

Toronto Blue Jays - 1989

Batter	1	2	3	4	5	6	7	8	9	AB R H RBI BB SO LOB	TOP									
Lloyd Moseby, L OBP: 0.400, SLG: 0.800	G4-3 1B		F8	G4-3			SF7 3B		F8	5 1 2 0 0 0 2	Toronto Blue Jays @ Kansas City Royals Royals Stadium, Kansas City, MO Mon Apr 03 1989, 4:33 AM EDT Att: 38,595 - Overcast - 62 F									
Rance Mulliniks, L OBP: 0.200, SLG: 0.500 Kelly Gruber, R	G4-3		B5		G4-3 2B		SF7		F8	4 0 1 1 0 0 1 0 0 0 0 0 0 0										
Tony Fernandez, S	G4-3		K		G4-3		P5			4 0 0 0 0 0 1 2										
George Bell, R OBP: 0.250, SLG: 0.250	L9			BB 1B 1B	G6-3		L9			4 1 1 0 0 0 2										
Fred McGriff, L OBP: 0.500, SLG: 0.750		G4-3 1B 2B		1B BB G4-3 1B	K		F7			4 2 2 0 0 1 1										
Jesse Barfield, R OBP: 0.250, SLG: 0.500	G4-3		K			G4-3 2B	F7			4 0 1 0 0 1 3										
Ernie Whitt, L OBP: 0.750, SLG: 0.667			G4-3 1B		G4-3 BB	K				3 0 2 1 1 1 1										
Nelson Liriano, S OBP: 0.250, SLG: 0.250	F9			2-3 2-3 BB	G4-3 1B		G4-3			4 0 1 1 0 1 3										
Manuel Lee, S	5-3		G4-3		G4-3		F8		G4-3	4 0 0 1 0 0 4										
Inning Stats	R: 0 E: 0 K: 0 S: 7	H: 1 LOB: 1 BB: 0 P: 12	R: 1 E: 0 K: 0 S: 11	H: 2 LOB: 1 BB: 0 P: 18	R: 0 E: 0 K: 1 S: 8	H: 0 LOB: 0 BB: 0 P: 13	R: 2 E: 0 K: 1 S: 12	H: 3 LOB: 2 BB: 1 P: 21	R: 0 E: 0 K: 1 S: 10	H: 1 LOB: 1 BB: 0 P: 15	R: 1 E: 0 K: 0 S: 6	H: 1 LOB: 0 BB: 0 P: 13	R: 0 E: 0 K: 1 S: 12	H: 1 LOB: 1 BB: 0 P: 19	R: 0 E: 0 K: 0 S: 7	H: 0 LOB: 0 BB: 0 P: 12	1B: 6 2B: 3 3B: 1 HR: 0	SF: 1 SAC: 0 DP: 0 HBP: 0	WP: 0 PB: 0 SB: 0 CS: 0	PA: 38
PITCHER	IP WLS BF H R ER SO BB IBB HBP BLK WP HR S P ERA WHIP											IP WLS BF H R ER SO BB IBB HBP BLK WP HR S P ERA WHIP								
Mark Gubicza, R ERA: 5.14	(1, 1) 7.0 L 31 9 4 4 4 1 0 0 0 0 0 0 62 104 5.14 1.429																			
Tom Gordon, R ERA:	(8, 1) 2.0 7 1 0 0 1 0 0 0 0 0 0 0 19 31 0.00 0.500																			

livebaseballscorecards.com

AB 36
R 4
H 10
RBI 4
BB 1
SO 5
LOB 19



Batter	1	2	3	4	5	6	7	8	9	AB R H RBI BB SO LOB	BOTTOM									
Willie Wilson, S	F8		G6-3			F9	FC4			4 0 0 0 0 0 2	Toronto Blue Jays @ Kansas City Royals Royals Stadium, Kansas City, MO Mon Apr 03 1989, 4:33 AM EDT Att: 38,595 - Overcast - 62 F									
Kevin Seitzer, R	B1-3			F9		K			K	4 0 0 0 0 2 0										
George Brett, L	K			G3-1		K			F7	4 0 0 0 0 2 0										
Danny Tartabull, R OBP: 0.750, SLG: 1.000		P4					2B 1B			3 1 2 0 1 0 0										
Pat Tabler, R OBP: 0.500, SLG: 0.750		G6-4-3 1B		F9			1B 2B		L4	4 1 2 1 0 0 2										
Bo Jackson, R OBP: 0.500, SLG: 0.750	G6-4-3				K		G6-3 S G5-3 1B		SH3-4 2B	4 1 2 1 0 1 1										
Bob Boone, R OBP: 0.333, SLG: 0.333			F9		G5-3 1B		G6-3		SH3-4	3 0 1 0 0 0 1										
Frank White, R OBP: 0.250, SLG: 0.500				G5-3 2B			G5-3		K	4 0 1 1 0 1 2										
Kurt Stillwell, S			F7		L7		FC4 1B		P4	4 0 1 0 0 0 3										
Inning Stats	R: 0 E: 0 K: 1 S: 8	H: 0 LOB: 0 BB: 0 P: 13	R: 0 E: 0 K: 0 S: 7	H: 1 LOB: 0 BB: 0 P: 10	R: 0 E: 0 K: 0 S: 6	H: 1 LOB: 1 BB: 0 P: 9	R: 0 E: 0 K: 0 S: 6	H: 1 LOB: 1 BB: 0 P: 10	R: 0 E: 0 K: 2 S: 12	H: 0 LOB: 0 BB: 0 P: 18	R: 3 E: 0 K: 0 S: 15	H: 4 LOB: 1 BB: 0 P: 23	R: 0 E: 0 K: 1 S: 10	H: 0 LOB: 1 BB: 1 P: 15	R: 0 E: 0 K: 1 S: 7	H: 1 LOB: 1 BB: 0 P: 11	1B: 5 2B: 4 3B: 0 HR: 0	SF: 0 SAC: 1 DP: 1 HBP: 0	WP: 0 PB: 0 SB: 1 CS: 0	PA: 36
PITCHER	IP WLS BF H R ER SO BB IBB HBP BLK WP HR S P ERA WHIP											IP WLS BF H R ER SO BB IBB HBP BLK WP HR S P ERA WHIP								
Jimmy Key, L ERA: 3.0	(1, 1) 6.0 W 23 6 2 2 4 0 0 0 0 0 0 0 56 84 3.00 1.000																			
Duane Ward, R ERA: 3.38	(7, 1) 2.2 12 3 1 1 2 1 0 0 0 0 0 0 26 39 3.38 1.500																			
Tom Henke, R ERA:	(9, 1) 0.1 S 1 0 0 0 0 0 0 0 0 0 0 0 1 2 0.00 0.000																			

livebaseballscorecards.com

AB 34
R 3
H 9
RBI 3
BB 1
SO 6
LOB 11



Batter	1	2	3	4	5	6	7	8	9	AB	R	H	RBI	BB	SO	LOB	TOP																
Lloyd Moseby, L (1, 8) OBP: 0.444, SLG: 0.625										3	0	1	0	1	0	0	Toronto Blue Jays @ Kansas City Royals Royals Stadium, Kansas City, MO Wed Apr 05 1989, 8:05 PM EDT Att: 17,126 - Unknown																
Kelly Gruber, R (1, 5) OBP: 0.750, SLG: 0.667										3	0	2	0	1	0	1																	
Tony Fernandez, S (1, 6) OBP: 0.125, SLG: 0.125										4	0	1	0	0	0	4																	
George Bell, R (1, 7) OBP: 0.125, SLG: 0.125										4	0	0	0	0	0	4																	
Jesse Barfield, R (1, 9) OBP: 0.500, SLG: 1.000										3	1	2	1	1	1	2																	
Fred McGriff, L (1, 3) OBP: 0.429, SLG: 0.571										3	0	1	0	0	1	1																	
Pat Borders, R (1, 2)										4	0	0	0	0	2	3																	
Bob Brenly, R (1, 10)										2	0	0	0	1	1	1																	
Rance Mulliniks, L (9, PH) OBP: 0.167, SLG: 0.400										1	0	0	0	0	0	0																	
Manuel Lee, S (1, 4)										3	0	0	0	0	0	3																	
Inning Stats	R: 0 E: 0 K: 0 S: 10	H: 1 LOB: 1 BB: 0 P: 14	R: 0 E: 0 K: 2 S: 9	H: 1 LOB: 0 BB: 0 P: 13	R: 0 E: 0 K: 0 S: 6	H: 0 LOB: 0 BB: 0 P: 11	R: 0 E: 0 K: 0 S: 3	H: 0 LOB: 0 BB: 1 P: 9	R: 1 E: 0 K: 1 S: 11	H: 2 LOB: 1 BB: 0 P: 15	R: 0 E: 0 K: 0 S: 9	H: 2 LOB: 1 BB: 0 P: 14	R: 0 E: 0 K: 1 S: 13	H: 0 LOB: 2 BB: 1 P: 18	R: 0 E: 0 K: 1 S: 7	H: 0 LOB: 0 BB: 0 P: 13	1B: 6 2B: 0 3B: 0 HR: 1	SF: 0 SAC: 1 DP: 2 HBP: 0	WP: 0 PB: 0 SB: 0 CS: 1	PA: 35													
PITCHER	IP WLS BF H R ER SO BB IBB HBP BLK WP HR S P ERA WHIP																																
Charlie Leibrandt, L (1, 1) ERA: 1.23	7.1	30	7	1	1	3	4	0	0	0	0	0	0	1	62	105	1.23	1.500															
Tom Gordon, R (8, 1) ERA:	1.2	W	5	0	0	0	2	0	0	0	0	0	0	0	12	19	0.00	0.000															

Batter	1	2	3	4	5	6	7	8	9	AB	R	H	RBI	BB	SO	LOB	BOTTOM															
Willie Wilson, S (1, 8) OBP: 0.125, SLG: 0.125										4	1	1	0	0	0	3	Toronto Blue Jays @ Kansas City Royals Royals Stadium, Kansas City, MO Wed Apr 05 1989, 8:05 PM EDT Att: 17,126 - Unknown															
Kevin Seitzer, R (1, 5)										4	0	0	0	0	1																	
George Brett, L (1, 3)										4	0	0	0	0	1																	
Danny Tartabull, R (1, 9) OBP: 0.750, SLG: 1.000										3	1	2	1	1	1	0																
Pat Tabler, R (1, 10) OBP: 0.375, SLG: 0.500										4	0	1	1	0	0	2																
Bo Jackson, R (1, 7) OBP: 0.286, SLG: 0.429										3	0	0	0	0	2	1																
Bob Boone, R (1, 2) OBP: 0.333, SLG: 0.333										3	0	1	0	0	0	0																
Frank White, R (1, 4) OBP: 0.333, SLG: 0.667										2	0	1	0	0	1	0																
Jim Eisenreich, L (8, PH)										1	0	0	0	0	0	0																
Brad Wellman, R (9, 4)										0	0	0	0	0	0	0																
Kurt Stillwell, S (1, 6) OBP: 0.286, SLG: 0.167										2	0	0	0	1	0	0																
Inning Stats	R: 0 E: 0 K: 0 S: 7	H: 0 LOB: 0 BB: 0 P: 8	R: 0 E: 0 K: 0 S: 2	H: 0 LOB: 0 BB: 1 P: 8	R: 0 E: 0 K: 1 S: 9	H: 0 LOB: 0 BB: 0 P: 12	R: 1 E: 0 K: 0 S: 18	H: 2 LOB: 1 BB: 0 P: 29	R: 0 E: 0 K: 1 S: 12	H: 2 LOB: 2 BB: 1 P: 22	R: 0 E: 0 K: 1 S: 5	H: 0 LOB: 0 BB: 0 P: 9	R: 0 E: 0 K: 1 S: 10	H: 0 LOB: 0 BB: 0 P: 15	R: 0 E: 0 K: 0 S: 7	H: 0 LOB: 0 BB: 0 P: 9	R: 1 E: 0 K: 0 S: 7	H: 2 LOB: 1 BB: 0 P: 12	1B: 4 2B: 3 3B: 0 HR: 0	SF: 0 SAC: 0 DP: 2 HBP: 0	WP: 0 PB: 0 SB: 0 CS: 0	PA: 32										
PITCHER	IP WLS BF H R ER SO BB IBB HBP BLK WP HR S P ERA WHIP																															
Dave Steb, R (1, 1) ERA: 1.13	8.0	28	4	1	1	4	2	0	0	0	0	0	0	70	112	1.12	0.750															
Todd Stottlemyre, R (9, 1) ERA: 13.5	0.2	L	4	2	1	1	0	0	0	0	0	0	0	7	12	13.50	3.000															



Batter	1	2	3	4	5	6	7	8	9	AB	R	H	RBI	BB	SO	LOB	TOP						
Lloyd Moseby, L OBP: 0.357, SLG: 0.462	1-1 1B		3-2 F7		2-2 F8		0-0 1-3		1-3 SAFE	5	0	1	0	0	1	2							
Kelly Gruber, R OBP: 0.697, SLG: 0.625	0-2 FC6-4		0-0 F9		3-2 CS		1-1 1B		1-2 FC6-4	5	0	3	0	0	0	2							
Tony Fernandez, S OBP: 0.083, SLG: 0.083	3-1 F7		2-2 1-3		1-0 L8		0-1 E5			4	0	0	0	0	0	5							
George Bell, R OBP: 0.167, SLG: 0.167	2-0 FC6-4			1-2 1B		2-2 5-3		0-3 K		4	1	1	0	0	1	4							
Fred McGriff, L OBP: 0.455, SLG: 0.545	2-3 K			2-1 1B		3-2 3B		1-1 3-1		4	1	2	0	0	1	2							
Jesse Barfield, R OBP: 0.417, SLG: 0.818		0-1 1-3		3-2 1B		1-3 K		1-2 F9		4	0	1	1	0	1	1							
Ernie Whitt, L OBP: 0.500, SLG: 0.714	3-2 F7		0-0 P5		1-2 3B		3-3 K			4	0	1	1	0	1	2							
Rance Mulliniks, L OBP: 0.100, SLG: 0.222	0-0 6-3		2-3 K		2-3 K				1-3 K	4	0	0	0	0	3	3							
Manuel Lee, S Nelson Liriano, S (9, PH) OBP: 0.400, SLG: 0.400			4-0 BB		0-3 K		1-0 G3		0-0 FC6-4	2	0	0	0	1	1	2							
Inning Stats	R: 0 E: 0 K: 1 S: 11	H: 2 LOB: 2 BB: 0 P: 19	R: 0 E: 0 K: 0 S: 7	H: 0 LOB: 0 BB: 0 P: 10	R: 0 E: 0 K: 0 S: 11	H: 0 LOB: 1 BB: 1 P: 17	R: 1 E: 0 K: 2 S: 15	H: 3 LOB: 2 BB: 0 P: 23	R: 0 E: 0 K: 0 S: 7	H: 1 LOB: 0 BB: 0 P: 13	R: 1 E: 0 K: 2 S: 18	H: 2 LOB: 1 BB: 0 P: 27	R: 0 E: 1 K: 1 S: 9	H: 1 LOB: 2 BB: 0 P: 11	R: 0 E: 0 K: 1 S: 9	H: 0 LOB: 0 BB: 0 P: 14	R: 0 E: 0 K: 2 S: 10	H: 1 LOB: 1 BB: 0 P: 13	1B: 8 2B: 1 3B: 1 HR: 0	SF: 0 SAC: 0 DP: 0 HBP: 0	WP: 0 PB: 0 SB: 0 CS: 1	PA: 38	
PITCHER	IP	WLS	BF	H	R	ER	SO	BB	IBB	HBP	BLK	WP	HR	S	P	ERA	WHIP						
Bret Saberhagen, R ERA: 3.0	6.0		26	8	2	2	5	1	0	0	0	0	0	69	109	3.00	1.500						
Jeff Montgomery, R ERA:	2.0	W	8	1	0	0	2	0	0	0	0	0	0	18	25	0.00	0.500						
Steve Farr, R ERA:	1.0	S	4	1	0	0	2	0	0	0	0	0	0	10	13	0.00	1.000						

Toronto Blue Jays @ Kansas City Royals
 Royals Stadium, Kansas City, MO
 Thu Apr 06 1989, 8:05 PM EDT
 Att: 18,883 - Unknown - 40 F

AB 37
 R 2
 H 10
 RBI 2
 BB 1
 SO 9
 LOB 23





Batter	1	2	3	4	5	6	7	8	9	AB	R	H	RBI	BB	SO	LOB	BOTTOM						
Willie Wilson, S OBP: 0.182, SLG: 0.100	6-3		2-1 L8			0-0 SH5-3		4-0 BB		2	1	0	0	1	0	1							
Kevin Seitzer, R	4-2 BB			2-1 4-3		4-1 BB		0-1 SH5-3		1	0	0	0	2	0	0							
George Brett, L	0-0 G4-6-3			2-2 P5		0-1 SF7		4-0 E		2	0	0	1	1	0	1							
Danny Tartabull, R OBP: 0.750, SLG: 0.875		0-0 G5-4-3		4-1 CS		1-3 K		4-1 L6-4		2	0	1	0	2	1	2							
Pat Tabler, R OBP: 0.364, SLG: 0.400	1-1 G5-4-3			2-1 CS		1-2 G5-3		0-0 L6-4		2	0	0	0	1	0	1							
Jim Eisenreich, L (7, PR)				1-2				2-3		1	0	0	0	0	0	2							
Bo Jackson, R OBP: 0.200, SLG: 0.300	0-1 F8				1-1 G5-3		1-0 FC5-4			3	1	0	0	0	0	1							
Bob Boone, R ERA: 1.58			2-2		0-0 1-3		2-2 BB			3	0	2	0	0	0	0							
Rey Palacios, R (8, 2)									1-3 FC4-6	0	0	0	0	0	0	0							
Frank White, R OBP: 0.375, SLG: 0.625			2-1 1B				1-2 SF8			2	1	1	0	0	0	1							
Kurt Stillwell, S (7, PH)			1-2							0	0	0	1	0	0	0							
Bill Pecota, R (1, 6)			1-1				4-1 SH5-3			1	0	0	0	1	0	1							
Bill Buckner, L (7, PH)							2-2			1	0	0	0	0	0	1							
Brad Wellman, R (8, 4)							1-2 BB			0	0	0	0	0	0	0							
Inning Stats	R: 0 E: 0 K: 0 S: 11	H: 0 LOB: 0 BB: 1 P: 16	R: 0 E: 0 K: 0 S: 5	H: 1 LOB: 0 BB: 0 P: 6	R: 0 E: 0 K: 0 S: 11	H: 1 LOB: 0 BB: 0 P: 18	R: 0 E: 0 K: 0 S: 8	H: 0 LOB: 0 BB: 1 P: 18	R: 0 E: 0 K: 0 S: 6	H: 0 LOB: 0 BB: 0 P: 8	R: 1 E: 0 K: 1 S: 9	H: 1 LOB: 2 BB: 2 P: 19	R: 1 E: 0 K: 0 S: 13	H: 1 LOB: 1 BB: 1 P: 21	R: 1 E: 1 K: 0 S: 4	H: 0 LOB: 1 BB: 3 P: 16	R: 1 E: 0 K: 0 S: 4	H: 0 LOB: 1 BB: 3 P: 16	1B: 4 2B: 1 3B: 0 HR: 0	SF: 2 SAC: 2 DP: 3 HBP: 0	WP: 0 PB: 0 SB: 1 CS: 1	PA: 33	
PITCHER	IP	WLS	BF	H	R	ER	SO	BB	IBB	HBP	BLK	WP	HR	S	P	ERA	WHIP						
Mike Flanagan, L	1.1		3	1	1	1	0	4	0	0	0	0	0	16	29	6.75	2.250						
Duane Ward, R ERA: 4.5	1.1	L	7	1	2	1	1	2	0	0	0	0	0	2	6	0.00	0.000						
Tony Castillo, L ERA:	0.1		2	0	0	0	0	0	1	0	0	0	0	2	6	0.00	0.000						
Todd Stottlemire, R ERA: 6.75	0.2		2	0	0	0	0	1	0	0	0	0	0	2	6	0.00	1.500						


Toronto Blue Jays @ Kansas City Royals
 Royals Stadium, Kansas City, MO
 Thu Apr 06 1989, 8:05 PM EDT
 Att: 18,883 - Unknown - 40 F


AB 20
 R 3
 H 4
 RBI 2
 BB 8
 SO 1
 LOB 11



Batter	1	2	3	4	5	6	7	8	9	AB R H RBI BB SO LOB	TOP												
Lloyd Moseby, L OBP: 0.368, SLG: 0.412 (1, 8)	P5	HR BB	F8		1-2 2-3 3-H 1B		K			4 1 1 0 1 1 4	<p>Toronto Blue Jays @ Texas Rangers Arlington Stadium, Arlington, TX</p> <p>Fri Apr 07 1989, 8:05 PM EDT Att: 22,914 - Unknown - 81 F</p> <p>livebaseballscorecards.com</p> <p>AB 40 R 10 H 14 RBI 9 BB 3 SO 7 LOB 22</p> 												
Kelly Gruber, R OBP: 0.571, SLG: 0.769 (1, 5)	S 1B	K		G5-3		P6		HR		5 2 2 1 0 1 3													
Tony Fernandez, S OBP: 0.545, SLG: 0.313 Tom Lawless, R (8, PR) (8, 4)	F7	HR		L9		P4		G6-4-3 HBP		4 1 1 4 0 0 1 0 0 0 0 0 0 0													
George Bell, R OBP: 0.176, SLG: 0.176 (1, 7)	1-2 2-H 1B	K		P7		K		G6-4-3 1-2		5 0 1 1 0 2 1													
Fred McGriff, L OBP: 0.538, SLG: 0.538 (1, 3)	F8		1B FC4 BB		G3 1B WP BB		1B HBP	S 1B		2 3 1 0 2 0 1													
Jesse Barfield, R OBP: 0.353, SLG: 0.625 (1, 9)		1B E BLK 1B	L5		G3		K	K		5 1 1 0 0 2 4													
Ernie Whitt, L OBP: 0.700, SLG: 0.700 Pat Borders, R OBP: 0.167, SLG: 0.167 (1, 2) (5, 2)	FC4 BLK 1B HR	FC4 1B		1B 1B		1B 1B	1B 1B		K	3 1 2 1 0 0 1 2 0 1 0 0 1 0													
Rance Mulliniks, L OBP: 0.154, SLG: 0.250 Bob Brenly, R (7, PH) Nelson Liriano, S OBP: 0.286, SLG: 0.286 (7, PH)	F7	FC4 1B		1B 1B		P2		B2		3 0 1 1 0 0 3 0 0 0 0 0 0 0 2 0 0 0 0 0 2													
Manuel Lee, S OBP: 0.267, SLG: 0.214 (1, 4) (8, 6)	BLK HR 1B				F9			G3-1		5 1 3 1 0 0 2													
Inning Stats	R: 1 E: 0 K: 0 S: 12	H: 2 LOB: 1 BB: 0 P: 20	R: 5 E: 1 K: 2 S: 23	H: 3 LOB: 0 BB: 1 P: 38	R: 1 E: 0 K: 0 S: 13	H: 2 LOB: 2 BB: 1 P: 25	R: 0 E: 0 K: 0 S: 7	H: 0 LOB: 0 BB: 0 P: 13	R: 1 E: 0 K: 1 S: 11	H: 3 LOB: 2 BB: 1 P: 21		R: 0 E: 0 K: 1 S: 9	H: 0 LOB: 0 BB: 0 P: 13	R: 1 E: 0 K: 2 S: 13	H: 2 LOB: 2 BB: 0 P: 18	R: 1 E: 0 K: 1 S: 11	H: 2 LOB: 2 BB: 0 P: 18	R: 0 E: 0 K: 1 S: 5	H: 0 LOB: 0 BB: 0 P: 6	1B: 12 2B: 0 3B: 0 HR: 2	SF: 0 SAC: 0 DP: 1 HBP: 2	WP: 1 PB: 0 SB: 2 CS: 0	PA: 45
PITCHER	IP WLS BF H R ER SO BB IBB HBP BLK WP HR S P ERA WHIP												PITCHER	IP WLS BF H R ER SO BB IBB HBP BLK WP HR S P ERA WHIP									
Bobby Witt, R ERA: 9.0 Brad Amberg, R ERA: 3.99 Kenny Rogers, L ERA: 4.5 Cecilio Guante, R ERA: 2.7	(1, 1) (3, 1) (5, 1) (7, 1)	2.0 2.1 2.0 2.2	L	14 12 8 11	5 4 2 3	7 1 1 1	2 1 2 3	2 0 0 0	0 0 1 0	0 0 0 0		0 1 0 0	1 0 19 22	36 27 48 33	63 48 28 33	9.00 3.86 4.50 3.38	3.500 2.143 1.000 1.125						

Batter	1	2	3	4	5	6	7	8	9	AB R H RBI BB SO LOB	BOTTOM										
Cecil Espy, S OBP: 0.615, SLG: 0.556 (1, 8)	P4		FC3-6 1B 2B BB	1B G3 1B		K			CS 1B	4 2 2 0 1 1 0	<p>Toronto Blue Jays @ Texas Rangers Arlington Stadium, Arlington, TX</p> <p>Fri Apr 07 1989, 8:05 PM EDT Att: 22,914 - Unknown - 81 F</p> <p>livebaseballscorecards.com</p> <p>AB 33 R 9 H 10 RBI 8 BB 7 SO 6 LOB 14</p> 										
Scott Fletcher, R OBP: 0.833, SLG: 0.875 (1, 6)	FC5-4 1B BB		FC3-6 1B	G3 1B				1B BB		2 1 2 2 3 0 0											
Rafael Palmeiro, L OBP: 0.308, SLG: 0.385 (1, 3)	FC5-4 1B		FC3-6 2B E	G3			F8		P4	5 1 1 1 0 0 5											
Ruben Sierra, S OBP: 0.154, SLG: 0.231 (1, 9)	FC5-4 2B		1-2 2-3 E 2B	K2-3			G6-4-3 1B		K	5 2 2 1 0 2 4											
Julio Franco, R OBP: 0.333, SLG: 0.455 Jeff Kunkel, R (8, 4)	1-H 3-H 2B		E8 BLK 2B		F9		G6-4-3 1-2		G6-4-3	4 1 2 4 0 0 2 0 0 0 0 0 0 0											
Pete Incaviglia, R OBP: 0.250, SLG: 0.100 (1, 7)			G5-4-3 BB	K		G5-3		K		3 0 0 0 1 2 1											
Buddy Bell, R OBP: 0.143, SLG: 0.143 (1, 10)			G5-4-3 1-2	G5-3		F8		F9		4 0 0 0 0 0 1											
Steve Buechele, R OBP: 0.364, SLG: 0.222 (1, 5)			G4-3			K		F9 1B		4 0 1 0 0 1 0											
Jim Sundberg, R OBP: 0.375, SLG: 0.667 (1, 2)				1B BB			F9		P3	2 2 0 0 2 0 1											
Inning Stats	R: 2 E: 0 K: 0 S: 13	H: 2 LOB: 1 BB: 1 P: 26	R: 0 E: 0 K: 0 S: 8	H: 0 LOB: 0 BB: 1 P: 15	R: 5 E: 1 K: 1 S: 18	H: 3 LOB: 0 BB: 2 P: 38	R: 2 E: 0 K: 2 S: 15	H: 2 LOB: 1 BB: 1 P: 27	R: 0 E: 0 K: 1 S: 8	H: 0 LOB: 0 BB: 0 P: 11		R: 0 E: 0 K: 0 S: 6	H: 1 LOB: 1 BB: 1 P: 12	R: 0 E: 0 K: 1 S: 13	H: 1 LOB: 1 BB: 0 P: 19	R: 0 E: 0 K: 1 S: 14	H: 1 LOB: 1 BB: 1 P: 25	1B: 7 2B: 3 3B: 0 HR: 0	SF: 0 SAC: 0 DP: 2 HBP: 0	WP: 0 PB: 0 SB: 0 CS: 1	PA: 40
PITCHER	IP WLS BF H R ER SO BB IBB HBP BLK WP HR S P ERA WHIP												PITCHER	IP WLS BF H R ER SO BB IBB HBP BLK WP HR S P ERA WHIP							
Jeff Musselman, L ERA: 22.5 David Wells, L ERA: 6.75 Tony Castillo, L ERA: Tom Henke, R ERA:	(1, 1) (3, 1) (7, 1) (9, 1)	2.0 4.0 2.0 1.0	W	11 18 7 4	3 4 2 1	5 4 0 0	0 3 0 0	0 0 0 0	0 1 0 1	0 0 0 1		0 0 0 0	0 0 19 14	28 69 27 25	59 69 27 25	22.50 6.75 0.00 0.00	3.500 1.500 1.000 2.000				

Batter	1	2	3	4	5	6	7	8	9	AB R H RBI BB SO LOB	TOP												
Lloyd Moseby, L OBP: 0.304, SLG: 0.333 (1, 8)										4 0 0 0 0 3 1	<p>Toronto Blue Jays @ Texas Rangers Arlington Stadium, Arlington, TX Sat Apr 08 1989, 8:05 PM EDT Att: 26,073 - Unknown</p> <p>livebaseballscorecards.com</p> <p>AB 30 R 4 H 5 RBI 4 BB 4 SO 13 LOB 12</p> 												
Kelly Gruber, R OBP: 0.500, SLG: 0.625 (1, 5)										3 0 0 0 1 2 0													
Jesse Barfield, R OBP: 0.333, SLG: 0.700 (1, 9)										4 1 1 1 0 2 1													
George Bell, R OBP: 0.190, SLG: 0.150 (1, 7)										3 1 0 0 1 1 1													
Fred McGriff, L OBP: 0.550, SLG: 0.500 (1, 3)										3 1 1 0 1 1 0													
Pat Borders, R OBP: 0.333, SLG: 0.556 Rob Ducey, L (9, PH)										3 1 2 1 0 1 0 1 0 0 0 0 0 2													
Bob Brenly, R Tom Lawless, R Rance Mulliniks, L Alexis Infante, R (1, 10) (7, PR) (9, PH) (9, PR)										3 0 0 0 0 1 2 0 0 0 0 0 0 0 1 0 1 1 0 0 0 0 0 0 0 0 0 0													
Manuel Lee, S Ernie Whitt, L OBP: 0.276, SLG: 0.188 OBP: 0.214, SLG: 0.308 (1, 6) (9, PH)										2 0 0 0 1 2 2 1 0 0 0 0 0 1													
Nelson Liriano, S OBP: 0.200, SLG: 0.222 (1, 4)										2 0 0 1 0 0 2													
Inning Stats	R: 0 E: 0 K: 1 S: 7	H: 0 LOB: 1 BB: 1 P: 15	R: 0 E: 0 K: 2 S: 7	H: 0 LOB: 0 BB: 0 P: 12	R: 0 E: 0 K: 2 S: 12	H: 0 LOB: 0 BB: 0 P: 18	R: 0 E: 0 K: 1 S: 5	H: 0 LOB: 0 BB: 0 P: 8	R: 2 E: 0 K: 1 S: 14	H: 2 LOB: 1 BB: 1 P: 22		R: 1 E: 0 K: 3 S: 14	H: 1 LOB: 2 BB: 0 P: 19	R: 0 E: 1 K: 1 S: 11	H: 1 LOB: 2 BB: 0 P: 17	R: 0 E: 0 K: 2 S: 10	H: 0 LOB: 0 BB: 2 P: 11	R: 1 E: 0 K: 0 S: 9	H: 1 LOB: 1 BB: 2 P: 22	1B: 3 2B: 2 3B: 1 HR: 1	SF: 1 SAC: 0 DP: 2 HBP: 0	WP: 0 PB: 0 SB: 0 CS: 0	PA: 35
PITCHER	IP WLS BF H R ER SO BB IBB HBP BLK WP HR S P ERA WHIP											IP WLS BF H R ER SO BB IBB HBP BLK WP HR S P ERA WHIP											
Jamie Moyer, L ERA: 4.5 Jeff Russell, R ERA:	(1, 1) (9, 1)	8.0 W 31 4 4 4 13 3 0 0 0 0 0 1 80 126 4.50 0.875	1.0 S 4 1 0 0 0 1 0 0 0 0 0 0 9 18 0.00 2.000																				

Batter	1	2	3	4	5	6	7	8	9	AB R H RBI BB SO LOB	BOTTOM										
Cecil Espy, S OBP: 0.471, SLG: 0.385 (1, 8)										4 0 0 0 0 0 1	<p>Toronto Blue Jays @ Texas Rangers Arlington Stadium, Arlington, TX Sat Apr 08 1989, 8:05 PM EDT Att: 26,073 - Unknown</p> <p>livebaseballscorecards.com</p> <p>AB 27 R 5 H 6 RBI 4 BB 4 SO 4 LOB 10</p> 										
Scott Fletcher, R OBP: 0.688, SLG: 0.833 (1, 6)										4 1 1 0 0 0 1											
Rafael Palmeiro, L OBP: 0.353, SLG: 0.333 (1, 3)										2 0 0 0 2 0 0											
Ruben Sierra, S OBP: 0.176, SLG: 0.313 (1, 9)										3 1 1 1 0 1 2											
Julio Franco, R OBP: 0.375, SLG: 0.429 (1, 10)										3 1 1 0 1 1 1											
Pete Incaviglia, R OBP: 0.313, SLG: 0.214 (1, 7)										4 1 2 1 0 1 4											
Steve Buechele, R OBP: 0.357, SLG: 0.182 (1, 5)										2 1 0 0 1 0 1											
Jim Sundberg, R OBP: 0.300, SLG: 0.500 (1, 2)										2 0 0 0 0 1 0											
Jeff Kunkel, R OBP: 0.333, SLG: 0.667 (1, 4)										3 0 1 2 0 0 0											
Inning Stats	R: 0 E: 0 K: 0 S: 6	H: 3 LOB: 0 BB: 0 P: 11	R: 2 E: 0 K: 1 S: 12	H: 3 LOB: 0 BB: 0 P: 16	R: 0 E: 0 K: 0 S: 6	H: 0 LOB: 0 BB: 0 P: 7	R: 0 E: 0 K: 1 S: 8	H: 0 LOB: 0 BB: 0 P: 10	R: 2 E: 1 K: 0 S: 10	H: 2 LOB: 0 BB: 1 P: 16		R: 1 E: 0 K: 1 S: 11	H: 1 LOB: 1 BB: 1 P: 18	R: 0 E: 0 K: 0 S: 8	H: 0 LOB: 0 BB: 0 P: 11	R: 0 E: 1 K: 1 S: 17	H: 0 LOB: 3 BB: 2 P: 30	1B: 3 2B: 2 3B: 1 HR: 0	SF: 1 SAC: 1 DP: 1 HBP: 0	WP: 0 PB: 0 SB: 2 CS: 1	PA: 33
PITCHER	IP WLS BF H R ER SO BB IBB HBP BLK WP HR S P ERA WHIP											IP WLS BF H R ER SO BB IBB HBP BLK WP HR S P ERA WHIP									
Jimmy Key, L ERA: 5.56 Todd Stottlemyre, R ERA: 2.25	(1, 1) (6, 1)	5.1 L 22 6 5 5 2 2 0 0 0 0 0 0 47 71 8.44 1.500	2.2 11 0 0 0 2 1 1 0 0 0 0 31 48 0.00 0.375																		

Batter	1	2	3	4	5	6	7	8	9	AB	R	H	RBI	BB	SO	LOB	TOP																		
Lloyd Moseby, L OBP: 0.286, SLG: 0.308 (1, 8)	K		6-3				E6		P6	5	0	1	1	0	1	4																			
Kelly Gruber, R OBP: 0.435, SLG: 0.500 (1, 5)	G4-3			F8	FC4				F7	4	0	0	1	1	0	2																			
Rance Mulliniks, L OBP: 0.278, SLG: 0.267 (1, 10)	G1-3								P6	2	0	0	0	2	0	3																			
George Bell, R OBP: 0.200, SLG: 0.208 (1, 7)		G6-3								4	0	1	0	0	0	1																			
Fred McGriff, L OBP: 0.500, SLG: 0.421 (1, 3)	G5-3			K						3	0	0	0	1	2	2																			
Jesse Barfield, R OBP: 0.280, SLG: 0.583 (1, 9)	P6			K						4	0	0	0	0	1	3																			
Nelson Liriano, S OBP: 0.214, SLG: 0.231 (1, 4)			G4-3							4	1	1	0	0	0	1																			
Pat Borders, R OBP: 0.308, SLG: 0.538 (1, 2)			F9							4	1	1	0	0	1	1																			
Manuel Lee, S OBP: 0.364, SLG: 0.263 (1, 6)					G1-3					3	0	2	0	1	0	1																			
Inning Stats	R: 0 E: 0 K: 1 S: 9	H: 0 LOB: 0 BB: 0 P: 12	R: 0 E: 0 K: 0 S: 8	H: 0 LOB: 0 BB: 0 P: 12	R: 0 E: 0 K: 0 S: 8	H: 1 LOB: 1 BB: 0 P: 13	R: 0 E: 0 K: 2 S: 13	H: 1 LOB: 2 BB: 1 P: 21	R: 1 E: 0 K: 0 S: 11	H: 2 LOB: 1 BB: 0 P: 20	R: 0 E: 0 K: 1 S: 7	H: 0 LOB: 0 BB: 1 P: 13	R: 1 E: 1 K: 1 S: 13	H: 0 LOB: 3 BB: 2 P: 26	R: 0 E: 0 K: 0 S: 7	H: 0 LOB: 1 BB: 1 P: 16	R: 0 E: 0 K: 0 S: 6	H: 2 LOB: 1 BB: 0 P: 13	1B: 4 2B: 2 3B: 0 HR: 0	SF: 0 SAC: 0 DP: 1 HBP: 0	WP: 0 PB: 1 SB: 2 CS: 0	PA: 38													
PITCHER	IP	WLS	BF	H	R	ER	SO	BB	IBB	HBP	BLK	WP	HR	S	P	ERA	WHIP	PITCHER	IP	WLS	BF	H	R	ER	SO	BB	IBB	HBP	BLK	WP	HR	S	P	ERA	WHIP
Kevin Brown, R ERA: 1.23 (1, 1)	7.1		32	4	2	1	5	5	0	0	0	0	0	73	128	1.23	1.227																		
Craig McMurtry, R ERA (8, 1)	0.2		3	1	0	0	0	0	0	0	0	0	0	5	8	0.00	1.500																		
Kenny Rogers, L ERA: 3.0 (9, 1)	1.0	W	3	1	0	0	0	0	0	0	0	0	0	4	10	0.00	1.000																		

Toronto Blue Jays @ Texas Rangers
Arlington Stadium, Arlington, TX
Sun Apr 09 1989, 4:33 AM EDT
Att: 19,498 - Unknown

livebaseballscorecards.com

AB 33
R 2
H 6
RBI 2
BB 5
SO 5
LOB 18



WP: 0
PB: 1
SB: 2
CS: 0

Batter	1	2	3	4	5	6	7	8	9	AB	R	H	RBI	BB	SO	LOB	BOTTOM																		
Cecil Espy, S OBP: 0.381, SLG: 0.294 (1, 8)	F8		FC4-3							4	0	0	1	0	0	4																			
Scott Fletcher, R OBP: 0.550, SLG: 0.625 (1, 6)	G5-3		G4-3							4	0	0	0	0	0	1																			
Rafael Palmeiro, L OBP: 0.333, SLG: 0.368 (1, 3)	P6									4	1	1	0	0	0	0																			
Ruben Sierra, S OBP: 0.333, SLG: 0.579 (1, 9)										3	1	3	2	1	0	0																			
Julio Franco, R OBP: 0.316, SLG: 0.353 (1, 10)			G3-6-3							3	0	0	0	0	0	3																			
Pete Incaviglia, R OBP: 0.318, SLG: 0.235 (1, 7)			K							3	0	1	0	0	1	0																			
Steve Buechele, R OBP: 0.353, SLG: 0.154 (9, 4)										2	0	0	0	1	0	0																			
Chad Kreuter, S (1, 2)										1	1	0	0	1	0	0																			
Jim Sundberg, R OBP: 0.273, SLG: 0.444 (8, PH) (9, 2)										1	0	0	0	0	1	2																			
Jeff Kunkel, R OBP: 0.400, SLG: 0.600 (8, PH) (9, 5)										2	0	1	0	0	0	1																			
Geno Petralli, L (8, PH) (9, 5)										0	0	0	0	0	0	0																			
Mike Stanley, R (9, 5)										1	0	0	0	0	1	2																			
Inning Stats	R: 0 E: 0 K: 0 S: 6	H: 0 LOB: 0 BB: 0 P: 10	R: 0 E: 0 K: 1 S: 7	H: 0 LOB: 1 BB: 1 P: 13	R: 1 E: 2 K: 0 S: 10	H: 0 LOB: 1 BB: 1 P: 17	R: 0 E: 0 K: 0 S: 6	H: 1 LOB: 0 BB: 0 P: 8	R: 0 E: 0 K: 0 S: 5	H: 0 LOB: 0 BB: 0 P: 7	R: 0 E: 0 K: 0 S: 6	H: 1 LOB: 0 BB: 0 P: 8	R: 0 E: 0 K: 2 S: 13	H: 1 LOB: 2 BB: 1 P: 21	R: 2 E: 0 K: 0 S: 8	H: 2 LOB: 0 BB: 0 P: 14	1B: 4 2B: 1 3B: 0 HR: 1	SF: 0 SAC: 0 DP: 4 HBP: 0	WP: 0 PB: 0 SB: 1 CS: 0	PA: 31															
PITCHER	IP	WLS	BF	H	R	ER	SO	BB	IBB	HBP	BLK	WP	HR	S	P	ERA	WHIP	PITCHER	IP	WLS	BF	H	R	ER	SO	BB	IBB	HBP	BLK	WP	HR	S	P	ERA	WHIP
John Cerutti, L ERA (1, 1)	7.0		24	4	1	0	1	2	0	0	0	0	0	3	8	0.00	0.857																		
Duane Ward, R ERA: 4.15 (8, 1)	0.1		2	0	0	0	1	1	0	0	0	0	0	3	8	0.00	3.000																		
Tony Castillo, L ERA: 2.7 (8, 1)	1.0		4	1	1	1	1	0	0	0	0	0	0	13	21	9.00	1.000																		
Tom Henke, R ERA: 6.75 (9, 1)	0.0	L	1	1	1	1	0	0	0	0	0	0	1	3	4	∞	∞																		

Toronto Blue Jays @ Texas Rangers
Arlington Stadium, Arlington, TX
Sun Apr 09 1989, 4:33 AM EDT
Att: 19,498 - Unknown

livebaseballscorecards.com

AB 28
R 3
H 6
RBI 3
BB 3
SO 3
LOB 13



WP: 0
PB: 0
SB: 1
CS: 0


Batter	1	2	3	4	5	6	7	8	9	AB	R	H	RBI	BB	SO	LOB	TOP										
Lloyd Moseby, L OBP: 0.303, SLG: 0.400 (1, 8)	K	F8				K		HR		4	1	1	2	1	2	2	Toronto Blue Jays @ New York Yankees Yankee Stadium, Bronx, NY Mon Apr 10 1989, 7:05 PM EDT Att: 17,192 - Unknown - 40 F										
Kelly Gruber, R OBP: 0.393, SLG: 0.440 (1, 5)	K			BB		F7		F7		5	0	1	1	0	1	1											
Ernie Whitt, L OBP: 0.471, SLG: 0.533 (1, 2)		1B								4	0	1	0	1	0	2											
George Bell, R OBP: 0.200, SLG: 0.207 (1, 7)	K									5	1	1	0	0	1	2											
Fred McGriff, L OBP: 0.517, SLG: 0.545 (1, 3)										3	2	1	1	2	0	0											
Jesse Barfield, R OBP: 0.367, SLG: 0.759 (1, 9)										5	2	4	3	0	0	1											
Rance Mulliniks, L OBP: 0.304, SLG: 0.300 (1, 10)										5	0	2	0	0	1	3											
Nelson Liriano, S OBP: 0.263, SLG: 0.235 (1, 4)										4	1	1	1	1	0	2											
Manuel Lee, S OBP: 0.333, SLG: 0.217 (1, 6)										4	1	0	0	1	0	4											
Inning Stats	R: 0 E: 0 K: 3 S: 12	H: 1 LOB: 1 BB: 0 P: 18	R: 3 E: 0 K: 0 S: 19	H: 4 LOB: 2 BB: 1 P: 33	R: 0 E: 0 K: 0 S: 11	H: 1 LOB: 1 BB: 0 P: 17	R: 0 E: 0 K: 0 S: 7	H: 0 LOB: 1 BB: 1 P: 15	R: 3 E: 0 K: 0 S: 13	H: 3 LOB: 1 BB: 2 P: 30	R: 0 E: 0 K: 1 S: 6	H: 0 LOB: 0 BB: 0 P: 10	R: 0 E: 0 K: 1 S: 9	H: 1 LOB: 1 BB: 0 P: 15	R: 2 E: 1 K: 0 S: 10	H: 1 LOB: 1 BB: 1 P: 19	R: 0 E: 0 K: 0 S: 7	H: 1 LOB: 2 BB: 1 P: 14	1B: 8 2B: 1 3B: 0 HR: 3	SF: 0 SAC: 0 DP: 1 HBP: 0	WP: 0 PB: 0 SB: 1 CS: 0	PA: 45					
PITCHER	IP	WLS	BF	H	R	ER	SO	BB	IBB	HBP	BLK	WP	HR	S	P	ERA	WHIP										
Andy Hawkins, R ERA: 15.0 (1, 1)	4.1	L	26	9	6	6	3	4	0	0	0	0	2	60	108	12.46	3.000										
Lee Guetterman, L ERA: (5, 1)	2.2		8	1	0	0	2	0	0	0	0	0	0	17	30	0.00	0.375										
Dale Mohorcic, R ERA: 5.4 (8, 1)	2.0		11	2	2	1	0	2	0	0	0	0	1	17	33	4.50	2.000										

Batter	1	2	3	4	5	6	7	8	9	AB	R	H	RBI	BB	SO	LOB	BOTTOM										
Rickey Henderson, R OBP: 0.433, SLG: 0.375 (1, 7)	P6									4	0	0	0	0	0	3	Toronto Blue Jays @ New York Yankees Yankee Stadium, Bronx, NY Mon Apr 10 1989, 7:05 PM EDT Att: 17,192 - Unknown - 40 F										
Steve Sax, R OBP: 0.214, SLG: 0.444 (1, 4)	G1									4	0	0	0	0	0	1											
Don Mattingly, L OBP: 0.313, SLG: 0.357 (1, 3)	G4-3									3	0	0	0	1	0	0											
Ken Phelps, L OBP: 0.231, SLG: 0.091 (1, 10)										3	0	0	0	1	1	1											
Mel Hall, L OBP: 0.286, SLG: 0.308 (1, 9)										4	0	0	0	0	1	2											
Mike Pagliarulo, L (1, 5)										3	0	0	0	0	1	1											
Jamie Quirk, L OBP: 0.375, SLG: 0.286 (1, 2)										3	0	1	0	0	1	1											
Tom Brookens, R OBP: 0.211, SLG: 0.176 (1, 6)										2	0	0	0	1	1	0											
Roberto Kelly, R OBP: 0.333, SLG: 0.455 (1, 8)										2	0	0	0	1	0	2											
Inning Stats	R: 0 E: 0 K: 0 S: 7	H: 0 LOB: 0 BB: 0 P: 12	R: 0 E: 0 K: 1 S: 8	H: 0 LOB: 1 BB: 1 P: 13	R: 0 E: 0 K: 1 S: 6	H: 0 LOB: 0 BB: 1 P: 13	R: 0 E: 0 K: 0 S: 5	H: 0 LOB: 0 BB: 0 P: 7	R: 0 E: 0 K: 2 S: 11	H: 1 LOB: 2 BB: 1 P: 15	R: 0 E: 0 K: 1 S: 6	H: 0 LOB: 1 BB: 1 P: 20	R: 0 E: 0 K: 1 S: 6	H: 0 LOB: 0 BB: 0 P: 10	R: 0 E: 0 K: 0 S: 4	H: 0 LOB: 0 BB: 0 P: 5	R: 0 E: 0 K: 0 S: 9	H: 0 LOB: 0 BB: 0 P: 14	1B: 1 2B: 0 3B: 0 HR: 0	SF: 0 SAC: 0 DP: 0 HBP: 0	WP: 0 PB: 0 SB: 1 CS: 0	PA: 32					
PITCHER	IP	WLS	BF	H	R	ER	SO	BB	IBB	HBP	BLK	WP	HR	S	P	ERA	WHIP										
Dave Stieb, R ERA: 0.53 (1, 1)	9.0	W	32	1	0	0	5	4	0	0	0	0	0	63	109	0.00	0.556										

Top section of a baseball scorecard showing batter performance for Toronto Blue Jays @ New York Yankees. Columns include batter names, statistics (OBP, SLG), and play diagrams for each of the 10 innings. Includes a 'TOP' indicator and a 'livebaseballscorecards.com' watermark.

TOP
Toronto Blue Jays @ New York Yankees
Yankee Stadium, Bronx, NY
Tue Apr 11 1989, 7:05 PM EDT
Att: 20,277 - Unknown - 40 F


Statistical summary for the top half of the game. Includes totals for AB (44), R (11), H (17), RBI (11), BB (3), SO (9), and LOB (23).



Bottom section of a baseball scorecard showing batter performance for Toronto Blue Jays @ New York Yankees. Columns include batter names, statistics (OBP, SLG), and play diagrams for each of the 10 innings. Includes a 'BOTTOM' indicator and a 'livebaseballscorecards.com' watermark.

BOTTOM
Toronto Blue Jays @ New York Yankees
Yankee Stadium, Bronx, NY
Tue Apr 11 1989, 7:05 PM EDT
Att: 20,277 - Unknown - 40 F


Statistical summary for the bottom half of the game. Includes totals for AB (37), R (6), H (9), RBI (3), BB (3), SO (8), and LOB (14).



Batter	1	2	3	4	5	6	7	8	9	AB	R	H	RBI	BB	SO	LOB	TOP			
Lloyd Moseby, L (1, 8) OBP: 0.326, SLG: 0.351	F8		HR		K			4-3		3	1	0	0	1	1	0				
Kelly Gruber, R (1, 5) OBP: 0.421, SLG: 0.531	K		HR			K		WP BB		3	1	1	3	1	2	0				
Jesse Barfield, R (1, 9) OBP: 0.300, SLG: 0.579	G6-3		P2			G5-3		K		4	0	0	0	0	1	1				
George Bell, R (1, 7) OBP: 0.275, SLG: 0.385		F9		F7		FC4-6 1B		G6-4-3 1B		4	0	2	0	0	0	0				
Fred McGriff, L (1, 3) OBP: 0.462, SLG: 0.656	K			F7		FC4-6 1-2		G6-4-3 1-2		4	0	0	0	0	1	2				
Pat Borders, R (1, 2) OBP: 0.318, SLG: 0.455	K						K	1B		4	0	2	0	0	2	0				
Bob Brenly, R (1, 10) Tom Lawless, R (9, PR) OBP: 1.000, SLG: 1.000			FC5-4 1B	K		G4-3		1B		4	0	2	0	0	1	1				
Manuel Lee, S (1, 6) OBP: 0.361, SLG: 0.313			FC5-4 HR		P4		F8	1-3		4	1	0	0	0	0	3				
Nelson Liriano, S (1, 4) OBP: 0.231, SLG: 0.208			L8		F8			F7		3	0	0	0	0	0	1				
Inning Stats	R: 0 E: 0 K: 1 S: 5	H: 0 LOB: 0 BB: 0 P: 8	R: 0 E: 0 K: 2 S: 10	H: 0 LOB: 0 BB: 0 P: 12	R: 3 E: 0 K: 0 S: 14	H: 2 LOB: 0 BB: 1 P: 22	R: 0 E: 0 K: 1 S: 6	H: 1 LOB: 1 BB: 0 P: 8	R: 0 E: 0 K: 1 S: 15	H: 0 LOB: 0 BB: 0 P: 20	R: 0 E: 0 K: 1 S: 7	H: 0 LOB: 0 BB: 0 P: 12	R: 0 E: 0 K: 1 S: 12	H: 0 LOB: 1 BB: 1 P: 20	R: 0 E: 0 K: 0 S: 13	H: 3 LOB: 2 BB: 0 P: 21	1B: 6 2B: 0 3B: 0 HR: 1	SF: 0 SAC: 0 DP: 1 HBP: 0	WP: 1 PB: 0 CS: 0	PA: 35
PITCHER	IP	WLS	BF	H	R	ER	SO	BB	IBB	HBP	BLK	WP	HR	S	P	ERA	WHIP			
John Candelaria, L (1, 1) ERA: 4.2	8.0	W	30	4	3	3	8	2	0	0	0	1	1	77	118	3.38	0.750			
Lee Guetterman, L (9, 1) ERA:	1.0	S	5	3	0	0	0	0	0	0	0	0	0	13	21	0.00	3.000			

Toronto Blue Jays @ New York Yankees
Yankee Stadium, Bronx, NY
Wed Apr 12 1989, 7:05 PM EDT
Att: 17,900 - Unknown


AB	33
R	3
H	7
RBI	3
BB	2
SO	8
LOB	8



Batter	1	2	3	4	5	6	7	8	9	AB	R	H	RBI	BB	SO	LOB	BOTTOM			
Rickey Henderson, R (1, 7) OBP: 0.425, SLG: 0.375	WP G1-3 1B BB		E5 S E 1B	P4		S 1B		G6-3		4	2	1	2	1	0	3				
Steve Sax, R (1, 4) OBP: 0.194, SLG: 0.371	G1-3		F9		G6-3	G4-3				4	0	0	0	0	0	4				
Don Mattingly, L (1, 3) OBP: 0.320, SLG: 0.300	1B BB		WP 1B		L9		4-3			3	1	1	1	1	0	0				
Steve Balboni, R (1, 10) OBP: 0.160, SLG: 0.167	P5		P4		F8		F8			4	0	0	0	0	0	3				
Don Slaught, R (1, 2) OBP: 0.250, SLG: 0.393	1B		1B		BB SH1-4 1B		P3			4	1	3	2	0	0	0				
Tom Brookens, R (1, 5) OBP: 0.200, SLG: 0.174	L6		P4		SH1-4			K		3	0	0	0	0	1	3				
Gary Ward, R (1, 9) ERA: 7.71										2	1	1	0	2	1	0				
Stan Jefferson, S (9, 9) OBP: 0.143, SLG: 0.143								CS 1B		0	0	0	0	0	0	0				
Alvaro Espinoza, R (1, 6) OBP: 0.208, SLG: 0.182		F7		F9		1B BB		E WP 1B		3	0	1	0	1	0	1				
Roberto Kelly, R (1, 8) OBP: 0.323, SLG: 0.414	K			F9		K		E5		4	0	0	0	0	2	5				
Inning Stats	R: 1 E: 0 K: 0 S: 10	H: 1 LOB: 2 BB: 2 P: 23	R: 0 E: 0 K: 2 S: 15	H: 0 LOB: 0 BB: 0 P: 21	R: 2 E: 2 K: 0 S: 14	H: 2 LOB: 1 BB: 0 P: 22	R: 0 E: 0 K: 0 S: 6	H: 0 LOB: 1 BB: 1 P: 11	R: 0 E: 0 K: 1 S: 13	H: 2 LOB: 2 BB: 2 P: 27	R: 0 E: 0 K: 0 S: 6	H: 0 LOB: 0 BB: 0 P: 7	R: 0 E: 1 K: 1 S: 11	H: 2 LOB: 2 BB: 0 P: 18	1B: 7 2B: 0 3B: 0 HR: 0	SF: 0 SAC: 1 DP: 0 HBP: 0	WP: 3 PB: 0 SB: 2 CS: 1	PA: 37		
PITCHER	IP	WLS	BF	H	R	ER	SO	BB	IBB	HBP	BLK	WP	HR	S	P	ERA	WHIP			
Jeff Musselman, L (1, 1) ERA: 7.71	5.0							3	0	0	0	0	0	9	21	27.00	4.500			
Tony Castillo, L (6, 1) ERA: 6.75	0.2	L	6	2	2	2	1	1	1	0	0	0	0	4	6	0.00	0.000			
Todd Stottlemire, R (6, 1) ERA: 1.59	0.1		1	0	0	0	0	0	0	0	0	0	0	4	6	0.00	0.000			
David Wells, L (7, 1) ERA: 4.5	2.0		8	2	0	0	1	0	0	0	0	1	0	17	25	0.00	1.000			

Toronto Blue Jays @ New York Yankees
Yankee Stadium, Bronx, NY
Wed Apr 12 1989, 7:05 PM EDT
Att: 17,900 - Unknown

AB	31
R	5
H	7
RBI	5
BB	5
SO	4
LOB	19



Batter	1	2	3	4	5	6	7	8	9	AB	R	H	RBI	BB	SO	LOB	TOP					
<p>Willie Wilson, S (1, 8) OBP: 0.176, SLG: 0.156</p>				<p>6-3 (1)</p>		<p>6-3 (3)</p>		<p>3-3 (2)</p>	<p>4 0 0 0 0 1 0</p>													
<p>Kevin Seitzer, R (1, 5) OBP: 0.409, SLG: 0.324</p>	<p>2-3 (2)</p>			<p>B2-3 (2)</p>			<p>1-2</p>	<p>2-2 (3)</p>	<p>4 0 1 0 0 1 0</p>													
<p>George Brett, L (1, 3) OBP: 0.341, SLG: 0.359</p>	<p>1-2 (3)</p>			<p>E1 (3)</p>			<p>1-3 (1)</p>		<p>3 0 0 0 0 1 1</p>													
<p>Danny Tartabull, R (1, 9) OBP: 0.500, SLG: 0.567</p>		<p>2-3 (1)</p>		<p>3-3 (3)</p>			<p>0-0</p>	<p>G4-3-6 (3)</p>	<p>3 0 1 0 0 2 1</p>													
<p>Pat Tabler, R (1, 10) OBP: 0.282, SLG: 0.278</p>	<p>2-2 (2)</p>			<p>1-1 (1)</p>			<p>2-1 (2)</p>	<p>G4-3-6 (3)</p>	<p>3 0 0 0 0 0 2</p>													
<p>Bo Jackson, R (1, 7) OBP: 0.189, SLG: 0.389</p>	<p>1-3 (3)</p>			<p>1-3 (2)</p>			<p>0-0 (1)</p>		<p>3 0 0 0 0 2 0</p>													
<p>Mike Macfarlane, R (1, 2) OBP: 0.143, SLG: 0.143</p>			<p>0-1 (1)</p>	<p>3-1 (3)</p>			<p>0-0 (2)</p>		<p>3 0 0 0 0 0 0</p>													
<p>Frank White, R (1, 4) OBP: 0.324, SLG: 0.357</p>			<p>1-0 (2)</p>			<p>2-1 (1)</p>	<p>3-2 (3)</p>		<p>3 0 0 0 0 0 0</p>													
<p>Brad Wellman, R (1, 6) OBP: 0.154, SLG: 0.083</p>			<p>1-0 (3)</p>			<p>2-3 (2)</p>		<p>0-1 (1)</p>	<p>2 0 0 0 0 1 0</p>													
<p>Gary Thurman, R (9, PH)</p>									<p>1 0 0 0 0 0 0</p>													
<p>Inning Stats</p>											<p>R: 0 H: 0 E: 0 LOB: 0 K: 1 BB: 0 S: 9 P: 13</p>	<p>R: 0 H: 2 E: 0 LOB: 1 K: 2 BB: 0 S: 9 P: 14</p>	<p>R: 0 H: 0 E: 0 LOB: 0 K: 0 BB: 0 S: 4 P: 6</p>	<p>R: 0 H: 0 E: 1 LOB: 1 K: 1 BB: 0 S: 10 P: 14</p>	<p>R: 0 H: 0 E: 0 LOB: 0 K: 1 BB: 0 S: 7 P: 12</p>	<p>R: 0 H: 1 E: 0 LOB: 1 K: 1 BB: 0 S: 7 P: 14</p>	<p>R: 0 H: 2 E: 0 LOB: 1 K: 1 BB: 0 S: 11 P: 15</p>	<p>R: 0 H: 0 E: 0 LOB: 0 K: 0 BB: 0 S: 5 P: 8</p>	<p>R: 0 H: 0 E: 0 LOB: 0 K: 1 BB: 0 S: 10 P: 15</p>	<p>1B: 2 SF: 0 2B: 0 SAC: 0 3B: 0 DP: 1 HR: 0 HBP: 0</p>	<p>WP: 1 PA: 29 PB: 0 SB: 0 CS: 0</p>	
<p>PITCHER</p>											<p>IP WLS BF H R ER SO BB IBB HBP BLK WP HR S P ERA WHIP</p>											
<p>Jimmy Key, L (1, 1) ERA: 3.1</p>											<p>9.0 W 29 2 0 0 8 0 0 0 0 1 0 72 111 0.00 0.222</p>											
<p>Lloyd Moseby, L (1, 8) OBP: 0.319, SLG: 0.341</p>	<p>0-1 (1)</p>		<p>1-3 (2)</p>			<p>1-1 (1)</p>		<p>1-0 (3)</p>	<p>4 0 1 0 0 1 1</p>													
<p>Kelly Gruber, R (1, 5) OBP: 0.452, SLG: 0.556</p>	<p>0-1 (2)</p>		<p>1-2 (2)</p>			<p>1-0 (1)</p>		<p>3-2 (3)</p>	<p>4 1 3 0 0 0 0</p>													
<p>Jesse Barfield, R (1, 9) OBP: 0.273, SLG: 0.524</p>	<p>0-1 (3)</p>		<p>3-2 (3)</p>			<p>1-0 (2)</p>		<p>1-2 (1)</p>	<p>4 0 0 0 0 0 4</p>													
<p>George Bell, R (1, 7) OBP: 0.250, SLG: 0.349</p>		<p>1-0 (1)</p>		<p>1-1 (1)</p>			<p>1-0 (3)</p>	<p>FC3 (1)</p>	<p>4 0 0 1 0 0 1</p>													
<p>Fred McGriff, L (1, 3) OBP: 0.488, SLG: 0.694</p>		<p>0-2 (2)</p>		<p>1-0 (2)</p>			<p>3-2 (3)</p>	<p>FC3 (1)</p>	<p>4 1 3 0 0 0 0</p>													
<p>Pat Borders, R (1, 2) OBP: 0.308, SLG: 0.423</p>		<p>2-2 (3)</p>		<p>2-2 (3)</p>			<p>0-0 (1)</p>	<p>1B (2)</p>	<p>4 0 1 0 0 0 3</p>													
<p>Bob Brenly, R (1, 10) ERA: 3.05</p>		<p>2-3 (3)</p>		<p>3-2 (3)</p>			<p>1-2 (2)</p>	<p>1B (2)</p>	<p>2 1 0 0 1 0 2</p>													
<p>Rance Mulliniks, L (6, PH) OBP: 0.320, SLG: 0.318</p>		<p>1-2 (3)</p>		<p>1-2 (3)</p>			<p>5-3 (3)</p>	<p>1B (2)</p>	<p>1 0 0 0 0 0 2</p>													
<p>Manuel Lee, S (1, 6) OBP: 0.359, SLG: 0.314</p>			<p>0-1 (1)</p>			<p>3-2 (2)</p>		<p>1-2 (2)</p>	<p>3 0 1 0 0 0 2</p>													
<p>Nelson Liriano, S (1, 4) OBP: 0.276, SLG: 0.259</p>			<p>1-1 (1)</p>			<p>2-2 (3)</p>		<p>1-1 (2)</p>	<p>3 0 2 2 0 0 0</p>													
<p>Inning Stats</p>											<p>R: 0 H: 0 E: 0 LOB: 0 K: 0 BB: 0 S: 6 P: 6</p>	<p>R: 0 H: 2 E: 0 LOB: 1 K: 0 BB: 0 S: 12 P: 18</p>	<p>R: 0 H: 3 E: 0 LOB: 2 K: 1 BB: 0 S: 13 P: 19</p>	<p>R: 0 H: 0 E: 0 LOB: 0 K: 0 BB: 0 S: 6 P: 10</p>	<p>R: 0 H: 0 E: 0 LOB: 0 K: 0 BB: 0 S: 12 P: 18</p>	<p>R: 0 H: 1 E: 0 LOB: 1 K: 0 BB: 0 S: 6 P: 11</p>	<p>R: 2 H: 3 E: 0 LOB: 1 K: 0 BB: 1 S: 16 P: 28</p>	<p>R: 1 H: 2 E: 0 LOB: 2 K: 0 BB: 0 S: 13 P: 24</p>	<p>1B: 10 SF: 0 2B: 1 SAC: 0 3B: 0 DP: 1 HR: 0 HBP: 0</p>	<p>WP: 0 PA: 34 PB: 0 SB: 1 CS: 1</p>		
<p>PITCHER</p>											<p>IP WLS BF H R ER SO BB IBB HBP BLK WP HR S P ERA WHIP</p>											
<p>Charlie Leibrandt, L (1, 1) ERA: 3.05</p>											<p>7.0 L 28 9 2 2 1 1 0 0 0 0 0 71 110 2.57 1.429</p>											
<p>Jeff Montgomery, R (8, 1) ERA: 9.0</p>											<p>0.1 3 1 1 1 0 0 0 0 0 0 0 7 12 27.00 3.000</p>											
<p>Jerry Don Gleaton, L (8, 1) ERA: 27.0</p>											<p>0.1 2 1 0 0 0 0 0 0 0 0 0 5 10 0.00 3.000</p>											
<p>Luis Aquino, R (8, 1) ERA: 9.0</p>											<p>0.1 1 0 0 0 0 0 0 0 0 0 0 1 2 0.00 0.000</p>											
											<p>AB 29 R 0 H 2 RBI 0 BB 0 SO 8 LOB 4</p>											
<p>Kansas City Royals @ Toronto Blue Jays Exhibition Stadium, Toronto, ON Fri Apr 14 1989, 3:33 AM EDT Att: 46,028 - Sunny - 48 F</p>																						

Batter	1	2	3	4	5	6	7	8	9	AB	R	H	RBI	BB	SO	LOB	TOP												
Gary Thurman, R OBP: 0.500, SLG: 0.400 (1, 8)	1-2 G4-3 1B		1-2 G4-3-6 1B		0-1 CS 1-2	0-2 G6-3 1B	0-1 WP 1B		1-2 2B BB	4	2	2	0	1	0	0													
Kevin Seitzer, R OBP: 0.388, SLG: 0.310 (1, 5)	1-2 F7		0-0 G4-3-6 1-2			3-3 K 1B	1-2 BB WP 1B		1-2 L6 1-2 2-3	5	1	1	1	0	1	3													
George Brett, L OBP: 0.367, SLG: 0.341 (1, 3)	0-0 G4-3			1-1 L7		4-2 BB 1B	4-0 1B BB 1-2 IBB		4-0 2B IBB	2	1	0	0	3	0	0													
Danny Tartabull, R OBP: 0.512, SLG: 0.588 (1, 10)		1-2 P3		1-1 L4		0-2 BB 1B	1-2 2-3 1B		1-2 2B 1B	4	1	2	3	1	0	0													
Pat Tabler, R OBP: 0.349, SLG: 0.333 Bill Pecota, R (7, 6)		0-0 WP 1B		1-1 1B		4-0 BB 1B	2-1 BB 1B		2-3 K 1B	3	1	3	1	1	0	0													
Bo Jackson, R OBP: 0.238, SLG: 0.512 (1, 7)		2-0 HR			1-1 G4-3 1B	1-3 K 2B			0-0 G6-3 1B	5	2	3	3	0	1	3													
Bob Boone, R OBP: 0.368, SLG: 0.371 (1, 2)		0-0 L7			0-1 G4-3		1-1 1B 1B		0-1 G6-3 1B	5	1	1	0	0	0	2													
Frank White, R OBP: 0.316, SLG: 0.344 (1, 4)		0-1 F7			1-0 FC1-6 1B		0-1 F7 1B		0-3 K	4	0	1	1	0	1	1													
Brad Wellman, R OBP: 0.133, SLG: 0.071 Jim Eisenreich, L (7, PH) (7, 9)				0-1 F9		0-0 FC1-6 CS			0-0 S 2B 1B	2	0	0	0	0	0	1													
Inning Stats	R: 0 E: 0 K: 0 S: 7	H: 0 LOB: 0 BB: 0 P: 9	R: 2 E: 0 K: 0 S: 8	H: 2 LOB: 0 BB: 0 P: 11	R: 0 E: 0 K: 0 S: 6	H: 1 LOB: 0 BB: 0 P: 7	R: 0 E: 0 K: 0 S: 6	H: 1 LOB: 1 BB: 0 P: 9	R: 1 E: 0 K: 0 S: 7	H: 2 LOB: 0 BB: 0 P: 9	R: 0 E: 0 K: 2 S: 15	H: 1 LOB: 3 BB: 2 P: 27	R: 3 E: 0 K: 0 S: 17	H: 4 LOB: 3 BB: 2 P: 29	R: 0 E: 0 K: 1 S: 6	H: 0 LOB: 0 BB: 0 P: 6	R: 4 E: 0 K: 1 S: 16	H: 3 LOB: 1 BB: 2 P: 29	1B: 11 2B: 2 HR: 1	SF: 0 SAC: 0 DP: 1 HBP: 0	WP: 2 PB: 0 CS: 3 SB: 1	PA: 44							
PITCHER	IP WLS BF H R ER SO	IP WLS BF H R ER SO	IP WLS BF H R ER SO	IP WLS BF H R ER SO	IP WLS BF H R ER SO	IP WLS BF H R ER SO	IP WLS BF H R ER SO	IP WLS BF H R ER SO	IP WLS BF H R ER SO	IP WLS BF H R ER SO	IP WLS BF H R ER SO	IP WLS BF H R ER SO	IP WLS BF H R ER SO	IP WLS BF H R ER SO	IP WLS BF H R ER SO	IP WLS BF H R ER SO	IP WLS BF H R ER SO	IP WLS BF H R ER SO	IP WLS BF H R ER SO	ERA WHIP	ERA WHIP								
John Cerutti, L ERA: 2.13 Duane Ward, R ERA: 6.14 David Wells, L ERA: 4.5 Todd Stotttemyre, R ERA: 5.63																													

Kansas City Royals @ Toronto Blue Jays
Exhibition Stadium, Toronto, ON
Sat Apr 15 1989, 3:33 AM EDT
Att. 25,247 - Cloudy

AB	37
R	10
H	14
RBI	9
BB	6
SO	4
LOB	12



Batter	1	2	3	4	5	6	7	8	9	AB	R	H	RBI	BB	SO	LOB	BOTTOM												
Lloyd Moseby, L OBP: 0.353, SLG: 0.378 (1, 8)	3-2 1B 1B			1-0 G6-4-3 1B			0-0 G4-3 1B			4	1	3	0	0	0	0													
Kelly Gruber, R OBP: 0.457, SLG: 0.538 (1, 5)	0-2 2B 1B			1-0 G6-4-3 1-2			2-1 G4-3 1-2			3	1	1	0	1	0	3													
Rance Mulliniks, L OBP: 0.345, SLG: 0.320 (1, 10)	0-0 2B 1B				0-0 G1-3		0-0 L7			3	1	1	1	1	0	0													
George Bell, R OBP: 0.292, SLG: 0.404 (1, 7)	1-0 2B 2B				0-1 1B			1-2 CS 1B		4	1	3	2	0	0	1													
Fred McGriff, L OBP: 0.468, SLG: 0.641 (1, 3)	4-1 2B BB			0-2 G6-3		0-0 L4		3-3 K 1-2		3	1	0	0	1	1	2													
Jesse Barfield, R OBP: 0.250, SLG: 0.478 (1, 9)	0-0 F9		3-2 F8		1-1 P1			0-3 K		4	0	0	0	0	1	3													
Ernie Whitt, L OBP: 0.429, SLG: 0.474 (1, 2)	1-3 K		1-1 F8			2-0 G3-1			0-0 1B	4	0	1	0	0	1	2													
Nelson Liriano, S OBP: 0.303, SLG: 0.300 (1, 4)	3-1 WP 1-2 2B			4-1 FC1-6 BB					2-1 G3	3	0	1	2	1	0	0													
Manuel Lee, S OBP: 0.333, SLG: 0.289 Rob Ducey, L (9, PH)	1-2 G4-3			0-1 FC1-6 1B					2-2 F8	3	0	0	0	0	0	2													
Inning Stats	R: 5 E: 0 K: 1 S: 24	H: 5 LOB: 1 BB: 1 P: 37	R: 0 E: 0 K: 0 S: 11	H: 0 LOB: 1 BB: 2 P: 22	R: 0 E: 0 K: 0 S: 9	H: 0 LOB: 0 BB: 0 P: 13	R: 0 E: 0 K: 0 S: 5	H: 1 LOB: 1 BB: 1 P: 11	R: 0 E: 0 K: 0 S: 3	H: 0 LOB: 0 BB: 0 P: 5	R: 0 E: 0 K: 0 S: 4	H: 1 LOB: 0 BB: 0 P: 6	R: 0 E: 0 K: 2 S: 9	H: 1 LOB: 0 BB: 0 P: 13	R: 0 E: 0 K: 0 S: 7	H: 1 LOB: 0 BB: 0 P: 11	1B: 8 2B: 2 3B: 0 HR: 0	SF: 0 SAC: 0 DP: 2 HBP: 0	WP: 1 PB: 0 CS: 2 SB: 0	PA: 36									
PITCHER	IP WLS BF H R ER SO	IP WLS BF H R ER SO	IP WLS BF H R ER SO	IP WLS BF H R ER SO	IP WLS BF H R ER SO	IP WLS BF H R ER SO	IP WLS BF H R ER SO	IP WLS BF H R ER SO	IP WLS BF H R ER SO	IP WLS BF H R ER SO	IP WLS BF H R ER SO	IP WLS BF H R ER SO	IP WLS BF H R ER SO	IP WLS BF H R ER SO	IP WLS BF H R ER SO	IP WLS BF H R ER SO	IP WLS BF H R ER SO	IP WLS BF H R ER SO	IP WLS BF H R ER SO	ERA WHIP	ERA WHIP								
Bret Saberhagen, R ERA: 4.02 Luis Aquino, R ERA: Jeff Montgomery, R ERA: 7.2 Steve Farr, R ERA: 1.8																													


Kansas City Royals @ Toronto Blue Jays
Exhibition Stadium, Toronto, ON
Sat Apr 15 1989, 3:33 AM EDT
Att. 25,247 - Cloudy


AB	32
R	5
H	10
RBI	5
BB	4
SO	3
LOB	13




Batter	1	2	3	4	5	6	7	8	9	AB	R	H	RBI	BB	SO	LOB	TOP							
Willie Wilson, S OBP: 0.184, SLG: 0.171 Jim Eisenreich, L OBP: 0.333, SLG: 0.273										3	1	1	1	0	2	3	Kansas City Royals @ Toronto Blue Jays Exhibition Stadium, Toronto, ON Sun Apr 16 1989, 3:33 AM EDT Att: 35,210 - Unknown livebaseballscorecards.com							
Kevin Seitzer, R OBP: 0.370, SLG: 0.283										4	1	0	0	1	1	4								
George Brett, L OBP: 0.389, SLG: 0.370										5	2	3	1	0	0	1								
Danny Tartabull, R OBP: 0.500, SLG: 0.553										4	1	1	0	1	0	2								
Bill Buckner, L OBP: 0.313, SLG: 0.313										5	1	2	1	0	0	2								
Bo Jackson, R OBP: 0.277, SLG: 0.523										3	1	1	2	2	1	0								
Bob Boone, R OBP: 0.278, SLG: 0.235 Gary Thurman, R OBP: 0.341, SLG: 0.325 Mike Macfarlane, R OBP: 0.125, SLG: 0.125									3	0	0	1	0	0	0	4								
Bill Pecota, R OBP: 0.273, SLG: 0.222 Frank White, R OBP: 0.300, SLG: 0.324									2	1	1	0	1	0	2									
Brad Wellman, R OBP: 0.278, SLG: 0.235 Pat Tabler, R OBP: 0.341, SLG: 0.325 Kurt Stillwell, S OBP: 0.278, SLG: 0.143										1	0	0	0	0	1	2								
Inning Stats	R: 6 E: 0 K: 2 S: 29	H: 5 LOB: 2 BB: 3 P: 52	R: 1 E: 0 K: 0 S: 9	H: 2 LOB: 2 BB: 1 P: 20	R: 0 E: 0 K: 1 S: 6	H: 1 LOB: 1 BB: 0 P: 9	R: 0 E: 0 K: 0 S: 5	H: 0 LOB: 0 BB: 0 P: 9	R: 1 E: 0 K: 0 S: 11	H: 2 LOB: 1 BB: 0 P: 18	R: 0 E: 0 K: 0 S: 8	H: 1 LOB: 0 BB: 0 P: 11	R: 0 E: 0 K: 2 S: 9	H: 0 LOB: 2 BB: 0 P: 15	R: 0 E: 0 K: 0 S: 8	H: 0 LOB: 2 BB: 1 P: 11		R: 0 E: 0 K: 0 S: 13	H: 1 LOB: 2 BB: 1 P: 20	1B: 10 2B: 2 3B: 0 HR: 0	SF: 1 SAC: 0 DP: 1 HBP: 1	WP: 1 PB: 0 SB: 3 CS: 0	PA: 44	
PITCHER	IP	WLS	BF	H	R	ER	SO	BB	IBB	HBP	BLK	WP	HR	S	P	ERA	WHIP							
Dave Stieb, R ERA: 3.63	0.1		8	4	6	6	0	2	1	0	0	0	0	16	33	162.00	18.000							
David Wells, L ERA: 4.5	4.0	W	19	6	2	2	3	1	0	0	0	0	0	38	66	4.50	1.750							
Tony Castillo, L ERA: 3.12	4.2	S	17	2	0	0	2	1	0	1	0	1	0	44	66	0.00	0.643							

Batter	1	2	3	4	5	6	7	8	9	AB	R	H	RBI	BB	SO	LOB	BOTTOM							
Lloyd Moseby, L OBP: 0.357, SLG: 0.354										3	1	0	0	2	1	3	Kansas City Royals @ Toronto Blue Jays Exhibition Stadium, Toronto, ON Sun Apr 16 1989, 3:33 AM EDT Att: 35,210 - Unknown livebaseballscorecards.com							
Kelly Gruber, R OBP: 0.481, SLG: 0.689										6	4	4	6	0	0	1								
Pat Borders, R OBP: 0.313, SLG: 0.469										6	1	2	2	0	1	3								
George Bell, R OBP: 0.333, SLG: 0.462 Rob Ducey, L OBP: 0.333, SLG: 0.462										5	2	3	2	1	0	2								
Fred McGriff, L OBP: 0.491, SLG: 0.674										4	1	2	2	2	1	2								
Jesse Barfield, R OBP: 0.284, SLG: 0.529										5	1	2	3	0	1	4								
Bob Brenly, R OBP: 0.235, SLG: 0.133 Rance Mulliniks, L OBP: 0.364, SLG: 0.321										1	0	0	0	0	2									
Manuel Lee, S OBP: 0.340, SLG: 0.302										5	2	2	0	0	2	3								
Tom Lawless, R OBP: 0.833, SLG: 0.667										2	3	1	0	3	0	0								
Inning Stats	R: 2 E: 0 K: 1 S: 16	H: 4 LOB: 2 BB: 0 P: 29	R: 4 E: 0 K: 0 S: 18	H: 5 LOB: 1 BB: 0 P: 26	R: 0 E: 0 K: 1 S: 12	H: 0 LOB: 1 BB: 1 P: 17	R: 3 E: 0 K: 1 S: 19	H: 3 LOB: 1 BB: 1 P: 28	R: 0 E: 0 K: 0 S: 6	H: 0 LOB: 2 BB: 1 P: 14	R: 0 E: 0 K: 2 S: 10	H: 0 LOB: 2 BB: 2 P: 24	R: 3 E: 0 K: 2 S: 16	H: 2 LOB: 3 BB: 3 P: 33	R: 3 E: 0 K: 0 S: 11	H: 3 LOB: 1 BB: 1 P: 22		1B: 7 2B: 7 3B: 1 HR: 2	SF: 0 SAC: 1 DP: 0 HBP: 0	WP: 0 PB: 0 SB: 3 CS: 0	PA: 50			
PITCHER	IP	WLS	BF	H	R	ER	SO	BB	IBB	HBP	BLK	WP	HR	S	P	ERA	WHIP							
Floyd Bannister, L ERA: 7.63	1.2		14	9	6	6	1	0	0	0	0	0	1	32	46	11.57	2.143							
Bret Saberhagen, R ERA: 5.0	2.1	L	12	3	3	3	2	2	0	0	0	0	0	16	38	0.00	1.000							
Jeff Montgomery, R ERA: 5.14	2.0		9	0	0	0	2	2	1	0	0	0	0	16	38	27.00	5.000							
Tom Gordon, R ERA: 4.2	1.0		8	2	3	3	2	3	0	0	0	0	0	16	33	27.00	5.000							
Jerry Don Gleaton, L ERA: 27.0	1.0		7	3	3	3	0	1	0	0	0	0	0	11	22	27.00	4.000							

Batter	1	2	3	4	5	6	7	8	9	AB R H RBI BB SO LOB	TOP											
Rickey Henderson, R (1,7) OBP: 0.407, SLG: 0.386	F7			K	FC5-4		E3		G4-3 BB	4 0 0 0 1 1 2	New York Yankees @ Toronto Blue Jays Exhibition Stadium, Toronto, ON Mon Apr 17 1989, 7:05 PM EDT Att: 23,260 - Unknown - 50 F AB 33 R 7 H 8 RBI 6 BB 5 SO 5 LOB 9 											
Steve Sax, R (1,4) OBP: 0.280, SLG: 0.404	G6-4-3 1B			G6-3				G1-3	G4-3	5 0 2 1 0 0 1												
Don Mattingly, L (1,3) OBP: 0.308, SLG: 0.226	G6-4-3						L9	K2-3	K	4 0 0 0 1 2 3												
Steve Balboni, R (1,10) OBP: 0.167, SLG: 0.286		K		P3			F9	G5-3		4 0 0 0 0 1 2												
Don Slaught, R (1,2) OBP: 0.268, SLG: 0.463		F9			G5-3		L7		SH5-4 BB 3B	4 1 1 0 0 0 1												
Bob Brower, R (1,9) OBP: 0.286, SLG: 0.667		L8					F9		SH5-4 BB 3B	3 2 1 1 1 0 0												
Wayne Tolleson, S (1,5) (9,6)				B1-3			G1-3		SH5-4	3 0 0 0 0 0 0												
Alvaro Espinoza, R (1,6) OBP: 0.294, SLG: 0.241				F9						2 2 1 0 1 0 0												
Mel Hall, L (9,PH) OBP: 0.286, SLG: 0.263										0 1 0 0 1 0 0												
Tom Brookens, R (9,5) OBP: 0.219, SLG: 0.172										0 0 0 0 0 0 0												
Roberto Kelly, R (1,8) OBP: 0.405, SLG: 0.513				K						4 1 3 4 0 1 0												
Inning Stats	R: 0 E: 0 K: 0 S: 6	H: 1 LOB: 0 BB: 0 P: 6	R: 0 E: 0 K: 1 S: 7	H: 0 LOB: 0 BB: 0 P: 14	R: 0 E: 0 K: 1 S: 6	H: 0 LOB: 0 BB: 0 P: 7	R: 0 E: 0 K: 1 S: 7	H: 0 LOB: 1 BB: 1 P: 11	R: 2 E: 0 K: 0 S: 14	H: 3 LOB: 1 BB: 0 P: 26	R: 0 E: 0 K: 0 S: 7	H: 1 LOB: 1 BB: 0 P: 12	R: 1 E: 1 K: 0 S: 16	H: 1 LOB: 2 BB: 1 P: 31	R: 0 E: 0 K: 1 S: 11	H: 0 LOB: 0 BB: 0 P: 16	R: 4 E: 0 K: 1 S: 13	H: 2 LOB: 1 BB: 3 P: 31	1B: 5 2B: 1 3B: 1 HR: 1	SF: 0 SAC: 1 DP: 1 HBP: 0	WP: 1 PB: 1 SB: 1 CS: 0	PA: 39
PITCHER	IP WLS BF H R ER SO BB IBB HBP BLK WP HR S P ERA WHIP											PITCHER	IP WLS BF H R ER SO BB IBB HBP BLK WP HR S P ERA WHIP									
Mike Flanagan, L (1,1) ERA: 3.57	6.2 L 27 6 3 2 3 2 0 0 0 0 1 1 61 102 2.70 1.200																					
Duane Ward, R (7,1) ERA: 7.27	1.1 6 1 2 2 1 1 0 0 0 0 0 0 16 31 13.50 1.500																					
Tom Henke, R (9,1) ERA: 7.36	1.0 6 1 2 2 1 1 1 0 0 0 0 0 10 21 18.00 2.000																					

Batter	1	2	3	4	5	6	7	8	9	AB R H RBI BB SO LOB	BOTTOM											
Lloyd Moseby, L (1,8) OBP: 0.350, SLG: 0.333	G6-3		G3-6					CS	P5	3 1 0 0 1 0 1	New York Yankees @ Toronto Blue Jays Exhibition Stadium, Toronto, ON Mon Apr 17 1989, 7:05 PM EDT Att: 23,260 - Unknown - 50 F AB 27 R 2 H 5 RBI 2 BB 3 SO 3 LOB 6 											
Kelly Gruber, R (1,5) OBP: 0.464, SLG: 0.646	K			G4-6-3 BB			K		L7	3 0 0 0 1 2 1												
Rance Mulliniks, L (1,10) OBP: 0.351, SLG: 0.313	F8			G4-6-3					F8	4 0 1 1 0 0 1												
George Bell, R (1,7) OBP: 0.316, SLG: 0.436		P6		F8			P3			3 0 0 0 0 0 0												
Fred McGriff, L (1,3) OBP: 0.500, SLG: 0.733		G3								2 1 1 1 1 0 0												
Ernie Whitt, L (1,2) OBP: 0.417, SLG: 0.500									L3	3 0 1 0 0 1 1												
Nelson Liriano, S (1,4) OBP: 0.278, SLG: 0.273										3 0 0 0 0 0 1												
Rob Ducey, L (1,9) OBP: 0.200, SLG: 0.200										3 0 1 0 0 0 0												
Manuel Lee, S (1,6) OBP: 0.347, SLG: 0.311										2 0 1 0 0 0 0												
Pat Borders, R (8,PH) OBP: 0.303, SLG: 0.455										1 0 0 0 0 0 1												
Alexis Infante, R (9,6)										0 0 0 0 0 0 0												
Inning Stats	R: 0 E: 0 K: 1 S: 7	H: 0 LOB: 0 BB: 0 P: 9	R: 0 E: 0 K: 0 S: 12	H: 1 LOB: 1 BB: 0 P: 18	R: 0 E: 0 K: 0 S: 5	H: 1 LOB: 0 BB: 0 P: 9	R: 0 E: 0 K: 0 S: 2	H: 0 LOB: 0 BB: 1 P: 6	R: 1 E: 0 K: 1 S: 8	H: 1 LOB: 0 BB: 0 P: 14	R: 1 E: 0 K: 1 S: 11	H: 1 LOB: 1 BB: 1 P: 21	R: 0 E: 0 K: 0 S: 7	H: 0 LOB: 0 BB: 1 P: 14	R: 0 E: 0 K: 0 S: 9	H: 1 LOB: 0 BB: 0 P: 12	R: 0 E: 0 K: 0 S: 5	H: 0 LOB: 0 BB: 0 P: 8	1B: 3 2B: 2 3B: 0 HR: 1	SF: 0 SAC: 0 DP: 3 HBP: 0	WP: 0 PB: 0 SB: 1 CS: 1	PA: 31
PITCHER	IP WLS BF H R ER SO BB IBB HBP BLK WP HR S P ERA WHIP											PITCHER	IP WLS BF H R ER SO BB IBB HBP BLK WP HR S P ERA WHIP									
Andy Hawkins, R (1,1) ERA: 8.5	9.0 W 30 5 2 2 3 3 0 0 0 0 0 1 66 111 2.00 0.889																					

Batter	1	2	3	4	5	6	7	8	9	AB R H RBI BB SO LOB	TOP	
Rickey Henderson, R OBP: 0.406, SLG: 0.365 (1,7)	L9		F8	F8			1B BB	G4-3		5 1 1 0 0 0 2	New York Yankees @ Toronto Blue Jays Exhibition Stadium, Toronto, ON Wed Apr 19 1989, 3:33 AM EDT Att: 26,471 - Cloudy - 50 F	
Steve Sax, R OBP: 0.300, SLG: 0.429 (1,4)	2B		G6-3		F9		BB FC1-2	G1-3		5 0 2 0 0 0 0		
Don Mattingly, L OBP: 0.333, SLG: 0.282 (1,3)	P1			P5	P4		P4	G4-6-3 1B		5 0 1 0 0 0 3		
Steve Balboni, R OBP: 0.205, SLG: 0.286 Ken Phelps, L OBP: 0.294, SLG: 0.200 (9, PH)	P4			F7	E5		FC1-2 BB IBB	G4-6-3 1B		3 0 0 0 1 0 1 1 0 0 0 0 0 1		
Don Slaught, R OBP: 0.265, SLG: 0.458 (1,2)	L9			1B	F9		FC1-2 BB			3 1 1 1 1 0 1		
Bob Brower, R OBP: 0.467, SLG: 0.615 (1,9)	S 1B			1B BB		1B G3 1B	FC1-2			3 1 2 0 1 0 3		
Tom Brookens, R OBP: 0.222, SLG: 0.182 (1,5)	P3			1B 2B		G3	F8			4 1 1 1 0 0 5		
Alvaro Espinoza, R OBP: 0.286, SLG: 0.243 (1,6)	L4			2B 1B		G6-4-3 1B				4 0 2 1 0 1 1		
Roberto Kelly, R OBP: 0.400, SLG: 0.500 (1,8)			K	1-3 2-H 2B		G6-4-3 1B		K		4 0 1 1 0 2 2		
Inning Stats	R: 0 E: 0 K: 0 S: 7 H: 1 LOB: 1 BB: 0 P: 12	R: 0 E: 0 K: 0 S: 7 H: 1 LOB: 1 BB: 0 P: 16	R: 0 E: 0 K: 1 S: 11 H: 0 LOB: 0 BB: 0 P: 16	R: 3 E: 0 K: 0 S: 16 H: 4 LOB: 2 BB: 1 P: 28	R: 0 E: 1 K: 0 S: 7 H: 0 LOB: 1 BB: 0 P: 9	R: 0 E: 0 K: 0 S: 7 H: 2 LOB: 1 BB: 0 P: 8	R: 1 E: 0 K: 0 S: 19 H: 2 LOB: 3 BB: 2 P: 32	R: 0 E: 0 K: 0 S: 7 H: 0 LOB: 0 BB: 0 P: 8	R: 0 E: 0 K: 0 S: 6 H: 1 LOB: 0 BB: 0 P: 11	1B: 8 2B: 2 3B: 1 HR: 0 SF: 0 SAC: 0 DP: 2 HBP: 0	WP: 0 PB: 0 CS: 0 PA: 40	
PITCHER	IP WLS BF H R ER SO BB IBB HBP BLK WP HR S P ERA WHIP	PITCHER										ERA WHIP
Jimmy Key, L ERA: 3.71 (1, 1)	6.1 L 31	10 4 4 1	1 1 0 0	1 1 0 0	0 0 0 0	0 0 0 1	63 103	5.68 1.737				
Duane Ward, R ERA: 5.91 (7, 1)	2.0 8 1 0	0 0 2 1	0 0 0 0	0 0 0 0	0 0 0 0	23 34	0.00 1.000					
Tony Castillo, L ERA: 2.89 (9, 1)	0.2 1 0 0	0 0 0 0	0 0 0 0	0 0 0 0	0 0 0 0	1 3	0.00 0.000					



Batter	1	2	3	4	5	6	7	8	9	AB R H RBI BB SO LOB	BOTTOM	
Tom Lawless, R OBP: 0.556, SLG: 0.333 Lloyd Moseby, L OBP: 0.354, SLG: 0.327 Alexis Infante, R (9, 6)	G4-3			K		F9		K		3 0 0 0 0 1 0 1 0 0 0 0 1 2 0 0 0 0 0 0 0	New York Yankees @ Toronto Blue Jays Exhibition Stadium, Toronto, ON Wed Apr 19 1989, 3:33 AM EDT Att: 26,471 - Cloudy - 50 F	
Kelly Gruber, R OBP: 0.469, SLG: 0.625 (1, 5)	F9			1B WP		G5-3		1B		4 1 2 1 0 0 0		
Pat Borders, R OBP: 0.354, SLG: 0.400 Ernie Whitt, L OBP: 0.400, SLG: 0.478 (8, PH) (9, 2)	G6-3			K		G1-3		F9		3 0 0 0 0 1 1 1 0 0 0 0 0 2		
George Bell, R OBP: 0.308, SLG: 0.403 (1, 7)	F7			1B		P3		G5-3		4 0 1 1 0 0 0		
Fred McGriff, L OBP: 0.484, SLG: 0.673 (1, 3)	K			F7		K		1B		4 0 1 0 0 2 1		
Jesse Barfield, R OBP: 0.246, SLG: 0.466 (1, 9)	G5-3			1B BB		G1-3		K		3 0 0 0 1 1 1		
Bob Brenly, R OBP: 0.354, SLG: 0.200 Rance Mulliniks, L OBP: 0.333, SLG: 0.294 (8, PH)	F8			1B L6-3		P6		F8		2 0 1 0 0 0 0 2 0 0 0 0 0 1		
Manuel Lee, S OBP: 0.345, SLG: 0.320 Nelson Liriano, S OBP: 0.298, SLG: 0.289 (9, 4)	G6-3			1B		L6-3		1B 2B		2 0 0 0 0 0 2 1 1 1 0 0 0 0		
Rob Ducey, L OBP: 0.375, SLG: 0.286 (1, 8)	K			2B		1B		BB		2 0 1 0 1 1 0		
Inning Stats	R: 0 E: 0 K: 0 S: 5 H: 0 LOB: 0 BB: 0 P: 6	R: 0 E: 0 K: 1 S: 7 H: 0 LOB: 0 BB: 0 P: 14	R: 0 E: 0 K: 1 S: 5 H: 0 LOB: 0 BB: 0 P: 6	R: 1 E: 0 K: 2 S: 11 H: 2 LOB: 1 BB: 0 P: 18	R: 0 E: 0 K: 0 S: 7 H: 2 LOB: 2 BB: 1 P: 12	R: 0 E: 0 K: 0 S: 9 H: 0 LOB: 0 BB: 0 P: 14	R: 0 E: 0 K: 1 S: 9 H: 0 LOB: 0 BB: 0 P: 14	R: 1 E: 0 K: 1 S: 17 H: 2 LOB: 2 BB: 1 P: 30	R: 0 E: 0 K: 1 S: 11 H: 1 LOB: 1 BB: 0 P: 15	1B: 6 2B: 2 3B: 0 HR: 0 SF: 0 SAC: 0 DP: 1 HBP: 0	WP: 1 PB: 0 CS: 0 PA: 34	
PITCHER	IP WLS BF H R ER SO BB IBB HBP BLK WP HR S P ERA WHIP	PITCHER										ERA WHIP
John Candelaria, L ERA: 3.27 (8, 1)	7.0 W 24	4 1 1 1	1 1 1 1	1 0 0 0	0 0 0 0	13 25	13.50 4.500					
Lance McCullers, R ERA: 3.18 (8, 1)	0.2 S 5	2 1 1 1	0 0 0 1	0 0 0 0	0 0 0 0	15 20	0.00 0.750					
Lee Guetterman, L ERA: (8, 1)	1.1 S 5	1 0 0 1	0 0 0 0	0 0 0 0	0 0 0 0	0 0 0 0						

Table of baseball game statistics for the top half of the game. Includes columns for Batter, Inning (1-9), AB, R, H, RBI, BB, SO, LOB, and a summary table on the right with totals: AB 34, R 4, H 7, RBI 4, BB 6, SO 5, LOB 23. Pitcher stats for Dave Stewart, Greg Cadaret, and Gene Nelson are also provided.

Table of baseball game statistics for the bottom half of the game. Includes columns for Batter, Inning (1-9), AB, R, H, RBI, BB, SO, LOB, and a summary table on the right with totals: AB 36, R 5, H 11, RBI 5, BB 1, SO 10, LOB 16. Pitcher stats for Jimmy Key and Tom Henke are also provided.


Toronto Blue Jays @ Oakland Athletics
Oakland-Alameda County Coliseum, Oakland, CA

AB 34
R 4
H 7
RBI 4
BB 6
SO 5
LOB 23



Toronto Blue Jays @ Oakland Athletics
Oakland-Alameda County Coliseum, Oakland, CA

AB 36
R 5
H 11
RBI 5
BB 1
SO 10
LOB 16



Scorecard for the top half of the game, featuring player statistics, inning stats, and play-by-play diagrams for innings 1-9. Batter names include Luis Polonia, Dave Henderson, Dave Parker, Mark McGwire, Ron Hassey, Carney Lansford, Tony Phillips, Stan Javier, and Walt Weiss. Includes Oakland Athletics logo.

TOP
AB 34
R 8
H 10
RBI 8
BB 6
SO 7
LOB 17
WP: 0 PA: 41
PB: 1
SB: 1
CS: 0
Tue May 02 1989, 7:05 PM EDT
Att: 23,439 - Unknown - 44 F
Oakland Athletics @ Toronto Blue Jays
Exhibition Stadium, Toronto, ON
livebaseballscorecards.com
OAKLAND ATHLETICS

Scorecard for the bottom half of the game, featuring player statistics, inning stats, and play-by-play diagrams for innings 1-9. Batter names include Lloyd Moseby, Tony Fernandez, Fred McGriff, George Bell, Alexis Infante, Ernie Whitt, Tom Lawless, Rance Mulliniks, Bob Brenly, Duane Ward, Tom Henke, Pat Borders, Nelson Liriano, and Rob Ducey. Includes Toronto Blue Jays logo.

BOTTOM
AB 34
R 5
H 8
RBI 5
BB 4
SO 9
LOB 20
WP: 0 PA: 42
PB: 0
SB: 0
CS: 1
Tue May 02 1989, 7:05 PM EDT
Att: 23,439 - Unknown - 44 F
Oakland Athletics @ Toronto Blue Jays
Exhibition Stadium, Toronto, ON
livebaseballscorecards.com
TORONTO BLUE JAYS

Batter	1	2	3	4	5	6	7	8	9	AB	R	H	RBI	BB	SO	LOB	TOP					
Tony Phillips, S OBP: 0.415, SLG: 0.444 (1, 7)	F8		BB			E3 1B		G5-3		3	0	0	0	1	0	0						
Carney Lansford, R OBP: 0.373, SLG: 0.439 (1, 5)	1B		F7			G6-4-3 1B		F8		4	0	2	0	0	0	1						
Dave Henderson, R OBP: 0.402, SLG: 0.500 (1, 8)	F2					F9		F8		4	0	0	0	0	0	3						
Mark McGwire, R OBP: 0.298, SLG: 0.642 (1, 3)	G3					F9		G6-4-3		4	0	0	0	0	1	3						
Terry Steinbach, R OBP: 0.376, SLG: 0.408 (1, 2)			G3-6-1 1B			G6-3				3	0	1	0	0	1	0						
Dave Parker, L OBP: 0.236, SLG: 0.310 (1, 10)	G3-6-1 1-2f					F3				3	0	0	0	0	1	1						
Billy Beane, R OBP: 0.235, SLG: 0.324 (1, 9)	F7					F9		L9		3	0	0	0	0	0	0						
Mike Gallego, R OBP: 0.448, SLG: 0.564 (1, 4)			L9					K		3	0	1	0	0	1	0						
Walt Weiss, S OBP: 0.305, SLG: 0.347 (1, 6)			G6-3			L5		G5-3		3	0	0	0	0	0	1						
Inning Stats	R: 0 E: 0 K: 0 S: 9	H: 1 LOB: 1 BB: 0 P: 12	R: 0 E: 0 K: 0 S: 6	H: 1 LOB: 0 BB: 0 P: 12	R: 0 E: 0 K: 0 S: 8	H: 0 LOB: 1 BB: 1 P: 14	R: 0 E: 0 K: 0 S: 5	H: 0 LOB: 0 BB: 0 P: 6	R: 0 E: 0 K: 0 S: 5	H: 1 LOB: 1 BB: 0 P: 8	R: 0 E: 1 K: 0 S: 9	H: 1 LOB: 1 BB: 0 P: 15	R: 0 E: 0 K: 2 S: 13	H: 0 LOB: 0 BB: 0 P: 20	R: 0 E: 0 K: 1 S: 7	H: 0 LOB: 0 BB: 0 P: 12	R: 0 E: 0 K: 1 S: 5	H: 0 LOB: 0 BB: 0 P: 7	1B: 3 2B: 1 3B: 0 HR: 0	SF: 0 SAC: 0 DP: 2 HBP: 0	WP: 0 PB: 0 SB: 0 CS: 0	PA: 31
PITCHER Mike Flanagan, L ERA: 2.11 (1, 1)	IP: 9.0 WLS: W BF: 31 H: 4 R: 0 ER: 0 SO: 4 BB: 1 IBB: 0 HBP: 0 BLK: 0 WP: 0 HR: 0 S: 67 P: 106 ERA: 0.00 WHIP: 0.556															PITCHER	IP: 9.0 WLS: W BF: 31 H: 4 R: 0 ER: 0 SO: 4 BB: 1 IBB: 0 HBP: 0 BLK: 0 WP: 0 HR: 0 S: 67 P: 106 ERA: 0.00 WHIP: 0.556					

Oakland Athletics @ Toronto Blue Jays
Exhibition Stadium, Toronto, ON
Wed May 03 1989, 7:05 PM EDT
Att: 22,370 - Unknown

AB 30
R 0
H 4
RBI 0
BB 1
SO 4
LOB 9



Batter	1	2	3	4	5	6	7	8	9	AB	R	H	RBI	BB	SO	LOB	BOTTOM			
Lloyd Moseby, L OBP: 0.313, SLG: 0.306 (1, 8)	G5-3		G3-1 1-2			G1-3				4	1	1	0	0	0	2				
Tony Fernandez, S OBP: 0.289, SLG: 0.375 (1, 6)	BB		F8			1B		G5-4-3 BB		3	0	2	1	1	0	1				
Fred McGriff, L OBP: 0.407, SLG: 0.589 (1, 3)	BB		G3			K		G5-4-3 BB		2	0	0	0	2	1	3				
George Bell, R OBP: 0.313, SLG: 0.375 Junior Felix, S (9, 9)	K					BB		G5-4-3 1-2f 2-3		3	0	1	1	1	1	4				
Ernie Whitt, L OBP: 0.354, SLG: 0.404 (1, 2)	P4					B2		G5-3		3	0	0	0	1	0	5				
Rance Mulliniks, L OBP: 0.284, SLG: 0.274 (1, 5)			K			K		F7		4	0	0	0	0	3	4				
Pat Borders, R OBP: 0.274, SLG: 0.357 (1, 10)	G6-3					K		F9		4	0	0	0	0	1	2				
Nelson Liriano, S OBP: 0.293, SLG: 0.307 (1, 4)	G4-3					L7		L8		4	0	0	0	0	2					
Rob Ducey, L OBP: 0.351, SLG: 0.313 (9, 7)			G3-1 BB			1B		1B		1	1	1	0	2	0	0				
Inning Stats	R: 0 E: 0 K: 1 S: 11	H: 0 LOB: 2 BB: 2 P: 25	R: 0 E: 0 K: 1 S: 8	H: 0 LOB: 0 BB: 0 P: 14	R: 0 E: 0 K: 0 S: 10	H: 0 LOB: 1 BB: 1 P: 20	R: 0 E: 0 K: 2 S: 10	H: 0 LOB: 2 BB: 2 P: 22	R: 2 E: 0 K: 2 S: 17	H: 3 LOB: 2 BB: 1 P: 28	R: 0 E: 0 K: 0 S: 9	H: 1 LOB: 1 BB: 0 P: 12	R: 0 E: 0 K: 0 S: 7	H: 1 LOB: 1 BB: 1 P: 13	R: 0 E: 0 K: 0 S: 8	H: 0 LOB: 0 BB: 0 P: 13	1B: 5 2B: 0 3B: 0 HR: 0	SF: 0 SAC: 0 DP: 1 HBP: 0	WP: 0 PB: 0 SB: 1 CS: 0	PA: 35
PITCHER Mike Moore, R ERA: 2.17 Greg Cadaret, L ERA: 3.27 Todd Burns, R ERA: 1.89 (5, 1) (7, 1)	IP: 4.1 WLS: L BF: 22 H: 3 R: 2 ER: 0 SO: 5 BB: 6 IBB: 2 HBP: 0 BLK: 0 WP: 0 HR: 0 S: 52 P: 103 ERA: 4.15 WHIP: 2.077															PITCHER	IP: 4.1 WLS: L BF: 22 H: 3 R: 2 ER: 0 SO: 5 BB: 6 IBB: 2 HBP: 0 BLK: 0 WP: 0 HR: 0 S: 52 P: 103 ERA: 4.15 WHIP: 2.077			

Oakland Athletics @ Toronto Blue Jays
Exhibition Stadium, Toronto, ON
Wed May 03 1989, 7:05 PM EDT
Att: 22,370 - Unknown

AB 28
R 2
H 5
RBI 2
BB 7
SO 6
LOB 23



Batter	1	2	3	4	5	6	7	8	9	AB	R	H	RBI	BB	SO	LOB	TOP										
Harold Reynolds, S (1, 4) OBP: 0.340, SLG: 0.393	L7		SH2-3			L5			G4-3	4	1	1	0	0	0	2	Seattle Mariners @ Toronto Blue Jays Exhibition Stadium, Toronto, ON Tue May 09 1989, 7:05 PM EDT Att: 24,234 - Unknown										
Henry Cotto, R (1, 8) OBP: 0.348, SLG: 0.438	F8		WP 1B BB			2B 1B			G4-3	4	2	1	1	1	0	0											
Alvin Davis, L (1, 3) OBP: 0.430, SLG: 0.496	FC6-4 1B		K			K			K	4	0	1	0	0	3	3											
Jeffrey Leonard, R (1, 10) OBP: 0.350, SLG: 0.508	FC6-4 1-2		2H 3-H 1B			FC6-4 1B			K	4	0	2	2	0	1	1											
Darnell Coles, R (1, 9) OBP: 0.264, SLG: 0.323	F9		F9			FC6-4 1-2			P3	4	0	0	0	0	0	2											
Jim Presley, R (1, 5) OBP: 0.322, SLG: 0.405	G5-3					G6-4-3 1B			1B	3	0	1	0	0	1	0											
Edgar Martinez, R (6, 5) OBP: 0.297, SLG: 0.281									K	1	0	1	0	0	0	0											
Dave Valle, R (1, 2) OBP: 0.319, SLG: 0.440	FC4 1B		G6-4-3 1-2			2B			P4	4	0	2	0	0	0	2											
Mickey Brantley, R (1, 7) OBP: 0.234, SLG: 0.239	FC4 1-2		G1-3			G4-3			K	4	0	0	0	0	1	3											
Omar Vizquel, S (1, 6) OBP: 0.229, SLG: 0.156			WP SH2-3 1B			P4			G5-3	3	1	1	0	1	0	0											
Inning Stats	R: 0 E: 0 K: 0 S: 6	H: 1 LOB: 1 BB: 0 P: 9	R: 0 E: 0 K: 0 S: 7	H: 1 LOB: 1 BB: 0 P: 10	R: 2 E: 0 K: 1 S: 10	H: 2 LOB: 1 BB: 1 P: 21	R: 0 E: 0 K: 0 S: 7	H: 1 LOB: 0 BB: 0 P: 11	R: 2 E: 0 K: 1 S: 11	H: 3 LOB: 1 BB: 0 P: 17	R: 0 E: 0 K: 1 S: 10	H: 1 LOB: 2 BB: 1 P: 18	R: 0 E: 0 K: 1 S: 13	H: 1 LOB: 1 BB: 0 P: 16	R: 0 E: 0 K: 0 S: 6	H: 0 LOB: 0 BB: 0 P: 8	1B: 8 2B: 2 3B: 0 HR: 0	SF: 0 SAC: 1 DP: 1 HBP: 0	WP: 2 PB: 0 SB: 0 CS: 0	PA: 38							
PITCHER	IP	WLS	BF	H	R	ER	SO	BB	IBB	HBP	BLK	WP	HR	S	P	ERA	WHIP										
Mike Flanagan, L (1, 1) ERA: 2.64	5.0	L	23	8	4	4	2	1	0	0	0	2	0	41	68	7.20	1.800										
Duane Ward, R (6, 1) ERA: 3.91	4.0		15	2	0	0	4	1	0	0	0	0	0	37	53	0.00	0.750										

AB	35
R	4
H	10
RBI	3
BB	2
SO	6
LOB	13



Batter	1	2	3	4	5	6	7	8	9	AB	R	H	RBI	BB	SO	LOB	BOTTOM										
Junior Felix, S (1, 9) OBP: 0.500, SLG: 0.833	G1-3		L9			K				4	0	1	0	0	1	1	Seattle Mariners @ Toronto Blue Jays Exhibition Stadium, Toronto, ON Tue May 09 1989, 7:05 PM EDT Att: 24,234 - Unknown										
Kelly Gruber, R (1, 5) OBP: 0.413, SLG: 0.473	F7					G4-3			F4	4	1	0	0	0	0	1											
Tony Fernandez, S (1, 6) OBP: 0.347, SLG: 0.378	G4-3					G4-3			G4-3	4	0	0	0	0	0	2											
Fred McGriff, L (1, 3) OBP: 0.400, SLG: 0.570			F8			1B HR			K	3	2	1	2	1	1	1											
Ernie Whitt, L (1, 2) OBP: 0.366, SLG: 0.403			G4-3			G4-3				3	0	1	0	0	0	0											
Tom Lawless, R (7, PR) OBP: 0.292, SLG: 0.150						G4-3				0	0	0	0	0	0	0											
Pat Borders, R (8, 2) OBP: 0.260, SLG: 0.338									F8	1	0	0	0	0	0	0											
Rance Mulliniks, L (1, 10) OBP: 0.280, SLG: 0.253			G6-3			G4-3			K	4	0	0	0	0	2	2											
Lloyd Moseby, L (1, 8) OBP: 0.283, SLG: 0.261			K						F9	4	0	0	0	0	2	2											
Nelson Liriano, S (1, 4) OBP: 0.306, SLG: 0.378						B1-3				3	0	1	0	0	0	1											
Rob Ducey, L (1, 7) OBP: 0.339, SLG: 0.255			K			F8				3	0	0	0	0	2	3											
Inning Stats	R: 0 E: 0 K: 0 S: 8	H: 0 LOB: 0 BB: 0 P: 13	R: 0 E: 0 K: 0 S: 6	H: 0 LOB: 0 BB: 0 P: 9	R: 0 E: 0 K: 2 S: 8	H: 1 LOB: 1 BB: 0 P: 13	R: 2 E: 1 K: 0 S: 13	H: 1 LOB: 0 BB: 0 P: 24	R: 0 E: 0 K: 1 S: 6	H: 0 LOB: 0 BB: 0 P: 5	R: 0 E: 0 K: 1 S: 6	H: 0 LOB: 0 BB: 0 P: 12	R: 1 E: 1 K: 3 S: 15	H: 1 LOB: 2 BB: 1 P: 26	R: 0 E: 0 K: 1 S: 12	H: 1 LOB: 1 BB: 0 P: 19	R: 0 E: 0 K: 1 S: 10	H: 0 LOB: 0 BB: 0 P: 15	1B: 2 2B: 0 3B: 1 HR: 1	SF: 0 SAC: 0 DP: 0 HBP: 0	WP: 0 PB: 0 SB: 0 CS: 0	PA: 34					
PITCHER	IP	WLS	BF	H	R	ER	SO	BB	IBB	HBP	BLK	WP	HR	S	P	ERA	WHIP										
Erik Hanson, R (1, 1) ERA: 2.15	7.0	W	27	3	3	1	6	1	0	0	0	0	0	59	102	1.29	0.571										
Dennis Powell, L (8, 1) ERA: 1.89	1.0		4	1	0	0	1	0	0	0	0	0	0	12	19	0.00	1.000										
Mike Schooler, R (9, 1) ERA: 2.35	1.0	S	3	0	0	0	1	0	0	0	0	0	0	10	15	0.00	0.000										

AB	33
R	3
H	4
RBI	2
BB	1
SO	8
LOB	13



Batter	1	2	3	4	5	6	7	8	9	AB	R	H	RBI	BB	SO	LOB	TOP							
Harold Reynolds, S (1, 4) OBP: 0.352, SLG: 0.410										4	1	3	0	0	1	0								
Henry Cotto, R (1, 8) OBP: 0.342, SLG: 0.426										4	0	1	1	0	0	1								
Alvin Davis, L (1, 3) OBP: 0.424, SLG: 0.487										4	0	1	0	0	0	1								
Jeffrey Leonard, R (1, 10) OBP: 0.355, SLG: 0.516										4	0	2	0	0	0	1								
Darnell Coles, R (1, 9) OBP: 0.256, SLG: 0.313										4	0	0	0	0	1	3								
Dave Valle, R (1, 2) OBP: 0.327, SLG: 0.477										4	1	2	1	0	0	0								
Mickey Brantley, R (1, 7) OBP: 0.222, SLG: 0.227										4	0	0	0	0	0	1								
Edgar Martinez, R (1, 5) OBP: 0.279, SLG: 0.262										4	0	0	0	0	0	1								
Omar Vizquel, S (1, 6) OBP: 0.219, SLG: 0.149										3	0	0	0	0	0	1								
Inning Stats	R: 0 H: 3 E: 0 K: 0 S: 10	H: 3 LOB: 2 BB: 0 P: 19	R: 0 H: 1 E: 0 K: 0 S: 7	H: 1 LOB: 1 BB: 0 P: 10	R: 0 H: 1 E: 1 K: 0 S: 12	H: 1 LOB: 1 BB: 0 P: 16	R: 0 H: 0 E: 0 K: 0 S: 5	H: 0 LOB: 0 BB: 0 P: 11	R: 1 H: 2 E: 0 K: 1 S: 12	H: 1 LOB: 1 BB: 0 P: 18	R: 1 H: 1 E: 0 K: 1 S: 13	H: 1 LOB: 0 BB: 0 P: 16	R: 0 H: 0 E: 0 K: 1 S: 8	H: 0 LOB: 0 BB: 0 P: 11	R: 0 H: 1 E: 0 K: 0 S: 9	H: 1 LOB: 1 BB: 0 P: 10	R: 0 H: 0 E: 0 K: 0 S: 6	H: 0 LOB: 0 BB: 0 P: 8	1B: 6 2B: 3 3B: 0 HR: 1	SF: 0 SAC: 0 DP: 1 HBP: 0	WP: 0 PB: 1 SB: 0 CS: 0	PA: 35		
PITCHER Jimmy Key, L (1, 1) ERA: 2.95	IP: 9.0 WLS: W BF: 35 H: 9 R: 2 ER: 2 SO: 2 BB: 0 IBB: 0 HBP: 0 BLK: 0 WP: 0 HR: 1 S: 82 P: 119 ERA: 2.00 WHIP: 1.000																							

Seattle Mariners @ Toronto Blue Jays
Exhibition Stadium, Toronto, ON
Wed May 10 1989, 3:33 AM EDT
Att: 33,216 - Overcast

AB	35
R	2
H	9
RBI	2
BB	0
SO	2
LOB	9



Batter	1	2	3	4	5	6	7	8	9	AB	R	H	RBI	BB	SO	LOB	BOTTOM					
Junior Felix, S (1, 9) OBP: 0.458, SLG: 0.727										4	1	1	1	0	2	0						
Kelly Gruber, R (1, 5) OBP: 0.398, SLG: 0.453										4	0	0	0	0	1	2						
Tony Fernandez, S (1, 6) OBP: 0.340, SLG: 0.354										3	0	0	0	1	0	0						
George Bell, R (1, 10) OBP: 0.308, SLG: 0.360										4	0	1	1	0	2	0						
Fred McGriff, L (1, 3) OBP: 0.391, SLG: 0.556										3	0	0	0	0	0	0						
Pat Borders, R (1, 2) OBP: 0.250, SLG: 0.325										3	0	0	0	0	1	0						
Lloyd Moseby, L (1, 8) OBP: 0.279, SLG: 0.256										2	0	0	0	0	0	0						
Tom Lawless, R (9, PH) OBP: 0.320, SLG: 0.190										1	1	1	0	0	0	0						
Nelson Liriano, S (1, 4) OBP: 0.297, SLG: 0.366										3	0	0	0	0	0	1						
Rob Ducey, L (1, 7) OBP: 0.328, SLG: 0.245										2	0	0	0	0	0	0						
Bob Brenly, R (9, PH) OBP: 0.257, SLG: 0.194										1	0	1	1	0	0	0						
Alexis Infante, R (9, PR) OBP: 0.286, SLG: 0.286										0	1	0	0	0	0	0						
Inning Stats	R: 0 H: 0 E: 0 K: 2 S: 7	H: 0 LOB: 0 BB: 0 P: 10	R: 0 H: 0 E: 0 K: 0 S: 7	H: 0 LOB: 0 BB: 0 P: 11	R: 0 H: 0 E: 0 K: 0 S: 6	H: 0 LOB: 0 BB: 0 P: 10	R: 0 H: 0 E: 0 K: 1 S: 9	H: 0 LOB: 0 BB: 0 P: 13	R: 0 H: 0 E: 0 K: 2 S: 7	H: 0 LOB: 0 BB: 0 P: 11	R: 0 H: 0 E: 0 K: 0 S: 3	H: 0 LOB: 0 BB: 0 P: 7	R: 0 H: 0 E: 1 K: 0 S: 7	H: 0 LOB: 0 BB: 0 P: 8	R: 0 H: 0 E: 0 K: 1 S: 8	H: 0 LOB: 0 BB: 0 P: 13	R: 3 H: 4 E: 0 K: 0 S: 12	H: 4 LOB: 2 BB: 1 P: 23	1B: 3 2B: 1 3B: 0 HR: 0	SF: 0 SAC: 0 DP: 1 HBP: 0	WP: 0 PB: 0 SB: 0 CS: 0	PA: 31
PITCHER Mark Langston, L (1, 1) ERA: 3.02	IP: 8.1 WLS: L BF: 28 H: 3 R: 3 ER: 3 SO: 3 BB: 0 IBB: 0 HBP: 0 BLK: 0 WP: 0 HR: 0 S: 62 P: 96 ERA: 3.24 WHIP: 0.360																					
Mike Schooler, R (9, 1) ERA: 2.3	IP: 0.1 WLS: L BF: 3 H: 1 R: 0 ER: 0 SO: 0 BB: 0 IBB: 1 HBP: 0 BLK: 0 WP: 0 HR: 0 S: 4 P: 10 ERA: 0.00 WHIP: 3.000																					

Seattle Mariners @ Toronto Blue Jays
Exhibition Stadium, Toronto, ON
Wed May 10 1989, 3:33 AM EDT
Att: 33,216 - Overcast

AB	30
R	3
H	4
RBI	3
BB	1
SO	6
LOB	3



Batter	1	2	3	4	5	6	7	8	9	AB	R	H	RBI	BB	SO	LOB	TOP				
Junior Felix, S OBP: 0.393, SLG: 0.615	F8	G1-3			P3			K		4	0	0	0	0	1	0					
Kelly Gruber, R OBP: 0.384, SLG: 0.434	F8		F8			E7 2B		P3		4	1	0	0	0	0	0					
Tony Fernandez, S OBP: 0.316, SLG: 0.327	G6-3		L7			G5-3		G4-3		4	0	0	0	0	0	1					
George Bell, R OBP: 0.315, SLG: 0.400		HR	G6-3					L7		4	1	2	2	0	0	0					
Fred McGriff, L OBP: 0.394, SLG: 0.550		1B 3B BB			CS 1B	K		K		3	1	1	0	1	2	1					
Pat Borders, R OBP: 0.293, SLG: 0.325																					
Ernie Whitt, L OBP: 0.361, SLG: 0.397		1B																			
Bob Brenly, R OBP: 0.270, SLG: 0.273																					
Rance Mulliniks, L OBP: 0.277, SLG: 0.250		1H 2H 3B																			
Lloyd Moseby, L OBP: 0.280, SLG: 0.252						G3-1		K		2	0	0	0	1	1	0					
Tom Lawless, R OBP: 0.286, SLG: 0.174						L7		B1-3		2	0	0	1	0	0	0					
Inning Stats	R: 0 E: 0 K: 0 S: 7	H: 0 LOB: 0 BB: 0 P: 12	R: 4 E: 0 K: 0 S: 12	H: 3 LOB: 0 BB: 2 P: 22	R: 0 E: 0 K: 0 S: 4	H: 0 LOB: 0 BB: 0 P: 9	R: 0 E: 0 K: 1 S: 8	H: 1 LOB: 0 BB: 0 P: 13	R: 0 E: 0 K: 0 S: 10	H: 0 LOB: 0 BB: 0 P: 16	R: 1 E: 0 K: 1 S: 17	H: 1 LOB: 1 BB: 0 P: 24	R: 0 E: 0 K: 2 S: 7	H: 0 LOB: 0 BB: 0 P: 11	R: 0 E: 0 K: 1 S: 9	H: 0 LOB: 0 BB: 0 P: 14	1B: 2 2B: 1 3B: 1 HR: 1	SF: 1 SAC: 0 DP: 0 HBP: 0	WP: 0 PB: 0 SB: 0 CS: 2	PA: 33	
PITCHER	IP	WLS	BF	H	R	ER	SO	BB	IBB	HBP	BLK	WP	HR	S	P	ERA	WHIP				
Allan Anderson, L ERA: 4.6	5.2		23	5	5	4	2	2	0	0	0	0	1	53	89	6.35	1.235				
Juan Berenguer, R ERA: 4.3	2.1	W	7	0	0	0	3	0	0	0	0	0	0	20	30	0.00	0.000				
Jeff Reardon, R ERA: 4.41	1.0	S	3	0	0	0	1	0	0	0	0	0	0	9	14	0.00	0.000				

Toronto Blue Jays @ Minnesota Twins
Hubert H. Humphrey Metrodome, Minneapolis, MN
Fri May 12 1989, 8:05 PM EDT
Att: 24,073 - Dome

AB 30
R 5
H 5
RBI 5
BB 2
SO 6
LOB 5



Batter	1	2	3	4	5	6	7	8	9	AB	R	H	RBI	BB	SO	LOB	BOTTOM				
Al Newman, S OBP: 0.259, SLG: 0.240	B5-3		SH1-3		FC5-2 CS			G3 IBB		2	0	0	0	0	0	1					
Randy Bush, L OBP: 0.338, SLG: 0.431										0	0	0	0	1	0	0					
Doug Baker, S OBP: 0.338, SLG: 0.431										0	0	0	0	0	0	0					
Dan Gladden, R OBP: 0.296, SLG: 0.347	G6-3		SF9		CS	G6-3	G3			3	0	0	2	0	0	2					
Kirby Puckett, R OBP: 0.353, SLG: 0.488	F8		F9			P3	G6-3			4	0	0	0	0	0	3					
Gary Gaetti, R OBP: 0.308, SLG: 0.451		G6-3			1B G5-3-4 1B	G6-3		G3-1		4	1	1	0	0	0	0					
Kent Hrbek, L OBP: 0.369, SLG: 0.571		HR			L9			1B 1B		4	2	3	1	0	0	1					
Gene Larkin, S OBP: 0.350, SLG: 0.349			F9		1B SF7 1B			K		4	1	2	0	0	1	1					
Carmen Castillo, R OBP: 0.449, SLG: 0.682					G5-3-4 1B																
John Moses, S OBP: 0.341, SLG: 0.324					G5-3-4			2-5		3	0	2	2	0	0	1					
Brian Harper, R OBP: 0.281, SLG: 0.439										0	1	0	0	0	0	0					
Brian Harper, R OBP: 0.281, SLG: 0.439										2	0	0	1	0	0	1					
Greg Gagne, R OBP: 0.282, SLG: 0.320			E9 SH1-3 SF9					K G3 WP		3	1	1	0	0	1	1					
Inning Stats	R: 0 E: 0 K: 0 S: 4	H: 0 LOB: 0 BB: 0 P: 4	R: 1 E: 0 K: 0 S: 10	H: 2 LOB: 1 BB: 0 P: 16	R: 1 E: 1 K: 0 S: 7	H: 0 LOB: 0 BB: 0 P: 9	R: 1 E: 0 K: 0 S: 6	H: 2 LOB: 0 BB: 0 P: 11	R: 0 E: 0 K: 0 S: 5	H: 1 LOB: 0 BB: 0 P: 11	R: 0 E: 0 K: 0 S: 6	H: 0 LOB: 0 BB: 0 P: 9	R: 3 E: 0 K: 1 S: 19	H: 3 LOB: 3 BB: 1 P: 29	R: 0 E: 0 K: 1 S: 10	H: 1 LOB: 1 BB: 0 P: 17	1B: 6 2B: 2 3B: 1 HR: 1	SF: 2 SAC: 1 DP: 1 HBP: 0	WP: 2 PB: 0 SB: 0 CS: 1	PA: 34	
PITCHER	IP	WLS	BF	H	R	ER	SO	BB	IBB	HBP	BLK	WP	HR	S	P	ERA	WHIP				
John Cerutti, L ERA: 2.56	6.0		24	7	5	4	0	0	0	0	0	0	0	43	68	6.00	1.167				
David Wells, L ERA: 4.35	0.1	L	2	1	0	0	0	0	0	0	0	0	0	7	8	0.00	3.000				
Duane Ward, R ERA: 3.67	1.2		8	1	1	1	2	0	1	0	0	2	0	17	30	5.40	0.600				

Toronto Blue Jays @ Minnesota Twins
Hubert H. Humphrey Metrodome, Minneapolis, MN
Fri May 12 1989, 8:05 PM EDT
Att: 24,073 - Dome

AB 29
R 6
H 9
RBI 6
BB 1
SO 2
LOB 11



Batter	1	2	3	4	5	6	7	8	9	AB	R	H	RBI	BB	SO	LOB	TOP										
Junior Felix, S OBP: 0.394, SLG: 0.600 (1, 9)	F8		FC5-4		G1-3		G5-3		1B WP SF9 HBP	4	2	1	1	0	0	1	Toronto Blue Jays @ Minnesota Twins Hubert H. Humphrey Metrodome, Minneapolis, MN Sat May 13 1989, 4:33 AM EDT Att: 29,712 - Unknown livebaseballscorecards.com										
Kelly Gruber, R OBP: 0.385, SLG: 0.433 (1, 5)	G6-3		F8				G5-3		1B	5	0	2	2	0	0	1											
Tony Fernandez, S OBP: 0.323, SLG: 0.357 (1, 6)	1B				G6-3		G3		SF9	4	1	2	1	0	0	1											
George Bell, R OBP: 0.310, SLG: 0.392 (1, 10)	2B				F9				F9	5	0	1	1	0	2	2											
Fred McGriff, L OBP: 0.396, SLG: 0.549 Bob Brenly, R OBP: 0.282, SLG: 0.286 (7, PH) (7, 3)	G4-3				1B		1B		P2	2	0	1	0	0	0	1											
Pat Borders, R OBP: 0.244, SLG: 0.313 Ernie Whitt, L OBP: 0.369, SLG: 0.419 (8, PH) (8, 2)		P7			K		P6		2B	3	0	0	0	0	1	3											
Lloyd Moseby, L OBP: 0.244, SLG: 0.248 Tom Lawless, R OBP: 0.310, SLG: 0.208 (7, PH) (7, 9)	G6-3				K		2B		G3-1	2	0	0	0	0	1	2											
Rance Mulliniks, L OBP: 0.274, SLG: 0.247 (8, PH) (8, 5)							1B			1	0	0	0	0	0	1											
Nelson Liriano, S OBP: 0.305, SLG: 0.375 (1, 4)	G6-3				F7		1B		1B HBP BB	3	2	1	1	1	0	0											
Rob Ducey, L OBP: 0.339, SLG: 0.264 (1, 7)					K		2B		K	4	1	2	1	0	2	1											
Inning Stats	R: 1 E: 0 K: 0 S: 7	H: 2 LOB: 1 BB: 0 P: 13	R: 0 E: 0 K: 0 S: 5	H: 0 LOB: 0 BB: 0 P: 10	R: 0 E: 0 K: 0 S: 5	H: 1 LOB: 0 BB: 0 P: 5	R: 0 E: 0 K: 3 S: 14	H: 2 LOB: 2 BB: 0 P: 22	R: 0 E: 0 K: 1 S: 8	H: 0 LOB: 0 BB: 0 P: 11	R: 0 E: 0 K: 0 S: 4	H: 1 LOB: 0 BB: 0 P: 4	R: 5 E: 0 K: 0 S: 20	H: 5 LOB: 0 BB: 0 P: 29	R: 0 E: 0 K: 1 S: 10	H: 1 LOB: 1 BB: 0 P: 16	R: 2 E: 0 K: 1 S: 13	H: 1 LOB: 1 BB: 1 P: 23	1B: 9 2B: 4 3B: 0 HR: 0	SF: 1 SAC: 0 DP: 1 HBP: 1	WP: 2 PB: 0 CS: 0	PA: 40					
PITCHER	IP	WLS	BF	H	R	ER	SO	BB	IBB	HBP	BLK	WP	HR	S	P	ERA	WHIP										
Shane Rawley, L ERA: 4.7 (1, 1)	6.1	W	26	9	4	4	4	0	0	0	0	0	0	51	77	5.68	1.421										
Steve Shields, R ERA: 27.0 (7, 1)	0.2		4	2	2	2	0	0	0	0	0	1	0	12	17	27.00	3.000										
German Gonzalez, R ERA: 3.52 (8, 1)	1.1	S	3	1	2	2	2	1	0	1	0	0	0	17	29	13.50	1.500										
Jeff Reardon, R ERA: 4.24 (9, 1)	0.2	S	3	1	0	0	0	0	0	0	0	1	0	6	10	0.00	1.500										

Batter	1	2	3	4	5	6	7	8	9	AB	R	H	RBI	BB	SO	LOB	BOTTOM										
Al Newman, S OBP: 0.288, SLG: 0.259 (1, 4)	E S 2B BB		L8		G5-3		G1-3			4	3	2	0	1	0	1	Toronto Blue Jays @ Minnesota Twins Hubert H. Humphrey Metrodome, Minneapolis, MN Sat May 13 1989, 4:33 AM EDT Att: 29,712 - Unknown livebaseballscorecards.com										
John Moses, S OBP: 0.327, SLG: 0.310 (1, 7)	K		G3		G5-3				G4-3	5	0	1	2	0	1	2											
Kirby Puckett, R OBP: 0.369, SLG: 0.531 (1, 8)	2B		F9		1B		2B		G6-3	5	1	4	3	0	0	0											
Kent Hrbek, L OBP: 0.370, SLG: 0.558 (1, 3)	F8				F9		G3		G6-3	4	1	1	1	1	0	2											
Gary Gaetti, R OBP: 0.296, SLG: 0.433 (1, 5)	L7				F9		E5		G6-3	5	0	0	0	0	1	5											
Randy Bush, L OBP: 0.342, SLG: 0.424 Dan Gladden, R OBP: 0.297, SLG: 0.342 (5, PH) (6, 7)					G3-1		IBB		P3	1	0	0	0	1	0	0											
Gene Larkin, S OBP: 0.362, SLG: 0.370 (1, 10)	FC5								G5-3	2	2	2	1	1	0	0											
Tim Laudner, R OBP: 0.275, SLG: 0.365 (1, 2)	F9								G5-3	4	1	1	0	0	0	4											
Greg Gagne, R OBP: 0.299, SLG: 0.347 (1, 6)	FC5									4	2	3	3	0	0	1											
Inning Stats	R: 1 E: 1 K: 1 S: 7	H: 1 LOB: 1 BB: 1 P: 15	R: 0 E: 0 K: 0 S: 9	H: 1 LOB: 1 BB: 1 P: 17	R: 0 E: 0 K: 0 S: 6	H: 0 LOB: 0 BB: 0 P: 9	R: 0 E: 0 K: 0 S: 6	H: 0 LOB: 0 BB: 0 P: 8	R: 6 E: 1 K: 0 S: 20	H: 6 LOB: 2 BB: 1 P: 37	R: 2 E: 0 K: 1 S: 11	H: 4 LOB: 1 BB: 0 P: 17	R: 1 E: 0 K: 0 S: 16	H: 1 LOB: 1 BB: 1 P: 25	R: 0 E: 0 K: 1 S: 10	H: 1 LOB: 2 BB: 1 P: 18		1B: 7 2B: 7 3B: 0 HR: 0	SF: 1 SAC: 0 DP: 0 HBP: 0	WP: 0 PB: 0 SB: 1 CS: 1	PA: 42						
PITCHER	IP	WLS	BF	H	R	ER	SO	BB	IBB	HBP	BLK	WP	HR	S	P	ERA	WHIP										
Dave Stieb, R ERA: 4.84 (1, 1)	4.1	L	21	7	6	6	1	2	0	0	0	0	0	38	65	12.46	2.077										
Tony Castillo, L ERA: 6.09 (5, 1)	0.2		8	4	3	2	0	0	1	0	0	0	0	16	31	27.00	6.000										
Tom Henke, R ERA: 7.84 (6, 1)	3.0		13	3	1	1	2	2	0	0	0	0	0	31	50	3.00	1.667										

Batter	1	2	3	4	5	6	7	8	9	AB	R	H	RBI	BB	SO	LOB	TOP										
Junior Felix, S OBP: 0.351, SLG: 0.529	K2-3		K		K			L5		4	0	0	0	0	3	2	Toronto Blue Jays @ Minnesota Twins Hubert H. Humphrey Metrodome, Minneapolis, MN Sun May 14 1989, 4:33 AM EDT Att: 33,980 - Dome livebaseballscorecards.com										
Kelly Gruber, R OBP: 0.380, SLG: 0.426	L5					G5-3			L6	4	1	1	0	0	0	0											
Tony Fernandez, S OBP: 0.318, SLG: 0.367	5-3					F9			F9	4	0	1	1	0	0	0											
George Bell, R OBP: 0.301, SLG: 0.379		P3				F7			F8	4	0	0	0	0	1	1											
Fred McGriff, L OBP: 0.388, SLG: 0.536	E6								G6-3	3	0	0	0	0	1	1											
Pat Borders, R OBP: 0.236, SLG: 0.302	K								G5-3	3	0	0	0	0	1	2											
Bob Brenly, R OBP: 0.286, SLG: 0.270										2	0	0	0	1	2	0											
Nelson Liriano, S OBP: 0.306, SLG: 0.384										3	0	1	0	0	2	1											
Rob Ducey, L OBP: 0.333, SLG: 0.259										1	0	0	0	0	0	1											
Tom Lawless, R OBP: 0.290, SLG: 0.192										2	0	0	0	0	1	1											
Inning Stats	R: 0 E: 0 K: 1 S: 5	H: 0 LOB: 0 BB: 0 P: 6	R: 0 E: 1 K: 1 S: 5	H: 0 LOB: 0 BB: 0 P: 7	R: 0 E: 0 K: 2 S: 10	H: 0 LOB: 1 BB: 1 P: 16	R: 1 E: 0 K: 2 S: 15	H: 2 LOB: 1 BB: 0 P: 20	R: 0 E: 0 K: 0 S: 5	H: 0 LOB: 0 BB: 0 P: 6	R: 0 E: 0 K: 1 S: 8	H: 0 LOB: 0 BB: 0 P: 11	R: 0 E: 0 K: 1 S: 8	H: 0 LOB: 0 BB: 0 P: 10	R: 0 E: 0 K: 0 S: 3	H: 0 LOB: 0 BB: 0 P: 7	1B: 1 2B: 2 3B: 0 HR: 0	SF: 0 SAC: 0 DP: 0 HBP: 0	WP: 0 PB: 0 SB: 0 CS: 1	PA: 31							
PITCHER	IP	WLS	BF	H	R	ER	SO	BB	IBB	HBP	BLK	WP	HR	S	P	ERA	WHIP										
Frank Viola, L ERA: 4.04	8.0	W	28	3	1	1	11	1	0	0	0	0	0	68	90	1.12	0.500										
Gary Wayne, L ERA: 5.99	1.0		3	0	0	0	0	0	0	0	0	0	0	3	7	0.00	0.000										

Batter	1	2	3	4	5	6	7	8	9	AB	R	H	RBI	BB	SO	LOB	BOTTOM										
Al Newman, S OBP: 0.266, SLG: 0.237	L4		E4		F7					5	2	0	0	0	0	2	Toronto Blue Jays @ Minnesota Twins Hubert H. Humphrey Metrodome, Minneapolis, MN Sun May 14 1989, 4:33 AM EDT Att: 33,980 - Dome livebaseballscorecards.com										
Dan Gladden, R OBP: 0.308, SLG: 0.360	G1-3									5	3	3	1	0	0	0											
Kirby Puckett, R OBP: 0.552										4	2	3	1	0	1	0											
Doug Baker, S OBP: 1.000, SLG: 1.000										1	1	1	1	0	0	0											
Gary Gaetti, R OBP: 0.302, SLG: 0.442										2	1	2	3	0	0	0											
John Moses, S OBP: 0.340, SLG: 0.326										1	1	1	2	0	0	0											
Kent Hrbek, L OBP: 0.384, SLG: 0.557										2	2	1	0	2	0	1											
Randy Bush, L OBP: 0.351, SLG: 0.448										1	0	1	1	0	0	0											
Gene Larkin, S OBP: 0.356, SLG: 0.372										5	1	1	1	0	1	5											
Carmen Castillo, R OBP: 0.440, SLG: 0.667										1	0	0	0	0	0	2											
Jim Dwyer, L OBP: 0.355, SLG: 0.370										2	0	1	0	0	0	0											
Brian Harper, R OBP: 0.288, SLG: 0.431										1	0	0	0	1	0	1											
Tim Laudner, R OBP: 0.284, SLG: 0.403										4	0	2	3	0	1	2											
Greg Gagne, R OBP: 0.288, SLG: 0.333										4	0	0	0	0	0	5											
Inning Stats	R: 0 E: 0 K: 1 S: 9	H: 0 LOB: 0 BB: 0 P: 13	R: 2 E: 0 K: 0 S: 9	H: 3 LOB: 1 BB: 0 P: 18	R: 3 E: 1 K: 0 S: 16	H: 2 LOB: 0 BB: 1 P: 28	R: 0 E: 0 K: 0 S: 6	H: 1 LOB: 1 BB: 0 P: 8	R: 1 E: 0 K: 0 S: 7	H: 2 LOB: 1 BB: 0 P: 10	R: 0 E: 0 K: 1 S: 9	H: 1 LOB: 1 BB: 0 P: 12	R: 3 E: 0 K: 0 S: 11	H: 3 LOB: 2 BB: 2 P: 28	R: 4 E: 1 K: 1 S: 16	H: 4 LOB: 1 BB: 0 P: 22	1B: 10 2B: 5 3B: 1 HR: 0	SF: 3 SAC: 0 DP: 1 HBP: 0	WP: 1 PB: 0 SB: 1 CS: 0	PA: 44							
PITCHER	IP	WLS	BF	H	R	ER	SO	BB	IBB	HBP	BLK	WP	HR	S	P	ERA	WHIP										
Mike Flanagan, L ERA: 3.24	2.1	L	14	5	5	4	1	1	0	0	0	0	0	33	57	15.43	2.571										
Todd Stottlemyre, R ERA: 5.81	4.0		18	6	4	4	1	1	0	0	0	0	0	27	42	9.00	1.750										
Tony Castillo, L ERA: 7.71	0.2		9	5	4	3	0	0	1	0	0	1	0	15	29	40.50	7.500										
David Wells, L ERA: 4.15	1.0		3	0	0	0	1	0	0	0	0	0	0	8	11	0.00	0.000										

AB 30
R 1
H 3
RBI 1
BB 1
SO 11
LOB 9



WP: 0
PB: 0
SB: 0
CS: 1

AB 38
R 13
H 16
RBI 13
BB 3
SO 3
LOB 18



Batter	1	2	3	4	5	6	7	8	9	AB	R	H	RBI	BB	SO	LOB	TOP					
Oddibe McDowell, L OBP: 0.292, SLG: 0.277										4	1	1	0	0	0	1	Cleveland Indians @ Toronto Blue Jays Exhibition Stadium, Toronto, ON Mon May 15 1989, 7:05 PM EDT Att: 22,330 - Sunny					
Jerry Browne, S OBP: 0.272, SLG: 0.304										4	1	2	1	0	0	0						
Joe Carter, R OBP: 0.290, SLG: 0.372										4	0	0	0	0	1	2						
Cory Snyder, R OBP: 0.306, SLG: 0.410										4	0	1	1	0	0	0						
Pete O'Brien, L OBP: 0.403, SLG: 0.492										3	0	0	0	1	0	2						
Brook Jacoby, R OBP: 0.401, SLG: 0.478										4	0	0	0	0	0	3						
Luis Medina, R OBP: 0.281, SLG: 0.426										4	1	1	1	0	0	0						
Andy Allanson, R OBP: 0.277, SLG: 0.267										3	0	1	0	0	0	0						
Felix Fermin, R OBP: 0.364, SLG: 0.305										3	0	0	0	0	0	1						
Inning Stats	R: 0 E: 0 K: 0 S: 10	H: 0 LOB: 0 BB: 0 P: 14	R: 0 E: 0 K: 0 S: 6	H: 0 LOB: 0 BB: 0 P: 11	R: 0 E: 0 K: 0 S: 6	H: 1 LOB: 1 BB: 0 P: 10	R: 0 E: 0 K: 1 S: 14	H: 2 LOB: 2 BB: 0 P: 17	R: 0 E: 0 K: 0 S: 7	H: 0 LOB: 0 BB: 0 P: 12	R: 2 E: 0 K: 0 S: 10	H: 2 LOB: 1 BB: 1 P: 19	R: 1 E: 0 K: 0 S: 6	H: 1 LOB: 0 BB: 0 P: 12	R: 0 E: 0 K: 0 S: 5	H: 0 LOB: 0 BB: 0 P: 9	R: 0 E: 0 K: 0 S: 7	H: 0 LOB: 0 BB: 0 P: 10	1B: 3 2B: 2 3B: 0 HR: 1	SF: 0 SAC: 0 DP: 0 HBP: 0	WP: 0 PB: 0 SB: 0 CS: 0	PA: 34
PITCHER Jimmy Key, L ERA: 2.96	IP: 9.0 WLS: W BF: 34 H: 6 R: 3 ER: 3 SO: 1 BB: 1 IBB: 0 HBP: 0 BLK: 0 WP: 0 HR: 1 S: 71 P: 114 ERA: 3.00 WHIP: 0.778															PITCHER						

AB	33
R	3
H	6
RBI	3
BB	1
SO	1
LOB	9



Batter	1	2	3	4	5	6	7	8	9	AB	R	H	RBI	BB	SO	LOB	BOTTOM	
Junior Felix, S OBP: 0.341, SLG: 0.500										4	1	1	0	0	0	1	Cleveland Indians @ Toronto Blue Jays Exhibition Stadium, Toronto, ON Mon May 15 1989, 7:05 PM EDT Att: 22,330 - Sunny	
Tony Fernandez, S OBP: 0.300, SLG: 0.344										4	0	0	0	0	0	2		
Kelly Gruber, R OBP: 0.376, SLG: 0.420										4	1	1	0	0	0	1		
George Bell, R OBP: 0.314, SLG: 0.414										4	1	3	3	0	0	0		
Fred McGriff, L OBP: 0.391, SLG: 0.543										4	1	2	0	0	0	2		
Lloyd Moseby, L OBP: 0.277, SLG: 0.273										3	1	1	2	0	0	1		
Ernie Whitt, L OBP: 0.368, SLG: 0.408										2	0	0	0	1	1	1		
Rance Mulliniks, L OBP: 0.268, SLG: 0.241										2	0	0	0	0	0	1		
Bob Brenly, R OBP: 0.302, SLG: 0.316										1	0	1	0	0	0	0		
Tom Lawless, R OBP: 0.290, SLG: 0.192										0	0	0	0	0	0	0		
Nelson Liriano, S OBP: 0.297, SLG: 0.373										3	0	0	0	0	0	1		
Inning Stats	R: 1 E: 0 K: 0 S: 9	H: 2 LOB: 1 BB: 0 P: 14	R: 0 E: 0 K: 0 S: 6	H: 0 LOB: 0 BB: 0 P: 10	R: 0 E: 0 K: 0 S: 3	H: 0 LOB: 0 BB: 0 P: 4	R: 4 E: 0 K: 0 S: 11	H: 4 LOB: 0 BB: 1 P: 16	R: 0 E: 0 K: 1 S: 11	H: 1 LOB: 1 BB: 0 P: 19	R: 0 E: 0 K: 0 S: 6	H: 1 LOB: 1 BB: 0 P: 12	R: 0 E: 0 K: 0 S: 9	H: 1 LOB: 0 BB: 0 P: 14	1B: 5 2B: 2 3B: 0 HR: 2	SF: 0 SAC: 0 DP: 2 HBP: 0	WP: 0 PB: 0 SB: 1 CS: 0	PA: 32
PITCHER John Farrell, R ERA: 3.38	IP: 5.1 WLS: L BF: 23 H: 7 R: 5 ER: 4 SO: 4 BB: 1 IBB: 0 HBP: 0 BLK: 0 WP: 0 HR: 2 S: 40 P: 62 ERA: 6.75 WHIP: 1.500															PITCHER		
Scott Bailes, L ERA: 3.15	IP: 1.2 WLS: L BF: 6 H: 1 R: 0 ER: 0 SO: 1 BB: 0 IBB: 0 HBP: 0 BLK: 0 WP: 0 HR: 0 S: 10 P: 19 ERA: 0.00 WHIP: 0.600															PITCHER		
Tim Stoddard, R ERA: 3.15	IP: 0.1 WLS: L BF: 2 H: 1 R: 0 ER: 0 SO: 0 BB: 0 IBB: 0 HBP: 0 BLK: 0 WP: 0 HR: 0 S: 4 P: 6 ERA: 0.00 WHIP: 3.000															PITCHER		
Jesse Orosco, L ERA: 2.08	IP: 0.2 WLS: L BF: 1 H: 0 R: 0 ER: 0 SO: 0 BB: 0 IBB: 0 HBP: 0 BLK: 0 WP: 0 HR: 0 S: 5 P: 8 ERA: 0.00 WHIP: 0.000															PITCHER		

AB	31
R	5
H	9
RBI	5
BB	1
SO	1
LOB	10



Batter	1	2	3	4	5	6	7	8	9	AB	R	H	RBI	BB	SO	LOB	TOP					
Jerry Browne, S OBP: 0.276, SLG: 0.303	G5-3	2B		G6-3			K		SH5-4 1B BB	4	1	2	1	1	0		Cleveland Indians @ Toronto Blue Jays Exhibition Stadium, Toronto, ON Tue May 16 1989, 7:05 PM EDT Att: 23,214 - Unknown - 65 F					
Oddibe McDowell, L OBP: 0.297, SLG: 0.278	G4-3	2B		K			BLK 1B	SH5-4	3	1	1	0	1	1	0							
Joe Carter, R OBP: 0.300, SLG: 0.378	L7	2B					P4	1B BB	3	0	1	2	2	0	1							
Cory Snyder, R OBP: 0.309, SLG: 0.406		G6-3					F9	1B	4	0	1	0	1	1	2							
Pete O'Brien, L OBP: 0.409, SLG: 0.523							G4-3		4	1	2	1	1	0	3							
Brook Jacoby, R OBP: 0.387, SLG: 0.458	G5-3			K			P4		5	0	0	0	0	3	5							
Luis Medina, R OBP: 0.300, SLG: 0.439 Mark Salas, L (8, PH)		1B E		G4-3			K		3	1	2	0	0	1	0							
Joel Skinner, R OBP: 0.300, SLG: 0.450 Dave Clark, L OBP: 0.397, SLG: 0.544 Andy Allanson, R OBP: 0.277, SLG: 0.267		1B E		G4-3			K		3	1	1	0	0	1	1							
Felix Fermin, R OBP: 0.352, SLG: 0.294	E6	1B		G3			L9		4	1	0	0	0	0	3							
Inning Stats	R: 0 E: 0 K: 0 S: 5	H: 0 LOB: 0 BB: 0 P: 9	R: 6 E: 1 K: 0 S: 15	H: 5 LOB: 2 BB: 2 P: 32	R: 0 E: 0 K: 1 S: 12	H: 1 LOB: 0 BB: 0 P: 19	R: 0 E: 0 K: 1 S: 10	H: 0 LOB: 0 BB: 0 P: 14	R: 0 E: 0 K: 1 S: 12	H: 0 LOB: 1 BB: 1 P: 22	R: 0 E: 0 K: 1 S: 9	H: 1 LOB: 1 BB: 0 P: 13	R: 0 E: 0 K: 2 S: 8	H: 1 LOB: 2 BB: 0 P: 10	R: 0 E: 0 K: 2 S: 13	H: 1 LOB: 2 BB: 1 P: 24		R: 0 E: 0 K: 1 S: 17	H: 1 LOB: 3 BB: 3 P: 33	1B: 6 2B: 2 3B: 0 HR: 1	SF: 0 SAC: 1 DP: 1 HBP: 0	WP: 0 PB: 0 SB: 3 CS: 0
PITCHER	IP	WLS	BF	H	R	ER	SO	BB	IBB	HBP	BLK	WP	HR	S	P	ERA	WHIP					
John Cerutti, L ERA: 2.66	1.2		12	5	6	1	0	1	0	0	0	0	1	18	33	5.40	3.600					
David Wells, L ERA: 3.33	5.1		20	3	0	0	6	2	0	0	1	0	0	57	90	0.00	0.938					
Tom Henke, R ERA: 6.94	1.1	W	7	0	0	0	2	2	1	0	0	0	0	19	38	0.00	1.500					
Duane Ward, R ERA: 3.58	0.2	S	3	1	0	0	1	0	1	0	0	0	0	7	15	0.00	1.500					

Batter	1	2	3	4	5	6	7	8	9	AB	R	H	RBI	BB	SO	LOB	BOTTOM				
Junior Felix, S OBP: 0.311, SLG: 0.452	G4-3	G3-1				P2	K			4	0	0	0	0	1	3	Cleveland Indians @ Toronto Blue Jays Exhibition Stadium, Toronto, ON Tue May 16 1989, 7:05 PM EDT Att: 23,214 - Unknown - 65 F				
Tony Fernandez, S OBP: 0.294, SLG: 0.324	F7			G4-3		G4-3		F7	4	0	0	0	0	0	1						
Kelly Gruber, R OBP: 0.380, SLG: 0.440	2B			G6-3		G6-3 2B		P3	4	1	2	0	0	0	0						
George Bell, R OBP: 0.305, SLG: 0.402	F9			L7		G6-3		G6-3	4	0	0	0	0	0	2						
Fred McGriff, L OBP: 0.394, SLG: 0.556		WP G1-4-3 2B		G5-3		G3-1 1B 2B		K	4	2	2	1	0	1	0						
Lloyd Moseby, L OBP: 0.283, SLG: 0.298		G1-4-3 1B BB		F8		G3-1		HR	3	2	1	1	1	0	1						
Ernie Whitt, L OBP: 0.374, SLG: 0.495		F7		G4-3		G6-3 1B BB		CS 1B	3	1	1	0	1	0	2						
Rance Mulliniks, L OBP: 0.273, SLG: 0.247 Bob Brenly, R OBP: 0.311, SLG: 0.325		G1-4-3				E9 1B		P2	2	0	1	1	0	0	1						
Nelson Liriano, S OBP: 0.307, SLG: 0.390		WP S 1B				P5		2B	3	0	2	3	0	0	1						
Inning Stats	R: 0 E: 0 K: 0 S: 5	H: 1 LOB: 1 BB: 0 P: 7	R: 2 E: 0 K: 0 S: 13	H: 2 LOB: 1 BB: 1 P: 22	R: 0 E: 0 K: 0 S: 4	H: 0 LOB: 0 BB: 0 P: 8	R: 0 E: 0 K: 0 S: 6	H: 0 LOB: 0 BB: 0 P: 10	R: 0 E: 1 K: 1 S: 11	H: 1 LOB: 1 BB: 0 P: 16	R: 4 E: 0 K: 1 S: 17	H: 4 LOB: 1 BB: 1 P: 27	R: 0 E: 0 K: 0 S: 8	H: 0 LOB: 0 BB: 0 P: 10	R: 1 E: 0 K: 1 S: 11	H: 2 LOB: 0 BB: 0 P: 16		1B: 4 2B: 5 3B: 0 HR: 1	SF: 0 SAC: 0 DP: 0 HBP: 0	WP: 2 PB: 0 SB: 1 CS: 1	PA: 35
PITCHER	IP	WLS	BF	H	R	ER	SO	BB	IBB	HBP	BLK	WP	HR	S	P	ERA	WHIP				
Rich Yett, R ERA: 4.85	5.1		23	6	4	4	0	1	0	0	0	0	0	7	12	54.00	9.000				
Scott Bailes, L ERA: 3.99	0.1		4	2	2	2	0	1	0	0	0	0	0	7	12	54.00	9.000				
Keith Atherton, R ERA: 3.38	2.1	L	8	2	1	1	2	0	0	0	0	0	1	22	29	3.86	0.857				



Batter	1	2	3	4	5	6	7	8	9	AB	R	H	RBI	BB	SO	LOB	TOP				
Oddibe McDowell, L (1, 7) OBP: 0.303, SLG: 0.279	P4		1B HR	4-3			BB			3	1	1	1	1	0	1	Cleveland Indians @ Toronto Blue Jays Exhibition Stadium, Toronto, ON Wed May 17 1989, 7:05 PM EDT Att: 24,406 - Unknown - 70 F				
Jerry Browne, S (1, 4) OBP: 0.282, SLG: 0.303	P8		1B HR			CS BB	F9			3	1	1	2	1	0	1					
Joe Carter, R (1, 8) OBP: 0.299, SLG: 0.395	P6		1B HR			F9	5-3			4	1	1	3	0	0	2					
Pete O'Brien, L (1, 3)		G3-1	P5			BB		K		3	0	0	0	1	1	0					
Cory Snyder, R (1, 9) OBP: 0.301, SLG: 0.395	K	K	K			K		5-3		4	0	0	0	0	3	1					
Dave Clark, L (1, 10) OBP: 0.348, SLG: 0.514	1-3	1-3	1-3			4-3		F7		4	0	0	0	0	0	0					
Brook Jacoby, R (1, 5) OBP: 0.384, SLG: 0.446			1B 1B BB	F7		F9		F7		3	1	0	0	1	0	0					
Andy Allanson, R (1, 2) OBP: 0.276, SLG: 0.266			1B 1B 1B	F8		5-3		6-3		4	1	1	0	0	0	0					
Felix Fermin, R (1, 6) OBP: 0.357, SLG: 0.301			1B 1B	S 1B		5-3		4-3		4	1	2	0	0	0	0					
Inning Stats	R: 0 E: 0 K: 0 S: 9	H: 0 LOB: 0 BB: 0 P: 13	R: 0 E: 0 K: 1 S: 5	H: 0 LOB: 0 BB: 0 P: 7	R: 6 E: 0 K: 1 S: 21	H: 5 LOB: 0 BB: 1 P: 33	R: 0 E: 0 K: 0 S: 8	H: 1 LOB: 1 BB: 0 P: 14	R: 0 E: 0 K: 1 S: 7	H: 0 LOB: 0 BB: 2 P: 9	R: 0 E: 0 K: 0 S: 6	H: 0 LOB: 1 BB: 1 P: 10	R: 0 E: 0 K: 1 S: 6	H: 0 LOB: 0 BB: 0 P: 6	R: 0 E: 0 K: 0 S: 7	H: 0 LOB: 0 BB: 0 P: 9	1B: 5 2B: 0 3B: 0 HR: 1	SF: 0 SAC: 0 DP: 0 HBP: 0	WP: 0 PB: 0 SB: 1 CS: 1	PA: 36	
PITCHER	IP	WLS	BF	H	R	ER	SO	BB	IBB	HBP	BLK	WP	HR	S	P	ERA	WHIP				
Dave Stieb, R (1, 1) ERA: 5.72	2.0	L	12	5	6	6	1	1	0	0	0	0	1	24	38	27.00	3.000				
DeWayne Buice, R (3, 1) ERA:	4.0		14	1	0	0	2	2	0	0	0	0	0	33	54	0.00	0.750				
Frank Willis, R (7, 1) ERA:	3.0		10	0	0	0	1	1	0	0	0	0	0	19	25	0.00	0.333				

Batter	1	2	3	4	5	6	7	8	9	AB	R	H	RBI	BB	SO	LOB	BOTTOM					
Junior Felix, S (1, 9) OBP: 0.320, SLG: 0.500	B1		5-3			BB		HR	K	4	1	1	1	1	1	2	Cleveland Indians @ Toronto Blue Jays Exhibition Stadium, Toronto, ON Wed May 17 1989, 7:05 PM EDT Att: 24,406 - Unknown - 70 F					
Tony Fernandez, S (1, 6) OBP: 0.278, SLG: 0.315	4-3			P4	K			L3 1B	P5	5	0	1	0	0	1	4						
Kelly Gruber, R (1, 5) OBP: 0.376, SLG: 0.429	F8			FC5-4 BB		E5 BLK 1B		L3		3	1	0	0	1	0	1						
George Bell, R (1, 7) OBP: 0.303, SLG: 0.393		5-3		FC5-4		F9		1B BB		3	0	0	0	1	0	2						
Fred McGriff, L (1, 3) OBP: 0.396, SLG: 0.555		K		1-3		G5-4-3 1B		1B		4	0	2	1	0	1	1						
Pat Borders, R (1, 10) OBP: 0.239, SLG: 0.303		F9			WP BB 1B	G5-4-3		G3		3	0	1	0	0	0	1						
Rance Mulliniks, L (8, PH) OBP: 0.270, SLG: 0.244										1	0	0	0	0	0	2						
Lloyd Moseby, L (1, 8) OBP: 0.288, SLG: 0.306			F7			WP BB		F8		3	1	1	0	1	0	0						
Bob Brenly, R (1, 2) OBP: 0.292, SLG: 0.302			6-3			P9		1-3		3	0	0	0	0	0	2						
Ernie Whitt, L (9, PH) OBP: 0.380, SLG: 0.413								2-3 1B		1	0	1	0	0	0	0						
Nelson Liriano, S (1, 4) OBP: 0.305, SLG: 0.389						K		SF7		3	0	1	1	0	2	2						
Inning Stats	R: 0 E: 0 K: 0 S: 7	H: 0 LOB: 0 BB: 0 P: 10	R: 0 E: 0 K: 1 S: 8	H: 0 LOB: 0 BB: 0 P: 12	R: 0 E: 0 K: 0 S: 6	H: 1 LOB: 1 BB: 0 P: 12	R: 0 E: 0 K: 0 S: 10	H: 0 LOB: 1 BB: 1 P: 18	R: 0 E: 0 K: 2 S: 15	H: 1 LOB: 3 BB: 2 P: 26	R: 1 E: 1 K: 0 S: 7	H: 1 LOB: 0 BB: 0 P: 10	R: 0 E: 0 K: 1 S: 7	H: 0 LOB: 0 BB: 0 P: 13	R: 1 E: 0 K: 0 S: 8	H: 3 LOB: 2 BB: 1 P: 19	R: 1 E: 0 K: 1 S: 13	H: 2 LOB: 1 BB: 0 P: 17	1B: 6 2B: 2 3B: 0 HR: 1	SF: 1 SAC: 0 DP: 2 HBP: 0	WP: 1 PB: 0 SB: 0 CS: 0	PA: 38
PITCHER	IP	WLS	BF	H	R	ER	SO	BB	IBB	HBP	BLK	WP	HR	S	P	ERA	WHIP					
Bud Black, L (1, 1) ERA: 4.59	7.0	W	29	5	2	1	4	3	0	0	1	1	1	62	104	1.29	1.143					
Tim Stoddard, R (8, 1) ERA:	0.2		2	0	0	0	0	1	0	0	0	0	0	3	8	0.00	1.500					
Jesse Orosco, L (8, 1) ERA: 2.08	0.0		1	1	0	0	0	0	0	0	0	0	0	1	3	∞	∞					
Doug Jones, R (8, 1) ERA: 3.0	1.1	S	6	2	1	1	1	0	0	0	0	0	0	15	22	6.75	1.500					




Batter	1	2	3	4	5	6	7	8	9	AB	R	H	RBI	BB	SO	LOB	TOP								
Junior Felix, S OBP: 0.309, SLG: 0.510 (1,9)	1-0 WP 3B		2-3 K		1-1 FC6-5 HR	2-2 P4		1-1 G6-3-5		5	2	1	0	0	1	4									
Tony Fernandez, S OBP: 0.274, SLG: 0.346 (1,6)	1-3 K		2-1 F7		0-0 HR		2-1 F7	0-0 6-3		5	1	1	3	0	1	0									
Kelly Gruber, R OBP: 0.370, SLG: 0.444 (1,5)	3-H 0-0 F9		0-0 G5-3		0-0 5-3		2-0 HR		0-0 F7	5	1	1	1	0	0	0									
George Bell, R OBP: 0.307, SLG: 0.388 (1,7)	0-1 1B			0-0 G5-3		4-0 1B BB	0-1 F8		1-2 4-3	4	1	1	0	1	0	0									
Fred McGriff, L OBP: 0.402, SLG: 0.571 (1,3)	3-2 G4-3			3-3 K		1 SAFE 4-2 1B BB	4-2 BB 1B		3-1 HR	3	2	1	1	2	1	1									
Lloyd Moseby, L OBP: 0.298, SLG: 0.317 (1,8)		2-3 K		2-3 K		1-0 1B SF8	1-1 BB		3-2 1B	5	1	3	0	0	2	0									
Ernie Whitt, L OBP: 0.392, SLG: 0.410 (1,2)		3-2 G4-3			4-2 FC5-4 BB	1-1 1B	4-0 F9		0-0 F9	3	0	1	2	2	0	1									
Rance Mulliniks, L OBP: 0.275, SLG: 0.242 (6, PH)		4-2 FC6 BB			0-2 FC5-4 1B	1-3 2-H 3-H P9	3-2 P6			1	0	0	0	1	0	1									
Bob Brenly, R OBP: 0.280, SLG: 0.289 (6, PH)					1-2 FC6-5 1B					2	0	0	0	0	0	5									
Nelson Liriano, S OBP: 0.311, SLG: 0.405 (1,4)	1-0 FC6				3-2 HR 1B	3-1 SF8		0-0 G6-3-5 2B		3	1	2	1	0	0	1									
Inning Stats	R: 1 E: 0 K: 1 S: 10	H: 2 LOB: 1 BB: 0 P: 15	R: 0 E: 0 K: 1 S: 12	H: 0 LOB: 1 BB: 1 P: 22	R: 0 E: 0 K: 1 S: 6	H: 0 LOB: 0 BB: 0 P: 10	R: 0 E: 0 K: 2 S: 8	H: 0 LOB: 0 BB: 0 P: 13	R: 3 E: 0 K: 0 S: 15	H: 2 LOB: 1 BB: 2 P: 23	R: 3 E: 0 K: 0 S: 11	H: 2 LOB: 1 BB: 2 P: 26	R: 1 E: 0 K: 0 S: 12	H: 2 LOB: 2 BB: 2 P: 28	R: 0 E: 0 K: 0 S: 4	H: 1 LOB: 0 BB: 0 P: 5	R: 1 E: 0 K: 0 S: 10	H: 2 LOB: 1 BB: 0 P: 17	1B: 6 2B: 2 HR: 3	SF: 1 SAC: 0 DP: 1 HBP: 0	WP: 1 PB: 0 SB: 0 CS: 0	PA: 43			
PITCHER	IP	WLS	BF	H	R	ER	SO	BB	IBB	HBP	BLK	WP	HR	S	P	ERA	WHIP								
Eric King, R ERA: 2.92 (1, 1)	5.0	L	23	4	6	6	5	4	0	0	0	1	1	53	93	10.80	1.600								
Steve Rosenberg, L ERA: 3.5 (6, 1)	1.0		5	2	1	1	0	0	0	0	0	0	0	9	16	9.00	2.000								
Tom McCarthy, R ERA: 3.48 (7, 1)	0.2		5	2	1	1	0	1	0	0	0	0	1	9	18	13.50	4.500								
Ken Paterson, L ERA: 5.7 (7, 1)	1.1		5	1	0	0	0	1	0	0	0	0	0	7	15	0.00	1.500								
Bobby Thigpen, R ERA: 1.89 (9, 1)	1.0		5	2	1	1	0	0	0	0	0	0	1	10	17	9.00	2.000								

Toronto Blue Jays @ Chicago White Sox
Comiskey Park, Chicago, IL
Fri May 19 1989, 8:05 PM EDT
Att: 11,282 - Unknown - 64 F

livebaseballscores.com

AB 36
R 9
H 11
RBI 8
BB 6
SO 5
LOB 13




Batter	1	2	3	4	5	6	7	8	9	AB	R	H	RBI	BB	SO	LOB	BOTTOM								
Ozzie Guillen, L OBP: 0.300, SLG: 0.333 (1,6)	1-0 S SH5-3 1B	0-2 1B 1B		0-1 P6			1-0 1B		0-0 F7	5	1	3	0	0	0	1									
Dave Gallagher, R OBP: 0.380, SLG: 0.358 (1,8)	0-1 SH5-3	1-0 1B		1-2 G5-3			2-1 E5			3	0	1	1	0	0	1									
Harold Baines, L OBP: 0.456, SLG: 0.508 (1,10)	0-2 2-H G5-3 1B	3-2 G1-3			0-0 L3		3-2 G1-3			4	1	1	1	0	0	3									
Ron Kittle, R OBP: 0.363, SLG: 0.523 (1,3)	2-0 G5-3		4-2 BB		1-2 F7			1-3 K G5-3		3	0	0	0	1	1	1									
Ivan Calderon, R OBP: 0.360, SLG: 0.477 (1,9)	1-1 1B		0-1 F9		0-2 F9			0-0 G5-3		4	0	1	1	0	0	2									
Carlos Martinez, R OBP: 0.243, SLG: 0.278 (1,7)	2-1 G6-3		2-1 F9			2-2 G1-3		0-3 K		3	0	0	0	0	0	2									
Dan Pasqua, L OBP: 0.286, SLG: 0.389 (8, PH)								1-3 K		1	0	0	0	0	1	1									
Steve Lyons, L OBP: 0.327, SLG: 0.321 (1,4)		3-2 F7	1-3 K			2-3 K		3-1 G6-3		4	0	0	0	0	2	2									
Eddie Williams, R OBP: 0.381, SLG: 0.393 (1,5)		2-0 FC4-5 1B		3-1 F8			1-1 L6		2-3 K	3	0	1	0	0	0	0									
Matt Merullo, L OBP: 0.298, SLG: 0.295 (9, PH)										1	0	0	0	0	1	0									
Ron Karkovice, R OBP: 0.273, SLG: 0.365 (1,2)		1-1 FC4-6 1B		3-2 2B					1-1 G3-1	3	1	1	0	0	0	1									
Greg Walker, L OBP: 0.254, SLG: 0.259 (9, PH)										1	0	0	0	0	0	0									
Inning Stats	R: 2 E: 0 K: 0 S: 11	H: 3 LOB: 1 BB: 0 P: 17	R: 1 E: 1 K: 0 S: 14	H: 3 LOB: 2 BB: 0 P: 24	R: 0 E: 0 K: 1 S: 9	H: 0 LOB: 1 BB: 1 P: 16	R: 0 E: 0 K: 0 S: 17	H: 1 LOB: 0 BB: 0 P: 24	R: 0 E: 0 K: 0 S: 7	H: 0 LOB: 0 BB: 0 P: 8	R: 0 E: 0 K: 1 S: 9	H: 0 LOB: 0 BB: 0 P: 14	R: 0 E: 1 K: 0 S: 11	H: 1 LOB: 1 BB: 0 P: 19	R: 0 E: 0 K: 2 S: 9	H: 0 LOB: 0 BB: 0 P: 13	R: 0 E: 0 K: 1 S: 6	H: 0 LOB: 0 BB: 0 P: 9	1B: 7 2B: 1 HR: 0	SF: 0 SAC: 1 DP: 0 HBP: 0	WP: 1 PB: 0 SB: 1 CS: 0	PA: 37			
PITCHER	IP	WLS	BF	H	R	ER	SO	BB	IBB	HBP	BLK	WP	HR	S	P	ERA	WHIP								
Mike Flanagan, L ERA: 3.16 (1, 1)	7.0	W	30	8	3	2	2	1	0	0	0	1	0	15	22	0.00	0.000								
Duane Ward, R ERA: 3.34 (8, 1)	2.0		7	0	0	0	3	0	0	0	0	1	0	15	22	0.00	0.000								

Toronto Blue Jays @ Chicago White Sox
Comiskey Park, Chicago, IL
Fri May 19 1989, 8:05 PM EDT
Att: 11,282 - Unknown - 64 F

livebaseballscores.com

AB 35
R 3
H 8
RBI 3
BB 1
SO 5
LOB 14



Batter	1	2	3	4	5	6	7	8	9	AB	R	H	RBI	BB	SO	LOB	TOP											
Junior Felix, S OBP: 0.311, SLG: 0.491	0-1 CS 1B	2-1 G3		0-0 FC6		1-1 F9		1 SAFE 0-0 1B FC4-6 1B	2-0 P6	6	1	2	0	0	0	4												
Tony Fernandez, S OBP: 0.297, SLG: 0.333	2-3 K	2-1 F8		2-0 P6		1-2 E9		2-2 1-3 3-H FC4-6 1B	0-2 F8	6	0	1	1	0	1	3												
Kelly Gruber, R OBP: 0.364, SLG: 0.450	1-2 1B		0-0 P2	3-0 G2-3		1-3 K		0-1 1-2 1-2 FC4-6 1B SF7		5	2	1	1	0	1	4												
George Bell, R OBP: 0.316, SLG: 0.399	4-1 1B		2-0 1B		2-2 G5-3		1-2 F7	0-1 1-3 1B HR		4	3	2	0	1	0	0												
Rob Ducey, L OBP: 0.333, SLG: 0.259	BB 1B		BB 2B							0	0	0	0	0	0	0												
Fred McGriff, L OBP: 0.402, SLG: 0.566	4-2 1B		0-0 F7		1-1 F8		2-2 E 1B	1-0 SF7		3	0	1	1	1	0	1												
Lloyd Moseby, L OBP: 0.307, SLG: 0.326	2-2 WP 1B		1-0 1B		2-2 G4-3		3-2 F7	1-1 3-H 1-2 HR		5	2	3	3	0	0	1												
Ernie Whitt, L OBP: 0.422, SLG: 0.471	4-2 1B		0-1 1B		0-0 1B		1-1 E 1B	1-0 1-1 HR		4	2	4	4	1	0	0												
Rance Mulliniks, L OBP: 0.264, SLG: 0.232	1-1 G5-3		3-2 G6-3		1-1 K		0-1 G3	1-0 F8		4	0	0	0	0	1	7												
Bob Brenly, R OBP: 0.275, SLG: 0.283										1	0	0	0	0	0	0												
Nelson Liriano, S OBP: 0.331, SLG: 0.422		0-0 CS 1B		2-2 FC6 1B		0-0 E 1B		1-0 1B 1B	3-1 P3	5	1	4	0	0	0	0												
Inning Stats	R: 2 E: 0 K: 1 S: 21	H: 3 LOB: 3 BB: 3 P: 39	R: 0 E: 0 K: 0 S: 5	H: 1 LOB: 0 BB: 0 P: 9	R: 2 E: 0 K: 0 S: 10	H: 3 LOB: 1 BB: 0 P: 16	R: 0 E: 0 K: 0 S: 6	H: 1 LOB: 0 BB: 0 P: 13	R: 0 E: 0 K: 0 S: 8	H: 0 LOB: 0 BB: 0 P: 13	R: 1 E: 1 K: 2 S: 15	H: 2 LOB: 2 BB: 0 P: 19	R: 0 E: 1 K: 0 S: 13	H: 2 LOB: 2 BB: 0 P: 20	R: 6 E: 0 K: 0 S: 14	H: 6 LOB: 0 BB: 0 P: 21	R: 0 E: 0 K: 0 S: 6	H: 0 LOB: 0 BB: 0 P: 11	1B: 15 2B: 1 3B: 1 HR: 1	SF: 1 SAC: 0 DP: 0 HBP: 0	WP: 1 PB: 0 CS: 2	PA: 47						
PITCHER	IP	WLS	BF	H	R	ER	SO	BB	IBB	HBP	BLK	WP	HR	S	P	ERA	WHIP											
Shawn Hillegas, R ERA: 5.15	(1, 1)	6.1	L	32	11	5	4	3	3	0	0	0	1	0	71	118	5.68	2.211										
Jerry Reuss, L ERA: 8.07	(7, 1)	0.2		3	1	0	0	0	0	0	0	0	0	0	7	11	0.00	1.500										
Jose Segura, R ERA: 67.5	(8, 1)	0.2		7	5	5	5	0	0	0	0	0	0	0	12	17	67.50	7.500										
Ken Patterson, L ERA: 5.76	(8, 1)	1.1		5	1	1	1	0	0	0	0	0	0	1	8	15	6.75	0.750										
Batter	1	2	3	4	5	6	7	8	9	AB	R	H	RBI	BB	SO	LOB	BOTTOM											
Ozzie Guillen, L OBP: 0.299, SLG: 0.332	1-3 K		0-0 G4-3		1-1 1B			0-1 L1		4	0	1	0	0	1	0												
Dave Gallagher, R OBP: 0.372, SLG: 0.349	1-1 G6-3			2-1 G4-3	3-2 F9			1-2 G6-3		4	0	0	0	0	0	2												
Harold Baines, L OBP: 0.444, SLG: 0.493	0-2 G6-3			2-2 F7		1-1 G4-3			1-2 L7	4	0	0	0	0	0	0												
Ron Kittle, R OBP: 0.367, SLG: 0.542		1-0 G5-3		0-1 HR		0-2 1-3			4-1 BB	3	1	1	1	1	0	0												
Ivan Calderon, R OBP: 0.358, SLG: 0.471		2-2 G5-3		2-0 1B		2-1 F8			1-1 F8	4	0	1	0	0	0	1												
Fred Manrique, R OBP: 0.400, SLG: 0.548		1-0 FC5-4 1B		2-2 G1-4-3			2-3 K		0-3 K	4	0	1	0	0	2	2												
Greg Walker, L OBP: 0.242, SLG: 0.246		1-0 FC5-4			1-0 F7		0-0 P6			3	0	0	0	0	0	1												
Eddie Williams, R OBP: 0.373, SLG: 0.384			1-0 G5-3		3-2 G4-3		1-0 F8			3	0	0	0	0	0	0												
Ron Karkovics, R OBP: 0.275, SLG: 0.364			0-1 F9		2-1 1B			1-2 F9		3	0	1	0	0	0	0												
Inning Stats	R: 0 E: 0 K: 1 S: 8	H: 0 LOB: 0 BB: 0 P: 10	R: 0 E: 0 K: 0 S: 9	H: 1 LOB: 1 BB: 0 P: 14	R: 0 E: 0 K: 0 S: 4	H: 0 LOB: 0 BB: 0 P: 5	R: 1 E: 0 K: 0 S: 13	H: 2 LOB: 1 BB: 0 P: 21	R: 0 E: 0 K: 0 S: 12	H: 2 LOB: 2 BB: 0 P: 22	R: 0 E: 0 K: 0 S: 7	H: 0 LOB: 0 BB: 0 P: 10	R: 0 E: 0 K: 1 S: 5	H: 0 LOB: 0 BB: 0 P: 8	R: 0 E: 0 K: 0 S: 9	H: 0 LOB: 0 BB: 0 P: 11	R: 0 E: 0 K: 1 S: 9	H: 0 LOB: 1 BB: 1 P: 15	1B: 4 2B: 0 3B: 0 HR: 1	SF: 0 SAC: 0 DP: 0 HBP: 0	WP: 0 PB: 0 CS: 0	PA: 33						
PITCHER	IP	WLS	BF	H	R	ER	SO	BB	IBB	HBP	BLK	WP	HR	S	P	ERA	WHIP											
Jimmy Key, L ERA: 2.76	(1, 1)	8.0	W	29	5	1	1	2	0	0	0	0	0	9	101	1.12	0.625											
Tom Henke, R ERA: 6.39	(9, 1)	1.0		4	0	0	0	1	1	0	0	0	0	9	15	0.00	1.000											

Toronto Blue Jays @ Chicago White Sox
Comiskey Park, Chicago, IL
Sat May 20 1989, 8:05 PM EDT
Att: 18,029 - Sunny

AB	43
R	11
H	18
RBI	10
BB	3
SO	3
LOB	20



Toronto Blue Jays @ Chicago White Sox
Comiskey Park, Chicago, IL
Sat May 20 1989, 8:05 PM EDT
Att: 18,029 - Sunny

AB	32
R	1
H	5
RBI	1
BB	1
SO	3
LOB	6



Batter	1	2	3	4	5	6	7	8	9	AB	R	H	RBI	BB	SO	LOB	TOP										
Junior Felix, S OBP: 0.303, SLG: 0.468 (1, 9)	E4 SH G5-3	G1-3		F8		L7		S 2H 1B		5	1	1	1	0	0	5	Toronto Blue Jays @ Chicago White Sox Comiskey Park, Chicago, IL Sun May 21 1989, 4:33 AM EDT Att: 16,488 - Overcast - 65 F livebaseballscorecards.com										
Tony Fernandez, S OBP: 0.277, SLG: 0.375 (1, 6)	SH WP G5-3 2-3		1B WP 1B		HR	F9 1-2 2-3		L8 1-2		4	2	2	1	0	0	4											
Kelly Gruber, R OBP: 0.358, SLG: 0.440 (1, 5)	G5-3 1-2 3-H		1B WP 1-2		K		G5-3		F8	5	0	1	1	0	1	1											
George Bell, R OBP: 0.313, SLG: 0.412 Rob Ducey, L OBP: 0.333, SLG: 0.259 (9, 7)	F8 0-1		F8 0-0		F3 1-2		L9 0-1		HR	5	1	1	1	0	0	3											
Fred McGriff, L OBP: 0.397, SLG: 0.551 (1, 3)	F7 2-3		L4 1-3 2-H		F8 0-1		G4-3 0-1		HR BB	4	1	0	0	1	0	2											
Lloyd Moseby, L OBP: 0.310, SLG: 0.331 (1, 8)		FC6-5 PB BB	F9 0-2		G3 1B		G6-3 1-2		K 2-3	4	1	1	0	1	1	2											
Ernie Whitt, L OBP: 0.421, SLG: 0.500 (1, 2)	F9 1-2			F4 0-0		G3 2-3		2B SF8 1B	HR 1-H	5	2	2	2	0	0	2											
Rance Mulliniks, L OBP: 0.266, SLG: 0.227 Bob Brenly, R OBP: 0.288, SLG: 0.319 Tom Lawless, R OBP: 0.281, SLG: 0.185 (8, PH)	FC6-5 1B 2-3		P5		WP 1B BB			1B 2B	F8 1-1	2	0	0	0	1	0	1											
Nelson Liriano, S OBP: 0.344, SLG: 0.445 (1, 4)								SF8 3-H		3	0	3	2	0	0	0											
Inning Stats	R: 1 E: 2 K: 0 S: 10	H: 0 LOB: 1 BB: 0 P: 16	R: 0 E: 0 K: 0 S: 13	H: 1 LOB: 2 BB: 1 P: 23	R: 1 E: 0 K: 0 S: 12	H: 2 LOB: 1 BB: 0 P: 18	R: 0 E: 0 K: 0 S: 6	H: 1 LOB: 0 BB: 0 P: 10	R: 1 E: 0 K: 1 S: 14	H: 1 LOB: 0 BB: 0 P: 18	R: 0 E: 0 K: 0 S: 6	H: 0 LOB: 0 BB: 0 P: 9	R: 2 E: 0 K: 0 S: 12	H: 3 LOB: 1 BB: 0 P: 19	R: 3 E: 0 K: 1 S: 12	H: 2 LOB: 0 BB: 1 P: 21		1B: 6 2B: 3 3B: 0 HR: 3	SF: 1 SAC: 1 DP: 0 HBP: 0	WP: 5 PB: 1 SB: 1 CS: 0	PA: 44						
PITCHER	IP	WLS	BF	H	R	ER	SO	BB	IBB	HBP	BLK	WP	HR	S	P	ERA		WHIP									
Melido Perez, R ERA: 6.45 (1, 1)	5.1	L	27	7	4	3	1	2	0	0	0	2	1	66	105	5.06	1.688										
Tom McCarthy, R ERA: 3.95 (6, 1)	2.0		7	1	1	1	0	0	0	0	0	1	0	13	19	4.50	0.500										
Jerry Reuss, L ERA: 6.17 (8, 1)	0.2		4	2	1	1	0	0	0	0	0	0	0	8	13	13.50	3.000										
Jose Segura, R ERA: 43.2 (9, 1)	1.0		6	2	3	3	1	1	0	0	0	0	2	12	21	27.00	3.000										

Batter	1	2	3	4	5	6	7	8	9	AB	R	H	RBI	BB	SO	LOB	BOTTOM										
Ozzie Guillen, L OBP: 0.293, SLG: 0.325 (1, 6)	G4-3	B6		B5-3			L7			4	0	0	0	0	0	2	Toronto Blue Jays @ Chicago White Sox Comiskey Park, Chicago, IL Sun May 21 1989, 4:33 AM EDT Att: 16,488 - Overcast - 65 F livebaseballscorecards.com										
Dave Gallagher, R OBP: 0.375, SLG: 0.349 (1, 8)	1B BB		F8 BB 2B 1B	G5-3		G4-3				3	1	1	0	1	0	0											
Ron Kittle, R OBP: 0.366, SLG: 0.534 Harold Baines, L OBP: 0.442, SLG: 0.489 (8, PH)	F8		BB 2B BB	G5-3			G6-3			2	1	0	0	1	0	1											
Ivan Calderon, R OBP: 0.356, SLG: 0.465 (1, 9)			F8	G4-3			K			4	0	1	0	0	1	2											
Fred Manrique, R OBP: 0.396, SLG: 0.523 Greg Walker, L OBP: 0.238, SLG: 0.241 (8, PH)	K		2B BB	3-1			K			2	1	0	0	1	1	2											
Carlos Martinez, R OBP: 0.288, SLG: 0.325 (9, 7)		P3	FC6-5 1-H 2-H 3-H	F9 1B			G6-3			4	0	2	3	0	0	0											
Eddie Williams, R OBP: 0.372, SLG: 0.378 Daryl Boston, L OBP: 0.306, SLG: 0.259 (9, PH)	1B HBP		FC6-5 2-3	F9 1-2			K			2	0	0	0	0	0	2											
Steve Lyons, L OBP: 0.325, SLG: 0.319 (9, 4)			F8	F8			G4-3			4	0	1	0	0	0	1											
Ron Karkovice, R OBP: 0.264, SLG: 0.348 (1, 2)	B1			G3			K			3	0	0	0	0	1	2											
Inning Stats	R: 0 E: 0 K: 1 S: 10	H: 1 LOB: 2 BB: 0 P: 21	R: 0 E: 0 K: 0 S: 10	H: 1 LOB: 2 BB: 0 P: 15	R: 3 E: 0 K: 0 S: 14	H: 2 LOB: 1 BB: 2 P: 28	R: 0 E: 0 K: 0 S: 3	H: 0 LOB: 0 BB: 0 P: 6	R: 0 E: 0 K: 0 S: 8	H: 0 LOB: 0 BB: 0 P: 11	R: 0 E: 0 K: 1 S: 8	H: 0 LOB: 0 BB: 0 P: 11	R: 0 E: 0 K: 2 S: 7	H: 0 LOB: 0 BB: 0 P: 11	R: 0 E: 0 K: 1 S: 10	H: 0 LOB: 0 BB: 0 P: 14		1B: 4 2B: 1 3B: 0 HR: 0	SF: 0 SAC: 0 DP: 0 HBP: 1	WP: 0 PB: 0 SB: 0 CS: 0	PA: 35						
PITCHER	IP	WLS	BF	H	R	ER	SO	BB	IBB	HBP	BLK	WP	HR	S	P	ERA		WHIP									
John Cerutti, L ERA: 2.82 (1, 1)	7.0	W	29	5	3	3	2	3	0	0	0	0	0	17	25	0.00	0.000										
Duane Ward, R ERA: 3.13 (8, 1)	2.0	S	6	0	0	0	3	0	0	0	0	0	0	17	25	0.00	0.000										

Batter	1	2	3	4	5	6	7	8	9	AB	R	H	RBI	BB	SO	LOB	TOP			
Dan Gladden, R OBP: 0.293, SLG: 0.340	0-1 F8 1B		0-0 SH1-3 2B 1B	0-1 L9			2-3 K		0-3 K	5	1	2	1	0	2	1				
Al Newman, S OBP: 0.343, SLG: 0.276	3-2 SAFE G4-6-3 1B		0-1 SH1-3	0-2 G4-3			0-1 E4 WP G6-3 1B		0-0 P5	4	1	2	1	0	0	0				
Kirby Puckett, R OBP: 0.390, SLG: 0.509	0-2 F8		2-0 2B SF8 HBP	3-H 2-0 F9			2-1 G6-3			3	1	0	1	0	0	2				
Randy Bush, L OBP: 0.336, SLG: 0.457	1-1 SAFE G4-6-3		1-1 1B 2B	1-2 F7			3-1 L7			4	1	1	1	0	0	2				
Gary Gaetti, R OBP: 0.282, SLG: 0.436		3-2 E5 LG BB	0-0 SF8	0-2 F9			1-1 F9			3	0	0	1	0	0	0				
Jim Dwyer, L OBP: 0.375, SLG: 0.319	4-1 SAFE 1B		3-H 0-0 HBP 1B	3-2 L9			3-2 G1-3			3	0	1	1	1	0	0				
Brian Harper, R OBP: 0.302, SLG: 0.467	0-2 L6		3-1 HBP 1B	1-0 F9			2-2 1B			3	0	1	0	0	0	2				
John Moses, S OBP: 0.351, SLG: 0.369	0-3 K		1-0 G3-1	0-0 G4-3			0-0 F9			4	0	0	0	0	1	4				
Greg Gagne, R OBP: 0.305, SLG: 0.391			1-2 1B 2B	1-0 E9 L9 G4-3 1B			2-3 K		0-0 P4	4	2	2	0	0	1	0				
Inning Stats	R: 0 E: 0 K: 0 S: 10	H: 2 LOB: 1 BB: 0 P: 14	R: 0 E: 1 K: 1 S: 12	H: 0 LOB: 1 BB: 1 P: 19	R: 4 E: 0 K: 0 S: 12	H: 4 LOB: 2 BB: 0 P: 20	R: 1 E: 1 K: 0 S: 7	H: 1 LOB: 0 BB: 0 P: 10	R: 0 E: 0 K: 1 S: 5	H: 0 LOB: 0 BB: 0 P: 8	R: 1 E: 1 K: 1 S: 9	H: 1 LOB: 0 BB: 0 P: 16	R: 0 E: 0 K: 0 S: 10	H: 1 LOB: 1 BB: 0 P: 16	R: 0 E: 0 K: 1 S: 5	H: 0 LOB: 0 BB: 5 P: 5	1B: 7 2B: 3 3B: 0 HR: 0	SF: 1 SAC: 1 DP: 2 HBP: 2	WP: 1 PB: 0 CS: 0	PA: 38
PITCHER	IP WLS BF H R ER SO BB IBB HBP BLK WP HR S P ERA WHIP	7.0 L 31 8 6 4 3 1 0 2 0 1 0 67 103 5.14 1.286	1.0 4 1 0 0 0 0 0 0 0 0 0 0 10 16 0.00 1.000	1.0 3 0 0 0 1 0 0 0 0 0 0 0 5 5 0.00 0.000	PITCHER															
Dave Stieb, R ERA: 5.65																				
Frank Willis, R ERA:																				
DeWayne Buice, R ERA:																				

Minnesota Twins @ Toronto Blue Jays
Exhibition Stadium, Toronto, ON
Mon May 22 1989, 3:33 AM EDT
Att. 40,134 - Sunny - 75 F

AB 33
R 6
H 9
RBI 6
BB 1
SO 4
LOB 11



Batter	1	2	3	4	5	6	7	8	9	AB	R	H	RBI	BB	SO	LOB	BOTTOM					
Junior Felix, S OBP: 0.300, SLG: 0.446	1-3 K		4-2 1B BB		0-1 G4-6-3			1-1 P3		3	0	0	0	1	1	1						
Tony Fernandez, S OBP: 0.286, SLG: 0.380	0-0 G4-3 1B		1-0 FC6-4 1B		3-2 G6-3			1-1 L9		4	0	2	0	0	0	0						
Kelly Gruber, R OBP: 0.349, SLG: 0.428	1-1 G4-3		3-3 K		2-2 F8			2-2 G5-3		4	0	0	0	0	1	4						
George Bell, R OBP: 0.311, SLG: 0.414	0-2 F7		0-0 FC6-4		0-1 F8			0-1 WP HR 2B		4	1	1	0	0	0	4						
Fred McGriff, L OBP: 0.393, SLG: 0.563		0-0 P5		2-2 G3			2-2 F8		1-2 HR	4	1	1	2	0	0	0						
Pat Borders, R OBP: 0.229, SLG: 0.290		2-3 K		0-0 F9			0-1 P5		0-2 F7	4	0	0	0	0	1	0						
Lloyd Moseby, L OBP: 0.305, SLG: 0.325		2-3 K		1-3 K			0-0 G5-3			3	0	0	0	0	2	0						
Bob Brenly, R OBP: 0.273, SLG: 0.300			0-0 E1 1B BB		2-1 F8			3-2 P4		3	0	0	0	0	0	0						
Nelson Liriano, S OBP: 0.343, SLG: 0.443			2-3 K		1-2 G4-6-3 1B			1-0 G6-3		3	0	1	0	0	1	1						
Inning Stats	R: 0 E: 0 K: 1 S: 10	H: 1 LOB: 0 BB: 0 P: 12	R: 0 E: 0 K: 2 S: 8	H: 0 LOB: 0 BB: 0 P: 12	R: 0 E: 1 K: 2 S: 11	H: 1 LOB: 3 BB: 1 P: 21	R: 0 E: 0 K: 1 S: 8	H: 0 LOB: 0 BB: 0 P: 11	R: 0 E: 0 K: 0 S: 7	H: 1 LOB: 0 BB: 0 P: 10	R: 0 E: 0 K: 0 S: 8	H: 0 LOB: 0 BB: 0 P: 13	R: 0 E: 0 K: 0 S: 6	H: 0 LOB: 0 BB: 0 P: 8	R: 0 E: 0 K: 0 S: 6	H: 0 LOB: 0 BB: 0 P: 11	R: 2 E: 0 K: 0 S: 15	H: 2 LOB: 0 BB: 0 P: 19	1B: 3 2B: 1 3B: 0 HR: 1	SF: 0 SAC: 0 DP: 1 HBP: 0	WP: 1 PB: 0 CS: 0	PA: 33
PITCHER	IP WLS BF H R ER SO BB IBB HBP BLK WP HR S P ERA WHIP	9.0 W 33 5 2 2 6 1 0 0 0 1 1 79 117 2.00 0.667	PITCHER																			
Allan Anderson, L ERA: 3.98																						

Minnesota Twins @ Toronto Blue Jays
Exhibition Stadium, Toronto, ON
Mon May 22 1989, 3:33 AM EDT
Att. 40,134 - Sunny - 75 F

AB 32
R 2
H 5
RBI 2
BB 1
SO 6
LOB 10



Batter	1	2	3	4	5	6	7	8	9	AB	R	H	RBI	BB	SO	LOB	TOP			
Dan Gladden, R OBP: 0.296, SLG: 0.337	4-0 G3 BB BB		0-1 FC1-4 BB	0-0 FC6-4			1-3 K		1-0 F9	4	0	1	0	1	1	3	Minnesota Twins @ Toronto Blue Jays Exhibition Stadium, Toronto, ON Tue May 23 1989, 7:05 PM EDT Att: 24,443 - Unknown - 59 F livebaseballscorecards.com			
Al Newman, S OBP: 0.350, SLG: 0.270	4-1 G3 BB		4-0 FC1-4 BB		0-0 G3		1-1 F2			2	0	0	0	2	0	0				
Kirby Puckett, R OBP: 0.382, SLG: 0.497	2-1 L9		0-2 FC1-4		3-2 G5-3			0-1 B1-3		4	0	0	0	0	0	4				
Randy Bush, L OBP: 0.336, SLG: 0.447	1-2 G3		0-3 K		4-2 FC5-4 BB			0-1 E3		2	0	0	0	1	1	4				
Gene Larkin, S OBP: 0.356, SLG: 0.349	1-2 G3									1	0	0	0	0	0	0				
Gary Gaetti, R OBP: 0.275, SLG: 0.425	0-0 F8				2-2 G1-3			0-0 P4		4	0	0	0	0	0	4				
Jim Dwyer, L OBP: 0.407, SLG: 0.347		3-1 G1-4-3 1B		4-0 1B SF9 BB		2-0 G6-4-3 1B				2	1	2	0	1	0	0				
Carmen Castillo, R OBP: 0.407, SLG: 0.604		3-2 G1-4-3 1B		1-0 SF9 1B		3-2 G6-4-3 1B			2-1 F9	4	0	1	0	0	0	2				
Tim Laudner, R OBP: 0.269, SLG: 0.337		3-2 G1-4-3 1B		1-2 SF9 1B		1-2 P6			1-0 S 1B	4	0	2	0	0	0	0				
John Moses, S OBP: 0.359, SLG: 0.377		0-1 F7		2-2 FC6-4 1B		0-0 P6			1-0 S 1B	4	0	2	0	0	0	0				
Greg Gagne, R OBP: 0.297, SLG: 0.382			3-2 P6	1-0 SF9			0-3 K		2-1 P4	3	0	0	1	0	1	1				
Inning Stats	R: 0 E: 0 K: 0 S: 7	H: 0 LOB: 2 BB: 2 P: 18	R: 0 E: 0 K: 0 S: 8	H: 1 LOB: 0 BB: 0 P: 14	R: 0 E: 0 K: 1 S: 14	H: 1 LOB: 2 BB: 1 P: 21	R: 0 E: 0 K: 0 S: 9	H: 2 LOB: 1 BB: 1 P: 19	R: 0 E: 0 K: 0 S: 8	H: 0 LOB: 1 BB: 1 P: 15	R: 0 E: 0 K: 2 S: 9	H: 0 LOB: 0 BB: 0 P: 11	R: 0 E: 1 K: 1 S: 11	H: 0 LOB: 1 BB: 0 P: 13	R: 0 E: 0 K: 0 S: 7	H: 1 LOB: 1 BB: 0 P: 12	1B: 6 2B: 0 3B: 0 HR: 0	SF: 1 SAC: 0 DP: 2 HBP: 0	WP: 0 PB: 0 SB: 1 CS: 0	PA: 37
PITCHER	IP WLS BF H R ER SO BB IBB HBP BLK WP HR S P ERA WHIP																			
Alex Sanchez, R ERA: 1.5	(1, 1) 6.0 W 26 5 1 1 1 5 0 0 0 0 0 0 51 97 1.50 1.667																			
David Wells, L ERA: 3.0	(7, 1) 3.0 W 11 1 0 0 3 0 0 0 0 0 0 0 27 36 0.00 0.333																			

Batter	1	2	3	4	5	6	7	8	9	AB	R	H	RBI	BB	SO	LOB	BOTTOM			
Junior Felix, S OBP: 0.297, SLG: 0.426	0-1 G1-3			4-0 BB		0-2 FC1-6 E S		3-2 G6-3		3	0	0	0	1	0	2	Minnesota Twins @ Toronto Blue Jays Exhibition Stadium, Toronto, ON Tue May 23 1989, 7:05 PM EDT Att: 24,443 - Unknown - 59 F livebaseballscorecards.com			
Tony Fernandez, S OBP: 0.275, SLG: 0.368	1-1 F7			1-0 F8		3-2 SF8		1-2 F5		3	0	0	1	0	0	1				
Kelly Gruber, R OBP: 0.340, SLG: 0.415	1-2 F9			0-1 L9		0-1 F2		0-1 E9 SF9		4	1	0	0	0	0	2				
George Bell, R OBP: 0.304, SLG: 0.406		1-2 L7		1-3 K		2-1 L7		1-1 SF9		3	0	0	1	0	1	1				
Fred McGriff, L OBP: 0.392, SLG: 0.558		2-1 G6-3			2-1 G3-1		2-0 1B			3	0	1	0	0	0	0				
Pat Borders, R OBP: 0.222, SLG: 0.281		1-3 K			0-3 K		3-2 F7			3	0	0	0	0	2	1				
Bob Brenly, R OBP: 0.259, SLG: 0.283			2-2 G5-3		2-0 G6-3		3-2 4-3			3	0	0	0	0	0	1				
Nelson Liriano, S OBP: 0.343, SLG: 0.440			1-3 K			0-2 FC1-6 SH SF8 1B		1-1 G5-3		3	1	1	0	0	1	0				
Rob Ducey, L OBP: 0.323, SLG: 0.250			3-2 G4-3			0-0 SH FC1-6		0-0 F9		2	0	0	0	0	0	0				
Inning Stats	R: 0 E: 0 K: 0 S: 7	H: 0 LOB: 0 BB: 0 P: 9	R: 0 E: 0 K: 1 S: 8	H: 0 LOB: 0 BB: 0 P: 12	R: 0 E: 0 K: 1 S: 10	H: 0 LOB: 0 BB: 0 P: 16	R: 0 E: 0 K: 1 S: 6	H: 0 LOB: 1 BB: 1 P: 12	R: 0 E: 1 K: 0 S: 14	H: 1 LOB: 1 BB: 0 P: 19	R: 0 E: 0 K: 0 S: 9	H: 1 LOB: 1 BB: 0 P: 19	R: 0 E: 0 K: 0 S: 6	H: 0 LOB: 0 BB: 0 P: 10	R: 0 E: 1 K: 0 S: 8	H: 0 LOB: 0 BB: 0 P: 10		1B: 2 2B: 0 3B: 0 HR: 0	SF: 2 SAC: 1 DP: 0 HBP: 0	WP: 0 PB: 0 SB: 1 CS: 0
PITCHER	IP WLS BF H R ER SO BB IBB HBP BLK WP HR S P ERA WHIP																			
Shane Rawley, L ERA: 4.37	(1, 1) 8.0 L 28 2 1 0 4 1 0 0 0 0 0 0 66 107 0.00 0.375																			
Juan Berenguer, R ERA: 3.5	(9, 1) 0.2 L 3 0 1 0 0 0 0 0 0 0 0 0 8 10 0.00 0.000																			

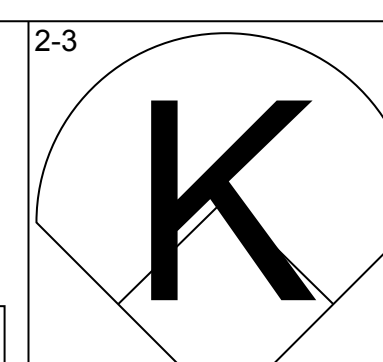
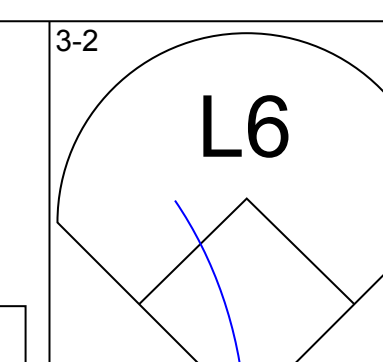
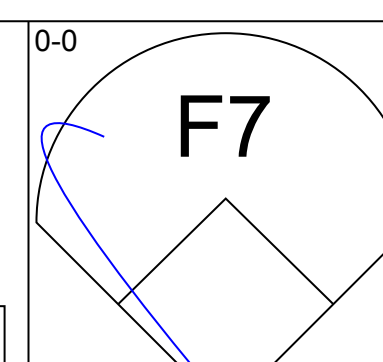
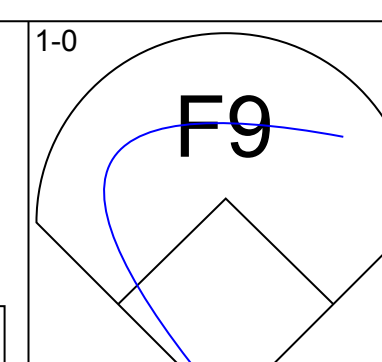
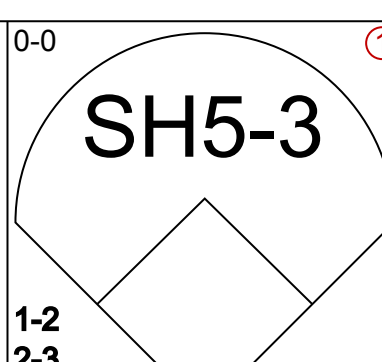
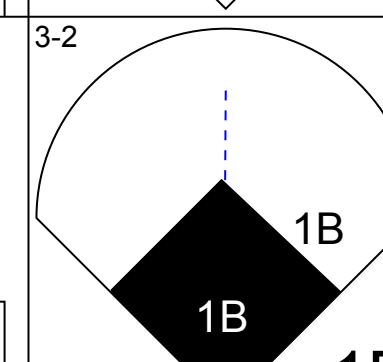
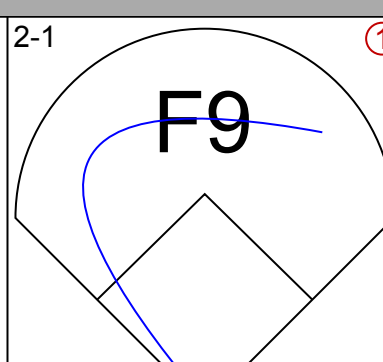
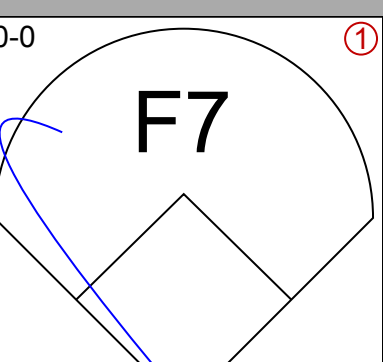
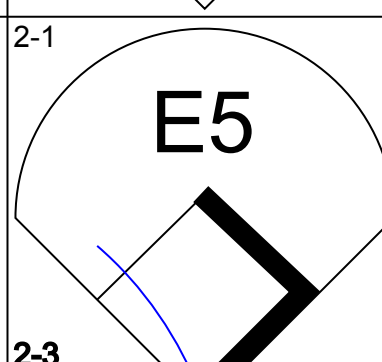
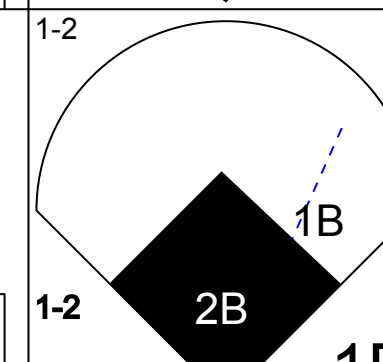
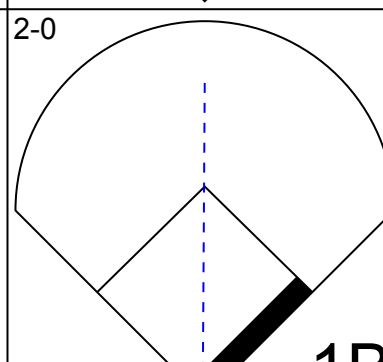
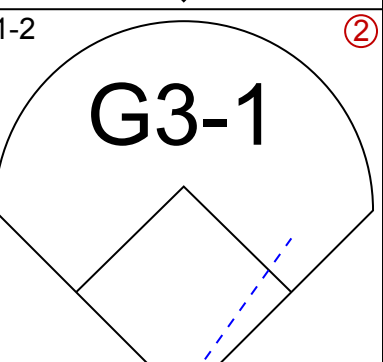
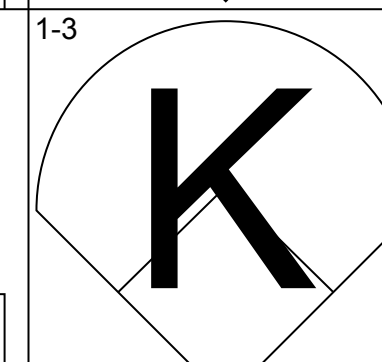
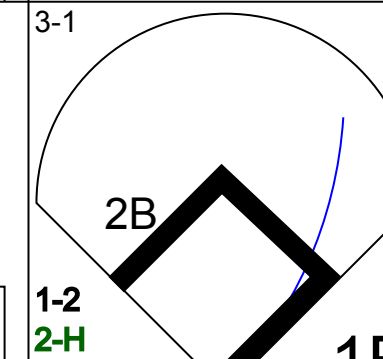
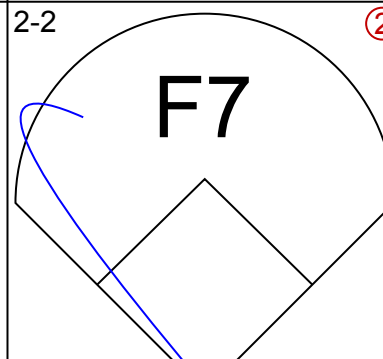
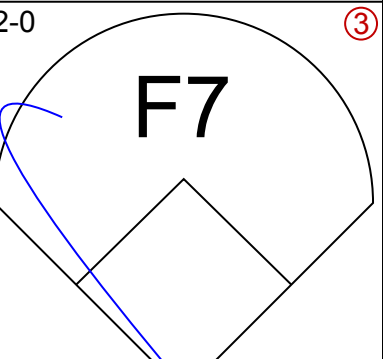
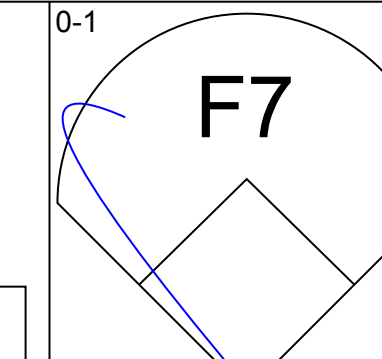
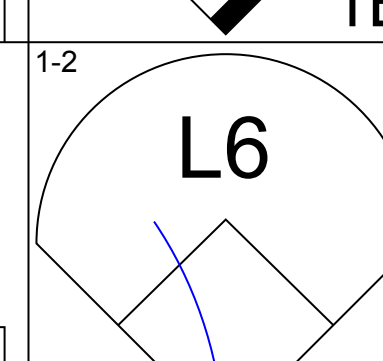
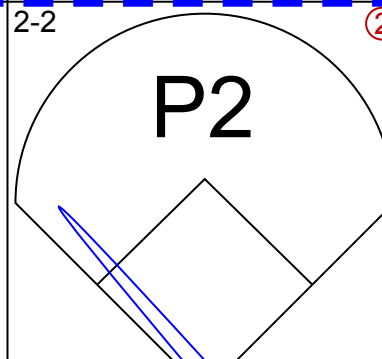
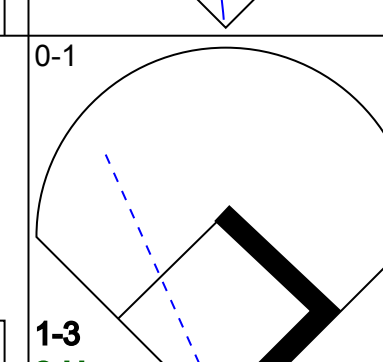
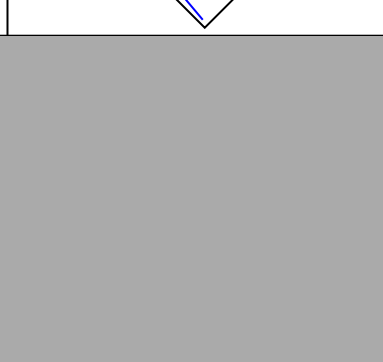
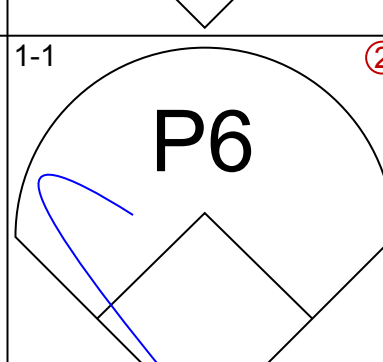

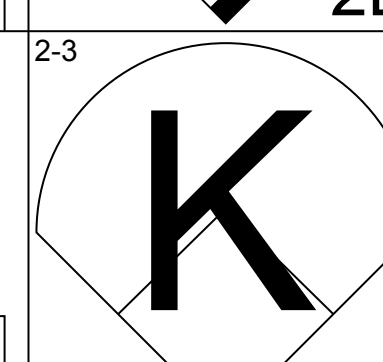
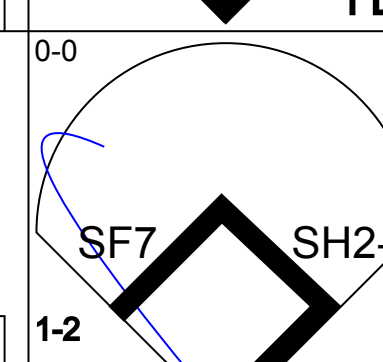
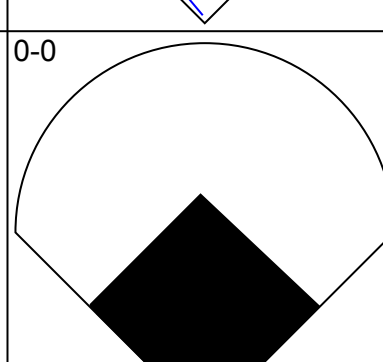
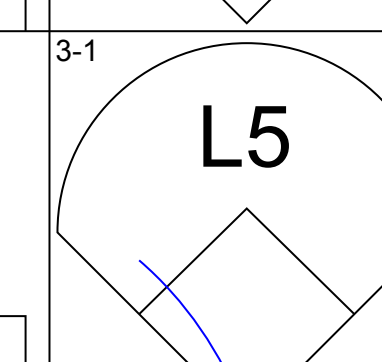

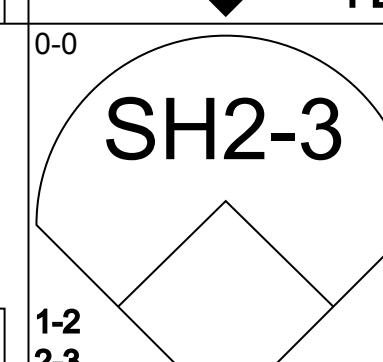
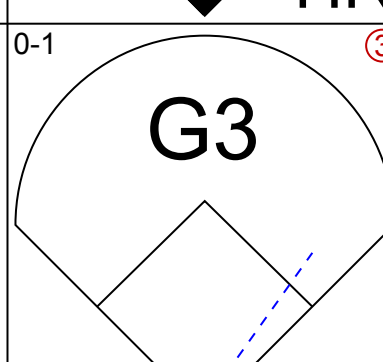

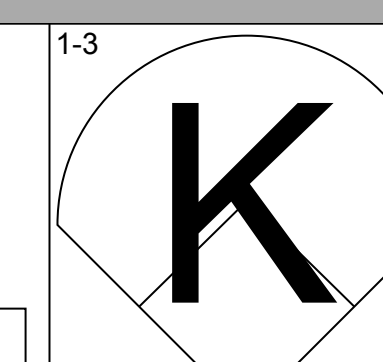
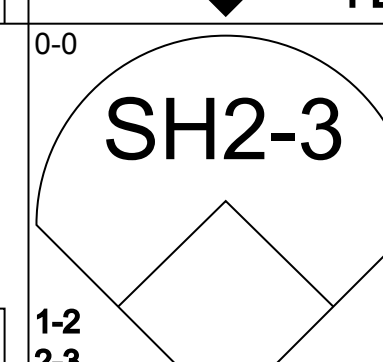
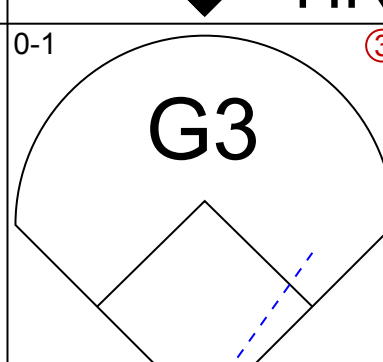
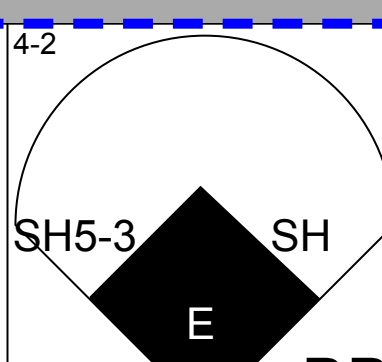

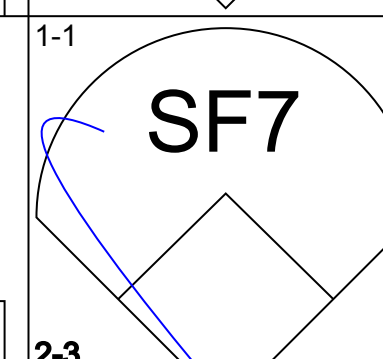
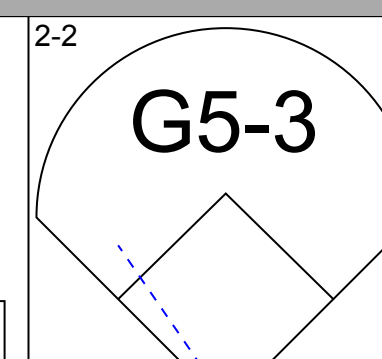
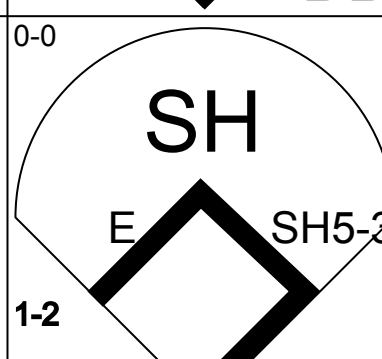
Batter	1	2	3	4	5	6	7	8	9	AB	R	H	RBI	BB	SO	LOB	TOP					
Dan Gladden, R OBP: 0.292, SLG: 0.337			FC6-2		K		F7		E6	6	1	1	0	0	1	6	Minnesota Twins @ Toronto Blue Jays Exhibition Stadium, Toronto, ON Wed May 24 1989, 7:05 PM EDT Att: 27,138 - Unknown					
Al Newman, S OBP: 0.361, SLG: 0.272	SH1-4	G3	CS	BB 1B	2B	4-3			FC4-6 BB	3	1	1	0	2	0	0						
Kirby Puckett, R OBP: 0.391, SLG: 0.509		BB 1B		BB 1B	SF8		L7		FC4-6	6	2	4	3	0	0	2						
Gary Gaetti, R OBP: 0.274, SLG: 0.439										4	1	2	2	0	2	2						
Doug Baker, S OBP: 0.400, SLG: 0.600	FC2	BB			SF8				K	1	0	0	0	0	1	2						
Gene Larkin, S OBP: 0.344, SLG: 0.344	FC2				L3					2	1	0	1	2	0	0						
Randy Bush, L OBP: 0.336, SLG: 0.447	1B	BB								0	0	0	0	0	0	0						
Carmen Castillo, R OBP: 0.391, SLG: 0.569	1B						F8		P3	5	1	1	1	0	2	7						
Tim Laudner, R OBP: 0.274, SLG: 0.341	FC5				4-3				F7	2	0	1	0	0	1	3						
Jim Dwyer, L OBP: 0.400, SLG: 0.340										1	0	0	0	0	0	3						
Orlando Mercado, R OBP: 0.400, SLG: 0.250	1B									2	0	0	0	0	1	1						
Greg Gagne, R OBP: 0.293, SLG: 0.371	P6		6-3		1B		K		G3	4	1	0	0	1	1	2						
John Moses, S OBP: 0.386, SLG: 0.425							F8		BB E	4	2	3	1	1	0	1						
			FC6-2		2B				FC4-6													
					1B																	
Inning Stats	R: 5 E: 1 K: 0 S: 20	H: 6 LOB: 2 BB: 0 P: 27	R: 0 E: 0 K: 2 S: 10	H: 2 LOB: 3 BB: 1 P: 18	R: 0 E: 0 K: 0 S: 10	H: 1 LOB: 0 BB: 0 P: 15	R: 0 E: 0 K: 2 S: 14	H: 2 LOB: 3 BB: 1 P: 28	R: 4 E: 0 K: 1 S: 15	H: 2 LOB: 0 BB: 2 P: 24	R: 0 E: 0 K: 2 S: 13	H: 0 LOB: 1 BB: 0 P: 17	R: 0 E: 0 K: 1 S: 9	H: 0 LOB: 1 BB: 0 P: 15	R: 0 E: 0 K: 1 S: 8	H: 0 LOB: 1 BB: 0 P: 14	R: 1 E: 1 K: 1 S: 12	H: 0 LOB: 2 BB: 2 P: 24	1B: 9 2B: 2 3B: 2 HR: 0	SF: 1 SAC: 1 DP: 0 HBP: 1	WP: 1 PB: 1 SB: 2 CS: 1	PA: 50
PITCHER	IP WLS BF H R ER SO BB IBB HBP BLK WP HR S P ERA WHIP																					
Mike Flanagan, L ERA: 3.92	0.1 L 7 5 5 5 0 0 0 0 0 0 0 0 14 21 135.00 15.000																					
Frank Willis, R ERA:	3.2 18 6 0 0 4 2 0 0 0 0 0 0 40 67 0.00 2.182																					
DeWayne Buice, R ERA: 5.68	1.1 8 2 4 4 1 2 0 0 0 0 1 0 17 26 27.00 3.000																					
Tom Henke, R ERA: 5.28	2.2 10 0 0 0 3 0 0 0 1 0 0 0 28 44 0.00 0.000																					
Duane Ward, R ERA: 3.03	1.0 6 0 1 0 1 2 0 0 0 0 0 0 12 24 0.00 2.000																					
Batter	1	2	3	4	5	6	7	8	9	AB	R	H	RBI	BB	SO	LOB	BOTTOM					
Junior Felix, S OBP: 0.308, SLG: 0.431	FC5	G5-4-3			E1		4-3			4	0	2	0	0	0	1	Minnesota Twins @ Toronto Blue Jays Exhibition Stadium, Toronto, ON Wed May 24 1989, 7:05 PM EDT Att: 27,138 - Unknown					
Tony Fernandez, S OBP: 0.294, SLG: 0.354	E4	P5			P2		G1-3			4	1	0	0	0	0	2						
Kelly Gruber, R OBP: 0.338, SLG: 0.411	FC5				K				K	4	1	1	0	0	2	3						
George Bell, R OBP: 0.308, SLG: 0.409	BB				L5-3		F9		1B	4	1	2	1	0	0	1						
Fred McGriff, L OBP: 0.395, SLG: 0.554	1B				F8		2B		K	3	1	1	0	1	1	1						
Pat Borders, R OBP: 0.235, SLG: 0.303					F8					3	0	2	3	0	0	0						
Rance Mulliniks, L OBP: 0.264, SLG: 0.224										1	0	0	0	0	1	1						
Lloyd Moseby, L OBP: 0.298, SLG: 0.316	K				K		K		P5	4	0	0	0	0	3	3						
Bob Brenly, R OBP: 0.246, SLG: 0.268	F8				6-3		P5			3	0	0	0	0	0	3						
Ernie Whitt, L OBP: 0.417, SLG: 0.495										1	0	0	0	0	1	0						
Nelson Liriano, S OBP: 0.340, SLG: 0.434					5-3		6-3		K	4	0	1	0	0	1	0						
Inning Stats	R: 3 E: 1 K: 1 S: 15	H: 3 LOB: 2 BB: 1 P: 29	R: 0 E: 0 K: 0 S: 6	H: 1 LOB: 0 BB: 0 P: 9	R: 0 E: 0 K: 0 S: 5	H: 1 LOB: 0 BB: 0 P: 10	R: 0 E: 0 K: 1 S: 8	H: 0 LOB: 0 BB: 0 P: 11	R: 0 E: 0 K: 1 S: 11	H: 1 LOB: 1 BB: 0 P: 16	R: 1 E: 0 K: 0 S: 9	H: 2 LOB: 1 BB: 0 P: 21	R: 0 E: 0 K: 3 S: 13	H: 1 LOB: 1 BB: 0 P: 18	R: 0 E: 0 K: 2 S: 12	H: 0 LOB: 0 BB: 0 P: 17	1B: 8 2B: 2 3B: 0 HR: 0	SF: 0 SAC: 0 DP: 2 HBP: 0	WP: 0 PB: 0 SB: 0 CS: 0	PA: 36		
PITCHER	IP WLS BF H R ER SO BB IBB HBP BLK WP HR S P ERA WHIP																					
Frank Viola, L ERA: 4.12	6.0 W 26 8 4 3 4 1 0 0 0 0 0 0 9 14 4.50 1.500																					
Gary Wayne, L ERA: 4.51	1.0 3 0 0 0 0 0 0 0 0 0 0 0 9 14 0.00 0.000																					
Steve Shields, R ERA: 4.7	1.0 4 1 0 0 3 0 0 0 0 0 0 0 13 18 0.00 1.000																					
Jeff Reardon, R ERA: 3.6	1.0 3 0 0 0 2 0 0 0 0 0 0 0 12 17 0.00 0.000																					

Batter	1	2	3	4	5	6	7	8	9	AB	R	H	RBI	BB	SO	LOB	TOP					
Ozzie Guillen, L OBP: 0.285, SLG: 0.314	L7			G4-3		K				4	0	1	2	0	1	0	Chicago White Sox @ Toronto Blue Jays Exhibition Stadium, Toronto, ON Fri May 26 1989, 7:05 PM EDT Att: 30,105 - Unknown - 70 F					
Dave Gallagher, R OBP: 0.365, SLG: 0.341	L9			G6-3		K		G6-3		4	0	0	0	0	1							
Harold Baines, L OBP: 0.430, SLG: 0.474	G3-1			P5			4-3			4	0	1	0	0	0							
Ivan Calderon, R OBP: 0.337, SLG: 0.440		G3			1B 2B					4	1	2	0	0	0							
Fred Manrique, R OBP: 0.375, SLG: 0.481	P4				L9					4	0	0	0	0	3							
Greg Walker, L OBP: 0.257, SLG: 0.294	G4-3									3	0	1	1	1	1							
Carlos Martinez, R OBP: 0.264, SLG: 0.327										4	1	2	0	0	1							
Eddie Williams, R OBP: 0.371, SLG: 0.379										3	1	1	0	0	1							
Ron Karkovics, R OBP: 0.253, SLG: 0.333				5-3						3	0	0	0	0	1							
Inning Stats	R: 0 H: 0 E: 0 K: 0 S: 9	H: 0 LOB: 0 BB: 0 P: 12	R: 0 H: 0 E: 0 K: 0 S: 5	H: 0 LOB: 0 BB: 0 P: 7	R: 0 H: 1 E: 0 K: 0 S: 10	H: 0 LOB: 0 BB: 0 P: 17	R: 0 H: 0 E: 0 K: 0 S: 9	H: 0 LOB: 0 BB: 0 P: 15	R: 1 H: 2 E: 0 K: 1 S: 11	H: 2 LOB: 1 BB: 0 P: 14	R: 0 H: 0 E: 0 K: 3 S: 13	H: 0 LOB: 0 BB: 0 P: 17	R: 0 H: 1 E: 0 K: 0 S: 6	H: 1 LOB: 1 BB: 0 P: 11	R: 2 H: 3 E: 0 K: 1 S: 11	H: 3 LOB: 1 BB: 0 P: 13	R: 0 H: 1 E: 0 K: 1 S: 14	H: 1 LOB: 2 BB: 1 P: 22	1B: 6 2B: 2 3B: 0 HR: 0	SF: 0 SAC: 0 DP: 2 HBP: 0	WP: 0 PB: 0 SB: 0 CS: 0	PA: 34
PITCHER	IP	WLS	BF	H	R	ER	SO	BB	IBB	HBP	BLK	WP	HR	S	P	ERA	WHIP					
Jimmy Key, L ERA: 2.82	(1, 1)	8.0	W	29	7	3	3	5	0	0	0	0	0	74	106	3.38	0.875					
Duane Ward, R ERA: 2.94	(9, 1)	1.0		5	1	0	0	1	1	0	0	0	0	14	22	0.00	2.000					

Batter	1	2	3	4	5	6	7	8	9	AB	R	H	RBI	BB	SO	LOB	BOTTOM				
Junior Felix, S OBP: 0.325, SLG: 0.442	S									5	2	3	1	0	2	3	Chicago White Sox @ Toronto Blue Jays Exhibition Stadium, Toronto, ON Fri May 26 1989, 7:05 PM EDT Att: 30,105 - Unknown - 70 F				
Tony Fernandez, S OBP: 0.291, SLG: 0.356	P4	P6								5	0	1	0	0	1	5					
Kelly Gruber, R OBP: 0.339, SLG: 0.437										5	2	2	2	0	0	2					
Alexis Infante, R OBP: 0.286, SLG: 0.286										0	0	0	0	0	0	0					
George Bell, R OBP: 0.316, SLG: 0.421										5	1	3	2	0	1	1					
Tom Lawless, R OBP: 0.291, SLG: 0.185										0	0	0	0	0	0	0					
Fred McGriff, L OBP: 0.395, SLG: 0.553										4	1	1	0	1	1	3					
Bob Brenly, R OBP: 0.246, SLG: 0.268										0	0	0	0	0	0	0					
Lloyd Moseby, L OBP: 0.304, SLG: 0.318										2	1	1	1	0	0	1					
Rob Ducey, L OBP: 0.328, SLG: 0.276										2	1	1	0	0	0	0					
Ernie Whitt, L OBP: 0.434, SLG: 0.546										4	1	3	4	1	0	0					
Pat Borders, R OBP: 0.235, SLG: 0.303										0	0	0	0	0	0	0					
Rance Mulliniks, L OBP: 0.270, SLG: 0.233										5	1	2	0	0	1	5					
Nelson Liriano, S OBP: 0.342, SLG: 0.424										3	1	0	0	2	0	2					
Inning Stats	R: 2 H: 3 E: 0 K: 0 S: 15	H: 3 LOB: 1 BB: 0 P: 27	R: 0 H: 1 E: 0 K: 1 S: 12	H: 1 LOB: 2 BB: 1 P: 21	R: 0 H: 0 E: 0 K: 1 S: 9	H: 0 LOB: 3 BB: 2 P: 23	R: 0 H: 1 E: 0 K: 1 S: 8	H: 1 LOB: 1 BB: 0 P: 8	R: 8 H: 8 E: 1 K: 0 S: 23	H: 8 LOB: 1 BB: 1 P: 38	R: 1 H: 2 E: 0 K: 1 S: 10	H: 2 LOB: 1 BB: 0 P: 18	R: 0 H: 1 E: 0 K: 1 S: 11	H: 1 LOB: 1 BB: 0 P: 18	R: 0 H: 1 E: 0 K: 1 S: 9	H: 1 LOB: 1 BB: 0 P: 14	1B: 9 2B: 7 3B: 0 HR: 2	SF: 0 SAC: 0 DP: 1 HBP: 1	WP: 0 PB: 0 SB: 1 CS: 1	PA: 45	
PITCHER	IP	WLS	BF	H	R	ER	SO	BB	IBB	HBP	BLK	WP	HR	S	P	ERA	WHIP				
Shawn Hillegas, R ERA: 5.93	(1, 1)	4.0	L	25	10	7	3	3	3	0	1	0	0	0	0	15.75	3.250				
Jerry Reuss, L ERA: 6.61	(5, 1)	1.0		7	3	3	3	0	1	0	0	0	0	14	28	27.00	4.000				
Bill Long, R ERA: 6.53	(6, 1)	1.0		5	2	1	1	1	0	0	0	0	0	10	18	9.00	2.000				
Jack Hardy, R ERA: 6.75	(7, 1)	2.0		8	2	0	0	2	0	0	0	0	0	20	32	0.00	1.000				

AB	33
R	3
H	8
RBI	3
BB	1
SO	6
LOB	12



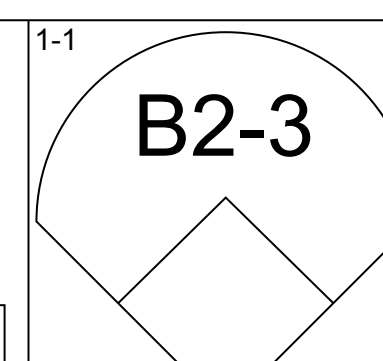
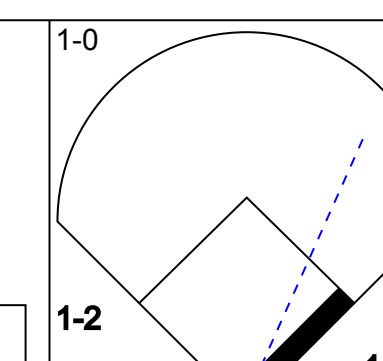
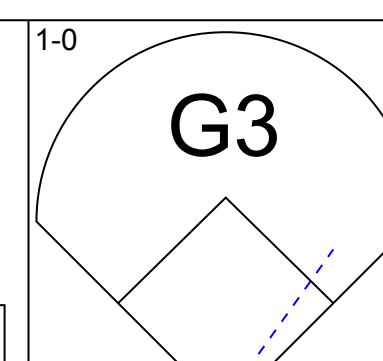
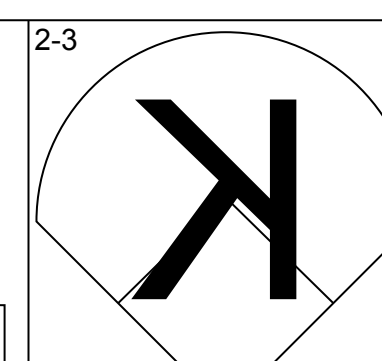
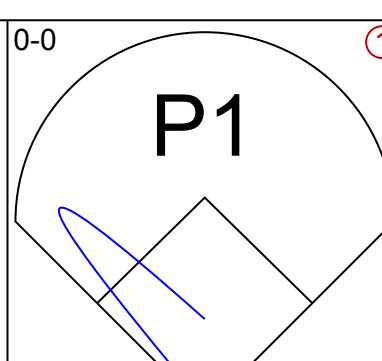
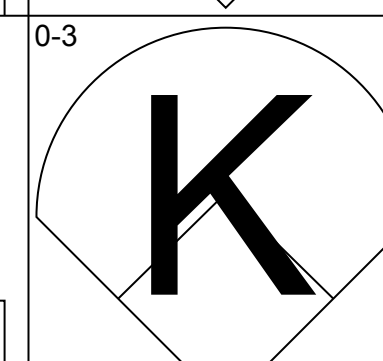
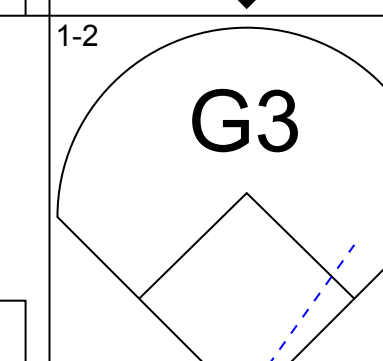
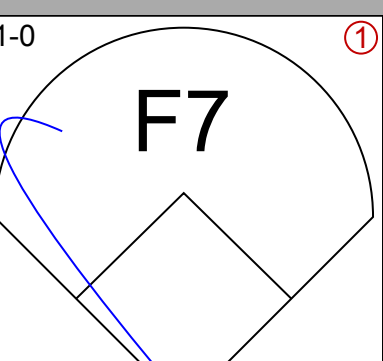
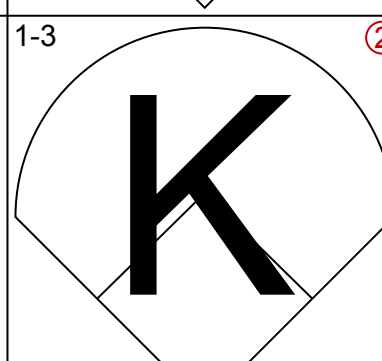
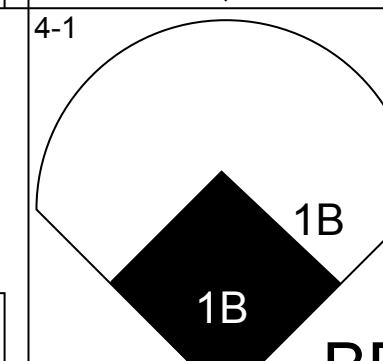
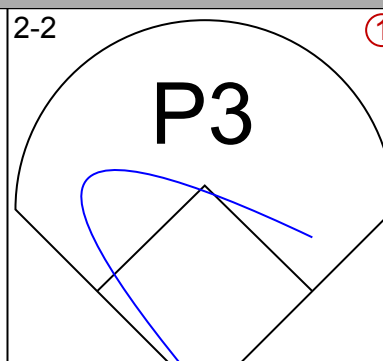
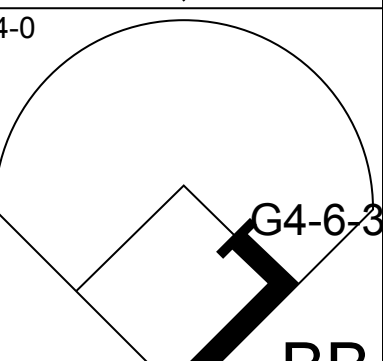
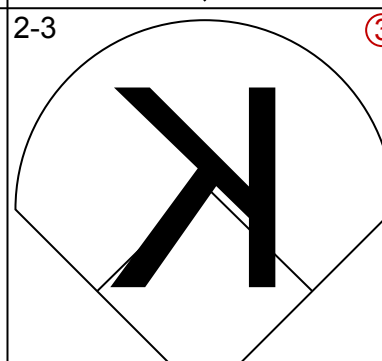
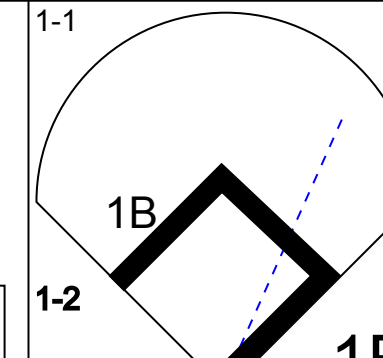
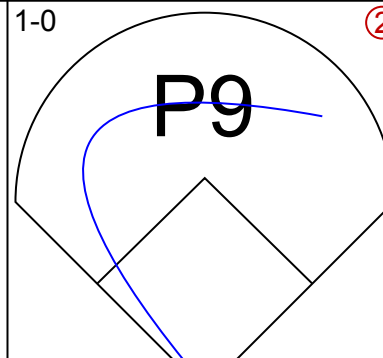
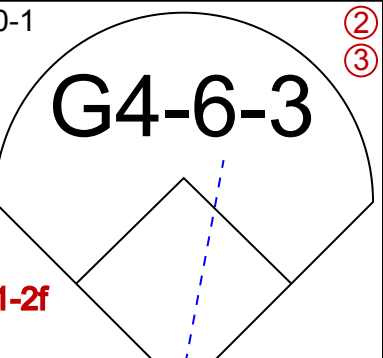
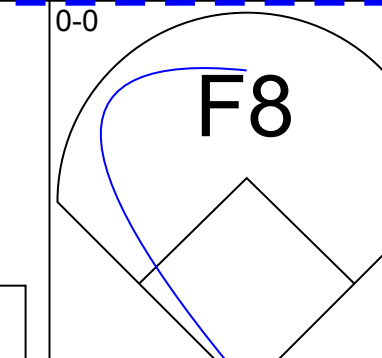
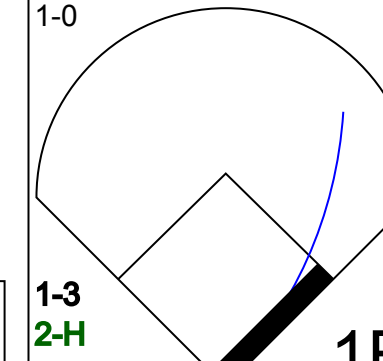
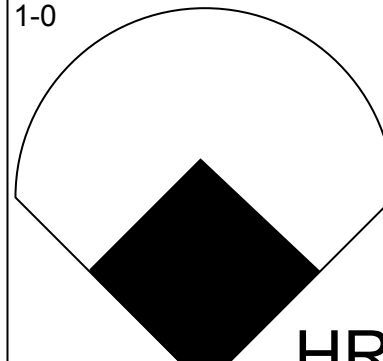
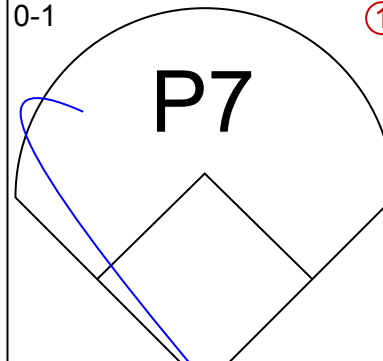
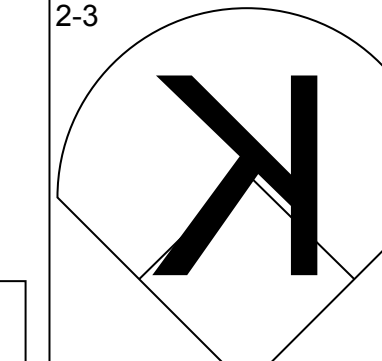
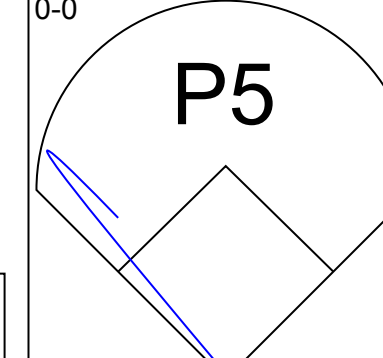
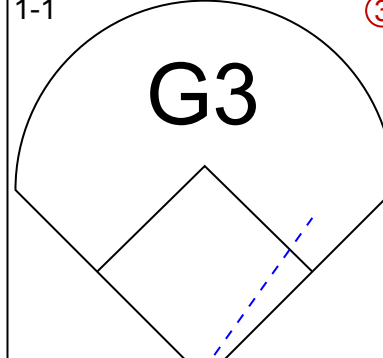
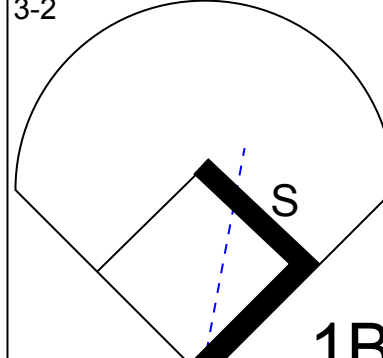
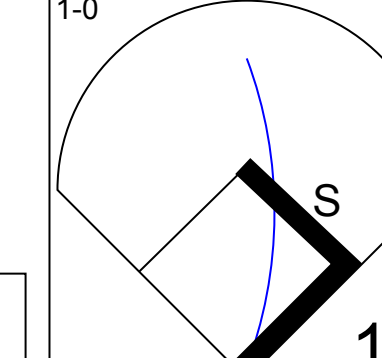
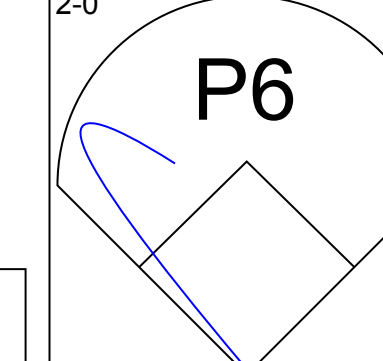
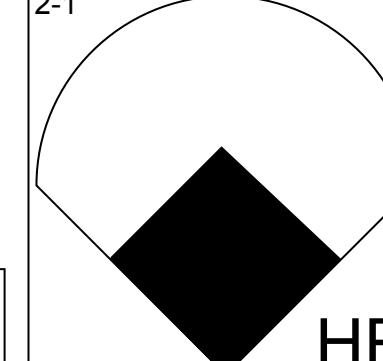
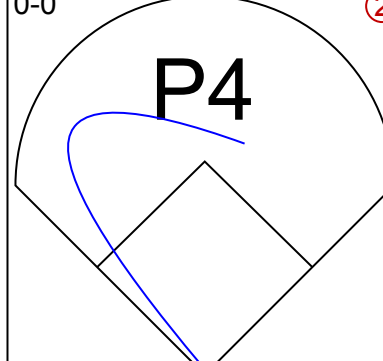
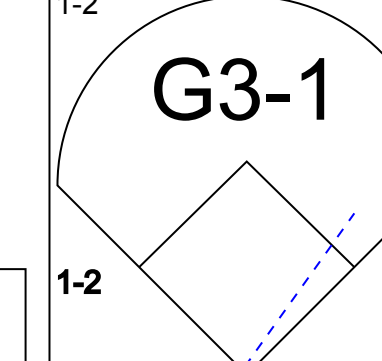

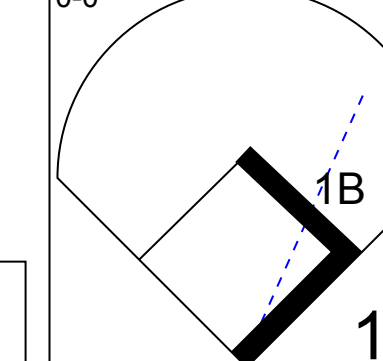
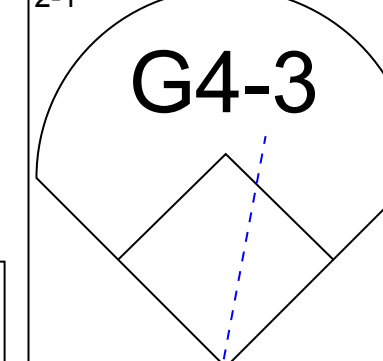
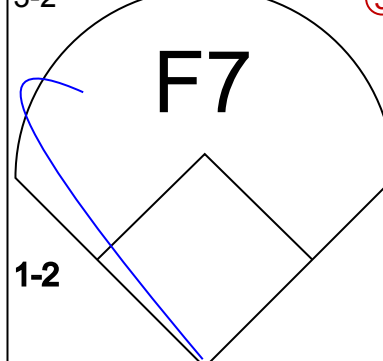
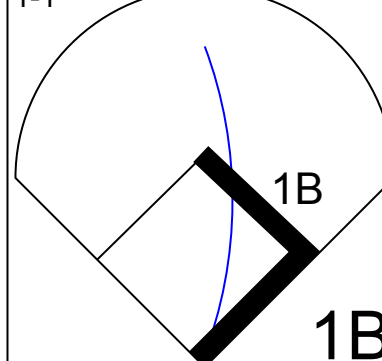

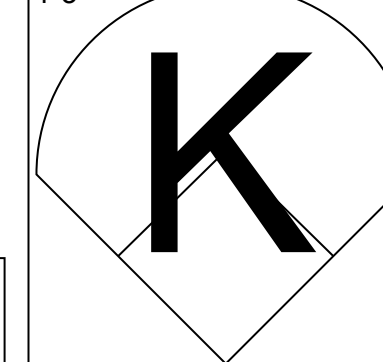
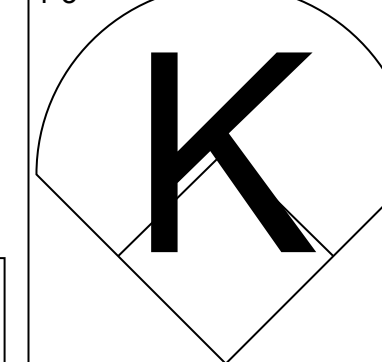
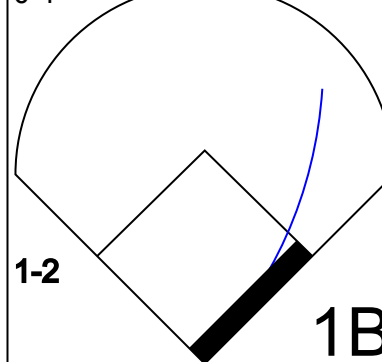
Batter	1	2	3	4	5	6	7	8	9	AB	R	H	RBI	BB	SO	LOB	TOP
Ozzie Guillen, L OBP: 0.280, SLG: 0.308										4	0	0	0	0	1	1	
Dave Gallagher, R OBP: 0.368, SLG: 0.342										5	1	2	0	0	0	1	
Harold Baines, L OBP: 0.435, SLG: 0.474										4	1	2	0	1	1	1	
Ron Kittle, R OBP: 0.373, SLG: 0.537										1	0	1	1	1	0	0	
Eddie Williams, R OBP: 0.361, SLG: 0.368										4	0	0	0	0	0	4	
Ivan Calderon, R OBP: 0.333, SLG: 0.433										5	0	1	0	0	2	6	
Fred Manrique, R OBP: 0.383, SLG: 0.500										4	1	2	1	0	1	1	
Carlos Martinez, R OBP: 0.281, SLG: 0.393										4	1	2	1	0	1	3	
Steve Lyons, L OBP: 0.323, SLG: 0.313										2	1	0	0	1	1	0	
Ron Karkovics, R OBP: 0.244, SLG: 0.324										2	0	0	1	0	0	0	
Inning Stats	R: 2 H: 4 E: 0 S: 22	H: 4 R: 0 ER: 0 S: 34	H: 0 R: 0 ER: 0 S: 8	H: 1 R: 0 ER: 0 S: 9	H: 2 R: 1 ER: 0 S: 7	H: 0 R: 0 ER: 0 S: 5	H: 1 R: 0 ER: 0 S: 11	H: 1 R: 0 ER: 0 S: 15	H: 1 R: 0 ER: 0 S: 13	H: 0 R: 1 ER: 2 S: 13	1B: 8 2B: 1 3B: 0 HR: 1	SF: 1 SH: 3 DP: 0 HBP: 0	WP: 0 PB: 0 CS: 0	PA: 41			
PITCHER	IP WLS BF H R ER SO BB IBB HBP BLK WP HR S P ERA WHIP																
John Cerutti, L ERA: 3.03	(1, 1) 8.0 L 34 10 4 4 6 0 0 0 0 0 0 1 83 124 4.50 1.250																
David Wells, L ERA: 2.97	(9, 1) 0.1 5 0 1 0 0 1 1 0 0 0 0 0 6 16 0.00 3.000																
Tom Henke, R ERA: 5.06	(9, 1) 0.2 2 0 0 0 1 0 0 0 0 0 0 0 7 10 0.00 0.000																

Chicago White Sox @ Toronto Blue Jays
Exhibition Stadium, Toronto, ON
Sat May 27 1989, 3:33 AM EDT
Att: 37,437 - Cloudy - 60 F

livebaseballscores.com

AB 35
R 5
H 10
RBI 4
BB 2
SO 7
LOB 17



Batter	1	2	3	4	5	6	7	8	9	AB	R	H	RBI	BB	SO	LOB	BOTTOM
Junior Felix, S OBP: 0.318, SLG: 0.427										5	0	1	0	0	1	2	
Tony Fernandez, S OBP: 0.299, SLG: 0.349										5	0	1	0	0	2	4	
Kelly Gruber, R OBP: 0.341, SLG: 0.429										3	1	0	0	2	1	3	
George Bell, R OBP: 0.315, SLG: 0.417										4	0	1	0	0	0	1	
Fred McGriff, L OBP: 0.397, SLG: 0.570										4	1	2	2	0	1	0	
Lloyd Moseby, L OBP: 0.308, SLG: 0.323										4	0	2	0	0	0	2	
Ernie Whitt, L OBP: 0.427, SLG: 0.564										4	1	1	1	0	0	2	
Rance Mulliniks, L OBP: 0.277, SLG: 0.243										4	0	2	0	0	0	1	
Nelson Liriano, S OBP: 0.340, SLG: 0.419										4	0	1	0	0	2	1	
Inning Stats	R: 1 H: 2 E: 0 S: 10	H: 2 R: 0 ER: 0 S: 10	H: 2 R: 0 ER: 0 S: 10	H: 1 R: 1 ER: 0 S: 7	H: 1 R: 0 ER: 0 S: 8	H: 0 R: 0 ER: 0 S: 3	H: 1 R: 0 ER: 0 S: 9	H: 1 R: 0 ER: 0 S: 10	H: 1 R: 0 ER: 0 S: 9	H: 2 R: 0 ER: 0 S: 12	1B: 9 2B: 0 3B: 0 HR: 2	SF: 0 SH: 0 DP: 1 HBP: 0	WP: 0 PB: 0 CS: 0	PA: 39			
PITCHER	IP WLS BF H R ER SO BB IBB HBP BLK WP HR S P ERA WHIP																
Melido Perez, R ERA: 6.1	(1, 1) 7.0 W 30 8 3 3 4 2 0 0 0 0 0 0 2 57 3.86 1.429																
Bobby Thigpen, R ERA: 3.57	(8, 1) 2.0 S 9 3 0 0 3 0 0 0 0 0 0 0 0 21 29 0.00 1.500																

Chicago White Sox @ Toronto Blue Jays
Exhibition Stadium, Toronto, ON
Sat May 27 1989, 3:33 AM EDT
Att: 37,437 - Cloudy - 60 F

livebaseballscores.com

AB 37
R 3
H 11
RBI 3
BB 2
SO 7
LOB 16



Batter	1	2	3	4	5	6	7	8	9	10	AB	R	H	RBI	BB	SO	LOB	TOP										
Ozzie Guillen, L OBP: 0.278, SLG: 0.302 (1, 6)	F8	4-3			G3		G3		G4-3 SH1-4 BB		4	0	0	0	1	0	3											
Dave Gallagher, R OBP: 0.369, SLG: 0.351 (1, 8)	2B		K		G6-3			BB 1B 1B	SH1-4		4	1	2	0	0	1	0											
Harold Baines, L OBP: 0.439, SLG: 0.481 (1, 10)	G5-4-3 BB		K			F8 2B		1B BB 1B	G4-3		4	1	2	0	1	1	1											
Ivan Calderon, R OBP: 0.330, SLG: 0.424 (1, 9)	G5-4-3		F8			G6-3		1B BB 1B	K		4	1	0	0	1	1	4											
Fred Walker, L OBP: 0.273, SLG: 0.324 Fred Manrique, R OBP: 0.387, SLG: 0.500 (7, 4)		FC5-4 1B		E SF7 2B		F8		FC6-4 1B		K	3	1	2	0	0	0	1											
Steve Lyons, L OBP: 0.319, SLG: 0.309 (7, 5)	FC5-4 1B 2B		F9		B4-3			F2		1B	5	1	1	0	0	0	6											
Dan Pasqua, L OBP: 0.333, SLG: 0.367 (1, 7)	2B 1B		SF7			L3		FC6-4 1B		K	4	0	2	3	0	1	1											
Carlos Martinez, R OBP: 0.274, SLG: 0.367 (7, 3)		K			K			FC6-4 1B		G4-3	4	0	0	0	0	2	5											
Matt Merullo, L OBP: 0.272, SLG: 0.289 Ron Karkovics, R OBP: 0.244, SLG: 0.324 (8, 2)					L9		F9	G6-3			4	0	1	1	0	0	3											
Inning Stats	R: 0 E: 0 K: 0 S: 7	H: 1 LOB: 1 BB: 1 P: 13	R: 1 E: 0 K: 1 S: 15	H: 3 LOB: 2 BB: 0 P: 21	R: 0 E: 0 K: 2 S: 10	H: 0 LOB: 0 BB: 0 P: 13	R: 1 E: 1 K: 1 S: 7	H: 1 LOB: 0 BB: 0 P: 11	R: 0 E: 0 K: 0 S: 11	H: 1 LOB: 1 BB: 0 P: 11	R: 0 E: 0 K: 0 S: 4	H: 0 LOB: 1 BB: 0 P: 6	R: 3 E: 0 K: 1 S: 9	H: 4 LOB: 2 BB: 1 P: 30	R: 0 E: 0 K: 1 S: 9	H: 0 LOB: 1 BB: 0 P: 14	R: 0 E: 0 K: 2 S: 12	H: 1 LOB: 1 BB: 0 P: 16	1B: 7 2B: 4 3B: 0 HR: 0	SF: 1 SAC: 1 DP: 1 HBP: 1	WP: 0 PA: 44 PB: 0 SB: 1 CS: 0							
PITCHER	IP	WLS	BF	H	R	ER	SO	BB	IBB	HBP	BLK	WP	HR	S	P	ERA	WHIP											
Dave Stieb, R ERA: 5.46 (1, 1)	7.0		30	8	4	3	4	1	0	0	0	0	0	0	66	100	3.86	1.286										
Duane Ward, R ERA: 3.09 (8, 1)	1.1		8	2	1	1	0	2	0	0	0	0	0	0	16	30	6.75	3.000										
David Wells, L ERA: 2.93 (9, 1)	0.1		1	0	0	0	0	0	0	0	0	0	0	2	2	0.00	0.000											
Tom Henke, R ERA: 4.67 (9, 1)	1.1	W	5	1	0	0	3	0	0	0	0	0	0	0	15	19	0.00	0.750										

Chicago White Sox @ Toronto Blue Jays
Exhibition Stadium, Toronto, ON
Sun May 28 1989, 3:33 AM EDT
Att. 46,120 - Sunny

AB 38
R 5
H 11
RBI 5
BB 3
SO 7
LOB 24



Batter	1	2	3	4	5	6	7	8	9	10	AB	R	H	RBI	BB	SO	LOB	BOTTOM									
Junior Felix, S OBP: 0.301, SLG: 0.402 (1, 9)	G5-3		K		B5-3	CS	K		G3-1		5	0	0	0	0	2	2										
Tony Fernandez, S OBP: 0.264, SLG: 0.354 (1, 8)	1B 2B		1B BB		P4		F7		G3		4	0	1	0	1	0	1										
Kelly Gruber, R OBP: 0.360, SLG: 0.456 (1, 5)	G6-3 1B		FC6-4 1B			G4-3 2B BB		2B		HR 2B	4	2	4	1	1	0	0										
George Bell, R OBP: 0.317, SLG: 0.430 (1, 7)	G6-3		FC6-4			G4-3 2B BB		G6-3		HR	4	2	1	2	1	0	5										
Fred McGriff, L OBP: 0.394, SLG: 0.560 (1, 3)		G3		E S BB		G4-3		F8			3	0	0	0	1	0	2										
Pat Borders, R OBP: 0.238, SLG: 0.314 Rance Mulliniks, L OBP: 0.275, SLG: 0.241 (8, PH)		G5-3		K		HR 2B		G4-3			3	1	1	2	0	1	1										
Lloyd Moseby, L OBP: 0.307, SLG: 0.339 (1, 8)	G3-1		G5-3		G5-3	HR		L9			4	1	1	2	0	0	1										
Bob Brenly, R OBP: 0.266, SLG: 0.276 Ernie Whitt, L OBP: 0.424, SLG: 0.559 (9, PH)			G3 BB		P3			G3			2	1	1	0	1	0	1										
Nelson Liriano, S OBP: 0.338, SLG: 0.421 (1, 4)			G3		G4-3	FC3-6 CS		G3-1 2B			4	0	1	0	0	0	2										
Inning Stats	R: 0 E: 0 K: 0 S: 8	H: 2 LOB: 1 BB: 0 P: 15	R: 0 E: 0 K: 0 S: 5	H: 0 LOB: 0 BB: 0 P: 7	R: 1 E: 0 K: 1 S: 18	H: 1 LOB: 2 BB: 2 P: 32	R: 0 E: 0 K: 1 S: 10	H: 0 LOB: 1 BB: 1 P: 21	R: 0 E: 0 K: 0 S: 5	H: 1 LOB: 0 BB: 2 P: 7	R: 4 E: 0 K: 1 S: 12	H: 3 LOB: 0 BB: 2 P: 21	R: 0 E: 0 K: 0 S: 8	H: 0 LOB: 0 BB: 0 P: 10	R: 0 E: 0 K: 0 S: 7	H: 1 LOB: 1 BB: 0 P: 14	R: 2 E: 0 K: 0 S: 5	H: 2 LOB: 0 BB: 0 P: 7	1B: 3 2B: 5 3B: 0 HR: 2	SF: 0 SAC: 0 DP: 1 HBP: 1	WP: 0 PA: 41 PB: 0 SB: 2 CS: 1						
PITCHER	IP	WLS	BF	H	R	ER	SO	BB	IBB	HBP	BLK	WP	HR	S	P	ERA	WHIP										
Steve Rosenberg, L ERA: 4.12 (1, 1)	5.0		22	3	3	3	2	5	0	0	0	0	0	49	93	5.40	1.600										
Jerry Reuss, L ERA: 6.94 (6, 1)	0.1		3	2	2	2	0	0	0	0	0	0	1	7	7	54.00	6.000										
Tom McCarthy, R ERA: 3.06 (6, 1)	3.0		11	3	0	0	1	0	0	0	0	0	0	21	34	0.00	1.000										
Bobby Thigpen, R ERA: 4.24 (9, 1)	0.2	L	4	2	2	2	0	0	0	0	0	0	1	8	11	27.00	3.000										

Chicago White Sox @ Toronto Blue Jays
Exhibition Stadium, Toronto, ON
Sun May 28 1989, 3:33 AM EDT
Att. 46,120 - Sunny

AB 35
R 7
H 10
RBI 7
BB 5
SO 3
LOB 15



Batter	1	2	3	4	5	6	7	8	9	AB	R	H	RBI	BB	SO	LOB	TOP									
Junior Felix, S OBP: 0.305, SLG: 0.404 Rob Ducey, L OBP: 0.314, SLG: 0.262	0-1 G3-1		0-0 L9 BLK G4-3 1B		1-1 L4		2-3 K2-3		0-2 G4-3	2	1	1	0	0	0	0	Toronto Blue Jays @ Cleveland Indians Cleveland Municipal Stadium, Cleveland, OH Mon May 29 1989, 3:33 AM EDT Att. 19,947 - Cloudy									
Tony Fernandez, S OBP: 0.296, SLG: 0.342	1-2 F8		2-1 L9 1-3		0-1 G4-3		0-0 F9			4	0	0	0	0	0	2										
Kelly Gruber, R OBP: 0.363, SLG: 0.457	1-1 1B PB 1B		0-2 G4-3		2-1 F7			2-1 G4-3 G6-3 1B		4	1	2	1	0	0	0										
George Bell, R OBP: 0.316, SLG: 0.426	0-2 PB 1B		3-H 1-1 G6-3			1-0 F8		3-2 G6-3		4	0	1	0	0	0	1										
Fred McGriff, L OBP: 0.396, SLG: 0.556	4-2 BB			1-1 S 1B		1-1 F9		0-0 G4-3		3	0	1	0	1	0	1										
Lloyd Moseby, L OBP: 0.301, SLG: 0.331	3-H 0-1 F9			3-2 SAFE F8 1B		1-1 B1-3		2-2 G3		4	0	0	0	0	0	4										
Ernie Whitt, L OBP: 0.418, SLG: 0.547		1-1 G4-3		1-2 SAFE F9			2-1 G4-3		0-1 G5-4-3 1B	4	0	1	0	0	0	1										
Rance Mulliniks, L OBP: 0.282, SLG: 0.243		1-0 F9		4-1 SAFE BB 1B		1-1 E8 3B 1B		0-2 G5-4-3 1-2		3	1	1	0	1	0	1										
Nelson Liriano, S OBP: 0.342, SLG: 0.434		2-2 G3-1		2-3 K		3-2 2-H 3B		4-2 BB		3	0	1	1	1	1	2										
Inning Stats	R: 1 E: 0 K: 0 S: 14	H: 2 LOB: 2 BB: 1 P: 20	R: 0 E: 0 K: 0 S: 6	H: 0 LOB: 0 BB: 0 P: 10	R: 1 E: 0 K: 0 S: 8	H: 1 LOB: 0 BB: 1 P: 11	R: 0 E: 0 K: 1 S: 13	H: 1 LOB: 2 BB: 1 P: 24	R: 0 E: 0 K: 0 S: 6	H: 0 LOB: 0 BB: 0 P: 9	R: 0 E: 0 K: 0 S: 5	H: 0 LOB: 0 BB: 0 P: 8	R: 1 E: 1 K: 1 S: 19	H: 2 LOB: 1 BB: 0 P: 27	R: 0 E: 0 K: 0 S: 10	H: 1 LOB: 1 BB: 0 P: 17	R: 0 E: 0 K: 0 S: 12	H: 1 LOB: 1 BB: 1 P: 16	1B: 7 2B: 0 3B: 1 HR: 0	SF: 0 SAC: 0 DP: 1 HBP: 0	WP: 0 PB: 1 SB: 1 CS: 0	PA: 37				
PITCHER	IP	WLS	BF	H	R	ER	SO	BB	IBB	HBP	BLK	WP	HR	S	P	ERA	WHIP									
Tom Candiotti, R ERA: 2.96	(1, 1)	7.0	W	29	6	3	2	2	2	0	0	1	0	0	71	109	2.57	1.143								
Doug Jones, R ERA: 2.25	(8, 1)	2.0	S	8	2	0	0	0	1	0	0	0	0	0	22	33	0.00	1.500								

AB	34
R	3
H	8
RBI	2
BB	3
SO	2
LOB	14



Batter	1	2	3	4	5	6	7	8	9	AB	R	H	RBI	BB	SO	LOB	BOTTOM									
Jerry Browne, S OBP: 0.304, SLG: 0.337	0-1 L7				1-2 G4-3 2B		1 SAFE 0-0 BB 1B			4	1	3	2	0	0	0	Toronto Blue Jays @ Cleveland Indians Cleveland Municipal Stadium, Cleveland, OH Mon May 29 1989, 3:33 AM EDT Att. 19,947 - Cloudy									
Oddibe McDowell, L OBP: 0.296, SLG: 0.279	4-2 S 1B BB		1-1 F8		0-0 G4-3		0-0 BB 1B			3	1	1	0	1	0	3										
Joe Carter, R OBP: 0.308, SLG: 0.409	1-0 FC5-4 1-H 1B		1-3 K		1-1 FC5-4 3-H 2B		0-3 K			4	0	2	2	0	2	5										
Cory Snyder, R OBP: 0.283, SLG: 0.371	1 SAFE 0-1 FC5-4 FC4-6 1-2		3-3 K		2 SAFE 0-2 F8		0-3 K			4	0	0	0	0	2	5										
Pete O'Brien, L OBP: 0.370, SLG: 0.453	0-0 FC4-6 1-2		0-0 G4-3		3-0 G3-1		4-1 BB 1B			3	0	0	1	1	0	2										
Brook Jacoby, R OBP: 0.377, SLG: 0.509		1-0 FC1-5 1B 1B		1-0 G5-3		1-1 G6-3		2-3 K		4	0	1	0	0	1	3										
Luis Medina, R OBP: 0.286, SLG: 0.394 Mike Young, S OBP: 0.292, SLG: 0.364 (6, PH)		2-1 1B FC1-5 1B 1B		3-3 K		1-1 G4-3		0-2 G1-3		2	1	1	0	0	1	0										
Andy Allanson, R OBP: 0.270, SLG: 0.258		0-2 FC1-5 1B 1B		1-3 K		1-2 G1-3		2-1 L3		4	1	0	0	0	1	2										
Felix Fermin, R OBP: 0.319, SLG: 0.270		1-2 1B 1B		0-1 G4-3		0-1 1B BB 1B		0-3 K		4	1	2	0	0	1	0										
Inning Stats	R: 1 E: 0 K: 0 S: 9	H: 1 LOB: 1 BB: 1 P: 14	R: 2 E: 0 K: 1 S: 15	H: 4 LOB: 2 BB: 0 P: 23	R: 0 E: 0 K: 2 S: 9	H: 0 LOB: 0 BB: 0 P: 13	R: 1 E: 0 K: 0 S: 11	H: 2 LOB: 1 BB: 0 P: 16	R: 0 E: 0 K: 0 S: 7	H: 0 LOB: 0 BB: 0 P: 10	R: 1 E: 0 K: 3 S: 15	H: 3 LOB: 3 BB: 1 P: 21	R: 0 E: 0 K: 1 S: 8	H: 0 LOB: 0 BB: 0 P: 10	1B: 8 2B: 2 3B: 0 HR: 0	SF: 0 SAC: 0 DP: 0 HBP: 0	WP: 0 PB: 0 SB: 1 CS: 0	PA: 36								
PITCHER	IP	WLS	BF	H	R	ER	SO	BB	IBB	HBP	BLK	WP	HR	S	P	ERA	WHIP									
Mike Flanagan, L ERA: 4.25	(1, 1)	2.0	L	12	5	3	3	1	0	0	0	0	0	0	24	37	13.50	3.000								
Frank Wills, R ERA: 1.42	(3, 1)	5.0		21	5	2	2	6	1	0	0	0	0	47	69	3.60	1.200									
David Wells, L ERA: 2.84	(8, 1)	1.0		3	0	0	0	1	0	0	0	0	0	8	10	0.00	0.000									


AB	34
R	5
H	10
RBI	5
BB	2
SO	8
LOB	20




Batter	1	2	3	4	5	6	7	8	9	AB	R	H	RBI	BB	SO	LOB	TOP					
Nelson Liriano, S OBP: 0.340, SLG: 0.425	B1-3		F8					G3-1		3	0	0	0	1	0	0	Toronto Blue Jays @ Cleveland Indians Cleveland Municipal Stadium, Cleveland, OH Tue May 30 1989, 7:05 PM EDT Att. 6,204 - Unknown - 70 F					
Tony Fernandez, S OBP: 0.248, SLG: 0.331	F8			K	K			K		4	0	0	0	0	3	2						
Kelly Gruber, R OBP: 0.355, SLG: 0.446	K			6-3				6-3		4	0	0	0	0	1	0						
George Bell, R OBP: 0.309, SLG: 0.417		P3		P5				K		4	0	0	0	0	1	0						
Fred McGriff, L OBP: 0.398, SLG: 0.566		G3 2B				SH2-3 1B 2B		K		4	1	2	0	0	1	0						
Lloyd Moseby, L OBP: 0.297, SLG: 0.327		G3				SH2-3		3-1		2	0	0	0	0	0	1						
Ernie Whitt, L OBP: 0.416, SLG: 0.541		4-3				1B 1B		F7		3	1	1	1	0	0	1						
Rance Mulliniks, L OBP: 0.283, SLG: 0.246			F9			1B 1B		L9		3	0	1	0	0	0	0						
Rob Ducey, L OBP: 0.315, SLG: 0.266			K			1B 1B		6-3		3	0	1	1	0	1	0						
Inning Stats	R: 0 E: 0 K: 1 S: 5	H: 0 LOB: 0 BB: 0 P: 7	R: 0 E: 0 K: 0 S: 11	H: 1 LOB: 1 BB: 0 P: 17	R: 0 E: 0 K: 1 S: 5	H: 0 LOB: 0 BB: 0 P: 7	R: 0 E: 0 K: 1 S: 7	H: 0 LOB: 0 BB: 0 P: 12	R: 2 E: 0 K: 1 S: 14	H: 4 LOB: 2 BB: 1 P: 21	R: 0 E: 0 K: 2 S: 7	H: 0 LOB: 0 BB: 0 P: 9	R: 0 E: 0 K: 0 S: 3	H: 0 LOB: 0 BB: 0 P: 7	R: 0 E: 0 K: 1 S: 11	H: 0 LOB: 0 BB: 0 P: 16	R: 0 E: 0 K: 0 S: 11	H: 0 LOB: 0 BB: 0 P: 14	1B: 3 2B: 2 3B: 0 HR: 0	SF: 0 SAC: 1 DP: 0 HBP: 0	WP: 0 PB: 0 SB: 0 CS: 0	PA: 32
PITCHER John Farrell, R ERA: 4.55	IP: 9.0 WLS: W BF: 32 H: 5 R: 2 ER: 2 SO: 7 BB: 1 IBB: 0 HBP: 0 BLK: 0 WP: 0 HR: 0 S: 74 P: 110 ERA: 2.00 WHIP: 0.667															PITCHER						

Batter	1	2	3	4	5	6	7	8	9	AB	R	H	RBI	BB	SO	LOB	BOTTOM				
Jerry Browne, S OBP: 0.314, SLG: 0.349	FC4-6 BB		G1-3				SF8 1B 2B	G4-3 1B		3	1	2	1	1	0	0	Toronto Blue Jays @ Cleveland Indians Cleveland Municipal Stadium, Cleveland, OH Tue May 30 1989, 7:05 PM EDT Att. 6,204 - Unknown - 70 F				
Oddibe McDowell, L OBP: 0.295, SLG: 0.276	FC4-6 1-2		S BB		SF8		G4-3	G4-3		2	0	0	2	1	0	2					
Joe Carter, R OBP: 0.312, SLG: 0.408	F8		K		HR 1B		G4-6-3 BB	G4-6-3		3	1	1	1	1	1	2					
Pete O'Brien, L OBP: 0.373, SLG: 0.467	F7			G6-4-3 BB	HR 1B		G4-6-3	G4-6-3		3	1	1	2	1	0	3					
Cory Snyder, R OBP: 0.277, SLG: 0.363		K		G6-4-3	P3		K	K		4	0	0	0	0	2	1					
Dave Clark, L OBP: 0.310, SLG: 0.404	1B WP BB		L8		K		K	4-3		3	0	0	0	1	1	0					
Brook Jacoby, R OBP: 0.379, SLG: 0.515	WP 1B				1B 2B 2B		6-3	K		4	1	2	0	0	1	0					
Andy Allanson, R OBP: 0.264, SLG: 0.252	F9				K		F7			3	0	0	0	0	1	3					
Felix Fermin, R OBP: 0.325, SLG: 0.284			6-3		2B SF8 1B		1B G4-3 2B			3	2	2	0	0	0	0					
Inning Stats	R: 0 E: 0 K: 0 S: 8	H: 0 LOB: 1 BB: 1 P: 14	R: 0 E: 0 K: 1 S: 10	H: 1 LOB: 1 BB: 1 P: 20	R: 0 E: 0 K: 1 S: 10	H: 0 LOB: 1 BB: 1 P: 20	R: 0 E: 0 K: 0 S: 5	H: 0 LOB: 0 BB: 1 P: 11	R: 5 E: 0 K: 1 S: 22	H: 5 LOB: 0 BB: 0 P: 33	R: 0 E: 0 K: 1 S: 6	H: 0 LOB: 0 BB: 0 P: 10	R: 1 E: 0 K: 0 S: 10	H: 2 LOB: 1 BB: 1 P: 18	R: 0 E: 0 K: 2 S: 11	H: 0 LOB: 0 BB: 0 P: 14		1B: 4 2B: 3 3B: 0 HR: 1	SF: 1 SAC: 0 DP: 2 HBP: 0	WP: 1 PB: 0 SB: 1 CS: 0	PA: 34
PITCHER Alex Sanchez, R ERA: 3.38 DeWayne Buice, R ERA: 7.89 Duane Ward, R ERA: 2.95	IP: 4.2 WLS: L BF: 20 H: 4 R: 3 ER: 3 SO: 3 BB: 4 IBB: 0 HBP: 0 BLK: 0 WP: 1 HR: 0 S: 21 P: 30 ERA: 16.20 WHIP: 2.400															PITCHER					

AB 30
R 2
H 5
RBI 2
BB 1
SO 7
LOB 4



AB 28
R 6
H 8
RBI 6
BB 5
SO 6
LOB 11



Batter	1	2	3	4	5	6	7	8	9	AB	R	H	RBI	BB	SO	LOB	TOP										
Junior Felix, S OBP: 0.300, SLG: 0.394	1-1 G4-3		0-1 2B G5-3 1B	0-0 L7			2-3 K		3-3 K	5	1	1	0	0	2	2											
Tony Fernandez, S OBP: 0.246, SLG: 0.333	0-0 B1-3		1-1 SAFE SAFE G5-3 SF7 2B	2-0 G4-3			1-0 F9		0-2 L3	5	1	1	0	0	0	2											
Kelly Gruber, R OBP: 0.353, SLG: 0.441	1-0 F9		1-1 G5-3		0-0 WP 1B		0-0 G6-3			4	0	1	1	0	0	1											
George Bell, R OBP: 0.308, SLG: 0.432		0-1 HR	0-2 3-H SF7		2-2 P6			1-0 L3		3	1	1	2	0	0	1											
Fred McGriff, L OBP: 0.395, SLG: 0.564	2-0 P7		2-0 1B 2B		1-3 K			0-0 G4-3		4	1	1	0	0	1	1											
Lloyd Moseby, L OBP: 0.302, SLG: 0.337	1-3 K		0-1 2-H 1B		0-0 F8			1-1 2B		4	0	2	1	0	1	1											
Ernie Whitt, L Pat Borders, R OBP: 0.238, SLG: 0.314 (8, PH)	4-2 1B BB		1-0 L9		1-0 F9			2-2 F9		2	0	0	0	1	0	1											
Rob Ducey, L OBP: 0.311, SLG: 0.262 (8, PH)										0	0	0	0	0	0	0											
Bob Brenly, R OBP: 0.266, SLG: 0.276 (8, 2)										1	0	0	0	0	0	1											
Rance Mulliniks, L OBP: 0.298, SLG: 0.256 (1, 10)	3-2 1B			2-1 L6		4-1 G6-4-3 BB		0-2 1B		3	0	2	0	1	0	0											
Nelson Liriano, S OBP: 0.337, SLG: 0.427 (1, 4)	1-0 F7			2-2 2B		1-1 G6-4-3		2-2 F8		4	0	1	0	0	0	4											
Inning Stats	R: 0 E: 0 K: 0 S: 4	H: 0 LOB: 0 BB: 0 P: 6	R: 1 E: 0 K: 1 S: 15	H: 2 LOB: 2 BB: 1 P: 26	R: 3 E: 0 K: 0 S: 13	H: 4 LOB: 1 BB: 0 P: 18	R: 0 E: 0 K: 0 S: 7	H: 1 LOB: 1 BB: 0 P: 13	R: 0 E: 0 K: 1 S: 8	H: 0 LOB: 0 BB: 1 P: 10	R: 0 E: 0 K: 1 S: 6	H: 0 LOB: 0 BB: 0 P: 9	R: 0 E: 0 K: 0 S: 7	H: 1 LOB: 1 BB: 0 P: 11	R: 0 E: 0 K: 1 S: 14	H: 1 LOB: 1 BB: 0 P: 19	1B: 5 2B: 4 3B: 0 HR: 1	SF: 1 SAC: 0 DP: 1 HBP: 0	WP: 1 PB: 0 SB: 0 CS: 0	PA: 38							
PITCHER	IP	WLS	BF	H	R	ER	SO	BB	IBB	HBP	BLK	WP	HR	S	P	ERA	WHIP										
Rich Yett, R ERA: 4.96	2.2		15	6	4	4	1	1	0	0	0	0	1	31	48	13.50	2.625										
Bud Black, L ERA: 3.99	4.1	W	15	2	0	0	2	1	0	0	0	1	0	26	45	0.00	0.692										
Jesse Orosco, L ERA: 1.13	0.2		3	1	0	0	0	0	0	0	0	0	0	4	6	0.00	1.500										
Doug Jones, R ERA: 2.11	1.1	S	5	1	0	0	1	0	0	0	0	0	0	17	24	0.00	0.750										

Toronto Blue Jays @ Cleveland Indians
Cleveland Municipal Stadium, Cleveland, OH
Wed May 31 1989, 7:05 PM EDT
Att: 12,890 - Unknown - 75 F

AB 35
R 4
H 10
RBI 4
BB 2
SO 4
LOB 14



Batter	1	2	3	4	5	6	7	8	9	AB	R	H	RBI	BB	SO	LOB	BOTTOM										
Jerry Browne, S OBP: 0.313, SLG: 0.358	2-1 G4-3 3B		3-2 F9		0-0 G4-3		2-1 F9			4	1	1	1	0	0	0											
Oddibe McDowell, L OBP: 0.294, SLG: 0.275	1-0 G4-3		1-3 K		3-H F7		3-2 CS 1B			4	0	1	1	0	1	0											
Joe Carter, R OBP: 0.315, SLG: 0.429	1-2 G5-3		1-2 G6-3		0-0 F9 1B 2B		0-0 CS 1-2		0-1 HR	4	2	2	1	0	0	0											
Cory Snyder, R OBP: 0.281, SLG: 0.363	4-0 1B BB			0-1 P6		0-0 F9		0-0 WP SF7 1B		3	2	1	0	1	0	1											
Pete O'Brien, L OBP: 0.380, SLG: 0.476	3-2 1-H 1B			3-1 FC5-4 1B		1-1 1B G5-3 1B		1-1 SAFE SAFE SAFE SF7		3	1	3	3	0	0	0											
Brook Jacoby, R OBP: 0.377, SLG: 0.509	3-2 G6-3			2-2 FC5-4 1-2 1B		0-0 G5-3 1B		1-2 G5-3		4	0	1	0	0	0	2											
Luis Medina, R OBP: 0.270, SLG: 0.371 (1, 10)		2-3 K		0-1 FC6-4 1-2 1B		1-0 G5-3		0-0 G1-3		4	0	0	1	0	1	2											
Andy Allanson, R OBP: 0.265, SLG: 0.261 (1, 2)	1-0 F6				1-1 F9 G4-3 2B		0-0 F9			3	1	1	0	0	0	1											
Felix Fermin, R OBP: 0.320, SLG: 0.278 (1, 6)	0-1 F9				0-2 F9		0-0 G5-3			3	0	0	0	0	0	1											
Inning Stats	R: 2 E: 0 K: 0 S: 13	H: 2 LOB: 1 BB: 1 P: 27	R: 0 E: 0 K: 1 S: 6	H: 0 LOB: 0 BB: 0 P: 9	R: 0 E: 0 K: 1 S: 10	H: 0 LOB: 0 BB: 0 P: 15	R: 0 E: 0 K: 0 S: 9	H: 1 LOB: 1 BB: 0 P: 14	R: 1 E: 0 K: 0 S: 8	H: 3 LOB: 1 BB: 0 P: 9	R: 0 E: 0 K: 0 S: 9	H: 1 LOB: 0 BB: 0 P: 14	R: 2 E: 0 K: 0 S: 10	H: 2 LOB: 0 BB: 0 P: 14	1B: 6 2B: 2 3B: 1 HR: 1	SF: 1 SAC: 0 DP: 0 HBP: 0	WP: 2 PB: 0 SB: 1 CS: 1	PA: 35									
PITCHER	IP	WLS	BF	H	R	ER	SO	BB	IBB	HBP	BLK	WP	HR	S	P	ERA	WHIP										
Jimmy Key, L ERA: 3.1	7.0	L	29	8	5	5	2	1	0	0	0	0	0	62	98	6.43	1.286										
Tom Henke, R ERA: 5.4	1.0		5	2	2	2	0	0	0	0	0	1	1	10	14	18.00	2.000										

Toronto Blue Jays @ Cleveland Indians
Cleveland Municipal Stadium, Cleveland, OH
Wed May 31 1989, 7:05 PM EDT
Att: 12,890 - Unknown - 75 F

AB 32
R 7
H 10
RBI 7
BB 1
SO 2
LOB 7



Batter	1	2	3	4	5	6	7	8	9	AB R H RBI BB SO LOB	TOP									
Junior Felix, S OBP: 0.314, SLG: 0.429	4-1 1B SF8 G6-3 BB		1 SAFE 0-0 2B BLK 1B		1-0 E4 CS		1-3 K		1-0 IHR	4 3 2 4 1 1 1	Toronto Blue Jays @ Boston Red Sox Fenway Park, Boston, MA Fri Jun 02 1989, 7:05 PM EDT Att: 33,584 - Unknown									
Tony Fernandez, S OBP: 0.245, SLG: 0.336	3-2 G6-3		0-2 BLK FC5-2 2B		2-1 G1-3			1-2 G4-3	5 0 1 1 0 1 2											
Kelly Gruber, R OBP: 0.351, SLG: 0.437	0-1 CS 1B		1-1 FC5-2		0-0 F8			3-2 P2	4 0 1 0 0 0 1											
George Bell, R OBP: 0.307, SLG: 0.435	0-1 SF8		1-2 G6-3		1-1 2B			1-1 G6-3	3 0 1 1 0 0 1											
Fred McGriff, L OBP: 0.393, SLG: 0.563	1-0 CS		1-3 K		1-3 K			2-2 FC3-2 2B	4 0 1 0 0 3 1											
Lloyd Moseby, L OBP: 0.300, SLG: 0.335		2-1 G6-3 1B		2-0 L1-5-3		2-3 K		0-2 P3	4 0 1 0 0 1 2											
Ernie Whitt, L OBP: 0.417, SLG: 0.526	1 SAFE G6-3		2-2 FC6-4 1B			2-3 K		4-2 FC3-2 IHR BB	3 1 1 0 1 1 1											
Rance Mulliniks, L OBP: 0.289, SLG: 0.248			1-0 G4-3		0-0 FC6-4		1-1 L7	1-1 E6 FC3-2	4 1 0 0 0 0 3											
Nelson Liriano, S OBP: 0.341, SLG: 0.425			4-2 1B 2B BB		0-0 F8		3-1 E S 1B	0-0 FC3-2 IHR	3 2 1 0 1 0 3											
Inning Stats	R: 1 E: 0 K: 0 S: 9	H: 1 LOB: 0 BB: 1 P: 16	R: 0 E: 0 K: 1 S: 7	H: 1 LOB: 0 BB: 0 P: 10	R: 2 E: 0 K: 0 S: 16	H: 2 LOB: 1 BB: 1 P: 23	R: 0 E: 0 K: 1 S: 9	H: 1 LOB: 1 BB: 0 P: 14	R: 0 E: 1 K: 0 S: 4	H: 0 LOB: 0 BB: 0 P: 7	R: 0 E: 0 K: 2 S: 9	H: 1 LOB: 1 BB: 0 P: 13	R: 0 E: 0 K: 0 S: 10	H: 0 LOB: 0 BB: 0 P: 15	R: 4 E: 1 K: 1 S: 17	H: 2 LOB: 0 BB: 1 P: 28	1B: 5 2B: 3 3B: 0 HR: 1	SF: 1 SAC: 0 DP: 1 HBP: 0	WP: 0 PB: 0 SB: 1 CS: 2	PA: 39
PITCHER	IP WLS BF H R ER SO BB IBB HBP BLK WP HR S P ERA WHIP											PITCHER	IP WLS BF H R ER SO BB IBB HBP BLK WP HR S P ERA WHIP							
John Dopson, R ERA: 3.8	(1, 1) 3.2 L 15 4 3 3 2 2 0 0 0 0 0 0 36 56 7.36 1.636																			
Rob Murphy, L ERA: 2.03	(4, 1) 3.1 13 3 0 0 4 0 0 0 0 0 0 29 45 0.00 0.900																			
Bob Stanley, R ERA: 3.93	(8, 1) 2.0 10 2 4 0 1 1 0 0 0 0 0 27 43 0.00 1.500																			

Batter	1	2	3	4	5	6	7	8	9	AB R H RBI BB SO LOB	BOTTOM									
Jody Reed, R OBP: 0.348, SLG: 0.368	1-1 G5-3		2-2 BB 1B		1-2 G5-3		2-3 K		0-1 FC4-6 FC6-4	5 0 1 0 0 1 4	Toronto Blue Jays @ Boston Red Sox Fenway Park, Boston, MA Fri Jun 02 1989, 7:05 PM EDT Att: 33,584 - Unknown									
Marty Barrett, R OBP: 0.325, SLG: 0.341	0-0 F8		4-1 BB		2-2 F7			0-2 FC6 HBP 1B	4 0 1 0 1 0 3											
Wade Boggs, L OBP: 0.382, SLG: 0.442	2-2 G5-3		2-2 F8		1-2 G4-3 3B			1-0 FC6 HBP	3 1 1 0 0 0 2											
Mike Greenwell, L OBP: 0.389, SLG: 0.450		4-0 FC5-4 BB		2-0 F7		0-1 G4-3		1-0 FC6 BB	3 0 0 1 1 0 2											
Dwight Evans, R OBP: 0.415, SLG: 0.485		1-1 L9		3-1 F7		3-H FC6-4 BB		4-2 G4-6-3 BB	2 0 0 0 2 0 1											
Ellis Burks, R OBP: 0.366, SLG: 0.481		1-0 FC5-4		3-2 G6-3		0-0 FC6-4		1-1 G4-6-3	4 0 0 0 0 0 5											
Nick Esasky, R OBP: 0.313, SLG: 0.467		1-0 F9			1-1 1B 1B		0-0 FC3-6	3-2 FC4-6 BB 1B	4 1 2 0 0 0 2											
Randy Kutcher, R OBP: 0.381, SLG: 0.333			1-3 K		1-2 G5-3 1B		2-3 K	4-1 FC4-6 BB	2 0 1 0 0 1 0											
Danny Heep, L OBP: 0.333, SLG: 0.306					1-2 1B			1-2 BB	1 0 0 0 1 1 0											
Rick Cerone, R OBP: 0.414, SLG: 0.375			1-1 F8		0-0 G5-3 1B		1-0 G6-3	0-3 K	3 0 1 1 0 0 0											
Sam Horn, L OBP: 0.205, SLG: 0.175					1-2 1B				1 0 0 0 0 1 2											
Inning Stats	R: 0 E: 0 K: 0 S: 6	H: 0 LOB: 0 BB: 0 P: 9	R: 0 E: 1 K: 0 S: 4	H: 0 LOB: 1 BB: 1 P: 11	R: 0 E: 0 K: 1 S: 12	H: 1 LOB: 2 BB: 1 P: 22	R: 0 E: 0 K: 0 S: 7	H: 0 LOB: 0 BB: 0 P: 15	R: 1 E: 0 K: 0 S: 13	H: 3 LOB: 1 BB: 0 P: 18	R: 0 E: 0 K: 2 S: 7	H: 1 LOB: 0 BB: 0 P: 12	R: 0 E: 0 K: 0 S: 11	H: 1 LOB: 2 BB: 1 P: 18	R: 0 E: 0 K: 1 S: 14	H: 1 LOB: 2 BB: 1 P: 21	1B: 6 2B: 0 3B: 1 HR: 0	SF: 0 SAC: 0 DP: 2 HBP: 1	WP: 0 PB: 0 SB: 0 CS: 0	PA: 38
PITCHER	IP WLS BF H R ER SO BB IBB HBP BLK WP HR S P ERA WHIP											PITCHER	IP WLS BF H R ER SO BB IBB HBP BLK WP HR S P ERA WHIP							
John Cerutti, L ERA: 3.06	(1, 1) 5.1 W 23 5 2 2 2 3 2 0 0 0 0 0 34 53 0.00 1.091																			
Duane Ward, R ERA: 2.69	(6, 1) 3.2 S 15 2 0 0 3 2 0 1 0 0 0 34 53 0.00 1.091																			

Batter	1	2	3	4	5	6	7	8	9	AB	R	H	RBI	BB	SO	LOB	TOP					
Paul Mollitor, R OBP: 0.369, SLG: 0.469	1-1 SH5-3 G6-3 2B		0-0 FC6-4		4-2 1B BB		3-2 G6-3		1-1 L9	4	2	1	0	1	0	2						
Robin Yount, R OBP: 0.376, SLG: 0.469	2-1 SH5-3		1-2 SF8		1-2 WP 1B		0-3 K			2	0	1	1	0	1	0						
Gary Sheffield, R OBP: 0.324, SLG: 0.369	0-0 G6-3		1-2 F8		0-0 WP 1B		1-1 K			4	0	2	2	0	0	1						
Rob Deer, R OBP: 0.316, SLG: 0.443	1-0 G5-3			2-1 HR 1B		1-1 P4		2-2 F8		4	1	1	0	0	0	3						
Glenn Bragg, R OBP: 0.323, SLG: 0.463		2-2 L6 SH5-3 1B		1-2 HR IBB		4-0 IBB		3-2 P2		3	1	2	2	1	0	0						
Greg Brock, L OBP: 0.105, SLG: 0.263	1-1 SH5-3		3-3 K		2-3 K		1-2 G1			3	0	0	0	0	2	3						
B.J. Surhoff, L OBP: 0.269, SLG: 0.327	2-2 L6		2-3 K		2-1 G4-3		2-0 F8			4	0	0	0	0	1	1						
Mike Felder, S OBP: 0.229, SLG: 0.178			2-0 FC6-4 SF8 1B		2-3 K		2-2 L8			4	1	1	0	0	1	0						
Gus Polidor, R OBP: 0.171, SLG: 0.217			0-1 FC6-4 1B		1-2 F9		0-2 G1-3		2-0 G5-3	4	0	1	0	0	0	0						
Inning Stats	R: 1 E: 0 K: 0 S: 6	H: 1 LOB: 0 BB: 0 P: 10	R: 0 E: 0 K: 0 S: 9	H: 1 LOB: 0 BB: 0 P: 14	R: 1 E: 0 K: 0 S: 10	H: 2 LOB: 1 BB: 0 P: 14	R: 2 E: 0 K: 2 S: 12	H: 2 LOB: 0 BB: 0 P: 20	R: 1 E: 0 K: 1 S: 14	H: 2 LOB: 3 BB: 2 P: 27	R: 0 E: 0 K: 1 S: 8	H: 0 LOB: 0 BB: 0 P: 12	R: 0 E: 0 K: 0 S: 13	H: 1 LOB: 1 BB: 0 P: 19	R: 0 E: 0 K: 0 S: 8	H: 0 LOB: 0 BB: 0 P: 14	R: 0 E: 0 K: 0 S: 6	H: 0 LOB: 0 BB: 0 P: 11	1B: 6 2B: 3 3B: 0 HR: 1	SF: 1 SAC: 2 DP: 1 HBP: 0	WP: 1 PB: 0 CS: 0	PA: 37
PITCHER Jimmy Key, L ERA: 3.27	IP: 9.0 WLS: L BF: 37 H: 9 R: 5 ER: 5 SO: 5 BB: 1 IBB: 1 HBP: 0 BLK: 0 WP: 1 HR: 1 S: 86 P: 141 ERA: 5.00 WHIP: 1.111															PITCHER						

Milwaukee Brewers @ Toronto Blue Jays
SkyDome, Toronto, ON
Mon Jun 05 1989, 7:05 PM EDT
Att: 48,378 - Unknown

AB	32
R	5
H	9
RBI	5
BB	2
SO	5
LOB	10



Batter	1	2	3	4	5	6	7	8	9	AB	R	H	RBI	BB	SO	LOB	BOTTOM					
Junior Felix, S OBP: 0.336, SLG: 0.460	0-2 G4-3		1-2 G3		4-2 BB		1-2 G3		4-1 BB	3	0	0	0	2	0	0						
Tony Fernandez, S OBP: 0.237, SLG: 0.318	1-0 G3		1-0 G1-3		2-0 F7		0-0 F8		2-2 G4-3	5	0	0	0	0	0	4						
Kelly Gruber, R OBP: 0.348, SLG: 0.426	1-0 1B			1-1 G6-3 FC3-2 2B		1-0 G5-3		0-1 G2-3		4	0	2	0	0	0	3						
George Bell, R OBP: 0.309, SLG: 0.442		4-2 HR BB		1-1 G6-3		0-0 G5-3		3-0 HR		3	2	1	1	1	0	1						
Fred McGriff, L OBP: 0.393, SLG: 0.579		0-0 HR		0-0 FC3-2		1-2 S 1B		3-3 K		4	1	2	2	0	1	1						
Lloyd Moseby, L OBP: 0.317, SLG: 0.361		0-0 G4-3		2-2 F9		4-2 BB		2-2 2B		3	0	1	0	1	0	1						
Ernie Whitt, L OBP: 0.411, SLG: 0.524		0-1 G4-3			1-2 SH1-4 1B		2-3 K		0-0 F7	3	0	1	0	0	1	2						
Bob Brenly, R OBP: 0.262, SLG: 0.271					1-2 SH1-4 1B				0-0 F7	1	0	0	0	0	0	1						
Rance Mulliniks, L OBP: 0.322, SLG: 0.281		2-0 F7			1-0 SH1-4 1B		1-2 F7		1-2 P4	2	0	1	0	0	0	0						
Pat Borders, R OBP: 0.238, SLG: 0.314									0-0 P4	0	0	0	0	0	0	0						
Rob Ducey, L OBP: 0.307, SLG: 0.258									1-0 P4	1	0	0	0	0	0	2						
Tom Lawless, R OBP: 0.294, SLG: 0.207									1-0 P3	1	0	0	0	0	0	0						
Nelson Liriano, S OBP: 0.341, SLG: 0.418			0-1 G6-3		1-0 SH1-4		0-0 P6		1-1 P3	3	0	0	0	0	0	0						
Inning Stats	R: 0 E: 0 K: 0 S: 5	H: 1 LOB: 1 BB: 0 P: 7	R: 2 E: 0 K: 0 S: 8	H: 1 LOB: 0 BB: 1 P: 14	R: 0 E: 0 K: 0 S: 6	H: 0 LOB: 0 BB: 0 P: 8	R: 0 E: 0 K: 0 S: 8	H: 1 LOB: 1 BB: 0 P: 12	R: 0 E: 0 K: 0 S: 9	H: 2 LOB: 3 BB: 1 P: 19	R: 0 E: 0 K: 1 S: 13	H: 1 LOB: 2 BB: 1 P: 21	R: 0 E: 0 K: 0 S: 5	H: 0 LOB: 0 BB: 0 P: 6	R: 1 E: 0 K: 1 S: 10	H: 2 LOB: 1 BB: 0 P: 18	R: 0 E: 0 K: 0 S: 11	H: 0 LOB: 1 BB: 1 P: 19	1B: 4 2B: 2 3B: 0 HR: 2	SF: 0 SAC: 1 DP: 0 HBP: 0	WP: 0 PB: 0 CS: 0	PA: 38
PITCHER Don August, R ERA: 4.61 Bill Krueger, L ERA: 3.16 Mark Knudson, R ERA: 2.83 Dan Plesac, L ERA: 2.39	IP: 5.1 WLS: W BF: 24 H: 6 R: 2 ER: 2 SO: 2 BB: 0 IBB: 0 HBP: 0 BLK: 0 WP: 0 HR: 1 S: 42 P: 71 ERA: 3.38 WHIP: 1.688															PITCHER						

Milwaukee Brewers @ Toronto Blue Jays
SkyDome, Toronto, ON
Mon Jun 05 1989, 7:05 PM EDT
Att: 48,378 - Unknown

AB	33
R	3
H	8
RBI	3
BB	4
SO	2
LOB	15



Batter	1	2	3	4	5	6	7	8	9	AB	R	H	RBI	BB	SO	LOB	TOP								
Paul Moltzer, R OBP: 0.374, SLG: 0.469	G1-3			FC5-4 1B	4-2 BB		G5-3		1B S 1B	4	1	2	1	1	0	1									
Robin Yount, R OBP: 0.376, SLG: 0.465	F8			P3	1-2 2-3 BB		G6-3		1B S 1B	4	1	1	0	1	0	4									
Tony Fossas, L										0	0	0	0	0	0	0									
Terry Francona, L OBP: 0.237, SLG: 0.298										0	0	0	0	0	0	0									
Gary Sheffield, R OBP: 0.322, SLG: 0.365	F7			FC5-4 1-2			P6		1B S 1B	5	1	1	1	0	0	2									
Glenn Briggs, R OBP: 0.324, SLG: 0.463		F8		F3			P6		1B S 1B	4	1	2	1	0	0	1									
B.J. Surhoff, L OBP: 0.267, SLG: 0.323	F7				F8		F8		1B S 1B	5	0	1	1	0	0	2									
Rob Deer, R OBP: 0.315, SLG: 0.441	G5-3						P4		1B S 1B	3	1	1	1	0	0	1									
Greg Brock, L OBP: 0.330, SLG: 0.261			G1-3		BB SH1-3 1B		F8		G6-3	4	0	1	0	0	0	1	AB 34								
Chuck Crim, R										0	0	0	0	0	0	0	R 6								
Mike Felder, S OBP: 0.235, SLG: 0.188		F7		SH1-3			K		SH1-3 S 1B	3	1	1	1	0	1	0	H 11								
Jim Gantner, L OBP: 0.306, SLG: 0.293	F7								SH1-3	2	0	1	0	1	0	0	RBI 6								
Inning Stats	R: 0 E: 0 K: 0 S: 4	H: 0 LOB: 0 BB: 0 P: 7	R: 0 E: 0 K: 0 S: 7	H: 0 LOB: 0 BB: 0 P: 11	R: 0 E: 0 K: 0 S: 4	H: 0 LOB: 0 BB: 0 P: 8	R: 0 E: 0 K: 0 S: 9	H: 1 LOB: 1 BB: 0 P: 12	R: 1 E: 0 K: 0 S: 13	H: 2 LOB: 2 BB: 2 P: 24	R: 0 E: 0 K: 0 S: 5	H: 1 LOB: 1 BB: 0 P: 6	R: 0 E: 0 K: 0 S: 15	H: 1 LOB: 1 BB: 0 P: 23	R: 2 E: 0 K: 0 S: 8	H: 2 LOB: 1 BB: 1 P: 15	R: 3 E: 0 K: 0 S: 11	H: 4 LOB: 1 BB: 0 P: 19	1B: 11 2B: 0 3B: 0 HR: 0	SF: 2 SAC: 2 DP: 0 HBP: 0	WP: 0 PB: 0 CS: 3	PA: 41			
PITCHER	IP	WLS	BF	H	R	ER	SO	BB	IBB	HBP	BLK	WP	HR	S	P	ERA	WHIP								
Frank Wills, R ERA: 1.37	7.0		28	5	1	1	1	2	0	0	0	0	0	57	91	1.29	1.000								
David Wells, L ERA: 3.09	0.1	4	2	2	2	0	0	1	0	0	0	0	0	4	10	54.00	9.000								
Duane Ward, R ERA: 3.0	1.2	L	9	4	3	3	0	0	0	0	0	0	0	15	24	16.20	2.400								

Milwaukee Brewers @ Toronto Blue Jays
SkyDome, Toronto, ON
Tue Jun 06 1989, 7:05 PM EDT
Att: 45,520 - Unknown

AB	34
R	6
H	11
RBI	6
BB	3
SO	1
LOB	12



Batter	1	2	3	4	5	6	7	8	9	AB	R	H	RBI	BB	SO	LOB	BOTTOM								
Junior Felix, S OBP: 0.336, SLG: 0.457	L4						G4-3		F7	3	0	1	1	0	0	1									
Rob Ducey, L OBP: 0.303, SLG: 0.254			P5							1	0	0	0	0	0	1									
Tom Lawless, R OBP: 0.286, SLG: 0.200										1	0	0	0	0	0	3									
Tony Fernandez, S OBP: 0.230, SLG: 0.309	P2		G6-3				SF8		K	4	0	0	1	0	1	4									
Kelly Gruber, R OBP: 0.355, SLG: 0.432					F8					4	0	3	0	0	0	0									
George Bell, R OBP: 0.303, SLG: 0.433	G6-3						K		G6-4-3	4	0	0	0	0	2	2									
Fred McGriff, L OBP: 0.391, SLG: 0.577		F8		G3					1B 2B	4	1	1	0	0	1	0									
Pat Borders, R OBP: 0.241, SLG: 0.324		F9								3	1	1	0	0	0	0									
Rance Mulliniks, L OBP: 0.327, SLG: 0.287							G5-3		1B BB 1B	1	0	1	0	0	0	0									
Lloyd Moseby, L OBP: 0.311, SLG: 0.354									K	4	0	0	0	0	3	3									
Bob Brenly, R OBP: 0.265, SLG: 0.262										2	1	0	0	1	1	0									
Ernie Whitt, L OBP: 0.415, SLG: 0.524									1B BB	0	0	0	0	1	0	0									
Nelson Liriano, S OBP: 0.355, SLG: 0.429									1B S 1B	3	1	3	2	1	0	0									
Inning Stats	R: 0 E: 0 K: 0 S: 12	H: 1 LOB: 1 BB: 0 P: 16	R: 0 E: 0 K: 1 S: 8	H: 0 LOB: 0 BB: 0 P: 15	R: 0 E: 0 K: 1 S: 9	H: 1 LOB: 1 BB: 0 P: 16	R: 0 E: 0 K: 1 S: 7	H: 0 LOB: 0 BB: 0 P: 10	R: 3 E: 0 K: 1 S: 12	H: 4 LOB: 2 BB: 1 P: 21	R: 0 E: 0 K: 2 S: 7	H: 0 LOB: 0 BB: 0 P: 10	R: 0 E: 0 K: 0 S: 4	H: 0 LOB: 1 BB: 1 P: 11	R: 0 E: 0 K: 0 S: 4	H: 1 LOB: 0 BB: 0 P: 7	R: 1 E: 0 K: 2 S: 14	H: 3 LOB: 3 BB: 1 P: 24	1B: 8 2B: 2 3B: 0 HR: 0	SF: 1 SAC: 0 DP: 1 HBP: 0	WP: 0 PB: 0 CS: 0	PA: 38			
PITCHER	IP	WLS	BF	H	R	ER	SO	BB	IBB	HBP	BLK	WP	HR	S	P	ERA	WHIP								
Teddy Higuera, L ERA: 5.02	5.0		21	6	3	3	4	1	0	0	0	0	0	48	78	5.40	1.400								
Jay Aldrich, R ERA: 1.72	3.0	W	10	1	0	0	2	1	0	0	0	0	0	15	28	0.00	0.667								
Chuck Crim, R ERA: 3.57	1.0	S	6	2	1	1	2	1	0	0	0	0	0	13	23	9.00	3.000								
Tony Fossas, L ERA: 8.1	0.0		1	1	0	0	0	0	0	0	0	0	0	1	1	∞	∞								
Chuck Crim, R ERA: 3.57	1.0	S	6	2	1	1	2	1	0	0	0	0	0	13	23	9.00	3.000								

Milwaukee Brewers @ Toronto Blue Jays
SkyDome, Toronto, ON
Tue Jun 06 1989, 7:05 PM EDT
Att: 45,520 - Unknown

AB	34
R	4
H	10
RBI	4
BB	3
SO	8
LOB	14



Batter	1	2	3	4	5	6	7	8	9	AB	R	H	RBI	BB	SO	LOB	TOP					
Paul Mollitor, R OBP: 0.372, SLG: 0.465	F9		F9		F9			1-3		4	0	1	0	0	0	1						
Robin Yount, R OBP: 0.370, SLG: 0.456	G3		F9					6-3		4	0	0	0	0	0	1						
Gary Sheffield, R OBP: 0.327, SLG: 0.365																						
Gus Polidor, R OBP: 0.169, SLG: 0.214	1B																					
Glenn Braggs, R OBP: 0.332, SLG: 0.469	G3																					
Rob Deer, R OBP: 0.314, SLG: 0.452																						
Greg Brock, L OBP: 0.185, SLG: 0.296																						
Charlie O'Brien, R OBP: 0.327, SLG: 0.354																						
Bill Spiers, L OBP: 0.313, SLG: 0.299	G6-4-3																					
Mike Felder, S OBP: 0.255, SLG: 0.212																						
Jim Gantner, L OBP: 0.300, SLG: 0.287																						
Inning Stats	R: 0 E: 0 K: 0 S: 11	H: 1 LOB: 1 BB: 0 P: 15	R: 0 E: 0 K: 0 S: 8	H: 1 LOB: 0 BB: 0 P: 12	R: 0 E: 0 K: 0 S: 9	H: 1 LOB: 1 BB: 0 P: 15	R: 0 E: 0 K: 0 S: 8	H: 1 LOB: 1 BB: 0 P: 10	R: 0 E: 0 K: 0 S: 6	H: 1 LOB: 1 BB: 0 P: 10	R: 0 E: 0 K: 0 S: 6	H: 1 LOB: 1 BB: 0 P: 9	R: 0 E: 0 K: 0 S: 10	H: 1 LOB: 0 BB: 0 P: 13	R: 0 E: 0 K: 0 S: 9	H: 0 LOB: 0 BB: 0 P: 13	R: 2 E: 0 K: 1 S: 18	H: 4 LOB: 2 BB: 0 P: 23	1B: 10 2B: 0 3B: 0 HR: 1	SF: 0 SAC: 0 DP: 2 HBP: 0	WP: 0 PB: 0 CS: 1	PA: 36
PITCHER John Cerutti, L ERA: 2.93	IP: 9.0 WLS: W BF: 36 H: 11 R: 2 ER: 2 SO: 1 BB: 0 IBB: 0 HBP: 0 BLK: 0 WP: 0 HR: 1 S: 85 P: 120 ERA: 2.00 WHIP: 1.222															PITCHER						

Milwaukee Brewers @ Toronto Blue Jays
SkyDome, Toronto, ON
Wed Jun 07 1989, 7:05 PM EDT
Att: 45,372 - Unknown - 70 F

AB 36
R 2
H 11
RBI 2
BB 0
SO 1
LOB 11



Batter	1	2	3	4	5	6	7	8	9	AB	R	H	RBI	BB	SO	LOB	BOTTOM			
Tony Fernandez, S OBP: 0.230, SLG: 0.308	F7		P9		4-3					4	0	1	0	0	0	0				
Nelson Liriano, S OBP: 0.353, SLG: 0.424	B1-3		K		G3					4	0	1	0	0	1	0				
Kelly Gruber, R OBP: 0.349, SLG: 0.423	P6		5-3							4	0	0	0	0	0	2				
George Bell, R OBP: 0.311, SLG: 0.440										4	2	3	0	0	0	0				
Fred McGriff, L OBP: 0.388, SLG: 0.569										3	0	0	0	1	1	2				
Lloyd Moseby, L OBP: 0.314, SLG: 0.350										2	2	0	0	1	1	4				
Ernie Whitt, L OBP: 0.430, SLG: 0.543										3	0	3	3	1	0	0				
Rance Mulliniks, L OBP: 0.318, SLG: 0.278										4	0	0	0	0	0	8				
Rob Ducey, L OBP: 0.304, SLG: 0.257										3	0	1	1	0	0	0				
Inning Stats	R: 0 E: 0 K: 0 S: 5	H: 0 LOB: 0 BB: 0 P: 8	R: 2 E: 0 K: 0 S: 8	H: 3 LOB: 2 BB: 1 P: 18	R: 0 E: 0 K: 1 S: 8	H: 0 LOB: 0 BB: 0 P: 12	R: 1 E: 0 K: 0 S: 11	H: 2 LOB: 1 BB: 1 P: 19	R: 0 E: 0 K: 0 S: 4	H: 0 LOB: 0 BB: 0 P: 8	R: 0 E: 1 K: 1 S: 17	H: 1 LOB: 3 BB: 1 P: 29	R: 0 E: 0 K: 0 S: 7	H: 2 LOB: 1 BB: 0 P: 11	R: 1 E: 0 K: 1 S: 12	H: 1 LOB: 1 BB: 0 P: 22	1B: 8 2B: 1 3B: 0 HR: 0	SF: 0 SAC: 0 DP: 2 HBP: 1	WP: 0 PB: 0 CS: 0	PA: 35
PITCHER Chris Bosio, R ERA: 2.79 Mark Knudson, R ERA: 2.74 Tony Fossas, L ERA: 9.0	IP: 6.0 WLS: L BF: 26 H: 6 R: 3 ER: 3 SO: 2 BB: 3 IBB: 0 HBP: 0 BLK: 0 WP: 0 HR: 0 S: 53 P: 94 ERA: 4.50 WHIP: 1.500															PITCHER				

Milwaukee Brewers @ Toronto Blue Jays
SkyDome, Toronto, ON
Wed Jun 07 1989, 7:05 PM EDT
Att: 45,372 - Unknown - 70 F

AB 31
R 4
H 9
RBI 4
BB 3
SO 3
LOB 16



Batter	1	2	3	4	5	6	7	8	9	AB	R	H	RBI	BB	SO	LOB	TOP										
Gary Pettis, S OBP: 0.411, SLG: 0.415 (1, 8)	G6-3		FC1-4 1-H 2B	1-2 1B	1-1 F8		G4-3		2-2 1B	6	2	3	1	0	0	1											
Kenny Williams, R OBP: 0.226, SLG: 0.309 (1, 7)	F8		FC1-6-5 G6-3 2-3 1B	2-1 1B	0-0 F8				2-2 1B	2	1	0	0	0	0	1											
Pat Sheridan, L OBP: 0.307, SLG: 0.330 (4, PH)									1-3 1B	4	1	3	3	0	0	0											
Lou Whitaker, L OBP: 0.373, SLG: 0.507 (1, 4)	G1-3		G6-3	FC1-6 1-3 2-H 1B		1-2 2B		F9	P5	6	0	2	1	0	0	3											
Keith Moreland, R OBP: 0.360, SLG: 0.469 (1, 3)		2-2 2B	2-2 2B	FC1-6 2B		G6-3		FC1		5	3	2	2	0	0	3											
Gary Ward, R OBP: 0.333, SLG: 0.359 (1, 9)		2-3 K	4-1 2B	1-2 2B	1-3 2B		F9	P3		4	1	1	0	1	1	4											
Chet Lemon, R OBP: 0.349, SLG: 0.313 (1, 10)		2-2 SF9	2-2 2B	G6-3		G5-3		FC5-4		5	0	2	3	0	0	4											
Mike Heath, R OBP: 0.312, SLG: 0.414 (1, 2)		2-2 SF9	1-0 FC6-4						2-3 K	2	0	0	1	1	2	0											
Rick Schu, R OBP: 0.286, SLG: 0.314 (1, 5)		2-3 K	2-2 FC6-4		F9		G6-3		1-1 F7	5	0	0	0	0	1	5											
Mike Brumley, S OBP: 0.347, SLG: 0.349 (1, 6)			2-1 2B	1B	4-2 1B		F7		4-2 1B	3	3	2	0	2	0	0											
Inning Stats	R: 0 E: 0 K: 0 S: 7	H: 0 LOB: 0 BB: 0 P: 11	R: 1 E: 0 K: 2 S: 19	H: 2 LOB: 1 BB: 0 P: 27	R: 4 E: 0 K: 0 S: 19	H: 4 LOB: 2 BB: 1 P: 34	R: 4 E: 0 K: 0 S: 17	H: 4 LOB: 2 BB: 2 P: 34	R: 0 E: 0 K: 0 S: 5	H: 1 LOB: 1 BB: 0 P: 8	R: 0 E: 0 K: 1 S: 6	H: 1 LOB: 1 BB: 0 P: 8	R: 0 E: 1 K: 0 S: 7	H: 1 LOB: 2 BB: 1 P: 9	R: 2 E: 0 K: 1 S: 18	H: 2 LOB: 1 BB: 1 P: 29	1B: 10 2B: 5 3B: 0 HR: 0	SF: 1 SAC: 0 DP: 0 HBP: 1	WP: 0 PB: 0 SB: 2 CS: 0	PA: 48							
PITCHER	IP	WLS	BF	H	R	ER	SO	BB	IBB	HBP	BLK	WP	HR	S	P	ERA	WHIP										
Jimmy Key, L ERA: 3.62 (1, 1)	3.0	L	17	6	5	5	2	1	0	1	0	0	0	45	72	15.00	2.333										
Alex Sanchez, R ERA: 10.03 (4, 1)	0.2		8	4	4	4	0	2	0	0	0	0	0	14	29	54.00	9.000										
Xavier Hernandez, R ERA: 3.09 (4, 1)	5.0		21	4	2	2	2	1	0	0	0	0	0	40	63	3.60	1.000										
Tom Henke, R ERA: 5.06 (9, 1)	0.1		2	1	0	0	0	0	0	0	0	0	0	8	10	0.00	3.000										

Detroit Tigers @ Toronto Blue Jays
SkyDome, Toronto, ON
Sat Jun 10 1989, 3:33 AM EDT
Att. 48,430 - Overcast - 60 F

AB 42
R 11
H 15
RBI 11
BB 4
SO 4
LOB 21



Batter	1	2	3	4	5	6	7	8	9	AB	R	H	RBI	BB	SO	LOB	BOTTOM										
Junior Felix, S OBP: 0.356, SLG: 0.463 (1, 9)	CS BB		K			2B		G6-3		4	1	1	0	1	1	1											
Tony Fernandez, S OBP: 0.283, SLG: 0.323 (1, 6)	1-2 1B				1B	FC5-4 2B		1B	BB	2	2	2	2	3	0	0											
Kelly Gruber, R OBP: 0.348, SLG: 0.422 (1, 5)	K		F9		FC5-4 1B		K	FC4		5	0	2	1	0	2	3											
George Bell, R OBP: 0.308, SLG: 0.431 (1, 7)	F9		F8		P6		BB	FC4		5	1	1	0	0	0	6											
Fred McGriff, L OBP: 0.386, SLG: 0.557 (1, 3)		BB		G4-3	FC5-4		BLK	G4-3		5	1	2	1	0	0	1											
Lloyd Moseby, L OBP: 0.316, SLG: 0.345 (1, 8)		4-3 BB		K		F8		G1		3	1	0	1	2	1	1											
Ernie Whitt, L OBP: 0.429, SLG: 0.530 (1, 2)		4-3 BB		P5		G4-6-3 BB		P6		3	0	0	0	2	0	3											
Rance Mulliniks, L OBP: 0.316, SLG: 0.276 (1, 10)		4-3				G4-6-3				1	0	0	0	0	0	2											
Pat Borders, R OBP: 0.265, SLG: 0.327 (5, PH)					1B					0	1	0	0	1	0	0											
Manuel Lee, S OBP: 0.304, SLG: 0.291 (6, PH)					2B					2	0	1	2	0	0	1											
Nelson Liriano, S OBP: 0.348, SLG: 0.417 (1, 4)					1B			L7		4	1	2	0	0	1	2											
Inning Stats	R: 0 E: 1 K: 1 S: 6	H: 1 LOB: 1 BB: 1 P: 16	R: 0 E: 0 K: 1 S: 13	H: 1 LOB: 2 BB: 2 P: 28	R: 0 E: 0 K: 1 S: 8	H: 0 LOB: 1 BB: 1 P: 17	R: 0 E: 0 K: 1 S: 12	H: 0 LOB: 0 BB: 0 P: 19	R: 4 E: 0 K: 0 S: 17	H: 4 LOB: 1 BB: 1 P: 31	R: 0 E: 0 K: 0 S: 10	H: 1 LOB: 1 BB: 1 P: 21	R: 4 E: 0 K: 1 S: 15	H: 3 LOB: 2 BB: 2 P: 29	R: 0 E: 0 K: 0 S: 15	H: 1 LOB: 2 BB: 1 P: 26	R: 0 E: 0 K: 0 S: 10	H: 0 LOB: 0 BB: 0 P: 12	1B: 10 2B: 1 3B: 0 HR: 0	SF: 0 SAC: 0 DP: 1 HBP: 0	WP: 0 PB: 0 SB: 0 CS: 1	PA: 43					
PITCHER	IP	WLS	BF	H	R	ER	SO	BB	IBB	HBP	BLK	WP	HR	S	P	ERA	WHIP										
Jeff Robinson, R ERA: 4.2 (1, 1)	1.1		7	2	0	0	1	3	0	0	0	0	0	15	36	0.00	3.750										
Paul Gibson, L ERA: 5.18 (2, 1)	2.2		13	3	4	4	3	2	0	0	0	0	0	33	63	13.50	1.875										
Mike Henneman, R ERA: 4.5 (5, 1)	2.1		11	3	2	2	1	2	0	0	0	0	0	26	46	7.71	2.143										
Willie Hernandez, L ERA: 5.32 (7, 1)	0.2		4	2	2	2	0	1	0	0	1	0	0	7	16	27.00	4.500										
Frank Williams, R ERA: 2.66 (8, 1)	2.0	W	8	1	0	0	0	1	0	0	0	0	0	25	38	0.00	1.000										

Detroit Tigers @ Toronto Blue Jays
SkyDome, Toronto, ON
Sat Jun 10 1989, 3:33 AM EDT
Att. 48,430 - Overcast - 60 F

AB 34
R 8
H 11
RBI 7
BB 9
SO 5
LOB 20



Batter	1	2	3	4	5	6	7	8	9	10	11	AB	R	H	RBI	BB	SO	LOB	TOP							
Gary Pettis, S OBP: 0.393, SLG: 0.388 (1, 8)	G1-3	K	G1-3	G1-3	G1-3	FC5-4	FC5-4	F9	F9	CS BB		5	0	0	0	1	1	4								
Kenny Williams, R Pat Sheridan, L OBP: 0.229, SLG: 0.303 OBP: 0.321, SLG: 0.333 (5, 7)	BB E	BB	BB	BB	BB	BB	BB	BB	BB	BB	BB	2	1	1	0	1	1	0								
Chet Lemon, R OBP: 0.342, SLG: 0.306 (1, 10)	F9	F9	F7	F7	F7	F9	L9	P6	P6	P6	P6	6	1	1	0	0	1	6								
Keith Moreland, R OBP: 0.357, SLG: 0.453 (1, 3)	E BB	E BB	P4	P4	P4	E5	P4	L9	F8	F8	FC3-6 1B	5	0	1	0	1	0	2								
Gary Ward, R OBP: 0.321, SLG: 0.366 (1, 9)	E BB	E BB	K	K	K	F9	L9	L9	HR	HR	FC3-6 1B	5	2	1	1	1	1	4								
Mike Heath, R OBP: 0.353, SLG: 0.442 (1, 2)	E5	E5	E5	E5	E5	FC4	1B	1B	1B	1B	1B	6	0	5	2	0	0	2								
Rick Schu, R OBP: 0.271, SLG: 0.295 (1, 5)	K	K	K	K	K	FC4	F8	F8	F8	F8	F9	6	0	1	0	0	1	8								
Al Pedrique, R Lou Whitaker, L OBP: 0.189, SLG: 0.196 OBP: 0.373, SLG: 0.514 (11, PH)	F9	F9	F9	F9	F9	F7	F9	F9	F8	F8	P6	5	0	1	0	0	0	3								
Mike Brumley, S OBP: 0.339, SLG: 0.340 (1, 6)	G6-3	G6-3	G6-3	G6-3	G6-3	G5-3	FC5-4	FC5-4	FC5-4	K	K	5	0	2	0	0	1	2								
Inning Stats	R: 1 E: 0 K: 1 S: 13	H: 1 LOB: 3 BB: 2 P: 28	R: 0 E: 0 K: 1 S: 5	H: 0 LOB: 0 BB: 0 P: 8	R: 0 E: 0 K: 1 S: 8	H: 0 LOB: 1 BB: 1 P: 19	R: 0 E: 0 K: 0 S: 8	H: 2 LOB: 2 BB: 0 P: 14	R: 1 E: 1 K: 1 S: 13	H: 2 LOB: 2 BB: 0 P: 20	R: 0 E: 0 K: 0 S: 9	H: 1 LOB: 2 BB: 1 P: 18	R: 0 E: 0 K: 0 S: 11	H: 2 LOB: 2 BB: 0 P: 15	R: 0 E: 0 K: 1 S: 12	H: 1 LOB: 1 BB: 0 P: 17	R: 1 E: 0 K: 0 S: 12	H: 2 LOB: 1 BB: 0 P: 16	R: 0 E: 0 K: 2 S: 14	H: 1 LOB: 1 BB: 1 P: 24	R: 1 E: 0 K: 0 S: 8	H: 2 LOB: 1 BB: 0 P: 15	1B: 13 2B: 0 3B: 0 HR: 1	SF: 0 SAC: 0 DP: 0 HBP: 0	WP: 0 PB: 0 SB: 3 CS: 1	PA: 53
PITCHER	IP ERA WLS BF H R ER SO BB IBB HBP BLK WP HR S P ERA WHIP	5.2 2.73 4.0 18 6 1 1 2 1 0 0 0 0 1 47 68 2.25 1.750	1.1 W 6 2 1 1 1 0 0 0 0 0 0 0 0 11 21 6.75 1.500																							

Detroit Tigers @ Toronto Blue Jays
SkyDome, Toronto, ON
Mon Jun 12 1989, 7:05 PM EDT
Att. 48,531 - Dome - 68 F

AB 48
R 4
H 14
RBI 3
BB 5
SO 7
LOB 33



Batter	1	2	3	4	5	6	7	8	9	10	11	AB	R	H	RBI	BB	SO	LOB	BOTTOM							
Junior Felix, S OBP: 0.363, SLG: 0.485 (1, 8)	F8	F8	FC1-6	FC1-6	FC1-6	G1-3	G1-3	G1-3	1B	1B	K	6	0	1	1	0	1	4								
Tony Fernandez, S OBP: 0.263, SLG: 0.322 (1, 6)	1B	2B	F7	F8	F8	F8	F8	F8	F9	F9	2B	5	2	1	0	1	0	2								
Kelly Gruber, R OBP: 0.363, SLG: 0.437 (1, 9)	2H	1B	BB	1B	1B	G6-3	G6-3	G6-3	G1-4-3	1B	2B	6	0	5	3	0	0	0								
George Bell, R OBP: 0.296, SLG: 0.415 (1, 7)	P2	P2	P3	P3	P3	F8	F9	F9	G1-4-3	1B	2B	5	0	0	0	0	0	5								
Fred McGriff, L OBP: 0.388, SLG: 0.568 (1, 3)	K	K	BB	BB	HR	G3	G3	G3	G4-3	G4-3	G4-3	4	1	1	1	1	1	2								
Ernie Whitt, L Bob Brenly, R OBP: 0.424, SLG: 0.525 OBP: 0.250, SLG: 0.246 (11, 2)	FC6-4	1B	G4-3	G4-3	G4-3	F9	F9	F9	F9	K	K	5	0	2	0	0	1	2								
Rance Mulliniks, L Pat Borders, R OBP: 0.325, SLG: 0.298 OBP: 0.263, SLG: 0.324 (10, PH)	FC6-4	1B	G6-3	G6-3	G6-3	G6-3	G6-3	G6-3	G6-3	G6-3	G6-3	4	0	1	0	0	0	1								
Manuel Lee, S OBP: 0.309, SLG: 0.297 (1, 5)	F8	F8	F8	F8	F8	L5	L5	L5	L5	1B	F9	5	1	2	0	0	0	2								
Nelson Liriano, S OBP: 0.348, SLG: 0.423 (1, 4)	FC6-4	FC6-4	FC6-4	FC6-4	FC6-4	G3	G3	G3	G4-3	G4-3	2B	5	1	2	0	0	0	3								
Inning Stats	R: 1 E: 0 K: 1 S: 11	H: 2 LOB: 1 BB: 0 P: 14	R: 0 E: 0 K: 0 S: 14	H: 2 LOB: 2 BB: 0 P: 22	R: 0 E: 0 K: 0 S: 9	H: 1 LOB: 2 BB: 1 P: 18	R: 1 E: 0 K: 0 S: 9	H: 2 LOB: 1 BB: 0 P: 16	R: 1 E: 0 K: 0 S: 15	H: 1 LOB: 1 BB: 0 P: 24	R: 0 E: 0 K: 0 S: 6	H: 0 LOB: 0 BB: 0 P: 8	R: 0 E: 0 K: 0 S: 8	H: 1 LOB: 1 BB: 0 P: 16	R: 0 E: 0 K: 0 S: 5	H: 1 LOB: 1 BB: 0 P: 9	R: 0 E: 0 K: 0 S: 7	H: 2 LOB: 1 BB: 0 P: 12	R: 0 E: 0 K: 1 S: 8	H: 0 LOB: 0 BB: 0 P: 13	R: 2 E: 0 K: 1 S: 10	H: 2 LOB: 1 BB: 1 P: 21	1B: 11 2B: 3 3B: 0 HR: 1	SF: 0 SAC: 0 DP: 1 HBP: 0	WP: 0 PB: 0 SB: 1 CS: 0	PA: 48
PITCHER	IP ERA WLS BF H R ER SO BB IBB HBP BLK WP HR S P ERA WHIP	8.0 3.11 1.0 4 2 0 0 0 1 0 0 0 0 1 7 12 0.00 2.000	1.2 L 7 1 2 2 2 1 0 0 0 0 0 0 1 17 32 10.80 1.200	0.0 1 1 0 0 0 0 0 0 0 0 0 0 0 1 2 ∞ ∞																						

Detroit Tigers @ Toronto Blue Jays
SkyDome, Toronto, ON
Mon Jun 12 1989, 7:05 PM EDT
Att. 48,531 - Dome - 68 F

AB 46
R 5
H 15
RBI 5
BB 2
SO 3
LOB 21



Batter	1	2	3	4	5	6	7	8	9	AB	R	H	RBI	BB	SO	LOB	TOP								
Junior Felix, S OBP: 0.360, SLG: 0.478 (1, 9)	L7		K			E3		HR		4	1	1	0	0	1	1	Toronto Blue Jays @ Milwaukee Brewers Milwaukee County Stadium, Milwaukee, WI Tue Jun 13 1989, 8:05 PM EDT Att: 15,469 - Unknown - 68 F								
Tony Fernandez, S OBP: 0.298, SLG: 0.331 (1, 6)	F6							K		4	0	2	0	0	1	2									
George Bell, R OBP: 0.296, SLG: 0.425 (1, 7)	P3					P3		HR		4	1	1	3	0	0	3									
Fred McGriff, L OBP: 0.386, SLG: 0.561 (1, 3)		G4-3				K		L7		3	0	0	0	1	1										
Lloyd Moseby, L OBP: 0.305, SLG: 0.332 (1, 8)		P6				G4-3		G4-3		4	0	0	0	0	0	1									
Ernie Whitt, L OBP: 0.426, SLG: 0.524 (9, PR)						G4-3		G4-3		4	0	2	0	0	0	1									
Kevin Batiste, R OBP: 0.250, SLG: 0.246 (9, 2)						G4-3		HR		0	0	0	0	0	0	0									
Bob Brenly, R OBP: 0.366, SLG: 0.453 (9, PH)						F8		G6-3		3	0	0	0	0	0	2									
Rance Mulliniks, L OBP: 0.319, SLG: 0.292 (9, PH)								HR		1	1	1	1	0	0	0									
Manuel Lee, S OBP: 0.307, SLG: 0.295 (1, 5)			K					G1		4	0	1	0	0	1	1									
Nelson Liriano, S OBP: 0.348, SLG: 0.422 (1, 4)			F8					G6-3		3	1	1	0	0	0	1									
Inning Stats	R: 0 E: 0 K: 0 S: 5	H: 0 LOB: 0 BB: 0 P: 7	R: 0 E: 0 K: 0 S: 8	H: 1 LOB: 1 BB: 0 P: 14	R: 0 E: 0 K: 2 S: 8	H: 0 LOB: 0 BB: 0 P: 13	R: 0 E: 0 K: 1 S: 9	H: 1 LOB: 1 BB: 0 P: 11	R: 0 E: 0 K: 0 S: 7	H: 0 LOB: 0 BB: 0 P: 7	R: 0 E: 1 K: 0 S: 9	H: 2 LOB: 2 BB: 0 P: 13	R: 0 E: 0 K: 0 S: 10	H: 0 LOB: 1 BB: 1 P: 16	R: 3 E: 0 K: 1 S: 12	H: 3 LOB: 0 BB: 0 P: 19	R: 1 E: 0 K: 0 S: 8	H: 2 LOB: 1 BB: 0 P: 13	1B: 6 2B: 2 3B: 0 HR: 2	SF: 0 SAC: 0 DP: 1 HBP: 0	WP: 0 PB: 0 SB: 0 CS: 1	PA: 35			
PITCHER	IP	WLS	BF	H	R	ER	SO	BB	IBB	HBP	BLK	WP	HR	S	P	ERA	WHIP								
Chris Bosio, R ERA: 2.76 (1, 1)	7.1		28	6	2	2	3	1	0	0	0	0	0	63	90	2.46	0.955								
Dan Plesac, L ERA: 2.79 (8, 1)	1.2	L	7	3	2	2	1	0	0	0	0	0	2	13	23	10.80	1.800								

Batter	1	2	3	4	5	6	7	8	9	AB	R	H	RBI	BB	SO	LOB	BOTTOM								
Paul Molitor, R OBP: 0.357, SLG: 0.447 (1, 5)	K		G6-3			F7		1B		3	0	0	0	1	1	0	Toronto Blue Jays @ Milwaukee Brewers Milwaukee County Stadium, Milwaukee, WI Tue Jun 13 1989, 8:05 PM EDT Att: 15,469 - Unknown - 68 F								
Jim Gantner, L OBP: 0.303, SLG: 0.296 (1, 4)	F7		F8			G6-3		SF7		3	0	0	1	0	0	0									
Robin Yount, R OBP: 0.366, SLG: 0.448 (1, 8)	L6					F9		1B		4	0	2	1	0	0	0									
Glenn Braggs, R OBP: 0.331, SLG: 0.459 (1, 7)			G3			K		K		4	1	1	0	0	3	3									
Greg Brock, L OBP: 0.250, SLG: 0.268 (1, 3)			G3			G6-3		P6		2	0	0	0	2	0	1									
Rob Deer, R OBP: 0.322, SLG: 0.446 (1, 9)			F8			P2		K		3	0	0	0	1	1	5									
B.J. Surhoff, L OBP: 0.264, SLG: 0.308 (1, 2)			G3			G6-3		F7		4	0	0	0	0	0	4									
Terry Francona, L OBP: 0.248, SLG: 0.307 (8, PR)						L8		BB		3	0	2	1	0	0	0									
Mike Felder, S OBP: 0.301, SLG: 0.265 (8, PR)								BB		1	1	0	0	0	0	0									
Bill Spiers, L OBP: 0.307, SLG: 0.294 (1, 6)			G6-3			G5-3		BB		4	1	1	0	0	0	0									
Inning Stats	R: 0 E: 0 K: 1 S: 11	H: 0 LOB: 0 BB: 0 P: 18	R: 1 E: 0 K: 0 S: 7	H: 2 LOB: 2 BB: 1 P: 14	R: 0 E: 0 K: 0 S: 9	H: 0 LOB: 0 BB: 0 P: 11	R: 0 E: 0 K: 1 S: 11	H: 0 LOB: 0 BB: 0 P: 16	R: 0 E: 0 K: 0 S: 7	H: 0 LOB: 0 BB: 0 P: 9	R: 0 E: 0 K: 0 S: 10	H: 0 LOB: 0 BB: 0 P: 15	R: 0 E: 0 K: 1 S: 13	H: 1 LOB: 2 BB: 1 P: 22	R: 2 E: 0 K: 2 S: 17	H: 3 LOB: 3 BB: 2 P: 33	R: 0 E: 0 K: 0 S: 6	H: 0 LOB: 0 BB: 0 P: 9	1B: 6 2B: 0 3B: 0 HR: 0	SF: 1 SAC: 0 DP: 0 HBP: 0	WP: 0 PB: 0 SB: 1 CS: 0	PA: 36			
PITCHER	IP	WLS	BF	H	R	ER	SO	BB	IBB	HBP	BLK	WP	HR	S	P	ERA	WHIP								
Frank Willis, R ERA: 1.37 (1, 1)	6.2		24	3	1	1	3	2	0	0	0	0	0	65	101	1.35	0.750								
Tom Henke, R ERA: 5.09 (7, 1)	0.1		1	0	0	0	0	0	0	0	0	0	0	3	4	0.00	0.000								
Duane Ward, R ERA: 3.12 (8, 1)	2.0	W	11	3	2	2	2	1	1	0	0	0	0	23	42	9.00	2.000								

Batter	1	2	3	4	5	6	7	8	9	AB	R	H	RBI	BB	SO	LOB	TOP				
Junior Felix, S OBP: 0.348, SLG: 0.462 (1, 8)										5	0	0	0	0	2	2					
Tony Fernandez, S OBP: 0.277, SLG: 0.339 (1, 6)										5	2	3	0	0	0	1					
Kelly Gruber, R OBP: 0.371, SLG: 0.454 (1, 5)										4	2	2	0	1	1	2					
George Bell, R OBP: 0.298, SLG: 0.422 (1, 7)										4	0	1	1	1	1	4					
Pat Borders, R OBP: 0.271, SLG: 0.339 (1, 2)										4	0	2	2	0	0	4					
Manuel Lee, S OBP: 0.314, SLG: 0.323 (1, 10)										4	1	2	1	0	0	2					
Bob Brenly, R OBP: 0.263, SLG: 0.304 (1, 3)										4	1	2	2	0	0	2					
Nelson Liriano, S OBP: 0.343, SLG: 0.415 (1, 4)										3	0	0	0	0	0	0					
Kevin Batiste, R OBP: 0.250, SLG: 0.250 (1, 9)										4	0	1	0	0	3	1					
Inning Stats	R: 2 E: 0 K: 1 S: 15	H: 3 LOB: 1 BB: 0 P: 22	R: 0 E: 0 K: 1 S: 8	H: 0 LOB: 0 BB: 0 P: 12	R: 0 E: 0 K: 1 S: 14	H: 1 LOB: 2 BB: 1 P: 25	R: 1 E: 0 K: 1 S: 11	H: 2 LOB: 1 BB: 0 P: 17	R: 1 E: 1 K: 0 S: 15	H: 2 LOB: 1 BB: 0 P: 24	R: 1 E: 0 K: 0 S: 10	H: 2 LOB: 1 BB: 1 P: 17	R: 0 E: 0 K: 2 S: 8	H: 0 LOB: 0 BB: 0 P: 12	R: 0 E: 0 K: 1 S: 8	H: 1 LOB: 0 BB: 0 P: 10	1B: 10 2B: 1 3B: 1 HR: 1	SF: 0 SAC: 1 DP: 2 HBP: 0	WP: 2 PB: 0 SB: 2 CS: 1	PA: 40	
PITCHER	IP	WLS	BF	H	R	ER	SO	BB	IBB	HBP	BLK	WP	HR	S	P	ERA	WHIP				
Bill Krueger, L ERA: 3.67 (1, 1)	4.0	L	20	7	4	3	4	1	0	0	0	2	0	51	80	6.75	2.000				
Mark Knudson, R ERA: 2.6 (5, 1)	5.0		20	6	2	2	3	1	0	0	0	0	1	48	72	3.60	1.400				

Toronto Blue Jays @ Milwaukee Brewers
Milwaukee County Stadium, Milwaukee, WI
Wed Jun 14 1989, 8:05 PM EDT
Att: 14,808 - Unknown - 56 F

AB 37
R 6
H 13
RBI 6
BB 2
SO 7
LOB 18



Batter	1	2	3	4	5	6	7	8	9	AB	R	H	RBI	BB	SO	LOB	BOTTOM				
Paul Molitor, R OBP: 0.360, SLG: 0.446 (1, 5)										3	0	1	0	1	1	1					
Jim Gantner, L OBP: 0.298, SLG: 0.290 (1, 4)										4	0	0	0	0	0	3					
Robin Yount, R OBP: 0.365, SLG: 0.446 (1, 8)										3	0	1	0	0	0	1					
Mike Felder, S OBP: 0.297, SLG: 0.261 (6, 8)										1	0	0	0	0	1	0					
Glenn Braggs, R OBP: 0.329, SLG: 0.453 (1, 7)										3	0	0	0	1	1	2					
Greg Brock, L OBP: 0.250, SLG: 0.267 (1, 3)										4	0	1	0	0	0	1					
Rob Deer, R OBP: 0.321, SLG: 0.441 (1, 9)										3	0	0	0	1	1	2					
B.J. Surhoff, L OBP: 0.264, SLG: 0.306 (1, 2)										4	0	1	0	0	0	2					
Terry Francona, L OBP: 0.248, SLG: 0.326 (1, 10)										4	1	1	1	0	0	3					
Bill Spiers, L OBP: 0.308, SLG: 0.288 (1, 6)										2	0	0	0	1	0	0					
Inning Stats	R: 0 E: 0 K: 0 S: 7	H: 1 LOB: 0 BB: 0 P: 10	R: 0 E: 0 K: 0 S: 9	H: 1 LOB: 2 BB: 1 P: 17	R: 0 E: 0 K: 1 S: 9	H: 0 LOB: 1 BB: 1 P: 15	R: 1 E: 0 K: 0 S: 14	H: 2 LOB: 2 BB: 1 P: 28	R: 0 E: 0 K: 1 S: 8	H: 0 LOB: 0 BB: 0 P: 12	R: 0 E: 0 K: 2 S: 10	H: 0 LOB: 0 BB: 0 P: 17	R: 0 E: 0 K: 0 S: 14	H: 1 LOB: 1 BB: 0 P: 23	R: 0 E: 0 K: 0 S: 14	H: 1 LOB: 0 BB: 0 P: 23	1B: 4 2B: 0 3B: 0 HR: 1	SF: 0 SAC: 0 DP: 1 HBP: 0	WP: 0 PB: 0 SB: 0 CS: 0	PA: 35	
PITCHER	IP	WLS	BF	H	R	ER	SO	BB	IBB	HBP	BLK	WP	HR	S	P	ERA	WHIP				
Dave Stieb, R ERA: 4.59 (1, 1)	7.0	W	28	4	1	1	2	4	0	0	1	0	0	65	113	1.29	1.143				
Tom Henke, R ERA: 4.69 (8, 1)	2.0		7	1	0	0	2	0	0	0	0	0	0	24	40	0.00	0.500				

Toronto Blue Jays @ Milwaukee Brewers
Milwaukee County Stadium, Milwaukee, WI
Wed Jun 14 1989, 8:05 PM EDT
Att: 14,808 - Unknown - 56 F

AB 31
R 1
H 5
RBI 1
BB 4
SO 4
LOB 15



Batter	1	2	3	4	5	6	7	8	9	AB	R	H	RBI	BB	SO	LOB	TOP								
Junior Felix, S OBP: 0.350, SLG: 0.473 (1, 9)										5	1	2	1	0	1	1	Toronto Blue Jays @ Milwaukee Brewers Milwaukee County Stadium, Milwaukee, WI Thu Jun 15 1989, 4:33 AM EDT Att: 16,964 - Unknown								
Tony Fernandez, S OBP: 0.291, SLG: 0.341 (1, 6)										2	1	1	1	1	0	0									
Kelly Gruber, R OBP: 0.369, SLG: 0.450 (1, 5)										4	0	1	0	0	1	3									
George Bell, R OBP: 0.301, SLG: 0.430 (1, 7)										3	0	2	2	0	0	1									
Fred McGriff, L OBP: 0.384, SLG: 0.553 (1, 3)										3	0	0	0	1	0	2									
Lloyd Moseby, L OBP: 0.309, SLG: 0.335 (1, 8)										4	0	2	0	0	0	3									
Ernie Whitt, L OBP: 0.419, SLG: 0.514 (8, PH)										3	0	0	0	0	0	1									
Pat Borders, R OBP: 0.269, SLG: 0.336 (8, 2)										1	0	0	0	0	0	2									
Rance Mulliniks, L OBP: 0.321, SLG: 0.295 (6, PH)										2	1	1	0	0	0	0									
Manuel Lee, S OBP: 0.306, SLG: 0.317 (6, PH)										2	0	0	0	0	0	0									
Nelson Liriano, S OBP: 0.346, SLG: 0.417 (1, 4)										4	1	2	0	0	0	0									
Inning Stats	R: 0 E: 0 K: 1 S: 17	H: 1 LOB: 1 BB: 1 P: 26	R: 0 E: 0 K: 0 S: 9	H: 1 LOB: 0 BB: 0 P: 15	R: 3 E: 0 K: 0 S: 16	H: 4 LOB: 2 BB: 1 P: 24	R: 0 E: 0 K: 0 S: 9	H: 1 LOB: 1 BB: 0 P: 13	R: 1 E: 0 K: 0 S: 13	H: 2 LOB: 1 BB: 0 P: 23	R: 0 E: 0 K: 0 S: 4	H: 0 LOB: 0 BB: 0 P: 8	R: 0 E: 0 K: 0 S: 4	H: 0 LOB: 0 BB: 0 P: 4	R: 0 E: 0 K: 0 S: 6	H: 2 LOB: 1 BB: 0 P: 9	R: 0 E: 0 K: 1 S: 10	H: 0 LOB: 0 BB: 0 P: 15	1B: 8 2B: 4 3B: 0 HR: 0	SF: 2 SAC: 0 DP: 2 HBP: 0	WP: 0 PB: 0 SB: 0 CS: 3	PA: 37			
PITCHER	IP	WLS	BF	H	R	ER	SO	BB	IBB	HBP	BLK	WP	HR	S	P	ERA	WHIP								
Bryan Clutterbuck, R ERA: 3.64 (1, 1)	5.0		24	9	4	4	1	1	1	0	0	0	0	64	101	7.20	2.000								
Tony Fossas, L ERA: 5.68 (6, 1)	2.1	W	9	2	0	0	0	0	0	0	0	0	0	12	18	0.00	0.857								
Chuck Crim, R ERA: 3.4 (8, 1)	1.0		2	0	0	0	0	0	0	0	0	0	0	3	4	0.00	0.000								
Dan Plesac, L ERA: 2.73 (9, 1)	0.2	S	2	0	0	0	1	0	0	0	0	0	0	9	14	0.00	0.000								

Batter	1	2	3	4	5	6	7	8	9	AB	R	H	RBI	BB	SO	LOB	BOTTOM								
Paul Molitor, R OBP: 0.360, SLG: 0.445 (1, 5)										5	0	2	0	0	2	2	Toronto Blue Jays @ Milwaukee Brewers Milwaukee County Stadium, Milwaukee, WI Thu Jun 15 1989, 4:33 AM EDT Att: 16,964 - Unknown								
Gus Polidor, R OBP: 0.190, SLG: 0.244 (1, 6)										3	1	0	0	0	0	3									
Gary Sheffield, R OBP: 0.321, SLG: 0.364 (1, 10)										3	0	1	1	0	0	1									
Glenn Braggs, R OBP: 0.328, SLG: 0.447 (1, 7)										3	0	0	1	0	0	2									
Rob Deer, R OBP: 0.323, SLG: 0.468 (1, 9)										4	2	2	2	0	1	4									
Dave Engle, R OBP: 0.241, SLG: 0.364 (1, 3)										3	0	0	0	0	0	2									
Greg Brock, L OBP: 0.265, SLG: 0.304 (8, 3)										1	1	1	0	0	0	0									
Charlie O'Brien, R OBP: 0.339, SLG: 0.396 (1, 2)										3	1	1	1	0	0	0									
Mike Felder, S OBP: 0.295, SLG: 0.274 (1, 8)										4	0	1	1	0	0	0									
Jim Gantner, L OBP: 0.301, SLG: 0.299 (1, 4)										4	1	2	0	0	1	1									
Inning Stats	R: 1 E: 2 K: 1 S: 13	H: 1 LOB: 2 BB: 0 P: 18	R: 1 E: 0 K: 0 S: 10	H: 2 LOB: 1 BB: 0 P: 15	R: 1 E: 0 K: 0 S: 8	H: 1 LOB: 0 BB: 0 P: 13	R: 0 E: 0 K: 0 S: 8	H: 0 LOB: 0 BB: 0 P: 13	R: 0 E: 0 K: 0 S: 9	H: 1 LOB: 1 BB: 0 P: 13	R: 1 E: 0 K: 0 S: 11	H: 1 LOB: 0 BB: 0 P: 16	R: 1 E: 0 K: 1 S: 18	H: 2 LOB: 2 BB: 0 P: 26	R: 1 E: 0 K: 2 S: 16	H: 2 LOB: 1 BB: 0 P: 20	R: 1 E: 0 K: 2 S: 10	H: 0 LOB: 0 BB: 0 P: 15	1B: 4 2B: 3 3B: 0 HR: 3	SF: 1 SAC: 2 DP: 0 HBP: 1	WP: 0 PB: 0 SB: 1 CS: 0	PA: 37			
PITCHER	IP	WLS	BF	H	R	ER	SO	BB	IBB	HBP	BLK	WP	HR	S	P	ERA	WHIP								
Jimmy Key, L ERA: 3.73 (1, 1)	6.2	L	30	8	5	4	1	0	0	0	0	0	0	3	71	5.40	1.200								
Duane Ward, R ERA: 3.22 (7, 1)	1.1		7	2	1	1	3	0	0	1	0	0	0	22	31	6.75	1.500								

Batter	1	2	3	4	5	6	7	8	9	AB	R	H	RBI	BB	SO	LOB	TOP				
Harold Reynolds, S (1,4) OBP: 0.356, SLG: 0.383	G6-3		K			K		L7		4	0	0	0	0	2	0	Seattle Mariners @ Toronto Blue Jays SkyDome, Toronto, ON Fri Jun 16 1989, 7:05 PM EDT Att: 48,363 - Dome - 70 F				
Darnell Coles, R (1,7) OBP: 0.273, SLG: 0.323	G4-3		G6-3			K		E5		4	0	0	0	0	1	0					
Alvin Davis, L (1,3) OBP: 0.427, SLG: 0.500	P2				G3-1			G4-6-3		3	1	0	0	1	0	1					
Jeffrey Leonard, R (1,10) OBP: 0.321, SLG: 0.441		G6-3			G6-3		P3			4	0	0	0	0	1	1					
Ken Griffey Jr., L (1,8) OBP: 0.336, SLG: 0.469		F9			G3-1			L9		4	2	2	0	0	0	0					
Jay Buhner, R (1,9) OBP: 0.365, SLG: 0.674							L7			4	0	1	0	0	1	1					
Edgar Martinez, R (1,5) OBP: 0.302, SLG: 0.289							F9			3	0	2	3	0	0	0					
Omar Vizquel, S (1,6) OBP: 0.272, SLG: 0.265							F9			3	0	0	0	0	0	3					
Bill McGuire, R (1,2) OBP: 0.111, SLG: 0.278										2	0	0	0	0	0	0					
Jim Presley, R (7,PH) OBP: 0.323, SLG: 0.424										1	0	0	0	0	0	3					
Scott Bradley, L (7,2) OBP: 0.288, SLG: 0.364										0	0	0	0	0	0	0					
Inning Stats	R: 0 E: 0 K: 0 S: 5	H: 0 LOB: 0 BB: 0 P: 10	R: 1 E: 0 K: 0 S: 9	H: 2 LOB: 1 BB: 0 P: 10	R: 0 E: 0 K: 1 S: 7	H: 0 LOB: 0 BB: 0 P: 8	R: 0 E: 0 K: 0 S: 8	H: 0 LOB: 0 BB: 0 P: 11	R: 0 E: 0 K: 2 S: 11	H: 0 LOB: 0 BB: 0 P: 15	R: 2 E: 1 K: 0 S: 14	H: 3 LOB: 2 BB: 1 P: 23	R: 0 E: 1 K: 0 S: 4	H: 0 LOB: 0 BB: 0 P: 8	R: 0 E: 0 K: 2 S: 8	H: 0 LOB: 0 BB: 0 P: 12	1B: 4 2B: 1 3B: 0 HR: 0	SF: 0 SAC: 0 DP: 2 HBP: 0	WP: 0 PB: 0 SB: 0 CS: 0	PA: 33	
PITCHER	IP	WLS	BF	H	R	ER	SO	BB	IBB	HBP	BLK	WP	HR	S	P	ERA	WHIP				
Mike Flanagan, L (1,1) ERA: 3.84	6.1		26	5	3	3	3	1	0	0	0	0	0	55	80	4.26	0.947				
David Wells, L (7,1) ERA: 2.66	1.2		4	0	0	0	0	0	0	0	0	0	0	8	13	0.00	0.000				
Tom Henke, R (9,1) ERA: 4.5	1.0	W	3	0	0	0	2	0	0	0	0	0	0	8	12	0.00	0.000				

AB 32
R 3
H 5
RBI 3
BB 1
SO 5
LOB 9



Batter	1	2	3	4	5	6	7	8	9	AB	R	H	RBI	BB	SO	LOB	BOTTOM				
Junior Felix, S (1,8) OBP: 0.348, SLG: 0.464	L8		G5-3		B2-3					3	0	0	0	1	0	0	Seattle Mariners @ Toronto Blue Jays SkyDome, Toronto, ON Fri Jun 16 1989, 7:05 PM EDT Att: 48,363 - Dome - 70 F				
Tony Fernandez, S (1,6) OBP: 0.281, SLG: 0.339	G1-3				G6-3		G4-3			4	1	1	0	0	1	1					
Kelly Gruber, R (1,9) OBP: 0.367, SLG: 0.447	G6-3				G6-3		K			4	1	1	0	0	1	1					
George Bell, R (1,7) OBP: 0.304, SLG: 0.429		6-3					K			3	1	1	1	0	1	0					
Fred McGriff, L (1,3) OBP: 0.386, SLG: 0.555					F7					3	0	1	1	1	0	1					
Ernie Whitt, L (1,2) OBP: 0.420, SLG: 0.507					G4-6-3		L8			2	0	0	0	2	0	1					
Rance Mulliniks, L (1,10) OBP: 0.315, SLG: 0.289					G4-6-3		P6			2	0	0	0	2	0	1					
Rance Mulliniks, L (1,10) OBP: 0.315, SLG: 0.289					F7		G4-3			4	0	0	0	0	0	4					
Manuel Lee, S (1,5) OBP: 0.309, SLG: 0.317										3	1	1	0	0	1	0					
Nelson Liriano, S (1,4) OBP: 0.341, SLG: 0.411										3	0	0	0	0	0	0					
Inning Stats	R: 0 E: 0 K: 0 S: 4	H: 0 LOB: 0 BB: 0 P: 6	R: 0 E: 0 K: 0 S: 3	H: 0 LOB: 0 BB: 1 P: 10	R: 1 E: 0 K: 0 S: 11	H: 1 LOB: 0 BB: 0 P: 18	R: 1 E: 0 K: 0 S: 8	H: 2 LOB: 2 BB: 1 P: 18	R: 0 E: 0 K: 2 S: 8	H: 0 LOB: 0 BB: 0 P: 11	R: 0 E: 0 K: 2 S: 5	H: 0 LOB: 0 BB: 0 P: 10	R: 0 E: 0 K: 2 S: 10	H: 0 LOB: 1 BB: 1 P: 18	R: 2 E: 0 K: 0 S: 6	H: 2 LOB: 2 BB: 1 P: 19	1B: 4 2B: 1 3B: 0 HR: 0	SF: 0 SAC: 0 DP: 1 HBP: 1	WP: 2 PB: 0 SB: 0 CS: 0	PA: 34	
PITCHER	IP	WLS	BF	H	R	ER	SO	BB	IBB	HBP	BLK	WP	HR	S	P	ERA	WHIP				
Brian Holman, R (1,1) ERA: 4.4	8.0		30	4	3	2	4	3	0	0	0	1	0	59	107	2.25	0.875				
Mike Scholer, R (9,1) ERA: 1.95	0.0	L	4	1	1	1	0	0	1	1	0	1	0	3	13	∞	∞				

AB 29
R 4
H 5
RBI 2
BB 4
SO 4
LOB 8





Batter	1	2	3	4	5	6	7	8	9	AB	R	H	RBI	BB	SO	LOB	TOP										
Harold Reynolds, S OBP: 0.349, SLG: 0.376 (1, 4)	G6-3		F9	FC6-4		L8			K	5	1	0	0	0	1	4	Seattle Mariners @ Toronto Blue Jays SkyDome, Toronto, ON Sat Jun 17 1989, 3:33 AM EDT Att: 48,336 - Dome - 70 F livebaseballscorecards.com										
Danell Coles, R OBP: 0.276, SLG: 0.325 (1, 7) (9, 3)	1B		G4-3		F7				K	5	0	2	0	0	1	1											
Alvin Davis, L OBP: 0.431, SLG: 0.503 Henry Cotto, R OBP: 0.309, SLG: 0.386 (1, 3) (9, 7)	FC6-4				G3-1				K	5	0	3	1	0	1	1											
Jeffrey Leonard, R OBP: 0.319, SLG: 0.436 (1, 10)	F9				F8				F9	5	0	1	0	0	0	5											
Jay Buhner, R OBP: 0.357, SLG: 0.640 (1, 9)	FC6-4				F8				K	4	1	1	0	0	1	4											
Ken Griffey Jr., L OBP: 0.335, SLG: 0.465 (1, 8)		L6			K				F8	4	0	1	0	0	1	1											
Edgar Martinez, R OBP: 0.322, SLG: 0.304 (1, 5)		F9			FC6-4				FC6-2	3	0	2	0	1	0	0											
Omar Vizquel, S OBP: 0.273, SLG: 0.261 (1, 6)					FC6-4				SH2-3	2	0	0	1	1	0	2											
Bill McGuire, R OBP: 0.150, SLG: 0.300 Jim Presley, R OBP: 0.322, SLG: 0.422 Scott Bradley, L OBP: 0.286, SLG: 0.361 (1, 2) (6, PH) (6, 2)		G3			FC6-4				FC6-2	2	0	1	0	0	0	1											
Inning Stats	R: 0 E: 0 K: 0 S: 10	H: 2 LOB: 2 BB: 0 P: 17	R: 0 E: 0 K: 0 S: 11	H: 0 LOB: 1 BB: 1 P: 17	R: 0 E: 0 K: 0 S: 7	H: 1 LOB: 1 BB: 0 P: 9	R: 1 E: 0 K: 1 S: 10	H: 3 LOB: 2 BB: 0 P: 18	R: 0 E: 0 K: 0 S: 7	H: 1 LOB: 1 BB: 0 P: 10	R: 0 E: 0 K: 0 S: 11	H: 2 LOB: 2 BB: 0 P: 17	R: 0 E: 0 K: 2 S: 12	H: 1 LOB: 1 BB: 0 P: 17	R: 0 E: 0 K: 0 S: 8	H: 0 LOB: 0 BB: 1 P: 18		R: 1 E: 0 K: 2 S: 15	H: 1 LOB: 1 BB: 0 P: 19	1B: 11 2B: 1 3B: 0 HR: 0	SF: 0 SAC: 1 DP: 1 HBP: 0	WP: 1 PB: 0 SB: 1 CS: 0	PA: 40				
PITCHER	IP	WLS	BF	H	R	ER	SO	BB	IBB	HBP	BLK	WP	HR	S	P	ERA	WHIP										
John Cerutti, L ERA: 2.62 Duane Ward, R ERA: 3.27 (1, 1) (8, 1)	7.0		32	10	1	1	3	1	0	0	0	0	0	68	105	1.29	1.571										

Batter	1	2	3	4	5	6	7	8	9	AB	R	H	RBI	BB	SO	LOB	BOTTOM										
Junior Felix, S OBP: 0.343, SLG: 0.455 (1, 8)	FC1-4		P6		F7				K	5	0	1	0	0	2	5	Seattle Mariners @ Toronto Blue Jays SkyDome, Toronto, ON Sat Jun 17 1989, 3:33 AM EDT Att: 48,336 - Dome - 70 F livebaseballscorecards.com										
Tony Fernandez, S OBP: 0.294, SLG: 0.340 (1, 6)	FC1-4		G6-3			L4-6			G1-3	5	0	2	1	0	0	1											
Kelly Gruber, R OBP: 0.368, SLG: 0.446 (1, 9)	K				E5	G1-3			G1-3	5	1	2	1	0	1	2											
George Bell, R OBP: 0.303, SLG: 0.423 (1, 7)	F7				G4-3				K	3	0	0	0	0	1	3											
Fred McGriff, L OBP: 0.391, SLG: 0.554 (1, 3)			L4-3		G4-3				L4-6	2	0	1	0	2	0	2											
Ernie Whitt, L OBP: 0.411, SLG: 0.497 (1, 2)		L4-3			SF9				K	3	0	0	1	0	2	3											
Rance Mulliniks, L OBP: 0.318, SLG: 0.291 Pat Borders, R OBP: 0.273, SLG: 0.339 (1, 10) (7, PH)					CS	G4-3			K	2	0	1	0	0	0	0											
Manuel Lee, S OBP: 0.325, SLG: 0.327 Tom Lawless, R OBP: 0.266, SLG: 0.200 (1, 5) (9, PR)		FC4							FC4	3	0	2	0	1	0	1											
Nelson Liriano, S OBP: 0.339, SLG: 0.405 (1, 4)					F8				FC4-6	3	1	0	0	1	0	3											
Inning Stats	R: 0 E: 0 K: 1 S: 12	H: 1 LOB: 1 BB: 0 P: 17	R: 0 E: 0 K: 0 S: 9	H: 1 LOB: 1 BB: 1 P: 17	R: 0 E: 0 K: 0 S: 5	H: 0 LOB: 0 BB: 0 P: 9	R: 1 E: 1 K: 0 S: 6	H: 1 LOB: 0 BB: 0 P: 12	R: 0 E: 0 K: 0 S: 7	H: 1 LOB: 1 BB: 0 P: 10	R: 0 E: 0 K: 0 S: 9	H: 1 LOB: 1 BB: 0 P: 10	R: 0 E: 0 K: 2 S: 12	H: 2 LOB: 2 BB: 0 P: 20	R: 0 E: 0 K: 2 S: 10	H: 1 LOB: 2 BB: 1 P: 17		R: 2 E: 0 K: 2 S: 11	H: 2 LOB: 2 BB: 2 P: 21	1B: 10 2B: 2 3B: 0 HR: 0	SF: 1 SAC: 0 DP: 2 HBP: 1	WP: 0 PB: 0 SB: 2 CS: 1	PA: 40				
PITCHER	IP	WLS	BF	H	R	ER	SO	BB	IBB	HBP	BLK	WP	HR	S	P	ERA	WHIP										
Gene Harris, R ERA: 3.34 Dennis Powell, L ERA: 4.1 Michael Jackson, R ERA: 3.48 Mike Scholer, R ERA: 1.93 (1, 1) (6, 1) (8, 1) (9, 1)	5.1		22	5	1	0	2	0	0	0	0	0	0	18	27	0.00	1.500										

Batter	1	2	3	4	5	6	7	8	9	AB	R	H	RBI	BB	SO	LOB	TOP										
Greg Briley, L OBP: 0.390, SLG: 0.491 (1, 7)										5	2	3	1	0	0	2	Seattle Mariners @ Toronto Blue Jays SkyDome, Toronto, ON Sun Jun 18 1989, 3:33 AM EDT Att: 48,329 - Sunny - 72 F										
Harold Reynolds, S OBP: 0.354, SLG: 0.375 (1, 4)										3	2	1	0	2	0	1											
Alvin Davis, L OBP: 0.435, SLG: 0.500 (1, 10)										3	0	1	0	2	0	3											
Jay Buhner, R OBP: 0.361, SLG: 0.648 (1, 9)										4	1	1	2	1	1	4											
Ken Griffey Jr., L OBP: 0.336, SLG: 0.461 (1, 8)										4	0	1	1	1	0	3											
Jim Presley, R OBP: 0.319, SLG: 0.415 (1, 3)										3	1	0	1	1	1	4											
Edgar Martinez, R OBP: 0.326, SLG: 0.357 (1, 5)										5	2	2	1	0	0	4											
Scott Bradley, L OBP: 0.285, SLG: 0.366 (1, 2)										4	0	1	2	0	0	0											
Omar Vizquel, S OBP: 0.272, SLG: 0.261 (1, 6)										4	0	1	0	0	0	1											
Inning Stats	R: 3 E: 0 K: 1 S: 14	H: 3 LOB: 0 BB: 1 P: 24	R: 1 E: 0 K: 0 S: 11	H: 2 LOB: 1 BB: 0 P: 17	R: 0 E: 0 K: 0 S: 9	H: 0 LOB: 2 BB: 2 P: 20	R: 1 E: 0 K: 0 S: 8	H: 1 LOB: 0 BB: 1 P: 8	R: 0 E: 0 K: 0 S: 8	H: 0 LOB: 1 BB: 1 P: 15	R: 0 E: 0 K: 0 S: 4	H: 2 LOB: 1 BB: 0 P: 9	R: 0 E: 0 K: 1 S: 10	H: 2 LOB: 1 BB: 2 P: 16	R: 1 E: 0 K: 0 S: 13	H: 1 LOB: 2 BB: 2 P: 26	1B: 6 2B: 2 3B: 1 HR: 2	SF: 1 SAC: 0 DP: 0 HBP: 0	WP: 1 PB: 0 SB: 0 CS: 1	PA: 43							
PITCHER	IP	WLS	BF	H	R	ER	SO	BB	IBB	HBP	BLK	WP	HR	S	P	ERA	WHIP										
Frank Willis, R ERA: 2.99 (1, 1)	5.0	L	24	6	5	5	1	4	0	0	0	1	2	50	84	9.00	2.000										
Xavier Hernandez, R ERA: 3.68 (6, 1)	3.0		13	4	2	2	1	1	0	0	0	0	0	20	32	6.00	1.667										
DeWayne Buice, R ERA: 8.0 (9, 1)	1.0		6	1	1	1	0	1	1	0	0	0	0	13	26	9.00	2.000										

Batter	1	2	3	4	5	6	7	8	9	AB	R	H	RBI	BB	SO	LOB	BOTTOM										
Junior Felix, S OBP: 0.339, SLG: 0.444 (1, 8)										4	1	0	0	1	1	3	Seattle Mariners @ Toronto Blue Jays SkyDome, Toronto, ON Sun Jun 18 1989, 3:33 AM EDT Att: 48,329 - Sunny - 72 F										
Tony Fernandez, S OBP: 0.283, SLG: 0.338 (1, 6)										4	0	1	0	0	0	2											
Kelly Gruber, R OBP: 0.366, SLG: 0.443 (1, 9)										4	1	1	0	0	0	2											
Tom Lawless, R OBP: 0.286, SLG: 0.200 (9, 9)										0	0	0	0	0	0	0											
George Bell, R OBP: 0.306, SLG: 0.429 (1, 7)										4	0	2	1	0	0	0											
Kevin Batiste, R OBP: 0.250, SLG: 0.250 (9, 7)										0	0	0	0	0	0	0											
Fred McGriff, L OBP: 0.393, SLG: 0.549 (1, 3)										2	0	0	0	2	1	0											
Ernie Whitt, L OBP: 0.402, SLG: 0.484 (1, 2)										4	0	0	0	0	1	5											
Rance Mulliniks, L OBP: 0.316, SLG: 0.286 (1, 10)										3	0	0	0	1	1	0											
Manuel Lee, S OBP: 0.322, SLG: 0.324 (1, 5)										4	0	1	0	0	0	1											
Nelson Liriano, S OBP: 0.338, SLG: 0.399 (1, 4)										3	0	0	0	1	0	2											
Inning Stats	R: 0 E: 0 K: 1 S: 9	H: 2 LOB: 3 BB: 1 P: 19	R: 0 E: 0 K: 1 S: 8	H: 0 LOB: 0 BB: 0 P: 13	R: 1 E: 0 K: 0 S: 9	H: 1 LOB: 2 BB: 2 P: 21	R: 0 E: 0 K: 1 S: 8	H: 0 LOB: 0 BB: 1 P: 18	R: 0 E: 0 K: 0 S: 10	H: 0 LOB: 0 BB: 0 P: 13	R: 0 E: 0 K: 0 S: 11	H: 1 LOB: 1 BB: 0 P: 17	R: 1 E: 2 K: 1 S: 8	H: 1 LOB: 0 BB: 0 P: 13	R: 0 E: 0 K: 0 S: 9	H: 0 LOB: 1 BB: 1 P: 18	1B: 4 2B: 1 3B: 0 HR: 0	SF: 0 SAC: 0 DP: 0 HBP: 0	WP: 0 PB: 0 SB: 1 CS: 0	PA: 37							
PITCHER	IP	WLS	BF	H	R	ER	SO	BB	IBB	HBP	BLK	WP	HR	S	P	ERA	WHIP										
Scott Bankhead, R ERA: 3.53 (1, 1)	7.0	W	29	4	1	1	3	4	0	0	0	0	0	63	113	1.29	1.143										
Jerry Reed, R ERA: 2.9 (8, 1)	2.0		8	1	1	0	1	1	0	0	0	0	0	17	31	0.00	1.000										

Batter	1	2	3	4	5	6	7	8	9	AB	R	H	RBI	BB	SO	LOB	TOP					
Junior Felix, S (1, 8) OBP: 0.346, SLG: 0.466	K		SF8							3	1	2	3	1	1	0	<p>Toronto Blue Jays @ California Angels Anaheim Stadium, Anaheim, CA</p> <p>Mon Jun 19 1989, 10:05 PM EDT Att: 24,430 - Unknown</p> <p>livebaseballscores.com</p> <p>AB 38 R 8 H 15 RBI 8 BB 2 SO 6 LOB 16</p> 					
Tony Fernandez, S (1, 6) OBP: 0.286, SLG: 0.340	L9		G3							5	2	2	0	0	1							
Rance Mulliniks, L (8, 5) OBP: 0.316, SLG: 0.286										0	0	0	0	0	0							
Kelly Gruber, R (1, 9) OBP: 0.372, SLG: 0.452										4	1	3	1	0	0	1						
Tom Lawless, R (6, PH) OBP: 0.278, SLG: 0.194										1	0	0	0	0	0	0						
George Bell, R (1, 10) OBP: 0.308, SLG: 0.432	L6									5	2	2	2	0	0	2						
Pat Borders, R (1, 2) OBP: 0.270, SLG: 0.333										5	0	1	0	0	1	2						
Manuel Lee, S (1, 5) OBP: 0.333, SLG: 0.345										5	0	3	2	0	0	0						
Bob Brenly, R (1, 3) OBP: 0.256, SLG: 0.296										2	0	0	0	0	1	2						
Fred McGriff, L (6, PH) OBP: 0.394, SLG: 0.547										1	0	0	0	1	0	1						
Kevin Batiste, R (1, 7) OBP: 0.250, SLG: 0.250										4	1	1	0	0	2	4						
Nelson Liriano, S (1, 4) OBP: 0.338, SLG: 0.398										3	1	1	0	0	1	3						
Inning Stats	R: 0 E: 0 K: 1 S: 11	H: 1 LOB: 1 BB: 0 P: 17	R: 0 E: 0 K: 2 S: 9	H: 0 LOB: 0 BB: 0 P: 12	R: 1 E: 1 K: 0 S: 6	H: 1 LOB: 0 BB: 0 P: 12	R: 0 E: 0 K: 0 S: 10	H: 2 LOB: 2 BB: 0 P: 19	R: 0 E: 0 K: 2 S: 7	H: 0 LOB: 0 BB: 1 P: 15	R: 3 E: 0 K: 0 S: 15	H: 4 LOB: 1 BB: 0 P: 24	R: 4 E: 0 K: 1 S: 19	H: 6 LOB: 3 BB: 1 P: 29	R: 0 E: 0 K: 0 S: 8	H: 1 LOB: 0 BB: 0 P: 9		R: 0 E: 0 K: 0 S: 8	H: 0 LOB: 0 BB: 0 P: 9	1B: 11 2B: 3 3B: 0 HR: 1	SF: 1 SAC: 1 DP: 1 HBP: 0	WP: 1 PB: 0 SB: 0 CS: 1
PITCHER	IP WLS BF H R ER SO BB IBB HBP BLK WP HR S P ERA WHIP	5.1 L 24 8 4 3 5 1 0 0 0 0 0 53 91 5.06 1.688	0.2 5 3 3 3 0 0 0 0 0 0 1 10 15 40.50 4.500	2.0 10 4 1 1 1 0 0 0 0 0 0 22 31 4.50 2.000	1.0 3 0 0 0 0 0 0 0 0 0 0 8 9 0.00 0.000											IP WLS BF H R ER SO BB IBB HBP BLK WP HR S P ERA WHIP	5.1 L 24 8 4 3 5 1 0 0 0 0 0 53 91 5.06 1.688					

Batter	1	2	3	4	5	6	7	8	9	AB	R	H	RBI	BB	SO	LOB	BOTTOM						
Claudell Washington, L (1, 9) OBP: 0.327, SLG: 0.451	P4									2	0	0	0	2	0	1	<p>Toronto Blue Jays @ California Angels Anaheim Stadium, Anaheim, CA</p> <p>Mon Jun 19 1989, 10:05 PM EDT Att: 24,430 - Unknown</p> <p>livebaseballscores.com</p> <p>AB 31 R 1 H 7 RBI 1 BB 5 SO 6 LOB 19</p> 						
Johnny Ray, S (1, 4) OBP: 0.301, SLG: 0.356	F8									4	0	1	0	0	0	3							
Devon White, S (1, 8) OBP: 0.319, SLG: 0.483	G4-3									4	1	1	1	0	2	2							
Wally Joyner, L (1, 3) OBP: 0.339, SLG: 0.351										4	0	1	0	0	0	2							
Brian Downing, R (1, 10) OBP: 0.359, SLG: 0.399										3	0	2	0	1	1	0							
Chili Davis, S (1, 7) OBP: 0.320, SLG: 0.391										3	0	1	0	1	0	2							
Lance Parrish, R (1, 2) OBP: 0.320, SLG: 0.394										4	0	0	0	0	1	3							
Jack Howell, L (1, 5) OBP: 0.322, SLG: 0.369										3	0	1	0	1	1	2							
Dick Schofield, R (1, 6) OBP: 0.272, SLG: 0.278										4	0	0	0	0	1	4							
Inning Stats	R: 0 E: 0 K: 0 S: 8	H: 0 LOB: 0 BB: 0 P: 12	R: 0 E: 0 K: 1 S: 9	H: 0 LOB: 0 BB: 0 P: 15	R: 0 E: 0 K: 0 S: 7	H: 0 LOB: 2 BB: 2 P: 17	R: 1 E: 0 K: 0 S: 12	H: 2 LOB: 1 BB: 1 P: 23	R: 0 E: 0 K: 1 S: 7	H: 1 LOB: 1 BB: 0 P: 10	R: 0 E: 0 K: 1 S: 12	H: 2 LOB: 1 BB: 0 P: 14	R: 0 E: 0 K: 2 S: 9	H: 0 LOB: 0 BB: 0 P: 15	R: 0 E: 0 K: 1 S: 7	H: 1 LOB: 1 BB: 1 P: 13		R: 0 E: 0 K: 1 S: 13	H: 1 LOB: 2 BB: 1 P: 25	1B: 6 2B: 0 3B: 0 HR: 1	SF: 0 SAC: 0 DP: 2 HBP: 0	WP: 0 PB: 0 SB: 0 CS: 0	PA: 36
PITCHER	IP WLS BF H R ER SO BB IBB HBP BLK WP HR S P ERA WHIP	6.0 W 24 5 1 1 2 3 0 0 0 0 0 55 91 1.50 1.333	2.0 7 1 0 0 3 1 0 0 0 0 0 16 28 0.00 1.000	1.0 5 1 0 0 1 1 0 0 0 0 0 13 25 0.00 2.000											IP WLS BF H R ER SO BB IBB HBP BLK WP HR S P ERA WHIP	6.0 W 24 5 1 1 2 3 0 0 0 0 0 55 91 1.50 1.333							

Batter	1	2	3	4	5	6	7	8	9	AB	R	H	RBI	BB	SO	LOB	TOP				
Junior Felix, S OBP: 0.342, SLG: 0.458 (1, 8)										5	1	1	0	0	1	0					
Tony Fernandez, S OBP: 0.297, SLG: 0.377 (1, 6)										4	2	3	3	1	0	0					
Kelly Gruber, R OBP: 0.372, SLG: 0.451 Kevin Batista, R OBP: 0.250, SLG: 0.250 (9, PR) (9, 9)										5	0	2	0	0	1	1					
George Bell, R OBP: 0.306, SLG: 0.431 (1, 7)										5	1	1	0	0	0	3					
Fred McGriff, L OBP: 0.395, SLG: 0.546 (1, 3)										4	1	2	1	0	0	0					
Ernie Whitt, L OBP: 0.399, SLG: 0.478 (1, 2)										4	0	1	0	0	1	2					
Rance Mulliniks, L OBP: 0.320, SLG: 0.291 (1, 10)										4	0	2	1	0	0	2					
Manuel Lee, S OBP: 0.323, SLG: 0.333 (1, 5)										4	0	0	0	0	0	2					
Nelson Liriano, S OBP: 0.336, SLG: 0.409 (1, 4)										4	1	1	1	0	0	0					
Inning Stats	R: 3 E: 0 K: 1 S: 20	H: 4 LOB: 1 BB: 0 P: 34	R: 2 E: 0 K: 0 S: 18	H: 3 LOB: 1 BB: 0 P: 30	R: 0 E: 0 K: 0 S: 13	H: 1 LOB: 1 BB: 0 P: 18	R: 0 E: 0 K: 0 S: 5	H: 0 LOB: 0 BB: 0 P: 5	R: 0 E: 0 K: 0 S: 5	H: 1 LOB: 0 BB: 0 P: 9	R: 0 E: 0 K: 1 S: 8	H: 0 LOB: 1 BB: 1 P: 17	R: 1 E: 0 K: 0 S: 6	H: 2 LOB: 1 BB: 0 P: 12	R: 0 E: 0 K: 1 S: 15	H: 2 LOB: 2 BB: 0 P: 21	1B: 9 2B: 1 3B: 0 HR: 3	SF: 0 SAC: 0 DP: 1 HBP: 0	WP: 0 PB: 0 SB: 0 CS: 0	PA: 40	
PITCHER	IP WLS BF H R ER SO BB IBB HBP BLK WP HR S P ERA WHIP	IP WLS BF H R ER SO BB IBB HBP BLK WP HR S P ERA WHIP	IP WLS BF H R ER SO BB IBB HBP BLK WP HR S P ERA WHIP	IP WLS BF H R ER SO BB IBB HBP BLK WP HR S P ERA WHIP	IP WLS BF H R ER SO BB IBB HBP BLK WP HR S P ERA WHIP	IP WLS BF H R ER SO BB IBB HBP BLK WP HR S P ERA WHIP	IP WLS BF H R ER SO BB IBB HBP BLK WP HR S P ERA WHIP	IP WLS BF H R ER SO BB IBB HBP BLK WP HR S P ERA WHIP	IP WLS BF H R ER SO BB IBB HBP BLK WP HR S P ERA WHIP	IP WLS BF H R ER SO BB IBB HBP BLK WP HR S P ERA WHIP	IP WLS BF H R ER SO BB IBB HBP BLK WP HR S P ERA WHIP	IP WLS BF H R ER SO BB IBB HBP BLK WP HR S P ERA WHIP	IP WLS BF H R ER SO BB IBB HBP BLK WP HR S P ERA WHIP	IP WLS BF H R ER SO BB IBB HBP BLK WP HR S P ERA WHIP	IP WLS BF H R ER SO BB IBB HBP BLK WP HR S P ERA WHIP	IP WLS BF H R ER SO BB IBB HBP BLK WP HR S P ERA WHIP	IP WLS BF H R ER SO BB IBB HBP BLK WP HR S P ERA WHIP	IP WLS BF H R ER SO BB IBB HBP BLK WP HR S P ERA WHIP	IP WLS BF H R ER SO BB IBB HBP BLK WP HR S P ERA WHIP	IP WLS BF H R ER SO BB IBB HBP BLK WP HR S P ERA WHIP	IP WLS BF H R ER SO BB IBB HBP BLK WP HR S P ERA WHIP

Toronto Blue Jays @ California Angels
Anaheim Stadium, Anaheim, CA
Tue Jun 20 1989, 10:05 PM EDT
Att: 23,956 - Unknown - 70 F

AB 39
R 6
H 13
RBI 6
BB 1
SO 3
LOB 10



Batter	1	2	3	4	5	6	7	8	9	AB	R	H	RBI	BB	SO	LOB	BOTTOM				
Claudell Washington, L OBP: 0.330, SLG: 0.457 (1, 9)										4	0	2	0	0	1	0					
Johnny Ray, S OBP: 0.300, SLG: 0.354 (1, 4)										4	0	1	0	0	0	2					
Devon White, S OBP: 0.314, SLG: 0.476 (1, 8)										4	0	0	0	0	0	2					
Wally Joyner, L OBP: 0.337, SLG: 0.354 (1, 3)										4	1	1	0	0	1	1					
Brian Downing, R OBP: 0.357, SLG: 0.398 Tony Armas, R OBP: 0.357, SLG: 0.769 (4, PH)										1	0	0	0	0	0	0					
Chili Davis, S OBP: 0.314, SLG: 0.385 (1, 7)										3	0	0	1	0	0	0					
Lance Parrish, R OBP: 0.323, SLG: 0.411 (1, 2)										4	1	2	1	0	2	1					
Jack Howell, L OBP: 0.317, SLG: 0.363 (1, 5)										3	0	0	0	0	0	1					
Dick Schofield, R OBP: 0.266, SLG: 0.271 (1, 6)										3	0	0	0	0	0	0					
Inning Stats	R: 0 E: 0 K: 1 S: 11	H: 1 LOB: 1 BB: 0 P: 15	R: 0 E: 0 K: 0 S: 8	H: 1 LOB: 1 BB: 0 P: 13	R: 0 E: 0 K: 2 S: 8	H: 1 LOB: 1 BB: 0 P: 16	R: 0 E: 0 K: 2 S: 8	H: 0 LOB: 0 BB: 0 P: 10	R: 1 E: 0 K: 0 S: 15	H: 2 LOB: 1 BB: 0 P: 21	R: 0 E: 0 K: 1 S: 7	H: 0 LOB: 0 BB: 0 P: 10	R: 0 E: 0 K: 0 S: 8	H: 0 LOB: 0 BB: 0 P: 11	R: 1 E: 0 K: 1 S: 11	H: 2 LOB: 1 BB: 0 P: 18	1B: 4 2B: 2 3B: 0 HR: 1	SF: 1 SAC: 0 DP: 0 HBP: 0	WP: 0 PB: 0 SB: 0 CS: 0	PA: 34	
PITCHER	IP WLS BF H R ER SO BB IBB HBP BLK WP HR S P ERA WHIP	IP WLS BF H R ER SO BB IBB HBP BLK WP HR S P ERA WHIP	IP WLS BF H R ER SO BB IBB HBP BLK WP HR S P ERA WHIP	IP WLS BF H R ER SO BB IBB HBP BLK WP HR S P ERA WHIP	IP WLS BF H R ER SO BB IBB HBP BLK WP HR S P ERA WHIP	IP WLS BF H R ER SO BB IBB HBP BLK WP HR S P ERA WHIP	IP WLS BF H R ER SO BB IBB HBP BLK WP HR S P ERA WHIP	IP WLS BF H R ER SO BB IBB HBP BLK WP HR S P ERA WHIP	IP WLS BF H R ER SO BB IBB HBP BLK WP HR S P ERA WHIP	IP WLS BF H R ER SO BB IBB HBP BLK WP HR S P ERA WHIP	IP WLS BF H R ER SO BB IBB HBP BLK WP HR S P ERA WHIP	IP WLS BF H R ER SO BB IBB HBP BLK WP HR S P ERA WHIP	IP WLS BF H R ER SO BB IBB HBP BLK WP HR S P ERA WHIP	IP WLS BF H R ER SO BB IBB HBP BLK WP HR S P ERA WHIP	IP WLS BF H R ER SO BB IBB HBP BLK WP HR S P ERA WHIP	IP WLS BF H R ER SO BB IBB HBP BLK WP HR S P ERA WHIP	IP WLS BF H R ER SO BB IBB HBP BLK WP HR S P ERA WHIP	IP WLS BF H R ER SO BB IBB HBP BLK WP HR S P ERA WHIP	IP WLS BF H R ER SO BB IBB HBP BLK WP HR S P ERA WHIP	IP WLS BF H R ER SO BB IBB HBP BLK WP HR S P ERA WHIP	IP WLS BF H R ER SO BB IBB HBP BLK WP HR S P ERA WHIP

Toronto Blue Jays @ California Angels
Anaheim Stadium, Anaheim, CA
Tue Jun 20 1989, 10:05 PM EDT
Att: 23,956 - Unknown - 70 F

AB 33
R 2
H 7
RBI 2
BB 0
SO 5
LOB 7



Batter	1	2	3	4	5	6	7	8	9	10	11	12	13	14	AB	R	H	RBI	BB	SO	LOB	TOP
Junior Felix, S OBP: 0.335, SLG: 0.443 (1, 8)	G5-3			G6-3		K			K				4-3	F7	6	0	0	0	1	2	1	
Tony Fernandez, S OBP: 0.303, SLG: 0.381 (1, 6)	K			2B SF8		P4			F8					HBP 2B	6	2	3	0	0	1	0	
Kelly Gruber, R OBP: 0.371, SLG: 0.450 Kevin Baliste, R OBP: 0.250, SLG: 0.250 (14, 9)	K			SF8 2B		G3			K					2B SF9 HBP	5	1	1	0	0	2	2	
George Bell, R OBP: 0.303, SLG: 0.431 (1, 7)		G6-3		SF8			L7			F8			G4-3	1B 2B	5	1	1	2	0	0	0	
Fred McGriff, L OBP: 0.390, SLG: 0.537 (1, 3)		6-3		K			K			K				SF9	4	0	0	1	1	3	1	
Ernie Whitt, L OBP: 0.401, SLG: 0.485 Tom Lawless, R OBP: 0.278, SLG: 0.194 Pat Borders, R OBP: 0.273, SLG: 0.336 (10, 2)		4-3					4-3			K			G6-3	BB 2B	4	0	2	0	0	0	0	
Rance Mulliniks, L OBP: 0.317, SLG: 0.288 Bob Brenny, R OBP: 0.266, SLG: 0.296 (14, PH)				B5-3 1B			4-3			K				BB 2B	5	0	1	0	0	1	3	
Manuel Lee, S OBP: 0.316, SLG: 0.333 (1, 5)				B5-3		G5-3				1-3				1B	6	0	1	2	0	1	2	
Nelson Liriano, S OBP: 0.328, SLG: 0.398 (1, 4)				L8		B1-3				K				2B	6	0	0	0	2	2		
Inning Stats	R: 0 E: 0 K: 2 S: 7	H: 0 LOB: 0 BB: 0 P: 8	R: 0 E: 0 K: 0 S: 6	H: 0 LOB: 0 BB: 0 P: 11	R: 0 E: 0 K: 0 S: 4	H: 1 LOB: 0 BB: 0 P: 5	R: 1 E: 0 K: 1 S: 11	H: 2 LOB: 1 BB: 0 P: 13	R: 0 E: 0 K: 1 S: 7	H: 0 LOB: 0 BB: 0 P: 9	R: 0 E: 0 K: 2 S: 8	H: 0 LOB: 2 BB: 1 P: 13	R: 0 E: 0 K: 1 S: 9	H: 1 LOB: 1 BB: 1 P: 16	R: 0 E: 0 K: 0 S: 6	H: 0 LOB: 0 BB: 0 P: 11	R: 5 E: 0 K: 1 S: 20	H: 4 LOB: 1 BB: 1 P: 31	1B: 6 2B: 5 3B: 0 HR: 0	SF: 2 SAC: 0 DP: 1 HBP: 1	WP: 0 PB: 0 SB: 1 CS: 0	PA: 55
PITCHER	IP	WLS	BF	H	R	ER	SO	BB	IBB	HBP	BLK	WP	HR	S	P	ERA	WHIP					
Bert Blyleven, R ERA: 2.36 (1, 1)	9.0		30	4	1	1	9	0	0	0	0	0	0	66	93	1.00	0.444					
Bryan Harvey, R ERA: 3.04 (10, 1)	2.0		9	2	0	0	2	1	0	0	0	0	0	19	32	0.00	1.500					
Greg Minton, R ERA: 1.9 (12, 1)	2.0	L	10	2	3	3	0	1	0	0	0	0	0	22	36	13.50	1.500					
Bob McClure, L ERA: 1.86 (14, 1)	1.0		6	2	2	2	1	1	0	0	0	0	0	13	23	18.00	3.000					

Toronto Blue Jays @ California Angels
Anaheim Stadium, Anaheim, CA
Wed Jun 21 1989, 10:05 PM EDT
Att. 24,259 - Unknown

livebaseballscorecards.com

AB 49
R 10
H 16
RBI 6
BB 3
SO 12
LOB 12




Batter	1	2	3	4	5	6	7	8	9	10	11	12	13	14	AB	R	H	RBI	BB	SO	LOB	BOTTOM								
Brian Downing, R OBP: 0.360, SLG: 0.413 (1, 10)	2B			F8		G4-3			HR				F7		5	1	2	1	1	0	0									
Johnny Ray, S OBP: 0.297, SLG: 0.349 (1, 4)	F9			F8		6-3			G6-3					F7	6	0	1	0	0	0	1									
Devon White, S OBP: 0.308, SLG: 0.465 (1, 8)	6-3					G6-3			K					K	6	0	0	0	0	2	4									
Chili Davis, S OBP: 0.311, SLG: 0.377 (1, 7)	K								F9					4-3	5	0	0	0	1	2	4									
Tony Armas, R OBP: 0.333, SLG: 0.647 Claude Williams, L OBP: 0.333, SLG: 0.457 (11, 9)				1B		F8			F8					CS BB	4	0	1	0	0	0	1									
Lance Parrish, R OBP: 0.316, SLG: 0.401 (1, 2)				1B		F9			F9					B3	5	0	0	0	0	1	3									
Bill Schroeder, R OBP: 0.279, SLG: 0.508 Wally Joyner, L OBP: 0.336, SLG: 0.352 (11, 3)				1B		F8			G1-3					P5	4	0	1	0	0	1	0									
Jack Howell, L OBP: 0.315, SLG: 0.358 (1, 5)				G1-6-3					K					G3	5	0	1	0	0	2	2									
Dick Schofield, R OBP: 0.293, SLG: 0.268 (1, 6)				G1-6-3					K					CS 1B	5	0	1	0	0	2	2									
Inning Stats	R: 0 E: 0 K: 1 S: 9	H: 1 LOB: 1 BB: 0 P: 11	R: 0 E: 0 K: 0 S: 9	H: 2 LOB: 1 BB: 0 P: 15	R: 0 E: 0 K: 0 S: 9	H: 0 LOB: 0 BB: 0 P: 16	R: 0 E: 0 K: 0 S: 5	H: 0 LOB: 0 BB: 1 P: 11	R: 0 E: 0 K: 0 S: 7	H: 0 LOB: 0 BB: 0 P: 9	R: 0 E: 0 K: 0 S: 8	H: 0 LOB: 0 BB: 0 P: 14	R: 0 E: 0 K: 1 S: 8	H: 0 LOB: 0 BB: 0 P: 14	R: 1 E: 0 K: 2 S: 9	H: 1 LOB: 0 BB: 1 P: 13	R: 0 E: 0 K: 2 S: 14	H: 0 LOB: 0 BB: 0 P: 17	R: 0 E: 0 K: 1 S: 12	H: 2 LOB: 3 BB: 1 P: 21	R: 0 E: 0 K: 0 S: 7	H: 0 LOB: 0 BB: 1 P: 13	R: 0 E: 0 K: 2 S: 8	H: 0 LOB: 0 BB: 0 P: 14	R: 0 E: 0 K: 0 S: 9	H: 0 LOB: 0 BB: 0 P: 12	1B: 5 2B: 1 3B: 0 HR: 1	SF: 0 SAC: 0 DP: 1 HBP: 0	WP: 0 PB: 0 SB: 0 CS: 2	PA: 50
PITCHER	IP	WLS	BF	H	R	ER	SO	BB	IBB	HBP	BLK	WP	HR	S	P	ERA	WHIP													
Mike Flanagan, L ERA: 3.46 (1, 1)	8.0		27	4	0	0	2	1	0	0	0	0	0	60	100	0.00	0.625													
David Wells, L ERA: 2.51 (8, 1)	2.1		11	3	1	1	4	1	0	0	0	0	1	31	45	3.86	1.714													
Tom Henke, R ERA: 3.82 (11, 1)	3.2	W	11	0	0	0	3	1	0	0	0	0	0	28	45	0.00	0.273													

Toronto Blue Jays @ California Angels
Anaheim Stadium, Anaheim, CA
Wed Jun 21 1989, 10:05 PM EDT
Att. 24,259 - Unknown

livebaseballscorecards.com

AB 46
R 1
H 7
RBI 1
BB 3
SO 9
LOB 17



Batter	1	2	3	4	5	6	7	8	9	10	11	12	13	AB	R	H	RBI	BB	SO	LOB								
Junior Felix, S OBP: 0.323, SLG: 0.430 (1, 8)	G4-3		G6-3		G6-3		K		SF9			K		5	0	0	1	0	2	1								
Tony Fernandez, S OBP: 0.303, SLG: 0.380 (1, 6)	G4-3		BB S 1B		1B		F8		G4-3			G4-3		6	0	2	0	0	0	1								
Kelly Gruber, R OBP: 0.374, SLG: 0.458 (1, 9)	HR		BB		F9		BB		G6-3			K		4	1	1	1	2	1	1								
George Bell, R OBP: 0.303, SLG: 0.428 (1, 7)	G6-3		BB		F9		P3		K2-3			HR 1B		5	1	1	0	1	1	3								
Fred McGriff, L OBP: 0.389, SLG: 0.543 (1, 3)		G6-3 BB	F7		G4-3		L9		G6-3			HR		5	1	1	2	1	0	3								
Pat Borders, R OBP: 0.275, SLG: 0.336 (6, PH)	K		FC1-5 1B		P3		F7		L7			F6		3	0	1	0	0	1	1								
Ernie Whitt, L OBP: 0.395, SLG: 0.478 (6, 2)			1B		1B		L1		G4-3			K		3	0	0	0	0	0	0								
Manuel Lee, S OBP: 0.317, SLG: 0.333 (1, 5)	G6-3		FC1-5 1B		1B		1B		G4-3			K		6	0	2	0	0	1	1								
Bob Brenly, R OBP: 0.259, SLG: 0.288 (6, PH)	G6-3		G6-3		FC1-5 G6-3		F8		G4-3			G6-3		2	0	0	0	0	0	3								
Rance Mulliniks, L OBP: 0.312, SLG: 0.283 (6, PH)	G6-3		1-2 2-3r		G6-3		F8		G4-3			G6-3		3	0	0	0	0	0	1								
Nelson Liriano, S OBP: 0.325, SLG: 0.398 (1, 4)	G4-3		G4-3		G6-3		2B		E1 SF9			K		5	1	1	0	0	1	2								
Inning Stats	R: 1 E: 0 K: 0 S: 8	H: 1 LOB: 0 BB: 0 P: 11	R: 0 E: 0 K: 1 S: 7	H: 0 LOB: 1 BB: 1 P: 15	R: 0 E: 0 K: 0 S: 6	H: 1 LOB: 3 BB: 2 P: 20	R: 0 E: 0 K: 0 S: 6	H: 2 LOB: 1 BB: 0 P: 8	R: 0 E: 0 K: 0 S: 10	H: 1 LOB: 1 BB: 1 P: 15	R: 0 E: 0 K: 1 S: 9	H: 0 LOB: 2 BB: 1 P: 18	R: 0 E: 1 K: 0 S: 8	H: 0 LOB: 0 BB: 0 P: 12	R: 0 E: 0 K: 1 S: 9	H: 0 LOB: 0 BB: 0 P: 14	R: 0 E: 0 K: 0 S: 5	H: 0 LOB: 0 BB: 0 P: 7	R: 0 E: 0 K: 2 S: 8	H: 0 LOB: 0 BB: 0 P: 11	R: 2 E: 0 K: 2 S: 11	H: 2 LOB: 0 BB: 0 P: 16	1B: 6 2B: 1 3B: 0 HR: 2	SF: 1 SAC: 0 DP: 1 HBP: 0	W/P: 0 PB: 0 SB: 1 CS: 0	PA: 52		
PITCHER	IP WLS BF H R ER SO BB IBB HBP BLK WP HR S P ERA WHIP	5.2 25 6 1 1 1 3 0 0 0 0 1 47 78 1.59 1.588	1.0 5 1 0 0 1 1 0 0 0 0 0 10 18 0.00 2.000	1.2 6 0 1 0 0 0 0 0 0 0 0 15 25 0.00 0.000	3.2 11 0 0 0 3 0 0 0 0 0 0 24 35 0.00 0.000	0.1 L 2 1 1 1 1 0 0 0 0 0 4 6 27.00 3.000	Matt Young, L ERA: 3.86 (1, 1)	Gene Nelson, R ERA: 2.16 (6, 1)	Todd Burns, R ERA: 1.63 (7, 1)	Rick Honeycutt, L ERA: 1.86 (6, 1)	Jim Corsi, R ERA: 1.84 (13, 1)	Brian Snyder, L ERA: 13.5 (13, 1)	0.2 3 1 1 1 1 0 0 0 0 1 7 10 13.50 1.500															

Toronto Blue Jays @ Oakland Athletics
Oakland-Alameda County Coliseum, Oakland, CA
Thu Jun 22 1989, 7:05 PM PDT
Att. 21,418 - Sunny - 87 F

livebaseballscorecards.com

AB 47
R 4
H 9
RBI 4
BB 4
SO 7
LOB 17



Batter	1	2	3	4	5	6	7	8	9	10	11	12	13	AB	R	H	RBI	BB	SO	LOB									
Rickey Henderson, R OBP: 0.391, SLG: 0.389 (1, 7)	G1-3		FC3-6 2B		CS 1B		F6		K			FC6-4 1B		6	1	2	0	0	1	3									
Dave Henderson, R OBP: 0.351, SLG: 0.389 (1, 8)	P3		1B 2B		SF8		K		L7			F8		5	0	1	2	0	1	3									
Carney Lansford, R OBP: 0.402, SLG: 0.437 (1, 5)	1B		G5-4-3 1B		2B		BB		F4			FC6-4		5	0	3	0	1	0	2									
Mark McGwire, R OBP: 0.335, SLG: 0.507 (1, 3)	1B		G5-4-3		L8		K		K			F8		6	0	1	0	0	2	4									
Terry Steinbach, R OBP: 0.362, SLG: 0.418 (1, 2)	G3-1		L7		L7		L4		G4-6-3 1B			1B		5	0	1	0	0	0	3									
Lance Blankenship, R OBP: 0.287, SLG: 0.345 (11, PR)			F9		BLK 1B		F8		G5-3			F9		0	0	0	0	0	0	0									
Ron Hassey, L OBP: 0.288, SLG: 0.392 (12, 2)			G3-1		L7		L4		G4-6-3 1B			1B		1	0	1	0	0	0	0									
Dave Parker, L OBP: 0.307, SLG: 0.456 (1, 10)			F9		BLK 1B		F8		G5-3			F9		6	0	1	0	0	0	3									
Tony Phillips, S OBP: 0.366, SLG: 0.366 (1, 4)	G5-3		P2		G5-3		G5-3		K			K		6	0	0	0	0	3	3									
Stan Javier, S OBP: 0.332, SLG: 0.337 (1, 9)	F4		G4-3		F8		BB		BB			FC1-6 BB		3	0	0	0	2	0	1									
Mike Gallego, R OBP: 0.330, SLG: 0.337 (1, 6)			FC3-6 1B		1B SF8 BB		K		K			FC1-6 1B		4	1	2	0	1	1	2									
Inning Stats	R: 0 E: 0 K: 0 S: 12	H: 2 LOB: 2 BB: 0 P: 17	R: 0 E: 0 K: 0 S: 7	H: 0 LOB: 0 BB: 0 P: 10	R: 1 E: 0 K: 0 S: 11	H: 3 LOB: 1 BB: 0 P: 19	R: 0 E: 0 K: 0 S: 6	H: 1 LOB: 1 BB: 0 P: 9	R: 1 E: 0 K: 0 S: 4	H: 2 LOB: 1 BB: 1 P: 12	R: 0 E: 0 K: 0 S: 4	H: 0 LOB: 0 BB: 0 P: 8	R: 0 E: 0 K: 1 S: 10	H: 0 LOB: 1 BB: 1 P: 11	R: 0 E: 0 K: 3 S: 13	H: 0 LOB: 1 BB: 1 P: 20	R: 0 E: 0 K: 1 S: 9	H: 1 LOB: 1 BB: 0 P: 9	R: 0 E: 0 K: 0 S: 8	H: 1 LOB: 2 BB: 1 P: 14	R: 0 E: 0 K: 1 S: 13	H: 1 LOB: 1 BB: 0 P: 20	1B: 10 2B: 2 3B: 0 HR: 0	SF: 1 SAC: 0 DP: 2 HBP: 0	W/P: 0 PB: 0 SB: 0 CS: 1	PA: 52			
PITCHER	IP WLS BF H R ER SO BB IBB HBP BLK WP HR S P ERA WHIP	7.0 30 9 2 2 1 2 0 0 0 0 0 59 96 2.57 1.571	3.0 10 0 0 0 5 1 0 0 0 0 0 27 40 0.00 0.333	2.1 W 10 3 0 0 1 0 0 0 0 0 20 33 0.00 1.714	0.2 S 2 0 0 0 1 0 0 0 0 0 8 10 0.00 0.000	John Cerutti, L ERA: 2.62 (1, 1)	Duane Ward, R ERA: 3.14 (8, 1)	Xavier Hernandez, R ERA: 3.18 (11, 1)	David Wells, L ERA: 2.97 (13, 1)																				

Toronto Blue Jays @ Oakland Athletics
Oakland-Alameda County Coliseum, Oakland, CA
Thu Jun 22 1989, 7:05 PM PDT
Att. 21,418 - Sunny - 87 F

livebaseballscorecards.com

AB 47
R 2
H 12
RBI 2
BB 4
SO 8
LOB 24



Batter	1	2	3	4	5	6	7	8	9	AB	R	H	RBI	BB	SO	LOB	TOP					
Junior Felix, S OBP: 0.337, SLG: 0.440										5	2	4	2	0	0	0	Toronto Blue Jays @ Oakland Athletics Oakland-Alameda County Coliseum, Oakland, CA Fri Jun 23 1989, 7:05 PM PDT Att: 27,795 - Unknown - 67 F					
Tony Fernandez, S OBP: 0.305, SLG: 0.385										5	2	2	0	0	0	2						
Kelly Gruber, R OBP: 0.378, SLG: 0.461										5	2	3	3	0	0	1						
George Bell, R OBP: 0.305, SLG: 0.424										4	1	1	0	1	0	2						
Fred McGriff, L OBP: 0.386, SLG: 0.534										4	0	0	0	1	0	3						
Pat Borders, R OBP: 0.281, SLG: 0.341										4	1	2	1	0	0	0						
Ernie Whitt, L OBP: 0.398, SLG: 0.485										1	0	1	1	0	0	0						
Manuel Lee, S OBP: 0.319, SLG: 0.336										5	1	2	1	0	0	2						
Bob Brenly, R OBP: 0.262, SLG: 0.280										2	0	0	0	1	2	4						
Rance Mulliniks, L OBP: 0.309, SLG: 0.280										2	0	0	0	0	0	2						
Nelson Liriano, S OBP: 0.324, SLG: 0.400										4	1	1	1	0	1	3						
Inning Stats	R: 7 E: 0 K: 1 S: 25	H: 6 LOB: 1 BB: 2 P: 48	R: 0 E: 0 K: 0 S: 4	H: 0 LOB: 0 BB: 0 P: 5	R: 0 E: 0 K: 1 S: 12	H: 2 LOB: 1 BB: 0 P: 17	R: 0 E: 0 K: 0 S: 11	H: 2 LOB: 2 BB: 0 P: 15	R: 0 E: 0 K: 0 S: 10	H: 0 LOB: 1 BB: 1 P: 21	R: 2 E: 0 K: 0 S: 10	H: 3 LOB: 0 BB: 0 P: 13	R: 0 E: 0 K: 0 S: 10	H: 0 LOB: 0 BB: 0 P: 17	R: 0 E: 0 K: 1 S: 8	H: 0 LOB: 0 BB: 0 P: 10	R: 1 E: 0 K: 0 S: 11	H: 3 LOB: 2 BB: 0 P: 19	1B: 13 2B: 3 3B: 0 HR: 0	SF: 0 SAC: 0 DP: 2 HBP: 0	WP: 0 PB: 0 SB: 2 CS: 0	PA: 44
PITCHER	IP WLS BF H R ER SO BB IBB HBP BLK WP HR S P ERA WHIP	0.2 L 9 5 7 7 1 2 0 0 0 0 0 19 39 94.50 10.500	4.1 18 5 0 0 1 1 0 0 0 0 0 43 67 0.00 1.385	6.1 17 6 3 3 1 0 0 0 0 0 0 39 59 6.75 1.500																		
Curt Young, L ERA: 5.61																						
Bill Dawley, R ERA:																						
Jim Corsi, R ERA: 3.0																						

AB 41
R 10
H 16
RBI 9
BB 3
SO 3
LOB 19



Batter	1	2	3	4	5	6	7	8	9	AB	R	H	RBI	BB	SO	LOB	BOTTOM					
Rickey Henderson, R OBP: 0.391, SLG: 0.347										4	2	1	0	1	0	1	Toronto Blue Jays @ Oakland Athletics Oakland-Alameda County Coliseum, Oakland, CA Fri Jun 23 1989, 7:05 PM PDT Att: 27,795 - Unknown - 67 F					
Dave Henderson, R OBP: 0.325, SLG: 0.385										5	1	1	0	0	1	4						
Dave Parker, L OBP: 0.312, SLG: 0.456										4	1	2	1	1	1	0						
Mark McGwire, R OBP: 0.332, SLG: 0.502										4	0	1	1	0	2	2						
Ron Hassey, L OBP: 0.292, SLG: 0.388										4	2	1	0	1	1	2						
Camey Lansford, R OBP: 0.404, SLG: 0.436										3	1	1	1	1	0	2						
Stan Javier, S OBP: 0.330, SLG: 0.332										3	0	0	1	1	0	3						
Glenn Hubbard, R OBP: 0.314, SLG: 0.367										4	1	2	1	0	0	0						
Mike Gallego, R OBP: 0.330, SLG: 0.349										3	0	1	3	0	0	2						
Tony Phillips, S OBP: 0.364, SLG: 0.365									1	0	0	0	0	1	0							
Inning Stats	R: 6 E: 0 K: 0 S: 22	H: 4 LOB: 1 BB: 3 P: 45	R: 0 E: 0 K: 2 S: 7	H: 0 LOB: 0 BB: 0 P: 11	R: 0 E: 0 K: 0 S: 4	H: 1 LOB: 0 BB: 0 P: 6	R: 0 E: 0 K: 0 S: 7	H: 0 LOB: 0 BB: 0 P: 10	R: 0 E: 0 K: 0 S: 5	H: 1 LOB: 0 BB: 0 P: 6	R: 1 E: 0 K: 0 S: 16	H: 2 LOB: 3 BB: 2 P: 28	R: 0 E: 0 K: 0 S: 11	H: 1 LOB: 1 BB: 0 P: 17	R: 0 E: 0 K: 1 S: 12	H: 0 LOB: 0 BB: 0 P: 18	R: 1 E: 1 K: 3 S: 14	H: 1 LOB: 1 BB: 0 P: 18	1B: 9 2B: 0 3B: 1 HR: 0	SF: 1 SAC: 0 DP: 2 HBP: 0	WP: 1 PB: 0 SB: 0 CS: 0	PA: 41
PITCHER	IP WLS BF H R ER SO BB IBB HBP BLK WP HR S P ERA WHIP	0.2 W 17 4 1 0 2 1 0 0 0 0 0 34 52 0.00 1.071	1.2 7 1 0 0 0 1 0 0 0 0 1 0 17 28 0.00 1.200	2.0 S 8 1 1 0 4 0 0 0 0 0 0 0 26 36 0.00 0.500																		
Frank Wills, R ERA: 4.22																						
DeWayne Bruce, R ERA: 5.27																						
Xavier Hernandez, R ERA: 2.95																						
Tom Henke, R ERA: 3.58																						

AB 35
R 8
H 10
RBI 8
BB 5
SO 6
LOB 16



Batter	1	2	3	4	5	6	7	8	9	AB	R	H	RBI	BB	SO	LOB	TOP					
Junior Felix, S OBP: 0.340, SLG: 0.441 (1, 8)	1-2 G4-3 1B		3-3 K			1-2 E 3-H 1B		0-0 F7		4	0	2	1	0	1	1						
Tony Fernandez, S OBP: 0.300, SLG: 0.378 (1, 6)	0-0 G4-3			1-1 B5-3		1-1 F9		1-2 F9		4	0	0	0	0	0	2						
Kelly Gruber, R OBP: 0.373, SLG: 0.454 (1, 9)	0-3 K			1-1 P3		0-1 SAFE F7		0-0 F4		4	0	0	0	0	1	2						
George Bell, R OBP: 0.302, SLG: 0.419 Tom Lawless, R OBP: 0.278, SLG: 0.194 Pat Borders, R OBP: 0.279, SLG: 0.338 (1, 7) (7, 7) (9, PH)	0-2 F4			0-1 F7			1-3 K		1-0 F4		3	0	0	0	0	1	1					
Fred McGriff, L OBP: 0.382, SLG: 0.528 (1, 3)		3-2 G4-3			1-3 K		1-0 F7				3	0	0	0	0	1	0					
Ernie Whitt, L OBP: 0.397, SLG: 0.483 (1, 2)		1-0 CS 1B			1-1 F6		2-2 L7				3	0	1	0	0	0	0					
Rance Mulliniks, L OBP: 0.304, SLG: 0.275 (1, 10)			3-3 K		2-3 K			0-2 G3-1			3	0	0	0	0	2	1					
Manuel Lee, S OBP: 0.320, SLG: 0.336 (1, 5)			0-0 G4-3			1-2 E1 B4-1 1B		1-1 1B		3	1	1	0	0	0	0						
Nelson Liriano, S OBP: 0.320, SLG: 0.395 (1, 4)			0-2 G6-3			0-0 B4-1		1-0 L9		3	0	0	0	0	0	2						
Inning Stats	R: 0 E: 0 K: 1 S: 11	H: 1 LOB: 1 BB: 0 P: 12	R: 0 E: 0 K: 1 S: 8	H: 1 LOB: 1 BB: 0 P: 15	R: 0 E: 0 K: 1 S: 7	H: 0 LOB: 0 BB: 0 P: 10	R: 0 E: 0 K: 0 S: 6	H: 0 LOB: 0 BB: 0 P: 8	R: 0 E: 0 K: 2 S: 11	H: 0 LOB: 0 BB: 0 P: 15	R: 1 E: 2 K: 0 S: 12	H: 1 LOB: 1 BB: 0 P: 15	R: 0 E: 0 K: 1 S: 7	H: 0 LOB: 0 BB: 0 P: 11	R: 0 E: 0 K: 0 S: 7	H: 1 LOB: 1 BB: 0 P: 9	R: 0 E: 0 K: 0 S: 5	H: 0 LOB: 0 BB: 0 P: 7	1B: 4 2B: 1 3B: 0 HR: 0	SF: 0 SAC: 0 DP: 1 HBP: 0	WP: 0 PB: 0 SB: 0 CS: 1	PA: 31
PITCHER Dave Stewart, R ERA: 3.6 (1, 1)	IP: 9.0 WLS: W BF: 31 H: 4 R: 1 ER: 0 SO: 6 BB: 0 IBB: 0 HBP: 0 BLK: 0 WP: 0 HR: 0 S: 74 P: 102 ERA: 0.00 WHIP: 0.444															PITCHER						

Toronto Blue Jays @ Oakland Athletics
Oakland-Alameda County Coliseum, Oakland, CA

AB 31
R 1
H 4
RBI 1
BB 0
SO 6
LOB 9



Sat Jun 24 1989, 3:33 AM PDT
Att: 39,659 - Sunny - 72 F

Batter	1	2	3	4	5	6	7	8	9	AB	R	H	RBI	BB	SO	LOB	BOTTOM					
Rickey Henderson, R OBP: 0.395, SLG: 0.399 (1, 7)	1-1 G4-3		4-0 E BB		3-1 HR		1-2 F8	4-1 BB		3	1	1	2	2	0	0						
Dave Henderson, R OBP: 0.323, SLG: 0.378 (1, 8)	0-2 G6-3		0-0 F4		2-2 G6-3		1-3 K	1-2 FC5		5	0	0	0	0	1	5						
Dave Parker, L OBP: 0.311, SLG: 0.453 (1, 10)	0-0 G1-6-3		1-0 E8 1-3 2-H 1B		1-0 F8		0-1 F6			4	0	1	1	0	0	0						
Mark McGwire, R OBP: 0.339, SLG: 0.500 (1, 3)		1-2 G5-4-3 HBP	2-3 K		4-1 E BB 1B		4-1 HBP BB 1B			1	2	0	0	2	1	2						
Carney Lansford, R OBP: 0.402, SLG: 0.430 Glenn Hubbard, R OBP: 0.314, SLG: 0.367 (8, PR) (9, 4)	2-0 G5-4-3			1-2 L3		2-1 P4		1-0 1B FC5-2 HBP		3	0	0	0	0	0	2						
Terry Steinbach, R OBP: 0.384, SLG: 0.417 (1, 2)	0-0 F8		0-0 E5 G4-6-3		1-0 E7 1-H 1B 1B		2-0 FC5-2 BB 1B			4	2	2	1	0	0	0						
Tony Phillips, S OBP: 0.371, SLG: 0.372 (9, 5)			0-1 WP G6-3 1B		0-0 G4-6-3		3-2 2B 1B		1-2 BB FC5-2 1B	4	1	3	1	0	0	1						
Stan Javier, S OBP: 0.329, SLG: 0.335 (1, 9)			1-1 G6-3		0-0 G1-3		0-1 FC5-2 BB			4	0	1	0	0	0	4						
Mike Gallego, R OBP: 0.328, SLG: 0.346 (1, 6)			2-2 E 1B		1-1 G4-3		2-0 G5-3		1-2 2-3 3-H K	4	1	1	1	0	1	5						
Inning Stats	R: 0 E: 0 K: 0 S: 6	H: 0 LOB: 0 BB: 0 P: 7	R: 0 E: 0 K: 0 S: 4	H: 0 LOB: 0 BB: 0 P: 7	R: 2 E: 1 K: 1 S: 15	H: 3 LOB: 2 BB: 1 P: 25	R: 0 E: 1 K: 0 S: 5	H: 0 LOB: 0 BB: 0 P: 6	R: 1 E: 0 K: 0 S: 8	H: 1 LOB: 0 BB: 0 P: 14	R: 2 E: 1 K: 0 S: 13	H: 3 LOB: 2 BB: 1 P: 26	R: 0 E: 0 K: 1 S: 10	H: 0 LOB: 0 BB: 0 P: 12	R: 2 E: 0 K: 1 S: 13	H: 2 LOB: 3 BB: 2 P: 27	R: 0 E: 0 K: 1 S: 10	H: 0 LOB: 0 BB: 0 P: 12	1B: 7 2B: 1 3B: 0 HR: 1	SF: 0 SAC: 0 DP: 2 HBP: 2	WP: 1 PB: 0 SB: 0 CS: 0	PA: 38
PITCHER Dave Stieb, R ERA: 4.58 Steve Cummings, R ERA: 9.0 (1, 1) (7, 1)	IP: 6.0 WLS: L BF: 27 H: 7 R: 5 ER: 5 SO: 7 BB: 2 IBB: 1 HBP: 1 BLK: 0 WP: 1 HR: 1 S: 51 P: 85 ERA: 7.50 WHIP: 1.500															PITCHER						

Toronto Blue Jays @ Oakland Athletics
Oakland-Alameda County Coliseum, Oakland, CA

AB 32
R 7
H 9
RBI 6
BB 4
SO 3
LOB 19



Sat Jun 24 1989, 3:33 AM PDT
Att: 39,659 - Sunny - 72 F

Batter	1	2	3	4	5	6	7	8	9	AB	R	H	RBI	BB	SO	LOB	TOP										
Junior Felix, S OBP: 0.343, SLG: 0.440 (1, 9)										3	2	1	0	1	2	0	Toronto Blue Jays @ Oakland Athletics Oakland-Alameda County Coliseum, Oakland, CA Sun Jun 25 1989, 3:33 AM PDT Att: 49,219 - Sunny - 67 F										
Tony Fernandez, S OBP: 0.304, SLG: 0.380 (1, 6)										4	1	2	0	0	0	1											
Kelly Gruber, R OBP: 0.371, SLG: 0.451 (1, 7)										4	0	1	0	0	0	2											
Fred McGriff, L OBP: 0.380, SLG: 0.523 (1, 3)										4	0	1	1	0	1	1											
Ernie Whitt, L OBP: 0.396, SLG: 0.480 Pat Borders, R (9, PH) OBP: 0.285, SLG: 0.344 (1, 2)										3	0	1	0	0	0	0											
Lloyd Moseby, L OBP: 0.304, SLG: 0.329 (1, 8)										4	0	0	0	0	0	3											
Rance Mulliniks, L OBP: 0.299, SLG: 0.270 (1, 10)										3	0	0	0	0	1	0											
Manuel Lee, S OBP: 0.320, SLG: 0.336 (1, 5)										3	0	1	0	0	2	0											
Nelson Liriano, S OBP: 0.316, SLG: 0.390 (1, 4)										3	0	0	0	0	0	1											
Inning Stats	R: 1 E: 0 K: 0 S: 13	H: 4 LOB: 2 BB: 0 P: 23	R: 0 E: 0 K: 1 S: 9	H: 0 LOB: 0 BB: 13 P: 13	R: 1 E: 0 K: 0 S: 14	H: 1 LOB: 0 BB: 1 P: 20	R: 0 E: 0 K: 0 S: 8	H: 0 LOB: 0 BB: 0 P: 13	R: 0 E: 0 K: 1 S: 9	H: 0 LOB: 0 BB: 0 P: 12	R: 0 E: 0 K: 1 S: 11	H: 0 LOB: 0 BB: 0 P: 17	R: 0 E: 0 K: 1 S: 9	H: 1 LOB: 0 BB: 0 P: 14	R: 1 E: 1 K: 0 S: 11	H: 2 LOB: 1 BB: 0 P: 16	1B: 8 2B: 0 3B: 0 HR: 0	SF: 0 SAC: 0 DP: 2 HBP: 0	WP: 1 PB: 0 SB: 1 CS: 0	PA: 33							
PITCHER	IP	WLS	BF	H	R	ER	SO	BB	IBB	HBP	BLK	WP	HR	S	P	ERA	WHIP										
Storm Davis, R ERA: 5.53 (1, 1)	7.0	W	26	6	2	2	5	1	0	0	0	0	0	82	123	2.57	1.000										
Rick Honeycutt, L ERA: 1.99 (8, 1)	2.0	S	7	2	1	1	1	0	0	0	0	1	0	15	22	4.50	1.000										

AB	32
R	3
H	8
RBI	2
BB	1
SO	6
LOB	8



Batter	1	2	3	4	5	6	7	8	9	AB	R	H	RBI	BB	SO	LOB	BOTTOM										
Rickey Henderson, R OBP: 0.404, SLG: 0.387 (1, 7)										3	2	3	2	2	0	0	Toronto Blue Jays @ Oakland Athletics Oakland-Alameda County Coliseum, Oakland, CA Sun Jun 25 1989, 3:33 AM PDT Att: 49,219 - Sunny - 67 F										
Dave Henderson, R OBP: 0.322, SLG: 0.376 (1, 8)										4	0	1	1	0	0	3											
Carney Lansford, R OBP: 0.399, SLG: 0.425 (1, 10)										3	0	0	0	1	0	3											
Mark McGwire, R OBP: 0.333, SLG: 0.493 (1, 3)										3	0	0	1	0	2	3											
Terry Steinbach, R OBP: 0.367, SLG: 0.419 (1, 2)										4	0	2	0	0	1	2											
Tony Phillips, S OBP: 0.371, SLG: 0.369 (1, 5)										2	0	0	0	1	0	1											
Lance Blankenship, R OBP: 0.250, SLG: 0.323 (1, 4)										4	0	0	0	0	1	2											
Mike Gallego, R OBP: 0.337, SLG: 0.344 (1, 6)										1	2	0	0	2	1	1											
Stan Javier, S OBP: 0.332, SLG: 0.350 (1, 9)										3	2	1	2	1	0	3											
Inning Stats	R: 0 E: 0 K: 0 S: 17	H: 0 LOB: 1 BB: 1 P: 29	R: 0 E: 0 K: 0 S: 12	H: 1 LOB: 2 BB: 1 P: 20	R: 0 E: 0 K: 1 S: 10	H: 1 LOB: 0 BB: 0 P: 12	R: 0 E: 0 K: 0 S: 6	H: 1 LOB: 0 BB: 0 P: 10	R: 3 E: 1 K: 1 S: 12	H: 3 LOB: 1 BB: 1 P: 21	R: 0 E: 0 K: 1 S: 7	H: 0 LOB: 1 BB: 1 P: 13	R: 1 E: 0 K: 1 S: 11	H: 0 LOB: 2 BB: 2 P: 22	R: 2 E: 0 K: 1 S: 19	H: 1 LOB: 1 BB: 1 P: 32	1B: 6 2B: 0 3B: 0 HR: 1	SF: 1 SAC: 2 DP: 1 HBP: 1	WP: 1 PB: 0 SB: 3 CS: 0	PA: 38							
PITCHER	IP	WLS	BF	H	R	ER	SO	BB	IBB	HBP	BLK	WP	HR	S	P	ERA	WHIP										
Jimmy Key, L ERA: 3.65 (1, 1)	5.0	L	23	6	3	3	2	3	0	0	0	0	1	57	92	5.40	1.800										
Duane Ward, R ERA: 3.45 (6, 1)	2.2		14	1	3	3	3	4	0	1	0	1	0	33	62	10.12	1.875										
David Wells, L ERA: 2.55 (8, 1)	0.1		1	0	0	0	0	0	0	0	0	0	0	4	5	0.00	0.000										

AB	27
R	6
H	7
RBI	6
BB	7
SO	5
LOB	18



Batter	1	2	3	4	5	6	7	8	9	AB	R	H	RBI	BB	SO	LOB	TOP			
Junior Felix, S OBP: 0.340, SLG: 0.433	3-2 F7	1-0 SF8		4-2 1B 2B BB		1-3 K			1-0 G3-1	3	1	0	1	1	1	1	Toronto Blue Jays @ Baltimore Orioles Memorial Stadium, Baltimore, MD Tue Jun 27 1989, 7:05 PM EDT Att: 30,136 - Unknown - 98 F livebaseballscorecards.com			
Tony Fernandez, S OBP: 0.310, SLG: 0.385	2-2 FC6-4 1B	0-0 FC4-6		0-1 2B 1B			1-0 G4-3		0-0 HR 1B	5	1	3	1	0	0	2				
Kelly Gruber, R OBP: 0.372, SLG: 0.465	0-0 FC6-4 1B		1-0 G5-3	1-0 2B			0-0 F7		0-2 HR	5	1	2	3	0	0	1				
George Bell, R OBP: 0.307, SLG: 0.422	3-1 1B		0-1 1B		0-0 G4-3		0-1 1B		0-0 P4	5	0	3	0	0	0	0				
Fred McGriff, L OBP: 0.377, SLG: 0.529	1-3 K		0-0 P6		1-0 G4-3		1-1 G3-1		1-0 HR	5	1	1	1	0	1	4				
Lloyd Moseby, L OBP: 0.302, SLG: 0.323		4-2 FC4-6 BB	2-2 L6		0-1 G3-1			2-2 F9	0-0 G4-3	4	0	0	0	1	0	1				
Ernie Whitt, L OBP: 0.393, SLG: 0.475		3-1 FC4-6 BB 1B SF8		2-0 P6		2-1 1B		2-2 G3-1		4	1	1	0	0	0	1				
Pat Borders, R OBP: 0.285, SLG: 0.344		1-2 BB 1B		1-0 1B		2-0 F8		3-2 3B		4	0	3	0	0	0	1				
Rance Mulliniks, L OBP: 0.308, SLG: 0.292		2-1 BB 1B		1-2 1B		0-0 P5		0-0 B1-3		3	1	0	0	1	0	3				
Nelson Liriano, S OBP: 0.315, SLG: 0.385		4-0 FC4-6 BB		1-2 1B																
Inning Stats	R: 0 E: 0 K: 1 S: 12	H: 2 LOB: 0 BB: 0 P: 21	R: 1 E: 0 K: 0 S: 9	H: 1 LOB: 2 BB: 2 P: 23	R: 0 E: 0 K: 0 S: 7	H: 1 LOB: 1 BB: 0 P: 10	R: 2 E: 1 K: 0 S: 10	H: 3 LOB: 2 BB: 1 P: 19	R: 0 E: 0 K: 1 S: 8	H: 1 LOB: 0 BB: 0 P: 5	R: 0 E: 0 K: 0 S: 6	H: 1 LOB: 1 BB: 0 P: 8	R: 0 E: 0 K: 0 S: 11	H: 1 LOB: 1 BB: 0 P: 18	R: 3 E: 0 K: 0 S: 8	H: 3 LOB: 0 BB: 0 P: 10	1B: 9 2B: 1 3B: 1 HR: 2	SF: 1 SAC: 0 DP: 0 HBP: 0	WP: 0 PB: 0 SB: 0 CS: 0	PA: 42
PITCHER Jay Tibbs, R ERA: 2.45	IP: 9.0 WLS: W BF: 42	H: 13 R: 6 ER: 6 SO: 2	BB: 3 IBB: 0 HBP: 0 BLK: 0	WP: 0 HR: 2 S: 75 P: 127	ERA: 6.00 WHIP: 1.778	PITCHER										IP: WLS: BF: H: R: ER: SO: BB: IBB: HBP: BLK: WP: HR: S: P: ERA: WHIP				

Batter	1	2	3	4	5	6	7	8	9	AB	R	H	RBI	BB	SO	LOB	BOTTOM			
Mike Devereaux, R OBP: 0.356, SLG: 0.430	3-2 WP E 2B	0-1 G5-3	4-2 1-2 2-3 BB	3-2 G4-3	0-2 G6-3		0-3 K			5	1	1	0	1	1	4	Toronto Blue Jays @ Baltimore Orioles Memorial Stadium, Baltimore, MD Tue Jun 27 1989, 7:05 PM EDT Att: 30,136 - Unknown - 98 F livebaseballscorecards.com			
Phil Bradley, R OBP: 0.375, SLG: 0.418	4-2 E SF8 BB	0-0 2B	1-3 K		4-2 HR BB	4-1 HR BB		4-2 BB BB BB	2	2	1	0	2	1	3					
Brady Anderson, L OBP: 0.321, SLG: 0.351	2-3 SF8 BB				1-3 HR BB	4-1 HR BB		4-1 BB BB	0	1	0	0	2	0	0					
Cal Ripken Jr., R OBP: 0.334, SLG: 0.387	2-0 SF8 2B	2-2 F7		1-1 G5-3	1-3 K	4-1 HR BB		4-1 BB BB	4	2	0	1	2	1	3					
Mickey Tettleton, S OBP: 0.365, SLG: 0.546	2-1 SF8		4-2 2B SF8 BB	4-2 E 1B 2B BB	4-0 HR BB	0-0 HR		2-2 F8	2	4	1	4	3	0	2					
Randy Milligan, R OBP: 0.428, SLG: 0.504	0-1 1B 2B		0-0 SF8 1B 2B	2-1 E 2B 1B	3-2 HR	1-1 F7		4-2 BB BB	5	4	4	4	1	0	0					
Bob Melvin, R OBP: 0.303, SLG: 0.307	3-2 F9		1-0 G5-3	0-1 E5 2B WP	0-3 K	0-1 E3		0-3 K	6	1	0	0	0	2	8					
Craig Worthington, R OBP: 0.311, SLG: 0.326	2-0 2H 1B		4-0 BB 1B BB	3-2 WP 2B	4-1 1B E BB	1-2 G6-4-3		1-3 K	4	1	2	3	2	1	4					
Joe Orsulak, L OBP: 0.367, SLG: 0.435	0-2 L4		1-2 SF8	1-2 WP IBB	0-1 E	4-0 G6-3 BB			2	0	1	1	2	0	1					
Rene Gonzales, R OBP: 0.315, SLG: 0.313		1-2 G5-3		2-2 G4-3	0-0 E5		0-2 G6-3			2	0	1	1	0	0					
Larry Sheets, L OBP: 0.305, SLG: 0.387				1-2 BB 1B					1	0	0	0	0	0	2					
Billy Ripken, R OBP: 0.281, SLG: 0.324				1-2 BB 1B					2	0	0	0	0	0	2					
Inning Stats	R: 4 E: 1 K: 0 S: 19	H: 3 LOB: 1 BB: 1 P: 34	R: 0 E: 0 K: 0 S: 9	H: 1 LOB: 1 BB: 0 P: 12	R: 2 E: 0 K: 1 S: 24	H: 2 LOB: 3 BB: 3 P: 41	R: 3 E: 1 K: 2 S: 19	H: 2 LOB: 2 BB: 2 P: 38	R: 4 E: 1 K: 2 S: 23	H: 2 LOB: 2 BB: 3 P: 39	R: 3 E: 1 K: 0 S: 10	H: 1 LOB: 0 BB: 2 P: 20	R: 0 E: 0 K: 1 S: 8	H: 0 LOB: 1 BB: 3 P: 12	R: 0 E: 0 K: 2 S: 14	H: 0 LOB: 3 BB: 3 P: 29	1B: 4 2B: 5 3B: 0 HR: 2	SF: 2 SAC: 0 DP: 2 HBP: 0	WP: 2 PB: 0 SB: 0 CS: 0	PA: 52
PITCHER Mike Flanagan, L ERA: 3.67	IP: 2.2 WLS: L BF: 19	H: 6 R: 6 ER: 3 SO: 0	BB: 4 IBB: 0 HBP: 0 BLK: 0	WP: 1 HR: 0 S: 45 P: 79	ERA: 10.12 WHIP: 3.750	PITCHER										IP: WLS: BF: H: R: ER: SO: BB: IBB: HBP: BLK: WP: HR: S: P: ERA: WHIP				
Frank Wilks, R ERA: 5.29	3.1	16	4	7	5	3	4	1	0	0	1	1	43	79	22.50	4.000				
DeWayne Buice, R ERA: 5.82	5.1	17	1	3	3	3	6	0	0	0	0	1	38	67	8.10	2.100				

Batter	1	2	3	4	5	6	7	8	9	AB	R	H	RBI	BB	SO	LOB	TOP								
Junior Felix, S OBP: 0.341, SLG: 0.432 (1, 9) C X	0-1 CS 1B		3-2 S 1B		0-0 L8		0-3 K		2-3 K	5	0	2	0	0	2	5	Toronto Blue Jays @ Baltimore Orioles Memorial Stadium, Baltimore, MD Wed Jun 28 1989, 7:05 PM EDT Att: 35,757 - Unknown								
Tony Fernandez, S OBP: 0.305, SLG: 0.378 (1, 6) B F X	2-1 P5 1-2		0-0 F8			1-0 F8	1-1 G1-3			4	0	0	0	0	0	5									
Kelly Gruber, R OBP: 0.370, SLG: 0.465 (1, 5) X	0-0 2B		1-2 G6-3			1-1 G5-3		1-1 G6-3		4	0	1	0	0	0	1									
George Bell, R OBP: 0.306, SLG: 0.420 (1, 7) C X	0-2 G3			3-2 1B		2-2 G5-3		1-3 K		4	0	1	0	0	1	1									
Fred McGriff, L OBP: 0.379, SLG: 0.539 (1, 3) B F X		2-3 K		2-0 P5			2-0 HR	2-1 BLK 1B		4	1	2	1	0	1	1									
Lloyd Moseby, L OBP: 0.301, SLG: 0.321 (1, 8) B F X		2-2 L9		2-1 F8		3-2 F9 1B	1-2 G1-3			4	0	1	0	0	0	2									
Ernie Whitt, L OBP: 0.400, SLG: 0.478 (9, PR) B F X		4-1 BB		2-1 G6-3		0-0 BB 1B		2-0 S 1B		3	0	2	0	1	0	1									
Rance Mulliniks, L OBP: 0.305, SLG: 0.289 (7, PH) C X	0-1 G3				0-1 G4-3		3-2 F9	1-3 K		2	0	0	0	0	0	1									
Manuel Lee, S OBP: 0.316, SLG: 0.331 (1, 4) B F X			2-1 G3		0-0 G4-3		2-3 BB	1-2 K		2	0	0	0	0	1	3									
Nelson Liriano, S OBP: 0.314, SLG: 0.380 (1, 4) B F X							4-0 BB	1-3 K		3	0	0	0	1	1	2									
Inning Stats	R: 0 E: 0 K: 0 S: 8	H: 2 LOB: 1 BB: 0 P: 10	R: 0 E: 0 K: 1 S: 9	H: 0 LOB: 1 BB: 1 P: 17	R: 0 E: 0 K: 0 S: 9	H: 1 LOB: 1 BB: 0 P: 15	R: 0 E: 0 K: 0 S: 9	H: 1 LOB: 1 BB: 0 P: 18	R: 0 E: 0 K: 0 S: 4	H: 0 LOB: 0 BB: 0 P: 4	R: 0 E: 0 K: 0 S: 6	H: 0 LOB: 0 BB: 0 P: 10	R: 1 E: 0 K: 1 S: 16	H: 3 LOB: 3 BB: 1 P: 29	R: 0 E: 0 K: 3 S: 10	H: 1 LOB: 1 BB: 0 P: 15	R: 0 E: 0 K: 3 S: 11	H: 1 LOB: 2 BB: 0 P: 17	1B: 7 2B: 1 3B: 0 HR: 1	SF: 0 SAC: 0 DP: 0 HBP: 0	WP: 0 PB: 0 SB: 2 CS: 1	PA: 37			
PITCHER	IP	WLS	BF	H	R	ER	SO	BB	IBB	HBP	BLK	WP	HR	S	P	ERA	WHIP								
Brian Holton, R ERA: 3.66 (1, 1)	6.0		24	6	1	1	1	1	0	0	0	0	1	52	86	1.50	1.167								
Kevin Hickey, L ERA: 2.13 (7, 1)	2.0	W	9	2	0	0	2	1	0	0	1	0	0	19	32	0.00	1.500								
Gregg Olson, R ERA: 1.85 (9, 1)	1.0	S	4	1	0	0	3	0	0	0	0	0	0	11	17	0.00	1.000								

AB 35
R 1
H 9
RBI 1
BB 2
SO 6
LOB 22



Batter	1	2	3	4	5	6	7	8	9	AB	R	H	RBI	BB	SO	LOB	BOTTOM								
Mike Devereaux, R OBP: 0.348, SLG: 0.418 (1, 8) B F X	1-1 F9	2-1 G4-3			2-0 G6-3		0-1 L8			4	0	0	0	0	0	3	Toronto Blue Jays @ Baltimore Orioles Memorial Stadium, Baltimore, MD Wed Jun 28 1989, 7:05 PM EDT Att: 35,757 - Unknown								
Phil Bradley, R OBP: 0.375, SLG: 0.419 (1, 7) C B X	1-1 2B		0-0 G1-3		1-0 G4-3			2-1 F9		4	1	1	0	0	0	0									
Steve Finley, L OBP: 0.269, SLG: 0.321 (9, 7) B F X										0	0	0	0	0	0	0									
Cal Ripken Jr., R OBP: 0.339, SLG: 0.405 (1, 6) B F X	1-2 1B 2H		2-1 G2-3 1B		2-2 F7		1-1 HR			4	1	3	2	0	0	0									
Mickey Tettleton, S OBP: 0.360, SLG: 0.537 (1, 10) C B F X	2-1 P3		3-2 G2-3		0-0 G6-3		1-3 K			4	0	0	0	0	1	2									
Randy Milligan, R OBP: 0.433, SLG: 0.503 (1, 3) B F X	2-2 FC6-4 1B		1-0 L6		4-2 CS BB		4-2 BB			2	0	1	0	2	0	1									
Bob Melvin, R OBP: 0.301, SLG: 0.305 (1, 2) C X	0-1 FC6-4			3-1 L7	1 SAFE	0-0 CS	3-2 1B	1-0 L7		4	0	1	0	0	0	3									
Craig Worthington, R OBP: 0.311, SLG: 0.326 (1, 5) B F X		2-1 G4-3 SH3-4 1B		1-3 K		3-1 P9				3	0	1	0	0	1	1									
Joe Orsulak, L OBP: 0.364, SLG: 0.431 (1, 9) X		0-0 SH3-4		2-2 G4-3		0-0 L9				2	0	0	0	0	0	1									
Rene Gonzales, R OBP: 0.315, SLG: 0.313 (9, 4) B F X		3-1 G4-3			0-1 G4-3		3-2 1B			3	0	1	0	0	0	1									
Billy Ripken, R OBP: 0.281, SLG: 0.324 (9, 4) B F X							1-2 1B			0	0	0	0	0	0	0									
Inning Stats	R: 1 E: 0 K: 0 S: 14	H: 3 LOB: 2 BB: 0 P: 21	R: 0 E: 0 K: 0 S: 7	H: 1 LOB: 1 BB: 0 P: 14	R: 0 E: 0 K: 1 S: 8	H: 1 LOB: 1 BB: 0 P: 13	R: 0 E: 0 K: 1 S: 8	H: 0 LOB: 0 BB: 0 P: 14	R: 0 E: 0 K: 0 S: 4	H: 0 LOB: 0 BB: 0 P: 7	R: 0 E: 0 K: 0 S: 6	H: 0 LOB: 1 BB: 1 P: 12	R: 0 E: 0 K: 0 S: 12	H: 2 LOB: 2 BB: 0 P: 21	R: 1 E: 0 K: 1 S: 10	H: 1 LOB: 1 BB: 1 P: 19	1B: 5 2B: 2 3B: 0 HR: 1	SF: 0 SAC: 1 DP: 0 HBP: 0	WP: 0 PB: 0 SB: 0 CS: 1	PA: 34					
PITCHER	IP	WLS	BF	H	R	ER	SO	BB	IBB	HBP	BLK	WP	HR	S	P	ERA	WHIP								
John Cerutti, L ERA: 2.6 (1, 1)	7.2	L	32	8	2	2	2	2	0	0	0	0	1	67	119	2.35	1.304								
David Wells, L ERA: 2.54 (8, 1)	0.1		1	0	0	0	0	0	0	0	0	0	0	1	2	0.00	0.000								

AB 30
R 2
H 8
RBI 2
BB 2
SO 2
LOB 12



Batter	1	2	3	4	5	6	7	8	9	AB	R	H	RBI	BB	SO	LOB	TOP								
Junior Felix, S OBP: 0.345, SLG: 0.439 (1, 9)	G4-3	SAFE SAFE		2B 1B	E7 HR		P6		K	6	2	3	2	0	1	1	Toronto Blue Jays @ Baltimore Orioles Memorial Stadium, Baltimore, MD Thu Jun 29 1989, 7:05 PM EDT Att: 39,528 - Unknown - 73 F								
Tony Fernandez, S OBP: 0.302, SLG: 0.377 (1, 6)	B6-3	G3-1		1B 2B	G4-3		P4		F8	6	1	1	3	0	0	4									
Kelly Gruber, R OBP: 0.370, SLG: 0.475 (1, 5)	1B 1B		G4-3	P6	HR			G5-3		5	2	2	2	0	0	2									
George Bell, R OBP: 0.311, SLG: 0.423 (1, 7)	1B 1B		G4-3	P6	G4-3			G1-3		5	0	3	2	0	0	0									
Fred McGriff, L OBP: 0.379, SLG: 0.535 (1, 3)	1B 1B		F9	K				G3		4	0	1	1	1	1	2									
Lloyd Moseby, L OBP: 0.295, SLG: 0.314 (1, 8)	P5		F8	P4				F8		5	0	0	0	0	0	5									
Ernie Whitt, L OBP: 0.411, SLG: 0.486 (1, 2)				1B 1B	1B BB				3B 1B	3	2	3	0	1	0	0									
Pat Borders, R OBP: 0.290, SLG: 0.348 (8, 2)				1B 1B	1B BB				1B	1	1	1	0	0	0	0									
Rance Mulliniks, L OBP: 0.307, SLG: 0.303 (1, 10)			F8	1B 1B	K			F9		5	1	2	1	0	1	3									
Manuel Lee, S OBP: 0.325, SLG: 0.340 (1, 4)	2B 1B			1B 1B	E G4-3			G4-3		5	2	3	0	0	0	1									
Inning Stats	R: 1 E: 0 K: 0 S: 9	H: 3 LOB: 2 BB: 0 P: 14	R: 0 E: 0 K: 0 S: 14	H: 3 LOB: 2 BB: 0 P: 17	R: 0 E: 0 K: 1 S: 7	H: 1 LOB: 1 BB: 0 P: 12	R: 5 E: 0 K: 1 S: 14	H: 6 LOB: 1 BB: 0 P: 23	R: 4 E: 1 K: 1 S: 17	H: 3 LOB: 0 BB: 1 P: 25	R: 0 E: 0 K: 0 S: 9	H: 1 LOB: 1 BB: 0 P: 17	R: 0 E: 0 K: 0 S: 4	H: 0 LOB: 0 BB: 0 P: 7	R: 0 E: 0 K: 0 S: 5	H: 0 LOB: 1 BB: 1 P: 9	R: 1 E: 0 K: 1 S: 8	H: 2 LOB: 1 BB: 0 P: 13	1B: 15 2B: 2 3B: 1 HR: 1	SF: 0 SAC: 0 DP: 0 HBP: 0	WP: 0 PB: 0 SB: 1 CS: 1	PA: 47			
PITCHER	IP	WLS	BF	H	R	ER	SO	BB	IBB	HBP	BLK	WP	HR	S	P	ERA	WHIP								
Dave Schmidt, R ERA: 5.07 (1, 1)	3.0	L	20	12	6	6	0	0	0	0	0	0	0	37	52	18.00	4.000								
Jose Bautista, R ERA: 5.35 (4, 1)	6.0		27	7	5	5	3	2	0	0	0	0	1	50	85	7.50	1.500								

AB 45
R 11
H 19
RBI 11
BB 2
SO 3
LOB 18



Batter	1	2	3	4	5	6	7	8	9	AB	R	H	RBI	BB	SO	LOB	BOTTOM								
Brady Anderson, L OBP: 0.326, SLG: 0.351 (1, 8)	F8		G3-6 BB		G3				3-1 1B	3	0	1	0	2	0	1	Toronto Blue Jays @ Baltimore Orioles Memorial Stadium, Baltimore, MD Thu Jun 29 1989, 7:05 PM EDT Att: 39,528 - Unknown - 73 F								
Steve Finley, L OBP: 0.274, SLG: 0.327 (1, 9)	2B		G3-6 1-2			E BB	F8		F8	4	1	1	0	1	0	5									
Cal Ripken Jr., R OBP: 0.341, SLG: 0.405 (1, 6)	2B BB		K			P4		1B		3	0	1	0	1	1	1									
Mickey Tettleton, S OBP: 0.362, SLG: 0.540 (1, 2)	2B			G4-6-3 1B		E1		F8		4	0	2	1	0	0	2									
Joe Orsulak, L OBP: 0.357, SLG: 0.422 (1, 7)	P6			F9		P6		P1		4	0	0	0	0	0	6									
Jim Traber, L OBP: 0.302, SLG: 0.400 (1, 3)	P4			G4-6-3 1-2		G4-3		P3		4	0	0	0	0	0	6									
Larry Sheets, L OBP: 0.299, SLG: 0.378 (1, 10)		F7			F9			F8		4	0	0	0	0	1	0									
Craig Worthington, R OBP: 0.314, SLG: 0.333 (1, 5)		G4-3 1B			WP 2B		L8		G6-3	4	0	2	0	0	0	0									
Billy Ripken, R OBP: 0.286, SLG: 0.328 (1, 4)		G4-3			G1-3			BB 1B		4	0	2	0	0	0	2									
Inning Stats	R: 1 E: 0 K: 0 S: 14	H: 2 LOB: 2 BB: 1 P: 24	R: 0 E: 0 K: 0 S: 4	H: 1 LOB: 0 BB: 0 P: 6	R: 0 E: 0 K: 1 S: 9	H: 0 LOB: 0 BB: 1 P: 15	R: 0 E: 0 K: 0 S: 7	H: 1 LOB: 0 BB: 0 P: 9	R: 0 E: 0 K: 0 S: 10	H: 1 LOB: 1 BB: 0 P: 13	R: 0 E: 1 K: 0 S: 7	H: 0 LOB: 2 BB: 1 P: 17	R: 0 E: 0 K: 0 S: 9	H: 1 LOB: 2 BB: 1 P: 14	R: 0 E: 0 K: 0 S: 8	H: 1 LOB: 1 BB: 0 P: 11	R: 0 E: 0 K: 1 S: 11	H: 2 LOB: 2 BB: 0 P: 16	1B: 6 2B: 3 3B: 0 HR: 0	SF: 0 SAC: 0 DP: 3 HBP: 0	WP: 1 PB: 0 SB: 0 CS: 0	PA: 38			
PITCHER	IP	WLS	BF	H	R	ER	SO	BB	IBB	HBP	BLK	WP	HR	S	P	ERA	WHIP								
Steve Cummings, R ERA: 3.0 (1, 1)	7.0		29	6	1	1	1	4	0	0	0	0	0	60	98	1.29	1.429								
Tom Henke, R ERA: 3.48 (8, 1)	1.0		4	1	0	0	0	0	0	0	0	0	0	8	11	0.00	1.000								
Duane Ward, R ERA: 3.39 (9, 1)	1.0		5	2	0	0	1	0	0	0	0	0	0	11	16	0.00	2.000								

AB 34
R 1
H 9
RBI 1
BB 4
SO 2
LOB 23



Batter	1	2	3	4	5	6	7	8	9	AB R H RBI BB SO LOB	TOP															
Wade Boggs, L (1.5) OBP: 0.317, SLG: 0.466	1-1 G1-3		2-1 2B		2-2 G1-3		3-2 F7		2-2 G1-3	5 0 1 0 0 0 1	Boston Red Sox @ Toronto Blue Jays SkyDome, Toronto, ON Fri Jun 30 1989, 7:05 PM EDT Att: 48,429 - Unknown															
Luis Rivera, R (1.6) OBP: 0.296, SLG: 0.357	1-0 F9		1-2 P3			0-0 2B		0-0 F9	4 0 1 0 0 0 1																	
Nick Esasky, R (1.3) OBP: 0.319, SLG: 0.453	1-0 1B		1-1 F8			0-1 G5-3		0-1 G4-3	4 0 1 0 0 0 2																	
Mike Greenwell, L (1.7) OBP: 0.373, SLG: 0.429	1-2 F7			2-3 K		4-1 BB		2-1 2B 1B	3 1 1 0 1 1 1																	
Dwight Evans, R (1.10) OBP: 0.417, SLG: 0.473		2-3 K		1-2 1B		0-2 F8		3-1 1B 2B	4 1 2 1 0 1 2																	
Kevin Romine, R (1.9) OBP: 0.297, SLG: 0.297		0-1 1B		0-0 P4		0-1 F9		0-1 1B	4 0 2 1 0 0 3																	
Rick Cerone, R (1.2) Dana Williams, R (7, PR) Rich Gedman, L (7.2) OBP: 0.333, SLG: 0.400 OBP: 0.276, SLG: 0.294		2-2 F7		2-3 K			2-0 SH3-4 SF8 2B	1-3 K	3 0 1 0 0 1 2 0 1 0 0 0 0 1 1 0 0 0 0 0 1																	
Ed Romero, R (1.4) OBP: 0.269, SLG: 0.244		1-2 F7			2-0 F7		0-1 SH3-4	2-1 F7	3 0 0 0 0 0 1																	
Randy Kutcher, R (1.8) OBP: 0.291, SLG: 0.319			1-1 F9		0-2 F8		1-2 SF8	2-3 K2-3	3 0 0 1 0 1 0																	
Inning Stats	R: 0 E: 0 K: 0 S: 7	H: 1 LOB: 1 BB: 0 P: 11	R: 0 E: 0 K: 1 S: 11	H: 1 LOB: 1 BB: 0 P: 16	R: 0 E: 0 K: 0 S: 9	H: 1 LOB: 1 BB: 0 P: 14	R: 0 E: 0 K: 2 S: 10	H: 0 LOB: 0 BB: 0 P: 15	R: 0 E: 0 K: 0 S: 9	H: 1 LOB: 2 BB: 1 P: 13		R: 0 E: 0 K: 0 S: 12	H: 1 LOB: 1 BB: 0 P: 18	R: 2 E: 0 K: 1 S: 15	H: 3 LOB: 1 BB: 0 P: 21	R: 0 E: 0 K: 1 S: 9	H: 0 LOB: 0 BB: 0 P: 15	1B: 5 2B: 4 3B: 0 HR: 0	SF: 1 SAC: 1 DP: 0 HBP: 0	WP: 0 PB: 0 SB: 1 CS: 0	PA: 37					
PITCHER	IP WLS BF H R ER SO BB IBB HBP BLK WP HR S P ERA WHIP											PITCHER	IP WLS BF H R ER SO BB IBB HBP BLK WP HR S P ERA WHIP													
Jimmy Key, L (1.1) ERA: 3.52	7.0	28	6	1	1	3	1	0	0	0	0	0	65	98	1.29	1.000										
David Wells, L (8.1) ERA: 2.79	2.0	L 9	3	2	2	2	0	0	0	0	0	0	24	36	9.00	1.500										

Batter	1	2	3	4	5	6	7	8	9	AB R H RBI BB SO LOB	BOTTOM															
Junior Felix, S (1.9) OBP: 0.348, SLG: 0.440	0-1 F9 1B		2-3 K		1-0 B2-3			2-2 P4 G4-3 1B		4 0 2 0 0 1 0	Boston Red Sox @ Toronto Blue Jays SkyDome, Toronto, ON Fri Jun 30 1989, 7:05 PM EDT Att: 48,429 - Unknown															
Tony Fernandez, S (1.6) OBP: 0.297, SLG: 0.371	0-1 P6		1-2 G4-3		0-3 K		0-1 G4-3		4 0 0 0 0 1 2																	
Kelly Gruber, R (1.5) OBP: 0.366, SLG: 0.468	2-1 F9 1-3		1-1 G6-3		0-0 G6-3		2-2 P4		4 0 0 0 0 0 2																	
George Bell, R (1.7) OBP: 0.310, SLG: 0.421	2-3 K			1-1 1B		1-1 F7		0-2 F8	4 0 1 0 0 1 2																	
Fred McGriff, L (1.3) OBP: 0.381, SLG: 0.535		1-1 F9 1B SF8 1B		0-1 F8		1-1 F8		1-2 FC5-4 1B	4 1 2 0 0 0 1																	
Lloyd Moseby, L (1.8) OBP: 0.294, SLG: 0.313		0-1 1B		2-2 E4 G1-6-3		1-0 F9		0-2 FC5-4 FC4-6	4 0 1 0 0 0 2																	
Ernie Whitt, L (1.2) Pat Borders, R (9, PH) OBP: 0.406, SLG: 0.479 OBP: 0.288, SLG: 0.346	2-1 F9		2-1 G1-6-3		2-1 G1-6-3		1-1 F8		3 0 0 0 0 0 4 1 0 0 0 0 0 1																	
Rance Mulliniks, L (1.10) Manuel Lee, S (9, PH) OBP: 0.308, SLG: 0.301 OBP: 0.323, SLG: 0.338	3-1 SF8		4-2 BB		3-1 F7		0-2 FC4-6		1 0 0 1 1 0 0 1 0 0 0 0 0 1																	
Nelson Liriano, S (1.4) OBP: 0.311, SLG: 0.376	3-2 P6		0-0 G1-3		3-1 G4-3				3 0 0 0 0 0 4																	
Inning Stats	R: 0 E: 1 K: 1 S: 11	H: 1 LOB: 1 BB: 0 P: 14	R: 1 E: 0 K: 0 S: 15	H: 2 LOB: 1 BB: 0 P: 22	R: 0 E: 0 K: 1 S: 8	H: 0 LOB: 0 BB: 0 P: 12	R: 0 E: 1 K: 0 S: 16	H: 1 LOB: 3 BB: 1 P: 25	R: 0 E: 0 K: 1 S: 5	H: 0 LOB: 0 BB: 0 P: 6		R: 0 E: 0 K: 0 S: 5	H: 0 LOB: 0 BB: 0 P: 8	R: 0 E: 0 K: 0 S: 6	H: 0 LOB: 0 BB: 0 P: 13	R: 0 E: 0 K: 0 S: 12	H: 1 LOB: 1 BB: 0 P: 16	R: 0 E: 0 K: 0 S: 12	H: 1 LOB: 1 BB: 0 P: 14	1B: 6 2B: 0 3B: 0 HR: 0	SF: 1 SAC: 0 DP: 0 HBP: 0	WP: 0 PB: 0 SB: 0 CS: 0	PA: 35			
PITCHER	IP WLS BF H R ER SO BB IBB HBP BLK WP HR S P ERA WHIP											PITCHER	IP WLS BF H R ER SO BB IBB HBP BLK WP HR S P ERA WHIP													
Mike Boddicker, R (1.1) ERA: 5.26	8.0	W 31	5	1	1	3	1	0	0	0	0	0	78	116	1.12	0.750										
Rob Murphy, L (9.1) ERA: 2.54	1.0	S 4	1	0	0	0	0	0	0	0	0	0	12	14	0.00	1.000										

Batter	1	2	3	4	5	6	7	8	9	AB	R	H	RBI	BB	SO	LOB	TOP				
Wade Boggs, L (1, 5) OBP: 0.322, SLG: 0.467	G4-3 1B		2B SF8 BB		G6-3				1B BB	2	1	1	0	2	0	1	Boston Red Sox @ Toronto Blue Jays SkyDome, Toronto, ON Sat Jul 01 1989, 3:33 AM EDT Att: 48,639 - Unknown				
Jody Reed, R (1, 6) OBP: 0.357, SLG: 0.355	G4-3 1B		2B		G6-3		P6		1B	5	0	3	0	0	0	3					
Danny Heep, L (1, 9) Kevin Romine, R (6, 9) OBP: 0.382, SLG: 0.370 OBP: 0.282, SLG: 0.282	G4-3		SF8			K	K		F8	2	0	0	1	0	1	2					
Mike Greenwell, L (1, 7) OBP: 0.371, SLG: 0.436	P6		G1-3			HR	G4-3			4	1	1	1	0	0	5					
Dwight Evans, R (1, 10) OBP: 0.415, SLG: 0.473		K			2B				F7	4	1	1	0	0	2	0					
Nick Esasky, R (1, 3) OBP: 0.322, SLG: 0.458	E5		G1-6-3 1B						P4	4	0	2	1	0	0	0					
Rich Gedman, L (1, 2) OBP: 0.270, SLG: 0.287	F7		G1-6-3 1B						G6-3	4	0	0	0	0	0	3					
Ed Romero, R (1, 4) OBP: 0.268, SLG: 0.244	G6-3		G4-3						G6-3	4	0	1	0	0	0	1					
Randy Kutcher, R (1, 8) OBP: 0.301, SLG: 0.320			B5-3						P3	3	0	1	0	1	0	0					
Inning Stats	R: 0 E: 0 K: 0 S: 7	H: 2 LOB: 1 BB: 0 P: 15	R: 0 E: 1 K: 1 S: 9	H: 0 LOB: 1 BB: 0 P: 11	R: 1 E: 0 K: 0 S: 9	H: 1 LOB: 1 BB: 1 P: 17	R: 1 E: 0 K: 0 S: 6	H: 2 LOB: 0 BB: 0 P: 11	R: 0 E: 0 K: 2 S: 10	H: 0 LOB: 1 BB: 0 P: 16	R: 0 E: 0 K: 1 S: 14	H: 2 LOB: 2 BB: 0 P: 21	R: 0 E: 0 K: 0 S: 8	H: 0 LOB: 0 BB: 0 P: 12	R: 0 E: 0 K: 0 S: 11	H: 1 LOB: 2 BB: 1 P: 17		1B: 6 2B: 3 3B: 0 HR: 1	SF: 1 SAC: 0 DP: 3 HBP: 1	WP: 0 PB: 0 SB: 0 CS: 0	PA: 39
PITCHER	IP	WLS	BF	H	R	ER	SO	BB	IBB	HBP	BLK	WP	HR	S	P	ERA	WHIP				
Todd Stottlemire, R (1, 1) ERA: 5.57	6.0	L	28	9	3	3	3	2	0	1	0	0	1	50	87	4.50	1.833				
Duane Ward, R (7, 1) ERA: 3.29	2.0		6	0	0	0	1	0	0	0	0	0	0	20	29	0.00	0.000				
Tom Henke, R (9, 1) ERA: 3.38	1.0		5	1	0	0	0	1	0	0	0	0	0	11	17	0.00	2.000				

Batter	1	2	3	4	5	6	7	8	9	AB	R	H	RBI	BB	SO	LOB	BOTTOM					
Junior Felix, S (1, 9) OBP: 0.345, SLG: 0.435	K		K						K	5	0	1	0	0	3	2	Boston Red Sox @ Toronto Blue Jays SkyDome, Toronto, ON Sat Jul 01 1989, 3:33 AM EDT Att: 48,639 - Unknown					
Tony Fernandez, S (1, 6) OBP: 0.295, SLG: 0.368	F8		F9						E6	5	0	1	1	0	0	0						
Kelly Gruber, R (1, 5) OBP: 0.363, SLG: 0.464	1B		P4						P8	5	0	1	0	0	0	3						
George Bell, R (1, 7) OBP: 0.313, SLG: 0.420	1B		BB							3	0	1	0	1	1	2						
Fred McGriff, L (1, 3) OBP: 0.382, SLG: 0.534	G4-3		1B						FC4-6 1B	4	0	2	0	0	1	2						
Lloyd Moseby, L (1, 8) OBP: 0.294, SLG: 0.309		P2	F8						FC4-6 F8 S	3	0	0	0	1	0	3						
Ernie Whitt, L (1, 2) Pat Borders, R (6, PH) OBP: 0.406, SLG: 0.476 OBP: 0.284, SLG: 0.341		BB BB							F8	1	0	0	0	1	1	0						
Rance Mulliniks, L (1, 10) Manuel Lee, S (7, PH) OBP: 0.310, SLG: 0.299 OBP: 0.319, SLG: 0.333		BB BB							F8	2	0	0	0	0	0	2						
Nelson Liriano, S (1, 4) OBP: 0.310, SLG: 0.373	F7		L8						G3	1	0	0	0	0	0	2						
Inning Stats	R: 0 E: 0 K: 1 S: 15	H: 2 LOB: 2 BB: 0 P: 22	R: 0 E: 0 K: 1 S: 9	H: 0 LOB: 2 BB: 2 P: 19	R: 0 E: 0 K: 0 S: 13	H: 1 LOB: 2 BB: 1 P: 25	R: 0 E: 0 K: 1 S: 9	H: 0 LOB: 0 BB: 0 P: 16	R: 0 E: 0 K: 0 S: 6	H: 0 LOB: 0 BB: 0 P: 10	R: 0 E: 0 K: 1 S: 12	H: 0 LOB: 1 BB: 1 P: 22	R: 1 E: 0 K: 1 S: 15	H: 3 LOB: 2 BB: 0 P: 25	R: 0 E: 0 K: 1 S: 10	H: 1 LOB: 1 BB: 0 P: 15		R: 0 E: 1 K: 1 S: 8	H: 0 LOB: 1 BB: 0 P: 11	1B: 7 2B: 0 3B: 0 HR: 0	SF: 0 SAC: 0 DP: 0 HBP: 0	WP: 0 PB: 0 SB: 1 CS: 0
PITCHER	IP	WLS	BF	H	R	ER	SO	BB	IBB	HBP	BLK	WP	HR	S	P	ERA	WHIP					
Eric Hetzel, R (1, 1) ERA: 5.59	5.2	W	24	3	0	0	4	4	0	0	0	0	0	61	110	0.00	1.235					
Rob Murphy, L (6, 1) ERA: 2.64	1.2		9	4	1	1	1	0	0	0	0	0	0	22	34	5.40	2.400					
Lee Smith, R (8, 1) ERA: 5.59	1.2	S	6	0	0	0	2	0	0	0	0	0	0	14	21	0.00	0.000					



Batter	1	2	3	4	5	6	7	8	9	10	11	AB	R	H	RBI	BB	SO	LOB	TOP	
Wade Boggs, L OBP: 0.416, SLG: 0.459 (1, 5)	G3-1		G4-3		F8		G1-6-3			F7		5	0	0	0	0	0	1		
Jody Reed, R OBP: 0.354, SLG: 0.352 (1, 4) (11, 6)	G3		G4-3		G4-3			F8		G6-3		5	0	1	0	0	0	0		
Nick Esasky, R OBP: 0.319, SLG: 0.453 (1, 3)	L4		L4-3		F9			G6-3		K		5	0	1	0	0	1	0		
Mike Greenwell, L OBP: 0.366, SLG: 0.429 (1, 7)		G4-3	L4-3		F8			G4-3			G4-3	5	0	0	0	0	0	2		
Dwight Evans, R OBP: 0.409, SLG: 0.464 (1, 10)		G4-3			F9				L6		G6-3	5	0	0	0	0	1	0		
Kevin Romine, R OBP: 0.354, SLG: 0.409 (1, 9)		1B			HBP						1B	5	2	5	0	0	0	0		
Rick Cerone, R OBP: 0.400, SLG: 0.369 (1, 2)		1B			1B						1B	2	0	1	0	1	0	1	AB 42	
Dana Williams, R OBP: 0.333, SLG: 0.400 (9, PR)		1B									1B	0	0	0	0	0	0	0	R 4	
Rich Gedman, L OBP: 0.274, SLG: 0.292 (9, 2)		1B			HBP						1B	1	1	1	0	0	0	0	H 11	
Luis Rivera, R OBP: 0.307, SLG: 0.356 (1, 6)		1B			F7						1B	3	0	1	1	1	0	4	RBI 4	
Danny Heep, L OBP: 0.387, SLG: 0.406 (11, PH)		1B									1B	1	1	1	3	0	0	0	BB 2	
Ed Romero, R OBP: 0.268, SLG: 0.244 (11, 4)		1B									1B	0	0	0	0	0	0	0	SO 5	
Randy Kutcher, R OBP: 0.264, SLG: 0.300 (1, 8)		G5-3			F9						K	5	0	0	0	0	3	7	LOB 15	
Inning Stats	R: 0 E: 0 K: 0 S: 5	H: 0 LOB: 0 BB: 0 P: 9	R: 1 E: 0 K: 0 S: 14	H: 3 LOB: 2 BB: 0 P: 21	R: 0 E: 0 K: 0 S: 10	H: 2 LOB: 1 BB: 0 P: 13	R: 0 E: 0 K: 0 S: 5	H: 1 LOB: 2 BB: 0 P: 7	R: 0 E: 0 K: 1 S: 11	H: 0 LOB: 0 BB: 1 P: 18	R: 0 E: 0 K: 0 S: 6	H: 0 LOB: 0 BB: 0 P: 11	R: 0 E: 0 K: 1 S: 10	H: 0 LOB: 0 BB: 0 P: 14	R: 3 E: 0 K: 1 S: 15	H: 3 LOB: 0 BB: 0 P: 21	1B: 8 2B: 3 3B: 0 HR: 1	SF: 0 SAC: 0 DP: 2 HBP: 1	WP: 0 PB: 0 SB: 0 CS: 0	PA: 45
PITCHER	IP ERA WLS BF H R ER SO BB IBB HBP BLK WP HR S P ERA WHIP	IP ERA WLS BF H R ER SO BB IBB HBP BLK WP HR S P ERA WHIP																		
Mike Flanagan, L ERA: 3.45 (1, 1)	8.0	2.2	12	3	2	2	2	0	1	0	0	0	0	0	29	46	6.75	1.125		
David Wells, L ERA: 2.98 (9, 1)	2.2	L	12	3	2	2	2	0	1	0	0	0	0	0	29	46	6.75	1.125		
Tom Henke, R ERA: 3.6 (11, 1)	0.1	2	1	1	1	1	1	0	0	0	0	0	1	4	6	27.00	3.000			

Boston Red Sox @ Toronto Blue Jays
SkyDome, Toronto, ON
Sun Jul 02 1989, 3:33 AM EDT
Att: 48,516 - Unknown

AB 42
R 4
H 11
RBI 4
BB 2
SO 5
LOB 15



Batter	1	2	3	4	5	6	7	8	9	10	11	AB	R	H	RBI	BB	SO	LOB	BOTTOM					
Junior Felix, S OBP: 0.342, SLG: 0.429 (1, 9)	F8		1B			K		G4-3		F8		5	0	1	0	0	1	0						
Tony Fernandez, S OBP: 0.297, SLG: 0.368 (1, 6)	K							G6-3		P3		5	0	2	0	0	1	0						
Kelly Gruber, R OBP: 0.361, SLG: 0.457 (1, 5)	F9		G5-3			F9					BB	4	0	0	0	1	1	3						
George Bell, R OBP: 0.315, SLG: 0.421 (1, 7)		G4-3			G5-3			SH5-3		2B		4	0	2	0	0	0	0						
Tom Lawless, R OBP: 0.279, SLG: 0.194 (10, 7)								1B		1B		0	1	0	0	0	0	0						
Manuel Lee, S OBP: 0.323, SLG: 0.333 (11, PH)								BB		BB		0	0	0	0	1	0	0						
Fred McGriff, L OBP: 0.383, SLG: 0.534 (1, 3)		L4						SH5-3		BB		4	0	1	1	1	1	2						
Lloyd Moseby, L OBP: 0.287, SLG: 0.307 (1, 8)								BB		BB		2	0	0	0	2	2	2						
Ernie Whitt, L OBP: 0.402, SLG: 0.466 (1, 2)		F8										4	0	0	0	1	0	5	AB 36					
Rance Mulliniks, L OBP: 0.304, SLG: 0.293 (1, 10)												4	0	0	0	0	0	5	R 1					
Nelson Liriano, S OBP: 0.305, SLG: 0.368 (1, 4)												4	0	0	0	0	2	0	H 6					
Inning Stats	R: 0 E: 0 K: 1 S: 6	H: 0 LOB: 0 BB: 0 P: 10	R: 0 E: 0 K: 0 S: 5	H: 0 LOB: 1 BB: 1 P: 12	R: 0 E: 0 K: 0 S: 9	H: 2 LOB: 2 BB: 0 P: 15	R: 0 E: 0 K: 2 S: 10	H: 0 LOB: 0 BB: 0 P: 13	R: 0 E: 0 K: 0 S: 7	H: 1 LOB: 2 BB: 2 P: 11	R: 0 E: 0 K: 1 S: 8	H: 1 LOB: 2 BB: 2 P: 19	R: 0 E: 0 K: 1 S: 11	H: 0 LOB: 0 BB: 0 P: 15	R: 1 E: 0 K: 1 S: 17	H: 2 LOB: 2 BB: 1 P: 30	R: 0 E: 0 K: 1 S: 7	H: 0 LOB: 0 BB: 0 P: 13	R: 0 E: 0 K: 1 S: 10	H: 0 LOB: 2 BB: 2 P: 22	1B: 5 2B: 1 3B: 0 HR: 0	SF: 0 SAC: 1 DP: 1 HBP: 0	WP: 0 PB: 0 SB: 1 CS: 1	PA: 43
PITCHER	IP ERA WLS BF H R ER SO BB IBB HBP BLK WP HR S P ERA WHIP	IP ERA WLS BF H R ER SO BB IBB HBP BLK WP HR S P ERA WHIP																						
Roger Clemens, R ERA: 2.92 (10, 1)	1.0	W	3	0	0	0	1	0	0	0	0	0	0	7	13	0.00	0.000							
Rob Murphy, L ERA: 2.59 (11, 1)	1.0	S	5	0	0	0	1	2	0	0	0	0	0	10	22	0.00	2.000							

Boston Red Sox @ Toronto Blue Jays
SkyDome, Toronto, ON
Sun Jul 02 1989, 3:33 AM EDT
Att: 48,516 - Unknown

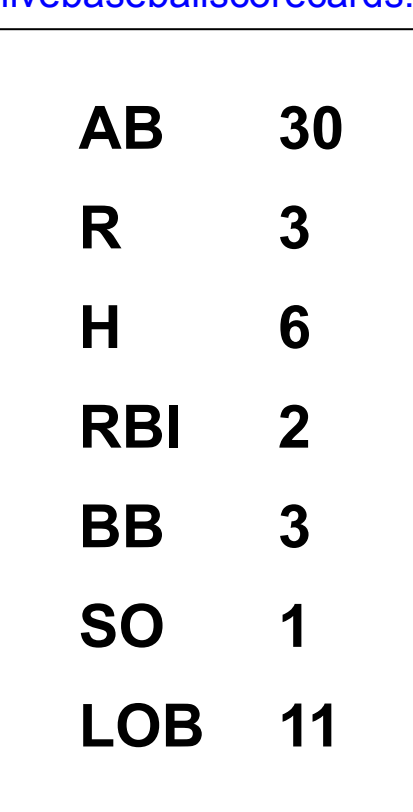
AB 36
R 1
H 6
RBI 1
BB 6
SO 8
LOB 17



Batter	1	2	3	4	5	6	7	8	9	AB	R	H	RBI	BB	SO	LOB	TOP			
Wade Boggs, L (1, 5) OBP: 0.313, SLG: 0.458	2-2 2B		1-1 G4-3		2-1 F7		3-1 F8		2-3 K	5	1	1	0	0	1	0	Boston Red Sox @ Toronto Blue Jays SkyDome, Toronto, ON Mon Jul 03 1989, 7:05 PM EDT Att: 48,483 - Unknown			
Jody Reed, R (1, 4) OBP: 0.356, SLG: 0.356	2-2 1B 2H G4-6-3		1-0 L4		1-0 L7		4-2 FC6-4 BB			3	1	1	1	1	0	0				
Nick Esasky, R (1, 3) OBP: 0.322, SLG: 0.454	2-1 G4-6-3 2-3 1B		0-0		3-3 K		0-1 FC6-4 1-2			4	0	2	0	0	1	1				
Mike Greenwell, L (1, 7) OBP: 0.365, SLG: 0.427	0-0 G4-6-3 1-2		1-0 F8		0-0 B1-3		2-2 FC4-6 1B			4	0	1	0	0	0	2				
Dwight Evans, R (1, 10) OBP: 0.410, SLG: 0.467	1-1 G5-3		2-1 SH5-4 2B		4-1 1B BB		1-1 FC4-6 G6-3 1-2			3	0	1	0	1	0	1				
Kevin Romine, R (1, 9) OBP: 0.370, SLG: 0.413		2-2 G6-3		0-1 SH5-4		0-0 FC5-4 1B		1-0 G6-3		2	0	1	0	0	0	0				
Danny Heep, L (8, PH) OBP: 0.384, SLG: 0.402			2-3		1-2			1-2		1	0	0	0	0	0	1				
Rick Cerone, R (1, 2) OBP: 0.395, SLG: 0.364		1-1 1B		0-1 G1-3		0-0 L8		1-3 K		4	0	1	0	0	1	4				
Luis Rivera, R (1, 6) OBP: 0.304, SLG: 0.342		1-0 P9		4-2 BB		1-0 FC5-4 1-2		0-0 L3		3	0	0	0	1	0	3				
Randy Kutcher, R (1, 8) OBP: 0.275, SLG: 0.289		3-2 L1		0-0 L9		2-3 K		0-0 G4-3		3	0	0	0	0	1	3				
Rich Gedman, L (9, PH) OBP: 0.273, SLG: 0.290										1	0	0	0	0	0	0				
Inning Stats	R: 2 E: 0 K: 0 S: 13	H: 3 LOB: 0 BB: 0 P: 20	R: 0 E: 0 K: 0 S: 9	H: 1 LOB: 1 BB: 0 P: 16	R: 0 E: 0 K: 0 S: 5	H: 1 LOB: 2 BB: 1 P: 8	R: 0 E: 0 K: 0 S: 9	H: 0 LOB: 0 BB: 0 P: 15	R: 0 E: 0 K: 1 S: 7	H: 1 LOB: 1 BB: 1 P: 10	R: 0 E: 0 K: 1 S: 11	H: 0 LOB: 1 BB: 1 P: 20	R: 0 E: 0 K: 1 S: 9	H: 1 LOB: 0 BB: 0 P: 14	R: 0 E: 0 K: 1 S: 5	H: 0 LOB: 0 BB: 0 P: 7	1B: 5 2B: 3 3B: 0 HR: 0	SF: 0 SAC: 1 DP: 1 HBP: 0	WP: 0 PB: 0 SB: 0 CS: 0	PA: 37
PITCHER	IP WLS BF H R ER SO BB IBB HBP BLK WP HR S P ERA WHIP																			
John Cerutti, L (1, 1) ERA: 2.59	7.0 W 31 8 2 2 2 3 0 0 0 0 0 62 107 2.57 1.571																			
Duane Ward, R (8, 1) ERA: 3.18	2.0 S 6 0 0 0 2 0 0 0 0 0 0 0 11 16 0.00 0.000																			

Batter	1	2	3	4	5	6	7	8	9	AB	R	H	RBI	BB	SO	LOB	BOTTOM			
Junior Felix, S (1, 9) OBP: 0.336, SLG: 0.422	0-3 K		0-0 F9		1-0 F8		0-0 P4			4	0	0	0	0	1	4	Boston Red Sox @ Toronto Blue Jays SkyDome, Toronto, ON Mon Jul 03 1989, 7:05 PM EDT Att: 48,483 - Unknown			
Tony Fernandez, S (1, 6) OBP: 0.293, SLG: 0.363	1-0 F8		0-1 L9		1-2 G4-3		3-2 G3-1			4	0	0	0	0	0	1				
Kelly Gruber, R (1, 5) OBP: 0.359, SLG: 0.455	0-2 G6-3		0-1 G3		0-0 1B 1B		0-0 G1-3			4	1	1	0	0	0	0				
George Bell, R (1, 7) OBP: 0.317, SLG: 0.425		0-1 P3		0-1 L7		0-0 1B WP 1B		1-1 2B		4	1	2	0	0	0	0				
Fred McGriff, L (1, 3) OBP: 0.384, SLG: 0.542		0-0 HR		3-2 G4-3		1-1 P5		4-0 IBB		3	1	1	1	1	0	2				
Lloyd Moseby, L (1, 8) OBP: 0.292, SLG: 0.302		1-2 P2		0-0 F9		1-0 P6		1-1 L7		4	0	0	0	0	0	4				
Ernie Whitt, L (1, 2) OBP: 0.398, SLG: 0.462		0-2 P1		3-2 F9		0-0 WP WP 1B				2	0	0	0	0	0	0				
Pat Borders, R (7, PH) OBP: 0.289, SLG: 0.346						1-3 3H 4-2 1B				1	0	1	1	0	0	0				
Greg Myers, L (1, 10)						4-2 WP BB				2	0	0	0	0	0	0				
Manuel Lee, S (7, PH) OBP: 0.327, SLG: 0.333						1-2 3H 2-3 BB				0	0	0	0	1	0	0				
Nelson Liriano, S (1, 4) OBP: 0.309, SLG: 0.369						1-0 B3				2	0	1	0	1	0	0				
Inning Stats	R: 0 E: 0 K: 1 S: 7	H: 0 LOB: 0 BB: 0 P: 8	R: 1 E: 0 K: 0 S: 9	H: 1 LOB: 0 BB: 0 P: 10	R: 0 E: 0 K: 0 S: 6	H: 1 LOB: 1 BB: 0 P: 8	R: 0 E: 0 K: 0 S: 7	H: 0 LOB: 0 BB: 0 P: 10	R: 0 E: 0 K: 0 S: 5	H: 0 LOB: 0 BB: 0 P: 9	R: 2 E: 0 K: 0 S: 10	H: 3 LOB: 3 BB: 2 P: 20	R: 0 E: 0 K: 0 S: 10	H: 1 LOB: 2 BB: 1 P: 19	R: 0 E: 0 K: 0 S: 10	H: 1 LOB: 2 BB: 1 P: 19	1B: 4 2B: 1 3B: 0 HR: 1	SF: 0 SAC: 0 DP: 0 HBP: 0	WP: 2 PB: 0 SB: 0 CS: 0	PA: 33
PITCHER	IP WLS BF H R ER SO BB IBB HBP BLK WP HR S P ERA WHIP																			
Mike Smithson, R (1, 1) ERA: 4.97	6.1 L 23 4 3 3 1 0 0 0 0 0 2 0 1 44 59 4.26 0.632																			
Rob Murphy, L (7, 1) ERA: 2.55	0.2 5 1 0 0 0 2 0 0 0 0 2 0 6 15 0.00 4.500																			
Wes Gardner, R (8, 1) ERA: 6.2	1.0 5 1 0 0 0 0 0 1 0 0 0 0 0 10 19 0.00 1.000																			

AB 33
R 2
H 8
RBI 1
BB 3
SO 4
LOB 15



Batter	1	2	3	4	5	6	7	8	9	AB	R	H	RBI	BB	SO	LOB	TOP			
Brady Anderson, L (1, 8) OBP: 0.332, SLG: 0.341 Mike Devereaux, R (7, PH) OBP: 0.347, SLG: 0.407	F9		SH1-4		K2-3		6-3		4-1 S 1B BB	2	0	0	0	0	1	0	Baltimore Orioles @ Toronto Blue Jays SkyDome, Toronto, ON Tue Jul 04 1989, 7:05 PM EDT Att: 44,025 - Unknown - 83 F			
Phil Bradley, R (1, 7) OBP: 0.394, SLG: 0.451	F9		1-3		3B		HR 1B		1-2 1B HBP	4	2	2	0	0	0	1				
Cal Ripken Jr., R (1, 6) OBP: 0.347, SLG: 0.425	P6		4-3		K		HR		1-1 1B 3B 1B	5	2	2	3	0	1	2				
Mickey Tettleton, S (1, 2)			K		CS 1B		F9		2-2 3B 1B	4	1	2	1	1	1	0				
Joe Orsulak, L (1, 9) OBP: 0.361, SLG: 0.434			CS 1B		F7		F8		0-0 3B 1B	5	0	2	2	0	0	2				
Jim Traber, L (1, 3) OBP: 0.293, SLG: 0.376			1B		1B BB		5-3		1-1 P5	4	0	1	0	1	0	2				
Larry Sheets, L (1, 10) OBP: 0.299, SLG: 0.380			K		1B		4-3		1-2 3-1	4	0	1	0	1	1	3				
Craig Worthington, R (1, 5) OBP: 0.331, SLG: 0.356			E BB		K		P4		2-2 HR	3	2	1	1	1	1	4				
Billy Ripken, R (1, 4) OBP: 0.283, SLG: 0.322			E5 SH1-4 1-H		F7		5-3		0-0 6-3	4	0	0	0	0	0	0				
Inning Stats	R: 0 E: 0 K: 0 S: 6	H: 0 LOB: 0 BB: 0 P: 11	R: 0 E: 0 K: 2 S: 12	H: 2 LOB: 2 BB: 0 P: 21	R: 1 E: 1 K: 0 S: 12	H: 0 LOB: 1 BB: 1 P: 21	R: 0 E: 0 K: 1 S: 14	H: 2 LOB: 2 BB: 1 P: 20	R: 0 E: 0 K: 0 S: 11	H: 0 LOB: 2 BB: 0 P: 22	R: 2 E: 0 K: 0 S: 13	H: 2 LOB: 0 BB: 0 P: 21	R: 0 E: 0 K: 0 S: 4	H: 0 LOB: 0 BB: 0 P: 5	R: 5 E: 0 K: 0 S: 20	H: 4 LOB: 1 BB: 1 P: 32	1B: 7 2B: 1 3B: 2 HR: 2	SF: 0 SAC: 1 DP: 1 HBP: 1	WP: 0 PB: 0 SB: 1 CS: 2	PA: 43
PITCHER	IP WLS BF H R ER SO BB IBB HBP BLK WP HR S P ERA WHIP	IP WLS BF H R ER SO BB IBB HBP BLK WP HR S P ERA WHIP	IP WLS BF H R ER SO BB IBB HBP BLK WP HR S P ERA WHIP	IP WLS BF H R ER SO BB IBB HBP BLK WP HR S P ERA WHIP	IP WLS BF H R ER SO BB IBB HBP BLK WP HR S P ERA WHIP	IP WLS BF H R ER SO BB IBB HBP BLK WP HR S P ERA WHIP	IP WLS BF H R ER SO BB IBB HBP BLK WP HR S P ERA WHIP	IP WLS BF H R ER SO BB IBB HBP BLK WP HR S P ERA WHIP	IP WLS BF H R ER SO BB IBB HBP BLK WP HR S P ERA WHIP	IP WLS BF H R ER SO BB IBB HBP BLK WP HR S P ERA WHIP	IP WLS BF H R ER SO BB IBB HBP BLK WP HR S P ERA WHIP	IP WLS BF H R ER SO BB IBB HBP BLK WP HR S P ERA WHIP	IP WLS BF H R ER SO BB IBB HBP BLK WP HR S P ERA WHIP	IP WLS BF H R ER SO BB IBB HBP BLK WP HR S P ERA WHIP	IP WLS BF H R ER SO BB IBB HBP BLK WP HR S P ERA WHIP	IP WLS BF H R ER SO BB IBB HBP BLK WP HR S P ERA WHIP	IP WLS BF H R ER SO BB IBB HBP BLK WP HR S P ERA WHIP			
Dave Steb, R (1, 1) ERA: 4.31	6.0	L	26	5	1	0	5	3	1	0	0	0	0	0	0	0	0.00	1.333		
David Welts, L (7, 1) ERA: 3.25	1.0	S	5	2	2	2	0	0	0	0	0	0	0	0	1	13	18.00	2.000		
Xavier Hernandez, R (8, 1) ERA: 4.79	2.0	S	12	4	5	5	0	1	0	1	0	0	0	0	1	24	22.50	2.500		

Batter	1	2	3	4	5	6	7	8	9	AB	R	H	RBI	BB	SO	LOB	BOTTOM			
Tony Fernandez, S (1, 6) OBP: 0.292, SLG: 0.361	F7			F7					G3	4	0	1	0	0	0	0	Baltimore Orioles @ Toronto Blue Jays SkyDome, Toronto, ON Tue Jul 04 1989, 7:05 PM EDT Att: 44,025 - Unknown - 83 F			
Nelson Lirio, S (1, 4) OBP: 0.310, SLG: 0.366	4-3			F9			1B BB			2	0	0	0	1	0	0				
Kelly Gruber, R (1, 9) OBP: 0.359, SLG: 0.453	4-3			5-3			G6-4-3 1B			3	0	1	0	0	0	0				
George Bell, R (1, 7) OBP: 0.314, SLG: 0.421				5-3			F7		G6-4-3 1-2	3	0	0	0	0	0	2				
Fred McGriff, L (1, 3) OBP: 0.381, SLG: 0.536				G3			4-1		4-3	3	0	0	0	0	0	0				
Lloyd Moseby, L (1, 8) OBP: 0.289, SLG: 0.298				F7			4-1		P5	3	0	0	0	0	0	0				
Ernie Whitt, L (1, 10) OBP: 0.393, SLG: 0.455				K			P3		G3	3	0	0	0	0	1	0				
Greg Myers, L (1, 2)				4-1			4-3		P6	3	0	0	0	0	0	0				
Manuel Lee, S (1, 5) OBP: 0.321, SLG: 0.327				F8			P6		1-6-3	3	0	0	0	0	0	0				
Inning Stats	R: 0 E: 0 K: 0 S: 7	H: 0 LOB: 0 BB: 0 P: 8	R: 0 E: 0 K: 0 S: 8	H: 0 LOB: 0 BB: 0 P: 12	R: 0 E: 0 K: 1 S: 10	H: 0 LOB: 0 BB: 0 P: 12	R: 0 E: 0 K: 0 S: 5	H: 0 LOB: 0 BB: 0 P: 6	R: 0 E: 0 K: 0 S: 5	H: 0 LOB: 0 BB: 0 P: 6	R: 0 E: 0 K: 0 S: 6	H: 2 LOB: 1 BB: 1 P: 11	R: 0 E: 0 K: 0 S: 9	H: 0 LOB: 0 BB: 0 P: 15	R: 0 E: 0 K: 0 S: 6	H: 0 LOB: 0 BB: 0 P: 10	1B: 2 2B: 0 3B: 0 HR: 0	SF: 0 SAC: 0 DP: 1 HBP: 0	WP: 0 PB: 0 SB: 0 CS: 0	PA: 28
PITCHER	IP WLS BF H R ER SO BB IBB HBP BLK WP HR S P ERA WHIP	IP WLS BF H R ER SO BB IBB HBP BLK WP HR S P ERA WHIP	IP WLS BF H R ER SO BB IBB HBP BLK WP HR S P ERA WHIP	IP WLS BF H R ER SO BB IBB HBP BLK WP HR S P ERA WHIP	IP WLS BF H R ER SO BB IBB HBP BLK WP HR S P ERA WHIP	IP WLS BF H R ER SO BB IBB HBP BLK WP HR S P ERA WHIP	IP WLS BF H R ER SO BB IBB HBP BLK WP HR S P ERA WHIP	IP WLS BF H R ER SO BB IBB HBP BLK WP HR S P ERA WHIP	IP WLS BF H R ER SO BB IBB HBP BLK WP HR S P ERA WHIP	IP WLS BF H R ER SO BB IBB HBP BLK WP HR S P ERA WHIP	IP WLS BF H R ER SO BB IBB HBP BLK WP HR S P ERA WHIP	IP WLS BF H R ER SO BB IBB HBP BLK WP HR S P ERA WHIP	IP WLS BF H R ER SO BB IBB HBP BLK WP HR S P ERA WHIP	IP WLS BF H R ER SO BB IBB HBP BLK WP HR S P ERA WHIP	IP WLS BF H R ER SO BB IBB HBP BLK WP HR S P ERA WHIP	IP WLS BF H R ER SO BB IBB HBP BLK WP HR S P ERA WHIP				
Dave Schmidt, R (1, 1) ERA: 4.76	6.1	W	21	2	0	0	1	1	0	0	0	0	0	0	0	0	0.00	0.474		
Mark Williamson, R (7, 1) ERA: 2.96	2.2	S	7	0	0	0	0	0	0	0	0	0	0	0	0	0	0.00	0.000		

AB	36
R	8
H	11
RBI	7
BB	5
SO	5
LOB	14



Batter	1	2	3	4	5	6	7	8	9	AB	R	H	RBI	BB	SO	LOB	TOP										
Mike Devereaux, R OBP: 0.337, SLG: 0.394 (1, 8)	6-3		4-3	P5		L4		K		5	0	0	0	0	1	3											
Phil Bradley, R OBP: 0.381, SLG: 0.457 Steve Finley, L OBP: 0.271, SLG: 0.314 (1, 7)	HR		F7	5-3			F8	4-3		5	1	1	1	0	0	1											
Cal Ripken Jr., R OBP: 0.346, SLG: 0.422 (1, 6)	P3		1B	1B			F8			4	1	1	0	0	1	1											
Mickey Tettleton, S OBP: 0.372, SLG: 0.546 (1, 10)	K		1B	1B		G6-4-3	5-3			3	1	1	0	1	1	0											
Randy Milligan, R OBP: 0.438, SLG: 0.510 (1, 3)		6-3	1B		G6-4-3		5-3			4	1	1	1	0	0	1											
Bob Melvin, R OBP: 0.321, SLG: 0.333 (1, 2)	B5-3	1B	2B		1-3		1-3			4	1	3	2	0	0	0											
Craig Worthington, R OBP: 0.333, SLG: 0.363 (1, 5)	B5-3	1B	2B		1-3		1-3			4	0	2	1	0	0	1											
Joe Orsulak, L OBP: 0.364, SLG: 0.440 Brady Anderson, L OBP: 0.332, SLG: 0.341 (1, 9)	B5-3		1B			5-3	F8			4	0	2	0	0	0	3											
Billy Ripken, R OBP: 0.287, SLG: 0.335 (1, 4)	6-3				5-3			CS		4	0	2	0	0	0	3											
Inning Stats	R: 1 E: 0 K: 1 S: 8	H: 1 LOB: 0 BB: 0 P: 14	R: 0 E: 0 K: 0 S: 9	H: 2 LOB: 2 BB: 0 P: 13	R: 4 E: 0 K: 0 S: 20	H: 6 LOB: 2 BB: 0 P: 31	R: 0 E: 0 K: 1 S: 9	H: 1 LOB: 1 BB: 0 P: 16	R: 0 E: 0 K: 0 S: 3	H: 0 LOB: 0 BB: 1 P: 11	R: 0 E: 0 K: 0 S: 13	H: 1 LOB: 1 BB: 0 P: 18	R: 0 E: 0 K: 0 S: 7	H: 0 LOB: 0 BB: 0 P: 9	R: 0 E: 0 K: 0 S: 7	H: 1 LOB: 1 BB: 0 P: 10	R: 0 E: 0 K: 1 S: 6	H: 1 LOB: 0 BB: 0 P: 6	1B: 8 2B: 3 3B: 1 HR: 1	SF: 0 SAC: 0 DP: 1 HBP: 0	WP: 0 PB: 0 SB: 1 CS: 1	PA: 38					
PITCHER	IP	WLS	BF	H	R	ER	SO	BB	IBB	HBP	BLK	WP	HR	S	P	ERA	WHIP										
Jimmy Key, L ERA: 3.65 Tom Henke, R ERA: 3.5 (1, 1)	8.0	L	35	12	5	5	2	1	0	0	0	0	1	76	122	5.62	1.625										
(9, 1)	1.0		3	1	0	0	1	0	0	0	0	0	0	6	6	0.00	1.000										

Baltimore Orioles @ Toronto Blue Jays
SkyDome, Toronto, ON
Wed Jul 05 1989, 7:05 PM EDT
Att: 49,239 - Unknown - 79 F

AB 37
R 5
H 13
RBI 5
BB 1
SO 3
LOB 13



Batter	1	2	3	4	5	6	7	8	9	AB	R	H	RBI	BB	SO	LOB	BOTTOM										
Junior Felix, S OBP: 0.329, SLG: 0.412 (1, 8)	F9		3-1		6-3			K	G3	5	0	0	0	0	1	1											
Tony Fernandez, S OBP: 0.295, SLG: 0.367 (1, 6)	4-3		2B		G3			1B		4	1	2	1	0	0	0											
Kelly Gruber, R OBP: 0.361, SLG: 0.454 (1, 9)	6-3		4-3		G4-6-3			1B		4	0	2	0	0	0	1											
George Bell, R OBP: 0.319, SLG: 0.429 Tom Lawless, R OBP: 0.276, SLG: 0.194 (8, PR)		2B	6-3		G4-6-3			1B		4	0	3	1	0	0	1											
Fred McGriff, L OBP: 0.379, SLG: 0.543 (1, 3)	K			HR	G4-6-3			K		4	1	1	1	0	2	5											
Ernie Whitt, L OBP: 0.394, SLG: 0.452 Pat Borders, R OBP: 0.287, SLG: 0.343 (6, PH)					K					1	0	0	0	1	1	0											
Rance Mulliniks, L OBP: 0.307, SLG: 0.293 (8, PH)					K					1	0	0	0	0	1	1											
Greg Myers, L (1, 10)										0	0	0	0	1	0	0											
Bob Brenly, R OBP: 0.271, SLG: 0.289 Lloyd Moseby, L OBP: 0.288, SLG: 0.297 (7, PH)	G6-4-3				6-3					1	0	1	0	0	0	0											
Manuel Lee, S OBP: 0.320, SLG: 0.331 (9, 9)			2B		3-1					1	0	0	0	0	1	1											
Nelson Liriano, S OBP: 0.309, SLG: 0.368 (1, 4)			2B		K					4	1	1	1	0	1	1											
Inning Stats	R: 0 E: 0 K: 0 S: 4	H: 0 LOB: 0 BB: 0 P: 6	R: 0 E: 0 K: 1 S: 6	H: 1 LOB: 1 BB: 1 P: 12	R: 2 E: 0 K: 0 S: 13	H: 3 LOB: 1 BB: 0 P: 19	R: 1 E: 0 K: 1 S: 12	H: 1 LOB: 0 BB: 0 P: 18	R: 0 E: 0 K: 1 S: 14	H: 2 LOB: 1 BB: 0 P: 21	R: 0 E: 0 K: 0 S: 12	H: 1 LOB: 0 BB: 0 P: 20	R: 1 E: 0 K: 2 S: 13	H: 3 LOB: 3 BB: 1 P: 22	R: 0 E: 0 K: 1 S: 9	H: 0 LOB: 0 BB: 0 P: 16	1B: 6 2B: 4 3B: 0 HR: 1	SF: 0 SAC: 0 DP: 3 HBP: 0	WP: 0 PB: 0 SB: 1 CS: 0	PA: 37							
PITCHER	IP	WLS	BF	H	R	ER	SO	BB	IBB	HBP	BLK	WP	HR	S	P	ERA	WHIP										
Bob Milacki, R ERA: 4.3 Mark Thurmond, L ERA: 3.33 Gregg Olson, R ERA: 1.93 (1, 1)	5.0	W	22	7	3	3	3	1	0	0	0	0	0	17	28	0.00	0.500										
(8, 1)	2.0	S	10	3	1	1	3	0	1	0	0	0	0	22	38	4.50	1.500										

Baltimore Orioles @ Toronto Blue Jays
SkyDome, Toronto, ON
Wed Jul 05 1989, 7:05 PM EDT
Att: 49,239 - Unknown - 79 F

AB 35
R 4
H 11
RBI 4
BB 2
SO 7
LOB 16



Batter	1	2	3	4	5	6	7	8	9	AB	R	H	RBI	BB	SO	LOB	TOP		
Steve Finley, L (1, 8) OBP: 0.270, SLG: 0.306 Randy Milligan, R (9, PH) OBP: 0.435, SLG: 0.507	P4		G3		G3				K	3	0	0	0	1	0	0	Baltimore Orioles @ Toronto Blue Jays SkyDome, Toronto, ON Thu Jul 06 1989, 7:05 PM EDT Att: 46,629 - Unknown - 84 F		
Phil Bradley, R (1, 7) OBP: 0.392, SLG: 0.454	FC5-4 BB		K		K				1B	4	0	1	0	1	3	2			
Cal Ripken Jr., R (1, 6) OBP: 0.344, SLG: 0.417	FC5-4 1-2							F9	PO	F9	4	0	0	0	1	0		3	
Mickey Tettleton, S (1, 2) OBP: 0.370, SLG: 0.546	F8		L9						K		4	1	1	0	0	1		2	
Joe Orsulak, L (1, 9) OBP: 0.370, SLG: 0.455		P2									4	0	3	1	0	0		0	
Jim Traber, L (1, 3) OBP: 0.292, SLG: 0.373		K			F9				P5		4	0	1	0	0	1		2	
Larry Sheets, L (1, 10) OBP: 0.298, SLG: 0.377		FC5 BB 1B			G1-3 1-2				P7		4	0	1	0	0	1		4	
Craig Worthington, R (1, 5) OBP: 0.336, SLG: 0.362					K				K		3	0	1	0	1	2		1	
Billy Ripken, R (1, 4) OBP: 0.288, SLG: 0.332 Brady Anderson, L (9, PH) OBP: 0.331, SLG: 0.339		FC5 2-3f							K		2	0	0	0	1	1	2		
Inning Stats	R: 0 E: 0 K: 0 S: 7	H: 0 LOB: 1 BB: 1 P: 16	R: 0 E: 0 K: 1 S: 12	H: 1 LOB: 2 BB: 1 P: 18	R: 0 E: 0 K: 1 S: 9	H: 0 LOB: 1 BB: 1 P: 17	R: 0 E: 0 K: 1 S: 8	H: 1 LOB: 1 BB: 0 P: 12	R: 0 E: 0 K: 2 S: 14	H: 2 LOB: 1 BB: 0 P: 18	R: 0 E: 0 K: 2 S: 13	H: 0 LOB: 1 BB: 2 P: 25	R: 0 E: 0 K: 2 S: 9	H: 2 LOB: 2 BB: 0 P: 12	R: 0 E: 0 K: 2 S: 16	H: 2 LOB: 2 BB: 0 P: 25	1B: 6 2B: 1 3B: 1 HR: 0	SF: 0 SAC: 0 DP: 0 HBP: 0	WP: 0 PA: 40 PB: 0 SB: 0 CS: 0
PITCHER	IP WLS BF H R ER SO BB IBB HBP BLK WP HR S P ERA WHIP	IP WLS BF H R ER SO BB IBB HBP BLK WP HR S P ERA WHIP	IP WLS BF H R ER SO BB IBB HBP BLK WP HR S P ERA WHIP	IP WLS BF H R ER SO BB IBB HBP BLK WP HR S P ERA WHIP	IP WLS BF H R ER SO BB IBB HBP BLK WP HR S P ERA WHIP	IP WLS BF H R ER SO BB IBB HBP BLK WP HR S P ERA WHIP	IP WLS BF H R ER SO BB IBB HBP BLK WP HR S P ERA WHIP	IP WLS BF H R ER SO BB IBB HBP BLK WP HR S P ERA WHIP	IP WLS BF H R ER SO BB IBB HBP BLK WP HR S P ERA WHIP	IP WLS BF H R ER SO BB IBB HBP BLK WP HR S P ERA WHIP	IP WLS BF H R ER SO BB IBB HBP BLK WP HR S P ERA WHIP	IP WLS BF H R ER SO BB IBB HBP BLK WP HR S P ERA WHIP	IP WLS BF H R ER SO BB IBB HBP BLK WP HR S P ERA WHIP	IP WLS BF H R ER SO BB IBB HBP BLK WP HR S P ERA WHIP	IP WLS BF H R ER SO BB IBB HBP BLK WP HR S P ERA WHIP	IP WLS BF H R ER SO BB IBB HBP BLK WP HR S P ERA WHIP	IP WLS BF H R ER SO BB IBB HBP BLK WP HR S P ERA WHIP	IP WLS BF H R ER SO BB IBB HBP BLK WP HR S P ERA WHIP	

AB	34
R	1
H	8
RBI	1
BB	5
SO	11
LOB	18



Batter	1	2	3	4	5	6	7	8	9	AB	R	H	RBI	BB	SO	LOB	BOTTOM		
Junior Felix, S (1, 8) OBP: 0.328, SLG: 0.409	CS 1B 2B		L1		G3				K2-3	4	1	1	0	0	1	2	Baltimore Orioles @ Toronto Blue Jays SkyDome, Toronto, ON Thu Jul 06 1989, 7:05 PM EDT Att: 46,629 - Unknown - 84 F		
Tony Fernandez, S (1, 6) OBP: 0.298, SLG: 0.372	CS 1B		G5-3		L3				2B	4	0	2	0	0	0	0			
Kelly Gruber, R (1, 5) OBP: 0.359, SLG: 0.451	F8		HR		L8				F8	4	1	1	0	0	0	3			
George Bell, R (1, 7) OBP: 0.324, SLG: 0.436			HR		HR				G6-3	4	1	3	1	0	0	1			
Fred McGriff, L (1, 3) OBP: 0.378, SLG: 0.549	F7		HR						K	4	1	1	3	0	2	2			
Pat Borders, R (1, 2) OBP: 0.286, SLG: 0.340		P4			F9				F8	4	0	1	0	0	0	0			
Manuel Lee, S (1, 4) OBP: 0.318, SLG: 0.329		G6-3			G6-3				FC3-6 1B	4	0	1	0	0	0	1			
Bob Brenly, R (1, 10) OBP: 0.273, SLG: 0.291		1B 1B			G6-3				FC3-6 1-2	3	0	1	0	0	0	1			
Tom Lawless, R (1, 9) OBP: 0.282, SLG: 0.206		1B			F8				G1-3	3	0	1	0	0	0	1			
Inning Stats	R: 1 E: 0 K: 0 S: 8	H: 3 LOB: 1 BB: 0 P: 14	R: 0 E: 0 K: 0 S: 8	H: 2 LOB: 2 BB: 0 P: 10	R: 3 E: 0 K: 0 S: 12	H: 3 LOB: 0 BB: 0 P: 20	R: 0 E: 0 K: 0 S: 7	H: 0 LOB: 0 BB: 0 P: 10	R: 0 E: 0 K: 1 S: 11	H: 1 LOB: 1 BB: 0 P: 16	R: 0 E: 0 K: 0 S: 7	H: 1 LOB: 1 BB: 0 P: 10	R: 0 E: 0 K: 1 S: 7	H: 1 LOB: 0 BB: 0 P: 7	R: 0 E: 0 K: 1 S: 7	H: 1 LOB: 0 BB: 0 P: 10	1B: 9 2B: 2 3B: 0 HR: 1	SF: 0 SAC: 0 DP: 1 HBP: 0	WP: 0 PA: 34 PB: 0 SB: 0 CS: 2
PITCHER	IP WLS BF H R ER SO BB IBB HBP BLK WP HR S P ERA WHIP	IP WLS BF H R ER SO BB IBB HBP BLK WP HR S P ERA WHIP	IP WLS BF H R ER SO BB IBB HBP BLK WP HR S P ERA WHIP	IP WLS BF H R ER SO BB IBB HBP BLK WP HR S P ERA WHIP	IP WLS BF H R ER SO BB IBB HBP BLK WP HR S P ERA WHIP	IP WLS BF H R ER SO BB IBB HBP BLK WP HR S P ERA WHIP	IP WLS BF H R ER SO BB IBB HBP BLK WP HR S P ERA WHIP	IP WLS BF H R ER SO BB IBB HBP BLK WP HR S P ERA WHIP	IP WLS BF H R ER SO BB IBB HBP BLK WP HR S P ERA WHIP	IP WLS BF H R ER SO BB IBB HBP BLK WP HR S P ERA WHIP	IP WLS BF H R ER SO BB IBB HBP BLK WP HR S P ERA WHIP	IP WLS BF H R ER SO BB IBB HBP BLK WP HR S P ERA WHIP	IP WLS BF H R ER SO BB IBB HBP BLK WP HR S P ERA WHIP	IP WLS BF H R ER SO BB IBB HBP BLK WP HR S P ERA WHIP	IP WLS BF H R ER SO BB IBB HBP BLK WP HR S P ERA WHIP	IP WLS BF H R ER SO BB IBB HBP BLK WP HR S P ERA WHIP	IP WLS BF H R ER SO BB IBB HBP BLK WP HR S P ERA WHIP	IP WLS BF H R ER SO BB IBB HBP BLK WP HR S P ERA WHIP	

AB	34
R	4
H	12
RBI	4
BB	0
SO	3
LOB	11



Batter	1	2	3	4	5	6	7	8	9	AB	R	H	RBI	BB	SO	LOB	TOP										
Junior Felix, S OBP: 0.329, SLG: 0.411	1-0 2B	4-1 BB			1-3 K		1-1 G5-3	3-3 K		4	0	1	0	1	2	2											
Tony Fernandez, S OBP: 0.296, SLG: 0.367	2-3 K	0-2 G4-3			1-0 F8			4-2 1B BB	0-0 P6	4	1	0	0	1	1	3											
Kelly Gruber, R OBP: 0.360, SLG: 0.449	4-2 BB				1-1 L3			1-2 PB 1B HR	1-1 L7	4	1	1	0	1	0	0											
George Bell, R OBP: 0.323, SLG: 0.432	0-0 F7				2-2 F7			0-2 PB 1B HR	0-1 G5-3	5	1	1	1	0	0	2											
Fred McGriff, L OBP: 0.376, SLG: 0.543	0-0 G4-1				3-1 G6-3			4-1 1B HR		3	1	0	0	1	1	2											
Pat Borders, R OBP: 0.298, SLG: 0.368		4-1 1B WP BB			0-0 FC6-4 1B			1-0 HR		3	2	2	4	1	0	0											
Manuel Lee, S OBP: 0.322, SLG: 0.333		0-0 G1-3 WP 1B			0-0 L8			0-0 S 1B		4	0	2	0	0	1	1											
Bob Brenly, R OBP: 0.264, SLG: 0.280		2-3 K			2-1 P5			3-2 F9		3	0	0	0	0	2	2											
Rance Mulliniks, L OBP: 0.306, SLG: 0.292		1-2 3-H K			1-0 FC6-4			4-1 BB		1	0	0	0	0	0	1											
Tom Lawless, R OBP: 0.279, SLG: 0.189		1-1 G1-3			1-1 FC6-4			0-0 F7		3	0	0	0	1	0	3											
Inning Stats	R: 0 E: 0 K: 1 S: 10	H: 1 LOB: 2 BB: 1 P: 17	R: 1 E: 0 K: 1 S: 11	H: 1 LOB: 2 BB: 2 P: 22	R: 0 E: 0 K: 1 S: 7	H: 0 LOB: 0 BB: 0 P: 8	R: 0 E: 0 K: 0 S: 6	H: 1 LOB: 1 BB: 0 P: 8	R: 0 E: 0 K: 1 S: 6	H: 0 LOB: 0 BB: 0 P: 9	R: 0 E: 0 K: 0 S: 7	H: 0 LOB: 1 BB: 0 P: 14	R: 0 E: 0 K: 2 S: 10	H: 0 LOB: 1 BB: 1 P: 19	R: 5 E: 0 K: 1 S: 22	H: 4 LOB: 2 BB: 2 P: 36	R: 0 E: 0 K: 0 S: 5	H: 0 LOB: 0 BB: 0 P: 6	1B: 5 2B: 1 3B: 0 HR: 1	SF: 0 SAC: 0 DP: 0 HBP: 0	WP: 1 PB: 1 SB: 1 CS: 0	PA: 40					
PITCHER	IP	WLS	BF	H	R	ER	SO	BB	IBB	HBP	BLK	WP	HR	S	P	ERA	WHIP										
Paul Gibson, L ERA: 5.02	(1, 1)	7.0	30	4	3	3	6	5	0	0	0	1	0	63	108	3.86	1.286										
Willie Hernandez, L ERA: 6.15	(8, 1)	0.0	L	3	2	3	3	1	0	0	0	0	1	5	10	=	=										
Ed Nunez, R ERA: 2.7	(8, 1)	2.0	7	1	0	0	1	0	0	0	0	0	0	16	21	0.00	0.500										

Toronto Blue Jays @ Detroit Tigers
Tiger Stadium, Detroit, MI
Fri Jul 07 1989, 7:05 PM EDT
Att: 25,213 - Unknown - 81 F

AB	34
R	6
H	7
RBI	5
BB	6
SO	7
LOB	16



Batter	1	2	3	4	5	6	7	8	9	AB	R	H	RBI	BB	SO	LOB	BOTTOM										
Gary Pettis, S OBP: 0.380, SLG: 0.331	1-2 S G6-3 2B				3-2 S 1B		0-0 G4-3			3	2	2	0	1	0	0											
Tracy Jones, R OBP: 0.299, SLG: 0.329	2-1 G6-3				2-0 G5-3			0-0 FC4-5 2B		4	0	1	1	0	0	2											
Lou Whitaker, L OBP: 0.368, SLG: 0.497	0-0 L3				2-1 P4			1-1 FC4-5 1B		4	0	1	1	0	0	1											
Alan Trammell, R OBP: 0.344, SLG: 0.324	0-1 G3				3-1 G5-3			3-2 K		4	0	0	0	0	1	2											
Keith Moreland, R OBP: 0.391, SLG: 0.455		2-2 K 2B			2-1 1B			1-3 K		3	0	2	0	1	1	1											
Chet Lemon, R OBP: 0.336, SLG: 0.317		3-2 G5-3			1-1 F9			1-2 FC6-4 G6-3		4	0	0	0	0	1	2											
Gary Ward, R OBP: 0.305, SLG: 0.374		0-0 G5-3			0-0 HR			1-1 G6-3		3	1	1	1	0	0	1											
Dave Bergman, L OBP: 0.337, SLG: 0.308								1-2 E5		1	0	0	0	0	0	0											
Rick Schu, R OBP: 0.294, SLG: 0.322					1-0 P4			3-3 K		3	1	1	1	0	0	0											
Fred Lynn, L OBP: 0.300, SLG: 0.327								0-0 SAFE K		1	0	0	0	0	1	1											
Matt Sinatro, R OBP: 0.265, SLG: 0.283					2-1 P4			2-1 K		3	0	0	0	0	0	0											
Scott Lusader, L OBP: 0.285, SLG: 0.283								1-1 K		1	0	0	0	0	1	1											
Inning Stats	R: 1 E: 0 K: 0 S: 9	H: 1 LOB: 0 BB: 0 P: 12	R: 0 E: 0 K: 0 S: 9	H: 1 LOB: 0 BB: 0 P: 14	R: 0 E: 0 K: 0 S: 6	H: 0 LOB: 1 BB: 1 P: 13	R: 0 E: 0 K: 0 S: 9	H: 1 LOB: 1 BB: 0 P: 16	R: 3 E: 0 K: 0 S: 12	H: 4 LOB: 1 BB: 0 P: 24	R: 0 E: 0 K: 0 S: 5	H: 0 LOB: 0 BB: 1 P: 11	R: 0 E: 0 K: 2 S: 9	H: 0 LOB: 1 BB: 0 P: 12	R: 0 E: 1 K: 3 S: 13	H: 0 LOB: 1 BB: 0 P: 22	1B: 3 2B: 3 3B: 0 HR: 2	SF: 0 SAC: 0 DP: 1 HBP: 0	WP: 0 PB: 0 SB: 2 CS: 0	PA: 36							
PITCHER	IP	WLS	BF	H	R	ER	SO	BB	IBB	HBP	BLK	WP	HR	S	P	ERA	WHIP										
Mike Flanagan, L ERA: 3.66	(1, 1)	4.2	21	7	4	4	4	1	0	0	0	0	0	13	25	0.00	0.857										
Steve Cummings, R ERA: 2.39	(5, 1)	2.1	W	8	1	0	0	1	0	0	0	0	0	2	3	0.00	0.000										
David Wells, L ERA: 3.23	(8, 1)	0.1	1	0	0	0	0	0	0	0	0	0	0	2	3	0.00	0.000										
Tom Henke, R ERA: 3.35	(8, 1)	1.2	S	6	0	0	5	0	0	0	0	0	0	19	30	0.00	0.000										

Toronto Blue Jays @ Detroit Tigers
Tiger Stadium, Detroit, MI
Fri Jul 07 1989, 7:05 PM EDT
Att: 25,213 - Unknown - 81 F

AB	34
R	4
H	8
RBI	4
BB	2
SO	5
LOB	11



Batter	1	2	3	4	5	6	7	8	9	AB	R	H	RBI	BB	SO	LOB	TOP								
Junior Felix, S OBP: 0.335, SLG: 0.425 (1, 9)	F7		SH5-4 BB		F9		HR		1B	4	1	2	4	1	0	0	Toronto Blue Jays @ Detroit Tigers Tiger Stadium, Detroit, MI Sat Jul 08 1989, 7:05 PM EDT Att: 31,342 - Unknown - 82 F								
Tony Fernandez, S OBP: 0.292, SLG: 0.362 (1, 6)	L4		SH5-4		L8		F9		F9	4	0	0	0	0	0	2									
Kelly Gruber, R OBP: 0.358, SLG: 0.445 (1, 5)	F8		P8			L8 SF8 1B		G6-3	K	5	1	1	0	0	1	3									
George Bell, R OBP: 0.318, SLG: 0.425 (1, 7)		P3	G6-3			L8		G4-3	F8	5	0	0	0	0	0	4									
Fred McGriff, L OBP: 0.375, SLG: 0.540 (1, 3)		2B BB		K		SF8		K		2	1	0	1	1	2	0									
Ernie Whitt, L OBP: 0.396, SLG: 0.455 (1, 2)		2B 1B SAFE		P3		G3			2B 1B BB	3	1	1	1	1	0	0									
Lloyd Moseby, L OBP: 0.295, SLG: 0.312 (1, 8)		K					FC4-6 1B		1B E 2B	4	1	3	0	0	1	1									
Greg Myers, L (1, 10)							FC4-6 1B		E 1B IBB	3	0	0	0	0	0	3									
Tom Lawless, R (7, PR) OBP: 0.279, SLG: 0.189		G6-3		F8			HR		E 1B	0	1	0	0	0	0	0									
Rance Mulliniks, L (9, PH) OBP: 0.309, SLG: 0.292									E 1B	0	1	0	0	1	0	0									
Nelson Liriano, S OBP: 0.311, SLG: 0.367 (1, 4)			SH5-4 HBP		P6		F8		E5 1B	3	1	1	1	0	0	1									
Inning Stats	R: 0 E: 0 K: 0 S: 8	H: 0 LOB: 0 BB: 0 P: 12	R: 1 E: 0 K: 1 S: 15	H: 1 LOB: 1 BB: 1 P: 24	R: 0 E: 0 K: 0 S: 6	H: 0 LOB: 2 BB: 1 P: 12	R: 0 E: 0 K: 1 S: 12	H: 1 LOB: 1 BB: 0 P: 22	R: 0 E: 0 K: 0 S: 7	H: 0 LOB: 0 BB: 0 P: 14	R: 1 E: 0 K: 0 S: 13	H: 1 LOB: 0 BB: 0 P: 19	R: 2 E: 0 K: 0 S: 12	H: 2 LOB: 1 BB: 0 P: 17	R: 0 E: 0 K: 1 S: 7	H: 0 LOB: 0 BB: 0 P: 14	R: 4 E: 1 K: 1 S: 14	H: 3 LOB: 1 BB: 2 P: 25	1B: 4 2B: 3 3B: 0 HR: 1	SF: 1 SAC: 1 DP: 0 HBP: 1	WP: 0 PB: 0 SB: 2 CS: 0	PA: 40			
PITCHER	IP	WLS	BF	H	R	ER	SO	BB	IBB	HBP	BLK	WP	HR	S	P	ERA	WHIP								
Doyle Alexander, R (1, 1) ERA: 3.79	7.0	L	29	5	4	4	2	2	0	1	0	0	1	73	120	5.14	1.000								
Mike Henneman, R (8, 1) ERA: 4.17	1.0		7	2	4	4	1	1	1	0	0	0	0	14	30	36.00	3.000								
Brad Havens, L (9, 1) ERA: 5.6	1.0		4	1	0	0	1	0	0	0	0	0	0	7	9	0.00	1.000								

Batter	1	2	3	4	5	6	7	8	9	AB	R	H	RBI	BB	SO	LOB	BOTTOM								
Gary Pettis, S OBP: 0.390, SLG: 0.358 (1, 8)	CS 1B		P9			FC5-4 BB			2B	4	1	3	1	1	0	0	Toronto Blue Jays @ Detroit Tigers Tiger Stadium, Detroit, MI Sat Jul 08 1989, 7:05 PM EDT Att: 31,342 - Unknown - 82 F								
Tracy Jones, R (1, 10) OBP: 0.291, SLG: 0.321	F9			G5-3	FC5-4		SF9		G6-3	4	0	0	1	0	0	4									
Lou Whitaker, L (1, 4) OBP: 0.367, SLG: 0.493	P4					F9 1B		F9	E7	4	0	1	0	0	0	0									
Alan Trammell, R (1, 6) OBP: 0.342, SLG: 0.323		G6-3				G6-3		G6-3	K	4	0	1	0	0	1	1									
Keith Moreland, R (1, 3) OBP: 0.389, SLG: 0.452		G6-3			F9		E7 1B		K	4	0	1	0	0	1	2									
Chet Lemon, R (1, 9) OBP: 0.338, SLG: 0.333					G5-3				K	4	1	2	1	0	1	2									
Gary Ward, R (1, 7) OBP: 0.299, SLG: 0.366										3	0	0	0	0	2	2									
Dave Bergman, L (9, PH) OBP: 0.335, SLG: 0.306 (9, 7)		K			G6-3		K		G6-3	1	0	0	0	0	0	0									
Rick Schu, R (1, 5) OBP: 0.288, SLG: 0.315										3	0	0	0	0	1	0									
Scott Luscader, L (9, PH) OBP: 0.250, SLG: 0.277			G5-3						K	1	0	0	0	0	1	0									
Matt Sinatro, R (1, 2) OBP: 0.333, SLG: 0.250										3	1	2	0	0	0	0									
Fred Lynn, L (9, PH) OBP: 0.299, SLG: 0.325			B1-3				BB 1B		G3	1	0	0	0	0	0	0									
Inning Stats	R: 0 E: 0 K: 0 S: 5	H: 1 LOB: 0 BB: 0 P: 7	R: 1 E: 0 K: 1 S: 9	H: 1 LOB: 0 BB: 0 P: 16	R: 0 E: 0 K: 0 S: 4	H: 0 LOB: 0 BB: 0 P: 6	R: 0 E: 0 K: 0 S: 14	H: 2 LOB: 2 BB: 0 P: 21	R: 0 E: 0 K: 1 S: 11	H: 2 LOB: 2 BB: 0 P: 18	R: 2 E: 1 K: 2 S: 19	H: 2 LOB: 1 BB: 0 P: 26	R: 0 E: 0 K: 2 S: 8	H: 0 LOB: 0 BB: 0 P: 11	R: 0 E: 0 K: 1 S: 12	H: 1 LOB: 1 BB: 0 P: 22	1B: 7 2B: 1 3B: 1 HR: 1	SF: 1 SAC: 0 DP: 0 HBP: 0	WP: 0 PB: 0 SB: 0 CS: 1	PA: 38					
PITCHER	IP	WLS	BF	H	R	ER	SO	BB	IBB	HBP	BLK	WP	HR	S	P	ERA	WHIP								
John Cerutti, L (1, 1) ERA: 2.68	6.1	W	28	9	3	3	3	1	0	0	0	0	0	11	16	0.00	0.000								
David Wells, L (7, 1) ERA: 3.2	0.2		3	0	0	0	1	0	0	0	0	0	0	11	16	0.00	0.000								
Duane Ward, R (8, 1) ERA: 2.96	2.0	S	7	1	0	0	3	0	0	0	0	0	0	20	33	0.00	0.500								

AB	33
R	8
H	8
RBI	7
BB	4
SO	4
LOB	14



AB	36
R	3
H	10
RBI	3
BB	1
SO	7
LOB	11



Batter	1	2	3	4	5	6	7	8	9	AB	R	H	RBI	BB	SO	LOB	TOP											
Junior Felix, S OBP: 0.333, SLG: 0.434 (1, 8)	L5		G5-3		F8		PO	HR		4	1	1	1	0	0	0	Toronto Blue Jays @ Detroit Tigers Tiger Stadium, Detroit, MI Sun Jul 09 1989, 3:33 AM EDT Att: 32,428 - Sunny											
Tony Fernandez, S OBP: 0.292, SLG: 0.360 (1, 6)	L4		1B		L7			G6-3		4	0	1	0	0	0	0												
Kelly Gruber, R OBP: 0.356, SLG: 0.442 (1, 5)	K		1B		1B		F9	G4-3		4	0	1	0	0	1	0												
George Bell, R OBP: 0.320, SLG: 0.425 (1, 7)		1B	L9		F8			BB		3	1	1	0	1	0	2												
Fred McGriff, L OBP: 0.376, SLG: 0.538 (1, 3)	G6-4-3			G4-3		BB		K		3	0	1	0	1	1	1												
Pat Borders, R OBP: 0.310, SLG: 0.374 (1, 2)	G6-4-3			FC5-4		P3			1B	3	0	2	1	1	0	1												
Manuel Lee, S OBP: 0.315, SLG: 0.326 (1, 4)	G6-4-3			P4			K		K	4	0	0	0	0	2	4												
Bob Brenly, R OBP: 0.255, SLG: 0.271 (9, PH)	L7			FC5-4			F7	P6		3	0	0	0	0	0	2												
Ernie Whitl, L OBP: 0.394, SLG: 0.453 (9, PH)										1	0	0	0	0	0	1												
Tom Lawless, R OBP: 0.283, SLG: 0.200 (1, 9)			K							3	0	1	0	0	2	0												
Lloyd Moseby, L OBP: 0.294, SLG: 0.311 (9, 8)							PO			1	0	0	0	0	1	1												
Inning Stats	R: 0 E: 0 K: 1 S: 6	H: 0 LOB: 0 BB: 0 P: 11	R: 1 E: 0 K: 0 S: 10	H: 3 LOB: 1 BB: 0 P: 12	R: 0 E: 0 K: 1 S: 12	H: 2 LOB: 2 BB: 0 P: 21	R: 0 E: 0 K: 0 S: 6	H: 0 LOB: 1 BB: 1 P: 12	R: 0 E: 0 K: 1 S: 7	H: 0 LOB: 0 BB: 0 P: 9	R: 0 E: 0 K: 0 S: 9	H: 0 LOB: 1 BB: 1 P: 17	R: 0 E: 0 K: 1 S: 8	H: 1 LOB: 0 BB: 0 P: 11	R: 1 E: 0 K: 1 S: 8	H: 1 LOB: 1 BB: 1 P: 15	R: 0 E: 0 K: 2 S: 9	H: 1 LOB: 1 BB: 0 P: 12	1B: 7 2B: 0 3B: 0 HR: 1	SF: 0 SAC: 0 DP: 1 HBP: 0	WP: 0 PB: 0 SB: 0 CS: 0	PA: 37						
PITCHER	IP	WLS	BF	H	R	ER	SO	BB	IBB	HBP	BLK	WP	HR	S	P	ERA	WHIP											
Frank Tanana, L ERA: 3.48 (1, 1)	8.0	L	32	7	2	2	5	3	0	0	0	0	0	1	66	108	2.25	1.250										
Ed Nunez, R ERA: 2.45 (9, 1)	1.0		4	1	0	0	2	0	0	0	0	0	0	0	9	12	0.00	1.000										

AB 33
R 2
H 8
RBI 2
BB 3
SO 7
LOB 12



Batter	1	2	3	4	5	6	7	8	9	AB	R	H	RBI	BB	SO	LOB	BOTTOM											
Gary Pettis, S OBP: 0.382, SLG: 0.350 (1, 8)	G5-3		B1-3			G3		G5-3		4	0	0	0	0	0	0	Toronto Blue Jays @ Detroit Tigers Tiger Stadium, Detroit, MI Sun Jul 09 1989, 3:33 AM EDT Att: 32,428 - Sunny											
Dave Bergman, L OBP: 0.328, SLG: 0.299 (1, 3)	G5-3		G3			G4-1		G4-3		4	0	0	0	0	0	0												
Lou Whitaker, L OBP: 0.366, SLG: 0.490 (1, 4)	F6			L8		FC6-4			K	4	0	1	0	0	1	0												
Alan Trammell, R OBP: 0.337, SLG: 0.317 (1, 6)		G5-3		G5-3		FC6-4			K	4	0	0	0	0	1	1												
Keith Moreland, R OBP: 0.387, SLG: 0.447 (1, 10)		F8					G5-3		P4	3	0	0	0	1	0	0												
Fred Lynn, L OBP: 0.304, SLG: 0.327 (1, 7)		HBP		P1						2	0	1	0	1	0	1												
Chet Lemon, R OBP: 0.338, SLG: 0.330 (1, 9)		HBP				G5-3		P6		2	0	0	0	0	0	1												
Rick Schu, R OBP: 0.282, SLG: 0.307 (1, 5)		G4-3				G5-3		F8		3	0	0	0	0	0	3												
Matt Sinatro, R OBP: 0.250, SLG: 0.182 (1, 2)			G6-3			K			K	3	0	0	0	0	2	0												
Inning Stats	R: 0 E: 0 K: 0 S: 7	H: 0 LOB: 0 BB: 0 P: 12	R: 0 E: 0 K: 0 S: 7	H: 0 LOB: 2 BB: 1 P: 16	R: 0 E: 0 K: 0 S: 5	H: 0 LOB: 0 BB: 0 P: 6	R: 0 E: 0 K: 0 S: 10	H: 0 LOB: 1 BB: 1 P: 19	R: 0 E: 0 K: 1 S: 6	H: 0 LOB: 0 BB: 0 P: 7	R: 0 E: 0 K: 0 S: 8	H: 1 LOB: 1 BB: 0 P: 12	R: 0 E: 0 K: 0 S: 10	H: 1 LOB: 0 BB: 0 P: 18	R: 0 E: 0 K: 1 S: 7	H: 0 LOB: 0 BB: 0 P: 11	R: 0 E: 0 K: 2 S: 10	H: 0 LOB: 0 BB: 0 P: 13	1B: 2 2B: 0 3B: 0 HR: 0	SF: 0 SAC: 0 DP: 0 HBP: 1	WP: 0 PB: 0 SB: 0 CS: 0	PA: 32						
PITCHER	IP	WLS	BF	H	R	ER	SO	BB	IBB	HBP	BLK	WP	HR	S	P	ERA	WHIP											
Dave Stieb, R ERA: 4.02 (1, 1)	7.0		26	2	0	0	1	2	0	0	0	0	0	17	24	0.00	0.571											
Tom Henke, R ERA: 3.18 (8, 1)	2.0	S	6	0	0	0	3	0	0	0	0	0	0	0	17	24	0.00	0.000										

AB 29
R 0
H 2
RBI 0
BB 2
SO 4
LOB 6



Batter	1	2	3	4	5	6	7	8	9	AB	R	H	RBI	BB	SO	LOB	TOP								
Rickey Henderson, R OBP: 0.417, SLG: 0.404	3-2 1B	3-2 F8	3-2 G5-3	3-2 G5-3		4-1 BB		1-0 G6-3		4	1	1	0	1	0	2	Oakland Athletics @ Toronto Blue Jays SkyDome, Toronto, ON Thu Jul 13 1989, 7:05 PM EDT Att: 48,207 - Unknown								
Carney Lansford, R OBP: 0.398, SLG: 0.402	1-0 1B	2-1 F8			2-1 SF9	4-0 BB		1-1 P4		4	2	2	0	1	0	1									
Dave Henderson, R OBP: 0.315, SLG: 0.358	2-2 HR		2-1 G6-4-3		1-2 HR	0-0 G5-4-3		0-2 F9		5	2	3	1	0	0	2									
Mark McGwire, R OBP: 0.330, SLG: 0.487	1-0 HR		1-0 G6-4-3		1-2 HR		0-1 F7		0-0 L5	5	2	1	3	0	0	3									
Terry Steinbach, R OBP: 0.358, SLG: 0.404 Ron Hassey, L (7, PH) OBP: 0.304, SLG: 0.379	1-3 K		0-1 G1-3		0-0 L5		0-2 G4-3		0-2 1B	3	0	0	0	0	1	3									
Jose Canseco, R OBP: 0.500, SLG: 1.667	1-2 F9			4-0 SF9	0-0 SF9		3-2 HR		0-1 G1-5-3	3	2	2	3	1	0	0									
Dave Parker, L OBP: 0.321, SLG: 0.455	1-2 P5		0-0 G4-3	0-2 HR		1-2 1B		0-1 G1-5-3		5	1	2	3	0	0	2									
Glenn Hubbard, R OBP: 0.311, SLG: 0.325		2-2 G5-3		4-1 BB	0-2 G6-3		4-0 BB		0-3 K	3	0	0	0	2	1	1									
Mike Gallego, R OBP: 0.332, SLG: 0.355			4-1 BB		1-0 SF9		1-0 G6-3	0-0 F9		2	0	0	1	1	0	2									
Inning Stats	R: 4 E: 0 K: 1 S: 23	H: 4 LOB: 0 BB: 0 P: 33	R: 0 E: 0 K: 0 S: 9	H: 0 LOB: 1 BB: 1 P: 20	R: 0 E: 0 K: 0 S: 5	H: 1 LOB: 0 BB: 0 P: 8	R: 1 E: 1 K: 0 S: 6	H: 0 LOB: 1 BB: 2 P: 18	R: 4 E: 0 K: 0 S: 18	H: 3 LOB: 0 BB: 0 P: 22	R: 0 E: 0 K: 0 S: 3	H: 0 LOB: 1 BB: 1 P: 12	R: 1 E: 0 K: 0 S: 13	H: 2 LOB: 2 BB: 1 P: 21	R: 0 E: 0 K: 0 S: 10	H: 0 LOB: 0 BB: 0 P: 12		R: 1 E: 0 K: 1 S: 11	H: 2 LOB: 1 BB: 0 P: 11	1B: 8 2B: 1 3B: 0 HR: 3	SF: 2 SAC: 0 DP: 2 HBP: 0	WP: 0 PB: 0 SB: 1 CS: 0	PA: 44		
PITCHER	IP	WLS	BF	H	R	ER	SO	BB	IBB	HBP	BLK	WP	HR	S	P	ERA	WHIP								
Jimmy Key, L ERA: 3.85	4.2	L	25	8	9	5	1	3	0	0	0	0	2	57	97	9.64	2.357								
Steve Cummings, R ERA: 2.87	4.1		19	4	2	2	1	3	0	0	0	0	1	41	60	4.15	1.615								

Batter	1	2	3	4	5	6	7	8	9	AB	R	H	RBI	BB	SO	LOB	BOTTOM								
Junior Felix, S OBP: 0.338, SLG: 0.448	1-1 SF7		1-0 2B	4-2 BB		3-2 G4-3		2-1 G3		4	2	2	1	1	0	1	Oakland Athletics @ Toronto Blue Jays SkyDome, Toronto, ON Thu Jul 13 1989, 7:05 PM EDT Att: 48,207 - Unknown								
Tony Fernandez, S OBP: 0.290, SLG: 0.362	0-0 SF7		0-1 2B	0-0 F8		1-2 G4-3		1-3 K		4	0	1	3	0	1	3									
Kelly Gruber, R OBP: 0.354, SLG: 0.448	2-3 K		1-0 G5-3		1-0 E5	0-0 HR		0-0 L7		5	2	1	1	0	1	0									
George Bell, R OBP: 0.321, SLG: 0.424	1-2 1B		1-0 G6-3		3-2 G4-6-3	2-1 F7		3-2 L4		5	0	2	0	0	0	0									
Fred McGriff, L OBP: 0.371, SLG: 0.529	0-0 G3			0-3 K	0-1 G4-6-3		3-3 K		3-2 P6	5	0	0	0	0	2	2									
Ernie Whitt, L OBP: 0.396, SLG: 0.466		3-3 K		2-1 HR	4-2 BB		0-0 L9			3	1	1	1	1	1	0									
Lloyd Moseby, L OBP: 0.300, SLG: 0.327		3-2 P6		1-0 WP	4-2 BB		0-0 3B			3	0	2	0	1	0	0									
Greg Myers, L (1, 10)			0-3 K		0-1 P7	3-1 G3-1		2-1 G5-3		2	0	0	0	0	1	1									
Manuel Lee, S OBP: 0.311, SLG: 0.322										2	0	0	0	0	0	3									
Nelson Liriano, S OBP: 0.317, SLG: 0.372			3-2 2B		4-1 WP		4-2 G4-3	3-2 L8		2	2	1	0	2	0	0									
Inning Stats	R: 1 E: 0 K: 1 S: 10	H: 2 LOB: 1 BB: 0 P: 14	R: 0 E: 0 K: 2 S: 10	H: 0 LOB: 0 BB: 0 P: 16	R: 2 E: 0 K: 0 S: 11	H: 3 LOB: 0 BB: 0 P: 17	R: 1 E: 0 K: 1 S: 12	H: 2 LOB: 3 BB: 2 P: 23	R: 1 E: 1 K: 0 S: 16	H: 1 LOB: 2 BB: 2 P: 31	R: 2 E: 0 K: 0 S: 12	H: 1 LOB: 1 BB: 1 P: 22	R: 0 E: 0 K: 1 S: 7	H: 1 LOB: 1 BB: 0 P: 12	R: 0 E: 0 K: 1 S: 10	H: 0 LOB: 0 BB: 0 P: 16	R: 0 E: 0 K: 0 S: 9	H: 0 LOB: 0 BB: 0 P: 15	1B: 2 2B: 4 3B: 2 HR: 2	SF: 1 SAC: 0 DP: 1 HBP: 0	WP: 1 PB: 1 SB: 0 CS: 0	PA: 41			
PITCHER	IP	WLS	BF	H	R	ER	SO	BB	IBB	HBP	BLK	WP	HR	S	P	ERA	WHIP								
Storm Davis, R ERA: 5.99	3.2		19	7	4	4	4	2	0	0	0	0	1	42	69	9.82	2.455								
Gabe Nelson, R ERA: 3.07	0.1		3	1	1	0	0	0	0	0	0	0	0	8	12	0.00	3.000								
Matt Young, L ERA: 0.41	1.1		6	0	1	1	0	3	0	0	0	0	0	15	33	6.75	2.250								
Todd Burns, R ERA: 2.27	2.2	W	10	2	1	1	2	0	0	0	0	0	1	23	37	3.38	0.750								
Dennis Eckersley, R ERA: 1.37	1.0		3	0	0	0	0	0	0	0	0	0	0	9	15	0.00	0.000								



Batter	1	2	3	4	5	6	7	8	9	AB	R	H	RBI	BB	SO	LOB	TOP				
Rickey Henderson, R OBP: 0.415, SLG: 0.400	G5-3		PO BB			FC5-4 CS 1B 1-2		F7		3	0	0	0	1	0	1					
Camey Lansford, R OBP: 0.396, SLG: 0.400	G5-3		PO	G6-3					K	4	0	1	0	0	1	0					
Jose Canseco, R OBP: 0.333, SLG: 0.714	G6-3			L8		K			K	4	0	0	0	0	2	2					
Dave Parker, L OBP: 0.320, SLG: 0.451		F7		B1					K	3	0	0	0	1	1	0					
Mark McGwire, R OBP: 0.327, SLG: 0.481	L9				F9					3	0	0	0	0	0	1					
Dave Henderson, R OBP: 0.321, SLG: 0.371				HR						2	1	2	1	1	0	0					
Ron Hassey, L OBP: 0.299, SLG: 0.372	K			G4-3		L6-4				3	0	0	0	0	1	3					
Tony Phillips, S OBP: 0.363, SLG: 0.373			G3-1		F7			K		3	0	0	0	0	1	0					
Mike Gallego, R OBP: 0.333, SLG: 0.353			G4-3					G4-3		1	0	0	0	1	0	0					
Jamie Quirk, L OBP: 0.194, SLG: 0.212						FC5-4 BB				1	0	0	0	0	0	0					
Glenn Hubbard, R OBP: 0.311, SLG: 0.325										0	0	0	0	0	0	0					
Inning Stats	R: 0 E: 0 K: 0 S: 7	H: 0 LOB: 0 BB: 0 P: 14	R: 0 E: 0 K: 1 S: 8	H: 0 LOB: 1 BB: 1 P: 17	R: 0 E: 0 K: 0 S: 4	H: 0 LOB: 0 BB: 1 P: 11	R: 0 E: 0 K: 0 S: 6	H: 0 LOB: 0 BB: 0 P: 8	R: 1 E: 0 K: 0 S: 7	H: 1 LOB: 0 BB: 0 P: 13	R: 0 E: 0 K: 1 S: 6	H: 1 LOB: 1 BB: 1 P: 14	R: 0 E: 0 K: 1 S: 10	H: 1 LOB: 1 BB: 1 P: 21	R: 0 E: 0 K: 3 S: 9	H: 0 LOB: 0 BB: 0 P: 12	1B: 2 2B: 2 3B: 0 HR: 1	SF: 0 SAC: 0 DP: 2 HBP: 0	WP: 0 PB: 0 SB: 0 CS: 1	PA: 32	
PITCHER	IP WLS BF H R ER SO	IP WLS BF H R ER SO	IP WLS BF H R ER SO	IP WLS BF H R ER SO	IP WLS BF H R ER SO	IP WLS BF H R ER SO	IP WLS BF H R ER SO	IP WLS BF H R ER SO	IP WLS BF H R ER SO	IP WLS BF H R ER SO	IP WLS BF H R ER SO	IP WLS BF H R ER SO	IP WLS BF H R ER SO	IP WLS BF H R ER SO	IP WLS BF H R ER SO	IP WLS BF H R ER SO	ERA WHIP	ERA WHIP			
Dave Stieb, R ERA: 3.88	6.1	W	24	3	1	1	2	4	0	0	0	0	0	0	0	0	0	1.42	1.105		
Duane Ward, R ERA: 2.95	7.1	S	7	0	0	0	4	0	0	0	0	0	0	0	0	0	0	0.00	0.000		

Oakland Athletics @ Toronto Blue Jays
SkyDome, Toronto, ON
Fri Jul 14, 1989, 7:05 PM EDT
Att: 48,325 - Unknown

AB 27
R 1
H 3
RBI 1
BB 4
SO 6
LOB 7



Batter	1	2	3	4	5	6	7	8	9	AB	R	H	RBI	BB	SO	LOB	BOTTOM			
Junior Felix, S OBP: 0.344, SLG: 0.448	CS 1B		BB	L8		S BB				2	0	1	0	2	0	3				
Tony Fernandez, S OBP: 0.290, SLG: 0.367	SF8 3B		K		P6	P5				4	1	1	0	0	1	2				
Kelly Gruber, R OBP: 0.359, SLG: 0.465	SF8			2B 2B	BB HBP 1B			HR		3	2	3	2	0	0	0				
George Bell, R OBP: 0.323, SLG: 0.426	L8			G3 1B 2B	BB HBP			F8		3	1	1	1	0	0	0				
Fred McGriff, L OBP: 0.370, SLG: 0.524		G4-3-6 BB		G3	K			G4-3		3	0	0	0	1	1	3				
Ernie Whitt, L OBP: 0.398, SLG: 0.464	F8			1B S	BB HBP			G6-3		3	0	1	1	1	0	1				
Lloyd Moseby, L OBP: 0.299, SLG: 0.326	G4-3-6			S 1B	K			E1 G6-4-3		4	0	1	0	0	1	4				
Greg Myers, L OBP: 0.310, SLG: 0.320			K	F8		F7		G6-4-3		3	0	0	0	0	1	2				
Manuel Lee, S OBP: 0.310, SLG: 0.320										1	0	0	0	0	0	1				
Nelson Liriano, S OBP: 0.316, SLG: 0.368			G3		BB			F7		3	0	0	0	1	1	0				
Inning Stats	R: 1 E: 0 K: 0 S: 6	H: 2 LOB: 0 BB: 0 P: 11	R: 0 E: 0 K: 0 S: 7	H: 0 LOB: 0 BB: 1 P: 15	R: 0 E: 0 K: 2 S: 10	H: 0 LOB: 1 BB: 1 P: 17	R: 2 E: 0 K: 0 S: 11	H: 4 LOB: 3 BB: 1 P: 20	R: 0 E: 0 K: 1 S: 11	H: 1 LOB: 3 BB: 1 P: 22	R: 0 E: 0 K: 1 S: 11	H: 0 LOB: 1 BB: 1 P: 16	R: 1 E: 0 K: 0 S: 9	H: 1 LOB: 0 BB: 0 P: 13	R: 0 E: 1 K: 0 S: 6	H: 0 LOB: 0 BB: 0 P: 6	1B: 4 2B: 2 3B: 1 HR: 1	SF: 1 SAC: 0 DP: 2 HBP: 1	WP: 0 PB: 0 SB: 3 CS: 1	PA: 36
PITCHER	IP WLS BF H R ER SO	IP WLS BF H R ER SO	IP WLS BF H R ER SO	IP WLS BF H R ER SO	IP WLS BF H R ER SO	IP WLS BF H R ER SO	IP WLS BF H R ER SO	IP WLS BF H R ER SO	IP WLS BF H R ER SO	IP WLS BF H R ER SO	IP WLS BF H R ER SO	IP WLS BF H R ER SO	IP WLS BF H R ER SO	IP WLS BF H R ER SO	IP WLS BF H R ER SO	IP WLS BF H R ER SO	ERA WHIP	ERA WHIP		
Bob Welch, R ERA: 3.06	7.0	L	34	8	4	4	5	5	0	0	0	0	0	0	0	0	5.14	1.857		
Rick Honeycutt, L ERA: 2.39	1.0		2	0	0	0	0	0	0	0	0	5	5	0	0	0	0.00	0.000		

Oakland Athletics @ Toronto Blue Jays
SkyDome, Toronto, ON
Fri Jul 14, 1989, 7:05 PM EDT
Att: 48,325 - Unknown

AB 29
R 4
H 8
RBI 4
BB 5
SO 5
LOB 16



Batter	1	2	3	4	5	6	7	8	9	AB	R	H	RBI	BB	SO	LOB	TOP				
Rickey Henderson, R OBP: 0.414, SLG: 0.398 Jamie Quirk, L OBP: 0.169, SLG: 0.206	L7		F7	K			S		K	4	0	1	0	0	1	2	Oakland Athletics @ Toronto Blue Jays SkyDome, Toronto, ON Sat Jul 15 1989, 7:05 PM EDT Att: 48,238 - Unknown				
Carney Lansford, R OBP: 0.398, SLG: 0.399 Ron Hassey, L OBP: 0.303, SLG: 0.376	1B		1B	BB		F9	L5		1B	3	0	1	0	1	0	1					
Dave Henderson, R OBP: 0.320, SLG: 0.369	L7		1-2	1B		G5-3	F9			4	0	1	0	0	2						
Mark McGwire, R OBP: 0.326, SLG: 0.478	F9		L6			FC6-4	K			4	0	1	0	0	1	4					
Jose Canseco, R OBP: 0.308, SLG: 0.818	HR		F8			FC6-4			K	4	1	1	1	0	1	3					
Terry Steinbach, R OBP: 0.360, SLG: 0.410	G4-3				G6-3		G6-3			4	0	2	0	0	0	0					
Tony Phillips, S OBP: 0.361, SLG: 0.369	G4-3		L7			1B	BB		P6	3	0	0	0	1	0	2					
Lance Blankenship, R OBP: 0.284, SLG: 0.313	1B		1B			BB	G6-3		F9	3	0	2	0	1	0	1					
Mike Gallego, R OBP: 0.332, SLG: 0.351	G5-3					1B	G6-3		K	4	0	1	0	0	1	3					
Inning Stats	R: 0 E: 0 K: 0 S: 4	H: 1 LOB: 1 BB: 0 P: 5	R: 1 E: 0 K: 0 S: 8	H: 3 LOB: 1 BB: 0 P: 16	R: 0 E: 0 K: 0 S: 9	H: 1 LOB: 2 BB: 1 P: 16	R: 0 E: 0 K: 1 S: 10	H: 1 LOB: 1 BB: 1 P: 21	R: 0 E: 0 K: 0 S: 5	H: 1 LOB: 1 BB: 0 P: 11	R: 0 E: 0 K: 1 S: 12	H: 1 LOB: 1 BB: 0 P: 20	R: 0 E: 0 K: 1 S: 7	H: 1 LOB: 1 BB: 0 P: 11	R: 0 E: 0 K: 2 S: 10	H: 1 LOB: 1 BB: 0 P: 14		1B: 9 2B: 1 3B: 0 HR: 1	SF: 0 SAC: 0 DP: 2 HBP: 0	WP: 0 PB: 0 SB: 1 CS: 0	PA: 38
PITCHER	IP	WLS	BF	H	R	ER	SO	BB	IBB	HBP	BLK	WP	HR	S	P	ERA	WHIP				
Mike Flanagan, L ERA: 3.51	(1, 1)	6.2	W	30	9	1	1	3	0	0	0	0	1	50	96	1.35	1.800				
Tom Henke, R ERA: 3.0	(7, 1)	2.1		8	2	0	0	0	0	0	0	0	0	21	30	0.00	0.857				

Batter	1	2	3	4	5	6	7	8	9	AB	R	H	RBI	BB	SO	LOB	BOTTOM				
Junior Felix, S OBP: 0.345, SLG: 0.451	K	G3-6		G4-6-3		G4-3		FC6-4		5	0	2	1	0	1	4	Oakland Athletics @ Toronto Blue Jays SkyDome, Toronto, ON Sat Jul 15 1989, 7:05 PM EDT Att: 48,238 - Unknown				
Tony Fernandez, S OBP: 0.292, SLG: 0.376	HR		HR	G4-6-3		G4-3		G4-3		4	2	1	1	1	0	5					
Kelly Gruber, R OBP: 0.357, SLG: 0.471	K		HR			L9		G5-3		4	1	1	2	0	1	0					
George Bell, R OBP: 0.322, SLG: 0.427	1B		F8			K		G4-3		4	1	1	0	0	1	0					
Fred McGriff, L OBP: 0.376, SLG: 0.539	1B		HR			1B		1B		4	1	4	2	0	0	0					
Ernie Whitt, L OBP: 0.395, SLG: 0.458	K		L3			F9		P5		3	0	0	0	1	1	3					
Lloyd Moseby, L OBP: 0.302, SLG: 0.328		1B	L3			F8		FC6-4		4	0	2	0	0	0	1					
Greg Myers, L OBP: 0.053, SLG: 0.053		G3-6		G3-1		G1-3		P5		4	0	1	0	0	0	1					
Nelson Liriano, S OBP: 0.322, SLG: 0.373	K			1B		2B		FC6-4		2	1	1	0	2	1	2					
Inning Stats	R: 2 E: 0 K: 3 S: 19	H: 3 LOB: 1 BB: 0 P: 26	R: 0 E: 0 K: 1 S: 10	H: 2 LOB: 1 BB: 0 P: 22	R: 3 E: 0 K: 0 S: 11	H: 2 LOB: 0 BB: 2 P: 22	R: 1 E: 0 K: 0 S: 7	H: 2 LOB: 0 BB: 0 P: 9	R: 0 E: 0 K: 0 S: 8	H: 1 LOB: 1 BB: 0 P: 14	R: 0 E: 0 K: 0 S: 9	H: 1 LOB: 2 BB: 1 P: 14	R: 0 E: 0 K: 0 S: 10	H: 1 LOB: 1 BB: 0 P: 17	R: 0 E: 0 K: 0 S: 9	H: 1 LOB: 2 BB: 1 P: 15		1B: 7 2B: 4 3B: 0 HR: 3	SF: 0 SAC: 0 DP: 3 HBP: 0	WP: 0 PB: 0 SB: 1 CS: 0	PA: 38
PITCHER	IP	WLS	BF	H	R	ER	SO	BB	IBB	HBP	BLK	WP	HR	S	P	ERA	WHIP				
Dave Stewart, R ERA: 3.52	(1, 1)	4.0	L	20	9	6	4	2	0	0	0	0	3	47	79	13.50	2.750				
Matt Young, L ERA: 5.62	(5, 1)	2.0		9	2	0	0	1	0	0	0	0	0	17	28	0.00	1.500				
Jim Corsi, R ERA: 2.7	(7, 1)	2.0		9	2	0	0	0	1	0	0	0	0	19	32	0.00	1.500				

Batter	1	2	3	4	5	6	7	8	9	AB	R	H	RBI	BB	SO	LOB	TOP										
Rickey Henderson, R OBP: 0.412, SLG: 0.394 (1, 10)										3	0	0	0	1	1	2											
Carney Lansford, R OBP: 0.399, SLG: 0.399 (1, 5)										3	0	1	0	1	1	2											
Jose Canseco, R OBP: 0.294, SLG: 0.643 (1, 9)										3	1	0	0	1	2	1											
Mark McGwire, R OBP: 0.331, SLG: 0.493 (1, 3)										4	2	3	1	0	0	0											
Dave Henderson, R OBP: 0.317, SLG: 0.365 (1, 8)										4	1	0	0	0	0	4											
Terry Steinbach, R OBP: 0.358, SLG: 0.418 (1, 2)										4	1	1	4	0	1	1											
Glenn Hubbard, R OBP: 0.309, SLG: 0.322 (1, 4)										4	1	1	0	0	0	0											
Lance Blankenship, R OBP: 0.283, SLG: 0.310 (1, 7)										4	0	1	0	0	0	1											
Mike Gallego, R OBP: 0.335, SLG: 0.351 (1, 6)										3	0	1	0	1	0	0											
Inning Stats	R: 0 E: 0 K: 1 S: 7	H: 1 LOB: 0 BB: 0 P: 8	R: 0 E: 0 K: 0 S: 3	H: 1 LOB: 0 BB: 0 P: 6	R: 0 E: 0 K: 0 S: 10	H: 2 LOB: 1 BB: 0 P: 16	R: 0 E: 0 K: 1 S: 8	H: 0 LOB: 0 BB: 0 P: 12	R: 0 E: 0 K: 1 S: 7	H: 0 LOB: 0 BB: 0 P: 9	R: 0 E: 0 K: 0 S: 9	H: 0 LOB: 0 BB: 0 P: 17	R: 5 E: 0 K: 1 S: 14	H: 3 LOB: 2 BB: 4 P: 33	R: 1 E: 0 K: 1 S: 16	H: 1 LOB: 0 BB: 0 P: 22	R: 0 E: 0 K: 0 S: 8	H: 0 LOB: 0 BB: 0 P: 12	1B: 6 2B: 1 3B: 0 HR: 2	SF: 0 SAC: 0 DP: 3 HBP: 0	WP: 1 PB: 0 SB: 0 CS: 0	PA: 36					
PITCHER	IP	WLS	BF	H	R	ER	SO	BB	IBB	HBP	BLK	WP	HR	S	P	ERA	WHIP										
John Cerutti, L ERA: 2.7 (1, 1)	6.0	L	21	4	2	2	3	2	0	0	0	0	0	45	77	3.00	1.000										
Duane Ward, R ERA: 3.18 (7, 1)	1.0		8	3	3	3	1	2	0	0	0	1	1	13	24	27.00	5.000										
Xavier Hernandez, R ERA: 4.76 (8, 1)	2.0		7	1	1	1	1	0	0	0	0	0	1	24	34	4.50	0.500										

Oakland Athletics @ Toronto Blue Jays
SkyDome, Toronto, ON
Sun Jul 16 1989, 3:33 AM EDT
Att: 48,405 - Unknown

AB 32
R 6
H 8
RBI 5
BB 4
SO 5
LOB 11



Batter	1	2	3	4	5	6	7	8	9	AB	R	H	RBI	BB	SO	LOB	BOTTOM										
Junior Felix, S OBP: 0.344, SLG: 0.448 (1, 9)										4	1	1	0	0	0	3											
Tony Fernandez, S OBP: 0.292, SLG: 0.379 (1, 6)										3	0	1	0	0	0	1											
Tom Lawless, R (7, PH) OBP: 0.283, SLG: 0.200										0	0	0	0	0	0	0											
Rance Mulliniks, L (7, PH) OBP: 0.307, SLG: 0.290 (8, 5)										4	0	0	1	0	1	2											
Kelly Gruber, R OBP: 0.353, SLG: 0.466 (1, 5)										4	0	0	1	0	1	2											
George Bell, R OBP: 0.324, SLG: 0.426 (1, 7)										3	0	1	0	1	0	1											
Fred McGriff, L OBP: 0.375, SLG: 0.536 (1, 3)										4	0	1	0	0	1	2											
Ernie Whitt, L OBP: 0.396, SLG: 0.458 (1, 10)										2	0	1	0	0	0	1											
Manuel Lee, S (7, PH) OBP: 0.306, SLG: 0.316 (8, 2)										2	0	0	0	0	1	0											
Lloyd Moseby, L OBP: 0.305, SLG: 0.328 (1, 8)										3	1	1	0	1	0	2											
Greg Myers, L OBP: 0.048, SLG: 0.048 (1, 2)										2	0	0	0	0	1	2											
Pat Borders, R (7, PH) OBP: 0.312, SLG: 0.383 (8, 2)										2	0	1	0	0	0	0											
Nelson Liriano, S OBP: 0.326, SLG: 0.374 (1, 4)										2	0	1	1	1	1	1											
Inning Stats	R: 0 E: 0 K: 0 S: 9	H: 1 LOB: 1 BB: 0 P: 15	R: 0 E: 0 K: 1 S: 14	H: 2 LOB: 1 BB: 0 P: 21	R: 0 E: 0 K: 0 S: 3	H: 0 LOB: 1 BB: 1 P: 7	R: 0 E: 0 K: 0 S: 6	H: 0 LOB: 1 BB: 1 P: 13	R: 0 E: 1 K: 1 S: 7	H: 1 LOB: 1 BB: 0 P: 12	R: 1 E: 1 K: 1 S: 12	H: 2 LOB: 1 BB: 0 P: 17	R: 1 E: 0 K: 1 S: 11	H: 2 LOB: 2 BB: 1 P: 23	R: 0 E: 0 K: 1 S: 6	H: 0 LOB: 0 BB: 0 P: 10	R: 0 E: 0 K: 0 S: 7	H: 0 LOB: 0 BB: 0 P: 9	1B: 6 2B: 3 3B: 0 HR: 0	SF: 0 SAC: 0 DP: 3 HBP: 0	WP: 0 PB: 0 SB: 0 CS: 1	PA: 35					
PITCHER	IP	WLS	BF	H	R	ER	SO	BB	IBB	HBP	BLK	WP	HR	S	P	ERA	WHIP										
Mike Moore, R ERA: 2.12 (1, 1)	6.0	W	23	6	1	0	3	2	0	0	0	0	0	51	85	0.00	1.333										
Rick Honeycutt, L ERA: 2.54 (7, 1)	0.2		5	2	1	1	1	1	0	0	0	0	0	10	20	13.50	4.500										
Todd Burns, R ERA: 2.19 (7, 1)	2.1	S	7	0	0	0	1	0	0	0	0	0	0	14	22	0.00	0.000										

Oakland Athletics @ Toronto Blue Jays
SkyDome, Toronto, ON
Sun Jul 16 1989, 3:33 AM EDT
Att: 48,405 - Unknown

AB 32
R 2
H 8
RBI 2
BB 3
SO 5
LOB 17




Batter	1	2	3	4	5	6	7	8	9	AB	R	H	RBI	BB	SO	LOB	TOP																		
Dick Schofield, R (1.6)	0-1 SH1-3 SF9 2B		4-2 1B BB		1-1 FC4-6		1-3 K		2-2 P6	4	1	1	0	1	1	1	California Angels @ Toronto Blue Jays SkyDome, Toronto, ON Mon Jul 17 1989, 7:05 PM EDT Sunny - 80 F																		
Max Venable, L (1.7)	0-0 SH1-3		1-0 1B			2-2 1B 1B	0-0 B1			3	1	2	0	0	0	0																			
Johnny Ray, S (1.4)	1-0 SF9		2-0 L3			0-0 1B 1B		2-2 G6-3		3	1	1	1	0	0	2																			
Wally Joyner, L (1.3)	0-1 F7			1-1 F7		1-2 1B SF7 1B		1-2 1B		4	1	2	1	0	0	0																			
Brian Downing, R (1.10)		1-2 FC4-6 1B		0-1 F7		0-3 K		0-1 F8		4	0	1	0	0	1	3																			
Devon White, S (1.8)		1-1 FC4-6 CS		1-2 G4-3		2-2 1B		0-0 1B		4	0	2	1	0	0	1																			
Tony Armas, R (1.9)		3-2 G6-3			0-0 L8	0-1 SF7		0-3 K		3	0	0	1	0	1	3																			
Lance Parrish, R (1.2)			1-1 G5-3		1-1 FC4-6 1B			0-0 P6		4	0	1	0	0	1	1																			
Jack Howell, L (1.5)			1-2 G3		1-0 F7		0-3 K		1-2 G4-3	4	0	0	0	0	1	1																			
Inning Stats	R: 1 E: 0 K: 0 S: 6	H: 1 LOB: 0 BB: 0 P: 7	R: 0 E: 0 K: 0 S: 9	H: 1 LOB: 0 BB: 13	R: 0 E: 0 K: 0 S: 11	H: 1 LOB: 2 BB: 1 P: 20	R: 0 E: 0 K: 0 S: 7	H: 0 LOB: 0 BB: 0 P: 9	R: 0 E: 0 K: 0 S: 6	H: 1 LOB: 1 BB: 0 P: 9	R: 3 E: 0 K: 2 S: 28	H: 4 LOB: 1 BB: 0 P: 35	R: 0 E: 0 K: 2 S: 7	H: 0 LOB: 0 BB: 0 P: 8	R: 0 E: 0 K: 1 S: 12	H: 2 LOB: 2 BB: 0 P: 15	R: 0 E: 0 K: 0 S: 8	H: 0 LOB: 0 BB: 0 P: 11	1B: 9 2B: 1 3B: 0 HR: 0	SF: 2 SAC: 1 DP: 0 HBP: 0	WP: 0 PB: 0 SB: 0 CS: 1	PA: 37													
PITCHER	IP WLS BF H R ER SO BB IBB HBP BLK WP HR S P ERA WHIP																																		
Todd Stottlemire, R (1.1)	6.0	26	8	4	4	2	1	0	0	0	0	0	0	0	67	93	6.00	1.500																	
David Welts, L (7.1)	1.2	7	2	0	0	2	0	0	0	0	0	0	0	0	16	20	0.00	1.200																	
Tom Henke, R (8.1)	1.1	4	0	0	0	1	0	0	0	0	0	0	0	0	11	14	0.00	0.000																	
Batter	1	2	3	4	5	6	7	8	9	AB	R	H	RBI	BB	SO	LOB	BOTTOM																		
Junior Felix, S (1.9)	0-3 K2-3		2-3 K		1-1 G4-3		1-0 L9 1B			4	1	1	0	0	2	0	California Angels @ Toronto Blue Jays SkyDome, Toronto, ON Mon Jul 17 1989, 7:05 PM EDT Sunny - 80 F																		
Nelson Lirio, S (1.4)	4-1 G4-3 BB		3-2 E5 CS		3-2 F8		0-0 FC5 1B			3	0	0	0	1	0	1																			
Kelly Gruber, R (1.5)	0-1 G4-3		2-2 G5-3		1-2 G1-3		0-0 L9			4	0	0	0	0	0	4																			
George Bell, R (1.10)		2-0 E6 SH5-4 1B		0-0 BB 1B		2-2 G6-4-3 1B		1-2 G6-4-3 1B		4	2	3	1	0	0	0																			
Pat Borders, R (1.2)		0-0 SH5-4		0-0 F9		1-1 G6-4-3		0-0 L8		4	1	1	0	0	0	4																			
Lloyd Moseby, L (1.8)		0-0 SH5-4		0-2 BB 1B				1-1 P6		3	1	2	0	0	0	0																			
Manuel Lee, S (1.6)		1-2 E1 G1-3 1B		3-3 K		1-1 G3-1		1-2 G6-3		4	0	1	1	0	1	3																			
Bob Brenly, R (1.3)		0-1 G1-3		4-1 1B BB				1-1 G6-3		2	0	0	0	1	0	1																			
Fred McGriff, L (8.3)		2-3 G1-3		1-2 BB						1	0	0	0	0	1	0																			
Tom Lawless, R (1.7)		1-2 G4-3		0-0 1B				0-2 FC5 1B		3	1	2	2	0	0	1																			
Inning Stats	R: 0 E: 0 K: 1 S: 6	H: 0 LOB: 0 BB: 1 P: 10	R: 2 E: 2 K: 0 S: 13	H: 2 LOB: 1 BB: 0 P: 17	R: 0 E: 1 K: 1 S: 12	H: 0 LOB: 0 BB: 0 P: 19	R: 2 E: 0 K: 1 S: 12	H: 3 LOB: 2 BB: 1 P: 19	R: 0 E: 0 K: 0 S: 8	H: 0 LOB: 0 BB: 0 P: 13	R: 0 E: 0 K: 0 S: 9	H: 2 LOB: 1 BB: 0 P: 13	R: 2 E: 1 K: 0 S: 12	H: 3 LOB: 2 BB: 0 P: 15	R: 0 E: 0 K: 1 S: 10	H: 0 LOB: 0 BB: 0 P: 13	1B: 9 2B: 1 3B: 0 HR: 0	SF: 0 SAC: 1 DP: 2 HBP: 0	WP: 0 PB: 0 SB: 0 CS: 1	PA: 35															
PITCHER	IP WLS BF H R ER SO BB IBB HBP BLK WP HR S P ERA WHIP																																		
Jim Abbott, L (1.1)	8.0	L	35	10	6	2	4	2	0	0	0	0	0	0	82	119	2.25	1.500																	

Batter	1	2	3	4	5	6	7	8	9	AB	R	H	RBI	BB	SO	LOB	TOP							
Dick Schofield, R OBP: 0.295, SLG: 0.324 (1, 6)			L5		G1-3		SH FC3-2 1-3		K	4	1	1	0	0	1	0								
Max Venable, L OBP: 0.500, SLG: 0.550 (1, 9)	E6 F8 1B PB		K				G5-3			5	2	2	0	0	1	3								
Johnny Ray, S OBP: 0.319, SLG: 0.362 (1, 4)			L8							4	0	2	1	1	1	1								
Wally Joyner, L OBP: 0.337, SLG: 0.382 (1, 3)	F8				P7				FC3-2	4	1	1	1	0	0	5								
Brian Downing, R OBP: 0.386, SLG: 0.448 (1, 10)	P6				F9		P8		G3-1	4	0	0	0	0	0	7								
Devon White, S OBP: 0.302, SLG: 0.425 (1, 8)	K						FC5-6-2 1B		L1	3	0	0	0	1	1	3								
Chili Davis, S OBP: 0.300, SLG: 0.382 (1, 7)			K		G5-3				K	4	0	1	1	0	2	1								
Bill Schroeder, R OBP: 0.290, SLG: 0.456 (1, 2)	L9						G6-3		FC6-4	4	0	0	0	0	1	2								
Jack Howell, L OBP: 0.325, SLG: 0.416 (1, 5)	F8				K					3	0	0	0	1	1	0								
Inning Stats	R: 2 E: 1 K: 1 S: 12	H: 2 LOB: 1 BB: 0 P: 22	R: 0 E: 0 K: 1 S: 6	H: 0 LOB: 0 BB: 0 P: 10	R: 0 E: 0 K: 1 S: 8	H: 0 LOB: 0 BB: 0 P: 15	R: 0 E: 0 K: 0 S: 13	H: 0 LOB: 1 BB: 0 P: 19	R: 0 E: 0 K: 1 S: 7	H: 0 LOB: 0 BB: 0 P: 8	R: 2 E: 0 K: 0 S: 12	H: 4 LOB: 2 BB: 0 P: 21	R: 0 E: 1 K: 0 S: 8	H: 0 LOB: 0 BB: 2 P: 18	R: 0 E: 0 K: 2 S: 8	H: 0 LOB: 0 BB: 0 P: 11	R: 0 E: 0 K: 2 S: 10	H: 1 LOB: 1 BB: 0 P: 13	1B: 7 2B: 0 3B: 0 HR: 0	SF: 0 SAC: 1 DP: 0 HBP: 0	WP: 0 PB: 1 SB: 1 CS: 0	PA: 39		
PITCHER	IP	WLS	BF	H	R	ER	SO	BB	IBB	HBP	BLK	WP	HR	S	P	ERA	WHIP							
Steve Cummings, R ERA: 3.0 (1, 1)	5.1		23	5	4	2	4	1	0	0	0	0	0	53	88	3.38	1.125							
David Wells, L ERA: 2.95 (6, 1)	3.0	W	13	1	0	0	2	1	1	0	0	0	0	23	38	0.00	0.667							
Tom Henke, R ERA: 2.86 (9, 1)	0.2	S	3	1	0	0	2	0	0	0	0	0	0	8	11	0.00	1.500							

California Angels @ Toronto Blue Jays
SkyDome, Toronto, ON
 Mon Jul 17 1989, 7:05 PM EDT
 Att: 48,641 - Unknown - 75 F


AB 35
R 4
H 7
RBI 3
BB 3
SO 8
LOB 22



Batter	1	2	3	4	5	6	7	8	9	AB	R	H	RBI	BB	SO	LOB	BOTTOM							
Junior Felix, S OBP: 0.341, SLG: 0.442 (1, 9)			K		G4-3		B1-3			4	1	1	0	0	1	2								
Tony Fernandez, S OBP: 0.291, SLG: 0.377 (1, 6)			K				F8			4	1	1	0	0	1	1								
Kelly Gruber, R OBP: 0.351, SLG: 0.461 (1, 5)	K				P5					4	1	2	0	0	1	2								
George Bell, R OBP: 0.328, SLG: 0.431 (8, PH)	G5-3				L7		G6-4-3			4	0	1	1	0	0	3								
Tom Lawless, R OBP: 0.306, SLG: 0.233 (9, 7)										0	0	0	0	0	0	0								
Fred McGriff, L OBP: 0.373, SLG: 0.540 (1, 3)					G6-3		K		F8	4	1	1	3	0	1	1								
Ernie Whitt, L OBP: 0.399, SLG: 0.456 (8, PH)					L9				K	1	0	0	0	2	0	0								
Pat Borders, R OBP: 0.311, SLG: 0.379 (8, PH)										0	0	0	0	0	0	0								
Greg Myers, L OBP: 0.045, SLG: 0.045 (9, 2)										1	0	0	0	0	1	1								
Lloyd Moseby, L OBP: 0.307, SLG: 0.332 (1, 8)	F9				G1-3		P3			3	0	0	0	1	0	2								
Rance Mulliniks, L OBP: 0.314, SLG: 0.303 (6, PH)										2	1	2	0	0	0	0								
Bob Brenly, R OBP: 0.255, SLG: 0.261 (8, PH)										1	0	0	0	0	1	1								
Nelson Liriano, S OBP: 0.324, SLG: 0.368 (8, PH)										1	0	0	0	0	0	2								
Manuel Lee, S OBP: 0.306, SLG: 0.315 (1, 4)							K2-3			3	0	1	1	0	2	1								
Inning Stats	R: 3 E: 0 K: 1 S: 15	H: 3 LOB: 1 BB: 1 P: 27	R: 0 E: 0 K: 3 S: 14	H: 1 LOB: 1 BB: 0 P: 18	R: 0 E: 0 K: 0 S: 6	H: 0 LOB: 0 BB: 0 P: 12	R: 1 E: 0 K: 0 S: 10	H: 2 LOB: 1 BB: 0 P: 15	R: 0 E: 0 K: 2 S: 9	H: 1 LOB: 0 BB: 1 P: 13	R: 0 E: 0 K: 1 S: 7	H: 0 LOB: 0 BB: 0 P: 9	R: 1 E: 0 K: 1 S: 13	H: 2 LOB: 2 BB: 1 P: 25	R: 1 E: 0 K: 1 S: 13	H: 2 LOB: 2 BB: 1 P: 25	1B: 6 2B: 2 3B: 0 HR: 1	SF: 0 SAC: 0 DP: 1 HBP: 0	WP: 0 PB: 0 SB: 2 CS: 0	PA: 35				
PITCHER	IP	WLS	BF	H	R	ER	SO	BB	IBB	HBP	BLK	WP	HR	S	P	ERA	WHIP							
Dan Petry, R ERA: 4.94 (1, 1)	5.1		24	7	4	4	4	2	0	0	0	0	0	59	95	6.75	1.688							
Bob McClure, L ERA: 2.31 (6, 1)	2.0	L	8	2	1	1	2	0	0	0	0	0	0	20	28	4.50	1.000							
Greg Minton, R ERA: 2.03 (8, 1)	0.2		3	0	0	0	1	0	1	0	0	0	0	4	12	0.00	0.000							

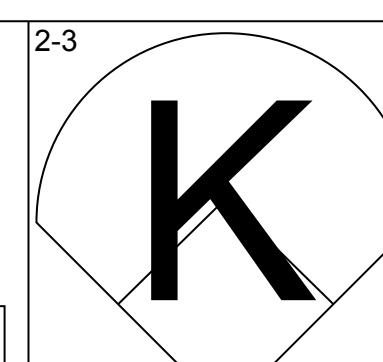
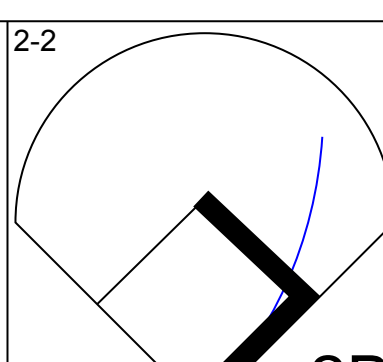
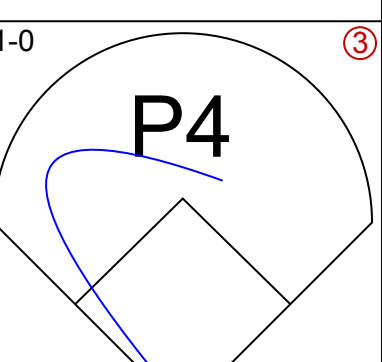
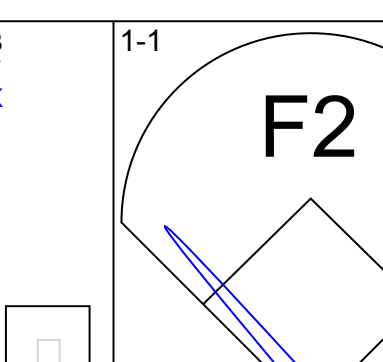
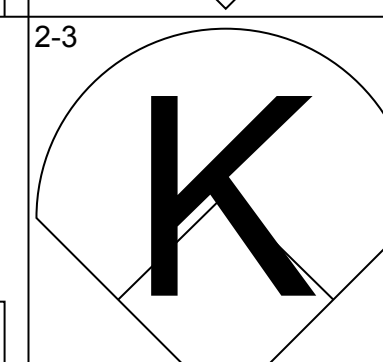
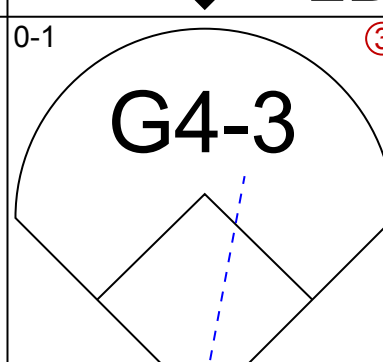
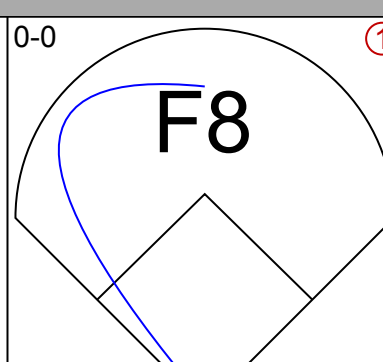
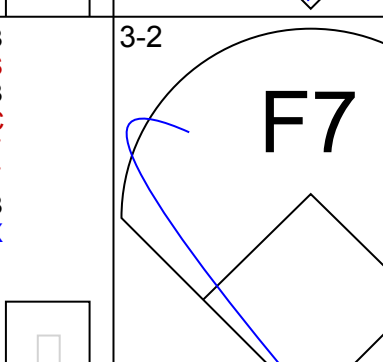
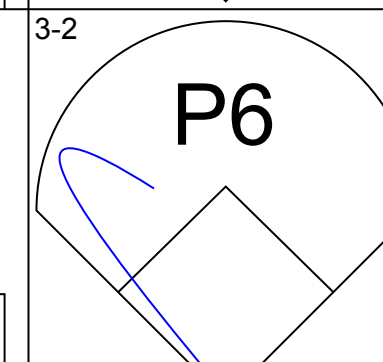
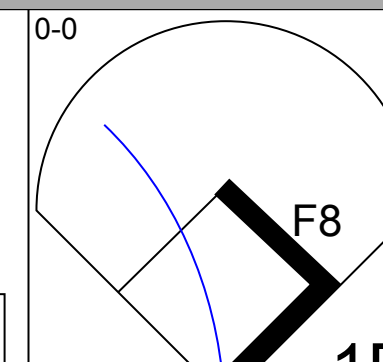

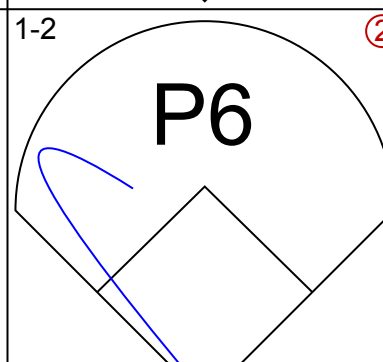
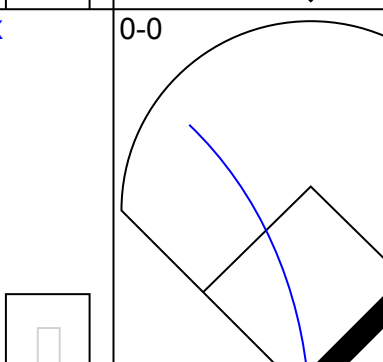
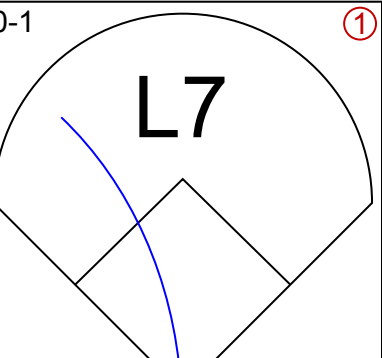
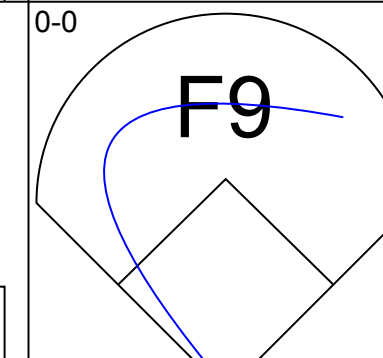
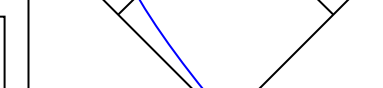
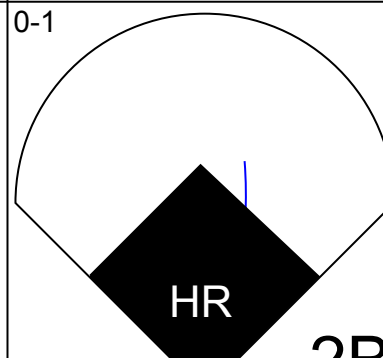
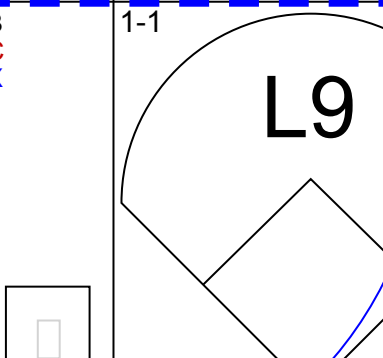
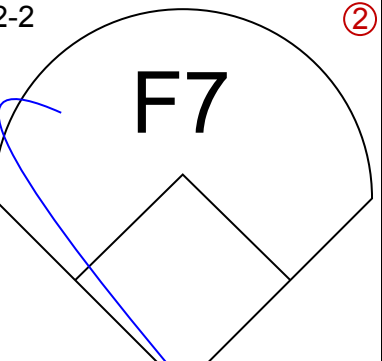
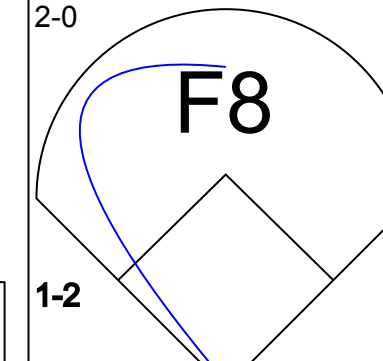
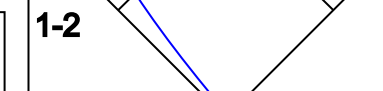
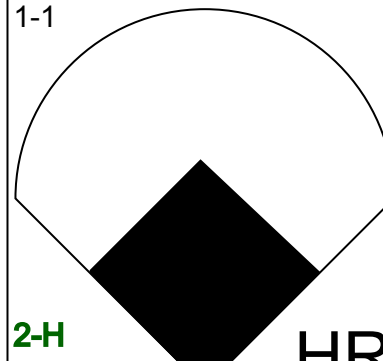


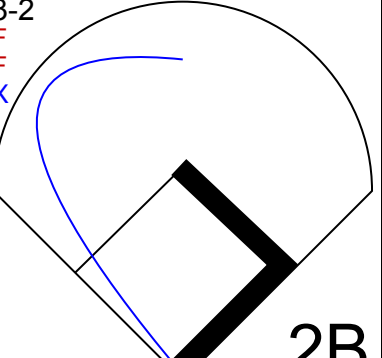
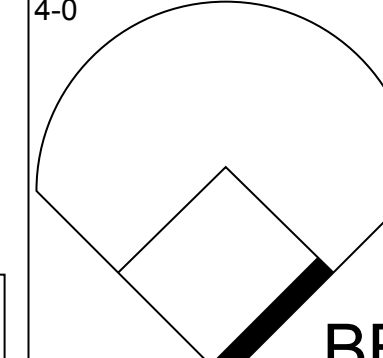
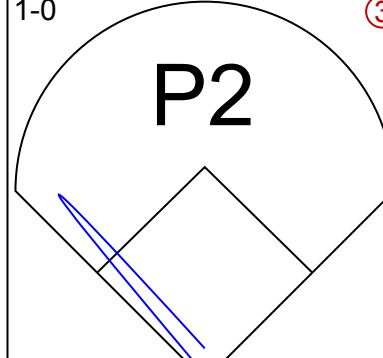

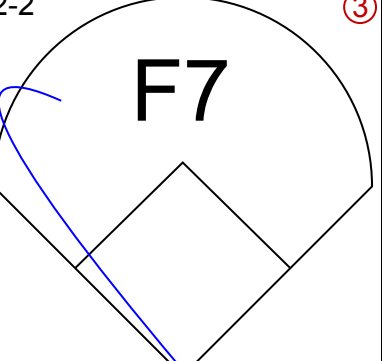
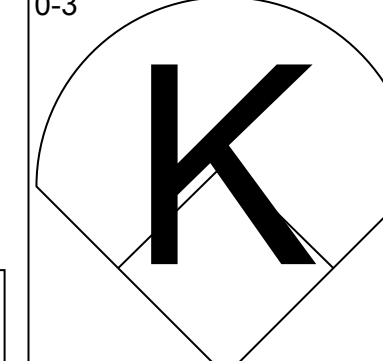
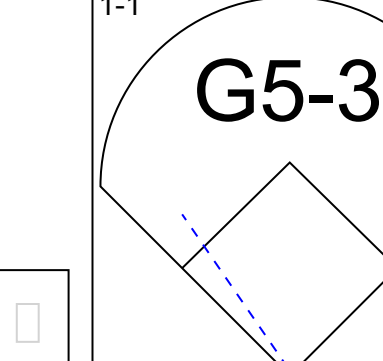

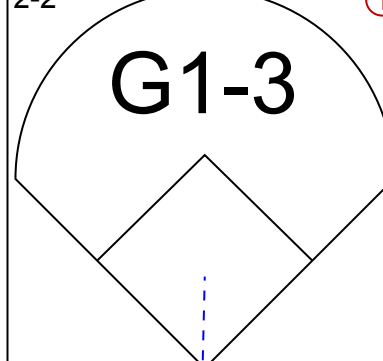
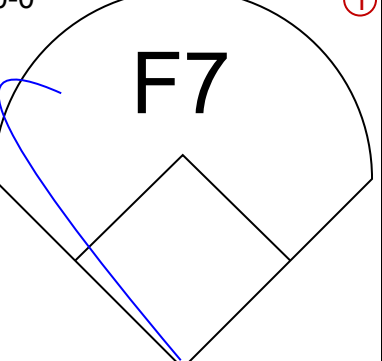
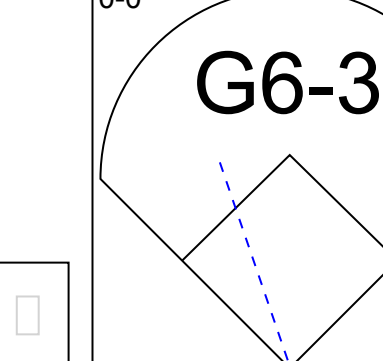

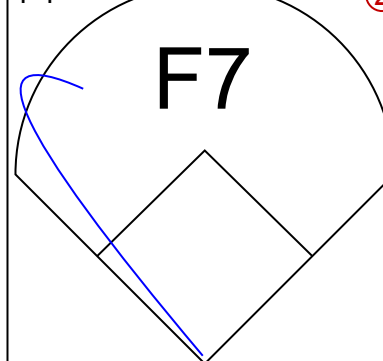
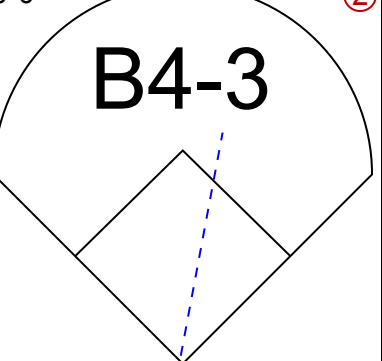
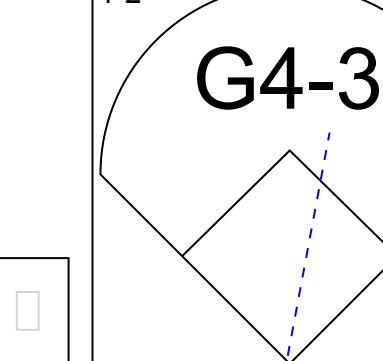
California Angels @ Toronto Blue Jays
SkyDome, Toronto, ON
 Mon Jul 17 1989, 7:05 PM EDT
 Att: 48,641 - Unknown - 75 F

AB 32
R 5
H 9
RBI 5
BB 3
SO 8
LOB 16



Batter	1	2	3	4	5	6	7	8	9	AB	R	H	RBI	BB	SO	LOB	TOP					
Claudell Washington, L OBP: 0.329, SLG: 0.463 (1, 8)	E3			SH1-3 1B		G5-3		G3		4	0	1	0	0	0	0	California Angels @ Toronto Blue Jays SkyDome, Toronto, ON Tue Jul 18 1989, 7:05 PM EDT Att: 48,717 - Unknown					
Dick Schofield, R OBP: 0.291, SLG: 0.319 (1, 6)	F7			SH1-3		F9		G5-3		3	0	0	0	0	0	1						
Wally Joyner, L OBP: 0.336, SLG: 0.389 (1, 3)	G4-3			P5		HR		G1-3		4	1	1	1	0	0	1						
Tony Armas, R OBP: 0.323, SLG: 0.506 Devon White, S OBP: 0.302, SLG: 0.425 (9, 8)	G3			F8		G4-3		G6-3		4	0	0	0	0	0	1						
Brian Downing, R OBP: 0.385, SLG: 0.447 (1, 10)						G6-3		L1-3		3	0	1	0	0	0	0						
Chili Davis, S OBP: 0.297, SLG: 0.378 (1, 7)						F7		K		3	0	0	0	0	1	1						
Lance Parrish, R OBP: 0.336, SLG: 0.440 (1, 2)						F9		F9		3	0	1	0	0	0	0						
Glenn Hoffman, R OBP: 0.301, SLG: 0.333 (1, 5)						K		G3-1		3	0	1	0	0	1	0						
Kent Anderson, R OBP: 0.259, SLG: 0.224 (1, 4)						L4		G4-3		3	0	0	0	0	0	2						
Inning Stats	R: 0 E: 1 K: 0 S: 8	H: 0 LOB: 0 BB: 0 P: 11	R: 0 E: 0 K: 0 S: 7	H: 1 LOB: 0 BB: 0 P: 13	R: 0 E: 0 K: 1 S: 7	H: 0 LOB: 0 BB: 0 P: 10	R: 0 E: 0 K: 0 S: 8	H: 1 LOB: 1 BB: 0 P: 11	R: 0 E: 0 K: 0 S: 10	H: 2 LOB: 2 BB: 0 P: 16	R: 1 E: 0 K: 0 S: 10	H: 1 LOB: 0 BB: 0 P: 15	R: 0 E: 0 K: 1 S: 6	H: 0 LOB: 0 BB: 0 P: 7	R: 0 E: 0 K: 0 S: 5	H: 0 LOB: 0 BB: 0 P: 11		R: 0 E: 0 K: 0 S: 7	H: 0 LOB: 0 BB: 0 P: 13	1B: 4 2B: 0 3B: 0 HR: 1	SF: 0 SAC: 1 DP: 1 HBP: 0	WP: 0 PB: 0 SB: 0 CS: 0
PITCHER Jimmy Key, L ERA: 3.68 (1, 1)	IP: 9.0 WLS: L BF: 31 H: 5 R: 1 ER: 1 SO: 2 BB: 0 IBB: 0 HBP: 0 BLK: 0 WP: 0 HR: 1 S: 68 P: 107 ERA: 1.00 WHIP: 0.556															PITCHER						

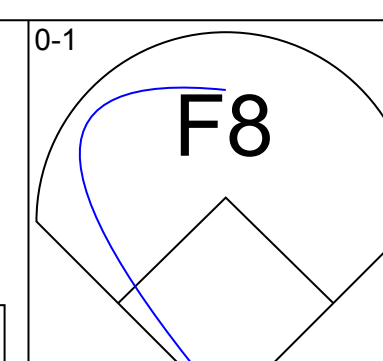
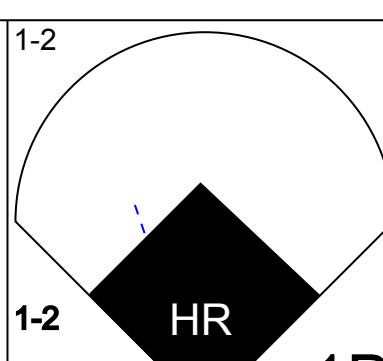
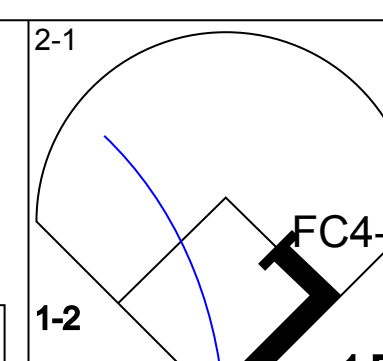
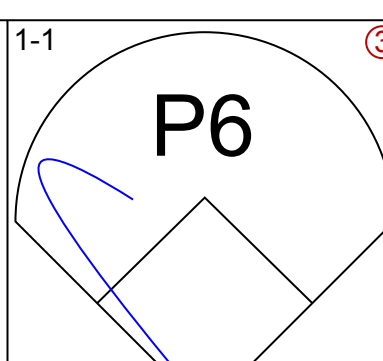
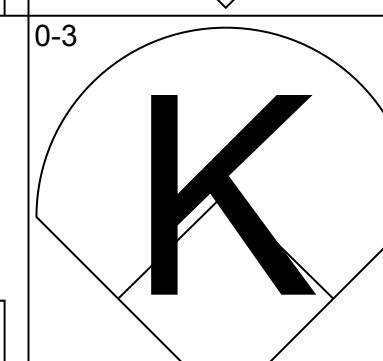
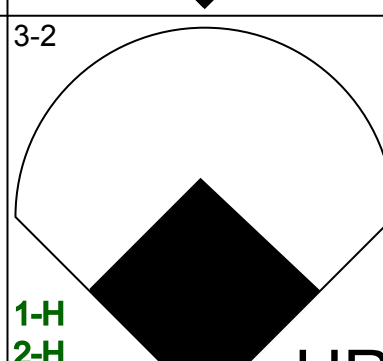
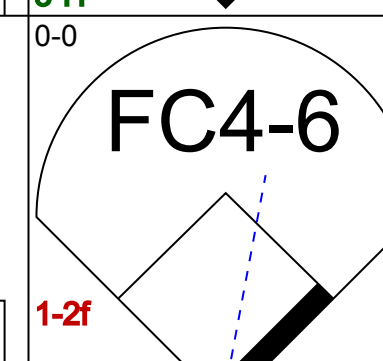
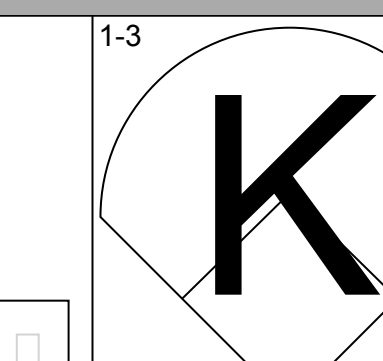
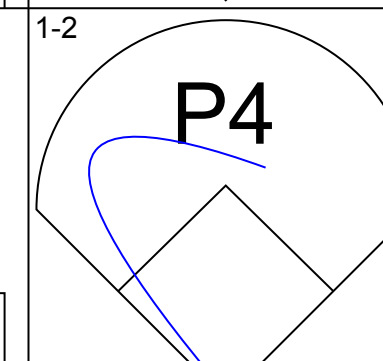
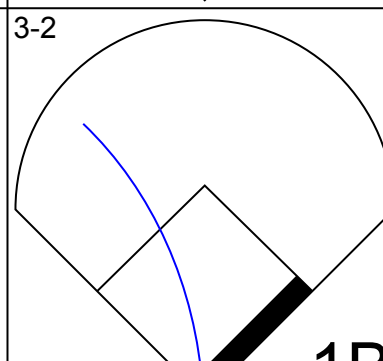
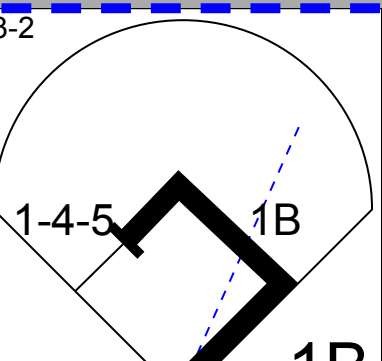
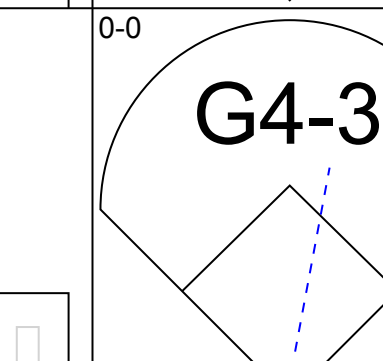
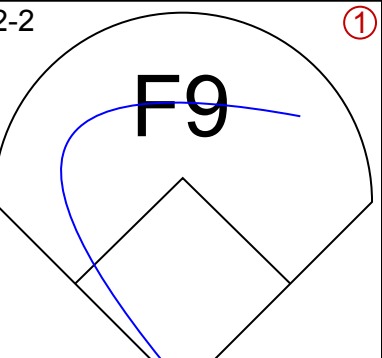
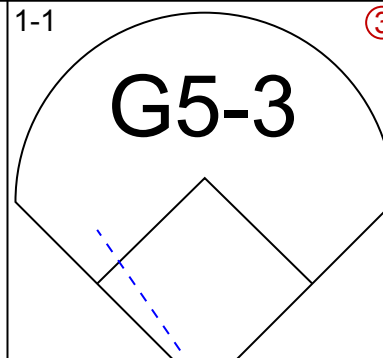
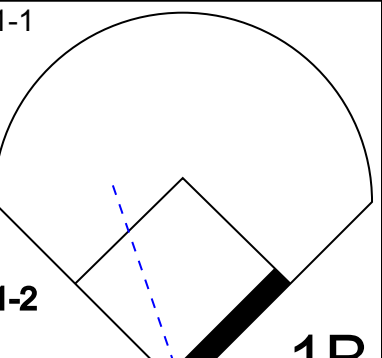
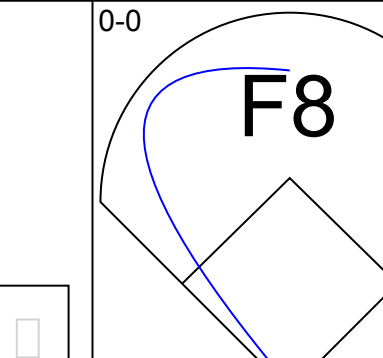
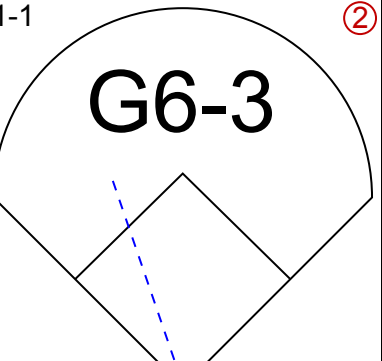
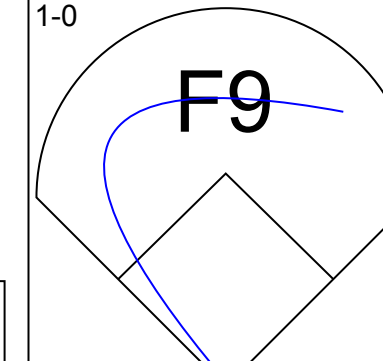
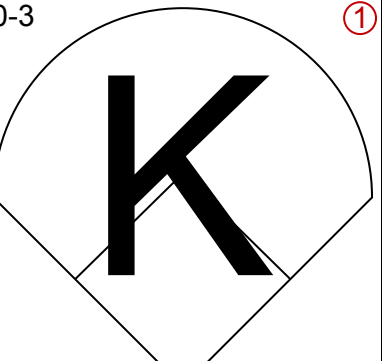
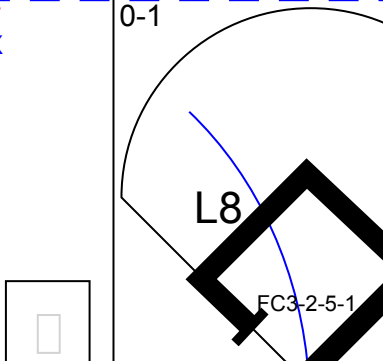
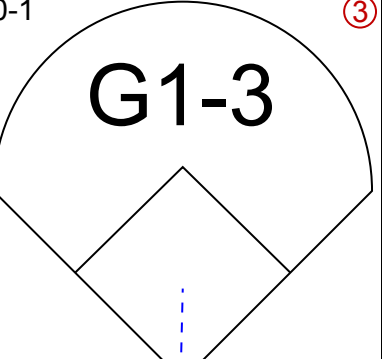
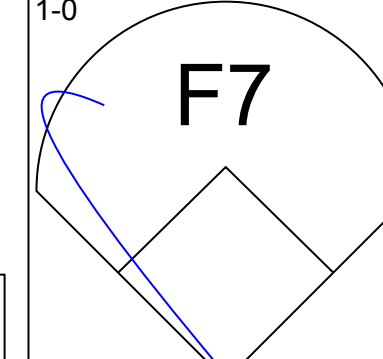
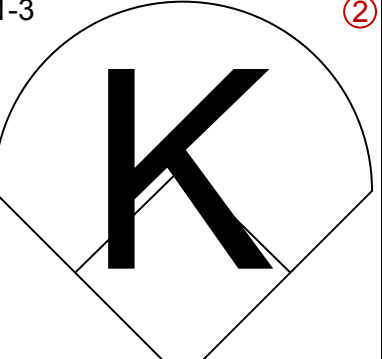
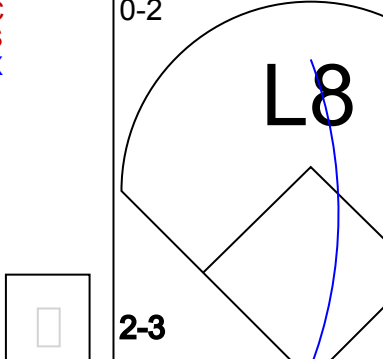
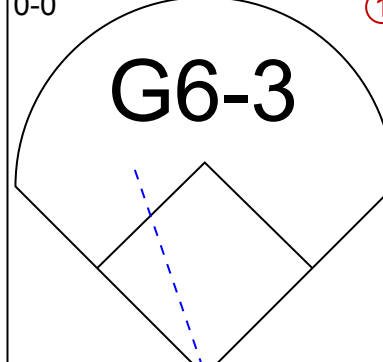
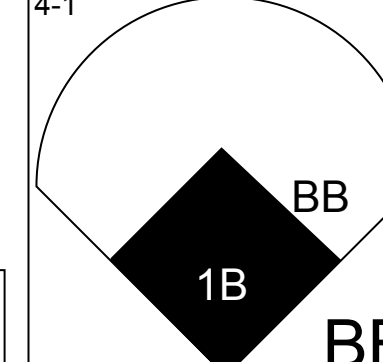
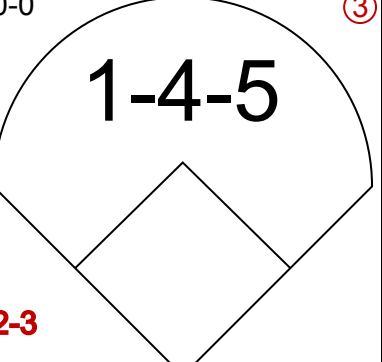
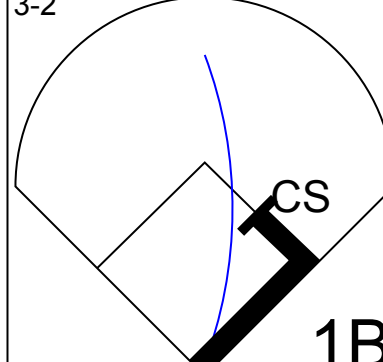
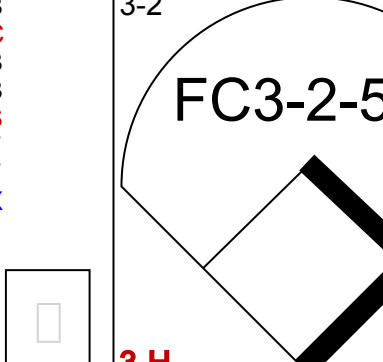
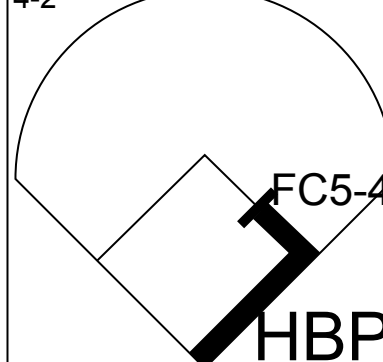

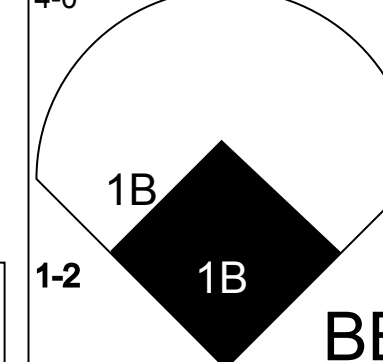

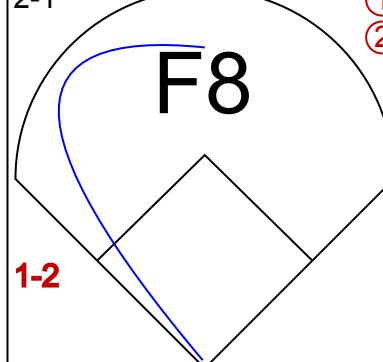
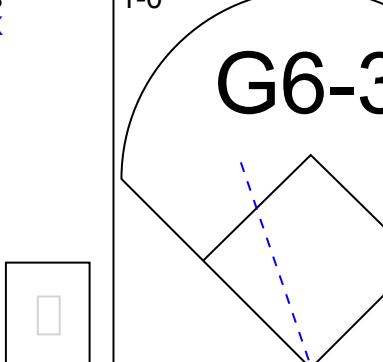
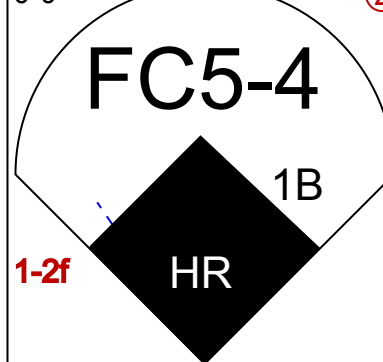

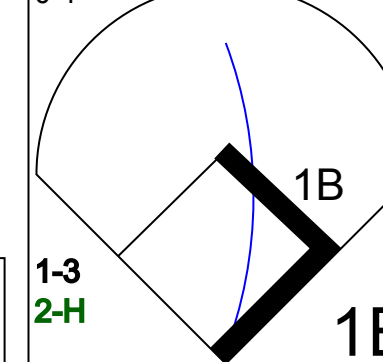

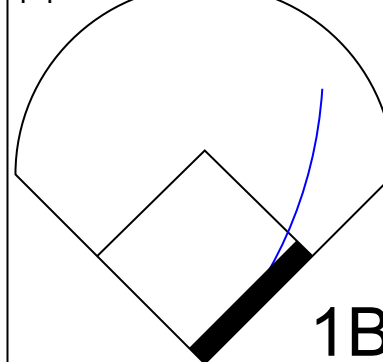
Batter	1	2	3	4	5	6	7	8	9	AB	R	H	RBI	BB	SO	LOB	BOTTOM					
Junior Felix, S OBP: 0.337, SLG: 0.435 (1, 9)	P5		G6-3			B5-3		F7		4	0	0	0	0	0	3	California Angels @ Toronto Blue Jays SkyDome, Toronto, ON Tue Jul 18 1989, 7:05 PM EDT Att: 48,717 - Unknown					
Tony Fernandez, S OBP: 0.288, SLG: 0.372 (1, 6)	K		F7			F7		L8		4	0	0	0	0	1	2						
Kelly Gruber, R OBP: 0.353, SLG: 0.461 (1, 5)						G6-3				4	0	2	0	0	0	0						
George Bell, R OBP: 0.325, SLG: 0.426 (1, 7)	G4-3					G6-4-3		F9		4	0	0	0	0	0	2						
Fred McGriff, L OBP: 0.374, SLG: 0.538 (1, 3)						L9		K		3	0	1	0	0	1	0						
Ernie Whitt, L OBP: 0.398, SLG: 0.452 (1, 2)						F8				2	0	0	0	1	0	2						
Lloyd Moseby, L OBP: 0.304, SLG: 0.328 (1, 8)						K				3	0	0	0	0	2	2						
Rance Mulliniks, L OBP: 0.314, SLG: 0.303 Tom Lawless, R OBP: 0.306, SLG: 0.233 (8, PR)						G4-3				3	0	1	0	0	0	1						
Manuel Lee, S OBP: 0.306, SLG: 0.316 (1, 4)						K		K		3	0	1	0	0	2	1						
Inning Stats	R: 0 E: 0 K: 1 S: 10	H: 1 LOB: 1 BB: 0 P: 14	R: 0 E: 0 K: 0 S: 8	H: 1 LOB: 0 BB: 0 P: 12	R: 0 E: 0 K: 0 S: 4	H: 1 LOB: 0 BB: 0 P: 7	R: 0 E: 0 K: 0 S: 4	H: 1 LOB: 1 BB: 0 P: 6	R: 0 E: 0 K: 2 S: 8	H: 0 LOB: 0 BB: 0 P: 9	R: 0 E: 0 K: 0 S: 5	H: 0 LOB: 0 BB: 0 P: 6	R: 0 E: 0 K: 1 S: 11	H: 0 LOB: 1 BB: 1 P: 21	R: 0 E: 0 K: 1 S: 10	H: 1 LOB: 2 BB: 0 P: 14		R: 0 E: 0 K: 1 S: 6	H: 0 LOB: 0 BB: 0 P: 6	1B: 5 2B: 0 3B: 0 HR: 0	SF: 0 SAC: 0 DP: 2 HBP: 1	WP: 0 PB: 0 SB: 1 CS: 0
PITCHER Bert Blyleven, R ERA: 2.24 (1, 1)	IP: 9.0 WLS: W BF: 32 H: 5 R: 0 ER: 0 SO: 6 BB: 1 IBB: 0 HBP: 1 BLK: 0 WP: 0 HR: 0 S: 66 P: 95 ERA: 0.00 WHIP: 0.667															PITCHER						

Batter	1	2	3	4	5	6	7	8	9	AB	R	H	RBI	BB	SO	LOB	TOP					
Junior Felix, S OBP: 0.336, SLG: 0.436 (1, 9)										4	0	1	0	0	1	0						
Tony Fernandez, S OBP: 0.294, SLG: 0.367 (1, 6)										4	0	0	0	0	1	1						
Kelly Gruber, R OBP: 0.354, SLG: 0.462 (1, 5)										4	0	2	0	0	0	0						
George Bell, R OBP: 0.324, SLG: 0.427 (1, 7)										4	1	1	0	0	0	2						
Fred McGriff, L OBP: 0.373, SLG: 0.544 (1, 3)										4	1	1	2	0	0	1						
Ernie Whitt, L OBP: 0.402, SLG: 0.457 (1, 2)										2	0	1	0	1	0	0						
Pat Borders, R OBP: 0.315, SLG: 0.383 (9, PH)										1	0	1	0	0	0	0						
Lloyd Moseby, L OBP: 0.301, SLG: 0.324 (1, 8)										4	0	0	0	0	1	4						
Rance Mulliniks, L OBP: 0.310, SLG: 0.299 (1, 10)										3	0	0	0	0	0	0						
Manuel Lee, S OBP: 0.305, SLG: 0.314 (9, PH)										1	0	0	0	0	0	1						
Nelson Liriano, S OBP: 0.321, SLG: 0.364 (1, 4)										3	0	0	0	0	0	0						
Inning Stats	R: 0 E: 0 K: 2 S: 10	H: 0 LOB: 0 BB: 0 P: 17	R: 0 E: 0 K: 0 S: 20	H: 1 LOB: 1 BB: 0 P: 27	R: 0 E: 0 K: 0 S: 10	H: 1 LOB: 1 BB: 0 P: 15	R: 0 E: 0 K: 1 S: 6	H: 1 LOB: 2 BB: 1 P: 12	R: 0 E: 0 K: 0 S: 3	H: 0 LOB: 0 BB: 0 P: 4	R: 2 E: 0 K: 0 S: 10	H: 2 LOB: 0 BB: 0 P: 13	R: 0 E: 0 K: 0 S: 6	H: 0 LOB: 0 BB: 0 P: 8	R: 0 E: 0 K: 0 S: 10	H: 1 LOB: 1 BB: 0 P: 15	R: 0 E: 0 K: 0 S: 8	H: 1 LOB: 1 BB: 0 P: 9	1B: 3 2B: 3 3B: 0 HR: 1	SF: 0 SAC: 0 DP: 0 HBP: 0	WP: 0 PB: 0 SB: 0 CS: 0	PA: 35
PITCHER	IP	WLS	BF	H	R	ER	SO	BB	IBB	HBP	BLK	WP	HR	S	P	ERA	WHIP					
Scott Bankhead, R ERA: 2.77 (1, 1)	7.2	W	30	6	2	2	3	1	0	0	0	0	1	73	108	2.35	0.913					
Michael Jackson, R ERA: 3.92 (8, 1)	0.1		1	0	0	0	0	0	0	0	0	0	0	2	3	0.00	0.000					
Dennis Powell, L ERA: 4.22 (9, 1)	1.0	S	4	1	0	0	0	0	0	0	0	0	0	8	9	0.00	1.000					

Toronto Blue Jays @ Seattle Mariners
The Kingdome, Seattle, WA
Thu Jul 20 1989, 10:05 PM EDT
Att: 15,723 - Dome

AB 34
R 2
H 7
RBI 2
BB 1
SO 3
LOB 9



Batter	1	2	3	4	5	6	7	8	9	AB	R	H	RBI	BB	SO	LOB	BOTTOM				
Harold Reynolds, S OBP: 0.359, SLG: 0.370 (1, 4)										4	1	2	1	0	0	1					
Greg Britley, L OBP: 0.357, SLG: 0.524 (1, 7)										4	1	1	3	0	2	2					
Alvin Davis, L OBP: 0.448, SLG: 0.464 (1, 10)										4	0	2	0	0	0	0					
Darnell Coles, R OBP: 0.309, SLG: 0.397 (1, 9)										4	0	1	0	0	0	1					
Ken Griffey Jr., L OBP: 0.352, SLG: 0.465 (1, 8)										4	0	1	0	0	1	2					
Jim Presley, R OBP: 0.301, SLG: 0.408 (1, 3)										4	0	0	0	0	1	3					
Scott Bradley, L OBP: 0.324, SLG: 0.399 (1, 2)										3	1	1	0	1	0	1					
Edgar Martinez, R OBP: 0.315, SLG: 0.310 (1, 5)										2	1	0	0	1	0	2					
Omar Vizquel, S OBP: 0.291, SLG: 0.276 (1, 6)										3	1	2	1	0	0	1					
Inning Stats	R: 0 E: 0 K: 1 S: 9	H: 0 LOB: 0 BB: 0 P: 10	R: 0 E: 0 K: 0 S: 7	H: 0 LOB: 0 BB: 0 P: 10	R: 3 E: 0 K: 0 S: 18	H: 3 LOB: 1 BB: 0 P: 30	R: 2 E: 0 K: 0 S: 8	H: 2 LOB: 2 BB: 2 P: 20	R: 0 E: 0 K: 0 S: 10	H: 2 LOB: 1 BB: 0 P: 16	R: 0 E: 0 K: 1 S: 5	H: 0 LOB: 0 BB: 0 P: 6	R: 0 E: 0 K: 0 S: 11	H: 1 LOB: 1 BB: 0 P: 15	1B: 8 2B: 1 3B: 0 HR: 1	SF: 0 SAC: 0 DP: 0 HBP: 1	WP: 0 PB: 0 SB: 0 CS: 1	PA: 35			
PITCHER	IP	WLS	BF	H	R	ER	SO	BB	IBB	HBP	BLK	WP	HR	S	P	ERA	WHIP				
Dave Stieb, R ERA: 4.13 (1, 1)	4.0	L	20	5	5	5	1	0	0	0	0	0	0	26	38	0.00	1.333				
Frank Wilks, R ERA: 4.86 (5, 1)	3.0		12	4	0	0	3	0	0	0	0	0	0	11	15	0.00	1.000				
Duane Ward, R ERA: 3.13 (8, 1)	1.0		4	1	0	0	0	0	0	0	0	0	0	11	15	0.00	1.000				

Toronto Blue Jays @ Seattle Mariners
The Kingdome, Seattle, WA
Thu Jul 20 1989, 10:05 PM EDT
Att: 15,723 - Dome

AB 32
R 5
H 10
RBI 5
BB 2
SO 4
LOB 13



Batter	1	2	3	4	5	6	7	8	9	AB	R	H	RBI	BB	SO	LOB	TOP								
Junior Felix, S OBP: 0.346, SLG: 0.452 (1, 9)										4	2	4	0	1	0	0	Toronto Blue Jays @ Seattle Mariners The Kingdome, Seattle, WA Fri Jul 21 1989, 10:05 PM EDT Att: 17,591 - Dome								
Tony Fernandez, S OBP: 0.296, SLG: 0.368 (1, 6)										5	1	2	1	0	1	5									
Kelly Gruber, R OBP: 0.352, SLG: 0.458 (1, 5)										5	1	1	0	0	0	2									
George Bell, R OBP: 0.322, SLG: 0.424 (1, 7)										5	1	1	1	0	1	1									
Fred McGriff, L OBP: 0.376, SLG: 0.562 (1, 3)										5	2	3	5	0	0	1									
Ernie Whitt, L OBP: 0.399, SLG: 0.453 (1, 10)										4	1	1	0	0	0	1									
Lloyd Moseby, L OBP: 0.297, SLG: 0.319 (1, 8)										4	0	0	0	0	2	1									
Greg Myers, L OBP: 0.077, SLG: 0.077 (1, 2)										4	0	1	0	0	1	0									
Nelson Liriano, S OBP: 0.323, SLG: 0.367 (1, 4)										3	0	1	0	1	0	1									
Inning Stats	R: 1 E: 0 K: 1 S: 15	H: 1 LOB: 0 BB: 0 P: 19	R: 1 E: 0 K: 0 S: 7	H: 1 LOB: 0 BB: 0 P: 13	R: 6 E: 1 K: 1 S: 24	H: 7 LOB: 3 BB: 1 P: 33	R: 0 E: 0 K: 0 S: 6	H: 0 LOB: 0 BB: 0 P: 7	R: 0 E: 0 K: 2 S: 9	H: 0 LOB: 0 BB: 0 P: 13	R: 0 E: 0 K: 0 S: 4	H: 1 LOB: 1 BB: 1 P: 8	R: 0 E: 0 K: 0 S: 5	H: 1 LOB: 0 BB: 0 P: 7	R: 0 E: 0 K: 1 S: 6	H: 2 LOB: 2 BB: 0 P: 10	R: 0 E: 0 K: 0 S: 8	H: 1 LOB: 1 BB: 0 P: 14	1B: 10 2B: 2 HR: 2	SF: 0 SAC: 0 HBP: 0	WP: 0 PB: 0 SB: 0 CS: 0	PA: 41			
PITCHER	IP	WLS	BF	H	R	ER	SO	BB	IBB	HBP	BLK	WP	HR	S	P	ERA	WHIP								
Gene Harris, R ERA: 5.68 (1, 1)	2.1	L	15	8	8	7	1	0	0	0	0	0	2	32	46	27.00	3.429								
Keith Comstock, L ERA: (3, 1)	2.2		11	1	0	0	3	1	0	0	0	0	0	29	39	0.00	0.750								
Bill Swift, R ERA: 5.63 (6, 1)	3.0		11	4	0	0	1	1	0	0	0	0	0	15	25	0.00	1.667								
Mike Schooler, R ERA: 1.74 (9, 1)	1.0		4	1	0	0	0	0	0	0	1	0	0	8	14	0.00	1.000								

AB	39
R	8
H	14
RBI	7
BB	2
SO	5
LOB	12



Batter	1	2	3	4	5	6	7	8	9	AB	R	H	RBI	BB	SO	LOB	BOTTOM								
Harold Reynolds, S OBP: 0.359, SLG: 0.369 (1, 4)										3	1	1	0	0	0	0	Toronto Blue Jays @ Seattle Mariners The Kingdome, Seattle, WA Fri Jul 21 1989, 10:05 PM EDT Att: 17,591 - Dome								
Dave Cochrane, S OBP: 0.316, SLG: 0.348 (8, FH) (9, 4)										1	0	0	0	0	0	0									
Henry Cotto, R OBP: 0.286, SLG: 0.359 (1, 7)										4	0	0	0	0	0	2									
Alvin Davis, L OBP: 0.447, SLG: 0.462 (1, 3)										3	0	1	1	0	0	0									
Edgar Martinez, R OBP: 0.313, SLG: 0.308 (9, 5)										1	0	0	0	0	0	0									
Jeffrey Leonard, R OBP: 0.325, SLG: 0.443 (1, 10)										3	0	0	0	0	1	1									
Darnell Coles, R OBP: 0.306, SLG: 0.393 (1, 9)										3	0	0	0	0	0	1									
Ken Griffey Jr., L OBP: 0.348, SLG: 0.461 (1, 8)										3	0	0	0	0	0	0									
Dave Valle, R OBP: 0.337, SLG: 0.421 (1, 2)										3	0	0	0	0	0	1									
Jim Presley, R OBP: 0.298, SLG: 0.403 (9, 3)										3	0	0	0	0	1	0									
Omar Vizquel, S OBP: 0.292, SLG: 0.277 (1, 6)										3	0	1	0	0	0	0									
Inning Stats	R: 0 E: 0 K: 0 S: 6	H: 0 LOB: 0 BB: 0 P: 11	R: 0 E: 1 K: 0 S: 10	H: 0 LOB: 1 BB: 0 P: 18	R: 0 E: 0 K: 1 S: 6	H: 0 LOB: 0 BB: 0 P: 10	R: 0 E: 0 K: 0 S: 9	H: 0 LOB: 1 BB: 0 P: 12	R: 0 E: 0 K: 0 S: 7	H: 0 LOB: 0 BB: 0 P: 11	R: 1 E: 0 K: 0 S: 8	H: 3 LOB: 1 BB: 0 P: 11	R: 0 E: 0 K: 0 S: 6	H: 0 LOB: 0 BB: 0 P: 10	R: 0 E: 0 K: 0 S: 9	H: 0 LOB: 0 BB: 0 P: 14	R: 0 E: 0 K: 1 S: 11	H: 0 LOB: 0 BB: 0 P: 15	1B: 3 2B: 0 3B: 0 HR: 0	SF: 0 SAC: 0 HBP: 1	WP: 0 PB: 0 SB: 1 CS: 0	PA: 31			
PITCHER	IP	WLS	BF	H	R	ER	SO	BB	IBB	HBP	BLK	WP	HR	S	P	ERA	WHIP								
Mike Flanagan, L ERA: 3.33 (1, 1)	8.0	W	28	3	1	1	1	0	0	1	0	0	0	61	97	1.12	0.375								
Tom Henke, R ERA: 2.6 (9, 1)	1.0		3	0	0	0	1	0	0	0	0	0	0	11	15	0.00	0.000								

AB	30
R	1
H	3
RBI	1
BB	0
SO	2
LOB	5



Batter	1	2	3	4	5	6	7	8	9	AB	R	H	RBI	BB	SO	LOB	TOP			
Junior Felix, S OBP: 0.341, SLG: 0.444 (1, 9)										5	1	0	0	0	0	2				
Tony Fernandez, S OBP: 0.289, SLG: 0.370 (1, 6)										4	1	2	1	0	0	1				
Kelly Gruber, R OBP: 0.349, SLG: 0.453 (1, 5)										4	0	0	0	0	1	2				
George Bell, R OBP: 0.324, SLG: 0.425 (1, 7)										4	2	2	1	0	1	0				
Fred McGriff, L OBP: 0.374, SLG: 0.557 (1, 3)										3	1	0	0	0	0	1				
Ernie Whitt, L OBP: 0.395, SLG: 0.447 (9, PH)										3	0	0	0	0	0	1				
Manuel Lee, S OBP: 0.308, SLG: 0.314 (9, PH)										0	1	0	0	1	0	0				
Lloyd Moseby, L OBP: 0.299, SLG: 0.332 (1, 8)										4	1	2	5	0	0	0				
Greg Myers, L OBP: 0.067, SLG: 0.067 (1, 2)										4	0	0	0	0	0	1				
Nelson Liriano, S OBP: 0.325, SLG: 0.367 (1, 4)										3	0	1	0	1	0	0				
Inning Stats	R: 2 E: 1 K: 0 S: 10	H: 1 LOB: 0 BB: 0 P: 15	R: 0 E: 0 K: 0 S: 5	H: 0 LOB: 0 BB: 0 P: 8	R: 0 E: 0 K: 0 S: 8	H: 1 LOB: 1 BB: 0 P: 11	R: 1 E: 0 K: 0 S: 8	H: 2 LOB: 1 BB: 0 P: 13	R: 0 E: 0 K: 1 S: 6	H: 0 LOB: 0 BB: 0 P: 6	R: 0 E: 0 K: 0 S: 5	H: 0 LOB: 0 BB: 0 P: 6	R: 0 E: 0 K: 0 S: 7	H: 0 LOB: 0 BB: 0 P: 11	R: 4 E: 0 K: 1 S: 17	H: 2 LOB: 1 BB: 2 P: 32	1B: 6 2B: 0 3B: 0 HR: 1	SF: 0 SAC: 0 DP: 1 HBP: 1	WP: 0 PB: 0 SB: 1 CS: 0	PA: 37
PITCHER	IP	WLS	BF	H	R	ER	SO	BB	IBB	HBP	BLK	WP	HR	S	P	ERA	WHIP			
Mike Dunne, R ERA: 6.29 (1, 1)	8.1	L	31	6	4	2	2	0	0	0	0	0	0	65	92	2.16	0.720			
Dennis Powell, L ERA: 4.55 (9, 1)	0.0		3	1	3	3	0	1	0	1	0	0	1	4	12	∞	∞			
Jerry Reed, R ERA: 3.07 (9, 1)	0.2		3	0	0	0	0	1	0	0	0	0	0	5	10	0.00	1.500			

Toronto Blue Jays @ Seattle Mariners
The Kingdome, Seattle, WA
Sat Jul 22 1989, 10:05 PM EDT
Att: 22,044 - Dome

AB 34
R 7
H 7
RBI 7
BB 2
SO 2
LOB 8



Batter	1	2	3	4	5	6	7	8	9	AB	R	H	RBI	BB	SO	LOB	BOTTOM					
Harold Reynolds, S OBP: 0.359, SLG: 0.370 (1, 4)										5	0	2	0	0	0	1						
Henry Cotto, R OBP: 0.281, SLG: 0.353 (7, PH)										3	0	0	1	0	0	1						
Greg Briley, L OBP: 0.359, SLG: 0.524 (8, 7)										2	0	1	0	0	1	1						
Alvin Davis, L OBP: 0.446, SLG: 0.461 (1, 3)										5	0	2	0	0	0	2						
Jeffrey Leonard, R OBP: 0.322, SLG: 0.438 (1, 10)										4	0	0	0	0	1	3						
Darnell Coles, R OBP: 0.305, SLG: 0.391 (1, 9)										4	0	1	0	0	0	0						
Ken Griffey Jr., L OBP: 0.354, SLG: 0.461 (1, 8)										2	0	1	0	1	1	0						
Jim Prestley, R OBP: 0.301, SLG: 0.405 (1, 5)										4	0	2	0	0	1	3						
Dave Valle, R OBP: 0.340, SLG: 0.416 (1, 2)										2	0	0	0	1	0	3						
Omar Vizquel, S OBP: 0.292, SLG: 0.282 (9, PH)										3	1	1	0	0	0	5						
Scott Bradley, L OBP: 0.323, SLG: 0.396 (9, PH)										1	0	0	0	0	1	0						
Inning Stats	R: 0 E: 0 K: 0 S: 9	H: 0 LOB: 0 BB: 0 P: 16	R: 0 E: 0 K: 0 S: 6	H: 1 LOB: 3 BB: 0 P: 14	R: 0 E: 0 K: 0 S: 9	H: 2 LOB: 1 BB: 0 P: 13	R: 0 E: 0 K: 0 S: 8	H: 1 LOB: 1 BB: 1 P: 15	R: 1 E: 0 K: 0 S: 13	H: 2 LOB: 1 BB: 0 P: 18	R: 0 E: 0 K: 1 S: 9	H: 1 LOB: 1 BB: 1 P: 17	R: 0 E: 0 K: 2 S: 10	H: 1 LOB: 1 BB: 0 P: 14	R: 0 E: 0 K: 1 S: 8	H: 1 LOB: 1 BB: 0 P: 9	R: 0 E: 0 K: 1 S: 9	H: 1 LOB: 1 BB: 0 P: 13	1B: 9 2B: 2 3B: 0 HR: 0	SF: 0 SAC: 0 DP: 2 HBP: 2	WP: 0 PB: 0 SB: 1 CS: 0	PA: 39
PITCHER	IP	WLS	BF	H	R	ER	SO	BB	IBB	HBP	BLK	WP	HR	S	P	ERA	WHIP					
John Cerutti, L ERA: 2.64 (7, 1)	3.0	S	11	2	0	0	4	0	0	0	0	0	0	24	31	0.00	0.667					

Toronto Blue Jays @ Seattle Mariners
The Kingdome, Seattle, WA
Sat Jul 22 1989, 10:05 PM EDT
Att: 22,044 - Dome

AB 35
R 1
H 10
RBI 1
BB 2
SO 5
LOB 19



Batter	1	2	3	4	5	6	7	8	9	AB	R	H	RBI	BB	SO	LOB	TOP			
Junior Felix, S OBP: 0.340, SLG: 0.439	0-3 K		4-0 1B BB		0-3 K			0-0 B1-3		3	0	0	0	1	2	0				
Tony Fernandez, S OBP: 0.294, SLG: 0.374	0-0 F9		0-0 FC6-4 1B			0-0 F S 1B		0-0 1B		4	0	3	1	0	0	0				
Kelly Gruber, R OBP: 0.345, SLG: 0.448	0-0 F7		0-0 FC6-4 1-2			0-0 F9		0-3 K		4	0	0	0	0	1	4				
George Bell, R OBP: 0.323, SLG: 0.421		0-0 5-3		4-0 SF8 BB		0-3 K		0-3 K		3	1	0	0	1	2	1				
Fred McGriff, L OBP: 0.373, SLG: 0.554		4-0 G6-4-3 BB		0-0 SF8 1-H		0-3 K		0-3 K		2	0	0	1	1	2	1				
Pat Borders, R OBP: 0.307, SLG: 0.373		0-0 G6-4-3 1-2		0-0 P3			0-3 K2-3		0-0 5-3	4	0	0	0	0	1	1				
Lloyd Moseby, L OBP: 0.300, SLG: 0.336			0-0 SH3-4 1B	0-3 K			0-3 K			3	1	1	0	0	2	0				
Manuel Lee, S OBP: 0.305, SLG: 0.311			0-0 SH3-4 2-3		0-0 L4		0-0 5-3			2	0	0	0	0	0	0				
Tom Lawless, R OBP: 0.308, SLG: 0.239			0-3 K		0-3 K			0-0 1B		3	0	1	0	0	2	1				
Inning Stats	R: 0 E: 0 K: 1 S: 5	H: 0 LOB: 0 BB: 0 P: 5	R: 0 E: 0 K: 0 S: 2	H: 0 LOB: 0 BB: 1 P: 6	R: 1 E: 0 K: 1 S: 7	H: 2 LOB: 2 BB: 1 P: 11	R: 1 E: 1 K: 1 S: 5	H: 0 LOB: 0 BB: 1 P: 9	R: 0 E: 0 K: 2 S: 8	H: 1 LOB: 1 BB: 0 P: 8	R: 0 E: 0 K: 2 S: 7	H: 0 LOB: 0 BB: 0 P: 7	R: 0 E: 1 K: 2 S: 6	H: 2 LOB: 1 BB: 0 P: 6	R: 0 E: 0 K: 2 S: 7	H: 0 LOB: 0 BB: 0 P: 7	1B: 4 2B: 1 3B: 0 HR: 0	SF: 1 SAC: 1 DP: 1 HBP: 0	WP: 0 PB: 0 SB: 1 CS: 0	PA: 33
PITCHER Randy Johnson, L ERA: 4.27	IP: 9.0 WLS: W BF: 33 H: 5 R: 2 ER: 1 SO: 12 BB: 3 IBB: 0 HBP: 0 BLK: 0 WP: 0 HR: 0 S: 54 P: 66 ERA: 1.00 WHIP: 0.889															PITCHER				

Toronto Blue Jays @ Seattle Mariners
The Kingdome, Seattle, WA
Sun Jul 23 1989, 6:33 AM EDT
Att: 17,973 - Dome

AB	28
R	2
H	5
RBI	2
BB	3
SO	12
LOB	8



Batter	1	2	3	4	5	6	7	8	9	AB	R	H	RBI	BB	SO	LOB	BOTTOM			
Harold Reynolds, S OBP: 0.360, SLG: 0.371	0-0 6-3		0-0 1B 3B	0-3 K			0-0 F8 BB 1B			4	1	2	1	0	1	0				
Greg Britley, L OBP: 0.362, SLG: 0.521	0-0 4-3		0-0 1-2 3B 1B		0-3 K		4-0 1-2 BB			3	1	1	0	1	1	0				
Alvin Davis, L OBP: 0.447, SLG: 0.473	0-0 4-3		0-0 1-H 2-H 1B 3B		0-0 2B		0-0 2-3 F8			4	1	2	2	0	0	2				
Jeffrey Leonard, R OBP: 0.319, SLG: 0.433		0-3 K	0-0 5-3		0-3 K		0-0 F7			4	0	0	0	0	2	4				
Darnell Coles, R OBP: 0.304, SLG: 0.389		0-0 5-3	0-0 FC6-4 1B		0-0 5-3		0-0 4-3			4	0	1	1	0	0	3				
Ken Griffey Jr., L OBP: 0.353, SLG: 0.458		0-0 E 1B 1B	0-3 K		0-0 F8		0-0 F8			4	0	1	0	0	1	1				
Jim Prestley, R OBP: 0.300, SLG: 0.402		0-0 E5 1-3 1B	0-0 FC6-4 1-2		0-0 5-3		0-0 F7			4	0	1	0	0	0	1				
Dave Valle, R OBP: 0.333, SLG: 0.406		0-0 P5		0-0 5-3		0-0 6-3		0-0 6-3		4	0	0	0	0	2					
Omar Vizquel, S OBP: 0.297, SLG: 0.299			0-0 E8 1B 1B		0-0 6-3		0-0 HR			3	2	2	1	0	0	0				
Inning Stats	R: 0 E: 0 K: 0 S: 3	H: 0 LOB: 0 BB: 0 P: 3	R: 0 E: 1 K: 1 S: 7	H: 2 LOB: 2 BB: 0 P: 7	R: 4 E: 1 K: 1 S: 10	H: 5 LOB: 1 BB: 0 P: 10	R: 0 E: 0 K: 1 S: 5	H: 0 LOB: 0 BB: 0 P: 5	R: 0 E: 0 K: 2 S: 8	H: 1 LOB: 1 BB: 0 P: 8	R: 0 E: 0 K: 0 S: 3	H: 0 LOB: 0 BB: 0 P: 3	R: 1 E: 0 K: 0 S: 5	H: 2 LOB: 2 BB: 1 P: 9	R: 0 E: 0 K: 0 S: 3	H: 0 LOB: 0 BB: 0 P: 3	1B: 7 2B: 1 3B: 1 HR: 1	SF: 0 SAC: 0 DP: 0 HBP: 0	WP: 0 PB: 0 SB: 0 CS: 0	PA: 35
PITCHER Jimmy Key, L ERA: 3.82	IP: 6.0 WLS: L BF: 29 H: 10 R: 5 ER: 5 SO: 10 BB: 1 IBB: 0 HBP: 0 BLK: 0 WP: 1 HR: 1 S: 38 P: 42 ERA: 7.50 WHIP: 1.833															PITCHER				
Frank Wilks, R ERA: 4.62	IP: 2.0 WLS: L BF: 6 H: 0 R: 0 ER: 0 SO: 0 BB: 0 IBB: 0 HBP: 0 BLK: 0 WP: 0 HR: 0 S: 6 P: 6 ERA: 0.00 WHIP: 0.000															PITCHER				

Toronto Blue Jays @ Seattle Mariners
The Kingdome, Seattle, WA
Sun Jul 23 1989, 6:33 AM EDT
Att: 17,973 - Dome

AB	34
R	5
H	10
RBI	5
BB	1
SO	5
LOB	13



Batter	1	2	3	4	5	6	7	8	9	AB	R	H	RBI	BB	SO	LOB	TOP				
Junior Felix, S OBP: 0.338, SLG: 0.435 (1, 8)	1-2 HR 1B	0-3 K	0-2 G4-3		1-3 K			0-0 B1-3		5	1	1	0	0	2	2					
Tony Fernandez, S OBP: 0.295, SLG: 0.382 (1, 6)	1-2 HR	4-1 FC6-4 BB		1-3 K		1-1 G4-3		1-2 G4-3		4	1	1	2	1	1	0					
Kelly Gruber, R OBP: 0.343, SLG: 0.453 (1, 5)	2-2 HR	0-2 FC6-4		2-2 G4-3		0-1 F8		0-0 P2		5	1	1	1	0	0	2					
George Bell, R OBP: 0.324, SLG: 0.419 (1, 7)	4-2 SH1-3 BB	1-1 G4-3		3-1 BB 1B		1-2 P4			1-0 G5-3	4	0	1	0	1	0	2					
Fred McGriff, L OBP: 0.376, SLG: 0.561 (1, 3)	4-0 SH1-3 BB		2-2 HR	4-0 BB			1-2 P6		3-2 G4-3	3	1	1	1	2	0	0					
Pat Borders, R OBP: 0.312, SLG: 0.377 (1, 2)	0-0 SH1-3		1-3 K	1-1 P6			1-0 1B		0-0 FC6-4 1B	4	0	2	0	0	1	2					
Francisco Cabrera, R (1, 10)	0-3 K		4-1 HR BB		1-1 G5-3		0-0 F8		0-0 FC6-4	4	1	0	0	1	1	4					
Manuel Lee, S OBP: 0.314, SLG: 0.335 (1, 4)	1-2 F8		0-0 HR		1-1 1B		2-2 1B			4	1	3	2	0	0	2					
Tom Lawless, R OBP: 0.304, SLG: 0.260 (1, 9)		2-1 FC6-4 2B	2-3 K		2-2 P9		0-0 P3			4	0	1	0	0	1	3					
Inning Stats	R: 3 E: 0 K: 1 S: 21	H: 3 LOB: 2 BB: 2 P: 34	R: 0 E: 0 K: 1 S: 11	H: 1 LOB: 2 BB: 1 P: 18	R: 3 E: 0 K: 2 S: 14	H: 2 LOB: 0 BB: 1 P: 23	R: 0 E: 0 K: 1 S: 11	H: 1 LOB: 2 BB: 1 P: 22	R: 0 E: 0 K: 0 S: 7	H: 0 LOB: 0 BB: 0 P: 9	R: 0 E: 0 K: 0 S: 10	H: 2 LOB: 2 BB: 0 P: 14	R: 0 E: 0 K: 0 S: 10	H: 0 LOB: 1 BB: 0 P: 11	R: 0 E: 0 K: 0 S: 6	H: 1 LOB: 1 BB: 0 P: 10	1B: 6 2B: 1 3B: 0 HR: 4	SF: 0 SAC: 1 DP: 0 HBP: 0	WP: 0 PB: 0 SB: 0 CS: 0	PA: 43	
PITCHER	IP	WLS	BF	H	R	ER	SO	BB	IBB	HBP	BLK	WP	HR	S	P	ERA	WHIP				
Wilson Alvarez, L ERA: 4.73	(1, 1)	0.0	L	5	3	3	0	2	0	0	0	0	2	14	26	∞	∞				
Cecilio Guante, R ERA: 3.7	(1, 1)	3.0		14	3	3	4	2	0	0	0	0	2	32	49	9.00	1.667				
Drew Hall, L ERA: 4.22	(4, 1)	6.0		24	5	0	2	1	0	0	0	0	0	54	81	0.00	1.000				

Toronto Blue Jays @ Texas Rangers
Arlington Stadium, Arlington, TX
Mon Jul 24 1989, 8:05 PM EDT
Att: 33,754 - Unknown - 88 F

AB 37
R 6
H 11
RBI 6
BB 5
SO 6
LOB 17



Batter	1	2	3	4	5	6	7	8	9	AB	R	H	RBI	BB	SO	LOB	BOTTOM				
Cecil Espy, S OBP: 0.301, SLG: 0.316 (1, 8)	0-1 G4-3		1-3 K			1-2 G3		1-1 G2-3		4	0	0	0	0	1	3					
Scott Fletcher, R OBP: 0.329, SLG: 0.296 (1, 6)	4-0 HR BB		0-0 G6-3			2-2 G6-3		1-0 G5-3		3	1	0	0	1	0	3					
Rafael Palmeiro, L OBP: 0.365, SLG: 0.396 (1, 3)	0-2 HR			4-0 G6-3 BB		1-1 P6		1-0 L7		3	1	1	2	1	0	2					
Ruben Sierra, S OBP: 0.363, SLG: 0.570 (1, 9)	2-2 CS 1B			2-2 G6-3		0-0 G3-1			2-3 K	4	0	1	0	0	1	1					
Julio Franco, R OBP: 0.388, SLG: 0.477 (1, 4)	1-1 L8			0-1 G5-3		1-2 F8		0-2 G5-3		4	0	0	0	0	0	1					
Rick Leach, L OBP: 0.368, SLG: 0.393 (1, 10)	2-2 CS		2-2 L8		0-2 E 2B		0-1 2B		2-1 1B	4	1	3	0	0	0	0					
Pete Incaviglia, R OBP: 0.281, SLG: 0.429 (1, 7)			2-3 K		0-0 P2		2-1 G6-3		3-3 K	4	0	0	0	0	2	2					
Steve Buechele, R OBP: 0.307, SLG: 0.385 (1, 5)		0-0 F9			0-3 K			0-0 E5 2B		3	0	0	0	0	1	0					
Jim Sundberg, R OBP: 0.313, SLG: 0.325 (1, 2)			4-1 BB					1-1 2B		1	0	0	0	1	1	0					
Jack Daugherty, S OBP: 0.333, SLG: 0.370 (8, PH)										1	0	1	0	0	0	0					
Chad Kreuter, S OBP: 0.232, SLG: 0.198 (9, 2)										0	0	0	0	0	0	0					
Inning Stats	R: 2 E: 0 K: 0 S: 15	H: 2 LOB: 0 BB: 1 P: 23	R: 0 E: 0 K: 1 S: 11	H: 0 LOB: 0 BB: 0 P: 15	R: 0 E: 0 K: 1 S: 7	H: 0 LOB: 0 BB: 1 P: 12	R: 0 E: 0 K: 0 S: 6	H: 0 LOB: 0 BB: 1 P: 12	R: 1 E: 1 K: 2 S: 11	H: 1 LOB: 0 BB: 0 P: 12	R: 0 E: 0 K: 0 S: 8	H: 1 LOB: 1 BB: 0 P: 11	R: 0 E: 1 K: 0 S: 7	H: 1 LOB: 2 BB: 0 P: 11	R: 0 E: 0 K: 2 S: 13	H: 1 LOB: 1 BB: 0 P: 20	1B: 2 2B: 3 3B: 0 HR: 1	SF: 0 SAC: 0 DP: 1 HBP: 0	WP: 0 PB: 0 SB: 0 CS: 1	PA: 35	
PITCHER	IP	WLS	BF	H	R	ER	SO	BB	IBB	HBP	BLK	WP	HR	S	P	ERA	WHIP				
Todd Stottlemyre, R ERA: 4.73	(1, 1)	7.0	W	25	4	3	2	4	3	0	0	0	0	66	97	2.57	1.000				
Tom Henke, R ERA: 2.68	(8, 1)	2.0	S	9	2	0	0	2	0	0	0	0	0	20	31	0.00	1.000				

Toronto Blue Jays @ Texas Rangers
Arlington Stadium, Arlington, TX
Mon Jul 24 1989, 8:05 PM EDT
Att: 33,754 - Unknown - 88 F

AB 31
R 3
H 6
RBI 2
BB 3
SO 6
LOB 12



Batter	1	2	3	4	5	6	7	8	9	AB	R	H	RBI	BB	SO	LOB
Junior Felix, S OBP: 0.335, SLG: 0.434 (1, 9)	E8 G3 PB	L4		K S				F9		5	1	1	0	0	1	3
Tony Fernandez, S OBP: 0.291, SLG: 0.376 (1, 6)	G3	F8		K				F9		5	0	0	0	0	2	6
Kelly Gruber, R OBP: 0.342, SLG: 0.449 (1, 5)	K		K		E5 G5-3			L6		5	1	1	0	0	2	1
George Bell, R OBP: 0.325, SLG: 0.422 (1, 7)	K		K		G5-3			1B		5	1	2	1	0	2	1
Fred McGriff, L OBP: 0.379, SLG: 0.560 (1, 3)	K							1B		4	0	2	0	1	2	2
Ernie Whitt, L OBP: 0.392, SLG: 0.443 (1, 2)										2	0	0	0	0	2	1
Pat Borders, R OBP: 0.318, SLG: 0.378 (3, 2)								1B		2	0	1	1	1	1	2
Lloyd Moseby, L OBP: 0.298, SLG: 0.331 (1, 8)								1B		4	1	0	0	1	3	6
Greg Myers, L OBP: 0.091, SLG: 0.063 (7, PH)										2	0	0	0	1	0	0
Manuel Lee, S OBP: 0.311, SLG: 0.332 (7, PH)										2	0	0	0	0	2	4
Nelson Liriano, S OBP: 0.327, SLG: 0.372 (1, 4)										4	0	2	1	0	1	0

Inning Stats	R	H	E	SO	BB	IBB	HBP	BLK	WP	HR	S	P	ERA	WHIP
1	1	0	1	14	2	1	0	0	1	0	80	132	3.00	1.333
2	0	1	0	3	0	1	0	0	0	0	13	22	0.00	0.000
3	0	1	0	1	0	0	0	0	0	0	6	10	27.00	9.000
4	0	0	0	1	0	0	0	0	0	0	7	11	0.00	0.000

Batter	1	2	3	4	5	6	7	8	9	AB	R	H	RBI	BB	SO	LOB
Cecil Espy, S OBP: 0.298, SLG: 0.313 (1, 8)	P5		K			SH5-3		G3		3	0	0	0	0	1	2
Jeff Kunkel, R OBP: 0.302, SLG: 0.447 (9, 5)										0	0	0	0	0	0	0
Scott Fletcher, R OBP: 0.329, SLG: 0.295 (1, 6)	2B		FC6-4			G5-3				4	0	1	0	0	1	2
Rafael Palmeiro, L OBP: 0.364, SLG: 0.397 (1, 3)	L4-6					P6		G3		4	0	1	0	0	0	1
Ruben Sierra, S OBP: 0.362, SLG: 0.566 (1, 9)	L4-6									4	0	1	0	0	1	2
Julio Franco, R OBP: 0.384, SLG: 0.471 (1, 4)						G4-3		FC6-4		4	0	0	0	0	0	1
Rick Leach, L OBP: 0.370, SLG: 0.391 (1, 10)						F7				1	0	0	0	1	0	0
Mike Stanley, R OBP: 0.255, SLG: 0.183 (7, PH)										1	0	0	0	0	1	0
Pete Incaviglia, R OBP: 0.278, SLG: 0.424 (1, 7)						G6-3				3	0	0	0	0	1	1
Steve Buechele, R OBP: 0.305, SLG: 0.382 (8, PH)										2	0	0	0	0	1	0
Thad Bosley, L OBP: 0.185, SLG: 0.188 (9, 7)										1	0	0	0	0	1	0
Chad Kreuter, S OBP: 0.248, SLG: 0.198 (1, 2)										0	0	0	0	2	0	0
Jack Daugherty, S OBP: 0.355, SLG: 0.393 (8, PH)										1	0	1	0	0	0	0
Jim Sundberg, R OBP: 0.313, SLG: 0.325 (9, 2)										0	0	0	0	0	0	0

Inning Stats	R	H	E	SO	BB	IBB	HBP	BLK	WP	HR	S	P	ERA	WHIP
1	0	2	0	17	6	0	0	0	0	0	20	30	0.00	1.000
2	0	0	0	1	0	0	0	0	0	0	10	17	0.00	0.000
3	0	0	0	2	0	0	0	0	0	0	21	30	0.00	1.000

Toronto Blue Jays @ Texas Rangers
Arlington Stadium, Arlington, TX
Tue Jul 25 1989, 8:05 PM EDT
Att: 25,297 - Overcast - 84 F

Toronto Blue Jays @ Texas Rangers
Arlington Stadium, Arlington, TX
Tue Jul 25 1989, 8:05 PM EDT
Att: 25,297 - Overcast - 84 F

AB 40
R 4
H 9
RBI 3
BB 4
SO 18
LOB 26

AB 28
R 0
H 4
RBI 0
BB 3
SO 7
LOB 9

Batter	1	2	3	4	5	6	7	8	9	AB	R	H	RBI	BB	SO	LOB	TOP				
Junior Felix, S OBP: 0.337, SLG: 0.435 (1, 9)	G2-3		G4-3			FC4-6 1B		1B		4	0	2	0	0	0	1	Toronto Blue Jays @ Texas Rangers Arlington Stadium, Arlington, TX Wed Jul 26 1989, 8:05 PM EDT Att: 16,633 - Unknown - 77 F				
Tony Fernandez, S OBP: 0.291, SLG: 0.375 (1, 6)	L7				FC5-4 1B	FC4-6 1-2		G4-3		4	0	1	0	0	0	2					
George Bell, R OBP: 0.322, SLG: 0.417 (1, 7)	G1-6-3				FC5-4 G1-6-3 1-2	F8			K	4	0	0	0	0	1	2					
Fred McGriff, L OBP: 0.377, SLG: 0.559 (1, 3)		K			G1-6-3 1-2				K	4	0	1	0	0	2	2					
Ernie Whitt, L OBP: 0.393, SLG: 0.453 (1, 2)	L7					SH1-3 1B 2B		L6 2B		4	1	2	0	0	0	1					
Lloyd Moseby, L OBP: 0.296, SLG: 0.328 (1, 8)	E6 PO				SH1-3 2-3			K		3	0	0	0	0	2	2					
Rance Mulliniks, L OBP: 0.314, SLG: 0.304 (1, 10)	PO				FC4-6 1B	G6-3 1B		L6		3	0	2	1	0	0	1					
Nelson Liriano, S OBP: 0.324, SLG: 0.369 (1, 4)					FC4-6 FC6-4 1-2	G6-3		G6-3		3	0	0	0	0	0	2					
Manuel Lee, S OBP: 0.306, SLG: 0.327 (1, 5)					FC6-4			G3		3	0	0	0	0	1	2					
Inning Stats	R: 0 E: 0 K: 0 S: 6	H: 0 LOB: 0 BB: 0 P: 8	R: 0 E: 1 K: 1 S: 10	H: 0 LOB: 0 BB: 0 P: 17	R: 0 E: 0 K: 0 S: 15	H: 1 LOB: 1 BB: 0 P: 17	R: 0 E: 0 K: 0 S: 5	H: 1 LOB: 0 BB: 0 P: 6	R: 1 E: 0 K: 1 S: 9	H: 2 LOB: 1 BB: 0 P: 12	R: 0 E: 0 K: 1 S: 9	H: 1 LOB: 0 BB: 0 P: 15	R: 0 E: 0 K: 1 S: 8	H: 1 LOB: 0 BB: 0 P: 11	R: 0 E: 0 K: 0 S: 9	H: 1 LOB: 1 BB: 0 P: 12	1B: 5 2B: 4 3B: 0 HR: 0	SF: 0 SAC: 1 DP: 2 HBP: 0	WP: 0 PB: 1 SB: 0 CS: 0	PA: 34	
PITCHER	IP	WLS	BF	H	R	ER	SO	BB	IBB	HBP	BLK	WP	HR	S	P	ERA	WHIP				
Kevin Brown, R ERA: 2.9 (1, 1)	8.0	W	29	7	1	1	4	0	0	0	0	0	0	71	97	1.12	0.875				
Jeff Russell, R ERA: 1.67 (9, 1)	1.0		4	1	0	0	2	0	0	0	0	0	0	9	12	0.00	1.000				

Toronto Blue Jays @ Texas Rangers
 Arlington Stadium, Arlington, TX
 Wed Jul 26 1989, 8:05 PM EDT
 Att: 16,633 - Unknown - 77 F



AB	32
R	1
H	8
RBI	1
BB	0
SO	6
LOB	15

Batter	1	2	3	4	5	6	7	8	9	AB	R	H	RBI	BB	SO	LOB	BOTTOM				
Jeff Kunkel, R OBP: 0.305, SLG: 0.446 (1, 8)	L9		K			L8 1B 1B		L3 1B		5	1	2	1	0	1	2	Toronto Blue Jays @ Texas Rangers Arlington Stadium, Arlington, TX Wed Jul 26 1989, 8:05 PM EDT Att: 16,633 - Unknown - 77 F				
Scott Fletcher, R OBP: 0.327, SLG: 0.294 (1, 6)	G5-3		B1-3			P4 1B 1B		L3 1-2		5	1	1	0	0	0	4					
Rafael Palmeiro, L OBP: 0.364, SLG: 0.405 Jack Daugherty, S OBP: 0.355, SLG: 0.393 (1, 3) (9, 3)	G3-1				F7	P6		1B 2-H HR		5	1	2	2	0	0	3					
Ruben Sierra, S OBP: 0.364, SLG: 0.569 Rick Leach, L OBP: 0.370, SLG: 0.391 (1, 9) (9, 9)		1B			E 2B	1B 1B		L7		5	2	3	1	0	0	1					
Julio Franco, R OBP: 0.385, SLG: 0.472 (1, 4)	F9				E9 G6-3 1B 1B	WP 1B		L9		4	2	2	3	0	0	2					
Pete Incaviglia, R OBP: 0.278, SLG: 0.422 (1, 7)	K				G6-3	CS 1B		P3		4	0	1	1	0	1	3					
Steve Buechele, R OBP: 0.307, SLG: 0.393 (1, 5)	F9				FC6-4 1B	K		HR		4	1	2	2	0	1	2					
Mike Stanley, R OBP: 0.250, SLG: 0.177 Thad Bosley, L OBP: 0.176, SLG: 0.176 Cecil Espy, S OBP: 0.300, SLG: 0.315 (1, 10) (6, PH) (8, PH)			G5-3		FC6-4			F8		2	0	0	0	0	0	1					
Chad Kreuter, S OBP: 0.276, SLG: 0.216 (1, 2)						1B 1B BB		1B 1B HR		2	2	2	0	2	0	0					
Inning Stats	R: 0 E: 0 K: 0 S: 5	H: 0 LOB: 0 BB: 0 P: 10	R: 0 E: 0 K: 1 S: 10	H: 1 LOB: 1 BB: 0 P: 17	R: 0 E: 0 K: 1 S: 9	H: 1 LOB: 1 BB: 0 P: 14	R: 2 E: 1 K: 0 S: 11	H: 3 LOB: 1 BB: 0 P: 19	R: 5 E: 0 K: 1 S: 16	H: 5 LOB: 0 BB: 1 P: 27	R: 0 E: 0 K: 0 S: 6	H: 0 LOB: 1 BB: 1 P: 14	R: 0 E: 0 K: 0 S: 10	H: 1 LOB: 1 BB: 0 P: 15	R: 4 E: 0 K: 0 S: 15	H: 5 LOB: 0 BB: 0 P: 26	1B: 13 2B: 2 3B: 0 HR: 2	SF: 0 SAC: 0 DP: 1 HBP: 0	WP: 1 PB: 0 SB: 0 CS: 1	PA: 40	
PITCHER	IP	WLS	BF	H	R	ER	SO	BB	IBB	HBP	BLK	WP	HR	S	P	ERA	WHIP				
Mike Flanagan, L ERA: 3.6 (1, 1)	4.1	L	22	8	6	5	2	1	0	0	0	1	0	45	78	10.38	2.077				
Frank Wills, R ERA: 4.65 (5, 1)	1.2		7	2	1	1	1	1	0	0	0	1	0	12	23	5.40	1.800				
Jeff Musselman, L ERA: 12.0 (7, 1)	2.0		11	6	4	4	0	0	0	0	0	0	2	25	41	18.00	3.000				

Toronto Blue Jays @ Texas Rangers
 Arlington Stadium, Arlington, TX
 Wed Jul 26 1989, 8:05 PM EDT
 Att: 16,633 - Unknown - 77 F



AB	38
R	11
H	16
RBI	10
BB	2
SO	3
LOB	18

Batter	1	2	3	4	5	6	7	8	9	AB	R	H	RBI	BB	SO	LOB	TOP					
Junior Felix, S OBP: 0.335, SLG: 0.430	0-3 K		4-2 1B 1B BB	3-2 G6-3		3-1 G6-3		3-3 K		4	1	0	0	1	2	1						
Tony Fernandez, S OBP: 0.290, SLG: 0.372	1-0 S 1B		1-3 K	3-1 G6-3			1-1 P4		2-2 L8	5	0	1	0	0	1	1						
Kelly Gruber, R OBP: 0.345, SLG: 0.454	0-0 S 1B		0-0 1B SF7 1B		0-1 HR 2B		0-0 G6-3		0-1 G5-3	5	2	3	0	0	0	0						
George Bell, R OBP: 0.325, SLG: 0.426	1-2 G1-3		1-1 1B BB 1B		0-0 HR		4-1 BB		1-2 F9	4	2	2	3	1	0	2						
Fred McGriff, L OBP: 0.379, SLG: 0.556	4-0 FC6-4 BB		4-2 FC5 1B BB		0-0 F8		3-0 F7			2	0	0	0	2	0	1						
Pat Borders, R OBP: 0.311, SLG: 0.371	0-0 FC6-4		0-0 SF7		3-2 P9				3-2 G3-1	3	0	0	1	0	0	3						
Lloyd Moseby, L OBP: 0.298, SLG: 0.330		1-0 P9	2-0 1B		0-1 F8				0-2 2B SF8 1B	4	1	2	1	0	0	0						
Francisco Cabrera, R OBP: 0.222, SLG: 0.250		2-3 K	0-0 FC5						1-1 SF8 2B	4	0	1	0	0	1	2						
Manuel Lee, S OBP: 0.300, SLG: 0.322		2-3 K			2-1 G6-3				1-0 SF8	3	0	0	1	0	1	0						
Inning Stats	R: 0 E: 0 K: 1 S: 9	H: 2 LOB: 3 BB: 1 P: 15	R: 0 E: 0 K: 2 S: 10	H: 0 LOB: 0 BB: 0 P: 15	R: 3 E: 0 K: 1 S: 13	H: 3 LOB: 2 BB: 2 P: 25	R: 0 E: 0 K: 0 S: 8	H: 0 LOB: 0 BB: 0 P: 16	R: 2 E: 0 K: 0 S: 9	H: 2 LOB: 0 BB: 0 P: 12	R: 0 E: 0 K: 0 S: 5	H: 0 LOB: 0 BB: 0 P: 11	R: 0 E: 0 K: 0 S: 5	H: 0 LOB: 1 BB: 1 P: 13	R: 1 E: 0 K: 1 S: 14	H: 2 LOB: 1 BB: 0 P: 21	R: 0 E: 0 K: 0 S: 9	H: 0 LOB: 0 BB: 0 P: 12	1B: 6 2B: 2 3B: 0 HR: 1	SF: 2 SAC: 0 DP: 0 HBP: 0	WP: 0 PB: 0 CS: 0	PA: 40
PITCHER	IP	WLS	BF	H	R	ER	SO	BB	IBB	HBP	BLK	WP	HR	S	P	ERA	WHIP					
Dave LaPoint, L ERA: 5.88	(1, 1)	5.0	L	25	7	5	5	4	3	0	0	0	0	1	49	83	9.00	2.000				
Greg Cadaret, L ERA: 3.81	(6, 1)	3.0		12	2	1	1	1	1	0	0	0	0	0	24	45	3.00	1.000				
Dave Righetti, L ERA: 2.62	(9, 1)	1.0		3	0	0	0	0	0	0	0	0	0	0	9	12	0.00	0.000				

Toronto Blue Jays @ New York Yankees
Yankee Stadium, Bronx, NY
Fri Jul 28 1989, 7:05 PM EDT
Att: 37,222 - Unknown

livebaseballscorecards.com

AB 34
R 6
H 9
RBI 6
BB 4
SO 5
LOB 10




Batter	1	2	3	4	5	6	7	8	9	AB	R	H	RBI	BB	SO	LOB	BOTTOM					
Steve Sax, R OBP: 0.371, SLG: 0.390	3-2 G4-3 1B		2-1 G6-3		3-2 G4-6-3			1-2 FC4-6 1B	2-3 K	5	0	2	0	0	1	4						
Alvaro Espinoza, R OBP: 0.300, SLG: 0.311	1-0 K		1-1 K			0-2 G4-3		0-3 K		3	0	2	0	0	0	0						
Ken Phelps, L OBP: 0.350, SLG: 0.366	(8, FH)									1	0	0	0	0	1	1						
Wayne Tolleson, S OBP: 0.239, SLG: 0.171	(9, 6)									0	0	0	0	0	0	0						
Don Mattingly, L OBP: 0.346, SLG: 0.453	1-1 G4-3		0-1 F8			1-1 WP SF7 2B		0-1 FC4-6	1-2 K	4	1	1	0	0	0	4						
Steve Balboni, R OBP: 0.300, SLG: 0.497	2-1 P4				3-2 HR		3-2 SF7		2-3 K	3	1	1	2	0	1	3						
Jesse Barfield, R OBP: 0.351, SLG: 0.427	2-3 K				3-2 P3		0-0 L7		1-3 K	4	0	0	0	0	2	2						
Tom Brookens, R OBP: 0.274, SLG: 0.335		1-2 CS 1B			1-0 G1				0-0 1B	0	0	0	0	0	0	0						
Randy Velarde, R OBP: 0.500, SLG: 0.750	(2, FH)									4	0	2	0	0	0	0						
Don Slaught, R OBP: 0.338, SLG: 0.409		0-0 F9			0-1 F8				0-1 BB 1B	4	0	1	0	0	0	1						
Luis Polonia, L OBP: 0.327, SLG: 0.379		3-2 G1-3			4-0 G4-6-3 BB				1-3 K	3	0	1	0	1	1	3						
Roberto Kelly, R OBP: 0.382, SLG: 0.439			1-2 G6-3		1-2 L4				4-1 BB	3	0	0	0	1	0	2						
Inning Stats	R: 0 E: 0 K: 1 S: 12	H: 2 LOB: 2 BB: 0 P: 21	R: 0 E: 0 K: 0 S: 8	H: 1 LOB: 0 BB: 0 P: 12	R: 0 E: 0 K: 0 S: 9	H: 1 LOB: 1 BB: 0 P: 13	R: 1 E: 0 K: 0 S: 10	H: 1 LOB: 0 BB: 0 P: 17	R: 0 E: 0 K: 0 S: 8	H: 0 LOB: 0 BB: 1 P: 15	R: 1 E: 0 K: 0 S: 9	H: 1 LOB: 0 BB: 0 P: 13	R: 0 E: 0 K: 2 S: 11	H: 1 LOB: 1 BB: 0 P: 14	R: 0 E: 0 K: 3 S: 15	H: 2 LOB: 3 BB: 1 P: 23	R: 0 E: 0 K: 3 S: 15	H: 2 LOB: 2 3B: 0 HR: 1	SF: 1 SAC: 0 DP: 1 HBP: 0	WP: 1 PB: 0 CS: 1	PA: 37	
PITCHER	IP	WLS	BF	H	R	ER	SO	BB	IBB	HBP	BLK	WP	HR	S	P	ERA	WHIP					
John Cerutti, L ERA: 2.64	(1, 1)	7.0	W	27	3	0	2	1	1	0	0	0	0	0	26	37	0.00	2.000				
Tom Henke, R ERA: 2.57	(8, 1)	2.0		10	3	0	0	5	1	0	0	0	0	0	0	0	0.00	2.000				

Toronto Blue Jays @ New York Yankees
Yankee Stadium, Bronx, NY
Fri Jul 28 1989, 7:05 PM EDT
Att: 37,222 - Unknown

livebaseballscorecards.com

AB 34
R 2
H 10
RBI 2
BB 2
SO 6
LOB 20



Batter	1	2	3	4	5	6	7	8	9	AB	R	H	RBI	BB	SO	LOB	TOP					
Junior Felix, S OBP: 0.339, SLG: 0.429										3	0	1	0	2	2	2	Toronto Blue Jays @ New York Yankees Yankee Stadium, Bronx, NY Sat Jul 29 1989, 7:05 PM EDT Att: 42,179 - Unknown					
Tony Fernandez, S OBP: 0.298, SLG: 0.372										5	1	1	0	0	5							
Kelly Gruber, R OBP: 0.346, SLG: 0.465										4	1	2	2	0	0							
George Bell, R OBP: 0.325, SLG: 0.424										4	0	1	0	0	1							
Fred McGriff, L OBP: 0.377, SLG: 0.556										4	0	1	0	0	1							
Pat Borders, R OBP: 0.309, SLG: 0.368										4	0	1	0	0	2							
Lloyd Moseby, L OBP: 0.297, SLG: 0.329										4	0	1	0	0	1							
Francisco Cabrera, R OBP: 0.231, SLG: 0.250										4	0	1	0	0	1							
Manuel Lee, S OBP: 0.304, SLG: 0.325										4	0	2	0	0	2							
Inning Stats	R: 2 E: 0 K: 1 S: 13	H: 3 LOB: 1 BB: 0 P: 21	R: 0 E: 0 K: 1 S: 16	H: 1 LOB: 2 BB: 1 P: 24	R: 0 E: 0 K: 1 S: 7	H: 0 LOB: 0 BB: 0 P: 9	R: 0 E: 0 K: 2 S: 12	H: 2 LOB: 2 BB: 0 P: 18	R: 0 E: 0 K: 1 S: 11	H: 1 LOB: 1 BB: 0 P: 17	R: 0 E: 0 K: 1 S: 7	H: 0 LOB: 0 BB: 1 P: 10	R: 0 E: 0 K: 1 S: 11	H: 0 LOB: 0 BB: 1 P: 16	R: 0 E: 0 K: 0 S: 5	H: 1 LOB: 1 BB: 0 P: 6	R: 0 E: 0 K: 0 S: 14	H: 2 LOB: 2 BB: 0 P: 21	1B: 7 2B: 4 3B: 0 HR: 1	SF: 0 SAC: 0 DP: 2 HBP: 0	WP: 0 PB: 0 SB: 1 CS: 0	PA: 38
PITCHER Chuck Cary, L ERA: 2.34	IP: 9.0 W: 1 L: 1 BF: 38	H: 11 R: 2 ER: 2 SO: 7	BB: 2 IBB: 0 HBP: 0 BLK: 0	WP: 0 HR: 1 S: 96 P: 142	ERA: 2.00 WHIP: 1.444	PITCHER										IP: 9.0 W: 1 L: 1 BF: 38	H: 11 R: 2 ER: 2 SO: 7	BB: 2 IBB: 0 HBP: 0 BLK: 0	WP: 0 HR: 1 S: 96 P: 142	ERA: 2.00 WHIP: 1.444		

Batter	1	2	3	4	5	6	7	8	9	AB	R	H	RBI	BB	SO	LOB	BOTTOM			
Steve Sax, R OBP: 0.373, SLG: 0.394										4	2	2	1	1	0	0	Toronto Blue Jays @ New York Yankees Yankee Stadium, Bronx, NY Sat Jul 29 1989, 7:05 PM EDT Att: 42,179 - Unknown			
Alvaro Espinoza, R OBP: 0.302, SLG: 0.313										5	2	2	1	0	2					
Don Mattingly, L OBP: 0.349, SLG: 0.461										4	0	3	3	0	1					
Steve Balboni, R OBP: 0.300, SLG: 0.495										3	0	1	0	0	2					
Ken Phelps, L OBP: 0.352, SLG: 0.366										0	0	0	1	1	0					
Jesse Barfield, R OBP: 0.351, SLG: 0.426										5	0	2	0	0	1					
Mel Hall, L OBP: 0.313, SLG: 0.446										5	0	1	0	0	5					
Bob Geren, R OBP: 0.431, SLG: 0.559										3	2	3	0	0	0					
Randy Velarde, R OBP: 0.250, SLG: 0.375										4	0	0	0	0	1					
Roberto Kelly, R OBP: 0.387, SLG: 0.448										4	1	3	1	0	2					
Inning Stats	R: 0 E: 0 K: 1 S: 10	H: 1 LOB: 1 BB: 0 P: 10	R: 0 E: 0 K: 0 S: 17	H: 2 LOB: 2 BB: 0 P: 28	R: 1 E: 0 K: 2 S: 14	H: 2 LOB: 2 BB: 0 P: 19	R: 4 E: 0 K: 0 S: 17	H: 5 LOB: 1 BB: 0 P: 30	R: 1 E: 0 K: 0 S: 8	H: 2 LOB: 2 BB: 1 P: 15	R: 0 E: 0 K: 0 S: 8	H: 1 LOB: 1 BB: 1 P: 16	R: 0 E: 0 K: 1 S: 8	H: 2 LOB: 2 BB: 0 P: 12	R: 1 E: 0 K: 0 S: 11	H: 2 LOB: 2 BB: 1 P: 20	1B: 12 2B: 5 3B: 0 HR: 0	SF: 2 SAC: 1 DP: 0 HBP: 0	WP: 1 PB: 0 SB: 0 CS: 1	PA: 43
PITCHER Jimmy Key, L ERA: 4.03	IP: 3.1 W: 1 L: 1 BF: 21	H: 3 R: 1 ER: 1 SO: 3	BB: 0 IBB: 0 HBP: 0 BLK: 0	WP: 0 HR: 0 S: 18 P: 35	ERA: 3.38 WHIP: 1.500	PITCHER										IP: 3.1 W: 1 L: 1 BF: 21	H: 3 R: 1 ER: 1 SO: 3	BB: 0 IBB: 0 HBP: 0 BLK: 0	WP: 0 HR: 0 S: 18 P: 35	ERA: 3.38 WHIP: 1.500
Frank Wilks, R ERA: 4.57	IP: 2.2 W: 0 L: 0 BF: 11	H: 3 R: 1 ER: 1 SO: 1	BB: 1 IBB: 0 HBP: 0 BLK: 0	WP: 0 HR: 0 S: 18 P: 35	ERA: 3.38 WHIP: 1.500	PITCHER										IP: 2.2 W: 0 L: 0 BF: 11	H: 3 R: 1 ER: 1 SO: 1	BB: 1 IBB: 0 HBP: 0 BLK: 0	WP: 0 HR: 0 S: 18 P: 35	ERA: 3.38 WHIP: 1.500
Jeff Musselman, L ERA: 10.64	IP: 2.0 W: 0 L: 1 BF: 10	H: 4 R: 1 ER: 1 SO: 1	BB: 1 IBB: 0 HBP: 0 BLK: 0	WP: 0 HR: 0 S: 19 P: 32	ERA: 4.50 WHIP: 2.500	PITCHER										IP: 2.0 W: 0 L: 1 BF: 10	H: 4 R: 1 ER: 1 SO: 1	BB: 1 IBB: 0 HBP: 0 BLK: 0	WP: 0 HR: 0 S: 19 P: 32	ERA: 4.50 WHIP: 2.500



Batter	1	2	3	4	5	6	7	8	9	AB	R	H	RBI	BB	SO	LOB	TOP
Junior Felix, S (1, 9) OBP: 0.339, SLG: 0.428 Tom Lawless, R (5, 9) OBP: 0.293, SLG: 0.250	2-2 BB 1B		0-1 G4-3		0-0 B3	2-2 FC6-4		1-0 G5-3	3 0 1 0 0 0 0 2 0 0 0 0 0 2								
Tony Fernandez, S (1, 6) OBP: 0.295, SLG: 0.367	0-0 F7		0-0 L9		1-0 G3	1-0 FC6-4		1-0 G4-3	5 0 0 0 0 0 3								
Kelly Gruber, R (1, 5) OBP: 0.348, SLG: 0.466	4-0 BB 1-2		1-1 2B		1-2 F7	0-0 P4			3 0 1 0 1 0 0								
George Bell, R (1, 7) OBP: 0.324, SLG: 0.425	1-3 K		1-0 G6-3		0-1 1B 2B	2-0 G5-3			4 1 1 0 0 1 3								
Fred McGriff, L (1, 3) OBP: 0.379, SLG: 0.562	2-3 K			3-2 HR	4-0 1B 2B	1-1 F7			3 2 1 1 1 1 2								
Ernie Whitt, L (1, 2) OBP: 0.391, SLG: 0.449		2-1 G4-3		1-3 K	0-1 2B 1B	3-1 G4-1			4 1 1 0 0 1 0								
Lloyd Moseby, L (1, 8) OBP: 0.300, SLG: 0.341		1-0 G4-3 3B		3-2 P3	0-0 1B 2B	2-2 G1-3			4 2 2 2 0 0 0								
Greg Myers, L (1, 10) OBP: 0.086, SLG: 0.059 Pat Borders, R (6, PH) OBP: 0.311, SLG: 0.366		2-2 G4-3		2-3 K	1-3 2-H 3-H 4-0	2-2 G5-3			2 0 0 1 0 1 0 1 0 0 0 1 0 0								
Nelson Liriano, S (1, 4) OBP: 0.323, SLG: 0.367		3-H 1-0 G4-3			1-2 G4-3	0-0 FC6-4 1B		0-0 B2	4 0 1 2 0 0 0								
Inning Stats	R: 0 H: 1 E: 0 LOB: 2 K: 2 BB: 1 S: 13 P: 21	R: 1 H: 1 E: 0 LOB: 0 K: 0 BB: 0 S: 7 P: 13	R: 0 H: 1 E: 0 LOB: 1 K: 0 BB: 0 S: 6 P: 8	R: 1 H: 1 E: 0 LOB: 0 K: 2 BB: 0 S: 14 P: 23	R: 0 H: 0 E: 0 LOB: 0 K: 0 BB: 0 S: 5 P: 7	R: 4 H: 4 E: 0 LOB: 2 K: 0 BB: 2 S: 13 P: 25	R: 0 H: 0 E: 0 LOB: 0 K: 0 BB: 0 S: 4 P: 7	R: 0 H: 0 E: 0 LOB: 0 K: 0 BB: 0 S: 10 P: 17	R: 0 H: 0 E: 0 LOB: 0 K: 0 BB: 0 S: 3 P: 5	1B: 3 SF: 0 2B: 3 SAC: 0 3B: 1 DP: 0 HR: 1 HBP: 0	WP: 0 PA: 38 SB: 0 CS: 0						
PITCHER	IP WLS BF H R ER SO BB IBB HBP BLK WP HR S P ERA WHIP																
Clay Parker, R (1, 1) ERA: 4.19 Lee Guetterman, L (6, 1) ERA: 3.14	5.1 25 7 6 6 4 1 1 0 0 0 1 53 85 10.12 1.500																
	3.2 13 1 0 0 0 0 1 0 0 0 0 22 41 0.00 0.273																

Toronto Blue Jays @ New York Yankees
Yankee Stadium, Bronx, NY
Sun Jul 30 1989, 3:33 AM EDT
Att: 45,107 - Cloudy - 78 F

AB	35
R	6
H	8
RBI	6
BB	3
SO	4
LOB	10



Batter	1	2	3	4	5	6	7	8	9	AB	R	H	RBI	BB	SO	LOB	BOTTOM
Steve Sax, R (1, 4) OBP: 0.370, SLG: 0.390	2-2 G6-3			0-1 G1-3		1-1 G6-3	0-1 G1-6-3			4 0 0 0 0 0 2							
Luis Polonia, L (1, 7) OBP: 0.329, SLG: 0.380	0-1 G5-3			2-2 S 2B		0-0 P5		1-0 G6-3 PB 1B	4 2 2 0 0 0 0								
Don Mattingly, L (1, 3) OBP: 0.350, SLG: 0.464	2-1 G4-3			1-1 1-H 2B		1-1 HR 1B		1-0 G6-3	4 1 2 1 0 0 1								
Mel Hall, L (1, 9) OBP: 0.316, SLG: 0.464		2-1 G3-1		1-0 F8		2-0 HR 1B		2-1 1B	4 1 2 3 0 0 1								
Ken Phelps, L (1, 10) OBP: 0.349, SLG: 0.363		1-3 K		2-3 K		1-1 SH1-3 FC6 1B		2-1 P3	4 1 1 0 0 2 2								
Bob Geren, R (1, 2) OBP: 0.427, SLG: 0.549 Hal Morris, L (8, PH) OBP: 0.286, SLG: 0.286 Don Slaught, R (9, 2) OBP: 0.336, SLG: 0.409		2-1 G4-3			2-3 K2-3	0-1 FC6 SH1-3 1B		1-1 G4-3	3 1 1 0 0 1 0 1 0 0 0 0 0 1 0 0 0 0 0 0 0								
Randy Velarde, R (1, 5) OBP: 0.364, SLG: 0.636				0-0 G6-4-3 1B		2-2 SH1-3			3 1 2 0 0 0 0								
Alvaro Espinoza, R (1, 6) OBP: 0.299, SLG: 0.310 Wayne Tolleson, S (7, PR) OBP: 0.247, SLG: 0.181				2-2 G6-4-3 1-2		0-1 F8		1-2 FC6 1B	3 0 0 1 0 0 2 1 0 1 1 0 0 0								
Roberto Kelly, R (1, 8) OBP: 0.387, SLG: 0.446				1-1 F7		3-3 K		0-1 G1-6-3 1B	3 0 1 1 0 1 0								
Inning Stats	R: 0 H: 0 E: 0 LOB: 0 K: 0 BB: 0 S: 7 P: 11	R: 0 H: 0 E: 0 LOB: 0 K: 1 BB: 0 S: 7 P: 12	R: 0 H: 1 E: 0 LOB: 0 K: 0 BB: 0 S: 9 P: 12	R: 1 H: 2 E: 0 LOB: 1 K: 1 BB: 0 S: 13 P: 18	R: 0 H: 0 E: 0 LOB: 0 K: 1 BB: 0 S: 8 P: 12	R: 0 H: 0 E: 0 LOB: 0 K: 1 BB: 0 S: 6 P: 10	R: 4 H: 5 E: 0 LOB: 2 K: 0 BB: 0 S: 18 P: 25	R: 1 H: 2 E: 0 LOB: 1 K: 0 BB: 0 S: 8 P: 15	R: 1 H: 2 E: 0 LOB: 1 K: 0 BB: 0 S: 2 P: 2	1B: 9 SF: 0 2B: 1 SAC: 1 3B: 1 DP: 2 HR: 1 HBP: 0	WP: 0 PA: 35 SB: 1 CS: 0						
PITCHER	IP WLS BF H R ER SO BB IBB HBP BLK WP HR S P ERA WHIP																
Dave Stieb, R (1, 1) ERA: 4.11 Duane Ward, R (7, 1) ERA: 3.09	6.0 24 7 5 5 4 0 0 0 0 0 0 21 31 7.50 1.167																
	2.0 11 5 2 2 0 0 0 0 0 0 0 21 31 9.00 2.500																

Toronto Blue Jays @ New York Yankees
Yankee Stadium, Bronx, NY
Sun Jul 30 1989, 3:33 AM EDT
Att: 45,107 - Cloudy - 78 F

AB	34
R	7
H	12
RBI	7
BB	0
SO	4
LOB	9

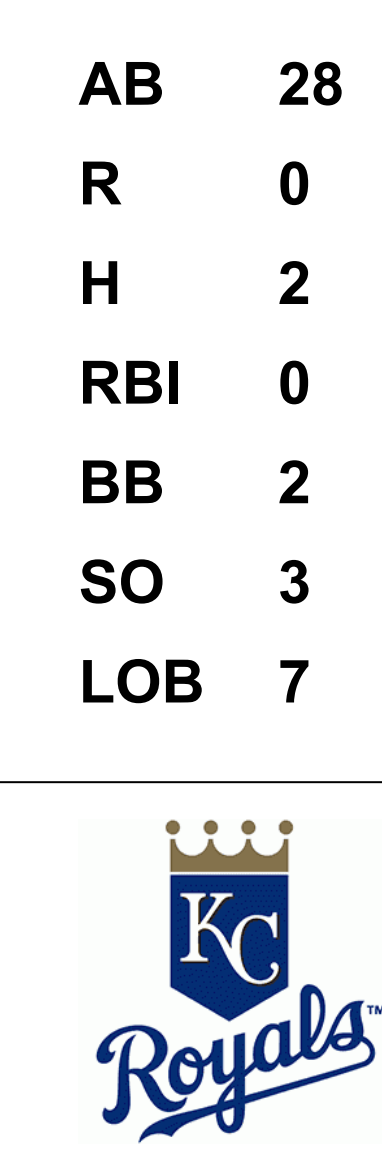


Batter	1	2	3	4	5	6	7	8	9	AB	R	H	RBI	BB	SO	LOB	TOP										
Willie Wilson, S (1, 8) OBP: 0.323, SLG: 0.339	G4-3		K		SF9		P6			4	1	1	0	0	1	2	Kansas City Royals @ Toronto Blue Jays SkyDome, Toronto, ON Tue Aug 01 1989, 7:05 PM EDT Att: 48,528 - Unknown										
Kevin Seitzer, R (1, 5) OBP: 0.396, SLG: 0.336	G4-6-3 BB				SF9		K2-3			1	0	0	1	2	1	1											
George Brett, L (1, 3) OBP: 0.325, SLG: 0.391	G4-6-3 1-2		F9		WP			1B		4	1	2	0	0	0	3											
Danny Tartabull, R (1, 10) OBP: 0.362, SLG: 0.444		1B	F9		K			1B		4	0	2	0	0	1	3											
Matt Winters, L (1, 9) OBP: 0.391, SLG: 0.373 Brad Wellman, R (8, 6) OBP: 0.259, SLG: 0.265	FC6-4 1B				F7		G3-1		G4-6-3	4	0	1	0	0	0	1											
Bob Boone, R (1, 2) OBP: 0.365, SLG: 0.344	K				F8		G5-3		K	4	0	0	0	0	2	2											
Frank White, R (1, 4) OBP: 0.295, SLG: 0.296	P3				E1		F9		G1-3	4	0	0	0	0	0	2											
Bill Pecota, R (1, 6) OBP: 0.271, SLG: 0.435	FC6-4 1-2				K				G2-3	4	0	0	0	0	1	3											
Gary Thurman, R (1, 7) OBP: 0.386, SLG: 0.354			S				F9		K	3	0	2	0	1	1	0											
Inning Stats	R: 0 H: 0 E: 0 K: 0 S: 7	H: 0 LOB: 0 BB: 1 P: 12	R: 0 H: 2 E: 0 K: 1 S: 11	H: 1 LOB: 2 BB: 1 P: 15	R: 0 H: 0 E: 1 K: 1 S: 11	H: 0 LOB: 1 BB: 0 P: 15	R: 1 H: 2 E: 0 K: 0 S: 12	H: 0 LOB: 1 BB: 0 P: 8	R: 0 H: 1 E: 0 K: 1 S: 10	H: 1 LOB: 0 BB: 0 P: 11	R: 1 H: 2 E: 0 K: 1 S: 8	H: 0 LOB: 0 BB: 0 P: 14	R: 0 H: 0 E: 0 K: 1 S: 8	H: 0 LOB: 0 BB: 0 P: 12	1B: 6 2B: 1 3B: 1 HR: 0	SF: 1 SAC: 0 DP: 2 HBP: 0		WP: 1 PB: 0 CS: 2	PA: 36								
PITCHER	IP	WLS	BF	H	R	ER	SO	BB	IBB	HBP	BLK	WP	HR	S	P	ERA	WHIP										
Todd Stottlemyre, R (1, 1) ERA: 4.47	7.0	L	31	8	2	2	5	3	0	0	0	1	0	68	104	2.57	1.571										
Duane Ward, R (8, 1) ERA: 3.01	2.0		5	0	0	0	2	0	0	0	0	0	0	13	19	0.00	0.000										

Batter	1	2	3	4	5	6	7	8	9	AB	R	H	RBI	BB	SO	LOB	BOTTOM										
Tony Fernandez, S (1, 6) OBP: 0.286, SLG: 0.373	G6-3 BB		K			E7				3	0	1	0	1	1	0	Kansas City Royals @ Toronto Blue Jays SkyDome, Toronto, ON Tue Aug 01 1989, 7:05 PM EDT Att: 48,528 - Unknown										
Mookie Wilson, S (1, 7) OBP: 0.233, SLG: 0.285	G6-3 1-2		K			F8		1B		4	0	0	0	0	2	3											
Kelly Gruber, R (1, 5) OBP: 0.343, SLG: 0.457	F7				G5-3		K		G5-3	4	0	0	0	0	1	2											
Fred McGriff, L (1, 3) OBP: 0.375, SLG: 0.551	F9				G3		K		L3	4	0	0	0	0	1	1											
Ernie Whitt, L (1, 2) OBP: 0.386, SLG: 0.453	F7				P9		K		K	4	1	1	1	0	1	0											
Lloyd Moseby, L (1, 8) OBP: 0.301, SLG: 0.351	E6 G6-3 S				L8 1B		G3-1			3	0	1	0	0	0	0											
Rance Mulliniks, L (1, 10) OBP: 0.312, SLG: 0.307	G6-3 1-3				L8 1-2		G4-3			3	0	0	0	0	0	2											
Glenallen Hill, R (1, 9) OBP: 0.429, SLG: 0.333	F9				G5-3		P3			3	0	0	0	0	0	1											
Nelson Liriano, S (1, 4) OBP: 0.324, SLG: 0.365	F9					G6-3		B1		3	0	0	0	0	0	0											
Inning Stats	R: 0 H: 0 E: 0 K: 0 S: 7	H: 0 LOB: 1 BB: 0 P: 13	R: 0 H: 0 E: 1 K: 0 S: 15	H: 0 LOB: 0 BB: 0 P: 19	R: 0 H: 0 E: 0 K: 0 S: 4	H: 0 LOB: 0 BB: 0 P: 7	R: 0 H: 1 E: 0 K: 1 S: 11	H: 0 LOB: 0 BB: 0 P: 15	R: 1 H: 1 E: 0 K: 1 S: 9	H: 1 LOB: 0 BB: 0 P: 14	R: 0 H: 1 E: 0 K: 1 S: 8	H: 0 LOB: 0 BB: 0 P: 10	R: 0 H: 0 E: 0 K: 1 S: 8	H: 0 LOB: 0 BB: 0 P: 9	1B: 2 2B: 0 3B: 0 HR: 1	SF: 0 SAC: 0 DP: 0 HBP: 0		WP: 0 PB: 1 CS: 0	PA: 32								
PITCHER	IP	WLS	BF	H	R	ER	SO	BB	IBB	HBP	BLK	WP	HR	S	P	ERA	WHIP										
Bret Saberhagen, R (1, 1) ERA: 2.71	9.0	W	32	3	1	1	6	1	0	0	0	0	1	84	117	1.00	0.444										

Batter	1	2	3	4	5	6	7	8	9	AB	R	H	RBI	BB	SO	LOB	TOP					
Willie Wilson, S OBP: 0.322, SLG: 0.342 (1, 8)	G6-3		K			F9			F8 2B	4	0	1	0	0	1	0	Kansas City Royals @ Toronto Blue Jays SkyDome, Toronto, ON Wed Aug 02 1989, 7:05 PM EDT Att: 48,765 - Unknown livebaseballscorecards.com					
Kevin Seitzer, R OBP: 0.392, SLG: 0.332 (1, 5)	G1-3			G4-3			G6-3		F8	4	0	0	0	0	0	1						
George Brett, L OBP: 0.324, SLG: 0.393 (1, 3)	L3			G4-3					L4	4	0	1	0	0	0	1						
Danny Tartabull, R OBP: 0.358, SLG: 0.439 (1, 10)		K		G1-3			G6-3			3	0	0	0	0	1	1						
Pat Tabler, R OBP: 0.326, SLG: 0.309 (1, 7)		G6-3			G1-3		F9			3	0	0	0	0	0	1						
Bob Boone, R OBP: 0.388, SLG: 0.343 Bill Pecota, R OBP: 0.271, SLG: 0.435 (1, 2) (8, 6)	WP BB				F8				G6-4-3 BB	1	0	0	0	2	0	0						
Frank White, R OBP: 0.292, SLG: 0.293 (1, 4)	P6				G1-3				F8	3	0	0	0	0	0	2						
Brad Wellman, R OBP: 0.255, SLG: 0.261 Mike MacLarlane, R OBP: 0.292, SLG: 0.320 (1, 6) (8, PH) (8, 2)			K			G1-3			G6-4-3	2	0	0	0	0	1	0						
Gary Thurman, R OBP: 0.367, SLG: 0.333 (1, 9)			B1-3			G6-3			G1-3	3	0	0	0	0	0	0						
Inning Stats	R: 0 E: 0 K: 0 S: 4	H: 0 LOB: 0 BB: 0 P: 7	R: 0 E: 0 K: 1 S: 8	H: 0 LOB: 1 BB: 1 P: 17	R: 0 E: 0 K: 2 S: 8	H: 0 LOB: 0 BB: 0 P: 11	R: 0 E: 0 K: 0 S: 7	H: 0 LOB: 0 BB: 0 P: 12	R: 0 E: 0 K: 0 S: 6	H: 0 LOB: 0 BB: 0 P: 10	R: 0 E: 0 K: 0 S: 8	H: 0 LOB: 1 BB: 0 P: 11	R: 0 E: 0 K: 0 S: 5	H: 1 LOB: 1 BB: 0 P: 7	R: 0 E: 0 K: 0 S: 8	H: 0 LOB: 0 BB: 1 P: 14		R: 0 E: 0 K: 0 S: 6	H: 1 LOB: 1 BB: 0 P: 9	1B: 0 2B: 2 3B: 0 HR: 0	SF: 0 SAC: 0 DP: 1 HBP: 0	WP: 1 PB: 0 SB: 0 CS: 0
PITCHER John Cerutti, L ERA: 2.48 (1, 1)	IP: 9.0 WLS: W BF: 30	H: 2 R: 0 ER: 0 SO: 3	BB: 2 IBB: 0 HBP: 0 BLK: 0	WP: 1 HR: 0 S: 60 P: 98	ERA: 0.00 WHIP: 0.444	PITCHER																

Batter	1	2	3	4	5	6	7	8	9	AB	R	H	RBI	BB	SO	LOB	BOTTOM			
Tony Fernandez, S OBP: 0.285, SLG: 0.371 (1, 6)	G4-3		G4-3				G5-3			5	1	1	0	0	1	4	Kansas City Royals @ Toronto Blue Jays SkyDome, Toronto, ON Wed Aug 02 1989, 7:05 PM EDT Att: 48,765 - Unknown livebaseballscorecards.com			
Mookie Wilson, S OBP: 0.236, SLG: 0.291 (1, 8)	1B 2B		G4-3			G5-3	K			5	1	2	0	0	1	2				
Kelly Gruber, R OBP: 0.343, SLG: 0.459 (1, 5)	G4-6-3 1B		P4			G4-3			G4-3	5	1	2	1	0	0	1				
George Bell, R OBP: 0.325, SLG: 0.426 (1, 7)	G4-6-3			G6-3	SF7				G4-3	4	1	2	1	0	0	2				
Fred McGriff, L OBP: 0.380, SLG: 0.559 (1, 3)		G4-3								2	2	1	1	3	0	0				
Ernie Whitt, L OBP: 0.386, SLG: 0.450 (1, 2)										4	0	1	0	1	1	6				
Lee Mazzilli, S OBP: 0.402, SLG: 0.397 (1, 9)										3	2	3	2	2	0	0				
Rance Mulliniks, L OBP: 0.314, SLG: 0.306 (1, 10)		G6-4-3								4	0	1	2	1	2	6				
Manuel Lee, S OBP: 0.308, SLG: 0.333 (1, 4)										4	0	2	1	0	1	3				
Inning Stats	R: 0 E: 0 K: 0 S: 5	H: 2 LOB: 1 BB: 0 P: 8	R: 0 E: 0 K: 0 S: 8	H: 1 LOB: 1 BB: 1 P: 14	R: 0 E: 0 K: 0 S: 8	H: 1 LOB: 1 BB: 0 P: 8	R: 1 E: 0 K: 2 S: 9	H: 2 LOB: 2 BB: 1 P: 19	R: 5 E: 0 K: 1 S: 13	H: 5 LOB: 2 BB: 2 P: 25	R: 0 E: 0 K: 0 S: 14	H: 1 LOB: 2 BB: 1 P: 21	R: 1 E: 0 K: 1 S: 11	H: 1 LOB: 1 BB: 1 P: 22	R: 1 E: 0 K: 2 S: 18	H: 2 LOB: 2 BB: 1 P: 29		1B: 10 2B: 3 3B: 0 HR: 2	SF: 1 SAC: 0 DP: 2 HBP: 0	WP: 0 PB: 0 SB: 0 CS: 0
PITCHER Mark Gubicza, R ERA: 3.19 Steve Crawford, R ERA: 4.02 Rick Luecken, R ERA: 3.0 Steve Farr, R ERA: 4.07 (1, 1) (5, 1) (7, 1) (8, 1)	IP: 4.2 WLS: L BF: 26	H: 10 R: 6 ER: 6 SO: 2	BB: 3 IBB: 0 HBP: 0 BLK: 0	WP: 0 HR: 1 S: 39 P: 70	ERA: 11.57 WHIP: 2.786	PITCHER														




Batter	1	2	3	4	5	6	7	8	9	AB R H RBI BB SO LOB	TOP											
Willie Wilson, S (1, 8) OBP: 0.323, SLG: 0.356	1-2 F9		1-2 L4		0-0 S E 2B	0-0 L8			0-2 1B 3B	5 2 2 0 0 0 1	Kansas City Royals @ Toronto Blue Jays SkyDome, Toronto, ON Thu Aug 03 1989, 7:05 PM EDT Att: 48,731 - Unknown - 80 F livebaseballscorecards.com											
Kevin Seitzer, R (1, 5) OBP: 0.394, SLG: 0.331	4-2 F9 S BB		2-2 F8		4-1 S E 1B BB		2-3 K	4-2 1B WP BB	2 2 0 0 3 1 0													
George Brett, L (1, 3) OBP: 0.322, SLG: 0.390	1-1 F9		2-1 L6		0-1 E4 PB 1B		1-1 3-1	0-1 WP 1B	5 0 1 2 0 0 2													
Danny Tartabull, R (1, 10) OBP: 0.365, SLG: 0.443	4-1			1-2 2B SF9 1B	0-1 PB 1B		0-1 1B	1-3 3-H WP 1B	4 1 3 1 1 1 1													
Pat Tabler, R (1, 7) OBP: 0.327, SLG: 0.314	1-1 F8			3-2 SF9 2B	1-2 6-3		0-0 1B	1-3 K	5 0 2 0 0 1 5													
Bob Boone, R (1, 2) OBP: 0.383, SLG: 0.338		0-0 1-3		1-1 SF9	1-1 5-3		0-3 K	0-1 L7	4 0 0 1 0 1 5													
Frank White, R (1, 4) OBP: 0.292, SLG: 0.290		2-1 L7		2-3 3-H G6-4-3 BB		2-1 F7		1-0 P4	3 0 0 0 1 0 0													
Kurt Stillwell, S (1, 6) OBP: 0.325, SLG: 0.353		1-1		3-2 G6-4-3		1-0		1-2 G5-3	3 0 1 0 0 0 2													
Gary Thurman, R (1, 9) OBP: 0.344, SLG: 0.309		3-2 5-3 HBP		1-2	0-1 F9		2-3 K	1-3 K	4 0 0 0 0 2 2													
Inning Stats	R: 0 E: 0 K: 0 S: 11	H: 0 LOB: 2 BB: 2 P: 22	R: 0 E: 0 K: 0 S: 8	H: 0 LOB: 1 BB: 0 P: 14	R: 0 E: 0 K: 0 S: 9	H: 0 LOB: 0 BB: 0 P: 14	R: 1 E: 0 K: 0 S: 15	H: 2 LOB: 1 BB: 1 P: 27	R: 2 E: 1 K: 1 S: 13	H: 2 LOB: 2 BB: 1 P: 19	R: 0 E: 0 K: 1 S: 8	H: 1 LOB: 1 BB: 0 P: 12	R: 0 E: 0 K: 2 S: 11	H: 2 LOB: 2 BB: 0 P: 14	R: 0 E: 0 K: 1 S: 8	H: 0 LOB: 0 BB: 0 P: 11	R: 2 E: 0 K: 2 S: 15	H: 2 LOB: 1 BB: 1 P: 23	1B: 6 2B: 2 3B: 1 HR: 0	SF: 1 SAC: 0 DP: 1 HBP: 1	WP: 1 PB: 1 SB: 2 CS: 0	PA: 42
PITCHER	IP WLS BF H R ER SO BB IBB HBP BLK WP HR S P ERA WHIP											PITCHER	IP WLS BF H R ER SO BB IBB HBP BLK WP HR S P ERA WHIP									
Jimmy Key, L (1, 1) ERA: 4.03	4.1 L 21 3 3 2 0 4 0 0 1 0 0 0 49 87 4.15 1.615											Frank Willis, R (5, 1) ERA: 4.5	4.2 21 6 2 2 6 1 0 0 0 1 0 49 69 3.86 1.500									

Batter	1	2	3	4	5	6	7	8	9	AB R H RBI BB SO LOB	BOTTOM									
Tony Fernandez, S (1, 6) OBP: 0.282, SLG: 0.367	1-1 1-3		1-2 6-3			0-1 P7			0-1 4-3	4 0 0 0 0 0 0	Kansas City Royals @ Toronto Blue Jays SkyDome, Toronto, ON Thu Aug 03 1989, 7:05 PM EDT Att: 48,731 - Unknown - 80 F livebaseballscorecards.com									
Mookie Wilson, S (1, 9) OBP: 0.233, SLG: 0.286	1-3 K			2-3 K		1-1 6-3		0-1 4-3	4 0 0 0 0 2 0											
Kelly Gruber, R (1, 5) OBP: 0.343, SLG: 0.457	1-0 5-3			0-0 5-3		0-0 G5-4-3 1B		2-3 K	4 0 1 0 0 1 0											
George Bell, R (1, 7) OBP: 0.323, SLG: 0.423		0-3 K		0-2 F9		0-1 G5-4-3			3 0 0 0 0 1 1											
Fred McGriff, L (1, 3) OBP: 0.384, SLG: 0.564		1-1		4-1 G3-6-1 BB		0-0 G3 2B			2 0 2 0 1 0 0											
Ernie Whitt, L (1, 2) OBP: 0.382, SLG: 0.444		2-3 K		3-2 G3-6-1		2-2 G3		2-3	3 0 0 0 0 1 3											
Lloyd Moseby, L (1, 8) OBP: 0.299, SLG: 0.348		1-2 4-3		1-1 6-3		0-3 K			3 0 0 0 0 1 2											
Rance Mulliniks, L (1, 10) OBP: 0.314, SLG: 0.303			2-0 4-3		0-0 L9		4-2 BB		2 0 0 0 1 0 0											
Manuel Lee, S (1, 4) OBP: 0.305, SLG: 0.330			1-0 G4-1		0-3 K		2-3 K		2 0 0 0 0 1 0											
Lee Mazzilli, S (8, PH) OBP: 0.398, SLG: 0.391									1 0 0 0 0 1 2											
Nelson Liriano, S (9, 4) OBP: 0.324, SLG: 0.365									0 0 0 0 0 0 0											
Inning Stats	R: 0 E: 0 K: 1 S: 7	H: 0 LOB: 0 BB: 0 P: 10	R: 0 E: 0 K: 2 S: 12	H: 1 LOB: 0 BB: 0 P: 16	R: 0 E: 0 K: 0 S: 5	H: 0 LOB: 0 BB: 0 P: 9	R: 0 E: 0 K: 1 S: 7	H: 0 LOB: 0 BB: 0 P: 9	R: 0 E: 0 K: 1 S: 6	H: 0 LOB: 0 BB: 0 P: 6	R: 0 E: 0 K: 0 S: 5	H: 1 LOB: 0 BB: 0 P: 6	R: 0 E: 0 K: 2 S: 15	H: 1 LOB: 2 BB: 1 P: 23	R: 0 E: 0 K: 1 S: 7	H: 0 LOB: 0 BB: 0 P: 9	1B: 2 2B: 1 3B: 0 HR: 0	SF: 0 SAC: 0 DP: 2 HBP: 0	WP: 0 PB: 0 SB: 0 CS: 0	PA: 30
PITCHER	IP WLS BF H R ER SO BB IBB HBP BLK WP HR S P ERA WHIP											PITCHER	IP WLS BF H R ER SO BB IBB HBP BLK WP HR S P ERA WHIP							
Tom Gordon, R (1, 1) ERA: 2.88	9.0 W 30 3 0 0 8 2 0 0 0 0 0 0 73 105 0.00 0.556																			

Batter	1	2	3	4	5	6	7	8	9	AB	R	H	RBI	BB	SO	LOB	TOP			
Steve Sax, R OBP: 0.369, SLG: 0.391	L8			G4-3			F9		FC5-4 2H 1B	4	0	1	1	0	0	0	New York Yankees @ Toronto Blue Jays SkyDome, Toronto, ON Fri Aug 04 1989, 7:05 PM EDT Att: 48,789 - Dome			
Luis Polonia, L OBP: 0.333, SLG: 0.390	G4-3			L6			G4-3		FC5-4 1-2	4	0	0	0	0	0	1				
Don Mattingly, L OBP: 0.344, SLG: 0.459	L8			L7			G4-3			3	0	0	0	0	0	0				
Mel Hall, L OBP: 0.307, SLG: 0.443		K			G6-3				K	3	0	0	0	0	2	0				
Jesse Barfield, R OBP: 0.357, SLG: 0.441		K			G6-3				K	3	0	0	0	0	2	0				
Bob Geren, R OBP: 0.402, SLG: 0.529				G6-3					G6-3	3	0	0	0	0	1	0				
Randy Velarde, R OBP: 0.281, SLG: 0.364							G6-3			2	0	0	0	0	1	0				
Hal Morris, L OBP: 0.200, SLG: 0.200									K	1	0	0	0	0	1	0				
Alvaro Espinoza, R OBP: 0.304, SLG: 0.321				G3					K	2	0	0	0	0	1	0				
Ken Phelps, L OBP: 0.341, SLG: 0.349									K	1	0	0	0	0	1	0				
Roberto Kelly, R OBP: 0.391, SLG: 0.454									K	3	1	1	0	0	2	0				
Inning Stats	R: 0 E: 0 K: 0 S: 5	H: 0 LOB: 0 BB: 0 P: 8	R: 0 E: 0 K: 2 S: 8	H: 0 LOB: 0 BB: 0 P: 11	R: 0 E: 0 K: 2 S: 9	H: 0 LOB: 0 BB: 0 P: 12	R: 0 E: 0 K: 0 S: 7	H: 0 LOB: 0 BB: 0 P: 10	R: 0 E: 0 K: 1 S: 5	H: 0 LOB: 0 BB: 0 P: 8	R: 0 E: 0 K: 0 S: 5	H: 0 LOB: 0 BB: 0 P: 7	R: 0 E: 0 K: 0 S: 8	H: 0 LOB: 0 BB: 0 P: 10	R: 1 E: 0 K: 2 S: 11	H: 2 LOB: 1 BB: 0 P: 17	1B: 1 2B: 1 3B: 0 HR: 0	SF: 0 SAC: 0 DP: 0 HBP: 0	WP: 0 PB: 0 SB: 0 CS: 0	PA: 29
PITCHER Dave Stieb, R ERA: 3.9	IP: 9.0 WLS: W BF: 29 H: 2 R: 1 ER: 1 SO: 11 BB: 0 IBB: 0 HBP: 0 BLK: 0 WP: 0 HR: 0 S: 65 P: 90 ERA: 1.00 WHIP: 0.222																			

Batter	1	2	3	4	5	6	7	8	9	AB	R	H	RBI	BB	SO	LOB	BOTTOM			
Tony Fernandez, S OBP: 0.279, SLG: 0.363	G4-3		G1-3			G4-3		G4-3		4	0	0	0	0	0	1	New York Yankees @ Toronto Blue Jays SkyDome, Toronto, ON Fri Aug 04 1989, 7:05 PM EDT Att: 48,789 - Dome			
Mookie Wilson, S OBP: 0.234, SLG: 0.291	G1-3			F8						3	0	1	1	0	0	0				
Kelly Gruber, R OBP: 0.340, SLG: 0.453	G5-3			G5-3						3	0	0	0	0	0	1				
George Bell, R OBP: 0.325, SLG: 0.424		1B FC6 1B		E4						3	1	2	0	0	0	1				
Fred McGriff, L OBP: 0.384, SLG: 0.562		FC6 1B		L7						3	0	1	0	0	0	1				
Ernie Whitt, L OBP: 0.378, SLG: 0.439		FC6 1-2 1-2								3	0	0	1	0	0	1				
Lloyd Moseby, L OBP: 0.296, SLG: 0.345		G5-4-3 1-2								3	0	0	0	0	1	1				
Lee Mazzilli, S OBP: 0.384, SLG: 0.373			F5							3	0	0	0	0	1	0				
Nelson Liriano, S OBP: 0.325, SLG: 0.365				K						3	1	1	0	0	1	0				
Inning Stats	R: 0 E: 0 K: 0 S: 8	H: 2 LOB: 0 BB: 0 P: 12	R: 1 E: 0 K: 0 S: 7	H: 2 LOB: 0 BB: 0 P: 10	R: 0 E: 0 K: 1 S: 7	H: 0 LOB: 0 BB: 0 P: 11	R: 0 E: 1 K: 0 S: 11	H: 1 LOB: 1 BB: 0 P: 20	R: 0 E: 0 K: 0 S: 6	H: 0 LOB: 0 BB: 0 P: 10	R: 1 E: 0 K: 0 S: 9	H: 2 LOB: 1 BB: 0 P: 13	R: 0 E: 0 K: 1 S: 10	H: 0 LOB: 0 BB: 0 P: 16	R: 0 E: 0 K: 1 S: 6	H: 0 LOB: 0 BB: 0 P: 9		1B: 4 2B: 1 3B: 0 HR: 0	SF: 0 SAC: 0 DP: 1 HBP: 0	WP: 0 PB: 0 SB: 0 CS: 0
PITCHER Clay Parker, R ERA: 4.1 Lee Guetterman, L ERA: 2.93	IP: 6.0 WLS: L BF: 22 H: 5 R: 2 ER: 2 SO: 2 BB: 0 IBB: 0 HBP: 0 BLK: 0 WP: 0 HR: 0 S: 48 P: 76 ERA: 3.00 WHIP: 0.833																			

AB	29
R	1
H	2
RBI	1
BB	0
SO	11
LOB	1



AB	28
R	2
H	5
RBI	2
BB	0
SO	3
LOB	6



Batter	1	2	3	4	5	6	7	8	9	AB	R	H	RBI	BB	SO	LOB	TOP			
Steve Sax, R OBP: 0.371, SLG: 0.396 (1, 4)										5	2	3	0	0	0	2				
Alvaro Espinoza, R OBP: 0.305, SLG: 0.323 (1, 6)										4	1	2	0	0	0	3				
Don Mattingly, L OBP: 0.347, SLG: 0.463 (1, 3)										5	0	3	1	0	1	2				
Steve Balboni, R OBP: 0.300, SLG: 0.481 (1, 10)										4	0	1	2	0	0	4				
Jesse Barfield, R OBP: 0.357, SLG: 0.439 (1, 9)										4	0	1	0	1	1	4				
Mel Hall, L OBP: 0.309, SLG: 0.437 (1, 7)										3	1	0	0	2	0	4				
Don Slaught, R OBP: 0.331, SLG: 0.399 (1, 2)										5	0	1	0	0	2	3				
Randy Velarde, R OBP: 0.269, SLG: 0.360 (8, PH)										3	0	1	0	0	0	1				
Ken Phelps, L OBP: 0.345, SLG: 0.373 (8, S)										1	1	1	2	0	0	0				
Wayne Tolleson, S OBP: 0.245, SLG: 0.204 (8, S)										0	0	0	0	0	0	0				
Roberto Kelly, R OBP: 0.389, SLG: 0.451 (1, 8)										4	0	1	0	0	1	1				
Inning Stats	R: 1 E: 0 K: 1 S: 12	H: 2 LOB: 1 BB: 0 P: 19	R: 0 E: 0 K: 1 S: 7	H: 1 LOB: 1 BB: 0 P: 9	R: 1 E: 0 K: 0 S: 13	H: 3 LOB: 2 BB: 0 P: 21	R: 0 E: 0 K: 0 S: 10	H: 2 LOB: 2 BB: 0 P: 14	R: 0 E: 0 K: 0 S: 15	H: 0 LOB: 0 BB: 0 P: 22	R: 0 E: 0 K: 0 S: 6	H: 2 LOB: 2 BB: 0 P: 9	R: 2 E: 0 K: 1 S: 9	H: 1 LOB: 0 BB: 1 P: 18	R: 1 E: 0 K: 2 S: 11	H: 2 LOB: 2 BB: 1 P: 17	1B: 11 2B: 2 3B: 0 HR: 1	SF: 1 SAC: 1 DP: 1 HBP: 0	WP: 0 PB: 0 SB: 4 CS: 0	PA: 43
PITCHER	IP	WLS	BF	H	R	ER	SO	BB	IBB	HBP	BLK	WP	HR	S	P	ERA	WHIP			
Mike Flanagan, L ERA: 3.8	(1, 1)	6.1	30	11	2	2	2	1	0	0	0	0	0	73	109	2.84	1.895			
Frank Willis, R ERA: 4.44	(7, 1)	0.2	2	0	0	0	0	0	0	0	0	0	0	2	3	0.00	0.000			
Duane Ward, R ERA: 3.26	(8, 1)	2.0	L	11	3	3	3	1	1	0	0	0	1	20	35	13.50	2.000			

New York Yankees @ Toronto Blue Jays
 SkyDome, Toronto, ON
 Sat Aug 05 1989, 3:33 AM EDT
 Att. 49,155 - Overcast - 90 F

AB	38
R	5
H	14
RBI	5
BB	3
SO	5
LOB	24



Batter	1	2	3	4	5	6	7	8	9	AB	R	H	RBI	BB	SO	LOB	BOTTOM			
Tony Fernandez, S OBP: 0.279, SLG: 0.367 (1, 6)										4	0	1	0	0	0	0				
Mookie Wilson, S OBP: 0.230, SLG: 0.286 (1, 9)										4	0	0	0	0	0	1				
Kelly Gruber, R OBP: 0.339, SLG: 0.451 (1, 5)										4	0	1	0	0	0	1				
George Bell, R OBP: 0.324, SLG: 0.428 (1, 7)										4	1	1	0	0	1	1				
Fred McGriff, L OBP: 0.385, SLG: 0.561 (1, 3)										3	1	1	0	1	0	1				
Ernie Whitt, L OBP: 0.381, SLG: 0.451 (1, 2)										2	1	1	1	1	0	0				
Pat Borders, R OBP: 0.310, SLG: 0.364 (9, PH)										1	0	0	0	0	0	1				
Lloyd Moseby, L OBP: 0.299, SLG: 0.359 (1, 8)										4	1	2	2	0	0	0				
Lee Mazzilli, S OBP: 0.382, SLG: 0.362 (1, 10)										2	0	0	0	1	1	0				
Nelson Liriano, S OBP: 0.322, SLG: 0.361 (1, 4)										3	0	0	0	0	0	3				
Inning Stats	R: 0 E: 0 K: 0 S: 9	H: 0 LOB: 0 BB: 0 P: 15	R: 2 E: 0 K: 1 S: 10	H: 2 LOB: 0 BB: 0 P: 19	R: 0 E: 0 K: 0 S: 7	H: 0 LOB: 0 BB: 0 P: 11	R: 0 E: 0 K: 0 S: 6	H: 1 LOB: 0 BB: 0 P: 12	R: 0 E: 0 K: 0 S: 4	H: 0 LOB: 0 BB: 0 P: 8	R: 1 E: 0 K: 0 S: 13	H: 2 LOB: 3 BB: 2 P: 28	R: 0 E: 0 K: 0 S: 8	H: 1 LOB: 0 BB: 0 P: 11	R: 1 E: 0 K: 0 S: 7	H: 1 LOB: 0 BB: 1 P: 12	1B: 2 2B: 2 3B: 2 HR: 2	SF: 0 SAC: 0 DP: 2 HBP: 0	WP: 0 PB: 0 SB: 0 CS: 1	PA: 35
PITCHER	IP	WLS	BF	H	R	ER	SO	BB	IBB	HBP	BLK	WP	HR	S	P	ERA	WHIP			
Andy Hawkins, R ERA: 4.35	(1, 1)	7.0	W	28	6	3	2	1	0	0	0	0	0	12	19	4.50	1.000			
Dave Righetti, L ERA: 2.54	(8, 1)	2.0	S	6	1	1	1	0	0	0	0	0	0	12	19	4.50	1.000			

New York Yankees @ Toronto Blue Jays
 SkyDome, Toronto, ON
 Sat Aug 05 1989, 3:33 AM EDT
 Att. 49,155 - Overcast - 90 F

AB	31
R	4
H	7
RBI	3
BB	3
SO	2
LOB	8



Batter	1	2	3	4	5	6	7	8	9	AB	R	H	RBI	BB	SO	LOB	TOP					
Fred Manrique, R OBP: 0.344, SLG: 0.427 (1, 6)	L3		S 1B			F7		K		4	0	1	0	0	1	1	Texas Rangers @ Toronto Blue Jays SkyDome, Toronto, ON Mon Aug 07 1989, 3:33 AM EDT Att: 48,773 - Cloudy - 57 F					
Rafael Palmeiro, L OBP: 0.359, SLG: 0.396 (1, 3)	L9		K 1-2			G3-1		G3		4	0	0	0	0	1	2						
Julio Franco, R OBP: 0.381, SLG: 0.471 (1, 4)	F9					F7			L8	4	0	0	0	0	0	0						
Ruben Sierra, S OBP: 0.359, SLG: 0.556 (1, 9)		G5-3				G6-3			F8	4	0	0	0	0	0	0						
Pete Incaviglia, R OBP: 0.282, SLG: 0.453 (1, 7)						K			F8	3	0	1	0	0	2	0						
Harold Baines, L OBP: 0.414, SLG: 0.495 (1, 10)									P6	3	0	1	0	0	0	1						
Steve Buechele, R OBP: 0.302, SLG: 0.394 (1, 5)									P2	3	1	1	1	0	0	3						
Jeff Kunkel, R OBP: 0.317, SLG: 0.449 (1, 8)									G6-3	3	0	0	0	0	0	0						
Jim Sundberg, R OBP: 0.308, SLG: 0.303 (8, PH)									G6-3	2	0	0	0	0	1	0						
Mike Stanley, R OBP: 0.261, SLG: 0.190 (8, PR)									G6-3	1	0	1	0	0	0	0						
Cecil Espy, S OBP: 0.304, SLG: 0.323 (8, PR)										0	0	0	0	0	0	0						
Chad Kreuter, S OBP: 0.256, SLG: 0.186 (8, 2)										0	0	0	0	0	0	0						
Inning Stats	R: 0 E: 0 K: 0 S: 5	H: 0 LOB: 0 BB: 0 P: 7	R: 0 E: 0 K: 0 S: 6	H: 1 LOB: 1 BB: 0 P: 14	R: 0 E: 0 K: 2 S: 13	H: 1 LOB: 1 BB: 0 P: 19	R: 0 E: 0 K: 1 S: 7	H: 0 LOB: 0 BB: 0 P: 9	R: 1 E: 0 K: 0 S: 7	H: 1 LOB: 0 BB: 0 P: 14	R: 0 E: 0 K: 0 S: 6	H: 0 LOB: 0 BB: 0 P: 9	R: 0 E: 0 K: 2 S: 9	H: 1 LOB: 1 BB: 0 P: 14	R: 0 E: 0 K: 1 S: 10	H: 1 LOB: 0 BB: 0 P: 11	R: 0 E: 0 K: 1 S: 8	H: 0 LOB: 0 BB: 0 P: 12	1B: 3 2B: 1 3B: 0 HR: 1	SF: 0 SAC: 0 DP: 1 HBP: 1	WP: 0 PB: 0 SB: 1 CS: 0	PA: 32
PITCHER John Cerutti, L ERA: 2.39 (1, 1)	IP: 9.0 WLS: W BF: 32 H: 5 R: 1 ER: 1 SO: 5 BB: 0 IBB: 0 HBP: 1 BLK: 0 WP: 0 HR: 1 S: 71 P: 109 ERA: 1.00 WHIP: 0.556																					

AB	31
R	1
H	5
RBI	1
BB	0
SO	5
LOB	7



Batter	1	2	3	4	5	6	7	8	9	AB	R	H	RBI	BB	SO	LOB	BOTTOM			
Tony Fernandez, S OBP: 0.276, SLG: 0.362 (1, 6)	G6-3		P4			E6 G4-3 SF9				4	1	1	0	0	0	0	Texas Rangers @ Toronto Blue Jays SkyDome, Toronto, ON Mon Aug 07 1989, 3:33 AM EDT Att: 48,773 - Cloudy - 57 F			
Mookie Wilson, S OBP: 0.224, SLG: 0.278 (1, 9)	L8					G4-3		L3		4	0	0	0	0	0	3				
Kelly Gruber, R OBP: 0.338, SLG: 0.451 (1, 5)								F8		3	0	1	1	0	0	2				
George Bell, R OBP: 0.326, SLG: 0.432 (1, 7)								F9		3	0	0	0	0	1	1				
Fred McGriff, L OBP: 0.388, SLG: 0.571 (1, 3)									G3-1	2	0	1	0	1	0	0				
Pat Borders, R OBP: 0.305, SLG: 0.358 (1, 2)									K	3	0	0	0	0	2	2				
Lloyd Moseby, L OBP: 0.296, SLG: 0.353 (1, 8)									K	3	0	0	0	0	1	2				
Lee Mazzilli, S OBP: 0.370, SLG: 0.347 (1, 10)									P5	3	0	0	0	0	0	1				
Manuel Lee, S OBP: 0.310, SLG: 0.346 (1, 4)									P2	2	1	1	0	1	0	0				
Inning Stats	R: 0 E: 0 K: 0 S: 6	H: 1 LOB: 1 BB: 0 P: 12	R: 0 E: 0 K: 0 S: 11	H: 0 LOB: 0 BB: 1 P: 17	R: 0 E: 0 K: 0 S: 4	H: 0 LOB: 0 BB: 0 P: 9	R: 0 E: 0 K: 1 S: 5	H: 0 LOB: 0 BB: 0 P: 8	R: 0 E: 0 K: 2 S: 8	H: 1 LOB: 0 BB: 0 P: 12	R: 0 E: 0 K: 2 S: 8	H: 0 LOB: 0 BB: 0 P: 12	R: 0 E: 0 K: 0 S: 8	H: 1 LOB: 2 BB: 1 P: 14	R: 0 E: 0 K: 0 S: 8	H: 1 LOB: 1 BB: 1 P: 14		1B: 3 2B: 1 3B: 1 HR: 0	SF: 1 SAC: 0 DP: 1 HBP: 0	WP: 0 PB: 0 SB: 1 CS: 0
PITCHER Mike Jeffcoat, L ERA: 4.31 (1, 1)	IP: 7.1 WLS: L BF: 28 H: 4 R: 2 ER: 0 SO: 4 BB: 4 IBB: 2 HBP: 0 BLK: 0 WP: 0 HR: 0 S: 54 P: 93 ERA: 0.00 WHIP: 0.818																			
Cecilio Guante, R ERA: 3.63 (8, 1)	0.2	2	0	0	0	0	0	0	0	0	0	4	4	0.00	0.000					

AB	27
R	2
H	4
RBI	1
BB	2
SO	4
LOB	11



Batter	1	2	3	4	5	6	7	8	9	AB	R	H	RBI	BB	SO	LOB	TOP				
Cecil Espy, S OBP: 0.306, SLG: 0.321 (1, 8)	G4-3		BB			BB		K		2	0	0	0	2	1	2					
Rafael Palmeiro, L OBP: 0.356, SLG: 0.392 (1, 3)	P7		P5			L3			K	4	0	0	0	0	1	2					
Ruben Sierra, S OBP: 0.357, SLG: 0.553 (9, PH) Rick Leach, L OBP: 0.365, SLG: 0.374	G3-1			P4			F7		1B	3	0	0	0	0	0	0					
Harold Baines, L OBP: 0.417, SLG: 0.497 (1, 10)		FC6		G6-3			G1-3		1B	4	0	3	0	0	0	0					
Julio Franco, R OBP: 0.378, SLG: 0.466 (1, 4)	P4			G6-3			F9		F9	4	0	0	0	0	0	3					
Pete Incaviglia, R OBP: 0.278, SLG: 0.449 (1, 7)	F9					K			K	3	0	0	0	0	2	1					
Steve Buechele, R OBP: 0.300, SLG: 0.391 (1, 5)	FC6			G5-3				G5-3		3	0	0	0	0	0	1					
Jim Sundberg, R OBP: 0.304, SLG: 0.299 (8, PH) Jack Daugherty, S OBP: 0.342, SLG: 0.353 Mike Stanley, R OBP: 0.261, SLG: 0.190			G6-3			F8		2B		2	0	0	0	0	0	0					
Jeff Kunkel, R OBP: 0.317, SLG: 0.452 (1, 6)			K					G6-3		3	0	1	0	0	1	0					
Inning Stats	R: 0 E: 0 K: 0 S: 9	H: 0 LOB: 0 BB: 0 P: 14	R: 0 E: 0 K: 0 S: 8	H: 1 LOB: 1 BB: 0 P: 14	R: 0 E: 0 K: 1 S: 11	H: 0 LOB: 1 BB: 1 P: 20	R: 0 E: 0 K: 0 S: 7	H: 1 LOB: 0 BB: 0 P: 11	R: 0 E: 0 K: 1 S: 7	H: 0 LOB: 0 BB: 0 P: 12	R: 0 E: 0 K: 0 S: 3	H: 0 LOB: 0 BB: 0 P: 13	R: 0 E: 0 K: 2 S: 8	H: 1 LOB: 2 BB: 1 P: 15	R: 0 E: 0 K: 1 S: 6	H: 2 LOB: 1 BB: 0 P: 9	1B: 4 2B: 2 3B: 0 HR: 0	SF: 0 SAC: 0 DP: 2 HBP: 0	WP: 0 PB: 0 SB: 0 CS: 0	PA: 32	
PITCHER	IP	WLS	BF	H	R	ER	SO	BB	IBB	HBP	BLK	WP	HR	S	P	ERA	WHIP				
Mauro Gozzo, R ERA: 3.22 (1, 1)	8.0	W	28	3	0	0	4	3	0	0	0	0	0	60	108	0.00	0.750				
Duane Ward, R ERA: 3.22 (9, 1)	1.0		4	2	0	0	1	0	0	0	0	0	0	6	9	0.00	2.000				

Texas Rangers @ Toronto Blue Jays
SkyDome, Toronto, ON
Tue Aug 08 1989, 7:05 PM EDT
Att: 48,689 - Unknown - 65 F

AB	29
R	0
H	5
RBI	0
BB	3
SO	5
LOB	9



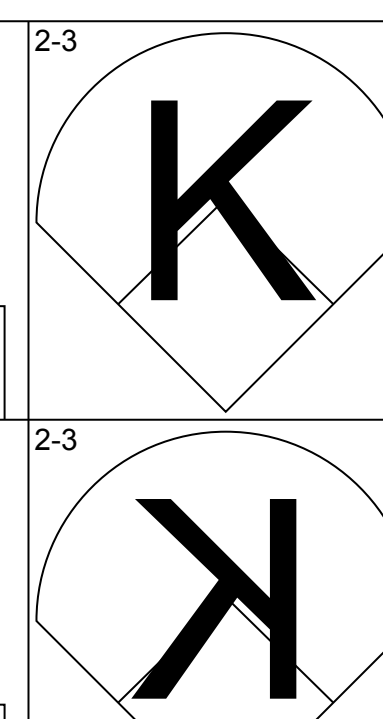
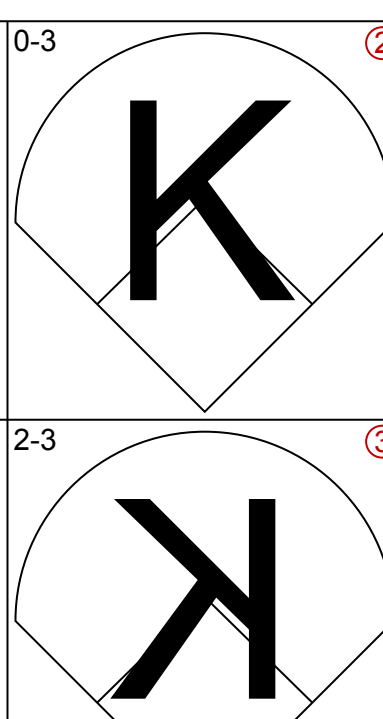
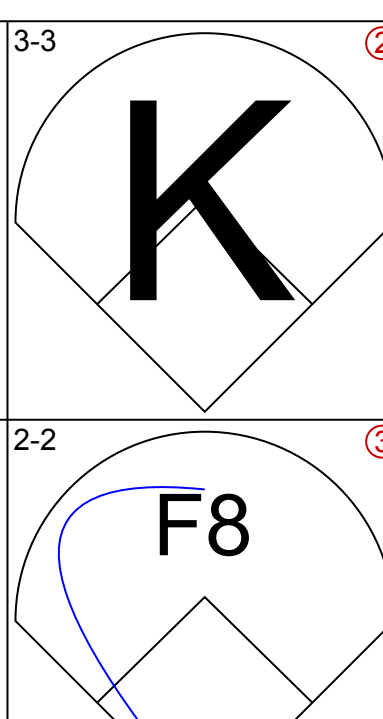
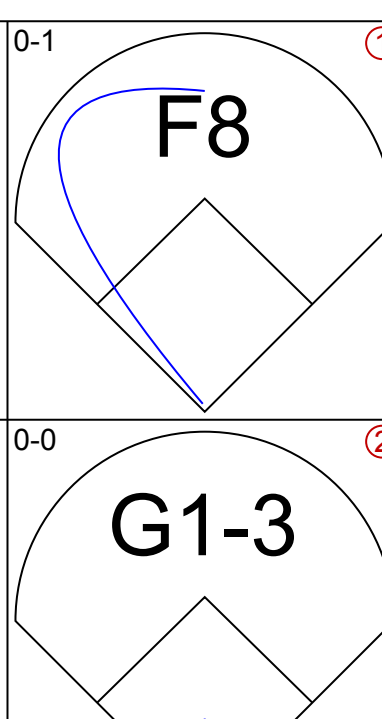
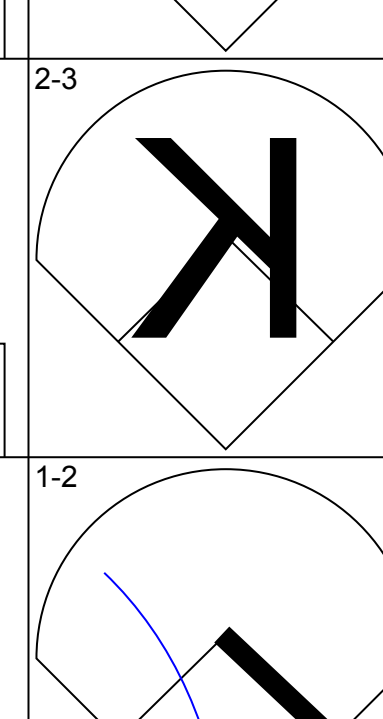

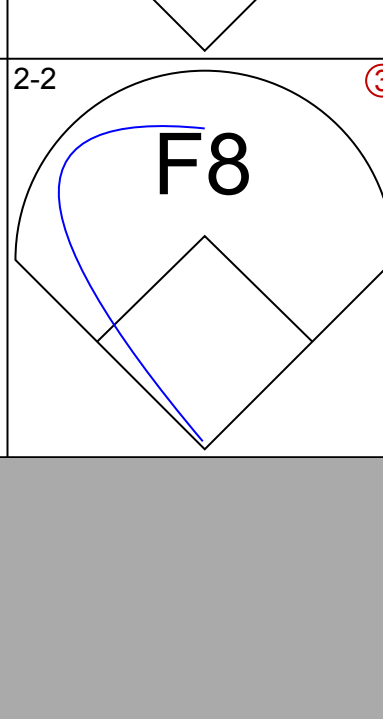
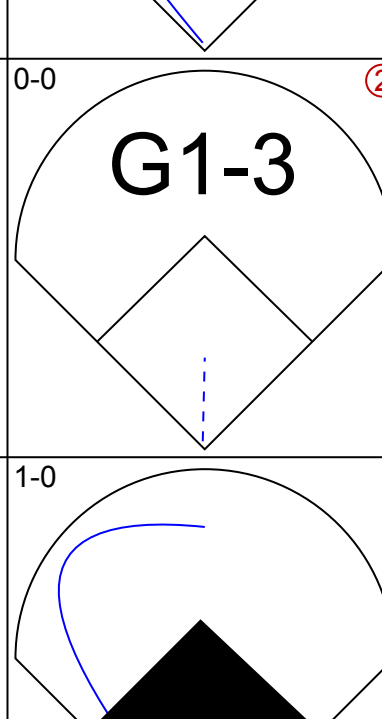
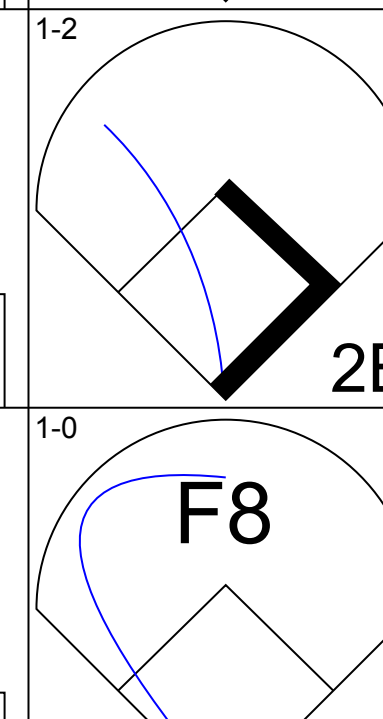
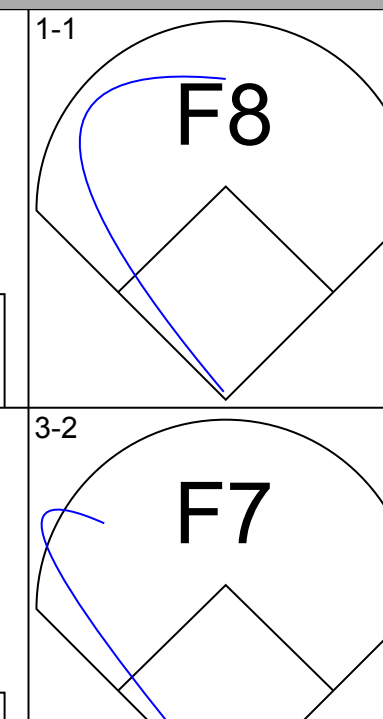
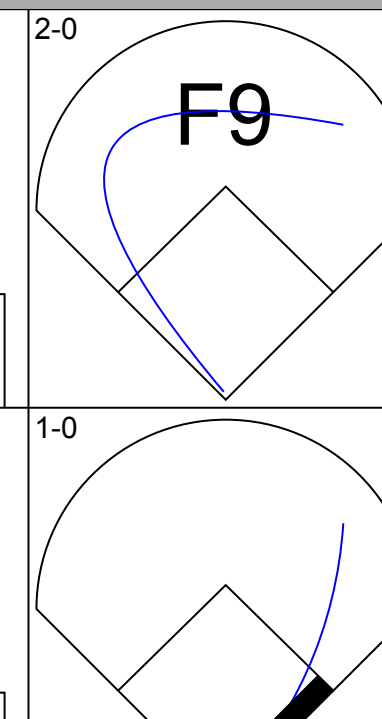
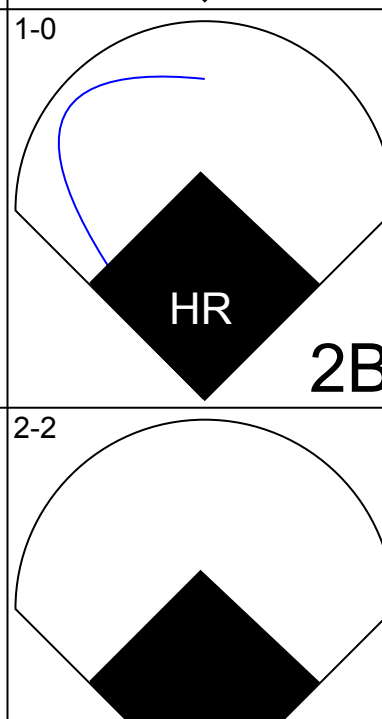
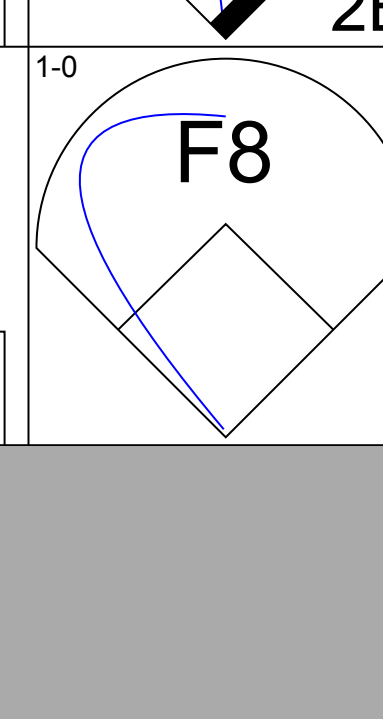
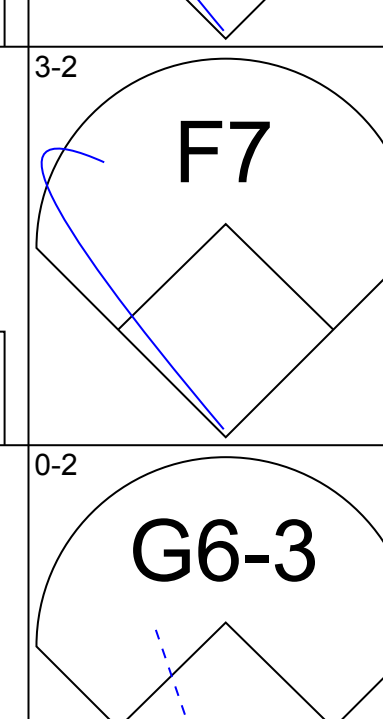
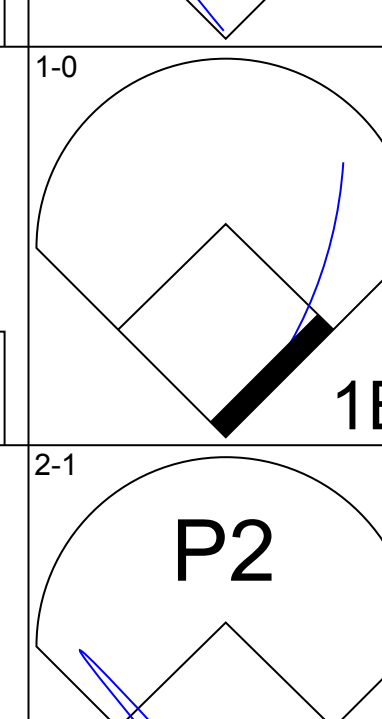
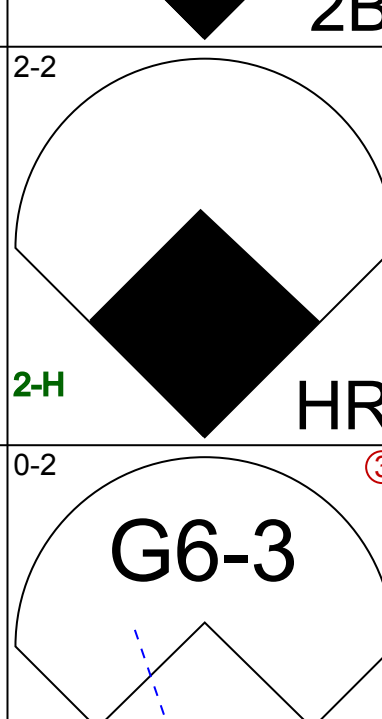
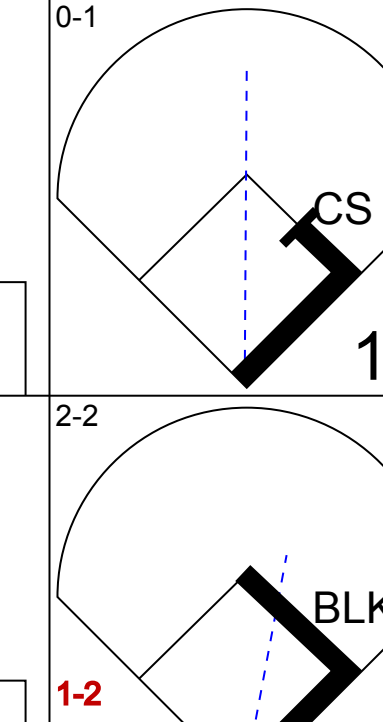
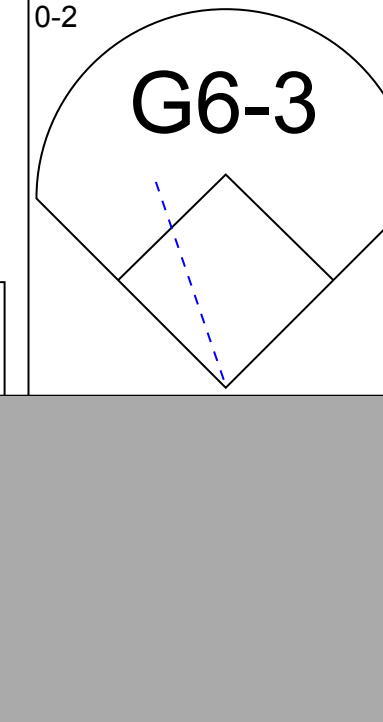
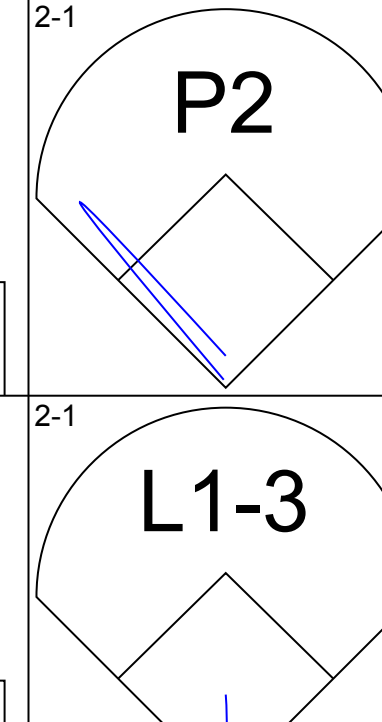
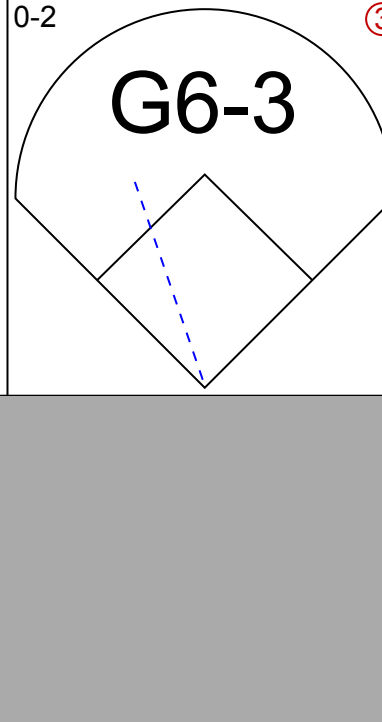
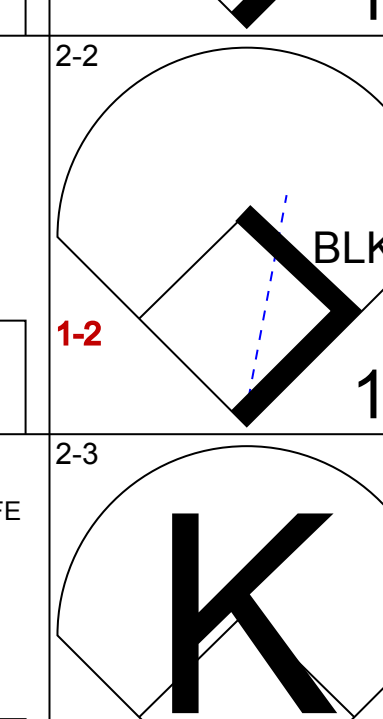
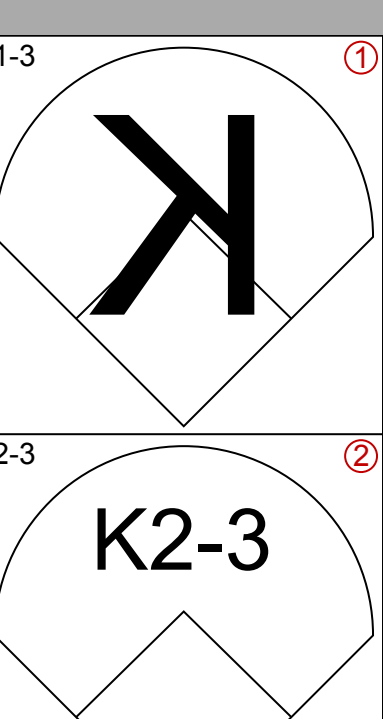
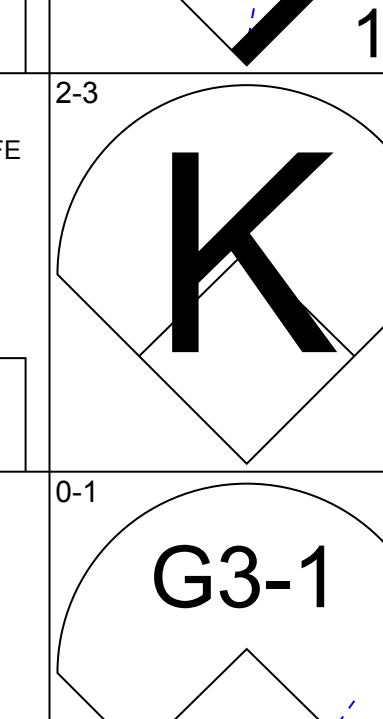
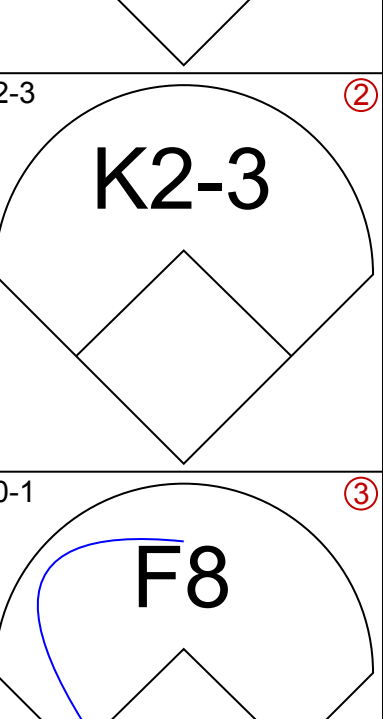
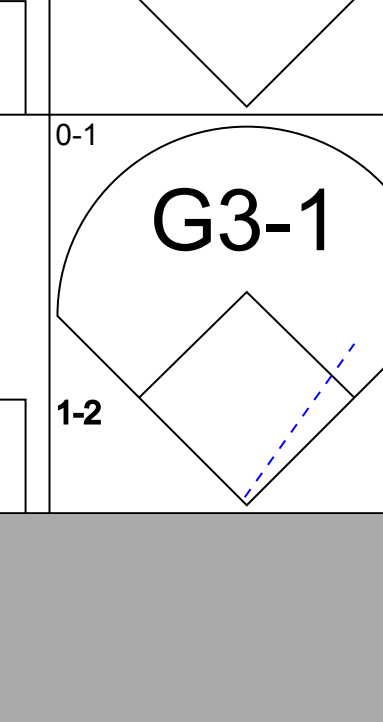
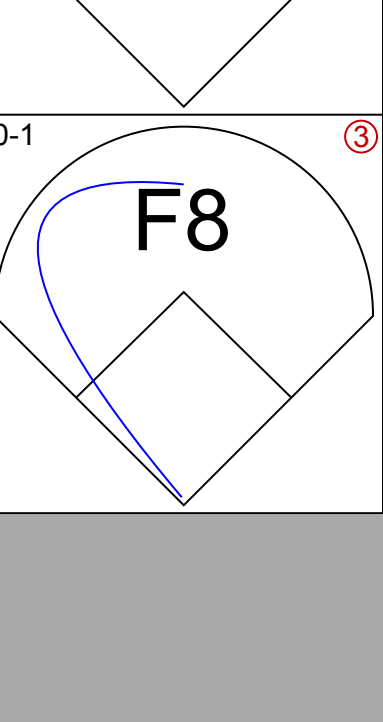
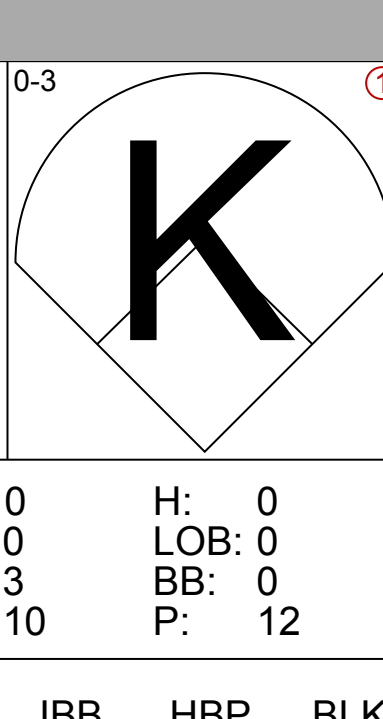
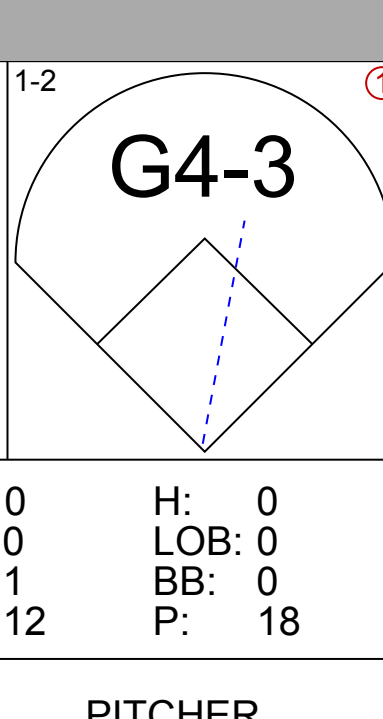
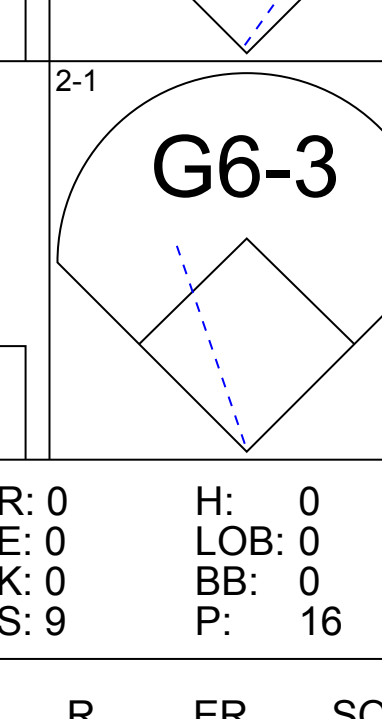

Batter	1	2	3	4	5	6	7	8	9	AB	R	H	RBI	BB	SO	LOB	BOTTOM				
Tony Fernandez, S OBP: 0.277, SLG: 0.361 (1, 6)	K		S	K		FC6-4		G5-3		4	0	1	0	1	2	1					
Junior Felix, S OBP: 0.338, SLG: 0.425 (1, 9)	P7		K			FC6-4				4	0	1	0	0	1	4					
Kelly Gruber, R OBP: 0.337, SLG: 0.453 (1, 5)	F9		SF7			1B			2B	3	1	1	1	0	1	1					
George Bell, R OBP: 0.325, SLG: 0.431 (1, 10)		P8	K			G5-3		G5-4-3		4	0	1	1	0	1	2					
Fred McGriff, L OBP: 0.391, SLG: 0.579 (1, 3)				G3-1	G4-3			G5-4-3		2	2	1	1	2	0	1					
Ernie Whitt, L OBP: 0.378, SLG: 0.449 (1, 2)	F7		G4-3			G1-4-3		K		4	0	0	0	0	1	3					
Lloyd Moseby, L OBP: 0.296, SLG: 0.350 (1, 8)	G5-3			G3-1				F7		3	1	0	0	1	0	0					
Mookie Wilson, S OBP: 0.224, SLG: 0.281 (1, 7)			1B	G3-1				G5-3		4	1	1	0	0	0	2					
Nelson Liriano, S OBP: 0.329, SLG: 0.376 (1, 4)			S	SF7		1B				3	2	3	4	1	0	0					
Inning Stats	R: 0 E: 0 K: 1 S: 9	H: 0 LOB: 0 BB: 0 P: 16	R: 1 E: 0 K: 0 S: 10	H: 1 LOB: 0 BB: 0 P: 13	R: 2 E: 0 K: 2 S: 17	H: 2 LOB: 1 BB: 1 P: 25	R: 3 E: 0 K: 1 S: 13	H: 1 LOB: 2 BB: 1 P: 20	R: 0 E: 0 K: 0 S: 9	H: 2 LOB: 0 BB: 0 P: 12	R: 1 E: 0 K: 1 S: 8	H: 2 LOB: 0 BB: 0 P: 14	R: 0 E: 0 K: 0 S: 6	H: 0 LOB: 1 BB: 1 P: 15	1B: 5 2B: 2 3B: 0 HR: 2	SF: 1 SAC: 0 DP: 1 HBP: 0	WP: 0 PB: 0 SB: 3 CS: 0	PA: 37			
PITCHER	IP	WLS	BF	H	R	ER	SO	BB	IBB	HBP	BLK	WP	HR	S	P	ERA	WHIP				
Bobby Witt, R ERA: 5.36 (1, 1)	4.2	L	22	5	6	6	5	3	0	0	0	0	0	19	32	3.86	2.143				
Drew Hall, L ERA: 4.59 (5, 1)	2.1		11	4	1	1	1	1	0	0	0	0	0	6	15	0.00	1.000				
Kenny Rogers, L ERA: 2.94 (8, 1)	1.0		4	0	0	0	0	1	0	0	0	0	0	6	15	0.00	1.000				

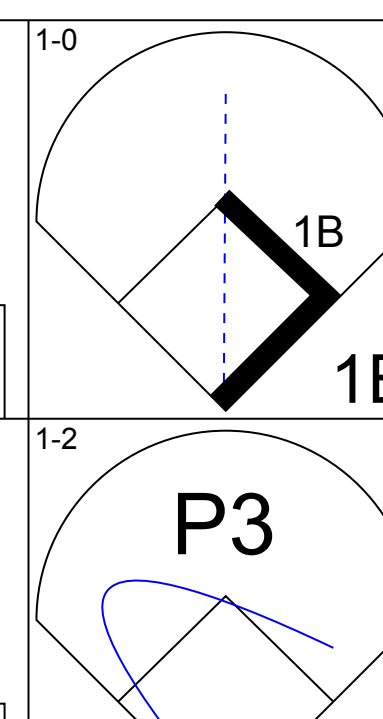
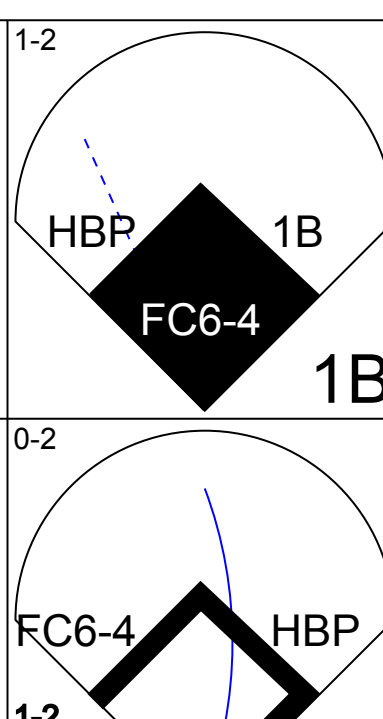
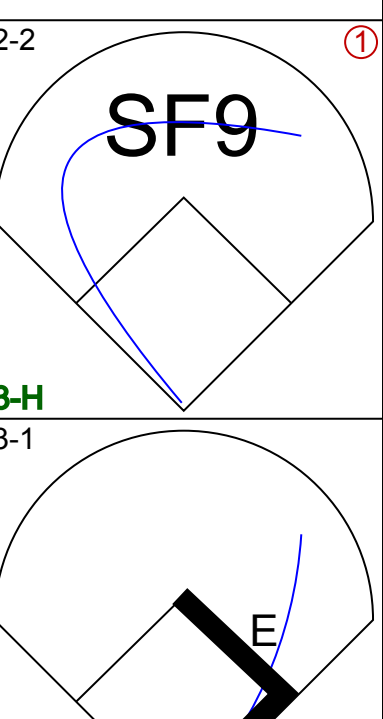
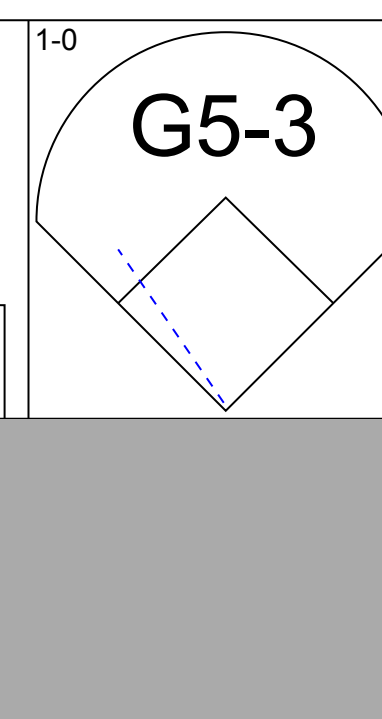
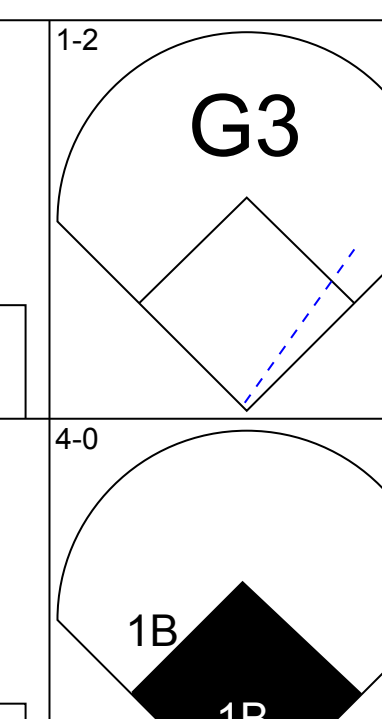
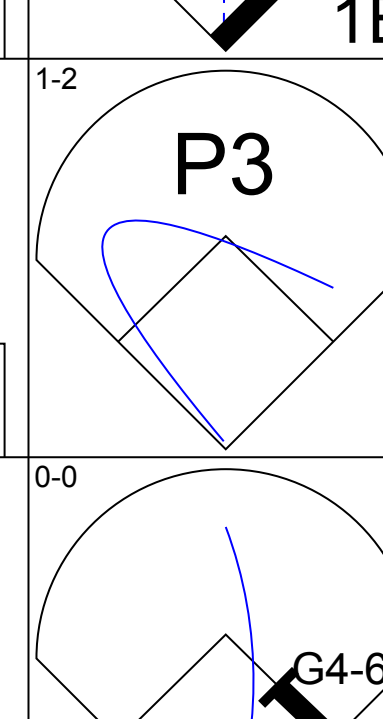
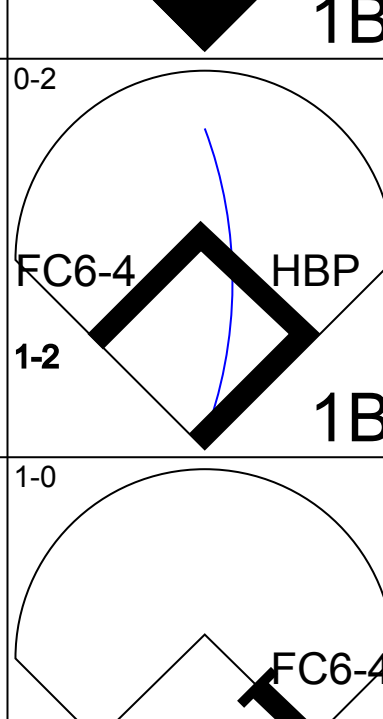
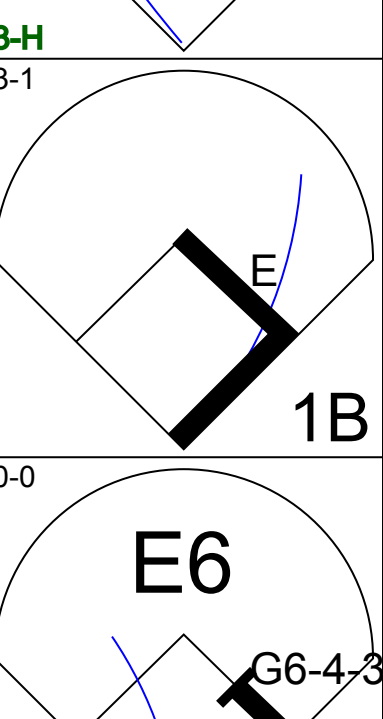
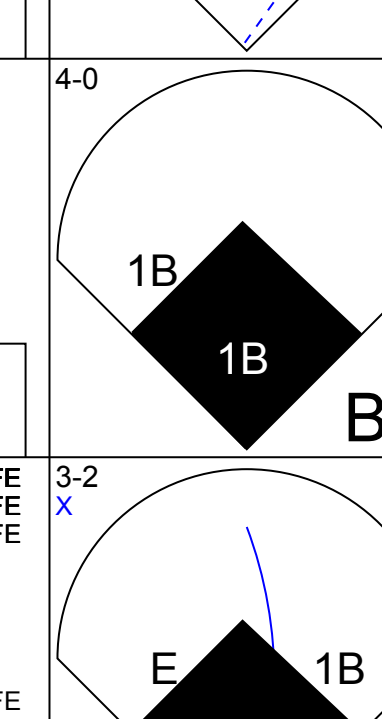
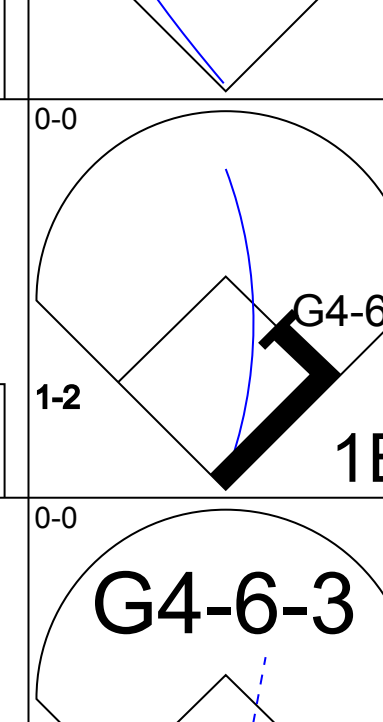
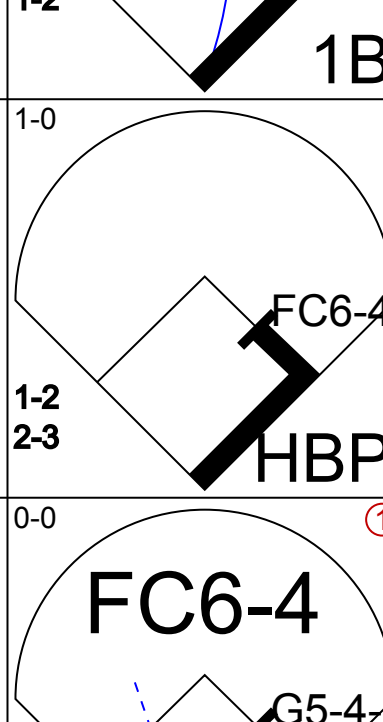
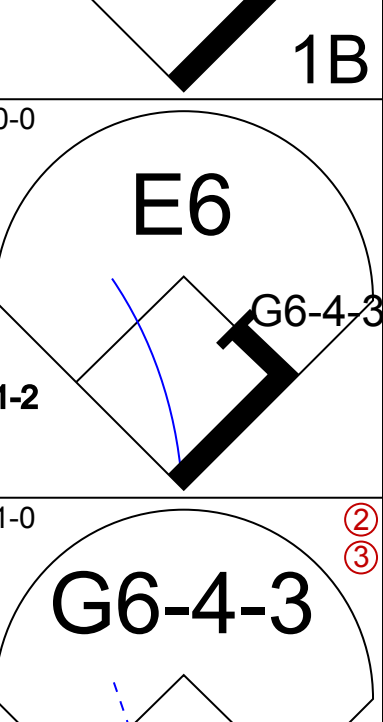
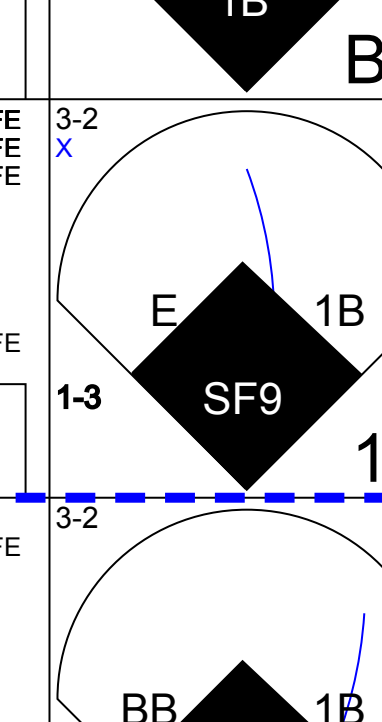
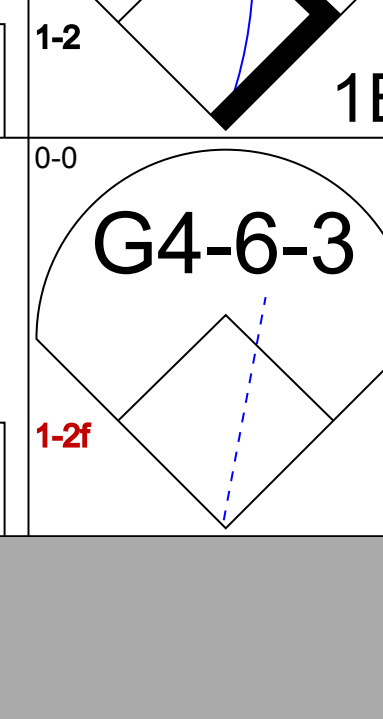
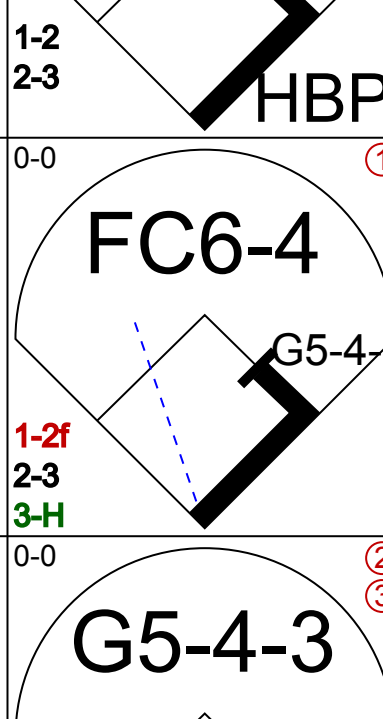
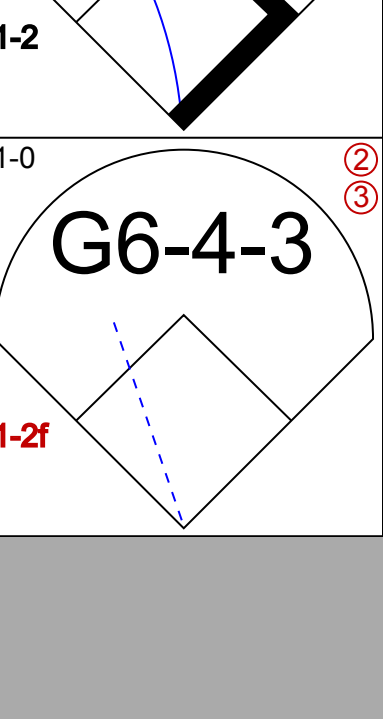
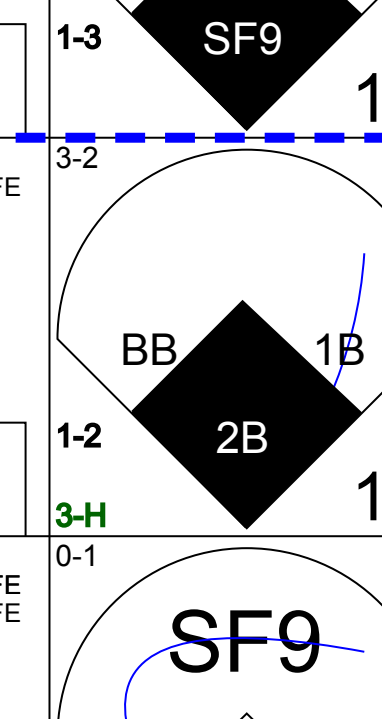
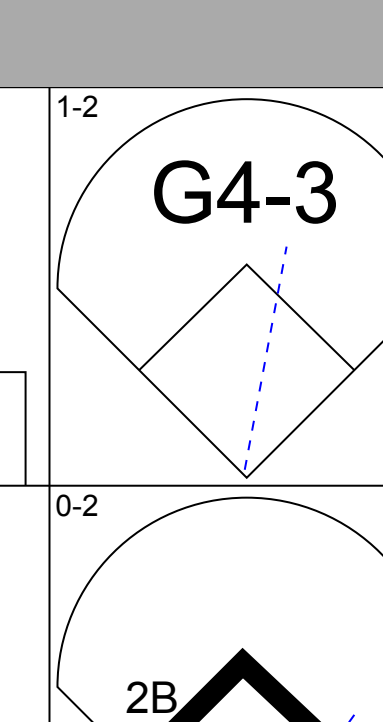
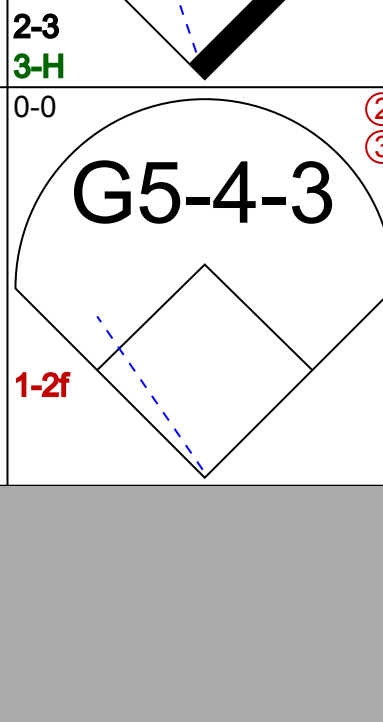
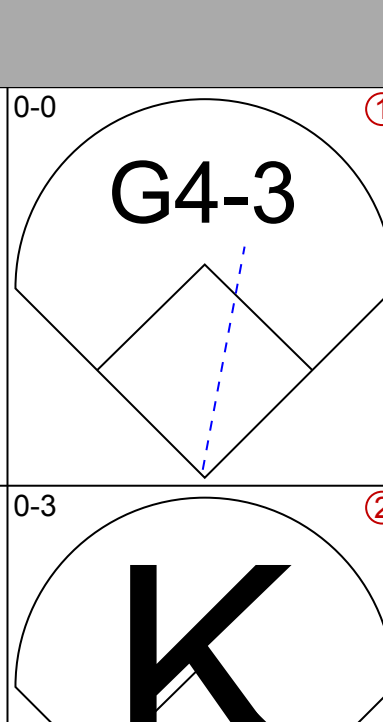
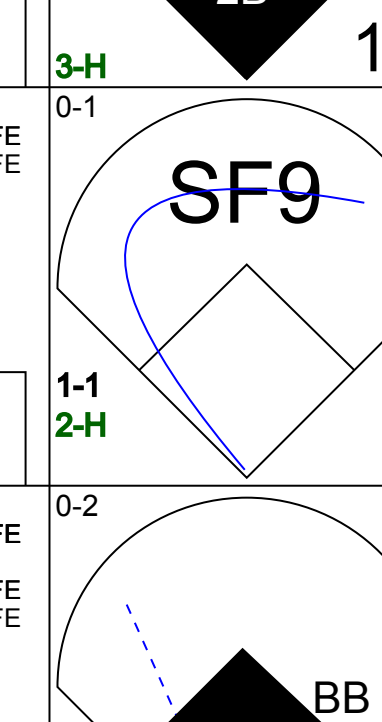
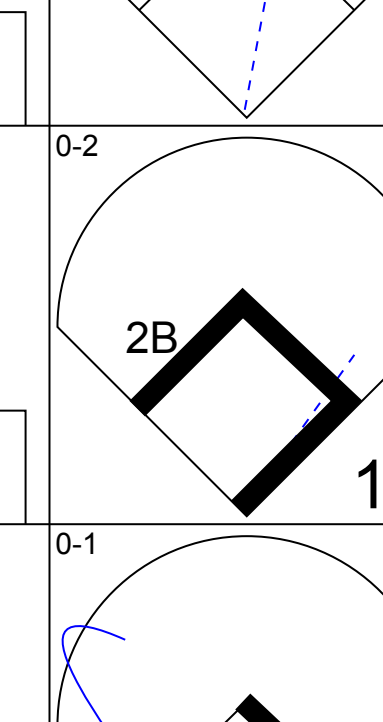
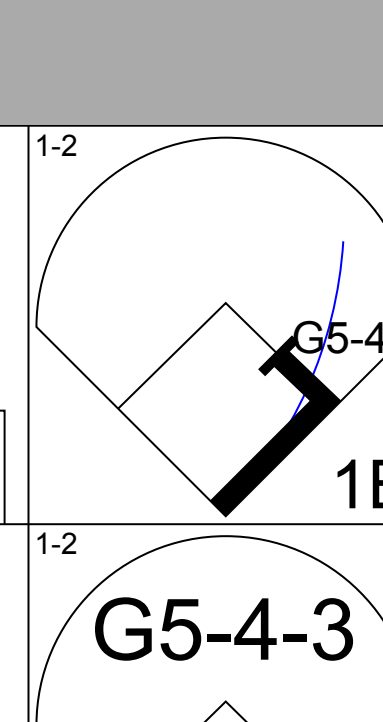
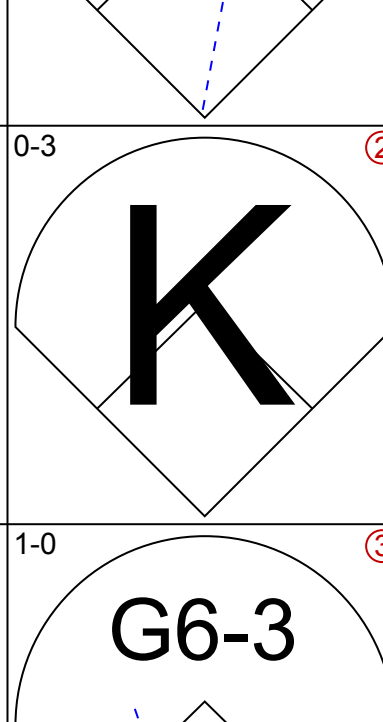
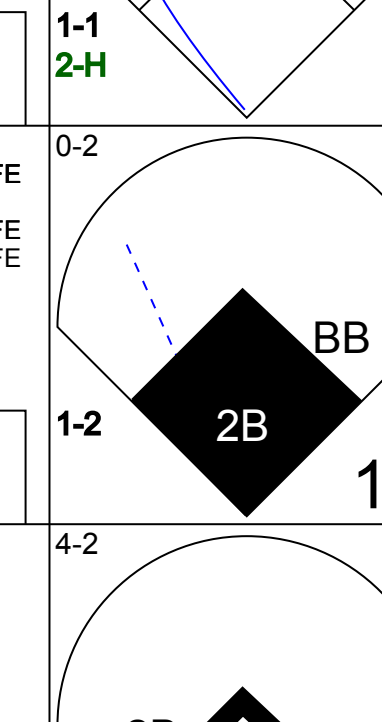
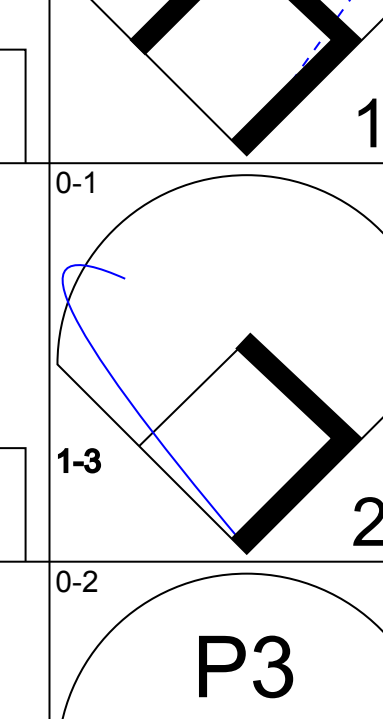
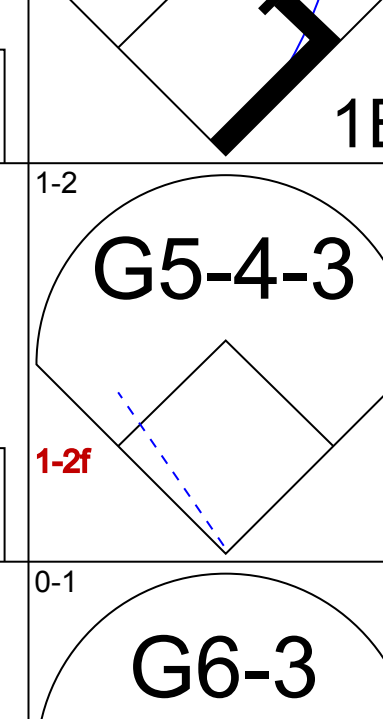
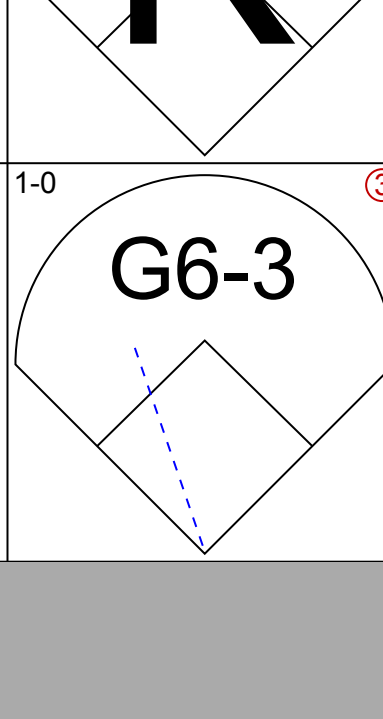
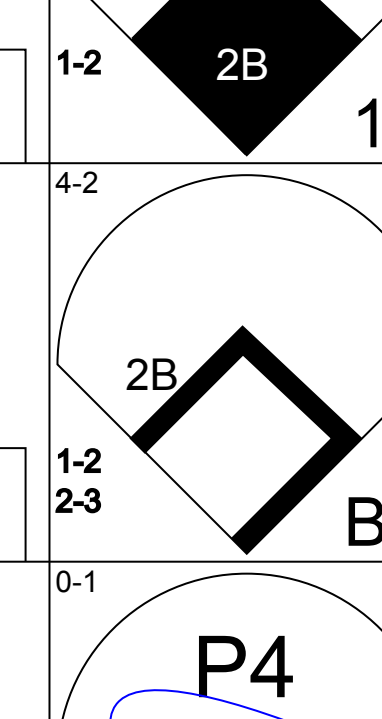
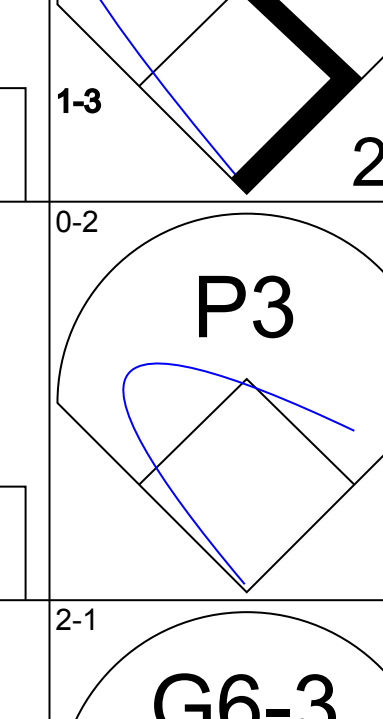
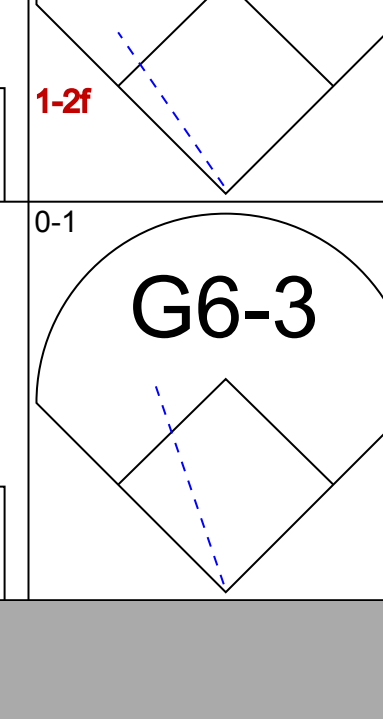
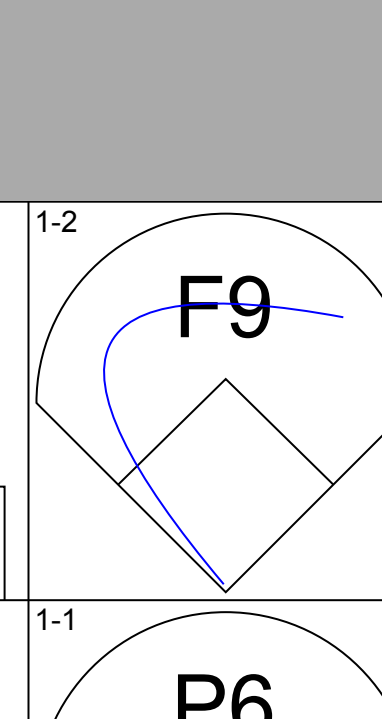
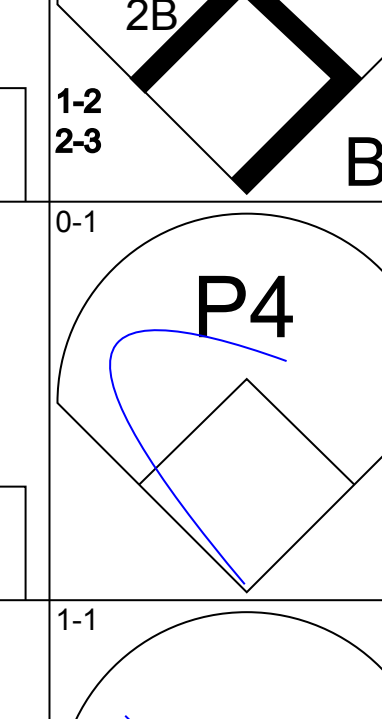
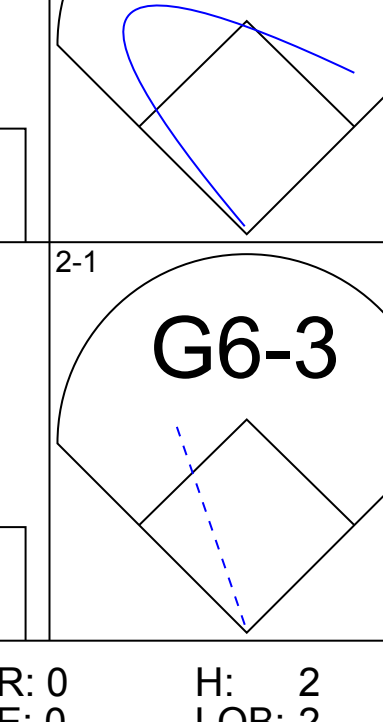
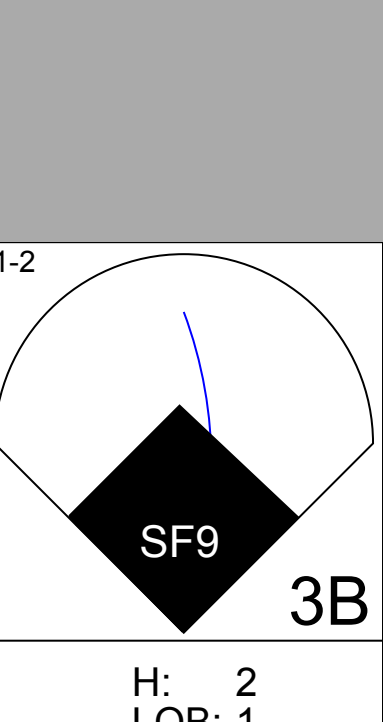
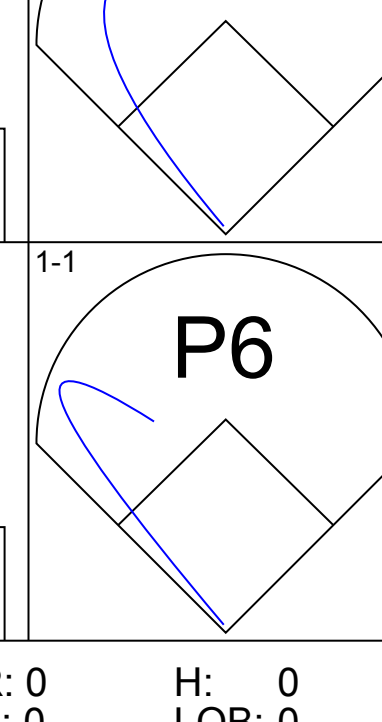
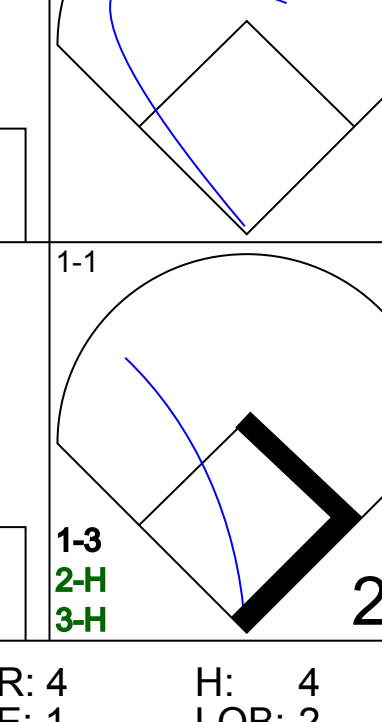
Texas Rangers @ Toronto Blue Jays
SkyDome, Toronto, ON
Tue Aug 08 1989, 7:05 PM EDT
Att: 48,689 - Unknown - 65 F

AB	31
R	7
H	9
RBI	7
BB	5
SO	6
LOB	14



Batter	1	2	3	4	5	6	7	8	9	AB	R	H	RBI	BB	SO	LOB	TOP										
Cecil Espy, S OBP: 0.305, SLG: 0.318 (1, 8)	1-3 K	2-3 SAFE K		1-0 L8			0-0 G4-3		4-2 BB	4	0	0	0	1	2	4	Texas Rangers @ Toronto Blue Jays SkyDome, Toronto, ON Wed Aug 09 1989, 7:05 PM EDT Att: 48,962 - Unknown - 70 F										
Rafael Palmeiro, L OBP: 0.352, SLG: 0.388 (1, 3)	2-1 G4-3		2-1 F9		3-2 F8		1-0 F9		0-3 K	5	0	0	0	0	1	4											
Harold Baines, L OBP: 0.415, SLG: 0.503 (1, 10)	2-2 HR		0-2 G4-3		3-1 L6			0-1 G5-3		4	1	1	1	0	0	0											
Ruben Sierra, S OBP: 0.354, SLG: 0.548 (1, 9)	2-1 G3-1		3-2 G4-3		1-0 G4-3			2-2 G5-3		4	0	0	0	0	0	0											
Julio Franco, R OBP: 0.379, SLG: 0.466 (1, 4)		1-2 2B		0-1 G6-3		1-1 G6-3		0-0 F9		4	2	2	0	0	0	0											
Pete Incaviglia, R OBP: 0.276, SLG: 0.443 (1, 7)	1-0 SAFE F6		1-3 K		1-1 G6-3			0-1 F8		4	0	0	0	0	1	2											
Steve Buechele, R OBP: 0.302, SLG: 0.393 (1, 5)	2-1 1B		4-0 1B		2-2 P6			0-0 G5-3		3	1	1	1	1	0	0											
Jim Sundberg, R OBP: 0.309, SLG: 0.304 (9, PR)	1-3 K		2-1 G6-3		2-1 G4-3		2-1 SH2-3		1-2 BB	4	0	2	0	0	1	3											
Chad Kreuter, S OBP: 0.256, SLG: 0.186 (9, 2)			1-2 2-3		1-2 2-3				BB	0	0	0	0	0	0	0											
Fred Manrique, R OBP: 0.350, SLG: 0.432 (7, 6)	1-0 2H		0-1 2-3		0-1 SH2-3		1-0 SH2-3		1-2 BB	2	0	2	2	0	0	0											
Jeff Kunkel, R OBP: 0.321, SLG: 0.455 (7, 6)			2-3 3H		1-2			1-2	1B	1	0	1	0	0	0	0											
Inning Stats	R: 1 E: 0 K: 1 S: 11	H: 1 LOB: 0 BB: 0 P: 18	R: 2 E: 0 K: 2 S: 15	H: 3 LOB: 1 BB: 0 P: 21	R: 0 E: 0 K: 0 S: 9	H: 0 LOB: 0 BB: 0 P: 14	R: 1 E: 0 K: 1 S: 10	H: 2 LOB: 2 BB: 1 P: 18	R: 0 E: 0 K: 0 S: 6	H: 0 LOB: 0 BB: 0 P: 13	R: 0 E: 0 K: 0 S: 8	H: 1 LOB: 1 BB: 0 P: 9	R: 0 E: 0 K: 0 S: 6	H: 0 LOB: 0 BB: 0 P: 8	R: 0 E: 0 K: 1 S: 14	H: 2 LOB: 3 BB: 1 P: 20	1B: 7 2B: 1 3B: 0 HR: 1	SF: 0 SAC: 1 DP: 0 HBP: 0	WP: 0 PB: 0 SB: 1 CS: 0	PA: 38							
PITCHER	IP	WLS	BF	H	R	ER	SO	BB	IBB	HBP	BLK	WP	HR	S	P	ERA	WHIP										
Dave Stieb, R ERA: 3.96 (1, 1)	7.0	L	29	7	4	4	4	1	0	0	0	0	1	65	105	5.14	1.143										
Tony Castillo, L ERA: 7.2 (8, 1)	1.0		3	0	0	0	0	0	0	0	0	0	0	6	8	0.00	0.000										
Tom Henke, R ERA: 2.89 (9, 1)	1.0	S	6	2	0	0	1	1	0	0	0	0	0	14	20	0.00	3.000										
Batter	1	2	3	4	5	6	7	8	9	AB	R	H	RBI	BB	SO	LOB	BOTTOM										
Tony Fernandez, S OBP: 0.274, SLG: 0.357 (1, 6)	2-2 G4-3	3-1 G3			1-1 F7		3-2 SAFE G6-3		4-0 1	4	0	0	1	0	0	1	Texas Rangers @ Toronto Blue Jays SkyDome, Toronto, ON Wed Aug 09 1989, 7:05 PM EDT Att: 48,962 - Unknown - 70 F										
Junior Felix, S OBP: 0.337, SLG: 0.421 (1, 9)	4-1 PB	3-2 G4-3			2-2 P2		3-1 K		0-0 1	3	0	0	0	1	1	1											
Kelly Gruber, R OBP: 0.336, SLG: 0.450 (1, 5)	1-0 SAFE K		0-1 G3		2-3 K			1-3 K		2	0	0	0	0	1	1											
Tom Lawless, R OBP: 0.283, SLG: 0.241 (4, 5)	1-2 K									2	0	0	0	0	2	0											
George Bell, R OBP: 0.327, SLG: 0.432 (1, 7)	4-0 PB		0-1 F8		1-0 G1-6-3		0-2 L7		3-0 1	3	0	1	0	1	0	0											
Fred McGriff, L OBP: 0.390, SLG: 0.574 (1, 3)	1-1 F8		2-3 K		4-0 G1-6-3		2-2 F8		3-0 0	3	0	0	0	1	1	2											
Ernie Whitt, L OBP: 0.381, SLG: 0.449 (1, 2)		1-1 HR		4-0 S		3-2 G1-6-3		3-2 BB		2	1	1	0	1	0	2											
Pat Borders, R OBP: 0.305, SLG: 0.358 (9, PH)										0	0	0	0	0	0	0											
Manuel Lee, S OBP: 0.313, SLG: 0.349 (9, PH)										1	0	1	0	0	0	0											
Lee Mazzilli, S OBP: 0.365, SLG: 0.382 (1, 10)		3-2 HR		3-1 F8		2-1 L3		1-0 F7		4	1	1	2	0	0	3											
Mookie Wilson, S OBP: 0.228, SLG: 0.288 (1, 8)		0-1 G3		0-2 G4-3		0-2 SH1-3		1-0 SAFE F8		4	1	2	0	0	2	2											
Nelson Liriano, S OBP: 0.326, SLG: 0.372 (1, 4)		1-0 SAFE P5		1-1 G4-3		1-1 SH1-3		1-2 G4-3		3	0	0	0	0	3	3											
Inning Stats	R: 0 E: 0 K: 1 S: 10	H: 0 LOB: 2 BB: 2 P: 23	R: 2 E: 0 K: 0 S: 17	H: 3 LOB: 1 BB: 0 P: 30	R: 0 E: 0 K: 1 S: 7	H: 0 LOB: 0 BB: 0 P: 9	R: 0 E: 0 K: 0 S: 7	H: 0 LOB: 1 BB: 1 P: 15	R: 0 E: 0 K: 0 S: 6	H: 1 LOB: 1 BB: 1 P: 16	R: 1 E: 0 K: 1 S: 15	H: 1 LOB: 0 BB: 0 P: 19	R: 0 E: 0 K: 1 S: 10	H: 0 LOB: 0 BB: 0 P: 13	R: 0 E: 0 K: 0 S: 12	H: 1 LOB: 1 BB: 0 P: 18	1B: 3 2B: 2 3B: 0 HR: 1	SF: 0 SAC: 1 DP: 1 HBP: 0	WP: 0 PB: 1 SB: 2 CS: 0	PA: 36							
PITCHER	IP	WLS	BF	H	R	ER	SO	BB	IBB	HBP	BLK	WP	HR	S	P	ERA	WHIP										
Charlie Hough, R ERA: 4.88 (1, 1)	6.0	W	26	5	3	3	3	4	0	0	1	0	0	58	109	4.50	1.500										
Kenny Rogers, L ERA: 2.82 (7, 1)	2.0		6	0	0	0	2	0	0	0	0	0	0	22	29	0.00	0.000										
Jeff Russell, R ERA: 1.86 (9, 1)	1.0	S	4	1	0	0	0	0	0	0	0	0	0	12	18	0.00	1.000										

Batter	1	2	3	4	5	6	7	8	9	AB	R	H	RBI	BB	SO	LOB	TOP			
Tony Fernandez, S (1, 6) OBP: 0.273, SLG: 0.354 Nelson Liriano, S (6, 4) OBP: 0.325, SLG: 0.371										3	0	0	0	0	3	0	Toronto Blue Jays @ Kansas City Royals Royals Stadium, Kansas City, MO Fri Aug 11 1989, 8:05 PM EDT Att: 40,027 - Unknown livebaseballscores.com			
Junior Felix, S (1, 9) OBP: 0.333, SLG: 0.416										4	0	0	0	0	2	0				
George Bell, R (1, 7) OBP: 0.328, SLG: 0.438										4	1	2	0	0	0	0				
Fred McGriff, L (1, 3) OBP: 0.391, SLG: 0.581										4	1	2	2	0	0	1				
Ernie Whitt, L (1, 2) OBP: 0.379, SLG: 0.446										4	0	1	0	0	0	1				
Lloyd Moseby, L (1, 8) OBP: 0.296, SLG: 0.350										3	0	1	0	0	1	1				
Lee Mazzilli, S (1, 10) OBP: 0.354, SLG: 0.367										3	0	0	0	0	2	1				
Rance Mulliniks, L (1, 5) OBP: 0.312, SLG: 0.297										3	0	0	0	0	0	1				
Manuel Lee, S (1, 4) OBP: 0.309, SLG: 0.344 (6, 6)										3	0	0	0	0	1	0				
Inning Stats	R: 0 E: 0 K: 2 S: 10	H: 1 LOB: 1 BB: 0 P: 16	R: 0 E: 0 K: 1 S: 15	H: 2 LOB: 1 BB: 0 P: 18	R: 0 E: 0 K: 3 S: 10	H: 0 LOB: 0 BB: 0 P: 12	R: 0 E: 0 K: 0 S: 8	H: 0 LOB: 0 BB: 0 P: 12	R: 0 E: 0 K: 1 S: 12	H: 0 LOB: 0 BB: 0 P: 18	R: 0 E: 0 K: 0 S: 6	H: 1 LOB: 1 BB: 0 P: 13	R: 0 E: 0 K: 0 S: 9	H: 0 LOB: 0 BB: 0 P: 16	R: 2 E: 0 K: 0 S: 10	H: 2 LOB: 0 BB: 0 P: 13		1B: 3 2B: 2 3B: 0 HR: 1	SF: 0 SAC: 0 DP: 0 HBP: 0	WP: 0 PB: 0 SB: 0 CS: 1
PITCHER Bret Saberhagen, R (1, 1) ERA: 2.67	IP: 9.0 WLS: W BF: 32 H: 6 R: 2 ER: 2 SO: 9 BB: 0 IBB: 0 HBP: 0 BLK: 1 WP: 0 HR: 1 S: 89 P: 130 ERA: 2.00 WHIP: 0.667															PITCHER				

Batter	1	2	3	4	5	6	7	8	9	AB	R	H	RBI	BB	SO	LOB	BOTTOM				
Willie Wilson, S (1, 8) OBP: 0.319, SLG: 0.348										4	1	2	1	0	0	2	Toronto Blue Jays @ Kansas City Royals Royals Stadium, Kansas City, MO Fri Aug 11 1989, 8:05 PM EDT Att: 40,027 - Unknown livebaseballscores.com				
Kevin Seitzer, R (1, 5) OBP: 0.396, SLG: 0.331										3	1	2	0	1	0	1					
George Brett, L (1, 3) OBP: 0.324, SLG: 0.392										3	1	2	0	0	0	1					
Bo Jackson, R (1, 7) OBP: 0.310, SLG: 0.512 Jim Eisenreich, L (9, 7) OBP: 0.344, SLG: 0.418										4	1	1	2	0	0	6					
Pat Tabler, R (1, 9) OBP: 0.329, SLG: 0.309 Gary Thurman, R (7, 9) OBP: 0.321, SLG: 0.275										3	0	0	0	0	0	2					
Danny Tartabull, R (1, 10) OBP: 0.373, SLG: 0.456										4	1	3	0	0	1	0					
Bob Boone, R (1, 2) OBP: 0.359, SLG: 0.336										3	0	1	0	1	0	1					
Frank White, R (1, 4) OBP: 0.299, SLG: 0.289										4	0	0	0	0	0	5					
Kurt Stillwell, S (1, 6) OBP: 0.328, SLG: 0.384										4	1	2	2	0	0	2					
Inning Stats	R: 0 E: 0 K: 0 S: 6	H: 2 LOB: 1 BB: 0 P: 8	R: 0 E: 0 K: 0 S: 13	H: 2 LOB: 2 BB: 0 P: 16	R: 1 E: 0 K: 0 S: 8	H: 2 LOB: 1 BB: 0 P: 10	R: 0 E: 0 K: 0 S: 9	H: 1 LOB: 0 BB: 0 P: 11	R: 1 E: 1 K: 0 S: 11	H: 2 LOB: 1 BB: 0 P: 18	R: 0 E: 0 K: 1 S: 5	H: 0 LOB: 0 BB: 0 P: 6	R: 0 E: 0 K: 0 S: 6	H: 0 LOB: 0 BB: 0 P: 9	R: 4 E: 1 K: 0 S: 21	H: 4 LOB: 2 BB: 2 P: 37		1B: 10 2B: 2 3B: 1 HR: 0	SF: 2 SAC: 0 DP: 4 HBP: 1	WP: 0 PB: 0 SB: 0 CS: 0	PA: 37
PITCHER Mike Flanagan, L (1, 1) ERA: 3.87 Duane Ward, R (8, 1) ERA: 3.39	IP: 7.0 WLS: L BF: 30 H: 10 R: 4 ER: 4 SO: 4 BB: 1 IBB: 0 HBP: 1 BLK: 0 WP: 0 HR: 0 S: 61 P: 88 ERA: 5.14 WHIP: 1.571															PITCHER					

Batter	1	2	3	4	5	6	7	8	9	AB	R	H	RBI	BB	SO	LOB	TOP					
Lloyd Moseby, L (1, 10) OBP: 0.301, SLG: 0.356	2-2 1B G3 HBP		3-3 K		1 SAFE 2-2 1-3 1B			3-2 2B 2B		3	1	2	0	0	1	0	Toronto Blue Jays @ Kansas City Royals Royals Stadium, Kansas City, MO Sat Aug 12 1989, 8:05 PM EDT Att: 40,934 - Sunny - 81 F					
Junior Felix, S (1, 9) OBP: 0.330, SLG: 0.411	1-1 G3		3-3 K		1 SAFE 1-3 K			2-3 K		4	0	0	0	0	3	4						
George Bell, R (1, 7) OBP: 0.330, SLG: 0.441	0-1 1B			1-0 G6-3		1-2 G1-3		0-1 1B 2B		4	1	2	1	0	0	0						
Fred McGriff, L (1, 3) OBP: 0.392, SLG: 0.582	3-0 L6			1-0 2B		3-3 K		4-0 1B IBB		3	0	1	0	1	1	2						
Ernie Whitt, L (1, 2) OBP: 0.377, SLG: 0.444	0-0 G5-3			1-1 L4		1-3 K		0-0 1B		4	0	1	1	0	1	3						
Tony Fernandez, S (1, 6) OBP: 0.270, SLG: 0.351		3-1 L5		2-1 F8		1-0 F7		1-2 L4		4	0	0	0	0	0	3						
Rance Mulliniks, L (1, 5) OBP: 0.307, SLG: 0.292		1-3 K			1-3 K		0-0 G4-3		0-0 G1-3	4	0	0	0	0	2	0						
Mookie Wilson, S (1, 8) OBP: 0.225, SLG: 0.284		0-3 K			2-3 K		2-2 F7		1-1 G1-3	4	0	0	0	0	2	0						
Manuel Lee, S (1, 4) OBP: 0.308, SLG: 0.342				1-0 G4-3		0-2 1B 1B		2-1 F7	4	0	1	0	0	1	0							
Inning Stats	R: 0 E: 0 K: 0 S: 8	H: 1 LOB: 2 BB: 0 P: 14	R: 0 E: 0 K: 2 S: 9	H: 0 LOB: 0 BB: 0 P: 13	R: 0 E: 0 K: 2 S: 8	H: 0 LOB: 0 BB: 0 P: 15	R: 0 E: 0 K: 0 S: 6	H: 1 LOB: 1 BB: 0 P: 11	R: 0 E: 0 K: 3 S: 15	H: 2 LOB: 2 BB: 0 P: 21	R: 0 E: 0 K: 2 S: 9	H: 0 LOB: 0 BB: 0 P: 14	R: 0 E: 0 K: 0 S: 6	H: 0 LOB: 0 BB: 0 P: 9	R: 2 E: 0 K: 1 S: 15	H: 3 LOB: 2 BB: 1 P: 27	R: 0 E: 0 K: 1 S: 6	H: 0 LOB: 0 BB: 0 P: 8	1B: 4 2B: 3 3B: 0 HR: 0	SF: 0 SAC: 0 DP: 0 HBP: 1	WP: 0 PB: 0 CS: 0	PA: 36
PITCHER	IP WLS BF H R ER SO BB IBB HBP BLK WP HR S P ERA WHIP																					
Mark Gubicza, R (1, 1) ERA: 3.16	8.0 L 33 7 2 2 10 0 1 1 0 0 0 76 124 2.25 0.875																					
Steve Crawford, R (9, 1) ERA: 2.95	1.0 3 0 0 0 1 0 0 0 0 0 0 6 8 0.00 0.000																					

Batter	1	2	3	4	5	6	7	8	9	AB	R	H	RBI	BB	SO	LOB	BOTTOM					
Willie Wilson, S (1, 8) OBP: 0.318, SLG: 0.350	2-2 G5-3		0-1 G3-1		1-2 F8			2-2 G4-6-3 2B		4	0	1	0	0	0	0	Toronto Blue Jays @ Kansas City Royals Royals Stadium, Kansas City, MO Sat Aug 12 1989, 8:05 PM EDT Att: 40,934 - Sunny - 81 F					
Kevin Seitzer, R (1, 5) OBP: 0.397, SLG: 0.333	1-1 1B		2-2 L3			0-1 B1-3		2-2 G4-6-3 1B		4	0	2	0	0	0	0						
George Brett, L (1, 3) OBP: 0.326, SLG: 0.394	1 SAFE 1-1 FC6-4 1B		0-1 G3			1-1 1B 1B		0-2 G4-6-3 1-2 2-3 K		4	0	2	0	0	0	2						
Bo Jackson, R (1, 7) OBP: 0.306, SLG: 0.506	1-3 K			2-3 K		2-1 F9		2-3 K		4	0	0	0	0	3	4						
Jim Eisenreich, L (1, 9) OBP: 0.346, SLG: 0.422	0-0 FC6-4			3-2 WP 2B		0-1 1B 1B		2-1 G3-1		4	0	2	0	0	0	2						
Danny Tartabull, R (1, 10) OBP: 0.372, SLG: 0.452		4-2 BB		1-2 G1-3		2-2 F8		3-3 K		3	0	0	0	1	1	3						
Mike Macfarlane, R (1, 2) ERA: 3.88		1-2 F7		0-0 F9			1-3 K		1-0 P5	3	0	0	0	0	1	2						
Bill Buckner, L (9, PH) OBP: 0.253, SLG: 0.265										1	0	0	0	0	0	0						
Frank White, R (1, 4) OBP: 0.297, SLG: 0.287		1-3 K			0-1 G6-3		0-1 G6-3			3	0	0	0	0	1	1						
Kurt Stillwell, S (1, 6) OBP: 0.325, SLG: 0.380		1-0 P6			1-3 K		2-2 F9			3	0	0	0	0	1	1						
Inning Stats	R: 0 E: 0 K: 1 S: 13	H: 2 LOB: 2 BB: 0 P: 18	R: 0 E: 0 K: 1 S: 10	H: 0 LOB: 1 BB: 1 P: 17	R: 0 E: 0 K: 0 S: 9	H: 0 LOB: 0 BB: 0 P: 11	R: 0 E: 0 K: 1 S: 13	H: 1 LOB: 1 BB: 0 P: 19	R: 0 E: 0 K: 1 S: 8	H: 0 LOB: 0 BB: 0 P: 10	R: 0 E: 0 K: 0 S: 11	H: 2 LOB: 2 BB: 0 P: 16	R: 0 E: 0 K: 1 S: 8	H: 0 LOB: 0 BB: 0 P: 11	R: 0 E: 0 K: 1 S: 15	H: 2 LOB: 1 BB: 0 P: 21	R: 0 E: 0 K: 1 S: 6	H: 0 LOB: 0 BB: 0 P: 12	1B: 5 2B: 2 3B: 0 HR: 0	SF: 0 SAC: 0 DP: 1 HBP: 0	WP: 1 PB: 0 SB: 0 CS: 0	PA: 34
PITCHER	IP WLS BF H R ER SO BB IBB HBP BLK WP HR S P ERA WHIP																					
Todd Stottlemyre, R (1, 1) ERA: 2.78	7.0 W 27 2 0 0 2 1 0 0 0 0 0 72 102 0.00 0.857																					
Tom Henke, R (8, 1) ERA: 2.78	2.0 S 7 2 0 0 2 0 0 0 0 0 0 21 33 0.00 1.000																					

AB	34
R	2
H	7
RBI	2
BB	1
SO	11
LOB	12



AB	33
R	0
H	7
RBI	0
BB	1
SO	7
LOB	15



Batter	1	2	3	4	5	6	7	8	9	AB	R	H	RBI	BB	SO	LOB	TOP			
Lloyd Moseby, L (1, 8) OBP: 0.303, SLG: 0.359										3	1	1	1	1	2	1	Toronto Blue Jays @ Kansas City Royals Royals Stadium, Kansas City, MO Sun Aug 13 1989, 4:33 AM EDT Att: 33,619 - Sunny - 85 F			
Nelson Liriano, S (1, 4) OBP: 0.321, SLG: 0.366										4	0	0	0	0	0	4				
George Bell, R (1, 10) OBP: 0.329, SLG: 0.439										4	1	1	1	0	0	2				
Fred McGriff, L (1, 3) OBP: 0.390, SLG: 0.578										3	0	0	0	1	1	0				
Ernie Whitt, L (1, 2) OBP: 0.376, SLG: 0.441										4	0	1	1	0	1	0				
Tony Fernandez, S (1, 6) OBP: 0.270, SLG: 0.350										4	0	1	0	0	1	0				
Rance Mulliniks, L (1, 5) OBP: 0.306, SLG: 0.296										4	1	1	0	0	1	2				
Mookie Wilson, S (1, 7) OBP: 0.225, SLG: 0.283										4	0	1	0	0	0	1				
Junior Felix, S (1, 9) OBP: 0.330, SLG: 0.410										3	0	1	0	0	0	2				
Inning Stats	R: 2 E: 0 K: 1 S: 17	H: 3 LOB: 2 BB: 1 P: 30	R: 0 E: 0 K: 1 S: 9	H: 1 LOB: 0 BB: 0 P: 12	R: 0 E: 0 K: 1 S: 8	H: 0 LOB: 0 BB: 0 P: 11	R: 0 E: 0 K: 1 S: 5	H: 0 LOB: 2 BB: 1 P: 20	R: 0 E: 0 K: 1 S: 5	H: 0 LOB: 0 BB: 0 P: 8	R: 1 E: 0 K: 0 S: 14	H: 2 LOB: 1 BB: 0 P: 26	R: 0 E: 0 K: 1 S: 9	H: 0 LOB: 0 BB: 0 P: 12	R: 0 E: 0 K: 1 S: 10	H: 0 LOB: 0 BB: 0 P: 11	1B: 5 2B: 2 3B: 0 HR: 0	SF: 0 SAC: 0 DP: 0 HBP: 0	WP: 1 PB: 0 SB: 0 CS: 1	PA: 35
PITCHER	IP WLS BF H R ER SO BB IBB HBP BLK WP HR S P ERA WHIP																			
Tom Gordon, R (1, 1) ERA: 2.84	7.0 W 29 7 3 3 5 2 0 0 0 0 1 0 69 117 3.86 1.286																			
Jeff Montgomery, R (8, 1) ERA: 1.37	2.0 6 0 0 0 1 0 0 0 0 0 0 0 19 23 0.00 0.000																			

Batter	1	2	3	4	5	6	7	8	9	AB	R	H	RBI	BB	SO	LOB	BOTTOM			
Willie Wilson, S (1, 8) OBP: 0.320, SLG: 0.355										5	1	2	0	0	1	0	Toronto Blue Jays @ Kansas City Royals Royals Stadium, Kansas City, MO Sun Aug 13 1989, 4:33 AM EDT Att: 33,619 - Sunny - 85 F			
Kevin Seitzer, R (1, 5) OBP: 0.400, SLG: 0.335									3	2	2	0	1	0	1					
George Brett, L (1, 3) OBP: 0.327, SLG: 0.399									4	1	1	1	1	0	3					
Bo Jackson, R (1, 7) OBP: 0.308, SLG: 0.511									4	1	1	2	1	1	3					
Pat Tabler, R (1, 9) OBP: 0.329, SLG: 0.309									3	0	1	0	0	0	2					
Jim Eisenreich, L (7, PH) OBP: 0.348, SLG: 0.422									0	1	0	0	1	0	0					
Danny Tartabull, R (1, 10) OBP: 0.373, SLG: 0.460									3	1	1	2	1	0	1					
Bob Boone, R (1, 2) OBP: 0.360, SLG: 0.336									3	0	1	2	1	0	0					
Kurt Stillwell, S (1, 6) OBP: 0.327, SLG: 0.382									4	0	2	0	0	0	2					
Brad Wellman, R (1, 4) OBP: 0.267, SLG: 0.275									4	1	2	0	0	1	4					
Inning Stats	R: 0 E: 0 K: 0 S: 5	H: 1 LOB: 0 BB: 0 P: 8	R: 1 E: 0 K: 0 S: 6	H: 1 LOB: 0 BB: 0 P: 12	R: 0 E: 0 K: 2 S: 10	H: 1 LOB: 0 BB: 0 P: 14	R: 2 E: 0 K: 0 S: 17	H: 4 LOB: 3 BB: 1 P: 25	R: 0 E: 0 K: 0 S: 13	H: 1 LOB: 2 BB: 1 P: 23	R: 0 E: 0 K: 0 S: 9	H: 0 LOB: 0 BB: 0 P: 16	R: 4 E: 0 K: 1 S: 12	H: 3 LOB: 3 BB: 3 P: 29	R: 1 E: 0 K: 0 S: 16	H: 2 LOB: 1 BB: 1 P: 25	1B: 9 2B: 2 3B: 1 HR: 2	SF: 0 SAC: 1 DP: 1 HBP: 0	WP: 1 PB: 0 SB: 0 CS: 1	PA: 40
PITCHER	IP WLS BF H R ER SO BB IBB HBP BLK WP HR S P ERA WHIP																			
John Cerutti, L (1, 1) ERA: 2.63	6.1 L 30 10 6 6 2 1 2 0 0 0 1 0 8 19 8.53 1.737																			
Duane Ward, R (7, 1) ERA: 3.46	0.2 5 1 1 1 1 1 1 0 0 0 1 0 8 19 13.50 3.000																			
David Wells, L (8, 1) ERA: 2.82	1.0 5 2 1 1 0 1 0 0 0 0 0 0 16 25 9.00 3.000																			

AB 33
R 3
H 7
RBI 3
BB 2
SO 6
LOB 12

AB 33
R 8
H 13
RBI 7
BB 6
SO 3
LOB 16

Batter	1	2	3	4	5	6	7	8	9	AB	R	H	RBI	BB	SO	LOB	TOP										
Lloyd Moseby, L OBP: 0.302, SLG: 0.359	P5	K			SH3 1B 2B		G6-3		K	5	1	1	0	0	2	1	Toronto Blue Jays @ Boston Red Sox Fenway Park, Boston, MA Mon Aug 14 1989, 7:05 PM EDT Att: 35,058 - Unknown livebaseballscorecards.com										
Nelson Liriano, S OBP: 0.320, SLG: 0.368	K				SH3		G1-3		G4-3	4	0	1	0	0	1	0											
George Bell, R OBP: 0.331, SLG: 0.439	E5				G3-6-3 1B		1B			4	0	2	1	0	0	1											
Fred McGriff, L OBP: 0.389, SLG: 0.574	F7				G3-6-3 1B		1B			4	0	1	0	0	1	3											
Ernie Whitt, L OBP: 0.371, SLG: 0.435	F9				G3		K		K	4	0	0	0	0	2	3											
Tony Fernandez, S OBP: 0.274, SLG: 0.359	HR				G4-3		G4-3 1B		L3 1B	4	2	3	0	0	0	0											
Rance Mulliniks, L OBP: 0.305, SLG: 0.308	HR				K		G4-3		B5	4	1	1	2	0	1	2											
Mookie Wilson, S OBP: 0.229, SLG: 0.286	K				1B		E7 1B		L3	4	0	2	1	0	1	1											
Junior Felix, S OBP: 0.329, SLG: 0.408	1B				K		L9		K	4	0	1	0	0	2	2											
Inning Stats	R: 0 E: 1 K: 1 S: 10	H: 0 LOB: 1 BB: 0 P: 16	R: 2 E: 0 K: 2 S: 17	H: 3 LOB: 1 BB: 0 P: 27	R: 0 E: 0 K: 1 S: 12	H: 1 LOB: 1 BB: 0 P: 20	R: 0 E: 0 K: 2 S: 15	H: 1 LOB: 1 BB: 0 P: 20	R: 1 E: 0 K: 0 S: 5	H: 2 LOB: 0 BB: 0 P: 7	R: 1 E: 1 K: 1 S: 8	H: 2 LOB: 1 BB: 0 P: 15	R: 0 E: 0 K: 1 S: 14	H: 2 LOB: 2 BB: 0 P: 23	R: 0 E: 0 K: 0 S: 7	H: 1 LOB: 0 BB: 0 P: 7	R: 0 E: 0 K: 2 S: 10	H: 0 LOB: 0 BB: 0 P: 17	1B: 8 2B: 3 3B: 1 HR: 1	SF: 0 SAC: 1 DP: 2 HBP: 0	WP: 0 PB: 0 SB: 2 CS: 0	PA: 38					
PITCHER	IP	WLS	BF	H	R	ER	SO	BB	IBB	HBP	BLK	WP	HR	S	P	ERA	WHIP										
Mike Boddicker, R ERA: 4.24	(1, 1)	6.2	L	31	11	4	4	7	0	0	0	0	1	78	124	5.40	1.650										
Joe Price, L ERA: 4.5	(7, 1)	2.1		7	1	0	0	3	0	0	0	0	0	20	28	0.00	0.429										

Batter	1	2	3	4	5	6	7	8	9	AB	R	H	RBI	BB	SO	LOB	BOTTOM										
Wade Boggs, L OBP: 0.437, SLG: 0.475	1B G5-3 G3		E		BB 1B		FC4-6			4	2	3	0	0	0	1	Toronto Blue Jays @ Boston Red Sox Fenway Park, Boston, MA Mon Aug 14 1989, 7:05 PM EDT Att: 35,058 - Unknown livebaseballscorecards.com										
Jody Read, R OBP: 0.355, SLG: 0.355	G5-3		E9		FC6-4 BB		L9			3	0	1	0	1	0	1											
Ellis Burks, R OBP: 0.363, SLG: 0.481	G3 S 1B		K		FC6-4		K			4	0	1	0	0	2	3											
Mike Greenwell, L OBP: 0.371, SLG: 0.451	G3		G2-3		G5-3		G5-3		2B	4	0	1	1	0	0	2											
Danny Heep, L OBP: 0.375, SLG: 0.426	G4-3		G5-4-3 1B		G4-3		G3			4	0	1	0	0	0	2											
Nick Esasky, R OBP: 0.343, SLG: 0.495	F8-2 3B		F7		K		K		K	4	0	1	0	0	2	1											
Dwight Evans, R OBP: 0.385, SLG: 0.438	F8-2		G5-4-3		FC4-6 BB		L6			3	0	0	0	1	0	2											
Luis Rivera, R OBP: 0.323, SLG: 0.403	K		G6-3		G6-3		K		K	4	0	0	0	0	3	1											
Rick Cerone, R OBP: 0.338, SLG: 0.353	G5-3		G4-3		G4-3		F8			3	0	0	0	0	0	1											
Inning Stats	R: 1 E: 0 K: 0 S: 11	H: 2 LOB: 1 BB: 0 P: 19	R: 0 E: 0 K: 1 S: 9	H: 1 LOB: 0 BB: 0 P: 11	R: 1 E: 1 K: 1 S: 12	H: 2 LOB: 1 BB: 0 P: 15	R: 0 E: 0 K: 0 S: 7	H: 1 LOB: 0 BB: 0 P: 11	R: 0 E: 0 K: 1 S: 11	H: 0 LOB: 0 BB: 0 P: 12	R: 0 E: 0 K: 1 S: 9	H: 0 LOB: 1 BB: 1 P: 17	R: 0 E: 0 K: 1 S: 13	H: 1 LOB: 1 BB: 0 P: 18	R: 0 E: 0 K: 2 S: 7	H: 0 LOB: 0 BB: 0 P: 9	1B: 5 2B: 3 3B: 1 HR: 0	SF: 0 SAC: 0 DP: 2 HBP: 0	WP: 0 PB: 0 SB: 1 CS: 0	PA: 35							
PITCHER	IP	WLS	BF	H	R	ER	SO	BB	IBB	HBP	BLK	WP	HR	S	P	ERA	WHIP										
Mauro Gozzo, R ERA: 0.69	(1, 1)	5.0	W	21	7	2	1	2	1	0	0	0	0	50	75	1.80	1.600										
David Wells, L ERA: 2.74	(6, 1)	2.0		7	0	0	0	2	1	0	0	0	0	16	29	0.00	0.500										
Tom Henke, R ERA: 2.68	(8, 1)	2.0	S	7	1	0	0	3	0	0	0	0	0	20	27	0.00	0.500										

Batter	1	2	3	4	5	6	7	8	9	AB	R	H	RBI	BB	SO	LOB	TOP					
Lloyd Moseby, L (1, 10) OBP: 0.306, SLG: 0.371										5	1	3	2	0	1	0						
Mookie Wilson, S (1, 8) OBP: 0.238, SLG: 0.298										5	2	4	0	0	0	1						
George Bell, R (1, 7) OBP: 0.329, SLG: 0.437										5	0	1	0	0	1	4						
Fred McGriff, L (1, 3) OBP: 0.393, SLG: 0.580										3	1	2	1	2	1	0						
Ernie Whitt, L (1, 2) OBP: 0.369, SLG: 0.432										4	0	1	1	0	0	2						
Tony Fernandez, S (1, 6) OBP: 0.278, SLG: 0.360										4	0	2	1	0	0	2						
Rance Mulliniks, L (1, 5) OBP: 0.303, SLG: 0.318										5	1	1	1	0	0	6						
Manuel Lee, S (1, 4) OBP: 0.306, SLG: 0.352										5	1	1	1	0	0	4						
Junior Felix, S (1, 9) OBP: 0.325, SLG: 0.404										4	1	0	0	0	2	0						
Inning Stats	R: 2 E: 1 K: 1 S: 17	H: 3 LOB: 2 BB: 0 P: 26	R: 1 E: 0 K: 1 S: 16	H: 2 LOB: 1 BB: 0 P: 22	R: 1 E: 0 K: 0 S: 11	H: 3 LOB: 1 BB: 0 P: 17	R: 0 E: 0 K: 0 S: 6	H: 1 LOB: 1 BB: 0 P: 9	R: 0 E: 0 K: 1 S: 10	H: 0 LOB: 0 BB: 0 P: 14	R: 0 E: 0 K: 1 S: 9	H: 0 LOB: 0 BB: 0 P: 12	R: 1 E: 0 K: 1 S: 15	H: 2 LOB: 2 BB: 1 P: 25	R: 2 E: 1 K: 0 S: 11	H: 3 LOB: 1 BB: 0 P: 15	R: 0 E: 0 K: 0 S: 9	H: 1 LOB: 2 BB: 1 P: 17	1B: 9 2B: 3 3B: 0 HR: 3	SF: 1 SAC: 0 DP: 1 HBP: 1	WP: 0 PB: 0 SB: 3 CS: 0	PA: 44
PITCHER	IP WLS BF H R ER SO BB IBB HBP BLK WP HR S P ERA WHIP																					
Mike Smithson, R (1, 1) ERA: 4.67	2.0 L 15 8 4 4 2 0 0 0 0 0 0 2 37 57 18.00 4.000																					
Dennis Lamp, R (3, 1) ERA: 2.72	4.1 3 1 1 3 0 0 0 0 0 0 0 0 39 52 2.08 0.692																					
Joe Price, L (7, 1) ERA: 4.46	0.2 3 0 0 0 0 1 0 0 0 0 0 0 8 16 0.00 1.500																					
Greg Harris, R (8, 1) ERA: 3.4	2.0 11 4 2 1 0 1 0 0 0 0 0 1 20 32 4.50 2.500																					

Toronto Blue Jays @ Boston Red Sox
Fenway Park, Boston, MA
Tue Aug 15 1989, 7:05 PM EDT
Att: 34,800 - Unknown - 74 F

AB	40
R	7
H	15
RBI	7
BB	2
SO	5
LOB	19



Batter	1	2	3	4	5	6	7	8	9	AB	R	H	RBI	BB	SO	LOB	BOTTOM					
Wade Boggs, L (1, 5) OBP: 0.340, SLG: 0.479										3	1	2	0	1	0	1						
Marty Barrett, R (1, 4) OBP: 0.321, SLG: 0.339										4	0	1	0	1	0	2						
Ellis Burks, R (1, 8) OBP: 0.364, SLG: 0.478										4	0	1	0	1	0	5						
Mike Greenwell, L (1, 7) OBP: 0.371, SLG: 0.453										5	0	2	1	0	0	3						
Danny Heep, L (1, 10) OBP: 0.376, SLG: 0.422										4	0	1	0	1	2	2						
Nick Esasky, R (1, 3) OBP: 0.341, SLG: 0.496										5	1	1	0	0	2	6						
Jody Reed, R (1, 6) OBP: 0.356, SLG: 0.355										3	0	1	0	1	0	3						
Kevin Romine, R (1, 9) OBP: 0.326, SLG: 0.354										3	0	2	0	1	0	0						
Rich Gedman, L (1, 2) OBP: 0.272, SLG: 0.284										2	0	0	0	0	0	3						
Rick Cerone, R (6, PH) OBP: 0.339, SLG: 0.351										1	0	0	0	1	0	2						
Inning Stats	R: 0 E: 0 K: 1 S: 10	H: 2 LOB: 2 BB: 0 P: 16	R: 0 E: 0 K: 0 S: 13	H: 0 LOB: 1 BB: 1 P: 21	R: 0 E: 0 K: 0 S: 6	H: 0 LOB: 0 BB: 0 P: 9	R: 1 E: 0 K: 1 S: 17	H: 2 LOB: 2 BB: 1 P: 25	R: 0 E: 0 K: 0 S: 11	H: 1 LOB: 1 BB: 1 P: 19	R: 0 E: 0 K: 1 S: 11	H: 2 LOB: 2 BB: 0 P: 15	R: 1 E: 0 K: 1 S: 11	H: 1 LOB: 3 BB: 3 P: 25	R: 0 E: 0 K: 0 S: 3	H: 0 LOB: 0 BB: 1 P: 7	R: 0 E: 0 K: 0 S: 13	H: 3 LOB: 2 BB: 0 P: 20	1B: 8 2B: 2 3B: 1 HR: 0	SF: 0 SAC: 0 DP: 4 HBP: 1	WP: 0 PB: 1 SB: 0 CS: 0	PA: 42
PITCHER	IP WLS BF H R ER SO BB IBB HBP BLK WP HR S P ERA WHIP																					
Dave Stieb, R (1, 1) ERA: 3.89	5.0 W 22 5 1 1 2 3 0 0 0 0 0 0 9 13 0.00 3.000																					
Tony Castillo, L (6, 1) ERA: 6.89	0.2 4 2 0 0 1 0 0 0 0 0 0 0 9 13 0.00 3.000																					
Frank Willis, R (6, 1) ERA: 4.56	0.2 6 1 1 1 0 3 0 0 0 0 0 0 9 21 13.50 6.000																					
Duane Ward, R (7, 1) ERA: 3.36	2.2 S 10 3 0 0 1 1 0 0 0 0 0 0 20 33 0.00 1.500																					

Toronto Blue Jays @ Boston Red Sox
Fenway Park, Boston, MA
Tue Aug 15 1989, 7:05 PM EDT
Att: 34,800 - Unknown - 74 F

AB	34
R	2
H	11
RBI	1
BB	7
SO	4
LOB	27




Batter	1	2	3	4	5	6	7	8	9	AB	R	H	RBI	BB	SO	LOB	TOP			
Lloyd Moseby, L (1, 10) OBP: 0.304, SLG: 0.367	K		G4-3		G6-3 BB		K		K	4	0	0	0	1	3	0	<p>Toronto Blue Jays @ Boston Red Sox</p> <p>Fenway Park, Boston, MA</p> <p>Wed Aug 16 1989, 7:05 PM EDT</p> <p>Att: 35,310 - Unknown - 79 F</p> <p>livebaseballscorecards.com</p>			
Mookie Wilson, S (1, 8) OBP: 0.244, SLG: 0.303	E6 1B		F8		G6-3			2B 1B	HR 1B	5	2	3	0	0	0	1				
George Bell, R (1, 7) OBP: 0.330, SLG: 0.445	G5-3			1B G2-3 2B	G6-3			F8	HR	5	2	2	2	0	0	3				
Fred McGriff, L (1, 3) OBP: 0.398, SLG: 0.582				G2-3 1B G6-3 BB			2B	2B 1B BB	K	2	2	1	0	3	1	0				
Tony Fernandez, S (1, 6) OBP: 0.279, SLG: 0.363	G3			G2-3 1B			K	1B 2B	G4-3	5	1	2	1	0	1	3				
Rance Mulliniks, L (1, 5) OBP: 0.300, SLG: 0.314		P7		G2-3			K			3	0	0	1	0	1	3				
Manuel Lee, S (8, PH) OBP: 0.306, SLG: 0.352										0	0	0	0	0	0	0				
Lee Mazzilli, S (8, PH) OBP: 0.360, SLG: 0.375										1	0	1	2	0	0	0				
Tom Lawless, R (8, PR) OBP: 0.283, SLG: 0.241										0	0	0	0	0	0	0				
Pat Borders, R (1, 2) OBP: 0.304, SLG: 0.356		K		G6-3			P6	1B		4	0	1	1	0	1	2				
Nelson Liriano, S (1, 4) OBP: 0.317, SLG: 0.364		K		G3			L8	K		4	0	0	0	0	2	3				
Junior Felix, S (1, 9) OBP: 0.322, SLG: 0.399			B5		G4-3		K	K		4	0	0	0	0	2	2				
Inning Stats	R: 0 H: 1 E: 1 K: 1 S: 14	H: 0 R: 3 ER: 0 SO: 8	H: 0 R: 2 ER: 0 SO: 11	H: 0 R: 0 ER: 0 SO: 9	H: 2 R: 2 ER: 0 SO: 17	H: 0 R: 0 ER: 0 SO: 19	H: 1 R: 0 ER: 0 SO: 12	H: 0 R: 0 ER: 0 SO: 12	H: 4 R: 2 ER: 0 SO: 18	H: 2 R: 0 ER: 0 SO: 13	H: 2 R: 0 ER: 0 SO: 16	H: 0 R: 0 ER: 0 SO: 0	H: 0 R: 0 ER: 0 SO: 0	H: 0 R: 0 ER: 0 SO: 0	H: 0 R: 0 ER: 0 SO: 0	H: 0 R: 0 ER: 0 SO: 0		WP: 0 PA: 41		
PITCHER	IP: 7.1 WLS: 1 BF: 30 H: 5 R: 3 ER: 3 SO: 7 BB: 3 IBB: 0 HBP: 0 BLK: 0 WP: 0 HR: 0 S: 81 P: 126 ERA: 3.3 WHIP: 1.091	IP: 2.0 WLS: 0 BF: 10 H: 1 R: 0 ER: 0 SO: 2 BB: 1 IBB: 0 HBP: 0 BLK: 0 WP: 0 HR: 0 S: 13 P: 15 ERA: 27.00 WHIP: 3.000	IP: 1.0 WLS: 0 BF: 5 H: 2 R: 2 ER: 2 SO: 2 BB: 0 IBB: 0 HBP: 0 BLK: 0 WP: 0 HR: 1 S: 13 P: 16 ERA: 18.00 WHIP: 2.000																	ERA: 3.3 WHIP: 1.091

Toronto Blue Jays @ Boston Red Sox


Fenway Park, Boston, MA


Wed Aug 16 1989, 7:05 PM EDT

Att: 35,310 - Unknown - 79 F



Batter	1	2	3	4	5	6	7	8	9	AB	R	H	RBI	BB	SO	LOB	BOTTOM		
Wade Boggs, L (1, 5) OBP: 0.442, SLG: 0.482	BB HBP 1B	2B		F9		K		HBP 1B		5	1	3	0	0	1	2	<p>Toronto Blue Jays @ Boston Red Sox</p> <p>Fenway Park, Boston, MA</p> <p>Wed Aug 16 1989, 7:05 PM EDT</p> <p>Att: 35,310 - Unknown - 79 F</p> <p>livebaseballscorecards.com</p>		
Marty Barrett, R (1, 4) OBP: 0.319, SLG: 0.333	P2	G5-3		G5-3			G3	HBP		4	0	0	0	0	0	3			
Jody Reed, R (8, PR) OBP: 0.356, SLG: 0.355								HBP		0	0	0	0	0	0	0			
Ellis Burks, R (1, 8) OBP: 0.364, SLG: 0.474	HBP BB BB	F7		K			1B S BB	G1-3		3	1	0	0	2	1	4			
Mike Greenwell, L (1, 7) OBP: 0.369, SLG: 0.457	F8		HR		L7		P8	K		5	1	1	1	0	1	3			
Danny Heep, L (1, 9) OBP: 0.379, SLG: 0.423					L4					2	0	1	0	1	0	0			
Randy Kutcher, R (7, 9) OBP: 0.289, SLG: 0.360	BB HBP BB		F8 G1-3 1B				1B BB			0	0	0	0	1	0	0			
Rich Gedman, L (9, PH) OBP: 0.271, SLG: 0.283										1	0	0	0	0	1	0			
Nick Esasky, R (1, 3) OBP: 0.344, SLG: 0.499			G1-3		F8		FC4-6 1B			4	0	2	1	0	0	1			
Dwight Evans, R (1, 10) OBP: 0.386, SLG: 0.439			F8				FC4-6			4	0	1	1	1	0	5			
Luis Rivera, R (1, 6) OBP: 0.317, SLG: 0.395	P5		G3-1		F8			F7		4	0	0	0	0	0	5			
Rick Cerone, R (1, 2) OBP: 0.338, SLG: 0.354		L7		F9 2B		P2		K		4	0	1	0	0	1	1			
Inning Stats	R: 2 H: 1 E: 0 K: 0 S: 18	H: 1 R: 0 ER: 0 SO: 10	H: 1 R: 1 ER: 0 SO: 8	H: 2 R: 0 ER: 0 SO: 14	H: 1 R: 0 ER: 0 SO: 7	H: 0 R: 0 ER: 0 SO: 11	H: 1 R: 0 ER: 0 SO: 13	H: 1 R: 0 ER: 0 SO: 12	H: 1 R: 0 ER: 0 SO: 14	H: 1 R: 0 ER: 0 SO: 11	H: 1 R: 0 ER: 0 SO: 13	H: 0 R: 0 ER: 0 SO: 0	H: 0 R: 0 ER: 0 SO: 0	H: 0 R: 0 ER: 0 SO: 0	H: 0 R: 0 ER: 0 SO: 0	H: 0 R: 0 ER: 0 SO: 0		WP: 0 PA: 43	
PITCHER	IP: 5.0 WLS: 1 BF: 24 H: 3 R: 3 ER: 3 SO: 3 BB: 3 IBB: 0 HBP: 0 BLK: 0 WP: 0 HR: 0 S: 25 P: 39 ERA: 0.00 WHIP: 2.000	IP: 2.0 WLS: 0 BF: 10 H: 2 R: 0 ER: 0 SO: 1 BB: 2 IBB: 0 HBP: 0 BLK: 0 WP: 0 HR: 0 S: 25 P: 32 ERA: 0.00 WHIP: 1.000																	ERA: 0.00 WHIP: 2.000

Batter	1	2	3	4	5	6	7	8	9	AB R H RBI BB SO LOB	TOP											
Lloyd Moseby, L (1, 8) OBP: 0.308, SLG: 0.368	1-0 CS 1B			4-2 2B SF8 BB		0-1 3B 1B	2-3 K		1-0 F8	4 2 2 0 1 1 0	<p>Toronto Blue Jays @ Baltimore Orioles Memorial Stadium, Baltimore, MD</p> <p>Thu Aug 17 1989, 7:05 PM EDT Att: 40,147 - Unknown - 81 F</p> <p>livebaseballscorecards.com</p> <p>AB 33 R 6 H 10 RBI 6 BB 3 SO 5 LOB 12</p> 											
Mookie Wilson, S (1, 9) OBP: 0.248, SLG: 0.317	0-0 F7			0-1 SF8 1-3 2B		0-0 1-H HR 3B		1-0 1B FC4-6 1B	0-3 K	5 2 3 1 0 1 1												
George Bell, R (1, 7) OBP: 0.331, SLG: 0.453	0-1 L8			0-1 SF8		0-0 HR		3-2 FC4-6 BB 1-3 SF8 1B		3 2 2 3 0 0 1												
Fred McGriff, L (1, 3) OBP: 0.398, SLG: 0.580	1-1 CS	0-1 G6-4-3 1B				3-H K		4-1 FC4-6 1-2 BB		3 0 1 0 1 2 1												
Pat Borders, R (1, 2) OBP: 0.299, SLG: 0.350 Ernie Whitt, L (8, PH) OBP: 0.367, SLG: 0.431		1-0 G6-4-3		1-1 G5-3		1-0 G5-3		0-0 FC4-6 1B		3 0 0 0 0 0 2 1 0 0 1 0 0 2												
Tony Fernandez, S (1, 6) OBP: 0.278, SLG: 0.365		3-2 G1-3			2-2 G4-3	0-0 2B		1-1 SF8		3 0 1 1 0 0 0												
Lee Mazzilli, S (1, 10) OBP: 0.365, SLG: 0.373			1-0 P4		4-1 G6-3 BB	2-0 F8		3-H 2-2 1-2 1B		3 0 1 0 1 0 1												
Manuel Lee, S (1, 4) OBP: 0.301, SLG: 0.346			2-2 G1-3		1-0 G6-3		2-2 G3-1	2-3 K		4 0 0 0 0 1 3												
Tom Lawless, R (1, 5) OBP: 0.274, SLG: 0.232 Rance Mulliniks, L (7, PH) OBP: 0.298, SLG: 0.311			1-2 G4-3		0-0 P4		1-1 L9	3-2 F7		2 0 0 0 0 0 1 2 0 0 0 0 0 0												
Inning Stats	R: 0 E: 0 K: 0 S: 5	H: 1 LOB: 0 BB: 0 P: 7	R: 0 E: 0 K: 0 S: 6	H: 1 LOB: 0 BB: 0 P: 10	R: 0 E: 0 K: 0 S: 8	H: 0 LOB: 0 BB: 0 P: 12	R: 1 E: 0 K: 1 S: 11	H: 1 LOB: 1 BB: 1 P: 16	R: 0 E: 0 K: 0 S: 7	H: 0 LOB: 1 BB: 1 P: 14	R: 3 E: 0 K: 1 S: 10	H: 4 LOB: 1 BB: 0 P: 14	R: 0 E: 0 K: 1 S: 8	H: 0 LOB: 0 BB: 0 P: 13	R: 2 E: 0 K: 1 S: 17	H: 3 LOB: 2 BB: 0 P: 30	R: 0 E: 0 K: 1 S: 7	H: 0 LOB: 0 BB: 0 P: 11	1B: 6 2B: 2 3B: 1 HR: 1	SF: 2 SAC: 0 DP: 1 HBP: 0	WP: 0 PB: 0 SB: 0 CS: 1	PA: 39
PITCHER	IP WLS BF H R ER SO BB IBB HBP BLK WP HR S P ERA WHIP																					
Jeff Ballard, L (1, 1) ERA: 3.97	6.0 W 25 7 4 4 2 2 0 0 0 0 1 47 73 6.00 1.500																					
Mark Williamson, R (7, 1) ERA: 3.09	1.2 9 3 2 2 1 1 0 0 0 0 0 21 37 10.80 2.400																					
Gregg Olson, R (8, 1) ERA: 2.17	1.1 4 0 0 0 2 0 0 0 0 0 0 11 17 0.00 0.000																					

Batter	1	2	3	4	5	6	7	8	9	AB R H RBI BB SO LOB	BOTTOM									
Phil Bradley, R (1, 7) OBP: 0.372, SLG: 0.431	0-1 HR		2-2 G6-3	4-2 FC6-4 1-2 2-3 HBP		1-1 2B		2-2 P4		4 1 2 1 0 0 0	<p>Toronto Blue Jays @ Baltimore Orioles Memorial Stadium, Baltimore, MD</p> <p>Thu Aug 17 1989, 7:05 PM EDT Att: 40,147 - Unknown - 81 F</p> <p>livebaseballscorecards.com</p> <p>AB 38 R 11 H 12 RBI 10 BB 1 SO 4 LOB 12</p> 									
Mike Devereaux, R (1, 8) OBP: 0.334, SLG: 0.378	0-0 FC6-5 S		0-2 G1-4-3	0-1 FC6-4 1-2 2-3 HR		0-1 P3		4-1 1B BB		4 1 0 1 1 0 2										
Cal Ripken Jr., R (1, 6) OBP: 0.323, SLG: 0.409	3-1 F7			1-2 G6-3 1B		1-2 1B 1B		0-1 1B 1B		5 2 3 2 0 0 1										
Keith Moreland, R (1, 10) OBP: 0.339, SLG: 0.376	1-1 FC6-5			1-3 K		3-2 P4		0-2 L8		5 1 1 0 0 1 4										
Randy Milligan, R (1, 3) OBP: 0.408, SLG: 0.462	0-1 L6			1-1 FC6 1B 1-2 HR	3-2 F8	0-1 G1-3 1B 1B		1-3 1B 1B		4 2 1 0 0 0 2										
Craig Worthington, R (1, 5) OBP: 0.343, SLG: 0.397			0-3 K	3-2 HR 1B	0-2 P6	1-0 G1-3		1-2 1B		4 1 1 1 0 1 2										
Stan Jefferson, S (1, 9) OBP: 0.200, SLG: 0.410			0-0 B5-3	1-H HR	2-2 G6-3	2-2 1B		2-2 1B		4 1 2 5 0 0 0										
Bob Melvin, R (1, 2) OBP: 0.305, SLG: 0.307		3-2 F9		1-H 3-H 2-2 WP 1B FC6-4 1B		2-3 K		0-3 K		4 1 1 0 0 2 1										
Billy Ripken, R (1, 4) OBP: 0.285, SLG: 0.304			1-0 G6-3	0-1 WP 1B E		0-2 G6-3		2-2 L8		4 1 1 0 0 0 0										
Inning Stats	R: 1 E: 1 K: 0 S: 9	H: 1 LOB: 1 BB: 0 P: 13	R: 0 E: 0 K: 1 S: 7	H: 0 LOB: 0 BB: 0 P: 10	R: 0 E: 0 K: 0 S: 7	H: 0 LOB: 0 BB: 0 P: 10	R: 8 E: 2 K: 1 S: 25	H: 6 LOB: 0 BB: 0 P: 42	R: 0 E: 0 K: 0 S: 10	H: 0 LOB: 0 BB: 0 P: 15	R: 0 E: 0 K: 1 S: 10	H: 1 LOB: 1 BB: 0 P: 13	R: 2 E: 0 K: 1 S: 17	H: 3 LOB: 1 BB: 0 P: 24	R: 0 E: 0 K: 0 S: 16	H: 1 LOB: 2 BB: 1 P: 24	1B: 8 2B: 1 3B: 0 HR: 3	SF: 0 SAC: 0 DP: 0 HBP: 1	WP: 1 PB: 0 SB: 1 CS: 0	PA: 40
PITCHER	IP WLS BF H R ER SO BB IBB HBP BLK WP HR S P ERA WHIP																			
John Cerutti, L (1, 1) ERA: 2.8	3.1 L 19 6 8 5 1 0 0 0 0 0 1 44 63 4.91 1.364																			
Frank Willis, R (4, 1) ERA: 4.75	3.2 16 5 3 2 3 0 0 0 0 0 0 1 44 63 4.91 1.364																			
Tony Castillo, L (8, 1) ERA: 6.48	1.0 5 1 0 0 0 1 0 0 0 0 0 0 16 24 0.00 2.000																			

Batter	1	2	3	4	5	6	7	8	9	AB	R	H	RBI	BB	SO	LOB	TOP									
Lloyd Moseby, L OBP: 0.304, SLG: 0.363 (1, 8)										5	0	0	0	0	1	3										
Mookie Wilson, S OBP: 0.252, SLG: 0.331 (1, 9)										5	3	2	3	0	1	1										
George Bell, R OBP: 0.336, SLG: 0.466 (1, 7)										5	2	4	3	0	0	0										
Fred McGriff, L OBP: 0.398, SLG: 0.577 (1, 3)										4	0	1	0	1	1	3										
Ernie Whitt, L OBP: 0.368, SLG: 0.433 (1, 2)										5	0	2	0	0	0	1										
Tony Fernandez, S OBP: 0.276, SLG: 0.361 (1, 6)										5	0	0	1	0	2	3										
Lee Mazzilli, S OBP: 0.385, SLG: 0.430 (1, 10)										3	2	2	1	2	0	0										
Rance Mulliniks, L OBP: 0.303, SLG: 0.317 (1, 5)										5	1	3	1	0	1	1										
Manuel Lee, S OBP: 0.304, SLG: 0.350 (1, 4)										3	1	1	0	1	2	1										
Inning Stats	R: 1 E: 0 K: 1 S: 17	H: 2 LOB: 1 BB: 0 P: 23	R: 0 E: 0 K: 2 S: 10	H: 1 LOB: 1 BB: 0 P: 14	R: 1 E: 0 K: 2 S: 18	H: 2 LOB: 2 BB: 1 P: 26	R: 3 E: 0 K: 1 S: 17	H: 3 LOB: 1 BB: 1 P: 27	R: 1 E: 0 K: 0 S: 9	H: 1 LOB: 1 BB: 1 P: 16	R: 1 E: 0 K: 0 S: 11	H: 2 LOB: 1 BB: 0 P: 15	R: 0 E: 0 K: 0 S: 6	H: 0 LOB: 0 BB: 0 P: 9	R: 0 E: 0 K: 2 S: 7	H: 0 LOB: 0 BB: 0 P: 9	R: 2 E: 0 K: 0 S: 12	H: 4 LOB: 2 BB: 1 P: 23	1B: 7 2B: 5 3B: 0 HR: 3	SF: 0 SAC: 0 DP: 0 HBP: 0	WP: 0 PB: 0 SB: 1 CS: 0	PA: 44				
PITCHER	IP	WLS	BF	H	R	ER	SO	BB	IBB	HBP	BLK	WP	HR	S	P	ERA	WHIP									
Dave Johnson, R ERA: 3.9 (1, 1)	3.0	L	18	7	5	5	5	2	0	0	0	0	0	3	49	74	15.00	3.000								
Brian Holton, R ERA: 3.97 (4, 1)	2.0		9	3	2	1	1	1	0	0	0	0	0	26	37	4.50	2.000									
Mark Thurmond, L ERA: 3.59 (6, 1)	2.0		7	1	0	0	0	0	0	0	0	0	0	13	19	0.00	0.500									
Dave Schmidt, R ERA: 5.34 (8, 1)	2.0		10	4	2	2	2	1	0	0	0	0	0	19	32	9.00	2.500									

Toronto Blue Jays @ Baltimore Orioles
Memorial Stadium, Baltimore, MD
Fri Aug 18 1989, 7:05 PM EDT
Att: 31,668 - Unknown - 71 F

AB 40
R 9
H 15
RBI 9
BB 4
SO 8
LOB 13



Batter	1	2	3	4	5	6	7	8	9	AB	R	H	RBI	BB	SO	LOB	BOTTOM								
Phil Bradley, R OBP: 0.371, SLG: 0.429 (1, 7)										4	1	1	0	0	0	2									
Stan Jefferson, S OBP: 0.205, SLG: 0.395 (1, 9)										4	0	1	0	0	2	1									
Cal Ripken Jr., R OBP: 0.323, SLG: 0.408 (1, 6)										4	0	1	0	0	1	1									
Joe Orsulak, L OBP: 0.344, SLG: 0.411 (1, 10)										3	1	2	1	0	1	0									
Randy Milligan, R OBP: 0.404, SLG: 0.459 (1, 3)										4	0	1	0	0	0	4									
Craig Worthington, R OBP: 0.344, SLG: 0.399 (1, 5)										3	0	1	1	1	1	1									
Mike Devereaux, R OBP: 0.333, SLG: 0.376 (1, 8)										4	0	1	0	0	1	2									
Bob Melvin, R OBP: 0.299, SLG: 0.301 (1, 2)										4	0	0	0	0	1	4									
Rene Gonzales, R OBP: 0.277, SLG: 0.275 (1, 4)										2	0	0	0	0	0	1									
Larry Sheets, L OBP: 0.286, SLG: 0.344 (7, PH)										1	0	1	0	0	0	0									
Billy Ripken, R OBP: 0.285, SLG: 0.304 (7, PR)										0	0	0	0	0	0	0									
Inning Stats	R: 1 E: 0 K: 0 S: 12	H: 2 LOB: 1 BB: 0 P: 22	R: 0 E: 0 K: 0 S: 8	H: 1 LOB: 0 BB: 0 P: 14	R: 0 E: 0 K: 2 S: 8	H: 0 LOB: 0 BB: 0 P: 14	R: 1 E: 0 K: 0 S: 7	H: 1 LOB: 0 BB: 0 P: 11	R: 0 E: 0 K: 0 S: 7	H: 0 LOB: 0 BB: 0 P: 10	R: 0 E: 0 K: 0 S: 7	H: 2 LOB: 1 BB: 0 P: 10	R: 0 E: 0 K: 0 S: 10	H: 2 LOB: 2 BB: 1 P: 15	R: 0 E: 0 K: 2 S: 12	H: 0 LOB: 0 BB: 0 P: 14	R: 0 E: 0 K: 3 S: 12	H: 1 LOB: 1 BB: 0 P: 16	1B: 7 2B: 2 3B: 0 HR: 0	SF: 1 SAC: 0 DP: 1 HBP: 0	WP: 0 PB: 0 SB: 0 CS: 0	PA: 35			
PITCHER	IP	WLS	BF	H	R	ER	SO	BB	IBB	HBP	BLK	WP	HR	S	P	ERA	WHIP								
Mauro Gozzo, R ERA: 1.35 (1, 1)	7.0	W	28	8	2	2	2	1	0	0	0	0	0	12	14	0.00	0.000								
David Wells, L ERA: 2.63 (8, 1)	1.0		3	0	0	0	2	0	0	0	0	0	0	12	14	0.00	0.000								
Tom Henke, R ERA: 2.55 (9, 1)	1.0		4	1	0	0	3	0	0	0	0	0	0	12	16	0.00	1.000								

Toronto Blue Jays @ Baltimore Orioles
Memorial Stadium, Baltimore, MD
Fri Aug 18 1989, 7:05 PM EDT
Att: 31,668 - Unknown - 71 F

AB 33
R 2
H 9
RBI 2
BB 1
SO 7
LOB 16



Batter	1	2	3	4	5	6	7	8	9	AB	R	H	RBI	BB	SO	LOB	TOP					
Lloyd Moseby, L (1, 8) OBP: 0.304, SLG: 0.362	1-0 P5			1-3 K		2-1 F9		3-2 1B		4	1	1	0	0	1	0	Toronto Blue Jays @ Baltimore Orioles Memorial Stadium, Baltimore, MD Sat Aug 19 1989, 7:05 PM EDT Att: 38,111 - Unknown - 73 F					
Mookie Wilson, S (1, 9) OBP: 0.251, SLG: 0.330	1-2 P6			1-2 P6		2-2 G6-3		0-0 1B		4	0	1	1	0	0	0						
George Bell, R (1, 7) OBP: 0.335, SLG: 0.464	0-1 P6			1-2 F9			2-2 L9	0-0 1B		4	0	1	1	0	0	0						
Fred McGriff, L (1, 3) OBP: 0.397, SLG: 0.573		0-1 P4			4-2 2B		1-0 F8	2-3 K		3	1	0	0	1	1	2						
Ernie Whitt, L (1, 2) OBP: 0.370, SLG: 0.438		2-2 F6			3-1 G4-3		0-0 F9		1-0 1B	4	1	2	1	0	0	0						
Tony Fernandez, S (1, 6) OBP: 0.274, SLG: 0.357		0-2 F8			0-0 G4-3			0-1 L9	2-2 G4-6-3	4	0	0	0	0	0	2						
Lee Mazzilli, S (1, 10) OBP: 0.372, SLG: 0.416				1-0 G4-3		1-0 SF7		0-0 F7	2-0 G3-1	3	0	0	1	0	0	0						
Rance Mulliniks, L (1, 5) OBP: 0.304, SLG: 0.317				1-1 F7		3-H F7		0-1 1B		3	1	1	0	0	0	0						
Nelson Liriano, S (1, 4) OBP: 0.317, SLG: 0.363				0-0 G6-3				3-2 1B		3	1	1	1	0	0	0						
								1-H 1B														
Inning Stats	R: 0 E: 0 K: 0 S: 6	H: 0 LOB: 0 BB: 0 P: 8	R: 0 E: 0 K: 0 S: 11	H: 0 LOB: 0 BB: 0 P: 13	R: 0 E: 0 K: 0 S: 4	H: 0 LOB: 0 BB: 0 P: 6	R: 0 E: 0 K: 1 S: 9	H: 0 LOB: 0 BB: 0 P: 12	R: 2 E: 0 K: 0 S: 10	H: 1 LOB: 0 BB: 1 P: 19	R: 0 E: 0 K: 0 S: 6	H: 0 LOB: 0 BB: 0 P: 10	R: 0 E: 0 K: 0 S: 5	H: 0 LOB: 0 BB: 0 P: 8	R: 3 E: 0 K: 1 S: 19	H: 5 LOB: 2 BB: 0 P: 27	R: 0 E: 0 K: 0 S: 5	H: 1 LOB: 0 BB: 0 P: 10	1B: 6 2B: 1 3B: 0 HR: 0	SF: 1 SAC: 0 DP: 1 HBP: 0	WP: 0 PB: 0 SB: 0 CS: 0	PA: 34
PITCHER	IP WLS BF H R ER SO BB IBB HBP BLK WP HR S P ERA WHIP																					
Bob Milacki, R (1, 1) ERA: 4.12	7.2 L 27 3 4 4 1 1 0 0 0 0 0 60 88 4.70 0.522																					
Kevin Hickey, L (8, 1) ERA: 2.79	0.0 2 2 0 0 0 0 0 0 0 0 0 5 8 ∞ ∞																					
Mark Williamson, R (8, 1) ERA: 3.03	1.1 5 2 1 1 1 0 0 0 0 0 0 10 17 6.75 1.500																					

AB	32
R	5
H	7
RBI	5
BB	1
SO	2
LOB	4



Batter	1	2	3	4	5	6	7	8	9	AB	R	H	RBI	BB	SO	LOB	BOTTOM					
Phil Bradley, R (1, 7) OBP: 0.374, SLG: 0.433	1-2 1B		4-2 FC6-4		1-0 F9			2-2 1B		3	1	2	0	1	0	0	Toronto Blue Jays @ Baltimore Orioles Memorial Stadium, Baltimore, MD Sat Aug 19 1989, 7:05 PM EDT Att: 38,111 - Unknown - 73 F					
Mike Devereaux, R (1, 8) OBP: 0.333, SLG: 0.376	1-0 2B		2-1 FC6-4			2-2 L7		1-2 1B		3	0	1	1	0	0	2						
Joe Orsulak, L (8, PH) OBP: 0.345, SLG: 0.413	2-H 1B		1-2 FC6-4			3-2 L7		1-2 1B		1	0	1	0	0	0	0						
Cal Ripken Jr., R (1, 6) OBP: 0.320, SLG: 0.404	2-2 G5-4-3		1-2 P3			3-2 P6		1-2 G4-3		4	0	0	0	0	0	5						
Keith Moreland, R (1, 10) OBP: 0.338, SLG: 0.375	1-0 P2		0-0 P6			2-3 K			3-2 FC6-4	4	0	1	0	0	1	2						
Randy Milligan, R (1, 3) OBP: 0.408, SLG: 0.459		0-0 G4-3		4-2 CS		2-1 G4-3			4-0 FC6-4	2	0	1	0	2	0	0						
Craig Worthington, R (1, 5) OBP: 0.341, SLG: 0.395		1 SAFE 3-3 K		0-0 L5		2-2 G5-3			2-3 K	4	0	0	0	0	2	4						
Stan Jefferson, S (1, 9) OBP: 0.188, SLG: 0.362		0-1 G4-3		0-0 G6-3		1-2 P4			0-2 FC6-4	4	0	0	0	0	0	4						
Bob Melvin, R (1, 2) OBP: 0.296, SLG: 0.297		1-1 L4			0-0 G6-3			0-3 K2-3	0-3 K	2	0	0	0	0	0	1						
Larry Sheets, L (8, PH) OBP: 0.285, SLG: 0.343										1	0	0	0	0	1	0						
Jamie Quirk, L (9, 2) OBP: 0.191, SLG: 0.209										1	0	0	0	0	1	2						
Billy Ripken, R (1, 4) OBP: 0.287, SLG: 0.306										2	0	1	0	0	0	0						
Jim Traber, L (8, PH) OBP: 0.273, SLG: 0.325										1	0	0	0	0	1	0						
Rene Gonzales, R (9, 4) OBP: 0.277, SLG: 0.275										0	0	0	0	0	0	0						
Inning Stats	R: 1 E: 0 K: 0 S: 8	H: 2 LOB: 0 BB: 0 P: 13	R: 0 E: 0 K: 1 S: 8	H: 1 LOB: 1 BB: 0 P: 12	R: 0 E: 0 K: 0 S: 10	H: 1 LOB: 2 BB: 1 P: 17	R: 0 E: 0 K: 0 S: 4	H: 0 LOB: 0 BB: 1 P: 8	R: 0 E: 0 K: 0 S: 5	H: 0 LOB: 0 BB: 0 P: 8	R: 0 E: 0 K: 1 S: 12	H: 0 LOB: 0 BB: 0 P: 19	R: 0 E: 0 K: 0 S: 8	H: 0 LOB: 0 BB: 0 P: 13	R: 0 E: 0 K: 2 S: 18	H: 2 LOB: 2 BB: 0 P: 25	R: 0 E: 0 K: 2 S: 17	H: 1 LOB: 2 BB: 1 P: 26	1B: 6 2B: 1 3B: 0 HR: 0	SF: 0 SAC: 0 DP: 1 HBP: 0	WP: 0 PB: 0 SB: 0 CS: 1	PA: 35
PITCHER	IP WLS BF H R ER SO BB IBB HBP BLK WP HR S P ERA WHIP																					
Jimmy Key, L (1, 1) ERA: 3.92	7.0 W 25 4 1 1 2 2 0 0 0 0 0 55 90 1.29 0.857																					
Tom Henke, R (8, 1) ERA: 2.47	2.0 10 3 0 0 4 1 0 0 0 0 0 35 51 0.00 2.000																					

AB	32
R	1
H	7
RBI	1
BB	3
SO	6
LOB	20



Batter	1	2	3	4	5	6	7	8	9	AB	R	H	RBI	BB	SO	LOB	TOP					
Lloyd Moseby, L (1, 10) OBP: 0.302, SLG: 0.363	G3		P2		G4-3		1B 2B		L3	5	1	1	0	0	0	0	Toronto Blue Jays @ Baltimore Orioles Memorial Stadium, Baltimore, MD Sun Aug 20 1989, 3:33 AM EDT Att: 37,242 - Sunny - 91 F					
Mookie Wilson, S (1, 8) OBP: 0.254, SLG: 0.331	1B		B1-3		2B 1B		K		G4-3	5	0	2	0	0	1	2						
George Bell, R (1, 7) OBP: 0.337, SLG: 0.467	K		K		2B		1B			4	0	2	2	0	2	1						
Fred McGriff, L (1, 3) OBP: 0.394, SLG: 0.567	K			L7	K		G5-3			4	0	0	0	0	2	4						
Ernie Whitt, L (1, 2) OBP: 0.366, SLG: 0.433 Pat Borders, R (8, PH) OBP: 0.297, SLG: 0.348 (8, 2)		P4		K		P5		E5		3	0	0	0	0	1	0						
Tony Fernandez, S (1, 6) OBP: 0.275, SLG: 0.361	1B			2B		F6		FC6-4		4	0	2	0	0	0	1						
Rance Mulliniks, L (1, 5) OBP: 0.307, SLG: 0.316 Manuel Lee, S (8, PH) OBP: 0.303, SLG: 0.349 (8, 5)	1B	BB		BB		P6		K		1	0	0	0	2	0	0						
Nelson Liriano, S (1, 4) OBP: 0.319, SLG: 0.363	1B			F7			2B 1B	G5-3		3	1	1	0	1	0	3						
Junior Felix, S (1, 9) OBP: 0.318, SLG: 0.394	G4-3				P4		K		F9	4	0	0	0	0	1	3						
Inning Stats	R: 0 E: 0 K: 2 S: 19	H: 1 LOB: 1 BB: 0 P: 27	R: 0 E: 0 K: 0 S: 16	H: 2 LOB: 2 BB: 1 P: 24	R: 0 E: 0 K: 1 S: 8	H: 0 LOB: 0 BB: 0 P: 11	R: 0 E: 0 K: 1 S: 16	H: 1 LOB: 2 BB: 1 P: 27	R: 0 E: 0 K: 1 S: 14	H: 2 LOB: 2 BB: 0 P: 17	R: 0 E: 0 K: 0 S: 10	H: 0 LOB: 0 BB: 0 P: 13	R: 2 E: 0 K: 2 S: 16	H: 2 LOB: 1 BB: 1 P: 26	R: 0 E: 1 K: 1 S: 10	H: 0 LOB: 1 BB: 0 P: 14		R: 0 E: 0 K: 0 S: 6	H: 0 LOB: 0 BB: 0 P: 10	1B: 5 2B: 3 3B: 0 HR: 0	SF: 0 SAC: 0 DP: 0 HBP: 0	WP: 0 PB: 0 SB: 1 CS: 0
PITCHER	IP WLS BF H R ER SO BB IBB HBP BLK WP HR S P ERA WHIP																					
Pete Harnisch, R (1, 1) ERA: 4.73	6.1 W 28	7 2 2 6 3 0 0 0 0 0 0 89 131 2.84 1.579																				
Mark Thurmond, L (7, 1) ERA: 3.47	2.2 S 10	1 0 0 2 0 0 0 0 0 0 0 26 38 0.00 0.375																				

Batter	1	2	3	4	5	6	7	8	9	AB	R	H	RBI	BB	SO	LOB	BOTTOM			
Phil Bradley, R (1, 7) OBP: 0.371, SLG: 0.429	F9		K		K		SH3-4		G3-1	4	0	0	0	0	2	2	Toronto Blue Jays @ Baltimore Orioles Memorial Stadium, Baltimore, MD Sun Aug 20 1989, 3:33 AM EDT Att: 37,242 - Sunny - 91 F			
Jim Traber, L (1, 3) OBP: 0.277, SLG: 0.325	F6		BB		1B		K			3	0	1	0	1	1	1				
Cal Ripken Jr., R (1, 6) OBP: 0.320, SLG: 0.403	K		FC5		K		1B			4	1	1	1	0	2	3				
Joe Orsulak, L (1, 9) OBP: 0.347, SLG: 0.410	G4-3			SH2-4	P2		1B 1B			2	2	0	0	2	0	1				
Craig Worthington, R (1, 5) OBP: 0.343, SLG: 0.395	G1-3		SH2-4			G5-4-3	1B		1B	2	0	1	1	1	0	0				
Larry Sheets, L (1, 10) OBP: 0.291, SLG: 0.349	K			E9			1B		1B	4	1	3	2	0	1	0				
Mike Devereaux, R (1, 8) OBP: 0.335, SLG: 0.386			1B	HR	HR		G5-4-3		P5	3	2	1	2	1	0	4				
Rene Gonzales, R (1, 4) OBP: 0.269, SLG: 0.266	G4-3		G4-3	G5-3		L6		G4-3		4	0	0	0	0	2					
Jamie Quirk, L (1, 2) OBP: 0.216, SLG: 0.217	FC5		1B	G4-3			SH3-4		K	3	1	1	0	1	1	0				
Inning Stats	R: 0 E: 0 K: 1 S: 10	H: 0 LOB: 0 BB: 0 P: 16	R: 0 E: 0 K: 1 S: 6	H: 0 LOB: 0 BB: 0 P: 10	R: 1 E: 0 K: 1 S: 11	H: 1 LOB: 2 BB: 2 P: 21	R: 3 E: 1 K: 0 S: 9	H: 2 LOB: 0 BB: 1 P: 16	R: 0 E: 0 K: 2 S: 10	H: 1 LOB: 1 BB: 0 P: 14	R: 0 E: 0 K: 0 S: 7	H: 1 LOB: 1 BB: 1 P: 13	R: 3 E: 0 K: 1 S: 20	H: 3 LOB: 2 BB: 2 P: 34	R: 0 E: 0 K: 1 S: 9	H: 0 LOB: 0 BB: 0 P: 11		1B: 7 2B: 0 3B: 0 HR: 1	SF: 0 SAC: 2 DP: 1 HBP: 0	WP: 1 PB: 0 SB: 0 CS: 0
PITCHER	IP WLS BF H R ER SO BB IBB HBP BLK WP HR S P ERA WHIP																			
Dave Stieb, R (1, 1) ERA: 3.97	6.0 L 26	5 4 4 5 4 0 0 0 0 0 0 53 90 6.00 1.500																		
Duane Ward, R (7, 1) ERA: 3.92	1.0	8 3 3 3 1 1 1 0 0 0 0 20 34 27.00 4.000																		
Tony Castillo, L (8, 1) ERA: 6.11	1.0	3 0 0 0 1 0 0 0 0 0 0 9 11 0.00 0.000																		

AB	35
R	2
H	8
RBI	2
BB	3
SO	8
LOB	15



AB	29
R	7
H	8
RBI	6
BB	6
SO	7
LOB	13



Batter	1	2	3	4	5	6	7	8	9	AB	R	H	RBI	BB	SO	LOB	TOP								
Kenny Williams, R OBP: 0.259, SLG: 0.305	1-1 E7 HR 1B		0-1 P8		2-2 G3-1 2B		3-1 F7			4	1	2	0	0	0	1									
Alan Trammell, R OBP: 0.303, SLG: 0.316	1-0 P4		1-2 P8		0-1 G6-3		1-2 P3			4	0	0	0	0	0	3									
Lou Whitaker, L OBP: 0.367, SLG: 0.493	2-0 HR		1-2 CS	1-0 P6	0-0 G3-1			1-0 G5-3		4	1	1	2	0	0	1									
Gary Ward, R OBP: 0.317, SLG: 0.428	4-2 CS			3-1 2B	1-3 K			0-0 L8		2	1	1	0	1	1	1									
Dave Bergman, L OBP: 0.353, SLG: 0.356	8, (PH) BB			2B	1B					1	0	0	0	0	0	0									
Rick Schu, R OBP: 0.290, SLG: 0.343	2-3 K			3-1 2B	1-3 2B		2-3 K		1-2 G4-3	3	1	1	0	0	2	1									
Matt Nokes, L OBP: 0.297, SLG: 0.394	1-2 K			1-3 2B	2B					1	0	0	0	0	0	0									
Chet Lemon, R OBP: 0.321, SLG: 0.331		0-1 G6-3		2-0 BB	2B		1-2 G6-3		0-0 P4	4	0	1	2	0	0	0									
Mike Heath, R OBP: 0.290, SLG: 0.435	2-0 G5-3			2H 3H	2B		1-1 1B		0-3 K	2	0	1	0	1	0	0									
Mike Brumley, S OBP: 0.290, SLG: 0.289				PB	BB					1	0	0	0	0	1	0									
Doug Strange, S OBP: 0.248, SLG: 0.248		3-3 K		4-2 PB	BB		0-0 G1-3		0-3 K	3	0	0	0	1	2	1									
Rob Richie, L OBP: 0.294, SLG: 0.333			4-0 CS	1-2 2-3	BB		1-1 G3			2	0	0	0	1	1	2									
Inning Stats	R: 2 E: 1 K: 1 S: 9	H: 2 LOB: 0 BB: 1 P: 19	R: 0 E: 0 K: 1 S: 6	H: 0 LOB: 0 BB: 0 P: 11	R: 0 E: 0 K: 0 S: 9	H: 0 LOB: 0 BB: 1 P: 15	R: 2 E: 0 K: 1 S: 12	H: 3 LOB: 2 BB: 2 P: 30	R: 0 E: 0 K: 1 S: 9	H: 1 LOB: 1 BB: 0 P: 13	R: 0 E: 0 K: 0 S: 7	H: 0 LOB: 0 BB: 0 P: 12	R: 0 E: 0 K: 0 S: 5	H: 0 LOB: 0 BB: 0 P: 7	R: 0 E: 0 K: 2 S: 7	H: 0 LOB: 0 BB: 0 P: 7	1B: 3 2B: 3 3B: 0 HR: 1	SF: 0 SAC: 0 DP: 0 HBP: 0	WP: 0 PB: 1 SB: 0 CS: 2	PA: 36					
PITCHER	IP	WLS	BF	H	R	ER	SO	BB	IBB	HBP	BLK	WP	HR	S	P	ERA	WHIP								
John Cerutti, L ERA: 2.95	(1, 1)	4.0	19	6	4	4	3	4	0	0	0	0	1	39	80	9.00	2.500								
Frank Wiiks, R ERA: 4.42	(5, 1)	4.0	W	13	1	0	0	0	0	0	0	0	0	27	39	0.00	0.250								
Duane Ward, R ERA: 3.58	(9, 1)	1.0	3	0	0	0	2	0	0	0	0	0	0	7	7	0.00	0.000								

Detroit Tigers @ Toronto Blue Jays
SkyDome, Toronto, ON
Wed Aug 23 1989, 7:05 PM EDT
Att: 49,233 - Unknown - 72 F

AB 31
R 4
H 7
RBI 4
BB 4
SO 7
LOB 10



Batter	1	2	3	4	5	6	7	8	9	AB	R	H	RBI	BB	SO	LOB	BOTTOM								
Lloyd Moseby, L OBP: 0.299, SLG: 0.353	2-2 G4-3		3-1 F7	3-2 HBP		0-2 G6-3		0-0 L6		4	0	0	0	0	0	0									
Mookie Wilson, S OBP: 0.251, SLG: 0.326	0-1 F8		0-0 F9	0-1 P6		3-1 G4-3		0-1 E5 SF8 1B		5	1	1	0	0	0	2									
George Bell, R OBP: 0.339, SLG: 0.465	4-2 BB		1-1 L7		4-2 1B HR BB		1-1 HR 1B	1-0 SF8		2	2	1	1	2	0	0									
Fred McGriff, L OBP: 0.393, SLG: 0.575	2-1 P2			0-0 HR	2-1 HR 1B		2-1 HR	4-2 BB		4	3	3	3	1	0	1									
Ernie Whitt, L OBP: 0.364, SLG: 0.436		1-1 F9		4-1 G3 2B BB	0-0 HR		3-2 G3	0-0 G4-3		4	2	1	3	1	0	1									
Tony Fernandez, S OBP: 0.282, SLG: 0.376		2-0 G4-3 2B		2-2 G3	2-1 F7		2-1 2B		2-1 3B	4	1	2	0	0	0	1									
Rance Mulliniks, L OBP: 0.314, SLG: 0.322		3-0 G4-3		1-2 2B 1B	1-3 K		3-1 2B		3-1 2B	4	0	2	1	0	1	1									
Nelson Liriano, S OBP: 0.318, SLG: 0.365		2-1 G4-3		2-0 1B 2B	1-0 F9		3H 1-3 K			4	1	1	1	0	1	2									
Junior Felix, S OBP: 0.318, SLG: 0.398			3-2 HR	1-0 HBP 1B		0-0 G3	1-1 F9			4	1	2	2	0	0	1									
Inning Stats	R: 0 E: 0 K: 0 S: 12	H: 0 LOB: 1 BB: 1 P: 20	R: 0 E: 0 K: 0 S: 6	H: 1 LOB: 0 BB: 0 P: 14	R: 1 E: 0 K: 0 S: 10	H: 1 LOB: 0 BB: 0 P: 17	R: 3 E: 0 K: 0 S: 14	H: 4 LOB: 2 BB: 1 P: 27	R: 3 E: 0 K: 1 S: 11	H: 2 LOB: 0 BB: 1 P: 21	R: 0 E: 0 K: 0 S: 6	H: 0 LOB: 0 BB: 0 P: 9	R: 3 E: 0 K: 1 S: 16	H: 4 LOB: 1 BB: 0 P: 29	R: 1 E: 1 K: 0 S: 7	H: 1 LOB: 1 BB: 1 P: 12	1B: 5 2B: 3 3B: 1 HR: 4	SF: 1 SAC: 0 DP: 0 HBP: 1	WP: 0 PB: 0 SB: 0 CS: 0	PA: 41					
PITCHER	IP	WLS	BF	H	R	ER	SO	BB	IBB	HBP	BLK	WP	HR	S	P	ERA	WHIP								
Jeff Robinson, R ERA: 4.05	(1, 1)	6.1	L	32	10	9	1	3	0	0	0	0	4	66	121	12.79	2.053								
Paul Gibson, L ERA: 4.25	(7, 1)	1.2	9	3	2	1	1	1	0	0	0	0	0	16	28	5.40	2.400								

Detroit Tigers @ Toronto Blue Jays
SkyDome, Toronto, ON
Wed Aug 23 1989, 7:05 PM EDT
Att: 49,233 - Unknown - 72 F

AB 35
R 11
H 13
RBI 11
BB 4
SO 2
LOB 9

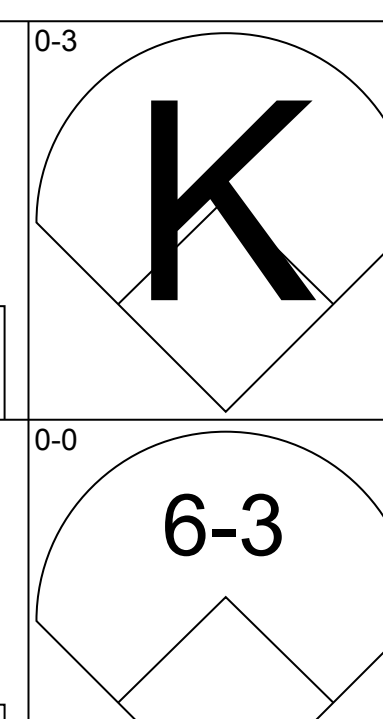
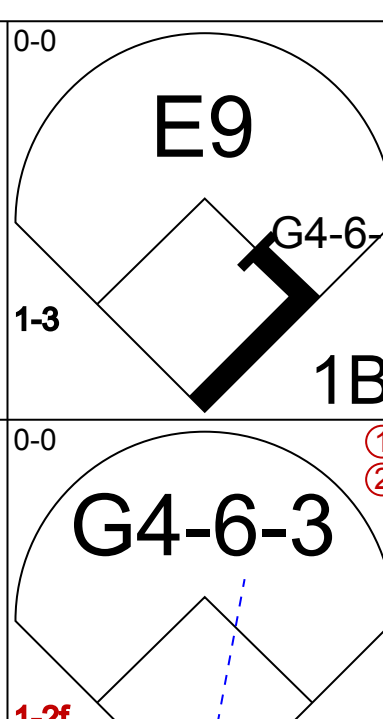
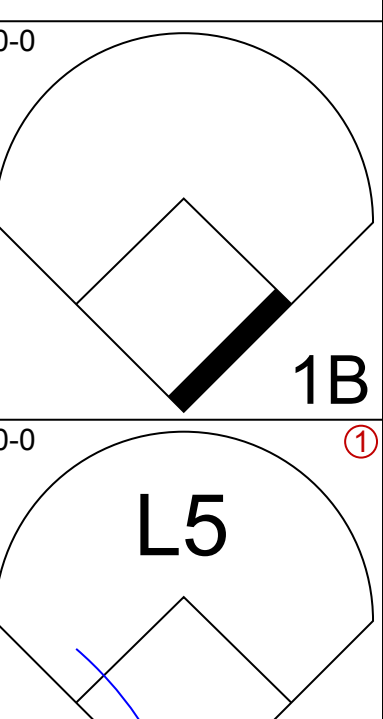
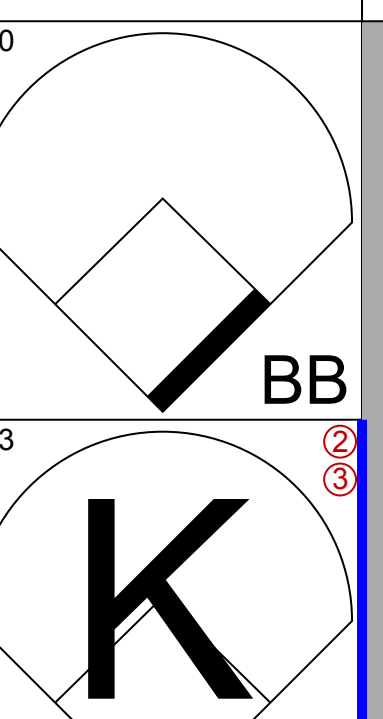
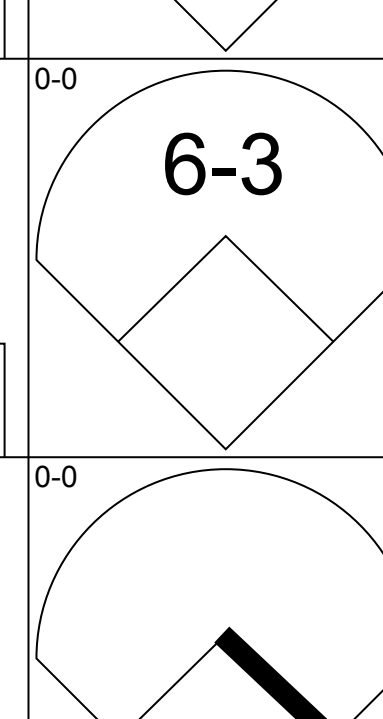
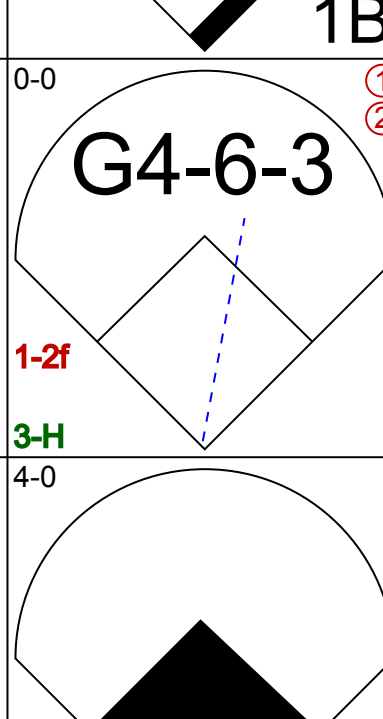
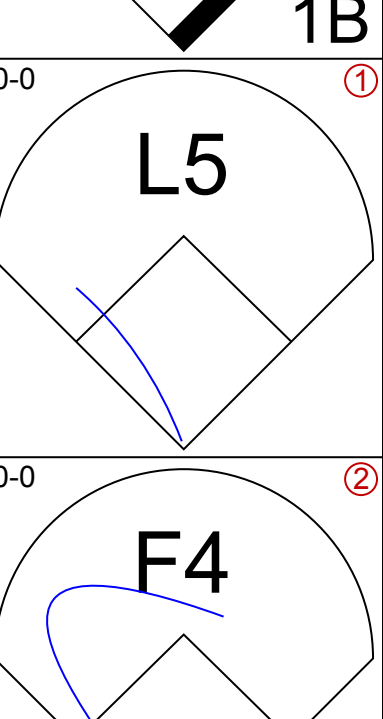
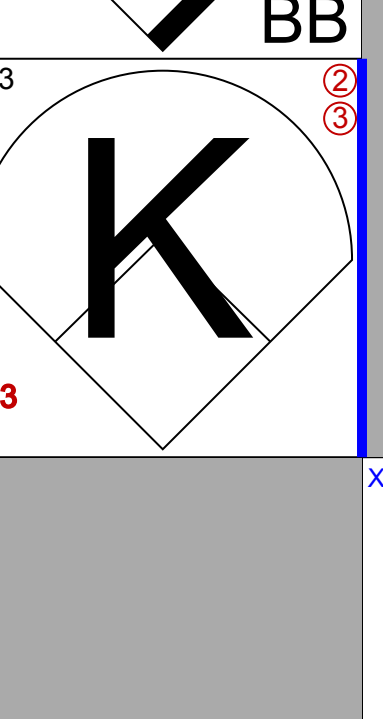
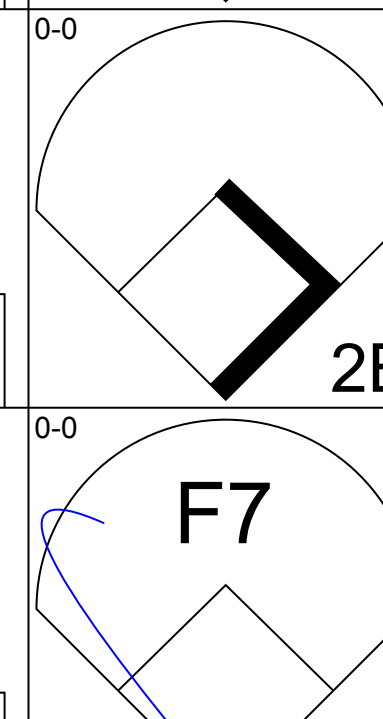
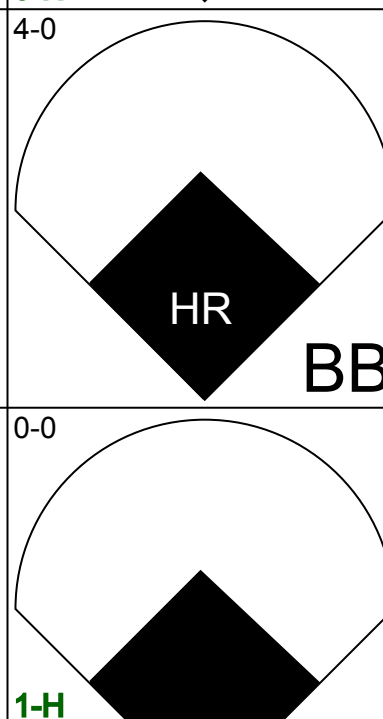
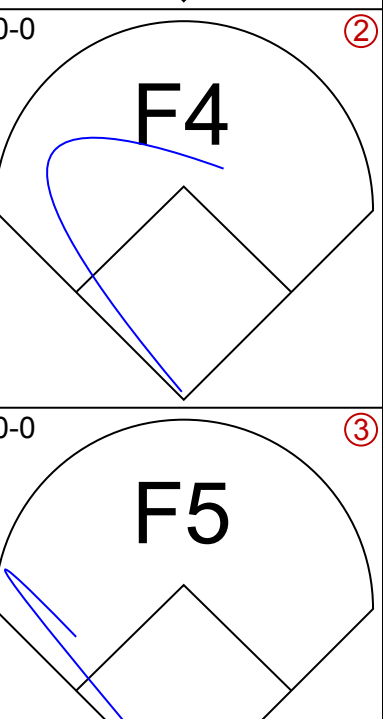

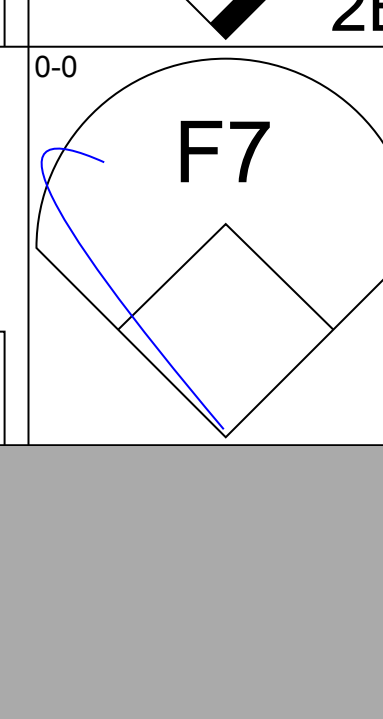
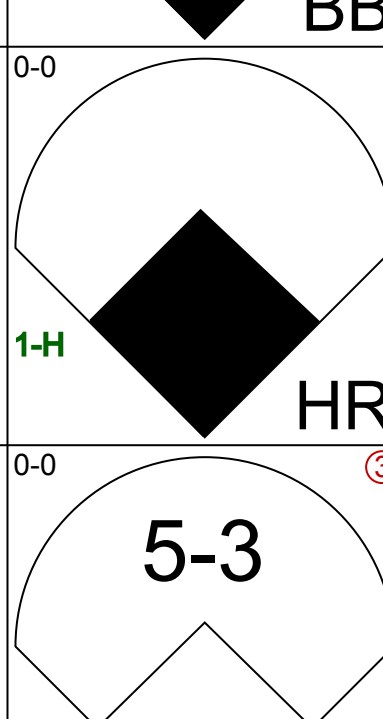
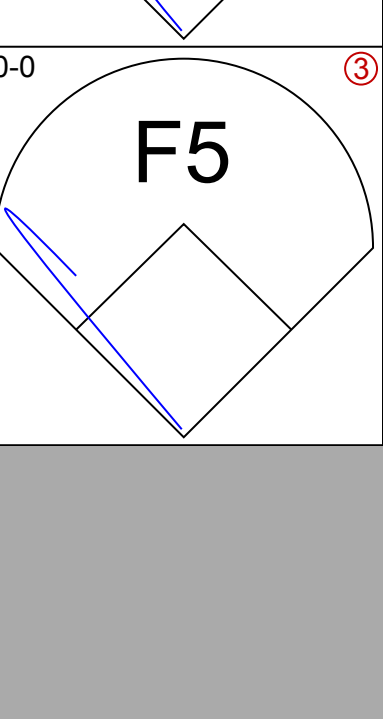


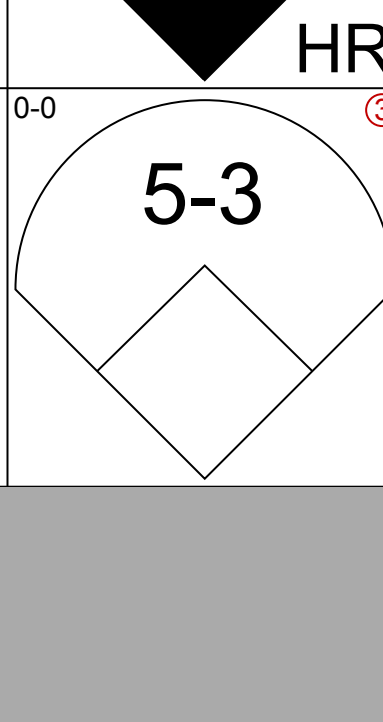




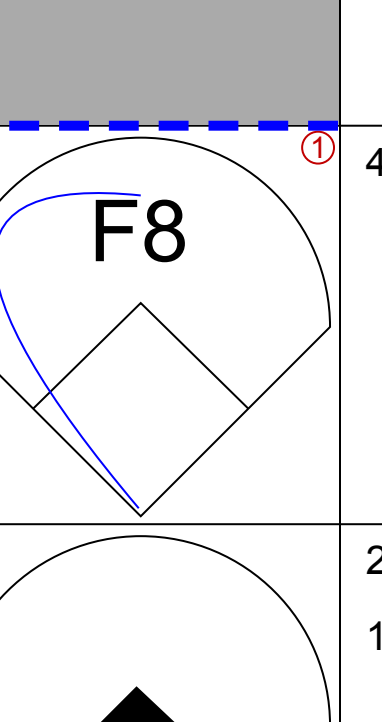


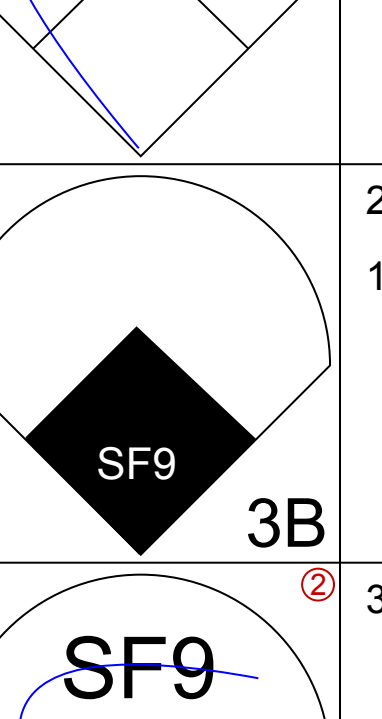


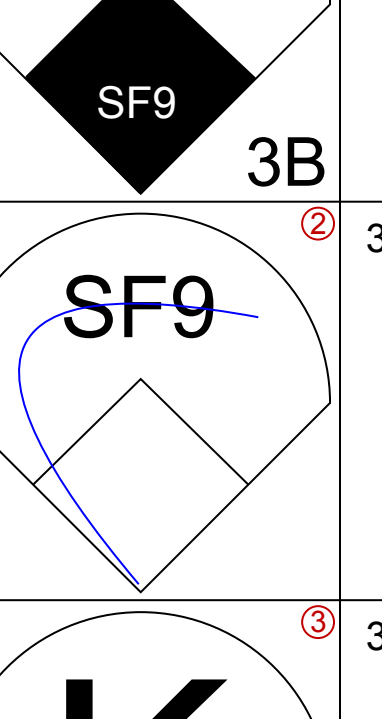
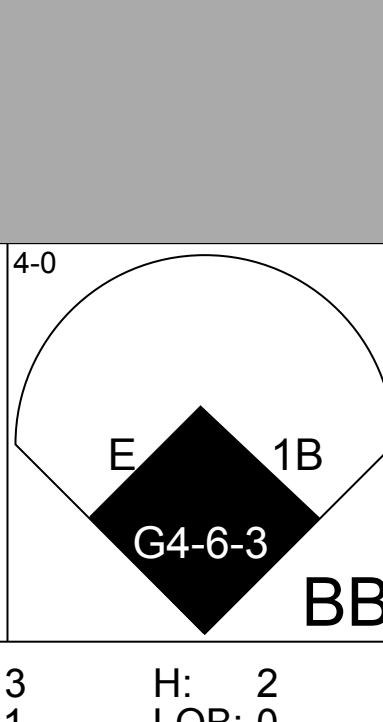

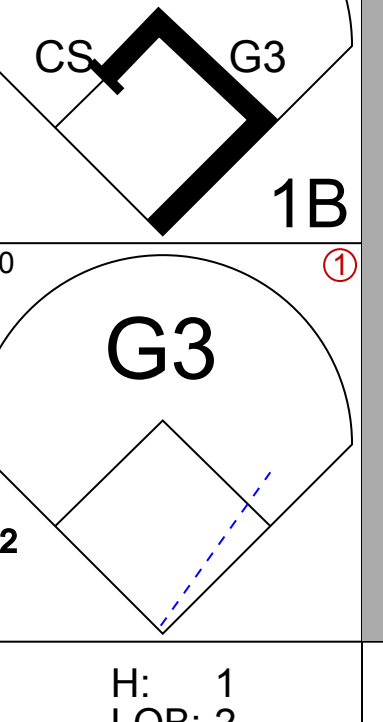
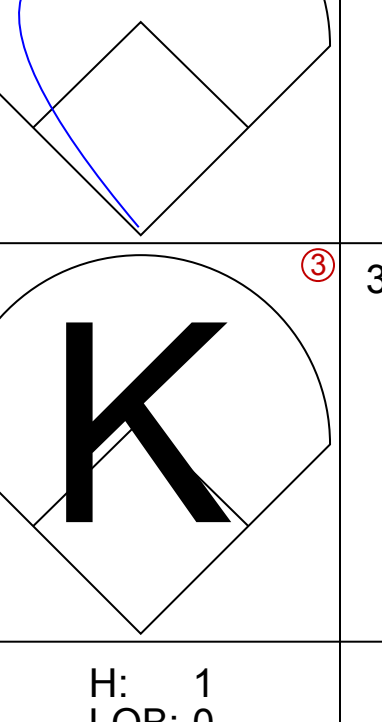


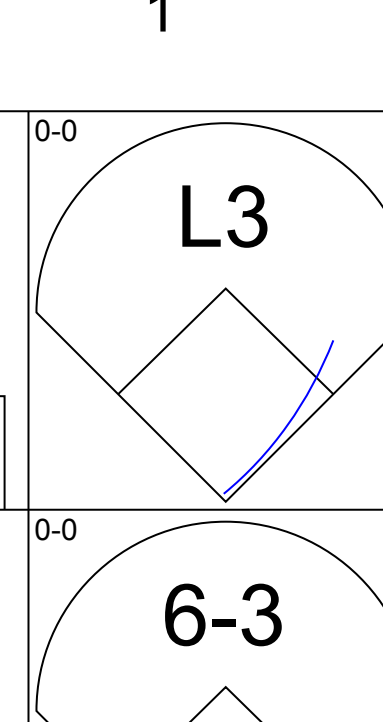

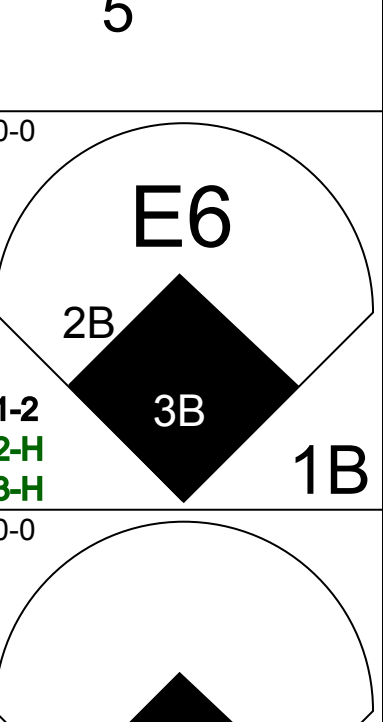
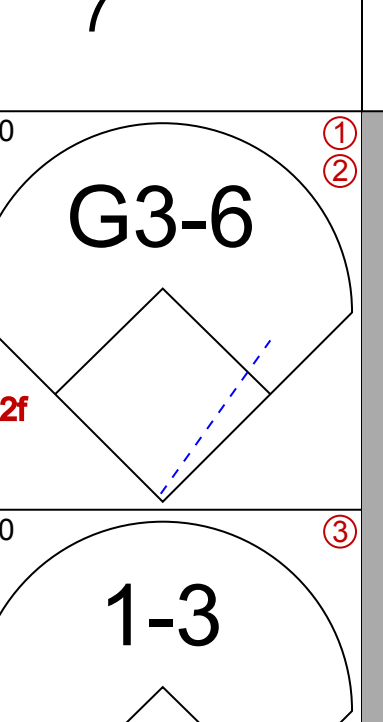
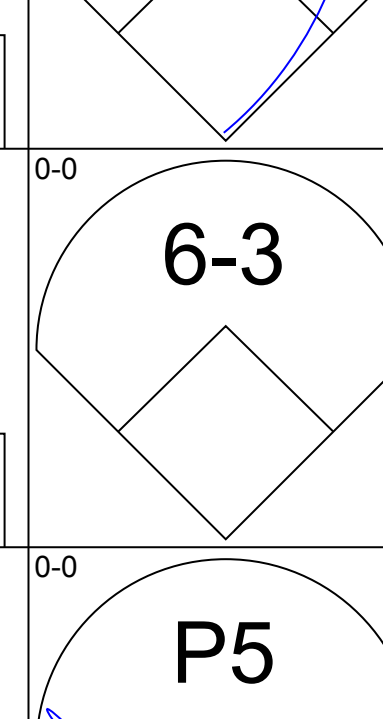
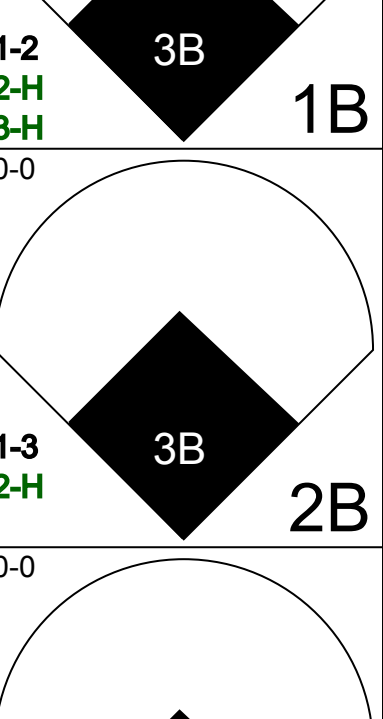
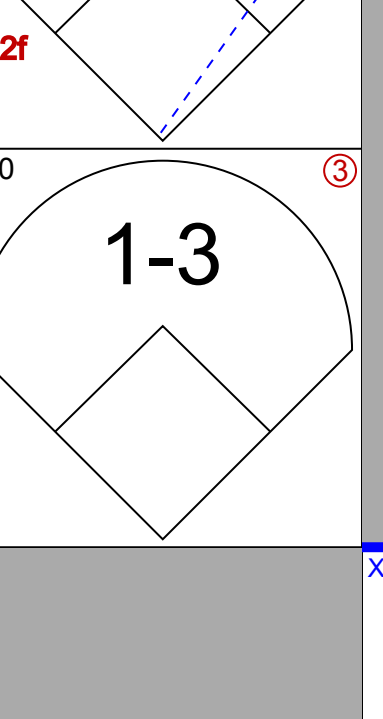
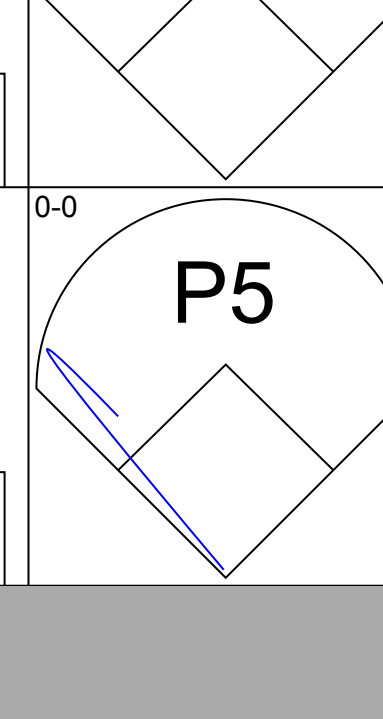
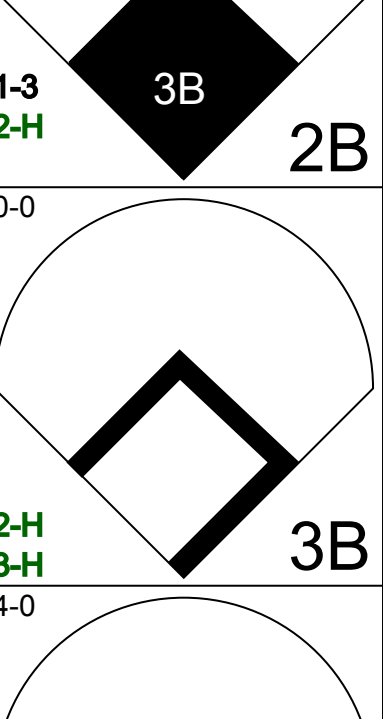

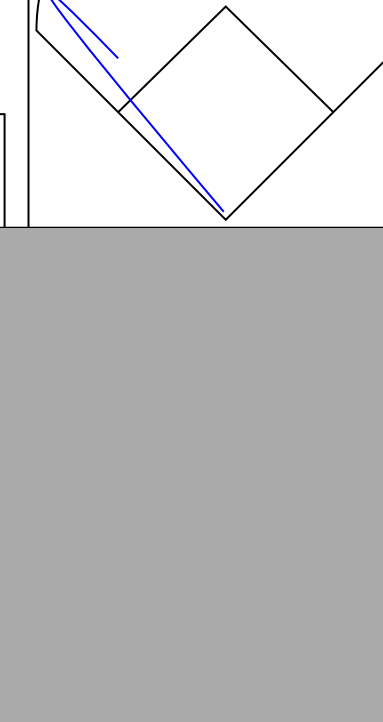
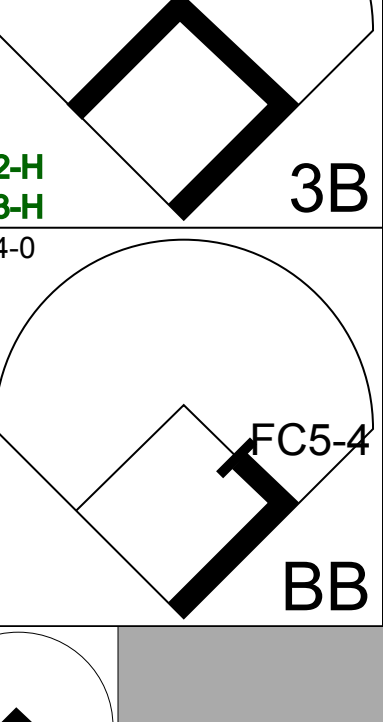


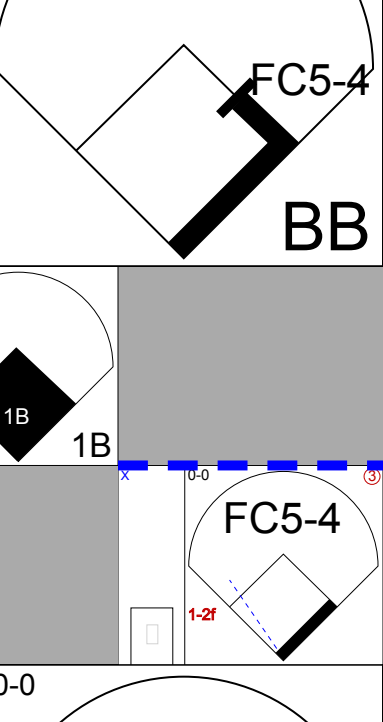

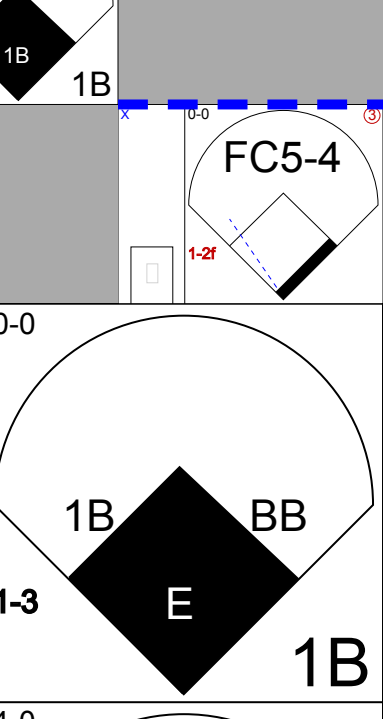


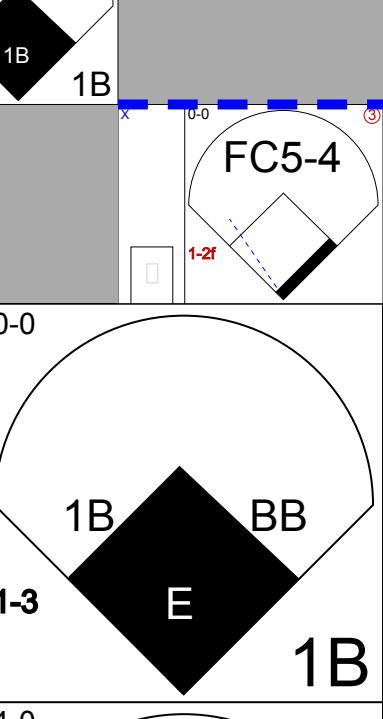


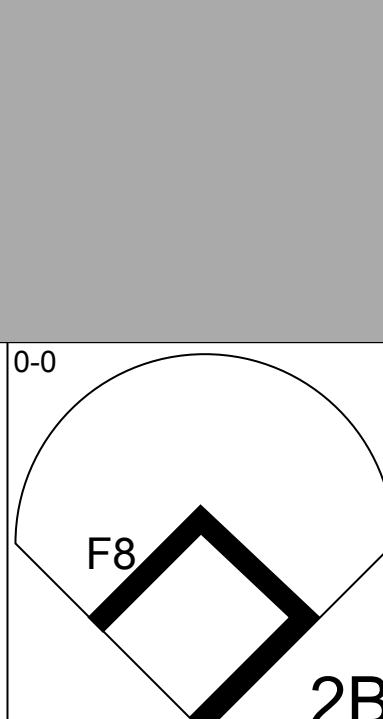
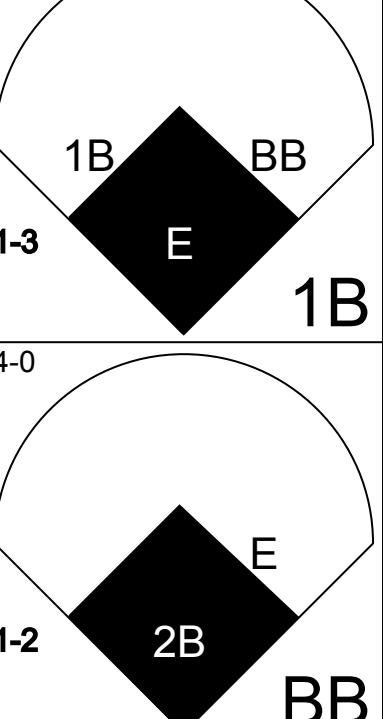

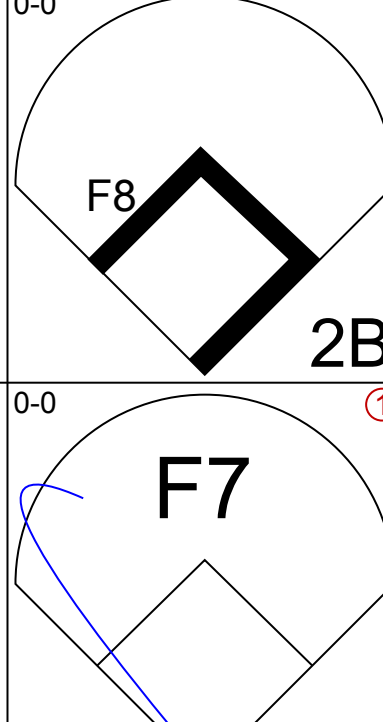
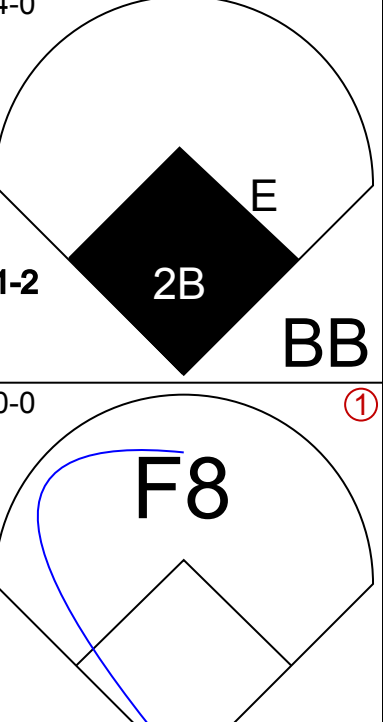

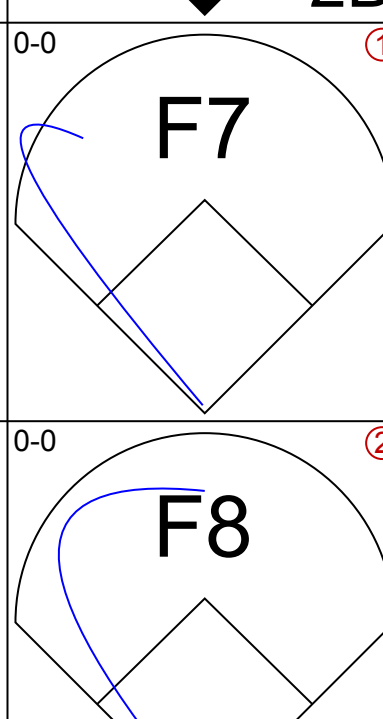
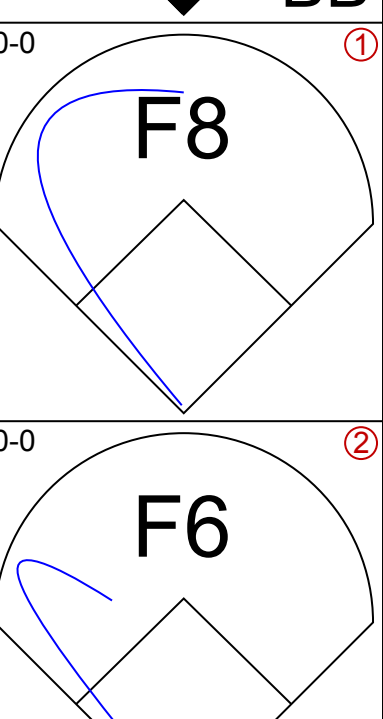
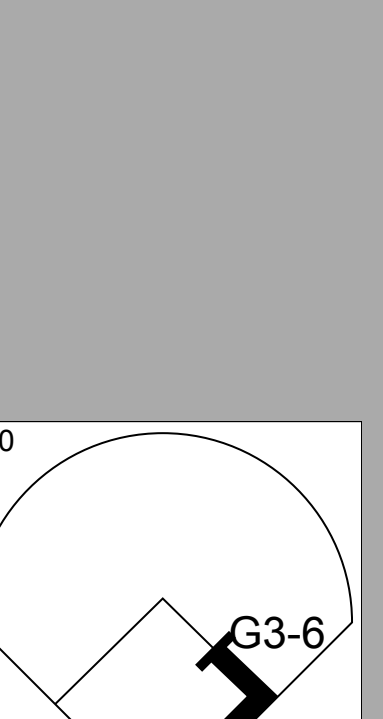
Batter	1	2	3	4	5	6	7	8	9	AB	R	H	RBI	BB	SO	LOB	TOP								
Kenny Williams, R OBP: 0.259, SLG: 0.319 (1, 8)	F8		L4			HR		F8		4	1	1	1	0	0	0	Detroit Tigers @ Toronto Blue Jays SkyDome, Toronto, ON Thu Aug 24 1989, 7:05 PM EDT Att: 49,201 - Unknown - 73 F								
Alan Trammell, R OBP: 0.301, SLG: 0.314 (1, 6)	K		L7			F8		G4-3		3	0	0	0	0	1	0									
Doug Strange, S OBP: 0.245, SLG: 0.245 (8, 6)										1	0	0	0	0	0	0									
Lou Whitaker, L OBP: 0.366, SLG: 0.489 (1, 4)	G4-3				G3			K		3	0	0	0	1	1	0									
Gary Ward, R OBP: 0.320, SLG: 0.429 (1, 7)					L6			L6		4	0	2	0	0	0	0									
Rick Schu, R OBP: 0.285, SLG: 0.337 (1, 5)					F8			F8		4	0	0	0	0	0	3									
Chet Lemon, R OBP: 0.325, SLG: 0.349 (1, 9)										4	2	3	1	0	0	0									
Mike Heath, R OBP: 0.318, SLG: 0.443 (1, 2)										4	0	2	1	0	0	1									
Dave Bergman, L OBP: 0.332, SLG: 0.353 (1, 3)										3	0	0	0	1	0	2									
Mike Brumley, S OBP: 0.287, SLG: 0.285 (1, 10)										2	0	0	0	0	0	1									
Matt Nokes, L OBP: 0.294, SLG: 0.390 (7, PH)										2	0	0	0	0	0	2									
Inning Stats	R: 0 E: 0 K: 1 S: 5	H: 0 LOB: 0 BB: 0 P: 6	R: 1 E: 0 K: 0 S: 9	H: 3 LOB: 1 BB: 0 P: 17	R: 0 E: 0 K: 0 S: 6	H: 0 LOB: 0 BB: 0 P: 10	R: 0 E: 0 K: 0 S: 5	H: 0 LOB: 0 BB: 0 P: 9	R: 0 E: 0 K: 0 S: 9	H: 1 LOB: 1 BB: 0 P: 14	R: 1 E: 0 K: 1 S: 6	H: 1 LOB: 0 BB: 0 P: 12	R: 0 E: 0 K: 0 S: 10	H: 1 LOB: 2 BB: 1 P: 17	R: 0 E: 0 K: 0 S: 11	H: 1 LOB: 2 BB: 1 P: 20	R: 1 E: 0 K: 0 S: 11	H: 1 LOB: 0 BB: 0 P: 16	1B: 3 2B: 2 3B: 1 HR: 2	SF: 0 SAC: 0 DP: 1 HBP: 0	WP: 0 PB: 0 SB: 0 CS: 0	PA: 36			
PITCHER	IP	WLS	BF	H	R	ER	SO	BB	IBB	HBP	BLK	WP	HR	S	P	ERA	WHIP								
Mike Flanagan, L ERA: 3.83 (1, 1)	6.0	W	22	5	2	2	2	0	0	0	0	0	1	40	68	3.00	0.833								
Jim Acker, R ERA: 2.92 (7, 1)	2.0		10	2	0	0	0	2	0	0	0	0	0	21	37	0.00	2.000								
David Wells, L ERA: 2.68 (9, 1)	1.0		4	1	1	1	0	0	0	0	0	0	1	11	16	9.00	1.000								

Batter	1	2	3	4	5	6	7	8	9	AB	R	H	RBI	BB	SO	LOB	BOTTOM								
Lloyd Moseby, L OBP: 0.297, SLG: 0.354 (1, 10)	F8		F4		F9	F7				5	0	1	1	0	0	3	Detroit Tigers @ Toronto Blue Jays SkyDome, Toronto, ON Thu Aug 24 1989, 7:05 PM EDT Att: 49,201 - Unknown - 73 F								
Mookie Wilson, S OBP: 0.256, SLG: 0.331 (1, 8)			SF7		WP					4	2	3	2	0	0	1									
George Bell, R OBP: 0.340, SLG: 0.470 (1, 7)					1B					3	2	1	1	1	1	2									
Tom Lawless, R OBP: 0.273, SLG: 0.233 (8, 7)	F8		HR		K					1	0	1	0	0	0	0									
Fred McGriff, L OBP: 0.395, SLG: 0.573 (1, 3)										3	1	1	1	2	1	2									
Lee Mazzilli, S OBP: 0.372, SLG: 0.416 (9, 3)	K									0	0	0	0	0	0	0									
Ernie Whitt, L OBP: 0.364, SLG: 0.434 (1, 2)										4	1	1	1	1	1	2									
Pat Borders, R OBP: 0.298, SLG: 0.348 (9, 2)										0	0	0	0	0	0	0									
Tony Fernandez, S OBP: 0.280, SLG: 0.373 (1, 6)										3	0	0	1	0	1	1									
Rance Mulliniks, L OBP: 0.316, SLG: 0.328 (1, 5)										4	1	2	1	0	0	0									
Nelson Liriano, S OBP: 0.318, SLG: 0.372 (1, 4)										4	1	1	1	0	0	1									
Junior Felix, S OBP: 0.322, SLG: 0.406 (1, 9)										3	3	2	0	1	0	1									
Inning Stats	R: 0 E: 0 K: 1 S: 12	H: 1 LOB: 1 BB: 0 P: 17	R: 0 E: 0 K: 0 S: 9	H: 2 LOB: 1 BB: 0 P: 16	R: 2 E: 0 K: 0 S: 15	H: 2 LOB: 1 BB: 1 P: 28	R: 0 E: 0 K: 1 S: 5	H: 0 LOB: 0 BB: 0 P: 8	R: 2 E: 0 K: 2 S: 13	H: 3 LOB: 1 BB: 0 P: 20	R: 1 E: 0 K: 0 S: 9	H: 1 LOB: 1 BB: 1 P: 16	R: 6 E: 1 K: 0 S: 27	H: 3 LOB: 1 BB: 3 P: 52	R: 0 E: 0 K: 0 S: 5	H: 1 LOB: 0 BB: 0 P: 11	1B: 8 2B: 2 3B: 1 HR: 2	SF: 2 SAC: 0 DP: 1 HBP: 0	WP: 1 PB: 1 SB: 3 CS: 0	PA: 41					
PITCHER	IP	WLS	BF	H	R	ER	SO	BB	IBB	HBP	BLK	WP	HR	S	P	ERA	WHIP								
Jack Morris, R ERA: 4.77 (1, 1)	6.0	L	31	10	8	8	4	4	0	0	0	0	2	68	120	12.00	2.333								
Frank Williams, R ERA: 2.77 (7, 1)	2.0		10	3	3	0	0	1	0	0	0	0	0	27	48	0.00	2.000								

Batter	1	2	3	4	5	6	7	8	9	AB	R	H	RBI	BB	SO	LOB	TOP			
Paul Moltzer, R OBP: 0.358, SLG: 0.392 (1, 10)	P6		F8			F7		FC6-4		4	0	0	0	0	0	1	Milwaukee Brewers @ Toronto Blue Jays SkyDome, Toronto, ON Sat Aug 26 1989, 3:33 AM EDT Att: 49,507 - Unknown livebaseballscores.com			
Ed Romero, R OBP: 0.253, SLG: 0.271 (1, 4)	G5-3			5-3		5-3		K		4	0	0	0	0	1					
Robin Yount, R OBP: 0.383, SLG: 0.500 (1, 8)				F9				BB		2	0	1	0	2	0					
Greg Brock, L OBP: 0.367, SLG: 0.418 (1, 3)	P5			F8		F7			P8	4	0	0	0	0	3					
Rob Deer, R OBP: 0.317, SLG: 0.458 (1, 9)		L1				FC3-6 BB		K	F7	3	0	0	0	1	1					
Glenn Braggs, R OBP: 0.289, SLG: 0.371 (1, 7)	K				L5			F9	K	4	0	0	0	0	2					
B.J. Surhoff, L OBP: 0.277, SLG: 0.327 (1, 2)	G4-3				FC3-6 HBP			K		3	0	0	0	0	1					
Gus Polidor, R OBP: 0.224, SLG: 0.234 (1, 5)			6-3					FC6-4 BB		1	0	0	0	1	0					
Bill Spiers, L OBP: 0.280, SLG: 0.268 (1, 6)			P6		P2			F9		3	0	0	0	0	3					
Inning Stats	R: 0 E: 0 K: 0 S: 10	H: 0 LOB: 1 BB: 1 P: 15	R: 0 E: 0 K: 1 S: 6	H: 0 LOB: 0 BB: 0 P: 10	R: 0 E: 0 K: 0 S: 6	H: 0 LOB: 0 BB: 0 P: 9	R: 0 E: 0 K: 0 S: 7	H: 0 LOB: 0 BB: 0 P: 12	R: 0 E: 0 K: 0 S: 9	H: 1 LOB: 2 BB: 1 P: 18	R: 0 E: 0 K: 2 S: 9	H: 0 LOB: 0 BB: 0 P: 12	R: 0 E: 0 K: 1 S: 9	H: 0 LOB: 1 BB: 1 P: 16	R: 0 E: 0 K: 1 S: 7	H: 0 LOB: 1 BB: 1 P: 11	1B: 1 2B: 0 3B: 0 HR: 0	SF: 0 SAC: 0 DP: 0 HBP: 1	WP: 0 PB: 0 CS: 0	PA: 33
PITCHER Dave Stieb, R ERA: 3.76 (1, 1)	IP: 9.0 WLS: W BF: 33	H: 1 R: 0 ER: 0 SO: 5	BB: 4 IBB: 0 HBP: 1 BLK: 0	WP: 0 HR: 0 S: 70 P: 115	ERA: 0.00 WHIP: 0.556	PITCHER										IP: 9.0 WLS: W BF: 33	H: 1 R: 0 ER: 0 SO: 5	BB: 4 IBB: 0 HBP: 1 BLK: 0	WP: 0 HR: 0 S: 70 P: 115	ERA: 0.00 WHIP: 0.556

Batter	1	2	3	4	5	6	7	8	9	AB	R	H	RBI	BB	SO	LOB	BOTTOM			
Mookie Wilson, S OBP: 0.266, SLG: 0.343 (1, 8)	E G6-3 1B		L6-4 BLK 1B		1B 1B	G4-3 1B		K		5	2	4	1	0	1	0	Milwaukee Brewers @ Toronto Blue Jays SkyDome, Toronto, ON Sat Aug 26 1989, 3:33 AM EDT Att: 49,507 - Unknown livebaseballscores.com			
Kelly Gruber, R OBP: 0.332, SLG: 0.444 (1, 5)	E6 G6-3 1B		F9		1B 1B	G4-3		K		5	0	1	1	0	1	4				
George Bell, R OBP: 0.342, SLG: 0.468 (1, 7)	F7		L6-4		1B 1B	F7		4-3		5	0	1	1	0	0	5				
Fred McGriff, L OBP: 0.399, SLG: 0.577 (1, 3)	G6-3 BB			SF8 3B	F8		1B FC6-4 1B			3	2	2	0	1	0	2				
Pat Borders, R OBP: 0.302, SLG: 0.368 (1, 2)	G6-3			SF8		HR	FC6-4 1B			3	1	2	3	0	0	2				
Tony Fernandez, S OBP: 0.280, SLG: 0.371 (1, 6)	F8			4-3		K	FC6-4 1B			4	0	1	0	0	1	2				
Lee Mazzilli, S OBP: 0.368, SLG: 0.402 (1, 10)		K			P5		HBP 1B HBP	K		3	1	0	0	0	2	3				
Manuel Lee, S OBP: 0.304, SLG: 0.346 (1, 4)	F9				F8		1B G4-3 1B	FC6-4		4	1	1	1	0	0	2				
Junior Felix, S OBP: 0.319, SLG: 0.399 (1, 9)		K			F9		G4-3 1B HBP	L7		3	0	0	0	0	1	2				
Inning Stats	R: 1 E: 1 K: 0 S: 13	H: 1 LOB: 2 BB: 1 P: 21	R: 0 E: 0 K: 2 S: 7	H: 0 LOB: 0 BB: 0 P: 11	R: 0 E: 0 K: 0 S: 8	H: 1 LOB: 0 BB: 0 P: 12	R: 1 E: 0 K: 0 S: 9	H: 1 LOB: 0 BB: 0 P: 14	R: 1 E: 0 K: 3 S: 15	H: 3 LOB: 2 BB: 0 P: 22	R: 1 E: 0 K: 1 S: 13	H: 3 LOB: 2 BB: 0 P: 16	R: 0 E: 0 K: 2 S: 12	H: 0 LOB: 0 BB: 0 P: 16	R: 0 E: 0 K: 2 S: 12	H: 0 LOB: 0 BB: 0 P: 16	1B: 10 2B: 1 3B: 1 HR: 1	SF: 1 SAC: 0 DP: 1 HBP: 2	WP: 0 PB: 0 CS: 0	PA: 39
PITCHER Teddy Higuera, L ERA: 3.21 Chuck Cnm, R ERA: 3.19 Tony Fossas, L ERA: 3.64 Jaime Navarro, R ERA: 3.0 (1, 1)	IP: 5.1 WLS: L BF: 27	H: 8 R: 6 ER: 5 SO: 3	BB: 1 IBB: 0 HBP: 0 BLK: 0	WP: 0 HR: 0 S: 59 P: 94	ERA: 8.44 WHIP: 1.688	PITCHER										IP: 5.1 WLS: L BF: 27	H: 8 R: 6 ER: 5 SO: 3	BB: 1 IBB: 0 HBP: 0 BLK: 0	WP: 0 HR: 0 S: 59 P: 94	ERA: 8.44 WHIP: 1.688

Batter	1	2	3	4	5	6	7	8	9	AB	R	H	RBI	BB	SO	LOB	TOP								
Paul Mollitor, R (1, 10) OBP: 0.361, SLG: 0.394			 G4-6-3 1B							3	0	2	0	1	1	0	<p>Milwaukee Brewers @ Toronto Blue Jays</p> <p>SkyDome, Toronto, ON</p> <p>Sun Aug 27 1989, 3:33 AM EDT</p> <p>Att: 49,312 - Unknown</p>								
Ed Romero, R (1, 4) OBP: 0.247, SLG: 0.264			 1-2 3-H 4-0				 2-3			4	0	0	0	0	1	4									
Gus Polidor, R (7, 4) OBP: 0.224, SLG: 0.234										0	0	0	0	0	0	0									
Robin Yount, R (1, 8) OBP: 0.384, SLG: 0.501			 BB							3	1	1	0	1	0	1									
Greg Brock, L (1, 3) OBP: 0.366, SLG: 0.427			 1-H							4	1	1	2	0	1	2									
Rob Deer, R (1, 9) OBP: 0.314, SLG: 0.453										4	0	0	0	0	2	0									
Greg Vaughn, R (1, 7) OBP: 0.327, SLG: 0.412										4	0	0	0	0	1	0									
Charlie O'Brien, R (1, 2) OBP: 0.327, SLG: 0.371										2	0	1	0	0	0	0									
Mike Felder, S (9, PH) OBP: 0.295, SLG: 0.315									 3B	1	1	1	0	0	0	0									
B.J. Surhoff, L (1, 5) OBP: 0.277, SLG: 0.327									 3-H	3	0	1	1	0	0	2									
Bill Spiers, L (1, 6) OBP: 0.279, SLG: 0.264			 G4-6-3 1B BB				 1-2			3	1	0	0	1	1	2									
Inning Stats	R: 0 E: 0 K: 1 S: 6	H: 1 LOB: 1 BB: 0 P: 6	R: 0 E: 0 K: 1 S: 6	H: 1 LOB: 1 BB: 0 P: 6	R: 3 E: 1 K: 0 S: 4	H: 2 LOB: 0 BB: 2 P: 12	R: 0 E: 0 K: 0 S: 3	H: 0 LOB: 1 BB: 0 P: 4	R: 0 E: 0 K: 1 S: 4	H: 1 LOB: 1 BB: 0 P: 4	R: 0 E: 0 K: 1 S: 5	H: 0 LOB: 0 BB: 0 P: 5	R: 0 E: 0 K: 1 S: 5	H: 1 LOB: 2 BB: 1 P: 9	R: 0 E: 0 K: 1 S: 7	H: 0 LOB: 0 BB: 0 P: 7	R: 1 E: 0 K: 1 S: 6	H: 1 LOB: 0 BB: 0 P: 6	1B: 4 2B: 2 3B: 1 HR: 1	SF: 1 SAC: 0 DP: 2 HBP: 1	WP: 0 PB: 0 CS: 1	PA: 36			
PITCHER	IP	WLS	BF	H	R	ER	SO	BB	IBB	HBP	BLK	WP	HR	S	P	ERA	WHIP								
Todd Stottlemyre, R (1, 1) ERA: 3.9	5.0	W	22	5	3	3	2	2	0	1	0	0	1	23	32	5.40	1.400								
Jim Acker, R (6, 1) ERA: 2.54	3.0		10	1	0	0	4	1	0	0	0	0	0	17	21	0.00	0.667								
Duane Ward, R (9, 1) ERA: 3.64	1.0	S	4	1	1	1	1	0	0	0	0	0	0	6	6	9.00	1.000								

Batter	1	2	3	4	5	6	7	8	9	AB	R	H	RBI	BB	SO	LOB	BOTTOM								
Mookie Wilson, S (1, 8) OBP: 0.266, SLG: 0.342					 2B 3B 1B		 1-2 2-H 3-H			4	1	1	1	0	1	2	<p>Milwaukee Brewers @ Toronto Blue Jays</p> <p>SkyDome, Toronto, ON</p> <p>Sun Aug 27 1989, 3:33 AM EDT</p> <p>Att: 49,312 - Unknown</p>								
Kelly Gruber, R (1, 5) OBP: 0.331, SLG: 0.445					 1-3 2-H					4	1	1	1	0	0	0									
George Bell, R (1, 7) OBP: 0.342, SLG: 0.470					 2-H 3-H 4-0					4	0	1	2	0	0	0									
Fred McGriff, L (1, 3) OBP: 0.400, SLG: 0.574					 FC5-4 BB					2	0	0	0	2	1	0									
Ernie Whitt, L (1, 2) OBP: 0.366, SLG: 0.443					 FC5-4 1B					2	1	1	0	0	0	0									
Pat Borders, R (5, PH) OBP: 0.299, SLG: 0.365					 BB					2	0	0	0	0	0	3									
Tony Fernandez, S (1, 6) OBP: 0.279, SLG: 0.370					 BB E 1B					4	1	1	0	0	0	1									
Lee Mazzilli, S (1, 10) OBP: 0.375, SLG: 0.415			 2B		 2B BB					2	1	1	0	1	1	0									
Manuel Lee, S (1, 4) OBP: 0.300, SLG: 0.341										3	0	0	0	0	1	4									
Junior Felix, S (1, 9) OBP: 0.319, SLG: 0.397			 2-3				 BB			2	0	0	0	1	0	4									
Inning Stats	R: 0 E: 0 K: 0 S: 3	H: 0 LOB: 0 BB: 0 P: 3	R: 0 E: 0 K: 1 S: 5	H: 0 LOB: 0 BB: 0 P: 5	R: 0 E: 0 K: 1 S: 6	H: 1 LOB: 0 BB: 0 P: 6	R: 0 E: 0 K: 0 S: 3	H: 0 LOB: 0 BB: 0 P: 3	R: 5 E: 1 K: 0 S: 8	H: 5 LOB: 2 BB: 2 P: 16	R: 0 E: 0 K: 2 S: 7	H: 0 LOB: 0 BB: 0 P: 7	R: 0 E: 0 K: 0 S: 2	H: 0 LOB: 1 BB: 1 P: 6	R: 0 E: 0 K: 0 S: 3	H: 0 LOB: 1 BB: 1 P: 7	1B: 3 2B: 2 3B: 1 HR: 0	SF: 0 SAC: 0 DP: 1 HBP: 0	WP: 0 PB: 0 CS: 0	PA: 33					
PITCHER	IP	WLS	BF	H	R	ER	SO	BB	IBB	HBP	BLK	WP	HR	S	P	ERA	WHIP								
Chris Bosio, R (1, 1) ERA: 2.7	4.2	L	22	6	5	5	2	2	0	0	0	0	0	24	32	9.64	1.714								
Tony Fossas, L (5, 1) ERA: 3.45	2.1		7	0	0	0	2	1	0	0	0	0	0	10	14	0.00	0.429								
Dan Plesac, L (8, 1) ERA: 2.32	1.0		4	0	0	0	0	1	0	0	0	0	0	3	7	0.00	1.000								

Batter	1	2	3	4	5	6	7	8	9	AB	R	H	RBI	BB	SO	LOB	TOP					
Paul Moltitor, R OBP: 0.363, SLG: 0.396 (1, 10)			SH1-3 1-2		G6-3	1B		2B 1B		2	1	1	0	2	0	0	Milwaukee Brewers @ Toronto Blue Jays SkyDome, Toronto, ON Mon Aug 28 1989, 7:05 PM EDT Att: 49,219 - Unknown - 74 F					
Ed Romero, R OBP: 0.256, SLG: 0.288 (1, 5)	G4-3		G6-3 2B		F7	1B		1B 2B		5	2	3	2	0	0	1						
Glenn Braggs, R OBP: 0.306, SLG: 0.371 (7, 7)	FC5-2		G6-3 2B		1B 1B	G4-3		1B FC5-4		5	0	2	3	0	0	3						
Robin Yount, R OBP: 0.386, SLG: 0.508 (1, 8)	L9		HR		1B 1B			HR 1B	FC5-4	5	2	3	1	0	0	2						
Greg Vaughn, R OBP: 0.341, SLG: 0.500 Mike Felder, S OBP: 0.293, SLG: 0.314 (7, 9)		F8	G6-3		FC6-4 1B			HR	L4	4	1	2	2	0	0	0						
Gus Polidor, R OBP: 0.224, SLG: 0.233 (1, 4)	K			F9	FC6-4 1B			G4-6-3 1B	L6	5	0	1	0	0	1	3						
Joey Meyer, R OBP: 0.341, SLG: 0.365 Greg Brock, L OBP: 0.363, SLG: 0.423 (6, 3)				L7				F9	F8	3	0	1	0	0	0	0						
Charlie O'Brien, R OBP: 0.324, SLG: 0.361 (1, 2)				F8				G5-3	G4-6-3	2	0	0	0	1	0	2						
Bill Spiers, L OBP: 0.279, SLG: 0.264 (1, 6)			E1 SH1-3 2B		F8			G4-3		4	2	1	0	0	0	1						
Inning Stats	R: 0 E: 0 K: 0 S: 12	H: 1 LOB: 1 BB: 0 P: 17	R: 0 E: 0 K: 1 S: 8	H: 1 LOB: 1 BB: 0 P: 14	R: 3 E: 1 K: 0 S: 9	H: 2 LOB: 0 BB: 0 P: 13	R: 0 E: 0 K: 0 S: 10	H: 0 LOB: 1 BB: 1 P: 17	R: 0 E: 0 K: 0 S: 11	H: 3 LOB: 3 BB: 0 P: 16	R: 1 E: 0 K: 0 S: 10	H: 2 LOB: 2 BB: 1 P: 21	R: 2 E: 0 K: 0 S: 10	H: 3 LOB: 0 BB: 0 P: 18	R: 2 E: 0 K: 0 S: 14	H: 2 LOB: 1 BB: 1 P: 26		R: 0 E: 0 K: 0 S: 10	H: 0 LOB: 0 BB: 0 P: 12	1B: 9 2B: 3 3B: 0 HR: 2	SF: 0 SAC: 1 DP: 1 HBP: 0	WP: 0 PB: 1 CS: 0
PITCHER	IP WLS BF H R ER SO BB IBB HBP BLK WP HR S P ERA WHIP	IP WLS BF H R ER SO BB IBB HBP BLK WP HR S P ERA WHIP	IP WLS BF H R ER SO BB IBB HBP BLK WP HR S P ERA WHIP	IP WLS BF H R ER SO BB IBB HBP BLK WP HR S P ERA WHIP	IP WLS BF H R ER SO BB IBB HBP BLK WP HR S P ERA WHIP	IP WLS BF H R ER SO BB IBB HBP BLK WP HR S P ERA WHIP	IP WLS BF H R ER SO BB IBB HBP BLK WP HR S P ERA WHIP	IP WLS BF H R ER SO BB IBB HBP BLK WP HR S P ERA WHIP	IP WLS BF H R ER SO BB IBB HBP BLK WP HR S P ERA WHIP	IP WLS BF H R ER SO BB IBB HBP BLK WP HR S P ERA WHIP	IP WLS BF H R ER SO BB IBB HBP BLK WP HR S P ERA WHIP	IP WLS BF H R ER SO BB IBB HBP BLK WP HR S P ERA WHIP	IP WLS BF H R ER SO BB IBB HBP BLK WP HR S P ERA WHIP	IP WLS BF H R ER SO BB IBB HBP BLK WP HR S P ERA WHIP	IP WLS BF H R ER SO BB IBB HBP BLK WP HR S P ERA WHIP	IP WLS BF H R ER SO BB IBB HBP BLK WP HR S P ERA WHIP						
John Cerutti, L ERA: 2.9 Mauro Gozto, R ERA: 2.59 David Wells, L ERA: 2.64	(1, 1) (6, 1) (9, 1)	5.2 2.1 1.0	L 12 3	29 5 0	9 4 0	4 4 0	1 0 0	1 0 0	1 0 0	2 1 0	0 0 0	0 0 0	0 0 0	0 0 0	0 0 0	0 0 0	1.59 15.43 0.00	1.941 2.571 0.000				

Batter	1	2	3	4	5	6	7	8	9	AB	R	H	RBI	BB	SO	LOB	BOTTOM					
Lloyd Moseby, L OBP: 0.294, SLG: 0.349 (1, 10)	P5		G1-3		F7			G4-3 1B		4	0	1	0	0	0	0	Milwaukee Brewers @ Toronto Blue Jays SkyDome, Toronto, ON Mon Aug 28 1989, 7:05 PM EDT Att: 49,219 - Unknown - 74 F					
Mookie Wilson, S OBP: 0.286, SLG: 0.339 (1, 8)			L8		G4-3			G4-3		3	0	0	0	0	0	1						
George Bell, R OBP: 0.341, SLG: 0.470 (1, 7)	L9				P5			L6		4	1	1	0	0	0	1						
Fred McGriff, L OBP: 0.399, SLG: 0.570 (1, 3)				E9 2B				G4-3		3	0	0	0	1	1	1						
Ernie Whitt, L OBP: 0.364, SLG: 0.440 Pat Borders, R OBP: 0.296, SLG: 0.361 (6, PH) (7, 2)					G3			B2		2	0	0	1	0	0	2						
Tony Fernandez, S OBP: 0.280, SLG: 0.374 Manuel Lee, S OBP: 0.299, SLG: 0.340 (9, 6)			G6-3		1B			G1-3		3	1	1	0	0	0	0						
Kelly Gruber, R OBP: 0.331, SLG: 0.444 (1, 5)					3B					3	0	1	1	0	1	0						
Nelson Liriano, S OBP: 0.318, SLG: 0.370 (1, 4)					1B			L8		2	0	1	0	0	0	0						
Junior Felix, S OBP: 0.317, SLG: 0.394 (1, 9)					1B			K2-3		3	0	0	0	0	1	2						
Inning Stats	R: 0 E: 0 K: 0 S: 11	H: 0 LOB: 2 BB: 1 P: 19	R: 0 E: 0 K: 1 S: 8	H: 0 LOB: 0 BB: 0 P: 14	R: 0 E: 0 K: 0 S: 7	H: 0 LOB: 0 BB: 0 P: 7	R: 2 E: 1 K: 0 S: 14	H: 4 LOB: 2 BB: 0 P: 26	R: 0 E: 0 K: 0 S: 6	H: 0 LOB: 0 BB: 0 P: 9	R: 0 E: 0 K: 0 S: 12	H: 0 LOB: 0 BB: 0 P: 15	R: 0 E: 0 K: 1 S: 9	H: 0 LOB: 0 BB: 0 P: 15	R: 0 E: 0 K: 0 S: 7	H: 1 LOB: 0 BB: 0 P: 11		R: 0 E: 0 K: 1 S: 6	H: 0 LOB: 0 BB: 0 P: 9	1B: 3 2B: 1 3B: 1 HR: 0	SF: 0 SAC: 0 DP: 1 HBP: 2	WP: 0 PB: 0 CS: 0
PITCHER	IP WLS BF H R ER SO BB IBB HBP BLK WP HR S P ERA WHIP	IP WLS BF H R ER SO BB IBB HBP BLK WP HR S P ERA WHIP	IP WLS BF H R ER SO BB IBB HBP BLK WP HR S P ERA WHIP	IP WLS BF H R ER SO BB IBB HBP BLK WP HR S P ERA WHIP	IP WLS BF H R ER SO BB IBB HBP BLK WP HR S P ERA WHIP	IP WLS BF H R ER SO BB IBB HBP BLK WP HR S P ERA WHIP	IP WLS BF H R ER SO BB IBB HBP BLK WP HR S P ERA WHIP	IP WLS BF H R ER SO BB IBB HBP BLK WP HR S P ERA WHIP	IP WLS BF H R ER SO BB IBB HBP BLK WP HR S P ERA WHIP	IP WLS BF H R ER SO BB IBB HBP BLK WP HR S P ERA WHIP	IP WLS BF H R ER SO BB IBB HBP BLK WP HR S P ERA WHIP	IP WLS BF H R ER SO BB IBB HBP BLK WP HR S P ERA WHIP	IP WLS BF H R ER SO BB IBB HBP BLK WP HR S P ERA WHIP	IP WLS BF H R ER SO BB IBB HBP BLK WP HR S P ERA WHIP	IP WLS BF H R ER SO BB IBB HBP BLK WP HR S P ERA WHIP	IP WLS BF H R ER SO BB IBB HBP BLK WP HR S P ERA WHIP						
Tom Filer, R ERA: 3.1 Bill Krueger, L ERA: 3.04	(1, 1) (6, 1)	5.0 4.0	W S	21 12	4 1	2 0	2 0	2 0	2 0	1 0	0 0	0 0	0 0	0 0	0 0	0 0	3.60 0.00	1.000 0.250				

Batter	1	2	3	4	5	6	7	8	9	AB	R	H	RBI	BB	SO	LOB	TOP										
Lance Johnson, L OBP: 0.388, SLG: 0.419	G1-3		FC6-4 1B		G4-3			K		4	0	1	0	0	1	1	Chicago White Sox @ Toronto Blue Jays SkyDome, Toronto, ON Tue Aug 29 1989, 7:05 PM EDT Att: 49,565 - Unknown - 75 F										
Scott Fletcher, R OBP: 0.337, SLG: 0.300	F7		FC6-4 G6-4-3 1B			FC5 G5-3 1B		F7		4	0	1	1	0	0	1											
Ivan Calderon, R OBP: 0.336, SLG: 0.448	G6-3		G6-4-3			F7			K	4	0	0	0	0	1	2											
Carlton Fisk, R OBP: 0.346, SLG: 0.481		2B		FC2-6 1B		G5-3			K	4	1	2	0	0	1	1											
Carlos Martinez, R OBP: 0.342, SLG: 0.409		K		FC2-6 G4-3		FC5			K	4	0	0	0	0	2	3											
Sammy Sosa, R OBP: 0.283, SLG: 0.369		FC6-2 2B		G4-3			G1-3			3	0	1	1	0	0	1											
Russ Morman, R OBP: 0.321, SLG: 0.277		FC6-2			G4-3		G4-3			3	0	1	0	0	0	1											
Steve Lyons, L OBP: 0.310, SLG: 0.322		G4-3		FC1-6 1B			G1-3			3	0	0	0	0	0	2											
Dave Gallagher, R OBP: 0.328, SLG: 0.315			1B FC6-4 2B		K			K		3	1	1	0	0	2	1											
Inning Stats	R: 0 E: 0 K: 0 S: 4	H: 0 LOB: 0 BB: 0 P: 6	R: 1 E: 0 K: 1 S: 15	H: 2 LOB: 1 BB: 0 P: 22	R: 1 E: 0 K: 0 S: 5	H: 2 LOB: 0 BB: 0 P: 10	R: 0 E: 0 K: 0 S: 6	H: 1 LOB: 0 BB: 0 P: 6	R: 0 E: 0 K: 1 S: 13	H: 1 LOB: 1 BB: 0 P: 17	R: 0 E: 0 K: 0 S: 7	H: 0 LOB: 0 BB: 0 P: 10	R: 0 E: 0 K: 2 S: 9	H: 0 LOB: 0 BB: 0 P: 14	R: 0 E: 0 K: 3 S: 9	H: 0 LOB: 0 BB: 0 P: 14	1B: 4 2B: 3 3B: 0 HR: 0	SF: 0 SAC: 0 DP: 2 HBP: 0	WP: 0 PB: 0 SB: 2 CS: 0	PA: 32							
PITCHER	IP	WLS	BF	H	R	ER	SO	BB	IBB	HBP	BLK	WP	HR	S	P	ERA	WHIP										
Mike Flanagan, L ERA: 3.77	(1, 1)	7.0	W	26	7	2	2	2	0	0	0	0	0	58	79	2.57	1.000										
Tom Henke, R ERA: 2.21	(8, 1)	2.0	S	6	0	0	0	5	0	0	0	0	0	18	28	0.00	0.000										

Batter	1	2	3	4	5	6	7	8	9	AB	R	H	RBI	BB	SO	LOB	BOTTOM										
Lloyd Moseby, L OBP: 0.293, SLG: 0.346	S BB	L6			G4-3	G3		G3		4	0	0	0	1	0	6	Chicago White Sox @ Toronto Blue Jays SkyDome, Toronto, ON Tue Aug 29 1989, 7:05 PM EDT Att: 49,565 - Unknown - 75 F										
Mookie Wilson, S OBP: 0.283, SLG: 0.335	K		G4-3		K		G3		4	0	0	0	0	2	1												
George Bell, R OBP: 0.340, SLG: 0.475	L6		P4		HR		G5-3		4	1	1	1	0	0	1												
Fred McGriff, L OBP: 0.401, SLG: 0.584	G3		BB		HR		HR		3	2	2	2	1	0	1												
Ernie Whitt, L OBP: 0.366, SLG: 0.439		1B BB	G4-3		G3-1		1B		3	0	1	0	1	0	1												
Tony Fernandez, S OBP: 0.283, SLG: 0.376		S 1B		S 1B		F8 G6-3 BB		F9		3	0	2	0	1	0	1											
Kelly Gruber, R OBP: 0.328, SLG: 0.440		P4		F7		G6-3		F9		4	0	0	0	0	4												
Nelson Liriano, S OBP: 0.320, SLG: 0.368		BB		B1		BB		G3-1		2	0	0	0	2	0	1											
Junior Felix, S OBP: 0.316, SLG: 0.392		K		F8		F8		1B		4	0	1	0	0	1	6											
Inning Stats	R: 0 E: 0 K: 1 S: 11	H: 0 LOB: 1 BB: 1 P: 19	R: 0 E: 0 K: 1 S: 15	H: 1 LOB: 3 BB: 2 P: 31	R: 0 E: 0 K: 0 S: 12	H: 0 LOB: 1 BB: 1 P: 21	R: 0 E: 0 K: 0 S: 5	H: 1 LOB: 1 BB: 0 P: 7	R: 2 E: 0 K: 1 S: 12	H: 2 LOB: 0 BB: 0 P: 16	R: 0 E: 0 K: 0 S: 9	H: 0 LOB: 2 BB: 2 P: 21	R: 1 E: 0 K: 0 S: 11	H: 2 LOB: 1 BB: 0 P: 20	R: 0 E: 0 K: 0 S: 7	H: 1 LOB: 1 BB: 0 P: 11	1B: 4 2B: 0 3B: 0 HR: 3	SF: 0 SAC: 0 DP: 0 HBP: 0	WP: 0 PB: 0 SB: 3 CS: 0	PA: 37							
PITCHER	IP	WLS	BF	H	R	ER	SO	BB	IBB	HBP	BLK	WP	HR	S	P	ERA	WHIP										
Melido Perez, R ERA: 5.36	(1, 1)	6.0	L	28	4	2	2	3	6	0	0	0	0	64	115	3.00	1.667										
Donn Pall, R ERA: 3.08	(7, 1)	2.0	L	9	3	1	1	0	0	0	0	0	1	18	31	4.50	1.500										



Batter	1	2	3	4	5	6	7	8	9	AB	R	H	RBI	BB	SO	LOB	TOP										
Sammy Sosa, R OBP: 0.291, SLG: 0.374 (1, 7)	1-3 K		2-2 1B			2-2 1B			1-0 L7	4	0	2	0	0	1	0	Chicago White Sox @ Toronto Blue Jays SkyDome, Toronto, ON Wed Aug 30 1989, 7:05 PM EDT Att: 49,435 - Unknown - 70 F livebaseballscorecards.com										
Scott Fletcher, R OBP: 0.336, SLG: 0.299 (1, 6)	0-2 L9		0-2 F7			1-1 G5-3			0-0 1B	4	0	1	0	0	0	3											
Ivan Calderon, R OBP: 0.333, SLG: 0.445 (1, 9)	3-2 G3			1-0 F9					0-2 G6-4-3	4	0	0	0	0	1	1											
Carlton Fisk, R OBP: 0.343, SLG: 0.476 (1, 2)		0-2 P1		1-1 G1-3					0-1 G6-3	3	0	0	0	0	0	0											
Carlos Martinez, R OBP: 0.338, SLG: 0.404 (1, 5)		0-0 G5-3		1-3 K					1-2 G4-3	3	0	0	0	0	1	0											
Russ Morman, R OBP: 0.309, SLG: 0.265 Lance Johnson, L OBP: 0.383, SLG: 0.413 (1, 3) (8, 7)		2-2 F9			1-3 K				2-2 L7	2	0	0	0	0	1	0											
Ron Karkovics, R OBP: 0.317, SLG: 0.423 (1, 10)			3-2 SH5-4 2B		0-1 G5-3				2-3 K	3	1	1	0	0	1	0											
Steve Lyons, L OBP: 0.311, SLG: 0.323 (1, 4)			1-0 SH5-4		2-3 K				2-0 1B	2	0	1	0	0	1	0											
Dave Gallagher, R OBP: 0.328, SLG: 0.317 (1, 8)			2-2 1B CS 2B			1-1 G1-3			0-0 G4-3	3	0	1	1	0	0	1											
Inning Stats	R: 0 E: 0 K: 1 S: 12	H: 0 LOB: 0 BB: 0 P: 16	R: 0 E: 0 K: 0 S: 7	H: 0 LOB: 0 BB: 0 P: 9	R: 1 E: 0 K: 0 S: 14	H: 3 LOB: 1 BB: 0 P: 22	R: 0 E: 0 K: 1 S: 6	H: 0 LOB: 0 BB: 0 P: 9	R: 0 E: 0 K: 2 S: 11	H: 0 LOB: 0 BB: 0 P: 14	R: 0 E: 0 K: 1 S: 7	H: 1 LOB: 0 BB: 0 P: 11	R: 0 E: 0 K: 1 S: 11	H: 0 LOB: 0 BB: 0 P: 14	R: 0 E: 0 K: 1 S: 8	H: 1 LOB: 1 BB: 0 P: 14		R: 0 E: 0 K: 0 S: 5	H: 1 LOB: 0 BB: 0 P: 6	1B: 4 2B: 2 3B: 0 HR: 0	SF: 0 SAC: 1 DP: 1 HBP: 0	WP: 0 PB: 0 SB: 0 CS: 1	PA: 30				
PITCHER	IP	WLS	BF	H	R	ER	SO	BB	IBB	HBP	BLK	WP	HR	S	P	ERA	WHIP										
Jimmy Key, L ERA: 3.72 (1, 1)	7.0	W	23	4	1	1	5	0	0	0	0	0	0	68	95	1.29	0.571										
Duane Ward, R ERA: 3.95 (8, 1)	2.0	S	7	2	0	0	1	0	0	0	0	0	0	13	20	0.00	1.000										

Batter	1	2	3	4	5	6	7	8	9	AB	R	H	RBI	BB	SO	LOB	BOTTOM										
Lloyd Moseby, L OBP: 0.293, SLG: 0.345 (1, 10)	2-3 K		3-3 K			0-0 1B			0-0 E3 SH1-3 S	4	0	1	0	0	2	0	Chicago White Sox @ Toronto Blue Jays SkyDome, Toronto, ON Wed Aug 30 1989, 7:05 PM EDT Att: 49,435 - Unknown - 70 F livebaseballscorecards.com										
Mookie Wilson, S OBP: 0.286, SLG: 0.344 (1, 8)	4-2 BB BB		0-0 HR		2-2 L4-3 1B				0-1 SH1-3	2	1	1	1	1	0	1											
George Bell, R OBP: 0.340, SLG: 0.473 (1, 7)	2-0 F8		1-1 G5-3		3-2 1B				0-0 L5	4	0	1	0	0	0	2											
Fred McGriff, L OBP: 0.400, SLG: 0.581 (1, 3)	4-1 1B		1-1 G1-3		3-0 G4-3				3-1 P5	3	0	0	0	1	0	2											
Ernie Whitt, L OBP: 0.367, SLG: 0.441 (1, 2)	2-2 G4-3			0-0 F9					1-2 1B 2B	3	1	1	0	1	0	2											
Tony Fernandez, S OBP: 0.281, SLG: 0.373 (1, 6)		1-0 P6		3-1 F9		1-3 K2-3			1-2 G3-6	4	0	0	0	0	1	2											
Kelly Gruber, R OBP: 0.328, SLG: 0.438 (1, 5)		1-0 P4		1-0 1B		0-2 P4			1-0 P2	4	0	1	0	0	0	1											
Nelson Liriano, S OBP: 0.325, SLG: 0.371 (1, 4)		2-2 1B		4-1 1B		1-2 1B			1-2 G3-6	2	0	2	1	1	0	0											
Junior Felix, S OBP: 0.314, SLG: 0.389 (1, 9)		1-2 G4-3		1-1 F9		1-0 F8				3	0	0	0	0	0	4											
Inning Stats	R: 0 E: 0 K: 1 S: 10	H: 0 LOB: 2 BB: 2 P: 24	R: 0 E: 0 K: 0 S: 8	H: 1 LOB: 0 BB: 0 P: 13	R: 1 E: 0 K: 1 S: 9	H: 1 LOB: 0 BB: 0 P: 14	R: 0 E: 0 K: 0 S: 7	H: 1 LOB: 2 BB: 1 P: 16	R: 0 E: 0 K: 0 S: 10	H: 2 LOB: 1 BB: 0 P: 18	R: 1 E: 0 K: 1 S: 13	H: 2 LOB: 1 BB: 0 P: 17	R: 0 E: 1 K: 0 S: 6	H: 0 LOB: 1 BB: 0 P: 9	R: 0 E: 0 K: 0 S: 6	H: 0 LOB: 0 BB: 1 P: 12		1B: 5 2B: 2 3B: 0 HR: 1	SF: 0 SAC: 1 DP: 2 HBP: 0	WP: 0 PB: 0 SB: 1 CS: 0	PA: 34						
PITCHER	IP	WLS	BF	H	R	ER	SO	BB	IBB	HBP	BLK	WP	HR	S	P	ERA	WHIP										
Richard Dotson, R ERA: 4.99 (1, 1)	8.0	L	34	7	2	2	3	4	0	0	0	0	1	69	123	2.25	1.375										

Batter	1	2	3	4	5	6	7	8	9	AB	R	H	RBI	BB	SO	LOB	TOP			
Lance Johnson, L (1, 7) OBP: 0.365, SLG: 0.392	E5 SH1-3 2B		B1-3		6-3		1-3			4	1	0	0	0	0	0	Chicago White Sox @ Toronto Blue Jays SkyDome, Toronto, ON Thu Aug 31 1989, 3:33 AM EDT Att: 49,422 - Unknown			
Scott Fletcher, R (1, 6) OBP: 0.336, SLG: 0.302	SH1-3 2-3				6-3			6-3		3	0	1	0	0	0	0				
Ivan Calderon, R (1, 10) OBP: 0.333, SLG: 0.445			L4		1-3			K		4	0	1	1	0	1	1				
Greg Walker, L (1, 3) OBP: 0.290, SLG: 0.339	P4		P6					G6-3		4	0	0	0	0	1	2				
Daryl Boston, L (1, 9) OBP: 0.319, SLG: 0.359										2	0	2	0	2	0	0				
Carlos Martinez, R (1, 5) OBP: 0.341, SLG: 0.405	P3									4	0	2	0	0	1	3				
Steve Lyons, L (1, 4) OBP: 0.308, SLG: 0.320										3	0	0	0	0	0	3				
Ron Karkovice, R (1, 2) OBP: 0.310, SLG: 0.413	G3									4	0	0	0	0	1	4				
Dave Gallagher, R (1, 8) OBP: 0.325, SLG: 0.315	F8									4	0	0	0	0	0	4				
Inning Stats	R: 1 E: 1 K: 0 S: 13	H: 1 LOB: 2 BB: 1 P: 24	R: 0 E: 0 K: 0 S: 5	H: 0 LOB: 0 BB: 0 P: 8	R: 0 E: 0 K: 0 S: 6	H: 1 LOB: 2 BB: 1 P: 6	R: 0 E: 0 K: 0 S: 6	H: 0 LOB: 0 BB: 0 P: 10	R: 0 E: 0 K: 2 S: 12	H: 1 LOB: 1 BB: 0 P: 14	R: 0 E: 0 K: 0 S: 6	H: 0 LOB: 0 BB: 0 P: 9	R: 0 E: 0 K: 1 S: 7	H: 0 LOB: 0 BB: 0 P: 14	R: 0 E: 0 K: 1 S: 10	H: 2 LOB: 2 BB: 0 P: 14	1B: 4 2B: 2 3B: 0 HR: 0	SF: 0 SAC: 2 DP: 0 HBP: 0	WP: 0 PB: 0 CS: 0	PA: 36
PITCHER	IP WLS BF H R ER SO BB IBB HBP BLK WP HR S P ERA WHIP																			
Dave Stieb, R (1, 1) ERA: 3.62	6.0 W 25 4 1 0 2 2 0 0 0 0 0 49 74 0.00 1.000																			
Jim Acker, R (7, 1) ERA: 2.49	2.0 6 0 0 0 1 0 0 0 0 0 0 13 23 0.00 0.000																			
Tom Henke, R (9, 1) ERA: 2.18	1.0 5 2 0 0 1 0 0 0 0 0 0 10 14 0.00 2.000																			

Batter	1	2	3	4	5	6	7	8	9	AB	R	H	RBI	BB	SO	LOB	BOTTOM	
Mookie Wilson, S (1, 8) OBP: 0.269, SLG: 0.346	G6-4-3 3B 1B									4	1	2	0	0	0	2	Chicago White Sox @ Toronto Blue Jays SkyDome, Toronto, ON Thu Aug 31 1989, 3:33 AM EDT Att: 49,422 - Unknown	
Manuel Lee, S (1, 4) OBP: 0.302, SLG: 0.348	G3 1-H 3B									3	2	1	1	1	0	1		
George Bell, R (1, 7) OBP: 0.339, SLG: 0.477	G3 3-H									4	1	1	3	0	0	1		
Fred McGriff, L (1, 3) OBP: 0.397, SLG: 0.575	P6									4	0	0	0	0	2	0		
Kelly Gruber, R (1, 5) OBP: 0.327, SLG: 0.439	WP 1B 2B									4	1	1	0	0	0	0		
Tony Fernandez, S (1, 6) OBP: 0.281, SLG: 0.372	F8 2-H 1B									4	0	1	1	0	0	0		
Pat Borders, R (1, 2) OBP: 0.301, SLG: 0.365	5-3									3	0	2	0	0	0	1		
Lee Mazzilli, S (1, 9) OBP: 0.374, SLG: 0.412										3	0	1	0	0	0	1		
Nelson Liriano, S (1, 10) OBP: 0.325, SLG: 0.369										2	0	0	0	1	0	3		
Inning Stats	R: 3 E: 0 K: 0 S: 13	H: 4 LOB: 1 BB: 0 P: 21	R: 0 E: 0 K: 0 S: 4	H: 0 LOB: 0 BB: 1 P: 10	R: 0 E: 0 K: 0 S: 7	H: 0 LOB: 0 BB: 0 P: 10	R: 0 E: 0 K: 0 S: 10	H: 2 LOB: 2 BB: 0 P: 15	R: 0 E: 0 K: 1 S: 9	H: 0 LOB: 0 BB: 0 P: 14	R: 0 E: 0 K: 0 S: 7	H: 1 LOB: 1 BB: 0 P: 12	R: 2 E: 0 K: 1 S: 10	H: 1 LOB: 0 BB: 1 P: 19	1B: 6 2B: 1 3B: 1 HR: 1	SF: 0 SAC: 0 DP: 2 HBP: 0	WP: 1 PB: 0 CS: 0	PA: 33
PITCHER	IP WLS BF H R ER SO BB IBB HBP BLK WP HR S P ERA WHIP																	
Steve Rosenberg, L (1, 1) ERA: 4.84	8.0 L 33 9 5 5 2 2 0 0 0 1 1 67 109 5.62 1.375																	

Batter	1	2	3	4	5	6	7	8	9	AB	R	H	RBI	BB	SO	LOB	TOP										
Al Newman, S (1, 5) OBP: 0.348, SLG: 0.317	0-1 FC3-6 1B		2-0 G3-1		3-1 SAFE G6-3			2-1 G4-3 1B		4	0	2	0	0	0	1	Minnesota Twins @ Toronto Blue Jays SkyDome, Toronto, ON Fri Sep 01 1989, 7:05 PM EDT Att: 49,350 - Dome										
Wally Backman, S (1, 4) OBP: 0.317, SLG: 0.290	1-0 FC3-6 FC6-4 1-2			0-1 3B 1B	0-1 G5-3			2-1 G4-3 1-2		4	1	1	0	0	0	3											
Kirby Puckett, R (1, 8) OBP: 0.378, SLG: 0.472	0-0 FC6-4 1-2			1-0 1-H G4-3 3B				2-0 G4-3	0-0 G4-3	4	1	1	1	0	0	1											
Kent Hrbek, L (1, 3) OBP: 0.351, SLG: 0.521	1-1 G3			3-2 G4-3				1-0 P4-3	0-0 G6-3	4	0	0	1	0	0	1											
Dan Gladden, R (1, 7) OBP: 0.325, SLG: 0.387		2-1 L7		3-2 3-H F7				1-2 F8	3-1 G6-3	4	0	0	0	0	0	0											
Randy Bush, L (1, 9) OBP: 0.341, SLG: 0.432		2-2 F8		1-3 K				2-3 K		3	0	0	0	0	2	0											
Greg Gagne, R (1, 6) OBP: 0.309, SLG: 0.421		0-0 1B			0-1 1B WP 1B			1-2 G5-3		3	1	2	0	0	0	0											
Chip Hale, L (1, 10) OBP: 0.250, SLG: 0.333			0-0 F9		1-1 G6-3 WP 1B			2-2 F8		3	0	1	0	0	0	0											
Tim Laudner, R (1, 2) OBP: 0.295, SLG: 0.354			0-3 K		3-3 K			3-2 G5-3		2	0	0	0	0	2	1											
Doug Baker, S (8, PH) OBP: 0.377, SLG: 0.390					1-2 3-H					1	0	0	0	0	0	0											
Lenny Webster, R (8, 2)										0	0	0	0	0	0	0											
Inning Stats	R: 0 E: 0 K: 0 S: 6	H: 1 LOB: 1 BB: 0 P: 8	R: 0 E: 0 K: 0 S: 7	H: 1 LOB: 1 BB: 0 P: 11	R: 0 E: 0 K: 1 S: 5	H: 0 LOB: 0 BB: 0 P: 7	R: 2 E: 0 K: 1 S: 12	H: 2 LOB: 0 BB: 0 P: 20	R: 1 E: 0 K: 0 S: 13	H: 2 LOB: 1 BB: 0 P: 20	R: 0 E: 0 K: 0 S: 5	H: 0 LOB: 0 BB: 0 P: 9	R: 0 E: 0 K: 1 S: 9	H: 0 LOB: 0 BB: 0 P: 14	R: 0 E: 0 K: 0 S: 7	H: 1 LOB: 0 BB: 0 P: 14	R: 0 E: 0 K: 0 S: 4	H: 0 LOB: 0 BB: 0 P: 7	1B: 6 2B: 0 3B: 1 HR: 0	SF: 0 SAC: 0 DP: 1 HBP: 0	WP: 1 PB: 0 SB: 1 CS: 0	PA: 32					
PITCHER	IP	WLS	BF	H	R	ER	SO	BB	IBB	HBP	BLK	WP	HR	S	P	ERA	WHIP										
Todd Stottlemyre, R (1, 1) ERA: 3.88	8.0	W	29	7	3	3	4	0	0	0	0	1	0	64	103	3.38	0.875										
David Weis, L (9, 1) ERA: 2.61	1.0		3	0	0	0	0	0	0	0	0	0	0	4	7	0.00	0.000										

AB	32
R	3
H	7
RBI	2
BB	0
SO	4
LOB	7



Batter	1	2	3	4	5	6	7	8	9	AB	R	H	RBI	BB	SO	LOB	BOTTOM										
Mookie Wilson, S (1, 8) OBP: 0.274, SLG: 0.353	1-2 G4-3 1B		3-2 G3 SF8 2B	1-1 P3		3-2 1B				4	1	3	1	0	0	0	Minnesota Twins @ Toronto Blue Jays SkyDome, Toronto, ON Fri Sep 01 1989, 7:05 PM EDT Att: 49,350 - Dome										
Manuel Lee, S (1, 4) OBP: 0.298, SLG: 0.342	1-1 SAFE G4-3 1-2		0-0 G3	0-0 G6-3		3-H G4-3				4	0	0	0	0	0	3											
George Bell, R (1, 7) OBP: 0.336, SLG: 0.474	2-2 P9		2-2 SF8		2-1 P4			1-0 F8		3	0	0	1	0	0	0											
Fred McGriff, L (1, 3) OBP: 0.398, SLG: 0.576		1-3 K	0-0 G1-3		2-2 2B			4-2 BB		3	0	1	0	1	1	0											
Kelly Gruber, R (1, 5) OBP: 0.329, SLG: 0.446		1-1 HR		0-0 BB 1B HR 1B	0-0 G5-3			1-3 K		4	2	2	1	0	1	2											
Tony Fernandez, S (1, 6) OBP: 0.281, SLG: 0.371		2-1 WP S 1B		1-0 F9	0-0 G1-3			0-0 G4-3		4	0	1	0	0	0	3											
Pat Borders, R (1, 2) OBP: 0.300, SLG: 0.363		3-1 F7		1-0 SAFE BB HR 1B		1-0 G5-3		0-0 G6-3		4	1	1	0	0	0	1											
Lee Mazzilli, S (1, 10) OBP: 0.386, SLG: 0.408		4-2 SAFE SAFE		4-2 HR BB	4-1 WP S 1B BB			1-1 G4-3		1	2	0	0	3	0	0											
Glenallen Hill, R (1, 9) OBP: 0.364, SLG: 0.600		0-3 K		0-2 1-H 2-H 3-H HR		1-3 K		0-0 G5-3		4	1	1	4	0	2	3											
Inning Stats	R: 0 E: 0 K: 0 S: 8	H: 1 LOB: 0 BB: 0 P: 12	R: 1 E: 0 K: 2 S: 16	H: 2 LOB: 2 BB: 1 P: 27	R: 1 E: 0 K: 0 S: 9	H: 1 LOB: 0 BB: 0 P: 14	R: 4 E: 0 K: 0 S: 13	H: 3 LOB: 0 BB: 1 P: 20	R: 0 E: 0 K: 0 S: 7	H: 1 LOB: 1 BB: 0 P: 11	R: 1 E: 0 K: 1 S: 10	H: 1 LOB: 1 BB: 1 P: 19	R: 0 E: 0 K: 1 S: 10	H: 0 LOB: 1 BB: 1 P: 16	R: 0 E: 0 K: 0 S: 4	H: 0 LOB: 0 BB: 0 P: 5		1B: 5 2B: 2 3B: 0 HR: 2	SF: 1 SAC: 0 DP: 1 HBP: 0	WP: 2 PB: 0 SB: 2 CS: 0	PA: 36						
PITCHER	IP	WLS	BF	H	R	ER	SO	BB	IBB	HBP	BLK	WP	HR	S	P	ERA	WHIP										
Mark Guthrie, L (1, 1) ERA: 4.5	4.0	L	20	7	6	6	2	2	0	0	0	1	0	17	30	4.50	1.500										
Greg Booker, R (5, 1) ERA: 4.29	2.0		9	2	1	1	1	1	0	0	0	0	0	14	21	0.00	0.500										
Mike Cook, R (7, 1) ERA: 4.73	2.0		7	0	0	0	1	1	0	0	0	0	0	14	21	0.00	0.500										

AB	31
R	7
H	9
RBI	7
BB	4
SO	4
LOB	12



Batter	1	2	3	4	5	6	7	8	9	AB	R	H	RBI	BB	SO	LOB	TOP								
Al Newman, S OBP: 0.345, SLG: 0.313 (1, 5)	G4-3		K			K	FC6-4			4	0	0	0	0	2	1	Minnesota Twins @ Toronto Blue Jays SkyDome, Toronto, ON Sat Sep 02 1989, 3:33 AM EDT Att. 49,291 - Cloudy								
Dan Gladden, R OBP: 0.325, SLG: 0.386 (1, 7)	G5-3			G6-3		1B		L7		4	0	1	0	0	0	0									
Kirby Puckett, R OBP: 0.377, SLG: 0.471 (1, 8)	F9			P8		F7		FC4-6 1B		4	0	1	0	0	0	1									
Brian Harper, R OBP: 0.343, SLG: 0.435 (1, 2)		G5-3		FC5-4 1B		F7		P6		4	0	1	0	0	0	2									
Gene Larkin, S OBP: 0.351, SLG: 0.334 (1, 3)		FC6-4 BB		FC5-4 1-2F			G6-3	FC4-6 1-2F		3	0	0	0	1	0	2									
Kent Hrbek, L OBP: 0.348, SLG: 0.521 (1, 10)		P6			L6		3B 2B		G1-3	4	1	1	0	0	0	1									
Carmen Castillo, R OBP: 0.312, SLG: 0.437 (1, 9)							3B 1B			2	1	1	0	1	0	1									
John Moses, S OBP: 0.339, SLG: 0.382 (9, PH)	FC6-4 1-2F						3B 1B			1	0	1	0	0	0	0									
Greg Gagne, R OBP: 0.309, SLG: 0.426 (1, 6)			G6-3		L5		3B		K	3	0	1	2	0	0	1									
Randy Bush, L OBP: 0.340, SLG: 0.431 (9, PH)							3B		K	1	0	0	0	0	1	1									
Chip Hale, L OBP: 0.222, SLG: 0.294 (1, 4)			G4-3		G4-3		FC1-2-5 FC6-4 3H		K	2	0	0	0	0	0	1									
Tim Laudner, R OBP: 0.295, SLG: 0.354 (7, PH)										0	0	0	0	0	0	0									
Wally Backman, S OBP: 0.315, SLG: 0.288 (7, 4)										2	0	0	0	0	1	2									
Inning Stats	R: 0 E: 0 K: 0 S: 5	H: 0 LOB: 0 BB: 0 P: 8	R: 0 E: 0 K: 0 S: 4	H: 0 LOB: 1 BB: 1 P: 9	R: 0 E: 0 K: 1 S: 8	H: 0 LOB: 0 BB: 0 P: 9	R: 0 E: 0 K: 0 S: 6	H: 1 LOB: 1 BB: 0 P: 7	R: 0 E: 0 K: 0 S: 9	H: 0 LOB: 1 BB: 1 P: 14	R: 0 E: 0 K: 1 S: 6	H: 1 LOB: 1 BB: 0 P: 8	R: 2 E: 0 K: 0 S: 11	H: 3 LOB: 1 BB: 0 P: 16	R: 0 E: 0 K: 0 S: 11	H: 1 LOB: 1 BB: 0 P: 19	R: 0 E: 0 K: 2 S: 12	H: 1 LOB: 1 BB: 0 P: 17	1B: 4 2B: 2 3B: 1 HR: 0	SF: 0 SAC: 0 DP: 0 HBP: 0	WP: 0 PB: 0 SB: 0 CS: 0	PA: 36			
PITCHER	IP	WLS	BF	H	R	ER	SO	BB	IBB	HBP	BLK	WP	HR	S	P	ERA	WHIP								
John Cerutti, L ERA: 2.9	(1, 1)	6.1	W	26	5	2	2	2	2	0	0	0	0	46	67	2.84	1.105								
Jim Acker, R ERA: 2.45	(7, 1)	1.2		6	1	0	0	0	0	0	0	0	0	14	23	0.00	0.600								
Tom Henke, R ERA: 2.14	(9, 1)	1.0	S	4	1	0	0	2	0	0	0	0	0	12	17	0.00	1.000								

AB	34
R	2
H	7
RBI	2
BB	2
SO	4
LOB	13



Batter	1	2	3	4	5	6	7	8	9	AB	R	H	RBI	BB	SO	LOB	BOTTOM								
Lloyd Moseby, L OBP: 0.290, SLG: 0.341 (1, 8)	G4-3		K		K		P5			4	0	0	0	0	2	1	Minnesota Twins @ Toronto Blue Jays SkyDome, Toronto, ON Sat Sep 02 1989, 3:33 AM EDT Att. 49,291 - Cloudy								
Mookie Wilson, S OBP: 0.274, SLG: 0.352 (1, 9)	F9		1B		P5			K		4	0	1	0	0	1	0									
George Bell, R OBP: 0.336, SLG: 0.471 (1, 7)	K		K		L8			BB		3	0	0	0	1	2	1									
Fred McGriff, L OBP: 0.397, SLG: 0.572 (1, 3)		G4-3		HR BB		L9		P5		3	1	0	0	1	0	1									
Ernie Whitt, L OBP: 0.369, SLG: 0.451 (1, 2)		HR 1B		HR		F8		G3		4	2	2	2	0	0	1									
Tony Fernandez, S OBP: 0.279, SLG: 0.368 (1, 6)		F8		K		F7				3	0	0	0	0	1	1									
Kelly Gruber, R OBP: 0.329, SLG: 0.452 (1, 5)		HR		F9			G6-3			3	1	1	2	0	0	0									
Lee Mazzilli, S OBP: 0.392, SLG: 0.404 (1, 10)		K		BB			S BB			1	0	0	0	2	1	0									
Manuel Lee, S OBP: 0.295, SLG: 0.338 (1, 4)			K		F7		K			3	0	0	0	0	2	2									
Inning Stats	R: 0 E: 0 K: 1 S: 8	H: 0 LOB: 0 BB: 0 P: 11	R: 2 E: 0 K: 1 S: 11	H: 2 LOB: 0 BB: 0 P: 15	R: 0 E: 0 K: 3 S: 13	H: 1 LOB: 1 BB: 0 P: 21	R: 2 E: 0 K: 1 S: 9	H: 1 LOB: 2 BB: 2 P: 19	R: 0 E: 0 K: 1 S: 8	H: 0 LOB: 0 BB: 0 P: 14	R: 0 E: 0 K: 0 S: 8	H: 0 LOB: 0 BB: 0 P: 12	R: 0 E: 0 K: 1 S: 11	H: 0 LOB: 1 BB: 1 P: 18	R: 0 E: 0 K: 1 S: 8	H: 0 LOB: 1 BB: 1 P: 15		1B: 2 2B: 0 3B: 0 HR: 2	SF: 0 SAC: 0 DP: 0 HBP: 0	WP: 0 PB: 0 SB: 1 CS: 0	PA: 32				
PITCHER	IP	WLS	BF	H	R	ER	SO	BB	IBB	HBP	BLK	WP	HR	S	P	ERA	WHIP								
Roy Smith, R ERA: 3.91	(1, 1)	7.0	L	28	4	4	4	8	3	0	0	0	0	68	110	5.14	1.000								
Juan Berenguer, R ERA: 3.75	(8, 1)	1.0		4	0	0	0	1	1	0	0	0	0	8	15	0.00	1.000								

AB	28
R	4
H	4
RBI	4
BB	4
SO	9
LOB	7



Batter	1	2	3	4	5	6	7	8	9	AB	R	H	RBI	BB	SO	LOB	TOP							
Al Newman, S (1, 5) OBP: 0.347, SLG: 0.314 Chip Hale, L (8, PH) OBP: 0.211, SLG: 0.278	G6-3		HR	G5-3			1B	G5-3		3	2	1	0	1	0	0								
Greg Gagne, R (1, 6) OBP: 0.310, SLG: 0.433	G5-3		HR		F7		HBP	F9		5	2	2	2	0	0	0								
Dan Gladden, R (1, 7) OBP: 0.326, SLG: 0.393	G6-3		FC6-4		HR		E5			4	2	1	1	1	1	1								
Kirby Puckett, R (1, 8) OBP: 0.377, SLG: 0.470 John Moses, S (9, 8) OBP: 0.339, SLG: 0.382		SH5-3	FC6-4		1B		FC			5	1	2	0	0	0	3								
Brian Harper, R (1, 2) OBP: 0.348, SLG: 0.437 Lenny Webster, R (9, PH) OBP: 1.000, SLG: 1.000	SF9		L7		1B					3	0	2	1	0	0	1								
Gene Larkin, S (1, 3) OBP: 0.350, SLG: 0.340	SH5-3			HR	G4-6-3		SF9			3	1	1	1	0	0	3								
Carmen Castillo, R (1, 9) OBP: 0.311, SLG: 0.451	SF9			HR		G5-3	P3			3	1	1	3	0	2									
Tim Laudner, R (1, 10) OBP: 0.293, SLG: 0.351 Kent Hrbek, L (6, PH) OBP: 0.347, SLG: 0.517	G3-1			G3		G3-1	F9			2	0	0	0	0	0	1								
Wally Backman, S (1, 4) OBP: 0.310, SLG: 0.284			G6-3	F8		G6-3		G3		4	0	0	0	0	0	0								
Inning Stats	R: 0 E: 0 K: 0 S: 5	H: 0 LOB: 0 BB: 7	R: 1 E: 0 K: 0 S: 8	H: 2 LOB: 1 BB: 9	R: 2 E: 0 K: 0 S: 11	H: 1 LOB: 1 BB: 21	R: 2 E: 0 K: 0 S: 12	H: 2 LOB: 0 BB: 16	R: 1 E: 0 K: 0 S: 8	H: 3 LOB: 1 BB: 9	R: 0 E: 0 K: 0 S: 6	H: 0 LOB: 0 BB: 11	R: 3 E: 1 K: 0 S: 18	H: 2 LOB: 2 BB: 26	R: 0 E: 0 K: 0 S: 5	H: 0 LOB: 0 BB: 6	R: 0 E: 0 K: 1 S: 13	H: 1 LOB: 1 BB: 16	1B: 7 2B: 0 3B: 1 HR: 3	SF: 2 2B: 0 SAC: 1 DP: 1 HBP: 1	WP: 0 PB: 0 SB: 0 CS: 0	PA: 42		
PITCHER	IP	WLS	BF	H	R	ER	SO	BB	IBB	HBP	BLK	WP	HR	S	P	ERA	WHIP							
Mike Flanagan, L (1, 1) ERA: 4.02	4.1	L	21	6	6	6	0	2	0	0	0	0	3	39	57	12.46	1.846							
Mauro Gozzo, R (5, 1) ERA: 3.0	2.2		14	4	3	2	0	0	0	1	0	0	0	29	42	6.75	1.500							
Duane Ward, R (8, 1) ERA: 3.53	1.0		3	0	0	0	0	0	0	0	0	0	0	5	6	0.00	0.000							
David Wells, L (9, 1) ERA: 2.57	1.0		4	1	0	0	1	0	0	0	0	0	0	13	16	0.00	1.000							

Minnesota Twins @ Toronto Blue Jays
SkyDome, Toronto, ON
Sun Sep 03 1989, 3:33 AM EDT
Att: 49,073 - Sunny

AB	36
R	9
H	11
RBI	8
BB	2
SO	1
LOB	13



Batter	1	2	3	4	5	6	7	8	9	AB	R	H	RBI	BB	SO	LOB	BOTTOM							
Lloyd Moseby, L (1, 8) OBP: 0.294, SLG: 0.345	K		E		1B			K		4	1	2	1	1	2	0								
Mookie Wilson, S (1, 9) OBP: 0.273, SLG: 0.351 Glenallen Hill, R (9, 9) OBP: 0.333, SLG: 0.545	K		L7-2		BB			F9		4	0	1	0	0	1	2								
George Bell, R (1, 7) OBP: 0.335, SLG: 0.470 Rob Ducey, L (9, 7) OBP: 0.304, SLG: 0.257	E6				F8			F8		4	0	1	1	0	0	2								
Fred McGriff, L (1, 3) OBP: 0.396, SLG: 0.571 John Olerud, L (9, 3) OBP: 1.000, SLG: 1.000	1B		G4-3							3	0	1	0	0	0	1								
Ernie Whitt, L (1, 2) OBP: 0.368, SLG: 0.450 Ozzie Virgil, R (9, 2)	1B									3	0	1	0	0	1	0								
Tony Fernandez, S (1, 6) OBP: 0.277, SLG: 0.366 Manuel Lee, S (9, 6) OBP: 0.293, SLG: 0.337	G4-3				F7			F8		3	0	0	0	0	0	0								
Kelly Gruber, R (1, 5) OBP: 0.328, SLG: 0.449	K				K			P8		3	1	0	0	1	2	0								
Lee Mazzilli, S (1, 10) OBP: 0.396, SLG: 0.402	G4-3				L3					3	1	1	0	0	0	0								
Nelson Liriano, S (1, 4) OBP: 0.327, SLG: 0.369					F7			G3-6-1		3	0	1	2	1	0	1								
Inning Stats	R: 0 E: 1 K: 2 S: 18	H: 2 LOB: 2 BB: 0	R: 0 E: 0 K: 1 S: 9	H: 0 LOB: 0 BB: 15	R: 1 E: 1 K: 0 S: 10	H: 2 LOB: 1 BB: 1	R: 0 E: 0 K: 2 S: 9	H: 0 LOB: 0 BB: 14	R: 0 E: 0 K: 0 S: 7	H: 1 LOB: 0 BB: 14	R: 0 E: 0 K: 0 S: 10	H: 0 LOB: 0 BB: 13	R: 0 E: 0 K: 1 S: 10	H: 0 LOB: 0 BB: 13	R: 3 E: 0 K: 1 S: 20	H: 3 LOB: 2 BB: 31	1B: 8 2B: 2 3B: 0 HR: 0	SF: 0 2B: 0 SAC: 0 DP: 2 HBP: 1	WP: 0 PB: 0 SB: 1 CS: 0	PA: 38				
PITCHER	IP	WLS	BF	H	R	ER	SO	BB	IBB	HBP	BLK	WP	HR	S	P	ERA	WHIP							
Rick Aguilera, R (1, 1) ERA: 2.87	7.0	W	27	6	1	0	5	2	0	0	0	0	0	71	115	0.00	1.143							
German Gonzalez, R (8, 1) ERA: 4.13	2.0		11	3	3	3	2	1	0	1	0	0	0	30	44	13.50	2.000							

Minnesota Twins @ Toronto Blue Jays
SkyDome, Toronto, ON
Sun Sep 03 1989, 3:33 AM EDT
Att: 49,073 - Sunny

AB	34
R	4
H	9
RBI	4
BB	3
SO	7
LOB	10




Batter	1	2	3	4	5	6	7	8	9	AB	R	H	RBI	BB	SO	LOB	TOP								
Lloyd Moseby, L (1, 8) OBP: 0.293, SLG: 0.346	G4-3		K		CS	FC6-5 2B	G4-3		F7	5	0	1	0	0	1	3									
Mookie Wilson, S (1, 9) OBP: 0.273, SLG: 0.349	G1-3			L8		P6		K	1B	5	0	1	0	0	1	1									
George Bell, R (1, 7) OBP: 0.334, SLG: 0.467	F9			G6-3		FC6-5 HR		F8	1B	5	1	1	1	0	0	1									
Fred McGriff, L (1, 3)		K			BB	HR		1B	G4-3	3	2	1	2	2	1	2									
Ernie Whitt, L (1, 2) OBP: 0.365, SLG: 0.445	F7			F9		G4-3		E1		4	0	0	0	0	0	2									
Tony Fernandez, S (1, 6) OBP: 0.279, SLG: 0.367	F7					F7 FC1-2 1B		F9	1B	4	0	2	1	0	0	0									
Kelly Gruber, R (1, 5) OBP: 0.329, SLG: 0.449						FC1-2 F7 1B		G5-3	F8	4	0	2	0	0	0	2									
Lee Mazzilli, S (1, 10) OBP: 0.399, SLG: 0.410						F7				3	1	1	0	1	1	3									
Junior Felix, S (9, PR) OBP: 0.379, SLG: 0.389						F7				0	1	0	0	0	0	0									
Nelson Liriano, S (1, 4) OBP: 0.326, SLG: 0.367			L7			FC1-2 CS				4	0	1	1	0	1	4									
Inning Stats	R: 0 E: 0 K: 0 S: 10	H: 0 LOB: 0 BB: 0 P: 15	R: 0 E: 0 K: 1 S: 10	H: 0 LOB: 0 BB: 0 P: 15	R: 0 E: 0 K: 2 S: 9	H: 1 LOB: 1 BB: 0 P: 12	R: 0 E: 0 K: 0 S: 7	H: 0 LOB: 1 BB: 1 P: 14	R: 0 E: 0 K: 0 S: 12	H: 2 LOB: 1 BB: 0 P: 16	R: 2 E: 0 K: 0 S: 14	H: 2 LOB: 1 BB: 0 P: 21	R: 1 E: 0 K: 0 S: 12	H: 2 LOB: 1 BB: 0 P: 20	R: 1 E: 1 K: 1 S: 13	H: 1 LOB: 2 BB: 1 P: 23	R: 1 E: 0 K: 1 S: 11	H: 2 LOB: 2 BB: 1 P: 18	1B: 7 2B: 2 3B: 0 HR: 1	SF: 0 SAC: 0 DP: 0 HBP: 0	WP: 0 PB: 0 SB: 0 CS: 1	PA: 41			
PITCHER	IP	WLS	BF	H	R	ER	SO	BB	IBB	HBP	BLK	WP	HR	S	P	ERA	WHIP								
Richard Dotson, R (1, 1) ERA: 4.92	7.0	L	28	7	3	3	3	1	0	0	0	0	1	74	113	3.86	1.143								
Barry Jones, R (8, 1) ERA: 4.15	0.2		5	1	1	0	1	1	0	0	0	0	0	12	22	0.00	3.000								
Donn Pall, R (8, 1) ERA: 3.14	1.1		7	2	1	1	1	1	0	0	0	0	0	12	19	6.75	2.250								

Toronto Blue Jays @ Chicago White Sox
Comiskey Park, Chicago, IL
Mon Sep 04 1989, 8:05 PM EDT
Alt. 9:318 - Unknown - 76 F

livebaseballscores.com

AB 37
R 5
H 10
RBI 5
BB 3
SO 5
LOB 18




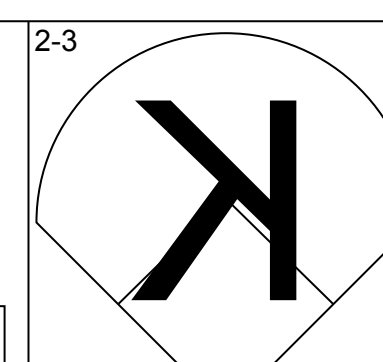
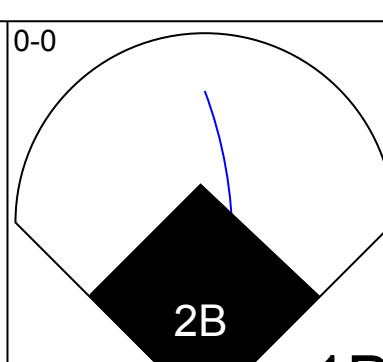
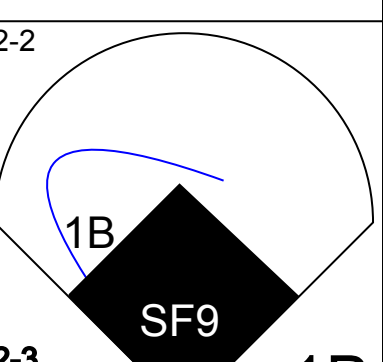
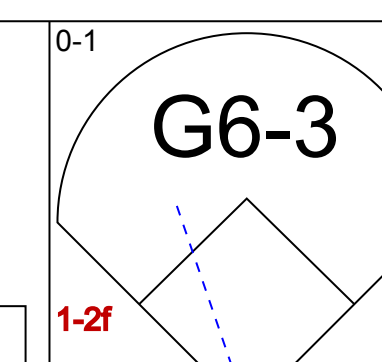
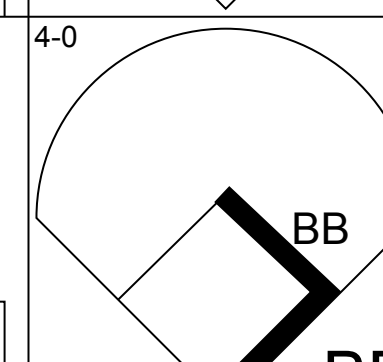
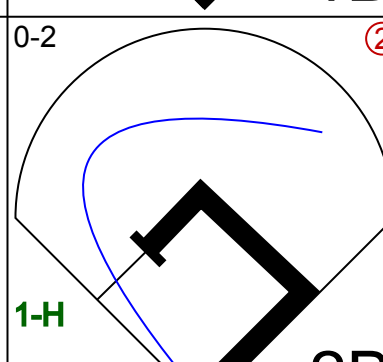
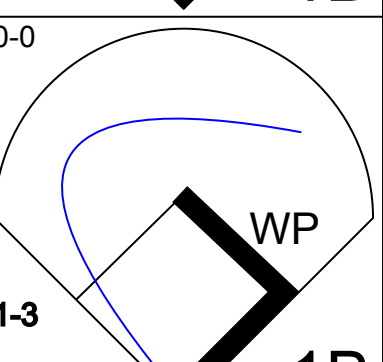
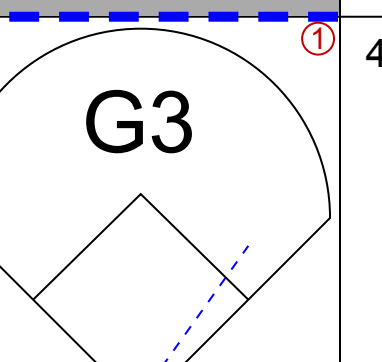
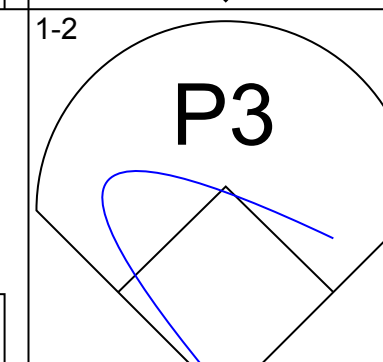
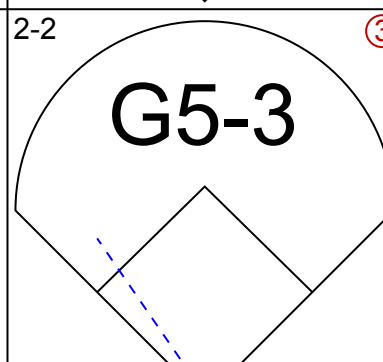
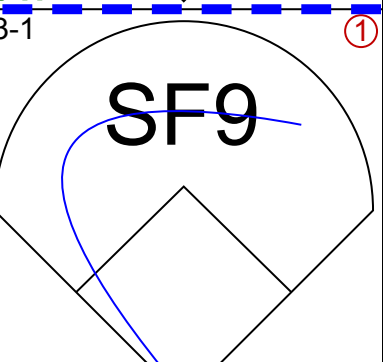
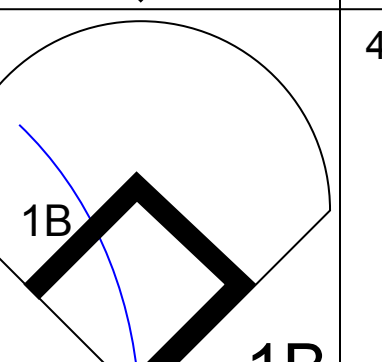
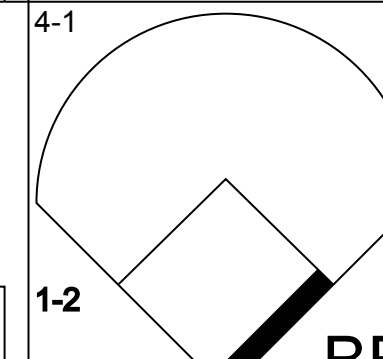
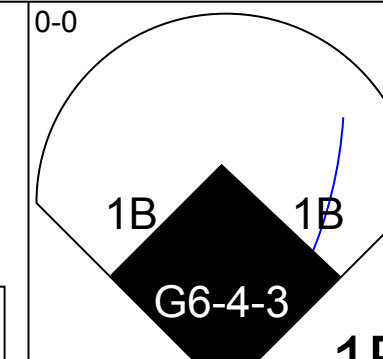
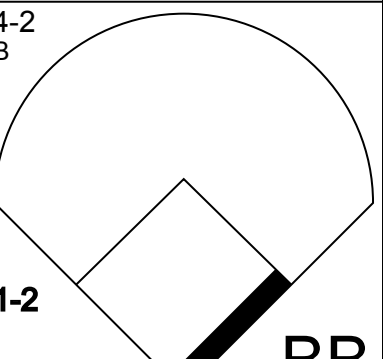
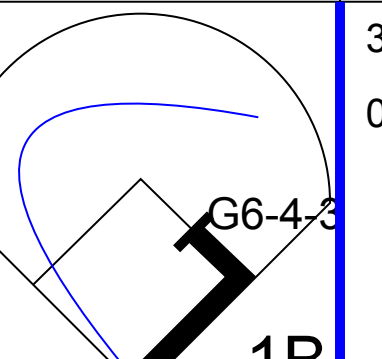
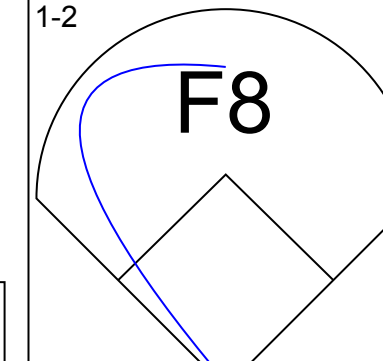
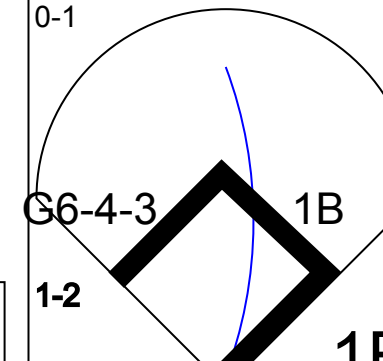
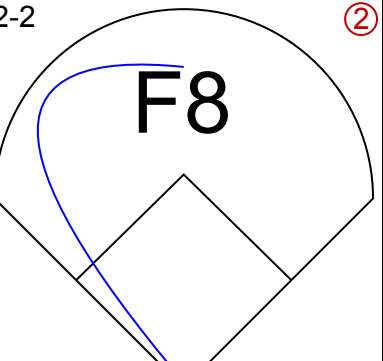
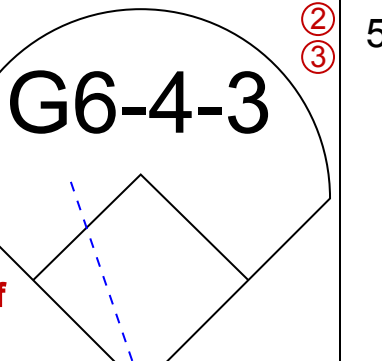
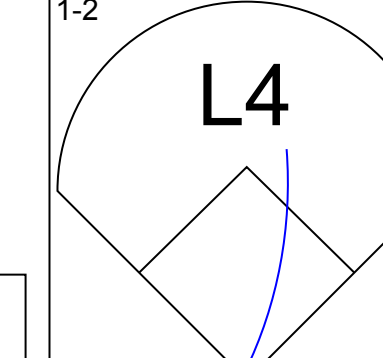
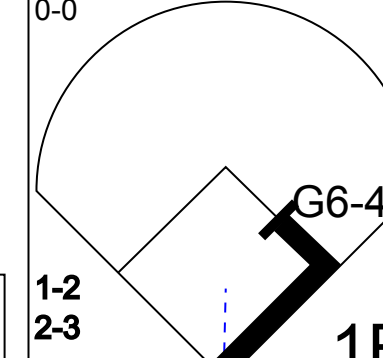
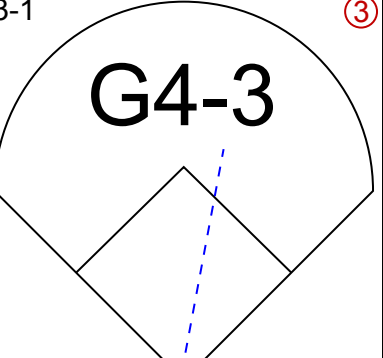
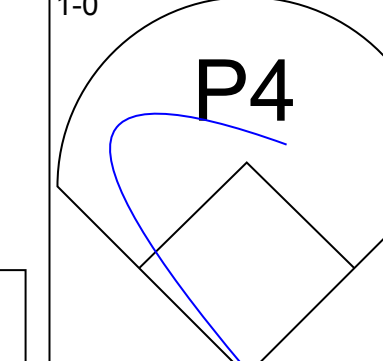
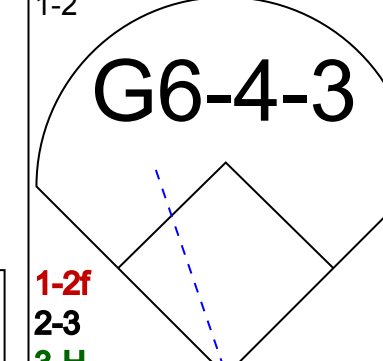
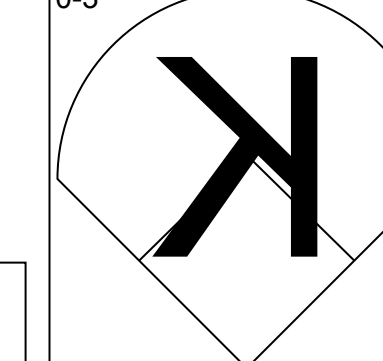
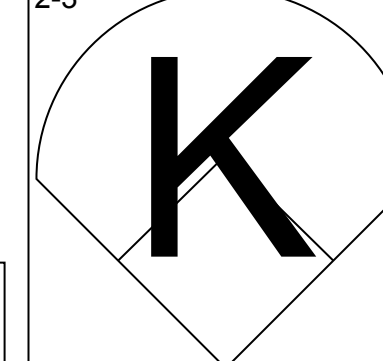

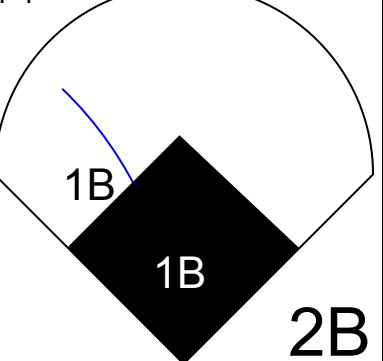
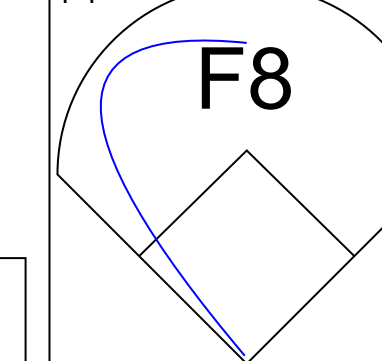
Batter	1	2	3	4	5	6	7	8	9	AB	R	H	RBI	BB	SO	LOB	BOTTOM								
Dave Gallagher, R (1, 9) OBP: 0.327, SLG: 0.315	G6-4-3 1B		P3		F7					4	0	2	1	0	0	2									
Scott Fletcher, R (1, 4) OBP: 0.334, SLG: 0.298	P1			L7		F8	G4-3			4	0	0	0	0	0	3									
Ivan Calderon, R (1, 3) OBP: 0.329, SLG: 0.437	G6-4-3 1-2				1B	G6-3 1B				4	0	2	0	0	0	1									
Carlton Fisk, R (1, 2) OBP: 0.347, SLG: 0.467		G6-3			F9					4	0	0	0	0	0	2									
Carlos Martinez, R (1, 5) OBP: 0.346, SLG: 0.411		K					G6-3		P4	4	0	1	0	0	1	0									
Sammy Sosa, R (1, 8) OBP: 0.398, SLG: 0.391										3	1	0	0	1	1	2									
Lance Johnson, L (1, 7) OBP: 0.373, SLG: 0.411										4	1	2	0	0	1	0									
Ron Karkovice, R (1, 10) OBP: 0.313, SLG: 0.409										2	0	1	0	0	0	1									
Daryl Boston, L (7, PH) OBP: 0.333, SLG: 0.393										1	0	1	0	1	0	0									
Ozzie Guillen, L (1, 6) OBP: 0.272, SLG: 0.320										3	0	0	1	0	0	3									
Inning Stats	R: 0 E: 0 K: 0 S: 6	H: 1 LOB: 0 BB: 0 P: 8	R: 0 E: 0 K: 2 S: 7	H: 0 LOB: 0 BB: 0 P: 8	R: 0 E: 0 K: 0 S: 7	H: 1 LOB: 1 BB: 0 P: 12	R: 0 E: 0 K: 0 S: 12	H: 2 LOB: 2 BB: 0 P: 18	R: 0 E: 0 K: 1 S: 11	H: 1 LOB: 1 BB: 0 P: 13	R: 0 E: 0 K: 0 S: 5	H: 1 LOB: 0 BB: 0 P: 9	R: 2 E: 0 K: 0 S: 13	H: 2 LOB: 2 BB: 2 P: 24	R: 0 E: 0 K: 0 S: 7	H: 0 LOB: 0 BB: 0 P: 12	R: 0 E: 0 K: 0 S: 9	H: 1 LOB: 1 BB: 0 P: 14	1B: 9 2B: 0 3B: 0 HR: 0	SF: 1 SAC: 0 DP: 2 HBP: 0	WP: 0 PB: 0 SB: 0 CS: 0	PA: 36			
PITCHER	IP	WLS	BF	H	R	ER	SO	BB	IBB	HBP	BLK	WP	HR	S	P	ERA	WHIP								
Jimmy Key, L (1, 1) ERA: 3.69	6.1	W	25	7	2	2	3	1	0	0	0	0	0	54	80	2.84	1.263								
Tom Henke, R (7, 1) ERA: 2.07	2.2	S	11	2	0	0	0	1	0	0	0	0	0	23	38	0.00	1.125								

Toronto Blue Jays @ Chicago White Sox
Comiskey Park, Chicago, IL
Mon Sep 04 1989, 8:05 PM EDT
Alt. 9:318 - Unknown - 76 F

livebaseballscores.com

AB 33
R 2
H 9
RBI 2
BB 2
SO 3
LOB 14




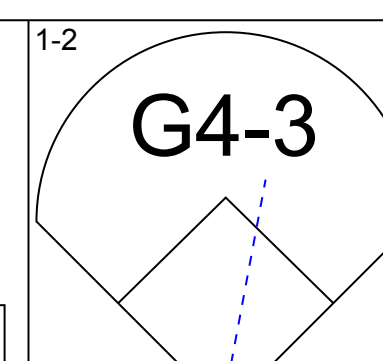
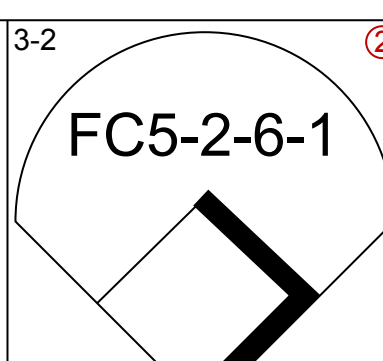
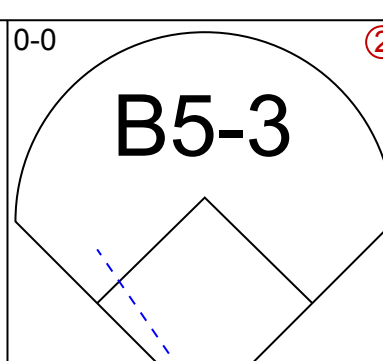
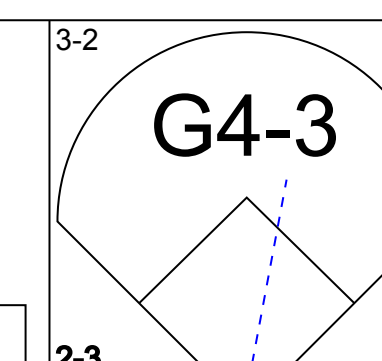
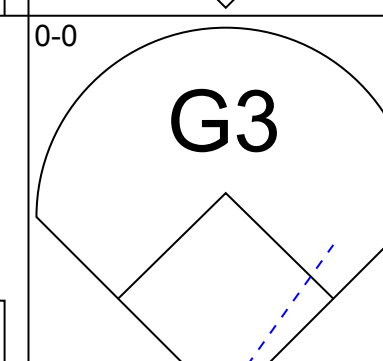
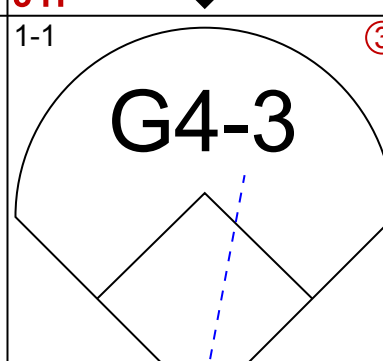
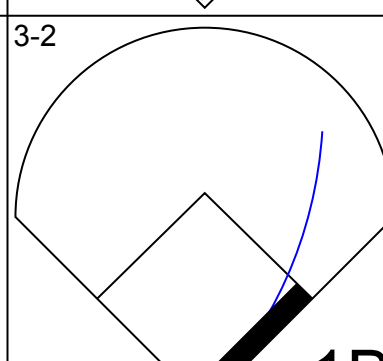
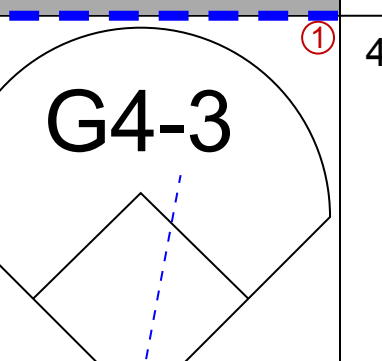
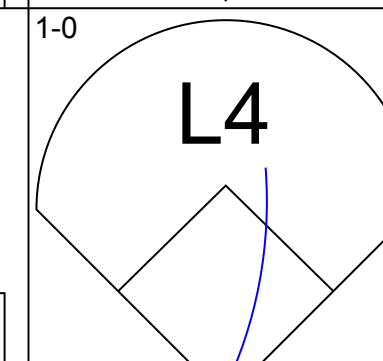
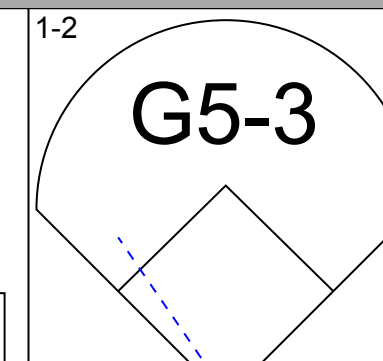
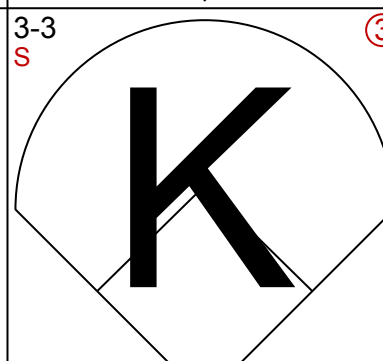
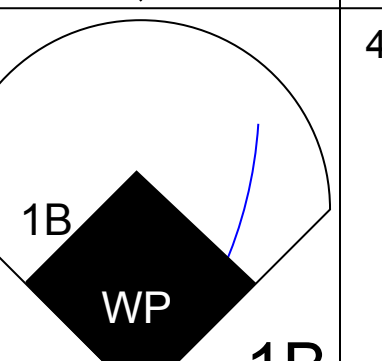
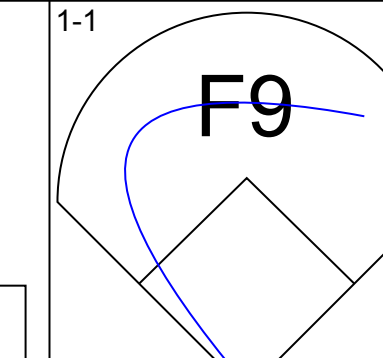
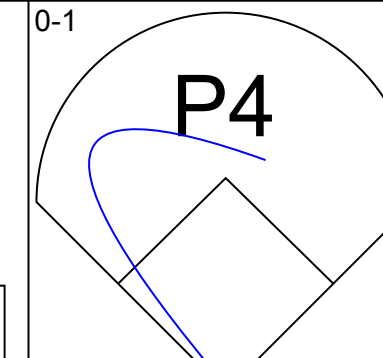
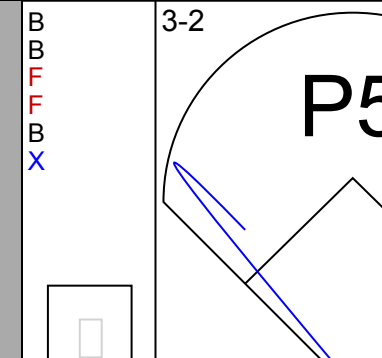
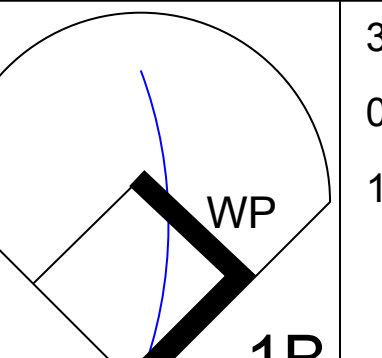
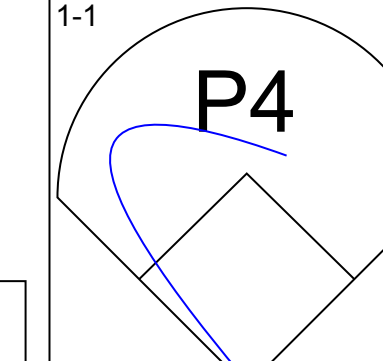
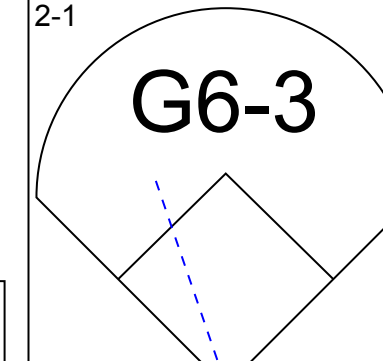
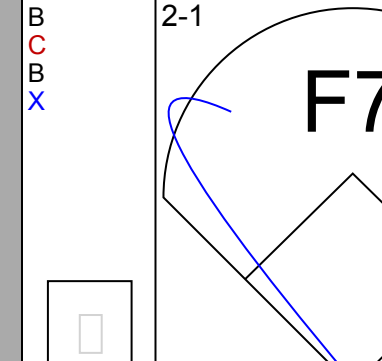
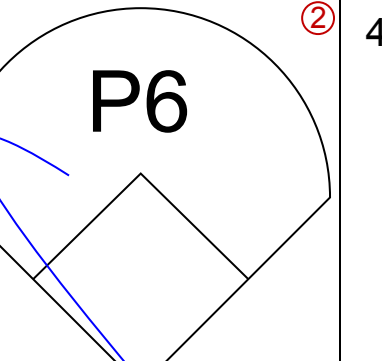
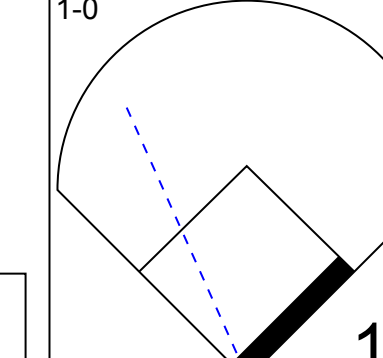

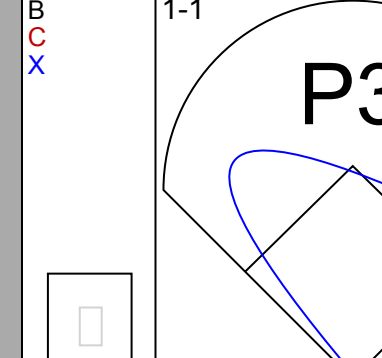
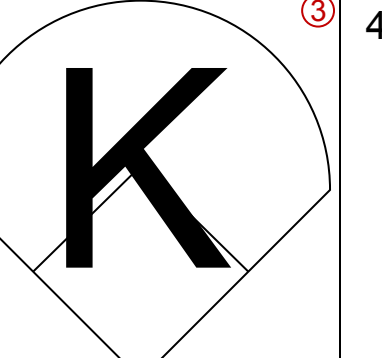
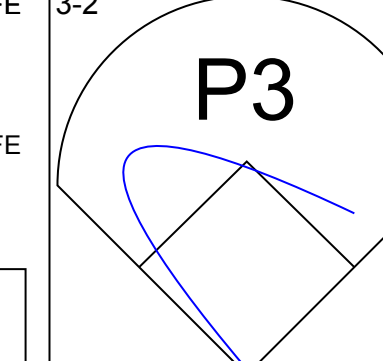

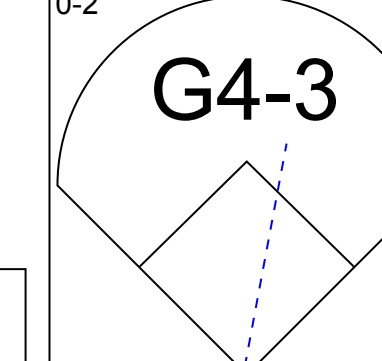
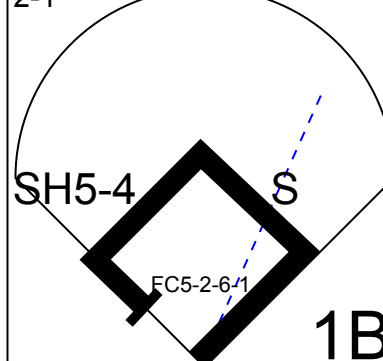
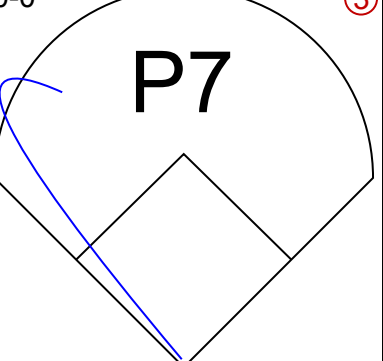

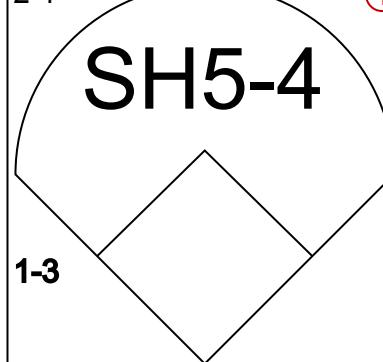
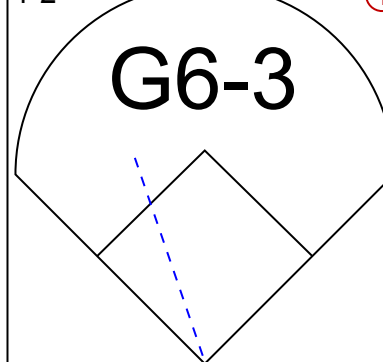
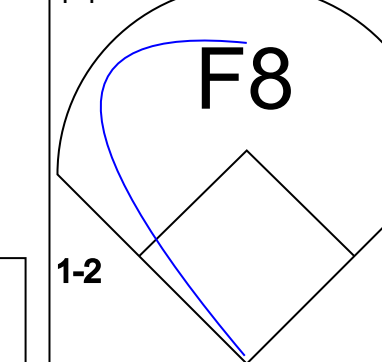
Batter	1	2	3	4	5	6	7	8	9	AB	R	H	RBI	BB	SO	LOB	TOP							
Mookie Wilson, S OBP: 0.274, SLG: 0.350 Rob Ducey, L OBP: 0.304, SLG: 0.257										5	2	2	0	0	2	2								
Manuel Lee, S OBP: 0.299, SLG: 0.343										4	0	2	2	1	1	0								
George Bell, R OBP: 0.335, SLG: 0.469										4	1	2	1	0	0	1								
Fred McGriff, L OBP: 0.403, SLG: 0.578 John Olerud, L OBP: 1.000, SLG: 1.000										3	2	3	1	2	0	0								
Kelly Gruber, R OBP: 0.330, SLG: 0.449										5	0	2	1	0	0	6								
Tony Fernandez, S OBP: 0.279, SLG: 0.366										4	0	1	0	0	0	3								
Pat Borders, R OBP: 0.295, SLG: 0.356										4	0	0	0	0	0	3								
Glenallen Hill, R OBP: 0.313, SLG: 0.467										4	0	1	0	0	2	1								
Junior Felix, S OBP: 0.313, SLG: 0.391										4	1	1	0	0	2	2								
Inning Stats	R: 0 E: 0 K: 1 S: 10	H: 0 LOB: 2 BB: 2 P: 22	R: 0 E: 0 K: 1 S: 7	H: 0 LOB: 0 BB: 0 P: 9	R: 1 E: 0 K: 1 S: 10	H: 2 LOB: 0 BB: 0 P: 15	R: 1 E: 0 K: 1 S: 11	H: 3 LOB: 1 BB: 0 P: 14	R: 2 E: 0 K: 0 S: 18	H: 3 LOB: 2 BB: 1 P: 33	R: 0 E: 0 K: 2 S: 10	H: 1 LOB: 1 BB: 0 P: 12	R: 2 E: 0 K: 1 S: 14	H: 3 LOB: 1 BB: 0 P: 20	R: 0 E: 1 K: 0 S: 7	H: 0 LOB: 0 BB: 0 P: 9	R: 0 E: 0 K: 0 S: 12	H: 2 LOB: 1 BB: 0 P: 18	1B: 11 2B: 3 3B: 0 HR: 0	SF: 1 SAC: 0 DP: 3 HBP: 0	WP: 1 PB: 0 SB: 1 CS: 1	PA: 41		
PITCHER	IP	WLS	BF	H	R	ER	SO	BB	IBB	HBP	BLK	WP	HR	S	P	ERA	WHIP							
Steve Rosenberg, L ERA: 4.96	4.0	L	20	8	4	4	4	2	0	0	0	0	0	44	69	9.00	2.500							
Bill Long, R ERA: 4.5	2.0		8	1	0	0	2	1	0	0	0	1	0	22	36	0.00	1.000							
Ken Patterson, L ERA: 4.84	2.0		9	3	2	2	1	0	0	0	0	0	0	21	29	9.00	1.500							
Tom McCarthy, R ERA: 3.34	1.0		4	2	0	0	0	0	0	0	0	0	0	12	18	0.00	2.000							

Toronto Blue Jays @ Chicago White Sox
Comiskey Park, Chicago, IL
Tue Sep.05 1989, 8:05 PM EDT
Att. 7,858 - Unknown - 74 F

livebaseballscorecards.com

AB 37
R 6
H 14
RBI 5
BB 3
SO 7
LOB 18




Batter	1	2	3	4	5	6	7	8	9	AB	R	H	RBI	BB	SO	LOB	BOTTOM							
Lance Johnson, L OBP: 0.358, SLG: 0.394										4	0	0	0	0	0	2								
Scott Fletcher, R OBP: 0.333, SLG: 0.298										4	0	1	0	0	0	1								
Ivan Calderon, R OBP: 0.329, SLG: 0.435										4	1	1	0	0	1	1								
Carlton Fisk, R OBP: 0.344, SLG: 0.462 Ron Karkovics, R OBP: 0.313, SLG: 0.409 Steve Lyons, L OBP: 0.309, SLG: 0.320										3	0	0	0	0	0	0								
Daryl Boston, L OBP: 0.327, SLG: 0.385										4	0	0	0	0	0	1								
Carlos Martinez, R OBP: 0.345, SLG: 0.409										4	0	1	0	0	1	1								
Sammy Sosa, R OBP: 0.301, SLG: 0.382										3	0	0	0	0	0	1								
Ozzie Guillen, L OBP: 0.274, SLG: 0.322										3	0	2	0	0	0	0								
Dave Gallagher, R OBP: 0.326, SLG: 0.314										2	0	0	0	0	0	1								
Inning Stats	R: 0 E: 0 K: 0 S: 8	H: 0 LOB: 0 BB: 0 P: 10	R: 0 E: 0 K: 0 S: 9	H: 1 LOB: 0 BB: 0 P: 15	R: 0 E: 0 K: 0 S: 11	H: 1 LOB: 1 BB: 0 P: 18	R: 0 E: 0 K: 0 S: 9	H: 0 LOB: 0 BB: 0 P: 12	R: 0 E: 0 K: 1 S: 15	H: 1 LOB: 1 BB: 0 P: 22	R: 0 E: 0 K: 0 S: 7	H: 0 LOB: 0 BB: 0 P: 13	R: 0 E: 0 K: 0 S: 11	H: 1 LOB: 1 BB: 0 P: 17	R: 1 E: 0 K: 1 S: 10	H: 2 LOB: 1 BB: 0 P: 15	1B: 6 2B: 0 3B: 0 HR: 0	SF: 0 SAC: 1 DP: 0 HBP: 0	WP: 3 PB: 0 SB: 1 CS: 0	PA: 33				
PITCHER	IP	WLS	BF	H	R	ER	SO	BB	IBB	HBP	BLK	WP	HR	S	P	ERA	WHIP							
Dave Stieb, R ERA: 3.48	7.0	W	24	3	0	0	1	0	0	0	0	0	0	65	98	0.00	0.429							
David Wells, L ERA: 2.54	1.0		4	1	0	0	0	0	0	0	0	2	0	11	17	0.00	1.000							
Duane Ward, R ERA: 3.58	1.0		5	2	1	1	1	0	0	0	0	1	0	10	15	9.00	2.000							

Toronto Blue Jays @ Chicago White Sox
Comiskey Park, Chicago, IL
Tue Sep.05 1989, 8:05 PM EDT
Att. 7,858 - Unknown - 74 F

livebaseballscorecards.com

AB 32
R 1
H 6
RBI 0
BB 0
SO 2
LOB 8



Batter	1	2	3	4	5	6	7	8	9	AB	R	H	RBI	BB	SO	LOB	TOP					
Lloyd Moseby, L (1, 8) OBP: 0.296, SLG: 0.348	4-1 1B BB	2-2 G6-3			0-0 CS 1B		3-1 E 1B		0-0 F8	4	1	2	0	1	0	1						
Mookie Wilson, S (1, 7) OBP: 0.271, SLG: 0.346	0-1 F8	0-0 G6-3			3-3 K		1-2 E6			4	0	0	0	0	1	3						
George Bell, R (1, 10) OBP: 0.336, SLG: 0.469	0-0 E 1B		0-2 FC3-6 1B		3-1 G5-3		3-1 P6			4	1	2	0	0	0	2						
Fred McGriff, L (1, 3) OBP: 0.404, SLG: 0.578	0-0 E 1B		2-1 FC3-6		1-1 G6-3 1B		3-3 K			4	1	2	1	0	1	1						
Ernie Whitt, L (1, 2) OBP: 0.361, SLG: 0.440	1-0 E3		1-1 P5		2-0 G6-3		1-2 G3-1			4	0	0	0	0	0	4						
Tony Fernandez, S (1, 6) OBP: 0.277, SLG: 0.363	1-1 E1		2-3 K		2-1 G4-3		0-0 G5-3			4	0	0	1	0	1	2						
Kelly Gruber, R (1, 5) OBP: 0.327, SLG: 0.445	0-0 P2			2-1 P5			0-0 G6-3		1-0 G1-3	4	0	0	0	0	0	2						
Nelson Liriano, S (1, 4) OBP: 0.325, SLG: 0.366	1-3 K			0-1 G3			0-1 G3		1-1 1B	4	0	1	0	0	1	2						
Junior Felix, S (1, 9) OBP: 0.313, SLG: 0.389		2-0 G6-3		0-0 L6			3-1 1B E 1B		1-2 K	4	1	1	0	0	1	1						
Inning Stats	R: 3 E: 2 K: 1 S: 13	H: 2 LOB: 2 BB: 1 P: 20	R: 0 E: 0 K: 0 S: 5	H: 0 LOB: 0 BB: 0 P: 9	R: 0 E: 0 K: 1 S: 10	H: 1 LOB: 1 BB: 0 P: 15	R: 0 E: 0 K: 0 S: 5	H: 0 LOB: 0 BB: 0 P: 7	R: 0 E: 0 K: 1 S: 7	H: 1 LOB: 0 BB: 0 P: 12	R: 0 E: 0 K: 0 S: 5	H: 1 LOB: 0 BB: 0 P: 10	R: 1 E: 1 K: 0 S: 11	H: 2 LOB: 2 BB: 0 P: 19	R: 0 E: 0 K: 1 S: 8	H: 0 LOB: 0 BB: 0 P: 12	R: 0 E: 0 K: 1 S: 7	H: 1 LOB: 1 BB: 0 P: 12	1B: 8 2B: 0 3B: 0 HR: 0	SF: 0 SAC: 0 DP: 1 HBP: 0	WP: 0 PB: 0 SB: 1 CS: 1	PA: 37
PITCHER	IP WLS BF H R ER SO BB IBB HBP BLK WP HR S P ERA WHIP	IP WLS BF H R ER SO BB IBB HBP BLK WP HR S P ERA WHIP																				
Eric King, R (1, 1) ERA: 3.49	7.0 L 30 7 4 1 3 1 0 0 0 0 0 0 56 92 1.29 1.143	1.0 3 0 0 0 1 0 0 0 0 0 0 0 8 12 0.00 0.000	1.0 4 1 0 0 1 0 0 0 0 0 0 0 7 12 0.00 1.000																			

Toronto Blue Jays @ Chicago White Sox
Comiskey Park, Chicago, IL
Wed Sep 06 1989, 8:05 PM EDT
Att. 7,350 - Unknown - 73 F

AB	36
R	4
H	8
RBI	2
BB	1
SO	5
LOB	18



Batter	1	2	3	4	5	6	7	8	9	AB	R	H	RBI	BB	SO	LOB	BOTTOM			
Lance Johnson, L (1, 8) OBP: 0.355, SLG: 0.382	1-2 G4-3		4-1 S 1B BB		1-1 G4-3		0-0 G6-3			3	1	0	0	1	0	2				
Dave Gallagher, R (8, 8) OBP: 0.326, SLG: 0.314							1-2 CS		1-1 G4-3	4	0	1	1	0	0	1				
Scott Fletcher, R (1, 4) OBP: 0.333, SLG: 0.297	0-0 F8		1-2 1H 1B		0-0 P9		2-2 CS			4	0	1	1	0	0	1				
Ivan Calderon, R (1, 9) OBP: 0.326, SLG: 0.432	2-3 K		0-2 G4-3		0-0 G4-3		0-0 G4-3		2-3 K	4	0	0	0	0	2	1				
Greg Walker, L (1, 10) OBP: 0.285, SLG: 0.333		0-1 F9		0-0 F9		1-2 P5		0-3 K		4	0	0	0	0	1	0				
Carlton Fisk, R (1, 2) OBP: 0.343, SLG: 0.460	1-0 F8			0-0 F7		1-2 1B		2-2 L6		4	0	1	0	0	0	0				
Daryl Boston, L (1, 7) OBP: 0.325, SLG: 0.382	1-2 E1		1-2 FC5-4 1B		1-2 F9		0-2 F9		2-1 P4	4	0	1	0	0	0	1				
Carlos Martinez, R (1, 5) OBP: 0.340, SLG: 0.403	0-0 G5-3		1-2 FC5-4		1-2 FC5-4		2-1 G6-3		0-0 G4-3	4	0	0	0	0	0	2				
Steve Lyons, L (1, 3) OBP: 0.311, SLG: 0.328			0-3 K		2-1 SH5-3 2B		0-2 1B 2B			3	1	2	0	0	1	0				
Ozzie Guillen, L (1, 6) OBP: 0.275, SLG: 0.323			1-3 K		0-1 SH5-3		0-0 CS G6-3 2B			2	0	1	1	0	1	0				
Inning Stats	R: 0 E: 0 K: 1 S: 7	H: 0 LOB: 0 BB: 0 P: 10	R: 0 E: 1 K: 0 S: 8	H: 0 LOB: 0 BB: 0 P: 10	R: 1 E: 0 K: 2 S: 14	H: 1 LOB: 1 BB: 1 P: 19	R: 0 E: 0 K: 0 S: 8	H: 1 LOB: 1 BB: 0 P: 10	R: 0 E: 0 K: 0 S: 10	H: 1 LOB: 1 BB: 0 P: 12	R: 1 E: 0 K: 0 S: 10	H: 2 LOB: 0 BB: 0 P: 14	R: 0 E: 0 K: 2 S: 8	H: 0 LOB: 0 BB: 0 P: 11	R: 0 E: 0 K: 0 S: 7	H: 0 LOB: 0 BB: 0 P: 11	1B: 4 2B: 2 3B: 0 HR: 0	SF: 0 SAC: 1 DP: 0 HBP: 0	WP: 0 PB: 0 SB: 1 CS: 1	PA: 35
PITCHER	IP WLS BF H R ER SO BB IBB HBP BLK WP HR S P ERA WHIP	IP WLS BF H R ER SO BB IBB HBP BLK WP HR S P ERA WHIP																		
Todd Stottlemyre, R (1, 1) ERA: 3.77	7.0 W 28 6 2 2 3 1 0 0 0 0 0 0 64 85 0.00 1.000	2.0 S 6 0 0 0 2 0 0 0 0 0 0 0 15 22 0.00 0.000																		

Toronto Blue Jays @ Chicago White Sox
Comiskey Park, Chicago, IL
Wed Sep 06 1989, 8:05 PM EDT
Att. 7,350 - Unknown - 73 F

AB	32
R	2
H	6
RBI	2
BB	1
SO	5
LOB	7



Batter	1	2	3	4	5	6	7	8	9	AB R H RBI BB SO LOB	TOP																								
Lloyd Moseby, L Junior Felix, S OBP: 0.303, SLG: 0.359 OBP: 0.312, SLG: 0.388	0-1 HR	4-1 2B BB	1-1 1B WP 1B		2-0 2H 1B		4-2 WP BLK BB		3-1 F7	3 3 3 2 2 0 0 1 0 0 0 0 0 2	<h1>Toronto Blue Jays @ Cleveland Indians</h1> <p>Cleveland Municipal Stadium, Cleveland, OH</p> <p>Thu Sep 07 1989, 7:05 PM EDT Att: 6,098 - Unknown - 70 F</p> <table><tr><td>AB</td><td>44</td></tr><tr><td>R</td><td>12</td></tr><tr><td>H</td><td>17</td></tr><tr><td>RBI</td><td>11</td></tr><tr><td>BB</td><td>5</td></tr><tr><td>SO</td><td>6</td></tr><tr><td>LOB</td><td>22</td></tr></table>	AB	44	R	12	H	17	RBI	11	BB	5	SO	6	LOB	22										
AB	44																																		
R	12																																		
H	17																																		
RBI	11																																		
BB	5																																		
SO	6																																		
LOB	22																																		
Mookie Wilson, S Rob Ducey, L OBP: 0.275, SLG: 0.349 OBP: 0.300, SLG: 0.254	2-1 1B 1B	0-0 2B 1B	0-2 1-3 2H 1B		0-0 FC6-4 1-2		1-3 K		1-1 P6	5 2 3 1 0 1 2 1 0 0 0 0 0 2																									
George Bell, R Glenallen Hill, R OBP: 0.334, SLG: 0.469 OBP: 0.353, SLG: 0.500	2-1 G3	0-0 1-1 2H 3H 2B	1-1 G4-3		1-0 L7		1-0 P4		1-0 1B	5 0 1 3 0 0 3 1 0 1 1 1 0 0																									
Fred McGriff, L John Olerud, L OBP: 0.402, SLG: 0.573 OBP: 0.500, SLG: 0.500	4-2 1B BB			3-2 G3		2-2 G3-1		3-2 G3		0-3 K	4 0 0 0 1 0 2 1 0 0 0 0 1 2																								
Ernie Whitt, L Greg Myers, L OBP: 0.360, SLG: 0.437 OBP: 0.146, SLG: 0.154	2-2 P3	2-1 F9		2-2 P4		2-2 3B 1B		1-3 K		1-3 K	4 1 1 0 0 0 3 1 0 0 0 0 1 0																								
Tony Fernandez, S Alexis Infante, R OBP: 0.278, SLG: 0.368 OBP: 0.250, SLG: 0.250	2-2 1-2 2H 1B			1-2 G3-4-1		2-1 1-1 H 1B 3B		1-2 G5-3			4 1 2 2 0 1 0 1 0 0 0 0 0 0																								
Kelly Gruber, R Manuel Lee, S OBP: 0.328, SLG: 0.447 OBP: 0.299, SLG: 0.343	1-0 F7			2-0 G4-3 1B 2B		0-0 G6-3		0-1 1B 1B		1-3 K	5 1 2 1 0 1 2 0 0 0 0 0 0 0																								
Rance Mulliniks, L Ozzie Virgil, R OBP: 0.319, SLG: 0.328 OBP: 0.500, SLG: 1.000		2-3 K		1-1 G4-3		4-1 PB 1B BB		1-0 1B		3-2 WP 1B 2B	3 1 1 0 1 1 1 1 1 1 0 0 0 0																								
Nelson Liriano, S OBP: 0.329, SLG: 0.368	1-2 1B BB 2B 1B		1-1 1B 1B		0-1 G2		2-1 G3-1		4-2 1B WP BB	4 2 2 1 1 0 3																									
Inning Stats	R: 2 E: 0 K: 0 S: 15	H: 3 LOB: 2 BB: 1 P: 28	R: 3 E: 0 K: 1 S: 13	H: 3 LOB: 1 BB: 1 P: 23	R: 3 E: 0 K: 1 S: 16	H: 4 LOB: 1 BB: 0 P: 24	R: 0 E: 0 K: 0 S: 11	H: 0 LOB: 0 BB: 0 P: 17	R: 1 E: 0 K: 0 S: 6	H: 1 LOB: 1 BB: 1 P: 12	R: 2 E: 0 K: 0 S: 14	H: 4 LOB: 2 BB: 0 P: 24	R: 0 E: 0 K: 1 S: 12	H: 0 LOB: 1 BB: 1 P: 21	R: 0 E: 0 K: 2 S: 11	H: 0 LOB: 0 BB: 0 P: 14	R: 1 E: 0 K: 1 S: 17	H: 2 LOB: 2 BB: 1 P: 29	1B: 12 2B: 3 3B: 1 HR: 1	SF: 0 SAC: 0 DP: 0 HBP: 0	WP: 3 PB: 1 SB: 0 CS: 0	PA: 49													
PITCHER	IP	WLS	BF	H	R	ER	SO	BB	IBB	HBP	BLK	WP	HR	S	P	ERA	WHIP	IP	WLS	BF	H	R	ER	SO	BB	IBB	HBP	BLK	WP	HR	S	P	ERA	WHIP	
Tom Candiotti, R ERA: 3.23	1.1	L	12	6	5	5	1	2	0	0	0	0	0	18	24	33.75	6.000	1.0		6	2	1	1	1	1	0	0	0	0	1	0	17	29	9.00	3.000
Steve Davis, L ERA: 8.51	1.1		8	4	3	3	1	0	0	0	0	0	0	18	28	20.25	3.000	1.0		6	2	1	1	1	1	0	0	0	0	1	0	17	29	9.00	3.000
Ed Wojna, R ERA: 4.73	2.1		9	1	1	0	0	1	0	0	0	0	0	19	32	0.00	0.857	1.0		6	2	1	1	1	1	0	0	0	0	1	0	17	29	9.00	3.000
Neil Allen, R ERA: 13.5	1.0		7	4	2	2	0	0	0	0	0	0	0	14	24	18.00	4.000	1.0		6	2	1	1	1	1	0	0	0	0	1	0	17	29	9.00	3.000
Rudy Seanez, R ERA: 13.5	2.0		7	0	0	0	3	1	0	0	1	1	0	23	35	0.00	0.500	1.0		6	2	1	1	1	1	0	0	0	0	1	0	17	29	9.00	3.000
Scott Bailes, L ERA: 4.72	1.0		6	2	1	1	1	1	0	0	0	0	0	18	28	20.25	3.000	1.0		6	2	1	1	1	1	0	0	0	0	1	0	17	29	9.00	3.000

Batter	1	2	3	4	5	6	7	8	9	AB R H RBI BB SO LOB	BOTTOM																							
Jerry Browne, S Tommy Hinzo, S OBP: 0.380, SLG: 0.407	2-1 G5-3		1-1 G5-3		2-2 1-2 G4-3			1-3 K2-3		3 0 0 0 0 0 3 1 0 0 0 0 1 0	<h1>Toronto Blue Jays @ Cleveland Indians</h1> <p>Cleveland Municipal Stadium, Cleveland, OH</p> <p>Thu Sep 07 1989, 7:05 PM EDT Att: 6,098 - Unknown - 70 F</p> <table><tr><td>AB</td><td>35</td></tr><tr><td>R</td><td>4</td></tr><tr><td>H</td><td>9</td></tr><tr><td>RBI</td><td>4</td></tr><tr><td>BB</td><td>0</td></tr><tr><td>SO</td><td>7</td></tr><tr><td>LOB</td><td>7</td></tr></table>	AB	35	R	4	H	9	RBI	4	BB	0	SO	7	LOB	7									
AB	35																																	
R	4																																	
H	9																																	
RBI	4																																	
BB	0																																	
SO	7																																	
LOB	7																																	
Paul Zuvella, R OBP: 0.311, SLG: 0.442	2-1 G6-3			3-1 G6-3		1-1 HR		1-2 1B		4 1 2 1 0 0 0																								
Joe Carter, R Mark Higgins, R OBP: 0.297, SLG: 0.472	3-2 G5-3			1-2 P6		1-3 K		1-3 K2-3		3 0 0 0 0 1 0 1 0 0 0 0 1 1																								
Cory Snyder, R Beau Alired, L OBP: 0.261, SLG: 0.384		0-0 F8		1-3 K		3-2 L9		1-0 G4-3		2 0 0 0 0 1 0 2 0 0 0 0 0 0																								
Denny Gonzalez, R OBP: 0.500, SLG: 0.750		0-0 G1-3			1-2 3B 1B		2-3 K		2-2 2B 2B	4 2 2 0 0 1 0																								
Brook Jacoby, R Luis Aguayo, R OBP: 0.347, SLG: 0.422 OBP: 0.240, SLG: 0.261		1-1 P4			0-1 1-1 H 2B 3B		0-0 G5-3		1-2 2H 2B	3 1 1 1 1 0 0 1 0 1 1 1 0 0																								
Albert Belle, R OBP: 0.257, SLG: 0.417			1-1 G6-3		1-0 1B 2B		0-1 F9		0-3 K	4 0 1 1 0 1 1																								
Brad Komminsk, R OBP: 0.344, SLG: 0.476			2-3 K		2-3 P3		2-1 F8		1-0 G5-3	4 0 0 0 0 1 2																								
Andy Allanson, R Tom Magrann, R OBP: 0.287, SLG: 0.297			2-1 1B		0-0 G4-3				0-0 P3	2 0 2 0 0 0 0 1 0 0 0 0 0 0																								
Inning Stats	R: 0 E: 0 K: 0 S: 7	H: 0 LOB: 0 BB: 0 P: 14	R: 0 E: 0 K: 0 S: 4	H: 0 LOB: 0 BB: 0 P: 5	R: 0 E: 0 K: 1 S: 9	H: 1 LOB: 1 BB: 0 P: 15	R: 0 E: 0 K: 1 S: 8	H: 0 LOB: 0 BB: 0 P: 13	R: 2 E: 0 K: 0 S: 16	H: 4 LOB: 1 BB: 0 P: 21	R: 1 E: 0 K: 2 S: 12	H: 1 LOB: 0 BB: 0 P: 19	R: 0 E: 0 K: 0 S: 5	H: 0 LOB: 0 BB: 0 P: 7	R: 0 E: 0 K: 2 S: 10	H: 1 LOB: 1 BB: 0 P: 13	R: 1 E: 0 K: 1 S: 13	H: 2 LOB: 1 BB: 0 P: 18	1B: 4 2B: 3 3B: 1 HR: 1	SF: 0 SAC: 0 DP: 1 HBP: 0	WP: 0 PB: 0 SB: 0 CS: 0	PA: 35												
PITCHER	IP	WLS	BF	H	R	ER	SO	BB	IBB	HBP	BLK	WP	HR	S	P	ERA	WHIP	IP	WLS	BF	H	R	ER	SO	BB	IBB	HBP	BLK	WP	HR	S	P	ERA	WHIP
John Cerutti, L Jim Ackler ERA: 2.92	1.0		4	1	1	1	2	0	0	0	0	0	1	12	19	9.00	1.000	1.0		4	1	1	1	1	2	0	0	0	0	1	12	19	9.00	1.000
Mauro Gozzo, R ERA: 2.85	1.0		3	0	0	0	0	0	0	0	0	0	0	5	7	0.00	0.000	1.0		4	1	1	1	1	2	0	0	0	0	5	7	0.00	0.000	
Jose Antonio Nunez, R ERA: 4.91	1.0		4	1	0	0	2	0	0	0	0	0	0	10	13	1.000	1.000	1.0		4	1	1	1	1	2	0	0	0	0	10	13	1.000	1.000	
Frank Wills, R ERA: 4.5	1.0		5	2	1	1	1	0	0	0	0	0	0	13	18	9.00	2.000	1.0		4	1	1	1	1	2	0	0	0	0	13	18	9.00	2.000	

Batter	1	2	3	4	5	6	7	8	9	AB	R	H	RBI	BB	SO	LOB	TOP									
Lloyd Moseby, L (1,8) OBP: 0.304, SLG: 0.362	K	K				SH3 SF7 2B	K			5	1	2	0	0	3	4	Toronto Blue Jays @ Cleveland Indians Cleveland Municipal Stadium, Cleveland, OH Fri Sep 08 1989, 7:05 PM EDT Att: 13,489 - Unknown - 78 F									
Mookie Wilson, S (1,9) OBP: 0.275, SLG: 0.347	BB		L7		SH3		G3-1		F8	3	0	0	0	1	0	3										
George Bell, R (1,7) OBP: 0.334, SLG: 0.474	F9		L7		SF7				HR	3	1	1	2	0	0	1										
Fred McGriff, L (1,3) OBP: 0.401, SLG: 0.569	K		G3		K				FC6-4 BB	3	0	0	0	1	2	1										
Ernie Whitt, L (1,2) OBP: 0.359, SLG: 0.435					P4				K	4	0	1	0	0	1	1										
Tony Fernandez, S (1,6) OBP: 0.278, SLG: 0.367					G4-3				FC6-4	4	0	1	0	0	0	2										
Kelly Gruber, R (1,5) OBP: 0.328, SLG: 0.444					F7				F8	3	0	0	0	1	0	2										
Rance Mulliniks, L (1,10) OBP: 0.320, SLG: 0.327									K	1	1	0	0	1	1	2										
Ozzie Virgil, R (7, PH) OBP: 0.567, SLG: 1.000										0	0	0	0	1	0	0										
Tom Lawless, R (7, PH) OBP: 0.273, SLG: 0.233										0	0	0	0	0	0	0										
Lee Mazzilli, S (9, PH) OBP: 0.396, SLG: 0.406										1	0	0	0	0	1	0										
Nelson Liriano, S (1,4) OBP: 0.330, SLG: 0.375									B4-3	3	1	1	2	1	0	1										
Inning Stats	R: 0 E: 0 K: 13	H: 0 LOB: 1 BB: 1 P: 19	R: 0 E: 0 K: 14	H: 1 LOB: 3 BB: 2 P: 26	R: 0 E: 0 K: 0 S: 3	H: 0 LOB: 0 BB: 0 P: 5	R: 0 E: 0 K: 0 S: 5	H: 0 LOB: 0 BB: 0 P: 9	R: 3 E: 0 K: 1 S: 13	H: 2 LOB: 0 BB: 1 P: 24	R: 0 E: 0 K: 1 S: 4	H: 1 LOB: 0 BB: 0 P: 6	R: 0 E: 0 K: 1 S: 10	H: 0 LOB: 2 BB: 1 P: 20	R: 1 E: 0 K: 1 S: 8	H: 1 LOB: 1 BB: 1 P: 14	R: 0 E: 0 K: 1 S: 9	H: 1 LOB: 1 BB: 0 P: 13	1B: 3 2B: 1 3B: 0 HR: 2	SF: 1 SAC: 1 DP: 0 HBP: 0	WP: 0 PB: 0 SB: 2 CS: 1	PA: 38				
PITCHER	IP WLS BF H R ER SO BB IBB HBP BLK WP HR S P ERA WHIP								IP WLS BF H R ER SO BB IBB HBP BLK WP HR S P ERA WHIP																	
Rod Nichols, R (1,1) ERA: 4.56	6.0	25	4	3	3	5	4	0	0	0	0	0	0	1	52	89	4.50	1.333								
Jesse Orosco, L (7,1) ERA: 2.22	1.2	8	1	1	1	2	2	0	0	0	0	0	1	17	33	5.40	1.800									
Doug Jones, R (8,1) ERA: 2.55	1.1	5	1	0	0	1	0	0	0	0	0	0	0	10	14	0.00	0.750									



Batter	1	2	3	4	5	6	7	8	9	AB	R	H	RBI	BB	SO	LOB	BOTTOM								
Jerry Browne, S (1,4) OBP: 0.378, SLG: 0.407	G6-3	G6-3		P4						5	1	1	0	0	1	2	Toronto Blue Jays @ Cleveland Indians Cleveland Municipal Stadium, Cleveland, OH Fri Sep 08 1989, 7:05 PM EDT Att: 13,489 - Unknown - 78 F								
Paul Zuvella, R (1,6) OBP: 0.313, SLG: 0.435					G5-3				PB 1B 2B	3	1	1	0	0	0	0									
Pete O'Brien, L (6, PH) OBP: 0.363, SLG: 0.386	BB 1B	P5								1	0	1	1	1	0	0									
Joe Carter, R (1,8) OBP: 0.296, SLG: 0.468	F8									4	0	0	0	1	2	5									
Denny Gonzalez, R (1,10) OBP: 0.429, SLG: 0.571					L1-3					3	1	1	0	0	1	0									
Cory Snyder, R (1,9) OBP: 0.263, SLG: 0.382										2	1	0	0	2	0	1									
Brook Jacoby, R (1,5) OBP: 0.351, SLG: 0.423										3	0	2	2	1	0	0									
Albert Belle, R (1,7) OBP: 0.371, SLG: 0.419										4	1	2	1	0	0	3									
Brad Komminsk, R (8,8) OBP: 0.344, SLG: 0.476										0	0	0	0	0	0	0									
Mark Higgins, R (1,3) OBP: 0.250, SLG: 0.250										3	0	1	0	0	1	2									
Tommy Hinzo, S (6, PR) OBP: 0.371, SLG: 0.377										0	0	0	0	0	0	0									
Joel Skinner, R (1,2) OBP: 0.272, SLG: 0.289										2	0	0	0	0	0	0									
Dion James, L (6, PH) OBP: 0.371, SLG: 0.377										1	0	1	1	0	0	0									
Felix Fermin, R (7,6) OBP: 0.298, SLG: 0.259										1	0	0	0	0	0	0									
Inning Stats	R: 3 E: 0 K: 1 S: 16	H: 4 LOB: 2 BB: 1 P: 27	R: 0 E: 0 K: 0 S: 10	H: 0 LOB: 0 BB: 0 P: 15	R: 0 E: 0 K: 0 S: 8	H: 0 LOB: 2 BB: 2 P: 17	R: 0 E: 0 K: 0 S: 5	H: 0 LOB: 0 BB: 0 P: 11	R: 0 E: 0 K: 2 S: 15	H: 3 LOB: 3 BB: 1 P: 24	R: 0 E: 0 K: 1 S: 12	H: 1 LOB: 1 BB: 0 P: 15	R: 1 E: 0 K: 2 S: 12	H: 2 LOB: 1 BB: 0 P: 18	R: 0 E: 0 K: 2 S: 9	H: 0 LOB: 0 BB: 0 P: 13	1B: 9 2B: 1 3B: 0 HR: 0	SF: 0 SAC: 1 DP: 0 HBP: 0	WP: 0 PB: 1 SB: 1 CS: 0	PA: 39					
PITCHER	IP WLS BF H R ER SO BB IBB HBP BLK WP HR S P ERA WHIP								IP WLS BF H R ER SO BB IBB HBP BLK WP HR S P ERA WHIP																
Mike Flanagan, L (1,1) ERA: 4.1	5.1	26	6	4	4	1	4	0	0	0	0	0	0	26	38	3.86	1.714								
Jim Acker, R (6,1) ERA: 2.54	2.1	11	3	1	1	4	1	0	0	0	0	0	0	5	8	0.00	3.000								
David Wells, L (8,1) ERA: 2.53	0.1	2	1	0	0	1	0	0	0	0	0	0	0	5	8	0.00	3.000								



Batter	1	2	3	4	5	6	7	8	9	10	11	12	13	14	15	16	AB	R	H	RBI	BB	SO	LOB	TOP				
Mookie Wilson, S OBP: 0.279, SLG: 0.348 (6, 9) (14, 7)																	7	1	3	1	1	2	3					
Manuel Lee, S OBP: 0.302, SLG: 0.341 (8, PH) OBP: 0.333, SLG: 0.374 (9, 4)																	2	2	0	0	2	1	2					
George Bell, R OBP: 0.335, SLG: 0.473 Junior Felix, S OBP: 0.311, SLG: 0.387 (14, 9)																	7	0	3	0	0	2	4					
Fred McGriff, L OBP: 0.399, SLG: 0.564 (1, 3)																		6	0	1	3	1	3	4				
Kelly Gruber, R OBP: 0.324, SLG: 0.439 (1, 5)																		8	0	1	1	0	2	8				
Tony Fernandez, S OBP: 0.276, SLG: 0.364 (1, 6)																		7	0	1	1	0	0	1				
Pat Borders, R OBP: 0.293, SLG: 0.349 Ernie Whitt, L OBP: 0.357, SLG: 0.433 (13, PH) (13, 2)																		4	1	0	0	1	2	2				
Ozzie Virgil, R OBP: 0.600, SLG: 0.667 Lee Mazzilli, S OBP: 0.396, SLG: 0.427 (8, PH)																	4	1	1	1	1	1	0					
Glenallen Hill, R OBP: 0.368, SLG: 0.471 Lloyd Moseby, L OBP: 0.305, SLG: 0.363 (6, PH) (6, 8)																	1	0	0	0	1	0	2					
Inning Stats	R: 2 E: 1 K: 1 S: 12	H: 3 LOB: 2 BB: 1 P: 22	R: 0 E: 0 K: 2 S: 12	H: 0 LOB: 0 BB: 1 P: 19	R: 0 E: 0 K: 2 S: 17	H: 1 LOB: 1 BB: 2 P: 21	R: 1 E: 0 K: 0 S: 8	H: 1 LOB: 2 BB: 2 P: 18	R: 0 E: 0 K: 2 S: 8	H: 0 LOB: 0 BB: 0 P: 10	R: 0 E: 0 K: 0 S: 5	H: 0 LOB: 0 BB: 1 P: 10	R: 0 E: 0 K: 1 S: 7	H: 0 LOB: 0 BB: 0 P: 12	R: 0 E: 0 K: 0 S: 9	H: 0 LOB: 1 BB: 1 P: 14	R: 0 E: 0 K: 1 S: 7	H: 0 LOB: 0 BB: 0 P: 11	R: 0 E: 0 K: 2 S: 12	H: 0 LOB: 1 BB: 1 P: 22	R: 0 E: 0 K: 2 S: 16	H: 0 LOB: 0 BB: 0 P: 9	R: 2 E: 1 K: 2 S: 16	H: 1 LOB: 2 BB: 2 P: 30	1B: 9 2B: 1 3B: 0 HR: 1	SF: 1 SAC: 1 DP: 3 HBP: 0	WP: 2 PB: 0 SB: 2 CS: 1	PA: 68
PITCHER	IP 4.0	WLS 5	BF 20	H 5	R 3	ER 3	SO 5	BB 4	IBB 0	HBP 0	BLK 0	WP 0	HR 0	S 49	P 80	ERA 6.75	WHIP 2.250											
Greg Swindell, L ERA: 3.27	(1, 1)	(5, 1)	(7, 1)	(7, 1)	(7, 1)	(10, 1)			Jeff Kaiser, L ERA: 4.67	(14, 1)																		
Rich Yett, R ERA: 6.03									Ed Wojna, R ERA: 4.67																			
Jesse Crisco, L ERA: 2.19																												
Steve Olin, R ERA: 2.51																												
Doug Jones, R ERA: 2.41																												

Toronto Blue Jays @ Cleveland Indians
Cleveland Municipal Stadium, Cleveland, OH
Sat Sep 09 1989, 7:05 PM EDT
Att. 15,154 - Unknown

AB 55
R 7
H 11
RBI 7
BB 11
SO 15
LOB 30



Batter	1	2	3	4	5	6	7	8	9	10	11	12	13	14	15	16	AB	R	H	RBI	BB	SO	LOB	BOTTOM						
Jerry Browne, S OBP: 0.379, SLG: 0.409 (1, 4)																	7	1	3	0	0	0	2							
Paul Zuvella, R OBP: 0.294, SLG: 0.408 Felix Fermin, R OBP: 0.297, SLG: 0.257 (8, 6)																	3	0	0	0	0	0	2							
Joe Carter, R OBP: 0.299, SLG: 0.480 (10, 7)																	7	2	4	3	0	1	0							
Denny Gonzalez, R OBP: 0.400, SLG: 0.500 Dave Clark, L OBP: 0.316, SLG: 0.377 (8, PH) Tommy Hinzo, S OBP: 0.261, SLG: 0.250 (10, PH)																	3	0	1	0	0	0	1							
Cory Snyder, R OBP: 0.262, SLG: 0.381 (1, 9)																	7	1	1	0	0	3	5							
Brook Jacoby, R OBP: 0.332, SLG: 0.430 Brad Komminsk, R OBP: 0.339, SLG: 0.467 (10, 8)																	3	1	1	2	1	0	0							
Albert Belle, R OBP: 0.263, SLG: 0.415 Luis Aguayo, R OBP: 0.234, SLG: 0.253 (10, 5)																	4	0	1	0	0	1	1							
Mark Higgins, R OBP: 0.167, SLG: 0.167 Dion James, L OBP: 0.370, SLG: 0.376 (7, PH) Joel Skinner, R OBP: 0.272, SLG: 0.289 Beau Alfred, L Tom Magrann, R (10, 2)																	2	0	0	0	0	2	1							
Andy Allanson, R OBP: 0.294, SLG: 0.294 Pete O'Brien, L OBP: 0.361, SLG: 0.383 (6, 3)																	2	0	0	0	0	0	0							
Inning Stats	R: 0 E: 0 K: 0 S: 7	H: 2 LOB: 1 BB: 0 P: 13	R: 0 E: 0 K: 1 S: 11	H: 1 LOB: 1 BB: 0 P: 17	R: 2 E: 0 K: 0 S: 20	H: 3 LOB: 1 BB: 0 P: 28	R: 0 E: 0 K: 1 S: 5	H: 0 LOB: 0 BB: 0 P: 7	R: 0 E: 0 K: 0 S: 8	H: 0 LOB: 0 BB: 0 P: 11	R: 1 E: 0 K: 2 S: 16	H: 1 LOB: 1 BB: 1 P: 22	R: 0 E: 0 K: 2 S: 10	H: 0 LOB: 0 BB: 0 P: 13	R: 0 E: 0 K: 1 S: 7	H: 0 LOB: 0 BB: 0 P: 11	R: 0 E: 0 K: 1 S: 7	H: 0 LOB: 0 BB: 0 P: 13	R: 0 E: 0 K: 1 S: 11	H: 1 LOB: 3 BB: 1 P: 21	R: 0 E: 0 K: 1 S: 10	H: 0 LOB: 1 BB: 0 P: 12	R: 0 E: 0 K: 1 S: 13	H: 0 LOB: 0 BB: 0 P: 17	R: 0 E: 0 K: 1 S: 6	H: 0 LOB: 0 BB: 0 P: 9	1B: 6 2B: 3 3B: 0 HR: 3	SF: 0 SAC: 0 DP: 1 HBP: 1	WP: 0 PB: 0 SB: 1 CS: 1	PA: 62
PITCHER	IP 6.0	WLS 8	BF 4	H 4	R 4	ER 4	SO 2	BB 0	IBB 0	HBP 0	BLK 0	WP 0	HR 2	S 58	P 85	ERA 6.00	WHIP 1.333													
Jimmy Key, L ERA: 3.78	(1, 1)	(7, 1)	(9, 1)	(13, 1)																										
Duane Ward, R ERA: 3.52																														
Tom Henke, R ERA: 1.97																														
Frank Willis, R ERA: 4.21																														

Toronto Blue Jays @ Cleveland Indians
Cleveland Municipal Stadium, Cleveland, OH
Sat Sep 09 1989, 7:05 PM EDT
Att. 15,154 - Unknown

AB 57
R 11
H 55
RBI 5
BB 4
SO 14
LOB 21



Table showing baseball game statistics and play-by-play for the top half of the game. Includes columns for Batter, Inning Stats, Pitcher, and various stats like AB, R, H, RBI, BB, SO, LOB.

Toronto Blue Jays @ Cleveland Indians
Cleveland Municipal Stadium, Cleveland, OH
Sun Sep 10 1989, 3:33 AM EDT
Att: 12,045 - Unknown

AB 42
R 5
H 12
RBI 3
BB 4
SO 7
LOB 20



Table showing baseball game statistics and play-by-play for the bottom half of the game. Includes columns for Batter, Inning Stats, Pitcher, and various stats like AB, R, H, RBI, BB, SO, LOB.

Toronto Blue Jays @ Cleveland Indians
Cleveland Municipal Stadium, Cleveland, OH
Sun Sep 10 1989, 3:33 AM EDT
Att: 12,045 - Unknown

AB 37
R 4
H 9
RBI 4
BB 3
SO 10
LOB 18



Batter	1	2	3	4	5	6	7	8	9	AB	R	H	RBI	BB	SO	LOB	TOP							
Lloyd Moseby, L OBP: 0.309, SLG: 0.363 (1, 8)			P6		F7		FC6-4		F9	5	0	1	1	0	1	1	Toronto Blue Jays @ Minnesota Twins Hubert H. Humphrey Metrodome, Minneapolis, MN Tue Sep 12 1989, 8:05 PM EDT Att. 14,849 - Dome							
Mookie Wilson, S OBP: 0.281, SLG: 0.350 (1, 9)			G6-3		F9		FC6-4			4	1	2	0	0	0	3								
George Bell, R OBP: 0.332, SLG: 0.467 (1, 7)	E1		G6-3		F8					4	0	1	0	0	0	1								
Fred McGriff, L OBP: 0.397, SLG: 0.556 (1, 3)					G3-1					3	0	0	0	1	2	2								
Kelly Gruber, R OBP: 0.323, SLG: 0.434 (1, 5)					F9					4	0	0	0	0	2	3								
Tony Fernandez, S OBP: 0.278, SLG: 0.367 Nelson Liriano, S OBP: 0.334, SLG: 0.378 (6, 4)	P4				G4-3					2	0	0	0	0	2	2								
Pat Borders, R OBP: 0.354, SLG: 0.354 Ernie Whitt, L OBP: 0.354, SLG: 0.428 (8, PH)			G6-3		G6-3		1B			3	1	1	0	0	1	0								
Manuel Lee, S OBP: 0.301, SLG: 0.339 (6, 6)	G5-3									4	0	1	0	0	1	1								
Glenallen Hill, R OBP: 0.333, SLG: 0.400 (1, 10)	F8				P3					4	0	1	0	0	1	1								
Inning Stats	R: 1 E: 1 K: 2 S: 18	H: 1 LOB: 2 BB: 1 P: 31	R: 0 E: 0 K: 1 S: 7	H: 0 LOB: 0 BB: 0 P: 9	R: 0 E: 0 K: 1 S: 12	H: 1 LOB: 1 BB: 0 P: 14	R: 0 E: 0 K: 0 S: 6	H: 0 LOB: 0 BB: 0 P: 10	R: 0 E: 0 K: 1 S: 8	H: 1 LOB: 1 BB: 0 P: 10	R: 0 E: 0 K: 1 S: 7	H: 0 LOB: 0 BB: 0 P: 12	R: 1 E: 0 K: 2 S: 15	H: 3 LOB: 2 BB: 0 P: 23	R: 0 E: 0 K: 2 S: 13	H: 2 LOB: 2 BB: 0 P: 18	R: 0 E: 0 K: 1 S: 5	H: 0 LOB: 0 BB: 0 P: 8	1B: 7 2B: 1 3B: 0 HR: 0	SF: 0 SAC: 0 DP: 0 HBP: 0	WP: 0 PB: 0 SB: 0 CS: 0	PA: 37		
PITCHER	IP	WLS	BF	H	R	ER	SO	BB	IBB	HBP	BLK	WP	HR	S	P	ERA	WHIP							
David West, L ERA: 6.38 (1, 1)	7.0	W	29	6	2	1	7	1	0	0	0	0	0	73	109	1.29	1.000							
Juan Berenguer, R ERA: 3.56 (8, 1)	1.0		5	2	0	0	2	0	0	0	0	0	0	13	18	0.00	2.000							
Gary Wayne, L ERA: 3.36 (9, 1)	1.0		3	0	0	0	1	0	0	0	0	0	0	5	8	0.00	0.000							

AB 36
R 2
H 8
RBI 1
BB 1
SO 10
LOB 16



Batter	1	2	3	4	5	6	7	8	9	AB	R	H	RBI	BB	SO	LOB	BOTTOM							
Al Newman, S OBP: 0.346, SLG: 0.311 (1, 5)			S		CS		FC3		K	3	3	2	0	2	1	1	Toronto Blue Jays @ Minnesota Twins Hubert H. Humphrey Metrodome, Minneapolis, MN Tue Sep 12 1989, 8:05 PM EDT Att. 14,849 - Dome							
Randy Bush, L OBP: 0.346, SLG: 0.446 (1, 7)			P6		L9		FC3			4	2	1	2	0	0	3								
Kirby Puckett, R OBP: 0.379, SLG: 0.463 (1, 8)					F8		HR			3	1	2	1	0	0	0								
Kent Hrbek, L OBP: 0.351, SLG: 0.522 (1, 3)	SF9		G4-3				HR			3	1	1	5	0	0	1								
Brian Harper, R OBP: 0.341, SLG: 0.433 (1, 2)	L6-3				G4-3		G5-3			4	0	0	0	0	0	1								
Paul Sorrento, L OBP: 0.500, SLG: 0.333 (1, 10)			P5		F9		K			4	0	2	0	0	1	0								
Gene Larkin, S ERA: 3.98 John Moses, S OBP: 0.331, SLG: 0.372 (9, 7)			P6		S					4	0	1	0	0	1	1								
Greg Gagne, R OBP: 0.301, SLG: 0.416 (1, 6)			G3		F9		E1		G6-3	4	1	1	0	0	2	2								
Wally Backman, S OBP: 0.303, SLG: 0.280 Doug Baker, S OBP: 0.365, SLG: 0.391 (9, 4)			F8		F8		SH5-3			3	0	1	0	0	2	2								
Inning Stats	R: 2 E: 1 K: 0 S: 11	H: 2 LOB: 0 BB: 1 P: 20	R: 0 E: 0 K: 0 S: 7	H: 0 LOB: 0 BB: 0 P: 11	R: 1 E: 0 K: 0 S: 9	H: 2 LOB: 1 BB: 0 P: 15	R: 0 E: 0 K: 0 S: 9	H: 2 LOB: 2 BB: 0 P: 16	R: 0 E: 0 K: 0 S: 7	H: 1 LOB: 0 BB: 0 P: 11	R: 0 E: 0 K: 0 S: 11	H: 1 LOB: 1 BB: 0 P: 14	R: 5 E: 1 K: 1 S: 13	H: 2 LOB: 0 BB: 1 P: 22	R: 0 E: 0 K: 2 S: 10	H: 1 LOB: 1 BB: 0 P: 16	1B: 10 2B: 1 3B: 0 HR: 1	SF: 1 SAC: 1 DP: 1 HBP: 1	WP: 1 PB: 0 SB: 2 CS: 1	PA: 37				
PITCHER	IP	WLS	BF	H	R	ER	SO	BB	IBB	HBP	BLK	WP	HR	S	P	ERA	WHIP							
Todd Stittlemire, R ERA: 3.76 (7, 1)	0.2		5	1	3	3	1	0	0	1	0	1	1	9	14	40.50	1.500							
Jose Antonio Nunez, R ERA: 3.86 (8, 1)	1.0		4	1	0	0	2	0	0	0	0	0	0	10	16	0.00	1.000							

AB 32
R 8
H 11
RBI 8
BB 2
SO 3
LOB 11



Batter	1	2	3	4	5	6	7	8	9	AB	R	H	RBI	BB	SO	LOB	TOP								
Lloyd Moseby, L OBP: 0.306, SLG: 0.359 (1, 8)	G6-3		G6-3			K	F7		P7	5	0	0	0	0	1	4	Toronto Blue Jays @ Minnesota Twins Hubert H. Humphrey Metrodome, Minneapolis, MN Wed Sep 13 1989, 8:05 PM EDT Att: 14,903 - Dome - 62 F livebaseballscorecards.com								
Mookie Wilson, S OBP: 0.283, SLG: 0.350 (1, 9)	F7			P5		2B	1B	G5-4-3	F9	5	1	2	0	0	0	2									
George Bell, R OBP: 0.331, SLG: 0.467 (1, 7)	F9			G5-3		1-H	2B	G5-4-3		4	0	1	1	0	0	1									
Fred McGriff, L OBP: 0.399, SLG: 0.559 (1, 3)		K		2B						3	0	2	0	1	1	0									
Ernie Whitt, L OBP: 0.351, SLG: 0.425 Pat Borders, R OBP: 0.292, SLG: 0.352 (8, PH) (8, 2)		K		F3		F8		G5-3		3	0	0	0	0	1	3									
Tony Fernandez, S OBP: 0.280, SLG: 0.373 (1, 6)					G6-3		G3			3	1	1	1	1	0	0									
Kelly Gruber, R OBP: 0.324, SLG: 0.433 (1, 5)		G3			F8		F7	1B	1B	3	0	1	0	1	0	1									
Lee Mazzilli, S OBP: 0.396, SLG: 0.421 (1, 10)			G6-3		K				P9	3	0	0	0	1	1	1									
Nelson Liriano, S OBP: 0.333, SLG: 0.377 (1, 4)			F8			G3-1	F7			4	0	1	0	0	0	2									
Inning Stats	R: 0 E: 0 K: 0 S: 6	H: 0 LOB: 0 BB: 0 P: 10	R: 0 E: 0 K: 2 S: 9	H: 0 LOB: 1 BB: 1 P: 18	R: 0 E: 0 K: 0 S: 6	H: 0 LOB: 0 BB: 0 P: 12	R: 0 E: 0 K: 0 S: 7	H: 1 LOB: 1 BB: 0 P: 8	R: 0 E: 0 K: 1 S: 6	H: 0 LOB: 0 BB: 0 P: 10	R: 1 E: 0 K: 1 S: 11	H: 2 LOB: 2 BB: 1 P: 19	R: 0 E: 0 K: 0 S: 9	H: 1 LOB: 2 BB: 1 P: 15	R: 0 E: 0 K: 0 S: 7	H: 2 LOB: 1 BB: 0 P: 11	R: 1 E: 0 K: 0 S: 14	H: 2 LOB: 2 BB: 1 P: 20	1B: 5 2B: 2 3B: 0 HR: 1	SF: 0 SAC: 0 DP: 1 HBP: 0	WP: 0 PB: 0 SB: 1 CS: 0	PA: 38			
PITCHER	IP	WLS	BF	H	R	ER	SO	BB	IBB	HBP	BLK	WP	HR	S	P	ERA	WHIP								
Kevin Tapani, L ERA: 2.45 (1, 1)	7.2	W	31	6	1	1	4	3	0	0	0	0	0	59	99	1.17	1.174								
Gary Wayne, L ERA: 3.34 (8, 1)	0.1		1	0	0	0	0	0	0	0	0	0	0	2	4	0.00	0.000								
Jeff Reardon, R ERA: 4.17 (9, 1)	1.0	S	6	2	1	1	0	1	0	0	0	0	1	14	20	9.00	3.000								

Batter	1	2	3	4	5	6	7	8	9	AB	R	H	RBI	BB	SO	LOB	BOTTOM								
Al Newman, S OBP: 0.345, SLG: 0.311 (1, 4)	G6-3		G6-3		F7		WP			4	0	1	0	0	0	0	Toronto Blue Jays @ Minnesota Twins Hubert H. Humphrey Metrodome, Minneapolis, MN Wed Sep 13 1989, 8:05 PM EDT Att: 14,903 - Dome - 62 F livebaseballscorecards.com								
Dan Gladden, R OBP: 0.330, SLG: 0.407 (1, 7)	F8		K			1B	WP			4	0	2	0	0	1	0									
Kirby Puckett, R OBP: 0.378, SLG: 0.460 (1, 8)	P4			G3	P6			1B		3	0	0	0	1	0	1									
Brian Harper, R OBP: 0.343, SLG: 0.440 (1, 2)		1B				P3	P4			4	2	2	0	0	0	3									
Gene Larkin, S OBP: 0.354, SLG: 0.360 (1, 10)		FC5								3	1	3	0	0	0	0									
Kent Hrbek, L OBP: 0.350, SLG: 0.519 (1, 3)		G4-3			E8					4	0	1	2	0	0	2									
Carmen Castillo, R OBP: 0.309, SLG: 0.466 John Moses, S OBP: 0.329, SLG: 0.371 (8, PH) (9, 9)		P3			G5-3					3	0	0	0	0	0	3									
Greg Gagne, R OBP: 0.299, SLG: 0.414 (1, 6)		FC5			L1					3	0	0	0	0	0	2									
Terry Jorgensen, R (1, 5)				G3-1						3	0	0	0	0	0	0									
Inning Stats	R: 0 E: 0 K: 0 S: 6	H: 0 LOB: 0 BB: 0 P: 11	R: 1 E: 0 K: 0 S: 8	H: 2 LOB: 1 BB: 0 P: 14	R: 0 E: 0 K: 1 S: 7	H: 0 LOB: 0 BB: 0 P: 10	R: 2 E: 1 K: 0 S: 10	H: 2 LOB: 1 BB: 0 P: 15	R: 0 E: 0 K: 0 S: 10	H: 1 LOB: 1 BB: 0 P: 14	R: 0 E: 0 K: 0 S: 9	H: 1 LOB: 0 BB: 0 P: 13	R: 0 E: 0 K: 0 S: 10	H: 2 LOB: 3 BB: 1 P: 18	R: 0 E: 0 K: 0 S: 6	H: 1 LOB: 0 BB: 0 P: 12	1B: 5 2B: 4 3B: 0 HR: 0	SF: 0 SAC: 0 DP: 0 HBP: 1	WP: 1 PB: 0 SB: 0 CS: 0	PA: 34					
PITCHER	IP	WLS	BF	H	R	ER	SO	BB	IBB	HBP	BLK	WP	HR	S	P	ERA	WHIP								
John Cerutti, L ERA: 2.91 (1, 1)	6.2	L	29	8	3	2	1	0	0	0	0	0	0	57	88	2.70	1.200								
Jim Acker, R ERA: 2.45 (7, 1)	1.1		5	1	0	0	0	0	1	0	0	1	0	9	19	0.00	0.750								

Batter	1	2	3	4	5	6	7	8	9	AB	R	H	RBI	BB	SO	LOB	TOP			
Lloyd Moseby, L OBP: 0.305, SLG: 0.358 (1, 8)	G5-3		G6-3			G3-1		G4-6-3		4	0	1	0	0	0	1	Toronto Blue Jays @ Minnesota Twins Hubert H. Humphrey Metrodome, Minneapolis, MN Thu Sep 14 1989, 4:33 AM EDT Att. 14,262 - Dome livebaseballscorecards.com			
Mookie Wilson, S OBP: 0.280, SLG: 0.347 (1, 9)	F8		G6-3			G4-3		G4-6-3		4	0	0	0	0	0	3				
George Bell, R OBP: 0.329, SLG: 0.464 (1, 7)	P3			L7			G3		G4-3	4	0	0	0	0	0	0				
Fred McGriff, L OBP: 0.400, SLG: 0.559 (1, 3)				G5-3					P5	4	0	2	0	0	0	0				
Kelly Gruber, R OBP: 0.323, SLG: 0.431 (1, 5)										2	0	0	0	0	1	1				
Ozzie Virgil, R OBP: 0.367, SLG: 0.667 (7, PH)										0	0	0	0	1	0	0				
Alexis Infante, R OBP: 0.250, SLG: 0.250 (7, PR)										0	0	0	0	0	0	0				
Rance Mulliniks, L OBP: 0.322, SLG: 0.327 (9, PH)										0	0	0	0	1	0	0				
Tony Fernandez, S OBP: 0.280, SLG: 0.370 (1, 6)										3	0	0	0	1	0	3				
Pat Borders, R OBP: 0.288, SLG: 0.347 (1, 2)										3	0	0	0	0	1	3				
Glenallen Hill, R OBP: 0.333, SLG: 0.393 (1, 10)										3	0	1	0	0	2	0				
Manuel Lee, S OBP: 0.301, SLG: 0.339 (1, 4)										3	0	1	0	0	0	1				
Inning Stats	R: 0 E: 0 K: 0 S: 7	H: 0 LOB: 0 BB: 0 P: 10	R: 0 E: 0 K: 1 S: 8	H: 1 LOB: 1 BB: 1 P: 15	R: 0 E: 0 K: 1 S: 13	H: 1 LOB: 1 BB: 0 P: 21	R: 0 E: 0 K: 0 S: 4	H: 0 LOB: 0 BB: 0 P: 5	R: 0 E: 0 K: 2 S: 9	H: 0 LOB: 0 BB: 0 P: 14	R: 0 E: 0 K: 0 S: 4	H: 1 LOB: 2 BB: 1 P: 14	R: 0 E: 0 K: 0 S: 9	H: 2 LOB: 1 BB: 0 P: 12	R: 0 E: 0 K: 0 S: 9	H: 0 LOB: 1 BB: 1 P: 16	1B: 5 2B: 0 3B: 0 HR: 0	SF: 0 SAC: 0 DP: 1 HBP: 0	WP: 0 PB: 0 SB: 1 CS: 1	PA: 33
PITCHER	IP WLS BF H R ER SO BB IBB HBP BLK WP HR S P ERA WHIP	7.1 W 28 5 0 0 4 2 0 0 0 0 0 60 95 0.00 0.955	1.2 S 5 0 0 0 0 1 0 0 0 0 0 10 18 0.00 0.600											IP WLS BF H R ER SO BB IBB HBP BLK WP HR S P ERA WHIP	7.1 W 28 5 0 0 4 2 0 0 0 0 0 60 95 0.00 0.955	1.2 S 5 0 0 0 0 1 0 0 0 0 0 10 18 0.00 0.600				

Batter	1	2	3	4	5	6	7	8	9	AB	R	H	RBI	BB	SO	LOB	BOTTOM			
Al Newman, S OBP: 0.343, SLG: 0.309 (1, 4) (9, 5)	G1-3									5	0	1	0	0	0	6	Toronto Blue Jays @ Minnesota Twins Hubert H. Humphrey Metrodome, Minneapolis, MN Thu Sep 14 1989, 4:33 AM EDT Att. 14,262 - Dome livebaseballscorecards.com			
Dan Gladden, R OBP: 0.334, SLG: 0.413 (1, 7)										4	1	3	0	0	0	1				
Kirby Puckett, R OBP: 0.376, SLG: 0.457 (1, 8)										4	0	0	0	0	0	4				
Brian Harper, R OBP: 0.344, SLG: 0.439 (1, 2)										3	0	1	1	1	0	2				
Gene Larkin, S OBP: 0.353, SLG: 0.359 (1, 10)										4	0	1	0	0	0	3				
Kent Hrbek, L OBP: 0.346, SLG: 0.514 (1, 3)										3	0	0	0	1	0	2				
Carmen Castillo, R OBP: 0.314, SLG: 0.471 (1, 9)										2	0	1	0	1	0	1				
John Moses, S OBP: 0.332, SLG: 0.373 (8, 9)										1	1	1	0	0	0	0				
Greg Gagne, R OBP: 0.300, SLG: 0.417 (1, 6)										4	0	2	1	0	0	3				
Terry Jorgensen, R OBP: 0.365, SLG: 0.391 (1, 5)										2	0	0	0	1	1	2				
Randy Bush, L OBP: 0.348, SLG: 0.446 (8, PH)										0	0	0	0	1	0	0				
Doug Baker, S OBP: 0.365, SLG: 0.391 (9, 4)										0	0	0	0	0	0	0				
Inning Stats	R: 0 E: 0 K: 0 S: 5	H: 1 LOB: 1 BB: 0 P: 8	R: 0 E: 0 K: 0 S: 9	H: 2 LOB: 3 BB: 1 P: 16	R: 1 E: 1 K: 0 S: 7	H: 2 LOB: 1 BB: 0 P: 15	R: 0 E: 0 K: 1 S: 9	H: 0 LOB: 1 BB: 1 P: 17	R: 0 E: 0 K: 0 S: 5	H: 1 LOB: 1 BB: 1 P: 10	R: 0 E: 0 K: 0 S: 5	H: 1 LOB: 1 BB: 1 P: 10	R: 0 E: 0 K: 0 S: 8	H: 1 LOB: 1 BB: 0 P: 10	R: 1 E: 0 K: 0 S: 9	H: 2 LOB: 2 BB: 1 P: 15	1B: 7 2B: 3 3B: 0 HR: 0	SF: 0 SAC: 0 DP: 1 HBP: 0	WP: 0 PB: 0 SB: 1 CS: 0	PA: 37
PITCHER	IP WLS BF H R ER SO BB IBB HBP BLK WP HR S P ERA WHIP	6.0 L 27 7 1 1 1 4 0 0 0 0 0 8 10 0.00 1.000	1.0 4 1 0 0 0 0 0 0 0 0 0 0 9 15 9.00 2.000											IP WLS BF H R ER SO BB IBB HBP BLK WP HR S P ERA WHIP	6.0 L 27 7 1 1 1 4 0 0 0 0 0 8 10 0.00 1.000	1.0 4 1 0 0 0 0 0 0 0 0 0 9 15 9.00 2.000				

Batter	1	2	3	4	5	6	7	8	9	AB	R	H	RBI	BB	SO	LOB	TOP										
Jerry Browne, S OBP: 0.377, SLG: 0.409	F9		2B		SH1-3		1B		F7	4	0	2	0	0	0	1	Cleveland Indians @ Toronto Blue Jays SkyDome, Toronto, ON Fri Sep 15 1989, 7:05 PM EDT Att: 49,444 - Unknown										
Denny Gonzalez, R OBP: 0.357, SLG: 0.385 Beau Alired, L OBP: 0.429, SLG: 0.500	K		K		G5-3		1B		K	3	0	0	1	0	2	2											
Joe Carter, R OBP: 0.294, SLG: 0.473 Mike Young, S OBP: 0.286, SLG: 0.228	K				G6-3		F8		G4-3	1	0	0	0	0	1	0											
Pete O'Brien, L OBP: 0.362, SLG: 0.381		P6			P6		K		G1-3	4	0	0	0	0	1	2											
Brook Jacoby, R OBP: 0.348, SLG: 0.423		G4-3			G4-3		K		G4-3	4	0	1	0	0	1	0											
Cory Snyder, R OBP: 0.259, SLG: 0.374		E7			FC5-4		1B		F9	3	0	0	0	1	0	1											
Joel Skinner, R OBP: 0.282, SLG: 0.304		L9			2B		1B		G1-3	4	1	3	0	0	0	1											
Brad Komminsk, R OBP: 0.332, SLG: 0.458 Dion James, L OBP: 0.369, SLG: 0.378					G6-3		G4-3		G1-3	2	1	1	1	0	0	0											
Felix Fermin, R OBP: 0.298, SLG: 0.259 Dave Clark, L OBP: 0.313, SLG: 0.372 Luis Aquayo, R OBP: 0.241, SLG: 0.271					G4-3		SH1-3		F8	2	0	1	0	0	0	0											
Inning Stats	R: 0 E: 0 K: 2 S: 8	H: 0 LOB: 0 BB: 0 P: 14	R: 0 E: 1 K: 0 S: 7	H: 0 LOB: 1 BB: 0 P: 11	R: 0 E: 0 K: 1 S: 9	H: 1 LOB: 1 BB: 0 P: 15	R: 0 E: 0 K: 0 S: 8	H: 1 LOB: 1 BB: 0 P: 16	R: 2 E: 0 K: 0 S: 14	H: 3 LOB: 1 BB: 0 P: 17	R: 0 E: 0 K: 2 S: 13	H: 1 LOB: 2 BB: 1 P: 25	R: 0 E: 0 K: 1 S: 10	H: 2 LOB: 2 BB: 0 P: 18	R: 0 E: 0 K: 0 S: 7	H: 1 LOB: 1 BB: 0 P: 10		R: 0 E: 0 K: 1 S: 10	H: 1 LOB: 1 BB: 0 P: 12	1B: 6 2B: 4 3B: 0 HR: 0	SF: 0 SAC: 1 DP: 0 HBP: 0	WP: 1 PB: 0 SB: 0 CS: 0	PA: 39				
PITCHER	IP	WLS	BF	H	R	ER	SO	BB	IBB	HBP	BLK	WP	HR	S	P	ERA	WHIP										
Jimmy Key, L ERA: 3.74	(1, 1)	5.2	W	25	6	2	2	5	1	0	0	0	0	56	92	3.18	1.235										
Jim Acker, R ERA: 2.43	(6, 1)	0.2		4	2	0	0	0	0	0	0	0	0	8	17	0.00	3.000										
David Wells, L ERA: 2.48	(7, 1)	1.2		6	1	0	0	1	0	0	0	1	0	12	17	0.00	0.600										
Tom Henke, R ERA: 2.03	(9, 1)	1.0	S	4	1	0	0	1	0	0	0	0	0	10	12	0.00	1.000										

Batter	1	2	3	4	5	6	7	8	9	AB	R	H	RBI	BB	SO	LOB	BOTTOM										
Mookie Wilson, S OBP: 0.277, SLG: 0.343	P3	G6-3			P3		L8		G5-3	5	0	0	0	0	0	2	Cleveland Indians @ Toronto Blue Jays SkyDome, Toronto, ON Fri Sep 15 1989, 7:05 PM EDT Att: 49,444 - Unknown										
Tom Lawless, R OBP: 0.282, SLG: 0.234	L8				L7		1B		F8	4	1	1	0	1	0	2											
George Bell, R OBP: 0.330, SLG: 0.470					F8		F9		1B	4	1	2	1	0	0	1											
Fred McGriff, L OBP: 0.404, SLG: 0.560					FC6-4		L8		1B	2	2	2	1	2	0	0											
Ozzie Virgil, R OBP: 0.800, SLG: 1.000					K		1B		F9	3	1	1	2	1	1	4											
Tony Fernandez, S OBP: 0.281, SLG: 0.373					FC6-4		L8		G1-6-3	4	0	2	0	0	0	4											
Pat Borders, R OBP: 0.292, SLG: 0.355					G4-3		1B		P3	4	0	2	1	0	0	2											
Manuel Lee, S OBP: 0.297, SLG: 0.335					G4-3		G4-3		G1-6-3	4	0	0	0	0	0	4											
Glenallen Hill, R OBP: 0.344, SLG: 0.400 Junior Felix, S OBP: 0.308, SLG: 0.383					P4		1B		K	2	0	0	0	0	1	0											
Inning Stats	R: 3 E: 0 K: 0 S: 14	H: 3 LOB: 1 BB: 1 P: 21	R: 0 E: 0 K: 0 S: 6	H: 0 LOB: 0 BB: 0 P: 9	R: 0 E: 0 K: 1 S: 13	H: 1 LOB: 2 BB: 1 P: 23	R: 0 E: 0 K: 0 S: 16	H: 2 LOB: 2 BB: 0 P: 25	R: 1 E: 0 K: 0 S: 6	H: 2 LOB: 2 BB: 1 P: 15	R: 1 E: 0 K: 0 S: 12	H: 2 LOB: 2 BB: 1 P: 22	R: 0 E: 0 K: 0 S: 3	H: 1 LOB: 0 BB: 0 P: 3	R: 0 E: 0 K: 1 S: 8	H: 0 LOB: 0 BB: 0 P: 13		1B: 7 2B: 2 3B: 0 HR: 2	SF: 0 SAC: 0 DP: 1 HBP: 0	WP: 0 PB: 0 SB: 1 CS: 0	PA: 38						
PITCHER	IP	WLS	BF	H	R	ER	SO	BB	IBB	HBP	BLK	WP	HR	S	P	ERA	WHIP										
Greg Swindell, L ERA: 3.4	(1, 1)	4.2	L	25	8	4	4	1	0	0	0	0	0	10	16	9.00	2.000										
Ed Wiejna, R ERA: 4.82	(5, 1)	1.0		5	1	1	1	0	1	0	0	0	0	14	23	0.00	0.857										
Scott Bailes, L ERA: 4.61	(6, 1)	2.1		8	2	0	0	1	0	0	0	0	0	14	23	0.00	0.857										



Batter	1	2	3	4	5	6	7	8	9	10	11	AB R H RBI BB SO LOB	TOP
Jerry Browne, S OBP: 0.374, SLG: 0.405												5 0 0 0 0 2 0	Cleveland Indians @ Toronto Blue Jays SkyDome, Toronto, ON Sat Sep 16 1989, 3:33 AM EDT Att. 49,218 - Dome - 70 F
Dion James, L OBP: 0.374, SLG: 0.379												2 0 1 0 3 0 0	
Joe Carter, R OBP: 0.295, SLG: 0.477												5 1 2 1 0 1 3	
Pete O'Brien, L OBP: 0.363, SLG: 0.381 Tommy Hinzo, S (8, PR)												3 0 1 0 1 0 1	
Mark Higgins, R OBP: 0.143, SLG: 0.143												0 0 0 0 0 0 0	
Brook Jacoby, R OBP: 0.337, SLG: 0.421 Brad Komminsk, R OBP: 0.332, SLG: 0.458 Luis Aguayo, R OBP: 0.241, SLG: 0.271												5 0 1 0 0 1 3	
Dave Clark, L OBP: 0.312, SLG: 0.382												4 1 1 1 0 1 1	
Beau Alford, L OBP: 0.455, SLG: 0.556 Cory Snyder, R OBP: 0.258, SLG: 0.373												3 0 1 0 1 1 1	
Andy Allanson, R OBP: 0.290, SLG: 0.297												4 0 1 0 1 0 2	
Felix Fermin, R OBP: 0.295, SLG: 0.256 Denny Gonzalez, R OBP: 0.333, SLG: 0.357												4 0 0 0 0 0 2	
												1 0 0 0 0 0 2	
Inning Stats												1B: 5 SF: 0 2B: 1 SAC: 1 3B: 0 DP: 0 HR: 2 HBP: 0	WP: 1 PA: 45 PB: 0 SB: 0 CS: 1
PITCHER													
Dave Stieb, R ERA: 3.52	IP: 6.2 WLS: 29 BF: 7 H: 7 R: 2 ER: 2 SO: 2 BB: 3 IBB: 0 HBP: 0 BLK: 0 WP: 0 HR: 2 S: 64 P: 103 ERA: 3.52 WHIP: 1.500												
Duane Ward, R ERA: 3.63	IP: 7.1 WLS: 13 BF: 1 H: 1 R: 0 ER: 0 SO: 5 BB: 2 IBB: 0 HBP: 0 BLK: 0 WP: 1 HR: 0 S: 29 P: 46 ERA: 3.63 WHIP: 0.818												
David Wells, L ERA: 2.45	IP: 11.1 WLS: 3 BF: 0 H: 0 R: 0 ER: 0 SO: 0 BB: 0 IBB: 1 HBP: 0 BLK: 0 WP: 0 HR: 4 S: 12 P: 000000 ERA: 2.45 WHIP: 0.000												

Batter	1	2	3	4	5	6	7	8	9	10	11	AB R H RBI BB SO LOB	BOTTOM
Lloyd Moseby, L OBP: 0.304, SLG: 0.354												4 0 0 0 1 0 2	Cleveland Indians @ Toronto Blue Jays SkyDome, Toronto, ON Sat Sep 16 1989, 3:33 AM EDT Att. 49,218 - Dome - 70 F
Mookie Wilson, S OBP: 0.274, SLG: 0.339												5 0 0 0 0 3 5	
George Bell, R OBP: 0.331, SLG: 0.471												5 2 2 0 0 1 0	
Fred McGriff, L OBP: 0.404, SLG: 0.557												3 0 0 0 2 1 0	
Ernie Whit, L OBP: 0.560, SLG: 1.000 Pat Borders, R OBP: 0.289, SLG: 0.351												2 0 0 0 0 0 0	
Alexis Infante, R OBP: 0.250, SLG: 0.250												4 1 2 2 0 0 2	
Tony Fernandez, S OBP: 0.282, SLG: 0.382												2 0 0 0 0 0 1	
Rance Mulliniks, L OBP: 0.320, SLG: 0.325 Ozzie Virgil, R OBP: 0.690, SLG: 1.000 Lee Mazzilli, S OBP: 0.393, SLG: 0.417 Tom Lawless, R OBP: 0.276, SLG: 0.231												0 0 0 0 0 0 0	
Nelson Liriano, S OBP: 0.333, SLG: 0.378												4 0 1 0 0 0 1	
Junior Felix, S OBP: 0.310, SLG: 0.387												3 0 1 0 1 2 1	
Inning Stats												1B: 1 SF: 1 2B: 3 SAC: 1 3B: 1 DP: 0 HR: 1 HBP: 0	
PITCHER													
John Farrell, R ERA: 3.86	IP: 5.0 WLS: 22 BF: 4 H: 4 R: 2 ER: 2 SO: 2 BB: 3 IBB: 0 HBP: 0 BLK: 0 WP: 0 HR: 1 S: 43 P: 80 ERA: 3.86 WHIP: 1.400												
Jeff Kaiser, L ERA: 2.64	IP: 6.1 WLS: 2 BF: 0 H: 0 R: 0 ER: 0 SO: 6 BB: 0 IBB: 0 HBP: 0 BLK: 0 WP: 0 HR: 0 S: 61 P: 100 ERA: 2.64 WHIP: 0.000												
Steve Cline, R ERA: 2.64	IP: 6.1 WLS: 2 BF: 1 H: 1 R: 0 ER: 0 SO: 0 BB: 0 IBB: 0 HBP: 0 BLK: 0 WP: 0 HR: 4 S: 66 P: 100 ERA: 2.64 WHIP: 3.000												
Jesse Orosco, L ERA: 2.05	IP: 7.1 WLS: 5 BF: 0 H: 0 R: 0 ER: 0 SO: 4 BB: 0 IBB: 0 HBP: 0 BLK: 0 WP: 0 HR: 14 S: 23 P: 000000 ERA: 2.05 WHIP: 0.000												
Doug Jones, R ERA: 2.33	IP: 8.1 WLS: 11 BF: 1 H: 1 R: 1 ER: 0 SO: 2 BB: 0 IBB: 1 HBP: 0 BLK: 0 WP: 0 HR: 23 S: 39 P: 000000 ERA: 2.33 WHIP: 0.429												



AB 38
R 2
H 8
RBI 2
BB 6
SO 7
LOB 17



AB 36
R 3
H 6
RBI 2
BB 4
SO 8
LOB 15

Batter	1	2	3	4	5	6	7	8	9	AB	R	H	RBI	BB	SO	LOB	TOP																			
Wade Boggs, L (1, 5) OBP: 0.326, SLG: 0.447	K		E4 1B 2B	G6-3			L7		G6-3	5	1	0	0	0	1	3	Boston Red Sox @ Toronto Blue Jays SkyDome, Toronto, ON Mon Sep 18 1999, 7:05 PM EDT Att: 49,579 - Unknown - 64 F																			
Marty Barrett, R (1, 4) OBP: 0.317, SLG: 0.321	F9		2B 1B		G6-3		F8			4	1	1	1	1	0	0																				
Dwight Evans, R (1, 10) OBP: 0.389, SLG: 0.452 Sam Horn, L (8, PH) OBP: 0.254, SLG: 0.192	F7		G3-1 HR 2B		F9			FC6-4 1B		3	1	1	2	0	0	0																				
Mike Greenwell, L (1, 7) OBP: 0.371, SLG: 0.443		F8	G3-1		G4-3			FC6-4 1-2		4	0	0	0	0	0	2																				
Nick Esasky, R (1, 3) OBP: 0.339, SLG: 0.493	K		HR			K		F8		4	1	1	2	0	2	1																				
Carlos Quintana, R (1, 9) OBP: 0.297, SLG: 0.293 Jeff Stone, L (8, 9) OBP: 0.227, SLG: 0.275	PB 1B 2B		HR 1B		G6-3			F8		4	1	2	0	0	0	1																				
Jody Reed, R (1, 6) OBP: 0.370, SLG: 0.389		F9 CS 1B				P4			K	4	0	1	1	0	1	1																				
Kevin Romine, R (1, 8) OBP: 0.328, SLG: 0.343	CS 1-2		G5-3 1B		F8		1B		K	4	1	2	0	0	1	0																				
Rick Cerone, R (1, 2) OBP: 0.323, SLG: 0.336			G5-3		L8		B2			4	0	1	0	0	0	2																				
Inning Stats	R: 0 E: 0 K: 1 S: 8	H: 0 LOB: 0 BB: 0 P: 11	R: 1 E: 0 K: 1 S: 12	H: 2 LOB: 0 BB: 0 P: 20	R: 5 E: 1 K: 0 S: 18	H: 5 LOB: 1 BB: 0 P: 28	R: 0 E: 0 K: 0 S: 9	H: 0 LOB: 0 BB: 0 P: 14	R: 0 E: 0 K: 0 S: 9	H: 0 LOB: 0 BB: 0 P: 13	R: 0 E: 0 K: 1 S: 6	H: 1 LOB: 1 BB: 0 P: 10	R: 0 E: 0 K: 0 S: 5	H: 1 LOB: 1 BB: 0 P: 5	R: 0 E: 0 K: 2 S: 12	H: 1 LOB: 1 BB: 0 P: 18	1B: 7 2B: 2 3B: 0 HR: 1	SF: 0 SAC: 0 DP: 0 HBP: 0	WP: 0 PB: 1 SB: 0 CS: 1	PA: 38																
PITCHER	IP	WLS	BF	H	R	ER	SO	BB	IBB	HBP	BLK	WP	HR	S	P	ERA	WHIP	PITCHER		IP	WLS	BF	H	R	ER	SO	BB	IBB	HBP	BLK	WP	HR	S	P	ERA	WHIP
John Cerutti, L (1, 1) ERA: 2.94 Frank Willis, R (8, 1) ERA: 4.02	7.0	L	29	8	6	3	3	0	0	0	0	0	1	68	106	3.86	1.143			2.0	S	8	2	0	0	2	0	0	0	0	0	0	17	23	0.00	1.000



Batter	1	2	3	4	5	6	7	8	9	AB	R	H	RBI	BB	SO	LOB	BOTTOM																			
Lloyd Moseby, L (1, 8) OBP: 0.309, SLG: 0.362	F7		SF7 1B		G3-1 1B 2B					4	2	3	0	1	0	0	Boston Red Sox @ Toronto Blue Jays SkyDome, Toronto, ON Mon Sep 18 1999, 7:05 PM EDT Att: 49,579 - Unknown - 64 F																			
Mookie Wilson, S (1, 9) OBP: 0.277, SLG: 0.340	P6		E1 1B		G3-1		G1-3		P6	5	0	1	0	0	0	4																				
George Bell, R (1, 7) OBP: 0.329, SLG: 0.468	F9		SF7				G1-3			3	0	1	2	0	0	1																				
Fred McGriff, L (1, 3) OBP: 0.403, SLG: 0.552		2B FC6-4 BB	F9		G1-3			G4-3		3	1	0	0	1	0	2																				
Ernie Whitt, L (1, 2) OBP: 0.351, SLG: 0.424 Pat Borders, R (8, PH) OBP: 0.285, SLG: 0.345		FC6-4 2B		FC1-6 BB		K		K		2	0	1	0	1	1	0																				
Tony Fernandez, S (1, 6) OBP: 0.284, SLG: 0.381		FC6-4 HBP		FC1-6 S 1-2			G6-3 1B		G4-3	3	0	1	0	0	0	1																				
Rance Mulliniks, L (1, 5) OBP: 0.317, SLG: 0.321 Manuel Lee, S (8, PH) OBP: 0.296, SLG: 0.332		FC6-4		G3-1		G6-3			L4	3	0	0	1	0	0	4																				
Lee Mazzilli, S (1, 10) OBP: 0.386, SLG: 0.407 Ozzie Virgil, R (8, PH) OBP: 0.400, SLG: 0.545		G3-6-3		K			F8		K	3	0	0	0	0	1	4																				
Nelson Liriano, S (1, 4) OBP: 0.332, SLG: 0.379			F7		G3					4	0	1	0	0	0	0																				
Inning Stats	R: 0 E: 0 K: 0 S: 5	H: 0 LOB: 0 BB: 0 P: 9	R: 1 E: 0 K: 0 S: 9	H: 1 LOB: 1 BB: 1 P: 19	R: 1 E: 1 K: 0 S: 11	H: 2 LOB: 1 BB: 0 P: 19	R: 0 E: 0 K: 1 S: 13	H: 0 LOB: 1 BB: 1 P: 23	R: 1 E: 0 K: 0 S: 13	H: 2 LOB: 1 BB: 0 P: 21	R: 0 E: 0 K: 1 S: 10	H: 1 LOB: 1 BB: 0 P: 14	R: 0 E: 0 K: 1 S: 10	H: 0 LOB: 0 BB: 0 P: 15	R: 0 E: 0 K: 1 S: 10	H: 1 LOB: 2 BB: 1 P: 17	1B: 4 2B: 4 3B: 0 HR: 0	SF: 1 SAC: 0 DP: 1 HBP: 1	WP: 0 PB: 0 SB: 1 CS: 0	PA: 38																
PITCHER	IP	WLS	BF	H	R	ER	SO	BB	IBB	HBP	BLK	WP	HR	S	P	ERA	WHIP	PITCHER		IP	WLS	BF	H	R	ER	SO	BB	IBB	HBP	BLK	WP	HR	S	P	ERA	WHIP
Mike Boddicker, R (1, 1) ERA: 4.0 Rob Murphy, L (8, 1) ERA: 2.99	7.0	W	30	7	3	2	2	2	0	0	0	0	0	69	118	2.57	1.286			2.0	S	8	1	0	0	2	1	0	0	0	0	20	32	0.00	1.000	



Batter	1	2	3	4	5	6	7	8	9	AB	R	H	RBI	BB	SO	LOB	TOP							
Wade Boggs, L OBP: 0.324, SLG: 0.444 (1, 5)	G1-3	FC6-4		E7	BB		E4		G6-3	5	2	2	2	1	0	0	Boston Red Sox @ Toronto Blue Jays SkyDome, Toronto, ON Wed Sep 20 1989, 7:05 PM EDT Att: 49,571 - Dome - 70 F							
Jody Read, R OBP: 0.370, SLG: 0.390 (1, 4)	P6	FC6-4		F9	BB		G5-4-3			4	0	1	2	1	0	2								
Dwight Evans, R OBP: 0.389, SLG: 0.460 (1, 10)	1B			F9	BB			5-3		5	1	3	3	0	0	1								
Nick Esasky, R OBP: 0.341, SLG: 0.499 (1, 3)	K			G1-3	BB			K		4	0	0	0	1	3	2								
Carlos Quintana, R OBP: 0.307, SLG: 0.309 (1, 7)		G6-3		G6-3	G4-3					4	0	1	0	1	0	4								
Kevin Romine, R OBP: 0.330, SLG: 0.343 (1, 8)		F8			G3-1			F9		3	2	1	0	2	0	2								
Danny Heep, L OBP: 0.356, SLG: 0.408 (1, 9)		K		P2						5	0	1	0	0	1	3								
Jeff Stone, L OBP: 0.234, SLG: 0.279 (9, 9)		1B		P6						0	0	0	0	0	0	0								
Luis Rivera, R OBP: 0.304, SLG: 0.363 (1, 6)		2B		G6-4-3				G3		5	3	3	1	0	1	3								
Rick Cerone, R OBP: 0.325, SLG: 0.345 (1, 2)		2B		G3-1						2	2	2	1	0	0	0								
Rich Gedman, L OBP: 0.271, SLG: 0.275 (4, 2)		1B		E				G3		3	0	0	0	0	0	3								
Inning Stats	R: 0 E: 0 K: 1 S: 7	H: 1 LOB: 1 BB: 0 P: 10	R: 3 E: 0 K: 1 S: 24	H: 4 LOB: 1 BB: 0 P: 36	R: 1 E: 0 K: 2 S: 10	H: 3 LOB: 2 BB: 0 P: 10	R: 2 E: 1 K: 0 S: 10	H: 3 LOB: 1 BB: 0 P: 15	R: 3 E: 0 K: 0 S: 19	H: 2 LOB: 3 BB: 4 P: 41	R: 0 E: 0 K: 0 S: 6	H: 0 LOB: 0 BB: 1 P: 11	R: 0 E: 0 K: 0 S: 6	H: 0 LOB: 0 BB: 0 P: 10	R: 0 E: 0 K: 1 S: 10	H: 0 LOB: 1 BB: 1 P: 18	R: 1 E: 0 K: 0 S: 7	H: 1 LOB: 0 BB: 0 P: 11	1B: 7 2B: 5 3B: 1 HR: 1	SF: 0 SAC: 0 DP: 2 HBP: 0	WP: 1 PB: 0 SB: 0 CS: 0	PA: 46		
PITCHER	IP	WLS	BF	H	R	ER	SO	BB	IBB	HBP	BLK	WP	HR	S	P	ERA	WHIP							
Jimmy Key, L ERA: 3.95 (1, 1)	3.0	L	19	10	6	6	4	0	0	0	0	0	1	44	60	18.00	3.333							
Mauro Gozzo, R ERA: 3.64 (4, 1)	1.2		9	2	3	3	0	1	1	0	0	0	0	19	35	16.20	1.800							
Frank Wilis, R ERA: 3.88 (5, 1)	2.1		10	1	0	0	0	3	0	0	0	0	0	19	38	0.00	1.714							
Jose Antonio Nunez, R ERA: 4.05 (8, 1)	2.0		8	1	1	1	1	1	0	0	0	1	0	17	29	4.50	1.000							

Batter	1	2	3	4	5	6	7	8	9	AB	R	H	RBI	BB	SO	LOB	BOTTOM							
Lloyd Moseby, L OBP: 0.306, SLG: 0.357 (1, 8)	L7		F7	CS	G5-3		F8		2-1	5	0	1	0	0	0	1	Boston Red Sox @ Toronto Blue Jays SkyDome, Toronto, ON Wed Sep 20 1989, 7:05 PM EDT Att: 49,571 - Dome - 70 F							
Mookie Wilson, S OBP: 0.272, SLG: 0.333 (1, 9)	K		1B	HBP	F8		G4-3		1B	4	0	0	0	0	2	3								
George Bell, R OBP: 0.333, SLG: 0.469 (1, 7)										3	0	2	0	0	0	0								
Rob Ducey, L OBP: 0.286, SLG: 0.250 (5, PR) (6, 7)	L4		FC6-4		1B					1	0	0	0	0	0	0								
Fred McGriff, L OBP: 0.402, SLG: 0.546 (1, 3)		2B	K		K					3	1	0	0	1	2	3								
Ernie Whitt, L OBP: 0.351, SLG: 0.425 (1, 2)		2B								3	1	1	0	0	0	2								
Greg Myers, L OBP: 0.167, SLG: 0.175 (8, 2)		3B	FC6-4				F9			1	0	1	0	0	0	0								
Tony Fernandez, S OBP: 0.286, SLG: 0.381 (1, 6)		SF7								2	0	1	1	0	0	0								
Alexis Infante, R OBP: 0.222, SLG: 0.222 (8, 6)					G5-3		G4-6-3			1	0	0	0	0	1	1								
Kelly Gruber, R OBP: 0.324, SLG: 0.441 (1, 5)		FC8-2		G5-3	1B		G4-6-3		1B	4	1	3	1	0	0	1								
Lee Mazzilli, S OBP: 0.377, SLG: 0.384 (1, 10)										2	0	0	0	1	1	1								
John Olerud, L OBP: 0.333, SLG: 0.333 (9, PH)					G5-3				F8	1	0	0	0	0	0	1								
Nelson Liriano, S OBP: 0.333, SLG: 0.382 (1, 4)		FC8-2							P4	4	0	2	1	0	0	3								
Inning Stats	R: 0 E: 0 K: 1 S: 8	H: 0 LOB: 0 BB: 0 P: 12	R: 2 E: 0 K: 0 S: 14	H: 2 LOB: 1 BB: 2 P: 25	R: 0 E: 0 K: 1 S: 14	H: 1 LOB: 2 BB: 0 P: 20	R: 1 E: 0 K: 0 S: 12	H: 2 LOB: 0 BB: 0 P: 20	R: 0 E: 0 K: 1 S: 12	H: 1 LOB: 1 BB: 0 P: 17	R: 0 E: 0 K: 0 S: 6	H: 1 LOB: 0 BB: 0 P: 9	R: 0 E: 0 K: 1 S: 11	H: 1 LOB: 1 BB: 0 P: 16	R: 0 E: 0 K: 1 S: 14	H: 1 LOB: 2 BB: 0 P: 18	R: 0 E: 0 K: 1 S: 12	H: 2 LOB: 2 BB: 0 P: 17	1B: 9 2B: 2 3B: 1 HR: 0	SF: 1 SAC: 0 DP: 2 HBP: 1	WP: 0 PB: 0 SB: 0 CS: 1	PA: 39		
PITCHER	IP	WLS	BF	H	R	ER	SO	BB	IBB	HBP	BLK	WP	HR	S	P	ERA	WHIP							
Roger Clemens, R ERA: 3.13 (1, 1)	8.0	W	33	9	3	3	5	2	0	1	0	0	0	91	137	3.38	1.375							
Lee Smith, R ERA: 3.74 (9, 1)	1.0		5	2	0	0	1	0	0	0	0	0	0	12	17	0.00	2.000							



Batter	1	2	3	4	5	6	7	8	9	AB	R	H	RBI	BB	SO	LOB	TOP					
Lloyd Moseby, L OBP: 0.307, SLG: 0.355	P6		G3	FC6-4 1B		F7		FC6-5 1B BB	K	5	0	1	1	1	1	3						
Mookie Wilson, S OBP: 0.275, SLG: 0.335	G6-3		F7	FC6-4 1B		FC4-6 1B		FC4-6 FC6-5 1B	K	6	0	3	1	0	1	2						
George Bell, R OBP: 0.332, SLG: 0.467	F8			FC6-4 1B		FC4-6 BB		FC6-5 FC4-6 1B		5	0	1	2	0	0	6						
Fred McGriff, L OBP: 0.400, SLG: 0.542		P2	F7	P3				FC4-6 1B		4	0	0	0	1	0	5						
Kelly Gruber, R OBP: 0.325, SLG: 0.440					G4-1	F9			F8	5	2	2	0	0	5							
Tony Fernandez, S OBP: 0.289, SLG: 0.387	F8						P3			5	1	3	0	0	0	1						
Pat Borders, R OBP: 0.291, SLG: 0.348					FC4-9-6				F9	4	1	2	0	1	0	1						
Manuel Lee, S OBP: 0.301, SLG: 0.337									F7	5	1	3	3	0	1	1						
Glenallen Hill, R OBP: 0.341, SLG: 0.385	G1-3				E5 1B FC6-4				K	5	2	2	0	0	1	6						
Inning Stats	R: 0 E: 0 K: 0 S: 8	H: 0 LOB: 0 BB: 0 P: 10	R: 1 E: 0 K: 0 S: 11	H: 3 LOB: 2 BB: 0 P: 14	R: 0 E: 0 K: 0 S: 7	H: 1 LOB: 1 BB: 0 P: 14	R: 4 E: 1 K: 0 S: 15	H: 6 LOB: 2 BB: 0 P: 22	R: 0 E: 0 K: 1 S: 14	H: 1 LOB: 1 BB: 0 P: 11	R: 0 E: 0 K: 0 S: 14	H: 2 LOB: 3 BB: 1 P: 24	R: 0 E: 0 K: 0 S: 6	H: 0 LOB: 0 BB: 0 P: 12	R: 1 E: 0 K: 0 S: 9	H: 2 LOB: 2 BB: 1 P: 15	R: 1 E: 0 K: 3 S: 16	H: 2 LOB: 2 BB: 1 P: 25	1B: 16 2B: 0 3B: 1 HR: 0	SF: 0 SAC: 0 DP: 0 HBP: 0	WP: 0 PB: 0 SB: 0 CS: 0	PA: 47
PITCHER	IP	WLS	BF	H	R	ER	SO	BB	IBB	HBP	BLK	WP	HR	S	P	ERA	WHIP					
Jerry Reuss, L ERA: 5.13	3.1	L	19	9	5	4	0	0	0	0	0	0	0	37	53	10.80	2.700					
Jeff Peterek, R ERA: 4.02	4.2		22	6	1	1	1	2	0	0	0	0	0	40	69	1.93	1.714					
Randy Veres, R ERA: 6.75	1.0		6	2	1	1	3	1	0	0	0	0	0	16	25	9.00	3.000					

Toronto Blue Jays @ Milwaukee Brewers
Milwaukee County Stadium, Milwaukee, WI
Fri Sep 22, 1989, 8:05 PM EDT
Att: 15,569 - Unknown - 56 F

livebaseballscores.com

AB 44
R 7
H 17
RBI 7
BB 3
SO 4
LOB 30



Batter	1	2	3	4	5	6	7	8	9	AB	R	H	RBI	BB	SO	LOB	BOTTOM					
Mike Felder, S OBP: 0.286, SLG: 0.315	F7	K			F8		FC4 S	G3		5	0	0	0	0	1	4						
Bill Spiers, L OBP: 0.296, SLG: 0.313					L3		F7		6-3	5	1	1	0	0	0	1						
Paul Molitor, R OBP: 0.379, SLG: 0.425									E6	5	0	4	0	0	1	1						
Robin Yount, R OBP: 0.384, SLG: 0.506									K	4	1	1	0	1	1	3						
Greg Brock, L OBP: 0.343, SLG: 0.395	G3				F8		F7		6-3 2B 1B	5	0	0	1	0	1	6						
Gary Sheffield, R OBP: 0.302, SLG: 0.326	F8				F9		K		K	4	0	0	0	0	1	5						
Terry Francona, L OBP: 0.260, SLG: 0.327										4	1	3	1	0	0	0						
B.J. Surhoff, L OBP: 0.290, SLG: 0.343										2	0	0	0	1	0	2						
Charlie O'Brien, R OBP: 0.348, SLG: 0.378										4	0	2	0	0	0	2						
Inning Stats	R: 1 E: 0 K: 0 S: 13	H: 2 LOB: 2 BB: 1 P: 21	R: 0 E: 0 K: 1 S: 9	H: 0 LOB: 1 BB: 1 P: 17	R: 0 E: 1 K: 0 S: 10	H: 1 LOB: 2 BB: 0 P: 13	R: 0 E: 0 K: 0 S: 7	H: 1 LOB: 0 BB: 0 P: 9	R: 0 E: 0 K: 1 S: 11	H: 1 LOB: 1 BB: 0 P: 16	R: 0 E: 0 K: 1 S: 9	H: 1 LOB: 1 BB: 0 P: 15	R: 0 E: 0 K: 1 S: 6	H: 1 LOB: 1 BB: 0 P: 10	R: 2 E: 1 K: 0 S: 14	H: 3 LOB: 2 BB: 0 P: 19	R: 0 E: 1 K: 2 S: 12	H: 1 LOB: 1 BB: 0 P: 14	1B: 10 2B: 1 3B: 0 HR: 0	SF: 0 SAC: 0 DP: 1 HBP: 1	WP: 0 PB: 0 SB: 2 CS: 0	PA: 41
PITCHER	IP	WLS	BF	H	R	ER	SO	BB	IBB	HBP	BLK	WP	HR	S	P	ERA	WHIP					
Dave Stieb, R ERA: 3.44	7.0	W	30	7	1	1	3	2	0	0	0	0	0	65	101	1.29	1.286					
Jim Acker, R ERA: 2.39	1.0		7	3	2	1	0	0	0	1	0	0	0	14	19	9.00	3.000					
Tom Henke, R ERA: 2.07	1.0		4	1	0	0	2	0	0	0	0	0	0	12	14	0.00	1.000					

Toronto Blue Jays @ Milwaukee Brewers
Milwaukee County Stadium, Milwaukee, WI
Fri Sep 22, 1989, 8:05 PM EDT
Att: 15,569 - Unknown - 56 F

livebaseballscores.com


AB 38
R 3
H 11
RBI 2
BB 2
SO 5
LOB 24




Batter	1	2	3	4	5	6	7	8	9	AB	R	H	RBI	BB	SO	LOB	TOP			
Lloyd Moseby, L OBP: 0.304, SLG: 0.352 Glenallen Hill, R OBP: 0.357, SLG: 0.400	G6-3		F9		F7		P6		FC5-4	4	0	0	0	0	0	1	Toronto Blue Jays @ Milwaukee Brewers Milwaukee County Stadium, Milwaukee, WI Sat Sep 23 1989, 4:33 AM EDT Att. 24,640 - Cloudy			
Mookie Wilson, S OBP: 0.277, SLG: 0.335	1B		1B		E6		F9		P9	5	1	2	0	0	0	1				
George Bell, R OBP: 0.334, SLG: 0.469	1B		1B		P2		F9		F7	5	0	3	0	0	0	2				
Fred McGriff, L OBP: 0.400, SLG: 0.539	IBB		L4-3				G6-3			3	0	0	0	2	0	3				
Ernie Whitl, L OBP: 0.348, SLG: 0.421 Pat Borders, R OBP: 0.290, SLG: 0.346	K				K		G4-3		F8	3	0	0	0	0	2	5				
Tony Fernandez, S OBP: 0.289, SLG: 0.385	L7								G1-3	2	0	0	0	1	0	3				
Kelly Gruber, R OBP: 0.326, SLG: 0.440									E7	3	0	1	0	0	0	0				
Nelson Liriano, S OBP: 0.333, SLG: 0.383									K	4	0	1	0	0	0	3				
Junior Felix, S OBP: 0.311, SLG: 0.388										4	0	1	0	0	1	3				
Inning Stats	R: 0 E: 1 K: 1 S: 10	H: 2 LOB: 3 BB: 1 P: 18	R: 0 E: 0 K: 0 S: 6	H: 0 LOB: 0 BB: 0 P: 9	R: 1 E: 0 K: 0 S: 7	H: 2 LOB: 0 BB: 0 P: 11	R: 0 E: 0 K: 1 S: 14	H: 1 LOB: 2 BB: 1 P: 22	R: 0 E: 0 K: 0 S: 15	H: 0 LOB: 1 BB: 0 P: 11	R: 0 E: 0 K: 0 S: 6	H: 1 LOB: 1 BB: 0 P: 10	R: 0 E: 1 K: 1 S: 7	H: 1 LOB: 1 BB: 0 P: 12	R: 0 E: 0 K: 0 S: 7	H: 1 LOB: 1 BB: 0 P: 12	1B: 7 2B: 3 3B: 0 HR: 0	SF: 0 SAC: 0 DP: 2 HBP: 1	WP: 0 PB: 0 SB: 2 CS: 0	PA: 39
PITCHER	IP WLS BF H R ER SO BB IBB HBP BLK WP HR S P ERA WHIP																			
Don August, R ERA: 4.94	(1, 1) 6.1 W 29 7 1 0 2 2 2 1 1 0 0 0 0 63 99 0.00 1.421																			
Tony Fossas, L ERA: 3.47	(7, 1) 2.0 8 2 0 0 1 0 0 0 0 0 0 0 15 24 0.00 1.000																			
Chuck Crim, R ERA: 2.87	(9, 1) 0.1 1 0 0 0 0 0 0 0 0 0 0 0 1 2 0.00 0.000																			
Dan Plesac, L ERA: 2.37	(9, 1) 0.1 S 1 0 0 0 0 0 0 0 0 0 0 0 0 1 2 0.00 0.000																			

Batter	1	2	3	4	5	6	7	8	9	AB	R	H	RBI	BB	SO	LOB	BOTTOM			
Bill Spiers, L OBP: 0.293, SLG: 0.309	L7				L5				G3-1	4	0	0	0	0	0	5	Toronto Blue Jays @ Milwaukee Brewers Milwaukee County Stadium, Milwaukee, WI Sat Sep 23 1989, 4:33 AM EDT Att. 24,640 - Cloudy			
B.J. Surhoff, L OBP: 0.290, SLG: 0.349	K				F8				G5-3	4	1	1	1	0	1	0				
Paul Molitor, R OBP: 0.380, SLG: 0.432	HR				G6-3				G5-3	4	1	2	1	0	0	0				
Robin Yount, R OBP: 0.385, SLG: 0.504	BB				K				G6-3	2	0	0	0	2	1	1				
Greg Brock, L OBP: 0.344, SLG: 0.396	L5				1B				F7	4	1	2	0	0	0	2				
Rob Deer, R OBP: 0.302, SLG: 0.429					F7				1B	4	0	1	0	0	2	3				
Gary Sheffield, R OBP: 0.302, SLG: 0.325					K				P3	4	1	1	0	0	1	2				
Glenn Braggs, R OBP: 0.304, SLG: 0.372					1B				P5	4	0	2	0	0	0	1				
Terry Francona, L OBP: 0.262, SLG: 0.330 Greg Vaughn, R OBP: 0.366, SLG: 0.489					1B				G1-3	1	0	1	2	0	0	0				
					1B					1	0	0	0	1	0	0				
Inning Stats	R: 1 E: 0 K: 1 S: 10	H: 1 LOB: 1 BB: 1 P: 16	R: 1 E: 0 K: 1 S: 13	H: 2 LOB: 1 BB: 0 P: 21	R: 0 E: 0 K: 1 S: 9	H: 0 LOB: 0 BB: 0 P: 16	R: 1 E: 0 K: 1 S: 12	H: 3 LOB: 2 BB: 0 P: 15	R: 1 E: 0 K: 0 S: 8	H: 2 LOB: 0 BB: 0 P: 11	R: 0 E: 0 K: 0 S: 10	H: 1 LOB: 2 BB: 1 P: 19	R: 0 E: 0 K: 1 S: 17	H: 1 LOB: 2 BB: 1 P: 26	R: 0 E: 0 K: 0 S: 7	H: 0 LOB: 0 BB: 0 P: 11	1B: 7 2B: 1 3B: 0 HR: 2	SF: 1 SAC: 0 DP: 0 HBP: 0	WP: 0 PB: 0 SB: 2 CS: 1	PA: 36
PITCHER	IP WLS BF H R ER SO BB IBB HBP BLK WP HR S P ERA WHIP																			
Todd Stottlemyre, R ERA: 3.98	(1, 1) 4.1 L 22 4 4 4 4 1 0 0 0 0 0 0 0 13 22 0.00 1.200																			
David Wells, L ERA: 2.39	(5, 1) 1.2 6 1 0 0 0 1 0 0 0 0 0 0 13 22 0.00 1.200																			
Duane Ward, R ERA: 3.51	(7, 1) 2.0 8 1 0 0 1 1 0 0 0 0 0 0 24 37 0.00 1.000																			

AB 35
R 1
H 9
RBI 0
BB 3
SO 3
LOB 22



AB 32
R 4
H 10
RBI 4
BB 3
SO 5
LOB 14



Batter	1	2	3	4	5	6	7	8	9	AB	R	H	RBI	BB	SO	LOB	TOP						
Lloyd Moseby, L (1, 8) OBP: 0.302, SLG: 0.348	1-3 K		3-2 FC6-4 1B		1-1 L6			3-3 K		4	0	1	0	0	2	0	Toronto Blue Jays @ Detroit Tigers Tiger Stadium, Detroit, MI Mon Sep 25 1989, 7:05 PM EDT Att: 15,990 - Unknown - 59 F						
Mookie Wilson, S (1, 7) OBP: 0.276, SLG: 0.334	2-2 P4		1-2 FC6-4 1-2		0-0 1B			1-3 K		4	0	1	0	0	1	1							
George Bell, R (1, 10) OBP: 0.330, SLG: 0.463	2-3 K		2-3 K		1-1 P3			1-3 K		4	0	0	0	0	3	2							
Fred McGriff, L (1, 3) OBP: 0.401, SLG: 0.536		4-2 HR BB		2-0 1B				0-3 K		2	1	1	0	2	1	0							
Kelly Gruber, R (1, 5) OBP: 0.325, SLG: 0.440		0-1 F7 BB		0-0 P6				3-0 F7		4	0	0	0	0	0	3							
Tony Fernandez, S (1, 6) OBP: 0.292, SLG: 0.393		2-2 HR		4-0 FC5-4 BB				2-2 G5-3		3	1	1	2	1	1	1							
Manuel Lee, S (1, 4) OBP: 0.300, SLG: 0.333		4-2 G6-3 BB		1-3 K				0-0 G4-3		3	0	0	0	1	2	3							
Pat Borders, R (1, 2) OBP: 0.286, SLG: 0.342		0-0 G6-3		0-1 FC5-4				1-1 P4		3	0	0	0	0	0	3							
Glenallen Hill, R (1, 9) OBP: 0.333, SLG: 0.372			1-1 G6-3		2-2 G6-3			0-0 P3		3	0	0	0	0	0	0							
Inning Stats	R: 0 E: 0 K: 2 S: 9	H: 0 LOB: 0 BB: 0 P: 14	R: 2 E: 0 K: 0 S: 11	H: 1 LOB: 0 BB: 2 P: 21	R: 0 E: 0 K: 1 S: 11	H: 1 LOB: 1 BB: 0 P: 18	R: 0 E: 0 K: 1 S: 7	H: 1 LOB: 2 BB: 1 P: 14	R: 0 E: 0 K: 0 S: 8	H: 0 LOB: 0 BB: 0 P: 12	R: 0 E: 0 K: 1 S: 7	H: 0 LOB: 0 BB: 0 P: 5	R: 0 E: 0 K: 3 S: 12	H: 0 LOB: 1 BB: 1 P: 16	R: 0 E: 0 K: 2 S: 12	H: 0 LOB: 1 BB: 1 P: 17	1B: 3 2B: 0 3B: 0 HR: 1	SF: 0 SAC: 0 DP: 0 HBP: 0	WP: 0 PB: 0 SB: 0 CS: 0	PA: 34			
PITCHER	IP WLS BF L	H R ER 2	SO 5	BB 3	IBB 0	HBP 0	BLK 0	WP 0	HR 1	S 57	P 96	ERA 2.57	WHIP 1.000										
Brian Dubois, L (1, 1) ERA: 1.75	7.0	4	2	2	5	3	0	0	0	0	0	0.00	0.500										
Paul Gibson, L (8, 1) ERA: 4.41	2.0	0	0	0	5	1	0	0	0	0	0	0.00	0.500										

Batter	1	2	3	4	5	6	7	8	9	AB	R	H	RBI	BB	SO	LOB	BOTTOM						
Gary Pettis, S (1, 8) OBP: 0.376, SLG: 0.306	2-2 2B 1B		2-3 K		0-3 K			1-3 K		4	0	1	0	0	3	0	Toronto Blue Jays @ Detroit Tigers Tiger Stadium, Detroit, MI Mon Sep 25 1989, 7:05 PM EDT Att: 15,990 - Unknown - 59 F						
Alan Trammell, R (1, 6) OBP: 0.310, SLG: 0.333	2-0 1-3 2B		2-0 L5			2-0 F9		0-0 1B		4	0	2	0	0	0	0							
Lou Whitaker, L (1, 4) OBP: 0.360, SLG: 0.467	0-0 G1-3		2-3 K			3-2 1B		1-1 F7		4	0	1	0	0	1	3							
Gary Ward, R (1, 10) OBP: 0.307, SLG: 0.400	2-3 K			2-1 F7		3-2 F9		2-2 G4-3		3	0	0	0	0	1	3							
Matt Nokes, L (8, PH) OBP: 0.303, SLG: 0.403										1	0	0	0	0	0	1							
Chet Lemon, R (1, 9) OBP: 0.323, SLG: 0.347	2-2 F8			1-0 G6-3		3-3 K			1-2 F8	3	0	0	0	0	1	3							
Scott Lusader, L (8, PH) OBP: 0.324, SLG: 0.337										1	0	0	0	0	0	0							
Mike Heath, R (1, 2) OBP: 0.311, SLG: 0.399		0-0 G5-3		1-1 1B				0-0 F9		3	0	1	0	0	0	0							
Rob Richie, L (8, PH) OBP: 0.340, SLG: 0.500									3-3 K	1	0	0	0	0	1	0							
Rick Schu, R (1, 5) OBP: 0.284, SLG: 0.342		1-1 WP 1B		2-3 K				1-1 F9		3	0	1	0	0	1	1							
Doug Strange, S (8, PH) OBP: 0.284, SLG: 0.275									0-3 K	1	0	0	0	0	1	0							
Kenny Williams, R (1, 7) OBP: 0.273, SLG: 0.300		3-3 K			1-0 G5-3			3-2 1B		3	0	1	0	0	1	1							
Dave Bergman, L (1, 3) OBP: 0.341, SLG: 0.363		1-3 K			0-3 K			0-0 G4-3		3	0	0	0	0	2	2							
Inning Stats	R: 0 E: 0 K: 1 S: 11	H: 2 LOB: 2 BB: 0 P: 19	R: 0 E: 0 K: 2 S: 10	H: 1 LOB: 1 BB: 0 P: 15	R: 0 E: 0 K: 2 S: 7	H: 0 LOB: 0 BB: 0 P: 13	R: 0 E: 0 K: 1 S: 8	H: 1 LOB: 1 BB: 0 P: 14	R: 0 E: 0 K: 2 S: 9	H: 0 LOB: 0 BB: 0 P: 9	R: 0 E: 0 K: 1 S: 13	H: 1 LOB: 1 BB: 0 P: 24	R: 0 E: 0 K: 0 S: 9	H: 1 LOB: 1 BB: 0 P: 13	R: 0 E: 0 K: 2 S: 9	H: 0 LOB: 0 BB: 0 P: 13	1B: 6 2B: 1 3B: 0 HR: 0	SF: 0 SAC: 0 DP: 0 HBP: 0	WP: 1 PB: 0 SB: 0 CS: 0	PA: 34			
PITCHER	IP WLS BF S	H R ER 0	SO 6	BB 0	IBB 0	HBP 0	BLK 0	WP 0	HR 1	S 66	P 107	ERA 0.00	WHIP 0.857										
Jimmy Key, L (1, 1) ERA: 3.82	7.0	6	0	0	0	0	0	0	0	0	0	0.00	0.857										
Tom Henke, R (8, 1) ERA: 2.02	2.0	1	0	0	3	0	0	0	0	18	26	0.00	0.500										

AB	30
R	2
H	4
RBI	2
BB	4
SO	10
LOB	13



Batter	1	2	3	4	5	6	7	8	9	AB R H RBI BB SO LOB	TOP											
Lloyd Moseby, L (1, 8) OBP: 0.302, SLG: 0.348	1-1 L7		2-1 G6-3		1-1 B1		3-2 P3 1-H 1B 2B	2-0 L7		5 1 1 1 0 0 3	<p>Toronto Blue Jays @ Detroit Tigers</p> <p>Tiger Stadium, Detroit, MI</p> <p>Wed Sep 27 1989, 7:05 PM EDT</p> <p>Att: 18,331 - Unknown - 55 F</p>											
Mookie Wilson, S (1, 7) OBP: 0.273, SLG: 0.330	2-2 G3-1		2-2 G6-3		0-2 G1-6-3		0-1 P3	0-0 G3-1 3B 1B	5 1 1 0 0 0 2													
Fred McGriff, L (1, 3) OBP: 0.403, SLG: 0.532	4-2 BB		4-0 BB		0-0 F8		4-2 1B BB	2-2 G3-1 1-2	2 0 0 0 3 0 2													
George Bell, R (1, 10) OBP: 0.331, SLG: 0.462	0-0 P3		1-0 L5			2-2 G6-3	0-1 1-2 3B 1B	4-0 3B IBB	4 1 1 1 1 0 2													
Tony Fernandez, S (1, 6)		2-2 FC3-6 1B		4-1 E 1B BB		2-2 G4-3	1-1 G4-3	2-0 1-H 2-H 3B HR	4 2 2 2 1 0 2													
Ernie Whitt, L (1, 2) OBP: 0.350, SLG: 0.420		2-0 FC3-6 1B 1-2		3-3 K		2-1 2B		4-2 HR BB	3 1 1 0 2 1 2													
Kelly Gruber, R (1, 5) OBP: 0.329, SLG: 0.447		0-2 1B		0-0 1B		2-0 L6		1-2 F7 1-H 3-H HR	5 1 3 4 0 0 2													
Nelson Liriano, S (1, 4) OBP: 0.331, SLG: 0.379		1-0 P5		1-0 P6			4-0 FC1-6 BB	1-1 F7 0-2 F8	4 0 0 0 1 0 3													
Junior Felix, S (1, 9) OBP: 0.314, SLG: 0.390		1-2 F8			2-2 C1-6-3 2B		0-2 FC1-6 2B	4-0 F9	4 1 1 0 1 0 3													
Inning Stats	R: 0 E: 0 K: 0 S: 10	H: 0 LOB: 1 BB: 1 P: 17	R: 0 E: 1 K: 0 S: 11	H: 2 LOB: 2 BB: 0 P: 17	R: 0 E: 0 K: 0 S: 6	H: 0 LOB: 1 BB: 1 P: 15	R: 1 E: 0 K: 1 S: 6	H: 1 LOB: 0 BB: 1 P: 14	R: 0 E: 0 K: 0 S: 9	H: 1 LOB: 1 BB: 0 P: 12		R: 0 E: 0 K: 0 S: 11	H: 1 LOB: 2 BB: 2 P: 19	R: 2 E: 0 K: 0 S: 15	H: 2 LOB: 2 BB: 2 P: 27	R: 0 E: 0 K: 0 S: 8	H: 0 LOB: 2 BB: 2 P: 20	R: 5 E: 0 K: 0 S: 13	H: 3 LOB: 0 BB: 2 P: 25	1B: 5 2B: 3 3B: 1 HR: 1	SF: 0 SAC: 0 DP: 0 HBP: 0	WP: 0 PB: 0 SB: 2 CS: 0
PITCHER	IP WLS BF H R ER SO BB IBB HBP BLK WP HR S P ERA WHIP											IP WLS BF H R ER SO BB IBB HBP BLK WP HR S P ERA WHIP										
Doyle Alexander, R (1, 1) ERA: 4.44	7.0 L 32 7 3 3 1 5 0 0 0 0 0 0 68 121 3.86 1.714																					
Paul Gibson, L (8, 1) ERA: 4.54	1.1 10 2 4 4 0 2 2 0 0 0 0 0 16 40 27.00 3.000																					
Frank Williams, R (9, 1) ERA: 3.64	0.2 3 1 1 1 0 0 0 0 0 0 0 0 1 5 5 13.50 1.500																					

AB	36
R	8
H	10
RBI	8
BB	9
SO	1
LOB	21



Batter	1	2	3	4	5	6	7	8	9	AB R H RBI BB SO LOB	BOTTOM									
Gary Pettis, S (1, 8) OBP: 0.375, SLG: 0.306	3-3 K		0-0 F7		1-3 K			3-1 G4-3-6 1-2		4 0 0 0 0 2 1	<p>Toronto Blue Jays @ Detroit Tigers</p> <p>Tiger Stadium, Detroit, MI</p> <p>Wed Sep 27 1989, 7:05 PM EDT</p> <p>Att: 18,331 - Unknown - 55 F</p>									
Alan Trammell, R (1, 6) OBP: 0.316, SLG: 0.338	1-0 2B		4-1 BB BB			0-2 G4-3 F8 1B		3-2 HBP	2 1 2 0 1 0 0											
Lou Whitaker, L (1, 4) OBP: 0.362, SLG: 0.466	0-2 2B		4-0 1-2 BB			3-1 F8 1-2		0-0 L9	3 0 1 1 1 0 2											
Fred Lynn, L (1, 7) OBP: 0.324, SLG: 0.370	0-3 K		2-2 G3			0-2 G4-3 2-3		2-2 F8	4 0 0 0 0 1 4											
Matt Nokes, L (1, 10) OBP: 0.301, SLG: 0.397	1-2 G3			0-0 G4-3		1-1 P5		1-3 K	4 0 0 0 0 1 2											
Dave Bergman, L (1, 3) OBP: 0.340, SLG: 0.361		3-2 G4-3		0-0 CS 1B			0-2 L7	1-2 P6	4 0 1 0 0 0 0											
Chet Lemon, R (1, 9) OBP: 0.321, SLG: 0.344		1-1 F9		2-1 G1 1-2			0-2 P2		3 0 0 0 0 0 1											
Doug Strange, S (1, 5) OBP: 0.284, SLG: 0.267		2-3 K			1-3 K		1-2 G3		3 0 0 0 0 2 0											
Mike Heath, R (1, 2) OBP: 0.312, SLG: 0.395			2-3 K		1-3 K			4-1 G4-3-6 BB	2 0 0 0 1 2 0											
Inning Stats	R: 1 E: 0 K: 2 S: 15	H: 2 LOB: 0 BB: 0 P: 20	R: 0 E: 0 K: 1 S: 8	H: 0 LOB: 0 BB: 0 P: 14	R: 0 E: 0 K: 0 S: 4	H: 1 LOB: 0 BB: 0 P: 6	R: 0 E: 0 K: 3 S: 9	H: 0 LOB: 0 BB: 0 P: 12	R: 0 E: 0 K: 0 S: 12	H: 1 LOB: 1 BB: 0 P: 16		R: 0 E: 0 K: 0 S: 9	H: 0 LOB: 0 BB: 0 P: 10	R: 0 E: 0 K: 0 S: 8	H: 0 LOB: 1 BB: 1 P: 18	R: 0 E: 0 K: 1 S: 12	H: 0 LOB: 0 BB: 0 P: 16	1B: 2 2B: 2 3B: 0 HR: 0	SF: 0 SAC: 0 DP: 1 HBP: 1	WP: 0 PB: 0 SB: 0 CS: 1
PITCHER	IP WLS BF H R ER SO BB IBB HBP BLK WP HR S P ERA WHIP											IP WLS BF H R ER SO BB IBB HBP BLK WP HR S P ERA WHIP								
Dave Stieb, R (1, 1) ERA: 3.35	7.2 W 29 4 1 1 7 3 0 0 0 0 0 0 72 115 1.17 0.913																			
Tom Henke, R (8, 1) ERA: 1.99	1.1 S 4 0 0 0 1 0 0 0 0 0 0 0 13 17 0.00 0.000																			



Top half of the baseball scorecard. It includes batter performance charts for the first 11 innings, inning statistics, and pitcher statistics for the top half of the game. The batter charts show hit locations, scores, and other game events for players like Phil Bradley, Tim Lincecum, and Cal Ripken Jr. The pitcher stats table lists the performance of the top half's pitchers.

Summary statistics for the top half of the game, including Runs (R), Hits (H), RBIs (RBI), Base Steals (BS), Outs (SO), and Left On Base (LOB). Total statistics for the top half are: R: 5, H: 12, RBI: 1, BS: 0, SO: 0, LOB: 1.

Summary statistics for the bottom half of the game. Total statistics for the bottom half are: R: 4, H: 0, RBI: 0, BS: 0, SO: 0, LOB: 1.

Baltimore Orioles @ Toronto Blue Jays
SkyDome, Toronto, ON
Fri Sep 29 1989, 7:05 PM EDT
Att. 49,636 - Dome - 70 F

AB 39
R 1
H 7
RBI 1
BS 5
SO 9
LOB 21



Bottom half of the baseball scorecard. It includes batter performance charts for the first 11 innings, inning statistics, and pitcher statistics for the bottom half of the game. The batter charts show hit locations, scores, and other game events for players like Lloyd Moseby, Mookie Wilson, and Fred McGriff. The pitcher stats table lists the performance of the bottom half's pitchers.

Summary statistics for the bottom half of the game, including Runs (R), Hits (H), RBIs (RBI), Base Steals (BS), Outs (SO), and Left On Base (LOB). Total statistics for the bottom half are: R: 3, H: 2, RBI: 1, BS: 2, SO: 0, LOB: 0.

Baltimore Orioles @ Toronto Blue Jays
SkyDome, Toronto, ON
Fri Sep 29 1989, 7:05 PM EDT
Att. 49,636 - Dome - 70 F

AB 37
R 2
H 9
RBI 1
BS 7
SO 5
LOB 20



Batter	1	2	3	4	5	6	7	8	9	AB	R	H	RBI	BB	SO	LOB	TOP			
Phil Bradley R OBP: 0.364, SLG: 0.417 (1, 7)	F9		2B	1B			FC6-5			4	1	2	1	0	0	1	<p>Baltimore Orioles @ Toronto Blue Jays SkyDome, Toronto, ON Sat Sep 30 1989, 3:33 AM EDT Att: 49,553 - Sunny - 65 F</p>			
Stan Jefferson S OBP: 0.257, SLG: 0.372 Steve Finley L OBP: 0.300, SLG: 0.321 (7, 9)	2B		K	K			L4			4	0	1	0	0	2	4				
Cal Ripken Jr. R OBP: 0.318, SLG: 0.402 (1, 6)	P2		1B	2B			CS	G5-3		4	1	1	1	0	1	1				
Randy Milligan R OBP: 0.394, SLG: 0.458 (1, 3)	K		2B	1B			P7	P3		4	0	1	1	0	1	1				
Craig Worthington R OBP: 0.334, SLG: 0.384 (1, 5)		F7	K				G5-3	G6-3		4	0	0	0	0	1	1				
Mickey Tettleton S OBP: 0.369, SLG: 0.509 (1, 10)		K		K			F8			4	0	0	0	0	3	0				
Mike Devereaux R OBP: 0.329, SLG: 0.379 Joe Orsulak L OBP: 0.351, SLG: 0.421 (9, PH)				2B	1B		F8	G5-3		3	1	2	0	0	0	0				
Bob Melvin R OBP: 0.279, SLG: 0.295 Larry Sheets L OBP: 0.305, SLG: 0.359 (9, PH)	G4-3			1B	2B		G6-3	K		3	0	1	0	0	0	1				
Tim Hulett R OBP: 0.337, SLG: 0.398 (1, 4)			G5-3	P5			FC6-5			3	0	1	0	0	0	2				
Inning Stats	R: 0 E: 0 K: 1 S: 9	H: 1 LOB: 1 BB: 0 P: 19	R: 0 E: 0 K: 1 S: 9	H: 1 LOB: 1 BB: 0 P: 16	R: 2 E: 0 K: 2 S: 18	H: 3 LOB: 1 BB: 0 P: 27	R: 1 E: 0 K: 2 S: 13	H: 3 LOB: 2 BB: 0 P: 22	R: 0 E: 0 K: 0 S: 8	H: 0 LOB: 0 BB: 0 P: 12	R: 0 E: 0 K: 0 S: 9	H: 1 LOB: 0 BB: 0 P: 14	R: 0 E: 0 K: 0 S: 4	H: 0 LOB: 0 BB: 0 P: 9	R: 0 E: 0 K: 2 S: 8	H: 0 LOB: 0 BB: 0 P: 12		1B: 4 2B: 5 3B: 0 HR: 0	SF: 0 SAC: 0 DP: 0 HBP: 0	WP: 0 PB: 0 SB: 1 CS: 1
PITCHER	IP WLS BF H R ER SO BB IBB HBP BLK WP HR S P ERA WHIP																			
Jimmy Key L ERA: 3.88 (1, 1)	4.0	W	20	8	3	3	6	0	0	0	0	0	0	0	49	84	6.75	2.000		
Frank Wilks R ERA: 3.66 (5, 1)	4.0	W	12	1	0	0	1	0	0	0	0	0	0	0	28	44	0.00	0.250		
Tom Henke R ERA: 1.92 (9, 1)	1.0	S	3	0	0	0	2	0	0	0	0	0	0	0	8	12	0.00	0.000		

Batter	1	2	3	4	5	6	7	8	9	AB	R	H	RBI	BB	SO	LOB	BOTTOM			
Lloyd Moseby L OBP: 0.306, SLG: 0.349 (1, 8)	G4-3		F8			F8		SH2-4		2	1	0	0	1	0	0	<p>Baltimore Orioles @ Toronto Blue Jays SkyDome, Toronto, ON Sat Sep 30 1989, 3:33 AM EDT Att: 49,553 - Sunny - 65 F</p>			
Mookie Wilson S OBP: 0.273, SLG: 0.329 (1, 7)	G6-3		L9			G3-1		1B	SF9	4	1	1	1	0	0	1				
Fred McGriff L OBP: 0.400, SLG: 0.527 (1, 3)	G4-3			L7		F7		1B	1B	4	0	1	1	0	0	1				
George Bell R OBP: 0.330, SLG: 0.458 (1, 10)				F8			F8	SF9		3	0	1	2	0	0	0				
Tony Fernandez S OBP: 0.292, SLG: 0.390 (1, 6)	F7			F8			F8	G6-3		4	0	0	0	0	0	2				
Ernie Whitt L OBP: 0.348, SLG: 0.416 (1, 2)		P5			G4-3			BB		2	0	0	0	1	0	0				
Kelly Gruber R OBP: 0.328, SLG: 0.448 (1, 5)		P2			2B		F8			3	0	1	0	0	0	1				
Nelson Liriano S OBP: 0.331, SLG: 0.377 (1, 4)		F7			P5			SH2-4	BB	2	1	0	0	1	0	1				
Junior Felix S OBP: 0.314, SLG: 0.388 Manuel Lee S OBP: 0.306, SLG: 0.334 Rob Ducey L OBP: 0.286, SLG: 0.250 (8, PH) (8, PR) (9, 9)			F7		F9			1B	SH2-4	2	0	0	0	0	0	1				
Inning Stats	R: 1 E: 0 K: 0 S: 10	H: 1 LOB: 1 BB: 1 P: 20	R: 0 E: 0 K: 0 S: 4	H: 0 LOB: 0 BB: 0 P: 8	R: 0 E: 0 K: 0 S: 5	H: 0 LOB: 0 BB: 0 P: 7	R: 0 E: 0 K: 0 S: 6	H: 0 LOB: 0 BB: 0 P: 8	R: 0 E: 0 K: 0 S: 5	H: 1 LOB: 1 BB: 0 P: 10	R: 0 E: 0 K: 0 S: 5	H: 0 LOB: 0 BB: 0 P: 10	R: 0 E: 0 K: 0 S: 7	H: 0 LOB: 1 BB: 1 P: 14	R: 3 E: 0 K: 0 S: 13	H: 2 LOB: 1 BB: 2 P: 30		1B: 3 2B: 1 3B: 0 HR: 0	SF: 1 SAC: 1 DP: 0 HBP: 0	WP: 0 PB: 0 SB: 0 CS: 0
PITCHER	IP WLS BF H R ER SO BB IBB HBP BLK WP HR S P ERA WHIP																			
Dave Johnson R ERA: 4.23 (1, 1)	7.0		26	2	2	2	0	3	0	0	0	0	0	0	42	81	2.57	0.714		
Kevin Hickey L ERA: 2.92 (8, 1)	0.0	L	5	0	0	0	0	1	0	0	0	0	0	3	7					
Mark Williamson R ERA: 2.93 (8, 1)	1.0	L	5	2	2	2	0	0	0	0	0	0	0	10	19	18.00	2.000			

Batter	1	2	3	4	5	6	7	8	9	AB R H RBI BB SO LOB	TOP																					
Brady Anderson, L OBP: 0.324, SLG: 0.312 										5 0 1 0 0 2 1	Baltimore Orioles @ Toronto Blue Jays SkyDome, Toronto, ON Sun Oct 01 1989, 3:33 AM EDT Att: 49,469 - Sunny - 65 F																					
Steve Finley, L OBP: 0.296, SLG: 0.318 										5 1 1 0 0 0 2																						
Cal Ripken Jr., R OBP: 0.317, SLG: 0.401 Rene Gonzales, R OBP: 0.288, SLG: 0.259 										2 0 0 0 0 0 1 3 1 1 0 0 1 1																						
Jim Traber, L OBP: 0.266, SLG: 0.295 Stan Jefferson, S OBP: 0.297, SLG: 0.381 										2 0 0 0 0 2 1 2 2 2 1 0 0 0																						
Butch Davis, R OBP: 0.167, SLG: 0.333 										4 1 1 0 0 3 2																						
Francisco Melendez, L OBP: 0.398, SLG: 0.273 										2 1 1 3 1 0 0																						
Tim Lueft, R OBP: 0.343, SLG: 0.423 										4 1 2 2 0 1 1																						
Chris Hoiles, R OBP: 0.200, SLG: 0.222 										4 0 1 1 0 1 2																						
Juan Bell, R 										4 0 0 0 0 1 2																						
Inning Stats	R: 0 H: 0 E: 0 K: 1 S: 6	H: 0 R: 0 ER: 0 LOB: 0 BB: 0 P: 8	R: 0 H: 0 E: 0 K: 2 S: 9	H: 0 R: 0 ER: 0 LOB: 0 BB: 0 P: 13	R: 0 H: 0 E: 0 K: 3 S: 12	H: 0 R: 0 ER: 0 LOB: 1 BB: 0 P: 15	R: 0 H: 0 E: 0 K: 1 S: 8	H: 0 R: 0 ER: 0 LOB: 1 BB: 0 P: 23	R: 0 H: 0 E: 1 K: 1 S: 10	H: 0 R: 0 ER: 0 LOB: 1 BB: 0 P: 15	R: 2 H: 3 E: 0 K: 0 S: 16	H: 3 R: 3 ER: 0 LOB: 1 BB: 0 P: 24	R: 5 H: 6 E: 0 K: 1 S: 19	H: 6 R: 0 ER: 0 LOB: 1 BB: 0 P: 29	R: 0 H: 0 E: 0 K: 1 S: 6	H: 0 R: 0 ER: 0 LOB: 0 BB: 0 P: 7	1B: 6 2B: 4 3B: 0 HR: 0	SF: 1 SAC: 0 DP: 0 HBP: 0	WP: 0 PA: 39 PB: 0 SB: 1 CS: 0													
PITCHER	IP WLS BF H R ER SO BB IBB HBP BLK WP HR S P ERA WHIP														PITCHER	IP WLS BF H R ER SO BB IBB HBP BLK WP HR S P ERA WHIP																
Jose Antonio Nunez, R ERA: 2.93	3.0	9	0	0	0	6	0	0	0	0	0	0	0	27	36	0.00	0.000														0.00	0.000
John Cerutti, L ERA: 3.07	4.1	1.0	4	1	0	0	1	0	0	0	0	0	0	8	17	0.00	1.000														0.00	1.000
David Wells, L ERA: 2.4	5.1	2.0	8	0	0	0	2	1	0	0	1	0	0	26	38	0.00	0.500														0.00	0.500
Duane Ward, R ERA: 3.77	7.1	1.0	6	3	2	2	0	0	0	0	0	0	0	16	24	18.00	3.000														18.00	3.000
Mauro Gozzo, R ERA: 4.83	8.1	2.0	L	12	6	5	5	2	0	0	0	0	0	25	36	22.50	3.000														22.50	3.000

Batter	1	2	3	4	5	6	7	8	9	AB R H RBI BB SO LOB	BOTTOM																					
Junior Felix, S OBP: 0.315, SLG: 0.395 										5 2 2 0 0 0 1	Baltimore Orioles @ Toronto Blue Jays SkyDome, Toronto, ON Sun Oct 01 1989, 3:33 AM EDT Att: 49,469 - Sunny - 65 F																					
Nelson Liriano, S OBP: 0.331, SLG: 0.376 Manuel Lee, S OBP: 0.305, SLG: 0.333 										2 0 0 0 1 0 2 1 0 0 0 0 1 1																						
Fred McGriff, L OBP: 0.399, SLG: 0.525 										4 0 1 2 0 1 2																						
Glenallen Hill, R OBP: 0.327, SLG: 0.346 										4 0 1 0 0 0 2																						
Tony Fernandez, S OBP: 0.291, SLG: 0.389 Alexis Infante, R OBP: 0.167, SLG: 0.167 										1 0 0 0 0 0 1 3 0 0 0 0 0 1																						
Rance Mulliniks, L OBP: 0.320, SLG: 0.326 Tom Lawless, R OBP: 0.295, SLG: 0.243 										2 1 1 0 0 1 0 2 1 1 0 0 0 0																						
John Olerud, L OBP: 0.375, SLG: 0.375 										4 1 2 0 0 0 0																						
Greg Myers, L OBP: 0.152, SLG: 0.159 										4 0 0 0 0 1 3																						
Rob Ducey, L OBP: 0.294, SLG: 0.263 										4 0 1 2 0 1 0																						
Inning Stats	R: 1 H: 2 E: 0 K: 0 S: 12	H: 2 R: 0 ER: 0 LOB: 0 BB: 0 P: 18	R: 1 H: 2 E: 0 K: 0 S: 10	H: 2 R: 0 ER: 0 LOB: 0 BB: 0 P: 16	R: 1 H: 2 E: 0 K: 0 S: 15	H: 2 R: 0 ER: 0 LOB: 1 BB: 0 P: 16	R: 0 H: 0 E: 0 K: 1 S: 7	H: 0 R: 0 ER: 0 LOB: 0 BB: 0 P: 9	R: 0 H: 0 E: 0 K: 0 S: 3	H: 0 R: 0 ER: 0 LOB: 1 BB: 1 P: 7	R: 0 H: 0 E: 0 K: 0 S: 8	H: 0 R: 0 ER: 0 LOB: 0 BB: 0 P: 15	R: 0 H: 0 E: 1 K: 1 S: 11	H: 0 R: 0 ER: 0 LOB: 1 BB: 0 P: 19	R: 0 H: 0 E: 1 K: 2 S: 16	H: 0 R: 0 ER: 0 LOB: 1 BB: 0 P: 19	R: 2 H: 3 E: 0 K: 1 S: 16	H: 3 R: 3 ER: 0 LOB: 1 BB: 0 P: 20	1B: 5 2B: 3 3B: 1 HR: 0	SF: 0 SAC: 0 DP: 1 HBP: 0	WP: 0 PA: 37 PB: 0 SB: 0 CS: 0											
PITCHER	IP WLS BF H R ER SO BB IBB HBP BLK WP HR S P ERA WHIP														PITCHER	IP WLS BF H R ER SO BB IBB HBP BLK WP HR S P ERA WHIP																
Bob Milacki, R ERA: 3.74	5.0	21	6	3	3	1	0	0	0	0	0	0	0	47	66	5.40	1.400														5.40	1.400
Curt Schilling, R ERA: 6.23	6.1	1.0	3	0	0	0	0	0	0	0	0	0	0	8	15	0.00	0.000														0.00	0.000
Ben McDonald, R ERA: 8.59	7.1	1.0	W	3	0	0	1	0	0	0	0	0	0	11	19	0.00	0.000														0.00	0.000
Jose Bautista, R ERA: 5.31	8.1	2.0	10	3	2	2	3	0	0	0	0	0	0	32	39	9.00	1.500														9.00	1.500

Baltimore Orioles @ Toronto Blue Jays
SkyDome, Toronto, ON
Sun Oct 01 1989, 3:33 AM EDT
Att: 49,469 - Sunny - 65 F

AB 37
R 7
H 10
RBI 7
BB 1
SO 11
LOB 13

Baltimore Orioles @ Toronto Blue Jays
SkyDome, Toronto, ON
Sun Oct 01 1989, 3:33 AM EDT
Att: 49,469 - Sunny - 65 F

AB 36
R 5
H 9
RBI 4
BB 1
SO 5
LOB 13

Batter	1	2	3	4	5	6	7	8	9	AB	R	H	RBI	BB	SO	LOB	TOP										
Lloyd Moseby, L (1,8)	L8	F8			G6-3		L4-3			4	0	0	0	0	0	3	<p>Toronto Blue Jays @ Oakland Athletics Oakland-Alameda County Coliseum, Oakland, CA</p> <p>Tue Oct 03 1989, 7:05 PM PDT Att: 49,435 - Sunny - 65 F</p> <p>livebaseballscorecards.com</p>										
Mookie Wilson, S (1,9) OBP: 0.500, SLG: 0.333	K			1B	BB			K		3	0	1	0	1	2	0											
Fred McGriff, L (1,3)	K			L8	F8			L7		4	0	0	0	0	1	2											
George Bell, R (1,7) OBP: 0.250, SLG: 0.250		SF8 1B		F8	K			G5-3		4	1	1	0	0	1	2											
Tony Fernandez, S (1,6) OBP: 0.250, SLG: 0.250		S 1B		L4		P2			G3	4	1	1	0	0	0	1											
Ernie Whitt, L (1,2) OBP: 0.250, SLG: 1.333		SF8			HR	P7			L9	3	1	1	2	0	0	0											
Kelly Gruber, R (1,5)		1B BB			P6	P5			L9	3	0	0	0	1	0	0											
Lee Mazzilli, S (1,10)		K			K		P8			3	0	0	0	0	2	2											
Nelson Liriano, S (1,4) OBP: 0.667, SLG: 0.500		S 1B			G4-3		L4-3 BB			2	0	1	1	1	0	0											
Inning Stats	R: 0 E: 0 K: 2 S: 7	H: 0 LOB: 0 BB: 0 P: 10	R: 2 E: 0 K: 1 S: 18	H: 3 LOB: 2 BB: 1 P: 36	R: 0 E: 0 K: 0 S: 9	H: 1 LOB: 1 BB: 0 P: 10	R: 1 E: 0 K: 1 S: 7	H: 1 LOB: 0 BB: 0 P: 12	R: 0 E: 0 K: 0 S: 8	H: 0 LOB: 1 BB: 1 P: 13	R: 0 E: 0 K: 0 S: 6	H: 0 LOB: 0 BB: 0 P: 9	R: 0 E: 0 K: 0 S: 9	H: 0 LOB: 0 BB: 1 P: 15	R: 0 E: 0 K: 0 S: 7	H: 0 LOB: 0 BB: 0 P: 9	R: 0 E: 0 K: 0 S: 7	H: 0 LOB: 0 BB: 0 P: 9	1B: 4 2B: 1 3B: 0 HR: 1	SF: 1 SAC: 0 DP: 1 HBP: 0	WP: 0 PB: 0 SB: 3 CS: 0	PA: 34					
PITCHER	IP	WLS	BF	H	R	ER	SO	BB	IBB	HBP	BLK	WP	HR	S	P	ERA	WHIP										
Dave Stewart, R (1,1) ERA: 3.38	8.0	W	31	5	3	3	6	3	0	0	0	0	1	71	114	3.38	1.000										
Dennis Eckersley, R (9,1) ERA:	1.0		3	0	0	0	0	0	0	0	0	0	0	7	9	0.00	0.000										

Batter	1	2	3	4	5	6	7	8	9	AB	R	H	RBI	BB	SO	LOB	BOTTOM										
Rickey Henderson, R (1,7)	F8 S BB		G6-3		G3	FC6-4 HBP		WP S 1B BB		2	1	0	0	2	0	0	<p>Toronto Blue Jays @ Oakland Athletics Oakland-Alameda County Coliseum, Oakland, CA</p> <p>Tue Oct 03 1989, 7:05 PM PDT Att: 49,435 - Sunny - 65 F</p> <p>livebaseballscorecards.com</p>										
Carney Lansford, R (1,5) OBP: 0.400, SLG: 0.400	K		F9		1B	FC6-4		1B		5	1	2	2	0	1	2											
Jose Canseco, R (1,9)	F8		PB BB		K	K		K		4	0	0	0	1	3	4											
Dave Parker, L (1,10) OBP: 0.250, SLG: 0.250	G1-3		G4-3		1B		F7			4	0	1	1	0	0	2											
Dave Henderson, R (1,8) OBP: 0.500, SLG: 1.250		HR		G3 1B	K		G5-3			4	1	2	1	0	1	1											
Mark McGwire, R (1,3) OBP: 0.250, SLG: 1.000	K			F9		HR	F7			4	1	1	1	0	1	1											
Terry Steinbach, R (1,2) OBP: 0.250, SLG: 0.250	K			G3 1B	K		K			4	0	1	0	0	3	0											
Tony Phillips, S (1,4) OBP: 0.750, SLG: 1.000		2B		G3		HBP FC6-4 1B		2B BB		3	1	2	0	1	0	2											
Mike Gallego, R (1,6) OBP: 0.500, SLG: 0.750	F8			P9		HBP E 1B		1B		4	2	2	0	0	0	3											
Inning Stats	R: 0 E: 0 K: 1 S: 8	H: 0 LOB: 1 BB: 1 P: 14	R: 1 E: 0 K: 2 S: 14	H: 2 LOB: 0 BB: 0 P: 20	R: 0 E: 0 K: 0 S: 8	H: 0 LOB: 1 BB: 1 P: 14	R: 0 E: 0 K: 0 S: 7	H: 2 LOB: 2 BB: 0 P: 8	R: 1 E: 0 K: 2 S: 14	H: 2 LOB: 1 BB: 0 P: 23	R: 3 E: 1 K: 2 S: 16	H: 3 LOB: 1 BB: 0 P: 23	R: 0 E: 0 K: 0 S: 7	H: 0 LOB: 0 BB: 0 P: 10	R: 2 E: 0 K: 2 S: 13	H: 2 LOB: 1 BB: 2 P: 25	R: 2 E: 0 K: 2 S: 13	H: 2 LOB: 1 BB: 2 P: 25	1B: 7 2B: 2 3B: 0 HR: 2	SF: 0 SAC: 0 DP: 0 HBP: 1	WP: 1 PB: 1 SB: 4 CS: 0	PA: 39					
PITCHER	IP	WLS	BF	H	R	ER	SO	BB	IBB	HBP	BLK	WP	HR	S	P	ERA	WHIP										
Dave Stieb, R (1,1) ERA: 6.75	5.1	L	26	8	4	4	6	2	0	0	0	0	0	17	24	6.75	1.875										
Jim Acker, R (6,1) ERA:	1.2		7	1	1	0	1	0	0	1	0	0	0	17	24	0.00	0.600										
Duane Ward, R (8,1) ERA: 18.0	1.0		6	2	2	2	2	2	0	0	0	1	0	13	25	18.00	4.000										




Batter	1	2	3	4	5	6	7	8	9	AB	R	H	RBI	BB	SO	LOB	TOP											
Lloyd Moseby, L OBP: 0.250, SLG: 0.143	G3		G4-3		G4-3			G4-3		3	2	1	0	1	0	1	Toronto Blue Jays @ Oakland Athletics Oakland-Alameda County Coliseum, Oakland, CA Wed Oct 04 1989, 3:33 AM PDT Att: 49,444 - Sunny - 66 F											
Mookie Wilson, S OBP: 0.500, SLG: 0.333	G5-3		E3		G4-3			G4-3		3	0	1	0	1	0	1												
Fred McGriff, L OBP: 0.125, SLG: 0.125	K		G4-3					F7		4	0	1	2	0	1	1												
George Bell, R OBP: 0.250, SLG: 0.250		F8	L3					F8		4	0	1	0	0	0	3												
Tony Fernandez, S OBP: 0.250, SLG: 0.143		S			G3			G4-3		3	0	0	0	1	0	1												
Ernie Whitt, L OBP: 0.125, SLG: 0.571	K				G4-3					4	0	0	0	0	1	2												
Kelly Gruber, R	F8				G4-3			K		4	0	0	0	0	1	2												
Lee Mazzilli, S	F9							P7		4	0	0	0	0	0	2												
Nelson Liriano, S OBP: 0.667, SLG: 0.500			G1-3					G4-3		2	1	1	0	1	0	0												
					G4-3			BB																				
Inning Stats	R: 0 E: 0 K: 1 S: 7	H: 0 LOB: 0 BB: 0 P: 11	R: 0 E: 0 K: 1 S: 16	H: 1 LOB: 2 BB: 1 P: 25	R: 1 E: 1 K: 0 S: 10	H: 2 LOB: 1 BB: 0 P: 17	R: 0 E: 0 K: 0 S: 6	H: 0 LOB: 0 BB: 0 P: 8	R: 0 E: 0 K: 0 S: 12	H: 0 LOB: 0 BB: 0 P: 20	R: 0 E: 0 K: 0 S: 6	H: 0 LOB: 0 BB: 0 P: 10	R: 0 E: 0 K: 1 S: 15	H: 0 LOB: 0 BB: 0 P: 22	R: 2 E: 0 K: 0 S: 10	H: 2 LOB: 1 BB: 2 P: 24	R: 0 E: 0 K: 0 S: 12	H: 0 LOB: 0 BB: 0 P: 17	1B: 5 2B: 0 3B: 0 HR: 0	SF: 0 SAC: 0 DP: 1 HBP: 0	WP: 0 PB: 1 SB: 2 CS: 0	PA: 35						
PITCHER	IP	WLS	BF	H	R	ER	SO	BB	IBB	HBP	BLK	WP	HR	S	P	ERA	WHIP											
Mike Moore, R ERA: 7.2	(1, 1)	7.0	W	26	3	1	0	3	2	0	0	0	0	0	72	113	0.00	0.714										
Rick Honeycutt, L ERA: 4.5	(8, 1)	0.0		3	1	2	2	0	2	0	0	0	0	0	6	16	∞	∞										
Dennis Eckersley, R ERA: 4.5	(8, 1)	2.0	S	6	1	0	0	0	0	0	0	0	0	0	16	25	0.00	0.500										

Batter	1	2	3	4	5	6	7	8	9	AB	R	H	RBI	BB	SO	LOB	BOTTOM											
Rickey Henderson, R OBP: 0.778, SLG: 0.500	L6			S				S		2	2	2	0	2	0	0	Toronto Blue Jays @ Oakland Athletics Oakland-Alameda County Coliseum, Oakland, CA Wed Oct 04 1989, 3:33 AM PDT Att: 49,444 - Sunny - 66 F											
Carney Lansford, R OBP: 0.444, SLG: 0.375	L6			S				S		3	1	1	1	1	0	2												
Dave Parker, L OBP: 0.250, SLG: 0.625	P5			G3				P6		4	1	1	1	0	0	2												
Mark McGwire, R OBP: 0.500, SLG: 1.000	G4-6-3			G3				HR		4	1	3	1	0	0	1												
Dave Henderson, R OBP: 0.375, SLG: 0.875	F8			K				SF8		4	1	1	0	0	2	3												
Ron Hassey, L	G4-6-3			K				K		2	0	0	1	1	0	1												
Tony Phillips, S OBP: 0.500, SLG: 0.571			K		F8			G5-3		4	0	1	1	0	1	2												
Stan Javier, S			G4-3							2	0	0	0	0	1	0												
Jose Canseco, R (6, PH) (7, 9)			G4-3					K		1	0	0	0	1	1	1												
Walt Weiss, S	F7				G4-3			G6-3		3	0	0	0	0	0	1												
								CS																				
Inning Stats	R: 0 E: 0 K: 0 S: 7	H: 1 LOB: 0 BB: 0 P: 8	R: 0 E: 0 K: 0 S: 6	H: 1 LOB: 0 BB: 0 P: 7	R: 0 E: 0 K: 1 S: 6	H: 0 LOB: 0 BB: 0 P: 11	R: 2 E: 0 K: 1 S: 22	H: 2 LOB: 2 BB: 2 P: 37	R: 0 E: 0 K: 1 S: 10	H: 1 LOB: 1 BB: 0 P: 14	R: 3 E: 0 K: 1 S: 14	H: 4 LOB: 1 BB: 0 P: 21	R: 1 E: 0 K: 1 S: 10	H: 0 LOB: 1 BB: 2 P: 21	R: 0 E: 0 K: 0 S: 4	H: 0 LOB: 0 BB: 1 P: 11	1B: 6 2B: 3 3B: 0 HR: 1	SF: 1 SAC: 0 DP: 2 HBP: 0	WP: 0 PB: 0 SB: 6 CS: 1	PA: 36								
PITCHER	IP	WLS	BF	H	R	ER	SO	BB	IBB	HBP	BLK	WP	HR	S	P	ERA	WHIP											
Todd Stottlemyre, R ERA: 7.2	(1, 1)	5.0	L	22	7	4	4	3	2	0	0	0	0	0	53	80	7.20	1.800										
Jim Acker, R ERA: 4.5	(6, 1)	0.1		3	2	1	1	0	0	0	0	0	0	6	7	27.00	6.000											
David Wells, L ERA: 4.5	(6, 1)	1.0		5	0	1	0	1	2	0	0	0	0	4	26	0.00	2.000											
Tom Henke, R ERA: 4.5	(7, 1)	0.2		2	0	0	0	1	0	0	0	0	0	12	6	0.00	0.000											
John Carutti, L ERA: 4.5	(8, 1)	1.0		3	0	0	0	0	1	0	0	0	0	4	11	0.00	1.000											

livebaseballscores.com

AB 31
R 3
H 5
RBI 2
BB 4
SO 3
LOB 13



livebaseballscores.com

AB 29
R 6
H 9
RBI 5
BB 5
SO 5
LOB 13



Batter	1	2	3	4	5	6	7	8	9	AB	R	H	RBI	BB	SO	LOB	TOP										
Rickey Henderson, R OBP: 0.643, SLG: 0.500	4-2 SF9 BB BB		3-2 S 1B 2B		1-1 G3		1-1 G5-3		1-1 G6-3	4	2	1	0	1	0	1											
Carney Lansford, R OBP: 0.338, SLG: 0.455 Lance Blankenship, R	4-2 SF9 F9 BB		1-0 1B		1-1 1B		2-0 G5-3			3	0	2	1	1	0	0											
Jose Canseco, R OBP: 0.364, SLG: 0.222	0-0 F9		2-1 G5-4-3 1B		1-2 1B		1-3 K			4	0	2	0	0	1	3											
Mark McGwire, R OBP: 0.417, SLG: 0.800	2-2 SF9 2-3 3-H		1-2 G5-4-3 1-2		1-0 F8				4-0 G1-3 BB	2	0	0	1	1	0	4											
Dave Henderson, R OBP: 0.333, SLG: 0.750	1-0 F8			1-3 K		3-2 F8 2B		0-1 L9		4	0	1	0	0	1	2											
Terry Steinbach, R OBP: 0.125, SLG: 0.125		0-1 G6-3		2-0 F7		1-1 F8		1-0 G1-3		4	0	0	0	0	0	2											
Dave Parker, L OBP: 0.250, SLG: 0.750		3-1 F7		1-2 HR		2-2 P6		0-0 F7		4	1	1	1	0	0	2											
Tony Phillips, S OBP: 0.333, SLG: 0.364		1-1 L9		0-1 L9		3-2 L4		3-2 L7		4	0	0	0	0	0	1											
Mike Gallego, R OBP: 0.333, SLG: 0.500 Ken Phelps, L OBP: 1.000, SLG: 2.000 Walt Weiss, S			0-3 K		0-0 P8		0-1 2B		2-3 K	2	0	0	0	0	1	0											
Inning Stats	R: 1 E: 0 K: 0 S: 12	H: 0 LOB: 1 BB: 2 P: 23	R: 0 E: 0 K: 0 S: 6	H: 0 LOB: 0 BB: 0 P: 10	R: 1 E: 0 K: 1 S: 13	H: 3 LOB: 1 BB: 0 P: 20	R: 1 E: 0 K: 1 S: 9	H: 1 LOB: 0 BB: 0 P: 13	R: 0 E: 0 K: 0 S: 9	H: 2 LOB: 2 BB: 0 P: 13	R: 0 E: 0 K: 1 S: 14	H: 1 LOB: 1 BB: 0 P: 23	R: 0 E: 0 K: 0 S: 4	H: 0 LOB: 1 BB: 1 P: 9	R: 0 E: 0 K: 1 S: 9	H: 0 LOB: 0 BB: 0 P: 15	1B: 4 2B: 3 3B: 0 HR: 1	SF: 1 SAC: 0 DP: 1 HBP: 0	WP: 0 PB: 0 SB: 1 CS: 0	PA: 37							
PITCHER	IP	WLS	BF	H	R	ER	SO	BB	IBB	HBP	BLK	WP	HR	S	P	ERA	WHIP										
Jimmy Key, L ERA: 4.5	6.0	W	26	7	3	3	2	2	0	0	0	0	1	63	102	4.50	1.500										
Jim Acker, R ERA: 2.25	2.0		8	1	0	0	1	1	0	0	0	0	0	12	21	0.00	1.000										
Tom Henke, R ERA:	1.0		3	0	0	0	1	0	0	0	0	0	0	9	15	0.00	0.000										

Oakland Athletics @ Toronto Blue Jays
SkyDome, Toronto, ON
Fri Oct 06 1989, 7:05 PM EDT
Att: 50,268 - Dome

AB 33
R 3
H 8
RBI 3
BB 3
SO 4
LOB 16



Batter	1	2	3	4	5	6	7	8	9	AB	R	H	RBI	BB	SO	LOB	BOTTOM										
Lloyd Moseby, L OBP: 0.333, SLG: 0.111	1-2 G3			4-1 1B SF8 BB	1-0 P7		4-2 1B BB			2	1	0	1	2	0	0											
Mookie Wilson, S OBP: 0.500, SLG: 0.400	0-2 G6-3			2-2 SF8 1B 2B		0-1 L7	0-0 1B			4	1	2	1	0	0	0											
Fred McGriff, L OBP: 0.167, SLG: 0.167	1-2 G4-3			0-1 2B E 1B		0-2 G6-3	0-1 F8			4	1	1	0	0	0	2											
George Bell, R OBP: 0.167, SLG: 0.182		1-3 K		0-2 SF8		1-0 F7		3-3 K		3	0	0	1	0	2	0											
Tony Fernandez, S OBP: 0.333, SLG: 0.455		0-1 G6-3		2-3 3-H 2-0 E9 1B 2B		1-1 1B 2B	3-3 K			4	2	2	1	0	1	0											
Ernie Whitt, L OBP: 0.250, SLG: 0.500		1-3 K		0-0 G6-3 1B		0-0 P5	4-2 BB BB			3	0	1	1	1	1	1											
Kelly Gruber, R			0-0 F9		0-0 G6-3		4-0 1B BB IBB	4-1 BB		2	1	0	0	2	0	1											
Manuel Lee, S OBP: 0.250, SLG: 0.250			3-2 L6		1-1 G3		0-0 BB 1B	0-0 G4-3		4	1	1	0	0	0	2											
Junior Felix, S OBP: 0.333, SLG: 0.333			0-3 K		2-1 F8		1-2 1B BB			3	0	1	1	0	1	0											
Inning Stats	R: 0 E: 0 K: 0 S: 9	H: 0 LOB: 0 BB: 0 P: 11	R: 0 E: 0 K: 2 S: 9	H: 0 LOB: 0 BB: 0 P: 11	R: 0 E: 0 K: 1 S: 7	H: 0 LOB: 0 BB: 0 P: 10	R: 4 E: 1 K: 0 S: 16	H: 4 LOB: 1 BB: 1 P: 25	R: 0 E: 0 K: 0 S: 5	H: 0 LOB: 0 BB: 0 P: 9	R: 0 E: 0 K: 0 S: 6	H: 0 LOB: 0 BB: 0 P: 7	R: 3 E: 0 K: 0 S: 12	H: 4 LOB: 2 BB: 2 P: 22	R: 0 E: 0 K: 2 S: 15	H: 0 LOB: 2 BB: 2 P: 29	1B: 6 2B: 2 3B: 0 HR: 0	SF: 1 SAC: 0 DP: 1 HBP: 0	WP: 0 PB: 0 SB: 0 CS: 0	PA: 35							
PITCHER	IP	WLS	BF	H	R	ER	SO	BB	IBB	HBP	BLK	WP	HR	S	P	ERA	WHIP										
Storm Davis, R ERA: 7.11	6.1	L	25	5	6	5	3	1	0	0	0	0	0	55	81	7.11	0.947										
Rick Honeycutt, L ERA:	0.0		3	2	0	0	0	1	0	0	0	0	0	6	11												
Gene Nelson, R ERA:	1.1		4	1	1	1	2	0	0	0	0	0	0	13	19	6.75	0.750										
Matt Young, L ERA:	0.1		3	0	0	0	0	2	0	0	0	0	0	5	13	0.00	6.000										

Oakland Athletics @ Toronto Blue Jays
SkyDome, Toronto, ON
Fri Oct 06 1989, 7:05 PM EDT
Att: 50,268 - Dome

AB 29
R 7
H 8
RBI 6
BB 5
SO 5
LOB 6



Batter	1	2	3	4	5	6	7	8	9	AB	R	H	RBI	BB	SO	LOB	TOP										
Rickey Henderson, R OBP: 0.632, SLG: 1.000 (1,7)	F8		2-1 HR		0-1 HR		0-1 G6-3		4-2 BB	4	2	2	4	1	0	0											
Dave Henderson, R OBP: 0.353, SLG: 0.688 (1,8)	P6		3-2 G6-3		3-2 L5		1-0 1B		4-1 BB	4	1	1	0	1	0	0											
Jose Canseco, R OBP: 0.375, SLG: 0.500 (1,9)	F9		0-1 HR		3-3 K		1-1 1B		1-1 P3	5	1	2	2	0	1	1											
Mark McGwire, R OBP: 0.438, SLG: 0.714 (1,3)		0-0 L1-6 BB 1B	2-3 K		0-3 K		0-0 FC6-4 1B			4	0	2	0	0	2	0											
Terry Steinbach, R OBP: 0.250, SLG: 0.182 (1,10)		1-3 K		3-1 L1-3 1B		4-2 1B BB		1-0 FC6-4		3	0	1	0	1	1	3											
Tony Phillips, S OBP: 0.313, SLG: 0.286 (1,5)		4-2 BB		1-1 L1-3		2-3 K		3-2 G6-3		3	0	0	0	1	1	2											
Ron Hassey, L OBP: 0.250, SLG: 0.167 (1,2)		1-0 L1-6		1-3 K		0-0 1B		2-3 K		4	0	1	0	0	2	2											
Mike Gallego, R OBP: 0.300, SLG: 0.400 (1,4)			1-0 P8		1-2 SH1-4 1B		0-0 L1		2-0 G5-3	4	1	1	0	0	0	2											
Walt Weiss, S OBP: 0.143, SLG: 0.286 (1,6)			2-1 S HR 2B		0-1 SH1-4		1-0 F8		0-1 L7	3	1	1	0	0	0	0											
Inning Stats	R: 0 E: 0 K: 0 S: 4	H: 0 LOB: 0 BB: 0 P: 6	R: 0 E: 0 K: 1 S: 9	H: 1 LOB: 1 BB: 1 P: 15	R: 3 E: 0 K: 1 S: 14	H: 3 LOB: 0 BB: 0 P: 24	R: 0 E: 0 K: 1 S: 7	H: 1 LOB: 0 BB: 0 P: 12	R: 2 E: 0 K: 1 S: 13	H: 2 LOB: 2 BB: 1 P: 20	R: 0 E: 0 K: 2 S: 10	H: 1 LOB: 2 BB: 0 P: 16	R: 1 E: 0 K: 0 S: 8	H: 3 LOB: 2 BB: 0 P: 12	R: 0 E: 0 K: 1 S: 10	H: 0 LOB: 0 BB: 2 P: 17	R: 0 E: 0 K: 0 S: 8	H: 0 LOB: 1 BB: 2 P: 16	1B: 6 2B: 4 3B: 0 HR: 3	SF: 0 SAC: 1 DP: 2 HBP: 0	WP: 0 PB: 0 SB: 1 CS: 0	PA: 39					
PITCHER	IP	WLS	BF	H	R	ER	SO	BB	IBB	HBP	BLK	WP	HR	S	P	ERA	WHIP										
Mike Flanagan, L ERA: 10.38 (1,1)	4.1	L	19	7	5	5	3	1	0	0	0	0	3	41	65	10.38	1.846										
Duane Ward, R ERA: 7.39 (5,1)	2.2		13	4	1	1	3	1	0	0	0	0	0	24	40	3.38	1.875										
John Cerutti, L ERA: (8,1)	1.2		6	0	0	0	1	2	0	0	0	0	0	16	30	0.00	1.200										
Jim Acker, R ERA: 2.08 (9,1)	0.1		1	0	0	0	0	0	0	0	0	0	0	2	3	0.00	0.000										

Oakland Athletics @ Toronto Blue Jays
SkyDome, Toronto, ON
Sat Oct 07 1989, 3:33 AM EDT
Att: 50,076 - Dome

AB 34
R 6
H 11
RBI 6
BB 4
SO 7
LOB 10



Batter	1	2	3	4	5	6	7	8	9	AB	R	H	RBI	BB	SO	LOB	BOTTOM										
Lloyd Moseby, L OBP: 0.471, SLG: 0.250 (1,8)	G4-3 S 1B		3-2 F8 1B	2-3 K		4-2 FC6-4 BB		4-1 FC4-6 BB		3	0	2	0	2	1	2											
Mookie Wilson, S OBP: 0.412, SLG: 0.333 (1,7)	G4-3		1-1 1B		1-1 L7	0-0 FC6-4		0-0 FC4-6 1B		5	1	1	1	0	0	4											
Fred McGriff, L OBP: 0.176, SLG: 0.176 (1,3)	2-3 K		2-2 F8		1-1 F8		1-3 K	1-0 1B		5	0	1	1	0	2	3											
George Bell, R OBP: 0.118, SLG: 0.125 (1,10)	2-2 P2		0-0 P3		0-1 E7		2-2 G5-3	1-2 F8		5	0	0	0	0	0	4											
Tony Fernandez, S OBP: 0.353, SLG: 0.500 (1,6)		1-0 L1		2-2 1B S FC4 1B	3-1 F8		1-0 1B 2B		0-0 B1-3	5	2	2	0	0	0	1											
Ernie Whitt, L OBP: 0.267, SLG: 0.417 (7,PH)	2-1 L9		4-0 FC4 1B BB		2-3 K		0-0 1B	2-3 K		2	0	0	0	1	1	0											
Pat Borders, R OBP: 1.000, SLG: 1.000 (8,2)			1-2 FC4 BB		1-2 BB		2-H 1B			1	0	1	1	0	0	0											
Rance Mulliniks, L (9,PH)			1-2 BB		0-2 FC4 1B		1-1 G4-3		1-2 1B	5	1	4	0	0	0	1											
Kelly Gruber, R OBP: 0.412, SLG: 0.286 (1,5)	0-0 S 1B		1-2 2-3 1B		1-3 K		3-2 F7	2-1 WP FC4-6 1B	3-2 P5	4	1	1	0	0	1	5											
Manuel Lee, S OBP: 0.250, SLG: 0.250 (9,PH)	3-2 G4-3		1-2 1B		1-3 K		0-0 F7	0-1 G5-3		1	0	0	0	0	0	1											
Junior Felix, S OBP: 0.286, SLG: 0.429 (1,9)			1-1 G4-3		2-2 FC4		0-0 1B	0-1 G5-3		4	0	1	2	0	0	3											
Inning Stats	R: 0 E: 0 K: 1 S: 10	H: 1 LOB: 1 BB: 0 P: 14	R: 0 E: 0 K: 0 S: 8	H: 1 LOB: 0 BB: 0 P: 14	R: 0 E: 0 K: 0 S: 11	H: 2 LOB: 2 BB: 0 P: 18	R: 0 E: 0 K: 2 S: 16	H: 2 LOB: 1 BB: 1 P: 26	R: 0 E: 1 K: 0 S: 8	H: 0 LOB: 1 BB: 0 P: 13	R: 1 E: 0 K: 1 S: 15	H: 2 LOB: 2 BB: 1 P: 25	R: 0 E: 0 K: 1 S: 10	H: 2 LOB: 1 BB: 0 P: 15	R: 2 E: 0 K: 0 S: 12	H: 2 LOB: 1 BB: 1 P: 21	R: 0 E: 0 K: 1 S: 11	H: 1 LOB: 0 BB: 0 P: 17	1B: 11 2B: 2 3B: 0 HR: 0	SF: 0 SAC: 0 DP: 0 HBP: 0	WP: 1 PB: 0 SB: 3 CS: 0	PA: 44					
PITCHER	IP	WLS	BF	H	R	ER	SO	BB	IBB	HBP	BLK	WP	HR	S	P	ERA	WHIP										
Bob Welch, R ERA: 3.18 (1,1)	5.2	W	27	8	2	2	4	1	0	0	0	0	0	62	100	3.18	1.588										
Rick Honeycutt, L ERA: 32.4 (6,1)	1.2		10	3	3	3	1	2	0	0	0	1	0	21	36	16.20	3.000										
Dennis Eckersley, R ERA: (8,1)	1.2	S	7	2	0	0	1	0	0	0	0	0	0	18	27	0.00	1.200										

Oakland Athletics @ Toronto Blue Jays
SkyDome, Toronto, ON
Sat Oct 07 1989, 3:33 AM EDT
Att: 50,076 - Dome

AB 41
R 5
H 13
RBI 5
BB 3
SO 6
LOB 24



Batter	1	2	3	4	5	6	7	8	9	AB	R	H	RBI	BB	SO	LOB	TOP						
Rickey Henderson, R OBP: 0.609, SLG: 1.000 (1,7)	4-1 S 1B BB		2-2 2H 3B			1-2 L6	3-1 G5-3			3	1	1	1	1	0	1	Oakland Athletics @ Toronto Blue Jays SkyDome, Toronto, ON Sun Oct 08 1989, 3:33 AM EDT Att: 50,024 - Dome						
Tony Phillips, S OBP: 0.250, SLG: 0.222 (1,5)	2-2 P5		2-3 K			1-2 G6-3		1-3 K		4	0	0	0	0	2	2							
Jose Canseco, R OBP: 0.400, SLG: 0.471 (1,9)	2 SAFE 2H 1B CS		1-0 F8			4-0 BB		1-3 K		3	0	1	1	1	1	1							
Dave Parker, L OBP: 0.188, SLG: 0.563 (1,10)	1-0 P5			2-2 G6-3		1-1 G5-3		1-1 F8		4	0	0	0	0	2								
Dave Henderson, R OBP: 0.333, SLG: 0.579 (1,8)	2-2 CS	1-3 K		1-1 F9			4-1 1B BB		2-0 G1-3	3	1	0	0	1	1	0							
Mark McWire, R OBP: 0.400, SLG: 0.611 (1,3)		3-1 P2		0-0 F7			0-0 F8 1B SH1		0-3 K2-3	4	1	1	0	0	1	0							
Terry Steinbach, R OBP: 0.250, SLG: 0.200 (1,2)		1-3 K			3-2 L9		1-0 SH1 F8 1B		1-2 F7	4	0	1	1	0	1	0							
Walt Weiss, S OBP: 0.200, SLG: 0.222 (1,6)			4-2 SH3-4 3B BB		0-1 L4		3H F8			2	1	0	0	1	0	2							
Mike Gallego, R OBP: 0.273, SLG: 0.364 (1,4)			1-0 SH3-4		0-3 K		1-1 SH1			1	0	0	1	0	1	0							
Inning Stats	R: 1 E: 0 K: 0 S: 13	H: 1 LOB: 0 BB: 1 P: 21	R: 0 E: 0 K: 2 S: 8	H: 0 LOB: 0 BB: 0 P: 13	R: 1 E: 0 K: 1 S: 13	H: 1 LOB: 1 BB: 1 P: 23	R: 0 E: 0 K: 0 S: 7	H: 0 LOB: 0 BB: 0 P: 10	R: 0 E: 0 K: 1 S: 9	H: 0 LOB: 1 BB: 0 P: 12	R: 0 E: 0 K: 0 S: 8	H: 0 LOB: 1 BB: 1 P: 15	R: 2 E: 0 K: 0 S: 10	H: 2 LOB: 1 BB: 1 P: 19	R: 0 E: 0 K: 1 S: 8	H: 0 LOB: 0 BB: 0 P: 10		R: 0 E: 0 K: 1 S: 7	H: 0 LOB: 0 BB: 0 P: 10	1B: 3 2B: 0 3B: 1 HR: 0	SF: 0 SAC: 2 DP: 0 HBP: 0	WP: 0 PB: 0 SB: 1 CS: 1	PA: 35
PITCHER	IP	WLS	BF	H	R	ER	SO	BB	IBB	HBP	BLK	WP	HR	S	P	ERA	WHIP						
Dave Stieb, R ERA: 6.35 (1,1)	6.0	L	25	4	4	4	4	4	0	0	0	0	0	61	102	6.00	1.333						
Jim Acker, R ERA: 1.42 (7,1)	2.0		6	0	0	0	2	0	0	0	0	0	0	15	22	0.00	0.000						
Tom Henke, R ERA: (9,1)	1.0		3	0	0	0	1	0	0	0	0	0	0	7	10	0.00	0.000						

AB	28
R	4
H	4
RBI	4
BB	4
SO	7
LOB	8



Batter	1	2	3	4	5	6	7	8	9	AB	R	H	RBI	BB	SO	LOB	BOTTOM						
Lloyd Moseby, L OBP: 0.476, SLG: 0.500 (1,8)	1-2 G6-3		2-3 K					2-2 HR		4	1	2	1	0	1	1	Oakland Athletics @ Toronto Blue Jays SkyDome, Toronto, ON Sun Oct 08 1989, 3:33 AM EDT Att: 50,024 - Dome						
Mookie Wilson, S OBP: 0.333, SLG: 0.263 (1,7)	0-2 G6-3		0-0 F9					1-2 F8		4	0	0	0	0	0	2							
Fred McGriff, L OBP: 0.143, SLG: 0.143 (1,3)	2-2 G6-3		2-3 F7			0-0 G4-3		3-2 G4-3		4	0	0	0	0	0	1							
George Bell, R OBP: 0.190, SLG: 0.350 (1,10)		0-1 FC4-6 1B		1-2 F8		1-2 L8			2-1 HR	4	1	2	1	0	0	0							
Tony Fernandez, S OBP: 0.381, SLG: 0.500 (1,6)		2-2 FC4-6 2B		0-1 S 1B		2-3 K			0-1 G6-3 SF8 1B	4	1	2	0	0	1	1							
Ernie Whitt, L OBP: 0.211, SLG: 0.313 (1,2)		0-0 L7		1-2 L6			1-2 L9		1-2 G6-3	4	0	0	0	0	0	3							
Kelly Gruber, R OBP: 0.381, SLG: 0.353 (1,5)		0-0 2B		1-1 G1-6-3			1-3 K		0-2 SF8	3	0	1	1	0	1	1							
Junior Felix, S OBP: 0.273, SLG: 0.364 (1,9)		0-0 G4-3			0-1 SH3-4 1B		1-0 P7		3-3 K	4	0	1	0	0	1	2							
Nelson Liriano, S OBP: 0.556, SLG: 0.429 (1,4)			1-0 F9 S 1B		0-1 G3-6-3-4			1-2 G5-3		3	0	1	0	0	0	1							
Inning Stats	R: 0 E: 0 K: 0 S: 9	H: 0 LOB: 0 BB: 0 P: 12	R: 0 E: 0 K: 0 S: 8	H: 2 LOB: 2 BB: 0 P: 10	R: 0 E: 0 K: 1 S: 9	H: 1 LOB: 1 BB: 0 P: 14	R: 0 E: 0 K: 0 S: 11	H: 1 LOB: 1 BB: 0 P: 14	R: 0 E: 0 K: 0 S: 10	H: 2 LOB: 1 BB: 0 P: 12	R: 0 E: 0 K: 1 S: 12	H: 0 LOB: 0 BB: 0 P: 15	R: 0 E: 0 K: 1 S: 7	H: 0 LOB: 0 BB: 0 P: 10	R: 1 E: 0 K: 0 S: 12	H: 1 LOB: 0 BB: 0 P: 19		R: 2 E: 0 K: 1 S: 14	H: 2 LOB: 0 BB: 0 P: 20	1B: 6 2B: 2 3B: 0 HR: 2	SF: 1 SAC: 0 DP: 1 HBP: 0	WP: 0 PB: 0 SB: 3 CS: 0	PA: 35
PITCHER	IP	WLS	BF	H	R	ER	SO	BB	IBB	HBP	BLK	WP	HR	S	P	ERA	WHIP						
Dave Stewart, R ERA: 2.91 (1,1)	8.0	W	31	8	2	2	3	0	0	0	0	0	0	12	16	9.00	1.000						
Dennis Eckersley, R ERA: 1.59 (9,1)	1.0	S	4	1	1	1	1	0	0	0	0	0	0	12	16	9.00	1.000						

AB	34
R	3
H	9
RBI	3
BB	0
SO	4
LOB	12

