

Toronto Blue Jays - 1991

Batter	1	2	3	4	5	6	7	8	9	AB	R	H	RBI	BB	SO	LOB	TOP				
Wade Boggs, L (1, 5) OBP: 0.800, SLG: 0.500										2	2	1	0	3	0	0	Boston Red Sox @ Toronto Blue Jays SkyDome, Toronto, ON Mon Apr 08 1991, 3:33 AM EDT Att: 50,114 - Dome - 70 F				
Jody Reed, R (1, 4)										3	1	0	0	1	2	2					
Mike Greenwell, L (1, 7) OBP: 0.250, SLG: 0.250										4	1	1	1	0	1	2					
Jack Clark, R (1, 10) OBP: 0.500, SLG: 1.333										3	1	1	4	1	1	1					
Ellis Burks, R (1, 8) OBP: 0.500, SLG: 0.667										3	0	1	1	0	1	0					
Tom Brunansky, R (1, 9)										3	0	0	0	1	0	1					
Carlos Quintana, R (1, 3)										4	0	0	0	0	0	3					
Tony Peña, R (1, 2) OBP: 0.250, SLG: 0.500										4	1	1	0	0	1	0					
Tim Naehring, R (1, 6)										3	0	0	0	0	0	0					
Inning Stats	R: 0 E: 0 K: 1 S: 13	H: 1 LOB: 1 BB: 0 P: 19	R: 0 E: 0 K: 0 S: 6	H: 0 LOB: 0 BB: 0 P: 7	R: 5 E: 0 K: 0 S: 14	H: 3 LOB: 0 BB: 2 P: 28	R: 0 E: 0 K: 0 S: 11	H: 0 LOB: 0 BB: 0 P: 12	R: 0 E: 0 K: 1 S: 10	H: 0 LOB: 0 BB: 0 P: 14	R: 0 E: 0 K: 1 S: 10	H: 0 LOB: 0 BB: 0 P: 15	R: 1 E: 0 K: 1 S: 14	H: 1 LOB: 3 BB: 3 P: 28	R: 0 E: 0 K: 0 S: 9	H: 0 LOB: 1 BB: 1 P: 16	1B: 2 2B: 2 3B: 0 HR: 1	SF: 0 SAC: 2 DP: 0 HBP: 1	WP: 0 PB: 0 SB: 0 CS: 0	PA: 38	
PITCHER	IP WLS BF H R ER SO BB IBB HBP BLK WP HR S P ERA WHIP	5.0 L 21 4 5 5 2 2 0 0 0 0 1 55 83 9.00 1.200	2.0 6 0 0 0 3 0 0 0 0 0 0 20 29 0.00 0.000	0.2 5 1 1 1 1 2 0 0 0 0 0 9 18 13.50 4.500	1.1 6 0 0 0 0 2 0 0 0 0 0 0 14 26 0.00 1.500																
Dave Stieb, R (1, 1) ERA: 9.0																					
Jim Acker, R (6, 1) ERA:																					
Al Leiter, L (8, 1) ERA: 13.5																					
Mike Timlin, R (8, 1) ERA:																					

Batter	1	2	3	4	5	6	7	8	9	AB	R	H	RBI	BB	SO	LOB	BOTTOM					
Devon White, S (1, 8)										4	0	0	0	0	2	1	Boston Red Sox @ Toronto Blue Jays SkyDome, Toronto, ON Mon Apr 08 1991, 3:33 AM EDT Att: 50,114 - Dome - 70 F					
Roberto Alomar, S (1, 4)										4	0	0	0	0	0	0						
Kelly Gruber, R (1, 5) OBP: 0.250, SLG: 0.250										4	0	1	0	0	0	0						
Joe Carter, R (1, 9) OBP: 0.500, SLG: 1.250										4	1	2	1	0	0	0						
John Olerud, L (1, 3)										3	0	0	0	1	1	2						
Rance Mulliniks, L (1, 10) OBP: 0.500, SLG: 0.500										4	1	2	0	0	0	1						
Greg Myers, L (1, 2)										4	0	0	0	0	2	3						
Manuel Lee, S (1, 6) OBP: 0.500, SLG: 0.750										4	0	2	0	0	1	1						
Mookie Wilson, S (1, 7)										2	0	0	1	0	0	2						
Inning Stats	R: 0 E: 0 K: 2 S: 12	H: 2 LOB: 2 BB: 0 P: 15	R: 1 E: 0 K: 0 S: 10	H: 2 LOB: 1 BB: 0 P: 14	R: 0 E: 0 K: 0 S: 5	H: 0 LOB: 0 BB: 0 P: 5	R: 0 E: 0 K: 1 S: 6	H: 0 LOB: 0 BB: 0 P: 10	R: 0 E: 0 K: 2 S: 12	H: 0 LOB: 0 BB: 0 P: 17	R: 0 E: 0 K: 0 S: 6	H: 0 LOB: 0 BB: 0 P: 11	R: 0 E: 0 K: 1 S: 13	H: 2 LOB: 2 BB: 0 P: 19	R: 0 E: 0 K: 0 S: 10	H: 0 LOB: 0 BB: 0 P: 13	R: 1 E: 0 K: 0 S: 10	H: 1 LOB: 1 BB: 1 P: 20	1B: 5 2B: 1 3B: 0 HR: 1	SF: 1 SAC: 0 DP: 0 HBP: 0	WP: 0 PB: 1 SB: 0 CS: 0	PA: 35
PITCHER	IP WLS BF H R ER SO BB IBB HBP BLK WP HR S P ERA WHIP	8.0 W 30 6 1 1 1 0 1 0 0 0 0 1 104 1.12 0.750	1.0 5 1 1 1 0 1 0 0 0 0 0 1 10 9.00 2.000																			
Roger Clemens, R (1, 1) ERA: 1.13																						
Jeff Gray, R (9, 1) ERA: 9.0																						

Batter	1	2	3	4	5	6	7	8	9	AB	R	H	RBI	BB	SO	LOB	TOP					
Wade Boggs, L OBP: 0.800, SLG: 0.333	G3-1		F9 FC1-8 BB		FC1-8 1B		K		F7	4	0	1	0	1	1	0						
Jody Reed, R OBP: 0.800, SLG: 0.333	F9		FC1-5 BB		FC1-6 BB 1B		K		F7	5	0	0	0	0	1	3						
Mike Greenwell, L OBP: 0.222, SLG: 0.222	K		F9		BB 1B		K		K	5	0	1	0	0	3	2						
Jack Clark, R OBP: 0.500, SLG: 0.800		K			BB 1B				K	2	0	0	0	2	2	0						
Ellis Burks, R OBP: 0.375, SLG: 0.571		G4-3	G1-3						1B 2B	4	1	1	0	0	0	6						
Tom Brunansky, R OBP: 0.250, SLG: 0.143		G5-3			G6-3				1B 1B	4	0	1	0	0	0	0						
Carlos Quintana, R OBP: 0.375, SLG: 0.375			HR 1B		G1				1B 1B	4	1	3	1	0	0	0						
Tony Peña, R OBP: 0.250, SLG: 0.750			HR 1B		F9				F9	4	1	1	2	0	0	3						
Tim Lincecum, R OBP: 0.143, SLG: 0.143			FC1-5 BB 1B		F9				L5	4	0	1	0	0	1	3						
Inning Stats	R: 0 E: 0 K: 1 S: 8	H: 0 LOB: 0 BB: 0 P: 10	R: 0 E: 0 K: 1 S: 9	H: 0 LOB: 0 BB: 0 P: 17	R: 2 E: 0 K: 0 S: 12	H: 3 LOB: 3 BB: 2 P: 27	R: 0 E: 0 K: 0 S: 6	H: 0 LOB: 0 BB: 0 P: 10	R: 0 E: 0 K: 0 S: 11	H: 2 LOB: 3 BB: 1 P: 21	R: 0 E: 0 K: 1 S: 10	H: 1 LOB: 1 BB: 0 P: 14	R: 0 E: 0 K: 3 S: 10	H: 0 LOB: 0 BB: 0 P: 13	R: 1 E: 0 K: 1 S: 13	H: 3 LOB: 2 BB: 0 P: 17	R: 0 E: 0 K: 1 S: 8	H: 0 LOB: 0 BB: 0 P: 13	1B: 7 2B: 1 3B: 0 HR: 1	SF: 0 SAC: 0 DP: 0 HBP: 0	WP: 0 PB: 0 SB: 0 CS: 0	PA: 39
PITCHER	IP	WLS	BF	H	R	ER	SO	BB	IBB	HBP	BLK	WP	HR	S	P	ERA	WHIP					
Jimmy Key, L ERA: 3.0	6.0	W	27	6	2	2	3	3	0	0	0	0	1	56	99	3.00	1.500					
Duane Ward, R ERA: 4.5	2.0		9	3	1	1	4	0	0	0	0	0	0	23	30	4.50	1.500					
Tom Henke, R ERA:	1.0	S	3	0	0	0	1	0	0	0	0	0	0	8	13	0.00	0.000					

Boston Red Sox @ Toronto Blue Jays
 SkyDome, Toronto, ON
 Tue Apr 09 1991, 7:05 PM EDT
 Att: 42,211 - Dome - 70 F

AB	36
R	3
H	9
RBI	3
BB	3
SO	8
LOB	17



Batter	1	2	3	4	5	6	7	8	9	AB	R	H	RBI	BB	SO	LOB	BOTTOM					
Devon White, S OBP: 0.333, SLG: 0.556	SH5-3 2B	G4-3			G5-4-3 BB 1B		SH5-3 2B	G3-1		5	2	3	0	0	0	3						
Roberto Alomar, S OBP: 0.333, SLG: 0.556	SH5-3 2B		G6-3 BB		G5-4-3 BB		SH5-3 2B			0	0	0	0	2	0	0						
Kelly Gruber, R OBP: 0.125, SLG: 0.125	K		G6-3		G5-4-3		G5-3			4	0	0	0	0	1	5						
Joe Carter, R OBP: 0.500, SLG: 1.125			P6		P4					4	0	2	2	0	0	2						
John Olerud, L OBP: 0.125, SLG: 0.125	P4		G3				F8	P7		4	0	0	0	0	0	3						
Rance Mulliniks, L OBP: 0.571, SLG: 0.833		SF8 3B			G4-3			G5-3		2	2	1	0	1	0	0						
Pat Tabler, R OBP: 0.571, SLG: 0.833					G4-3					1	0	0	0	0	0	0						
Mark Whiten, S OBP: 0.250, SLG: 0.500		G1-3			G1-3			E5 G6-3		4	0	1	1	0	0	1						
Greg Myers, L OBP: 0.500, SLG: 0.500		SF8					K	G6-3		2	0	0	1	1	1	2						
Manuel Lee, S OBP: 0.500, SLG: 0.571					K		G5-3			3	0	1	0	1	1	2						
Inning Stats	R: 1 E: 0 K: 1 S: 9	H: 2 LOB: 1 BB: 0 P: 16	R: 1 E: 0 K: 0 S: 10	H: 2 LOB: 1 BB: 0 P: 18	R: 0 E: 0 K: 0 S: 11	H: 0 LOB: 1 BB: 1 P: 20	R: 0 E: 0 K: 1 S: 9	H: 0 LOB: 1 BB: 1 P: 18	R: 0 E: 0 K: 0 S: 8	H: 1 LOB: 1 BB: 1 P: 14	R: 1 E: 0 K: 1 S: 10	H: 1 LOB: 1 BB: 1 P: 16	R: 1 E: 0 K: 0 S: 10	H: 2 LOB: 1 BB: 0 P: 15	R: 0 E: 1 K: 0 S: 12	H: 0 LOB: 2 BB: 1 P: 23	R: 0 E: 0 K: 0 S: 8	H: 0 LOB: 0 BB: 1 P: 13	1B: 2 2B: 5 3B: 1 HR: 0	SF: 1 SAC: 2 DP: 1 HBP: 0	WP: 0 PB: 0 SB: 0 CS: 0	PA: 37
PITCHER	IP	WLS	BF	H	R	ER	SO	BB	IBB	HBP	BLK	WP	HR	S	P	ERA	WHIP					
Greg Harris, R ERA: 5.06	5.1	L	25	6	3	3	2	4	0	0	0	0	0	52	96	5.06	1.875					
Joe Hesketh, L ERA: 9.0	1.0		4	1	1	1	1	0	0	0	0	0	0	8	10	9.00	1.000					
Dana Kiecker, R ERA:	0.1		2	1	0	0	0	0	0	0	0	0	0	5	8	0.00	3.000					
Tony Fossas, L ERA:	1.0		5	0	0	0	0	1	0	0	0	0	0	10	20	0.00	1.000					
Jeff Gray, R ERA: 6.75	0.1		1	0	0	0	0	0	0	0	0	0	0	4	6	0.00	0.000					

Boston Red Sox @ Toronto Blue Jays
 SkyDome, Toronto, ON
 Tue Apr 09 1991, 7:05 PM EDT
 Att: 42,211 - Dome - 70 F

AB	29
R	4
H	8
RBI	4
BB	5
SO	3
LOB	18



Batter	1	2	3	4	5	6	7	8	9	AB	R	H	RBI	BB	SO	LOB	TOP					
Paul Molitor, R OBP: 0.435, SLG: 0.476 (1, 10)	F7				K		1B	1B		4	1	2	0	1	1	1	Milwaukee Brewers @ Toronto Blue Jays SkyDome, Toronto, ON Sat Apr 13 1991, 3:33 AM EDT Att: 49,872 - Dome - 70 F					
Robin Yount, R OBP: 0.318, SLG: 0.455 (1, 8)	G1-3	G6-3			F9		F9	1B		5	0	1	2	0	0	3						
Gary Sheffield, R OBP: 0.273, SLG: 0.250 (1, 5)	F8				E6		BB	P4		5	0	1	1	0	0	3						
Greg Brock, L OBP: 0.429, SLG: 0.200 (1, 3)					K		BB			3	1	0	0	2	2	2						
Dante Bichette, R OBP: 0.318, SLG: 0.476 (1, 9)							L5			4	1	2	0	1	0	2						
Darryl Hamilton, L (1, 7)										3	1	0	0	1	0	3						
B.J. Surhoff, L (1, 2)										4	0	0	1	0	1	3						
Jim Cantner, L OBP: 0.250, SLG: 0.455 (1, 4)										4	2	2	1	0	0	1						
Bill Spiers, L OBP: 0.421, SLG: 0.941 (1, 6)										4	1	2	2	0	1	2						
Inning Stats	R: 0 E: 0 K: 0 S: 6	H: 0 LOB: 0 BB: 0 P: 12	R: 4 E: 0 K: 0 S: 20	H: 4 LOB: 1 BB: 1 P: 37	R: 0 E: 0 K: 1 S: 8	H: 0 LOB: 0 BB: 0 P: 11	R: 0 E: 0 K: 1 S: 7	H: 0 LOB: 0 BB: 0 P: 12	R: 0 E: 1 K: 2 S: 11	H: 1 LOB: 2 BB: 0 P: 18	R: 0 E: 0 K: 0 S: 6	H: 1 LOB: 1 BB: 0 P: 7	R: 1 E: 0 K: 0 S: 13	H: 2 LOB: 2 BB: 1 P: 22	R: 2 E: 0 K: 1 S: 14	H: 2 LOB: 2 BB: 2 P: 27	R: 0 E: 0 K: 0 S: 8	H: 0 LOB: 1 BB: 1 P: 14	1B: 6 2B: 3 3B: 0 HR: 1	SF: 0 SAC: 2 DP: 0 HBP: 0	WP: 0 PB: 0 CS: 0	PA: 43
PITCHER	IP	WLS	BF	H	R	ER	SO	BB	IBB	HBP	BLK	WP	HR	S	P	ERA	WHIP					
Dave Stieb, R ERA: 7.36 (1, 1)	6.0	L	26	6	4	4	4	1	0	0	0	0	1	58	97	6.00	1.167					
Frank Wilts, R ERA: 13.5 (7, 1)	2.0		13	4	3	3	1	3	0	0	0	0	0	27	49	13.50	3.500					
Al Leiter, L ERA: 5.4 (9, 1)	1.0		4	0	0	0	0	1	0	0	0	0	0	8	14	0.00	1.000					

Batter	1	2	3	4	5	6	7	8	9	AB	R	H	RBI	BB	SO	LOB	BOTTOM					
Devon White, S OBP: 0.346, SLG: 0.560 (1, 8)	K		G6-4-3		F9		F9			4	0	0	0	0	1	1	Milwaukee Brewers @ Toronto Blue Jays SkyDome, Toronto, ON Sat Apr 13 1991, 3:33 AM EDT Att: 49,872 - Dome - 70 F					
Roberto Alomar, S OBP: 0.458, SLG: 0.444 (1, 4)	G3				1B			G6-3		4	0	2	0	0	0	0						
Kelly Gruber, R OBP: 0.308, SLG: 0.217 (1, 5)	F9				1B			G6-3		4	0	1	0	0	1	1						
Joe Carter, R OBP: 0.346, SLG: 0.600 (1, 7)					F6		K	F4		4	1	1	0	0	1	2						
Pat Tabler, R OBP: 0.500, SLG: 0.875 (1, 10)					G5-3			HR		3	1	1	0	1	1	1						
John Olerud, L OBP: 0.381, SLG: 0.444 (1, 3)					WP			HR		3	1	2	3	1	0	1						
Mark Whiten, S OBP: 0.333, SLG: 0.444 (1, 9)					WP			G4-3		3	0	0	0	1	1	1						
Pat Borders, R (1, 2)					G5-3			F7		4	0	0	0	0	1	3						
Manuel Lee, S OBP: 0.435, SLG: 0.389 (1, 6)					F9		G4-3			3	0	0	0	1	1	0						
Inning Stats	R: 0 E: 0 K: 1 S: 11	H: 2 LOB: 1 BB: 0 P: 18	R: 1 E: 0 K: 3 S: 19	H: 2 LOB: 1 BB: 0 P: 27	R: 0 E: 0 K: 1 S: 10	H: 1 LOB: 1 BB: 1 P: 15	R: 0 E: 0 K: 0 S: 10	H: 0 LOB: 2 BB: 2 P: 25	R: 0 E: 0 K: 1 S: 11	H: 2 LOB: 0 BB: 0 P: 15	R: 0 E: 0 K: 0 S: 6	H: 1 LOB: 0 BB: 0 P: 8	R: 0 E: 0 K: 0 S: 8	H: 0 LOB: 0 BB: 0 P: 14	R: 0 E: 0 K: 1 S: 9	H: 1 LOB: 0 BB: 0 P: 14	R: 2 E: 0 K: 1 S: 10	H: 1 LOB: 0 BB: 1 P: 17	1B: 5 2B: 1 3B: 0 HR: 1	SF: 0 SAC: 0 DP: 2 HBP: 0	WP: 1 PB: 0 CS: 0	PA: 36
PITCHER	IP	WLS	BF	H	R	ER	SO	BB	IBB	HBP	BLK	WP	HR	S	P	ERA	WHIP					
Kevin Brown, L ERA: 1.5 (1, 1)	6.0	W	25	6	1	1	6	3	0	0	0	0	1	0	67	1.50	1.500					
Chuck Cnm, R ERA: 3.99 (7, 1)	3.0	S	11	1	2	2	1	1	0	0	0	0	1	27	45	6.00	0.667					

AB	36
R	7
H	10
RBI	7
BB	5
SO	5
LOB	20



Batter	1	2	3	4	5	6	7	8	9	AB	R	H	RBI	BB	SO	LOB	TOP					
Paul Moltor, R OBP: 0.407, SLG: 0.440 (1, 10)	L3		1B			G4-3			F7	4	0	1	0	0	0	0						
Willie Randolph, R OBP: 0.417, SLG: 0.222 (1, 4)	G1-3 BB		F8			G6-3			K	3	0	0	0	1	1	1						
Gary Sheffield, R OBP: 0.231, SLG: 0.208 (1, 5)	G1-3				G6-3				F8	4	0	0	0	0	0	1						
Robin Yount, R OBP: 0.320, SLG: 0.440 Darryl Hamilton, L (7, 8)	F9				1B				G5-3	3	0	1	0	0	0	1						
										0	0	0	0	0	0	0						
Dante Bichette, R OBP: 0.280, SLG: 0.417 (1, 9)		G6-3			L8				G5-3	3	0	0	0	0	0	1						
Greg Brock, L OBP: 0.300, SLG: 0.125 (1, 3)		L6			K				L4	3	0	0	0	0	1	1						
Greg Vaughn, R OBP: 0.167, SLG: 0.417 (1, 7)									P2	3	0	0	0	0	1	0						
B.J. Surhoff, L (1, 2)			G3-1						G6-4-3 BB	2	0	0	0	1	1	0						
Bill Spiers, L OBP: 0.381, SLG: 0.842 Dale Sveum, S (7, 6)			F9						G6-4-3 1-2	2	0	0	0	0	1	0						
										1	0	0	0	0	0	1						
Inning Stats	R: 0 E: 0 K: 0 S: 11	H: 0 LOB: 1 BB: 1 P: 21	R: 0 E: 0 K: 1 S: 8	H: 0 LOB: 2 BB: 0 P: 10	R: 0 E: 0 K: 0 S: 7	H: 1 LOB: 1 BB: 0 P: 12	R: 0 E: 0 K: 1 S: 12	H: 1 LOB: 1 BB: 0 P: 18	R: 0 E: 0 K: 2 S: 9	H: 0 LOB: 0 BB: 0 P: 17	R: 0 E: 0 K: 0 S: 5	H: 0 LOB: 0 BB: 0 P: 6	R: 0 E: 0 K: 0 S: 5	H: 0 LOB: 0 BB: 0 P: 6	R: 0 E: 0 K: 0 S: 10	H: 0 LOB: 0 BB: 1 P: 17	R: 0 E: 0 K: 1 S: 6	H: 0 LOB: 0 BB: 0 P: 10	1B: 2 2B: 0 3B: 0 HR: 0	SF: 0 SAC: 0 DP: 1 HBP: 0	WP: 0 PB: 0 CS: 0	PA: 30
PITCHER Jimmy Key, L ERA: 1.2 (1, 1)	IP: 9.0 WLS: W BF: 30 H: 2 R: 0 ER: 0 SO: 5 BB: 2 IBB: 0 HBP: 0 BLK: 0 WP: 0 HR: 0 S: 73 P: 117 ERA: 0.00 WHIP: 0.444															PITCHER	IP: 9.0 WLS: W BF: 30 H: 2 R: 0 ER: 0 SO: 5 BB: 2 IBB: 0 HBP: 0 BLK: 0 WP: 0 HR: 0 S: 73 P: 117 ERA: 0.00 WHIP: 0.444					

Milwaukee Brewers @ Toronto Blue Jays
SkyDome, Toronto, ON
Sun Apr 14 1991, 3:33 AM EDT
Att: 47,136 - Dome - 70 F

AB 28
R 0
H 2
RBI 0
BB 2
SO 5
LOB 6



Batter	1	2	3	4	5	6	7	8	9	AB	R	H	RBI	BB	SO	LOB	BOTTOM						
Devon White, S OBP: 0.355, SLG: 0.600 (1, 8)	G6-3	WP 1B 2B	G3-1			K		1B 2B		5	2	3	0	1	0								
Roberto Alomar, S OBP: 0.414, SLG: 0.391 (1, 4)	K	P2			G4-3	F8		2B 1B		5	0	1	1	0	1	1							
Kelly Gruber, R OBP: 0.387, SLG: 0.407 (1, 5)	HR	WP 1B BB			WP 1B		G3-1 BB 1B	K		4	2	3	1	1	1	1							
Joe Carter, R OBP: 0.387, SLG: 0.655 (1, 10)	2B	1B BB			K		K			4	0	2	0	1	2	2							
John Olerud, L OBP: 0.346, SLG: 0.364 (1, 3)	K	1B BB			P5		G3-1 BB	K		4	0	0	0	1	3	7							
Mark Whiten, S OBP: 0.380, SLG: 0.455 (1, 9)		1B			K		G3-1			4	1	2	2	0	1	2							
Greg Myers, L OBP: 0.350, SLG: 0.333 (1, 2)		1B			K		K			4	1	1	0	0	2	4							
Manuel Lee, S OBP: 0.423, SLG: 0.429 (1, 6)		SH WP 1B 2B			K		K		F7 2B 2B	3	2	1	0	0	2	0							
Mookie Wilson, S OBP: 0.143, SLG: 0.167 (1, 7)		WP 2B 1B			K		K		G4-3	4	1	1	1	0	1	1							
Inning Stats	R: 1 E: 0 K: 2 S: 15	H: 2 LOB: 1 BB: 0 P: 26	R: 6 E: 0 K: 1 S: 20	H: 5 LOB: 2 BB: 2 P: 38	R: 0 E: 0 K: 2 S: 9	H: 0 LOB: 0 BB: 0 P: 13	R: 0 E: 0 K: 1 S: 14	H: 1 LOB: 1 BB: 0 P: 22	R: 0 E: 0 K: 3 S: 10	H: 0 LOB: 0 BB: 0 P: 15	R: 0 E: 0 K: 1 S: 6	H: 0 LOB: 0 BB: 0 P: 7	R: 0 E: 0 K: 2 S: 14	H: 1 LOB: 2 BB: 1 P: 22	R: 2 E: 0 K: 2 S: 19	H: 4 LOB: 2 BB: 0 P: 25	R: 0 E: 0 K: 2 S: 6	H: 0 LOB: 0 BB: 0 P: 10	1B: 7 2B: 5 3B: 0 HR: 1	SF: 0 SAC: 1 DP: 0 HBP: 0	WP: 3 PB: 0 CS: 0	PA: 41	
PITCHER Don August, R ERA: 54.0 Julio Machado, R ERA: 10.38 Darren Holmes, R ERA: Dan Plesac, L ERA: 9.0 (1, 1)	IP: 1.0 WLS: L BF: 10 H: 6 R: 6 ER: 6 SO: 2 BB: 0 IBB: 0 HBP: 0 BLK: 0 WP: 1 HR: 1 S: 23 P: 40 ERA: 54.00 WHIP: 6.000	(2, 1)	3.0 13 2 1 1 4 2 0 0 0 2 0 35 59 3.00 1.333	(5, 1)	3.0 11 1 0 0 6 1 0 0 0 0 0 30 44 0.00 0.667	(8, 1)	1.0 7 4 2 2 2 0 0 0 0 0 0 19 25 18.00 4.000															PITCHER	IP: 1.0 WLS: L BF: 10 H: 6 R: 6 ER: 6 SO: 2 BB: 0 IBB: 0 HBP: 0 BLK: 0 WP: 1 HR: 1 S: 23 P: 40 ERA: 54.00 WHIP: 6.000

Milwaukee Brewers @ Toronto Blue Jays
SkyDome, Toronto, ON
Sun Apr 14 1991, 3:33 AM EDT
Att: 47,136 - Dome - 70 F

AB 37
R 9
H 13
RBI 8
BB 3
SO 14
LOB 18

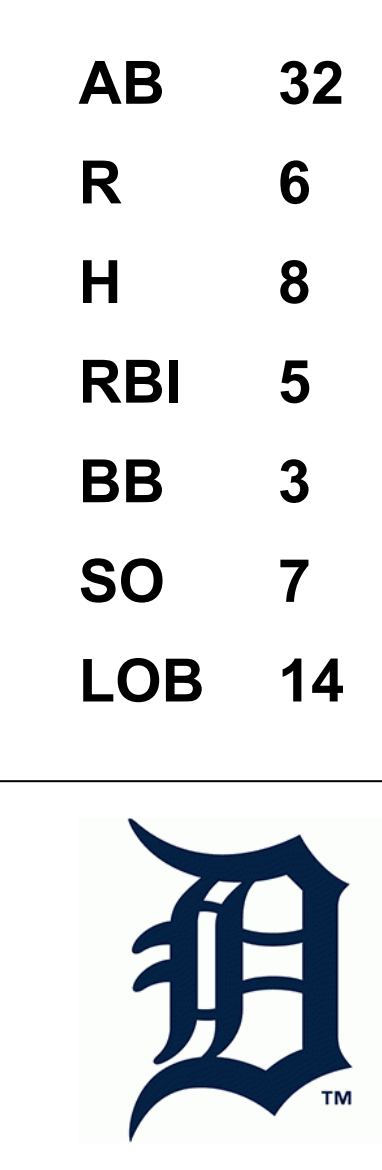


Batter	1	2	3	4	5	6	7	8	9	AB	R	H	RBI	BB	SO	LOB	TOP										
Mookie Wilson, S (1, 8) OBP: 0.125, SLG: 0.133	L7		G4-3			G6-3		L8		4	0	0	0	0	0	1	Toronto Blue Jays @ Detroit Tigers Tiger Stadium, Detroit, MI Tue Apr 16 1991, 7:05 PM EDT Att: 10,791 - Sunny - 61 F										
Roberto Alomar, S (1, 4) OBP: 0.395, SLG: 0.438	P6			G4-3		2B		K		4	0	1	0	0	1												
Kelly Gruber, R (1, 5) OBP: 0.400, SLG: 0.486	L4			P9		BB		FC6-4 1B		3	0	1	0	1	0												
Joe Carter, R (1, 7) OBP: 0.325, SLG: 0.526		G6-3		K		P9		FC6-4		4	0	0	0	0	1	4											
John Olerud, L (1, 3) OBP: 0.382, SLG: 0.414	P4				G6-3 SF9 2B		G4-3		G6-3 1B	4	1	2	0	0	0	0											
Rance Mulliniks, L (1, 10) OBP: 0.261, SLG: 0.250	G6-3				G6-3		G3-1		G6-3	4	0	0	0	0	0	2											
Mark Whiten, S (1, 9) OBP: 0.364, SLG: 0.448			F9		SF9		FC6-4 1B		G4-3	3	0	1	1	0	0	0											
Greg Myers, L (1, 2) OBP: 0.308, SLG: 0.417 Pat Borders, R (7, PH) (7, 2)				G4-3		G4-3		FC6-4		2	1	1	1	0	0	0											
Manuel Lee, S (1, 6) OBP: 0.394, SLG: 0.370			G6-3			K		1B BB		1	0	0	0	0	0	1											
Inning Stats	R: 0 E: 0 K: 0 S: 5	H: 0 LOB: 0 BB: 0 P: 8	R: 0 E: 0 K: 0 S: 5	H: 0 LOB: 0 BB: 0 P: 7	R: 1 E: 0 K: 0 S: 8	H: 1 LOB: 0 BB: 0 P: 13	R: 0 E: 0 K: 1 S: 10	H: 0 LOB: 0 BB: 0 P: 14	R: 1 E: 0 K: 0 S: 8	H: 1 LOB: 2 BB: 1 P: 13	R: 0 E: 0 K: 0 S: 12	H: 1 LOB: 1 BB: 1 P: 22	R: 0 E: 0 K: 0 S: 9	H: 1 LOB: 1 BB: 0 P: 14	R: 0 E: 0 K: 1 S: 13	H: 1 LOB: 2 BB: 1 P: 23		R: 0 E: 0 K: 0 S: 5	H: 1 LOB: 0 BB: 0 P: 5	1B: 3 2B: 2 3B: 0 HR: 1	SF: 1 SAC: 0 DP: 1 HBP: 0	WP: 0 PB: 0 SB: 0 CS: 0	PA: 34				
PITCHER	IP	WLS	BF	H	R	ER	SO	BB	IBB	HBP	BLK	WP	HR	S	P	ERA	WHIP										
Bill Gullickson, R (1, 1) ERA: 6.3	6.2	W	25	4	2	2	2	1	0	0	0	0	1	55	88	2.70	0.750										
Paul Gibson, L (7, 1) ERA:	1.0		4	0	0	0	1	1	0	0	0	0	0	7	15	0.00	1.000										
Mike Henneman, R (8, 1) ERA:	1.1	S	5	2	0	0	0	0	0	0	0	0	0	13	16	0.00	1.500										

AB	31
R	2
H	6
RBI	2
BB	2
SO	3
LOB	9



Batter	1	2	3	4	5	6	7	8	9	AB	R	H	RBI	BB	SO	LOB	BOTTOM										
Tony Phillips, S (1, 4) OBP: 0.161, SLG: 0.222	L7		P9		G5-3		K			4	0	0	0	0	1	1	Toronto Blue Jays @ Detroit Tigers Tiger Stadium, Detroit, MI Tue Apr 16 1991, 7:05 PM EDT Att: 10,791 - Sunny - 61 F										
Alan Trammell, R (1, 6) OBP: 0.286, SLG: 0.333	BB		K		3B 1B		G6-3			3	1	1	1	1	1	0											
Rob Deer, R (1, 9) OBP: 0.333, SLG: 0.286	P6			2B	3B			1B HR BB		3	1	2	1	1	0	1											
Cecil Fielder, R (1, 3) OBP: 0.286, SLG: 0.240	P8			K	BB			HR 1B		3	1	1	0	1	1	2											
Pete Incaviglia, R (1, 7) OBP: 0.381, SLG: 0.526	G4-3			F9	K			K		4	0	0	0	0	2	5											
Luis de los Santos, R (1, 10) Tony Bernazard, S (8, PH) OBP: 0.200, SLG: 0.200	G6-3			F7		G1-3		K		3	0	0	0	0	0	1											
Travis Fryman, R (1, 5) OBP: 0.400, SLG: 0.571	BLK 1B				2B E 1B	K		HR		4	2	3	3	0	1	0											
Andy Allanson, R (1, 2) OBP: 0.250, SLG: 0.500 Milt Cuyler, S (8, 8) OBP: 0.250, SLG: 0.214	F9				P7	G6-3		F7		4	0	0	0	0	0	2											
John Shelby, S (1, 8) OBP: 0.250, SLG: 0.500 Milt Cuyler, S (8, 8) OBP: 0.250, SLG: 0.214			G5-3		E7 1B 2B		P8			3	1	1	0	0	0	0											
Inning Stats	R: 0 E: 0 K: 0 S: 8	H: 0 LOB: 1 BB: 1 P: 14	R: 0 E: 0 K: 0 S: 10	H: 1 LOB: 0 BB: 0 P: 15	R: 0 E: 0 K: 1 S: 7	H: 0 LOB: 0 BB: 0 P: 9	R: 0 E: 0 K: 1 S: 14	H: 1 LOB: 1 BB: 0 P: 20	R: 3 E: 1 K: 1 S: 14	H: 4 LOB: 2 BB: 1 P: 25	R: 0 E: 0 K: 1 S: 5	H: 0 LOB: 0 BB: 0 P: 8	R: 0 E: 0 K: 2 S: 14	H: 0 LOB: 0 BB: 1 P: 14	R: 3 E: 0 K: 2 S: 14	H: 2 LOB: 0 BB: 1 P: 27		R: 0 E: 0 K: 0 S: 5	H: 1 LOB: 0 BB: 0 P: 5	1B: 4 2B: 2 3B: 1 HR: 1	SF: 0 SAC: 0 DP: 0 HBP: 0	WP: 0 PB: 0 SB: 0 CS: 0	PA: 35				
PITCHER	IP	WLS	BF	H	R	ER	SO	BB	IBB	HBP	BLK	WP	HR	S	P	ERA	WHIP										
David Wells, L (1, 1) ERA: 3.6	7.0	L	29	6	3	3	5	2	0	0	1	0	0	67	105	3.86	1.143										
Mike Timlin, R (8, 1) ERA: 4.26	1.0		6	2	3	3	2	1	0	0	0	0	1	14	27	27.00	3.000										



Batter	1	2	3	4	5	6	7	8	9	10	AB	R	H	RBI	BB	SO	LOB	TOP		
Mookie Wilson, S OBP: 0.143, SLG: 0.150	G5-3		1B	G1-6-3			G3-1			P8	5	1	1	0	0	0	2	Toronto Blue Jays @ Detroit Tigers Tiger Stadium, Detroit, MI Wed Apr 17 1991, 3:33 AM EDT Att. 16,355 - Sunny - 56 F		
Roberto Alomar, S OBP: 0.372, SLG: 0.389	G6-3		1B	G3-1			G1-3			G6-3	4	1	0	0	1	0	1			
Kelly Gruber, R OBP: 0.378, SLG: 0.538	HR		SF8				P8			K	4	1	1	2	0	1	0			
Joe Carter, R OBP: 0.341, SLG: 0.524	1B		1B				P9			L6	4	0	2	1	0	0	0			
Pat Tabler, R OBP: 0.600, SLG: 0.800	P9		BB				BB			G6-3	2	0	1	0	2	0	1			
Mark Whiten, S OBP: 0.324, SLG: 0.406			SF8				K2-3			G6-3	3	0	0	1	0	2	2			
Pat Borders, R OBP: 0.333, SLG: 0.333	F8		P7				F7			P3	4	0	0	0	0	0	2			
Manuel Lee, S OBP: 0.378, SLG: 0.333	K						K			P7	3	0	0	0	1	2	0			
Glenallen Hill, R OBP: 0.500, SLG: 0.400			1B				G5-3			F8	4	1	2	0	0	0	0			
Inning Stats	R: 1 E: 0 K: 0 S: 14	H: 2 LOB: 1 BB: 0 P: 20	R: 0 E: 0 K: 2 S: 7	H: 0 LOB: 0 BB: 0 P: 8	R: 3 E: 0 K: 0 S: 14	H: 3 LOB: 2 BB: 2 P: 32	R: 0 E: 0 K: 0 S: 9	H: 1 LOB: 1 BB: 1 P: 20	R: 0 E: 0 K: 1 S: 11	H: 0 LOB: 0 BB: 0 P: 7	R: 0 E: 0 K: 0 S: 6	H: 1 LOB: 0 BB: 0 P: 8	R: 0 E: 0 K: 1 S: 10	H: 0 LOB: 0 BB: 0 P: 11	1B: 6 2B: 0 3B: 0 HR: 1	SF: 2 SAC: 0 DP: 2 HBP: 0	WP: 0 PB: 0 SB: 0 CS: 0		PA: 39	
PITCHER	IP WLS BF H R ER SO	IP WLS BF H R ER SO	IP WLS BF H R ER SO	IP WLS BF H R ER SO	IP WLS BF H R ER SO	IP WLS BF H R ER SO	IP WLS BF H R ER SO	IP WLS BF H R ER SO	IP WLS BF H R ER SO	IP WLS BF H R ER SO	IP WLS BF H R ER SO	IP WLS BF H R ER SO	IP WLS BF H R ER SO	IP WLS BF H R ER SO	IP WLS BF H R ER SO	IP WLS BF H R ER SO	IP WLS BF H R ER SO	ERA WHIP	ERA WHIP	
Steve Searcy, L ERA: 5.59	2.2	2.2	2.2	2.2	2.2	2.2	2.2	2.2	2.2	2.2	2.2	2.2	2.2	2.2	2.2	2.2	2.2	2.2	13.50	2.625
Dan Petry, R ERA:	6.1	6.1	6.1	6.1	6.1	6.1	6.1	6.1	6.1	6.1	6.1	6.1	6.1	6.1	6.1	6.1	6.1	6.1	0.00	0.632
Mike Henneman, R ERA:	1.0	1.0	1.0	1.0	1.0	1.0	1.0	1.0	1.0	1.0	1.0	1.0	1.0	1.0	1.0	1.0	1.0	1.0	0.00	0.000

Batter	1	2	3	4	5	6	7	8	9	10	AB	R	H	RBI	BB	SO	LOB	BOTTOM				
Tony Phillips, S OBP: 0.200, SLG: 0.207	P3		HBP				FC6-4				2	0	0	0	2	0	1	Toronto Blue Jays @ Detroit Tigers Tiger Stadium, Detroit, MI Wed Apr 17 1991, 3:33 AM EDT Att. 16,355 - Sunny - 56 F				
Lou Whitaker, L OBP: 0.657, SLG: 1.600			BLK							HR	1	1	1	3	0	0	0					
Alan Trammell, R OBP: 0.303, SLG: 0.357	1B		G5-3							P6	4	1	1	0	0	0	1					
Rob Deer, R OBP: 0.344, SLG: 0.280	2B		BLK								4	0	1	1	1	2	2					
Cecil Fielder, R OBP: 0.303, SLG: 0.241	L7		HBP							G4-3	4	0	1	0	0	0	1					
Pete Incaviglia, R OBP: 0.346, SLG: 0.458	G6-3		G4-3								5	0	1	0	0	1	5					
Mitt Cuyler, S OBP: 0.250, SLG: 0.214										1B	0	1	0	0	0	0	0					
Luis de los Santos, R OBP: 0.162, SLG: 0.200	G6-3		L8								3	0	0	0	0	1	0					
Dave Bergman, L OBP: 0.162, SLG: 0.200											1	0	0	0	1	1	0					
Travis Fryman, R OBP: 0.379, SLG: 0.520	P5		G5-3							PB	5	0	1	0	0	1	1					
Andy Atkinson, R OBP: 0.394, SLG: 0.167	P1		G6-3								3	0	0	0	0	0	1					
John Shelby, S OBP: 0.375, SLG: 0.500	F9										4	1	2	0	0	1	0					
Inning Stats	R: 1 E: 0 K: 0 S: 13	H: 2 LOB: 1 BB: 0 P: 20	R: 0 E: 0 K: 0 S: 4	H: 0 LOB: 0 BB: 0 P: 6	R: 0 E: 0 K: 0 S: 7	H: 0 LOB: 3 BB: 2 P: 18	R: 0 E: 0 K: 0 S: 7	H: 0 LOB: 0 BB: 0 P: 13	R: 0 E: 0 K: 1 S: 7	H: 0 LOB: 1 BB: 1 P: 15	R: 0 E: 0 K: 2 S: 6	H: 2 LOB: 1 BB: 0 P: 17	R: 0 E: 0 K: 2 S: 10	H: 1 LOB: 1 BB: 0 P: 15	R: 3 E: 0 K: 2 S: 18	H: 3 LOB: 0 BB: 0 P: 28	R: 1 E: 0 K: 1 S: 6	H: 1 LOB: 2 BB: 1 P: 14	1B: 7 2B: 1 3B: 0 HR: 1	SF: 0 SAC: 0 DP: 2 HBP: 2	WP: 0 PB: 1 SB: 1 CS: 0	PA: 43
PITCHER	IP WLS BF H R ER SO	IP WLS BF H R ER SO	IP WLS BF H R ER SO	IP WLS BF H R ER SO	IP WLS BF H R ER SO	IP WLS BF H R ER SO	IP WLS BF H R ER SO	IP WLS BF H R ER SO	IP WLS BF H R ER SO	IP WLS BF H R ER SO	IP WLS BF H R ER SO	IP WLS BF H R ER SO	IP WLS BF H R ER SO	IP WLS BF H R ER SO	IP WLS BF H R ER SO	IP WLS BF H R ER SO	IP WLS BF H R ER SO	ERA WHIP	ERA WHIP			
Denis Boucher, L ERA: 2.92	7.0	7.0	7.0	7.0	7.0	7.0	7.0	7.0	7.0	7.0	7.0	7.0	7.0	7.0	7.0	7.0	7.0	7.0	1.29	1.000		
Duane Ward, R ERA: 5.4	2.2	2.2	2.2	2.2	2.2	2.2	2.2	2.2	2.2	2.2	2.2	2.2	2.2	2.2	2.2	2.2	2.2	2.2	10.12	1.875		

Batter	1	2	3	4	5	6	7	8	9	AB	R	H	RBI	BB	SO	LOB	TOP								
Devon White, S (1, 8) OBP: 0.361, SLG: 0.559	1-0 WP SH5-3 HBP		1-0 S 1B		1-1 G4-3		1-0 G6-3		0-0 F9	4	0	1	0	0	0	2									
Roberto Alomar, S (1, 4) OBP: 0.383, SLG: 0.400	1-0 SH5-3		1-0 F7			2-1 CS 1B		1-0 S 1B	2-3 K	4	1	2	0	0	1	3									
Kelly Gruber, R (1, 5) OBP: 0.367, SLG: 0.512	1-1 F8		0-1 F8			1-3 K		2-2 G4-3 1-H 1B		4	0	1	1	1	0	1	3								
Joe Carter, R (1, 7) OBP: 0.333, SLG: 0.500	2-3 K				0-0 F9		1-2 S HR 1B	2-0 G4-3		4	1	1	0	0	1	2									
John Olerud, L (1, 3) OBP: 0.395, SLG: 0.606		2-1 HR		3-1 G4-3		2-1 S HR 1B		0-1 G1-3		4	2	2	3	0	0	1									
Rance Mulliniks, L (1, 10) OBP: 0.308, SLG: 0.435	0-1 G3		1-0 HR		1-1 S 1B		1-1 S 1B	0-1 F8		3	1	2	1	0	0	0									
Pat Tabler, R (8, FH) OBP: 0.563, SLG: 0.727										1	0	0	0	0	0	1									
Mark Whiten, S (1, 9) OBP: 0.317, SLG: 0.389	2-2 G3-6-1 1B		3-0 F8		0-0 L5		3-2 F7		1-2 F7	4	0	1	0	0	1	1	AB 35								
Greg Myers, L (1, 2) OBP: 0.300, SLG: 0.370	1-0 G3-6-1								4-2 S BB	3	0	0	0	1	0	1	R 5								
Manuel Lee, S (1, 6) OBP: 0.366, SLG: 0.324			2-2 G6-3		1-1 G6-3		3-3 K		1-1 S 1B	4	0	1	0	0	1	0	H 11								
Inning Stats	R: 0 E: 0 K: 1 S: 9	H: 0 LOB: 1 BB: 0 P: 14	R: 1 E: 0 K: 0 S: 8	H: 2 LOB: 0 BB: 0 P: 13	R: 0 E: 0 K: 0 S: 9	H: 1 LOB: 0 BB: 0 P: 12	R: 1 E: 0 K: 0 S: 5	H: 1 LOB: 0 BB: 0 P: 12	R: 0 E: 0 K: 1 S: 15	H: 0 LOB: 0 BB: 0 P: 7	R: 2 E: 0 K: 2 S: 15	H: 4 LOB: 1 BB: 0 P: 22	R: 0 E: 0 K: 1 S: 8	H: 0 LOB: 0 BB: 0 P: 15	R: 1 E: 0 K: 0 S: 10	H: 2 LOB: 1 BB: 1 P: 15	R: 0 E: 0 K: 1 S: 12	H: 1 LOB: 2 BB: 1 P: 20	1B: 8 2B: 1 3B: 0 HR: 3	SF: 0 SAC: 1 DP: 2 HBP: 1	WP: 1 PB: 0 SB: 4 CS: 1	PA: 38			
PITCHER	IP	WLS	BF	H	R	ER	SO	BB	IBB	HBP	BLK	WP	HR	S	P	ERA	WHIP								
Don August, R (1, 1) ERA: 13.5	5.2	L	24	8	4	4	2	0	0	1	0	1	3	48	77	6.35	1.412								
Mark Lee, L (6, 1) ERA:	1.1		4	0	0	0	2	0	0	0	0	0	0	11	18	0.00	0.000								
Chuck Crim, R (8, 1) ERA: 9.53	0.1		3	2	1	1	0	0	0	0	0	0	0	6	18	27.00	6.000								
Dan Plesac, L (8, 1) ERA: 6.35	1.2		7	1	0	0	1	1	0	0	0	0	0	16	24	0.00	1.200								

Toronto Blue Jays @ Milwaukee Brewers
Milwaukee County Stadium, Milwaukee, WI

AB 35
R 5
H 11
RBI 5
BB 1
SO 5
LOB 14



WP: 1 PA: 38
PB: 0
SB: 4
CS: 1

Batter	1	2	3	4	5	6	7	8	9	AB	R	H	RBI	BB	SO	LOB	BOTTOM								
Paul Moltzer, R (1, 10) OBP: 0.370, SLG: 0.476	1-0 HR		1-2 G1-3			3-1 F9		0-0 E4		4	1	1	1	0	0	1									
Robin Yount, R (1, 8) OBP: 0.349, SLG: 0.561	1-1 3B		0-0 G5-3			1-1 G1-4-3 1B		1-2 F9		4	0	2	0	0	0	2									
Gary Sheffield, R (1, 5) OBP: 0.302, SLG: 0.475	0-1 P3				0-1 G5-3		2-1 G1-4-3		1-1 2B G6-3 1B	4	1	1	0	0	0	2									
Franklin Stubbs, L (1, 3) OBP: 0.250, SLG: 0.333	1-3 K				1-0 G1-3		0-1 G6-4-3 1B		0-0 G3 2B	4	0	2	0	0	1	1									
Dante Bichette, R (1, 9) OBP: 0.238, SLG: 0.341	1-1 G4-3				0-0 F9		2-1 G6-4-3		0-1 G6-3	4	0	0	1	0	0	3									
Darryl Hamilton, L (1, 7) OBP: 0.313, SLG: 0.231		0-2 F8			4-1 1B SH1 BB		1-0 G4-3		1-2 G3	3	0	0	0	1	0	1									
Jim Gantner, L (1, 4) OBP: 0.217, SLG: 0.286		3-2 P5			0-0 SH1				2-0 F8	3	0	0	0	0	1	1	AB 31								
B.J. Surhoff, L (1, 2) OBP: 0.147, SLG: 0.121		2-0 CS 1B			3-0 S4-3 1B				3-3 K	3	0	2	0	0	0	0	R 2								
Bill Spiers, L (1, 6) OBP: 0.278, SLG: 0.515		1-1 CS		0-0 G3-1		0-1 G4-3		4-1 E BB		2	0	0	0	1	0	2	H 8								
Inning Stats	R: 1 E: 0 K: 1 S: 10	H: 2 LOB: 1 BB: 0 P: 14	R: 0 E: 0 K: 0 S: 8	H: 1 LOB: 0 BB: 0 P: 14	R: 0 E: 0 K: 0 S: 6	H: 0 LOB: 0 BB: 0 P: 7	R: 0 E: 0 K: 0 S: 4	H: 0 LOB: 0 BB: 0 P: 5	R: 0 E: 0 K: 0 S: 5	H: 1 LOB: 1 BB: 1 P: 12	R: 0 E: 0 K: 0 S: 6	H: 1 LOB: 0 BB: 0 P: 12	R: 0 E: 0 K: 1 S: 5	H: 1 LOB: 0 BB: 0 P: 8	R: 0 E: 1 K: 1 S: 13	H: 0 LOB: 2 BB: 1 P: 23	R: 0 E: 0 K: 0 S: 9	H: 2 LOB: 1 BB: 0 P: 13	1B: 5 2B: 1 3B: 1 HR: 1	SF: 0 SAC: 1 DP: 3 HBP: 0	WP: 0 PB: 0 SB: 0 CS: 1	PA: 35			
PITCHER	IP	WLS	BF	H	R	ER	SO	BB	IBB	HBP	BLK	WP	HR	S	P	ERA	WHIP								
Dave Stieb, R (1, 1) ERA: 4.95	9.0	W	34	8	2	2	2	2	0	0	0	0	1	66	108	2.00	1.111								

Toronto Blue Jays @ Milwaukee Brewers
Milwaukee County Stadium, Milwaukee, WI

AB 31
R 2
H 8
RBI 2
BB 2
SO 2
LOB 13



WP: 0 PA: 35
PB: 0
SB: 0
CS: 1

Batter	1	2	3	4	5	6	7	8	9	AB	R	H	RBI	BB	SO	LOB	TOP					
Devon White, S OBP: 0.390, SLG: 0.579										4	1	2	1	1	0	2	Toronto Blue Jays @ Milwaukee Brewers Milwaukee County Stadium, Milwaukee, WI Sat Apr 20 1991, 4:33 AM EDT Att: 13,545 - Cloudy - 42 F					
Roberto Alomar, S OBP: 0.365, SLG: 0.378										5	0	1	0	0	1	5						
Rance Mulliniks, L OBP: 0.355, SLG: 0.423										3	1	1	1	2	0	1						
Joe Carter, R OBP: 0.340, SLG: 0.480										4	1	1	0	1	0	1						
John Olerud, L OBP: 0.372, SLG: 0.579										5	0	1	1	0	0	3						
Mark Whiten, S OBP: 0.311, SLG: 0.368										2	0	0	1	1	0	0						
Greg Myers, L OBP: 0.294, SLG: 0.355										4	1	1	0	0	0	4						
Manuel Lee, S OBP: 0.356, SLG: 0.297										3	0	0	0	1	0	1						
Rene Gonzales, R OBP: 0.500, SLG: 0.333										3	0	1	0	1	0	0						
Inning Stats	R: 1 E: 0 K: 0 S: 15	H: 3 LOB: 3 BB: 1 P: 28	R: 0 E: 0 K: 0 S: 9	H: 1 LOB: 1 BB: 0 P: 13	R: 0 E: 0 K: 0 S: 4	H: 0 LOB: 0 BB: 0 P: 10	R: 0 E: 0 K: 0 S: 7	H: 1 LOB: 2 BB: 1 P: 17	R: 2 E: 0 K: 0 S: 15	H: 1 LOB: 1 BB: 2 P: 27	R: 0 E: 0 K: 0 S: 5	H: 0 LOB: 0 BB: 0 P: 8	R: 0 E: 0 K: 0 S: 4	H: 1 LOB: 0 BB: 0 P: 6	R: 1 E: 1 K: 1 S: 13	H: 1 LOB: 3 BB: 2 P: 23	R: 0 E: 0 K: 0 S: 3	H: 0 LOB: 0 BB: 1 P: 7	1B: 6 2B: 2 3B: 0 HR: 0	SF: 1 SAC: 0 DP: 2 HBP: 0	WP: 0 PB: 0 SB: 0 CS: 0	PA: 41
PITCHER	IP	WLS	BF	H	R	ER	SO	BB	IBB	HBP	BLK	WP	HR	S	P	ERA	WHIP					
Chris Bosio, R ERA: 2.45	(1, 1)	7.0	L 31	7	3	3	0	4	0	0	0	0	0	0	7	8	3.86	1.571				
Mark Lee, L ERA:	(8, 1)	0.2	4	1	1	0	0	0	0	0	0	0	0	0	7	8	0.00	1.500				
Ed Nunez, R ERA:	(8, 1)	0.1	3	0	0	0	1	2	0	0	0	0	0	0	6	15	0.00	6.000				
Chuck Crim, R ERA: 8.1	(9, 1)	1.0	3	0	0	0	0	1	0	0	0	0	0	3	7	0.00	1.000					

Batter	1	2	3	4	5	6	7	8	9	AB	R	H	RBI	BB	SO	LOB	BOTTOM					
Paul Molitor, R OBP: 0.360, SLG: 0.478										4	1	1	0	0	1	2	Toronto Blue Jays @ Milwaukee Brewers Milwaukee County Stadium, Milwaukee, WI Sat Apr 20 1991, 4:33 AM EDT Att: 13,545 - Cloudy - 42 F					
Willie Randolph, R OBP: 0.425, SLG: 0.294										4	0	2	0	0	0	0						
Gary Sheffield, R OBP: 0.304, SLG: 0.488										3	1	1	0	0	1	2						
Robin Yount, R OBP: 0.340, SLG: 0.545										3	0	1	1	0	0	1						
Dante Bichette, R OBP: 0.217, SLG: 0.318										3	0	0	1	0	0	2						
Greg Vaughn, R OBP: 0.261, SLG: 0.300										3	0	0	0	1	1	1						
Rick Dempsey, R OBP: 0.125, SLG: 0.500																						
B.J. Surhoff, L OBP: 0.143, SLG: 0.118										3	0	0	0	0	1	2						
Darryl Hamilton, L OBP: 0.316, SLG: 0.250										3	0	1	0	0	0	0						
Dale Sveum, S OBP: 0.261, SLG: 0.300										3	0	0	0	0	2	2						
Inning Stats	R: 1 E: 0 K: 1 S: 11	H: 2 LOB: 1 BB: 0 P: 21	R: 0 E: 0 K: 0 S: 6	H: 0 LOB: 0 BB: 0 P: 7	R: 0 E: 0 K: 1 S: 8	H: 0 LOB: 0 BB: 0 P: 13	R: 1 E: 0 K: 1 S: 13	H: 2 LOB: 1 BB: 0 P: 18	R: 0 E: 0 K: 2 S: 11	H: 0 LOB: 0 BB: 0 P: 19	R: 0 E: 0 K: 0 S: 5	H: 1 LOB: 1 BB: 0 P: 6	R: 0 E: 0 K: 0 S: 6	H: 1 LOB: 2 BB: 1 P: 13	R: 0 E: 0 K: 0 S: 5	H: 0 LOB: 0 BB: 0 P: 8	R: 0 E: 0 K: 2 S: 12	H: 0 LOB: 0 BB: 0 P: 16	1B: 4 2B: 2 3B: 0 HR: 0	SF: 2 SAC: 1 DP: 0 HBP: 0	WP: 0 PB: 0 SB: 0 CS: 0	PA: 34
PITCHER	IP	WLS	BF	H	R	ER	SO	BB	IBB	HBP	BLK	WP	HR	S	P	ERA	WHIP					
Jimmy Key, L ERA: 1.64	(1, 1)	7.0	W 28	6	2	2	5	1	0	0	0	0	0	0	60	9	2.57	1.000				
Jim Acker, R ERA: 0.93	(8, 1)	1.0	3	0	0	0	0	0	0	0	0	0	0	5	8	0.00	0.000					
Duane Ward, R ERA: 4.7	(9, 1)	1.0	S 3	0	0	0	2	0	0	0	0	0	0	12	16	0.00	0.000					

AB	33
R	4
H	8
RBI	4
BB	7
SO	1
LOB	17



WP	0	PA	41
PB	0		
SB	0		
CS	0		

Batter	1	2	3	4	5	6	7	8	9	AB	R	H	RBI	BB	SO	LOB	TOP				
Devon White, S (1, 8) OBP: 0.321, SLG: 0.451	K		F7		L5			P5		4	0	0	0	0	1	2					
Roberto Alomar, S (1, 4) OBP: 0.338, SLG: 0.379	K			G1-3	F8			G4-3		4	0	0	0	0	1	1					
Kelly Gruber, R (1, 5) OBP: 0.368, SLG: 0.540	K				G6-3	2B		P4	K	4	0	1	0	0	2	0					
Joe Carter, R (1, 9) OBP: 0.369, SLG: 0.600					G6-3					4	0	3	0	0	0	1					
John Olerud, L (1, 3) OBP: 0.393, SLG: 0.542					G3-6-3	1B				3	0	0	0	1	1	3					
Rance Mulliniks, L (1, 10) OBP: 0.378, SLG: 0.379						BB				1	0	0	0	3	1	0					
Greg Myers, L (1, 2) OBP: 0.286, SLG: 0.359				F8	G4-3					4	0	0	0	0	0	6					
Manuel Lee, S (1, 6) OBP: 0.357, SLG: 0.298										2	0	1	0	1	1	0					
Pat Tabler, R (9, PH) OBP: 0.542, SLG: 0.632										1	0	0	0	0	1	2					
Mookie Wilson, S (1, 7) OBP: 0.214, SLG: 0.269										3	0	1	0	0	1	2					
Inning Stats	R: 0 E: 0 K: 3 S: 10	H: 0 LOB: 0 BB: 0 P: 13	R: 0 E: 0 K: 1 S: 7	H: 1 LOB: 0 BB: 0 P: 7	R: 0 E: 0 K: 1 S: 10	H: 1 LOB: 1 BB: 0 P: 15	R: 0 E: 0 K: 0 S: 12	H: 1 LOB: 3 BB: 2 P: 23	R: 0 E: 0 K: 1 S: 9	H: 1 LOB: 1 BB: 0 P: 17	R: 0 E: 0 K: 0 S: 11	H: 0 LOB: 1 BB: 2 P: 16	R: 0 E: 0 K: 1 S: 6	H: 0 LOB: 2 BB: 1 P: 8	R: 0 E: 0 K: 1 S: 14	H: 1 LOB: 2 BB: 1 P: 21	1B: 4 2B: 2 3B: 0 HR: 0	SF: 0 SAC: 0 DP: 2 HBP: 0	WP: 0 PB: 0 SB: 2 CS: 1	PA: 35	
PITCHER	IP	WLS	BF	H	R	ER	SO	BB	IBB	HBP	BLK	WP	HR	S	P	ERA	WHIP				
Roger Clemens, R (1, 1) ERA: 0.28	7.0	W	27	5	0	0	7	4	0	0	0	0	0	66	109	0.00	1.286				
Jeff Gray, R (8, 1) ERA: 2.51	1.0		3	0	0	0	1	0	0	0	0	0	0	6	8	0.00	0.000				
Jeff Reardon, R (9, 1) ERA: 1.59	1.0	S	5	1	0	0	1	1	0	0	0	0	0	14	21	0.00	2.000				

Toronto Blue Jays @ Boston Red Sox
Fenway Park, Boston, MA
Tue Apr 23 1991, 7:05 PM EDT
Att: 29,904 - Sunny - 64 F

AB 30
R 0
H 6
RBI 0
BB 5
SO 9
LOB 17



Batter	1	2	3	4	5	6	7	8	9	AB	R	H	RBI	BB	SO	LOB	BOTTOM				
Wade Boggs, L (1, 5) OBP: 0.341, SLG: 0.511	G3			FC						4	1	2	1	1	0	1					
Jody Read, R (1, 4) OBP: 0.173, SLG: 0.125										5	0	1	0	0	0	6					
Mike Greenwell, L (1, 7) OBP: 0.382, SLG: 0.510										4	1	2	1	0	0	1					
Jack Clark, R (1, 10) OBP: 0.354, SLG: 0.415										4	0	0	0	0	2	2					
Ellis Burks, R (1, 8) OBP: 0.346, SLG: 0.422										3	0	0	0	1	1	0					
Tom Brunansky, R (1, 9) OBP: 0.292, SLG: 0.419										2	0	0	0	2	1	0					
Carlos Quintana, R (1, 3) OBP: 0.319, SLG: 0.348										4	1	2	0	0	0	5					
Tony Peña, R (1, 2) OBP: 0.176, SLG: 0.280										4	0	1	0	0	0	4					
Tim Lincecum, R (1, 6) OBP: 0.250, SLG: 0.179										3	0	0	0	0	0	4					
Inning Stats	R: 0 E: 0 K: 1 S: 11	H: 1 LOB: 1 BB: 0 P: 16	R: 0 E: 1 K: 0 S: 8	H: 0 LOB: 2 BB: 1 P: 17	R: 1 E: 0 K: 0 S: 15	H: 2 LOB: 3 BB: 2 P: 33	R: 0 E: 0 K: 0 S: 5	H: 1 LOB: 1 BB: 0 P: 6	R: 0 E: 2 K: 0 S: 10	H: 0 LOB: 2 BB: 1 P: 21	R: 1 E: 0 K: 2 S: 10	H: 1 LOB: 0 BB: 0 P: 17	R: 0 E: 0 K: 0 S: 8	H: 2 LOB: 2 BB: 0 P: 12	R: 0 E: 0 K: 0 S: 8	H: 2 LOB: 0 BB: 0 P: 12	1B: 3 2B: 4 3B: 0 HR: 2	SF: 0 SAC: 1 DP: 1 HBP: 0	WP: 0 PB: 0 SB: 1 CS: 0	PA: 38	
PITCHER	IP	WLS	BF	H	R	ER	SO	BB	IBB	HBP	BLK	WP	HR	S	P	ERA	WHIP				
Denis Boucher, L (1, 1) ERA: 2.5	5.2	L	28	5	2	1	2	3	1	0	1	0	1	12	20	6.75	0.750				
Jim Acker, R (6, 1) ERA: 2.08	1.1		5	1	1	1	2	0	0	0	0	0	0	8	12	0.00	2.000				
Willie Fraser, R (8, 1) ERA:	1.0		5	2	0	0	0	0	0	0	0	0	0	8	12	0.00	2.000				

Toronto Blue Jays @ Boston Red Sox
Fenway Park, Boston, MA
Tue Apr 23 1991, 7:05 PM EDT
Att: 29,904 - Sunny - 64 F

AB 33
R 3
H 8
RBI 2
BB 4
SO 4
LOB 23



Batter	1	2	3	4	5	6	7	8	9	AB	R	H	RBI	BB	SO	LOB	TOP										
Devon White, S OBP: 0.344, SLG: 0.463 (1, 8)										3	2	1	0	2	1	2											
Roberto Alomar, S OBP: 0.319, SLG: 0.355 (1, 4)										4	0	0	1	0	1	2											
Kelly Gruber, R OBP: 0.339, SLG: 0.500 (1, 5)										4	0	0	1	0	1	2											
Joe Carter, R OBP: 0.400, SLG: 0.609 (1, 7)										4	2	3	0	1	1	0											
Pat Tabler, R OBP: 0.552, SLG: 0.591 (1, 3)										3	1	1	1	2	0	1											
Mark Whiten, S OBP: 0.320, SLG: 0.372 (1, 9)										4	0	2	1	0	1	2											
Glenallen Hill, R OBP: 0.333, SLG: 0.200 (1, 10)										2	0	0	1	1	0	0											
Pat Borders, R OBP: 0.043, SLG: 0.043 (1, 2)										4	0	1	0	0	2	3											
Manuel Lee, S OBP: 0.367, SLG: 0.300 (1, 6)										3	1	1	0	1	1	2											
Inning Stats	R: 1 E: 0 K: 1 S: 8	H: 1 LOB: 2 BB: 2 P: 22	R: 0 E: 0 K: 1 S: 10	H: 0 LOB: 0 BB: 1 P: 18	R: 1 E: 0 K: 1 S: 10	H: 0 LOB: 0 BB: 1 P: 17	R: 0 E: 0 K: 0 S: 4	H: 0 LOB: 0 BB: 0 P: 7	R: 1 E: 0 K: 1 S: 10	H: 2 LOB: 1 BB: 0 P: 17	R: 2 E: 0 K: 1 S: 15	H: 3 LOB: 2 BB: 1 P: 27	R: 1 E: 0 K: 1 S: 12	H: 2 LOB: 2 BB: 2 P: 28	R: 0 E: 0 K: 2 S: 10	H: 0 LOB: 0 BB: 0 P: 12	R: 0 E: 0 K: 0 S: 4	H: 1 LOB: 0 BB: 0 P: 4	1B: 8 2B: 1 3B: 0 HR: 0	SF: 2 SAC: 1 DP: 1 HBP: 0	WP: 0 PB: 2 SB: 1 CS: 1	PA: 42					
PITCHER	IP	WLS	BF	H	R	ER	SO	BB	IBB	HBP	BLK	WP	HR	S	P	ERA	WHIP										
Matt Young, L ERA: 2.37 (1, 1)	5.0	L	23	4	5	3	4	5	0	0	0	0	0	44	90	5.40	1.800										
Dana Kiecker, R ERA: 3.89 (6, 1)	3.0		15	4	1	1	4	2	0	0	1	0	0	35	58	3.00	2.000										
Tony Fossas, L ERA: (9, 1)	1.0		3	1	0	0	0	0	0	0	0	0	0	4	4	0.00	1.000										

Toronto Blue Jays @ Boston Red Sox
Fenway Park, Boston, MA
Wed Apr 24 1991, 7:05 PM EDT
Att: 28,841 - Cloudy - 65 F

AB	31
R	6
H	9
RBI	5
BB	7
SO	8
LOB	14



Batter	1	2	3	4	5	6	7	8	9	AB	R	H	RBI	BB	SO	LOB	BOTTOM										
Wade Boggs, L OBP: 0.338, SLG: 0.538 (1, 5)										5	0	2	0	0	0	0											
Steve Lyons, L OBP: 0.300, SLG: 0.222 (1, 4)										5	0	1	0	0	1	4											
Mike Greenwell, L OBP: 0.356, SLG: 0.472 (1, 7)										4	0	0	0	0	0	3											
Jack Clark, R OBP: 0.346, SLG: 0.386 (1, 10)										3	1	0	0	1	1	0											
Ellis Burks, R OBP: 0.339, SLG: 0.408 (1, 8)										4	0	1	0	0	1	1											
Tom Brunansky, R OBP: 0.308, SLG: 0.413 (1, 9)										3	0	1	0	1	1	1											
Carlos Quintana, R OBP: 0.314, SLG: 0.340 (1, 3)										4	0	1	0	0	1	4											
Luis Rivera, R OBP: 0.286, SLG: 0.286 (1, 6)										4	0	1	1	0	1	4											
John Marzano, R OBP: 0.500, SLG: 0.500 (1, 2)										4	0	2	0	0	1	2											
Inning Stats	R: 0 E: 0 K: 0 S: 7	H: 0 LOB: 0 BB: 0 P: 11	R: 0 E: 0 K: 0 S: 13	H: 1 LOB: 2 BB: 1 P: 25	R: 0 E: 0 K: 0 S: 6	H: 2 LOB: 1 BB: 0 P: 10	R: 1 E: 1 K: 1 S: 9	H: 1 LOB: 2 BB: 1 P: 16	R: 0 E: 0 K: 0 S: 7	H: 0 LOB: 0 BB: 0 P: 10	R: 0 E: 0 K: 2 S: 17	H: 2 LOB: 2 BB: 0 P: 25	R: 0 E: 0 K: 0 S: 14	H: 1 LOB: 1 BB: 0 P: 21	R: 0 E: 0 K: 1 S: 7	H: 0 LOB: 0 BB: 0 P: 12	R: 0 E: 0 K: 3 S: 11	H: 2 LOB: 2 BB: 0 P: 21	1B: 7 2B: 3 3B: 0 HR: 0	SF: 0 SAC: 0 DP: 1 HBP: 0	WP: 0 PB: 0 SB: 0 CS: 0	PA: 38					
PITCHER	IP	WLS	BF	H	R	ER	SO	BB	IBB	HBP	BLK	WP	HR	S	P	ERA	WHIP										
Dave Stieb, R ERA: 3.81 (1, 1)	6.0	W	26	6	1	0	0	2	0	0	0	0	0	59	97	0.00	1.333										
Mike Timlin, R ERA: 2.09 (7, 1)	2.0		7	1	0	0	1	0	0	0	0	0	0	21	33	0.00	0.500										
Duane Ward, R ERA: 4.15 (9, 1)	1.0		5	2	0	0	3	0	0	0	0	0	0	11	21	0.00	2.000										

Toronto Blue Jays @ Boston Red Sox
Fenway Park, Boston, MA
Wed Apr 24 1991, 7:05 PM EDT
Att: 28,841 - Cloudy - 65 F

AB	36
R	1
H	9
RBI	1
BB	2
SO	7
LOB	19



Batter	1	2	3	4	5	6	7	8	9	AB	R	H	RBI	BB	SO	LOB	TOP					
Tony Phillips, S OBP: 0.328, SLG: 0.389 (1, 4)	G1-3		G5-3														3 0 1 0 1 0 0					
Alan Trammell, R OBP: 0.388, SLG: 0.465 (1, 6)	FC2-4 1B			G1-3		FC6-4 BB 1B											4 1 2 0 0 0 2					
Rob Deer, R OBP: 0.345, SLG: 0.489 (1, 9)	FC2-4			F8													2 0 0 0 1 0 1					
Lou Whitaker, L OBP: 0.556, SLG: 0.778 (8, PH)	FC2-4 1-2																1 0 0 0 0 0 1					
Cecil Fielder, R OBP: 0.356, SLG: 0.434 (1, 3)	F8			G6-3													4 0 1 2 0 0 2					
Pete Incaviglia, R OBP: 0.268, SLG: 0.297 (1, 10)																	3 0 0 0 0 0 2					
Dave Bergman, L OBP: 0.353, SLG: 0.357 (9, PH)																	1 0 1 0 0 0 0					
John Shelby, S OBP: 0.296, SLG: 0.462 (9, PR)																	0 0 0 0 0 0 0					
Travis Fryman, R OBP: 0.296, SLG: 0.417 (1, 5)	P2																4 0 0 0 0 1 1					
Luis de los Santos, R OBP: 0.250, SLG: 0.143 (9, PH)																	2 0 0 0 1 0 0					
Mickey Tettleton, S OBP: 0.319, SLG: 0.289 (9, PH)	F9																1 0 0 0 0 1 2					
Andy Allanson, R OBP: 0.063, SLG: 0.125 (1, 2)																	3 0 0 0 0 1 1					
Mark Salas, L (9, PH)				G5-3													0 0 0 0 0 0 0					
Mitt Cuyler, S OBP: 0.259, SLG: 0.240 (1, 8)																	3 1 1 0 0 1 1					
Tony Bernazard, S OBP: 0.250, SLG: 0.250 (9, PH)				K													1 0 0 0 0 0 3					
Inning Stats	R: 0 E: 0 K: 0 S: 10	H: 1 LOB: 1 BB: 0 P: 18	R: 0 E: 0 K: 0 S: 8	H: 0 LOB: 0 BB: 0 P: 12	R: 0 E: 0 K: 1 S: 9	H: 0 LOB: 0 BB: 0 P: 15	R: 0 E: 0 K: 0 S: 4	H: 0 LOB: 0 BB: 0 P: 7	R: 0 E: 0 K: 1 S: 8	H: 0 LOB: 0 BB: 0 P: 13	R: 2 E: 0 K: 1 S: 17	H: 3 LOB: 2 BB: 1 P: 29	R: 0 E: 0 K: 0 S: 9	H: 0 LOB: 1 BB: 1 P: 14	R: 0 E: 0 K: 0 S: 8	H: 1 LOB: 1 BB: 1 P: 15	R: 0 E: 0 K: 1 S: 11	H: 1 LOB: 3 BB: 0 P: 15	1B: 4 2B: 2 3B: 0 HR: 0	SF: 0 SAC: 0 DP: 0 HBP: 1	WP: 0 PB: 0 SB: 0 CS: 0	PA: 36
PITCHER	IP WLS BF H R ER SO BB IBB HBP BLK WP HR S P ERA WHIP																					
Jimmy Key, L ERA: 1.86 (1, 1)	7.0 W 27 4 2 2 3 2 0 0 0 0 0 0 65 108 2.57 0.857																					
Jim Acker, R ERA: 1.93 (8, 1)	1.0 4 1 0 0 0 1 0 0 0 0 0 0 8 15 0.00 2.000																					
Duane Ward, R ERA: 3.72 (9, 1)	1.0 S 5 1 0 0 1 0 0 1 0 0 0 0 11 15 0.00 1.000																					

Detroit Tigers @ Toronto Blue Jays
SkyDome, Toronto, ON
Thu Apr 25 1991, 7:05 PM EDT
Att: 49,688 - Dome - 70 F

AB 32
R 2
H 6
RBI 2
BB 3
SO 4
LOB 16



Batter	1	2	3	4	5	6	7	8	9	AB	R	H	RBI	BB	SO	LOB	BOTTOM			
Devon White, S OBP: 0.369, SLG: 0.500 (1, 8)	FC5-4 S 1B			G1-3													4 1 3 0 0 0 2			
Roberto Alomar, S OBP: 0.333, SLG: 0.385 (1, 4)	F7																3 1 2 0 0 0 1			
Kelly Gruber, R OBP: 0.348, SLG: 0.482 (1, 5)	FC5-4 BB																2 0 0 0 2 0 2			
Joe Carter, R OBP: 0.405, SLG: 0.603 (1, 9)	FC5-4 1-2 2-3																4 0 2 2 0 0 3			
John Olerud, L OBP: 0.373, SLG: 0.510 (1, 3)	G1-3																3 0 0 0 0 0 4			
Rance Mulliniks, L OBP: 0.350, SLG: 0.344 (1, 10)																	3 0 0 0 0 0 0			
Pat Tabler, R OBP: 0.567, SLG: 0.591 (8, PH)	G1-3																0 0 0 0 1 0 0			
Greg Myers, L OBP: 0.287, SLG: 0.333 (1, 2)																	3 0 0 0 0 0 0			
Mark Whiten, S OBP: 0.314, SLG: 0.364 (8, PH)	G6-3																1 0 0 0 0 0 2			
Pat Borders, R OBP: 0.043, SLG: 0.043 (9, 2)																	0 0 0 0 0 0 0			
Manuel Lee, S OBP: 0.365, SLG: 0.302 (1, 6)	G1-3																3 0 1 0 0 0 0			
Mookie Wilson, S OBP: 0.258, SLG: 0.310 (1, 7)																	3 1 2 0 0 0 0			
Inning Stats	R: 0 E: 0 K: 0 S: 11	H: 1 LOB: 2 BB: 1 P: 18	R: 0 E: 0 K: 0 S: 6	H: 0 LOB: 0 BB: 0 P: 8	R: 2 E: 0 K: 0 S: 10	H: 3 LOB: 1 BB: 1 P: 19	R: 0 E: 0 K: 0 S: 8	H: 2 LOB: 2 BB: 0 P: 12	R: 1 E: 0 K: 0 S: 10	H: 1 LOB: 0 BB: 0 P: 13	R: 0 E: 0 K: 0 S: 7	H: 0 LOB: 0 BB: 0 P: 9	R: 0 E: 0 K: 0 S: 8	H: 2 LOB: 1 BB: 0 P: 13	R: 0 E: 0 K: 0 S: 8	H: 1 LOB: 1 BB: 1 P: 15	1B: 8 2B: 2 3B: 0 HR: 0	SF: 0 SAC: 2 DP: 2 HBP: 0	WP: 0 PB: 1 SB: 1 CS: 0	PA: 34
PITCHER	IP WLS BF H R ER SO BB IBB HBP BLK WP HR S P ERA WHIP																			
Dan Petry, R ERA: 1.2 (1, 1)	7.0 L 31 10 3 2 2 0 1 1 0 0 0 0 63 96 2.57 1.571																			
Paul Gibson, L ERA: (8, 1)	1.0 3 0 0 0 0 0 1 0 0 0 0 0 5 11 0.00 0.000																			

Detroit Tigers @ Toronto Blue Jays
SkyDome, Toronto, ON
Thu Apr 25 1991, 7:05 PM EDT
Att: 49,688 - Dome - 70 F

AB 29
R 3
H 10
RBI 2
BB 3
SO 0
LOB 14



Batter	1	2	3	4	5	6	7	8	9	AB	R	H	RBI	BB	SO	LOB	TOP								
Tony Phillips, S OBP: 0.353, SLG: 0.414 (1, 5)										4	1	3	1	0	1	0									
Alan Trammell, R OBP: 0.377, SLG: 0.468 (1, 6)										4	0	1	1	0	0	2									
Lou Whitaker, L OBP: 0.516, SLG: 0.818 (1, 4)										4	1	1	1	0	0	1									
Cecil Fielder, R OBP: 0.365, SLG: 0.429 (1, 3)										3	0	1	0	1	0	0									
Mickey Tettleton, S OBP: 0.294, SLG: 0.262 (1, 2)										4	0	0	0	0	0	2									
Rob Deer, R OBP: 0.339, SLG: 0.529 (1, 9)										4	1	1	1	0	2	1									
Pete Incaviglia, R OBP: 0.267, SLG: 0.317 (1, 7)										4	1	1	0	0	1	1									
Tony Bernazard, S OBP: 0.167, SLG: 0.167 (1, 10)										4	0	0	0	0	1	1									
Mitt Cuyler, S OBP: 0.233, SLG: 0.214 (1, 8)										3	0	0	0	0	0	1									
Inning Stats	R: 0 E: 0 K: 0 S: 5	H: 1 LOB: 0 BB: 0 P: 5	R: 0 E: 0 K: 1 S: 9	H: 0 LOB: 1 BB: 1 P: 18	R: 1 E: 0 K: 0 S: 7	H: 2 LOB: 1 BB: 0 P: 12	R: 0 E: 0 K: 1 S: 6	H: 0 LOB: 0 BB: 0 P: 11	R: 1 E: 0 K: 0 S: 14	H: 2 LOB: 1 BB: 0 P: 20	R: 0 E: 0 K: 0 S: 10	H: 0 LOB: 0 BB: 0 P: 16	R: 1 E: 0 K: 1 S: 7	H: 1 LOB: 0 BB: 0 P: 13	R: 1 E: 0 K: 1 S: 16	H: 2 LOB: 1 BB: 0 P: 24	R: 0 E: 0 K: 1 S: 8	H: 0 LOB: 0 BB: 0 P: 11	1B: 4 2B: 2 3B: 0 HR: 2	SF: 0 SAC: 0 DP: 1 HBP: 0	WP: 0 PB: 0 SB: 0 CS: 0	PA: 35			
PITCHER	IP	WLS	BF	H	R	ER	SO	BB	IBB	HBP	BLK	WP	HR	S	P	ERA	WHIP								
Todd Stottlemyre, R ERA: 3.91 (1, 1)	7.0	W	27	6	3	3	3	1	0	0	0	0	1	58	95	3.86	1.000								
Mike Timlin, R ERA: 2.57 (8, 1)	1.0	S	5	2	1	1	1	0	0	0	0	0	1	16	24	9.00	2.000								
Duane Ward, R ERA: 3.38 (9, 1)	1.0	S	3	0	0	0	1	0	0	0	0	0	0	8	11	0.00	0.000								

Detroit Tigers @ Toronto Blue Jays
SkyDome, Toronto, ON
Fri Apr 26 1991, 7:05 PM EDT
Att: 50,170 - Dome - 70 F

AB	34
R	4
H	8
RBI	4
BB	1
SO	5
LOB	9



Batter	1	2	3	4	5	6	7	8	9	AB	R	H	RBI	BB	SO	LOB	BOTTOM								
Devon White, S OBP: 0.362, SLG: 0.484 (1, 8)										4	0	1	1	0	1	1									
Roberto Alomar, S OBP: 0.329, SLG: 0.377 (1, 4)										4	0	1	0	0	0	1									
Kelly Gruber, R OBP: 0.329, SLG: 0.450 (1, 5)										4	0	0	0	0	0	1									
Joe Carter, R OBP: 0.410, SLG: 0.606 (1, 7)										3	1	1	0	1	1	0									
John Olerud, L OBP: 0.365, SLG: 0.491 (1, 3)										4	1	1	0	0	1	2									
Rance Mulliniks, L OBP: 0.396, SLG: 0.364 (1, 10)										1	1	1	0	0	0	0									
Pat Tabler, R OBP: 0.563, SLG: 0.583 (4, FH)										2	1	1	1	0	0	0									
Mark Whiten, S OBP: 0.315, SLG: 0.404 (1, 9)										3	0	1	1	0	0	2									
Greg Myers, L OBP: 0.271, SLG: 0.356 (1, 2)										3	0	1	2	0	0	1									
Manuel Lee, S OBP: 0.364, SLG: 0.339 (1, 6)										3	1	1	0	0	0	1									
Inning Stats	R: 0 E: 0 K: 0 S: 13	H: 1 LOB: 0 BB: 0 P: 18	R: 1 E: 0 K: 0 S: 8	H: 2 LOB: 1 BB: 0 P: 11	R: 1 E: 0 K: 0 S: 7	H: 1 LOB: 0 BB: 0 P: 14	R: 3 E: 0 K: 0 S: 17	H: 4 LOB: 1 BB: 0 P: 28	R: 0 E: 0 K: 0 S: 9	H: 1 LOB: 1 BB: 1 P: 18	R: 0 E: 0 K: 0 S: 8	H: 0 LOB: 0 BB: 0 P: 15	R: 0 E: 0 K: 1 S: 10	H: 0 LOB: 0 BB: 0 P: 18	R: 0 E: 0 K: 2 S: 10	H: 0 LOB: 0 BB: 0 P: 18	R: 0 E: 0 K: 2 S: 10	H: 0 LOB: 0 BB: 0 P: 18	1B: 5 2B: 2 3B: 2 HR: 0	SF: 0 SAC: 0 DP: 2 HBP: 0	WP: 0 PB: 0 SB: 2 CS: 0	PA: 32			
PITCHER	IP	WLS	BF	H	R	ER	SO	BB	IBB	HBP	BLK	WP	HR	S	P	ERA	WHIP								
Walt Terrell, R ERA: 3.7 (1, 1)	3.1	L	17	8	5	5	0	0	0	0	0	0	0	40	62	13.50	2.400								
John Cerutti, L ERA: 1.29 (4, 1)	3.2		12	1	0	0	1	0	1	0	0	0	0	32	60	0.00	0.273								
Mark Leiter, R ERA: (8, 1)	1.0		3	0	0	0	2	0	0	0	0	0	0	10	18	0.00	0.000								

Detroit Tigers @ Toronto Blue Jays
SkyDome, Toronto, ON
Fri Apr 26 1991, 7:05 PM EDT
Att: 50,170 - Dome - 70 F

AB	31
R	5
H	9
RBI	5
BB	1
SO	3
LOB	9



Batter	1	2	3	4	5	6	7	8	9	AB	R	H	RBI	BB	SO	LOB	TOP				
Tony Phillips, S OBP: 0.361, SLG: 0.468 (1, 7)	G5-3			2B E 1B	F8			HR		4	2	2	1	0	0	0					
Alan Trammell, R OBP: 0.366, SLG: 0.471 (1, 6)	F8			E 2B	F7			F7		4	1	1	0	0	0	0					
Lou Whitaker, L OBP: 0.457, SLG: 0.692 (1, 4)	G3			E3 F8 BB 1B	G3			G3		4	1	0	1	0	0	0					
Cecil Fielder, R OBP: 0.356, SLG: 0.407 (1, 3)		G6-3		1B BB	K			F9		3	0	0	0	1	1	0					
Rob Deer, R OBP: 0.318, SLG: 0.491 (1, 9)	G5-3			F8	K			G6-3		4	0	0	0	0	1	2					
Pete Incaviglia, R OBP: 0.271, SLG: 0.318 (1, 10)	F9			2-3 2-1 G6-4-3 1B	K					3	0	1	1	0	1	0					
Travis Fryman, R OBP: 0.298, SLG: 0.412 (1, 5)				G6-4-3 1B	F3					3	0	1	0	0	0	2					
Andy Allanson, R OBP: 0.053, SLG: 0.105 (1, 2)				F7	K			G5-3		3	0	0	0	0	1	1					
Mitt Cuyler, S OBP: 0.212, SLG: 0.194 (1, 8)	P4			G6-4-3 1B	L3			G3		3	0	0	0	0	0	0					
Inning Stats	R: 0 E: 0 K: 0 S: 7	H: 0 LOB: 0 BB: 0 P: 11	R: 0 E: 0 K: 0 S: 9	H: 0 LOB: 0 BB: 0 P: 15	R: 0 E: 0 K: 0 S: 8	H: 1 LOB: 0 BB: 0 P: 9	R: 3 E: 1 K: 0 S: 15	H: 3 LOB: 1 BB: 1 P: 28	R: 0 E: 0 K: 1 S: 8	H: 0 LOB: 0 BB: 0 P: 12	R: 0 E: 0 K: 2 S: 7	H: 0 LOB: 0 BB: 0 P: 10	R: 1 E: 0 K: 0 S: 10	H: 1 LOB: 0 BB: 0 P: 19	R: 0 E: 0 K: 0 S: 8	H: 0 LOB: 0 BB: 0 P: 15	1B: 3 2B: 1 3B: 0 HR: 1	SF: 0 SAC: 0 DP: 1 HBP: 0	WP: 0 PB: 0 SB: 0 CS: 1	PA: 32	
PITCHER	IP	WLS	BF	H	R	ER	SO	BB	IBB	HBP	BLK	WP	HR	S	P	ERA	WHIP				
David Wells, L ERA: 5.16 (1, 1)	3.1	L	15	4	3	2	0	1	0	0	0	0	0	37	60	5.40	1.500				
Willie Fraser, R ERA: 1.59 (4, 1)	4.2		14	1	1	1	4	0	0	0	0	0	1	35	60	1.93	0.214				
Bob MacDonald, L ERA: (9, 1)	1.0		3	0	0	0	0	0	0	0	0	0	0	8	15	0.00	0.000				

Detroit Tigers @ Toronto Blue Jays
SkyDome, Toronto, ON
Sat Apr 27 1991, 3:33 AM EDT
Att: 50,211 - Sunny - 68 F

AB	31
R	4
H	5
RBI	3
BB	1
SO	4
LOB	5



Batter	1	2	3	4	5	6	7	8	9	AB	R	H	RBI	BB	SO	LOB	BOTTOM					
Devon White, S OBP: 0.356, SLG: 0.470 (1, 8)	G6-3 1B		F8		K			G5-3		4	0	1	0	0	1	2						
Roberto Alomar, S OBP: 0.313, SLG: 0.356 (1, 4)	G6-3			E3 S 1B		F8		K		4	1	0	0	0	1	1						
Kelly Gruber, R OBP: 0.338, SLG: 0.453 (1, 5)	K			FC6-4 1B		CS 1B		G4-3		4	0	2	1	0	1	1						
Joe Carter, R OBP: 0.390, SLG: 0.573 (1, 10)	K			FC6-4 G4-6-3 1B		G6-3			F7	4	0	0	0	0	1	3						
John Olerud, L OBP: 0.373, SLG: 0.500 (1, 3)		F7		G4-6-3			SF8 2B		BB	3	1	1	0	1	0	1						
Mark Whiten, S OBP: 0.310, SLG: 0.392 (1, 9)	F8			G3-1		SF8 WP 1B		P6		4	0	1	0	0	0	1						
Greg Myers, L OBP: 0.280, SLG: 0.348 (1, 2)				1B BB		SF8		G5-3		1	0	0	0	1	0	0						
Pat Borders, R OBP: 0.040, SLG: 0.042 (7, PH) (8, 2)				1B BB		SF8				1	0	0	1	0	0	1						
Manuel Lee, S OBP: 0.348, SLG: 0.322 (1, 6)			G1-3		P6		K			3	0	0	0	0	1	2						
Glenallen Hill, R OBP: 0.333, SLG: 0.231 (1, 7)			F8		1B		K			3	0	1	0	0	1	1						
Inning Stats	R: 0 E: 0 K: 2 S: 12	H: 1 LOB: 1 BB: 0 P: 17	R: 0 E: 0 K: 0 S: 5	H: 0 LOB: 0 BB: 0 P: 8	R: 0 E: 0 K: 0 S: 9	H: 0 LOB: 0 BB: 0 P: 12	R: 1 E: 1 K: 0 S: 9	H: 1 LOB: 0 BB: 0 P: 13	R: 0 E: 0 K: 1 S: 10	H: 1 LOB: 2 BB: 1 P: 19	R: 0 E: 0 K: 2 S: 7	H: 1 LOB: 0 BB: 0 P: 9	R: 1 E: 0 K: 2 S: 12	H: 2 LOB: 1 BB: 0 P: 19	R: 0 E: 0 K: 1 S: 8	H: 0 LOB: 0 BB: 0 P: 8	R: 0 E: 0 K: 0 S: 9	H: 0 LOB: 1 BB: 1 P: 19	1B: 5 2B: 1 3B: 0 HR: 0	SF: 1 SAC: 0 DP: 1 HBP: 0	WP: 1 PB: 0 SB: 1 CS: 1	PA: 34
PITCHER	IP	WLS	BF	H	R	ER	SO	BB	IBB	HBP	BLK	WP	HR	S	P	ERA	WHIP					
Bill Gullickson, R ERA: 4.37 (1, 1)	6.0	W	24	6	2	1	3	1	0	0	0	0	0	55	83	1.50	1.167					
Paul Gibson, L ERA: (7, 1)	1.2		5	0	0	0	3	0	0	0	0	1	0	16	21	0.00	0.000					
Mike Henneman, R ERA: (8, 1)	1.1	S	5	0	0	0	0	1	0	0	0	0	0	10	20	0.00	0.750					

Detroit Tigers @ Toronto Blue Jays
SkyDome, Toronto, ON
Sat Apr 27 1991, 3:33 AM EDT
Att: 50,211 - Sunny - 68 F

AB	31
R	2
H	6
RBI	2
BB	2
SO	6
LOB	13



Batter	1	2	3	4	5	6	7	8	9	AB	R	H	RBI	BB	SO	LOB	TOP					
Tony Phillips, S OBP: 0.384, SLG: 0.485 (1, 4)	G4-3 2B		HR 1B	SF9 2		K		F9		4	1	2	1	0	1	2						
Alan Trammell, R OBP: 0.371, SLG: 0.518 (1, 6)	G4-3 2-3		HR 1-H	G6-3			HR 1B		G6-3	5	2	2	2	0	0	1						
Rob Deer, R OBP: 0.324, SLG: 0.466 (1, 9)			P6		K		K		WP BB	3	0	0	0	2	2	1						
Cecil Fielder, R OBP: 0.375, SLG: 0.484 (1, 3)	K		G4-3 2B		E 1B		HR		K 2	5	1	3	2	0	2	3						
Pete Incaviglia, R OBP: 0.245, SLG: 0.286 (1, 10)	F8		G4-3 2-3		E4 G6-4-3 1-2		G4-3		K 1-2	5	0	0	0	0	1	5						
Travis Fryman, R OBP: 0.278, SLG: 0.382 (1, 5)		F8	G5-3		G6-4-3 1-2		L8			4	0	0	0	0	0	3						
John Shelby, S OBP: 0.348, SLG: 0.462 (1, 7)						G6-3			K 1	0	1	0	0	2	0	0	AB 33					
Luis de los Santos, R OBP: 0.235, SLG: 0.133 (4, 7)										1	0	0	0	0	0	0	R 6					
Dave Bergman, L OBP: 0.333, SLG: 0.333 (8, PH)										1	0	0	0	0	1	0	H 9					
Andy Allanson, R OBP: 0.136, SLG: 0.227 (1, 2)										3	1	2	1	0	1	1	RBI 6					
Mickey Tettleton, S OBP: 0.308, SLG: 0.262 (8, 2)										0	0	0	0	1	0	0	BB 5					
Mitt Cuyler, S OBP: 0.206, SLG: 0.188 (1, 8)										1	0	0	0	0	0	1	SO 9					
Lou Whitaker, L OBP: 0.444, SLG: 0.667 (8, 4)										1	0	0	0	0	1	1	LOB 18					
Inning Stats	R: 0 E: 0 K: 1 S: 9	H: 1 LOB: 2 BB: 1 P: 18	R: 0 E: 0 K: 1 S: 10	H: 0 LOB: 1 BB: 1 P: 18	R: 2 E: 0 K: 0 S: 13	H: 3 LOB: 1 BB: 0 P: 23	R: 2 E: 0 K: 0 S: 9	H: 1 LOB: 0 BB: 1 P: 17	R: 0 E: 1 K: 1 S: 7	H: 1 LOB: 1 BB: 0 P: 10	R: 0 E: 0 K: 1 S: 9	H: 1 LOB: 0 BB: 0 P: 11	R: 2 E: 0 K: 1 S: 11	H: 2 LOB: 0 BB: 0 P: 14	R: 0 E: 0 K: 2 S: 11	H: 0 LOB: 1 BB: 1 P: 21	R: 0 E: 0 K: 2 S: 11	H: 0 LOB: 1 BB: 1 P: 21	1B: 4 2B: 3 3B: 0 HR: 2	SF: 1 SAC: 2 DP: 1 HBP: 0	WP: 1 PB: 0 SB: 0 CS: 0	PA: 41
PITCHER	IP WLS BF H R ER SO BB IBB HBP BLK WP HR S P ERA WHIP																					
Denis Boucher, L ERA: 3.68 (1, 1)	4.0		20	5	4	4	2	3	0	0	0	0	0	0	1	41	76	9.00	2.000			
Mike Timlin, R ERA: 3.12 (5, 1)	3.1	W	15	4	2	2	4	1	0	0	0	0	0	0	1	33	47	5.40	1.500			
Bob MacDonald, L ERA: (8, 1)	0.2		2	0	0	0	1	0	0	0	0	0	0	0	5	9	0.00	0.000				
Duane Ward, R ERA: 3.09 (9, 1)	1.0	S	4	0	0	0	2	1	0	0	0	1	0	11	21	0.00	1.000					

Detroit Tigers @ Toronto Blue Jays
SkyDome, Toronto, ON
Sun Apr 28 1991, 3:33 AM EDT
Att: 50,134 - Dome - 70 F

AB	33
R	6
H	9
RBI	6
BB	5
SO	9
LOB	18



Batter	1	2	3	4	5	6	7	8	9	AB	R	H	RBI	BB	SO	LOB	BOTTOM			
Devon White, S OBP: 0.385, SLG: 0.486 (1, 8)	L4-3 BB		E 1B FC5-2 1B	FC6-4 1B		2B 1B		FC6-4		4	1	3	2	1	0	1				
Roberto Alomar, S OBP: 0.318, SLG: 0.372 (1, 4)	L4-3 1-2		FC5-2 E 1B 1-2 2-3	FC6-4 1-2		F8 1B 2B 1-H 3-H		K		5	1	2	2	0	1	2				
Kelly Gruber, R OBP: 0.329, SLG: 0.435 (1, 5)	K		E5 FC5-2 1-2 2-3 3-H		F9	F8		K 1B		5	0	1	1	0	1	3				
Joe Carter, R OBP: 0.391, SLG: 0.563 (1, 7)			FC5-2 1-2 2-3 3-H		G4-6-3 1B			K 1-2		5	0	2	1	0	2	4				
Pat Tabler, R OBP: 0.500, SLG: 0.500 (1, 3)			F8 1-2 2-3 3-H	L6		G4-6-3 1B		P4		4	0	0	0	0	0	5				
Kenny Williams, R OBP: 0.500, SLG: 0.333 (1, 9)			K 1B E 1B	K		SH5-4 1B HBP		F9		3	2	1	0	0	1	3				
Glenallen Hill, R OBP: 0.455, SLG: 0.647 (1, 10)	E1 1-H			HR		SH5-4 1B 1B		1B 2B		4	3	4	1	0	0	0	AB 36			
Pat Borders, R OBP: 0.036, SLG: 0.037 (1, 2)	G1-3					SH5-4 1B		G5-3		3	0	0	0	0	0	2	R 9			
Manuel Lee, S OBP: 0.370, SLG: 0.339 (1, 6)			1B E 1B		G6-3	1B 2B BB		FC6-4 1B		3	2	2	1	1	0	0	H 15			
Inning Stats	R: 0 E: 0 K: 1 S: 5	H: 0 LOB: 0 BB: 1 P: 12	R: 1 E: 1 K: 1 S: 12	H: 2 LOB: 0 BB: 0 P: 20	R: 1 E: 1 K: 1 S: 18	H: 3 LOB: 3 BB: 0 P: 27	R: 1 E: 0 K: 0 S: 11	H: 2 LOB: 1 BB: 0 P: 18	R: 0 E: 0 K: 0 S: 9	H: 1 LOB: 0 BB: 0 P: 14	R: 5 E: 0 K: 0 S: 13	H: 4 LOB: 1 BB: 1 P: 23	R: 1 E: 0 K: 0 S: 7	H: 2 LOB: 1 BB: 0 P: 9	R: 0 E: 0 K: 2 S: 11	H: 1 LOB: 0 BB: 0 P: 18	1B: 12 2B: 3 3B: 0 HR: 1	SF: 0 SAC: 1 DP: 2 HBP: 1	WP: 0 PB: 0 SB: 0 CS: 0	PA: 40
PITCHER	IP WLS BF H R ER SO BB IBB HBP BLK WP HR S P ERA WHIP																			
Frank Tanana, L ERA: 3.71 (1, 1)	5.0		23	8	3	2	3	1	0	0	0	0	0	0	6	12	81.00	6.000		
Mark Leiter, R ERA: 20.25 (6, 1)	0.1	L	4	1	3	3	0	1	0	1	0	0	0	6	12	27.00	4.500			
John Cerutti, L ERA: 2.4 (6, 1)	0.2		5	3	2	2	0	0	0	0	0	0	0	7	11	4.50	1.500			
Jerry Don Gleaton, L ERA: 3.68 (7, 1)	2.0		8	3	1	1	2	0	0	0	0	0	0	18	27	4.50	1.500			

Detroit Tigers @ Toronto Blue Jays
SkyDome, Toronto, ON
Sun Apr 28 1991, 3:33 AM EDT
Att: 50,134 - Dome - 70 F

AB	36
R	9
H	15
RBI	8
BB	2
SO	5
LOB	20



Batter	1	2	3	4	5	6	7	8	9	AB	R	H	RBI	BB	SO	LOB	TOP										
Devon White, S (1, 8) OBP: 0.386, SLG: 0.480	2-0 FC5-4 1B		3-1 F8		3-1 FC6		1-2 SH5-4 1B	2-2 FC4-6		5	0	2	1	0	0	4											
Roberto Alomar, S (1, 4) OBP: 0.315, SLG: 0.366	1-2 F9			2-1 F9 G6-3 2B		1-2 P7	1-0 SH5-4	3-2 G4-3		4	1	1	0	0	0	3											
Kelly Gruber, R (1, 5) OBP: 0.321, SLG: 0.419	2-1 FC5-4 CS			2-2 G6-3		0-0 E BB 1B	2-3 K		1-1 F7	5	1	1	0	0	1	4											
Joe Carter, R (1, 7) OBP: 0.391, SLG: 0.542	2-0 CS	1-0 G3-1		1-2 F9		4-2 E BB 1B	4-2 K		2-2 G6-3	3	1	0	0	2	0	1											
John Olerud, L (1, 3) OBP: 0.375, SLG: 0.475		3-1 G5-3		4-2 2B BB		4-2 FC5 1B BB	0-2 G4-3		2-3 K	3	1	0	0	2	1	3											
Mark Whiten, S (1, 9) OBP: 0.339, SLG: 0.436		1-3 K		2-1 1-H 3-H 2B		1-2 FC5 1B		0-0 1B 1B FC4-6 1B		4	1	3	4	0	1	0											
Glenallen Hill, R (1, 10) OBP: 0.423, SLG: 0.571			2-0 F7		0-0 P6	1-2 FC5		2-2 FC4-6 1B 1B		4	0	1	0	0	0	2											
Greg Myers, L (1, 2) OBP: 0.283, SLG: 0.347			0-0 G4-3		3-1 FC6	0-0 G4-3		2-2 FC4-6 1B 1B		3	0	1	0	0	0	2											
Pat Borders, R (8, PH) OBP: 0.099, SLG: 0.071								1-2 2-3 K		1	0	1	0	0	0	0											
Manuel Lee, S (1, 6) OBP: 0.377, SLG: 0.338			0-1 1B		1-2 F7		4-2 SH5-4 1B BB	0-3 K		3	0	1	0	1	1	4											
Inning Stats	R: 0 E: 0 K: 0 S: 6	H: 1 LOB: 0 BB: 0 P: 13	R: 0 E: 0 K: 1 S: 6	H: 0 LOB: 0 BB: 0 P: 11	R: 0 E: 0 K: 0 S: 6	H: 1 LOB: 1 BB: 0 P: 11	R: 2 E: 0 K: 0 S: 14	H: 2 LOB: 1 BB: 1 P: 25	R: 0 E: 0 K: 0 S: 8	H: 1 LOB: 1 BB: 0 P: 15	R: 2 E: 1 K: 0 S: 20	H: 2 LOB: 2 BB: 2 P: 32	R: 0 E: 0 K: 1 S: 20	H: 1 LOB: 3 BB: 0 P: 32	R: 1 E: 0 K: 1 S: 17	H: 3 LOB: 2 BB: 0 P: 26	R: 0 E: 0 K: 1 S: 8	H: 0 LOB: 0 BB: 0 P: 13	1B: 10 2B: 1 3B: 0 HR: 0	SF: 0 SAC: 1 DP: 0 HBP: 0	WP: 0 PB: 0 SB: 0 CS: 1	PA: 42					
PITCHER	IP	WLS	BF	H	R	ER	SO	BB	IBB	HBP	BLK	WP	HR	S	P	ERA	WHIP										
Kevin Brown, R (1, 1) ERA: 4.38	6.0		26	7	4	4	1	3	0	0	0	0	0	60	107	6.00	1.667										
John Barfield, L (7, 1) ERA: 5.0	0.1	3	1	0	0	0	0	1	0	0	0	0	0	10	16	0.00	6.000										
Rich Gossage, R (7, 1) ERA: 5.0	0.2	W	3	0	0	0	1	1	0	0	0	0	0	10	16	0.00	1.500										
Mike Jeffcoat, L (8, 1) ERA: 1.5	0.0		2	2	1	1	0	0	0	0	0	0	0	4	6	∞	∞										
Jeff Russell, R (8, 1) ERA: 1.5	2.0	S	7	1	0	0	2	0	0	0	0	0	0	21	33	0.00	0.500										

Toronto Blue Jays @ Texas Rangers
Arlington Stadium, Arlington, TX
Tue Apr 30 1991, 8:05 PM EDT
Att: 24,873 - Sunny - 84 F

AB	35
R	5
H	11
RBI	5
BB	5
SO	4
LOB	23

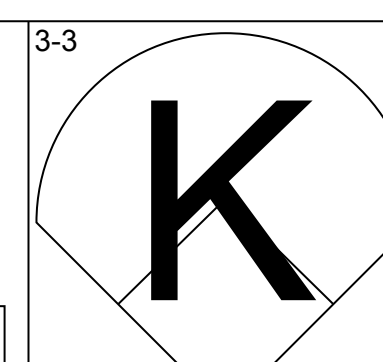
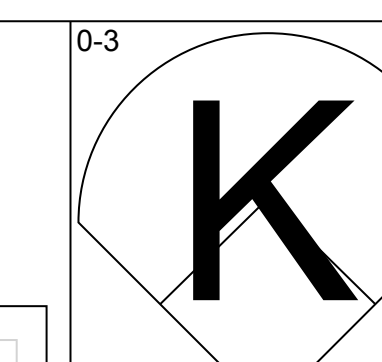
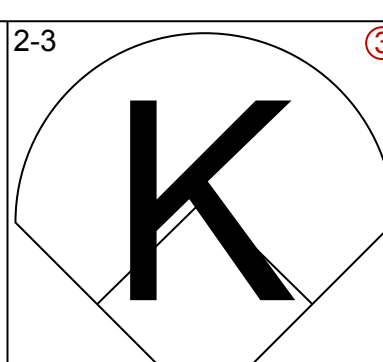
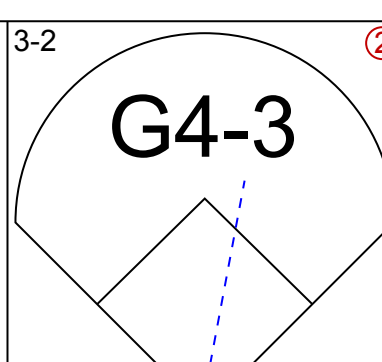
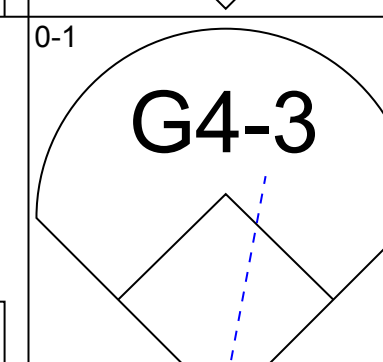
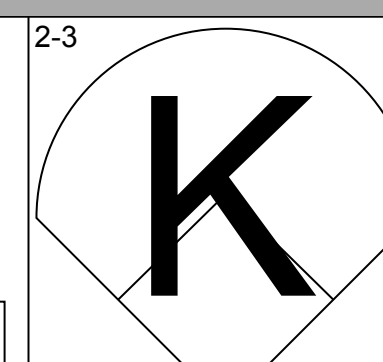
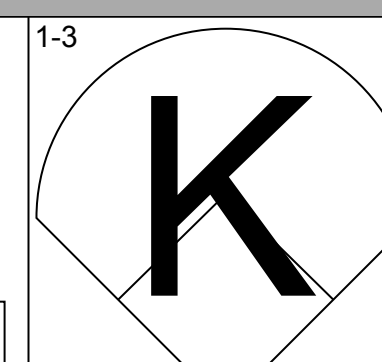
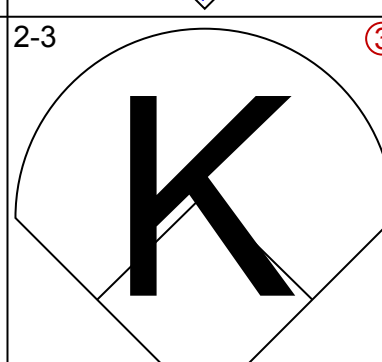
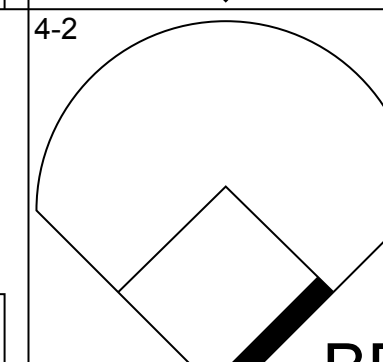
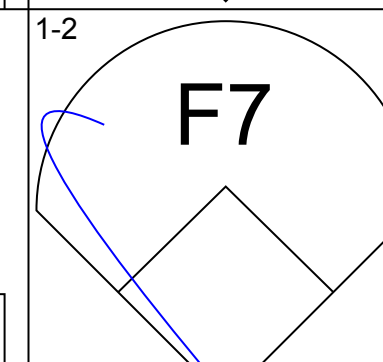
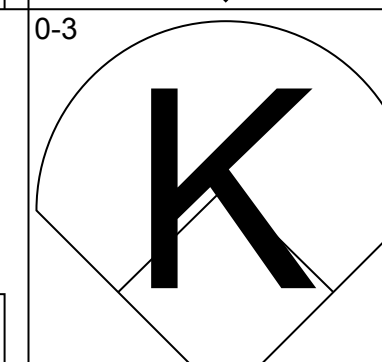
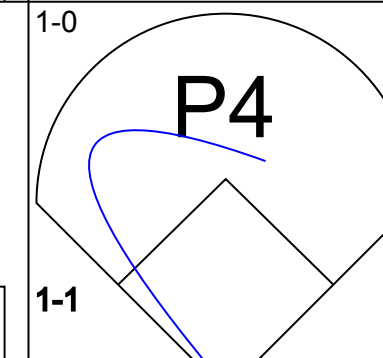
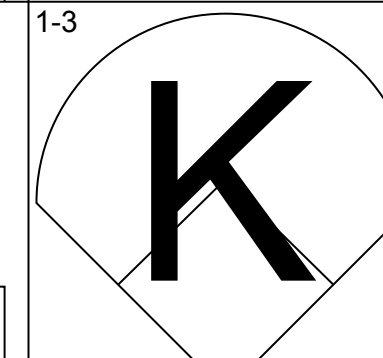
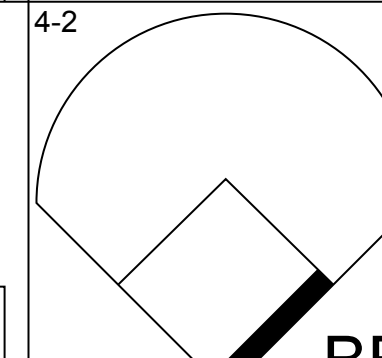
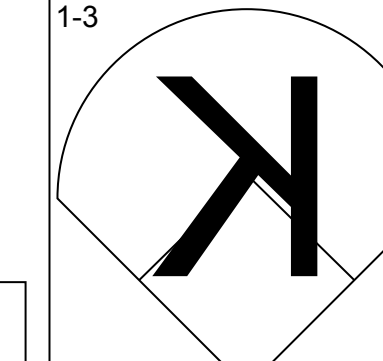
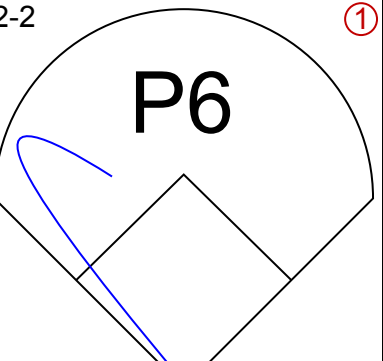
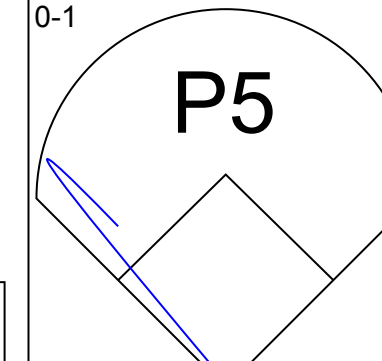
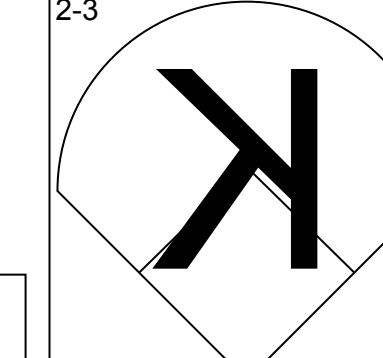
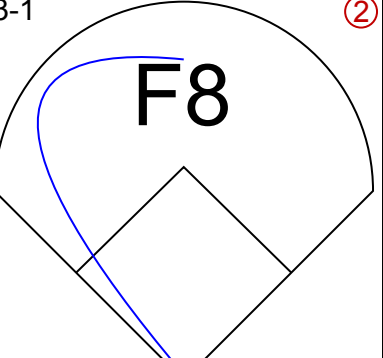
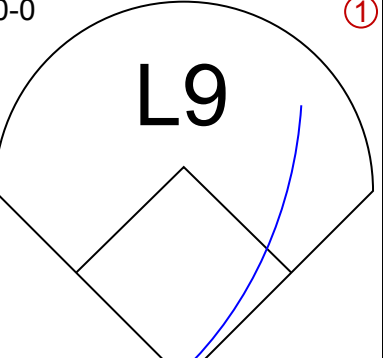
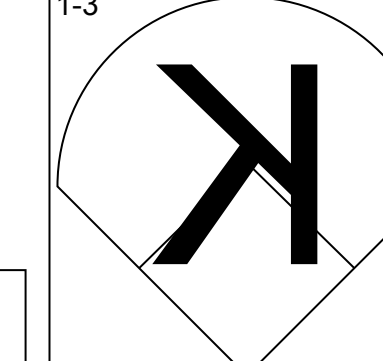
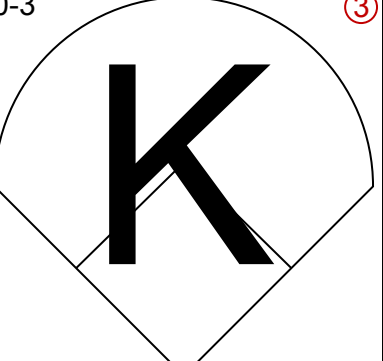
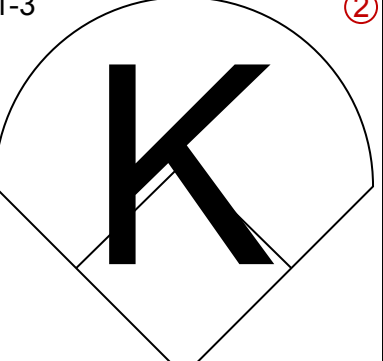
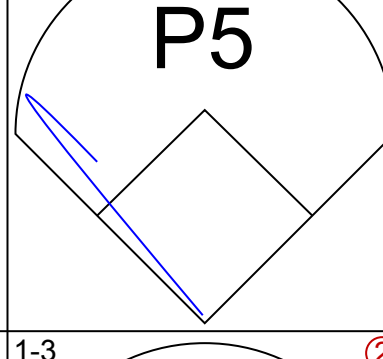
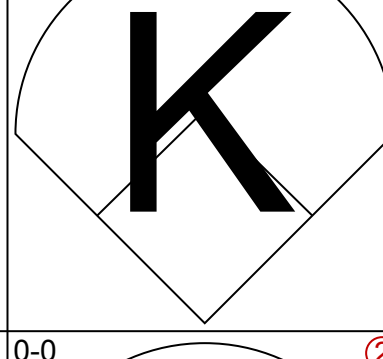
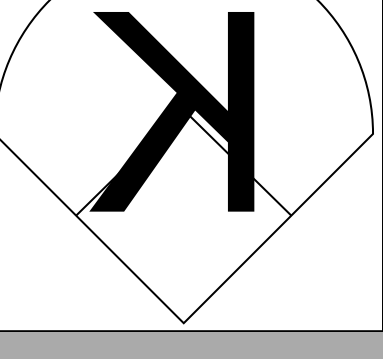

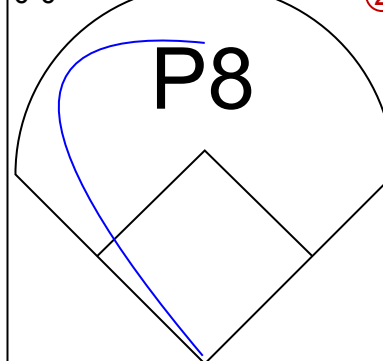
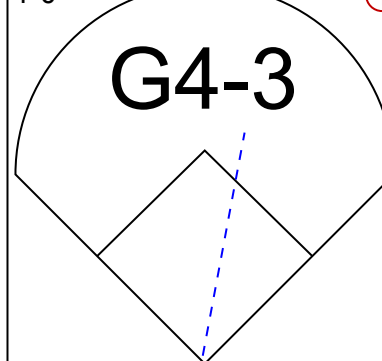


Batter	1	2	3	4	5	6	7	8	9	AB	R	H	RBI	BB	SO	LOB	BOTTOM										
Brian Downing, R (1, 10) OBP: 0.500, SLG: 0.500	1-1 F8		4-1 1B SF8 BB		0-2 P8		0-0 SH1-4	2-2 F8		3	1	0	0	1	0	1											
Geno Petralli, L (1, 2) OBP: 0.318, SLG: 0.282	1-2 G3-1		0-0 FC4-6 1B		1-1 1B		0-0 F7			4	0	2	0	0	0	1											
Rafael Palmeiro, L (1, 3) OBP: 0.338, SLG: 0.485	2-1 HR 1B		0-1 SF8		2-3 K		4-0 HR BB			2	2	1	1	1	1	1											
Ruben Sierra, S (1, 9) OBP: 0.304, SLG: 0.530	1-0 HR		3-H 2-1 FC4-6 S		0-0 F9		2-1 HR			4	2	2	5	0	0	2											
Julio Franco, R (1, 4) OBP: 0.271, SLG: 0.313	3-2 G6-3		4-2 BB		1-2 1B		1-0 G6-3			3	1	1	0	1	0	0											
Kevin Reimer, L (1, 7) OBP: 0.302, SLG: 0.462		3-2 G6-4-3 1B	2-3 K		2-2 F9		2-3 K			3	0	1	0	0	1	3											
Gary Pettis, S (8, 8) OBP: 0.413, SLG: 0.342										1	0	0	0	0	1	0											
Juan Gonzalez, R (1, 8) OBP: 0.467, SLG: 0.786		1-1 G6-4-3		3-2 P6		1-2 G5-4-3 1B		0-1 SH1-3 2B 1B		4	1	2	1	0	0	1											
Steve Buechele, R (1, 5) OBP: 0.333, SLG: 0.431		2-1 1B		4-2 CS BB		1-1 G5-4-3		0-0 SH1-3		2	0	1	0	1	0	1											
Jeff Huson, L (1, 6) OBP: 0.304, SLG: 0.317		2-0 G3		2-1 G3-1		2-2 SH1-4 HR 1B		3-1 2B		4	1	2	1	0	0	2											
Inning Stats	R: 2 E: 0 K: 0 S: 12	H: 2 LOB: 0 BB: 0 P: 20	R: 0 E: 0 K: 0 S: 8	H: 2 LOB: 0 BB: 0 P: 16	R: 1 E: 0 K: 1 S: 14	H: 1 LOB: 2 BB: 2 P: 25	R: 0 E: 0 K: 0 S: 8	H: 0 LOB: 0 BB: 1 P: 17	R: 0 E: 0 K: 0 S: 9	H: 1 LOB: 1 BB: 0 P: 12	R: 1 E: 0 K: 0 S: 12	H: 2 LOB: 0 BB: 0 P: 17	R: 3 E: 0 K: 0 S: 8	H: 2 LOB: 0 BB: 1 P: 17	R: 1 E: 0 K: 1 S: 11	H: 2 LOB: 1 BB: 0 P: 18	R: 0 E: 0 K: 1 S: 8	H: 0 LOB: 0 BB: 0 P: 13	1B: 9 2B: 1 3B: 0 HR: 2	SF: 1 SAC: 2 DP: 2 HBP: 0	WP: 0 PB: 0 SB: 2 CS: 1	PA: 37					
PITCHER	IP	WLS	BF	H	R	ER	SO	BB	IBB	HBP	BLK	WP	HR	S	P	ERA	WHIP										
Dave Stieb, R (1, 1) ERA: 4.22	6.0		26	4	4	4	2	3	0	0	0	0	0	63	107	6.00	1.833										
Jim Acker, R (7, 1) ERA: 3.6	1.0	L	6	2	3	3	0	1	0	0	0	0	1	8	17	27.00	3.000										
Frank Willis, R (8, 1) ERA: 16.62	1.0		5	2	1	1	1	0	0	0	0	0	0	11	18	9.00	2.000										

Toronto Blue Jays @ Texas Rangers
Arlington Stadium, Arlington, TX
Tue Apr 30 1991, 8:05 PM EDT
Att: 24,873 - Sunny - 84 F

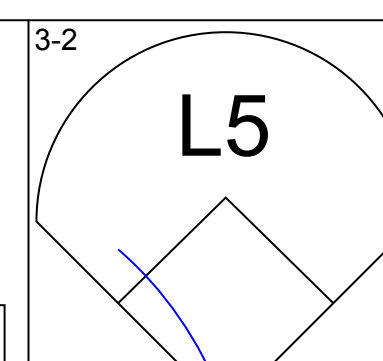
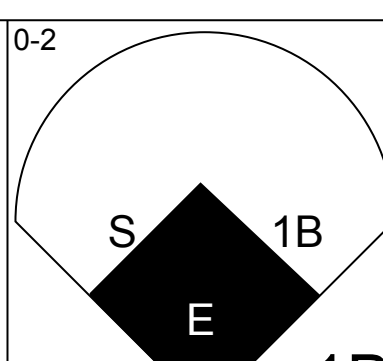
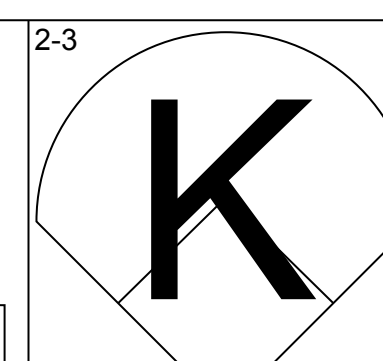
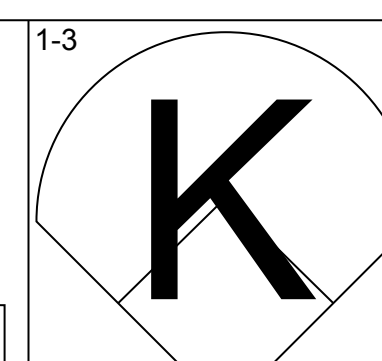
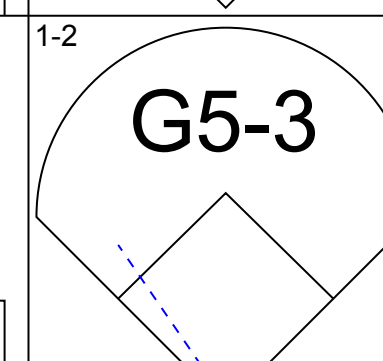
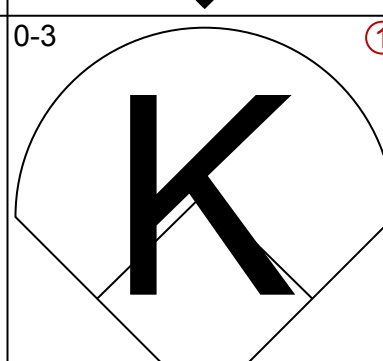
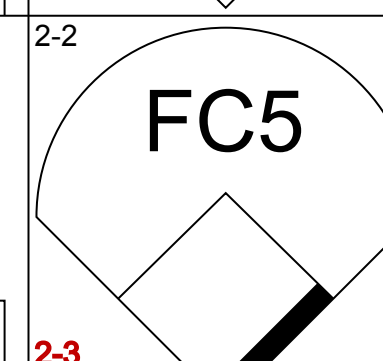
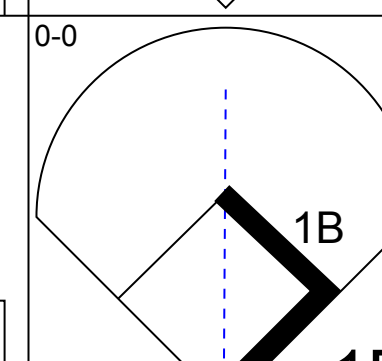
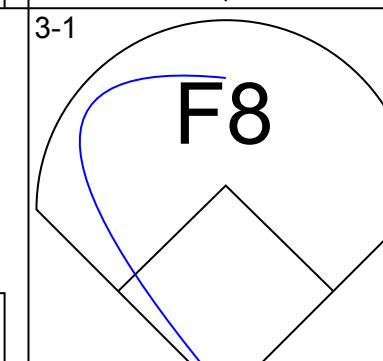
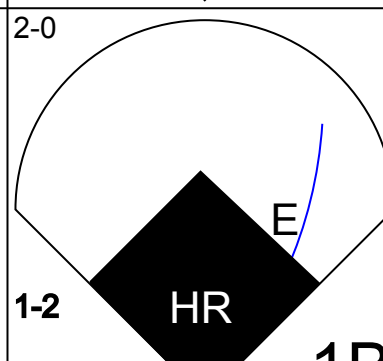
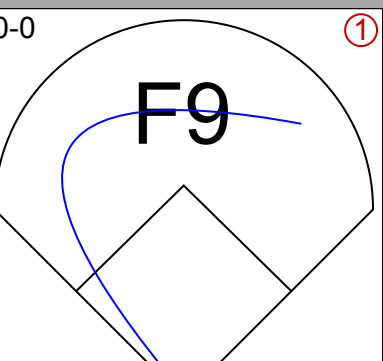
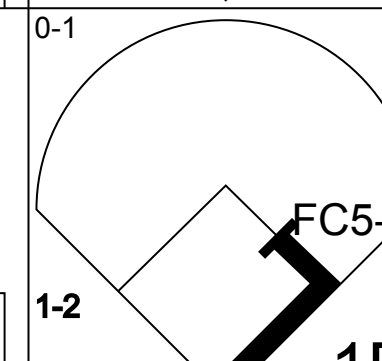
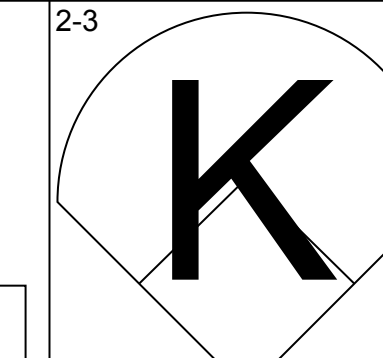
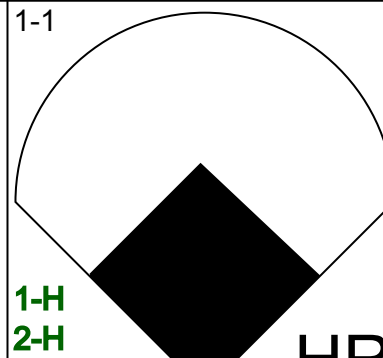
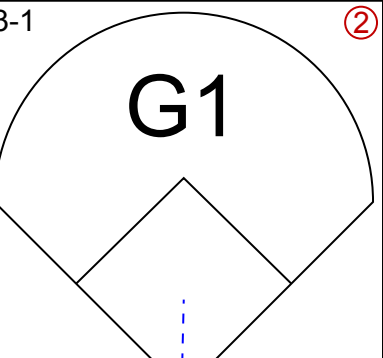
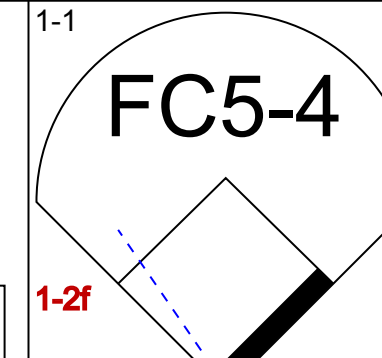
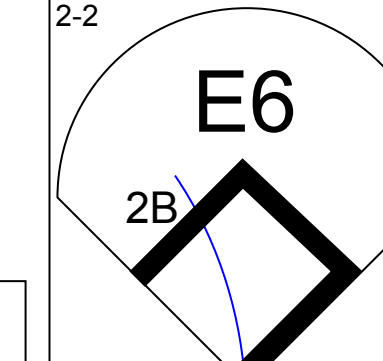
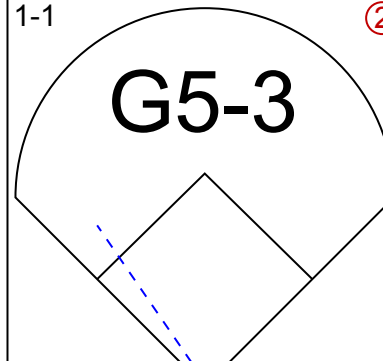
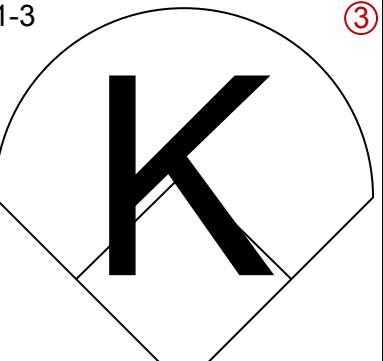
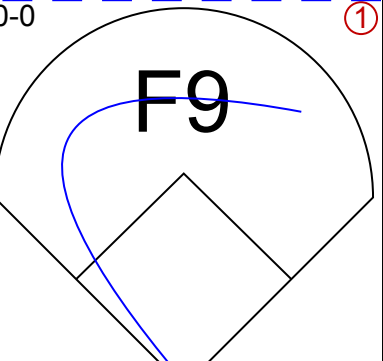
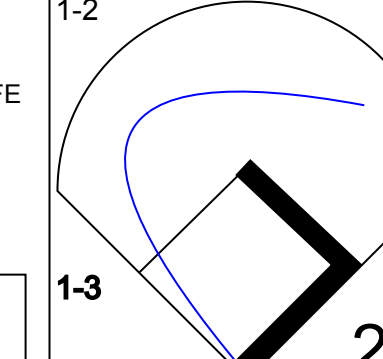
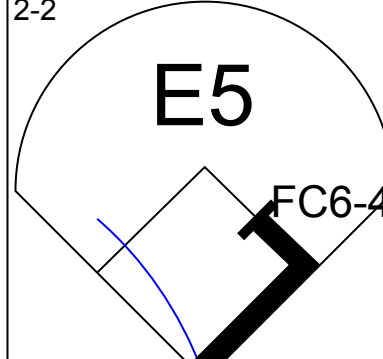
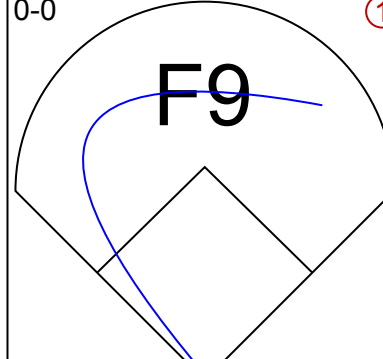
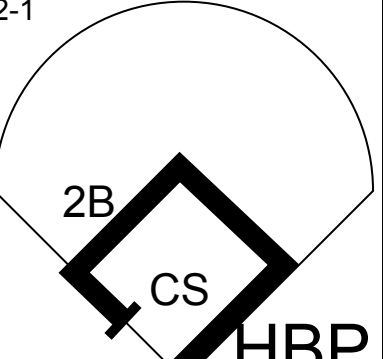
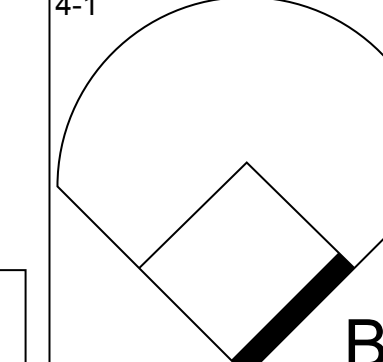
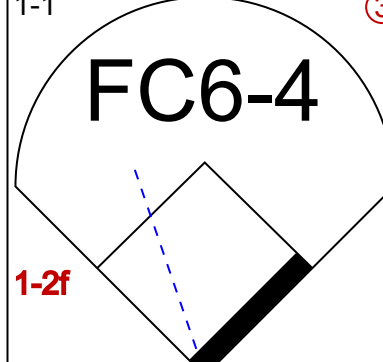
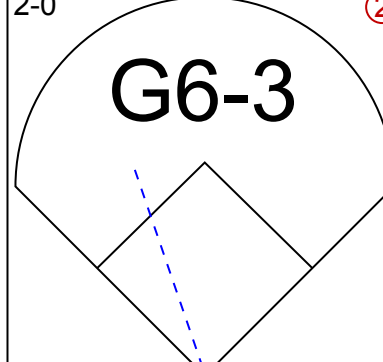
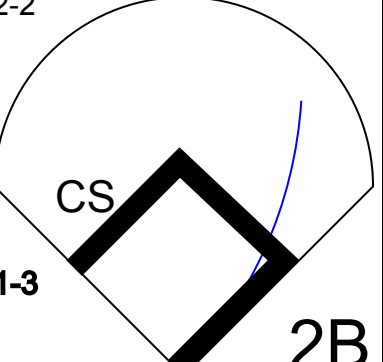

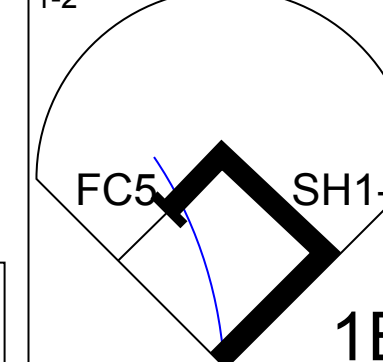
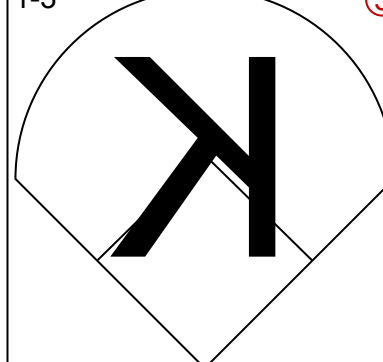
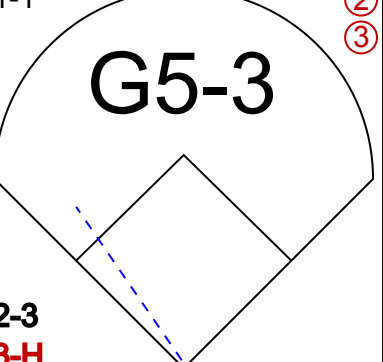

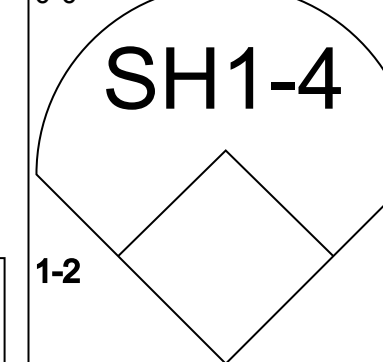
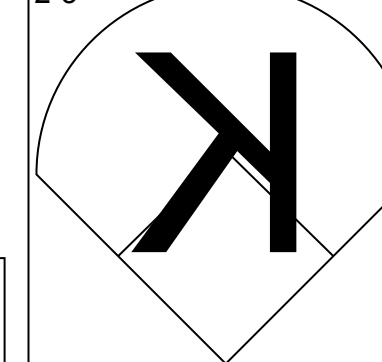
AB	30
R	8
H	12
RBI	8
BB	4
SO	3
LOB	12



Batter	1	2	3	4	5	6	7	8	9	AB	R	H	RBI	BB	SO	LOB	TOP					
Devon White, S OBP: 0.368, SLG: 0.456 (1, 8)										4	0	0	0	0	3	0	Toronto Blue Jays @ Texas Rangers Arlington Stadium, Arlington, TX Wed May 01 1991, 8:05 PM EDT Att: 33,439 - Sunny - 78 F					
Roberto Alomar, S OBP: 0.301, SLG: 0.349 (1, 4)										4	0	0	0	0	3	0						
Kelly Gruber, R OBP: 0.322, SLG: 0.408 (1, 5)										2	0	0	0	1	1	0						
Joe Carter, R OBP: 0.389, SLG: 0.529 (1, 7)										2	0	0	0	1	1	1						
John Olerud, L OBP: 0.360, SLG: 0.453 (1, 3)										3	0	0	0	0	1	1						
Mark Whiten, S OBP: 0.323, SLG: 0.414 (1, 9)										3	0	0	0	0	1	0						
Glenallen Hill, R OBP: 0.379, SLG: 0.500 (1, 10)										3	0	0	0	0	3	0						
Greg Myers, L OBP: 0.268, SLG: 0.327 (1, 2)										3	0	0	0	0	2	0						
Manuel Lee, S OBP: 0.363, SLG: 0.324 (1, 6)										3	0	0	0	0	1	0						
Inning Stats	R: 0 E: 1 K: 1 S: 8	H: 0 LOB: 1 BB: 1 P: 16	R: 0 E: 0 K: 3 S: 10	H: 0 LOB: 0 BB: 0 P: 14	R: 0 E: 0 K: 2 S: 8	H: 0 LOB: 0 BB: 0 P: 9	R: 0 E: 0 K: 2 S: 10	H: 0 LOB: 0 BB: 0 P: 14	R: 0 E: 0 K: 1 S: 10	H: 0 LOB: 0 BB: 0 P: 15	R: 0 E: 0 K: 2 S: 8	H: 0 LOB: 0 BB: 1 P: 13	R: 0 E: 0 K: 2 S: 11	H: 0 LOB: 1 BB: 1 P: 16	R: 0 E: 0 K: 2 S: 8	H: 0 LOB: 0 BB: 0 P: 9	R: 0 E: 0 K: 1 S: 10	H: 0 LOB: 0 BB: 0 P: 16	1B: 0 2B: 0 3B: 0 HR: 0	SF: 0 SAC: 0 DP: 0 HBP: 0	WP: 0 PB: 0 SB: 0 CS: 0	PA: 29
PITCHER Nolan Ryan, R ERA: 3.03 (1, 1)	IP: 9.0 WLS: W BF: 29 H: 0 R: 0 ER: 0 SO: 16 BB: 2 IBB: 0 HBP: 0 BLK: 0 WP: 0 HR: 0 S: 83 P: 122 ERA: 0.00 WHIP: 0.222															PITCHER						

AB	27
R	0
H	0
RBI	0
BB	2
SO	16
LOB	2



Batter	1	2	3	4	5	6	7	8	9	AB	R	H	RBI	BB	SO	LOB	BOTTOM	
Gary Pettis, S OBP: 0.400, SLG: 0.333 (1, 8)										4	1	1	0	0	2	1	Toronto Blue Jays @ Texas Rangers Arlington Stadium, Arlington, TX Wed May 01 1991, 8:05 PM EDT Att: 33,439 - Sunny - 78 F	
Jack Daugherty, S OBP: 0.208, SLG: 0.143 (1, 7)										4	0	1	0	0	1	2		
Rafael Palmeiro, L OBP: 0.347, SLG: 0.486 (1, 3)										4	1	2	0	0	0	0		
Ruben Sierra, S OBP: 0.301, SLG: 0.557 (1, 9)										4	1	1	2	0	1	2		
Julio Franco, R OBP: 0.257, SLG: 0.296 (1, 4)										4	0	0	0	0	1	0		
Juan Gonzalez, R OBP: 0.474, SLG: 0.765 (1, 10)										3	0	1	0	0	0	0		
Mike Stanley, R OBP: 0.409, SLG: 0.294 (1, 2)										3	0	1	0	1	0	1		
Steve Buechele, R OBP: 0.328, SLG: 0.418 (1, 5)										4	0	1	0	0	1	5		
Jeff Huson, L OBP: 0.292, SLG: 0.302 (1, 6)										2	0	0	0	0	1	3		
Inning Stats	R: 0 E: 0 K: 0 S: 10	H: 1 LOB: 3 BB: 1 P: 17	R: 3 E: 1 K: 1 S: 16	H: 3 LOB: 1 BB: 0 P: 23	R: 0 E: 0 K: 1 S: 12	H: 1 LOB: 0 BB: 0 P: 17	R: 0 E: 0 K: 1 S: 5	H: 0 LOB: 0 BB: 0 P: 8	R: 0 E: 0 K: 2 S: 12	H: 2 LOB: 2 BB: 0 P: 16	R: 0 E: 0 K: 0 S: 7	H: 1 LOB: 1 BB: 0 P: 12	R: 0 E: 0 K: 0 S: 7	H: 1 LOB: 1 BB: 0 P: 12	1B: 5 2B: 2 3B: 0 HR: 1	SF: 0 SAC: 1 DP: 0 HBP: 1	WP: 0 PB: 0 SB: 1 CS: 2	PA: 35
PITCHER Jimmy Key, L ERA: 2.31 Bob MacDonald, L ERA: Willie Fraser, R ERA: 1.35 (1, 1) (7, 1) (8, 1)	IP: 6.0 WLS: L BF: 26 H: 5 R: 3 ER: 3 SO: 3 BB: 1 IBB: 0 HBP: 0 BLK: 0 WP: 0 HR: 1 S: 64 P: 99 ERA: 4.50 WHIP: 1.000															PITCHER		

AB	32
R	3
H	8
RBI	2
BB	1
SO	7
LOB	14



Batter	1	2	3	4	5	6	7	8	9	AB	R	H	RBI	BB	SO	LOB	TOP									
Devon White, S OBP: 0.374, SLG: 0.463	2-2 SH4-3 SF8 2B		4-2 CS BB		3-2 G4-3		1-2 G5-3			3	1	1	0	1	0	0										
Roberto Alomar, S OBP: 0.313, SLG: 0.404	1-0 SH4-3 2-3		3-2 2B			1-1 HR		2-2 F8		3	1	2	1	0	0	0										
Joe Carter, R OBP: 0.384, SLG: 0.517	0-2 SF8		4-1 G4-6-3 BB			0-0 G5-3		1-1 G6-3		2	0	0	1	1	0	0										
John Olerud, L OBP: 0.354, SLG: 0.441	3-1 G6-3		0-0 G4-6-3			3-0 FC6-4 BB 1B		1-0 G4-3		3	4	0	1	0	0	2										
Mark Whiten, S OBP: 0.304, SLG: 0.387		3-2 F8		0-0 G6-3		0-0 F7		2-0 F8		1	4	0	0	0	0	1										
Greg Myers, L OBP: 0.283, SLG: 0.327		0-0 1B		2-2 G3-1		4-1 FC6-4 BB		1-1 G6-3		2	3	0	1	0	1	0										
Mookie Wilson, S OBP: 0.286, SLG: 0.394		1-0 1B		0-0 G3-1		2-1 FC6-4		1-0 1B		1	4	1	2	0	0	2										
Manuel Lee, S OBP: 0.369, SLG: 0.333		1-1 G6-4-3 1B		1-2 2-3		1-2 F9		1-2 L8		1	4	0	2	1	0	0										
Rene Gonzales, R OBP: 0.167, SLG: 0.091		1-1 G6-4-3		1-1 G4-3		0-1 P1		1-0 FC6		3	4	0	0	0	0	4										
Inning Stats	R: 1 E: 0 K: 0 S: 10	H: 1 LOB: 0 BB: 0 P: 16	R: 0 E: 0 K: 0 S: 10	H: 3 LOB: 2 BB: 0 P: 16	R: 0 E: 0 K: 0 S: 13	H: 1 LOB: 1 BB: 2 P: 23	R: 0 E: 0 K: 0 S: 5	H: 0 LOB: 0 BB: 0 P: 7	R: 0 E: 0 K: 0 S: 8	H: 0 LOB: 0 BB: 0 P: 13	R: 1 E: 0 K: 0 S: 8	H: 2 LOB: 2 BB: 1 P: 18	R: 0 E: 0 K: 0 S: 8	H: 0 LOB: 0 BB: 0 P: 10	R: 0 E: 0 K: 0 S: 8	H: 0 LOB: 0 BB: 0 P: 12	R: 1 E: 0 K: 0 S: 8	H: 2 LOB: 1 BB: 0 P: 15	1B: 5 2B: 2 3B: 1 HR: 1	SF: 1 SAC: 1 DP: 2 HBP: 0	WP: 0 PB: 0 SB: 0 CS: 1	PA: 36				
PITCHER	IP	WLS	BF	H	R	ER	SO	BB	IBB	HBP	BLK	WP	HR	S	P	ERA	WHIP									
Kevin Appier, R ERA: 4.2	(1, 1)	8.2	L	34	8	3	3	0	3	0	0	0	0	1	74	123	3.12	1.269								
Jeff Montgomery, R ERA: 1.69	(9, 1)	0.1		2	1	0	0	0	0	0	0	0	0	0	4	7	0.00	3.000								

Toronto Blue Jays @ Kansas City Royals
 Royals Stadium, Kansas City, MO
 Thu May 02 1991, 8:05 PM EDT
 Att. 22,896 - Sunny - 75 F

AB 31
 R 3
 H 9
 RBI 3
 BB 3
 SO 0
 LOB 9



Batter	1	2	3	4	5	6	7	8	9	AB	R	H	RBI	BB	SO	LOB	BOTTOM									
Warren Cromartie, L OBP: 0.324, SLG: 0.375	0-1 G4-3		0-2 G4-3			2-0 E6		0-2 FC5-4 G4-6-3		1	4	0	0	0	0	1										
Bill Pecota, R OBP: 0.286, SLG: 0.167	2-3 K		2-1 G6-3			2-2 F8		1-0 G4-6-3		2	3	0	0	0	0	1										
Terry Puhl, L (8, FH)										1	1	0	0	0	0	1										
Paul Zuvella, R (9, S)										1	0	0	0	0	0	0										
Danny Tartabull, R OBP: 0.326, SLG: 0.481	2-3 K			3-1 G5-3		3-3 K		2-3 K		1	4	0	0	0	0	3										
Kirk Gibson, L OBP: 0.322, SLG: 0.494		4-2 1B SF8 BB		3-2 L9		0-1 G4-3		1-2 E4 G4-3		1	3	1	0	0	1	0										
Jim Eisenreich, L OBP: 0.308, SLG: 0.429		0-1 1B		1-0 G4-3		1-0 F8		0-1 G4-3		2	4	0	1	0	0	1										
Mike Macfarlane, R OBP: 0.373, SLG: 0.468		0-1 G1-3			0-0 F7		4-2 1B BB		0-3 K	3	2	0	0	0	1	2										
Gary Thurman, R (7, FR)										1	0	0	0	0	0	0										
Brent Mayne, L OBP: 0.306, SLG: 0.333										1	0	0	0	0	1	1										
Kurt Stillwell, S OBP: 0.359, SLG: 0.406		1-0 SF8		1-2 F7		1-2 1B		1-2 1B		2	2	0	1	1	0	0										
Brian McRae, S OBP: 0.155, SLG: 0.255		3-H 1-0 P1		2-3 K		2-3 G3				3	3	0	0	0	0	1										
Terry Shupert, R OBP: 0.213, SLG: 0.218			1-2 G5-3			3-1 F8		4-2 FC5-4 BB		1	2	0	0	0	1	0										
Inning Stats	R: 0 E: 0 K: 2 S: 9	H: 0 LOB: 0 BB: 0 P: 13	R: 1 E: 0 K: 0 S: 11	H: 1 LOB: 1 BB: 1 P: 17	R: 0 E: 0 K: 0 S: 9	H: 0 LOB: 0 BB: 0 P: 12	R: 0 E: 0 K: 1 S: 9	H: 0 LOB: 0 BB: 0 P: 12	R: 0 E: 1 K: 1 S: 9	H: 0 LOB: 1 BB: 0 P: 19	R: 0 E: 0 K: 0 S: 10	H: 1 LOB: 2 BB: 1 P: 18	R: 0 E: 0 K: 0 S: 8	H: 0 LOB: 0 BB: 1 P: 12	R: 0 E: 1 K: 2 S: 13	H: 0 LOB: 1 BB: 0 P: 16	1B: 2 2B: 0 3B: 0 HR: 0	SF: 1 SAC: 0 DP: 1 HBP: 0	WP: 0 PB: 0 SB: 0 CS: 0	PA: 33						
PITCHER	IP	WLS	BF	H	R	ER	SO	BB	IBB	HBP	BLK	WP	HR	S	P	ERA	WHIP									
Todd Stottlemyre, R ERA: 3.3	(1, 1)	7.0	W	26	2	1	1	4	2	0	0	0	0	0	63	104	1.29	0.571								
Mike Timlin, R ERA: 2.95	(8, 1)	1.0		3	0	0	0	0	1	0	0	0	0	8	12	0.00	1.000									
Duane Ward, R ERA: 2.94	(9, 1)	1.0	S	4	0	0	0	2	0	0	0	0	0	13	16	0.00	0.000									

Toronto Blue Jays @ Kansas City Royals
 Royals Stadium, Kansas City, MO
 Thu May 02 1991, 8:05 PM EDT
 Att. 22,896 - Sunny - 75 F

AB 29
 R 1
 H 2
 RBI 1
 BB 3
 SO 6
 LOB 11



Batter	1	2	3	4	5	6	7	8	9	AB	R	H	RBI	BB	SO	LOB	TOP										
Devon White, S (1, 8) OBP: 0.367, SLG: 0.443 Kenny Williams, R (4, 8) OBP: 0.429, SLG: 0.333	B1-3			E6		K	G3-1			2	0	0	0	0	0	0	Toronto Blue Jays @ Kansas City Royals Royals Stadium, Kansas City, MO Sat May 04 1991, 8:05 PM EDT Att: 22,628 - Cloudy - 64 F										
Roberto Alomar, S (1, 4) OBP: 0.311, SLG: 0.388	G3-1			FC1-5		F9				4	0	1	0	0	0	1											
Joe Carter, R (1, 7) OBP: 0.389, SLG: 0.526	P3			FC1-5						4	1	1	0	0	1	5											
John Olerud, L (1, 3) OBP: 0.364, SLG: 0.427	G3-1			G4-6-3						3	1	0	0	1	0	2											
Mark Whiten, S (1, 9) OBP: 0.321, SLG: 0.400										4	2	3	1	0	0	0											
Greg Myers, L (1, 2) OBP: 0.294, SLG: 0.349 Glenallen Hill, R (8, PR) OBP: 0.379, SLG: 0.500 Pat Borders, R (8, 2) OBP: 0.069, SLG: 0.071										4	1	2	0	0	0	2											
Mookie Wilson, S (1, 10) OBP: 0.273, SLG: 0.381										4	0	1	3	0	0	1											
Manuel Lee, S (1, 6) OBP: 0.359, SLG: 0.325										4	0	0	1	0	1	1											
Rene Gonzales, R (1, 5) OBP: 0.118, SLG: 0.063 Ray Giannelli, L (7, PH) OBP: 0.500, SLG: 0.500										2	0	0	0	0	1	0											
Inning Stats	R: 0 E: 0 K: 0 S: 10	H: 0 LOB: 0 BB: 0 P: 14	R: 0 E: 0 K: 0 S: 8	H: 1 LOB: 0 BB: 0 P: 15	R: 0 E: 0 K: 1 S: 10	H: 0 LOB: 0 BB: 0 P: 12	R: 0 E: 1 K: 0 S: 12	H: 1 LOB: 1 BB: 0 P: 18	R: 1 E: 0 K: 0 S: 5	H: 1 LOB: 0 BB: 0 P: 10	R: 0 E: 0 K: 1 S: 11	H: 0 LOB: 0 BB: 0 P: 17	R: 4 E: 1 K: 1 S: 23	H: 5 LOB: 3 BB: 1 P: 37	R: 0 E: 0 K: 0 S: 14	H: 1 LOB: 1 BB: 0 P: 21	R: 0 E: 0 K: 1 S: 15	H: 1 LOB: 1 BB: 0 P: 21	1B: 7 2B: 2 3B: 1 HR: 0	SF: 0 SAC: 0 DP: 1 HBP: 1	WP: 1 PB: 0 SB: 0 CS: 0	PA: 38					
PITCHER	IP	WLS	BF	H	R	ER	SO	BB	IBB	HBP	BLK	WP	HR	S	P	ERA	WHIP										
Bret Saberhagen, R (1, 1) ERA: 3.13	5.0	W	17	3	1	1	1	0	0	0	0	1	0	45	69	1.80	0.600										
Steve Crawford, R (6, 1) ERA: 8.22	1.0		7	3	4	4	1	1	0	0	0	0	0	19	32	36.00	4.000										
Luis Aquino, R (7, 1) ERA: 7.43	0.2		4	2	0	0	0	0	0	0	0	0	0	7	9	0.00	3.000										
Jeff Montgomery, R (7, 1) ERA: 1.38	2.1	S	10	2	0	0	2	0	0	1	0	0	0	37	55	0.00	0.857										

Batter	1	2	3	4	5	6	7	8	9	AB	R	H	RBI	BB	SO	LOB	BOTTOM										
Brian McRae, S (1, 8) OBP: 0.215, SLG: 0.339										4	3	3	1	0	1	0	Toronto Blue Jays @ Kansas City Royals Royals Stadium, Kansas City, MO Sat May 04 1991, 8:05 PM EDT Att: 22,628 - Cloudy - 64 F										
Bill Pecota, R (1, 5) OBP: 0.343, SLG: 0.258										4	1	2	2	0	0	1											
Danny Tartabull, R (1, 9) OBP: 0.330, SLG: 0.466										4	0	2	1	0	0	1											
Kirk Gibson, L (1, 10) OBP: 0.319, SLG: 0.481										4	1	1	0	0	0	3											
Mike Macfarlane, R (1, 2) OBP: 0.373, SLG: 0.456										3	0	1	1	1	0	2											
Carmelo Martinez, R (1, 3) OBP: 0.288, SLG: 0.250										4	0	1	1	0	0	2											
Russ Morman, R (1, 7) OBP: 0.292, SLG: 0.261 Jim Eisenreich, L (3, PH) OBP: 0.294, SLG: 0.405										1	0	0	0	0	1	0											
Kurt Stillwell, S (1, 6) OBP: 0.349, SLG: 0.382										3	0	0	0	0	0	2											
Terry Shumpert, R (1, 4) OBP: 0.212, SLG: 0.217										3	1	1	0	0	0	0											
Inning Stats	R: 1 E: 0 K: 0 S: 11	H: 2 LOB: 2 BB: 1 P: 19	R: 0 E: 0 K: 1 S: 8	H: 0 LOB: 0 BB: 0 P: 10	R: 3 E: 0 K: 0 S: 19	H: 5 LOB: 2 BB: 0 P: 28	R: 2 E: 0 K: 0 S: 20	H: 4 LOB: 1 BB: 0 P: 26	R: 0 E: 0 K: 0 S: 7	H: 0 LOB: 0 BB: 0 P: 12	R: 0 E: 0 K: 1 S: 5	H: 0 LOB: 0 BB: 0 P: 7	R: 0 E: 0 K: 0 S: 6	H: 0 LOB: 0 BB: 0 P: 12	R: 0 E: 0 K: 0 S: 6	H: 0 LOB: 0 BB: 0 P: 6	R: 0 E: 0 K: 0 S: 6	H: 0 LOB: 0 BB: 0 P: 6	1B: 8 2B: 4 3B: 0 HR: 0	SF: 0 SAC: 0 DP: 1 HBP: 0	WP: 0 PB: 0 SB: 0 CS: 0	PA: 35					
PITCHER	IP	WLS	BF	H	R	ER	SO	BB	IBB	HBP	BLK	WP	HR	S	P	ERA	WHIP										
Denis Boucher, L (1, 1) ERA: 4.81	2.1	L	14	5	2	2	1	0	0	0	0	0	0	38	57	4.91	1.364										
Willye Fraser, R (3, 1) ERA: 2.61	3.2		15	5	2	2	1	0	0	0	0	0	0	12	18	0.00	0.000										
Jim Acker, R (7, 1) ERA: 3.18	2.0		6	0	0	0	0	0	0	0	0	0	0	12	18	0.00	0.000										



Batter	1	2	3	4	5	6	7	8	9	AB	R	H	RBI	BB	SO	LOB	TOP										
Devon White, S OBP: 0.373, SLG: 0.446	2-1 CS 1B			1-3 K		3-3 K		3-2 E6 1-3 2-H 1B		4	0	2	0	0	2	0											
Roberto Alomar, S OBP: 0.399, SLG: 0.392	1 SAFE G3-1			1-2 F7 2B		2-2 G1-3		2-3 K		4	0	1	0	0	1	3											
Joe Carter, R OBP: 0.384, SLG: 0.525	1-2 F9			2-1 F7			1-2 F9		0-0 G4-3 2B	4	1	1	0	0	0	1											
John Olerud, L OBP: 0.348, SLG: 0.405			3-3 K				1-0 L4		2-2 G4-3	4	0	0	0	0	1	2											
Mark Whiten, S OBP: 0.317, SLG: 0.405		1-2 G3-1			1-3 K		3-2 G4-3		1-0 1B 2B	4	1	1	1	0	1	0											
Pat Borders, R OBP: 0.094, SLG: 0.097	1-1 L8				0-2 G4-3 1B			0-1 G5-3	1	3	0	1	0	0	0	0											
Greg Myers, L OBP: 0.304, SLG: 0.359								0-0 2-H 1B		1	0	1	1	0	0	0											
Mookie Wilson, S OBP: 0.271, SLG: 0.356				4-2 CS BB		0-2 G4-3		0-2 G3	2	3	0	0	0	1	0	2											
Manuel Lee, S OBP: 0.354, SLG: 0.321				3-2 G4-3		2-3 K		1-0 1B BB E 1B	3	4	1	1	0	0	1	3											
Ray Giannelli, L OBP: 0.400, SLG: 0.250								4-1 E BB		2	0	0	0	1	2	0											
Rene Gonzales, R OBP: 0.118, SLG: 0.063						1-3 K2-3		1-2 BB		0	0	0	0	0	0	0											
Inning Stats	R: 0 E: 0 K: 0 S: 8	H: 1 LOB: 0 BB: 0 P: 12	R: 0 E: 0 K: 1 S: 10	H: 0 LOB: 0 BB: 0 P: 15	R: 0 E: 0 K: 1 S: 8	H: 0 LOB: 0 BB: 1 P: 16	R: 0 E: 0 K: 1 S: 10	H: 1 LOB: 1 BB: 0 P: 15	R: 0 E: 0 K: 2 S: 11	H: 0 LOB: 0 BB: 0 P: 17	R: 0 E: 0 K: 0 S: 8	H: 0 LOB: 0 BB: 0 P: 13	R: 1 E: 1 K: 1 S: 20	H: 2 LOB: 2 BB: 1 P: 30	R: 2 E: 0 K: 0 S: 8	H: 3 LOB: 1 BB: 0 P: 14	1B: 5 2B: 3 3B: 0 HR: 0	SF: 0 SAC: 0 DP: 0 HBP: 0	WP: 0 PB: 0 SB: 0 CS: 2	PA: 35							
PITCHER	IP	WLS	BF	H	R	ER	SO	BB	IBB	HBP	BLK	WP	HR	S	P	ERA	WHIP										
Tom Gordon, R ERA: 0.67	8.0	L	30	6	2	1	8	2	0	0	0	0	0	88	134	1.12	1.000										
Dan Schatzeder, L ERA: 10.5	0.1		2	1	0	0	0	0	0	0	0	0	0	4	7	0.00	3.000										
Luis Aquino, R ERA: 7.07	0.2		3	1	1	1	0	0	0	0	0	0	0	3	6	13.50	1.500										

Toronto Blue Jays @ Kansas City Royals
 Royals Stadium, Kansas City, MO
 Sun May 05 1991, 4:33 AM EDT
 Att: 22,588 - Cloudy - 48 F

AB	33
R	3
H	8
RBI	2
BB	2
SO	8
LOB	11



Batter	1	2	3	4	5	6	7	8	9	AB	R	H	RBI	BB	SO	LOB	BOTTOM										
Brian McRae, S OBP: 0.203, SLG: 0.318	1-2 G5-3		2-1 SAFE L7			0-2 SAFE FC4-6 CS 1-2		3-3 K		4	0	0	0	0	1	2											
Bill Pecota, R OBP: 0.342, SLG: 0.265	1-0 F8			1-1 G4-3		3-2 SAFE BB 1B		1-0 L7		3	0	1	0	0	0	0											
Danny Tartabull, R OBP: 0.326, SLG: 0.461						1-2 1B				1	0	0	0	0	0	0											
Terry Shumpert, R OBP: 0.212, SLG: 0.217						4-2 BB				0	0	0	0	0	0	0											
Jim Eisenreich, L OBP: 0.303, SLG: 0.402	1-2 G6-3			0-0 L6		1-2 BB			2-1 BB 1B	3	0	1	0	1	0	0											
Kirk Gibson, L OBP: 0.316, SLG: 0.464		0-1 G4-3		4-2 BB		0-0 G4-3			0-1 F7	3	0	0	0	1	0	3											
Warren Cromartie, L OBP: 0.359, SLG: 0.389		1-0 G5-3		2-3 K			3-1 1B		4-1 BB	3	0	1	0	1	1	1											
Carmelo Martinez, R OBP: 0.280, SLG: 0.217		3-1 F8			4-1 FC6-4 BB		0-1 F9		0-3 K	3	0	0	0	1	1	3											
Kurt Stillwell, S OBP: 0.333, SLG: 0.363			3-2 G4-3		0-0 FC6-4 G5-4-3 1-2		3-2 SAFE F8		0-1 G4-3	4	0	0	0	0	0	4											
Brent Mayne, L OBP: 0.250, SLG: 0.267			1-1 F8		1-2 SAFE G5-4-3 1-2		0-2 G4-3			3	0	0	0	0	0	2											
David Howard, S OBP: 0.214, SLG: 0.083					4-0 BB		4-2 FC4-6 BB		0-0 F7	1	0	0	0	2	0	0											
Inning Stats	R: 0 E: 0 K: 0 S: 7	H: 0 LOB: 0 BB: 0 P: 10	R: 0 E: 0 K: 0 S: 5	H: 0 LOB: 0 BB: 0 P: 9	R: 0 E: 0 K: 0 S: 7	H: 0 LOB: 1 BB: 1 P: 17	R: 0 E: 0 K: 1 S: 11	H: 0 LOB: 1 BB: 1 P: 18	R: 0 E: 0 K: 0 S: 8	H: 0 LOB: 0 BB: 1 P: 12	R: 0 E: 0 K: 0 S: 13	H: 1 LOB: 2 BB: 2 P: 24	R: 0 E: 0 K: 0 S: 10	H: 1 LOB: 1 BB: 0 P: 16	R: 0 E: 0 K: 1 S: 5	H: 0 LOB: 0 BB: 0 P: 9	R: 0 E: 0 K: 1 S: 10	H: 1 LOB: 2 BB: 1 P: 16	1B: 3 2B: 0 3B: 0 HR: 0	SF: 0 SAC: 0 DP: 1 HBP: 0	WP: 0 PB: 0 SB: 0 CS: 1	PA: 34					
PITCHER	IP	WLS	BF	H	R	ER	SO	BB	IBB	HBP	BLK	WP	HR	S	P	ERA	WHIP										
Dave Stieb, R ERA: 3.4	7.2	W	28	2	0	0	2	5	0	0	0	0	0	65	113	0.00	0.913										
Mike Timlin, R ERA: 2.75	0.1		1	0	0	0	0	0	0	0	0	0	0	1	2	0.00	0.000										
Duane Ward, R ERA: 2.63	1.0	S	5	1	0	0	1	1	0	0	0	0	0	10	16	0.00	2.000										

Toronto Blue Jays @ Kansas City Royals
 Royals Stadium, Kansas City, MO
 Sun May 05 1991, 4:33 AM EDT
 Att: 22,588 - Cloudy - 48 F

AB	28
R	0
H	3
RBI	0
BB	6
SO	3
LOB	15



Batter	1	2	3	4	5	6	7	8	9	AB	R	H	RBI	BB	SO	LOB	TOP								
Brian Downing, R OBP: 0.500, SLG: 0.500 (1, 10)										5	1	3	0	0	0	1									
Mario Diaz, R OBP: 0.192, SLG: 0.160 (1, 6)										3	0	0	0	0	0	3									
Kevin Reimer, L OBP: 0.327, SLG: 0.447 (6, PH)										1	0	0	0	0	0	1									
Jeff Huson, L OBP: 0.302, SLG: 0.298 (6, 6)										1	0	0	0	0	0	0									
Rafael Palmeiro, L OBP: 0.344, SLG: 0.494 (1, 3)										5	0	2	0	0	0	0									
Ruben Sierra, S OBP: 0.319, SLG: 0.557 (1, 9)										3	1	2	0	2	0	2									
Julio Franco, R OBP: 0.295, SLG: 0.348 (1, 4)										5	1	2	1	0	0	3									
Juan Gonzalez, R OBP: 0.474, SLG: 0.727 (1, 7)										4	0	0	0	0	1	6									
Steve Buechele, R OBP: 0.329, SLG: 0.382 (1, 5)										4	0	1	1	0	2	0									
Mike Stanley, R OBP: 0.394, SLG: 0.385 (1, 2)										3	0	1	0	1	1	1									
Gary Pettis, S OBP: 0.362, SLG: 0.300 (1, 8)										4	0	0	0	0	2	2									
Inning Stats	R: 1 E: 0 K: 0 S: 14	H: 2 LOB: 2 BB: 1 P: 27	R: 0 E: 0 K: 1 S: 11	H: 0 LOB: 1 BB: 1 P: 17	R: 0 E: 0 K: 0 S: 13	H: 2 LOB: 2 BB: 0 P: 21	R: 0 E: 0 K: 1 S: 13	H: 2 LOB: 2 BB: 0 P: 19	R: 2 E: 0 K: 2 S: 15	H: 2 LOB: 1 BB: 1 P: 29	R: 0 E: 0 K: 1 S: 12	H: 2 LOB: 2 BB: 0 P: 20	R: 0 E: 0 K: 1 S: 6	H: 0 LOB: 0 BB: 0 P: 10	R: 0 E: 0 K: 0 S: 5	H: 0 LOB: 0 BB: 0 P: 7	R: 0 E: 0 K: 0 S: 12	H: 1 LOB: 1 BB: 0 P: 15	1B: 10 2B: 1 3B: 0 HR: 0	SF: 0 SAC: 0 DP: 0 HBP: 0	WP: 0 PB: 0 SB: 1 CS: 0	PA: 41			
PITCHER	IP	WLS	BF	H	R	ER	SO	BB	IBB	HBP	BLK	WP	HR	S	P	ERA	WHIP								
Jimmy Key, L ERA: 2.48 (1, 1)	5.0	L	26	8	3	2	4	3	0	0	0	0	0	66	113	3.60	2.200								
Jim Acker, R ERA: 2.7 (6, 1)	3.0		11	2	0	0	2	0	0	0	0	0	0	23	37	0.00	0.667								
Mike Timlin, R ERA: 2.61 (9, 1)	1.0	S	4	1	0	0	0	0	0	0	0	0	0	12	15	0.00	1.000								

Texas Rangers @ Toronto Blue Jays
SkyDome, Toronto, ON
Tue May 07 1991, 7:05 PM EDT
Att: 44,622 - Dome - 70 F

AB 38
R 3
H 11
RBI 2
BB 3
SO 6
LOB 19



Batter	1	2	3	4	5	6	7	8	9	AB	R	H	RBI	BB	SO	LOB	BOTTOM								
Devon White, S OBP: 0.374, SLG: 0.454 (1, 8)										5	1	2	0	0	0	1									
Roberto Alomar, S OBP: 0.322, SLG: 0.443 (1, 4)										4	1	2	2	1	0	1									
Joe Carter, R OBP: 0.388, SLG: 0.534 (1, 7)										4	0	2	0	0	1	2									
Pat Tabler, R OBP: 0.488, SLG: 0.469 (1, 3)										3	0	0	0	1	1	2									
Glenallen Hill, R OBP: 0.344, SLG: 0.444 (1, 10)										3	0	0	0	0	0	2									
John Olerud, L OBP: 0.344, SLG: 0.400 (8, PH)										1	0	0	0	0	0	0									
Kenny Williams, R OBP: 0.400, SLG: 0.444 (1, 9)										3	0	1	0	0	1	2									
Mark Whiten, S OBP: 0.313, SLG: 0.400 (8, PH)										1	0	0	0	0	1	0									
Pat Borders, R OBP: 0.143, SLG: 0.121 (1, 2)										2	0	1	0	1	1	0									
Greg Myers, L OBP: 0.300, SLG: 0.354 (8, PH)										1	0	0	0	0	0	0									
Ed Sprague, R (1, 5)										3	0	0	0	0	1	3									
Mookie Wilson, S OBP: 0.286, SLG: 0.356 (9, PH)										0	0	0	0	1	0	0									
Manuel Lee, S OBP: 0.343, SLG: 0.310 (1, 6)										3	0	0	0	0	1	0									
Inning Stats	R: 0 E: 0 K: 0 S: 5	H: 1 LOB: 1 BB: 0 P: 12	R: 0 E: 0 K: 1 S: 11	H: 1 LOB: 1 BB: 0 P: 18	R: 0 E: 0 K: 0 S: 6	H: 2 LOB: 1 BB: 0 P: 11	R: 0 E: 0 K: 0 S: 9	H: 1 LOB: 2 BB: 1 P: 15	R: 2 E: 0 K: 3 S: 12	H: 3 LOB: 2 BB: 1 P: 24	R: 0 E: 0 K: 2 S: 11	H: 0 LOB: 1 BB: 1 P: 16	R: 0 E: 0 K: 1 S: 7	H: 0 LOB: 0 BB: 0 P: 10	R: 0 E: 0 K: 0 S: 5	H: 0 LOB: 1 BB: 1 P: 11	1B: 3 2B: 3 3B: 1 HR: 1	SF: 0 SAC: 1 DP: 0 HBP: 0	WP: 0 PB: 0 SB: 2 CS: 1	PA: 38					
PITCHER	IP	WLS	BF	H	R	ER	SO	BB	IBB	HBP	BLK	WP	HR	S	P	ERA	WHIP								
Kenny Rogers, L ERA: 0.9 (1, 1)	5.0	W	24	8	2	2	1	2	0	0	0	0	0	43	80	3.60	2.000								
Gerald Alexander, R ERA: 0.9 (6, 1)	2.0		7	0	0	0	5	1	0	0	0	0	0	22	32	0.00	0.500								
Mike Jeffcoat, L ERA: 1.04 (8, 1)	0.2	S	2	0	0	0	1	0	0	0	0	0	0	5	7	0.00	0.000								
Jeff Russell, R ERA: 1.35 (8, 1)	1.1	S	5	0	0	0	0	1	0	0	0	0	0	7	14	0.00	0.750								

Texas Rangers @ Toronto Blue Jays
SkyDome, Toronto, ON
Tue May 07 1991, 7:05 PM EDT
Att: 44,622 - Dome - 70 F


AB 33
R 2
H 8
RBI 2
BB 4
SO 7
LOB 13



Batter	1	2	3	4	5	6	7	8	9	AB	R	H	RBI	BB	SO	LOB	TOP				
Brian Downing, R OBP: 0.471, SLG: 0.466 (1, 10)	F7		K			F9		P5		4	0	0	0	0	1	2					
Geno Petralli, L OBP: 0.327, SLG: 0.286 (1, 2)	K			F7			HR	1B	1B	4	1	2	0	0	1	0					
Rafael Palmeiro, L OBP: 0.340, SLG: 0.516 (1, 3)	P6			L9			HR	P6		4	1	1	2	0	0	2					
Ruben Sierra, S OBP: 0.327, SLG: 0.554 (1, 9)		L8		F9			1B		1B	4	0	2	0	0	0	0					
Julio Franco, R OBP: 0.283, SLG: 0.333 (1, 4)	F9				G6-3		K	K	K	4	0	0	0	0	2	2					
Juan Gonzalez, R OBP: 0.423, SLG: 0.649 (6, 8)	F7				G6-3		K	G6-3		4	0	0	0	0	1	2					
Jeff Huson, L OBP: 0.291, SLG: 0.286 (7, PH)			P4				G6-3			2	0	0	0	0	1	0					
Jack Daugherty, S OBP: 0.257, SLG: 0.194 (7, 6)					K			F7		1	0	0	0	0	0	1					
Mario Diaz, R OBP: 0.192, SLG: 0.160 (6, PH)										0	0	0	0	0	0	0					
Denny Walling, L OBP: 0.154, SLG: 0.167 (6, PH)										1	0	0	0	0	0	1					
Steve Buechele, R OBP: 0.329, SLG: 0.380 (1, 5)						F9		G6-3		3	0	1	0	0	0	0					
Gary Pettis, S OBP: 0.356, SLG: 0.294 (6, PH)										1	0	0	0	0	1	1					
Kevin Reimer, L OBP: 0.333, SLG: 0.438 (6, 7)						F7		1B		1	0	0	0	1	0	0					
Inning Stats	R: 0 E: 0 K: 1 S: 9	H: 0 LOB: 0 BB: 0 P: 13	R: 0 E: 0 K: 0 S: 7	H: 0 LOB: 0 BB: 0 P: 10	R: 0 E: 0 K: 2 S: 14	H: 1 LOB: 1 BB: 0 P: 21	R: 0 E: 0 K: 0 S: 6	H: 0 LOB: 0 BB: 0 P: 8	R: 0 E: 0 K: 1 S: 8	H: 0 LOB: 0 BB: 0 P: 10	R: 2 E: 0 K: 2 S: 15	H: 3 LOB: 1 BB: 0 P: 23	R: 0 E: 0 K: 1 S: 12	H: 1 LOB: 2 BB: 1 P: 20	R: 0 E: 0 K: 1 S: 11	H: 1 LOB: 1 BB: 0 P: 21	1B: 5 2B: 0 3B: 0 HR: 1	SF: 0 SAC: 0 DP: 0 HBP: 0	WP: 0 PB: 0 SB: 2 CS: 0	PA: 34	
PITCHER	IP	WLS	BF	H	R	ER	SO	BB	IBB	HBP	BLK	WP	HR	S	P	ERA	WHIP				
Todd Stottlemeyer, R ERA: 3.11 (1, 1)	7.2	W	29	5	2	2	6	1	0	0	0	0	1	75	112	2.35	0.783				
Duane Ward, R ERA: 2.4 (8, 1)	1.1	S	5	1	0	0	1	0	0	0	0	0	0	13	24	0.00	0.750				

Texas Rangers @ Toronto Blue Jays
SkyDome, Toronto, ON
Wed May 08 1991, 7:05 PM EDT
Att: 43,211 - Dome - 70 F

AB 33
R 2
H 6
RBI 2
BB 1
SO 7
LOB 11



Batter	1	2	3	4	5	6	7	8	9	AB	R	H	RBI	BB	SO	LOB	BOTTOM				
Devon White, S OBP: 0.369, SLG: 0.440 (1, 8)	K		3B	G1-3			F9			3	1	0	0	1	1	2					
Roberto Alomar, S OBP: 0.336, SLG: 0.463 (1, 4)	F9		2B		CS		BB	BB		2	1	1	2	2	0	0					
Joe Carter, R OBP: 0.392, SLG: 0.538 (1, 7)	HBP		2B	P3			F9			3	0	1	1	0	0	2					
John Olerud, L OBP: 0.330, SLG: 0.381 (1, 3)	F8		K	G4-3				G6-3		4	0	0	0	0	1	2					
Mark Whiten, S OBP: 0.310, SLG: 0.385 (1, 9)		K			BB		G4-3	F8		3	0	0	0	1	1	0					
Greg Myers, L OBP: 0.288, SLG: 0.338 (8, PH)		K		F7			F6	K		3	0	0	0	0	1	2					
Pat Borders, R OBP: 0.139, SLG: 0.118 (9, 2)										1	0	0	0	0	1	0					
Mookie Wilson, S OBP: 0.269, SLG: 0.333 (1, 10)		K			F8		F8			3	0	0	0	0	1	0					
Manuel Lee, S OBP: 0.343, SLG: 0.311 (1, 6)				F7	K					3	1	1	0	0	1	0					
Ray Giannelli, L OBP: 0.625, SLG: 0.400 (7, PR)							1B			1	1	1	0	2	0	0					
Kenny Williams, R OBP: 0.400, SLG: 0.444 (8, 5)										0	0	0	0	0	0	0					
Rene Gonzales, R OBP: 0.118, SLG: 0.063 (8, 5)										0	0	0	0	0	0	0					
Inning Stats	R: 0 E: 0 K: 1 S: 13	H: 0 LOB: 1 BB: 0 P: 22	R: 0 E: 0 K: 3 S: 10	H: 0 LOB: 0 BB: 0 P: 15	R: 3 E: 0 K: 1 S: 17	H: 2 LOB: 2 BB: 3 P: 33	R: 0 E: 0 K: 1 S: 6	H: 0 LOB: 1 BB: 1 P: 15	R: 0 E: 0 K: 0 S: 8	H: 0 LOB: 0 BB: 0 P: 13	R: 1 E: 0 K: 0 S: 12	H: 2 LOB: 1 BB: 1 P: 20	R: 0 E: 0 K: 1 S: 11	H: 0 LOB: 0 BB: 0 P: 16	1B: 2 2B: 1 3B: 1 HR: 0	SF: 0 SAC: 0 DP: 0 HBP: 1	WP: 0 PB: 0 SB: 3 CS: 1	PA: 33			
PITCHER	IP	WLS	BF	H	R	ER	SO	BB	IBB	HBP	BLK	WP	HR	S	P	ERA	WHIP				
Nolan Ryan, R ERA: 3.22 (7, 1)	6.0	L	25	2	3	3	6	5	0	1	0	0	0	5	7	4.50	1.167				
Jim Poole, L ERA: (7, 1)	0.0		2	2	1	1	0	0	0	0	0	0	0	5	7	∞	∞				
Rich Gossage, R ERA: (7, 1)	1.0		3	0	0	0	0	1	0	0	0	0	0	7	13	0.00	1.000				
Mike Jeffcoat, L ERA: 0.93 (8, 1)	1.0		3	0	0	0	1	0	0	0	0	0	0	11	16	0.00	0.000				

Texas Rangers @ Toronto Blue Jays
SkyDome, Toronto, ON
Wed May 08 1991, 7:05 PM EDT
Att: 43,211 - Dome - 70 F

AB 26
R 4
H 4
RBI 3
BB 6
SO 7
LOB 8



Batter	1	2	3	4	5	6	7	8	9	AB	R	H	RBI	BB	SO	LOB	TOP										
Tim Raines, S OBP: 0.288, SLG: 0.269 (1, 7)	F8			K			K		K	4	0	0	0	0	3	0	Chicago White Sox @ Toronto Blue Jays SkyDome, Toronto, ON Thu May 09 1991, 7:05 PM EDT Att: 47,236 - Dome - 70 F										
Scott Fletcher, R OBP: 0.370, SLG: 0.405 (1, 4)	P3			G1-3			F7		P6	4	0	0	0	0	0	0											
Robin Ventura, L OBP: 0.359, SLG: 0.374 (1, 5)	G4-3			G4-3			1B		F7	4	0	1	0	0	0	0											
Carlton Fisk, R OBP: 0.337, SLG: 0.329 (1, 2)		K			P6		K			3	0	0	0	0	2	1											
Frank Thomas, R OBP: 0.444, SLG: 0.523 (1, 10)		K			P3			1B BB		2	0	0	0	1	1	0											
Sammy Sosa, R OBP: 0.301, SLG: 0.442 (1, 9)		CS 1B			G6-3			K		3	0	1	0	0	1	1											
Cory Snyder, R OBP: 0.215, SLG: 0.213 (1, 3)	CS 1-2		G5-3			B2-3		K		3	0	0	0	0	1	1											
Ozzie Guillen, L OBP: 0.303, SLG: 0.301 (1, 6)			G6-3			G6-3				3	0	1	0	0	0	0											
Lance Johnson, L OBP: 0.253, SLG: 0.250 (1, 8)			G6-3			G4-3		K2-3		3	0	0	0	0	1	2											
Inning Stats	R: 0 E: 0 K: 0 S: 7	H: 0 LOB: 0 BB: 0 P: 12	R: 0 E: 0 K: 2 S: 9	H: 1 LOB: 0 BB: 0 P: 16	R: 0 E: 0 K: 0 S: 6	H: 0 LOB: 0 BB: 0 P: 8	R: 0 E: 0 K: 1 S: 10	H: 0 LOB: 0 BB: 0 P: 14	R: 0 E: 0 K: 0 S: 4	H: 0 LOB: 0 BB: 0 P: 10	R: 0 E: 0 K: 0 S: 4	H: 0 LOB: 1 BB: 0 P: 5	R: 0 E: 0 K: 2 S: 11	H: 1 LOB: 1 BB: 0 P: 17	R: 0 E: 0 K: 3 S: 17	H: 1 LOB: 2 BB: 1 P: 26	R: 0 E: 0 K: 1 S: 9	H: 0 LOB: 0 BB: 0 P: 14	1B: 3 2B: 0 3B: 0 HR: 0	SF: 0 SAC: 0 DP: 0 HBP: 0	WP: 0 PB: 0 SB: 0 CS: 1	PA: 31					
PITCHER	IP	WLS	BF	H	R	ER	SO	BB	IBB	HBP	BLK	WP	HR	S	P	ERA	WHIP										
David Wells, L ERA: 3.26 (1, 1)	8.0	W	27	3	0	0	8	1	0	0	0	0	0	68	108	0.00	0.500										
Duane Ward, R ERA: 2.25 (9, 1)	1.0	S	3	0	0	0	1	0	0	0	0	0	0	9	14	0.00	0.000										

Batter	1	2	3	4	5	6	7	8	9	AB	R	H	RBI	BB	SO	LOB	BOTTOM										
Devon White, S OBP: 0.357, SLG: 0.423 (1, 8)	K		K			K	FC6-4			4	0	0	0	0	3	2	Chicago White Sox @ Toronto Blue Jays SkyDome, Toronto, ON Thu May 09 1991, 7:05 PM EDT Att: 47,236 - Dome - 70 F										
Roberto Alomar, S OBP: 0.333, SLG: 0.455 (1, 4)	F9		K			S WP 1B		P6		4	1	1	0	0	1	0											
Joe Carter, R OBP: 0.395, SLG: 0.564 (1, 7)	HR			F9		1-2 1B		F9		4	1	2	2	0	0	0											
John Olerud, L OBP: 0.327, SLG: 0.368 (1, 3)	BB		G4-3			G3		F8		3	0	0	0	1	0	1											
Mark Whiten, S OBP: 0.300, SLG: 0.370 (1, 9)	K		K			G6-3				3	0	0	0	0	2	2											
Pat Tabler, R OBP: 0.477, SLG: 0.457 (1, 10)		F4			K		G4-6-3 1B			3	0	1	0	0	1	0											
Greg Myers, L OBP: 0.289, SLG: 0.338 (1, 2)		K			1B		G4-6-3 1-2			3	0	1	0	0	1	1											
Manuel Lee, S OBP: 0.343, SLG: 0.312 (1, 6)		K			K		BB 1B			3	0	1	0	0	2	1											
Ray Giannelli, L OBP: 0.545, SLG: 0.286 Rene Gonzales, R OBP: 0.118, SLG: 0.063 (9, 5)			P5		K		FC6-4 BB			2	0	0	0	1	1	1											
Inning Stats	R: 1 E: 0 K: 2 S: 13	H: 1 LOB: 1 BB: 1 P: 23	R: 0 E: 0 K: 2 S: 8	H: 0 LOB: 0 BB: 0 P: 13	R: 0 E: 0 K: 2 S: 9	H: 0 LOB: 0 BB: 0 P: 14	R: 0 E: 0 K: 1 S: 14	H: 0 LOB: 0 BB: 0 P: 19	R: 0 E: 0 K: 3 S: 15	H: 1 LOB: 1 BB: 0 P: 20	R: 1 E: 0 K: 1 S: 14	H: 2 LOB: 1 BB: 0 P: 21	R: 0 E: 0 K: 0 S: 6	H: 2 LOB: 2 BB: 1 P: 13	R: 0 E: 0 K: 0 S: 9	H: 0 LOB: 0 BB: 0 P: 14	1B: 5 2B: 0 3B: 0 HR: 1	SF: 0 SAC: 0 DP: 1 HBP: 0	WP: 1 PB: 0 SB: 1 CS: 0	PA: 31							
PITCHER	IP	WLS	BF	H	R	ER	SO	BB	IBB	HBP	BLK	WP	HR	S	P	ERA	WHIP										
Melido Perez, R ERA: 3.77 (1, 1)	6.2	L	27	6	2	2	11	2	0	0	0	0	0	78	122	2.70	1.200										
Ken Patterson, L ERA: 5.25 (7, 1)	1.1		4	0	0	0	0	0	0	0	0	0	0	10	15	0.00	0.000										



Batter	1	2	3	4	5	6	7	8	9	AB	R	H	RBI	BB	SO	LOB	TOP					
Tim Raines, S (1, 7) OBP: 0.316, SLG: 0.283	4-2 1B G6-3 BB	2-3 K			4-1 G6-4-3 BB			0-0 G6-3		2	1	0	0	2	1	1	Chicago White Sox @ Toronto Blue Jays SkyDome, Toronto, ON Sat May 11 1991, 3:33 AM EDT Att: 50,206 - Cloudy - 74 F					
Lance Johnson, L (1, 8) OBP: 0.259, SLG: 0.257	1-2 SAFE 1-2 SAFE 1-3 G3 S 1B		3-2 G5-3		0-1 G6-4-3			2-1 WP 1B		4	1	2	0	0	0	2						
Frank Thomas, R (1, 10) OBP: 0.432, SLG: 0.521	2-2 G6-3		1-3 K		2-3 K			2-3 K		4	0	0	1	0	3	2						
Dan Pasqua, L (1, 9) OBP: 0.278, SLG: 0.367	0-2 G3		1-0 G3		1-1 FC5-4 1B			0-0 G4-3		4	0	1	0	0	0	2						
Robin Ventura, L (1, 5) OBP: 0.351, SLG: 0.364	2-2 1B		1-0 G5-3		1-1 FC5-4 1-2			1-1 G3-1		4	0	1	1	0	0	1						
Matt Merullo, L (1, 3) OBP: 0.200, SLG: 0.348 Joey Cora, S (9, PR) OBP: 0.286, SLG: 0.286	1-2 F9		0-2 G3		1-0 G1-3			1-2 E 1B		4	0	1	0	0	0	2						
Ron Karkovics, R (1, 2) OBP: 0.286, SLG: 0.324		0-1 G6-3		0-3 K			1-0 F8		1-2 E5 G6-4-3	4	0	0	0	0	1	1						
Ozzie Guillen, L (1, 6) OBP: 0.296, SLG: 0.293		0-1 G3 S 1B		2-2 G4-3 1B		3-2 G1-3		0-0 G6-4-3 1-2		4	0	2	0	0	0	2						
Scott Fletcher, R (1, 4) OBP: 0.350, SLG: 0.379	1-3 G3		3-2 G4-3		2-2 P6					3	0	0	0	0	0	2						
Inning Stats	R: 2 E: 0 K: 0 S: 19	H: 2 LOB: 1 BB: 1 P: 29	R: 0 E: 0 K: 1 S: 12	H: 1 LOB: 1 BB: 0 P: 17	R: 0 E: 0 K: 1 S: 8	H: 0 LOB: 0 BB: 0 P: 13	R: 0 E: 0 K: 1 S: 7	H: 0 LOB: 0 BB: 0 P: 8	R: 0 E: 0 K: 0 S: 10	H: 1 LOB: 1 BB: 0 P: 19	R: 0 E: 0 K: 1 S: 8	H: 0 LOB: 0 BB: 0 P: 15	R: 0 E: 0 K: 1 S: 7	H: 1 LOB: 1 BB: 0 P: 11	R: 0 E: 1 K: 0 S: 10	H: 1 LOB: 2 BB: 0 P: 13	1B: 7 2B: 0 3B: 0 HR: 0	SF: 0 SAC: 0 DP: 2 HBP: 0	WP: 1 PB: 0 SB: 2 CS: 0	PA: 35		
PITCHER	IP WLS BF H R ER SO BB IBB HBP BLK WP HR S P ERA WHIP	IP WLS BF H R ER SO BB IBB HBP BLK WP HR S P ERA WHIP	IP WLS BF H R ER SO BB IBB HBP BLK WP HR S P ERA WHIP	IP WLS BF H R ER SO BB IBB HBP BLK WP HR S P ERA WHIP	IP WLS BF H R ER SO BB IBB HBP BLK WP HR S P ERA WHIP	IP WLS BF H R ER SO BB IBB HBP BLK WP HR S P ERA WHIP	IP WLS BF H R ER SO BB IBB HBP BLK WP HR S P ERA WHIP	IP WLS BF H R ER SO BB IBB HBP BLK WP HR S P ERA WHIP	IP WLS BF H R ER SO BB IBB HBP BLK WP HR S P ERA WHIP	IP WLS BF H R ER SO BB IBB HBP BLK WP HR S P ERA WHIP	IP WLS BF H R ER SO BB IBB HBP BLK WP HR S P ERA WHIP	IP WLS BF H R ER SO BB IBB HBP BLK WP HR S P ERA WHIP	IP WLS BF H R ER SO BB IBB HBP BLK WP HR S P ERA WHIP	IP WLS BF H R ER SO BB IBB HBP BLK WP HR S P ERA WHIP	IP WLS BF H R ER SO BB IBB HBP BLK WP HR S P ERA WHIP	IP WLS BF H R ER SO BB IBB HBP BLK WP HR S P ERA WHIP	IP WLS BF H R ER SO BB IBB HBP BLK WP HR S P ERA WHIP	IP WLS BF H R ER SO BB IBB HBP BLK WP HR S P ERA WHIP	IP WLS BF H R ER SO BB IBB HBP BLK WP HR S P ERA WHIP	IP WLS BF H R ER SO BB IBB HBP BLK WP HR S P ERA WHIP	IP WLS BF H R ER SO BB IBB HBP BLK WP HR S P ERA WHIP	IP WLS BF H R ER SO BB IBB HBP BLK WP HR S P ERA WHIP

AB	33
R	2
H	7
RBI	2
BB	2
SO	5
LOB	15



Batter	1	2	3	4	5	6	7	8	9	AB	R	H	RBI	BB	SO	LOB	BOTTOM					
Devon White, S (1, 8) OBP: 0.344, SLG: 0.393	0-2 G1-3		1-1 F7		4-1 1B BB			1-2 G3		3	0	0	0	1	0	2	Chicago White Sox @ Toronto Blue Jays SkyDome, Toronto, ON Sat May 11 1991, 3:33 AM EDT Att: 50,206 - Cloudy - 74 F					
Roberto Alomar, S (1, 4) OBP: 0.346, SLG: 0.500	1-2 G1-3			1-1 P6	1-0 F7			2-1 F7		4	0	0	0	0	0	2						
Joe Carter, R (1, 10) OBP: 0.396, SLG: 0.542	4-1 BB			0-0 F7	1-1 1-3 2-H 1B			1-2 G6-3		3	0	1	1	1	0	0						
Pat Tabler, R (1, 3) OBP: 0.462, SLG: 0.415	0-3 K			4-2 3B BB	0-0 F7			3-2 F8		3	1	0	0	1	1	3						
Mark Whiten, S (1, 9) OBP: 0.310, SLG: 0.411		1-2 E3 G6-4-3		2-0 HR 3B		0-3 K		1-2 FC6-4 HBP		3	1	1	1	0	1	0						
Glenallen Hill, R (1, 7) OBP: 0.361, SLG: 0.613		2-3 K		1-1 HR		0-1 1B 3B		1-0 FC6-4 G5-4-3 1-2		4	2	2	2	0	1	2						
Pat Borders, R (1, 2) OBP: 0.146, SLG: 0.128	0-0 G6-4-3 1-2			3-H G5-3		1-0 HBP 1B		2-2 G5-4-3 1-2		4	0	1	1	0	0	2						
Ed Sprague, R (1, 5) OBP: 0.167, SLG: 0.167			0-1 G6-3		1-1 SH1-4 1B		0-3 K			3	1	1	0	0	1	1						
Rene Gonzales, R (1, 6) OBP: 0.158, SLG: 0.059			3-3 K		0-0 SH1-4		3-1 HBP			1	0	0	0	0	1	0						
Inning Stats	R: 0 E: 0 K: 1 S: 10	H: 0 LOB: 1 BB: 1 P: 15	R: 0 E: 1 K: 1 S: 11	H: 0 LOB: 0 BB: 0 P: 14	R: 0 E: 0 K: 1 S: 7	H: 0 LOB: 0 BB: 0 P: 11	R: 3 E: 0 K: 0 S: 11	H: 2 LOB: 1 BB: 1 P: 19	R: 1 E: 0 K: 0 S: 8	H: 2 LOB: 2 BB: 1 P: 15	R: 1 E: 0 K: 2 S: 16	H: 2 LOB: 0 BB: 0 P: 21	R: 0 E: 0 K: 0 S: 8	H: 0 LOB: 0 BB: 0 P: 14	R: 0 E: 0 K: 0 S: 9	H: 0 LOB: 0 BB: 0 P: 12	1B: 3 2B: 0 3B: 2 HR: 1	SF: 0 SAC: 1 DP: 2 HBP: 2	WP: 0 PB: 0 SB: 0 CS: 0	PA: 34		
PITCHER	IP WLS BF H R ER SO BB IBB HBP BLK WP HR S P ERA WHIP	IP WLS BF H R ER SO BB IBB HBP BLK WP HR S P ERA WHIP	IP WLS BF H R ER SO BB IBB HBP BLK WP HR S P ERA WHIP	IP WLS BF H R ER SO BB IBB HBP BLK WP HR S P ERA WHIP	IP WLS BF H R ER SO BB IBB HBP BLK WP HR S P ERA WHIP	IP WLS BF H R ER SO BB IBB HBP BLK WP HR S P ERA WHIP	IP WLS BF H R ER SO BB IBB HBP BLK WP HR S P ERA WHIP	IP WLS BF H R ER SO BB IBB HBP BLK WP HR S P ERA WHIP	IP WLS BF H R ER SO BB IBB HBP BLK WP HR S P ERA WHIP	IP WLS BF H R ER SO BB IBB HBP BLK WP HR S P ERA WHIP	IP WLS BF H R ER SO BB IBB HBP BLK WP HR S P ERA WHIP	IP WLS BF H R ER SO BB IBB HBP BLK WP HR S P ERA WHIP	IP WLS BF H R ER SO BB IBB HBP BLK WP HR S P ERA WHIP	IP WLS BF H R ER SO BB IBB HBP BLK WP HR S P ERA WHIP	IP WLS BF H R ER SO BB IBB HBP BLK WP HR S P ERA WHIP	IP WLS BF H R ER SO BB IBB HBP BLK WP HR S P ERA WHIP	IP WLS BF H R ER SO BB IBB HBP BLK WP HR S P ERA WHIP	IP WLS BF H R ER SO BB IBB HBP BLK WP HR S P ERA WHIP	IP WLS BF H R ER SO BB IBB HBP BLK WP HR S P ERA WHIP	IP WLS BF H R ER SO BB IBB HBP BLK WP HR S P ERA WHIP	IP WLS BF H R ER SO BB IBB HBP BLK WP HR S P ERA WHIP	IP WLS BF H R ER SO BB IBB HBP BLK WP HR S P ERA WHIP

AB	28
R	5
H	6
RBI	5
BB	3
SO	5
LOB	12



Batter	1	2	3	4	5	6	7	8	9	AB	R	H	RBI	BB	SO	LOB	TOP					
Tim Raines, S (1, 7) OBP: 0.322, SLG: 0.301	G6-3		1B				G4-3			4	1	2	0	0	0	0	Chicago White Sox @ Toronto Blue Jays SkyDome, Toronto, ON Sun May 12 1991, 3:33 AM EDT Att: 50,108 - Cloudy - 81 F					
Lance Johnson, L (1, 8) OBP: 0.250, SLG: 0.248	F7		FC5				K2-3			4	0	0	0	0	1	4						
Frank Thomas, R (1, 10) OBP: 0.434, SLG: 0.515	L5			1B				G5-3		3	0	1	2	1	0	0						
Carlton Fisk, R (1, 2) OBP: 0.343, SLG: 0.337		P1		K			G6-4-3			4	0	0	0	0	1	2						
Sammy Sosa, R (1, 9) OBP: 0.293, SLG: 0.453		K2-3					G4-3			4	0	1	0	0	1	0						
Robin Ventura, L (1, 5) OBP: 0.348, SLG: 0.359		L6					K			4	0	1	0	0	1	1						
Cory Snyder, R (1, 3) OBP: 0.211, SLG: 0.209			K							3	0	1	0	0	2	3						
Matt Merullo, L (9, PH) OBP: 0.192, SLG: 0.333				K						1	0	0	0	0	1	0						
Ozzie Guillen, L (1, 6) OBP: 0.284, SLG: 0.281			E3				F9			4	0	0	0	0	1	4						
Scott Fletcher, R (1, 4) OBP: 0.350, SLG: 0.378										3	1	1	0	0	1	1						
Dan Pasqua, L (9, PH) OBP: 0.273, SLG: 0.360						2B		G3-1		1	0	0	0	0	0	0						
Inning Stats	R: 0 E: 0 K: 0 S: 7	H: 0 LOB: 0 BB: 0 P: 12	R: 0 E: 0 K: 1 S: 10	H: 0 LOB: 0 BB: 0 P: 15	R: 0 E: 1 K: 2 S: 12	H: 1 LOB: 2 BB: 0 P: 15	R: 0 E: 0 K: 2 S: 13	H: 2 LOB: 3 BB: 1 P: 23	R: 2 E: 0 K: 1 S: 10	H: 3 LOB: 1 BB: 0 P: 17	R: 0 E: 0 K: 1 S: 13	H: 1 LOB: 1 BB: 0 P: 18	R: 0 E: 0 K: 1 S: 8	H: 0 LOB: 0 BB: 0 P: 8	R: 0 E: 1 K: 0 S: 8	H: 0 LOB: 1 BB: 0 P: 12	R: 0 E: 0 K: 2 S: 9	H: 0 LOB: 0 BB: 0 P: 12	1B: 6 2B: 1 3B: 0 HR: 0	SF: 0 SAC: 0 DP: 1 HBP: 0	WP: 0 PB: 0 SB: 0 CS: 0	PA: 36
PITCHER	IP	WLS	BF	H	R	ER	SO	BB	IBB	HBP	BLK	WP	HR	S	P	ERA	WHIP					
Jimmy Key, L (1, 1) ERA: 2.49	7.0	W	29	7	2	2	7	1	0	0	0	0	0	73	108	2.57	1.143					
Jim Acker, R (8, 1) ERA: 2.31	1.0		4	0	0	0	0	0	0	0	0	0	0	8	12	0.00	0.000					
Duane Ward, R (9, 1) ERA: 2.0	1.0	S	3	0	0	0	2	0	0	0	0	0	0	9	12	0.00	0.000					

Batter	1	2	3	4	5	6	7	8	9	AB	R	H	RBI	BB	SO	LOB	BOTTOM					
Devon White, S (1, 8) OBP: 0.341, SLG: 0.388	G6-4-3	G5-3		K			G5-3			4	0	1	0	0	1	3	Chicago White Sox @ Toronto Blue Jays SkyDome, Toronto, ON Sun May 12 1991, 3:33 AM EDT Att: 50,108 - Cloudy - 81 F					
Roberto Alomar, S (1, 4) OBP: 0.336, SLG: 0.484	K		G5-3		P5		G6-3			4	0	0	0	0	1	1						
Joe Carter, R (1, 7) OBP: 0.391, SLG: 0.533	G6-4-3		P5				P6			4	0	1	0	0	0	1						
Pat Tabler, R (1, 3) OBP: 0.429, SLG: 0.378		G6-3	G4-3		F9			F7		4	0	0	0	0	0	1						
Glenallen Hill, R (1, 10) OBP: 0.350, SLG: 0.559		K		1B	P4			G6-3		3	1	0	0	1	1	1						
Kenny Williams, R (1, 9) OBP: 0.375, SLG: 0.357		1B		L6			K			4	1	1	0	0	1	1						
Pat Borders, R (1, 2) OBP: 0.205, SLG: 0.190		1B		1B						3	1	3	0	0	0	0						
Ed Sprague, R (1, 5) OBP: 0.333, SLG: 0.333		1B		1B			K			3	1	2	2	0	1	1						
Rene Gonzales, R (1, 6) OBP: 0.182, SLG: 0.150		1B		F8			P6			3	0	1	2	0	0	3						
Inning Stats	R: 0 E: 0 K: 1 S: 8	H: 1 LOB: 0 BB: 0 P: 10	R: 3 E: 0 K: 1 S: 12	H: 4 LOB: 1 BB: 0 P: 16	R: 0 E: 0 K: 0 S: 5	H: 0 LOB: 0 BB: 0 P: 9	R: 1 E: 0 K: 1 S: 12	H: 2 LOB: 2 BB: 1 P: 24	R: 0 E: 0 K: 0 S: 10	H: 1 LOB: 1 BB: 0 P: 15	R: 0 E: 0 K: 2 S: 10	H: 1 LOB: 1 BB: 0 P: 15	R: 0 E: 0 K: 0 S: 6	H: 0 LOB: 0 BB: 0 P: 8	R: 0 E: 0 K: 0 S: 8	H: 0 LOB: 0 BB: 0 P: 13	R: 0 E: 0 K: 0 S: 8	H: 0 LOB: 0 BB: 0 P: 13	1B: 8 2B: 1 3B: 0 HR: 0	SF: 0 SAC: 0 DP: 1 HBP: 0	WP: 0 PB: 0 SB: 1 CS: 0	PA: 33
PITCHER	IP	WLS	BF	H	R	ER	SO	BB	IBB	HBP	BLK	WP	HR	S	P	ERA	WHIP					
Greg Hibbard, L (1, 1) ERA: 2.79	8.0	L	33	9	4	4	5	1	0	0	0	0	0	71	110	4.50	1.250					

Batter	1	2	3	4	5	6	7	8	9	AB	R	H	RBI	BB	SO	LOB	TOP								
Brian McRae, S (1, 8) OBP: 0.242, SLG: 0.322	4-1 BB		2-2 G3-1		2-0 G3-1			2-1 1B		3	0	1	0	1	0	2	Kansas City Royals @ Toronto Blue Jays SkyDome, Toronto, ON Mon May 13 1991, 7:05 PM EDT Att: 44,275 - Dome - 70 F								
Nelson Lirio, S (1, 4) OBP: 0.300, SLG: 0.300	0-0 P6			2-1 G4-3		2-0 F9		0-2 1B		3	0	0	0	0	0	1									
Terry Puhl, L (8, PH) OBP: 0.417, SLG: 0.222								1-2 1B		1	0	1	0	0	0	0									
Terry Shumpert, R (8, PR) OBP: 0.240, SLG: 0.224								2-3 K		0	0	0	0	0	0	0									
Kirk Gibson, L (1, 10) OBP: 0.306, SLG: 0.439	3-1 F7			0-2 G1-3		2-3 K		2-3 K		4	0	0	0	0	2	3									
Danny Tartabull, R (1, 9) OBP: 0.331, SLG: 0.429	0-3 K			1-0 G4-3		0-1 G5-3			0-2 G3-1 1B WP	4	1	1	0	0	1	1									
Jim Eisenreich, L (1, 7) OBP: 0.300, SLG: 0.374		0-1 G6-3			0-1 G6-3		0-1 G3-1		1-3 K	4	0	0	0	0	1	1									
Warren Cromartie, L (1, 3) OBP: 0.340, SLG: 0.409	1-0 P6				0-1 1B		1-0 G4-3		1-2 G3-1 1B	4	1	2	0	0	0	0									
Kurt Stillwell, S (1, 6) OBP: 0.330, SLG: 0.347	2-3 K				1-0 BB		0-0 F7		0-0 G3-1	4	0	1	1	0	1	2									
Brent Mayne, L (1, 2) OBP: 0.263, SLG: 0.235			0-2 G3		4-1 BB			1-2 F8	2-2 P4	2	0	0	0	1	0	0									
Mike Macfarlane, R (9, PH) OBP: 0.333, SLG: 0.430					1-2 BB				3-H	1	0	0	0	0	0	1									
Sean Berry, R (1, 5) OBP: 0.083, SLG: 0.167			3-2 F9		1-3 K			0-2 F9		3	0	0	0	0	1	2									
Inning Stats	R: 0 E: 0 K: 1 S: 7	H: 0 LOB: 1 BB: 1 P: 14	R: 0 E: 0 K: 1 S: 7	H: 0 LOB: 0 BB: 0 P: 10	R: 0 E: 0 K: 0 S: 10	H: 0 LOB: 0 BB: 0 P: 15	R: 0 E: 0 K: 0 S: 6	H: 0 LOB: 0 BB: 0 P: 9	R: 1 E: 0 K: 1 S: 10	H: 2 LOB: 2 BB: 1 P: 18	R: 0 E: 0 K: 0 S: 6	H: 0 LOB: 0 BB: 0 P: 10	R: 0 E: 0 K: 0 S: 4	H: 0 LOB: 0 BB: 0 P: 5	R: 0 E: 0 K: 1 S: 15	H: 2 LOB: 2 BB: 0 P: 20	R: 1 E: 0 K: 1 S: 13	H: 2 LOB: 1 BB: 0 P: 17	1B: 5 2B: 3 3B: 1 HR: 0	SF: 0 SAC: 0 DP: 0 HBP: 0	WP: 1 PB: 0 SB: 1 CS: 0	PA: 35			
PITCHER	IP	WLS	BF	H	R	ER	SO	BB	IBB	HBP	BLK	WP	HR	S	P	ERA	WHIP								
Todd Stottlemyre, R (1, 1) ERA: 2.93	8.1	W	33	6	2	2	6	2	0	0	0	0	0	74	112	2.16	0.960								
Duane Ward, R (9, 1) ERA: 1.93	0.2	S	2	0	0	0	0	0	0	0	0	1	0	4	6	0.00	0.000								

Batter	1	2	3	4	5	6	7	8	9	AB	R	H	RBI	BB	SO	LOB	BOTTOM								
Devon White, S (1, 8) OBP: 0.346, SLG: 0.387	0-0 F7		4-2 2B	3-2 L5			0-1 S G3			3	1	1	0	1	0	1	Kansas City Royals @ Toronto Blue Jays SkyDome, Toronto, ON Mon May 13 1991, 7:05 PM EDT Att: 44,275 - Dome - 70 F								
Roberto Alomar, S (1, 4) OBP: 0.340, SLG: 0.492	1-1 1B		0-1 1-H 2-H 2B		1-0 F8		1-0 G3		1-2 G3	4	0	2	2	0	0	1									
Joe Carter, R (1, 7) OBP: 0.394, SLG: 0.552	1-0 L7		0-0 F9		1-1 HR		4-0 BB		4-0 IBB	3	1	1	1	1	0	2									
John Olerud, L (1, 3) OBP: 0.324, SLG: 0.340	0-0 F9		4-1 G4-3		3-2 G5-3		4-2 BB		1-2 2-3 BB	2	0	0	0	2	0	1									
Mark Whiten, S (1, 9) OBP: 0.298, SLG: 0.394		2-0 F9	0-2 G4-3		1-0 L7		1-3 K			4	0	0	0	0	1	5									
Glenallen Hill, R (1, 10) OBP: 0.318, SLG: 0.500	1-1 F8			2-3 K		1-1 F8		0-3 K		4	0	0	0	0	2	0									
Greg Myers, L (1, 2) OBP: 0.329, SLG: 0.368	0-0 2B			4-1 3B		3-2 G4-3		4-2 G5-4-3		2	1	1	0	2	0	0									
Manuel Lee, S (1, 6) OBP: 0.333, SLG: 0.317	2-3 K			3-2 3B		1-1 G4-3		1-1 G5-4-3		4	0	1	1	0	1	2									
Ray Giannelli, L (1, 5) OBP: 0.444, SLG: 0.308			3-2 2B		1-2 G4-3			0-1 G4-3		3	1	1	0	0	0	1									
Rene Gonzales, R (9, 5) OBP: 0.182, SLG: 0.150				2B						0	0	0	0	0	0	0									
Inning Stats	R: 0 E: 0 K: 0 S: 5	H: 1 LOB: 1 BB: 0 P: 7	R: 0 E: 0 K: 1 S: 7	H: 1 LOB: 0 BB: 0 P: 12	R: 2 E: 0 K: 0 S: 12	H: 2 LOB: 1 BB: 2 P: 23	R: 1 E: 0 K: 1 S: 15	H: 1 LOB: 1 BB: 1 P: 28	R: 1 E: 0 K: 0 S: 7	H: 1 LOB: 0 BB: 0 P: 13	R: 0 E: 0 K: 0 S: 7	H: 0 LOB: 0 BB: 0 P: 12	R: 0 E: 0 K: 1 S: 10	H: 1 LOB: 3 BB: 2 P: 20	R: 0 E: 0 K: 1 S: 7	H: 0 LOB: 0 BB: 1 P: 12	1B: 2 2B: 3 3B: 1 HR: 1	SF: 0 SAC: 0 DP: 2 HBP: 0	WP: 0 PB: 0 SB: 1 CS: 0	PA: 35					
PITCHER	IP	WLS	BF	H	R	ER	SO	BB	IBB	HBP	BLK	WP	HR	S	P	ERA	WHIP								
Storm Davis, R (1, 1) ERA: 4.5	5.0	L	23	6	4	4	2	3	0	0	0	0	0	46	83	7.20	1.800								
Luis Aquino, R (6, 1) ERA: 6.48	1.2		7	1	0	0	0	0	1	0	0	0	0	12	22	0.00	0.600								
Mark Davis, L (7, 1) ERA: 4.26	1.1		5	0	0	0	2	2	0	0	0	0	0	12	22	0.00	1.500								

AB	33
R	2
H	6
RBI	1
BB	2
SO	6
LOB	13



Batter	1	2	3	4	5	6	7	8	9	AB	R	H	RBI	BB	SO	LOB	TOP							
Gary Thurman, R (1, 9) OBP: 0.306, SLG: 0.303	G5-3																2	0	0	0	1	0	0	
Kirk Gibson, L (8, PH) OBP: 0.303, SLG: 0.435																								
Neison Liriano, S (8, 4) OBP: 0.300, SLG: 0.300																								
Brian McRae, S (1, 8) OBP: 0.253, SLG: 0.330																								
Mike Macfarlane, R (1, 2) OBP: 0.343, SLG: 0.466																								
Danny Tartabull, R (1, 10) OBP: 0.328, SLG: 0.422																								
Carmelo Martinez, R (1, 3) OBP: 0.287, SLG: 0.200																								
Tom Gordon, R (8, PH)																								
Kurt Stillwell, S (1, 6) OBP: 0.327, SLG: 0.353																								
Bill Pecota, R (1, 7) OBP: 0.234, SLG: 0.255																								
Jim Eisenreich, L (8, PH) OBP: 0.295, SLG: 0.367																								
Sean Berry, R (1, 5) OBP: 0.133, SLG: 0.143																								
Terry Shumpert, R (1, 4) OBP: 0.234, SLG: 0.217																								
Terry Puhl, L (8, PH) OBP: 0.462, SLG: 0.300																								
Inning Stats	R: 1 E: 0 K: 1 S: 11	H: 2 LOB: 0 BB: 0 P: 13	R: 0 E: 0 K: 2 S: 12	H: 1 LOB: 1 BB: 0 P: 19	R: 0 E: 0 K: 0 S: 8	H: 0 LOB: 0 BB: 1 P: 17	R: 0 E: 1 K: 1 S: 9	H: 0 LOB: 0 BB: 0 P: 13	R: 0 E: 0 K: 0 S: 7	H: 0 LOB: 0 BB: 0 P: 13	R: 0 E: 0 K: 1 S: 9	H: 1 LOB: 1 BB: 0 P: 9	R: 0 E: 0 K: 0 S: 12	H: 0 LOB: 0 BB: 0 P: 19	R: 0 E: 0 K: 0 S: 9	H: 1 LOB: 1 BB: 1 P: 14	R: 0 E: 1 K: 0 S: 13	H: 1 LOB: 3 BB: 1 P: 19	1B: 4 2B: 1 3B: 0 HR: 1	SF: 0 SAC: 0 DP: 2 HBP: 0	WP: 0 PB: 0 SB: 0 CS: 2	PA: 34		
PITCHER	IP WLS BF H R ER SO BB IBB HBP BLK WP HR S P ERA WHIP																							
David Wells, L (1, 1) ERA: 2.96	7.0 W 24 4 1 1 5 1 0 0 0 0 1 68 103 1.29 0.714																							
Mike Timlin, R (8, 1) ERA: 2.28	2.0 S 10 2 0 0 0 2 0 0 0 0 0 22 33 0.00 2.000																							

Kansas City Royals @ Toronto Blue Jays
SkyDome, Toronto, ON
Tue May 14 1991, 7:05 PM EDT
Att: 43,357 - Sunny - 72 F

AB 30
R 1
H 6
RBI 1
BB 3
SO 5
LOB 16



Batter	1	2	3	4	5	6	7	8	9	AB	R	H	RBI	BB	SO	LOB	BOTTOM						
Mookie Wilson, S (1, 8) OBP: 0.241, SLG: 0.296	K	K															5	0	0	0	3	5	
Roberto Alomar, S (1, 4) OBP: 0.329, SLG: 0.474	K																						
Joe Carter, R (1, 7) OBP: 0.404, SLG: 0.558	G3																						
John Olerud, L (1, 3) OBP: 0.330, SLG: 0.357																							
Mark Whiten, S (1, 9) OBP: 0.296, SLG: 0.388																							
Glenallen Hill, R (1, 10) OBP: 0.333, SLG: 0.500																							
Greg Myers, L (1, 2) OBP: 0.352, SLG: 0.416																							
Pat Borders, R (7, PH) OBP: 0.200, SLG: 0.186																							
Ray Giannelli, L (1, 5) OBP: 0.429, SLG: 0.313																							
Ed Sprague, R (8, PH) OBP: 0.400, SLG: 0.500																							
Rene Gonzales, R (1, 6) OBP: 0.192, SLG: 0.167																							
Inning Stats	R: 0 E: 0 K: 2 S: 9	H: 0 LOB: 0 BB: 0 P: 13	R: 3 E: 0 K: 2 S: 16	H: 4 LOB: 1 BB: 0 P: 28	R: 0 E: 0 K: 1 S: 13	H: 1 LOB: 1 BB: 0 P: 22	R: 0 E: 0 K: 1 S: 6	H: 1 LOB: 1 BB: 1 P: 12	R: 0 E: 0 K: 2 S: 9	H: 1 LOB: 1 BB: 0 P: 13	R: 0 E: 0 K: 3 S: 12	H: 1 LOB: 3 BB: 1 P: 23	R: 1 E: 0 K: 0 S: 15	H: 3 LOB: 2 BB: 0 P: 20	R: 0 E: 0 K: 1 S: 9	H: 1 LOB: 1 BB: 0 P: 9	1B: 9 2B: 2 3B: 0 HR: 1	SF: 0 SAC: 0 DP: 1 HBP: 0	WP: 4 PB: 0 SB: 3 CS: 0	PA: 38			
PITCHER	IP WLS BF H R ER SO BB IBB HBP BLK WP HR S P ERA WHIP																						
Mark Gubicza, R (1, 1) ERA: 5.4	5.0 L 22 7 3 3 8 1 0 0 0 1 1 53 88 5.40 1.600																						
Steve Crawford, R (6, 1) ERA: 6.75	1.2 11 4 1 1 3 0 1 0 0 1 0 22 38 5.40 2.400																						
Mark Davis, L (7, 1) ERA: 3.52	1.1 5 1 0 0 1 0 0 0 0 0 0 14 14 0.00 0.750																						

Kansas City Royals @ Toronto Blue Jays
SkyDome, Toronto, ON
Tue May 14 1991, 7:05 PM EDT
Att: 43,357 - Sunny - 72 F

AB 36
R 4
H 12
RBI 4
BB 2
SO 12
LOB 23



Batter	1	2	3	4	5	6	7	8	9	AB	R	H	RBI	BB	SO	LOB	TOP				
Gary Thurman, R (1, 9) OBP: 0.308, SLG: 0.389 Kirk Gibson, L (6, PH) OBP: 0.315, SLG: 0.445 (6, 9)	K2-3		HR	K		1B		HR		3	1	1	1	0	2	1	Kansas City Royals @ Toronto Blue Jays SkyDome, Toronto, ON Wed May 15 1991, 7:05 PM EDT Att: 50,113 - Sunny - 73 F				
Brian McRae, S (1, 8) OBP: 0.250, SLG: 0.354	P2		G4-3	K		P3		HR		5	1	1	3	0	1	2					
Mike Macfarlane, R (1, 2) OBP: 0.337, SLG: 0.452	K		1B	BB		F7		G6-3	G5-3	5	0	1	0	0	1	0					
Danny Tartabull, R (1, 10) OBP: 0.323, SLG: 0.413		FC1-6	F8		G5-3		K		G6-3	5	0	1	0	0	1	1					
Carmelo Martinez, R (1, 3) OBP: 0.300, SLG: 0.190	FC1-6	1B	BB		1B		BB		G5-3	2	1	0	0	3	0	1					
Jim Eisenreich, L (1, 7) OBP: 0.308, SLG: 0.372	F9		1B		BB		BB			4	0	2	0	1	1	2					
Kurt Stillwell, S (1, 6) OBP: 0.322, SLG: 0.346	1B		F7		1B				BB	5	1	1	0	0	0	6					
Bill Pecota, R (1, 5) OBP: 0.339, SLG: 0.314	2B		1B		G1-3			G3-1	F8	4	1	3	2	0	0	0					
Terry Shumpert, R (1, 4) OBP: 0.225, SLG: 0.208 Terry Puhl, L (8, PH) OBP: 0.429, SLG: 0.273 Nelson Liriano, S (8, 4) OBP: 0.300, SLG: 0.300	F7		G6-3		F7			F8		3	0	0	0	0	0	2					
Inning Stats	R: 0 E: 0 K: 2 S: 8	H: 0 LOB: 0 BB: 0 P: 14	R: 2 E: 0 K: 0 S: 14	H: 3 LOB: 1 BB: 0 P: 23	R: 1 E: 0 K: 0 S: 15	H: 3 LOB: 3 BB: 1 P: 24	R: 0 E: 0 K: 2 S: 14	H: 1 LOB: 1 BB: 0 P: 21	R: 0 E: 0 K: 0 S: 7	H: 1 LOB: 2 BB: 1 P: 9	R: 0 E: 0 K: 2 S: 10	H: 0 LOB: 1 BB: 1 P: 16	R: 3 E: 0 K: 0 S: 12	H: 3 LOB: 0 BB: 0 P: 14	R: 0 E: 0 K: 0 S: 6	H: 0 LOB: 1 BB: 1 P: 12		1B: 9 2B: 1 3B: 0 HR: 2	SF: 0 SAC: 0 DP: 0 HBP: 0	WP: 0 PB: 0 SB: 0 CS: 0	PA: 43
PITCHER	IP	WLS	BF	H	R	ER	SO	BB	IBB	HBP	BLK	WP	HR	S	P	ERA	WHIP				
Denis Boucher, L (1, 1) ERA: 4.58	5.0	L	25	8	3	3	4	2	0	0	0	0	1	59	98	5.40	2.000				
Willie Fraser, R (6, 1) ERA: 4.02	2.2		11	2	1	1	2	1	0	0	0	0	0	22	31	3.38	1.125				
Bob MacDonald, L (8, 1) ERA: 3.6	1.1		7	2	2	2	0	1	0	0	0	0	1	13	20	13.50	2.250				

Batter	1	2	3	4	5	6	7	8	9	AB	R	H	RBI	BB	SO	LOB	BOTTOM				
Mookie Wilson, S (1, 8) OBP: 0.270, SLG: 0.339	G6-3		F9	1B		1B		FC6-4		5	0	3	1	0	0	1	Kansas City Royals @ Toronto Blue Jays SkyDome, Toronto, ON Wed May 15 1991, 7:05 PM EDT Att: 50,113 - Sunny - 73 F				
Roberto Alomar, S (1, 4) OBP: 0.325, SLG: 0.467	G4-3		1B		K		G6-3		SF7	4	0	1	2	0	1	3					
Joe Carter, R (1, 7) OBP: 0.397, SLG: 0.545	1B		F9		F8			F8	L6	5	0	1	0	0	0	5					
John Olerud, L (1, 3) OBP: 0.336, SLG: 0.402	K		G4-3		G4-3		2B		HR	4	1	2	1	0	1	3					
Mark Whiten, S (1, 9) OBP: 0.295, SLG: 0.382		CS			K		G4-3		P4	4	0	1	0	0	1	1					
Glenallen Hill, R (1, 10) OBP: 0.308, SLG: 0.457	F9		K		K		K		K	4	0	0	0	0	3	2					
Greg Myers, L (1, 2) OBP: 0.348, SLG: 0.420	K		F8		F8		F9			4	1	1	0	0	1	2					
Ray Giannelli, L (1, 5) OBP: 0.360, SLG: 0.250			K		E3		F8		K	4	0	0	0	0	2	1					
Rene Gonzales, R (1, 6) OBP: 0.276, SLG: 0.200			1B	HBP	SH5-3		SH5-3		FC6-4	1	2	1	0	1	0	0					
Inning Stats	R: 0 E: 0 K: 1 S: 14	H: 1 LOB: 1 BB: 0 P: 20	R: 0 E: 0 K: 1 S: 6	H: 1 LOB: 0 BB: 0 P: 11	R: 1 E: 0 K: 1 S: 11	H: 2 LOB: 2 BB: 0 P: 18	R: 0 E: 0 K: 2 S: 12	H: 0 LOB: 0 BB: 0 P: 18	R: 0 E: 0 K: 1 S: 11	H: 1 LOB: 2 BB: 0 P: 11	R: 0 E: 0 K: 0 S: 7	H: 1 LOB: 1 BB: 0 P: 11	R: 1 E: 0 K: 1 S: 10	H: 1 LOB: 0 BB: 0 P: 16	R: 2 E: 0 K: 1 S: 11	H: 2 LOB: 1 BB: 1 P: 19		1B: 6 2B: 4 3B: 0 HR: 1	SF: 1 SAC: 1 DP: 1 HBP: 1	WP: 0 PB: 0 SB: 1 CS: 1	PA: 39
PITCHER	IP	WLS	BF	H	R	ER	SO	BB	IBB	HBP	BLK	WP	HR	S	P	ERA	WHIP				
Bret Saberhagen, R (1, 1) ERA: 2.65	8.0	W	33	8	2	2	8	0	0	1	0	0	0	11	19	2.25	1.000				
Jeff Montgomery, R (9, 1) ERA: 2.65	1.0		6	2	2	2	1	1	0	0	0	0	0	11	19	18.00	3.000				

Batter	1	2	3	4	5	6	7	8	9	AB	R	H	RBI	BB	SO	LOB	TOP					
Devon White, S OBP: 0.348, SLG: 0.403	G4-3		FC2 3B		K		K		1B	5	0	2	2	0	2	3	Toronto Blue Jays @ Chicago White Sox Comiskey Park, Chicago, IL Fri May 17 1991, 8:05 PM EDT Att: 30,095 - Cloudy - 49 F					
Roberto Alomar, S OBP: 0.321, SLG: 0.454	K		FC2			F8		G4-3	BB	4	0	0	0	1	1							
Joe Carter, R OBP: 0.385, SLG: 0.525	P6				F7	P3		G6-3	F8	5	0	0	0	0	3							
John Olerud, L OBP: 0.333, SLG: 0.390		K			L9	G1-3				3	0	0	0	1	0							
Mark Whiten, S OBP: 0.302, SLG: 0.381								G3	G3	3	0	1	0	1	0							
Glenallen Hill, R OBP: 0.286, SLG: 0.420		G5-4-3 1B						G6-3	K	4	0	0	0	0	1	2						
Pat Borders, R OBP: 0.224, SLG: 0.213			F7			G5-3			BB 1B	4	2	2	0	0	0							
Ed Sprague, R OBP: 0.500, SLG: 0.615			L5					1B	1B	3	0	2	1	1	0	0						
Rene Gonzales, R OBP: 0.313, SLG: 0.250									BB	3	1	2	0	0	0	1						
Greg Myers, L OBP: 0.344, SLG: 0.415					F7				F7	1	0	0	0	0	0	2						
Inning Stats	R: 0 E: 0 K: 1 S: 6	H: 0 LOB: 0 BB: 0 P: 8	R: 0 E: 0 K: 1 S: 5	H: 1 LOB: 0 BB: 0 P: 7	R: 1 E: 0 K: 0 S: 10	H: 2 LOB: 1 BB: 0 P: 15	R: 0 E: 0 K: 0 S: 6	H: 0 LOB: 1 BB: 1 P: 15	R: 0 E: 0 K: 1 S: 10	H: 1 LOB: 1 BB: 0 P: 14	R: 0 E: 0 K: 0 S: 6	H: 0 LOB: 0 BB: 0 P: 8	R: 1 E: 0 K: 1 S: 13	H: 3 LOB: 2 BB: 0 P: 17	R: 0 E: 0 K: 0 S: 8	H: 0 LOB: 1 BB: 2 P: 14	R: 1 E: 0 K: 1 S: 10	H: 2 LOB: 3 BB: 2 P: 23	1B: 7 2B: 1 3B: 1 HR: 0	SF: 0 SAC: 0 DP: 1 HBP: 0	WP: 0 PB: 0 SB: 0 CS: 0	PA: 39
PITCHER	IP	WLS	BF	H	R	ER	SO	BB	IBB	HBP	BLK	WP	HR	S	P	ERA	WHIP					
Charlie Hough, R ERA: 5.55	7.0		28	7	2	2	4	1	0	0	0	0	0	56	84	2.57	1.143					
Donn Pall, R ERA: 0.53	1.0	W	4	0	0	0	0	1	0	0	0	0	0	8	14	0.00	1.000					
Bobby Thigpen, R ERA: 3.44	1.0	S	7	2	1	1	1	2	0	0	0	0	0	10	23	9.00	4.000					

AB	35
R	3
H	9
RBI	3
BB	4
SO	5
LOB	13



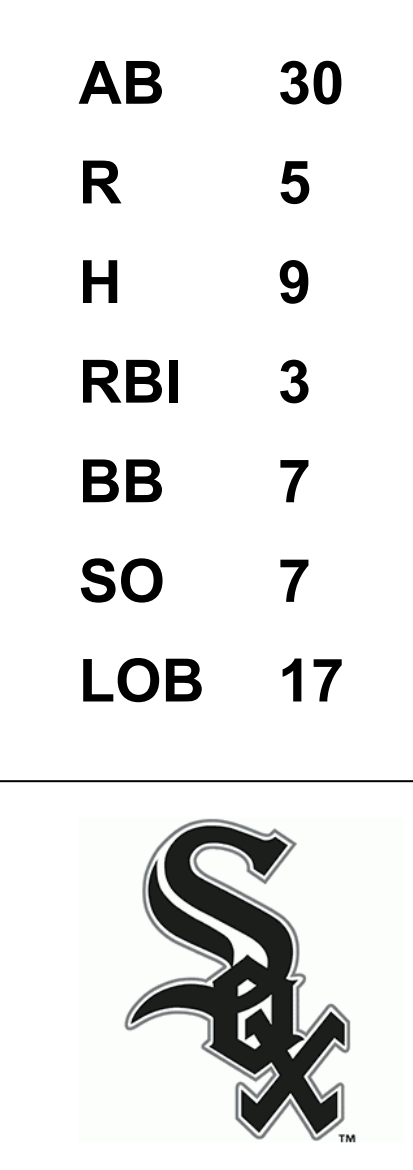
Batter	1	2	3	4	5	6	7	8	9	AB	R	H	RBI	BB	SO	LOB	BOTTOM				
Tim Raines, S OBP: 0.338, SLG: 0.299	K	FC3-6 1B			SH5-4 1B		G6-3	2B		3	1	1	0	1	1	1	Toronto Blue Jays @ Chicago White Sox Comiskey Park, Chicago, IL Fri May 17 1991, 8:05 PM EDT Att: 30,095 - Cloudy - 49 F				
Lance Johnson, L OBP: 0.246, SLG: 0.244	L3	FC3-6			SH5-4 1B		BB	SF7	BB	3	0	1	1	0	0	2					
Frank Thomas, R OBP: 0.438, SLG: 0.505							BB	SF7	BB	1	0	1	1	0	0	0					
Craig Grebeck, R OBP: 0.476, SLG: 0.632							2-H	1B	2B	1	0	1	2	0	0	0					
Robin Ventura, L OBP: 0.364, SLG: 0.374	1B	CS		F7	SH5-4		K		IBB	3	0	1	0	1	1						
Matt Merullo, L OBP: 0.219, SLG: 0.429				G4-3	P6			SF7		2	0	0	0	1	0	2					
Carlton Fisk, R OBP: 0.351, SLG: 0.356	1B						BB			0	0	0	1	1	0	0					
Dan Pasqua, L OBP: 0.262, SLG: 0.350					L7					3	0	2	0	0	0	2					
Cory Snyder, R OBP: 0.225, SLG: 0.203								K		1	0	0	0	1	1	2					
Ozzie Guillen, L OBP: 0.259, SLG: 0.255	FC5				F9					4	0	0	0	0	0	7					
Sammy Sosa, R OBP: 0.300, SLG: 0.442		G5-3			P4		E	CS	F9	4	0	1	0	0	0	0					
Ron Karkovice, R OBP: 0.325, SLG: 0.342		1B			K		F7		BB	3	2	1	0	1	1	1					
Joey Cora, S OBP: 0.455, SLG: 0.400		FC3-6 1B			G4-3			WP	G6-3	3	2	2	0	1	0	0					
Inning Stats	R: 0 E: 0 K: 1 S: 18	H: 2 LOB: 3 BB: 1 P: 29	R: 1 E: 0 K: 0 S: 6	H: 3 LOB: 1 BB: 0 P: 12	R: 0 E: 0 K: 0 S: 12	H: 1 LOB: 1 BB: 0 P: 17	R: 0 E: 0 K: 1 S: 6	H: 0 LOB: 0 BB: 0 P: 9	R: 0 E: 1 K: 0 S: 8	H: 1 LOB: 2 BB: 0 P: 11	R: 1 E: 0 K: 1 S: 16	H: 1 LOB: 3 BB: 3 P: 34	R: 3 E: 0 K: 1 S: 15	H: 2 LOB: 2 BB: 3 P: 32	1B: 9 2B: 2 3B: 0 HR: 0	SF: 1 SAC: 1 DP: 0 HBP: 1	WP: 1 PB: 0 SB: 1 CS: 2	PA: 42			
PITCHER	IP	WLS	BF	H	R	ER	SO	BB	IBB	HBP	BLK	WP	HR	S	P	ERA	WHIP				
Dave Stieb, R ERA: 3.23	6.1		28	8	2	2	2	2	0	0	0	0	0	68	109	2.84	1.579				
Bob MacDonald, L ERA: 3.39	0.1		2	1	0	0	1	0	0	0	0	1	0	5	9	0.00	3.000				
Mike Timlin, R ERA: 3.33	0.2	L	7	1	3	3	0	4	0	0	0	0	0	11	29	40.50	7.500				
Jim Acker, R ERA: 2.25	0.2		4	1	0	0	1	0	1	0	0	0	0	8	15	0.00	1.500				



Batter	1	2	3	4	5	6	7	8	9	AB	R	H	RBI	BB	SO	LOB	TOP										
Devon White, S OBP: 0.361, SLG: 0.417 (1, 8)										4	0	2	1	1	1	1	Toronto Blue Jays @ Chicago White Sox Comiskey Park, Chicago, IL Sun May 19 1991, 4:33 AM EDT Att: 41,015 - Cloudy - 56 F										
Roberto Alomar, S OBP: 0.337, SLG: 0.453 (1, 4)										3	0	1	0	2	1	2											
Joe Carter, R OBP: 0.376, SLG: 0.514 (1, 7)										5	0	0	0	0	1	3											
John Olerud, L OBP: 0.336, SLG: 0.413 (1, 3)										4	1	1	1	1	1	1											
Mark Whiten, S OBP: 0.311, SLG: 0.389 Kenny Williams, R (5, PH) OBP: 0.304, SLG: 0.263 (5, 9)										2	0	1	0	0	1	0											
Greg Myers, L OBP: 0.358, SLG: 0.429 Pat Borders, R OBP: 0.236, SLG: 0.245 (3, 2)										2	1	2	0	0	0	0											
Mookie Wilson, S OBP: 0.269, SLG: 0.333 (1, 10)										4	1	1	0	0	1	3											
Ray Giannelli, L OBP: 0.310, SLG: 0.298 (1, 5)										4	0	0	0	0	2	3											
Rene Gonzales, R OBP: 0.316, SLG: 0.273 (1, 6)										3	1	1	2	1	1	1											
Inning Stats	R: 0 E: 0 K: 1 S: 12	H: 1 LOB: 1 BB: 0 P: 21	R: 3 E: 0 K: 1 S: 16	H: 4 LOB: 2 BB: 1 P: 26	R: 0 E: 0 K: 2 S: 14	H: 1 LOB: 1 BB: 0 P: 21	R: 0 E: 0 K: 1 S: 9	H: 1 LOB: 1 BB: 1 P: 18	R: 1 E: 0 K: 1 S: 10	H: 1 LOB: 0 BB: 0 P: 16	R: 0 E: 0 K: 1 S: 9	H: 0 LOB: 2 BB: 2 P: 23	R: 0 E: 0 K: 1 S: 14	H: 1 LOB: 2 BB: 1 P: 24	R: 0 E: 0 K: 1 S: 8	H: 0 LOB: 0 BB: 0 P: 12	1B: 7 2B: 1 3B: 0 HR: 1	SF: 0 SAC: 0 DP: 0 HBP: 0	WP: 0 PB: 1 SB: 2 CS: 0	PA: 42							
PITCHER	IP	WLS	BF	H	R	ER	SO	BB	IBB	HBP	BLK	WP	HR	S	P	ERA	WHIP										
Jack McDowell, R ERA: 3.41 (1, 1)	4.1		22	8	4	4	5	2	0	0	0	0	1	57	96	8.31	2.308										
Ken Patterson, L ERA: 4.3 (5, 1)	2.1	W	10	0	0	0	3	3	0	0	0	0	0	21	42	0.00	1.286										
Donn Pall, R ERA: 0.51 (7, 1)	0.2		3	1	0	0	1	0	0	0	0	0	0	7	14	0.00	1.500										
Bobby Thigpen, R ERA: 3.15 (8, 1)	1.2	S	6	0	0	0	1	1	0	0	0	0	0	16	26	0.00	0.600										

Batter	1	2	3	4	5	6	7	8	9	AB	R	H	RBI	BB	SO	LOB	BOTTOM										
Tim Raines, S OBP: 0.338, SLG: 0.285 (1, 7)										3	0	0	0	2	1	2	Toronto Blue Jays @ Chicago White Sox Comiskey Park, Chicago, IL Sun May 19 1991, 4:33 AM EDT Att: 41,015 - Cloudy - 56 F										
Lance Johnson, L OBP: 0.254, SLG: 0.252 (1, 8)										5	2	2	1	0	0	3											
Robin Ventura, L OBP: 0.370, SLG: 0.370 (1, 5)										3	0	1	0	1	1	2											
Frank Thomas, R OBP: 0.441, SLG: 0.496 (1, 10)										2	1	1	1	2	0	2											
Matt Merullo, L OBP: 0.250, SLG: 0.438 Cory Snyder, R OBP: 0.214, SLG: 0.192 (8, 3)										4	0	2	0	0	1	1											
Ron Karkovics, R OBP: 0.325, SLG: 0.342 Carlton Fisk, R (2, PH) OBP: 0.344, SLG: 0.342 (3, 2)										0	0	0	0	0	0	0											
Sammy Sosa, R OBP: 0.288, SLG: 0.414 (1, 9)										3	1	0	0	1	2	1											
Joey Cora, S OBP: 0.467, SLG: 0.429 (1, 4)										4	1	2	0	0	1	1											
Ozzie Guillen, L OBP: 0.252, SLG: 0.250 (1, 6)										3	0	1	1	0	0	2											
Inning Stats	R: 1 E: 0 K: 1 S: 8	H: 2 LOB: 1 BB: 0 P: 13	R: 0 E: 0 K: 1 S: 7	H: 0 LOB: 1 BB: 1 P: 13	R: 2 E: 1 K: 0 S: 15	H: 1 LOB: 1 BB: 2 P: 24	R: 0 E: 0 K: 1 S: 11	H: 1 LOB: 2 BB: 0 P: 14	R: 0 E: 1 K: 1 S: 11	H: 2 LOB: 2 BB: 1 P: 18	R: 2 E: 1 K: 1 S: 11	H: 2 LOB: 2 BB: 2 P: 22	R: 0 E: 0 K: 2 S: 8	H: 0 LOB: 0 BB: 0 P: 11	R: 0 E: 0 K: 0 S: 10	H: 1 LOB: 1 BB: 1 P: 20	1B: 9 2B: 0 3B: 0 HR: 0	SF: 1 SAC: 0 DP: 1 HBP: 0	WP: 0 PB: 0 SB: 4 CS: 0	PA: 38							
PITCHER	IP	WLS	BF	H	R	ER	SO	BB	IBB	HBP	BLK	WP	HR	S	P	ERA	WHIP										
Todd Stottlemyre, R ERA: 2.62 (1, 1)	5.0		24	6	3	1	4	4	0	0	0	0	0	52	82	1.80	2.000										
Mike Timlin, R ERA: 3.96 (6, 1)	0.2	L	6	2	2	2	1	2	0	0	0	0	0	10	20	27.00	6.000										
Duane Ward, R ERA: 1.71 (6, 1)	1.1		4	0	0	0	2	0	0	0	0	0	0	9	13	0.00	0.000										
Bob MacDonald, L ERA: 2.84 (8, 1)	1.0		4	1	0	0	0	0	1	0	0	0	0	10	20	0.00	1.000										

AB	35
R	4
H	9
RBI	4
BB	6
SO	10
LOB	16



Batter	1	2	3	4	5	6	7	8	9	AB	R	H	RBI	BB	SO	LOB	TOP								
Devon White, S OBP: 0.346, SLG: 0.411	F7		G3	K		1B		FC6-5		5	2	1	2	0	1	1	Toronto Blue Jays @ Oakland Athletics Oakland-Alameda County Coliseum, Oakland, CA Tue May 21 1991, 7:05 PM PDT Att: 22,738 - Cloudy - 54 F								
Mookie Wilson, S OBP: 0.289, SLG: 0.361	K			1B	L7	1B		1B		5	2	3	2	0	1	0									
Roberto Alomar, S OBP: 0.331, SLG: 0.436	F8			1B	F7	G4-3		1B		4	1	1	1	1	0	1									
Joe Carter, R OBP: 0.368, SLG: 0.490		F7		1B	E5					3	1	0	0	2	1	3									
John Olerud, L OBP: 0.338, SLG: 0.405	K			1B				G4-3		4	1	1	1	1	1	2									
Mark Whiten, S OBP: 0.299, SLG: 0.365				1B	P5	FC6-4				4	0	0	0	1	0	5									
Greg Myers, L OBP: 0.359, SLG: 0.446	F5			2B				G3		5	1	2	3	0	0	1									
Ed Sprague, R OBP: 0.577, SLG: 0.783			K	WP	SF7			G6-3		5	2	3	1	0	1	0									
Rene Gonzales, R OBP: 0.273, SLG: 0.237			G4-3	SF7		FC1-5		SH1-3		2	1	0	1	0	0	2									
Inning Stats	R: 0 E: 0 K: 1 S: 9	H: 0 LOB: 0 BB: 0 P: 13	R: 0 E: 0 K: 1 S: 9	H: 0 LOB: 1 BB: 1 P: 15	R: 0 E: 0 K: 1 S: 8	H: 0 LOB: 0 BB: 0 P: 12	R: 6 E: 1 K: 1 S: 26	H: 4 LOB: 0 BB: 1 P: 43	R: 0 E: 0 K: 0 S: 9	H: 0 LOB: 2 BB: 2 P: 20	R: 3 E: 0 K: 1 S: 12	H: 4 LOB: 1 BB: 0 P: 16	R: 0 E: 0 K: 0 S: 8	H: 0 LOB: 0 BB: 0 P: 12	R: 2 E: 0 K: 0 S: 18	H: 3 LOB: 2 BB: 1 P: 29	R: 0 E: 0 K: 0 S: 3	H: 0 LOB: 0 BB: 0 P: 5	1B: 8 2B: 2 3B: 1 HR: 0	SF: 1 SAC: 1 DP: 0 HBP: 0	WP: 1 PB: 0 SB: 1 CS: 0	PA: 44			
PITCHER	IP	WLS	BF	H	R	ER	SO	BB	IBB	HBP	BLK	WP	HR	S	P	ERA	WHIP								
Kirk Dressendorfer, R ERA: 5.45	(1, 1)	4.2	L	23	4	6	4	4	0	0	0	1	0	59	101	7.71	1.714								
Dana Allison, L ERA: 10.13	(5, 1)	0.1		2	1	1	1	0	0	0	0	0	0	4	4	27.00	3.000								
Gene Nelson, R ERA: 9.0	(6, 1)	2.0		9	3	2	2	1	0	0	0	0	0	18	26	9.00	1.500								
Joe Klink, L ERA: 3.66	(8, 1)	1.0		7	3	2	2	0	0	1	0	0	0	18	29	18.00	3.000								
Eric Show, R ERA: 11.25	(9, 1)	1.0		3	0	0	0	0	0	0	0	0	0	3	5	0.00	0.000								

AB	37
R	11
H	11
RBI	11
BB	5
SO	5
LOB	15



Batter	1	2	3	4	5	6	7	8	9	AB	R	H	RBI	BB	SO	LOB	BOTTOM								
Rickey Henderson, R OBP: 0.362, SLG: 0.314	S		P3		S		WP		G4-3	4	1	2	1	1	0	0	Toronto Blue Jays @ Oakland Athletics Oakland-Alameda County Coliseum, Oakland, CA Tue May 21 1991, 7:05 PM PDT Att: 22,738 - Cloudy - 54 F								
Dave Henderson, R OBP: 0.427, SLG: 0.680	L4			P6		E	WP		G4-3	4	1	1	1	1	0	1									
Jose Canseco, R OBP: 0.384, SLG: 0.437							FC		G1-2-3	4	1	1	1	1	1	3									
Harold Baines, L OBP: 0.391, SLG: 0.528	G4-3			G4-3		2B		K		3	1	0	0	1	1	4									
Mark McGwire, R OBP: 0.397, SLG: 0.402				F9		F8		G4-3		4	0	0	1	0	0	2									
Ernest Riles, L OBP: 0.352, SLG: 0.387						L8		K		3	1	0	0	1	1	2									
Terry Steinbach, R OBP: 0.310, SLG: 0.420					E5			K		4	1	1	1	0	1	1									
Walt Weiss, S OBP: 0.299, SLG: 0.337					G5-3			K		4	0	0	1	0	1	2									
Mike Gallego, R OBP: 0.355, SLG: 0.255				F9		G5-3		G4-3		4	1	1	0	0	0	1									
Inning Stats	R: 0 E: 0 K: 0 S: 9	H: 0 LOB: 1 BB: 2 P: 20	R: 0 E: 0 K: 0 S: 4	H: 0 LOB: 0 BB: 0 P: 5	R: 0 E: 0 K: 0 S: 6	H: 0 LOB: 0 BB: 0 P: 10	R: 1 E: 0 K: 0 S: 8	H: 1 LOB: 0 BB: 0 P: 13	R: 2 E: 1 K: 1 S: 14	H: 1 LOB: 2 BB: 2 P: 26	R: 1 E: 0 K: 0 S: 8	H: 1 LOB: 1 BB: 1 P: 16	R: 3 E: 1 K: 2 S: 25	H: 3 LOB: 1 BB: 0 P: 30	R: 0 E: 0 K: 2 S: 9	H: 0 LOB: 0 BB: 0 P: 11	R: 0 E: 0 K: 0 S: 7	H: 0 LOB: 0 BB: 0 P: 11	1B: 3 2B: 2 3B: 0 HR: 1	SF: 0 SAC: 0 DP: 1 HBP: 0	WP: 1 PB: 0 SB: 3 CS: 0	PA: 39			
PITCHER	IP	WLS	BF	H	R	ER	SO	BB	IBB	HBP	BLK	WP	HR	S	P	ERA	WHIP								
Jim Acker, R ERA: 2.17	(1, 1)	5.0	W	21	2	3	1	1	4	0	0	0	0	41	74	1.80	1.200								
Willie Fraser, R ERA: 4.86	(6, 1)	1.0		8	4	4	2	0	1	0	0	0	0	20	30	18.00	5.000								
Mike Timlin, R ERA: 3.54	(7, 1)	3.0	S	10	0	0	0	4	0	0	0	0	0	29	38	0.00	0.000								

AB	34
R	7
H	6
RBI	6
BB	5
SO	5
LOB	16



Batter	1	2	3	4	5	6	7	8	9	AB	R	H	RBI	BB	SO	LOB	TOP								
Devon White, S OBP: 0.350, SLG: 0.414 (1, 8)	G3-1			FC5-4 1B		K		BB 1B		4	0	2	0	0	1	0	Toronto Blue Jays @ Oakland Athletics Oakland-Alameda County Coliseum, Oakland, CA Wed May 22 1991, 3:33 AM PDT Att: 34,028 - Sunny - 63 F								
Mookie Wilson, S OBP: 0.275, SLG: 0.342 (1, 10)	G6-3			P6		F7		K		4	0	0	0	0	1	3									
Roberto Alomar, S OBP: 0.330, SLG: 0.428 (1, 4)	K			FC5-4 1B		E6		BB 1B		3	1	0	0	1	1	1									
Joe Carter, R OBP: 0.365, SLG: 0.484 (1, 7)		K		1B 1-H		G6-3		K		4	0	1	1	0	2	4									
John Olerud, L OBP: 0.336, SLG: 0.400 (1, 3)	K			1B			L7		K	4	0	1	0	0	2	0									
Greg Myers, L OBP: 0.355, SLG: 0.438 (1, 2) Kenny Williams, R OBP: 0.304, SLG: 0.263 (9, PR)	K			G5-3		F7		BB 1B		4	0	1	0	0	1	2									
Glenallen Hill, R OBP: 0.281, SLG: 0.421 (1, 9)			K		F7		G3		K	4	0	0	0	0	2	1									
Ed Sprague, R OBP: 0.552, SLG: 0.720 (1, 5)			F8		K2-3			FC3-6 BB		2	0	0	0	1	1	0									
Rene Gonzales, R OBP: 0.255, SLG: 0.220 (1, 6)			G1-3		G6-3			FC3-6 BB 1B		3	0	0	0	0	0	1									
Inning Stats	R: 0 E: 0 K: 1 S: 8	H: 0 LOB: 0 BB: 0 P: 14	R: 0 E: 0 K: 3 S: 10	H: 0 LOB: 0 BB: 0 P: 12	R: 0 E: 0 K: 1 S: 7	H: 0 LOB: 0 BB: 0 P: 13	R: 1 E: 0 K: 0 S: 11	H: 3 LOB: 2 BB: 0 P: 16	R: 0 E: 0 K: 1 S: 10	H: 0 LOB: 0 BB: 0 P: 14	R: 0 E: 1 K: 1 S: 10	H: 0 LOB: 1 BB: 0 P: 15	R: 0 E: 0 K: 0 S: 6	H: 0 LOB: 0 BB: 0 P: 11	R: 0 E: 0 K: 2 S: 13	H: 1 LOB: 3 BB: 2 P: 25	R: 0 E: 0 K: 2 S: 9	H: 1 LOB: 1 BB: 0 P: 13	1B: 5 2B: 0 3B: 0 HR: 0	SF: 0 SAC: 0 DP: 0 HBP: 0	WP: 0 PB: 0 SB: 1 CS: 0	PA: 34			
PITCHER	IP	WLS	BF	H	R	ER	SO	BB	IBB	HBP	BLK	WP	HR	S	P	ERA	WHIP								
Mike Moore, R ERA: 4.53 (1, 1)	7.2	W	30	4	1	1	8	2	0	0	0	0	0	72	115	1.17	0.783								
Dennis Eckersley, R ERA: 3.57 (8, 1)	1.1	S	4	1	0	0	3	0	0	0	0	0	0	12	18	0.00	0.750								

Batter	1	2	3	4	5	6	7	8	9	AB	R	H	RBI	BB	SO	LOB	BOTTOM								
Rickey Henderson, R OBP: 0.376, SLG: 0.326 (1, 7)	2B 1B	K			FC6-4 1B		BB			3	1	2	0	1	1	1	Toronto Blue Jays @ Oakland Athletics Oakland-Alameda County Coliseum, Oakland, CA Wed May 22 1991, 3:33 AM PDT Att: 34,028 - Sunny - 63 F								
Dave Henderson, R OBP: 0.417, SLG: 0.662 (1, 8)	K		G5-3		FC6-4 1B		K			4	0	0	0	0	2	5									
Jose Canseco, R OBP: 0.387, SLG: 0.442 (1, 9)	1B 1-H FC3-6 2B		K			G3 BB		F8		3	1	1	1	1	1	0									
Harold Baines, L OBP: 0.394, SLG: 0.524 (1, 10) Willie Wilson, S OBP: 0.293, SLG: 0.372 (8, PR)	FC3-6 1B		G4-3			K		S BB		3	0	1	0	1	1	1									
Ernest Riles, L OBP: 0.339, SLG: 0.371 (1, 5)	FC3-6 1-2 3-H			K		G3		F7		4	0	0	1	0	1	3									
Mark McWire, R OBP: 0.400, SLG: 0.395 (1, 3)	K			F7			FC4-6 BB	BB		2	0	0	0	2	1	1									
Jamie Quirk, L OBP: 0.358, SLG: 0.306 (1, 2)			G6-3 BB		L6		F7		K	3	0	0	0	1	1	3									
Walt Weiss, S OBP: 0.290, SLG: 0.326 (1, 6)		K			K		FC4-6 BB 1B			3	0	0	0	0	2	2									
Mike Gallego, R OBP: 0.354, SLG: 0.257 (1, 4)		G6-3			G4-3		BB 1B			3	0	1	0	0	0	1									
Inning Stats	R: 2 E: 0 K: 2 S: 14	H: 3 LOB: 1 BB: 0 P: 18	R: 0 E: 0 K: 2 S: 10	H: 0 LOB: 1 BB: 1 P: 19	R: 0 E: 0 K: 1 S: 8	H: 0 LOB: 0 BB: 0 P: 12	R: 0 E: 0 K: 1 S: 6	H: 0 LOB: 0 BB: 0 P: 10	R: 0 E: 0 K: 1 S: 8	H: 1 LOB: 1 BB: 0 P: 14	R: 0 E: 0 K: 1 S: 9	H: 0 LOB: 0 BB: 1 P: 15	R: 0 E: 0 K: 1 S: 12	H: 1 LOB: 3 BB: 2 P: 26	R: 0 E: 0 K: 1 S: 14	H: 0 LOB: 2 BB: 2 P: 25	1B: 4 2B: 1 3B: 0 HR: 0	SF: 0 SAC: 0 DP: 0 HBP: 0	WP: 0 PB: 0 SB: 1 CS: 0	PA: 34					
PITCHER	IP	WLS	BF	H	R	ER	SO	BB	IBB	HBP	BLK	WP	HR	S	P	ERA	WHIP								
Dave Stieb, R ERA: 3.17 (1, 1)	6.2	L	28	5	2	2	8	4	0	0	0	0	0	64	110	2.70	1.350								
Duane Ward, R ERA: 1.54 (7, 1)	1.1		6	0	0	0	2	2	0	0	0	0	0	17	29	0.00	1.500								



AB 32
R 1
H 5
RBI 1
BB 2
SO 11
LOB 12

AB 28
R 2
H 5
RBI 2
BB 6
SO 10
LOB 17


Batter	1	2	3	4	5	6	7	8	9	AB	R	H	RBI	BB	SO	LOB	TOP									
Devon White, S OBP: 0.352, SLG: 0.409	2-0 CS 1B			3-3 K		3-2 F9		4-1 2B BB	2-3 K	4	1	1	0	1	2	3	Toronto Blue Jays @ California Angels Anaheim Stadium, Anaheim, CA Fri May 24 1991, 10:05 PM EDT Att: 26,408 - Sunny - 62 F									
Roberto Alomar, S OBP: 0.328, SLG: 0.429	2-3 K			2-3 K		2-2 FC6-4		1-1 BB 2B		4	1	1	2	0	2	3										
Joe Carter, R OBP: 0.368, SLG: 0.481	2-1 G6-3			2-1 G5-3			0-2 FC6-4 1B	4-0 BB BB IBB		3	0	1	0	1	0	0										
John Olerud, L OBP: 0.333, SLG: 0.390		3-1 F8			2-2 L5		2-3 K	4-2 BB BB		3	0	0	0	1	1	1										
Pat Tabler, R OBP: 0.400, SLG: 0.340		2-2 FC6-4 1B			1-2 G3		0-0 FC6-4	4-2 BB BB		3	0	1	1	1	0	1										
Glenallen Hill, R OBP: 0.269, SLG: 0.400		0-1 FC6-4			0-1 G6-3		1-3 K	2-2 G4-3		3	0	0	0	0	1	2										
Mookie Wilson, S OBP: 0.272, SLG: 0.338		1-2 CS								1	0	0	0	0	0	3										
Ed Sprague, R OBP: 0.271, SLG: 0.238		1-0 CS		1-2 G3-6-1 HBP		2-3 K		0-1 G1-3	3-2 1B	2	0	0	0	0	1	0										
Pat Borders, R OBP: 0.254, SLG: 0.263				0-0 G3-6-1		2-2 HBP 1B		2-2 FC5-4 1B	1-3 K	4	0	2	0	0	1	2										
Manuel Lee, S OBP: 0.333, SLG: 0.311				1-3 K		2-2 FC6-4 HBP		2-2 FC5-4 BB 2B	0-3 K	3	1	0	0	0	2	2										
Inning Stats	R: 0 E: 0 K: 1 S: 8	H: 1 LOB: 0 BB: 0 P: 14	R: 0 E: 0 K: 0 S: 8	H: 1 LOB: 0 BB: 0 P: 14	R: 0 E: 0 K: 1 S: 7	H: 0 LOB: 0 BB: 0 P: 9	R: 0 E: 0 K: 2 S: 9	H: 0 LOB: 0 BB: 0 P: 16	R: 0 E: 0 K: 0 S: 9	H: 0 LOB: 0 BB: 0 P: 12	R: 0 E: 0 K: 1 S: 18	H: 1 LOB: 2 BB: 0 P: 29	R: 0 E: 0 K: 2 S: 10	H: 1 LOB: 1 BB: 0 P: 13	R: 3 E: 0 K: 0 S: 18	H: 2 LOB: 3 BB: 4 P: 41	R: 0 E: 0 K: 3 S: 12	H: 1 LOB: 1 BB: 0 P: 18	1B: 6 2B: 2 3B: 0 HR: 0	SF: 0 SAC: 0 DP: 2 HBP: 2	WP: 0 PB: 0 SB: 0 CS: 2	PA: 38				
PITCHER	IP	WLS	BF	H	R	ER	SO	BB	IBB	HBP	BLK	WP	HR	S	P	ERA	WHIP									
Chuck Finley, L ERA: 3.48	(1, 1)	7.2	L	32	6	3	3	7	3	1	2	0	0	0	84	143	3.52	1.174								
Jeff Robinson, R ERA: 1.45	(8, 1)	1.1		5	1	0	0	3	0	0	0	0	0	0	15	23	0.00	0.750								

AB	31
R	3
H	7
RBI	3
BB	4
SO	10
LOB	17



Batter	1	2	3	4	5	6	7	8	9	AB	R	H	RBI	BB	SO	LOB	BOTTOM									
Luis Polonia, L OBP: 0.397, SLG: 0.421	0-1 G4-3				2-1 F8		1-1 E3 1B		3-2 F8	5	0	2	0	0	0	0	Toronto Blue Jays @ California Angels Anaheim Stadium, Anaheim, CA Fri May 24 1991, 10:05 PM EDT Att: 26,408 - Sunny - 62 F									
Luis Sojo, R OBP: 0.253, SLG: 0.274	4-1 1B BB	1-1 P6			2-2 G6-3		0-3 K			3	0	0	0	1	1	4										
Wally Joyner, L OBP: 0.447, SLG: 0.568	1-3 K			1-3 K		4-0 G1-6-3 BB		4-1 G6-4-3 BB		2	0	0	0	2	2	1										
Gary Gaetti, R OBP: 0.302, SLG: 0.447	1-0 1B			2-3 K		1-1 P4		1-0 G6-4-3		4	0	1	0	0	1	2										
Dave Winfield, R OBP: 0.262, SLG: 0.432	1-0 F7			3-2 F8		1-2 G1-6-3		1-1 BB 1B		4	0	1	0	0	0	3										
Junior Felix, S OBP: 0.283, SLG: 0.319		0-0 SH1-4 2B 1B		3-3 K		1-2 1B SH1-3 1B		4-1 1B BB		3	2	0	1	1	0	0										
Dave Gallagher, R OBP: 0.429, SLG: 0.395		1 SAFE SH1-4		1-3 K		0-0 SH1-3		2-1 F7		1	0	0	0	0	1	0										
Max Venable, L OBP: 0.250, SLG: 0.179		1-2 1B		3-2 K		1-2 K				1	0	0	0	0	0	2										
Ron Tingley, R OBP: 0.071, SLG: 0.143		2-2 1B 2B		3-2 P3		1-2 P3		2-2 F7		3	0	1	1	0	0	1										
Donnie Hill, S OBP: 0.400, SLG: 0.446		2-3 K			3-2 G6-3		4-1 E BB		3-3 K	3	0	0	0	1	2	1										
Dick Schofield, R OBP: 0.366, SLG: 0.313																										
Inning Stats	R: 0 E: 0 K: 1 S: 9	H: 1 LOB: 2 BB: 1 P: 16	R: 1 E: 0 K: 1 S: 12	H: 3 LOB: 0 BB: 0 P: 17	R: 0 E: 0 K: 2 S: 10	H: 0 LOB: 0 BB: 0 P: 16	R: 0 E: 0 K: 2 S: 11	H: 0 LOB: 0 BB: 0 P: 18	R: 0 E: 0 K: 0 S: 11	H: 0 LOB: 0 BB: 0 P: 18	R: 0 E: 0 K: 0 S: 5	H: 0 LOB: 1 BB: 1 P: 11	R: 1 E: 1 K: 1 S: 18	H: 2 LOB: 2 BB: 1 P: 25	R: 0 E: 0 K: 0 S: 7	H: 1 LOB: 2 BB: 2 P: 19	R: 0 E: 0 K: 1 S: 12	H: 0 LOB: 0 BB: 0 P: 20	1B: 6 2B: 1 3B: 0 HR: 0	SF: 0 SAC: 2 DP: 2 HBP: 0	WP: 0 PB: 0 SB: 0 CS: 0	PA: 37				
PITCHER	IP	WLS	BF	H	R	ER	SO	BB	IBB	HBP	BLK	WP	HR	S	P	ERA	WHIP									
Jimmy Key, L ERA: 2.23	(1, 1)	6.2		28	6	2	1	6	3	0	0	0	0	0	4	72	1.35	1.350								
Mike Timlin, R ERA: 3.49	(7, 1)	0.1	W	1	0	0	0	1	0	0	0	0	0	0	4	4	0.00	0.000								
Ken Dayley, L ERA:	(8, 1)	0.0		1	0	0	0	0	1	0	0	0	0	0	1	5	∞	∞								
Duane Ward, R ERA: 1.48	(8, 1)	1.0		4	1	0	0	0	1	0	0	0	0	0	6	14	0.00	2.000								
Tom Henke, R ERA:	(9, 1)	1.0	S	3	0	0	0	1	0	0	0	0	0	0	12	20	0.00	0.000								

AB	30
R	2
H	7
RBI	1
BB	5
SO	8
LOB	14



Batter	1	2	3	4	5	6	7	8	9	AB	R	H	RBI	BB	SO	LOB	TOP								
Devon White, S OBP: 0.349, SLG: 0.401	1-1 B1-3		4-2 BB		1-0 G1-3			2-3 K		3	0	0	0	1	1	2									
Mookie Wilson, S OBP: 0.271, SLG: 0.333	3-2 G4-3		0-1 G5-3			1-3 K		0-1 G3 1B		4	0	1	0	0	0	1									
Roberto Alomar, S OBP: 0.326, SLG: 0.425	1-1 FC6-4 1B			0-1 G4-3		2-0 L4		2-1 G3		4	0	1	0	0	0	1									
Joe Carter, R OBP: 0.366, SLG: 0.482	0-1 FC6-4			3-1 G6-3		2-0		1-3 K		4	0	1	0	0	1	2									
John Olerud, L OBP: 0.324, SLG: 0.378		3-1 F7		2-2 P4		1-3 K			1-3 K		4	0	0	0	0	2	1								
Pat Tabler, R OBP: 0.377, SLG: 0.316	1-3 K				0-3 K				0-0 G5-3		4	0	0	0	0	3	0								
Greg Myers, L OBP: 0.342, SLG: 0.420	2-2 G6-3				0-0 G3			2-0 G6-3	2-3 K		4	0	0	0	0	1	0								
Ed Sprague, R OBP: 0.543, SLG: 0.655			2-1 G1-5-3		2-1 1B			4-1 BB		2	0	1	0	1	0	0									
Manuel Lee, S OBP: 0.333, SLG: 0.312	1-2 F8				3-2 1B			1-3 K		3	0	1	0	0	1	1									
Inning Stats	R: 0 E: 0 K: 0 S: 10	H: 1 LOB: 1 BB: 0 P: 15	R: 0 E: 0 K: 1 S: 8	H: 0 LOB: 0 BB: 0 P: 14	R: 0 E: 0 K: 0 S: 11	H: 0 LOB: 1 BB: 1 P: 18	R: 0 E: 0 K: 0 S: 8	H: 0 LOB: 0 BB: 0 P: 13	R: 0 E: 0 K: 1 S: 10	H: 2 LOB: 2 BB: 0 P: 16	R: 0 E: 0 K: 2 S: 8	H: 1 LOB: 1 BB: 0 P: 14	R: 0 E: 0 K: 2 S: 8	H: 0 LOB: 1 BB: 1 P: 16	R: 0 E: 0 K: 2 S: 10	H: 1 LOB: 1 BB: 0 P: 15	R: 0 E: 0 K: 2 S: 7	H: 0 LOB: 0 BB: 0 P: 10	1B: 4 2B: 1 3B: 0 HR: 0	SF: 0 SAC: 0 DP: 0 HBP: 0	WP: 0 PB: 0 SB: 0 CS: 0	PA: 34			
PITCHER	IP	WLS	BF	H	R	ER	SO	BB	IBB	HBP	BLK	WP	HR	S	P	ERA	WHIP								
Kirk McCaskill, R ERA: 3.68	(1, 1)	7.0	W	27	4	0	0	6	2	0	0	0	0	63	106	0.00	0.857								
Mark Eichhorn, R ERA: 0.35	(8, 1)	1.0		4	1	0	0	2	0	0	0	0	0	10	15	0.00	1.000								
Bryan Harvey, R ERA: 0.47	(9, 1)	1.0		3	0	0	0	2	0	0	0	0	0	7	10	0.00	0.000								

Toronto Blue Jays @ California Angels
Anaheim Stadium, Anaheim, CA
Sat May 25 1991, 10:05 PM EDT
Att: 36,732 - Sunny - 69 F

AB	32
R	0
H	5
RBI	0
BB	2
SO	10
LOB	8



Batter	1	2	3	4	5	6	7	8	9	AB	R	H	RBI	BB	SO	LOB	BOTTOM								
Luis Polonia, L OBP: 0.393, SLG: 0.414	4-0 F9 BB	0-0 FC6-3-4-2			1-2 G4-3			3-2 L4		3	0	0	0	1	0	2									
Wally Joyner, L OBP: 0.448, SLG: 0.573	1-0 F9		1-1 G4-3 1B		1-0 1B 2B			0-1 G4-1		4	1	2	0	0	0	1									
Gary Gaetti, R OBP: 0.295, SLG: 0.436	3-3 K		0-0 G4-3		1-0 F7			1-0 P3		4	0	0	0	0	1	3									
Dave Parker, L OBP: 0.235, SLG: 0.258	0-1 G5-3		2-2 F8		0-1 S 1B			0-0 2B 1B		4	1	2	1	0	0	2									
Dave Winfield, R OBP: 0.261, SLG: 0.427		1-2 BB 1B		1-0 G1-3		3-1 G5-3		2-3 K		4	1	1	0	0	1	3									
Junior Felix, S OBP: 0.290, SLG: 0.328		4-2 BB 1B 2B		1-3 K		1-3 K		1-1 1B 2B		3	2	1	0	1	2	0									
Donnie Hill, S OBP: 0.392, SLG: 0.426		1-2 P2		1-1 G4-3		1-3 K		4-0 1B IBB		3	0	0	0	1	1	2									
Ron Tingley, R OBP: 0.222, SLG: 0.235		0-1 2B 1B		4-0 FC6-4 BB		2-2 G3-1		0-0 1B		3	0	2	3	1	0	0									
Dick Schofield, R OBP: 0.365, SLG: 0.323		2-0 FC6-4 2B		2-2 FC6-4		1-0 L3				3	0	1	1	0	0	1									
Inning Stats	R: 0 E: 0 K: 1 S: 9	H: 0 LOB: 1 BB: 1 P: 17	R: 2 E: 0 K: 0 S: 13	H: 3 LOB: 1 BB: 1 P: 21	R: 0 E: 0 K: 0 S: 7	H: 1 LOB: 1 BB: 0 P: 11	R: 0 E: 0 K: 1 S: 9	H: 0 LOB: 1 BB: 1 P: 17	R: 1 E: 0 K: 0 S: 9	H: 2 LOB: 1 BB: 0 P: 15	R: 0 E: 0 K: 2 S: 9	H: 0 LOB: 0 BB: 0 P: 13	R: 0 E: 0 K: 0 S: 7	H: 0 LOB: 0 BB: 0 P: 11	R: 2 E: 0 K: 1 S: 8	H: 3 LOB: 2 BB: 1 P: 16	1B: 6 2B: 4 3B: 0 HR: 0	SF: 0 SAC: 0 DP: 1 HBP: 0	WP: 0 PB: 0 SB: 2 CS: 0	PA: 35					
PITCHER	IP	WLS	BF	H	R	ER	SO	BB	IBB	HBP	BLK	WP	HR	S	P	ERA	WHIP								
Todd Stottlemyre, R ERA: 2.95	(1, 1)	7.0	L	29	6	3	3	4	3	0	0	0	0	63	105	3.86	1.286								
Jim Acker, R ERA: 2.7	(8, 1)	1.0		6	3	2	2	1	0	1	0	0	0	8	16	18.00	3.000								

Toronto Blue Jays @ California Angels
Anaheim Stadium, Anaheim, CA
Sat May 25 1991, 10:05 PM EDT
Att: 36,732 - Sunny - 69 F

AB	31
R	5
H	9
RBI	5
BB	4
SO	5
LOB	14



Batter	1	2	3	4	5	6	7	8	9	AB	R	H	RBI	BB	SO	LOB	TOP			
Devon White, S OBP: 0.347, SLG: 0.394	G4-3				P3			P3		3	0	0	0	1	0	0	Toronto Blue Jays @ California Angels Anaheim Stadium, Anaheim, CA Sun May 26 1991, 6:33 AM EDT Att: 45,307 - Cloudy - 72 F			
Roberto Alomar, S OBP: 0.325, SLG: 0.421	P3				P4			1B		4	0	1	0	0	0	1				
Joe Carter, R OBP: 0.359, SLG: 0.471	P5				F9			K		4	0	0	0	0	1	1				
Pat Tabler, R OBP: 0.370, SLG: 0.311		G5-3			1B			K		4	1	1	0	0	1	1				
Pat Borders, R OBP: 0.254, SLG: 0.262		K			1B			K		4	0	1	0	0	2	0				
Glenallen Hill, R OBP: 0.254, SLG: 0.375		K			1B			G6-3		4	0	0	0	0	2	2				
Ed Sprague, R OBP: 0.513, SLG: 0.606					1B			K		4	0	1	1	0	2	0				
Kenny Williams, R OBP: 0.346, SLG: 0.429					1B					2	1	1	1	1	0	0				
Manuel Lee, S OBP: 0.325, SLG: 0.304					HR			F7		3	0	0	0	0	0	3				
Inning Stats	R: 0 E: 0 K: 0 S: 9	H: 0 LOB: 0 BB: 0 P: 11	R: 0 E: 0 K: 2 S: 7	H: 0 LOB: 0 BB: 0 P: 11	R: 1 E: 0 K: 1 S: 12	H: 1 LOB: 1 BB: 1 P: 22	R: 1 E: 0 K: 0 S: 14	H: 3 LOB: 3 BB: 1 P: 23	R: 0 E: 0 K: 1 S: 5	H: 0 LOB: 0 BB: 0 P: 8	R: 0 E: 0 K: 1 S: 6	H: 0 LOB: 0 BB: 0 P: 10	R: 0 E: 0 K: 2 S: 12	H: 1 LOB: 1 BB: 0 P: 15	R: 0 E: 0 K: 2 S: 9	H: 0 LOB: 0 BB: 0 P: 11	1B: 4 2B: 0 3B: 0 HR: 1	SF: 0 SAC: 0 DP: 0 HBP: 0	WP: 0 PB: 0 SB: 0 CS: 0	PA: 34
PITCHER Mark Langston, L ERA: 3.38	IP: 9.0 WLS: W BF: 34 H: 5 R: 2 ER: 2 SO: 8 BB: 2 IBB: 0 HBP: 0 BLK: 0 WP: 0 HR: 1 S: 79 P: 119 ERA: 2.00 WHIP: 0.778																			

Batter	1	2	3	4	5	6	7	8	9	AB	R	H	RBI	BB	SO	LOB	BOTTOM			
Luis Polonia, L OBP: 0.383, SLG: 0.401	G1-3				G3			G6-3		5	0	0	0	0	0	2	Toronto Blue Jays @ California Angels Anaheim Stadium, Anaheim, CA Sun May 26 1991, 6:33 AM EDT Att: 45,307 - Cloudy - 72 F			
Wally Joyner, L OBP: 0.438, SLG: 0.558	F9				G3-1					4	0	0	0	0	0	0				
Gary Gaetti, R OBP: 0.294, SLG: 0.450								K		4	1	1	1	0	2	0				
Dave Parker, L OBP: 0.241, SLG: 0.266	G1				2B			G3-1		3	1	1	0	1	0	0				
Dave Winfield, R OBP: 0.280, SLG: 0.466					1B			1B		3	3	3	2	1	0	0				
Lance Parrish, R OBP: 0.311, SLG: 0.397					1B			F9		3	0	0	0	1	1	3				
Junior Felix, S OBP: 0.304, SLG: 0.341					1B			G3		4	0	3	1	0	0	1				
Luis Sojo, R OBP: 0.252, SLG: 0.283					1B			G5-3		4	1	1	1	0	1	3				
Dick Schofield, R OBP: 0.361, SLG: 0.320					G6-3			P6		4	0	1	1	0	0	1				
Inning Stats	R: 1 E: 0 K: 0 S: 4	H: 1 LOB: 0 BB: 0 P: 6	R: 2 E: 0 K: 0 S: 8	H: 3 LOB: 1 BB: 1 P: 19	R: 2 E: 0 K: 1 S: 19	H: 3 LOB: 2 BB: 1 P: 29	R: 0 E: 0 K: 0 S: 10	H: 0 LOB: 0 BB: 0 P: 13	R: 1 E: 0 K: 2 S: 12	H: 1 LOB: 1 BB: 0 P: 18	R: 0 E: 0 K: 0 S: 5	H: 0 LOB: 0 BB: 0 P: 6	R: 0 E: 0 K: 1 S: 14	H: 1 LOB: 2 BB: 1 P: 24	R: 0 E: 0 K: 0 S: 6	H: 1 LOB: 1 BB: 0 P: 10	1B: 5 2B: 3 3B: 0 HR: 2	SF: 0 SAC: 0 DP: 0 HBP: 0	WP: 1 PB: 1 SB: 0 CS: 0	PA: 37
PITCHER David Wells, L ERA: 3.25 Mike Timlin, R ERA: 3.52 Willie Fraser, R ERA: 4.34 Ken Dayley, L ERA:	IP: 2.2 WLS: L BF: 11 H: 2 R: 1 ER: 1 SO: 3 BB: 1 IBB: 0 HBP: 0 BLK: 0 WP: 1 HR: 1 S: 30 P: 46 ERA: 3.86 WHIP: 1.286																			



Batter	1	2	3	4	5	6	7	8	9	AB	R	H	RBI	BB	SO	LOB	TOP								
Rickey Henderson, R OBP: 0.406, SLG: 0.355 (1, 7)										4	1	2	1	1	1	3									
Lance Blankenship, R OBP: 0.345, SLG: 0.289 (1, 4)											3	0	1	0	0	0	5								
Walt Weiss, S OBP: 0.287, SLG: 0.292 (7, PH)											2	0	1	0	0	0	0								
Jose Canseco, R OBP: 0.359, SLG: 0.429 (1, 10)											5	0	0	0	0	2	5								
Dave Henderson, R OBP: 0.401, SLG: 0.630 (1, 8)											5	0	0	0	0	1	2								
Mark McGwire, R OBP: 0.395, SLG: 0.380 (1, 3)										4	0	0	0	0	2	1									
Terry Steinbach, R OBP: 0.333, SLG: 0.441 (1, 2)										4	0	2	0	0	0	0									
Willie Wilson, S OBP: 0.264, SLG: 0.333 (1, 9)										3	1	1	0	1	0	1									
Vance Law, R OBP: 0.275, SLG: 0.342 (1, 5)										2	1	1	0	1	0	0									
Ernest Riles, L OBP: 0.344, SLG: 0.376 (8, PH)										1	0	0	0	0	1	2									
Mike Gallego, R OBP: 0.361, SLG: 0.312 (1, 6)										3	0	2	1	0	0	0									
Harold Baines, L OBP: 0.413, SLG: 0.507 (8, PH)										1	0	1	0	0	0	0									
Bob Welch, R (8, FR)										0	0	0	0	0	0	0									
Eric Show, R (8, 1)										0	0	0	0	0	0	0									
Inning Stats	R: 1 E: 1 K: 0 S: 10	H: 2 LOB: 1 BB: 0 P: 17	R: 1 E: 0 K: 0 S: 18	H: 2 LOB: 2 BB: 1 P: 31	R: 0 E: 0 K: 0 S: 4	H: 0 LOB: 0 BB: 0 P: 5	R: 1 E: 0 K: 1 S: 19	H: 3 LOB: 3 BB: 1 P: 31	R: 0 E: 0 K: 1 S: 8	H: 1 LOB: 1 BB: 0 P: 8	R: 0 E: 0 K: 0 S: 6	H: 0 LOB: 0 BB: 0 P: 11	R: 0 E: 0 K: 0 S: 5	H: 1 LOB: 0 BB: 0 P: 6	R: 0 E: 0 K: 2 S: 14	H: 2 LOB: 3 BB: 1 P: 25	R: 0 E: 0 K: 2 S: 8	H: 0 LOB: 0 BB: 0 P: 9	1B: 10 2B: 2 3B: 0 HR: 0	SF: 0 SAC: 0 DP: 1 HBP: 0	WP: 0 PB: 0 SB: 1 CS: 0	PA: 40			
PITCHER	IP	WLS	BF	H	R	ER	SO	BB	IBB	HBP	BLK	WP	HR	S	P	ERA	WHIP								
Jimmy Key, L ERA: 2.43	6.0	W	28	8	3	3	3	2	0	0	0	0	0	65	103	4.50	1.667								
Duane Ward, R ERA: 1.39	1.2	7	2	0	0	2	1	0	0	0	0	0	0	17	27	0.00	1.800								
Ken Dayley, L ERA:	0.0	1	1	0	0	0	0	0	0	0	0	0	0	1	1	∞	∞								
Tom Henke, R ERA:	1.1	S	4	0	0	0	2	0	0	0	0	0	0	9	12	0.00	0.000								

Oakland Athletics @ Toronto Blue Jays
SkyDome, Toronto, ON
Wed May 29 1991, 7:05 PM EDT
Att: 50,262 - Sunny - 82 F

AB 37
R 3
H 11
RBI 2
BB 3
SO 7
LOB 19



Batter	1	2	3	4	5	6	7	8	9	AB	R	H	RBI	BB	SO	LOB	BOTTOM								
Devon White, S OBP: 0.355, SLG: 0.399 (1, 8)										5	1	3	3	0	1	3									
Mookie Wilson, S OBP: 0.253, SLG: 0.330 (1, 7)										5	0	0	0	0	1	9									
Roberto Alomar, S OBP: 0.328, SLG: 0.428 (1, 4)										4	2	2	2	1	0	0									
Joe Carter, R OBP: 0.352, SLG: 0.472 (1, 9)										5	1	1	2	0	0	2									
John Olerud, L OBP: 0.314, SLG: 0.361 (1, 3)										3	0	0	1	0	0	0									
Rance Mulliniks, L OBP: 0.384, SLG: 0.389 (1, 10)										3	0	1	0	0	0	0									
Kenny Williams, R OBP: 0.333, SLG: 0.409 (6, FR)										1	0	0	0	0	0	0									
Greg Myers, L OBP: 0.345, SLG: 0.423 (1, 2)										2	0	1	0	0	0	0									
Pat Borders, R OBP: 0.258, SLG: 0.266 (7, 2)										2	2	1	0	0	0	1									
Ed Sprague, R OBP: 0.511, SLG: 0.600 (1, 5)										3	0	1	0	1	1	1									
Manuel Lee, S OBP: 0.351, SLG: 0.339 (1, 6)										4	2	4	0	0	0	0									
Inning Stats	R: 0 E: 0 K: 0 S: 7	H: 0 LOB: 0 BB: 0 P: 9	R: 0 E: 0 K: 0 S: 6	H: 0 LOB: 0 BB: 0 P: 9	R: 1 E: 0 K: 1 S: 12	H: 2 LOB: 1 BB: 0 P: 17	R: 0 E: 0 K: 0 S: 7	H: 0 LOB: 0 BB: 0 P: 12	R: 0 E: 0 K: 0 S: 11	H: 3 LOB: 3 BB: 0 P: 20	R: 3 E: 0 K: 0 S: 16	H: 5 LOB: 3 BB: 1 P: 29	R: 1 E: 0 K: 0 S: 13	H: 0 LOB: 0 BB: 1 P: 22	R: 3 E: 0 K: 1 S: 17	H: 4 LOB: 1 BB: 0 P: 24	1B: 8 2B: 5 3B: 0 HR: 1	SF: 1 SAC: 0 DP: 0 HBP: 0	WP: 0 PB: 0 SB: 1 CS: 0	PA: 40					
PITCHER	IP	WLS	BF	H	R	ER	SO	BB	IBB	HBP	BLK	WP	HR	S	P	ERA	WHIP								
Joe Slusarski, R ERA: 4.74	5.1	L	24	8	4	4	2	8	0	0	0	0	0	22	41	6.75	1.500								
Curt Young, L ERA: 4.44	1.1	8	2	1	1	0	2	0	0	0	0	0	0	22	41	6.75	3.000								
Eric Show, R ERA: 16.39	1.1	8	4	3	3	1	0	0	0	0	0	0	0	18	25	20.25	3.000								
Eric Show, R ERA: 16.39	1.1	8	4	3	3	1	0	0	0	0	0	0	0	18	25	20.25	3.000								

Oakland Athletics @ Toronto Blue Jays
SkyDome, Toronto, ON
Wed May 29 1991, 7:05 PM EDT
Att: 50,262 - Sunny - 82 F

AB 37
R 8
H 14
RBI 8
BB 2
SO 3
LOB 16



Batter	1	2	3	4	5	6	7	8	9	AB	R	H	RBI	BB	SO	LOB	TOP					
Luis Polonia, L OBP: 0.394, SLG: 0.435										6	3	5	2	0	0	0						
Wally Joyner, L OBP: 0.427, SLG: 0.541										6	1	2	0	0	1	2						
Dave Winfield, R OBP: 0.315, SLG: 0.524										4	1	2	5	1	1	1						
Dave Parker, L OBP: 0.258, SLG: 0.274										3	1	0	0	1	3	3						
Gary Gaetti, R OBP: 0.289, SLG: 0.427										4	1	0	0	0	0	4						
Jack Howell, L OBP: 0.342, SLG: 0.355										4	0	0	0	1	0	6						
Junior Felix, S OBP: 0.313, SLG: 0.362										2	0	1	1	0	0	3						
Max Venable, L OBP: 0.270, SLG: 0.219										3	1	1	0	0	1	0						
Donnie Hill, S OBP: 0.389, SLG: 0.418										4	1	1	1	0	0	2						
Dick Schofield, R OBP: 0.394, SLG: 0.316										0	1	0	0	1	0	0						
Ron Tingley, R OBP: 0.185, SLG: 0.192										5	1	1	0	0	1	2						
Inning Stats	R: 1 E: 1 K: 1 S: 15	H: 2 LOB: 3 BB: 0 P: 23	R: 5 E: 0 K: 0 S: 16	H: 5 LOB: 2 BB: 1 P: 27	R: 0 E: 0 K: 0 S: 7	H: 0 LOB: 0 BB: 2 P: 12	R: 0 E: 0 K: 0 S: 10	H: 0 LOB: 1 BB: 2 P: 19	R: 0 E: 0 K: 1 S: 7	H: 0 LOB: 0 BB: 0 P: 11	R: 1 E: 1 K: 2 S: 12	H: 1 LOB: 0 BB: 0 P: 17	R: 3 E: 1 K: 1 S: 22	H: 3 LOB: 1 BB: 0 P: 28	R: 0 E: 0 K: 1 S: 7	H: 1 LOB: 1 BB: 0 P: 10	R: 1 E: 0 K: 1 S: 12	H: 1 LOB: 1 BB: 1 P: 23	1B: 9 2B: 3 3B: 0 HR: 1	SF: 0 SAC: 0 DP: 1 HBP: 2	WP: 2 PB: 0 SB: 3 CS: 0	PA: 47
PITCHER	IP WLS BF H R ER SO BB IBB HBP BLK WP HR S P ERA WHIP																					
Willie Fraser, R ERA: 5.96	(1, 1) 3.0 L 22 7 6 6 1 3 3 0 2 0 1 1 43 75 18.00 3.333																					
Mike Timlin, R ERA: 3.89	(4, 1) 3.2 14 3 4 1 3 0 0 0 0 1 0 40 54 2.46 0.818																					
Ken Dayley, L ERA:	(7, 1) 1.1 6 2 0 0 2 0 0 0 0 0 0 13 18 0.00 1.500																					
Tom Henke, R ERA: 1.23	(9, 1) 1.0 5 1 1 1 1 1 0 0 0 0 0 12 23 9.00 2.000																					

California Angels @ Toronto Blue Jays
SkyDome, Toronto, ON
Sat Jun 01 1991, 3:33 AM EDT
Att: 50,255 - Sunny - 73 F

AB 41
R 11
H 13
RBI 9
BB 4
SO 7
LOB 23



Batter	1	2	3	4	5	6	7	8	9	AB	R	H	RBI	BB	SO	LOB	BOTTOM					
Devon White, S OBP: 0.365, SLG: 0.420										4	1	2	1	0	1	3						
Mookie Wilson, S OBP: 0.287, SLG: 0.376										5	2	3	2	0	0	2						
Roberto Alomar, S OBP: 0.335, SLG: 0.456										5	0	1	1	0	1	4						
Joe Carter, R OBP: 0.347, SLG: 0.471										4	2	1	2	1	1							
Rance Mulliniks, L OBP: 0.404, SLG: 0.419										5	0	3	0	0	1	1						
Greg Myers, L OBP: 0.341, SLG: 0.416										5	0	1	1	0	0	4						
John Olerud, L OBP: 0.313, SLG: 0.378										5	2	2	1	0	1	4						
Ed Sprague, R OBP: 0.467, SLG: 0.510										5	1	1	0	0	2	4						
Manuel Lee, S OBP: 0.377, SLG: 0.380										4	0	2	0	0	2	1						
Inning Stats	R: 0 E: 0 K: 0 S: 7	H: 0 LOB: 0 BB: 0 P: 10	R: 1 E: 1 K: 1 S: 11	H: 0 LOB: 1 BB: 1 P: 18	R: 2 E: 0 K: 1 S: 15	H: 4 LOB: 2 BB: 0 P: 22	R: 1 E: 0 K: 1 S: 16	H: 3 LOB: 0 BB: 0 P: 23	R: 0 E: 0 K: 0 S: 7	H: 1 LOB: 1 BB: 0 P: 8	R: 0 E: 0 K: 0 S: 3	H: 1 LOB: 0 BB: 0 P: 7	R: 2 E: 0 K: 1 S: 12	H: 2 LOB: 0 BB: 0 P: 18	R: 2 E: 0 K: 2 S: 20	H: 3 LOB: 1 BB: 0 P: 26	R: 0 E: 0 K: 3 S: 15	H: 2 LOB: 2 BB: 0 P: 17	1B: 9 2B: 6 3B: 0 HR: 2	SF: 0 SAC: 0 DP: 1 HBP: 1	WP: 0 PB: 0 SB: 0 CS: 1	PA: 45
PITCHER	IP WLS BF H R ER SO BB IBB HBP BLK WP HR S P ERA WHIP																					
Scott Lewis, R ERA: 6.8	(1, 1) 3.2 W 8 2 0 0 0 1 0 0 0 0 0 12 18 0.00 0.857																					
Mark Eichhorn, R ERA: 0.3	(4, 1) 2.1 W 8 2 0 0 0 0 0 0 0 0 0 12 18 0.00 0.857																					
Jeff Robinson, R ERA: 3.04	(7, 1) 1.0 S 8 5 4 4 1 0 0 0 0 0 2 21 30 36.00 5.000																					
Bryan Harvey, R ERA: 1.16	(8, 1) 2.0 S 8 2 0 0 0 5 0 0 0 0 0 26 31 0.00 1.000																					

California Angels @ Toronto Blue Jays
SkyDome, Toronto, ON
Sat Jun 01 1991, 3:33 AM EDT
Att: 50,255 - Sunny - 73 F

AB 42
R 8
H 16
RBI 8
BB 1
SO 9
LOB 24



Batter	1	2	3	4	5	6	7	8	9	AB R H RBI BB SO LOB	TOP											
Luis Polonia, L OBP: 0.394, SLG: 0.432 (1, 7)	G4-3		2B HR 1B		G4-3 1B BB	F8			K	4 2 1 0 1 1 2	California Angels @ Toronto Blue Jays SkyDome, Toronto, ON Sun Jun 02 1991, 3:33 AM EDT Att: 50,261 - Sunny - 75 F											
Wally Joyner, L OBP: 0.422, SLG: 0.537 (1, 3)	G6-3		HR 2B		G4-3		L6		K	5 1 1 1 0 1 1												
Dave Winfield, R OBP: 0.319, SLG: 0.541 (1, 9)	K		HR		1B		L8			4 1 2 4 0 1 0												
Dave Parker, L OBP: 0.253, SLG: 0.268 (1, 10)		F8	F9		P2		F7			4 0 0 0 0 0 1												
Lance Parrish, R OBP: 0.299, SLG: 0.370 (1, 2)		F9		P4	F8			K		4 0 0 0 0 1 1												
Donnie Hill, S OBP: 0.383, SLG: 0.410 (1, 4)	G3			F7		F7		G3-1 1B		4 0 1 0 0 0 0												
Max Venable, L OBP: 0.293, SLG: 0.250 (1, 8)			G3	HR 1B		1B 1B		G3-1		4 1 2 0 0 0 1												
Jack Howell, L OBP: 0.381, SLG: 0.471 (1, 5)			1B 2B BB	HR		1B		G1-3		3 2 2 2 1 0 1												
Dick Schofield, R OBP: 0.353, SLG: 0.305 (1, 6)			F8	F8		K		L1		4 0 0 0 0 1 3												
Inning Stats	R: 0 E: 0 K: 1 S: 8	H: 0 LOB: 0 BB: 0 P: 13	R: 0 E: 0 K: 0 S: 3	H: 0 LOB: 0 BB: 0 P: 6	R: 4 E: 0 K: 0 S: 13	H: 3 LOB: 0 BB: 1 P: 25	R: 2 E: 0 K: 0 S: 12	H: 2 LOB: 0 BB: 0 P: 20	R: 1 E: 0 K: 0 S: 14	H: 1 LOB: 1 BB: 1 P: 24	R: 0 E: 0 K: 1 S: 12	H: 2 LOB: 2 BB: 0 P: 21	R: 0 E: 0 K: 0 S: 6	H: 0 LOB: 0 BB: 0 P: 8	R: 0 E: 0 K: 1 S: 14	H: 1 LOB: 1 BB: 0 P: 20	R: 0 E: 0 K: 2 S: 8	H: 0 LOB: 0 BB: 0 P: 9	1B: 6 2B: 1 3B: 0 HR: 2	SF: 0 SAC: 0 DP: 0 HBP: 0	WP: 0 PB: 0 SB: 1 CS: 0	PA: 38
PITCHER	IP WLS BF H R ER SO BB IBB HBP BLK WP HR S P ERA WHIP											PITCHER	IP WLS BF H R ER SO BB IBB HBP BLK WP HR S P ERA WHIP									
Jim Acker, R ERA: 4.61 (1, 1)	4.1 L 21 6 7 7 1 2 0 0 0 0 0 2 47 80 14.54 1.846																					
Bob MacDonald, L ERA: 2.0 (5, 1)	2.2 10 2 0 0 1 0 0 0 0 0 0 0 21 37 0.00 0.750																					
Ken Dayley, L ERA: (8, 1)	1.0 4 1 0 0 1 0 0 0 0 0 0 0 14 20 0.00 1.000																					
Duane Ward, R ERA: 2.2 (9, 1)	1.0 3 0 0 0 2 0 0 0 0 0 0 0 8 9 0.00 0.000																					

Batter	1	2	3	4	5	6	7	8	9	AB R H RBI BB SO LOB	BOTTOM											
Devon White, S OBP: 0.361, SLG: 0.419 (1, 8)	K		E3		FC5-4 G6-4-3		2B		G1-3	5 0 1 0 0 1 5	California Angels @ Toronto Blue Jays SkyDome, Toronto, ON Sun Jun 02 1991, 3:33 AM EDT Att: 50,261 - Sunny - 75 F											
Kenny Williams, R OBP: 0.314, SLG: 0.379 (1, 9)	G1-3		F9		G6-4-3		P3		K	4 0 0 0 0 0 6												
Mark Whiten, S OBP: 0.293, SLG: 0.355 (9, FH)										1 0 0 0 0 1 2												
Joe Carter, R OBP: 0.350, SLG: 0.492 (1, 10)	P6			1B 2B		HR		P5		4 2 2 1 0 0 0												
Pat Tabler, R OBP: 0.337, SLG: 0.282 (1, 3)		K		P3		P6		G6-3		4 0 0 0 0 1 1												
Ed Sprague, R OBP: 0.469, SLG: 0.509 (1, 5)		G4-3		1B 1B		K		1B		4 0 2 1 0 1 0												
Pat Borders, R OBP: 0.257, SLG: 0.264 (1, 2)		G6-3		G4-6-3 1B		L3		G5-3		4 0 1 0 0 0 1												
Manuel Lee, S OBP: 0.367, SLG: 0.368 (1, 6)			L3	G4-6-3		G6-3		K		4 0 0 0 0 1 2												
Glenallen Hill, R OBP: 0.256, SLG: 0.380 (1, 7)		G6-3		FC5-4 2B		G4-3		G1-3 BB 1B		4 0 2 0 0 0 0												
Rene Gonzales, R OBP: 0.327, SLG: 0.256 (1, 4)			E 1B	FC5-4 BB		2B BB		G1-3 BB		1 0 1 0 3 0 0												
Inning Stats	R: 0 E: 0 K: 1 S: 9	H: 0 LOB: 0 BB: 0 P: 12	R: 0 E: 0 K: 1 S: 6	H: 0 LOB: 0 BB: 0 P: 6	R: 0 E: 1 K: 0 S: 12	H: 1 LOB: 2 BB: 0 P: 15	R: 1 E: 0 K: 0 S: 10	H: 3 LOB: 1 BB: 0 P: 16	R: 0 E: 0 K: 1 S: 9	H: 1 LOB: 1 BB: 1 P: 14	R: 1 E: 0 K: 1 S: 11	H: 1 LOB: 0 BB: 0 P: 15	R: 0 E: 0 K: 0 S: 10	H: 1 LOB: 2 BB: 1 P: 20	R: 0 E: 0 K: 0 S: 10	H: 1 LOB: 1 BB: 0 P: 14	R: 0 E: 0 K: 2 S: 10	H: 1 LOB: 2 BB: 1 P: 19	1B: 5 2B: 3 3B: 0 HR: 1	SF: 0 SAC: 0 DP: 2 HBP: 0	WP: 0 PB: 0 SB: 0 CS: 0	PA: 38
PITCHER	IP WLS BF H R ER SO BB IBB HBP BLK WP HR S P ERA WHIP											PITCHER	IP WLS BF H R ER SO BB IBB HBP BLK WP HR S P ERA WHIP									
Jim Abbott, L ERA: 3.39 (1, 1)	8.1 W 36 9 2 2 4 3 0 0 0 0 0 0 1 83 125 0.00 1.440																					
Mark Eichhorn, R ERA: 0.29 (9, 1)	0.2 2 0 0 0 1 0 0 0 0 0 0 0 4 6 0.00 0.000																					

Batter	1	2	3	4	5	6	7	8	9	AB	R	H	RBI	BB	SO	LOB	TOP										
Devon White, S OBP: 0.357, SLG: 0.410	0-3 K		3-3 K	4-2 BB BB		2-2 L4		2-3 K		4	0	0	0	1	3	1	Toronto Blue Jays @ New York Yankees Yankee Stadium, Bronx, NY Mon Jun 03 1991, 7:05 PM EDT Att: 17,003 - Cloudy - 75 F										
Mookie Wilson, S OBP: 0.273, SLG: 0.400	1-1 HR		0-0 G3	4-2 BB BB		0-1 L4		0-0 F8		4	1	1	2	1	0	1											
Roberto Alomar, S OBP: 0.345, SLG: 0.470	0-0 1B		1-2 2B	3-2 F8		0-1 1B		2-1 1B		5	0	4	0	0	0	3											
Joe Carter, R OBP: 0.347, SLG: 0.500	0-0 F9		1-1 F7		1-2 HR	2-3 K		3-2 F9		5	1	1	1	0	1	4											
Rance Mulliniks, L OBP: 0.429, SLG: 0.478	4-2 BB		3-1 G4-3 1B	2B	0-0 1B SF7		2-3 K		0-0 F9	3	2	2	0	1	1	0											
Pat Tabler, R OBP: 0.333, SLG: 0.278	1-2 BB		2-2 G4-3	2B	0-2 1B		0-0 G1-3		1-0 G3	5	0	1	0	0	0	4											
Greg Myers, L OBP: 0.336, SLG: 0.407	2-2 L9		2-2 G4-3	1B	2-3 1B		2-3 K		0-0 G6-3	3	0	0	1	0	0	1											
John Olerud, L OBP: 0.312, SLG: 0.374		2-3 K	3-2 BB 1B	1B	0-1 F7		0-0 SF7		0-0 G6-3	0	0	0	0	0	0	0											
Ed Sprague, R OBP: 0.441, SLG: 0.483		3-2 F7	0-1 F7	0-0 SF7		3-2 F8		2-2 1B		4	0	2	0	0	0	1											
Rene Gonzales, R OBP: 0.327, SLG: 0.256		0-0 G6-3	1-2 1B							4	0	2	0	0	0	1											
Inning Stats	R: 1 E: 0 K: 1 S: 12	H: 2 LOB: 2 BB: 1 P: 19	R: 0 E: 0 K: 1 S: 8	H: 0 LOB: 0 BB: 0 P: 13	R: 0 E: 0 K: 1 S: 10	H: 1 LOB: 1 BB: 0 P: 15	R: 2 E: 0 K: 0 S: 19	H: 3 LOB: 3 BB: 2 P: 40	R: 2 E: 0 K: 0 S: 13	H: 3 LOB: 1 BB: 0 P: 18	R: 0 E: 0 K: 2 S: 11	H: 1 LOB: 1 BB: 0 P: 15	R: 0 E: 0 K: 2 S: 8	H: 0 LOB: 0 BB: 0 P: 12	R: 0 E: 0 K: 1 S: 12	H: 1 LOB: 1 BB: 0 P: 16	R: 0 E: 0 K: 0 S: 10	H: 1 LOB: 1 BB: 0 P: 16	1B: 7 2B: 3 3B: 0 HR: 2	SF: 1 SAC: 0 DP: 0 HBP: 0	WP: 0 PB: 0 SB: 1 CS: 0	PA: 42					
PITCHER	IP	WLS	BF	H	R	ER	SO	BB	IBB	HBP	BLK	WP	HR	S	P	ERA	WHIP										
Tim Leary, R ERA: 5.24	(1, 1)	4.0	L 24	9	5	5	3	3	0	0	0	0	2	56	95	11.25	3.000										
Eric Plunk, R ERA: 8.34	(5, 1)	1.2	6	1	0	0	0	0	0	0	0	0	0	14	20	0.00	0.600										
Steve Howe, L ERA: 1.1	(6, 1)	3.1	12	2	0	0	4	0	0	0	0	0	0	33	49	0.00	0.600										

Batter	1	2	3	4	5	6	7	8	9	AB	R	H	RBI	BB	SO	LOB	BOTTOM										
Steve Sax, R OBP: 0.296, SLG: 0.315	1-0 1B		1-0 G1-3	1-2 L9			1-0 G4-3			4	0	1	0	0	0	3	Toronto Blue Jays @ New York Yankees Yankee Stadium, Bronx, NY Mon Jun 03 1991, 7:05 PM EDT Att: 17,003 - Cloudy - 75 F										
Alvaro Espinoza, R OBP: 0.286, SLG: 0.343	1-1 F9		0-0 2B	1-1 G6-3		2-1 F7				4	1	1	1	0	0	3											
Roberto Kelly, R OBP: 0.338, SLG: 0.411	0-2 1B		0-1 G3-1 1B	2-2 F9		0-0 P4				4	1	2	1	0	0	0											
Kevin Maas, L OBP: 0.417, SLG: 0.470	2-3 K		0-0 G3-1	0-1 P4		0-0 F9				4	0	0	0	0	1	3											
Jesse Barfield, R OBP: 0.346, SLG: 0.500	1-3 K		2-2 1B	3-1 1B		1-0 G5-3				4	0	2	1	0	1	2											
Mel Hall, L OBP: 0.286, SLG: 0.517		1-2 G3	0-1 G4-3	1-2 F8		0-3 K				4	0	0	0	0	1	2											
Hensley Meulens, R OBP: 0.283, SLG: 0.333		1-3 K		0-3 K		0-3 K				4	0	0	0	0	3	0											
Bob Geren, R OBP: 0.245, SLG: 0.200		1-3 K		4-0 2B BB		0-0 G4-3				1	0	0	0	1	1	0											
Matt Nokes, L OBP: 0.312, SLG: 0.496				2-1 1B		1-2 F7				2	0	0	0	0	1	0											
Pat Kelly, R OBP: 0.277, SLG: 0.372			0-2 G1-3 1B	2-1 2B		1-2 F7				4	1	2	0	0	0	0											
Inning Stats	R: 0 E: 0 K: 2 S: 15	H: 2 LOB: 2 BB: 0 P: 20	R: 0 E: 0 K: 2 S: 9	H: 0 LOB: 0 BB: 0 P: 12	R: 3 E: 0 K: 0 S: 13	H: 4 LOB: 1 BB: 0 P: 16	R: 0 E: 0 K: 1 S: 10	H: 1 LOB: 1 BB: 0 P: 18	R: 0 E: 0 K: 0 S: 10	H: 0 LOB: 0 BB: 0 P: 16	R: 0 E: 0 K: 1 S: 8	H: 0 LOB: 0 BB: 0 P: 9	R: 0 E: 0 K: 0 S: 4	H: 0 LOB: 0 BB: 0 P: 7	R: 0 E: 0 K: 1 S: 6	H: 0 LOB: 0 BB: 0 P: 7	R: 0 E: 0 K: 1 S: 10	H: 0 LOB: 0 BB: 0 P: 10	1B: 6 2B: 2 3B: 0 HR: 0	SF: 0 SAC: 0 DP: 0 HBP: 0	WP: 0 PB: 0 SB: 0 CS: 0	PA: 36					
PITCHER	IP	WLS	BF	H	R	ER	SO	BB	IBB	HBP	BLK	WP	HR	S	P	ERA	WHIP										
Jimmy Key, L ERA: 2.64	(1, 1)	5.0	W 24	8	3	3	5	1	0	0	0	0	0	18	23	0.00	1.800										
Mike Timlin, R ERA: 3.6	(6, 1)	3.0	9	0	0	0	2	0	0	0	0	0	0	18	23	0.00	0.000										
Tom Henke, R ERA: 1.08	(9, 1)	1.0	S 3	0	0	0	1	0	0	0	0	0	0	10	10	0.00	0.000										



Batter	1	2	3	4	5	6	7	8	9	AB	R	H	RBI	BB	SO	LOB	TOP					
Devon White, S (1, 8) OBP: 0.360, SLG: 0.412										4	1	2	0	0	0	1	Toronto Blue Jays @ New York Yankees Yankee Stadium, Bronx, NY Tue Jun 04 1991, 7:05 PM EDT Att: 15,955 - Cloudy - 62 F					
Mookie Wilson, S (1, 7) OBP: 0.281, SLG: 0.404										4	2	2	0	0	0	2						
Roberto Alomar, S (1, 4) OBP: 0.348, SLG: 0.470										4	0	2	1	0	1	1						
Joe Carter, R (1, 9) OBP: 0.345, SLG: 0.493										3	0	0	0	1	0	2						
Rance Mulliniks, L (1, 10) OBP: 0.424, SLG: 0.479										2	0	1	2	0	0	0						
Pat Tabler, R (8, PH) OBP: 0.329, SLG: 0.274										1	0	0	0	0	0	0						
Greg Myers, L (1, 2) OBP: 0.328, SLG: 0.397										3	0	0	0	0	1	3						
Pat Borders, R (9, PH) OBP: 0.253, SLG: 0.260										1	0	0	0	0	1	0						
John Olerud, L (1, 3) OBP: 0.310, SLG: 0.371										4	0	1	0	0	2	0						
Ed Sprague, R (1, 5) OBP: 0.437, SLG: 0.475										3	0	1	0	0	0	0						
Mark Whiten, S (9, PH) OBP: 0.291, SLG: 0.352										1	0	0	0	0	0	1						
Manuel Lee, S (1, 6) OBP: 0.369, SLG: 0.371										3	0	1	0	0	2	1						
Inning Stats	R: 2 E: 0 K: 1 S: 15	H: 3 LOB: 1 BB: 0 P: 21	R: 0 E: 0 K: 1 S: 11	H: 1 LOB: 1 BB: 0 P: 14	R: 1 E: 0 K: 1 S: 14	H: 2 LOB: 1 BB: 1 P: 23	R: 0 E: 0 K: 2 S: 8	H: 0 LOB: 0 BB: 0 P: 10	R: 0 E: 0 K: 0 S: 14	H: 0 LOB: 0 BB: 0 P: 17	R: 0 E: 0 K: 0 S: 7	H: 0 LOB: 0 BB: 0 P: 11	R: 0 E: 0 K: 1 S: 12	H: 2 LOB: 2 BB: 0 P: 16	R: 0 E: 0 K: 0 S: 6	H: 1 LOB: 0 BB: 0 P: 9	R: 0 E: 0 K: 1 S: 9	H: 1 LOB: 0 BB: 0 P: 14	1B: 10 2B: 0 3B: 0 HR: 0	SF: 1 SAC: 0 DP: 2 HBP: 0	WP: 0 PB: 0 CS: 0	PA: 35
PITCHER	IP WLS BF H R ER SO BB IBB HBP BLK WP HR S P ERA WHIP																					
Scott Sanderson, R (1, 1) ERA: 3.72	6.2 W 28 8 3 3 6 1 0 0 0 0 0 0 78 109 4.05 1.350																					
John Habyan, R (7, 1) ERA: 1.53	1.0 3 1 0 0 0 0 0 0 0 0 0 0 7 8 0.00 1.000																					
Lee Guetterman, L (8, 1) ERA: 1.31	0.1 1 0 0 0 0 0 0 0 0 0 0 0 2 4 0.00 0.000																					
Steve Farr, R (9, 1) ERA: 2.33	1.0 S 3 1 0 0 1 0 0 0 0 0 0 0 9 14 0.00 1.000																					

Batter	1	2	3	4	5	6	7	8	9	AB	R	H	RBI	BB	SO	LOB	BOTTOM			
Roberto Kelly, R (1, 8) OBP: 0.332, SLG: 0.402										4	0	0	0	0	1	2	Toronto Blue Jays @ New York Yankees Yankee Stadium, Bronx, NY Tue Jun 04 1991, 7:05 PM EDT Att: 15,955 - Cloudy - 62 F			
Steve Sax, R (1, 4) OBP: 0.295, SLG: 0.313										4	0	1	0	0	0	0				
Don Mattingly, L (1, 3) OBP: 0.366, SLG: 0.407										4	2	2	1	0	0	1				
Kevin Maas, L (1, 10) OBP: 0.414, SLG: 0.467										3	1	1	1	0	0	0				
Mel Hall, L (1, 7) OBP: 0.300, SLG: 0.521										3	1	2	1	1	0	0				
Jesse Barfield, R (1, 9) OBP: 0.344, SLG: 0.494										4	1	1	0	0	0	2				
Matt Nokes, L (1, 2) OBP: 0.305, SLG: 0.485										3	0	0	0	0	1	2				
Bob Geren, R (9, 2) OBP: 0.245, SLG: 0.200										0	0	0	0	0	0	0				
Alvaro Espinoza, R (1, 6) OBP: 0.293, SLG: 0.350										3	0	2	1	0	0	0				
Pat Kelly, R (1, 5) OBP: 0.260, SLG: 0.348										3	0	0	1	0	0	2				
Inning Stats	R: 0 E: 0 K: 0 S: 5	H: 0 LOB: 0 BB: 0 P: 8	R: 0 E: 0 K: 0 S: 5	H: 0 LOB: 0 BB: 0 P: 9	R: 0 E: 0 K: 1 S: 7	H: 0 LOB: 0 BB: 0 P: 14	R: 1 E: 0 K: 0 S: 7	H: 1 LOB: 0 BB: 0 P: 12	R: 2 E: 0 K: 1 S: 11	H: 3 LOB: 1 BB: 0 P: 16	R: 1 E: 0 K: 0 S: 10	H: 3 LOB: 1 BB: 0 P: 17	R: 0 E: 0 K: 0 S: 13	H: 1 LOB: 1 BB: 0 P: 18	R: 1 E: 0 K: 0 S: 9	H: 1 LOB: 1 BB: 1 P: 18	1B: 8 2B: 0 3B: 0 HR: 1	SF: 1 SAC: 0 DP: 1 HBP: 0	WP: 3 PB: 0 CS: 0	PA: 33
PITCHER	IP WLS BF H R ER SO BB IBB HBP BLK WP HR S P ERA WHIP																			
Todd Stittlemyre, R (1, 1) ERA: 3.53	7.1 L 29 8 4 4 2 0 0 0 0 0 0 1 0 7 16 13.50 3.000																			
Ken Dayley, L (8, 1) ERA: 2.25	0.2 4 1 1 1 0 1 0 0 0 0 1 0 7 16 13.50 3.000																			

AB	33
R	3
H	10
RBI	3
BB	1
SO	7
LOB	11



AB	31
R	5
H	9
RBI	5
BB	1
SO	2
LOB	9



Batter	1	2	3	4	5	6	7	8	9	AB	R	H	RBI	BB	SO	LOB	TOP								
Devon White, S OBP: 0.366, SLG: 0.414 (1, 8)										4	1	2	1	1	1	0	Toronto Blue Jays @ New York Yankees Yankee Stadium, Bronx, NY Wed Jun 05 1991, 7:05 PM EDT Att: 21,213 - Cloudy - 61 F								
Roberto Alomar, S OBP: 0.345, SLG: 0.464 (1, 4)										5	0	1	0	0	1	3									
Joe Carter, R OBP: 0.343, SLG: 0.488 (1, 7)										4	0	1	0	0	2	3									
Pat Tabler, R OBP: 0.326, SLG: 0.263 (1, 3)										3	0	0	0	1	1										
Ed Sprague, R OBP: 0.427, SLG: 0.462 Rene Gonzales, R OBP: 0.327, SLG: 0.256 (8, 5)									4	1	1	0	0	0	2										
Mark Whiten, S OBP: 0.283, SLG: 0.341 (1, 9)									4	0	0	0	0	0	3										
Pat Borders, R OBP: 0.266, SLG: 0.273 (1, 2)										4	1	2	1	0	0	0									
Manuel Lee, S OBP: 0.360, SLG: 0.361 (1, 6)									4	0	0	0	0	0	2										
Glenallen Hill, R OBP: 0.268, SLG: 0.427 (1, 10)										4	1	2	1	0	0	0									
Inning Stats	R: 1 E: 0 K: 1 S: 9	H: 2 LOB: 2 BB: 1 P: 16	R: 1 E: 0 K: 1 S: 13	H: 3 LOB: 2 BB: 0 P: 21	R: 1 E: 0 K: 0 S: 10	H: 2 LOB: 1 BB: 0 P: 14	R: 1 E: 0 K: 2 S: 16	H: 1 LOB: 0 BB: 0 P: 23	R: 0 E: 0 K: 0 S: 4	H: 0 LOB: 0 BB: 0 P: 5	R: 0 E: 0 K: 0 S: 8	H: 0 LOB: 0 BB: 0 P: 10	R: 0 E: 0 K: 1 S: 10	H: 1 LOB: 1 BB: 0 P: 17	R: 0 E: 0 K: 0 S: 3	H: 0 LOB: 0 BB: 0 P: 7		R: 0 E: 0 K: 0 S: 9	H: 0 LOB: 1 BB: 1 P: 17	1B: 8 2B: 0 3B: 0 HR: 1	SF: 0 SAC: 0 DP: 0 HBP: 0	WP: 0 PB: 0 SB: 3 CS: 0	PA: 38		
PITCHER	IP	WLS	BF	H	R	ER	SO	BB	IBB	HBP	BLK	WP	HR	S	P	ERA	WHIP								
Jeff Johnson, L ERA: 2.57 (1, 1)	7.0	L	31	9	4	2	5	1	0	0	0	0	1	70	106	2.57	1.429								
Eric Plunk, R ERA: 8.15 (8, 1)	1.0		3	0	0	0	0	0	0	0	0	0	0	3	7	0.00	0.000								
Greg Cadaret, L ERA: 3.34 (9, 1)	1.0		4	0	0	0	0	1	0	0	0	0	0	9	17	0.00	1.000								

Batter	1	2	3	4	5	6	7	8	9	AB	R	H	RBI	BB	SO	LOB	BOTTOM								
Roberto Kelly, R OBP: 0.330, SLG: 0.399 (1, 8)										4	0	1	0	0	2	1	Toronto Blue Jays @ New York Yankees Yankee Stadium, Bronx, NY Wed Jun 05 1991, 7:05 PM EDT Att: 21,213 - Cloudy - 61 F								
Steve Sax, R OBP: 0.299, SLG: 0.327 (1, 4)										4	0	2	1	0	0	0									
Don Mattingly, L OBP: 0.364, SLG: 0.400 (1, 3)										3	0	0	0	1	0	1									
Kevin Maas, L OBP: 0.407, SLG: 0.456 (1, 10)										4	0	0	0	0	2	2									
Jesse Barfield, R OBP: 0.348, SLG: 0.497 (1, 9)										3	0	1	0	1	1	0									
Hensley Meulens, R OBP: 0.256, SLG: 0.325 Mel Hall, L OBP: 0.298, SLG: 0.516 (9, FH)										3	0	0	0	0	0	4									
Alvaro Espinoza, R OBP: 0.288, SLG: 0.342 (1, 6)										3	0	0	0	0	0	1									
Bob Geren, R OBP: 0.231, SLG: 0.188 (1, 2)										3	0	0	0	0	2	0									
Pat Kelly, R OBP: 0.245, SLG: 0.327 (1, 5)										3	1	0	0	0	1	0									
Inning Stats	R: 0 E: 0 K: 0 S: 14	H: 2 LOB: 3 BB: 2 P: 32	R: 0 E: 0 K: 0 S: 5	H: 0 LOB: 0 BB: 0 P: 8	R: 0 E: 0 K: 1 S: 12	H: 0 LOB: 0 BB: 0 P: 14	R: 0 E: 0 K: 0 S: 7	H: 0 LOB: 0 BB: 0 P: 10	R: 0 E: 0 K: 2 S: 7	H: 0 LOB: 0 BB: 0 P: 12	R: 0 E: 0 K: 1 S: 5	H: 0 LOB: 0 BB: 0 P: 9	R: 0 E: 0 K: 1 S: 15	H: 1 LOB: 1 BB: 0 P: 21	R: 1 E: 1 K: 1 S: 11	H: 1 LOB: 1 BB: 0 P: 14		R: 0 E: 0 K: 2 S: 9	H: 0 LOB: 0 BB: 0 P: 11	1B: 1 2B: 3 3B: 0 HR: 0	SF: 0 SAC: 0 DP: 0 HBP: 0	WP: 1 PB: 0 SB: 1 CS: 1	PA: 33		
PITCHER	IP	WLS	BF	H	R	ER	SO	BB	IBB	HBP	BLK	WP	HR	S	P	ERA	WHIP								
David Wells, L ERA: 2.61 (1, 1)	8.0	W	30	4	1	0	6	1	1	0	0	0	1	76	120	0.00	0.625								
Tom Henke, R ERA: 0.96 (9, 1)	1.0	S	3	0	0	0	2	0	0	0	0	0	0	9	11	0.00	0.000								



Batter	1	2	3	4	5	6	7	8	9	AB	R	H	RBI	BB	SO	LOB	TOP					
Devon White, S OBP: 0.362, SLG: 0.408 (1, 8)	G3-1	G6-3		K			G1-3 1B		K	5	0	1	0	0	2	3						
Mookie Wilson, S OBP: 0.271, SLG: 0.389 (1, 7)	L8		G4-3	G1-3			G1-3			4	0	0	0	0	0	2						
Roberto Alomar, S OBP: 0.343, SLG: 0.460 (1, 4)			E7		G4-3		G5-3			4	1	1	0	0	0	1						
Joe Carter, R OBP: 0.350, SLG: 0.495 (1, 9)	CS		E7		K					3	2	2	1	1	1	0						
Rance Mulliniks, L OBP: 0.435, SLG: 0.510 Pat Tabler, R OBP: 0.333, SLG: 0.263 (8, PH)										3	1	2	2	0	0	0						
Greg Myers, L OBP: 0.326, SLG: 0.392 (1, 2)										0	0	0	0	1	0	0						
John Olerud, L OBP: 0.303, SLG: 0.361 (1, 3)										4	0	1	0	0	1	2						
Ed Sprague, R OBP: 0.430, SLG: 0.478 (1, 5)										4	0	0	0	0	2	4						
Manuel Lee, S OBP: 0.352, SLG: 0.351 (1, 6)										4	0	0	0	0	3	3						
Inning Stats	R: 0 E: 0 K: 0 S: 9	H: 1 LOB: 0 BB: 0 P: 14	R: 2 E: 0 K: 2 S: 22	H: 3 LOB: 2 BB: 1 P: 36	R: 2 E: 2 K: 2 S: 13	H: 2 LOB: 1 BB: 0 P: 18	R: 0 E: 0 K: 1 S: 10	H: 1 LOB: 1 BB: 0 P: 14	R: 0 E: 0 K: 1 S: 7	H: 0 LOB: 0 BB: 0 P: 13	R: 0 E: 0 K: 1 S: 9	H: 0 LOB: 0 BB: 0 P: 16	R: 0 E: 0 K: 0 S: 8	H: 1 LOB: 1 BB: 0 P: 9	R: 0 E: 0 K: 0 S: 8	H: 1 LOB: 1 BB: 1 P: 17	R: 0 E: 0 K: 3 S: 9	H: 0 LOB: 0 BB: 0 P: 12	1B: 6 2B: 3 3B: 0 HR: 0	SF: 0 SAC: 0 DP: 0 HBP: 0	WP: 0 PB: 0 SB: 1 CS: 2	PA: 38
PITCHER	IP	WLS	BF	H	R	ER	SO	BB	IBB	HBP	BLK	WP	HR	S	P	ERA	WHIP					
Bob Milacki, R ERA: 3.72	6.1	W	28	8	4	3	8	1	0	0	0	0	0	74	116	4.26	1.421					
Paul Kilgus, L ERA: 3.16	0.2		3	1	0	0	0	0	0	0	0	0	0	5	6	0.00	1.500					
Todd Frohwrth, R ERA:	0.2		2	0	0	0	0	1	0	0	0	0	0	3	8	0.00	1.500					
Mike Flanagan, L ERA: 3.24	0.1		1	0	0	0	0	0	0	0	0	0	0	4	7	0.00	0.000					
Gregg Olson, R ERA: 2.53	1.0	S	3	0	0	0	3	0	0	0	0	0	0	9	12	0.00	0.000					

Toronto Blue Jays @ Baltimore Orioles
Memorial Stadium, Baltimore, MD
Thu Jun 06 1991, 7:05 PM EDT
Att: 26,539 - Cloudy - 71 F

AB 35
R 4
H 9
RBI 4
BB 2
SO 11
LOB 15



Batter	1	2	3	4	5	6	7	8	9	AB	R	H	RBI	BB	SO	LOB	BOTTOM				
Mike Devereaux, R OBP: 0.351, SLG: 0.488 (1, 8)	G6-3	G5-3			L7	E6				4	0	0	0	0	0	2					
Tim Lincecum, R OBP: 0.287, SLG: 0.388 (1, 4)	K		F8			F7				4	1	1	0	0	1	1					
Cal Ripken Jr., R OBP: 0.416, SLG: 0.615 (1, 6)			G5-3		P4		P4			4	0	1	0	0	0	2					
Joe Orsulak, L OBP: 0.296, SLG: 0.329 (1, 9)	G6-3		K							3	1	0	0	0	2	1					
Randy Milligan, R OBP: 0.341, SLG: 0.372 Dwight Evans, R OBP: 0.390, SLG: 0.360 (4, 9)										1	0	0	0	0	1	0					
Sam Horn, L OBP: 0.328, SLG: 0.495 (1, 10)										2	1	1	1	2	1	0					
Leo Gomez, R OBP: 0.315, SLG: 0.327 (1, 5)										4	1	2	2	0	1	2					
David Segui, S OBP: 0.277, SLG: 0.386 (4, 3)										3	0	0	1	0	1	3					
Chris Hoiles, R OBP: 0.319, SLG: 0.320 (1, 2)										1	1	0	0	2	0	0					
Inning Stats	R: 0 E: 0 K: 1 S: 8	H: 1 LOB: 1 BB: 0 P: 12	R: 2 E: 0 K: 1 S: 13	H: 2 LOB: 1 BB: 1 P: 21	R: 0 E: 0 K: 1 S: 9	H: 0 LOB: 0 BB: 0 P: 15	R: 0 E: 0 K: 1 S: 6	H: 0 LOB: 1 BB: 2 P: 19	R: 4 E: 0 K: 0 S: 20	H: 3 LOB: 2 BB: 2 P: 33	R: 0 E: 1 K: 0 S: 8	H: 0 LOB: 0 BB: 0 P: 14	R: 0 E: 0 K: 1 S: 9	H: 0 LOB: 0 BB: 0 P: 15	R: 0 E: 0 K: 2 S: 8	H: 0 LOB: 0 BB: 0 P: 11	1B: 4 2B: 1 3B: 1 HR: 1	SF: 1 SAC: 0 DP: 1 HBP: 1	WP: 0 PB: 0 SB: 0 CS: 3	PA: 35	
PITCHER	IP	WLS	BF	H	R	ER	SO	BB	IBB	HBP	BLK	WP	HR	S	P	ERA	WHIP				
Jim Acker, R ERA: 4.96	4.1	L	20	4	4	4	4	4	0	0	0	0	0	13	20	54.00	9.000				
Mike Timlin, R ERA: 4.02	0.1		5	2	2	2	0	1	0	1	0	0	0	18	30	0.00	0.000				
Bob MacDonal, L ERA: 1.59	2.1		7	0	0	0	1	0	0	0	1	0	0	8	11	0.00	0.000				
Duane Ward, R ERA: 2.12	1.0		3	0	0	0	2	0	0	0	0	0	0	8	11	0.00	0.000				

Toronto Blue Jays @ Baltimore Orioles
Memorial Stadium, Baltimore, MD
Thu Jun 06 1991, 7:05 PM EDT
Att: 26,539 - Cloudy - 71 F

AB 28
R 6
H 6
RBI 6
BB 5
SO 7
LOB 11



Batter	1	2	3	4	5	6	7	8	9	AB	R	H	RBI	BB	SO	LOB	TOP										
Devon White, S OBP: 0.361, SLG: 0.402	G1-3	CS	1B	G3-1			F7	2B 1B BB		4	2	1	1	1	0	1	Toronto Blue Jays @ Baltimore Orioles Memorial Stadium, Baltimore, MD Sat Jun 08 1991, 7:05 PM EDT Att: 45,569 - Sunny - 85 F										
Mookie Wilson, S OBP: 0.273, SLG: 0.385	F8		K	G6-3			F8	1B 2B		5	1	1	2	0	1	2											
Roberto Alomar, S OBP: 0.346, SLG: 0.455	1B		F9				BB	G5-3		4	1	2	0	1	0	3											
Joe Carter, R OBP: 0.354, SLG: 0.505	1B BB		1B	1B			G6-3	BB 1B		4	0	2	3	1	0	2											
Rance Mulliniks, L OBP: 0.449, SLG: 0.500				BB						2	0	2	1	1	0	0											
Pat Tabler, R OBP: 0.348, SLG: 0.263	1B		1B							0	0	0	0	2	0	0											
Greg Myers, L OBP: 0.322, SLG: 0.380	F8			BB			G4-6-3			4	1	0	0	1	0	7											
John Olerud, L OBP: 0.299, SLG: 0.360		G4-3	G3				K	1B BB 2B	G6-3	5	1	1	0	0	1	3											
Ed Sprague, R OBP: 0.425, SLG: 0.453		K2-3		F9			K	BB 1B 2B IBB	K	3	0	0	0	1	2	0											
Rene Gonzales, R OBP: 0.321, SLG: 0.250										1	1	0	0	0	1	0											
Manuel Lee, S OBP: 0.356, SLG: 0.363			CS 1B	G3-1 2B			G4-3	BB 2B 1B	F9	5	1	3	1	0	0	0											
Inning Stats	R: 1 E: 0 K: 0 S: 12	H: 2 LOB: 2 BB: 1 P: 19	R: 0 E: 0 K: 1 S: 10	H: 1 LOB: 0 BB: 0 P: 17	R: 1 E: 0 K: 1 S: 20	H: 3 LOB: 3 BB: 1 P: 32	R: 0 E: 0 K: 0 S: 9	H: 1 LOB: 1 BB: 0 P: 13	R: 0 E: 0 K: 2 S: 5	H: 0 LOB: 0 BB: 1 P: 12	R: 0 E: 0 K: 0 S: 9	H: 0 LOB: 0 BB: 1 P: 15	R: 6 E: 0 K: 0 S: 15	H: 4 LOB: 2 BB: 4 P: 38	R: 0 E: 0 K: 1 S: 7	H: 0 LOB: 0 BB: 0 P: 10	1B: 9 2B: 3 3B: 0 HR: 0	SF: 0 SAC: 0 DP: 1 HBP: 0	WP: 0 PB: 0 SB: 5 CS: 1	PA: 46							
PITCHER	IP	WLS	BF	H	R	ER	SO	BB	IBB	HBP	BLK	WP	HR	S	P	ERA	WHIP										
Jeff Robinson, R ERA: 3.86	(1, 1)	6.2	30	8	2	2	4	4	0	0	0	0	0	3	4	2.70	1.800										
Mark Williamson, R ERA: 4.41	(7, 1)	0.1	1	0	0	0	0	0	0	0	0	0	0	3	4	0.00	0.000										
Paul Kilgus, L ERA: 4.1	(8, 1)	0.1	L	5	2	4	4	0	1	1	0	0	0	7	19	108.00	9.000										
Todd Frohwirth, R ERA: 2.0	(8, 1)	0.2	6	2	2	2	0	2	0	0	0	0	0	8	19	27.00	6.000										
Kevin Hickey, L ERA: 6.35	(9, 1)	1.0	3	0	0	0	1	0	0	0	0	0	0	7	10	0.00	0.000										
Batter	1	2	3	4	5	6	7	8	9	AB	R	H	RBI	BB	SO	LOB	BOTTOM										
Mike Devereaux, R OBP: 0.348, SLG: 0.492	G6-3		G4-3 3B		G6-3		G5-3		DI 1B	5	1	2	1	0	0	1	Toronto Blue Jays @ Baltimore Orioles Memorial Stadium, Baltimore, MD Sat Jun 08 1991, 7:05 PM EDT Att: 45,569 - Sunny - 85 F										
Tim Lincecum, R OBP: 0.276, SLG: 0.371	1B BB		G4-3		E5 BB 1B		1B		F8	4	0	1	1	1	0	1											
Cal Ripken Jr., R OBP: 0.413, SLG: 0.603	G1-4-3 1B		P4		BB 1B		FC5 1B		F9	5	0	3	0	0	0	1											
Dwight Evans, R OBP: 0.389, SLG: 0.356	G1-4-3		G6-3		FC6-4 BB		FC5		G4-3	3	0	0	0	1	0	4											
Juan Bell, R OBP: 0.111, SLG: 0.156	1-2									1	0	0	0	0	0	1											
Leo Gomez, R OBP: 0.355, SLG: 0.333		FC6-4 1B		G6-3	FC6-4		K			4	0	1	0	0	1	3											
Chris Hoiles, R OBP: 0.310, SLG: 0.310		F8		L8			G1-3		G1-3	3	0	0	0	0	0	1											
Joe Orsulak, L OBP: 0.293, SLG: 0.320										1	0	0	0	0	0	0											
David Segui, S OBP: 0.291, SLG: 0.385		F8					F9		G1-3	4	0	1	0	0	0	1											
Bob Melvin, R OBP: 0.280, SLG: 0.250		FC6-4		G6-3			G6-3			3	0	0	0	0	0	2											
Ernie Whitin, L OBP: 0.326, SLG: 0.231									HR BB	0	1	0	0	1	0	0											
Billy Ripken, R OBP: 0.252, SLG: 0.256							F7			3	1	2	0	0	0	0											
Sam Horn, L OBP: 0.331, SLG: 0.514			E7 3B 2B						HR	1	1	1	2	0	0	0											
Inning Stats	R: 0 E: 0 K: 0 S: 7	H: 1 LOB: 1 BB: 1 P: 15	R: 0 E: 0 K: 0 S: 7	H: 1 LOB: 0 BB: 0 P: 12	R: 2 E: 1 K: 0 S: 9	H: 2 LOB: 0 BB: 0 P: 13	R: 0 E: 0 K: 0 S: 9	H: 1 LOB: 1 BB: 0 P: 17	R: 0 E: 0 K: 0 S: 13	H: 2 LOB: 3 BB: 1 P: 27	R: 0 E: 0 K: 0 S: 13	H: 0 LOB: 0 BB: 0 P: 19	R: 0 E: 0 K: 0 S: 9	H: 2 LOB: 2 BB: 0 P: 15	R: 0 E: 0 K: 1 S: 9	H: 0 LOB: 0 BB: 0 P: 11	R: 2 E: 0 K: 0 S: 12	H: 2 LOB: 1 BB: 1 P: 23	1B: 8 2B: 1 3B: 1 HR: 1	SF: 0 SAC: 0 DP: 2 HBP: 0	WP: 0 PB: 0 SB: 0 CS: 0	PA: 40					
PITCHER	IP	WLS	BF	H	R	ER	SO	BB	IBB	HBP	BLK	WP	HR	S	P	ERA	WHIP										
Jimmy Key, L ERA: 2.63	(1, 1)	7.0	31	9	2	2	2	2	0	0	0	0	0	6	18	2.57	1.571										
Mike Timlin, R ERA: 3.92	(8, 1)	1.0	3	0	0	0	1	0	0	0	0	0	0	9	11	0.00	0.000										
Tom Henke, R ERA: 2.61	(9, 1)	1.0	6	2	2	2	0	1	0	0	0	0	1	12	23	18.00	3.000										

Batter	1	2	3	4	5	6	7	8	9	AB	R	H	RBI	BB	SO	LOB	TOP				
Devon White, S OBP: 0.363, SLG: 0.415 (1, 8)	L4			HR		1B BB		K		3	2	1	1	1	1	0	Toronto Blue Jays @ Baltimore Orioles Memorial Stadium, Baltimore, MD Sun Jun 09 1991, 7:05 PM EDT Att: 27,783 - Sunny - 87 F				
Roberto Alomar, S OBP: 0.344, SLG: 0.451 (1, 4)	F9			K		1B		G1-3		4	0	1	0	0	1	0					
Joe Carter, R OBP: 0.356, SLG: 0.505 (1, 10)	P3			CS 1B		1B		G5-3		4	0	2	1	0	0	0					
Pat Tabler, R OBP: 0.344, SLG: 0.263 (1, 3)		G6-3							1B	4	0	1	0	0	0	2					
Ed Sprague, R OBP: 0.418, SLG: 0.443 (1, 5)	F9								1B	4	0	1	0	0	1	1					
Rene Gonzales, R OBP: 0.321, SLG: 0.250 (9, PR) (9, 5)	F9			CS		G5-3		K		0	0	0	0	0	0	0					
Mark Whiten, S OBP: 0.289, SLG: 0.346 (1, 9)	G1-3					WP 1B			1B	4	1	2	0	0	1	2					
Pat Borders, R OBP: 0.264, SLG: 0.274 (1, 2)			F9			F7		B2		4	0	0	0	0	0	4					
Manuel Lee, S OBP: 0.354, SLG: 0.360 (1, 6)			L9					K		4	0	1	1	0	1	3					
Glenallen Hill, R OBP: 0.259, SLG: 0.410 (1, 7)			L9			FC6-4 1B		FC6-4		3	0	0	0	0	0	2					
Inning Stats	R: 0 E: 0 K: 0 S: 9	H: 0 LOB: 0 BB: 0 P: 15	R: 0 E: 0 K: 0 S: 5	H: 0 LOB: 0 BB: 0 P: 8	R: 0 E: 0 K: 0 S: 7	H: 0 LOB: 0 BB: 0 P: 13	R: 1 E: 0 K: 1 S: 10	H: 2 LOB: 0 BB: 0 P: 17	R: 1 E: 0 K: 1 S: 13	H: 2 LOB: 1 BB: 1 P: 20	R: 0 E: 0 K: 1 S: 8	H: 1 LOB: 1 BB: 0 P: 12	R: 0 E: 0 K: 1 S: 8	H: 0 LOB: 0 BB: 0 P: 9	R: 0 E: 0 K: 1 S: 15	H: 2 LOB: 2 BB: 0 P: 21	1B: 8 2B: 0 3B: 0 HR: 1	SF: 0 SAC: 0 DP: 0 HBP: 0	WP: 1 PB: 0 SB: 0 CS: 1	PA: 36	
PITCHER	IP	WLS	BF	H	R	ER	SO	BB	IBB	HBP	BLK	WP	HR	S	P	ERA	WHIP				
Jeff Ballard, L ERA: 4.18 (1, 1)	6.0	L	24	7	3	3	2	1	0	0	0	1	1	53	85	4.50	1.333				
Mark Williamson, R ERA: 4.04 (7, 1)	3.0		11	2	0	0	3	0	0	0	0	0	0	30	40	0.00	0.667				

Batter	1	2	3	4	5	6	7	8	9	AB	R	H	RBI	BB	SO	LOB	BOTTOM				
Mike Devereaux, R OBP: 0.347, SLG: 0.484 (1, 8)	E BB		G5-3					G6-3		3	0	0	0	1	0	1	Toronto Blue Jays @ Baltimore Orioles Memorial Stadium, Baltimore, MD Sun Jun 09 1991, 7:05 PM EDT Att: 27,783 - Sunny - 87 F				
Joe Orsulak, L OBP: 0.292, SLG: 0.318 (1, 9)	P5		L6					K		4	0	1	0	0	1	2					
Cal Ripken Jr., R OBP: 0.406, SLG: 0.592 (1, 6)	P3		G1-3					G5-3		4	0	0	0	0	0	3					
Sam Horn, L OBP: 0.336, SLG: 0.509 (1, 10)	G3									3	0	1	0	1	0	2					
Juan Bell, R OBP: 0.111, SLG: 0.156 (9, PR) (9, 9)									WP 1B	0	1	0	0	0	0	0					
Leo Gomez, R OBP: 0.348, SLG: 0.379 (1, 5)		HR						P3		4	1	1	1	0	0	3					
David Segui, S OBP: 0.271, SLG: 0.357 (1, 7)	G1							G6-3		4	0	0	0	0	0	2					
Randy Milligan, R OBP: 0.344, SLG: 0.371 (1, 3)	F9									3	0	1	1	1	1	1					
Bob Melvin, R OBP: 0.271, SLG: 0.241 (1, 2)	G4-3									3	0	0	0	0	2	1					
Ernie Whitl, L OBP: 0.340, SLG: 0.231 (9, PH) (9, 9)										0	0	0	0	1	0	0					
Billy Ripken, R OBP: 0.254, SLG: 0.267 (1, 4)										3	0	1	0	0	1	1					
Dwight Evans, R OBP: 0.387, SLG: 0.353 (9, PH) (9, 9)										1	0	0	0	0	0	2					
Inning Stats	R: 0 E: 1 K: 0 S: 7	H: 0 LOB: 1 BB: 1 P: 14	R: 1 E: 0 K: 0 S: 9	H: 1 LOB: 0 BB: 0 P: 14	R: 0 E: 0 K: 0 S: 10	H: 1 LOB: 1 BB: 0 P: 13	R: 0 E: 0 K: 1 S: 10	H: 0 LOB: 0 BB: 1 P: 19	R: 0 E: 0 K: 2 S: 8	H: 0 LOB: 0 BB: 0 P: 12	R: 0 E: 0 K: 0 S: 8	H: 1 LOB: 1 BB: 0 P: 12	R: 0 E: 0 K: 1 S: 9	H: 0 LOB: 0 BB: 0 P: 10	R: 1 E: 0 K: 0 S: 12	H: 2 LOB: 2 BB: 1 P: 21	1B: 3 2B: 1 3B: 0 HR: 1	SF: 0 SAC: 0 DP: 0 HBP: 0	WP: 1 PB: 0 SB: 0 CS: 0	PA: 36	
PITCHER	IP	WLS	BF	H	R	ER	SO	BB	IBB	HBP	BLK	WP	HR	S	P	ERA	WHIP				
Todd Stottlemyre, R ERA: 3.35 (1, 1)	7.0	W	27	3	1	1	4	3	0	0	0	0	1	60	98	1.29	0.857				
Duane Ward, R ERA: 2.16 (8, 1)	1.2		8	2	1	1	1	1	0	0	0	1	0	20	29	5.40	1.800				
Tom Henke, R ERA: 2.53 (9, 1)	0.1	S	1	0	0	0	0	0	0	0	0	0	0	1	2	0.00	0.000				



Batter	1	2	3	4	5	6	7	8	9	AB	R	H	RBI	BB	SO	LOB	TOP					
Devon White, S (1, 8) OBP: 0.362, SLG: 0.409	4-2 G3-1 1B BB		0-3 K		3-1 G3-1			0-0 G4-3		3	1	0	0	1	1	1	Toronto Blue Jays @ Cleveland Indians Cleveland Municipal Stadium, Cleveland, OH Wed Jun 12 1991, 7:05 PM EDT Att: 8,089 - Sunny - 66 F					
Roberto Alomar, S (1, 4) OBP: 0.333, SLG: 0.435	1-0 G3-1		2-0 L7		2-2 G4-3			1-0 B1-3		4	0	0	0	0	0	2						
Kelly Gruber, R (1, 5) OBP: 0.308, SLG: 0.388	1-3 K		3-3 K		1-3 K			0-0 G3-1		4	0	0	0	0	3	2						
Joe Carter, R (1, 9) OBP: 0.348, SLG: 0.489	3-1 2H 1B			0-3 K		1-2 G5-3			0-0 E5 G4-3 WP	4	0	1	1	0	1	0						
Rance Mulliniks, L (1, 10) OBP: 0.438, SLG: 0.475	1-0 G4-3			2-3 K			4-2 G4-3 BB		3-2 G4-3	3	0	0	0	1	1	2						
John Olerud, L (1, 3) OBP: 0.298, SLG: 0.357		3-3 K		0-0 FC4-6 1B		1-0 G4-3			1-1 L6	4	0	1	0	0	1	2						
Greg Myers, L (1, 2) OBP: 0.315, SLG: 0.371		0-1 G4-3		2-2 FC4-6		0-0 L9				3	0	0	0	0	0	2						
Manuel Lee, S (1, 6) OBP: 0.349, SLG: 0.361		3-3 K			0-0 F9		1-2 G4-3			3	0	0	0	0	1	1						
Mookie Wilson, S (1, 7) OBP: 0.275, SLG: 0.392			0-0 2B		2-3 K			2-2 G5-3		3	0	1	0	0	1	0						
Inning Stats	R: 1 E: 0 K: 1 S: 9	H: 1 LOB: 1 BB: 1 P: 19	R: 0 E: 0 K: 2 S: 11	H: 0 LOB: 0 BB: 0 P: 17	R: 0 E: 0 K: 2 S: 8	H: 1 LOB: 1 BB: 0 P: 13	R: 0 E: 0 K: 2 S: 10	H: 1 LOB: 1 BB: 0 P: 14	R: 0 E: 0 K: 1 S: 7	H: 0 LOB: 0 BB: 0 P: 12	R: 0 E: 0 K: 0 S: 11	H: 0 LOB: 1 BB: 1 P: 15	R: 0 E: 0 K: 0 S: 8	H: 0 LOB: 1 BB: 1 P: 14	R: 0 E: 0 K: 0 S: 6	H: 0 LOB: 0 BB: 0 P: 9	R: 0 E: 1 K: 0 S: 7	H: 0 LOB: 1 BB: 0 P: 11	1B: 2 2B: 1 3B: 0 HR: 0	SF: 0 SAC: 0 DP: 0 HBP: 0	WP: 1 PB: 0 SB: 0 CS: 0	PA: 33
PITCHER Tom Candiotti, R (1, 1) ERA: 2.15	IP: 0.0 WLS: L BF: 0	H: 0 R: 0 ER: 0 SO: 0	BB: 0 IBB: 0 HBP: 0 BLK: 0	WP: 0 HR: 0 S: 0 P: 0	ERA: ∞ WHIP: ∞	PITCHER										IP: 0.0 WLS: L BF: 0	H: 0 R: 0 ER: 0 SO: 0	BB: 0 IBB: 0 HBP: 0 BLK: 0	WP: 0 HR: 0 S: 0 P: 0	ERA: ∞ WHIP: ∞		

Batter	1	2	3	4	5	6	7	8	9	AB	R	H	RBI	BB	SO	LOB	BOTTOM					
Alex Cole, L (1, 8) OBP: 0.388, SLG: 0.383	2-1 G1-3			4-1 CS BB		1-3 K		2-2 F8		3	0	0	0	1	1	2	Toronto Blue Jays @ Cleveland Indians Cleveland Municipal Stadium, Cleveland, OH Wed Jun 12 1991, 7:05 PM EDT Att: 8,089 - Sunny - 66 F					
Jerry Browne, S (1, 7) OBP: 0.225, SLG: 0.224	2-1 G6-3			2-1 G3		1-0 F9			0-3 K	4	0	0	0	0	1	2						
Mark Lewis, R (1, 4) OBP: 0.345, SLG: 0.377	1-0 G4-3			4-0 BB		1-0 F9			1-2 G4-3	3	0	0	0	1	0	0						
Carlos Baerga, S (1, 5) OBP: 0.335, SLG: 0.390		0-3 K		1-2 G3		0-1 FC6-4 1B			2-2 G3-1	4	0	1	0	0	1	1						
Beau Alford, L (1, 9) Mike Huff, R (7, PH) OBP: 0.399, SLG: 0.351		0-3 K			0-0 G3		0-3 K			2	0	0	0	0	1	0						
Luis Lopez, R (1, 3) OBP: 0.250, SLG: 0.250		0-1 G1-3			3-3 K		0-0 FC6-4			3	0	0	0	0	1	1						
Chris James, R (1, 10) OBP: 0.313, SLG: 0.358			3-1 G4-3		0-3 K			3-2 E5 SH1-4		3	0	0	0	0	1	0						
Joel Skinner, R (1, 2) OBP: 0.302, SLG: 0.409			1-2 G6-3			0-3 K		1-0 SH1-4		2	0	0	0	0	1	0						
Felix Fermin, R (1, 6) OBP: 0.281, SLG: 0.295			2-1 G5-3			0-0 1B		1-0 G6-3		3	0	1	0	0	0	1						
Inning Stats	R: 0 E: 0 K: 0 S: 5	H: 0 LOB: 0 BB: 0 P: 10	R: 0 E: 0 K: 2 S: 8	H: 0 LOB: 0 BB: 0 P: 8	R: 0 E: 0 K: 0 S: 8	H: 0 LOB: 0 BB: 0 P: 14	R: 0 E: 0 K: 0 S: 7	H: 0 LOB: 2 BB: 2 P: 18	R: 0 E: 0 K: 2 S: 7	H: 1 LOB: 1 BB: 0 P: 10	R: 0 E: 0 K: 1 S: 9	H: 1 LOB: 1 BB: 0 P: 11	R: 0 E: 0 K: 1 S: 7	H: 1 LOB: 1 BB: 0 P: 8	R: 0 E: 1 K: 0 S: 9	H: 0 LOB: 1 BB: 0 P: 16	R: 0 E: 0 K: 1 S: 9	H: 0 LOB: 0 BB: 0 P: 12	1B: 2 2B: 0 3B: 0 HR: 0	SF: 0 SAC: 1 DP: 0 HBP: 0	WP: 0 PB: 0 SB: 0 CS: 1	PA: 31
PITCHER Mike Timlin, R (1, 1) ERA: 3.42 Bob MacDonald, L (7, 1) ERA: 1.46 Jim Acker, R (8, 1) ERA: 5.05 Tom Henke, R (8, 1) ERA: 2.25	IP: 6.0 WLS: W BF: 20	H: 1 R: 0 ER: 0 SO: 6	BB: 2 IBB: 0 HBP: 0 BLK: 0	WP: 0 HR: 0 S: 7 P: 18	ERA: 0.00 WHIP: 0.500	PITCHER										IP: 1.0 WLS: S BF: 4	H: 0 R: 0 ER: 0 SO: 1	BB: 0 IBB: 0 HBP: 0 BLK: 0	WP: 0 HR: 0 S: 4 P: 10	ERA: 0.00 WHIP: 0.000		

Batter	1	2	3	4	5	6	7	8	9	AB	R	H	RBI	BB	SO	LOB	TOP								
Devon White, S (1, 8) OBP: 0.355, SLG: 0.400	G6-3		F7		G4-3		K		FC6	5	0	0	0	0	1	1									
Roberto Alomar, S (1, 4) OBP: 0.332, SLG: 0.432	G3		F7 HBP E		F7		K			4	1	1	0	0	1	0									
Kelly Gruber, R (1, 5) OBP: 0.316, SLG: 0.378	E5 BB		FC6-4 HBP			1B HBP BB		P2		2	0	0	0	1	0	0									
Joe Carter, R (1, 7) OBP: 0.354, SLG: 0.491	BB		FC6-4 CS			1B HBP		1B		3	0	2	0	0	0	1									
Rance Mulliniks, L (1, 10) OBP: 0.455, SLG: 0.484	BB		CS		G6-3 1B			P5		3	0	2	0	1	0	1									
John Olerud, L (1, 3) OBP: 0.292, SLG: 0.349	K		G6-3 1B		G6-3 1B			L9		4	0	0	0	0	2	8									
Greg Myers, L (1, 2) OBP: 0.320, SLG: 0.375			FC6-4 1B		1B				E4 FC6	4	0	2	0	0	1	3	AB 33								
Mark Whiten, S (1, 9) OBP: 0.272, SLG: 0.324	FC6-4 G6-4-3		G4-3		G3			F9		4	0	0	0	0	0	6	R 1								
Manuel Lee, S (1, 6) OBP: 0.342, SLG: 0.353	G6-4-3		F7		G3			K		4	0	0	0	0	1	2	H 7								
Inning Stats	R: 0 E: 1 K: 1 S: 12	H: 1 LOB: 3 BB: 1 P: 21	R: 0 E: 0 K: 0 S: 6	H: 1 LOB: 0 BB: 0 P: 7	R: 1 E: 1 K: 0 S: 11	H: 1 LOB: 0 BB: 0 P: 20	R: 0 E: 0 K: 0 S: 7	H: 2 LOB: 1 BB: 0 P: 11	R: 0 E: 0 K: 2 S: 8	H: 0 LOB: 0 BB: 0 P: 10	R: 0 E: 0 K: 2 S: 13	H: 1 LOB: 3 BB: 1 P: 23	R: 0 E: 0 K: 0 S: 8	H: 0 LOB: 0 BB: 0 P: 13	R: 0 E: 0 K: 0 S: 10	H: 1 LOB: 1 BB: 0 P: 16	R: 0 E: 1 K: 1 S: 10	H: 0 LOB: 1 BB: 0 P: 13	1B: 7 2B: 0 3B: 0 HR: 0	SF: 0 SAC: 0 DP: 1 HBP: 2	WP: 0 PB: 0 SB: 0 CS: 1	PA: 38			
PITCHER Charles Nagy, R (1, 1) ERA: 3.28	IP: 9.0 WLS: L BF: 37	H: 7 R: 1 ER: 0 SO: 6	BB: 2 IBB: 0 HBP: 2 BLK: 0	WP: 0 HR: 0 S: 85 P: 134	ERA: 0.00 WHIP: 1.000	PITCHER																			

Toronto Blue Jays @ Cleveland Indians
Cleveland Municipal Stadium, Cleveland, OH
Thu Jun 13 1991, 7:05 PM EDT
Att: 8,371 - Sunny - 60 F

AB 33
R 1
H 7
RBI 0
BB 2
SO 6
LOB 22



Batter	1	2	3	4	5	6	7	8	9	AB	R	H	RBI	BB	SO	LOB	BOTTOM								
Mike Huff, R (1, 8) OBP: 0.387, SLG: 0.339	F8		L5			B1-3			G1-3	4	0	0	0	0	0	2									
Jerry Browne, S (1, 7) OBP: 0.218, SLG: 0.217	G5-3		FC4-6			F9			F9	4	0	0	0	0	0	2									
Mark Lewis, R (1, 4) OBP: 0.339, SLG: 0.371	K			L1			F9			3	0	0	0	0	1	0									
Luis Medina, R (1, 10) OBP: 0.118, SLG: 0.063		K		K			K			3	0	0	0	0	3	0									
Carlos Baerga, S (1, 5) OBP: 0.330, SLG: 0.384		G6-3		F8			F8			3	0	0	0	0	0	0									
Chris James, R (1, 9) OBP: 0.309, SLG: 0.353		K			P4			P5		3	0	0	0	0	1	0									
Brook Jacoby, R (1, 3) OBP: 0.262, SLG: 0.333			G3-1		G5-3			L3		3	0	0	0	0	0	0	AB 29								
Joel Skinner, R (1, 2) OBP: 0.303, SLG: 0.406			1B		G5-3			G3		3	0	1	0	0	0	0	R 0								
Felix Fermin, R (1, 6) OBP: 0.282, SLG: 0.296			FC4-6 1B			F8			G4-3	3	0	1	0	0	0	0	H 2								
Inning Stats	R: 0 E: 0 K: 1 S: 12	H: 0 LOB: 0 BB: 0 P: 15	R: 0 E: 0 K: 2 S: 8	H: 0 LOB: 0 BB: 0 P: 10	R: 0 E: 0 K: 0 S: 8	H: 2 LOB: 2 BB: 0 P: 8	R: 0 E: 0 K: 1 S: 10	H: 0 LOB: 0 BB: 0 P: 16	R: 0 E: 0 K: 0 S: 5	H: 0 LOB: 0 BB: 0 P: 9	R: 0 E: 0 K: 0 S: 6	H: 0 LOB: 0 BB: 0 P: 8	R: 0 E: 0 K: 1 S: 5	H: 0 LOB: 0 BB: 0 P: 7	R: 0 E: 0 K: 0 S: 10	H: 0 LOB: 0 BB: 0 P: 14	R: 0 E: 0 K: 0 S: 9	H: 0 LOB: 0 BB: 0 P: 13	1B: 2 2B: 0 3B: 0 HR: 0	SF: 0 SAC: 0 DP: 0 HBP: 0	WP: 0 PB: 0 SB: 0 CS: 0	PA: 29			
PITCHER Jimmy Key, L (1, 1) ERA: 2.36	IP: 9.0 WLS: W BF: 29	H: 2 R: 0 ER: 0 SO: 5	BB: 0 IBB: 0 HBP: 0 BLK: 0	WP: 0 HR: 0 S: 73 P: 100	ERA: 0.00 WHIP: 0.222	PITCHER																			

Toronto Blue Jays @ Cleveland Indians
Cleveland Municipal Stadium, Cleveland, OH
Thu Jun 13 1991, 7:05 PM EDT
Att: 8,371 - Sunny - 60 F

AB 29
R 0
H 2
RBI 0
BB 0
SO 5
LOB 4



Batter	1	2	3	4	5	6	7	8	9	AB	R	H	RBI	BB	SO	LOB	TOP					
Mike Devereaux, R OBP: 0.327, SLG: 0.447 (1, 8)	F9		FC6-4		F8		G6-4-3			4	0	0	0	0	0	4						
Joe Orsulak, L OBP: 0.274, SLG: 0.296 (1, 9)	F8				G3-1		G6-3		G6-3	4	0	0	0	0	0	0						
Cal Ripken Jr., R OBP: 0.408, SLG: 0.588 (1, 6)	P3						G6-3		G3	4	0	2	0	0	0	0						
Sam Horn, L OBP: 0.340, SLG: 0.520 (1, 10)		F7			F8		1B		G3	4	1	1	0	0	0	2						
Leo Gomez, R OBP: 0.349, SLG: 0.378 (1, 5)	G6-3				F7		1B		K	4	0	1	0	0	1	2						
Randy Milligan, R OBP: 0.340, SLG: 0.356 (1, 3)	F8				G5-3		1B		K	4	0	1	1	0	1	0						
Ernie Whitt, L OBP: 0.333, SLG: 0.265 (1, 2)			K		1B		G4-1		P2	4	0	1	0	0	1	2						
Tim Hulett, R OBP: 0.260, SLG: 0.350 (1, 4)			P6		K		L4		F9	4	0	0	0	0	1	1						
Brady Anderson, L OBP: 0.313, SLG: 0.221 (1, 7)			FC6-4		1B		G6-4-3			2	0	2	0	1	0	0						
Inning Stats	R: 0 E: 0 K: 0 S: 5	H: 0 LOB: 0 BB: 0 P: 6	R: 0 E: 0 K: 0 S: 10	H: 0 LOB: 0 BB: 14	R: 0 E: 0 K: 1 S: 14	H: 1 LOB: 1 BB: 0 P: 21	R: 0 E: 0 K: 0 S: 6	H: 1 LOB: 1 BB: 0 P: 7	R: 0 E: 0 K: 1 S: 9	H: 2 LOB: 2 BB: 0 P: 14	R: 1 E: 0 K: 0 S: 12	H: 3 LOB: 2 BB: 1 P: 16	R: 0 E: 0 K: 0 S: 6	H: 0 LOB: 0 BB: 1 P: 13	R: 0 E: 0 K: 1 S: 11	H: 1 LOB: 1 BB: 0 P: 18	R: 0 E: 0 K: 1 S: 6	H: 0 LOB: 0 BB: 0 P: 9	1B: 7 2B: 1 3B: 0 HR: 0	SF: 0 SAC: 0 DP: 1 HBP: 0	WP: 0 PB: 0 SB: 0 CS: 0	PA: 35
PITCHER	IP	WLS	BF	H	R	ER	SO	BB	IBB	HBP	BLK	WP	HR	S	P	ERA	WHIP					
Todd Stottlemeyer, R ERA: 3.13 (1, 1)	8.0	W	32	8	1	1	3	1	0	0	0	0	0	73	109	1.12	1.125					
Duane Ward, R ERA: 1.93 (9, 1)	1.0		3	0	0	0	1	0	0	0	0	0	0	6	9	0.00	0.000					

Baltimore Orioles @ Toronto Blue Jays
SkyDome, Toronto, ON
Fri Jun 14 1991, 7:05 PM EDT
Att: 50,287 - Sunny - 73 F

AB 34
R 1
H 8
RBI 1
BB 1
SO 4
LOB 11




Batter	1	2	3	4	5	6	7	8	9	AB	R	H	RBI	BB	SO	LOB	BOTTOM					
Devon White, S OBP: 0.348, SLG: 0.391 (1, 8)	G6-3		K			G1-3		G6-3		5	0	0	0	0	2	4						
Roberto Alomar, S OBP: 0.341, SLG: 0.437 (1, 4)	HR				1B	G6-3		1B		2	3	1	0	3	0	0						
Kelly Gruber, R OBP: 0.340, SLG: 0.430 (1, 5)	1H		F7		1B	1B		FC6-4		4	1	3	2	1	0	1						
Joe Carter, R OBP: 0.351, SLG: 0.487 (1, 7)	K		P6		G6-3		1B		SF9	4	0	1	1	0	1	1						
Rance Mulliniks, L OBP: 0.457, SLG: 0.469 Pat Tabler, R OBP: 0.353, SLG: 0.262 (8, PH)	2B		HR		G6-3		G6-3		FC6-4	2	2	0	0	2	0	2						
John Olerud, L OBP: 0.305, SLG: 0.392 (1, 3)	1H		HR		FC6-4		F7		1H	4	1	3	4	1	0	0						
Greg Myers, L OBP: 0.323, SLG: 0.376 (1, 2)	G3		WP		F8		2B		G4-3	5	0	2	0	0	0	3						
Mark Whiten, S OBP: 0.277, SLG: 0.345 (1, 9)		HR			P4		K			3	1	1	1	1	1	2						
Manuel Lee, S OBP: 0.340, SLG: 0.356 (1, 6)	K		K		FC6-4		2B			4	0	1	0	0	2	3						
Inning Stats	R: 3 E: 0 K: 1 S: 16	H: 2 LOB: 1 BB: 2 P: 29	R: 1 E: 0 K: 2 S: 9	H: 1 LOB: 1 BB: 1 P: 13	R: 2 E: 0 K: 2 S: 15	H: 2 LOB: 2 BB: 2 P: 30	R: 1 E: 0 K: 0 S: 8	H: 1 LOB: 0 BB: 1 P: 14	R: 0 E: 0 K: 0 S: 7	H: 0 LOB: 1 BB: 1 P: 14	R: 0 E: 0 K: 0 S: 11	H: 1 LOB: 2 BB: 1 P: 21	R: 0 E: 0 K: 1 S: 10	H: 2 LOB: 2 BB: 0 P: 11	R: 2 E: 0 K: 0 S: 14	H: 3 LOB: 1 BB: 0 P: 23	1B: 5 2B: 3 3B: 1 HR: 3	SF: 1 SAC: 0 DP: 1 HBP: 0	WP: 1 PB: 0 SB: 0 CS: 0	PA: 43		
PITCHER	IP	WLS	BF	H	R	ER	SO	BB	IBB	HBP	BLK	WP	HR	S	P	ERA	WHIP					
Jeff Robinson, R ERA: 4.66 (1, 1)	3.0	L	20	5	7	7	5	6	0	0	0	0	0	3	40	76	21.00	3.667				
Mike Flanagan, L ERA: 2.95 (4, 1)	4.0		17	4	0	0	1	2	0	0	0	0	0	36	56	0.00	1.500					
Kevin Hickey, L ERA: 6.48 (8, 1)	1.0		6	3	2	2	0	0	0	0	0	0	0	14	23	18.00	3.000					

Baltimore Orioles @ Toronto Blue Jays
SkyDome, Toronto, ON
Fri Jun 14 1991, 7:05 PM EDT
Att: 50,287 - Sunny - 73 F

AB 34
R 9
H 12
RBI 8
BB 8
SO 6
LOB 17



Batter	1	2	3	4	5	6	7	8	9	AB	R	H	RBI	BB	SO	LOB	TOP										
Mike Devereaux, R (1, 8) OBP: 0.332, SLG: 0.458	G4-3 S G6-3 BB		F9 PB SF8 BB		L8	HR	FC5-4		F9	4	3	1	3	2	0	4	Baltimore Orioles @ Toronto Blue Jays SkyDome, Toronto, ON Sat Jun 15 1991, 3:33 AM EDT Att: 50,292 - Cloudy - 87 F										
Joe Orsulak, L (1, 9) OBP: 0.272, SLG: 0.293	G4-3		F9		K	1B		F8	5	0	1	0	0	1	2												
Cal Ripken Jr., R (1, 6) OBP: 0.408, SLG: 0.591	G6-3		SF8			1B		E5	4	0	2	2	0	0	0												
Sam Horn, L (1, 10) OBP: 0.342, SLG: 0.512	F7		K			1B			4	0	1	0	1	2	2												
Leo Gomez, R (1, 5) OBP: 0.341, SLG: 0.367		F8		E5 1B			P7	F9	5	1	1	0	0	0	4												
Randy Milligan, R (1, 3) OBP: 0.346, SLG: 0.356									3	1	1	1	2	1	2												
Brady Anderson, L (1, 7) OBP: 0.307, SLG: 0.210		E BB		CS 1B		F9	1B BB	K	4	0	0	0	1	0	2												
Bob Melvin, R (1, 2) OBP: 0.313, SLG: 0.333		E9 2B		HR		F7	1B BB		5	2	5	2	0	0	0												
Tim Lincecum, R (1, 4) OBP: 0.258, SLG: 0.339	G1-3		F8			HR BB		K	4	1	0	0	1	2	5												
Inning Stats	R: 1 E: 0 K: 0 S: 8	H: 0 LOB: 0 BB: 1 P: 16	R: 1 E: 1 K: 0 S: 11	H: 1 LOB: 1 BB: 21	R: 1 E: 0 K: 1 S: 12	H: 0 LOB: 0 BB: 1 P: 19	R: 2 E: 1 K: 0 S: 11	H: 3 LOB: 0 BB: 1 P: 18	R: 0 E: 0 K: 1 S: 8	H: 1 LOB: 2 BB: 1 P: 14	R: 3 E: 0 K: 1 S: 14	H: 4 LOB: 2 BB: 1 P: 28	R: 0 E: 0 K: 1 S: 13	H: 1 LOB: 3 BB: 2 P: 25	R: 0 E: 1 K: 1 S: 15	H: 1 LOB: 2 BB: 0 P: 23	R: 0 E: 0 K: 1 S: 10	H: 1 LOB: 1 BB: 15	1B: 8 2B: 2 3B: 0 HR: 2	SF: 1 SAC: 0 DP: 0 HBP: 0	WP: 1 PB: 1 CS: 1	PA: 46					
PITCHER	IP	WLS	BF	H	R	ER	SO	BB	IBB	HBP	BLK	WP	HR	S	P	ERA	WHIP										
Juan Guzman, R (1, 1) ERA: 8.31	4.0	L	18	4	5	4	1	3	0	0	0	0	1	42	74	9.00	1.750										
Willie Fraser, R (5, 1) ERA: 6.39	1.2		12	5	3	3	1	1	1	0	0	1	1	19	36	16.20	3.600										
Bob MacDonald, L (6, 1) ERA: 1.32	1.1		7	1	0	0	2	2	0	0	0	0	0	16	31	0.00	2.250										
Jim Acker, R (8, 1) ERA: 4.94	1.0		5	1	0	0	1	0	0	0	0	0	0	15	23	0.00	1.000										
Tom Henke, R (9, 1) ERA: 2.69	1.0		4	1	0	0	1	0	0	0	0	0	0	10	15	0.00	1.000										

Batter	1	2	3	4	5	6	7	8	9	AB	R	H	RBI	BB	SO	LOB	BOTTOM										
Devon White, S (1, 8) OBP: 0.350, SLG: 0.397	1B		G5-3	G5-3						4	1	2	0	0	0	1	Baltimore Orioles @ Toronto Blue Jays SkyDome, Toronto, ON Sat Jun 15 1991, 3:33 AM EDT Att: 50,292 - Cloudy - 87 F										
Roberto Alomar, S (1, 4) OBP: 0.340, SLG: 0.432	K		F9		G5-3				3	0	0	0	1	1	1												
Kelly Gruber, R (1, 5) OBP: 0.327, SLG: 0.411	K		G6-3		F7		G5-4-3 BB		4	0	0	0	0	1	3												
Joe Carter, R (1, 7) OBP: 0.357, SLG: 0.508	FC6-4 1B			HR		2B		K	4	1	3	2	0	1	0												
Pat Tabler, R (1, 3) OBP: 0.343, SLG: 0.253	FC6-4		G5-3		F8			G4-3	3	0	0	0	0	0	2												
John Olerud, L (8, PH) OBP: 0.303, SLG: 0.390									1	0	0	0	0	0	0												
Ed Sprague, R (1, 10) OBP: 0.406, SLG: 0.430		F8		2B 2B 1B		G5-3		F7	3	1	1	0	0	0	0												
Rance Mulliniks, L (8, PH) OBP: 0.451, SLG: 0.462									1	0	0	0	0	0	0												
Pat Borders, R (1, 2) OBP: 0.250, SLG: 0.269		G5-3		2B 2B		G5-3			4	1	1	0	0	0	0												
Glenallen Hill, R (1, 9) OBP: 0.269, SLG: 0.419						P2		K	4	0	2	2	0	1	0												
Manuel Lee, S (1, 6) OBP: 0.333, SLG: 0.348		FC4-6		F8			G6-3		G3	4	0	0	0	0	2												
Inning Stats	R: 1 E: 0 K: 2 S: 13	H: 2 LOB: 1 BB: 0 P: 17	R: 0 E: 0 K: 0 S: 7	H: 1 LOB: 0 BB: 0	R: 0 E: 0 K: 0 S: 5	H: 0 LOB: 0 BB: 0 P: 7	R: 3 E: 0 K: 0 S: 14	H: 4 LOB: 1 BB: 0 P: 20	R: 0 E: 0 K: 0 S: 9	H: 1 LOB: 1 BB: 0 P: 15	R: 0 E: 0 K: 0 S: 5	H: 0 LOB: 0 BB: 0 P: 5	R: 0 E: 0 K: 1 S: 6	H: 1 LOB: 1 BB: 1 P: 12	R: 0 E: 0 K: 1 S: 6	H: 0 LOB: 0 BB: 0 P: 9	R: 0 E: 0 K: 1 S: 8	H: 0 LOB: 0 BB: 0 P: 13	1B: 4 2B: 4 3B: 0 HR: 1	SF: 0 SAC: 0 DP: 1 HBP: 0	WP: 0 PB: 0 CS: 0	PA: 36					
PITCHER	IP	WLS	BF	H	R	ER	SO	BB	IBB	HBP	BLK	WP	HR	S	P	ERA	WHIP										
Jeff Ballard, L (1, 1) ERA: 4.32	6.0	W	26	8	4	4	2	0	0	0	0	0	1	53	72	6.00	1.333										
Mark Williamson, R (7, 1) ERA: 3.61	3.0	S	10	1	0	0	2	1	0	0	0	0	0	20	34	0.00	0.667										



Batter	1	2	3	4	5	6	7	8	9	AB	R	H	RBI	BB	SO	LOB	TOP				
Steve Sax, R OBP: 0.320, SLG: 0.357 (1, 4)	P7		FC6-4 1B		1B			F8 1B G3 1B		4	1	3	0	0	0	0					
Don Mattingly, L OBP: 0.360, SLG: 0.402 (1, 10)	G3-1		F7		1B			G3 HR 1B		4	1	2	0	0	0	2					
Roberto Kelly, R OBP: 0.305, SLG: 0.376 (1, 8)	G4-3		FC6-4 1-2		F7			F8		4	0	0	0	0	0	6					
Kevin Maas, L OBP: 0.395, SLG: 0.477 (1, 3)		K		G3		K		G3		4	0	0	1	0	2	1					
Jesse Barfield, R OBP: 0.333, SLG: 0.498 (1, 9)		K		1B		K		HR		4	1	2	2	0	2	0					
Hensley Meulens, R OBP: 0.261, SLG: 0.323 (1, 7)		FC5-4 1B		G3 1B		F9		F8		4	0	2	0	0	0	0					
Alvaro Espinoza, R OBP: 0.292, SLG: 0.337 (1, 6)		FC5-4 1-2		G3		F9		G6-3		4	0	0	0	0	0	3					
Bob Geren, R OBP: 0.217, SLG: 0.179 (1, 2)			1B 1B		L7		K	K		4	0	1	0	0	2	0					
Pat Kelly, R OBP: 0.298, SLG: 0.436 (1, 5)			F8		K2-3		B1-3	G5-3		4	0	0	0	0	1	1					
Inning Stats	R: 0 E: 0 K: 0 S: 9	H: 0 LOB: 0 BB: 0 P: 13	R: 0 E: 0 K: 2 S: 14	H: 1 LOB: 1 BB: 0 P: 22	R: 0 E: 0 K: 0 S: 10	H: 2 LOB: 2 BB: 0 P: 13	R: 0 E: 0 K: 0 S: 7	H: 2 LOB: 1 BB: 0 P: 9	R: 0 E: 0 K: 1 S: 14	H: 0 LOB: 0 BB: 0 P: 14	R: 0 E: 0 K: 2 S: 6	H: 0 LOB: 0 BB: 0 P: 8	R: 3 E: 0 K: 0 S: 14	H: 3 LOB: 0 BB: 0 P: 20	R: 0 E: 0 K: 1 S: 7	H: 0 LOB: 0 BB: 0 P: 11	1B: 9 2B: 0 3B: 0 HR: 1	SF: 0 SAC: 0 DP: 1 HBP: 0	WP: 0 PB: 0 SB: 0 CS: 0	PA: 36	
PITCHER	IP	WLS	BF	H	R	ER	SO	BB	IBB	HBP	BLK	WP	HR	S	P	ERA	WHIP				
Jimmy Key, L ERA: 2.45 (1, 1)	8.0	L	33	10	3	3	6	0	0	0	0	0	1	83	119	3.38	1.250				
Mickey Weston, R ERA: (9, 1)	1.0		3	0	0	0	1	0	0	0	0	0	0	7	11	0.00	0.000				

New York Yankees @ Toronto Blue Jays
SkyDome, Toronto, ON
Wed Jun 19 1991, 7:05 PM EDT
Att: 50,281 - Sunny - 83 F

AB 36
R 3
H 10
RBI 3
BB 0
SO 7
LOB 13



Batter	1	2	3	4	5	6	7	8	9	AB	R	H	RBI	BB	SO	LOB	BOTTOM				
Devon White, S OBP: 0.354, SLG: 0.401 (1, 8)	G6-3		G4-3		FC6-4 BB			1B		3	0	1	0	1	0	1					
Roberto Alomar, S OBP: 0.345, SLG: 0.447 (1, 4)	1B		K		FC6-4 1-2			L7		4	0	1	0	0	1	5					
Kelly Gruber, R OBP: 0.328, SLG: 0.406 (1, 5)	F9		G5-3			G5-3		K		4	0	0	0	0	1	4					
Joe Carter, R OBP: 0.351, SLG: 0.514 (1, 10)	F8			K		G6-3		K		4	0	0	0	0	2	3					
Pat Tabler, R OBP: 0.330, SLG: 0.242 (1, 3)		F8		G6-3		G4-1			K	3	0	0	0	0	0	0					
John Olerud, L OBP: 0.308, SLG: 0.384 (9, PH)									K	1	0	0	0	0	1	0					
Pat Borders, R OBP: 0.248, SLG: 0.265 (1, 2)		1B		G6-3			P6		P3	4	0	1	0	0	0	0					
Mark Whiten, S OBP: 0.274, SLG: 0.329 (1, 9)		K			B5-3		F9		K	4	0	0	0	0	2	1					
Manuel Lee, S OBP: 0.333, SLG: 0.349 (1, 6)		G1-3					P3			3	0	1	0	0	0	1					
Glenallen Hill, R OBP: 0.281, SLG: 0.438 (1, 7)			G4-3 2B					F8 1B		3	0	2	0	0	0	1					
Inning Stats	R: 0 E: 0 K: 0 S: 9	H: 1 LOB: 1 BB: 0 P: 16	R: 0 E: 0 K: 1 S: 13	H: 1 LOB: 1 BB: 0 P: 15	R: 0 E: 0 K: 1 S: 11	H: 1 LOB: 1 BB: 0 P: 20	R: 0 E: 0 K: 1 S: 9	H: 0 LOB: 0 BB: 0 P: 12	R: 0 E: 0 K: 0 S: 6	H: 0 LOB: 0 BB: 0 P: 9	R: 0 E: 0 K: 0 S: 5	H: 0 LOB: 0 BB: 0 P: 10	R: 0 E: 0 K: 2 S: 13	H: 2 LOB: 2 BB: 0 P: 18	R: 0 E: 0 K: 2 S: 8	H: 0 LOB: 0 BB: 0 P: 12	1B: 4 2B: 2 3B: 0 HR: 0	SF: 0 SAC: 0 DP: 0 HBP: 0	WP: 0 PB: 0 SB: 1 CS: 0	PA: 34	
PITCHER	IP	WLS	BF	H	R	ER	SO	BB	IBB	HBP	BLK	WP	HR	S	P	ERA	WHIP				
Jeff Johnson, L ERA: 3.79 (1, 1)	7.0	W	27	5	0	0	3	1	0	0	0	0	0	60	96	0.00	0.857				
John Habyan, R ERA: 2.1 (8, 1)	1.0		4	1	0	0	2	0	0	0	0	0	0	12	16	0.00	1.000				
Steve Howe, L ERA: 1.11 (9, 1)	1.0	S	3	0	0	0	2	0	0	0	0	0	0	8	12	0.00	0.000				

New York Yankees @ Toronto Blue Jays
SkyDome, Toronto, ON
Wed Jun 19 1991, 7:05 PM EDT
Att: 50,281 - Sunny - 83 F

AB 33
R 0
H 6
RBI 0
BB 1
SO 7
LOB 16



Batter	1	2	3	4	5	6	7	8	9	AB	R	H	RBI	BB	SO	LOB	TOP			
Steve Sax, R OBP: 0.319, SLG: 0.353	0-2 P2	1-0		1-1 G6-3			0-0 F8			3	0	0	0	0	0	1				
Don Mattingly, L OBP: 0.358, SLG: 0.399	0-0 WP 1B	2-1 G3			1-1 F7		0-2 F7			4	0	1	0	0	0	2				
Kevin Maas, L OBP: 0.397, SLG: 0.477	2-2 F8		2-1	E G3	1-2			2-0 F7		4	0	2	0	0	0	1				
Mel Hall, L OBP: 0.314, SLG: 0.525	2-2 WP 1B		3-1	G3	0-0			2-1 P2		4	0	2	0	0	0	2				
Jesse Barfield, R OBP: 0.328, SLG: 0.488	2-2 G6-3		1-3	K	1-3			1-0 P2		4	0	0	0	0	2	5				
Matt Nokes, L OBP: 0.308, SLG: 0.497		1-0			1-2			0-0 G3		4	1	1	1	0	0	2				
Roberto Kelly, R OBP: 0.304, SLG: 0.374		0-0			2-2			1-0 F7		4	0	1	0	0	0	0				
Alvaro Espinoza, R OBP: 0.286, SLG: 0.330	1-2 F9		0-0	FC6-4	0-1			3-2 G4-3		4	0	0	0	0	0	1				
Pat Kelly, R OBP: 0.299, SLG: 0.432	0-1		1-1	G3-1	0-1			2-3 K		3	0	1	0	0	0	1				
Pat Sheridan, L OBP: 0.167, SLG: 0.222	HBP 1B		2-3							1	0	0	0	0	1	0				
Inning Stats	R: 0 E: 0 K: 0 S: 16	H: 2 LOB: 2 BB: 0 P: 22	R: 1 E: 0 K: 0 S: 10	H: 2 LOB: 2 BB: 0 P: 15	R: 0 E: 1 K: 1 S: 11	H: 1 LOB: 1 BB: 0 P: 18	R: 0 E: 1 K: 0 S: 8	H: 1 LOB: 1 BB: 0 P: 12	R: 0 E: 0 K: 0 S: 5	H: 0 LOB: 0 BB: 0 P: 7	R: 0 E: 0 K: 0 S: 6	H: 0 LOB: 0 BB: 0 P: 6	R: 0 E: 0 K: 0 S: 5	H: 1 LOB: 1 BB: 0 P: 10	R: 0 E: 0 K: 1 S: 7	H: 0 LOB: 0 BB: 0 P: 12	1B: 7 2B: 0 3B: 0 HR: 1	SF: 0 SAC: 0 DP: 0 HBP: 1	WP: 1 PB: 0 SB: 0 CS: 0	PA: 36
PITCHER	IP WLS BF H R ER SO BB IBB HBP BLK WP HR S P ERA WHIP																			
Todd Stottlemyre, R ERA: 2.98	(1, 1) 8.0 W 33 8 1 1 2 0 0 0 1 0 1 1 70 102 1.12 1.000																			
Tom Henke, R ERA: 1.93	(9, 1) 1.0 3 0 0 0 1 0 0 0 0 0 0 0 7 12 0.00 0.000																			

New York Yankees @ Toronto Blue Jays
SkyDome, Toronto, ON
Thu Jun 20 1991, 7:05 PM EDT
Att: 50,256 - Sunny - 84 F

AB	35
R	1
H	8
RBI	1
BB	0
SO	3
LOB	15



Batter	1	2	3	4	5	6	7	8	9	AB	R	H	RBI	BB	SO	LOB	BOTTOM			
Devon White, S OBP: 0.349, SLG: 0.394	2-2 F7	1-0 P6		2-2 F8		2-1 G6-3				4	0	0	0	0	0	0				
Roberto Alomar, S OBP: 0.344, SLG: 0.441	1-1 P6	1-2 F7			4-0	1-1 F8				3	0	0	0	1	0	0				
Joe Carter, R OBP: 0.357, SLG: 0.541	0-0		0-0		3-2		2-2 L7			4	3	3	2	0	0	0				
Rance Mulliniks, L OBP: 0.489, SLG: 0.479	2-1 E8		4-2	F8 G3	3-1	G1-3		2-1 F8		3	1	1	0	1	0	0				
John Olerud, L OBP: 0.312, SLG: 0.388	4-1		1-1	G3	1-0		2-1 F7			3	2	1	0	1	0	1				
Greg Myers, L OBP: 0.323, SLG: 0.392	0-0		1-2	F8	1-2	E5		0-0		4	0	3	2	0	0	1				
Ed Sprague, R OBP: 0.412, SLG: 0.427	1-H 2B		1-0	G4-3	0-0		1-3	K		3	0	1	0	0	1	2				
Manuel Lee, S OBP: 0.327, SLG: 0.342	1-1 G4-3		2-3	K	1-3	K		1-0		4	0	0	0	0	2	5				
Mookie Wilson, S OBP: 0.273, SLG: 0.383		3-2 P4		3-2 P3		1-3		1-1		4	0	0	0	0	1	1				
Inning Stats	R: 3 E: 1 K: 0 S: 13	H: 3 LOB: 1 BB: 1 P: 24	R: 0 E: 0 K: 0 S: 9	H: 0 LOB: 0 BB: 0 P: 14	R: 1 E: 0 K: 0 S: 9	H: 1 LOB: 1 BB: 1 P: 16	R: 0 E: 0 K: 1 S: 11	H: 0 LOB: 0 BB: 0 P: 18	R: 2 E: 1 K: 1 S: 16	H: 4 LOB: 2 BB: 1 P: 29	R: 0 E: 0 K: 1 S: 7	H: 0 LOB: 0 BB: 0 P: 11	R: 0 E: 0 K: 0 S: 7	H: 0 LOB: 0 BB: 0 P: 13	R: 0 E: 0 K: 1 S: 8	H: 1 LOB: 1 BB: 0 P: 11	1B: 4 2B: 3 3B: 0 HR: 2	SF: 0 SAC: 0 DP: 0 HBP: 1	WP: 1 PB: 0 SB: 0 CS: 0	PA: 36
PITCHER	IP WLS BF H R ER SO BB IBB HBP BLK WP HR S P ERA WHIP																			
Tim Leary, R ERA: 5.61	(1, 1) 4.2 L 23 6 6 6 1 3 0 0 0 0 0 0 15 21 0.00 1.929																			
Greg Cadaret, L ERA: 3.0	(5, 1) 1.1 6 2 0 0 2 0 0 0 0 0 0 0 7 13 0.00 0.000																			
Eric Plunk, R ERA: 5.73	(7, 1) 1.0 3 0 0 0 0 0 0 0 0 0 0 0 8 11 0.00 1.000																			
Lee Guetterman, L ERA: 2.39	(8, 1) 1.0 4 1 0 0 1 0 0 0 0 0 0 0 8 11 0.00 1.000																			

New York Yankees @ Toronto Blue Jays
SkyDome, Toronto, ON
Thu Jun 20 1991, 7:05 PM EDT
Att: 50,256 - Sunny - 84 F

AB	32
R	6
H	9
RBI	4
BB	3
SO	4
LOB	10



Batter	1	2	3	4	5	6	7	8	9	AB R H RBI BB SO LOB	TOP											
Mike Huff, R (1, 8) OBP: 0.390, SLG: 0.336 Mike Aldrete, L (9, FH) OBP: 0.294, SLG: 0.276	G3-1	0-2 SAFE SAFE SAFE	0-2 1B 1B		F7		P4		K	4 1 1 0 0 0 0 1 0 0 0 0 1 2	Cleveland Indians @ Toronto Blue Jays SkyDome, Toronto, ON Fri Jun 21 1991, 7:05 PM EDT Att: 50,283 - Sunny - 77 F											
Felix Fermin, R (1, 6) OBP: 0.296, SLG: 0.304	E5	1-2 G4-3	0-0 1B 1B			G5-3	L9			4 1 1 0 1 0 0												
Chris James, R (1, 9) OBP: 0.300, SLG: 0.357	G4-3	2-3	2-1 FC5-4 1B				G1-3		K	5 1 2 3 0 1 4												
Carlos Baerga, S (1, 4) OBP: 0.349, SLG: 0.425	E	4-2 BB	FC5-4 1-2			K		G3	K	4 0 0 0 1 2 5												
Brook Jacoby, R (1, 5) OBP: 0.265, SLG: 0.318	E5	2-2 FC5-4		1-3				K		3 0 0 0 1 2 1												
Luis Lopez, R (1, 10) OBP: 0.233, SLG: 0.267	FC5-4	2-0 1-2		1-0						4 0 1 0 0 0 3												
Jeff Manto, R (1, 3) OBP: 0.311, SLG: 0.270		1-1 G6-4-3 1B		1-0			F4		P3	4 0 1 0 0 0 1												
Joel Skinner, R (1, 2) OBP: 0.282, SLG: 0.377 Alex Cole, L (9, FH) OBP: 0.377, SLG: 0.355	G6-4-3	0-1 1-2		0-3			K		K	3 0 0 0 0 2 1 0 0 0 0 1 0 0												
Jerry Browne, S (1, 7) OBP: 0.233, SLG: 0.216		4-1 1B 1B BB		1-1			G6-3		F9	2 1 0 0 2 0 0												
Inning Stats	R: 1 E: 3 K: 0 S: 17	H: 0 LOB: 2 BB: 1 P: 26	R: 2 E: 0 K: 0 S: 13	H: 4 LOB: 2 BB: 1 P: 21	R: 0 E: 0 K: 1 S: 5	H: 0 LOB: 0 BB: 0 P: 8	R: 0 E: 0 K: 1 S: 6	H: 0 LOB: 0 BB: 0 P: 8	R: 1 E: 0 K: 1 S: 7	H: 1 LOB: 1 BB: 1 P: 14		R: 0 E: 0 K: 1 S: 7	H: 0 LOB: 0 BB: 0 P: 9	R: 0 E: 0 K: 0 S: 5	H: 0 LOB: 0 BB: 0 P: 9	R: 0 E: 0 K: 1 S: 12	H: 1 LOB: 1 BB: 0 P: 16	R: 0 E: 0 K: 3 S: 20	H: 0 LOB: 3 BB: 3 P: 36	1B: 5 2B: 0 3B: 0 HR: 1	SF: 0 SAC: 0 DP: 1 HBP: 0	WP: 0 PB: 0 SB: 0 CS: 0
PITCHER	IP WLS BF H R ER SO BB IBB HBP BLK WP HR S P ERA WHIP											PITCHER	IP WLS BF H R ER SO BB IBB HBP BLK WP HR S P ERA WHIP									
David Wells, L (1, 1) ERA: 2.99 Duane Ward, R (9, 1) ERA: 2.95 Tom Henke, R (9, 1) ERA: 1.84	8.0 W 34 6 4 3 5 3 0 0 0 0 0 1 72 111 3.38 1.125																					

AB 34
R 4
H 6
RBI 3
BB 6
SO 8
LOB 17



Batter	1	2	3	4	5	6	7	8	9	AB R H RBI BB SO LOB	BOTTOM									
Devon White, S (1, 8) OBP: 0.350, SLG: 0.394	G6-3	0-2			F8					5 0 2 0 0 0 0	Cleveland Indians @ Toronto Blue Jays SkyDome, Toronto, ON Fri Jun 21 1991, 7:05 PM EDT Att: 50,283 - Sunny - 77 F									
Roberto Alomar, S (1, 4) OBP: 0.341, SLG: 0.441	K	1-3	0-0		F7					5 1 1 0 0 1 3										
Joe Carter, R (1, 9) OBP: 0.359, SLG: 0.555	K	1-3 3B		0-0	L4-6 2B					4 2 2 2 0 1 1										
Kelly Gruber, R (1, 10) OBP: 0.333, SLG: 0.419		1-2 3B		1-0	L7					4 1 2 0 0 0 2										
Pat Tabler, R (1, 3) OBP: 0.336, SLG: 0.274		0-1 1B		0-0	L4-6					4 2 2 2 0 0 2										
Ed Sprague, R (1, 5) OBP: 0.415, SLG: 0.462 Rene Gonzales, R (9, 5) OBP: 0.315, SLG: 0.244		0-0 2B		2-3	K					4 2 2 3 0 1 0 0 0 0 0 0 0 0										
Pat Borders, R (1, 2) OBP: 0.287, SLG: 0.304		0-2 1B		0-0	G5-3					4 0 3 1 0 0 0										
Manuel Lee, S (1, 6) OBP: 0.321, SLG: 0.335		1-2 2B		2-2	G6-3					4 0 0 0 0 1 3										
Glenallen Hill, R (1, 7) OBP: 0.270, SLG: 0.419				1-0	G5-3					4 0 0 0 0 1 2										
Inning Stats	R: 4 E: 0 K: 2 S: 24	H: 4 LOB: 1 BB: 0 P: 28	R: 0 E: 0 K: 0 S: 5	H: 0 LOB: 0 BB: 0 P: 9	R: 0 E: 0 K: 1 S: 3	H: 1 LOB: 0 BB: 0 P: 4	R: 0 E: 0 K: 1 S: 7	H: 0 LOB: 0 BB: 0 P: 11	R: 2 E: 0 K: 0 S: 14	H: 3 LOB: 1 BB: 0 P: 22		R: 0 E: 0 K: 1 S: 11	H: 1 LOB: 0 BB: 0 P: 14	R: 0 E: 0 K: 0 S: 10	H: 1 LOB: 1 BB: 0 P: 14	R: 2 E: 0 K: 1 S: 19	H: 4 LOB: 2 BB: 0 P: 24	1B: 6 2B: 6 3B: 1 HR: 2	SF: 0 SAC: 0 DP: 1 HBP: 0	WP: 1 PB: 0 SB: 1 CS: 0
PITCHER	IP WLS BF H R ER SO BB IBB HBP BLK WP HR S P ERA WHIP											PITCHER	IP WLS BF H R ER SO BB IBB HBP BLK WP HR S P ERA WHIP							
Greg Swindell, L (1, 1) ERA: 2.7 Doug Jones, R (8, 1) ERA: 7.59	7.0 L 33 12 8 8 4 0 0 0 0 0 0 0 2 78 107 10.29 1.714																			



Batter	1	2	3	4	5	6	7	8	9	AB	R	H	RBI	BB	SO	LOB	TOP								
Alex Cole, L OBP: 0.373, SLG: 0.352 (1, 8)	G4-3		E 1B			G4-3		F7		4	0	1	0	0	0	1	Cleveland Indians @ Toronto Blue Jays SkyDome, Toronto, ON Sat Jun 22 1991, 3:33 AM EDT Att: 50,285 - Dome - 70 F								
Mike Aldrete, L OBP: 0.316, SLG: 0.258 (1, 3)	K		1-3 BB					F7		2	0	0	0	2	1										
Chris James, R OBP: 0.300, SLG: 0.355 (1, 7)			F7					FC5-4		4	0	1	0	0	1	4									
Sandy Alomar Jr., R OBP: 0.242, SLG: 0.245 (1, 10)	K					K				4	0	0	0	0	3	2									
Carlos Baerga, S OBP: 0.343, SLG: 0.417 (1, 4)		K2-3								4	0	0	0	0	2	0									
Brook Jacoby, R OBP: 0.294, SLG: 0.322 (1, 5)	P3									4	0	1	0	0	1	0									
Beau Alired, L OBP: 0.355, SLG: 0.328 (1, 9)	P6									3	0	0	0	0	0	1									
Joel Skinner, R OBP: 0.275, SLG: 0.368 (1, 2)			K							3	0	0	0	0	1	1									
Felix Fermin, R OBP: 0.299, SLG: 0.305 (1, 6)			G6-3							3	0	1	0	0	0	0									
Inning Stats	R: 0 E: 0 K: 2 S: 10	H: 1 LOB: 1 BB: 0 P: 11	R: 0 E: 0 K: 1 S: 9	H: 0 LOB: 0 BB: 0 P: 12	R: 0 E: 1 K: 1 S: 15	H: 1 LOB: 2 BB: 1 P: 22	R: 0 E: 0 K: 0 S: 7	H: 0 LOB: 0 BB: 0 P: 9	R: 0 E: 0 K: 0 S: 9	H: 0 LOB: 1 BB: 1 P: 13	R: 0 E: 0 K: 0 S: 12	H: 0 LOB: 1 BB: 1 P: 20	R: 0 E: 0 K: 0 S: 5	H: 1 LOB: 1 BB: 0 P: 9	R: 0 E: 0 K: 0 S: 7	H: 1 LOB: 0 BB: 0 P: 12	R: 0 E: 0 K: 3 S: 13	H: 0 LOB: 0 BB: 0 P: 18	1B: 3 2B: 1 3B: 0 HR: 0	SF: 0 SAC: 0 DP: 0 HBP: 0	WP: 0 PB: 0 SB: 0 CS: 0	PA: 33			
PITCHER	IP	WLS	BF	H	R	ER	SO	BB	IBB	HBP	BLK	WP	HR	S	P	ERA	WHIP								
Juan Guzman, R ERA: 4.6 (1, 1)	7.0	W	26	3	0	0	6	2	0	0	0	0	0	67	96	0.00	0.714								
Duane Ward, R ERA: 2.92 (8, 1)	2.0	S	7	1	0	0	3	0	0	0	0	0	0	20	30	0.00	0.500								

Batter	1	2	3	4	5	6	7	8	9	AB	R	H	RBI	BB	SO	LOB	BOTTOM								
Devon White, S OBP: 0.351, SLG: 0.398 (1, 8)	K	K				G3		HBP BB 1B		5	1	2	0	0	2	3	Cleveland Indians @ Toronto Blue Jays SkyDome, Toronto, ON Sat Jun 22 1991, 3:33 AM EDT Att: 50,285 - Dome - 70 F								
Roberto Alomar, S OBP: 0.342, SLG: 0.442 (1, 4)	G6-3	L7				WP SF9 2B		HBP BB		4	1	1	1	1	0	2									
Joe Carter, R OBP: 0.366, SLG: 0.568 (1, 9)	BB BB 1B					K		HBP BB		3	1	2	2	1	1	1									
Kelly Gruber, R OBP: 0.336, SLG: 0.407 (1, 10)	BB BB BB					BB		HBP		3	0	0	0	2	1	4									
Pat Tabler, R OBP: 0.336, SLG: 0.271 (1, 3)						SF9				1	0	0	1	1	0	0									
John Olerud, L OBP: 0.315, SLG: 0.388 (7, PH) (8, 3)										0	0	0	0	1	0	0									
Ed Sprague, R OBP: 0.400, SLG: 0.443 (1, 5)										4	0	0	0	0	3	6									
Rene Gonzales, R OBP: 0.315, SLG: 0.244 (8, 5)										0	0	0	0	0	0	0									
Pat Borders, R OBP: 0.257, SLG: 0.292 (1, 2)		P3								4	0	0	0	0	1	0									
Manuel Lee, S OBP: 0.324, SLG: 0.338 (1, 6)		BB 1B								4	0	2	0	0	0	0									
Glenallen Hill, R OBP: 0.279, SLG: 0.411 (1, 7)										2	1	0	0	2	0	1									
Inning Stats	R: 0 E: 0 K: 2 S: 11	H: 1 LOB: 3 BB: 2 P: 25	R: 0 E: 0 K: 1 S: 10	H: 1 LOB: 2 BB: 1 P: 15	R: 1 E: 0 K: 1 S: 8	H: 1 LOB: 0 BB: 0 P: 10	R: 0 E: 0 K: 0 S: 5	H: 0 LOB: 0 BB: 0 P: 8	R: 2 E: 0 K: 1 S: 18	H: 2 LOB: 1 BB: 1 P: 29	R: 0 E: 0 K: 0 S: 8	H: 1 LOB: 1 BB: 0 P: 10	R: 0 E: 1 K: 1 S: 10	H: 0 LOB: 2 BB: 2 P: 23	R: 1 E: 0 K: 2 S: 23	H: 1 LOB: 3 BB: 2 P: 38	1B: 4 2B: 2 3B: 0 HR: 1	SF: 1 SAC: 0 DP: 0 HBP: 1	WP: 1 PB: 0 SB: 0 CS: 0	PA: 40					
PITCHER	IP	WLS	BF	H	R	ER	SO	BB	IBB	HBP	BLK	WP	HR	S	P	ERA	WHIP								
Jeff Mutis, L ERA: 12.27 (1, 1)	5.0	L	24	5	3	3	5	4	0	0	0	0	0	18	33	0.00	1.800								
Jeff Shaw, R ERA: 8.1 (6, 1)	2.0		9	1	0	0	1	1	1	0	0	0	0	23	38	9.00	3.000								
Shawn Hillegas, R ERA: 2.12 (8, 1)	1.0		7	1	1	1	2	2	0	1	0	0	0	23	38	9.00	3.000								

Batter	1	2	3	4	5	6	7	8	9	AB	R	H	RBI	BB	SO	LOB	TOP				
Alex Cole, L OBP: 0.374, SLG: 0.349 (1, 8)										4	0	1	0	1	0	2	Cleveland Indians @ Toronto Blue Jays SkyDome, Toronto, ON Sun Jun 23 1991, 3:33 AM EDT Att: 50,275 - Sunny - 72 F				
Felix Fermin, R OBP: 0.291, SLG: 0.296 (1, 6)										5	0	0	0	0	1	2					
Mike Aldrete, L OBP: 0.366, SLG: 0.281 Mike Huff, R OBP: 0.387, SLG: 0.333 (7, PH) (7, 9)										1	0	1	0	2	0	0					
Sandy Alomar Jr., R OBP: 0.252, SLG: 0.255 (1, 10)										4	0	2	0	0	0	1					
Carlos Baerga, S OBP: 0.341, SLG: 0.411 (1, 5)										3	0	0	0	1	0	2					
Chris James, R OBP: 0.303, SLG: 0.355 (7, 7)										3	1	1	0	1	1	3					
Brook Jacoby, R OBP: 0.264, SLG: 0.321 (1, 3)										4	0	1	0	0	1	1					
Joel Skinner, R OBP: 0.268, SLG: 0.358 Jerry Browne, S OBP: 0.236, SLG: 0.222 (9, PH)										3	0	0	0	0	0	3					
Mark Lewis, R OBP: 0.317, SLG: 0.335 (1, 4)										4	0	1	1	0	0	3					
Inning Stats	R: 0 E: 0 K: 0 S: 7	H: 1 LOB: 1 BB: 1 P: 11	R: 0 E: 0 K: 0 S: 11	H: 2 LOB: 2 BB: 0 P: 15	R: 0 E: 0 K: 1 S: 14	H: 2 LOB: 3 BB: 1 P: 21	R: 0 E: 0 K: 0 S: 8	H: 0 LOB: 1 BB: 0 P: 13	R: 0 E: 0 K: 1 S: 9	H: 1 LOB: 1 BB: 1 P: 15	R: 0 E: 0 K: 0 S: 6	H: 0 LOB: 0 BB: 0 P: 8	R: 0 E: 0 K: 1 S: 10	H: 0 LOB: 0 BB: 0 P: 14	R: 0 E: 0 K: 0 S: 7	H: 1 LOB: 1 BB: 1 P: 13		1B: 8 2B: 0 3B: 0 HR: 0	SF: 0 SAC: 0 DP: 3 HBP: 0	WP: 0 PB: 1 SB: 1 CS: 0	PA: 38
PITCHER	IP WLS BF H R ER SO BB IBB HBP BLK WP HR S P ERA WHIP	5.0 0.2 23 4 1 0 2 3 0 0 0 0 0 49 75 0.00 1.800	6.1 0.2 4 1 1 0 2 1 0 0 0 0 0 5 13 13.50 3.000	6.1 2.1 7 0 0 0 2 0 0 0 0 0 0 18 25 0.00 0.000	9.1 1.0 4 1 0 0 0 1 0 0 0 0 0 7 13 0.00 2.000																

AB	33
R	1
H	8
RBI	1
BB	5
SO	4
LOB	17



Batter	1	2	3	4	5	6	7	8	9	AB	R	H	RBI	BB	SO	LOB	BOTTOM			
Devon White, S OBP: 0.352, SLG: 0.396 (1, 8)										4	1	1	0	1	1	2	Cleveland Indians @ Toronto Blue Jays SkyDome, Toronto, ON Sun Jun 23 1991, 3:33 AM EDT Att: 50,275 - Sunny - 72 F			
Roberto Alomar, S OBP: 0.338, SLG: 0.435 (1, 4)										4	0	0	0	0	6					
Joe Carter, R OBP: 0.371, SLG: 0.584 (1, 9)										3	1	2	1	1	0					
Rance Mulliniks, L OBP: 0.485, SLG: 0.466 Pat Tabler, R OBP: 0.342, SLG: 0.271 (7, PH)										2	0	0	0	1	1					
John Olerud, L OBP: 0.318, SLG: 0.387 (1, 3)										3	0	1	1	1	0					
Greg Myers, L OBP: 0.329, SLG: 0.404 Glenallen Hill, R OBP: 0.279, SLG: 0.411 Pat Borders, R OBP: 0.255, SLG: 0.290 (7, 2)										3	0	2	0	0	2					
Ed Sprague, R OBP: 0.369, SLG: 0.430 Rene Gonzales, R OBP: 0.309, SLG: 0.239 (7, 5)										3	0	0	0	1	2					
Manuel Lee, S OBP: 0.327, SLG: 0.343 (1, 6)										3	0	2	1	0	1					
Mookie Wilson, S OBP: 0.280, SLG: 0.387 (1, 7)										4	0	2	0	0	2					
Inning Stats	R: 1 E: 0 K: 1 S: 19	H: 2 LOB: 2 BB: 1 P: 34	R: 0 E: 0 K: 0 S: 10	H: 2 LOB: 2 BB: 0 P: 18	R: 0 E: 0 K: 1 S: 7	H: 0 LOB: 0 BB: 0 P: 9	R: 0 E: 0 K: 1 S: 12	H: 2 LOB: 3 BB: 1 P: 23	R: 0 E: 0 K: 0 S: 6	H: 1 LOB: 0 BB: 0 P: 11	R: 1 E: 0 K: 0 S: 15	H: 2 LOB: 1 BB: 0 P: 24	R: 1 E: 0 K: 0 S: 14	H: 1 LOB: 3 BB: 3 P: 33	R: 0 E: 0 K: 1 S: 7	H: 0 LOB: 0 BB: 0 P: 11		1B: 7 2B: 3 3B: 0 HR: 1	SF: 1 SAC: 0 DP: 1 HBP: 0	WP: 0 PB: 0 SB: 1 CS: 1
PITCHER	IP WLS BF H R ER SO BB IBB HBP BLK WP HR S P ERA WHIP	6.0 0.1 27 3 1 1 0 2 1 0 0 0 0 69 119 3.00 1.833	7.1 0.1 3 1 1 1 0 0 1 0 0 0 0 4 10 27.00 3.000	7.1 1.2 7 0 0 0 1 2 0 0 0 0 0 17 34 0.00 1.200																



Batter	1	2	3	4	5	6	7	8	9	AB	R	H	RBI	BB	SO	LOB	TOP									
Devon White, S OBP: 0.358, SLG: 0.403	1-0 G4-3 1B		2-3 K	3-2 S 1B		1 SAFE 4-1 BB			2-2 G4-3	4	1	2	0	1	1	0	Toronto Blue Jays @ Minnesota Twins Hubert H. Humphrey Metrodome, Minneapolis, MN Tue Jun 25 1991, 8:05 PM EDT Att: 26,350 - Dome - 70 F livebaseballscorecards.com									
Roberto Alomar, S OBP: 0.341, SLG: 0.437	0-0 G4-3		4-1 WP S BB	1 SAFE 1-2 S 1B		3-2 L8			2-1 G6-3	4	0	1	1	1	0	3										
Joe Carter, R OBP: 0.367, SLG: 0.576	0-3 K		3-1 F7	1-3 K					2-2 F9	5	0	0	0	0	2	3										
Kelly Gruber, R OBP: 0.333, SLG: 0.429	1-0 F8			0-0 HR					0-0 P4	4	1	1	1	0	0	1										
Rance Mulliniks, L OBP: 0.471, SLG: 0.450		0-2 G4-3		1-1 G6-3					2-2 F8	4	0	0	0	0	0	0										
John Olerud, L OBP: 0.311, SLG: 0.394		0-0 G3-1		2-1 HR					0-2 G3	4	1	1	1	0	0	0										
Greg Myers, L OBP: 0.345, SLG: 0.432		2-0 1B		3-2 E 1B		0-0 FC3-6 1B			1-1 HR	4	2	4	1	0	0	0										
Manuel Lee, S OBP: 0.325, SLG: 0.336		0-3 K		0-1 E9 SF9 1B		0-2 FC3-6 BB			3-2 G6-3	4	1	1	0	0	1	2										
Mookie Wilson, S OBP: 0.280, SLG: 0.399			1-0 G4-3	0-2 SF9		1-2 P6			1-1 G1-3	3	0	0	1	0	0	1										
Inning Stats	R: 0 E: 0 K: 1 S: 7	H: 1 LOB: 1 BB: 0 P: 9	R: 0 E: 0 K: 1 S: 9	H: 1 LOB: 1 BB: 0 P: 11	R: 0 E: 0 K: 1 S: 7	H: 0 LOB: 1 BB: 1 P: 17	R: 5 E: 1 K: 1 S: 24	H: 6 LOB: 1 BB: 0 P: 35	R: 0 E: 0 K: 0 S: 8	H: 0 LOB: 0 BB: 0 P: 10	R: 0 E: 0 K: 0 S: 14	H: 1 LOB: 2 BB: 1 P: 22	R: 0 E: 0 K: 0 S: 8	H: 0 LOB: 0 BB: 0 P: 12	R: 1 E: 0 K: 0 S: 11	H: 1 LOB: 0 BB: 0 P: 18	R: 0 E: 0 K: 0 S: 12	H: 0 LOB: 0 BB: 0 P: 18	1B: 7 2B: 0 3B: 0 HR: 3	SF: 1 SAC: 0 DP: 0 HBP: 0	WP: 1 PB: 0 SB: 3 CS: 0	PA: 39				
PITCHER	IP	WLS	BF	H	R	ER	SO	BB	IBB	HBP	BLK	WP	HR	S	P	ERA	WHIP									
Jack Morris, R ERA: 3.88	(1, 1)	7.0	W	32	9	5	5	4	2	0	0	0	1	2	77	116	6.43	1.571								
Steve Bedrosian, R ERA: 3.92	(8, 1)	1.0		4	1	1	1	0	0	0	0	0	0	1	11	18	9.00	1.000								
Rick Aguilera, R ERA: 2.78	(9, 1)	1.0	S	3	0	0	0	0	0	0	0	0	0	0	12	18	0.00	0.000								

Batter	1	2	3	4	5	6	7	8	9	AB	R	H	RBI	BB	SO	LOB	BOTTOM									
Dan Gladden, R OBP: 0.332, SLG: 0.382	2-3 K		0-0 FC6-4 SF8 1B	3-2 2B		4-1 BB			2-2 F8	4	1	2	0	1	1	0	Toronto Blue Jays @ Minnesota Twins Hubert H. Humphrey Metrodome, Minneapolis, MN Tue Jun 25 1991, 8:05 PM EDT Att: 26,350 - Dome - 70 F livebaseballscorecards.com									
Chuck Knoblauch, R OBP: 0.356, SLG: 0.350	0-1 HR 1B		1 SAFE 0-1 FC6-4 1B	2-3 K		1 SAFE 1-0 F9			0-0 P4	5	1	2	0	0	1	2										
Kirby Puckett, R OBP: 0.359, SLG: 0.495	2-2 F9		0-1 FC6-4 BB 1B		0-0 P6				1-0 SH1-4 SF9 HBP	4	2	1	0	0	0	3										
Chili Davis, S OBP: 0.380, SLG: 0.550	1-0 HR		4-2 BB 1B BB		3-3 K				4-2 SF9 SH1-4 BB	2	2	1	2	3	1	0										
Brian Harper, R OBP: 0.368, SLG: 0.479	2-1 1B		0-0 SF8		2-1 G5-3				0-1 SH1-4	3	0	1	1	0	0	2										
Shane Mack, R OBP: 0.333, SLG: 0.479	2-2 F8		4-2 1B BB			0-3 K			0-2 SF9	2	0	0	1	1	1	1										
Gene Larkin, S OBP: 0.358, SLG: 0.352		2-2 G3-6-3 1B	0-1 1-2 2H 3H 1B			0-1 HR 1B			0-1 1B IBB	3	1	3	1	1	0	0										
Mike Pagliarulo, L OBP: 0.271, SLG: 0.352	1-2 G3-6-3			2-0 G4-3		0-0 HR 1B			1-1 1B IBB	3	1	1	2	0	0	1										
Al Newman, S OBP: 0.291, SLG: 0.223	1-2 G3-6-3					1-1 HR 1B			1-2 3H 1B	1	0	1	1	0	0	0										
Greg Gagne, R OBP: 0.319, SLG: 0.422		0-3 K		2-3 K		0-2 G4-3			1-2 F7	4	0	0	0	0	2	2										
Inning Stats	R: 2 E: 0 K: 1 S: 15	H: 3 LOB: 1 BB: 0 P: 24	R: 0 E: 0 K: 1 S: 9	H: 1 LOB: 0 BB: 0 P: 12	R: 2 E: 0 K: 0 S: 13	H: 3 LOB: 2 BB: 2 P: 21	R: 0 E: 0 K: 2 S: 11	H: 1 LOB: 1 BB: 0 P: 20	R: 0 E: 0 K: 1 S: 6	H: 0 LOB: 0 BB: 0 P: 11	R: 2 E: 0 K: 1 S: 11	H: 2 LOB: 1 BB: 1 P: 16	R: 2 E: 0 K: 0 S: 14	H: 1 LOB: 2 BB: 2 P: 25	R: 0 E: 0 K: 0 S: 7	H: 1 LOB: 2 BB: 1 P: 15	1B: 8 2B: 2 3B: 0 HR: 2	SF: 2 SAC: 1 DP: 1 HBP: 1	WP: 0 PB: 0 SB: 1 CS: 0	PA: 41						
PITCHER	IP	WLS	BF	H	R	ER	SO	BB	IBB	HBP	BLK	WP	HR	S	P	ERA	WHIP									
Todd Stottlemyre, R ERA: 3.32	(1, 1)	6.0	L	29	6	6	6	0	3	0	0	0	0	8	13	27.00	1.500									
Jim Acker, R ERA: 5.57	(7, 1)	0.2		4	0	2	2	0	1	0	1	0	0	0	6	12	0.00	3.000								
Bob MacDonald, L ERA: 0.92	(7, 1)	0.1		3	1	0	0	0	0	1	0	0	0	0	7	15	0.00	1.000								
Mickey Weston, R ERA:	(8, 1)	1.0		5	1	0	0	0	0	1	0	0	0	0	7	15	0.00	1.000								

AB	36
R	6
H	10
RBI	5
BB	2
SO	4
LOB	10





AB	31
R	8
H	12
RBI	8
BB	6
SO	6
LOB	11



Batter	1	2	3	4	5	6	7	8	9	AB	R	H	RBI	BB	SO	LOB	TOP								
Devon White, S OBP: 0.362, SLG: 0.418 (1, 8)										5	2	3	1	0	1	2	Toronto Blue Jays @ Minnesota Twins Hubert H. Humphrey Metrodome, Minneapolis, MN Wed Jun 26 1991, 8:05 PM EDT Att: 25,503 - Dome - 70 F livebaseballscorecards.com								
Roberto Alomar, S OBP: 0.345, SLG: 0.445 (1, 4)										4	1	2	2	1	0	2									
Joe Carter, R OBP: 0.374, SLG: 0.587 (1, 9)										5	0	4	2	0	0	1									
Kelly Gruber, R OBP: 0.328, SLG: 0.414 (1, 5)										4	0	0	0	1	0	4									
Pat Tabler, R OBP: 0.331, SLG: 0.263 Rance Mulliniks, L (7, PH) OBP: 0.462, SLG: 0.439											3	0	0	0	0	3									
Ed Sprague, R OBP: 0.370, SLG: 0.406 John Olerud, L OBP: 0.310, SLG: 0.392 (7, 3)											3	0	0	0	0	1									
Pat Borders, R OBP: 0.243, SLG: 0.277 (1, 2)										4	0	0	0	0	1	0									
Manuel Lee, S OBP: 0.324, SLG: 0.335 (1, 6)										4	1	1	0	0	1	0									
Glenallen Hill, R OBP: 0.296, SLG: 0.434 (1, 7)										4	1	3	0	0	0	1									
Inning Stats	R: 2 E: 0 K: 0 S: 15	H: 3 LOB: 1 BB: 0 P: 21	R: 0 E: 0 K: 0 S: 9	H: 1 LOB: 1 BB: 0 P: 16	R: 0 E: 0 K: 0 S: 12	H: 1 LOB: 2 BB: 1 P: 21	R: 2 E: 0 K: 1 S: 12	H: 3 LOB: 0 BB: 1 P: 24	R: 0 E: 0 K: 2 S: 8	H: 0 LOB: 0 BB: 0 P: 11	R: 1 E: 0 K: 1 S: 15	H: 2 LOB: 1 BB: 0 P: 22	R: 0 E: 0 K: 1 S: 7	H: 0 LOB: 0 BB: 0 P: 12	R: 0 E: 0 K: 0 S: 10	H: 2 LOB: 2 BB: 0 P: 12		R: 0 E: 0 K: 0 S: 5	H: 1 LOB: 0 BB: 0 P: 5	1B: 7 2B: 5 3B: 2 HR: 0	SF: 0 SAC: 0 DP: 1 HBP: 0	WP: 1 PB: 0 SB: 2 CS: 0	PA: 41		
PITCHER	IP	WLS	BF	H	R	ER	SO	BB	IBB	HBP	BLK	WP	HR	S	P	ERA	WHIP								
Mark Guthrie, L ERA: 5.66 (1, 1)	3.2	L	21	8	4	4	1	2	0	0	0	0	0	46	78	9.82	2.727								
Carl Willis, R ERA: 3.03 (4, 1)	4.0		16	4	1	1	4	0	0	0	0	1	0	41	60	2.25	1.000								
Terry Leach, R ERA: 3.26 (8, 1)	1.1		4	1	0	0	0	0	0	0	0	0	0	6	6	0.00	0.750								

Batter	1	2	3	4	5	6	7	8	9	AB	R	H	RBI	BB	SO	LOB	BOTTOM								
Dan Gladden, R OBP: 0.331, SLG: 0.380 (1, 7)										4	0	1	0	0	0	0	Toronto Blue Jays @ Minnesota Twins Hubert H. Humphrey Metrodome, Minneapolis, MN Wed Jun 26 1991, 8:05 PM EDT Att: 25,503 - Dome - 70 F livebaseballscorecards.com								
Chuck Knoblauch, R OBP: 0.358, SLG: 0.352 (1, 4)										4	1	2	0	0	0	2									
Kirby Puckett, R OBP: 0.358, SLG: 0.489 (1, 8)										3	0	0	0	1	0	1									
Chili Davis, S OBP: 0.382, SLG: 0.565 (1, 10)										4	1	2	2	0	1	2									
Brian Harper, R OBP: 0.362, SLG: 0.470 (1, 2)										4	0	0	0	0	0	3									
Shane Mack, R OBP: 0.331, SLG: 0.473 (1, 9)											4	0	1	0	0	1		1							
Gene Larkin, S OBP: 0.355, SLG: 0.349 (1, 3)											4	0	1	0	0	0		1							
Scott Leius, R OBP: 0.374, SLG: 0.342 Al Newman, S (9, PH) OBP: 0.288, SLG: 0.221											3	0	1	0	0	0		1							
Greg Gagne, R OBP: 0.315, SLG: 0.416 Randy Bush, L (9, PH) OBP: 0.310, SLG: 0.355											3	0	0	0	0	0		2							
Inning Stats	R: 0 E: 0 K: 1 S: 10	H: 1 LOB: 2 BB: 1 P: 18	R: 0 E: 0 K: 0 S: 8	H: 0 LOB: 0 BB: 0 P: 13	R: 0 E: 0 K: 0 S: 6	H: 0 LOB: 0 BB: 0 P: 11	R: 0 E: 0 K: 1 S: 7	H: 1 LOB: 0 BB: 0 P: 9	R: 0 E: 0 K: 0 S: 9	H: 2 LOB: 2 BB: 0 P: 12	R: 0 E: 0 K: 0 S: 6	H: 0 LOB: 0 BB: 0 P: 8	R: 0 E: 0 K: 0 S: 7	H: 1 LOB: 1 BB: 0 P: 9	R: 2 E: 0 K: 0 S: 8	H: 2 LOB: 0 BB: 0 P: 11		R: 0 E: 0 K: 0 S: 8	H: 1 LOB: 1 BB: 0 P: 13	1B: 5 2B: 2 3B: 0 HR: 1	SF: 0 SAC: 0 DP: 0 HBP: 0	WP: 1 PB: 0 SB: 0 CS: 0	PA: 36		
PITCHER	IP	WLS	BF	H	R	ER	SO	BB	IBB	HBP	BLK	WP	HR	S	P	ERA	WHIP								
David Wells, L ERA: 2.93 (1, 1)	8.0	W	32	7	2	2	2	1	0	0	0	0	0	61	91	2.25	1.000								
Tom Henke, R ERA: 1.53 (9, 1)	1.0	S	4	1	0	0	0	0	0	0	0	0	0	8	13	0.00	1.000								

Batter	1	2	3	4	5	6	7	8	9	AB	R	H	RBI	BB	SO	LOB	TOP						
Devon White, S (1, 8) OBP: 0.357, SLG: 0.412	F9		K			G6-3		K		4	0	0	0	0	2	0	Toronto Blue Jays @ Minnesota Twins Hubert H. Humphrey Metrodome, Minneapolis, MN Thu Jun 27 1991, 4:33 AM EDT Att: 35,598 - Dome - 70 F						
Roberto Alomar, S (1, 4) OBP: 0.344, SLG: 0.442	G3			FC5-4 1B		F7		K		4	0	1	0	0	1	0							
Joe Carter, R (1, 9) OBP: 0.372, SLG: 0.586	P6			F7		F7			L7	4	0	1	0	0	0	1							
Kelly Gruber, R (1, 5) OBP: 0.319, SLG: 0.400		G6-3		FC5-4 E		P3		K		4	1	0	0	0	1	2							
Rance Mulliniks, L (1, 10) OBP: 0.445, SLG: 0.419	G3			E7				K		4	0	0	0	0	1	0							
Greg Myers, L (1, 2) OBP: 0.344, SLG: 0.430				F8						3	0	1	0	0	0	1							
John Olerud, L (1, 3) OBP: 0.310, SLG: 0.391						G5-3				3	0	1	0	0	0	1							
Manuel Lee, S (1, 6) OBP: 0.320, SLG: 0.330			F7		K			F8		3	0	0	0	0	1	1							
Mookie Wilson, S (1, 7) OBP: 0.275, SLG: 0.390			G5-3		K					3	0	0	0	0	1	0	 AB 32 R 1 H 4 RBI 0 BB 0 SO 7 LOB 6						
Inning Stats	R: 0 E: 0 K: 0 S: 5	H: 0 LOB: 0 BB: 0 P: 7	R: 0 E: 0 K: 0 S: 9	H: 1 LOB: 1 BB: 0 P: 15	R: 0 E: 0 K: 1 S: 11	H: 0 LOB: 0 BB: 0 P: 16	R: 1 E: 1 K: 0 S: 10	H: 1 LOB: 1 BB: 0 P: 13	R: 0 E: 0 K: 2 S: 8	H: 0 LOB: 0 BB: 0 P: 10	R: 0 E: 0 K: 0 S: 8	H: 1 LOB: 1 BB: 0 P: 13	R: 0 E: 0 K: 0 S: 7	H: 1 LOB: 1 BB: 0 P: 9	R: 0 E: 0 K: 2 S: 8	H: 0 LOB: 0 BB: 0 P: 14		R: 0 E: 0 K: 2 S: 9	H: 0 LOB: 0 BB: 0 P: 12	1B: 3 2B: 1 3B: 0 HR: 0	SF: 0 SAC: 0 DP: 0 HBP: 0	WP: 0 PB: 0 SB: 0 CS: 0	PA: 32
PITCHER Kevin Tapani, R (1, 1) ERA: 3.06	IP: 9.0 WLS: L BF: 32	H: 4 R: 1 ER: 0 SO: 7	BB: 0 IBB: 0 HBP: 0 BLK: 0	WP: 0 HR: 0 S: 75 P: 109	ERA: 0.00 WHIP: 0.444	PITCHER										IP: 9.0 WLS: L BF: 32		H: 4 R: 1 ER: 0 SO: 7	BB: 0 IBB: 0 HBP: 0 BLK: 0	WP: 0 HR: 0 S: 75 P: 109	ERA: 0.00 WHIP: 0.444		

Batter	1	2	3	4	5	6	7	8	9	AB	R	H	RBI	BB	SO	LOB	BOTTOM							
Chuck Knoblauch, R (1, 4) OBP: 0.356, SLG: 0.348	F9		P4			F8				3	0	0	0	1	0	1	Toronto Blue Jays @ Minnesota Twins Hubert H. Humphrey Metrodome, Minneapolis, MN Thu Jun 27 1991, 4:33 AM EDT Att: 35,598 - Dome - 70 F							
Shane Mack, R (1, 7) OBP: 0.329, SLG: 0.467	K		FC6-4					G6-3		4	0	1	0	0	1	2								
Kirby Puckett, R (1, 8) OBP: 0.353, SLG: 0.482	G4-3				K				K	4	0	0	0	0	3	1								
Chili Davis, S (1, 10) OBP: 0.380, SLG: 0.558		E4			G4-3				G4-3	3	0	0	0	1	0	0								
Randy Bush, L (1, 3) OBP: 0.293, SLG: 0.333		P4			G3				K	4	0	0	0	0	2	2								
Pedro Munoz, R (1, 9) OBP: 0.333, SLG: 0.438		K			G6-3					3	0	1	0	0	1	1								
Junior Ortiz, R (1, 2) OBP: 0.336, SLG: 0.276		K			G4-3				FC6-4	3	0	0	0	0	1	2								
Mike Pagliarulo, L (1, 5) OBP: 0.272, SLG: 0.352					L7				P5	3	0	1	0	0	0	0								
Al Newman, S (1, 6) OBP: 0.281, SLG: 0.215					L7				G5-3	3	0	0	0	0	0	1		 AB 30 R 0 H 3 RBI 0 BB 2 SO 8 LOB 10						
Inning Stats	R: 0 E: 0 K: 1 S: 9	H: 0 LOB: 0 BB: 0 P: 14	R: 0 E: 1 K: 2 S: 10	H: 0 LOB: 1 BB: 0 P: 16	R: 0 E: 0 K: 0 S: 10	H: 1 LOB: 1 BB: 0 P: 17	R: 0 E: 0 K: 1 S: 6	H: 0 LOB: 0 BB: 0 P: 10	R: 0 E: 0 K: 0 S: 6	H: 0 LOB: 0 BB: 0 P: 9	R: 0 E: 0 K: 1 S: 7	H: 1 LOB: 1 BB: 0 P: 11	R: 0 E: 0 K: 1 S: 10	H: 1 LOB: 1 BB: 1 P: 19	R: 0 E: 0 K: 0 S: 12	H: 0 LOB: 1 BB: 1 P: 21			R: 0 E: 0 K: 2 S: 9	H: 0 LOB: 0 BB: 0 P: 14	1B: 3 2B: 1 3B: 0 HR: 0	SF: 0 SAC: 0 DP: 1 HBP: 0	WP: 0 PB: 0 SB: 1 CS: 1	PA: 32
PITCHER Juan Guzman, R (1, 1) ERA: 3.09	IP: 7.2 WLS: W BF: 28	H: 3 R: 0 ER: 0 SO: 6	BB: 2 IBB: 0 HBP: 0 BLK: 0	WP: 0 HR: 0 S: 68 P: 113	ERA: 0.00 WHIP: 0.652	PITCHER										IP: 7.2 WLS: W BF: 28			H: 3 R: 0 ER: 0 SO: 6	BB: 2 IBB: 0 HBP: 0 BLK: 0	WP: 0 HR: 0 S: 68 P: 113	ERA: 0.00 WHIP: 0.652		
Duane Ward, R (8, 1) ERA: 2.69	0.1	1	0	0	0	0	0	0	0	2	4	0.00	0.000											
Tom Henke, R (9, 1) ERA: 1.45	1.0	S	3	0	0	0	2	0	0	9	14	0.00	0.000											

Batter	1	2	3	4	5	6	7	8	9	AB	R	H	RBI	BB	SO	LOB	TOP											
Edgar Martinez, R OBP: 0.417, SLG: 0.416 (1, 5)										5	0	0	0	0	1	3												
Harold Reynolds, S OBP: 0.337, SLG: 0.354 (1, 4)										3	1	1	0	1	0	2												
Ken Griffey Jr., L OBP: 0.364, SLG: 0.436 (1, 8)										3	1	1	1	1	0	1												
Pete O'Brien, L OBP: 0.295, SLG: 0.376 (1, 3)										4	0	1	1	0	1	4												
Alvin Davis, L OBP: 0.318, SLG: 0.371 (1, 10)										4	0	0	0	0	1	1												
Dave Cochrane, S OBP: 0.400, SLG: 0.468 (1, 7)										4	0	2	0	0	1	0												
Dave Valle, R OBP: 0.254, SLG: 0.191 (8, 2)										4	1	1	1	0	0	3												
Jay Buhner, R OBP: 0.333, SLG: 0.482 (1, 9)										3	0	1	0	0	0	1												
Scott Bradley, L OBP: 0.283, SLG: 0.236 (1, 2)										1	0	0	0	0	1	0												
Greg Briley, L OBP: 0.253, SLG: 0.269 (8, 7)										1	0	0	0	0	1	0												
Omar Vizquel, S OBP: 0.287, SLG: 0.284 (1, 6)										4	0	2	0	0	1	0												
Inning Stats	R: 2 E: 0 K: 0 S: 12	H: 3 LOB: 2 BB: 1 P: 24	R: 0 E: 0 K: 0 S: 12	H: 2 LOB: 3 BB: 1 P: 21	R: 0 E: 0 K: 1 S: 12	H: 1 LOB: 1 BB: 0 P: 20	R: 0 E: 0 K: 1 S: 10	H: 1 LOB: 0 BB: 0 P: 14	R: 0 E: 0 K: 0 S: 10	H: 0 LOB: 0 BB: 0 P: 17	R: 1 E: 0 K: 1 S: 11	H: 1 LOB: 0 BB: 0 P: 19	R: 0 E: 0 K: 1 S: 14	H: 1 LOB: 1 BB: 0 P: 21	R: 0 E: 0 K: 0 S: 8	H: 0 LOB: 0 BB: 0 P: 14	R: 0 E: 0 K: 2 S: 9	H: 0 LOB: 0 BB: 0 P: 9	1B: 7 2B: 2 3B: 0 HR: 1	SF: 0 SAC: 0 DP: 1 HBP: 0	WP: 0 PB: 0 SB: 1 CS: 1	PA: 37						
PITCHER	IP	WLS	BF	H	R	ER	SO	BB	IBB	HBP	BLK	WP	HR	S	P	ERA	WHIP											
Tom Candiotti, R ERA: 2.36 (1, 1)	6.0	L	27	8	3	3	3	2	0	0	0	0	0	1	67	115	4.50	1.667										
Mike Timlin, R ERA: 3.34 (7, 1)	0.2		3	1	0	0	0	0	0	0	0	0	0	0	11	16	0.00	1.500										
Bob MacDonald, L ERA: 0.87 (7, 1)	1.0		3	0	0	0	1	0	0	0	0	0	0	0	8	15	0.00	0.000										
Duane Ward, R ERA: 2.61 (8, 1)	1.1	S	4	0	0	0	2	0	0	0	0	0	0	0	12	13	0.00	0.000										

Seattle Mariners @ Toronto Blue Jays
SkyDome, Toronto, ON
Fri Jun 28 1991, 7:05 PM EDT
Att: 50,297 - Sunny - 89 F

AB 35
R 3
H 9
RBI 3
BB 2
SO 6
LOB 15



Batter	1	2	3	4	5	6	7	8	9	AB	R	H	RBI	BB	SO	LOB	BOTTOM										
Devon White, S OBP: 0.356, SLG: 0.416 (1, 8)										4	0	1	0	0	0	0											
Roberto Alomar, S OBP: 0.343, SLG: 0.439 (1, 4)										4	0	1	0	0	0	1											
Joe Carter, R OBP: 0.368, SLG: 0.578 (1, 9)										4	0	0	0	0	2	1											
Kelly Gruber, R OBP: 0.324, SLG: 0.427 (1, 5)										4	1	2	1	0	0	0											
Pat Tabler, R OBP: 0.331, SLG: 0.265 (1, 10)										3	0	1	0	0	0	1											
Rance Mulliniks, L OBP: 0.441, SLG: 0.414 (9, PH)										1	0	0	0	0	1	0											
Ed Sprague, R OBP: 0.364, SLG: 0.398 (1, 3)										2	0	0	0	0	0	1											
John Olerud, L OBP: 0.316, SLG: 0.397 (7, PH)										2	0	2	0	0	0	0											
Derek Bell, R (1, 7)										3	0	0	0	1	1	3											
Pat Borders, R OBP: 0.239, SLG: 0.272 (1, 2)										2	0	0	0	0	0	2											
Greg Myers, L OBP: 0.343, SLG: 0.428 (7, PH)										1	0	0	0	0	0	2											
Greg Myers, L OBP: 0.343, SLG: 0.428 (8, 2)																											
Manuel Lee, S OBP: 0.316, SLG: 0.326 (1, 6)										3	0	0	0	0	0	0											
Inning Stats	R: 0 E: 0 K: 1 S: 8	H: 0 LOB: 0 BB: 0 P: 12	R: 0 E: 0 K: 0 S: 5	H: 0 LOB: 0 BB: 0 P: 7	R: 0 E: 0 K: 0 S: 7	H: 0 LOB: 0 BB: 0 P: 10	R: 0 E: 0 K: 1 S: 7	H: 0 LOB: 0 BB: 0 P: 10	R: 0 E: 0 K: 0 S: 8	H: 1 LOB: 2 BB: 1 P: 17	R: 0 E: 0 K: 0 S: 3	H: 1 LOB: 0 BB: 0 P: 6	R: 1 E: 0 K: 0 S: 9	H: 3 LOB: 2 BB: 0 P: 12	R: 0 E: 0 K: 0 S: 12	H: 1 LOB: 1 BB: 0 P: 16	R: 0 E: 0 K: 2 S: 13	H: 1 LOB: 1 BB: 0 P: 14	1B: 5 2B: 1 3B: 1 HR: 1	SF: 0 SAC: 0 DP: 1 HBP: 0	WP: 0 PB: 0 SB: 0 CS: 0	PA: 34					
PITCHER	IP	WLS	BF	H	R	ER	SO	BB	IBB	HBP	BLK	WP	HR	S	P	ERA	WHIP										
Bill Krueger, L ERA: 3.62 (7, 1)	0.1		2	1	0	0	0	0	0	0	0	0	0	4	5	0.00	3.000										
Russ Swan, L ERA: 2.59 (7, 1)	1.0	S	4	1	0	0	0	0	0	0	0	0	0	12	15	0.00	1.000										
Michael Jackson, R ERA: 2.7 (8, 1)	1.1	S	5	1	0	0	2	0	0	0	0	0	0	15	18	0.00	0.750										

Seattle Mariners @ Toronto Blue Jays
SkyDome, Toronto, ON
Fri Jun 28 1991, 7:05 PM EDT
Att: 50,297 - Sunny - 89 F

AB 33
R 1
H 7
RBI 1
BB 1
SO 4
LOB 11



Batter	1	2	3	4	5	6	7	8	9	AB	R	H	RBI	BB	SO	LOB	TOP										
Edgar Martinez, R (1, 5) OBP: 0.414, SLG: 0.418	0-1 2B		1-1 F8		0-2 FC6 FC4-2		1-0 G1-3			4	0	1	0	0	0	2	Seattle Mariners @ Toronto Blue Jays SkyDome, Toronto, ON Sat Jun 29 1991, 3:33 AM EDT Att: 50,268 - Dome - 70 F										
Harold Reynolds, S (1, 10) OBP: 0.353, SLG: 0.349	0-2 F7		3-2 G6-3		2-0 FC4-2		2-0 F9			4	0	0	0	0	0	3											
Henry Cotto, R (1, 8) OBP: 0.356, SLG: 0.439 Ken Griffey Jr., L (5, PH) OBP: 0.361, SLG: 0.433 (5, 8)	3-0 F8			2-3 K		2-2 G3		1-3 K		2	0	0	0	0	1	1											
Jay Buhner, R (1, 9) OBP: 0.337, SLG: 0.479	1-0 G5-3			3-2 FC1-6 1B		4-0 FC1-6 BB		1-3 K		3	0	1	0	1	1	1											
Dave Cochrane, S (1, 3) OBP: 0.370, SLG: 0.431 (6, 7)		1-0 G5-3		0-1 FC1-6 1B		0-1 FC1-6 CS 1B			2-3 K	1	4	0	0	0	0	1		2									
Alonzo Powell, R (1, 7) OBP: 0.190, SLG: 0.244 Pete O'Brien, L (6, PH) OBP: 0.299, SLG: 0.378 (6, 3)		2-0 1B		1-0 1B		1-1 SAFE 1-2 1B		4-2 FC4 BB		2	2	0	0	0	0	0		0									
Dave Valle, R (1, 2) OBP: 0.250, SLG: 0.187 Greg Briley, L (9, PH) OBP: 0.251, SLG: 0.267		0-1 F8		2-1 F7		3-3 K		1-3 K		2	3	0	0	0	0	1		5									
Omar Vizquel, S (1, 6) OBP: 0.286, SLG: 0.283		1-1 F9			1-2 FC6 FC4-2 1B		2-3 K		0-1 FC4	3	4	0	1	0	0	1		2									
Jeff Schaefer, R (1, 4) OBP: 0.253, SLG: 0.333			2-2 F7		1-2 FC6 1B		2-1 G5-3				3	0	1	0	0	0		0									
Inning Stats	R: 0 E: 0 K: 0 S: 7	H: 1 LOB: 1 BB: 0 P: 11	R: 0 E: 0 K: 0 S: 6	H: 1 LOB: 1 BB: 0 P: 10	R: 0 E: 0 K: 0 S: 14	H: 0 LOB: 0 BB: 0 P: 20	R: 0 E: 0 K: 1 S: 12	H: 2 LOB: 2 BB: 0 P: 20	R: 0 E: 0 K: 1 S: 15	H: 1 LOB: 2 BB: 1 P: 16	R: 0 E: 0 K: 1 S: 8	H: 0 LOB: 0 BB: 0 P: 13	R: 0 E: 0 K: 2 S: 8	H: 0 LOB: 0 BB: 0 P: 12	R: 0 E: 0 K: 2 S: 10	H: 0 LOB: 1 BB: 1 P: 17		1B: 6 2B: 2 3B: 0 HR: 0	SF: 0 SAC: 0 DP: 1 HBP: 0	WP: 0 PB: 0 SB: 0 CS: 1	PA: 35						
PITCHER	IP	WLS	BF	H	R	ER	SO	BB	IBB	HBP	BLK	WP	HR	S	P	ERA	WHIP										
Jimmy Key, L (1, 1) ERA: 2.3	4.0		17	5	0	0	1	0	0	0	0	0	0	43	66	0.00	1.250										
Mike Timlin, R (5, 1) ERA: 3.22	2.0	W	8	2	0	0	1	1	0	0	0	0	0	19	32	0.00	1.500										
Duane Ward, R (7, 1) ERA: 2.45	3.0	S	10	0	0	0	5	1	0	0	0	0	0	26	42	0.00	0.333										

Batter	1	2	3	4	5	6	7	8	9	AB	R	H	RBI	BB	SO	LOB	BOTTOM										
Devon White, S (1, 8) OBP: 0.358, SLG: 0.419	1-1 G6-3		1-1 P6		4-2 S 2B BB		1-2 2B			3	1	1	0	1	0	0	Seattle Mariners @ Toronto Blue Jays SkyDome, Toronto, ON Sat Jun 29 1991, 3:33 AM EDT Att: 50,268 - Dome - 70 F										
Roberto Alomar, S (1, 4) OBP: 0.342, SLG: 0.440	3-2 F7		1-0 P6		1 SAFE 3-2 S 1-H 2B		0-2 L4			4	0	1	1	0	0	2											
Joe Carter, R (1, 9) OBP: 0.366, SLG: 0.572	3-3 K		1-1 G1-3		4-0 S IBB		0-3 K			3	0	0	0	1	2	2											
Kelly Gruber, R (1, 5) OBP: 0.322, SLG: 0.417		2-2 F8		4-1 G3 BB		0-0 F8		0-0 G6-3		3	0	0	0	1	0	2											
Rance Mulliniks, L (1, 10) OBP: 0.435, SLG: 0.400		4-1 1B SF8 BB		3-1 G3		3-3 K		1-0 F7		3	1	0	0	1	1	3											
Greg Myers, L (1, 2) OBP: 0.341, SLG: 0.424		2-2 1B		1-2 G3		1-2 2-3 K		0-0 F7		3	4	0	1	0	0	1											
John Olerud, L (1, 3) OBP: 0.319, SLG: 0.395		2-2 SF8		4-0 BB		1-0 3B HBP		3-3 K		1	1	0	1	1	1	0											
Rob Ducey, L (1, 7) OBP: 0.500, SLG: 1.000		3-H 1-2 1B		2-3 K		0-0 1-H 1B 3B		2-3 K		4	1	2	1	0	2	2											
Manuel Lee, S (1, 6) OBP: 0.315, SLG: 0.325		2-2 F7			3-2 G6-3		0-2 2B 1B		0-3 K	3	4	0	1	1	0	1		2									
Inning Stats	R: 0 E: 0 K: 1 S: 9	H: 0 LOB: 0 BB: 0 P: 16	R: 1 E: 0 K: 0 S: 19	H: 2 LOB: 2 BB: 1 P: 32	R: 0 E: 0 K: 0 S: 5	H: 0 LOB: 0 BB: 0 P: 8	R: 0 E: 0 K: 1 S: 9	H: 0 LOB: 2 BB: 2 P: 23	R: 1 E: 0 K: 1 S: 15	H: 1 LOB: 2 BB: 2 P: 32	R: 2 E: 0 K: 1 S: 16	H: 3 LOB: 2 BB: 0 P: 19	R: 0 E: 0 K: 0 S: 3	H: 0 LOB: 0 BB: 0 P: 4	R: 0 E: 0 K: 3 S: 11	H: 0 LOB: 0 BB: 0 P: 16		1B: 3 2B: 2 3B: 1 HR: 0	SF: 1 SAC: 0 DP: 0 HBP: 1	WP: 0 PB: 0 SB: 3 CS: 0	PA: 36						
PITCHER	IP	WLS	BF	H	R	ER	SO	BB	IBB	HBP	BLK	WP	HR	S	P	ERA	WHIP										
Rich DeLucia, R (1, 1) ERA: 4.74	4.1	L	20	3	2	2	2	4	0	0	0	0	0	1	5	0.00	0.000										
Dave Burba, R (5, 1) ERA: 3.5	0.1		2	0	0	0	0	0	1	0	0	0	0	1	5	0.00	0.000										
Rob Murphy, L (5, 1) ERA: 2.67	1.0		7	3	2	2	1	0	0	1	0	0	0	16	22	18.00	3.000										
Calvin Jones, R (6, 1) ERA:	2.1		7	0	0	0	4	0	0	0	0	0	0	17	23	0.00	0.000										

AB	33
R	0
H	7
RBI	0
BB	2
SO	7
LOB	19



AB	29
R	4
H	6
RBI	4
BB	5
SO	7
LOB	14



WP	0
PB	0
SB	3
CS	0

Batter	1	2	3	4	5	6	7	8	9	AB	R	H	RBI	BB	SO	LOB	TOP								
Edgar Martinez, R (1,5) OBP: 0.410, SLG: 0.416 Omar Vizquel, S (7, PR) OBP: 0.286, SLG: 0.279	1-1 2B		2-1 L4		1-0 F7		3-2 E5 FC5-4		2-0 L6	4	0	1	0	0	0	2									
Harold Reynolds, S (1,4) OBP: 0.353, SLG: 0.351	3-3 K		4-1 BB		3-2 FC5-2 FC5-4		2-2 P6			3	0	0	0	1	1	4									
Henry Cotto, R (1,8) OBP: 0.346, SLG: 0.425	0-0 G5-3		1-0 F8		1-0 FC5-4		1-2 FC5-4			4	0	0	0	0	0	5									
Jay Buhner, R (1,9) OBP: 0.329, SLG: 0.459	1-0 G6-3			0-0 F7		1-3 K		2-2 G5-3		4	0	0	0	0	1	1									
Alonzo Powell, R (1,7) OBP: 0.217, SLG: 0.333		1-1 HR		1-1 G5-3		0-1 CS 1B		1-0 G5-3		4	1	2	1	0	0	0									
Dave Cochrane, S (1,10) OBP: 0.344, SLG: 0.397	0-2 G6-3		1-2 1B		3-2 F8		3-3 K			4	0	1	0	0	1	1									
Pete O'Brien, L (1,3) OBP: 0.295, SLG: 0.375	1-0 F8		1-0 F9			1-1 F9		1-1 G5-3		4	0	0	0	0	0	1									
Jeff Schaefer, R (1,6) OBP: 0.266, SLG: 0.355	1-0 F9			0-0 E7 FC5-2 2B		1-2 HR 1B		0-2 E5		4	1	2	0	0	0	0									
Dave Valle, R (1,2) OBP: 0.255, SLG: 0.209			0-0 L5		4-0 FC5-2 BB		0-0 HR		3-3 K	3	1	1	2	1	1	1									
Inning Stats	R: 0 E: 0 K: 1 S: 8	H: 1 LOB: 1 BB: 0 P: 13	R: 1 E: 0 K: 0 S: 7	H: 1 LOB: 0 BB: 0 P: 10	R: 0 E: 0 K: 0 S: 6	H: 0 LOB: 1 BB: 1 P: 12	R: 0 E: 0 K: 0 S: 7	H: 1 LOB: 1 BB: 0 P: 10	R: 0 E: 1 K: 0 S: 6	H: 1 LOB: 2 BB: 1 P: 15	R: 0 E: 0 K: 1 S: 9	H: 1 LOB: 0 BB: 0 P: 13	R: 2 E: 1 K: 0 S: 17	H: 2 LOB: 1 BB: 0 P: 25	R: 0 E: 0 K: 1 S: 11	H: 0 LOB: 0 BB: 0 P: 17	R: 0 E: 1 K: 1 S: 11	H: 0 LOB: 0 BB: 0 P: 17	1B: 3 2B: 2 3B: 0 HR: 2	SF: 0 SAC: 0 DP: 0 HBP: 0	WP: 0 PB: 0 SB: 1 CS: 1	PA: 37			
PITCHER	IP	WLS	BF	H	R	ER	SO	BB	IBB	HBP	BLK	WP	HR	S	P	ERA	WHIP								
David Wells, L (1,1) ERA: 2.96	8.0		33	7	3	3	3	2	0	0	0	0	2	71	115	3.38	1.125								
Jim Acker, R (9,1) ERA: 5.47	1.0	W	4	0	0	0	1	0	0	0	0	0	0	11	17	0.00	0.000								

Seattle Mariners @ Toronto Blue Jays
SkyDome, Toronto, ON
Mon Jul 01 1991, 3:33 AM EDT
Att: 50,270 - Sunny - 71 F

AB 35
R 3
H 7
RBI 3
BB 2
SO 4
LOB 16



Batter	1	2	3	4	5	6	7	8	9	AB	R	H	RBI	BB	SO	LOB	BOTTOM								
Devon White, S (1,8) OBP: 0.358, SLG: 0.432	1-3 K			1-0 HR		2-2 G5-3			1-2 E1 2B	4	2	1	1	0	1	1									
Roberto Alomar, S (1,4) OBP: 0.343, SLG: 0.441	3-2 P4			0-3 K		0-0 F8			0-2 S E 2B	4	1	1	2	0	1	0									
Joe Carter, R (1,9) OBP: 0.369, SLG: 0.567	0-2 G6-3			1-1 E 1B			0-2 F8		4-0 E IBB IBB	3	0	1	0	1	0	0									
Pat Tabler, R (1,3) OBP: 0.328, SLG: 0.264 John Olerud, L (9, PH) OBP: 0.325, SLG: 0.394		0-1 G6-3		1-3 K			1-0 F9		4-0 E IBB	3	0	0	0	0	1	1									
Ed Sprague, R (1,5) OBP: 0.355, SLG: 0.387 Rance Mulliniks, L (9, PH) OBP: 0.429, SLG: 0.387		1-3 K		2-3 K			1-3 K		0-1 E2	3	0	0	0	0	3	1									
Derek Bell, R (1,7)		1-3 K			3-2 F8			2-2 F9		3	0	0	0	0	1	0									
Pat Borders, R (1,2) OBP: 0.233, SLG: 0.265			2-2 G6-3		0-1 G5-3			2-3 K		3	0	0	0	0	1	0									
Manuel Lee, S (1,6) OBP: 0.306, SLG: 0.315			1-3 K		2-3 K			3-2 F9		3	0	0	0	0	2	0									
Mookie Wilson, S (1,10) OBP: 0.276, SLG: 0.396			2-3 K			1-1 G5-3			1-1 E 2B	3	1	1	0	0	1	0									
Inning Stats	R: 0 E: 0 K: 1 S: 11	H: 0 LOB: 0 BB: 0 P: 15	R: 0 E: 0 K: 2 S: 9	H: 0 LOB: 0 BB: 0 P: 11	R: 0 E: 0 K: 2 S: 10	H: 0 LOB: 0 BB: 0 P: 15	R: 1 E: 0 K: 3 S: 12	H: 2 LOB: 1 BB: 0 P: 17	R: 0 E: 0 K: 1 S: 8	H: 0 LOB: 0 BB: 0 P: 13	R: 0 E: 0 K: 0 S: 6	H: 0 LOB: 0 BB: 0 P: 9	R: 0 E: 0 K: 1 S: 9	H: 0 LOB: 0 BB: 0 P: 11	R: 0 E: 0 K: 1 S: 9	H: 0 LOB: 0 BB: 0 P: 16	R: 3 E: 2 K: 0 S: 11	H: 2 LOB: 3 BB: 2 P: 21	1B: 1 2B: 2 3B: 0 HR: 1	SF: 0 SAC: 0 DP: 0 HBP: 0	WP: 0 PB: 0 SB: 1 CS: 0	PA: 32			
PITCHER	IP	WLS	BF	H	R	ER	SO	BB	IBB	HBP	BLK	WP	HR	S	P	ERA	WHIP								
Randy Johnson, L (1,1) ERA: 4.09	8.0		28	3	3	2	11	0	0	0	0	0	0	3	11	2.25	0.375								
Michael Jackson, R (9,1) ERA: 2.7	0.0	L	3	1	0	0	0	0	2	0	0	0	0	3	11	∞	∞								
Rob Murphy, L (9,1) ERA: 2.67	0.0		1	0	1	0	0	0	0	0	0	0	0	2	2	∞	∞								

Seattle Mariners @ Toronto Blue Jays
SkyDome, Toronto, ON
Mon Jul 01 1991, 3:33 AM EDT
Att: 50,270 - Sunny - 71 F

AB 30
R 4
H 4
RBI 3
BB 2
SO 11
LOB 5



Batter	1	2	3	4	5	6	7	8	9	AB	R	H	RBI	BB	SO	LOB	TOP					
Chuck Knoblauch, R (1,4) OBP: 0.348, SLG: 0.337										4	1	0	0	1	2	1						
Pedro Munoz, R (1,9) OBP: 0.337, SLG: 0.451 Jarvis Brown, R (5,9)										2	0	0	0	0	0	0						
Kirby Puckett, R (1,8) OBP: 0.366, SLG: 0.508										3	0	0	0	1	0	2						
Chili Davis, S (1,10) OBP: 0.370, SLG: 0.542										3	0	1	1	0	0	1						
Brian Harper, R (1,2) OBP: 0.345, SLG: 0.444										4	0	0	0	0	0	4						
Paul Sorrento, L (1,3) OBP: 0.400, SLG: 0.250										3	0	0	0	1	0	0						
Shane Mack, R (1,7) OBP: 0.312, SLG: 0.450										4	2	1	0	0	0	1						
Mike Pagliarulo, L (1,5) OBP: 0.287, SLG: 0.360										3	0	2	0	1	0	0						
Greg Gagne, R (1,6) OBP: 0.303, SLG: 0.394										4	0	0	1	0	1	3						
Inning Stats	R: 0 E: 0 K: 1 S: 13	H: 0 LOB: 1 BB: 1 P: 22	R: 1 E: 1 K: 0 S: 18	H: 1 LOB: 1 BB: 1 P: 27	R: 1 E: 0 K: 0 S: 16	H: 0 LOB: 1 BB: 1 P: 26	R: 1 E: 0 K: 1 S: 14	H: 2 LOB: 1 BB: 0 P: 19	R: 0 E: 1 K: 0 S: 8	H: 0 LOB: 1 BB: 0 P: 11	R: 0 E: 0 K: 0 S: 5	H: 0 LOB: 1 BB: 1 P: 10	R: 0 E: 2 K: 1 S: 10	H: 1 LOB: 2 BB: 0 P: 16	R: 0 E: 0 K: 0 S: 10	H: 0 LOB: 0 BB: 0 P: 14	R: 0 E: 0 K: 1 S: 7	H: 0 LOB: 0 BB: 0 P: 10	1B: 4 2B: 0 3B: 0 HR: 0	SF: 1 SAC: 0 DP: 0 HBP: 1	WP: 0 PB: 0 SB: 2 CS: 0	PA: 38
PITCHER	IP WLS BF H R ER SO BB IBB HBP BLK WP HR S P ERA WHIP																					
Juan Guzman, R (1,1) ERA: 3.08	3.0	14	1	2	1	1	3	0	1	0	0	0	0	0	47	75	3.00	1.333				
Mike Timlin, R (4,1) ERA: 3.11	5.0	21	3	1	1	2	1	0	0	0	0	0	0	47	70	1.80	0.800					
Duane Ward, R (9,1) ERA: 2.41	1.0	W 3	0	0	0	1	0	0	0	0	0	0	0	7	10	0.00	0.000					

Minnesota Twins @ Toronto Blue Jays
SkyDome, Toronto, ON
Tue Jul 02 1991, 7:05 PM EDT
Att: 48,676 - Cloudy - 74 F

AB 32
R 3
H 4
RBI 2
BB 4
SO 4
LOB 12



Batter	1	2	3	4	5	6	7	8	9	AB	R	H	RBI	BB	SO	LOB	BOTTOM				
Devon White, S (1,8) OBP: 0.362, SLG: 0.434										5	1	3	0	0	0	0					
Roberto Alomar, S (1,4) OBP: 0.347, SLG: 0.442										4	0	2	0	1	0	1					
Joe Carter, R (1,9) OBP: 0.370, SLG: 0.563										4	0	1	1	1	0	3					
Rance Mulliniks, L (1,10) OBP: 0.427, SLG: 0.388										5	0	2	1	0	1	4					
Greg Myers, L (1,2) OBP: 0.347, SLG: 0.438										4	0	3	0	0	0	0					
John Olerud, L (1,3) OBP: 0.328, SLG: 0.396 Derek Bell, R (8, FR)										4	0	2	0	0	0	3					
Ed Sprague, R (9,3) OBP: 0.355, SLG: 0.387										0	0	0	0	0	0	0					
Mookie Wilson, S (1,7) OBP: 0.269, SLG: 0.386										4	0	0	0	0	1	6					
Manuel Lee, S (1,6) OBP: 0.309, SLG: 0.322										4	1	2	1	0	0	2					
Rene Gonzales, R (1,5) OBP: 0.300, SLG: 0.294										4	1	1	1	0	0	3					
Inning Stats	R: 0 E: 1 K: 1 S: 9	H: 2 LOB: 1 BB: 0 P: 11	R: 1 E: 0 K: 0 S: 9	H: 2 LOB: 1 BB: 0 P: 13	R: 0 E: 0 K: 0 S: 8	H: 1 LOB: 0 BB: 0 P: 11	R: 0 E: 0 K: 0 S: 8	H: 1 LOB: 1 BB: 0 P: 11	R: 0 E: 0 K: 0 S: 12	H: 2 LOB: 2 BB: 0 P: 16	R: 1 E: 0 K: 0 S: 16	H: 3 LOB: 2 BB: 0 P: 25	R: 1 E: 0 K: 1 S: 11	H: 2 LOB: 2 BB: 0 P: 16	R: 1 E: 0 K: 0 S: 8	H: 3 LOB: 3 BB: 1 P: 17	1B: 13 2B: 3 3B: 0 HR: 1	SF: 0 SAC: 0 DP: 2 HBP: 0	WP: 0 PB: 0 SB: 2 CS: 0	PA: 40	
PITCHER	IP WLS BF H R ER SO BB IBB HBP BLK WP HR S P ERA WHIP																				
Kevin Tapani, R (1,1) ERA: 3.04	6.1	29	11	2	2	1	1	0	0	0	0	0	0	20	35	10.80	2.400				
Terry Leach, R (7,1) ERA: 3.55	1.2	L 10	4	2	2	1	0	1	0	0	0	0	0	2	2	∞	∞				
Steve Bedrosian, R (9,1) ERA: 3.98	0.0	1	1	0	0	0	0	0	0	0	0	0	0	2	2	∞	∞				

Minnesota Twins @ Toronto Blue Jays
SkyDome, Toronto, ON
Tue Jul 02 1991, 7:05 PM EDT
Att: 48,676 - Cloudy - 74 F

AB 38
R 4
H 16
RBI 4
SO 2
LOB 22



Batter	1	2	3	4	5	6	7	8	9	AB	R	H	RBI	BB	SO	LOB	TOP											
Jarvis Brown, R OBP: 0.167, SLG: 0.167	1-0 BB 1B		2-1 G6-3		2-3 K		1-0 G4-3			4	0	1	0	0	1	2												
Randy Bush, L OBP: 0.309, SLG: 0.329	4-2 BB 1-2 BB		2-2 1B		0-1 F8		2-1 L4			3	0	1	0	1	0	2												
Kirby Puckett, R OBP: 0.362, SLG: 0.502	1-3 K		3-2 F8		1-1 G6-3		1-3 K			4	0	0	0	0	2	3												
Chili Davis, S OBP: 0.368, SLG: 0.536	4-2 BB		0-0 F7		2-2 G6-3		1-2 F9			3	0	0	0	1	0	1												
Paul Sorrento, L OBP: 0.333, SLG: 0.143	2-3 K			4-2 2B BB		2-2 P6		0-3 K		3	0	0	0	1	2	2												
Brian Harper, R OBP: 0.352, SLG: 0.459		1-1 G1-3 1B		1-0 2B		1-0 2B		0-6 P6		4	0	3	0	0	0	0												
Mike Pagliarulo, L OBP: 0.281, SLG: 0.352		1-1 G1-3		0-3 K		1-2 G4-3		1-0 P3		4	0	0	0	0	1	3												
Scott Leius, R OBP: 0.356, SLG: 0.318		1-3 K		3-3 K			1-3 K G4-3 G4-3		2-2 G5-3	4	0	0	0	0	3	2												
Al Newman, S OBP: 0.285, SLG: 0.224		3-2 G4-3			1-1 1B		1-1 G4-3			3	0	1	0	0	0	2												
Inning Stats	R: 0 E: 0 K: 2 S: 12	H: 1 LOB: 2 BB: 2 P: 24	R: 0 E: 0 K: 1 S: 12	H: 1 LOB: 0 BB: 0 P: 18	R: 0 E: 0 K: 0 S: 9	H: 1 LOB: 1 BB: 0 P: 16	R: 0 E: 0 K: 2 S: 10	H: 1 LOB: 1 BB: 1 P: 18	R: 0 E: 0 K: 1 S: 9	H: 1 LOB: 1 BB: 0 P: 13	R: 0 E: 0 K: 0 S: 11	H: 1 LOB: 0 BB: 0 P: 17	R: 0 E: 0 K: 1 S: 9	H: 0 LOB: 1 BB: 0 P: 14	R: 0 E: 0 K: 2 S: 10	H: 0 LOB: 0 BB: 0 P: 12	R: 0 E: 0 K: 0 S: 5	H: 0 LOB: 0 BB: 0 P: 8	1B: 4 2B: 2 HR: 0	SF: 0 SAC: 0 DP: 0 HBP: 0	WP: 0 PB: 1 SB: 1 CS: 0	PA: 35						
PITCHER	IP	WLS	BF	H	R	ER	SO	BB	IBB	HBP	BLK	WP	HR	S	P	ERA	WHIP											
Tom Candiotti, R ERA: 2.23	(1, 1)	7.0	W	29	6	0	0	7	3	0	0	0	0	0	72	120	0.00	1.286										
Duane Ward, R ERA: 2.39	(8, 1)	1.0		3	0	0	0	2	0	0	0	0	0	10	12	0.00	0.000											
Tom Henke, R ERA: 1.37	(9, 1)	1.0		3	0	0	0	0	0	0	0	0	0	5	8	0.00	0.000											

Minnesota Twins @ Toronto Blue Jays
SkyDome, Toronto, ON
Wed Jul 03 1991, 7:05 PM EDT
Att: 50,071 - Cloudy - 75 F

AB 32
R 0
H 6
RBI 0
BB 3
SO 9
LOB 17



Batter	1	2	3	4	5	6	7	8	9	AB	R	H	RBI	BB	SO	LOB	BOTTOM											
Devon White, S OBP: 0.362, SLG: 0.442	3-1 G5-3	4-0 BB		2-1 HR		3-2 G5-3		1-3 K		4	1	1	1	1	1	1												
Roberto Alomar, S OBP: 0.352, SLG: 0.448	2-1 HR	1-2 FC5		1-0 CS HBP		1-1 1B				3	1	2	0	0	0	3												
Joe Carter, R OBP: 0.371, SLG: 0.582	0-1 HR		0-1 HR	2-2 P3		3-3 K				4	2	2	3	0	1	2												
Pat Tabler, R OBP: 0.333, SLG: 0.273	3-2 G5-3		0-0 G6-3 1B	0-0 FC5-4 1B			1-0 F9			4	0	2	0	0	0	0												
Derek Bell, R OBP: 0.312, SLG: 0.322	1-0 F9		1-3 K	1-0 FC5-4			2-1 G6-3			4	0	0	0	0	1	2												
Ed Sprague, R OBP: 0.359, SLG: 0.391		1-1 P4	2-0 G6-3 1B		2-2 CS 1B		0-0 P4			4	0	2	0	0	0	0												
Pat Borders, R OBP: 0.234, SLG: 0.273		0-1 G6-3	0-0 G6-3		1-0 F7		1-2 2B			4	0	1	0	0	0	3												
Manuel Lee, S OBP: 0.312, SLG: 0.322		2-1 1B	4-0 BB		1-2 F7		0-3 K			3	0	1	0	1	1	1												
Rene Gonzales, R OBP: 0.297, SLG: 0.291		1-2 FC5 BB	1-2 G4-3		0-0 G6-3		1-3 K			4	0	1	0	0	1	4												
Inning Stats	R: 2 E: 0 K: 0 S: 10	H: 2 LOB: 0 BB: 0 P: 19	R: 0 E: 0 K: 0 S: 12	H: 2 LOB: 3 BB: 1 P: 21	R: 1 E: 0 K: 1 S: 11	H: 3 LOB: 3 BB: 1 P: 19	R: 1 E: 0 K: 0 S: 9	H: 2 LOB: 1 BB: 0 P: 15	R: 0 E: 0 K: 1 S: 7	H: 1 LOB: 0 BB: 0 P: 11	R: 0 E: 0 K: 1 S: 9	H: 1 LOB: 1 BB: 0 P: 16	R: 0 E: 0 K: 0 S: 4	H: 0 LOB: 0 BB: 0 P: 7	R: 0 E: 0 K: 3 S: 12	H: 1 LOB: 1 BB: 0 P: 15	1B: 7 2B: 2 3B: 0 HR: 3	SF: 0 SAC: 0 DP: 0 HBP: 1	WP: 0 PB: 0 SB: 0 CS: 2	PA: 37								
PITCHER	IP	WLS	BF	H	R	ER	SO	BB	IBB	HBP	BLK	WP	HR	S	P	ERA	WHIP											
Allan Anderson, L ERA: 4.5	(1, 1)	3.0	L	20	8	4	4	1	0	0	0	0	0	3	35	64	12.00	3.333										
Mark Guthrie, L ERA: 5.19	(4, 1)	5.0		17	4	0	0	4	0	0	0	0	0	39	59	0.00	0.800											

Minnesota Twins @ Toronto Blue Jays
SkyDome, Toronto, ON
Wed Jul 03 1991, 7:05 PM EDT
Att: 50,071 - Cloudy - 75 F

AB 34
R 4
H 12
RBI 4
BB 2
SO 5
LOB 16



Batter	1	2	3	4	5	6	7	8	9	AB	R	H	RBI	BB	SO	LOB	TOP					
Devon White, S (1, 8) OBP: 0.357, SLG: 0.437	G3-1		E1		F7			F8		4	0	0	0	0	0	2	Toronto Blue Jays @ Seattle Mariners The Kingdome, Seattle, WA Fri Jul 05 1991, 10:05 PM EDT Att: 21,647 - Dome - 70 F					
Roberto Alomar, S (1, 4) OBP: 0.352, SLG: 0.449	1B		K			G4-6-3 1B		2B		4	0	3	1	0	1							
Joe Carter, R (1, 9) OBP: 0.366, SLG: 0.573	F8			F7		K		F9		4	0	0	0	0	1	3						
Rance Mulliniks, L (1, 5) OBP: 0.411, SLG: 0.369	F8			K		G4-6-3			L7	4	0	0	0	0	1	2						
Greg Myers, L (1, 2)		L8			F9			F8		4	0	0	0	0	0	0						
John Olerud, L (1, 3) OBP: 0.323, SLG: 0.389		P6				L6		G3		4	0	0	0	0	0	0						
Rob Ducey, L (1, 7) OBP: 0.333, SLG: 0.667		G3-1				1B		F7		3	1	1	0	0	0	0						
Manuel Lee, S (1, 6) OBP: 0.309, SLG: 0.319			F7			K			SH3-4 2B 1B	3	1	1	0	0	1	1						
Mookie Wilson, S (1, 10) OBP: 0.272, SLG: 0.387			G3-1					SH3-4		2	0	1	1	0	0	0						
Inning Stats	R: 0 E: 0 K: 0 S: 5	H: 1 LOB: 1 BB: 0 P: 9	R: 0 E: 0 K: 0 S: 6	H: 0 LOB: 0 BB: 0 P: 8	R: 0 E: 1 K: 1 S: 8	H: 0 LOB: 1 BB: 0 P: 12	R: 0 E: 0 K: 1 S: 5	H: 0 LOB: 0 BB: 0 P: 7	R: 0 E: 0 K: 1 S: 11	H: 2 LOB: 1 BB: 0 P: 21	R: 0 E: 0 K: 1 S: 7	H: 1 LOB: 0 BB: 0 P: 12	R: 0 E: 0 K: 0 S: 4	H: 0 LOB: 2 BB: 0 P: 6	R: 1 E: 0 K: 0 S: 11	H: 2 LOB: 1 BB: 0 P: 18	R: 0 E: 0 K: 0 S: 6	H: 0 LOB: 0 BB: 0 P: 10	1B: 4 2B: 1 3B: 1 HR: 0	SF: 0 SAC: 1 DP: 1 HBP: 0	WP: 0 PB: 0 SB: 0 CS: 0	PA: 33
PITCHER Brian Holman, R (1, 1) ERA: 3.82	IP: 9.0 WLS: L BF: 33 H: 6 R: 2 ER: 2 SO: 4 BB: 0 IBB: 0 HBP: 0 BLK: 0 WP: 0 HR: 0 S: 63 P: 103 ERA: 2.00 WHIP: 0.667																					


Batter	1	2	3	4	5	6	7	8	9	AB	R	H	RBI	BB	SO	LOB	BOTTOM					
Greg Britley, L (1, 7) OBP: 0.247, SLG: 0.258	F7		G3-1		1B S BB		G1-3		G3	4	0	0	0	1	0	1	Toronto Blue Jays @ Seattle Mariners The Kingdome, Seattle, WA Fri Jul 05 1991, 10:05 PM EDT Att: 21,647 - Dome - 70 F					
Harold Reynolds, S (1, 4) OBP: 0.346, SLG: 0.346	K		2B		1B		P4		F8	5	0	2	0	0	1	1						
Ken Griffey Jr., L (1, 8) OBP: 0.356, SLG: 0.432	1B		F7		F7		2B			4	0	2	1	0	0	3						
Jay Buhner, R (1, 9) OBP: 0.339, SLG: 0.515	E7 1B		F9		K		IBB			3	0	1	0	1	1	3						
Alvin Davis, L (1, 10) OBP: 0.315, SLG: 0.354	BB			F7		G1-3		G4-3		3	0	0	0	1	0	2						
Pete O'Brien, L (1, 3) OBP: 0.290, SLG: 0.372	G3-1			P2		G3		F8		4	0	0	0	0	0	3						
Dave Cochrane, S (1, 5) OBP: 0.362, SLG: 0.413		G4-3		1B				F8		3	0	1	0	1	0	0						
Omar Vizquel, S (1, 6) OBP: 0.288, SLG: 0.286 Edgar Martinez, R (8, PH) OBP: 0.404, SLG: 0.407 Jeff Schaefer, R (9, 6) OBP: 0.262, SLG: 0.346		G1-3		G5-3		P5		F8		3	0	0	0	0	0	2						
Dave Valle, R (1, 2) OBP: 0.249, SLG: 0.216 Scott Bradley, L (9, PH) OBP: 0.264, SLG: 0.219		F8			G5-3		2B 3B		F8	1	0	0	0	0	0	0						
Inning Stats	R: 0 E: 1 K: 1 S: 13	H: 2 LOB: 3 BB: 1 P: 22	R: 0 E: 0 K: 0 S: 5	H: 0 LOB: 0 BB: 0 P: 7	R: 0 E: 0 K: 0 S: 10	H: 1 LOB: 1 BB: 0 P: 20	R: 0 E: 0 K: 0 S: 8	H: 1 LOB: 1 BB: 0 P: 14	R: 0 E: 0 K: 1 S: 12	H: 1 LOB: 2 BB: 1 P: 20	R: 0 E: 0 K: 0 S: 6	H: 0 LOB: 1 BB: 1 P: 12	R: 1 E: 0 K: 0 S: 12	H: 2 LOB: 2 BB: 1 P: 22	R: 0 E: 0 K: 0 S: 9	H: 0 LOB: 0 BB: 0 P: 10	R: 0 E: 0 K: 0 S: 4	H: 0 LOB: 0 BB: 0 P: 6	1B: 4 2B: 2 3B: 1 HR: 0	SF: 0 SAC: 0 DP: 0 HBP: 0	WP: 0 PB: 0 SB: 1 CS: 0	PA: 38
PITCHER Todd Stottlemire, R (1, 1) ERA: 3.03 Bob Macdonald, L (7, 1) ERA: 0.83 Duane Ward, R (8, 1) ERA: 2.29 Tom Henke, R (9, 1) ERA: 1.31	IP: 6.2 WLS: W BF: 29 H: 6 R: 1 ER: 1 SO: 2 BB: 3 IBB: 0 HBP: 0 BLK: 0 WP: 0 HR: 0 S: 62 P: 106 ERA: 1.35 WHIP: 1.350																					

Batter	1	2	3	4	5	6	7	8	9	10	AB	R	H	RBI	BB	SO	LOB								
Devon White, S OBP: 0.360, SLG: 0.444	(1, 8) P3		(4, 0) SH1-4 E	(1, 2) F8			(1, 2) G3-1 1B		(3, 2) 3B		4	1	2	1	1	0	2								
Roberto Alomar, S OBP: 0.354, SLG: 0.448	(1, 4) S 1B		(1, 1) SH1-4				(1, 1) G3-1		(4, 0) 1BB		3	0	1	0	1	1	2								
Joe Carter, R OBP: 0.363, SLG: 0.566	(1, 9) K		(4, 0) F9 E BB				(0, 1) G1-3		(0, 1) G4-3		4	0	0	0	1	1	5								
Pat Tabler, R OBP: 0.326, SLG: 0.261	(1, 10) SAFE SAFE		(2, 2) E4				(1, 0) G5-3				2	0	0	1	1	0	1								
Mookie Wilson, S OBP: 0.268, SLG: 0.382	(8, PH) FC6-4 BB		(1, 2) FC6-4 BB								2	0	0	0	0	0	0								
Ed Sprague, R OBP: 0.343, SLG: 0.372	(1, 3) FC6-4		(1, 2) F9								3	0	0	0	0	0	4								
John Olerud, L OBP: 0.324, SLG: 0.404	(8, 3) FC6-4		(0, 0) F9								2	1	1	1	0	0	0								
Pat Borders, R OBP: 0.223, SLG: 0.280	(1, 2) G6-3		(1, 1) P6								3	0	0	0	0	1	2								
Greg Myers, L OBP: 0.337, SLG: 0.424	(8, 2) G6-3										2	0	0	0	0	0	0								
Derek Bell, R OBP: 0.235, SLG: 0.071	(1, 7) G4-3										2	0	0	0	1	1	0								
Rob Ducey, L OBP: 0.357, SLG: 0.643	(9, PH) G4-3										2	0	1	0	0	1	0								
Manuel Lee, S OBP: 0.310, SLG: 0.320	(1, 6) K										5	0	2	0	0	2	0								
Rene Gonzales, R OBP: 0.314, SLG: 0.311	(1, 5) SH1-4 BB										3	1	3	0	0	0	0								
Rance Mulliniks, L OBP: 0.412, SLG: 0.371	(9, PH) SH1-4 BB										2	1	1	0	0	0	2								
Inning Stats	R: 0 E: 0 K: 1 S: 12	H: 1 LOB: 2 BB: 1 P: 22	R: 0 E: 0 K: 1 S: 7	H: 0 LOB: 0 BB: 0 P: 10	R: 2 E: 1 K: 0 S: 10	H: 1 LOB: 2 BB: 2 P: 24	R: 0 E: 0 K: 1 S: 8	H: 2 LOB: 1 BB: 0 P: 11	R: 0 E: 0 K: 1 S: 5	H: 0 LOB: 0 BB: 0 P: 9	R: 0 E: 0 K: 1 S: 8	H: 0 LOB: 0 BB: 1 P: 15	R: 0 E: 0 K: 1 S: 13	H: 2 LOB: 2 BB: 0 P: 17	R: 0 E: 0 K: 0 S: 4	H: 0 LOB: 0 BB: 0 P: 4	R: 1 E: 0 K: 1 S: 18	H: 2 LOB: 2 BB: 1 P: 29	R: 1 E: 0 K: 0 S: 20	H: 3 LOB: 2 BB: 0 P: 29	1B: 9 2B: 0 3B: 1 HR: 1	SF: 0 SAC: 1 DP: 0 HBP: 0	WP: 0 PB: 0 SB: 1 CS: 1	PA: 46	
PITCHER	IP	WLS	BF	H	R	ER	SO	BB	IBB	HBP	BLK	WP	HR	S	P	ERA	WHIP								
Randy Johnson, L ERA: 3.93	(1, 1) 6.1		28	6	2	1	6	4	0	0	0	0	0	59	103	1.42	1.579								
Bill Swift, R ERA: 2.68	(7, 1) 1.2		5	0	0	0	0	0	0	0	0	0	0	8	9	0.00	0.000								
Michael Jackson, R ERA: 2.96	(9, 1) 1.0		6	2	1	1	1	0	1	0	0	0	0	18	29	9.00	2.000								
Russ Swan, L ERA: 2.96	(10, 1) 1.0	L	6	3	1	1	0	0	0	0	0	0	1	20	29	9.00	3.000								

TOP

Toronto Blue Jays @ Seattle Mariners
The Kingdom, Seattle, WA
Sat Jul 06 1991, 10:05 PM EDT
Att. 48,570 - Dome - 70 F

AB	39
R	4
H	11
RBI	3
BB	5
SO	7
LOB	18



Batter	1	2	3	4	5	6	7	8	9	10	AB	R	H	RBI	BB	SO	LOB								
Edgar Martinez, R OBP: 0.401, SLG: 0.495	(1, 5) F8										4	0	1	1	0	0	1								
Harold Reynolds, S OBP: 0.343, SLG: 0.344	(1, 4) 1B SF7										5	1	1	0	0	0	2								
Ken Griffey Jr., L OBP: 0.356, SLG: 0.431	(1, 8) 1B										3	0	1	0	0	1	3								
Greg Briley, L OBP: 0.250, SLG: 0.261	(7, 7) 1B										2	0	1	0	0	0	0								
Jay Buhner, R OBP: 0.335, SLG: 0.503	(1, 9) 1B										4	0	0	0	1	2	2								
Henry Cotto, R OBP: 0.345, SLG: 0.414	(1, 7) SF7										3	0	0	1	1	2	0								
Pete O'Brien, L OBP: 0.286, SLG: 0.366	(1, 3) P5										5	0	0	0	0	0	4								
Alonzo Powell, R OBP: 0.230, SLG: 0.273											1	1	0	0	2	0	0								
Alvin Davis, L OBP: 0.317, SLG: 0.355											2	0	1	0	0	1	0								
Jeff Schaefer, R OBP: 0.256, SLG: 0.337											2	0	0	0	0	1	1								
Omar Vizquel, S OBP: 0.287, SLG: 0.285											1	0	0	0	0	0	1								
Dave Valle, R OBP: 0.249, SLG: 0.216											4	1	1	0	0	1	3								
Inning Stats	R: 1 E: 0 K: 0 S: 14	H: 2 LOB: 2 BB: 1 P: 24	R: 0 E: 0 K: 1 S: 9	H: 0 LOB: 1 BB: 1 P: 18	R: 0 E: 1 K: 0 S: 8	H: 0 LOB: 2 BB: 1 P: 16	R: 1 E: 1 K: 1 S: 17	H: 2 LOB: 2 BB: 0 P: 25	R: 0 E: 0 K: 0 S: 9	H: 0 LOB: 0 BB: 0 P: 15	R: 1 E: 0 K: 2 S: 10	H: 0 LOB: 0 BB: 0 P: 15	R: 0 E: 0 K: 1 S: 12	H: 1 LOB: 1 BB: 0 P: 17	R: 0 E: 0 K: 2 S: 11	H: 1 LOB: 1 BB: 0 P: 17	R: 0 E: 0 K: 2 S: 8	H: 0 LOB: 0 BB: 0 P: 12	1B: 6 2B: 0 3B: 0 HR: 0	SF: 2 SAC: 1 DP: 0 HBP: 0	WP: 0 PB: 0 SB: 1 CS: 0	PA: 43			
PITCHER	IP	WLS	BF	H	R	ER	SO	BB	IBB	HBP	BLK	WP	HR	S	P	ERA	WHIP								
David Wells, L ERA: 2.98	(1, 1) 5.1		27	4	3	2	2	4	0	0	1	0	0	65	112	3.38	1.500								
Jim Acker, R ERA: 5.2	(6, 1) 2.2		9	1	0	0	3	0	0	0	0	0	0	25	37	0.00	0.375								
Mike Timlin, R ERA: 3.06	(9, 1) 1.0	W	4	1	0	0	1	0	0	0	0	0	0	11	17	0.00	1.000								
Tom Henke, R ERA: 1.25	(10, 1) 1.0	S	3	0	0	0	2	0	0	0	0	0	0	8	12	0.00	0.000								

BOTTOM

Toronto Blue Jays @ Seattle Mariners
The Kingdom, Seattle, WA
Sat Jul 06 1991, 10:05 PM EDT
Att. 48,570 - Dome - 70 F

AB	36
R	3
H	6
RBI	2
BB	4
SO	8
LOB	17



Batter	1	2	3	4	5	6	7	8	9	AB	R	H	RBI	BB	SO	LOB	TOP								
Devon White, S OBP: 0.359, SLG: 0.443	1-1 G3 WP SF7 1B	2-2 SF8		1-0 L7			1-3 K			3	1	1	1	0	1	0									
Roberto Alomar, S OBP: 0.353, SLG: 0.445	3-2 G3	1-1 3-H 1B			2-1 G1-3		0-1 G6-3			4	0	1	0	0	0	1									
Joe Carter, R OBP: 0.362, SLG: 0.564	2-2 SF7	1-0 FC6-4 1B			1-0 G6-3		0-0 F8			3	0	1	1	0	0	0									
Rance Mulliniks, L OBP: 0.407, SLG: 0.367	2-0 G6-3	1-0 FC6-4 1B			3-1 1B			1-0 G4-3		4	0	1	0	0	0	2									
Greg Myers, L OBP: 0.335, SLG: 0.426		0-0 HR 2B			0-0 G4-3			1-0 L7		4	1	1	0	0	0	1									
John Olerud, L OBP: 0.323, SLG: 0.414		0-1 HR			0-3 K		2-3 K			4	1	1	2	0	3	0									
Rob Ducey, L OBP: 0.389, SLG: 0.647		3-1 WP 3B 2B			2-3 K		4-0 FC6-4 BB			3	1	1	0	1	2	0									
Manuel Lee, S OBP: 0.306, SLG: 0.315		1-3 K2-3			3-2 G5-3		2-3 K		1-1 G5-3	4	0	0	0	0	2	2									
Mookie Wilson, S OBP: 0.268, SLG: 0.391		2-2 SF8 3B			1-0 G6-3		1-0 FC6-4		0-3 K	4	1	1	1	0	1	1									
Inning Stats	R: 1 E: 0 K: 0 S: 10	H: 1 LOB: 0 BB: 0 P: 18	R: 4 E: 0 K: 1 S: 20	H: 6 LOB: 2 BB: 0 P: 31	R: 0 E: 0 K: 2 S: 8	H: 0 LOB: 0 BB: 0 P: 10	R: 0 E: 0 K: 0 S: 5	H: 0 LOB: 0 BB: 0 P: 10	R: 0 E: 0 K: 0 S: 8	H: 1 LOB: 1 BB: 0 P: 15	R: 0 E: 0 K: 2 S: 7	H: 0 LOB: 1 BB: 1 P: 16	R: 0 E: 0 K: 1 S: 6	H: 0 LOB: 0 BB: 0 P: 7	R: 0 E: 0 K: 1 S: 6	H: 0 LOB: 0 BB: 0 P: 11	R: 0 E: 0 K: 2 S: 8	H: 0 LOB: 0 BB: 0 P: 11	1B: 4 2B: 2 3B: 1 HR: 1	SF: 2 SAC: 0 DP: 0 HBP: 0	WP: 2 PB: 0 SB: 0 CS: 0	PA: 36			
PITCHER	IP	WLS	BF	H	R	ER	SO	BB	IBB	HBP	BLK	WP	HR	S	P	ERA	WHIP								
Erik Hanson, R ERA: 4.05	2.0	L	13	7	5	5	1	0	0	0	0	2	1	30	49	22.50	3.500								
Bill Krueger, L ERA: 3.14	6.0		20	1	0	0	6	1	0	0	0	0	0	40	69	0.00	0.333								
Rob Murphy, L ERA: 2.53	1.0		3	0	0	0	2	0	0	0	0	0	0	8	11	0.00	0.000								

Toronto Blue Jays @ Seattle Mariners
The Kingdome, Seattle, WA
Sun Jul 07 1991, 6:33 AM EDT
Att: 27,812 - Dome - 70 F

AB 33
R 5
H 8
RBI 5
BB 1
SO 9
LOB 7



Batter	1	2	3	4	5	6	7	8	9	AB	R	H	RBI	BB	SO	LOB	BOTTOM								
Edgar Martinez, R OBP: 0.399, SLG: 0.400	2-1 G4-3		4-2 BB			0-1 FC6-4 G4-3 1B		0-1 F9		3	1	0	0	1	0	2									
Harold Reynolds, S OBP: 0.340, SLG: 0.340	0-1 G3		2-1 L7			1-2 G4-3		0-1 F8		4	0	0	0	0	0	3									
Ken Griffey Jr., L OBP: 0.361, SLG: 0.446	0-1 1B				1-3 K		3-1 E S 2-H 1B		2-2 HR	4	1	3	2	0	1	0									
Jay Buhner, R OBP: 0.328, SLG: 0.491	1-3 K				3-3 K		2-3 K		0-3 K	4	0	0	0	0	4	2									
Pete O'Brien, L OBP: 0.285, SLG: 0.365		0-2 G4-3			1-2 G3		2-2 G1-6-3 1B		0-3 K	4	0	1	0	0	1	0									
Alvin Davis, L OBP: 0.312, SLG: 0.350		0-3 K			2-1 P5		2-2 G1-6-3		1-3 K	4	0	0	0	0	2	1									
Dave Cochrane, S OBP: 0.347, SLG: 0.394		1-0 G3			2-3 K		1-0 G3			3	0	0	0	0	1	0									
Scott Bradley, L OBP: 0.257, SLG: 0.212			2-2 L7		1-0 F8			1-1 G4-3		3	0	0	0	0	0	0									
Omar Vizquel, S OBP: 0.292, SLG: 0.284			2-2 G4-3			4-0 FC6-4 BB		4-2 BB		1	0	0	0	2	0	0									
Inning Stats	R: 0 E: 0 K: 1 S: 9	H: 1 LOB: 1 BB: 0 P: 12	R: 0 E: 0 K: 1 S: 7	H: 0 LOB: 0 BB: 0 P: 8	R: 0 E: 0 K: 0 S: 12	H: 0 LOB: 1 BB: 1 P: 22	R: 0 E: 0 K: 2 S: 9	H: 0 LOB: 0 BB: 0 P: 14	R: 0 E: 0 K: 1 S: 6	H: 0 LOB: 0 BB: 0 P: 11	R: 1 E: 0 K: 1 S: 10	H: 1 LOB: 1 BB: 1 P: 20	R: 0 E: 0 K: 0 S: 8	H: 1 LOB: 0 BB: 0 P: 13	R: 0 E: 0 K: 0 S: 9	H: 0 LOB: 1 BB: 1 P: 14	R: 0 E: 0 K: 3 S: 12	H: 1 LOB: 0 BB: 0 P: 15	1B: 3 2B: 0 3B: 0 HR: 1	SF: 0 SAC: 0 DP: 1 HBP: 0	WP: 0 PB: 0 SB: 1 CS: 0	PA: 33			
PITCHER	IP	WLS	BF	H	R	ER	SO	BB	IBB	HBP	BLK	WP	HR	S	P	ERA	WHIP								
Juan Guzman, R ERA: 2.62	8.0	W	29	3	1	1	6	3	0	0	0	0	0	70	114	1.12	0.750								
Duane Ward, R ERA: 2.4	1.0		4	1	1	1	3	0	0	0	0	0	1	12	15	9.00	1.000								

Toronto Blue Jays @ Seattle Mariners
The Kingdome, Seattle, WA
Sun Jul 07 1991, 6:33 AM EDT
Att: 27,812 - Dome - 70 F

AB 30
R 2
H 4
RBI 2
BB 3
SO 9
LOB 8



Batter	1	2	3	4	5	6	7	8	9	AB	R	H	RBI	BB	SO	LOB	TOP										
Brian Downing, R (1, 10) OBP: 0.382, SLG: 0.447	2-1 1B		0-1 F8			0-3 K		3-2 L6		4	0	1	0	0	1	0											
Rafael Palmeiro, L (1, 3) OBP: 0.375, SLG: 0.537	0-1 1B		1-0 FC4			2-3 K		2-1 2B		4	0	3	0	0	1	0											
Ruben Sierra, S (1, 9) OBP: 0.382, SLG: 0.514	1-3 K		0-1 F8			0-3 K		1-0 G3-1		4	0	0	0	0	2	4											
Julio Franco, R (1, 4) OBP: 0.383, SLG: 0.459	1-0 L6		0-0 FC4			1-1 F9		0-0 G6-3		4	0	0	0	0	0	3											
Kevin Reimer, L (1, 7) OBP: 0.325, SLG: 0.398	3-3 K			1-3 K2-3			2-1 G4-3	3-3 K		4	0	0	0	0	3	2											
Juan Gonzalez, R (1, 8) OBP: 0.376, SLG: 0.516		2-1 F7		2-3 K			2-3 K	0-0 F8		4	0	0	0	0	2	0											
Steve Buechele, R (1, 5) OBP: 0.352, SLG: 0.467		1-3 K2-3		2-1 F7			4-2 HBP			2	0	0	0	0	1	0											
Ivan Rodriguez, R (1, 2) OBP: 0.356, SLG: 0.439		0-1 2B			0-0 G5-3		1 SAFE F7			3	0	1	0	0	0	1											
Jeff Huson, L (1, 6) OBP: 0.299, SLG: 0.284		0-1 G1-3			2-2 G5-3			0-3 K		2	0	0	0	0	0	1											
Mike Stanley, R (8, PH) OBP: 0.350, SLG: 0.376										1	0	0	0	0	1	0											
Mario Diaz, R (8, 6) OBP: 0.343, SLG: 0.372										0	0	0	0	0	0	0											
Inning Stats	R: 0 E: 0 K: 2 S: 11	H: 2 LOB: 2 BB: 0 P: 18	R: 0 E: 0 K: 1 S: 9	H: 1 LOB: 1 BB: 0 P: 12	R: 0 E: 0 K: 0 S: 6	H: 1 LOB: 1 BB: 0 P: 7	R: 0 E: 0 K: 2 S: 8	H: 0 LOB: 0 BB: 0 P: 13	R: 0 E: 0 K: 1 S: 8	H: 0 LOB: 0 BB: 0 P: 10	R: 0 E: 0 K: 1 S: 8	H: 0 LOB: 1 BB: 0 P: 11	R: 0 E: 0 K: 1 S: 10	H: 0 LOB: 1 BB: 0 P: 19	R: 0 E: 0 K: 1 S: 10	H: 1 LOB: 1 BB: 0 P: 16	R: 0 E: 0 K: 1 S: 5	H: 0 LOB: 0 BB: 0 P: 8	1B: 3 2B: 2 3B: 0 HR: 0	SF: 0 SAC: 0 DP: 0 HBP: 1	WP: 0 PB: 0 SB: 0 CS: 0	PA: 33					
PITCHER	IP	WLS	BF	H	R	ER	SO	BB	IBB	HBP	BLK	WP	HR	S	P	ERA	WHIP										
Tom Candiotti, R (1, 1) ERA: 2.09	8.0	W	30	5	0	0	10	0	0	1	0	0	0	70	106	0.00	0.625										
Tom Henke, R (9, 1) ERA: 1.19	1.0	S	3	0	0	0	1	0	0	0	0	0	0	5	8	0.00	0.000										

Texas Rangers @ Toronto Blue Jays
SkyDome, Toronto, ON
Thu Jul 11 1991, 7:05 PM EDT
Att: 50,276 - Sunny - 77 F

AB 32
R 0
H 5
RBI 0
BB 0
SO 11
LOB 11



Batter	1	2	3	4	5	6	7	8	9	AB	R	H	RBI	BB	SO	LOB	BOTTOM										
Devon White, S (1, 8) OBP: 0.355, SLG: 0.438	3-2 G6-3		0-0 G3			1-2 FC1-5		2-3 K		4	0	0	0	0	1	5											
Roberto Alomar, S (1, 4) OBP: 0.349, SLG: 0.440	2-3 K			0-0 G4-3		2-2 F7		2-0 G4-3		4	0	0	0	0	1	4											
Joe Carter, R (1, 9) OBP: 0.364, SLG: 0.562	0-1 G6-3			0-1 WP		1-1 HBP		0-0 F7		3	0	1	0	0	0	0											
Kelly Gruber, R (1, 5) OBP: 0.318, SLG: 0.403		0-1 G1-3		0-1 WP		1-3 K		0-3 K2-3		4	0	1	0	0	2	1											
Rance Mulliniks, L (1, 10) OBP: 0.403, SLG: 0.389		3-2 G5-3		1-2 1B		2-3 K		0-1 G6-3		4	1	1	1	0	1	2											
Greg Myers, L (1, 2) OBP: 0.335, SLG: 0.429		3-2 F8		1-2 2-3		2-2 F8		1-0 1B		3	0	1	0	0	0	2											
Derek Bell, R (7, PR) OBP: 0.235, SLG: 0.071								0-1 2B		0	1	0	0	0	0	0											
Pat Borders, R (8, 2) OBP: 0.229, SLG: 0.273								1-1 2B		1	0	1	0	0	0	0											
John Olerud, L (1, 3) OBP: 0.330, SLG: 0.425			3-1 G6-3			1-1 FC1-5		0-0 FC1-5		4	0	3	1	0	1	1											
Manuel Lee, S (1, 6) OBP: 0.302, SLG: 0.312			1-1 G6-3		2-3 K		0-0 FC1-5			3	0	0	0	0	1	3											
Mookie Wilson, S (1, 7) OBP: 0.275, SLG: 0.396			3-1 G1-3		1-0 FC1-5		1-1 1B			3	0	2	0	0	0	1											
Rob Ducey, L (9, 7) OBP: 0.389, SLG: 0.647					1-2 1B		1-2 1B			0	0	0	0	0	0	0											
Inning Stats	R: 0 E: 0 K: 1 S: 8	H: 0 LOB: 0 BB: 0 P: 13	R: 0 E: 0 K: 0 S: 9	H: 0 LOB: 0 BB: 0 P: 15	R: 0 E: 0 K: 0 S: 7	H: 1 LOB: 1 BB: 0 P: 14	R: 0 E: 0 K: 1 S: 14	H: 2 LOB: 2 BB: 0 P: 18	R: 0 E: 0 K: 1 S: 15	H: 2 LOB: 2 BB: 0 P: 22	R: 0 E: 0 K: 1 S: 7	H: 0 LOB: 0 BB: 0 P: 9	R: 1 E: 0 K: 1 S: 9	H: 3 LOB: 3 BB: 0 P: 15	R: 1 E: 0 K: 2 S: 10	H: 2 LOB: 1 BB: 0 P: 12	R: 1 E: 0 K: 2 S: 5	H: 0 LOB: 0 BB: 0 P: 8	1B: 6 2B: 3 3B: 0 HR: 1	SF: 0 SAC: 0 DP: 0 HBP: 1	WP: 1 PB: 0 SB: 0 CS: 0	PA: 34					
PITCHER	IP	WLS	BF	H	R	ER	SO	BB	IBB	HBP	BLK	WP	HR	S	P	ERA	WHIP										
Kevin Brown, R (1, 1) ERA: 4.46	7.2	L	33	10	2	2	6	0	0	1	0	0	0	76	114	2.35	1.304										
Kenny Rogers, L (8, 1) ERA: 6.96	0.1		1	0	0	0	1	0	0	0	0	0	0	3	4	0.00	0.000										

Texas Rangers @ Toronto Blue Jays
SkyDome, Toronto, ON
Thu Jul 11 1991, 7:05 PM EDT
Att: 50,276 - Sunny - 77 F

AB 33
R 2
H 10
RBI 2
BB 0
SO 7
LOB 19



Batter	1	2	3	4	5	6	7	8	9	AB	R	H	RBI	BB	SO	LOB	TOP				
Dean Palmer, R OBP: 0.319, SLG: 0.452 Gary Pettis, S OBP: 0.335, SLG: 0.256	1-3 K		0-0 F8		1-0 1B		1-0 P2			4	0	1	0	0	1	1					
Rafael Palmeiro, L OBP: 0.370, SLG: 0.530	0-0 F8		2-1 G3		1-1 F9			1-3 K2-3		4	0	0	0	0	1	2					
Ruben Sierra, S OBP: 0.361, SLG: 0.509	2-1 G5-3			4-2 G5-3 BB		3-2 F9		0-1 G1-3		3	0	0	0	1	0	0					
Julio Franco, R OBP: 0.382, SLG: 0.456		0-1 F8		1-0 G5-3		1-1 1B		2-2 F7		4	0	1	0	0	0	1					
Juan Gonzalez, R OBP: 0.374, SLG: 0.510		4-2 HR BB		0-2 G5-3		1-1 P3			2-2 G5-3	3	1	0	0	1	0	2					
Brian Downing, R OBP: 0.376, SLG: 0.439		1-0 P5		2-0 F8		0-1 F7			2-3 K	4	0	0	0	0	1	3					
Steve Buechele, R OBP: 0.354, SLG: 0.479		0-0 HR			2-2 1B 1B		2-0 P4		2-3 K	4	1	2	2	0	1	0					
Ivan Rodriguez, R OBP: 0.357, SLG: 0.435	1-3 K			1-2 F8		1-1 1B				3	0	1	0	0	1	1					
Mario Diaz, R OBP: 0.333, SLG: 0.361			3-3 K		1-0 F9		1-0 F7			3	0	0	0	0	1	2					
Inning Stats	R: 0 E: 0 K: 1 S: 8	H: 0 LOB: 0 BB: 0 P: 11	R: 2 E: 0 K: 1 S: 12	H: 1 LOB: 0 BB: 1 P: 18	R: 0 E: 0 K: 1 S: 8	H: 0 LOB: 0 BB: 0 P: 13	R: 0 E: 0 K: 0 S: 8	H: 0 LOB: 1 BB: 1 P: 15	R: 0 E: 0 K: 0 S: 10	H: 1 LOB: 1 BB: 0 P: 15	R: 0 E: 0 K: 0 S: 5	H: 1 LOB: 1 BB: 0 P: 10	R: 0 E: 0 K: 1 S: 9	H: 0 LOB: 0 BB: 0 P: 12	R: 0 E: 0 K: 2 S: 9	H: 0 LOB: 0 BB: 0 P: 15	1B: 4 2B: 2 3B: 0 HR: 1	SF: 0 SAC: 0 DP: 0 HBP: 0	WP: 0 PB: 0 SB: 0 CS: 0	PA: 34	
PITCHER	IP	WLS	BF	H	R	ER	SO	BB	IBB	HBP	BLK	WP	HR	S	P	ERA	WHIP				
David Wells, L ERA: 2.96	7.0	W	28	5	2	2	3	2	0	0	0	0	1	62	99	2.57	1.000				
Duane Ward, R ERA: 2.31	2.0	S	6	0	0	0	3	0	0	0	0	0	0	18	27	0.00	0.000				

Texas Rangers @ Toronto Blue Jays
SkyDome, Toronto, ON
Fri Jul 12 1991, 7:05 PM EDT
Att: 50,279 - Dome - 70 F

AB	32
R	2
H	5
RBI	2
BB	2
SO	6
LOB	12



Batter	1	2	3	4	5	6	7	8	9	AB	R	H	RBI	BB	SO	LOB	BOTTOM				
Devon White, S OBP: 0.358, SLG: 0.438	2-0 CS 1B		4-2 F8 1B BB	0-2 FC6-4 BB		1-2 G4-3		2-2 FC6-4 1B		4	1	2	0	1	0	3					
Roberto Alomar, S OBP: 0.352, SLG: 0.441	0-1 1B		2-2 F8	4-1 1B			1-2 SH5-4 BB 1B	0-0 P4		4	1	2	0	1	0	2					
Joe Carter, R OBP: 0.361, SLG: 0.556	2-3 K		1-3 K2-3	3-3 K			1-0 BB SH5-4 2B 1B	1-2 FC6-4 1B		5	2	1	0	0	3	6					
John Olerud, L OBP: 0.336, SLG: 0.428	1-3 K		4-1 1B BB		0-0 G4-6-3 1B		0-0 SH5-4	0-0 1B		3	0	2	0	1	1	1					
Rance Mulliniks, L OBP: 0.408, SLG: 0.391 Pat Tabler, R OBP: 0.336, SLG: 0.267		4-2 BB BB	1-2 FC6-4 1B		0-0 G4-6-3		4-0 BB 2B IBB	1-1 FC6-4 1B		2	0	1	1	1	0	1					
Kelly Gruber, R OBP: 0.314, SLG: 0.391		1-3 K	0-0 FC6-4		0-2 P3		4-0 2B BB	1-0 FC6-4		4	1	0	1	1	1	5					
Pat Borders, R OBP: 0.237, SLG: 0.295		2-1 F8		1-2 FC6-4 2B		2-2 G4-3		G4-3 2B		4	0	2	3	0	0	1					
Manuel Lee, S OBP: 0.305, SLG: 0.312 Rene Gonzales, R OBP: 0.314, SLG: 0.311		4-1 BB		2-2 F8		1-0 1B		G4-3		3	0	1	0	1	0	2					
Mookie Wilson, S OBP: 0.274, SLG: 0.389		1-3 K2-3		4-0 FC6-4 BB		1-3 K		G3		3	0	0	0	1	2	4					
Inning Stats	R: 0 E: 0 K: 2 S: 9	H: 2 LOB: 1 BB: 0 P: 14	R: 0 E: 0 K: 2 S: 14	H: 0 LOB: 2 BB: 2 P: 26	R: 1 E: 0 K: 1 S: 13	H: 1 LOB: 3 BB: 2 P: 25	R: 0 E: 0 K: 0 S: 5	H: 1 LOB: 0 BB: 0 P: 5	R: 0 E: 0 K: 1 S: 10	H: 1 LOB: 1 BB: 0 P: 15	R: 4 E: 0 K: 0 S: 11	H: 3 LOB: 1 BB: 2 P: 25	R: 1 E: 0 K: 0 S: 13	H: 3 LOB: 2 BB: 0 P: 18	1B: 10 2B: 2 3B: 0 HR: 0	SF: 0 SAC: 1 DP: 1 HBP: 0	WP: 0 PB: 0 SB: 2 CS: 1	PA: 42			
PITCHER	IP	WLS	BF	H	R	ER	SO	BB	IBB	HBP	BLK	WP	HR	S	P	ERA	WHIP				
Jose Guzman, R ERA: 2.97	6.0	L	30	8	3	3	7	6	0	0	0	0	0	69	119	4.50	2.333				
Kenny Rogers, L ERA: 7.09	0.1		2	0	0	0	0	0	1	0	0	0	0	1	5	0.00	0.000				
Rich Gossage, R ERA: 3.38	0.2		4	1	2	2	0	1	0	0	0	0	0	5	13	27.00	3.000				
Mike Jeffcoat, L ERA: 3.19	0.2		5	3	1	1	0	0	0	0	0	0	0	12	16	13.50	4.500				
Wayne Rosenthal, R ERA: 3.0	0.1		1	0	0	0	0	0	0	0	0	0	0	1	2	0.00	0.000				

Texas Rangers @ Toronto Blue Jays
SkyDome, Toronto, ON
Fri Jul 12 1991, 7:05 PM EDT
Att: 50,279 - Dome - 70 F

AB	33
R	6
H	12
RBI	6
BB	8
SO	7
LOB	25



Batter	1	2	3	4	5	6	7	8	9	AB	R	H	RBI	BB	SO	LOB	TOP								
Dean Palmer, R (1, 7) <small>OBP: 0.294, SLG: 0.413</small> Gary Pettis, S (7, 8) <small>OBP: 0.335, SLG: 0.256</small> Mario Diaz, R (9, PH) <small>OBP: 0.330, SLG: 0.357</small>	G5-3		K		E5		G5-3		F8	4	1	0	0	0	1	1	Texas Rangers @ Toronto Blue Jays SkyDome, Toronto, ON Sat Jul 13 1991, 3:33 AM EDT Att: 50,270 - Dome - 70 F								
Julio Franco, R (1, 4) <small>OBP: 0.380, SLG: 0.453</small>	F8				F8		G6-3			4	0	1	1	0	0	0									
Ruben Sierra, S (1, 9) <small>OBP: 0.382, SLG: 0.509</small>	K				1B				G4-3	4	1	2	0	0	1	0									
Rafael Palmeiro, L (1, 3) <small>OBP: 0.369, SLG: 0.527</small>		P2			1B		G4-3		G4-3	4	0	1	0	0	0	2									
Juan Gonzalez, R (1, 8) <small>OBP: 0.372, SLG: 0.506</small>	K				1B				F8	4	0	1	1	0	1	0									
Kevin Reimer, L (1, 10) <small>OBP: 0.319, SLG: 0.389</small>	P6				F7				P6	4	0	0	0	0	0	2									
Steve Buechele, R (1, 5) <small>OBP: 0.356, SLG: 0.477</small>					F8				1B	3	0	1	0	1	0	2									
Ivan Rodriguez, R (1, 2) <small>OBP: 0.338, SLG: 0.411</small>					G4-3				K	4	0	0	0	0	1	2									
Jeff Huson, L (1, 6) <small>OBP: 0.300, SLG: 0.280</small> Brian Downing, R (9, PH) <small>OBP: 0.378, SLG: 0.441</small>					S		G3		F9	2	0	0	0	1	0	0									
Inning Stats	R: 0 E: 0 K: 1 S: 8	H: 0 LOB: 0 BB: 0 P: 13	R: 0 E: 0 K: 1 S: 6	H: 0 LOB: 0 BB: 0 P: 10	R: 0 E: 0 K: 1 S: 8	H: 0 LOB: 1 BB: 1 P: 17	R: 1 E: 0 K: 0 S: 16	H: 3 LOB: 2 BB: 0 P: 25	R: 1 E: 1 K: 0 S: 20	H: 2 LOB: 2 BB: 1 P: 29	R: 0 E: 0 K: 0 S: 8	H: 0 LOB: 1 BB: 1 P: 15	R: 0 E: 0 K: 0 S: 6	H: 0 LOB: 0 BB: 0 P: 8	R: 0 E: 0 K: 0 S: 6	H: 0 LOB: 0 BB: 0 P: 8		R: 0 E: 0 K: 1 S: 7	H: 2 LOB: 2 BB: 0 P: 8	1B: 7 2B: 0 3B: 0 HR: 0	SF: 0 SAC: 0 DP: 0 HBP: 0	WP: 0 PB: 0 SB: 2 CS: 0	PA: 37		
PITCHER	IP	WLS	BF	H	R	ER	SO	BB	IBB	HBP	BLK	WP	HR	S	P	ERA	WHIP								
Todd Stottlemire, R (1, 1) <small>ERA: 2.93</small>	7.0		29	5	2	1	3	2	0	0	0	0	0	72	117	1.29	1.000								
Mike Timlin, R (8, 1) <small>ERA: 3.02</small>	1.0	W	3	0	0	0	0	0	0	0	0	0	0	6	8	0.00	0.000								
Tom Henke, R (9, 1) <small>ERA: 1.14</small>	1.0	S	5	2	0	0	1	0	0	0	0	0	0	7	8	0.00	2.000								

AB	35
R	2
H	7
RBI	2
BB	2
SO	4
LOB	11



Batter	1	2	3	4	5	6	7	8	9	AB	R	H	RBI	BB	SO	LOB	BOTTOM								
Devon White, S (1, 8) <small>OBP: 0.360, SLG: 0.445</small>	1B				G1-3		FC4-6			4	1	2	0	0	0	3	Texas Rangers @ Toronto Blue Jays SkyDome, Toronto, ON Sat Jul 13 1991, 3:33 AM EDT Att: 50,270 - Dome - 70 F								
Roberto Alomar, S (1, 4) <small>OBP: 0.354, SLG: 0.441</small>	CS				P6		G6-3			4	0	2	1	0	0	3									
Joe Carter, R (1, 9) <small>OBP: 0.363, SLG: 0.553</small>	K				HBP				F9	2	0	0	0	1	1	1									
John Olerud, L (1, 3) <small>OBP: 0.338, SLG: 0.424</small> Derek Bell, R (8, PR) <small>OBP: 0.235, SLG: 0.071</small> Ed Sprague, R (9, 3) <small>OBP: 0.343, SLG: 0.372</small>					K				P6	2	0	0	0	1	1	5									
Rance Mulliniks, L (1, 10) <small>OBP: 0.397, SLG: 0.378</small>	G1-3								HR	0	1	0	0	0	0	0									
Kelly Gruber, R (1, 5) <small>OBP: 0.313, SLG: 0.408</small>					F9				HR	2	0	0	0	1	1	5									
Greg Myers, L (1, 2) <small>OBP: 0.329, SLG: 0.421</small>	K				K				G3-1	4	0	0	0	0	3	1									
Rob Ducey, L (1, 7) <small>OBP: 0.381, SLG: 0.579</small>	G4-3									2	0	0	0	1	1	0									
Rene Gonzales, R (1, 6) <small>OBP: 0.329, SLG: 0.333</small>					K				FC4-6	2	0	1	0	1	1	0									
Inning Stats	R: 1 E: 0 K: 1 S: 13	H: 2 LOB: 1 BB: 1 P: 21	R: 0 E: 0 K: 1 S: 7	H: 0 LOB: 0 BB: 0 P: 10	R: 0 E: 0 K: 2 S: 13	H: 2 LOB: 2 BB: 0 P: 22	R: 0 E: 0 K: 2 S: 10	H: 0 LOB: 0 BB: 0 P: 15	R: 0 E: 0 K: 0 S: 11	H: 1 LOB: 3 BB: 2 P: 23	R: 0 E: 0 K: 0 S: 7	H: 0 LOB: 0 BB: 0 P: 12	R: 0 E: 0 K: 1 S: 11	H: 0 LOB: 1 BB: 1 P: 19	R: 2 E: 0 K: 2 S: 10	H: 1 LOB: 1 BB: 0 P: 18		1B: 3 2B: 1 3B: 1 HR: 1	SF: 0 SAC: 0 DP: 0 HBP: 2	WP: 1 PB: 0 SB: 1 CS: 1	PA: 34				
PITCHER	IP	WLS	BF	H	R	ER	SO	BB	IBB	HBP	BLK	WP	HR	S	P	ERA	WHIP								
Nolan Ryan, R (1, 1) <small>ERA: 2.63</small>	6.1		27	5	1	1	7	4	0	1	0	0	0	67	113	1.42	1.421								
Kenny Rogers, L (7, 1) <small>ERA: 6.99</small>	0.2		2	0	0	0	0	0	0	0	1	0	0	5	9	0.00	0.000								
Jeff Russell, R (8, 1) <small>ERA: 3.26</small>	1.0	L	5	1	2	2	2	0	0	1	0	0	1	10	18	18.00	1.000								


AB	28
R	3
H	6
RBI	3
BB	4
SO	9
LOB	15



Batter	1	2	3	4	5	6	7	8	9	10	AB	R	H	RBI	BB	SO	LOB	TOP					
Devon White, S OBP: 0.357, SLG: 0.436 (1, 8)	G3		G6-3		K			1B			4	0	1	0	1	1	1						
Roberto Alomar, S OBP: 0.352, SLG: 0.440 (1, 4)	FC5-4 1B			F7 BB		F9		K2-3		G1-3	4	0	1	0	1	1	2						
Joe Carter, R OBP: 0.364, SLG: 0.565 (1, 7)	FC5-4 1-2			K		K				G3-1	4	0	0	0	0	2	2						
John Olerud, L OBP: 0.332, SLG: 0.417 (1, 3)	L8			F7		K				G1-3	4	0	0	0	0	1	2						
Rance Mulliniks, L OBP: 0.404, SLG: 0.381 Mookie Wilson, S OBP: 0.274, SLG: 0.389 (9, PR)		G4-3		G6-3		G6-3				1B BB	3	0	0	0	1	0	1						
Kelly Gruber, R OBP: 0.311, SLG: 0.417 (1, 5)				K		E6 CS				1B	4	0	1	0	0	2	0						
Greg Myers, L OBP: 0.330, SLG: 0.429 (1, 2)				F8		F9				1B	4	1	1	0	0	1	3						
Cory Snyder, R OBP: 0.219, SLG: 0.287 (1, 9)				K		K				K	4	0	0	0	0	4	1						
Manuel Lee, S OBP: 0.298, SLG: 0.394 (1, 6)				K		G3				K	4	0	1	1	0	2	0						
Inning Stats	R: 0 E: 0 K: 0 S: 8	H: 1 LOB: 1 BB: 0 P: 15	R: 0 E: 0 K: 1 S: 6	H: 0 LOB: 0 BB: 0 P: 10	R: 0 E: 0 K: 1 S: 8	H: 0 LOB: 1 BB: 1 P: 14	R: 1 E: 0 K: 2 S: 12	H: 2 LOB: 1 BB: 0 P: 17	R: 0 E: 0 K: 2 S: 7	H: 0 LOB: 0 BB: 0 P: 10	R: 0 E: 1 K: 0 S: 7	H: 0 LOB: 0 BB: 0 P: 11	R: 0 E: 0 K: 2 S: 13	H: 1 LOB: 1 BB: 0 P: 20	R: 0 E: 0 K: 1 S: 9	H: 1 LOB: 2 BB: 1 P: 17	R: 0 E: 0 K: 2 S: 10	H: 0 LOB: 1 BB: 1 P: 20	1B: 5 2B: 0 3B: 0 HR: 0	SF: 0 SAC: 0 DP: 0 HBP: 0	WP: 0 PB: 0 SB: 0 CS: 1	PA: 38	
PITCHER	IP	WLS	BF	H	R	ER	SO	BB	IBB	HBP	BLK	WP	HR	S	P	ERA	WHIP						
Kevin Appier, R ERA: 3.9	(1, 1)	7.2	28	4	1	1	10	1	0	0	1	0	0	69	111	1.17	0.652						
Luis Aquino, R ERA: 3.25	(8, 1)	2.1	10	1	0	0	4	2	0	0	0	0	0	23	44	0.00	1.286						

Toronto Blue Jays @ Kansas City Royals
 Royals Stadium, Kansas City, MO
 Tue Jul 16 1991, 8:05 PM EDT
 Att. 22,134 - Sunny - 90 F


AB 35
 R 1
 H 5
 RBI 1
 BB 3
 SO 14
 LOB 12

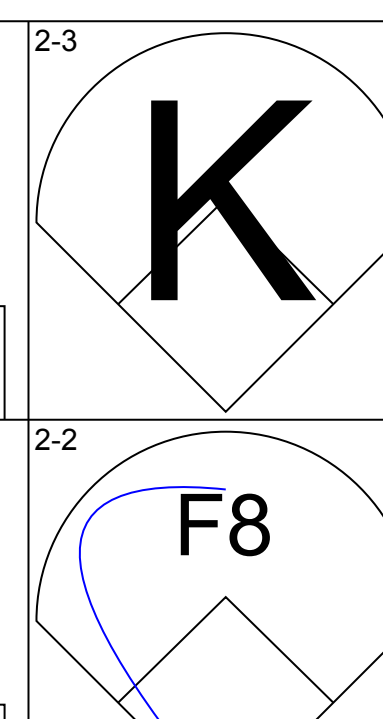
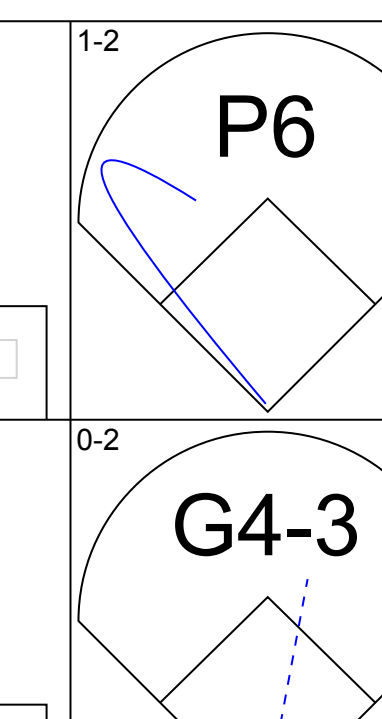
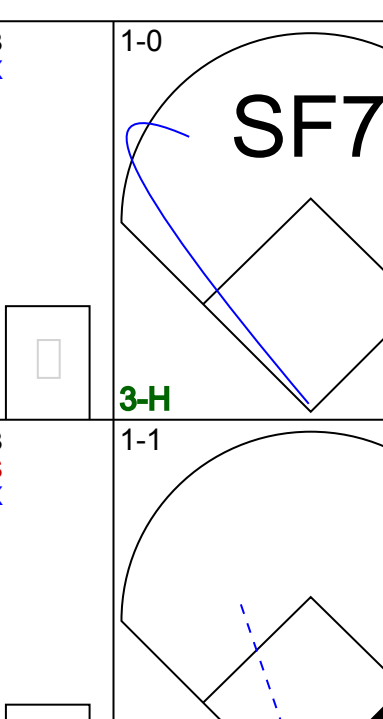
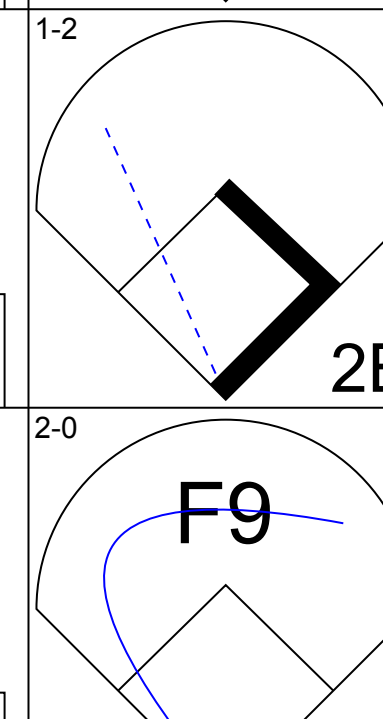
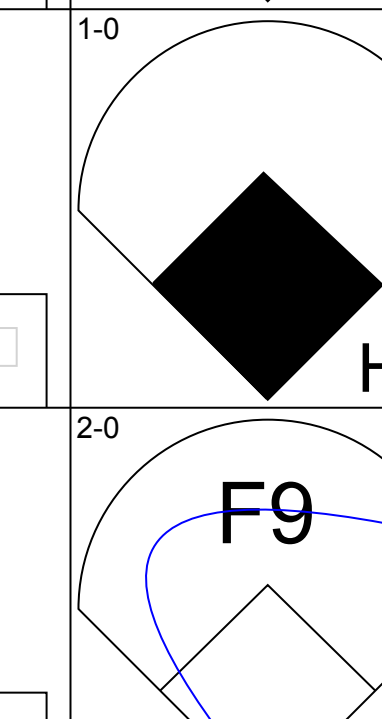
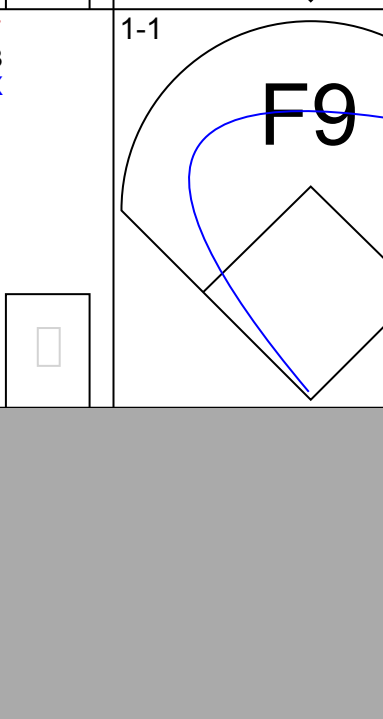





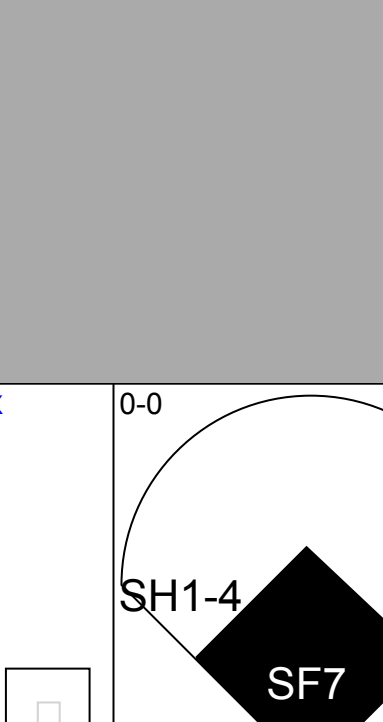
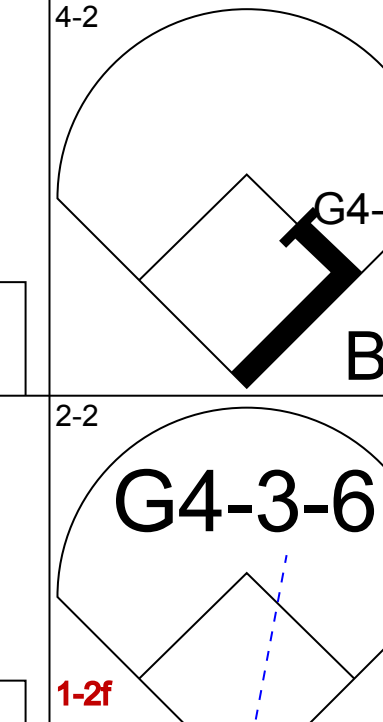
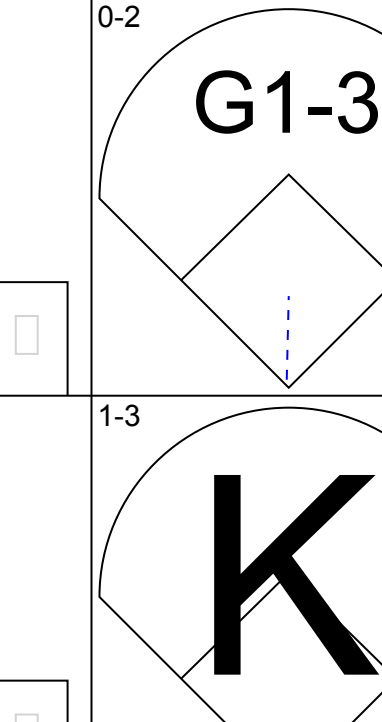
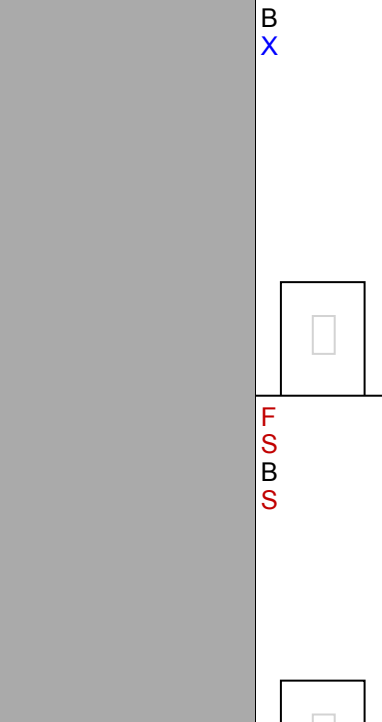

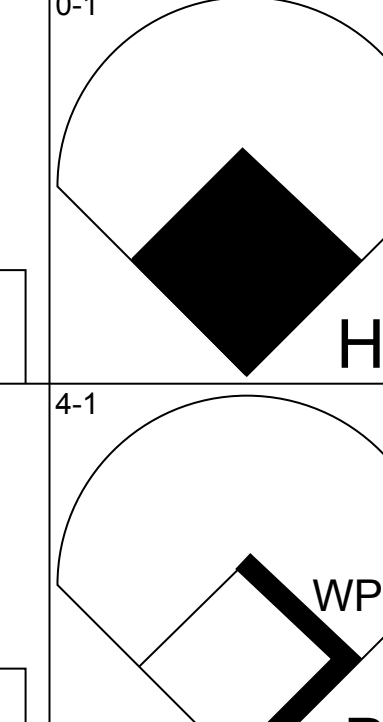
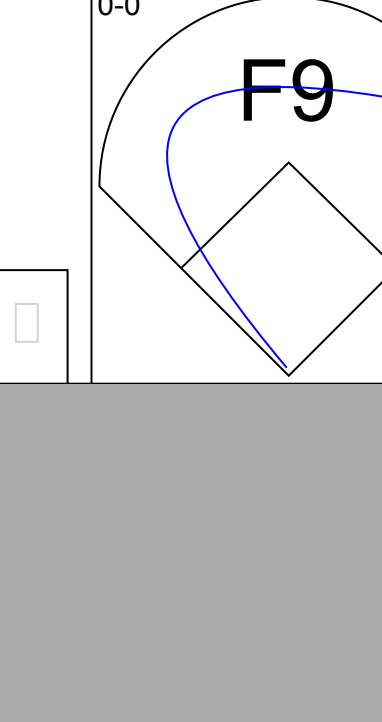
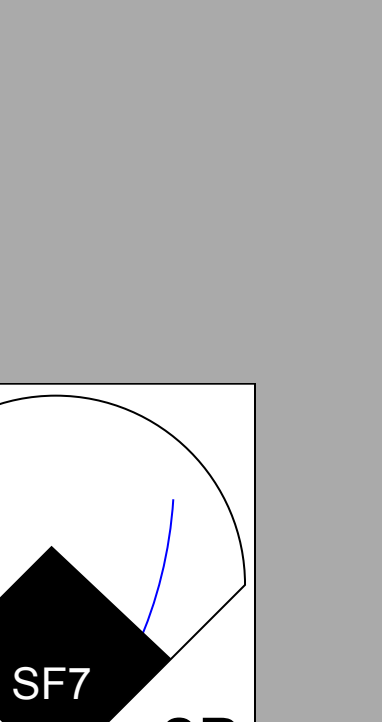
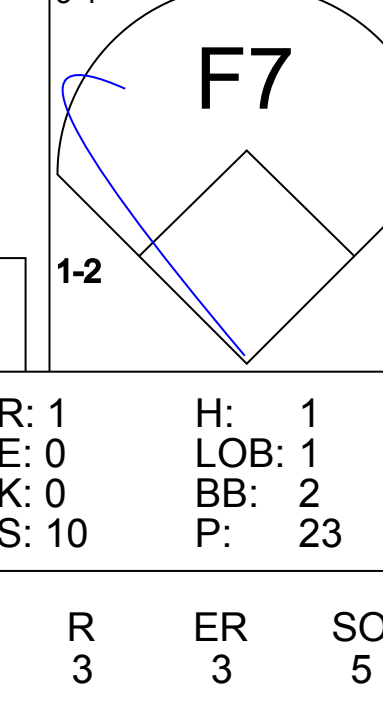

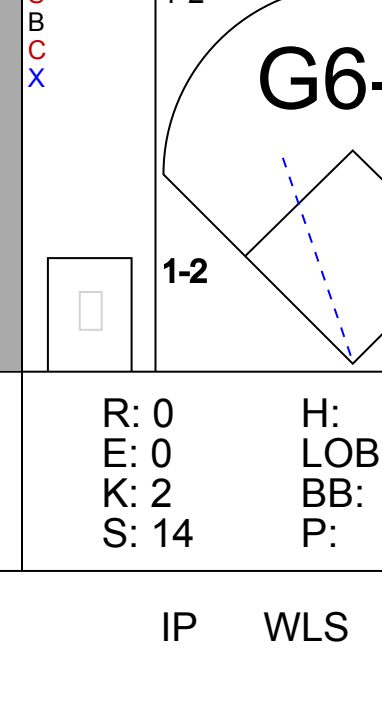
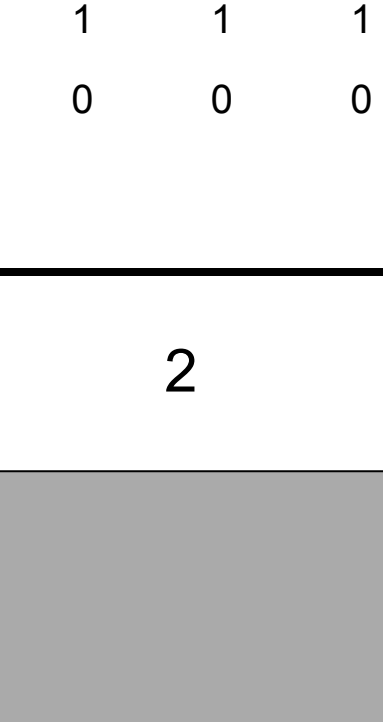
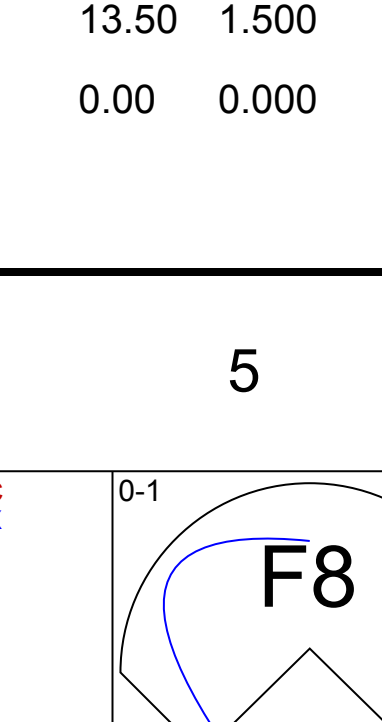
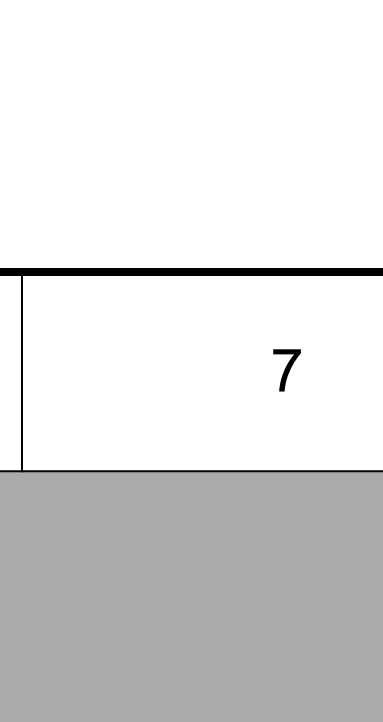


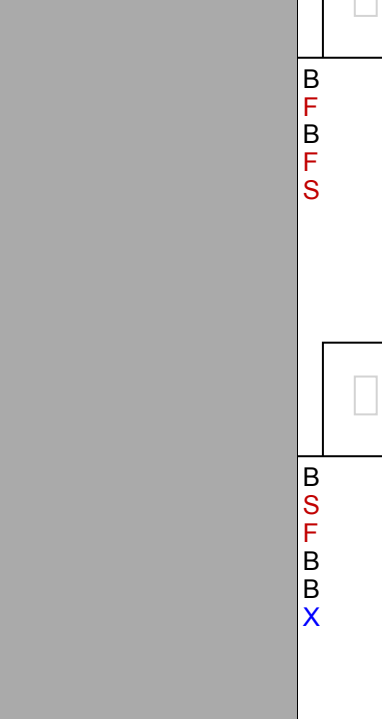


Batter	1	2	3	4	5	6	7	8	9	10	AB	R	H	RBI	BB	SO	LOB	BOTTOM				
Brian McRae, S OBP: 0.283, SLG: 0.373 (1, 8)	K		G4-3			1B		G4-3			4	0	1	0	0	1	2					
Kirk Gibson, L OBP: 0.328, SLG: 0.444 (1, 7)	G3-1 2B		G1-3			1B				PB 3B	4	1	3	0	0	0	1					
George Brett, L OBP: 0.323, SLG: 0.407 (1, 10)	G3-1 2-3			L9		F7				F8	4	0	0	0	0	0	2					
Todd Benzinger, S OBP: 0.269, SLG: 0.313 (1, 3)	G4-1			G6-3 1B		SH1-4 1B				G4-3	4	0	2	0	0	0	1					
Jim Eisenreich, L OBP: 0.331, SLG: 0.382 (1, 9)		P3		G6-3		SH1-4				F8	3	0	0	0	0	0	1					
Bill Pasota, R OBP: 0.335, SLG: 0.413 (9, 4)		K			G5-3	L4				SH1-4 HBP	3	1	0	0	0	1	1					
Brent Mayne, L OBP: 0.337, SLG: 0.305 (1, 2)		G4-3			G6-3	K				SH1-4	3	0	0	0	0	1	1					
Terry Shumpert, R OBP: 0.283, SLG: 0.336 Kevin Seltzer, R OBP: 0.355, SLG: 0.345 (9, 5)				FC4-6 BB		P6				P3	1	0	0	0	1	0	0					
David Howard, S OBP: 0.206, SLG: 0.131 Waner Cromarlie, L OBP: 0.398, SLG: 0.432 Gary Thurman, R OBP: 0.295, SLG: 0.352 Kurt Stillwell, S OBP: 0.307, SLG: 0.346 (9, 6)				FC4-6		G3				CS 1B	2	0	0	0	0	0	1					
Inning Stats	R: 0 E: 0 K: 1 S: 10	H: 1 LOB: 1 BB: 0 P: 15	R: 0 E: 0 K: 1 S: 7	H: 0 LOB: 0 BB: 0 P: 9	R: 0 E: 0 K: 0 S: 8	H: 1 LOB: 1 BB: 1 P: 14	R: 0 E: 0 K: 0 S: 4	H: 0 LOB: 0 BB: 0 P: 6	R: 0 E: 0 K: 0 S: 6	H: 0 LOB: 0 BB: 0 P: 12	R: 0 E: 0 K: 0 S: 9	H: 2 LOB: 1 BB: 0 P: 16	R: 0 E: 0 K: 1 S: 8	H: 1 LOB: 1 BB: 0 P: 16	R: 0 E: 0 K: 0 S: 6	H: 1 LOB: 0 BB: 0 P: 10	R: 1 E: 1 K: 0 S: 3	H: 0 LOB: 0 BB: 0 P: 7	1B: 5 2B: 1 3B: 1 HR: 0	SF: 0 SAC: 2 DP: 1 HBP: 1	WP: 0 PB: 1 SB: 2 CS: 1	PA: 35
PITCHER	IP	WLS	BF	H	R	ER	SO	BB	IBB	HBP	BLK	WP	HR	S	P	ERA	WHIP					
Tom Candiotti, R ERA: 2.01	(1, 1)	9.1	35	7	2	1	3	1	0	1	0	0	0	68	118	0.96	0.857					

Toronto Blue Jays @ Kansas City Royals
 Royals Stadium, Kansas City, MO
 Tue Jul 16 1991, 8:05 PM EDT
 Att. 22,134 - Sunny - 90 F

AB 31
 R 2
 H 7
 RBI 0
 BB 1
 SO 3
 LOB 10

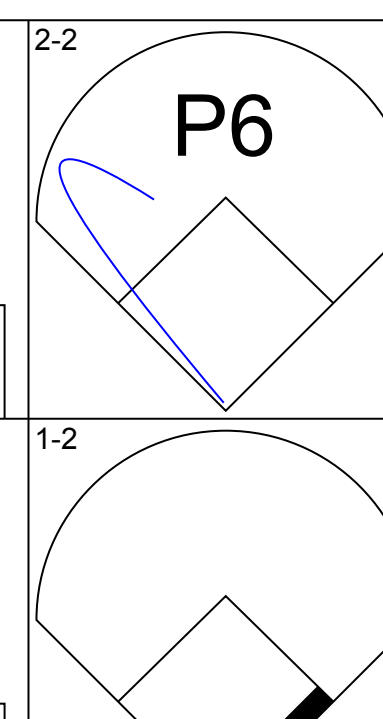
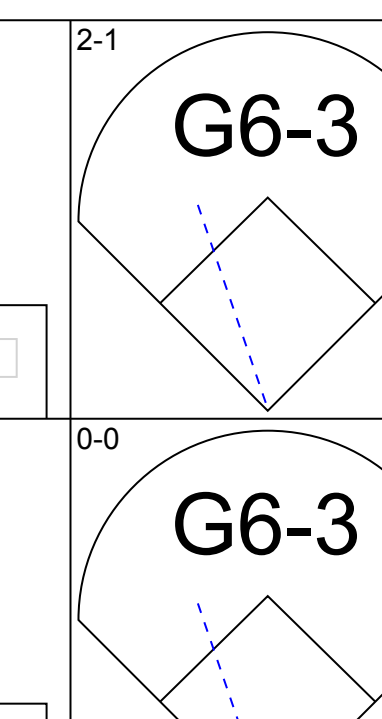
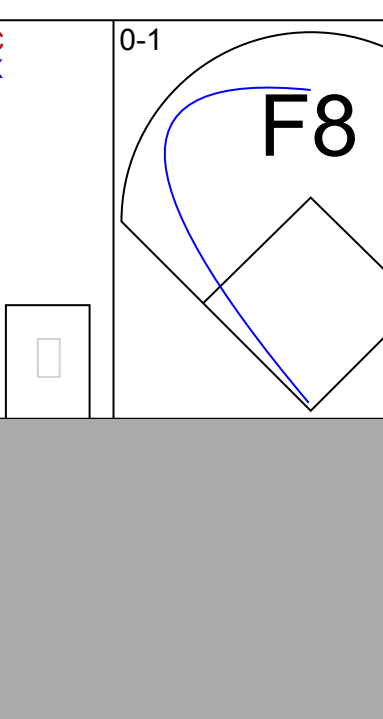
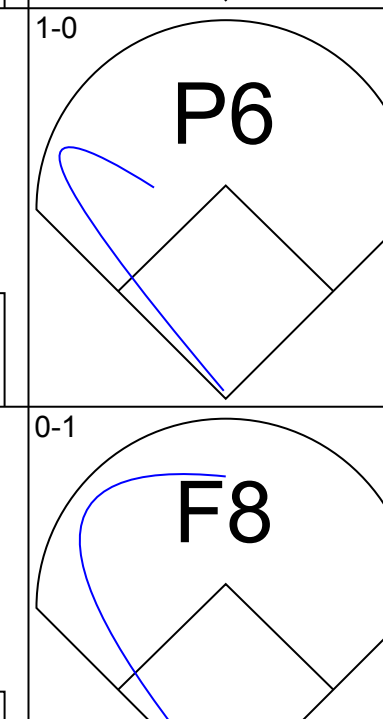
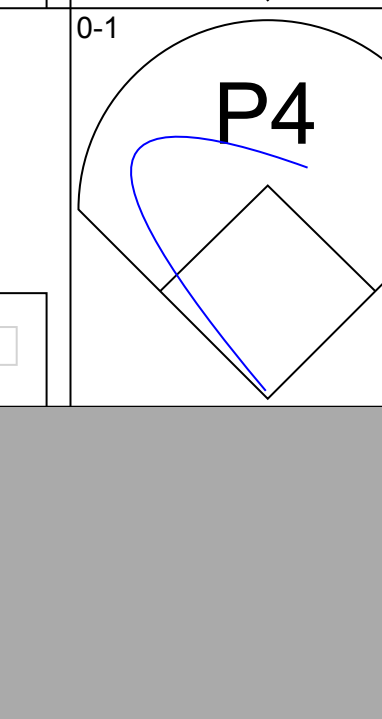





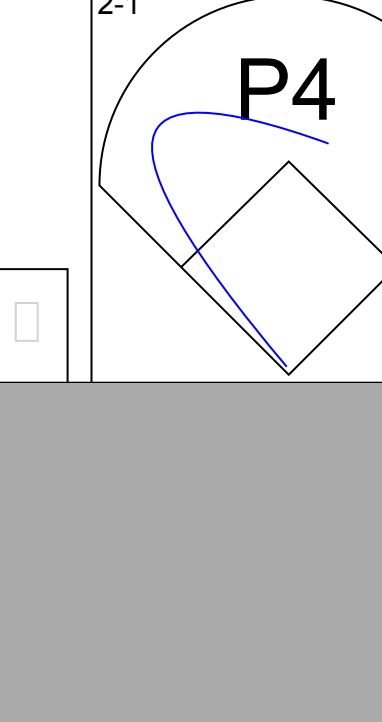
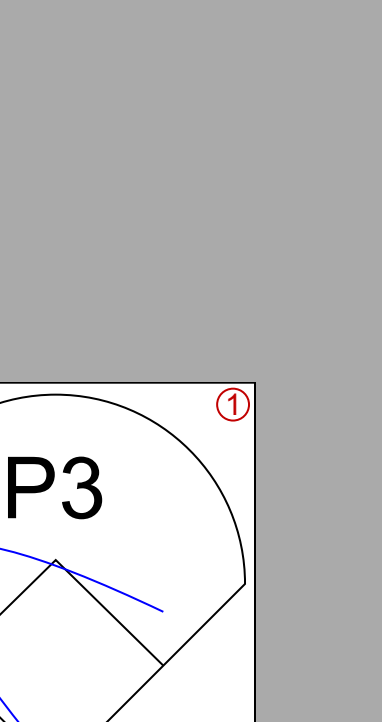
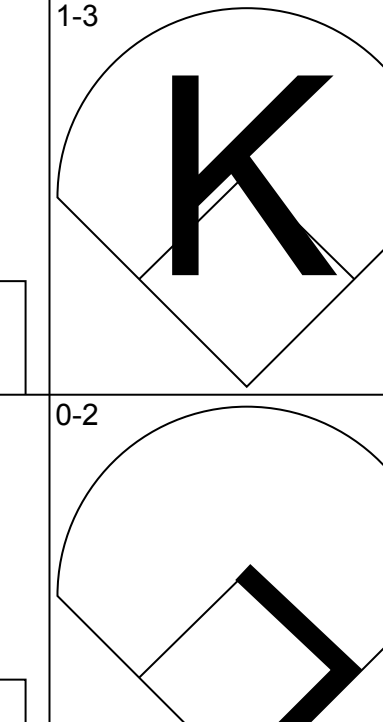
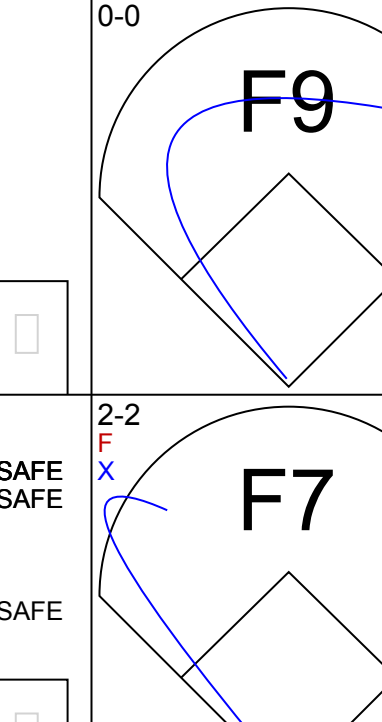

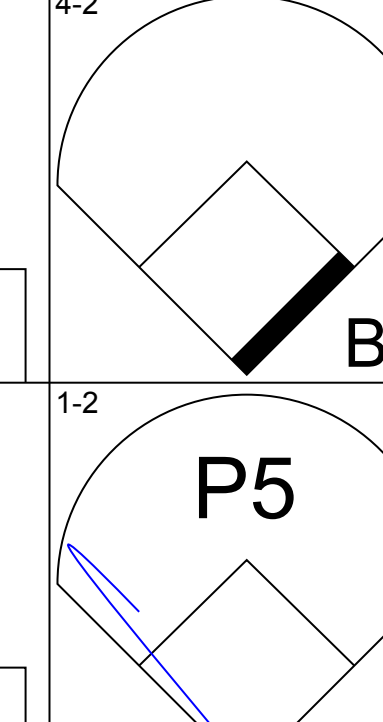
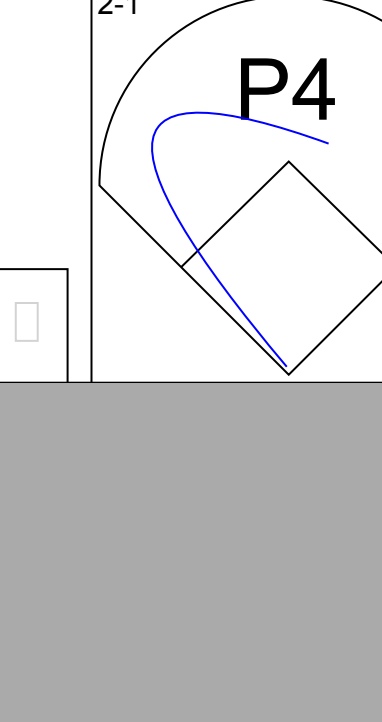
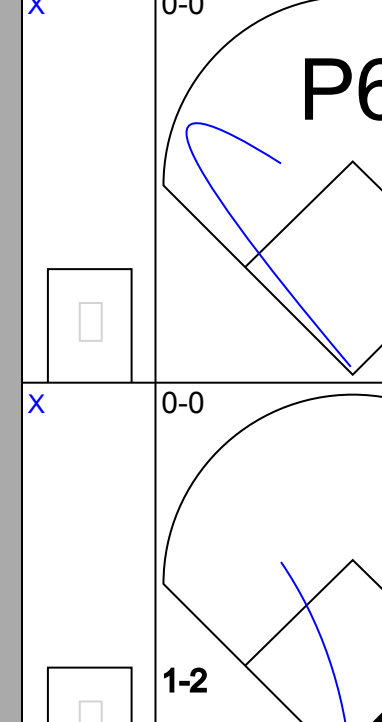
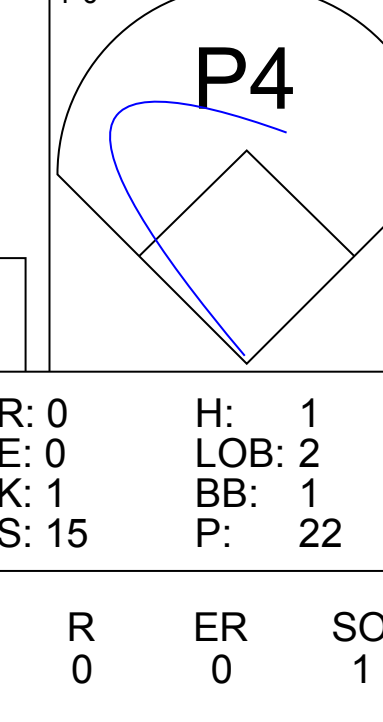
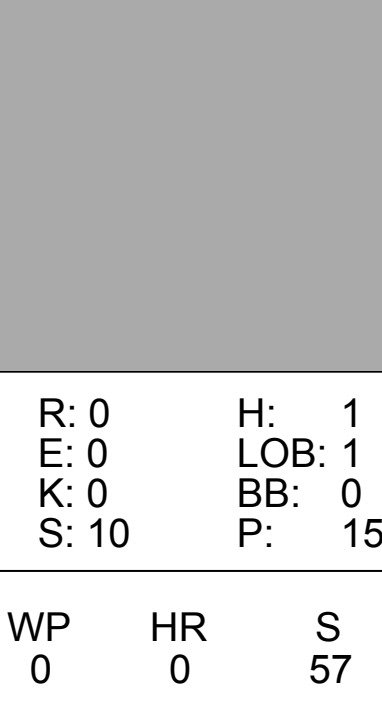
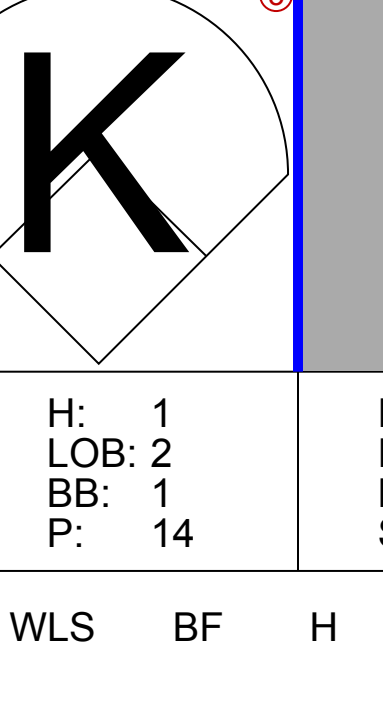



Batter	1	2	3	4	5	6	7	8	9	AB	R	H	RBI	BB	SO	LOB	TOP								
Devon White, S (1, 8) OBP: 0.356, SLG: 0.434										2	0	0	1	1	1	0									
Roberto Alomar, S (1, 4) OBP: 0.351, SLG: 0.438										4	0	1	0	0	1	2									
Joe Carter, R (1, 9) OBP: 0.366, SLG: 0.576										4	1	2	1	0	1	1									
John Olerud, L (1, 3) OBP: 0.327, SLG: 0.411										4	0	0	0	0	1	1									
Rance Mulliniks, L (1, 10) OBP: 0.400, SLG: 0.372										3	0	0	0	1	0	0									
Kelly Gruber, R (1, 5) OBP: 0.309, SLG: 0.431										4	1	1	1	0	2	1									
Greg Myers, L (1, 2) OBP: 0.329, SLG: 0.440										4	1	1	1	0	1	0									
Rob Ducey, L (1, 7) OBP: 0.379, SLG: 0.520										2	1	1	0	2	1	0									
Rene Gonzales, R (1, 6) OBP: 0.325, SLG: 0.309										3	0	0	0	0	0	2									
Inning Stats	R: 0 E: 0 K: 1 S: 11	H: 1 LOB: 1 BB: 0 P: 18	R: 1 E: 0 K: 0 S: 10	H: 1 LOB: 1 BB: 2 P: 23	R: 1 E: 0 K: 0 S: 10	H: 1 LOB: 0 BB: 0 P: 14	R: 0 E: 0 K: 1 S: 8	H: 0 LOB: 0 BB: 0 P: 9	R: 1 E: 0 K: 0 S: 8	H: 2 LOB: 1 BB: 0 P: 13	R: 0 E: 0 K: 1 S: 6	H: 0 LOB: 2 BB: 0 P: 9	R: 0 E: 0 K: 2 S: 14	H: 0 LOB: 2 BB: 0 P: 27	R: 0 E: 0 K: 1 S: 12	H: 0 LOB: 0 BB: 0 P: 19	R: 1 E: 0 K: 1 S: 13	H: 1 LOB: 0 BB: 0 P: 19	1B: 1 2B: 2 3B: 0 HR: 3	SF: 1 SAC: 1 DP: 1 HBP: 0	WP: 1 PB: 0 SB: 1 CS: 0	PA: 36			
PITCHER	IP	WLS	BF	H	R	ER	SO	BB	IBB	HBP	BLK	WP	HR	S	P	ERA	WHIP								
Nolan Ryan, R (1, 1) ERA: 2.71	7.0	L	29	5	3	3	5	4	0	0	0	1	2	67	113	3.86	1.286								
Kenny Rogers, L (8, 1) ERA: 6.85	1.0		3	0	0	0	2	0	0	0	0	0	0	12	19	0.00	0.000								
Mike Jeffcoat, L (9, 1) ERA: 3.48	0.2		3	1	1	1	1	0	0	0	0	0	1	9	13	13.50	1.500								
Rich Gossage, R (9, 1) ERA: 3.64	0.1		1	0	0	0	0	0	0	0	0	0	0	4	6	0.00	0.000								

Toronto Blue Jays @ Texas Rangers
Arlington Stadium, Arlington, TX
Thu Jul 18 1991, 8:05 PM EDT
Att: 37,268 - Sunny - 97 F

AB 30
R 4
H 6
RBI 4
BB 4
SO 8
LOB 7



Batter	1	2	3	4	5	6	7	8	9	AB	R	H	RBI	BB	SO	LOB	BOTTOM								
Brian Downing, R (1, 10) OBP: 0.376, SLG: 0.441										4	0	0	0	0	0	0									
Rafael Palmeiro, L (1, 3) OBP: 0.372, SLG: 0.532										3	0	0	0	0	1	0									
Ruben Sierra, S (1, 9) OBP: 0.375, SLG: 0.503										4	0	1	0	0	0	1									
Julio Franco, R (1, 4) OBP: 0.379, SLG: 0.455										4	0	1	0	0	1	2									
Steve Buechele, R (1, 5) OBP: 0.344, SLG: 0.459										4	0	0	0	0	1	1									
Dean Palmer, R (1, 7) OBP: 0.288, SLG: 0.354										3	0	1	0	1	1	1									
Ivan Rodriguez, R (1, 2) OBP: 0.333, SLG: 0.379										3	0	0	0	1	0	2									
Mario Diaz, R (1, 6) OBP: 0.314, SLG: 0.336										3	0	1	0	0	0	2									
Gary Pettis, S (1, 8) OBP: 0.343, SLG: 0.262										2	0	0	0	0	0	2									
Juan Gonzalez, R (7, PH) OBP: 0.370, SLG: 0.509										0	0	0	0	0	0	0									
Kevin Reimer, L (7, PH) OBP: 0.322, SLG: 0.392										1	0	0	0	0	1	2									
Inning Stats	R: 0 E: 0 K: 0 S: 8	H: 0 LOB: 1 BB: 0 P: 12	R: 0 E: 0 K: 1 S: 15	H: 1 LOB: 2 BB: 1 P: 22	R: 0 E: 0 K: 0 S: 5	H: 0 LOB: 0 BB: 0 P: 7	R: 0 E: 0 K: 0 S: 10	H: 1 LOB: 1 BB: 0 P: 15	R: 0 E: 0 K: 0 S: 6	H: 0 LOB: 0 BB: 0 P: 8	R: 0 E: 0 K: 0 S: 8	H: 0 LOB: 0 BB: 0 P: 14	R: 0 E: 0 K: 1 S: 8	H: 1 LOB: 2 BB: 1 P: 14	R: 0 E: 0 K: 2 S: 13	H: 1 LOB: 1 BB: 0 P: 22	R: 0 E: 0 K: 1 S: 11	H: 0 LOB: 0 BB: 0 P: 15	1B: 3 2B: 1 3B: 0 HR: 0	SF: 0 SAC: 0 DP: 0 HBP: 1	WP: 0 PB: 0 SB: 0 CS: 0	PA: 34			
PITCHER	IP	WLS	BF	H	R	ER	SO	BB	IBB	HBP	BLK	WP	HR	S	P	ERA	WHIP								
David Wells, L (1, 1) ERA: 2.8	6.2	W	26	3	0	0	1	2	0	0	0	0	0	57	89	0.00	0.750								
Duane Ward, R (7, 1) ERA: 2.13	2.1	S	8	1	0	0	4	0	0	0	0	0	0	27	40	0.00	0.429								

Toronto Blue Jays @ Texas Rangers
Arlington Stadium, Arlington, TX
Thu Jul 18 1991, 8:05 PM EDT
Att: 37,268 - Sunny - 97 F

AB 31
R 0
H 4
RBI 0
BB 2
SO 5
LOB 13

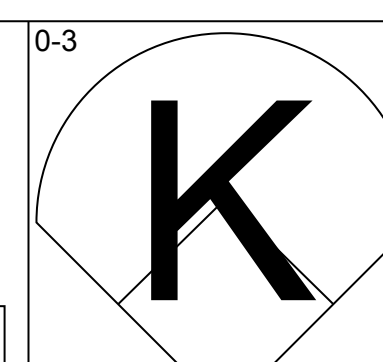
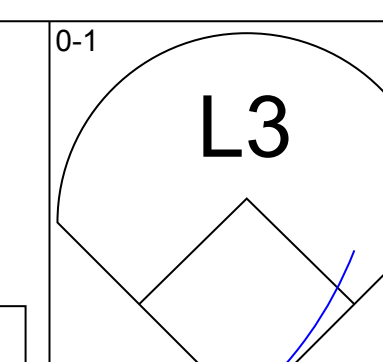
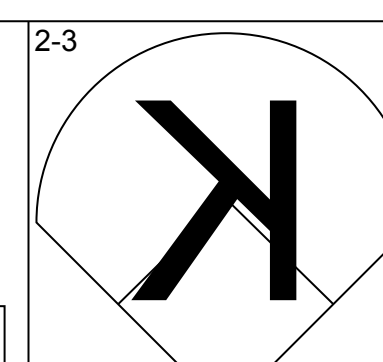
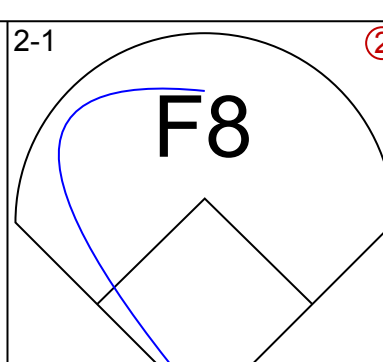
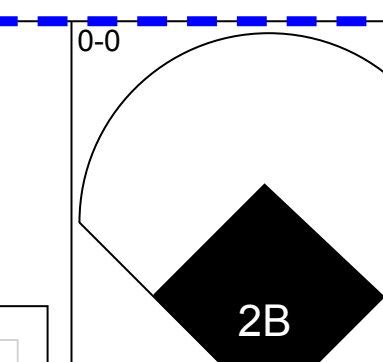

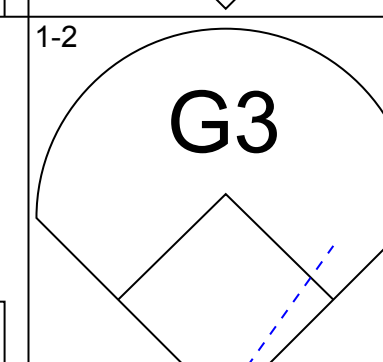
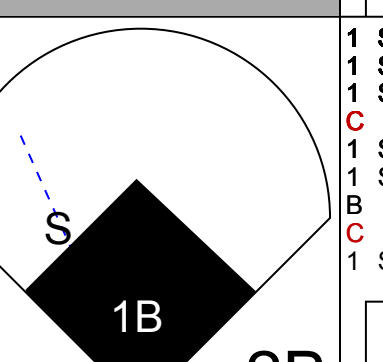
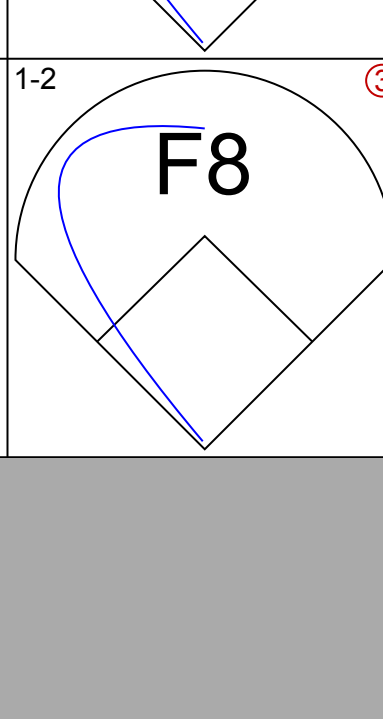
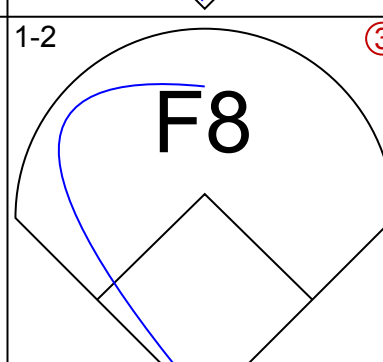
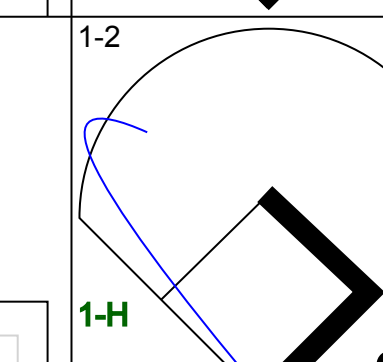
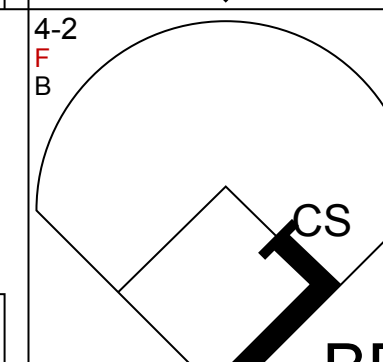
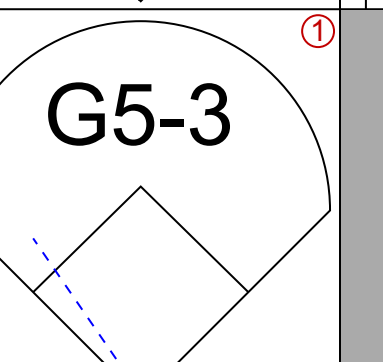


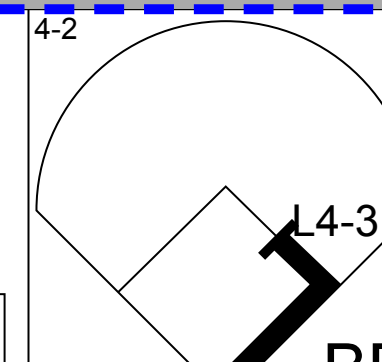
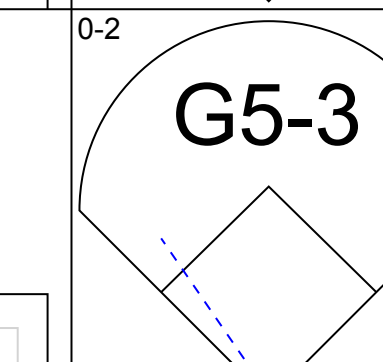
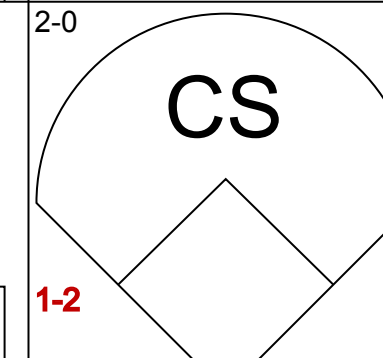
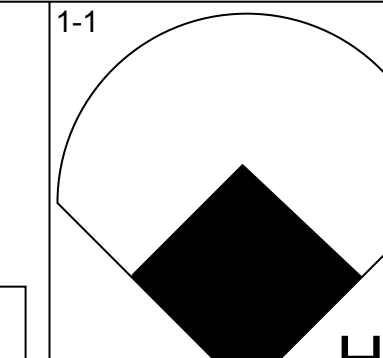
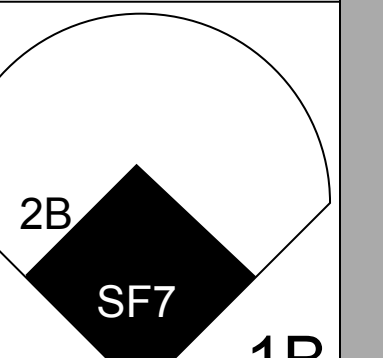



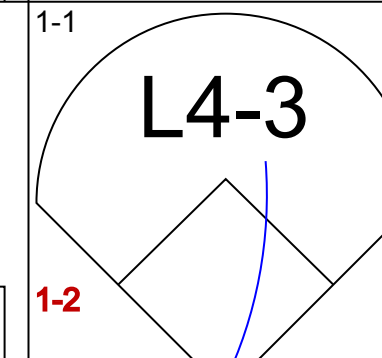

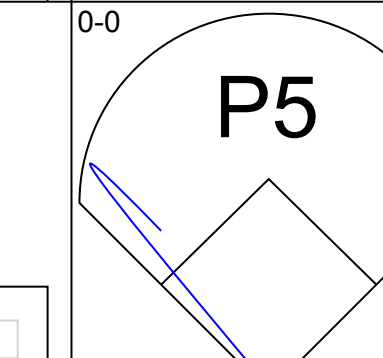
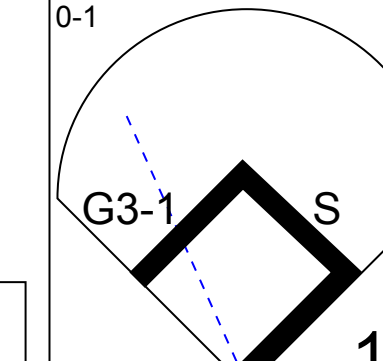
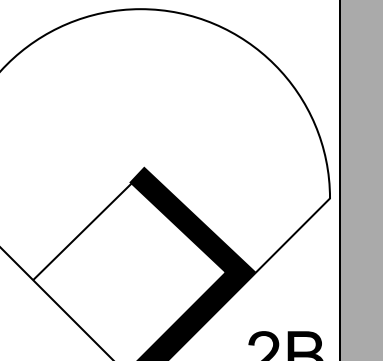


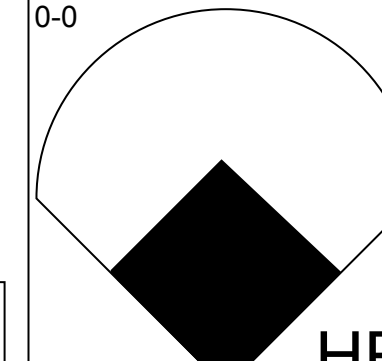
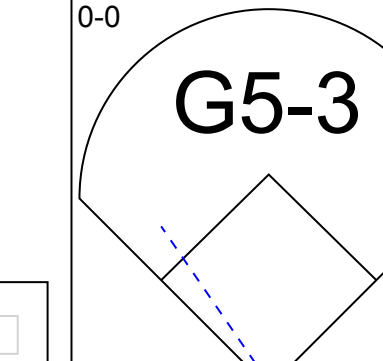

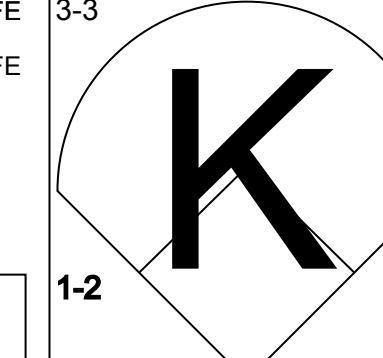
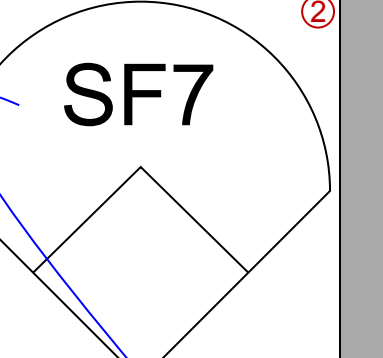
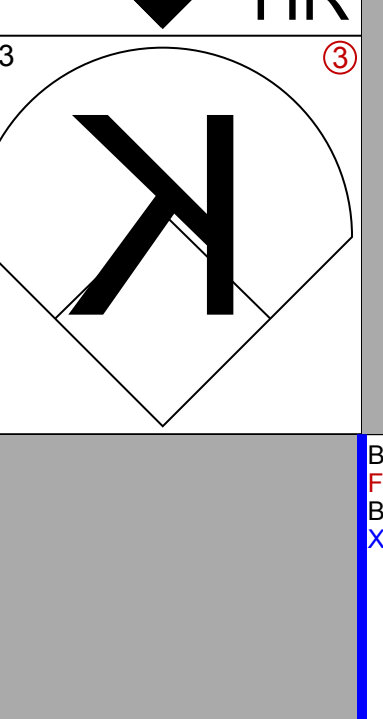
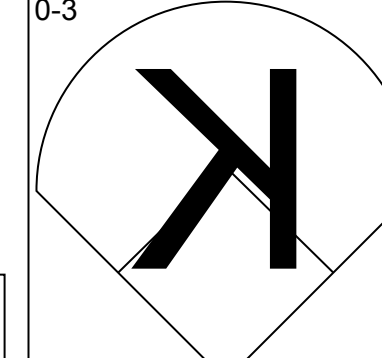

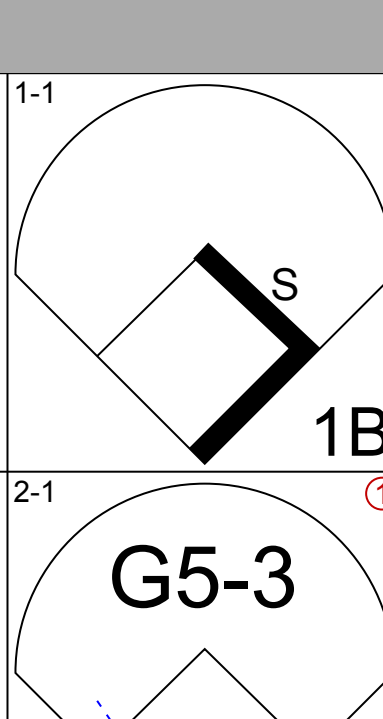
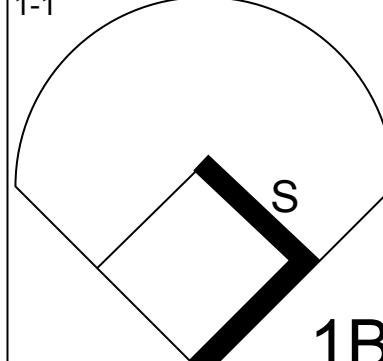
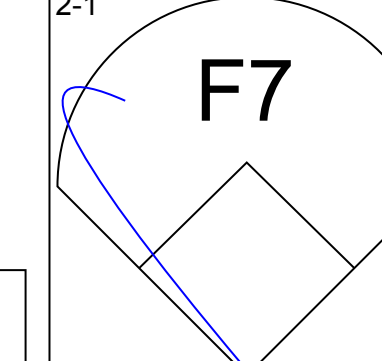

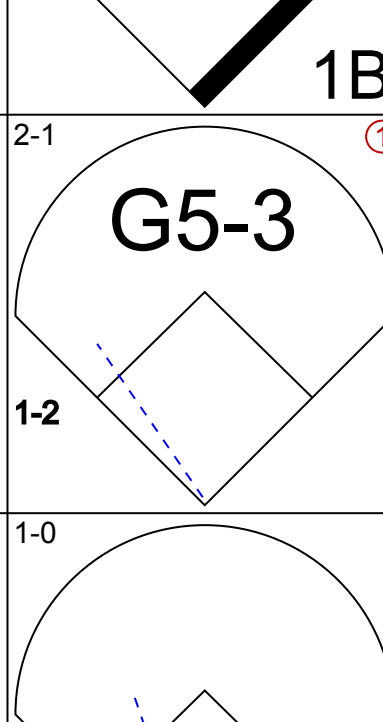
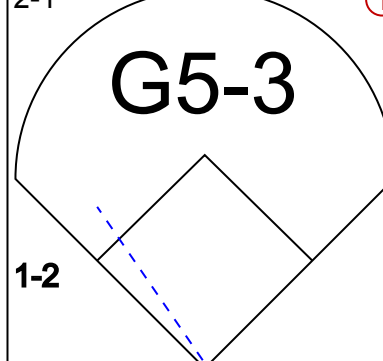
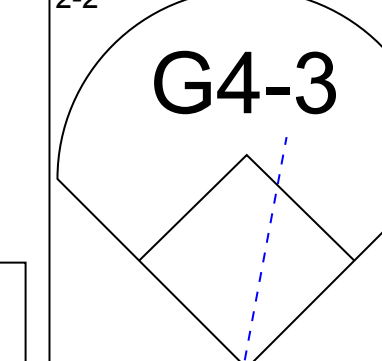

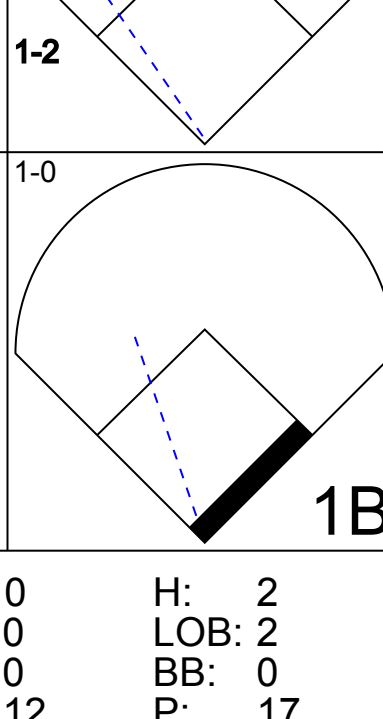
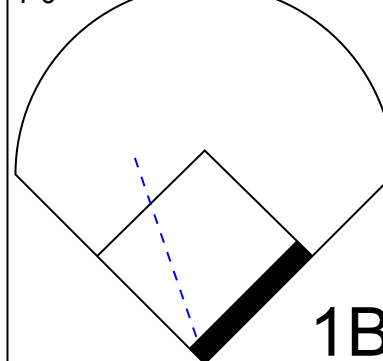
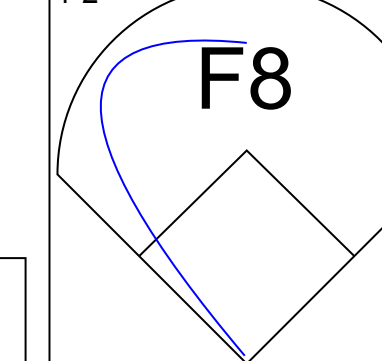


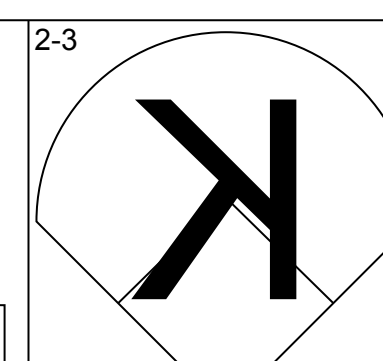
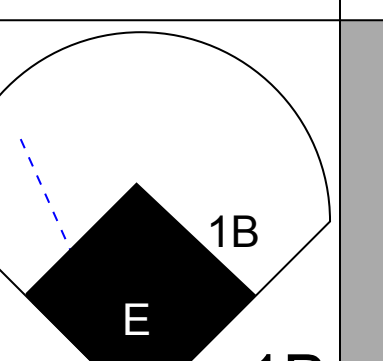
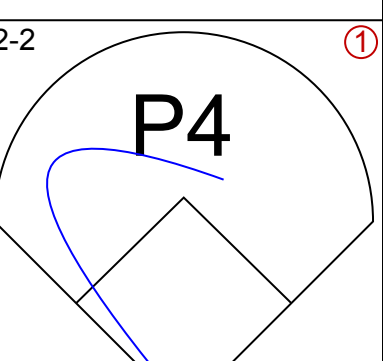
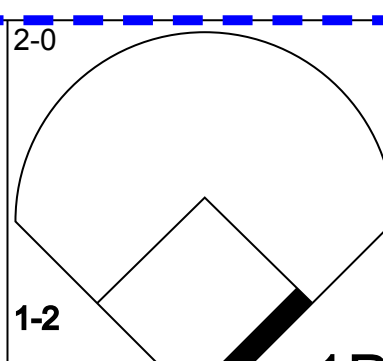
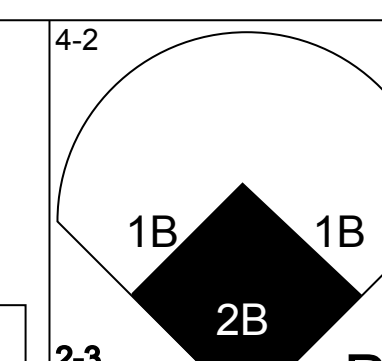


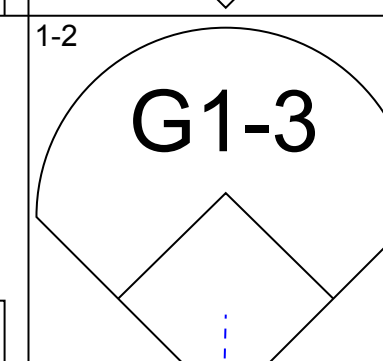
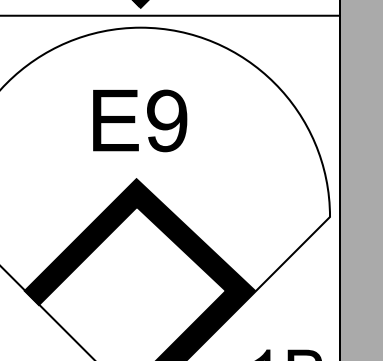

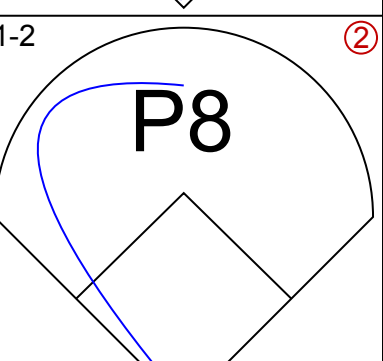
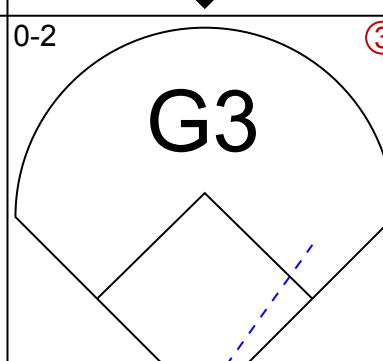
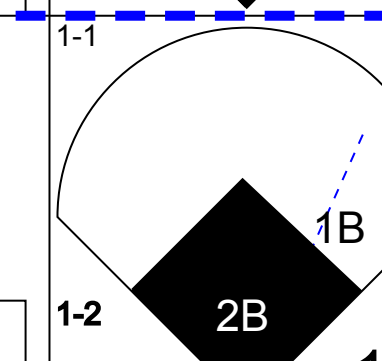

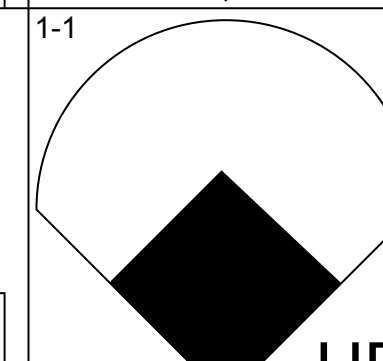
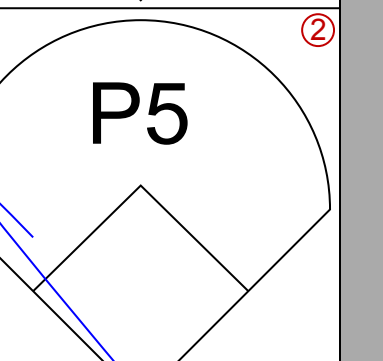
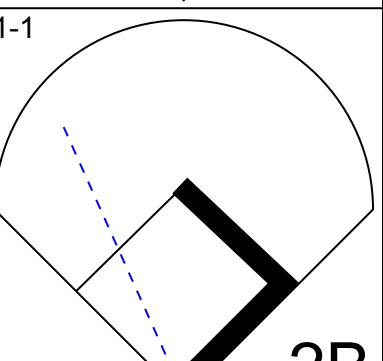
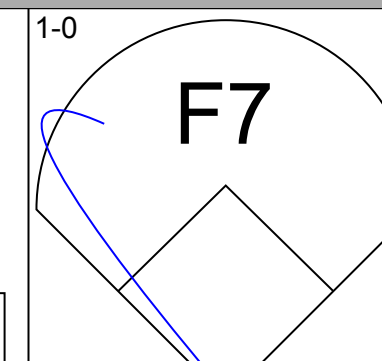
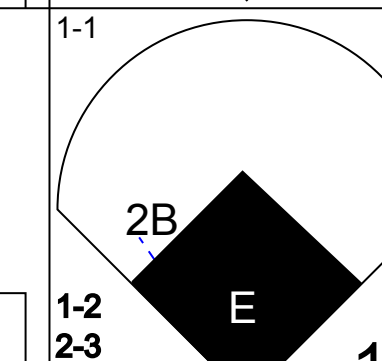

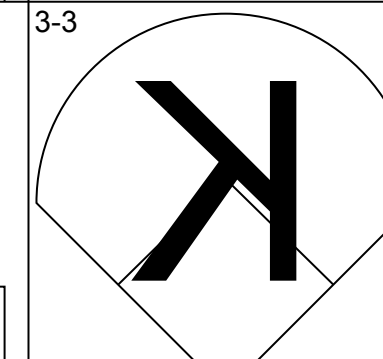
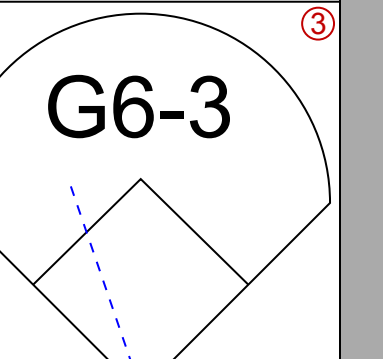
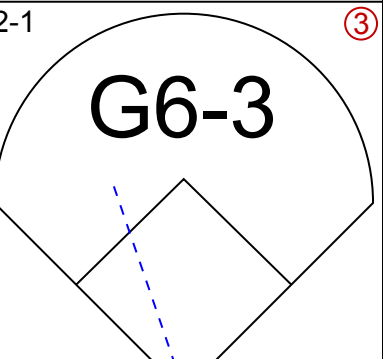
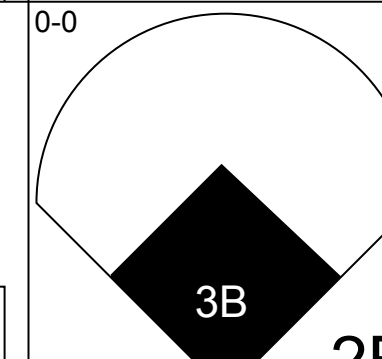
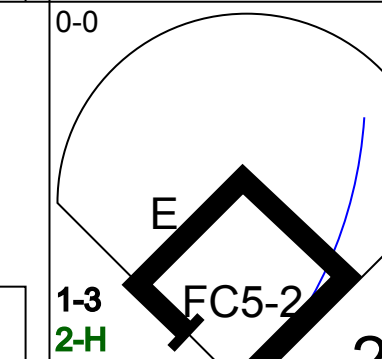

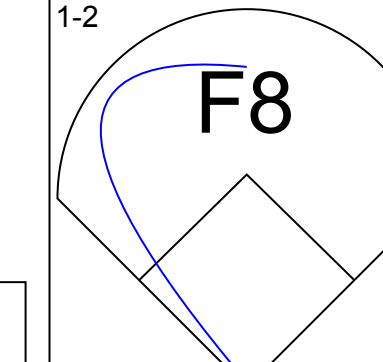
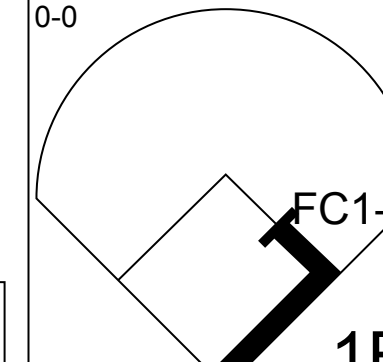

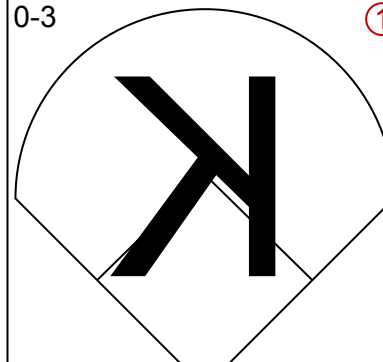
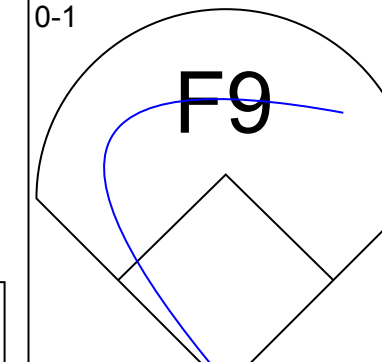
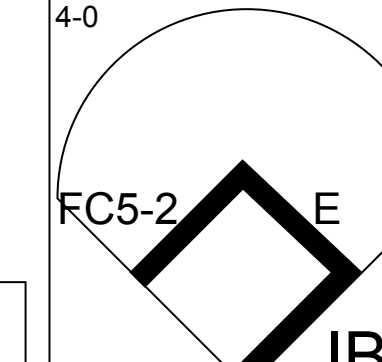


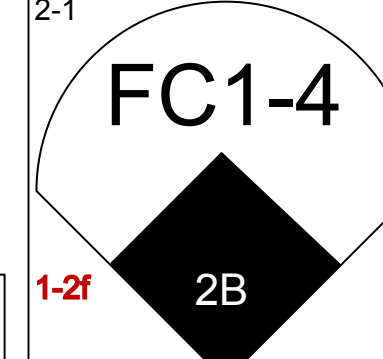

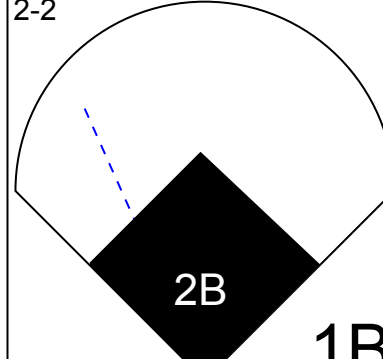
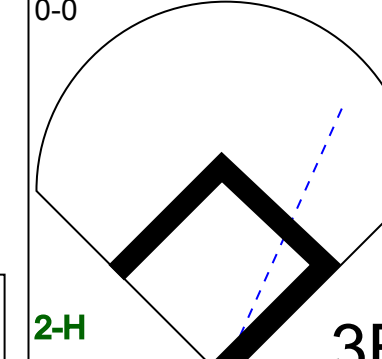
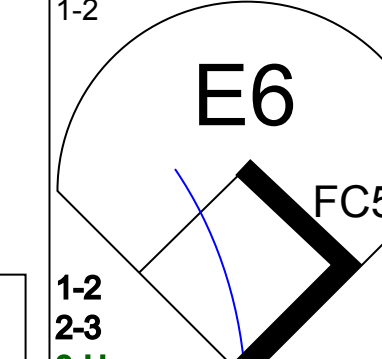

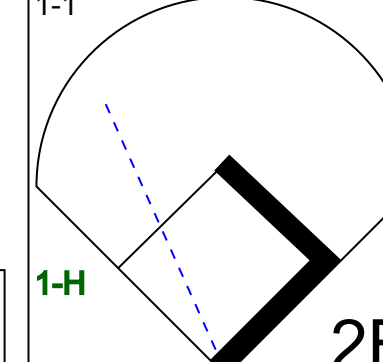

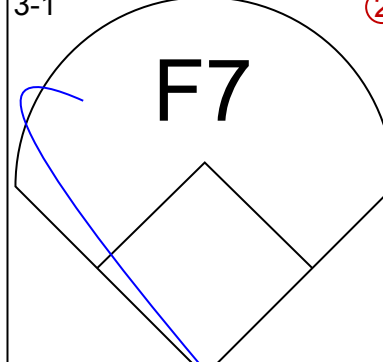
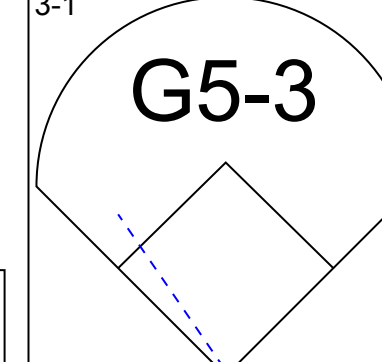
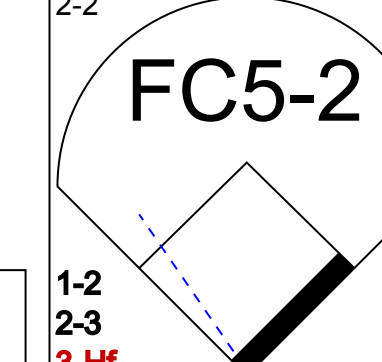

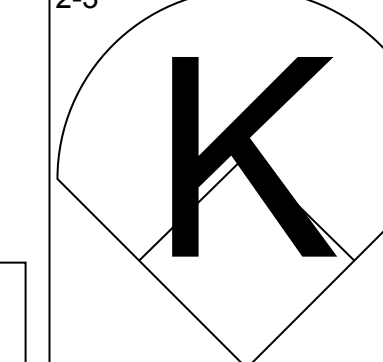
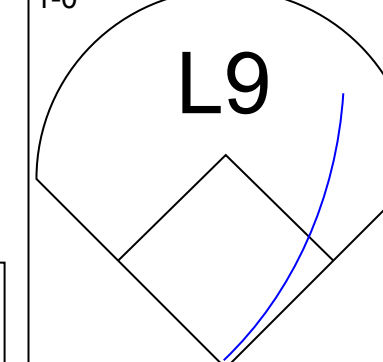

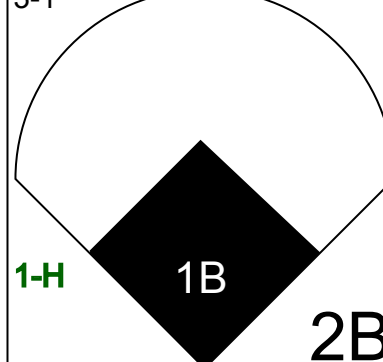

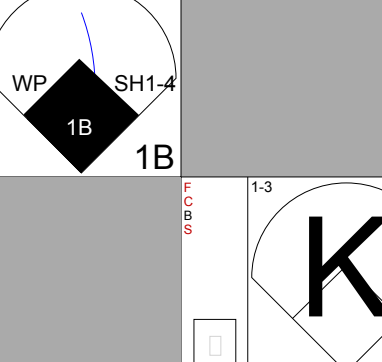


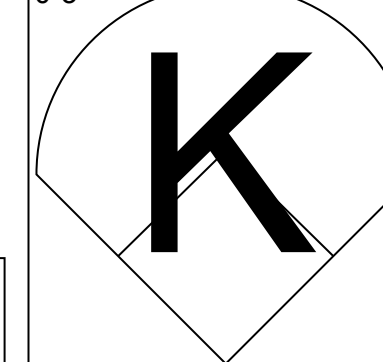
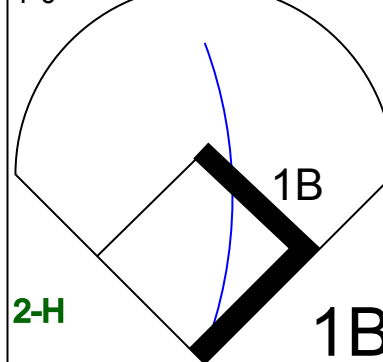
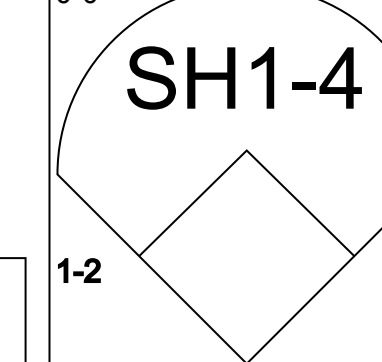

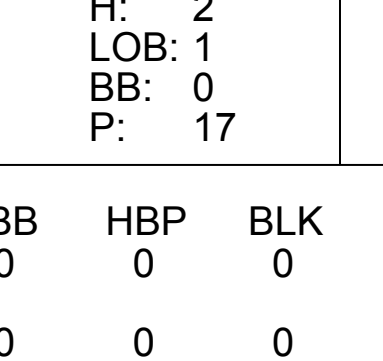
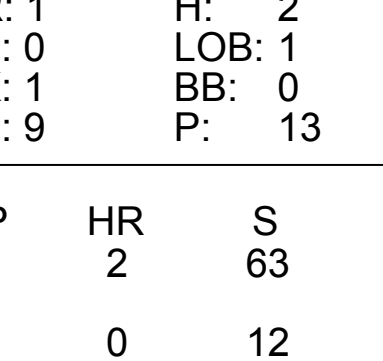
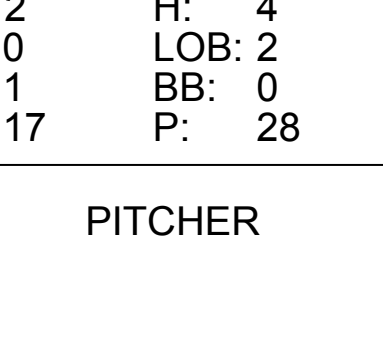
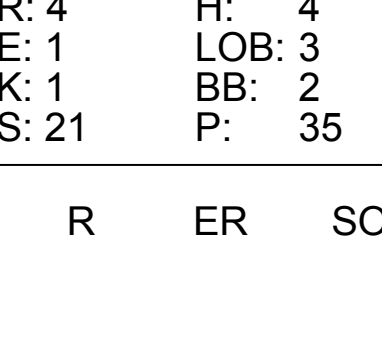

Batter	1	2	3	4	5	6	7	8	9	AB	R	H	RBI	BB	SO	LOB	TOP											
Devon White, S OBP: 0.353, SLG: 0.429	1-2 G5-3	1-3 K				1-2 E7 1B	3-2 G3	2-0 F8	3-2 G3	6	1	1	0	0	1	3	Toronto Blue Jays @ Texas Rangers Arlington Stadium, Arlington, TX Fri Jul 19 1991, 8:05 PM EDT Att: 35,144 - Sunny - 96 F											
Roberto Alomar, S OBP: 0.349, SLG: 0.434 Rene Gonzales, R OBP: 0.325, SLG: 0.309	1-0 G6-3	1-0 G6-3			3-2 SH5-4 1B	2-3 K		0-1 F9		5	1	1	1	0	1	1												
Joe Carter, R OBP: 0.369, SLG: 0.579	1-2 1B			0-0 F8	2-0 SH5-4 1B	2-1 BB		2-2 L6		5	1	3	0	0	0	0												
Pat Tabler, R OBP: 0.345, SLG: 0.276	1-1 1B			2-0 G5-3	0-0 SH5-4	3-1 BB		1-0 G5-3		3	0	1	0	0	0	0												
Kelly Gruber, R OBP: 0.317, SLG: 0.429	1-0 G4-3			0-0 G1-3	4-0 WP	1-2 2-3 BB			1-0 3B	3	1	1	0	2	0	2												
Cory Snyder, R OBP: 0.226, SLG: 0.307		1-3 K		1-0 P6	3-2 WP	2-0 P9		2-1 1B	3B	5	1	2	3	0	1	3												
Ed Sprague, R OBP: 0.345, SLG: 0.375		0-0 1B		2-2 2B	2-1 F7		4-2 BB	1-1 F7		4	1	2	0	1	0	3												
Pat Borders, R OBP: 0.267, SLG: 0.314	1-1 SAFE SAFE 2B	1-2 2B		0-0 G5-3	4-2 BB	1-2 2-3 BB		1-0 FC6-4		4	1	2	1	1	1	2												
Manuel Lee, S OBP: 0.297, SLG: 0.306	0-0 1-H 2-H 2B			0-2 G5-3	2-3 K		0-3 K	0-0 FC6-4		5	0	1	2	0	2	6												
Inning Stats	R: 0 E: 0 K: 0 S: 10	H: 2 LOB: 2 BB: 0 P: 15	R: 2 E: 0 K: 2 S: 11	H: 3 LOB: 1 BB: 0 P: 15	R: 0 E: 0 K: 0 S: 3	H: 0 LOB: 0 BB: 0 P: 5	R: 0 E: 0 K: 0 S: 9	H: 1 LOB: 1 BB: 0 P: 12	R: 3 E: 1 K: 1 S: 20	H: 4 LOB: 3 BB: 2 P: 41	R: 0 E: 0 K: 1 S: 14	H: 1 LOB: 1 BB: 1 P: 30	R: 0 E: 0 K: 2 S: 9	H: 0 LOB: 1 BB: 1 P: 16	R: 0 E: 0 K: 0 S: 6	H: 0 LOB: 0 BB: 0 P: 9		R: 2 E: 0 K: 0 S: 13	H: 3 LOB: 1 BB: 0 P: 21	1B: 10 2B: 3 3B: 1 HR: 0	SF: 0 SAC: 1 DP: 0 HBP: 1	WP: 1 PB: 0 SB: 0 CS: 0	PA: 46					
PITCHER	IP	WLS	BF	H	R	ER	SO	BB	IBB	HBP	BLK	WP	HR	S	P	ERA	WHIP											
John Barfield, L ERA: 3.87	(1, 1)	4.0	L	21	9	5	5	2	0	0	0	0	0	41	61	11.25	2.250											
Gerald Alexander, R ERA: 3.38	(5, 1)	1.2		10	2	0	0	2	1	1	1	0	1	0	23	48	0.00	1.800										
Wayne Rosenthal, R ERA: 4.32	(6, 1)	2.1		9	0	0	0	2	2	0	0	0	0	18	34	0.00	0.857											
Rich Gossage, R ERA: 4.11	(9, 1)	1.0		6	3	2	2	0	0	0	0	0	0	13	21	18.00	3.000											

Batter	1	2	3	4	5	6	7	8	9	AB	R	H	RBI	BB	SO	LOB	BOTTOM										
Gary Pettis, S OBP: 0.345, SLG: 0.273	4-2 G4-3 BB		0-3 K		1-3 K		2-3 K		1-2 3B	4	0	1	1	1	3	3	Toronto Blue Jays @ Texas Rangers Arlington Stadium, Arlington, TX Fri Jul 19 1991, 8:05 PM EDT Att: 35,144 - Sunny - 96 F										
Julio Franco, R OBP: 0.382, SLG: 0.457	0-1 SAFE G4-3		2-2 1B		0-1 FC6 1B		1-2 BB	BB	0-3 K	5	1	3	0	0	1	2											
Ruben Sierra, S OBP: 0.370, SLG: 0.496	1-3 K		2-1 G4-3		0-0 FC6		3-3 K	BB	3-3 K	5	0	0	0	0	3	7											
Rafael Palmeiro, L OBP: 0.373, SLG: 0.531	1-0 L8			1-0 FC4-6 1B		2-3 K		4-0 G5-3 BB	1-2 BB	3	0	1	0	1	1	1											
Brian Downing, R OBP: 0.378, SLG: 0.437		4-0 G4-6-3 BB		0-1 F8		1-0 G5-3		4-2 G5-3	1-2 BB	2	0	0	0	2	0	1											
Kevin Reimer, L OBP: 0.316, SLG: 0.386		3-2 G4-6-3		1-1 FC4-6		1-3 K		0-1 G5-3	1-2 BB	3	0	0	0	0	1	2											
Juan Gonzalez, R OBP: 0.368, SLG: 0.507				1-2 FC4-6				1-2 G5-3		1	0	0	1	0	0	2											
John Russell, R OBP: 0.136, SLG: 0.143				1-2 FC4-6				1-2 G5-3		0	0	0	0	0	0	0											
Steve Buechele, R OBP: 0.343, SLG: 0.456		3-3 K		0-0 FC4-6		2-2 1B		1-2 G4-3		4	0	1	0	0	1	3											
Ivan Rodriguez, R OBP: 0.333, SLG: 0.378			0-0 1B		0-3 K		0-1 F8		1-0 G5-3	3	0	1	0	0	1	1											
Mike Stanley, R OBP: 0.347, SLG: 0.397					4-1 1B		4-1 BB		1-0 P4	1	0	0	0	0	0	0											
Jeff Huson, L OBP: 0.308, SLG: 0.305			0-0 F8						0-2 3B	3	1	1	0	1	0	2											
Inning Stats	R: 0 E: 0 K: 1 S: 9	H: 0 LOB: 1 BB: 1 P: 15	R: 0 E: 0 K: 1 S: 9	H: 0 LOB: 0 BB: 1 P: 19	R: 0 E: 0 K: 1 S: 10	H: 2 LOB: 0 BB: 0 P: 14	R: 0 E: 0 K: 0 S: 6	H: 1 LOB: 1 BB: 0 P: 8	R: 0 E: 0 K: 2 S: 11	H: 1 LOB: 2 BB: 1 P: 16	R: 0 E: 0 K: 2 S: 13	H: 0 LOB: 0 BB: 0 P: 17	R: 0 E: 0 K: 1 S: 9	H: 1 LOB: 1 BB: 0 P: 14	R: 1 E: 0 K: 0 S: 14	H: 1 LOB: 2 BB: 2 P: 27	R: 1 E: 0 K: 2 S: 17	H: 2 LOB: 1 BB: 0 P: 22	1B: 7 2B: 0 3B: 1 HR: 0	SF: 0 SAC: 0 DP: 1 HBP: 0	WP: 0 PB: 0 SB: 0 CS: 0	PA: 39					
PITCHER	IP	WLS	BF	H	R	ER	SO	BB	IBB	HBP	BLK	WP	HR	S	P	ERA	WHIP										
Todd Stottlemyre, R ERA: 2.77	(1, 1)	7.0	W	28	5	0	0	8	3	0	0	0	0	67	103	0.00	1.143										
Bob MacDonald, L ERA: 1.11	(8, 1)	0.1		4	1	1	1	1	2	0	0	0	0	9	21	27.00	9.000										
Mike Timlin, R ERA: 2.92	(8, 1)	1.2	S	7	2	1	1	2	0	0	0	0	0	22	28	5.40	1.200										

AB	40
R	7
H	14
RBI	7
BB	4
SO	6
LOB	20



Batter	1	2	3	4	5	6	7	8	9	AB	R	H	RBI	BB	SO	LOB	TOP			
Devon White, S OBP: 0.351, SLG: 0.426										5	1	1	0	0	2	6	<p>Toronto Blue Jays @ Texas Rangers Arlington Stadium, Arlington, TX Sat Jul 20 1991, 8:05 PM EDT Att: 39,276 - Sunny - 95 F</p> <p>livebaseballscorecards.com</p> <p>AB 35 R 6 H 13 RBI 6 BB 3 SO 7 LOB 20</p> 			
Roberto Alomar, S OBP: 0.350, SLG: 0.439										5	1	2	1	0	1	3				
Joe Carter, R OBP: 0.372, SLG: 0.580										3	1	1	0	2	0	2				
John Olerud, L OBP: 0.332, SLG: 0.426										5	2	3	2	0	0	2				
Kelly Gruber, R OBP: 0.325, SLG: 0.461									4	1	3	2	0	0	1					
Greg Myers, L OBP: 0.323, SLG: 0.433										3	0	0	1	0	3	2				
Rob Ducey, L Cory Snyder, R OBP: 0.224, SLG: 0.305									2	0	1	0	1	1	1	1				
Manuel Lee, S OBP: 0.293, SLG: 0.301									4	0	0	0	0	0	0	3				
Mookie Wilson, S OBP: 0.285, SLG: 0.394									3	0	2	0	0	0	0	0				
Inning Stats	R: 0 E: 0 K: 1 S: 13	H: 0 LOB: 0 BB: 1 P: 20	R: 1 E: 0 K: 1 S: 19	H: 2 LOB: 3 BB: 1 P: 28	R: 2 E: 0 K: 1 S: 13	H: 3 LOB: 1 BB: 0 P: 21	R: 0 E: 0 K: 2 S: 10	H: 1 LOB: 1 BB: 0 P: 17	R: 1 E: 0 K: 1 S: 12	H: 2 LOB: 0 BB: 0 P: 18	R: 1 E: 0 K: 1 S: 8	H: 1 LOB: 0 BB: 1 P: 13	R: 0 E: 0 K: 0 S: 10	H: 0 LOB: 1 BB: 0 P: 15	R: 1 E: 0 K: 0 S: 16	H: 2 LOB: 1 BB: 0 P: 17		1B: 7 2B: 5 3B: 0 HR: 2	SF: 2 SAC: 0 DP: 1 HBP: 1	WP: 0 PB: 0 SB: 4 CS: 2
PITCHER	IP	WLS	BF	H	R	ER	SO	BB	IBB	HBP	BLK	WP	HR	S	P	ERA	WHIP			
Terry Mathews, R ERA: 6.75	2.1		14	5	3	3	2	2	0	1	0	0	1	41	63	11.57	3.000			
Mike Jeffcoat, L ERA: 3.4	3.2	W	15	5	1	1	4	0	0	0	0	0	0	38	58	2.46	1.364			
Kenny Rogers, L ERA: 6.78	2.0		7	1	1	1	1	1	0	0	0	0	1	18	28	4.50	1.000			
Jeff Russell, R ERA: 3.16	1.0		5	2	1	1	0	0	0	0	0	0	0	16	17	9.00	2.000			

Batter	1	2	3	4	5	6	7	8	9	AB	R	H	RBI	BB	SO	LOB	BOTTOM			
Brian Downing, R OBP: 0.382, SLG: 0.438										4	2	2	0	1	1	0	<p>Toronto Blue Jays @ Texas Rangers Arlington Stadium, Arlington, TX Sat Jul 20 1991, 8:05 PM EDT Att: 39,276 - Sunny - 95 F</p> <p>livebaseballscorecards.com</p> <p>AB 41 R 11 H 17 RBI 9 BB 2 SO 7 LOB 19</p> 			
Rafael Palmeiro, L OBP: 0.374, SLG: 0.529										5	1	2	1	0	0	2				
Ruben Sierra, S OBP: 0.373, SLG: 0.508										5	2	3	1	0	0	1				
Julio Franco, R OBP: 0.383, SLG: 0.462										5	1	2	2	0	1	2				
Juan Gonzalez, R OBP: 0.369, SLG: 0.504										4	0	1	0	1	1	1				
Dean Palmer, R OBP: 0.270, SLG: 0.353										3	2	1	0	0	1	1				
Gary Pettis, S OBP: 0.346, SLG: 0.287										2	0	1	1	0	0	2				
Steve Buechele, R OBP: 0.344, SLG: 0.469										5	1	2	2	0	0	5				
Mike Stanley, R OBP: 0.349, SLG: 0.405										5	2	2	1	0	2	4				
Mario Diaz, R OBP: 0.314, SLG: 0.336										3	0	1	1	0	1	1				
Jeff Huson, L OBP: 0.308, SLG: 0.305										0	0	0	0	0	0	0				
Inning Stats	R: 1 E: 0 K: 2 S: 12	H: 1 LOB: 0 BB: 0 P: 19	R: 1 E: 0 K: 2 S: 10	H: 1 LOB: 0 BB: 0 P: 16	R: 1 E: 1 K: 0 S: 10	H: 2 LOB: 1 BB: 0 P: 17	R: 1 E: 0 K: 1 S: 9	H: 2 LOB: 1 BB: 0 P: 13	R: 0 E: 0 K: 0 S: 10	H: 1 LOB: 1 BB: 0 P: 16	R: 2 E: 0 K: 1 S: 17	H: 4 LOB: 2 BB: 0 P: 28	R: 1 E: 0 K: 0 S: 7	H: 2 LOB: 1 BB: 0 P: 11	R: 4 E: 1 K: 1 S: 21	H: 4 LOB: 3 BB: 2 P: 35	1B: 9 2B: 5 3B: 1 HR: 2	SF: 0 SAC: 1 DP: 0 HBP: 0	WP: 1 PB: 0 SB: 0 CS: 0	PA: 44
PITCHER	IP	WLS	BF	H	R	ER	SO	BB	IBB	HBP	BLK	WP	HR	S	P	ERA	WHIP			
Jimmy Key, L ERA: 2.78	5.2	L	27	10	6	5	6	0	0	0	0	0	0	12	18	6.75	2.250			
Duane Ward, R ERA: 2.23	1.1		7	3	1	1	0	0	0	0	0	0	0	4	8	54.00	6.000			
Jim Acker, R ERA: 5.62	0.1		3	1	2	2	0	1	0	0	0	1	0	4	8	54.00	6.000			
Bob MacDonald, L ERA: 1.44	0.2		7	3	2	1	1	0	1	0	0	0	0	17	27	13.50	4.500			

Batter	1	2	3	4	5	6	7	8	9	AB	R	H	RBI	BB	SO	LOB	TOP										
Devon White, S (1, 8) OBP: 0.352, SLG: 0.432	0-0 HR		4-1 1B HR BB		0-1 B2-3		3-3 K		1-3 K	4	2	1	1	1	2	1	Toronto Blue Jays @ Texas Rangers Arlington Stadium, Arlington, TX Sun Jul 21 1991, 8:05 PM EDT Att: 31,803 - Cloudy - 95 F										
Roberto Alomar, S (1, 4) OBP: 0.351, SLG: 0.443	1-2 F7-5 2B		2-2 HR 1B		2-1 L7		1-1 L5			4	1	2	0	0	0	0											
Joe Carter, R (1, 9) OBP: 0.370, SLG: 0.584	2-0 F7-5 2-3		1-2 HR		2-3 K			1-0 F7		4	1	1	3	0	1	1											
John Olerud, L (1, 3) OBP: 0.334, SLG: 0.431	3-1 F9		1-2 HR 1B		1-0 G4-3 1B 2B			2-2 L6		4	1	2	0	0	0	0											
Kelly Gruber, R (1, 5) OBP: 0.323, SLG: 0.456		1-0 E4 G4-6-3	0-2 P2		1-1 G4-3			0-0 1B		4	0	1	0	0	0	2											
Rance Mulliniks, L (1, 10) OBP: 0.395, SLG: 0.366	2-0 F8			2-2 F8		3-0 PO 1B		0-3 K		2	0	0	0	0	0	1											
Pat Tabler, R (6, FH) OBP: 0.347, SLG: 0.280						3-H 1B				2	0	1	1	0	1	1											
Greg Myers, L (1, 2) OBP: 0.317, SLG: 0.425	2-1 G4-6-3 1-2			2-3 K		2-3 K		1-0 G5-3		4	0	0	0	0	2	2											
Manuel Lee, S (1, 6) OBP: 0.293, SLG: 0.302			2-3 K	0-0 E6		0-2 1B		1-3 K		3	0	1	0	0	1	0											
Rob Ducey, L (9, FH) OBP: 0.394, SLG: 0.500						1-2 1B				1	0	0	0	0	1	0											
Mookie Wilson, S (1, 7) OBP: 0.280, SLG: 0.387			2-2 G4-3	2-3 K		0-2 PO	0-1 F8		2-1 1B	3	0	0	0	0	1	1											
Cory Snyder, R (7, 9) OBP: 0.230, SLG: 0.310						2-3 1B				1	0	1	0	0	0	0											
Inning Stats	R: 1 E: 0 K: 0 S: 7	H: 2 LOB: 0 BB: 0 P: 13	R: 0 E: 1 K: 0 S: 4	H: 0 LOB: 0 BB: 0 P: 9	R: 3 E: 0 K: 1 S: 21	H: 3 LOB: 1 BB: 1 P: 34	R: 0 E: 1 K: 2 S: 11	H: 0 LOB: 1 BB: 0 P: 17	R: 0 E: 0 K: 1 S: 7	H: 3 LOB: 1 BB: 0 P: 19	R: 0 E: 0 K: 1 S: 10	H: 1 LOB: 1 BB: 0 P: 13	R: 0 E: 0 K: 2 S: 9	H: 1 LOB: 1 BB: 0 P: 14	1B: 6 2B: 3 3B: 0 HR: 2	SF: 0 SAC: 0 DP: 2 HBP: 0	WP: 0 PB: 0 SB: 0 CS: 0	PA: 38									
PITCHER	IP	WLS	BF	H	R	ER	SO	BB	IBB	HBP	BLK	WP	HR	S	P	ERA	WHIP										
Gerald Alexander, R (1, 1) ERA: 3.74	2.2		13	5	4	4	1	1	0	0	0	0	2	28	52	13.50	2.250										
Wayne Rosenthal, R (3, 1) ERA: 4.09	2.2		10	1	1	1	3	0	0	0	0	0	0	25	37	3.38	0.375										
Kenny Rogers, L (6, 1) ERA: 0.56	2.1	W	8	2	0	0	2	0	0	0	0	0	0	20	32	0.00	0.857										
Jeff Russell, R (8, 1) ERA: 3.06	1.1	S	6	2	0	0	3	0	0	0	0	0	0	15	20	0.00	1.500										

Batter	1	2	3	4	5	6	7	8	9	AB	R	H	RBI	BB	SO	LOB	BOTTOM										
Brian Downing, R (1, 10) OBP: 0.381, SLG: 0.434	1-3 K		2-2 P3		4-2 FC6 BB		0-0 HR			2	0	0	0	1	1	0	Toronto Blue Jays @ Texas Rangers Arlington Stadium, Arlington, TX Sun Jul 21 1991, 8:05 PM EDT Att: 31,803 - Cloudy - 95 F										
Kevin Reimer, L (7, FH) OBP: 0.321, SLG: 0.404							1-H HR			4	0	2	0	0	0	1											
Julio Franco, R (1, 4) OBP: 0.394, SLG: 0.462	1-1 FC4-6 1B		1-1 G4-3 1B		1-1 FC6 F8 1-2		0-1 G6-3		1-3 K	4	1	0	0	0	1	3											
Ruben Sierra, S (1, 9) OBP: 0.369, SLG: 0.503	0-2 FC4-6 1B HR		0-1 G4-3 1-2		1-1 F8		1-3 K			4	1	0	0	0	1	3											
Rafael Palmeiro, L (1, 3) OBP: 0.376, SLG: 0.530	1-0 HR 1B			0-1 G2-3 1B 1B		2-0 G6-3		2-2 F9		3	2	2	0	0	0	1											
Mike Stanley, R (7, 3) OBP: 0.347, SLG: 0.402	1-2 HR 1B									1	0	0	0	0	0	0											
Juan Gonzalez, R (1, 8) OBP: 0.367, SLG: 0.511	0-0 HR			0-1 G2-3		0-0 G5-3		2-3 K		4	1	1	3	0	1	1											
Steve Buechele, R (1, 5) OBP: 0.339, SLG: 0.462	2-1 P6			1-3 K		0-2 F8		2-0 G5-3		4	0	0	0	0	1	1											
Dean Palmer, R (1, 7) OBP: 0.273, SLG: 0.352		3-1 G5-3		1-2 1B 2-H 1B		3-3 K				3	0	1	1	0	1	0											
Gary Pettis, S (8, 8) OBP: 0.346, SLG: 0.287										0	0	0	0	0	0	0											
Ivan Rodriguez, R (1, 2) OBP: 0.333, SLG: 0.376		1-1 G6-3		2-2 1B 1B		2-2 G6-3				3	0	1	0	0	0	0											
Jeff Huson, L (1, 6) OBP: 0.309, SLG: 0.305			2-3 K		1-1 F8		0-0 HR 1B			3	1	1	0	0	1	2											
Inning Stats	R: 3 E: 0 K: 1 S: 12	H: 3 LOB: 0 BB: 0 P: 17	R: 0 E: 0 K: 1 S: 10	H: 0 LOB: 0 BB: 0 P: 16	R: 0 E: 0 K: 0 S: 7	H: 1 LOB: 0 BB: 0 P: 10	R: 1 E: 0 K: 1 S: 15	H: 3 LOB: 2 BB: 0 P: 20	R: 0 E: 1 K: 0 S: 8	H: 0 LOB: 0 BB: 1 P: 16	R: 0 E: 0 K: 1 S: 7	H: 0 LOB: 0 BB: 0 P: 10	R: 2 E: 0 K: 1 S: 11	H: 2 LOB: 0 BB: 0 P: 14	R: 0 E: 0 K: 1 S: 8	H: 0 LOB: 0 BB: 0 P: 14	1B: 7 2B: 0 3B: 0 HR: 2	SF: 0 SAC: 0 DP: 1 HBP: 0	WP: 0 PB: 0 SB: 0 CS: 0	PA: 33							
PITCHER	IP	WLS	BF	H	R	ER	SO	BB	IBB	HBP	BLK	WP	HR	S	P	ERA	WHIP										
Juan Guzman, R (1, 1) ERA: 3.18	6.0		25	7	4	4	4	1	0	0	0	0	1	59	89	6.00	1.333										
Mike Timlin, R (7, 1) ERA: 3.09	2.0	L	8	2	2	2	2	0	0	0	0	0	1	19	28	9.00	1.000										

AB	36
R	5
H	10
RBI	5
BB	1
SO	9
LOB	9



Batter	1	2	3	4	5	6	7	8	9	AB	R	H	RBI	BB	SO	LOB	TOP					
Devon White, S (1, 8) OBP: 0.350, SLG: 0.429										5	1	1	0	0	1	3	Toronto Blue Jays @ Chicago White Sox Comiskey Park, Chicago, IL Tue Jul 23 1991, 8:05 PM EDT Att: 34,779 - Cloudy - 79 F					
Roberto Alomar, S (1, 4) OBP: 0.353, SLG: 0.443										4	1	2	0	0	1	1						
Joe Carter, R (1, 7) OBP: 0.372, SLG: 0.581										2	0	0	0	2	0	0						
John Olerud, L (1, 3) OBP: 0.333, SLG: 0.432										4	0	1	0	0	1	5						
Kelly Gruber, R (1, 5) OBP: 0.322, SLG: 0.451										4	0	1	2	0	1	1						
Rance Mulliniks, L (1, 10) OBP: 0.394, SLG: 0.366										3	0	1	0	0	0	1						
Pat Tabler, R (8, FH) OBP: 0.347, SLG: 0.280										0	0	0	0	0	0	0						
Rob Ducey, L (8, FH) OBP: 0.352, SLG: 0.483										1	0	0	0	0	0	2						
Cory Snyder, R (1, 9) OBP: 0.223, SLG: 0.301										4	0	0	0	0	2	2						
Pat Borders, R (1, 2) OBP: 0.273, SLG: 0.319										4	0	2	0	0	0	1						
Mookie Wilson, S (9, PR) OBP: 0.290, SLG: 0.387										0	0	0	0	0	0	0						
Greg Myers, L (9, 2) OBP: 0.317, SLG: 0.425										0	0	0	0	0	0	0						
Manuel Lee, S (1, 6) OBP: 0.291, SLG: 0.300										2	0	0	0	0	0	0						
Inning Stats	R: 0 E: 0 K: 1 S: 10	H: 0 LOB: 0 BB: 0 P: 13	R: 0 E: 0 K: 0 S: 7	H: 1 LOB: 1 BB: 0 P: 13	R: 0 E: 0 K: 1 S: 9	H: 1 LOB: 1 BB: 0 P: 15	R: 0 E: 0 K: 0 S: 10	H: 0 LOB: 0 BB: 0 P: 15	R: 0 E: 0 K: 0 S: 5	H: 0 LOB: 0 BB: 0 P: 10	R: 0 E: 0 K: 0 S: 12	H: 1 LOB: 2 BB: 1 P: 23	R: 0 E: 0 K: 2 S: 12	H: 1 LOB: 1 BB: 0 P: 17	R: 2 E: 0 K: 1 S: 14	H: 3 LOB: 2 BB: 1 P: 23	R: 0 E: 0 K: 1 S: 9	H: 1 LOB: 2 BB: 0 P: 14	1B: 7 2B: 1 3B: 0 HR: 0	SF: 0 SAC: 2 DP: 1 HBP: 0	WP: 2 PB: 0 CS: 0	PA: 37
PITCHER	IP	WLS	BF	H	R	ER	SO	BB	IBB	HBP	BLK	WP	HR	S	P	ERA	WHIP					
Alex Fernandez, R (1, 1) ERA: 5.42	7.0		26	4	0	0	4	1	0	0	0	1	0	65	106	0.00	0.714					
Donn Palt, R (8, 1) ERA: 2.25	0.1		4	2	2	2	0	1	0	0	0	1	0	6	13	54.00	9.000					
Scott Radinsky, L (8, 1) ERA: 2.4	0.1		2	1	0	0	1	0	0	0	0	0	0	7	9	0.00	3.000					
Bobby Thigpen, R (8, 1) ERA: 3.66	1.1	W	5	1	0	0	1	0	0	0	0	0	0	10	15	0.00	0.750					

AB	33
R	2
H	8
RBI	2
BB	2
SO	6
LOB	16



Batter	1	2	3	4	5	6	7	8	9	AB	R	H	RBI	BB	SO	LOB	BOTTOM					
Tim Raines, S (1, 7) OBP: 0.353, SLG: 0.335										4	0	0	0	0	0	1	Toronto Blue Jays @ Chicago White Sox Comiskey Park, Chicago, IL Tue Jul 23 1991, 8:05 PM EDT Att: 34,779 - Cloudy - 79 F					
Robin Ventura, L (1, 5) OBP: 0.371, SLG: 0.438										4	0	1	0	0	0	1						
Frank Thomas, R (1, 10) OBP: 0.436, SLG: 0.506										3	0	0	0	1	1	1						
Dan Pasqua, L (1, 9) OBP: 0.367, SLG: 0.493										4	1	1	0	0	1	1						
Carlton Fisk, R (1, 2) OBP: 0.322, SLG: 0.391										4	0	1	0	0	0	1						
Ron Karkovics, R (9, PR) OBP: 0.317, SLG: 0.333										0	1	0	0	0	0	0						
Ron Kittle, R (1, 3) OBP: 0.286, SLG: 0.167										2	0	0	0	1	0	0						
Lance Johnson, L (7, 8) OBP: 0.281, SLG: 0.297										1	0	1	0	0	0	0						
Mike Huff, R (1, 8) OBP: 0.368, SLG: 0.340										3	0	0	0	1	2	2						
Joey Cora, S (1, 4) OBP: 0.361, SLG: 0.364										4	1	2	1	0	0	2						
Ozzie Guillen, L (1, 6) OBP: 0.273, SLG: 0.307										3	0	1	1	0	0	0						
Inning Stats	R: 0 E: 0 K: 1 S: 8	H: 0 LOB: 0 BB: 0 P: 11	R: 0 E: 0 K: 0 S: 6	H: 0 LOB: 0 BB: 0 P: 10	R: 1 E: 0 K: 1 S: 12	H: 2 LOB: 1 BB: 0 P: 18	R: 1 E: 0 K: 1 S: 11	H: 1 LOB: 2 BB: 1 P: 23	R: 0 E: 0 K: 0 S: 10	H: 1 LOB: 1 BB: 0 P: 14	R: 0 E: 0 K: 0 S: 6	H: 0 LOB: 0 BB: 0 P: 8	R: 0 E: 0 K: 1 S: 7	H: 0 LOB: 1 BB: 1 P: 16	R: 1 E: 1 K: 0 S: 9	H: 3 LOB: 3 BB: 1 P: 19	1B: 6 2B: 1 3B: 0 HR: 0	SF: 0 SAC: 0 DP: 0 HBP: 0	WP: 3 PB: 0 CS: 0	PA: 35		
PITCHER	IP	WLS	BF	H	R	ER	SO	BB	IBB	HBP	BLK	WP	HR	S	P	ERA	WHIP					
Tom Candiotti, R (1, 1) ERA: 2.09	8.0	L	35	7	3	3	4	2	1	0	0	2	0	75	127	3.38	1.125					

AB	32
R	3
H	7
RBI	2
BB	3
SO	4
LOB	9



Batter	1	2	3	4	5	6	7	8	9	AB	R	H	RBI	BB	SO	LOB	TOP					
Devon White, S (1, 8) OBP: 0.346, SLG: 0.424	G4-3		G1-3		SH1-3		G4-3		G3-1	4	0	0	0	0	0	0						
Roberto Alomar, S (1, 4) OBP: 0.354, SLG: 0.444	1B		1B		F7		G3			4	0	2	0	0	0	1						
Joe Carter, R (1, 9) OBP: 0.373, SLG: 0.580	K		K		1B				SH5-3 1B	4	0	2	1	0	2	2						
John Olerud, L (1, 3) OBP: 0.339, SLG: 0.449	K				HR				SH5-3 1B	4	1	3	1	0	1	1						
Kelly Gruber, R (1, 5) OBP: 0.317, SLG: 0.444					G5-3		G4-3		SH5-3	3	0	0	0	0	1	2						
Greg Myers, L (1, 2) OBP: 0.316, SLG: 0.422					K				F8	4	0	1	0	0	1	2						
Rance Mulliniks, L (1, 10) OBP: 0.391, SLG: 0.362					K				K	4	0	1	0	0	3	3						
Rob Ducey, L (1, 7) OBP: 0.342, SLG: 0.424					G4-3		K2-3		F8	4	0	0	0	0	1	2						
Manuel Lee, S (1, 6) OBP: 0.291, SLG: 0.299					B5-3				SH1-3 1B	4	1	1	0	0	0	0						
Inning Stats	R: 0 E: 0 K: 2 S: 15	H: 1 LOB: 1 BB: 0 P: 21	R: 0 E: 0 K: 2 S: 14	H: 1 LOB: 1 BB: 0 P: 25	R: 0 E: 0 K: 1 S: 11	H: 1 LOB: 1 BB: 0 P: 14	R: 1 E: 0 K: 2 S: 13	H: 2 LOB: 1 BB: 0 P: 20	R: 1 E: 0 K: 0 S: 17	H: 3 LOB: 2 BB: 0 P: 21	R: 0 E: 0 K: 1 S: 6	H: 0 LOB: 0 BB: 0 P: 7	R: 0 E: 0 K: 0 S: 6	H: 0 LOB: 0 BB: 0 P: 10	R: 0 E: 0 K: 1 S: 10	H: 2 LOB: 2 BB: 0 P: 12	R: 0 E: 0 K: 0 S: 8	H: 0 LOB: 0 BB: 0 P: 11	1B: 9 2B: 0 3B: 0 HR: 1	SF: 0 SAC: 2 DP: 0 HBP: 0	WP: 0 PB: 1 SB: 2 CS: 0	PA: 37
PITCHER Jack McDowell, R (1, 1) ERA: 3.03	IP: 9.0 WLS: L BF: 37 H: 10 R: 2 ER: 2 SO: 9 BB: 0 IBB: 0 HBP: 0 BLK: 0 WP: 0 HR: 1 S: 100 P: 141 ERA: 2.00 WHIP: 1.111															PITCHER						

Toronto Blue Jays @ Chicago White Sox
Comiskey Park, Chicago, IL
Wed Jul 24 1991, 8:05 PM EDT
Att: 39,599 - Cloudy - 81 F

AB 35
R 2
H 10
RBI 2
BB 0
SO 9
LOB 13



Batter	1	2	3	4	5	6	7	8	9	AB	R	H	RBI	BB	SO	LOB	BOTTOM										
Mike Huff, R (1, 7) OBP: 0.362, SLG: 0.333	F9									3	0	0	0	0	1	1											
Warren Newson, L (8, PH) OBP: 0.409, SLG: 0.358										1	0	0	0	0	0	0											
Robin Ventura, L (1, 5) OBP: 0.367, SLG: 0.433	G1-3		CS	G4-3		P5		P6		4	0	0	0	0	0	0											
Frank Thomas, R (1, 10) OBP: 0.434, SLG: 0.502	F8			F9		BB		G6-3		3	0	0	0	1	0	0											
Carlton Fisk, R (1, 2) OBP: 0.324, SLG: 0.389										4	0	1	0	0	0	1											
Ron Karkovics, R (9, PR) OBP: 0.317, SLG: 0.333									FC5-6 1B	0	0	0	0	0	0	0											
Ron Kittle, R (1, 3) OBP: 0.300, SLG: 0.222									FC5-6 S	3	1	1	0	0	1	0											
Ozzie Guillen, L (9, PH) OBP: 0.272, SLG: 0.306									1-2 K	1	0	0	0	0	0	1											
Dan Pasqua, L (1, 9) OBP: 0.366, SLG: 0.489									FC5-4 1B	4	0	1	0	0	1	2											
Craig Grebeck, R (1, 6) OBP: 0.324, SLG: 0.465									FC5-4 1B	3	0	2	0	0	0	1											
Matt Merullo, L (9, PH) OBP: 0.285, SLG: 0.327									1-2 K	1	0	0	0	0	0	2											
Lance Johnson, L (1, 8) OBP: 0.283, SLG: 0.298									F9	2	0	1	0	0	0	0											
Tim Raines, S (7, PH) OBP: 0.353, SLG: 0.334										1	0	0	1	0	0	1											
Joey Cora, S (1, 4) OBP: 0.360, SLG: 0.363									CS 1B	3	0	1	0	0	0	3											
Inning Stats	R: 0 E: 0 K: 0 S: 7	H: 0 LOB: 0 BB: 0 P: 11	R: 0 E: 0 K: 0 S: 12	H: 1 LOB: 1 BB: 0 P: 16	R: 0 E: 0 K: 1 S: 7	H: 1 LOB: 0 BB: 0 P: 9	R: 0 E: 0 K: 0 S: 7	H: 0 LOB: 0 BB: 0 P: 10	R: 0 E: 0 K: 0 S: 17	H: 2 LOB: 2 BB: 0 P: 22	R: 0 E: 0 K: 0 S: 8	H: 0 LOB: 1 BB: 1 P: 14	R: 1 E: 0 K: 0 S: 10	H: 2 LOB: 1 BB: 0 P: 15	R: 0 E: 0 K: 0 S: 5	H: 0 LOB: 0 BB: 0 P: 9	R: 0 E: 0 K: 1 S: 9	H: 1 LOB: 2 BB: 0 P: 15	1B: 6 2B: 1 3B: 0 HR: 0	SF: 0 SAC: 0 DP: 0 HBP: 0	WP: 0 PB: 0 SB: 1 CS: 1	PA: 35					
PITCHER David Wells, L (1, 1) ERA: 2.73	IP: 6.1 WLS: W BF: 25 H: 6 R: 1 ER: 1 SO: 2 BB: 1 IBB: 0 HBP: 0 BLK: 0 WP: 0 HR: 0 S: 64 P: 91 ERA: 1.42 WHIP: 1.105															PITCHER											
Bob MacDonald, L (7, 1) ERA: 1.4	0.2	2	0	0	0	0	0	0	0	4	6	0.00	0.000														
Duane Ward, R (8, 1) ERA: 2.19	1.0	3	0	0	0	0	0	0	0	5	9	0.00	0.000														
Tom Henke, R (9, 1) ERA: 1.4	1.0	S: 4	1	0	0	1	0	0	0	9	15	0.00	1.000														

Toronto Blue Jays @ Chicago White Sox
Comiskey Park, Chicago, IL
Wed Jul 24 1991, 8:05 PM EDT
Att: 39,599 - Cloudy - 81 F

AB 33
R 1
H 7
RBI 1
BB 1
SO 3
LOB 12




Batter	1	2	3	4	5	6	7	8	9	AB	R	H	RBI	BB	SO	LOB	TOP					
Devon White, S (1, 8) OBP: 0.345, SLG: 0.422 Pat Tabler, R (8, 7) OBP: 0.347, SLG: 0.280	P2		SF7 1B		G3			K		4	0	1	0	0	1	2	Toronto Blue Jays @ Chicago White Sox Comiskey Park, Chicago, IL Thu Jul 25 1991, 4:33 AM EDT Att: 42,796 - Sunny - 73 F					
Roberto Alomar, S (1, 4) OBP: 0.352, SLG: 0.441 Rene Gonzales, R (7, 4) OBP: 0.333, SLG: 0.319	F7		SF7		L7			1B		2	0	0	1	0	0	2						
Joe Carter, R (1, 7) OBP: 0.370, SLG: 0.576 Rob Ducey, L (7, 7) OBP: 0.333, SLG: 0.412 (8, 8)	F9		F8			L5		K		3	0	0	0	0	0	1						
John Olerud, L (1, 3) OBP: 0.338, SLG: 0.446		F8		CS 1B	G1-3			F8		4	0	1	0	0	0	1						
Greg Myers, L (1, 2) OBP: 0.312, SLG: 0.416 Ed Sprague, R (6, 2) OBP: 0.350, SLG: 0.388	G1-3			F8		G4-3		G3 2B		3	0	0	0	0	0	1						
Rance Mulliniks, L (1, 5) OBP: 0.387, SLG: 0.359					K		G6-3	G3		4	0	1	0	0	1	2						
Cory Snyder, R (1, 9) OBP: 0.224, SLG: 0.294							G6-3	BB		3	0	0	0	1	1	2						
Mookie Wilson, S (1, 10) OBP: 0.280, SLG: 0.384			G4-3		G3 1B		F7	P6		4	0	1	0	0	0	2						
Manuel Lee, S (1, 6) OBP: 0.294, SLG: 0.303				1B SF7 1B			F8			3	1	2	0	0	0	1						
Inning Stats	R: 0 E: 0 K: 0 S: 8	H: 0 LOB: 0 BB: 0 P: 10	R: 0 E: 0 K: 0 S: 7	H: 1 LOB: 1 BB: 0 P: 9	R: 1 E: 0 K: 0 S: 12	H: 2 LOB: 1 BB: 0 P: 18	R: 0 E: 0 K: 1 S: 7	H: 1 LOB: 1 BB: 0 P: 13	R: 0 E: 0 K: 0 S: 12	H: 2 LOB: 2 BB: 0 P: 18	R: 0 E: 0 K: 0 S: 6	H: 0 LOB: 0 BB: 0 P: 7	R: 0 E: 0 K: 1 S: 8	H: 0 LOB: 1 BB: 1 P: 19	R: 0 E: 0 K: 1 S: 12	H: 1 LOB: 1 BB: 0 P: 18		R: 0 E: 0 K: 1 S: 8	H: 1 LOB: 1 BB: 0 P: 11	1B: 7 2B: 2 3B: 0 HR: 0	SF: 1 SAC: 0 DP: 1 HBP: 0	WP: 0 PB: 0 SB: 0 CS: 1
PITCHER Charlie Hough, R (1, 1) ERA: 3.46	IP: 9.0 WLS: W BF: 35 H: 8 R: 1 ER: 1 SO: 4 BB: 1 IBB: 0 HBP: 0 BLK: 0 WP: 0 HR: 0 S: 80 P: 123 ERA: 1.00 WHIP: 1.000															PITCHER	IP: WLS: BF: H: R: ER: SO: BB: IBB: HBP: BLK: WP: HR: S: P: ERA: WHIP:					

Batter	1	2	3	4	5	6	7	8	9	AB	R	H	RBI	BB	SO	LOB	BOTTOM			
Tim Raines, S (1, 7) OBP: 0.354, SLG: 0.336	K		1B		WP 1B	K				4	1	2	0	0	2	0	Toronto Blue Jays @ Chicago White Sox Comiskey Park, Chicago, IL Thu Jul 25 1991, 4:33 AM EDT Att: 42,796 - Sunny - 73 F			
Robin Ventura, L (1, 5) OBP: 0.366, SLG: 0.430	K		G1-3		1B BB		K			3	1	0	0	1	2	2				
Frank Thomas, R (1, 10) OBP: 0.438, SLG: 0.503	F8			E 2B BB	1B 2H		1B			3	2	2	1	1	0	0				
Dan Pasqua, L (1, 9) OBP: 0.368, SLG: 0.496 (6, 3)		L1		E 2B BB	SF7 3B		F9			3	2	1	2	1	0	1				
Ron Kittle, R (1, 3) OBP: 0.231, SLG: 0.167 Mike Huff, R (6, 9) OBP: 0.360, SLG: 0.331		G5-3		P4	K		F9			3	0	0	0	0	1	3				
Lance Johnson, L (1, 8) OBP: 0.279, SLG: 0.295		G1-3		FC 2B	SF7		F9			1	0	0	0	0	0	1				
Ron Karkovics, R (1, 2) OBP: 0.328, SLG: 0.377			G6-3	G4-3 2B	K		G4-3			4	0	2	3	0	1	0				
Joey Cora, S (1, 4) OBP: 0.352, SLG: 0.353 Scott Fletcher, R (8, 4) OBP: 0.274, SLG: 0.271			G6-3	G4-3		F7		K		3	0	0	0	0	0	1				
Ozzie Guillen, L (1, 6) OBP: 0.272, SLG: 0.305			1B	G3		G1-3		F7		4	0	1	0	0	0	2				
Inning Stats	R: 0 E: 0 K: 2 S: 9	H: 0 LOB: 0 BB: 0 P: 12	R: 0 E: 0 K: 0 S: 3	H: 0 LOB: 0 BB: 0 P: 5	R: 0 E: 0 K: 0 S: 13	H: 2 LOB: 2 BB: 0 P: 18	R: 3 E: 1 K: 0 S: 12	H: 1 LOB: 1 BB: 2 P: 22	R: 4 E: 0 K: 2 S: 14	H: 3 LOB: 0 BB: 1 P: 21	R: 0 E: 0 K: 1 S: 10	H: 0 LOB: 0 BB: 0 P: 14	R: 0 E: 0 K: 1 S: 9	H: 1 LOB: 1 BB: 0 P: 13	R: 0 E: 0 K: 1 S: 12	H: 1 LOB: 1 BB: 0 P: 18		1B: 5 2B: 2 3B: 1 HR: 0	SF: 1 SAC: 0 DP: 0 HBP: 0	WP: 1 PB: 0 SB: 0 CS: 0
PITCHER Todd Stottlemire, R (1, 1) ERA: 3.09 Jim Acker, R (5, 1) ERA: 5.34 Tom Henke, R (8, 1) ERA: 1.36	IP: 4.0 WLS: L BF: 22 H: 6 R: 7 ER: 6 SO: 2 BB: 3 IBB: 0 HBP: 0 BLK: 0 WP: 1 HR: 0 S: 43 P: 67 ERA: 13.50 WHIP: 2.250															PITCHER	IP: WLS: BF: H: R: ER: SO: BB: IBB: HBP: BLK: WP: HR: S: P: ERA: WHIP:			

AB	33
R	1
H	8
RBI	1
BB	1
SO	4
LOB	15



AB	32
R	7
H	8
RBI	7
BB	3
SO	7
LOB	13



Batter	1	2	3	4	5	6	7	8	9	10	11	AB	R	H	RBI	BB	SO	LOB	TOP								
Gary Thurman, R OBP: 0.307, SLG: 0.371 Jim Eisenreich, L OBP: 0.327, SLG: 0.375	G6-3 SF8 2B	FC4-6 1B		P4			G1-3		G4-3		FC4-6	4	1	2	1	0	0	0									
Brian McRae, S OBP: 0.287, SLG: 0.371	G6-3	FC4-6		F9								5	0	1	0	0	1	3									
George Brett, L OBP: 0.328, SLG: 0.417	SF8			F7								3	0	0	1	1	1	0									
Danny Tartabull, R OBP: 0.386, SLG: 0.611				K								4	0	0	0	1	3	1									
Todd Benzinger, S OBP: 0.279, SLG: 0.344	P3			G5-3								5	0	0	0	0	2	1									
Bill Peota, R OBP: 0.355, SLG: 0.415				FC1-5 1B			P4					5	1	3	0	0	1	0									
Tim Spehr, R OBP: 0.583, SLG: 0.429				F8 1B								3	1	1	0	1	0	2									
Terry Shumpert, R OBP: 0.268, SLG: 0.316 Kirk Gibson, L OBP: 0.329, SLG: 0.427 Kevin Seltzer, R OBP: 0.352, SLG: 0.358		FC1-5 1B		FC1-5 1B			F9					4	1	1	1	0	0	4									
David Howard, S OBP: 0.239, SLG: 0.203 Kurt Stillwell, S OBP: 0.310, SLG: 0.354		F7		HR			P5					3	1	1	2	0	0	3									
Inning Stats	R: 1 E: 0 K: 0 S: 12	H: 1 LOB: 1 BB: 1 P: 21	R: 1 E: 0 K: 0 S: 10	H: 2 LOB: 2 BB: 1 P: 18	R: 0 E: 0 K: 1 S: 7	H: 0 LOB: 0 BB: 0 P: 10	R: 3 E: 0 K: 0 S: 19	H: 3 LOB: 0 BB: 0 P: 31	R: 0 E: 0 K: 0 S: 6	H: 0 LOB: 1 BB: 0 P: 13	R: 0 E: 0 K: 1 S: 11	H: 1 LOB: 1 BB: 1 P: 21	R: 0 E: 0 K: 2 S: 17	H: 1 LOB: 1 BB: 0 P: 24	R: 0 E: 0 K: 2 S: 10	H: 0 LOB: 0 BB: 0 P: 13	R: 0 E: 0 K: 3 S: 12	H: 0 LOB: 0 BB: 0 P: 15	R: 0 E: 0 K: 1 S: 11	H: 2 LOB: 2 BB: 2 P: 20	1B: 8 2B: 1 3B: 0 HR: 1	SF: 1 SAC: 0 DP: 0 HBP: 1	WP: 1 PB: 1 SB: 1 CS: 0	PA: 46			
PITCHER	IP ERA WLS BF H R ER SO BB IBB HBP BLK WP HR S P ERA WHIP	6.0 3.0 2.0 8 2 0 0 3 1 0 0 0 0 0 28 45 0.00 1.500	3.0 2.1 3.0 11 2 0 0 6 0 0 0 0 1 0 33 48 0.00 0.667																								

Kansas City Royals @ Toronto Blue Jays
SkyDome, Toronto, ON
Fri Jul 26 1991, 7:05 PM EDT
Att: 50,326 - Cloudy - 71 F

AB	41
R	5
H	10
RBI	5
BB	3
SO	10
LOB	17



Batter	1	2	3	4	5	6	7	8	9	10	11	AB	R	H	RBI	BB	SO	LOB	BOTTOM							
Devon White, S OBP: 0.348, SLG: 0.428	S 1B 2B	G1-4-3		F8								6	2	3	0	0	1	1								
Roberto Alomar, S OBP: 0.355, SLG: 0.446	E 2B	G6-3		P3								5	1	3	1	0	0	1								
Joe Carter, R OBP: 0.372, SLG: 0.572	K	G6-3										4	0	1	0	2	1	3								
John Olerud, L OBP: 0.338, SLG: 0.439	P4	G6-3										4	0	0	0	2	0	5								
Kelly Gruber, R OBP: 0.322, SLG: 0.448	2B			L6								5	1	2	2	1	1	5								
Rance Mulliniks, L OBP: 0.386, SLG: 0.366 Pat Tabler, R OBP: 0.344, SLG: 0.278	1B 2B			G3								3	1	1	1	0	0	1								
Rob Ducey, L OBP: 0.341, SLG: 0.410	1B			G4-3								5	0	2	1	0	2	1								
Pat Borders, R OBP: 0.268, SLG: 0.313 Greg Myers, L OBP: 0.314, SLG: 0.414	L5			G5-3								3	0	0	0	0	2									
Manuel Lee, S OBP: 0.293, SLG: 0.301	G1-4-3 2B 1B			G5-3								5	1	1	0	0	2	2								
Inning Stats	R: 4 E: 0 K: 1 S: 26	H: 5 LOB: 1 BB: 0 P: 37	R: 1 E: 0 K: 0 S: 12	H: 2 LOB: 1 BB: 0 P: 19	R: 0 E: 0 K: 0 S: 9	H: 1 LOB: 1 BB: 0 P: 11	R: 0 E: 0 K: 0 S: 11	H: 0 LOB: 0 BB: 0 P: 15	R: 0 E: 0 K: 1 S: 9	H: 0 LOB: 1 BB: 0 P: 15	R: 0 E: 0 K: 1 S: 11	H: 2 LOB: 1 BB: 0 P: 18	R: 0 E: 0 K: 2 S: 12	H: 1 LOB: 2 BB: 1 P: 21	R: 0 E: 0 K: 1 S: 10	H: 0 LOB: 3 BB: 2 P: 20	R: 0 E: 0 K: 1 S: 7	H: 0 LOB: 0 BB: 0 P: 9	R: 1 E: 1 K: 0 S: 8	H: 1 LOB: 3 BB: 2 P: 18	1B: 9 2B: 4 3B: 0 HR: 0	SF: 0 SAC: 2 DP: 1 HBP: 0	WP: 0 PB: 0 SB: 0 CS: 0	PA: 50		
PITCHER	IP ERA WLS BF H R ER SO BB IBB HBP BLK WP HR S P ERA WHIP	6.1 3.9 0.2 2 1 0 0 0 0 0 0 0 0 0 6 10 0.00 1.500	2.0 3.65 2.0 10 1 0 0 3 0 3 0 0 0 0 19 37 0.00 0.500																							

Kansas City Royals @ Toronto Blue Jays
SkyDome, Toronto, ON
Fri Jul 26 1991, 7:05 PM EDT
Att: 50,326 - Cloudy - 71 F


AB	42
R	6
H	13
RBI	5
BB	6
SO	7
LOB	24



Batter	1	2	3	4	5	6	7	8	9	AB	R	H	RBI	BB	SO	LOB	TOP					
Tim Raines, S OBP: 0.355, SLG: 0.334	4-2 BB		1-2 FC5-4 G4-3 HR				0-1 CS 1B		2-2 FC3-2 BB BB	4	2	1	0	1	0	3	Chicago White Sox @ Toronto Blue Jays SkyDome, Toronto, ON Mon Jul 29 1991, 7:05 PM EDT Att: 50,298 - Dome - 70 F					
Robin Ventura, L OBP: 0.372, SLG: 0.452	1-0 P7		1-1 G4-3				3-1 G3		4-1 BB BB 1B BB	4	1	0	0	1	0	3						
Frank Thomas, R OBP: 0.441, SLG: 0.519	0-2 F8		1-0 HR				3-0 HR 1B		4-2 CI G5-4-3 1B BB E BB	3	3	2	3	1	0	1						
Ron Kittle, R OBP: 0.238, SLG: 0.350	1-0 P4		0-1 P4				0-0 HR		4-1 E 1B BB	4	1	1	2	0	0	2						
Mike Huff, R OBP: 0.357, SLG: 0.327							0-1 HR		4-1 E 1B BB	0	0	0	1	1	0	0						
Dan Pasqua, L OBP: 0.369, SLG: 0.484		1-1 P2					0-1 G3		2-1 E 1B	4	1	1	1	1	0	0						
Ron Karkovics, R OBP: 0.333, SLG: 0.437		1-2 P2					1-1 G6-3		1-2 E2 FC5-4	5	2	2	2	0	0	2						
Craig Grebeck, R OBP: 0.325, SLG: 0.486		0-0 HR					0-0 G5-3		1-2 FC6-4	5	1	2	1	0	1	3						
Lance Johnson, L OBP: 0.273, SLG: 0.288		0-3 K					1-0 F8		0-3 K	4	0	0	0	0	3	2						
Joey Cora, S OBP: 0.333, SLG: 0.331							1-1 FC5-4 1B		2-0 BB FC3-2 BB 1B	4	1	2	1	0	1	0						
Inning Stats	R: 0 E: 0 K: 0 S: 7	H: 0 LOB: 1 BB: 1 P: 13	R: 1 E: 0 K: 1 S: 9	H: 1 LOB: 0 BB: 0 P: 11	R: 2 E: 0 K: 0 S: 10	H: 2 LOB: 0 BB: 0 P: 14	R: 2 E: 0 K: 3 S: 13	H: 1 LOB: 0 BB: 1 P: 23	R: 2 E: 0 K: 0 S: 8	H: 3 LOB: 0 BB: 0 P: 14	R: 0 E: 0 K: 0 S: 4	H: 0 LOB: 0 BB: 0 P: 6	R: 0 E: 0 K: 0 S: 4	H: 0 LOB: 0 BB: 0 P: 6	R: 0 E: 1 K: 0 S: 4	H: 0 LOB: 0 BB: 0 P: 9	R: 5 E: 1 K: 1 S: 20	H: 4 LOB: 3 BB: 3 P: 41	1B: 6 2B: 1 3B: 0 HR: 4	SF: 0 SAC: 0 DP: 1 HBP: 0	WP: 0 PB: 0 SB: 1 CS: 1	PA: 43
PITCHER	IP WLS BF H R ER SO	IP WLS BF H R ER SO	IP WLS BF H R ER SO	IP WLS BF H R ER SO	IP WLS BF H R ER SO	IP WLS BF H R ER SO	IP WLS BF H R ER SO	IP WLS BF H R ER SO	IP WLS BF H R ER SO	IP WLS BF H R ER SO	IP WLS BF H R ER SO	IP WLS BF H R ER SO	IP WLS BF H R ER SO	IP WLS BF H R ER SO	IP WLS BF H R ER SO	IP WLS BF H R ER SO	ERA WHIP	ERA WHIP				
David Wells, L ERA: 3.1	(1, 1) 5.0 L 23 7 7 7 4	(1, 1) 5.0 L 23 7 7 7 4	(1, 1) 5.0 L 23 7 7 7 4	(1, 1) 5.0 L 23 7 7 7 4	(1, 1) 5.0 L 23 7 7 7 4	(1, 1) 5.0 L 23 7 7 7 4	(1, 1) 5.0 L 23 7 7 7 4	(1, 1) 5.0 L 23 7 7 7 4	(1, 1) 5.0 L 23 7 7 7 4	(1, 1) 5.0 L 23 7 7 7 4	(1, 1) 5.0 L 23 7 7 7 4	(1, 1) 5.0 L 23 7 7 7 4	(1, 1) 5.0 L 23 7 7 7 4	(1, 1) 5.0 L 23 7 7 7 4	(1, 1) 5.0 L 23 7 7 7 4	(1, 1) 5.0 L 23 7 7 7 4	12.60 1.800	12.60 1.800				
Jim Acker, R ERA: 5.37	(6, 1) 3.0 9 0 0 0 0	(6, 1) 3.0 9 0 0 0 0	(6, 1) 3.0 9 0 0 0 0	(6, 1) 3.0 9 0 0 0 0	(6, 1) 3.0 9 0 0 0 0	(6, 1) 3.0 9 0 0 0 0	(6, 1) 3.0 9 0 0 0 0	(6, 1) 3.0 9 0 0 0 0	(6, 1) 3.0 9 0 0 0 0	(6, 1) 3.0 9 0 0 0 0	(6, 1) 3.0 9 0 0 0 0	(6, 1) 3.0 9 0 0 0 0	(6, 1) 3.0 9 0 0 0 0	(6, 1) 3.0 9 0 0 0 0	(6, 1) 3.0 9 0 0 0 0	(6, 1) 3.0 9 0 0 0 0	0.00 0.000	0.00 0.000				
Duane Ward, R ERA: 2.58	(9, 1) 1.0 11 4 5 4 1	(9, 1) 1.0 11 4 5 4 1	(9, 1) 1.0 11 4 5 4 1	(9, 1) 1.0 11 4 5 4 1	(9, 1) 1.0 11 4 5 4 1	(9, 1) 1.0 11 4 5 4 1	(9, 1) 1.0 11 4 5 4 1	(9, 1) 1.0 11 4 5 4 1	(9, 1) 1.0 11 4 5 4 1	(9, 1) 1.0 11 4 5 4 1	(9, 1) 1.0 11 4 5 4 1	(9, 1) 1.0 11 4 5 4 1	(9, 1) 1.0 11 4 5 4 1	(9, 1) 1.0 11 4 5 4 1	(9, 1) 1.0 11 4 5 4 1	(9, 1) 1.0 11 4 5 4 1	36.00 7.000	36.00 7.000				

Batter	1	2	3	4	5	6	7	8	9	AB	R	H	RBI	BB	SO	LOB	BOTTOM					
Devon White, S OBP: 0.346, SLG: 0.424	1-1 F7		0-0 1B SF9 2B				2-0 P6		1-2 F8	4	1	1	1	0	0	0	Chicago White Sox @ Toronto Blue Jays SkyDome, Toronto, ON Mon Jul 29 1991, 7:05 PM EDT Att: 50,298 - Dome - 70 F					
Roberto Alomar, S OBP: 0.357, SLG: 0.445	1-1		1-2 1B				0-3 K		1-2	4	0	3	0	0	1	0						
Joe Carter, R OBP: 0.365, SLG: 0.557	1-0 1B		2-3 1B				1-2 G4-3		1-2 1B	3	0	0	1	0	0	2						
John Olerud, L OBP: 0.342, SLG: 0.440	1-2 F7		3-1 SF9				0-0 F8		1-3 K	4	0	1	0	0	1	1						
Kelly Gruber, R OBP: 0.326, SLG: 0.441		1-2 G6-3	2-2 G6-3				1-3 K		4-2 HR BB	3	1	0	0	1	1	2						
Rance Mulliniks, L OBP: 0.391, SLG: 0.360		4-1 FC4-6 BB					0-0 F8		1-1 F9	3	0	0	0	1	1	1						
Greg Myers, L OBP: 0.311, SLG: 0.410		0-1 P4					2-1 F8		1-0 HR	2	0	0	0	0	0	1						
Ed Sprague, R OBP: 0.352, SLG: 0.412							0-1 F7		1-2 F7	2	1	1	2	0	0	0						
Manuel Lee, S OBP: 0.289, SLG: 0.296		1-1 FC4-6							1-2 F7	4	0	0	0	0	0	1						
Mookie Wilson, S OBP: 0.284, SLG: 0.380			1-1 2B HBP				1-2 G5-3		3-3 K	2	1	0	0	0	1	0						
Inning Stats	R: 0 E: 0 K: 0 S: 8	H: 1 LOB: 1 BB: 0 P: 12	R: 0 E: 0 K: 0 S: 8	H: 0 LOB: 1 BB: 1 P: 14	R: 2 E: 0 K: 0 S: 13	H: 3 LOB: 1 BB: 0 P: 19	R: 0 E: 0 K: 1 S: 8	H: 0 LOB: 0 BB: 0 P: 9	R: 0 E: 0 K: 1 S: 8	H: 0 LOB: 0 BB: 0 P: 11	R: 0 E: 0 K: 1 S: 8	H: 0 LOB: 0 BB: 0 P: 10	R: 0 E: 0 K: 0 S: 5	H: 0 LOB: 0 BB: 0 P: 7	R: 0 E: 0 K: 1 S: 14	H: 1 LOB: 1 BB: 0 P: 20	R: 2 E: 0 K: 1 S: 11	H: 1 LOB: 0 BB: 1 P: 19	1B: 4 2B: 1 3B: 0 HR: 1	SF: 1 SAC: 0 DP: 1 HBP: 1	WP: 0 PB: 0 SB: 0 CS: 0	PA: 35
PITCHER	IP WLS BF H R ER SO	IP WLS BF H R ER SO	IP WLS BF H R ER SO	IP WLS BF H R ER SO	IP WLS BF H R ER SO	IP WLS BF H R ER SO	IP WLS BF H R ER SO	IP WLS BF H R ER SO	IP WLS BF H R ER SO	IP WLS BF H R ER SO	IP WLS BF H R ER SO	IP WLS BF H R ER SO	IP WLS BF H R ER SO	IP WLS BF H R ER SO	IP WLS BF H R ER SO	IP WLS BF H R ER SO	ERA WHIP	ERA WHIP				
Jack McDowell, R ERA: 3.08	(1, 1) 9.0 W 35 6 4 4 5	(1, 1) 9.0 W 35 6 4 4 5	(1, 1) 9.0 W 35 6 4 4 5	(1, 1) 9.0 W 35 6 4 4 5	(1, 1) 9.0 W 35 6 4 4 5	(1, 1) 9.0 W 35 6 4 4 5	(1, 1) 9.0 W 35 6 4 4 5	(1, 1) 9.0 W 35 6 4 4 5	(1, 1) 9.0 W 35 6 4 4 5	(1, 1) 9.0 W 35 6 4 4 5	(1, 1) 9.0 W 35 6 4 4 5	(1, 1) 9.0 W 35 6 4 4 5	(1, 1) 9.0 W 35 6 4 4 5	(1, 1) 9.0 W 35 6 4 4 5	(1, 1) 9.0 W 35 6 4 4 5	(1, 1) 9.0 W 35 6 4 4 5	4.00 0.889	4.00 0.889				

AB	37
R	12
H	11
RBI	11
BB	5
SO	5
LOB	16



Batter	1	2	3	4	5	6	7	8	9	AB	R	H	RBI	BB	SO	LOB	TOP										
Alex Cole, L OBP: 0.391, SLG: 0.328 (1, 8)										3	0	1	0	1	1	0	Cleveland Indians @ Toronto Blue Jays SkyDome, Toronto, ON Wed Jul 31 1991, 7:05 PM EDT Att: 50,276 - Cloudy - 79 F										
Felix Fermin, R OBP: 0.302, SLG: 0.304 (1, 6)										3	0	0	0	0	1	1											
Carlos Baerga, S OBP: 0.358, SLG: 0.415 (1, 4)										4	1	2	0	0	0	1											
Carlos Martinez, R OBP: 0.367, SLG: 0.467 (1, 3)										4	0	1	0	0	1	2											
Albert Belle, R OBP: 0.312, SLG: 0.523 (1, 10)										3	0	0	1	0	1	0											
Mark Whiten, S OBP: 0.298, SLG: 0.386 (1, 9)										3	0	1	0	0	1	1											
Chris James, R OBP: 0.276, SLG: 0.320 (1, 7)										3	0	1	0	0	0	2											
Joel Skinner, R OBP: 0.265, SLG: 0.323 (1, 2)										3	0	0	0	0	1	1											
Jeff Manto, R OBP: 0.290, SLG: 0.271 (1, 5)										3	0	0	0	0	0	0											
Inning Stats	R: 0 E: 0 K: 0 S: 9	H: 1 LOB: 1 BB: 0 P: 12	R: 0 E: 0 K: 2 S: 9	H: 1 LOB: 1 BB: 0 P: 12	R: 0 E: 0 K: 1 S: 6	H: 0 LOB: 0 BB: 0 P: 9	R: 1 E: 0 K: 0 S: 9	H: 2 LOB: 1 BB: 0 P: 13	R: 0 E: 0 K: 1 S: 10	H: 0 LOB: 1 BB: 1 P: 15	R: 0 E: 0 K: 0 S: 6	H: 1 LOB: 0 BB: 0 P: 6	R: 0 E: 0 K: 0 S: 5	H: 1 LOB: 0 BB: 0 P: 9	R: 0 E: 0 K: 0 S: 9	H: 0 LOB: 0 BB: 0 P: 12	R: 0 E: 0 K: 2 S: 8	H: 0 LOB: 0 BB: 0 P: 9	1B: 4 2B: 2 3B: 0 HR: 0	SF: 1 SAC: 1 DP: 2 HBP: 0	WP: 0 PB: 0 SB: 1 CS: 0	PA: 32					
PITCHER	IP	WLS	BF	H	R	ER	SO	BB	IBB	HBP	BLK	WP	HR	S	P	ERA	WHIP										
Jimmy Key, L ERA: 2.89 (1, 1)	8.0	W	29	6	1	1	4	1	0	0	0	0	0	63	88	1.12	0.875										
Tom Henke, R ERA: 1.57 (9, 1)	1.0	S	3	0	0	0	2	0	0	0	0	0	0	8	9	0.00	0.000										

AB	29
R	1
H	6
RBI	1
BB	1
SO	6
LOB	8



Batter	1	2	3	4	5	6	7	8	9	AB	R	H	RBI	BB	SO	LOB	BOTTOM										
Devon White, S OBP: 0.348, SLG: 0.433 (1, 8)										4	0	0	0	0	1	0	Cleveland Indians @ Toronto Blue Jays SkyDome, Toronto, ON Wed Jul 31 1991, 7:05 PM EDT Att: 50,276 - Cloudy - 79 F										
Roberto Alomar, S OBP: 0.355, SLG: 0.446 (1, 4)										4	1	2	0	0	0	0											
Joe Carter, R OBP: 0.363, SLG: 0.550 (1, 9)										4	0	0	1	0	1	1											
John Olerud, L OBP: 0.341, SLG: 0.439 (1, 3)										3	1	1	0	0	0	1											
Kelly Gruber, R OBP: 0.323, SLG: 0.435 (1, 5)										3	0	1	0	0	0	0											
Rance Mulliniks, L OBP: 0.396, SLG: 0.373 (1, 10)										3	1	2	0	0	0	0											
Greg Myers, L OBP: 0.308, SLG: 0.406 (1, 2)										2	0	0	1	0	0	1											
Manuel Lee, S OBP: 0.286, SLG: 0.291 (1, 6)										3	0	0	0	0	1	0											
Mookie Wilson, S OBP: 0.283, SLG: 0.374 Rob Ducey, L OBP: 0.326, SLG: 0.390 (1, 7) (9, 7)										3	0	0	0	0	1	0											
Inning Stats	R: 0 E: 1 K: 1 S: 9	H: 0 LOB: 1 BB: 0 P: 11	R: 0 E: 0 K: 0 S: 5	H: 0 LOB: 0 BB: 0 P: 8	R: 0 E: 0 K: 0 S: 5	H: 0 LOB: 0 BB: 0 P: 8	R: 2 E: 0 K: 0 S: 9	H: 4 LOB: 1 BB: 0 P: 10	R: 0 E: 0 K: 2 S: 7	H: 0 LOB: 0 BB: 0 P: 11	R: 0 E: 0 K: 0 S: 6	H: 0 LOB: 0 BB: 0 P: 9	R: 1 E: 1 K: 0 S: 8	H: 1 LOB: 1 BB: 0 P: 13	R: 0 E: 0 K: 1 S: 16	H: 1 LOB: 1 BB: 0 P: 20	1B: 4 2B: 2 3B: 1 HR: 0	SF: 1 SAC: 0 DP: 1 HBP: 0	WP: 0 PB: 0 SB: 0 CS: 0	PA: 30							
PITCHER	IP	WLS	BF	H	R	ER	SO	BB	IBB	HBP	BLK	WP	HR	S	P	ERA	WHIP										
Eric King, R ERA: 5.19 (1, 1)	8.0	L	30	6	3	2	4	0	0	0	0	0	0	65	90	2.25	0.750										



Batter	1	2	3	4	5	6	7	8	9	AB	R	H	RBI	BB	SO	LOB	TOP			
Devon White, S (1, 8) OBP: 0.346, SLG: 0.432	1-3 K		0-3 K			1-3 K		1-3 K		4	0	0	0	0	4	2				
Roberto Alomar, S (1, 4) OBP: 0.353, SLG: 0.443	2-2 G4-3		1-2 HR			1-2 F7		0-1 G4-3		4	1	1	0	0	0	0				
Joe Carter, R (1, 9) OBP: 0.358, SLG: 0.549	2-2 G5-3		0-1 HR			0-1 L9		1-0 G5-3		4	1	1	2	0	0	0				
John Olerud, L (1, 3)		1-1 G5-3	0-0 P5			1-3 K		0-1 G3-1		4	0	0	0	0	1	0				
Kelly Gruber, R (1, 5) OBP: 0.325, SLG: 0.464		1-2 HR	3-2 G4-3			1-0 G5-3		1-2 G5-3		4	1	1	1	0	0	0				
Rance Mulliniks, L (1, 10) OBP: 0.390, SLG: 0.369		2-2 E5 1B WP		1-1 F8			4-2 1B BB		1-3 K	3	0	0	0	1	1	0				
Pat Borders, R (1, 2) OBP: 0.278, SLG: 0.344		2-0 1B		0-0 F9			3-1 1B		2-1 P4	4	0	2	0	0	0	0				
Rene Gonzales, R (1, 6) OBP: 0.333, SLG: 0.312		1-3 K		2-1 P6			1-3 K			3	0	0	0	0	2	4				
Mookie Wilson, S (1, 7) OBP: 0.280, SLG: 0.373		0-0 L5			2-3 K		1-2 F8			3	0	0	0	0	1	4				
Inning Stats	R: 0 E: 0 K: 1 S: 10	H: 0 LOB: 0 BB: 0 P: 15	R: 1 E: 1 K: 1 S: 16	H: 2 LOB: 2 BB: 0 P: 23	R: 2 E: 0 K: 1 S: 14	H: 2 LOB: 0 BB: 0 P: 18	R: 0 E: 0 K: 0 S: 5	H: 0 LOB: 0 BB: 0 P: 8	R: 0 E: 0 K: 1 S: 6	H: 0 LOB: 0 BB: 0 P: 8	R: 0 E: 0 K: 1 S: 14	H: 1 LOB: 2 BB: 1 P: 24	R: 0 E: 0 K: 0 S: 5	H: 0 LOB: 0 BB: 0 P: 6	R: 0 E: 0 K: 1 S: 8	H: 0 LOB: 0 BB: 0 P: 12	1B: 3 2B: 0 3B: 0 HR: 2	SF: 0 SAC: 0 DP: 0 HBP: 0	WP: 1 PB: 0 SB: 0 CS: 0	PA: 34
PITCHER Rogier Clemens, R (1, 1) ERA: 2.49	IP: 9.0 WLS: W BF: 34 H: 5 R: 3 ER: 3 SO: 9 BB: 1 IBB: 0 HBP: 0 BLK: 0 WP: 1 HR: 2 S: 88 P: 128 ERA: 3.00 WHIP: 0.667															PITCHER				

Toronto Blue Jays @ Boston Red Sox
Fenway Park, Boston, MA
Fri Aug 02, 1991, 7:05 PM EDT
Att: 34,032 - Cloudy - 86 F

AB 33
R 3
H 5
RBI 3
BB 1
SO 9
LOB 10



Batter	1	2	3	4	5	6	7	8	9	AB	R	H	RBI	BB	SO	LOB	BOTTOM			
Jody Reed, R (1, 4) OBP: 0.311, SLG: 0.341	0-0 F8		0-2 F8			1-2 F8				4	1	1	0	0	0	0				
Steve Lyons, L (1, 5) OBP: 0.321, SLG: 0.430	1-1 F7		3-2 P5			0-2 P6		3-1 F9		4	0	0	0	0	0	2				
Carlos Quintana, R (1, 3) OBP: 0.366, SLG: 0.397		4-1 BB	4-0 BB			4-1 SF8 HR BB		2-1 G5-3		1	1	0	0	3	0	0				
Jack Clark, R (1, 10) OBP: 0.361, SLG: 0.410	0-1 L6		3-3 K			2-2 SF8		0-0 P4		3	0	0	1	0	1	2				
Mike Greenwell, L (1, 7) OBP: 0.354, SLG: 0.430		1-1 G4-3		1-0 1B		3-1 HR		1-1 CS 2B		4	1	3	3	0	0	0				
Tom Brunansky, R (1, 9) OBP: 0.290, SLG: 0.389		3-2 FC5-4 1B		2-1 F9		1-0 HR		1-0 P2		4	1	2	1	0	0	2				
Ellis Burks, R (1, 8) OBP: 0.315, SLG: 0.431		2-2 FC5-4 BB		1-1 F7		1-3 K		3-3 K		4	0	0	0	0	2	3				
Tony Peña, R (1, 2) OBP: 0.292, SLG: 0.351		4-0 BB		1-0 L9		0-0 G5-3				2	0	0	0	1	0	1				
Luis Rivera, R (1, 6) OBP: 0.354, SLG: 0.439		1-1 G4-3			4-2 2B SF8 BB		3-2 G6-3			2	1	0	0	1	0	2				
Inning Stats	R: 0 E: 0 K: 0 S: 6	H: 0 LOB: 1 BB: 1 P: 11	R: 0 E: 1 K: 0 S: 10	H: 1 LOB: 2 BB: 1 P: 21	R: 0 E: 0 K: 1 S: 10	H: 0 LOB: 1 BB: 1 P: 20	R: 0 E: 0 K: 0 S: 6	H: 1 LOB: 1 BB: 0 P: 11	R: 5 E: 0 K: 1 S: 17	H: 3 LOB: 0 BB: 2 P: 34	R: 0 E: 0 K: 0 S: 7	H: 0 LOB: 0 BB: 0 P: 11	R: 0 E: 0 K: 0 S: 5	H: 0 LOB: 0 BB: 0 P: 10	R: 0 E: 0 K: 1 S: 6	H: 1 LOB: 0 BB: 0 P: 11	1B: 2 2B: 2 3B: 0 HR: 2	SF: 1 SAC: 0 DP: 0 HBP: 0	WP: 0 PB: 0 SB: 0 CS: 1	PA: 34
PITCHER Tom Candiotti, R (1, 1) ERA: 2.49	IP: 7.0 WLS: L BF: 31 H: 5 R: 5 ER: 5 SO: 2 BB: 5 IBB: 0 HBP: 0 BLK: 0 WP: 0 HR: 2 S: 61 P: 118 ERA: 6.43 WHIP: 1.429															PITCHER				
David Weathers, R (8, 1) ERA:	IP: 1.0 WLS: L BF: 3 H: 1 R: 0 ER: 0 SO: 1 BB: 0 IBB: 0 HBP: 0 BLK: 0 WP: 0 HR: 0 S: 6 P: 11 ERA: 0.00 WHIP: 1.000															PITCHER				

Toronto Blue Jays @ Boston Red Sox
Fenway Park, Boston, MA
Fri Aug 02, 1991, 7:05 PM EDT
Att: 34,032 - Cloudy - 86 F

AB 28
R 5
H 6
RBI 5
BB 5
SO 3
LOB 12



Batter	1	2	3	4	5	6	7	8	9	AB	R	H	RBI	BB	SO	LOB	TOP								
Devon White, S (1, 8) OBP: 0.347, SLG: 0.431	1-1 1B S 1B		1-1 G6-4-3 1-2			2-3 K		4-1 1B 1-2 BB		3	0	1	0	1	1	1	Toronto Blue Jays @ Boston Red Sox Fenway Park, Boston, MA Sat Aug 03 1991, 3:33 AM EDT Att: 34,015 - Cloudy - 75 F								
Roberto Alomar, S (1, 4) OBP: 0.352, SLG: 0.441	0-0 F8		3-3 K			1-0 G6-3		0-2 1B 1-2 2-3		4	0	1	0	0	1	1									
Rene Gonzales, R (8, PR) OBP: 0.333, SLG: 0.312										0	0	0	0	0	0	0									
Joe Carter, R (1, 7) OBP: 0.355, SLG: 0.543	1-3 K 1-2					2-1 L9		2-2 F8		4	0	0	0	0	1	4									
Kelly Gruber, R (1, 5) OBP: 0.332, SLG: 0.479	2-2 1B 2-3					3-1 2B				4	1	3	0	0	0	0									
Pat Tabler, R (1, 10) OBP: 0.338, SLG: 0.271	3-2 G1-6-3					1-1 G5-3				3	0	0	0	0	0	3									
Rance Mulliniks, L (9, PH) OBP: 0.388, SLG: 0.366										1	0	0	0	0	0	1									
Cory Snyder, R (1, 9) OBP: 0.209, SLG: 0.274		0-0 L7				1-1 F9				3	0	0	0	0	1	1									
Rob Ducey, L (9, PH) OBP: 0.340, SLG: 0.405										1	0	1	1	0	0	0									
Ed Sprague, R (1, 3) OBP: 0.349, SLG: 0.397		1-3 K				1-3 K		4-1 BB 3-4		2	0	0	0	1	2	0									
John Olerud, L (9, PH) OBP: 0.338, SLG: 0.447										1	0	0	0	0	1	1									
Pat Borders, R (1, 2) OBP: 0.272, SLG: 0.335		0-3 K				1-3 K		1-1 P3		4	0	0	0	0	2	2									
Manuel Lee, S (1, 6) OBP: 0.283, SLG: 0.288			2-1 G6-4-3 1B			1-0 G4-3		1-0 FC5-6-4 1B WP 1-2		3	0	1	0	0	0	1									
Inning Stats	R: 0 E: 0 K: 1 S: 12	H: 2 LOB: 2 BB: 0 P: 19	R: 0 E: 0 K: 2 S: 7	H: 0 LOB: 0 BB: 0 P: 8	R: 0 E: 0 K: 1 S: 7	H: 1 LOB: 0 BB: 0 P: 13	R: 0 E: 0 K: 0 S: 8	H: 1 LOB: 1 BB: 0 P: 15	R: 0 E: 0 K: 2 S: 8	H: 0 LOB: 0 BB: 0 P: 11	R: 0 E: 0 K: 1 S: 6	H: 0 LOB: 0 BB: 0 P: 11	R: 0 E: 0 K: 1 S: 10	H: 0 LOB: 0 BB: 0 P: 15	R: 0 E: 0 K: 0 S: 11	H: 1 LOB: 3 BB: 2 P: 23	R: 1 E: 0 K: 1 S: 9	H: 2 LOB: 1 BB: 0 P: 13	1B: 5 2B: 2 3B: 0 HR: 0	SF: 0 SAC: 0 DP: 1 HBP: 0	WP: 1 PB: 0 SB: 1 CS: 0	PA: 35			
PITCHER	IP	WLS	BF	H	R	ER	SO	BB	IBB	HBP	BLK	WP	HR	S	P	ERA	WHIP								
Joe Hesketh, L (1, 1) ERA: 3.27	7.2	W	28	4	0	0	8	2	0	0	0	1	0	63	107	0.00	0.783								
Jeff Reardon, R (8, 1) ERA: 3.18	1.1	S	7	3	1	1	1	0	0	0	0	0	0	15	21	6.75	2.250								

Batter	1	2	3	4	5	6	7	8	9	AB	R	H	RBI	BB	SO	LOB	BOTTOM								
Jody Reed, R (1, 4) OBP: 0.308, SLG: 0.338	0-0 F8		1-2 G4-3			1-0 G5-3		1-2 L7		4	0	0	0	0	0	3	Toronto Blue Jays @ Boston Red Sox Fenway Park, Boston, MA Sat Aug 03 1991, 3:33 AM EDT Att: 34,015 - Cloudy - 75 F								
Luis Rivera, R (1, 6) OBP: 0.356, SLG: 0.455	1-1 WP HR 2B		0-0 HR			3-3 K		0-0 G6-3		4	2	2	1	0	1	0									
Carlos Quintana, R (1, 3) OBP: 0.365, SLG: 0.393	0-2 F9		4-1 BB			2-3 K		1-0 G6-3		3	0	0	0	1	1	1									
Jack Clark, R (1, 10) OBP: 0.359, SLG: 0.417	3-2 HR 2H		2-3 K			3-1 G6-3		3-2 G6-3		4	1	1	2	0	1	1									
Mike Greenwell, L (1, 7) OBP: 0.353, SLG: 0.427	0-1 G4-3		0-0 L4			2-0 G3		4-2 BB		3	0	0	0	1	0	1									
Tom Brunansky, R (1, 9) OBP: 0.292, SLG: 0.390		0-0 1B			0-1 F8		2-1 WP 1B		0-3 K		4	1	2	0	0	1									
Ellis Burks, R (1, 8) OBP: 0.316, SLG: 0.433		2-0 L5			3-2 WP 2B		4-1 1B 1B 1-2 BB		1-3 K		3	0	1	0	1	2									
Tony Peña, R (1, 2) OBP: 0.291, SLG: 0.350		1-0 L7			1-3 K2-1-3		1-1 1B 1-2 2H 1B		0-2 G4-3		4	0	1	1	0	3									
Mike Brumley, S (1, 5) OBP: 0.207, SLG: 0.182		2-3 K			1-2 G5-3		1-2 1B 1-2 2-3 1B			3	0	1	0	0	1	2									
Inning Stats	R: 2 E: 0 K: 0 S: 12	H: 2 LOB: 0 BB: 0 P: 16	R: 0 E: 0 K: 1 S: 6	H: 1 LOB: 0 BB: 0 P: 11	R: 1 E: 0 K: 1 S: 11	H: 1 LOB: 1 BB: 1 P: 18	R: 0 E: 0 K: 1 S: 14	H: 1 LOB: 0 BB: 0 P: 19	R: 0 E: 0 K: 2 S: 8	H: 0 LOB: 0 BB: 0 P: 14	R: 1 E: 0 K: 0 S: 16	H: 3 LOB: 3 BB: 1 P: 30	R: 0 E: 0 K: 0 S: 5	H: 0 LOB: 0 BB: 0 P: 9	R: 0 E: 0 K: 2 S: 15	H: 0 LOB: 1 BB: 1 P: 20		1B: 4 2B: 2 3B: 0 HR: 2	SF: 0 SAC: 0 DP: 0 HBP: 0	WP: 3 PB: 0 SB: 0 CS: 0	PA: 35				
PITCHER	IP	WLS	BF	H	R	ER	SO	BB	IBB	HBP	BLK	WP	HR	S	P	ERA	WHIP								
David Wells, L (1, 1) ERA: 3.22	5.2	L	25	6	4	4	5	2	0	0	0	0	0	30	42	0.00	1.286								
David Weathers, R (6, 1) ERA:	2.1		10	2	0	0	2	1	0	0	0	0	0	30	42	0.00	1.286								

AB	33
R	1
H	7
RBI	1
BB	2
SO	9
LOB	15



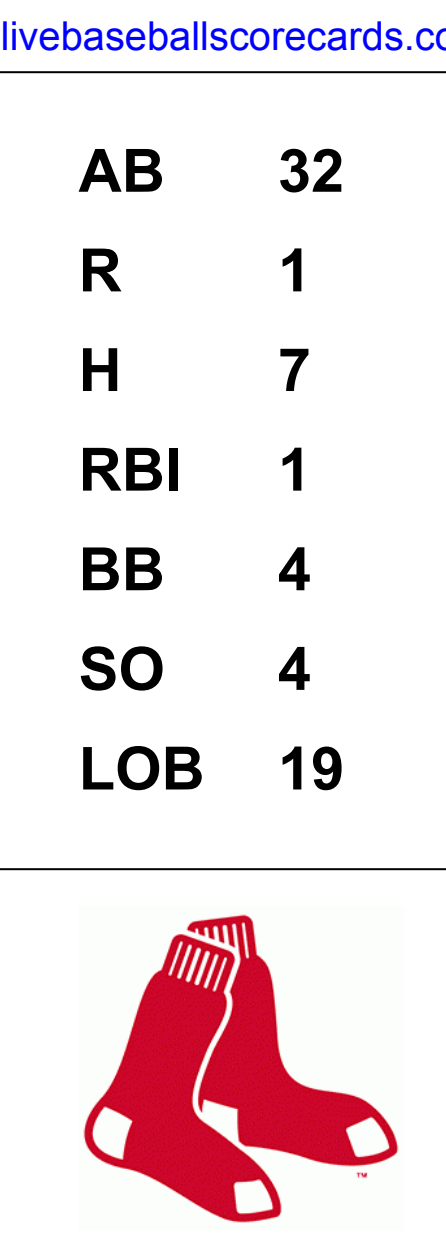
AB	32
R	4
H	8
RBI	4
BB	3
SO	7
LOB	14



Batter	1	2	3	4	5	6	7	8	9	AB	R	H	RBI	BB	SO	LOB	TOP			
Devon White, S (1, 8) OBP: 0.349, SLG: 0.433	G4-1		1B SF8 2B		1-2 BB			G1-3		3	1	1	0	1	0	0	Toronto Blue Jays @ Boston Red Sox Fenway Park, Boston, MA Sun Aug 04 1991, 3:33 AM EDT Att: 33,809 - Cloudy - 69 F			
Roberto Alomar, S (1, 4) OBP: 0.354, SLG: 0.441	K		2-3 1B CS		2-3 K			FC5-4 1B		4	0	2	0	0	2	1				
Joe Carter, R (1, 9) OBP: 0.354, SLG: 0.542	1B		SF8		F8			FC5-4 2B		3	1	1	1	0	0	2				
John Olerud, L (1, 3) OBP: 0.340, SLG: 0.450	G3		3-H F8		F8			1-2 2B		3	0	1	1	1	0	2				
Kelly Gruber, R (1, 5) OBP: 0.331, SLG: 0.474		1-2 S 1B			G6-3		1-1 P6	F8		4	0	1	0	0	0	2				
Rance Mulliniks, L (1, 10) OBP: 0.390, SLG: 0.372		4-2 BB			G4-3			G4-3		3	0	1	0	1	0	1				
Pat Borders, R (1, 2) OBP: 0.266, SLG: 0.327		1-3 K			2-3 K			G6-3		4	0	0	0	0	3	3				
Manuel Lee, S (1, 6) OBP: 0.280, SLG: 0.284		1-3 K			G1-3			B1-3		4	0	0	0	0	1	3				
Mookie Wilson, S (1, 7) OBP: 0.280, SLG: 0.369		1-2 P6						L9		2	0	0	0	1	0	2				
Rob Ducey, L (8, 7) OBP: 0.340, SLG: 0.405										0	0	0	0	0	0	0				
Inning Stats	R: 0 E: 0 K: 1 S: 8	H: 1 LOB: 1 BB: 0 P: 11	R: 0 E: 0 K: 2 S: 14	H: 1 LOB: 2 BB: 1 P: 22	R: 1 E: 0 K: 0 S: 7	H: 2 LOB: 0 BB: 0 P: 8	R: 0 E: 0 K: 1 S: 9	H: 1 LOB: 1 BB: 0 P: 15	R: 0 E: 0 K: 0 S: 7	H: 0 LOB: 1 BB: 2 P: 17	R: 0 E: 0 K: 0 S: 3	H: 0 LOB: 0 BB: 1 P: 6	R: 1 E: 0 K: 0 S: 14	H: 2 LOB: 1 BB: 0 P: 18	R: 0 E: 0 K: 1 S: 9	H: 0 LOB: 0 BB: 0 P: 12	1B: 4 2B: 3 3B: 0 HR: 0	SF: 1 SAC: 0 DP: 1 HBP: 0	WP: 0 PB: 0 SB: 1 CS: 2	PA: 35
PITCHER	IP WLS BF H R ER SO BB IBB HBP BLK WP HR S P ERA WHIP																			
Greg Harris, R (1, 1) ERA: 4.26	5.0	L 22	5	1	1	5	4	0	0	0	0	0	0	0	0	48	80	1.80	1.800	
Dennis Lamp, R (6, 1) ERA: 4.5	4.0	L 13	2	1	1	1	0	0	0	0	0	0	0	0	30	41	2.25	0.500		

Batter	1	2	3	4	5	6	7	8	9	AB	R	H	RBI	BB	SO	LOB	BOTTOM					
Jody Reed, R (1, 4) OBP: 0.308, SLG: 0.337	K		BB G3 1B		F8			SH3-4		4	0	1	0	0	1	2	Toronto Blue Jays @ Boston Red Sox Fenway Park, Boston, MA Sun Aug 04 1991, 3:33 AM EDT Att: 33,809 - Cloudy - 69 F					
Steve Lyons, L (1, 5) OBP: 0.315, SLG: 0.419	G3-6-1 1B		G3		F7			L6		5	0	1	0	0	0	2						
Mo Vaughn, L (1, 3) OBP: 0.312, SLG: 0.362	G3-6-1		4-1 BB		G3-1			G3		3	0	0	0	1	0	2						
Jack Clark, R (1, 10) OBP: 0.363, SLG: 0.429		0-0 FC5-4 1B	4-2 BB		1-1 HR			F9		3	1	2	1	1	0	0						
Mike Greenwell, L (1, 7) OBP: 0.354, SLG: 0.430		1-0 FC5-4 1B	0-1 F8		F8			G3-1 2B		4	0	2	0	0	0	3						
Ellis Burks, R (1, 8) OBP: 0.313, SLG: 0.428		2-1 FC5-4			G5-3			G3-1		4	0	0	0	0	0	3						
Tom Brunansky, R (1, 9) OBP: 0.292, SLG: 0.388		1-2 F8			G5-3			G3-1		2	0	0	0	0	0	2						
Wade Boggs, L (8, PH) OBP: 0.435, SLG: 0.483										0	0	0	0	1	0	0						
Kevin Romine, R (8, FR) OBP: 0.207, SLG: 0.255										0	0	0	0	0	0	0						
Tony Peña, R (1, 2) OBP: 0.288, SLG: 0.346		2-2 G4-3			K			F9		4	0	0	0	0	2	5						
Luis Rivera, R (1, 6) OBP: 0.358, SLG: 0.454			3-3 K		4-2 BB			SH3-4 1B		3	0	1	0	1	1	0						
Inning Stats	R: 0 E: 0 K: 1 S: 9	H: 1 LOB: 0 BB: 0 P: 14	R: 0 E: 0 K: 0 S: 10	H: 2 LOB: 2 BB: 0 P: 16	R: 0 E: 0 K: 1 S: 12	H: 1 LOB: 3 BB: 2 P: 24	R: 0 E: 0 K: 1 S: 17	H: 0 LOB: 2 BB: 1 P: 25	R: 1 E: 0 K: 0 S: 10	H: 1 LOB: 0 BB: 0 P: 16	R: 0 E: 0 K: 0 S: 6	H: 0 LOB: 0 BB: 0 P: 11	R: 0 E: 0 K: 0 S: 11	H: 1 LOB: 1 BB: 0 P: 14	R: 0 E: 0 K: 1 S: 9	H: 1 LOB: 2 BB: 1 P: 19	R: 0 E: 0 K: 0 S: 4	H: 0 LOB: 0 BB: 0 P: 6	1B: 5 2B: 1 3B: 0 HR: 1	SF: 0 SAC: 1 DP: 1 HBP: 1	WP: 0 PB: 0 SB: 1 CS: 0	PA: 38
PITCHER	IP WLS BF H R ER SO BB IBB HBP BLK WP HR S P ERA WHIP																					
Todd Stottlemyre, R (1, 1) ERA: 3.28	6.0	W 27	6	1	1	3	3	0	1	0	0	0	0	0	17	30	0.00	0.500				
Duane Ward, R (7, 1) ERA: 2.44	2.0	W 8	1	0	0	1	0	1	0	0	0	0	0	0	0	0	0.00	0.000				
Tom Henke, R (8, 1) ERA: 1.47	1.0	S 3	0	0	0	0	0	0	0	0	0	0	0	0	4	6	0.00	0.000				

AB	30
R	2
H	7
RBI	2
BB	4
SO	6
LOB	16



Batter	1	2	3	4	5	6	7	8	9	AB	R	H	RBI	BB	SO	LOB	TOP										
Tony Phillips, S OBP: 0.386, SLG: 0.465 (1, 7)	1-0 1B FC5-2-5	2-2 F8			2-3 K		4-1 BB			3	0	1	0	1	1	0											
Lou Whitaker, L OBP: 0.403, SLG: 0.502 (1, 4)	2-1 1B FC5-2-5		1-3 K		0-0 G4-1		2-1 P5			4	0	1	0	0	1	2											
Travis Fryman, R OBP: 0.304, SLG: 0.446 (1, 6)	2-0 BB FC5-2-5		2-1 1B WP		4-0 BB BB		1-1 L6			3	0	1	0	1	0	4											
Cecil Fielder, R OBP: 0.350, SLG: 0.548 (1, 3)	1-0 P3		1-2 L7		0-3 K SAFE		2-1 G4-3			4	0	0	0	0	1	4											
Mickey Tettleton, S OBP: 0.386, SLG: 0.494 (1, 10)	4-1 BB 1-2		0-0 F9		1-2 BB		2-3 K			2	0	0	0	2	1	1											
Skeeter Barnes, R OBP: 0.316, SLG: 0.514 (8, PH)	0-2 G6-3		1-0 G5-3		2-3 K		1-3 K			3	0	0	0	0	1	5											
Scott Livingstone, L OBP: 0.442, SLG: 0.467 (8, 5)										1	0	0	0	0	1	0											
Rob Deer, R OBP: 0.301, SLG: 0.411 (9, PH)		2-2 HR	1-3 K		3-3 K				1-3 K2-3	3	1	1	1	0	2	2											
Dave Bergman, L OBP: 0.364, SLG: 0.371 (9, PH)										1	0	0	0	0	1	0											
Andy Allanson, R OBP: 0.248, SLG: 0.321 (7, PH)	0-0 L6		0-0 G5-3				1-1 P4		1-1 P6	2	0	0	0	0	0	0											
Mark Salas, L OBP: 0.104, SLG: 0.089 (7, 2)										2	0	0	0	0	0	0											
Mitt Cuyler, S OBP: 0.326, SLG: 0.319 (1, 8)	2-3 K		3-2 G1-3				3-2 S 1B		0-0 P4	4	0	1	0	0	1	0											
Inning Stats	R: 0 E: 0 K: 0 S: 10	H: 2 LOB: 3 BB: 1 P: 20	R: 1 E: 0 K: 1 S: 11	H: 1 LOB: 0 BB: 0 P: 17	R: 0 E: 0 K: 1 S: 9	H: 1 LOB: 1 BB: 0 P: 13	R: 0 E: 0 K: 1 S: 5	H: 0 LOB: 0 BB: 0 P: 7	R: 0 E: 0 K: 1 S: 8	H: 0 LOB: 2 BB: 2 P: 23	R: 0 E: 0 K: 0 S: 13	H: 1 LOB: 2 BB: 1 P: 23	R: 0 E: 0 K: 2 S: 8	H: 0 LOB: 0 BB: 0 P: 13	R: 0 E: 0 K: 1 S: 6	H: 0 LOB: 0 BB: 0 P: 8	1B: 4 2B: 0 3B: 0 HR: 1	SF: 0 SAC: 0 DP: 0 HBP: 0	WP: 1 PB: 0 SB: 1 CS: 0	PA: 36							
PITCHER	IP	WLS	BF	H	R	ER	SO	BB	IBB	HBP	BLK	WP	HR	S	P	ERA	WHIP										
Jimmy Key, L ERA: 2.84 (1, 1)	5.2	W	24	4	1	1	6	3	0	0	0	1	1	50	87	1.59	1.235										
David Weathers, R ERA: (6, 1)	0.1		1	0	0	0	1	0	0	0	0	0	0	3	6	0.00	0.000										
Duane Ward, R ERA: 2.38 (7, 1)	2.0		8	1	0	0	2	1	0	0	0	0	0	21	36	0.00	1.000										
Tom Henke, R ERA: 1.42 (9, 1)	1.0	S	3	0	0	0	1	0	0	0	0	0	0	6	8	0.00	0.000										

Detroit Tigers @ Toronto Blue Jays
SkyDome, Toronto, ON
Tue Aug 06 1991, 7:05 PM EDT
Att: 50,305 - Sunny - 72 F

AB 32
R 1
H 5
RBI 1
BB 4
SO 10
LOB 18



Batter	1	2	3	4	5	6	7	8	9	AB	R	H	RBI	BB	SO	LOB	BOTTOM										
Devon White, S OBP: 0.350, SLG: 0.432 (1, 8)	1-0 HBP 1B		4-0 S BB		2-2 G5-3		1-0 G5-3			3	1	1	0	1	0	2											
Roberto Alomar, S OBP: 0.355, SLG: 0.440 (1, 4)	1-1 S 1B SF7 HBP		2-0 F9		2-2 FC6-4 1B		0-3 K			3	1	1	0	0	1	1											
Joe Carter, R OBP: 0.353, SLG: 0.539 (1, 7)	1-0 1-2 2H 1B		0-1 F8		2-1 FC6-4 1-2		2-2 F7			4	0	1	1	0	0	3											
John Olerud, L OBP: 0.339, SLG: 0.449 (8, PR)	1-0 SF7		1-1 G4-3		1-1 G3		3-2 1B 1B			3	0	1	1	0	0	1											
Mookie Wilson, S OBP: 0.280, SLG: 0.369 (9, 3)										0	0	0	0	0	0	0											
Ed Sprague, R OBP: 0.349, SLG: 0.397 (9, 3)										0	0	0	0	0	0	0											
Kelly Gruber, R OBP: 0.329, SLG: 0.470 (1, 5)	0-0 L8		3-2 G4-3		0-0 F3		0-0 1B		1-2 1B	4	0	1	0	0	0	1											
Pat Tabler, R OBP: 0.329, SLG: 0.263 (1, 10)	2-0 F8		2-1 F9		2-0 G5-3		1-1 G1-3			4	0	0	0	0	0	3											
Cory Snyder, R OBP: 0.212, SLG: 0.275 (1, 9)			1-3 K		3-3 K		0-0 WP SH1-4 1B			3	0	1	0	0	2	0											
Pat Borders, R OBP: 0.268, SLG: 0.329 (1, 2)			0-1 G6-3		1-2 1B SH2-4 1B		0-0 SH1-4			2	0	1	0	0	0	0											
Manuel Lee, S OBP: 0.278, SLG: 0.282 (1, 6)			3-2 F7		0-0 SH2-4		2-1 G4-3			2	0	0	0	0	0	1											
Inning Stats	R: 2 E: 0 K: 0 S: 6	H: 2 LOB: 1 BB: 0 P: 12	R: 0 E: 0 K: 1 S: 8	H: 0 LOB: 0 BB: 0 P: 12	R: 0 E: 0 K: 0 S: 5	H: 0 LOB: 1 BB: 1 P: 12	R: 0 E: 0 K: 1 S: 8	H: 0 LOB: 0 BB: 0 P: 16	R: 0 E: 0 K: 0 S: 13	H: 2 LOB: 2 BB: 0 P: 20	R: 0 E: 0 K: 0 S: 4	H: 0 LOB: 0 BB: 0 P: 7	R: 0 E: 0 K: 0 S: 5	H: 1 LOB: 1 BB: 0 P: 8	R: 0 E: 0 K: 1 S: 14	H: 2 LOB: 2 BB: 0 P: 20	1B: 7 2B: 0 3B: 0 HR: 0	SF: 1 SAC: 2 DP: 0 HBP: 1	WP: 1 PB: 0 SB: 2 CS: 0	PA: 33							
PITCHER	IP	WLS	BF	H	R	ER	SO	BB	IBB	HBP	BLK	WP	HR	S	P	ERA	WHIP										
John Cerutti, L ERA: 4.35 (1, 1)	8.0	L	33	7	2	2	3	1	0	1	0	1	0	63	107	2.25	1.000										

Detroit Tigers @ Toronto Blue Jays
SkyDome, Toronto, ON
Tue Aug 06 1991, 7:05 PM EDT
Att: 50,305 - Sunny - 72 F

AB 28
R 2
H 7
RBI 2
BB 1
SO 3
LOB 12



Batter	1	2	3	4	5	6	7	8	9	AB	R	H	RBI	BB	SO	LOB	TOP		
Mitt Cuyler, S OBP: 0.328, SLG: 0.319	1-0 S 1B	1-0 FC4-6			4-0 BB			0-3 K		3	0	1	0	1	1	1	Detroit Tigers @ Toronto Blue Jays SkyDome, Toronto, ON Wed Aug 07 1991, 7:05 PM EDT Att: 50,324 - Cloudy - 77 F		
Lou Whitaker, L OBP: 0.396, SLG: 0.495	0-0 P5		1-1 F7		0-3 K			0-2 F9		4	0	0	0	0	1	2			
Tony Phillips, S OBP: 0.384, SLG: 0.465	1-2 F7		2-3 K			3-3 K			3-1 1B 2B	4	0	1	0	0	2	1			
Cecil Fielder, R OBP: 0.349, SLG: 0.545	1-3 K		0-0 F9			1-2 G6-3			2-2 1B WP	4	0	1	0	0	1	1			
Mickey Tettleton, S OBP: 0.382, SLG: 0.488		1-2 E1 HR		3-2 G4-3		1-1 F9			1-3 K	4	1	0	0	0	1	2			
Travis Fryman, R OBP: 0.393, SLG: 0.452		0-1 HR		1-3 K			0-3 K		1-3 K	4	1	1	2	0	3	2			
John Moses, S OBP: 0.361, SLG: 0.368		1-0 F7		2-2 G3			1-3 K		3-3 K	3	0	0	0	0	1	0			
Dave Bergman, L OBP: 0.361, SLG: 0.368		4-2 FC4-6 BB			3-3 K		1-2 F7		1-2 K	2	0	0	0	1	1	0			
Rob Deer, R OBP: 0.301, SLG: 0.409		0-0 FC4-6			3-3 K			3-2 F7		3	0	0	0	0	1	1			
Scott Livingstone, L OBP: 0.418, SLG: 0.438																			
Inning Stats	R: 0 E: 0 K: 1 S: 9	H: 1 LOB: 1 BB: 0 P: 12	R: 2 E: 1 K: 0 S: 10	H: 1 LOB: 1 BB: 1 P: 17	R: 0 E: 0 K: 1 S: 6	H: 0 LOB: 0 BB: 0 P: 9	R: 0 E: 0 K: 1 S: 17	H: 0 LOB: 0 BB: 0 P: 23	R: 0 E: 0 K: 3 S: 9	H: 0 LOB: 1 BB: 1 P: 19	R: 0 E: 0 K: 2 S: 10	H: 0 LOB: 0 BB: 0 P: 12	R: 0 E: 0 K: 1 S: 9	H: 0 LOB: 0 BB: 0 P: 12	R: 0 E: 0 K: 3 S: 15	H: 2 LOB: 2 BB: 0 P: 25	1B: 2 2B: 1 3B: 0 HR: 1	SF: 0 SAC: 0 DP: 0 HBP: 0	WP: 1 PA: 34 PB: 0 SB: 1 CS: 0
PITCHER	IP WLS BF H R ER SO BB IBB HBP BLK WP HR S P ERA WHIP	IP WLS BF H R ER SO BB IBB HBP BLK WP HR S P ERA WHIP	IP WLS BF H R ER SO BB IBB HBP BLK WP HR S P ERA WHIP	IP WLS BF H R ER SO BB IBB HBP BLK WP HR S P ERA WHIP	IP WLS BF H R ER SO BB IBB HBP BLK WP HR S P ERA WHIP	IP WLS BF H R ER SO BB IBB HBP BLK WP HR S P ERA WHIP	IP WLS BF H R ER SO BB IBB HBP BLK WP HR S P ERA WHIP	IP WLS BF H R ER SO BB IBB HBP BLK WP HR S P ERA WHIP	IP WLS BF H R ER SO BB IBB HBP BLK WP HR S P ERA WHIP	IP WLS BF H R ER SO BB IBB HBP BLK WP HR S P ERA WHIP	IP WLS BF H R ER SO BB IBB HBP BLK WP HR S P ERA WHIP	IP WLS BF H R ER SO BB IBB HBP BLK WP HR S P ERA WHIP	IP WLS BF H R ER SO BB IBB HBP BLK WP HR S P ERA WHIP	IP WLS BF H R ER SO BB IBB HBP BLK WP HR S P ERA WHIP	IP WLS BF H R ER SO BB IBB HBP BLK WP HR S P ERA WHIP	IP WLS BF H R ER SO BB IBB HBP BLK WP HR S P ERA WHIP			
Juan Guzman, R ERA: 3.02	(1, 1)	7.0	W	26	2	2	1	9	2	0	0	0	0	0	0	0	0	1.29	0.571
Duane Ward, R ERA: 2.35	(8, 1)	1.0	S	3	0	0	0	1	0	0	0	0	0	0	0	0	0	0.00	0.000
Tom Henke, R ERA: 1.38	(9, 1)	1.0	S	5	2	0	0	3	0	0	0	0	0	0	0	1	0	0.00	2.000

Batter	1	2	3	4	5	6	7	8	9	AB	R	H	RBI	BB	SO	LOB	BOTTOM		
Devon White, S OBP: 0.353, SLG: 0.440	2-2 HR		1-2 F7		0-1 B1-3			4-0 1B 1B IBB	1-0 1B 1-3 2-H	4	2	2	2	1	0	0	Detroit Tigers @ Toronto Blue Jays SkyDome, Toronto, ON Wed Aug 07 1991, 7:05 PM EDT Att: 50,324 - Cloudy - 77 F		
Roberto Alomar, S OBP: 0.351, SLG: 0.436	1-2 F8		2-3 K2-3		2-2 F7		1-0 SF9	2-0 F7		4	0	0	1	0	1	2			
Joe Carter, R OBP: 0.357, SLG: 0.542	0-0 2B		4-0 S BB		0-2 G6-3		3-H 3-2 1B 1-3 2-H 1B			3	0	2	1	1	0	0			
John Olerud, L OBP: 0.341, SLG: 0.447	2-1 P8		4-2 BB		1-2 BB		1-2 G3-1	2-0 1B		3	0	1	1	1	0	1			
Kelly Gruber, R OBP: 0.324, SLG: 0.462	0-0 G6-3		0-2 G3-1			1-1 G5-3	2-3 K			4	0	0	0	0	1	5			
Pat Tabler, R OBP: 0.335, SLG: 0.279		2-1 2B		1-0 G4-3 1B		2-2 P3		4-2 SH2-3 1B BB		3	0	2	0	0	0	0			
Rance Mulliniks, L OBP: 0.393, SLG: 0.372										0	1	0	0	1	0	0			
Cory Snyder, R OBP: 0.214, SLG: 0.272	0-0 G1-3			0-2 F7			4-0 SH5-4 1B SF9 BB	1-0 SH2-3		2	1	0	0	1	0	2			
Pat Borders, R OBP: 0.269, SLG: 0.330		3-2 F9		0-0 G4-3			1-0 SH5-4 1B BB	1-0 L8		3	0	1	0	0	0	2			
Mookie Wilson, S OBP: 0.280, SLG: 0.369				1-2 F7			1-2 1B 1B			0	1	0	0	0	0	0			
Greg Myers, L OBP: 0.305, SLG: 0.403										1	0	0	0	0	0	1			
Manuel Lee, S OBP: 0.278, SLG: 0.280		1-3 K		2-2 F7			0-0 SH5-4 1B	4-2 1B BB		2	0	0	0	1	1	2			
Inning Stats	R: 1 E: 0 K: 0 S: 11	H: 2 LOB: 1 BB: 0 P: 16	R: 0 E: 0 K: 1 S: 9	H: 1 LOB: 0 BB: 0 P: 15	R: 0 E: 0 K: 1 S: 13	H: 0 LOB: 2 BB: 2 P: 24	R: 0 E: 0 K: 0 S: 8	H: 1 LOB: 1 BB: 0 P: 11	R: 0 E: 0 K: 0 S: 9	H: 0 LOB: 0 BB: 0 P: 11	R: 0 E: 0 K: 0 S: 8	H: 0 LOB: 0 BB: 0 P: 12	R: 3 E: 0 K: 1 S: 10	H: 3 LOB: 2 BB: 2 P: 27	R: 1 E: 0 K: 0 S: 9	H: 1 LOB: 2 BB: 2 P: 22	1B: 5 2B: 2 3B: 0 HR: 1	SF: 1 SAC: 2 DP: 0 HBP: 0	WP: 0 PA: 38 PB: 0 SB: 1 CS: 0
PITCHER	IP WLS BF H R ER SO BB IBB HBP BLK WP HR S P ERA WHIP	IP WLS BF H R ER SO BB IBB HBP BLK WP HR S P ERA WHIP	IP WLS BF H R ER SO BB IBB HBP BLK WP HR S P ERA WHIP	IP WLS BF H R ER SO BB IBB HBP BLK WP HR S P ERA WHIP	IP WLS BF H R ER SO BB IBB HBP BLK WP HR S P ERA WHIP	IP WLS BF H R ER SO BB IBB HBP BLK WP HR S P ERA WHIP	IP WLS BF H R ER SO BB IBB HBP BLK WP HR S P ERA WHIP	IP WLS BF H R ER SO BB IBB HBP BLK WP HR S P ERA WHIP	IP WLS BF H R ER SO BB IBB HBP BLK WP HR S P ERA WHIP	IP WLS BF H R ER SO BB IBB HBP BLK WP HR S P ERA WHIP	IP WLS BF H R ER SO BB IBB HBP BLK WP HR S P ERA WHIP	IP WLS BF H R ER SO BB IBB HBP BLK WP HR S P ERA WHIP	IP WLS BF H R ER SO BB IBB HBP BLK WP HR S P ERA WHIP	IP WLS BF H R ER SO BB IBB HBP BLK WP HR S P ERA WHIP	IP WLS BF H R ER SO BB IBB HBP BLK WP HR S P ERA WHIP	IP WLS BF H R ER SO BB IBB HBP BLK WP HR S P ERA WHIP			
Frank Tanana, L ERA: 3.69	(1, 1)	6.2	L	30	6	4	4	2	3	1	0	0	0	0	0	0	5.40	1.350	
Paul Gibson, L ERA: 4.61	(7, 1)	0.0		1	1	0	0	0	0	0	0	0	0	0	0	0			
John Kiely, R ERA: 20.25	(7, 1)	1.1		7	1	1	1	1	2	0	0	0	0	0	0	0	6.75	2.250	

AB	32
R	2
H	4
RBI	2
BB	2
SO	13
LOB	12




AB	29
R	5
H	8
RBI	5
BB	6
SO	3
LOB	15



Batter	1	2	3	4	5	6	7	8	9	10	11	12	13	14	AB	R	H	RBI	BB	SO	LOB	TOP					
Mitt Cuyler, S OBP: 0.350, SLG: 0.323 (1, 8)															6	1	2	0	1	2	2						
Lou Whitaker, L OBP: 0.396, SLG: 0.489 (1, 4)															6	1	1	0	1	2	6						
Dave Bergman, L OBP: 0.360, SLG: 0.361 Skeeter Barnes, R OBP: 0.305, SLG: 0.494 (8, 3)															2	0	0	0	1	0	0						
Mark Salas, L OBP: 0.122, SLG: 0.174 (14, 3)															1	1	1	3	0	0	0						
Cecil Fielder, R OBP: 0.346, SLG: 0.538 (1, 10)															7	0	1	0	0	4	2						
Mickey Tettleton, S OBP: 0.386, SLG: 0.500 (1, 2)															6	1	3	1	1	1	2						
Travis Fryman, R OBP: 0.303, SLG: 0.446 (1, 6)															5	0	0	0	2	3	5						
John Moses, S (1, 7)															5	0	0	0	0	2	3						
Rob Deer, R OBP: 0.301, SLG: 0.404 (1, 9)															4	0	0	0	2	4	0						
Scott Livingstone, L OBP: 0.146, SLG: 0.331 Tony Phillips, S OBP: 0.384, SLG: 0.463 (9, 5)															3	0	1	0	0	2	1						
Inning Stats	R: 0 E: 0 K: 3 S: 14	H: 0 LOB: 3 BB: 2 P: 27	R: 0 E: 0 K: 2 S: 13	H: 1 LOB: 2 BB: 1 P: 24	R: 0 E: 0 K: 1 S: 12	H: 1 LOB: 1 BB: 0 P: 19	R: 0 E: 0 K: 2 S: 9	H: 0 LOB: 0 BB: 0 P: 13	R: 0 E: 0 K: 1 S: 8	H: 0 LOB: 0 BB: 0 P: 12	R: 0 E: 0 K: 2 S: 11	H: 1 LOB: 1 BB: 0 P: 16	R: 0 E: 0 K: 0 S: 8	H: 0 LOB: 0 BB: 0 P: 13	R: 0 E: 0 K: 1 S: 7	H: 1 LOB: 1 BB: 1 P: 14	R: 0 E: 0 K: 3 S: 9	H: 0 LOB: 0 BB: 0 P: 12	R: 4 E: 0 K: 3 S: 20	H: 3 LOB: 0 BB: 1 P: 34	1B: 5 2B: 3 3B: 0 HR: 2	SF: 0 SAC: 1 DP: 1 HBP: 0	WP: 0 PB: 2 SB: 0 CS: 0	PA: 60			
PITCHER	IP	WLS	BF	H	R	ER	SO	BB	IBB	HBP	BLK	WP	HR	S	P	ERA	WHIP										
Tom Candiotti, R ERA: 2.39 (8, 1)	7.0		29	4	0	0	12	3	0	0	0	0	0	2	3	0.00	0.000										
Bob MacDonald, L ERA: 2.03 (8, 1)	0.1	1	0	0	0	0	0	0	0	0	0	0	0	2	3	0.00	0.000										
David Weathers, R ERA: (9, 1)	1.1	7	0	0	0	2	3	0	0	0	0	0	0	12	28	0.00	2.250										
Jim Acker, R ERA: 5.12 (12, 1)	3.0	12	2	0	0	1	2	0	0	0	0	0	0	24	41	0.00	1.333										
Tom Henke, R ERA: 2.31 (12, 1)	2.1	L	11	3	4	4	6	0	1	0	0	0	0	2	32	15.43	1.286										

Detroit Tigers @ Toronto Blue Jays
SkyDome, Toronto, ON
Thu Aug 08 1991, 7:05 PM EDT
Att. 50,307 - Dome - 70 F


AB: 50
R: 4
H: 9
RBI: 4
BB: 9
SO: 21
LOB: 24



Batter	1	2	3	4	5	6	7	8	9	10	11	12	13	14	AB	R	H	RBI	BB	SO	LOB	BOTTOM					
Devon White, S OBP: 0.354, SLG: 0.439 (1, 8)															5	0	1	0	1	1	0						
Roberto Alomar, S OBP: 0.352, SLG: 0.436 (1, 4)															7	0	3	0	0	1	2						
Joe Carter, R OBP: 0.354, SLG: 0.536 (12, 7)															7	0	1	0	0	2	5						
John Olerud, L OBP: 0.335, SLG: 0.439 (1, 3)															6	0	0	0	0	2	5						
Kelly Gruber, R OBP: 0.324, SLG: 0.459 (1, 5)															6	0	2	0	0	1	0						
Rance Mulliniks, L OBP: 0.390, SLG: 0.369 Pat Tabler, R OBP: 0.337, SLG: 0.283 (11, PH)															4	0	1	0	0	1	1						
Greg Myers, L OBP: 0.304, SLG: 0.400 Mookie Wilson, S OBP: 0.280, SLG: 0.369 Pat Borders, R OBP: 0.271, SLG: 0.333 (10, 2)															4	0	1	0	0	0	2						
Rob Ducey, L OBP: 0.353, SLG: 0.413 Cory Snyder, R OBP: 0.211, SLG: 0.268 (12, 9)															4	0	2	0	0	1	1						
Manuel Lee, S OBP: 0.274, SLG: 0.275 (1, 6)															6	0	0	0	0	1	5						
Inning Stats	R: 0 E: 0 K: 8 S: 8	H: 1 LOB: 1 BB: 0 P: 12	R: 0 E: 0 K: 0 S: 4	H: 0 LOB: 0 BB: 0 P: 9	R: 0 E: 0 K: 1 S: 8	H: 0 LOB: 0 BB: 0 P: 10	R: 0 E: 0 K: 1 S: 9	H: 1 LOB: 1 BB: 0 P: 13	R: 0 E: 0 K: 0 S: 5	H: 1 LOB: 1 BB: 1 P: 21	R: 0 E: 0 K: 2 S: 11	H: 2 LOB: 2 BB: 0 P: 16	R: 0 E: 0 K: 0 S: 13	H: 1 LOB: 1 BB: 1 P: 21	R: 0 E: 0 K: 0 S: 7	H: 2 LOB: 2 BB: 0 P: 11	R: 0 E: 0 K: 1 S: 16	H: 0 LOB: 0 BB: 0 P: 25	R: 0 E: 0 K: 1 S: 16	H: 1 LOB: 2 BB: 1 P: 25	R: 0 E: 0 K: 1 S: 9	H: 1 LOB: 1 BB: 0 P: 15	1B: 12 2B: 1 3B: 0 HR: 0	SF: 0 SAC: 0 DP: 0 HBP: 1	WP: 0 PB: 0 SB: 1 CS: 0	PA: 57	
PITCHER	IP	WLS	BF	H	R	ER	SO	BB	IBB	HBP	BLK	WP	HR	S	P	ERA	WHIP										
Bill Gullickson, R ERA: 4.02 (8, 1)	7.1		29	6	0	0	4	1	0	0	0	0	0	59	93	0.00	0.955										
Mike Henneman, R ERA: 2.45 (10, 1)	1.2	7	2	0	0	3	0	0	0	0	0	0	0	21	29	0.00	1.200										
Jerry Don Gleaton, L ERA: 3.7 (13, 1)	3.0	12	3	0	0	1	0	0	0	0	0	0	0	36	57	0.00	1.000										
Paul Gibson, L ERA: 4.45 (13, 1)	2.0	W	9	2	0	0	2	1	0	0	0	0	0	25	40	0.00	1.500										

Detroit Tigers @ Toronto Blue Jays
SkyDome, Toronto, ON
Thu Aug 08 1991, 7:05 PM EDT
Att. 50,307 - Dome - 70 F

AB: 54
R: 13
H: 10
RBI: 0
BB: 2
SO: 10
LOB: 26



Batter	1	2	3	4	5	6	7	8	9	AB	R	H	RBI	BB	SO	LOB	TOP					
Wade Boggs, L (1, 5) OBP: 0.339, SLG: 0.482	F7	G6-3 1B 2B		G4-3		BB SF9 1B	FC1-5		K	6	2	2	0	0	1	2						
Jody Read, R (1, 4) OBP: 0.308, SLG: 0.339	K	G6-3		L6		SF9 BB 1B	F9		G1-5-3	6	1	1	0	0	1	2						
Carlos Quintana, R (1, 3) OBP: 0.370, SLG: 0.412	BB 1B			K		1B 1B BB			G4-3 BB 1B	4	1	3	1	1	1	0						
Jack Clark, R (1, 10) OBP: 0.361, SLG: 0.426	1B E BB	F8				G6-3	SF9		G4-3 BB	2	1	0	1	2	0	1						
Mike Greenwell, L (1, 7) OBP: 0.358, SLG: 0.430	E 1B			2B 1B		1B	1B		G4-3	5	1	4	2	0	0	2						
Ellis Burks, R (1, 8) OBP: 0.323, SLG: 0.438	E9 1B			1-3 2B		1B	1B		K2-1-3	5	1	3	0	0	1	2						
Tom Brunansky, R (1, 9) OBP: 0.294, SLG: 0.383	E BB			K		F9	G5-3		G5-3	4	1	0	0	1	1	9						
Tony Peña, R (1, 2) OBP: 0.289, SLG: 0.350	E9 1B			L3		P3			G4-3	5	0	2	1	0	0	4						
Luis Rivera, R (1, 6) OBP: 0.345, SLG: 0.435		F7		F7		G5-3	F9		WP 1B	5	1	1	0	0	0	3						
Inning Stats	R: 5 E: 2 K: 1 S: 19	H: 3 LOB: 1 BB: 2 P: 34	R: 1 E: 0 K: 0 S: 11	H: 2 LOB: 1 BB: 0 P: 19	R: 0 E: 0 K: 1 S: 18	H: 2 LOB: 2 BB: 0 P: 29	R: 0 E: 0 K: 1 S: 8	H: 0 LOB: 0 BB: 0 P: 10	R: 0 E: 0 K: 0 S: 11	H: 2 LOB: 2 BB: 1 P: 17	R: 2 E: 0 K: 0 S: 14	H: 4 LOB: 3 BB: 1 P: 23	R: 0 E: 0 K: 0 S: 11	H: 1 LOB: 1 BB: 0 P: 16	R: 0 E: 0 K: 1 S: 12	H: 1 LOB: 2 BB: 1 P: 22	R: 1 E: 0 K: 1 S: 8	H: 1 LOB: 0 BB: 0 P: 16	1B: 14 2B: 2 3B: 0 HR: 0	SF: 1 SAC: 0 DP: 0 HBP: 0	WP: 1 PB: 1 CS: 0	PA: 47
PITCHER	IP WLS BF H R ER SO BB IBB HBP BLK WP HR S P ERA WHIP	IP WLS BF H R ER SO BB IBB HBP BLK WP HR S P ERA WHIP																				
Jimmy Key, L (1, 1) ERA: 2.98	5.1 L 30 11 8 4 3 3 0 0 0 0 0 73 122 6.75 2.625	2.0 11 4 0 0 0 1 0 0 0 0 0 25 39 0.00 2.500	1.2 6 1 1 0 2 0 0 0 0 1 0 14 25 0.00 0.600																			
Bob MacDonald, L (6, 1) ERA: 2.57																						
Duane Ward, R (8, 1) ERA: 2.3																						

Boston Red Sox @ Toronto Blue Jays
SkyDome, Toronto, ON
Sun Aug 11 1991, 3:33 AM EDT
Att: 50,297 - Sunny - 79 F

AB 42
R 9
H 16
RBI 5
BB 4
SO 5
LOB 25



Batter	1	2	3	4	5	6	7	8	9	AB	R	H	RBI	BB	SO	LOB	BOTTOM			
Devon White, S (1, 8) OBP: 0.360, SLG: 0.448	F8 S BB		K			HR 1B	P4		F7	4	1	1	0	1	1	2				
Roberto Alomar, S (1, 4) OBP: 0.350, SLG: 0.430	F7		P4			L7			S 1B BB	4	1	1	0	1	0	2				
Joe Carter, R (1, 9) OBP: 0.352, SLG: 0.549	F8				F8	HR			S 1B	5	2	2	2	0	0	3				
John Olerud, L (1, 3) OBP: 0.336, SLG: 0.438	G3-1				F8	F7			2B	4	0	1	2	0	0	1				
Kelly Gruber, R (1, 5) OBP: 0.312, SLG: 0.442		F8		G6-3		P4			G6-3	4	0	0	0	0	0	1				
Rance Mulliniks, L (1, 10) OBP: 0.383, SLG: 0.358	K				F9				F7	3	1	0	0	1	1	1				
Candy Maldonado, R (1, 7) OBP: 0.295, SLG: 0.393	K				E S 1B	G6-4-3 1B			K	4	0	2	0	0	2	1				
Greg Myers, L (1, 2) OBP: 0.305, SLG: 0.411						K			K	2	1	1	1	0	1	1				
Pat Borders, R (7, PH) OBP: 0.290, SLG: 0.335						K			K	2	0	1	1	0	1	0				
Manuel Lee, S (1, 6) OBP: 0.271, SLG: 0.273						K			1B	3	0	0	0	0	1	3				
Rob Ducey, L (9, PH) OBP: 0.358, SLG: 0.417					G4-3				1B	1	0	1	0	0	0	0				
Inning Stats	R: 0 E: 0 K: 0 S: 6	H: 0 LOB: 1 BB: 1 P: 15	R: 0 E: 0 K: 2 S: 9	H: 0 LOB: 0 BB: 0 P: 14	R: 1 E: 0 K: 1 S: 10	H: 1 LOB: 0 BB: 0 P: 17	R: 0 E: 0 K: 0 S: 7	H: 0 LOB: 0 BB: 0 P: 8	R: 0 E: 0 K: 2 S: 11	H: 1 LOB: 1 BB: 0 P: 20	R: 2 E: 0 K: 0 S: 11	H: 2 LOB: 0 BB: 0 P: 16	R: 1 E: 0 K: 1 S: 15	H: 2 LOB: 1 BB: 1 P: 26	R: 0 E: 0 K: 1 S: 14	H: 2 LOB: 2 BB: 0 P: 20	1B: 7 2B: 1 3B: 0 HR: 2	SF: 0 SAC: 0 DP: 1 HBP: 0	WP: 0 PB: 0 SB: 4 CS: 0	PA: 39
PITCHER	IP WLS BF H R ER SO BB IBB HBP BLK WP HR S P ERA WHIP	IP WLS BF H R ER SO BB IBB HBP BLK WP HR S P ERA WHIP																		
Mike Gardiner, R (1, 1) ERA: 5.02	6.0 W 25 5 4 4 4 5 2 0 0 0 0 2 58 6.00 1.167	1.0 6 3 2 2 0 1 0 0 0 0 0 11 20 18.00 4.000	2.0 S 8 2 0 0 2 0 0 0 0 0 24 35 0.00 1.000																	
Tony Fossas, L (7, 1) ERA: 4.42																				
Jeff Reardon, R (8, 1) ERA: 3.14																				

Boston Red Sox @ Toronto Blue Jays
SkyDome, Toronto, ON
Sun Aug 11 1991, 3:33 AM EDT
Att: 50,297 - Sunny - 79 F

AB 36
R 6
H 10
RBI 6
BB 3
SO 7
LOB 15



Batter	1	2	3	4	5	6	7	8	9	AB	R	H	RBI	BB	SO	LOB	TOP					
Devon White, S (1, 8) OBP: 0.357, SLG: 0.447	L9			F7		G1-3		K		4	0	0	0	0	1	2						
Roberto Alomar, S (1, 4) OBP: 0.352, SLG: 0.430	G3			2B		L4			F7	4	0	1	0	0	0	0						
Joe Carter, R (1, 9) OBP: 0.355, SLG: 0.562	G3			2B			G6-3		HR	4	2	2	1	0	0	0						
John Olerud, L (1, 3) OBP: 0.339, SLG: 0.448			F7				F7		HR	4	1	2	1	0	0	0						
Kelly Gruber, R (1, 5) OBP: 0.309, SLG: 0.432	F9			2B			K		G5-3	4	0	0	0	0	1	2						
Candy Maldonado, R (1, 7) OBP: 0.298, SLG: 0.440	F9				G6-3			HR	E3	4	1	2	2	0	0	0						
Rance Mulliniks, L (1, 10) Mookie Wilson, S (8, PR) OBP: 0.345, SLG: 0.400			G4-3		F9			SH1-3	G6-3	2	0	0	0	1	0	0						
Pat Borders, R (1, 2) OBP: 0.277, SLG: 0.330			K			G1-3		SH1-3		2	0	0	0	0	1	0						
Rene Gonzales, R (1, 6) Rob Ducey, L (8, PH) Manuel Lee, S (8, 6) OBP: 0.273, SLG: 0.275			G5-3			F7		K		2	0	0	0	0	0	0						
Inning Stats	R: 0 E: 0 K: 0 S: 9	H: 0 LOB: 0 BB: 0 P: 16	R: 0 E: 0 K: 0 S: 6	H: 0 LOB: 0 BB: 0 P: 9	R: 0 E: 0 K: 1 S: 7	H: 0 LOB: 0 BB: 0 P: 12	R: 1 E: 0 K: 0 S: 12	H: 3 LOB: 1 BB: 0 P: 17	R: 0 E: 0 K: 0 S: 5	H: 0 LOB: 0 BB: 0 P: 9	R: 0 E: 0 K: 1 S: 4	H: 0 LOB: 0 BB: 0 P: 7	R: 0 E: 0 K: 1 S: 7	H: 0 LOB: 0 BB: 0 P: 11	R: 1 E: 0 K: 2 S: 13	H: 1 LOB: 2 BB: 1 P: 25	R: 2 E: 1 K: 0 S: 14	H: 3 LOB: 1 BB: 0 P: 21	1B: 1 2B: 4 3B: 0 HR: 2	SF: 0 SAC: 1 DP: 0 HBP: 0	WP: 0 PB: 0 SB: 0 CS: 0	PA: 34
PITCHER	IP	WLS	BF	H	R	ER	SO	BB	IBB	HBP	BLK	WP	HR	S	P	ERA	WHIP					
Bill Wegman, R (1, 1) ERA: 3.63	8.1		31	6	4	4	4	1	0	0	0	0	2	71	117	4.32	0.840					
Chuck Cim, R (9, 1) ERA: 5.96	0.2	W	3	1	0	0	0	0	0	0	0	0	0	6	10	0.00	1.500					

Toronto Blue Jays @ Milwaukee Brewers
 Milwaukee County Stadium, Milwaukee, WI
 Tue Aug 13 1991, 8:05 PM EDT
 Att: 22,996 - Sunny - 82 F

AB	32
R	4
H	7
RBI	4
BB	1
SO	4
LOB	7



Batter	1	2	3	4	5	6	7	8	9	AB	R	H	RBI	BB	SO	LOB	BOTTOM					
Paul Molitor, R (1, 10) OBP: 0.401, SLG: 0.515	G6-3		K2-3		P6		F9		HR	5	1	1	3	0	1	1						
Willie Randolph, R (1, 4) OBP: 0.429, SLG: 0.370	L5		1B		F9			G6-3		4	0	1	1	0	0	0						
Darryl Hamilton, L (1, 9) OBP: 0.355, SLG: 0.397	PB		1B		F9			K		4	0	2	0	0	1	0						
Robin Yount, R (1, 8) OBP: 0.338, SLG: 0.418	G6-3		G5-3			K		1B		4	0	1	0	0	1	3						
Greg Vaughn, R (1, 7) OBP: 0.307, SLG: 0.450		G6-3		PB	G3		K	G5-3		4	0	2	0	0	1	1						
B.J. Surhoff, L (1, 2) OBP: 0.290, SLG: 0.321		G6-3		G3		G4-3			G4-3	4	0	0	0	0	0	2						
Franklin Stubbs, L (1, 3) OBP: 0.283, SLG: 0.371		F8			BB		G4-3	SF9	2B	3	1	1	0	1	0	0						
Jim Cantner, L (1, 5) OBP: 0.316, SLG: 0.344			F8		F8		G4-3		HR	4	1	1	0	0	0	3						
Bill Spiers, L (1, 6) OBP: 0.314, SLG: 0.354			PB	S	1B	G1-3		SF9	HR	2	2	1	1	1	0	2						
Inning Stats	R: 0 E: 0 K: 0 S: 9	H: 1 LOB: 1 BB: 0 P: 15	R: 0 E: 0 K: 0 S: 6	H: 1 LOB: 0 BB: 0 P: 15	R: 1 E: 0 K: 1 S: 12	H: 3 LOB: 2 BB: 0 P: 20	R: 0 E: 0 K: 0 S: 11	H: 1 LOB: 2 BB: 1 P: 16	R: 0 E: 0 K: 2 S: 9	H: 0 LOB: 0 BB: 0 P: 16	R: 1 E: 0 K: 0 S: 9	H: 1 LOB: 0 BB: 0 P: 17	R: 0 E: 0 K: 1 S: 8	H: 1 LOB: 1 BB: 0 P: 12	R: 3 E: 0 K: 0 S: 8	H: 2 LOB: 0 BB: 1 P: 13	1B: 6 2B: 3 3B: 0 HR: 1	SF: 1 SAC: 0 DP: 1 HBP: 0	WP: 0 PB: 3 SB: 1 CS: 0	PA: 37		
PITCHER	IP	WLS	BF	H	R	ER	SO	BB	IBB	HBP	BLK	WP	HR	S	P	ERA	WHIP					
Tom Candiotti, R (1, 1) ERA: 2.38	8.0		32	8	2	2	4	1	0	0	0	0	1	73	125	2.25	1.125					
Tom Henke, R (9, 1) ERA: 3.03	0.2	L	5	2	3	3	0	1	0	0	0	0	1	8	13	40.50	4.500					

Toronto Blue Jays @ Milwaukee Brewers
 Milwaukee County Stadium, Milwaukee, WI
 Tue Aug 13 1991, 8:05 PM EDT
 Att: 22,996 - Sunny - 82 F

AB	34
R	5
H	10
RBI	5
BB	2
SO	4
LOB	12



Batter	1	2	3	4	5	6	7	8	9	AB	R	H	RBI	BB	SO	LOB	TOP			
Devon White, S (1, 8) OBP: 0.356, SLG: 0.445										4	0	1	0	0	1	0	<p>Toronto Blue Jays @ Milwaukee Brewers Milwaukee County Stadium, Milwaukee, WI</p> <p>Wed Aug 14 1991, 8:05 PM EDT Att: 19,193 - Sunny - 87 F</p> <p>livebaseballscores.com</p>			
Roberto Alomar, S (1, 4) OBP: 0.349, SLG: 0.426										4	1	0	0	0	0	1				
Joe Carter, R (1, 9) OBP: 0.355, SLG: 0.559										4	0	1	0	0	0	2				
John Olerud, L (1, 3) OBP: 0.340, SLG: 0.451										4	1	2	1	0	1	1				
Kelly Gruber, R (1, 5) OBP: 0.309, SLG: 0.429										4	1	1	0	0	1	1				
Candy Maldonado, R (1, 7) OBP: 0.297, SLG: 0.442										4	0	1	1	0	0	0				
Rance Mulliniks, L (1, 10) Mookie Wilson, S (7, PR) OBP: 0.277, SLG: 0.364										3	0	1	0	0	1	1				
Greg Myers, L (1, 2) OBP: 0.304, SLG: 0.408										3	0	0	0	0	1	1				
Manuel Lee, S (1, 6) OBP: 0.271, SLG: 0.272										3	0	0	0	0	1	0				
Inning Stats	R: 0 E: 0 K: 0 S: 7	H: 2 LOB: 1 BB: 0 P: 9	R: 0 E: 0 K: 2 S: 10	H: 0 LOB: 0 BB: 0 P: 15	R: 0 E: 0 K: 1 S: 10	H: 0 LOB: 0 BB: 0 P: 16	R: 3 E: 2 K: 0 S: 13	H: 3 LOB: 0 BB: 0 P: 21	R: 0 E: 0 K: 0 S: 7	H: 1 LOB: 1 BB: 0 P: 8	R: 0 E: 0 K: 0 S: 4	H: 1 LOB: 1 BB: 0 P: 5	R: 0 E: 1 K: 1 S: 12	H: 0 LOB: 1 BB: 0 P: 20	R: 0 E: 0 K: 1 S: 10	H: 0 LOB: 0 BB: 0 P: 15	1B: 5 2B: 2 3B: 0 HR: 0	SF: 0 SAC: 0 DP: 2 HBP: 0	WP: 0 PB: 0 SB: 0 CS: 0	PA: 33
PITCHER	IP WLS BF H R ER SO BB IBB HBP BLK WP HR S P ERA WHIP																			
Chris Bosio, R (1, 1) ERA: 3.39	7.0 W 26 7 3 1 4 0 0 0 0 0 0 0 57 82 1.29 1.000																			
Doug Henry, R (8, 1) ERA: 1.56	2.0 S 7 0 0 0 2 0 0 0 0 0 0 0 22 35 0.00 0.000																			

Batter	1	2	3	4	5	6	7	8	9	AB	R	H	RBI	BB	SO	LOB	BOTTOM			
Paul Molitor, R (1, 3) OBP: 0.401, SLG: 0.514										5	2	2	0	0	0	1	<p>Toronto Blue Jays @ Milwaukee Brewers Milwaukee County Stadium, Milwaukee, WI</p> <p>Wed Aug 14 1991, 8:05 PM EDT Att: 19,193 - Sunny - 87 F</p> <p>livebaseballscores.com</p>			
Willie Randolph, R (1, 4) OBP: 0.427, SLG: 0.368									4	0	1	0	0	0	1					
Robin Yount, R (1, 10) OBP: 0.337, SLG: 0.415									2	0	0	2	1	0	0					
Greg Vaughn, R (1, 7) OBP: 0.307, SLG: 0.458									3	1	1	2	0	0	2					
Darryl Hamilton, L (1, 8) OBP: 0.361, SLG: 0.400										3	0	2	0	1	0	1				
Dante Bichette, R (1, 9) OBP: 0.278, SLG: 0.395									3	1	0	0	1	1	3					
Jim Gantner, L (1, 5) OBP: 0.313, SLG: 0.340									4	0	0	0	0	0	2					
Rick Dempsey, R (1, 2) OBP: 0.322, SLG: 0.359									4	0	2	1	0	0	1					
Bill Spiers, L (1, 6) OBP: 0.316, SLG: 0.353									3	1	1	0	1	1	2					
Inning Stats	R: 0 E: 0 K: 0 S: 5	H: 0 LOB: 0 BB: 0 P: 9	R: 2 E: 0 K: 0 S: 14	H: 3 LOB: 1 BB: 1 P: 22	R: 0 E: 0 K: 0 S: 7	H: 0 LOB: 1 BB: 1 P: 12	R: 0 E: 0 K: 1 S: 9	H: 1 LOB: 1 BB: 0 P: 14	R: 2 E: 0 K: 0 S: 9	H: 3 LOB: 1 BB: 0 P: 13	R: 0 E: 0 K: 1 S: 10	H: 1 LOB: 1 BB: 0 P: 16	R: 1 E: 0 K: 0 S: 16	H: 1 LOB: 2 BB: 1 P: 26	R: 0 E: 0 K: 0 S: 7	H: 0 LOB: 1 BB: 1 P: 13	1B: 8 2B: 0 3B: 0 HR: 1	SF: 2 SAC: 0 DP: 0 HBP: 0	WP: 0 PB: 0 SB: 3 CS: 0	PA: 37
PITCHER	IP WLS BF H R ER SO BB IBB HBP BLK WP HR S P ERA WHIP																			
David Wells, L (1, 1) ERA: 3.59	6.0 L 28 8 5 5 2 2 0 0 0 1 0 0 55 87 7.50 1.833																			
David Weathers, R (7, 1) ERA: 1.13	1.0 5 0 0 0 0 1 0 0 0 0 0 0 15 25 0.00 1.000																			
Bob MacDonald, L (8, 1) ERA: 2.48	1.0 4 0 0 0 0 1 0 0 0 0 0 0 7 13 0.00 1.000																			

Batter	1	2	3	4	5	6	7	8	9	AB	R	H	RBI	BB	SO	LOB	TOP										
Devon White, S (1, 8) OBP: 0.354, SLG: 0.444	0-0 2B		3-3 K		3-1 F9		2-2 F7		3-2 FC4-6 CS	5	0	1	0	0	1	3	Toronto Blue Jays @ Milwaukee Brewers Milwaukee County Stadium, Milwaukee, WI Thu Aug 15 1991, 4:33 AM EDT Att: 24,519 - Sunny - 84 F										
Roberto Alomar, S (1, 4) OBP: 0.350, SLG: 0.424	4-1 G6-4-3 BB		3-3 K		0-0 F7		2-2 F7		4-1 BB	3	0	0	0	2	1	2											
Joe Carter, R (1, 9) OBP: 0.353, SLG: 0.558	0-2 P3		0-1 G4-3		0-2 F8			0-0 F7 SF7 2B	2-1 F9	5	1	1	0	0	0	4											
Candy Maldonado, R (1, 7) OBP: 0.295, SLG: 0.436	1-1 G6-4-3 1-2			3-2 HR 1B		0-1 F8		2-0 F7		4	1	1	0	0	0	3											
Kelly Gruber, R (1, 5) OBP: 0.311, SLG: 0.440		1-3 K		0-0 HR		0-0 F7		4-0 BB IBB		3	1	1	2	1	1	0											
Ed Sprague, R (1, 3) OBP: 0.371, SLG: 0.429		4-0 2B BB		4-1 CS BB		4-2 BB		4-1 BB		0	1	0	0	3	0	0											
John Olerud, L (8, PH) OBP: 0.342, SLG: 0.451								1-2 BB		0	0	0	0	1	0	0											
Pat Tabler, R (1, 10) OBP: 0.331, SLG: 0.287		0-1 1-H 2B		3-1 G4-3 1-2		1-3 K		0-1 SF7		3	0	1	2	0	1	2											
Pat Borders, R (1, 2) OBP: 0.276, SLG: 0.325		1-0 F7		1-3 K2-3			4-0 BB	1-0 G4-3		3	0	0	0	1	1	3											
Manuel Lee, S (1, 6) OBP: 0.273, SLG: 0.275		0-0 G4-3			1-1 1B		2-1 P5		1-0 FC4-6 1B	4	0	2	0	0	0	2											
Inning Stats	R: 0 E: 0 K: 0 S: 8	H: 1 LOB: 1 BB: 1 P: 13	R: 1 E: 0 K: 1 S: 7	H: 1 LOB: 1 BB: 1 P: 13	R: 0 E: 0 K: 2 S: 11	H: 0 LOB: 0 BB: 0 P: 17	R: 2 E: 0 K: 1 S: 10	H: 2 LOB: 0 BB: 1 P: 21	R: 0 E: 0 K: 0 S: 8	H: 0 LOB: 1 BB: 1 P: 13	R: 0 E: 0 K: 0 S: 13	H: 0 LOB: 1 BB: 1 P: 23	R: 1 E: 0 K: 0 S: 6	H: 1 LOB: 2 BB: 2 P: 17	R: 0 E: 0 K: 0 S: 7	H: 1 LOB: 1 BB: 1 P: 17	1B: 3 2B: 3 3B: 0 HR: 1	SF: 1 SAC: 0 DP: 1 HBP: 0	WP: 0 PB: 0 SB: 0 CS: 2	PA: 39							
PITCHER	IP	WLS	BF	H	R	ER	SO	BB	IBB	HBP	BLK	WP	HR	S	P	ERA	WHIP										
Dan Plesac, L (1, 1) ERA: 3.74	6.0	L	26	5	3	3	5	5	0	0	0	0	1	52	93	4.50	1.667										
Julio Machado, R (7, 1) ERA: 3.97	1.0		3	0	0	0	0	0	0	0	0	0	0	13	19	0.00	0.000										
Chuck Crim, R (8, 1) ERA: 5.66	0.1		3	1	1	0	0	0	1	0	0	0	0	2	8	27.00	3.000										
Mark Lee, L (8, 1) ERA: 3.73	1.1		6	1	0	0	0	2	0	0	0	0	0	9	22	0.00	2.250										
Darren Holmes, R (9, 1) ERA: 5.75	0.1		1	0	0	0	0	0	0	0	0	0	0	2	4	0.00	0.000										

Batter	1	2	3	4	5	6	7	8	9	AB	R	H	RBI	BB	SO	LOB	BOTTOM										
Paul Molitor, R (1, 10) OBP: 0.400, SLG: 0.511	1-0 F8		0-0 F9		4-2 BB			1-0 G4-3		3	0	0	0	1	0	1	Toronto Blue Jays @ Milwaukee Brewers Milwaukee County Stadium, Milwaukee, WI Thu Aug 15 1991, 4:33 AM EDT Att: 24,519 - Sunny - 84 F										
Willie Randolph, R (1, 4) OBP: 0.424, SLG: 0.366	2-1 1B		1 SAFE 3-3 SAFE SAFE 1-2 K		1-0 P4		1-1 G5-3			4	0	1	0	0	1	2											
Darryl Hamilton, L (1, 9) OBP: 0.356, SLG: 0.394	1-1 F8			1-2 L4		2-2 G1-3		0-0 L7		4	0	0	0	0	0	1											
Robin Yount, R (1, 8) OBP: 0.338, SLG: 0.415	1-0 1B			4-2 BB		0-0 G5-3		3-2 G5-3		3	0	1	0	1	0	0											
Greg Vaughn, R (1, 7) OBP: 0.304, SLG: 0.453	2-3 K			2-2 F7		1-0 L4		2-3 K		4	0	0	0	0	2	3											
B.J. Surhoff, L (1, 2) OBP: 0.288, SLG: 0.318		1-2 G6-3		0-0 G4-3			2-2 L3			3	0	0	0	0	0	1											
Franklin Stubbs, L (1, 3) OBP: 0.284, SLG: 0.381		1-0 G4-3			1-1 HR		2-2 P6			3	1	1	1	0	0	0											
Jim Gantner, L (1, 5) OBP: 0.310, SLG: 0.337		0-1 G6-3			0-0 F7		0-2 G5-3			3	0	0	0	0	0	0											
Bill Spiers, L (1, 6) OBP: 0.316, SLG: 0.353			2-2 CS 1B		2-2 G6-3			2-3 K		3	0	1	0	0	1	0											
Inning Stats	R: 0 E: 1 K: 1 S: 9	H: 2 LOB: 2 BB: 0 P: 16	R: 0 E: 0 K: 0 S: 7	H: 0 LOB: 0 BB: 0 P: 9	R: 0 E: 0 K: 1 S: 9	H: 1 LOB: 1 BB: 0 P: 14	R: 0 E: 0 K: 0 S: 13	H: 0 LOB: 1 BB: 1 P: 20	R: 1 E: 0 K: 0 S: 9	H: 1 LOB: 1 BB: 1 P: 17	R: 0 E: 0 K: 0 S: 5	H: 0 LOB: 0 BB: 0 P: 8	R: 0 E: 0 K: 0 S: 9	H: 0 LOB: 0 BB: 0 P: 13	R: 0 E: 0 K: 1 S: 7	H: 0 LOB: 0 BB: 0 P: 11	R: 0 E: 0 K: 1 S: 8	H: 0 LOB: 0 BB: 0 P: 13	1B: 3 2B: 1 3B: 0 HR: 1	SF: 0 SAC: 0 DP: 1 HBP: 0	WP: 0 PB: 0 SB: 0 CS: 1	PA: 32					
PITCHER	IP	WLS	BF	H	R	ER	SO	BB	IBB	HBP	BLK	WP	HR	S	P	ERA	WHIP										
Todd Stottlemyre, R (1, 1) ERA: 3.42	7.0	W	26	4	1	1	2	2	0	0	0	0	1	61	97	1.29	0.857										
Duane Ward, R (8, 1) ERA: 2.66	1.0		3	0	0	0	1	0	0	0	0	0	0	7	11	0.00	0.000										
Tom Henke, R (9, 1) ERA: 2.95	1.0	S	3	0	0	0	1	0	0	0	0	0	0	8	13	0.00	0.000										

AB 30
R 4
H 7
RBI 4
BB 8
SO 5
LOB 19



AB 30
R 1
H 4
RBI 1
BB 2
SO 4
LOB 8



Batter	1	2	3	4	5	6	7	8	9	AB	R	H	RBI	BB	SO	LOB	TOP								
Devon White, S (1, 8) OBP: 0.352, SLG: 0.441	1-1 F9		1-2 G6-3			3-1 L5		3-3 K		4	0	0	0	0	1	1									
Roberto Alomar, S (1, 4) OBP: 0.347, SLG: 0.420	1-1 G1-3		1-0 B2-3			2-2 F9		2-2 F7		4	0	0	0	0	0	1									
Joe Carter, R (1, 9) OBP: 0.354, SLG: 0.557	0-0 G6-3			3-0 G1-3		3-2 1B		1-3 1B	0-0 G6-4-3	4	0	2	0	0	0	0									
Candy Maldonado, R (1, 7) OBP: 0.294, SLG: 0.431		2-3 K		0-0 G3		0-0 1B		1-2 1B	0-1 G6-4-3	4	0	1	1	0	1	1									
Kelly Gruber, R (1, 5) OBP: 0.310, SLG: 0.448	0-0 HR		2-1 F8			0-1 P2		0-3 K		4	1	1	1	0	1	2									
Ed Sprague, R (1, 3) OBP: 0.364, SLG: 0.420	2-1 F8			0-0 G3-1				0-1 L7		3	0	0	0	0	0	0									
Pat Tabler, R (1, 10) OBP: 0.331, SLG: 0.295	3-1 2B			1-0 F8				1-1 F8		3	0	1	0	0	0	0									
Pat Borders, R (1, 2) OBP: 0.272, SLG: 0.320	1-2 P4			1-1 F7				1-2 G5-3		3	0	0	0	0	0	1									
Manuel Lee, S (1, 6) OBP: 0.274, SLG: 0.276			1-0 G4-3			0-1 1B		0-2 G4-3		3	1	1	0	0	0	0									
Inning Stats	R: 0 E: 0 K: 0 S: 5	H: 0 LOB: 0 BB: 0 P: 7	R: 1 E: 0 K: 1 S: 11	H: 2 LOB: 1 BB: 0 P: 19	R: 0 E: 0 K: 0 S: 5	H: 0 LOB: 0 BB: 0 P: 8	R: 0 E: 0 K: 0 S: 4	H: 0 LOB: 0 BB: 0 P: 9	R: 0 E: 0 K: 0 S: 4	H: 0 LOB: 0 BB: 0 P: 6	R: 1 E: 0 K: 0 S: 18	H: 3 LOB: 2 BB: 0 P: 26	R: 0 E: 0 K: 0 S: 9	H: 0 LOB: 0 BB: 0 P: 11	R: 0 E: 0 K: 1 S: 9	H: 0 LOB: 0 BB: 0 P: 14	R: 0 E: 0 K: 1 S: 6	H: 1 LOB: 0 BB: 0 P: 6	1B: 4 2B: 1 3B: 0 HR: 1	SF: 0 SAC: 0 DP: 1 HBP: 0	WP: 0 PB: 0 SB: 0 CS: 0	PA: 32			
PITCHER	IP	WLS	BF	H	R	ER	SO	BB	IBB	HBP	BLK	WP	HR	S	P	ERA	WHIP								
John Cerutti, L (1, 1) ERA: 4.46	8.0	W	30	6	2	2	2	0	0	0	0	0	1	66	101	2.25	0.750								
Dan Gakeler, R (9, 1) ERA: 7.03	1.0	S	2	0	0	0	1	0	0	0	0	0	0	5	5	0.00	0.000								

Toronto Blue Jays @ Detroit Tigers
Tiger Stadium, Detroit, MI
Fri Aug 16 1991, 7:05 PM EDT
Att: 43,186 - Cloudy - 86 F

AB	32
R	2
H	6
RBI	2
BB	0
SO	3
LOB	6



Batter	1	2	3	4	5	6	7	8	9	AB	R	H	RBI	BB	SO	LOB	BOTTOM								
Mitt Cuyler, S (1, 8) OBP: 0.328, SLG: 0.326	2-1 L8		1-0 1B		2-1 G6-3			2-2 E7		4	2	2	0	0	0	0									
Tony Phillips, S (1, 4) OBP: 0.385, SLG: 0.479	1-2 HR		0-0 L7		2-2 F9			3-2 1B		4	2	2	2	0	0	1									
Alan Trammell, R (1, 6) OBP: 0.326, SLG: 0.389	1-1 L8		1-1 2H		0-1 L9			4-0 1B		3	1	1	1	1	0	0									
Cecil Fielder, R (1, 3) OBP: 0.342, SLG: 0.533	1-2 P4		0-1 F8		2-2 F8			1-3 K		4	0	0	0	0	1	3									
Mickey Tettleton, S (1, 10) OBP: 0.397, SLG: 0.511		2-0 1B		2-2 F8		3-2 G4-3		4-2 FC5-4		3	0	1	0	1	0	0									
Travis Fryman, R (1, 5) OBP: 0.296, SLG: 0.431	3-2 F8			0-0 F7				0-2 FC5-4		4	0	1	2	0	0	1									
Pete Incaviglia, R (1, 7) OBP: 0.266, SLG: 0.354	1-0 F7			0-1 E5				1-2 1B		4	0	0	0	0	0	3									
John Moses, S (9, 7) OBP: 0.136, SLG: 0.100								1-2 FC5-4		0	0	0	0	0	0	0									
Rob Deer, R (1, 9) OBP: 0.306, SLG: 0.389	2-3 K			3-3 K				0-3 K		3	0	0	0	0	3	2									
Andy Allanson, R (1, 2) OBP: 0.260, SLG: 0.328			1-1 P3		2-1 F8			2-1 G6-3		3	0	0	0	0	0	0									
Inning Stats	R: 1 E: 0 K: 0 S: 10	H: 1 LOB: 0 BB: 0 P: 15	R: 0 E: 0 K: 1 S: 8	H: 1 LOB: 1 BB: 0 P: 16	R: 1 E: 0 K: 0 S: 8	H: 2 LOB: 1 BB: 0 P: 11	R: 0 E: 0 K: 1 S: 9	H: 0 LOB: 1 BB: 0 P: 14	R: 0 E: 0 K: 0 S: 7	H: 0 LOB: 0 BB: 0 P: 13	R: 0 E: 0 K: 0 S: 9	H: 0 LOB: 0 BB: 0 P: 14	R: 0 E: 0 K: 1 S: 5	H: 0 LOB: 0 BB: 0 P: 7	R: 3 E: 1 K: 1 S: 19	H: 3 LOB: 2 BB: 2 P: 35	R: 0 E: 0 K: 1 S: 6	H: 0 LOB: 0 BB: 0 P: 6	1B: 5 2B: 1 3B: 0 HR: 1	SF: 0 SAC: 0 DP: 0 HBP: 0	WP: 0 PB: 0 SB: 0 CS: 0	PA: 34			
PITCHER	IP	WLS	BF	H	R	ER	SO	BB	IBB	HBP	BLK	WP	HR	S	P	ERA	WHIP								
Jimmy Key, L (1, 1) ERA: 3.01	7.1	L	28	5	3	3	3	0	0	0	0	0	1	61	99	3.68	0.682								
Duane Ward, R (8, 1) ERA: 2.85	0.2		6	2	2	2	1	2	0	0	0	0	0	14	26	27.00	6.000								

Toronto Blue Jays @ Detroit Tigers
Tiger Stadium, Detroit, MI
Fri Aug 16 1991, 7:05 PM EDT
Att: 43,186 - Cloudy - 86 F

AB	32
R	5
H	7
RBI	5
BB	2
SO	4
LOB	10



Batter	1	2	3	4	5	6	7	8	9	AB	R	H	RBI	BB	SO	LOB	TOP								
Devon White, S OBP: 0.350, SLG: 0.437	1-2 L7	2-3 K				4-1 1B BB	0-1 G5-3		0-1 G1-3	4	1	0	0	1	1	1									
Roberto Alomar, S OBP: 0.346, SLG: 0.418	3-1 F9		2-2 F8			0-0 1B	3-1 G5-3		2-2 G5-3	5	0	1	0	0	0	0									
Joe Carter, R OBP: 0.353, SLG: 0.553	2-2 G5-3		0-2 F8			2-2 1B	0-1 L7		2-2 G5-3	5	0	1	1	0	0	0									
Candy Maldonado, R OBP: 0.293, SLG: 0.447		1-2 HR	0-3 K			1-2 G6-4-3			0-0 G5-3	4	1	1	1	0	1	2									
John Olerud, L OBP: 0.349, SLG: 0.462		4-2 1B WP BB				4-1 2B BB			4-1 2B BB	1	4	1	1	3	0	0									
Kelly Gruber, R OBP: 0.306, SLG: 0.442	2-2 F8		0-0 F7			0-1 F9			0-1 P2	4	0	0	0	0	0	3									
Ed Sprague, R OBP: 0.354, SLG: 0.418	0-1 1B SF7		0-3 K			1-3 K			4-0 2B BB	3	1	1	1	0	2	1									
Rance Mulliniks, L OBP: 0.385, SLG: 0.351	2-H 1B								1-2 BB	0	0	0	0	1	0	0									
Pat Borders, R OBP: 0.282, SLG: 0.338	1-1 1B		2-1 F8			1-1 2B			1-0 2B	4	0	3	2	0	0	0									
Manuel Lee, S OBP: 0.271, SLG: 0.273	2-2 SF7					3-2 L4			1-0 G6-3	3	0	0	1	0	0	3									
Inning Stats	R: 0 E: 0 K: 0 S: 8	H: 0 LOB: 0 BB: 0 P: 14	R: 3 E: 0 K: 1 S: 19	H: 3 LOB: 1 BB: 1 P: 31	R: 0 E: 0 K: 1 S: 10	H: 0 LOB: 0 BB: 0 P: 12	R: 1 E: 0 K: 1 S: 9	H: 1 LOB: 0 BB: 0 P: 14	R: 1 E: 0 K: 0 S: 11	H: 2 LOB: 1 BB: 1 P: 21	R: 1 E: 0 K: 1 S: 10	H: 1 LOB: 1 BB: 1 P: 16	R: 0 E: 0 K: 0 S: 6	H: 0 LOB: 0 BB: 0 P: 9	R: 1 E: 0 K: 0 S: 6	H: 1 LOB: 2 BB: 2 P: 16	R: 0 E: 0 K: 0 S: 11	H: 0 LOB: 0 BB: 0 P: 15	1B: 4 2B: 2 3B: 0 HR: 2	SF: 1 SAC: 0 DP: 1 HBP: 0	WP: 1 PB: 0 SB: 0 CS: 0	PA: 39			
PITCHER	IP	WLS	BF	H	R	ER	SO	BB	IBB	HBP	BLK	WP	HR	S	P	ERA	WHIP								
Scott Aldred, L ERA: 9.7	4.1	L	19	4	5	5	3	2	0	0	0	1	2	50	82	10.38	1.385								
Paul Gibson, L ERA: 4.53	2.2		11	3	1	1	1	1	0	0	0	0	0	23	35	3.38	1.500								
Dan Gakeler, R ERA: 7.11	0.2		5	1	1	1	0	2	0	0	0	0	0	5	14	13.50	4.500								
Jeff Kaiser, L ERA:	1.1		4	0	0	0	0	0	0	0	0	0	0	12	17	0.00	0.000								

Toronto Blue Jays @ Detroit Tigers
Tiger Stadium, Detroit, MI
Sat Aug 17 1991, 7:05 PM EDT
Att: 46,634 - Cloudy - 68 F

AB	33
R	7
H	8
RBI	7
BB	5
SO	4
LOB	10



Batter	1	2	3	4	5	6	7	8	9	AB	R	H	RBI	BB	SO	LOB	BOTTOM								
Tony Phillips, S OBP: 0.385, SLG: 0.473	1-3 K		0-3 K			1-1 F8		0-1 E1 HR	1-1 F7	5	1	0	0	0	2	1									
Lou Whitaker, L OBP: 0.397, SLG: 0.509	0-2 1B WP		3-2 L4			4-2 E 1B SF9 BB		1-2 1-H 2-H HR	1-2 P2	4	2	2	3	1	0	0									
Alan Trammell, R OBP: 0.330, SLG: 0.390	1-2 1B WP		0-0 P4			1-0 SF9 1B		4-1 WP BB	1-2 G4-3	4	1	2	0	1	0	0									
Cecil Fielder, R OBP: 0.343, SLG: 0.531	2-3 K					4-2 BB BB		3-2 SF9	4-2 K	2	0	0	1	2	2	2									
Mickey Tettleton, S OBP: 0.397, SLG: 0.507	4-0 BB		1-2 L9			1-2 L9		4-1 1B BB	0-0 F7	3	0	0	0	2	0	3									
Dave Bergman, L OBP: 0.365, SLG: 0.400	3-3 K					4-2 BB		1-2 1B BB	0-0 P6	2	0	1	1	1	1	3									
Skeeter Barnes, R OBP: 0.298, SLG: 0.448									2-3 K	1	0	0	0	0	0	0									
Mark Salas, L OBP: 0.125, SLG: 0.170						1-2 BB		1-2 1B		1	0	0	0	0	1	0									
Pete Incaviglia, R OBP: 0.264, SLG: 0.348		1-3 K				2-3 K		0-3 K	2-0 F8	4	0	0	0	0	3	4									
Rob Deer, R OBP: 0.312, SLG: 0.389		4-2 G3-6-3 BB				4-1 BB		4-2 E HR BB	4-2 BB	0	1	0	0	4	0	0									
Mitt Cuyler, S OBP: 0.324, SLG: 0.322		0-0 G3-6-3				1-2 G3		1-3 K	2-1 P3	4	0	0	0	0	1	6									
Inning Stats	R: 0 E: 0 K: 3 S: 16	H: 2 LOB: 3 BB: 1 P: 27	R: 0 E: 0 K: 1 S: 7	H: 0 LOB: 0 BB: 1 P: 12	R: 0 E: 0 K: 1 S: 9	H: 0 LOB: 0 BB: 0 P: 12	R: 0 E: 0 K: 1 S: 16	H: 0 LOB: 3 BB: 3 P: 32	R: 2 E: 1 K: 1 S: 15	H: 2 LOB: 2 BB: 2 P: 29	R: 0 E: 0 K: 0 S: 6	H: 0 LOB: 1 BB: 1 P: 14	R: 0 E: 0 K: 0 S: 9	H: 0 LOB: 0 BB: 0 P: 12	R: 0 E: 0 K: 2 S: 8	H: 0 LOB: 0 BB: 0 P: 11	1B: 4 2B: 0 3B: 0 HR: 1	SF: 1 SAC: 0 DP: 2 HBP: 0	WP: 3 PB: 0 SB: 0 CS: 0	PA: 42					
PITCHER	IP	WLS	BF	H	R	ER	SO	BB	IBB	HBP	BLK	WP	HR	S	P	ERA	WHIP								
Juan Guzman, R ERA: 3.48	4.2		23	3	2	2	2	7	0	0	0	1	0	20	31	27.00	6.000								
Mike Timlin, R ERA: 3.42	0.2		7	2	3	2	2	2	0	0	0	0	1	20	31	27.00	6.000								
Jim Acker, R ERA: 5.28	0.0		1	0	0	0	0	1	0	0	0	1	0	2	6	∞	∞								
Bob MacDonald, L ERA: 2.31	2.2	W	8	0	0	0	0	1	0	0	0	0	0	16	27	0.00	0.375								
Tom Henke, R ERA: 2.67	1.0	S	3	0	0	0	2	0	0	0	0	0	0	8	11	0.00	0.000								

Toronto Blue Jays @ Detroit Tigers
Tiger Stadium, Detroit, MI
Sat Aug 17 1991, 7:05 PM EDT
Att: 46,634 - Cloudy - 68 F

AB	30
R	5
H	5
RBI	5
BB	11
SO	10
LOB	19



Batter	1	2	3	4	5	6	7	8	9	AB	R	H	RBI	BB	SO	LOB	TOP				
Paul Moltzer, R OBP: 0.398, SLG: 0.508 (1, 10)	G6-3 1-2		G5-3 0-2				1B 0-1			4	0	2	0	0	0	0	Milwaukee Brewers @ Toronto Blue Jays SkyDome, Toronto, ON Tue Aug 20 1991, 7:05 PM EDT Att: 50,311 - Dome - 70 F				
Willie Randolph, R OBP: 0.432, SLG: 0.371 (1, 4)	G6-3 3-2		K 3-3				1B 0-1			4	0	1	0	0	1	1					
Darryl Hamilton, L OBP: 0.356, SLG: 0.398 (1, 8)	1B 2-0			K 1-3			FC6-4 1-2			4	0	2	0	0	1	2					
Greg Vaughn, R OBP: 0.305, SLG: 0.442 (1, 7)	BB 4-2			F8 1-0			1B 0-1			3	0	1	0	1	0	1					
B.J. Surhoff, L OBP: 0.295, SLG: 0.344 (1, 2)	G6-3 2-1			HR 0-0			P4 2-0			4	1	1	1	0	0	4					
Franklin Stubbs, L OBP: 0.286, SLG: 0.378 (1, 3)		L6 0-1		2B 1-0			FC6 2-2			4	0	2	0	0	0	1					
Dante Bichette, R OBP: 0.273, SLG: 0.387 (1, 9)	F8 0-1		G4-3 0-2				F9 0-1			4	0	0	0	0	1	3					
Jim Cantner, L OBP: 0.309, SLG: 0.335 (1, 5)	F8 3-1				F7 1-0		F7 1-2			4	0	0	0	0	0	1					
Bill Spiers, L OBP: 0.321, SLG: 0.361 (1, 6)	F7 1-2				G3 0-1		K 2-3			3	0	0	0	0	1	0					
Inning Stats	R: 0 E: 0 K: 0 S: 15	H: 1 LOB: 2 BB: 1 P: 27	R: 0 E: 0 K: 0 S: 6	H: 0 LOB: 0 BB: 0 P: 9	R: 0 E: 0 K: 1 S: 10	H: 0 LOB: 0 BB: 0 P: 14	R: 1 E: 0 K: 1 S: 9	H: 2 LOB: 1 BB: 0 P: 12	R: 0 E: 0 K: 0 S: 12	H: 1 LOB: 1 BB: 0 P: 12	R: 0 E: 0 K: 1 S: 11	H: 1 LOB: 0 BB: 0 P: 15	R: 0 E: 0 K: 0 S: 7	H: 1 LOB: 0 BB: 0 P: 12	R: 0 E: 0 K: 1 S: 5	H: 1 LOB: 0 BB: 0 P: 7		1B: 7 2B: 1 3B: 0 HR: 1	SF: 0 SAC: 0 DP: 1 HBP: 0	WP: 0 PB: 0 CS: 1	PA: 35
PITCHER	IP	WLS	BF	H	R	ER	SO	BB	IBB	HBP	BLK	WP	HR	S	P	ERA	WHIP				
Todd Stottlemyre, R ERA: 3.33 (1, 1)	7.0	W	29	7	1	1	3	1	0	0	0	0	1	71	105	1.29	1.143				
Duane Ward, R ERA: 2.79 (8, 1)	1.0		3	1	0	0	0	0	0	0	0	0	0	7	12	0.00	1.000				
Tom Henke, R ERA: 2.72 (9, 1)	1.0	S	3	1	0	0	1	0	0	0	0	0	0	5	7	0.00	1.000				

Batter	1	2	3	4	5	6	7	8	9	AB	R	H	RBI	BB	SO	LOB	BOTTOM				
Devon White, S OBP: 0.352, SLG: 0.442 (1, 8)	G1-3 0-0	F7 0-2		F7 2-0			BB 1-2			3	0	0	0	1	0	2	Milwaukee Brewers @ Toronto Blue Jays SkyDome, Toronto, ON Tue Aug 20 1991, 7:05 PM EDT Att: 50,311 - Dome - 70 F				
Roberto Alomar, S OBP: 0.345, SLG: 0.425 (1, 4)	K 1-3	G4-3 0-0			F9-2 1-0		L3 0-0			4	0	1	0	0	1	4					
Joe Carter, R OBP: 0.354, SLG: 0.550 (1, 9)	1B 2-2		FC6-4 1-1	HBP 1B	F9-2 1-0		G1-3 0-0			4	0	2	0	0	0	3					
John Olerud, L OBP: 0.347, SLG: 0.455 (1, 3)	G4-3 1-0		F9 2-2		G4-3 3-H					3	1	0	0	1	0	2					
Candy Maldonado, R OBP: 0.303, SLG: 0.442 (1, 7)		1B 1-2	1B 2-0	FC6-4 1-2		L5 0-1		G5-3 1-2		3	1	1	0	0	0	1					
Kelly Gruber, R OBP: 0.308, SLG: 0.443 (1, 5)		1B 0-0	FC6-4 0-0			G5-3 0-2		G3 0-0		4	1	2	1	0	0	2					
Rance Mulliniks, L OBP: 0.379, SLG: 0.346 (1, 10)		1B 1-2	1B 2-2	K 0-3		K 3-3		G3 0-0		4	0	1	0	0	2	3					
Pat Borders, R OBP: 0.274, SLG: 0.330 (1, 2)	SF9 0-1				P5 0-1		F8 0-0		F9 0-0	3	0	0	1	0	0	1					
Manuel Lee, S OBP: 0.273, SLG: 0.275 (1, 6)	F7 3-H				G4-3 0-0		BB 0-0			3	0	2	1	0	0	0					
Inning Stats	R: 0 E: 0 K: 1 S: 8	H: 1 LOB: 1 BB: 0 P: 12	R: 2 E: 0 K: 0 S: 14	H: 4 LOB: 2 BB: 0 P: 17	R: 0 E: 0 K: 1 S: 9	H: 1 LOB: 2 BB: 0 P: 14	R: 0 E: 0 K: 0 S: 9	H: 0 LOB: 0 BB: 0 P: 14	R: 0 E: 0 K: 1 S: 5	H: 0 LOB: 0 BB: 0 P: 9	R: 0 E: 0 K: 1 S: 9	H: 0 LOB: 2 BB: 1 P: 12	R: 0 E: 0 K: 0 S: 6	H: 1 LOB: 1 BB: 1 P: 10	R: 1 E: 0 K: 0 S: 6	H: 1 LOB: 1 BB: 1 P: 11		1B: 8 2B: 1 3B: 1 HR: 0	SF: 1 SAC: 0 DP: 1 HBP: 1	WP: 1 PB: 0 CS: 0	PA: 35
PITCHER	IP	WLS	BF	H	R	ER	SO	BB	IBB	HBP	BLK	WP	HR	S	P	ERA	WHIP				
Chris Bosio, R ERA: 3.39 (1, 1)	8.0	L	35	9	3	3	3	2	0	1	0	1	0	66	99	3.38	1.375				

Batter	1	2	3	4	5	6	7	8	9	AB	R	H	RBI	BB	SO	LOB	TOP					
Paul Moltzer, R OBP: 0.397, SLG: 0.506 (1, 3)	G6-3		G6-3			P4											4 0 1 1 0 0 4					
Willie Randolph, R OBP: 0.433, SLG: 0.370 (1, 4)	F9		G6-3														3 0 1 0 1 0 2					
Robin Yount, R OBP: 0.336, SLG: 0.406 (1, 10)	G4-3		P4			F9											4 0 0 0 0 1 6					
Greg Vaughn, R OBP: 0.304, SLG: 0.440 (1, 7)																	4 0 1 0 0 3 0					
Dante Bichette, R OBP: 0.270, SLG: 0.382 (1, 9)																	4 0 0 0 0 2 1					
Darryl Hamilton, L OBP: 0.351, SLG: 0.393 (1, 8)																	4 0 0 0 0 0 1					
Jim Gantner, L OBP: 0.314, SLG: 0.340 (1, 5)																	4 2 3 0 0 0 0					
Rick Dempsey, R OBP: 0.336, SLG: 0.411 (1, 2)																	4 1 3 2 0 0 0					
Bill Spiers, L OBP: 0.318, SLG: 0.358 (1, 6)																	3 0 0 0 0 1 2					
Inning Stats	R: 0 E: 0 K: 0 S: 5	H: 0 LOB: 0 BB: 0 P: 9	R: 0 E: 0 K: 0 S: 11	H: 1 LOB: 0 BB: 0 P: 15	R: 1 E: 1 K: 0 S: 8	H: 2 LOB: 2 BB: 0 P: 11	R: 0 E: 0 K: 1 S: 6	H: 0 LOB: 0 BB: 0 P: 7	R: 0 E: 0 K: 1 S: 15	H: 2 LOB: 3 BB: 1 P: 25	R: 0 E: 0 K: 2 S: 9	H: 0 LOB: 0 BB: 0 P: 14	R: 2 E: 0 K: 1 S: 19	H: 4 LOB: 1 BB: 0 P: 28	R: 0 E: 0 K: 2 S: 7	H: 0 LOB: 0 BB: 0 P: 10	R: 0 E: 0 K: 0 S: 4	H: 0 LOB: 0 BB: 0 P: 6	1B: 7 2B: 1 3B: 0 HR: 1	SF: 0 SAC: 1 DP: 0 HBP: 0	WP: 0 PB: 0 CS: 2	PA: 36
PITCHER	IP	WLS	BF	H	R	ER	SO	BB	IBB	HBP	BLK	WP	HR	S	P	ERA	WHIP					
Jimmy Key, L ERA: 3.06	6.1	L	28	8	3	3	4	1	0	0	0	0	1	65	99	4.26	1.421					
Mike Timlin, R ERA: 3.35	1.2		5	1	0	0	3	0	0	0	0	0	0	15	20	0.00	0.600					
Bob MacDonald, L ERA: 2.25	1.0		3	0	0	0	0	0	0	0	0	0	0	4	6	0.00	0.000					

Milwaukee Brewers @ Toronto Blue Jays
SkyDome, Toronto, ON
Wed Aug 21 1991, 7:05 PM EDT
Att: 50,306 - Cloudy - 75 F

AB 34
R 3
H 9
RBI 3
BB 1
SO 7
LOB 16

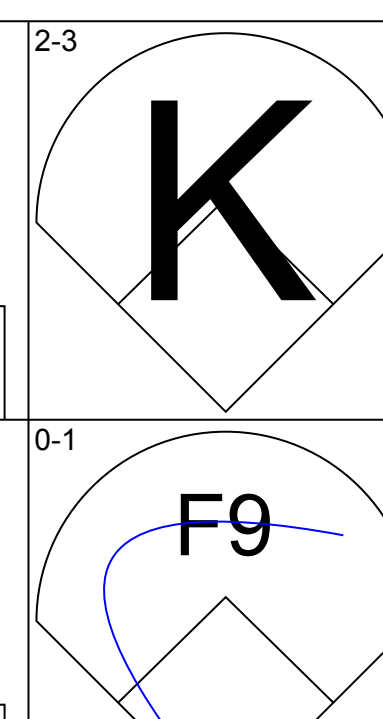
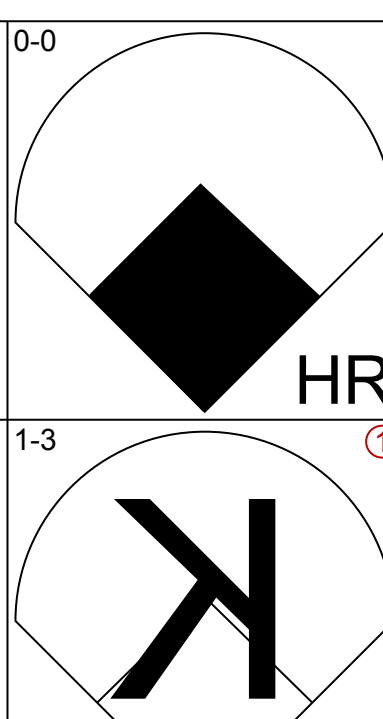
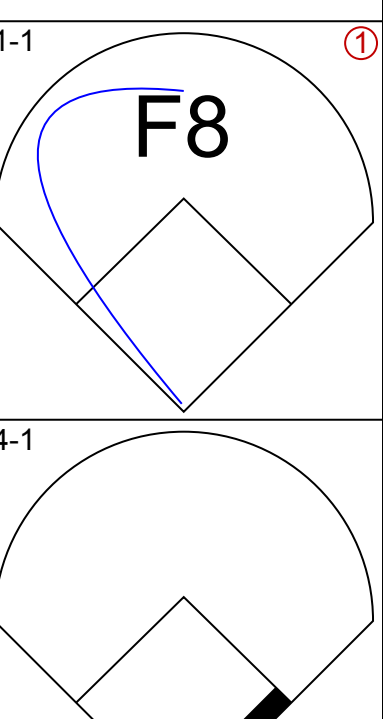
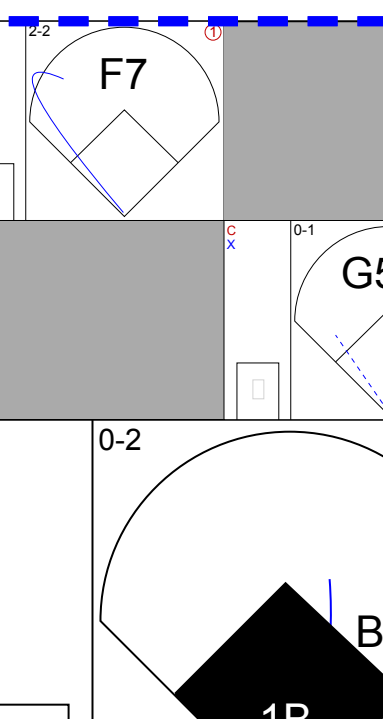
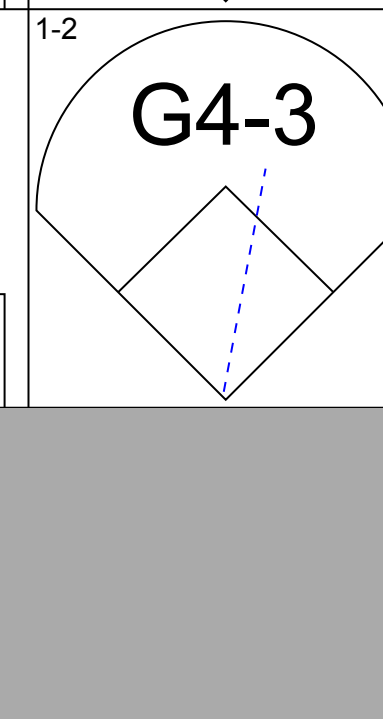
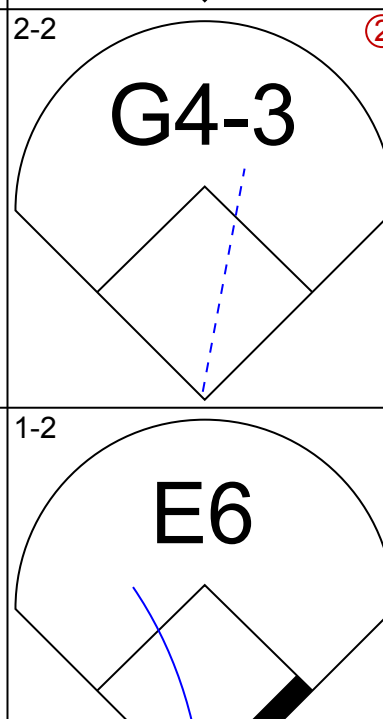
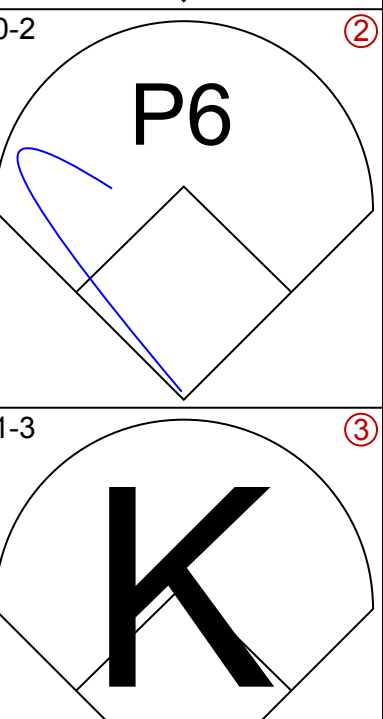
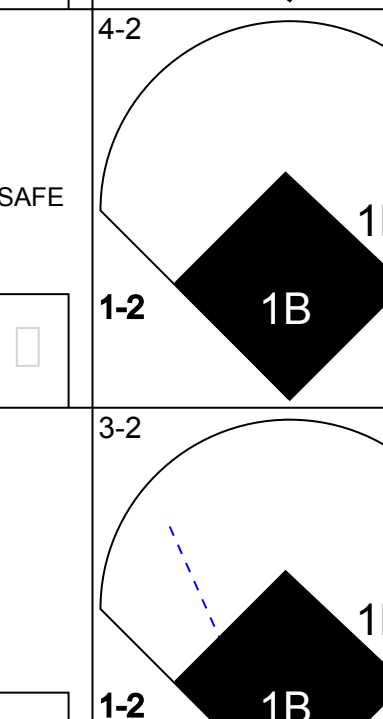
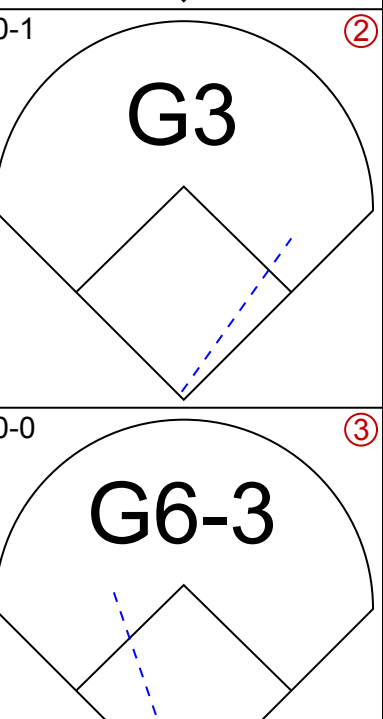

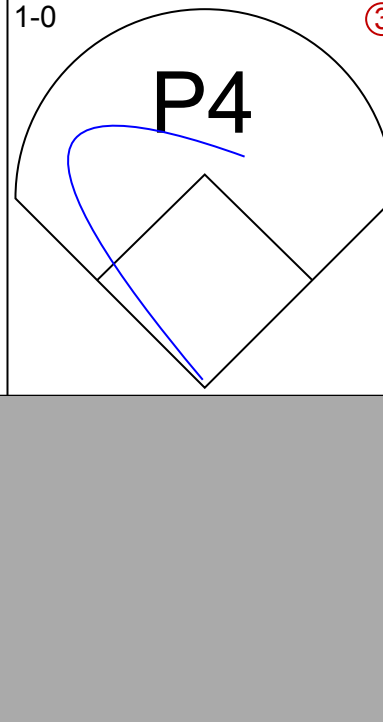

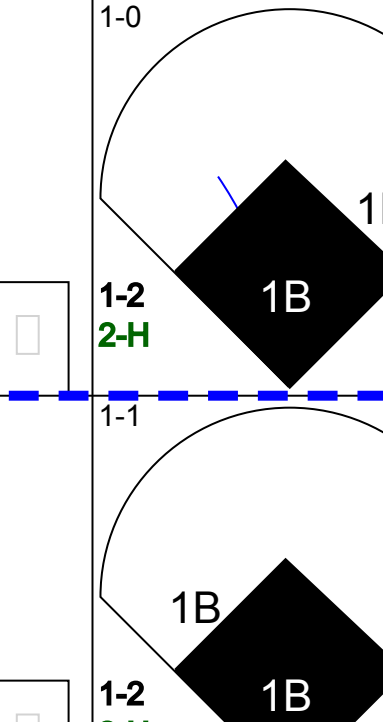

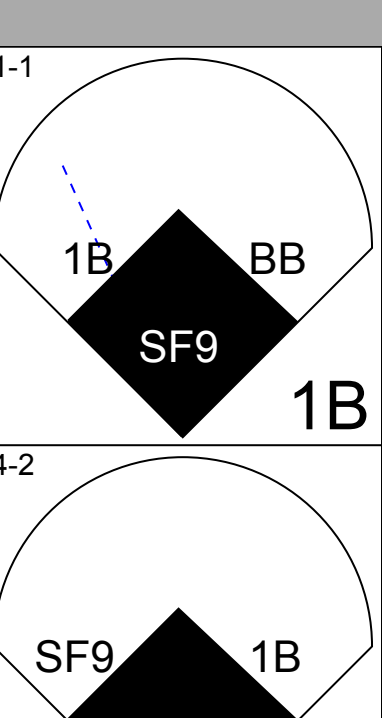
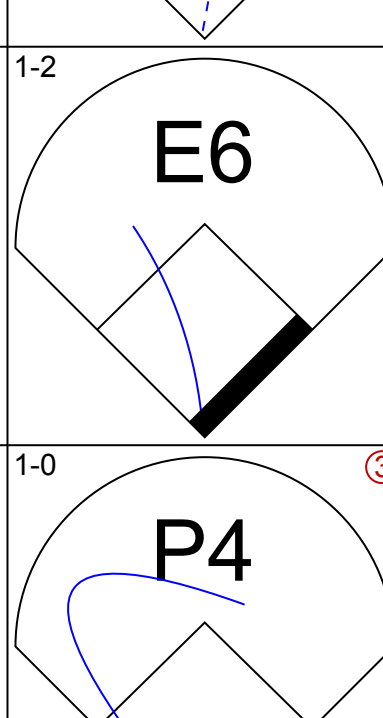
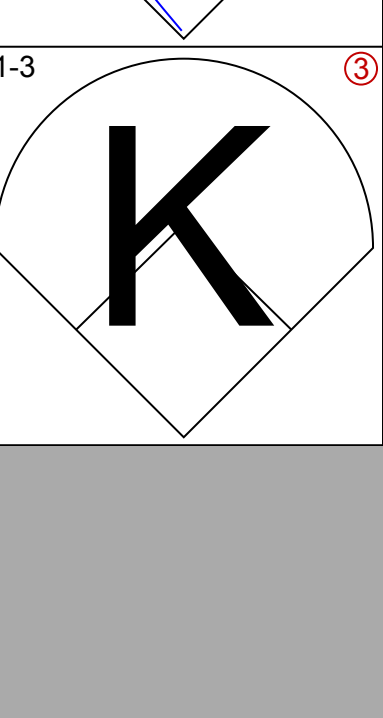
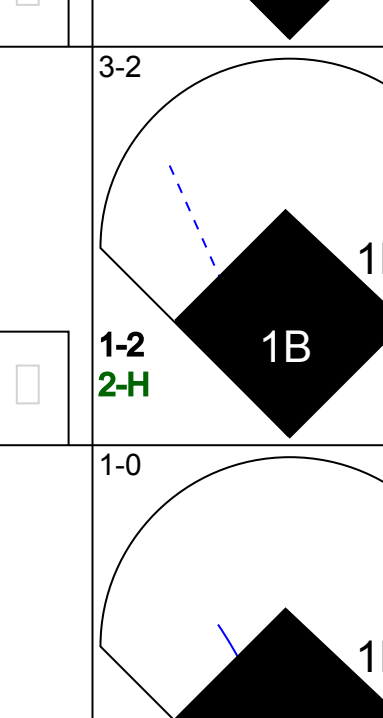
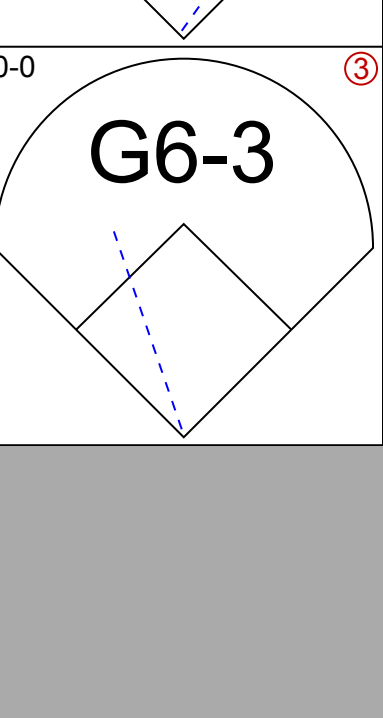

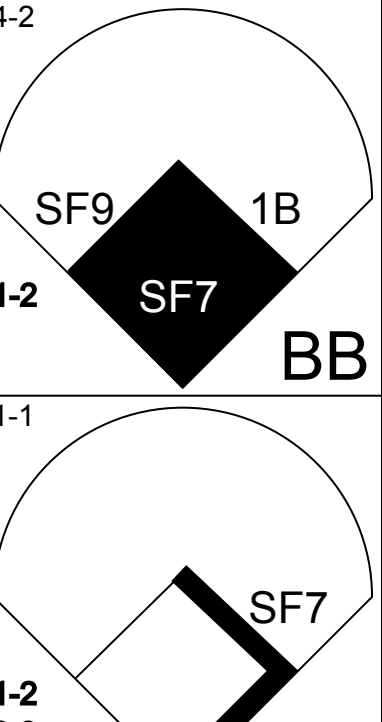
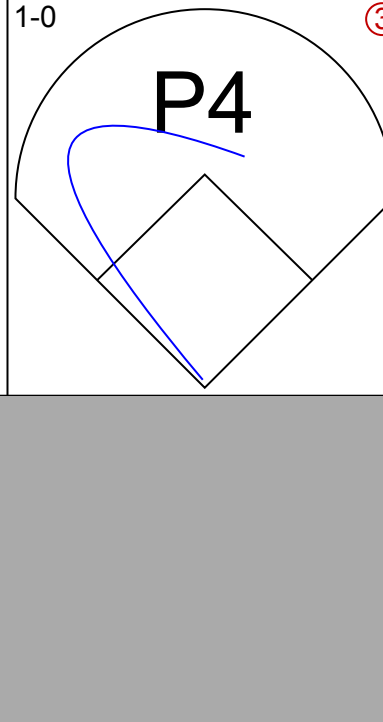
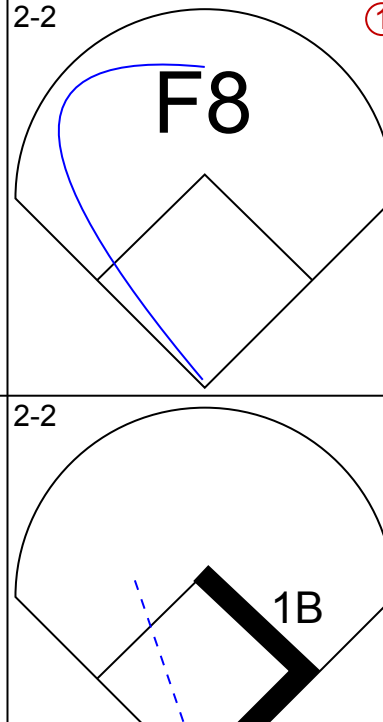
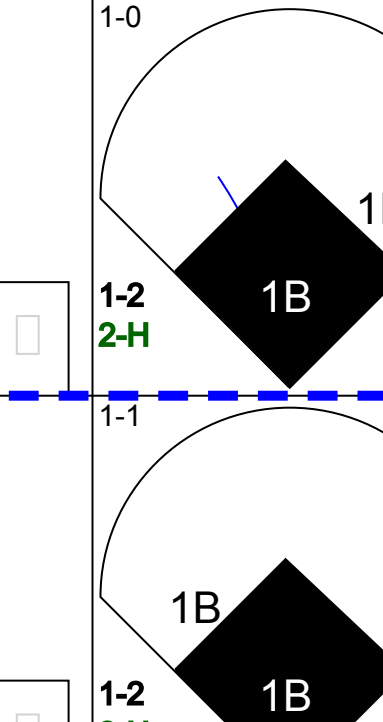
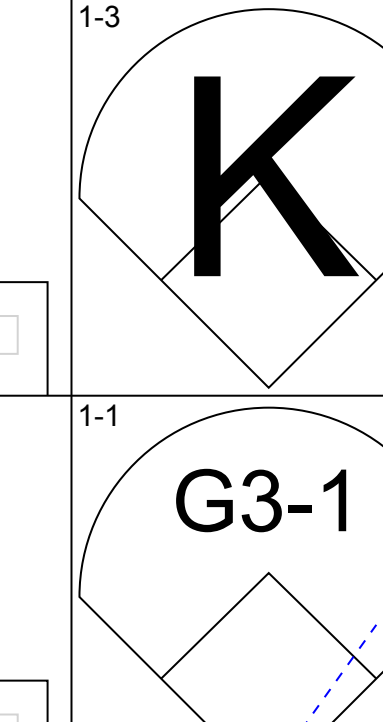
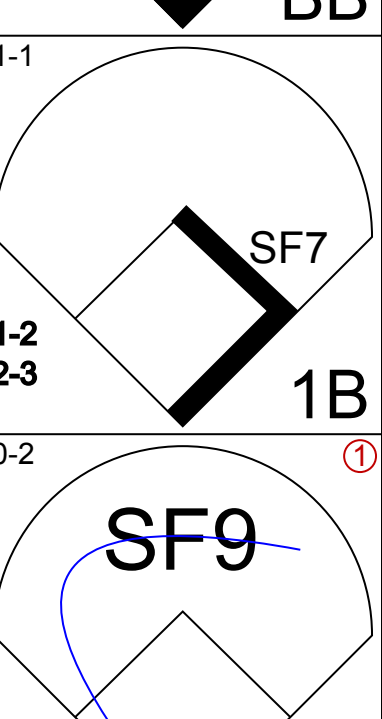
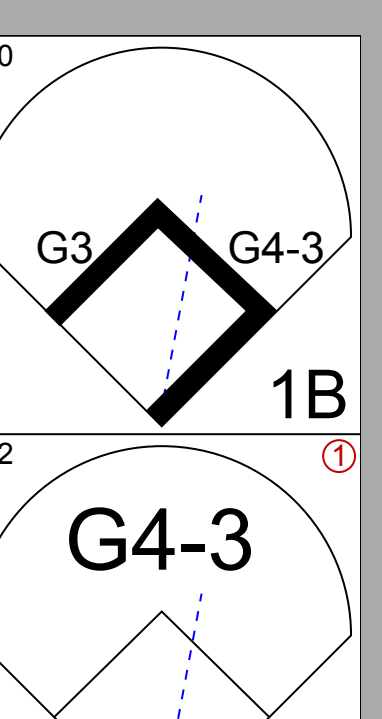

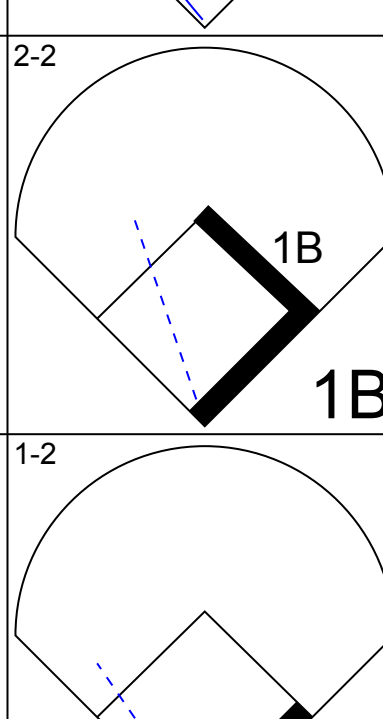
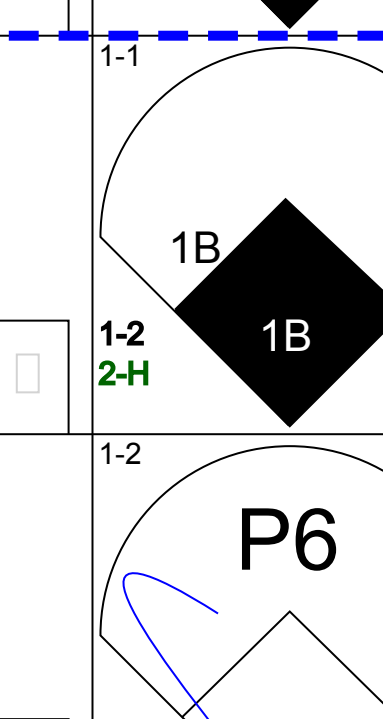

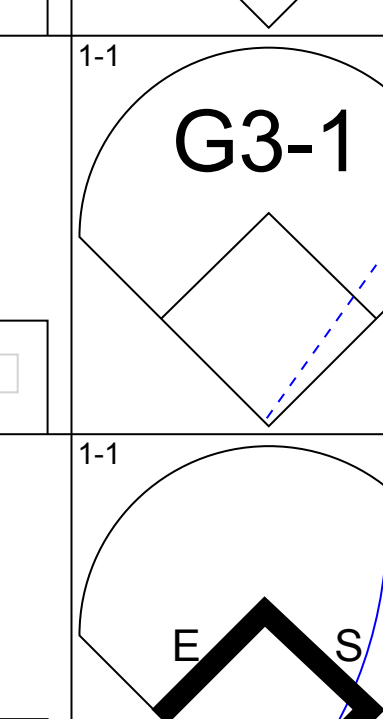
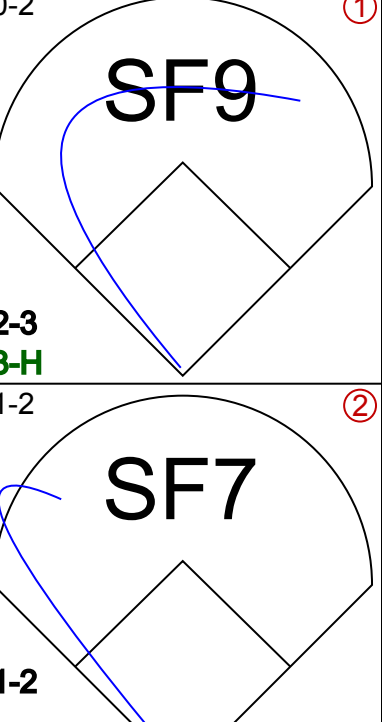
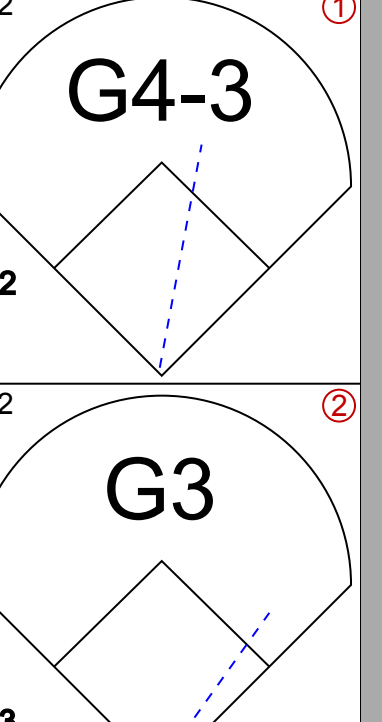
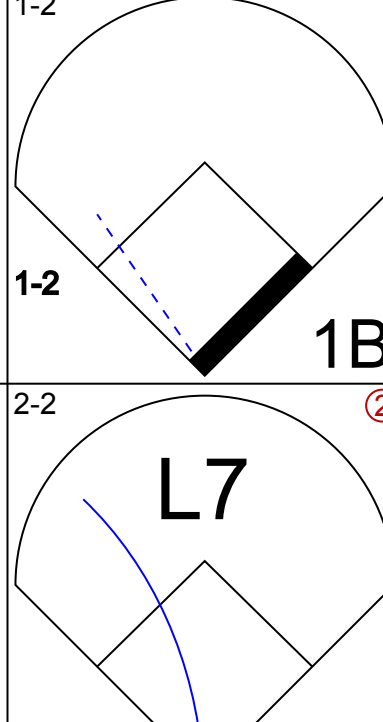
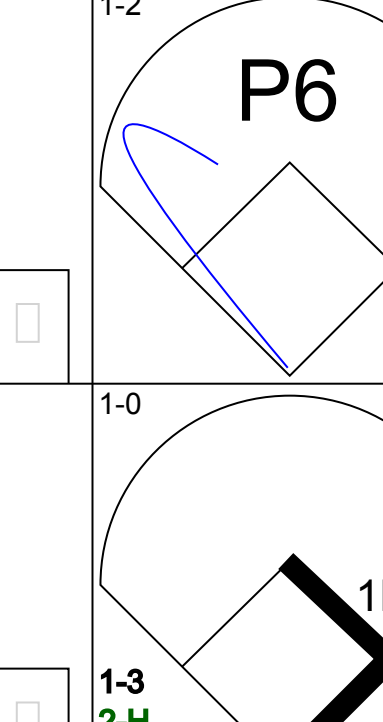
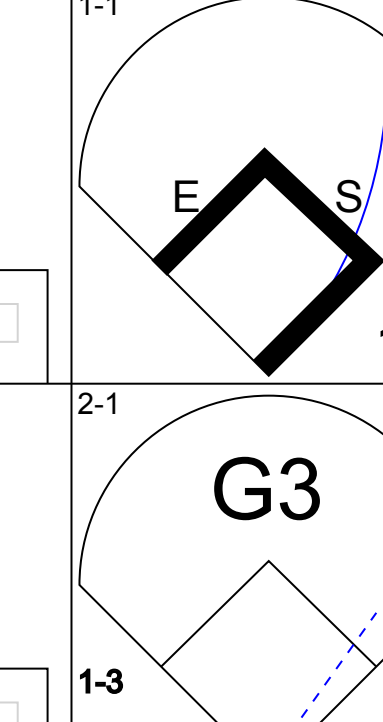
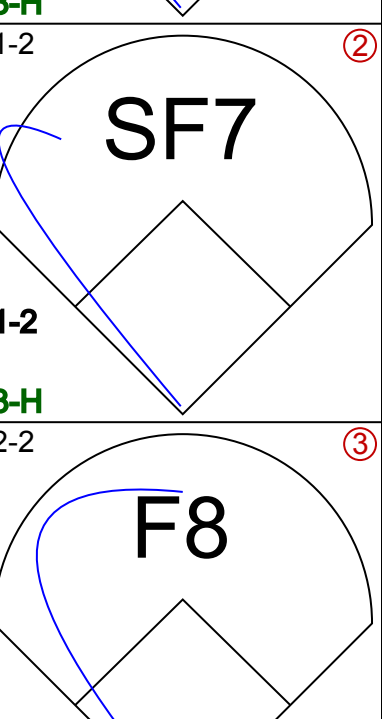
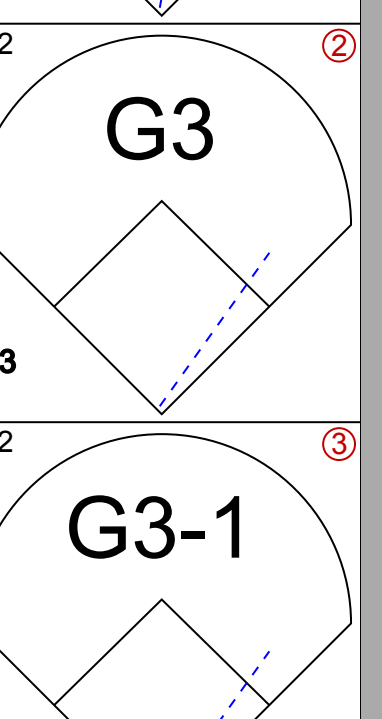
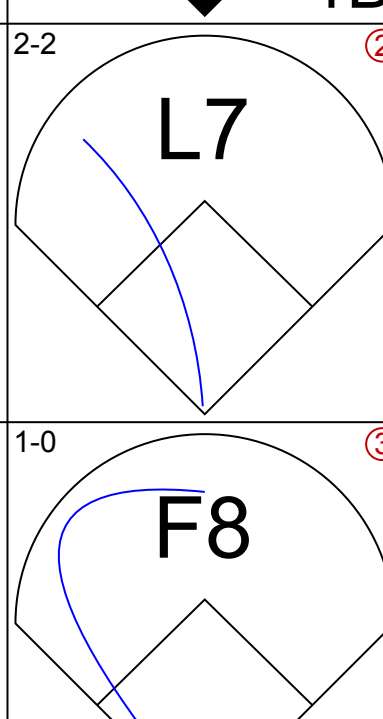
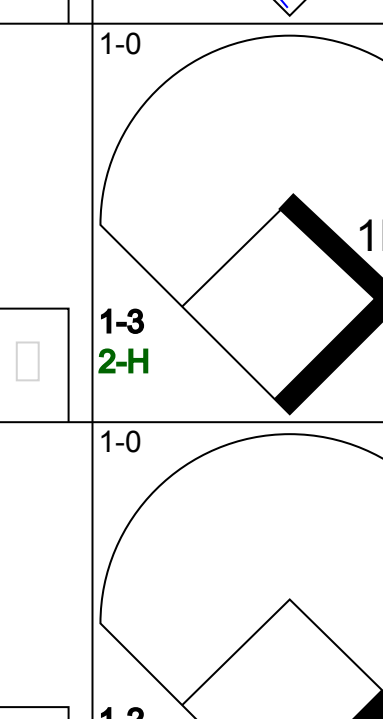

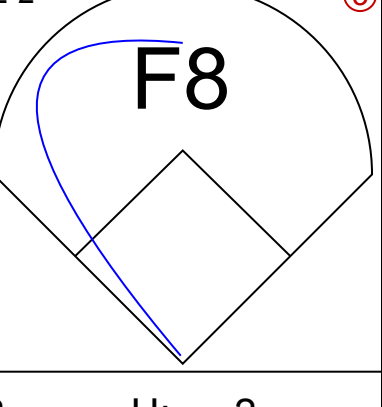
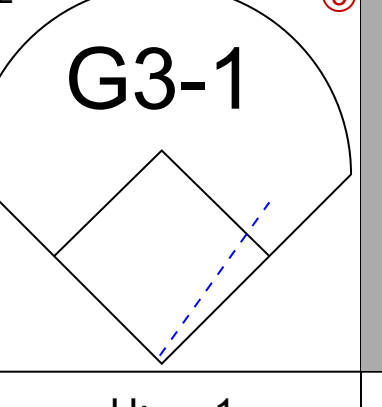
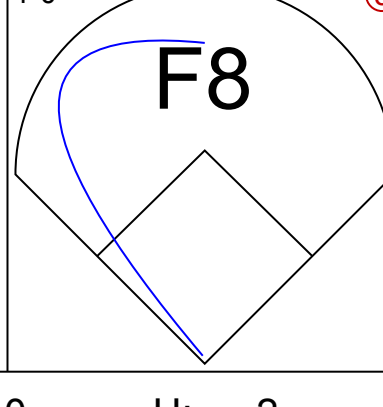
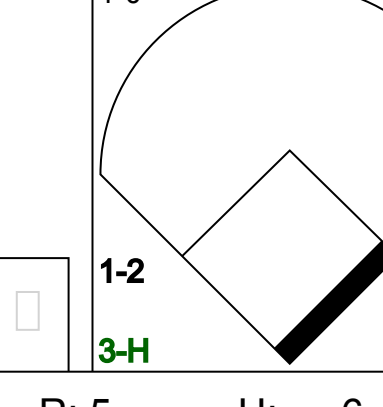


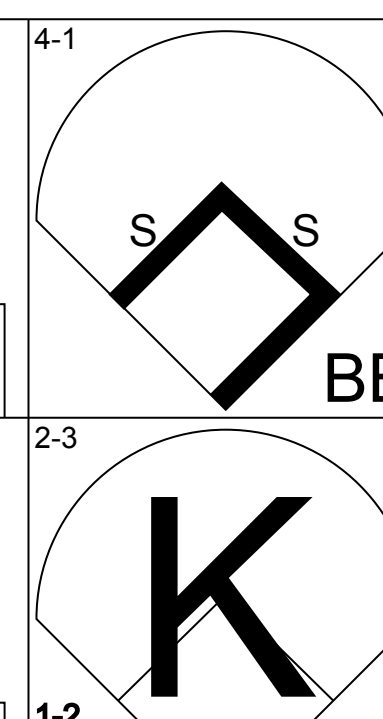
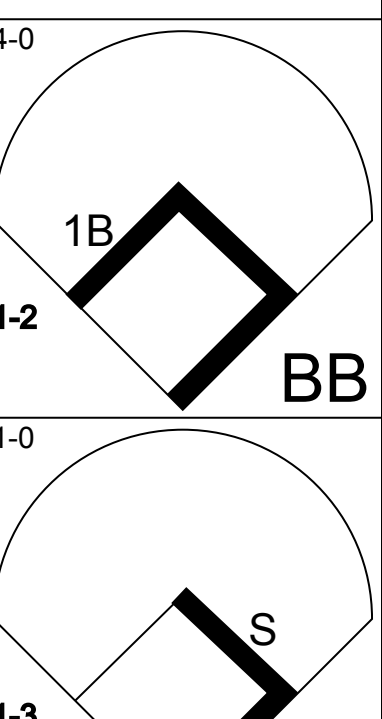
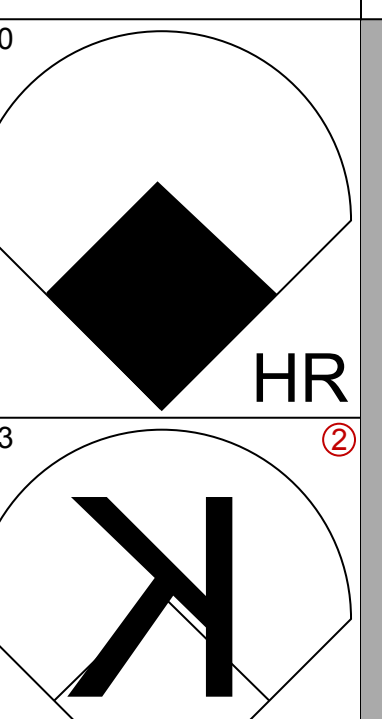
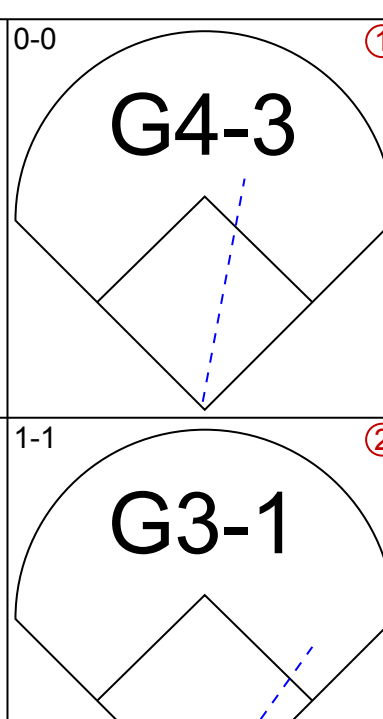
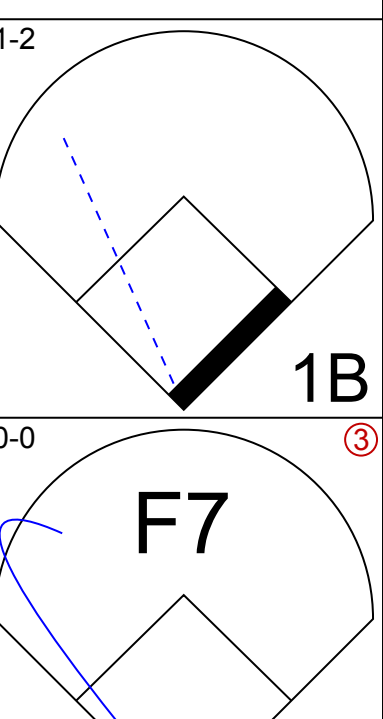
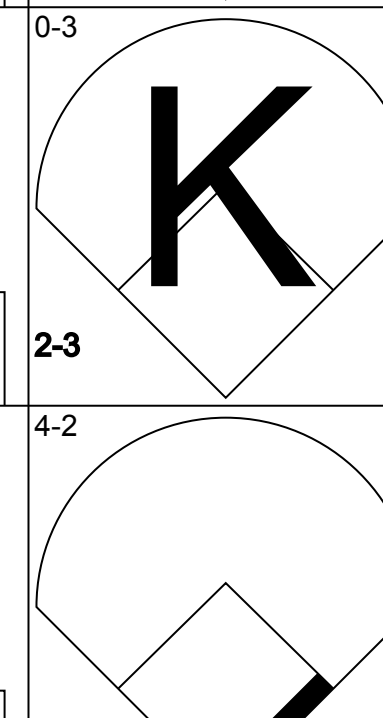
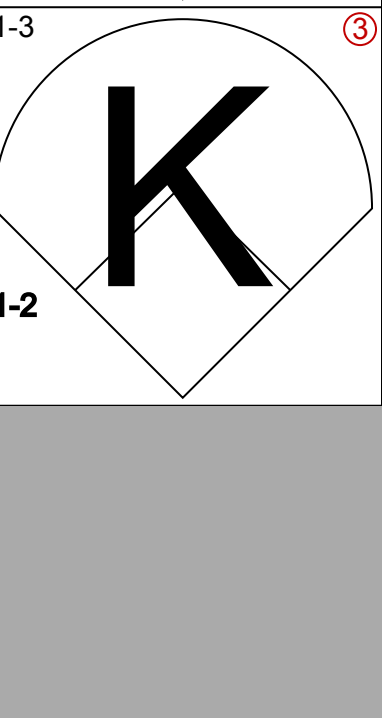
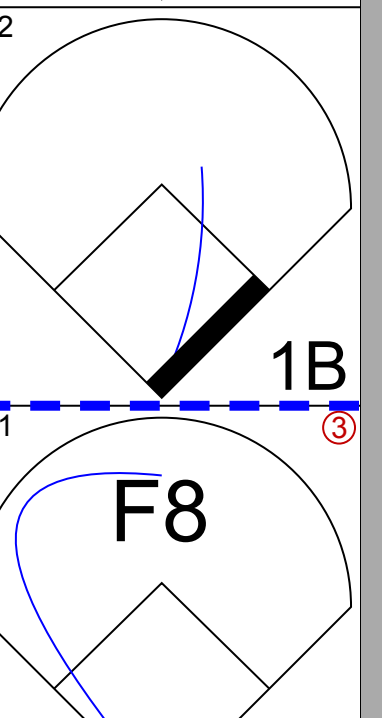
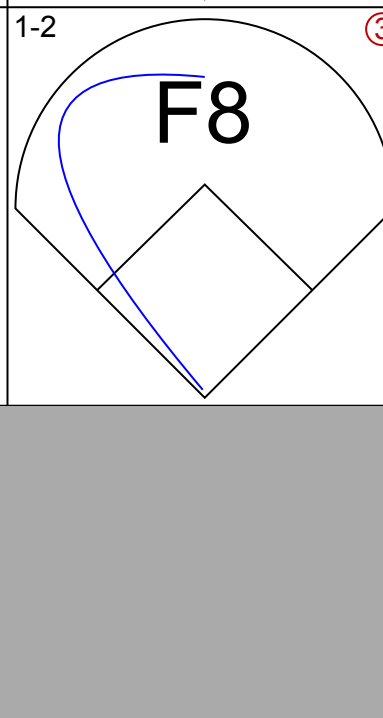

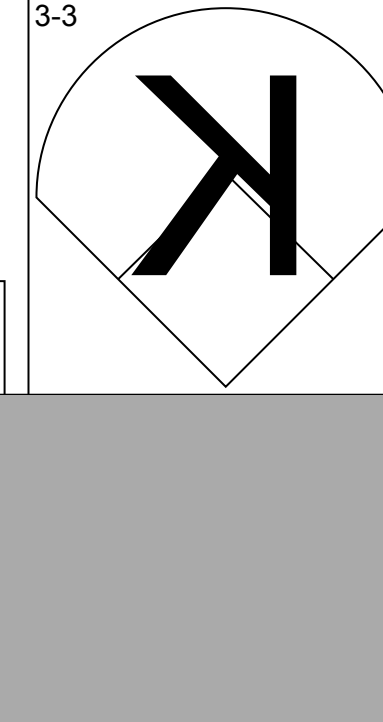
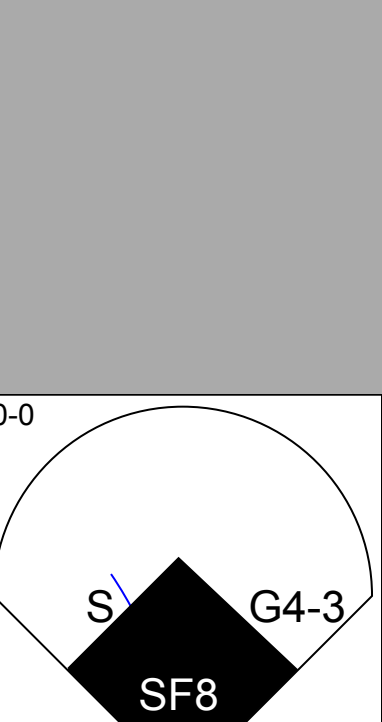



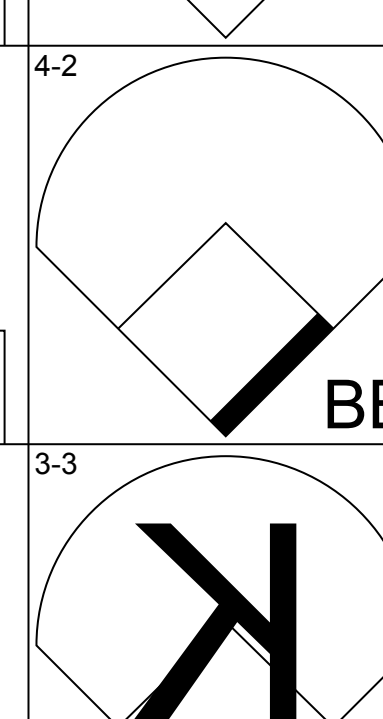
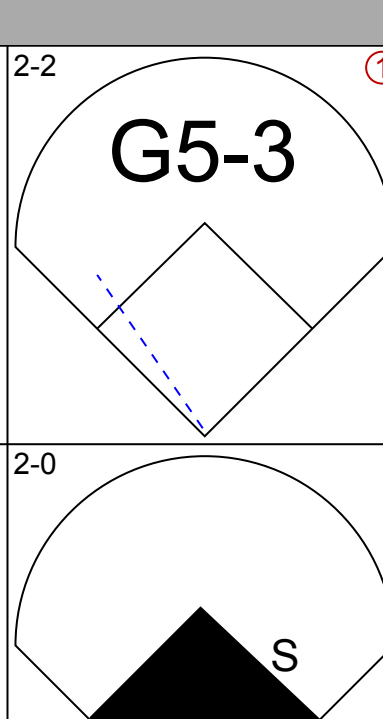
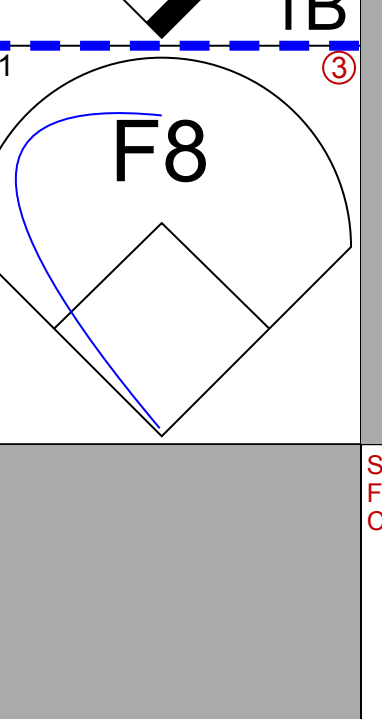
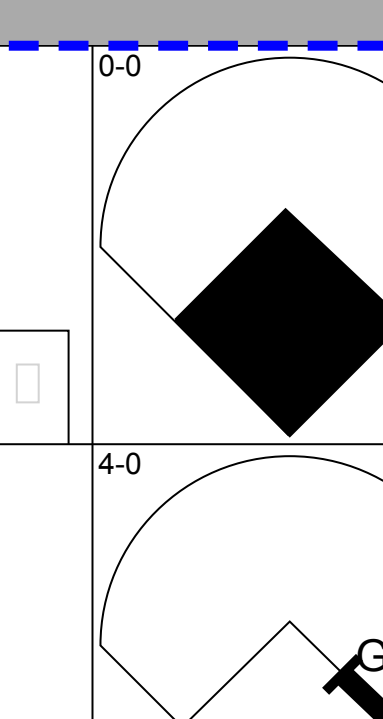
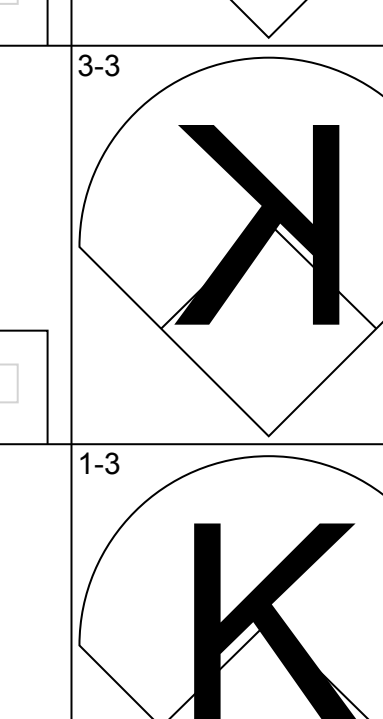

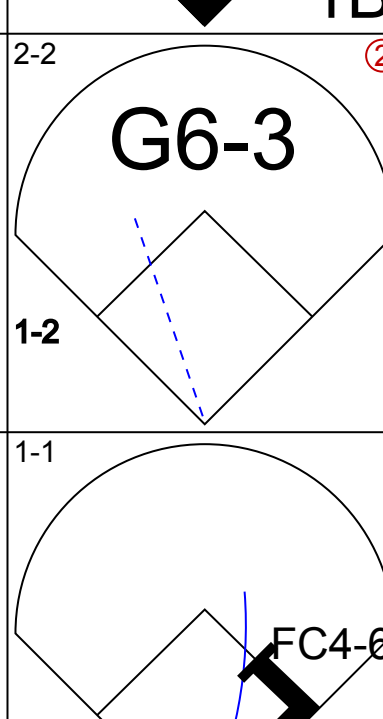
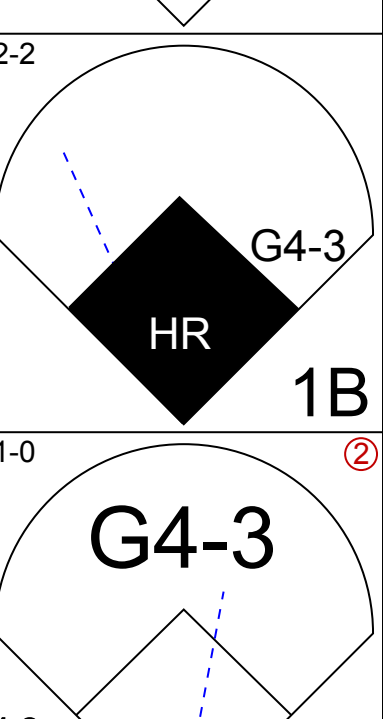
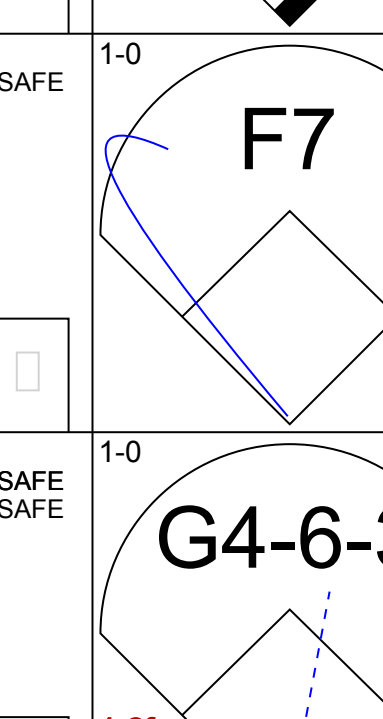

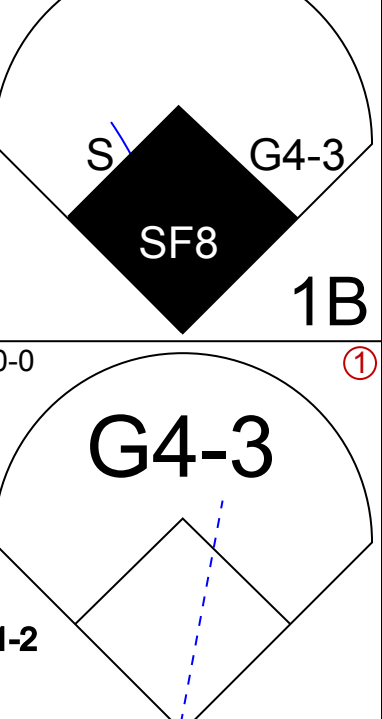
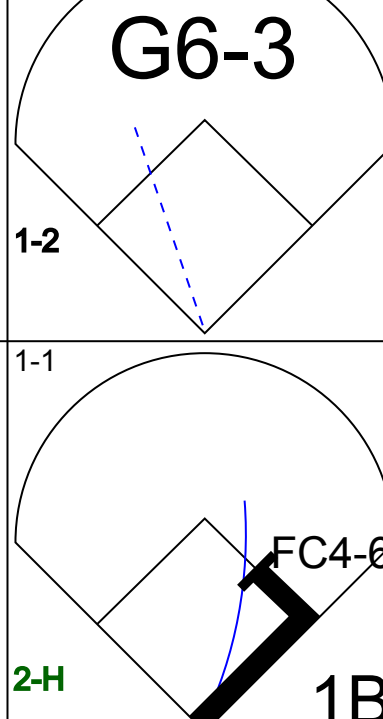

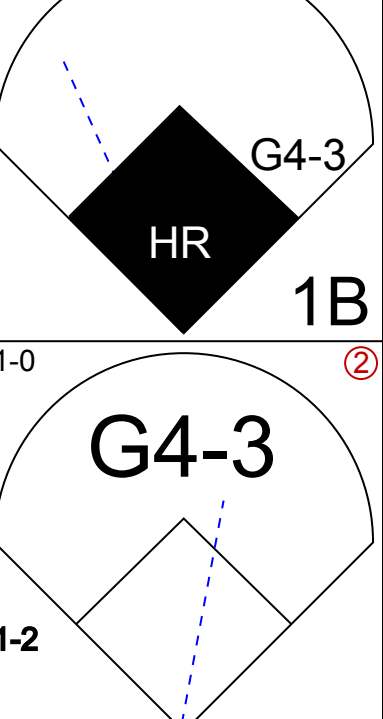

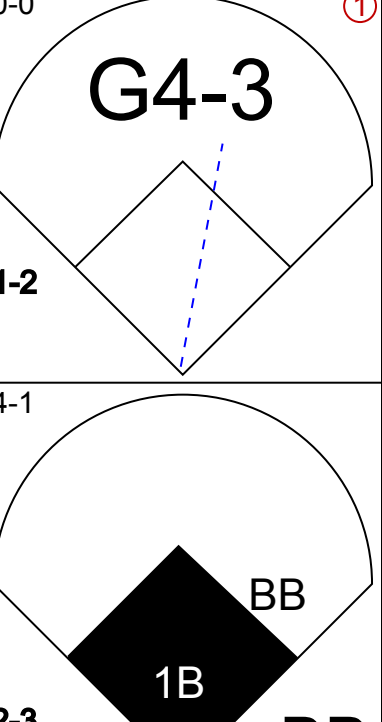
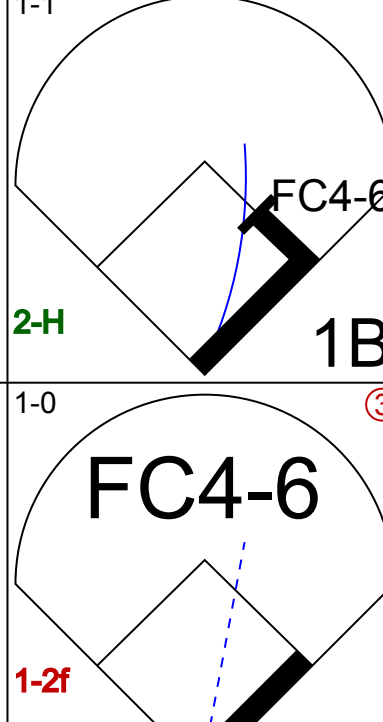

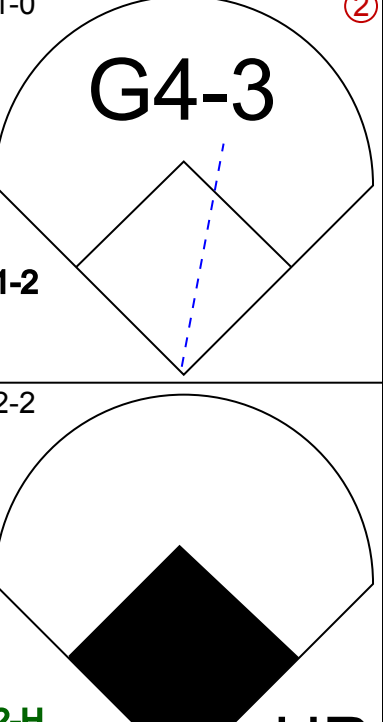

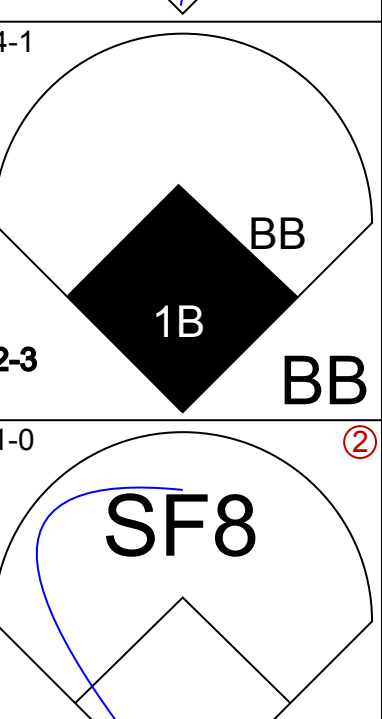
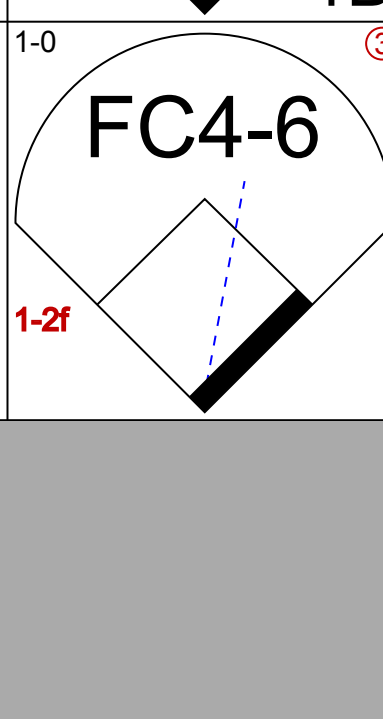
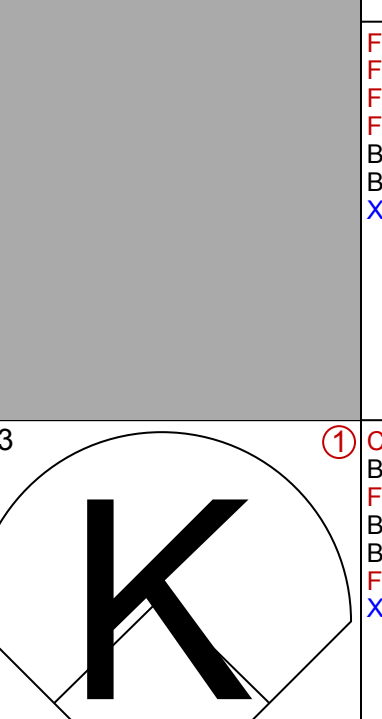
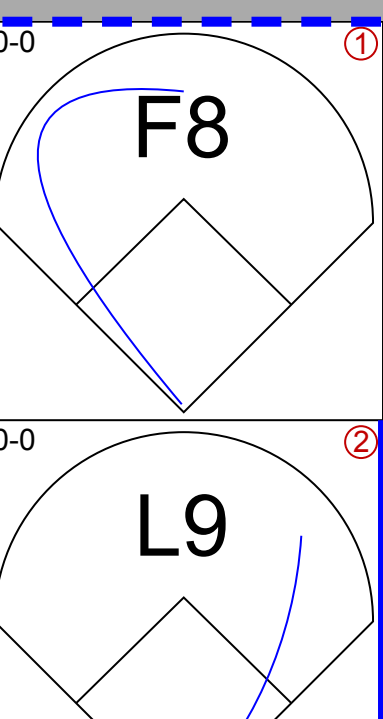
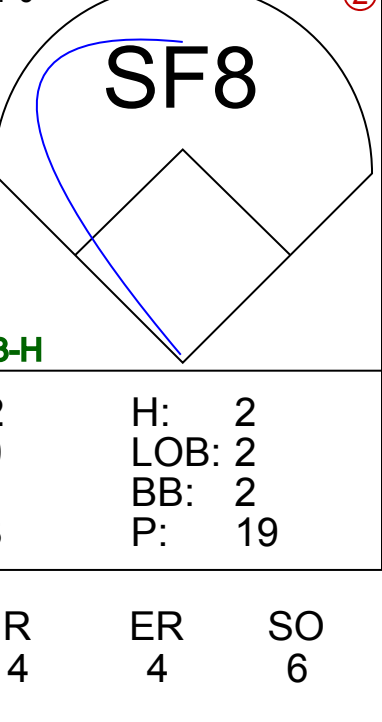
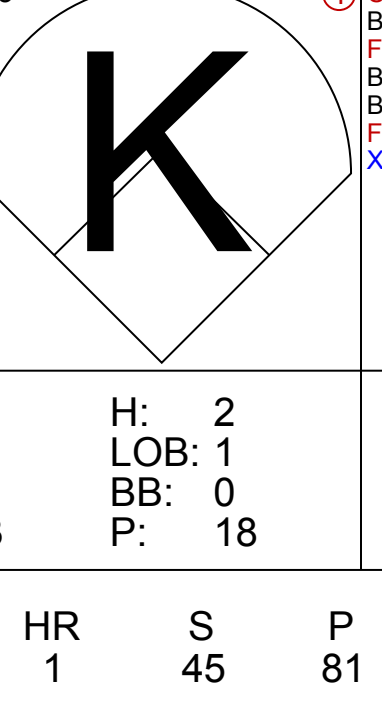
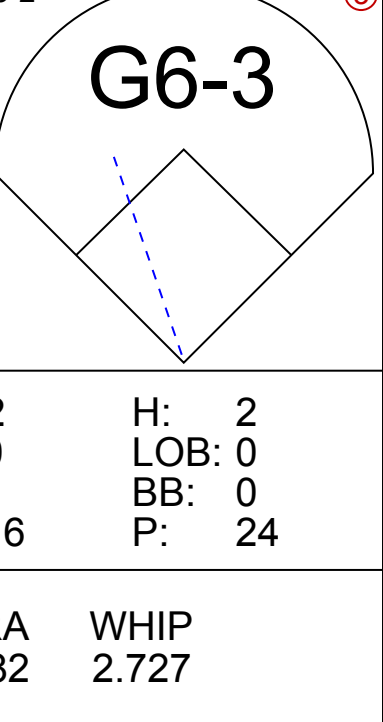
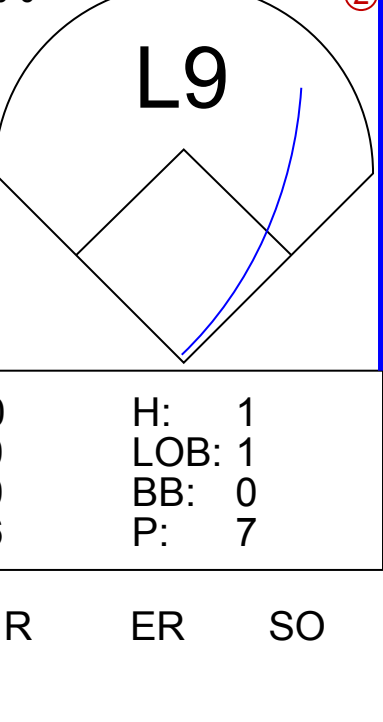
Batter	1	2	3	4	5	6	7	8	9	AB	R	H	RBI	BB	SO	LOB	BOTTOM				
Devon White, S OBP: 0.349, SLG: 0.438 (1, 8)	F9		P6														4 0 0 0 0 1 0				
Roberto Alomar, S OBP: 0.345, SLG: 0.423 (1, 4)	F9																3 0 0 0 1 0 0				
Joe Carter, R OBP: 0.353, SLG: 0.548 (1, 9)	F8																4 0 1 0 0 0 1				
Candy Maldonado, R OBP: 0.296, SLG: 0.430 (1, 7)																	4 0 0 0 0 2 2				
Kelly Gruber, R OBP: 0.305, SLG: 0.438 (1, 5)																	3 0 0 0 0 0 1				
Ed Sprague, R OBP: 0.367, SLG: 0.422 (1, 3)																	1 0 1 0 0 0 0				
John Olerud, L OBP: 0.345, SLG: 0.452 (5, FH) (6, 3)																	2 0 0 0 0 1 0				
Pat Tabler, R OBP: 0.333, SLG: 0.289 (1, 10)																	2 0 0 0 1 0 1				
Pat Borders, R OBP: 0.271, SLG: 0.327 (8, FH) (9, 2)																	2 0 0 0 0 0 1				
Greg Myers, L OBP: 0.301, SLG: 0.403 (9, 2)																	1 0 0 0 0 0 0				
Manuel Lee, S OBP: 0.271, SLG: 0.273 (1, 6)																	3 0 0 0 0 1 1				
Inning Stats	R: 0 E: 0 K: 0 S: 7	H: 0 LOB: 0 BB: 0 P: 9	R: 0 E: 0 K: 1 S: 10	H: 1 LOB: 0 BB: 0 P: 18	R: 0 E: 0 K: 0 S: 7	H: 0 LOB: 0 BB: 0 P: 12	R: 0 E: 0 K: 0 S: 6	H: 1 LOB: 1 BB: 0 P: 7	R: 0 E: 0 K: 2 S: 12	H: 0 LOB: 1 BB: 1 P: 22	R: 0 E: 0 K: 0 S: 6	H: 0 LOB: 0 BB: 0 P: 13	R: 0 E: 0 K: 0 S: 9	H: 0 LOB: 0 BB: 0 P: 13	R: 0 E: 0 K: 0 S: 6	H: 0 LOB: 0 BB: 0 P: 11	1B: 2 2B: 0 3B: 0 HR: 0	SF: 0 SAC: 0 DP: 0 HBP: 0	WP: 0 PB: 0 CS: 0	PA: 31	
PITCHER	IP	WLS	BF	H	R	ER	SO	BB	IBB	HBP	BLK	WP	HR	S	P	ERA	WHIP				
Dan Plesac, L ERA: 3.49	4.0		14	2	0	0	0	0	0	0	0	0	0	30	46	0.00	0.500				
Julio Machado, R ERA: 3.51	4.0	W	14	0	0	0	4	2	0	0	0	0	0	36	62	0.00	0.500				
Ed Nunez, R ERA: 5.21	1.0	S	3	0	0	0	0	0	0	0	0	0	0	6	11	0.00	0.000				

Milwaukee Brewers @ Toronto Blue Jays
SkyDome, Toronto, ON
Wed Aug 21 1991, 7:05 PM EDT
Att: 50,306 - Cloudy - 75 F

AB 29
R 0
H 2
RBI 0
BB 2
SO 5
LOB 7



Batter	1	2	3	4	5	6	7	8	9	AB	R	H	RBI	BB	SO	LOB	TOP			
Paul Moltzer, R (1, 10) OBP: 0.395, SLG: 0.509										5	1	1	1	0	1	2	<p>Milwaukee Brewers @ Toronto Blue Jays</p> <p>SkyDome, Toronto, ON</p> <p>Thu Aug 22 1991, 7:05 PM EDT</p> <p>Att: 50,309 - Dome - 70 F</p>			
Willie Randolph, R (1, 4) OBP: 0.432, SLG: 0.369										4	1	1	0	1	2	0				
Darryl Hamilton, L (1, 9) OBP: 0.348, SLG: 0.387										4	1	0	0	1	0	1				
Robin Yount, R (1, 8) OBP: 0.337, SLG: 0.406										5	2	2	1	0	1	1				
Greg Vaughn, R (1, 7) OBP: 0.305, SLG: 0.438										4	2	1	1	1	1	1				
B.J. Surhoff, L (1, 2) OBP: 0.302, SLG: 0.350										5	1	4	1	0	0	0				
Franklin Stubbs, L (1, 3) OBP: 0.287, SLG: 0.379										4	0	2	1	0	0	3				
Jim Gantner, L (1, 5) OBP: 0.312, SLG: 0.339										4	0	1	2	0	0	4				
Bill Spiers, L (1, 6) OBP: 0.318, SLG: 0.356										4	0	1	1	0	0	4				
Inning Stats	R: 0 E: 0 K: 1 S: 10	H: 0 LOB: 0 BB: 0 P: 13	R: 2 E: 0 K: 0 S: 21	H: 2 LOB: 1 BB: 1 P: 30	R: 1 E: 1 K: 1 S: 12	H: 1 LOB: 1 BB: 0 P: 17	R: 0 E: 0 K: 0 S: 11	H: 1 LOB: 1 BB: 1 P: 16	R: 0 E: 0 K: 0 S: 17	H: 2 LOB: 2 BB: 0 P: 25	R: 5 E: 0 K: 0 S: 23	H: 6 LOB: 2 BB: 1 P: 37	R: 0 E: 0 K: 1 S: 7	H: 0 LOB: 0 BB: 0 P: 8	R: 0 E: 0 K: 1 S: 9	H: 1 LOB: 1 BB: 0 P: 14		1B: 12 2B: 0 3B: 0 HR: 1	SF: 2 SAC: 0 DP: 0 HBP: 0	WP: 0 PB: 0 CS: 1
PITCHER	IP	WLS	BF	H	R	ER	SO	BB	IBB	HBP	BLK	WP	HR	S	P	ERA	WHIP			
Juan Guzman, R (1, 1) ERA: 3.56	6.0		27	6	3	3	3	2	0	0	0	0	1	82	118	4.50	1.333			
Duane Ward, R (7, 1) ERA: 3.2	0.1	L	5	3	4	4	0	1	0	0	0	0	0	14	24	108.00	12.000			
Bob MacDonald, L (7, 1) ERA: 2.45	0.1		4	3	1	1	0	0	0	0	0	0	0	7	11	27.00	9.000			
Mike Timlin, R (7, 1) ERA: 3.25	2.1		8	1	0	0	2	0	0	0	0	0	0	18	24	0.00	0.429			

Batter	1	2	3	4	5	6	7	8	9	AB	R	H	RBI	BB	SO	LOB	BOTTOM					
Devon White, S (1, 8) OBP: 0.353, SLG: 0.446										3	1	2	1	2	0	0	<p>Milwaukee Brewers @ Toronto Blue Jays</p> <p>SkyDome, Toronto, ON</p> <p>Thu Aug 22 1991, 7:05 PM EDT</p> <p>Att: 50,309 - Dome - 70 F</p>					
Roberto Alomar, S (1, 4) OBP: 0.343, SLG: 0.420										5	0	1	1	0	2	2						
Joe Carter, R (1, 9) OBP: 0.352, SLG: 0.544										5	0	1	0	0	3	3						
John Olerud, L (1, 3) OBP: 0.346, SLG: 0.459										4	1	1	1	1	1	1						
Candy Maldonado, R (1, 7) OBP: 0.299, SLG: 0.426										4	1	1	0	1	3	2						
Kelly Gruber, R (1, 5) OBP: 0.307, SLG: 0.439										4	2	2	0	0	2							
Rance Mulliniks, L (1, 10) OBP: 0.377, SLG: 0.344										4	0	1	1	0	0	3						
Greg Myers, L (1, 2) OBP: 0.304, SLG: 0.414										3	2	1	2	1	0	1						
Manuel Lee, S (1, 6) OBP: 0.269, SLG: 0.271										2	0	0	1	0	1	0						
Rob Ducey, L (8, PH) ERA: 7.71										1	0	0	0	0	0	0						
Rene Gonzales, R (9, 6) OBP: 0.320, SLG: 0.298										0	0	0	0	0	0	0						
Inning Stats	R: 0 E: 0 K: 3 S: 12	H: 0 LOB: 2 BB: 2 P: 25	R: 2 E: 0 K: 1 S: 8	H: 2 LOB: 2 BB: 2 P: 19	R: 1 E: 0 K: 0 S: 14	H: 2 LOB: 1 BB: 0 P: 22	R: 1 E: 0 K: 2 S: 13	H: 2 LOB: 1 BB: 0 P: 18	R: 2 E: 0 K: 1 S: 16	H: 2 LOB: 0 BB: 0 P: 24	R: 0 E: 0 K: 0 S: 6	H: 0 LOB: 0 BB: 0 P: 8	R: 1 E: 0 K: 0 S: 3	H: 1 LOB: 0 BB: 1 P: 9	R: 0 E: 0 K: 0 S: 6	H: 1 LOB: 1 BB: 0 P: 7	R: 0 E: 0 K: 3 S: 10	H: 0 LOB: 0 BB: 0 P: 15	1B: 7 2B: 0 3B: 0 HR: 3	SF: 1 SAC: 0 DP: 1 HBP: 0	WP: 0 PB: 0 CS: 0	PA: 41
PITCHER	IP	WLS	BF	H	R	ER	SO	BB	IBB	HBP	BLK	WP	HR	S	P	ERA	WHIP					
Don August, R (1, 1) ERA: 5.0	3.2		21	6	4	4	6	4	0	0	0	0	1	24	35	7.71	0.857					
Mike Ignasiak, R (4, 1) ERA: 7.71	2.1	W	9	2	2	2	1	0	0	0	0	0	1	3	9	9.00	2.000					
Chuck Crim, R (7, 1) ERA: 5.71	1.0		4	1	1	1	0	1	0	0	0	0	1	3	9	9.00	2.000					
Doug Henry, R (8, 1) ERA: 1.31	2.0	S	7	1	0	0	3	0	0	0	0	0	0	16	22	0.00	0.500					

AB	39
R	8
H	13
RBI	8
BB	3
SO	5
LOB	16



AB	35
R	7
H	10
RBI	7
BB	5
SO	10
LOB	14



Batter	1	2	3	4	5	6	7	8	9	AB	R	H	RBI	BB	SO	LOB	TOP				
Bernie Williams, S OBP: 0.361, SLG: 0.374 (1, 8)										3	1	2	1	2	0	1					
Steve Sax, R OBP: 0.344, SLG: 0.397 (1, 4)										5	0	1	0	0	0	4					
Don Mattingly, L OBP: 0.361, SLG: 0.418 (1, 3)										5	0	1	0	0	0	2					
Mel Hall, L OBP: 0.338, SLG: 0.495 (1, 9)										5	0	3	1	0	0	1					
Roberto Kelly, R OBP: 0.315, SLG: 0.409 (1, 7)										4	0	1	0	0	0	3					
Matt Nokes, L OBP: 0.310, SLG: 0.500 (1, 2)										4	1	2	0	0	0	1					
Kevin Maas, L OBP: 0.340, SLG: 0.388 (1, 10)										4	1	2	2	0	0	0					
Randy Velarde, R OBP: 0.345, SLG: 0.356 (1, 6)										4	2	2	0	0	1	2					
Pat Kelly, R OBP: 0.299, SLG: 0.352 (1, 5)										3	0	1	1	1	0	3					
Inning Stats	R: 1 E: 0 K: 0 S: 13	H: 2 LOB: 1 BB: 1 P: 23	R: 1 E: 0 K: 0 S: 12	H: 2 LOB: 1 BB: 0 P: 21	R: 0 E: 0 K: 0 S: 7	H: 1 LOB: 1 BB: 0 P: 12	R: 3 E: 0 K: 0 S: 11	H: 4 LOB: 0 BB: 0 P: 16	R: 0 E: 0 K: 1 S: 9	H: 1 LOB: 2 BB: 1 P: 16	R: 0 E: 0 K: 0 S: 7	H: 1 LOB: 0 BB: 0 P: 13	R: 0 E: 0 K: 0 S: 8	H: 2 LOB: 1 BB: 0 P: 10	R: 0 E: 0 K: 0 S: 10	H: 1 LOB: 1 BB: 1 P: 18	1B: 11 2B: 2 3B: 1 HR: 1	SF: 0 SAC: 0 DP: 1 HBP: 0	WP: 0 PB: 0 SB: 0 CS: 3	PA: 41	
PITCHER	IP	WLS	BF	H	R	ER	SO	BB	IBB	HBP	BLK	WP	HR	S	P	ERA	WHIP				
Tom Candiotti, R ERA: 2.49 (1, 1)	6.2		32	12	5	5	1	2	0	0	0	0	1	65	107	6.75	2.100				
Bob MacDonald, L ERA: 2.43 (7, 1)	0.1		2	2	0	0	0	0	0	0	0	0	0	5	8	0.00	6.000				
Duane Ward, R ERA: 3.13 (8, 1)	2.0	W	6	1	0	0	0	1	0	0	0	0	0	14	23	0.00	1.000				

New York Yankees @ Toronto Blue Jays
SkyDome, Toronto, ON
Fri Aug 23 1991, 7:05 PM EDT
Att: 50,318 - Sunny - 70 F

AB	37
R	5
H	15
RBI	5
BB	3
SO	1
LOB	17

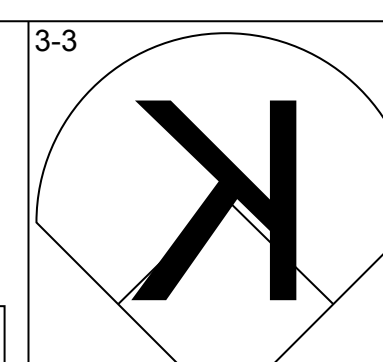
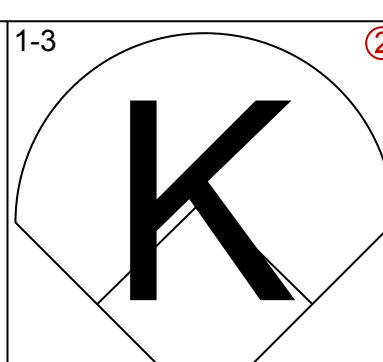
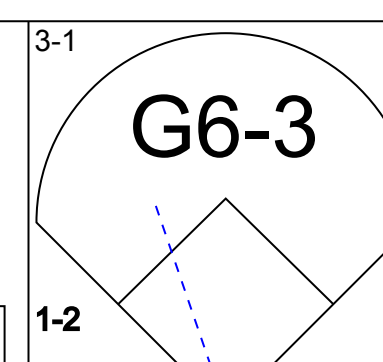
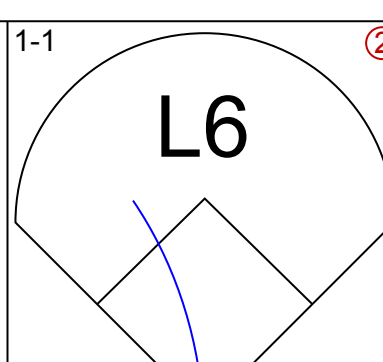
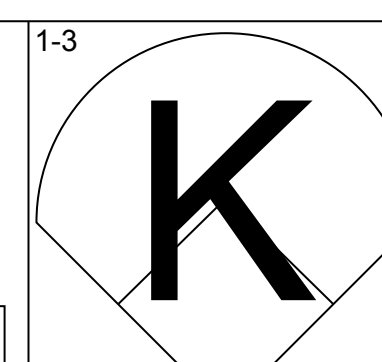
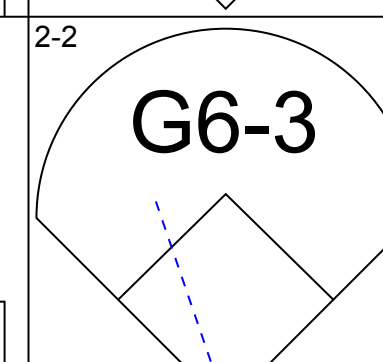
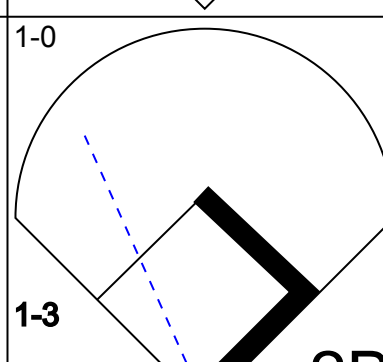
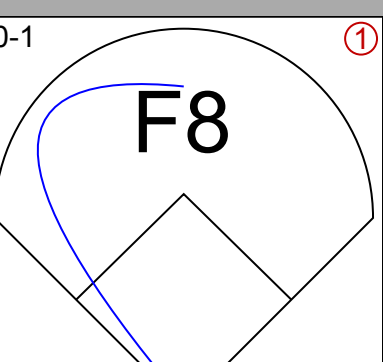
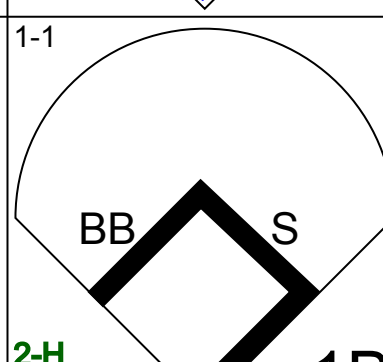
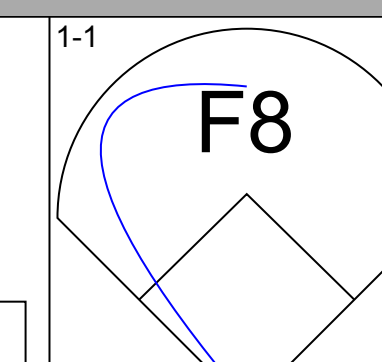
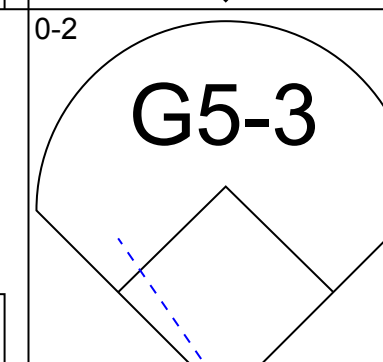
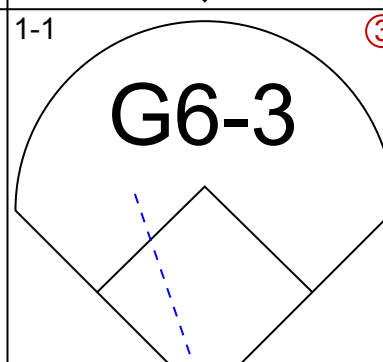
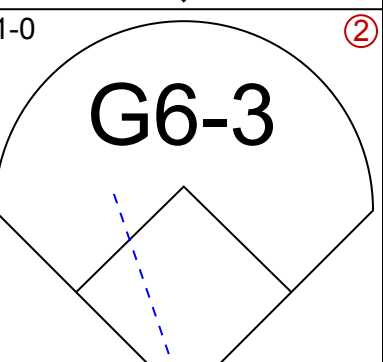
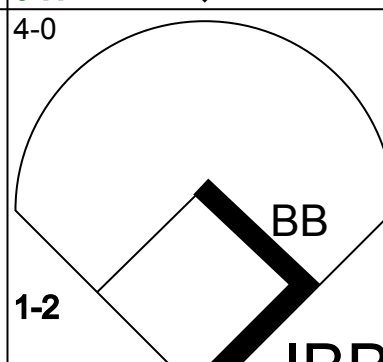
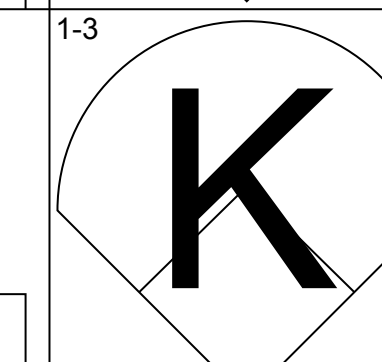
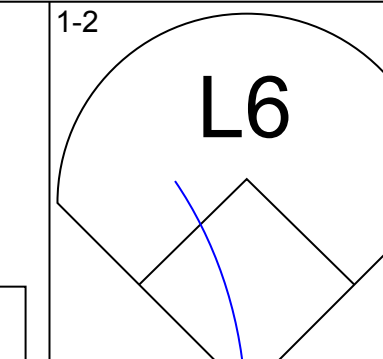
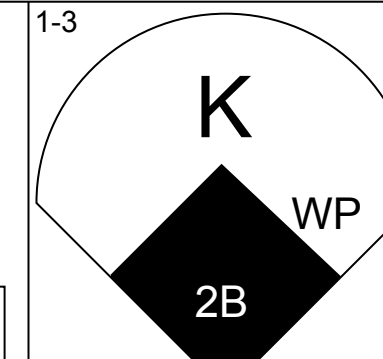
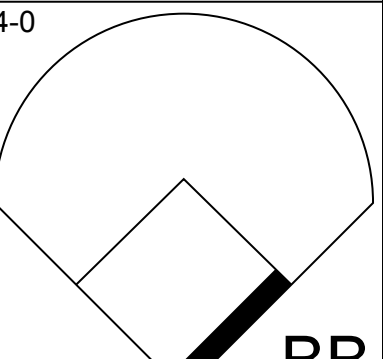
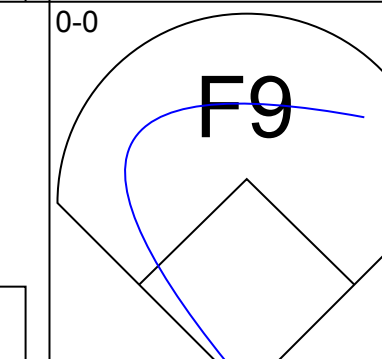
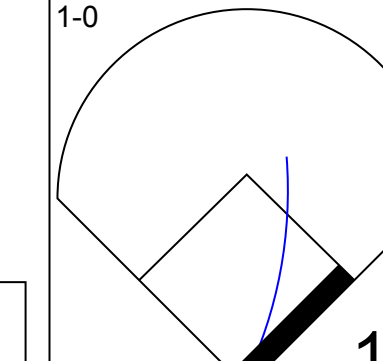
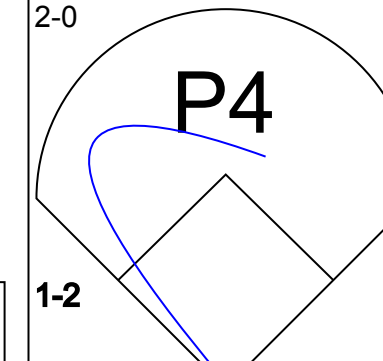
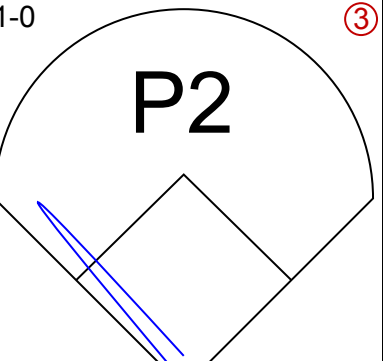
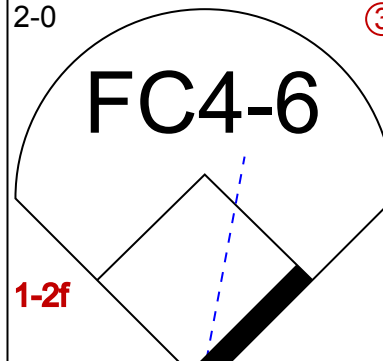





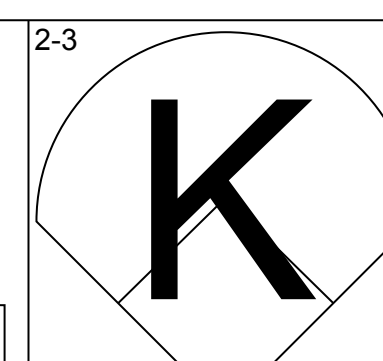
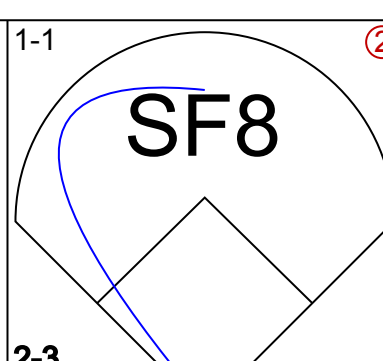
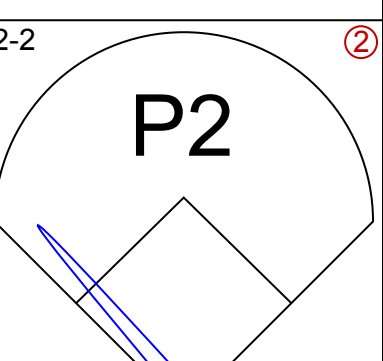
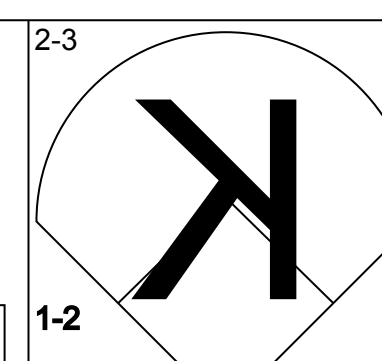
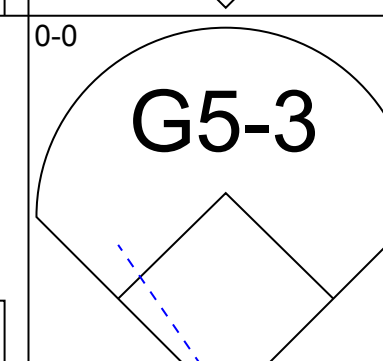
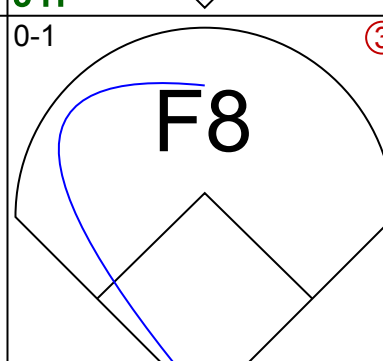
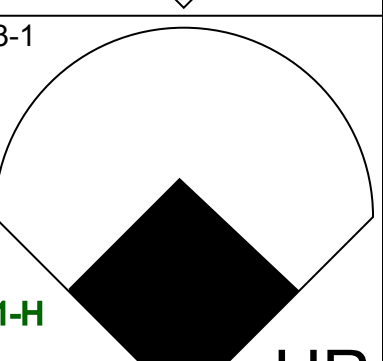
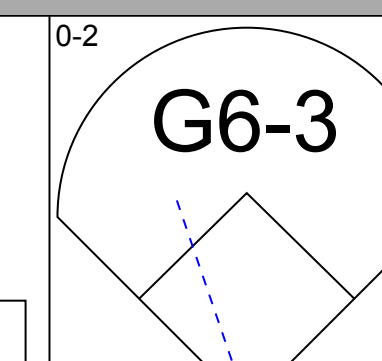
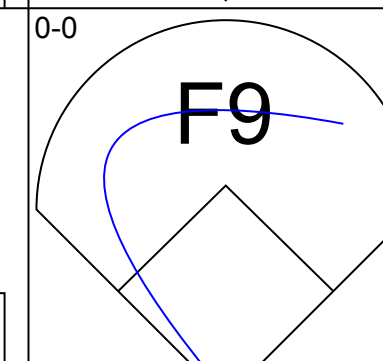
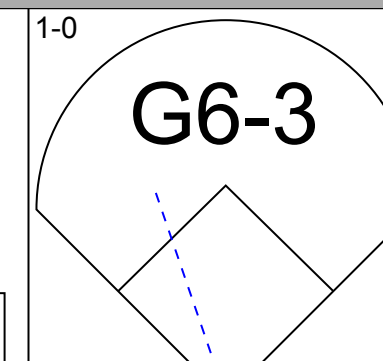
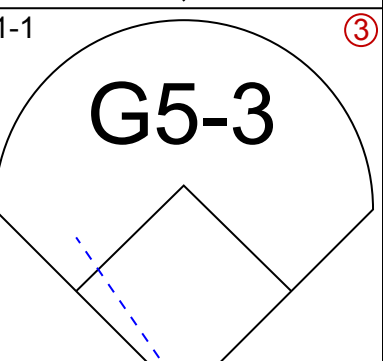
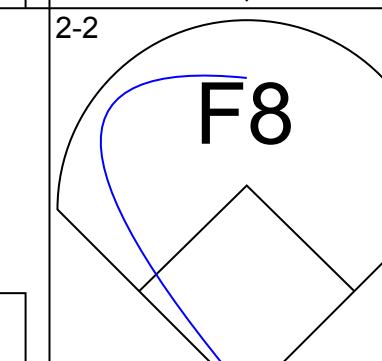
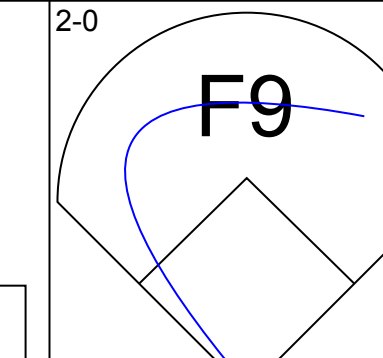
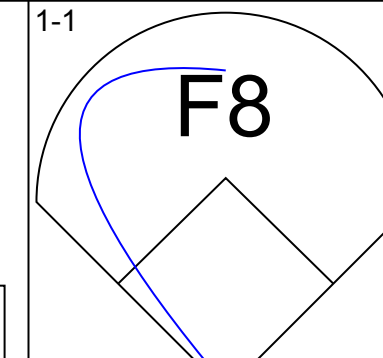
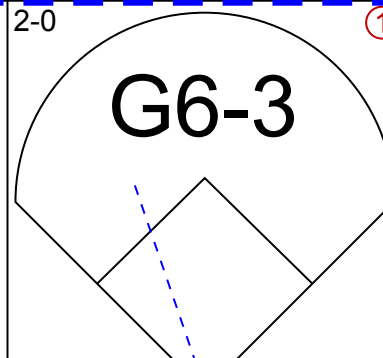
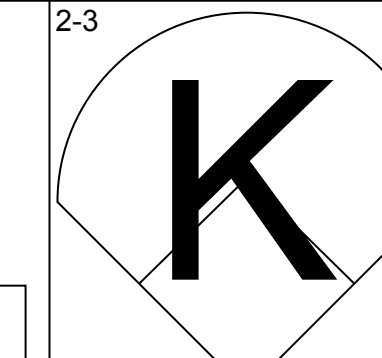
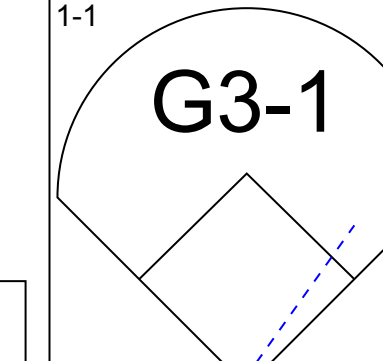
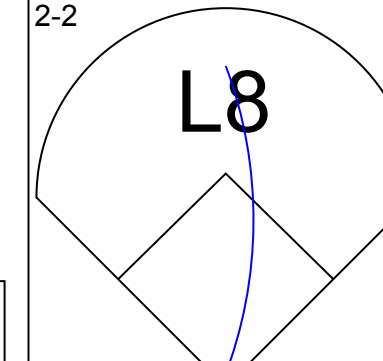
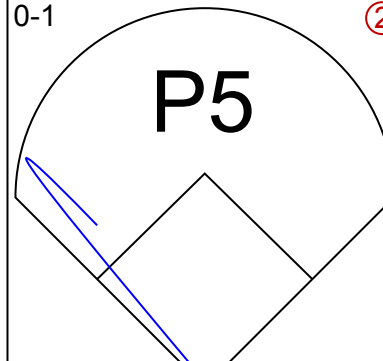
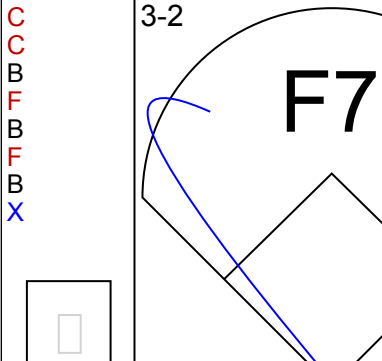
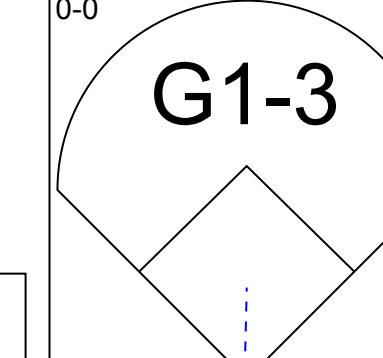
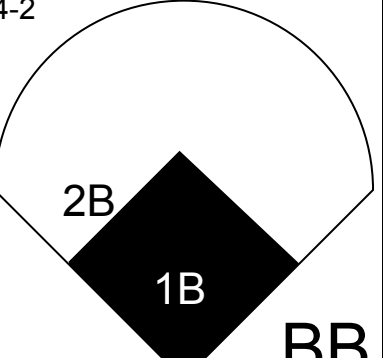
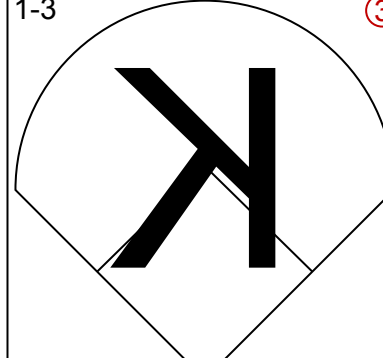

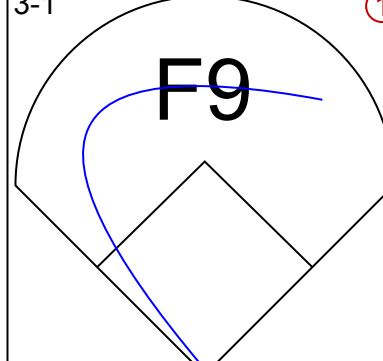
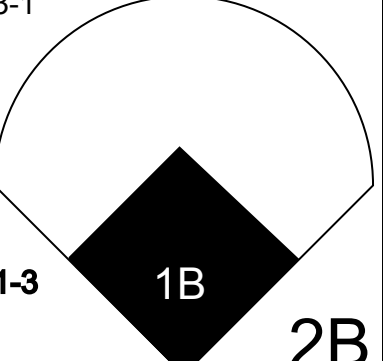

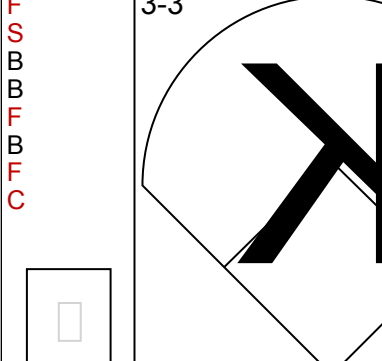
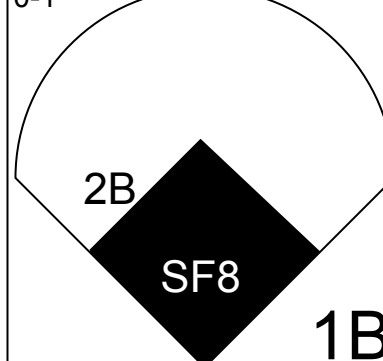
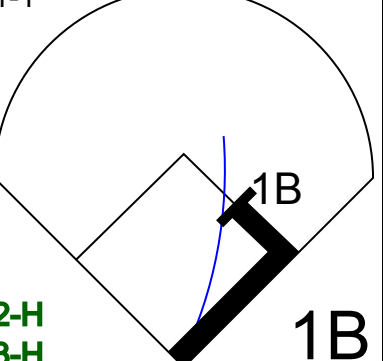


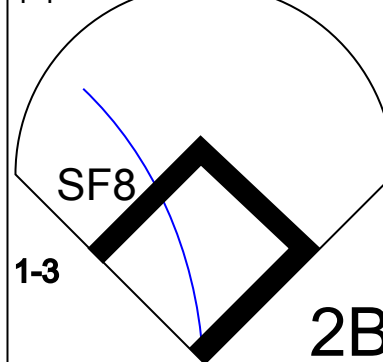
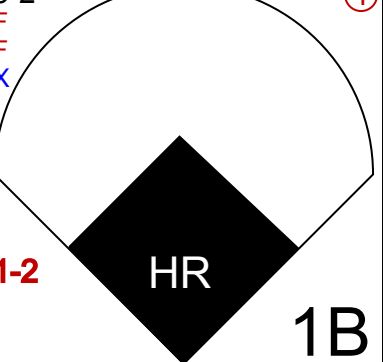


Batter	1	2	3	4	5	6	7	8	9	AB	R	H	RBI	BB	SO	LOB	BOTTOM					
Devon White, S OBP: 0.352, SLG: 0.451 (1, 8)										4	1	1	2	0	2	3						
Roberto Alomar, S OBP: 0.348, SLG: 0.427 (1, 4)										4	1	3	2	1	0	0						
Joe Carter, R OBP: 0.349, SLG: 0.539 (1, 9)										4	0	0	0	0	2	4						
John Olerud, L OBP: 0.348, SLG: 0.459 (1, 3)										4	0	2	1	0	0	0						
Candy Maldonado, R OBP: 0.298, SLG: 0.418 (1, 7)										3	0	0	0	1	1	2						
Kelly Gruber, R OBP: 0.307, SLG: 0.435 (1, 5)										3	1	0	0	1	0	2						
Mookie Wilson, S OBP: 0.277, SLG: 0.358 (1, 10)										3	1	0	0	0	0	2						
Pat Borders, R OBP: 0.275, SLG: 0.335 (1, 2)										4	1	2	1	0	1	1						
Rob Ducey, L OBP: 0.333, SLG: 0.385 (9, PR)										0	1	0	0	0	0	0						
Manuel Lee, S OBP: 0.271, SLG: 0.272 (1, 6)										3	0	1	0	0	1	1						
Inning Stats	R: 1 E: 0 K: 0 S: 8	H: 1 LOB: 0 BB: 0 P: 16	R: 1 E: 0 K: 2 S: 15	H: 1 LOB: 1 BB: 1 P: 24	R: 0 E: 0 K: 2 S: 9	H: 1 LOB: 0 BB: 0 P: 14	R: 0 E: 0 K: 0 S: 10	H: 1 LOB: 0 BB: 0 P: 14	R: 1 E: 0 K: 0 S: 11	H: 2 LOB: 2 BB: 1 P: 19	R: 0 E: 0 K: 0 S: 6	H: 1 LOB: 1 BB: 0 P: 13	R: 0 E: 0 K: 1 S: 6	H: 0 LOB: 0 BB: 0 P: 11	R: 1 E: 0 K: 1 S: 7	H: 1 LOB: 1 BB: 1 P: 16	R: 2 E: 1 K: 1 S: 13	H: 1 LOB: 2 BB: 0 P: 21	1B: 6 2B: 1 3B: 1 HR: 1	SF: 1 SAC: 0 DP: 1 HBP: 2	WP: 0 PB: 0 SB: 0 CS: 0	PA: 38
PITCHER	IP	WLS	BF	H	R	ER	SO	BB	IBB	HBP	BLK	WP	HR	S	P	ERA	WHIP					
Wade Taylor, R ERA: 6.37 (1, 1)	6.0		25	7	3	3	4	2	0	0	0	0	0	10	18	6.75	1.500					
John Habyan, R ERA: 1.54 (7, 1)	1.1		5	1	1	1	2	0	0	0	0	0	0	2	4	0.00	0.000					
Greg Cadaret, L ERA: 3.75 (8, 1)	0.1		1	0	0	0	0	0	0	0	0	0	0	2	4	0.00	0.000					
Steve Farr, R ERA: 2.51 (8, 1)	0.2	L	7	1	2	1	1	1	0	2	0	0	0	14	26	13.50	3.000					

New York Yankees @ Toronto Blue Jays
SkyDome, Toronto, ON
Fri Aug 23 1991, 7:05 PM EDT
Att: 50,318 - Sunny - 70 F

AB	32
R	6
H	9
RBI	6
BB	3
SO	7
LOB	15



Batter	1	2	3	4	5	6	7	8	9	AB	R	H	RBI	BB	SO	LOB	TOP					
Bernie Williams, S (1, 8) OBP: 0.352, SLG: 0.363										5	0	0	0	0	3	6	New York Yankees @ Toronto Blue Jays SkyDome, Toronto, ON Sat Aug 24 1991, 3:33 AM EDT Att: 50,324 - Dome - 70 F					
Steve Sax, R (1, 4) OBP: 0.345, SLG: 0.399										5	0	2	2	0	0	0						
Don Mattingly, L (1, 3) OBP: 0.359, SLG: 0.414										4	0	0	0	1	2							
Roberto Kelly, R (1, 7) OBP: 0.316, SLG: 0.406										3	1	0	0	2	1	0						
Mel Hall, L (1, 9) OBP: 0.336, SLG: 0.491										5	0	1	0	0	0	5						
Hensley Meulens, R (1, 10) OBP: 0.287, SLG: 0.319																						
Kevin Maas, L (9, PH) OBP: 0.339, SLG: 0.388																						
Alvaro Espinoza, R (1, 6) OBP: 0.306, SLG: 0.381																						
Bob Geren, R (1, 2) OBP: 0.256, SLG: 0.291																						
Matt Nokes, L (7, PH) OBP: 0.311, SLG: 0.500																						
Pat Kelly, R (1, 5) OBP: 0.298, SLG: 0.351																						
Inning Stats	R: 0 E: 0 K: 1 S: 11	H: 0 LOB: 0 BB: 0 P: 16	R: 0 E: 0 K: 1 S: 8	H: 1 LOB: 1 BB: 0 P: 12	R: 0 E: 0 K: 2 S: 13	H: 2 LOB: 2 BB: 0 P: 19	R: 3 E: 0 K: 1 S: 17	H: 3 LOB: 1 BB: 0 P: 27	R: 0 E: 0 K: 0 S: 4	H: 0 LOB: 1 BB: 1 P: 10	R: 3 E: 0 K: 0 S: 20	H: 4 LOB: 3 BB: 2 P: 39	R: 0 E: 0 K: 1 S: 8	H: 1 LOB: 2 BB: 1 P: 13	R: 0 E: 0 K: 1 S: 6	H: 0 LOB: 0 BB: 0 P: 8	R: 0 E: 0 K: 0 S: 7	H: 0 LOB: 0 BB: 0 P: 11	1B: 7 2B: 3 3B: 0 HR: 1	SF: 0 SAC: 1 DP: 0 HBP: 0	WP: 1 PB: 1 SB: 2 CS: 0	PA: 43
PITCHER	IP WLS BF H R ER SO BB IBB HBP BLK WP HR S P ERA WHIP																					
David Wells, L (1, 1) ERA: 3.76	5.0 L 26 9 6 5 5 1 0 0 0 0 1 1 63 101 9.00 2.000																					
Mike Timlin, R (6, 1) ERA: 3.14	3.0 14 2 0 0 2 1 2 0 0 0 0 0 24 43 0.00 1.000																					
Tom Henke, R (9, 1) ERA: 2.66	1.0 3 0 0 0 0 0 0 0 0 0 0 0 7 11 0.00 0.000																					

Batter	1	2	3	4	5	6	7	8	9	AB	R	H	RBI	BB	SO	LOB	BOTTOM					
Devon White, S (1, 8) OBP: 0.349, SLG: 0.448										3	0	0	1	0	2	2	New York Yankees @ Toronto Blue Jays SkyDome, Toronto, ON Sat Aug 24 1991, 3:33 AM EDT Att: 50,324 - Dome - 70 F					
Roberto Alomar, S (1, 4) OBP: 0.347, SLG: 0.432										4	1	1	2	0	1							
Joe Carter, R (1, 9) OBP: 0.347, SLG: 0.535										4	0	0	0	0	0							
Candy Maldonado, R (1, 7) OBP: 0.291, SLG: 0.407										4	0	0	0	0	1	0						
John Olerud, L (1, 3) OBP: 0.344, SLG: 0.454										4	0	0	0	0	0	0						
Kelly Gruber, R (1, 5) OBP: 0.306, SLG: 0.430										3	1	0	0	1	2	0						
Mookie Wilson, S (1, 10) OBP: 0.276, SLG: 0.361										4	1	1	0	0	1	0						
Pat Borders, R (1, 2) OBP: 0.281, SLG: 0.340										3	1	2	2	0	0	0						
Manuel Lee, S (1, 6) OBP: 0.276, SLG: 0.280										3	1	3	0	0	0	0						
Inning Stats	R: 0 E: 0 K: 1 S: 5	H: 0 LOB: 0 BB: 0 P: 7	R: 0 E: 0 K: 0 S: 4	H: 0 LOB: 0 BB: 0 P: 7	R: 1 E: 0 K: 0 S: 10	H: 2 LOB: 1 BB: 0 P: 15	R: 0 E: 0 K: 0 S: 6	H: 0 LOB: 0 BB: 0 P: 10	R: 4 E: 0 K: 0 S: 25	H: 4 LOB: 0 BB: 1 P: 42	R: 0 E: 0 K: 1 S: 7	H: 0 LOB: 0 BB: 0 P: 10	R: 0 E: 0 K: 1 S: 12	H: 1 LOB: 1 BB: 0 P: 18	R: 0 E: 0 K: 1 S: 11	H: 0 LOB: 0 BB: 0 P: 15		R: 0 E: 0 K: 2 S: 13	H: 0 LOB: 0 BB: 0 P: 20	1B: 4 2B: 2 3B: 0 HR: 1	SF: 1 SAC: 0 DP: 0 HBP: 0	WP: 0 PB: 0 SB: 0 CS: 0
PITCHER	IP WLS BF H R ER SO BB IBB HBP BLK WP HR S P ERA WHIP																					
Jeff Johnson, L (1, 1) ERA: 5.49	5.0 W 21 6 5 5 1 0 0 0 0 0 0 0 43 63 9.00 1.400																					
Greg Cadaret, L (6, 1) ERA: 3.59	4.0 S 13 1 0 0 5 0 0 0 0 1 0 0 0 43 63 0.00 0.250																					

Batter	1	2	3	4	5	6	7	8	9	AB	R	H	RBI	BB	SO	LOB	TOP				
Bernie Williams, S OBP: 0.353, SLG: 0.370 (1, 8)	P5		1B BB SF8	FC5-3 2B			F9		K	5	1	2	1	0	1	1	New York Yankees @ Toronto Blue Jays SkyDome, Toronto, ON Sun Aug 25 1991, 3:33 AM EDT Att: 50,320 - Sunny - 74 F				
Steve Sax, R OBP: 0.346, SLG: 0.397 (1, 4)	HR HBP		1B	FC5-3			G3			2	1	0	0	1	0	1					
Don Mattingly, L OBP: 0.356, SLG: 0.410 (1, 10)	F8		F7		P5		F8			4	0	0	0	0	0	3					
Mel Hall, L OBP: 0.337, SLG: 0.489 (1, 9)	HR BB		1B		F8			G6-3		3	1	1	0	1	0	0					
Roberto Kelly, R OBP: 0.316, SLG: 0.414 (1, 7)	HR		SF8		G6-3		F9			3	1	1	4	0	0	0					
Matt Nokes, L OBP: 0.314, SLG: 0.499 (1, 2)	F9		F9			G3-6-3 BB		1B		3	0	1	0	1	0	2					
Kevin Maas, L OBP: 0.338, SLG: 0.386 (1, 3)		P6		FC5-4 1B		G3-6-3		K		4	0	1	0	0	1	2					
Alvaro Espinoza, R OBP: 0.303, SLG: 0.378 Pat Sheridan, L OBP: 0.295, SLG: 0.354 (9, PH)	G5-3		FC5-4 3B		G4-3			K		3	1	0	0	0	0	1					
Pat Kelly, R OBP: 0.301, SLG: 0.361 (1, 5)	P4		2B 3B				S E 1B	K2-3		4	2	2	1	0	1	0					
Inning Stats	R: 3 E: 0 K: 0 S: 9	H: 1 LOB: 0 BB: 1 P: 22	R: 0 E: 0 K: 0 S: 5	H: 0 LOB: 0 BB: 0 P: 5	R: 1 E: 0 K: 0 S: 14	H: 2 LOB: 2 BB: 1 P: 25	R: 2 E: 0 K: 0 S: 9	H: 3 LOB: 0 BB: 0 P: 14	R: 0 E: 0 K: 0 S: 4	H: 0 LOB: 0 BB: 0 P: 11	R: 1 E: 0 K: 0 S: 8	H: 1 LOB: 0 BB: 0 P: 13	R: 0 E: 0 K: 1 S: 8	H: 1 LOB: 1 BB: 0 P: 15	R: 0 E: 0 K: 3 S: 9	H: 0 LOB: 0 BB: 0 P: 12		1B: 5 2B: 2 3B: 1 HR: 1	SF: 1 SAC: 0 DP: 2 HBP: 1	WP: 0 PB: 0 SB: 2 CS: 0	PA: 37
PITCHER	IP	WLS	BF	H	R	ER	SO	BB	IBB	HBP	BLK	WP	HR	S	P	ERA	WHIP				
Todd Stottlemyre, R ERA: 3.97 Bob MacDonald, L ERA: 2.47 Jim Acker, R ERA: 5.21 Duane Ward, R ERA: 3.09	4.0		20	6	6	6	0	2	0	1	0	0	1	37	66	13.50	2.000				
	3.0		10	1	1	1	0	1	0	0	0	0	0	19	37	3.00	0.667				
	1.0	W	4	1	0	0	1	0	0	0	0	0	0	8	15	0.00	1.000				
	1.0		3	0	0	0	3	0	0	0	0	0	0	9	12	0.00	0.000				

AB	32
R	7
H	8
RBI	6
BB	3
SO	4
LOB	10



Batter	1	2	3	4	5	6	7	8	9	AB	R	H	RBI	BB	SO	LOB	BOTTOM					
Devon White, S OBP: 0.350, SLG: 0.451 (1, 8)	2B 3B		G4-3		G6-3			G3-1		5	1	2	1	0	0	2	New York Yankees @ Toronto Blue Jays SkyDome, Toronto, ON Sun Aug 25 1991, 3:33 AM EDT Att: 50,320 - Sunny - 74 F					
Roberto Alomar, S OBP: 0.349, SLG: 0.438 (1, 4)	S G4-3		1B			G4-3	SF8	S E		4	2	3	4	0	0	0						
Joe Carter, R OBP: 0.346, SLG: 0.532 (1, 10)	3H G5-3		G3			1B	F9	K		5	0	1	0	0	1	3						
John Olerud, L OBP: 0.343, SLG: 0.450 (1, 3)	G4-3			L7		K		SH 1B HBP		3	1	0	1	0	1	1						
Candy Maldonado, R OBP: 0.290, SLG: 0.404 (1, 7) (9, 9)	K		G4-3			F8		1B SH 1B		4	1	1	0	0	1	1						
Kelly Gruber, R OBP: 0.309, SLG: 0.436 Rene Gonzales, R OBP: 0.320, SLG: 0.298 (8, FR) (9, 6)	L7			1B			HR 2B	SH 1B 1B		3	1	2	0	0	0	0						
Rob Ducey, L OBP: 0.364 Pat Tabler, R OBP: 0.337, SLG: 0.293 Mookie Wilson, S OBP: 0.276, SLG: 0.361 (9, 7)	K		G4-3				K	G3-1 2B 1B		3	0	0	0	0	2	2						
Greg Myers, L OBP: 0.304, SLG: 0.425 Pat Borders, R OBP: 0.279, SLG: 0.338 (8, PH) (9, 2)	G3			G4-3			HR	P3		3	1	1	2	0	0	0						
Manuel Lee, S OBP: 0.277, SLG: 0.279 Rance Mulliniks, L OBP: 0.380, SLG: 0.347 (8, PH) (9, 5)			K		G1-3		1B SF8	G3-1 2B 1B		2	1	0	0	1	1	0						
Inning Stats	R: 2 E: 0 K: 1 S: 12	H: 2 LOB: 0 BB: 0 P: 17	R: 0 E: 0 K: 1 S: 8	H: 0 LOB: 0 BB: 0 P: 11	R: 0 E: 0 K: 1 S: 14	H: 1 LOB: 1 BB: 0 P: 21	R: 0 E: 0 K: 0 S: 14	H: 1 LOB: 0 BB: 0 P: 21	R: 0 E: 0 K: 1 S: 8	H: 1 LOB: 1 BB: 0 P: 14	R: 3 E: 0 K: 1 S: 15	H: 3 LOB: 1 BB: 1 P: 25	R: 6 E: 1 K: 1 S: 14	H: 4 LOB: 1 BB: 0 P: 23	R: 0 E: 0 K: 3 S: 9	H: 0 LOB: 0 BB: 0 P: 12		1B: 7 2B: 3 3B: 1 HR: 1	SF: 1 SAC: 1 DP: 0 HBP: 1	WP: 0 PB: 0 SB: 2 CS: 0	PA: 39	
PITCHER	IP	WLS	BF	H	R	ER	SO	BB	IBB	HBP	BLK	WP	HR	S	P	ERA	WHIP					
Scott Sanderson, R ERA: 4.27 Tim Lacey, R ERA: 6.46 Lee Guetterman, L ERA: 4.01 John Habyan, R ERA: 1.95	6.1		25	6	3	3	5	0	0	0	0	0	1	6	12	4.26	0.947					
	0.0		3	2	1	1	0	1	0	0	0	0	0	1	6	12	∞	∞				
	0.2	L	6	2	5	4	0	0	0	1	0	0	0	8	15	54.00	3.000					
	1.0		5	2	2	0	1	0	0	0	0	0	0	9	12	0.00	2.000					

AB	35
R	11
H	12
RBI	10
BB	1
SO	6
LOB	12



Batter	1	2	3	4	5	6	7	8	9	AB R H RBI BB SO LOB	TOP									
Devon White, S (1, 8) OBP: 0.350, SLG: 0.457	G4-3		K		HR		FC2-6 1B		FC6-4 1-2	5 1 2 1 0 1 2	Toronto Blue Jays @ Baltimore Orioles Memorial Stadium, Baltimore, MD Mon Aug 26 1991, 7:05 PM EDT Att: 28,063 - Cloudy - 83 F									
Roberto Alomar, S (1, 4) OBP: 0.348, SLG: 0.436	K			1B 1B	F9		FC2-6 1-2		F8	5 1 1 0 0 1 2										
Joe Carter, R (1, 9) OBP: 0.344, SLG: 0.528	F8			1B 1B	F7		L5		G4-3	5 1 1 0 0 0 2										
John Olerud, L (1, 3) OBP: 0.342, SLG: 0.448		G4-3		1B 1B	G1-3		G4-3			4 1 1 1 0 0 1										
Candy Maldonado, R (1, 7) OBP: 0.295, SLG: 0.406		G6-3		1B 1B		2B SF9 1B			G5-3	4 1 2 1 0 0 0										
Kelly Gruber, R (1, 5) OBP: 0.309, SLG: 0.437		G6-3		P3		SF9 1-3 2B			F9	4 0 1 0 0 0 2										
Rance Mulliniks, L (1, 10) OBP: 0.385, SLG: 0.354 Pat Tabler, R (6, PH) OBP: 0.339, SLG: 0.293			1B	1B		SF9 2-3 3-H			FC6-4 BB	2 0 2 1 0 0 0 0 0 0 1 1 0 0										
Greg Myers, L (1, 2) OBP: 0.302, SLG: 0.422 Pat Borders, R (6, PH) OBP: 0.277, SLG: 0.335			F8	L7		K			FC6-4 1-2	2 0 0 0 0 0 3 2 0 0 0 0 1 2										
Manuel Lee, S (1, 6) OBP: 0.277, SLG: 0.279			F7	F7		F7			FC6-4 1B	4 0 1 0 0 0 4										
Inning Stats	R: 0 E: 0 K: 1 S: 7	H: 0 LOB: 0 BB: 0 P: 10	R: 0 E: 0 K: 0 S: 8	H: 0 LOB: 0 BB: 0 P: 12	R: 0 E: 0 K: 1 S: 10	H: 1 LOB: 1 BB: 0 P: 15	R: 3 E: 0 K: 0 S: 14	H: 5 LOB: 2 BB: 0 P: 19	R: 1 E: 0 K: 0 S: 6	H: 1 LOB: 1 BB: 0 P: 8		R: 0 E: 0 K: 0 S: 6	H: 1 LOB: 1 BB: 1 P: 8	R: 0 E: 0 K: 0 S: 6	H: 0 LOB: 1 BB: 1 P: 12	R: 0 E: 0 K: 0 S: 7	H: 1 LOB: 1 BB: 0 P: 14	1B: 9 2B: 1 3B: 0 HR: 1	SF: 1 SAC: 0 DP: 0 HBP: 0	WP: 0 PB: 0 SB: 0 CS: 0
PITCHER	IP WLS BF H R ER SO BB IBB HBP BLK WP HR S P ERA WHIP											PITCHER	IP WLS BF H R ER SO BB IBB HBP BLK WP HR S P ERA WHIP							
Dave Johnson, R (1, 1) ERA: 7.99	5.0 L 24 9 5 5 2 0 0 0 0 0 0 1 47 67 9.00 1.800																			
Jim Poole, L (6, 1) ERA: 2.25	3.0 11 1 0 0 1 1 0 0 0 0 0 0 18 29 0.00 0.667																			
Mike Flanagan, L (9, 1) ERA: 2.29	1.0 4 1 0 0 0 0 0 0 0 0 0 0 7 14 0.00 1.000																			

Batter	1	2	3	4	5	6	7	8	9	AB R H RBI BB SO LOB	BOTTOM									
Mike Devereaux, R (1, 8) OBP: 0.315, SLG: 0.432	G4-3		E E1 1B		HR		G1-3		K	5 1 2 1 0 1 0	Toronto Blue Jays @ Baltimore Orioles Memorial Stadium, Baltimore, MD Mon Aug 26 1991, 7:05 PM EDT Att: 28,063 - Cloudy - 83 F									
David Segui, S (1, 7) OBP: 0.305, SLG: 0.341	K		E1		FC6-4 BB		1B		FC6-4 1B	5 0 2 0 0 1 1										
Cal Ripken Jr., R (1, 6) OBP: 0.384, SLG: 0.563	G6-3		1-H 2-H		1B 1B		1B		FC6-4 1-2	4 0 2 0 1 0 1										
Glenn Davis, R (1, 10) OBP: 0.333, SLG: 0.507		G5-3		F8	FC6-4 1-2 2-3		K			4 0 0 0 0 1 5										
Randy Milligan, R (1, 3) OBP: 0.378, SLG: 0.415		F9		F8		F8	K			4 0 0 0 0 1 3										
Dwight Evans, R (1, 9) OBP: 0.394, SLG: 0.382		K		1B		L8			K	4 0 1 0 0 2 0										
Leo Gomez, R (1, 5) OBP: 0.302, SLG: 0.394			F8	F8		2B 1B			K	4 0 1 0 0 1 2										
Chris Hoiles, R (1, 2) OBP: 0.307, SLG: 0.396			F9		L9				K	4 0 1 0 0 1 0										
Billy Ripken, R (1, 4) OBP: 0.261, SLG: 0.263 Chito Martinez, L (9, PH) OBP: 0.358, SLG: 0.594			1B E 1B		G6-3		G5-3		F7	3 1 1 0 0 0 2 1 0 0 0 0 0 0										
Inning Stats	R: 0 E: 0 K: 1 S: 9	H: 0 LOB: 0 BB: 0 P: 14	R: 0 E: 0 K: 1 S: 6	H: 0 LOB: 0 BB: 0 P: 11	R: 1 E: 1 K: 0 S: 13	H: 2 LOB: 1 BB: 0 P: 21	R: 0 E: 0 K: 0 S: 7	H: 2 LOB: 2 BB: 0 P: 11	R: 1 E: 1 K: 0 S: 9	H: 1 LOB: 2 BB: 1 P: 24		R: 0 E: 0 K: 2 S: 14	H: 2 LOB: 2 BB: 0 P: 22	R: 0 E: 0 K: 3 S: 12	H: 0 LOB: 0 BB: 0 P: 18	R: 0 E: 0 K: 1 S: 9	H: 1 LOB: 1 BB: 0 P: 14	1B: 8 2B: 1 3B: 0 HR: 1	SF: 0 SAC: 0 DP: 0 HBP: 0	WP: 0 PB: 0 SB: 0 CS: 0
PITCHER	IP WLS BF H R ER SO BB IBB HBP BLK WP HR S P ERA WHIP											PITCHER	IP WLS BF H R ER SO BB IBB HBP BLK WP HR S P ERA WHIP							
Jimmy Key, L (1, 1) ERA: 3.01	6.0 W 27 7 2 1 2 1 0 0 0 0 0 0 26 42 0.00 1.000																			
Mike Timlin, R (7, 1) ERA: 3.07	2.0 8 2 0 0 5 0 0 0 0 0 0 0 26 42 0.00 1.000																			
Tom Henke, R (9, 1) ERA: 2.59	1.0 S 4 1 0 0 1 0 0 0 0 0 0 0 9 14 0.00 1.000																			

Batter	1	2	3	4	5	6	7	8	9	AB	R	H	RBI	BB	SO	LOB	TOP											
Devon White, S OBP: 0.352, SLG: 0.466	0-1 F8 G6-3 2B	3-2 SF8		0-0 HR			0-0 G6-3		4-1 BB	3	2	3	1	0	1		Toronto Blue Jays @ Baltimore Orioles Memorial Stadium, Baltimore, MD Tue Aug 27 1991, 7:05 PM EDT Att: 25,090 - Sunny - 87 F											
Roberto Alomar, S OBP: 0.345, SLG: 0.432	3-2 F8	0-3 K		1-0 G6-3			0-0 G3		2-0 P4	5	0	0	0	0	1	4												
Joe Carter, R OBP: 0.342, SLG: 0.524	0-1 G6-3		0-2 F8		0-0 F8			2-2 F7		4	0	0	1	0	0	0												
Candy Maldonado, R OBP: 0.294, SLG: 0.402	3-2 F8		1-0 E6 1B		0-3 K			1-1 P4		4	0	1	0	0	1	0												
John Olerud, L OBP: 0.344, SLG: 0.447		4-1 BB 1B BB	1-0 G3		3-1 F7			1-0 FC4-6 1B		3	1	1	0	1	0	1												
Kelly Gruber, R OBP: 0.308, SLG: 0.432		4-0 1B BB FC6-4 BB	2-2 G4-3		2-2 G6-3			1-2 FC4-6		3	1	0	0	1	0	2												
Pat Tabler, R OBP: 0.348, SLG: 0.296		4-2 FC6-4 1B SF8 BB		4-1 HR BB		3-2 G5-4-3 1B		3-3 K		2	2	1	0	2	1	0												
Pat Borders, R OBP: 0.281, SLG: 0.338		1-2 FC6-4 1B		3-2 F8		1-0 G5-4-3		0-2 BB 1B		4	0	2	1	0	0	2												
Manuel Lee, S OBP: 0.276, SLG: 0.278	0-1 FC6-4		0-1 FC6-4		1-0 F9		0-0 G6-3 1B		0-0 L7	4	0	1	1	0	0	4												
Inning Stats	R: 1 E: 0 K: 0 S: 11	H: 1 LOB: 0 BB: 0 P: 17	R: 3 E: 0 K: 1 S: 18	H: 1 LOB: 1 BB: 3 P: 34	R: 0 E: 1 K: 0 S: 8	H: 1 LOB: 1 BB: 0 P: 12	R: 2 E: 0 K: 0 S: 7	H: 1 LOB: 0 BB: 1 P: 16	R: 0 E: 0 K: 1 S: 6	H: 0 LOB: 0 BB: 0 P: 9	R: 0 E: 0 K: 0 S: 8	H: 1 LOB: 0 BB: 0 P: 14	R: 0 E: 0 K: 0 S: 3	H: 1 LOB: 0 BB: 0 P: 3	R: 0 E: 0 K: 0 S: 12	H: 1 LOB: 1 BB: 0 P: 17	S: 10	1B: 6 2B: 1 3B: 0 HR: 1	SF: 1 SAC: 0 DP: 2 HBP: 0	WP: 0 PB: 0 SB: 0 CS: 0	PA: 38							
PITCHER	IP	WLS	BF	H	R	ER	SO	BB	IBB	HBP	BLK	WP	HR	S	P	ERA	WHIP											
Arthur Rhodes, L ERA: 10.13	(1, 1)	4.0	L	20	4	6	6	1	4	0	0	0	0	1	44	79	13.50	2.000										
Anthony Telford, R ERA:	(5, 1)	5.0		18	4	0	0	2	1	0	0	0	0	0	39	62	0.00	1.000										

AB	32
R	6
H	8
RBI	6
BB	5
SO	3
LOB	14



Batter	1	2	3	4	5	6	7	8	9	AB	R	H	RBI	BB	SO	LOB	BOTTOM										
Mike Devereaux, R OBP: 0.315, SLG: 0.432	1-1 F8		1-0 K 2B			0-3 K		0-1 P4		4	0	1	1	0	1	2	Toronto Blue Jays @ Baltimore Orioles Memorial Stadium, Baltimore, MD Tue Aug 27 1991, 7:05 PM EDT Att: 25,090 - Sunny - 87 F										
Joe Orsulak, L OBP: 0.307, SLG: 0.348	0-0 F7		2-1 P6			0-0 G4-3		2-3 K		4	0	0	0	0	1	2											
Cal Ripken Jr., R OBP: 0.381, SLG: 0.559	2-2 L9		0-1 L7			0-0 G6-3		0-0 P5		4	0	0	0	0	0	1											
Glenn Davis, R OBP: 0.341, SLG: 0.500		0-3 K		1-0 K 1B		1-2 FC6-4 HBP		1-0 G5-3		3	0	1	0	0	1	0											
Randy Milligan, R OBP: 0.375, SLG: 0.411		2-2 P4		0-3 K		2-3 K		2-0 P3		4	0	0	0	0	2	2											
Chito Martinez, L OBP: 0.351, SLG: 0.582	1-1 F8		1-1 F8		1-1 F8		2-3 K			3	0	0	0	0	1	1											
Leo Gomez, R OBP: 0.299, SLG: 0.390			1-1 G5-3		3-3 K		2-2 FC6-4			3	0	0	0	0	1	1											
Bob Melvin, R OBP: 0.312, SLG: 0.337			2-0 K 2B 1B		0-0 F9			1-0 P3		3	1	1	0	0	0	0											
Billy Ripken, R OBP: 0.263, SLG: 0.265 Sam Horn, L OBP: 0.328, SLG: 0.465 Juan Bell, R OBP: 0.198, SLG: 0.261	(1, 4) (8, PH) (9, 4)		0-3 K		1-2 G4-3 1B		1-2 K 1B		2-2 K 1B		2	0	1	0	0	1	1										
Inning Stats	R: 0 E: 0 K: 0 S: 7	H: 0 LOB: 0 BB: 0 P: 10	R: 0 E: 0 K: 1 S: 9	H: 0 LOB: 0 BB: 0 P: 12	R: 1 E: 0 K: 1 S: 8	H: 2 LOB: 1 BB: 0 P: 12	R: 0 E: 0 K: 1 S: 8	H: 1 LOB: 1 BB: 0 P: 11	R: 0 E: 0 K: 1 S: 6	H: 0 LOB: 0 BB: 0 P: 10	R: 0 E: 0 K: 2 S: 14	H: 0 LOB: 1 BB: 0 P: 21	R: 0 E: 0 K: 1 S: 11	H: 1 LOB: 0 BB: 0 P: 16	R: 0 E: 0 K: 0 S: 3	H: 0 LOB: 0 BB: 0 P: 6	S: 3	1B: 4 2B: 1 3B: 0 HR: 0	SF: 0 SAC: 0 DP: 0 HBP: 1	WP: 1 PB: 0 SB: 0 CS: 0	PA: 32						
PITCHER	IP	WLS	BF	H	R	ER	SO	BB	IBB	HBP	BLK	WP	HR	S	P	ERA	WHIP										
Juan Guzman, R ERA: 3.3	(1, 1)	9.0	W	32	5	1	1	8	0	0	1	0	0	74	107	1.00	0.556										



Batter	1	2	3	4	5	6	7	8	9	AB	R	H	RBI	BB	SO	LOB	TOP										
Devon White, S OBP: 0.355, SLG: 0.468 (1, 8)	1-0 1B 2B		3-3 K		3-2 F8			1-1 SH5-3 2B	4-2 BB	4	1	2	0	1	1	0											
Roberto Alomar, S OBP: 0.346, SLG: 0.432 (1, 4)	2-2 2B 1B		1-1		1-1 G5-3			0-0 SH5-3	0-0 F7	4	1	2	0	0	0	2											
Joe Carter, R OBP: 0.341, SLG: 0.524 (1, 9)	0-1 1H 2H 2B		3-2 F8		1-1 P6			0-1 FC6-2-5-1		4	0	1	2	0	0	2											
John Olerud, L OBP: 0.345, SLG: 0.446 (1, 3)	1-1 G5-3			1-2 1B 1B		3-3 K		3H 4-0 IBB		3	0	1	0	1	1	0											
Candy Maldonado, R OBP: 0.293, SLG: 0.399 (1, 7)	K			0-1 G4-6-3 1B			1-3 K	1-3 K		4	0	1	0	0	3	2											
Kelly Gruber, R OBP: 0.307, SLG: 0.428 (1, 5)		3-2 G6-3		0-3 K			0-1 E6 1B		4-0 G3 1B BB	3	1	0	0	1	1	2											
Rance Mulliniks, L OBP: 0.379, SLG: 0.347 (1, 10)		3-2 F7		1-0 G4-6-3 1-2			0-2 F8		1-0 P3	4	0	0	0	0	0	4											
Greg Myers, L OBP: 0.301, SLG: 0.419 (1, 2)		0-3 K		1-2 G3			0-1 1-2 1B		3-2 G3	4	0	1	0	0	1	1											
Manuel Lee, S OBP: 0.276, SLG: 0.278 (1, 6)			2-2 G5-3		1-3 K		0-2 G1-3		1-2 3H 1B	4	0	1	1	0	1	2											
Inning Stats	R: 2 H: 3 E: 0 K: 1 S: 13	H: 3 LOB: 0 BB: 0 P: 19	R: 0 H: 0 E: 0 K: 1 S: 12	H: 0 LOB: 0 BB: 0 P: 18	R: 0 H: 1 E: 0 K: 1 S: 13	H: 1 LOB: 0 BB: 0 P: 22	R: 0 H: 2 E: 0 K: 1 S: 9	H: 2 LOB: 1 BB: 0 P: 11	R: 0 H: 0 E: 0 K: 1 S: 12	H: 0 LOB: 0 BB: 0 P: 17	R: 0 H: 1 E: 0 K: 1 S: 14	H: 1 LOB: 2 BB: 0 P: 15	R: 0 H: 1 E: 0 K: 1 S: 8	H: 1 LOB: 2 BB: 1 P: 14	R: 0 H: 1 E: 0 K: 0 S: 12	H: 1 LOB: 2 BB: 2 P: 25	1B: 7 2B: 2 3B: 0 HR: 0	SF: 0 SAC: 1 DP: 1 HBP: 0	WP: 0 PB: 0 SB: 2 CS: 0	PA: 38							
PITCHER	IP	WLS	BF	H	R	ER	SO	BB	IBB	HBP	BLK	WP	HR	S	P	ERA	WHIP										
Ben McDonald, R ERA: 5.0 (1, 1)	8.0	L	32	8	2	2	8	0	1	0	0	0	0	90	130	2.25	1.000										
Gregg Olson, R ERA: 3.32 (9, 1)	1.0	S	6	1	1	1	0	2	0	0	0	0	0	12	25	9.00	3.000										

Toronto Blue Jays @ Baltimore Orioles
Memorial Stadium, Baltimore, MD
Wed Aug 28 1991, 7:05 PM EDT
Att: 28,262 - Cloudy - 89 F

AB 34
R 3
H 9
RBI 3
BB 3
SO 8
LOB 15



Batter	1	2	3	4	5	6	7	8	9	AB	R	H	RBI	BB	SO	LOB	BOTTOM										
Mike Devereaux, R OBP: 0.313, SLG: 0.429 (1, 8)	0-1 G6-3		1-0 G5-3			3-1 F7			3-2 F9	4	0	0	0	0	0	0											
Joe Orsulak, L OBP: 0.307, SLG: 0.347 (1, 7)	3-2 PB G5-3 1B		0-1 L5			2-2 G3			1-3 K	4	0	1	0	0	1	0											
Cal Ripken Jr., R OBP: 0.379, SLG: 0.555 (1, 6)	3-2 G5-3 1-2			0-1 G5-3			1-3 K			3	0	0	0	0	1	1											
Glenn Davis, R OBP: 0.341, SLG: 0.486 (1, 10)	4-1 PB BB			0-3 K			3-2 P5			2	0	0	0	1	1	0											
Randy Milligan, R OBP: 0.373, SLG: 0.408 (1, 3)	3-3 K			1-0 G4-3			1-0 F8			3	0	0	0	0	1	2											
Chito Martinez, L OBP: 0.344, SLG: 0.569 (1, 9)		0-1 G4-3			3-2 L6			2-2 P5		3	0	0	0	0	0	0											
Leo Gomez, R OBP: 0.296, SLG: 0.386 (1, 5)		2-1 L5			1-2 G6-3			3-2 F8		3	0	0	0	0	0	0											
Chris Hoiles, R OBP: 0.304, SLG: 0.392 (1, 2)		1-3 K2-3			1-0 G5-3			0-0 F9		3	0	0	0	0	1	0											
Billy Ripken, R OBP: 0.261, SLG: 0.263 David Segui, S OBP: 0.304, SLG: 0.339 (9, PH)			2-2 F7			0-1 F7			0-2 P6	2	0	0	0	0	0	0											
Inning Stats	R: 0 H: 1 E: 0 K: 1 S: 14	H: 1 LOB: 2 BB: 1 P: 27	R: 0 H: 0 E: 0 K: 1 S: 7	H: 0 LOB: 0 BB: 0 P: 10	R: 0 H: 0 E: 0 K: 0 S: 7	H: 0 LOB: 0 BB: 0 P: 10	R: 0 H: 0 E: 0 K: 1 S: 6	H: 0 LOB: 0 BB: 0 P: 7	R: 0 H: 0 E: 0 K: 0 S: 8	H: 0 LOB: 0 BB: 0 P: 13	R: 0 H: 0 E: 0 K: 0 S: 7	H: 0 LOB: 0 BB: 0 P: 12	R: 0 H: 0 E: 0 K: 1 S: 9	H: 0 LOB: 0 BB: 0 P: 14	R: 0 H: 0 E: 0 K: 0 S: 12	H: 0 LOB: 0 BB: 0 P: 17	R: 0 H: 0 E: 0 K: 1 S: 11	H: 0 LOB: 0 BB: 0 P: 15	1B: 1 2B: 0 3B: 0 HR: 0	SF: 0 SAC: 0 DP: 0 HBP: 0	WP: 0 PB: 1 SB: 0 CS: 0	PA: 29					
PITCHER	IP	WLS	BF	H	R	ER	SO	BB	IBB	HBP	BLK	WP	HR	S	P	ERA	WHIP										
Tom Candiotti, R ERA: 2.39 (1, 1)	8.0	W	26	1	0	0	4	1	0	0	0	0	0	70	110	0.00	0.250										
Tom Henke, R ERA: 2.53 (9, 1)	1.0	S	3	0	0	0	1	0	0	0	0	0	0	11	15	0.00	0.000										

Toronto Blue Jays @ Baltimore Orioles
Memorial Stadium, Baltimore, MD
Wed Aug 28 1991, 7:05 PM EDT
Att: 28,262 - Cloudy - 89 F

AB 28
R 0
H 1
RBI 0
BB 1
SO 5
LOB 3



Batter	1	2	3	4	5	6	7	8	9	AB R H RBI BB SO LOB	TOP												
Devon White, S (1, 8) OBP: 0.357, SLG: 0.477	0-0 FC4-6 1B		2-0 HR		3-1 2B	0-3 K			1-3 K	5 1 3 1 0 2 2	Toronto Blue Jays @ New York Yankees Yankee Stadium, Bronx, NY Thu Aug 29 1991, 7:05 PM EDT Att. 19,344 - Sunny - 83 F												
Roberto Alomar, S (1, 4) OBP: 0.345, SLG: 0.430	0-1 FC4-6 1B E		1-1 1B		2-3 K		1-1 L4		1-1 FC5-4	5 1 1 0 0 1 3													
Joe Carter, R (1, 9) OBP: 0.342, SLG: 0.525	1-0 FC6-4 1B		1-2 P6		3-3 K		1-2 G3 2B		1-2 F8	5 0 2 0 0 1 2													
Candy Maldonado, R (1, 7) OBP: 0.292, SLG: 0.401	1-2 FC6-4 2H			1-0 2B		3-2 P4		3-2 G3		4 1 1 0 0 0 2													
Kelly Gruber, R (1, 5) OBP: 0.310, SLG: 0.430	1-2 F8			1-2 2B		1-0 WP 1B 2B HBP		1-2 G5-3		3 1 1 1 0 0 2													
Pat Tabler, R (1, 10) OBP: 0.346, SLG: 0.295		3-1 E6 G6-4-3		2-2 G5-3		1-0 WP 1B 2B		1-2 F8		4 1 1 0 0 0 1													
Ed Sprague, R (1, 3) OBP: 0.359, SLG: 0.411		0-1 F9		1-0 P4		2-3 K		1-3 K		4 0 0 0 0 2 4													
Pat Borders, R (1, 2) OBP: 0.280, SLG: 0.333		1-1 G6-4-3		0-0 G5-3		4-0 1B 2B IBB		2-1 P5		3 1 0 0 1 0 2													
Manuel Lee, S (1, 6) OBP: 0.278, SLG: 0.283			1-3 K		2-0 G4-3		0-0 1B 2B		2-2 FC5-4 1B	4 0 2 3 0 1 0													
Inning Stats	R: 1 E: 1 K: 0 S: 10	H: 2 LOB: 1 BB: 0 P: 13	R: 0 E: 1 K: 0 S: 6	H: 0 LOB: 0 BB: 0 P: 10	R: 1 E: 0 K: 1 S: 9	H: 2 LOB: 0 BB: 0 P: 14	R: 1 E: 0 K: 0 S: 11	H: 2 LOB: 1 BB: 0 P: 16	R: 0 E: 0 K: 2 S: 12	H: 1 LOB: 1 BB: 0 P: 20	R: 3 E: 0 K: 2 S: 12	H: 2 LOB: 1 BB: 1 P: 23	R: 0 E: 0 K: 1 S: 9	H: 0 LOB: 0 BB: 0 P: 13	R: 0 E: 0 K: 1 S: 12	H: 1 LOB: 1 BB: 0 P: 17	R: 0 E: 0 K: 1 S: 9	H: 0 LOB: 0 BB: 0 P: 13	R: 0 E: 0 K: 1 S: 12	H: 1 LOB: 1 BB: 0 P: 17	1B: 5 2B: 5 3B: 0 HR: 1	SF: 0 SAC: 0 DP: 1 HBP: 1	WP: 1 PA: 39
PITCHER	IP WLS BF H R ER SO BB IBB HBP BLK WP HR S P ERA WHIP																						
Jeff Johnson, L (1, 1) ERA: 5.65	5.2 L 26 8 6 5 4 0 0 1 1 0 0 1 1 54 92 7.94 1.412																						
Rich Monteleone, R (6, 1) ERA: 3.94	3.1 13 3 0 0 3 0 0 0 0 0 0 0 0 36 51 0.00 0.900																						

Batter	1	2	3	4	5	6	7	8	9	AB R H RBI BB SO LOB	BOTTOM												
Bernie Williams, S (1, 8) OBP: 0.357, SLG: 0.394	2-1 G6-3		2-0 2B		2-1 G3			2-2 F8		4 0 1 1 0 0 0	Toronto Blue Jays @ New York Yankees Yankee Stadium, Bronx, NY Thu Aug 29 1991, 7:05 PM EDT Att. 19,344 - Sunny - 83 F												
Steve Sax, R (1, 4) OBP: 0.343, SLG: 0.391	1-0 F8		0-3 K		3-H G6-3		1-2 G6-3		1-1 F7	4 0 0 0 0 1 2													
Don Mattingly, L (1, 3) OBP: 0.355, SLG: 0.409	0-1 1B		1-1 P4			0-1 G3		0-1 1B		4 0 2 0 0 0 2													
Roberto Kelly, R (1, 7) OBP: 0.313, SLG: 0.404	2-2 F9			2-1 1B		1-0 F9		2-1 P3		1 0 0 0 0 0 1													
Randy Velarde, R (4, PH) OBP: 0.345, SLG: 0.356										3 0 1 0 0 0 1													
Mel Hall, L (1, 9) OBP: 0.341, SLG: 0.499		2-2 G3		0-1 F9		0-0 HR		1-2 F7		4 1 1 1 0 0 1													
Hensley Meulens, R (1, 10) OBP: 0.267, SLG: 0.313		1-0 G5-3		1-0 F8		2-1 F9		1-3 K		4 0 0 0 0 1 1													
Alvaro Espinoza, R (1, 6) OBP: 0.299, SLG: 0.370		0-3 K		0-1 G6-3			1-1 G6-4-3 1B		3-2 F9	4 0 1 0 0 1 1													
Bob Geren, R (1, 2) OBP: 0.260, SLG: 0.287			3-1 2B 1B		1-3 K		0-0 G6-4-3		1-3 K	3 0 1 0 0 1 1													
Pat Kelly, R (1, 5) OBP: 0.294, SLG: 0.351			2-1 F9		1-0 E1 G3 1B					3 1 1 0 0 1 1													
Inning Stats	R: 0 E: 0 K: 0 S: 9	H: 1 LOB: 1 BB: 0 P: 14	R: 0 E: 0 K: 1 S: 8	H: 0 LOB: 0 BB: 0 P: 11	R: 0 E: 0 K: 1 S: 11	H: 2 LOB: 2 BB: 0 P: 19	R: 0 E: 0 K: 0 S: 7	H: 1 LOB: 1 BB: 0 P: 10	R: 1 E: 1 K: 1 S: 12	H: 1 LOB: 0 BB: 0 P: 17	R: 1 E: 0 K: 0 S: 6	H: 1 LOB: 0 BB: 0 P: 9	R: 0 E: 0 K: 1 S: 6	H: 1 LOB: 0 BB: 0 P: 8	R: 0 E: 0 K: 0 S: 9	H: 1 LOB: 0 BB: 0 P: 14	R: 0 E: 0 K: 1 S: 10	H: 0 LOB: 0 BB: 0 P: 15	R: 0 E: 0 K: 1 S: 10	H: 0 LOB: 0 BB: 0 P: 15	1B: 6 2B: 1 3B: 0 HR: 1	SF: 0 SAC: 0 DP: 1 HBP: 0	WP: 0 PA: 34
PITCHER	IP WLS BF H R ER SO BB IBB HBP BLK WP HR S P ERA WHIP																						
David Wells, L (1, 1) ERA: 3.61	9.0 W 34 8 2 1 5 0 0 0 0 0 0 1 1 78 117 1.00 0.889																						

Batter	1	2	3	4	5	6	7	8	9	AB	R	H	RBI	BB	SO	LOB	TOP																			
Devon White, S (1, 8) OBP: 0.354, SLG: 0.474	B5-3		K			G5-3		G6-3		4	0	0	1	0	1	0	Toronto Blue Jays @ New York Yankees Yankee Stadium, Bronx, NY Fri Aug 30 1991, 7:05 PM EDT Att: 19,393 - Sunny - 85 F																			
Roberto Alomar, S (1, 4) OBP: 0.343, SLG: 0.427	K				G4-3			K		3	0	0	0	0	2	0																				
Rene Gonzales, R (8, FH) OBP: 0.316, SLG: 0.294										1	0	0	0	0	1	0																				
Joe Carter, R (1, 9) OBP: 0.343, SLG: 0.530					G5-3			HR		4	1	2	1	0	0	0																				
John Olerud, L (1, 3) OBP: 0.344, SLG: 0.442	F8				G6-3			K		3	0	0	0	0	1	1																				
Candy Maldonado, R (1, 7) OBP: 0.296, SLG: 0.409			K							4	0	2	0	0	2	1																				
Kelly Gruber, R (1, 5) OBP: 0.309, SLG: 0.426					FC4-6			G5-3		3	0	0	0	1	0	3																				
Rance Mulliniks, L (1, 10) OBP: 0.374, SLG: 0.341			G6-4-3					G3		3	0	0	0	0	1	3																				
Greg Myers, L (1, 2) OBP: 0.301, SLG: 0.418					F7			G3-1		3	0	1	0	0	0	1																				
Manuel Lee, S (1, 6) OBP: 0.279, SLG: 0.288			G3-6-3					G6-3		3	1	1	0	0	1	1																				
Inning Stats	R: 0 E: 0 K: 1 S: 8	H: 1 LOB: 1 BB: 0 P: 13	R: 0 E: 0 K: 1 S: 8	H: 0 LOB: 0 BB: 1 P: 13	R: 0 E: 0 K: 1 S: 7	H: 1 LOB: 0 BB: 0 P: 8	R: 0 E: 0 K: 0 S: 4	H: 0 LOB: 0 BB: 0 P: 5	R: 0 E: 0 K: 2 S: 9	H: 0 LOB: 0 BB: 0 P: 11	R: 1 E: 0 K: 1 S: 12	H: 2 LOB: 1 BB: 0 P: 21	R: 1 E: 0 K: 1 S: 13	H: 1 LOB: 0 BB: 0 P: 21	R: 0 E: 0 K: 1 S: 11	H: 0 LOB: 1 BB: 0 P: 15	1B: 3 2B: 1 3B: 1 HR: 1	SF: 0 SAC: 0 DP: 2 HBP: 1	WP: 0 PB: 0 CS: 0	PA: 33																
PITCHER	IP	WLS	BF	H	R	ER	SO	BB	IBB	HBP	BLK	WP	HR	S	P	ERA	WHIP	PITCHER		IP	WLS	BF	H	R	ER	SO	BB	IBB	HBP	BLK	WP	HR	S	P	ERA	WHIP
Scott Sanderson, R (1, 1) ERA: 4.18	8.0	W	29	6	2	2	8	1	0	0	0	0	1	70	106	2.25	0.875			1.0	4	0	0	0	0	1	0	0	0	0	0	11	15	0.00	0.000	
Lee Guetterman, L (9, 1) ERA: 3.95																																				

AB	31
R	2
H	6
RBI	2
BB	1
SO	9
LOB	10



Batter	1	2	3	4	5	6	7	8	9	AB	R	H	RBI	BB	SO	LOB	BOTTOM																			
Bernie Williams, S (1, 8) OBP: 0.354, SLG: 0.389	F8		B1-3			K		K		5	1	1	0	0	2	1	Toronto Blue Jays @ New York Yankees Yankee Stadium, Bronx, NY Fri Aug 30 1991, 7:05 PM EDT Att: 19,393 - Sunny - 85 F																			
Steve Sax, R (1, 4) OBP: 0.346, SLG: 0.394										4	2	3	0	0	0	0																				
Randy Velarde, R (8, FH) OBP: 0.343, SLG: 0.353			F9					K		1	0	0	0	0	1	1																				
Don Mattingly, L (1, 3) OBP: 0.397, SLG: 0.413										5	1	3	3	0	0	2																				
Mel Hall, L (1, 9) OBP: 0.343, SLG: 0.506										4	2	2	2	0	0	2																				
Pat Sheridan, L (9, 9) OBP: 0.295, SLG: 0.354										0	0	0	0	0	0	0																				
Hensley Meulens, R (1, 7) OBP: 0.271, SLG: 0.316										4	1	2	0	0	0	0																				
Matt Nokes, L (1, 2) OBP: 0.312, SLG: 0.506										3	2	2	3	1	1	2																				
Kevin Maas, L (1, 10) OBP: 0.335, SLG: 0.378										3	0	0	0	0	1	1																				
Alvaro Espinoza, R (1, 6) OBP: 0.296, SLG: 0.367										3	0	0	1	0	0	1																				
Pat Kelly, R (1, 5) OBP: 0.294, SLG: 0.349										4	0	1	0	0	0	2																				
Inning Stats	R: 0 E: 0 K: 0 S: 7	H: 1 LOB: 0 BB: 0 P: 9	R: 1 E: 0 K: 1 S: 15	H: 2 LOB: 2 BB: 0 P: 21	R: 0 E: 0 K: 0 S: 9	H: 1 LOB: 0 BB: 0 P: 15	R: 0 E: 0 K: 0 S: 7	H: 0 LOB: 1 BB: 1 P: 17	R: 5 E: 0 K: 2 S: 15	H: 5 LOB: 0 BB: 0 P: 19	R: 2 E: 0 K: 0 S: 14	H: 3 LOB: 1 BB: 0 P: 22	R: 1 E: 0 K: 0 S: 5	H: 1 LOB: 0 BB: 0 P: 8	R: 0 E: 0 K: 2 S: 11	H: 1 LOB: 1 BB: 0 P: 16	1B: 10 2B: 1 3B: 0 HR: 3	SF: 1 SAC: 0 DP: 1 HBP: 1	WP: 0 PB: 0 CS: 0	PA: 39																
PITCHER	IP	WLS	BF	H	R	ER	SO	BB	IBB	HBP	BLK	WP	HR	S	P	ERA	WHIP	PITCHER		IP	WLS	BF	H	R	ER	SO	BB	IBB	HBP	BLK	WP	HR	S	P	ERA	WHIP
Todd Stottlemire, R (1, 1) ERA: 3.78	5.0	L	25	9	6	6	3	1	0	1	0	0	0	8	14	27.00	3.000			0.2	4	2	2	2	0	0	0	0	0	0	0	0	11	16	0.00	1.000
Jim Acker, R (6, 1) ERA: 5.4																				1.1	6	2	1	1	0	0	0	0	0	0	0	0	11	16	6.75	1.500
Bob MacDonald, L (6, 1) ERA: 2.6																				1.0	4	1	0	0	0	2	0	0	0	0	0	0	11	16	0.00	1.000
Duane Ward, R (8, 1) ERA: 3.06																																				

AB	36
R	9
H	14
RBI	9
BB	1
SO	5
LOB	12



Batter	1	2	3	4	5	6	7	8	9	AB	R	H	RBI	BB	SO	LOB	TOP																	
Devon White, S (1, 8) OBP: 0.356, SLG: 0.476	P5		1B 2B	1-2 2-3 BB		F9-2			2B SF8 1B	4	1	2	0	1	0	1	Toronto Blue Jays @ New York Yankees Yankee Stadium, Bronx, NY Sat Aug 31 1991, 3:33 AM EDT Att: 28,932 - Cloudy - 86 F																	
Roberto Alomar, S (1, 4) OBP: 0.345, SLG: 0.435				G4-3			K		SF8 2B	5	1	3	0	0	1	3																		
Joe Carter, R (1, 9) OBP: 0.340, SLG: 0.525	P3		P5		P3		G6-3		E5 SF8 2B	5	1	0	0	0	0	5																		
John Olerud, L (1, 3) OBP: 0.343, SLG: 0.439			P6		G3-1		G3		SF8	3	0	0	1	1	0	2																		
Candy Maldonado, R (1, 7) OBP: 0.299, SLG: 0.402	K		P3					P3	2B IBB	3	0	0	0	2	1	4																		
Kelly Gruber, R (1, 5)					F8			K	2B	5	0	2	2	0	2	1																		
Rance Mulliniks, L (1, 10) Pat Tabler, R (6, PH) OBP: 0.351, SLG: 0.308					1B				G5-3	1	0	0	0	1	1	0																		
Greg Myers, L (1, 2) Pat Borders, R (6, PH) OBP: 0.286, SLG: 0.348										2	0	1	0	0	1	2																		
Manuel Lee, S (1, 6) OBP: 0.277, SLG: 0.286										2	0	2	2	0	0	0																		
										3	0	0	0	0	3	4																		
Inning Stats	R: 0 E: 0 K: 1 S: 12	H: 1 LOB: 2 BB: 1 P: 20	R: 0 E: 0 K: 3 S: 12	H: 1 LOB: 1 BB: 0 P: 16	R: 0 E: 0 K: 0 S: 11	H: 2 LOB: 2 BB: 0 P: 16	R: 0 E: 0 K: 2 S: 11	H: 1 LOB: 3 BB: 2 P: 29	R: 0 E: 0 K: 0 S: 9	H: 0 LOB: 1 BB: 1 P: 16	R: 1 E: 0 K: 0 S: 9	H: 2 LOB: 0 BB: 0 P: 13	R: 0 E: 0 K: 1 S: 6	H: 0 LOB: 0 BB: 0 P: 10	R: 1 E: 0 K: 2 S: 10	H: 2 LOB: 1 BB: 0 P: 14	R: 3 E: 1 K: 0 S: 11	H: 3 LOB: 1 BB: 1 P: 22	1B: 5 2B: 7 3B: 1 HR: 0	SF: 1 SAC: 1 DP: 1 HBP: 0	WP: 0 PB: 0 SB: 0 CS: 0	PA: 43												
PITCHER	IP WLS BF H R ER SO BB IBB HBP BLK WP HR S P ERA WHIP																																	
Eric Plunk, R (1, 1) ERA: 4.75	5.0	L	24	5	0	0	6	4	0	0	0	0	0	0	55	97	0.00	1.800																
Greg Cadaret, L (6, 1) ERA: 3.73	2.0	L	7	2	1	1	1	0	0	0	0	0	0	0	15	23	4.50	1.000																
John Habyan, R (8, 1) ERA: 2.22	2.0	S	12	5	4	3	2	0	1	0	0	0	0	0	21	36	13.50	2.500																

Batter	1	2	3	4	5	6	7	8	9	AB	R	H	RBI	BB	SO	LOB	BOTTOM																	
Bernie Williams, S (1, 8) OBP: 0.352, SLG: 0.383	F8		F9			G6-4-3 BB		K		3	0	0	0	1	1	1	Toronto Blue Jays @ New York Yankees Yankee Stadium, Bronx, NY Sat Aug 31 1991, 3:33 AM EDT Att: 28,932 - Cloudy - 86 F																	
Steve Sax, R (1, 4) OBP: 0.344, SLG: 0.391	G4-3				F9	P5			P3	4	0	0	0	0	0	1																		
Don Mattingly, L (1, 3) OBP: 0.358, SLG: 0.415					F7	G6-4-3			G4-3 2B	3	0	1	0	1	0	1																		
Roberto Kelly, R (1, 7) OBP: 0.310, SLG: 0.399					F8			F8	G4-3	4	0	0	0	0	1	2																		
Mel Hall, L (1, 9) OBP: 0.342, SLG: 0.504					G3-1			G3-1	G4-3	4	0	1	0	0	0	1																		
Hensley Meulens, R (1, 10) Kevin Maas, L (7, PH) OBP: 0.288, SLG: 0.314 OBP: 0.334, SLG: 0.377					F8			G3		2	0	0	0	0	1	1																		
Alvaro Espinoza, R (1, 6) OBP: 0.294, SLG: 0.364					G5-3				G1-3	3	0	0	0	0	0	1																		
Bob Geren, R (1, 2) Pat Sheridan, L (8, PH) Randy Velarde, R (9, 5) OBP: 0.264, SLG: 0.291 OBP: 0.302, SLG: 0.354 OBP: 0.343, SLG: 0.353					P6					2	0	1	0	0	0	0																		
Pat Kelly, R (1, 5) Matt Nokes, L (8, PH) OBP: 0.292, SLG: 0.347 OBP: 0.311, SLG: 0.504					B1-3				F8	2	0	0	0	0	0	2																		
										1	0	0	0	0	0	1																		
Inning Stats	R: 0 E: 0 K: 1 S: 7	H: 0 LOB: 1 BB: 1 P: 17	R: 0 E: 0 K: 0 S: 3	H: 0 LOB: 0 BB: 0 P: 8	R: 0 E: 0 K: 0 S: 7	H: 0 LOB: 0 BB: 0 P: 12	R: 0 E: 0 K: 0 S: 6	H: 0 LOB: 0 BB: 0 P: 12	R: 0 E: 0 K: 1 S: 11	H: 2 LOB: 2 BB: 0 P: 18	R: 0 E: 0 K: 0 S: 5	H: 0 LOB: 0 BB: 1 P: 10	R: 0 E: 0 K: 0 S: 4	H: 0 LOB: 0 BB: 0 P: 6	R: 0 E: 0 K: 1 S: 9	H: 0 LOB: 1 BB: 1 P: 13	R: 0 E: 0 K: 0 S: 8	H: 1 LOB: 1 BB: 0 P: 12	1B: 2 2B: 1 3B: 0 HR: 0	SF: 0 SAC: 0 DP: 1 HBP: 0	WP: 0 PB: 0 SB: 0 CS: 0	PA: 32												
PITCHER	IP WLS BF H R ER SO BB IBB HBP BLK WP HR S P ERA WHIP																																	
Jimmy Key, L (1, 1) ERA: 2.92	5.0	W	18	2	0	0	2	1	0	0	0	0	0	0	34	67	0.00	0.600																
Mike Timlin, L (6, 1) ERA: 2.99	2.1	S	8	0	0	0	0	2	0	0	0	0	0	0	14	25	0.00	0.857																
Duane Ward, R (8, 1) ERA: 3.0	1.2	S	6	1	0	0	1	0	0	0	0	0	0	0	12	16	0.00	0.600																

Batter	1	2	3	4	5	6	7	8	9	AB	R	H	RBI	BB	SO	LOB	TOP								
Devon White, S (1, 8) OBP: 0.356, SLG: 0.474										4	1	1	0	0	2	0	Toronto Blue Jays @ New York Yankees Yankee Stadium, Bronx, NY Sun Sep 01 1991, 3:33 AM EDT Att: 25,105 - Sunny - 68 F								
Mookie Wilson, S (1, 10) OBP: 0.276, SLG: 0.356										3	1	0	0	1	1										
Joe Carter, R (1, 9) OBP: 0.337, SLG: 0.521										4	0	0	0	0	3										
John Olerud, L (1, 3) OBP: 0.344, SLG: 0.441										3	0	1	1	1	0										
Candy Maldonado, R (1, 7) OBP: 0.298, SLG: 0.399										4	0	1	1	0	1										
Kelly Gruber, R (1, 5) OBP: 0.309, SLG: 0.425										3	0	0	0	1	0										
Greg Myers, L (1, 2) OBP: 0.301, SLG: 0.416										2	0	0	0	0	1										
Pat Borders, R (7, PH) OBP: 0.288, SLG: 0.354										2	0	1	0	0	0										
Manuel Lee, S (1, 6) OBP: 0.277, SLG: 0.286										3	0	1	0	0	0										
Rene Gonzales, R (1, 4) OBP: 0.310, SLG: 0.287										2	0	0	0	0	0										
Roberto Alomar, S (7, PH) OBP: 0.344, SLG: 0.434										1	0	0	0	0	0										
Inning Stats	R: 1 E: 0 K: 2 S: 15	H: 1 LOB: 1 BB: 1 P: 27	R: 0 E: 0 K: 0 S: 8	H: 0 LOB: 0 BB: 0 P: 12	R: 0 E: 0 K: 1 S: 8	H: 0 LOB: 0 BB: 0 P: 12	R: 0 E: 0 K: 1 S: 9	H: 0 LOB: 0 BB: 0 P: 16	R: 0 E: 1 K: 0 S: 12	H: 1 LOB: 1 BB: 0 P: 16	R: 1 E: 0 K: 1 S: 10	H: 2 LOB: 2 BB: 1 P: 19	R: 0 E: 0 K: 0 S: 12	H: 1 LOB: 0 BB: 0 P: 18	R: 0 E: 0 K: 2 S: 7	H: 0 LOB: 0 BB: 0 P: 10	R: 0 E: 0 K: 0 S: 5	H: 0 LOB: 1 BB: 1 P: 12	1B: 3 2B: 2 3B: 0 HR: 0	SF: 0 SAC: 0 DP: 1 HBP: 0	WP: 0 PB: 0 CS: 0	PA: 34			
PITCHER	IP	WLS	BF	H	R	ER	SO	BB	IBB	HBP	BLK	WP	HR	S	P	ERA	WHIP								
Pascual Perez, R (1, 1) ERA: 3.26	6.0		24	4	2	2	5	1	1	0	1	0	0	62	102	3.00	0.833								
Lee Guetterman, L (7, 1) ERA: 3.68	3.0	W	10	1	0	0	2	1	0	0	0	0	0	24	40	0.00	0.667								

AB	31
R	2
H	5
RBI	2
BB	3
SO	7
LOB	10



Batter	1	2	3	4	5	6	7	8	9	AB	R	H	RBI	BB	SO	LOB	BOTTOM								
Bernie Williams, S (1, 8) OBP: 0.350, SLG: 0.380										4	0	1	0	0	1	1	Toronto Blue Jays @ New York Yankees Yankee Stadium, Bronx, NY Sun Sep 01 1991, 3:33 AM EDT Att: 25,105 - Sunny - 68 F								
Steve Sax, R (1, 4) OBP: 0.345, SLG: 0.393										3	2	1	0	1	0										
Don Mattingly, L (1, 3) OBP: 0.359, SLG: 0.415										4	0	2	1	0	1										
Mel Hall, L (1, 9) OBP: 0.339, SLG: 0.499										4	0	0	0	0	3										
Roberto Kelly, R (1, 7) OBP: 0.312, SLG: 0.397										2	1	0	0	2	0										
Matt Nokes, L (1, 2) OBP: 0.310, SLG: 0.501										4	1	1	1	0	3										
Kevin Maas, L (1, 10) OBP: 0.333, SLG: 0.378										4	0	1	2	0	1										
Alvaro Espinoza, R (1, 6) OBP: 0.296, SLG: 0.364										3	0	1	0	1	0										
Pat Kelly, R (1, 5) OBP: 0.289, SLG: 0.343										3	0	0	0	0	2										
Inning Stats	R: 1 E: 0 K: 1 S: 16	H: 2 LOB: 2 BB: 1 P: 26	R: 0 E: 0 K: 2 S: 9	H: 0 LOB: 0 BB: 0 P: 13	R: 0 E: 0 K: 1 S: 5	H: 0 LOB: 0 BB: 0 P: 5	R: 0 E: 0 K: 0 S: 5	H: 0 LOB: 0 BB: 0 P: 6	R: 0 E: 0 K: 0 S: 12	H: 1 LOB: 1 BB: 0 P: 17	R: 0 E: 0 K: 0 S: 9	H: 0 LOB: 1 BB: 1 P: 18	R: 3 E: 0 K: 0 S: 9	H: 2 LOB: 1 BB: 2 P: 20	R: 0 E: 0 K: 0 S: 5	H: 0 LOB: 1 BB: 2 P: 12	1B: 5 2B: 2 3B: 0 HR: 0	SF: 0 SAC: 0 DP: 0 HBP: 0	WP: 1 PB: 0 CS: 0	PA: 35					
PITCHER	IP	WLS	BF	H	R	ER	SO	BB	IBB	HBP	BLK	WP	HR	S	P	ERA	WHIP								
Juan Guzman, R (1, 1) ERA: 3.18	6.0		24	5	1	1	5	1	0	0	0	0	0	60	85	1.50	1.000								
Mike Timlin, R (7, 1) ERA: 3.05	1.0		5	0	1	1	0	2	0	0	0	0	0	9	22	9.00	2.000								
Bob MacDonald, L (8, 1) ERA: 2.96	0.2	L	5	2	2	2	0	1	0	0	0	0	0	7	13	27.00	4.500								
Jim Acker, R (8, 1) ERA: 5.38	0.1		1	0	0	0	0	0	0	0	0	0	0	2	3	0.00	0.000								

AB	31
R	4
H	7
RBI	4
BB	4
SO	5
LOB	14



Batter	1	2	3	4	5	6	7	8	9	10	11	12	AB	R	H	RBI	BB	SO	LOB	TOP										
Mike Devereaux, R OBP: 0.316, SLG: 0.436													6	2	3	0	0	2	0											
Brady Anderson, L OBP: 0.325, SLG: 0.296													6	0	3	1	0	0	2											
Cal Ripken Jr., R OBP: 0.378, SLG: 0.553													2	0	0	1	3	0	1											
Glenn Davis, R OBP: 0.317, SLG: 0.414													5	0	0	0	0	1	6											
Randy Milligan, R OBP: 0.372, SLG: 0.401													5	0	0	0	0	3	1											
Chito Martinez, L OBP: 0.320, SLG: 0.537													5	0	0	0	0	4	0											
Leo Gomez, R OBP: 0.299, SLG: 0.404													5	1	3	1	0	2	0											
Chris Hoiles, R OBP: 0.304, SLG: 0.388													4	0	0	0	0	0	2											
Sam Horn, L OBP: 0.326, SLG: 0.462													1	0	0	0	0	0	0											
Bob Melvin, R OBP: 0.307, SLG: 0.332													0	0	0	0	0	0	0											
Tim Hulett, R OBP: 0.256, SLG: 0.341													5	1	1	0	0	1	0											
Inning Stats	R: 1 E: 0 K: 1 S: 9	H: 1 LOB: 1 BB: 0 P: 17	R: 3 E: 1 K: 0 S: 16	H: 4 LOB: 2 BB: 1 P: 30	R: 0 E: 0 K: 1 S: 8	H: 1 LOB: 1 BB: 1 P: 16	R: 0 E: 0 K: 1 S: 11	H: 1 LOB: 2 BB: 1 P: 19	R: 0 E: 0 K: 2 S: 8	H: 0 LOB: 0 BB: 0 P: 16	R: 0 E: 0 K: 1 S: 5	H: 1 LOB: 0 BB: 0 P: 14	R: 0 E: 0 K: 3 S: 9	H: 0 LOB: 0 BB: 0 P: 15	R: 0 E: 0 K: 1 S: 6	H: 0 LOB: 0 BB: 0 P: 9	R: 0 E: 0 K: 0 S: 6	H: 0 LOB: 0 BB: 0 P: 11	1B: 7 2B: 3 3B: 0 HR: 1	SF: 1 SAC: 0 DP: 1 HBP: 1	WP: 0 PB: 0 SB: 2 CS: 0	PA: 49								
PITCHER	IP ERA WLS BF H R ER SO BB IBB HBP BLK WP HR S P ERA WHIP												PITCHER																	
Tom Candiotti, R ERA: 2.4	7.0												135 2.57 1 74 0.00 0.500																	
Jim Acker, R ERA: 5.24	2.0												13 21 0.00 0.000																	
Duane Ward, R ERA: 2.93	2.0												15 24 0.00 0.000																	
Mike Timlin, R ERA: 3.02	1.0	W	3	0	0	0	0	0	0	0	0	0	0	0	0	6	11	0.00	0.000											

Baltimore Orioles @ Toronto Blue Jays
SkyDome, Toronto, ON
Mon Sep 02 1991, 3:33 AM EDT
Att. 50,314 - Sunny - 70 F

AB 44
R 4
H 10
RBI 3
BB 3
SO 13
LOB 12



Batter	1	2	3	4	5	6	7	8	9	10	11	12	AB	R	H	RBI	BB	SO	LOB	BOTTOM									
Devon White, S OBP: 0.352, SLG: 0.469													6	0	0	0	0	2	4										
Roberto Alomar, S OBP: 0.346, SLG: 0.433													4	0	1	0	2	0	1										
Joe Carter, R OBP: 0.336, SLG: 0.521													6	1	1	0	0	1	5										
John Olerud, L OBP: 0.345, SLG: 0.439													4	1	1	0	1	1	0										
Mookie Wilson, S OBP: 0.276, SLG: 0.356													0	0	0	0	0	0	0										
Cory Snyder, R OBP: 0.216, SLG: 0.273													1	0	1	1	0	0	0										
Candy Maldonado, R OBP: 0.300, SLG: 0.404													5	0	2	0	0	2	1										
Kelly Gruber, R OBP: 0.314, SLG: 0.435													4	3	2	1	1	0	3										
Turner Ward, S OBP: 0.304, SLG: 0.305													5	0	2	1	0	1	3										
Greg Myers, L OBP: 0.301, SLG: 0.413													2	0	0	0	1	0	1										
Rob Ducey, L OBP: 0.373, SLG: 0.364													0	0	0	0	0	0	0										
Pat Borders, R OBP: 0.286, SLG: 0.351													2	0	0	0	0	1	2										
Manuel Lee, S OBP: 0.233, SLG: 0.291													1	0	1	0	0	0	0										
Eddie Zosky, R OBP: 1.000, SLG: 1.000													1	0	1	0	0	0	0										
Rance Mulliniks, L OBP: 0.373, SLG: 0.338													1	0	0	1	0	0	2										
Rene Gonzales, R OBP: 0.304, SLG: 0.281													2	0	0	0	0	0	0										
Inning Stats	R: 0 E: 0 K: 0 S: 4	H: 1 LOB: 0 BB: 0 P: 17	R: 1 E: 1 K: 0 S: 12	H: 2 LOB: 1 BB: 0 P: 18	R: 0 E: 0 K: 1 S: 7	H: 1 LOB: 1 BB: 0 P: 12	R: 0 E: 0 K: 0 S: 8	H: 1 LOB: 1 BB: 1 P: 14	R: 0 E: 0 K: 0 S: 6	H: 0 LOB: 0 BB: 0 P: 12	R: 1 E: 0 K: 2 S: 9	H: 1 LOB: 1 BB: 1 P: 12	R: 0 E: 0 K: 1 S: 10	H: 0 LOB: 3 BB: 2 P: 24	R: 0 E: 0 K: 1 S: 5	H: 0 LOB: 0 BB: 0 P: 8	R: 1 E: 0 K: 0 S: 4	H: 2 LOB: 1 BB: 0 P: 6	1B: 8 2B: 2 3B: 1 HR: 1	SF: 0 SAC: 0 DP: 0 HBP: 0	WP: 0 PB: 0 SB: 2 CS: 1	PA: 50							
PITCHER	IP ERA WLS BF H R ER SO BB IBB HBP BLK WP HR S P ERA WHIP												PITCHER																
Dave Johnson, R ERA: 7.48	5.0												69 1.80 1 41 4.50 1.500																
Todd Frohwrth, R ERA: 1.95	4.0												37 60 4.50 1.000																
Gregg Olson, R ERA: 3.3	2.0	L	9	2	1	1	3	0	1	0	0	0	0	0	18	32	4.50	1.000											

Baltimore Orioles @ Toronto Blue Jays
SkyDome, Toronto, ON
Mon Sep 02 1991, 3:33 AM EDT
Att. 50,314 - Sunny - 70 F

AB 44
R 5
H 12
RBI 4
BB 5
SO 8
LOB 22



Batter	1	2	3	4	5	6	7	8	9	AB	R	H	RBI	BB	SO	LOB	TOP										
Brady Anderson, L (1, 8) OBP: 0.324, SLG: 0.292	F7		CS BB			F9		K		3	0	0	0	1	1	0											
Joe Orsulak, L (1, 7) OBP: 0.312, SLG: 0.349	L6		CS	G3-1		F8			F8	4	0	0	0	0	0	0											
Cal Ripken Jr., R (1, 6) OBP: 0.376, SLG: 0.546	G6-3									4	0	1	0	0	1	0											
Glenn Davis, R (1, 3)		F8		FC1-6 FC6-4						4	0	0	0	0	0	1											
Dwight Evans, R (1, 10)		F9		FC6-4						3	1	1	0	0	0	1											
Chito Martinez, L (1, 9)										2	0	2	1	1	0	0											
Leo Gomez, R (1, 5) OBP: 0.296, SLG: 0.399										3	0	0	0	0	0	3											
Chris Hoiles, R (1, 2) OBP: 0.301, SLG: 0.384			K							3	0	0	0	0	1	1											
Billy Ripken, R (1, 4) OBP: 0.299, SLG: 0.262										2	0	0	0	0	0	0											
Sam Horn, L (8, PH) OBP: 0.325, SLG: 0.460										1	0	0	0	0	1	0											
Juan Bell, R (8, 4) OBP: 0.194, SLG: 0.255										0	0	0	0	0	0	0											
Inning Stats	R: 0 H: 0 E: 0 K: 0 S: 7	H: 0 LOB: 0 BB: 0 P: 12	R: 0 H: 0 E: 0 K: 0 S: 9	H: 0 LOB: 1 BB: 1 P: 17	R: 0 H: 0 E: 0 K: 1 S: 9	H: 0 LOB: 0 BB: 1 P: 17	R: 0 H: 1 E: 0 K: 0 S: 5	H: 1 LOB: 1 BB: 0 P: 7	R: 0 H: 1 E: 0 K: 0 S: 7	H: 1 LOB: 0 BB: 0 P: 9	R: 0 H: 0 E: 0 K: 0 S: 6	H: 0 LOB: 0 BB: 0 P: 13	R: 1 H: 2 E: 0 K: 0 S: 10	H: 2 LOB: 1 BB: 0 P: 17	R: 0 H: 0 E: 0 K: 2 S: 10	H: 0 LOB: 0 BB: 0 P: 17	R: 0 H: 0 E: 0 K: 1 S: 11	H: 0 LOB: 0 BB: 0 P: 14	1B: 3 2B: 1 3B: 0 HR: 0	SF: 0 SAC: 0 DP: 1 HBP: 0	WP: 0 PB: 0 SB: 0 CS: 1	PA: 32					
PITCHER	IP	WLS	BF	H	R	ER	SO	BB	IBB	HBP	BLK	WP	HR	S	P	ERA	WHIP										
Todd Stottlemeyer, R (1, 1) ERA: 3.68	7.0	W	25	4	1	1	1	2	0	0	0	0	0	53	92	1.29	0.857										
Duane Ward, R (8, 1) ERA: 2.87	2.0	S	6	0	0	0	3	0	0	0	0	0	0	21	31	0.00	0.000										

Baltimore Orioles @ Toronto Blue Jays
 SkyDome, Toronto, ON
 Wed Sep 04 1991, 7:05 PM EDT
 Att: 50,303 - Cloudy - 72 F

AB	29
R	1
H	4
RBI	1
BB	2
SO	4
LOB	6



Batter	1	2	3	4	5	6	7	8	9	AB	R	H	RBI	BB	SO	LOB	BOTTOM										
Devon White, S (1, 8) OBP: 0.347, SLG: 0.462	K		K			K		B1-3		4	0	0	0	0	3	0											
Roberto Alomar, S (1, 4) OBP: 0.343, SLG: 0.434	K		F8			F9		G4-1		4	0	0	0	0	1	0											
Joe Carter, R (1, 9) OBP: 0.336, SLG: 0.524	HR		K			2B 1B		K		4	2	2	1	0	2	0											
John Olerud, L (1, 3) OBP: 0.346, SLG: 0.447						G4-3				2	0	1	1	1	0	0											
Kelly Gruber, R (1, 5) OBP: 0.310, SLG: 0.438						G6-3		G6-3		3	0	0	0	0	1	2											
Candy Maldonado, R (1, 7) OBP: 0.304, SLG: 0.420						K				3	1	2	1	0	1	0											
Rance Mulliniks, L (1, 10) OBP: 0.370, SLG: 0.335										3	0	0	0	0	1	1											
Greg Myers, L (1, 2) OBP: 0.303, SLG: 0.412										3	0	1	0	0	0	1											
Eddie Zosky, R (1, 6) OBP: 0.143, SLG: 0.143										3	0	0	0	0	1	2											
Inning Stats	R: 1 H: 1 E: 0 K: 3 S: 13	H: 1 LOB: 1 BB: 1 P: 20	R: 1 H: 1 E: 0 K: 1 S: 9	H: 1 LOB: 0 BB: 0 P: 13	R: 0 H: 0 E: 0 K: 2 S: 8	H: 0 LOB: 0 BB: 0 P: 10	R: 0 H: 0 E: 0 K: 1 S: 10	H: 0 LOB: 0 BB: 0 P: 15	R: 0 H: 1 E: 0 K: 1 S: 9	H: 1 LOB: 0 BB: 0 P: 11	R: 1 H: 2 E: 0 K: 1 S: 10	H: 2 LOB: 1 BB: 0 P: 15	R: 0 H: 1 E: 0 K: 0 S: 6	H: 1 LOB: 1 BB: 0 P: 8	R: 0 H: 0 E: 0 K: 1 S: 7	H: 0 LOB: 0 BB: 0 P: 9	1B: 3 2B: 1 3B: 0 HR: 2	SF: 0 SAC: 0 DP: 1 HBP: 0	WP: 0 PB: 0 SB: 0 CS: 0	PA: 30							
PITCHER	IP	WLS	BF	H	R	ER	SO	BB	IBB	HBP	BLK	WP	HR	S	P	ERA	WHIP										
Bob Milacki, R (1, 1) ERA: 3.98	8.0	L	30	6	3	3	10	1	0	0	0	0	2	72	101	3.38	0.875										

Baltimore Orioles @ Toronto Blue Jays
 SkyDome, Toronto, ON
 Wed Sep 04 1991, 7:05 PM EDT
 Att: 50,303 - Cloudy - 72 F

AB	29
R	3
H	6
RBI	3
BB	1
SO	10
LOB	6



Batter	1	2	3	4	5	6	7	8	9	AB	R	H	RBI	BB	SO	LOB	TOP										
Devon White, S (1, 8) OBP: 0.345, SLG: 0.458 Derek Bell, R (8, 8) OBP: 0.217, SLG: 0.053	0-0 G6-3 3B 1B	2-2 E6 1B	1-2 G4-3			0-0 F7			0-0 G6-3	4	1	1	0	0	0	1											
Roberto Alomar, S (1, 4) OBP: 0.346, SLG: 0.435 Eddie Zosky, R (8, 6) OBP: 0.111, SLG: 0.111	2-1 G6-3	2-1 1B			0-0 F7		2-1 F8		2-1 F8	4	0	1	0	0	0	1											
Joe Carter, R (1, 9) OBP: 0.338, SLG: 0.533 Rob Ducey, L (5, 9) OBP: 0.339, SLG: 0.375	1-2 1B 2H 3B		2-1 E7 G4-3 2B 1B	1-1 G5-3			4-0 BB			3	2	2	1	0	0	0											
Kelly Gruber, R (1, 5) OBP: 0.311, SLG: 0.441	1-0 1B SF8 1B		0-0 G4-3	0-0 F9			0-0 F9			4	1	1	1	0	0	2											
Candy Maldonado, R (1, 7) OBP: 0.315, SLG: 0.437	2-2 1B		2-1 1B WP 2B		2-2 F7		2-0 F9			4	1	2	1	0	0	1											
Pat Tabler, R (1, 10) OBP: 0.347, SLG: 0.307 Mookie Wilson, S (8, PH) OBP: 0.275, SLG: 0.355	2-1 SF8		3-0 WP PB SF7 1B		2-0 L6			0-0 F7		2	1	1	1	0	0	0											
Ed Sprague, R (1, 3) John Olerud, L (9, 3) OBP: 0.347, SLG: 0.448	0-3 K		4-1 WP 2B IBB		0-0 L7			1-1 G5-3		3	1	0	0	1	1	1											
Pat Borders, R (1, 2) OBP: 0.283, SLG: 0.345		0-2 L4	3-1 SF7		1-0 G5-3			1-2 G6-3		3	0	0	1	0	0	0											
Manuel Lee, S (1, 6) OBP: 0.276, SLG: 0.293 Rene Gonzales, R (3, 6) OBP: 0.299, SLG: 0.277	1-3 K		3-2 2H 3H 2B		1-2 F8			1-3 K		2	0	1	1	0	1	0											
Inning Stats	R: 3 E: 0 K: 1 S: 15	H: 4 LOB: 1 BB: 0 P: 23	R: 0 E: 1 K: 1 S: 16	H: 1 LOB: 2 BB: 0 P: 20	R: 4 E: 1 K: 0 S: 21	H: 4 LOB: 1 BB: 1 P: 37	R: 0 E: 0 K: 0 S: 4	H: 0 LOB: 0 BB: 0 P: 5	R: 0 E: 0 K: 0 S: 6	H: 0 LOB: 0 BB: 0 P: 10	R: 0 E: 0 K: 0 S: 5	H: 0 LOB: 0 BB: 0 P: 7	R: 0 E: 0 K: 0 S: 4	H: 0 LOB: 1 BB: 1 P: 12	R: 0 E: 0 K: 0 S: 7	H: 0 LOB: 0 BB: 0 P: 9	R: 0 E: 0 K: 1 S: 6	H: 0 LOB: 0 BB: 0 P: 9	1B: 6 2B: 2 3B: 1 HR: 0	SF: 2 SAC: 0 DP: 0 HBP: 0	WP: 1 PB: 1 SB: 1 CS: 0	PA: 38					
PITCHER	IP	WLS	BF	H	R	ER	SO	BB	IBB	HBP	BLK	WP	HR	S	P	ERA	WHIP										
Dave Otto, L (1, 1) ERA: 4.77	2.1	L	16	8	7	7	2	0	1	0	0	0	0	38	59	27.00	3.429										
Jeff Shaw, R (3, 1) ERA: 2.8	5.2		19	1	0	0	0	1	0	0	0	1	0	40	64	0.00	0.353										
Shawn Hillegas, R (9, 1) ERA: 4.41	1.0	S	3	0	0	0	1	0	0	0	0	0	0	6	9	0.00	0.000										

Toronto Blue Jays @ Cleveland Indians
Cleveland Municipal Stadium, Cleveland, OH
Fri Sep 06 1991, 7:05 PM EDT
Att: 14,533 - Sunny - 78 F

AB 34
R 7
H 9
RBI 6
BB 2
SO 3
LOB 6



Batter	1	2	3	4	5	6	7	8	9	AB	R	H	RBI	BB	SO	LOB	BOTTOM										
Alex Cole, L (1, 8) OBP: 0.398, SLG: 0.359	4-2 FC3-6 BB BB		0-0 F8			3-3 K		0-0 1B 2B 1B	3-2 F7	4	1	1	1	1	1	2											
Mike Aldrete, L (1, 3) OBP: 0.402, SLG: 0.345	4-2 FC3-6 BB		3-2 G4-1			2-1 BB 1B		2-2 1B 2B 1B	4-2 WP BB	3	1	2	0	2	0	1											
Carlos Baerga, S (1, 4) OBP: 0.349, SLG: 0.404	1-1 FC3-6 G5-4-3			1-2 F8		4-1 BB		1-0 2B 1B	1-3 K	4	0	1	1	1	1	4											
Albert Belle, R (1, 7) OBP: 0.314, SLG: 0.524	1-1 G5-4-3			2-3 K		0-3 K		1-2 2-3 3H 1B	4-2 BB	4	0	0	0	1	3	7											
Carlos Martinez, R (1, 10) OBP: 0.335, SLG: 0.416		1-0 P3		0-3 K			1-1 G4-3 1B	2-2 1B 2B	1-2 G6-3	5	0	2	2	0	1	3											
Jim Thome, L (1, 5) OBP: 0.250, SLG: 0.250		0-0 F7			2-2 F8		0-2 G4-3	1-3 K		4	0	0	0	0	1	3											
Eddie Taubensee, L (1, 2) Tony Perezchica, R (8, PR) OBP: 0.292, SLG: 0.361 Joel Skinner, R (9, 2) OBP: 0.263, SLG: 0.287		1-3 K			3-3 K		1-2 F7	4-2 BB		3	0	0	0	1	2	0											
Jose Gonzalez, R (1, 9) OBP: 0.148, SLG: 0.176			4-2 G3-4-3 BB			3-1 F8		1B K		3	1	1	0	1	1	3											
Felix Fermin, R (1, 6) OBP: 0.307, SLG: 0.300			0-0 G3-4-3			1-1 G6-3		1-2 1B 1B 1B	0-0 WP BB 1B	4	1	2	0	0	0	1											
Inning Stats	R: 0 E: 0 K: 0 S: 10	H: 0 LOB: 0 BB: 2 P: 20	R: 0 E: 0 K: 1 S: 7	H: 0 LOB: 0 BB: 0 P: 9	R: 0 E: 0 K: 2 S: 10	H: 0 LOB: 0 BB: 0 P: 13	R: 0 E: 0 K: 2 S: 11	H: 1 LOB: 2 BB: 1 P: 21	R: 0 E: 0 K: 0 S: 10	H: 1 LOB: 0 BB: 0 P: 12	R: 4 E: 0 K: 3 S: 28	H: 6 LOB: 3 BB: 1 P: 45	R: 0 E: 0 K: 1 S: 15	H: 1 LOB: 3 BB: 2 P: 28	1B: 7 2B: 2 3B: 0 HR: 0	SF: 0 SAC: 0 DP: 2 HBP: 0	WP: 1 PB: 0 SB: 0 CS: 0	PA: 41									
PITCHER	IP	WLS	BF	H	R	ER	SO	BB	IBB	HBP	BLK	WP	HR	S	P	ERA	WHIP										
Juan Guzman, R (1, 1) ERA: 2.96	7.0	W	25	2	0	0	6	4	0	0	0	0	0	66	108	0.00	0.857										
Mike Timlin, R (8, 1) ERA: 3.41	0.0		5	5	4	4	0	0	0	0	0	0	0	12	19	∞	∞										
Tom Henke, R (8, 1) ERA: 2.45	1.1	S	8	2	0	0	3	2	0	0	0	0	0	22	39	0.00	3.000										
Duane Ward, R (9, 1) ERA: 2.85	0.2	S	3	0	0	0	1	1	0	0	0	1	0	9	15	0.00	1.500										

Toronto Blue Jays @ Cleveland Indians
Cleveland Municipal Stadium, Cleveland, OH
Fri Sep 06 1991, 7:05 PM EDT
Att: 14,533 - Sunny - 78 F

AB 34
R 4
H 9
RBI 4
BB 7
SO 10
LOB 24



Batter	1	2	3	4	5	6	7	8	9	AB	R	H	RBI	BB	SO	LOB	TOP					
Devon White, S (1, 8) OBP: 0.350, SLG: 0.464	0-0 SH3-4 SF8 2B		0-1 G1-4-3 1B		0-0 1-2 2B 1B			0-0 CS 1B		4	2	4	0	0	0	0	Toronto Blue Jays @ Cleveland Indians Cleveland Municipal Stadium, Cleveland, OH Sat Sep 07 1991, 3:33 AM EDT Att: 17,830 - Sunny - 74 F					
Roberto Alomar, S (1, 4) OBP: 0.346, SLG: 0.436	0-1 SH3-4 2-3		2-0 F7		2-2 1-H 2-H 2B			0-2 F9		3	0	1	2	0	0	2						
Joe Carter, R (1, 9) OBP: 0.336, SLG: 0.530	0-1 SF8 3-H		0-1 G1-4-3 1-2		0-1 G6-3			0-1 F8		3	0	0	1	0	0	2						
Kelly Gruber, R (1, 5) OBP: 0.313, SLG: 0.451	1-1 1B				0-0 G6-3			0-1 CS 1-2		4	1	2	1	0	0	0						
Candy Maldonado, R (1, 7) OBP: 0.310, SLG: 0.429	1-3 K				0-1 P4			0-1 F9		4	0	0	0	0	1	1						
Pat Tabler, R (1, 10) OBP: 0.340, SLG: 0.299					0-1 G5-3			0-2 L7		4	0	0	0	0	0	0						
Cory Snyder, R (1, 3) OBP: 0.217, SLG: 0.268					1-0 F7			1-3 K		3	0	0	0	0	2	0						
Pat Borders, R (1, 2) OBP: 0.283, SLG: 0.345					2-2 G5-3 1B			1-2 G5-3		3	0	1	0	0	0	0						
Rene Gonzales, R (1, 6) OBP: 0.300, SLG: 0.278					1-2 F7 2B 1B			1-0 P4		3	1	1	0	0	0	1						
Inning Stats	R: 1 E: 0 K: 1 S: 10	H: 2 LOB: 1 BB: 0 P: 12	R: 0 E: 0 K: 1 S: 11	H: 1 LOB: 1 BB: 0 P: 17	R: 0 E: 0 K: 0 S: 5	H: 1 LOB: 0 BB: 0 P: 7	R: 0 E: 0 K: 0 S: 5	H: 0 LOB: 0 BB: 0 P: 5	R: 2 E: 0 K: 0 S: 13	H: 3 LOB: 1 BB: 0 P: 19	R: 1 E: 0 K: 0 S: 8	H: 1 LOB: 0 BB: 0 P: 8	R: 0 E: 0 K: 1 S: 9	H: 0 LOB: 0 BB: 0 P: 12	R: 0 E: 0 K: 0 S: 7	H: 1 LOB: 0 BB: 0 P: 7	R: 0 E: 0 K: 0 S: 6	H: 0 LOB: 0 BB: 0 P: 6	1B: 6 2B: 2 3B: 0 HR: 1	SF: 1 SAC: 1 DP: 1 HBP: 0	WP: 0 PB: 0 SB: 0 CS: 1	PA: 34
PITCHER Greg Swindell, L (1, 1) ERA: 3.44	IP: 9.0 WLS: L BF: 33	H: 9 R: 4 ER: 4 SO: 3	BB: 0 IBB: 0 HBP: 0 BLK: 0	WP: 0 HR: 1 S: 74 P: 93	ERA: 4.00 WHIP: 1.000	PITCHER IP: 9.0 WLS: W BF: 34										H: 5 R: 1 ER: 1 SO: 1	BB: 1 IBB: 0 HBP: 0 BLK: 0	WP: 0 HR: 1 S: 75 P: 123	ERA: 1.00 WHIP: 0.667			

Batter	1	2	3	4	5	6	7	8	9	AB	R	H	RBI	BB	SO	LOB	BOTTOM					
Alex Cole, L (1, 8) OBP: 0.393, SLG: 0.354	2-1 G6-3		0-1 G6-3 2-3		2-1 G4-3			1-0 F8		4	0	0	0	0	0	2	Toronto Blue Jays @ Cleveland Indians Cleveland Municipal Stadium, Cleveland, OH Sat Sep 07 1991, 3:33 AM EDT Att: 17,830 - Sunny - 74 F					
Mike Aldrete, L (1, 3) OBP: 0.393, SLG: 0.336	2-1 F8		1-1 F7		3-2 G6-3			1-0 E1 2-3		4	0	0	0	0	2							
Carlos Baerga, S (1, 4) OBP: 0.348, SLG: 0.402	1-1 1B				3-2 F8			0-0 G4-3		4	0	1	0	0	2							
Albert Belle, R (1, 7) OBP: 0.314, SLG: 0.524	0-0 B2-3				2-1 F7			2-1 G6-3 2B		4	0	1	0	0	0	1						
Carlos Martinez, R (1, 10) OBP: 0.333, SLG: 0.429					2-1 G6-3			2-2 G6-3 2-3		4	1	1	1	0	0	1						
Jim Thome, L (1, 5) OBP: 0.188, SLG: 0.188					0-1 F9			0-3 K		4	0	0	0	0	1	1						
Eddie Taubensee, L (1, 2) Jerry Browne, S (9, PH) OBP: 0.286, SLG: 0.276					1-1 G4-3			2-2 G3-1		3	0	0	0	0	0	1						
Jose Gonzalez, R (1, 9) OBP: 0.167, SLG: 0.184					4-2 G6-3 SH5-3 BB			0-0 P2		2	0	1	0	1	0	0						
Felix Fermin, R (1, 6) OBP: 0.308, SLG: 0.304					0-0 SH5-3 1-2			1-0 F 2B		2	0	1	0	0	0	1						
Inning Stats	R: 0 E: 0 K: 0 S: 7	H: 1 LOB: 1 BB: 0 P: 12	R: 0 E: 0 K: 0 S: 10	H: 0 LOB: 0 BB: 0 P: 17	R: 0 E: 0 K: 0 S: 8	H: 0 LOB: 1 BB: 1 P: 13	R: 0 E: 0 K: 0 S: 7	H: 0 LOB: 0 BB: 0 P: 14	R: 0 E: 0 K: 0 S: 9	H: 1 LOB: 1 BB: 0 P: 12	R: 0 E: 0 K: 0 S: 6	H: 0 LOB: 0 BB: 0 P: 11	R: 0 E: 0 K: 1 S: 13	H: 1 LOB: 1 BB: 0 P: 19	R: 0 E: 1 K: 0 S: 5	H: 1 LOB: 2 BB: 0 P: 10	R: 1 E: 0 K: 0 S: 10	H: 1 LOB: 0 BB: 0 P: 15	1B: 2 2B: 2 3B: 0 HR: 1	SF: 0 SAC: 1 DP: 0 HBP: 0	WP: 0 PB: 0 SB: 0 CS: 0	PA: 34
PITCHER Tom Candiotti, R (1, 1) ERA: 2.34	IP: 9.0 WLS: W BF: 34	H: 5 R: 1 ER: 1 SO: 1	BB: 1 IBB: 0 HBP: 0 BLK: 0	WP: 0 HR: 1 S: 75 P: 123	ERA: 1.00 WHIP: 0.667	PITCHER IP: 9.0 WLS: W BF: 34										H: 5 R: 1 ER: 1 SO: 1	BB: 1 IBB: 0 HBP: 0 BLK: 0	WP: 0 HR: 1 S: 75 P: 123	ERA: 1.00 WHIP: 0.667			



Batter	1	2	3	4	5	6	7	8	9	AB	R	H	RBI	BB	SO	LOB	TOP					
Devon White, S (1, 8) OBP: 0.350, SLG: 0.463 Derek Bell, R (8, 8) OBP: 0.208, SLG: 0.050	K	F7	G3-1 1B		G3			G5-3 1B	G5-3	5	0	2	1	0	1	1	Toronto Blue Jays @ Cleveland Indians Cleveland Municipal Stadium, Cleveland, OH Sun Sep 08 1991, 3:33 AM EDT Att: 13,071 - Sunny - 73 F					
Roberto Alomar, S (1, 4) OBP: 0.347, SLG: 0.436 Eddie Zosky, R (8, 6) OBP: 0.111, SLG: 0.111	2B 1B	FC5-4 1B	G3-1 1B		G3-1			FC6-4 1B HR		5	2	2	2	0	0	3						
Joe Carter, R (1, 9) OBP: 0.531 Rob Ducey, L (8, PR) OBP: 0.339, SLG: 0.375	1B 2B	P4	L4		G1-3			HR 1B		5	1	2	0	0	0	3						
Kelly Gruber, R (1, 5) OBP: 0.314, SLG: 0.459 Ed Sprague, R (8, 5) OBP: 0.356, SLG: 0.403	1B 1B	FC5-4 1-2			F9			HR		5	2	2	5	0	0	1						
John Olerud, L (1, 3) OBP: 0.348, SLG: 0.446	F8 BB E 2H		G4-3 1B		G4-3			FC6-4 BB		4	1	1	1	1	0	0						
Candy Maldonado, R (1, 7) OBP: 0.316, SLG: 0.427 Turner Ward, S (8, 7) OBP: 0.302, SLG: 0.302	E BB		1B 1B		K			1B HBP	K	3	1	1	0	1	2	1						
Rance Mulliniks, L (1, 10) OBP: 0.379, SLG: 0.353	F8 2-3		BB 1B 1B		K			FC6-4 1-2		5	1	2	0	0	1	3						
Greg Myers, L (1, 2) OBP: 0.304, SLG: 0.408 Randy Knorr, R (9, PH) (9, 2)	E1		1B BB G3-1 1B		FC6-4 1B			F7	G6-4-3 BB	4	1	2	1	0	0	2						
Rene Gonzales, R (1, 6) OBP: 0.296, SLG: 0.267	G4-3		G3-1 1B BB		FC6-4 1-2			E5 1B FC6-4	G6-4-3 1-2	4	1	0	0	1	0	4						
Inning Stats	R: 4 E: 1 K: 1 S: 22	H: 4 LOB: 2 BB: 1 P: 35	R: 0 E: 0 K: 0 S: 10	H: 1 LOB: 1 BB: 0 P: 12	R: 3 E: 0 K: 0 S: 13	H: 4 LOB: 2 BB: 1 P: 23	R: 0 E: 0 K: 1 S: 9	H: 0 LOB: 0 BB: 0 P: 14	R: 0 E: 0 K: 1 S: 9	H: 1 LOB: 1 BB: 0 P: 18	R: 0 E: 0 K: 0 S: 7	H: 0 LOB: 0 BB: 0 P: 10	R: 0 E: 0 K: 0 S: 7	H: 1 LOB: 1 BB: 0 P: 10	R: 4 E: 1 K: 1 S: 18	H: 3 LOB: 1 BB: 1 P: 31		R: 0 E: 0 K: 0 S: 7	H: 0 LOB: 0 BB: 1 P: 14	1B: 12 2B: 1 3B: 0 HR: 1	SF: 0 SAC: 0 DP: 1 HBP: 1	WP: 0 PB: 0 SB: 0 CS: 0
PITCHER	IP WLS BF H R ER SO BB IBB HBP BLK WP HR S P ERA WHIP	IP WLS BF H R ER SO BB IBB HBP BLK WP HR S P ERA WHIP	IP WLS BF H R ER SO BB IBB HBP BLK WP HR S P ERA WHIP	IP WLS BF H R ER SO BB IBB HBP BLK WP HR S P ERA WHIP	IP WLS BF H R ER SO BB IBB HBP BLK WP HR S P ERA WHIP	IP WLS BF H R ER SO BB IBB HBP BLK WP HR S P ERA WHIP	IP WLS BF H R ER SO BB IBB HBP BLK WP HR S P ERA WHIP	IP WLS BF H R ER SO BB IBB HBP BLK WP HR S P ERA WHIP	IP WLS BF H R ER SO BB IBB HBP BLK WP HR S P ERA WHIP	IP WLS BF H R ER SO BB IBB HBP BLK WP HR S P ERA WHIP	IP WLS BF H R ER SO BB IBB HBP BLK WP HR S P ERA WHIP	IP WLS BF H R ER SO BB IBB HBP BLK WP HR S P ERA WHIP	IP WLS BF H R ER SO BB IBB HBP BLK WP HR S P ERA WHIP	IP WLS BF H R ER SO BB IBB HBP BLK WP HR S P ERA WHIP	IP WLS BF H R ER SO BB IBB HBP BLK WP HR S P ERA WHIP	IP WLS BF H R ER SO BB IBB HBP BLK WP HR S P ERA WHIP	IP WLS BF H R ER SO BB IBB HBP BLK WP HR S P ERA WHIP					
Eric King, R (1, 1) ERA: 4.96 Rod Nichols, R (3, 1) ERA: 3.63 Rudy Seanez, R (8, 1) ERA: 16.2 Steve Olin, R (9, 1) ERA: 4.09	2.1 L 18 8 7 6 1 2 0 0 0 0 0 40 63 23.14 4.286	4.2 L 17 3 0 0 2 0 0 1 0 0 37 59 0.00 0.643	1.0 L 8 3 4 3 1 1 0 0 0 0 1 18 31 27.00 4.000	1.0 L 3 0 0 0 0 1 0 0 0 0 0 7 14 0.00 1.000																		

AB	41
R	11
H	14
RBI	10
BB	4
SO	4
LOB	18



Batter	1	2	3	4	5	6	7	8	9	AB	R	H	RBI	BB	SO	LOB	BOTTOM					
Alex Cole, L (1, 8) OBP: 0.393, SLG: 0.354	K		G4-3 1B		G4-3			E8 G5-3 2B 1B	1B	5	1	2	1	0	1	0	Toronto Blue Jays @ Cleveland Indians Cleveland Municipal Stadium, Cleveland, OH Sun Sep 08 1991, 3:33 AM EDT Att: 13,071 - Sunny - 73 F					
Jerry Browne, S (1, 10) OBP: 0.281, SLG: 0.271	K		G4-3 1B		F8			P3 3H	K	5	0	0	0	0	2	4						
Carlos Baerga, S (1, 4) OBP: 0.346, SLG: 0.399	P4				B5-3			G5-3		4	0	0	1	0	0	1						
Albert Belle, R (1, 7) OBP: 0.318, SLG: 0.529								P3 2-3 3H 1-2	2B	4	0	3	1	0	0	0						
Carlos Martinez, R (1, 3) OBP: 0.326, SLG: 0.420								F7 3H 0-0	P3	4	0	0	0	0	0	3						
Jim Thome, L (1, 5) OBP: 0.200, SLG: 0.250								F7	WP G6-3 2B	4	1	1	0	0	0	2						
Jose Gonzalez, R (1, 9) OBP: 0.170, SLG: 0.200								K 2B	K	4	1	1	0	0	2	1						
Joel Skinner, R (1, 2) OBP: 0.264, SLG: 0.292 Mike Aldrete, L (9, PH) OBP: 0.391, SLG: 0.333								1B 1B 2B	G6-3	3	1	1	1	0	0	2						
Felix Fermin, R (1, 6) OBP: 0.307, SLG: 0.302 Tony Perezchica, R (8, PH) OBP: 0.313, SLG: 0.381								E G5-3 1B	1B	2	0	0	0	0	0	0						
									1B	2	1	2	0	0	0	0						
Inning Stats	R: 0 E: 0 K: 2 S: 10	H: 0 LOB: 0 BB: 0 P: 13	R: 0 E: 0 K: 0 S: 12	H: 2 LOB: 2 BB: 0 P: 23	R: 0 E: 0 K: 0 S: 4	H: 0 LOB: 0 BB: 0 P: 6	R: 0 E: 0 K: 0 S: 5	H: 1 LOB: 1 BB: 0 P: 11	R: 0 E: 0 K: 0 S: 5	H: 0 LOB: 0 BB: 0 P: 7	R: 0 E: 0 K: 0 S: 5	H: 0 LOB: 0 BB: 0 P: 5	R: 0 E: 0 K: 0 S: 6	H: 0 LOB: 0 BB: 0 P: 9	R: 4 E: 1 K: 1 S: 17	H: 4 LOB: 1 BB: 0 P: 23	R: 1 E: 0 K: 2 S: 15	H: 3 LOB: 2 BB: 0 P: 23	1B: 6 2B: 4 3B: 0 HR: 0	SF: 0 SAC: 0 DP: 0 HBP: 0	WP: 2 PB: 0 SB: 0 CS: 0	PA: 38
PITCHER	IP WLS BF H R ER SO BB IBB HBP BLK WP HR S P ERA WHIP	IP WLS BF H R ER SO BB IBB HBP BLK WP HR S P ERA WHIP	IP WLS BF H R ER SO BB IBB HBP BLK WP HR S P ERA WHIP	IP WLS BF H R ER SO BB IBB HBP BLK WP HR S P ERA WHIP	IP WLS BF H R ER SO BB IBB HBP BLK WP HR S P ERA WHIP	IP WLS BF H R ER SO BB IBB HBP BLK WP HR S P ERA WHIP	IP WLS BF H R ER SO BB IBB HBP BLK WP HR S P ERA WHIP	IP WLS BF H R ER SO BB IBB HBP BLK WP HR S P ERA WHIP	IP WLS BF H R ER SO BB IBB HBP BLK WP HR S P ERA WHIP	IP WLS BF H R ER SO BB IBB HBP BLK WP HR S P ERA WHIP	IP WLS BF H R ER SO BB IBB HBP BLK WP HR S P ERA WHIP	IP WLS BF H R ER SO BB IBB HBP BLK WP HR S P ERA WHIP	IP WLS BF H R ER SO BB IBB HBP BLK WP HR S P ERA WHIP	IP WLS BF H R ER SO BB IBB HBP BLK WP HR S P ERA WHIP	IP WLS BF H R ER SO BB IBB HBP BLK WP HR S P ERA WHIP	IP WLS BF H R ER SO BB IBB HBP BLK WP HR S P ERA WHIP						
David Wells, L (1, 1) ERA: 3.75 Jim Acker, R (8, 1) ERA: 5.45	7.2 W 31 7 4 4 3 3 0 0 0 0 1 0 16 24 6.75 2.250																					

AB	38
R	5
H	10
RBI	5
BB	0
SO	5
LOB	13



Batter	1	2	3	4	5	6	7	8	9	AB	R	H	RBI	BB	SO	LOB	TOP								
Willie Wilson, S (1, 8) OBP: 0.299, SLG: 0.324										5	2	3	0	0	1	3	<p>Oakland Athletics @ Toronto Blue Jays</p> <p>SkyDome, Toronto, ON</p> <p>Fri Sep 13 1991, 7:05 PM EDT</p> <p>Att: 50,315 - Cloudy - 68 F</p> <p>livebaseballscorecards.com</p> <p>AB 36 R 6 H 9 RBI 6 BB 4 SO 11 LOB 22</p>								
Dann Howitt, L (1, 7) OBP: 0.281, SLG: 0.435 Dave Henderson, R (9, PH) OBP: 0.353, SLG: 0.481										4	1	1	0	0	3	4									
Jose Canseco, R (1, 9) OBP: 0.356, SLG: 0.548										5	2	2	4	0	0	1									
Harold Baines, L (1, 10) OBP: 0.382, SLG: 0.492										3	0	0	0	2	1	3									
Terry Steinbach, R (1, 2) OBP: 0.324, SLG: 0.409										4	0	1	2	0	2	2									
Ron Witmeyer, L (1, 3) OBP: 0.063, SLG: 0.063										4	0	0	0	0	0	3									
Scott Brosius, R (1, 5) OBP: 0.262, SLG: 0.397 (7, 4)										3	0	1	0	0	1	1									
Rickey Henderson, R (8, PH) OBP: 0.394, SLG: 0.390 Lance Blankenship, R (8, PR) OBP: 0.321, SLG: 0.323 (8, 4)										3	0	0	0	1	1	2									
Mike Gallego, R (1, 4) OBP: 0.335, SLG: 0.368 (7, 6)										2	0	0	0	0	2	1									
Mike Bordick, R (1, 6) OBP: 0.272, SLG: 0.262 (7, PH) Ernest Riles, L (7, PH) OBP: 0.284, SLG: 0.299 (7, 5)										1	1	0	0	1	0	2									
Inning Stats	R: 3 E: 0 K: 2 S: 19	H: 3 LOB: 1 BB: 1 P: 28	R: 0 E: 1 K: 2 S: 8	H: 0 LOB: 1 BB: 1 P: 12	R: 0 E: 0 K: 0 S: 8	H: 0 LOB: 1 BB: 1 P: 13	R: 0 E: 0 K: 2 S: 10	H: 0 LOB: 0 BB: 0 P: 16	R: 0 E: 0 K: 1 S: 11	H: 1 LOB: 1 BB: 0 P: 17	R: 0 E: 0 K: 1 S: 10	H: 1 LOB: 1 BB: 0 P: 12	R: 3 E: 0 K: 1 S: 16	H: 3 LOB: 1 BB: 1 P: 29	R: 0 E: 0 K: 1 S: 8	H: 1 LOB: 2 BB: 0 P: 14	R: 0 E: 0 K: 0 S: 5	H: 0 LOB: 0 BB: 0 P: 9	1B: 8 2B: 0 3B: 0 HR: 1	SF: 0 SAC: 0 DP: 0 HBP: 0	WP: 0 PB: 0 SB: 1 CS: 0	PA: 40			
PITCHER	IP	WLS	BF	H	R	ER	SO	BB	IBB	HBP	BLK	WP	HR	S	P	ERA	WHIP								
Juan Guzman, R (1, 1) ERA: 3.29	6.1	W	30	7	6	6	10	4	0	0	0	0	1	78	119	8.53	1.737								
Duane Ward, R (7, 1) ERA: 2.77	1.2		7	2	0	0	1	0	0	0	0	0	0	12	22	0.00	1.200								
Tom Henke, R (9, 1) ERA: 2.35	1.0	S	3	0	0	0	0	0	0	0	0	0	0	5	9	0.00	0.000								

Batter	1	2	3	4	5	6	7	8	9	AB	R	H	RBI	BB	SO	LOB	BOTTOM									
Devon White, S (1, 8) OBP: 0.348, SLG: 0.461										5	1	1	1	0	1	0	<p>Oakland Athletics @ Toronto Blue Jays</p> <p>SkyDome, Toronto, ON</p> <p>Fri Sep 13 1991, 7:05 PM EDT</p> <p>Att: 50,315 - Cloudy - 68 F</p> <p>livebaseballscorecards.com</p> <p>AB 40 R 7 H 15 RBI 7 BB 3 SO 11 LOB 24</p>									
Roberto Alomar, S (1, 4) OBP: 0.351, SLG: 0.440										4	3	3	0	1	1	0										
Joe Carter, R (1, 9) OBP: 0.338, SLG: 0.533										4	1	1	1	0	2	3										
Kelly Gruber, R (1, 5) OBP: 0.316, SLG: 0.458										5	0	2	3	0	1	2										
John Olerud, L (1, 3) OBP: 0.353, SLG: 0.455										5	0	3	1	0	0	1										
Candy Maldonado, R (1, 7) OBP: 0.315, SLG: 0.420										4	0	1	0	1	2	4										
Mookie Wilson, S (1, 10) OBP: 0.280, SLG: 0.356										4	0	2	0	1	0	3										
Greg Myers, L (1, 2) OBP: 0.305, SLG: 0.417 Pat Borders, R (8, PH) OBP: 0.279, SLG: 0.339 (9, 2)										4	1	2	1	0	2	5										
Eddie Zosky, R (1, 6) OBP: 0.067, SLG: 0.067										4	1	0	0	0	2	4										
Inning Stats	R: 0 E: 0 K: 1 S: 7	H: 0 LOB: 1 BB: 1 P: 13	R: 0 E: 0 K: 2 S: 15	H: 2 LOB: 0 BB: 0 P: 21	R: 2 E: 0 K: 3 S: 21	H: 3 LOB: 3 BB: 1 P: 38	R: 3 E: 1 K: 1 S: 18	H: 3 LOB: 2 BB: 1 P: 34	R: 2 E: 0 K: 0 S: 12	H: 3 LOB: 1 BB: 0 P: 17	R: 0 E: 0 K: 2 S: 15	H: 2 LOB: 0 BB: 0 P: 20	R: 0 E: 0 K: 2 S: 14	H: 0 LOB: 0 BB: 0 P: 18	R: 0 E: 0 K: 0 S: 10	H: 2 LOB: 2 BB: 0 P: 14		R: 0 E: 0 K: 0 S: 5	H: 0 LOB: 0 BB: 0 P: 9	1B: 10 2B: 3 3B: 1 HR: 1	SF: 0 SAC: 0 DP: 0 HBP: 1	WP: 0 PB: 0 SB: 3 CS: 0	PA: 44			
PITCHER	IP	WLS	BF	H	R	ER	SO	BB	IBB	HBP	BLK	WP	HR	S	P	ERA	WHIP									
Dave Stewart, R (1, 1) ERA: 5.27	3.1	L	22	8	5	4	7	2	0	1	0	0	0	1	12	24	10.80	3.000								
Curt Young, L (4, 1) ERA: 5.31	1.1		7	2	2	2	0	0	1	0	0	0	0	1	24	13.50	1.500									
Eric Show, R (5, 1) ERA: 6.13	2.2		11	3	0	0	4	0	0	0	0	0	0	35	45	0.00	1.125									
Rick Honeycutt, L (8, 1) ERA: 3.77	0.1		3	2	0	0	0	0	0	0	0	0	0	6	10	0.00	6.000									
Steve Chitren, R (8, 1) ERA: 4.42	0.1		1	0	0	0	0	0	0	0	0	0	0	2	2	0.00	0.000									

Batter	1	2	3	4	5	6	7	8	9	AB	R	H	RBI	BB	SO	LOB	TOP										
Lance Blankenship, R OBP: 0.316, SLG: 0.317 Dann Howitt, L OBP: 0.250, SLG: 0.417										3	0	0	0	0	2	0											
Terry Steinbach, R OBP: 0.321, SLG: 0.405 Scott Hemond, R OBP: 0.231, SLG: 0.167										4	0	0	0	0	2	0											
Jose Canseco, R OBP: 0.359, SLG: 0.552										4	0	3	0	0	1	0											
Harold Baines, L OBP: 0.379, SLG: 0.487										4	0	0	0	0	2												
Mark McGwire, R OBP: 0.328, SLG: 0.380										3	0	0	0	1	0	0											
Brook Jacoby, R OBP: 0.285, SLG: 0.327										3	0	2	0	0	0	0											
Brad Komminsk, R OBP: 0.154, SLG: 0.083										2	0	0	0	1	2	3											
Mike Gallego, R OBP: 0.333, SLG: 0.365										3	0	0	0	0	2												
Mike Bordick, R OBP: 0.289, SLG: 0.259 Rickey Henderson, R OBP: 0.353, SLG: 0.389 Scott Brosius, R OBP: 0.262, SLG: 0.397										2	0	0	0	0	0	0											
Inning Stats	R: 0 E: 0 K: 1 S: 8	H: 1 LOB: 1 BB: 0 P: 15	R: 0 E: 0 K: 1 S: 11	H: 1 LOB: 1 BB: 0 P: 16	R: 0 E: 0 K: 1 S: 10	H: 0 LOB: 0 BB: 0 P: 16	R: 0 E: 0 K: 1 S: 11	H: 2 LOB: 2 BB: 1 P: 23	R: 0 E: 0 K: 1 S: 11	H: 0 LOB: 0 BB: 0 P: 18	R: 0 E: 0 K: 0 S: 8	H: 1 LOB: 0 BB: 0 P: 14	R: 0 E: 0 K: 0 S: 7	H: 0 LOB: 1 BB: 1 P: 14	R: 0 E: 0 K: 3 S: 10	H: 0 LOB: 0 BB: 0 P: 15	R: 0 E: 0 K: 1 S: 9	H: 0 LOB: 0 BB: 0 P: 11	1B: 4 2B: 1 3B: 0 HR: 0	SF: 0 SAC: 0 DP: 0 HBP: 0	WP: 0 PB: 0 SB: 1 CS: 1	PA: 32					
PITCHER	IP	WLS	BF	H	R	ER	SO	BB	IBB	HBP	BLK	WP	HR	S	P	ERA	WHIP										
Tom Candiotti, R ERA: 2.26	(1, 1)	7.0	W	26	5	0	5	2	0	0	0	0	0	66	116	0.00	1.000										
Duane Ward, R ERA: 2.75	(8, 1)	1.0	3	0	0	0	3	0	0	0	0	0	0	10	15	0.00	0.000										
Mike Timlin, R ERA: 3.41	(9, 1)	1.0	3	0	0	0	1	0	0	0	0	0	0	9	11	0.00	0.000										

Oakland Athletics @ Toronto Blue Jays
SkyDome, Toronto, ON
Sat Sep 14 1991, 3:33 AM EDT
Att: 50,319 - Cloudy - 73 F

livebaseballscores.com

AB 30
R 0
H 5
RBI 0
BB 2
SO 9
LOB 7

Batter	1	2	3	4	5	6	7	8	9	AB	R	H	RBI	BB	SO	LOB	BOTTOM										
Devon White, S OBP: 0.347, SLG: 0.459										3	0	0	0	1	1	2											
Roberto Alomar, S OBP: 0.350, SLG: 0.440										4	1	1	0	0	0	0											
Joe Carter, R OBP: 0.337, SLG: 0.536										4	1	1	1	0	0	1											
Kelly Gruber, R OBP: 0.321, SLG: 0.459										3	1	2	0	0	0	0											
John Olerud, L OBP: 0.352, SLG: 0.455										4	1	1	2	0	0	2											
Candy Maldonado, R OBP: 0.322, SLG: 0.433										2	2	1	1	2	0	0											
Mookie Wilson, S OBP: 0.276, SLG: 0.349										4	0	0	0	0	2	4											
Greg Myers, L OBP: 0.305, SLG: 0.413										3	0	0	0	1	1	0											
Eddie Zosky, R OBP: 0.167, SLG: 0.278										3	0	2	2	0	0	1											
Inning Stats	R: 0 E: 0 K: 0 S: 7	H: 0 LOB: 0 BB: 0 P: 9	R: 0 E: 0 K: 0 S: 17	H: 1 LOB: 1 BB: 1 P: 28	R: 0 E: 0 K: 0 S: 6	H: 1 LOB: 0 BB: 1 P: 12	R: 4 E: 0 K: 1 S: 22	H: 3 LOB: 2 BB: 2 P: 40	R: 0 E: 0 K: 0 S: 5	H: 0 LOB: 0 BB: 0 P: 8	R: 1 E: 1 K: 1 S: 11	H: 1 LOB: 1 BB: 0 P: 18	R: 1 E: 0 K: 0 S: 10	H: 2 LOB: 1 BB: 0 P: 17	R: 0 E: 0 K: 2 S: 11	H: 0 LOB: 0 BB: 0 P: 16	1B: 3 2B: 2 3B: 1 HR: 2	SF: 0 SAC: 0 DP: 1 HBP: 1	WP: 0 PB: 0 SB: 1 CS: 1	PA: 36							
PITCHER	IP	WLS	BF	H	R	ER	SO	BB	IBB	HBP	BLK	WP	HR	S	P	ERA	WHIP										
Bob Welch, R ERA: 4.35	(1, 1)	6.0	L	27	6	5	5	2	3	1	0	0	1	68	115	7.50	1.500										
Gene Nelson, R ERA: 6.65	(7, 1)	1.0	5	2	1	1	0	0	0	0	0	0	1	10	17	9.00	2.000										
Bruce Walton, R ERA: 4.22	(8, 1)	1.0	3	0	0	0	2	0	0	0	0	0	0	11	16	0.00	0.000										

Oakland Athletics @ Toronto Blue Jays
SkyDome, Toronto, ON
Sat Sep 14 1991, 3:33 AM EDT
Att: 50,319 - Cloudy - 73 F

livebaseballscores.com

AB 30
R 6
H 8
RBI 6
BB 4
SO 4
LOB 10

Batter	1	2	3	4	5	6	7	8	9	10	11	AB	R	H	RBI	BB	SO	LOB	TOP						
Devon White, S OBP: 0.350, SLG: 0.464 (1,8)	F7		G4-1		2B	1B		G4-3			G4-3	6	1	2	0	0	0	1							
Roberto Alomar, S OBP: 0.349, SLG: 0.436 (1,4)	S		S								G4-3	6	0	2	1	0	0	3							
Joe Carter, R OBP: 0.336, SLG: 0.534 (1,9)	E5		P2									5	1	2	1	0	0	4							
Kelly Gruber, R OBP: 0.315, SLG: 0.453 (1,5)	K		K									5	0	1	1	0	2	6							
John Olerud, L OBP: 0.351, SLG: 0.447 (1,3)	K											5	0	1	0	0	3	4							
Candy Maldonado, R OBP: 0.349, SLG: 0.426 (1,7)												4	0	1	0	1	1	0							
Dave Parker, L OBP: 0.279, SLG: 0.356 (1,10)												5	0	0	0	0	2	3							
Greg Myers, L OBP: 0.309, SLG: 0.413 (1,2)												1	0	0	0	1	1	0							
Pat Borders, R OBP: 0.278, SLG: 0.350 (6,PH)												3	0	0	0	0	0	0							
Rene Gonzales, R OBP: 0.365, SLG: 0.338 (11,PH)												4	2	2	0	0	0	2							
Rance Mulliniks, L OBP: 0.365, SLG: 0.338 (11,PH)												1	0	0	0	0	1	0							
Eddie Zosky, R OBP: 0.130, SLG: 0.217 (11,6)												0	0	0	0	0	0	0							
Inning Stats	R: 0 E: 1 K: 2 S: 15	H: 1 LOB: 2 BB: 0 P: 7	R: 0 E: 0 K: 1 S: 5	H: 0 LOB: 0 BB: 0 P: 7	R: 1 E: 0 K: 1 S: 11	H: 2 LOB: 1 BB: 0 P: 20	R: 0 E: 0 K: 1 S: 12	H: 2 LOB: 2 BB: 1 P: 24	R: 2 E: 0 K: 1 S: 14	H: 3 LOB: 2 BB: 1 P: 26	R: 1 E: 2 K: 0 S: 10	H: 0 LOB: 0 BB: 0 P: 15	R: 0 E: 0 K: 0 S: 6	H: 0 LOB: 0 BB: 0 P: 8	R: 0 E: 0 K: 1 S: 14	H: 1 LOB: 1 BB: 0 P: 18	R: 0 E: 0 K: 1 S: 8	H: 0 LOB: 0 BB: 0 P: 13	R: 0 E: 0 K: 1 S: 11	H: 0 LOB: 0 BB: 0 P: 13	1B: 7 2B: 3 3B: 1 HR: 0	SF: 0 SAC: 0 DP: 0 HBP: 0	WP: 0 PB: 0 SB: 3 CS: 0	PA: 47	
PITCHER	IP ERA: 3.84	WLS BF 24	H R 3	ER SO 3	BB IBB 0	HBP BLK 0	WP HR 0	S P 56	P 96	ERA 5.79	WHIP 2.143														
Erik Hanson, R ERA: 3.84 (1,1)																									
Dave Fleming, L ERA: 6.0 (5,1)	0.1	1	0	0	0	0	0	0	1	2	0.00	0.000													
Gene Harris, R ERA: 6.0 (6,1)	2.0	9	2	1	0	1	0	0	19	28	0.00	1.000													
Michael Jackson, R ERA: 3.16 (8,1)	1.2	6	1	0	0	0	0	0	17	22	0.00	0.600													
Russ Swan, L ERA: 3.7 (9,1)	0.1	1	0	0	0	1	0	0	3	4	0.00	0.000													

Toronto Blue Jays @ Seattle Mariners
The Kingdom, Seattle, WA
Tue Sep 17 1991, 10:05 PM EDT
Att: 29,115 - Dome - 70 F

livebaseballscores.com

AB	45
R	4
H	11
RBI	3
BB	2
SO	10
LOB	23



Batter	1	2	3	4	5	6	7	8	9	10	11	AB	R	H	RBI	BB	SO	LOB	BOTTOM						
Greg Briley, L OBP: 0.293, SLG: 0.321 (1,7)	G6-3		F7	G4-3				F7				5	1	1	0	1	0	3							
Harold Reynolds, S OBP: 0.336, SLG: 0.349 (1,4)	P5		1B									3	1	1	0	1	0	0							
Ken Griffey Jr., L OBP: 0.401, SLG: 0.538 (1,8)	FC6		F8									3	0	0	0	3	2	2							
Pete O'Brien, L OBP: 0.306, SLG: 0.393 (1,3)	FC6											4	0	2	2	2	0	1							
Alvin Davis, L OBP: 0.303, SLG: 0.343 (1,10)			L6									6	1	2	0	0	1	9							
Jay Buhner, R OBP: 0.336, SLG: 0.504 (1,9)	FC5-4											5	1	1	1	1	2	3							
Dave Cochrane, S OBP: 0.285, SLG: 0.355 (8,PR)												3	0	2	1	1	0	1							
Rich Amaral, R ERA: 3.84 (9,5)												0	0	0	0	0	0	0							
Jeff Schaefer, R OBP: 0.281, SLG: 0.336 (10,5)												1	0	0	0	0	0	0							
Dave Valle, R OBP: 0.278, SLG: 0.288 (1,2)												3	0	0	0	0	0	4							
Tino Martinez, L OBP: 0.288, SLG: 0.282 (8,PH)												1	0	0	0	0	0	1							
Chris Howard, R OBP: 1.000, SLG: 2.000 (9,2)												0	0	0	0	0	0	0							
Scott Bradley, L OBP: 0.278, SLG: 0.240 (10,PH)												1	0	0	0	0	0	0							
Omar Vizquel, S OBP: 0.300, SLG: 0.292 (1,6)												5	1	3	1	0	0	2							
Inning Stats	R: 0 E: 0 K: 0 S: 9	H: 0 LOB: 1 BB: 1 P: 20	R: 0 E: 0 K: 0 S: 12	H: 2 LOB: 2 BB: 0 P: 18	R: 0 E: 0 K: 0 S: 9	H: 1 LOB: 1 BB: 1 P: 16	R: 1 E: 0 K: 0 S: 7	H: 2 LOB: 1 BB: 0 P: 12	R: 0 E: 0 K: 1 S: 9	H: 0 LOB: 0 BB: 0 P: 14	R: 1 E: 0 K: 0 S: 12	H: 1 LOB: 2 BB: 3 P: 17	R: 1 E: 0 K: 1 S: 16	H: 1 LOB: 2 BB: 1 P: 26	R: 0 E: 0 K: 2 S: 13	H: 0 LOB: 1 BB: 0 P: 21	R: 0 E: 0 K: 0 S: 5	H: 0 LOB: 0 BB: 0 P: 7	R: 1 E: 0 K: 1 S: 10	H: 1 LOB: 3 BB: 3 P: 24	1B: 10 2B: 1 3B: 1 HR: 0	SF: 0 SAC: 2 DP: 2 HBP: 0	WP: 0 PB: 0 SB: 0 CS: 0	PA: 51	
PITCHER	IP ERA: 3.36	WLS BF 28	H R 3	ER SO 3	BB IBB 0	HBP BLK 0	WP HR 0	S P 60	P 103	ERA 4.50	WHIP 1.833														
Juan Guzman, R ERA: 3.36 (1,1)																									
Vince Horsman, L ERA: 3.84 (7,1)	0.1	3	0	0	0	1	0	0	2	11	0.00	3.000													
David Wells, L ERA: 3.84 (7,1)	0.2	1	0	0	0	0	0	0	2	3	0.00	0.000													
Duane Ward, R ERA: 2.88 (8,1)	1.0	5	1	0	0	1	1	0	16	26	0.00	2.000													
Tom Henke, R ERA: 2.42 (9,1)	1.0	5	2	1	1	2	0	0	13	21	9.00	2.000													
PITCHER	IP ERA: 5.4	WLS BF 6	H R 1	ER SO 1	BB IBB 0	HBP BLK 0	WP HR 0	S P 8	P 15	ERA 6.75	WHIP 0.750														
Jim Ackler, R ERA: 5.4 (10,1)																									
Bob MacDonald, L ERA: 3.02 (11,1)	0.1	2	0	0	0	1	0	0	4	9	0.00	3.000													
David Weather, R ERA: 3.48 (11,1)	0.0	1	0	0	0	0	0	0	3	7	∞	∞													

Toronto Blue Jays @ Seattle Mariners
The Kingdom, Seattle, WA
Tue Sep 17 1991, 10:05 PM EDT
Att: 29,115 - Dome - 70 F

livebaseballscores.com

AB	40
R	5
H	12
RBI	5
BB	9
SO	5
LOB	26



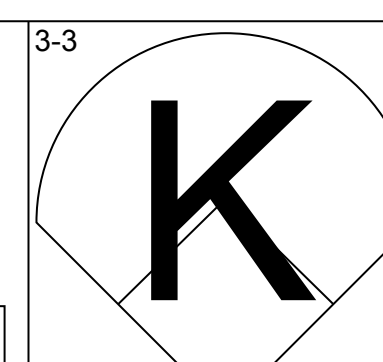
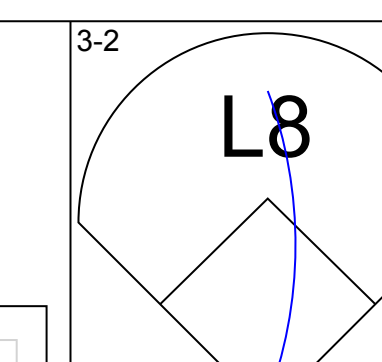
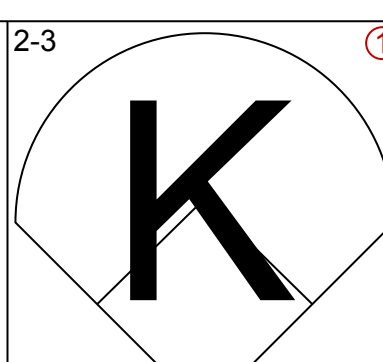
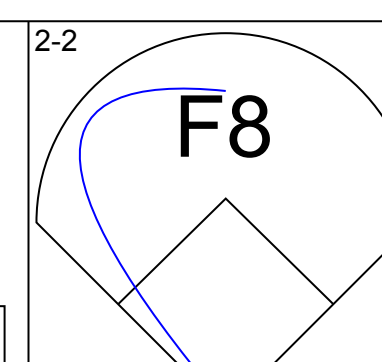
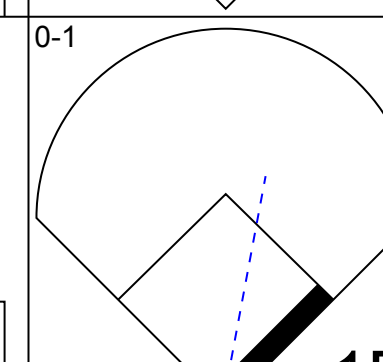
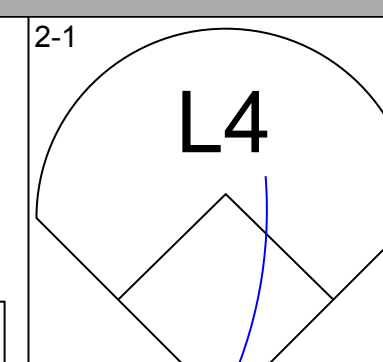
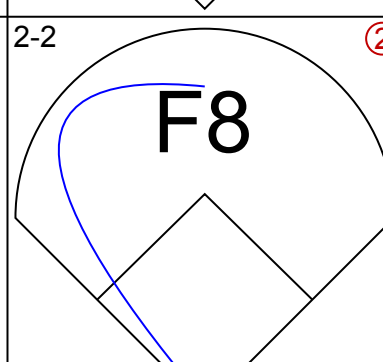
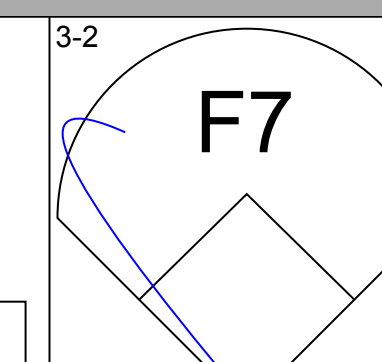
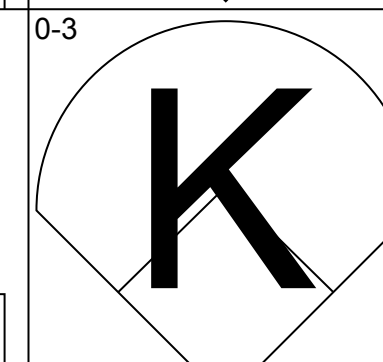
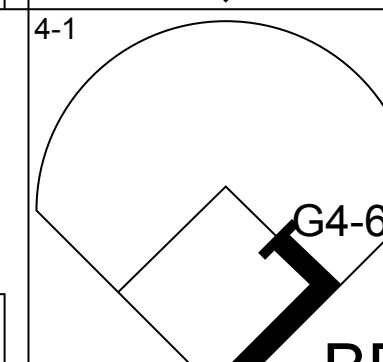
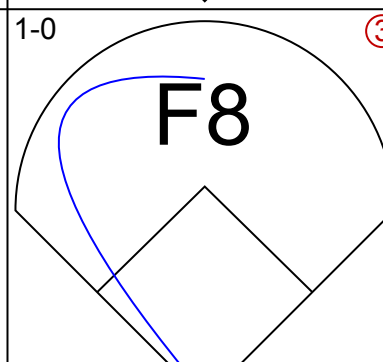
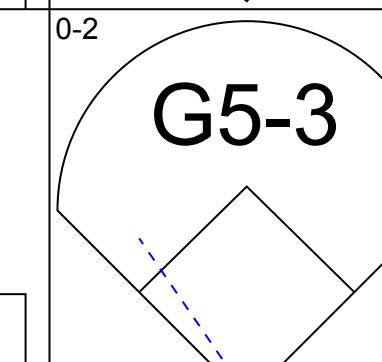
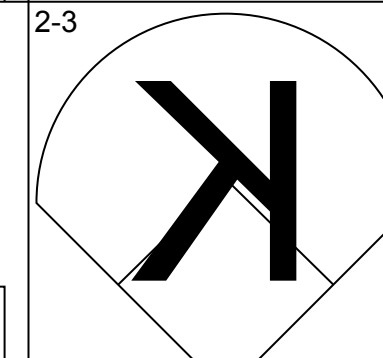
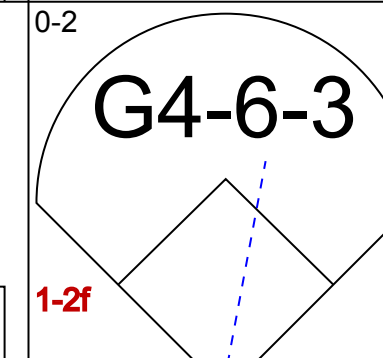
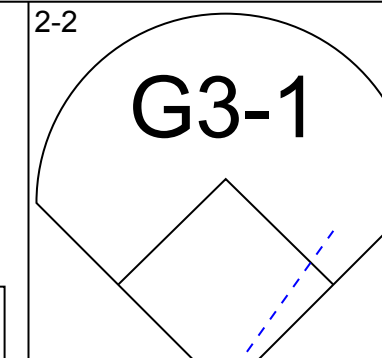
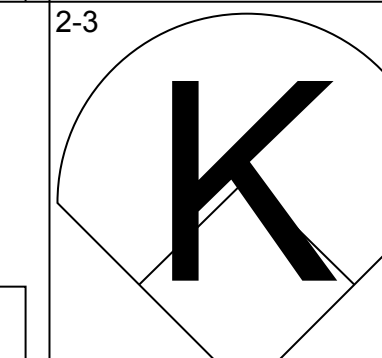
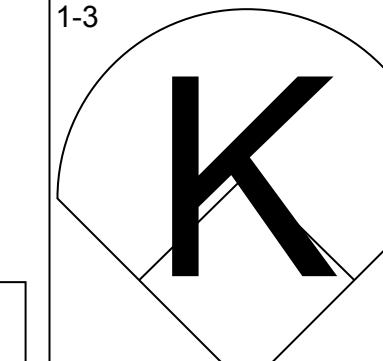
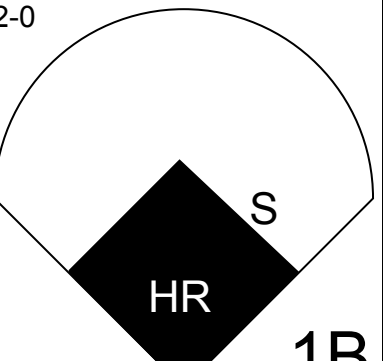
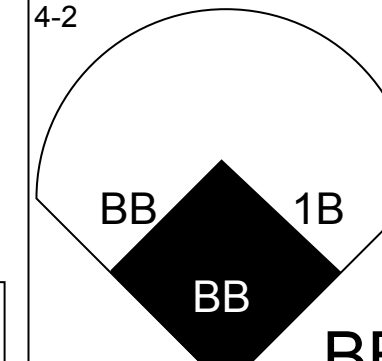
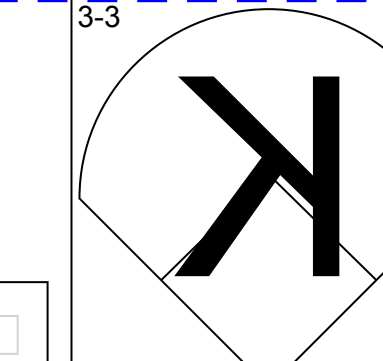
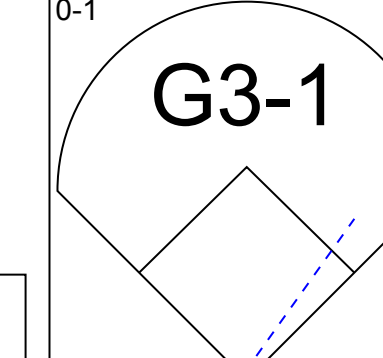
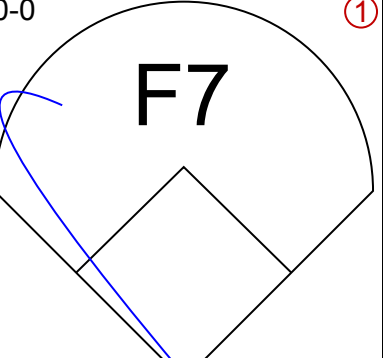
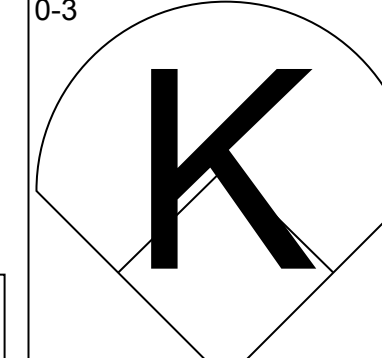
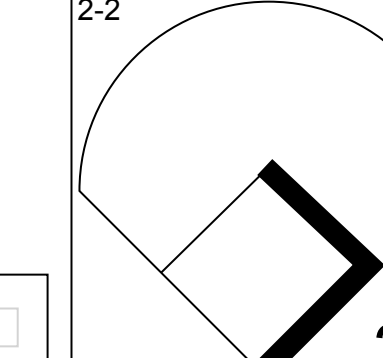
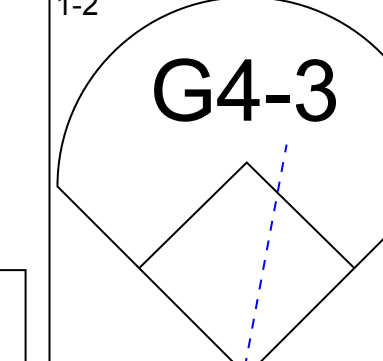
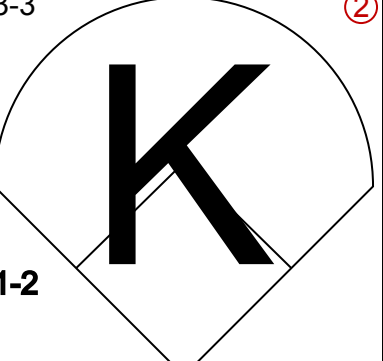
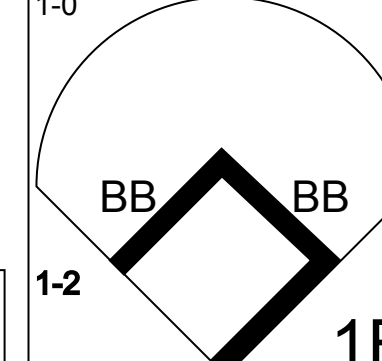
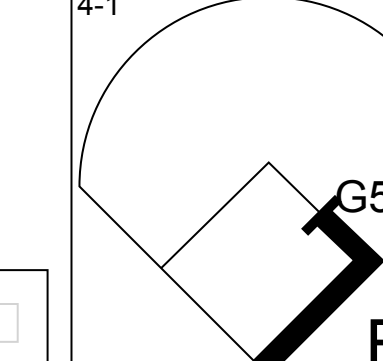
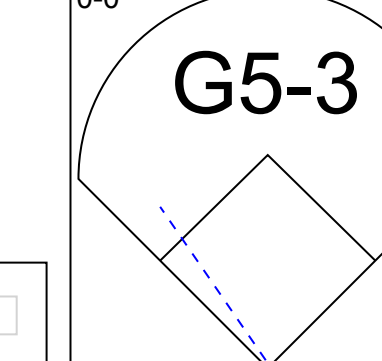
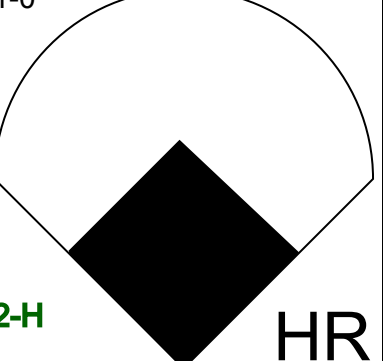
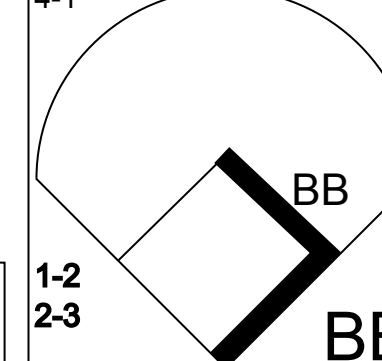
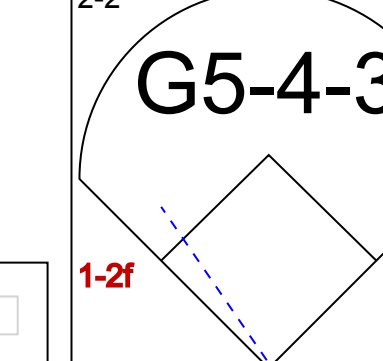
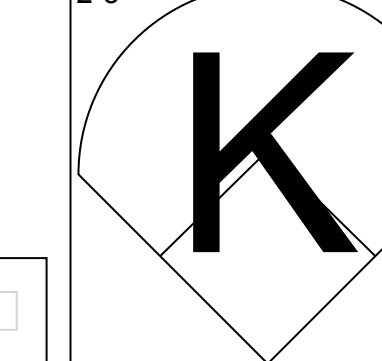
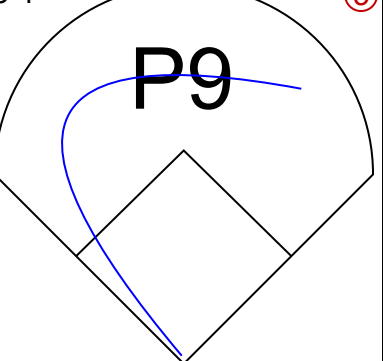
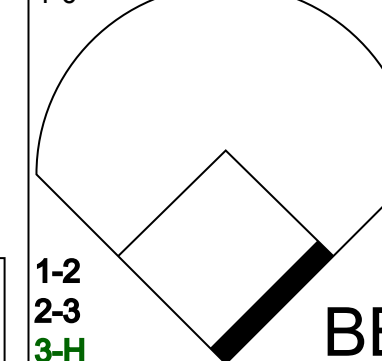
Batter	1	2	3	4	5	6	7	8	9	AB	R	H	RBI	BB	SO	LOB	TOP										
Devon White, S (1, 8) OBP: 0.347, SLG: 0.462	G4-3		FC3-6 1B		K		K			4	0	0	0	0	2	4	Toronto Blue Jays @ Oakland Athletics Oakland-Alameda County Coliseum, Oakland, CA Sat Sep 21 1991, 3:33 AM PDT Att: 36,601 - Sunny - 68 F										
Roberto Alomar, S (1, 4) OBP: 0.353, SLG: 0.437	G1-3		FC6-4 1B		F7			K		4	0	1	0	0	1	1											
Joe Carter, R (1, 9) OBP: 0.334, SLG: 0.525	P3		FC6-4 1B			G5-3		G5-3		4	0	0	0	0	2												
Kelly Gruber, R (1, 5) OBP: 0.312, SLG: 0.451		F9		F7		F7 1B		K		4	0	1	0	0	1	0											
John Olerud, L (1, 3) OBP: 0.358, SLG: 0.449		G5-3 BB		G3-1		F8			FC5-4 1B	3	0	1	0	1	0	1											
Candy Maldonado, R (1, 7) OBP: 0.330, SLG: 0.417	G5-3					F9		K		4	0	1	0	0	1	3											
Dave Parker, L (1, 10) Mookie Wilson, S (7, PR) OBP: 0.282, SLG: 0.356 OBP: 0.272, SLG: 0.345	F7			G1-3			G4-3 SH1-4 BB	FC5-4 1B		2	0	0	0	1	0	2											
Pat Borders, R (1, 2) Rance Mulliniks, L (9, PH) OBP: 0.279, SLG: 0.357 OBP: 0.365, SLG: 0.338			K		G5-3		SH1-4	F7		2	0	0	0	0	1	0											
Manuel Lee, S (1, 6) OBP: 0.275, SLG: 0.292					E6		G4-3			3	0	1	0	0	0	2											
Inning Stats	R: 0 E: 0 K: 0 S: 7	H: 0 LOB: 0 BB: 0 P: 13	R: 0 E: 0 K: 0 S: 15	H: 0 LOB: 1 BB: 1 P: 24	R: 0 E: 0 K: 1 S: 13	H: 2 LOB: 2 BB: 0 P: 19	R: 0 E: 0 K: 0 S: 7	H: 1 LOB: 1 BB: 0 P: 13	R: 0 E: 1 K: 1 S: 13	H: 0 LOB: 1 BB: 0 P: 18	R: 0 E: 0 K: 0 S: 6	H: 1 LOB: 1 BB: 0 P: 8	R: 0 E: 0 K: 1 S: 10	H: 0 LOB: 2 BB: 1 P: 19	R: 0 E: 0 K: 2 S: 7	H: 0 LOB: 0 BB: 0 P: 9		R: 0 E: 0 K: 1 S: 7	H: 1 LOB: 1 BB: 0 P: 8	1B: 5 2B: 0 3B: 0 HR: 0	SF: 0 SAC: 1 DP: 0 HBP: 0	WP: 0 PB: 0 SB: 0 CS: 0	PA: 35				
PITCHER	IP	WLS	BF	H	R	ER	SO	BB	IBB	HBP	BLK	WP	HR	S	P	ERA	WHIP										
Mike Moore, R (1, 1) ERA: 3.21	8.0	W	31	4	0	0	5	2	0	0	0	0	0	78	123	0.00	0.750										
Dennis Eckersley, R (9, 1) ERA: 2.83	1.0		4	1	0	0	1	0	0	0	0	0	0	7	8	0.00	1.000										

AB	32
R	0
H	5
RBI	0
BB	2
SO	6
LOB	17



Batter	1	2	3	4	5	6	7	8	9	AB	R	H	RBI	BB	SO	LOB	BOTTOM										
Rickey Henderson, R (1, 7) OBP: 0.389, SLG: 0.384	K		G6-3			K				3	1	0	0	1	2	0	Toronto Blue Jays @ Oakland Athletics Oakland-Alameda County Coliseum, Oakland, CA Sat Sep 21 1991, 3:33 AM PDT Att: 36,601 - Sunny - 68 F										
Willie Wilson, S (1, 8) OBP: 0.291, SLG: 0.317	G4-3			P3		G4-3				4	1	1	2	0	0	0											
Jose Canseco, R (1, 9) OBP: 0.364, SLG: 0.566					K					3	1	1	0	1	2	0											
Dave Henderson, R (1, 10) Harold Baines, L (8, PH) OBP: 0.349, SLG: 0.470 OBP: 0.374, SLG: 0.475	K			L9						3	0	1	0	0	1	1											
Terry Steinbach, R (1, 2) OBP: 0.318, SLG: 0.400		G3			G1-5-3		P3			4	0	1	1	0	0	1											
Brook Jacoby, R (1, 5) OBP: 0.278, SLG: 0.319		P3			P3					4	0	0	0	0	1	3											
Mark McGwire, R (1, 3) OBP: 0.332, SLG: 0.378		F9								2	0	0	0	1	0	0											
Mike Gallego, R (1, 4) OBP: 0.331, SLG: 0.360			F8							3	1	1	0	0	1	1											
Mike Bordick, R (1, 6) OBP: 0.271, SLG: 0.259			G5-3							2	0	0	0	0	0	0											
Inning Stats	R: 0 E: 0 K: 2 S: 11	H: 1 LOB: 1 BB: 0 P: 15	R: 0 E: 0 K: 0 S: 6	H: 0 LOB: 0 BB: 0 P: 8	R: 0 E: 0 K: 0 S: 7	H: 0 LOB: 0 BB: 0 P: 12	R: 0 E: 0 K: 1 S: 5	H: 0 LOB: 0 BB: 0 P: 9	R: 0 E: 0 K: 1 S: 8	H: 0 LOB: 0 BB: 0 P: 14	R: 0 E: 0 K: 1 S: 8	H: 0 LOB: 0 BB: 0 P: 10	R: 0 E: 0 K: 2 S: 12	H: 1 LOB: 1 BB: 0 P: 15	R: 4 E: 0 K: 0 S: 17	H: 4 LOB: 2 BB: 2 P: 29		1B: 5 2B: 1 3B: 0 HR: 0	SF: 0 SAC: 1 DP: 0 HBP: 0	WP: 0 PB: 0 SB: 0 CS: 0	PA: 33						
PITCHER	IP	WLS	BF	H	R	ER	SO	BB	IBB	HBP	BLK	WP	HR	S	P	ERA	WHIP										
Jimmy Key, L (1, 1) ERA: 3.14	7.2	L	30	4	4	4	7	4	4	4	7	0	0	65	102	4.70	0.652										
Duane Ward, R (8, 1) ERA: 2.92	0.0		2	2	0	0	0	0	0	0	0	0	0	8	9	∞	∞										
Jim Acker, R (8, 1) ERA: 5.31	0.1		1	0	0	0	0	0	0	0	0	0	0	1	1	0.00	0.000										

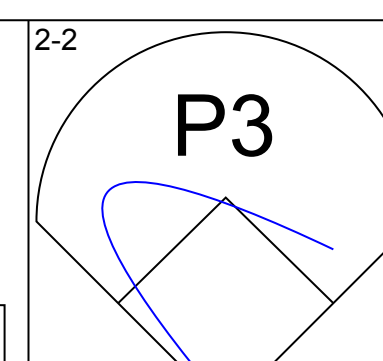
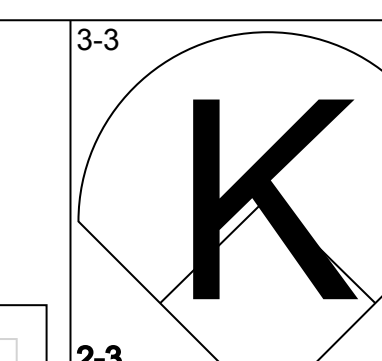
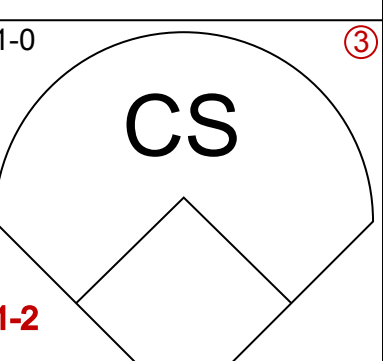
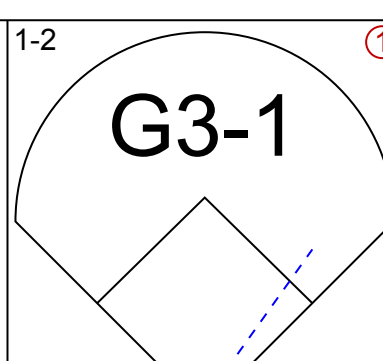
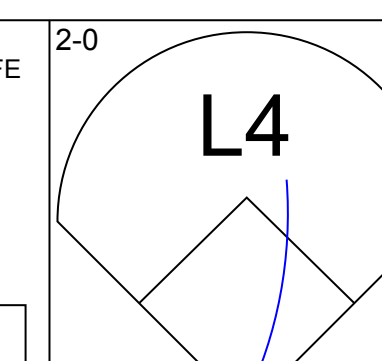
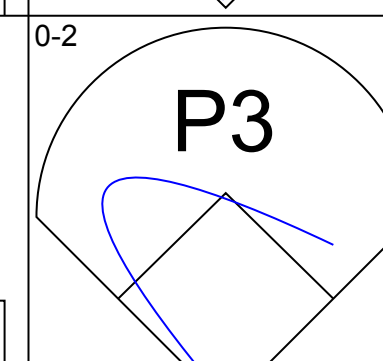
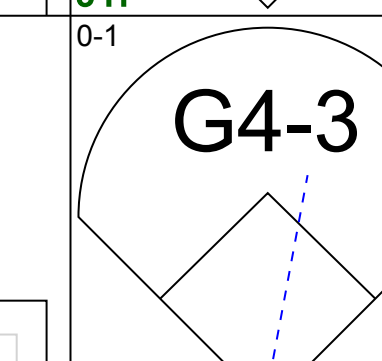
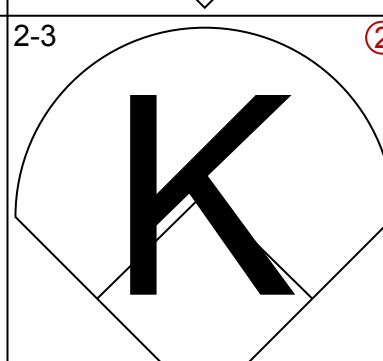
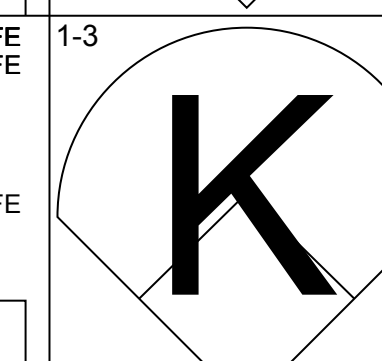
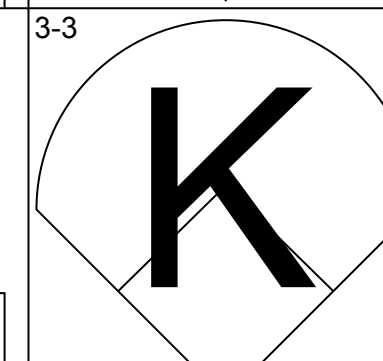
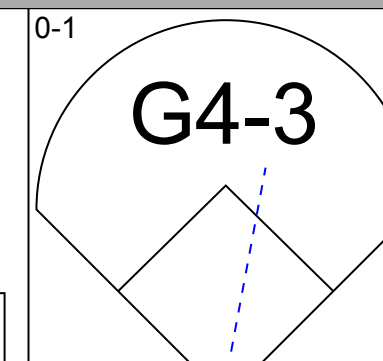
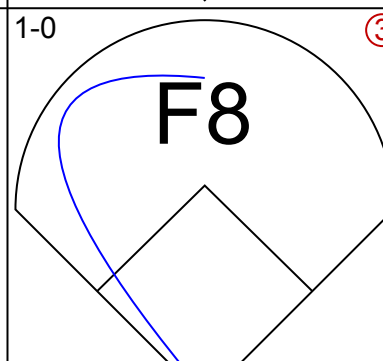
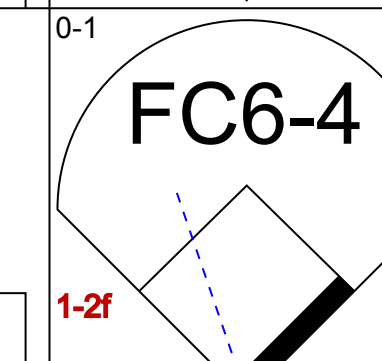
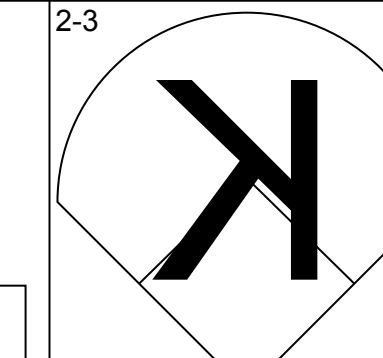
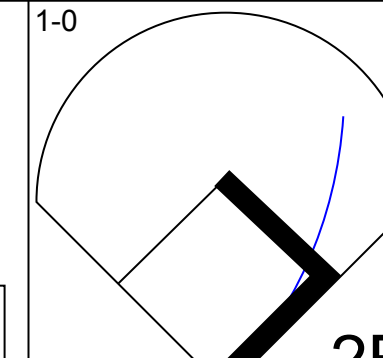
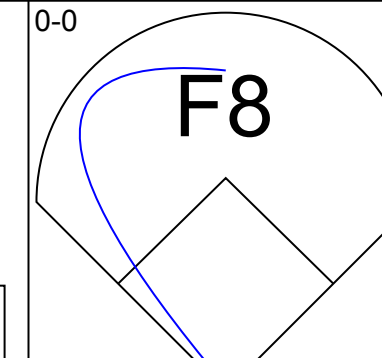
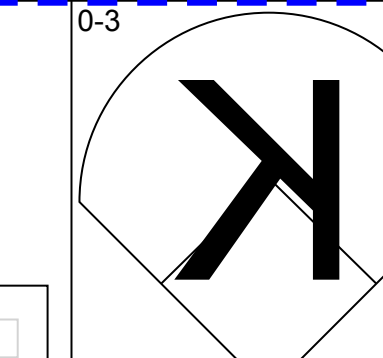
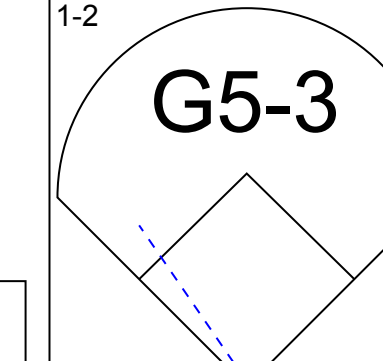
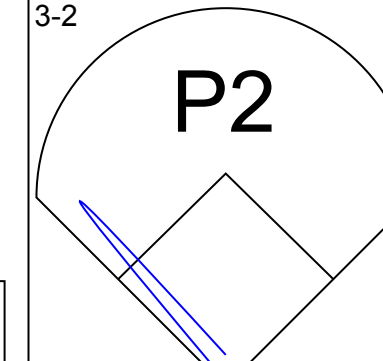
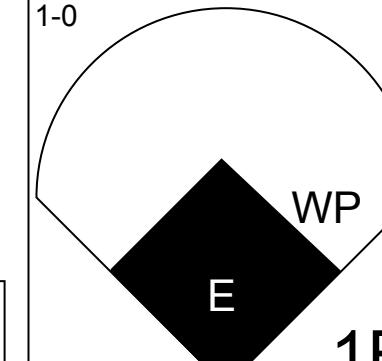
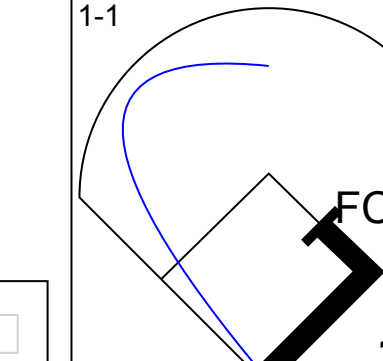
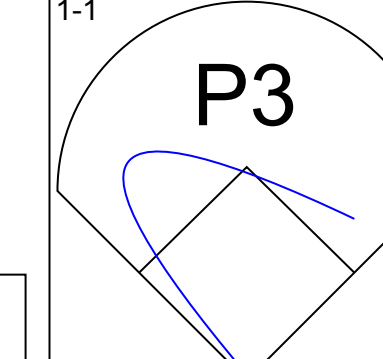
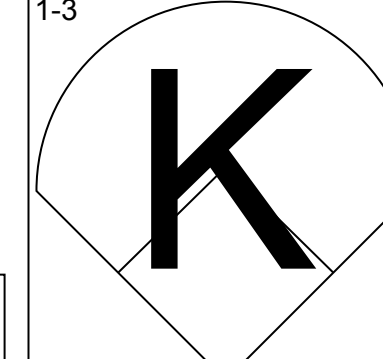
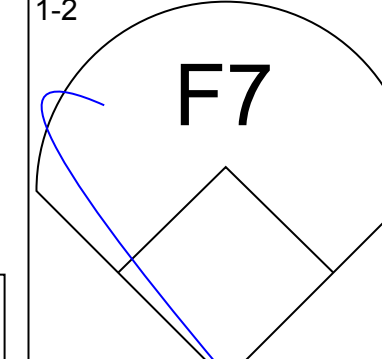
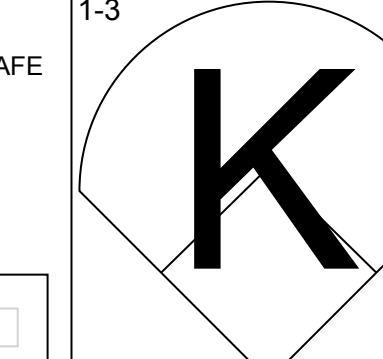
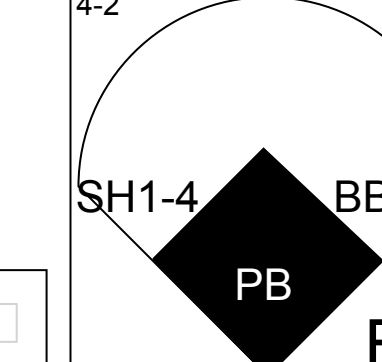
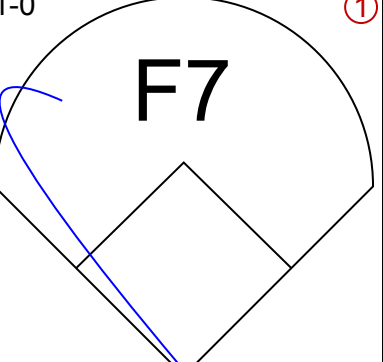
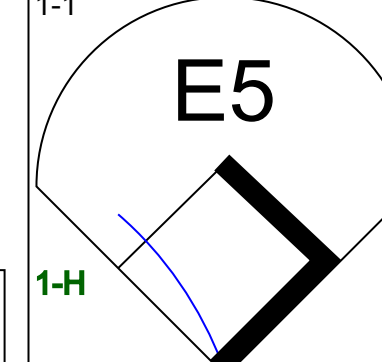
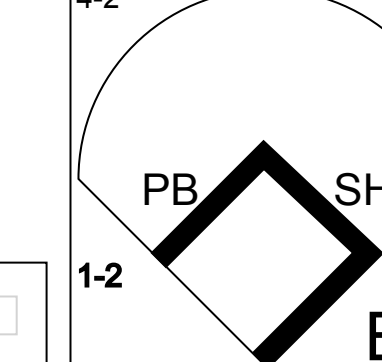
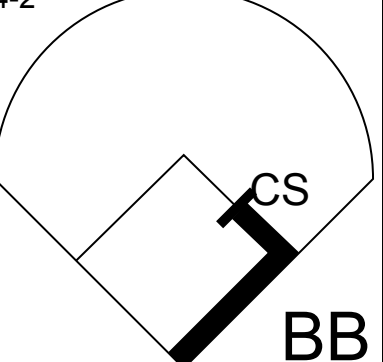
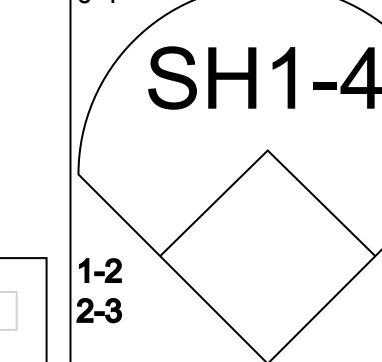
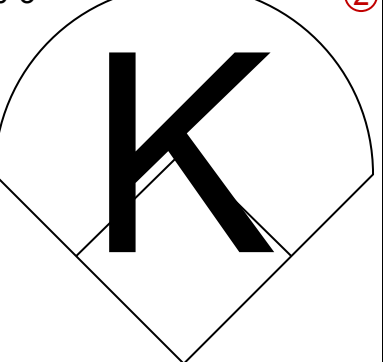
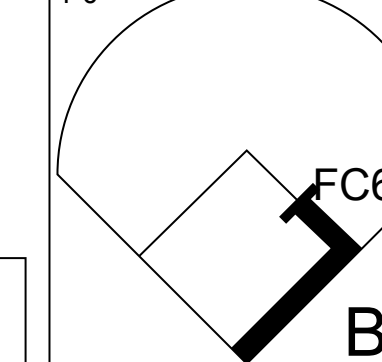


Batter	1	2	3	4	5	6	7	8	9	AB	R	H	RBI	BB	SO	LOB	TOP					
Devon White, S (1, 8) OBP: 0.345, SLG: 0.458										4	0	0	0	0	2	3						
Roberto Alomar, S (1, 4) OBP: 0.352, SLG: 0.436										4	0	1	0	0	0	0						
Joe Carter, R (1, 9) OBP: 0.333, SLG: 0.523										3	0	0	0	1	1	1						
John Olerud, L (1, 3) OBP: 0.355, SLG: 0.445										4	0	0	0	0	2	2						
Candy Maldonado, R (1, 7) OBP: 0.332, SLG: 0.416										3	2	1	0	1	2	0						
Kelly Gruber, R (1, 5) OBP: 0.312, SLG: 0.451										4	0	1	0	0	1	2						
Dave Parker, L (1, 10) Pat Tabler, R (9, PH) OBP: 0.335, SLG: 0.291										3	0	1	0	0	1	1						
Pat Borders, R (1, 2) OBP: 0.282, SLG: 0.369										3	1	1	2	1	0	2						
Rene Gonzales, R (1, 6) Rance Mulliniks, L (7, PH) Eddie Zosky, R (7, 6) OBP: 0.298, SLG: 0.266 OBP: 0.367, SLG: 0.338 OBP: 0.130, SLG: 0.217										2	0	0	0	0	1	0						
										0	0	0	1	1	0	0						
										0	0	0	0	0	0	0						
Inning Stats	R: 0 E: 0 K: 3 S: 11	H: 1 LOB: 1 BB: 0 P: 16	R: 0 E: 0 K: 1 S: 8	H: 0 LOB: 0 BB: 0 P: 10	R: 0 E: 0 K: 1 S: 9	H: 0 LOB: 0 BB: 0 P: 14	R: 0 E: 0 K: 0 S: 6	H: 0 LOB: 0 BB: 1 P: 12	R: 2 E: 0 K: 1 S: 8	H: 2 LOB: 0 BB: 0 P: 17	R: 0 E: 0 K: 1 S: 8	H: 0 LOB: 0 BB: 0 P: 13	R: 1 E: 0 K: 1 S: 15	H: 1 LOB: 3 BB: 3 P: 32	R: 0 E: 0 K: 1 S: 10	H: 0 LOB: 0 BB: 0 P: 15	R: 0 E: 0 K: 1 S: 10	H: 1 LOB: 1 BB: 1 P: 21	1B: 3 2B: 1 3B: 0 HR: 1	SF: 0 SAC: 0 DP: 2 HBP: 0	WP: 0 PB: 0 SB: 1 CS: 1	PA: 35
PITCHER	IP	WLS	BF	H	R	ER	SO	BB	IBB	HBP	BLK	WP	HR	S	P	ERA	WHIP					
Ron Darling, R (1, 1) ERA: 4.15	8.0	L	31	4	3	3	9	4	0	0	0	0	1	75	129	3.38	1.000					
Kevin Campbell, R (9, 1) ERA: 2.99	0.1		2	1	0	0	1	0	0	0	0	0	0	6	11	0.00	3.000					
Joe Klink, L (9, 1) ERA: 3.86	0.0		1	0	0	0	0	1	0	0	0	0	0	1	5	∞	∞					
Steve Chitren, R (9, 1) ERA: 4.37	0.2		1	0	0	0	0	0	0	0	0	0	0	3	5	0.00	0.000					

Toronto Blue Jays @ Oakland Athletics
Oakland-Alameda County Coliseum, Oakland, CA
Sun Sep 22 1991, 7:05 PM PDT
Att: 28,276 - Sunny - 67 F

AB 30
R 3
H 5
RBI 3
BB 5
SO 10
LOB 11



Batter	1	2	3	4	5	6	7	8	9	AB	R	H	RBI	BB	SO	LOB	BOTTOM					
Rickey Henderson, R (1, 7) OBP: 0.390, SLG: 0.381										4	0	0	0	0	1	2						
Dave Henderson, R (1, 8) Scott Brosius, R (9, 4) OBP: 0.347, SLG: 0.466 OBP: 0.254, SLG: 0.383										4	0	0	0	0	2	2						
Jose Canseco, R (1, 9) OBP: 0.361, SLG: 0.562										4	0	0	0	0	1	1						
Harold Baines, L (1, 10) OBP: 0.373, SLG: 0.476										4	0	1	0	0	2	0						
Terry Steinbach, R (1, 2) Scott Hemond, R (9, PR) OBP: 0.319, SLG: 0.401 OBP: 0.231, SLG: 0.167										4	1	2	0	0	0	1						
Brook Jacoby, R (1, 5) Ernest Riles, L (7, PH) Lance Blankenship, R (9, PH) OBP: 0.276, SLG: 0.318 OBP: 0.285, SLG: 0.300 OBP: 0.325, SLG: 0.319										2	0	0	0	0	1	1						
Mark McGwire, R (1, 3) OBP: 0.332, SLG: 0.376										3	1	0	0	1	0	1						
Mike Gallego, R (1, 4) OBP: 0.333, SLG: 0.359										1	0	0	0	2	0	1						
Mike Bordick, R (1, 6) Willie Wilson, S (8, PH) OBP: 0.270, SLG: 0.258 OBP: 0.293, SLG: 0.317										1	0	0	0	0	1	1						
										0	0	0	0	1	0	0						
Inning Stats	R: 0 E: 0 K: 1 S: 10	H: 0 LOB: 0 BB: 0 P: 15	R: 0 E: 0 K: 1 S: 8	H: 0 LOB: 0 BB: 0 P: 12	R: 1 E: 0 K: 1 S: 14	H: 0 LOB: 1 BB: 2 P: 25	R: 0 E: 0 K: 1 S: 10	H: 1 LOB: 1 BB: 0 P: 15	R: 0 E: 0 K: 1 S: 7	H: 0 LOB: 0 BB: 1 P: 13	R: 1 E: 1 K: 0 S: 8	H: 1 LOB: 1 BB: 0 P: 11	R: 0 E: 0 K: 1 S: 7	H: 0 LOB: 1 BB: 1 P: 14	R: 0 E: 0 K: 2 S: 9	H: 1 LOB: 0 BB: 0 P: 11	1B: 2 2B: 1 3B: 0 HR: 0	SF: 0 SAC: 1 DP: 0 HBP: 0	WP: 1 PB: 1 SB: 0 CS: 1	PA: 35		
PITCHER	IP	WLS	BF	H	R	ER	SO	BB	IBB	HBP	BLK	WP	HR	S	P	ERA	WHIP					
Juan Guzman, R (1, 1) ERA: 3.13	8.0	W	30	2	2	0	7	4	0	0	0	0	0	9	118	0.00	0.750					
David Wells, L (9, 1) ERA: 3.82	1.0	S	4	1	0	0	2	0	0	0	0	0	0	9	11	0.00	1.000					

Toronto Blue Jays @ Oakland Athletics
Oakland-Alameda County Coliseum, Oakland, CA
Sun Sep 22 1991, 7:05 PM PDT
Att: 28,276 - Sunny - 67 F

AB 29
R 2
H 3
RBI 0
BB 4
SO 9
LOB 12




Batter	1	2	3	4	5	6	7	8	9	AB	R	H	RBI	BB	SO	LOB	TOP											
Devon White, S OBP: 0.344, SLG: 0.456	G5-3	FC5		G6-3	F8			SH1-3 1B		5	0	1	0	0	0	5	Toronto Blue Jays @ California Angels Anaheim Stadium, Anaheim, CA Mon Sep 23 1991, 10:05 PM EDT Att: 20,001 - Sunny - 75 F											
Roberto Alomar, S OBP: 0.353, SLG: 0.438	F9		F9 BB 2B 1B	S E 2B		G3		SH1-3 1-2		4	2	2	1	0	0	0												
Joe Carter, R OBP: 0.334, SLG: 0.520	F9		4-0 2B BB	4-0 E HR BB		G1-3		G5-3		3	2	0	0	2	0	1												
Kelly Gruber, R OBP: 0.313, SLG: 0.458		0-1 HR 1B	1-2 F9 2-3	3-1 HR BB		E6		G3-1		5	2	2	2	0	0	3												
Candy Maldonado, R OBP: 0.333, SLG: 0.431		1-1 HR 1B	3-2 G5-3 1-H 3-H 2B	2-1 F8		F9			L3	5	1	2	4	0	0	1												
Pat Tabler, R OBP: 0.332, SLG: 0.287		3-3 HR 1B	2-2 G5-3 2-3		2-3 K					2	0	0	0	0	1	1												
Dave Parker, L OBP: 0.284, SLG: 0.359										3	1	2	0	0	1	0												
Pat Borders, R OBP: 0.332, SLG: 0.363		3-2 F9	2-0 F7		3-0 F9			G4-3		4	0	0	0	0	0	2												
Rance Mulliniks, L OBP: 0.366, SLG: 0.336								G4-3		1	0	0	0	0	0	0												
Ed Sprague, R OBP: 0.354, SLG: 0.395		4-0 FC5 1B		2-2 F8	0-1 E 1B			SF7		0	0	0	0	1	0	0												
Cory Snyder, R OBP: 0.220, SLG: 0.270										2	0	1	0	0	0	0												
John Olerud, L OBP: 0.355, SLG: 0.445										0	0	0	1	0	0	0												
Manuel Lee, S OBP: 0.277, SLG: 0.296		2-1 FC5 1B		2-2 2B	2-1 E3			G4-3		4	1	2	0	0	0	1												
Inning Stats	R: 0 E: 0 K: 0 S: 6	H: 0 LOB: 0 BB: 0 P: 9	R: 2 E: 0 K: 1 S: 16	H: 3 LOB: 2 BB: 1 P: 31	R: 2 E: 0 K: 0 S: 14	H: 2 LOB: 1 BB: 1 P: 26	R: 4 E: 0 K: 0 S: 14	H: 3 LOB: 0 BB: 1 P: 30	R: 0 E: 1 K: 0 S: 10	H: 1 LOB: 2 BB: 0 P: 17	R: 0 E: 1 K: 0 S: 9	H: 0 LOB: 1 BB: 0 P: 10	R: 1 E: 0 K: 0 S: 9	H: 1 LOB: 0 BB: 0 P: 12	R: 0 E: 0 K: 0 S: 9	H: 1 LOB: 1 BB: 0 P: 12	R: 0 E: 0 K: 0 S: 9	H: 1 LOB: 0 BB: 0 P: 11	1B: 6 2B: 4 3B: 0 HR: 2	SF: 1 SAC: 1 DP: 0 HBP: 0	WP: 0 PB: 0 SB: 1 CS: 0	PA: 43						
PITCHER	IP	WLS	BF	H	R	ER	SO	BB	IBB	HBP	BLK	WP	HR	S	P	ERA	WHIP											
Chuck Finley, L ERA: 3.98	3.2		21	7	7	7	1	3	0	0	0	0	0	1	46	37	17.18	2.727										
Scott Lewis, R ERA: 6.59	2.1	W	11	2	1	1	1	0	0	0	0	0	0	1	23	36	3.86	0.857										
Mark Eichhorn, R ERA: 1.95	1.0		5	2	1	1	0	0	0	0	0	0	0	0	11	15	9.00	2.000										
Scott Bailes, L ERA: 3.99	0.1		1	0	0	0	0	0	0	0	0	0	0	0	1	1	0.00	0.000										
Chris Beasley, R ERA: 3.29	0.2		2	0	0	0	0	0	0	0	0	0	0	0	6	8	0.00	0.000										

Batter	1	2	3	4	5	6	7	8	9	AB	R	H	RBI	BB	SO	LOB	BOTTOM											
Luis Polonia, L OBP: 0.353, SLG: 0.381	G6-3		FC2-5 F8 1B		2B 1B			F7 1-2		5	2	2	0	0	0	3	Toronto Blue Jays @ California Angels Anaheim Stadium, Anaheim, CA Mon Sep 23 1991, 10:05 PM EDT Att: 20,001 - Sunny - 75 F											
Dave Gallagher, R OBP: 0.382, SLG: 0.372	K		F8		F8		K			5	0	1	2	0	2	4												
Lee Stevens, L OBP: 0.378, SLG: 0.439										4	1	3	3	1	0	2												
Dave Winfield, R OBP: 0.320, SLG: 0.461										4	1	1	0	1	0	4												
Gary Gaetti, R OBP: 0.289, SLG: 0.380										4	1	0	0	1	2	1												
Max Venable, L OBP: 0.289, SLG: 0.354										5	1	3	3	0	2	1												
Luis Sojo, R OBP: 0.295, SLG: 0.327										5	1	1	0	0	0	3												
Ron Tingley, R OBP: 0.263, SLG: 0.286										4	1	2	2	0	1	2												
Gary Disarcina, R OBP: 0.292, SLG: 0.238										2	2	1	0	0	0	0												
Inning Stats	R: 7 E: 0 K: 1 S: 36	H: 7 LOB: 2 BB: 1 P: 54	R: 0 E: 0 K: 2 S: 8	H: 0 LOB: 1 BB: 1 P: 15	R: 2 E: 0 K: 0 S: 14	H: 2 LOB: 1 BB: 0 P: 23	R: 0 E: 0 K: 1 S: 9	H: 1 LOB: 1 BB: 0 P: 13	R: 1 E: 0 K: 0 S: 8	H: 2 LOB: 1 BB: 0 P: 11	R: 0 E: 0 K: 1 S: 7	H: 1 LOB: 2 BB: 1 P: 8	R: 0 E: 0 K: 1 S: 14	H: 1 LOB: 1 BB: 1 P: 21	R: 0 E: 0 K: 1 S: 7	H: 0 LOB: 0 BB: 0 P: 9		1B: 10 2B: 3 3B: 1 HR: 0	SF: 0 SAC: 0 DP: 0 HBP: 2	WP: 0 PB: 0 SB: 3 CS: 0	PA: 43							
PITCHER	IP	WLS	BF	H	R	ER	SO	BB	IBB	HBP	BLK	WP	HR	S	P	ERA		WHIP										
Tom Candiotti, R ERA: 2.5	0.2	L	10	6	7	7	1	1	0	1	0	0	0	0	16	29		13.50	2.250									
David Weathers, R ERA: 4.63	1.1		8	2	2	2	2	1	0	1	0	0	0	0	16	29	13.50	2.250										
Bob MacDonald, L ERA: 3.04	2.2		12	4	1	1	1	0	0	0	0	0	0	24	35	3.38	1.500											
Jim Acker, R ERA: 5.23	1.1		5	1	0	0	1	0	0	0	0	0	0	10	11	0.00	0.750											
Mike Timlin, R ERA: 3.31	2.0		8	1	0	0	2	0	1	0	0	0	0	21	30	0.00	0.500											

AB	38
R	9
H	12
RBI	8
BB	3
SO	2
LOB	14



AB	38
R	10
H	14
RBI	10
BB	3
SO	7
LOB	20



Batter	1	2	3	4	5	6	7	8	9	10	AB	R	H	RBI	BB	SO	LOB	TOP									
Devon White, S OBP: 0.342, SLG: 0.453 (1, 8)	G1-3		G1-3			K			P4	K	5	0	0	0	0	2	0	Toronto Blue Jays @ California Angels Anaheim Stadium, Anaheim, CA Tue Sep 24 1991, 10:05 PM EDT Att. 21,538 - Sunny - 79 F livebaseballscorecards.com									
Roberto Alomar, S OBP: 0.352, SLG: 0.436 (1, 4)	S 1B HBP		G4-1			F8			K		3	0	0	0	0	1	0										
Joe Carter, R OBP: 0.333, SLG: 0.518 (1, 9)	K					F9			K		4	0	1	0	0	2	1										
Kelly Gruber, R OBP: 0.312, SLG: 0.456 (1, 5)	FC5-4 1B					E5 F8			B1-3		4	0	1	0	0	0	1										
Candy Maldonado, R OBP: 0.332, SLG: 0.428 (1, 7)	FC5-4					F8			K		4	1	1	0	0	1	3										
John Olenud, L OBP: 0.352, SLG: 0.442 (1, 3)		G4-3				F7				SH1-3 1B	3	0	0	0	0	1	1										
Pat Tabler, R OBP: 0.330, SLG: 0.282 (1, 10)		G5-3							K2-3		3	1	0	0	1	1	0										
Pat Borders, R OBP: 0.277, SLG: 0.373 (1, 2)		G3-4-1				K			K	HR IBB	4	1	1	3	0	2	0										
Manuel Lee, S OBP: 0.275, SLG: 0.293 (1, 6)						K			K	HR	4	0	0	0	0	3	0										
Inning Stats	R: 0 E: 0 K: 1 S: 10	H: 1 LOB: 2 BB: 0 P: 14	R: 0 E: 0 K: 0 S: 8	H: 0 LOB: 0 BB: 0 P: 11	R: 0 E: 0 K: 1 S: 9	H: 0 LOB: 0 BB: 0 P: 14	R: 0 E: 1 K: 0 S: 5	H: 0 LOB: 1 BB: 0 P: 5	R: 0 E: 0 K: 1 S: 6	H: 0 LOB: 0 BB: 0 P: 8	R: 0 E: 0 K: 2 S: 8	H: 0 LOB: 0 BB: 0 P: 9	R: 0 E: 0 K: 2 S: 7	H: 0 LOB: 0 BB: 0 P: 10	R: 0 E: 0 K: 3 S: 10	H: 0 LOB: 0 BB: 0 P: 14	R: 0 E: 0 K: 1 S: 10		H: 1 LOB: 1 BB: 0 P: 15	R: 3 E: 0 K: 2 S: 9	H: 2 LOB: 0 BB: 1 P: 16	1B: 3 2B: 0 3B: 0 HR: 1	SF: 0 SAC: 1 DP: 0 HBP: 1	WP: 0 PB: 0 SB: 2 CS: 0	PA: 37		
PITCHER Jim Abbott, L ERA: 2.82 (1, 1)	IP 10.0	WLS L	BF 37	H 4	R 3	ER 3	SO 13	BB 0	IBB 1	HBP 1	BLK 0	WP 0	HR 1	S 82	P 116	ERA 2.70	WHIP 0.400										


Batter	1	2	3	4	5	6	7	8	9	10	AB	R	H	RBI	BB	SO	LOB	BOTTOM									
Luis Polonia, L OBP: 0.354, SLG: 0.380 (1, 7)	CS BB		G6-3			F8			P4 BB		2	0	0	0	2	0	1	Toronto Blue Jays @ California Angels Anaheim Stadium, Anaheim, CA Tue Sep 24 1991, 10:05 PM EDT Att. 21,538 - Sunny - 79 F livebaseballscorecards.com									
Junior Felix, S OBP: 0.313, SLG: 0.355 (1, 8)	L6					F8			P4 BB		3	0	1	0	0	0	1										
Dave Gallagher, R OBP: 0.361, SLG: 0.370 (8, PH)	1-2										1	0	0	0	0	0	1										
Lee Stevens, L OBP: 0.370, SLG: 0.429 (1, 3)	K					F8			K		1	0	0	0	0	1	0										
Lance Parrish, R OBP: 0.291, SLG: 0.390 (3, 3)	K					F8			K		3	0	0	0	0	2	1										
Dave Winfield, R OBP: 0.317, SLG: 0.458 (1, 10)		G1-3				F7			G5-3		4	0	0	0	0	1	0										
Gary Gaetti, R OBP: 0.288, SLG: 0.379 (1, 5)		G1-3				G4-3 1B			F8		4	0	1	0	0	0	0										
Max Venable, L OBP: 0.290, SLG: 0.354 (1, 9)						G4-3 1B			F8		3	0	1	0	0	0	1										
Shawn Abner, R OBP: 0.239, SLG: 0.307 (10, PH)		F8				G4-3 1B			1B 1B		1	0	0	0	0	1	0										
Dick Schofield, R OBP: 0.316, SLG: 0.264 (1, 6)						F8			G4-3 1B		4	0	1	0	0	0	1										
Ron Tingley, R OBP: 0.263, SLG: 0.284 (1, 2)						G4-3			F8		4	0	1	0	0	0	3										
Gary Disarcina, R OBP: 0.288, SLG: 0.240 (1, 4)						G5-3 1B			F8		4	0	1	0	0	0	1										
Inning Stats	R: 0 E: 0 K: 1 S: 10	H: 0 LOB: 0 BB: 1 P: 18	R: 0 E: 0 K: 0 S: 7	H: 0 LOB: 0 BB: 0 P: 11	R: 0 E: 0 K: 0 S: 7	H: 1 LOB: 1 BB: 0 P: 9	R: 0 E: 0 K: 0 S: 7	H: 0 LOB: 0 BB: 0 P: 12	R: 0 E: 0 K: 0 S: 6	H: 1 LOB: 1 BB: 0 P: 7	R: 0 E: 0 K: 1 S: 9	H: 1 LOB: 1 BB: 0 P: 15	R: 0 E: 0 K: 1 S: 12	H: 2 LOB: 2 BB: 0 P: 16	R: 0 E: 0 K: 0 S: 5	H: 0 LOB: 0 BB: 0 P: 12	R: 0 E: 0 K: 1 S: 6	H: 0 LOB: 0 BB: 0 P: 10	R: 0 E: 0 K: 1 S: 10	H: 1 LOB: 1 BB: 0 P: 13	1B: 6 2B: 0 3B: 0 HR: 0	SF: 0 SAC: 0 DP: 0 HBP: 0	WP: 0 PB: 0 SB: 0 CS: 1	PA: 36			
PITCHER Todd Stittemyre, R ERA: 3.9 David Wells, L ERA: 3.77 (8, 1)	IP 7.1	WLS W	BF 28	H 5	R 0	ER 0	SO 3	BB 2	IBB 0	HBP 0	BLK 0	WP 0	HR 0	S 62	P 97	ERA 0.00	WHIP 0.955										

Batter	1	2	3	4	5	6	7	8	9	AB	R	H	RBI	BB	SO	LOB	TOP									
Devon White, S (1, 8) OBP: 0.342, SLG: 0.454										5	2	2	0	0	1	1	Toronto Blue Jays @ California Angels Anaheim Stadium, Anaheim, CA Wed Sep 25 1991, 6:33 AM EDT Att: 19,251 - Sunny - 85 F									
Roberto Alomar, S (1, 4) OBP: 0.353, SLG: 0.436										4	1	1	2	1	1	1										
Joe Carter, R (1, 9) OBP: 0.335, SLG: 0.518										4	1	2	2	1	1	1										
Kelly Gruber, R (1, 5) OBP: 0.311, SLG: 0.453										5	0	1	0	0	0	3										
Candy Maldonado, R (1, 7) OBP: 0.334, SLG: 0.425										2	1	0	0	2	0	2										
John Olerud, L (1, 3) OBP: 0.354, SLG: 0.448										3	1	1	3	1	1	4										
Pat Borders, R (1, 2) OBP: 0.277, SLG: 0.371										4	0	1	0	0	1	3										
Mookie Wilson, S (1, 10) OBP: 0.272, SLG: 0.343										4	1	1	0	0	0	2										
Manuel Lee, S (1, 6) OBP: 0.273, SLG: 0.291										3	0	0	0	0	1	1										
Inning Stats	R: 1 E: 0 K: 1 S: 11	H: 2 LOB: 0 BB: 0 P: 16	R: 0 E: 0 K: 0 S: 6	H: 0 LOB: 1 BB: 1 P: 10	R: 0 E: 0 K: 0 S: 3	H: 0 LOB: 0 BB: 0 P: 5	R: 0 E: 0 K: 1 S: 14	H: 1 LOB: 2 BB: 1 P: 22	R: 6 E: 0 K: 0 S: 19	H: 5 LOB: 0 BB: 0 P: 30	R: 0 E: 0 K: 0 S: 3	H: 0 LOB: 0 BB: 0 P: 6	R: 0 E: 0 K: 2 S: 13	H: 0 LOB: 2 BB: 2 P: 23	R: 0 E: 0 K: 1 S: 13	H: 1 LOB: 1 BB: 0 P: 18	R: 0 E: 0 K: 0 S: 5	H: 0 LOB: 0 BB: 0 P: 8	1B: 6 2B: 2 3B: 0 HR: 1	SF: 0 SAC: 1 DP: 1 HBP: 0	WP: 1 PB: 0 SB: 1 CS: 0	PA: 40				
PITCHER	IP WLS BF H R ER SO BB IBB HBP BLK WP HR S P ERA WHIP	IP WLS BF H R ER SO BB IBB HBP BLK WP HR S P ERA WHIP	IP WLS BF H R ER SO BB IBB HBP BLK WP HR S P ERA WHIP	IP WLS BF H R ER SO BB IBB HBP BLK WP HR S P ERA WHIP	IP WLS BF H R ER SO BB IBB HBP BLK WP HR S P ERA WHIP	IP WLS BF H R ER SO BB IBB HBP BLK WP HR S P ERA WHIP	IP WLS BF H R ER SO BB IBB HBP BLK WP HR S P ERA WHIP	IP WLS BF H R ER SO BB IBB HBP BLK WP HR S P ERA WHIP	IP WLS BF H R ER SO BB IBB HBP BLK WP HR S P ERA WHIP	IP WLS BF H R ER SO BB IBB HBP BLK WP HR S P ERA WHIP	IP WLS BF H R ER SO BB IBB HBP BLK WP HR S P ERA WHIP	IP WLS BF H R ER SO BB IBB HBP BLK WP HR S P ERA WHIP	IP WLS BF H R ER SO BB IBB HBP BLK WP HR S P ERA WHIP	IP WLS BF H R ER SO BB IBB HBP BLK WP HR S P ERA WHIP	IP WLS BF H R ER SO BB IBB HBP BLK WP HR S P ERA WHIP	IP WLS BF H R ER SO BB IBB HBP BLK WP HR S P ERA WHIP	IP WLS BF H R ER SO BB IBB HBP BLK WP HR S P ERA WHIP	IP WLS BF H R ER SO BB IBB HBP BLK WP HR S P ERA WHIP	IP WLS BF H R ER SO BB IBB HBP BLK WP HR S P ERA WHIP	IP WLS BF H R ER SO BB IBB HBP BLK WP HR S P ERA WHIP	IP WLS BF H R ER SO BB IBB HBP BLK WP HR S P ERA WHIP	IP WLS BF H R ER SO BB IBB HBP BLK WP HR S P ERA WHIP	IP WLS BF H R ER SO BB IBB HBP BLK WP HR S P ERA WHIP	IP WLS BF H R ER SO BB IBB HBP BLK WP HR S P ERA WHIP	IP WLS BF H R ER SO BB IBB HBP BLK WP HR S P ERA WHIP	IP WLS BF H R ER SO BB IBB HBP BLK WP HR S P ERA WHIP

AB	34
R	7
H	9
RBI	7
BB	5
SO	6
LOB	18



Batter	1	2	3	4	5	6	7	8	9	AB	R	H	RBI	BB	SO	LOB	BOTTOM								
Luis Polonia, L (1, 7) OBP: 0.354, SLG: 0.379										4	1	1	0	0	0	1	Toronto Blue Jays @ California Angels Anaheim Stadium, Anaheim, CA Wed Sep 25 1991, 6:33 AM EDT Att: 19,251 - Sunny - 85 F								
Dave Gallagher, R (1, 9) OBP: 0.368, SLG: 0.370										3	1	1	0	0	0	0									
Gary Gaetti, R (1, 5) OBP: 0.290, SLG: 0.380										4	0	2	1	0	1	1									
Dave Winfield, R (1, 10) OBP: 0.317, SLG: 0.455										3	0	0	0	1	0	2									
Lance Parrish, R (1, 2) OBP: 0.291, SLG: 0.390										3	0	1	1	0	0	1									
Chris Cron, R (1, 3) Wally Joyner, L (9, PH) OBP: 0.360, SLG: 0.488										3	0	0	0	0	1	4									
Dick Schofield, R (1, 6) OBP: 0.313, SLG: 0.261										4	0	0	0	0	1	0									
Shawn Abner, R (1, 8) Max Venable, L (9, PH) OBP: 0.235, SLG: 0.303 OBP: 0.238, SLG: 0.352										3	0	0	0	0	1	0									
Gary Disarcina, R (1, 4) OBP: 0.290, SLG: 0.286										3	0	1	0	0	0	0									
Inning Stats	R: 1 E: 0 K: 0 S: 12	H: 3 LOB: 2 BB: 0 P: 21	R: 0 E: 0 K: 0 S: 6	H: 0 LOB: 0 BB: 0 P: 11	R: 1 E: 1 K: 1 S: 11	H: 1 LOB: 2 BB: 1 P: 23	R: 0 E: 0 K: 0 S: 12	H: 1 LOB: 1 BB: 0 P: 15	R: 0 E: 0 K: 1 S: 10	H: 0 LOB: 0 BB: 0 P: 14	R: 0 E: 0 K: 0 S: 7	H: 0 LOB: 0 BB: 0 P: 11	R: 0 E: 0 K: 1 S: 7	H: 0 LOB: 0 BB: 0 P: 12	R: 0 E: 0 K: 1 S: 9	H: 0 LOB: 0 BB: 0 P: 17	1B: 5 2B: 1 3B: 0 HR: 0	SF: 1 SAC: 1 DP: 0 HBP: 0	WP: 0 PB: 0 SB: 1 CS: 0	PA: 35					
PITCHER	IP WLS BF H R ER SO BB IBB HBP BLK WP HR S P ERA WHIP	IP WLS BF H R ER SO BB IBB HBP BLK WP HR S P ERA WHIP	IP WLS BF H R ER SO BB IBB HBP BLK WP HR S P ERA WHIP	IP WLS BF H R ER SO BB IBB HBP BLK WP HR S P ERA WHIP	IP WLS BF H R ER SO BB IBB HBP BLK WP HR S P ERA WHIP	IP WLS BF H R ER SO BB IBB HBP BLK WP HR S P ERA WHIP	IP WLS BF H R ER SO BB IBB HBP BLK WP HR S P ERA WHIP	IP WLS BF H R ER SO BB IBB HBP BLK WP HR S P ERA WHIP	IP WLS BF H R ER SO BB IBB HBP BLK WP HR S P ERA WHIP	IP WLS BF H R ER SO BB IBB HBP BLK WP HR S P ERA WHIP	IP WLS BF H R ER SO BB IBB HBP BLK WP HR S P ERA WHIP	IP WLS BF H R ER SO BB IBB HBP BLK WP HR S P ERA WHIP	IP WLS BF H R ER SO BB IBB HBP BLK WP HR S P ERA WHIP	IP WLS BF H R ER SO BB IBB HBP BLK WP HR S P ERA WHIP	IP WLS BF H R ER SO BB IBB HBP BLK WP HR S P ERA WHIP	IP WLS BF H R ER SO BB IBB HBP BLK WP HR S P ERA WHIP	IP WLS BF H R ER SO BB IBB HBP BLK WP HR S P ERA WHIP	IP WLS BF H R ER SO BB IBB HBP BLK WP HR S P ERA WHIP	IP WLS BF H R ER SO BB IBB HBP BLK WP HR S P ERA WHIP	IP WLS BF H R ER SO BB IBB HBP BLK WP HR S P ERA WHIP	IP WLS BF H R ER SO BB IBB HBP BLK WP HR S P ERA WHIP	IP WLS BF H R ER SO BB IBB HBP BLK WP HR S P ERA WHIP	IP WLS BF H R ER SO BB IBB HBP BLK WP HR S P ERA WHIP	IP WLS BF H R ER SO BB IBB HBP BLK WP HR S P ERA WHIP	IP WLS BF H R ER SO BB IBB HBP BLK WP HR S P ERA WHIP



Batter	1	2	3	4	5	6	7	8	9	AB	R	H	RBI	BB	SO	LOB	TOP										
Randy Bush, L OBP: 0.395, SLG: 0.474 (1, 9)	4-2 CS BB		1-1 SAFE L3		2-2 G3			1-3 K		3	0	0	0	1	1	1											
Chuck Knoblauch, R OBP: 0.351, SLG: 0.357 (1, 4)	2-2 P6			1-2 F4		2-2 G6-3		0-1 F9		4	0	0	0	0	0	1											
Kirby Puckett, R OBP: 0.354, SLG: 0.460 (1, 8)	1-2 F9			4-2 BB 1B BB		1-1 G3 2B		1-3 K		3	1	1	0	1	1	0											
Kent Hrbek, L OBP: 0.369, SLG: 0.457 (1, 3)		0-0 P6		4-2 SAFE G1-3 1B BB		3-2 G3		1-1 G4-3		3	0	0	0	1	0	1											
Brian Harper, R OBP: 0.339, SLG: 0.454 (1, 2)		1-0 G6-3		0-0 G1-3 1B		1-3 K		0-0 G4-3		4	0	1	1	0	1	1											
Paul Sorrento, L OBP: 0.278, SLG: 0.515 (1, 10)		3-1 G3-1		0-0 G1-3			0-1 HR		2-3 K	4	1	1	1	0	1	2											
Dan Gladden, R OBP: 0.313, SLG: 0.358 (1, 7)			2-2 P3		2-3 K		0-0 P4			3	0	0	0	0	1	2											
Mike Pagliarulo, L OBP: 0.326, SLG: 0.385 (1, 5)			3-2 HBP		1-3 K		0-3 K			2	0	0	0	0	2	0											
Greg Gagne, R OBP: 0.307, SLG: 0.388 (1, 6)			1-3 SAFE SAFE K		2-3 K		1-3 K			3	0	0	0	0	3	1											
Inning Stats	R: 0 E: 0 K: 0 S: 9	H: 0 LOB: 0 BB: 1 P: 16	R: 0 E: 0 K: 0 S: 4	H: 0 LOB: 0 BB: 0 P: 8	R: 0 E: 0 K: 1 S: 10	H: 0 LOB: 1 BB: 0 P: 16	R: 1 E: 0 K: 1 S: 12	H: 1 LOB: 2 BB: 2 P: 23	R: 0 E: 0 K: 1 S: 11	H: 1 LOB: 1 BB: 0 P: 18	R: 1 E: 0 K: 2 S: 10	H: 1 LOB: 0 BB: 0 P: 11	R: 0 E: 0 K: 2 S: 8	H: 0 LOB: 0 BB: 0 P: 10	R: 0 E: 0 K: 1 S: 6	H: 0 LOB: 0 BB: 0 P: 9	1B: 1 2B: 1 3B: 0 HR: 1	SF: 0 SAC: 0 DP: 0 HBP: 1	WP: 0 PB: 0 SB: 0 CS: 1	PA: 33							
PITCHER	IP	WLS	BF	H	R	ER	SO	BB	IBB	HBP	BLK	WP	HR	S	P	ERA	WHIP										
Juan Guzman, R ERA: 3.08 (1, 1)	8.0	W	30	3	2	2	9	3	0	1	0	0	1	74	117	2.25	0.750										
Duane Ward, R ERA: 2.86 (9, 1)	1.0		3	0	0	0	1	0	0	0	0	0	0	6	9	0.00	0.000										

Minnesota Twins @ Toronto Blue Jays
SkyDome, Toronto, ON
Fri Sep 27 1991, 7:05 PM EDT
Att: 50,326 - Dome - 70 F

AB 29
R 2
H 3
RBI 2
BB 3
SO 10
LOB 9



Batter	1	2	3	4	5	6	7	8	9	AB	R	H	RBI	BB	SO	LOB	BOTTOM										
Devon White, S OBP: 0.342, SLG: 0.456 (1, 8)	2-2 1B 3B		1-0 F7		2-2 F7		1-0 G3			4	1	1	0	0	0	1											
Roberto Alomar, S OBP: 0.352, SLG: 0.435 (1, 4)	0-0 CS 1B		2-3 K		1-1 L7		0-1 G4-3			4	0	1	1	0	1	0											
Joe Carter, R OBP: 0.335, SLG: 0.516 (1, 9)	4-2 SAFE 1B G3-1 BB		2-2 G5-3		3-2 F7		1-1 G6-3			3	0	0	0	1	0	0											
John Olerud, L OBP: 0.353, SLG: 0.448 (1, 3)	0-0 G3-1			0-1 G3-1		1-3 K		0-0 BB 2B 2B		4	1	1	0	0	1	1											
Kelly Gruber, R OBP: 0.315, SLG: 0.455 (1, 5)	2-2 1B			2-1 S 2B 1B		0-3 K		4-0 BB 2B IBB		3	2	2	0	1	1	0											
Candy Maldonado, R OBP: 0.337, SLG: 0.422 (1, 7)	1-3 K			4-2 2B BB		3-3 K		4-2 2B BB		2	1	0	0	2	2	2											
Dave Parker, L OBP: 0.289, SLG: 0.366 (1, 10)		4-2 G6-4-3 BB			0-1 2B		1-2 SH3 SF7 2B		1-0 1B 2B	2	0	2	1	1	0	0											
Mookie Wilson, S OBP: 0.275, SLG: 0.350 (7, PR)				1-3 2H						1	2	1	3	0	0	0											
Pat Borders, R OBP: 0.278, SLG: 0.371 (1, 2)		0-1 G6-4-3		1-2 G5-3			0-0 SH3		0-1 1B	3	0	1	1	0	0	3											
Manuel Lee, S OBP: 0.272, SLG: 0.290 (1, 6)		2-1 G4-3		1-0 F9			2-2 SF7		0-1 F8	2	0	0	0	0	0	2											
Rance Mulliniks, L OBP: 0.364, SLG: 0.336 (7, PH)										0	0	0	1	0	0	0											
Rene Gonzales, R OBP: 0.296, SLG: 0.264 (8, 6)										1	0	0	0	0	0	1											
Inning Stats	R: 1 E: 0 K: 1 S: 20	H: 3 LOB: 2 BB: 1 P: 28	R: 0 E: 0 K: 0 S: 7	H: 0 LOB: 0 BB: 1 P: 13	R: 0 E: 0 K: 1 S: 7	H: 0 LOB: 0 BB: 0 P: 12	R: 1 E: 0 K: 0 S: 12	H: 2 LOB: 2 BB: 1 P: 20	R: 0 E: 0 K: 3 S: 11	H: 0 LOB: 0 BB: 0 P: 15	R: 1 E: 0 K: 0 S: 9	H: 1 LOB: 1 BB: 0 P: 13	R: 4 E: 0 K: 0 S: 12	H: 3 LOB: 1 BB: 2 P: 22	1B: 4 2B: 4 3B: 1 HR: 0	SF: 1 SAC: 1 DP: 1 HBP: 0	WP: 0 PB: 0 SB: 1 CS: 1	PA: 36									
PITCHER	IP	WLS	BF	H	R	ER	SO	BB	IBB	HBP	BLK	WP	HR	S	P	ERA	WHIP										
Kevin Tapani, R ERA: 2.9 (1, 1)	7.0	L	28	6	3	3	5	3	0	0	0	0	0	75	116	3.86	1.286										
Terry Leach, R ERA: 3.5 (8, 1)	1.0		8	3	4	4	0	1	1	0	0	0	0	12	22	36.00	4.000										

Minnesota Twins @ Toronto Blue Jays
SkyDome, Toronto, ON
Fri Sep 27 1991, 7:05 PM EDT
Att: 50,326 - Dome - 70 F

AB 29
R 7
H 9
RBI 7
BB 5
SO 5
LOB 10



Batter	1	2	3	4	5	6	7	8	9	AB	R	H	RBI	BB	SO	LOB	TOP									
Gene Larkin, S OBP: 0.364, SLG: 0.367 Jarvis Brown, R OBP: 0.250, SLG: 0.250	1-2 CS 1B		1-0 G3		4-0 S 1B BB		1-0 S 1B		1-0 G6-3	3	1	2	0	1	0	0	Minnesota Twins @ Toronto Blue Jays SkyDome, Toronto, ON Sat Sep 28 1991, 3:33 AM EDT Att: 50,319 - Dome - 70 F									
Chuck Knoblauch, R OBP: 0.351, SLG: 0.356	1-3 SAFE K		0-0 G5-3		1-2 SAFE 1B BB		1-1 L9		4-0 1B BB	4	0	1	2	1	1	2										
Kirby Puckett, R OBP: 0.354, SLG: 0.460	1-2 G5-3		3-2 F8		1-3 K		0-0 SH1-3 1B 1B		0-1 1B BB	5	0	2	0	0	1	1										
Kent Hrbek, L OBP: 0.369, SLG: 0.455 Pedro Munoz, R OBP: 0.313, SLG: 0.447 Paul Sorrento, L OBP: 0.278, SLG: 0.515		4-1 G6-3 WP BB		1-3 K		2-1 G4-3		0-0 SH1-3 1B	0-0 F7	2	0	0	0	1	1	0										
Chili Davis, S OBP: 0.384, SLG: 0.507		4-2 G6-3 BB		4-2 1B G3-1 2B BB		2-1 G1-4-3 1B		0-1 L7		2	1	1	0	2	0	1										
Brian Harper, R OBP: 0.338, SLG: 0.452		2-2 G6-3		2-1 G3-1		0-0 G1-4-3		0-0 1B		4	0	1	0	0	0	4										
Shane Mack, R OBP: 0.361, SLG: 0.530		2-0 F7		3-1 2B 1B		1-3 K		2-2 WP SH1-3 E HBP		3	2	1	0	0	1	2										
Greg Gagne, R OBP: 0.307, SLG: 0.390		2-2 G5-3		0-0 G1-3 1B 2B		0-0 G6-3		0-1 SH1-3		3	1	1	1	0	0	0										
Al Newman, S OBP: 0.263, SLG: 0.224		1-0 G6-3		2-0 G1-3		1-1 G3		2-0 E6 1B 2H 1B		4	0	1	1	0	0	1										
Inning Stats	R: 0 E: 0 K: 1 S: 10	H: 1 LOB: 0 BB: 0 P: 13	R: 0 E: 0 K: 0 S: 9	H: 0 LOB: 1 BB: 2 P: 21	R: 0 E: 0 K: 0 S: 6	H: 0 LOB: 0 BB: 0 P: 10	R: 0 E: 0 K: 1 S: 7	H: 0 LOB: 0 BB: 0 P: 11	R: 4 E: 0 K: 1 S: 14	H: 3 LOB: 1 BB: 2 P: 31	R: 0 E: 0 K: 1 S: 8	H: 1 LOB: 1 BB: 0 P: 13	R: 0 E: 0 K: 0 S: 7	H: 1 LOB: 2 BB: 0 P: 9	R: 0 E: 0 K: 0 S: 5	H: 2 LOB: 1 BB: 0 P: 5		R: 1 E: 1 K: 0 S: 10	H: 2 LOB: 3 BB: 1 P: 19	1B: 9 2B: 2 3B: 0 HR: 0	SF: 0 SAC: 2 DP: 2 HBP: 1	WP: 2 PB: 0 SB: 2 CS: 1	PA: 40			
PITCHER	IP	WLS	BF	H	R	ER	SO	BB	IBB	HBP	BLK	WP	HR	S	P	ERA	WHIP									
Tom Candiotti, R ERA: 2.6	(1, 1)	4.2	L	19	3	4	4	2	4	0	0	0	1	0	40	78	7.71	1.500								
Mike Timlin, R ERA: 3.24	(5, 1)	1.1		6	2	0	0	2	0	0	0	0	0	14	21	0.00	1.500									
Jim Acker, R ERA: 5.17	(7, 1)	1.0		4	1	0	0	0	0	0	0	0	0	7	9	0.00	1.000									
David Wells, L ERA: 3.75	(8, 1)	1.0		4	2	0	0	0	0	0	0	0	0	5	5	0.00	2.000									
Pat Hentgen, R ERA: 3.66	(9, 1)	0.1		3	1	1	1	0	0	0	1	0	1	0	6	10	27.00	3.000								
David Weathers, R ERA: 4.5	(9, 1)	0.1		3	1	0	0	0	0	0	0	0	0	0	0	0	0.00	0.000								
Bob MacDonald, L ERA: 3.02	(9, 1)	0.1		1	0	0	0	0	0	0	0	0	0	0	1	1	0.00	0.000								
Batter	1	2	3	4	5	6	7	8	9	AB	R	H	RBI	BB	SO	LOB	BOTTOM									
Devon White, S OBP: 0.341, SLG: 0.454	0-3 K2-3		1-1 F9		2-1 L9-3 1B		1-0 L7			4	0	1	0	0	1	0	Minnesota Twins @ Toronto Blue Jays SkyDome, Toronto, ON Sat Sep 28 1991, 3:33 AM EDT Att: 50,319 - Dome - 70 F									
Roberto Alomar, S OBP: 0.353, SLG: 0.437	0-0 1B		0-2 2B		1-1 L9-3 1-2		0-3 K			4	0	2	0	0	1	1										
Joe Carter, R OBP: 0.334, SLG: 0.513	3-1 L8		4-0 BB		0-2 P6		0-0 P3			3	0	0	0	1	0	1										
John Olerud, L OBP: 0.352, SLG: 0.445	1-0 G6-3		2-0 F7		4-0 BB BB		2-2 G4-3			3	0	0	0	1	0	3										
Kelly Gruber, R OBP: 0.312, SLG: 0.450		2-1 P2		1-2 G5-3		0-2 P5		0-2 P6		4	0	0	0	0	0	1										
Candy Maldonado, R OBP: 0.339, SLG: 0.421		2-2 L5		0-0 1B 1B		4-0 1-2 BB			1-3 K	3	0	1	0	1	1	0										
Dave Parker, L OBP: 0.288, SLG: 0.365		0-1 1B		0-0 F8		0-0 L7			0-1 L6	4	0	1	0	0	0	3										
Pat Borders, R OBP: 0.277, SLG: 0.369		1-3 K		2-2 FC6-4 1B		0-2 P3			2-2 G1-3	4	0	1	0	0	1	3										
Manuel Lee, S OBP: 0.270, SLG: 0.288			3-2 G4-3		0-2 FC6-4 1-2		1-2 F8			3	0	0	0	0	0	2										
Inning Stats	R: 0 E: 0 K: 1 S: 7	H: 1 LOB: 1 BB: 0 P: 11	R: 0 E: 0 K: 1 S: 10	H: 1 LOB: 0 BB: 0 P: 15	R: 0 E: 0 K: 0 S: 11	H: 1 LOB: 2 BB: 1 P: 21	R: 0 E: 0 K: 0 S: 12	H: 2 LOB: 0 BB: 0 P: 15	R: 0 E: 0 K: 0 S: 7	H: 0 LOB: 2 BB: 2 P: 15	R: 0 E: 0 K: 1 S: 11	H: 0 LOB: 0 BB: 0 P: 13	R: 0 E: 0 K: 0 S: 8	H: 0 LOB: 0 BB: 0 P: 10	R: 0 E: 0 K: 1 S: 8	H: 0 LOB: 0 BB: 0 P: 11		1B: 5 2B: 2 3B: 0 HR: 0	SF: 0 SAC: 0 DP: 1 HBP: 0	WP: 0 PB: 0 SB: 0 CS: 0	PA: 35					
PITCHER	IP	WLS	BF	H	R	ER	SO	BB	IBB	HBP	BLK	WP	HR	S	P	ERA	WHIP									
Jack Morris, R ERA: 3.5	(1, 1)	9.0	W	35	6	0	0	4	3	0	0	0	0	81	121	0.00	1.000									

AB	32
R	5
H	10
RBI	4
BB	5
SO	4
LOB	15



AB	32
R	0
H	6
RBI	0
BB	3
SO	4
LOB	14

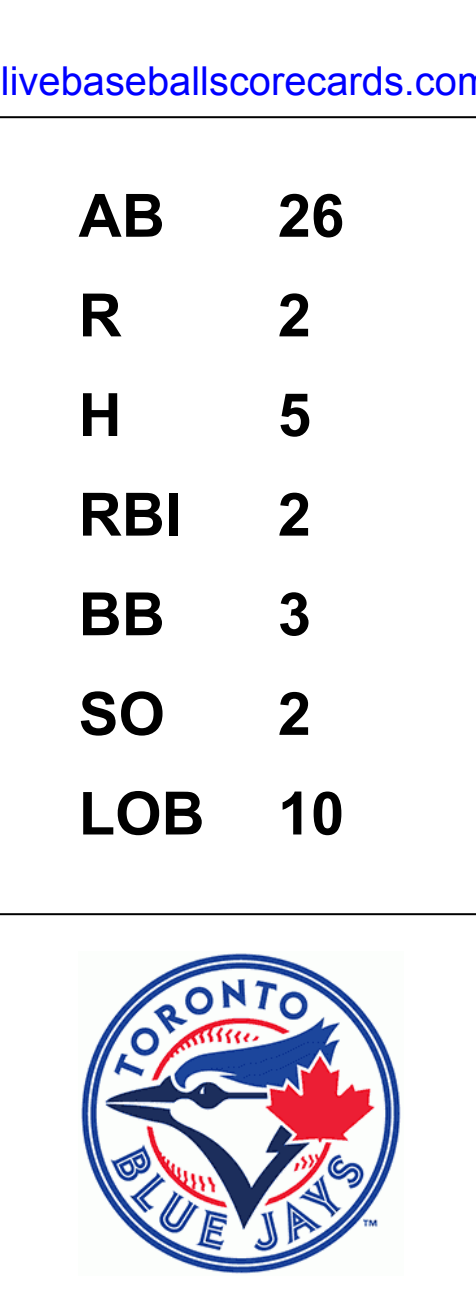


Batter	1	2	3	4	5	6	7	8	9	AB	R	H	RBI	BB	SO	LOB	TOP											
Dan Gladden, R OBP: 0.311, SLG: 0.356 Randy Bush, L OBP: 0.399, SLG: 0.477 Lenny Webster, R OBP: 0.482, SLG: 0.826	2-1 F9		2-2 P2		1-1 G6-4-3		1-0 1B			3	0	0	0	0	0	2	Minnesota Twins @ Toronto Blue Jays SkyDome, Toronto, ON Sun Sep 29 1991, 3:33 AM EDT Att: 50,315 - Dome - 70 F											
Chuck Knoblauch, R OBP: 0.349, SLG: 0.353	0-2 G1-6-3		1-2 F8			0-0 G6-3		1-0 L4		4	0	0	0	0	0	0												
Kirby Puckett, R OBP: 0.352, SLG: 0.457	2-0 P9			2-1 P4		0-0 P4		0-1 G6-3		4	0	0	0	0	0	0												
Chili Davis, S OBP: 0.383, SLG: 0.504		2-2 F7		1-0 G4-3		4-2 BB		1-2 G1-3		3	0	0	0	1	0	0												
Shane Mack, R OBP: 0.362, SLG: 0.528		4-2 1B BB		3-2 1B		0-0 G5-3		0-3 K		3	0	1	0	1	1	1												
Gene Larkin, S OBP: 0.363, SLG: 0.369		1 SAFE 2-1 F8		2-2 L8			1-2 F8 1B 2B		1-1 F8	4	1	1	0	0	0	2												
Mike Pagliarulo, L OBP: 0.325, SLG: 0.384		1 SAFE 0-0 1-2 1B			3-1 P5		0-1 F8		0-0 F8	4	0	1	0	0	0	1												
Junior Ortiz, R OBP: 0.301, SLG: 0.269 Paul Sorrento, L OBP: 0.297, SLG: 0.529 Jarvis Brown, R OBP: 0.250, SLG: 0.250		2-0 L9			4-1 1B BB		2-2 G5-3 1B 1B			1	0	0	0	1	0	2												
Greg Gagne, R OBP: 0.308, SLG: 0.390			1-2 P2		3-2 G6-4-3 1B		1-2 G5-3			3	0	1	0	0	0	1												
Inning Stats	R: 0 E: 0 K: 0 S: 6	H: 0 LOB: 0 BB: 0 P: 10	R: 0 E: 0 K: 0 S: 10	H: 1 LOB: 2 BB: 1 P: 20	R: 0 E: 0 K: 0 S: 10	H: 0 LOB: 0 BB: 0 P: 14	R: 0 E: 0 K: 0 S: 11	H: 1 LOB: 1 BB: 0 P: 19	R: 0 E: 0 K: 0 S: 8	H: 0 LOB: 1 BB: 1 P: 9	R: 1 E: 0 K: 0 S: 10	H: 3 LOB: 2 BB: 0 P: 14	R: 0 E: 0 K: 1 S: 6	H: 0 LOB: 0 BB: 0 P: 7	R: 0 E: 0 K: 1 S: 6	H: 0 LOB: 0 BB: 0 P: 7		1B: 5 2B: 1 3B: 0 HR: 0	SF: 0 SAC: 0 DP: 1 HBP: 0	WP: 0 PB: 0 SB: 0 CS: 0	PA: 34							
PITCHER	IP	WLS	BF	H	R	ER	SO	BB	IBB	HBP	BLK	WP	HR	S	P	ERA	WHIP											
Todd Stottlemyre, R ERA: 3.83	(1, 1)	6.1	W	25	4	1	1	0	3	0	0	0	0	0	55	97	1.42	1.105										
Mike Timlin, R ERA: 3.22	(7, 1)	0.2		3	2	0	0	0	0	0	0	0	0	0	5	8	0.00	3.000										
David Wells, L ERA: 3.73	(8, 1)	1.0		3	0	0	0	0	0	0	0	0	0	6	8	0.00	0.000											
Duane Ward, R ERA: 2.84	(9, 1)	1.0	S	3	0	0	0	1	0	0	0	0	0	6	7	0.00	0.000											

AB	31
R	1
H	6
RBI	1
BB	3
SO	1
LOB	9



Batter	1	2	3	4	5	6	7	8	9	AB	R	H	RBI	BB	SO	LOB	BOTTOM										
Devon White, S OBP: 0.342, SLG: 0.455	2-2 SH SF7 2B		4-2 FC6-4 BB		0-0 F9		1-1 F8			3	1	1	0	1	0	1	Minnesota Twins @ Toronto Blue Jays SkyDome, Toronto, ON Sun Sep 29 1991, 3:33 AM EDT Att: 50,315 - Dome - 70 F										
Roberto Alomar, S OBP: 0.351, SLG: 0.435	1-1 SH G5-3 1B		0-0 FC6-4		2-1 F8			0-2 G3-1		3	1	0	0	0	0	1											
Joe Carter, R OBP: 0.334, SLG: 0.511	0-1 G5-3		1-2 F9		1-2 G4-3 1B			2-0 G5-3		4	0	1	0	0	0	2											
John Olerud, L OBP: 0.351, SLG: 0.442	4-0 1B BB		2-0 G4-3		1 SAFE 2-1 G4-3		1-2 G3		0-0 G3	3	0	0	0	1	0	1											
Kelly Gruber, R OBP: 0.310, SLG: 0.448	1-2 SF7		0-1 G5-3		0-1 P2			0-1 P2		2	0	0	1	0	0	1											
Candy Maldonado, R OBP: 0.342, SLG: 0.421	1-1 1-2 2H 1B			4-1 1B BB		1-3 K				2	0	1	1	1	1	1											
Dave Parker, L OBP: 0.288, SLG: 0.365	1-2 L6			0-1 G5-4-3 1B			1-0 G4-3			3	0	1	0	0	0	2											
Pat Borders, R OBP: 0.274, SLG: 0.365		3-2 F7		1-0 G5-4-3			1-0 L7			3	0	0	0	0	0	1											
Manuel Lee, S OBP: 0.271, SLG: 0.288		0-0 G3-1			0-3 K2-3		0-1 1B			3	0	1	0	0	1	0											
Inning Stats	R: 2 E: 0 K: 0 S: 16	H: 2 LOB: 2 BB: 1 P: 26	R: 0 E: 0 K: 0 S: 10	H: 0 LOB: 1 BB: 1 P: 17	R: 0 E: 0 K: 0 S: 7	H: 0 LOB: 0 BB: 0 P: 10	R: 0 E: 0 K: 0 S: 4	H: 1 LOB: 0 BB: 1 P: 9	R: 0 E: 0 K: 1 S: 6	H: 0 LOB: 0 BB: 0 P: 8	R: 0 E: 0 K: 1 S: 11	H: 1 LOB: 1 BB: 0 P: 14	R: 0 E: 0 K: 0 S: 6	H: 1 LOB: 0 BB: 0 P: 9	R: 0 E: 0 K: 0 S: 5	H: 0 LOB: 0 BB: 0 P: 7		1B: 4 2B: 1 3B: 0 HR: 0	SF: 1 SAC: 1 DP: 1 HBP: 0	WP: 0 PB: 0 SB: 0 CS: 0	PA: 31						
PITCHER	IP	WLS	BF	H	R	ER	SO	BB	IBB	HBP	BLK	WP	HR	S	P	ERA	WHIP										
Scott Erickson, R ERA: 3.27	(1, 1)	8.0	L	31	5	2	2	2	3	0	0	0	0	65	100	2.25	1.000										



Batter	1	2	3	4	5	6	7	8	9	AB	R	H	RBI	BB	SO	LOB	TOP										
Luis Polonia, L OBP: 0.353, SLG: 0.383	F7		G3		FC1-2			2B 1B		4	1	1	0	0	0	4	California Angels @ Toronto Blue Jays SkyDome, Toronto, ON Mon Sep 30 1991, 7:05 PM EDT Att: 50,321 - Dome - 70 F										
Dick Schofield, R OBP: 0.306, SLG: 0.256	F8		K		F8			2B 1B		4	1	1	0	0	1	4											
Gary Gaetti, R OBP: 0.287, SLG: 0.373	G1-3			K		F8		F8		4	0	0	0	0	1	2											
Dave Winfield, R OBP: 0.321, SLG: 0.459		FC4-6 BB		FC9-4-5-6 2B		P4		2B		3	0	2	2	1	0	0											
Lance Parrish, R OBP: 0.286, SLG: 0.382		K		FC9-4-5-6 2-3		F8		K		4	0	0	0	0	2	3											
Dave Gallagher, R OBP: 0.356, SLG: 0.365		FC4-6 FC6-4			P4			K		4	0	1	0	0	1	1											
Chris Cron, R OBP: 0.214, SLG: 0.154		FC6-4			1B FC1-2			F8		4	0	2	0	0	0	1											
Gary Disarcina, R OBP: 0.306, SLG: 0.289			G6-3		FC1-2 1B			G6-3		4	0	1	0	0	0	2											
Shawn Abner, R OBP: 0.236, SLG: 0.302			E6 G3		FC1-2 1B			F9		4	0	1	0	0	0	2											
Inning Stats	R: 0 E: 0 K: 0 S: 4	H: 0 LOB: 0 BB: 0 P: 7	R: 0 E: 0 K: 1 S: 9	H: 0 LOB: 1 BB: 1 P: 18	R: 0 E: 1 K: 1 S: 8	H: 0 LOB: 1 BB: 0 P: 13	R: 0 E: 0 K: 1 S: 7	H: 1 LOB: 0 BB: 0 P: 8	R: 0 E: 0 K: 0 S: 3	H: 0 LOB: 0 BB: 0 P: 5	R: 0 E: 0 K: 1 S: 6	H: 0 LOB: 0 BB: 0 P: 10	R: 2 E: 0 K: 1 S: 15	H: 3 LOB: 1 BB: 0 P: 22	R: 0 E: 0 K: 0 S: 11	H: 2 LOB: 1 BB: 0 P: 15	1B: 7 2B: 3 3B: 0 HR: 0	SF: 0 SAC: 0 DP: 2 HBP: 0	WP: 0 PB: 0 SB: 0 CS: 0	PA: 36							
PITCHER	IP	WLS	BF	H	R	ER	SO	BB	IBB	HBP	BLK	WP	HR	S	P	ERA	WHIP										
Jimmy Key, L ERA: 3.05	(1, 1)	7.1	L	29	6	2	2	4	1	0	0	0	0	66	102	2.46	0.955										
Mike Timlin, R ERA: 3.2	(8, 1)	0.2	3	1	0	0	1	0	0	0	0	0	0	6	8	0.00	1.500										
David Wells, L ERA: 3.71	(9, 1)	1.0	4	2	0	0	0	0	0	0	0	0	0	11	15	0.00	2.000										

Batter	1	2	3	4	5	6	7	8	9	AB	R	H	RBI	BB	SO	LOB	BOTTOM										
Devon White, S OBP: 0.342, SLG: 0.454	F8		G6-3			E BB		SH3-4		2	0	0	0	1	0	0	California Angels @ Toronto Blue Jays SkyDome, Toronto, ON Mon Sep 30 1991, 7:05 PM EDT Att: 50,321 - Dome - 70 F										
Roberto Alomar, S OBP: 0.349, SLG: 0.432	F9			G6-3		K		K		4	0	0	0	0	2	3											
Joe Carter, R OBP: 0.333, SLG: 0.510	P9			G5-3		E6 1B		K		4	0	1	0	0	1	1											
Kelly Gruber, R OBP: 0.307, SLG: 0.444		K		P2		K			G5-3	4	0	0	0	0	2	2											
John Olerud, L OBP: 0.350, SLG: 0.439		K			F7		G5-3 BB		K	3	0	0	0	1	2	0											
Candy Maldonado, R OBP: 0.341, SLG: 0.419		FC5-4 1B			L6		K		F9	4	0	1	0	0	1	1											
Pat Borders, R OBP: 0.271, SLG: 0.361		FC5-4			G5-3		G5-3			3	0	0	0	0	0	2											
Pat Tabler, R OBP: 0.326, SLG: 0.278			F8			K		G5-3		3	0	0	0	0	1	1											
Manuel Lee, S OBP: 0.273, SLG: 0.289			L5			1B BB E BB		WP SH3-4 1B		2	1	1	0	1	0	0											
Inning Stats	R: 0 E: 0 K: 0 S: 5	H: 0 LOB: 0 BB: 0 P: 8	R: 0 E: 0 K: 2 S: 11	H: 1 LOB: 0 BB: 0 P: 16	R: 0 E: 0 K: 0 S: 5	H: 0 LOB: 0 BB: 0 P: 7	R: 0 E: 0 K: 0 S: 7	H: 0 LOB: 0 BB: 0 P: 9	R: 0 E: 0 K: 1 S: 7	H: 0 LOB: 1 BB: 1 P: 14	R: 0 E: 0 K: 2 S: 15	H: 1 LOB: 1 BB: 0 P: 20	R: 0 E: 0 K: 1 S: 9	H: 0 LOB: 0 BB: 0 P: 13	1B: 3 2B: 0 3B: 0 HR: 0	SF: 0 SAC: 1 DP: 0 HBP: 0	WP: 1 PB: 0 SB: 0 CS: 0	PA: 33									
PITCHER	IP	WLS	BF	H	R	ER	SO	BB	IBB	HBP	BLK	WP	HR	S	P	ERA	WHIP										
Mark Langston, L ERA: 3.05	(1, 1)	7.1	W	28	3	1	0	6	3	0	0	0	0	63	102	0.00	0.818										
Bryan Harvey, R ERA: 1.63	(8, 1)	1.2	S	5	0	0	3	0	0	0	0	1	0	18	26	0.00	0.000										

Batter	1	2	3	4	5	6	7	8	9	AB	R	H	RBI	BB	SO	LOB	TOP					
Luis Polonia, L OBP: 0.352, SLG: 0.382 (1, 7)	G3			CS 1B		F7		G4-3		4	0	1	0	0	0	0	California Angels @ Toronto Blue Jays SkyDome, Toronto, ON Tue Oct 01 1991, 7:05 PM EDT Att: 50,322 - Dome - 70 F					
Max Venable, L OBP: 0.288, SLG: 0.354 Dave Gallagher, R OBP: 0.359, SLG: 0.371 (8, 9)	L9			G4-3		F7				3	0	0	0	0	0	1						
Junior Felix, S OBP: 0.315, SLG: 0.355 Shawn Abner, R OBP: 0.235, SLG: 0.300 (8, 8)	F7			F7				F9		3	1	1	0	0	0	0						
Dave Winfield, R OBP: 0.322, SLG: 0.465 (1, 10)		G1-3			G6-3					4	1	2	1	0	0	0						
Lee Stevens, L OBP: 0.360, SLG: 0.400 (1, 3)		K			WP 1B BB			K		3	0	0	0	1	3	2						
Gary Gaetti, R OBP: 0.289, SLG: 0.373 (1, 5)		G4-3			WP 1B			K		3	0	1	0	1	1	2						
Dick Schofield, R OBP: 0.309, SLG: 0.258 (1, 6)				K		K		FC6-4 1B		4	0	2	1	0	2	2						
Ron Tingley, R OBP: 0.256, SLG: 0.287 Johnorton, R OBP: 0.329, SLG: 0.295 Ruben Amaro Jr., S OBP: 0.250, SLG: 0.267 (9, PH)				K		P3		G1-6-3 1B		2	0	0	0	0	1	2						
Gary Disarcina, R OBP: 0.288, SLG: 0.271 (1, 4)				P3		G4-3		F8		3	0	0	0	0	0	0						
Inning Stats	R: 0 E: 0 K: 0 S: 9	H: 0 LOB: 0 BB: 0 P: 13	R: 0 E: 0 K: 1 S: 11	H: 0 LOB: 0 BB: 0 P: 16	R: 0 E: 0 K: 2 S: 8	H: 0 LOB: 0 BB: 0 P: 15	R: 0 E: 0 K: 0 S: 11	H: 1 LOB: 2 BB: 1 P: 13	R: 0 E: 0 K: 1 S: 13	H: 0 LOB: 0 BB: 0 P: 23	R: 0 E: 0 K: 0 S: 9	H: 0 LOB: 0 BB: 0 P: 15	R: 1 E: 0 K: 2 S: 18	H: 3 LOB: 2 BB: 0 P: 24	R: 0 E: 0 K: 0 S: 8	H: 1 LOB: 1 BB: 1 P: 11		R: 1 E: 0 K: 1 S: 10	H: 2 LOB: 1 BB: 1 P: 20	1B: 6 2B: 1 3B: 0 HR: 1	SF: 0 SAC: 0 DP: 1 HBP: 0	WP: 1 PB: 0 SB: 0 CS: 1
PITCHER	IP WLS BF H R ER SO BB IBB HBP BLK WP HR S P ERA WHIP	IP WLS BF H R ER SO BB IBB HBP BLK WP HR S P ERA WHIP																				
Juan Guzman, R ERA: 2.99 (1, 1)	7.0 W 26	5 1 1 6	1 0 0 0	0 0 0 0	0 0 0 0	0 0 0 0	0 0 0 0	0 0 0 0	0 0 0 0	0 0 0 0	0 0 0 0	0 0 0 0	0 0 0 0	0 0 0 0	0 0 0 0	0 0 0 0	1.29 0.857	1.000				
Bob MacDonald, L ERA: 2.96 (8, 1)	1.0 4	1 0 0 0	0 0 0 0	0 0 0 0	0 0 0 0	0 0 0 0	0 0 0 0	0 0 0 0	0 0 0 0	0 0 0 0	0 0 0 0	0 0 0 0	0 0 0 0	0 0 0 0	0 0 0 0	0 0 0 0	27.00 6.000	6.000				
Jim Acker, R ERA: 5.26 (9, 1)	0.1 S	2 1	0 0	0 0	0 0	0 0	0 0	0 0	0 0	0 0	0 0	0 0	0 0	0 0	0 0	0 0	0.00 1.500	1.500				

Batter	1	2	3	4	5	6	7	8	9	AB	R	H	RBI	BB	SO	LOB	BOTTOM			
Devon White, S OBP: 0.341, SLG: 0.451 (1, 8)	1B BB		K		F7	K		G4-3		4	0	0	0	1	2	3	California Angels @ Toronto Blue Jays SkyDome, Toronto, ON Tue Oct 01 1991, 7:05 PM EDT Att: 50,322 - Dome - 70 F			
Roberto Alomar, S OBP: 0.351, SLG: 0.433 (1, 4)	G6-4-3 1B			FC3 S 1B	FC6-2 1B		2B HBP 1B	F9		5	2	3	0	0	0	2				
Joe Carter, R OBP: 0.334, SLG: 0.511 (1, 9)	K			FC3 F8 1B	1B 1B		HBP FC3-2 2B			4	2	2	1	0	1	3				
John Olerud, L OBP: 0.352, SLG: 0.438 (1, 3)	G6-4-3			F8	1B		FC3-2 HBP BB			3	0	1	1	1	0	3				
Kelly Gruber, R OBP: 0.309, SLG: 0.444 (1, 5)		K		S 1B	1B		K			4	0	2	2	0	2	3				
Candy Maldonado, R OBP: 0.343, SLG: 0.416 (1, 7)	F8			FC4-6 BB	F8		FC3-2 HBP			2	0	0	1	1	0	2				
Dave Parker, L OBP: 0.286, SLG: 0.362 (1, 10)	F9			FC4-6		K	FC3-2			4	0	0	0	0	1	5				
Pat Borders, R OBP: 0.268, SLG: 0.356 (1, 2)			L5		E5 SH FC6-2	F8	G5-3			4	0	0	0	0	0	3				
Manuel Lee, S OBP: 0.273, SLG: 0.288 Rene Gonzales, R OBP: 0.299, SLG: 0.261 (6, 6)	G6-3			G6-3	SH FC6-2 F7 1B		L9			1	1	0	0	0	0	0				
Inning Stats	R: 0 E: 0 K: 1 S: 9	H: 1 LOB: 1 BB: 1 P: 14	R: 0 E: 0 K: 1 S: 8	H: 0 LOB: 0 BB: 0 P: 12	R: 0 E: 0 K: 1 S: 7	H: 0 LOB: 0 BB: 0 P: 9	R: 1 E: 0 K: 0 S: 8	H: 2 LOB: 2 BB: 1 P: 14	R: 3 E: 2 K: 0 S: 15	H: 3 LOB: 2 BB: 0 P: 25	R: 0 E: 0 K: 2 S: 11	H: 0 LOB: 1 BB: 1 P: 23	R: 1 E: 0 K: 1 S: 20	H: 2 LOB: 3 BB: 1 P: 29	R: 0 E: 0 K: 0 S: 9	H: 0 LOB: 0 BB: 0 P: 15		1B: 7 2B: 1 3B: 0 HR: 0	SF: 0 SAC: 1 DP: 1 HBP: 1	WP: 0 PB: 0 SB: 2 CS: 0
PITCHER	IP WLS BF H R ER SO BB IBB HBP BLK WP HR S P ERA WHIP	IP WLS BF H R ER SO BB IBB HBP BLK WP HR S P ERA WHIP																		
Mike Fetters, R ERA: 4.84 (6, 1)	5.0 L	24 4	1 1 2	2 0 0	0 0 0	0 0 0	0 0 0	0 0 0	0 0 0	0 0 0	0 0 0	0 0 0	0 0 0	0 0 0	0 0 0	0 0 0	1.80 1.600	4.000		
Kyle Abbott, L ERA: 4.59 (7, 1)	1.0 2	0 0	0 0	0 0	0 0	0 0	0 0	0 0	0 0	0 0	0 0	0 0	0 0	0 0	0 0	0 0	9.00 0.000	0.000		
Scott Lewis, R ERA: 6.34 (7, 1)	0.1 5	0 0	0 0	0 0	0 0	0 0	0 0	0 0	0 0	0 0	0 0	0 0	0 0	0 0	0 0	0 0	0.00 0.000	0.000		

Batter	1	2	3	4	5	6	7	8	9	AB	R	H	RBI	BB	SO	LOB	TOP								
Derek Bell, R OBP: 0.323, SLG: 0.160	0-0 FC6-4 1B	1-1 L9			1-0 CS 1B		4-1 S BB	1-1 L4		4	0	2	0	1	0	5									
Manuel Lee, S OBP: 0.276, SLG: 0.290	2-3 SAFE K		2-2 2B		0-1 SAFE 1B		3-1 F8		0-2 L7	2	0	1	0	0	1	1									
Roberto Alomar, S OBP: 0.352, SLG: 0.431					1-2 1B					0	0	0	0	0	0	0									
Eddie Zosky, R OBP: 0.154, SLG: 0.269										3	1	1	0	0	0	1									
Joe Carter, R OBP: 0.345, SLG: 0.507	0-0 FC6-4 1B		0-0 F7		1-0 G4-6-3 1B			1-2 BB 1B	4-0 BB	2	1	0	0	0	0	2									
Turner Ward, S OBP: 0.314, SLG: 0.309										2	1	2	1	1	0	0									
Candy Maldonado, R OBP: 0.345, SLG: 0.432	1-2 1-H 1B		0-1 SAFE 1B		1-1 G4-6-3			3-2 F7	2-1 SAFE P5	2	0	2	1	0	0	0									
Rob Ducey, L OBP: 0.304, SLG: 0.333										3	0	0	0	0	0	3									
Pat Borders, R OBP: 0.270, SLG: 0.353	1-1 G1-3		1-3 K					1-1 P4	1-1 BB BB 1B	5	1	1	0	0	1	5									
Pat Tabler, R OBP: 0.321, SLG: 0.273		1-2 F8	0-1 P4					0-3 K	4-0 SF9 BB 1B	2	0	0	0	0	0	3									
Rance Mulliniks, L OBP: 0.365, SLG: 0.335									1-2 2-3 BB	1	0	0	0	1	1	0									
Ed Sprague, R OBP: 0.357, SLG: 0.394		0-1 1B		0-1 G6-3				0-3 K	4-2 WP BB	3	0	1	1	1	1	0									
Cory Snyder, R OBP: 0.221, SLG: 0.272		3-1 1B	0-1 F7					2-2 P3	0-1 SF9	3	0	1	1	0	0	0									
Rene Gonzales, R OBP: 0.298, SLG: 0.254	2-3 K		1-1 G4-3					0-0 G6-3	2-2 HBP	3	0	0	0	0	1	2									
Inning Stats	R: 1 E: 0 K: 1 S: 10	H: 2 LOB: 1 BB: 0 P: 14	R: 0 E: 0 K: 1 S: 12	H: 2 LOB: 2 BB: 0 P: 19	R: 0 E: 0 K: 1 S: 12	H: 2 LOB: 3 BB: 0 P: 15	R: 0 E: 0 K: 0 S: 6	H: 0 LOB: 0 BB: 0 P: 7	R: 1 E: 0 K: 0 S: 6	H: 3 LOB: 0 BB: 0 P: 9	R: 0 E: 0 K: 2 S: 8	H: 0 LOB: 0 BB: 0 P: 9	R: 0 E: 0 K: 0 S: 9	H: 0 LOB: 1 BB: 1 P: 18	R: 2 E: 0 K: 0 S: 18	H: 2 LOB: 3 BB: 2 P: 34	R: 0 E: 0 K: 0 S: 7	H: 0 LOB: 1 BB: 1 P: 14	1B: 9 2B: 2 3B: 0 HR: 0	SF: 1 SAC: 0 DP: 1 HBP: 1	WP: 1 PB: 0 SB: 3 CS: 1	PA: 41			
PITCHER	IP	WLS	BF	H	R	ER	SO	BB	IBB	HBP	BLK	WP	HR	S	P	ERA	WHIP								
Denny Neagle, L ERA: 4.05	(1, 1)	5.0	L	22	9	2	2	3	0	0	0	0	0	46	64	3.60	1.800								
Paul Abbott, R ERA: 4.75	(6, 1)	2.1		12	2	2	2	2	3	0	0	0	0	28	51	7.71	2.143								
Steve Bedrosian, R ERA: 4.48	(8, 1)	0.2		3	0	0	0	0	0	0	1	0	0	7	10	0.00	0.000								
Allan Anderson, L ERA: 4.93	(9, 1)	1.0		4	0	0	0	0	1	0	0	0	0	7	14	0.00	1.000								

Toronto Blue Jays @ Minnesota Twins
Hubert H. Humphrey Metrodome, Minneapolis, MN

AB 35
R 4
H 11
RBI 4
BB 4
SO 5
LOB 22



Batter	1	2	3	4	5	6	7	8	9	AB	R	H	RBI	BB	SO	LOB	BOTTOM								
Dan Gladden, R OBP: 0.309, SLG: 0.359	0-0 L6 S 1B		2-2 F8		0-0 F7		2-2 G5-3			4	0	1	0	0	0	4									
Chuck Knoblauch, R OBP: 0.351, SLG: 0.353	1-1 L6		1-2 1B		1-1 FC4-6		0-0 G6-3			4	0	1	0	0	0	3									
Randy Bush, L OBP: 0.407, SLG: 0.494	1-0 HBP		1-1 L6-4					1-0 BB SF9 1B		3	1	1	0	0	0	3									
Shane Mack, R OBP: 0.360, SLG: 0.521	1-3 K			2-3 K				1-0 SF9 BB 1B	1-1 G6-3	4	0	1	0	0	2	1									
Paul Sorrento, L OBP: 0.292, SLG: 0.556		0-3 K		2-3 K				1-2 SF9 BB 1B	1-1 G4-3	2	0	0	0	0	2	0									
Gene Larkin, S OBP: 0.361, SLG: 0.375										2	0	0	0	0	1	2									
Scott Leius, R OBP: 0.374, SLG: 0.413		0-0 G1-3		2-3 K				4-2 1B	1-2 2-3 BB	3	0	0	0	1	1	0									
Lenny Webster, R OBP: 0.400, SLG: 0.606		1-2 G3-1						1-0 SF9	1-3 K	3	0	0	1	0	1	0									
Al Newman, S OBP: 0.259, SLG: 0.213			4-2 1B 1B BB		4-0 1B			0-0 G5-3		2	0	0	0	2	1	2									
Jarvis Brown, R OBP: 0.250, SLG: 0.206			1-2 L6-4 1B		0-2 FC4-6 1B					3	0	2	0	0	1	0									
Inning Stats	R: 0 E: 0 K: 1 S: 7	H: 1 LOB: 1 BB: 0 P: 10	R: 0 E: 0 K: 1 S: 7	H: 0 LOB: 0 BB: 0 P: 8	R: 0 E: 0 K: 0 S: 13	H: 2 LOB: 2 BB: 1 P: 22	R: 0 E: 0 K: 3 S: 9	H: 0 LOB: 0 BB: 0 P: 15	R: 0 E: 0 K: 0 S: 8	H: 1 LOB: 2 BB: 1 P: 13	R: 1 E: 0 K: 1 S: 9	H: 2 LOB: 2 BB: 1 P: 18	R: 0 E: 0 K: 1 S: 7	H: 0 LOB: 0 BB: 0 P: 10	R: 0 E: 0 K: 0 S: 6	H: 0 LOB: 0 BB: 0 P: 8	R: 0 E: 0 K: 2 S: 8	H: 0 LOB: 0 BB: 0 P: 12	1B: 6 2B: 2 3B: 0 HR: 0	SF: 1 SAC: 0 DP: 2 HBP: 1	WP: 0 PB: 0 SB: 1 CS: 0	PA: 35			
PITCHER	IP	WLS	BF	H	R	ER	SO	BB	IBB	HBP	BLK	WP	HR	S	P	ERA	WHIP								
Todd Stottlemyre, R ERA: 3.78	(1, 1)	5.0	W	22	6	1	1	5	2	0	0	0	0	46	72	1.80	1.600								
Bob Macdonald, L ERA: 2.91	(6, 1)	1.0		4	0	0	0	1	1	0	0	0	0	7	14	0.00	1.000								
Tom Henke, R ERA: 2.37	(7, 1)	1.0		3	0	0	0	1	0	0	0	0	0	7	10	0.00	0.000								
Jim Acker, R ERA: 5.2	(8, 1)	1.0		3	0	0	0	0	0	0	0	0	0	6	8	0.00	0.000								
Duane Ward, R ERA: 2.78	(9, 1)	1.0	S	3	0	0	0	2	0	0	0	0	0	8	12	0.00	0.000								

Toronto Blue Jays @ Minnesota Twins
Hubert H. Humphrey Metrodome, Minneapolis, MN

AB 30
R 1
H 6
RBI 1
BB 3
SO 9
LOB 15



Batter	1	2	3	4	5	6	7	8	9	AB	R	H	RBI	BB	SO	LOB	TOP				
Devon White, S (1, 8) OBP: 0.342, SLG: 0.450 Derek Bell, R (4, 8) OBP: 0.333, SLG: 0.154	2-2 FC5 BB HBP	1-2 L7			4-2 1B BB		1-3 K			1	0	0	0	0	0	2					
Roberto Alomar, S (1, 4) OBP: 0.351, SLG: 0.438	4-0 G4-3 FC5 BB		4-0 CS BB		1-0 G4-6-3 1B			1-0 HR		2	1	2	1	2	0	0					
Joe Carter, R (1, 9) OBP: 0.506 Turner Ward, S (4, 9) OBP: 0.309, SLG: 0.304	1-2 FC5 G4-3		1-0 L7		2-1 G4-6-3			2-0 F9		2	0	0	0	0	0	3					
John Olerud, L (1, 3) OBP: 0.354, SLG: 0.440 Ed Sprague, R (6, 3) OBP: 0.361, SLG: 0.394	1-0 G4-3		2-2 FC6-4 1B		4-1 BB			4-1 G5-4-3 BB		2	0	1	0	1	0	2					
Kelly Gruber, R (1, 5) OBP: 0.305, SLG: 0.438 Cory Snyder, R (4, 5) OBP: 0.218, SLG: 0.268	2-3 K		1-2 FC6-4		0-1 L7			0-0 G5-4-3		2	0	0	0	0	1	3					
Candy Maldonado, R (1, 7) OBP: 0.343, SLG: 0.429 Rob Ducey, L (4, 7) OBP: 0.286, SLG: 0.323		0-0 F9		2-1 P4				1-0 F8		2	0	0	0	0	0	0					
Rance Mulliniks, L (1, 10) OBP: 0.336, SLG: 0.338 Mookie Wilson, S (6, PH) OBP: 0.276, SLG: 0.347		1-0 G4-3 1B		2-0 P5				1-0 F8		2	0	1	0	0	0	0					
Pat Borders, R (1, 2) OBP: 0.271, SLG: 0.354 Greg Myers, L (4, 2) OBP: 0.306, SLG: 0.412		2-2 G4-3 1B		1-3 K				0-1 F8		2	0	1	0	0	1	0					
Manuel Lee, S (1, 6) OBP: 0.275, SLG: 0.289 Eddie Zosky, R (6, 6) OBP: 0.154, SLG: 0.269 Rene Gonzales, R (6, 6) OBP: 0.293, SLG: 0.250		2-0 G4-3		2-2 G4-3				1-3 K2-3		2	0	0	0	0	0	2					
Inning Stats	R: 0 E: 0 K: 1 S: 11	H: 0 LOB: 2 BB: 1 P: 21	R: 0 E: 0 K: 0 S: 9	H: 2 LOB: 2 BB: 0 P: 15	R: 0 E: 0 K: 0 S: 8	H: 1 LOB: 1 BB: 1 P: 16	R: 0 E: 0 K: 1 S: 6	H: 0 LOB: 0 BB: 0 P: 11	R: 0 E: 0 K: 0 S: 5	H: 0 LOB: 1 BB: 1 P: 11	R: 0 E: 0 K: 2 S: 8	H: 0 LOB: 0 BB: 0 P: 10	R: 1 E: 0 K: 0 S: 4	H: 1 LOB: 0 BB: 1 P: 11	R: 0 E: 0 K: 1 S: 9	H: 0 LOB: 1 BB: 1 P: 16	1B: 4 2B: 0 3B: 0 HR: 1	SF: 0 SAC: 0 DP: 2 HBP: 1	WP: 0 PB: 0 SB: 0 CS: 1	PA: 36	
PITCHER	IP WLS BF H R ER SO BB IBB HBP BLK WP HR S P ERA WHIP	IP WLS BF H R ER SO BB IBB HBP BLK WP HR S P ERA WHIP	IP WLS BF H R ER SO BB IBB HBP BLK WP HR S P ERA WHIP	IP WLS BF H R ER SO BB IBB HBP BLK WP HR S P ERA WHIP	IP WLS BF H R ER SO BB IBB HBP BLK WP HR S P ERA WHIP	IP WLS BF H R ER SO BB IBB HBP BLK WP HR S P ERA WHIP	IP WLS BF H R ER SO BB IBB HBP BLK WP HR S P ERA WHIP	IP WLS BF H R ER SO BB IBB HBP BLK WP HR S P ERA WHIP	IP WLS BF H R ER SO BB IBB HBP BLK WP HR S P ERA WHIP	IP WLS BF H R ER SO BB IBB HBP BLK WP HR S P ERA WHIP	IP WLS BF H R ER SO BB IBB HBP BLK WP HR S P ERA WHIP	IP WLS BF H R ER SO BB IBB HBP BLK WP HR S P ERA WHIP	IP WLS BF H R ER SO BB IBB HBP BLK WP HR S P ERA WHIP	IP WLS BF H R ER SO BB IBB HBP BLK WP HR S P ERA WHIP	IP WLS BF H R ER SO BB IBB HBP BLK WP HR S P ERA WHIP	IP WLS BF H R ER SO BB IBB HBP BLK WP HR S P ERA WHIP	IP WLS BF H R ER SO BB IBB HBP BLK WP HR S P ERA WHIP	IP WLS BF H R ER SO BB IBB HBP BLK WP HR S P ERA WHIP	IP WLS BF H R ER SO BB IBB HBP BLK WP HR S P ERA WHIP	IP WLS BF H R ER SO BB IBB HBP BLK WP HR S P ERA WHIP	IP WLS BF H R ER SO BB IBB HBP BLK WP HR S P ERA WHIP

Toronto Blue Jays @ Minnesota Twins
Hubert H. Humphrey Metrodome, Minneapolis, MN
Sat Oct 05 1991, 8:05 PM EDT
Att: 51,058 - Dome - 70 F

AB 29
R 1
H 5
RBI 1
BB 6
SO 5
LOB 20



Batter	1	2	3	4	5	6	7	8	9	AB	R	H	RBI	BB	SO	LOB	BOTTOM				
Dan Gladden, R (1, 7) OBP: 0.308, SLG: 0.358	3-2 F8		0-0 P4		1-1 L3 1B		1-3 K			4	0	1	0	0	1	0					
Chuck Knoblauch, R (1, 4) OBP: 0.352, SLG: 0.352	4-0 2B BB		1-1 G6-3		0-0 L3		2-1 S 1B HBP			2	2	0	0	1	0	2					
Kirby Puckett, R (1, 8) OBP: 0.352, SLG: 0.460 Jarvis Brown, R (7, PR) OBP: 0.250, SLG: 0.206	0-1 1H 2B		0-0 G6-3		1-0 P4		4-2 1B BB			3	0	1	1	1	0	0					
Kent Hrbek, L (1, 3) OBP: 0.374, SLG: 0.463	2-1 1B				0-3 K		1-2 1B			4	0	2	1	0	1	0					
Chili Davis, S (1, 10) OBP: 0.384, SLG: 0.508	1-3 K		2-1 CS 1B		2-1 HR		0-0 F9			4	1	2	1	0	1	3					
Shane Mack, R (1, 9) OBP: 0.363, SLG: 0.527		0-1 G4-3 WP 1B		1-0 2B		0-0 2B		2-2 L4		4	0	3	0	0	0	0					
Mike Pagliarulo, L (1, 5) OBP: 0.320, SLG: 0.376 Scott Leius, R (6, PH) OBP: 0.377, SLG: 0.416		2-0 L6		2-0 G1-3		4-0 IBB		2-2 L4-3 1B		2	0	0	0	1	0	2					
Junior Ortiz, R (1, 2) OBP: 0.295, SLG: 0.263 Paul Sorrento, L (6, PH) OBP: 0.266, SLG: 0.543 Lenny Webster, R (7, 2) OBP: 0.390, SLG: 0.588		3-1 G4-3		0-0 G5-3		1-0 F8		1-0 L4-3		2	0	0	0	0	0	1					
Greg Gagne, R (1, 6) OBP: 0.311, SLG: 0.397		1-3 K		2-0 1B				2-0 G6-3		3	0	1	0	0	1	1					
Inning Stats	R: 1 E: 0 K: 1 S: 11	H: 2 LOB: 1 BB: 1 P: 21	R: 0 E: 0 K: 1 S: 8	H: 1 LOB: 0 BB: 0 P: 14	R: 0 E: 0 K: 0 S: 4	H: 0 LOB: 0 BB: 0 P: 5	R: 0 E: 0 K: 0 S: 5	H: 2 LOB: 1 BB: 0 P: 11	R: 0 E: 0 K: 0 S: 5	H: 2 LOB: 1 BB: 0 P: 8	R: 1 E: 0 K: 1 S: 8	H: 2 LOB: 2 BB: 1 P: 16	R: 1 E: 0 K: 1 S: 12	H: 1 LOB: 1 BB: 1 P: 22	R: 0 E: 0 K: 0 S: 7	H: 1 LOB: 0 BB: 0 P: 12	1B: 7 2B: 5 3B: 0 HR: 1	SF: 0 SAC: 0 DP: 2 HBP: 1	WP: 1 PB: 0 SB: 1 CS: 1	PA: 35	
PITCHER	IP WLS BF H R ER SO BB IBB HBP BLK WP HR S P ERA WHIP	IP WLS BF H R ER SO BB IBB HBP BLK WP HR S P ERA WHIP	IP WLS BF H R ER SO BB IBB HBP BLK WP HR S P ERA WHIP	IP WLS BF H R ER SO BB IBB HBP BLK WP HR S P ERA WHIP	IP WLS BF H R ER SO BB IBB HBP BLK WP HR S P ERA WHIP	IP WLS BF H R ER SO BB IBB HBP BLK WP HR S P ERA WHIP	IP WLS BF H R ER SO BB IBB HBP BLK WP HR S P ERA WHIP	IP WLS BF H R ER SO BB IBB HBP BLK WP HR S P ERA WHIP	IP WLS BF H R ER SO BB IBB HBP BLK WP HR S P ERA WHIP	IP WLS BF H R ER SO BB IBB HBP BLK WP HR S P ERA WHIP	IP WLS BF H R ER SO BB IBB HBP BLK WP HR S P ERA WHIP	IP WLS BF H R ER SO BB IBB HBP BLK WP HR S P ERA WHIP	IP WLS BF H R ER SO BB IBB HBP BLK WP HR S P ERA WHIP	IP WLS BF H R ER SO BB IBB HBP BLK WP HR S P ERA WHIP	IP WLS BF H R ER SO BB IBB HBP BLK WP HR S P ERA WHIP	IP WLS BF H R ER SO BB IBB HBP BLK WP HR S P ERA WHIP	IP WLS BF H R ER SO BB IBB HBP BLK WP HR S P ERA WHIP	IP WLS BF H R ER SO BB IBB HBP BLK WP HR S P ERA WHIP	IP WLS BF H R ER SO BB IBB HBP BLK WP HR S P ERA WHIP	IP WLS BF H R ER SO BB IBB HBP BLK WP HR S P ERA WHIP	IP WLS BF H R ER SO BB IBB HBP BLK WP HR S P ERA WHIP

Toronto Blue Jays @ Minnesota Twins
Hubert H. Humphrey Metrodome, Minneapolis, MN
Sat Oct 05 1991, 8:05 PM EDT
Att: 51,058 - Dome - 70 F

AB 31
R 3
H 11
RBI 3
BB 3
SO 4
LOB 12



Batter	1	2	3	4	5	6	7	8	9	AB	R	H	RBI	BB	SO	LOB	TOP					
Devon White, S (1,8) OBP: 0.250, SLG: 0.250	F7		G4-3			1B	K			4	1	1	0	0	1	0	Toronto Blue Jays @ Minnesota Twins Hubert H. Humphrey Metrodome, Minneapolis, MN Tue Oct 08 1991, 8:05 PM EDT Att: 54,766 - Dome					
Roberto Alomar, S (1,4) OBP: 0.500, SLG: 0.500	G4-3			2B	1B	1B	1B	K		4	1	2	0	0	1	0						
Joe Carter, R (1,9) OBP: 0.500, SLG: 0.750	L8			1B	2B	1B	1B	F7		4	2	2	0	0	0	0						
John Olerud, L (1,3) Rene Gonzales, R (8,3) OBP: 0.500, SLG: 0.500		P5		G4-3		1B	1B			4	0	2	2	0	0	0						
Kelly Gruber, R (1,5) OBP: 0.500, SLG: 0.500						1B	1B			0	0	0	0	0	0	0						
Candy Maldonado, R (1,7)										4	0	2	2	0	2	1						
Rance Mulliniks, L (1,10)										4	0	0	0	0	0	3						
Pat Borders, R (1,2)										4	0	0	0	0	0	0						
Manuel Lee, S (1,6)										3	0	0	0	0	2	0						
Inning Stats	R: 0 E: 0 K: 0 S: 6	H: 0 LOB: 0 BB: 0 P: 12	R: 0 E: 0 K: 1 S: 12	H: 1 LOB: 1 BB: 0 P: 20	R: 0 E: 0 K: 1 S: 5	H: 0 LOB: 0 BB: 0 P: 8	R: 1 E: 0 K: 1 S: 9	H: 2 LOB: 0 BB: 0 P: 11	R: 0 E: 0 K: 0 S: 5	H: 0 LOB: 0 BB: 0 P: 7	R: 3 E: 0 K: 1 S: 28	H: 5 LOB: 2 BB: 0 P: 37	R: 0 E: 0 K: 1 S: 12	H: 0 LOB: 0 BB: 0 P: 16	R: 0 E: 0 K: 2 S: 12	H: 1 LOB: 1 BB: 0 P: 18		R: 0 E: 0 K: 1 S: 5	H: 0 LOB: 0 BB: 0 P: 9	1B: 8 2B: 1 3B: 0 HR: 0	SF: 0 SAC: 0 DP: 0 HBP: 0	WP: 0 PB: 0 SB: 1 CS: 1
PITCHER	IP	WLS	BF	H	R	ER	SO	BB	IBB	HBP	BLK	WP	HR	S	P	ERA	WHIP					
Jack Morris, R (1,1) ERA: 6.75	5.1	W	23	8	4	4	4	0	0	0	0	0	0	62	89	6.75	1.500					
Carl Willis, R (6,1) ERA:	2.1		7	0	0	0	2	0	0	0	0	0	0	22	33	0.00	0.000					
Rick Aguilera, R (8,1) ERA:	1.1	S	5	1	0	0	2	0	0	0	0	0	0	10	16	0.00	0.750					

AB 35
R 4
H 9
RBI 4
BB 0
SO 8
LOB 7



Batter	1	2	3	4	5	6	7	8	9	AB	R	H	RBI	BB	SO	LOB	BOTTOM				
Dan Gladden, R (1,7) OBP: 0.400, SLG: 0.400	F8	1B		K		G4-3		L1-3		5	1	2	0	0	1	0	Toronto Blue Jays @ Minnesota Twins Hubert H. Humphrey Metrodome, Minneapolis, MN Tue Oct 08 1991, 8:05 PM EDT Att: 54,766 - Dome				
Chuck Knoblauch, R (1,4) OBP: 0.750, SLG: 0.667	1B	1B								3	1	2	1	1	0	0					
Kirby Puckett, R (1,8)	K									4	0	0	0	0	1	3					
Kent Hrbek, L (1,3) OBP: 0.250, SLG: 0.250	F8									4	0	1	0	0	0	3					
Chili Davis, S (1,10) OBP: 0.750, SLG: 0.500										2	1	1	2	2	0	1					
Brian Harper, R (1,2) Junior Ortiz, R (8,2) OBP: 0.500, SLG: 0.750										4	0	2	0	0	1	2					
Shane Mack, R (1,9) OBP: 0.750, SLG: 1.000										0	0	0	0	0	0	0					
Mike Pagliarulo, L (1,5) Scott Leius, R (5,PH) Gene Larkin, S (8,PH) Al Newman, S (9,5)										3	1	2	1	1	1	2					
Mike Pagliarulo, L (1,5) Scott Leius, R (5,PH)										2	0	0	0	0	0	2					
Greg Gagne, R (1,6) OBP: 0.250, SLG: 0.250										1	0	0	0	0	0	0					
Inning Stats	R: 2 E: 0 K: 1 S: 12	H: 3 LOB: 1 BB: 0 P: 18	R: 2 E: 0 K: 0 S: 12	H: 4 LOB: 1 BB: 0 P: 20	R: 1 E: 0 K: 1 S: 17	H: 1 LOB: 1 BB: 1 P: 27	R: 0 E: 0 K: 1 S: 8	H: 0 LOB: 0 BB: 0 P: 10	R: 0 E: 0 K: 0 S: 12	H: 2 LOB: 3 BB: 1 P: 22	R: 0 E: 0 K: 0 S: 3	H: 0 LOB: 0 BB: 1 P: 8	R: 0 E: 1 K: 1 S: 12	H: 1 LOB: 2 BB: 1 P: 20	R: 0 E: 0 K: 1 S: 8	H: 0 LOB: 0 BB: 0 P: 10	1B: 9 2B: 2 3B: 0 HR: 0	SF: 0 SAC: 0 DP: 1 HBP: 0	WP: 0 PB: 0 SB: 4 CS: 2	PA: 39	
PITCHER	IP	WLS	BF	H	R	ER	SO	BB	IBB	HBP	BLK	WP	HR	S	P	ERA	WHIP				
Tom Candiotti, R (1,1) ERA: 16.88	2.2	L	16	8	5	5	2	1	0	0	0	0	0	26	44	0.00	1.000				
David Wells, L (3,1) ERA:	3.0		13	2	0	0	2	1	1	0	0	0	0	21	31	0.00	0.857				
Mike Timlin, R (6,1) ERA:	2.1		8	1	0	0	2	1	0	0	0	0	0	0	0	0.00	0.857				

AB 33
R 5
H 11
RBI 5
BB 4
SO 6
LOB 16



Batter	1	2	3	4	5	6	7	8	9	AB	R	H	RBI	BB	SO	LOB	TOP										
Devon White, S (1, 8) OBP: 0.444, SLG: 0.500										4	3	2	0	1	1	0	Toronto Blue Jays @ Minnesota Twins Hubert H. Humphrey Metrodome, Minneapolis, MN Wed Oct 09 1991, 4:33 AM EDT Att: 54,816 - Dome livebaseballscorecards.com										
Roberto Alomar, S (1, 4) OBP: 0.571, SLG: 0.571										3	1	2	0	0	0	0											
Joe Carter, R (1, 9) OBP: 0.375, SLG: 0.571										3	0	1	2	0	0	2											
John Olerud, L (1, 3) OBP: 0.250, SLG: 0.250										4	0	0	0	0	1	4											
Kelly Gruber, R (1, 5) OBP: 0.500, SLG: 0.500										4	0	2	2	0	1	0											
Candy Maldonado, R (1, 7)										4	0	0	0	0	1	2											
Rance Mulliniks, L (1, 10) Pat Tabler, R (8, PH)										2	0	1	0	1	0	1											
Pat Borders, R (1, 2) OBP: 0.125, SLG: 0.125										4	0	1	0	0	0	1											
Manuel Lee, S (1, 6)										3	1	0	0	1	1	2											
Inning Stats	R: 1 E: 0 K: 0 S: 8	H: 2 LOB: 0 BB: 0 P: 12	R: 0 E: 0 K: 3 S: 12	H: 2 LOB: 2 BB: 0 P: 16	R: 2 E: 0 K: 1 S: 12	H: 3 LOB: 1 BB: 0 P: 17	R: 0 E: 0 K: 0 S: 6	H: 0 LOB: 0 BB: 1 P: 11	R: 0 E: 0 K: 0 S: 7	H: 1 LOB: 1 BB: 0 P: 12	R: 2 E: 1 K: 0 S: 12	H: 1 LOB: 1 BB: 2 P: 22	R: 0 E: 0 K: 0 S: 5	H: 0 LOB: 0 BB: 0 P: 6	R: 0 E: 0 K: 0 S: 5	H: 0 LOB: 0 BB: 0 P: 9		1B: 8 2B: 1 3B: 0 HR: 0	SF: 1 SAC: 1 DP: 1 HBP: 0	WP: 0 PB: 0 CS: 1	PA: 37						
PITCHER	IP	WLS	BF	H	R	ER	SO	BB	IBB	HBP	BLK	WP	HR	S	P	ERA	WHIP										
Kevin Tapani, R (1, 1) ERA: 5.68	6.1	L	27	8	4	4	5	2	0	0	0	0	0	57	86	5.68	1.579										
Steve Bedrosian, R (7, 1) ERA:	0.1		3	1	1	0	0	1	0	0	0	0	0	7	12	0.00	6.000										
Mark Guthrie, L (7, 1) ERA:	2.1		7	0	0	0	0	0	0	0	0	0	0	11	16	0.00	0.000										

Batter	1	2	3	4	5	6	7	8	9	AB	R	H	RBI	BB	SO	LOB	BOTTOM										
Dan Gladden, R (1, 7) OBP: 0.333, SLG: 0.250										3	0	0	0	1	0	1	Toronto Blue Jays @ Minnesota Twins Hubert H. Humphrey Metrodome, Minneapolis, MN Wed Oct 09 1991, 4:33 AM EDT Att: 54,816 - Dome livebaseballscorecards.com										
Chuck Knoblauch, R (1, 4) OBP: 0.750, SLG: 0.667										3	2	2	0	1	1	1											
Kirby Puckett, R (1, 8) OBP: 0.250, SLG: 0.143										3	0	1	1	1	0	2											
Kent Hrbek, L (1, 3) OBP: 0.125, SLG: 0.125										4	0	0	0	0	1	5											
Chili Davis, S (1, 10) OBP: 0.500, SLG: 0.200										3	0	0	0	1	2	3											
Brian Harper, R (1, 2) OBP: 0.375, SLG: 0.500										4	0	1	1	0	0	0											
Shane Mack, R (1, 9) Gene Larkin, S (9, PH)										3	0	0	0	0	0	2											
Mike Pagliarulo, L (1, 5)											4	0	0	0	0	2											
Greg Gagne, R (1, 6) OBP: 0.286, SLG: 0.286										3	0	1	0	0	1	0											
Inning Stats	R: 0 E: 0 K: 2 S: 15	H: 0 LOB: 2 BB: 2 P: 26	R: 0 E: 0 K: 0 S: 8	H: 0 LOB: 0 BB: 0 P: 12	R: 1 E: 0 K: 0 S: 13	H: 3 LOB: 1 BB: 0 P: 21	R: 0 E: 0 K: 0 S: 6	H: 0 LOB: 0 BB: 0 P: 8	R: 0 E: 0 K: 0 S: 8	H: 1 LOB: 2 BB: 2 P: 25	R: 0 E: 0 K: 2 S: 8	H: 0 LOB: 0 BB: 0 P: 12	R: 0 E: 0 K: 2 S: 9	H: 1 LOB: 1 BB: 0 P: 12	R: 0 E: 0 K: 2 S: 10	H: 0 LOB: 0 BB: 0 P: 14		1B: 5 2B: 0 3B: 0 HR: 0	SF: 0 SAC: 0 DP: 1 HBP: 0	WP: 1 PB: 0 SB: 1 CS: 0	PA: 35						
PITCHER	IP	WLS	BF	H	R	ER	SO	BB	IBB	HBP	BLK	WP	HR	S	P	ERA	WHIP										
Juan Guzman, R (1, 1) ERA: 3.18	5.2	W	24	4	2	2	2	4	0	0	0	0	0	61	102	3.18	1.412										
Tom Henke, R (6, 1) ERA:	1.1		4	0	0	0	2	0	0	0	0	0	0	9	13	0.00	0.000										
Duane Ward, R (8, 1) ERA:	2.0	S	7	1	0	0	4	0	0	0	0	0	0	19	26	0.00	0.500										


Batter	1	2	3	4	5	6	7	8	9	AB	R	H	RBI	BB	SO	LOB	TOP								
Dan Gladden, R OBP: 0.316, SLG: 0.278 (1, 7)	K		P7			FC6-4		SF4		5	1	3	3	0	1	1	Minnesota Twins @ Toronto Blue Jays SkyDome, Toronto, ON Sat Oct 12 1991, 7:05 PM EDT Att: 51,526 - Dome								
Chuck Knoblauch, R OBP: 0.444, SLG: 0.438 (1, 4)	L8		K			FC6-4		E6		5	0	0	0	0	2	5									
Kirby Puckett, R OBP: 0.389, SLG: 0.625 (1, 8)								SF4		4	2	3	2	0	0	0									
Kent Hrbek, L OBP: 0.118, SLG: 0.063 (1, 3)	G3-1							F7		5	0	0	0	0	1	3									
Chili Davis, S OBP: 0.471, SLG: 0.462 Jarvis Brown, R (9, PR)								SF8		4	1	2	0	1	2	0									
Brian Harper, R OBP: 0.308, SLG: 0.462 (1, 2)	P6							F9		5	1	1	0	0	0	3									
Shane Mack, R OBP: 0.375, SLG: 0.538 (1, 9)								SF8		3	1	1	1	1	1	3									
Mike Pagliarulo, L OBP: 0.273, SLG: 0.636 Scott Leius, R (9, PH) (9, 5)	L7									4	2	2	2	0	0	3									
Greg Gagne, R OBP: 0.333, SLG: 0.231 (1, 6)								L8		4	0	1	0	0	2	3									
Inning Stats	R: 0 E: 0 K: 1 S: 7	H: 1 LOB: 1 BB: 0 P: 10	R: 0 E: 0 K: 1 S: 12	H: 1 LOB: 1 BB: 0 P: 16	R: 0 E: 0 K: 1 S: 9	H: 1 LOB: 0 BB: 0 P: 14	R: 4 E: 0 K: 1 S: 22	H: 4 LOB: 2 BB: 1 P: 36	R: 0 E: 0 K: 2 S: 7	H: 0 LOB: 0 BB: 0 P: 15	R: 2 E: 0 K: 1 S: 12	H: 3 LOB: 1 BB: 0 P: 24	R: 1 E: 1 K: 1 S: 10	H: 1 LOB: 1 BB: 0 P: 16	R: 1 E: 1 K: 0 S: 10	H: 1 LOB: 1 BB: 0 P: 12		R: 1 E: 0 K: 0 S: 12	H: 1 LOB: 2 BB: 1 P: 16	1B: 8 2B: 4 HR: 1	SF: 2 SAC: 0 HBP: 1	WP: 0 PB: 0 SB: 1 CS: 1	PA: 45		
PITCHER	IP	WLS	BF	H	R	ER	SO	BB	IBB	HBP	BLK	WP	HR	S	P	ERA	WHIP								
Todd Stottlemeyer, R ERA: 9.82 (1, 1)	3.2	L	19	7	4	4	3	1	0	1	0	0	1	47	72	9.82	2.182								
David Welts, L ERA: 2.84 (4, 1)	1.2		7	2	2	2	3	0	0	0	0	0	0	17	34	10.80	1.200								
Jim Acker, R ERA: (6, 1)	0.2		3	1	0	0	1	0	0	0	0	0	0	5	9	0.00	1.500								
Mike Timlin, R ERA: 1.69 (7, 1)	2.0		11	2	2	0	2	0	1	0	0	0	0	20	28	0.00	1.000								
Bob MacDonald, L ERA: 9.0 (9, 1)	1.0		5	1	1	1	0	1	0	0	0	0	0	12	16	9.00	2.000								

Batter	1	2	3	4	5	6	7	8	9	AB	R	H	RBI	BB	SO	LOB	BOTTOM								
Devon White, S OBP: 0.368, SLG: 0.389 (1, 8)	G3-1								E6	5	0	2	0	0	0	2	Minnesota Twins @ Toronto Blue Jays SkyDome, Toronto, ON Sat Oct 12 1991, 7:05 PM EDT Att: 51,526 - Dome								
Roberto Alomar, S OBP: 0.500, SLG: 0.467 (1, 4)	G3							F8		5	0	2	1	0	0	2									
Joe Carter, R OBP: 0.294, SLG: 0.533 (1, 10)	K							K		5	0	0	0	0	3	6									
John Olerud, L OBP: 0.333, SLG: 0.200 (1, 3)								L4		5	0	1	0	0	0	4									
Kelly Gruber, R OBP: 0.353, SLG: 0.412 (1, 5)	L7							P6		4	1	1	0	0	0	1									
Candy Maldonado, R OBP: 0.176, SLG: 0.188 (1, 9)								P3		4	1	1	0	0	0	2									
Pat Borders, R OBP: 0.287, SLG: 0.333 (1, 2)								G5-3		4	0	3	2	0	0	1									
Manuel Lee, S (1, 6)										3	0	0	0	0	1	3									
Rance Mulliniks, L OBP: 0.400, SLG: 0.143 (9, PH)	G3									0	1	0	0	1	0	0									
Mookie Wilson, S OBP: 0.400, SLG: 0.250 (1, 7)										3	0	1	0	1	1	1									
Inning Stats	R: 0 E: 0 K: 1 S: 7	H: 2 LOB: 1 BB: 0 P: 11	R: 1 E: 0 K: 0 S: 11	H: 2 LOB: 1 BB: 0 P: 17	R: 0 E: 0 K: 1 S: 16	H: 2 LOB: 0 BB: 0 P: 22	R: 0 E: 0 K: 1 S: 8	H: 1 LOB: 1 BB: 0 P: 11	R: 0 E: 0 K: 0 S: 7	H: 0 LOB: 1 BB: 1 P: 13	R: 1 E: 0 K: 0 S: 8	H: 2 LOB: 1 BB: 0 P: 10	R: 0 E: 0 K: 0 S: 11	H: 1 LOB: 0 BB: 0 P: 15	R: 0 E: 0 K: 0 S: 6	H: 1 LOB: 1 BB: 0 P: 11	R: 1 E: 1 K: 2 S: 14	H: 2 LOB: 2 BB: 1 P: 21	1B: 9 2B: 2 HR: 0	SF: 0 SAC: 0 HBP: 0	WP: 2 PB: 0 SB: 2 CS: 0	PA: 40			
PITCHER	IP	WLS	BF	H	R	ER	SO	BB	IBB	HBP	BLK	WP	HR	S	P	ERA	WHIP								
Jack Morris, R ERA: 4.05 (1, 1)	8.0	W	34	9	2	2	3	1	0	0	0	0	0	74	110	2.25	1.250								
Steve Bedrosian, R ERA: (9, 1)	1.0		6	2	1	0	2	1	0	0	0	0	0	14	21	0.00	3.000								

Batter	1	2	3	4	5	6	7	8	9	AB	R	H	RBI	BB	SO	LOB	TOP										
Dan Gladden, R OBP: 0.292, SLG: 0.261	F8	K			G6-3	FC5 2B		S		5	2	1	0	0	1	3	Minnesota Twins @ Toronto Blue Jays SkyDome, Toronto, ON Sun Oct 13 1991, 3:33 AM EDT Att: 51,425 - Dome										
Chuck Knoblauch, R OBP: 0.435, SLG: 0.450	G6-3		L9		G6-3			1B		4	1	1	2	1	0	0											
Kirby Puckett, R OBP: 0.435, SLG: 0.762	HR		K	FC3-6	1B	K		1B		5	2	3	2	0	2	1											
Kent Hrbek, L OBP: 0.182, SLG: 0.143	G3		FC3-6		1B	P4		1B		5	0	2	2	0	0	2											
Chili Davis, S OBP: 0.455, SLG: 0.412		PB 1B	P7		1B	FC6-4 BB		K	K	4	1	1	0	1	2	2											
Brian Harper, R OBP: 0.278, SLG: 0.389 Junior Ortiz, R (9.2)	K SH1-3 1B				FC6-4 1B			P6	G3-1	5	0	1	0	0	1	4											
Shane Mack, R OBP: 0.381, SLG: 0.500	SH1-3 1B				FC6-4 1B	1B E		F8	K	5	1	2	1	0	1	1											
Mike Pagliarulo, L OBP: 0.333, SLG: 0.600	SH1-3				G1-6-3 1B	1B E 2B		F8	G3	4	1	2	0	0	0	0											
Greg Gagne, R OBP: 0.316, SLG: 0.235	P4				G1-6-3	P2		CS 1B		4	0	1	0	0	0	6											
Inning Stats	R: 1 E: 0 K: 0 S: 7	H: 1 LOB: 0 BB: 0 P: 14	R: 1 E: 0 K: 2 S: 17	H: 2 LOB: 2 BB: 0 P: 25	R: 0 E: 0 K: 1 S: 9	H: 0 LOB: 1 BB: 0 P: 18	R: 0 E: 0 K: 0 S: 8	H: 2 LOB: 1 BB: 0 P: 10	R: 0 E: 0 K: 0 S: 15	H: 2 LOB: 3 BB: 1 P: 26	R: 3 E: 1 K: 1 S: 18	H: 3 LOB: 1 BB: 0 P: 29	R: 0 E: 0 K: 1 S: 10	H: 0 LOB: 0 BB: 0 P: 13	R: 3 E: 0 K: 1 S: 12	H: 4 LOB: 1 BB: 1 P: 19	R: 0 E: 0 K: 1 S: 9	H: 0 LOB: 0 BB: 0 P: 10	1B: 12 2B: 1 3B: 0 HR: 1	SF: 0 SAC: 1 DP: 1 HBP: 0	WP: 1 PB: 2 SB: 2 CS: 1	PA: 44					
PITCHER	IP	WLS	BF	H	R	ER	SO	BB	IBB	HBP	BLK	WP	HR	S	P	ERA	WHIP										
Tom Candiotti, R ERA: 8.22	5.0		26	9	4	3	3	1	0	0	0	1	1	61	102	5.40	2.000										
Mike Timlin, R ERA: 3.18	0.1	3	1	1	0	0	0	0	0	0	0	0	0	7	11	0.00	3.000										
Duane Ward, R ERA: 6.23	2.1	L	10	3	3	3	2	1	0	0	0	0	0	23	35	11.57	1.714										
David Wells, L ERA: 2.35	1.1		5	1	0	0	2	0	0	0	0	0	0	14	16	0.00	0.750										

Batter	1	2	3	4	5	6	7	8	9	AB	R	H	RBI	BB	SO	LOB	BOTTOM										
Devon White, S OBP: 0.417, SLG: 0.409	S 1B		1B 2B	1B		G3			K	4	1	2	0	1	1	0	Minnesota Twins @ Toronto Blue Jays SkyDome, Toronto, ON Sun Oct 13 1991, 3:33 AM EDT Att: 51,425 - Dome										
Roberto Alomar, S OBP: 0.524, SLG: 0.474	K		2B	G4-3	1B			F7		4	1	2	3	1	1	1											
Joe Carter, R OBP: 0.286, SLG: 0.526	P2		1B	P6				BB		4	0	1	1	0	0	4											
John Olerud, L OBP: 0.273, SLG: 0.158	G3-1		G4-3		E2			P5		4	0	0	1	0	0	3											
Kelly Gruber, R OBP: 0.286, SLG: 0.333		G5-3	F7		P7			P6		4	0	0	0	0	0	3											
Candy Maldonado, R OBP: 0.143, SLG: 0.150	K			K		F8		G5-3		4	0	0	0	0	2	1											
Pat Borders, R OBP: 0.283, SLG: 0.316	F4			B5-3		F9		G4-6-3 1B		4	0	1	0	0	0	1											
Manuel Lee, S OBP: 0.176, SLG: 0.125 Rance Mulliniks, L OBP: 0.384, SLG: 0.125 Rene Gonzales, R (9.6)			1B	1B	1B	F9		G4-6-3		3	2	2	0	0	0	0											
Mookie Wilson, S OBP: 0.333, SLG: 0.250			K		S 1B			P6		4	1	1	0	0	2	1											
Inning Stats	R: 0 E: 0 K: 1 S: 8	H: 1 LOB: 0 BB: 0 P: 12	R: 0 E: 0 K: 1 S: 6	H: 0 LOB: 0 BB: 0 P: 10	R: 3 E: 0 K: 1 S: 14	H: 4 LOB: 1 BB: 0 P: 19	R: 2 E: 0 K: 1 S: 15	H: 3 LOB: 2 BB: 1 P: 24	R: 0 E: 1 K: 0 S: 10	H: 0 LOB: 1 BB: 0 P: 15	R: 0 E: 0 K: 1 S: 7	H: 0 LOB: 0 BB: 0 P: 10	R: 0 E: 0 K: 0 S: 12	H: 0 LOB: 1 BB: 1 P: 20	R: 0 E: 0 K: 0 S: 5	H: 1 LOB: 0 BB: 0 P: 7	R: 0 E: 0 K: 1 S: 10	H: 0 LOB: 0 BB: 0 P: 15	1B: 8 2B: 1 3B: 0 HR: 0	SF: 0 SAC: 0 DP: 1 HBP: 0	WP: 0 PB: 0 SB: 0 CS: 0	PA: 38					
PITCHER	IP	WLS	BF	H	R	ER	SO	BB	IBB	HBP	BLK	WP	HR	S	P	ERA	WHIP										
Kevin Tapani, R ERA: 7.84	4.0		21	8	5	5	4	1	0	0	0	0	0	29	45	0.00	0.333										
David West, L ERA:	3.0	W	11	0	0	0	1	1	0	0	0	0	0	5	7	0.00	1.000										
Carl Willis, R ERA:	1.0		3	1	0	0	0	0	0	0	0	0	0	5	7	0.00	1.000										
Rick Aguilera, R ERA:	1.0	S	3	0	0	0	1	0	0	0	0	0	0	10	15	0.00	0.000										

AB	41
R	8
H	14
RBI	7
BB	2
SO	7
LOB	19



AB	36
R	5
H	9
RBI	5
BB	2
SO	6
LOB	15

