

Toronto Blue Jays - 1992

Batter	1	2	3	4	5	6	7	8	9	AB R H RBI BB SO LOB	TOP											
Devon White, S (1, 8) F X	0-1 G4-3 1B	1-2 L4			1-1 F8		0-1 G5-3		0-3 K	5 0 0 0 0 1 2												
Roberto Alomar, S (1, 4) OBP: 0.200, SLG: 0.400 C B F X	1-2 F8 1B 2B		1-2 G6-3		2-1 F7		3-1 F7		1-2 L6	5 1 1 0 0 0 0												
Joe Carter, R (1, 7) OBP: 0.250, SLG: 0.250 S X	0-1 F8 2-3		1-1 F8		0-0 1B 1B		0-3 K			4 0 1 0 0 1 1												
Dave Winfield, R (1, 10) OBP: 0.750, SLG: 0.750 C X	0-1 1B 3-H		1-2 1B		0-1 FC6-4 1B 1-2		2-3 K			4 0 3 1 0 1 0												
Kelly Gruber, R (1, 5) OBP: 0.250, SLG: 0.500 X	0-0 F7		2-0 F8		0-0 FC6-4 1-2f		2-2 1B 2B			4 1 1 0 0 0 4												
John Olerud, L (1, 3) OBP: 0.750, SLG: 2.000 B X		1-0 G3 2B			3-3 K		2-1 HR		4-0 1B IBB	3 1 2 1 1 1 0												
Derek Bell, R (1, 9) OBP: 0.250, SLG: 0.250 X		0-0 G3 2-3			1-3 K		1-2 P3		0-0 G5-4-3 1B 1-2 2-H	4 0 1 1 0 1 1												
Pat Borders, R (1, 2) OBP: 0.250, SLG: 1.000 X		0-0 G1-3			3-2 HR		2-1 L8		1-0 G5-4-3 1-2f	4 1 1 1 0 0 3												
Manuel Lee, S (1, 6) B B B B		4-0 BB			0-0 L1		3-2 F7		1-2 F9	3 0 0 0 1 0 0												
Inning Stats	R: 1 E: 0 K: 0 S: 10	H: 2 LOB: 1 BB: 0 P: 11	R: 0 E: 0 K: 0 S: 8	H: 1 LOB: 2 BB: 1 P: 14	R: 0 E: 0 K: 0 S: 9	H: 1 LOB: 1 BB: 0 P: 14	R: 1 E: 0 K: 2 S: 14	H: 1 LOB: 0 BB: 0 P: 21	R: 0 E: 0 K: 0 S: 8	H: 2 LOB: 2 BB: 0 P: 11	R: 1 E: 0 K: 1 S: 16	H: 1 LOB: 0 BB: 0 P: 24	R: 0 E: 0 K: 1 S: 8	H: 0 LOB: 0 BB: 0 P: 11	R: 1 E: 0 K: 1 S: 10	H: 2 LOB: 1 BB: 1 P: 19	R: 0 E: 0 K: 1 S: 10	H: 0 LOB: 0 BB: 0 P: 12	1B: 5 2B: 3 3B: 0 HR: 2	SF: 0 SAC: 0 DP: 1 HBP: 0	WP: 0 PB: 0 SB: 0 CS: 0	PA: 38
PITCHER	IP WLS BF H R ER SO BB IBB HBP BLK WP HR S P ERA WHIP																					
Bill Gullickson, R (1, 1) ERA: 4.5	6.0 L 27 8 3 3 2 1 0 0 0 0 0 2 65 95 4.50 1.500																					
Mark Leiter, R (7, 1) ERA: 4.5	2.0 8 2 1 1 2 0 1 0 0 0 0 0 18 30 4.50 1.000																					
Les Lancaster, R (9, 1) ERA:	1.0 3 0 0 0 1 0 0 0 0 0 0 0 10 12 0.00 0.000																					

Toronto Blue Jays @ Detroit Tigers
Tiger Stadium, Detroit, MI
Mon Apr 06 1992, 3:33 AM EDT
Att. 51,068 - Sunny - 55 F

livebaseballscorecards.com

AB	36
R	4
H	10
RBI	4
BB	2
SO	5
LOB	11



Batter	1	2	3	4	5	6	7	8	9	AB	R	H	RBI	BB	SO	LOB		
Dan Gladden, R (1, 7) FBBX	2-1 P8 ①		1-0 P4 ①		0-0 F8 ②			0-1 L8 ①		4	0	0	0	0	0	1		
Lou Whitaker, L (1, 4) BBCX	2-1 L9 ②		4-1 F8 BB ③		2-1 F8 ③			0-1 F8 ②		3	0	0	0	1	0	1		
Alan Trammell, R (1, 6) FCBBX	3-2 F7 ③		1-0 F9 ②			2-1 L4 ①		0-1 G5-3 ③		4	0	0	0	0	0	1		
Cecil Fielder, R (1, 3) OBP: 0.500, SLG: 1.333		4-2 1B 1B BB ③	1-2 L9 ③			0-1 G4-3 ②			3-1 HR ①	3	1	1	1	1	0	1		
Mickey Tettleton, S (1, 2) OBP: 0.250, SLG: 0.250		2-1 1B 1B ①		1-3 K ①		3-2 G3 ③			2-2 G1-3 ①	4	0	1	0	0	1	0		
Tony Phillips, S (1, 10)		0-3 K ①		0-3 K ②			0-0 G6-3 ①		3-1 F7 ②	4	0	0	0	0	2	2		
Rob Deer, R (1, 9) OBP: 0.250, SLG: 1.000		1-3 K ②		2-3 K ③			3-3 K ②		3-2 HR ③	4	1	1	1	0	3	2		
Travis Fryman, R (1, 5) OBP: 0.750, SLG: 0.667		0-2 1B ①			4-1 G4-3 BB ①		2-1 1B ①		2-2 G5-3 ③	3	0	2	0	1	0	0		
Milt Cuyler, S (1, 8)		0-3 K ③			1-1 G4-3 ①		2-2 G1-3 ③			3	0	0	0	0	1	5		
Inning Stats	R: 0 E: 0 K: 0 S: 7	H: 0 LOB: 0 BB: 0 P: 14	R: 0 E: 0 K: 3 S: 16	H: 2 LOB: 3 BB: 1 P: 23	R: 0 E: 0 K: 0 S: 6	H: 0 LOB: 1 BB: 1 P: 13	R: 0 E: 0 K: 3 S: 10	H: 0 LOB: 0 BB: 0 P: 13	R: 0 E: 0 K: 0 S: 8	H: 0 LOB: 1 BB: 1 P: 13	R: 0 E: 0 K: 1 S: 10	H: 1 LOB: 1 BB: 0 P: 17	R: 0 E: 0 K: 0 S: 6	H: 0 LOB: 0 BB: 0 P: 6	R: 2 E: 0 K: 0 S: 19	H: 2 LOB: 0 BB: 0 P: 32	1B: 3 2B: 0 3B: 0 HR: 2	SF: 0 SAC: 0 DP: 0 HBP: 0
PITCHER Jack Morris, R (1, 1) ERA: 2.0	IP: 9.0 WLS: W BF: 35 H: 5 R: 2 ER: 2 SO: 7	BB: 3 IBB: 0 HBP: 0 BLK: 0	WP: 0 HR: 2 S: 88 P: 144	ERA: 2.00 WHIP: 0.889														

BOTTOM

Toronto Blue Jays @ Detroit Tigers
 Tiger Stadium, Detroit, MI
 Mon Apr 06 1992, 3:33 AM EDT
 Att: 51,068 - Sunny - 55 F

livebaseballscorecards.com

AB	32
R	2
H	5
RBI	2
BB	3
SO	7
LOB	13



WP: 0	PA: 35
PB: 0	
SB: 0	
CS: 0	

Batter	1	2	3	4	5	6	7	8	9	AB R H RBI BB SO LOB	TOP											
Devon White, S (1, 8) OBP: 0.182, SLG: 0.200	1-3 K	4-1 HR BB		1-3 K	1-1 2B		2-2 G5-3		1-2 F7	5 1 1 1 1 2 1												
Roberto Alomar, S (1, 4) OBP: 0.300, SLG: 0.700	1-2 G6-3	2-1 HR		2-2 G1-3	1-1 L7			2-2 2B 1B		5 2 2 3 0 0 2												
Joe Carter, R (1, 7) OBP: 0.444, SLG: 0.625 Rob Ducey, L (9, 7)	4-2 2B BB	1-2 2B		3-3 K		0-0 P6		3-2 G1-3 2B		4 1 2 1 1 1 0 0 0 0 0 0 0 0												
Dave Winfield, R (1, 10) OBP: 0.444, SLG: 0.556	1-0 2B	3-3 K			1-1 L6	1-3 K		1-2 P4		5 0 1 1 0 2 2												
Kelly Gruber, R (1, 5) OBP: 0.111, SLG: 0.222	2-3 K		1-0 G6-3		1-0 P6	0-0 G6-3		0-1 G1-3		5 0 0 0 0 1 2												
John Olerud, L (1, 3) OBP: 0.778, SLG: 1.500		4-1 SH5-4 1B G6-3 BB	4-1 G3 BB		4-2 1B 1B BB		1-0 G1-3	4-0 FC6-4 IBB		1 2 0 0 4 0 0												
Derek Bell, R (1, 9) OBP: 0.400, SLG: 0.400 Candy Maldonado, R (3, PH) OBP: 0.250, SLG: 0.250		2-1 SH5-4 HR 1B	2-1 G3		3-2 1B 1B 1B		2-0 G5-3	1-0 FC6-4		1 1 1 0 0 0 0 4 1 1 0 0 0 3	AB 38 R 10 H 12 RBI 10 BB 7 SO 7 LOB 13											
Pat Borders, R (1, 2) OBP: 0.500, SLG: 1.286		1-1 SH5-4	4-0 BB		1-2 1B 2B 1B		0-0 HR		3-2 P6	3 2 2 2 1 0 0												
Manuel Lee, S (1, 6) OBP: 0.333, SLG: 0.250		1-2 G6-3	2-3 K		3-2 2B 1B		1-0 1B	1-1 G1-3		5 0 2 2 0 1 3												
Inning Stats	R: 1 E: 0 K: 2 S: 14	H: 1 LOB: 1 BB: 1 P: 23	R: 4 E: 0 K: 1 S: 17	H: 3 LOB: 1 BB: 2 P: 35	R: 0 E: 0 K: 1 S: 7	H: 0 LOB: 2 BB: 2 P: 20	R: 0 E: 0 K: 2 S: 14	H: 0 LOB: 0 BB: 0 P: 20	R: 3 E: 0 K: 0 S: 21	H: 4 LOB: 2 BB: 1 P: 36	R: 0 E: 0 K: 1 S: 5	H: 0 LOB: 0 BB: 0 P: 6	R: 1 E: 0 K: 0 S: 7	H: 2 LOB: 1 BB: 0 P: 13	R: 1 E: 0 K: 0 S: 13	H: 2 LOB: 2 BB: 1 P: 23	R: 0 E: 0 K: 0 S: 10	H: 0 LOB: 0 BB: 0 P: 15	1B: 6 2B: 4 3B: 0 HR: 2	SF: 0 SAC: 1 DP: 0 HBP: 0	WP: 0 PB: 0 SB: 0 CS: 0	PA: 46
PITCHER	IP WLS BF H R ER SO BB IBB HBP BLK WP HR S P ERA WHIP												PITCHER	IP WLS BF H R ER SO BB IBB HBP BLK WP HR S P ERA WHIP								
Frank Tanana, L (1, 1) ERA: 22.5	2.0 L 13 4 5 5 3 3 0 0 0 0 0 1 31 58 22.50 3.500																					
Kevin Ritz, R (3, 1) ERA: 10.13	2.2 14 3 3 3 3 3 0 0 0 0 0 0 38 70 10.12 2.250																					
John Doherty, R (5, 1) ERA: 3.86	2.1 10 3 1 1 1 0 0 0 0 0 0 1 16 25 3.86 1.286																					
Les Lancaster, R (8, 1) ERA: 4.5	1.0 6 2 1 1 0 0 0 1 0 0 0 0 13 23 9.00 2.000																					
Mike Henneman, R (9, 1) ERA:	1.0 3 0 0 0 0 0 0 0 0 0 0 0 10 15 0.00 0.000																					

Toronto Blue Jays @ Detroit Tigers
Tiger Stadium, Detroit, MI
Wed Apr 08 1992, 3:33 AM EDT
Att. 12,819 - Cloudy - 50 F

livebaseballscorecards.com



Batter	1	2	3	4	5	6	7	8	9	AB R H RBI BB SO LOB	TOP									
Devon White, S (1, 8) OBP: 0.200, SLG: 0.154	2-2 G4-3		1-3 K			4-2 SH5-3 SF8 BB		2-1 P6		3 1 0 0 1 1 0	Toronto Blue Jays @ Detroit Tigers Tiger Stadium, Detroit, MI Thu Apr 09 1992, 3:33 AM EDT Att: 9,720 - Cloudy - 52 F									
Roberto Alomar, S (1, 4) OBP: 0.231, SLG: 0.538	2-3 K		1-2 L7			2-0 SH5-3		1-1 G1-3		3 0 0 0 0 1 0										
Kelly Gruber, R (1, 5) OBP: 0.154, SLG: 0.500	2-2 HR		0-1 G4-3			2-1 SF8			1-1 G6-3	3 1 1 2 0 0 0										
Dave Winfield, R (1, 10) OBP: 0.462, SLG: 0.769	0-2 1B			1-3 K		3-1 L7			1-1 HR	4 1 2 1 0 1 0										
John Olerud, L (1, 3) OBP: 0.769, SLG: 1.125	0-1 F8			0-2 G5-4-3 1B			2-0 1B		0-0 FC6-4 1B	4 0 3 0 0 0 1										
Candy Maldonado, R (1, 9)		0-0 F8		0-1 G5-4-3 1-2f			0-3 K		1-3 K	4 0 0 0 0 2 3										
Pat Borders, R (1, 2) OBP: 0.333, SLG: 0.818		1-1 G5-3			1-3 K		0-0 P4		1-1 FC6-4 1-2f	4 0 0 0 0 1 2										
Turner Ward, S (1, 7) OBP: 0.333, SLG: 0.667		1-2 2B			0-0 L9		2-2 G3			3 0 1 0 0 0 1										
Manuel Lee, S (1, 6) OBP: 0.250, SLG: 0.182		2-2 G4-3			2-1 F8			0-2 L1		3 0 0 0 0 0 1										
Inning Stats	R: 1 E: 0 K: 1 S: 14	H: 2 LOB: 1 BB: 0 P: 20	R: 0 E: 0 K: 0 S: 11	H: 1 LOB: 1 BB: 0 P: 15	R: 0 E: 0 K: 1 S: 8	H: 0 LOB: 0 BB: 0 P: 10	R: 0 E: 0 K: 1 S: 6	H: 0 LOB: 0 BB: 0 P: 9	R: 1 E: 0 K: 0 S: 9	H: 0 LOB: 0 BB: 1 P: 19	R: 0 E: 0 K: 1 S: 8	H: 1 LOB: 1 BB: 0 P: 12	R: 0 E: 0 K: 0 S: 9	H: 0 LOB: 0 BB: 0 P: 12	R: 1 E: 0 K: 1 S: 10	H: 2 LOB: 1 BB: 0 P: 14	1B: 4 2B: 1 3B: 0 HR: 2	SF: 1 SAC: 1 DP: 1 HBP: 0	WP: 0 PB: 0 SB: 1 CS: 0	PA: 34
PITCHER	IP WLS BF H R ER SO BB IBB HBP BLK WP HR S P ERA WHIP																			
Walt Terrell, R (1, 1) ERA: 3.24	8.1 L 31 6 3 3 5 1 0 0 0 0 2 77 112 3.24 0.840																			
Mike Munoz, L (9, 1) ERA:	0.0 1 1 0 0 0 0 0 0 0 0 0 1 1 ∞ ∞																			
Mark Leiter, R (9, 1) ERA: 3.38	0.2 2 0 0 0 0 1 0 0 0 0 0 0 5 7 0.00 0.000																			

livebaseballscorecards.com

AB	31
R	3
H	7
RBI	3
BB	1
SO	6
LOB	8



Batter	1	2	3	4	5	6	7	8	9	AB R H RBI BB SO LOB	TOP															
Brady Anderson, L (1, 7) OBP: 0.294, SLG: 0.286	1-2 2B	4-2 HBP		0-0 G3			1-1 FC1-6		4-0 BB	3 1 1 0 1 0 1																
Joe Orsulak, L (1, 9) OBP: 0.250, SLG: 0.333	0-1 1B	1-3 K			0-2 G4-3		1-0 FC5-4		3-3 K	5 1 1 1 0 2 4																
Cal Ripken Jr., R (1, 6) OBP: 0.133, SLG: 0.133	2-1 1B		1-1 F8		1-0 G6-3		0-1 P4			4 0 1 1 0 0 1																
Randy Milligan, R (1, 10)	0-2 G6-4-3		3-2 F8		1-2 F8			3-3 K		4 0 0 0 0 1 1																
Mike Devereaux, R (1, 8) OBP: 0.308, SLG: 0.833	3-2 HR		1-2 1B			4-2 BB		2-2 P4		3 1 2 1 1 0 0																
Leo Gomez, R (1, 5) OBP: 0.385, SLG: 0.385	2-0 G3		0-1 1B		1 SAFE F8		0-1 1B			4 0 2 0 0 0 1																
David Segui, S (1, 3)		2-1 F9	1-3 K			1-0 P3		1-3 K		4 0 0 0 0 2 4																
Chris Hoiles, R (1, 2) OBP: 0.308, SLG: 0.417		4-1 HBP		1-0 F8		3-2 G4-3		0-0 F8		3 0 0 0 1 0 1																
Billy Ripken, R (1, 4) OBP: 0.091, SLG: 0.091		2-2 P4		1-2 P6			0-0 FC1-6		0-3 K	4 0 1 0 0 1 1																
Inning Stats	R: 3 E: 0 K: 0 S: 15	H: 4 LOB: 0 BB: 0 P: 23	R: 0 E: 0 K: 1 S: 14	H: 0 LOB: 2 BB: 1 P: 27	R: 0 E: 0 K: 1 S: 17	H: 2 LOB: 2 BB: 0 P: 23	R: 0 E: 0 K: 0 S: 7	H: 0 LOB: 0 BB: 0 P: 9	R: 0 E: 0 K: 0 S: 7	H: 0 LOB: 0 BB: 0 P: 9	R: 0 E: 0 K: 0 S: 10	H: 0 LOB: 1 BB: 1 P: 18	R: 0 E: 0 K: 0 S: 6	H: 1 LOB: 1 BB: 0 P: 8	R: 0 E: 0 K: 2 S: 12	H: 1 LOB: 1 BB: 0 P: 18	R: 0 E: 0 K: 2 S: 8	H: 0 LOB: 1 BB: 1 P: 14	1B: 4 2B: 3 3B: 0 HR: 1	SF: 0 SAC: 0 DP: 1 HBP: 1	WP: 0 PB: 0 SB: 1 CS: 0	PA: 38				
PITCHER	IP WLS BF H R ER SO BB IBB HBP BLK WP HR S P ERA WHIP																									
Jimmy Key, L (1, 1) ERA: 3.86	7.0	30	7	3	3	2	2	0	1	0	0	1	76	117	3.86	1.286										
Pat Hentgen, R (8, 1) ERA: 6.0	2.0	W	8	1	0	0	4	1	0	0	0	0	20	32	0.00	1.000										

Baltimore Orioles @ Toronto Blue Jays
SkyDome, Toronto, ON
 Fri Apr 10 1992, 3:33 AM EDT
 Att: 50,424 - Dome - 70 F

AB	34
R	3
H	8
RBI	3
BB	3
SO	6
LOB	14



Batter	1	2	3	4	5	6	7	8	9	AB R H RBI BB SO LOB
Devon White, S (1, 8) OBP: 0.250, SLG: 0.278	2-2 E4 G4-6-3		1-0 F8-6-4 1B		1 SAFE 1-2 FC4-6 1-2f		3-3 K		0-1 1B 2B	5 1 2 0 0 1 1
Roberto Alomar, S (1, 4) OBP: 0.278, SLG: 0.471	0-0 G4-6-3 1-2f		1-2 F8-6-4 1-2		1-0 P3			4-1 2B BB	1-1 1B 2-H	4 1 1 1 1 0 3
Joe Carter, R (1, 7) OBP: 0.385, SLG: 0.500	2-2 F9		1-0 P3			0-1 E7 FC5-2 1B		1-3 K 1-2		4 0 1 0 0 1 1
Dave Winfield, R (1, 10) OBP: 0.412, SLG: 0.706		0-0 1B SF8 2B		2-1 P4		0-1 FC5-2 FC6-4		0-3 K		4 1 1 0 0 1 2
Kelly Gruber, R (1, 5) OBP: 0.235, SLG: 0.563		0-1 FC5-4 BB 2-3 1B		0-0 F8		3-H 2-0 FC6-4 1B 1-2f		0-0 2B 2-H		4 0 2 1 0 0 1
John Olerud, L (1, 3) OBP: 0.706, SLG: 1.000		2-1 SF8 3-H		4-2 BB		0-2 1B 1-3		0-0 P4		2 0 1 1 1 0 1
Candy Maldonado, R (1, 9) OBP: 0.167, SLG: 0.091		4-1 FC5-4 1-2 BB		0-0 P6		3-3 K			3-3 K	3 0 0 0 1 2 3
Pat Borders, R (1, 2) OBP: 0.313, SLG: 0.867		3-1 FC5-4 1-2f 2-3		1-2 G6-3		0-0 G5-3			2-1 HR	4 1 1 1 0 0 2
Manuel Lee, S (1, 6) OBP: 0.250, SLG: 0.200		2-2 G4-3		0-1 FC4-6 1B		2-1 G3			3-2 G4-3	4 0 1 0 0 0 2

Inning Stats	R: 0 E: 1 K: 0 S: 8	H: 0 LOB: 0 BB: 0 P: 12	R: 1 E: 0 K: 0 S: 13	H: 2 LOB: 2 BB: 1 P: 24	R: 0 E: 0 K: 0 S: 5	H: 1 LOB: 0 BB: 0 P: 8	R: 0 E: 0 K: 0 S: 7	H: 0 LOB: 1 BB: 1 P: 13	R: 0 E: 0 K: 0 S: 10	H: 2 LOB: 2 BB: 0 P: 16	R: 0 E: 0 K: 1 S: 6	H: 0 LOB: 0 BB: 0 P: 11	R: 1 E: 0 K: 2 S: 9	H: 1 LOB: 1 BB: 1 P: 14	R: 2 E: 0 K: 1 S: 16	H: 3 LOB: 1 BB: 0 P: 25	1B: 6 2B: 4 3B: 0 HR: 1	SF: 1 SAC: 0 DP: 2 HBP: 0
--------------	------------------------------	----------------------------------	-------------------------------	----------------------------------	------------------------------	---------------------------------	------------------------------	----------------------------------	-------------------------------	----------------------------------	------------------------------	----------------------------------	------------------------------	----------------------------------	-------------------------------	----------------------------------	----------------------------------	------------------------------------

PITCHER	IP	WLS	BF	H	R	ER	SO	BB	IBB	HBP	BLK	WP	HR	S	P	ERA	WHIP
35 Mike Mussina, R (1, 1) ERA: 1.59	5.2		24	6	1	1	0	2	0	0	0	0	0	51	80	1.59	1.412
Todd Frohwrth, R (6, 1) ERA: 4.5	2.0		8	1	1	1	4	1	0	0	0	0	0	17	30	4.50	1.000
Mike Flanagan, L (8, 1) ERA:	0.1		1	0	0	0	0	0	0	0	0	0	0	1	1	0.00	0.000
Gregg Olson, R (9, 1) ERA: 10.8	0.2	L	5	3	2	2	1	0	0	0	0	0	1	16	25	27.00	4.500

BOTTOM

Baltimore Orioles @ Toronto Blue Jays
 SkyDome, Toronto, ON
 Fri Apr 10 1992, 3:33 AM EDT
 Att: 50,424 - Dome - 70 F

livebaseballscores.com

AB	34
R	4
H	10
RBI	4
BB	3
SO	5
LOB	16



WP: 0	PA: 38
PB: 0	
SB: 1	
CS: 0	

Batter	1	2	3	4	5	6	7	8	9	AB R H RBI BB SO LOB	TOP
Brady Anderson, L (1, 8) OBP: 0.286, SLG: 0.294 Mike Devereaux, R (9, PH) OBP: 0.357, SLG: 0.846	0-0 P5	3-2 F8		0-1 1B		1-0 SF9			1-2 1B	3 0 1 2 0 0 3 1 0 1 0 0 0 0	
Joe Orsulak, L (1, 7) OBP: 0.188, SLG: 0.250 Randy Milligan, R (9, PH)	2-1 F9		1-0 F8	0-3 K		2-3 F7			2-3 K	4 0 0 0 0 1 4 1 0 0 0 0 1 1	
Cal Ripken Jr., R (1, 6) OBP: 0.150, SLG: 0.105	1-0 HBP		1-2 G5-3		0-0 L6		0-1 F7		0-1 P3	4 0 0 0 0 0 1	
Sam Horn, L (1, 10) OBP: 0.600, SLG: 0.625 Tim Hulett, R (9, PH)	2-1 F8		0-0 2B		0-3 K		0-1 1B		1-3 K	4 0 2 0 0 1 1 1 0 0 0 0 1 1	
David Segui, S (1, 3)		1-1 G4-3	3-2 G6-3		1-0 F7		2-2 F8			4 0 0 0 0 0 2	
Chito Martinez, L (1, 9)		4-0 WP 1B BB		2-1 F7		4-1 1B BB SF9 BB		2-3 K		2 1 0 0 2 1 1	
Leo Gomez, R (1, 5) OBP: 0.471, SLG: 0.500		0-0 WP 1B		3-2 1B 1B 2B		4-0 SF9 1B BB		1-1 P8		3 1 2 0 1 0 0	
Chris Hoiles, R (1, 2) OBP: 0.294, SLG: 0.375		1-3 K		0-0 P3		2-2 WP 1B		2-1 L6		4 0 1 0 0 1 3	
Mark McLemore, S (1, 4) OBP: 0.400, SLG: 0.250		4-1 BB		2-1 1B 1B		1-2 L8		1-1 F8		3 0 1 0 1 0 3	
Inning Stats	R: 0 H: 0 E: 0 LOB: 1 K: 0 BB: 0 S: 5 P: 10	R: 0 H: 1 E: 0 LOB: 3 K: 1 BB: 2 S: 13 P: 26	R: 0 H: 1 E: 0 LOB: 1 K: 0 BB: 0 S: 10 P: 15	R: 1 H: 3 E: 0 LOB: 2 K: 1 BB: 0 S: 13 P: 20	R: 0 H: 0 E: 0 LOB: 0 K: 1 BB: 0 S: 5 P: 6	R: 1 H: 1 E: 0 LOB: 2 K: 0 BB: 2 S: 13 P: 26	R: 0 H: 1 E: 0 LOB: 1 K: 1 BB: 0 S: 11 P: 15	R: 0 H: 0 E: 0 LOB: 0 K: 0 BB: 0 S: 6 P: 10	R: 0 H: 1 E: 0 LOB: 1 K: 2 BB: 0 S: 12 P: 16	1B: 6 SF: 1 2B: 2 SAC: 0 3B: 0 DP: 0 HR: 0 HBP: 1	WP: 2 PA: 40 PB: 0 SB: 0 CS: 0
PITCHER Jack Morris, R (1, 1) ERA: 2.25 Bob MacDonald, L (8, 1) ERA:	IP WLS BF H R ER SO BB IBB HBP BLK WP HR S P ERA WHIP	7.0 W 33 7 2 2 4 4 0 1 0 2 0 0 18 26 0.00 0.500									

Baltimore Orioles @ Toronto Blue Jays
SkyDome, Toronto, ON
Sat Apr 11 1992, 3:33 AM EDT
Att: 50,375 - Dome - 70 F

livebaseballscorecards.com

AB	34
R	2
H	8
RBI	2
BB	4
SO	6
LOB	20



Batter	1	2	3	4	5	6	7	8	9	AB R H RBI BB SO LOB
Devon White, S OBP: 0.320, SLG: 0.391 (1, 8)	2-1 2B	0-0 L3	1-2 1B		3-2 F7		1-2 1B			5 1 3 2 0 0 3
Roberto Alomar, S OBP: 0.304, SLG: 0.500 (1, 4)	1-1 2B	3-1 G6-3	2-1 CS	0-0 1B		1-1 E4 2B	2-0 F8			5 1 2 1 0 0 3
Joe Carter, R OBP: 0.333, SLG: 0.412 (1, 9)	0-0 P5		2-0 1B	1-3 K		1-2 F7		0-0 P1		5 1 1 0 0 1 3
Dave Winfield, R OBP: 0.409, SLG: 0.619 (1, 10)	4-2 3B		0-0 1B	1-3 K		1-3 K	1-0 F9			4 2 1 0 1 2 2
Kelly Gruber, R OBP: 0.318, SLG: 0.700 (1, 5)	2-2 3B		2-3 K	4-1 BB		2-1 2B	0-2 G5-3			4 0 2 2 1 1 2
John Olerud, L OBP: 0.619, SLG: 0.769 (1, 3)	3-3 K		1-3 K	1-0 G4-3		4-0 IBB				3 0 0 0 1 2 5
Candy Maldonado, R OBP: 0.250, SLG: 0.200 (1, 7)		1-0 SH2-3 1B	0-1 E7 1B		3-2 G6-3	3-1 P4				4 1 2 1 0 0 2
Pat Borders, R OBP: 0.400, SLG: 0.824 (1, 2)		3-1 SH2-3 1B	4-2 1B		4-2 BB		0-0 G4-3			2 1 1 0 2 0 0
Manuel Lee, S OBP: 0.263, SLG: 0.222 (1, 6)		1-0 SH2-3	0-1 1B		1-3 K		2-3 K			3 0 1 1 0 2 1


Inning Stats	R: 2 E: 0 K: 1 S: 14	H: 3 LOB: 1 BB: 1 P: 26	R: 0 E: 0 K: 0 S: 7	H: 2 LOB: 2 BB: 0 P: 15	R: 4 E: 1 K: 2 S: 20	H: 5 LOB: 1 BB: 1 P: 32	R: 0 E: 0 K: 2 S: 9	H: 1 LOB: 2 BB: 1 P: 16	R: 0 E: 0 K: 1 S: 13	H: 0 LOB: 1 BB: 1 P: 24	R: 1 E: 1 K: 1 S: 12	H: 1 LOB: 2 BB: 1 P: 24	R: 0 E: 0 K: 1 S: 11	H: 1 LOB: 1 BB: 0 P: 16	R: 0 E: 0 K: 0 S: 6	H: 0 LOB: 0 BB: 0 P: 7
--------------	-------------------------------	----------------------------------	------------------------------	----------------------------------	-------------------------------	----------------------------------	------------------------------	----------------------------------	-------------------------------	----------------------------------	-------------------------------	----------------------------------	-------------------------------	----------------------------------	------------------------------	---------------------------------

PITCHER	IP	WLS	BF	H	R	ER	SO	BB	IBB	HBP	BLK	WP	HR	S	P	ERA	WHIP
Rick Sutcliffe, R ERA: 4.63 (1, 1)	2.2	L	18	9	6	6	3	2	0	0	0	0	0	36	65	20.25	4.125
Mark Williamson, R ERA: (3, 1)	3.0		15	3	1	0	4	2	1	0	0	0	0	37	67	0.00	1.667
Storm Davis, R ERA: (6, 1)	2.1		8	1	0	0	1	0	0	0	0	0	0	19	28	0.00	0.429

BOTTOM

Baltimore Orioles @ Toronto Blue Jays
SkyDome, Toronto, ON
Sat Apr 11 1992, 3:33 AM EDT
Att: 50,375 - Dome - 70 F

AB	35
R	7
H	13
RBI	7
BB	5
SO	8
LOB	21



WP	HR	S	P	ERA	WHIP
0	0	0	42		

Batter	1	2	3	4	5	6	7	8	9	AB R H RBI BB SO LOB	TOP		
Brady Anderson, L (1, 7) OBP: 0.308, SLG: 0.250	1-1 F7		1-1 HBP		1-0 P3		3-2 HBP		1-3 K	3 0 0 0 0 1 3			
Joe Orsulak, L (1, 9) OBP: 0.150, SLG: 0.200	0-0 G6-3		0-0 P4		1-0 F9		2-3 K			4 0 0 0 0 1 3			
Cal Ripken Jr., R (1, 6) OBP: 0.208, SLG: 0.136	2-2 F9			1-1 1B HBP	1-0 1B			1-0 P2		3 0 1 1 0 0 0			
Randy Milligan, R (1, 10) OBP: 0.250, SLG: 0.077		4-0 BB		0-2 BB 1B	3-2 P4			1-1 P4		3 0 1 0 1 0 1			
Mike Devereaux, R (1, 8) OBP: 0.278, SLG: 0.647		2-2 F8		2-0 P4		0-0 F9		1-3 K		4 0 0 0 0 1 3			
Leo Gomez, R (1, 5) OBP: 0.381, SLG: 0.400		3-2 P4		2-2 F9		3-2 F8		0-0 F9		4 0 0 0 0 0 3			
David Segui, S (1, 3) OBP: 0.133, SLG: 0.071		1-2 P3		4-0 BB		2-0 F7		1-1 BB 1B		3 0 1 0 1 0 1			
Chris Hoiles, R (1, 2) OBP: 0.300, SLG: 0.368 Chito Martinez, L (9, PH)			0-3 K	3-2 F7			2-2 CS 1B	4-1 BB		3 0 1 0 0 1 3 0 0 0 0 1 0 0			
Billy Ripken, R (1, 4) OBP: 0.143, SLG: 0.214 Sam Horn, L (9, PH) OBP: 0.545, SLG: 0.556			3-2 F8		1-0 F9 1B 2B		3-2 P5	1-3 K		3 1 1 0 0 0 1 1 0 0 0 0 1 2			
Inning Stats	R: 0 E: 0 K: 0 S: 8 H: 0 LOB: 0 BB: 0 P: 11	R: 0 E: 0 K: 0 S: 9 H: 0 LOB: 1 BB: 1 P: 19	R: 0 E: 0 K: 1 S: 10 H: 0 LOB: 1 BB: 0 P: 14	R: 0 E: 0 K: 0 S: 16 H: 1 LOB: 3 BB: 1 P: 28	R: 1 E: 0 K: 0 S: 7 H: 2 LOB: 1 BB: 0 P: 14	R: 0 E: 0 K: 0 S: 8 H: 0 LOB: 0 BB: 0 P: 13	R: 0 E: 0 K: 1 S: 12 H: 1 LOB: 1 BB: 0 P: 22	R: 0 E: 0 K: 1 S: 6 H: 0 LOB: 0 BB: 0 P: 9	R: 0 E: 0 K: 2 S: 10 H: 1 LOB: 2 BB: 1 P: 17	1B: 4 2B: 1 3B: 0 HR: 0 SF: 0 SAC: 0 DP: 0 HBP: 3	WP: 0 PB: 0 SB: 0 CS: 1 PA: 37		
PITCHER	IP WLS BF H R ER SO BB IBB HBP BLK WP HR S P ERA WHIP											PITCHER	IP WLS BF H R ER SO BB IBB HBP BLK WP HR S P ERA WHIP
David Wells, L (1, 1) ERA: 1.29	7.0 W 29 4 1 1 2 2 0 3 0 0 0 70 121 1.29 0.857												
Tom Henke, R (8, 1) ERA:	1.0 3 0 0 0 1 0 0 0 0 0 0 6 9 0.00 0.000												
Duane Ward, R (9, 1) ERA:	1.0 S 5 1 0 0 2 1 0 0 0 0 0 10 17 0.00 2.000												

Baltimore Orioles @ Toronto Blue Jays
SkyDome, Toronto, ON
 Sun Apr 12 1992, 3:33 AM EDT
 Att: 48,309 - Dome - 70 F

livebaseballscorecards.com

AB	31
R	1
H	5
RBI	1
BB	3
SO	5
LOB	20



Batter	1	2	3	4	5	6	7	8	9	AB R H RBI BB SO LOB	TOP												
Randy Velarde, R (1, 6) OBP: 0.192, SLG: 0.333	2-3 K		2-1 G5-3			3-2 WP SF9 2B		2-2 G1-4-3 1-2		4 1 1 0 0 1 1													
Don Mattingly, L (1, 3) OBP: 0.346, SLG: 0.500	1-1 P8			1-1 P7		0-0 F7			1-0 G1-3	4 0 0 0 0 0 1													
Roberto Kelly, R (1, 8) OBP: 0.444, SLG: 0.538	0-1 G5-3			1-1 2B 1B		1-1 SF9 2-H			1-0 2B 1B	3 2 2 1 0 0 0													
Mel Hall, L (1, 7) OBP: 0.333, SLG: 0.700		2-1 L8		0-0 P6		2-0 P6			2-2 HR 2B 1-H	4 1 1 1 0 0 1													
Danny Tartabull, R (1, 10) OBP: 0.500, SLG: 0.684		4-1 BB		2-2 2B 1-H			1-0 F8		0-0 HR 2-H	3 1 2 3 1 0 0													
Matt Nokes, L (1, 2) OBP: 0.313, SLG: 0.267		0-0 P5		1-0 G3			1-0 L4		0-1 F8	4 0 0 0 0 0 2													
Jesse Barfield, R (1, 9) OBP: 0.250, SLG: 0.222		0-0 P4			0-3 K		0-3 K2-3		1-3 K2-3	4 0 0 0 0 3 1													
Charlie Hayes, R (1, 5) OBP: 0.435, SLG: 0.545			2-3 K		0-1 G5-3			0-2 G6-3		3 0 0 0 0 1 0													
Pat Kelly, R (1, 4) OBP: 0.300, SLG: 0.133			0-1 G6-3		1-0 F9			4-2 CS BB		2 0 0 0 1 0 0													
Inning Stats	R: 0 E: 0 K: 1 S: 7	H: 0 LOB: 0 BB: 0 P: 10	R: 0 E: 0 K: 0 S: 5	H: 0 LOB: 1 BB: 1 P: 11	R: 0 E: 0 K: 1 S: 7	H: 0 LOB: 0 BB: 0 P: 11	R: 1 E: 0 K: 0 S: 9	H: 2 LOB: 1 BB: 0 P: 14	R: 0 E: 0 K: 1 S: 6	H: 0 LOB: 0 BB: 0 P: 7	R: 1 E: 0 K: 0 S: 7	H: 1 LOB: 0 BB: 0 P: 13	R: 0 E: 0 K: 1 S: 5	H: 0 LOB: 0 BB: 0 P: 7	R: 0 E: 0 K: 0 S: 12	H: 0 LOB: 0 BB: 1 P: 17	R: 3 E: 0 K: 1 S: 12	H: 3 LOB: 0 BB: 0 P: 17	1B: 2 2B: 3 3B: 0 HR: 1	SF: 1 SAC: 0 DP: 0 HBP: 0	WP: 1 PB: 0 SB: 0 CS: 1	PA: 34	
PITCHER Todd Stottlemyre, R (1, 1) ERA: 6.08	IP 9.0	WLS L	BF 34	H 6	R 5	ER 5	SO 5	BB 2	IBB 0	HBP 0	BLK 0	WP 1	HR 1	S 70	P 107	ERA 5.00	WHIP 0.889						PITCHER IP WLS BF H R ER SO BB IBB HBP BLK WP HR S P ERA WHIP

New York Yankees @ Toronto Blue Jays
SkyDome, Toronto, ON
 Mon Apr 13 1992, 7:05 PM EDT
 Att: 44,115 - Dome - 70 F

livebaseballscorecards.com

AB	31
R	5
H	6
RBI	5
BB	2
SO	5
LOB	6



Batter	1	2	3	4	5	6	7	8	9	AB	R	H	RBI	BB	SO	LOB
Devon White, S OBP: 0.303, SLG: 0.333 (1, 8)	0-0 F9		2-3 K		2-2 G5-3			0-3 K		4	0	0	0	0	2	2
Roberto Alomar, S OBP: 0.355, SLG: 0.464 (1, 4)	3-3 K			1-0 2B SF9 1B		4-1 S BB		4-0 FC6-4 IBB		2	1	1	0	2	1	0
Joe Carter, R OBP: 0.346, SLG: 0.542 (1, 9)	2-0 P4			1-0 1B 2B		2-1 F8		2-2 FC6-4 BB		4	1	1	0	0	0	3
Dave Winfield, R OBP: 0.400, SLG: 0.560 (1, 10)		1-1 FC3-6 1B		1-0 SF9		4-1 G3-6-1 IBB		4-1 BB		1	0	1	1	2	0	0
John Olerud, L OBP: 0.517, SLG: 0.571 (1, 3)		3-3 K		0-0 G5-4-3 1B		2-0 G3-6-1		1-0 G1		4	0	1	1	0	1	6
Candy Maldonado, R OBP: 0.250, SLG: 0.261 (1, 7)		3-0 FC3-6		1-2 G5-4-3			0-0 F9		0-3 K	4	0	0	0	0	1	2
Pat Borders, R OBP: 0.357, SLG: 0.667 (1, 2)		3-2 G5-3			4-2 G5-4-3 BB		1-2 G6-3		3-3 K	3	0	0	0	1	1	1
Jeff Kent, R OBP: 0.333, SLG: 0.500 (1, 5)			2-3 K		2-1 G5-4-3		2-3 K		0-0 1B	4	0	1	0	0	2	1
Manuel Lee, S OBP: 0.333, SLG: 0.250 (1, 6)			3-2 L8		4-1 BB			1-2 FC6-4 S 1B		3	0	1	0	1	1	1

Inning Stats	R: 0	H: 0	E: 0	K: 1	S: 5	R: 0	H: 1	E: 0	K: 1	S: 12	R: 0	H: 0	E: 0	K: 2	S: 12	R: 2	H: 3	E: 0	K: 0	S: 7	R: 0	H: 0	E: 0	K: 0	S: 10	R: 0	H: 0	E: 0	K: 1	S: 5	R: 0	H: 0	E: 0	K: 1	S: 7	R: 0	H: 1	E: 0	K: 3	S: 10	R: 0	H: 1	E: 0	K: 3	S: 10	1B: 5	SF: 1	2B: 1	SAC: 0	3B: 0	DP: 3	HR: 0	HBP: 0	WP: 0	PA: 36
--------------	------	------	------	------	------	------	------	------	------	-------	------	------	------	------	-------	------	------	------	------	------	------	------	------	------	-------	------	------	------	------	------	------	------	------	------	------	------	------	------	------	-------	------	------	------	------	-------	-------	-------	-------	--------	-------	-------	-------	--------	-------	--------

PITCHER	IP	WLS	BF	H	R	ER	SO	BB	IBB	HBP	BLK	WP	HR	S	P	ERA	WHIP
Greg Cadaret, L ERA: 3.86 (1, 1)	6.0		23	4	2	2	4	3	1	0	0	0	0	51	101	3.00	1.167
Rich Monteleone, R ERA: (7, 1)	1.2		8	1	0	0	2	1	1	0	0	0	0	18	32	0.00	1.200
Steve Howe, L ERA: (8, 1)	0.1	W	1	0	0	0	0	0	0	0	0	0	0	1	2	0.00	0.000
Steve Farr, R ERA: (9, 1)	1.0	S	4	1	0	0	3	0	0	0	0	0	0	10	14	0.00	1.000

BOTTOM

New York Yankees @ Toronto Blue Jays
 SkyDome, Toronto, ON
 Mon Apr 13 1992, 7:05 PM EDT
 Att. 44,115 - Dome - 70 F

livebaseballscores.com

AB	29
R	2
H	6
RBI	2
BB	6
SO	9
LOB	16



Batter	1	2	3	4	5	6	7	8	9	AB R H RBI BB SO LOB	TOP											
Randy Velarde, R (1, 6) OBP: 0.200, SLG: 0.364	1-2 G4-3			0-0 G6-3		1-3 K			1-2 2B	4 0 1 0 0 1 2	New York Yankees @ Toronto Blue Jays SkyDome, Toronto, ON Wed Apr 15 1992, 7:05 PM EDT Att. 48,111 - Dome - 70 F											
Don Mattingly, L (1, 3) OBP: 0.324, SLG: 0.438	2-2 F7			1-2 F8		1-0 G6-3			2-2 F7	4 0 0 0 0 0 3												
Roberto Kelly, R (1, 8) OBP: 0.400, SLG: 0.471	2-2 P4			0-0 G1-3			3-1 L7		1-1 G5-3	4 0 0 0 0 0 1												
Danny Tartabull, R (1, 10) OBP: 0.438, SLG: 0.520		1-1 F9			3-2 F9		4-2 FC4-6 BB		3-1 F8	3 0 0 0 1 0 1												
Mel Hall, L (1, 7) OBP: 0.310, SLG: 0.607		3-1 F8			3-2 F7		0-0 FC4-6 1-2f			3 0 0 0 0 0 1												
Jesse Barfield, R (1, 9) OBP: 0.231, SLG: 0.174		3-1 G5-3			3-2 G5-3		1-2 SAFE L7			3 0 0 0 0 0 1												
Mike Stanley, R (1, 2) OBP: 0.429, SLG: 0.200			2-2 L1-3 1B			4-2 FC2-5 1B BB		0-1 G5-3		2 0 1 0 1 0 0												
Charlie Hayes, R (1, 5) OBP: 0.419, SLG: 0.500			0-1 F9			0-0 FC2-5 1B		2-1 G5-3		3 0 1 0 0 0 1												
Pat Kelly, R (1, 4) OBP: 0.261, SLG: 0.111			2-0 L1-3			0-0 FC2-5 1-2 2-3f		3-3 K		3 0 0 0 0 1 3												
Inning Stats	R: 0 E: 0 K: 0 S: 11	H: 0 LOB: 0 BB: 0 P: 16	R: 0 E: 0 K: 0 S: 6	H: 0 LOB: 0 BB: 0 P: 13	R: 0 E: 0 K: 0 S: 8	H: 1 LOB: 0 BB: 0 P: 12	R: 0 E: 0 K: 0 S: 5	H: 0 LOB: 0 BB: 0 P: 6	R: 0 E: 0 K: 0 S: 12	H: 0 LOB: 0 BB: 0 P: 21	R: 0 E: 0 K: 1 S: 8	H: 1 LOB: 2 BB: 1 P: 14	R: 0 E: 0 K: 0 S: 8	H: 0 LOB: 1 BB: 1 P: 16	R: 0 E: 0 K: 1 S: 7	H: 0 LOB: 0 BB: 0 P: 12	R: 0 E: 0 K: 0 S: 10	H: 1 LOB: 1 BB: 0 P: 17	1B: 2 2B: 2 3B: 0 HR: 0	SF: 0 SAC: 0 DP: 1 HBP: 0	WP: 0 PB: 0 SB: 0 CS: 0	PA: 31
PITCHER	IP WLS BF H R ER SO BB IBB HBP BLK WP HR S P ERA WHIP																					
Jimmy Key, L (1, 1) ERA: 1.8	8.0 W 28 3 0 0 2 2 0 0 0 0 0 0 68 114 0.00 0.625																					
Tom Henke, R (9, 1) ERA:	1.0 S 3 0 0 0 0 0 0 0 0 0 0 0 7 13 0.00 0.000																					

AB	29
R	0
H	3
RBI	0
BB	2
SO	2
LOB	13



Batter	1	2	3	4	5	6	7	8	9
Devon White, S OBP: 0.351, SLG: 0.382 (1, 8)	1-2 L6-3 1B	1-0 G3			1-2 1B		0-1 1B		
Roberto Alomar, S OBP: 0.350, SLG: 0.514 (1, 4)	1-2 L6-3 1-2		2-1 G5-4-3 1B		3-0 F7		3-2 G3-1		
Joe Carter, R OBP: 0.382, SLG: 0.516 (1, 9)	1-3 K		1-2 F9			2-3 K		2-2 FC6-4 1B	
Dave Winfield, R OBP: 0.385, SLG: 0.588 (1, 10)			3-2 G5-4-3 1-2f			0-3 K		1-0 FC6-4 1-2f	
John Olerud, L OBP: 0.526, SLG: 0.556 (1, 3)		2-0 1B 2B		4-2 G6-4-3 BB		4-0 BB		1-2 L8	
Candy Maldonado, R OBP: 0.273, SLG: 0.267 (1, 7)		4-2 1B BB		2-1 G6-4-3 1-2f		1-0 G5-3		0-0 L5	
Pat Borders, R OBP: 0.371, SLG: 0.600 (1, 2)		2-2 HBP 1-3 2-H 1B		1-3 K			1-0 E SF7 1B		
Jeff Kent, R OBP: 0.429, SLG: 0.750 (1, 5)		2-1 1-2 HBP			1-3 K		2-0 P4		
Manuel Lee, S OBP: 0.294, SLG: 0.233 (1, 6)		1-3 K			1-2 G3-1		3-1 SF7 1-H		

Inning Stats	R: 0	H: 1	E: 0	LOB: 0	K: 1	S: 10	R: 1	H: 2	E: 0	LOB: 3	K: 2	S: 17	R: 0	H: 1	E: 0	LOB: 0	K: 0	S: 9	R: 0	H: 0	E: 0	LOB: 0	K: 1	S: 10	R: 0	H: 1	E: 0	LOB: 1	K: 1	S: 12	R: 0	H: 0	E: 0	LOB: 1	K: 2	S: 8	R: 1	H: 2	E: 1	LOB: 1	K: 0	S: 9	R: 0	H: 1	E: 0	LOB: 1	K: 0	S: 10

PITCHER	IP	WLS	BF	H	R	ER	SO	BB	IBB	HBP	BLK	WP	HR	S	P	ERA	WHIP
Melido Perez, R ERA: 2.13 (1, 1)	7.0	L	29	7	2	1	7	3	0	1	0	0	0	75	124	1.29	1.429
John Habyan, R ERA: (8, 1)	1.0		4	1	0	0	0	0	0	0	0	0	0	10	14	0.00	1.000

BOTTOM

4 0 3 0 0 0 3

4 0 1 0 0 0 3

4 0 1 0 0 2 1

4 0 0 0 0 2 2

2 1 1 0 2 0 1

3 0 0 0 1 0 3


3 1 2 1 0 1 0

2 0 0 0 0 1 1

2 0 0 1 0 1 3

AB 28
R 2
H 8
RBI 2
BB 3
SO 7
LOB 17

WP: 0 PA: 33
PB: 0
SB: 0
CS: 0



New York Yankees @ Toronto Blue Jays
SkyDome, Toronto, ON
 Wed Apr 15 1992, 7:05 PM EDT
 Att. 48,111 - Dome - 70 F

livebaseballscorecards.com

Batter	1	2	3	4	5	6	7	8	9	AB R H RBI BB SO LOB	TOP
Dion James, L (1, 9) OBP: 0.364, SLG: 0.125 Jesse Barfield, R (8, 9) OBP: 0.259, SLG: 0.174	0-2 F9		4-0 FC4-6 BB		0-1 2B 1B		1-0 G3-1		4-2 BB WP BB	3 1 1 0 1 0 1 0 0 0 0 1 0 0	
Don Mattingly, L (1, 10) OBP: 0.333, SLG: 0.541	2-1 G5-3		0-1 F7		1-0 1-H 2B		0-1 3-H HR		1-3 K BB	5 1 2 3 0 1 2	
Roberto Kelly, R (1, 8)	1-0 G6-3		0-1 FC4-6 1-2f		1-3 K		0-0 G1-3		4-0 1-2 2-3 BB	4 0 0 0 1 1 2	
Mel Hall, L (1, 7)		0-1 HR		1-0 F7		0-0 G3		2-3 K	1-0 F9	5 1 1 1 0 1 4	
Kevin Maas, L (1, 3) Steve Farr, R (9, 1)		0-0 P2		2-2 HR 1B		3-1 F7		0-2 G3-1		4 1 1 0 0 0 0 0 0 0 0 0 0 0	
Randy Velarde, R (1, 6)		2-3 K		0-0 L9		0-3 K		1-0 F9		4 0 0 0 0 2 1	
Jim Leyritz, R (1, 2)		4-2 BB		1-0 1-H HR		4-1 FC4 BB		2-2 L4		2 1 1 2 2 0 0	
Charlie Hayes, R (1, 5)		0-0 G4-3		0-0 G5-3		1-1 FC4 1-2f			0-1 G4-3	4 0 0 0 0 0 2	
Pat Kelly, R (1, 4)			3-2 G5-3		0-1 G3		2-0 G3-1 HR 2B		2-3 K	4 1 1 0 0 1 0	
Inning Stats	R: 0 E: 0 K: 0 S: 6 H: 0 LOB: 0 BB: 0 P: 9	R: 1 E: 0 K: 1 S: 9 H: 1 LOB: 1 BB: 1 P: 15	R: 0 E: 0 K: 0 S: 7 H: 0 LOB: 1 BB: 1 P: 14	R: 2 E: 0 K: 0 S: 7 H: 2 LOB: 0 BB: 0 P: 11	R: 1 E: 0 K: 1 S: 9 H: 2 LOB: 1 BB: 0 P: 11	R: 0 E: 0 K: 1 S: 8 H: 0 LOB: 1 BB: 1 P: 16	R: 2 E: 0 K: 1 S: 8 H: 2 LOB: 0 BB: 0 P: 13	R: 0 E: 0 K: 0 S: 7 H: 0 LOB: 0 BB: 0 P: 10	R: 0 E: 0 K: 2 S: 11 H: 0 LOB: 3 BB: 2 P: 23	1B: 2 2B: 2 3B: 0 HR: 3 SF: 0 SAC: 0 DP: 0 HBP: 0	WP: 1 PB: 0 SB: 0 CS: 0 PA: 40
PITCHER Jack Morris, R (1, 1) ERA: 3.75 Duane Ward, R (9, 1) ERA:	IP WLS BF H R ER SO BB IBB HBP BLK WP HR S P ERA WHIP	8.0 34 7 6 6 4 3 0 0 0 0 3 61 99 6.75 1.250	1.0 W 6 0 0 0 2 2 0 0 0 1 0 11 23 0.00 2.000								

New York Yankees @ Toronto Blue Jays
SkyDome, Toronto, ON
Thu Apr 16 1992, 3:33 AM EDT
Att: 50,376 - Dome - 70 F

livebaseballscorecards.com

AB	35
R	6
H	7
RBI	6
BB	5
SO	6
LOB	12



BOTTOM

New York Yankees @ Toronto Blue Jays
SkyDome, Toronto, ON
Thu Apr 16 1992, 3:33 AM EDT
Att. 50,376 - Dome - 70 F

livebaseballscorecards.com

AB 29
R 7
H 11
RBI 6
BB 6
SO 3
LOB 13



AB R H RBI BB SO LOB

4 3 3 0 1 1 0

4 2 3 1 1 0 1

3 0 1 3 0 1 3

3 0 2 1 1 0 0

0 0 0 0 0 0 0

4 1 2 0 0 0 1

3 0 0 0 0 0 1

2 0 0 1 0 0 0

0 0 0 0 1 0 0

2 0 0 0 1 1 0

1 0 0 0 0 0 3

0 0 0 0 0 0 0

2 1 0 0 1 0 1

1 0 0 0 0 0 3

1B: 9 SF: 3
2B: 2 SAC: 1
3B: 0 DP: 1
HR: 0 HBP: 0

WP: 1 PA: 39

PB: 0
SB: 3
CS: 1

Batter	1	2	3	4	5	6	7	8	9
Devon White, S OBP: 0.405, SLG: 0.447 (1, 8)	2-2 1B SF8 1B		1-2 G3 SF7 2B 1-3		1-3 K		1-1 S 1B		4-1 1B BB
Roberto Alomar, S OBP: 0.400, SLG: 0.537 (1, 4)	0-1 SF8 S 1B 1-3		1-0 G3		2-0 S 1B 1-2		4-0 1B IBB 1-2		1-0 1B E 1B 1-2
Joe Carter, R OBP: 0.359, SLG: 0.500 (1, 9)	0-1 SF8 1-3 3-H		2-0 SF7 3-H		1-3 K 1-2		2-0 P3		0-0 E8 1B 1-H 2-H
Dave Winfield, R OBP: 0.419, SLG: 0.595 Rob Ducey, L (8, PR)	3-2 G6-4-3 1B 3-H		1-2 F9		0-2 1B 2-H			4-1 SH1-4 1B BB	
John Olerud, L OBP: 0.524, SLG: 0.581 (1, 3)	1-1 G6-4-3 1-2f			1-2 FC SF8 2B		3-0 F8		0-0 SH1-4 1B 1-2	
Candy Maldonado, R OBP: 0.250, SLG: 0.242 (1, 7)		0-1 G5-3		1-0 FC CS 2-3		2-2 F8		0-1 SH1-4 1-2 2-3	
Greg Myers, L (1, 2)		1-0 G4-3		0-0 SF8 3-H		0-0 F7		4-0 IBB	
Pat Borders, R OBP: 0.389, SLG: 0.600 (8, PH) (9, 2)									
Jeff Kent, R OBP: 0.412, SLG: 0.643 Turner Ward, S OBP: 0.375, SLG: 0.625 (8, PH) Alfredo Griffin, S (9, 6)		3-1 F8		4-0 WP BB 1-2			1-3 K	0-1 P6	
Manuel Lee, S OBP: 0.297, SLG: 0.219 Kelly Gruber, R OBP: 0.280, SLG: 0.609 (8, PH) (9, 5)			4-2 2B G3 BB		2-1 F8 1-2		1-1 G4-3	0-1 F7	

Inning Stats	R: 2	H: 3	E: 0	K: 0	S: 15	H: 0	LOB: 0	BB: 0	P: 21	R: 0	H: 0	E: 0	K: 0	S: 5	R: 0	H: 1	E: 0	K: 0	S: 11	R: 1	H: 1	E: 0	K: 0	S: 8	R: 0	H: 2	E: 0	K: 2	S: 10	R: 0	H: 0	E: 0	K: 0	S: 5	R: 0	H: 1	E: 0	K: 1	S: 8	R: 0	H: 1	E: 0	K: 0	S: 8	R: 2	H: 2	E: 1	K: 0	S: 3
--------------	------	------	------	------	-------	------	--------	-------	-------	------	------	------	------	------	------	------	------	------	-------	------	------	------	------	------	------	------	------	------	-------	------	------	------	------	------	------	------	------	------	------	------	------	------	------	------	------	------	------	------	------

PITCHER	IP	WLS	BF	H	R	ER	SO	BB	IBB	HBP	BLK	WP	HR	S	P	ERA	WHIP
Tim Leary, R ERA: 3.86 (1, 1)	6.0		25	7	5	5	2	2	0	0	0	1	0	54	89	7.50	1.500
John Habyan, R ERA: (7, 1)	1.0		6	1	0	0	1	1	0	0	0	0	0	9	22	0.00	2.000
Steve Howe, L ERA: (8, 1)	0.1		3	1	0	0	0	0	1	0	0	0	0	3	7	0.00	3.000
Steve Farr, R ERA: 2.45 (8, 1)	0.2	L	5	2	2	1	0	1	0	0	0	0	0	7	12	13.50	4.500
Steve Farr, R ERA: 2.45 (9, 1)	0.2	L	5	2	2	1	0	1	0	0	0	0	0	7	12	13.50	4.500

PITCHER	IP	WLS	BF	H	R	ER	SO	BB	IBB	HBP	BLK	WP	HR	S	P	ERA	WHIP
---------	----	-----	----	---	---	----	----	----	-----	-----	-----	----	----	---	---	-----	------

Batter	1	2	3	4	5	6	7	8	9
Wade Boggs, L (1, 5) OBP: 0.310, SLG: 0.243 Scott Cooper, L (9, 5)	1-1 G4-3		2-1 G1-3		1-0 F7		1-3 K		
Jody Reed, R (1, 4) OBP: 0.286, SLG: 0.306	2-2 P6		1-2 L8		1-1 P4			2-0 F7	
Phil Plantier, L (1, 9) OBP: 0.324, SLG: 0.321	2-1 1B			1-3 K		2-2 1B		2-3 K	
Ellis Burks, R (1, 8) OBP: 0.368, SLG: 0.375	0-0 F8			4-1 2B FC BB		1-3 K		4-2 FC5-4 BB	
Jack Clark, R (1, 10) OBP: 0.286, SLG: 0.174		2-2 F8		2-1 FC 2B		2-2 F8		2-0 FC5-4	
Mike Greenwell, L (1, 7) OBP: 0.294, SLG: 0.200		1-1 1B		0-1 FC		3-2 G6-3			
Tom Brunansky, R (1, 3) OBP: 0.444, SLG: 0.357 Mo Vaughn, L (2, PH) OBP: 0.464, SLG: 0.619		1-0 P6		3-3 K			2-2 P5		
Tony Peña, R (1, 2) OBP: 0.207, SLG: 0.148		0-1 G3		0-0 P5			2-3 K		
Luis Rivera, R (1, 6) OBP: 0.500, SLG: 0.467			0-3 K		2-3 K		4-2 BB		

AB	R	H	RBI	BB	SO	LOB
4	0	0	0	0	1	1
0	0	0	0	0	0	0
4	0	0	0	0	0	0
4	0	2	0	0	2	0
2	1	0	0	2	1	2
4	0	1	0	0	0	2
3	0	1	1	0	0	2
0	0	0	0	0	0	0
3	0	0	0	0	1	3
3	0	0	0	0	1	3
2	0	0	0	1	2	0

Toronto Blue Jays @ Boston Red Sox
 Fenway Park, Boston, MA
 Fri Apr 17 1992, 7:05 PM EDT
 Att. 27,467 - Overcast - 40 F

livebaseballscorecards.com

AB	29
R	1
H	4
RBI	1
BB	3
SO	8
LOB	13



Inning	R	H	E	K	S	H	LOB	BB	P
1	0	1	0	0	15	1	1	0	14
2	0	1	0	0	10	0	1	0	11
3	0	0	0	0	8	0	0	0	11
4	1	1	0	2	13	1	1	23	
5	0	0	0	0	7	0	0	0	11
6	0	1	0	1	14	1	0	0	22
7	0	0	0	2	15	0	1	0	24
8	0	0	0	1	10	0	1	0	20
9	0	0	0	0		0	0	0	

WP	0	PA	32
PB	0	SB	0
CS	0		

PITCHER	IP	WLS	BF	H	R	ER	SO	BB	IBB	HBP	BLK	WP	HR	S	P	ERA	WHIP
David Wells, L (1, 1) ERA: 1.64	4.0		17	3	1	1	3	1	0	0	0	0	0	41	63	2.25	1.000
Pat Hentgen, R (5, 1) ERA: 6.75	2.2		10	1	0	0	3	1	0	0	0	0	0	32	52	0.00	0.750
Bob MacDonald, L (7, 1) ERA:	1.0		4	0	0	0	2	1	0	0	0	0	0	13	22	0.00	1.000
Duane Ward, R (8, 1) ERA:	0.1		1	0	0	0	0	0	0	0	0	0	0	1	3	0.00	0.000

Batter	1	2	3	4	5	6	7	8	9	AB R H RBI BB SO LOB	TOP											
Devon White, S OBP: 0.380, SLG: 0.386 (1, 8)	2-0 L7	1-0 G4-3		2-2 G5-3			3-2 F7			4 0 0 0 0 0 2												
Roberto Alomar, S OBP: 0.340, SLG: 0.449 (1, 4)	3-3 K	0-1 F7			2-3 K2-3			1-2 L8		4 0 0 0 0 2 2												
Joe Carter, R OBP: 0.340, SLG: 0.500 (1, 9)	1-2 2B				1-3 K			2-3 K		4 0 1 0 0 2 0												
Dave Winfield, R OBP: 0.392, SLG: 0.533 (1, 10)	3-2 P4				0-0 L4			2-1 1B		4 0 2 0 0 0 1												
Kelly Gruber, R OBP: 0.273, SLG: 0.516 (1, 5)							1-0 F9		2-2 G4-3	4 1 1 0 0 0 2												
John Olerud, L OBP: 0.460, SLG: 0.474 (1, 3)							1-1 L8		0-2 G1-4-3	3 1 0 0 1 0 2												
Candy Maldonado, R OBP: 0.227, SLG: 0.220 (1, 7)							1-0 G5-3		3-3 K	4 0 1 1 0 2 2												
Pat Borders, R OBP: 0.364, SLG: 0.514 (1, 2)							3-2 G5-3		2-0 G6-3	4 0 0 0 0 0 2												
Manuel Lee, S OBP: 0.286, SLG: 0.243 (1, 6)							0-0 G4-3		0-0 F8	3 0 1 1 0 1 0												
Inning Stats	R: 0 E: 0 K: 1 S: 14	H: 1 LOB: 1 BB: 0 P: 23	R: 2 E: 0 K: 0 S: 9	H: 3 LOB: 2 BB: 1 P: 16	R: 0 E: 1 K: 1 S: 10	H: 1 LOB: 2 BB: 0 P: 15	R: 0 E: 0 K: 1 S: 11	H: 0 LOB: 0 BB: 0 P: 17	R: 0 E: 0 K: 2 S: 7	H: 0 LOB: 0 BB: 0 P: 10	R: 0 E: 0 K: 0 S: 4	H: 0 LOB: 0 BB: 0 P: 7	R: 0 E: 0 K: 0 S: 5	H: 0 LOB: 0 BB: 0 P: 10	R: 0 E: 0 K: 1 S: 11	H: 1 LOB: 1 BB: 0 P: 18	R: 0 E: 0 K: 1 S: 7	H: 0 LOB: 0 BB: 0 P: 10	1B: 4 2B: 2 3B: 0 HR: 0	SF: 0 SAC: 0 DP: 0 HBP: 0	WP: 0 PB: 1 SB: 0 CS: 0	PA: 35
PITCHER Frank Viola, L ERA: 5.09 (1, 1)	IP 9.0 WLS L BF 35 H 6 R 2 ER 2 SO 7 BB 1 IBB 0 HBP 0 BLK 0 WP 0 HR 0 S 78 P 126 ERA 2.00 WHIP 0.778											PITCHER IP WLS BF H R ER SO BB IBB HBP BLK WP HR S P ERA WHIP										

Toronto Blue Jays @ Boston Red Sox
 Fenway Park, Boston, MA
 Sat Apr 18 1992, 3:33 AM EDT
 Att. 32,640 - Cloudy - 41 F

livebaseballscorecards.com

AB	34
R	2
H	6
RBI	2
BB	1
SO	7
LOB	13



Batter	1	2	3	4	5	6	7	8	9	AB	R	H	RBI	BB	SO	LOB
Wade Boggs, L OBP: 0.304, SLG: 0.225 (1, 5)	F8		1B BB		F7			L7		3	1	0	0	1	0	1
Jody Reed, R OBP: 0.261, SLG: 0.275 (1, 4)	G6-3		F7		P7			FC1-6		4	0	0	0	0	0	2
Phil Plantier, L OBP: 0.316, SLG: 0.313 (1, 9)	F9		1B		G3			K2-3		4	0	1	0	0	1	1
Ellis Burks, R OBP: 0.381, SLG: 0.389 (1, 8)		S	1B		L4			K		4	0	2	1	0	1	0
Mike Greenwell, L OBP: 0.289, SLG: 0.182 (1, 7)		L9	G4-3		F9			FC6-4		3	0	0	0	1	0	3
Jack Clark, R OBP: 0.281, SLG: 0.154 (1, 10)		K			G3-6			FC6-4		3	0	0	0	1	2	2
Luis Rivera, R OBP: 0.500, SLG: 0.467 (9, PR)					BB					0	0	0	0	0	0	0
Mo Vaughn, L OBP: 0.438, SLG: 0.542 (1, 3)		G3-6			G1-3			K		3	0	0	0	1	1	2
Tim Lincecum, R OBP: 0.368, SLG: 0.471 (1, 6)		BB			G4-3			K		3	0	0	0	0	1	2
Tony Peña, R OBP: 0.194, SLG: 0.138 (1, 2)			G1-3		K			FC1-6		2	0	0	0	0	1	0
Herm Winningham, L OBP: 0.286, SLG: 0.167 (8, PH)										1	0	1	0	0	0	0
John Flaherty, R OBP: 0.333, SLG: 0.667 (9, 2)										0	0	0	0	0	0	0

Inning Stats	R: 0	H: 0	E: 0	K: 10	S: 10	R: 0	H: 1	E: 0	K: 13	S: 13	R: 1	H: 2	E: 0	K: 11	S: 11	R: 0	H: 0	E: 0	K: 5	S: 5	R: 0	H: 0	E: 0	K: 13	S: 13	R: 0	H: 0	E: 0	K: 6	S: 6	R: 0	H: 0	E: 0	K: 9	S: 9	R: 0	H: 1	E: 0	K: 9	S: 9	R: 0	H: 0	E: 0	K: 8	S: 8	R: 0	H: 0	E: 0	K: 17	S: 17
	LOB: 0	BB: 0	P: 15			LOB: 2	BB: 1	P: 25			LOB: 0	BB: 1	P: 13			LOB: 0	BB: 0	P: 11			LOB: 0	BB: 0	P: 12			LOB: 1	BB: 0	P: 12			LOB: 1	BB: 1	P: 17			LOB: 0	BB: 0	P: 10			LOB: 0	BB: 0	P: 10			LOB: 0	BB: 0	P: 10		

PITCHER	IP	WLS	BF	H	R	ER	SO	BB	IBB	HBP	BLK	WP	HR	S	P	ERA	WHIP
Todd Stottlemyre, R ERA: 4.43 (1, 1)	7.0	W	26	3	1	1	4	3	0	0	0	0	0	67	115	1.29	0.857
Duane Ward, R ERA: (8, 1)	1.0		4	1	0	0	1	0	0	0	0	0	0	9	12	0.00	1.000
Tom Henke, R ERA: (9, 1)	1.0	S	4	0	0	0	2	1	0	0	0	0	0	8	17	0.00	1.000

Toronto Blue Jays @ Boston Red Sox
Fenway Park, Boston, MA
 Sat Apr 18 1992, 3:33 AM EDT
 Att: 32,640 - Cloudy - 41 F

AB	30
R	1
H	4
RBI	1
BB	4
SO	7
LOB	13



WP	HR	S	P	ERA	WHIP
0	0	17	34		

Batter	1	2	3	4	5	6	7	8	9	AB R H RBI BB SO LOB
Wade Boggs, L (1, 5) OBP: 0.333, SLG: 0.273	2-2 L7		4-2 1B BB		2-2 WP PB 1B		1-0 P5		1-1 E 1B 2B	4 2 2 0 1 0 0
Jody Reed, R (1, 4) OBP: 0.314, SLG: 0.302	1-2 G3 1B		3-1 1B		4-2 E 1B BB 1-H		3-1 G5-3		4-1 E 1B BB	3 1 2 0 2 0 0
Phil Plantier, L (1, 9) OBP: 0.302, SLG: 0.297	3-2 G3		1-2 F7		2-1 E9 1B		3-2 L7		1-2 E3 1B	5 1 1 1 0 0 5
Ellis Burks, R (1, 8) OBP: 0.340, SLG: 0.341	1-3 K		3-1 P2		3-3 K			3-3 K	1-2 E3 1B	5 0 0 0 0 4 8
Mike Greenwell, L (1, 7) OBP: 0.326, SLG: 0.216		0-1 F8		0-0 G3		4-0 IBB		0-0 1B	1-2 S 1B	4 0 2 2 1 0 0
Jack Clark, R (1, 10) OBP: 0.273, SLG: 0.148 Scott Cooper, L (4, PH) OBP: 0.333, SLG: 0.167		2-3 K		4-1 BB		0-3 K		0-0 L7	3-2 1B	1 0 0 0 0 1 0 3 0 1 1 1 1 4
Mo Vaughn, L (1, 3) OBP: 0.417, SLG: 0.481		4-2 BB		1-3 K		0-0 F8		0-0 G3		3 0 0 0 1 1 2
Luis Rivera, R (1, 6) OBP: 0.429, SLG: 0.389 Herm Winningham, L (9, PH) OBP: 0.375, SLG: 0.286		2-3 K		0-3 K		3-3 K			0-0 2B E 1B	3 0 0 0 0 3 2 1 1 1 0 0 0 0
John Flaherty, R (1, 2) OBP: 0.167, SLG: 0.333 Tim Lincecum, R (9, PH) OBP: 0.350, SLG: 0.444			1-2 L4		2-2 P2		3-2 P4		2-3 K	3 0 0 0 0 0 0 1 0 0 0 0 1 1

Inning Stats	R: 0 E: 0 K: 12	H: 1 LOB: 1 BB: 0 P: 19	R: 0 E: 0 K: 10 S: 10	H: 0 LOB: 1 BB: 1 P: 18	R: 0 E: 0 K: 13 S: 13	H: 1 LOB: 2 BB: 1 P: 25	R: 0 E: 0 K: 2 S: 8	H: 0 LOB: 1 BB: 1 P: 13	R: 1 E: 1 K: 2 S: 18	H: 2 LOB: 3 BB: 2 P: 35	R: 0 E: 0 K: 11 S: 11	H: 0 LOB: 0 BB: 0 P: 17	R: 0 E: 0 K: 0 S: 7	H: 0 LOB: 0 BB: 0 P: 14	R: 0 E: 0 K: 1 S: 6	H: 1 LOB: 1 BB: 0 P: 9	R: 4 E: 1 K: 2 S: 21	H: 4 LOB: 2 BB: 1 P: 33	1B: 8 2B: 1 3B: 0 HR: 0	SF: 0 SAC: 0 DP: 0 HBP: 0
--------------	-----------------------	----------------------------------	--------------------------------	----------------------------------	--------------------------------	----------------------------------	------------------------------	----------------------------------	-------------------------------	----------------------------------	--------------------------------	----------------------------------	------------------------------	----------------------------------	------------------------------	---------------------------------	-------------------------------	----------------------------------	----------------------------------	------------------------------------

PITCHER	IP	WLS	BF	H	R	ER	SO	BB	IBB	HBP	BLK	WP	HR	S	P	ERA	WHIP
Juan Guzman, R (1, 1) ERA: 2.37	6.0		27	4	1	1	8	4	1	0	0	1	0	72	127	1.50	1.333
Bob MacDonald, L (7, 1) ERA:	1.0		3	0	0	0	0	0	0	0	0	0	0	7	14	0.00	0.000
Duane Ward, R (8, 1) ERA:	1.0		4	1	0	0	1	0	0	0	0	0	0	6	9	0.00	1.000
Tom Henke, R (9, 1) ERA: 1.59	0.2	L	7	3	4	1	2	1	0	0	0	0	0	17	26	13.50	6.000
David Wells, L (9, 1) ERA: 1.64	0.0		1	1	0	0	0	0	0	0	0	0	0	4	7	∞	∞

Toronto Blue Jays @ Boston Red Sox
Fenway Park, Boston, MA
 Sun Apr 19 1992, 3:33 AM EDT
 Att. 28,196 - Cloudy - 47 F

AB	36
R	5
H	9
RBI	4
BB	6
SO	11
LOB	22



PITCHER	IP	WLS	BF	H	R	ER	SO	BB	IBB	HBP	BLK	WP	HR	S	P	ERA	WHIP
Juan Guzman, R (1, 1) ERA: 2.37	6.0		27	4	1	1	8	4	1	0	0	1	0	72	127	1.50	1.333
Bob MacDonald, L (7, 1) ERA:	1.0		3	0	0	0	0	0	0	0	0	0	0	7	14	0.00	0.000
Duane Ward, R (8, 1) ERA:	1.0		4	1	0	0	1	0	0	0	0	0	0	6	9	0.00	1.000
Tom Henke, R (9, 1) ERA: 1.59	0.2	L	7	3	4	1	2	1	0	0	0	0	0	17	26	13.50	6.000
David Wells, L (9, 1) ERA: 1.64	0.0		1	1	0	0	0	0	0	0	0	0	0	4	7	∞	∞

Batter	1	2	3	4	5	6	7	8	9	10	11	12	13	AB R H RBI BB SO LOB
Wade Boggs, L OBP: 0.333, SLG: 0.300 (1, 5)	1-0 L9			1-0 1B	2-1 1B		3-1 G3-1			3-1 F8		1-2 L8		6 1 2 0 0 0 1
Jody Reed, R OBP: 0.316, SLG: 0.327 (1, 4)	0-0 L8			2-2 P3	0-0 1B			3-1 SF7		0-0 G6-3			1-2 G4-3	6 1 2 1 0 0 1
Mike Greenwell, L OBP: 0.306, SLG: 0.209 (1, 7)	0-3 K			1-1 1B	0-0 G4-6-3			1-0 G3		1-0 F7			0-1 G4-3	6 0 1 1 0 0 1 3
Ellis Burks, R OBP: 0.302, SLG: 0.304 (1, 8)		3-2 F8		3-1 F9		2-2 G5-3		1-1 SF7			0-0 L7		2-0 F7	5 0 0 1 0 0 1
Jack Clark, R OBP: 0.297, SLG: 0.194 Luis Rivera, R OBP: 0.409, SLG: 0.368 (8, PR)		2-0 G3		2-2 1B		1-0 G6-3		2-2 1B			0-0 F9			4 0 2 0 0 0 0 1 0 0 0 0 0 0
Phil Plantier, L OBP: 0.271, SLG: 0.262 (1, 9)		1-2 G4-3		2-1 E1		3-2 G3-1		1-0 F9			0-1 P5			5 0 0 0 0 0 3
Tim Lincecum, R OBP: 0.280, SLG: 0.348 (1, 6)			2-1 G5-3	0-0 FC5-4			1-3 K		3-3 K			1-0 L6		5 0 0 0 0 2 3
Mo Vaughn, L OBP: 0.366, SLG: 0.406 (1, 3)			1-1 G4-3		1-1 F7		3-1 G4-3		1-3 K			3-3 K		5 0 0 0 0 2 0
Tony Peña, R OBP: 0.250, SLG: 0.324 (1, 2)			0-1 G6-3		0-0 1B		3-1 HR		3-2 G6-3			3-2 1B		5 2 3 1 0 0 0

Inning Stats	R: 0	H: 0	E: 0	LOB: 0	K: 1	BB: 0	S: 5	P: 6	R: 0	H: 0	E: 0	LOB: 0	K: 0	BB: 0	S: 6	P: 9	R: 1	H: 3	E: 1	LOB: 3	K: 0	BB: 0	S: 7	P: 10	R: 0	H: 0	E: 0	LOB: 0	K: 0	BB: 0	S: 7	P: 13	R: 1	H: 1	E: 0	LOB: 0	K: 1	BB: 0	S: 9	P: 19	R: 1	H: 2	E: 0	LOB: 1	K: 0	BB: 0	S: 9	P: 17	R: 0	H: 0	E: 0	LOB: 0	K: 2	BB: 0	S: 12	P: 19	R: 0	H: 0	E: 0	LOB: 0	K: 0	BB: 0	S: 4	P: 4	R: 0	H: 1	E: 0	LOB: 1	K: 1	BB: 0	S: 11	P: 19	R: 0	H: 0	E: 0	LOB: 0	K: 0	BB: 0	S: 7	P: 10	1B: 6	SF: 1	2B: 3	SAC: 0	3B: 0	DP: 1	HR: 1	HBP: 0	WP: 0	PA: 49
--------------	------	------	------	--------	------	-------	------	------	------	------	------	--------	------	-------	------	------	------	------	------	--------	------	-------	------	-------	------	------	------	--------	------	-------	------	-------	------	------	------	--------	------	-------	------	-------	------	------	------	--------	------	-------	------	-------	------	------	------	--------	------	-------	-------	-------	------	------	------	--------	------	-------	------	------	------	------	------	--------	------	-------	-------	-------	------	------	------	--------	------	-------	------	-------	-------	-------	-------	--------	-------	-------	-------	--------	-------	--------

PITCHER	IP	WLS	BF	H	R	ER	SO	BB	IBB	HBP	BLK	WP	HR	S	P	ERA	WHIP
Jimmy Key, L ERA: 2.62 (1, 1)	7.1		30	8	4	4	2	0	0	0	0	0	1	59	103	4.91	1.091
Pat Hentgen, R ERA: 5.4 (8, 1)	1.2		6	1	0	0	2	0	0	0	0	0	0	18	29	0.00	0.600
Bob MacDonald, L ERA: (10, 1)	4.0	W	13	1	0	0	1	0	0	0	0	0	0	26	41	0.00	0.250

Toronto Blue Jays @ Boston Red Sox
Fenway Park, Boston, MA
 Mon Apr 20 1992, 3:33 AM EDT
 Att. 34,709 - Cloudy - 54 F

AB	48
R	4
H	10
RBI	4
BB	0
SO	5
LOB	12



PITCHER	IP	WLS	BF	H	R	ER	SO	BB	IBB	HBP	BLK	WP	HR	S	P	ERA	WHIP
---------	----	-----	----	---	---	----	----	----	-----	-----	-----	----	----	---	---	-----	------

Batter	1	2	3	4	5	6	7	8	9	AB R H RBI BB SO LOB	TOP	
Thomas Howard, S (1, 8) OBP: 0.333, SLG: 0.353	0-1 2B		2-1 L7			0-1 1B		1-2 G4-3		4 1 2 0 0 0 0		
Glenallen Hill, R (1, 7) OBP: 0.226, SLG: 0.250	0-1 G6-3 2B		0-3 K2-3			1-3 K		1-3 K	4 0 1 1 0 3 1			
Carlos Baerga, S (1, 4) OBP: 0.323, SLG: 0.349	0-0 G6-3 2-3		3-2 G5-3			0-3 K2-3		0-0 G4-3	4 0 0 0 0 1 2			
Albert Belle, R (1, 10) OBP: 0.270, SLG: 0.397	1-3 K					1-3 K		2-2 G4-3	4 0 1 0 0 2 2			
Paul Sorrento, L (1, 3) OBP: 0.317, SLG: 0.327	0-0 F7					3-2 L7		1-3 K	3 0 0 0 0 1 2			
Sandy Alomar Jr., R (1, 2) OBP: 0.294, SLG: 0.396						3-1 L5-3		3-2 F7	3 0 1 0 0 0 1			
Mark Whiten, S (1, 9) OBP: 0.279, SLG: 0.293						1-3 K		2-2 G4-3	3 0 0 0 0 1 1			
Mark Lewis, R (1, 6) OBP: 0.283, SLG: 0.298						1-1 P2		0-1 F8	2 0 0 0 0 0 1			
Alex Cole, L (8, PH)									1 0 0 0 0 0 0			
Tony Perezchica, R (8, 5)									0 0 0 0 0 0 0			
Felix Fermin, R (1, 5) (8, 6) OBP: 0.125, SLG: 0.125						0-0 F8		1-2 L8	3 0 0 0 0 0 1			
Inning Stats	R: 1 H: 2 E: 0 LOB: 1 K: 1 BB: 0 S: 10 P: 11	R: 0 H: 1 E: 0 LOB: 1 K: 0 BB: 0 S: 9 P: 10	R: 0 H: 0 E: 0 LOB: 0 K: 1 BB: 0 S: 8 P: 13	R: 0 H: 1 E: 0 LOB: 0 K: 0 BB: 0 S: 11 P: 20	R: 0 H: 0 E: 0 LOB: 0 K: 1 BB: 0 S: 6 P: 8	R: 0 H: 1 E: 0 LOB: 1 K: 3 BB: 0 S: 11 P: 13	R: 0 H: 0 E: 0 LOB: 0 K: 1 BB: 0 S: 10 P: 16	R: 0 H: 0 E: 0 LOB: 0 K: 0 BB: 0 S: 8 P: 10	R: 0 H: 0 E: 0 LOB: 0 K: 1 BB: 0 S: 7 P: 10	1B: 3 SF: 0 2B: 3 SAC: 0 3B: 0 DP: 1 HR: 0 HBP: 0	WP: 0 PA: 31 PB: 0 SB: 1 CS: 0	
PITCHER Jack Morris, R (1, 1) ERA: 3.0	IP WLS BF H R ER SO BB IBB HBP BLK WP HR S P ERA WHIP	9.0 W 31 5 1 1 8 0 0 0 0 0 0 0 80 111 1.00 0.556										

Cleveland Indians @ Toronto Blue Jays
SkyDome, Toronto, ON
Tue Apr 21 1992, 7:05 PM EDT
Att: 40,191 - Dome - 70 F

livebaseballscorecards.com

AB	31
R	1
H	5
RBI	1
BB	0
SO	8
LOB	11



Batter	1	2	3	4	5	6	7	8	9
Devon White, S (1, 8) OBP: 0.348, SLG: 0.339	2-2 G6-3		1-2 HR HBP			0-0 G3		2-2 G3-1	
Roberto Alomar, S (1, 4) OBP: 0.406, SLG: 0.540	1-0 S 1B		2-2 1-H HR			2-0 1B 1B		0-1 E6 G6-3	
Joe Carter, R (1, 7) OBP: 0.317, SLG: 0.431	2-2 G5-3		3-2 F7			2-2 1-3 1B		3-2 G6-3	
Dave Winfield, R (1, 9) OBP: 0.358, SLG: 0.450	2-1 G6-3			2-2 P5		0-1 F8		1-0 G5-3	
Kelly Gruber, R (1, 5) OBP: 0.348, SLG: 0.512		0-0 CS 1B		0-0 F8			0-0 F8		
John Olerud, L (1, 3) OBP: 0.424, SLG: 0.400		1-1 P2		0-0 G6-3			2-2 G5-3		
Candy Maldonado, R (1, 10) OBP: 0.228, SLG: 0.180		0-0 F7			2-1 G5-3		4-1 HBP BB		
Pat Borders, R (1, 2) OBP: 0.351, SLG: 0.458		0-0 CS	0-1 F7		3-1 L8		2-1 HBP		
Alfredo Griffin, S (1, 6) OBP: 0.351, SLG: 0.458			1-1 L6		2-2 F9		3-2 G3-1		

AB	R	H	RBI	BB	SO	LOB
3	1	0	0	0	0	0
4	1	3	2	0	0	0
4	0	1	0	0	0	2
4	0	0	0	0	0	3
3	0	1	0	0	0	0
3	0	0	0	0	0	1
2	0	0	0	1	0	1
2	0	0	0	0	0	0
3	0	0	0	0	0	2

BOTTOM

Cleveland Indians @ Toronto Blue Jays
SkyDome, Toronto, ON
 Tue Apr 21 1992, 7:05 PM EDT
 Att: 40,191 - Dome - 70 F

livebaseballscorecards.com

AB	28
R	2
H	5
RBI	2
BB	1
SO	0
LOB	9



Inning Stats	R: 0	H: 1	E: 0	LOB: 1	K: 0	BB: 0	S: 10	R: 0	H: 1	E: 0	LOB: 0	K: 0	BB: 0	S: 4	R: 2	H: 1	E: 0	LOB: 0	K: 0	BB: 0	S: 14	R: 0	H: 0	E: 0	LOB: 0	K: 0	BB: 0	S: 5	R: 0	H: 2	E: 0	LOB: 1	K: 0	BB: 0	S: 8	R: 0	H: 0	E: 1	LOB: 1	K: 0	BB: 0	S: 12
--------------	------	------	------	--------	------	-------	-------	------	------	------	--------	------	-------	------	------	------	------	--------	------	-------	-------	------	------	------	--------	------	-------	------	------	------	------	--------	------	-------	------	------	------	------	--------	------	-------	-------

PITCHER	IP	WLS	BF	H	R	ER	SO	BB	IBB	HBP	BLK	WP	HR	S	P	ERA	WHIP
Dennis Cook, L (1, 1) ERA: 5.65	6.2	L	25	5	2	2	0	1	0	1	0	0	1	53	86	2.70	0.900
Brad Arnsberg, R (7, 1) ERA: 8.31	1.1		6	0	0	0	0	0	0	1	0	0	0	16	26	0.00	0.000

WP: 0	PA: 32
1B: 4	SF: 0
2B: 0	SAC: 0
3B: 0	DP: 0
HR: 1	HBP: 2
WP: 0	PA: 32
PB: 0	
SB: 1	
CS: 1	

PITCHER	IP	WLS	BF	H	R	ER	SO	BB	IBB	HBP	BLK	WP	HR	S	P	ERA	WHIP
---------	----	-----	----	---	---	----	----	----	-----	-----	-----	----	----	---	---	-----	------

Batter	1	2	3	4	5	6	7	8	9	AB R H RBI BB SO LOB	TOP											
Thomas Howard, S (1, 8) OBP: 0.348, SLG: 0.409	1-3 SAFE K	0-0 2B		2-3 SAFE K		2-1 G4-3			0-2 G1-3 HR 1B	5 1 2 0 0 2 2												
Glenallen Hill, R (1, 7) OBP: 0.228, SLG: 0.304 Alex Cole, L (7, 7)	0-2 HR	1-3 K			1-0 P4		0-1 F9		0-2 G1-3 1-2	4 1 1 1 0 1 2 1 0 0 0 0 0 1												
Carlos Baerga, S (1, 4) OBP: 0.329, SLG: 0.388	4-0 BB				1-2 F8		0-2 G5-3		0-0 HR 2-H	4 1 1 2 1 0 0												
Albert Belle, R (1, 10) OBP: 0.279, SLG: 0.435	0-3 K			2-2 G1-3		4-2 WP BB	2-1 HR		0-2 G3	4 1 1 1 1 1 1												
Paul Sorrento, L (1, 3) OBP: 0.297, SLG: 0.305	2-3 SAFE K			0-2 F7		2-2 G4-3 1-2	1-0 G4-3			4 0 0 0 0 1 2												
Sandy Alomar Jr., R (1, 2) OBP: 0.298, SLG: 0.412 Junior Ortiz, R (7, 2) OBP: 0.200, SLG: 0.111				0-1 2B		0-1 G5-3		1-1 F8		3 0 1 0 0 0 0 1 0 0 0 0 0 0												
Mark Whiten, S (1, 9) OBP: 0.292, SLG: 0.295				2-2 G5-3 1B FC4-6 BB		1-0 1B SF8 1B		0-0 F9		3 2 1 0 1 0 1												
Mark Lewis, R (1, 6) OBP: 0.316, SLG: 0.333				0-1 1B FC4-6 1-3 1B		0-1 1B 2-3 1B		3-1 F9 1-2		4 1 3 0 0 0 0												
Felix Fermin, R (1, 5) OBP: 0.167, SLG: 0.182				0-1 1B FC4-6 1-2 1B 2B 3-H		0-1 1B 2-H 1B		1-1 SF8 3-H		3 0 1 3 0 0 1												
Inning Stats	R: 1 E: 0 K: 3 S: 12	H: 1 LOB: 1 BB: 1 P: 19	R: 1 E: 0 K: 1 S: 13	H: 2 LOB: 2 BB: 1 P: 18	R: 0 E: 0 K: 0 S: 8	H: 0 LOB: 0 BB: 0 P: 10	R: 1 E: 0 K: 1 S: 12	H: 3 LOB: 1 BB: 0 P: 16	R: 0 E: 0 K: 0 S: 10	H: 0 LOB: 1 BB: 1 P: 18	R: 1 E: 0 K: 0 S: 9	H: 2 LOB: 1 BB: 0 P: 16	R: 1 E: 0 K: 0 S: 8	H: 1 LOB: 0 BB: 0 P: 11	R: 0 E: 0 K: 0 S: 6	H: 0 LOB: 0 BB: 0 P: 8	R: 2 E: 0 K: 0 S: 14	H: 2 LOB: 0 BB: 0 P: 16	1B: 6 2B: 2 3B: 0 HR: 3	SF: 1 SAC: 0 DP: 0 HBP: 0	WP: 1 PB: 0 SB: 1 CS: 0	PA: 40
PITCHER	IP WLS BF H R ER SO BB IBB HBP BLK WP HR S P ERA WHIP																					
Dave Stieb, R (1, 1) ERA: 6.0	6.0 L 28 8 4 4 5 3 0 0 0 0 1 1 64 97 6.00 1.833																					
David Wells, L (7, 1) ERA: 2.08	2.0 7 1 1 1 0 0 0 0 0 0 0 1 14 19 4.50 0.500																					
Duane Ward, R (9, 1) ERA: 2.16	1.0 5 2 2 2 0 0 0 0 0 0 0 1 14 16 18.00 2.000																					

Cleveland Indians @ Toronto Blue Jays
 SkyDome, Toronto, ON
 Wed Apr 22 1992, 7:05 PM EDT
 Att: 43,292 - Dome - 70 F

AB	36
R	7
H	11
RBI	7
BB	3
SO	5
LOB	10



Batter	1	2	3	4	5	6	7	8	9	AB R H RBI BB SO LOB
Devon White, S OBP: 0.352, SLG: 0.344 (1, 8)	F9		G1-3 1B		K		S 1B		G1-6-3 1-2f	5 1 2 1 0 1 2
Roberto Alomar, S OBP: 0.397, SLG: 0.522 (1, 4)	K		G1-3		G5-3		S 1B			4 0 1 1 0 1 2
Joe Carter, R OBP: 0.313, SLG: 0.435 (1, 7)	2B		F8		P3		G5-3			4 0 1 0 0 0 2
Dave Winfield, R OBP: 0.366, SLG: 0.453 (1, 9)	F9		F8		1B		G5-4-3 1B			4 0 2 0 0 0 2
Kelly Gruber, R OBP: 0.320, SLG: 0.467 (1, 5)		K		G5-3		F8		G5-4-3 1-2f		4 0 0 0 0 1 2
John Olerud, L OBP: 0.413, SLG: 0.388 (1, 3)		G4-3		G3-1		L8		1B		4 0 1 0 0 0 1
Candy Maldonado, R OBP: 0.230, SLG: 0.170 (1, 10)		2B HBP		F7		L5		G4-3		3 0 0 0 0 0 1
Greg Myers, L OBP: 0.250, SLG: 0.667 (1, 2)										1 0 1 0 0 0 0
Pat Borders, R OBP: 0.383, SLG: 0.529 (5, 2)										3 1 3 0 0 0 0
Alfredo Griffin, S (1, 6)		G4-3		G3		G5-3		K		4 0 0 0 0 1 5

Inning Stats	R: 0	H: 1	E: 0	LOB: 1	K: 1	S: 9	P: 12	R: 0	H: 1	E: 0	LOB: 2	K: 1	S: 7	P: 11	R: 0	H: 1	E: 0	LOB: 0	K: 0	S: 5	R: 0	H: 1	E: 0	LOB: 1	K: 1	S: 11	P: 18	R: 0	H: 1	E: 0	LOB: 1	K: 0	S: 7	R: 2	H: 3	E: 0	LOB: 1	K: 0	S: 15	R: 0	H: 2	E: 0	LOB: 1	K: 0	S: 7	P: 10	R: 0	H: 1	E: 0	LOB: 0	K: 1	S: 9	P: 13	1B: 7	SF: 0	2B: 4	SAC: 0	3B: 0	DP: 2	HR: 0	HBP: 1	WP: 0	PA: 37
--------------	------	------	------	--------	------	------	-------	------	------	------	--------	------	------	-------	------	------	------	--------	------	------	------	------	------	--------	------	-------	-------	------	------	------	--------	------	------	------	------	------	--------	------	-------	------	------	------	--------	------	------	-------	------	------	------	--------	------	------	-------	-------	-------	-------	--------	-------	-------	-------	--------	-------	--------

PITCHER	IP	WLS	BF	H	R	ER	SO	BB	IBB	HBP	BLK	WP	HR	S	P	ERA	WHIP
Charles Nagy, R ERA: 1.76 (1, 1)	6.2	W	28	7	2	2	3	0	0	0	0	0	0	55	83	2.70	1.050
Rod Nichols, R ERA: 6.97 (7, 1)	1.0		4	2	0	0	0	0	0	0	0	0	0	11	17	0.00	2.000
Eric Bell, L ERA: 5.59 (8, 1)	0.0		1	1	0	0	0	0	0	0	0	0	0	1	1	∞	∞
Ted Power, R ERA: 1.59 (8, 1)	1.1	S	4	1	0	0	1	0	0	0	0	0	0	10	14	0.00	0.750

BOTTOM

Cleveland Indians @ Toronto Blue Jays
SkyDome, Toronto, ON
 Wed Apr 22 1992, 7:05 PM EDT
 Att: 43,292 - Dome - 70 F

livebaseballscorecards.com

AB	36
R	2
H	11
RBI	2
BB	0
SO	4
LOB	17



Batter	1	2	3	4	5	6	7	8	9	AB R H RBI BB SO LOB	TOP											
Thomas Howard, S OBP: 0.393, SLG: 0.444 (1, 8) C X	0-1 G3-1 1B	1-1 G6-3 1B			1-1 FC4-6 1B		1-0 1B 1B	0-2 FC6-4 1B		5 1 3 0 0 0 0												
Alex Cole, L OBP: 0.154, SLG: 0.125 (1, 7) C X	0-2 1B 2B		2-1 G4-3 1B		0-0 L7 1B		1-1 1B 1B	4-2 FC6-4 BB		4 2 2 0 1 0 1												
Carlos Baerga, S OBP: 0.329, SLG: 0.386 Tony Perezchica, R (6, 4) B S F B X	2-2 HR 1B		1-2 G3-1 1B		2-2 FC4-6 1-2f		0-3 K	1-2 FC6-4 1-2f 2-3		3 1 1 1 0 0 1 1 0 0 0 0 1 3 1 0 0 0 0 0 2 0 0 0 0 0 0 0												
Kenny Lofton, L OBP: 0.351, SLG: 0.265 Brook Jacoby, R (8, 5) B S F B X	2-H HR 1B		1-0 F7 1B		0-0 P4 1B		0-0 1B 1B	2-1 F8 1B		5 1 2 4 0 0 3												
Albert Belle, R OBP: 0.288, SLG: 0.478 (1, 10) X	2-H HR						1-3 2-H 3-H 1B															
Paul Sorrento, L OBP: 0.304, SLG: 0.313 (1, 3) B S F S	1-3 K				0-0 FC3-6 1B		2-1 1B 1B		0-0 F9 1B	5 1 2 1 0 1 0												
Mark Whiten, S OBP: 0.300, SLG: 0.292 (1, 9) C B S F B B	4-2 E S BB				3-1 FC3-6 WP BB G1-3 1-2f		1-2 G3-1 1B	1-2 1B 1B	2-1 G4-3 1B	4 1 1 0 1 0 1												
Mark Lewis, R OBP: 0.339, SLG: 0.345 (1, 6) C B C	1-3 K				4-0 G1-3 BB		1-2 1B	0-0 FC4 1B	0-0 G5-3 1B	4 0 2 1 1 1 1												
Junior Ortiz, R OBP: 0.143, SLG: 0.077 (1, 2) X					1-2 G1-3 1-2 2-H		1-1 G4-3 1B	1-2 FC4 1B		4 0 0 1 0 0 4												
Felix Fermin, R OBP: 0.188, SLG: 0.200 (8, 4) C F B B X		1-2 G6-3 1B			2-1 L9 1B		0-0 1B 1B 1B	1-1 L9 1B		4 1 1 0 0 0 1												
Inning Stats	R: 3 E: 0 K: 2 S: 18	H: 3 LOB: 1 BB: 1 P: 26	R: 0 E: 0 K: 0 S: 7	H: 0 LOB: 0 BB: 0 P: 9	R: 0 E: 0 K: 0 S: 6	H: 0 LOB: 0 BB: 0 P: 10	R: 1 E: 0 K: 0 S: 8	H: 1 LOB: 1 BB: 1 P: 18	R: 0 E: 0 K: 0 S: 9	H: 1 LOB: 1 BB: 0 P: 12	R: 0 E: 0 K: 1 S: 10	H: 1 LOB: 1 BB: 0 P: 13	R: 4 E: 0 K: 1 S: 19	H: 7 LOB: 2 BB: 0 P: 25	R: 0 E: 0 K: 0 S: 15	H: 1 LOB: 2 BB: 1 P: 23	R: 0 E: 0 K: 0 S: 4	H: 0 LOB: 0 BB: 0 P: 6	1B: 12 2B: 1 3B: 0 HR: 1	SF: 0 SAC: 0 DP: 0 HBP: 0	WP: 1 PB: 0 SB: 2 CS: 0	PA: 43
PITCHER	IP WLS BF H R ER SO BB IBB HBP BLK WP HR S P ERA WHIP																				PITCHER	IP WLS BF H R ER SO BB IBB HBP BLK WP HR S P ERA WHIP
Todd Stottlemyre, R ERA: 6.0 (1, 1)	6.2 W 34 13 8 8 3 2 0 0 0 1 1 74 109 10.80 2.250																					
Pat Hentgen, R ERA: 5.0 (7, 1)	0.2 4 1 0 0 0 0 1 0 0 0 0 0 13 19 0.00 3.000																					
Duane Ward, R ERA: 2.0 (8, 1)	0.2 2 0 0 0 0 0 0 0 0 0 0 0 5 8 0.00 0.000																					
Tom Henke, R ERA: 1.35 (9, 1)	1.0 3 0 0 0 0 0 0 0 0 0 0 0 4 6 0.00 0.000																					

Cleveland Indians @ Toronto Blue Jays
SkyDome, Toronto, ON
Thu Apr 23 1992, 7:05 PM EDT
Att: 42,401 - Dome - 70 F

livebaseballscorecards.com

AB	40
R	8
H	14
RBI	8
BB	3
SO	3
LOB	17



Batter	1	2	3	4	5	6	7	8	9	AB	R	H	RBI	BB	SO	LOB
Devon White, S (1, 8) Turner Ward, S (7, 8) OBP: 0.360, SLG: 0.397 OBP: 0.333, SLG: 0.556	0-0 G6-3	1-0 1B	1-2 L8		0-2 HR		0-0 G5-3			4	1	2	3	0	0	1
Roberto Alomar, S (1, 4) Alfredo Griffin, S (7, 4) OBP: 0.403, SLG: 0.521	0-2 G6-3	1-2 1B		2-2 G6-3	0-0 HR		0-1 G1-3			4	1	2	1	0	0	0
Joe Carter, R (1, 10) Pat Tabler, R (7, PH) OBP: 0.310, SLG: 0.470 OBP: 0.200, SLG: 0.200	2-1 G1-4-3	2-3 K		0-1 L4	1-2 HR		2-1 F8			4	1	1	2	0	1	2
Dave Winfield, R (1, 9) Rob Ducey, L (7, 9) OBP: 0.400, SLG: 0.485		3-2 HR	4-0 2B	4-2 HR	1-1 2B			1-3 K		2	3	2	0	2	0	0
Kelly Gruber, R (1, 5) Jeff Kent, R (7, 5) OBP: 0.352, SLG: 0.633 OBP: 0.389, SLG: 0.600		2-1 HR	2-2 1B	0-2 HR	0-0 F7			2-1 P6		4	3	3	4	0	0	1
John Olerud, L (1, 3) OBP: 0.397, SLG: 0.358		3-2 G5-3	3-1 G4-3	3-2 F7		4-2 BB		1-1 L7		4	0	0	0	1	0	2
Candy Maldonado, R (1, 7) OBP: 0.246, SLG: 0.193		0-2 1B	1-0 WP		1-1 G5-3	2-3 K				4	2	2	1	0	1	1
Pat Borders, R (1, 2) OBP: 0.391, SLG: 0.537		1-2 1B	0-1 SF7		1-1 HR	1-3 K				3	2	2	1	0	1	1
Manuel Lee, S (1, 6) OBP: 0.278, SLG: 0.245		0-0 F8	2-1 1B		1-3 K	1-1 L9				4	0	1	1	0	1	4

Inning Stats	R: 0	H: 0	E: 0	K: 0	S: 6	H: 0	LOB: 0	BB: 0	P: 8	R: 4	H: 6	E: 0	K: 1	S: 27	H: 3	LOB: 1	BB: 1	P: 26	R: 2	H: 1	E: 0	K: 0	S: 17	H: 1	LOB: 0	BB: 1	P: 26	R: 4	H: 5	E: 0	K: 1	S: 19	R: 0	H: 0	E: 0	K: 2	S: 10	R: 0	H: 0	E: 0	K: 0	S: 5	R: 0	H: 0	E: 0	K: 1	S: 7	H: 0	LOB: 0	BB: 0	P: 7	R: 0	H: 0	E: 0	K: 1	S: 7	H: 0	LOB: 0	BB: 0	P: 11
--------------	------	------	------	------	------	------	--------	-------	------	------	------	------	------	-------	------	--------	-------	-------	------	------	------	------	-------	------	--------	-------	-------	------	------	------	------	-------	------	------	------	------	-------	------	------	------	------	------	------	------	------	------	------	------	--------	-------	------	------	------	------	------	------	------	--------	-------	-------


PITCHER	IP	WLS	BF	H	R	ER	SO	BB	IBB	HBP	BLK	WP	HR	S	P	ERA	WHIP
Dave Otto, L (1, 1) ERA: 7.5	1.2	L	11	6	4	4	0	0	0	0	0	0	1	29	42	21.60	3.600
Eric Bell, L (2, 1) ERA: 7.36	1.1		8	3	3	3	1	1	0	0	0	1	0	17	32	20.25	3.000
Brad Arnsberg, R (4, 1) ERA: 11.81	2.0		13	6	6	6	1	1	0	0	0	0	3	36	50	27.00	3.500
Rod Nichols, R (6, 1) ERA: 6.35	1.0		4	0	0	0	2	1	0	0	0	0	0	10	18	0.00	1.000
Derek Liliquist, L (7, 1) ERA: 0.96	1.0		3	0	0	0	0	0	0	0	0	0	0	5	7	0.00	0.000

BOTTOM

Cleveland Indians @ Toronto Blue Jays
SkyDome, Toronto, ON
 Thu Apr 23 1992, 7:05 PM EDT
 Att: 42,401 - Dome - 70 F

AB	38
R	13
H	15
RBI	13
BB	3
SO	5
LOB	12

WP: 1 PA: 42
 PB: 0
 SB: 0
 CS: 0



PITCHER	IP	WLS	BF	H	R	ER	SO	BB	IBB	HBP	BLK	WP	HR	S	P	ERA	WHIP
Steve Olin, R (8, 1) ERA: 1.04	1.0		3	0	0	0	1	0	0	0	0	0	0	7	11	0.00	0.000

Batter	1	2	3	4	5	6	7	8	9	AB R H RBI BB SO LOB	TOP									
Keith Miller, R (1, 4) OBP: 0.333, SLG: 0.333	0-3 K			3-2 F8		3-2 L4			2-1 G6-3 2B	4 1 1 0 0 1 0	Kansas City Royals @ Toronto Blue Jays SkyDome, Toronto, ON Fri Apr 24 1992, 7:05 PM EDT Att. 50,352 - Dome - 70 F livebaseballscorecards.com									
Brian McRae, S (1, 8) OBP: 0.231, SLG: 0.233	0-0 G3		0-1 G1-3			3-2 G3-1		0-0 P2	4 0 0 0 0 0 1											
Gregg Jefferies, S (1, 5) OBP: 0.300, SLG: 0.361	3-2 G4-3		1-2 F8			1-2 G6-3 2B		2-2 G6-3	4 0 1 0 0 0 1											
Wally Joyner, L (1, 3) OBP: 0.357, SLG: 0.409		1-0 F7		2-2 WP 1B		0-0 G6-3		2-2 HR 2B	4 1 2 1 0 0 1											
George Brett, L (1, 10) OBP: 0.270, SLG: 0.309		2-3 K		1-3 K		0-0 G6-3		1-0 HR	4 1 1 2 0 2 2											
Kevin McReynolds, R (1, 7) OBP: 0.203, SLG: 0.217		1-1 P3		2-2 G6-3		2-2 G4-3		3-0 F8	4 0 0 0 0 0 1											
Jim Eisenreich, L (1, 9) OBP: 0.280, SLG: 0.318			0-1 G4-3		2-0 G3-1		2-3 K		3 0 0 0 0 1 1											
Mike Macfarlane, R (1, 2) OBP: 0.311, SLG: 0.286			0-3 K		1-3 K		4-1 BB		2 0 0 0 1 2 0											
Curtis Wilkerson, S (1, 6) OBP: 0.045, SLG: 0.045 Chris Gwynn, L (8, PH) OBP: 0.444, SLG: 0.444 Rico Rossy, R (8, 6)			0-0 G6-3		0-3 K		1-0 F8		2 0 0 0 0 1 0 1 0 0 0 0 0 1 0 0 0 0 0 0 0											
Inning Stats	R: 0 E: 0 K: 1 S: 8	H: 0 LOB: 0 BB: 0 P: 11	R: 0 E: 0 K: 1 S: 6	H: 0 LOB: 0 BB: 0 P: 10	R: 0 E: 0 K: 1 S: 6	H: 0 LOB: 0 BB: 0 P: 6	R: 0 E: 0 K: 0 S: 9	H: 1 LOB: 1 BB: 0 P: 13	R: 0 E: 0 K: 2 S: 9	H: 0 LOB: 0 BB: 0 P: 13	R: 0 E: 0 K: 0 S: 10	H: 1 LOB: 1 BB: 0 P: 14	R: 0 E: 0 K: 1 S: 12	H: 0 LOB: 1 BB: 1 P: 21	R: 3 E: 0 K: 0 S: 11	H: 3 LOB: 0 BB: 0 P: 21	1B: 1 2B: 3 3B: 0 HR: 1	SF: 0 SAC: 0 DP: 0 HBP: 0	WP: 1 PB: 0 SB: 0 CS: 0	PA: 33
PITCHER	IP WLS BF H R ER SO BB IBB HBP BLK WP HR S P ERA WHIP																			
Juan Guzman, R (1, 1) ERA: 2.28	8.2 W 31 4 2 2 7 1 0 0 0 1 0 79 120 2.08 0.577																			
Tom Henke, R (9, 1) ERA: 2.57	0.1 S 2 1 1 1 0 0 0 0 0 0 0 1 2 6 27.00 3.000																			



Batter	1	2	3	4	5	6	7	8	9
Devon White, S OBP: 0.342, SLG: 0.375 (1, 8)	1-1 G5-3		3-3 K		2-3 K		1-0 G3		
Roberto Alomar, S OBP: 0.432, SLG: 0.541 (1, 4)	4-0 BB		0-0 1B		2-1 1B		0-0 WP G5-3 1B		
Joe Carter, R OBP: 0.293, SLG: 0.443 (1, 10)	2-1 L8			1-2 F9	0-0 G5-3		0-0 G5-3	1-0 G5-3	
Dave Winfield, R OBP: 0.392, SLG: 0.471 (1, 9)	2-3 K			2-0 FC5-4 1B		0-0 G5-3		3-3 K	
Kelly Gruber, R OBP: 0.345, SLG: 0.623 (1, 5)		0-0 F8		2-2 FC5-4		1-1 E 2B		1-1 G1-3	
John Olerud, L OBP: 0.389, SLG: 0.339 (1, 3)		2-3 K		0-1 F9		3-2 E3 G5-4-3		4-1 BB	
Candy Maldonado, R OBP: 0.232, SLG: 0.180 (1, 7)		2-3 K			2-1 G5-3	0-0 G5-4-3		1-0 L5	
Pat Borders, R OBP: 0.388, SLG: 0.526 (1, 2)			1-2 P4		2-2 PB 2B 1B		2-1 G6-3		
Manuel Lee, S OBP: 0.298, SLG: 0.288 (1, 6)			1-1 BLK 1B 1B		1-2 PB 1B 2B		0-1 F7		

Inning Stats	R: 0	H: 0	E: 0	K: 1	S: 9	R: 0	H: 0	E: 0	K: 2	S: 8	R: 1	H: 2	E: 0	K: 1	S: 9	R: 0	H: 1	E: 0	K: 0	S: 9	R: 2	H: 3	E: 0	K: 1	S: 14	R: 0	H: 1	E: 1	K: 0	S: 7	R: 0	H: 0	E: 0	K: 0	S: 5	R: 1	H: 1	E: 1	K: 1	S: 9	1B: 6	2B: 2	3B: 0	HR: 0	SF: 0	SAC: 0	DP: 1	HBP: 0	WP: 1	PB: 1	SB: 0	CS: 0	PA: 34
--------------	------	------	------	------	------	------	------	------	------	------	------	------	------	------	------	------	------	------	------	------	------	------	------	------	-------	------	------	------	------	------	------	------	------	------	------	------	------	------	------	------	-------	-------	-------	-------	-------	--------	-------	--------	-------	-------	-------	-------	--------

PITCHER	IP	WLS	BF	H	R	ER	SO	BB	IBB	HBP	BLK	WP	HR	S	P	ERA	WHIP
Tom Gordon, R ERA: 3.8 (1, 1)	7.0	L	28	7	3	3	5	1	0	0	1	0	0	61	99	3.86	1.143
Rusty Meacham, R ERA: 1.35 (8, 1)	0.2		4	1	1	0	1	0	0	0	0	1	0	7	12	0.00	1.500
Neal Heaton, L ERA: 4.15 (8, 1)	0.1		2	0	0	0	0	1	0	0	0	0	0	2	7	0.00	3.000

BOTTOM

Kansas City Royals @ Toronto Blue Jays
SkyDome, Toronto, ON
Fri Apr 24 1992, 7:05 PM EDT
Att: 50,352 - Dome - 70 F

livebaseballscores.com

AB	32
R	4
H	8
RBI	2
BB	2
SO	6
LOB	15



Batter	1	2	3	4	5	6	7	8	9	AB	R	H	RBI	BB	SO	LOB	TOP										
Keith Miller, R (1, 4) OBP: 0.338, SLG: 0.328	1-0 CS 1B	4-2 BB		3-3 K		1-0 F9			3-2 G3	4	0	1	0	1	1	2											
Brian McRae, S (1, 8) OBP: 0.229, SLG: 0.219	0-2 P3	3-3 K		0-1 G6-3		2-3 K			4-1 BB BB	4	0	0	0	1	2	6											
Gregg Jefferies, S (1, 5) OBP: 0.293, SLG: 0.348	1-0 S 1B			1-2 G6-3		1-0 L9			2-3 K	5	0	1	0	0	1	1											
Wally Joyner, L (1, 3) OBP: 0.373, SLG: 0.406	1-2 G3			1-0 HR 1B		4-1 BB			4-1 BB BB	3	1	1	0	2	0	1											
Kevin McReynolds, R (1, 7) OBP: 0.217, SLG: 0.266				1-1 HR 1-H		1-3 K			0-3 K	4	1	1	2	1	2	3											
Mike Macfarlane, R (1, 10) OBP: 0.327, SLG: 0.333				2-1 1B 2B		1-3 K			0-0 P3	4	2	2	0	0	1	2											
Bob Melvin, R (1, 2) OBP: 0.273, SLG: 0.364				2-2 G5-3					2-3 K	4	0	2	0	0	1	1											
Gary Thurman, R (1, 9) OBP: 0.500, SLG: 1.000				2-1 1B 2B		3-1 SH1-3 2B			0-3 K	3	0	1	1	0	1	2											
Rico Rossy, R (1, 6) OBP: 0.500, SLG: 0.667				0-0 F9		0-1 SH1-3			0-2 G5-3	3	0	1	1	1	0	0											
Rico Rossy, R (1, 6) OBP: 0.500, SLG: 0.667				1-1 CS 2B		2-2 F8 BB				3	0	1	1	1	0	0											
Inning Stats	R: 0 E: 0 K: 0 S: 9	H: 2 LOB: 1 BB: 0 P: 12	R: 1 E: 0 K: 1 S: 16	H: 3 LOB: 3 BB: 1 P: 30	R: 3 E: 0 K: 0 S: 13	H: 4 LOB: 0 BB: 0 P: 22	R: 0 E: 0 K: 1 S: 9	H: 0 LOB: 0 BB: 0 P: 14	R: 0 E: 0 K: 2 S: 8	H: 0 LOB: 1 BB: 1 P: 15	R: 0 E: 0 K: 1 S: 13	H: 1 LOB: 2 BB: 1 P: 22	R: 0 E: 0 K: 0 S: 9	H: 0 LOB: 0 BB: 0 P: 11	R: 0 E: 0 K: 2 S: 11	H: 0 LOB: 2 BB: 2 P: 24	1B: 6 2B: 3 3B: 0 HR: 1	SF: 0 SAC: 1 DP: 0 HBP: 0	WP: 0 PB: 0 SB: 1 CS: 2	PA: 42							
PITCHER	IP	WLS	BF	H	R	ER	SO	BB	IBB	HBP	BLK	WP	HR	S	P	ERA	WHIP										
Jimmy Key, L (1, 1) ERA: 3.58	5.1		27	10	4	4	4	3	0	0	0	0	1	61	105	6.75	2.438										
Pat Hentgen, R (6, 1) ERA: 4.66	0.2	W	2	0	0	0	1	0	0	0	0	0	0	7	10	0.00	0.000										
David Wells, L (7, 1) ERA: 1.8	2.0		7	0	0	0	2	1	0	0	0	0	0	18	26	0.00	0.500										
Duane Ward, R (9, 1) ERA: 1.8	1.0	S	5	0	0	0	2	2	0	0	0	0	0	11	24	0.00	2.000										

Kansas City Royals @ Toronto Blue Jays
 SkyDome, Toronto, ON
 Sat Apr 25 1992, 3:33 AM EDT
 Att: 50,346 - Dome - 70 F

AB	34
R	4
H	10
RBI	4
BB	6
SO	9
LOB	18



Batter	1	2	3	4	5	6	7	8	9	AB R H RBI BB SO LOB	TOP
Keith Miller, R (1, 4) OBP: 0.384, SLG: 0.446	1-1 HR 2B		0-0 G3-6-3 1B			4-0 WP 1B 2B BB	0-0 2B 2B		2-1 HR	4 4 4 1 1 0 0	Kansas City Royals @ Toronto Blue Jays SkyDome, Toronto, ON Sun Apr 26 1992, 7:05 PM EDT Att: 46,486 - Dome - 70 F livebaseballscorecards.com
Brian McRae, S (1, 8) OBP: 0.253, SLG: 0.304	2-2 HR		0-0 G3-6-3			1-2 WP 2B 1B	0-0 1B 2B	0-0 P5	5 3 3 3 0 0 1		
Gregg Jefferies, S (1, 5) OBP: 0.300, SLG: 0.343	2-0 P5					0-3 K	1-1 1B	2-1 G6-3	4 1 1 1 1 1 2		
Wally Joyner, L (1, 3) OBP: 0.392, SLG: 0.452	0-0 L7					2-2 FC6-5 1-H 2-H 2B		3-2 2B 2B	4 1 3 2 0 0 0		
George Brett, L (1, 10) OBP: 0.299, SLG: 0.345	0-1 1B					4-0 IBB		2-1 2B	3 0 2 1 1 0 2		
Jim Eisenreich, L (1, 9) OBP: 0.241, SLG: 0.280						0-0 L9		3-3 K	3 0 0 1 0 1 3		
Chris Gwynn, L (1, 7) OBP: 0.308, SLG: 0.308						2-1 PO 1-H		1-2 F7	4 0 0 0 0 0 3		
Brent Mayne, L (1, 2) OBP: 0.125, SLG: 0.125						1-0 G4-3		0-0 G4-3	4 0 0 0 0 0 1		
Rico Rossy, R (1, 6) OBP: 0.250, SLG: 0.286						0-0 F7		3-2 G5-3	4 0 0 0 0 1 0		
Inning Stats	R: 2 H: 3 E: 0 LOB: 1 K: 0 BB: 0 S: 10 P: 15	R: 0 H: 0 E: 0 LOB: 0 K: 0 BB: 0 S: 5 P: 9	R: 0 H: 1 E: 0 LOB: 0 K: 0 BB: 0 S: 5 P: 7	R: 1 H: 1 E: 0 LOB: 0 K: 0 BB: 1 S: 7 P: 15	R: 0 H: 0 E: 0 LOB: 0 K: 0 BB: 0 S: 3 P: 4	R: 2 H: 2 E: 0 LOB: 2 K: 1 BB: 2 S: 12 P: 23	R: 2 H: 3 E: 0 LOB: 1 K: 1 BB: 0 S: 9 P: 11	R: 1 H: 2 E: 0 LOB: 1 K: 1 BB: 0 S: 13 P: 22	R: 1 H: 1 E: 0 LOB: 0 K: 0 BB: 0 S: 8 P: 15	1B: 5 SF: 1 2B: 6 SAC: 0 3B: 0 DP: 1 HR: 2 HBP: 0	WP: 1 PA: 40 PB: 0 SB: 1 CS: 0
PITCHER	IP WLS BF H R ER SO BB IBB HBP BLK WP HR S P ERA WHIP										
Jack Morris, R (1, 1) ERA: 3.69	6.0 L 25 7 5 5 1 2 1 0 1 1 1 42 73 7.50 1.500										
Bob MacDonald, L (7, 1) ERA: 2.45	2.0 10 5 3 3 2 0 0 0 0 0 0 22 33 13.50 2.500										
Pat Hentgen, R (9, 1) ERA: 5.06	1.0 4 1 1 1 0 0 0 0 0 0 0 8 15 9.00 1.000										

Batter	1	2	3	4	5	6	7	8	9	AB	R	H	RBI	BB	SO	LOB
Devon White, S OBP: 0.330, SLG: 0.350 (1, 8)	K		G3-1			F9		P5		4	0	0	0	0	1	3
Kelly Gruber, R OBP: 0.339, SLG: 0.596 (1, 5)	K			CS 1B		FC5-4			L6	4	0	1	0	0	1	1
Joe Carter, R OBP: 0.301, SLG: 0.436 (1, 10)	K			L8			G4-3 1B		F7	4	0	1	0	0	1	1
Dave Winfield, R OBP: 0.402, SLG: 0.468 (1, 9)		E6		K			G4-3 1B			3	0	1	0	1	1	0
John Olerud, L OBP: 0.364, SLG: 0.311 (1, 3)					G4-3		G4-3			4	0	0	0	0	2	4
Candy Maldonado, R OBP: 0.211, SLG: 0.162 (1, 7)						P6				3	0	0	0	0	0	2
Pat Borders, R OBP: 0.392, SLG: 0.524 (1, 2)						F9				3	0	1	0	0	0	0
Jeff Kent, R OBP: 0.400, SLG: 0.579 (1, 4)							F7		L4	2	0	0	0	1	0	1
Manuel Lee, S OBP: 0.302, SLG: 0.268 (1, 6)									L4	2	0	0	0	1	1	2


Inning Stats		R: 0	H: 0	R: 0	H: 0	R: 0	H: 1	R: 0	H: 0	R: 0	H: 2	R: 0	H: 1	R: 0	H: 0	1B: 4	SF: 0
		E: 0	LOB: 0	E: 1	LOB: 0	E: 0	LOB: 0	E: 0	LOB: 0	E: 0	LOB: 1	E: 0	LOB: 1	E: 0	LOB: 1	2B: 0	SAC: 0
		K: 3	BB: 0	K: 1	BB: 0	K: 1	BB: 0	K: 0	BB: 0	K: 0	BB: 0	K: 0	BB: 0	K: 1	BB: 1	3B: 0	DP: 2
		S: 9	P: 13	S: 7	P: 13	S: 11	P: 21	S: 12	P: 17	S: 8	P: 11	S: 7	P: 13	S: 10	P: 15	HR: 0	HBP: 0

PITCHER		IP	WLS	BF	H	R	ER	SO	BB	IBB	HBP	BLK	WP	HR	S	P	ERA	WHIP
Mark Gubicza, R ERA: 4.76 (1, 1)		7.0	W	24	3	0	0	6	2	0	0	1	0	0	64	103	0.00	0.714
Hipolito Pichardo, R ERA: 7.36 (8, 1)		1.0		4	1	0	0	0	0	0	0	0	0	0	8	12	0.00	1.000
Jeff Montgomery, R ERA: 2.7 (9, 1)		1.0		4	0	0	0	1	1	0	0	0	0	0	11	18	0.00	1.000

BOTTOM

Kansas City Royals @ Toronto Blue Jays
 SkyDome, Toronto, ON
 Sun Apr 26 1992, 7:05 PM EDT
 Att. 46,486 - Dome - 70 F

AB	29
R	0
H	4
RBI	0
BB	3
SO	7
LOB	14



WP	PA	32
PB: 0	CS: 1	
ERA	WHIP	

Batter	1	2	3	4	5	6	7	8	9	AB R H RBI BB SO LOB	TOP											
Luis Polonia, L OBP: 0.384, SLG: 0.306 (1, 7) X	0-0 G6-3		1-0 2B 1B	1-1 B5-3		3-2 1B 3B 2B		0-0 G6-3		5 2 2 1 0 0 1												
Junior Felix, S OBP: 0.293, SLG: 0.397 (1, 8) B S B C	2-3 K		0-1 PB 1B 2B		2-3 K	1-0 3B 1B		3-2 1B		5 2 3 3 0 2 0												
John Morris, L OBP: 0.286, SLG: 0.167 (1, 9) C F B F X Chad Curtis, R OBP: 0.393, SLG: 0.478 (5, PH) (5, 9)	1-2 G3-1		1-0 S 1B		0-2 G6-3	2-2 1B 3B		1-1 F9		2 0 1 1 0 0 0 3 0 1 2 0 0 1												
Hubie Brooks, R OBP: 0.316, SLG: 0.480 (1, 10) B C X		1-1 G1-3	1-3 K		1-2 G6-3	1-0 F8		3-2 F8		5 0 0 0 0 1 3												
Alvin Davis, L OBP: 0.371, SLG: 0.469 (1, 3) B F X		1-1 G3-1	2-2 P2			2-1 L9	1-3 K		2-2 L8	5 0 0 0 0 1 1												
Gary Gaetti, R OBP: 0.250, SLG: 0.365 (1, 5) X		0-0 1B		2-1 F7		1-1 HR	1-1 BB 1B		2-0 F7	5 1 3 1 0 0 0												
Lance Parrish, R OBP: 0.333, SLG: 0.551 (1, 2) B B C F X		3-2 G1-3		0-0 HR		4-2 1B 2B BB	0-3 K		2-2 1B	4 2 2 1 1 1 2												
Bobby Rose, R OBP: 0.303, SLG: 0.367 (1, 4) C X Rene Gonzales, R OBP: 0.481, SLG: 0.857 (4, PR) (4, 4)			0-1 FC6-4 1B	2-2 HBP		1-1 F7	4-2 BB		0-0 L7	1 0 1 0 0 0 0 2 0 0 0 1 0 2												
Gary Disarcina, R OBP: 0.381, SLG: 0.375 (1, 6) B B C X			1-0 FC6-4 1B 2B	1-0 F9		1-1 2B 1B 1B	0-0 F9			4 2 1 0 0 0 4												
Inning Stats	R: 0 E: 0 K: 1 S: 8	H: 0 LOB: 0 BB: 0 P: 11	R: 0 E: 0 K: 1 S: 8	H: 1 LOB: 1 BB: 0 P: 13	R: 3 E: 0 K: 1 S: 18	H: 4 LOB: 1 BB: 0 P: 24	R: 1 E: 0 K: 0 S: 9	H: 1 LOB: 1 BB: 0 P: 15	R: 0 E: 0 K: 1 S: 12	H: 0 LOB: 0 BB: 0 P: 15	R: 5 E: 0 K: 0 S: 20	H: 5 LOB: 1 BB: 1 P: 36	R: 0 E: 0 K: 2 S: 11	H: 1 LOB: 2 BB: 1 P: 17	R: 0 E: 0 K: 0 S: 14	H: 1 LOB: 1 BB: 0 P: 21	R: 0 E: 0 K: 0 S: 12	H: 1 LOB: 1 BB: 0 P: 18	1B: 9 2B: 2 3B: 1 HR: 2	SF: 0 SAC: 0 DP: 0 HBP: 1	WP: 0 PB: 1 SB: 1 CS: 0	PA: 44
PITCHER	IP WLS BF H R ER SO BB IBB HBP BLK WP HR S P ERA WHIP																					
Dave Stieb, R ERA: 6.3 (1, 1)	4.0 L 19 6 4 3 2 0 0 1 0 0 1 43 63 6.75 1.500																					
David Wells, L ERA: 4.24 (5, 1)	2.0 12 5 5 5 1 1 0 0 0 0 1 32 51 22.50 3.000																					
Pat Hentgen, R ERA: 4.26 (7, 1)	2.0 9 2 0 0 2 1 0 0 0 0 0 25 38 0.00 1.500																					
Bob MacDonald, L ERA: 2.25 (9, 1)	1.0 4 1 0 0 0 0 0 0 0 0 0 12 18 0.00 1.000																					

California Angels @ Toronto Blue Jays
SkyDome, Toronto, ON
Tue Apr 28 1992, 7:05 PM EDT
Att: 46,201 - Dome - 70 F

livebaseballscorecards.com

AB 41
R 9
H 14
RBI 9
BB 2
SO 5
LOB 14



Batter	1	2	3	4	5	6	7	8	9	AB R H RBI BB SO LOB
Devon White, S OBP: 0.323, SLG: 0.376 (1, 8)	2-1 P3		2-0 G4-3			2-0 HR	0-0 F8		3-3 K	5 1 1 1 0 1 4
Roberto Alomar, S OBP: 0.444, SLG: 0.537 (1, 4)	3-2 F9		1-1 L5			1-1 E7 1B		1-1 G3		4 0 1 0 0 0 1
Joe Carter, R OBP: 0.287, SLG: 0.415 (1, 9)	0-0 L4			1-0 F7		2-3 K		3-2 P3		4 0 0 0 0 1 1
Dave Winfield, R OBP: 0.418, SLG: 0.550 (1, 10)		1-2 HR		4-0 G6-4-3 BB		3-2 F9		0-0 HR		3 2 2 2 1 0 1
Kelly Gruber, R OBP: 0.318, SLG: 0.557 (1, 5)		2-2 F8		1 SAFE 2-2 G6-4-3 1-2f			0-0 F9	1-2 G4-3		4 0 0 0 0 0 1
Pat Tabler, R OBP: 0.250, SLG: 0.182 (1, 3)		4-2 G5-4-3 BB			2-2 G6-3		2-3 K		1-1 F9	3 0 0 0 1 1 0
Candy Maldonado, R OBP: 0.225, SLG: 0.183 (1, 7)		3-1 G5-4-3 1-2f			0-0 L5		0-1 2B		4-2 2B BB	3 2 1 0 1 0 1
Pat Borders, R OBP: 0.397, SLG: 0.530 (1, 2)			1-3 K		0-0 G6-3		4-2 2B BB		1-1 G3 1-H 2B	3 0 1 1 1 1 0
Manuel Lee, S OBP: 0.313, SLG: 0.288 (1, 6)			4-2 G4-3 BB			2-3 K	1-2 2B		0-1 G3	3 0 1 1 1 1 1

Inning Stats	R: 0	H: 0	E: 0	K: 0	S: 6	LOB: 0	BB: 0	P: 11	R: 1	H: 1	E: 0	K: 0	S: 10	LOB: 0	BB: 1	P: 20	R: 0	H: 0	E: 0	K: 1	S: 8	LOB: 1	BB: 1	P: 16	R: 0	H: 0	E: 0	K: 0	S: 4	LOB: 0	BB: 1	P: 11	R: 0	H: 0	E: 0	K: 0	S: 5	LOB: 0	BB: 0	P: 7	R: 1	H: 2	E: 1	K: 2	S: 14	LOB: 1	BB: 0	P: 24	R: 1	H: 2	E: 0	K: 1	S: 14	LOB: 2	BB: 1	P: 21	R: 1	H: 1	E: 0	K: 0	S: 12	LOB: 0	BB: 0	P: 17	R: 1	H: 1	E: 0	K: 1	S: 12	LOB: 1	BB: 1	P: 21	1B: 1	2B: 3	3B: 0	HR: 3	SF: 0	SAC: 0	DP: 2	HBP: 0	WP: 0	PB: 0	SB: 0	CS: 0	PA: 37
--------------	------	------	------	------	------	--------	-------	-------	------	------	------	------	-------	--------	-------	-------	------	------	------	------	------	--------	-------	-------	------	------	------	------	------	--------	-------	-------	------	------	------	------	------	--------	-------	------	------	------	------	------	-------	--------	-------	-------	------	------	------	------	-------	--------	-------	-------	------	------	------	------	-------	--------	-------	-------	------	------	------	------	-------	--------	-------	-------	-------	-------	-------	-------	-------	--------	-------	--------	-------	-------	-------	-------	--------


PITCHER	IP	WLS	BF	H	R	ER	SO	BB	IBB	HBP	BLK	WP	HR	S	P	ERA	WHIP
Chuck Finley, L ERA: 5.0 (1, 1)	6.0	W	22	3	2	2	3	3	0	0	0	0	2	47	89	3.00	1.000
Julio Valera, R ERA: 3.46 (7, 1)	2.0		10	3	2	2	1	1	0	0	0	0	1	26	38	9.00	2.000
Chuck Crim, R ERA: 5.09 (9, 1)	1.0		5	1	1	1	1	1	0	0	0	0	0	12	21	9.00	2.000

BOTTOM

California Angels @ Toronto Blue Jays
SkyDome, Toronto, ON
 Tue Apr 28 1992, 7:05 PM EDT
 Att: 46,201 - Dome - 70 F

livebaseballscorecards.com

AB	32
R	5
H	7
RBI	5
BB	5
SO	5
LOB	10



Batter	1	2	3	4	5	6	7	8	9	AB R H RBI BB SO LOB	TOP	
Luis Polonia, L OBP: 0.377, SLG: 0.292 (1, 7) B S B X	2-1 F7 ①		4-0 BB ②			0-1 F7 ①		0-1 G4-3 ①		3 0 0 0 1 0 0		
Junior Felix, S OBP: 0.279, SLG: 0.378 (1, 8) C C X	0-2 G4-3 ②		1-1 L7 ③			1-0 G3 ②		3-1 G3 ②		4 0 0 0 0 0 1		
John Morris, L OBP: 0.333, SLG: 0.313 (1, 9) B C F X Chad Curtis, R OBP: 0.393, SLG: 0.478 (8, 9)	1-2 G6-3 ③			1-0 G4-6-3 1B		0-1 1B 2B		1-3 K ③		4 0 2 0 0 1 0 0 0 0 0 0 0 0		
Hubie Brooks, R OBP: 0.325, SLG: 0.481 (1, 10) B B B X		3-1 G1-3 ①		0-1 F8 ①		3-2 1B		0-0 S G3 1B		4 0 2 0 0 0 1		
Lee Stevens, L OBP: 0.283, SLG: 0.405 (1, 3) C B B B X		3-2 2B		0-1 G4-6-3 ② ③ 1-2f		0-0 P5 ③		3-2 1 SAFE X G3 ① 1-2		4 0 1 0 0 0 4		
Gary Gaetti, R OBP: 0.264, SLG: 0.364 (1, 5) B B B B X		2-3 K ②			1-2 SH1-3 1B		0-1 G6-3 ①		4-0 S IBB	3 0 1 0 1 1 1		
Lance Parrish, R OBP: 0.316, SLG: 0.519 (1, 2) X		0-0 L9 ③			0-1 SH1-3 ① 1-2		3-3 K ②		3-3 K ②	3 0 0 0 0 2 3		
Bobby Rose, R OBP: 0.300, SLG: 0.359 (1, 4) X			0-0 F8 ①		1-0 F8 ②		2-1 1B		2-3 K ③ 1-2 2-3	4 0 1 0 0 1 3		
Gary Disarcina, R OBP: 0.364, SLG: 0.356 (1, 6) B C F B X			2-2 F8 ②		3-2 G5-3 ③		0-1 F9 ③			3 0 0 0 0 0 2		
Inning Stats	R: 0 E: 0 K: 0 S: 8 H: 0 LOB: 0 BB: 0 P: 11	R: 0 E: 0 K: 1 S: 9 H: 1 LOB: 1 BB: 0 P: 17	R: 0 E: 0 K: 0 S: 7 H: 0 LOB: 1 BB: 1 P: 13	R: 0 E: 0 K: 0 S: 5 H: 1 LOB: 0 BB: 0 P: 6	R: 0 E: 0 K: 0 S: 9 H: 1 LOB: 1 BB: 0 P: 14	R: 0 E: 0 K: 0 S: 9 H: 2 LOB: 2 BB: 0 P: 13	R: 0 E: 0 K: 1 S: 10 H: 1 LOB: 1 BB: 0 P: 15	R: 0 E: 0 K: 1 S: 7 H: 0 LOB: 0 BB: 0 P: 11	R: 0 E: 0 K: 2 S: 11 H: 1 LOB: 2 BB: 1 P: 23	1B: 5 2B: 2 3B: 0 HR: 0 SF: 0 SAC: 1 DP: 1 HBP: 0	WP: 0 PB: 0 SB: 2 CS: 0 PA: 35	
PITCHER Todd Stottlemyre, R ERA: 4.5 (1, 1)	IP: 9.0 WLS: W BF: 35 H: 7 R: 0 ER: 0 SO: 5 BB: 1 IBB: 1 HBP: 0 BLK: 0 WP: 0 HR: 0 S: 75 P: 123 ERA: 0.00 WHIP: 0.889											PITCHER IP: WLS: BF: H: R: ER: SO: BB: IBB: HBP: BLK: WP: HR: S: P: ERA: WHIP

California Angels @ Toronto Blue Jays
SkyDome, Toronto, ON
Wed Apr 29 1992, 7:05 PM EDT
Att: 47,356 - Dome - 70 F

livebaseballscorecards.com

AB	32
R	0
H	7
RBI	0
BB	2
SO	5
LOB	15



Batter	1	2	3	4	5	6	7	8	9	AB	R	H	RBI	BB	SO	LOB
Devon White, S OBP: 0.309, SLG: 0.360 (1, 8)	0-0 G6-3		1-3 K		1-0 G6-3			1-2 FC1-6		4	0	0	0	0	1	3
Roberto Alomar, S OBP: 0.447, SLG: 0.529 (1, 4)	4-0 G5-4-3 BB		1-3 K			1-0 CS 1B		0-0 F8		3	0	1	0	1	1	1
Joe Carter, R OBP: 0.275, SLG: 0.395 (1, 9)	2-2 G5-4-3 1-2f			0-1 G5-3		0-1 P3		1-3 K		4	0	0	0	0	1	3
Dave Winfield, R OBP: 0.421, SLG: 0.548 (1, 10)		1-1 G6-3		0-0 1B		1-1 G5-3 1-2			2-1 G4-6-3 1B	4	0	2	0	0	0	1
Kelly Gruber, R OBP: 0.300, SLG: 0.523 (1, 5)		1-2 G5-3		2-3 K			0-0 P8		0-1 G4-6-3 1-2f	4	0	0	0	0	1	1
John Olerud, L OBP: 0.395, SLG: 0.359 (1, 3)		4-1 1B BB			2-2 G4-3 2B		0-1 1B		1-2 E 1B BB 1B	3	0	3	0	1	0	0
Rob Ducey, L (9, PR)										0	1	0	0	0	0	0
Candy Maldonado, R OBP: 0.250, SLG: 0.203 (1, 7)		2-2 1B SAFE			4-1 G4-3 BB		2-3 K		1-2 BB E 1B	3	0	2	0	1	1	1
Pat Borders, R OBP: 0.378, SLG: 0.500 (1, 2)		1-2 1B			0-0 G4-3		1-3 K		1-0 E5 BB	4	0	0	0	0	1	7
Manuel Lee, S OBP: 0.314, SLG: 0.290 (1, 6)			2-1 G4-3		1-2 2-3		1-3 K		1-2 2-3 3-H							
Pat Tabler, R OBP: 0.308, SLG: 0.182 (9, PH)								0-1 FC1-6 1B	4-0 BB	3	0	1	0	0	1	2
										0	0	0	1	1	0	0

Inning Stats	R: 0	H: 0	E: 0	K: 0	S: 6	R: 0	H: 1	E: 0	K: 0	S: 14	R: 0	H: 0	E: 2	K: 2	S: 8	R: 0	H: 1	E: 0	K: 1	S: 6	R: 0	H: 1	E: 0	K: 1	S: 10	R: 0	H: 1	E: 0	K: 2	S: 11	R: 0	H: 1	E: 0	K: 1	S: 10	R: 1	H: 3	E: 1	K: 0	S: 11	1B: 8	SF: 0	2B: 1	SAC: 0	3B: 0	DP: 2	HR: 0	HBP: 0	WP: 0	PA: 36
PITCHER Jim Abbott, L ERA: 1.8 (1, 1)	IP	WLS	BF	H	R	ER	SO	BB	IBB	HBP	BLK	WP	HR	S	P	ERA	WHIP	IP	WLS	BF	H	R	ER	SO	BB	IBB	HBP	BLK	WP	HR	S	P	ERA	WHIP																

BOTTOM

California Angels @ Toronto Blue Jays
 SkyDome, Toronto, ON
 Wed Apr 29 1992, 7:05 PM EDT
 Att. 47,356 - Dome - 70 F

livebaseballscores.com

AB	32
R	1
H	9
RBI	1
BB	4
SO	7
LOB	19



Batter	1	2	3	4	5	6	7	8	9	AB R H RBI BB SO LOB	TOP	
Devon White, S (1, 8) OBP: 0.297, SLG: 0.344	2-1 F8		1-0 P4			1-3 K		1-3 K		4 0 0 0 0 2 2		
Roberto Alomar, S (1, 4) OBP: 0.439, SLG: 0.517	2-2 CS 1B		2-1 G4-3			1-1 G1		1-1 F7	1-1 F7	4 0 1 0 0 0 1		
Joe Carter, R (1, 9) OBP: 0.274, SLG: 0.389	2-2 L6		1-2 G6-3			2-2 F7		1-0 BB 1B 1B	1-0 BB 1B 1B	4 1 1 0 0 0 2		
Dave Winfield, R (1, 10) OBP: 0.424, SLG: 0.545	1-1 CS 1-2	1-0 G1-4-3 WP 1B	3-1 P3			0-2 G4-3		3-1 BB 1B 1B	3-1 BB 1B 1B	4 1 2 0 0 0 0		
Kelly Gruber, R (1, 5) OBP: 0.284, SLG: 0.493			0-2 F9		1-1 G6-3		1-3 K	1-0 P4	1-0 P4	4 0 0 0 0 1 3		
John Olerud, L (1, 3) OBP: 0.400, SLG: 0.358		1-0 G1-4-3 1-2	1-0 S 1B		1-0 G3		0-0 G3	4-2 1B BB	4-2 1B BB	3 0 1 0 1 0 1		
Candy Maldonado, R (1, 7) OBP: 0.250, SLG: 0.205		2-2 P3 2-H	2-2 K 1-2		3-3 K 1-2		1-1 P2	2-2 1B	2-2 1B	4 0 1 1 0 1 1		
Greg Myers, L (1, 2) OBP: 0.286, SLG: 0.400			0-0 F8		0-0 F8		4-1 BB			2 0 0 0 1 0 1		
Manuel Lee, S (1, 6) OBP: 0.315, SLG: 0.292			1-1 F7			0-1 G1 1B		0-1 F9		3 0 1 0 0 0 1		
Inning Stats	R: 0 H: 1 E: 0 LOB: 0 K: 0 BB: 0 S: 11 P: 18	R: 1 H: 1 E: 0 LOB: 0 K: 0 BB: 0 S: 10 P: 14	R: 0 H: 0 E: 0 LOB: 0 K: 0 BB: 0 S: 4 P: 6	R: 0 H: 0 E: 0 LOB: 0 K: 0 BB: 0 S: 7 P: 13	R: 0 H: 1 E: 0 LOB: 1 K: 1 BB: 0 S: 7 P: 12	R: 0 H: 1 E: 0 LOB: 1 K: 1 BB: 0 S: 10 P: 14	R: 0 H: 0 E: 0 LOB: 0 K: 1 BB: 0 S: 7 P: 8	R: 0 H: 0 E: 0 LOB: 1 K: 1 BB: 1 S: 8 P: 14	R: 1 H: 3 E: 0 LOB: 2 K: 0 BB: 1 S: 13 P: 25	1B: 7 SF: 0 2B: 0 SAC: 0 3B: 0 DP: 0 HR: 0 HBP: 0	WP: 1 PA: 35 PB: 0 SB: 1 CS: 1	
PITCHER	IP WLS BF H R ER SO BB IBB HBP BLK WP HR S P ERA WHIP											
Chris Bosio, R (1, 1) ERA: 4.6	8.0 W 28 4 1 0 4 1 0 0 0 1 0 64 99 0.00 0.625											
Doug Henry, R (9, 1) ERA: 5.63	1.0 S 6 3 1 1 0 1 0 0 0 0 0 0 13 25 9.00 4.000											

Toronto Blue Jays @ Milwaukee Brewers
Milwaukee County Stadium, Milwaukee, WI

Thu Apr 30 1992, 8:05 PM EDT
Att: 8,877 - Cloudy - 45 F

AB	32
R	2
H	7
RBI	1
BB	2
SO	4
LOB	12



BOTTOM

Toronto Blue Jays @ Milwaukee Brewers
 Milwaukee County Stadium, Milwaukee, WI

Thu Apr 30 1992, 8:05 PM EDT
 Att. 8,877 - Cloudy - 45 F

livebaseballscores.com

AB	30
R	3
H	8
RBI	2
BB	5
SO	8
LOB	14



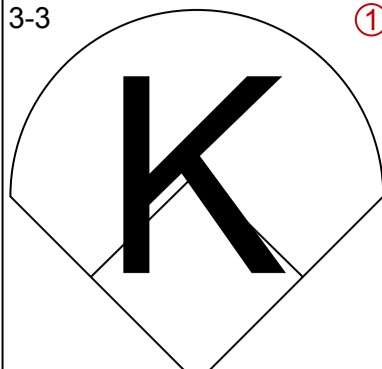
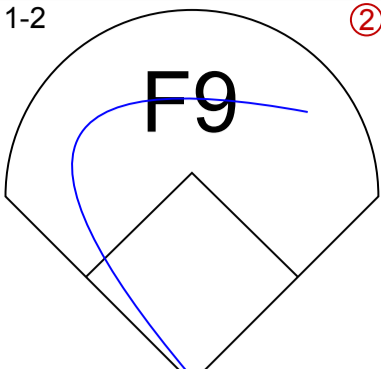
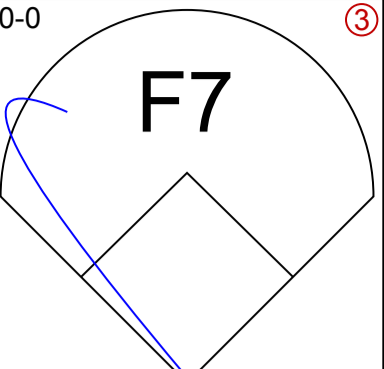
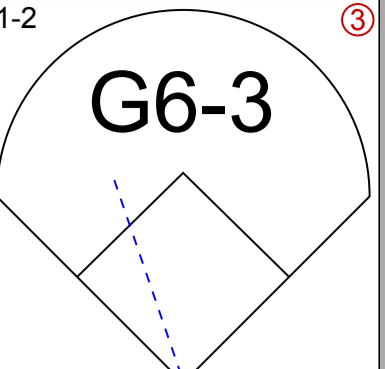
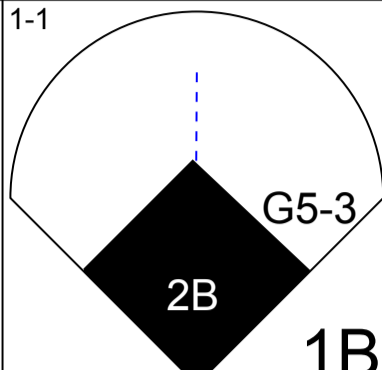
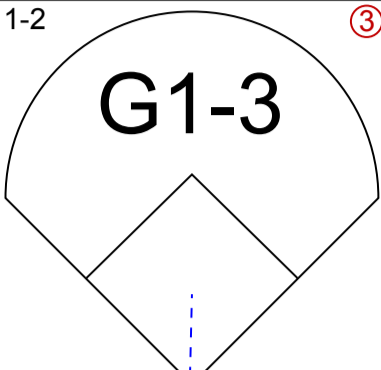
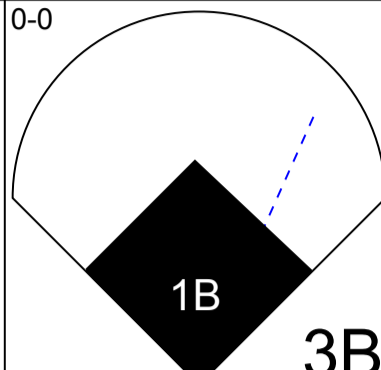
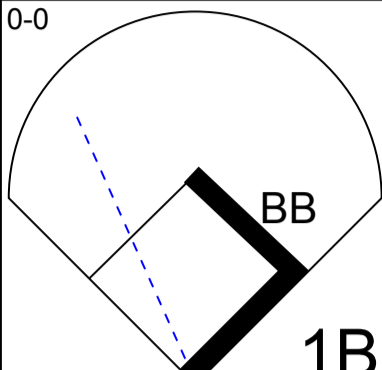
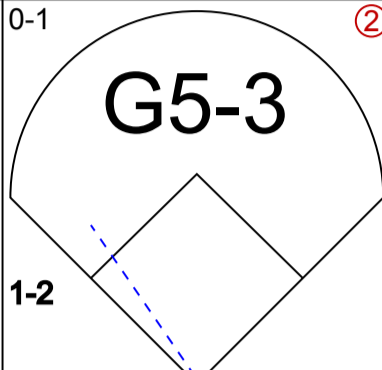
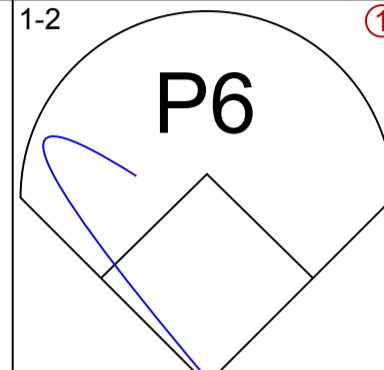
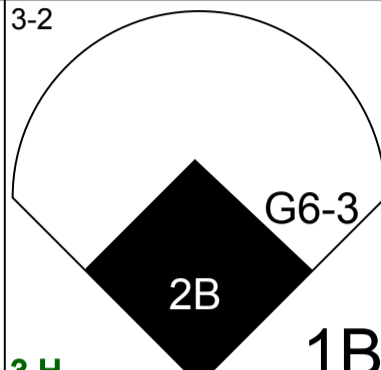
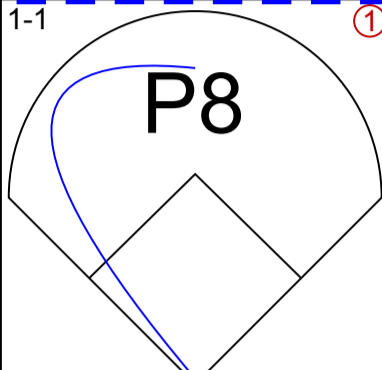
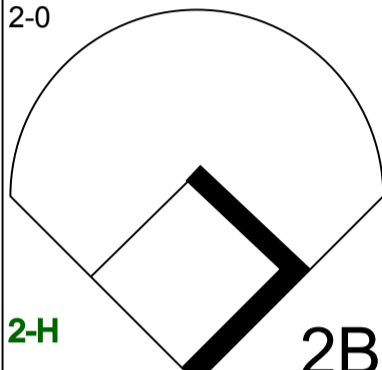
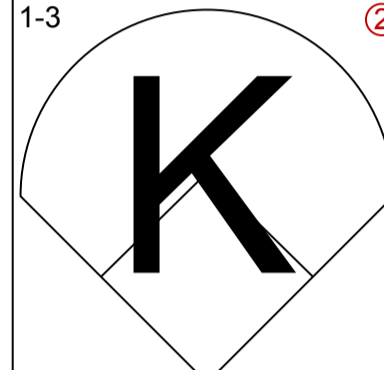
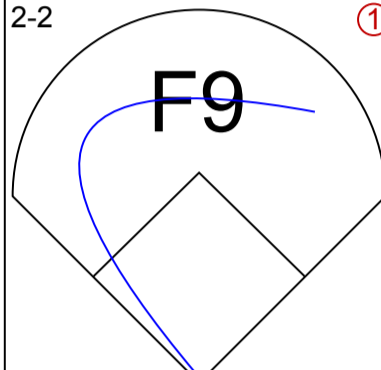
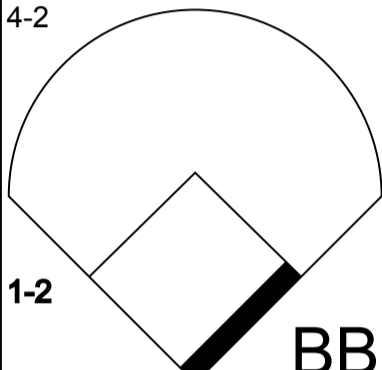
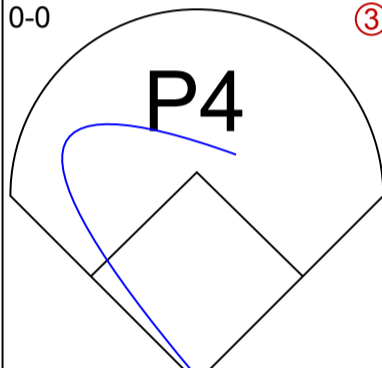
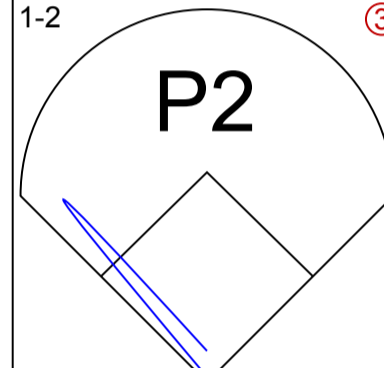
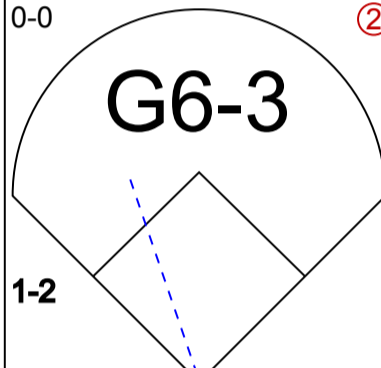
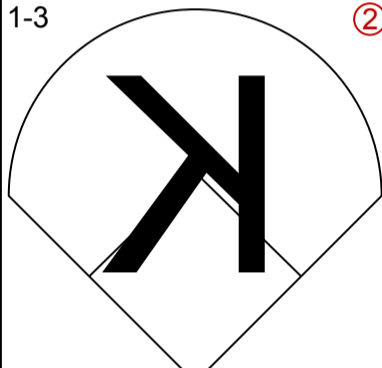
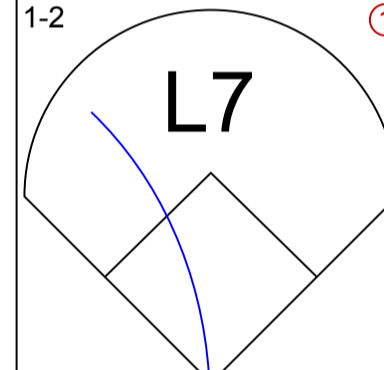
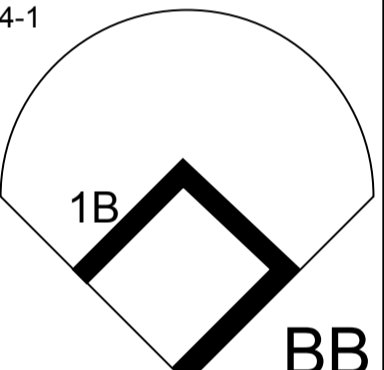
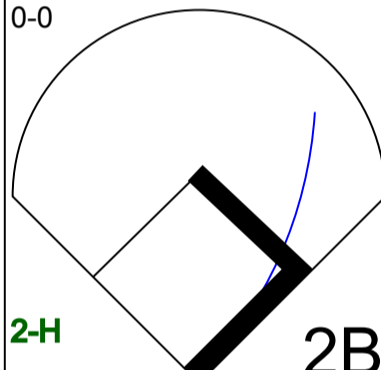
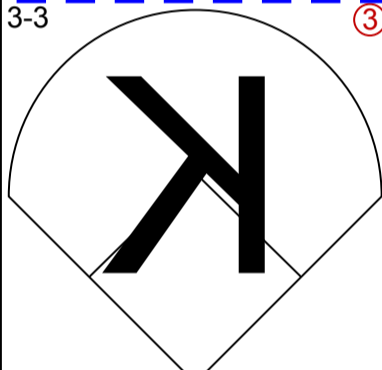
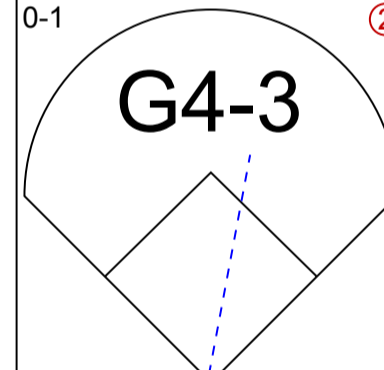
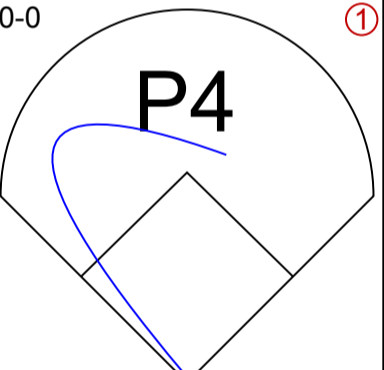
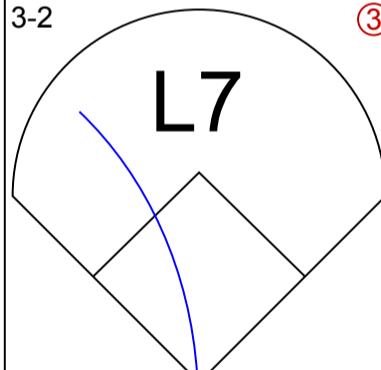
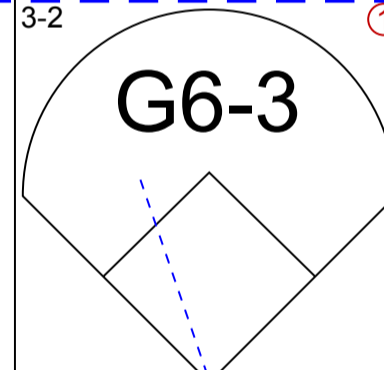
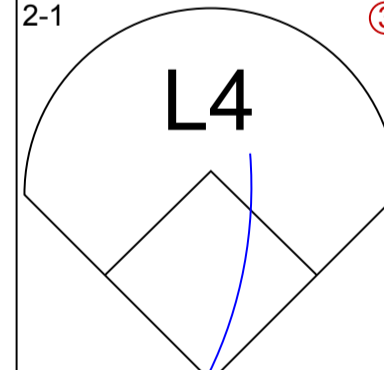
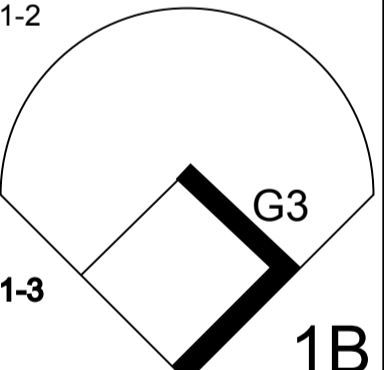
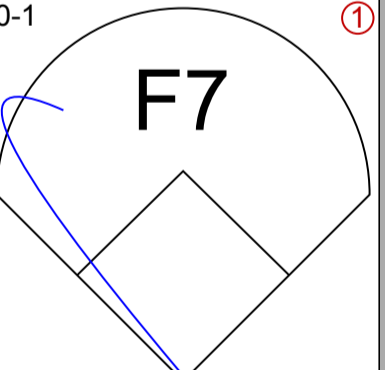
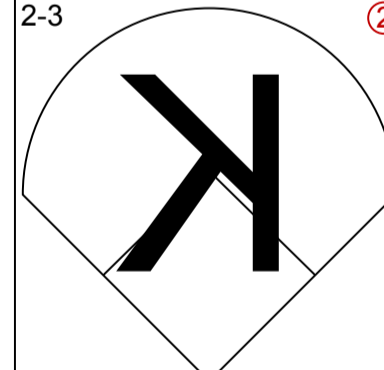
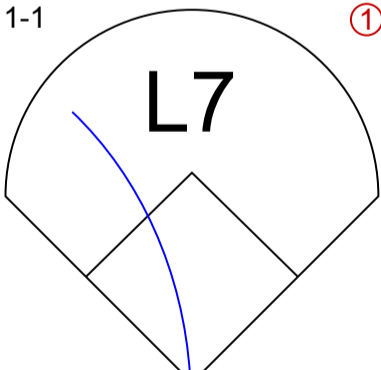
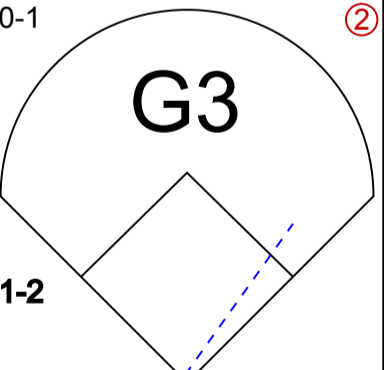
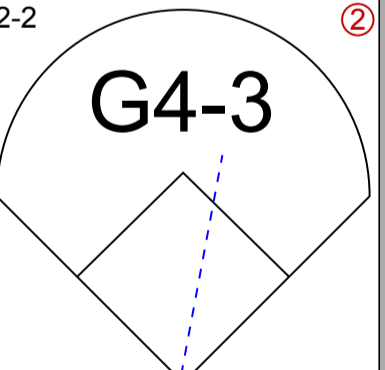
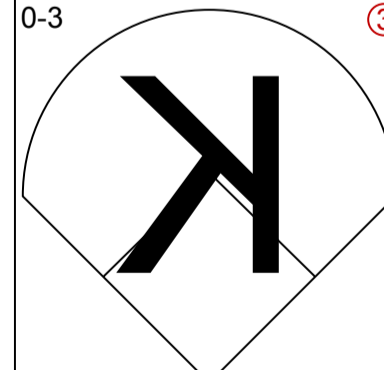
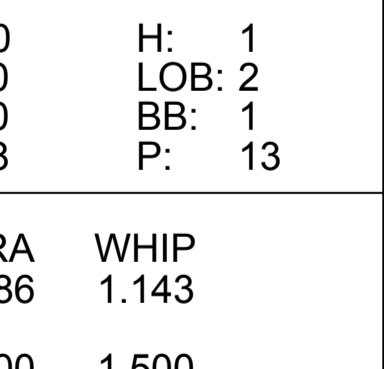
WP: 0	PA: 36
PB: 0	
SB: 7	
CS: 1	

AB	R	H	RBI	BB	SO	LOB
4	0	1	0	0	2	2
3	0	0	0	1	0	1
4	1	2	0	0	0	1
3	0	2	1	1	1	2
4	1	1	0	0	3	4
3	1	0	0	1	1	1
3	0	1	1	1	1	0
3	0	0	0	1	0	3
3	0	1	0	0	0	0
0	0	0	0	0	0	0
1B: 8	SF: 0					
2B: 0	SAC: 0					
3B: 0	DP: 0					
HR: 0	HBP: 0					

Batter	1	2	3	4	5	6	7	8	9								
Paul Molitor, R OBP: 0.302, SLG: 0.338 (1, 10)	2-3 1		1-0 1B		3-3 2		3-2 3										
Pat Listach, S OBP: 0.419, SLG: 0.464 (1, 6)	4-2 1B BB		3-2 2		2-1 3			3-2 1									
Darryl Hamilton, L OBP: 0.297, SLG: 0.318 (1, 9)	1-1 1B		0-2 3			1-0 1		1-2 1B									
Greg Vaughn, R OBP: 0.337, SLG: 0.550 (1, 7)	1-3 2			1-2 1B		4-1 BB		1-1 1B									
Robin Yount, R OBP: 0.306, SLG: 0.281 (1, 8)	2-3 3			2-3 1		2-3 2		0-1 1B									
Franklin Stubbs, L OBP: 0.297, SLG: 0.383 (1, 3)		3-2 1		0-2 2		0-0 3	1-3 1	4-2 1B BB									
Kevin Seitzer, R OBP: 0.333, SLG: 0.375 (1, 5)		3-3 2		4-2 BB			3-2 2	1-1 2									
B.J. Surhoff, L OBP: 0.181, SLG: 0.182 (1, 2)		1-0 3		1-1 3			4-2 1B BB	1-2 3									
Jim Gantner, L OBP: 0.383, SLG: 0.346 William Suero, R OBP: 0.273, SLG: 0.111 (7, PR) (8, 4)			1-1 1		2-2 1		0-0 1B	1-2 3-H									
Inning Stats	R: 0 E: 0 K: 3 S: 13	H: 1 LOB: 2 BB: 1 P: 23	R: 0 E: 0 K: 1 S: 8	H: 0 LOB: 0 BB: 0 P: 15	R: 0 E: 0 K: 1 S: 10	H: 1 LOB: 1 BB: 0 P: 14	R: 0 E: 0 K: 1 S: 14	H: 0 LOB: 2 BB: 1 P: 22	R: 0 E: 0 K: 1 S: 11	H: 0 LOB: 0 BB: 0 P: 18	R: 0 E: 0 K: 1 S: 6	H: 0 LOB: 0 BB: 1 P: 12	R: 0 E: 0 K: 1 S: 13	H: 1 LOB: 2 BB: 1 P: 24	R: 3 E: 0 K: 0 S: 18	H: 4 LOB: 1 BB: 1 P: 29	
PITCHER	IP WLS BF H R ER SO	WLS BF H R ER SO	WLS BF H R ER SO	WLS BF H R ER SO	WLS BF H R ER SO	WLS BF H R ER SO	WLS BF H R ER SO	WLS BF H R ER SO	WLS BF H R ER SO	WLS BF H R ER SO	WLS BF H R ER SO	WLS BF H R ER SO	WLS BF H R ER SO	WLS BF H R ER SO	WLS BF H R ER SO	WLS BF H R ER SO	
Juan Guzman, R ERA: 1.82 (1, 1)	7.0																
Duane Ward, R ERA: 4.22 (8, 1)	0.2	L	6	4	3	3	0	1	0	0	0	0	0	0	0	0	0
David Wells, L ERA: 4.15 (8, 1)	0.1		1	0	0	0	0	0	0	0	0	0	0	0	0	0	0

WP: 0 PA: 36

ERA	WHIP
4.15	1.143
4.22	7.500
4.15	0.000

Batter	1	2	3	4	5	6	7	8	9	AB R H RBI BB SO LOB	TOP											
Devon White, S (1, 8) OBP: 0.286, SLG: 0.330	3-3 		1-2 		0-0 		1-2 			4 0 0 0 0 1 2												
Roberto Alomar, S (1, 4) OBP: 0.451, SLG: 0.548	1-1 		1-2 			0-0 		0-0 		4 2 3 0 0 0 0												
Joe Carter, R (1, 9) OBP: 0.273, SLG: 0.383	0-1 			1-2 		3-2 		1-1 		4 1 1 1 0 0 2												
Dave Winfield, R (1, 10) OBP: 0.427, SLG: 0.549	2-0 			1-3 		2-2 		4-2 		3 0 1 1 1 1 1												
Kelly Gruber, R (1, 5) OBP: 0.269, SLG: 0.466	0-0 			1-2 		0-0 		1-3 		4 0 0 0 0 1 4												
John Olerud, L (1, 3) OBP: 0.404, SLG: 0.371		1-2 			4-1 		0-0 		3-3 	3 0 1 1 1 1 2												
Candy Maldonado, R (1, 7) OBP: 0.239, SLG: 0.195		0-1 			0-0 		3-2 		3-2 	4 0 0 0 0 0 2												
Pat Borders, R (1, 2) OBP: 0.372, SLG: 0.486		2-1 			1-2 		0-1 		2-3 	4 0 1 0 0 1 0												
Manuel Lee, S (1, 6) OBP: 0.303, SLG: 0.279			1-1 		0-1 		2-2 		0-3 	3 0 0 0 0 0 2												
Turner Ward, S (9, PH) OBP: 0.300, SLG: 0.500					1-2 					1 0 0 0 0 1 0												
Inning Stats	R: 1 E: 0 K: 1 S: 9	H: 2 LOB: 1 BB: 0 P: 15	R: 0 E: 0 K: 0 S: 9	H: 0 LOB: 0 BB: 0 P: 12	R: 0 E: 0 K: 0 S: 9	H: 0 LOB: 0 BB: 0 P: 12	R: 0 E: 0 K: 1 S: 12	H: 0 LOB: 0 BB: 0 P: 15	R: 0 E: 0 K: 1 S: 8	H: 1 LOB: 2 BB: 1 P: 13	R: 2 E: 0 K: 0 S: 16	H: 3 LOB: 1 BB: 0 P: 24	R: 0 E: 0 K: 0 S: 12	H: 0 LOB: 0 BB: 0 P: 15	R: 0 E: 0 K: 2 S: 11	H: 1 LOB: 2 BB: 1 P: 20	R: 0 E: 0 K: 2 S: 11	H: 0 LOB: 0 BB: 0 P: 16	1B: 4 2B: 2 3B: 1 HR: 0	SF: 0 SAC: 0 DP: 0 HBP: 0	WP: 0 PB: 0 SB: 0 CS: 0	PA: 36
PITCHER	IP WLS BF H R ER SO BB IBB HBP BLK WP HR S P ERA WHIP																					
Jaime Navarro, R (1, 1) ERA: 4.37	7.0 W 29 7 3 3 2 1 0 0 0 0 0 0 76 107 3.86 1.143																					
Jim Austin, R (8, 1) ERA: 1.08	0.2 3 0 0 0 1 1 0 0 0 0 0 0 7 13 0.00 1.500																					
Jesse Orosco, L (8, 1) ERA: 3.86	0.1 1 0 0 0 1 0 0 0 0 0 0 0 3 6 0.00 0.000																					
Doug Henry, R (9, 1) ERA: 5.0	1.0 S 3 0 0 0 2 0 0 0 0 0 0 0 11 16 0.00 0.000																					

Toronto Blue Jays @ Milwaukee Brewers
Milwaukee County Stadium, Milwaukee, WI

Fri May 01 1992, 8:05 PM EDT
Att. 13,794 - Sunny - 86 F

AB	34
R	3
H	7
RBI	3
BB	2
SO	6
LOB	15



WP: 0	PA: 36
PB: 0	
SB: 0	
CS: 0	

Batter	1	2	3	4	5	6	7	8	9
Paul Molitor, R OBP: 0.311, SLG: 0.358 (1, 10) C B B B X	3-1 P3 ①		3-2 FC5-4 1B			1-0 S HR 2B		3-1 G6-3 ①	
Pat Listach, S OBP: 0.429, SLG: 0.500 (1, 6) X	0-0 F9 ②		1-1 FC5-4 ③ 1-2f			3-2 S HR 1B		2-2 G3-1 2B	
Darryl Hamilton, L OBP: 0.282, SLG: 0.300 (1, 9) B C B B C C	3-3 K ③			1-0 L4 ①		2-1 F8 ②		1-1 G3-1 ② 2-3	
Greg Vaughn, R OBP: 0.351, SLG: 0.578 (1, 7) B X		1-0 F8 ①		2-0 F8 ②		3-2 1-H 2-H HR		0-3 K ③	
Robin Yount, R OBP: 0.320, SLG: 0.358 (1, 8) C B B X B X		2-1 2B		2-2 L3 ③		3-0 HR			
Franklin Stubbs, L OBP: 0.284, SLG: 0.365 (1, 3) C C C X C C		0-2 G3-4-1 ②			0-0 G3 ①	0-3 K ③			
Kevin Seitzer, R OBP: 0.333, SLG: 0.373 (1, 5) B B F X B F X		1-2 F8 ③			2-2 G6-3 ②		1-2 CS 1B		
B.J. Surhoff, L OBP: 0.173, SLG: 0.174 (1, 2) C X			0-1 G4-3 ①		0-1 G3-1 ③		0-0 P2 ①		
Jim Gantner, L OBP: 0.365, SLG: 0.327 (1, 4) B B X			2-0 G3-1 ②			0-2 F7 ① 1 SAFE	2-2 G4-3 ② ③ 1-2		

Inning Stats	R: 0	H: 0	E: 0	K: 1	S: 6	LOB: 0	BB: 0	P: 12
	R: 0	H: 1	E: 0	K: 0	S: 9	LOB: 1	BB: 0	P: 13
	R: 0	H: 1	E: 0	K: 0	S: 9	LOB: 1	BB: 0	P: 15
	R: 0	H: 0	E: 0	K: 0	S: 5	LOB: 0	BB: 0	P: 10
	R: 0	H: 0	E: 0	K: 0	S: 6	LOB: 0	BB: 0	P: 8
	R: 4	H: 4	E: 0	K: 1	S: 17	LOB: 0	BB: 0	P: 29
	R: 0	H: 1	E: 0	K: 0	S: 7	LOB: 0	BB: 0	P: 10
	R: 0	H: 1	E: 0	K: 1	S: 11	LOB: 1	BB: 0	P: 17

PITCHER	IP	WLS	BF	H	R	ER	SO	BB	IBB	HBP	BLK	WP	HR	S	P	ERA	WHIP
Jimmy Key, L ERA: 3.82 (1, 1)	7.2	L	30	8	4	4	2	0	0	0	0	0	2	67	111	4.70	1.043
Pat Hentgen, R ERA: 4.15 (8, 1)	0.1		1	0	0	0	1	0	0	0	0	0	0	3	3	0.00	0.000

BOTTOM

Toronto Blue Jays @ Milwaukee Brewers
Milwaukee County Stadium, Milwaukee, WI

Fri May 01 1992, 8:05 PM EDT
Att. 13,794 - Sunny - 86 F

AB	31
R	4
H	8
RBI	4
BB	0
SO	3
LOB	9

livebaseballscorecards.com



1B: 3	SF: 0	WP: 0	PA: 31
2B: 3	SAC: 0	PB: 0	
3B: 0	DP: 0	SB: 2	
HR: 2	HBP: 0	CS: 1	

Batter	1	2	3	4	5	6	7	8	9	AB R H RBI BB SO LOB	TOP					
Devon White, S (1, 8) OBP: 0.284, SLG: 0.327	3-3 K		0-2 1B 1B	1-3 K			1-2 G4-3			4 1 1 0 0 2 1						
Roberto Alomar, S (1, 4) OBP: 0.434, SLG: 0.526	2-1 F8		3-2 F9	3-2 G5-3			1-3 K			4 0 0 0 0 1 2						
Joe Carter, R (1, 9) OBP: 0.272, SLG: 0.378	1-2 F7		1-0 1B 1B				1-1 G6-3			4 1 1 0 0 0 1						
Dave Winfield, R (1, 10) OBP: 0.430, SLG: 0.553		1-1 1B 2B	4-2 1B 2B				2-3 K			3 2 1 0 1 2 0						
Pat Tabler, R (1, 3) OBP: 0.353, SLG: 0.267		1-1 F8 E 1B	1-0 2B 1B				1-1 G6-3			4 0 2 3 0 0 0						
Candy Maldonado, R (1, 7) OBP: 0.240, SLG: 0.209		3-1 P3	3-2 2B				0-3 K			4 0 1 1 0 2 1						
Pat Borders, R (1, 2) OBP: 0.356, SLG: 0.462		0-1 E4 FC5-4	0-2 L5				3-1 G6-3			4 0 0 0 0 0 3						
Jeff Kent, R (1, 5) OBP: 0.345, SLG: 0.478		0-2 F8	2-3 K				0-0 G6-3			4 0 0 0 0 1 4						
Manuel Lee, S (1, 6) John Olerud, L (9, PH) OBP: 0.400, SLG: 0.366		1-2 FC5-4		3-3 K			1-1 G4-3 1B			3 0 1 0 0 1 2 1 0 0 0 0 0 0						
Inning Stats	R: 0 E: 0 K: 1 S: 8 H: 0 LOB: 0 BB: 0 P: 14	R: 1 E: 1 K: 0 S: 15 H: 2 LOB: 2 BB: 0 P: 21	R: 3 E: 0 K: 1 S: 22 H: 4 LOB: 2 BB: 1 P: 36	R: 0 E: 0 K: 2 S: 14 H: 0 LOB: 0 BB: 0 P: 21	R: 0 E: 0 K: 1 S: 7 H: 0 LOB: 0 BB: 0 P: 11	R: 0 E: 0 K: 1 S: 6 H: 0 LOB: 0 BB: 0 P: 9	R: 0 E: 0 K: 1 S: 10 H: 1 LOB: 1 BB: 0 P: 14	R: 0 E: 0 K: 2 S: 10 H: 0 LOB: 0 BB: 0 P: 14	R: 0 E: 0 K: 0 S: 8 H: 0 LOB: 0 BB: 0 P: 13	1B: 5 2B: 2 3B: 0 HR: 0 SF: 0 SAC: 0 DP: 0 HBP: 0	WP: 0 PB: 0 SB: 0 CS: 0 PA: 36					
PITCHER	IP WLS BF H R ER SO BB IBB HBP BLK WP HR S P ERA WHIP															
Dan Plesac, L (1, 1) ERA: 3.71	6.0	27	7	4	4	6	1	0	0	0	0	0	74	115	6.00	1.333
Mike Fetters, R (7, 1) ERA:	2.0	W	6	0	0	0	3	0	0	0	0	0	18	25	0.00	0.000
Doug Henry, R (9, 1) ERA: 4.5	1.0	S	3	0	0	0	0	0	0	0	0	0	8	13	0.00	0.000

Toronto Blue Jays @ Milwaukee Brewers
Milwaukee County Stadium, Milwaukee, WI

Sat May 02 1992, 4:33 AM EDT
Att. 26,547 - Cloudy - 67 F

livebaseballscorecards.com

AB 35
R 4
H 7
RBI 4
BB 1
SO 9
LOB 14



Batter	1	2	3	4	5	6	7	8	9	AB R H RBI BB SO LOB
Paul Molitor, R OBP: 0.309, SLG: 0.353 (1, 10)	0-3 K	1-3 K2-3			0-0 F8		3-1 FC4-3-6 1B			4 0 1 0 0 2 0
Pat Listach, S OBP: 0.436, SLG: 0.486 (1, 6)	4-0 2B BB		3-2 S 1B		2-1 F7		2-0 FC4-3-6 1-2f			3 1 1 0 1 0 1
Robin Yount, R OBP: 0.329, SLG: 0.380 (1, 8)	0-1 G6-3 1B 2B 1-H		3-3 K 1-2		1-0 HR 1B		1-1 G5-3			4 2 2 1 0 1 2
Greg Vaughn, R OBP: 0.359, SLG: 0.612 (1, 7)	0-2 G6-3 2-3		0-0 F7		2-0 HR 1-H			4-0 G6-4-3 BB		3 1 1 2 1 0 2
Dante Bichette, R OBP: 0.333, SLG: 0.341 (1, 9)	0-0 WP S 1B 3-H		3-2 L9		1-0 F9		1 SAFE 0-2 G6-4-3 1-2f			4 0 1 1 0 0 2
Franklin Stubbs, L OBP: 0.296, SLG: 0.409 (1, 3)	4-2 1-2 BB			3-2 G3		0-1 P2		3-1 HR		3 1 1 1 1 0 0
Kevin Seitzer, R OBP: 0.329, SLG: 0.357 (1, 5)	0-0 G5-3 2-3			1-0 P4		4-1 FC6 BB		1-0 F9		3 0 0 0 1 0 2
B.J. Surhoff, L OBP: 0.179, SLG: 0.181 (1, 2)				0-0 1B		1 SAFE 1-0 FC6 1-2f CS				3 0 1 0 0 0 1
Jim Gantner, L OBP: 0.348, SLG: 0.310 (1, 4)				0-0 F7		1-1 CS 1-2		1-2 G6-3		3 0 0 0 0 0 1

Inning Stats	R: 2 E: 0 K: 1 S: 16	H: 2 LOB: 2 BB: 2 P: 24	R: 0 E: 0 K: 1 S: 7	H: 0 LOB: 0 BB: 0 P: 11	R: 0 E: 0 K: 1 S: 12	H: 1 LOB: 1 BB: 0 P: 21	R: 0 E: 0 K: 0 S: 6	H: 1 LOB: 1 BB: 0 P: 10	R: 2 E: 0 K: 0 S: 6	H: 2 LOB: 0 BB: 0 P: 12	R: 0 E: 0 K: 0 S: 5	H: 0 LOB: 0 BB: 1 P: 11	R: 0 E: 0 K: 0 S: 9	H: 1 LOB: 1 BB: 0 P: 16	R: 1 E: 0 K: 0 S: 7	H: 1 LOB: 0 BB: 1 P: 15	1B: 5 2B: 1 3B: 0 HR: 2	SF: 0 SAC: 0 DP: 1 HBP: 0	WP: 1 PB: 0 SB: 2 CS: 1	PA: 35
--------------	-------------------------------	----------------------------------	------------------------------	----------------------------------	-------------------------------	----------------------------------	------------------------------	----------------------------------	------------------------------	----------------------------------	------------------------------	----------------------------------	------------------------------	----------------------------------	------------------------------	----------------------------------	----------------------------------	------------------------------------	----------------------------------	--------

PITCHER	IP	WLS	BF	H	R	ER	SO	BB	IBB	HBP	BLK	WP	HR	S	P	ERA	WHIP	PITCHER	IP	WLS	BF	H	R	ER	SO	BB	IBB	HBP	BLK	WP	HR	S	P	ERA	WHIP	
Jack Morris, R ERA: 4.02 (1, 1)	8.0	L	34	8	5	5	3	4	0	0	0	1	2	68	120	5.62	1.500																			

Toronto Blue Jays @ Milwaukee Brewers
Milwaukee County Stadium, Milwaukee, WI
 Sat May 02 1992, 4:33 AM EDT
 Att. 26,547 - Cloudy - 67 F

livebaseballscores.com

AB 30
R 5
H 8
RBI 5
BB 4
SO 3
LOB 11



Batter	1	2	3	4	5	6	7	8	9	AB R H RBI BB SO LOB	TOP	
Devon White, S OBP: 0.272, SLG: 0.311 (1, 8) B F F B X	3-2 G6-3 ①		1-0 F8 ③		3-1 G6-3 ③ 1-2		1-2 G4-3 ③		1-3 K ②	5 0 0 0 0 1 2		
Roberto Alomar, S OBP: 0.432, SLG: 0.520 (1, 4) C X	1-1 1B			1-1 G6-3 ①		3-2 G6-3 ①		3-1 HR 1B	2-1 F9 ③	5 1 2 0 0 0 0		
Joe Carter, R OBP: 0.290, SLG: 0.461 (1, 9) B 1 SAFE SAFE X	1-0 L5 ②			2-2 1B 2B		2-2 HR		0-0 HR 1-H		4 2 3 3 0 0 1		
Dave Winfield, R OBP: 0.423, SLG: 0.571 (1, 10) C 1 SAFE X	0-1 P4 ③			1-1 P3 ②		2-3 K ②		0-2 HR		4 1 1 1 0 1 2		
Kelly Gruber, R OBP: 0.280, SLG: 0.461 (1, 5) B S F B F X		2-2 G6-3 ①		0-1 1B		4-1 BB		0-0 F9 ①		3 0 1 0 1 0 0		
John Olerud, L OBP: 0.394, SLG: 0.351 (1, 3) B C B B X		3-1 G3 ②		1-0 G4-3 ③		0-0 L7 ③		4-1 BB		3 0 0 0 1 0 3		
Candy Maldonado, R OBP: 0.250, SLG: 0.222 (1, 7) B F B B X		2-1 1B ③			2-2 G6-3 ①		0-2 1B	0-0 F8 ②		4 0 2 0 0 0 1		
Pat Borders, R OBP: 0.362, SLG: 0.463 (1, 2) X S C			0-2 G4-3 1B		1-2 FC3-6 1B		0-3 K	0-3 K		4 0 2 0 0 2 2		
Alfredo Griffin, S (1, 6) X			0-0 G4-3 ① ② 1-2f		1-0 FC3-6 PB ② 1-2f		0-0 F8 ②		3-2 G6-3 ①	3 0 0 0 0 0 3 1 0 0 0 0 0 0		
Manuel Lee, S OBP: 0.300, SLG: 0.278 (8, 6) B B B B X												
Inning Stats	R: 0 E: 0 K: 0 S: 8 H: 1 LOB: 1 BB: 0 P: 13	R: 0 E: 0 K: 0 S: 9 H: 1 LOB: 1 BB: 0 P: 16	R: 0 E: 0 K: 0 S: 5 H: 1 LOB: 0 BB: 0 P: 6	R: 0 E: 0 K: 0 S: 10 H: 2 LOB: 2 BB: 0 P: 15	R: 0 E: 0 K: 0 S: 9 H: 1 LOB: 1 BB: 0 P: 16	R: 1 E: 0 K: 1 S: 15 H: 1 LOB: 1 BB: 1 P: 26	R: 0 E: 0 K: 1 S: 10 H: 1 LOB: 1 BB: 0 P: 11	R: 3 E: 0 K: 1 S: 12 H: 3 LOB: 1 BB: 1 P: 19	R: 0 E: 0 K: 1 S: 8 H: 0 LOB: 0 BB: 0 P: 14	1B: 7 2B: 1 3B: 0 HR: 3 SF: 0 SAC: 0 DP: 1 HBP: 0	WP: 0 PB: 1 SB: 0 CS: 0 PA: 38	
PITCHER	IP WLS BF H R ER SO BB IBB HBP BLK WP HR S P ERA WHIP	IP WLS BF H R ER SO BB IBB HBP BLK WP HR S P ERA WHIP										
Bill Wegman, R ERA: 2.76 (1, 1)	7.1 L 32 11 4 4 2 1 0 0 0 0 3 73 113 4.91 1.636	1.2 6 0 0 0 2 1 0 0 0 0 0 13 23 0.00 0.600										
Bruce Ruffin, L ERA: 6.1 (8, 1)												

Toronto Blue Jays @ Milwaukee Brewers
Milwaukee County Stadium, Milwaukee, WI

Sun May 03 1992, 4:33 AM EDT
Att. 17,312 - Cloudy - 52 F

AB	36
R	4
H	11
RBI	4
BB	2
SO	4
LOB	14



Batter	1	2	3	4	5	6	7	8	9	AB	R	H	RBI	BB	SO	LOB
Paul Molitor, R OBP: 0.306, SLG: 0.341 (1, 10)	0-1 L8		0-0 F8			2-2 F7		4-1 FC5-4 BB		3	0	0	0	1	0	0
Pat Listach, S OBP: 0.395, SLG: 0.436 (1, 6)	1-3 K			1-0 F8		1-0 L6		1-3 K		4	0	0	0	0	2	1
Robin Yount, R OBP: 0.325, SLG: 0.373 (1, 8)	2-2 G5-3			1-2 F7		0-0 1B		0-1 FC5-4 1-2f		4	0	1	0	0	0	1
Greg Vaughn, R OBP: 0.378, SLG: 0.609 (1, 7)		4-2 G6-3 BB		4-2 BB		0-1 P9		2-0 G5-4-3 1B		2	0	1	0	2	0	1
Dante Bichette, R OBP: 0.326, SLG: 0.318 (1, 9)		2-1 G6-3 1-2		1-0 P5		4-1 G4-3 G3 BB		0-0 G5-4-3		3	0	0	0	1	0	3
Franklin Stubbs, L OBP: 0.307, SLG: 0.449 (1, 3)		1-1 HBP		2-1 HR		0-1 G3		1-1 F8		3	1	1	1	0	0	1
Kevin Seitzer, R OBP: 0.318, SLG: 0.342 (1, 5)		2-0 F7		0-1 P3		1-1 G4-3		2-3 F7		3	0	0	0	0	0	2
B.J. Surhoff, L OBP: 0.173, SLG: 0.173 (1, 2)			1-1 G3-1		1-0 G4-3		0-1 F7			3	0	0	0	0	0	1
Jim Gantner, L OBP: 0.333, SLG: 0.295 (1, 4)			2-1 G6-3		0-0 L9		0-0 F7			3	0	0	0	0	0	0

Inning Stats	R: 0	H: 0	E: 0	K: 1	S: 8	R: 0	H: 0	E: 0	K: 0	S: 6	R: 0	H: 0	E: 0	K: 0	S: 5	R: 0	H: 0	E: 0	K: 0	S: 7	R: 1	H: 1	E: 0	K: 0	S: 6	R: 0	H: 1	E: 0	K: 0	S: 7	R: 0	H: 0	E: 0	K: 1	S: 7	R: 0	H: 0	E: 0	K: 1	S: 7	R: 0	H: 1	E: 0	K: 0	S: 4	R: 0	H: 1	E: 0	K: 0	S: 4
	LOB: 0	BB: 0	P: 11			LOB: 1	BB: 1				LOB: 0	BB: 0	P: 8			LOB: 1	BB: 1				LOB: 0	BB: 0	P: 9			LOB: 1	BB: 0	P: 10			LOB: 1	BB: 1	P: 12			LOB: 1	BB: 1	P: 12			LOB: 0	BB: 0	P: 7			LOB: 0	BB: 0	P: 7		
	1B: 2	2B: 0	3B: 0	HR: 1	SF: 0	SAC: 0	DP: 1	HBP: 1	WP: 0	HR: 1	S: 57	P: 98	ERA: 1.00	WHIP: 0.778																																				
PITCHER Dave Stieb, R ERA: 3.79 (1, 1)	IP: 9.0	WLS: W	BF: 33	H: 3	R: 1	ER: 1	SO: 2	BB: 4	IBB: 0	HBP: 1	BLK: 0	WP: 0	HR: 1	S: 57	P: 98	ERA: 1.00	WHIP: 0.778																																	

Toronto Blue Jays @ Milwaukee Brewers
Milwaukee County Stadium, Milwaukee, WI

Sun May 03 1992, 4:33 AM EDT
 Att. 17,312 - Cloudy - 52 F

livebaseballscorecards.com

AB	28
R	1
H	3
RBI	1
BB	4
SO	2
LOB	10



WP: 0 PA: 33
 PB: 0
 SB: 0
 CS: 0

Batter	1	2	3	4	5	6	7	8	9	AB R H RBI BB SO LOB	TOP		
Devon White, S OBP: 0.277, SLG: 0.324 (1, 8)	2-1 F8	2-1 F7		1-1 1B		0-3 K		0-0 2B		5 1 2 1 0 1 0			
Roberto Alomar, S OBP: 0.440, SLG: 0.528 (1, 4)	3-2 1B	0-1 P4		0-0 1B		2-0 P5		4-1 BB		4 1 2 2 1 0 1			
Joe Carter, R OBP: 0.295, SLG: 0.458 (1, 9)	1-1 2B			1-1 1B		2-3 K2-3		0-1 F7		5 2 2 1 0 1 4			
Dave Winfield, R OBP: 0.414, SLG: 0.553 (1, 10)	3-1 L8			0-1 FC6-4		2-1 G1-3		1-0 F7		5 0 1 0 0 0 1			
Kelly Gruber, R OBP: 0.287, SLG: 0.469 (1, 5)	2-0 BB			0-2 FC6-4		2-0 2B		1-0 F8		5 1 2 1 0 0 1			
John Olerud, L OBP: 0.384, SLG: 0.333 (1, 3)	4-0 BB			1-0 G4-6-3		2-1 F8		1-2 G4-3		4 0 0 0 1 0 2			
Candy Maldonado, R OBP: 0.269, SLG: 0.239 (1, 7)	4-2 FC6-4			1-3 K		1-2 2B		4-2 1B		2 1 1 2 2 1 0			
Pat Borders, R OBP: 0.347, SLG: 0.442 (1, 2)	0-1 FC6-4			1-2 G5-3		2-3 K		0-3 K		4 0 0 0 0 2 5			
Manuel Lee, S OBP: 0.310, SLG: 0.289 (1, 6)		0-1 F8		3-2 1B		2-3 K		2-0 2B		4 1 2 0 0 1 0			
Inning Stats	R: 2 H: 3 E: 0 LOB: 3 K: 0 BB: 2 S: 15 P: 34	R: 0 H: 0 E: 0 LOB: 0 K: 0 BB: 0 S: 6 P: 8	R: 1 H: 2 E: 0 LOB: 0 K: 0 BB: 0 S: 8 P: 10	R: 2 H: 3 E: 1 LOB: 1 K: 2 BB: 0 S: 17 P: 25	R: 1 H: 2 E: 0 LOB: 1 K: 1 BB: 0 S: 12 P: 21	R: 0 H: 0 E: 0 LOB: 0 K: 2 BB: 0 S: 7 P: 11	R: 0 H: 0 E: 0 LOB: 0 K: 0 BB: 0 S: 3 P: 6	R: 1 H: 2 E: 0 LOB: 3 K: 1 BB: 2 S: 13 P: 24	R: 0 H: 0 E: 0 LOB: 0 K: 0 BB: 0 S: 5 P: 9	1B: 8 SF: 0 2B: 4 SAC: 0 3B: 0 DP: 1 HR: 0 HBP: 0	WP: 2 PA: 42 PB: 0 SB: 0 CS: 1		
PITCHER	IP WLS BF H R ER SO BB IBB HBP BLK WP HR S P ERA WHIP											PITCHER	IP WLS BF H R ER SO BB IBB HBP BLK WP HR S P ERA WHIP
Ron Darling, R ERA: 5.45 (1, 1)	4.2 L 25 10 6 5 2 2 0 0 0 0 0 0 54 92 9.64 2.571												
Jeff Parrett, R ERA: 2.05 (5, 1)	3.1 14 2 1 1 4 2 0 0 0 2 0 27 47 2.70 1.200												
Rich Gossage, R ERA: 2.61 (9, 1)	1.0 3 0 0 0 0 0 0 0 0 0 0 0 5 9 0.00 0.000												

Toronto Blue Jays @ Oakland Athletics
Oakland-Alameda County Coliseum, Oakland, CA

Mon May 04 1992, 7:05 PM PDT
Att. 20,137 - Sunny - 60 F

livebaseballscorecards.com



Batter	1	2	3	4	5	6	7	8	9	AB R H RBI BB SO LOB	TOP									
Devon White, S OBP: 0.266, SLG: 0.310 (1, 8)	0-0 G4-3		2-3 K		0-0 F7		2-2 FC5-2		3-3 K	5 0 0 0 0 2 5										
Roberto Alomar, S OBP: 0.446, SLG: 0.550 (1, 4)	2-2 FC6-4 1B			3-2 HR 3B		2-2 F8	3-2 2-1	1-0 FC5-4 1B	1-2 G6-3	5 1 3 0 0 0 1										
Joe Carter, R OBP: 0.293, SLG: 0.477 (1, 9)	1-2 FC6-4 1-2f			0-0 HR		2-2 P4		1-0 FC5-4 HR BB		4 2 1 2 0 0 2										
Dave Winfield, R OBP: 0.417, SLG: 0.557 (1, 10)	1-1 F7			3-2 HR G5-3		3-2 2B		4-1 HR BB		3 1 1 0 1 0 1										
Kelly Gruber, R OBP: 0.286, SLG: 0.494 (1, 5)		1-0 G5-3		1-0 G6-3		0-3 K		3-1 HR		4 1 1 3 0 1 1										
John Olerud, L OBP: 0.379, SLG: 0.329 (1, 3)		2-2 G6-4-3 1B		0-0 F7			3-1 L6	1-0 G4-3		4 0 1 0 0 0 0										
Candy Maldonado, R OBP: 0.269, SLG: 0.240 (1, 7)		0-0 G6-4-3 1-2f			0-1 P3		0-0 FC5-2 1B	2-3 K		4 0 1 0 0 1 1										
Pat Borders, R OBP: 0.353, SLG: 0.467 (1, 2)			3-1 G6-3		2-1 P3		1-1 FC5-2 1B 1-2 2-1 1B		3-2 3B	4 0 2 0 0 0 0										
Manuel Lee, S OBP: 0.318, SLG: 0.300 (1, 6)			3-2 G4-3		0-0 1B		0-0 FC5-2 1B 1-2 2-3		0-1 G3	4 0 2 0 0 0 1										
Inning Stats	R: 0 E: 0 K: 0 S: 10	H: 1 LOB: 1 BB: 0 P: 14	R: 0 E: 0 K: 0 S: 6	H: 1 LOB: 0 BB: 0 P: 9	R: 0 E: 0 K: 1 S: 9	H: 0 LOB: 0 BB: 0 P: 17	R: 2 E: 0 K: 0 S: 10	H: 2 LOB: 0 BB: 0 P: 17	R: 0 E: 0 K: 1 S: 6	H: 1 LOB: 1 BB: 0 P: 8	R: 0 E: 0 K: 0 S: 13	H: 3 LOB: 3 BB: 0 P: 22	R: 3 E: 0 K: 1 S: 9	H: 2 LOB: 0 BB: 1 P: 21	R: 0 E: 0 K: 1 S: 14	H: 1 LOB: 1 BB: 0 P: 21	1B: 7 2B: 1 3B: 2 HR: 2	SF: 0 SAC: 0 DP: 1 HBP: 0	WP: 0 PB: 0 SB: 0 CS: 0	PA: 38
PITCHER	IP WLS BF H R ER SO BB IBB HBP BLK WP HR S P ERA WHIP																			
Joe Slusarski, R ERA: 5.28 (1, 1)	6.1 L 27 9 2 2 2 0 0 0 0 0 0 1 61 96 2.84 1.421																			
Rick Honeycutt, L ERA: 5.87 (7, 1)	1.0 4 1 1 1 0 0 0 0 0 0 0 0 9 16 9.00 1.000																			
Rich Gossage, R ERA: 4.09 (8, 1)	0.2 4 1 2 2 1 1 0 0 0 0 1 7 17 27.00 3.000																			
Kevin Campbell, R ERA: (9, 1)	1.0 4 1 0 0 1 0 0 0 0 0 0 0 14 21 0.00 1.000																			

Toronto Blue Jays @ Oakland Athletics
Oakland-Alameda County Coliseum, Oakland, CA

Tue May 05 1992, 7:05 PM PDT
Att. 18,753 - Cloudy - 59 F

livebaseballscorecards.com

AB	37
R	5
H	12
RBI	5
BB	1
SO	4
LOB	12



Batter	1	2	3	4	5	6	7	8	9	AB	R	H	RBI	BB	SO	LOB
Rickey Henderson, R OBP: 0.375, SLG: 0.392 (1, 7)	3-2 P4 ①		2-2 G6-4-3 1B ①		3-2 F8 1-2 ③		1-1 P3 ③		2-3 K 1-2 ②	5	0	1	0	0	1	5
Dave Henderson, R OBP: 0.167, SLG: 0.167 (1, 9)	0-3 K ②		1-0 F9 ①			3-2 G6-3 ①		1-1 L7 ①	0-0 F9 ③	5	0	0	0	0	1	4
Harold Baines, L OBP: 0.258, SLG: 0.261 (1, 10)	4-2 BB ③		0-0 G6-4-3 1-2f ②			1-3 K ②		4-2 BB 1B ②		2	0	0	0	2	1	1
Mark McGwire, R OBP: 0.458, SLG: 0.806 (1, 3)	3-1 F8 ③			1-3 K ①		3-3 K ③		2-3 K ②		4	0	0	0	0	3	2
Terry Steinbach, R OBP: 0.333, SLG: 0.395 (1, 2)		0-3 K ①		2-0 G6-3 ②			1-2 F8 ①	1-1 BB 1B ①		4	0	1	0	0	1	0
Randy Ready, R OBP: 0.529, SLG: 0.333 (1, 5)		4-2 BB 1B S ③		2-1 G5-3 ③			4-2 BB 1B WP BB ③	1-1 G4-3 ③		2	1	0	0	2	0	2
Willie Wilson, S OBP: 0.344, SLG: 0.384 (1, 8)		1-2 BB S 1B ②		2-3 K ①			4-0 BB 1B WP BB ②		4-2 BB FC5-4 DI BB ②	2	0	1	0	2	1	0
Mike Bordick, R OBP: 0.390, SLG: 0.376 Jamie Quirk, L OBP: 0.304, SLG: 0.320 Scott Hemond, R OBP: 0.296, SLG: 0.250 (1, 6)		3-3 K ②		1-1 F9 ②			0-3 K ②		4-2 BB FC5-4 BB ②	3	0	0	0	0	2	4
Lance Blankenship, R OBP: 0.365, SLG: 0.352 (1, 4)		2-1 P3 1-2 2-3 ③		0-0 BB S 1B ③			3-2 BB 1B 1-3 2-H ③		1-2 BB FC5-4 DI 1-2f 2-3 ③	4	0	2	1	0	0	4

Inning Stats	R: 0	H: 0	E: 0	K: 1	S: 11	R: 0	H: 1	E: 0	K: 2	S: 16	R: 0	H: 1	E: 0	K: 0	S: 5	R: 0	H: 0	E: 0	K: 1	S: 6	R: 0	H: 1	E: 0	K: 1	S: 10	R: 0	H: 0	E: 0	K: 2	S: 10	R: 1	H: 1	E: 0	K: 1	S: 15	R: 0	H: 1	E: 0	K: 1	S: 11	R: 0	H: 0	E: 0	K: 1	S: 12	1B: 5	2B: 0	3B: 0	HR: 0	SF: 0	SAC: 0	DP: 1	HBP: 0	WP: 1	PB: 0	SB: 3	CS: 0	PA: 38
PITCHER	IP	WLS	BF	H	R	ER	SO	BB	IBB	HBP	BLK	WP	HR	S	P	ERA	WHIP																			IP	WLS	BF	H	R	ER	SO	BB	IBB	HBP	BLK	WP	HR	S	P	ERA	WHIP						
Juan Guzman, R ERA: 1.74 Duane Ward, R ERA: 3.07	(1, 1)	6.2	W	27	4	1	8	4	0	0	0	1	0	71	124	1.35	1.200																			(7, 1)	2.1	S	11	1	0	0	2	3	0	0	0	0	0	25	46	0.00	1.714					

BOTTOM

Toronto Blue Jays @ Oakland Athletics
Oakland-Alameda County Coliseum, Oakland, CA

livebaseballscorecards.com

AB	31
R	1
H	5
RBI	1
BB	7
SO	10
LOB	22



Tue May 05 1992, 7:05 PM PDT
Att: 18,753 - Cloudy - 59 F

Batter	1	2	3	4	5	6	7	8	9	AB	R	H	RBI	BB	SO	LOB	TOP										
Devon White, S (1, 8) OBP: 0.279, SLG: 0.331 Rob Ducey, L (7, 9)	1-1 HBP 2B	1-3 K		0-0 L8		0-2 E 1B	3-2 1B 1B			5	2	3	0	0	1	0											
Roberto Alomar, S (1, 4) OBP: 0.452, SLG: 0.544 Jeff Kent, R (7, 4)	2-0 HBP 2B		4-2 BB FC BB	3-1 F9		0-1 FC 1B	0-1 1B			3	2	1	2	1	0	1											
Joe Carter, R (1, 10) OBP: 0.314, SLG: 0.509	1-1 2B SF9 HBP		1 SAFE 4-1 FC BB E BB	2-1 HR		1-0 1B	3-1 P7			3	3	2	2	1	0	2											
Dave Winfield, R (1, 9) Turner Ward, S (7, 8) OBP: 0.419, SLG: 0.560 OBP: 0.273, SLG: 0.455	1-0 SF9 2B		4-0 E BB	2-3 K		3-2 P4		3-1 F8		3	1	1	2	1	1	2											
Kelly Gruber, R (1, 5) OBP: 0.271, SLG: 0.467	2-3 K		0-3 K	0-0 F7			2-1 F8	3-2 F7		5	0	0	0	0	2	5											
Pat Tabler, R (1, 3) OBP: 0.273, SLG: 0.211	2-1 SF9		3-2 FC G4-3	3-2 L9			0-1 G5-3	1-0 P3		4	0	0	2	0	0	0											
Candy Maldonado, R (1, 7) OBP: 0.274, SLG: 0.257	1-3 K		2-1 G4-3			0-3 K	3-2 1B 2B		3-1 G4-6-3 1B	5	1	2	0	0	2	2	AB 39										
Pat Borders, R (1, 2) OBP: 0.346, SLG: 0.453			3-1 P9	3-2 F9		2-1 G3	3-2 1B 1B 1B		1-2 G4-6-3	5	1	1	1	0	0	2	RBI 10										
Manuel Lee, S (1, 6) OBP: 0.323, SLG: 0.341			3-2 G6-3		1-3 K	3-2 HR	1-2 1B 1B		1-1 F7	5	2	2	1	0	1	0	SO 7										
Inning Stats	R: 3 E: 0 K: 2 S: 14	H: 2 LOB: 1 BB: 0 P: 24	R: 0 E: 0 K: 1 S: 9	H: 0 LOB: 0 BB: 0 P: 16	R: 3 E: 1 K: 1 S: 16	H: 0 LOB: 1 BB: 3 P: 36	R: 0 E: 0 K: 1 S: 6	H: 0 LOB: 0 BB: 0 P: 10	R: 1 E: 0 K: 1 S: 10	H: 1 LOB: 0 BB: 0 P: 17	R: 2 E: 1 K: 1 S: 18	H: 3 LOB: 2 BB: 0 P: 27	R: 3 E: 0 K: 0 S: 21	H: 5 LOB: 2 BB: 0 P: 36	R: 0 E: 0 K: 0 S: 8	H: 0 LOB: 0 BB: 0 P: 15	R: 0 E: 0 K: 0 S: 7	H: 1 LOB: 0 BB: 0 P: 12	1B: 7 2B: 3 3B: 0 HR: 2	SF: 1 SAC: 0 DP: 1 HBP: 2	WP: 0 PB: 0 SB: 0 CS: 0	PA: 45					
PITCHER	IP	WLS	BF	H	R	ER	SO	BB	IBB	HBP	BLK	WP	HR	S	P	ERA	WHIP										
Randy Johnson, L (1, 1) ERA: 4.19	5.0	L	24	3	7	5	6	3	0	2	0	0	1	55	103	9.00	1.200										
Jim Acker, R (6, 1) ERA: 3.45	1.0		7	3	2	1	1	0	0	0	0	0	1	18	27	9.00	3.000										
Rich DeLucia, R (7, 1) ERA: 10.31	3.0		14	6	3	3	0	0	0	0	0	0	0	36	63	9.00	2.000										

Toronto Blue Jays @ Seattle Mariners
The Kingdom, Seattle, WA
Wed May 06 1992, 10:05 PM EDT
Att. 12,771 - Dome - 70 F

livebaseballscorecards.com



Batter	1	2	3	4	5	6	7	8	9	AB R H RBI BB SO LOB
Henry Cotto, R (1, 7) OBP: 0.395, SLG: 0.395	4-2 BB CS S		1-3 K ①		1-2 1B		2-0 G6-3 ②		0-2 1B 1-2 2-H	4 0 2 1 1 1 1
Edgar Martinez, R (1, 5) OBP: 0.362, SLG: 0.489	3-1 1B 2B F8 1-3		2-1 G6-3 ②		1-1 F8 ②		0-1 F9 ③		2-3 K ③	5 1 1 0 0 1 4
Ken Griffey Jr., L (1, 8) OBP: 0.293, SLG: 0.378	0-0 F8 ② 2-3		1-1 B1 ③		1-0 L7 ③			1-2 G3-1 ①		4 0 0 0 0 0 2
Kevin Mitchell, R (1, 10) OBP: 0.257, SLG: 0.319	0-0 1B 3-H			2-0 HR		2-1 F8 ①		0-3 K ②		4 1 2 2 0 1 0
Jay Buhner, R (1, 9) OBP: 0.343, SLG: 0.333	0-0 P9 ③ 1 SAFE		0-0 G5-3 ①		0-2 G5-3 ②		1-2 F9 ③			4 0 0 0 0 0 1
Dave Cochrane, S (1, 3) OBP: 0.368, SLG: 0.400		0-0 F9 ①		1-2 G6-3 ②		2-2 1B		1-0 L7 ①		4 0 1 0 0 0 0
Dave Valle, R (1, 2) OBP: 0.320, SLG: 0.343		3-2 G5-3 ②		4-2 BB		2-2 L4 ③		0-1 FC5-4 1B		2 0 0 0 1 0 1
Matt Sinatro, R (8, 2) OBP: 0.222, SLG: 0.222										1 0 1 0 0 0 0
Rich Amaral, R (1, 6) OBP: 0.289, SLG: 0.372		2-1 E5 2B		0-1 F9 ③			4-2 FC5-4 BB		0-0 FC5-4 1B 1-2f	3 2 0 0 1 0 2
Harold Reynolds, S (1, 4) OBP: 0.327, SLG: 0.373		1 SAFE 1 SAFE 1 SAFE 3-2 2B 1-H			1-2 P4 ①		0-0 FC5-4 WP 1-2f		4-0 1B BB 1-2	3 0 1 1 1 0 1

Inning Stats	R: 1 E: 0 K: 0 S: 7	H: 2 LOB: 1 BB: 1 P: 14	R: 1 E: 1 K: 0 S: 10	H: 1 LOB: 1 BB: 0 P: 17	R: 0 E: 0 K: 1 S: 7	H: 0 LOB: 0 BB: 0 P: 11	R: 1 E: 0 K: 0 S: 10	H: 1 LOB: 1 BB: 1 P: 18	R: 0 E: 0 K: 0 S: 9	H: 1 LOB: 1 BB: 0 P: 13	R: 0 E: 0 K: 0 S: 12	H: 1 LOB: 1 BB: 0 P: 18	R: 0 E: 0 K: 0 S: 9	H: 0 LOB: 1 BB: 1 P: 15	R: 0 E: 0 K: 1 S: 10	H: 0 LOB: 0 BB: 0 P: 12	R: 1 E: 0 K: 1 S: 14	H: 2 LOB: 2 BB: 1 P: 21	1B: 5 2B: 2 3B: 0 HR: 1	SF: 0 SAC: 0 DP: 0 HBP: 0
--------------	------------------------------	----------------------------------	-------------------------------	----------------------------------	------------------------------	----------------------------------	-------------------------------	----------------------------------	------------------------------	----------------------------------	-------------------------------	----------------------------------	------------------------------	----------------------------------	-------------------------------	----------------------------------	-------------------------------	----------------------------------	----------------------------------	------------------------------------

PITCHER	IP	WLS	BF	H	R	ER	SO	BB	IBB	HBP	BLK	WP	HR	S	P	ERA	WHIP
Jimmy Key, L (1, 1) ERA: 3.7	6.0	W	25	6	3	2	1	2	0	0	0	0	1	55	91	3.00	1.333
David Wells, L (7, 1) ERA: 3.72	2.0		7	0	0	0	1	1	0	0	0	1	0	19	27	0.00	0.500
Bob MacDonald, L (9, 1) ERA: 2.77	1.0		6	2	1	1	1	1	0	0	0	0	0	14	21	9.00	3.000

Toronto Blue Jays @ Seattle Mariners
The Kingdom, Seattle, WA
Wed May 06 1992, 10:05 PM EDT
Att. 12,771 - Dome - 70 F

AB	34
R	4
H	8
RBI	4
BB	4
SO	3
LOB	12



WP	PA	ERA	WHIP
1	38		

BOTTOM

Toronto Blue Jays @ Seattle Mariners
The Kingdome, Seattle, WA
Thu May 07 1992, 10:05 PM EDT
Att. 13,347 - Dome - 70 F

livebaseballscorecards.com

AB 35
R 7
H 11
RBI 7
BB 4
SO 4
LOB 15



WP: 2 PA: 40
PB: 0
SB: 1
CS: 1

AB R H RBI BB SO LOB

4 1 3 0 1 0 0

4 1 1 0 1 1 3

4 2 2 4 0 0 2

4 2 2 1 1 1 1

4 1 2 0 0 0 1

3 0 1 2 1 1 1

4 0 0 0 0 1 3

4 0 0 0 0 0 3

4 0 0 0 0 0 1

1B: 6 SF: 1
2B: 2 SAC: 0
3B: 0 DP: 2
HR: 3 HBP: 0

Batter	1	2	3	4	5	6	7	8	9
Harold Reynolds, S (1, 4) OBP: 0.348, SLG: 0.387	4-1 G6-3 WP SF7 BB		1-1 CS 1B	2-2 1B		0-1 S 1B			1-1 G4-3
Edgar Martinez, R (1, 5) OBP: 0.364, SLG: 0.490	2-0 SAFE SAFE G6-3		4-2 SAFE 1-2 HR BB	1-0 G5-3		1-3 K 1-2			3-1 G3-1 2B
Ken Griffey Jr., L (1, 8) OBP: 0.298, SLG: 0.447	1-2 SF7 3-H		0-0 1-H HR		0-0 HR	2-2 P6			0-0 G3-1 2-3
Kevin Mitchell, R (1, 7) OBP: 0.274, SLG: 0.357	3-2 HR		4-0 2B 1B BB		1-0 WP 1B			3-3 K	2-2 F9
Pete O'Brien, L (1, 10) OBP: 0.228, SLG: 0.472	2-1 1B		1-1 1B 2B		1-1 F9			1-0 P4	
Jay Buhner, R (1, 9) OBP: 0.349, SLG: 0.333	0-0 P4		0-1 G6-4-3 1B 2-H 3-H		4-0 1-2 BB			0-3 K	
Tino Martinez, L (1, 3) OBP: 0.313, SLG: 0.481		2-1 G5-3	1-1 G6-4-3 1-2f		2-3 K			0-0 E3 G6-4-3	
Dave Valle, R (1, 2) OBP: 0.304, SLG: 0.324		2-0 P6		1-0 G5-3		2-2 P4		0-0 P6	
Jeff Schaefer, R (1, 6) OBP: 0.222, SLG: 0.346		0-1 P6		1-1 F7		1-1 F8		0-1 G6-4-3 1-2f	

Inning Stats

PITCHER

	IP	WLS	BF	H	R	ER	SO	BB	IBB	HBP	BLK	WP	HR	S	P	ERA	WHIP
Jack Morris, R (1, 1) ERA: 4.91	4.1		24	9	7	7	0	4	0	0	0	2	3	39	77	14.54	3.000
Pat Hentgen, R (5, 1) ERA: 3.24	3.2	W	12	1	0	0	4	0	0	0	0	0	0	38	50	0.00	0.273
Tom Henke, R (9, 1) ERA: 2.0	1.0	S	4	1	0	0	0	0	0	0	0	0	0	8	14	0.00	1.000

Batter	1	2	3	4	5	6	7	8	9	AB R H RBI BB SO LOB	TOP														
Devon White, S (1, 8) OBP: 0.290, SLG: 0.333	0-0 G6-3	0-1 FC1-2			0-2 G6-4-3 1B			2-3 K		4 0 1 0 0 1 3															
Roberto Alomar, S (1, 4) OBP: 0.422, SLG: 0.504	3-2 P4	2-2 F7			0-2 G6-4-3 1-2f			3-2 G3		4 0 0 0 0 0 4															
Joe Carter, R (1, 9) OBP: 0.308, SLG: 0.484	0-0 1B		2-2 F8		1-3 K			3-3 K		4 0 1 0 0 2 0															
Dave Winfield, R (1, 10) OBP: 0.414, SLG: 0.568	3-1 G3		1-1 G6-4-3 1B		1-3 K			0-1 P3		4 0 1 0 0 1 1															
Kelly Gruber, R (1, 5) OBP: 0.267, SLG: 0.439		2-3 K	0-0 G6-4-3 1-2f		2-1 F7			0-1 F8		4 0 0 0 0 1 1															
Pat Tabler, R (1, 3) OBP: 0.346, SLG: 0.304		2-2 BB 1B BB 1B		2-2 G5-4-3 1B		2-3 K		2-2 1B		4 1 3 0 0 1 0															
Candy Maldonado, R (1, 7) OBP: 0.281, SLG: 0.275		0-1 BB BB FC1-2 1-2 1B		2-0 SAFE G5-4-3 1-2f		1-3 K		2-3 K		4 0 1 0 0 2 2															
Pat Borders, R (1, 2) OBP: 0.355, SLG: 0.454		4-0 FC1-2 BB 1-2 2-3 BB		1-1 FC4 1B		0-0 G5-3		0-0 G5-3		2 0 1 0 1 0 0															
Manuel Lee, S (1, 6) OBP: 0.320, SLG: 0.330		4-0 FC1-2 1-2 2-3 3-H BB		2-1 SAFE FC4 1-2f		0-2 F8				2 0 0 1 1 0 1															
Inning Stats	R: 0 E: 0 K: 0 S: 8	H: 1 LOB: 1 BB: 0 P: 14	R: 1 E: 0 K: 1 S: 14	H: 2 LOB: 3 BB: 2 P: 28	R: 0 E: 0 K: 0 S: 8	H: 1 LOB: 0 BB: 0 P: 11	R: 0 E: 0 K: 0 S: 8	H: 2 LOB: 1 BB: 0 P: 15	R: 0 E: 0 K: 1 S: 11	H: 1 LOB: 0 BB: 0 P: 12	R: 0 E: 0 K: 2 S: 8	H: 0 LOB: 0 BB: 0 P: 13	R: 0 E: 0 K: 1 S: 7	H: 0 LOB: 0 BB: 0 P: 8	R: 0 E: 0 K: 2 S: 9	H: 0 LOB: 0 BB: 0 P: 17	R: 0 E: 0 K: 1 S: 10	H: 1 LOB: 1 BB: 0 P: 14	1B: 8 2B: 0 3B: 0 HR: 0	SF: 0 SAC: 0 DP: 3 HBP: 0	WP: 0 PB: 0 SB: 0 CS: 0	PA: 34			
PITCHER	IP WLS BF H R ER SO BB IBB HBP BLK WP HR S P ERA WHIP																								
Chuck Finley, L (1, 1) ERA: 3.15	6.0	24	7	1	1	4	2	0	0	0	0	0	0	57	93	1.50	1.500								
Mark Eichhorn, R (7, 1) ERA: 2.78	0.0	W	0	0	0	0	0	0	0	0	0	0	0	0	0	∞	∞								

Toronto Blue Jays @ California Angels
Anaheim Stadium, Anaheim, CA

Fri May 08 1992, 10:05 PM EDT
Att. 36,383 - Cloudy - 72 F

livebaseballscorecards.com

AB	32
R	1
H	8
RBI	1
BB	2
SO	8
LOB	12



Batter	1	2	3	4	5	6	7	8	9	AB R H RBI BB SO LOB	TOP	
Devon White, S (1, 8) OBP: 0.289, SLG: 0.331	1-1 1B		1-0 G6-3		1-3 K		1-3 K			4 0 1 0 0 2 2		
Roberto Alomar, S (1, 4) OBP: 0.424, SLG: 0.504	0-0 P5			2-2 1B SF9	2-2 1B	1-2 1B		0-0 F7		4 1 2 0 0 0 1		
Joe Carter, R (1, 9) OBP: 0.299, SLG: 0.468	2-1 P4			2-3 1B SF9	2-3 K			1-2 G6-3		4 0 0 0 0 2 4		
Dave Winfield, R (1, 10) OBP: 0.409, SLG: 0.557	1-0 F8			0-0 1B		0-1 P2		0-2 G6-3		4 0 1 0 0 0 1		
Kelly Gruber, R (1, 5) OBP: 0.257, SLG: 0.426		3-2 F8		0-0 SF9		3-2 P2			2-3 K	3 0 0 1 0 1 0		
John Olerud, L (1, 3) OBP: 0.369, SLG: 0.315		2-3 K		1-0 HBP		0-0 G1-3			0-0 G3	3 0 0 0 0 1 0		
Derek Bell, R (1, 7) OBP: 0.333, SLG: 0.333		1-3 K2-3		3-1 F9			1-3 K		0-0 1B	4 0 1 0 0 2 2	AB 32	
Pat Borders, R (1, 2) OBP: 0.351, SLG: 0.440			1-3 K		0-0 F7		4-0 BB		0-1 G4-3	3 0 0 0 1 1 1	R 1	
Manuel Lee, S (1, 6) OBP: 0.320, SLG: 0.330			1-0 G6-3		2-1 1B		2-2 L9			3 0 1 0 0 0 1	H 6	
Inning Stats	R: 0 H: 1 E: 0 LOB: 1 K: 0 BB: 0 S: 6 P: 10	R: 0 H: 0 E: 0 LOB: 0 K: 2 BB: 0 S: 11 P: 17	R: 0 H: 0 E: 0 LOB: 0 K: 1 BB: 0 S: 5 P: 8	R: 1 H: 2 E: 0 LOB: 2 K: 1 BB: 0 S: 13 P: 21	R: 0 H: 2 E: 0 LOB: 2 K: 2 BB: 0 S: 16 P: 22	R: 0 H: 0 E: 0 LOB: 0 K: 0 BB: 0 S: 9 P: 12	R: 0 H: 0 E: 0 LOB: 1 K: 2 BB: 1 S: 10 P: 18	R: 0 H: 0 E: 0 LOB: 0 K: 0 BB: 0 S: 7 P: 8	R: 0 H: 1 E: 0 LOB: 1 K: 1 BB: 0 S: 7 P: 9	1B: 6 SF: 1 2B: 0 SAC: 0 3B: 0 DP: 0 HR: 0 HBP: 1	WP: 0 PA: 35 PB: 0 SB: 0 CS: 0	
PITCHER	IP WLS BF H R ER SO BB IBB HBP BLK WP HR S P ERA WHIP											
Jim Abbott, L (1, 1) ERA: 2.44	7.0 W 28 5 1 1 8 1 0 1 0 0 0 70 108 1.29 0.857											
Bryan Harvey, R (8, 1) ERA: 0.55	2.0 S 7 1 0 0 1 0 0 0 0 0 0 0 14 17 0.00 0.500											

Toronto Blue Jays @ California Angels
Anaheim Stadium, Anaheim, CA

Sat May 09 1992, 10:05 PM EDT
Att. 36,159 - Cloudy - 73 F

livebaseballscorecards.com



Batter	1	2	3	4	5	6	7	8	9	AB R H RBI BB SO LOB	TOP		
Devon White, S (1, 8) OBP: 0.299, SLG: 0.331	1-2 E1 SH3 1B	2-2 FC4-6 1-2f		4-2 BB		4-1 1 SAFE 1 SAFE 1 SAFE 1 SAFE 1 B 1 B 1 B 1 B BB 1B BB		1-0 G4-3		3 1 1 0 2 0 2			
Roberto Alomar, S (1, 4) OBP: 0.420, SLG: 0.492	0-1 SH3 2-3		1-2 P6	0-0 L7		4-2 1B 1-2 2-3 BB		1-2 G6-3		3 0 0 0 1 0 3			
Joe Carter, R (1, 9) OBP: 0.309, SLG: 0.492	4-1 G4-6-3 BB		2-2 HR		2-1 G5-3	1-1 1-3 2-H 3-H 1B		1-2 G5-3		4 1 2 3 1 0 0			
Dave Winfield, R (1, 10) OBP: 0.394, SLG: 0.535	2-1 G4-6-3 1-2f		0-1 F8		2-3 K	1-1 P4		0-0 P3		5 0 0 0 0 1 4			
Kelly Gruber, R (1, 5) OBP: 0.257, SLG: 0.429		3-2 G4-3 1B 2B	2-1 F8		1-0 E5		3-1 F9			4 1 1 0 0 0 0			
John Olerud, L (1, 3) OBP: 0.365, SLG: 0.312		1-1 G4-3		1-0 G6-4-3 1B	0-1 F8		2-3 K			4 0 1 0 0 1 2			
Derek Bell, R (1, 7) OBP: 0.308, SLG: 0.250		4-0 FC3-6 BB		0-1 G6-4-3 1-2f		0-1 F9	3-3 K			3 0 0 0 1 1 1			
Greg Myers, L (1, 2) OBP: 0.267, SLG: 0.417		2-2 FC3-6 1B 1-2f		0-0 BB BB 1B		3-2 G4-3		3-1 F8		4 0 1 0 0 0 2			
Manuel Lee, S (1, 6) OBP: 0.336, SLG: 0.333		0-1 FC4-6 1B 1-2 3-H		4-0 BB BB		4-1 BB BB 1B BB		3-2 G4-3		2 1 1 1 2 0 0			
Inning Stats	R: 0 E: 1 K: 0 S: 8 H: 1 LOB: 1 BB: 1 P: 15	R: 1 E: 0 K: 0 S: 15 H: 2 LOB: 2 BB: 1 P: 27	R: 1 E: 0 K: 0 S: 11 H: 1 LOB: 0 BB: 0 P: 16	R: 0 E: 0 K: 0 S: 7 H: 2 LOB: 3 BB: 2 P: 16	R: 0 E: 1 K: 1 S: 8 H: 0 LOB: 1 BB: 0 P: 13	R: 2 E: 0 K: 0 S: 16 H: 1 LOB: 2 BB: 3 P: 33	R: 0 E: 0 K: 2 S: 8 H: 0 LOB: 0 BB: 0 P: 16	R: 0 E: 0 K: 0 S: 6 H: 0 LOB: 0 BB: 0 P: 13	R: 0 E: 0 K: 0 S: 7 H: 0 LOB: 0 BB: 0 P: 9	1B: 5 2B: 1 3B: 0 HR: 1 SF: 0 SAC: 1 DP: 2 HBP: 0	WP: 0 PB: 0 SB: 0 CS: 0 PA: 40		
PITCHER	IP WLS BF H R ER SO BB IBB HBP BLK WP HR S P ERA WHIP											PITCHER	IP WLS BF H R ER SO BB IBB HBP BLK WP HR S P ERA WHIP
Joe Grahe, R (1, 1) ERA: 5.9	3.2 L 19 6 2 2 0 4 0 0 0 0 1 40 73 4.91 2.727												
Scott Bailes, L (4, 1) ERA: 3.86	2.0 10 0 2 2 1 3 0 0 0 0 0 0 21 41 9.00 1.500												
Mark Eichhorn, R (6, 1) ERA: 2.74	0.0 0 0 0 0 0 0 0 0 0 0 0 0 0 0 ∞ ∞												
Steve Frey, L (7, 1) ERA: 0.77	2.0 6 0 0 0 2 0 0 0 0 0 0 0 14 29 0.00 0.000												
Chuck Crim, R (9, 1) ERA: 4.71	1.0 3 0 0 0 0 0 0 0 0 0 0 0 7 9 0.00 0.000												

Toronto Blue Jays @ California Angels
Anaheim Stadium, Anaheim, CA

Sun May 10 1992, 10:05 PM EDT
Att. 23,009 - Cloudy - 62 F

livebaseballscorecards.com

AB	32
R	4
H	7
RBI	4
BB	7
SO	3
LOB	14



Batter	1	2	3	4	5	6	7	8	9	AB R H RBI BB SO LOB
Luis Polonia, L (1, 7) OBP: 0.366, SLG: 0.339 Jose Gonzalez, R (5, 7) Junior Felix, S (9, PH) OBP: 0.296, SLG: 0.410	0-2 G3			0-2 G5-3 1B		2-3 K			0-0 F7	2 0 1 0 0 0 0 1 0 0 0 0 1 0 1 0 0 0 0 0 1
Chad Curtis, R (1, 8) OBP: 0.339, SLG: 0.460	1-3 K			1-0 F7			2-2 G6-3		3-1 G3	4 0 0 0 0 1 2
Von Hayes, L (1, 9) OBP: 0.378, SLG: 0.420	2-3 K			2-0 G5-3 1-2			1-2 F8			3 0 0 0 0 1 1
Hubie Brooks, R (1, 10) OBP: 0.281, SLG: 0.434		0-0 G6-3			2-1 S 1B		0-3 K			3 1 1 0 0 1 0
Alvin Davis, L (1, 3) OBP: 0.309, SLG: 0.365		1-1 G4-3			3-1 P6			3-1 F7		3 0 0 0 0 0 1
Mike Fitzgerald, R (1, 2) OBP: 0.286, SLG: 0.380		3-2 F8			1-2 P4			0-0 P4		3 0 0 0 0 0 1
Rene Gonzales, R (1, 5) OBP: 0.456, SLG: 0.667			3-2 L7		0-2 1-H 1B			1-2 F9		3 0 1 1 0 0 0
Bobby Rose, R (1, 4) OBP: 0.278, SLG: 0.309 Lee Stevens, L (9, PH) OBP: 0.277, SLG: 0.339			1-2 F8			3-1 P3			2-3 K	2 0 0 0 0 0 0 1 0 0 0 0 1 0
Gary Disarcina, R (1, 6) OBP: 0.366, SLG: 0.348			2-2 F9			1-1 G5-3			2-1 1B	3 0 1 0 0 0 0

Inning Stats	R: 0 E: 0 K: 2 S: 9	H: 0 LOB: 0 BB: 0 P: 12	R: 0 E: 0 K: 0 S: 6	H: 0 LOB: 0 BB: 0 P: 10	R: 0 E: 0 K: 0 S: 11	H: 0 LOB: 0 BB: 0 P: 17	R: 0 E: 0 K: 0 S: 5	H: 1 LOB: 0 BB: 0 P: 8	R: 1 E: 0 K: 0 S: 10	H: 2 LOB: 1 BB: 0 P: 16	R: 0 E: 0 K: 1 S: 7	H: 0 LOB: 0 BB: 0 P: 13	R: 0 E: 0 K: 1 S: 9	H: 0 LOB: 0 BB: 0 P: 12	R: 0 E: 0 K: 0 S: 6	H: 0 LOB: 0 BB: 0 P: 10	R: 0 E: 0 K: 1 S: 9	H: 1 LOB: 1 BB: 0 P: 16	1B: 4 2B: 0 3B: 0 HR: 0	SF: 0 SAC: 0 DP: 0 HBP: 0
PITCHER Juan Guzman, R (1, 1) ERA: 1.61	IP 9.0 WLS W BF 29 H 4 R 1 ER 1 SO 5 BB 0 IBB 0 HBP 0 BLK 0 WP 0 HR 0 S 72 P 114 ERA 1.00 WHIP 0.444																		WP: 0 PB: 0 SB: 1 CS: 0	PA: 29 ERA WHIP


BOTTOM

Toronto Blue Jays @ California Angels
Anaheim Stadium, Anaheim, CA

Sun May 10 1992, 10:05 PM EDT
Att. 23,009 - Cloudy - 62 F

livebaseballscorecards.com

AB	29
R	1
H	4
RBI	1
BB	0
SO	5
LOB	6



Batter	1	2	3	4	5	6	7	8	9	AB R H RBI BB SO LOB	TOP											
Rickey Henderson, R OBP: 0.411, SLG: 0.422 (1, 7)	1-2 L7		1-2 1B		4-1 G4-6-3 BB		2-2 S 1B			3 0 2 0 1 0 0												
Carney Lansford, R OBP: 0.386, SLG: 0.414 (1, 5)	0-0 F9		1-0 F9		2-2 G4-6-3		2-2 SAFE G6-3			4 0 0 0 0 0 6												
Jose Canseco, R OBP: 0.304, SLG: 0.427 (1, 10)	2-2 G5-3		0-3 K			2-2 F8		1-3 K		4 0 0 0 0 2 2												
Mark McGwire, R OBP: 0.448, SLG: 0.775 (1, 3)		2-2 F7		2-1 G6-4-3 1B		4-0 BB BB		2-0 G6-3		3 0 1 0 1 0 0												
Terry Steinbach, R OBP: 0.292, SLG: 0.291 (1, 2)		2-3 K		0-1 G6-4-3		4-0 SAFE G6-4-3 1-2 BB		0-3 K		3 0 0 0 1 2 1												
Willie Wilson, S OBP: 0.345, SLG: 0.363 (1, 8)		3-2 1B		4-2 BB		1-1 G6-4-3		2-2 G4-3		3 0 1 0 1 0 2												
Scott Brosius, R OBP: 0.200, SLG: 0.250 (1, 9)		0-2 L6		0-2 K		0-1 P5		2-3 K		2 0 0 0 0 1 2 2 0 0 0 0 1 0												
Harold Baines, L OBP: 0.261, SLG: 0.294 (7, PH) (7, 9)																						
Mike Bordick, R OBP: 0.400, SLG: 0.423 (1, 6)			2-2 1B 1B		2-2 P3		2-2 1B 1B		0-2 L4	3 0 2 0 0 0 0 1 0 0 0 0 0 0												
Jerry Browne, S OBP: 0.323, SLG: 0.192 (9, PH)																						
Lance Blankenship, R OBP: 0.392, SLG: 0.377 (1, 4)			1-1 P4		2-2 2B		1-3 K			3 0 1 0 0 1 2												
Inning Stats	R: 0 E: 0 K: 0 S: 7	H: 0 LOB: 0 BB: 0 P: 10	R: 0 E: 0 K: 1 S: 13	H: 1 LOB: 1 BB: 0 P: 20	R: 0 E: 0 K: 1 S: 12	H: 2 LOB: 2 BB: 0 P: 17	R: 0 E: 0 K: 1 S: 10	H: 1 LOB: 1 BB: 1 P: 16	R: 0 E: 0 K: 0 S: 11	H: 1 LOB: 1 BB: 1 P: 21	R: 0 E: 0 K: 0 S: 6	H: 0 LOB: 1 BB: 2 P: 17	R: 0 E: 0 K: 1 S: 15	H: 2 LOB: 2 BB: 0 P: 22	R: 0 E: 0 K: 2 S: 8	H: 0 LOB: 0 BB: 0 P: 11	R: 0 E: 0 K: 1 S: 10	H: 0 LOB: 0 BB: 0 P: 14	1B: 6 2B: 1 3B: 0 HR: 0	SF: 0 SAC: 0 DP: 3 HBP: 0	WP: 0 PB: 0 SB: 1 CS: 0	PA: 35
PITCHER	IP WLS BF H R ER SO BB IBB HBP BLK WP HR S P ERA WHIP																				IP WLS BF H R ER SO BB IBB HBP BLK WP HR S P ERA WHIP	
Jimmy Key, L ERA: 3.23 (1, 1)	6.0 W 24 5 0 0 3 4 0 0 0 0 0 59 101 0.00 1.500																					
Duane Ward, R ERA: 2.7 (7, 1)	2.0 S 8 2 0 0 3 0 0 0 0 0 0 23 33 0.00 1.000																					
Tom Henke, R ERA: 1.8 (9, 1)	1.0 S 3 0 0 0 1 0 0 0 0 0 0 10 14 0.00 0.000																					

Oakland Athletics @ Toronto Blue Jays
SkyDome, Toronto, ON
Tue May 12 1992, 7:05 PM EDT
Att. 50,407 - Dome - 70 F

livebaseballscorecards.com

AB	31
R	0
H	7
RBI	0
BB	4
SO	7
LOB	15



Batter	1	2	3	4	5	6	7	8	9
Devon White, S OBP: 0.291, SLG: 0.321 (1, 8)	0-0 P6		2-2 F7		2-1 G4-3		0-1 F8		
Roberto Alomar, S OBP: 0.415, SLG: 0.485 (1, 4)	2-2 F7		0-0 BB 1-2 1B			1-2 G6-3	1-3 K		
Joe Carter, R OBP: 0.315, SLG: 0.496 (1, 9)	0-1 2B		4-0 BB 1-2 2-3 BB			1-1 F9		2-1 P6	
Dave Winfield, R OBP: 0.384, SLG: 0.519 (1, 10)	0-1 F7		0-1 F7			0-2 E6 HR		1-1 F7	
John Olerud, L OBP: 0.370, SLG: 0.351 (1, 3)		0-3 K		2-3 K		0-1 HR		1-0 1B	
Derek Bell, R OBP: 0.235, SLG: 0.188 (1, 7)		1-0 G5-3		2-2 G4-3		0-0 G6-3		2-1 F7	
Pat Borders, R OBP: 0.350, SLG: 0.466 (1, 2)		2-1 L6		3-0 P3			0-0 HR		
Jeff Kent, R OBP: 0.344, SLG: 0.440 (1, 5)			2-3 K		0-0 G1-3		4-2 SH1-4 BB		
Manuel Lee, S OBP: 0.339, SLG: 0.330 (1, 6)			4-0 BB 1B BB		1-3 K		0-1 SH1-4 1-2		

Inning Stats	R: 0	H: 1	E: 0	K: 0	S: 8	R: 0	H: 0	E: 0	K: 1	S: 6	R: 0	H: 1	E: 0	K: 1	S: 13	R: 0	H: 0	E: 0	K: 1	S: 9	R: 0	H: 0	E: 0	K: 1	S: 7	R: 2	H: 1	E: 1	K: 0	S: 11	R: 1	H: 1	E: 0	K: 1	S: 10	R: 0	H: 1	E: 0	K: 0	S: 7
	LOB: 1	BB: 0	P: 10	LOB: 0	BB: 0	P: 9	LOB: 3	BB: 2	P: 25	LOB: 0	BB: 0	P: 16	LOB: 0	BB: 0	P: 10	LOB: 0	BB: 0	P: 13	LOB: 1	BB: 1	P: 15	LOB: 1	BB: 0	P: 13	LOB: 1	BB: 1	P: 15	LOB: 1	BB: 0	P: 13	LOB: 1	BB: 0	P: 13	LOB: 1	BB: 0	P: 13	LOB: 1	BB: 0	P: 13	

PITCHER	IP	WLS	BF	H	R	ER	SO	BB	IBB	HBP	BLK	WP	HR	S	P	ERA	WHIP
Dave Stewart, R ERA: 3.53 (1, 1)	8.0	L	33	5	3	1	5	3	0	0	0	0	2	71	111	1.12	1.000

BOTTOM

Oakland Athletics @ Toronto Blue Jays
SkyDome, Toronto, ON
Tue May 12 1992, 7:05 PM EDT
Att: 50,407 - Dome - 70 F

AB	R	H	RBI	BB	SO	LOB
4	0	0	0	0	0	2
4	0	1	0	0	1	1
3	0	1	0	1	0	0
4	1	0	0	0	0	4
4	1	2	2	0	2	0
4	0	0	0	0	0	1
3	1	1	1	0	0	0
2	0	0	0	1	1	0
1	0	0	0	1	1	0

AB	29
R	3
H	5
RBI	3
BB	3
SO	5
LOB	8



WP	PA
0	33
PB	0
SB	0
CS	0

WP	HR	S	P	ERA	WHIP
0	0	1	0	0	0

Batter	1	2	3	4	5	6	7	8	9	AB R H RBI BB SO LOB	TOP											
Rickey Henderson, R OBP: 0.411, SLG: 0.417 (1, 7)	1-0 P6 1B		1-1 FC CS 1-H		2-3 K	3-2 HBP		2-2 1B 1B		4 1 1 0 0 1 0												
Carney Lansford, R OBP: 0.394, SLG: 0.421 (1, 5)	1-2 1B		2-1 G6-3		1-1 1B 1B	0-0 G5-3		0-1 FC6-4 1B		5 0 3 1 0 0 4												
Jose Canseco, R OBP: 0.301, SLG: 0.414 (1, 9)	2-2 P3		4-0 BB		0-0 P4		2-1 P3	2-2 FC6-4		4 0 0 0 1 0 3												
Mark McGwire, R OBP: 0.446, SLG: 0.784 (1, 3)	0-2 F9		2-0 F9		1-0 1B		1-1 F7		1-0 HR	5 1 2 1 0 0 2												
Harold Baines, L OBP: 0.259, SLG: 0.290 (1, 10)		1-0 1B 1B		0-0 L8	1-1 P5		3-1 E4 1B		1-1 G3	5 0 1 0 0 0 2												
Terry Steinbach, R OBP: 0.300, SLG: 0.300 (1, 2)		1-2 L4-3 1B		0-1 G4-3		3-3 K	1-0 1B		1-0 G6-3	5 0 2 0 0 1 0												
Willie Wilson, S OBP: 0.347, SLG: 0.377 (1, 8)		1-0 L6		4-0 BB BB		1-1 3B	1-1 G1-3		0-3 K	4 0 1 0 1 1 4												
Mike Bordick, R OBP: 0.398, SLG: 0.416 (1, 6)		1-1 L4-3		4-0 SAFE BB BB		0-0 G6-3		1-2 L9		2 0 0 0 1 0 3												
Jerry Browne, S OBP: 0.313, SLG: 0.185 (8, 6)		1-2 1B		1-2 BB						1 0 0 0 0 0 0												
Lance Blankenship, R OBP: 0.395, SLG: 0.370 (1, 4)			4-2 FC E BB		1-3 K		4-1 S BB		1-0 P3	2 1 0 0 2 1 2												
Inning Stats	R: 0 E: 0 K: 0 S: 12	H: 1 LOB: 1 BB: 0 P: 16	R: 0 E: 0 K: 0 S: 8	H: 2 LOB: 1 BB: 0 P: 12	R: 1 E: 1 K: 0 S: 8	H: 0 LOB: 1 BB: 2 P: 21	R: 0 E: 0 K: 1 S: 7	H: 0 LOB: 2 BB: 2 P: 16	R: 0 E: 0 K: 1 S: 10	H: 2 LOB: 2 BB: 0 P: 15	R: 0 E: 0 K: 1 S: 12	H: 1 LOB: 3 BB: 1 P: 23	R: 0 E: 1 K: 0 S: 9	H: 1 LOB: 2 BB: 0 P: 17	R: 1 E: 0 K: 0 S: 12	H: 2 LOB: 1 BB: 0 P: 18	R: 1 E: 0 K: 1 S: 7	H: 1 LOB: 0 BB: 0 P: 10	1B: 8 2B: 1 3B: 1 HR: 1	SF: 0 SAC: 0 DP: 1 HBP: 1	WP: 0 PB: 0 SB: 1 CS: 1	PA: 43
PITCHER	IP WLS BF H R ER SO BB IBB HBP BLK WP HR S P ERA WHIP																					
Jack Morris, R ERA: 4.34 (1, 1)	6.2 W 33 7 1 0 3 5 0 1 0 0 0 64 117 0.00 1.800																					
David Wells, L ERA: 3.48 (7, 1)	0.1 1 0 0 0 0 0 0 0 0 0 0 2 3 0.00 0.000																					
Duane Ward, R ERA: 3.06 (8, 1)	1.0 5 2 1 1 0 0 0 0 0 0 0 12 18 9.00 2.000																					
Tom Henke, R ERA: 2.45 (9, 1)	1.0 S 4 1 1 1 1 0 0 0 0 0 0 7 10 9.00 1.000																					

Oakland Athletics @ Toronto Blue Jays
SkyDome, Toronto, ON
Wed May 13 1992, 7:05 PM EDT
Att. 50,394 - Dome - 70 F

livebaseballscorecards.com

AB	37
R	3
H	10
RBI	2
BB	5
SO	4
LOB	20



Batter	1	2	3	4	5	6	7	8	9
Devon White, S OBP: 0.282, SLG: 0.310 (1, 8)	2-2 L9		0-1 G1-3	0-0 G1-6-3			1-1 L6	0-1 L6	
Roberto Alomar, S OBP: 0.424, SLG: 0.493 (1, 4)	1-1 PB WP 1B		1-0 S 3B 1B		3-2 P6		2-2 1B S 2B 1B		
Joe Carter, R OBP: 0.306, SLG: 0.482 (1, 10)	1-0 G6-3		3-3 K		1-0 F8		3-2 G6-3		
Dave Winfield, R OBP: 0.400, SLG: 0.538 (1, 9)	4-1 BB		0-0 2-H 3B		4-2 1B BB		4-0 1B 2B IBB		
Kelly Gruber, R OBP: 0.265, SLG: 0.431 (1, 5)	0-0 G5-3		0-0 F9		0-0 1B		1-0 2B 1B		
John Olerud, L OBP: 0.374, SLG: 0.376 (1, 3)		2-2 P3		1-0 WP E 2B		1-2 F8		1-1 1-3 2-H 3-H 2B	
Derek Bell, R OBP: 0.190, SLG: 0.150 (1, 7)		1-1 G3-1		1-1 E3 S 2-H 2B		0-1 G1-3		2-1 F9	
Pat Borders, R OBP: 0.355, SLG: 0.462 (1, 2)		2-2 FC6-4 1B		4-0 G1-6-3 1-2 BB		1-0 P6		3-1 P9	
Manuel Lee, S OBP: 0.327, SLG: 0.317 (1, 6)		1-2 FC6-4		3-2 P7		1-3 K		1-1 G4-3	

AB	R	H	RBI	BB	SO	LOB
5	0	0	0	0	0	2
4	2	3	0	0	0	0
4	0	0	0	0	1	3
1	1	1	1	3	0	0
4	0	2	0	0	0	3
4	1	2	2	0	0	2
4	0	0	1	0	0	2
3	0	1	0	1	0	0
4	0	0	0	0	1	3

BOTTOM

Oakland Athletics @ Toronto Blue Jays
 SkyDome, Toronto, ON
 Wed May 13 1992, 7:05 PM EDT
 Att. 50,394 - Dome - 70 F

livebaseballscorecards.com

AB	33
R	4
H	9
RBI	4
BB	4
SO	2
LOB	15



1B: 6	SF: 0	WP: 2	PA: 37
2B: 2	SAC: 0	PB: 1	
3B: 1	DP: 1	SB: 3	
HR: 0	HBP: 0	CS: 0	

Inning Stats		R	H	E	K	S	BB	IBB	HBP	BLK	WP	HR	S	P	ERA	WHIP	
R: 0	H: 1	R: 0	H: 1	R: 1	H: 2	R: 1	H: 1	R: 0	H: 1	R: 0	H: 0	R: 2	H: 3	R: 0	H: 0	R: 0	H: 0
E: 0	LOB: 2	E: 0	LOB: 1	E: 1	LOB: 1	E: 0	LOB: 0	E: 0	LOB: 2	E: 0	LOB: 0	E: 0	LOB: 2	E: 0	LOB: 0	E: 0	LOB: 0
K: 0	BB: 1	K: 0	BB: 0	K: 1	BB: 1	K: 0	BB: 0	K: 1	BB: 1	K: 0	BB: 0	K: 0	BB: 1	K: 0	BB: 0	K: 0	BB: 0
S: 8	P: 16	S: 13	P: 19	S: 8	P: 12	S: 10	P: 17	S: 12	P: 21	S: 6	P: 8	S: 17	P: 31	S: 6	P: 10	S: 6	P: 10

PITCHER		IP	WLS	BF	H	R	ER	SO	BB	IBB	HBP	BLK	WP	HR	S	P	ERA	WHIP
Mike Moore, R	(1, 1)	6.2	L	33	9	4	4	2	3	1	0	0	2	0	72	120	5.40	1.800
Jeff Parrett, R	(7, 1)	1.1		4	0	0	0	0	0	0	0	0	0	8	14	0.00	0.000	

Batter	1	2	3	4	5	6	7	8	9	AB R H RBI BB SO LOB	TOP	
Ken Griffey Jr. L (1, 8) OBP: 0.289, SLG: 0.415	0-0 G4-3		0-0 G3			0-2 SH5-3 1B	0-0 B1-3			4 0 1 0 0 0 1		
Harold Reynolds, S (1, 4) OBP: 0.355, SLG: 0.352	2-2 G3		1-0 CS 1B			2-2 SH5-3		2-1 F9		3 0 1 1 0 0 0		
Edgar Martinez, R (1, 5) OBP: 0.359, SLG: 0.469	1-1 L7		3-2 CS 1-2	3-2 G1-3		2-3 K		1-3 K		4 0 0 0 0 2 1		
Kevin Mitchell, R (1, 7) OBP: 0.295, SLG: 0.356		2-2 G5-3		1-1 CS 1B		1-0 P5		2-2 P4		4 0 1 0 0 0 1		
Tino Martinez, L (1, 10) OBP: 0.343, SLG: 0.505 Bert Heffernan, L (9, PR) OBP: 0.333, SLG: 0.667		1-3 K		4-1 BB 1-2		2-0 BB HR 1B		0-2 G6-4-3 1B		3 1 2 0 1 1 0 0 0 0 0 0 0 0		
Jay Buhner, R (1, 9) OBP: 0.362, SLG: 0.383		3-2 1B		1-3 K		4-0 HR BB		0-2 G6-4-3 1-2		3 1 1 0 1 1 2		
Pete O'Brien, L (1, 3) OBP: 0.209, SLG: 0.455		3-1 F8		1-1 G4-3		2-1 HR		0-0 F7		4 1 1 3 0 0 2		
Dave Cochrane, S (1, 2) OBP: 0.356, SLG: 0.366 Matt Sinatro, R (7, 2) OBP: 0.167, SLG: 0.167			4-2 G3 SH1-3 1B BB		0-0 F8		1-1 L3			2 1 0 0 1 0 0 0 0 0 0 0 0 0		
Omar Vizquel, S (1, 6) OBP: 0.200, SLG: 0.200			0-1 SH1-3		2-2 G6-3		0-1 G1-3			2 0 0 0 0 0 0		
Inning Stats	R: 0 E: 0 K: 0 S: 6 H: 0 LOB: 0 BB: 0 P: 9	R: 0 E: 0 K: 1 S: 14 H: 1 LOB: 1 BB: 0 P: 23	R: 1 E: 0 K: 0 S: 10 H: 1 LOB: 0 BB: 1 P: 17	R: 0 E: 0 K: 1 S: 12 H: 1 LOB: 1 BB: 1 P: 21	R: 0 E: 0 K: 0 S: 7 H: 0 LOB: 0 BB: 0 P: 10	R: 0 E: 0 K: 1 S: 11 H: 1 LOB: 1 BB: 0 P: 15	R: 3 E: 0 K: 0 S: 8 H: 2 LOB: 0 BB: 1 P: 17	R: 0 E: 0 K: 1 S: 8 H: 0 LOB: 0 BB: 0 P: 13	R: 0 E: 0 K: 0 S: 8 H: 1 LOB: 1 BB: 0 P: 8	1B: 6 2B: 0 3B: 0 HR: 1 SF: 0 SAC: 2 DP: 1 HBP: 0	WP: 0 PB: 0 SB: 0 CS: 2 PA: 35	
PITCHER	IP WLS BF H R ER SO BB IBB HBP BLK WP HR S P ERA WHIP											
Dave Stieb, R (1, 1) ERA: 4.36	7.0 W 28 6 4 4 3 3 0 0 0 0 0 1 68 112 5.14 1.286											
David Wells, L (8, 1) ERA: 3.18	2.0 S 6 1 0 0 1 0 0 0 0 0 0 0 16 21 0.00 0.500											

Seattle Mariners @ Toronto Blue Jays
 SkyDome, Toronto, ON
 Thu May 14 1992, 7:05 PM EDT
 Att. 50,375 - Dome - 70 F

livebaseballscorecards.com

AB	29
R	4
H	7
RBI	4
BB	3
SO	4
LOB	7



Batter	1	2	3	4	5	6	7	8	9	AB R H RBI BB SO LOB	TOP
Harold Reynolds, S (1, 4) OBP: 0.359, SLG: 0.346	0-1 F8			4-1 2B WP BB		2-1 L6		4-1 1B BB	1-1 CS	2 1 0 0 2 0 0	
Edgar Martinez, R (1, 5) OBP: 0.364, SLG: 0.466	2-2 G6-3			1-0 F8		4-1 G6-3 1B BB		2-2 FC5 S 1B		3 1 1 0 1 0 1	
Ken Griffey Jr., L (1, 8) OBP: 0.288, SLG: 0.418	2-3 K			0-1 WP 2B		1-2 G6-3		2-2 P7		4 0 1 0 0 1 3	
Kevin Mitchell, R (1, 7) OBP: 0.301, SLG: 0.350		1-0 F8		4-1 G6-3 BB		4-2 1B BB		3-3 K		2 0 0 0 2 1 2	
Tino Martinez, L (1, 10) OBP: 0.349, SLG: 0.500		1-2 G4-3		3-2 G6-3		3-2 1B		4-0 IBB		3 0 1 1 1 0 2	
Jay Buhner, R (1, 9) OBP: 0.359, SLG: 0.378		1-3 K		1-2f		1-3 K		1-1 FC5		4 0 1 0 0 2 5	
Pete O'Brien, L (1, 3) OBP: 0.202, SLG: 0.440			0-1 F8		1-1 FC3-6 1B		2-2 F8		2-0 P4	4 0 0 0 0 0 1	AB 30 R 2 H 5 RBI 1 BB 6 SO 4 LOB 17
Omar Vizquel, S (1, 6) OBP: 0.206, SLG: 0.206			2-2 G3-1		2-1 F8		0-1 G5-3		0-0 CS 1B	4 0 1 0 0 0 1	
Matt Sinatro, R (1, 2) OBP: 0.136, SLG: 0.136			0-2 G5-3		0-0 F8		0-2 G4-3		0-1 F8	4 0 0 0 0 0 2	
Inning Stats	R: 0 H: 0 E: 0 LOB: 0 K: 1 BB: 0 S: 8 P: 12	R: 0 H: 0 E: 0 LOB: 0 K: 1 BB: 0 S: 8 P: 11	R: 0 H: 0 E: 0 LOB: 0 K: 0 BB: 0 S: 11 P: 13	R: 1 H: 1 E: 0 LOB: 1 K: 0 BB: 2 S: 10 P: 22	R: 0 H: 1 E: 0 LOB: 1 K: 0 BB: 0 S: 6 P: 11	R: 1 H: 1 E: 0 LOB: 2 K: 1 BB: 2 S: 16 P: 31	R: 0 H: 0 E: 0 LOB: 0 K: 0 BB: 0 S: 8 P: 10	R: 0 H: 1 E: 0 LOB: 3 K: 1 BB: 2 S: 16 P: 32	R: 0 H: 1 E: 0 LOB: 0 K: 0 BB: 0 S: 6 P: 8	1B: 4 SF: 0 2B: 1 SAC: 0 3B: 0 DP: 1 HR: 0 HBP: 0	WP: 1 PA: 37 PB: 0 SB: 1 CS: 1
PITCHER	IP WLS BF H R ER SO BB IBB HBP BLK WP HR S P ERA WHIP										
Todd Stottlemyre, R (1, 1) ERA: 3.77	7.0 L 28 3 2 2 3 5 0 0 0 1 0 68 115 2.57 1.143										
Duane Ward, R (8, 1) ERA: 2.75	2.0 8 2 0 0 1 0 1 0 0 0 0 21 35 0.00 1.000										

Seattle Mariners @ Toronto Blue Jays
SkyDome, Toronto, ON
Fri May 15 1992, 7:05 PM EDT
Att. 50,405 - Dome - 70 F

livebaseballscorecards.com



Batter	1	2	3	4	5	6	7	8	9	AB	R	H	RBI	BB	SO	LOB
Devon White, S OBP: 0.297, SLG: 0.336 (1, 8)	1-1 P2-3 1B		1-1 BB 1B		4-2 CS BB		1-1 G1-4-3 1-2f		0-2 FC6-4 1-2f	4	0	2	0	1	0	3
Roberto Alomar, S OBP: 0.421, SLG: 0.490 (1, 4)	3-1 P2-3 1-2f		4-0 1-2 BB		2-2 1-2 1B			1-1 1B 2B		3	1	2	0	1	0	1
Joe Carter, R OBP: 0.310, SLG: 0.479 (1, 9)	2-0 FC6-4 1B		1-1 F7		0-0 P3			0-1 F7		4	0	1	0	0	0	4
Dave Winfield, R OBP: 0.399, SLG: 0.522 (1, 10)	1-1 FC6-4 1-2f			4-1 BB BB		1-2 F9		3-2 FC4-6 1B		3	0	1	1	1	0	1
Rob Ducey, L (8, PR)										0	0	0	0	0	0	0
Kelly Gruber, R OBP: 0.272, SLG: 0.462 (1, 5)		1-0 G6-3		2-3 K		1-1 P4		0-1 L4		4	0	0	0	0	1	2
John Olerud, L OBP: 0.366, SLG: 0.355 (1, 3)		3-3 K		3-1 P4		1-0 P4		0-0 FC4-6 1-2f		4	0	0	0	0	1	2
Derek Bell, R OBP: 0.172, SLG: 0.111 (1, 7)		3-2 F9		4-2 BB			0-0 P2		0-0 G5-3	3	0	0	0	1	0	0
Pat Borders, R OBP: 0.357, SLG: 0.451 (1, 2)			3-1 L8	3-0 F7			4-2 1B BB		1-1 FC6-4 1B	3	0	1	0	1	0	2
Alfredo Griffin, S (9, PR)										0	0	0	0	0	0	0
Manuel Lee, S OBP: 0.328, SLG: 0.318 (1, 6)			3-2 G6-3			0-1 G6-3			2-1 P4	3	0	1	0	0	0	0
Greg Myers, L OBP: 0.250, SLG: 0.385 (9, PH)							1-2 G1-4-3 1B			1	0	0	0	0	0	1

Inning Stats	R: 0	H: 2	E: 0	LOB: 1	K: 0	BB: 0	S: 7	R: 0	H: 0	E: 0	LOB: 0	K: 1	BB: 0	S: 7	R: 0	H: 1	E: 0	LOB: 2	K: 0	BB: 1	S: 9	R: 0	H: 0	E: 0	LOB: 2	K: 1	BB: 2	S: 9	R: 0	H: 1	E: 0	LOB: 1	K: 0	BB: 1	S: 9	R: 0	H: 0	E: 0	LOB: 0	K: 0	BB: 0	S: 6	R: 0	H: 1	E: 0	LOB: 1	K: 0	BB: 1	S: 8	R: 1	H: 2	E: 0	LOB: 1	K: 0	BB: 0	S: 10	R: 0	H: 1	E: 0	LOB: 1	K: 0	BB: 0	S: 8	R: 0	H: 1	E: 0	LOB: 1	K: 0	BB: 0	S: 8	1B: 7	SF: 0	2B: 2	SAC: 0	3B: 0	DP: 2	HR: 0	HBP: 0	WP: 0	PA: 37
--------------	------	------	------	--------	------	-------	------	------	------	------	--------	------	-------	------	------	------	------	--------	------	-------	------	------	------	------	--------	------	-------	------	------	------	------	--------	------	-------	------	------	------	------	--------	------	-------	------	------	------	------	--------	------	-------	------	------	------	------	--------	------	-------	-------	------	------	------	--------	------	-------	------	------	------	------	--------	------	-------	------	-------	-------	-------	--------	-------	-------	-------	--------	-------	--------

PITCHER	IP	WLS	BF	H	R	ER	SO	BB	IBB	HBP	BLK	WP	HR	S	P	ERA	WHIP
Dave Fleming, L ERA: 4.57 (1, 1)	7.0		29	6	1	1	2	5	0	0	0	0	0	57	115	1.29	1.571
Jeff Nelson, R ERA: 3.21 (8, 1)	0.2		3	1	0	0	0	0	0	0	0	0	0	7	10	0.00	1.500
Dennis Powell, L ERA: 1.98 (8, 1)	0.1		1	0	0	0	0	0	0	0	0	0	0	1	1	0.00	0.000
Mike Schooler, R ERA: 7.36 (9, 1)	1.0	S	4	1	0	0	0	0	0	0	0	0	0	8	11	0.00	1.000

BOTTOM

Seattle Mariners @ Toronto Blue Jays
 SkyDome, Toronto, ON
 Fri May 15 1992, 7:05 PM EDT
 Att: 50,405 - Dome - 70 F

livebaseballscorecards.com

AB	32
R	1
H	8
RBI	1
BB	5
SO	2
LOB	16



Batter	1	2	3	4	5	6	7	8	9	AB R H RBI BB SO LOB	TOP
Greg Briley, L (1, 4) <small>OBP: 0.222, SLG: 0.259</small> Harold Reynolds, S (7, PH) <small>OBP: 0.356, SLG: 0.346</small>	1-0 		1-2 			1-1 	3-2 		1-2 	3 1 1 0 0 0 1 0 0 0 1 0 0 0	
Edgar Martinez, R (1, 5) <small>OBP: 0.365, SLG: 0.488</small>	1-3 		1-1 			1-2 	0-0 		0-0 	5 2 2 2 0 1 2	
Ken Griffey Jr., L (1, 8) <small>OBP: 0.299, SLG: 0.452</small>	1-3 			0-1 		1-1 	3-1 		4-0 	4 2 2 3 1 1 0	
Dave Cochrane, S (1, 7) <small>OBP: 0.327, SLG: 0.333</small> Matt Sinatro, R (7, 2) <small>OBP: 0.130, SLG: 0.130</small>		0-1 		1-3 		1-0 	0-0 		2-0 	4 0 0 0 0 1 1 1 0 0 0 0 0 2	
Tino Martinez, L (1, 3) <small>OBP: 0.355, SLG: 0.500</small>		1-2 		0-1 		2-1 		0-0 		4 0 2 1 0 0 0	
Jay Buhner, R (1, 9) <small>OBP: 0.356, SLG: 0.368</small>		3-2 		2-1 		2-1 		4-2 		3 0 0 0 1 0 2	
Pete O'Brien, L (1, 10) <small>OBP: 0.195, SLG: 0.425</small>		1-0 		2-1 		3-2 		1-3 		4 0 0 0 0 1 2	
Omar Vizquel, S (1, 6) <small>OBP: 0.237, SLG: 0.216</small>			4-0 		0-2 		1-0 	2-2 		3 1 1 0 1 0 1	
Bert Heffernan, L (1, 2) <small>OBP: 0.200, SLG: 0.400</small> Henry Cotto, R (7, PH) <small>OBP: 0.377, SLG: 0.438</small>			2-2 			0-0 	3-2 		1-2 	2 0 0 0 0 0 1 2 1 2 0 0 0 0	
Inning Stats	R: 0 H: 0 E: 0 LOB: 0 K: 2 BB: 0 S: 9 P: 12	R: 0 H: 1 E: 0 LOB: 1 K: 0 BB: 0 S: 9 P: 14	R: 0 H: 0 E: 0 LOB: 1 K: 0 BB: 1 S: 8 P: 16	R: 0 H: 0 E: 0 LOB: 0 K: 1 BB: 0 S: 8 P: 9	R: 0 H: 0 E: 0 LOB: 0 K: 0 BB: 0 S: 7 P: 11	R: 3 H: 4 E: 0 LOB: 1 K: 0 BB: 0 S: 13 P: 21	R: 4 H: 4 E: 0 LOB: 0 K: 0 BB: 0 S: 14 P: 27	R: 0 H: 0 E: 0 LOB: 1 K: 1 BB: 1 S: 9 P: 16	R: 0 H: 1 E: 0 LOB: 2 K: 0 BB: 1 S: 8 P: 16	1B: 7 SF: 1 2B: 1 SAC: 1 3B: 0 DP: 0 HR: 2 HBP: 0	WP: 1 PA: 40 PB: 0 SB: 1 CS: 0
PITCHER Juan Guzman, R (1, 1) <small>ERA: 2.06</small> David Wells, L (7, 1) <small>ERA: 4.24</small> Bob MacDonald, L (8, 1) <small>ERA: 2.4</small>	IP WLS BF H R ER SO BB IBB HBP BLK WP HR S P ERA WHIP 6.1 0 26 6 4 4 3 1 0 0 0 1 1 58 91 5.68 1.105 0.2 L 5 3 3 3 0 0 0 0 0 0 0 0 1 10 19 40.50 4.500 2.0 9 1 0 0 0 1 1 1 0 0 0 0 0 17 32 0.00 1.000	PITCHER IP WLS BF H R ER SO BB IBB HBP BLK WP HR S P ERA WHIP 0.0 0 0 0 0 0 0 0 0 0 0 0 0 0 0 0 0.00 0.000									

Seattle Mariners @ Toronto Blue Jays
 SkyDome, Toronto, ON
 Sat May 16 1992, 3:33 AM EDT
 Att. 50,385 - Cloudy - 70 F

livebaseballscorecards.com

AB	35
R	7
H	10
RBI	7
BB	3
SO	4
LOB	12




Batter	1	2	3	4	5	6	7	8	9	AB R H RBI BB SO LOB
Devon White, S OBP: 0.300, SLG: 0.340 (1, 8)	1-0 G4-3 HR 2B		2-3 K		2-3 K		1-2 L7		4-2 BB	4 1 1 0 1 2 2
Roberto Alomar, S OBP: 0.415, SLG: 0.480 (1, 4)	3-0 G4-3 2-3		0-1 L9		0-0 G6-3		3-1 2-H 1B		0-0 P5	5 0 1 1 0 0 3
Joe Carter, R OBP: 0.314, SLG: 0.483 (1, 9)	4-1 HR HBP		1-3 K			2-0 1B 2B	0-3 K			3 2 1 0 0 2 1
Dave Winfield, R OBP: 0.395, SLG: 0.535 (1, 10)	2-2 HR			3-1 G1-3		3-2 G5-3		1-0 G4-3		4 1 1 3 0 0 1
Kelly Gruber, R OBP: 0.271, SLG: 0.455 (1, 5)	1-1 F9		1-1 G5-3		1-0 2-H 1B		2-2 F7			4 0 1 1 0 0 0
John Olerud, L OBP: 0.363, SLG: 0.351 (1, 3)	1-2 F9		2-1 G1-3		1-3 K		2-2 1B			4 0 1 0 0 1 1
Rob Ducey, L (8, PR)										0 0 0 0 0 0 0
Jeff Kent, R OBP: 0.344, SLG: 0.440 (9, 3)										0 0 0 0 0 0 0
Derek Bell, R OBP: 0.182, SLG: 0.100 (1, 7)		1-3 K			1-1 S 2B HBP		2-1 P3		0-0 G4-3	3 1 0 0 0 1 2
Greg Myers, L OBP: 0.278, SLG: 0.467 (1, 2)			3-3 K		3-2 G4-3 1-H 2B		0-0 1B 2B		1-0 G5-3	2 0 1 1 0 1 0
Pat Borders, R OBP: 0.359, SLG: 0.461 (7, PH)										2 1 1 0 0 0 0
Manuel Lee, S OBP: 0.320, SLG: 0.309 (1, 6)			1-0 G6-3		0-1 G4-3 2-3		0-0 G6-3		0-3 K	3 0 0 0 0 0 2
Pat Tabler, R OBP: 0.333, SLG: 0.292 (9, PH)										1 0 0 0 0 1 0

Inning Stats	R: 3 E: 0 K: 0 S: 11	H: 2 LOB: 0 BB: 0 P: 23	R: 0 E: 0 K: 2 S: 7	H: 0 LOB: 0 BB: 0 P: 12	R: 0 E: 0 K: 2 S: 8	H: 0 LOB: 0 BB: 0 P: 11	R: 0 E: 0 K: 0 S: 6	H: 0 LOB: 0 BB: 0 P: 12	R: 1 E: 0 K: 1 S: 13	H: 2 LOB: 1 BB: 0 P: 18	R: 1 E: 0 K: 1 S: 11	H: 2 LOB: 1 BB: 0 P: 19	R: 1 E: 0 K: 1 S: 10	H: 2 LOB: 1 BB: 0 P: 14	R: 0 E: 0 K: 0 S: 10	H: 1 LOB: 1 BB: 0 P: 15	R: 0 E: 0 K: 1 S: 7	H: 0 LOB: 1 BB: 1 P: 12	1B: 3 2B: 4 3B: 0 HR: 1	SF: 0 SAC: 0 DP: 0 HBP: 2
--------------	-------------------------------	----------------------------------	------------------------------	----------------------------------	------------------------------	----------------------------------	------------------------------	----------------------------------	-------------------------------	----------------------------------	-------------------------------	----------------------------------	-------------------------------	----------------------------------	-------------------------------	----------------------------------	------------------------------	----------------------------------	----------------------------------	------------------------------------

BOTTOM

Seattle Mariners @ Toronto Blue Jays
SkyDome, Toronto, ON
Sat May 16 1992, 3:33 AM EDT
Att. 50,385 - Cloudy - 70 F

AB	35
R	6
H	8
RBI	6
BB	1
SO	8
LOB	12



PITCHER	IP	WLS	BF	H	R	ER	SO	BB	IBB	HBP	BLK	WP	HR	S	P	ERA	WHIP
Clay Parker, R ERA: 5.29 (1, 1)	5.1		23	5	5	5	5	0	0	0	0	0	1	50	87	8.44	0.938
Dennis Powell, L ERA: 2.4 (6, 1)	1.1	W	6	2	1	1	1	0	0	0	0	0	0	13	19	6.75	1.500
Jeff Nelson, R ERA: 2.93 (7, 1)	1.1		5	1	0	0	1	0	0	0	0	0	0	13	18	0.00	0.750
Mike Schooler, R ERA: 6.89 (9, 1)	1.0	S	4	0	0	0	1	1	0	0	0	0	0	7	12	0.00	1.000

Batter	1	2	3	4	5	6	7	8	9	AB R H RBI BB SO LOB	TOP											
Henry Cotto, R (1, 7) OBP: 0.368, SLG: 0.481	0-1 G5-3		3-2 F9			2-3 K		2-2 HR		4 1 1 1 0 1 1												
Edgar Martinez, R (1, 5) OBP: 0.376, SLG: 0.544	2-1 P4			0-0 1B		1-2 HR		3-2 HR		4 2 3 2 0 0 0												
Ken Griffey Jr., L (1, 8) OBP: 0.305, SLG: 0.454	3-3 K			1-2 1B		1-1 F9-3 1B		0-0 G3-1		4 0 2 0 0 1 0												
Kevin Mitchell, R (1, 10) OBP: 0.292, SLG: 0.339		3-3 K		0-1 F8		0-0 F9-3			2-3 K	4 0 0 0 0 2 3												
Jay Buhner, R (1, 9) OBP: 0.353, SLG: 0.364		1-1 F8		1-0 F7			0-2 F7		1-2 G6-4-3 1B	4 0 1 0 0 0 2												
Tino Martinez, L (1, 3) OBP: 0.342, SLG: 0.481		0-1 G1-3		0-1 P2			1-0 G4-3		2-1 G6-4-3	4 0 0 0 0 0 3												
Pete O'Brien, L (9, 3) OBP: 0.195, SLG: 0.425									1-2 G6-4-3	0 0 0 0 0 0 0												
Dave Cochrane, S (1, 2) OBP: 0.308, SLG: 0.313			1-1 F8		1-3 K2-3		1-0 G6-3			3 0 0 0 0 1 0												
Omar Vizquel, S (1, 6) OBP: 0.220, SLG: 0.200			0-1 P2		1-1 P6			1-2 P5		3 0 0 0 0 0 0												
Harold Reynolds, S (1, 4) OBP: 0.356, SLG: 0.346			2-2 1B		3-1 L5			0-0 B1-3		3 0 1 0 0 0 0												
Inning Stats	R: 0 E: 0 K: 1 S: 7	H: 0 LOB: 0 BB: 0 P: 12	R: 0 E: 0 K: 1 S: 7	H: 0 LOB: 0 BB: 0 P: 11	R: 0 E: 0 K: 0 S: 10	H: 1 LOB: 1 BB: 0 P: 16	R: 0 E: 0 K: 0 S: 9	H: 2 LOB: 2 BB: 0 P: 11	R: 0 E: 0 K: 1 S: 8	H: 0 LOB: 0 BB: 0 P: 13	R: 1 E: 0 K: 1 S: 14	H: 2 LOB: 0 BB: 0 P: 18	R: 0 E: 0 K: 0 S: 5	H: 0 LOB: 0 BB: 0 P: 7	R: 2 E: 0 K: 0 S: 11	H: 2 LOB: 0 BB: 0 P: 17	R: 0 E: 0 K: 1 S: 8	H: 1 LOB: 0 BB: 0 P: 13	1B: 5 2B: 1 3B: 0 HR: 3	SF: 0 SAC: 0 DP: 2 HBP: 0	WP: 0 PB: 0 SB: 0 CS: 0	PA: 33
PITCHER	IP WLS BF H R ER SO BB IBB HBP BLK WP HR S P ERA WHIP																					
Jimmy Key, L (1, 1) ERA: 3.25	8.0 L 30 7 3 3 4 0 0 0 0 0 3 71 105 3.38 0.875																					
Duane Ward, R (9, 1) ERA: 2.61	1.0 3 1 0 0 1 0 0 0 0 0 0 8 13 0.00 1.000																					

Seattle Mariners @ Toronto Blue Jays
SkyDome, Toronto, ON
Sun May 17 1992, 3:33 AM EDT
Att. 50,364 - Cloudy - 73 F

AB	33
R	3
H	8
RBI	3
BB	0
SO	5
LOB	9



Batter	1	2	3	4	5	6	7	8	9	AB R H RBI BB SO LOB	TOP
Chuck Knoblauch, R (1, 4) OBP: 0.384, SLG: 0.397 	2-2 		4-1 		0-1 SH1-3 		2-1 2-H 		4-1 	2 2 2 1 2 0 0	
Randy Bush, L (1, 9) OBP: 0.319, SLG: 0.390 Jarvis Brown, R (7, 9) OBP: 0.273, SLG: 0.111 	1-0 SF9 		3-3 K 		1-1 SF7 		1-0 F9 		3-2 	2 0 0 2 0 1 2 1 1 1 0 0 0 0	
Kirby Puckett, R (1, 8) OBP: 0.339, SLG: 0.552 	2-2 G6-3 			1-0 	0-0 		0-2 F8 		0-0 	5 1 3 2 0 0 1	
Kent Hrbek, L (1, 3) OBP: 0.413, SLG: 0.506 	0-0 G4-3 			1-0 	1-1 F7 			0-0 	4-0 	4 1 2 0 1 0 1	
Brian Harper, R (1, 2) OBP: 0.281, SLG: 0.333 		1-1 F8 		1-1 P2 		0-0 G5-3 		1-1 F7 	2-2 	5 0 1 1 0 0 3	
Chili Davis, S (1, 10) OBP: 0.352, SLG: 0.343 		1-0 F7 		4-0 		3-2 P7 		4-0 	1-1 	3 0 1 1 2 0 0	
Pedro Munoz, R (1, 7) OBP: 0.317, SLG: 0.456 Gene Larkin, S (8, PH) OBP: 0.310, SLG: 0.433 Shane Mack, R (8, 7) OBP: 0.391, SLG: 0.483 		3-1 		1-0 F9 		2-0 F9 		2-1 	0-0 	3 0 1 0 0 0 3 1 0 0 0 0 0 2 1 0 0 0 0 0 2	
Greg Gagne, R (1, 6) OBP: 0.347, SLG: 0.379 		1-1 CS 	1-2 L1 	1-1 G3 		2-1 		2-0 	4-1 	4 1 1 0 1 0 5	
Jeff Reboulet, R (1, 5) OBP: 0.316, SLG: 0.353 			0-3 		1-2 		0-0 SH1-3 		0-0 	4 1 1 0 0 1 3	
Inning Stats	R: 1 H: 1 E: 0 LOB: 0 K: 0 BB: 0 S: 8 P: 13	R: 0 H: 1 E: 0 LOB: 0 K: 0 BB: 0 S: 6 P: 12	R: 0 H: 0 E: 0 LOB: 1 K: 2 BB: 1 S: 12 P: 19	R: 0 H: 2 E: 0 LOB: 3 K: 0 BB: 1 S: 7 P: 16	R: 1 H: 2 E: 0 LOB: 1 K: 0 BB: 0 S: 10 P: 13	R: 0 H: 0 E: 0 LOB: 0 K: 0 BB: 0 S: 6 P: 11	R: 1 H: 2 E: 0 LOB: 1 K: 0 BB: 0 S: 9 P: 14	R: 0 H: 1 E: 0 LOB: 2 K: 0 BB: 1 S: 6 P: 15	R: 4 H: 4 E: 0 LOB: 3 K: 0 BB: 3 S: 22 P: 44	1B: 9 SF: 2 2B: 3 SAC: 2 3B: 1 DP: 0 HR: 0 HBP: 0	WP: 1 PA: 46 PB: 0 SB: 0 CS: 1
PITCHER Dave Stieb, R (1, 1) ERA: 4.28 Pat Hentgen, R (8, 1) ERA: 5.0 David Wells, L (9, 1) ERA: 4.13	IP WLS BF H R ER SO BB IBB HBP BLK WP HR S P ERA WHIP 7.0 L 30 8 3 3 2 1 1 0 0 1 0 58 98 3.86 1.286 1.1 11 4 4 4 0 1 2 0 0 0 0 21 46 27.00 3.750 0.2 4 1 0 0 0 0 1 0 0 0 0 7 13 0.00 3.000	PITCHER IP WLS BF H R ER SO BB IBB HBP BLK WP HR S P ERA WHIP 0.0 0 0 0 0 0 0 0 0 0 0 0 0 0 0.00 0.000	IP WLS BF H R ER SO BB IBB HBP BLK WP HR S P ERA WHIP 0.0 0 0 0 0 0 0 0 0 0 0 0 0 0 0.00 0.000								

Minnesota Twins @ Toronto Blue Jays
 SkyDome, Toronto, ON
 Tue May 19 1992, 7:05 PM EDT
 Att. 50,338 - Dome - 70 F

livebaseballscorecards.com

AB	35
R	7
H	13
RBI	7
BB	6
SO	2
LOB	22



Batter	1	2	3	4	5	6	7	8	9	AB	R	H	RBI	BB	SO	LOB
Devon White, S (1, 8) OBP: 0.297, SLG: 0.335	1-3 K		0-1 F8		1-0 G4-3			2-0 G3		4	0	0	0	0	1	0
Roberto Alomar, S (1, 4) OBP: 0.416, SLG: 0.466	4-1 S BB		4-1 CS BB			1-2 G1-6-3		0-0 1B		2	0	1	0	2	0	0
Joe Carter, R (1, 9) OBP: 0.312, SLG: 0.466	2-0 P5		1-0 CS	1-1 1B 1B		1-1 P8		1-2 F9		4	1	1	0	0	0	2
Dave Winfield, R (1, 10) OBP: 0.398, SLG: 0.523	4-2 SAFE 1-2 BB		3-2 F7		1-1 G5-3			0-0 P5		3	0	0	0	1	0	1
Kelly Gruber, R (1, 5) OBP: 0.266, SLG: 0.425	2-3 K		0-1 SAFE 1B 1-2 1B		3-2 P3			0-2 P3		4	0	1	0	0	1	2
John Olerud, L (1, 3) OBP: 0.362, SLG: 0.345		2-1 F9		3-3 K		1-2 F8		4-0 BB		3	0	0	0	1	1	2
Derek Bell, R (1, 7) OBP: 0.244, SLG: 0.195		3-3 K		1-0 SAFE 1-3 2-H 1B		0-1 FC4 1B		1-0 P9		4	0	2	1	0	1	1
Pat Borders, R (1, 2) OBP: 0.343, SLG: 0.429		2-2 F9			3-2 P3		3-1 FC4			3	0	0	0	0	0	1
Manuel Lee, S (1, 6) OBP: 0.316, SLG: 0.300			1-3 K		3-2 F9			0-3 K		3	0	0	0	0	2	0

Inning Stats	R: 0	H: 0	E: 0	K: 2	S: 11	LOB: 2	BB: 2	P: 24	R: 0	H: 0	E: 0	K: 1	S: 9	LOB: 0	BB: 0	P: 16	R: 0	H: 0	E: 0	K: 1	S: 9	LOB: 0	BB: 1	P: 14	R: 1	H: 3	E: 0	K: 1	S: 11	LOB: 2	BB: 0	P: 19	R: 0	H: 0	E: 0	K: 0	S: 7	LOB: 0	BB: 0	P: 14	R: 0	H: 0	E: 0	K: 0	S: 10	LOB: 0	BB: 0	P: 13	R: 0	H: 1	E: 0	K: 0	S: 11	LOB: 1	BB: 0	P: 18	R: 0	H: 1	E: 0	K: 1	S: 8	LOB: 1	BB: 0	P: 11	R: 0	H: 0	E: 0	K: 0	S: 5	LOB: 1	BB: 1	P: 10	1B: 5	SF: 0	2B: 0	SAC: 0	3B: 0	DP: 0	HR: 0	HBP: 0	WP: 0	PA: 35
PITCHER	IP	WLS	BF	H	R	ER	SO	BB	IBB	HBP	BLK	WP	HR	S	P	ERA	WHIP																																																																	
Pat Mahomes, R (1, 1) ERA: 4.01	7.0	W	26	4	1	1	5	3	0	0	0	0	0	68	118	1.29	1.000																																																																	
Tom Edens, R (8, 1) ERA: 2.89	2.0	S	8	1	0	0	1	1	0	0	0	0	0	13	21	0.00	1.000																																																																	

BOTTOM

Minnesota Twins @ Toronto Blue Jays
 SkyDome, Toronto, ON
 Tue May 19 1992, 7:05 PM EDT
 Att: 50,338 - Dome - 70 F

livebaseballscores.com

AB	30
R	1
H	5
RBI	1
BB	4
SO	6
LOB	9



Batter	1	2	3	4	5	6	7	8	9	10	AB R H RBI BB SO LOB	TOP				
Chuck Knoblauch, R (1, 4) <small>OBP: 0.388, SLG: 0.421</small>											6 2 3 0 0 2 4	Minnesota Twins @ Toronto Blue Jays SkyDome, Toronto, ON Wed May 20 1992, 7:05 PM EDT Att. 50,125 - Sunny - 60 F				
Gene Larkin, S (1, 9) <small>OBP: 0.324, SLG: 0.436</small> Jarvis Brown, R (8, PR) <small>OBP: 0.250, SLG: 0.100</small>											4 1 2 2 0 0 2 1 0 0 0 0 0 0					
Shane Mack, R (1, 8) <small>OBP: 0.389, SLG: 0.477</small>											6 0 2 1 0 2 4					
Kent Hrbek, L (1, 3) <small>OBP: 0.418, SLG: 0.488</small>											3 0 0 0 3 0 3					
Pedro Munoz, R (1, 7) <small>OBP: 0.306, SLG: 0.441</small> Randy Bush, L (8, PH) <small>OBP: 0.306, SLG: 0.372</small>											4 0 0 1 0 1 4 2 0 0 0 0 0 3					
Chili Davis, S (1, 10) <small>OBP: 0.361, SLG: 0.363</small>											5 1 3 0 0 0 1					
Greg Gagne, R (1, 6) <small>OBP: 0.349, SLG: 0.405</small>											5 1 2 2 0 0 1					
Lenny Webster, R (1, 2) <small>OBP: 0.219, SLG: 0.207</small> Brian Harper, R (9, PH) <small>OBP: 0.279, SLG: 0.331</small>											4 1 1 0 0 0 2 1 0 0 0 0 0 1					
Jeff Reboulet, R (1, 5) <small>OBP: 0.304, SLG: 0.300</small> Kirby Puckett, R (9, PH) <small>OBP: 0.343, SLG: 0.552</small> Scott Leius, R (9, 5) <small>OBP: 0.321, SLG: 0.386</small>											3 1 0 0 1 0 0 0 0 0 0 1 0 0 0 0 0 0 0 0 0					
Inning Stats	R: 2 H: 1 E: 1 LOB: 1 K: 0 BB: 1 S: 10 P: 21	R: 0 H: 0 E: 0 LOB: 0 K: 0 BB: 0 S: 6 P: 8	R: 0 H: 0 E: 1 LOB: 1 K: 0 BB: 0 S: 5 P: 11	R: 4 H: 5 E: 0 LOB: 3 K: 1 BB: 2 S: 24 P: 43	R: 0 H: 0 E: 0 LOB: 0 K: 0 BB: 0 S: 5 P: 9	R: 0 H: 1 E: 0 LOB: 1 K: 1 BB: 0 S: 9 P: 13	R: 0 H: 2 E: 0 LOB: 2 K: 1 BB: 0 S: 9 P: 16	R: 1 H: 3 E: 0 LOB: 2 K: 0 BB: 0 S: 13 P: 20	R: 0 H: 1 E: 0 LOB: 2 K: 1 BB: 1 S: 8 P: 12	R: 0 H: 0 E: 0 LOB: 1 K: 1 BB: 1 S: 13 P: 23	1B: 8 SF: 0 2B: 4 SAC: 0 3B: 0 DP: 0 HR: 1 HBP: 1		WP: 0 PA: 50 PB: 0 SB: 0 CS: 0			
PITCHER	IP WLS BF H R ER SO BB IBB HBP BLK WP HR S P ERA WHIP											PITCHER	IP WLS BF H R ER SO BB IBB HBP BLK WP HR S P ERA WHIP			
Todd Stottlemyre, R (1, 1) <small>ERA: 4.26</small>	4.0	23	6	6	5	1	3	0	0	0	0	0	0	0	11.25	2.250
David Wells, L (5, 1) <small>ERA: 3.67</small>	3.0	12	3	0	0	2	0	0	0	0	0	0	0	23	0.00	1.000
Duane Ward, R (8, 1) <small>ERA: 3.65</small>	2.0	11	4	1	1	1	0	1	0	0	0	0	0	21	4.50	2.000
Tom Henke, R (10, 1) <small>ERA: 2.25</small>	1.0	W 4	0	0	0	1	1	0	0	0	0	0	0	13	0.00	1.000

livebaseballscorecards.com

AB 44
R 7
H 13
RBI 6
BB 5
SO 5
LOB 25



BOTTOM

Minnesota Twins @ Toronto Blue Jays
SkyDome, Toronto, ON
Wed May 20 1992, 7:05 PM EDT
Att. 50,125 - Sunny - 60 F

livebaseballscorecards.com

AB 37
R 8
H 9
RBI 8
BB 5
SO 7
LOB 10



WP: 0 PA: 44
PB: 0
SB: 0
CS: 0

AB R H RBI BB SO LOB

3 1 1 0 1 0 0

3 1 1 0 1 0 1

5 1 1 3 0 0 4

3 1 1 0 1 1 0

1 0 0 0 0 1 0

5 2 1 1 0 2 2

5 1 2 2 0 1 1

0 0 0 0 0 0 0

3 1 1 1 2 2 0

5 0 1 1 0 0 2

3 0 0 0 0 0 0

1 0 0 0 0 0 0

0 0 0 0 0 0 0

1B: 5 SF: 0
2B: 0 SAC: 0
3B: 0 DP: 1
HR: 4 HBP: 2

Batter	1	2	3	4	5	6	7	8	9	10
Devon White, S OBP: 0.305, SLG: 0.335 (1, 8)	G4-3		G3 HBP		HR 1B		G5-3		1B BB	
Roberto Alomar, S OBP: 0.421, SLG: 0.463 (1, 4)	G4-3		G3		HR BB		HBP		G6-4-3 1B	
Joe Carter, R OBP: 0.309, SLG: 0.476 (1, 9)	G4-1		G5-3		HR 1-H 2-H		F8		G6-4-3 1-2f	
Dave Winfield, R Rob Ducey, L (8, PR)		HR 1B		G5-3				BB BB		K
Kelly Gruber, R OBP: 0.264, SLG: 0.439 (1, 5)		G1-3		HR			K			E6 1B
John Olerud, L Jeff Kent, R (10, PR)		HR		G3			K		F7	1B 1BB 1B
Derek Bell, R OBP: 0.280, SLG: 0.273 (1, 7)		K		K			HR		FC5-4 BB	1B IBB
Pat Borders, R OBP: 0.338, SLG: 0.420 (1, 2)		F8		G6-3		G4-3		FC5-4		1B
Manuel Lee, S Pat Tabler, R Alfredo Griffin, S (10, 6)			G6-3		L7		P4		G6-3	

Inning Stats	R: 0	H: 0	E: 0	K: 0	S: 7	R: 2	H: 2	E: 0	K: 1	S: 8	R: 0	H: 0	E: 0	K: 0	S: 7	R: 1	H: 1	E: 0	K: 1	S: 11	R: 3	H: 2	E: 0	K: 1	S: 11	R: 1	H: 1	E: 0	K: 2	S: 18	R: 0	H: 0	E: 0	K: 0	S: 10	R: 0	H: 0	E: 0	K: 0	S: 9	R: 0	H: 1	E: 0	K: 0	S: 8	R: 1	H: 2	E: 1	K: 1	S: 13
	0	0	0	0	7	2	2	0	1	8	0	0	0	0	7	1	1	0	1	11	3	2	0	1	11	1	1	0	2	18	0	0	0	0	10	0	0	0	0	9	0	1	0	8	1	2	1	13		

PITCHER	IP	WLS	BF	H	R	ER	SO	BB	IBB	HBP	BLK	WP	HR	S	P	ERA	WHIP
Scott Erickson, R ERA: 5.37 (1, 1)	5.0		22	5	6	6	3	1	0	1	0	0	3	44	70	10.80	1.200
Mark Guthrie, L ERA: 4.79 (6, 1)	1.0		4	1	1	1	2	0	0	0	0	0	1	18	25	9.00	1.000
Bob Kipper, L ERA: 3.0 (7, 1)	1.2		7	0	0	0	1	1	0	1	0	0	0	17	27	0.00	0.600
Carl Willis, R ERA: 5.84 (8, 1)	0.1		2	0	0	0	0	1	0	0	0	0	0	2	7	0.00	3.000
Gary Wayne, L ERA: 0.92 (9, 1)	0.1		3	1	0	0	0	1	0	0	0	0	0	5	11	0.00	6.000

PITCHER	IP	WLS	BF	H	R	ER	SO	BB	IBB	HBP	BLK	WP	HR	S	P	ERA	WHIP
Rick Aguilera, R ERA: 4.71 (9, 1)	1.0		6	2	1	0	1	0	1	0	0	0	0	16	30	0.00	2.000

Batter	1	2	3	4	5	6	7	8	9	AB R H RBI BB SO LOB	TOP											
Devon White, S (1, 8) OBP: 0.303, SLG: 0.348	0-3 K		0-0 HR		2-2 G3		1-1 G3-1		0-3 K	5 1 1 2 0 2 2												
Roberto Alomar, S (1, 4) OBP: 0.426, SLG: 0.485	0-1 L8		2-3 HR		0-0 HR		0-0 1B		2-2 1B	5 1 3 2 0 1 0												
Joe Carter, R (1, 9) OBP: 0.306, SLG: 0.468	0-1 P2		0-3 K		3-3 K		2-2 1B		1-0 P3	5 0 1 0 0 2 2												
Dave Winfield, R (1, 10) OBP: 0.391, SLG: 0.506		1-2 G6-3		0-0 G4-3		2-1 G4-3	2-2 G5-3			4 0 0 0 0 0 2												
Kelly Gruber, R (1, 5) OBP: 0.270, SLG: 0.462		0-0 G5-3		1-2 HR		1-1 1B		0-1 F7		4 1 2 1 0 0 0												
John Olerud, L (1, 3) OBP: 0.360, SLG: 0.363		4-0 BB		2-2 G3		3-2 L7		2-1 F7		3 0 0 0 1 0 1												
Derek Bell, R (1, 7) OBP: 0.259, SLG: 0.250		1-0 G4-3		0-3 K		1-2 L6		2-1 G6-3		4 0 0 0 0 1 2												
Pat Borders, R (1, 2) OBP: 0.342, SLG: 0.418			0-1 1B		1-3 K		2-1 F9		4-2 1B	3 0 1 0 1 1 0												
Manuel Lee, S (1, 6) OBP: 0.321, SLG: 0.325			0-0 HR		4-2 HR		1-2 HR		3-2 F9	3 3 2 1 1 0 1												
Inning Stats	R: 0 E: 0 K: 1 S: 7	H: 0 LOB: 0 BB: 0 P: 7	R: 0 E: 0 K: 0 S: 5	H: 0 LOB: 1 BB: 1 P: 11	R: 2 E: 0 K: 2 S: 12	H: 3 LOB: 0 BB: 0 P: 14	R: 1 E: 0 K: 1 S: 13	H: 1 LOB: 0 BB: 0 P: 16	R: 2 E: 0 K: 2 S: 15	H: 1 LOB: 0 BB: 1 P: 24	R: 0 E: 0 K: 0 S: 10	H: 1 LOB: 1 BB: 0 P: 17	R: 1 E: 0 K: 0 S: 18	H: 3 LOB: 2 BB: 0 P: 26	R: 0 E: 0 K: 0 S: 6	H: 0 LOB: 0 BB: 0 P: 10	R: 0 E: 0 K: 1 S: 15	H: 1 LOB: 2 BB: 1 P: 25	1B: 6 2B: 0 3B: 0 HR: 4	SF: 0 SAC: 0 DP: 0 HBP: 0	WP: 0 PB: 0 SB: 1 CS: 0	PA: 39
PITCHER	IP WLS BF H R ER SO BB IBB HBP BLK WP HR S P ERA WHIP																					
Jack McDowell, R (1, 1) ERA: 3.9	6.2 L 30 9 6 6 6 2 0 0 0 0 0 4 73 106 8.10 1.650																					
Terry Leach, R (7, 1) ERA: 1.96	1.1 4 0 0 0 0 0 0 0 0 0 0 0 13 19 0.00 0.000																					
Scott Radinsky, L (9, 1) ERA: 1.06	1.0 5 1 0 0 0 1 1 0 0 0 0 0 15 25 0.00 2.000																					

Toronto Blue Jays @ Chicago White Sox
Comiskey Park, Chicago, IL
Fri May 22 1992, 8:05 PM EDT
Att. 37,446 - Cloudy - 80 F

livebaseballscorecards.com

AB	36
R	6
H	10
RBI	6
BB	3
SO	7
LOB	10



Batter	1	2	3	4	5	6	7	8	9	AB	R	H	RBI	BB	SO	LOB
Tim Raines, S OBP: 0.348, SLG: 0.372 (1, 7)	0-0 P5		3-2 F7			0-3 K		1-2 P6		4	0	0	0	0	1	1
Steve Sax, R OBP: 0.320, SLG: 0.313 (1, 4)	4-1 S BB		3-3 K			2-3 K		1-0 G5-3		3	0	0	0	1	2	1
Robin Ventura, L OBP: 0.398, SLG: 0.440 (1, 5)	3-3 K				2-1 G4-1	0-0 F9		2-1 P4		4	0	0	0	0	1	2
Frank Thomas, R OBP: 0.446, SLG: 0.528 (1, 3)	3-3 K				2-3 K					3	1	1	0	1	2	1
George Bell, R OBP: 0.314, SLG: 0.404 (1, 10)					1-0 G1-3					4	1	2	1	0	0	0
Warren Newson, L OBP: 0.394, SLG: 0.259 (1, 9)						0-1 G6-3				4	0	0	0	0	2	3
Ron Karkovics, R OBP: 0.336, SLG: 0.330 (1, 2)						0-1 G6-3				3	0	2	1	0	0	0
Matt Merullo, L OBP: 0.206, SLG: 0.194 (9, PH)						FC3-6 1B				1	0	0	0	0	0	2
Lance Johnson, L OBP: 0.285, SLG: 0.280 (1, 8)						0-0 FC3-6				4	0	0	0	0	0	4
Craig Grebeck, R OBP: 0.333, SLG: 0.368 (1, 6)						0-0 F8				2	0	0	0	1	0	1

Inning Stats	R: 0	H: 0	E: 0	K: 2	S: 9	H: 0	LOB: 1	BB: 1	P: 19	R: 0	H: 1	E: 0	K: 1	S: 8	H: 0	LOB: 1	BB: 0	P: 11	R: 0	H: 0	E: 0	K: 1	S: 8	R: 0	H: 0	E: 0	K: 1	S: 6	R: 0	H: 1	E: 0	K: 0	S: 6	R: 0	H: 0	E: 0	K: 2	S: 7	R: 2	H: 2	E: 0	K: 0	S: 10	R: 0	H: 0	E: 0	K: 0	S: 7	R: 0	H: 1	E: 0	K: 1	S: 10	1B: 3	SF: 0	2B: 2	SAC: 0	3B: 0	DP: 0	HR: 0	HBP: 0	WP: 0	PA: 35
PITCHER	IP	WLS	BF	H	R	ER	SO	BB	IBB	HBP	BLK	WP	HR	S	P	ERA	WHIP																																														
Juan Guzman, R ERA: 2.09 (1, 1)	8.0	W	32	5	2	2	7	3	0	0	1	0	0	65	111	2.25	1.000																																														
Duane Ward, R ERA: 3.51 (9, 1)	1.0	S	3	0	0	0	1	0	0	0	0	0	0	6	6	0.00	0.000																																														

BOTTOM

Toronto Blue Jays @ Chicago White Sox
Comiskey Park, Chicago, IL
Fri May 22 1992, 8:05 PM EDT
Att. 37,446 - Cloudy - 80 F

livebaseballscorecards.com

AB	32
R	2
H	5
RBI	2
BB	3
SO	8
LOB	15



Batter	1	2	3	4	5	6	7	8	9	AB R H RBI BB SO LOB	TOP
Devon White, S (1, 8) OBP: 0.302, SLG: 0.346	2-2 G6-3		2-2 1B		2-3 K		2-0 L9			4 0 1 0 0 1 3	
Roberto Alomar, S (1, 4) OBP: 0.417, SLG: 0.474	0-3 K		0-0 F7			2-1 P8	2-3 K			4 0 0 0 0 2 3	
Joe Carter, R (1, 9) OBP: 0.299, SLG: 0.457	0-0 F7		1-2 L7			3-2 G6-3		0-0 F7		4 0 0 0 0 0 1	
Dave Winfield, R (1, 10) OBP: 0.394, SLG: 0.521		3-2 HR		0-1 P4		4-2 BB		2-3 K		3 1 1 1 1 1 0	
Kelly Gruber, R (1, 5) OBP: 0.269, SLG: 0.452		0-0 G6-3		4-1 G6-4-3 BB		1-1 F8		1-3 K		3 0 0 0 1 1 1	
Pat Tabler, R (1, 3) OBP: 0.282, SLG: 0.229		0-3 K		0-0 G6-4-3 1-2f			1-0 G6-3		1-0 G1-4-3	4 0 0 0 0 1 1	
Candy Maldonado, R (1, 7) OBP: 0.294, SLG: 0.304		4-2 BB			0-0 G4-3		1-1 HR		0-3 K	3 1 1 1 1 1 0	
Pat Borders, R (1, 2) OBP: 0.340, SLG: 0.409		2-0 G5-3			0-1 G6-3		4-1 E BB		1-3 K	3 0 0 0 1 1 1	
Manuel Lee, S (1, 6) OBP: 0.322, SLG: 0.326			0-3 K		1-0 1B		1-2 FC			3 0 1 0 0 1 1	
Inning Stats	R: 0 E: 0 K: 1 S: 8 H: 0 LOB: 0 BB: 0 P: 10	R: 1 E: 0 K: 1 S: 12 H: 1 LOB: 1 BB: 1 P: 21	R: 0 E: 0 K: 1 S: 10 H: 1 LOB: 1 BB: 0 P: 13	R: 0 E: 0 K: 0 S: 4 H: 0 LOB: 0 BB: 1 P: 8	R: 0 E: 0 K: 1 S: 8 H: 1 LOB: 1 BB: 0 P: 11	R: 0 E: 0 K: 0 S: 10 H: 0 LOB: 1 BB: 1 P: 20	R: 1 E: 1 K: 1 S: 11 H: 1 LOB: 2 BB: 1 P: 22	R: 0 E: 0 K: 2 S: 7 H: 0 LOB: 0 BB: 0 P: 10	R: 0 E: 0 K: 2 S: 7 H: 0 LOB: 0 BB: 0 P: 9	1B: 2 2B: 0 3B: 0 HR: 2 SF: 0 SAC: 0 DP: 1 HBP: 0	WP: 0 PB: 0 SB: 0 CS: 0 PA: 35
PITCHER	IP WLS BF H R ER SO BB IBB HBP BLK WP HR S P ERA WHIP										
Greg Hibbard, L (1, 1) ERA: 4.66	6.1 W 25 4 2 2 4 3 0 0 0 0 2 55 88 2.84 1.105										
Donn Pall, R (7, 1) ERA: 2.76	0.0 2 0 0 0 0 1 0 0 0 0 0 4 9 ∞ ∞										
Scott Radinsky, L (7, 1) ERA: 1.02	0.2 2 0 0 0 1 0 0 0 0 0 0 4 8 0.00 0.000										
Bobby Thigpen, R (8, 1) ERA: 3.72	2.0 S 6 0 0 0 4 0 0 0 0 0 0 14 19 0.00 0.000										

Toronto Blue Jays @ Chicago White Sox
Comiskey Park, Chicago, IL
Sat May 23 1992, 8:05 PM EDT
Att. 39,293 - Cloudy - 45 F

livebaseballscorecards.com

AB	31
R	2
H	4
RBI	2
BB	4
SO	9
LOB	11



Batter	1	2	3	4	5	6	7	8	9	AB	R	H	RBI	BB	SO	LOB
Tim Raines, S OBP: 0.350, SLG: 0.373 (1, 7)	E5 CS		E9 1B	K		FC4-6 1-2f		SH2-3 1B		5	0	2	0	0	1	3
Steve Sax, R OBP: 0.312, SLG: 0.307 (1, 4)	F7		SF9 3-H	G4-3		G1-3		SH2-3		3	0	0	1	0	0	4
Robin Ventura, L OBP: 0.398, SLG: 0.431 (1, 5)	P8									3	1	0	0	2	1	2
Frank Thomas, R OBP: 0.450, SLG: 0.527 (1, 3)	CS 1-2	2B 1B	F8			G6-3		SF7 1B		4	2	2	0	1	0	2
George Bell, R OBP: 0.323, SLG: 0.413 (1, 10)		2B	P3					E5 1B		4	0	2	1	1	1	4
Mike Huff, R OBP: 0.340, SLG: 0.349 (1, 9)		L9		2B				SF7		3	1	2	1	0	0	1
Ron Karkovics, R OBP: 0.325, SLG: 0.317 (1, 2)		F8		G6-3		P3				4	0	0	0	0	1	5
Shawn Abner, R OBP: 0.455, SLG: 0.636 (1, 8)		F7		E5 2B				P4		4	0	1	0	0	0	2
Craig Grebeck, R OBP: 0.352, SLG: 0.392 (1, 6)			SF9 1B					F8		3	1	2	1	1	0	2

Inning Stats	R: 0	H: 0	E: 1	K: 0	S: 10	LOB: 0	BB: 0	P: 15	R: 1	H: 2	E: 0	K: 0	S: 13	LOB: 1	BB: 0	P: 19	R: 1	H: 2	E: 1	K: 1	S: 12	LOB: 2	BB: 1	P: 25	R: 0	H: 1	E: 0	K: 0	S: 7	LOB: 2	BB: 1	P: 13	R: 0	H: 0	E: 0	K: 0	S: 12	LOB: 1	BB: 1	P: 19	R: 2	H: 3	E: 1	K: 1	S: 16	LOB: 2	BB: 1	P: 26	R: 0	H: 1	E: 0	K: 2	S: 12	LOB: 2	BB: 1	P: 20
1B: 8	SF: 2	2B: 3	SAC: 1	3B: 0	DP: 0	HR: 0	HBP: 0	WP: 0	PA: 42																																															

PITCHER	IP	WLS	BF	H	R	ER	SO	BB	IBB	HBP	BLK	WP	HR	S	P	ERA	WHIP
Jimmy Key, L ERA: 3.38 (1, 1)	6.0	L	29	7	3	3	1	3	0	0	0	0	0	67	108	4.50	1.667
David Wells, L ERA: 4.03 (7, 1)	2.0		12	4	2	2	3	2	0	0	0	0	0	28	46	9.00	3.000

BOTTOM

Toronto Blue Jays @ Chicago White Sox
Comiskey Park, Chicago, IL
Sat May 23 1992, 8:05 PM EDT
Att. 39,293 - Cloudy - 45 F

livebaseballscorecards.com

AB	33
R	5
H	11
RBI	4
BB	5
SO	4
LOB	25



Batter	1	2	3	4	5	6	7	8	9	AB R H RBI BB SO LOB	TOP									
Devon White, S OBP: 0.305, SLG: 0.349 (1, 8)	2-2 F7		0-1 E 1B		1-0 L6			2-2 FC3-8 1B		4 1 2 0 0 0 0										
Roberto Alomar, S OBP: 0.413, SLG: 0.469 (1, 4)	3-1 E5 1B		2-2 E5 1B			1-1 G5-4-3 1B		0-1 FC3-6 1-2f		4 0 1 0 0 0 2										
Joe Carter, R OBP: 0.304, SLG: 0.458 (1, 9)	0-1 G4-3 1B		0-1 FC4 1B			1-0 G5-4-3 1-2f		1-2 P5		4 0 2 1 0 0 2										
Dave Winfield, R OBP: 0.385, SLG: 0.509 (1, 10)	0-1 G4-3 1-2f		2-0 FC4 1-2f			0-1 F9			2-2 G5-3	4 0 0 0 0 0 4										
Kelly Gruber, R OBP: 0.275, SLG: 0.453 (1, 5)		1-0 F8		1-2 G4-3			1-1 1B		0-0 1B 1B	4 0 2 0 0 0 0										
John Olerud, L OBP: 0.357, SLG: 0.359 (1, 3)		2-2 G4-3		2-1 F8			0-3 K		1-1 1B	4 0 1 0 0 1 1										
Derek Bell, R OBP: 0.241, SLG: 0.231 (1, 7)		0-0 G6-3		1-2 G6-3			0-0 F8		0-0 F9	4 0 0 0 0 0 3										
Pat Borders, R OBP: 0.331, SLG: 0.397 (1, 2)			2-3 K		0-2 F9		1-2 P6		3-2 F7	4 0 0 0 0 1 3										
Alfredo Griffin, S (1, 6)			2-1 G5-3		0-0 F9			2-1 G4-3		3 0 0 0 0 0 0										
Inning Stats	R: 0 E: 1 K: 0 S: 9	H: 1 LOB: 1 BB: 0 P: 14	R: 0 E: 0 K: 0 S: 5	H: 0 LOB: 0 BB: 0 P: 8	R: 1 E: 1 K: 1 S: 15	H: 2 LOB: 2 BB: 0 P: 22	R: 0 E: 0 K: 0 S: 8	H: 0 LOB: 0 BB: 0 P: 12	R: 0 E: 0 K: 0 S: 5	H: 1 LOB: 0 BB: 0 P: 7	R: 0 E: 0 K: 1 S: 10	H: 1 LOB: 1 BB: 0 P: 12	R: 0 E: 0 K: 0 S: 12	H: 1 LOB: 1 BB: 0 P: 17	R: 0 E: 0 K: 0 S: 12	H: 2 LOB: 2 BB: 0 P: 18	1B: 8 2B: 0 3B: 0 HR: 0	SF: 0 SAC: 0 DP: 2 HBP: 0	WP: 0 PB: 0 SB: 0 CS: 0	PA: 35
PITCHER	IP WLS BF H R ER SO BB IBB HBP BLK WP HR S P ERA WHIP																			
Kirk McCaskill, R ERA: 4.21 (1, 1)	8.0 W 30 6 1 0 2 0 0 0 0 0 0 0 69 98 0.00 0.750																			
Terry Leach, R ERA: 1.86 (9, 1)	1.0 5 2 0 0 0 0 0 0 0 0 0 0 12 18 0.00 2.000																			

Toronto Blue Jays @ Chicago White Sox
Comiskey Park, Chicago, IL
Sun May 24 1992, 4:33 AM EDT
Att. 32,230 - Cloudy - 45 F

livebaseballscorecards.com

AB	35
R	1
H	8
RBI	1
BB	0
SO	2
LOB	15



Batter	1	2	3	4	5	6	7	8	9
Tim Raines, S (1, 7) OBP: 0.363, SLG: 0.396 Shawn Abner, R (9, 7) OBP: 0.455, SLG: 0.636	0-0 1B	2-0 SF9	1-1 3B			4-1 1B BB		4-2 BB BB	
Joey Cora, S (1, 4) OBP: 0.357, SLG: 0.211	3-1 1B G6-3 HBP	0-0 BB S	2-2 F7			3-2 G3-6-3 1B		0-2 P8	
Robin Ventura, L (1, 5) OBP: 0.398, SLG: 0.429	3-2 G6-3 1B	4-0 BB		2-3 K		0-1 G3-6-3		1-0 SF7	
Frank Thomas, R (1, 3) OBP: 0.455, SLG: 0.519	3-2 G6-3	4-0 FC5-4 BB		4-2 BB		1-0 F8		4-2 BB	
George Bell, R (1, 10) OBP: 0.313, SLG: 0.400	1-1 F8	2-2 FC5-4		1-2 F7		2-0 F7		0-1 F8	
Dan Pasqua, L (1, 9) OBP: 0.297, SLG: 0.326 Mike Huff, R (8, 9) OBP: 0.340, SLG: 0.349	2-2 F7		1-0 F8	3-1 F9			1-3 K		
Matt Merullo, L (1, 2) OBP: 0.211, SLG: 0.257		3-1 2B 3B	1-0 P6		0-0 G3		3-2 F9		
Lance Johnson, L (1, 8) OBP: 0.298, SLG: 0.301		0-0 SH3 SF9 2B	0-2 2B 1B		1-3 K		0-0 WP SF7 1B		
Craig Grebeck, R (1, 6) OBP: 0.362, SLG: 0.407		0-0 SH3 2B	0-1 3B 2B		3-2 F7		4-1 BB BB BB		

Inning Stats	R: 2	H: 2	E: 0	K: 0	S: 14	L: 1	BB: 0	P: 26	R: 2	H: 3	E: 0	K: 0	S: 9	L: 3	LOB: 3	BB: 2	P: 24	R: 2	H: 3	E: 0	K: 0	S: 14	L: 1	LOB: 1	BB: 0	P: 19	R: 0	H: 0	E: 0	K: 1	S: 11	L: 0	LOB: 1	BB: 1	P: 21	R: 0	H: 0	E: 0	K: 1	S: 9	L: 0	LOB: 0	BB: 0	P: 13	R: 1	H: 1	E: 0	K: 0	S: 7	L: 1	LOB: 0	BB: 1	P: 15	R: 0	H: 0	E: 0	K: 1	S: 7	L: 0	LOB: 0	BB: 0	P: 13	R: 1	H: 1	E: 0	K: 0	S: 17	L: 3	LOB: 3	BB: 3	P: 30
--------------	------	------	------	------	-------	------	-------	-------	------	------	------	------	------	------	--------	-------	-------	------	------	------	------	-------	------	--------	-------	-------	------	------	------	------	-------	------	--------	-------	-------	------	------	------	------	------	------	--------	-------	-------	------	------	------	------	------	------	--------	-------	-------	------	------	------	------	------	------	--------	-------	-------	------	------	------	------	-------	------	--------	-------	-------

PITCHER	IP	WLS	BF	H	R	ER	SO	BB	IBB	HBP	BLK	WP	HR	S	P	ERA	WHIP
Jack Morris, R (1, 1) ERA: 4.65	2.2	L	19	8	6	6	0	2	0	0	0	0	0	33	63	20.25	3.750
Bob MacDonald, L (3, 1) ERA: 2.45	3.1		12	1	1	1	2	2	0	0	0	0	0	31	55	2.70	0.900
Pat Hentgen, R (7, 1) ERA: 4.74	1.0		3	0	0	0	1	0	0	0	0	0	0	7	13	0.00	0.000
Tom Henke, R (8, 1) ERA: 2.77	1.0		7	1	1	1	0	3	0	0	0	1	0	17	30	9.00	4.000

BOTTOM

Toronto Blue Jays @ Chicago White Sox
 Comiskey Park, Chicago, IL

Sun May 24 1992, 4:33 AM EDT
 Att. 32,230 - Cloudy - 45 F

AB	R	H	RBI	BB	SO	LOB
2	2	2	2	2	0	0
0	0	0	0	0	0	0
4	1	2	1	0	0	4
3	0	1	2	1	1	1
2	0	0	1	3	0	1
5	0	0	0	0	0	8
4	0	0	0	0	1	2
0	0	0	0	0	0	0
4	1	1	0	0	0	0
4	3	3	1	0	1	0
2	1	1	1	1	0	0

AB	30
R	8
H	10
RBI	8
BB	7
SO	3
LOB	16

WP: 2 PA: 41
 PB: 0
 SB: 2
 CS: 0

PITCHER	IP	WLS	BF	H	R	ER	SO	BB	IBB	HBP	BLK	WP	HR	S	P	ERA	WHIP
---------	----	-----	----	---	---	----	----	----	-----	-----	-----	----	----	---	---	-----	------

Batter	1	2	3	4	5	6	7	8	9	AB R H RBI BB SO LOB	TOP														
Pat Listach, S OBP: 0.371, SLG: 0.362 (1, 6) C B X	1-1 G1-3 ①			2-1 B1 ① C B F F C	1-3 K ③			2-2 S 1B ① B B B X		4 0 1 0 0 1 1															
Kevin Seitzer, R OBP: 0.374, SLG: 0.449 (1, 5) B C X	1-1 1B ②			1-2 G6-4-3 1B ① S S X		2-0 P5 ① B X		4-1 1-2 BB ② B B B B		3 0 2 0 1 0 0															
Paul Molitor, R OBP: 0.375, SLG: 0.466 (1, 10) C B S S	1-3 K ③			0-1 G6-4-3 1-2f ② ③ C X		3-3 K ② S B F F F C		1-0 P4 ③ B X		4 0 0 0 0 2 3															
Greg Vaughn, R OBP: 0.296, SLG: 0.419 (1, 7) X			0-0 G5-3 ① X		3-2 G4-3 ① B C B B F X		1-0 F7 ③ B X		0-0 B5-3 ① X	4 0 0 0 0 0 0															
Robin Yount, R OBP: 0.312, SLG: 0.394 (1, 8) C B F X			1-3 K ② C B F X		0-2 G6-3 2B ② F X		1-1 G5-3 ① B C X		0-2 F8 ② C F X	4 1 1 0 0 1 0															
Darryl Hamilton, L OBP: 0.280, SLG: 0.321 (1, 9) C B F X X			3-2 G3-1 ③ C B F X X		0-1 G6-3 ② C X		3-2 F8 ② B B C C X X		2-2 HR ② B B C C X X	4 1 1 1 0 0 1															
Franklin Stubbs, L OBP: 0.299, SLG: 0.388 (1, 3) B B B X				2-0 F8 ① B B B X		4-0 2B BB ② B B B B		0-0 G3 ③ X		3-2 G3 ③ B B C C X X	3 1 0 0 1 0 0														
B.J. Surhoff, L OBP: 0.203, SLG: 0.202 (1, 2) C X			0-1 G4-3 ② C X		1-0 2B ② B X			0-0 G1-3 ① X		3 1 1 2 0 0 0															
Jim Gantner, L OBP: 0.289, SLG: 0.298 (1, 4) F B B X			2-2 G4-3 ③ F B B X		1-1 2B ② B S X			1-2 G1-3 ② F B F X		3 0 1 1 0 0 0															
Inning Stats	R: 0 E: 0 K: 1 S: 7	H: 1 LOB: 0 BB: 0 P: 10	R: 0 E: 0 K: 1 S: 7	H: 0 LOB: 0 BB: 0 P: 11	R: 0 E: 0 K: 0 S: 6	H: 0 LOB: 0 BB: 0 P: 10	R: 0 E: 0 K: 0 S: 7	H: 1 LOB: 0 BB: 0 P: 10	R: 3 E: 0 K: 1 S: 16	H: 3 LOB: 1 BB: 1 P: 26	R: 0 E: 0 K: 1 S: 8	H: 0 LOB: 0 BB: 0 P: 14	R: 0 E: 0 K: 0 S: 7	H: 0 LOB: 0 BB: 0 P: 11	R: 0 E: 0 K: 0 S: 10	H: 1 LOB: 2 BB: 1 P: 18	R: 1 E: 0 K: 0 S: 10	H: 1 LOB: 0 BB: 0 P: 15	1B: 3 2B: 3 3B: 0 HR: 1	SF: 0 SAC: 0 DP: 1 HBP: 0	WP: 0 PB: 0 SB: 1 CS: 0	PA: 34			
PITCHER	IP	WLS	BF	H	R	ER	SO	BB	IBB	HBP	BLK	WP	HR	S	P	ERA	WHIP								
Dave Stieb, R ERA: 4.21 (1, 1)	7.0	W	25	5	3	3	4	1	0	0	0	0	0	58	92	3.86	0.857								
David Wells, L ERA: 3.94 (8, 1)	0.2		3	1	0	0	0	0	0	0	0	0	0	8	11	0.00	1.500								
Duane Ward, R ERA: 3.46 (8, 1)	0.1		2	0	0	0	0	1	0	0	0	0	0	2	7	0.00	3.000								
Tom Henke, R ERA: 3.21 (9, 1)	1.0	S	4	1	1	1	0	0	0	0	0	0	1	10	15	9.00	1.000								

Milwaukee Brewers @ Toronto Blue Jays
SkyDome, Toronto, ON
Tue May 26 1992, 7:05 PM EDT
Att. 49,360 - Dome - 72 F

AB	32
R	4
H	7
RBI	4
BB	2
SO	4
LOB	5



Batter	1	2	3	4	5	6	7	8	9
Devon White, S OBP: 0.309, SLG: 0.363 (1, 8)	1-2 HR 1B		0-1 G3-1 3B		2-2 G1-3			1-1 F8	
Roberto Alomar, S OBP: 0.405, SLG: 0.459 (1, 4)	2-2 F7		2-2 G3-1 3-H		3-2 L7			1-0 F8	
Joe Carter, R OBP: 0.309, SLG: 0.475 (1, 9)	0-1 HR 1-H		2-2 P3		3-2 G6-4-3 HBP				
Dave Winfield, R OBP: 0.385, SLG: 0.503 (1, 10)	2-2 G1-3		4-0 CS BB		0-0 G6-4-3 1-2f				
Kelly Gruber, R OBP: 0.276, SLG: 0.471 (1, 5)	0-1 HR		2-2 CS 1-2	3-2 G6-3		3-1 F8			
Pat Tabler, R OBP: 0.262, SLG: 0.211 (1, 3)	0-0 F8			1-0 F8		1-0 L6			
Derek Bell, R OBP: 0.230, SLG: 0.218 (1, 7)		1-0 P2		2-0 P4		0-1 P4			
Pat Borders, R OBP: 0.331, SLG: 0.417 (1, 2)		0-0 G5-3			1-0 HR	1-2 G6-3			
Manuel Lee, S OBP: 0.315, SLG: 0.318 (1, 6)		1-1 F8			1-0 L9		3-3 K		

AB	R	H	RBI	BB	SO	LOB
4	2	2	0	0	0	0
4	0	0	1	0	0	1
2	1	1	2	0	0	0
2	0	0	0	1	0	1
3	1	1	1	0	0	0
3	0	0	0	0	0	0
3	0	0	0	0	0	0
3	1	1	1	0	0	0
3	0	0	0	0	1	0

BOTTOM


Milwaukee Brewers @ Toronto Blue Jays
SkyDome, Toronto, ON
 Tue May 26 1992, 7:05 PM EDT
 Att. 49,360 - Dome - 72 F

AB	27
R	5
H	5
RBI	5
BB	1
SO	1
LOB	2



Inning Stats	R: 3	H: 3	LOB: 0	K: 0	S: 14	R: 0	H: 0	LOB: 0	K: 0	S: 4	R: 1	H: 1	LOB: 0	K: 0	S: 10	R: 0	H: 0	LOB: 0	K: 0	S: 6	R: 1	H: 1	LOB: 0	K: 0	S: 10	R: 0	H: 0	LOB: 0	K: 0	S: 5	R: 0	H: 0	LOB: 0	K: 0	S: 6	R: 0	H: 0	LOB: 0	K: 1	S: 6
PITCHER	IP	WLS	BF	H	R	ER	SO	BB	IBB	HBP	BLK	WP	HR	S	P	ERA	WHIP																							
Ricky Bones, R ERA: 4.64 (1, 1)	7.0	L	26	5	5	5	0	1	0	0	0	0	3	55	93	6.43	0.857																							
Dan Plesac, L ERA: 4.94 (8, 1)	1.0		3	0	0	0	1	0	0	0	0	0	0	6	11	0.00	0.000																							

WP	PA	ERA	WHIP
0	30		

Batter	1	2	3	4	5	6	7	8	9	AB R H RBI BB SO LOB	TOP											
Pat Listach, S OBP: 0.377, SLG: 0.364 (1, 6)	2-1 G4-3	2-1 FC6-4 1B		0-0 FC6-4 2B		3-2 HBP PB 1B	4-2 BB		1-3 K	5 2 2 1 1 1 2												
Kevin Seitzer, R OBP: 0.380, SLG: 0.456 (1, 5)	4-2 HR BB	0-3 K		3-2 WP 1B		0-0 PB HBP 1B	0-2 G4-3			4 1 2 2 1 1 4												
Paul Molitor, R OBP: 0.376, SLG: 0.479 (1, 10)	0-1 HR	1-1 FC6-4		2-3 K		1-0 PB HBP		1-2 L8		4 1 1 2 0 1 3												
Franklin Stubbs, L OBP: 0.296, SLG: 0.388 (1, 3)	1-1 P4		2-3 K		0-1 L7	2-1 P4		0-1 G6-3 2B		5 0 1 0 0 1 2												
Robin Yount, R OBP: 0.309, SLG: 0.384 (1, 8)	1-1 G4-3		1-0 G5-3		0-1 G6-3	4-0 IBB		2-1 G6-3		4 0 0 0 1 0 1												
Darryl Hamilton, L OBP: 0.286, SLG: 0.326 (1, 9)		1-1 E4 1B		1-1 1B	2-2 G6-3	1-1 P7		2-2 G1-3		5 1 2 0 0 0 4												
Greg Vaughn, R OBP: 0.283, SLG: 0.431 (1, 7)		2-2 G5-3		0-0 G5-3		0-1 HR	1-0 F7		1-2 F9	5 1 1 1 0 0 2	AB 42 R 8 H 13 RBI 7 BB 3 SO 4 LOB 19											
B.J. Surhoff, L OBP: 0.203, SLG: 0.202 (1, 2)		1-1 1B 1B		1-0 F8		0-1 P6	2-1 G4-3		0-0 E4	5 1 1 1 0 0 0												
Jim Gantner, L OBP: 0.303, SLG: 0.321 (1, 4)		0-0 1B 1B		1-2 E6 FC6-4		0-1 1B 2B	0-1 1B		3-2 F8	5 1 3 0 0 0 1												
Inning Stats	R: 2 E: 0 K: 0 S: 12	H: 1 LOB: 0 BB: 1 P: 20	R: 2 E: 1 K: 1 S: 15	H: 4 LOB: 2 BB: 0 P: 22	R: 0 E: 0 K: 1 S: 7	H: 1 LOB: 1 BB: 0 P: 11	R: 1 E: 1 K: 1 S: 12	H: 1 LOB: 1 BB: 0 P: 18	R: 0 E: 0 K: 0 S: 8	H: 0 LOB: 0 BB: 0 P: 10	R: 3 E: 0 K: 0 S: 14	H: 4 LOB: 3 BB: 1 P: 25	R: 0 E: 0 K: 0 S: 12	H: 1 LOB: 2 BB: 1 P: 19	R: 0 E: 0 K: 0 S: 10	H: 1 LOB: 1 BB: 0 P: 15	R: 0 E: 1 K: 1 S: 14	H: 0 LOB: 1 BB: 0 P: 19	1B: 8 2B: 3 3B: 0 HR: 2	SF: 0 SAC: 0 DP: 0 HBP: 1	WP: 1 PB: 1 SB: 4 CS: 0	PA: 46
PITCHER	IP WLS BF H R ER SO BB IBB HBP BLK WP HR S P ERA WHIP																					
Todd Stottlemyre, R ERA: 4.86 (1, 1)	5.1 L 30 11 8 7 3 1 0 1 0 1 0 1 2 64 95 11.81 2.250																					
Bob MacDonald, L ERA: 2.25 (6, 1)	1.2 8 1 0 0 0 1 1 0 0 0 0 0 16 30 0.00 1.200																					
Pat Hentgen, R ERA: 4.29 (8, 1)	2.0 8 1 0 0 0 1 0 0 0 0 0 0 24 34 0.00 0.500																					

Milwaukee Brewers @ Toronto Blue Jays
SkyDome, Toronto, ON
Wed May 27 1992, 7:05 PM EDT
Att. 50,376 - Dome - 70 F

livebaseballscorecards.com

Batter	1	2	3	4	5	6	7	8	9	AB	R	H	RBI	BB	SO	LOB
Devon White, S OBP: 0.307, SLG: 0.356 (1, 8)	1-3 K		2-2 P6		0-0 G4-3			4-2 S 1B BB	0-0 F7	4	1	0	0	1	1	0
Jeff Kent, R OBP: 0.389, SLG: 0.500 (1, 4) (5, 5)	0-1 G5-3			1-1 G5-4-3 HBP 1B		2-0 WP SF7 2B		4-2 F9 1B BB		3	1	2	0	1	0	0
Joe Carter, R OBP: 0.311, SLG: 0.473 (1, 9) Derek Bell, R OBP: 0.222, SLG: 0.211 (4, PR) (5, 9)	0-0 G5-3			1-2 G5-4-3 HBP		0-3 K		1-2 P5		1	0	0	0	0	0	0
Kelly Cruber, R OBP: 0.273, SLG: 0.465 (1, 5) Alfredo Griffin, S OBP: 0.059, SLG: 0.063 (5, 4)		1-1 G4-3		1-0 G5-4-3 1-2f 2-3		0-0 SF7		1-1 BB 1B		2	0	0	0	0	0	2
Pat Tabler, R OBP: 0.261, SLG: 0.214 (1, 3)		3-3 K		0-0 G6-3		3-H 2-1 1B		0-0 F9		4	0	1	0	0	1	4
Candy Maldonado, R OBP: 0.308, SLG: 0.322 (1, 10)		0-1 1B			3-1 HR 2B		2-2 F7		4-2 SAFE 1-2 BB	3	1	2	0	1	0	1
Rob Ducey, L (1, 7)		0-1 F7			3-3 K			0-3 K		4	0	0	0	0	3	5
Pat Borders, R OBP: 0.323, SLG: 0.405 (1, 2)			2-1 G6-3		0-0 G6-3			2-3 K		4	0	0	0	0	2	1
Manuel Lee, S OBP: 0.313, SLG: 0.338 (1, 6)			0-0 G6-3		0-0 HR			1-3 K		4	1	1	2	0	1	0

Inning Stats	R: 0	H: 0	E: 0	K: 1	S: 6	R: 0	H: 1	E: 0	K: 1	S: 9	R: 0	H: 0	E: 0	K: 0	S: 6	R: 2	H: 2	E: 0	K: 1	S: 8	R: 1	H: 2	E: 0	K: 1	S: 10	R: 0	H: 0	E: 0	K: 3	S: 9	R: 1	H: 1	E: 0	K: 1	S: 19	R: 0	H: 0	E: 0	K: 1	S: 6	R: 0	H: 0	E: 0	K: 1	S: 6	1B: 4	SF: 1	2B: 2	3B: 0	HR: 1	WP: 1	PB: 0	SB: 1	CS: 0	PA: 37
--------------	------	------	------	------	------	------	------	------	------	------	------	------	------	------	------	------	------	------	------	------	------	------	------	------	-------	------	------	------	------	------	------	------	------	------	-------	------	------	------	------	------	------	------	------	------	------	-------	-------	-------	-------	-------	-------	-------	-------	-------	--------

PITCHER	IP	WLS	BF	H	R	ER	SO	BB	IBB	HBP	BLK	WP	HR	S	P	ERA	WHIP
Jaime Navarro, R ERA: 4.16 (1, 1)	7.1	W	31	7	4	4	7	2	0	1	0	1	1	67	106	4.91	1.227
Doug Henry, R ERA: 3.86 (8, 1)	1.2	S	6	0	0	0	2	1	0	0	0	0	0	12	21	0.00	0.600

BOTTOM

Milwaukee Brewers @ Toronto Blue Jays
 SkyDome, Toronto, ON
 Wed May 27 1992, 7:05 PM EDT
 Att. 50,376 - Dome - 70 F

livebaseballscorecards.com

AB	32
R	4
H	7
RBI	4
BB	3
SO	9
LOB	16



Batter	1	2	3	4	5	6	7	8	9	AB R H RBI BB SO LOB	TOP																
Tim Raines, S (1, 7) OBP: 0.371, SLG: 0.419	4-0 BB S BB	0-0 F7			1-0 G4-3		4-1 E S BB			2 0 0 0 2 0 1																	
Steve Sax, R (1, 4) OBP: 0.309, SLG: 0.299	4-2 F B BB 1-2 BB		1-0 G5-3		2-1 2B 1B		2-0 L3 1-3			3 0 1 0 1 0 1																	
Robin Ventura, L (1, 5) OBP: 0.382, SLG: 0.405	1-2 F8		1-1 1B 1B		2-0 1-3 2B		0-0 G4-3			4 0 2 0 0 0 2																	
Frank Thomas, R (1, 3) OBP: 0.448, SLG: 0.517	4-2 BB 1-2 2-3 BB		1-2 G5-4-3 1B		1-2 G4-3		3-2 G6-3			3 0 1 0 1 0 2																	
George Bell, R (1, 10) OBP: 0.290, SLG: 0.366	2-3 K		0-0 G5-4-3 1-2f		3-3 K		3-2 G4-3			4 0 0 0 0 2 5																	
Dan Pasqua, L (1, 9) OBP: 0.283, SLG: 0.327	1-2 G3		0-1 F8		1-0 G3		0-0 F9			4 0 0 0 0 0 3																	
Ron Karkovics, R (1, 2) OBP: 0.297, SLG: 0.286		1-3 K FC4-6		0-1 G5-3		0-1 F7		0-1 P5		3 0 0 0 0 1 0																	
Joey Cora, S (9, PH) OBP: 0.382, SLG: 0.360										1 0 0 0 0 0 0																	
Lance Johnson, L (1, 8) OBP: 0.276, SLG: 0.300		1-1 FC4-6 1-2f		1-2 G3-1		2-1 F8		0-0 P5		4 0 0 0 0 0 1																	
Craig Grebeck, R (1, 6) OBP: 0.346, SLG: 0.378		2-1 P4		0-1 G6-3		2-1 G1-3				3 0 0 0 0 0 1																	
Inning Stats	R: 0 E: 0 K: 1 S: 20	H: 0 LOB: 3 BB: 3 P: 36	R: 0 E: 0 K: 1 S: 9	H: 0 LOB: 1 BB: 0 P: 12	R: 0 E: 0 K: 0 S: 8	H: 2 LOB: 1 BB: 0 P: 11	R: 0 E: 0 K: 0 S: 8	H: 0 LOB: 0 BB: 0 P: 9	R: 0 E: 0 K: 0 S: 10	H: 2 LOB: 2 BB: 0 P: 16	R: 0 E: 0 K: 1 S: 6	H: 0 LOB: 0 BB: 0 P: 10	R: 0 E: 0 K: 0 S: 6	H: 0 LOB: 1 BB: 1 P: 16	R: 0 E: 0 K: 0 S: 9	H: 0 LOB: 0 BB: 0 P: 15	R: 0 E: 0 K: 0 S: 4	H: 0 LOB: 0 BB: 0 P: 4	R: 0 E: 0 K: 0 S: 4	H: 0 LOB: 0 BB: 0 P: 4	1B: 3 2B: 1 3B: 0 HR: 0	SF: 0 SAC: 0 DP: 1 HBP: 0	WP: 1 PB: 0 SB: 2 CS: 0	PA: 35			
PITCHER	IP WLS BF H R ER SO BB IBB HBP BLK WP HR S P ERA WHIP																										
Juan Guzman, R (1, 1) ERA: 1.88	7.0		29	4	0	0	3	4	0	0	0	1	0	67	110	0.00	1.143										
Duane Ward, R (8, 1) ERA: 3.33	1.0	W	3	0	0	0	0	0	0	0	0	0	0	9	15	0.00	0.000										
Tom Henke, R (9, 1) ERA: 3.0	1.0	S	3	0	0	0	0	0	0	0	0	0	0	4	4	0.00	0.000										

Chicago White Sox @ Toronto Blue Jays
SkyDome, Toronto, ON
Fri May 29 1992, 7:05 PM EDT
Att. 50,408 - Sunny - 59 F

livebaseballscorecards.com

AB	31
R	0
H	4
RBI	0
BB	4
SO	3
LOB	16



Batter	1	2	3	4	5	6	7	8	9	AB	R	H	RBI	BB	SO	LOB
Devon White, S (1, 8) OBP: 0.301, SLG: 0.348	0-0 L7		0-2 G6-3		1-1 L8		1-1 L9			4	0	0	0	0	0	3
Roberto Alomar, S (1, 4) OBP: 0.407, SLG: 0.473	0-1 G4-3		4-0 G5-4-3 BB			0-1 G5-3		3-1 HR		3	1	1	1	1	0	0
Joe Carter, R (1, 10) OBP: 0.310, SLG: 0.468	0-2 F8		0-0 G5-4-3			1-0 S 1B		1-2 P6		4	0	1	0	0	0	2
Dave Winfield, R (1, 9) OBP: 0.382, SLG: 0.497		1-0 L4		2-1 G5-3		1-0 F9		2-1 3B 1B		4	1	1	0	0	0	1
Kelly Gruber, R (1, 5) OBP: 0.284, SLG: 0.481		1-2 FC6-4 1B		2-1 P4		1-2 HBP		2-2 E 3B		3	1	2	1	0	0	0
Pat Tabler, R (1, 3) OBP: 0.245, SLG: 0.200		0-0 FC6-4 BB		1-1 F9		1-0 L9		0-0 E6 1B		3	0	0	0	0	0	3
John Olerud, L (8, PH) OBP: 0.355, SLG: 0.357		1-2 FC6-4 BB						3-H		1	0	0	1	0	0	0
Candy Maldonado, R (1, 7) OBP: 0.313, SLG: 0.322		4-2 FC6-4 BB		0-3 K				2-1 F8		3	0	1	0	1	1	1
Pat Borders, R (1, 2) OBP: 0.333, SLG: 0.421		1-1 FC6-4		1-1 2B				2-2 B2-5-3 1B		4	0	3	0	0	0	2
Manuel Lee, S (1, 6) OBP: 0.312, SLG: 0.343			1-2 G6-3 2B		1-1 F8			0-0 G4-3		4	0	1	0	0	0	5


Inning Stats	R: 0	H: 0	E: 0	K: 0	S: 6	R: 0	H: 1	E: 0	K: 0	S: 10	R: 0	H: 1	E: 0	K: 0	S: 7	R: 0	H: 0	E: 0	K: 0	S: 6	R: 0	H: 1	E: 0	K: 1	S: 10	R: 0	H: 1	E: 0	K: 0	S: 7	R: 0	H: 2	E: 0	K: 0	S: 9	R: 3	H: 4	E: 1	K: 0	S: 15
	LOB: 0	BB: 0	P: 6	LOB: 2	BB: 1	P: 17	LOB: 1	BB: 1	P: 12	LOB: 0	BB: 0	P: 11	LOB: 1	BB: 0	P: 13	LOB: 2	BB: 0	P: 11	LOB: 1	BB: 0	P: 13	LOB: 1	BB: 0	P: 13	LOB: 1	BB: 0	P: 13	LOB: 2	BB: 0	P: 11	LOB: 1	BB: 0	P: 13	LOB: 1	BB: 0	P: 13	LOB: 2	BB: 0	P: 26	

PITCHER	IP	WLS	BF	H	R	ER	SO	BB	IBB	HBP	BLK	WP	HR	S	P	ERA	WHIP
Greg Hibbard, L (1, 1) ERA: 4.29	7.0	L	29	7	1	1	1	2	0	0	0	0	1	57	88	1.29	1.286
Terry Leach, R (8, 1) ERA: 2.7	0.1		3	2	1	1	0	0	0	0	0	0	0	8	13	27.00	6.000
Scott Radinsky, L (8, 1) ERA: 1.35	0.2		4	1	1	1	0	0	0	0	0	0	0	5	8	13.50	1.500

BOTTOM

Chicago White Sox @ Toronto Blue Jays
SkyDome, Toronto, ON
 Fri May 29 1992, 7:05 PM EDT
 Att: 50,408 - Sunny - 59 F

AB	33
R	3
H	10
RBI	3
BB	2
SO	1
LOB	17



WP	PA	1B	SF	PB	SAC	SB	CS	2B	DP	3B	HBP
0	36	6	0	0	0	1	0	2	2	1	1

Batter	1	2	3	4	5	6	7	8	9	10	11	AB R H RBI BB SO LOB	TOP																
Tim Raines, S OBP: 0.372, SLG: 0.415 (1, 10)	1-1 SF9 1B		1-0 F8			0-1 P5		4-2 BB BB		3-1 F7		4 1 1 0 1 0 0																	
Steve Sax, R OBP: 0.306, SLG: 0.291 (1, 4)	0-1 L9		2-2 G2-3			1-0 G6-3		4-1 BB BB		2-0 G4-3		4 0 0 0 1 0 1																	
Robin Ventura, L OBP: 0.387, SLG: 0.407 (1, 5)	3-2 1 SAFE 1-3 1B					3-2 G4-3		4-2 BB BB		1-2 1B		4 0 2 0 1 0 0																	
Frank Thomas, R OBP: 0.442, SLG: 0.516 (1, 3)	1-2 SF9 3-H					1-0 G1-3		3-2 2B		3-3 K		4 0 1 1 0 1 4																	
George Bell, R OBP: 0.289, SLG: 0.369 Joey Cora, S OBP: 0.382, SLG: 0.360 Lance Johnson, L OBP: 0.274, SLG: 0.298 (1, 7) (9, PR) (9, 8)	2-1 G1-4-3					2-1 F9		1-1 L5		1-2 SH5-4 2B		4 0 1 0 0 0 2 0 0 0 0 0 0 0 1 0 0 0 0 0 0																	
Mike Huff, R OBP: 0.304, SLG: 0.306 (1, 9)						1-2 G5-3		1-0 F7		1-0 SH5-4 2-3		4 0 0 0 0 0 1																	
Craig Grebeck, R OBP: 0.339, SLG: 0.368 (1, 6)						3-2 G6-3		3-1 L9		0-1 G6-3		5 0 1 0 0 0 3																	
Shawn Abner, R OBP: 0.438, SLG: 0.500 (1, 8) (9, 7)						4-2 BB		3-2 F7		4-0 IBB		3 0 0 0 2 1 1																	
Ron Karkovice, R OBP: 0.288, SLG: 0.276 (1, 2)						2-3 K		1-1 F9		0-1 P3		4 0 0 0 0 2 4																	
Inning Stats	R: 1 E: 0 K: 0 S: 15	H: 2 LOB: 1 BB: 0 P: 22	R: 0 E: 0 K: 1 S: 14	H: 0 LOB: 0 BB: 0 P: 19	R: 0 E: 0 K: 1 S: 8	H: 0 LOB: 0 BB: 0 P: 12	R: 0 E: 0 K: 0 S: 4	H: 0 LOB: 0 BB: 0 P: 9	R: 0 E: 0 K: 1 S: 12	H: 0 LOB: 1 BB: 1 P: 22	R: 0 E: 0 K: 0 S: 6	H: 0 LOB: 0 BB: 0 P: 10	R: 0 E: 0 K: 0 S: 8	H: 1 LOB: 1 BB: 0 P: 16	R: 0 E: 0 K: 1 S: 20	H: 0 LOB: 3 BB: 3 P: 38	R: 0 E: 0 K: 0 S: 8	H: 1 LOB: 3 BB: 1 P: 14	R: 0 E: 0 K: 0 S: 8	H: 1 LOB: 1 BB: 0 P: 17	R: 0 E: 0 K: 0 S: 11	H: 1 LOB: 1 BB: 0 P: 18	1B: 4 2B: 2 3B: 0 HR: 0	SF: 1 SAC: 1 DP: 0 HBP: 0	WP: 0 PB: 0 SB: 0 CS: 0	PA: 44			
PITCHER	IP WLS BF H R ER SO BB IBB HBP BLK WP HR S P ERA WHIP												IP WLS BF H R ER SO BB IBB HBP BLK WP HR S P ERA WHIP																
Jimmy Key, L ERA: 3.16 (1, 1)	7.0	25	3	1	1	3	1	0	0	0	0	0	0	0	67	110	1.29	0.571											
Duane Ward, R ERA: 3.21 (8, 1)	1.0	6	0	0	0	1	3	0	0	0	0	0	0	0	20	38	0.00	3.000											
David Wells, L ERA: 3.58 (9, 1)	3.0	W	13	3	0	0	0	1	0	0	0	0	0	0	27	49	0.00	1.000											

Chicago White Sox @ Toronto Blue Jays
SkyDome, Toronto, ON
Sat May 30 1992, 3:33 AM EDT
Att. 50,391 - Dome - 70 F

AB	37
R	1
H	6
RBI	1
BB	5
SO	4
LOB	16



livebaseballscorecards.com

Batter	1	2	3	4	5	6	7	8	9	10	11	AB R H RBI BB SO LOB	BOTTOM																	
Devon White, S OBP: 0.308, SLG: 0.348 (1, 8)	0-2 F7 ①		1-2 S 1B			0-1 F8 ①		4-0 1B 1-2 BB		4-1 1B BB		3 0 1 0 2 0 0	Chicago White Sox @ Toronto Blue Jays SkyDome, Toronto, ON Sat May 30 1992, 3:33 AM EDT Att. 50,391 - Dome - 70 F																	
Roberto Alomar, S OBP: 0.416, SLG: 0.479 (1, 4)	1-2 1B		4-2 SAFE 1-2 BB			2-2 L7 ②		3-1 1-3 2-H 1B		2-2 1-2 2-H 1B		4 0 3 1 1 0 0																		
Joe Carter, R OBP: 0.302, SLG: 0.455 (1, 9)	1 SAFE 1 SAFE 1 SAFE K		3-3 K ③			1-2 F8 ③		1-2 L9 ③			1-2 G5-3 ①	5 0 0 0 0 2 5																		
Dave Winfield, R OBP: 0.373, SLG: 0.483 (1, 10)	1 SAFE SAFE SAFE L9 ③					0-1 G4-3 ①		0-0 G6-3 ①			0-1 G4-3 ②	5 0 0 0 0 1 1																		
Kelly Gruber, R OBP: 0.282, SLG: 0.472 (1, 5)		0-0 B5-3 ①				0-2 G3-1 ②		2-3 K ②		0-0 G5-3 ②	0-0 S 2B 1B	5 1 1 0 0 1 0																		
John Olerud, L OBP: 0.354, SLG: 0.356 (1, 3)		2-0 L8 ②				2-2 L7 ③		0-0 CS 1B		4-0 PO BB	1 SAFE 1 SAFE 1 SAFE 1-H 2B	3 0 1 0 0 0 0 0 0 0 0 0 0 0 0 0 0 0 1 0 0 1 0 1 1 0 0 0																		
Rob Ducey, L (7, PR)																														
Pat Tabler, R OBP: 0.280, SLG: 0.200 (8, 3)																														
Jeff Kent, R OBP: 0.405, SLG: 0.552 (9, PR)																														
Manuel Lee, S OBP: 0.310, SLG: 0.336 (10, 3)																														
Candy Maldonado, R OBP: 0.312, SLG: 0.320 (1, 7)		2-1 G6-3 ③				3-1 L8 ①		2-2 CS 1-2	1 SAFE C	0-2 PO ③	0-0 FC5-6 1B	4 0 1 0 0 1 0																		
Pat Borders, R OBP: 0.326, SLG: 0.410 (1, 2)			3-2 G4-3 ①			0-0 F8 ②		1-2 G6-3 ②		0-0 FC5-6 G3-1 1B 1-2		4 0 0 0 0 0 1																		
Manuel Lee, S OBP: 0.310, SLG: 0.336 (1, 6)			0-3 K ②			2-3 K ③		4-0 BB 1B BB		0-0 G3-1 ②		3 1 0 0 1 2 1																		
Inning Stats	R: 0 E: 0 K: 1 S: 14	H: 1 LOB: 1 BB: 0 P: 15	R: 0 E: 0 K: 0 S: 4	H: 0 LOB: 0 BB: 0 P: 8	R: 0 E: 0 K: 2 S: 17	H: 1 LOB: 2 BB: 1 P: 28	R: 0 E: 0 K: 0 S: 8	H: 0 LOB: 0 BB: 0 P: 10	R: 0 E: 0 K: 1 S: 7	H: 0 LOB: 0 BB: 0 P: 12	R: 0 E: 0 K: 1 S: 10	H: 0 LOB: 0 BB: 0 P: 13	R: 0 E: 0 K: 1 S: 8	H: 1 LOB: 1 BB: 0 P: 12	R: 1 E: 0 K: 1 S: 13	H: 1 LOB: 2 BB: 2 P: 29	R: 0 E: 0 K: 1 S: 6	H: 0 LOB: 1 BB: 1 P: 12	R: 0 E: 0 K: 0 S: 8	H: 2 LOB: 2 BB: 1 P: 14	R: 1 E: 0 K: 0 S: 11	H: 2 LOB: 1 BB: 0 P: 13	1B: 7 2B: 1 3B: 0 HR: 0	SF: 0 SAC: 0 DP: 0 HBP: 0	WP: 0 PB: 0 SB: 2 CS: 1	PA: 44				
PITCHER	IP WLS BF H R ER SO BB IBB HBP BLK WP HR S P ERA WHIP																													
Kirk McCaskill, R ERA: 3.86 (1, 1)	7.2	27	3	1	1	6	2	0	0	0	0	0	0	76	114	1.17	0.652													
Scott Radinsky, L ERA: 1.33 (8, 1)	0.1	3	1	0	0	0	1	0	0	0	0	0	0	5	13	0.00	6.000													
Terry Leach, R ERA: 2.53 (9, 1)	1.1	5	1	0	0	1	1	0	0	0	0	0	0	8	14	0.00	1.500													
Donn Pall, R ERA: 3.26 (10, 1)	1.1	L 7	3	1	1	0	1	0	0	0	0	0	0	17	25	6.75	3.000													

livebaseballscorecards.com

AB	37
R	2
H	8
RBI	2
BB	5
SO	7
LOB	8



Batter	1	2	3	4	5	6	7	8	9	AB R H RBI BB SO LOB	TOP	
Tim Raines, S OBP: 0.369, SLG: 0.411 (1, 7) B C B B S X	3-2 2B 1B		2-0 L8			1 SAFE 1-2 C 1 SAFE B F X		0-1 L8		4 1 1 0 0 0 1		
Joey Cora, S OBP: 0.342, SLG: 0.310 (1, 4) C SAFE 1 SAFE F B X	1-2 F9		2-2 G4-3			1-3 K		0-0 B1		4 0 0 0 0 1 2		
Robin Ventura, L OBP: 0.389, SLG: 0.412 (1, 5) C B SAFE 1 SAFE B B X	3-1 1-H 2B				1-1 L8		4-2 2B BB		1-0 F8	3 1 1 1 1 0 0		
Frank Thomas, R OBP: 0.433, SLG: 0.503 (1, 10) B X	1-0 G4-3				1-0 P2		1-3 K		2-3 K	4 0 0 0 0 2 2		
Warren Newson, L OBP: 0.351, SLG: 0.226 (1, 9) Mike Huff, R OBP: 0.304, SLG: 0.306 (9, 9) F B F X	1-2 G3				0-0 G6-3		0-3 K			3 0 0 0 0 1 2 0 0 0 0 0 0 0		
Dan Pasqua, L OBP: 0.284, SLG: 0.337 (1, 3) F C C			0-3 K			1-3 K		2-0 1-H 2B		3 0 1 1 0 2 0		
Matt Merullo, L OBP: 0.205, SLG: 0.244 (1, 2) Ron Karkovics, R OBP: 0.288, SLG: 0.276 (9, 2) F B X			1-1 F8			0-1 G4-3		2-2 L6		3 0 0 0 0 0 1 0 0 0 0 0 0 0		
Lance Johnson, L OBP: 0.269, SLG: 0.292 (1, 8) X			0-0 F8			1-1 G6-3		0-1 G4-3		3 0 0 0 0 0 0		
Craig Grebeck, R OBP: 0.339, SLG: 0.361 (1, 6) B C B F X			2-2 F8			4-0 CS BB		0-2 G4-3		2 0 0 0 1 0 0		
Inning Stats	R: 1 H: 2 E: 0 LOB: 1 K: 0 BB: 0 S: 12 P: 21	R: 0 H: 0 E: 0 LOB: 0 K: 1 BB: 0 S: 6 P: 7	R: 0 H: 0 E: 0 LOB: 0 K: 0 BB: 0 S: 7 P: 13	R: 0 H: 0 E: 0 LOB: 0 K: 0 BB: 0 S: 4 P: 6	R: 0 H: 0 E: 0 LOB: 0 K: 1 BB: 0 S: 8 P: 10	R: 0 H: 0 E: 0 LOB: 0 K: 1 BB: 1 S: 7 P: 12	R: 1 H: 1 E: 0 LOB: 1 K: 2 BB: 1 S: 12 P: 21	R: 0 H: 0 E: 0 LOB: 0 K: 0 BB: 0 S: 7 P: 7	R: 0 H: 0 E: 0 LOB: 0 K: 1 BB: 0 S: 6 P: 9	1B: 1 SF: 0 2B: 2 SAC: 0 3B: 0 DP: 0 HR: 0 HBP: 0	WP: 0 PA: 31 PB: 0 SB: 0 CS: 1	
PITCHER Jack Morris, R ERA: 4.35 (1, 1)	IP WLS BF H R ER SO BB IBB HBP BLK WP HR S P ERA WHIP	9.0 W 31 3 2 2 6 2 0 0 0 0 0 0 69 106 2.00 0.556										

Chicago White Sox @ Toronto Blue Jays
 SkyDome, Toronto, ON
 Sun May 31 1992, 3:33 AM EDT
 Att. 50,393 - Sunny - 70 F

AB	29
R	2
H	3
RBI	2
BB	2
SO	6
LOB	8



Batter	1	2	3	4	5	6	7	8	9	AB	R	H	RBI	BB	SO	LOB
Devon White, S OBP: 0.302, SLG: 0.341 (1, 8)	G5-3		K		K			P5		4	0	0	0	0	2	2
Roberto Alomar, S OBP: 0.413, SLG: 0.471 (1, 4)	1B E BB		G1-3			G3-1		F7		3	1	0	0	1	0	1
Joe Carter, R OBP: 0.297, SLG: 0.446 (1, 9)	F7		F7			L7			K	4	0	0	0	0	1	1
Dave Winfield, R OBP: 0.375, SLG: 0.500 (1, 10)	E 1B			L8		F7			HR	4	1	2	1	0	0	0
Kelly Gruber, R OBP: 0.292, SLG: 0.479 (1, 5)	E5			G4-6-3 BB			CS BB		1B 2B	2	1	1	0	2	0	1
John Olerud, L OBP: 0.352, SLG: 0.348 (1, 3)	L8			G4-6-3 1-2f			F8		1B IBB	3	0	0	0	1	0	4
Pat Borders, R OBP: 0.318, SLG: 0.400 (1, 2)			K			L9		G4-3		4	0	0	0	0	2	3
Rob Ducey, L Greg Myers, L (9, PH) OBP: 0.316, SLG: 0.500 (1, 7)			K			F8			1B	3	0	0	0	0	1	0
Manuel Lee, S OBP: 0.317, SLG: 0.338 (1, 6)								G6-3	1B	1	0	1	1	0	0	0
			G3							2	0	1	0	1	0	0

Inning Stats	R: 1	H: 1	E: 1	K: 0	S: 13	LOB: 2	BB: 1	P: 26	R: 0	H: 0	E: 0	K: 2	S: 8	LOB: 0	BB: 0	P: 11	R: 0	H: 0	E: 0	K: 1	S: 7	LOB: 0	BB: 0	P: 9	R: 0	H: 0	E: 0	K: 0	S: 6	LOB: 0	BB: 1	P: 12	R: 0	H: 1	E: 0	K: 1	S: 9	LOB: 1	BB: 0	P: 15	R: 0	H: 0	E: 0	K: 0	S: 6	LOB: 0	BB: 0	P: 10	R: 0	H: 0	E: 0	K: 0	S: 5	LOB: 0	BB: 1	P: 12	R: 0	H: 0	E: 0	K: 0	S: 8	LOB: 1	BB: 1	P: 16	R: 2	H: 3	E: 0	K: 2	S: 20	LOB: 2	BB: 1	P: 28	1B: 3	2B: 1	3B: 0	HR: 1	SF: 0	SAC: 0	DP: 1	HBP: 0	WP: 0	PB: 1	SB: 1	CS: 1	PA: 35
PITCHER	IP	WLS	BF	H	R	ER	SO	BB	IBB	HBP	BLK	WP	HR	S	P	ERA	WHIP																																																																				
Charlie Hough, R ERA: 4.43 (1, 1)	8.0		29	2	1	0	4	4	0	0	0	0	0	62	111	0.00	0.750																																																																				
Bobby Thigpen, R ERA: 4.71 (9, 1)	0.2	L	6	3	2	2	2	0	1	0	0	0	1	20	28	27.00	4.500																																																																				

BOTTOM

Chicago White Sox @ Toronto Blue Jays
 SkyDome, Toronto, ON
 Sun May 31 1992, 3:33 AM EDT
 Att: 50,393 - Sunny - 70 F

livebaseballscores.com

AB	30
R	3
H	5
RBI	2
BB	5
SO	6
LOB	12



Batter	1	2	3	4	5	6	7	8	9	10	AB R H RBI BB SO LOB
Shane Mack, R OBP: 0.386, SLG: 0.487 (1, 7)	G6-3	1-1 1B			G6-3		0-3 K			E5 1B	5 0 1 2 0 1 1
Chuck Knoblauch, R OBP: 0.404, SLG: 0.402 (1, 4)	G6-3	0-1 F8			G4-3		1-1 CS	0-0 S 1B		0-0 L7-4 1B	5 0 2 0 0 0 2
Kirby Puckett, R OBP: 0.351, SLG: 0.560 (1, 8)	G5-3				G4-3		3-2 G4-3	0-2 F9		0-0 L7-4	5 0 0 0 0 0 3
Kent Hrbek, L OBP: 0.432, SLG: 0.500 (1, 3)		2-0 HR			2-1 G6-3 1B		4-2 G4-6-3 BB	3-0 F7			3 1 2 1 1 0 1
Brian Harper, R OBP: 0.333, SLG: 0.375 (1, 2)		0-2 F7			1-1 G6-3		0-0 G4-6-3	3-2 P4			4 0 0 0 0 0 3
Chili Davis, S OBP: 0.388, SLG: 0.399 (1, 10)		3-2 FC4-6 1B			1-2 F8		0-0 1B			1-3 K	4 1 2 0 0 1 0
Pedro Munoz, R OBP: 0.302, SLG: 0.415 (1, 9)		0-0 FC4-6 1B			0-0 G4-3		2-3 K			1-2 P7	3 0 1 0 0 1 1
Gene Larkin, S OBP: 0.347, SLG: 0.434 (9, PH)		1-2 FC4-6 1B									1 0 0 0 0 0 0
Greg Gagne, R OBP: 0.340, SLG: 0.383 (1, 6)		1-1 FC4-6 1B			3-2 1B					0-3 K	4 1 1 0 0 1 2
Jeff Reboulet, R OBP: 0.378, SLG: 0.276 (1, 5)		4-0 1B			0-0 F7		4-2 CS BB			1-3 K	1 0 0 0 2 0 1
Randy Bush, L OBP: 0.283, SLG: 0.352 (10, PH)		1-2 BB									1 0 0 0 0 1 0


Inning Stats	R: 0	H: 0	E: 0	K: 0	S: 7	R: 3	H: 4	E: 0	K: 0	S: 17	R: 0	H: 1	E: 0	K: 0	S: 7	R: 0	H: 1	E: 0	K: 1	S: 9	R: 0	H: 0	E: 0	K: 1	S: 8	R: 0	H: 1	E: 0	K: 0	S: 9	R: 0	H: 0	E: 0	K: 2	S: 10	R: 0	H: 1	E: 1	K: 1	S: 11	1B: 8	SF: 0	2B: 1	SAC: 0	3B: 0	DP: 3	HR: 1	HBP: 0	WP: 0	PA: 40
--------------	------	------	------	------	------	------	------	------	------	-------	------	------	------	------	------	------	------	------	------	------	------	------	------	------	------	------	------	------	------	------	------	------	------	------	-------	------	------	------	------	-------	-------	-------	-------	--------	-------	-------	-------	--------	-------	--------

PITCHER	IP	WLS	BF	H	R	ER	SO	BB	IBB	HBP	BLK	WP	HR	S	P	ERA	WHIP
Dave Stieb, R ERA: 4.17 (1, 1)	7.0		28	7	3	3	2	3	0	0	0	0	1	65	110	3.86	1.429
Duane Ward, R ERA: 3.0 (8, 1)	2.0	W	7	1	0	0	2	0	0	0	0	0	0	19	26	0.00	0.500
Tom Henke, R ERA: 2.81 (10, 1)	1.0	S	4	1	0	0	1	0	0	0	0	0	0	11	14	0.00	1.000

Toronto Blue Jays @ Minnesota Twins
 Hubert H. Humphrey Metrodome, Minneapolis, MN
 Mon Jun 01 1992, 8:05 PM EDT
 Att: 20,134 - Dome - 70 F

livebaseballscores.com

AB	36
R	3
H	9
RBI	3
BB	3
SO	5
LOB	14



Batter	1	2	3	4	5	6	7	8	9	AB R H RBI BB SO LOB	TOP	
Devon White, S (1, 8) OBP: 0.307, SLG: 0.368 Rob Ducey, L (7, 9)	1-2 G6-4-3 1B		0-0 1B			1-2 F8	1-3 K		2-3 K	4 0 2 0 0 1 0 1 0 0 0 0 1 1		
Roberto Alomar, S (1, 4) OBP: 0.417, SLG: 0.460 Jeff Kent, R (7, PH) Pat Tabler, R (7, 7)	1-2 G6-4-3 1-2f		2-2 P6			2-0 E 1B 1B	2-3 K		1-0 F9	3 1 1 0 0 0 2 2 0 0 0 0 1 1		
Joe Carter, R (1, 9) Pat Tabler, R (7, 7)	2-2 P2		1-1 G5-3			0-1 1B 1-3 1B		0-1 1B BB 1B	1-3 K	3 1 1 0 0 0 1 2 0 1 0 0 1 1		
Dave Winfield, R (1, 10)						2-2 1B 1-3 1B		4-0 1B 1-2 BB		3 1 3 1 1 0 0		
Kelly Gruber, R (1, 5)						1-2 P5		0-1 1-2 2-3 1B		4 0 1 0 0 0 4		
John Olerud, L (1, 3)						2-2 F9-3 1-2		1-3 K		4 0 2 1 0 1 4		
Derek Bell, R (1, 7) (7, 8)						2-2 G4-3		1-0 F9		4 0 2 1 0 0 3		
Pat Borders, R (1, 2)						1-1 G6-3		0-0 P4		4 0 0 0 0 0 7		
Manuel Lee, S (1, 6) Alfredo Griffin, S (7, PH) (7, 6)						1-3 K		0-1 G4-3		2 0 0 0 0 1 0 2 0 1 0 0 0 0		
Inning Stats	R: 0 H: 1 E: 0 LOB: 0 K: 0 BB: 0 S: 11 P: 14	R: 0 H: 3 E: 0 LOB: 2 K: 0 BB: 0 S: 20 P: 27	R: 0 H: 1 E: 0 LOB: 1 K: 0 BB: 0 S: 11 P: 14	R: 0 H: 1 E: 0 LOB: 0 K: 0 BB: 0 S: 7 P: 10	R: 0 H: 0 E: 0 LOB: 0 K: 1 BB: 0 S: 8 P: 12	R: 3 H: 5 E: 1 LOB: 2 K: 0 BB: 0 S: 20 P: 27	R: 0 H: 0 E: 0 LOB: 0 K: 2 BB: 0 S: 8 P: 11	R: 0 H: 2 E: 0 LOB: 3 K: 1 BB: 1 S: 9 P: 15	R: 0 H: 1 E: 0 LOB: 1 K: 2 BB: 0 S: 9 P: 14	1B: 14 SF: 0 2B: 1 SAC: 0 3B: 0 DP: 3 HR: 0 HBP: 0	WP: 0 PA: 39 PB: 0 SB: 0 CS: 0	
PITCHER	IP WLS BF H R ER SO BB IBB HBP BLK WP HR S P ERA WHIP											
Kevin Tapani, R (1, 1) ERA: 5.1	5.2 W 25 11 3 3 1 0 0 0 0 0 0 76 103 4.76 1.941											
Mark Guthrie, L (6, 1) ERA: 3.23	2.2 12 3 0 0 4 1 0 0 0 0 0 0 23 35 0.00 1.500											
Rick Aguilera, R (9, 1) ERA: 3.91	0.2 2 0 0 0 0 1 0 0 0 0 0 0 4 6 0.00 0.000											

Toronto Blue Jays @ Minnesota Twins
Hubert H. Humphrey Metrodome, Minneapolis, MN

Wed Jun 03 1992, 8:05 PM EDT
Att. 21,392 - Dome - 70 F

AB	38
R	3
H	14
RBI	3
BB	1
SO	6
LOB	24



Batter	1	2	3	4	5	6	7	8	9
J.T. Bruett, L (1, 7) BB (8, 8) C C C C F F S	3-3 K		1 SAFE 2-3 1 SAFE K	1-0 G4-3		C 1 SAFE 1 SAFE X G3		F B F F X 1-2 G4-3	
Chuck Knoblauch, R (1, 4) OBP: 0.402, SLG: 0.393 BB C C C C X	2-2 P3		B F B B B 4-1 K	2-0 SF9		B B C B B 4-1 1B HR BB		X 0-0 G6-3	
Kirby Puckett, R (1, 8) OBP: 0.362, SLG: 0.586 Shane Mack, R (8, 7) OBP: 0.382, SLG: 0.485 B X	1-0 G6-3		B F X 1-1 K	2-3 K		X 0-0 HR 1B		B B B B X 3-1 2B	
Kent Hrbek, L (1, 3) OBP: 0.450, SLG: 0.505 Pedro Munoz, R (5, 9) OBP: 0.303, SLG: 0.434 X		0-0 P6	B C B X 2-2 E 1B		C 0-0 B B B B X 2-3 K		B B B B X 1-1 HR	B B B B X 3-3 K	
Brian Harper, R (1, 2) OBP: 0.324, SLG: 0.363 X T T B B T B		2-2 F8	S F F X 1-2 E 1B		C X 0-1 L7		C B F F B S 2-3 K		
Randy Bush, L (1, 10) OBP: 0.281, SLG: 0.345 C C B B B B		1-3 K	B F C X 1-2 P5		F X 0-1 1B		B X 1-0 G5-3		
Scott Leius, R (1, 5) OBP: 0.326, SLG: 0.368 B B X			B B X 2-0 1B HR 1B		B B B B X 4-2 1B 3B BB		C B B X 2-1 FC6-4 1B		
Gene Larkin, S (1, 9) OBP: 0.341, SLG: 0.425 (5, 3) S 1 SAFE S 1 SAFE S 1 SAFE S 1 SAFE F			S 1 SAFE S 1 SAFE S 1 SAFE S 1 SAFE F 1-3 K		B B X 1-0 3B 1B		B B X 2-0 F9	C B X 0-0 F9	
Jeff Reboulet, R (1, 6) OBP: 0.415, SLG: 0.375 F 1 SAFE B B X 1 SAFE 1 SAFE			F 1 SAFE B B X 1 SAFE 1 SAFE 2-1 HR BB 1B		X 0-0 SF9 3B		C H 1-1 G3 1B HBP	C B X 1-1 FC6-4	

Inning Stats		R: 0	H: 0	R: 0	H: 0	R: 4	H: 4	R: 3	H: 2	R: 0	H: 1	R: 0	H: 1	R: 0	H: 1	R: 0	H: 1
		E: 0	LOB: 0	E: 0	LOB: 0	E: 1	LOB: 2	E: 0	LOB: 0	E: 0	LOB: 1	E: 0	LOB: 1	E: 0	LOB: 1	E: 0	LOB: 1
		K: 1	BB: 0	K: 1	BB: 0	K: 2	BB: 1	K: 1	BB: 1	K: 2	BB: 0	K: 0	BB: 0	K: 1	BB: 0	K: 1	BB: 0
		S: 9	P: 15	S: 9	P: 12	S: 24	P: 40	S: 12	P: 22	S: 10	P: 13	S: 6	P: 10	S: 12	P: 19	S: 12	P: 19

PITCHER		IP	WLS	BF	H	R	ER	SO	BB	IBB	HBP	BLK	WP	HR	S	P	ERA	WHIP
Juan Guzman, R	(1, 1)	5.0	L	25	7	7	7	7	2	0	0	0	0	1	64	102	12.60	1.800
Bob MacDonald, L	(6, 1)	3.0		15	4	4	4	2	1	0	1	0	0	1	30	51	12.00	1.667

PITCHER		IP	WLS	BF	H	R	ER	SO	BB	IBB	HBP	BLK	WP	HR	S	P	ERA	WHIP


BOTTOM

Toronto Blue Jays @ Minnesota Twins
 Hubert H. Humphrey Metrodome, Minneapolis, MN

Wed Jun 03 1992, 8:05 PM EDT
 Att. 21,392 - Dome - 70 F

AB	35
R	11
H	11
RBI	11
BB	3
SO	9
LOB	12

livebaseballscorecards.com



1B	2B	3B	HR	SF	SAC	DP	HBP	WP	PA
7	1	1	2	1	0	0	1	0	40

Batter	1	2	3	4	5	6	7	8	9	AB R H RBI BB SO LOB	TOP	
Devon White, S OBP: 0.302, SLG: 0.362 (1, 8) B X	1-0 F7		0-0 F7			3-1 F7		3-2 G4-3		4 0 0 0 0 0 2		
Roberto Alomar, S OBP: 0.418, SLG: 0.459 (1, 4) C X	1-1 L8			1-2 F9		4-2 FC4-6 BB			0-1 G5-4-3 1B	3 0 1 0 1 0 0		
Joe Carter, R OBP: 0.295, SLG: 0.455 (1, 9) C X	0-1 P4			1-0 F8		0-0 F8			0-1 G5-4-3 1-2f	4 0 0 0 0 0 3		
Dave Winfield, R OBP: 0.383, SLG: 0.503 (1, 10) B C F X		2-3 K		0-2 G6-3		2-0 FC4-6 1-2f			4-2 BB	3 0 0 0 1 1 2		
Kelly Gruber, R OBP: 0.274, SLG: 0.446 (1, 5) B B X		2-0 G6-3			1-0 F7		0-0 P6		0-0 F7	4 0 0 0 0 0 1		
John Olerud, L OBP: 0.356, SLG: 0.377 (1, 3) B C X		1-1 F8			0-2 FC5-4 1B		0-3 K			3 0 1 0 0 1 0		
Candy Maldonado, R OBP: 0.297, SLG: 0.302 (1, 7) X			0-0 P4		1-1 F9		1-0 G6-3			3 0 0 0 0 0 1		
Pat Borders, R OBP: 0.314, SLG: 0.395 (1, 2) B C X			2-1 BB		0-1 FC5-4 1-2f			2-3 K		3 0 1 0 0 1 1		
Manuel Lee, S OBP: 0.313, SLG: 0.333 (1, 6) C C X			0-2 F7			1-1 BB		1-3 K		3 0 1 0 0 1 1		
Inning Stats	R: 0 E: 0 K: 0 S: 5 H: 0 LOB: 0 BB: 0 P: 7	R: 0 E: 0 K: 1 S: 6 H: 0 LOB: 0 BB: 0 P: 11	R: 0 E: 0 K: 0 S: 7 H: 1 LOB: 1 BB: 0 P: 9	R: 0 E: 0 K: 0 S: 7 H: 0 LOB: 0 BB: 0 P: 9	R: 0 E: 0 K: 0 S: 8 H: 1 LOB: 1 BB: 0 P: 10	R: 0 E: 0 K: 0 S: 9 H: 1 LOB: 2 BB: 1 P: 19	R: 0 E: 0 K: 1 S: 5 H: 0 LOB: 0 BB: 0 P: 6	R: 0 E: 0 K: 2 S: 12 H: 0 LOB: 0 BB: 0 P: 18	R: 0 E: 0 K: 0 S: 7 H: 1 LOB: 1 BB: 1 P: 11	1B: 3 2B: 1 3B: 0 HR: 0 SF: 0 SAC: 0 DP: 1 HBP: 0	WP: 0 PB: 0 SB: 0 CS: 0 PA: 32	
PITCHER	IP WLS BF H R ER SO BB IBB HBP BLK WP HR S P ERA WHIP											
Rick Sutcliffe, R ERA: 4.19 (1, 1)	8.0 W 29 4 0 0 4 1 0 0 0 0 0 0 61 91 0.00 0.625											
Gregg Olson, R ERA: 1.42 (9, 1)	1.0 S 3 0 0 0 0 1 0 0 0 0 0 0 5 9 0.00 1.000											

Toronto Blue Jays @ Baltimore Orioles
 Oriole Park at Camden Yards, Baltimore, MD

livebaseballscorecards.com

AB	30
R	0
H	4
RBI	0
BB	2
SO	4
LOB	11



Fri Jun 05 1992, 7:05 PM EDT
 Att. 45,803 - Cloudy - 77 F

Batter	1	2	3	4	5	6	7	8	9	AB R H RBI BB SO LOB
Brady Anderson, L (1, 7) OBP: 0.371, SLG: 0.529	2-3 K		0-1 F7		2-3 K			2-2 1B 1B		4 1 1 0 0 2 1
Mike Devereaux, R (1, 8) OBP: 0.320, SLG: 0.475	1-1 G3-1		1-1 P4			1-1 G5-3		1 SAFE 1 SAFE 1 SAFE 1B 1B		4 0 1 0 0 0 1
Cal Ripken Jr., R (1, 6) OBP: 0.351, SLG: 0.424	3-1 F9				1-3 K	2-1 F8		1-1 1-2 3-H 1B		4 0 1 1 0 1 0
Glenn Davis, R (1, 10) OBP: 0.279, SLG: 0.448		3-2 G6-3		0-3 K		2-2 G6-3		1-2 L8		4 0 0 0 0 1 2
Randy Milligan, R (1, 3) OBP: 0.430, SLG: 0.455		3-3 K		4-1 1B BB			2-2 F9			2 0 0 0 1 1 0
Joe Orsulak, L (9, 9) OBP: 0.280, SLG: 0.268										0 0 0 0 0 0 0
Leo Gomez, R (1, 5) OBP: 0.386, SLG: 0.461		4-1 BB		1 SAFE 1-2 1B			0-2 F8			2 0 1 0 1 0 0
David Segui, S (1, 9) OBP: 0.313, SLG: 0.317		1-2 G4-3		0-3 K			1-0 F9			3 0 0 0 0 1 3
Billy Ripken, R (1, 4) OBP: 0.243, SLG: 0.299			0-0 B1-3		1-1 G5-3			0-1 G5-3		3 0 0 0 0 0 0
Jeff Tackett, R (1, 2) OBP: 0.391, SLG: 0.762			2-2 1B		3-1 G5-3			1-0 G1-6-3		3 0 1 0 0 0 0

Inning Stats	R: 0 E: 0 K: 1 S: 7	H: 0 LOB: 0 BB: 0 P: 13	R: 0 E: 0 K: 1 S: 11	H: 0 LOB: 1 BB: 1 P: 22	R: 0 E: 0 K: 0 S: 11	H: 1 LOB: 1 BB: 0 P: 14	R: 0 E: 0 K: 3 S: 11	H: 1 LOB: 2 BB: 1 P: 17	R: 0 E: 0 K: 1 S: 7	H: 0 LOB: 0 BB: 0 P: 13	R: 0 E: 0 K: 0 S: 7	H: 0 LOB: 0 BB: 0 P: 10	R: 1 E: 0 K: 0 S: 13	H: 3 LOB: 2 BB: 0 P: 21	1B: 5 2B: 0 3B: 0 HR: 0	SF: 0 SAC: 0 DP: 0 HBP: 0
--------------	------------------------------	----------------------------------	-------------------------------	----------------------------------	-------------------------------	----------------------------------	-------------------------------	----------------------------------	------------------------------	----------------------------------	------------------------------	----------------------------------	-------------------------------	----------------------------------	----------------------------------	------------------------------------

PITCHER	IP	WLS	BF	H	R	ER	SO	BB	IBB	HBP	BLK	WP	HR	S	P	ERA	WHIP
Jimmy Key, L (1, 1) ERA: 2.96	7.2	L	29	4	1	1	6	2	0	0	0	0	0	70	116	1.17	0.783
Duane Ward, R (8, 1) ERA: 2.97	0.1		2	1	0	0	0	0	0	0	0	0	0	5	7	0.00	3.000

BOTTOM

Toronto Blue Jays @ Baltimore Orioles
Oriole Park at Camden Yards, Baltimore, MD

Fri Jun 05 1992, 7:05 PM EDT
 Att: 45,803 - Cloudy - 77 F

livebaseballscorecards.com

AB	29
R	1
H	5
RBI	1
BB	2
SO	6
LOB	7



WP: 0	PA: 31
PB: 0	SB: 0
CS: 0	

Batter	1	2	3	4	5	6	7	8	9	AB R H RBI BB SO LOB	TOP
Devon White, S (1, 8) OBP: 0.301, SLG: 0.360	1-2 G4-3		2-0 3B 1B		1-2 G5-3			0-0 P6		4 1 1 0 0 0 0	Toronto Blue Jays @ Baltimore Orioles Oriole Park at Camden Yards, Baltimore, MD Sat Jun 06 1992, 7:05 PM EDT Att. 45,520 - Cloudy - 86 F
Roberto Alomar, S (1, 4) OBP: 0.411, SLG: 0.450	1-3 K		0-0 P7		2-1 F7			3-2 G5-3		4 0 0 0 0 1 2	
Joe Carter, R (1, 9) OBP: 0.294, SLG: 0.461	1-2 F7		2-2 2B 3B		1-3 K			0-0 F7		4 1 1 2 0 1 0	
Dave Winfield, R (1, 10) OBP: 0.385, SLG: 0.512		0-0 1B 2B	1-2 2B		1-1 G6-3			0-1 G4-3		4 1 2 1 0 0 0	
Kelly Gruber, R (1, 5) OBP: 0.269, SLG: 0.436		0-2 G6-3	0-0 F7		0-2 F8			2-1 G5-3		4 0 0 0 0 0 2	
John Olerud, L (1, 3) OBP: 0.348, SLG: 0.367		1-3 K	2-1 G6-3		0-0 G5-3			1-1 G4-3		4 0 0 0 0 1 2	
Candy Maldonado, R (1, 7) OBP: 0.297, SLG: 0.303		0-0 2-H 1B		3-2 F7			1-1 F7			3 0 1 1 0 0 0	
Pat Borders, R (1, 2) OBP: 0.309, SLG: 0.389		2-3 K		0-0 G5-3			3-3 K			3 0 0 0 0 2 1	
Manuel Lee, S (1, 6) OBP: 0.313, SLG: 0.329			4-2 1B 3B BB		2-2 L6			1-1 G4-3		2 1 0 0 1 0 0	
Inning Stats	R: 0 H: 0 E: 0 LOB: 0 K: 1 BB: 0 S: 11 P: 14	R: 1 H: 2 E: 0 LOB: 1 K: 2 BB: 0 S: 12 P: 15	R: 3 H: 3 E: 0 LOB: 1 K: 0 BB: 1 S: 17 P: 28	R: 0 H: 0 E: 0 LOB: 0 K: 0 BB: 0 S: 7 P: 12	R: 0 H: 0 E: 0 LOB: 0 K: 1 BB: 0 S: 8 P: 12	R: 0 H: 0 E: 0 LOB: 0 K: 0 BB: 0 S: 6 P: 7	R: 0 H: 0 E: 0 LOB: 0 K: 1 BB: 0 S: 7 P: 12	R: 0 H: 0 E: 0 LOB: 0 K: 0 BB: 0 S: 5 P: 8	R: 0 H: 0 E: 0 LOB: 0 K: 0 BB: 0 S: 6 P: 9	1B: 2 SF: 0 2B: 2 SAC: 0 3B: 1 DP: 0 HR: 0 HBP: 0	WP: 0 PA: 33 PB: 0 SB: 0 CS: 0
PITCHER	IP WLS BF H R ER SO BB IBB HBP BLK WP HR S P ERA WHIP										
Ben McDonald, R (1, 1) ERA: 3.87	8.0 L 30 5 4 4 5 1 0 0 0 0 0 0 73 108 4.50 0.750										
Storm Davis, R (9, 1) ERA: 4.05	1.0 3 0 0 0 0 0 0 0 0 0 0 0 6 9 0.00 0.000										

livebaseballscorecards.com

AB	32
R	4
H	5
RBI	4
BB	1
SO	5
LOB	7



Batter	1	2	3	4	5	6	7	8	9	AB R H RBI BB SO LOB	TOP											
Devon White, S (1, 8) OBP: 0.296, SLG: 0.353	1-0 F8		0-3 K			1-3 K		0-1 G4-3		4 0 0 0 0 2 2												
Roberto Alomar, S (1, 4) OBP: 0.408, SLG: 0.443	1-2 F8			2-1 G6-3		4-1 F7-3 BB		0-1 G3		3 0 0 0 1 0 1												
Joe Carter, R (1, 10) OBP: 0.289, SLG: 0.452	1-2 L1			1-3 K		0-0 F7-3		0-3 K		4 0 0 0 0 2 2												
Dave Winfield, R (1, 9) OBP: 0.385, SLG: 0.515		1-2 P2		0-0 2B		0-1 P5		2-1 2B 1B		3 0 1 0 0 0 0												
Derek Bell, R (7, 9) OBP: 0.284, SLG: 0.277										1 0 1 0 0 0 0												
Kelly Gruber, R (1, 5) OBP: 0.263, SLG: 0.427		1-2 P6		2-1 P2		0-0 F9		1-2 F7		4 0 0 0 0 0 2												
John Olerud, L (1, 3) OBP: 0.346, SLG: 0.364			2-1 F7		0-0 P8		0-1 1B 1B		2-0 F8	4 0 1 0 0 0 1												
Candy Maldonado, R (1, 7) OBP: 0.309, SLG: 0.346					0-0 P8		1-2 1B 1B		0-1 F8	4 0 1 0 0 0 1												
Greg Myers, L (1, 2) OBP: 0.250, SLG: 0.360			2-1 P3		1-0 HR		1-2 1B 1B		0-1 F8	4 1 3 1 0 0 0												
Manuel Lee, S (1, 6) OBP: 0.313, SLG: 0.329			1-0 1B		0-0 G1-3		1-2 P5		1-2 P2	4 0 1 0 0 0 4												
			0-0 F7		3-2 F9		0-1 G3 G4-3 1B			3 0 1 0 0 0 1												
Inning Stats	R: 0 E: 0 K: 0 S: 8	H: 0 LOB: 0 BB: 0 P: 11	R: 0 E: 0 K: 0 S: 10	H: 0 LOB: 0 BB: 0 P: 14	R: 0 E: 0 K: 1 S: 7	H: 1 LOB: 1 BB: 0 P: 10	R: 0 E: 0 K: 1 S: 9	H: 1 LOB: 1 BB: 0 P: 14	R: 1 E: 0 K: 0 S: 6	H: 1 LOB: 0 BB: 0 P: 10	R: 0 E: 0 K: 1 S: 5	H: 0 LOB: 0 BB: 1 P: 10	R: 0 E: 0 K: 0 S: 11	H: 2 LOB: 2 BB: 0 P: 13	R: 0 E: 0 K: 1 S: 9	H: 1 LOB: 1 BB: 0 P: 9	R: 0 E: 0 K: 0 S: 13	H: 2 LOB: 2 BB: 0 P: 19	1B: 5 2B: 3 3B: 0 HR: 1	SF: 0 SAC: 0 DP: 1 HBP: 0	WP: 0 PB: 0 SB: 0 CS: 0	PA: 35
PITCHER	IP WLS BF H R ER SO BB IBB HBP BLK WP HR S P ERA WHIP																					
35 Mike Mussina, R (1, 1) ERA: 2.6	7.2 W 29 6 1 1 3 1 0 0 0 0 0 1 62 88 1.17 0.913																					
Todd Frohwrth, R (8, 1) ERA: 1.82	1.1 6 2 0 0 1 0 0 0 0 0 0 0 16 22 0.00 1.500																					

Toronto Blue Jays @ Baltimore Orioles
Oriole Park at Camden Yards, Baltimore, MD
 Sun Jun 07 1992, 3:33 AM EDT
 Att. 45,620 - Cloudy - 87 F

livebaseballscorecards.com

AB	34
R	1
H	8
RBI	1
BB	1
SO	4
LOB	13



Toronto Blue Jays @ New York Yankees
 Yankee Stadium, Bronx, NY
 Mon Jun 08 1992, 7:05 PM EDT
 Att. 18,166 - Cloudy - 78 F

AB	47
R	16
H	21
RBI	16
BB	4
SO	2
LOB	17



WP	2	PA	51
PB	0		
SB	0		
CS	0		

AB R H RBI BB SO LOB

4	3	2	2	0	0	1
2	0	1	1	0	0	0
1	0	0	0	1	0	0
3	2	2	4	1	0	0
4	0	2	0	0	0	2
2	1	1	0	0	0	2
4	2	2	1	0	0	2
2	1	1	1	0	0	0
4	1	3	0	0	0	1
2	0	1	0	0	0	1
6	0	1	2	0	1	5
4	2	2	1	1	0	0
4	2	1	0	1	1	3
5	2	2	4	0	0	0

Batter	1	2	3	4	5	6	7	8	9													
Devon White, S (1, 8) OBP: 0.300, SLG: 0.369 Derek Bell, R (7, PH) OBP: 0.289, SLG: 0.299 (7, 9)	2-1 HR		1-1 G6-3	1-2 FC 3B	0-2 HR 1B		3-1 F9	1-2 2B														
Roberto Alomar, S (1, 4) OBP: 0.409, SLG: 0.441 Jeff Kent, R (3, 4) OBP: 0.419, SLG: 0.676 (7, 5)	3-2 F9		4-0 WP F9-2 BB	0-0 1B 3B	1-0 HR		0-1 F9	4-2 FC4 BB														
Joe Carter, R (1, 9) OBP: 0.293, SLG: 0.458 Rob Ducey, L (7, 8) OBP: 0.077, SLG: 0.154	2-1 1B 1B		2-2 F9-2 1-H	1-2 L6	1-0 G6-3 2B			FC4 2B														
Dave Winfield, R (1, 10) OBP: 0.387, SLG: 0.519 John Olerud, L (8, PH) OBP: 0.348, SLG: 0.372	2-2 F8				0-2 G6-3			2-2 G3-1 G6-3 2B	0-0 G4-3													
Kelly Gruber, R (1, 5) OBP: 0.273, SLG: 0.434 Alfredo Griffin, S (7, 4) OBP: 0.143, SLG: 0.150	1-1 1B				1-1 G6-3			1-2 G3-1	0-0 G4-6-3 1B													
Pat Tabler, R (1, 3) OBP: 0.258, SLG: 0.211	1-1 P6							2-2 G6-3	2-1 G4-6-3													
Candy Maldonado, R (1, 7) OBP: 0.318, SLG: 0.350		2-0 F8						0-1 1B 2B 1B														
Pat Borders, R (1, 2) OBP: 0.312, SLG: 0.385		3-1 G6-3						2-0 2B 1B														
Manuel Lee, S (1, 6) OBP: 0.316, SLG: 0.337		3-2 F9						0-0 2B 2B														
Inning Stats	R: 1 E: 0 K: 0 S: 17	H: 3 LOB: 2 BB: 0 P: 28	R: 0 E: 0 K: 0 S: 6	H: 0 LOB: 0 BB: 0 P: 14	R: 0 E: 0 K: 0 S: 5	H: 0 LOB: 0 BB: 1 P: 12	R: 8 E: 1 K: 2 S: 34	H: 8 LOB: 3 BB: 2 P: 56	R: 2 E: 0 K: 0 S: 11	H: 3 LOB: 1 BB: 0 P: 15	R: 0 E: 0 K: 0 S: 7	H: 0 LOB: 0 BB: 0 P: 9	R: 0 E: 0 K: 0 S: 5	H: 0 LOB: 0 BB: 0 P: 8	R: 5 E: 0 K: 0 S: 24	H: 6 LOB: 2 BB: 1 P: 37	R: 0 E: 0 K: 0 S: 4	H: 1 LOB: 0 BB: 0 P: 6	1B: 12 2B: 7 3B: 1 HR: 2	SF: 0 SAC: 0 DP: 2 HBP: 0	WP: 2 PB: 0 SB: 0 CS: 0	PA: 51
PITCHER	IP WLS BF H R ER SO BB IBB HBP BLK WP HR S P ERA WHIP																			IP WLS BF H R ER SO BB IBB HBP BLK WP HR S P ERA WHIP		
Greg Cadaret, L (1, 1) ERA: 4.64	3.1 L 19 7 7 7 1 2 0 0 0 1 1 45 84 18.90 2.700																					
Rich Monteleone, R (4, 1) ERA: 1.98	2.2 16 7 4 3 1 1 0 0 0 0 0 1 35 50 10.12 3.000																					
Lee Guetterman, L (7, 1) ERA: 9.53	3.0 16 7 5 5 0 1 0 0 0 0 0 0 33 51 15.00 2.667																					

livebaseballscores.com

Batter	1	2	3	4	5	6	7	8	9
Andy Stankiewicz, R (1, 6) OBP: 0.421, SLG: 0.468	0-1 1B		2-2 P4		1-0 P3			2-1 G4-3 1B 2B	
Don Mattingly, L (1, 3) OBP: 0.305, SLG: 0.414 Jim Leyritz, R (8, 3) OBP: 0.422, SLG: 0.692	3-1 L7			0-1 F8		1-0 G4-3		1-1 G6-3	
Roberto Kelly, R (1, 8) OBP: 0.364, SLG: 0.483 Dion James, L (7, 8) OBP: 0.311, SLG: 0.279	3-3 K			0-3 K		1-2 P4		1-2 G4-3	
Mel Hall, L (1, 7) OBP: 0.263, SLG: 0.427 Randy Velarde, R (7, 7) OBP: 0.273, SLG: 0.336	3-3 K			0-1 P4		2-2 1B 2B		0-1 1B	
Danny Tartabull, R (1, 9) OBP: 0.418, SLG: 0.415		2-3 K			4-2 FC3-6 BB	2-2 1B		1-0 P3	
Matt Nokes, L (1, 2) OBP: 0.322, SLG: 0.413		2-0 F8			0-2 L4	1-1 F8		0-2 F7	
Kevin Maas, L (1, 10) OBP: 0.376, SLG: 0.518		0-0 G5-3			1-1 FC3-6 BB 1-2f		3-1 P3	1-1 HR	
Charlie Hayes, R (1, 5) OBP: 0.303, SLG: 0.394			2-2 F9		4-2 BB	2-2 F7		1-3 K	
Mike Gallego, R (1, 4) OBP: 0.338, SLG: 0.333			1-2 G5-3		4-2 BB	0-0 P7		0-0 G4-3	

Inning Stats	R: 0	H: 1	E: 0	K: 2	S: 11	LOB: 1	BB: 0	P: 20
	R: 0	H: 0	E: 0	K: 1	S: 7	LOB: 0	BB: 0	P: 11
	R: 0	H: 0	E: 0	K: 0	S: 9	LOB: 0	BB: 0	P: 14
	R: 0	H: 0	E: 0	K: 1	S: 7	LOB: 0	BB: 0	P: 7
	R: 0	H: 0	E: 0	K: 0	S: 15	LOB: 3	BB: 3	P: 29
	R: 1	H: 2	E: 0	K: 0	S: 17	LOB: 1	BB: 0	P: 24
	R: 0	H: 0	E: 0	K: 0	S: 8	LOB: 0	BB: 0	P: 13
	R: 1	H: 2	E: 0	K: 10	S: 10	LOB: 1	BB: 0	P: 15
	R: 1	H: 1	E: 0	K: 1	S: 9	LOB: 0	BB: 0	P: 11
	1B: 3	2B: 2	3B: 0	HR: 1	SF: 0	SAC: 0	DP: 0	HBP: 0

PITCHER	IP	WLS	BF	H	R	ER	SO	BB	IBB	HBP	BLK	WP	HR	S	P	ERA	WHIP
Todd Stottlemire, R (1, 1) ERA: 4.74	6.0	W	24	3	1	1	4	3	0	0	0	0	0	66	105	1.50	1.000
Bob MacDonald, L (7, 1) ERA: 3.24	1.0		3	0	0	0	0	0	0	0	0	0	0	8	13	0.00	0.000
Pat Hentgen, R (8, 1) ERA: 5.04	2.0		9	3	2	2	1	0	0	0	0	0	1	19	26	9.00	1.500

BOTTOM

AB	R	H	RBI	BB	SO	LOB
4	1	2	0	0	0	3
3	0	0	0	0	0	1
1	0	0	0	0	0	1
3	0	0	0	0	2	1
1	0	0	0	0	0	1
3	1	1	0	0	1	1
1	0	1	1	0	0	0
3	0	1	1	1	1	1
4	0	0	0	0	0	2
4	1	1	1	0	0	1
3	0	0	0	1	1	0
3	0	0	0	1	0	0

AB	33
R	3
H	6
RBI	3
BB	3
SO	5
LOB	12



WP	PA	ERA	WHIP
0	36		
0			
0			

Toronto Blue Jays @ New York Yankees
Yankee Stadium, Bronx, NY
 Mon Jun 08 1992, 7:05 PM EDT
 Att. 18,166 - Cloudy - 78 F

livebaseballscorecards.com

Batter	1	2	3	4	5	6	7	8	9	AB R H RBI BB SO LOB	TOP	
Devon White, S OBP: 0.295, SLG: 0.363 (1, 8) B F C F C B F X	3-2 G5-3 ①		3-2 G5-3 ①			0-1 P6 ①		1-3 K ③		4 0 0 0 0 1 0	Toronto Blue Jays @ New York Yankees Yankee Stadium, Bronx, NY Tue Jun 09 1992, 7:05 PM EDT Att. 22,429 - Sunny - 76 F livebaseballscorecards.com	
Jeff Kent, R OBP: 0.404, SLG: 0.622 (1, 4) B S B C B B	4-2 F7-4 1B BB		0-0 F9 ②			0-1 F8 ②		0-3 K ①	3 0 0 0 1 1 0			
Joe Carter, R OBP: 0.296, SLG: 0.459 (1, 9) X	0-0 1-2 1B		2-0 F7 ③			0-0 G5-3 ③		3-0 FC6-4 1B	4 0 2 0 0 0 0			
Dave Winfield, R OBP: 0.380, SLG: 0.509 (1, 10) B B C C X X	3-2 F7-4 ② ③ 2-3			1-1 G6-3 ①			0-1 P8 ①	0-1 FC6-4 ② 1-2f	4 0 0 0 0 0 3			
Kelly Gruber, R OBP: 0.272, SLG: 0.427 (1, 5) B C T B C T B		2-3 K ①		3-2 G6-3 ②			4-2 CS BB	0-0 F7 ③	3 0 0 0 1 1 1			
John Olerud, L OBP: 0.348, SLG: 0.367 (1, 3) B X		1-0 P5 ②		1-0 F7 ③			1 SAFE 4-0 2B BB		2 1 0 0 1 0 0			
Candy Maldonado, R OBP: 0.331, SLG: 0.387 (1, 7) B B B B B X		3-1 HR			4-2 G4-6-3 BB		0-0 1-H 2B		2 1 2 2 1 0 0			
Pat Borders, R OBP: 0.312, SLG: 0.385 (1, 2) C X		0-1 1B			1-1 P9 ①			3-2 P3 ①	3 0 1 0 0 0 1			
Manuel Lee, S OBP: 0.311, SLG: 0.331 (1, 6) B F S X SAFE		1-2 F9 ③			1-0 G4-6-3 ② ③ 1-2f			1-1 G6-3 ②	3 0 0 0 0 0 2			
Inning Stats	R: 0 H: 1 E: 0 LOB: 1 K: 0 BB: 1 S: 12 P: 22	R: 1 H: 2 E: 0 LOB: 1 K: 1 BB: 0 S: 11 P: 18	R: 0 H: 0 E: 0 LOB: 0 K: 0 BB: 0 S: 6 P: 11	R: 0 H: 0 E: 0 LOB: 0 K: 0 BB: 0 S: 7 P: 12	R: 0 H: 0 E: 0 LOB: 0 K: 0 BB: 1 S: 6 P: 12	R: 0 H: 0 E: 0 LOB: 0 K: 0 BB: 0 S: 5 P: 5	R: 1 H: 1 E: 0 LOB: 1 K: 0 BB: 2 S: 7 P: 14	R: 0 H: 0 E: 0 LOB: 0 K: 1 BB: 0 S: 9 P: 14	R: 0 H: 1 E: 0 LOB: 1 K: 1 BB: 0 S: 7 P: 10	1B: 3 SF: 0 2B: 2 SAC: 0 3B: 0 DP: 2 HR: 1 HBP: 0		WP: 0 PA: 32 PB: 0 SB: 0 CS: 1
PITCHER Tim Leary, R ERA: 4.95 (1, 1)	IP WLS BF H R ER SO BB IBB HBP BLK WP HR S P ERA WHIP	9.0 L 32 5 2 2 3 4 0 0 0 0 1 70 118 2.00 1.000										

Batter	1	2	3	4	5	6	7	8	9	AB	R	H	RBI	BB	SO	LOB
Andy Stankiewicz, R OBP: 0.414, SLG: 0.454 (1, 6)	2-1 F9		0-3 K		1-0 F7			4-0 G4-3 BB		3	0	0	0	1	1	0
Don Mattingly, L OBP: 0.300, SLG: 0.406 (1, 3)	3-2 G3		2-1 P8			1-1 L6		0-2 G4-3		4	0	0	0	0	0	1
Roberto Kelly, R OBP: 0.371, SLG: 0.488 (1, 8)	0-0 S 1B			1-2 E8 G4-3 SF7 1B		1-1 1B		0-1 G4-3		4	1	3	0	0	0	1
Mel Hall, L OBP: 0.258, SLG: 0.420 (1, 7)	2-2 P6			0-0 G4-3		0-1 P2		1-2 P4		4	0	0	0	0	0	4
Danny Tartabull, R OBP: 0.420, SLG: 0.409 (1, 9)		4-2 BB		4-2 SF7 BB		2-3 K		2-1 G4-3		2	0	0	0	2	1	1
Kevin Maas, L OBP: 0.372, SLG: 0.513 (1, 10)		1-0 P6		3-1 SF7			3-2 WP 1B		2-0 P5	3	0	1	1	0	0	1
Matt Nokes, L OBP: 0.314, SLG: 0.403 (1, 2)		3-2 P4		1-3 K			2-1 F9		1-2 F9	4	0	0	0	0	1	3
Charlie Hayes, R OBP: 0.299, SLG: 0.388 (1, 5)		0-2 G4-3			2-2 F9		1-1 F9			3	0	0	0	0	0	2
Pat Kelly, R OBP: 0.315, SLG: 0.366 (1, 4)			1-3 K			2-3 K		2-3 K		2	0	0	0	0	2	0
Dion James, L OBP: 0.307, SLG: 0.274 (7, PH)										1	0	0	0	0	1	1
Mike Gallego, R OBP: 0.338, SLG: 0.333 (8, 4)										0	0	0	0	0	0	0

Inning Stats	R: 0	H: 1	E: 0	K: 0	S: 16	R: 0	H: 0	E: 0	K: 0	S: 12	R: 0	H: 0	E: 0	K: 2	S: 8	R: 1	H: 1	E: 1	K: 1	S: 12	R: 0	H: 0	E: 0	K: 1	S: 9	R: 0	H: 1	E: 0	K: 1	S: 10	R: 0	H: 1	E: 0	K: 1	S: 11	R: 0	H: 0	E: 0	K: 0	S: 8	R: 0	H: 0	E: 0	K: 0	S: 7	1B: 4	SF: 1	2B: 0	SAC: 0	3B: 0	DP: 0	HR: 0	HBP: 0	WP: 1	PA: 34
--------------	------	------	------	------	-------	------	------	------	------	-------	------	------	------	------	------	------	------	------	------	-------	------	------	------	------	------	------	------	------	------	-------	------	------	------	------	-------	------	------	------	------	------	------	------	------	------	------	-------	-------	-------	--------	-------	-------	-------	--------	-------	--------

PITCHER	IP	WLS	BF	H	R	ER	SO	BB	IBB	HBP	BLK	WP	HR	S	P	ERA	WHIP
Juan Guzman, R ERA: 2.37 (1, 1)	7.0	W	27	4	1	0	6	2	0	0	0	1	0	78	120	0.00	0.857
Duane Ward, R ERA: 2.7 (8, 1)	1.0		4	0	0	0	0	1	0	0	0	0	0	8	13	0.00	1.000
Tom Henke, R ERA: 2.37 (9, 1)	1.0	S	3	0	0	0	0	0	0	0	0	0	0	7	12	0.00	0.000

BOTTOM

Toronto Blue Jays @ New York Yankees
Yankee Stadium, Bronx, NY
 Tue Jun 09 1992, 7:05 PM EDT
 Att. 22,429 - Sunny - 76 F

livebaseballscorecards.com

AB	30
R	1
H	4
RBI	1
BB	3
SO	6
LOB	14



Toronto Blue Jays @ New York Yankees
 Yankee Stadium, Bronx, NY
 Wed Jun 10 1992, 7:05 PM EDT
 Att. 25,229 - Sunny - 71 F

livebaseballscorecards.com

AB	42
R	10
H	15
RBI	10
BB	3
SO	10
LOB	18



WP:	0	PA:	46
PB:	0		
SB:	3		
CS:	1		

Batter	1	2	3	4	5	6	7	8	9	AB	R	H	RBI	BB	SO	LOB
Devon White, S (1, 8) OBP: 0.301, SLG: 0.376	G4-3	S 2B E 1B	3B		G6-4-3			S 3B E 1B		5	2	3	2	0	0	1
Jeff Kent, R (1, 4) OBP: 0.385, SLG: 0.571	CS 1B	E2 2B	K		P6			K		5	1	1	0	0	2	3
Joe Carter, R (1, 9) OBP: 0.302, SLG: 0.487	K	E 2B 1-H 2-H			K			HR 2B 3B		5	2	3	4	0	2	1
Dave Winfield, R (1, 10) OBP: 0.385, SLG: 0.514	CS 1-2	K			2B 1B			K		4	0	2	1	1	2	0
Kelly Gruber, R (1, 5) OBP: 0.266, SLG: 0.417		P6			K			P2		5	0	0	0	0	1	4
John Olerud, L (1, 3) OBP: 0.349, SLG: 0.374		HR 1B			1-3 2B			G4-3		5	1	2	0	0	0	4
Candy Maldonado, R (1, 7) OBP: 0.339, SLG: 0.397		HR 1B	E 3B 2B		BB			G5-3		4	2	2	0	1	1	0
Greg Myers, L (1, 2) OBP: 0.242, SLG: 0.433		HR	K		G4-3			G4-3		5	1	1	3	0	1	4
Manuel Lee, S (1, 6) OBP: 0.316, SLG: 0.345		1B 3B	K2-3					G4-3		2	1	1	0	1	1	1
Alfredo Griffin, S (6, 6) OBP: 0.130, SLG: 0.136					G6-4-3 BB			G4-3		2	0	0	0	0	0	0

Inning Stats	R: 0	H: 1	E: 0	K: 1	S: 11	P: 17	R: 6	H: 6	E: 2	K: 1	S: 31	P: 51	R: 1	H: 2	E: 1	K: 3	S: 19	P: 26	R: 0	H: 2	E: 0	K: 2	S: 13	P: 21	R: 0	H: 0	E: 0	K: 0	S: 6	P: 12	R: 1	H: 1	E: 0	K: 1	S: 8	P: 12	R: 0	H: 0	E: 0	K: 0	S: 5	P: 7	R: 2	H: 3	E: 0	K: 1	S: 17	P: 27	R: 0	H: 0	E: 0	K: 1	S: 7	P: 10	1B: 6	SF: 0	2B: 4	SAC: 0	3B: 3	DP: 1	HR: 2	HBP: 0	WP: 0	PA: 46
--------------	------	------	------	------	-------	-------	------	------	------	------	-------	-------	------	------	------	------	-------	-------	------	------	------	------	-------	-------	------	------	------	------	------	-------	------	------	------	------	------	-------	------	------	------	------	------	------	------	------	------	------	-------	-------	------	------	------	------	------	-------	-------	-------	-------	--------	-------	-------	-------	--------	-------	--------

PITCHER	IP	WLS	BF	H	R	ER	SO	BB	IBB	HBP	BLK	WP	HR	S	P	ERA	WHIP
Scott Sanderson, R (1, 1) ERA: 5.57	1.2	L	13	7	6	4	2	1	0	0	0	0	1	36	58	21.60	4.800
Shawn Hillegas, R (2, 1) ERA: 4.76	4.1		20	5	2	2	6	2	0	0	0	0	1	52	81	4.15	1.615
John Habyan, R (7, 1) ERA: 1.85	1.1		7	3	2	2	1	0	0	0	0	0	0	14	22	13.50	2.250
Tim Burke, R (8, 1) ERA: 5.19	1.2		5	0	0	0	1	0	0	0	0	0	0	15	22	0.00	0.000

PITCHER	IP	WLS	BF	H	R	ER	SO	BB	IBB	HBP	BLK	WP	HR	S	P	ERA	WHIP
---------	----	-----	----	---	---	----	----	----	-----	-----	-----	----	----	---	---	-----	------

Batter	1	2	3	4	5	6	7	8	9	AB R H RBI BB SO LOB
Andy Stankiewicz, R OBP: 0.405, SLG: 0.441 (1, 6)	1-3 K			0-0 F9	3-2 G4-3		1-0 P8		0-0 1B	5 0 1 0 0 1 4
Don Mattingly, L OBP: 0.302, SLG: 0.410 (1, 3)	2-1 L4			2-1 E9 G6-3 1B		1-1 F8		0-0 BB 2B	2-2 G4-3	5 1 2 0 0 0 1
Roberto Kelly, R OBP: 0.364, SLG: 0.479 (1, 8)	0-3 K			0-0 G6-3		3-2 F8		1-0 G6-3		4 0 0 1 0 1 1
Danny Tartabull, R OBP: 0.410, SLG: 0.397 (1, 9)			2-2 G6-3	3-H 3-2 L6		3-2 G5-3		2-3 K		4 0 0 0 0 1 1
Jim Leyritz, R OBP: 0.429, SLG: 0.690 (1, 2)			0-1 G5-3		0-0 G3 2B 2B		1-1 G5-3	4-2 BB BB		3 1 1 0 1 0 0
Mike Stanley, R OBP: 0.373, SLG: 0.317 (1, 10)			1-3 K2-3		2-1 G3		1-0 FC4 1B	4-2 1-2 2-3 BB		3 0 1 0 1 1 1
Charlie Hayes, R OBP: 0.298, SLG: 0.390 (1, 5)			1-2 G6-3		1-2 G6-3 2B 2B		1-2 FC4 S 1B 1-2	2-3 K		4 1 1 1 0 1 4
Randy Velarde, R OBP: 0.273, SLG: 0.333 (1, 7)			2-1 F8		0-0 G6-3		1-2 BB 1B		0-3 K	4 0 1 0 0 1 1
Mike Gallego, R OBP: 0.345, SLG: 0.347 (1, 4)			0-1 G5-3		2-0 2B		4-2 1-2 2-3 BB		2-3 K	3 0 1 1 1 1 0

Inning Stats	R: 0	H: 0	E: 0	K: 2	S: 9	LOB: 0	BB: 0	P: 12	R: 0	H: 0	E: 0	K: 1	S: 8	LOB: 0	BB: 0	P: 11	R: 0	H: 0	E: 0	K: 0	S: 7	LOB: 0	BB: 0	P: 10	R: 1	H: 1	E: 1	K: 0	S: 7	LOB: 0	BB: 0	P: 12	R: 2	H: 3	E: 0	K: 0	S: 12	LOB: 1	BB: 0	P: 20	R: 0	H: 0	E: 0	K: 0	S: 11	LOB: 0	BB: 0	P: 18	R: 0	H: 2	E: 0	K: 0	S: 17	LOB: 3	BB: 1	P: 26	R: 0	H: 1	E: 0	K: 2	S: 17	LOB: 3	BB: 2	P: 30	R: 0	H: 1	E: 0	K: 2	S: 10	LOB: 1	BB: 0	P: 14	1B: 4	SF: 0	2B: 4	SAC: 0	3B: 0	DP: 0	HR: 0	HBP: 0	WP: 0	PA: 38
--------------	------	------	------	------	------	--------	-------	-------	------	------	------	------	------	--------	-------	-------	------	------	------	------	------	--------	-------	-------	------	------	------	------	------	--------	-------	-------	------	------	------	------	-------	--------	-------	-------	------	------	------	------	-------	--------	-------	-------	------	------	------	------	-------	--------	-------	-------	------	------	------	------	-------	--------	-------	-------	------	------	------	------	-------	--------	-------	-------	-------	-------	-------	--------	-------	-------	-------	--------	-------	--------

PITCHER	IP	WLS	BF	H	R	ER	SO	BB	IBB	HBP	BLK	WP	HR	S	P	ERA	WHIP
Jimmy Key, L ERA: 2.94 (1, 1)	6.2	W	27	6	3	2	3	1	0	0	0	0	0	70	107	2.70	1.050
David Wells, L ERA: 2.93 (7, 1)	2.1	S	11	2	0	0	4	2	0	0	0	0	0	28	46	0.00	1.714

BOTTOM

Toronto Blue Jays @ New York Yankees
 Yankee Stadium, Bronx, NY
 Wed Jun 10 1992, 7:05 PM EDT
 Att. 25,229 - Sunny - 71 F

AB	35
R	3
H	8
RBI	3
BB	3
SO	7
LOB	13



WP	HR	S	P	ERA	WHIP
0	0	0	0	0.00	1.714

Batter	1	2	3	4	5	6	7	8	9	AB R H RBI BB SO LOB	TOP									
Jody Reed, R (1, 4) OBP: 0.362, SLG: 0.380	3-1 F7		1-0 1B			3-1 G3 G1-3 1B		0-2 P5		4 0 2 0 0 0 0										
Luis Rivera, R (1, 6) OBP: 0.342, SLG: 0.279	4-0 G1-3 BB		1-1 G3			2-1 G1-3		0-3 K		3 0 0 0 1 1 2										
Wade Boggs, L (1, 5) OBP: 0.369, SLG: 0.393	1-1 G1-3			4-0 L3 BB		1-1 G3		1-1 L7		3 0 0 0 1 0 2										
Mike Greenwell, L (1, 7) OBP: 0.310, SLG: 0.270	1-2 G3			1-2 L3		2-1 F8		0-0 F7		4 0 0 0 0 0 3										
Ellis Burks, R (1, 8) OBP: 0.324, SLG: 0.405		1-2 F8		2-2 WP 1B			0-3 K			3 0 1 0 0 1 0										
Phil Plantier, L (1, 9) OBP: 0.311, SLG: 0.327		4-1 CS BB		1-0 F9			1-0 F8			2 0 0 0 1 0 1										
Tom Brunansky, R (1, 10) OBP: 0.378, SLG: 0.396		1-0 F9			0-2 1B		0-0 P3			3 0 1 0 0 0 1										
Scott Cooper, L (1, 3) OBP: 0.282, SLG: 0.240		1 SAFE 3-2 CS	0-1 F8		1-2 G1-3			0-0 F7		3 0 0 0 0 0 0										
Tony Peña, R (1, 2) OBP: 0.262, SLG: 0.288			2-1 G4-3		2-2 G6-3			3-2 G1		2 0 0 0 0 0 0										
Herm Winningham, L (8, PH) OBP: 0.246, SLG: 0.286										1 0 0 0 0 0 0										
John Flaherty, R (8, 2) OBP: 0.179, SLG: 0.185										0 0 0 0 0 0 0										
Inning Stats	R: 0 E: 0 K: 0 S: 7	H: 0 LOB: 1 BB: 1 P: 16	R: 0 E: 0 K: 0 S: 9	H: 0 LOB: 0 BB: 1 P: 18	R: 0 E: 0 K: 0 S: 7	H: 1 LOB: 1 BB: 0 P: 11	R: 0 E: 0 K: 0 S: 8	H: 1 LOB: 1 BB: 1 P: 16	R: 0 E: 0 K: 0 S: 10	H: 1 LOB: 0 BB: 0 P: 13	R: 0 E: 0 K: 1 S: 8	H: 0 LOB: 0 BB: 0 P: 6	R: 0 E: 0 K: 0 S: 8	H: 0 LOB: 0 BB: 0 P: 11	R: 0 E: 0 K: 1 S: 6	H: 0 LOB: 0 BB: 0 P: 7	1B: 4 2B: 1 3B: 0 HR: 0	SF: 0 SAC: 0 DP: 1 HBP: 0	WP: 1 PB: 0 SB: 0 CS: 1	PA: 32
PITCHER Jack Morris, R (1, 1) ERA: 3.94	IP: 9.0 WLS: W BF: 31 H: 4 R: 0 ER: 0 SO: 2 BB: 3 IBB: 0 HBP: 0 BLK: 0 WP: 1 HR: 0 S: 68 P: 114 ERA: 0.00 WHIP: 0.778																			

Boston Red Sox @ Toronto Blue Jays
SkyDome, Toronto, ON
 Thu Jun 11 1992, 7:05 PM EDT
 Att. 50,423 - Sunny - 79 F

AB	28
R	0
H	4
RBI	0
BB	3
SO	2
LOB	9



livebaseballscorecards.com

Batter	1	2	3	4	5	6	7	8	9	AB R H RBI BB SO LOB	TOP											
Jody Reed, R (1, 4) OBP: 0.363, SLG: 0.378	3-3 K		1-0 G5-3		4-0 HR BB		2-0 2B 1B		0-1 G4-3	4 1 1 0 1 1 0	Boston Red Sox @ Toronto Blue Jays SkyDome, Toronto, ON Fri Jun 12 1992, 7:05 PM EDT Att. 50,387 - Sunny - 82 F											
Luis Rivera, R (1, 6) OBP: 0.340, SLG: 0.286	0-3 K		3-2 G5-3		2-2 F9		0-1 1-H 2B			4 0 1 0 0 1 3												
Wade Boggs, L (1, 5) OBP: 0.371, SLG: 0.410	2-1 FC5-4 1B		2-2 G6-3		1-0 1-H 2-H 3-H HR		0-1 P5			4 1 2 4 0 0 1												
Tom Brunansky, R (1, 9) OBP: 0.366, SLG: 0.382	2-1 FC5-4 1-2f			2-3 K	1-0 G6-3			0-1 F9		4 0 0 0 0 1 1												
Mike Greenwell, L (1, 7) OBP: 0.309, SLG: 0.269		0-0 2B G4-3 1B		0-0 G4-3		3-2 L6		1-1 P6		4 1 1 0 0 0 0												
Bob Zuppic, R (8, 7) OBP: 0.359, SLG: 0.424										0 0 0 0 0 0 0												
Ellis Burks, R (1, 8) OBP: 0.332, SLG: 0.414		1 SAFE 1 SAFE G4-3 1-3 2B		0-0 P4		4-0 G4-3 BB		1-0 1B		3 0 2 0 1 0 0												
Phil Plantier, L (1, 10) OBP: 0.306, SLG: 0.321			2-3 K		3-2 F9	1 SAFE 1 SAFE 1 SAFE 1 SAFE G4-3		0-0 F8		3 0 0 0 0 1 3												
Tim Naehring, R (8, PH) OBP: 0.278, SLG: 0.292							1-2			1 0 0 0 0 0 1												
Tony Peña, R (1, 2) OBP: 0.262, SLG: 0.283		2-2 G4-3			4-0 2B HR BB		1-0 G4-3		1-1 L9	3 1 0 1 1 0 2												
Scott Cooper, L (1, 3) OBP: 0.281, SLG: 0.253		1-1 G3-1			2-1 1-3 HR 2B		3-2 G3		1-3 K	4 1 1 0 0 1 1												
Inning Stats	R: 0 E: 0 K: 2 S: 10	H: 1 LOB: 1 BB: 0 P: 17	R: 1 E: 0 K: 1 S: 13	H: 2 LOB: 1 BB: 0 P: 19	R: 0 E: 0 K: 0 S: 8	H: 0 LOB: 0 BB: 0 P: 14	R: 0 E: 0 K: 1 S: 5	H: 0 LOB: 0 BB: 0 P: 7	R: 4 E: 0 K: 0 S: 10	H: 2 LOB: 0 BB: 2 P: 27	R: 0 E: 0 K: 0 S: 5	H: 0 LOB: 1 BB: 1 P: 13	R: 0 E: 0 K: 0 S: 8	H: 2 LOB: 1 BB: 0 P: 13	R: 0 E: 0 K: 0 S: 6	H: 1 LOB: 1 BB: 0 P: 8	R: 0 E: 0 K: 1 S: 8	H: 0 LOB: 0 BB: 0 P: 10	1B: 4 2B: 3 3B: 0 HR: 1	SF: 0 SAC: 0 DP: 0 HBP: 0	WP: 0 PB: 0 SB: 0 CS: 0	PA: 37
PITCHER	IP WLS BF H R ER SO BB IBB HBP BLK WP HR S P ERA WHIP																					
Dave Stieb, R (1, 1) ERA: 4.85	6.0 L 26 5 5 5 4 3 0 0 0 0 0 1 51 97 7.50 1.333																					
Bob MacDonald, L (7, 1) ERA: 3.0	2.0 8 3 0 0 0 0 0 0 0 0 0 0 14 21 0.00 1.500																					
Duane Ward, R (9, 1) ERA: 2.62	1.0 3 0 0 0 0 1 0 0 0 0 0 0 8 10 0.00 0.000																					

livebaseballscorecards.com

AB	34
R	5
H	8
RBI	5
BB	3
SO	5
LOB	12



Batter	1	2	3	4	5	6	7	8	9	AB	R	H	RBI	BB	SO	LOB
Devon White, S OBP: 0.296, SLG: 0.368 (1, 8)	3-3 K		0-2 G5-3		2-2 FC6-4 1B		0-0 G1-6-3 1-2f			4	0	1	0	0	1	1
Jeff Kent, R OBP: 0.350, SLG: 0.520 (1, 4)	1-1 E5 FC6-4		0-3 K		1-2 FC6-4 1-2f			3-2 F9 2B		4	0	1	0	0	1	1
Joe Carter, R OBP: 0.309, SLG: 0.508 (1, 9)	1-1 FC6-4 1-2f			1-1 BLK 2B		1-2 2B		3-2 P5		4	0	2	0	0	0	2
Dave Winfield, R OBP: 0.392, SLG: 0.525 (1, 10)	3-3 K			4-0 BLK BB		2-2 G5-3		4-2 BB		2	0	0	0	2	1	2
Kelly Gruber, R OBP: 0.261, SLG: 0.406 (1, 5)				3-3 K 1-2 2-3		3-2 F8		1-0 F9 2-3		4	0	1	0	0	1	5
Pat Tabler, R OBP: 0.262, SLG: 0.203 (1, 3)				3-0 P4		4-2 BB		0-1 P6		2	0	0	0	1	0	3
John Olerud, L OBP: 0.345, SLG: 0.365 (8, PH) (9, 3)				1-1 L6		3-3 K				1	0	0	0	0	0	2
Candy Maldonado, R OBP: 0.326, SLG: 0.379 (1, 7)				2-2 F7		3-1 F8		1-2 F7		4	0	0	0	0	0	1
Pat Borders, R OBP: 0.306, SLG: 0.392 (1, 2)				2-1 F9		0-1 G5-3		3-1 G1-6-3 1B		4	0	0	0	0	0	1
Manuel Lee, S OBP: 0.325, SLG: 0.350 (1, 6)				0-0 L6		3-1 F8		0-2 F8		4	0	0	0	0	0	1
				2-1 F9		3-1 F7		0-2 F8		4	0	0	0	0	0	1
				0-0 L6		3-3 K		1-1 P4		4	0	0	0	0	1	5
				2-1 F9		3-1 F8		0-2 F8		4	0	0	0	0	0	1
				1-1 L6		3-3 K		1-1 P4		4	0	0	0	0	1	5
				2-1 F9		3-1 F8		0-2 F8		4	0	0	0	0	0	1
				0-0 L6		3-3 K		1-1 P4		4	0	0	0	0	1	5
				2-1 F9		3-1 F8		0-2 F8		4	0	0	0	0	0	1
				1-1 L6		3-3 K		1-1 P4		4	0	0	0	0	1	5
				2-1 F9		3-1 F8		0-2 F8		4	0	0	0	0	0	1
				0-0 L6		3-3 K		1-1 P4		4	0	0	0	0	1	5
				2-1 F9		3-1 F8		0-2 F8		4	0	0	0	0	0	1
				1-1 L6		3-3 K		1-1 P4		4	0	0	0	0	1	5
				2-1 F9		3-1 F8		0-2 F8		4	0	0	0	0	0	1
				0-0 L6		3-3 K		1-1 P4		4	0	0	0	0	1	5
				2-1 F9		3-1 F8		0-2 F8		4	0	0	0	0	0	1
				1-1 L6		3-3 K		1-1 P4		4	0	0	0	0	1	5
				2-1 F9		3-1 F8		0-2 F8		4	0	0	0	0	0	1
				0-0 L6		3-3 K		1-1 P4		4	0	0	0	0	1	5
				2-1 F9		3-1 F8		0-2 F8		4	0	0	0	0	0	1
				1-1 L6		3-3 K		1-1 P4		4	0	0	0	0	1	5
				2-1 F9		3-1 F8		0-2 F8		4	0	0	0	0	0	1
				0-0 L6		3-3 K		1-1 P4		4	0	0	0	0	1	5
				2-1 F9		3-1 F8		0-2 F8		4	0	0	0	0	0	1
				1-1 L6		3-3 K		1-1 P4		4	0	0	0	0	1	5
				2-1 F9		3-1 F8		0-2 F8		4	0	0	0	0	0	1
				0-0 L6		3-3 K		1-1 P4		4	0	0	0	0	1	5
				2-1 F9		3-1 F8		0-2 F8		4	0	0	0	0	0	1
				1-1 L6		3-3 K		1-1 P4		4	0	0	0	0	1	5
				2-1 F9		3-1 F8		0-2 F8		4	0	0	0	0	0	1
				0-0 L6		3-3 K		1-1 P4		4	0	0	0	0	1	5
				2-1 F9		3-1 F8		0-2 F8		4	0	0	0	0	0	1
				1-1 L6		3-3 K		1-1 P4		4	0	0	0	0	1	5
				2-1 F9		3-1 F8		0-2 F8		4	0	0	0	0	0	1
				0-0 L6		3-3 K		1-1 P4		4	0	0	0	0	1	5
				2-1 F9		3-1 F8		0-2 F8		4	0	0	0	0	0	1
				1-1 L6		3-3 K		1-1 P4		4	0	0	0	0	1	5
				2-1 F9		3-1 F8		0-2 F8		4	0	0	0	0	0	1
				0-0 L6		3-3 K		1-1 P4		4	0	0	0	0	1	5
				2-1 F9		3-1 F8		0-2 F8		4	0	0	0	0	0	1
				1-1 L6		3-3 K		1-1 P4		4	0	0	0	0	1	5
				2-1 F9		3-1 F8		0-2 F8		4	0	0	0	0	0	1
				0-0 L6		3-3 K		1-1 P4		4	0	0	0	0	1	5
				2-1 F9		3-1 F8		0-2 F8		4	0	0	0	0	0	1
				1-1 L6		3-3 K		1-1 P4		4	0	0	0	0	1	5
				2-1 F9		3-1 F8		0-2 F8		4	0	0	0	0	0	1
				0-0 L6		3-3 K		1-1 P4		4	0	0	0	0	1	5
				2-1 F9		3-1 F8		0-2 F8		4	0	0	0	0	0	1
				1-1 L6		3-3 K		1-1 P4		4	0	0	0	0	1	5
				2-1 F9		3-1 F8		0-2 F8		4	0	0	0	0	0	1
				0-0 L6		3-3 K		1-1 P4		4	0	0	0	0	1	5
				2-1 F9		3-1 F8		0-2 F8		4	0	0	0	0	0	1
				1-1 L6		3-3 K		1-1 P4		4	0	0	0	0	1	5
				2-1 F9		3-1 F8		0-2 F8		4	0	0	0	0	0	1
				0-0 L6		3-3 K		1-1 P4		4	0	0	0	0	1	5
				2-1 F9		3-1 F8		0-2 F8		4	0	0	0	0	0	1
				1-1 L6		3-3 K		1-1 P4		4	0	0	0	0	1	5
				2-1 F9		3-1 F8		0-2 F8		4	0	0	0	0	0	1
				0-0 L6		3-3 K		1-1 P4		4	0	0	0	0	1	5
				2-1 F9		3-1 F8		0-2 F8		4	0	0	0	0	0	1
				1-1 L6		3-3 K		1-1 P4		4	0	0	0	0	1	5
				2-1 F9		3-1 F8		0-2 F8		4	0	0	0	0	0	1
				0-0 L6		3-3 K		1-1 P4		4	0	0	0	0	1	5
				2-1 F9		3-1 F8		0-2 F8		4	0	0	0	0	0	1
				1-1 L6		3-3 K		1-1 P4		4	0	0	0	0	1	5
				2-1 F9		3-1 F8		0-2 F8		4	0	0	0	0	0	1
				0-0 L6		3-3 K		1-1 P4		4	0	0	0	0	1	5
				2-1 F9		3-1 F8		0-2 F8		4	0	0	0	0	0	1
				1-1 L6		3-3 K		1-1 P4		4	0	0	0	0	1	5
				2-1 F9		3-1 F8		0-2 F8		4	0	0	0	0	0	1
				0-0 L6		3-3 K		1-1 P4		4	0	0	0	0	1	5
				2-1 F9		3-1 F8		0-2 F8		4	0	0	0	0	0	1
				1-1 L6		3-3 K		1-1 P4		4	0	0	0	0	1	5
				2-1 F9		3-1 F8		0-2 F8		4	0	0	0	0	0	1
				0-0 L6		3-3 K		1-1 P4		4	0	0	0	0	1	5
				2-1 F9		3-1 F8		0-2 F8		4	0	0	0	0	0	1
				1-1 L6		3-3 K		1-1 P4		4	0	0	0	0	1	5
				2-1 F9		3-1 F8		0-2 F8		4	0	0	0	0	0	1
				0-0 L6		3-3 K		1-1 P4		4	0	0	0	0	1	5
				2-1 F9		3-1 F8		0-2 F8		4	0	0	0	0	0	1
				1-1 L6		3-3 K		1-1 P4		4	0	0	0	0	1	5
				2-1 F9		3-1 F8		0-2 F8		4	0	0	0	0	0	1
</																

Batter	1	2	3	4	5	6	7	8	9	AB R H RBI BB SO LOB	TOP		
Herm Winningham, L (1, 7) OBP: 0.243, SLG: 0.269	0-1 G6-3	1-2 L6		4-2 1B BB		0-0 FC1-6 1-2f			0-0 G3	4 0 0 0 1 0 3			
Luis Rivera, R (1, 6) OBP: 0.348, SLG: 0.292	2-2 P5		2-0 HR 1B	1-0 BB 1B		2-3 K 1-2			4-1 FC4-6 BB	4 1 2 1 1 1 1			
Wade Boggs, L (1, 5) OBP: 0.368, SLG: 0.402	0-2 G4-3		0-1 L6	4-1 BB 1-2 BB			1-1 G1		0-1 FC4-6 1-2f	4 0 0 0 1 0 2			
Mike Greenwell, L (1, 10) OBP: 0.311, SLG: 0.288		2-0 P6	3-1 HR 1-H	0-0 G6-3			2-1 HBP		0-1 G4-3	4 1 1 2 0 0 4			
Ellis Burks, R (1, 8) OBP: 0.330, SLG: 0.425		1-0 HR	2-3 K		2-0 P4		2-2 F8			4 1 1 1 0 1 1			
Phil Plantier, L (1, 9) OBP: 0.310, SLG: 0.343		3-1 HR	3-1 G4-3		1-2 1B		3-2 F8			4 1 2 1 0 0 1			
Bob Zupcic, R (9, 9) OBP: 0.359, SLG: 0.424										0 0 0 0 0 0 0			
Tim Lincecum, R (1, 4) OBP: 0.265, SLG: 0.276		0-1 P3		1-1 P6	2-2 P6			1-2 F9		4 0 0 0 0 0 1			
Tony Peña, R (1, 2) OBP: 0.262, SLG: 0.282		0-1 1B 1B		1-3 K	2-3 K			1-0 G6-3		4 0 1 0 0 2 1			
Scott Cooper, L (1, 3) OBP: 0.301, SLG: 0.289		2-2 1B 1-2 1B		0-0 1B 2B		2-2 FC1-6 1B		0-3 K		4 1 3 0 0 1 0			
Inning Stats	R: 0 E: 0 K: 0 S: 8 H: 0 LOB: 0 BB: 0 P: 10	R: 2 E: 0 K: 0 S: 14 H: 4 LOB: 2 BB: 0 P: 23	R: 2 E: 0 K: 1 S: 10 H: 2 LOB: 0 BB: 0 P: 20	R: 1 E: 0 K: 1 S: 12 H: 2 LOB: 3 BB: 2 P: 23	R: 0 E: 0 K: 1 S: 15 H: 1 LOB: 1 BB: 0 P: 22	R: 0 E: 0 K: 1 S: 7 H: 1 LOB: 0 BB: 0 P: 11	R: 0 E: 0 K: 0 S: 11 H: 0 LOB: 1 BB: 0 P: 19	R: 0 E: 0 K: 1 S: 7 H: 0 LOB: 0 BB: 0 P: 9	R: 0 E: 0 K: 0 S: 6 H: 0 LOB: 1 BB: 1 P: 10	1B: 6 2B: 1 3B: 0 HR: 3 SF: 0 SAC: 0 DP: 0 HBP: 1	WP: 0 PB: 0 SB: 0 CS: 0 PA: 40		
PITCHER	IP WLS BF H R ER SO BB IBB HBP BLK WP HR S P ERA WHIP											PITCHER	IP WLS BF H R ER SO BB IBB HBP BLK WP HR S P ERA WHIP
Todd Stottlemyre, R (1, 1) ERA: 5.08	3.2 L 21 8 5 5 2 2 0 0 0 0 0 3 43 75 12.27 2.727												
David Wells, L (4, 1) ERA: 2.7	3.1 12 2 0 0 2 0 0 1 0 0 0 34 53 0.00 0.600												
Mike Timlin, R (8, 1) ERA:	1.0 3 0 0 0 1 0 0 0 0 0 0 7 9 0.00 0.000												
Tom Henke, R (9, 1) ERA: 2.25	1.0 4 0 0 0 0 1 0 0 0 0 0 6 10 0.00 1.000												

Boston Red Sox @ Toronto Blue Jays
 SkyDome, Toronto, ON
 Sat Jun 13 1992, 3:33 AM EDT
 Att. 50,397 - Cloudy - 82 F

livebaseballscorecards.com

AB 36
R 5
H 10
RBI 5
BB 3
SO 5
LOB 14



Batter	1	2	3	4	5	6	7	8	9	AB	R	H	RBI	BB	SO	LOB
Devon White, S (1, 8) OBP: 0.295, SLG: 0.366	0-0 F8		0-2 S 1B			0-1 G1-3		3-2 G4-3		4	0	1	0	0	0	0
Jeff Kent, R (1, 4) OBP: 0.328, SLG: 0.481	1-0 F7		1-3 K 2-3			1-0 G5-3		0-2 P6		4	0	0	0	0	1	1
Joe Carter, R (1, 9) OBP: 0.308, SLG: 0.516	2-3 K				0-1 HR	2-1 G4-3			2-2 P6	4	1	1	1	0	1	0
Dave Winfield, R (1, 10) OBP: 0.394, SLG: 0.535		1-0 HR			3-2 F7		4-2 1B BB		0-1 F9	3	1	1	1	1	0	0
Kelly Gruber, R (1, 5) OBP: 0.261, SLG: 0.403		0-1 G5-3			1-3 K		0-0 P4		1-2 2B 1B	4	1	1	0	0	1	1
Pat Tabler, R (1, 3) OBP: 0.265, SLG: 0.210 John Olerud, L (9, PH) OBP: 0.348, SLG: 0.375		1-1 G5-3			2-1 G6-3		3-2 FC6-4 1B 1 SAFE 1 SAFE 1 SAFE 1 SAFE		1-1 2B 1-H	3	0	1	0	0	0	0
Candy Maldonado, R (1, 7) OBP: 0.318, SLG: 0.369		3-3 K				1-3 K		0-3 K	3-3 K	4	0	0	0	0	4	3
Pat Borders, R (1, 2) OBP: 0.302, SLG: 0.385			1-2 P4			1-0 G1-3		1-2 FC6-4 1-2f		3	0	0	0	0	0	2
Manuel Lee, S (1, 6) OBP: 0.320, SLG: 0.344			0-1 F7			1-0 G4-3			0-0 B2-3	3	0	0	0	0	0	0

Inning Stats	R: 0	H: 0	E: 0	K: 1	S: 5	R: 1	H: 1	E: 0	K: 1	S: 9	R: 0	H: 1	E: 0	K: 1	S: 11	R: 1	H: 1	E: 0	K: 1	S: 11	R: 0	H: 0	E: 0	K: 1	S: 5	R: 0	H: 1	E: 0	K: 1	S: 13	R: 0	H: 0	E: 0	K: 0	S: 8	R: 0	H: 1	E: 0	K: 1	S: 7	R: 0	H: 0	E: 0	K: 0	S: 10	R: 1	H: 2	E: 0	K: 1	S: 15	1B: 3	2B: 1	3B: 0	HR: 2	SF: 0	SAC: 0	DP: 0	HBP: 0	WP: 0	PA: 34
--------------	------	------	------	------	------	------	------	------	------	------	------	------	------	------	-------	------	------	------	------	-------	------	------	------	------	------	------	------	------	------	-------	------	------	------	------	------	------	------	------	------	------	------	------	------	------	-------	------	------	------	------	-------	-------	-------	-------	-------	-------	--------	-------	--------	-------	--------

PITCHER	IP	WLS	BF	H	R	ER	SO	BB	IBB	HBP	BLK	WP	HR	S	P	ERA	WHIP
Joe Hesketh, L (1, 1) ERA: 3.03	6.1	W	24	4	2	2	5	1	0	0	0	0	2	53	82	2.84	0.789
Greg Harris, R (7, 1) ERA: 1.71	1.2		5	0	0	0	1	0	0	0	0	0	0	13	17	0.00	0.000
Jeff Reardon, R (9, 1) ERA: 2.25	1.0	S	5	2	1	1	1	0	0	0	0	0	0	15	22	9.00	2.000


BOTTOM

Boston Red Sox @ Toronto Blue Jays
 SkyDome, Toronto, ON
 Sat Jun 13 1992, 3:33 AM EDT
 Att: 50,397 - Cloudy - 82 F

livebaseballscorecards.com

AB	33
R	3
H	6
RBI	3
BB	1
SO	7
LOB	7



Batter	1	2	3	4	5	6	7	8	9	AB R H RBI BB SO LOB	TOP		
Jody Reed, R (1, 4) OBP: 0.356, SLG: 0.370	1-0 F7	2-2 F8		1-1 G6-3			0-2 P6		1-1 L8	5 0 0 0 0 0 3			
Luis Rivera, R (1, 6) OBP: 0.351, SLG: 0.304	1-1 P4		1-2 1B 1B 2B	2-3 K			0-1 FC4-6 1B			4 1 2 0 0 1 0			
Wade Boggs, L (1, 10) OBP: 0.366, SLG: 0.399	2-2 L8		1-2 WP 1B 2-3 1B		0-3 K		2-2 FC4-6 1-2f			4 0 1 0 0 1 1			
Mike Greenwell, L (1, 7) OBP: 0.321, SLG: 0.294		4-0 1B BB BB	0-1 WP 1B 1-2 3-H		0-0 CS 1B		0-1 G4-3			3 1 2 1 1 0 1			
Tom Brunansky, R (1, 3) OBP: 0.363, SLG: 0.372		4-0 BB 1B BB	3-0 G1-3 1-2 2-3		2-3 SAFE K 1-2			3-2 F9		3 0 0 0 1 1 3			
Phil Plantier, L (1, 9) OBP: 0.313, SLG: 0.343		1-2 FC5-2 BB 1B 1-2 2-3	4-0 BB			2-3 K		1-3 K		3 0 1 0 1 2 0			
Bob Zupcic, R (1, 8) OBP: 0.338, SLG: 0.397		1-3 K	1-3 K			0-3 K		0-2 G4-3		4 0 0 0 0 3 6			
Scott Cooper, L (1, 5) OBP: 0.309, SLG: 0.302		4-1 FC5-2 BB 1-2 2-3 3-H	2-2 L3			0-0 2B			0-3 K	3 0 1 1 1 1 3			
John Flaherty, R (1, 2) OBP: 0.161, SLG: 0.167 Herm Winningham, L (9, PH) OBP: 0.239, SLG: 0.265		3-2 FC5-2		0-0 P3		1-0 G5-3			0-1 F7	3 0 0 0 0 0 4 1 0 0 0 0 0 0			
Inning Stats	R: 0 E: 0 K: 0 S: 8 H: 0 LOB: 0 BB: 0 P: 12	R: 1 E: 0 K: 1 S: 15 H: 1 LOB: 3 BB: 3 P: 34	R: 1 E: 0 K: 1 S: 19 H: 3 LOB: 3 BB: 1 P: 31	R: 0 E: 0 K: 1 S: 7 H: 0 LOB: 0 BB: 0 P: 10	R: 0 E: 0 K: 2 S: 8 H: 1 LOB: 1 BB: 0 P: 10	R: 0 E: 0 K: 2 S: 9 H: 1 LOB: 1 BB: 0 P: 12	R: 0 E: 0 K: 0 S: 11 H: 1 LOB: 1 BB: 0 P: 13	R: 0 E: 0 K: 1 S: 10 H: 0 LOB: 0 BB: 0 P: 14	R: 0 E: 0 K: 1 S: 7 H: 0 LOB: 0 BB: 0 P: 8	1B: 5 2B: 3 3B: 0 HR: 0 SF: 0 SAC: 0 DP: 1 HBP: 0	WP: 1 PB: 0 SB: 0 CS: 1 PA: 37		
PITCHER Juan Guzman, R (1, 1) ERA: 2.41 Duane Ward, R (7, 1) ERA: 2.41	IP WLS BF H R ER SO BB IBB HBP BLK WP HR S P ERA WHIP	6.0 W 27 6 2 2 7 4 0 0 0 1 0 66 109 3.00 1.667	3.0 S 10 1 0 0 2 0 0 0 0 0 0 0 28 35 0.00 0.333										

Boston Red Sox @ Toronto Blue Jays
 SkyDome, Toronto, ON
 Sun Jun 14 1992, 3:33 AM EDT
 Att. 50,412 - Cloudy - 76 F

livebaseballscorecards.com

AB	33
R	2
H	7
RBI	2
BB	4
SO	9
LOB	21

Batter	1	2	3	4	5	6	7	8	9	AB	R	H	RBI	BB	SO	LOB
Devon White, S OBP: 0.291, SLG: 0.360 (1, 8)	2-2 F7		3-2 P7			0-0 F8	3-1 FC5-4			4	0	0	0	0	0	1
Jeff Kent, R OBP: 0.324, SLG: 0.483 (1, 4) Roberto Alomar, S OBP: 0.409, SLG: 0.441 (9, 4)	3-2 F7		1-2 P6			3-1 1B BB 2B	1-3 K			4	1	1	0	0	1	1
Joe Carter, R OBP: 0.311, SLG: 0.528 (1, 10)	1-1 HR				3-2 G5-3	2-2 BB 2B	2-3 K			4	2	2	1	0	1	1
Dave Winfield, R OBP: 0.403, SLG: 0.537 (1, 9)	4-1 BB				1-2 F7 1B	4-0 BB 2B	1-2 BB	4-0 G4-3 G1-3 3B BB		1	2	1	0	3	0	0
Kelly Gruber, R OBP: 0.261, SLG: 0.397 (1, 5)	2-3 K				0-1 F7	4-0 BB 2B	1-2 BB	1 SAFE 0-1 G1-3		3	1	0	1	1	1	3
John Olerud, L OBP: 0.347, SLG: 0.378 (1, 3)			1-3 K		0-2 G4-3	0-0 2B		1-2 G4-3		4	0	1	3	0	1	2
Candy Maldonado, R OBP: 0.317, SLG: 0.379 (1, 7)			3-3 K			1-1 F8	1-1 F9	2-1 3B		4	0	1	1	0	1	1
Pat Borders, R OBP: 0.301, SLG: 0.379 (1, 2)			2-3 K			3-2 F8	2-0 P3	4-1 BB		3	0	0	0	1	1	1
Manuel Lee, S OBP: 0.319, SLG: 0.339 (1, 6)			3-2 F9			1-0 P5		4-1 FC5-4 BB		3	0	0	0	1	1	2

Inning Stats	R: 1	H: 1	E: 0	K: 1	S: 14	LOB: 1	BB: 1	P: 26	R: 0	H: 0	E: 0	K: 3	S: 10	LOB: 0	BB: 0	P: 16	R: 0	H: 0	E: 0	K: 0	S: 10	LOB: 0	BB: 0	P: 17	R: 0	H: 1	E: 0	K: 0	S: 12	LOB: 1	BB: 0	P: 16	R: 0	H: 0	E: 0	K: 0	S: 7	LOB: 0	BB: 0	P: 12	R: 4	H: 3	E: 0	K: 0	S: 10	LOB: 1	BB: 2	P: 26	R: 0	H: 0	E: 0	K: 2	S: 12	LOB: 1	BB: 1	P: 22	R: 1	H: 1	E: 0	K: 1	S: 12	LOB: 2	BB: 2	P: 23
--------------	------	------	------	------	-------	--------	-------	-------	------	------	------	------	-------	--------	-------	-------	------	------	------	------	-------	--------	-------	-------	------	------	------	------	-------	--------	-------	-------	------	------	------	------	------	--------	-------	-------	------	------	------	------	-------	--------	-------	-------	------	------	------	------	-------	--------	-------	-------	------	------	------	------	-------	--------	-------	-------


PITCHER	IP	WLS	BF	H	R	ER	SO	BB	IBB	HBP	BLK	WP	HR	S	P	ERA	WHIP
Mike Gardiner, R ERA: 4.27 (1, 1)	5.1	L	22	4	4	4	4	2	0	0	0	0	1	59	102	6.75	1.125
Danny Darwin, R ERA: 4.58 (6, 1)	0.2		4	1	1	1	0	1	0	0	0	0	0	4	11	13.50	3.000
Matt Young, L ERA: 4.28 (7, 1)	1.0		4	0	0	0	2	1	0	0	0	0	0	12	22	0.00	1.000
Tony Fossas, L ERA: 6.14 (8, 1)	1.0		6	1	1	1	1	2	0	0	0	0	0	12	23	9.00	3.000

BOTTOM

Boston Red Sox @ Toronto Blue Jays
 SkyDome, Toronto, ON
 Sun Jun 14 1992, 3:33 AM EDT
 Att. 50,412 - Cloudy - 76 F

livebaseballscorecards.com

AB	30
R	6
H	6
RBI	6
BB	6
SO	7
LOB	12




WP: 0	PA: 36
PB: 0	SB: 0
CS: 0	

Batter	1	2	3	4	5	6	7	8	9	AB R H RBI BB SO LOB	TOP											
Tony Phillips, S (1, 4) OBP: 0.393, SLG: 0.367	4-2 BB FC5-4 BB	3-3 SAFE SAFE			1-1 G3	1-0 P3		1-0 CS	4-2 SH3-4 BB	3 1 0 0 2 1 4												
Dan Gladden, R (1, 7) OBP: 0.293, SLG: 0.388	1-1 FC5-4 BB 1-2 1B		2-1 G6-3		0-1 F8		1-2 G4-3		0-1 SH3-4	4 0 1 0 0 0 1												
Travis Fryman, R (1, 6) OBP: 0.317, SLG: 0.443	1-3 K		1-1 G4-3			3-2 1B 2B	2-1 L6		1-3 K	5 1 1 0 0 2 3												
Cecil Fielder, R (1, 3) OBP: 0.304, SLG: 0.457	4-2 FC5-4 BB 1-2 2-3		3-3 K			1-2 2-H HR 1B	4-2 1B BB		1-1 L9	3 1 1 1 2 1 1												
Mickey Tettleton, S (1, 2) OBP: 0.357, SLG: 0.507	0-1 FC5-4			2-0 G2-3		2-1 1-H HR	2-1 1-2 1B			4 1 2 3 0 0 2												
Rob Deer, R (1, 9) OBP: 0.309, SLG: 0.540	3-1 F8			2-0 F7		0-0 G6-3	1-0 F9			4 0 0 0 0 0 4												
Phil Clark, R (1, 10) OBP: 0.474, SLG: 0.625		1-3 K		1-1 P3		2-2 1B 1B		1-1 G6-3		3 0 1 0 0 1 0												
Dave Bergman, L (8, PH) OBP: 0.317, SLG: 0.264										1 0 0 0 0 0 0	AB 34											
Skeeter Barnes, R (1, 5) OBP: 0.275, SLG: 0.298		0-0 F8			0-0 G3 SH1-4 1B	1-0 1B		2-2 FC4-5 2B		3 0 2 0 0 0 0	R 4											
Scott Livingstone, L (8, PH) OBP: 0.337, SLG: 0.351										1 0 1 0 0 0 0	H 10											
Milt Cuyler, S (1, 8) OBP: 0.288, SLG: 0.364		1-1 1B			0-0 SH1-4	1-0 P3		0-0 FC4-5 CS		3 0 1 0 0 0 3	RBI 4											
											BB 4											
											SO 5											
											LOB 18											
Inning Stats	R: 1 E: 0 K: 1 S: 15	H: 1 LOB: 2 BB: 2 P: 28	R: 0 E: 0 K: 2 S: 9	H: 1 LOB: 1 BB: 0 P: 14	R: 0 E: 0 K: 1 S: 7	H: 0 LOB: 0 BB: 0 P: 13	R: 0 E: 0 K: 0 S: 4	H: 0 LOB: 0 BB: 0 P: 9	R: 0 E: 0 K: 0 S: 6	H: 1 LOB: 1 BB: 0 P: 7	R: 3 E: 0 K: 0 S: 17	H: 5 LOB: 2 BB: 0 P: 28	R: 0 E: 0 K: 0 S: 10	H: 1 LOB: 2 BB: 1 P: 20	R: 0 E: 0 K: 0 S: 9	H: 1 LOB: 0 BB: 0 P: 12	R: 0 E: 0 K: 1 S: 9	H: 0 LOB: 1 BB: 1 P: 15	1B: 7 2B: 2 3B: 0 HR: 1	SF: 0 SAC: 2 DP: 0 HBP: 0	WP: 0 PB: 0 SB: 0 CS: 1	PA: 41
PITCHER	IP WLS BF H R ER SO BB IBB HBP BLK WP HR S P ERA WHIP																					
Jimmy Key, L (1, 1) ERA: 3.12	6.2 L 32 9 4 4 4 3 0 0 0 0 1 67 117 5.40 1.800																					
Mike Timlin, R (7, 1) ERA:	2.1 8 1 0 0 1 1 0 0 0 0 0 19 29 0.00 0.857																					

Detroit Tigers @ Toronto Blue Jays
 SkyDome, Toronto, ON
 Tue Jun 16 1992, 7:05 PM EDT
 Att. 50,394 - Dome - 70 F

livebaseballscorecards.com



Batter	1	2	3	4	5	6	7	8	9	AB R H RBI BB SO LOB	TOP									
Tony Phillips, S (1, 10) OBP: 0.392, SLG: 0.365 Dave Bergman, L (3, PH) OBP: 0.326, SLG: 0.276	2-2 G4-3		0-0 G3-1		1 SAFE 0-0 FC6-4		0-2 1B		2-2 F8	1 0 0 0 0 0 4 0 2 0 0 0 4										
Lou Whitaker, L (1, 4) OBP: 0.385, SLG: 0.481	0-1 G4-3		0-2 1B		1-0 L7		0-0 F8		1-3 K	5 0 1 2 0 1 6										
Travis Fryman, R (1, 6) OBP: 0.316, SLG: 0.438	3-3 K		2-0 HBP		3-1 FC6-4		1-3 K			3 0 0 0 0 2 4										
Cecil Fielder, R (1, 3) OBP: 0.299, SLG: 0.449		0-0 G5-3	2-3 K		2-3 K		2-3 K		2-3 K	4 0 0 0 0 3 1										
Mickey Tettleton, S (1, 2) OBP: 0.351, SLG: 0.498		2-3 K		1-2 G3-1		0-3 K		3-3 K		4 0 0 0 0 3 0										
Dan Gladden, R (1, 7) OBP: 0.299, SLG: 0.387		4-1 BB		0-0 G4-3		2-2 1B		2-2 G4-3		3 0 1 0 1 0 0										
Rob Deer, R (1, 9) OBP: 0.308, SLG: 0.532		1-2 F8		3-2 F8		3-1 F9			4-0 BB	3 0 0 0 1 0 2	AB 33 R 2 H 7 RBI 2 BB 4 SO 10 LOB 20									
Scott Livingstone, L (1, 5) OBP: 0.356, SLG: 0.363			0-1 G3-1 1B		1-1 G6-3		1-1 F8 1B		4-0 BB	3 1 2 0 1 0 0										
Milt Cuyler, S (1, 8) OBP: 0.292, SLG: 0.364			0-0 G3-1 1B		4-0 L7 1B		2-0 P5		2-3 K	3 1 1 0 1 1 3										
Inning Stats	R: 0 E: 0 K: 1 S: 8	H: 0 LOB: 0 BB: 0 P: 13	R: 0 E: 0 K: 1 S: 8	H: 0 LOB: 1 BB: 1 P: 15	R: 2 E: 0 K: 1 S: 10	H: 3 LOB: 1 BB: 0 P: 14	R: 0 E: 0 K: 0 S: 11	H: 0 LOB: 0 BB: 0 P: 15	R: 0 E: 0 K: 2 S: 11	H: 1 LOB: 2 BB: 1 P: 18	R: 0 E: 0 K: 1 S: 10	H: 2 LOB: 2 BB: 0 P: 14	R: 0 E: 0 K: 2 S: 9	H: 0 LOB: 0 BB: 0 P: 16	R: 0 E: 0 K: 2 S: 11	H: 0 LOB: 2 BB: 2 P: 24	1B: 7 2B: 0 3B: 0 HR: 0	SF: 0 SAC: 0 DP: 0 HBP: 1	WP: 0 PB: 0 SB: 1 CS: 0	PA: 38
PITCHER	IP WLS BF H R ER SO BB IBB HBP BLK WP HR S P ERA WHIP																			
Jack Morris, R (1, 1) ERA: 3.87 Duane Ward, R (7, 1) ERA: 2.25	6.1 W 28 7 2 2 5 2 0 1 0 0 0 60 99 2.84 1.421																			

Detroit Tigers @ Toronto Blue Jays
 SkyDome, Toronto, ON
 Wed Jun 17 1992, 7:05 PM EDT
 Att. 50,401 - Sunny - 77 F

livebaseballscorecards.com

Batter	1	2	3	4	5	6	7	8	9	AB	R	H	RBI	BB	SO	LOB
Devon White, S OBP: 0.292, SLG: 0.379 (1, 8)	0-1 G6-3	0-2 G3	1-3 K		1-0 1B		0-1 L9			5	0	1	0	0	1	4
Roberto Alomar, S OBP: 0.412, SLG: 0.450 (1, 4)	3-1 1B	3-1 2B		0-1 G1	2-1 G4-3		4-2 BB			4	1	2	1	0	0	2
Jeff Kent, R OBP: 0.333, SLG: 0.483 (7, 4)										0	0	0	0	1	0	0
Joe Carter, R OBP: 0.308, SLG: 0.518 (1, 9)	0-3 K	4-0 IBB		3-0 F8		2-3 K	3-2 F8			4	0	0	0	1	2	3
Dave Winfield, R OBP: 0.401, SLG: 0.526 (1, 10)	4-0 1B	3-1 F9		3-3 K		3-2 1B		1-1 P6		4	1	1	0	1	1	2
Kelly Gruber, R OBP: 0.267, SLG: 0.399 (1, 5)	2-1 BB		0-1 WP		1-1 L9	2-0 E	0-1 G1-3			5	1	3	2	0	0	0
John Olerud, L OBP: 0.336, SLG: 0.361 (1, 3)	4-2 BB		1-1 SAFE		0-0 E5	1-0 FC	0-1 F8			4	1	0	0	1	0	2
Derek Bell, R OBP: 0.298, SLG: 0.288 (1, 7)	2-1 G6-3		4-1 FC6-4		3-2 1B	0-1 L6-3				3	1	1	0	1	0	5
Pat Borders, R OBP: 0.309, SLG: 0.392 (1, 2)		1-2 G3	0-0 FC6-4		1-0 G5-3		0-0 BB			4	1	3	1	0	0	2
Manuel Lee, S OBP: 0.315, SLG: 0.333 (1, 6)	1-0 F8		0-1 FC6-4		2-1 1B		0-0 L9			4	0	1	2	0	0	4

Inning Stats	R: 1	H: 2	R: 1	H: 2	R: 1	H: 2	R: 0	H: 0	R: 2	H: 3	R: 1	H: 2	R: 0	H: 1	R: 0	H: 0
	E: 0	LOB: 3	E: 0	LOB: 2	E: 0	LOB: 2	E: 0	LOB: 0	E: 1	LOB: 2	E: 1	LOB: 1	E: 0	LOB: 2	E: 0	LOB: 0
	K: 1	BB: 2	K: 0	BB: 1	K: 1	BB: 1	K: 1	BB: 0	K: 0	BB: 0	K: 1	BB: 0	K: 0	BB: 1	K: 0	BB: 0
	S: 15	P: 30	S: 11	P: 23	S: 12	P: 18	S: 6	P: 12	S: 15	P: 25	S: 13	P: 21	S: 9	P: 16	S: 6	P: 7

PITCHER	IP	WLS	BF	H	R	ER	SO	BB	IBB	HBP	BLK	WP	HR	S	P	ERA	WHIP
Kevin Ritz, R ERA: 6.15 (1, 1)	3.0	L	19	6	3	3	2	2	2	0	0	1	0	38	71	9.00	2.667
Walt Terrell, R ERA: 5.46 (4, 1)	3.0		15	5	3	1	2	0	0	0	0	0	0	34	58	3.00	1.667
Les Lancaster, R ERA: 6.5 (7, 1)	1.0		5	1	0	0	0	1	0	0	0	0	0	9	16	0.00	2.000
John Kiely, R ERA: (8, 1)	1.0		3	0	0	0	0	0	0	0	0	0	0	6	7	0.00	0.000

BOTTOM

AB	R	H	RBI	BB	SO	LOB
5	0	1	0	0	1	4
4	1	2	1	0	0	2
0	0	0	0	1	0	0
4	0	0	0	1	2	3
4	1	1	0	1	1	2
5	1	3	2	0	0	0
4	1	0	0	1	0	2
3	1	1	0	1	0	5
4	1	3	1	0	0	2
4	0	1	2	0	0	4

AB	37
R	6
H	12
RBI	6
BB	5
SO	4
LOB	24



WP	HR	S	P	ERA	WHIP
1	0	23	18	9.00	2.667
0	0	34	58	3.00	1.667
0	0	9	16	0.00	2.000
0	0	6	7	0.00	0.000

Detroit Tigers @ Toronto Blue Jays
SkyDome, Toronto, ON
 Wed Jun 17 1992, 7:05 PM EDT
 Att: 50,401 - Sunny - 77 F

livebaseballscorecards.com

Batter	1	2	3	4	5	6	7	8	9	AB R H RBI BB SO LOB	TOP			
Dan Gladden, R OBP: 0.316, SLG: 0.395 (1, 7)	3-2 G3-6-3 HBP	3-2 P3		0-1 SAFE SH 2B 1B	2-0 SAFE L9			2-2 SH3-4 1B SF9 1B	0-0 1B	5 2 3 1 0 0 3				
Lou Whitaker, L OBP: 0.395, SLG: 0.486 (1, 4)	0-0 G3-6-3 1-2f	4-0 3B IBB		1-1 SH 2B BB	1-2 CS	2-2 PB 1B		1-2 SF9 SH3-4 1B	0-1 G1-3 1B	4 2 3 2 1 0 1				
Travis Fryman, R OBP: 0.321, SLG: 0.450 (1, 6)	4-2 BB	1-2 1B 3B		2-0 BB 2B		1-3 SAFE K		0-0 SH3-4 1B	0-0 G1-3 1B	4 1 2 5 1 1 3				
Cecil Fielder, R OBP: 0.300, SLG: 0.445 (1, 3)	2-2 G4-3	2-0 3H 1B		4-0 BB IBB		1-0 G6-3		1-2 SF9 2-3 3-H	2-2 P3 1B	4 0 1 2 1 0 4				
Mickey Tettleton, S OBP: 0.358, SLG: 0.493 (1, 10)		1B BB P6		4-0 BB G6-4-3 2B		1-1 G4-3		4-0 IBB	4-0 IBB	2 1 0 1 4 0 2				
Rob Deer, R OBP: 0.304, SLG: 0.536 (1, 9)		3-3 K	2-1 G6-3	0-3 K			0-0 HR	1-3 K	0-0 G1-3	6 1 1 1 0 3 9				
Chad Kreuter, S OBP: 0.338, SLG: 0.431 (1, 2)		0-1 1B 2B 1B	1-1 G3	2-2 G6-4-3 1-2f			3-2 G4-3		1-0 E 1B 1B	5 2 2 0 0 0 3				
Scott Livingstone, L OBP: 0.359, SLG: 0.365 (1, 5)		2-0 2B 3B 1B	3-2 G1-3		0-0 CS 1B		2-0 L8	2-2 SAFE E3 1B 1B		5 2 2 1 0 0 1				
Milt Cuyler, S OBP: 0.295, SLG: 0.370 (1, 8)		1-1 SAFE SAFE 3B 2B		0-1 SH 2B 1B	0-0 SAFE P4		1-0 B4-3	1-0 E5 1B		5 3 2 1 0 0 3				
Inning Stats	R: 0 E: 0 K: 0 S: 8 H: 0 LOB: 1 BB: 1 P: 17	R: 6 E: 0 K: 1 S: 21 H: 5 LOB: 1 BB: 2 P: 44	R: 0 E: 0 K: 0 S: 7 H: 0 LOB: 0 BB: 0 P: 13	R: 3 E: 1 K: 1 S: 14 H: 3 LOB: 2 BB: 2 P: 27	R: 0 E: 0 K: 0 S: 5 H: 1 LOB: 0 BB: 0 P: 8	R: 0 E: 0 K: 1 S: 9 H: 1 LOB: 1 BB: 0 P: 14	R: 1 E: 0 K: 0 S: 8 H: 1 LOB: 0 BB: 0 P: 14	R: 1 E: 0 K: 1 S: 17 H: 2 LOB: 2 BB: 1 P: 26	R: 3 E: 2 K: 0 S: 14 H: 3 LOB: 3 BB: 1 P: 24	1B: 12 2B: 2 3B: 1 HR: 1 SF: 1 SAC: 2 DP: 2 HBP: 1	WP: 0 PB: 1 SB: 0 CS: 1 PA: 52			
PITCHER	IP WLS BF H R ER SO BB IBB HBP BLK WP HR S P ERA WHIP											PITCHER	IP WLS BF H R ER SO BB IBB HBP BLK WP HR S P ERA WHIP	
Dave Stieb, R ERA: 5.54 (1, 1)	1.2													
David Wells, L ERA: 2.89 (2, 1)	3.1													
Bob MacDonald, L ERA: 3.1 (6, 1)	2.0													
Mike Timlin, R ERA: 3.38 (8, 1)	2.0	L												

Detroit Tigers @ Toronto Blue Jays
 SkyDome, Toronto, ON
 Thu Jun 18 1992, 3:33 AM EDT
 Att. 50,392 - Cloudy - 73 F

livebaseballscorecards.com

AB 40
R 14
H 16
RBI 14
BB 7
SO 4
LOB 29



Batter	1	2	3	4	5	6	7	8	9	AB	R	H	RBI	BB	SO	LOB
Devon White, S OBP: 0.301, SLG: 0.387 (1, 8)	3-2 BB 1B		E8 3B 1B F9			0-0 HR 1B	3-2 S 1-3 2-H 1B			5	2	4	1	0	0	2
Roberto Alomar, S OBP: 0.416, SLG: 0.473 (1, 10)	4-0 BB 1-2 BB		0-2 1B 2-H 3-H 3B	G3-1	1-0	0-0 HR 1-H	2-1 F9 1-2			4	2	2	4	1	0	2
Joe Carter, R OBP: 0.309, SLG: 0.515 (1, 7)	0-3 K 1-2		1-0 1B 3-H 1B	F9	1-2	0-0 P2		0-1 F7-4-3 1B		5	1	2	1	0	1	2
Dave Winfield, R OBP: 0.397, SLG: 0.519 (1, 9)	1-1 G6-3		1-2 WP 1B 1-2 1B	F9	1-2	2-2 G6-3		0-3 K		5	1	1	0	0	1	2
Kelly Gruber, R OBP: 0.265, SLG: 0.396 (1, 5)		2-2 G4-3	0-0 F9		0-1 1B 1B		3-1 F9 G3-1 2B	1 SAFE 2-2 F7-4-3 1-2		2	0	0	0	0	0	2
Jeff Kent, R OBP: 0.347, SLG: 0.508 (5, PH) (6, 5)										3	1	2	0	0	0	1
John Olerud, L OBP: 0.343, SLG: 0.364 (1, 3)		4-0 BB	1-1 WP 1B 1-2 2-H 1B		3-2 G4-6-3 1-2 1B		1-0 F9 2-3	2-1 F8		4	1	2	1	1	0	1
Greg Myers, L OBP: 0.238, SLG: 0.368 (1, 2)		1-3 K	3-1 F7		1-0 F7		2-2 G3-1 3-H	0-1 G3		5	0	0	1	0	1	5
Alfredo Griffin, S OBP: 0.179, SLG: 0.154 (1, 4)		0-0 F8	4-2 1B 1-2 2-3 BB		0-1 G4-6-3 1-2		1-2 BB 1B	0-1 G3-1		4	1	1	0	1	0	3
Manuel Lee, S OBP: 0.323, SLG: 0.335 (1, 6)			E 3B BB F9			0-1 G4-3	1 SAFE 4-0 1B 1-2 BB			2	1	1	2	2	0	0

Inning Stats	R: 0	H: 1	E: 0	K: 1	S: 9	H: 0	LOB: 1	E: 0	K: 1	S: 9	R: 6	H: 6	E: 1	K: 0	S: 30	H: 2	LOB: 1	E: 0	K: 0	S: 10	R: 2	H: 2	E: 0	K: 0	S: 9	R: 2	H: 3	E: 0	K: 0	S: 15	R: 0	H: 1	E: 0	K: 1	S: 9	R: 0	H: 0	E: 0	K: 0	S: 6	1B: 12	2B: 2	3B: 1	SF: 0	SAC: 0	DP: 2	HBP: 0	WP: 1	PB: 0	SB: 1	CS: 0	PA: 44
--------------	------	------	------	------	------	------	--------	------	------	------	------	------	------	------	-------	------	--------	------	------	-------	------	------	------	------	------	------	------	------	------	-------	------	------	------	------	------	------	------	------	------	------	--------	-------	-------	-------	--------	-------	--------	-------	-------	-------	-------	--------

PITCHER	IP	WLS	BF	H	R	ER	SO	BB	IBB	HBP	BLK	WP	HR	S	P	ERA	WHIP
Mark Leiter, R ERA: 3.99 (1, 1)	2.1		15	6	6	6	2	3	0	0	0	0	0	37	61	23.14	3.857
Kurt Knudsen, R ERA: 2.52 (3, 1)	3.2		16	5	2	2	0	1	0	0	0	1	1	40	57	4.91	1.636
John Kiely, R ERA: 10.8 (7, 1)	0.2	W	5	2	2	2	0	1	0	0	0	0	0	9	20	27.00	4.500
Mike Munoz, L ERA: 3.86 (7, 1)	0.1		2	1	0	0	0	0	0	0	0	0	0	6	11	0.00	3.000
Mike Henneman, R ERA: 3.06 (8, 1)	2.0	S	6	1	0	0	1	0	0	0	0	0	0	15	19	0.00	0.500

BOTTOM

Detroit Tigers @ Toronto Blue Jays
SkyDome, Toronto, ON
 Thu Jun 18 1992, 3:33 AM EDT
 Att: 50,392 - Cloudy - 73 F

livebaseballscorecards.com

AB	39
R	10
H	15
RBI	10
BB	5
SO	3
LOB	20



Batter	1	2	3	4	5	6	7	8	9	AB R H RBI BB SO LOB	TOP											
Devon White, S (1, 8) OBP: 0.298, SLG: 0.383 Rob Ducey, L (6, 8) OBP: 0.067, SLG: 0.133	0-1 G3		2-1 F8	3-2 F8			0-0 F7		1-3 K	3 0 0 0 0 0 2 2 0 0 0 0 1 1												
Alfredo Griffin, S (1, 4) OBP: 0.182, SLG: 0.161 (6, 6)	1-2 G6-3		2-3 K		0-0 F8		2-2 G6-3		1-2 DI 1B	5 1 1 0 0 1 0												
Joe Carter, R (1, 9) OBP: 0.317, SLG: 0.519 Derek Bell, R (6, 9) OBP: 0.291, SLG: 0.280	2-1 HBP		1-0 1B		1-0 E 1B		2-3 K		1-3 K	2 0 2 0 0 0 0 2 0 0 0 0 2 2												
Dave Winfield, R (1, 10) OBP: 0.397, SLG: 0.516	1-0 F9		0-0 1B		3-3 K			2-0 L7	0-0 1B	5 0 2 2 0 1 2												
John Olerud, L (1, 3) OBP: 0.344, SLG: 0.365		2-2 G4-6-3 1B	3-2 L7		2-2 E3			2-1 2B G3 1B	1-2 F7	5 2 2 0 0 0 4												
Candy Maldonado, R (1, 7) OBP: 0.321, SLG: 0.388		0-2 G4-6-3 1B		0-1 F8		1-3 K		2-2 G3 1B		4 0 2 0 0 1 2												
Greg Myers, L (1, 2) OBP: 0.239, SLG: 0.341		3-1 G4-6-3		4-0 BB		0-0 G3-1		0-0 G3		3 0 0 1 1 0 3												
Jeff Kent, R (1, 5) OBP: 0.342, SLG: 0.492 (6, 4)		0-1 1B		1-1 L7		1-2 F9		1-2 K		4 0 1 1 0 1 2												
Manuel Lee, S (1, 6) OBP: 0.323, SLG: 0.332 Pat Tabler, R (6, 5) OBP: 0.261, SLG: 0.206		3-3 SAFE K		4-1 BB		0-0 G3			1-2 E6 1B	2 0 0 0 1 1 1 1 1 0 0 0 0 0												
Inning Stats	R: 0 E: 0 K: 0 S: 8	H: 0 LOB: 1 BB: 0 P: 12	R: 1 E: 0 K: 1 S: 15	H: 3 LOB: 1 BB: 0 P: 23	R: 0 E: 0 K: 1 S: 11	H: 2 LOB: 2 BB: 0 P: 19	R: 0 E: 0 K: 0 S: 8	H: 0 LOB: 2 BB: 2 P: 20	R: 0 E: 1 K: 2 S: 12	H: 1 LOB: 2 BB: 0 P: 19	R: 0 E: 0 K: 0 S: 5	H: 0 LOB: 0 BB: 0 P: 6	R: 0 E: 0 K: 1 S: 8	H: 0 LOB: 0 BB: 0 P: 12	R: 1 E: 0 K: 1 S: 10	H: 2 LOB: 1 BB: 0 P: 18	R: 2 E: 1 K: 2 S: 16	H: 2 LOB: 1 BB: 0 P: 21	1B: 9 2B: 1 3B: 0 HR: 0	SF: 0 SAC: 0 DP: 1 HBP: 1	WP: 0 PB: 0 SB: 0 CS: 0	PA: 41
PITCHER	IP WLS BF H R ER SO BB IBB HBP BLK WP HR S P ERA WHIP																					
Mark Gubicza, R (1, 1) ERA: 3.53 Tom Gordon, R (9, 1) ERA: 6.02	8.0 W 35 8 2 2 6 2 0 1 0 0 0 0 77 129 2.25 1.250																					
	1.0 6 2 2 0 2 0 0 0 0 0 0 0 16 21 0.00 2.000																					

Toronto Blue Jays @ Kansas City Royals
 Royals Stadium, Kansas City, MO
 Fri Jun 19 1992, 8:05 PM EDT
 Att. 23,942 - Sunny - 84 F

livebaseballscorecards.com

AB	38
R	4
H	10
RBI	4
BB	2
SO	8
LOB	19



Batter	1	2	3	4	5	6	7	8	9
Keith Miller, R (1, 4) <small>OBP: 0.378, SLG: 0.424</small> Curtis Wilkerson, S (7, PH) <small>OBP: 0.292, SLG: 0.278</small> (8, 4)	1-3 	4-0 		2-2 	0-0 		4-2 		
Gregg Jefferies, S (1, 5) <small>OBP: 0.299, SLG: 0.385</small>	3-2 	0-2 		0-1 	0-1 		3-1 		
Wally Joyner, L (1, 3) <small>OBP: 0.336, SLG: 0.454</small>	2-1 	2-0 		1-1 	2-2 		1-3 		
Kevin McReynolds, R (1, 7) <small>OBP: 0.367, SLG: 0.435</small> Harvey Pulliam, R (6, 7) <small>OBP: 0.333, SLG: 0.400</small>		2-0 	1-0 		3-1 	2-2 	1-3 		
George Brett, L (1, 10) <small>OBP: 0.325, SLG: 0.373</small>		0-0 	1-2 		0-0 	0-0 	0-0 		
Jim Eisenreich, L (1, 9) <small>OBP: 0.335, SLG: 0.364</small>		2-0 	0-0 		0-2 	1-3 			
Brent Mayne, L (1, 2) <small>OBP: 0.317, SLG: 0.356</small>	3-2 			0-1 	2-1 		0-1 		
Brian McRae, S (1, 8) <small>OBP: 0.289, SLG: 0.322</small>		1-0 		0-0 	4-0 		1-0 		
Rico Rossy, R (1, 6) <small>OBP: 0.307, SLG: 0.306</small>		2-3 		2-2 	3-2 		0-1 		

AB	R	H	RBI	BB	SO	LOB
2	1	1	1	1	1	0
0	0	0	0	1	0	0
4	1	2	5	0	0	2
5	0	0	0	0	1	4
3	0	0	0	0	0	0
2	0	0	0	0	1	0
5	1	1	0	0	0	0
4	2	2	0	0	1	0
4	1	2	0	0	0	2
3	3	1	1	1	0	1
4	2	3	1	0	0	1

BOTTOM

Toronto Blue Jays @ Kansas City Royals
 Royals Stadium, Kansas City, MO
 Fri Jun 19 1992, 8:05 PM EDT
 Att. 23,942 - Sunny - 84 F

livebaseballscorecards.com

AB	36
R	11
H	12
RBI	8
BB	3
SO	4
LOB	10



Inning	R	H	E	K	S	IP	WLS	BF	H	R	ER	SO	BB	IBB	HBP	BLK	WP	HR	S	P	ERA	WHIP
1	0	0	0	1	8	4.2	L	29	11	11	5	1	1	1	0	0	0	0	58	98	9.64	2.571
2	4	5	2	2	13	2.1		9	1	0	0	1	1	0	0	0	0	0	24	37	0.00	0.857
3	0	0	0	0	5	1.0		3	0	0	0	2	0	0	0	0	0	0	7	9	0.00	0.000

PITCHER	IP	WLS	BF	H	R	ER	SO	BB	IBB	HBP	BLK	WP	HR	S	P	ERA	WHIP
Todd Stottlmyre, R (1, 1) <small>ERA: 5.32</small>	4.2	L	29	11	11	5	1	1	1	0	0	0	0	58	98	9.64	2.571
Bob MacDonald, L (5, 1) <small>ERA: 2.87</small>	2.1		9	1	0	0	1	1	0	0	0	0	0	24	37	0.00	0.857
Tom Henke, R (8, 1) <small>ERA: 2.14</small>	1.0		3	0	0	0	2	0	0	0	0	0	0	7	9	0.00	0.000

WP	HR	S	P	ERA	WHIP
0	0	0	0	0	0
0	0	0	0	0	0
0	0	0	0	0	0
0	0	0	0	0	0

Batter	1	2	3	4	5	6	7	8	9	AB R H RBI BB SO LOB	TOP		
Devon White, S (1, 8) OBP: 0.299, SLG: 0.381	0-0 F8			1-0 G5-3	1-1 S 1B		0-0 G1-3		4-1 1B BB	4 0 1 1 1 0 0			
Roberto Alomar, S (1, 4) OBP: 0.419, SLG: 0.474	1-1 F7			2-1 1B	4-2 FC5-4 BB			0-1 G6-3	0-2 1B	4 0 2 2 1 0 0			
Joe Carter, R (1, 9) OBP: 0.315, SLG: 0.513	1-3 K			0-0 F8	0-1 FC5-4			3-2 FC3-8 1B	1-3 K	5 0 1 0 0 2 5			
Dave Winfield, R (1, 10) OBP: 0.392, SLG: 0.508				1-1 F9		0-1 E4 G4-3 SF9		1-1 FC3-6		4 1 0 0 0 0 2			
John Olerud, L (1, 3) OBP: 0.342, SLG: 0.363						0-0 2B 1B		1-0 G3-1		4 1 1 0 0 0 2			
Candy Maldonado, R (1, 7) OBP: 0.319, SLG: 0.393						2-1 1B 2B			1-1 G6-3	3 1 1 2 0 1 0			
Pat Borders, R (1, 2) OBP: 0.304, SLG: 0.384				3-1 L9		1-2 L3			2-2 F8	4 0 0 0 0 0 1			
Jeff Kent, R (1, 5) OBP: 0.350, SLG: 0.485				2-2 G5-3		0-0 G5-3 1B 1B		1-2 P4	3-1 BB 1B HBP	3 2 1 1 0 0 0			
Manuel Lee, S (1, 6) OBP: 0.321, SLG: 0.330				1-0 F8		0-0 G5-3		1-3 K	0-0 BB 1B 1B	4 1 1 0 0 1 1			
Inning Stats	R: 0 E: 0 K: 1 S: 6 H: 0 LOB: 0 BB: 0 P: 8	R: 0 E: 0 K: 1 S: 7 H: 0 LOB: 0 BB: 0 P: 14	R: 0 E: 0 K: 0 S: 7 H: 0 LOB: 0 BB: 0 P: 13	R: 0 E: 0 K: 0 S: 6 H: 1 LOB: 1 BB: 0 P: 10	R: 3 E: 0 K: 0 S: 17 H: 4 LOB: 2 BB: 1 P: 25	R: 1 E: 1 K: 0 S: 7 H: 0 LOB: 0 BB: 0 P: 10	R: 0 E: 0 K: 1 S: 8 H: 0 LOB: 0 BB: 0 P: 10	R: 0 E: 0 K: 0 S: 10 H: 1 LOB: 1 BB: 0 P: 15	R: 2 E: 0 K: 1 S: 14 H: 2 LOB: 2 BB: 1 P: 25	1B: 7 2B: 1 3B: 0 HR: 0 SF: 1 SAC: 0 DP: 0 HBP: 1	WP: 0 PB: 0 SB: 1 CS: 0 PA: 39		
PITCHER	IP WLS BF H R ER SO BB IBB HBP BLK WP HR S P ERA WHIP											PITCHER	IP WLS BF H R ER SO BB IBB HBP BLK WP HR S P ERA WHIP
Mike Magnante, L (1, 1) ERA: 4.7	4.2 L 20 5 3 3 2 1 0 0 0 0 0 0 41 68 5.79 1.286												
Rusty Meacham, R (5, 1) ERA: 0.42	2.1 8 0 1 0 1 0 0 0 0 0 0 0 17 22 0.00 0.000												
Mike Boddicker, R (8, 1) ERA: 5.71	2.0 11 3 2 2 1 1 0 1 0 0 0 0 24 40 9.00 2.000												

Toronto Blue Jays @ Kansas City Royals
 Royals Stadium, Kansas City, MO
 Sat Jun 20 1992, 8:05 PM EDT
 Att. 29,194 - Sunny - 68 F

livebaseballscorecards.com

AB	35
R	6
H	8
RBI	6
BB	2
SO	4
LOB	11



Batter	1	2	3	4	5	6	7	8	9	AB R H RBI BB SO LOB	TOP											
Devon White, S (1, 8) OBP: 0.299, SLG: 0.379	2-2 G1-3		0-1 S 1B		2-2 G3-6 1-2f			3-3 K		4 0 1 0 0 1 1												
Roberto Alomar, S (1, 4) OBP: 0.420, SLG: 0.472	3-2 1B		1-3 K			2-0 F7		4-1 BB		3 0 1 0 1 1 1												
Joe Carter, R (1, 9) OBP: 0.314, SLG: 0.509	0-1 F7		3-3 K 1-2			0-0 BB 1B		1-2 P2		4 0 1 0 0 1 3												
Dave Winfield, R (1, 10) OBP: 0.393, SLG: 0.504	2-0 F7			4-2 BB		4-0 BB 1-2		1-2 P6		2 0 0 0 2 0 2												
John Olerud, L (1, 3) OBP: 0.341, SLG: 0.365		2-2 G6-3		3-3 SAFE K		0-1 F7		1-0 2B		4 0 1 0 0 1 3												
Candy Maldonado, R (1, 7) OBP: 0.313, SLG: 0.384		1-3 K		2-1 F2		0-3 K		0-0 G6-3		4 0 0 0 0 2 4												
Pat Borders, R (1, 2) OBP: 0.303, SLG: 0.382		0-0 1B		0-0 G4-3			1-2 G6-3		1-3 K	4 0 1 0 0 1 2												
Jeff Kent, R (1, 5) OBP: 0.333, SLG: 0.458		2-3 K			1-2 P9		0-0 F8		0-1 G5-3	4 0 0 0 0 1 2												
Manuel Lee, S (1, 6) OBP: 0.322, SLG: 0.330			2-2 P5		0-0 G3-6 1B		2-1 P6			3 0 1 0 0 0 0												
Inning Stats	R: 0 E: 0 K: 0 S: 10	H: 1 LOB: 1 BB: 0 P: 17	R: 0 E: 0 K: 2 S: 13	H: 1 LOB: 1 BB: 0 P: 18	R: 0 E: 0 K: 2 S: 11	H: 1 LOB: 1 BB: 0 P: 17	R: 0 E: 0 K: 1 S: 9	H: 0 LOB: 1 BB: 1 P: 18	R: 0 E: 0 K: 1 S: 7	H: 1 LOB: 0 BB: 0 P: 10	R: 0 E: 0 K: 1 S: 7	H: 1 LOB: 2 BB: 1 P: 13	R: 0 E: 0 K: 0 S: 7	H: 0 LOB: 0 BB: 0 P: 10	R: 0 E: 0 K: 1 S: 12	H: 0 LOB: 1 BB: 1 P: 21	R: 0 E: 0 K: 1 S: 7	H: 1 LOB: 1 BB: 0 P: 9	1B: 5 2B: 1 3B: 0 HR: 0	SF: 0 SAC: 0 DP: 1 HBP: 0	WP: 0 PB: 0 SB: 1 CS: 0	PA: 35
PITCHER	IP WLS BF H R ER SO BB IBB HBP BLK WP HR S P ERA WHIP																					
Kevin Appier, R (1, 1) ERA: 2.54	8.0 W 31 5 0 0 7 3 0 0 0 0 0 0 76 124 0.00 1.000																					
Jeff Montgomery, R (9, 1) ERA: 1.85	1.0 S 4 1 0 0 1 0 0 0 0 0 0 0 7 9 0.00 1.000																					

Toronto Blue Jays @ Kansas City Royals
Royals Stadium, Kansas City, MO
Sun Jun 21 1992, 4:33 AM EDT
Att. 24,275 - Sunny - 72 F

livebaseballscorecards.com

AB	32
R	0
H	6
RBI	0
BB	3
SO	8
LOB	18



Batter	1	2	3	4	5	6	7	8	9	AB	R	H	RBI	BB	SO	LOB
Keith Miller, R OBP: 0.369, SLG: 0.411 (1, 4)	G6-3		FC6-4 1B	G5-3			F7			4	1	0	0	0	0	2
Gregg Jefferies, S OBP: 0.301, SLG: 0.382 (1, 5)	K		1B					P3		4	1	1	0	0	2	0
Wally Joyner, L OBP: 0.338, SLG: 0.448 (1, 3)	F7		1B					G5-3		4	0	1	1	0	0	0
Kevin McReynolds, R OBP: 0.363, SLG: 0.433 (1, 7)			P3				F8		P4	4	0	1	0	0	0	2
George Brett, L OBP: 0.320, SLG: 0.365 (1, 10)		FC4-6					G1-3			3	0	1	1	0	0	1
Mike Macfarlane, R OBP: 0.293, SLG: 0.366 (1, 2)		FC5-4					CS			3	0	1	0	0	0	3
Gary Thurman, R OBP: 0.268, SLG: 0.333 (1, 9)							K			3	0	1	0	0	1	1
Brian McRae, S OBP: 0.286, SLG: 0.327 (1, 8)								P9		3	0	1	0	0	1	2
Curtis Wilkerson, S OBP: 0.254, SLG: 0.279 (1, 6)								F8		3	0	1	0	0	1	1

Inning Stats	R: 0	H: 0	E: 0	K: 1	S: 8	H: 0	LOB: 0	BB: 0	P: 11	R: 0	H: 2	E: 0	K: 1	S: 10	H: 2	LOB: 2	BB: 0	P: 14	R: 2	H: 4	E: 0	K: 0	S: 13	H: 1	LOB: 2	BB: 0	P: 18	R: 0	H: 1	E: 0	K: 1	S: 14	H: 0	LOB: 0	BB: 0	P: 10	R: 0	H: 1	E: 0	K: 1	S: 6	H: 1	LOB: 1	BB: 0	P: 12	R: 0	H: 0	E: 0	K: 0	S: 7	H: 0	LOB: 0	BB: 0	P: 10	R: 0	H: 0	E: 0	K: 0	S: 7	H: 0	LOB: 0	BB: 0	P: 12
PITCHER Jimmy Key, L ERA: 3.05 (1, 1)	IP	WLS	BF	H	R	ER	SO	BB	IBB	HBP	BLK	WP	HR	S	P	ERA	WHIP																																														
	8.0	L	31	8	2	2	5	0	0	0	0	0	0	73	107	2.25	1.000																																														

BOTTOM

Toronto Blue Jays @ Kansas City Royals
Royals Stadium, Kansas City, MO

Sun Jun 21 1992, 4:33 AM EDT
Att. 24,275 - Sunny - 72 F

livebaseballscorecards.com

AB	31
R	2
H	8
RBI	2
BB	0
SO	5
LOB	12



WP: 0	PA: 31
PB: 0	
SB: 0	
CS: 1	

Toronto Blue Jays @ Texas Rangers
Arlington Stadium, Arlington, TX

Mon Jun 22 1992, 8:05 PM EDT
Att. 24,460 - Cloudy - 82 F

livebaseballscorecards.com

AB	47
R	16
H	20
RBI	15
BB	4
SO	8
LOB	29



WP	0	PA	54
PB	2		
SB	0		
CS	0		

Batter	1	2	3	4	5	6	7	8	9	AB	R	H	RBI	BB	SO	LOB									
Devon White, S (1, 8) OBP: 0.301, SLG: 0.394 Derek Bell, R (7, PH) OBP: 0.284, SLG: 0.273 (7, 8)	1-1 G3 2B	1-3 K	2-0 HR	0-0 FC4-6			3-2 P3	3-3 K		4	1	2	2	0	1	5									
Roberto Alomar, S (1, 4) OBP: 0.424, SLG: 0.472 Alfredo Griffin, S (7, 4) OBP: 0.176, SLG: 0.156	2-0 G3	4-2 PB HBP 2B BB	3-2 P5				1-0 1B HR	1-3 K		4	2	2	1	1	0	1									
Joe Carter, R (1, 9) OBP: 0.319, SLG: 0.507 Pat Tabler, R (7, 7) OBP: 0.271, SLG: 0.219	2-3 K	3-0 PB 2B HBP	4-2 FC6-4 BB				1-1 1B HR		0-0 BB HBP 1B	3	2	1	1	1	1	2									
Dave Winfield, R (1, 10) OBP: 0.393, SLG: 0.518 Rob Ducey, L (9, PH) OBP: 0.063, SLG: 0.125	3-2 G6-3	2-0 1-H 2-H 3-H 2B	1-0 FC6-4				1-1 1B HR		3-2 P6	5	1	2	5	0	0	3									
John Olerud, L (1, 3) OBP: 0.345, SLG: 0.386				1-0 E 1B 2B			3-2 G3-1	4-0 1B BB		3-2 L8	5	2	2	1	1	0									
Candy Maldonado, R (1, 7) OBP: 0.328, SLG: 0.418 (7, 9)		2-0 1B BB 1B	2-1 2B 2B	0-0 F8			1-0 HR	0-1 1B		2-2 1B BB HBP	5	3	4	1	0	0									
Pat Borders, R (1, 2) OBP: 0.308, SLG: 0.387		2-1 BB HBP 1B	2-0 1B 2B	1-1 P6			3-2 P2	2-3 K		4-0 1B BB	5	2	2	1	1	1									
Jeff Kent, R (1, 5) OBP: 0.356, SLG: 0.468		1-0 HBP PB HBP 1B	1-1 HR 1B	0-1 E5 1B			3-3 K		2-1 PB 1B	0-1 FC5-4 1B	5	2	3	2	0	1									
Manuel Lee, S (1, 6) OBP: 0.318, SLG: 0.325		2-1 F7	1-0 F7	2-1 FC4-6 1B				2-3 K	2-3 K	0-2 FC5-4	6	0	1	1	0	2									
Inning Stats	R: 0 E: 0 K: 1 S: 10	H: 1 LOB: 1 BB: 0 P: 18	R: 6 E: 0 K: 1 S: 17	H: 4 LOB: 1 BB: 1 P: 37	R: 4 E: 0 K: 0 S: 16	H: 4 LOB: 1 BB: 1 P: 32	R: 1 E: 1 K: 0 S: 9	H: 2 LOB: 2 BB: 0 P: 13	R: 0 E: 0 K: 0 S: 6	H: 1 LOB: 0 BB: 0 P: 11	R: 1 E: 0 K: 1 S: 12	H: 1 LOB: 0 BB: 0 P: 22	R: 3 E: 0 K: 2 S: 16	H: 4 LOB: 2 BB: 1 P: 30	R: 0 E: 0 K: 3 S: 13	H: 1 LOB: 1 BB: 0 P: 21	R: 1 E: 0 K: 0 S: 17	H: 2 LOB: 3 BB: 1 P: 29	1B: 11 2B: 5 3B: 0 HR: 4	SF: 0 SAC: 0 DP: 1 HBP: 3	WP: 0 PB: 2 SB: 0 CS: 0	PA: 54			
PITCHER	IP	WLS	BF	H	R	ER	SO	BB	IBB	HBP	BLK	WP	HR	S	P	ERA	WHIP								
Jose Guzman, R (1, 1) ERA: 3.82	1.2	L	12	4	6	5	2	1	0	2	0	0	1	22	45	27.00	3.000								
Terry Mathews, R (2, 1) ERA: 6.31	0.1		5	4	3	3	0	0	0	0	0	0	0	10	20	81.00	12.000								
Danny Leon, R (3, 1) ERA: 3.86	4.0		18	5	3	2	1	1	0	0	0	0	2	38	68	4.50	1.500								
Floyd Bannister, L (7, 1) ERA: 7.46	2.0		12	5	3	3	5	1	0	0	0	0	1	29	51	13.50	3.000								
Ed Nunez, R (9, 1) ERA: 3.75	0.2		6	2	1	1	0	1	0	1	0	0	0	13	25	13.50	4.500								
PITCHER	IP	WLS	BF	H	R	ER	SO	BB	IBB	HBP	BLK	WP	HR	S	P	ERA	WHIP								
Kenny Rogers, L (9, 1) ERA: 3.19	0.1		1	0	0	0	0	0	0	0	0	0	0	4	4	0.00	0.000								

1B	11	SF	0
2B	5	SAC	0
3B	0	DP	1
HR	4	HBP	3

Batter	1	2	3	4	5	6	7	8	9	AB	R	H	RBI	BB	SO	LOB
Brian Downing, R (1, 10) OBP: 0.432, SLG: 0.409 Ruben Sierra, S (7, PH) OBP: 0.322, SLG: 0.464	0-2 F8	1-2 L4			2-2 FC4-6 1B		1-0 2B 1B	1-2 G4-3		3	0	1	0	0	0	2
Dean Palmer, R (1, 5) OBP: 0.331, SLG: 0.451 Al Newman, S (6, 5) OBP: 0.308, SLG: 0.258 (8, 7)	4-2 HR BB		0-2 F8		0-1 FC4-6 1B		1-0 1B 2B	1-2 G5-3		2	1	1	1	1	0	0
Kevin Reimer, L (1, 7) OBP: 0.332, SLG: 0.447 Geno Petrali, L (8, 5) OBP: 0.239, SLG: 0.277	2-0 1-H HR		0-2 P8		2-2 FC4-6 G6-4-3		1-0 1B	1-2 2B		4	1	2	4	0	0	2
Juan Gonzalez, R (1, 8) OBP: 0.311, SLG: 0.515 John Russell, R (7, PH) OBP: 0.231, SLG: 0.100 (8, 9)	1-3 K		0-3 K		1-1 G6-4-3		2-3 K	4-0 G6-4-3 BB		3	0	0	0	0	2	2
Rafael Palmeiro, L (1, 3) OBP: 0.351, SLG: 0.410	1-2 G4-3			1-2 HR		0-0 F9	1-1 F8	0-0 G6-4-3		5	1	1	1	0	0	3
Russ McGinnis, R (1, 2) OBP: 0.281, SLG: 0.310		1-3 K		1-3 K		0-1 F7		4-2 BB BB		3	0	0	0	1	2	0
Dickie Thon, R (1, 6) OBP: 0.293, SLG: 0.342		0-0 G1-3		1-1 G6-3		0-0 G6-3		1-0 F8		4	0	0	0	0	0	1
Jeff Huson, L (1, 4) OBP: 0.312, SLG: 0.341		1-2 S 1B		1-2 G1-3			0-1 F8	1-3 K		4	0	1	0	0	1	1
John Cangelosi, S (1, 9) OBP: 0.345, SLG: 0.265 (8, 8)		4-1 BB			2-1 1B 1B		4-2 1B 2B BB	4-2 BB		1	2	1	0	3	0	0

Inning Stats	R: 2	H: 1	E: 0	K: 1	S: 12	H: 1	LOB: 0	BB: 1	P: 20	R: 0	H: 1	E: 0	K: 1	S: 13	H: 0	LOB: 0	BB: 0	P: 10	R: 1	H: 1	E: 0	K: 1	S: 13	H: 3	LOB: 1	BB: 0	P: 23	R: 0	H: 0	E: 0	K: 0	S: 4	H: 0	LOB: 0	BB: 0	P: 4	R: 3	H: 3	E: 0	K: 1	S: 14	H: 0	LOB: 1	BB: 1	P: 24	R: 0	H: 0	E: 0	K: 1	S: 17	H: 1	LOB: 1	BB: 1	P: 14	R: 0	H: 1	E: 0	K: 0	S: 8	H: 1	LOB: 1	BB: 1	P: 14	1B: 6	2B: 2	3B: 0	HR: 2	SF: 0	SAC: 0	DP: 2	HBP: 0	WP: 0	PB: 0	SB: 1	CS: 0	PA: 41
--------------	------	------	------	------	-------	------	--------	-------	-------	------	------	------	------	-------	------	--------	-------	-------	------	------	------	------	-------	------	--------	-------	-------	------	------	------	------	------	------	--------	-------	------	------	------	------	------	-------	------	--------	-------	-------	------	------	------	------	-------	------	--------	-------	-------	------	------	------	------	------	------	--------	-------	-------	-------	-------	-------	-------	-------	--------	-------	--------	-------	-------	-------	-------	--------

PITCHER	IP	WLS	BF	H	R	ER	SO	BB	IBB	HBP	BLK	WP	HR	S	P	ERA	WHIP
Jack Morris, R (1, 1) ERA: 4.22	6.2	W	31	9	7	7	5	3	0	0	0	0	2	80	115	9.45	1.800
Bob MacDonald, L (7, 1) ERA: 2.76	1.1		6	0	0	0	1	2	0	0	0	0	0	19	31	0.00	1.500
Mike Timlin, R (9, 1) ERA: 2.84	1.0		4	1	0	0	0	1	0	0	0	0	0	8	14	0.00	2.000

BOTTOM

Toronto Blue Jays @ Texas Rangers
Arlington Stadium, Arlington, TX
Mon Jun 22 1992, 8:05 PM EDT
Att. 24,460 - Cloudy - 82 F

livebaseballscorecards.com

AB	35
R	7
H	10
RBI	7
BB	6
SO	6
LOB	14



Batter	1	2	3	4	5	6	7	8	9	AB R H RBI BB SO LOB	TOP	
Devon White, S (1, 8) OBP: 0.303, SLG: 0.392	0-0 G3		4-1 S BB		2-0 3B 1B	1-2 G6-3		3-2 G3-1		4 1 1 1 1 0 3		
Roberto Alomar, S (1, 4) OBP: 0.427, SLG: 0.483	1-1 F8		3-2 G6-3		0-2 WP 3B		0-1 E7 S 1B		1-2 FC5-4 1B	5 1 3 1 0 0 1		
Joe Carter, R (1, 10) OBP: 0.317, SLG: 0.502	2-3 K			1-0 G6-3 1B	1-3 K		1-2 P4		0-0 FC5-4 FC6-4 1-2f	5 0 1 0 0 2 3		
Dave Winfield, R (1, 9) OBP: 0.393, SLG: 0.514		1-1 G5-3		0-1 G6-3 1B	4-2 1B BB		3-2 P6		1-0 P4	4 0 1 0 1 0 2		
John Olerud, L (1, 3) OBP: 0.346, SLG: 0.383		4-0 FC5-4 BB		0-0 G6-3 1-2f 2-3	0-0 1B		1-1 G6-3		2-1 FC6-4 1-2f	4 0 1 0 1 0 4		
Candy Maldonado, R (1, 7) OBP: 0.327, SLG: 0.411		3-1 F7		4-2 BB	2-3 K			2-3 K		3 0 0 0 1 2 3		
Pat Borders, R (1, 2) OBP: 0.303, SLG: 0.380		1-1 FC5-4 1-2f		1-2 F7		2-1 G6-3		2-3 K		4 0 0 0 0 1 3		
Jeff Kent, R (1, 5) OBP: 0.362, SLG: 0.481			1-1 F8		1-2 F9	3-1 FC3-6 1B		3-2 2B		4 0 2 0 0 0 0		
Manuel Lee, S (1, 6) OBP: 0.321, SLG: 0.330			0-0 F7		1-0 1B 2B	2-2 FC3-6 1-2f		4-1 BB		3 1 1 0 1 0 1		
Inning Stats	R: 0 E: 0 K: 1 S: 6 H: 0 LOB: 0 BB: 0 P: 9	R: 0 E: 0 K: 0 S: 6 H: 0 LOB: 1 BB: 1 P: 15	R: 0 E: 0 K: 0 S: 7 H: 0 LOB: 1 BB: 1 P: 15	R: 0 E: 0 K: 0 S: 10 H: 2 LOB: 2 BB: 1 P: 16	R: 3 E: 0 K: 2 S: 18 H: 4 LOB: 2 BB: 1 P: 29	R: 0 E: 0 K: 0 S: 11 H: 1 LOB: 1 BB: 0 P: 19	R: 0 E: 1 K: 0 S: 11 H: 1 LOB: 1 BB: 0 P: 16	R: 0 E: 0 K: 2 S: 15 H: 1 LOB: 2 BB: 1 P: 29	R: 0 E: 0 K: 0 S: 7 H: 1 LOB: 1 BB: 0 P: 11	1B: 7 2B: 2 3B: 1 HR: 0 SF: 0 SAC: 0 DP: 1 HBP: 0	WP: 1 PB: 0 SB: 3 CS: 0 PA: 41	
PITCHER	IP WLS BF H R ER SO BB IBB HBP BLK WP HR S P ERA WHIP											
Bobby Witt, R (1, 1) ERA: 3.32	7.0 L 32 8 3 3 3 4 0 0 0 1 0 69 119 3.86 1.714											
Terry Mathews, R (8, 1) ERA: 6.15	0.2 4 1 0 0 2 1 0 0 0 0 0 10 21 0.00 3.000											
Kenny Rogers, L (8, 1) ERA: 3.08	1.1 5 1 0 0 0 0 0 0 0 0 0 12 19 0.00 0.750											

Toronto Blue Jays @ Texas Rangers
Arlington Stadium, Arlington, TX
Wed Jun 24 1992, 8:05 PM EDT
Att. 23,798 - Cloudy - 96 F

livebaseballscorecards.com

AB	36
R	3
H	10
RBI	2
BB	5
SO	5
LOB	20



Batter	1	2	3	4	5	6	7	8	9
Julio Franco, R (1, 7) OBP: 0.337, SLG: 0.342 John Russell, R (6, 7) OBP: 0.231, SLG: 0.100 Kevin Reimer, L (7, PH) OBP: 0.331, SLG: 0.445 (8, 7)	2-1 1B 2B		2-1 1B		1-1 G4-3		0-3 K		
Dean Palmer, R (1, 5) OBP: 0.330, SLG: 0.448	3-2 2-3 2B 1B		2-1 F9		1-3 K			2-3 K	
Juan Gonzalez, R (1, 8) OBP: 0.307, SLG: 0.507	1-0 1-2 3-H G5-3		0-1 F8		2-3 K			1-3 K	
Ruben Sierra, S (1, 10) OBP: 0.324, SLG: 0.468	1-2 2-H 2B		2-2 1-3 1B		0-0 P2			3-3 K	
Dickie Thon, R (1, 6) OBP: 0.292, SLG: 0.340	0-0 F8		2-0 L5		2-1 1B			1-3 K	
Rafael Palmeiro, L (1, 3) OBP: 0.346, SLG: 0.404	1-1 F8			1-1 F8		2-0 G3			2-3 K
Russ McGinnis, R (1, 2) OBP: 0.294, SLG: 0.323 Geno Petralli, L (7, PH) OBP: 0.252, SLG: 0.294 (8, 2)		0-0 F7		1-0 G6-4-3 1B			4-2 FC5-6 BB		2-2 2B
Al Newman, S (1, 4) OBP: 0.301, SLG: 0.252 Brian Downing, R (9, PH) OBP: 0.429, SLG: 0.406		1-3 K		0-1 G6-4-3 1-2f			0-1 FC5-6 G3 1-2f		2-3 K
John Cangelosi, S (1, 9) OBP: 0.333, SLG: 0.254		0-0 P2			1-1 G6-3		2-1 G3 1-2		

AB	R	H	RBI	BB	SO	LOB
3	1	2	0	0	0	0
0	0	0	0	0	0	0
1	0	0	0	0	1	1

4	1	1	0	0	2	1
---	---	---	---	---	---	---

4	0	0	1	0	2	2
---	---	---	---	---	---	---

4	0	2	1	0	1	0
---	---	---	---	---	---	---

4	0	1	0	0	1	3
---	---	---	---	---	---	---

4	0	0	0	0	1	2
---	---	---	---	---	---	---

2	0	1	0	0	0	0
1	0	1	0	1	0	0

3	0	0	0	0	1	2
1	0	0	0	0	1	1

3	0	0	0	0	0	1
---	---	---	---	---	---	---

BOTTOM

Toronto Blue Jays @ Texas Rangers
 Arlington Stadium, Arlington, TX
 Wed Jun 24 1992, 8:05 PM EDT
 Att: 23,798 - Cloudy - 96 F

livebaseballscorecards.com

AB	34
R	2
H	8
RBI	2
BB	1
SO	10
LOB	13



Inning	1	2	3	4	5	6	7	8	9
R:	2	0	0	0	0	0	0	0	0
H:	3	0	2	1	0	1	0	0	1
E:	0	0	0	0	0	0	0	0	0
K:	0	1	0	0	1	1	1	3	3
S:	13	5	18	7	10	7	13	16	20

PITCHER	IP	WLS	BF	H	R	ER	SO	BB	IBB	HBP	BLK	WP	HR	S	P	ERA	WHIP
David Wells, L (1, 1) ERA: 2.91	6.0		24	7	2	2	3	0	0	0	0	0	0	47	75	3.00	1.167
Duane Ward, R (7, 1) ERA: 2.09	2.0		7	0	0	0	4	1	0	0	0	0	0	22	34	0.00	0.500
Tom Henke, R (9, 1) ERA: 2.05	1.0	S	4	1	0	0	3	0	0	0	0	0	0	13	20	0.00	1.000

WP	PA	3B	SF	SAC	DP	HBP
0	35	0	0	0	1	0

Batter	1	2	3	4	5	6	7	8	9	AB R H RBI BB SO LOB	TOP		
Devon White, S (1, 8) OBP: 0.304, SLG: 0.397	2-2 G3		4-0 FC3-8 BB		0-0 G1-3		3-2 L4-3		1-1 1B 3B	4 1 1 0 1 0 2			
Roberto Alomar, S (1, 4) OBP: 0.427, SLG: 0.480	3-3 K		0-1 FC3-6 1B			0-1 F7		4-2 G5-4-3 BB	0-1 FC5-4 1B	4 0 1 1 1 1 1			
Joe Carter, R (1, 9) OBP: 0.315, SLG: 0.497	2-2 G5-3		1-0 FC6-4 1B			1-0 P4		2-1 G5-4-3	1-1 FC5-4	5 0 1 0 0 0 2			
Dave Winfield, R (1, 10) OBP: 0.391, SLG: 0.521		2-3 K	0-0 FC6-4			1-1 G2-3		1-0 HR		4 1 1 1 0 1 2			
John Olerud, L (1, 3) OBP: 0.352, SLG: 0.416		1-0 HR		3-3 K			4-2 E 1B BB	1-1 HR		3 3 2 2 1 1 0			
Kelly Gruber, R (1, 5) OBP: 0.269, SLG: 0.397		0-2 1B		0-1 F9			1-2 1B 1B	1-1 E6		4 1 2 1 0 0 0			
Candy Maldonado, R (1, 7) OBP: 0.325, SLG: 0.408		1-3 K		3-3 K			0-0 1B 1B	2-3 K		4 0 1 0 0 3 2			
Pat Borders, R (1, 2) OBP: 0.302, SLG: 0.377		1-3 K			0-0 P3		0-2 L4-3 1B		1-3 K	4 0 1 1 0 2 1			
Manuel Lee, S (1, 6) OBP: 0.320, SLG: 0.326			4-0 CS BB		2-3 K		2-3 K		2-2 F8	3 0 0 0 1 2 2			
Inning Stats	R: 0 E: 0 K: 1 S: 10 H: 0 LOB: 0 BB: 0 P: 17	R: 1 E: 0 K: 3 S: 13 H: 2 LOB: 1 BB: 0 P: 18	R: 0 E: 0 K: 0 S: 5 H: 1 LOB: 2 BB: 2 P: 13	R: 0 E: 0 K: 2 S: 8 H: 0 LOB: 0 BB: 0 P: 14	R: 0 E: 0 K: 1 S: 8 H: 0 LOB: 0 BB: 0 P: 10	R: 0 E: 0 K: 0 S: 5 H: 0 LOB: 0 BB: 0 P: 7	R: 2 E: 1 K: 1 S: 19 H: 3 LOB: 1 BB: 1 P: 29	R: 2 E: 1 K: 1 S: 15 H: 2 LOB: 1 BB: 1 P: 25	R: 1 E: 0 K: 1 S: 14 H: 2 LOB: 1 BB: 0 P: 19	1B: 6 2B: 1 3B: 1 HR: 3 SF: 0 SAC: 0 DP: 2 HBP: 0	WP: 0 PB: 0 SB: 0 CS: 1 PA: 39		
PITCHER	IP WLS BF H R ER SO BB IBB HBP BLK WP HR S P ERA WHIP											PITCHER	IP WLS BF H R ER SO BB IBB HBP BLK WP HR S P ERA WHIP
Jack Armstrong, R (1, 1) ERA: 4.72	8.0 L 34 8 5 5 9 4 0 0 0 0 0 3 83 133 5.62 1.500												
Steve Olin, R (9, 1) ERA: 2.43	1.0 5 2 1 1 1 0 0 0 0 0 0 0 14 19 9.00 2.000												

Toronto Blue Jays @ Cleveland Indians
Cleveland Municipal Stadium, Cleveland, OH

Fri Jun 26 1992, 7:05 PM EDT
Att. 16,299 - Sunny - 68 F

livebaseballscorecards.com

AB	35
R	6
H	10
RBI	6
BB	4
SO	10
LOB	12



Batter	1	2	3	4	5	6	7	8	9	AB R H RBI BB SO LOB
Kenny Lofton, L (1, 8) OBP: 0.327, SLG: 0.314 Brook Jacoby, R (9, PH) OBP: 0.338, SLG: 0.353	1-1 L3			1-3 K		1-2 G4-3			2-2 1B 2B	3 0 0 0 0 1 0 1 1 1 0 0 0 0
Alex Cole, L (1, 7) OBP: 0.276, SLG: 0.213 Glenallen Hill, R (9, PH) OBP: 0.276, SLG: 0.432	0-0 CS 1B			1-2 G1-3 1B			1-2 F9		2-1 FC6-4 1B 2-H	3 0 2 0 0 0 0 1 0 1 1 0 0 0
Carlos Baerga, S (1, 4) OBP: 0.325, SLG: 0.395	1-2 SAFE G3-1			1-0 SAFE SAFE G1-3			2-3 K		0-0 FC6-4 1-2f	4 0 0 0 0 1 3
Albert Belle, R (1, 10) OBP: 0.321, SLG: 0.485				2-2 F8			0-1 G6-3			3 0 0 0 0 1 1
Paul Sorrento, L (1, 3) OBP: 0.323, SLG: 0.356										3 0 0 0 0 1 0
Mark Whiten, S (1, 9) OBP: 0.351, SLG: 0.393										3 0 0 0 0 2 0
Sandy Alomar Jr., R (1, 2) OBP: 0.276, SLG: 0.313										3 0 0 0 0 0 0
Jim Thome, L (1, 5) OBP: 0.100, SLG: 0.100 Thomas Howard, S (9, PH) OBP: 0.316, SLG: 0.348										2 0 0 0 0 0 0 1 0 0 0 0 0 0
Mark Lewis, R (1, 6) OBP: 0.303, SLG: 0.352										3 0 0 0 0 1 0

Inning Stats	R: 0 E: 0 K: 0 S: 7	H: 1 LOB: 0 BB: 0 P: 8	R: 0 E: 0 K: 2 S: 7	H: 0 LOB: 0 BB: 0 P: 14	R: 0 E: 0 K: 0 S: 5	H: 0 LOB: 0 BB: 0 P: 8	R: 0 E: 0 K: 1 S: 10	H: 1 LOB: 1 BB: 0 P: 15	R: 0 E: 0 K: 1 S: 5	H: 0 LOB: 0 BB: 0 P: 10	R: 0 E: 0 K: 0 S: 6	H: 0 LOB: 0 BB: 0 P: 8	R: 0 E: 0 K: 1 S: 13	H: 0 LOB: 0 BB: 0 P: 16	R: 0 E: 0 K: 1 S: 10	H: 0 LOB: 0 BB: 0 P: 13	R: 1 E: 0 K: 1 S: 10	H: 2 LOB: 1 BB: 0 P: 16	1B: 3 2B: 1 3B: 0 HR: 0	SF: 0 SAC: 0 DP: 0 HBP: 0
--------------	------------------------------	---------------------------------	------------------------------	----------------------------------	------------------------------	---------------------------------	-------------------------------	----------------------------------	------------------------------	----------------------------------	------------------------------	---------------------------------	-------------------------------	----------------------------------	-------------------------------	----------------------------------	-------------------------------	----------------------------------	----------------------------------	------------------------------------

PITCHER	IP	WLS	BF	H	R	ER	SO	BB	IBB	HBP	BLK	WP	HR	S	P	ERA	WHIP
Juan Guzman, R (1, 1) ERA: 2.13	8.0	W	25	2	0	0	6	0	0	0	0	0	0	63	92	0.00	0.250
Bob MacDonald, L (9, 1) ERA: 2.94	1.0		5	2	1	1	1	0	0	0	0	0	0	10	16	9.00	2.000

BOTTOM

Toronto Blue Jays @ Cleveland Indians
Cleveland Municipal Stadium, Cleveland, OH

livebaseballscorecards.com

AB	30
R	1
H	4
RBI	1
BB	0
SO	7
LOB	4

C

WP: 0	PA: 30
PB: 0	
SB: 0	
CS: 1	

Fri Jun 26 1992, 7:05 PM EDT
Att. 16,299 - Sunny - 68 F

Batter	1	2	3	4	5	6	7	8	9	AB R H RBI BB SO LOB	TOP					
Devon White, S OBP: 0.303, SLG: 0.394 (1, 8) X	0-0 F8		2-3 K	3-1 F8			1-1 G3-6-3 1B		1-3 K	5 0 1 0 0 2 6						
Roberto Alomar, S OBP: 0.420, SLG: 0.472 (1, 4) B X	1-0 G4-3		1-0 FC5		0-1 G4-3		1-2 G3-6-3			4 0 0 0 0 0 3						
Joe Carter, R OBP: 0.314, SLG: 0.491 (1, 9) C S X	0-2 G5-3			1-2 G5-3	4-0 B2-3 1B BB			3-2 P4		3 1 0 0 1 0 0						
Dave Winfield, R OBP: 0.393, SLG: 0.524 (1, 10)		1-2 G5-3		2-0 1B FC 1B	0-0 B2-3			1-0 PB SF9 2B		4 2 2 0 0 0 1						
John Olerud, L OBP: 0.355, SLG: 0.420 (1, 3)		2-3 K		1-1 E 1B SF9 1B	0-1 1B			2-2 SF9 2-H		3 1 2 2 0 1 0						
Kelly Gruber, R OBP: 0.269, SLG: 0.395 (1, 5)		2-2 G5-3		0-0 SF9 E 1B		2-0 F9		0-2 G5-3		4 0 1 0 0 0 0						
Candy Maldonado, R OBP: 0.319, SLG: 0.399 (1, 7)			1-2 L4	0-0 FC BB		3-2 P3			1-3 K	4 0 0 1 0 1 2						
Pat Borders, R OBP: 0.305, SLG: 0.378 (1, 2)			0-2 1B	2-2 SF9		2-2 G6-3			4-0 BB	2 0 1 1 1 0 0						
Manuel Lee, S OBP: 0.322, SLG: 0.326 (1, 6)			1-0 FC5	4-1 BB			1-0 G3-1		1-3 K	3 0 1 0 1 1 1						
Inning Stats	R: 0 E: 0 K: 0 S: 5 H: 0 LOB: 0 BB: 0 P: 6	R: 0 E: 0 K: 1 S: 9 H: 0 LOB: 0 BB: 0 P: 14	R: 0 E: 0 K: 1 S: 13 H: 2 LOB: 2 BB: 0 P: 18	R: 2 E: 1 K: 0 S: 18 H: 3 LOB: 3 BB: 1 P: 31	R: 1 E: 0 K: 0 S: 5 H: 1 LOB: 1 BB: 1 P: 9	R: 0 E: 0 K: 0 S: 7 H: 0 LOB: 0 BB: 0 P: 14	R: 0 E: 0 K: 0 S: 7 H: 1 LOB: 0 BB: 0 P: 9	R: 1 E: 0 K: 0 S: 15 H: 1 LOB: 0 BB: 0 P: 21	R: 0 E: 0 K: 3 S: 10 H: 0 LOB: 1 BB: 1 P: 17	1B: 7 2B: 1 3B: 0 HR: 0 SF: 2 SAC: 0 DP: 1 HBP: 0	WP: 0 PB: 1 SB: 0 CS: 0 PA: 37					
PITCHER	IP WLS BF H R ER SO BB IBB HBP BLK WP HR S P ERA WHIP															
Charles Nagy, R ERA: 2.38 (1, 1)	7.1		31	8	4	2	2	2	0	0	0	0	69	110	2.46	1.364
Derek Lilliquist, L ERA: 1.98 (8, 1)	0.1		1	0	0	0	0	0	0	0	0	0	6	8	0.00	0.000
Eric Plunk, R ERA: 3.57 (8, 1)	1.1	W	5	0	0	0	3	1	0	0	0	0	14	21	0.00	0.750

Toronto Blue Jays @ Cleveland Indians
Cleveland Municipal Stadium, Cleveland, OH
Sat Jun 27 1992, 7:05 PM EDT
Att. 40,560 - Sunny - 67 F

livebaseballscorecards.com

AB	32
R	4
H	8
RBI	4
BB	3
SO	5
LOB	13



Batter	1	2	3	4	5	6	7	8	9
Thomas Howard, S OBP: 0.308, SLG: 0.339 (1, 8) (9, 7)	1-1 F8	0-0 P3		1-1 G6-3		1-2 CS	2-1 F8	1-1 G4-3	
Felix Fermin, R OBP: 0.250, SLG: 0.235 (1, 6)	2-3 K		0-0 G6-3		2-1 G4-3		0-0 G6-3		
Carlos Baerga, S OBP: 0.333, SLG: 0.410 (1, 4)	2-2 1B S 1B		1-2 1B 2B		1-2 HR 2B		0-1 1B		
Albert Belle, R OBP: 0.327, SLG: 0.500 (1, 10)	1-2 E S 1B		0-0 1B		1-1 HR		1-1 G6-3		
Carlos Martinez, R OBP: 0.268, SLG: 0.359 (1, 3)	2-3 K		3-2 F9		0-1 G6-4-3 1B		3-2 G5-3		
Brook Jacoby, R OBP: 0.333, SLG: 0.347 Alex Cole, L OBP: 0.283, SLG: 0.221 Jim Thome, L OBP: 0.100, SLG: 0.100 (1, 5) (8, PH) (9, 5)		2-2 P5	1-1 P3		0-0 G6-4-3		0-2 G5-3 1B 1B		
Glenallen Hill, R OBP: 0.282, SLG: 0.434 Kenny Lofton, L OBP: 0.327, SLG: 0.314 (1, 7) (9, 8)		0-0 E6 1B		1-1 P6		1-0 F8	0-0 G5-3 1B		
Mark Whiten, S OBP: 0.353, SLG: 0.389 (1, 9)		4-2 BB		1-1 P4		4-1 CS BB	1-1 G5-3		
Sandy Alomar Jr., R OBP: 0.281, SLG: 0.323 (1, 2)		1-2 F9		2-1 2B		1-0 F8	1-2 1B		

Inning Stats	R: 1	H: 2	E: 1	K: 2	S: 17	LOB: 1	BB: 0	P: 25
	R: 0	H: 1	E: 1	K: 0	S: 13	LOB: 2	BB: 1	P: 20
	R: 1	H: 2	E: 0	K: 0	S: 11	LOB: 1	BB: 0	P: 15
	R: 0	H: 1	E: 0	K: 0	S: 8	LOB: 1	BB: 0	P: 13
	R: 2	H: 3	E: 0	K: 0	S: 12	LOB: 0	BB: 0	P: 16
	R: 0	H: 0	E: 0	K: 0	S: 5	LOB: 0	BB: 1	P: 12
	R: 0	H: 1	E: 0	K: 0	S: 7	LOB: 1	BB: 0	P: 10
	R: 2	H: 3	E: 0	K: 0	S: 15	LOB: 1	BB: 0	P: 21

PITCHER	IP	WLS	BF	H	R	ER	SO	BB	IBB	HBP	BLK	WP	HR	S	P	ERA	WHIP
Jimmy Key, L ERA: 3.19 (1, 1)	7.0		31	10	4	4	2	2	0	0	0	0	1	73	111	5.14	1.714
Duane Ward, R ERA: 2.45 (8, 1)	1.0	L	6	3	2	2	0	0	0	0	0	0	0	15	21	18.00	3.000

BOTTOM

Toronto Blue Jays @ Cleveland Indians
Cleveland Municipal Stadium, Cleveland, OH

Sat Jun 27 1992, 7:05 PM EDT
Att: 40,560 - Sunny - 67 F

AB	R	H	RBI	BB	SO	LOB
5	0	0	0	0	0	4
4	0	0	0	0	1	0
4	3	4	0	0	0	0
4	1	3	3	0	0	1
4	0	1	0	0	1	2
3	0	0	0	0	0	2
1	1	1	0	0	0	0
0	0	0	0	0	0	0
4	1	2	0	0	0	0
0	0	0	0	0	0	0
2	0	0	0	2	0	2
4	0	2	2	0	0	3

AB	35
R	6
H	13
RBI	5
BB	2
SO	2
LOB	14

WP: 0 PA: 38
PB: 0
SB: 2
CS: 1



PITCHER	IP	WLS	BF	H	R	ER	SO	BB	IBB	HBP	BLK	WP	HR	S	P	ERA	WHIP
Jimmy Key, L ERA: 3.19 (1, 1)	7.0		31	10	4	4	2	2	0	0	0	0	1	73	111	5.14	1.714
Duane Ward, R ERA: 2.45 (8, 1)	1.0	L	6	3	2	2	0	0	0	0	0	0	0	15	21	18.00	3.000

Batter	1	2	3	4	5	6	7	8	9	AB R H RBI BB SO LOB	TOP																									
Devon White, S OBP: 0.304, SLG: 0.390 (1, 8)	2-1 G6-3	1-0 FC			0-0 G6-3		2-2 E HBP	4-2 FC4-6 BB		3 1 0 0 1 0 1																										
Roberto Alomar, S OBP: 0.417, SLG: 0.470 (1, 4)	3-2 G5-3	1-2 L5			2-2 F8		0-0 E 2B	1-2 FC4-6		5 1 1 0 0 0 4																										
Joe Carter, R OBP: 0.322, SLG: 0.505 (1, 9)	2-0 HR				1-1 BB 1B		3-1 E7 1B	0-1 P2		4 1 3 3 1 0 2																										
Dave Winfield, R OBP: 0.393, SLG: 0.519 (1, 10)	3-2 E4 HR				4-2 BB		4-0 FC5-4 IBB			3 1 0 0 2 0 1																										
John Olerud, L OBP: 0.356, SLG: 0.433 (1, 3)	1-1 HR				2-2 G4-3		0-0 F7			5 1 2 2 0 0 4																										
Candy Maldonado, R OBP: 0.312, SLG: 0.389 (1, 7)	3-2 G6-3				1-3 K		1-2 FC5-4			5 0 0 0 0 2 3																										
Pat Borders, R OBP: 0.300, SLG: 0.372 (1, 2)					0-0 P5		1-2 G6-3			4 0 0 0 0 1 0																										
Jeff Kent, R OBP: 0.367, SLG: 0.512 (1, 5)					0-3 K		3-3 K			3 1 1 1 1 2 0																										
Manuel Lee, S OBP: 0.321, SLG: 0.324 (1, 6)					2-2 F9		2-2 G4-3			4 0 1 0 0 0 1																										
Inning Stats	R: 3 E: 1 K: 0 S: 15	H: 2 LOB: 0 BB: 0 P: 29	R: 0 E: 0 K: 0 S: 7	H: 0 LOB: 2 BB: 1 P: 14	R: 0 E: 0 K: 1 S: 11	H: 1 LOB: 1 BB: 1 P: 18	R: 0 E: 0 K: 1 S: 7	H: 0 LOB: 0 BB: 0 P: 9	R: 0 E: 0 K: 2 S: 11	H: 0 LOB: 0 BB: 0 P: 16	R: 2 E: 1 K: 0 S: 14	H: 2 LOB: 2 BB: 1 P: 26	R: 1 E: 0 K: 1 S: 23	H: 2 LOB: 2 BB: 1 P: 34	R: 0 E: 0 K: 0 S: 8	H: 0 LOB: 0 BB: 0 P: 11	1B: 4 2B: 1 3B: 0 HR: 3	SF: 0 SAC: 0 DP: 0 HBP: 1	WP: 1 PB: 0 SB: 0 CS: 1	PA: 42																
PITCHER	IP WLS BF H R ER SO BB IBB HBP BLK WP HR S P ERA WHIP																																			
Dennis Cook, L ERA: 4.73 (1, 1)	5.0		23	4	3	1	2	3	0	0	0	1	2	53	92	1.80	1.400																			
Ted Power, R ERA: 2.55 (6, 1)	1.1		8	2	2	2	2	0	1	1	0	0	0	19	35	13.50	1.500																			
Derek Lilliquist, L ERA: 1.95 (7, 1)	0.1		1	0	0	0	0	0	0	0	0	0	0	1	1	0.00	0.000																			
Steve Olin, R ERA: 2.6 (7, 1)	1.1	W	7	2	1	1	1	1	0	0	1	0	1	28	40	6.75	2.250																			
Eric Plunk, R ERA: 3.38 (9, 1)	1.0	S	3	0	0	0	0	0	0	0	0	0	0	8	11	0.00	0.000																			

Toronto Blue Jays @ Cleveland Indians
Cleveland Municipal Stadium, Cleveland, OH

Sun Jun 28 1992, 3:33 AM EDT
Att. 23,560 - Cloudy - 70 F

AB	36
R	6
H	8
RBI	6
BB	5
SO	5
LOB	16



WP: 1	PA: 42
-------	--------

PITCHER	IP	WLS	BF	H	R	ER	SO	BB	IBB	HBP	BLK	WP	HR	S	P	ERA	WHIP
Dennis Cook, L	5.0		23	4	3	1	2	3	0	0	0	1	2	53	92	1.80	1.400
Ted Power, R	1.1		8	2	2	2	2	0	1	1	0	0	0	19	35	13.50	1.500
Derek Lilliquist, L	0.1		1	0	0	0	0	0	0	0	0	0	0	1	1	0.00	0.000
Steve Olin, R	1.1	W	7	2	1	1	1	1	0	0	1	0	1	28	40	6.75	2.250
Eric Plunk, R	1.0	S	3	0	0	0	0	0	0	0	0	0	0	8	11	0.00	0.000

Batter	1	2	3	4	5	6	7	8	9
Devon White, S OBP: 0.306, SLG: 0.386 (1, 8)	4-1 BB G6-4-3 BB	3-3 K		2-3 SAFE K 1-2		4-2 BB BB	0-3 K		
Roberto Alomar, S OBP: 0.416, SLG: 0.473 (1, 4)	0-1 G6-4-3 1-2f	3-3 K			1-2 FC6-4 BB 1B	1-1 F8		1-1 1B 2B 2B	
Joe Carter, R OBP: 0.323, SLG: 0.512 (1, 9)	0-1 F7		0-1 G5-3		4-1 SAFE FC6-4 BB 1-2		2-2 HR	1-2 P3	
Dave Winfield, R OBP: 0.390, SLG: 0.513 (1, 10)		3-1 G6-3	3-3 K		3-1 FC6-4 G4-6-3 1-2f 2-3		2-2 G6-3	2-2 2B 1B	
John Olerud, L OBP: 0.360, SLG: 0.429 (1, 3)		4-0 BB BB BB	4-2 FC5-4 BB		1-1 G4-6-3 1-2f		4-0 HR BB	1-3 K	
Candy Maldonado, R OBP: 0.318, SLG: 0.411 (1, 7)		4-0 BB BB 2B BB	2-0 FC5-4			1-0 F8	0-2 1-H HR	3-2 1-H 3-H 2B	
Jeff Kent, R OBP: 0.379, SLG: 0.500 (1, 5)		4-1 BB 2B BB 2B BB		1-2 F7		4-1 BB BB BB	4-1 1B WP BB	1-3 K	
Greg Myers, L OBP: 0.260, SLG: 0.341 (1, 2)		4-1 2B E BB 1-2 2-3 3-H		0-0 G6-3		1 SAFE 0-2 L5	0-0 WP 1B		
Manuel Lee, S OBP: 0.328, SLG: 0.330 (1, 6)		2-2 E9 WP 2B 1-H 2-H 3-H		4-2 S BB		4-2 BB BB	3-3 K 3-H		

Inning Stats	R: 0 E: 0 K: 5 S: 5	H: 0 LOB: 0 BB: 1 P: 9	R: 5 E: 1 K: 2 S: 14	H: 1 LOB: 0 BB: 4 P: 41	R: 0 E: 0 K: 1 S: 9	H: 0 LOB: 1 BB: 1 P: 18	R: 0 E: 0 K: 1 S: 12	H: 0 LOB: 1 BB: 1 P: 19	R: 0 E: 0 K: 0 S: 8	H: 1 LOB: 1 BB: 1 P: 17	R: 0 E: 0 K: 0 S: 12	H: 0 LOB: 3 BB: 3 P: 26	R: 4 E: 0 K: 2 S: 19	H: 3 LOB: 1 BB: 2 P: 34	R: 2 E: 0 K: 2 S: 22	H: 3 LOB: 1 BB: 0 P: 31
--------------	------------------------------	---------------------------------	-------------------------------	----------------------------------	------------------------------	----------------------------------	-------------------------------	----------------------------------	------------------------------	----------------------------------	-------------------------------	----------------------------------	-------------------------------	----------------------------------	-------------------------------	----------------------------------

PITCHER	IP	WLS	BF	H	R	ER	SO	BB	IBB	HBP	BLK	WP	HR	S	P	ERA	WHIP
Bobby Witt, R ERA: 3.53 (1, 1)	4.0	L	21	2	5	4	4	8	0	0	0	1	0	44	96	9.00	2.500
Terry Mathews, R ERA: 6.3 (5, 1)	1.2		7	0	0	0	0	3	0	0	0	0	0	14	31	0.00	1.800
Danny Leon, R ERA: 5.54 (6, 1)	0.2		6	2	4	4	0	2	0	0	0	0	2	14	27	54.00	6.000
Ed Nunez, R ERA: 5.27 (7, 1)	1.2		9	4	2	2	4	0	0	0	0	1	0	29	41	10.80	2.400

AB R H RBI BB SO LOB

3 0 0 0 2 3 3

5 1 2 0 0 1 4

4 1 1 1 1 0 1

5 1 1 0 0 1 2

2 2 0 0 3 1 4

4 2 2 4 1 0 1

2 2 0 0 3 1 1

3 1 1 1 1 0 1

2 1 1 2 2 1 1

AB 30

R 11

H 8

RBI 8

BB 13

SO 8

LOB 18

WP: 2

PA: 43

PB: 0

SB: 1

CS: 0

SF: 0

SAC: 0

DP: 2

HBP: 0

ERA


WHIP

Texas Rangers @ Toronto Blue Jays

SkyDome, Toronto, ON

Mon Jun 29 1992, 7:05 PM EDT

Att: 50,404 - Cloudy - 81 F



livebaseballscores.com

Batter	1	2	3	4	5	6	7	8	9	AB R H RBI BB SO LOB	TOP
--------	---	---	---	---	---	---	---	---	---	----------------------	-----

Julio Franco, R (1, 10) <small>OBP: 0.347, SLG: 0.345</small>	0-0 		G5-3 	3-2 		3-2 		2-0 		5 3 2 0 1 0 4	
---	---------	--	----------	---------	--	---------	--	---------	--	---------------	--

Dean Palmer, R (1, 5) <small>OBP: 0.327, SLG: 0.443</small>	1-0 		E5 		2-3 	3-2 		3-1 		6 2 3 3 0 1 1	
---	---------	--	--------	--	---------	---------	--	---------	--	---------------	--

Juan Gonzalez, R (1, 8) <small>OBP: 0.312, SLG: 0.505</small> John Cangelosi, S (3, PH) <small>OBP: 0.337, SLG: 0.253</small>	2-1 		G5-3 		2-2 		0-0 	4-2 		2 0 1 1 0 0 1 3 0 1 0 1 0 0	
--	---------	--	----------	--	---------	--	---------	---------	--	--------------------------------	--

Ruben Sierra, S (1, 9) <small>OBP: 0.342, SLG: 0.500</small>	2-3 		0-0 		0-1 		2-2 	2-2 		5 1 4 3 1 1 2	
--	---------	--	---------	--	---------	--	---------	---------	--	---------------	--

Ivan Rodriguez, R (1, 2) <small>OBP: 0.323, SLG: 0.436</small> Geno Petralli, L (9, 2) <small>OBP: 0.254, SLG: 0.280</small>	0-1 		0-0 		2-3 		1-1 		1-2 	5 1 0 0 1 2 7 0 0 0 0 0 0 0	
---	---------	--	---------	--	---------	--	---------	--	---------	--------------------------------	--

Kevin Reimer, L (1, 7) <small>OBP: 0.339, SLG: 0.468</small>		2-3 	1-2 	1-1 		1-3 	2-2 		1-3 	5 1 0 0 0 3 1	
--	--	---------	---------	---------	--	---------	---------	--	---------	---------------	--

Dickie Thon, R (1, 6) <small>OBP: 0.295, SLG: 0.357</small>		0-0 	2-2 	1-3 		4-0 		0-0 	1-0 	5 4 3 3 1 1 0	
---	--	---------	---------	---------	--	---------	--	---------	---------	---------------	--

Rafael Palmeiro, L (1, 3) <small>OBP: 0.351, SLG: 0.402</small>		1-3 	4-0 	2-0 		1-0 		1-1 	2-0 	5 2 3 1 1 1 0	
---	--	---------	---------	---------	--	---------	--	---------	---------	---------------	--

Al Newman, S (1, 4) <small>OBP: 0.304, SLG: 0.254</small> Jeff Huson, L (8, 4) <small>OBP: 0.338, SLG: 0.352</small>			0-0 		1-1 		4-2 		2-1 	4 2 3 2 1 0 0 0 0 0 0 0 0 0	
---	--	--	---------	--	---------	--	---------	--	---------	--------------------------------	--

Inning Stats	R: 1 H: 3 E: 0 LOB: 1 K: 1 BB: 0 S: 13 P: 18	R: 0 H: 0 E: 0 LOB: 0 K: 2 BB: 0 S: 8 P: 11	R: 9 H: 6 E: 1 LOB: 3 K: 1 BB: 4 S: 29 P: 55	R: 0 H: 2 E: 0 LOB: 2 K: 1 BB: 0 S: 12 P: 20	R: 0 H: 1 E: 0 LOB: 1 K: 2 BB: 0 S: 12 P: 18	R: 2 H: 1 E: 1 LOB: 1 K: 1 BB: 2 S: 12 P: 28	R: 0 H: 1 E: 0 LOB: 1 K: 0 BB: 0 S: 11 P: 16	R: 3 H: 4 E: 0 LOB: 2 K: 0 BB: 1 S: 14 P: 28	R: 1 H: 2 E: 0 LOB: 1 K: 1 BB: 0 S: 10 P: 15	1B: 12 SF: 0 2B: 6 SAC: 0 3B: 1 DP: 1 HR: 1 HBP: 1	WP: 1 PA: 53 PB: 0 SB: 2 CS: 0
---------------------	---	--	---	---	---	---	---	---	---	---	---

PITCHER	IP	WLS	BF	H	R	ER	SO	BB	IBB	HBP	BLK	WP	HR	S	P	ERA	WHIP
David Wells, L (1, 1) <small>ERA: 2.93</small>	2.2	L	18	7	9	2	3	0	2	1	0	1	0	38	62	6.75	2.625
Mike Timlin, R (3, 1) <small>ERA: 3.12</small>	2.1		14	5	1	0	4	2	0	0	0	0	0	36	60	0.00	3.000
Bob MacDonald, L (6, 1) <small>ERA: 3.82</small>	4.0		21	8	6	5	2	3	0	0	0	0	1	47	87	11.25	2.750

Texas Rangers @ Toronto Blue Jays
 SkyDome, Toronto, ON
 Tue Jun 30 1992, 7:05 PM EDT
 Att. 50,396 - Cloudy - 73 F

livebaseballscorecards.com

AB	45
R	16
H	20
RBI	13
BB	7
SO	9
LOB	16



Batter	1	2	3	4	5	6	7	8	9	AB R H RBI BB SO LOB
Devon White, S OBP: 0.307, SLG: 0.388 (1, 8)	G4-3		G3		FC3-6 HR		1B 1B BB		1B 2B	4 3 1 0 1 0 3
Roberto Alomar, S OBP: 0.416, SLG: 0.469 (1, 4)	G6-3		G4-3		HR BB		WP 1B 1B		G6-3	4 1 1 2 1 0 2
Joe Carter, R OBP: 0.324, SLG: 0.518 (1, 9)	L4		F8		HR		K		1B SF7 BB	4 2 1 3 1 1 3
Dave Winfield, R OBP: 0.390, SLG: 0.511 (1, 10)		E9 1B		G5-3	G5-3		K		1B HR 1B	5 1 2 1 0 1 2
John Olerud, L OBP: 0.361, SLG: 0.430 (1, 3)		FC1-5-2-6 WP		F7		FC6-4 1B	WP 1B		SF7	4 1 2 2 0 0 1
Candy Maldonado, R OBP: 0.316, SLG: 0.406 (1, 7)		G6-3		P4		F7	K		HR 1B	5 1 1 0 0 1 4
Pat Borders, R OBP: 0.298, SLG: 0.381 (1, 2)		G6-3			G4-3	P2		P5	HR	5 1 1 3 0 0 1
Jeff Kent, R OBP: 0.380, SLG: 0.489 (1, 5)			G3 BB G4-3 BB		1B E 1B	FC6-4		G6-3	K	4 2 1 0 1 1 1
Manuel Lee, S OBP: 0.335, SLG: 0.335 (1, 6)			G4-3 G3 BB		1B FC3-6 1B		WP 1B 1B		F8	3 1 2 0 1 0 0


Inning Stats	R: 0 E: 0 K: 0 S: 4	H: 0 LOB: 0 BB: 0 P: 6	R: 1 E: 1 K: 0 S: 11	H: 1 LOB: 0 BB: 0 P: 16	R: 1 E: 0 K: 0 S: 9	H: 0 LOB: 1 BB: 2 P: 18	R: 0 E: 0 K: 0 S: 6	H: 0 LOB: 0 BB: 0 P: 9	R: 4 E: 1 K: 0 S: 12	H: 3 LOB: 0 BB: 1 P: 19	R: 0 E: 0 K: 0 S: 6	H: 1 LOB: 1 BB: 0 P: 8	R: 2 E: 0 K: 3 S: 17	H: 3 LOB: 2 BB: 1 P: 27	R: 0 E: 0 K: 0 S: 6	H: 0 LOB: 0 BB: 0 P: 12	R: 5 E: 0 K: 1 S: 22	H: 4 LOB: 0 BB: 1 P: 37	1B: 9 2B: 1 3B: 0 HR: 2	SF: 1 SAC: 0 DP: 0 HBP: 0
--------------	------------------------------	---------------------------------	-------------------------------	----------------------------------	------------------------------	----------------------------------	------------------------------	---------------------------------	-------------------------------	----------------------------------	------------------------------	---------------------------------	-------------------------------	----------------------------------	------------------------------	----------------------------------	-------------------------------	----------------------------------	----------------------------------	------------------------------------

BOTTOM

Texas Rangers @ Toronto Blue Jays
 SkyDome, Toronto, ON
 Tue Jun 30 1992, 7:05 PM EDT
 Att: 50,396 - Cloudy - 73 F

AB	38
R	13
H	12
RBI	11
BB	5
SO	4
LOB	17

livebaseballscorecards.com



PITCHER	IP	WLS	BF	H	R	ER	SO	BB	IBB	HBP	BLK	WP	HR	S	P	ERA	WHIP
Kevin Brown, R ERA: 3.27 (1, 1)	7.0	W	33	8	8	7	3	4	0	0	0	3	1	65	103	9.00	1.714
Kenny Rogers, L ERA: 2.9 (8, 1)	1.0		3	0	0	0	0	0	0	0	0	0	0	6	12	0.00	0.000
Gerald Alexander, R ERA: 27.0 (9, 1)	0.2		7	4	5	5	0	1	0	0	0	0	1	19	31	67.50	7.500
Jeff Russell, R ERA: 1.66 (9, 1)	0.1		1	0	0	0	1	0	0	0	0	0	0	3	6	0.00	0.000

Batter	1	2	3	4	5	6	7	8	9	10	AB	R	H	RBI	BB	SO	LOB
Devon White, S OBP: 0.306, SLG: 0.392 (1, 8)	K		G4-3			G4-3		2-H 3B			4	0	1	1	0	1	0
Roberto Alomar, S OBP: 0.414, SLG: 0.470 (1, 4)	2B		G4-3			G1-3		G4-3			4	0	1	0	0	0	2
Joe Carter, R OBP: 0.320, SLG: 0.511 (1, 9)	P6		P5			K			F9		4	0	0	0	0	1	1
Dave Winfield, R OBP: 0.385, SLG: 0.504 (1, 10)	P4				F9		G6-3		F9		4	0	0	0	0	0	1
John Olerud, L OBP: 0.356, SLG: 0.423 (1, 3)		K			P4		G3-1		G4-3		4	0	0	0	0	1	0
Derek Bell, R OBP: 0.293, SLG: 0.275 (1, 7)		2B SF7 HBP			P3		K			0-0 2B 1B	3	2	1	0	0	1	0
Pat Borders, R OBP: 0.302, SLG: 0.393 (1, 2)											3	0	2	0	0	0	0
Rob Ducey, L OBP: 0.063, SLG: 0.125 (8, PR)						F8					0	0	0	0	0	0	0
Greg Myers, L OBP: 0.275, SLG: 0.378 (9, 2)											1	0	1	1	0	0	0
Jeff Kent, R OBP: 0.369, SLG: 0.478 (1, 5)											2	0	0	1	0	0	1
Manuel Lee, S OBP: 0.331, SLG: 0.330 (1, 6)											3	1	0	0	0	0	2

Inning Stats	R: 0	H: 1	E: 0	K: 1	S: 13	P: 20	R: 1	H: 1	E: 0	K: 1	S: 8	P: 15	R: 0	H: 0	E: 0	K: 0	S: 7	P: 11	R: 0	H: 0	E: 0	K: 0	S: 6	P: 7	R: 0	H: 0	E: 0	K: 0	S: 8	P: 13	R: 0	H: 0	E: 0	K: 1	S: 10	P: 16	R: 0	H: 0	E: 0	K: 1	S: 8	P: 11	R: 1	H: 2	E: 0	K: 0	S: 12	P: 17	R: 0	H: 0	E: 0	K: 0	S: 8	P: 11	R: 1	H: 2	E: 0	K: 0	S: 2	P: 2	1B: 1	SF: 1	2B: 4	SAC: 0	3B: 1	DP: 0	HR: 0	HBP: 1
Todd Burns, R ERA: 3.59 (1, 1)	IP	WLS	BF	H	R	ER	SO	BB	IBB	HBP	BLK	WP	HR	S	P	ERA	WHIP																																																			
Jeff Russell, R ERA: 1.82 (8, 1)	1.2	L	8	3	1	1	0	0	0	0	0	0	0	17	21	5.40	1.800																																																			

Texas Rangers @ Toronto Blue Jays
 SkyDome, Toronto, ON
 Wed Jul 01 1992, 3:33 AM EDT
 Att. 50,379 - Cloudy - 72 F

livebaseballscorecards.com

AB	32
R	3
H	6
RBI	3
BB	0
SO	4
LOB	7



WP: 0	PA: 34
PB: 0	
SB: 0	
CS: 0	

Batter	1	2	3	4	5	6	7	8	9	AB R H RBI BB SO LOB	TOP									
Luis Polonia, L OBP: 0.341, SLG: 0.329 (1, 10)	2-2 G4-3	0-3 K			1-2 F7			2-2 F7		4 0 0 0 0 1 1										
Chad Curtis, R OBP: 0.342, SLG: 0.387 (1, 9)	4-1 2B BB		0-1 P3			2-0 G5-3		3-1 F8		3 1 0 0 1 0 0										
Junior Felix, S OBP: 0.292, SLG: 0.390 John Morris, L OBP: 0.244, SLG: 0.195 (1, 8) (8, 7)	0-1 F9 1-H 2B		2-2 F8			0-1 G5-3		1-3 K		4 0 1 1 0 1 0 0 0 0 0 0 0 0										
Gary Gaetti, R OBP: 0.273, SLG: 0.324 Mike Fitzgerald, R OBP: 0.287, SLG: 0.316 (1, 5) (8, 5)	2-2 F9 2-3		0-0 F9			0-3 K			1-0 G6-3	3 0 0 0 0 1 1 1 0 0 0 0 0 0										
Rene Gonzales, R OBP: 0.346, SLG: 0.426 (1, 3)	4-2 BB			0-0 G6-3			1-3 K		0-0 1B	3 0 1 0 1 1 0										
Jose Gonzalez, R OBP: 0.318, SLG: 0.270 (1, 7) (8, 8)	3-3 K		1-3 K			1-0 1B 2B		3-3 K		4 0 1 0 0 3 3										
Luis Sojo, R OBP: 0.313, SLG: 0.409 (1, 4)		1-2 P2		2-2 P4			1-1 1B		0-1 G5-3	4 0 1 0 0 0 1										
John Orton, R OBP: 0.240, SLG: 0.174 (1, 2)		3-3 K		1-0 G6-3			2-3 1B		2-3 K	3 0 0 0 0 2 2										
Gary Disarcina, R OBP: 0.309, SLG: 0.326 (1, 6)		1-2 1B		0-0 F7			2-0 G4-3			3 0 1 0 0 0 2										
Inning Stats	R: 1 E: 0 K: 1 S: 17	H: 1 LOB: 2 BB: 2 P: 32	R: 0 E: 0 K: 2 S: 14	H: 1 LOB: 1 BB: 0 P: 19	R: 0 E: 0 K: 0 S: 6	H: 0 LOB: 0 BB: 0 P: 8	R: 0 E: 0 K: 1 S: 9	H: 0 LOB: 0 BB: 0 P: 12	R: 0 E: 0 K: 0 S: 6	H: 0 LOB: 0 BB: 0 P: 8	R: 0 E: 0 K: 2 S: 10	H: 2 LOB: 2 BB: 0 P: 17	R: 0 E: 0 K: 1 S: 8	H: 0 LOB: 0 BB: 0 P: 14	R: 0 E: 0 K: 1 S: 9	H: 1 LOB: 1 BB: 0 P: 13	1B: 3 2B: 2 3B: 0 HR: 0	SF: 0 SAC: 0 DP: 0 HBP: 0	WP: 0 PB: 0 SB: 1 CS: 0	PA: 34
PITCHER	IP WLS BF H R ER SO BB IBB HBP BLK WP HR S P ERA WHIP																			
Jimmy Key, L ERA: 3.07 (1, 1)	7.0 W 27 4 1 1 7 2 0 0 0 0 0 0 68 104 1.29 0.857																			
Dave Stieb, R ERA: 5.63 (8, 1)	2.0 7 1 0 0 2 0 0 0 0 0 0 0 17 27 0.00 0.500																			

California Angels @ Toronto Blue Jays
SkyDome, Toronto, ON
Fri Jul 03 1992, 7:05 PM EDT
Att: 50,408 - Dome - 70 F

AB	32
R	1
H	5
RBI	1
BB	2
SO	9
LOB	10



Batter	1	2	3	4	5	6	7	8	9	AB R H RBI BB SO LOB	TOP											
Luis Polonia, L (1, 7) OBP: 0.342, SLG: 0.330	0-1 2B 1B	0-2 G6-3			2-1 G3 1B		1-2 P5		2-2 G4-3 1-3	5 2 2 0 0 0 1												
Chad Curtis, R (1, 8) OBP: 0.345, SLG: 0.392	2-2 2B 1-H	0-1 B1-3			2-1 G3 1-3 FC HBP		2-3 K			3 2 1 1 0 1 0												
Junior Felix, S (1, 10) OBP: 0.291, SLG: 0.392	2-1 1B 2B 2-H				2-2 G3 1-3 3-H		1-3 K			4 1 1 2 0 2 1												
Von Hayes, L (1, 9) Mike Fitzgerald, R (8, 9) OBP: 0.354, SLG: 0.377 OBP: 0.287, SLG: 0.316	2-1 F9 FC 1B 2-3				4-0 CS FC5-4 BB 3-H			1-3 K		3 1 1 1 1 1 0 0 0 0 0 0 0 0												
Gary Gaetti, R (1, 5) OBP: 0.272, SLG: 0.323	2-1 E 1B 1-2 3-H				0-3 P5 1-2			2-2 G6-3		4 0 1 1 0 1 2												
Lee Stevens, L (1, 3) OBP: 0.268, SLG: 0.337	0-0 F9 2-3				0-0 FC5-4 1-2f			1-3 K		4 0 1 0 0 1 3												
Rene Gonzales, R (1, 4) OBP: 0.340, SLG: 0.418	1-1 FC G4-6-3 1-2 3-H				0-1 F9		1-2 G5-3		1-3 K	4 0 0 1 0 1 2												
Ron Tingley, R (1, 2) John Morris, L (9, PH) OBP: 0.216, SLG: 0.327 OBP: 0.261, SLG: 0.214	0-1 G4-6-3 1-2f				1-1 F8		0-0 G6-3		3-1 WP 1B	3 0 0 0 0 0 3 1 0 1 0 0 0 0												
Gary Disarcina, R (1, 6) Jose Gonzalez, R (9, PH) OBP: 0.306, SLG: 0.322 OBP: 0.311, SLG: 0.263		3-1 G6-3			1-1 G6-3		3-2 F9		2-3 K	3 0 0 0 0 0 1 1 0 0 0 0 1 1												
Inning Stats	R: 4 E: 1 K: 0 S: 18	H: 5 LOB: 1 BB: 0 P: 26	R: 0 E: 0 K: 0 S: 7	H: 0 LOB: 0 BB: 0 P: 10	R: 0 E: 0 K: 1 S: 8	H: 0 LOB: 0 BB: 1 P: 12	R: 0 E: 0 K: 0 S: 15	H: 1 LOB: 1 BB: 0 P: 20	R: 2 E: 0 K: 1 S: 11	H: 1 LOB: 1 BB: 0 P: 17	R: 0 E: 0 K: 0 S: 8	H: 0 LOB: 0 BB: 0 P: 12	R: 0 E: 0 K: 2 S: 10	H: 0 LOB: 0 BB: 0 P: 14	R: 0 E: 0 K: 2 S: 12	H: 0 LOB: 0 BB: 0 P: 16	R: 0 E: 0 K: 2 S: 13	H: 1 LOB: 1 BB: 0 P: 21	1B: 6 2B: 2 3B: 0 HR: 0	SF: 0 SAC: 0 DP: 1 HBP: 1	WP: 2 PB: 0 SB: 3 CS: 1	PA: 37
PITCHER	IP WLS BF H R ER SO BB IBB HBP BLK WP HR S P ERA WHIP																					
Jack Morris, R (1, 1) ERA: 4.51	6.0 W 27 7 6 6 2 1 0 1 0 0 0 67 97 9.00 1.333																					
Duane Ward, R (7, 1) ERA: 2.57	2.0 6 0 0 0 4 0 0 0 0 0 0 22 30 0.00 0.000																					
Tom Henke, R (9, 1) ERA: 1.88	1.0 S 4 1 0 0 2 0 0 0 0 0 1 0 13 21 0.00 1.000																					

California Angels @ Toronto Blue Jays
SkyDome, Toronto, ON
Sat Jul 04 1992, 3:33 AM EDT
Att. 50,418 - Cloudy - 73 F

livebaseballscorecards.com

AB 35
R 6
H 8
RBI 6
BB 1
SO 8
LOB 14



Batter	1	2	3	4	5	6	7	8	9
Devon White, S OBP: 0.307, SLG: 0.401 (1, 8)	2-2 P5		3-3 K		1-0 L8	1 SAFE 3-2 SF8		0-0 2B	
Roberto Alomar, S OBP: 0.417, SLG: 0.478 (1, 4)	1-1 F8		1-1 3B		1 SAFE 4-0 1B 1B BB	1-3 K		4-0 IBB	
Joe Carter, R OBP: 0.326, SLG: 0.508 (1, 10)	1-3 K		0-0 F7		1-0 1B 3B 1B		4-1 FC1-4 BB	0-1 L6	
Dave Winfield, R OBP: 0.385, SLG: 0.510 (1, 9)		3-2 HR		1-2 F8	3-3 K		0-0 FC1-4 1B		
John Olerud, L OBP: 0.365, SLG: 0.435 (1, 3)		1-1 G6-3 2B		4-2 BB	0-2 3B 1B		0-1 1B		
Candy Maldonado, R OBP: 0.316, SLG: 0.412 (1, 7)		1-2 F7		3-2 F9	2-2 3B		1-0 G2-3		
Pat Borders, R OBP: 0.311, SLG: 0.392 (1, 2)		2-2 G6-3		2-3 K	1-3 K			2-2 FC1-6 1B	
Jeff Kent, R OBP: 0.358, SLG: 0.465 (1, 5)		3-3 K			0-0 1B 2B	1-3 K		0-0 FC1-6 2B	
Manuel Lee, S OBP: 0.333, SLG: 0.333 (1, 6)			2-1 P7		1-2 1B 1B	0-2 E BLK SF8 1B		1-3 K	

Inning Stats	R: 0	H: 0	E: 0	K: 1	S: 10	R: 1	H: 2	E: 0	K: 1	S: 14	R: 0	H: 1	E: 0	K: 1	S: 8	R: 0	H: 0	E: 0	K: 1	S: 13	R: 5	H: 5	E: 0	K: 2	S: 27	R: 1	H: 1	E: 1	K: 2	S: 13	R: 0	H: 1	E: 0	K: 0	S: 5	R: 1	H: 2	E: 1	K: 1	S: 11
	LOB: 0	BB: 0	P: 14	LOB: 1	BB: 0	P: 24	LOB: 1	BB: 0	P: 14	LOB: 1	BB: 1	P: 40	LOB: 0	BB: 1	P: 18	LOB: 1	BB: 1	P: 10	LOB: 2	BB: 1	P: 18	LOB: 0	SAC: 0	DP: 0	HBP: 0	LOB: 1	BB: 1	P: 18	LOB: 1	BB: 1	P: 10	LOB: 1	BB: 1	P: 18	LOB: 2	BB: 1	P: 18			

Pitcher		IP	WLS	BF	H	R	ER	SO	BB	IBB	HBP	BLK	WP	HR	S	P	ERA	WHIP
Bert Blyleven, R ERA: 4.64 (1, 1)		4.2		24	8	6	6	5	2	0	0	0	0	1	69	111	11.57	2.143
Mark Eichhorn, R ERA: 1.91 (5, 1)		3.1	L	15	4	2	0	4	1	1	0	1	0	0	32	50	0.00	1.500


BOTTOM

AB	R	H	RBI	BB	SO	LOB
4	0	1	2	0	1	2
3	1	1	0	2	1	0
4	1	1	2	1	1	3
4	1	1	1	0	1	3
3	1	3	1	1	0	0
4	0	1	2	0	0	3
4	0	1	0	0	2	3
4	2	1	0	0	2	2
4	2	2	0	0	1	1

California Angels @ Toronto Blue Jays
SkyDome, Toronto, ON
Sat Jul 04 1992, 3:33 AM EDT
Att: 50,418 - Cloudy - 73 F

AB	34
R	8
H	12
RBI	8
BB	4
SO	9
LOB	17

WP: 0 PA: 39
PB: 0
SB: 0
CS: 0



livebaseballscorecards.com

Batter	1	2	3	4	5	6	7	8	9	AB R H RBI BB SO LOB	TOP			
Luis Polonia, L OBP: 0.340, SLG: 0.329 (1, 10)	1-2 G1-3 BB SF7 1B		2-3 K			2-2 L8		0-3 K		4 1 1 0 0 2 1				
Chad Curtis, R OBP: 0.353, SLG: 0.410 (1, 9)	4-0 G1-3 BB		1-0 F7			2-1 HR		4-2 G6-3 BB		2 1 1 1 2 0 0				
Junior Felix, S OBP: 0.287, SLG: 0.385 (1, 8)	1-1 G1-3				0-3 K	2-1 G3		1-1 G6-3		4 0 0 0 0 1 3				
Gary Gaetti, R OBP: 0.268, SLG: 0.319 (1, 5)	0-0 SF7				0-1 F9		2-1 P3		1-3 K	3 0 0 1 0 1 1				
Rene Gonzales, R OBP: 0.335, SLG: 0.410 (1, 3)	3-2 F8				1-0 F7		1-2 P3		1-3 K	4 0 0 0 0 1 2				
Jose Gonzalez, R OBP: 0.313, SLG: 0.268 (1, 7)		2-1 CS 1B			0-0 F9		3-2 P6			3 0 1 0 0 0 0				
Luis Sojo, R OBP: 0.300, SLG: 0.391 (1, 4)		1-3 SAFE K2-3			1-2 F8		0-0 G5-3			3 0 0 0 0 1 1				
Mike Fitzgerald, R OBP: 0.282, SLG: 0.309 (1, 2)		1-2 G6-3			0-3 K		1-3 K			2 0 0 0 0 1 0				
John Morris, L OBP: 0.255, SLG: 0.209 (8, PH)										1 0 0 0 0 1 0				
Ron Tingley, R OBP: 0.216, SLG: 0.327 (8, 2)										0 0 0 0 0 0 0				
Gary Disarcina, R OBP: 0.306, SLG: 0.319 (1, 6)			0-2 G6-3			0-0 G4-3		4-2 BB		2 0 0 0 1 0 0				
Inning Stats	R: 1 H: 1 E: 0 LOB: 1 K: 0 BB: 1 S: 10 P: 19	R: 0 H: 1 E: 0 LOB: 0 K: 1 BB: 0 S: 9 P: 13	R: 0 H: 0 E: 0 LOB: 0 K: 1 BB: 0 S: 7 P: 10	R: 0 H: 0 E: 0 LOB: 0 K: 1 BB: 0 S: 6 P: 7	R: 0 H: 0 E: 0 LOB: 0 K: 1 BB: 0 S: 7 P: 8	R: 1 H: 1 E: 0 LOB: 0 K: 0 BB: 0 S: 8 P: 14	R: 0 H: 0 E: 0 LOB: 0 K: 0 BB: 0 S: 8 P: 14	R: 0 H: 0 E: 0 LOB: 1 K: 2 BB: 1 S: 9 P: 14	R: 0 H: 0 E: 0 LOB: 1 K: 2 BB: 1 S: 12 P: 19	1B: 2 SF: 1 2B: 0 SAC: 0 3B: 0 DP: 0 HR: 1 HBP: 0	WP: 0 PA: 32 PB: 0 SB: 0 CS: 1			
PITCHER David Wells, L ERA: 2.89 Mike Timlin, R ERA: 2.53	IP WLS BF H R ER SO BB IBB HBP BLK WP HR S P ERA WHIP												PITCHER IP WLS BF H R ER SO BB IBB HBP BLK WP HR S P ERA WHIP	
(1, 1)	7.0 W 24 3 2 2 4 1 0 0 0 0 0 1 55 85 2.57 0.571												(8, 1)	2.0 8 0 0 0 4 2 0 0 0 0 0 0 21 33 0.00 1.000

California Angels @ Toronto Blue Jays
SkyDome, Toronto, ON
Sun Jul 05 1992, 3:33 AM EDT
Att. 50,398 - Cloudy - 76 F

livebaseballscorecards.com

AB	28
R	2
H	3
RBI	2
BB	3
SO	8
LOB	8



Batter	1	2	3	4	5	6	7	8	9
Devon White, S OBP: 0.306, SLG: 0.409 (1, 8)	2-1 G6-3	2-3 K			1-1 P7		3-1 HR		
Roberto Alomar, S OBP: 0.415, SLG: 0.473 (1, 4)	4-2 HR BB	3-1 F7			2-2 G4-3		1-3 K		
Joe Carter, R OBP: 0.328, SLG: 0.516 (1, 9)	1-2 HR		0-3 K		4-2 BB		3-2 F7		
Dave Winfield, R OBP: 0.383, SLG: 0.507 (1, 10)	3-2 F7		2-2 L4-3 1B		3-1 P4		2-2 G5-3		
John Olerud, L OBP: 0.371, SLG: 0.440 (1, 3)	2-1 1B		0-1 L4-3		0-0 FC6-4 1B		0-0 G6-3 1B		
Candy Maldonado, R OBP: 0.315, SLG: 0.423 (1, 7)	1-3 K		0-0 HR		3-3 K		2-2 G6-3		
Greg Myers, L OBP: 0.268, SLG: 0.380 (1, 2)		1-0 G3 SF 2B		0-0 P9	1-2 FC6-4		0-0 G4-3		
Jeff Kent, R OBP: 0.350, SLG: 0.452 (1, 5)		1-2 G3		1-3 K	0-3 K				
Alfredo Griffin, S OBP: 0.158, SLG: 0.143 (1, 6)		0-0 SF E		3-1 P5			1-2 L5		

Inning Stats	R: 2	H: 2	E: 0	LOB: 1	K: 1	S: 17	P: 29	R: 2	H: 1	E: 2	LOB: 0	K: 1	S: 10	R: 0	H: 1	E: 0	LOB: 0	K: 1	S: 8	R: 1	H: 1	E: 0	LOB: 0	K: 1	S: 7	R: 0	H: 0	E: 0	LOB: 1	K: 0	S: 10	R: 0	H: 1	E: 0	LOB: 1	K: 2	S: 11	R: 1	H: 1	E: 0	LOB: 0	K: 1	S: 11	R: 0	H: 1	E: 0	LOB: 1	K: 0	S: 9		

PITCHER	IP	WLS	BF	H	R	ER	SO	BB	IBB	HBP	BLK	WP	HR	S	P	ERA	WHIP
Julio Valera, R ERA: 3.76 (1, 1)	7.0	L	30	7	6	5	7	2	0	0	0	0	3	74	121	6.43	1.286
Joe Grahe, R ERA: 4.5 (8, 1)	1.0		4	1	0	0	0	0	0	0	0	0	0	9	13	0.00	1.000

AB R H RBI BB SO LOB

4	1	1	1	0	1	0
3	1	0	0	1	1	0
3	1	1	2	1	1	0
4	0	1	0	0	0	1
4	0	3	0	0	0	1
4	1	1	1	0	2	3
4	1	1	0	0	0	2
3	0	0	0	0	2	2
2	1	0	1	0	0	0

WP	HR	S	P	ERA	WHIP
0	0	13	0	0.00	1.000

BOTTOM

California Angels @ Toronto Blue Jays
SkyDome, Toronto, ON
Sun Jul 05 1992, 3:33 AM EDT
Att: 50,398 - Cloudy - 76 F

AB	31
R	6
H	8
RBI	5
BB	2
SO	7
LOB	9



Batter	1	2	3	4	5	6	7	8	9	AB R H RBI BB SO LOB	TOP											
Luis Polonia, L (1, 7) OBP: 0.336, SLG: 0.325	0-1 P5		1-1 G4-3			1 SAFE 1-3 K		0-0 L5		4 0 0 0 0 1 3												
Chad Curtis, R (1, 8) OBP: 0.346, SLG: 0.401	2-3 K2-3			0-3 K		3-3 K		3-2 F8		4 0 0 0 0 3 3												
Junior Felix, S (1, 10) OBP: 0.286, SLG: 0.381	4-2 WP BB			2-0 G4-3			2-2 P8		2-3 K	3 0 0 0 1 1 0												
Von Hayes, L (1, 9) OBP: 0.348, SLG: 0.369	2-3 K			2-1 F9			2-3 K		0-1 F8	4 0 0 0 0 2 1												
Rene Gonzales, R (1, 5) OBP: 0.337, SLG: 0.409		2-3 K			3-2 L3 1B		4-2 BB		3-2 G4-3	3 0 1 0 1 1 0												
Lee Stevens, L (1, 3) OBP: 0.264, SLG: 0.331		1-3 K			0-0 F8		2-0 F7			3 0 0 0 0 1 2												
Luis Sojo, R (1, 4) OBP: 0.301, SLG: 0.389		1-0 F8			2-2 L3			0-1 WP 1B 1B		3 0 1 0 0 0 1												
Ron Tingley, R (1, 2) OBP: 0.211, SLG: 0.315			2-2 G4-3			0-3 K		1-0 L8		2 0 0 0 0 1 0												
John Morris, L (8, PH) OBP: 0.250, SLG: 0.205										1 0 0 0 0 0 1												
Mike Fitzgerald, R (8, 2) OBP: 0.282, SLG: 0.309										0 0 0 0 0 0 0												
Gary Disarcina, R (1, 6) OBP: 0.310, SLG: 0.324			2-3 K			1-2 S 1B		3-2 WP 1B		3 0 2 0 0 1 0												
Inning Stats	R: 0 E: 0 K: 2 S: 12	H: 0 LOB: 1 BB: 1 P: 20	R: 0 E: 0 K: 2 S: 10	H: 0 LOB: 0 BB: 0 P: 14	R: 0 E: 0 K: 1 S: 10	H: 0 LOB: 0 BB: 0 P: 15	R: 0 E: 0 K: 1 S: 6	H: 0 LOB: 0 BB: 0 P: 10	R: 0 E: 0 K: 0 S: 10	H: 1 LOB: 0 BB: 0 P: 15	R: 0 E: 0 K: 3 S: 15	H: 1 LOB: 1 BB: 0 P: 20	R: 0 E: 0 K: 1 S: 15	H: 0 LOB: 1 BB: 1 P: 25	R: 0 E: 0 K: 0 S: 11	H: 2 LOB: 2 BB: 0 P: 18	R: 0 E: 0 K: 1 S: 8	H: 0 LOB: 0 BB: 0 P: 13	1B: 4 2B: 1 3B: 0 HR: 0	SF: 0 SAC: 0 DP: 1 HBP: 0	WP: 2 PB: 0 SB: 1 CS: 0	PA: 32
PITCHER	IP WLS BF H R ER SO BB IBB HBP BLK WP HR S P ERA WHIP																					
Juan Guzman, R (1, 1) ERA: 2.01	7.0 W 24 2 0 0 10 2 0 0 0 1 0 78 119 0.00 0.571																					
Duane Ward, R (8, 1) ERA: 2.52	1.0 5 2 0 0 0 0 0 0 0 0 1 0 11 18 0.00 2.000																					
Tom Henke, R (9, 1) ERA: 1.8	1.0 S 3 0 0 0 1 0 0 0 0 0 0 0 8 13 0.00 0.000																					

California Angels @ Toronto Blue Jays
SkyDome, Toronto, ON
Mon Jul 06 1992, 7:05 PM EDT
Att. 50,406 - Sunny - 70 F

livebaseballscorecards.com

AB	30
R	0
H	4
RBI	0
BB	2
SO	11
LOB	11



Batter	1	2	3	4	5	6	7	8	9
Devon White, S OBP: 0.306, SLG: 0.407 (1, 8)	1-2 G6-3		0-0 FC5-4 1B		0-3 K			2-3 K	
Roberto Alomar, S OBP: 0.413, SLG: 0.468 (1, 4)	1-2 F8		2-1 P4		0-0 P9			1-2 S 2B HBP	
Joe Carter, R OBP: 0.328, SLG: 0.516 (1, 9)	2-3 K		1-2 FC5-4			0-1 G6-3		1 SAFE 1 SAFE 2-2 G3 1-H 2B	
Dave Winfield, R OBP: 0.385, SLG: 0.505 (1, 10)		1-1 G6-4-3 1B		2-3 K		0-0 F7		4-2 G3 BB	
John Olerud, L OBP: 0.369, SLG: 0.435 (1, 3)		0-0 L7		4-1 1B BB		0-1 L9		1-2 G3	
Derek Bell, R OBP: 0.289, SLG: 0.306 (1, 7)		0-1 G6-4-3		0-2 F9			0-0 HR	1-3 K	
Jeff Kent, R OBP: 0.365, SLG: 0.467 (1, 5)			0-0 BB 1B	0-0 1B	1-2 1B		1-1 G5-4-3 1B		
Pat Borders, R OBP: 0.307, SLG: 0.387 (1, 2)			1-2 L8	2-3 K			1-0 G5-4-3		
Manuel Lee, S OBP: 0.333, SLG: 0.331 (1, 6)			4-0 1B BB		0-1 G4-3		0-0 G3		

Inning Stats	R: 0 E: 0 K: 1 S: 9	H: 0 LOB: 0 BB: 0 P: 13	R: 0 E: 0 K: 0 S: 5	H: 1 LOB: 0 BB: 0 P: 6	R: 1 E: 0 K: 0 S: 11	H: 2 LOB: 2 BB: 1 P: 19	R: 0 E: 0 K: 2 S: 11	H: 1 LOB: 2 BB: 1 P: 19	R: 0 E: 0 K: 1 S: 6	H: 0 LOB: 0 BB: 0 P: 6	R: 0 E: 0 K: 0 S: 5	H: 0 LOB: 0 BB: 0 P: 5	R: 1 E: 0 K: 0 S: 5	H: 2 LOB: 0 BB: 0 P: 7	R: 1 E: 0 K: 2 S: 20	H: 1 LOB: 2 BB: 1 P: 31
--------------	------------------------------	----------------------------------	------------------------------	---------------------------------	-------------------------------	----------------------------------	-------------------------------	----------------------------------	------------------------------	---------------------------------	------------------------------	---------------------------------	------------------------------	---------------------------------	-------------------------------	----------------------------------

PITCHER	IP	WLS	BF	H	R	ER	SO	BB	IBB	HBP	BLK	WP	HR	S	P	ERA	WHIP
Jim Abbott, L ERA: 2.97 (1, 1)	7.1	L	30	7	3	3	5	2	0	1	0	0	1	63	91	3.68	1.227
Mark Eichhorn, R ERA: 1.91 (8, 1)	0.0		1	0	0	0	0	1	0	0	0	0	0	2	6	∞	∞
Steve Frey, L ERA: 1.59 (8, 1)	0.1		1	0	0	0	0	0	0	0	0	0	0	3	4	0.00	0.000
Mike Butcher, R ERA: (8, 1)	0.1		1	0	0	0	1	0	0	0	0	0	0	4	5	0.00	0.000

BOTTOM


AB R H RBI BB SO LOB

4	0	1	1	0	2	0
3	1	0	0	0	0	2
4	0	1	1	0	1	2
3	0	1	0	1	1	0
3	0	0	0	1	0	3
4	1	1	1	0	1	4
3	1	3	0	0	0	0
3	0	0	0	0	1	4
2	0	0	0	1	0	0

1B: 5 SF: 0
2B: 1 SAC: 0
3B: 0 DP: 2
HR: 1 HBP: 1

WP: 0 PA: 33
PB: 0
SB: 1
CS: 0

California Angels @ Toronto Blue Jays
SkyDome, Toronto, ON
Mon Jul 06 1992, 7:05 PM EDT
Att: 50,406 - Sunny - 70 F



AB	R	H	RBI	BB	SO	LOB
29	3	7	3	3	6	15

Batter	1	2	3	4	5	6	7	8	9	AB R H RBI BB SO LOB	TOP
Omar Vizquel, S OBP: 0.364, SLG: 0.389 (1, 6)	1-2 P5	0-1 G3			2-2 B1-6-3 1B		0-1 SF8 3B		0-0 1B	5 1 3 0 0 0 1	
Shane Turner, L OBP: 0.250, SLG: 0.667 (1, 5)	1-0 2B		0-0 L9		0-0 B1-6-3 1-2f		3-1 SF8		0-1 G1-3	3 1 1 1 0 0 1 1 0 0 0 0 0 1	
Ken Griffey Jr., L OBP: 0.345, SLG: 0.528 (1, 8)	3-2 F9		1-0 P7		3-1 1B		1-1 F7			4 0 1 0 0 0 1	
Pete O'Brien, L OBP: 0.285, SLG: 0.427 (1, 3)	2-2 2B 2-H		0-0 P6		0-2 L3			0-2 HR		4 1 2 2 0 0 1	
Jay Buhner, R OBP: 0.299, SLG: 0.372 (1, 9)	4-0 BB			1-3 K		1-3 K		1-1 G6-3		3 0 0 0 1 2 0	
Tino Martinez, L OBP: 0.298, SLG: 0.392 (1, 10)	1-1 L9		2-1 G4-3		4-2 BB		1-3 K			3 0 0 0 1 1 2	
Dave Cochrane, S OBP: 0.301, SLG: 0.336 (1, 7)		3-2 G4-3		4-1 1B BB		2-3 K		0-3 K		3 0 0 0 1 2 1 0 0 0 0 0 0 0	
Henry Cotto, R OBP: 0.299, SLG: 0.389 (8, 7)											
Dave Valle, R OBP: 0.322, SLG: 0.421 (1, 2)		1-0 G4-3 1B		1-2 1B		3-2 F9			0-1 P9	4 0 2 0 0 0 1	
Harold Reynolds, S OBP: 0.310, SLG: 0.333 (1, 4)		1-1 G4-3		0-0 G3			1-0 F9		0-3 K	4 0 0 0 0 1 3	
Inning Stats	R: 1 H: 2 E: 0 LOB: 2 K: 0 BB: 1 S: 14 P: 26	R: 0 H: 1 E: 0 LOB: 1 K: 0 BB: 0 S: 8 P: 13	R: 0 H: 0 E: 0 LOB: 0 K: 0 BB: 0 S: 3 P: 4	R: 0 H: 1 E: 0 LOB: 2 K: 1 BB: 1 S: 10 P: 18	R: 0 H: 2 E: 0 LOB: 1 K: 0 BB: 0 S: 10 P: 15	R: 0 H: 0 E: 0 LOB: 1 K: 2 BB: 1 S: 12 P: 22	R: 1 H: 1 E: 0 LOB: 0 K: 0 BB: 0 S: 8 P: 12	R: 1 H: 1 E: 0 LOB: 0 K: 2 BB: 0 S: 12 P: 14	R: 0 H: 1 E: 0 LOB: 1 K: 1 BB: 0 S: 8 P: 8	1B: 5 SF: 1 2B: 2 SAC: 0 3B: 1 DP: 1 HR: 1 HBP: 0	WP: 0 PA: 38 PB: 0 SB: 0 CS: 0
PITCHER Pat Hentgen, R ERA: 3.93 (1, 1)	IP 7.0 WLS 30 BF 7 R 2 ER 2 SO 3 BB 3 IBB 0 HBP 0 BLK 0 WP 0 HR 0 S 65 P 110 ERA 2.57 WHIP 1.429										
Duane Ward, R ERA: 2.6 (8, 1)	IP 2.0 WLS 8 BF 2 R 1 ER 1 SO 3 BB 0 IBB 0 HBP 0 BLK 0 WP 0 HR 1 S 20 P 22 ERA 4.50 WHIP 1.000										

Seattle Mariners @ Toronto Blue Jays
SkyDome, Toronto, ON
Tue Jul 07 1992, 7:05 PM EDT
Att. 50,397 - Cloudy - 77 F

livebaseballscorecards.com

AB 34
R 3
H 9
RBI 3
BB 3
SO 6
LOB 12



Batter	1	2	3	4	5	6	7	8	9	AB R H RBI BB SO LOB	TOP											
Henry Cotto, R OBP: 0.297, SLG: 0.385 (1, 7) F X	0-1 F8		0-0 2B 1-3 1B		1-3 K			1-2 G4-3		4 0 1 0 0 1 1												
Omar Vizquel, S OBP: 0.362, SLG: 0.391 (1, 6) B C B X	2-1 L6		2-2 1-3 2B		2-2 F8			1-1 F7		4 0 1 0 0 0 0												
Ken Griffey Jr., L OBP: 0.344, SLG: 0.523 (1, 8) X	0-0 1B		1-2 G4-3		1-1 F8			1-0 F7		4 0 1 0 0 0 2												
Edgar Martinez, R OBP: 0.386, SLG: 0.551 (1, 10) X	0-0 L4			1-2 G6-3		2-1 L7		4-2 WP S BB		3 0 0 0 1 0 1												
Jay Buhner, R OBP: 0.298, SLG: 0.371 (1, 9) C B B T B B X		3-2 G6-4-3 1B		2-3 K		0-0 G6-3		2-0 F9		4 0 1 0 0 1 1												
Dave Cochrane, S OBP: 0.299, SLG: 0.333 (1, 5) X		0-0 G6-4-3 1-2f		3-1 L5		3-1 1B		2-2 F8 1-3		4 0 1 0 0 0 2												
Dave Valle, R OBP: 0.318, SLG: 0.415 (1, 2) C B B X		1-1 F7			1-2 E5		2-1 F7			3 0 0 0 0 0 1	AB 32 R 0 H 6 RBI 0 BB 1 SO 2 LOB 12											
Lance Parrish, R OBP: 0.282, SLG: 0.388 (1, 3) B B C X			2-1 FC6-4 1B		3-2 P3		3-2 P5			3 0 1 0 0 0 2												
Harold Reynolds, S OBP: 0.307, SLG: 0.330 (1, 4) 1 SAFE 1 SAFE B B B C F C X			3-2 FC6-4 1B 1-2f		0-1 F9			0-0 F7		3 0 0 0 0 0 2												
Inning Stats	R: 0 E: 0 K: 0 S: 6	H: 1 LOB: 1 BB: 0 P: 8	R: 0 E: 0 K: 0 S: 6	H: 1 LOB: 0 BB: 0 P: 10	R: 0 E: 0 K: 0 S: 13	H: 3 LOB: 2 BB: 0 P: 20	R: 0 E: 0 K: 1 S: 8	H: 0 LOB: 0 BB: 0 P: 14	R: 0 E: 1 K: 1 S: 12	H: 0 LOB: 1 BB: 0 P: 17	R: 0 E: 0 K: 0 S: 7	H: 0 LOB: 0 BB: 0 P: 12	R: 0 E: 0 K: 0 S: 8	H: 1 LOB: 1 BB: 0 P: 16	R: 0 E: 0 K: 0 S: 6	H: 0 LOB: 0 BB: 0 P: 8	R: 0 E: 0 K: 0 S: 8	H: 0 LOB: 1 BB: 1 P: 17	1B: 5 2B: 1 3B: 0 HR: 0	SF: 0 SAC: 0 DP: 1 HBP: 0	WP: 1 PB: 0 SB: 1 CS: 0	PA: 33
PITCHER Jimmy Key, L ERA: 2.84 (1, 1)	IP 9.0 WLS W BF 33 H 6 R 0 ER 0 SO 2 BB 1 IBB 0 HBP 0 BLK 0 WP 1 HR 0 S 74 P 122 ERA 0.00 WHIP 0.778											PITCHER	IP WLS BF H R ER SO BB IBB HBP BLK WP HR S P ERA WHIP									

Seattle Mariners @ Toronto Blue Jays
SkyDome, Toronto, ON
Wed Jul 08 1992, 7:05 PM EDT
Att. 50,391 - Dome - 70 F

livebaseballscorecards.com



Batter	1	2	3	4	5	6	7	8	9	AB R H RBI BB SO LOB
Devon White, S OBP: 0.309, SLG: 0.411 (1, 8)	0-1 F9		3-2 1B		0-3 K		1 SAFE X 0-0 1B BB			4 0 2 1 0 1 1
Roberto Alomar, S OBP: 0.412, SLG: 0.462 (1, 4)	2-1 G4-3		1-1 F7		4-1 HR BB		4-0 1B BB			2 1 0 0 2 0 1
Joe Carter, R OBP: 0.326, SLG: 0.520 (1, 9)	2-1 F9			3-2 G5-3	3-0 HR		2-2 SF8			3 1 1 4 0 0 0
Dave Winfield, R OBP: 0.390, SLG: 0.515 (1, 10)		1-3 K		0-0 1B 2B	2-1 2B		1-1 1B			4 1 3 0 0 1 0
John Olerud, L OBP: 0.373, SLG: 0.436 (1, 3)		0-0 F7		2-0 G2-3 1B	1-0 G4-3		0-3 K			4 0 1 1 0 1 4
Candy Maldonado, R OBP: 0.313, SLG: 0.414 (1, 7)		0-0 F9		1-1 G2-3		0-0 G6-3	3-3 K			4 0 0 0 0 1 4
Jeff Kent, R OBP: 0.343, SLG: 0.435 (1, 5)			0-0 P4	2-1 F7		2-2 G5-3		3-2 F7		4 0 0 0 0 0 1
Pat Borders, R OBP: 0.309, SLG: 0.384 (1, 2)			3-3 K		0-0 HR BB	1-0 G6-3		4-1 G1-6-3 BB		3 1 1 0 1 1 0
Manuel Lee, S OBP: 0.332, SLG: 0.327 (1, 6)			4-1 1B S BB		1-0 F7		1-1 BB 1B SF8 1B	3-2 G1-6-3		3 2 1 0 1 0 2

Inning Stats	R: 0	H: 0	E: 0	K: 0	S: 6	LOB: 0	BB: 0	P: 10	R: 0	H: 0	E: 0	K: 1	S: 5	LOB: 0	BB: 0	P: 6	R: 1	H: 1	E: 0	K: 1	S: 11	LOB: 1	BB: 1	P: 22	R: 1	H: 2	E: 0	K: 0	S: 11	LOB: 1	BB: 0	P: 19	R: 3	H: 3	E: 0	K: 1	S: 10	LOB: 1	BB: 1	P: 21	R: 0	H: 0	E: 0	K: 0	S: 5	LOB: 0	BB: 0	P: 8	R: 1	H: 3	E: 0	K: 2	S: 18	LOB: 3	BB: 1	P: 29	R: 0	H: 0	E: 0	K: 0	S: 7	LOB: 0	BB: 1	P: 17	1B: 6	SF: 1	2B: 2	SAC: 0	3B: 0	DP: 1	HR: 1	HBP: 0	WP: 0	PA: 36
--------------	------	------	------	------	------	--------	-------	-------	------	------	------	------	------	--------	-------	------	------	------	------	------	-------	--------	-------	-------	------	------	------	------	-------	--------	-------	-------	------	------	------	------	-------	--------	-------	-------	------	------	------	------	------	--------	-------	------	------	------	------	------	-------	--------	-------	-------	------	------	------	------	------	--------	-------	-------	-------	-------	-------	--------	-------	-------	-------	--------	-------	--------


PITCHER	IP	WLS	BF	H	R	ER	SO	BB	IBB	HBP	BLK	WP	HR	S	P	ERA	WHIP
Erik Hanson, R ERA: 3.99 (1, 1)	6.1	L	31	9	6	6	3	3	0	0	0	0	1	59	105	8.53	1.895
Dennis Powell, L ERA: 5.55 (7, 1)	1.2		5	0	0	0	2	1	0	0	0	0	0	14	27	0.00	0.600

BOTTOM

Seattle Mariners @ Toronto Blue Jays
 SkyDome, Toronto, ON
 Wed Jul 08 1992, 7:05 PM EDT
 Att: 50,391 - Dome - 70 F

livebaseballscorecards.com

AB	31
R	6
H	9
RBI	6
BB	4
SO	5
LOB	13



Batter	1	2	3	4	5	6	7	8	9	AB R H RBI BB SO LOB	TOP
Jerry Browne, S OBP: 0.356, SLG: 0.325 (1, 5) BB C B B C B (8, 9)	4-1 FC6 BB		1-1 1-H 2B		3-1 1B		1-2 2-H 2B		1-1 G6-3	4 0 3 2 1 0 0	
Troy Neel, L OBP: 0.333, SLG: 0.407 Eric Fox, S (5, PR) (5, 7)	2-1 P6		1-3 K		2-2 BB 1B		1-3 K2-3		0-2 F7	3 0 1 0 0 1 2 2 0 0 0 0 1 1	
Carney Lansford, R OBP: 0.318, SLG: 0.343 (1, 3) BB B X (8, 5)	2-0 F8		0-0 G5-3		4-2 G4-6-3 BB		2-1 L8			3 0 0 0 1 0 3	
Harold Baines, L OBP: 0.318, SLG: 0.382 (1, 10) S X X	0-2 FC6 1-2f		0-1 F8		0-1 G4-6-3 1-2f			2-1 1B		4 0 1 0 0 0 5	
Terry Steinbach, R OBP: 0.359, SLG: 0.432 (1, 2)		2-1 E3 FC3-6		3-2 E S 1B		2-2 G4-3		0-3 K		4 0 1 0 0 1 1	
Willie Wilson, S OBP: 0.337, SLG: 0.325 (1, 8) S B B B S X X		2-2 FC3-6 FC1-6 1-2f		3-2 G6-3 1-3		1-1 G4-3		1-3 K		4 0 0 0 0 1 3	
Scott Brosius, R OBP: 0.265, SLG: 0.396 Mark McGwire, R OBP: 0.389, SLG: 0.581 (8, PH) (8, 3)		0-1 F8		0-1 G5-3		3-2 P9		1-0 L6		3 0 0 0 0 0 2 1 0 0 0 0 0 1	
Mike Bordick, R OBP: 0.347, SLG: 0.365 (1, 4) S B S X		1-1 FC1-6 1-2f		0-2 G6-3			2-1 SH1-4 2B HBP		0-0 E9 SF8 2B	3 2 1 0 0 0 2	
Walt Weiss, S OBP: 0.331, SLG: 0.275 (1, 6) B B B X			4-0 2B BB		0-0 G4-3		1-2 SH1-4		0-0 SF8 3-H	1 1 0 1 1 0 0	
Inning Stats	R: 0 E: 0 K: 0 S: 7 H: 0 LOB: 1 BB: 1 P: 15	R: 0 E: 1 K: 0 S: 10 H: 0 LOB: 1 BB: 0 P: 14	R: 1 E: 0 K: 1 S: 8 H: 1 LOB: 1 BB: 1 P: 14	R: 0 E: 0 K: 0 S: 14 H: 1 LOB: 1 BB: 0 P: 20	R: 0 E: 0 K: 0 S: 11 H: 2 LOB: 3 BB: 1 P: 19	R: 0 E: 0 K: 0 S: 10 H: 0 LOB: 0 BB: 0 P: 16	R: 1 E: 0 K: 1 S: 11 H: 1 LOB: 1 BB: 0 P: 19	R: 0 E: 0 K: 2 S: 11 H: 1 LOB: 1 BB: 0 P: 15	R: 1 E: 1 K: 0 S: 7 H: 1 LOB: 0 BB: 0 P: 8	1B: 4 2B: 3 3B: 0 HR: 0 SF: 1 SAC: 1 DP: 1 HBP: 1	WP: 0 PB: 0 SB: 1 CS: 0 PA: 38
PITCHER Jack Morris, R ERA: 4.41 Duane Ward, R ERA: 2.55 Tom Henke, R ERA: 1.73	IP WLS BF H R ER SO BB IBB HBP BLK WP HR S P ERA WHIP	IP WLS BF H R ER SO BB IBB HBP BLK WP HR S P ERA WHIP	IP WLS BF H R ER SO BB IBB HBP BLK WP HR S P ERA WHIP	IP WLS BF H R ER SO BB IBB HBP BLK WP HR S P ERA WHIP	IP WLS BF H R ER SO BB IBB HBP BLK WP HR S P ERA WHIP	IP WLS BF H R ER SO BB IBB HBP BLK WP HR S P ERA WHIP	IP WLS BF H R ER SO BB IBB HBP BLK WP HR S P ERA WHIP	IP WLS BF H R ER SO BB IBB HBP BLK WP HR S P ERA WHIP	IP WLS BF H R ER SO BB IBB HBP BLK WP HR S P ERA WHIP	ERA WHIP	ERA WHIP

Oakland Athletics @ Toronto Blue Jays
SkyDome, Toronto, ON
Thu Jul 09 1992, 7:05 PM EDT
Att. 50,402 - Sunny - 76 F

livebaseballscorecards.com

AB	32
R	3
H	7
RBI	3
BB	3
SO	4
LOB	20



Batter	1	2	3	4	5	6	7	8	9	AB	R	H	RBI	BB	SO	LOB
Devon White, S OBP: 0.308, SLG: 0.406 (1, 8)	L8		FC4-6 BB	F7		F7		K		4	0	0	0	1	1	1
Roberto Alomar, S OBP: 0.414, SLG: 0.466 (1, 4)	P5		FC4-6 E 1-2f		1B		3B	BB	1B 2B	4	3	2	0	1	0	1
Joe Carter, R OBP: 0.330, SLG: 0.529 (1, 9)	2B		E7 FC1-4		F8		1B	3B	1B IBB	4	1	2	1	1	0	2
Dave Winfield, R OBP: 0.385, SLG: 0.506 (1, 10)	F7		FC1-4 1B 1-2f 2-H		K		K		P3	5	0	0	0	0	2	6
John Olerud, L OBP: 0.377, SLG: 0.437 (1, 3)		F8	HBP 1B		IBB		1B	1B	F7	4	0	2	1	1	0	2
Candy Maldonado, R OBP: 0.323, SLG: 0.418 (1, 7)		F8 1B	FC6-4 HBP		K		F7-6-3 BB		1B	3	0	2	1	1	1	2
Jeff Kent, R OBP: 0.341, SLG: 0.429 (1, 5)		F8 1B	FC6-4		K		F7-6-3			4	0	1	0	0	1	5
Pat Borders, R OBP: 0.305, SLG: 0.378 (1, 2)		F8		F7		G5-3		F7		4	0	0	0	0	0	2
Manuel Lee, S OBP: 0.331, SLG: 0.325 (1, 6)		K		F7		1B		G6-3		4	0	1	0	0	1	2

Inning Stats	R: 0	H: 1	E: 0	LOB: 1	K: 0	P: 12	R: 0	H: 2	E: 0	LOB: 2	K: 1	P: 27	R: 1	H: 1	E: 2	LOB: 3	K: 0	P: 21	R: 0	H: 0	E: 0	LOB: 0	K: 0	P: 12	R: 0	H: 1	E: 0	LOB: 2	K: 1	P: 24	R: 0	H: 1	E: 0	LOB: 1	K: 1	P: 14	R: 2	H: 2	E: 0	LOB: 1	K: 1	P: 23	R: 0	H: 0	E: 0	LOB: 0	K: 1	P: 9	R: 1	H: 2	E: 0	LOB: 2	K: 0	P: 13	1B: 7	SF: 0	2B: 3	SAC: 0	3B: 1	DP: 1	HR: 0	HBP: 1	WP: 0	PA: 42
--------------	------	------	------	--------	------	-------	------	------	------	--------	------	-------	------	------	------	--------	------	-------	------	------	------	--------	------	-------	------	------	------	--------	------	-------	------	------	------	--------	------	-------	------	------	------	--------	------	-------	------	------	------	--------	------	------	------	------	------	--------	------	-------	-------	-------	-------	--------	-------	-------	-------	--------	-------	--------

PITCHER	IP	WLS	BF	H	R	ER	SO	BB	IBB	HBP	BLK	WP	HR	S	P	ERA	WHIP
Kelly Downs, R ERA: 3.58 (1, 1)	5.0		24	5	1	0	3	1	1	1	0	0	0	55	96	0.00	1.200
Jeff Parrett, R ERA: 2.97 (6, 1)	2.1		11	3	2	2	2	2	0	0	0	0	0	22	40	7.71	2.143
Rick Honeycutt, L ERA: 3.0 (8, 1)	0.2		2	0	0	0	1	0	0	0	0	0	0	4	6	0.00	0.000
Rich Gossage, R ERA: 2.8 (9, 1)	0.2	L	5	2	1	1	0	0	1	0	0	0	0	7	13	13.50	3.000

BOTTOM

Oakland Athletics @ Toronto Blue Jays
SkyDome, Toronto, ON
Thu Jul 09 1992, 7:05 PM EDT
Att: 50,402 - Sunny - 76 F

livebaseballscorecards.com

AB	36
R	4
H	10
RBI	3
BB	5
SO	6
LOB	23



Batter	1	2	3	4	5	6	7	8	9	AB R H RBI BB SO LOB	TOP													
Jerry Browne, S OBP: 0.348, SLG: 0.318 (1, 7)	1-1 G6-3		2-1 G6-3		3-1 F8		0-1 G1-3			4 0 0 0 0 0 0														
Mike Bordick, R OBP: 0.349, SLG: 0.371 (1, 4)	2-2 2B		3-2 F9		1-1 F8		1-0 F8			4 1 2 0 0 0 0														
Carney Lansford, R OBP: 0.314, SLG: 0.338 (1, 5)	1-0 F8			2-1 F7	3-2 P2			1-3 K		4 0 0 0 0 1 2														
Mark McGwire, R OBP: 0.387, SLG: 0.580 (1, 3)	3-2 2-H 2B			2-1 P4		1-0 P5		0-0 F9		4 0 1 1 0 0 0														
Terry Steinbach, R OBP: 0.357, SLG: 0.443 (1, 2)	1-3 K			1-0 HR		1-2 G6-3		2-1 P4		4 1 1 1 0 1 1														
Randy Ready, R OBP: 0.358, SLG: 0.341 (1, 10)		2-2 F7		1-1 G6-3		0-1 HR		0-1 L6		4 1 1 1 0 0 0														
Willie Wilson, S OBP: 0.340, SLG: 0.328 (1, 8)		3-2 G6-3			2-1 HR 1B	0-1 S 1B 1B		0-3 K		4 1 2 0 0 1 0														
Scott Brosius, R OBP: 0.283, SLG: 0.462 (1, 9)		0-1 F7			1 SAFE 1 SAFE HR	0-0 1-H HR	3-2 1-H 1B	1-3 K		4 1 2 2 0 1 0														
Walt Weiss, S OBP: 0.323, SLG: 0.268 (1, 6)			0-0 F9		1-1 F9		3-2 F7			3 0 0 0 0 0 0														
Inning Stats	R: 1 E: 0 K: 1 S: 13	H: 2 LOB: 1 BB: 0 P: 21	R: 0 E: 0 K: 0 S: 9	H: 0 LOB: 0 BB: 0 P: 14	R: 0 E: 0 K: 0 S: 7	H: 0 LOB: 0 BB: 0 P: 12	R: 1 E: 0 K: 0 S: 7	H: 1 LOB: 0 BB: 0 P: 13	R: 2 E: 0 K: 0 S: 12	H: 3 LOB: 1 BB: 0 P: 22	R: 1 E: 0 K: 0 S: 11	H: 3 LOB: 1 BB: 0 P: 16	R: 0 E: 0 K: 0 S: 6	H: 0 LOB: 0 BB: 0 P: 10	R: 0 E: 0 K: 1 S: 6	H: 0 LOB: 0 BB: 0 P: 9	R: 0 E: 0 K: 2 S: 8	H: 0 LOB: 0 BB: 0 P: 9	R: 0 E: 0 K: 2 S: 8	H: 0 LOB: 0 BB: 0 P: 9	1B: 4 2B: 2 3B: 0 HR: 3	SF: 0 SAC: 0 DP: 0 HBP: 0	WP: 0 PB: 0 SB: 2 CS: 0	PA: 35
PITCHER	IP WLS BF H R ER SO BB IBB HBP BLK WP HR S P ERA WHIP																							
David Wells, L ERA: 3.29 (1, 1)	6.0 L 26 9 5 5 1 0 0 0 0 0 0 3 59 98 7.50 1.500																							
Dave Stieb, R ERA: 5.47 (7, 1)	2.0 6 0 0 0 1 0 0 0 0 0 0 0 12 19 0.00 0.000																							
Mike Timlin, R ERA: 2.31 (9, 1)	1.0 3 0 0 0 2 0 0 0 0 0 0 0 8 9 0.00 0.000																							

Oakland Athletics @ Toronto Blue Jays
SkyDome, Toronto, ON
Fri Jul 10 1992, 7:05 PM EDT
Att: 50,399 - Dome - 70 F

livebaseballscorecards.com

AB	35
R	5
H	9
RBI	5
BB	0
SO	4
LOB	3



BOTTOM

Oakland Athletics @ Toronto Blue Jays
 SkyDome, Toronto, ON
 Fri Jul 10 1992, 7:05 PM EDT
 Att: 50,399 - Dome - 70 F

livebaseballscorecards.com

AB	30
R	1
H	5
RBI	1
BB	4
SO	3
LOB	14



WP: 0	PA: 34
PB: 0	
SB: 2	
CS: 0	

AB R H RBI BB SO LOB

4	0	0	1	0	0	2
3	0	1	0	1	1	2
4	0	0	0	0	0	2
2	0	0	0	2	0	1
4	0	1	0	0	0	1
4	0	1	0	0	1	2
4	1	1	0	0	0	3
3	0	1	0	0	0	1
2	0	0	0	1	1	0

Batter	1	2	3	4	5	6	7	8	9
Devon White, S OBP: 0.304, SLG: 0.401 (1, 8)	0-0 B1-3		2-0 F8			2-0 F8		1-1 FC6-4	
Roberto Alomar, S OBP: 0.415, SLG: 0.464 (1, 4)	4-2 S BB			1-1 G6-4-3 1B		0-1 G4-3		1 SAFE 3-3 1-2	
Joe Carter, R OBP: 0.326, SLG: 0.523 (1, 10)	2-1 F7		0-0 G6-4-3 1-2f			1-2 F8		3-2 B X	3-2 B X
Dave Winfield, R OBP: 0.386, SLG: 0.503 (1, 9)	2-2 P4 1-2		4-2 BB			0-1 P4		4-1 2B BB	
John Olerud, L OBP: 0.375, SLG: 0.438 (1, 3)		1-1 G4-3		1-2 P6		0-2 F8		2-2 2B	
Candy Maldonado, R OBP: 0.322, SLG: 0.415 (1, 7)		0-1 G1-3		2-2 G3-6 1B		2-1 P4		0-3 K	
Jeff Kent, R OBP: 0.338, SLG: 0.423 (1, 5)		0-1 P4		0-1 F7		0-2 BB FC6-4 1B		1-2 P6	
Greg Myers, L OBP: 0.271, SLG: 0.377 (1, 2)			1-2 F9		2-1 G3-6 1-2f		0-2 FC6-4 BB 1B		
Manuel Lee, S OBP: 0.331, SLG: 0.323 (1, 6)			3-3 K			1-1 L8		4-1 FC6-4 BB	

Inning Stats	R: 0	H: 0	E: 0	K: 0	S: 10	R: 0	H: 0	E: 0	K: 0	S: 6	R: 0	H: 0	E: 0	K: 1	S: 8	R: 0	H: 1	E: 0	K: 0	S: 8	R: 0	H: 1	E: 0	K: 0	S: 7	R: 0	H: 0	E: 0	K: 0	S: 5	R: 0	H: 0	E: 0	K: 0	S: 8	R: 1	H: 2	E: 0	K: 1	S: 14	R: 0	H: 1	E: 0	K: 1	S: 20	1B: 4	SF: 0	2B: 1	SAC: 0	3B: 0	DP: 2	HR: 0	HBP: 0	WP: 0	PA: 34
--------------	------	------	------	------	-------	------	------	------	------	------	------	------	------	------	------	------	------	------	------	------	------	------	------	------	------	------	------	------	------	------	------	------	------	------	------	------	------	------	------	-------	------	------	------	------	-------	-------	-------	-------	--------	-------	-------	-------	--------	-------	--------

PITCHER	IP	WLS	BF	H	R	ER	SO	BB	IBB	HBP	BLK	WP	HR	S	P	ERA	WHIP
Bob Welch, R ERA: 2.7 (1, 1)	7.1	W	26	4	1	1	1	2	0	0	0	0	0	60	89	1.23	0.818
Rick Honeycutt, L ERA: 2.92 (8, 1)	0.2		3	0	0	0	1	1	0	0	0	0	0	6	14	0.00	1.500
Dennis Eckersley, R ERA: 1.71 (9, 1)	1.0		5	1	0	0	1	1	0	0	0	0	0	20	30	0.00	2.000

PITCHER	IP	WLS	BF	H	R	ER	SO	BB	IBB	HBP	BLK	WP	HR	S	P	ERA	WHIP
---------	----	-----	----	---	---	----	----	----	-----	-----	-----	----	----	---	---	-----	------

Batter	1	2	3	4	5	6	7	8	9	AB R H RBI BB SO LOB	TOP												
Eric Fox, S OBP: 0.091, SLG: 0.400 (1, 8) (8, 7)	2-3 K		0-1 HR		2-3 K		1-0 G5-3			4 1 1 1 0 2 2													
Jerry Browne, S OBP: 0.347, SLG: 0.316 (1, 5)	3-2 F8		0-2 G6-4-3 1B		1-1 L7		1-1 P5			4 1 1 0 0 0 2													
Harold Baines, L OBP: 0.321, SLG: 0.381 Willie Wilson, S OBP: 0.340, SLG: 0.328 (1, 9) (8, 8)	0-1 1B		4-2 G6-4-3 1-2 BB		3-1 G4-3		0-1 F8			3 0 1 0 1 0 0 0 0 0 0 0 0 0													
Mark McGwire, R OBP: 0.383, SLG: 0.572 (1, 3)	2-3 K		2-1 G6-4-3		3-2 P3		0-3 K			4 0 0 0 0 2 3													
Terry Steinbach, R OBP: 0.356, SLG: 0.439 (1, 2)			1-2 1B		0-0 P4		2-1 L9			4 0 1 1 0 1 0													
Troy Neel, L OBP: 0.324, SLG: 0.387 (1, 10)			1-3 K		1-1 F7		2-2 G3			4 0 1 0 0 1 1													
Scott Brosius, R OBP: 0.263, SLG: 0.429 (1, 7) (8, 9)			FC4-6 1B		0-3 K		0-1 P6			4 1 0 0 0 1 1													
Mike Bordick, R OBP: 0.351, SLG: 0.376 (1, 4)			2-2 2B		3-3 K		3-2 G5-3 1B			4 0 2 1 0 1 0													
Walt Weiss, S OBP: 0.323, SLG: 0.270 (1, 6)			1-1 G4-3		0-0 G3		0-1 G5-3 1B			3 0 1 0 0 0 1													
Inning Stats	R: 0 E: 0 K: 2 S: 11	H: 1 LOB: 1 BB: 0 P: 18	R: 1 E: 0 K: 1 S: 17	H: 2 LOB: 1 BB: 0 P: 22	R: 2 E: 0 K: 1 S: 16	H: 3 LOB: 1 BB: 1 P: 23	R: 0 E: 0 K: 2 S: 7	H: 0 LOB: 0 BB: 0 P: 10	R: 0 E: 0 K: 1 S: 7	H: 0 LOB: 0 BB: 0 P: 13	R: 0 E: 0 K: 0 S: 7	H: 0 LOB: 0 BB: 0 P: 11	R: 0 E: 0 K: 0 S: 12	H: 2 LOB: 2 BB: 0 P: 17	R: 0 E: 0 K: 1 S: 7	H: 0 LOB: 0 BB: 0 P: 9	R: 0 E: 0 K: 0 S: 8	H: 0 LOB: 0 BB: 0 P: 12	1B: 6 2B: 1 3B: 0 HR: 1	SF: 0 SAC: 0 DP: 1 HBP: 0	WP: 0 PB: 0 SB: 1 CS: 0	PA: 35	
PITCHER Juan Guzman, R ERA: 2.11 Mike Timlin, R ERA: 1.98	IP 7.0 2.0	WLS L 6	BF 29 6	H 8 0	R 3 0	ER 3 0	SO 7 1	BB 1 0	IBB 0 0	HBP 0 0	BLK 0 0	WP 0 0	HR 1 0	S 77 15	P 114 21	ERA 3.86 0.00	WHIP 1.286 0.000						

Oakland Athletics @ Toronto Blue Jays
SkyDome, Toronto, ON
Sat Jul 11 1992, 3:33 AM EDT
Att: 50,414 - Dome - 70 F

livebaseballscorecards.com

AB	34
R	3
H	8
RBI	3
BB	1
SO	8
LOB	10



Batter	1	2	3	4	5	6	7	8	9	AB	R	H	RBI	BB	SO	LOB
Devon White, S OBP: 0.301, SLG: 0.397 (1, 8)	2-3 K		0-1 G4-3			2-1 G6-3		0-0 G4-3		4	0	0	0	0	1	0
Roberto Alomar, S OBP: 0.413, SLG: 0.465 (1, 4)	0-1 G4-3		1-1 F8			0-0 WP 2B		2-2 F8		4	0	1	0	0	0	0
Joe Carter, R OBP: 0.325, SLG: 0.518 (1, 9)	1-1 G6-3			1-2 P4		4-0 BB		0-1 G5-3		3	0	0	0	1	0	0
John Olerud, L OBP: 0.373, SLG: 0.447 (1, 3)		1-0 HR		3-2 P7		1-1 G3		0-3 K		4	1	1	1	0	1	2
Candy Maldonado, R OBP: 0.318, SLG: 0.409 (1, 10)		0-3 K		3-2 P4			0-1 G5-3			3	0	0	0	0	1	0
Derek Bell, R OBP: 0.280, SLG: 0.295 (1, 7)		0-3 K		2-3 K			1-2 F9			3	0	0	0	0	2	0
Jeff Kent, R OBP: 0.338, SLG: 0.416 (1, 5)		4-0 BB		0-0 P4			1-1 L4			2	0	0	0	1	0	0
Pat Borders, R OBP: 0.302, SLG: 0.374 (1, 2)		2-3 SAFE K		1-1 P4			1-2 F8			3	0	0	0	0	1	1
Manuel Lee, S OBP: 0.328, SLG: 0.319 (1, 6)			0-1 G4-3			0-1 G1-3		1-1 G4-3		3	0	0	0	0	0	0

Inning Stats	R: 0	H: 0	E: 0	K: 1	S: 7	R: 1	H: 1	E: 0	K: 3	S: 11	R: 0	H: 0	E: 0	K: 0	S: 6	R: 0	H: 0	E: 0	K: 1	S: 10	R: 0	H: 0	E: 0	K: 1	S: 7	R: 0	H: 1	E: 0	K: 0	S: 7	R: 0	H: 0	E: 0	K: 0	S: 7	R: 0	H: 0	E: 0	K: 0	S: 7	R: 0	H: 0	E: 0	K: 1	S: 9	R: 0	H: 0	E: 0	K: 0	S: 9	R: 0	H: 0	E: 0	K: 1	S: 9	1B: 0	2B: 1	3B: 0	HR: 1	SF: 0	SAC: 0	DP: 0	HBP: 0	WP: 1	PA: 31
PITCHER	IP	WLS	BF	H	R	ER	SO	BB	IBB	HBP	BLK	WP	HR	S	P	ERA	WHIP																																																
Mike Moore, R ERA: 4.42 (1, 1)	8.0	W	28	2	1	1	5	2	0	0	0	1	1	62	94	1.12	0.500																																																
Dennis Eckersley, R ERA: 1.67 (9, 1)	1.0	S	3	0	0	0	1	0	0	0	0	0	0	9	11	0.00	0.000																																																

BOTTOM

Oakland Athletics @ Toronto Blue Jays
 SkyDome, Toronto, ON
 Sat Jul 11 1992, 3:33 AM EDT
 Att: 50,414 - Dome - 70 F

livebaseballscorecards.com

AB	29
R	1
H	2
RBI	1
BB	2
SO	6
LOB	3



Batter	1	2	3	4	5	6	7	8	9	AB R H RBI BB SO LOB	TOP										
Eric Fox, S OBP: 0.188, SLG: 0.357 (1, 7)	4-0 1B G6-4-3 BB	0-1 1-2 2-3 1B		1-1 FC6-4 PB 2B		1-0 FC1-5 1B	3-1 P6			4 2 1 1 1 0 4											
Jerry Browne, S OBP: 0.353, SLG: 0.331 (1, 9) (8, 5)	1-1 G6-4-3 BB 2B 1B	0-1 SF7		2-1 1-H E 2B		1-0 1-2 2-3 1B		1-1 G3		4 2 3 2 0 0 0											
Carney Lansford, R OBP: 0.313, SLG: 0.334 Troy Neel, L OBP: 0.343, SLG: 0.387 Scott Brosius, R OBP: 0.263, SLG: 0.429 (1, 5) (8, PH) (8, 9)	4-2 G6-4-3 BB 1-2	1-1 G6-4-3 1-2f		1-2 2-H E5		3-2 P3		4-2 G3-1 BB		3 0 0 0 1 0 5 0 0 0 0 1 0 0 0 0 0 0 0 0 0											
Harold Baines, L OBP: 0.319, SLG: 0.378 (1, 10)	1-1 G6-4-3 1-2f 2-3 3-H		2-2 G5-4-3 1B		0-0 F7		0-0 P2	1-1 G3-1 1-2		5 0 1 0 0 0 7											
Mark McGwire, R OBP: 0.383, SLG: 0.583 (1, 3)	1-2 3-H 2B		2-1 P4		1-1 E9		0-0 HR	1-1 G5-3		5 1 2 2 0 0 2											
Terry Steinbach, R OBP: 0.352, SLG: 0.431 (1, 2)	4-2 BB		2-2 G5-4-3 1-2f		1-2 G6-3		1-1 L9		2-3 K	4 0 0 0 1 1 1											
Willie Wilson, S OBP: 0.333, SLG: 0.321 (1, 8)	0-3 K			0-0 P5		2-0 G4-3		1-0 F8	0-3 K	5 0 0 0 0 2 2											
Mike Bordick, R OBP: 0.362, SLG: 0.389 (1, 4)		2-1 1B SF7 2B		4-0 1B FC6-4 BB		0-1 FC1-5 BB 1B	2-1 3B 1B		3-2 1B	4 3 4 0 1 0 0											
Walt Weiss, S OBP: 0.341, SLG: 0.297 (1, 6)		4-2 SF7 1B BB		1-0 FC6-4 1B		4-2 1B FC1-5 BB	0-1 1-H 3B		2-1 F8	3 0 2 1 2 0 1											
Inning Stats	R: 2 E: 0 K: 1 S: 14	H: 2 LOB: 2 BB: 3 P: 29	R: 1 E: 0 K: 0 S: 10	H: 2 LOB: 1 BB: 1 P: 17	R: 0 E: 0 K: 0 S: 8	H: 1 LOB: 0 BB: 0 P: 14	R: 3 E: 1 K: 0 S: 11	H: 2 LOB: 1 BB: 1 P: 19	R: 0 E: 1 K: 0 S: 6	H: 0 LOB: 0 BB: 0 P: 10	R: 0 E: 0 K: 0 S: 12	H: 2 LOB: 3 BB: 1 P: 21	R: 2 E: 0 K: 0 S: 10	H: 3 LOB: 1 BB: 0 P: 17	R: 0 E: 0 K: 2 S: 11	H: 1 LOB: 1 BB: 0 P: 18	1B: 8 2B: 3 3B: 1 HR: 1	SF: 1 SAC: 0 DP: 3 HBP: 0	WP: 0 PB: 1 SB: 0 CS: 0	PA: 45	
PITCHER	IP WLS BF H R ER SO BB IBB HBP BLK WP HR S P ERA WHIP																			PITCHER	IP WLS BF H R ER SO BB IBB HBP BLK WP HR S P ERA WHIP
Pat Hentgen, R ERA: 4.54 (1, 1)	1.0 L 9 3 3 3 1 4 0 0 0 0 0 18 39 27.00 7.000																				
Dave Stieb, R ERA: 5.35 (2, 1)	5.0 22 6 3 2 0 2 2 0 0 0 0 0 43 71 3.60 1.600																				
Bob MacDonald, L ERA: 4.19 (7, 1)	1.0 6 3 2 2 0 0 0 0 0 0 0 1 10 17 18.00 3.000																				
Tom Henke, R ERA: 1.67 (8, 1)	1.0 4 0 0 0 0 1 0 0 0 0 0 0 9 16 0.00 1.000																				
Duane Ward, R ERA: 2.5 (9, 1)	1.0 4 1 0 0 0 2 0 0 0 0 0 0 11 18 0.00 1.000																				

Oakland Athletics @ Toronto Blue Jays
SkyDome, Toronto, ON
Sun Jul 12 1992, 3:33 AM EDT
Att. 50,392 - Cloudy - 70 F

livebaseballscorecards.com

AB	37
R	8
H	13
RBI	6
BB	7
SO	3
LOB	22



Batter	1	2	3	4	5	6	7	8	9	AB R H RBI BB SO LOB
Devon White, S OBP: 0.301, SLG: 0.393 (1, 10)	4-2 CS BB		2-2 G1-3			0-0 F7			1-2 L6	3 0 0 0 1 0 1
Roberto Alomar, S OBP: 0.412, SLG: 0.460 (1, 4)	1 SAFE 2-1 F9 1-2			1-1 F8			4-2 G4-3 BB		2-2 F7	3 0 0 0 1 0 2
Joe Carter, R OBP: 0.322, SLG: 0.512 (1, 9)	2-3 K			2-2 G6-3			0-1 F9		0-2 F8	4 0 0 0 0 1 2
John Olerud, L OBP: 0.370, SLG: 0.442 (1, 3)		1-0 F7		2-0 F7			0-0 G4-3 1-2f			3 0 0 0 0 0 1
Candy Maldonado, R OBP: 0.318, SLG: 0.409 (1, 7)		0-0 F8			2-2 P8			1-1 G1 1B		3 0 1 0 0 0 0
Derek Bell, R OBP: 0.282, SLG: 0.289 (1, 8)		4-2 BB			2-1 F9			0-0 P5		2 0 0 0 1 0 1
Jeff Kent, R OBP: 0.333, SLG: 0.409 (1, 5)		0-1 F8			1-2 G6-3			2-2 G1 1-2		2 0 0 0 0 0 1
Tom Quinlan, R (6, 5)										1 0 0 0 0 0 1
Pat Borders, R OBP: 0.299, SLG: 0.369 (1, 2)			0-3 K			1-0 F8		3-1 F8		3 0 0 0 0 1 1
Manuel Lee, S OBP: 0.328, SLG: 0.319 (1, 6)			1-3 K			2-3 K		0-2 1B		3 0 1 0 0 2 0

Inning Stats	R: 0 E: 0 K: 1 S: 10	H: 0 LOB: 0 BB: 1 P: 18	R: 0 E: 0 K: 0 S: 6	H: 0 LOB: 1 BB: 1 P: 11	R: 0 E: 0 K: 2 S: 11	H: 0 LOB: 0 BB: 0 P: 14	R: 0 E: 0 K: 0 S: 6	H: 0 LOB: 0 BB: 0 P: 11	R: 0 E: 0 K: 0 S: 8	H: 0 LOB: 0 BB: 0 P: 13	R: 0 E: 0 K: 1 S: 5	H: 0 LOB: 0 BB: 0 P: 8	R: 0 E: 0 K: 0 S: 5	H: 0 LOB: 0 BB: 1 P: 9	R: 0 E: 0 K: 0 S: 8	H: 1 LOB: 1 BB: 0 P: 14	R: 0 E: 0 K: 0 S: 14	H: 1 LOB: 1 BB: 0 P: 17	1B: 2 2B: 0 3B: 0 HR: 0	SF: 0 SAC: 0 DP: 1 HBP: 0	WP: 0 PB: 0 SB: 0 CS: 1	PA: 30
--------------	-------------------------------	----------------------------------	------------------------------	----------------------------------	-------------------------------	----------------------------------	------------------------------	----------------------------------	------------------------------	----------------------------------	------------------------------	---------------------------------	------------------------------	---------------------------------	------------------------------	----------------------------------	-------------------------------	----------------------------------	----------------------------------	------------------------------------	----------------------------------	--------

PITCHER	IP	WLS	BF	H	R	ER	SO	BB	IBB	HBP	BLK	WP	HR	S	P	ERA	WHIP
Ron Darling, R ERA: 4.37 (1, 1)	9.0	W	30	2	0	0	4	3	0	0	0	0	0	73	115	0.00	0.556

BOTTOM

Oakland Athletics @ Toronto Blue Jays
SkyDome, Toronto, ON
 Sun Jul 12 1992, 3:33 AM EDT
 Att. 50,392 - Cloudy - 70 F

livebaseballscorecards.com

AB	27
R	0
H	2
RBI	0
BB	3
SO	4
LOB	10



Batter	1	2	3	4	5	6	7	8	9	AB R H RBI BB SO LOB	TOP											
Devon White, S (1, 8) OBP: 0.305, SLG: 0.393	3-3 K		4-2 B G1-3 BB		1-3 K		4-2 BB	0-1 BB S 1B		3 0 1 1 2 2 1												
Roberto Alomar, S (1, 4) OBP: 0.411, SLG: 0.457	2-1 P3		0-3 K		0-0 G5-4-3 1B		0-1 F8	4-2 BB BB		4 0 1 0 1 1 4												
Joe Carter, R (1, 9) OBP: 0.325, SLG: 0.512	2-2 3B 1B		2-0 G1-3		0-2 G5-4-3			1-0 BLK BB FC4 1B		4 2 2 0 1 0 4												
Dave Winfield, R (1, 10) OBP: 0.386, SLG: 0.506	2-1 1-H WP 3B		3-2 G5-3			3-1 P4		4-2 FC4 BLK HR BB		4 2 1 1 1 0 5												
Candy Maldonado, R (1, 7) OBP: 0.320, SLG: 0.406	2-3 K			0-0 G5-4-3 1B		0-1 F8		4-0 BB BB FC4 BB	1-3 K	4 0 1 0 1 2 0												
Pat Tabler, R (1, 3) OBP: 0.295, SLG: 0.243		2-1 G4-3		2-0 G5-4-3 1B		2-2 G6-3		1-2 FC4 HR	1-1 1B	3 0 1 0 0 0 0 2 1 1 1 0 0 2												
John Olerud, L (8, PH) OBP: 0.370, SLG: 0.442								1-2 FC4 HR														
Jeff Kent, R (1, 5) OBP: 0.338, SLG: 0.431		4-2 G5-4-3 BB		3-1 G5-4-3			2-3 K	0-2 1-H 3-H HR	1-3 K	3 1 1 3 1 1 2 1 0 0 0 0 1 1												
Tom Quinlan, R (8, 5)																						
Pat Borders, R (1, 2) OBP: 0.300, SLG: 0.371		0-1 G5-4-3		2-2 F8			4-2 S BB	0-0 G4-3 1B 2B	1-1 F7	4 1 1 0 1 0 3												
Manuel Lee, S (1, 6) OBP: 0.330, SLG: 0.317			4-2 G1-3 BB BB		4-1 1B BB		1-1 P9	2-1 G4-3		2 0 0 0 2 0 2												
Inning Stats	R: 2 E: 0 K: 2 S: 17	H: 2 LOB: 0 BB: 0 P: 28	R: 0 E: 0 K: 0 S: 6	H: 0 LOB: 0 BB: 1 P: 12	R: 0 E: 0 K: 1 S: 15	H: 0 LOB: 2 BB: 2 P: 28	R: 0 E: 0 K: 0 S: 7	H: 2 LOB: 1 BB: 0 P: 14	R: 0 E: 0 K: 1 S: 8	H: 1 LOB: 1 BB: 1 P: 13	R: 0 E: 0 K: 0 S: 7	H: 0 LOB: 0 BB: 0 P: 12	R: 0 E: 0 K: 1 S: 13	H: 0 LOB: 2 BB: 2 P: 24	R: 5 E: 0 K: 0 S: 21	H: 4 LOB: 3 BB: 4 P: 43	R: 0 E: 0 K: 2 S: 10	H: 1 LOB: 1 BB: 0 P: 14	1B: 7 2B: 1 3B: 1 HR: 1	SF: 0 SAC: 0 DP: 3 HBP: 0	WP: 1 PB: 0 SB: 2 CS: 0	PA: 44
PITCHER	IP WLS BF H R ER SO BB IBB HBP BLK WP HR S P ERA WHIP																					
Randy Johnson, L (1, 1) ERA: 4.02	7.0 L 30 6 3 3 5 6 0 0 0 1 0 74 133 3.86 1.714																					
Brian Fisher, R (8, 1) ERA: 9.0	0.0 2 0 0 0 0 2 0 0 0 1 0 0 1 9 ∞ ∞																					
Juan Agosto, L (8, 1) ERA: 5.24	0.1 1 0 0 0 0 0 0 0 0 0 0 0 3 4 0.00 0.000																					
Jeff Nelson, R (8, 1) ERA: 4.43	1.2 11 4 4 4 2 2 0 0 0 0 0 1 26 42 21.60 3.600																					

Toronto Blue Jays @ Seattle Mariners
The Kingdom, Seattle, WA
Thu Jul 16 1992, 10:05 PM EDT
Att: 52,711 - Dome - 70 F

livebaseballscorecards.com

AB	34
R	7
H	10
RBI	6
BB	10
SO	7
LOB	24



Batter	1	2	3	4	5	6	7	8	9	AB	R	H	RBI	BB	SO	LOB
Omar Vizquel, S OBP: 0.360, SLG: 0.380 (1, 6)	0-1 P6			0-2 P6		1-1 P6		2-3 K		4	0	0	0	0	1	2
Edgar Martinez, R OBP: 0.394, SLG: 0.560 (1, 5)	0-3 K			2-1 1B		1-2 G6-4-3		3-1 G4-3		4	0	1	0	0	1	2
Ken Griffey Jr., L OBP: 0.331, SLG: 0.505 (1, 8)	2-2 P6			3-0 P5			1-0 L9	1-1 G3-1		4	0	0	0	0	0	2
Kevin Mitchell, R OBP: 0.328, SLG: 0.380 (1, 7)		2-3 K		2-1 1B			1-1 1B		1-2 F8	4	1	2	0	0	1	0
Pete O'Brien, L OBP: 0.281, SLG: 0.418 (1, 3)		1-0 G4-3		0-2 P5			3-3 K		0-3 K	4	0	0	0	0	2	3
Jay Buhner, R OBP: 0.309, SLG: 0.401 Dave Cochrane, S OBP: 0.331, SLG: 0.353 (1, 9) (8, 9)		1-3 K			3-3 K		0-1 2B		1-2 P5	3	1	1	0	0	2	0
Tino Martinez, L OBP: 0.302, SLG: 0.397 Jeff Schaefer, R OBP: 0.164, SLG: 0.241 (1, 10) (7, PR)			0-2 F7		0-1 G6-3		1-2 2B			3	0	1	2	0	0	0
Dave Valle, R OBP: 0.307, SLG: 0.393 (1, 2)			0-0 G2-3		0-2 G4-3		1-2 P2			3	0	0	0	0	0	1
Harold Reynolds, S OBP: 0.312, SLG: 0.331 (1, 4)			3-2 G3			4-2 G6-4-3		1-1 G4-3		2	0	1	0	1	0	0

BOTTOM

Toronto Blue Jays @ Seattle Mariners
The Kingdom, Seattle, WA
Thu Jul 16 1992, 10:05 PM EDT
Att. 52,711 - Dome - 70 F

livebaseballscorecards.com

AB	32
R	2
H	6
RBI	2
BB	1
SO	7
LOB	10



Inning Stats	R: 0	H: 0	E: 0	K: 1	S: 8	R: 0	H: 0	E: 0	K: 2	S: 7	R: 0	H: 0	E: 0	K: 0	S: 9	R: 0	H: 2	E: 0	K: 0	S: 12	R: 0	H: 0	E: 0	K: 1	S: 9	R: 0	H: 0	E: 0	K: 0	S: 8	R: 2	H: 3	E: 0	K: 1	S: 17	R: 0	H: 1	E: 0	K: 1	S: 9	R: 0	H: 0	E: 0	K: 1	S: 9	1B: 5	SF: 0	2B: 1	SAC: 0	3B: 0	DP: 1	HR: 0	HBP: 0	WP: 0	PA: 33
--------------	------	------	------	------	------	------	------	------	------	------	------	------	------	------	------	------	------	------	------	-------	------	------	------	------	------	------	------	------	------	------	------	------	------	------	-------	------	------	------	------	------	------	------	------	------	------	-------	-------	-------	--------	-------	-------	-------	--------	-------	--------

PITCHER	IP	WLS	BF	H	R	ER	SO	BB	IBB	HBP	BLK	WP	HR	S	P	ERA	WHIP
Jack Morris, R ERA: 4.31 (1, 1)	7.0	W	26	5	2	2	5	1	0	0	0	0	0	70	102	2.57	0.857
Duane Ward, R ERA: 2.45 (8, 1)	1.0		4	1	0	0	1	0	0	0	0	0	0	9	16	0.00	1.000
Mike Timlin, R ERA: 1.84 (9, 1)	1.0		3	0	0	0	1	0	0	0	0	0	0	9	11	0.00	0.000

Batter	1	2	3	4	5	6	7	8	9	AB R H RBI BB SO LOB	TOP											
Devon White, S (1, 8) OBP: 0.303, SLG: 0.389	0-0 P6	3-2 1-3 2-H 1B		1-2 FC	1-1 F8		0-0 FC5		0-1 L9	6 0 1 1 0 0 6												
Roberto Alomar, S (1, 4) OBP: 0.410, SLG: 0.455	1-0 2B 1B	1-1 F7		1-0 L4		2-2 G6-3		2-3 K	1-2 BB 1B	6 0 2 1 0 1 4												
Joe Carter, R (1, 9) OBP: 0.328, SLG: 0.511	1-0 F7		1-1 G5-3 1B	0-1 G5-3		1-1 FC6-4 1B		2-2 1B 1B	0-3 K	6 1 3 0 0 1 5												
Dave Winfield, R (1, 10) OBP: 0.388, SLG: 0.508	1-0 1-3 2B		2-2 G5-3		1-0 P4	0-1 FC6-4		2-2 1B 1B	4-0 BB	5 0 2 0 1 0 2												
John Olerud, L (1, 3) OBP: 0.367, SLG: 0.436	3-3 K		2-3 K		3-2 HBP 1B 2B 1B	0-1 F8		3-3 K	0-2 F9	6 1 1 0 0 3 9												
Candy Maldonado, R (1, 7) OBP: 0.328, SLG: 0.412		2-1 G4-3 1B 1B	4-2 FC5-4 BB		0-0 HBP 2B 1B		3-1 P7	0-0 1-2 2-H 1B		4 2 3 1 1 0 0												
Jeff Kent, R (1, 5) OBP: 0.333, SLG: 0.418		2-2 F8	0-0 FC5-4		2-0 2B G4-3 HBP		1-2 F8	0-2 F8		4 1 0 0 0 0 5												
Greg Myers, L (1, 2) OBP: 0.286, SLG: 0.393		1 SAFE 3-1 G4-3		1-0 F7	0-1 G4-3 2B		4-2 BB BB		1-2 1B 1B	3 0 1 2 1 0 1 1 1 1 0 0 0 0												
Pat Borders, R (9, PH) OBP: 0.303, SLG: 0.374					1-3 2-H 3-H 2B																	
Manuel Lee, S (1, 6) OBP: 0.338, SLG: 0.318		4-1 1B BB		4-1 E FC BB	3-2 G4-3		4-2 FC5 BB		1-2 1B 1B	2 0 1 1 3 0 1												
Inning Stats	R: 0 E: 0 K: 1 S: 7	H: 2 LOB: 2 BB: 0 P: 13	R: 1 E: 0 K: 0 S: 16	H: 2 LOB: 2 BB: 1 P: 31	R: 0 E: 0 K: 1 S: 13	H: 1 LOB: 2 BB: 1 P: 22	R: 0 E: 1 K: 0 S: 8	H: 0 LOB: 2 BB: 1 P: 15	R: 3 E: 0 K: 0 S: 16	H: 3 LOB: 1 BB: 0 P: 26	R: 0 E: 0 K: 0 S: 9	H: 1 LOB: 1 BB: 0 P: 12	R: 0 E: 0 K: 0 S: 11	H: 0 LOB: 2 BB: 2 P: 23	R: 1 E: 0 K: 2 S: 19	H: 3 LOB: 2 BB: 0 P: 28	R: 1 E: 0 K: 1 S: 20	H: 3 LOB: 3 BB: 1 P: 27	1B: 13 2B: 2 3B: 0 HR: 0	SF: 0 SAC: 0 DP: 0 HBP: 1	WP: 0 PB: 0 SB: 0 CS: 0	PA: 50
PITCHER	IP WLS BF H R ER SO BB IBB HBP BLK WP HR S P ERA WHIP																					
Erik Hanson, R (1, 1) ERA: 4.05	6.0 W 32 9 4 4 2 3 0 1 0 0 0 69 119 6.00 2.000																					
Brian Fisher, R (7, 1) ERA: 7.94	0.2 4 0 0 0 0 2 0 0 0 0 0 10 22 0.00 3.000																					
Juan Agosto, L (7, 1) ERA: 5.32	1.0 6 3 1 1 2 0 0 0 0 0 0 16 25 9.00 3.000																					
Russ Swan, L (8, 1) ERA: 4.73	1.1 S 8 3 1 1 1 1 0 0 0 0 0 24 31 6.75 3.000																					

Toronto Blue Jays @ Seattle Mariners
The Kingdom, Seattle, WA
Fri Jul 17 1992, 10:05 PM EDT
Att. 24,160 - Dome - 70 F

livebaseballscorecards.com

AB	43
R	6
H	15
RBI	6
BB	6
SO	5
LOB	33



Batter	1	2	3	4	5	6	7	8	9	AB R H RBI BB SO LOB	TOP											
Devon White, S OBP: 0.302, SLG: 0.388 (1, 8)	1-0 1B 1B	3-2 G5-3			X 0-0 G5-3		1 SAFE 1-0 F8			4 1 1 0 0 0 3												
Roberto Alomar, S OBP: 0.409, SLG: 0.454 Tom Quinlan, R (7, 5)	0-0 1B 1B	2-3 K			X 0-0 G5-3			3-3 K		3 1 1 0 0 1 1 1 0 0 0 0 1 0												
Joe Carter, R OBP: 0.330, SLG: 0.510 (1, 9)	2-1 E5 G4-3 1B		2-3 K			2-0 F7		4-0 BB		3 0 1 1 1 1 0												
Dave Winfield, R OBP: 0.387, SLG: 0.508 (1, 10)	1-2 G4-3		3-3 K			1-0 G6-3 2B		0-1 F8		4 0 1 0 0 1 2												
John Olerud, L OBP: 0.362, SLG: 0.430 (1, 3)	1-0 P5		0-2 F8			1-2 G6-3		0-1 F7		4 0 0 0 0 0 3												
Candy Maldonado, R OBP: 0.324, SLG: 0.405 (1, 7)	1-1 F9			X 0-0 F9		C 1-1 G6-3		B 2-1 F7		4 0 0 0 0 0 2												
Jeff Kent, R OBP: 0.331, SLG: 0.413 (7, 4)		2-1 1B FC 1B		B 3-2 P3		X 0-0 F7		X 0-0 F7		4 1 1 0 0 0 0												
Pat Borders, R OBP: 0.305, SLG: 0.375 (1, 2)		0-2 E FC 1B		B 1-0 L4		X 0-0 FC5-4 1B		F 1-3 K		4 0 2 0 0 1 0												
Manuel Lee, S OBP: 0.334, SLG: 0.314 (1, 6)		2-1 FC CS		B 2-2 G4-3		B 1-0 FC5-4				3 0 0 1 0 0 2												
Inning Stats	R: 2 E: 1 K: 0 S: 10	H: 3 LOB: 1 BB: 0 P: 16	R: 1 E: 1 K: 1 S: 14	H: 2 LOB: 1 BB: 0 P: 23	R: 0 E: 0 K: 2 S: 9	H: 0 LOB: 0 BB: 0 P: 14	R: 0 E: 0 K: 0 S: 6	H: 0 LOB: 0 BB: 0 P: 10	R: 0 E: 0 K: 0 S: 5	H: 0 LOB: 0 BB: 0 P: 7	R: 0 E: 0 K: 0 S: 7	H: 1 LOB: 1 BB: 0 P: 12	R: 0 E: 0 K: 0 S: 4	H: 1 LOB: 1 BB: 0 P: 6	R: 0 E: 0 K: 1 S: 8	H: 0 LOB: 1 BB: 1 P: 15	R: 0 E: 0 K: 1 S: 6	H: 0 LOB: 0 BB: 0 P: 9	1B: 6 2B: 1 3B: 0 HR: 0	SF: 0 SAC: 0 DP: 0 HBP: 0	WP: 0 PB: 0 SB: 0 CS: 1	PA: 35
PITCHER Dave Fleming, L ERA: 3.19 (1, 1)	IP 9.0 WLS L BF 35 H 7 R 3 ER 3 SO 5 BB 1 IBB 0 HBP 0 BLK 0 WP 0 HR 0 S 69 P 112 ERA 3.00 WHIP 0.889											PITCHER IP 9.0 WLS L BF 35 H 7 R 3 ER 3 SO 5 BB 1 IBB 0 HBP 0 BLK 0 WP 0 HR 0 S 69 P 112 ERA 3.00 WHIP 0.889										

Toronto Blue Jays @ Seattle Mariners
The Kingdome, Seattle, WA
Sat Jul 18 1992, 10:05 PM EDT
Att. 43,922 - Dome - 70 F

livebaseballscorecards.com

AB	34
R	3
H	7
RBI	2
BB	1
SO	5
LOB	13



Batter	1	2	3	4	5	6	7	8	9	AB R H RBI BB SO LOB	TOP	
Devon White, S (1, 8) OBP: 0.298, SLG: 0.382	0-3 K	1-3 K			3-2 F8	0-2 F9		1-3 K		5 0 0 0 0 3 2		
Roberto Alomar, S (1, 4) OBP: 0.409, SLG: 0.454	2-3 K		0-1 G4-3		3-2 G3-1 HR	4-1 G5-4-3 BB		1-2 F7		4 1 1 0 1 1 0		
Joe Carter, R (1, 9) OBP: 0.326, SLG: 0.504 Rob Ducey, L (6, 9) OBP: 0.056, SLG: 0.111	2-3 K		1-0 P6		2-1 G3-1	1-2 G5-4-3		1-1 F9		4 0 0 0 0 1 2 1 0 0 0 0 0 0		
Dave Winfield, R (1, 10) OBP: 0.387, SLG: 0.518		2-1 1B 2B	2-2 G6-3		1-0 HR		1-3 K	0-3 K		5 2 2 2 0 2 0		
John Olerud, L (1, 3) OBP: 0.370, SLG: 0.440		0-1 HR 1B		2-0 G3 SF7 2B	4-1 BB 1B BB		3-2 F9-3 1B		3 3 3 1 1 0 0			
Candy Maldonado, R (1, 7) OBP: 0.326, SLG: 0.416		1 SAFE 3-2 1 SAFE 1-H HR		2-2 G3	4-0 BB 1B BB		0-0 F9-3		3 2 1 2 1 0 2			
Jeff Kent, R (1, 5) OBP: 0.331, SLG: 0.410 Tom Quinlan, R (6, 5)		1-3 K		2-1 SF7	4-0 1B 2-3 BB		0-0 G5-3		1 0 0 1 1 1 0 1 0 0 0 0 0 0			
Pat Borders, R (1, 2) OBP: 0.311, SLG: 0.379		3-2 1B		4-1 BB	2-0 FC5-4 1B		0-2 G5-3		3 0 2 2 1 0 0			
Manuel Lee, S (1, 6) OBP: 0.333, SLG: 0.313		3-2 L8		2-0 G4-3	0-1 FC5-4		1-0 1B		4 0 1 0 0 0 4			
Inning Stats	R: 0 E: 0 K: 3 S: 9 H: 0 LOB: 0 BB: 0 P: 13	R: 3 E: 0 K: 2 S: 23 H: 4 LOB: 1 BB: 0 P: 36	R: 0 E: 0 K: 0 S: 6 H: 0 LOB: 0 BB: 0 P: 9	R: 1 E: 0 K: 0 S: 9 H: 1 LOB: 1 BB: 1 P: 21	R: 4 E: 0 K: 0 S: 17 H: 3 LOB: 2 BB: 3 P: 40	R: 0 E: 0 K: 0 S: 8 H: 0 LOB: 0 BB: 1 P: 13	R: 0 E: 0 K: 1 S: 8 H: 1 LOB: 0 BB: 0 P: 12	R: 0 E: 0 K: 1 S: 8 H: 1 LOB: 1 BB: 0 P: 10	R: 0 E: 0 K: 1 S: 8 H: 0 LOB: 0 BB: 0 P: 10	1B: 5 2B: 4 3B: 0 HR: 2 SF: 1 SAC: 0 DP: 2 HBP: 0	WP: 0 PB: 0 SB: 0 CS: 0 PA: 40	
PITCHER	IP WLS BF H R ER SO BB IBB HBP BLK WP HR S P ERA WHIP											
Rich DeLucia, R (1, 1) ERA: 6.64	4.2 L 23 7 7 7 5 2 0 0 0 0 2 61 106 13.50 1.929											
Kerry Woodson, R (5, 1) ERA: 3.86	2.1 10 2 1 1 1 3 0 0 0 0 0 19 38 3.86 2.143											
Jeff Nelson, R (8, 1) ERA: 4.33	1.0 4 1 0 0 1 0 0 0 0 0 0 8 10 0.00 1.000											
Dennis Powell, L (9, 1) ERA: 5.45	1.0 3 0 0 0 1 0 0 0 0 0 0 8 10 0.00 0.000											

Toronto Blue Jays @ Seattle Mariners
The Kingdom, Seattle, WA
Sun Jul 19 1992, 6:33 AM EDT
Att. 28,560 - Dome - 70 F

livebaseballscorecards.com

AB	34
R	8
H	10
RBI	8
BB	5
SO	8
LOB	10



Batter	1	2	3	4	5	6	7	8	9	AB	R	H	RBI	BB	SO	LOB
Henry Cotto, R OBP: 0.288, SLG: 0.372 Tino Martinez, L OBP: 0.300, SLG: 0.391 Shane Turner, L OBP: 0.250, SLG: 0.294	1-0 1B 2B		1-0 G5-3		0-1 E5		3-3 K			3	1	1	0	0	0	0
Edgar Martinez, R OBP: 0.392, SLG: 0.552	1-0 P3 2-3		2-2 F8		0-0 F8		3-2 F8-6			4	0	0	0	0	0	4
Ken Griffey Jr., L OBP: 0.347, SLG: 0.524	1-1 1B HBP		2-3 K			0-0 2B 2B		4-2 BB		2	1	1	0	1	1	0
Kevin Mitchell, R OBP: 0.331, SLG: 0.385	3-1 1-2 3-H 1B			2-3 K		3-2 F9 2-H G6-3 2B		2-3 K		4	1	2	2	0	2	1
Lance Parrish, R OBP: 0.273, SLG: 0.433 Pete O'Brien, L OBP: 0.279, SLG: 0.415	2-1 F7			0-0 P2		1-1 F9		1-3 K		3	0	0	0	0	0	3
Dave Cochrane, S OBP: 0.312, SLG: 0.331	2-3 K			2-1 P6		3-2 G6-3		0-0 G6-3		4	0	0	1	0	1	3
Dave Valle, R OBP: 0.300, SLG: 0.397		1-0 F9			2-0 HR		1-0 G6-3			4	1	1	1	0	0	0
Omar Vizquel, S OBP: 0.359, SLG: 0.376		2-2 G5-3			2-1 F9		4-2 1B BB		0-1 G4-3	3	0	0	0	1	0	0
Harold Reynolds, S OBP: 0.312, SLG: 0.333		3-2 B1-3			1-0 P3		2-1 F8-6 1B		1-2 P4	4	0	1	0	0	0	0

Inning Stats	R: 1	H: 2	E: 0	K: 1	S: 10	LOB: 2	BB: 0	P: 20	R: 0	H: 0	E: 0	K: 0	S: 7	LOB: 0	BB: 0	P: 13	R: 0	H: 0	E: 0	K: 1	S: 9	LOB: 0	BB: 0	P: 14	R: 0	H: 0	E: 0	K: 1	S: 6	LOB: 0	BB: 0	P: 10	R: 1	H: 1	E: 1	K: 0	S: 7	LOB: 1	BB: 0	P: 12	R: 2	H: 2	E: 0	K: 0	S: 11	LOB: 0	BB: 0	P: 19	R: 0	H: 1	E: 0	K: 1	S: 12	LOB: 1	BB: 1	P: 24	R: 0	H: 0	E: 0	K: 2	S: 10	LOB: 1	BB: 1	P: 17	R: 0	H: 0	E: 0	K: 0	S: 6	LOB: 0	BB: 0	P: 8	1B: 2	2B: 4	3B: 0	HR: 1	SF: 0	SAC: 0	DP: 1	HBP: 1	WP: 0	PB: 0	SB: 1	CS: 0	PA: 36
--------------	------	------	------	------	-------	--------	-------	-------	------	------	------	------	------	--------	-------	-------	------	------	------	------	------	--------	-------	-------	------	------	------	------	------	--------	-------	-------	------	------	------	------	------	--------	-------	-------	------	------	------	------	-------	--------	-------	-------	------	------	------	------	-------	--------	-------	-------	------	------	------	------	-------	--------	-------	-------	------	------	------	------	------	--------	-------	------	-------	-------	-------	-------	-------	--------	-------	--------	-------	-------	-------	-------	--------

PITCHER	IP	WLS	BF	H	R	ER	SO	BB	IBB	HBP	BLK	WP	HR	S	P	ERA	WHIP
David Wells, L ERA: 3.51	(1, 1)	6.0	25	5	4	4	3	0	0	0	0	0	1	50	88	6.00	0.833
Dave Stieb, R ERA: 5.29	(7, 1)	1.0	4	1	0	0	1	1	0	0	0	0	0	12	24	0.00	2.000
Duane Ward, R ERA: 2.37	(8, 1)	1.0	4	0	0	0	2	1	0	0	0	0	0	10	17	0.00	1.000
Tom Henke, R ERA: 1.55	(9, 1)	1.0	3	0	0	0	0	0	0	0	0	0	0	6	8	0.00	0.000

BOTTOM

Toronto Blue Jays @ Seattle Mariners
The Kingdom, Seattle, WA
Sun Jul 19 1992, 6:33 AM EDT
Att. 28,560 - Dome - 70 F

AB	33
R	4
H	6
RBI	4
BB	2
SO	6
LOB	14



WP	HR	S	P	ERA	WHIP
0	0	0	0	0.00	0.000

Batter	1	2	3	4	5	6	7	8	9	AB R H RBI BB SO LOB	TOP																
Devon White, S (1, 8) OBP: 0.295, SLG: 0.378	1-3 K		1-3 K		3-3 K		2-0 G6-3			4 0 0 0 0 3 1																	
Roberto Alomar, S (1, 4) OBP: 0.408, SLG: 0.452	1-2 G5-3		0-1 1B		3-2 P3			1-1 G4-3		4 0 1 1 0 0 0																	
Joe Carter, R (1, 9) OBP: 0.323, SLG: 0.499	3-1 F7		0-2 F9		0-0 F9			3-1 E6		4 0 0 0 0 0 1																	
Dave Winfield, R (1, 10) OBP: 0.383, SLG: 0.512		1-2 P4		0-2 G5-3		0-1 P4		3-1 F8		4 0 0 0 0 0 1																	
John Olerud, L (1, 3) OBP: 0.375, SLG: 0.455		1-3 K		2-1 1B FC1-6		2-0 HR		2-0 CS	3-1 FC6-4 1B	4 2 3 1 0 1 0																	
Candy Maldonado, R (1, 7) OBP: 0.332, SLG: 0.417		4-0 BB		0-0 1B FC1-6		4-2 BB FC6-4		1-2 F8		2 0 1 0 2 0 1																	
Jeff Kent, R (1, 5) OBP: 0.325, SLG: 0.401		0-3 K		1-0 FC1-6		1-2 FC6-4		0-3 K		3 0 0 1 0 1 3																	
Greg Myers, L (9, PH) OBP: 0.281, SLG: 0.386				1-2 FC6-4						1 0 0 0 0 1 1																	
Pat Borders, R (1, 2) OBP: 0.307, SLG: 0.373			0-3 K	2-1 F8		2-2 F8		1-1 FC6-4		4 0 0 0 0 1 2																	
Manuel Lee, S (1, 6) OBP: 0.333, SLG: 0.314			3-2 1B BLK		1-1 F8		3-2 G4-3			3 1 1 0 0 0 0																	
Inning Stats	R: 0 E: 0 K: 1 S: 8	H: 0 LOB: 0 BB: 0 P: 13	R: 0 E: 0 K: 2 S: 10	H: 0 LOB: 1 BB: 1 P: 16	R: 1 E: 0 K: 2 S: 21	H: 2 LOB: 1 BB: 0 P: 25	R: 1 E: 0 K: 0 S: 10	H: 2 LOB: 1 BB: 0 P: 15	R: 0 E: 0 K: 1 S: 8	H: 0 LOB: 0 BB: 0 P: 15	R: 1 E: 0 K: 0 S: 9	H: 1 LOB: 1 BB: 1 P: 16	R: 0 E: 0 K: 0 S: 9	H: 0 LOB: 0 BB: 0 P: 16	R: 0 E: 1 K: 0 S: 6	H: 0 LOB: 0 BB: 0 P: 15	R: 0 E: 0 K: 1 S: 10	H: 1 LOB: 1 BB: 0 P: 15	1B: 5 2B: 0 3B: 0 HR: 1	SF: 0 SAC: 0 DP: 0 HBP: 0	WP: 0 PB: 0 SB: 1 CS: 1	PA: 36					
PITCHER	IP WLS BF H R ER SO BB IBB HBP BLK WP HR S P ERA WHIP																										
Tim Fortugno, L (1, 1) ERA: 4.76	5.2		24	5	3	3	6	2	0	0	1	0	1	63	96	4.76	1.235										
Chuck Crim, R (6, 1) ERA: 5.67	1.1	W	4	0	0	0	0	0	0	0	0	0	0	12	20	0.00	0.000										
Joe Grahe, R (8, 1) ERA: 4.11	2.0	S	7	1	0	0	1	0	0	0	0	0	0	16	30	0.00	0.500										

Toronto Blue Jays @ California Angels
 Anaheim Stadium, Anaheim, CA
 Mon Jul 20 1992, 10:05 PM EDT
 Att. 21,090 - Sunny - 75 F

livebaseballscorecards.com

AB	33
R	3
H	6
RBI	3
BB	2
SO	7
LOB	10



Batter	1	2	3	4	5	6	7	8	9	AB	R	H	RBI	BB	SO	LOB
Luis Polonia, L OBP: 0.360, SLG: 0.356 (1, 10)	4-2 1B SF BB	2-2 S 1B		0-0 1-2 1B		4-0 IBB		2-0 E8 CS 1B		3	1	3	0	2	0	0
Luis Sojo, R OBP: 0.328, SLG: 0.471 (1, 4)	1-1 FC5-4 SF 1B	2-2 F7		1-0 F7		1-2 G6-3		3-3 K		5	0	1	0	0	1	6
Junior Felix, S OBP: 0.301, SLG: 0.383 (1, 8)	3-2 SF FC5-4 1-2		0-1 F8	1-3 K			4-2 G1-3 SH2-4 BLK BB	1-0 P4		3	1	0	1	1	1	2
Von Hayes, L OBP: 0.326, SLG: 0.343 (1, 9)	2-2 FC5-4 G5-4-3		0-0 G4-3		1-0 P5		1-1 SH2-4			3	0	0	0	0	0	2
Chad Curtis, R OBP: 0.331, SLG: 0.394 (1, 7)	1-0 G5-4-3		0-2 S 1B		1-1 G6-3		1-2 G1-3			4	0	1	0	0	0	3
Rene Gonzales, R OBP: 0.353, SLG: 0.406 (1, 5)		1-0 1B 2B	1-2 BB		2-2 G6-3		4-1 S BB			2	1	1	0	2	0	0
Gary Gaetti, R OBP: 0.276, SLG: 0.329 (1, 3)		0-1 1B SH1-4 E 1B	2-3 K		1-2 SH2-4 1B		4-0 1-2 IBB			3	1	2	1	1	1	2
Ron Tingley, R OBP: 0.214, SLG: 0.343 (1, 2)		1-1 SH1-4		2-1 1B 1B		0-0 SH2-4	3-2 G6-3			2	0	1	0	0	0	2
Gary Disarcina, R OBP: 0.298, SLG: 0.307 (1, 6)		0-2 G5-3		2-0 P1		3-2 F9		2-2 1B E 1B		4	1	1	0	0	0	3

Inning Stats	R: 1	H: 1	E: 1	K: 0	S: 11	R: 2	H: 3	E: 0	K: 0	S: 17	R: 0	H: 1	E: 0	K: 1	S: 9	R: 0	H: 0	E: 0	K: 0	S: 6	R: 0	H: 1	E: 0	K: 0	S: 15	R: 1	H: 0	E: 0	K: 0	S: 15	R: 1	H: 2	E: 1	K: 1	S: 9
	LOB: 1	BB: 1	BB: 1	BB: 1	LOB: 1	LOB: 2	BB: 1	LOB: 2	BB: 0	LOB: 2	LOB: 2	BB: 1	LOB: 2	BB: 1	LOB: 2	LOB: 2	LOB: 2	LOB: 2	BB: 3	LOB: 0	LOB: 2	LOB: 0	LOB: 2	LOB: 0	LOB: 0	LOB: 0	LOB: 0	LOB: 0	LOB: 0	LOB: 0	LOB: 0	LOB: 0	LOB: 0	LOB: 0	LOB: 0

PITCHER	IP	WLS	BF	H	R	ER	SO	BB	IBB	HBP	BLK	WP	HR	S	P	ERA	WHIP
Todd Stottliemyre, R ERA: 5.23 (1, 1)	5.0		24	7	3	2	2	2	0	0	0	0	0	51	84	3.60	1.800
Pat Hentgen, R ERA: 4.54 (6, 1)	2.0	L	11	1	1	1	0	2	2	0	1	0	0	30	56	4.50	1.500
Mike Timlin, R ERA: 2.55 (8, 1)	1.0		4	2	1	0	1	0	0	0	0	0	0	9	16	0.00	2.000

BOTTOM

Toronto Blue Jays @ California Angels
Anaheim Stadium, Anaheim, CA

Mon Jul 20 1992, 10:05 PM EDT
Att: 21,090 - Sunny - 75 F

AB	29
R	5
H	10
RBI	2
BB	6
SO	3
LOB	20



WP	PA
0	39

Toronto Blue Jays @ California Angels
 Anaheim Stadium, Anaheim, CA

Tue Jul 21 1992, 10:05 PM EDT
 Att. 21,581 - Cloudy - 74 F

livebaseballscorecards.com



WP: 0 PA: 46
 PB: 0
 SB: 1
 CS: 1

Batter	1	2	3	4	5	6	7	8	9	AB	R	H	RBI	BB	SO	LOB	TOP										
Devon White, S OBP: 0.294, SLG: 0.375 (1, 8)	P4		FC4-6			FC6		G3	FC5-4	6	0	1	0	0	0	4											
Roberto Alomar, S OBP: 0.408, SLG: 0.451 (1, 4)	1B		FC6-4			G3		P4		5	0	2	0	0	0	2											
Joe Carter, R OBP: 0.327, SLG: 0.500 (1, 9)	1B		FC4-6			K			2B	5	2	3	0	0	1	3											
Dave Winfield, R OBP: 0.383, SLG: 0.512 (1, 10)	P6					HR		P6	K	4	1	1	0	1	1	4											
John Olerud, L OBP: 0.375, SLG: 0.457 (1, 3)	F8					HR		F8	2B	5	2	2	0	0	0	6											
Candy Maldonado, R OBP: 0.340, SLG: 0.420 (1, 7)						L4			2B	3	2	2	0	2	0	2											
Jeff Kent, R OBP: 0.329, SLG: 0.432 (1, 5)						HR			2B	4	1	2	4	0	0	2											
Tom Quinlan, R OBP: 0.200, SLG: 0.400 (7, PR) (7, 5)	G5-4-3					F9			2B	1	0	1	2	0	0	0											
Pat Borders, R OBP: 0.309, SLG: 0.382 (1, 2)	F8					G5-3			K	4	1	1	2	1	1	2											
Manuel Lee, S OBP: 0.334, SLG: 0.316 (1, 6)						G3			SF8	4	0	2	1	0	0	0											
Inning Stats	R: 0 E: 0 K: 0 S: 11	H: 2 LOB: 2 BB: 0 P: 21	R: 0 E: 0 K: 0 S: 7	H: 1 LOB: 0 BB: 0 P: 13	R: 0 E: 0 K: 0 S: 6	H: 1 LOB: 1 BB: 0 P: 9	R: 3 E: 0 K: 0 S: 12	H: 3 LOB: 0 BB: 0 P: 21	R: 0 E: 0 K: 1 S: 12	H: 2 LOB: 2 BB: 1 P: 20	R: 2 E: 0 K: 0 S: 11	H: 2 LOB: 1 BB: 1 P: 22	R: 1 E: 0 K: 1 S: 17	H: 3 LOB: 2 BB: 0 P: 29	R: 0 E: 0 K: 0 S: 8	H: 0 LOB: 0 BB: 0 P: 9	R: 3 E: 0 K: 1 S: 17	H: 3 LOB: 2 BB: 2 P: 30	1B: 11 2B: 5 3B: 0 HR: 2	SF: 1 SAC: 0 DP: 2 HBP: 0	WP: 0 PA: 46 PB: 0 SB: 1 CS: 1						
PITCHER	IP	WLS	BF	H	R	ER	SO	BB	IBB	HBP	BLK	WP	HR	S	P	ERA	WHIP										
Julio Valera, R ERA: 3.63 (1, 1)	5.1		27	11	5	5	1	2	0	0	0	0	2	54	97	8.44	2.438										
Chuck Crim, R ERA: 5.53 (6, 1)	1.1	L	6	2	1	0	0	0	0	0	0	0	0	13	24	0.00	1.500										
Mark Eichhorn, R ERA: 2.52 (7, 1)	0.0		0	0	0	0	0	0	0	0	0	0	0	0	0	∞	∞										
Steve Frey, L ERA: 1.64 (9, 1)	0.2		2	0	0	0	0	0	0	0	0	0	0	8	11	0.00	0.000										

Batter	1	2	3	4	5	6	7	8	9	AB R H RBI BB SO LOB	TOP															
Devon White, S (1, 8) OBP: 0.290, SLG: 0.370	1-2 G3		1-1 G5-4-3		2-2 FC5-4		2-2 F9		1-2 P3	5 0 0 0 0 0 5																
Roberto Alomar, S (1, 4) OBP: 0.405, SLG: 0.445	1-1 F8			4-0 1B BB		0-0 F8	0-1 F7		0-1 B5-3	4 1 0 0 1 0 2																
Joe Carter, R (1, 9) OBP: 0.328, SLG: 0.511	0-0 HR			3-3 K		2-1 1B 2B			0-1 F8	4 2 2 1 0 1 1																
Dave Winfield, R (1, 10) OBP: 0.384, SLG: 0.520	1-3 K			1-1 F7-4 1B		0-0 F8		1-1 HR		4 1 2 2 0 1 1																
Candy Maldonado, R (1, 7) OBP: 0.342, SLG: 0.419		1-1 G5-3		0-0 F7-4 1B		4-0 1B IBB		2-1 1B		3 0 1 0 1 0 1																
Pat Tabler, R (1, 3) OBP: 0.309, SLG: 0.260		1-2 P6			1-2 1B 1B	2-2 FC5 1B		0-0 P4		3 0 2 1 0 0 0																
John Olerud, L (8, PH) OBP: 0.374, SLG: 0.456						1-2 2-H				1 0 0 0 0 0 1																
Jeff Kent, R (1, 5) OBP: 0.322, SLG: 0.420		1-3 K			2-3 K	2-0 FC5		1-2 F7		4 0 0 0 0 2 4																
Tom Quinlan, R (8, 5) OBP: 0.200, SLG: 0.400						1-2 1-2f				0 0 0 0 0 0 0																
Pat Borders, R (1, 2) OBP: 0.308, SLG: 0.380			3-2 FC5-4 1B		1-0 F8		1-1 F7		0-1 F9	4 0 1 0 0 0 1																
Manuel Lee, S (1, 6) OBP: 0.340, SLG: 0.323			2-2 FC5-4		2-1 FC5-4 1B		3-2 1B		1-2 1B	4 0 3 0 0 0 1																
Inning Stats	R: 1 E: 0 K: 1 S: 9	H: 1 LOB: 0 BB: 0 P: 12	R: 0 E: 0 K: 1 S: 8	H: 0 LOB: 0 BB: 0 P: 11	R: 0 E: 0 K: 0 S: 9	H: 1 LOB: 0 BB: 0 P: 15	R: 1 E: 0 K: 1 S: 6	H: 1 LOB: 0 BB: 1 P: 14	R: 0 E: 0 K: 1 S: 12	H: 2 LOB: 2 BB: 0 P: 20	R: 1 E: 0 K: 0 S: 8	H: 2 LOB: 2 BB: 1 P: 18	R: 0 E: 0 K: 0 S: 11	H: 1 LOB: 1 BB: 0 P: 17	R: 1 E: 0 K: 0 S: 10	H: 2 LOB: 1 BB: 0 P: 14	R: 0 E: 0 K: 0 S: 12	H: 1 LOB: 1 BB: 0 P: 14	1B: 8 2B: 2 3B: 0 HR: 2	SF: 0 SAC: 0 DP: 2 HBP: 0	WP: 0 PB: 0 SB: 2 CS: 0	PA: 38				
PITCHER	IP WLS BF H R ER SO BB IBB HBP BLK WP HR S P ERA WHIP																									
Chuck Finley, L (1, 1) ERA: 5.43	7.0	29	8	3	3	4	1	1	0	0	0	1	63	107	3.86	1.286										
Joe Grahe, R (8, 1) ERA: 4.12	2.0	W	9	3	1	1	0	0	0	0	0	1	22	28	4.50	1.500										

Toronto Blue Jays @ California Angels
Anaheim Stadium, Anaheim, CA

Wed Jul 22 1992, 10:05 PM EDT
Att. 22,178 - Sunny - 76 F

livebaseballscorecards.com

AB	36
R	4
H	11
RBI	4
BB	2
SO	4
LOB	17



Batter	1	2	3	4	5	6	7	8	9
Chad Curtis, R OBP: 0.336, SLG: 0.421 (1, 9) X	0-0 HR		4-1 1B S 1B BB		1-0 G4-3		0-0 G5-3		
Luis Sojo, R OBP: 0.338, SLG: 0.473 (1, 4) B S B X	2-1 G5-3		2-2 1 SAFE 1 SAFE F9 1B 1-3 SF9 1B		0-0 G6-3		1-3 K		
Junior Felix, S OBP: 0.304, SLG: 0.399 (1, 8) B C F C B X	2-3 K		1-0 1-2 3-H 1B		1-0 2B		0-0 HR		
Gary Gaetti, R OBP: 0.279, SLG: 0.331 (1, 10) B X	1-0 1B 2B		0-1 F9		0-1 G6-3		4-2 FC6-4 1B BB		
Rene Gonzales, R OBP: 0.353, SLG: 0.405 (1, 5) C B B S F B X	3-2 2-H 1B		1-2 SF9		0-0 F9		0-0 F9		
Jose Gonzalez, R OBP: 0.286, SLG: 0.245 (1, 7) B B X	2-0 G6-3		3-2 G6-3		3-3 K		1-2 FC6-4 1B		
Lee Stevens, L OBP: 0.264, SLG: 0.332 (1, 3) C B C X	1-2 G5-3				1-0 G6-3		0-0 FC6-4 BB 1-2f 2-3		
Mike Fitzgerald, R OBP: 0.298, SLG: 0.341 (1, 2) B X	1-0 1B				2-2 G6-3		2-2 HR		
Gary Disarcina, R OBP: 0.294, SLG: 0.303 (1, 6) C C X	0-2 G3-1				0-0 G5-3		1-0 F8		

Inning Stats	R: 1	H: 3	E: 0	K: 1	S: 11	LOB: 2	BB: 0	P: 19
	R: 0	H: 1	E: 0	K: 0	S: 8	LOB: 1	BB: 0	P: 12
	R: 2	H: 2	E: 0	K: 0	S: 15	LOB: 1	BB: 1	P: 25
	R: 0	H: 0	E: 0	K: 0	S: 5	LOB: 0	BB: 0	P: 8
	R: 0	H: 1	E: 0	K: 0	S: 5	LOB: 1	BB: 0	P: 7
	R: 0	H: 0	E: 0	K: 1	S: 5	LOB: 0	BB: 0	P: 8
	R: 1	H: 1	E: 0	K: 1	S: 9	LOB: 0	BB: 0	P: 13
	R: 1	H: 2	E: 0	K: 0	S: 13	LOB: 3	BB: 2	P: 24

PITCHER	IP	WLS	BF	H	R	ER	SO	BB	IBB	HBP	BLK	WP	HR	S	P	ERA	WHIP
Jimmy Key, L ERA: 3.28 (1, 1)	8.0	L	36	10	5	5	3	3	0	0	0	0	3	71	116	5.62	1.625

AB R H RBI BB SO LOB

3	2	1	1	1	0	0
4	1	1	0	0	1	0
4	1	3	2	0	1	0
3	0	1	0	1	0	3
3	0	1	1	0	0	1
4	0	1	0	0	1	1
4	0	0	0	0	0	2
3	1	2	1	1	0	0
4	0	0	0	0	0	4

1B: 5	SF: 1	WP: 0	PA: 36
2B: 2	SAC: 0	PB: 0	
3B: 0	DP: 0	SB: 1	
HR: 3	HBP: 0	CS: 0	

Toronto Blue Jays @ California Angels
Anaheim Stadium, Anaheim, CA
Wed Jul 22 1992, 10:05 PM EDT
Att: 22,178 - Sunny - 76 F

livebaseballscorecards.com

AB	32
R	5
H	10
RBI	5
BB	3
SO	3
LOB	11



Batter	1	2	3	4	5	6	7	8	9	AB R H RBI BB SO LOB	TOP											
Devon White, S OBP: 0.288, SLG: 0.367 (1, 8)	0-1 SH3-1 1B	2-2 FC4 WP		2-2 G6-3		1-0 F7	1-0 F8		0-0 F8	6 0 1 0 0 0 3												
Roberto Alomar, S OBP: 0.408, SLG: 0.449 (1, 4)	1-1 SH3-1	1-2 F7		1-0 WP 1B		4-1 G2-3 1B	4-2 BB		1-1 G3-1	2 2 1 0 2 0 2 1 0 0 0 0 0 0												
Alfredo Griffin, S OBP: 0.154, SLG: 0.139 (7, 4)	1-2	1-2		4-2 1B		2-1 G4-3	2-1 BB		1-2 G4-3	5 0 0 0 1 0 4												
Joe Carter, R OBP: 0.326, SLG: 0.504 (1, 9)	0-2 F7		3-2 F7	4-2 1B		0-0 G2-3	1-2 BB		1-2 G4-3	2 2 1 1 3 0 1												
Dave Winfield, R OBP: 0.389, SLG: 0.520 (1, 10)	0-0 F7		4-2 BB 1B	0-1 WP BB		1-2 1B	3-H 1B		4-0 BB SF8 BB	4 2 3 1 1 0 2 0 0 0 0 0 0 0												
John Olerud, L OBP: 0.380, SLG: 0.460 (1, 3)		0-2 SH5-4 1B	0-0 WP BB	0-0 G4-3		1-1 1B	1-3 2-H 1B		4-2 SF8 BB	4 2 2 1 1 0 4												
Pat Tabler, R OBP: 0.309, SLG: 0.260 (8, 3)		1-2 2B	1-2 1B			1-1 HR			1-2 SF8 BB	2 0 1 1 1 0 0												
Candy Maldonado, R OBP: 0.347, SLG: 0.431 (1, 7)		2-2 SH5-4 1B	3-2 P3			2-0 HR			4-1 BB	4 1 2 4 0 0 3												
Kelly Gruber, R OBP: 0.272, SLG: 0.396 (1, 5)		0-0 SH5-4	4-2 WP BB			0-0 CS 1B			0-2 SF8	4 0 1 0 1 0 1												
Pat Borders, R OBP: 0.309, SLG: 0.396 (1, 2)		1-2 1B	1-0 G5-3			3-2 G4-3			0-0 SF8													
Manuel Lee, S OBP: 0.341, SLG: 0.322 (1, 6)		2-1 FC4 1B		1-1 G4-3		0-0 G6-3			4-1 BB													
									0-1 G3-1													
Inning Stats	R: 0 E: 0 K: 0 S: 8	H: 1 LOB: 1 BB: 0 P: 9	R: 2 E: 0 K: 0 S: 20	H: 4 LOB: 2 BB: 0 P: 28	R: 1 E: 0 K: 0 S: 16	H: 1 LOB: 2 BB: 2 P: 31	R: 1 E: 0 K: 0 S: 12	H: 2 LOB: 2 BB: 1 P: 20	R: 1 E: 0 K: 0 S: 8	H: 2 LOB: 0 BB: 0 P: 13	R: 1 E: 0 K: 0 S: 8	H: 1 LOB: 2 BB: 2 P: 21	R: 1 E: 0 K: 0 S: 11	H: 1 LOB: 2 BB: 2 P: 26	R: 2 E: 0 K: 0 S: 10	H: 0 LOB: 1 BB: 3 P: 22	R: 0 E: 0 K: 0 S: 6	H: 0 LOB: 0 BB: 0 P: 8	1B: 8 2B: 2 3B: 0 HR: 2	SF: 2 SAC: 2 DP: 0 HBP: 0	WP: 3 PB: 0 SB: 0 CS: 1	PA: 48
PITCHER	IP WLS BF H R ER SO BB IBB HBP BLK WP HR S P ERA WHIP																					
Mike Moore, R ERA: 4.68 (1, 1)	4.0 L 24 9 5 5 0 3 0 0 0 0 3 1 57 91 11.25 3.000																					
Gene Nelson, R ERA: 6.11 (5, 1)	2.1 11 3 2 2 0 1 1 0 0 0 0 1 20 40 7.71 1.714																					
Vince Horsman, L ERA: 2.73 (7, 1)	0.2 6 0 2 2 0 4 0 0 0 0 0 0 9 28 27.00 6.000																					
Jim Corsi, R ERA: 2.92 (8, 1)	2.0 7 0 0 0 0 1 0 0 0 0 0 0 13 19 0.00 0.500																					
Jim Corsi, R ERA: 2.92 (9, 1)	2.0 7 0 0 0 0 1 0 0 0 0 0 0 13 19 0.00 0.500																					

Toronto Blue Jays @ Oakland Athletics
Oakland-Alameda County Coliseum, Oakland, CA

Thu Jul 23 1992, 7:05 PM PDT
Att. 24,707 - Sunny - 69 F

livebaseballscorecards.com

AB	34
R	9
H	12
RBI	8
BB	10
SO	0
LOB	20



Batter	1	2	3	4	5	6	7	8	9	AB	R	H	RBI	BB	SO	LOB
Rickey Henderson, R OBP: 0.428, SLG: 0.456 Randy Ready, R OBP: 0.362, SLG: 0.318	2-1 SH5-3 FC6-2 2B	4-0 1-2 BB		0-1 1-2f G1-6-3	4-2 1-2 2-3 BB			0-3 K		1	0	1	0	0	0	0
Eric Fox, S OBP: 0.286, SLG: 0.360	1-1 SH5-3 2-3	1-2 F7		0-2 1B 1B	0-0 G4-3			0-1 F8		4	1	1	0	0	0	5
Carney Lansford, R OBP: 0.319, SLG: 0.356 Jim Corsi, R	2-2 FC6-2 BB 3-H		1-1 P6	2-0 1B 1-2 1B			0-1 F8	0-0 F8		5	0	1	0	0	0	1
Harold Baines, L OBP: 0.324, SLG: 0.367	4-2 1-2 BB BB		0-0 F8	2-2 1-3 2-H 1B			0-0 F8	2-1 F9 WP G4-3 1B		4	1	2	1	1	0	0
Mark McGwire, R OBP: 0.382, SLG: 0.560	4-2 1-2 2-3 BB		3-1 2B HBP	3-3 K			4-2 BB	2-2 F9		2	1	0	0	2	1	3
Terry Steinbach, R OBP: 0.354, SLG: 0.436 Jamie Quirk, L OBP: 0.294, SLG: 0.274	2-3 K		1-1 1-H 2B		0-1 G5-3		3-2 F8	0-0 G4-3		4	0	1	1	0	1	4
Willie Wilson, S OBP: 0.332, SLG: 0.320		0-0 S 1B	4-2 BB		2-2 S 1B 1B			2-2 G4-3	1-0 F9	4	0	2	0	1	0	0
Mike Bordick, R OBP: 0.347, SLG: 0.371		0-1 P3	2-3 K		1-1 S 1B			3-1 F8		4	0	1	0	0	1	3
Walt Weiss, S OBP: 0.321, SLG: 0.268		2-3 K		4-0 G1-6-3 BB	1-3 K			3-2 F8		3	0	0	0	1	2	3

Inning Stats	R: 0	H: 1	E: 0	LOB: 3	K: 1	S: 15	R: 0	H: 1	E: 0	LOB: 2	K: 1	S: 10	R: 1	H: 1	E: 0	LOB: 2	K: 1	S: 15	R: 1	H: 3	E: 0	LOB: 2	K: 1	S: 13	R: 0	H: 2	E: 0	LOB: 3	K: 1	S: 15	R: 0	H: 0	E: 0	LOB: 1	K: 0	S: 8	R: 0	H: 0	E: 0	LOB: 0	K: 0	S: 8	R: 0	H: 0	E: 0	LOB: 0	K: 1	S: 7	R: 1	H: 1	E: 0	LOB: 0	K: 0	S: 7	1B: 7	2B: 2	3B: 0	HR: 0	SF: 0	SAC: 1	DP: 1	HBP: 1	WP: 1	PA: 43
PITCHER	IP	WLS	BF	H	R	ER	SO	BB	IBB	HBP	BLK	WP	HR	S	P	ERA	WHIP																																															
Juan Guzman, R ERA: 2.03	(1, 1)	2.2		15	3	1	2	3	0	0	0	0	0	31	57	3.38	2.250																																															
Mike Timlin, R ERA: 2.7	(3, 1)	2.1		14	5	1	3	3	0	0	0	0	0	37	62	3.86	3.429																																															
Dave Stieb, R ERA: 5.14	(6, 1)	4.0	W	14	1	1	1	1	0	0	0	1	0	30	50	2.25	0.500																																															

BOTTOM

Toronto Blue Jays @ Oakland Athletics
Oakland-Alameda County Coliseum, Oakland, CA

Thu Jul 23 1992, 7:05 PM PDT
Att. 24,707 - Sunny - 69 F

AB	34
R	3
H	9
RBI	3
BB	7
SO	6
LOB	20



Batter	1	2	3	4	5	6	7	8	9	AB R H RBI BB SO LOB	TOP																
Devon White, S (1, 8) OBP: 0.292, SLG: 0.370	0-1 P3		2-2 S 1B	1-2 1B WP 1B		0-2 S BB 1B		3-2 F8		5 1 3 0 0 0 0																	
Roberto Alomar, S (1, 4) OBP: 0.411, SLG: 0.448	3-1 F7		4-2 BB	1-0 S WP 1B		4-2 S BB		3-2 F8		3 0 1 1 2 0 0																	
Joe Carter, R (1, 10) OBP: 0.327, SLG: 0.500	1-0 1B HBP		0-3 K	3-2 P3		4-2 BB			1-2 F8	3 0 0 0 1 1 3																	
Dave Winfield, R (1, 9) OBP: 0.387, SLG: 0.516	2-1 1B		0-1 G4-3		1-0 P6		1-0 G4-3		0-2 F8	5 0 1 0 0 0 5																	
Candy Maldonado, R (1, 7) OBP: 0.348, SLG: 0.442	2-3 K			0-0 F8	2-1 WP 1B		2-2 F7		1-2 HR	5 1 2 1 0 1 2																	
Kelly Gruber, R (1, 5) OBP: 0.271, SLG: 0.392		2-1 P6		3-2 G6-3	3-3 K		3-2 F7		1-0 1B	5 0 1 0 0 1 1																	
Pat Tabler, R (1, 3) OBP: 0.314, SLG: 0.282		0-3 K		0-0 2B	3-3 K		2-0 1B		1-2 F9	5 1 2 0 0 2 2																	
Pat Borders, R (1, 2) OBP: 0.309, SLG: 0.397		1-2 G3		1-1 1B 2B		1-1 G4-3		1-2 G5-3		4 1 1 1 0 0 1																	
Manuel Lee, S (1, 6) OBP: 0.339, SLG: 0.321			1-2 G1-3	0-0 1B 1B		1-1 F8		3-3 K		4 1 1 1 0 1 0																	
Inning Stats	R: 0 E: 0 K: 1 S: 9	H: 1 LOB: 2 BB: 0 P: 17	R: 0 E: 0 K: 1 S: 8	H: 0 LOB: 0 BB: 0 P: 11	R: 0 E: 0 K: 1 S: 16	H: 1 LOB: 2 BB: 1 P: 22	R: 4 E: 0 K: 0 S: 18	H: 5 LOB: 1 BB: 0 P: 27	R: 0 E: 0 K: 2 S: 11	H: 1 LOB: 1 BB: 0 P: 20	R: 0 E: 0 K: 0 S: 13	H: 1 LOB: 3 BB: 2 P: 23	R: 0 E: 0 K: 0 S: 11	H: 1 LOB: 1 BB: 0 P: 19	R: 0 E: 0 K: 1 S: 12	H: 0 LOB: 0 BB: 0 P: 21	R: 1 E: 0 K: 0 S: 14	H: 2 LOB: 1 BB: 0 P: 17	1B: 9 2B: 2 3B: 0 HR: 1	SF: 0 SAC: 0 DP: 0 HBP: 1	WP: 2 PB: 0 SB: 4 CS: 0	PA: 43					
PITCHER	IP WLS BF H R ER SO BB IBB HBP BLK WP HR S P ERA WHIP																										
Dave Stewart, R (1, 1) ERA: 4.15	3.2		20	7	4	4	3	1	0	1	0	0	0	46	69	9.82	2.182										
Jeff Parrett, R (4, 1) ERA: 2.67	1.1		5	1	0	0	2	0	0	0	0	2	0	16	28	0.00	0.750										
Jim Corsi, R (6, 1) ERA: 2.51	2.0		10	2	0	0	0	2	0	0	0	0	0	24	42	0.00	2.000										
Rick Honeycutt, L (8, 1) ERA: 2.67	1.0		3	0	0	0	1	0	0	0	0	0	0	12	21	0.00	0.000										
Dennis Eckersley, R (9, 1) ERA: 1.8	1.0	W	5	2	1	1	0	0	0	0	0	0	1	14	17	9.00	2.000										

Toronto Blue Jays @ Oakland Athletics
Oakland-Alameda County Coliseum, Oakland, CA

Fri Jul 24 1992, 7:05 PM PDT
Att. 30,206 - Sunny - 69 F

livebaseballscorecards.com

AB	39
R	5
H	12
RBI	4
BB	3
SO	6
LOB	14



Batter	1	2	3	4	5	6	7	8	9	AB	R	H	RBI	BB	SO	LOB
Eric Fox, S OBP: 0.273, SLG: 0.367 (1, 9)	3-2 CS 2B		1-1 G6-3		2-1 FC6-4 1-2f		2-3 K		2-3 K	5	0	1	0	0	2	4
Mike Bordick, R OBP: 0.345, SLG: 0.372 (1, 4)	2-2 P4		1-1 G4-3			2-2 G3	3-1 G5-3		0-1 2B 1-H 2-H	5	0	1	2	0	0	2
Carney Lansford, R OBP: 0.321, SLG: 0.358 (1, 5)	3-2 F9 2-3		1-0 F9			3-1 SF7 1B		2-2 FC1-6 1B		4	1	2	0	0	0	1
Mark McGwire, R OBP: 0.383, SLG: 0.570 (1, 3)		2-0 HR		1-1 G6-4-3 1B		2-1 SF7 1-H		0-1 FC1-6 1B 1-2f		3	1	2	2	0	0	1
Terry Steinbach, R OBP: 0.349, SLG: 0.429 (1, 2)		2-2 F8		0-0 F7		1-0 F8		0-0 P8		4	0	0	0	0	0	2
Willie Wilson, S OBP: 0.338, SLG: 0.326 (1, 8)		2-0 S 1B		2-2 G6-4-3 1-2f			1-0 1B 2B 1B	0-1 1B		4	1	3	0	0	0	1
Harold Baines, L OBP: 0.329, SLG: 0.372 (1, 10)		1 SAFE C 1 SAFE SAFE 1 SAFE 1 SAFE 1 SAFE	2-2 BB 1B				0-0 FC6-4 1B	1-2 G3-1		4	1	3	0	0	0	2
Randy Ready, R OBP: 0.387, SLG: 0.362 (1, 7)		4-0 G4-6-3 1-2 2-3 BB				1-2 P3	3-1 WP 2B 1-3 3-H		0-0 BB 2B 1B	3	1	2	1	1	0	1
Walt Weiss, S OBP: 0.319, SLG: 0.264 (1, 6)		1-0 G4-6-3 1-2f				2-1 F9	0-0 SF8 3-H		4-2 BB 2B BB	2	1	0	1	1	0	4

BOTTOM

Toronto Blue Jays @ Oakland Athletics
Oakland-Alameda County Coliseum, Oakland, CA

Fri Jul 24 1992, 7:05 PM PDT
Att: 30,206 - Sunny - 69 F

livebaseballscores.com

AB	34
R	6
H	14
RBI	6
BB	2
SO	2
LOB	18



Inning Stats	R: 0	H: 1	E: 0	LOB: 0	K: 0	S: 9	P: 17	R: 1	H: 3	E: 0	LOB: 2	K: 0	S: 10	P: 22	R: 0	H: 0	E: 0	LOB: 0	K: 0	S: 5	R: 0	H: 1	E: 0	LOB: 0	K: 0	S: 6	R: 0	H: 1	E: 0	LOB: 1	K: 0	S: 9	R: 1	H: 1	E: 0	LOB: 0	K: 0	S: 8	R: 2	H: 3	E: 0	LOB: 1	K: 1	S: 10	R: 0	H: 2	E: 0	LOB: 2	K: 0	S: 12	R: 2	H: 2	E: 0	LOB: 1	K: 1	S: 9	1B: 10	2B: 3	3B: 0	HR: 1	SF: 2	SAC: 0	DP: 2	HBP: 0	WP: 2	PB: 0	SB: 2	CS: 1	PA: 38
--------------	------	------	------	--------	------	------	-------	------	------	------	--------	------	-------	-------	------	------	------	--------	------	------	------	------	------	--------	------	------	------	------	------	--------	------	------	------	------	------	--------	------	------	------	------	------	--------	------	-------	------	------	------	--------	------	-------	------	------	------	--------	------	------	--------	-------	-------	-------	-------	--------	-------	--------	-------	-------	-------	-------	--------

PITCHER	IP	WLS	BF	H	R	ER	SO	BB	IBB	HBP	BLK	WP	HR	S	P	ERA	WHIP
David Wells, L ERA: 3.7 (1, 1)	6.0		25	9	4	4	0	1	0	0	0	1	1	49	89	6.00	1.667
Duane Ward, R ERA: 2.21 (7, 1)	2.0		9	3	0	0	1	0	0	0	0	1	0	20	31	0.00	1.500
Tom Henke, R ERA: 2.15 (9, 1)	0.1	L	4	2	2	2	1	1	0	0	0	0	0	9	15	54.00	9.000

PITCHER	IP	WLS	BF	H	R	ER	SO	BB	IBB	HBP	BLK	WP	HR	S	P	ERA	WHIP
---------	----	-----	----	---	---	----	----	----	-----	-----	-----	----	----	---	---	-----	------

Batter	1	2	3	4	5	6	7	8	9	AB R H RBI BB SO LOB	TOP		
Roberto Alomar, S (1, 4) OBP: 0.413, SLG: 0.444	3-2 G5-3		4-2 SH3-4 BLK BB		2-0 E S 1B		1 SAFE 1 B 1 B 1 B SAFE 4-0 BB			2 0 1 0 2 0 0	<p>Toronto Blue Jays @ Oakland Athletics Oakland-Alameda County Coliseum, Oakland, CA</p> <p>Sun Jul 26 1992, 3:33 AM PDT Att. 34,595 - Sunny - 65 F</p> <p>livebaseballscorecards.com</p>		
Alfredo Griffin, S (1, 6) OBP: 0.146, SLG: 0.132 John Olerud, L (7, PH) OBP: 0.379, SLG: 0.458 Manuel Lee, S (7, 6) OBP: 0.336, SLG: 0.317	1-2 P4		0-1 SH3-4		3-3 K		3-3 K			2 0 0 0 0 1 1 1 0 0 0 0 1 2 0 0 0 0 0 0 0			
Joe Carter, R (1, 3) OBP: 0.321, SLG: 0.490	1-1 P4		0-0 F9		1-3 K			1-0 F9		4 0 0 0 0 1 2			
Dave Winfield, R (1, 10) OBP: 0.382, SLG: 0.506		1-2 G4-3	0-3 K		1-1 G1-4-3 HBP			1-2 G6-3		3 0 0 0 0 1 1			
Candy Maldonado, R (1, 7) OBP: 0.348, SLG: 0.438		4-2 1B 1B BB		0-0 S 1B	2-1 G1-4-3 1-2f			2-2 F9		3 1 1 0 1 0 1			
Kelly Gruber, R (1, 5) OBP: 0.268, SLG: 0.382		1-3 K		1-3 K	1-2 G3			1-1 F9		4 0 0 0 0 2 2			
Pat Borders, R (1, 2) OBP: 0.305, SLG: 0.391		2-2 1B 1-2 1B		1 SAFE 1 SAFE 1-3 K		2-2 G5-3		0-1 F8		4 0 1 0 0 1 1			
Derek Bell, R (1, 8) OBP: 0.290, SLG: 0.298		3-2 1-2 2-H 1B		3-3 1 SAFE 1 SAFE 1 SAFE 1-2 K		1-2 BB 1B		3-3 K		4 0 2 1 0 2 1			
Rob Ducey, L (1, 9) OBP: 0.048, SLG: 0.095		2-1 G4-3		0-1 F9		0-0 P6				3 0 0 0 0 0 3			
Inning Stats	R: 0 E: 0 K: 0 S: 9 H: 0 LOB: 0 BB: 0 P: 14	R: 1 E: 0 K: 1 S: 18 H: 2 LOB: 2 BB: 1 P: 31	R: 0 E: 0 K: 1 S: 14 H: 0 LOB: 1 BB: 1 P: 18	R: 0 E: 0 K: 3 S: 11 H: 1 LOB: 1 BB: 0 P: 16	R: 0 E: 0 K: 2 S: 10 H: 1 LOB: 1 BB: 0 P: 15	R: 0 E: 0 K: 0 S: 6 H: 0 LOB: 0 BB: 0 P: 10	R: 0 E: 0 K: 1 S: 10 H: 1 LOB: 2 BB: 1 P: 20	R: 0 E: 0 K: 0 S: 8 H: 0 LOB: 0 BB: 0 P: 12	R: 0 E: 0 K: 1 S: 7 H: 0 LOB: 0 BB: 0 P: 11	1B: 5 2B: 0 3B: 0 HR: 0 SF: 0 SAC: 1 DP: 1 HBP: 1		WP: 0 PB: 0 SB: 2 CS: 0 PA: 35	
PITCHER	IP WLS BF H R ER SO BB IBB HBP BLK WP HR S P ERA WHIP											PITCHER	IP WLS BF H R ER SO BB IBB HBP BLK WP HR S P ERA WHIP
Kelly Downs, R (1, 1) ERA: 3.61	5.0 W 22 4 1 1 7 2 0 1 1 0 0 63 96 1.80 1.200												
Jeff Parrett, R (6, 1) ERA: 2.6	2.0 7 1 0 0 1 1 0 0 0 0 0 0 15 28 0.00 1.000												
Kevin Campbell, R (8, 1) ERA: 4.24	1.0 3 0 0 0 0 0 0 0 0 0 0 0 8 12 0.00 0.000												
Vince Horsman, L (9, 1) ERA: 2.64	1.0 3 0 0 0 0 1 0 0 0 0 0 0 7 11 0.00 0.000												

AB	30
R	1
H	5
RBI	1
BB	3
SO	9
LOB	14



Kansas City Royals @ Toronto Blue Jays
 SkyDome, Toronto, ON
 Tue Jul 28 1992, 7:05 PM EDT
 Att. 50,392 - Sunny - 72 F

AB	34
R	4
H	9
RBI	4
BB	5
SO	4
LOB	12



WP:	1	PA:	39
PB:	0		
SB:	0		
CS:	1		

AB R H RBI BB SO LOB

3	1	0	0	2	1	0
4	1	3	1	1	0	1
4	1	2	0	1	1	1
4	0	1	2	0	0	4
3	0	0	0	1	1	1
3	0	0	0	0	0	3
1	0	0	0	0	1	0
3	1	1	0	0	0	0
1	0	0	0	0	0	0
4	0	1	0	0	0	1
3	0	1	1	0	0	1
1	0	0	0	0	0	0

1B:	5	SF:	0
2B:	4	SAC:	0
3B:	0	DP:	1
HR:	0	HBP:	0

WP:	1	PA:	39
PB:	0		
SB:	0		
CS:	1		

Batter	1	2	3	4	5	6	7	8	9
Brian McRae, S (1, 8) OBP: 0.295, SLG: 0.309	2-3 K	4-2 FC6-4 BB			0-0 G3		0-2 G4-3		4-1 DI 1B BB
Gregg Jefferies, S (1, 5) OBP: 0.320, SLG: 0.396	1-0 2B FC5-2 1B	1-0 FC6-4			4-0 1B 2B BB		0-0 WP 2B		2-2 1B
George Brett, L (1, 10) OBP: 0.333, SLG: 0.394	1-0 FC5-2 1-3 2B				1-1 2B 1B		4-2 G6-3 BB		3-3 K
Kevin McReynolds, R (1, 7) OBP: 0.354, SLG: 0.426	1-1 FC5-2 BB				2-0 P3		2-1 G6-3		
Wally Joyner, L (1, 3) OBP: 0.321, SLG: 0.395	4-2 1-2 BB				0-0 G3-1				1-3 K
Mike Macfartane, R (1, 2) Brent Mayne, L (8, PH) OBP: 0.281, SLG: 0.296	0-1 F9				2-2 P2		2-1 G5-3		1-3 K
Gary Thurman, R (1, 9) Kevin Koslowski, L (8, PH) OBP: 0.375, SLG: 0.333		2-2 F9 2B 1B			0-2 G3-1		0-0 P3		2-1 P6
David Howard, S (1, 6) OBP: 0.243, SLG: 0.188		1-0 F9			0-0 L5		3-2 FC5-4 1B		0-0 F7
Terry Shumpert, R (1, 4) Jim Eisenreich, L (9, PH) OBP: 0.313, SLG: 0.359		2-1 CS 2B			1-0 F9		0-1 FC5-4		2-1 P6

Inning Stats	R: 0	H: 2	E: 0	K: 1	S: 12	R: 1	H: 2	E: 0	K: 0	S: 11	R: 0	H: 0	E: 0	K: 0	S: 5	R: 0	H: 0	E: 0	K: 0	S: 7	R: 2	H: 2	E: 0	K: 0	S: 9	R: 0	H: 1	E: 0	K: 0	S: 8	R: 0	H: 1	E: 0	K: 0	S: 9	R: 0	H: 0	E: 0	K: 2	S: 8	R: 1	H: 1	E: 0	K: 1	S: 10	1B: 5	2B: 4	3B: 0	HR: 0	SF: 0	SAC: 0	DP: 1	HBP: 0
--------------	------	------	------	------	-------	------	------	------	------	-------	------	------	------	------	------	------	------	------	------	------	------	------	------	------	------	------	------	------	------	------	------	------	------	------	------	------	------	------	------	------	------	------	------	------	-------	-------	-------	-------	-------	-------	--------	-------	--------

PITCHER	IP	WLS	BF	H	R	ER	SO	BB	IBB	HBP	BLK	WP	HR	S	P	ERA	WHIP
Jimmy Key, L (1, 1) ERA: 3.33	6.0	W	27	7	3	3	1	3	0	0	0	0	0	52	90	4.50	1.667
Duane Ward, R (7, 1) ERA: 2.4	1.2		6	1	0	0	2	1	0	0	0	1	0	15	23	0.00	1.200
Tom Henke, R (8, 1) ERA: 2.35	1.1	S	6	1	1	1	1	1	0	0	0	0	0	12	25	6.75	1.500

PITCHER	IP	WLS	BF	H	R	ER	SO	BB	IBB	HBP	BLK	WP	HR	S	P	ERA	WHIP
---------	----	-----	----	---	---	----	----	----	-----	-----	-----	----	----	---	---	-----	------

Batter	1	2	3	4	5	6	7	8	9	AB R H RBI BB SO LOB	TOP																
Brian McRae, S (1, 8) OBP: 0.294, SLG: 0.306	1-2 G5-3		3-2 G1-3		2-2 1B HBP		3-1 P4	0-1 G3		4 0 0 0 0 0 2																	
Gregg Jefferies, S (1, 5) OBP: 0.326, SLG: 0.407	0-1 G4-3 1B		1-0 2B		0-1 1B			1-1 BB PB 2B	1-0 P5	5 1 4 0 0 0 0																	
George Brett, L (1, 10) OBP: 0.332, SLG: 0.389	2-1 G4-3 1-2		3-2 G6-3		0-1 P2			4-0 PB BB IBB	0-3 K	4 1 0 0 1 1 4																	
Kevin McReynolds, R (1, 7) OBP: 0.354, SLG: 0.423		4-0 BB BB		3-2 G6-3		2-3 K		4-2 BB PB 1B BB	2-3 K	3 1 0 0 2 2 0																	
Wally Joyner, L (1, 3) OBP: 0.323, SLG: 0.397		4-1 BB 1-2		2-2 1B 2B		1-0 F7		2-1 G6-3 1-2 2-3 3-H		3 1 1 0 1 0 2																	
Jim Eisenreich, L (1, 9) OBP: 0.315, SLG: 0.358		1-1 F7		1-0 G6-3		1-1 FC6-4 1B		4-0 BB 1B IBB		3 1 1 0 1 0 3																	
Brent Mayne, L (1, 2) OBP: 0.288, SLG: 0.297		2-1 F7		2-2 CS 1B 2-H		2-0 FC6-4 1-2f		4-0 1B FC3-2-5 BB		3 0 1 2 1 0 3																	
Curtis Wilkerson, S (1, 4) OBP: 0.256, SLG: 0.287		1-2 F8		1-0 CS 1-2		1-0 F8		0-0 FC3-2-5 S 1B		4 0 1 2 0 0 2																	
David Howard, S (1, 6) OBP: 0.230, SLG: 0.176			0-3 K		2-0 F7		1-1 G3	0-1 FC3-2-5		4 0 0 0 0 1 2																	
Inning Stats	R: 0 E: 0 K: 0 S: 8	H: 1 LOB: 0 BB: 0 P: 10	R: 0 E: 0 K: 0 S: 8	H: 0 LOB: 2 BB: 2 P: 20	R: 0 E: 0 K: 1 S: 10	H: 1 LOB: 1 BB: 0 P: 17	R: 1 E: 0 K: 0 S: 10	H: 2 LOB: 0 BB: 0 P: 19	R: 0 E: 0 K: 0 S: 8	H: 1 LOB: 2 BB: 0 P: 13	R: 0 E: 0 K: 1 S: 7	H: 1 LOB: 1 BB: 0 P: 13	R: 0 E: 0 K: 0 S: 6	H: 0 LOB: 0 BB: 0 P: 11	R: 4 E: 0 K: 0 S: 15	H: 2 LOB: 2 BB: 4 P: 34	R: 0 E: 0 K: 2 S: 7	H: 0 LOB: 0 BB: 0 P: 10	1B: 5 2B: 3 3B: 0 HR: 0	SF: 0 SAC: 0 DP: 0 HBP: 1	WP: 0 PB: 1 SB: 1 CS: 1	PA: 41					
PITCHER	IP WLS BF H R ER SO BB IBB HBP BLK WP HR S P ERA WHIP																										
Dave Stieb, R (1, 1) ERA: 4.93	6.0		25	6	1	1	2	2	0	1	0	0	0	51	92	1.50	1.333										
Mike Timlin, R (7, 1) ERA: 3.91	2.0	L	12	2	4	4	0	2	2	0	0	0	0	21	45	18.00	2.000										
Pat Hentgen, R (9, 1) ERA: 4.79	1.0		3	0	0	0	2	0	0	0	0	0	0	7	10	0.00	0.000										

Kansas City Royals @ Toronto Blue Jays
 SkyDome, Toronto, ON
 Wed Jul 29 1992, 7:05 PM EDT
 Att. 50,418 - Sunny - 68 F

AB	33
R	5
H	8
RBI	4
BB	6
SO	4
LOB	18



Batter	1	2	3	4	5	6	7	8	9	AB R H RBI BB SO LOB	TOP											
Brian McRae, S (1, 8) OBP: 0.291, SLG: 0.302	1-0 G6-3		2-2 F7			0-2 L7		0-2 F8		4 0 0 0 0 0 0												
Gregg Jefferies, S (1, 5) OBP: 0.323, SLG: 0.403	1-3 K			2-3 K		0-0 F7			1-0 F7	4 0 0 0 0 2 0												
George Brett, L (1, 10) OBP: 0.331, SLG: 0.388	1-3 K			0-0 1B		3-2 G3-1			0-3 K	4 0 1 0 0 2 0												
Kevin McReynolds, R (1, 7) OBP: 0.358, SLG: 0.426		1-1 F9 2B		3-2 SAFE L8			4-2 BB		4-2 BB	2 0 1 0 2 0 1												
Wally Joyner, L (1, 3) OBP: 0.320, SLG: 0.393		2-2 F9 2-3		0-2 G4-3			1-3 K		0-0 G4-3	4 0 0 0 0 1 4												
Mike Macfarlane, R (1, 2) OBP: 0.292, SLG: 0.364		0-3 K			0-0 F8		0-2 F8			3 0 0 0 0 1 2												
Gary Thurman, R (1, 9) OBP: 0.272, SLG: 0.317		2-3 K			1-2 FC6-4 1B		0-0 F8			3 0 1 0 0 1 2												
David Howard, S (1, 6) OBP: 0.221, SLG: 0.169			0-0 P3		1 SAFE 0-0 FC6-4 1-2f			2-3 K		3 0 0 0 0 1 1												
Terry Shumpert, R (1, 4) OBP: 0.208, SLG: 0.320			0-0 F9		0-1 P3			2-2 L8		2 0 0 0 0 0 1												
Jim Eisenreich, L (8, PH) OBP: 0.314, SLG: 0.357										1 0 0 0 0 0 0												
Curtis Wilkerson, S (8, 4) OBP: 0.256, SLG: 0.287										0 0 0 0 0 0 0												
Inning Stats	R: 0 E: 0 K: 2 S: 12	H: 0 LOB: 0 BB: 0 P: 15	R: 0 E: 0 K: 2 S: 12	H: 1 LOB: 1 BB: 0 P: 17	R: 0 E: 0 K: 0 S: 6	H: 0 LOB: 0 BB: 0 P: 8	R: 0 E: 0 K: 1 S: 12	H: 1 LOB: 1 BB: 0 P: 17	R: 0 E: 0 K: 0 S: 7	H: 1 LOB: 1 BB: 0 P: 8	R: 0 E: 0 K: 0 S: 10	H: 0 LOB: 0 BB: 0 P: 13	R: 0 E: 0 K: 1 S: 11	H: 0 LOB: 1 BB: 1 P: 16	R: 0 E: 0 K: 1 S: 13	H: 0 LOB: 0 BB: 0 P: 17	R: 0 E: 0 K: 1 S: 7	H: 0 LOB: 1 BB: 1 P: 12	1B: 2 2B: 1 3B: 0 HR: 0	SF: 0 SAC: 0 DP: 0 HBP: 0	WP: 0 PB: 0 SB: 0 CS: 0	PA: 32
PITCHER	IP WLS BF H R ER SO BB IBB HBP BLK WP HR S P ERA WHIP																					
David Wells, L (1, 1) ERA: 3.4	7.0 W 25 3 0 0 6 1 0 0 0 0 0 0 70 94 0.00 0.571																					
Duane Ward, R (8, 1) ERA: 2.37	1.0 3 0 0 0 1 0 0 0 0 0 0 0 13 17 0.00 0.000																					
Tom Henke, R (9, 1) ERA: 2.27	1.0 S 4 0 0 0 1 1 0 0 0 0 0 0 7 12 0.00 1.000																					

Kansas City Royals @ Toronto Blue Jays
 SkyDome, Toronto, ON
 Thu Jul 30 1992, 7:05 PM EDT
 Att: 50,417 - Dome - 70 F

livebaseballscorecards.com

AB	30
R	0
H	3
RBI	0
BB	2
SO	8
LOB	11



Batter	1	2	3	4	5	6	7	8	9
Devon White, S OBP: 0.292, SLG: 0.369 (1, 8)	2-1 1B SF8 1B	0-2 G4-3			0-3 K		3-3 K		
Roberto Alomar, S OBP: 0.410, SLG: 0.440 (1, 4)	3-2 1-3 1B		0-0 G4-3		0-1 G3-1		4-1 S BB		
Joe Carter, R OBP: 0.321, SLG: 0.486 (1, 9)	1-0 SF8		0-2 G6-3		1-1 2B		4-1 BB		
Dave Winfield, R OBP: 0.374, SLG: 0.491 (1, 10)	1-1 F8		1-1 G6-3		0-2 G5-3		0-1 P2		
John Olerud, L OBP: 0.379, SLG: 0.454 (1, 3)	2-1 G6-3			2-1 G3		2-0 G1-3		0-1 G4-3	
Candy Maldonado, R OBP: 0.351, SLG: 0.451 (1, 7)		1-0 1B WP FC2-5-2 1B		3-1 P4		1-0 2B		0-0 1B	
Kelly Gruber, R OBP: 0.274, SLG: 0.393 (1, 5)		2-2 1-3 1B		1-0 1B		4-0 IBB		3-3 K	
Pat Borders, R OBP: 0.301, SLG: 0.384 (1, 2)		0-0 FC2-5-2 BLK E 1-3 3-H		2-2 F8		2-1 F8		2-3 K	
Manuel Lee, S OBP: 0.332, SLG: 0.311 (1, 6)		1-2 E6 1-H			1-2 F8		0-3 K		

Inning Stats	R: 1	H: 2	E: 0	LOB: 1	K: 0	S: 11	R: 1	H: 2	E: 1	LOB: 1	K: 0	S: 11	R: 0	H: 0	E: 0	LOB: 0	K: 0	S: 6	R: 0	H: 1	E: 0	LOB: 1	K: 0	S: 9	R: 0	H: 0	E: 0	LOB: 0	K: 1	S: 9	R: 1	H: 2	E: 0	LOB: 2	K: 0	S: 9	R: 0	H: 0	E: 0	LOB: 2	K: 2	S: 11	R: 0	H: 1	E: 0	LOB: 1	K: 2	S: 9		
	11	19	11	15	7	3	11	15	11	15	0	11	0	7	9	10	19	22	9	22	22	14	6	14	11	14	11	14	11	14	11	14	11	14	11	14	11	14	11	14	11	14	11	14	11	14	11	14	11	14

PITCHER	IP	WLS	BF	H	R	ER	SO	BB	IBB	HBP	BLK	WP	HR	S	P	ERA	WHIP
Luis Aquino, R ERA: 5.12 (1, 1)	5.2	L	24	7	3	2	1	0	0	0	1	1	0	53	79	3.18	1.235
Tom Gordon, R ERA: 4.52 (6, 1)	2.1		11	1	0	0	4	2	1	0	0	0	0	22	44	0.00	1.286


BOTTOM

Kansas City Royals @ Toronto Blue Jays
SkyDome, Toronto, ON
Thu Jul 30 1992, 7:05 PM EDT
Att: 50,417 - Dome - 70 F


AB	R	H	RBI	BB	SO	LOB
4	1	1	0	0	2	1
3	0	1	0	1	0	0
2	1	1	1	1	0	0
4	0	0	0	0	0	4
4	0	0	0	0	0	2
4	0	3	1	0	0	0
3	0	2	0	1	1	1
4	1	0	0	0	1	6
3	0	0	0	0	1	0

AB	31
R	3
H	8
RBI	2
BB	3
SO	5
LOB	14

livebaseballscorecards.com



WP	1	PA	35
PB	0	SB	1
CS	0		

Batter	1	2	3	4	5	6	7	8	9	AB R H RBI BB SO LOB	TOP											
Dion James, L (1, 9) OBP: 0.358, SLG: 0.389	0-1 G6-4-3 1B		4-2 BB		4-0 BB		1-0 G3-1			2 0 1 0 2 0 1												
Randy Velarde, R (1, 5) OBP: 0.316, SLG: 0.422	2-2 G6-4-3 1-2f		0-0 G6-3		3-3 K			1-2 G5-3		4 0 0 0 0 1 4												
Don Mattingly, L (1, 3) OBP: 0.330, SLG: 0.426	1-3 K2-3			0-0 F9		1-1 G4-3 1B		1-0 HR		3 0 1 0 0 1 0 1 1 1 1 0 0 0												
Mike Stanley, R (7, 3) OBP: 0.367, SLG: 0.446																						
Mel Hall, L (1, 7) OBP: 0.305, SLG: 0.456		1-1 G6-3 SF8 2B		1-2 G6-3		1-2 G4-3 1-2f		2-2 G4-3		4 1 1 0 0 0 1 0 0 0 0 0 0 0												
Charlie Hayes, R (8, 5) OBP: 0.277, SLG: 0.376																						
Roberto Kelly, R (1, 8) OBP: 0.324, SLG: 0.408		0-0 G6-3 2-3		2-2 1B		1-1 1B		1-3 K		4 0 2 0 0 1 1												
Matt Nokes, L (1, 2) OBP: 0.282, SLG: 0.376		0-0 SF8		0-1 F8		2-1 G4-3			1-3 K	2 0 0 1 0 0 2 1 0 0 0 0 1 0												
Jim Leyritz, R (7, 2) OBP: 0.342, SLG: 0.426																						
Kevin Maas, L (1, 10) OBP: 0.315, SLG: 0.434		3-H 2-3 K			1-0 G4-3 2B		3-2 P5		4-0 BB	3 0 1 0 1 1 0	AB 31 R 2 H 7 RBI 2 BB 4 SO 7 LOB 14											
Andy Stankiewicz, R (1, 6) OBP: 0.338, SLG: 0.351			0-0 G6-3		1-2 G4-3 2-3		4-2 BB		2-0 F8	3 0 0 0 1 0 2												
Pat Kelly, R (1, 4) OBP: 0.283, SLG: 0.343			0-3 K		3-3 K		0-0 P4		2-2 F9	4 0 0 0 0 2 3												
Inning Stats	R: 0 E: 0 K: 1 S: 10	H: 1 LOB: 0 BB: 0 P: 12	R: 1 E: 0 K: 1 S: 8	H: 1 LOB: 0 BB: 0 P: 11	R: 0 E: 0 K: 1 S: 7	H: 0 LOB: 1 BB: 1 P: 11	R: 0 E: 0 K: 0 S: 10	H: 1 LOB: 1 BB: 0 P: 13	R: 0 E: 0 K: 2 S: 10	H: 1 LOB: 2 BB: 1 P: 22	R: 0 E: 0 K: 0 S: 9	H: 2 LOB: 1 BB: 0 P: 14	R: 0 E: 0 K: 0 S: 8	H: 0 LOB: 1 BB: 1 P: 16	R: 1 E: 0 K: 1 S: 12	H: 1 LOB: 0 BB: 0 P: 17	R: 0 E: 0 K: 1 S: 8	H: 0 LOB: 1 BB: 1 P: 17	1B: 4 2B: 2 3B: 0 HR: 1	SF: 1 SAC: 0 DP: 2 HBP: 0	WP: 0 PB: 0 SB: 0 CS: 0	PA: 36
PITCHER	IP WLS BF H R ER SO BB IBB HBP BLK WP HR S P ERA WHIP																					
Todd Stottlemyre, R (1, 1) ERA: 4.92	7.0 W 28 6 1 1 5 3 0 0 0 0 0 0 62 99 1.29 1.286																					
Pat Hentgen, R (8, 1) ERA: 4.78	2.0 8 1 1 1 2 1 0 0 0 0 0 1 20 34 4.50 1.000																					

New York Yankees @ Toronto Blue Jays
 SkyDome, Toronto, ON
 Fri Jul 31 1992, 7:05 PM EDT
 Att: 50,407 - Dome - 70 F

livebaseballscorecards.com

Batter	1	2	3	4	5	6	7	8	9
Devon White, S OBP: 0.293, SLG: 0.365 (1, 8)	4-2 SAFE 1B	1-2 FC BB 1B		4-1 S HR BB	0-0 F7	3-2 F8		0-3 K	
Roberto Alomar, S OBP: 0.410, SLG: 0.439 (1, 4)	2-1 SAFE 1B	0-1 BB 1B		0-0 L8	1-0 FC6-4	3-2 F8			
Alfredo Griffin, S OBP: 0.146, SLG: 0.132 (7, 4)	1-H 1B	1-2 2-3 1B			1-2f				
Joe Carter, R OBP: 0.323, SLG: 0.496 (1, 9)	1 SAFE 1B	0-1 L5		2-2 SAFE 1-H HR		1-0 2B		3-2 F8	
Derek Bell, R OBP: 0.304, SLG: 0.306 (7, 9)	1-2f 1B					2B			
Dave Winfield, R OBP: 0.375, SLG: 0.492 (1, 10)	2-2 G5-3	4-1 BB 1B		2-2 P6		2-1 1B 2B		0-1 P4	
Pat Tabler, R OBP: 0.318, SLG: 0.278 (7, PH)		1-2 2-3 3-H BB				2-H 2B			
John Olerud, L OBP: 0.383, SLG: 0.458 (1, 3)				4-1 BB BB		4-0 BB 1B 2B		1-1 G6-3	
Ed Sprague, R (6, PR)									
Candy Maldonado, R OBP: 0.355, SLG: 0.452 (1, 7)		0-2 2B 1B	1-1 G6-3	4-0 1-2 BB		1-0 2B 1B		2-1 F8	
Jeff Kent, R OBP: 0.326, SLG: 0.419 (1, 5)		2-0 1-H 3-H 2B	1-0 G4-3	3-1 P5		4-1 2B BB		4-2 1B BB	
Pat Borders, R OBP: 0.306, SLG: 0.402 (1, 2)		0-1 G6-3	0-1 HR		0-0 FC6-4 1B	3-2 2B		0-0 1B	
Randy Knorr, R OBP: 1.000, SLG: 1.000 (8, 2)						1-H 2-H 3-H		1-2 1B	
Manuel Lee, S OBP: 0.330, SLG: 0.309 (1, 6)		2-1 1B BB 1B	2-1 G4-3		1-1 F7	1-0 F9		2-3 K	

Inning Stats	R: 1	H: 1	E: 0	K: 0	S: 10	LOB: 0	BB: 1	P: 18
	R: 4	H: 5	E: 1	K: 0	S: 22	LOB: 3	BB: 1	P: 34
	R: 1	H: 1	E: 0	K: 0	S: 7	LOB: 0	BB: 0	P: 11
	R: 2	H: 1	E: 0	K: 0	S: 12	LOB: 2	BB: 3	P: 31
	R: 0	H: 1	E: 0	K: 0	S: 5	LOB: 1	BB: 0	P: 7
	R: 5	H: 4	E: 0	K: 0	S: 16	LOB: 1	BB: 2	P: 38
	R: 0	H: 0	E: 0	K: 0	S: 8	LOB: 0	BB: 0	P: 12
	R: 0	H: 1	E: 0	K: 2	S: 13	LOB: 2	BB: 1	P: 21

PITCHER	IP	WLS	BF	H	R	ER	SO	BB	IBB	HBP	BLK	WP	HR	S	P	ERA	WHIP
Shawn Hillegas, R ERA: 4.71 (1, 1)	3.0	L	18	7	6	5	0	2	0	0	0	0	1	39	63	15.00	3.000
Tim Leary, R ERA: 5.68 (4, 1)	2.0		15	5	6	6	0	4	0	0	0	0	1	21	50	27.00	4.500
Greg Cadaret, L ERA: 4.88 (6, 1)	2.0		8	1	1	1	0	1	0	0	0	0	0	20	38	4.50	1.000
Jerry Nielsen, L ERA: 5.06 (8, 1)	1.0		5	1	0	0	2	1	0	0	0	0	0	13	21	0.00	2.000

BOTTOM


AB R H RBI BB SO LOB

4	2	0	0	2	1	5
5	0	2	1	0	0	3
0	0	0	0	0	0	0
4	2	2	2	0	0	4
1	0	0	0	0	0	0
3	1	1	2	1	0	0
1	0	0	0	0	0	0
2	1	1	0	2	0	3
1	1	0	0	0	0	0
4	2	2	0	1	0	0
3	2	1	3	2	0	2
4	1	3	5	0	0	0
1	0	1	0	0	0	0
5	1	1	0	0	1	4

1B: 7 SF: 0
2B: 5 SAC: 0
3B: 0 DP: 1
HR: 2 HBP: 0

WP: 0 PA: 46
PB: 0
SB: 2
CS: 0

AB 38
R 13
H 14
RBI 13
BB 8
SO 2
LOB 21



New York Yankees @ Toronto Blue Jays
SkyDome, Toronto, ON
 Fri Jul 31 1992, 7:05 PM EDT
 Att: 50,407 - Dome - 70 F

livebaseballscorecards.com

Batter	1	2	3	4	5	6	7	8	9
Devon White, S OBP: 0.292, SLG: 0.364 (1, 8) X	0-0 F9 ①			2-3 K ①		0-3 K ②		1-1 1B 2B 1B	
Roberto Alomar, S OBP: 0.409, SLG: 0.437 (1, 4) C B F X	1-2 G4-3 ②			0-0 G6-3 ②		3-2 G3 ③		1-0 1B 2B 1B	
Joe Carter, R OBP: 0.322, SLG: 0.496 (1, 9) S S	0-3 K ③			2-1 F7 ③			3-2 G6-3 ①	1-1 1B 2B	
Dave Winfield, R OBP: 0.374, SLG: 0.489 (1, 10) S T C			0-3 K ①		0-0 P4 ①			4-2 BB BB	
John Olerud, L OBP: 0.383, SLG: 0.455 (1, 3) X B F			1-1 P8 ②		0-3 K ②			4-1 BB BB	
Candy Maldonado, R OBP: 0.352, SLG: 0.447 (1, 7) S T C			0-3 K ③		0-3 K ③			1-2 BB	
Jeff Kent, R OBP: 0.326, SLG: 0.437 (1, 5) S C F			0-3 K ①			1-2 HR ①		1-1 F9 ③	
Pat Borders, R OBP: 0.306, SLG: 0.401 (1, 2) B X			1-0 CS 1B			0-0 B1-3 ①		1-1 P4 ①	
Manuel Lee, S OBP: 0.330, SLG: 0.309 (1, 6) S T C F			2-3 K ②			1-0 E 1B		2-2 L8 ②	

Inning Stats	R: 0	H: 0	E: 0	LOB: 0	K: 1	BB: 0	S: 7	P: 8
	R: 0	H: 0	E: 0	LOB: 0	K: 2	BB: 0	S: 8 <td>P: 9</td>	P: 9
	R: 0	H: 1	E: 0	LOB: 0	K: 2	BB: 0	S: 11 <td>P: 14</td>	P: 14
	R: 0	H: 0	E: 0	LOB: 0	K: 1	BB: 0	S: 6 <td>P: 10</td>	P: 10
	R: 0	H: 0	E: 0	LOB: 0	K: 2	BB: 0	S: 7 <td>P: 7</td>	P: 7
	R: 1	H: 2	E: 1	LOB: 1	K: 1	BB: 0	S: 12 <td>P: 17</td>	P: 17
	R: 0	H: 0	E: 0	LOB: 2	K: 0	BB: 2	S: 10 <td>P: 23</td>	P: 23
	R: 2	H: 3	E: 0	LOB: 1	K: 0	BB: 0	S: 12 <td>P: 18</td>	P: 18

PITCHER	IP	WLS	BF	H	R	ER	SO	BB	IBB	HBP	BLK	WP	HR	S	P	ERA	WHIP
Melido Perez, R ERA: 3.06 (1, 1)	8.0	L	30	6	3	3	9	2	0	0	0	0	1	73	106	3.38	1.000

AB R H RBI BB SO LOB

4	1	1	0	0	2	1
4	1	1	0	0	0	1
4	0	1	2	0	1	0
2	0	0	0	1	1	0
2	0	0	0	1	1	0
3	0	0	0	0	2	2
3	1	1	1	0	1	2
3	0	1	0	0	0	0
3	0	1	0	0	1	1

WP	PA
0	30

AB	28
R	3
H	6
RBI	3
BB	2
SO	9
LOB	7



New York Yankees @ Toronto Blue Jays
 SkyDome, Toronto, ON
 Sat Aug 01 1992, 3:33 AM EDT
 Att: 50,420 - Sunny - 75 F

livebaseballscorecards.com

Batter	1	2	3	4	5	6	7	8	9	AB R H RBI BB SO LOB	TOP																
Bernie Williams, S (1, 9) OBP: 0.400, SLG: 0.385	1-0 1B SF9 1B		4-1 1B 2B BB		1-0 WP 2B		4-1 FC1-5 1B BB	1-3 K		3 2 2 0 2 1 1																	
Randy Velarde, R (1, 7) OBP: 0.320, SLG: 0.420	2-1 SAFE 1B		2-0 SAFE 2B SF7 1B		3-3 K		1-0 WP FC1-5 1B	0-1 G5-3		3 1 2 0 0 1 1 2 0 1 2 0 0 0																	
Mel Hall, L (7, PH) OBP: 0.308, SLG: 0.464	1-3 SAFE 1B		3-1 SAFE E 1-3 2B		2-3 P3		0-1 FC1-5 WP 1-2 2-H 3-H	1-2 F9		4 0 1 2 0 0 3																	
Roberto Kelly, R (1, 8) OBP: 0.325, SLG: 0.414	0-0 SAFE SF9		0-0 SAFE SF7 2B		1-1 P5		1-1 P8	1-1 F8		4 0 0 1 0 1 3																	
Don Mattingly, L (1, 3) OBP: 0.324, SLG: 0.418	3-3 3-H K		2-3 3-H SF7		1-0 P5 1B		2-3 K	1-1 F8		4 0 1 0 0 1 4																	
Mike Stanley, R (1, 2) OBP: 0.363, SLG: 0.438	1-1 SAFE G5-3		3-2 SAFE P4		1-0 P5 1B		2-3 K	1-1 F8		3 0 0 0 0 0 1 1 0 0 0 0 0 0																	
Jim Leyritz, R (1, 10) OBP: 0.333, SLG: 0.413		1-0 SAFE P3		2-2 SAFE G6-3		2-1 SAFE F8		0-0 F9		3 0 0 0 0 0 1 1 0 0 0 0 0 0																	
Dion James, L (8, PH) OBP: 0.353, SLG: 0.383		1-3 SAFE K		1-1 SAFE P2		1-0 SAFE F9		0-0 SF8 1B		4 1 1 0 0 1 1																	
Charlie Hayes, R (1, 5) OBP: 0.279, SLG: 0.376		2-1 SAFE CS HBP		1-0 SAFE G1		2-2 SAFE 2B 1B		0-0 SF8 2B		3 1 2 0 0 0 0																	
Andy Stankiewicz, R (1, 6) OBP: 0.346, SLG: 0.363		1-2 SAFE CS		3-1 SAFE P4		1-1 SAFE F7		1-1 SAFE SF8		3 1 1 1 0 0 0																	
Pat Kelly, R (1, 4) OBP: 0.283, SLG: 0.348		1-2 SAFE CS		3-1 SAFE P4		1-1 SAFE F7		1-1 SAFE SF8		3 1 1 1 0 0 0																	
Inning Stats	R: 1 E: 0 K: 1 S: 9 H: 2 LOB: 1 BB: 0 P: 16	R: 0 E: 0 K: 1 S: 8 H: 0 LOB: 0 BB: 0 P: 13	R: 2 E: 1 K: 0 S: 10 H: 2 LOB: 1 BB: 1 P: 25	R: 0 E: 0 K: 0 S: 6 H: 0 LOB: 0 BB: 0 P: 10	R: 0 E: 0 K: 1 S: 11 H: 1 LOB: 1 BB: 0 P: 19	R: 0 E: 0 K: 0 S: 6 H: 1 LOB: 1 BB: 0 P: 11	R: 2 E: 0 K: 1 S: 14 H: 3 LOB: 2 BB: 1 P: 25	R: 1 E: 0 K: 1 S: 8 H: 2 LOB: 1 BB: 0 P: 10	R: 0 E: 0 K: 0 S: 7 H: 0 LOB: 0 BB: 0 P: 9	1B: 7 2B: 4 3B: 0 HR: 0 SF: 3 SAC: 0 DP: 0 HBP: 1	WP: 2 PB: 0 SB: 1 CS: 1 PA: 41																
PITCHER	IP WLS BF H R ER SO BB IBB HBP BLK WP HR S P ERA WHIP											PITCHER	IP WLS BF H R ER SO BB IBB HBP BLK WP HR S P ERA WHIP														
Jimmy Key, L (1, 1) ERA: 3.51	6.0	28	8	5	5	3	2	0	1	0	1	0	55	106	7.50	1.667											
Mark Eichhorn, R (7, 1) ERA: 2.48	1.1	W	6	2	1	1	1	0	0	0	0	1	0	11	15	6.75	1.500										
Duane Ward, R (8, 1) ERA: 2.31	1.2	S	6	1	0	0	1	0	0	0	0	0	0	13	17	0.00	0.600										

New York Yankees @ Toronto Blue Jays
SkyDome, Toronto, ON
 Sun Aug 02 1992, 3:33 AM EDT
 Att. 50,409 - Cloudy - 75 F

livebaseballscorecards.com

AB	34
R	6
H	11
RBI	6
BB	2
SO	5
LOB	14



Batter	1	2	3	4	5	6	7	8	9
Devon White, S OBP: 0.291, SLG: 0.364 (1, 8)	2-2 P5		1-2 G4-3		1-1 F9		0-0 2B	1-3 K	
Roberto Alomar, S OBP: 0.412, SLG: 0.448 (1, 4)	1-2 P8		4-2 BB			0-0 SF8	2-0 HR		
Joe Carter, R OBP: 0.321, SLG: 0.502 (1, 10)	1-1 G6-3		2-1 P8			2-1 SF8	2-0 HR		
Dave Winfield, R OBP: 0.378, SLG: 0.500 (1, 9)		0-0 SF9		3-2 F9		1-1 1B	0-1 2B		
John Olerud, L OBP: 0.384, SLG: 0.454 (1, 3)		1-2 L4		2-2 WP		0-1 L7	4-0 FC5-4		
Candy Maldonado, R OBP: 0.347, SLG: 0.443 (1, 7)		2-1 SF9		1-3 K		1-3 K	0-0 FC5-4		
Jeff Kent, R OBP: 0.324, SLG: 0.432 (1, 5)		0-1 F7		1-2 G6-3			0-0 G1-3		
Pat Borders, R OBP: 0.309, SLG: 0.403 (1, 2)			2-2 FC3-6		1-0 F9-3		1-1 F7	0-2 FC1-6	
Alfredo Griffin, S OBP: 0.156, SLG: 0.143 (1, 6)			1-1 FC3-6		0-0 F9-3		0-1 2B	0-0 FC3-6	

AB	R	H	RBI	BB	SO	LOB
5	1	1	0	0	1	2
3	2	2	2	1	0	0
3	1	1	3	0	0	1
4	1	3	0	0	0	0
3	0	1	0	1	0	2
3	0	0	1	0	2	4
4	0	1	0	0	0	1
4	0	2	0	0	0	1
4	2	1	0	0	0	3

BOTTOM

New York Yankees @ Toronto Blue Jays
SkyDome, Toronto, ON
 Sun Aug 02 1992, 3:33 AM EDT
 Att: 50,409 - Cloudy - 75 F

livebaseballscorecards.com

AB	33
R	7
H	12
RBI	6
BB	2
SO	3
LOB	14



Inning Stats	R: 0	H: 0	E: 0	K: 0	S: 10	R: 1	H: 1	E: 0	K: 0	S: 10	R: 1	H: 1	E: 0	K: 0	S: 16	R: 0	H: 1	E: 0	K: 1	S: 15	R: 0	H: 1	E: 0	K: 0	S: 4	R: 1	H: 2	E: 0	K: 1	S: 10	R: 4	H: 5	E: 0	K: 0	S: 11	R: 0	H: 1	E: 0	K: 1	S: 10	R: 0	H: 1	E: 0	K: 1	S: 14	R: 0	H: 1	E: 0	K: 1	S: 14	R: 0	H: 1	E: 0	K: 1	S: 10
	0	0	0	0	14	1	1	0	0	13	1	1	0	0	26	0	1	0	1	22	0	1	0	0	6	1	2	1	0	14	4	5	0	0	20	0	1	0	1	14	0	1	0	1	14	0	1	0	1	14					

PITCHER	IP	WLS	BF	H	R	ER	SO	BB	IBB	HBP	BLK	WP	HR	S	P	ERA	WHIP
Scott Sanderson, R ERA: 5.0 (1, 1)	6.0		24	6	3	3	2	1	0	0	0	2	0	65	95	4.50	1.167
John Habyan, R ERA: 3.04 (7, 1)	0.2	L	8	5	4	4	0	0	1	0	0	0	1	10	19	54.00	7.500
Tim Burke, R ERA: 3.63 (7, 1)	1.1		5	1	0	0	1	0	0	0	0	0	0	11	15	0.00	0.750

WP	HR	S	P	ERA	WHIP
2	0	13	37		
0	0	0	0		
1	0	0	0		
0	0	0	0		

Batter	1	2	3	4	5	6	7	8	9	AB R H RBI BB SO LOB	TOP											
Devon White, S (1, 8) OBP: 0.291, SLG: 0.370	3-2 P5			0-0 HR		1-3 K		2-0 G4-3		4 1 1 1 0 1 2												
Roberto Alomar, S (1, 4) OBP: 0.410, SLG: 0.448	1-1 G3-1			2-2 2B		0-0 FC6-4		1-0 G6-3		4 0 1 0 0 0 1												
Joe Carter, R (1, 9) OBP: 0.321, SLG: 0.499	3-0 F8			4-2 BB		1-2 G6-3		1-2 F8		3 0 0 0 1 0 1												
Dave Winfield, R (1, 10) OBP: 0.374, SLG: 0.495		1-1 F9		2-1 G5-4-3		0-0 G1-4-3		1-0 F8		4 0 0 0 0 0 2												
John Olerud, L (1, 3) OBP: 0.386, SLG: 0.455		0-1 1B		1-1 F9		0-0 L4				1 0 1 0 0 0 0												
Pat Tabler, R (2, 3) OBP: 0.311, SLG: 0.272										2 0 0 0 0 0 1												
Candy Maldonado, R (1, 7) OBP: 0.344, SLG: 0.438		3-3 K			1-0 E6		1-0 F9			3 0 0 0 0 1 0												
Jeff Kent, R (1, 5) OBP: 0.325, SLG: 0.430			1-2 1B		3-2 L6-3		1-3 K			3 0 1 0 0 1 1												
Pat Borders, R (1, 2) OBP: 0.307, SLG: 0.400			2-2 G6-4-3		2-3 K		1-1 F7			2 0 0 0 0 1 1												
Randy Knorr, R (7, 2) OBP: 0.500, SLG: 0.500										1 0 0 0 0 0 0												
Alfredo Griffin, S (1, 6) OBP: 0.188, SLG: 0.178			1-3 K			1-2 1B		2-2 1B		3 0 2 0 0 1 0												
Inning Stats	R: 0 E: 0 K: 0 S: 6	H: 0 LOB: 0 BB: 0 P: 13	R: 0 E: 0 K: 1 S: 7	H: 1 LOB: 0 BB: 0 P: 11	R: 0 E: 0 K: 1 S: 11	H: 1 LOB: 0 BB: 0 P: 15	R: 1 E: 0 K: 0 S: 12	H: 2 LOB: 1 BB: 1 P: 21	R: 0 E: 1 K: 1 S: 7	H: 0 LOB: 0 BB: 0 P: 13	R: 0 E: 0 K: 1 S: 10	H: 1 LOB: 1 BB: 0 P: 13	R: 0 E: 0 K: 0 S: 3	H: 0 LOB: 0 BB: 0 P: 4	R: 0 E: 0 K: 1 S: 10	H: 1 LOB: 1 BB: 0 P: 16	R: 0 E: 0 K: 0 S: 5	H: 0 LOB: 0 BB: 0 P: 8	1B: 4 2B: 2 3B: 0 HR: 1	SF: 0 SAC: 0 DP: 3 HBP: 0	WP: 0 PB: 0 SB: 2 CS: 0	PA: 31
PITCHER Roger Clemens, R (1, 1) ERA: 2.25	IP: 9.0 WLS: W BF: 31 H: 6 R: 1 ER: 1 SO: 5 BB: 1 IBB: 0 HBP: 0 BLK: 0 WP: 0 HR: 1 S: 71 P: 114 ERA: 1.00 WHIP: 0.778											PITCHER	IP: 9.0 WLS: W BF: 31 H: 6 R: 1 ER: 1 SO: 5 BB: 1 IBB: 0 HBP: 0 BLK: 0 WP: 0 HR: 1 S: 71 P: 114 ERA: 1.00 WHIP: 0.778									

Toronto Blue Jays @ Boston Red Sox
Fenway Park, Boston, MA
Mon Aug 03 1992, 7:05 PM EDT
Att. 34,024 - Sunny - 80 F

livebaseballscorecards.com

AB 30
R 1
H 6
RBI 1
BB 1
SO 5
LOB 9



Batter	1	2	3	4	5	6	7	8	9
Wade Boggs, L OBP: 0.369, SLG: 0.386 (1, 5)	1-1 G6-3		1 SAFE 2-2 G4-3		4-2 1B BB	1-2 G6-3		3-2 L8	
Billy Hatcher, R OBP: 0.338, SLG: 0.394 (1, 7)	4-1 1B BB		1-0 G4-3 S 2B		2-2 BB 1B	1-2 1B FC9-2-1-5 1B		2-1 G5-3	
Phil Plantier, L OBP: 0.332, SLG: 0.369 (1, 10)	1-0 1-3 1B		2-1 G4-3		1-1 BB BB	1-0 1-3 1B			
Tom Brunansky, R OBP: 0.343, SLG: 0.472 (1, 9)	1-0 P3		2-3 K		4-1 BB BB	2-1 FC9-2-1-5			
Mo Vaughn, L OBP: 0.347, SLG: 0.368 (1, 3)	2-2 G5-3		3-H	1-1 F8	4-2 BB BB		0-0		
Bob Zupcic, R OBP: 0.344, SLG: 0.420 (1, 8)		0-0 P2		1-3 K	1-2 2-3 3-H BB BB		2-3 K		
Jody Reed, R OBP: 0.335, SLG: 0.346 (1, 4)		3-3 K		2-1 HR	4-1 BB		3-1 F7		
John Marzano, R (1, 2)		2-2 P3		0-3 K	3-3 K		0-3 K		
John Valentin, R OBP: 0.360, SLG: 0.364 (1, 6)			1-0 G4-3 2B 1B		1-1 P3	1-0 G6-3 1B 2B		0-1 G6-3	

Inning Stats	R: 0	H: 1	E: 0	LOB: 2	K: 0	S: 8	P: 17	R: 0	H: 0	E: 0	LOB: 0	K: 1	S: 7	R: 2	H: 2	E: 0	LOB: 0	K: 1	S: 10	R: 1	H: 1	E: 0	LOB: 0	K: 2	S: 10	R: 3	H: 2	E: 0	LOB: 3	K: 2	S: 21	R: 1	H: 3	E: 0	LOB: 1	K: 0	S: 10	R: 0	H: 1	E: 0	LOB: 1	K: 2	S: 9	R: 0	H: 0	E: 0	LOB: 0	K: 0	S: 9	1B: 6	SF: 0	2B: 4	SAC: 0	3B: 0	DP: 1	HR: 1	HBP: 0	WP: 0	PA: 38
--------------	------	------	------	--------	------	------	-------	------	------	------	--------	------	------	------	------	------	--------	------	-------	------	------	------	--------	------	-------	------	------	------	--------	------	-------	------	------	------	--------	------	-------	------	------	------	--------	------	------	------	------	------	--------	------	------	-------	-------	-------	--------	-------	-------	-------	--------	-------	--------

PITCHER	IP	WLS	BF	H	R	ER	SO	BB	IBB	HBP	BLK	WP	HR	S	P	ERA	WHIP
Juan Guzman, R ERA: 2.35 (1, 1)	4.1	L	23	6	6	6	4	4	0	0	0	0	1	49	91	12.46	2.308
Doug Linton, R ERA: 2.45 (5, 1)	3.2		15	4	1	1	4	1	0	0	0	0	0	35	60	2.46	1.364


BOTTOM

Toronto Blue Jays @ Boston Red Sox
Fenway Park, Boston, MA

Mon Aug 03 1992, 7:05 PM EDT
Att: 34,024 - Sunny - 80 F

livebaseballscorecards.com

AB	33
R	7
H	10
RBI	6
BB	5
SO	8
LOB	18



Batter	1	2	3	4	5	6	7	8	9	AB R H RBI BB SO LOB	TOP											
Devon White, S OBP: 0.290, SLG: 0.368 (1, 8)	1-1 FC6-4 1B	2-2 G4-3		0-2 G6-3		1-3 K			0-1 E3 G1-3	5 0 1 0 0 1 4												
Roberto Alomar, S OBP: 0.406, SLG: 0.442 (1, 4)	1-1 FC6-4 1B		3-2 G6-3		1-2 F8		1-1 B1-3		3-3 K	5 0 0 0 0 1 2												
Joe Carter, R OBP: 0.322, SLG: 0.500 (1, 9)	3-2 1B		2-1 S 2B		1-0 G6-3		2-3 K		1-1 G1-3	5 0 2 0 0 1 1												
Dave Winfield, R OBP: 0.375, SLG: 0.500 (1, 10)	3-3 K		1-3 K		4-1 HR BB		3-1 HR		2-3 K	4 2 1 1 1 3 4												
Candy Maldonado, R OBP: 0.346, SLG: 0.447 (1, 7)	1-3 K		4-2 S BB		0-2 HR		0-1 G5-3			3 1 1 2 1 1 2												
Pat Tabler, R OBP: 0.298, SLG: 0.259 (1, 3)		1-2 L8	3-2 G6-3		0-0 G5-3			1-2 G4-3		4 0 0 0 0 0 2												
Jeff Kent, R OBP: 0.323, SLG: 0.444 (1, 5)		1-3 K		0-3 K		1-3 K		3-2 HR		4 1 1 1 0 3 0												
Pat Borders, R OBP: 0.310, SLG: 0.406 (1, 2)		0-0 1B		2-1 G5-3 2B		3-1 F8		1-3 K		3 0 2 0 0 0 0												
Randy Knorr, R OBP: 0.333, SLG: 0.333 (6, 2)										1 0 0 0 0 1 0												
Manuel Lee, S OBP: 0.332, SLG: 0.312 (1, 6)		0-1 1B		2-1 G5-3		0-0 1B		0-3 K		4 0 2 0 0 1 1												
Inning Stats	R: 0 E: 0 K: 2 S: 14	H: 2 LOB: 2 BB: 0 P: 23	R: 0 E: 0 K: 1 S: 12	H: 2 LOB: 2 BB: 0 P: 16	R: 0 E: 0 K: 1 S: 15	H: 1 LOB: 2 BB: 1 P: 28	R: 0 E: 0 K: 1 S: 10	H: 1 LOB: 1 BB: 0 P: 14	R: 2 E: 0 K: 0 S: 9	H: 1 LOB: 0 BB: 1 P: 15	R: 0 E: 0 K: 2 S: 9	H: 1 LOB: 1 BB: 0 P: 14	R: 1 E: 0 K: 1 S: 9	H: 1 LOB: 0 BB: 0 P: 15	R: 1 E: 0 K: 2 S: 12	H: 1 LOB: 0 BB: 0 P: 17	R: 0 E: 1 K: 2 S: 11	H: 0 LOB: 1 BB: 0 P: 17	1B: 5 2B: 2 3B: 0 HR: 3	SF: 0 SAC: 0 DP: 0 HBP: 0	WP: 0 PB: 0 SB: 2 CS: 0	PA: 40
PITCHER	IP WLS BF H R ER SO BB IBB HBP BLK WP HR S P ERA WHIP																					
Joe Hesketh, L ERA: 4.25 (1, 1)	5.0 W 24 7 2 2 5 2 0 0 0 0 0 1 60 96 3.60 1.800																					
Greg Harris, R ERA: 2.31 (6, 1)	4.0 S 16 3 2 2 7 0 0 0 0 0 0 2 41 63 4.50 0.750																					

Toronto Blue Jays @ Boston Red Sox
 Fenway Park, Boston, MA
 Tue Aug 04 1992, 7:05 PM EDT
 Att. 33,294 - Cloudy - 77 F

livebaseballscorecards.com

AB	38
R	4
H	10
RBI	4
BB	2
SO	12
LOB	16



Batter	1	2	3	4	5	6	7	8	9	AB R H RBI BB SO LOB	TOP																
Devon White, S OBP: 0.293, SLG: 0.376 (1, 8)	1-2 2B 1B	0-0 FC4-6 1B			2-2 S 1B		1-1 FC4-6 1-2f		0-0 3B	5 1 3 0 0 0 2																	
Roberto Alomar, S OBP: 0.407, SLG: 0.447 Alfredo Griffin, S OBP: 0.200, SLG: 0.213 (1, 4) (5, 4)	1-1 2B	1-2 1B			3-3 K 1-2			0-0 1B 2B	2-2 P5	3 1 2 0 0 1 1 2 1 1 0 0 0 1																	
Joe Carter, R OBP: 0.318, SLG: 0.494 (1, 9)	2-3 K				1-1 F9			1-3 K	0-1 P4	5 0 0 0 0 2 5																	
Dave Winfield, R OBP: 0.376, SLG: 0.501 (1, 10)	1-1 3B 2B				1-1 L7			4-2 1B BB		3 2 1 2 1 0 0																	
Pat Tabler, R OBP: 0.296, SLG: 0.258 (1, 3)	2-1 G5-3				2-3 K			0-0 G6-3	1-1 1B 1-2 2-3 1B	4 0 1 0 0 1 1																	
Derek Bell, R OBP: 0.313, SLG: 0.330 John Olerud, L OBP: 0.388, SLG: 0.457 Kelly Gruber, R OBP: 0.274, SLG: 0.393 (1, 7) (8, PH) (8, PR) (8, 5)	2-1 3B				4-2 BB			0-1 1B 1-2 2-H 3-H 1B		2 0 1 1 1 1 0 1 0 1 2 0 0 0 0 0 0 0 0 0 0																	
Jeff Kent, R OBP: 0.318, SLG: 0.436 Candy Maldonado, R OBP: 0.345, SLG: 0.446 (1, 5) (8, PH) (8, 7)	3-1 F8				0-3 K2-3-2 1-1			1-3 K	1-3 K	3 0 0 0 0 2 2 1 0 0 0 0 1 2																	
Pat Borders, R OBP: 0.306, SLG: 0.401 (1, 2)		1-2 F8			1-3 K			1-1 F9	0-3 K	4 0 0 0 0 2 2																	
Manuel Lee, S OBP: 0.334, SLG: 0.312 (1, 6)		4-2 FC4-6 BB			1-1 L7			1-2 FC4-6 1B	1-0 F7	3 0 1 0 1 0 0																	
Inning Stats	R: 3 E: 0 K: 1 S: 18	H: 4 LOB: 1 BB: 0 P: 30	R: 0 E: 0 K: 0 S: 10	H: 1 LOB: 2 BB: 1 P: 16	R: 0 E: 0 K: 1 S: 6	H: 0 LOB: 0 BB: 0 P: 11	R: 0 E: 0 K: 2 S: 8	H: 0 LOB: 0 BB: 1 P: 13	R: 0 E: 0 K: 1 S: 12	H: 1 LOB: 1 BB: 0 P: 19	R: 0 E: 0 K: 1 S: 8	H: 0 LOB: 0 BB: 0 P: 11	R: 0 E: 0 K: 1 S: 13	H: 1 LOB: 1 BB: 0 P: 17	R: 2 E: 0 K: 3 S: 17	H: 3 LOB: 2 BB: 1 P: 24	R: 0 E: 0 K: 0 S: 8	H: 1 LOB: 1 BB: 0 P: 11	1B: 6 2B: 4 3B: 2 HR: 0	SF: 0 SAC: 0 DP: 1 HBP: 0	WP: 0 PB: 0 SB: 1 CS: 0	PA: 39					
PITCHER	IP	WLS	BF	H	R	ER	SO	BB	IBB	HBP	BLK	WP	HR	S	P	ERA	WHIP										
Danny Darwin, R ERA: 4.73 (1, 1)	7.0		28	7	3	3	7	2	0	0	0	0	0	75	117	3.86	1.286										
Daryl Irvine, R ERA: 4.58 (8, 1)	0.1	L	4	2	2	2	1	1	0	0	0	0	0	8	14	54.00	9.000										
Jeff Reardon, R ERA: 2.95 (8, 1)	1.2		7	2	0	0	2	0	0	0	0	0	0	17	21	0.00	1.200										

Toronto Blue Jays @ Boston Red Sox
Fenway Park, Boston, MA
Wed Aug 05 1992, 3:33 AM EDT
Att. 33,945 - Cloudy - 77 F

livebaseballscorecards.com

AB	36
R	5
H	11
RBI	5
BB	3
SO	10
LOB	16



Batter	1	2	3	4	5	6	7	8	9	AB R H RBI BB SO LOB	TOP											
Devon White, S OBP: 0.290, SLG: 0.371 (1, 8)	2-2 F8	3-1 F8		2-2 G5-3	2-2 F8		1-3 K	0-1 E4		6 0 0 0 0 1 3												
Roberto Alomar, S OBP: 0.411, SLG: 0.448 Ed Sprague, R (8, 5)	4-1 BB E BB		1-1 L8	2-1 BB BB 2B	4-1 1-2 HR BB		4-2 1-2 2B G4-3 BB	0-2 G3		3 4 1 0 3 0 2 0 0 0 0 0 0 0												
Joe Carter, R OBP: 0.323, SLG: 0.505 Derek Bell, R OBP: 0.310, SLG: 0.327 (1, 9) (8, 9)	4-1 E 1B BB		4-1 HR BB	3-2 G5-3	1-1 1-H 2-H HR		0-0 G4-3 1-3 2-H 2B		2-2 E5 CS	3 3 2 4 2 0 1 1 0 0 0 0 0 0												
Dave Winfield, R OBP: 0.377, SLG: 0.508 (1, 10)	2-3 K		1-0 HR	4-0 BB BB IBB	3-2 G5-3		0-1 G4-3		3-1 G6-4-3 1B	5 1 2 3 1 1 3												
Candy Maldonado, R OBP: 0.345, SLG: 0.442 (1, 7)	2-0 E5 1B WP 1-3 2-H		0-2 1B HR 1B	4-2 1-2 2-3 BB BB		3-2 F8	0-0 G5-3		0-2 G6-4-3	5 2 1 0 1 0 3												
Pat Tabler, R OBP: 0.311, SLG: 0.269 (1, 3)	1-2 1-H 3-H 1B		0-1 HR 1B	4-1 1-2 2-3 3-H BB		3-2 F9		0-0 F8		4 1 2 3 1 0 0												
Jeff Kent, R OBP: 0.325, SLG: 0.451 (1, 5) (8, 4)	0-3 K		2-2 1-H 2-H HR	3-1 F8		1-2 HBP		4-1 BB E BB		3 2 1 3 1 1 4												
Pat Borders, R OBP: 0.302, SLG: 0.395 (1, 2)		0-1 P6	3-1 L5		3-2 F8	0-1 F7		0-0 F9		5 0 0 0 0 0 2												
Manuel Lee, S OBP: 0.338, SLG: 0.314 (1, 6)		1-0 G6-3	1-0 G4-3		0-0 BB HR 1B		0-0 BB 2B 1B	4-1 E BB		4 2 2 0 1 0 0												
Inning Stats	R: 3 E: 1 K: 2 S: 15	H: 1 LOB: 1 BB: 2 P: 30	R: 0 E: 0 K: 0 S: 5	H: 0 LOB: 0 BB: 0 P: 9	R: 5 E: 0 K: 0 S: 17	H: 4 LOB: 0 BB: 1 P: 29	R: 1 E: 0 K: 0 S: 16	H: 1 LOB: 3 BB: 3 P: 38	R: 3 E: 0 K: 0 S: 15	H: 2 LOB: 0 BB: 1 P: 28	R: 0 E: 0 K: 0 S: 12	H: 0 LOB: 1 BB: 0 P: 19	R: 2 E: 0 K: 1 S: 10	H: 2 LOB: 1 BB: 1 P: 15	R: 1 E: 1 K: 0 S: 9	H: 0 LOB: 2 BB: 2 P: 17	R: 0 E: 1 K: 0 S: 9	H: 1 LOB: 0 BB: 0 P: 14	1B: 6 2B: 2 3B: 0 HR: 3	SF: 0 SAC: 0 DP: 1 HBP: 1	WP: 1 PB: 0 SB: 0 CS: 1	PA: 50
PITCHER	IP WLS BF H R ER SO BB IBB HBP BLK WP HR S P ERA WHIP												PITCHER	IP WLS BF H R ER SO BB IBB HBP BLK WP HR S P ERA WHIP								
Frank Tanana, L ERA: 4.76 (1, 1)	2.1 L 16 5 8 5 2 3 0 0 0 1 2 34 61 19.29 3.429																					
Buddy Groom, L ERA: 5.63 (3, 1)	1.1 8 1 1 1 0 2 1 0 0 0 0 17 40 6.75 2.250																					
Les Lancaster, R ERA: 6.01 (4, 1)	4.1 23 4 6 5 1 4 0 1 0 0 1 48 84 10.38 1.846																					
Mike Munoz, L ERA: 3.51 (9, 1)	1.0 3 1 0 0 0 0 0 0 0 0 0 9 14 0.00 1.000																					

Toronto Blue Jays @ Detroit Tigers
Tiger Stadium, Detroit, MI
Thu Aug 06 1992, 7:05 PM EDT
Att. 27,969 - Sunny - 75 F

livebaseballscorecards.com

AB	39
R	15
H	11
RBI	13
BB	10
SO	3
LOB	18



BOTTOM

Toronto Blue Jays @ Detroit Tigers
Tiger Stadium, Detroit, MI
Thu Aug 06 1992, 7:05 PM EDT
Att. 27,969 - Sunny - 75 F

livebaseballscorecards.com

AB	39
R	11
H	15
RBI	10
BB	8
SO	5
LOB	24



WP:	1	PA:	49
PB:	0		
SB:	0		
CS:	0		

AB R H RBI BB SO LOB

5 0 2 0 1 1 3

5 2 2 0 1 0 3

6 2 1 3 0 0 6

6 2 3 2 0 2 2

2 2 0 0 3 1 2

5 2 3 2 0 0 2

4 0 2 2 0 1 2

3 0 1 0 2 0 1

1B:	11	SF:	2
2B:	2	SAC:	0
3B:	0	DP:	1
HR:	2	HBP:	0

1B: 11 SF: 2
2B: 2 SAC: 0
3B: 0 DP: 1
HR: 2 HBP: 0

Batter	1	2	3	4	5	6	7	8	9
Tony Phillips, S OBP: 0.393, SLG: 0.403 (1, 9) (9, 8)	0-0 1B		4-2 FC6-5 1-2 BB	1-2 F8 1B	2-3 K		3-2 G6-3	0-1 F8	
Lou Whitaker, L OBP: 0.394, SLG: 0.456 (1, 4) C C C X	0-2 F8		4-1 FC6-5 1-2 2-3 1B BB	1-1 F8		2-2 BB 1B		2-1 HR 1B	0-0 P3
Travis Fryman, R OBP: 0.317, SLG: 0.444 (1, 6) B B F F X	3-2 F9		1-2 FC6-5 1B 1-2 2-3 2-H	0-0 F9		2-1 F7		0-0 HR 1-H	2-1 F9
Cecil Fielder, R OBP: 0.315, SLG: 0.471 (1, 3) B F B X	2-1 F8		1-0 1B 1-3 2-H		0-1 2B 2B	2-3 K		2-1 HR	2-3 K
Mickey Tettleton, S OBP: 0.374, SLG: 0.476 (1, 10)		1-0 F8	1-3 K		4-2 2B 1B BB	4-2 BB		4-1 1B SF9 BB	
Dan Gladden, R OBP: 0.316, SLG: 0.360 (1, 7)		2-0 F7	1-1 1B		0-0 1B G3-6-3 2B	2-1 G4-3		2-1 WP BB SF7 1B	
Scott Livingstone, L OBP: 0.330, SLG: 0.345 (1, 5)		2-1 1B	3-2 F7		3-2 G3-6-3 BB 1B		3-3 K	0-2 SF9	
Chad Kreuter, S OBP: 0.292, SLG: 0.314 (1, 2)		1-0 F8		1-0 F8	4-2 G3-6-3 BB		3-1 1B	4-1 SF7 WP BB	
Gary Pettis, S OBP: 0.278, SLG: 0.259 Dave Bergman, L OBP: 0.269, SLG: 0.241 (8, PH) Skeeter Barnes, R OBP: 0.267, SLG: 0.347 (9, 9)			4-0 BB FC6-5 BB	1-1 F8 1B	0-0 G3-6-3		2-1 F9	2-2 SF7	

Inning Stats	R: 0 E: 0 K: 0 S: 9	H: 1 LOB: 1 BB: 0 P: 14	R: 0 E: 0 K: 0 S: 5	H: 1 LOB: 1 BB: 0 P: 11	R: 3 E: 0 K: 1 S: 18	H: 2 LOB: 2 BB: 3 P: 37	R: 0 E: 0 K: 0 S: 9	H: 2 LOB: 2 BB: 0 P: 13	R: 3 E: 0 K: 1 S: 17	H: 3 LOB: 1 BB: 2 P: 30	R: 0 E: 0 K: 1 S: 12	H: 1 LOB: 2 BB: 1 P: 24	R: 0 E: 0 K: 1 S: 10	H: 1 LOB: 1 BB: 0 P: 21	R: 5 E: 0 K: 0 S: 20	H: 4 LOB: 1 BB: 2 P: 36	R: 0 E: 0 K: 1 S: 6	H: 0 LOB: 0 BB: 0 P: 10
--------------	------------------------------	----------------------------------	------------------------------	----------------------------------	-------------------------------	----------------------------------	------------------------------	----------------------------------	-------------------------------	----------------------------------	-------------------------------	----------------------------------	-------------------------------	----------------------------------	-------------------------------	----------------------------------	------------------------------	----------------------------------

PITCHER	IP	WLS	BF	H	R	ER	SO	BB	IBB	HBP	BLK	WP	HR	S	P	ERA	WHIP
Jack Morris, R ERA: 4.57 (1, 1)	5.0	W	28	9	6	6	2	5	0	0	0	0	0	58	105	10.80	2.800
Pat Hentgen, R ERA: 5.56 (6, 1)	2.0		14	6	5	5	2	2	0	0	0	0	2	30	63	22.50	4.000
Duane Ward, R ERA: 2.27 (8, 1)	1.0		4	0	0	0	0	1	0	0	0	1	0	12	18	0.00	1.000
Tom Henke, R ERA: 2.08 (9, 1)	1.0		3	0	0	0	1	0	0	0	0	0	0	6	10	0.00	0.000

Batter	1	2	3	4	5	6	7	8	9	AB R H RBI BB SO LOB	TOP																								
Devon White, S (1, 8) OBP: 0.291, SLG: 0.378	2-1 F8		1-1 S 1B		1-0 1-H HR			0-0 G6-3		4 1 2 2 0 0 0																									
Roberto Alomar, S (1, 4) OBP: 0.407, SLG: 0.444	0-1 F7		1-1 1 SAFE P S X 1-2		2-1 G4-3			2-1 G3		4 0 0 0 0 0 1																									
Joe Carter, R (1, 9) OBP: 0.321, SLG: 0.500	2-0 P4			0-1 F9			1-2 P4	1-0 L7		4 0 0 0 0 0 0																									
Dave Winfield, R (1, 10) OBP: 0.381, SLG: 0.510		0-1 G5-3 1B		3-2 BB 1B		2-0 1B		1-0 F8		4 0 3 0 0 0 0																									
Candy Maldonado, R (1, 7) OBP: 0.347, SLG: 0.441		3-2 G5-3 1-2		4-1 L1-3 BB		0-1 F9		0-0 1B		3 0 1 0 1 0 2																									
Pat Tabler, R (1, 3) OBP: 0.299, SLG: 0.258		1-2 F9		0-0 L1-3 1-2		0-2 F7		0-2 F9		4 0 0 0 0 0 5																									
Jeff Kent, R (1, 5) OBP: 0.324, SLG: 0.447		0-2 G6-3			0-0 HR 1B		2-2 P2	0-0 L7		4 1 1 0 0 0 2																									
Pat Borders, R (1, 2) OBP: 0.302, SLG: 0.394			1-0 G6-4-3 1B		1 SAFE 1-1 F9		0-0 L7			3 0 1 0 0 0 1																									
Manuel Lee, S (1, 6) OBP: 0.335, SLG: 0.312			3-2 G6-4-3 1-2		2-1 L5		2-1 G6-3			3 0 0 0 0 0 2																									
Inning Stats	R: 0 E: 0 K: 0 S: 5 H: 0 LOB: 0 BB: 0 P: 9	R: 0 E: 0 K: 0 S: 14 H: 1 LOB: 1 BB: 0 P: 18	R: 0 E: 0 K: 0 S: 9 H: 2 LOB: 1 BB: 0 P: 14	R: 0 E: 0 K: 0 S: 7 H: 1 LOB: 1 BB: 1 P: 14	R: 2 E: 0 K: 0 S: 8 H: 2 LOB: 0 BB: 0 P: 14	R: 0 E: 0 K: 0 S: 11 H: 1 LOB: 1 BB: 0 P: 14	R: 0 E: 0 K: 0 S: 6 H: 0 LOB: 0 BB: 0 P: 10	R: 0 E: 0 K: 0 S: 4 H: 0 LOB: 0 BB: 0 P: 7	R: 0 E: 0 K: 0 S: 6 H: 1 LOB: 1 BB: 0 P: 7	1B: 7 2B: 1 3B: 0 HR: 1 SF: 0 SAC: 0 DP: 2 HBP: 0	WP: 0 PB: 0 SB: 1 CS: 0 PA: 34																								
PITCHER Bill Gullickson, R (1, 1) ERA: 3.56	IP 9.0	WLS W	BF 34	H 8	R 2	ER 2	SO 0	BB 1	IBB 0	HBP 0	BLK 0	WP 0	HR 1	S 70	P 107	ERA 2.00	WHIP 1.000	PITCHER	IP 9.0	WLS W	BF 34	H 8	R 2	ER 2	SO 0	BB 1	IBB 0	HBP 0	BLK 0	WP 0	HR 1	S 70	P 107	ERA 2.00	WHIP 1.000

Toronto Blue Jays @ Detroit Tigers
Tiger Stadium, Detroit, MI
Fri Aug 07 1992, 7:05 PM EDT
Att. 29,994 - Cloudy - 76 F

livebaseballscorecards.com

AB	33
R	2
H	8
RBI	2
BB	1
SO	0
LOB	13



Batter	1	2	3	4	5	6	7	8	9	AB	R	H	RBI	BB	SO	LOB	BOTTOM		
Tony Phillips, S OBP: 0.393, SLG: 0.405 (1, 4)	2-1 SAFE 1B 1B	2-0 SAFE FC6-4 1-2f		3-2 P3		1-2 1-3 3-H 2B		0-2 F8		5	1	2	1	0	0	1			
Dan Gladden, R OBP: 0.319, SLG: 0.359 (1, 7)	1 SAFE 1B 1-3 G6-4-3 1B		4-0 1B SF8 BB	3-2 P4		3-2 G6-3				3	2	1	0	1	0	2			
Travis Fryman, R OBP: 0.317, SLG: 0.443 (1, 6)	0-0 FC G6-4-3 1-2 3-3 1B		1 SAFE 3-1 BB HR 1B		2-2 G6-3		1-0 F8			4	1	1	0	0	0	2			
Cecil Fielder, R OBP: 0.314, SLG: 0.469 (1, 3)	0-0 G6-4-3 1-2 2-3 3-H 1B		3-3 K		2-0 G6-3		1-2 G6-3			4	0	1	1	0	1	2			
Mickey Tettleton, S OBP: 0.376, SLG: 0.473 (1, 2)	2-2 G6-4-3 1-2f 2-3 3-H 1B		4-2 HR BB		0-3 K		4-0 1B BB			2	1	0	0	2	1	2			
Mark Carreon, R OBP: 0.279, SLG: 0.363 (1, 9)	1-0 G1-3		1-2 SF8		1-3 K2-3		1-1 1-2 1B			3	0	1	1	0	1	1			
Skeeter Barnes, R OBP: 0.266, SLG: 0.373 (1, 10)		2-1 P4	1-0 HR		2-2 G4-3		0-2 P4			4	1	1	3	0	0	2			
Scott Livingstone, L OBP: 0.329, SLG: 0.343 (1, 5)		0-2 F9	2-2 F7		2-2 1B 2B 1B		0-0 F8			4	1	1	0	0	0	0			
Gary Pettis, S OBP: 0.287, SLG: 0.262 (1, 8)		4-2 FC6-4 BB		2-3 K		1 SAFE 0-0 2B 1-3 1B		1-0 G4-3		3	0	1	0	1	1	0			
Inning Stats	R: 2 E: 1 K: 0 S: 10	H: 3 LOB: 1 BB: 0 P: 17	R: 0 E: 0 K: 0 S: 8	H: 0 LOB: 1 BB: 1 P: 16	R: 4 E: 0 K: 1 S: 19	H: 2 LOB: 0 BB: 2 P: 37	R: 0 E: 0 K: 1 S: 13	H: 0 LOB: 0 BB: 0 P: 21	R: 0 E: 0 K: 1 S: 17	H: 1 LOB: 2 BB: 0 P: 26	R: 0 E: 0 K: 0 S: 9	H: 0 LOB: 2 BB: 1 P: 16	R: 0 E: 0 K: 0 S: 5	H: 0 LOB: 0 BB: 0 P: 6	1B: 7 2B: 1 3B: 0 HR: 1	SF: 1 SAC: 0 DP: 1 HBP: 0	WP: 0 PB: 0 SB: 0 CS: 0	PA: 37	
PITCHER	IP WLS BF H R ER SO	WLS L L	H R ER SO	H R ER SO	IP WLS BF H R ER SO	IP WLS BF H R ER SO	IP WLS BF H R ER SO	IP WLS BF H R ER SO	IP WLS BF H R ER SO	IP WLS BF H R ER SO	IP WLS BF H R ER SO	IP WLS BF H R ER SO	IP WLS BF H R ER SO	IP WLS BF H R ER SO	IP WLS BF H R ER SO	IP WLS BF H R ER SO	ERA WHIP	ERA WHIP	
Jimmy Key, L ERA: 3.73 (1, 1)	5.2		8	7	6	4	3	0	0	0	0	0	0	0	0	0	0	9.53	1.941
Mark Eichhorn, R ERA: 2.27 (6, 1)	2.1		1	0	0	0	1	0	0	0	0	0	0	0	0	0	0	0.00	0.857

Toronto Blue Jays @ Detroit Tigers
Tiger Stadium, Detroit, MI
Fri Aug 07 1992, 7:05 PM EDT
Att. 29,994 - Cloudy - 76 F

AB 32
R 7
H 9
RBI 6
BB 4
SO 4
LOB 12



WP: 0 PA: 37
PB: 0
SB: 0
CS: 0

ERA WHIP

livebaseballscorecards.com

Batter	1	2	3	4	5	6	7	8	9	AB R H RBI BB SO LOB	TOP																	
Devon White, S (1, 8) OBP: 0.290, SLG: 0.376	1-2 G4-6-3 1B		3-3 K		1-3 K		2-0 F9		0-3 K	5 0 1 0 0 3 3																		
Roberto Alomar, S (1, 4) OBP: 0.409, SLG: 0.447	1-3 K		2-1 G4-3			2-0 S 1B	4-2 BB		0-0 S 1B	4 1 2 1 1 1 1																		
Joe Carter, R (1, 10) OBP: 0.317, SLG: 0.494	1-2 G4-6-3 1-2f		1-2 P4			3-1 G6-3	3-3 K		2-0 G5-3	5 0 0 0 0 1 5																		
Dave Winfield, R (1, 9) OBP: 0.382, SLG: 0.509		4-0 2B E BB		2-2 G5-3		3-1 HR 1B	3-1 F8			3 2 1 1 1 0 2																		
Candy Maldonado, R (1, 7) OBP: 0.348, SLG: 0.451		2-2 F9		3-3 K		3-2 HR 1B		2-1 G3-6-1 1B		4 1 2 2 0 1 1																		
Pat Tabler, R (1, 3) OBP: 0.306, SLG: 0.277		2-1 E 2B		3-2 L9		0-0 FC1-4 1B		2-1 G3-6-1		4 1 2 0 0 0 1																		
Jeff Kent, R (1, 5) OBP: 0.327, SLG: 0.454		2-2 E9 1B			3-2 2B	2-1 FC1-4		0-3 K		4 0 2 2 0 1 1																		
Pat Borders, R (1, 2) OBP: 0.299, SLG: 0.389		1-2 G5-3			0-1 L9	1-0 L7		2-2 G5-3		4 0 0 0 0 0 3																		
Manuel Lee, S (1, 6) OBP: 0.334, SLG: 0.309		1-1 G3			3-3 K		4-1 BB BB		0-0 E3 1B	3 1 0 0 1 1 2																		
Inning Stats	R: 0 E: 0 K: 1 S: 10	H: 1 LOB: 0 BB: 0 P: 12	R: 2 E: 1 K: 0 S: 14	H: 2 LOB: 1 BB: 1 P: 26	R: 0 E: 0 K: 1 S: 9	H: 0 LOB: 0 BB: 0 P: 15	R: 0 E: 0 K: 1 S: 11	H: 0 LOB: 0 BB: 0 P: 19	R: 0 E: 0 K: 2 S: 12	H: 1 LOB: 1 BB: 0 P: 19	R: 3 E: 0 K: 0 S: 12	H: 4 LOB: 1 BB: 0 P: 26	R: 0 E: 0 K: 1 S: 9	H: 0 LOB: 2 BB: 2 P: 25	R: 0 E: 0 K: 1 S: 7	H: 1 LOB: 0 BB: 0 P: 11	R: 1 E: 1 K: 1 S: 9	H: 1 LOB: 1 BB: 0 P: 13	1B: 6 2B: 3 3B: 0 HR: 1	SF: 0 SAC: 0 DP: 2 HBP: 0	WP: 0 PB: 0 SB: 2 CS: 0	PA: 39						
PITCHER	IP WLS BF H R ER SO BB IBB HBP BLK WP HR S P ERA WHIP																											
Walt Terrell, R (1, 1) ERA: 5.35	5.1		23	7	5	5	5	1	0	0	0	0	0	1	64	110	8.44	1.500										
John Kiely, R (6, 1) ERA: 2.61	1.0	W	6	1	0	0	0	2	0	0	0	0	0	8	21	0.00	3.000											
Kurt Knudsen, R (7, 1) ERA: 3.47	1.2		5	1	0	0	2	0	0	0	0	0	0	12	22	0.00	0.600											
Mike Henneman, R (9, 1) ERA: 4.44	1.0	S	5	1	1	0	1	0	0	0	0	0	0	9	13	0.00	1.000											

Toronto Blue Jays @ Detroit Tigers
Tiger Stadium, Detroit, MI
Sat Aug 08 1992, 7:05 PM EDT
Att. 39,344 - Cloudy - 79 F

livebaseballscorecards.com

AB	36
R	6
H	10
RBI	6
BB	3
SO	8
LOB	19



Batter	1	2	3	4	5	6	7	8	9
Tony Phillips, S OBP: 0.397, SLG: 0.409 (1, 9)	1-0 2B 1B	0-0 F8		0-0 F9 BB 1B	4-0 BB 1-2 BB		3-2 S HR 1B		
Lou Whitaker, L OBP: 0.397, SLG: 0.465 (1, 4)	1-0 P6	2-3 K		4-2 BB 1-2 BB	4-2 BB 1-2 BB		1-1 1-H HR		
Travis Fryman, R OBP: 0.318, SLG: 0.443 (1, 6)	2-2 1-H E 2B		4-2 1B BB 2B BB	3-2 F9 2-3	0-3 K		2-3 K		
Cecil Fielder, R OBP: 0.315, SLG: 0.467 (1, 10)	2-2 2-H E5		2-3 K	4-2 1-2 BB		0-0 P5		0-0 CS 1B	
Skeeter Barnes, R OBP: 0.266, SLG: 0.373 (8, PR)									
Mickey Tettleton, S OBP: 0.378, SLG: 0.480 (1, 2)	4-0 G4-6-3 IBB		4-2 1B 1-2 2B BB	3-2 P2		2-0 HR		0-3 K 1-2	
Dan Gladden, R OBP: 0.320, SLG: 0.360 (1, 7)	1-2 G4-6-3 1-2f		1-0 2B 1-2 2-3 1B	2-2 P6		0-1 G4-6-3 1B		3-3 K	
Scott Livingstone, L OBP: 0.327, SLG: 0.346 (1, 5)		0-0 G1-3	1-0 1-H 2-H 3-H 2B		1-3 K	0-0 G4-6-3 1-2f			
Rico Brogna, L OBP: 0.250, SLG: 0.500 (1, 3)		3-2 2B	0-0 P6		1-0 G4-3		1-3 K		
Gary Pettis, S OBP: 0.296, SLG: 0.264 (1, 8)		4-2 BB	0-0 F8		1-2 BB BB 1B		0-0 L7		

Inning Stats	R: 2 E: 1 K: 0 S: 11	H: 2 LOB: 1 BB: 1 P: 22	R: 0 E: 0 K: 1 S: 11	H: 1 LOB: 2 BB: 1 P: 20	R: 3 E: 0 K: 1 S: 14	H: 2 LOB: 1 BB: 2 P: 25	R: 0 E: 0 K: 0 S: 17	H: 1 LOB: 3 BB: 2 P: 33	R: 0 E: 0 K: 2 S: 12	H: 1 LOB: 3 BB: 2 P: 23	R: 1 E: 0 K: 0 S: 5	H: 2 LOB: 0 BB: 0 P: 7	R: 2 E: 0 K: 2 S: 13	H: 2 LOB: 0 BB: 0 P: 20	R: 0 E: 0 K: 2 S: 11	H: 1 LOB: 1 BB: 0 P: 14
--------------	-------------------------------	----------------------------------	-------------------------------	----------------------------------	-------------------------------	----------------------------------	-------------------------------	----------------------------------	-------------------------------	----------------------------------	------------------------------	---------------------------------	-------------------------------	----------------------------------	-------------------------------	----------------------------------

PITCHER	IP	WLS	BF	H	R	ER	SO	BB	IBB	HBP	BLK	WP	HR	S	P	ERA	WHIP
Dave Stieb, R ERA: 5.04 (1, 1)	3.0		18	5	5	4	2	3	1	0	0	0	0	36	67	12.00	2.667
Doug Linton, R ERA: 1.8 (4, 1)	3.0	L	16	4	1	1	2	4	0	0	0	0	1	34	63	3.00	2.667
Duane Ward, R ERA: 2.47 (7, 1)	2.0		8	3	2	2	4	0	0	0	0	0	1	24	34	9.00	1.500

AB R H RBI BB SO LOB

4 2 3 0 1 0 2

3 1 1 2 2 1 3

4 2 1 1 1 2 5

4 0 1 0 1 1 1

0 0 0 0 0 0 0

3 2 1 1 2 1 4

5 1 2 0 0 1 6

4 0 1 3 0 1 1

4 0 1 0 0 1 1

3 0 1 0 1 0 1

AB 34

R 8

H 12

RBI 7

BB 8

SO 8

LOB 24

WP: 0 PA: 42

PB: 0

SB: 1

CS: 1

WP: 0 PA: 42


ERA WHIP

Toronto Blue Jays @ Detroit Tigers

Tiger Stadium, Detroit, MI

Sat Aug 08 1992, 7:05 PM EDT

Att: 39,344 - Cloudy - 79 F



livebaseballscorecards.com

Batter	1	2	3	4	5	6	7	8	9	AB R H RBI BB SO LOB	TOP											
Devon White, S (1, 8) OBP: 0.287, SLG: 0.372	0-0 G4-3		0-1 G3-6-3		0-0 F8		1-3 K		2-2 G1-3	5 0 0 0 0 1 6												
Roberto Alomar, S (1, 4) OBP: 0.412, SLG: 0.448	1-2 F7			2-2 BB 1B	4-2 BB		3-2 1B			3 1 2 1 1 0 0												
Joe Carter, R (1, 9) OBP: 0.314, SLG: 0.490	0-0 F9			0-3 K	0-1 P4		1-2 G1-2-3			4 0 0 0 0 1 6												
Dave Winfield, R (1, 10) OBP: 0.381, SLG: 0.505		0-1 G2		4-0 BB 1B		0-3 K		0-3 K		3 0 0 0 1 2 0												
Candy Maldonado, R (1, 7) OBP: 0.347, SLG: 0.451		1-1 2B		0-3 K		2-3 K		1-0 F9		4 0 1 0 0 2 2												
Pat Tabler, R (1, 3) OBP: 0.304, SLG: 0.276		3-2 G1-3		1-1 1B		3-2 F9		0-1 G3-1		4 0 1 1 0 0 1												
Jeff Kent, R (1, 5) OBP: 0.326, SLG: 0.449		0-1 L5		2-0 P2		2-1 1B 1B		0-1 F9		4 1 1 0 0 0 3												
Randy Knorr, R (1, 2) OBP: 0.429, SLG: 0.429			1-0 F9		0-0 P3		1-1 1B 1B G1-2-3		3-2 G3 1B	4 0 2 0 0 0 0												
Manuel Lee, S (1, 6) OBP: 0.339, SLG: 0.312			4-0 BB G3-6-3		2-1 BB 1B		0-0 1B		0-1 G3	3 0 2 0 1 0 1												
Inning Stats	R: 0 E: 0 K: 0 S: 6	H: 0 LOB: 0 BB: 0 P: 7	R: 0 E: 0 K: 0 S: 9	H: 1 LOB: 1 BB: 0 P: 13	R: 0 E: 0 K: 0 S: 3	H: 0 LOB: 0 BB: 1 P: 8	R: 1 E: 0 K: 2 S: 12	H: 2 LOB: 2 BB: 1 P: 21	R: 0 E: 0 K: 0 S: 11	H: 1 LOB: 2 BB: 1 P: 16	R: 0 E: 0 K: 2 S: 10	H: 0 LOB: 0 BB: 0 P: 15	R: 1 E: 0 K: 1 S: 18	H: 4 LOB: 2 BB: 0 P: 26	R: 0 E: 0 K: 1 S: 6	H: 0 LOB: 0 BB: 0 P: 7	R: 0 E: 0 K: 0 S: 12	H: 1 LOB: 1 BB: 0 P: 17	1B: 8 2B: 1 3B: 0 HR: 0	SF: 0 SAC: 0 DP: 2 HBP: 0	WP: 0 PB: 0 SB: 0 CS: 0	PA: 37
PITCHER	IP WLS BF H R ER SO BB IBB HBP BLK WP HR S P ERA WHIP												IP WLS BF H R ER SO BB IBB HBP BLK WP HR S P ERA WHIP									
Dave Haas, R (1, 1) ERA: 2.45	6.1 W 29 8 2 2 5 3 0 0 0 0 0 65 101 2.84 1.737																					
John Kiely, R (7, 1) ERA: 2.41	2.2 8 1 0 0 1 0 0 0 0 0 0 22 29 0.00 0.375																					

Toronto Blue Jays @ Detroit Tigers
Tiger Stadium, Detroit, MI
Sun Aug 09 1992, 3:33 AM EDT
Att. 40,035 - Sunny - 79 F

livebaseballscorecards.com

AB	34
R	2
H	9
RBI	2
BB	3
SO	6
LOB	19



BOTTOM

Toronto Blue Jays @ Detroit Tigers
Tiger Stadium, Detroit, MI
Sun Aug 09 1992, 3:33 AM EDT
Att. 40,035 - Sunny - 79 F

livebaseballscorecards.com

AB	30
R	9
H	10
RBI	9
BB	7
SO	3
LOB	12



WP:	0	PA:	38
PB:	0	SB:	0
CS:	1		

AB R H RBI BB SO LOB

4 0 0 1 0 0 1

4 2 1 1 1 1 1

4 1 2 4 0 0 0

3 1 1 0 1 0 1

2 1 2 0 2 0 0

3 1 0 0 1 1 4

4 1 3 1 0 0 1

4 1 1 2 0 0 4

2 1 0 0 2 1 0

1B:	6	SF:	1
2B:	2	SAC:	0
3B:	1	DP:	2
HR:	1	HBP:	0

Batter	1	2	3	4	5	6	7	8	9
Tony Phillips, S OBP: 0.393, SLG: 0.405 (1, 4)	0-1 G1-3		1-0 L9		0-2 G4-3	0-0 SF8		0-1 L7	
Dan Gladden, R OBP: 0.321, SLG: 0.358 (1, 7)	2-2 L6		4-1 HR BB		0-0 L7	0-0 3B 1B		2-3 K	
Travis Fryman, R OBP: 0.319, SLG: 0.455 (1, 6)	3-2 F7		1-0 HR			F8			
Cecil Fielder, R OBP: 0.317, SLG: 0.466 (1, 3)		1-0 1B 1B 1B	3-2 F7			1-2 1B BB			
Mickey Tettleton, S OBP: 0.383, SLG: 0.485 (1, 2)		1-0 1B 1-2 1B		4-1 CS BB		0-0 1B 2B	4-2 G6-4-3 BB		
Mark Carreon, R OBP: 0.278, SLG: 0.359 (1, 9)		2-2 L9		0-0 L7		4-2 1B BB	2-3 K		
Skeeter Barnes, R OBP: 0.283, SLG: 0.396 (1, 10)		2-1 G6-4-3 1-2 2-3 1B		3-1 2B		3-2 1B SF8 1B	0-2 G6-4-3 1-2f		
Scott Livingstone, L OBP: 0.326, SLG: 0.344 (1, 5)		2-0 G6-4-3 1-2f		1-1 G3-1		0-1 SF8 1B 1B		1-0 F7	
Gary Pettis, S OBP: 0.304, SLG: 0.258 (1, 8)			0-0 F7		1-3 K	4-2 1B 3B BB		4-2 BB	

Inning Stats	R: 0	H: 0	E: 0	K: 0	S: 9	R: 0	H: 3	E: 0	K: 0	S: 12	R: 0	H: 1	E: 0	K: 0	S: 7	R: 0	H: 1	E: 0	K: 0	S: 6	R: 0	H: 0	E: 0	K: 1	S: 8	R: 7	H: 5	E: 0	K: 0	S: 21	R: 0	H: 0	E: 0	K: 1	S: 8	R: 0	H: 0	E: 0	K: 1	S: 9	R: 0	H: 0	E: 0	K: 1	S: 9
	LOB: 0	BB: 0	P: 14	LOB: 2	BB: 0	P: 20	LOB: 0	BB: 1	P: 16	LOB: 1	BB: 1	P: 14	LOB: 0	BB: 0	P: 9	LOB: 1	BB: 3	P: 41	LOB: 0	BB: 1	P: 14	LOB: 1	BB: 1	P: 16	LOB: 0	BB: 1	P: 16	LOB: 0	BB: 1	P: 14	LOB: 0	BB: 1	P: 14	LOB: 0	BB: 1	P: 14	LOB: 0	BB: 1	P: 14	LOB: 0	BB: 1	P: 14	LOB: 0	BB: 1	P: 14

PITCHER	IP	WLS	BF	H	R	ER	SO	BB	IBB	HBP	BLK	WP	HR	S	P	ERA	WHIP
David Wells, L ERA: 4.42 (1, 1)	5.1	L	26	8	7	7	1	4	0	0	0	0	1	54	99	11.81	2.250
Mark Eichhorn, R ERA: 2.53 (6, 1)	0.2		5	2	2	2	0	1	0	0	0	0	0	9	15	27.00	4.500
Pat Hentgen, R ERA: 5.32 (7, 1)	2.0		7	0	0	0	2	2	0	0	0	0	0	17	30	0.00	1.000

Batter	1	2	3	4	5	6	7	8	9	AB R H RBI BB SO LOB	
Brady Anderson, L (1, 7) OBP: 0.367, SLG: 0.452	3-3 K		4-1 S BB	3-2 SF7			3-2 G4-3		2-3 K	3 0 0 1 1 2 0	
Mike Devereaux, R (1, 8) OBP: 0.320, SLG: 0.458	2-3 K2-3		4-2 F BB	1-2 F9			0-0 2B		1-1 G5-3	4 0 1 0 1 1 2	
Cal Ripken Jr., R (1, 6) OBP: 0.335, SLG: 0.372	2-1 G4-3		0-1 G3		2-0 G6-3		3-3 K		1-1 G1-3	5 0 0 0 0 1 3	
Glenn Davis, R (1, 10) OBP: 0.359, SLG: 0.463		0-0 G6-3		4-1 1B 1B BB	0-0 G6-3		0-3 K			3 1 0 0 1 1 1	
Joe Orsulak, L (1, 9) OBP: 0.375, SLG: 0.408		1-0 FC4-6 1B		1-2 1B BB 1B	3-2 1B			0-0 FC3-6 1B		4 1 4 0 0 0 0	
David Segui, S (1, 3) OBP: 0.310, SLG: 0.313		1-0 FC4-6 1-2f		0-0 BB 1B SF7 1B	1-3 K			0-1 FC3-6 2B 1-2f		4 1 1 0 0 1 3	
Leo Gomez, R (1, 5) OBP: 0.362, SLG: 0.431		2-3 K		0-3 K		2-2 F8		2-3 K		4 0 0 0 0 3 5	
Billy Ripken, R (1, 4) OBP: 0.282, SLG: 0.350			1-3 K	0-0 BB 1B		1-1 G4-3		0-0 2B		4 0 2 1 0 1 0	
Mark Parent, R (1, 2) OBP: 0.267, SLG: 0.385			0-1 G3	4-2 BB		0-1 P4		3-1 G5-3		3 0 0 1 1 0 2	
Inning Stats	R: 0 E: 0 K: 2 S: 11 H: 0 LOB: 0 BB: 0 P: 18	R: 0 E: 0 K: 1 S: 6 H: 1 LOB: 1 BB: 0 P: 10	R: 0 E: 0 K: 1 S: 16 H: 0 LOB: 2 BB: 2 P: 24	R: 3 E: 0 K: 1 S: 18 H: 3 LOB: 2 BB: 2 P: 31	R: 0 E: 0 K: 1 S: 9 H: 1 LOB: 1 BB: 0 P: 15	R: 0 E: 0 K: 0 S: 7 H: 0 LOB: 0 BB: 0 P: 10	R: 0 E: 0 K: 2 S: 12 H: 1 LOB: 1 BB: 0 P: 18	R: 0 E: 0 K: 1 S: 9 H: 2 LOB: 2 BB: 0 P: 14	R: 0 E: 0 K: 1 S: 7 H: 0 LOB: 0 BB: 0 P: 11	1B: 6 2B: 2 3B: 0 HR: 0 SF: 1 SAC: 0 DP: 0 HBP: 0	WP: 0 PB: 0 SB: 1 CS: 0 PA: 39
PITCHER	IP WLS BF H R ER SO BB IBB HBP BLK WP HR S P ERA WHIP										
Jack Morris, R (1, 1) ERA: 4.54	7.0 L 31 6 3 3 8 4 0 0 0 0 0 0 79 126 3.86 1.429										
Mark Eichhorn, R (8, 1) ERA: 2.45	2.0 8 2 0 0 2 0 0 0 0 0 0 0 16 25 0.00 1.000										

Baltimore Orioles @ Toronto Blue Jays
 SkyDome, Toronto, ON
 Tue Aug 11 1992, 7:05 PM EDT
 Att. 50,421 - Sunny - 20 F

AB	34
R	3
H	8
RBI	3
BB	4
SO	10
LOB	16



WP: 0	PA: 39
PB: 0	
SB: 1	
CS: 0	

ERA	WHIP

Batter	1	2	3	4	5	6	7	8	9	AB R H RBI BB SO LOB
Devon White, S OBP: 0.286, SLG: 0.371 (1, 8) C S F B B B X	3-2 G4-3		1-2 G1-3 2B		0-2 G4-3		0-3 K		2-1 F9	5 0 1 0 0 1 3
Roberto Alomar, S OBP: 0.410, SLG: 0.445 (1, 4) B C S X	1-1 G1-5-3		1-2 G1-3 2-3		2-1 S S 1B		0-0 1-2 1B		0-1 G4-3 1-2 2-3	5 0 2 0 0 0 3
Joe Carter, R OBP: 0.316, SLG: 0.495 (1, 9) S S B B S	2-3 K		2-3 K		4-2 S 1-2 BB		0-3 K		2-2 G4-3	4 0 0 0 1 3 5
Dave Winfield, R OBP: 0.381, SLG: 0.511 (1, 10) S S X		0-2 G3-1		1-1 P4	1-0 G4-3 1-2 2-3		0-3 K			4 0 0 0 0 1 4
John Olerud, L OBP: 0.391, SLG: 0.458 (1, 3) X S B T B B		2-1 BB 1B		4-2 FC4-6 1B BB		1-1 G3		0-0 G3		3 0 1 0 1 0 0
Candy Maldonado, R OBP: 0.351, SLG: 0.463 (1, 7) X S B T C B B B X		3-2 L4		2-2 FC4-6 1-2 1B		3-1 2B		1-1 G4-3		4 0 2 0 0 0 1
Kelly Gruber, R OBP: 0.270, SLG: 0.383 (1, 5) B B B B B		4-0 1-2 BB		0-0 FC4-6 1-2f 2-3		2-1 G5-3		1-0 L3		3 0 0 0 1 0 3
Pat Borders, R OBP: 0.298, SLG: 0.384 (1, 2) B S X		1-1 F8		1-1 G1-3		3-3 K			3-1 G4-3 1B 1B	4 0 1 0 0 1 5
Manuel Lee, S OBP: 0.337, SLG: 0.308 (1, 6) C X			0-1 G5-3		1-1 G5-3		4-1 1B BB		3-2 G4-3 1-2 1B	3 0 1 0 1 0 0


Inning Stats	R: 0 E: 0 K: 1 S: 10	H: 0 LOB: 0 BB: 0 P: 16	R: 0 E: 0 K: 10 S: 10	H: 1 LOB: 2 BB: 1 P: 20	R: 0 E: 1 K: 1 S: 16	H: 1 LOB: 1 BB: 0 P: 20	R: 0 E: 0 K: 0 S: 13	H: 1 LOB: 2 BB: 1 P: 21	R: 0 E: 0 K: 0 S: 12	H: 1 LOB: 2 BB: 1 P: 20	R: 0 E: 0 K: 1 S: 9	H: 1 LOB: 1 BB: 0 P: 18	R: 0 E: 0 K: 3 S: 11	H: 1 LOB: 2 BB: 1 P: 15	R: 0 E: 0 K: 0 S: 4	H: 0 LOB: 0 BB: 0 P: 6	R: 0 E: 0 K: 0 S: 12	H: 2 LOB: 2 BB: 0 P: 22	1B: 6 2B: 2 3B: 0 HR: 0	SF: 0 SAC: 0 DP: 0 HBP: 0
--------------	-------------------------------	----------------------------------	--------------------------------	----------------------------------	-------------------------------	----------------------------------	-------------------------------	----------------------------------	-------------------------------	----------------------------------	------------------------------	----------------------------------	-------------------------------	----------------------------------	------------------------------	---------------------------------	-------------------------------	----------------------------------	----------------------------------	------------------------------------


PITCHER	IP	WLS	BF	H	R	ER	SO	BB	IBB	HBP	BLK	WP	HR	S	P	ERA	WHIP
Alan Mills, R ERA: 1.83 (1, 1)	5.0	W	22	4	0	0	2	3	0	0	0	0	0	61	97	0.00	1.400
Todd Frohwrth, R ERA: 2.42 (6, 1)	3.0		12	2	0	0	4	1	0	0	0	0	0	24	39	0.00	1.000
Gregg Olson, R ERA: 2.27 (9, 1)	1.0	S	5	2	0	0	0	0	0	0	0	0	0	12	22	0.00	2.000

BOTTOM

Baltimore Orioles @ Toronto Blue Jays
SkyDome, Toronto, ON
Tue Aug 11 1992, 7:05 PM EDT
Att: 50,421 - Sunny - 20 F

AB	35
R	0
H	8
RBI	0
BB	4
SO	6
LOB	24



Batter	1	2	3	4	5	6	7	8	9	AB R H RBI BB SO LOB	TOP														
Brady Anderson, L (1, 7) OBP: 0.366, SLG: 0.454	2-2 G3		2-1 F8			1-1 P6			1-1 G3	4 0 0 0 0 0 0	<p>Baltimore Orioles @ Toronto Blue Jays SkyDome, Toronto, ON Thu Aug 13 1992, 3:33 AM EDT Att: 50,405 - Dome - 70 F</p> <p>livebaseballscorecards.com</p> <table border="1"> <tr><td>AB</td><td>28</td></tr> <tr><td>R</td><td>2</td></tr> <tr><td>H</td><td>3</td></tr> <tr><td>RBI</td><td>2</td></tr> <tr><td>BB</td><td>1</td></tr> <tr><td>SO</td><td>5</td></tr> <tr><td>LOB</td><td>5</td></tr> </table> 	AB	28	R	2	H	3	RBI	2	BB	1	SO	5	LOB	5
AB	28																								
R	2																								
H	3																								
RBI	2																								
BB	1																								
SO	5																								
LOB	5																								
Mike Devereaux, R (1, 8) OBP: 0.322, SLG: 0.462	2-2 CS 1B		1-0 G6-3			2-1 G4-3			0-3 K	4 0 1 0 0 1 0															
Cal Ripken Jr., R (1, 6) OBP: 0.335, SLG: 0.374	1-1 F8				1-1 G5-3				1-0 G5-3	4 1 1 0 0 0 1															
Glenn Davis, R (1, 10) OBP: 0.364, SLG: 0.475	2-2 CS 1-2	0-1 HR			0-0 P3				3-2 G3 2-3	3 1 1 1 0 0 1															
Randy Milligan, R (1, 3) OBP: 0.400, SLG: 0.365			4-2 BB		1-3 K				0-0 SF8	1 0 0 1 1 1 0															
Joe Orsulak, L (1, 9) OBP: 0.369, SLG: 0.404			0-3 K		2-0 L5				3-H F7 1-2	3 0 0 0 0 1 1															
Tim Hulett, R (1, 5) OBP: 0.346, SLG: 0.388			3-2 F8		2-2 G1-3				1-3 K	3 0 0 0 0 1 1															
Mark McLemore, S (1, 4) OBP: 0.333, SLG: 0.316			0-0 G4-3		2-3 K				0-0 B5-3	3 0 0 0 0 1 1															
Mark Parent, R (1, 2) OBP: 0.222, SLG: 0.313			0-2 L8			0-0 F7			2-2 L7	3 0 0 0 0 0 0															
Inning Stats	R: 0 H: 1 E: 0 LOB: 0 K: 0 BB: 0 S: 12 P: 18	R: 1 H: 1 E: 0 LOB: 1 K: 1 BB: 1 S: 13 P: 20	R: 0 H: 0 E: 0 LOB: 0 K: 0 BB: 0 S: 6 P: 9	R: 0 H: 0 E: 0 LOB: 0 K: 1 BB: 0 S: 6 P: 8	R: 0 H: 0 E: 0 LOB: 0 K: 1 BB: 0 S: 7 P: 13	R: 0 H: 0 E: 0 LOB: 0 K: 0 BB: 0 S: 5 P: 8	R: 1 H: 1 E: 0 LOB: 0 K: 0 BB: 0 S: 10 P: 14	R: 0 H: 0 E: 0 LOB: 0 K: 1 BB: 0 S: 8 P: 11	R: 0 H: 0 E: 0 LOB: 0 K: 1 BB: 0 S: 7 P: 9	1B: 1 SF: 1 2B: 1 SAC: 0 3B: 0 DP: 0 HR: 1 HBP: 0	WP: 0 PA: 31 PB: 0 SB: 0 CS: 1														
PITCHER	IP WLS BF H R ER SO BB IBB HBP BLK WP HR S P ERA WHIP																								
Doug Linton, R (1, 1) ERA: 2.0	8.0 W 27 3 2 2 4 1 0 0 0 0 1 67 101 2.25 0.500																								
Tom Henke, R (9, 1) ERA: 2.45	1.0 S 3 0 0 0 1 0 0 0 0 0 0 7 9 0.00 0.000																								

Batter	1	2	3	4	5	6	7	8	9
Devon White, S OBP: 0.287, SLG: 0.375 (1, 8)	2-2 F7		2-3 K		1-3 K			1-0 2B 1B	
Roberto Alomar, S OBP: 0.410, SLG: 0.446 (1, 4)	1-0 F9		4-0 FC5-4 BB			3-2 F7		1-2 SH5-3 1B 2B	
Joe Carter, R OBP: 0.320, SLG: 0.510 (1, 3)	0-2 HR		0-0 L8			2-3 K		0-1 SH5-3	
Dave Winfield, R OBP: 0.381, SLG: 0.508 (1, 10)	1-1 1B		3-1 FC5-4 1-2f			0-0 F9		4-2 1B BB	
Candy Maldonado, R OBP: 0.351, SLG: 0.461 (1, 7)	0-3 K			1-3 K			2-2 SH2-4 1B	0-1 1B	
Kelly Gruber, R OBP: 0.266, SLG: 0.383 (1, 5)		1-0 1B 3B		1-1 F8			2-2 E5 SH2-4	1-3 K	
Derek Bell, R OBP: 0.300, SLG: 0.314 (1, 9)		2-0 F8		1-3 K			0-0 SH2-4	3-3 K	
Randy Knorr, R OBP: 0.400, SLG: 0.400 (1, 2)		1-1 G4-6-3 1B			0-1 F8		1-1 P4		
Manuel Lee, S OBP: 0.333, SLG: 0.305 (1, 6)		0-1 G4-6-3 1-2f			2-3 K2-3		2-2 G6-3		

Inning Stats	R: 1 E: 0 K: 1 S: 13	H: 2 LOB: 1 BB: 0 P: 17	R: 1 E: 0 K: 0 S: 6	H: 2 LOB: 0 BB: 0 P: 10	R: 0 E: 0 K: 1 S: 7	H: 0 LOB: 1 BB: 1 P: 16	R: 0 E: 0 K: 2 S: 9	H: 0 LOB: 0 BB: 0 P: 12	R: 0 E: 0 K: 2 S: 11	H: 0 LOB: 0 BB: 0 P: 14	R: 0 E: 0 K: 1 S: 9	H: 0 LOB: 0 BB: 0 P: 14	R: 0 E: 1 K: 0 S: 13	H: 1 LOB: 2 BB: 0 P: 20	R: 2 E: 0 K: 2 S: 20	H: 3 LOB: 2 BB: 1 P: 30
--------------	-------------------------------	----------------------------------	------------------------------	----------------------------------	------------------------------	----------------------------------	------------------------------	----------------------------------	-------------------------------	----------------------------------	------------------------------	----------------------------------	-------------------------------	----------------------------------	-------------------------------	----------------------------------

PITCHER	IP	WLS	BF	H	R	ER	SO	BB	IBB	HBP	BLK	WP	HR	S	P	ERA	WHIP
Arthur Rhodes, L ERA: 3.54 (1, 1)	7.0	L	29	7	4	4	7	1	0	0	0	0	1	72	109	5.14	1.143
Todd Frohwrth, R ERA: 2.39 (8, 1)	1.0		5	1	0	0	2	1	0	0	0	0	0	16	24	0.00	2.000


BOTTOM

Baltimore Orioles @ Toronto Blue Jays
SkyDome, Toronto, ON
 Thu Aug 13 1992, 3:33 AM EDT
 Att: 50,405 - Dome - 70 F

AB	R	H	RBI	BB	SO	LOB
4	1	1	0	0	2	0
3	1	1	1	1	0	0
3	1	1	1	0	1	1
3	0	1	0	1	0	1
4	0	2	1	0	2	1
4	1	1	0	0	1	3
3	0	0	0	0	2	3
3	0	1	1	0	0	2
3	0	0	0	0	1	3

AB	30
R	4
H	8
RBI	4
BB	2
SO	9
LOB	14

livebaseballscorecards.com



WP	PA
0	34

Batter	1	2	3	4	5	6	7	8	9	AB	R	H	RBI	BB	SO	LOB
Thomas Howard, S (1, 8) OBP: 0.325, SLG: 0.366	3-3 K		1-1 G5-3		0-3 K		0-0 G6-3 3B		1-1 G3	5	1	1	1	0	2	1
Mark Whiten, S (1, 9) OBP: 0.351, SLG: 0.400	2-0 1B		3-1 HR			2-2 2B 1B	2-1 G6-3			4	2	3	2	0	0	0
Carlos Baerga, S (1, 4) OBP: 0.353, SLG: 0.477	1 SAFE 3-3 K		2-1 G4-3			0-1 1B 2B	2-3 K			4	1	1	1	0	2	1
Albert Belle, R (1, 10) OBP: 0.318, SLG: 0.475		0-1 P4		1-0 G5-3		0-1 FC5 1B 1B	2-2 F9			4	0	1	1	0	0	0
Carlos Martinez, R (1, 3) OBP: 0.294, SLG: 0.337		1-1 G3-1 BB 1B		3-2 F8		1-0 FC5 1B		0-1 G1-3		4	0	2	0	0	0	0
Glenallen Hill, R (1, 7) OBP: 0.299, SLG: 0.433		4-0 G3-1 BB		1-2 F8		3-3 K		2-2 G1-3		3	0	0	0	1	1	2
Sandy Alomar Jr., R (1, 2) OBP: 0.294, SLG: 0.325		3-2 G3-1		1-2 P2		1-1 FC5		2-3 K		4	0	0	0	0	1	4
Brook Jacoby, R (1, 5) OBP: 0.325, SLG: 0.346		3-3 K		3-2 F9		3-3 K			1-3 K	2	0	0	0	0	1	2
Jim Thome, L (6, PH) OBP: 0.262, SLG: 0.300 (7, 5)										2	0	0	0	0	2	2
Mark Lewis, R (1, 6) OBP: 0.307, SLG: 0.354			1-1 G5-3		2-2 1B		1-0 3B HBP		1-3 K	2	1	1	0	0	0	0
Paul Sorrento, L (9, PH) OBP: 0.349, SLG: 0.446										1	0	0	0	0	1	0

Inning Stats	R: 0	H: 1	E: 0	K: 2	S: 8	H: 1	LOB: 0	BB: 0	P: 16	R: 0	H: 1	E: 0	K: 1	S: 10	H: 1	LOB: 2	BB: 1	P: 21	R: 1	H: 1	E: 0	K: 0	S: 8	H: 1	LOB: 0	BB: 0	P: 15	R: 0	H: 0	E: 0	K: 0	S: 7	H: 0	LOB: 0	BB: 0	P: 12	R: 0	H: 1	E: 0	K: 1	S: 12	H: 4	LOB: 1	BB: 0	P: 18	R: 2	H: 4	E: 0	K: 2	S: 21	H: 0	LOB: 2	BB: 0	P: 30	R: 2	H: 1	E: 0	K: 1	S: 9	H: 0	LOB: 0	BB: 0	P: 16	R: 0	H: 0	E: 0	K: 1	S: 10	H: 0	LOB: 0	BB: 0	P: 14	R: 0	H: 0	E: 0	K: 2	S: 9	H: 0	LOB: 0	BB: 0	P: 12	1B: 6	SF: 0	2B: 1	SAC: 0	3B: 1	DP: 0	HR: 1	HBP: 1	WP: 0	PA: 37
--------------	------	------	------	------	------	------	--------	-------	-------	------	------	------	------	-------	------	--------	-------	-------	------	------	------	------	------	------	--------	-------	-------	------	------	------	------	------	------	--------	-------	-------	------	------	------	------	-------	------	--------	-------	-------	------	------	------	------	-------	------	--------	-------	-------	------	------	------	------	------	------	--------	-------	-------	------	------	------	------	-------	------	--------	-------	-------	------	------	------	------	------	------	--------	-------	-------	-------	-------	-------	--------	-------	-------	-------	--------	-------	--------

PITCHER	IP	WLS	BF	H	R	ER	SO	BB	IBB	HBP	BLK	WP	HR	S	P	ERA	WHIP
David Wells, L (1, 1) ERA: 4.46	5.1	W	24	8	3	3	5	1	0	0	0	0	1	61	103	5.06	1.688
Mark Eichhorn, R (6, 1) ERA: 2.62	2.2		10	1	2	2	3	0	0	1	0	0	0	24	39	6.75	0.375
Duane Ward, R (9, 1) ERA: 2.4	1.0		3	0	0	0	2	0	0	0	0	0	0	9	12	0.00	0.000

BOTTOM

Toronto Blue Jays @ Cleveland Indians
Cleveland Municipal Stadium, Cleveland, OH

livebaseballscorecards.com

AB	35
R	5
H	9
RBI	5
BB	1
SO	10
LOB	12



Fri Aug 14 1992, 7:05 PM EDT
Att: 41,686 - Cloudy - 65 F

Batter	1	2	3	4	5	6	7	8	9	AB R H RBI BB SO LOB	TOP									
Devon White, S (1, 8) OBP: 0.286, SLG: 0.380	0-1 HR	3-3 K		2-3 K			1-2 F9			4 1 1 1 0 2 1										
Roberto Alomar, S (1, 4) OBP: 0.409, SLG: 0.440	3-2 FC4-6 1B 1B		1-3 K2-3		4-2 CS BB		1-0 G6-3			3 0 1 0 1 1 0										
Joe Carter, R (1, 9) OBP: 0.322, SLG: 0.509	1-0 P3		3-0 2B		4-2 WP BB BB		2-1 P3			3 1 1 0 1 0 1										
Dave Winfield, R (1, 10) OBP: 0.380, SLG: 0.504	3-2 FC4-6 1B		3-3 K		1-3 K		1-0 F9			4 0 1 0 0 2 2										
John Olerud, L (1, 3) OBP: 0.391, SLG: 0.469	2-1 FC4-6		2-0 1B 2B		4-1 WP BB		2-0 F7			3 0 1 1 1 0 2										
Candy Maldonado, R (1, 7) OBP: 0.348, SLG: 0.464	2-3 K		0-0 1B		2-2 P6		1-1 G5-3			4 0 1 0 0 1 4										
Kelly Gruber, R (1, 5) OBP: 0.268, SLG: 0.377			4-2 CS BB		1-1 L5		0-0 F7			3 0 0 0 1 1 2										
Pat Borders, R (1, 2) OBP: 0.298, SLG: 0.382			1-3 K		1-0 G5-3		2-2 G6-4-3 1B			4 0 1 0 0 1 1										
Manuel Lee, S (1, 6) OBP: 0.336, SLG: 0.306			4-2 BB		0-1 F9		0-1 G6-4-3			3 0 0 0 1 1 1										
Inning Stats	R: 1 E: 0 K: 1 S: 16	H: 3 LOB: 2 BB: 0 P: 25	R: 0 E: 0 K: 2 S: 10	H: 0 LOB: 1 BB: 2 P: 22	R: 1 E: 0 K: 2 S: 11	H: 3 LOB: 2 BB: 0 P: 21	R: 0 E: 0 K: 1 S: 6	H: 0 LOB: 0 BB: 0 P: 9	R: 0 E: 0 K: 0 S: 6	H: 1 LOB: 0 BB: 0 P: 8	R: 0 E: 0 K: 0 S: 6	H: 0 LOB: 0 BB: 0 P: 10	R: 0 E: 0 K: 0 S: 4	H: 0 LOB: 0 BB: 0 P: 8	R: 0 E: 0 K: 2 S: 9	H: 0 LOB: 0 BB: 0 P: 17	1B: 4 2B: 2 3B: 0 HR: 1	SF: 0 SAC: 0 DP: 1 HBP: 0	WP: 1 PB: 0 SB: 0 CS: 2	PA: 36
PITCHER	IP WLS BF H R ER SO BB IBB HBP BLK WP HR S P ERA WHIP																			
Dennis Cook, L (1, 1) ERA: 4.01	6.2 W 29 7 2 2 7 5 0 0 0 1 1 68 121 2.70 1.800																			
Ted Power, R (7, 1) ERA: 2.38	1.1 4 0 0 0 0 0 0 0 0 0 0 6 12 0.00 0.000																			
Steve Olin, R (9, 1) ERA: 1.92	1.0 S 3 0 0 0 2 0 0 0 0 0 0 9 17 0.00 0.000																			

Toronto Blue Jays @ Cleveland Indians
Cleveland Municipal Stadium, Cleveland, OH
Sun Aug 16 1992, 3:33 AM EDT
Overcast - 63 F

livebaseballscorecards.com

AB	31
R	2
H	7
RBI	2
BB	5
SO	9
LOB	14



Batter	1	2	3	4	5	6	7	8	9	AB R H RBI BB SO LOB
Thomas Howard, S OBP: 0.321, SLG: 0.361 (1, 8)	2-1 F7	1-1 F9			0-0 L9		0-0 L8			4 0 0 0 0 0 1
Mark Whiten, S OBP: 0.353, SLG: 0.404 (1, 9)	2-2 1B			0-0 F7	3-2 G4-3		2-0 F8 2B			4 0 2 0 0 0 0
Carlos Baerga, S OBP: 0.356, SLG: 0.479 (1, 4)	0-1 G3-1			2-1 1B	2-2 FC6 1B		4-0 IBB			3 0 2 0 1 0 0
Albert Belle, R OBP: 0.317, SLG: 0.473 (1, 10)		0-1 1B 2B 1B	1-3 K		1-0 FC6		0-0 F8			4 1 1 0 0 1 4
Paul Sorrento, L OBP: 0.351, SLG: 0.456 (1, 3)		1-0 2B 1B G4-3	2-3 K			0-0 HR	2-0 F8			4 2 2 1 0 1 3
Glenallen Hill, R OBP: 0.302, SLG: 0.435 (1, 7)		2-1 G4-3 1B 2B 3-H	0-3 K		0-2 P4		4-1 G5-4-3 BB			3 1 1 1 1 1 0
Sandy Alomar Jr., R OBP: 0.293, SLG: 0.324 (1, 2)		1-1 P6	1-2 K 1B 1B		0-0 G6-3		0-0 G5-4-3			4 0 1 0 0 0 3
Jim Thome, L OBP: 0.272, SLG: 0.304 (1, 5)		2-0 G4-3	2-2 1B		2-1 HBP		2-0 F9			2 0 1 1 0 0 1
Brook Jacoby, R OBP: 0.324, SLG: 0.345 (7, 5)		2-3 3-H	1-2 1B							1 0 0 0 0 0 0
Mark Lewis, R OBP: 0.307, SLG: 0.354 (1, 6)		2-2 1B	2-3 K		2-1 P4					3 0 1 1 0 1 3

Inning Stats	R: 0	H: 1	E: 0	LOB: 0	K: 0	S: 7	R: 3	H: 4	E: 0	LOB: 1	K: 0	S: 15	R: 0	H: 1	E: 0	LOB: 1	K: 2	S: 9	R: 0	H: 2	E: 0	LOB: 1	K: 2	S: 14	R: 0	H: 1	E: 0	LOB: 1	K: 0	S: 11	R: 1	H: 1	E: 0	LOB: 1	K: 0	S: 8	R: 0	H: 1	E: 0	LOB: 2	K: 0	S: 4	R: 0	H: 0	E: 0	LOB: 0	K: 0	S: 3

PITCHER	IP	WLS	BF	H	R	ER	SO	BB	IBB	HBP	BLK	WP	HR	S	P	ERA	WHIP
Todd Stottlemire, R ERA: 4.99 (1, 1)	7.0	L	32	11	4	4	4	0	0	0	0	0	1	68	108	5.14	1.571
Mark Eichhorn, R ERA: 2.58 (8, 1)	1.0		3	0	0	0	0	1	0	0	0	0	0	3	9	0.00	1.000

BOTTOM

Toronto Blue Jays @ Cleveland Indians
Cleveland Municipal Stadium, Cleveland, OH

livebaseballscorecards.com

AB	32
R	4
H	11
RBI	4
BB	2
SO	4
LOB	15



WP: 0	PA: 35
PB: 0	
SB: 0	
CS: 0	

Sun Aug 16 1992, 3:33 AM EDT
Overcast - 63 F

Batter	1	2	3	4	5	6	7	8	9	AB R H RBI BB SO LOB	TOP											
Derek Bell, R OBP: 0.315, SLG: 0.325 (1, 8)	1-2 SAFE G5-3	1-2 SAFE 2B 1B	4-1 FC5-4 BB		2-1 P3			0-2 P4		4 1 1 0 1 0 0												
Roberto Alomar, S OBP: 0.409, SLG: 0.440 (1, 4)	2-0 L6	0-0 2B 1B	0-2 FC5-4		1-2 2B 1B			2-3 K		5 1 2 0 0 1 2												
Joe Carter, R OBP: 0.325, SLG: 0.513 (1, 10)	4-2 HR BB	1-2 F9	0-1 F8		0-0 2B			1-0 2B		4 1 2 0 1 0 5												
Dave Winfield, R OBP: 0.383, SLG: 0.514 (1, 9)	1-0 HR	0-0 2B		2-2 CS 1B			1-1 F7	3-2 L7		5 1 3 5 0 0 1												
Candy Maldonado, R OBP: 0.349, SLG: 0.461 (1, 7)	0-1 1B	4-1 BB		3-2 G3-1			2-1 P4	0-0 G6-3		4 0 1 0 1 0 1												
Kelly Gruber, R OBP: 0.270, SLG: 0.375 (1, 5)	1-1 1B	0-2 P9		4-1 BB BB			1-1 L6	0-1 P3		4 0 1 0 1 0 2												
Pat Tabler, R OBP: 0.300, SLG: 0.266 (1, 3)	0-0 P9	2-2 L8		4-0 FC6-4 BB			2-1 P4	1-0 G4-3		4 0 0 0 1 0 4												
Randy Knorr, R OBP: 0.357, SLG: 0.571 (1, 2)		2-1 HR		1-1 FC6-4			0-1 G5-3			4 1 1 1 0 0 2												
Alfredo Griffin, S OBP: 0.214, SLG: 0.245 (1, 6)		1-2 1B 2B 1B	3-1 FC5-4 2B		1-0 G6-3		1-1 G3-1			4 1 2 0 0 0 0												
Inning Stats	R: 2 E: 0 K: 0 S: 12	H: 3 LOB: 2 BB: 1 P: 21	R: 4 E: 0 K: 0 S: 25	H: 5 LOB: 2 BB: 1 P: 36	R: 0 E: 0 K: 0 S: 9	H: 1 LOB: 2 BB: 1 P: 16	R: 0 E: 0 K: 0 S: 11	H: 1 LOB: 2 BB: 2 P: 25	R: 0 E: 0 K: 0 S: 9	H: 2 LOB: 2 BB: 0 P: 13	R: 0 E: 0 K: 0 S: 6	H: 0 LOB: 0 BB: 0 P: 10	R: 0 E: 0 K: 0 S: 6	H: 0 LOB: 0 BB: 0 P: 9	R: 0 E: 0 K: 1 S: 11	H: 1 LOB: 1 BB: 0 P: 17	R: 0 E: 0 K: 0 S: 4	H: 0 LOB: 0 BB: 0 P: 5	1B: 7 2B: 4 3B: 0 HR: 2	SF: 0 SAC: 0 DP: 0 HBP: 0	WP: 0 PB: 0 SB: 0 CS: 1	PA: 43
PITCHER	IP WLS BF H R ER SO BB IBB HBP BLK WP HR S P ERA WHIP											PITCHER	IP WLS BF H R ER SO BB IBB HBP BLK WP HR S P ERA WHIP									
Dave Otto, L ERA: 6.64 (1, 1)	1.0 L 10 6 5 5 0 1 0 0 0 0 2 21 34 45.00 7.000																					
Eric Plunk, R ERA: 3.6 (2, 1)	3.0 16 4 1 1 0 4 0 0 0 0 0 36 64 3.00 2.667																					
Kevin Wickander, L ERA: 3.22 (5, 1)	2.0 7 2 0 0 0 0 0 0 0 0 0 15 23 0.00 1.000																					
Derek Lilliquist, L ERA: 1.54 (7, 1)	2.0 7 1 0 0 1 0 0 0 0 0 0 17 26 0.00 0.500																					
Steve Olin, R ERA: 1.89 (9, 1)	1.0 3 0 0 0 0 0 0 0 0 0 0 4 5 0.00 0.000																					

Toronto Blue Jays @ Cleveland Indians
Cleveland Municipal Stadium, Cleveland, OH

AB	38
R	6
H	13
RBI	6
BB	5
SO	1
LOB	17



Sun Aug 16 1992, 3:38 AM EDT
Att. 27,997 - Overcast - 64 F

livebaseballscorecards.com

Batter	1	2	3	4	5	6	7	8	9	AB	R	H	RBI	BB	SO	LOB
Kenny Lofton, L (1, 8) OBP: 0.340, SLG: 0.344	3-3 K		0-0 B1-3		3-2 S 1B			3-2 E4 1B		4	0	2	1	0	1	2
Mark Whiten, S (1, 9) OBP: 0.349, SLG: 0.399	1-3 K2-3		0-0 G4-3		1-0 G3			0-3 K		4	0	0	1	0	2	3
Carlos Baerga, S (1, 4) OBP: 0.355, SLG: 0.477	0-1 1B		0-3 K					0-0 G3		4	0	1	0	0	2	2
Albert Belle, R (1, 10) OBP: 0.314, SLG: 0.469	1-1 F9			1-3 K				1-0 G6-3		4	0	0	0	0	1	1
Paul Sorrento, L (1, 3) OBP: 0.347, SLG: 0.451		1-0 G5-3		1-0 G1-3				0-1 G4-3		4	0	0	0	0	1	0
Thomas Howard, S (1, 7) OBP: 0.320, SLG: 0.357		0-2 G1-3		2-2 G5-3				0-3 K		3	0	0	0	1	1	0
Brook Jacoby, R (1, 5) OBP: 0.323, SLG: 0.341		0-1 F9			0-1 F8			4-1 G6-4-3 BB		3	0	0	0	1	0	1
Mark Lewis, R (1, 6) OBP: 0.310, SLG: 0.359			1-1 1B G4-3 1B		3-2 1B 2B			0-0 G6-4-3		3	2	2	0	0	0	1
Junior Ortiz, R (1, 2) OBP: 0.288, SLG: 0.256			1-1 G4-3 B1-3 1B		1-3 K			1-0 G1-3		3	0	1	0	0	1	1

Inning Stats	R: 0	H: 1	E: 0	K: 2	S: 11	LOB: 1	BB: 0	P: 16	R: 0	H: 0	E: 0	K: 0	S: 6	LOB: 0	BB: 0	P: 7	R: 1	H: 2	E: 0	K: 1	S: 9	LOB: 1	BB: 0	P: 11	R: 0	H: 0	E: 0	K: 1	S: 8	LOB: 0	BB: 0	P: 12	R: 1	H: 2	E: 0	K: 1	S: 16	LOB: 1	BB: 0	P: 24	R: 0	H: 0	E: 0	K: 1	S: 6	LOB: 0	BB: 0	P: 10	R: 0	H: 0	E: 0	K: 1	S: 5	LOB: 0	BB: 1	P: 9	R: 0	H: 1	E: 1	K: 1	S: 8	LOB: 1	BB: 0	P: 12	R: 0	H: 0	E: 0	K: 1	S: 6	LOB: 1	BB: 1	P: 15	1B: 5	SF: 0	2B: 1	SAC: 0	3B: 0	DP: 1	HR: 0	HBP: 0	WP: 0	PA: 34
--------------	------	------	------	------	-------	--------	-------	-------	------	------	------	------	------	--------	-------	------	------	------	------	------	------	--------	-------	-------	------	------	------	------	------	--------	-------	-------	------	------	------	------	-------	--------	-------	-------	------	------	------	------	------	--------	-------	-------	------	------	------	------	------	--------	-------	------	------	------	------	------	------	--------	-------	-------	------	------	------	------	------	--------	-------	-------	-------	-------	-------	--------	-------	-------	-------	--------	-------	--------

PITCHER	IP	WLS	BF	H	R	ER	SO	BB	IBB	HBP	BLK	WP	HR	S	P	ERA	WHIP
Jack Morris, R (1, 1) ERA: 4.46	7.0	W	26	5	2	2	7	1	0	0	0	0	0	61	89	2.57	0.857
Duane Ward, R (8, 1) ERA: 2.36	1.0		4	1	0	0	1	0	0	0	0	0	0	8	12	0.00	1.000
Tom Henke, R (9, 1) ERA: 2.39	1.0		4	0	0	0	1	1	0	0	0	0	0	6	15	0.00	1.000

BOTTOM

Toronto Blue Jays @ Cleveland Indians
Cleveland Municipal Stadium, Cleveland, OH

Sun Aug 16 1992, 3:38 AM EDT
Att. 27,997 - Overcast - 64 F

AB	32
R	2
H	6
RBI	2
BB	2
SO	9
LOB	11



WP	PA	ERA	WHIP
0	34		

Batter	1	2	3	4	5	6	7	8	9	AB R H RBI BB SO LOB	TOP
Devon White, S (1, 8) <small>OBP: 0.286, SLG: 0.379</small> Derek Bell, R (8, 8) <small>OBP: 0.313, SLG: 0.322</small>	2-2 1B BB 2B 1B	1-2 G3 1B		2-0 P6 1B		0-1 F7 1B		2-2 E6 1B S HR	4 1 1 0 0 0 0 1 1 0 0 0 0 0		
Roberto Alomar, S (1, 4) <small>OBP: 0.411, SLG: 0.443</small>	4-0 1B 2B BB	3-2 G4-3 1B		2-1 2B		2-2 L7 1B		2-2 HR 1B	4 2 2 0 1 0 0		
Joe Carter, R (1, 9) <small>OBP: 0.327, SLG: 0.520</small>	0-0 2B 1B	0-1 S 1B		3-1 G6-3 1B		1-0 E6 CS		1-0 HR	5 2 3 3 0 0 1		
Dave Winfield, R (1, 10) <small>OBP: 0.383, SLG: 0.515</small>	1-0 1B 2B	1-1 F7 1B				1-3 K 1-2		2-0 3B 1B	5 2 2 3 0 2 2		
John Olerud, L (1, 3) <small>OBP: 0.394, SLG: 0.479</small>	0-1 1B SF7 1B		3-2 HR		2-0 L8 1B		4-1 BB	1-3 K 1	4 2 2 2 1 1 1		
Candy Maldonado, R (1, 7) <small>OBP: 0.349, SLG: 0.466</small>	3-3 K 1		2-3 K 1		0-0 1B 1B		2-1 F8 1B	2-0 HR 3B	5 1 2 1 0 2 2		
Kelly Gruber, R (1, 5) <small>OBP: 0.272, SLG: 0.375</small>	1-2 1B		0-1 L4 1B		0-0 FC6-4 1B		0-0 P4 1B	0-0 L1 1B	5 0 2 0 0 0 1		
Pat Borders, R (1, 2) <small>OBP: 0.297, SLG: 0.389</small>	0-1 SF7 1B		1-2 F8 1B		0-0 FC6-4 1-2f		1-3 K 1	2-1 HR	4 1 1 3 0 1 2		
Manuel Lee, S (1, 6) <small>OBP: 0.332, SLG: 0.302</small>	3-3 K 3			0-1 G3 1B		0-3 K 1		1-3 K 3	3-H 1-0 F7 3	5 0 0 0 0 3 1	
Inning Stats	R: 5 H: 5 E: 0 LOB: 1 K: 2 BB: 1 S: 22 P: 36	R: 0 H: 1 E: 0 LOB: 1 K: 0 BB: 0 S: 10 P: 15	R: 1 H: 1 E: 0 LOB: 0 K: 1 BB: 0 S: 14 P: 20	R: 0 H: 1 E: 0 LOB: 1 K: 0 BB: 0 S: 7 P: 14	R: 0 H: 2 E: 0 LOB: 2 K: 1 BB: 0 S: 7 P: 12	R: 0 H: 0 E: 0 LOB: 0 K: 1 BB: 0 S: 8 P: 10	R: 0 H: 0 E: 1 LOB: 1 K: 1 BB: 1 S: 8 P: 16	R: 0 H: 0 E: 0 LOB: 0 K: 2 BB: 0 S: 8 P: 10	R: 6 H: 5 E: 1 LOB: 0 K: 1 BB: 0 S: 16 P: 29	1B: 9 SF: 1 2B: 2 SAC: 0 3B: 1 DP: 0 HR: 3 HBP: 0	WP: 0 PA: 45 PB: 0 SB: 2 CS: 1
PITCHER Bruce Ruffin, L (1, 1) <small>ERA: 6.38</small> Ricky Bones, R (1, 1) <small>ERA: 5.03</small> Dan Plesac, L (6, 1) <small>ERA: 3.36</small> Mike Fetters, R (8, 1) <small>ERA: 0.61</small> Doug Henry, R (9, 1) <small>ERA: 4.41</small>	IP WLS BF H R ER SO BB IBB HBP BLK WP HR S P ERA WHIP 0.1 L 7 5 5 5 1 1 0 0 0 0 0 0 15 26 135.00 18.000 4.2 19 5 1 1 3 0 0 0 0 0 0 1 45 71 1.93 1.071 2.0 7 0 0 0 2 1 0 0 0 0 0 0 16 26 0.00 0.500 1.0 3 0 0 0 2 0 0 0 0 0 0 0 8 10 0.00 0.000 0.2 8 5 6 3 1 0 0 0 0 0 0 2 15 27 40.50 7.500				PITCHER Jim Austin, R (9, 1) <small>ERA: 2.34</small>	IP WLS BF H R ER SO BB IBB HBP BLK WP HR S P ERA WHIP 0.1 1 0 0 0 0 0 0 0 0 0 0 0 1 2 0.00 0.000					

Toronto Blue Jays @ Milwaukee Brewers
 Milwaukee County Stadium, Milwaukee, WI

Tue Aug 18 1992, 8:05 PM EDT
 Att. 31,297 - Sunny - 73 F

AB	42
R	12
H	15
RBI	12
BB	2
SO	9
LOB	10



Batter	1	2	3	4	5	6	7	8	9	AB R H RBI BB SO LOB	TOP
Devon White, S (1, 8) OBP: 0.286, SLG: 0.378 Derek Bell, R (7, 8) OBP: 0.311, SLG: 0.319	2-1 		1-2 		0-2 		0-2 		0-1 	4 1 1 0 0 0 1 1 0 0 0 0 0 0	
Roberto Alomar, S (1, 4) OBP: 0.415, SLG: 0.444	3-2 		4-2 		4-2 		0-1 		3-2 	3 2 2 0 2 0 0	
Joe Carter, R (1, 10) OBP: 0.326, SLG: 0.517	2-0 		0-3 		1-2 		1-1 		0-3 	5 0 1 1 0 2 4	
Dave Winfield, R (1, 9) OBP: 0.382, SLG: 0.515	3-2 		1-2 		1-1 		2-2 			4 0 1 2 0 0 4	
John Olerud, L (1, 3) OBP: 0.395, SLG: 0.477		4-0 	1-1 		1-0 			2-2 		3 1 1 0 1 0 2	
Candy Maldonado, R (1, 7) OBP: 0.348, SLG: 0.472		0-1 		1-3 		0-0 		1-0 		4 1 1 2 0 1 1	
Kelly Gruber, R (1, 5) OBP: 0.272, SLG: 0.377		3-1 		0-1 		0-0 		2-3 		4 0 1 0 0 1 0	
Randy Knorr, R (1, 2) OBP: 0.313, SLG: 0.500 Ed Sprague, R (6, PH) OBP: 0.333, SLG: 0.333 (6, 2)		2-3 		0-3 		0-1 		2-0 		2 0 0 0 0 2 2 2 0 1 0 0 0 0	
Manuel Lee, S (1, 6) OBP: 0.332, SLG: 0.302 Alfredo Griffin, S (8, PH) OBP: 0.211, SLG: 0.241 (8, 6)		2-3 		0-3 			0-2 	0-2 		3 0 1 0 0 2 2 1 0 0 0 0 0 1	
Inning Stats	R: 0 H: 1 E: 0 LOB: 1 K: 0 BB: 0 S: 9 P: 19	R: 0 H: 1 E: 0 LOB: 2 K: 2 BB: 1 S: 10 P: 21	R: 1 H: 1 E: 0 LOB: 1 K: 1 BB: 1 S: 14 P: 21	R: 0 H: 0 E: 0 LOB: 0 K: 2 BB: 0 S: 8 P: 9	R: 2 H: 2 E: 0 LOB: 1 K: 1 BB: 1 S: 16 P: 23	R: 0 H: 0 E: 0 LOB: 0 K: 0 BB: 0 S: 4 P: 4	R: 0 H: 2 E: 0 LOB: 2 K: 0 BB: 0 S: 13 P: 16	R: 2 H: 3 E: 0 LOB: 0 K: 1 BB: 0 S: 12 P: 19	R: 0 H: 0 E: 0 LOB: 0 K: 1 BB: 0 S: 12 P: 15	1B: 7 SF: 0 2B: 2 SAC: 0 3B: 0 DP: 1 HR: 1 HBP: 0	WP: 0 PA: 39 PB: 0 SB: 3 CS: 0
PITCHER Chris Bosio, R (1, 1) ERA: 3.77 Jesse Orosco, L (8, 1) ERA: 3.68 Jim Austin, R (9, 1) ERA: 2.28	IP WLS BF H R ER SO BB IBB HBP BLK WP HR S P ERA WHIP 7.0 W 31 7 3 3 6 3 0 0 1 0 0 74 113 3.86 1.429 1.0 5 3 2 2 1 0 0 0 0 0 1 12 19 18.00 3.000 1.0 3 0 0 0 0 1 0 0 0 0 0 12 15 0.00 0.000	PITCHER IP WLS BF H R ER SO BB IBB HBP BLK WP HR S P ERA WHIP 1.0 5 3 2 2 1 0 0 0 0 0 1 12 19 18.00 3.000 1.0 3 0 0 0 0 1 0 0 0 0 0 12 15 0.00 0.000									

Toronto Blue Jays @ Milwaukee Brewers
 Milwaukee County Stadium, Milwaukee, WI

Wed Aug 19 1992, 8:05 PM EDT
 Att. 32,060 - Sunny - 72 F

livebaseballscorecards.com

AB	36
R	5
H	10
RBI	5
BB	3
SO	8
LOB	17



Batter	1	2	3	4	5	6	7	8	9	AB R H RBI BB SO LOB
Pat Listach, S OBP: 0.355, SLG: 0.346 (1, 6)	G6-3		WP SH HR BB	G4-3 1B	K			G4-3		4 2 1 1 1 1 4
Darryl Hamilton, L OBP: 0.339, SLG: 0.385 (1, 9)	G6-3 1B		SH WP HR	G4-3				G4-3		4 1 2 3 0 0 2
Paul Molitor, R OBP: 0.379, SLG: 0.456 (1, 10)	G6-3 1-2f		K	G6-3				L7		5 0 0 0 0 1 5
Greg Vaughn, R OBP: 0.293, SLG: 0.392 (1, 7)		CS BB	HR	1B			K			3 1 2 5 1 1 0
Robin Yount, R OBP: 0.297, SLG: 0.344 (1, 8)		1B WP G4-3 BB	F8	P4			G5-3			3 1 0 0 1 0 1
Dave Nilsson, L OBP: 0.239, SLG: 0.311 (1, 2)		G4-3 1B BB	G3				K			3 0 0 0 1 2 0
John Jaha, R OBP: 0.265, SLG: 0.281 (1, 3)		G4-3 1B		1B 1B 1B	1B 1B 1B		F8			4 2 3 0 0 0 0
Jim Gantner, L OBP: 0.287, SLG: 0.327 (1, 5)		G4-3		1B 1B G4-3 1B	1B 1B 1B		G4-1			4 1 2 1 0 0 2
Scott Fletcher, R OBP: 0.347, SLG: 0.375 (1, 4)		G5-3		G4-3 1B 1B	1B 1B 1B		G4-3 S G4-3 BB			3 2 2 0 1 0 2

Inning Stats	R: 0 E: 0 K: 13 S: 17	H: 1 LOB: 0 BB: 0 P: 17	R: 1 E: 0 K: 0 S: 21	H: 1 LOB: 2 BB: 3 P: 35	R: 3 E: 0 K: 1 S: 12	H: 1 LOB: 0 BB: 1 P: 18	R: 4 E: 0 K: 0 S: 18	H: 5 LOB: 1 BB: 0 P: 25	R: 1 E: 0 K: 2 S: 14	H: 4 LOB: 2 BB: 0 P: 16	R: 0 E: 0 K: 1 S: 7	H: 0 LOB: 0 BB: 0 P: 11	R: 0 E: 0 K: 1 S: 5	H: 0 LOB: 0 BB: 0 P: 9	R: 1 E: 0 K: 0 S: 5	H: 0 LOB: 0 BB: 1 P: 14	1B: 11 2B: 0 3B: 0 HR: 1	SF: 0 SAC: 1 DP: 1 HBP: 0	WP: 2 PB: 0 SB: 1 CS: 1	PA: 39
--------------	--------------------------------	----------------------------------	-------------------------------	----------------------------------	-------------------------------	----------------------------------	-------------------------------	----------------------------------	-------------------------------	----------------------------------	------------------------------	----------------------------------	------------------------------	---------------------------------	------------------------------	----------------------------------	-----------------------------------	------------------------------------	----------------------------------	--------

PITCHER	IP	WLS	BF	H	R	ER	SO	BB	IBB	HBP	BLK	WP	HR	S	P	ERA	WHIP
Doug Linton, R ERA: 5.14 (1, 1)	3.0	L	19	7	8	8	1	4	0	0	0	2	1	55	82	24.00	3.667
Mike Timlin, R ERA: 4.85 (4, 1)	3.0		13	5	1	1	3	0	0	0	0	0	0	30	40	3.00	1.667
Bob MacDonald, L ERA: 4.08 (7, 1)	1.0		3	0	0	0	1	0	0	0	0	0	0	5	9	0.00	0.000
Mark Eichhorn, R ERA: 2.67 (8, 1)	1.0		4	0	1	1	0	1	0	0	0	0	0	5	14	9.00	1.000

BOTTOM

Toronto Blue Jays @ Milwaukee Brewers
Milwaukee County Stadium, Milwaukee, WI

Wed Aug 19 1992, 8:05 PM EDT
Att. 32,060 - Sunny - 72 F

livebaseballscorecards.com

AB	33
R	10
H	12
RBI	10
BB	5
SO	5
LOB	16



Batter	1	2	3	4	5	6	7	8	9	AB R H RBI BB SO LOB	TOP
Devon White, S (1, 8) <small>OBP: 0.286, SLG: 0.380</small> Derek Bell, R (6, 8) <small>OBP: 0.313, SLG: 0.331</small>	1-0 		1-0 		2-2 			0-0 	0-0 	3 0 1 0 0 0 0 2 0 1 0 0 0 2	
Roberto Alomar, S (1, 4) <small>OBP: 0.411, SLG: 0.440</small>	2-3 		1-1 		0-1 			3-2 		4 0 0 0 0 1 2	
Joe Carter, R (1, 9) <small>OBP: 0.324, SLG: 0.514</small> Pat Tabler, R (6, 9) <small>OBP: 0.298, SLG: 0.264</small>	3-2 			3-2 		1-1 		0-0 		3 0 0 0 0 0 0 1 0 0 0 0 0 1	
Dave Winfield, R (1, 10) <small>OBP: 0.381, SLG: 0.512</small>		2-1 		1-0 		1-0 		1-0 		4 1 1 0 0 0 1	
John Olerud, L (1, 3) <small>OBP: 0.392, SLG: 0.473</small> Ed Sprague, R (6, 3) <small>OBP: 0.286, SLG: 0.286</small>		1-2 		0-0 		1-2 			0-1 	3 0 0 0 0 0 1 1 0 0 0 0 0 0	
Candy Maldonado, R (1, 7) <small>OBP: 0.350, SLG: 0.475</small>		1-0 		0-1 			0-1 		0-1 	4 1 2 1 0 0 0	
Kelly Gruber, R (1, 5) <small>OBP: 0.269, SLG: 0.373</small> Jeff Kent, R (7, 5) <small>OBP: 0.321, SLG: 0.442</small>			1-0 	0-1 		1-0 		1-0 	2-2 	3 0 0 0 0 0 2 1 0 0 0 0 0 1	AB 37 R 3 H 9 RBI 3 BB 0 SO 2 LOB 13
Pat Borders, R (1, 2) <small>OBP: 0.302, SLG: 0.404</small>			3-2 	1-3 			0-0 		3-1 	4 1 3 2 0 1 2	
Alfredo Griffin, S (1, 6) <small>OBP: 0.213, SLG: 0.241</small>			1-2 		0-0 		1-2 		3-1 	4 0 1 0 0 0 1	
Inning Stats	R: 0 H: 0 E: 0 LOB: 0 K: 1 BB: 0 S: 9 P: 15	R: 0 H: 0 E: 0 LOB: 0 K: 0 BB: 0 S: 6 P: 10	R: 1 H: 2 E: 0 LOB: 1 K: 0 BB: 0 S: 10 P: 17	R: 1 H: 2 E: 1 LOB: 2 K: 1 BB: 0 S: 14 P: 19	R: 0 H: 0 E: 0 LOB: 0 K: 0 BB: 0 S: 7 P: 9	R: 0 H: 0 E: 0 LOB: 0 K: 0 BB: 0 S: 6 P: 9	R: 0 H: 1 E: 0 LOB: 1 K: 0 BB: 0 S: 9 P: 11	R: 0 H: 1 E: 0 LOB: 1 K: 0 BB: 0 S: 8 P: 12	R: 1 H: 3 E: 0 LOB: 2 K: 0 BB: 0 S: 13 P: 21	1B: 4 SF: 0 2B: 4 SAC: 0 3B: 0 DP: 0 HR: 1 HBP: 0	WP: 0 PA: 37 PB: 0 SB: 0 CS: 0
PITCHER Bill Wegman, R (1, 1) <small>ERA: 3.15</small> Darren Holmes, R (8, 1) <small>ERA: 3.3</small> Mike Fetters, R (9, 1) <small>ERA: 0.8</small>	IP WLS BF H R ER SO BB IBB HBP BLK WP HR S P ERA WHIP 7.0 W 27 5 2 1 2 0 0 0 0 0 0 1 61 90 1.29 0.714 1.0 4 1 0 0 0 0 0 0 0 0 0 0 8 12 0.00 1.000 1.0 6 3 1 1 0 0 0 0 0 0 0 0 13 21 9.00 3.000	PITCHER IP WLS BF H R ER SO BB IBB HBP BLK WP HR S P ERA WHIP									

Toronto Blue Jays @ Milwaukee Brewers
 Milwaukee County Stadium, Milwaukee, WI
 Thu Aug 20 1992, 4:33 AM EDT
 Att. 34,702 - Cloudy - 74 F

livebaseballscorecards.com

BOTTOM

Toronto Blue Jays @ Milwaukee Brewers
Milwaukee County Stadium, Milwaukee, WI

Thu Aug 20 1992, 4:33 AM EDT
Att. 34,702 - Cloudy - 74 F

livebaseballscorecards.com

AB	41
R	16
H	18
RBI	16
BB	5
SO	2
LOB	17



WP	0	PA	49
PB	0		
SB	3		
CS	0		

AB	3	R	2	H	2	RBI	2	BB	1	SO	1	LOB	0
	2	0	0	0	0	0	0	0	0	0	2		

4	2	2	3	1	0	1							
1	0	0	0	0	0	0							

5	1	3	3	1	0	1							
---	---	---	---	---	---	---	--	--	--	--	--	--	--

4	1	0	1	1	0	4							
---	---	---	---	---	---	---	--	--	--	--	--	--	--

5	1	3	3	0	0	1							
---	---	---	---	---	---	---	--	--	--	--	--	--	--

5	2	2	1	0	1	4							
---	---	---	---	---	---	---	--	--	--	--	--	--	--

4	2	1	0	1	0	2							
---	---	---	---	---	---	---	--	--	--	--	--	--	--

4	2	3	1	0	0	1							
---	---	---	---	---	---	---	--	--	--	--	--	--	--

4	3	3	2	0	0	1							
---	---	---	---	---	---	---	--	--	--	--	--	--	--

1B	8	SF	1	WP	0	PA	49
2B	8	SAC	0	PB	0		
3B	1	DP	0	SB	3		
HR	1	HBP	2	CS	0		

Batter	1	2	3	4	5	6	7	8	9
Pat Listach, S OBP: 0.356, SLG: 0.348 Jim Gantner, L OBP: 0.284, SLG: 0.324	1-3 K		0-0 F8	0-0 G4-3 1B	4-1 2B SF8 BB	1-1 P2		0-2 G1-3	
Darryl Hamilton, L OBP: 0.343, SLG: 0.389 Franklin Stubbs, L OBP: 0.287, SLG: 0.359	1-1 G6-3		4-2 S 2B BB	0-0 G4-3	1-0 SF8 1B 2B	0-1 1B 1B		1-0 E6	
Paul Molitor, R OBP: 0.382, SLG: 0.460	3-2 L8		2-2 S 3B 2B	2-1 1B	4-0 1B IBB	1-2 1B		0-1 P4	
Greg Vaughn, R OBP: 0.292, SLG: 0.388			4-1 P4 3B BB	1-0 P6	2-1 SF8	0-1 G5-3		0-0 P6	
Robin Yount, R OBP: 0.300, SLG: 0.355			2-0 F8 2B	1-1 L5	2-0 1B			0-0 L9	
John Jaha, R OBP: 0.272, SLG: 0.330			1-2 F8	0-0 G5-3	HR			0-0 G6-3 1B 2B	
Kevin Seitzer, R OBP: 0.336, SLG: 0.365			4-1 HBP 2B BB	0-2 G5-3		1-0 G3 2B 2B		3-1 L9	
B.J. Surhoff, L OBP: 0.309, SLG: 0.325			1-0 2B HBP		1-0 2B 1B	2-2 G3		1-2 1B 1B	
Scott Fletcher, R OBP: 0.354, SLG: 0.388			1-0 2B		2-0 2B BB	2-1 1B		1-1 G6-3	

Inning Stats	R	H	E	K	S	R	H	E	K	S	R	H	E	K	S	R	H	E	K	S	R	H	E	K	S	R	H	E	K	S	R	H	E	K	S					
	0	0	0	1	9	2	2	0	0	9	3	4	0	1	11	5	4	0	1	17	2	4	0	0	20	1	2	0	0	11	0	0	0	0	9	0	0	0	0	8

PITCHER	IP	WLS	BF	H	R	ER	SO	BB	IBB	HBP	BLK	WP	HR	S	P	ERA	WHIP
David Wells, L ERA: 5.37	4.1	L	29	11	13	13	1	4	0	0	0	0	1	55	97	27.00	3.462
Bob MacDonald, L ERA: 4.43	1.0		7	3	2	2	1	0	1	0	0	0	0	12	26	18.00	3.000
Mark Eichhorn, R ERA: 2.65	0.2		4	2	0	0	0	0	0	0	0	0	0	9	11	0.00	3.000
Duane Ward, R ERA: 2.42	1.0		5	2	1	1	0	0	0	0	0	0	0	7	11	9.00	2.000
Tom Henke, R ERA: 2.33	1.0		4	0	0	0	0	0	0	0	0	0	0	8	9	0.00	0.000

Batter	1	2	3	4	5	6	7	8	9	AB R H RBI BB SO LOB	TOP											
Devon White, S (1, 8) OBP: 0.284, SLG: 0.377	1-3 K		2-2 F8		1 SAFE 2-2 F8		1-0 FC6-4			4 0 0 0 0 1 3												
Roberto Alomar, S (1, 4) OBP: 0.412, SLG: 0.447	4-2 CS BB		1-2 F7			0-1 G6-3		2-1 HR		3 1 1 1 1 0 1												
Joe Carter, R (1, 9) OBP: 0.324, SLG: 0.514	0-1 F8			0-0 G6-3		1-2 2B		1-2 P8		4 0 1 0 0 0 1												
Dave Winfield, R (1, 10) OBP: 0.380, SLG: 0.509	0-1 CS	1-2 P5		1-2 L7		4-2 BB		0-1 G6-3		3 0 0 0 1 0 0												
John Olerud, L (1, 3) OBP: 0.393, SLG: 0.472			4-2 FC6 BB		0-0 1B		1-0 P6		0-2 G4-3	3 0 1 0 1 0 2												
Candy Maldonado, R (1, 7) OBP: 0.349, SLG: 0.475			1-2 FC6		3-3 K		0-0 G5-3		0-0 G4-3 2B	4 0 1 0 0 1 4												
Kelly Gruber, R (1, 5) OBP: 0.269, SLG: 0.372			1-1 F9			1-1 FC5-4 1B		0-0 G6-3	0-0 F7	4 0 1 0 0 0 2												
Pat Borders, R (1, 2) OBP: 0.299, SLG: 0.399			1-3 K		0-3 K		0-2 G5-3		1-0 G4-3	4 0 0 0 0 2 2												
Manuel Lee, S (1, 6) OBP: 0.333, SLG: 0.307			2-1 F8 2B		1-1 FC5-4		2-1 FC6-4 1B		0-1 G4-3	4 0 2 0 0 0 2												
Inning Stats	R: 0 E: 0 K: 1 S: 10	H: 0 LOB: 0 BB: 1 P: 15	R: 0 E: 0 K: 0 S: 12	H: 0 LOB: 1 BB: 1 P: 19	R: 0 E: 0 K: 1 S: 11	H: 1 LOB: 1 BB: 0 P: 17	R: 0 E: 0 K: 1 S: 8	H: 1 LOB: 1 BB: 0 P: 12	R: 0 E: 0 K: 1 S: 11	H: 1 LOB: 1 BB: 0 P: 15	R: 0 E: 0 K: 0 S: 9	H: 1 LOB: 2 BB: 1 P: 15	R: 0 E: 0 K: 0 S: 8	H: 1 LOB: 1 BB: 0 P: 11	R: 1 E: 0 K: 0 S: 10	H: 1 LOB: 0 BB: 0 P: 13	R: 0 E: 0 K: 0 S: 5	H: 1 LOB: 1 BB: 0 P: 6	1B: 3 2B: 3 3B: 0 HR: 1	SF: 0 SAC: 0 DP: 0 HBP: 0	WP: 0 PB: 0 SB: 1 CS: 1	PA: 37
PITCHER	IP WLS BF H R ER SO BB IBB HBP BLK WP HR S P ERA WHIP																					
John Smiley, L (1, 1) ERA: 3.41	8.0 W 33 7 1 1 4 3 0 0 0 0 0 1 80 118 1.12 1.250																					
Carl Willis, R (9, 1) ERA: 3.53	1.0 3 0 0 0 0 0 0 0 0 0 0 0 4 5 0.00 0.000																					

Toronto Blue Jays @ Minnesota Twins
 Hubert H. Humphrey Metrodome, Minneapolis, MN

Fri Aug 21 1992, 8:05 PM EDT
 Att: 48,082 - Dome - 70 F

livebaseballscorecards.com

AB 33
 R 1
 H 7
 RBI 1
 BB 3
 SO 4
 LOB 17



Batter	1	2	3	4	5	6	7	8	9	AB R H RBI BB SO LOB
Devon White, S (1, 8) OBP: 0.283, SLG: 0.375	0-3 K		2-1 E6 1B SF8	3-2 P7			1-3 K	0-0 S 1B		5 1 1 0 0 2 3
Roberto Alomar, S (1, 4) OBP: 0.414, SLG: 0.447	1-1 F9		0-0 FC4-6 1B		0-0 S 1B		4-2 S HBP SF8 BB	1-2 G4-3		4 1 2 1 1 0 2
Joe Carter, R (1, 9) OBP: 0.323, SLG: 0.510	0-2 G4-3		2-2 SF8		0-0 F9		3-2 SF8 S HBP		2-2 F7	3 0 0 1 0 0 1
Dave Winfield, R (1, 10) OBP: 0.380, SLG: 0.507		1-0 F8	3-1 FC4-6		2-3 K		4-1 S IBB		1-2 L3 1B	4 0 1 0 1 1 2
John Olerud, L (1, 3) OBP: 0.390, SLG: 0.467		1-3 K		4-0 F8 1B BB BB	1-0 G6-3		3-1 SF8		2-1 L3	3 1 0 1 1 1 2
Candy Maldonado, R (1, 7) OBP: 0.350, SLG: 0.473		4-1 BB		4-2 1B F8 BB		2-3 K	1-2 SAFE G3			2 0 0 0 2 1 2
Kelly Gruber, R (1, 5) OBP: 0.266, SLG: 0.367		0-3 K		0-0 F8		0-3 K		1-0 G6-3		4 0 0 0 0 2 3
Pat Borders, R (1, 2) OBP: 0.303, SLG: 0.409			0-1 G3 1B 2B		0-0 S 1B		2-2 S 2B		1-3 K	4 1 3 1 0 1 0
Manuel Lee, S (1, 6) OBP: 0.333, SLG: 0.307			0-1 G3		2-3 K		0-3 K		0-0 1B	4 0 1 0 0 2 4


Inning Stats	R: 0 E: 0 K: 1 S: 8	H: 0 LOB: 0 BB: 0 P: 9	R: 0 E: 0 K: 2 S: 9	H: 0 LOB: 1 BB: 1 P: 15	R: 2 E: 1 K: 0 S: 14	H: 2 LOB: 1 BB: 0 P: 21	R: 1 E: 0 K: 1 S: 13	H: 1 LOB: 2 BB: 2 P: 26	R: 0 E: 0 K: 1 S: 6	H: 1 LOB: 1 BB: 0 P: 9	R: 0 E: 0 K: 3 S: 12	H: 1 LOB: 1 BB: 0 P: 16	R: 1 E: 0 K: 1 S: 14	H: 0 LOB: 2 BB: 2 P: 30	R: 0 E: 0 K: 1 S: 9	H: 2 LOB: 2 BB: 0 P: 12	R: 0 E: 0 K: 0 S: 9	H: 1 LOB: 0 BB: 0 P: 14	1B: 6 2B: 3 3B: 0 HR: 0	SF: 2 SAC: 0 DP: 1 HBP: 1	WP: 0 PB: 0 SB: 4 CS: 0	PA: 41
--------------	------------------------------	---------------------------------	------------------------------	----------------------------------	-------------------------------	----------------------------------	-------------------------------	----------------------------------	------------------------------	---------------------------------	-------------------------------	----------------------------------	-------------------------------	----------------------------------	------------------------------	----------------------------------	------------------------------	----------------------------------	----------------------------------	------------------------------------	----------------------------------	--------

PITCHER	IP	WLS	BF	H	R	ER	SO	BB	IBB	HBP	BLK	WP	HR	S	P	ERA	WHIP
David West, L (1, 1) ERA: 4.5	3.1	L	17	3	3	2	3	3	0	0	0	0	0	36	58	5.40	1.800
Tom Edens, R (4, 1) ERA: 2.92	3.0		14	2	1	1	6	1	1	1	0	0	0	35	59	3.00	1.000
Mark Guthrie, L (7, 1) ERA: 3.21	0.2		2	0	0	0	0	0	0	0	0	0	0	5	9	0.00	0.000
Carl Willis, R (8, 1) ERA: 3.41	2.0		8	3	0	0	1	0	0	0	0	0	0	18	26	0.00	1.500

Toronto Blue Jays @ Minnesota Twins
 Hubert H. Humphrey Metrodome, Minneapolis, MN

Sat Aug 22 1992, 8:05 PM EDT
 Att: 50,465 - Dome - 70 F

AB	33
R	4
H	8
RBI	4
BB	5
SO	10
LOB	19



Batter	1	2	3	4	5	6	7	8	9	AB R H RBI BB SO LOB
Chuck Knoblauch, R (1, 4) <small>OBP: 0.378, SLG: 0.366</small>										5 0 0 0 0 1 5
Shane Mack, R (1, 7) <small>OBP: 0.396, SLG: 0.473</small>										2 0 0 0 1 1 1
Kirby Puckett, R (1, 8) <small>OBP: 0.367, SLG: 0.509</small>										4 0 3 0 0 0 0
Kent Hrbek, L (1, 3) <small>OBP: 0.360, SLG: 0.412</small>										4 0 0 0 0 1 5
Chili Davis, S (1, 10) <small>OBP: 0.374, SLG: 0.406</small>										3 2 1 0 1 1 0
Brian Harper, R (1, 2) <small>OBP: 0.334, SLG: 0.410</small>										4 0 1 0 0 0 1
Randy Bush, L (1, 9) <small>OBP: 0.281, SLG: 0.319</small>										4 0 2 1 0 1 2
Greg Gagne, R (1, 6) <small>OBP: 0.298, SLG: 0.375</small>										4 0 1 0 0 2 3
Mike Pagliarulo, L (1, 5) <small>OBP: 0.187, SLG: 0.202</small> Scott Leius, R (9, PR) <small>OBP: 0.327, SLG: 0.362</small>										4 0 1 0 0 1 3 0 0 0 0 0 0 0

Inning Stats	R: 0	H: 1	E: 0	K: 0	S: 16	R: 1	H: 2	E: 0	K: 0	S: 8	R: 0	H: 1	E: 0	K: 1	S: 12	R: 0	H: 0	E: 0	K: 2	S: 8	R: 0	H: 1	E: 0	K: 2	S: 8	R: 0	H: 0	E: 0	K: 1	S: 6	R: 0	H: 2	E: 0	K: 1	S: 17	R: 0	H: 0	E: 0	K: 1	S: 6	R: 0	H: 2	E: 0	K: 1	S: 17	R: 0	H: 1	E: 0	K: 0	S: 7	R: 1	H: 1	E: 1	K: 1	S: 15	1B: 7	2B: 3	3B: 0	HR: 0	SF: 0	SAC: 0	DP: 2	HBP: 1	WP: 0	PB: 0	SB: 1	CS: 1	PA: 37
--------------	------	------	------	------	-------	------	------	------	------	------	------	------	------	------	-------	------	------	------	------	------	------	------	------	------	------	------	------	------	------	------	------	------	------	------	-------	------	------	------	------	------	------	------	------	------	-------	------	------	------	------	------	------	------	------	------	-------	-------	-------	-------	-------	-------	--------	-------	--------	-------	-------	-------	-------	--------

PITCHER	IP	WLS	BF	H	R	ER	SO	BB	IBB	HBP	BLK	WP	HR	S	P	ERA	WHIP
Jack Morris, R (1, 1) <small>ERA: 4.33</small>	7.0	W	28	7	1	1	7	1	0	0	0	0	0	75	102	1.29	1.143
Duane Ward, R (8, 1) <small>ERA: 2.39</small>	1.0		3	1	0	0	0	0	0	0	0	0	0	7	10	0.00	1.000
Tom Henke, R (9, 1) <small>ERA: 2.27</small>	1.0	S	6	1	1	0	1	1	0	0	0	0	0	15	21	0.00	2.000

BOTTOM

Toronto Blue Jays @ Minnesota Twins
 Hubert H. Humphrey Metrodome, Minneapolis, MN

livebaseballscorecards.com

AB	34
R	2
H	9
RBI	1
BB	2
SO	8
LOB	20



Sat Aug 22 1992, 8:05 PM EDT
 Att: 50,465 - Dome - 70 F

Batter	1	2	3	4	5	6	7	8	9	AB R H RBI BB SO LOB
Devon White, S (1, 8) OBP: 0.283, SLG: 0.374	0-0 G6-3		2-1 G3			1-2 F7		1-1 1B		4 0 1 0 0 0 0
Roberto Alomar, S (1, 4) OBP: 0.411, SLG: 0.443	0-1 G4-3			1-0 G6-3		0-1 G1-4-3		1-2 G3		4 0 0 0 0 0 2
Joe Carter, R (1, 9) OBP: 0.322, SLG: 0.507	3-3 K			1-1 F8			4-2 G4-3 BB		0-1 P6	3 0 0 0 1 1 0
Dave Winfield, R (1, 10) OBP: 0.377, SLG: 0.502		1-0 G4-3		2-1 G4-3		0-1 P3		2-1 G6-3		4 0 0 0 0 0 1
John Olerud, L (1, 3) OBP: 0.389, SLG: 0.465		2-2 1B BLK 1B			3-2 G3		3-2 G4-3		1-0 G4-3	4 0 1 0 0 0 1
Kelly Gruber, R (1, 5) OBP: 0.266, SLG: 0.367		0-2 G1-4-3 1B			1-0 G4-3		2-3 K			3 0 1 0 0 1 1
Derek Bell, R (1, 7) OBP: 0.314, SLG: 0.325		2-0 G1-4-3			4-0 BB			3-2 G5-3		2 0 0 0 1 0 2
Ed Sprague, R (1, 2) OBP: 0.300, SLG: 0.300			1-1 P5		1-3 K			1-2 1B 1B		3 0 1 0 0 1 1
Manuel Lee, S (1, 6) OBP: 0.330, SLG: 0.304			1-1 G6-3			0-0 L5		0-3 K		3 0 0 0 0 1 1

TOP	
Toronto Blue Jays @ Minnesota Twins Hubert H. Humphrey Metrodome, Minneapolis, MN	
Sun Aug 23 1992, 4:33 AM EDT Att: 45,211 - Dome - 70 F	
AB 30	
R 0	
H 4	
RBI 0	
BB 2	
SO 4	
LOB 9	
WP: 0 PA: 32	
PB: 0	
SB: 0	
CS: 0	

Inning Stats	R: 0	H: 0	R: 0	H: 2	R: 0	H: 0	R: 0	H: 0	R: 0	H: 0	R: 0	H: 2	R: 0	H: 0	R: 0	H: 0	R: 0	H: 0	R: 0	H: 2	R: 0	H: 0	1B: 4	SF: 0	WP: 0	PA: 32
E: 0	LOB: 0	E: 0	LOB: 1	E: 0	LOB: 0	E: 0	LOB: 1	E: 0	LOB: 0	E: 0	LOB: 1	E: 0	LOB: 2	E: 0	LOB: 0	E: 0	LOB: 0	E: 0	LOB: 0	E: 0	LOB: 2	E: 0	LOB: 0	2B: 0	SAC: 0	PB: 0
K: 1	BB: 0	K: 0	BB: 0	K: 0	BB: 0	K: 1	BB: 1	K: 1	BB: 0	K: 1	BB: 1	K: 1	BB: 0	K: 0	BB: 0	K: 0	BB: 0	K: 0	BB: 0	K: 1	BB: 1	K: 0	BB: 0	3B: 0	DP: 1	SB: 0
S: 8	P: 11	S: 8	P: 13	S: 6	P: 10	S: 5	P: 9	S: 8	P: 17	S: 8	P: 9	S: 12	P: 21	S: 14	P: 20	S: 5	P: 8	S: 14	P: 20	S: 5	P: 8	S: 14	P: 20	HR: 0	HBP: 0	CS: 0

PITCHER	IP	WLS	BF	H	R	ER	SO	BB	IBB	HBP	BLK	WP	HR	S	P	ERA	WHIP	PITCHER	IP	WLS	BF	H	R	ER	SO	BB	IBB	HBP	BLK	WP	HR	S	P	ERA	WHIP
Scott Erickson, R (1, 1) ERA: 3.59	9.0	W	32	4	0	0	4	2	0	0	1	0	0	74	118	0.00	0.667																		



Batter	1	2	3	4	5	6	7	8	9
Chuck Knoblauch, R <small>OBP: 0.377, SLG: 0.365</small> (1, 4)	1-0 G6-3 		3-1 E9 			0-0 G6-3 		0-0 SH1-4 1B 	
Scott Leius, R <small>OBP: 0.327, SLG: 0.360</small> (1, 5)	3-2 F8 		1-0 FC4-5 			4-1 B1-3 2B BB 		0-1 SH1-4 	
Kirby Puckett, R <small>OBP: 0.367, SLG: 0.507</small> (1, 8)	0-0 1B			0-0 F9 		0-1 B1-3 		3-1 FC1-6-5 1B 	
Chili Davis, S <small>OBP: 0.376, SLG: 0.410</small> (1, 10)	3-3 K 			0-0 F8 		2-2 2B		2-2 1B	
Shane Mack, R <small>OBP: 0.396, SLG: 0.471</small> (1, 7)		2-2 G4-3 		2-1 G5-3 		4-0 BB			
Pedro Munoz, R <small>OBP: 0.303, SLG: 0.428</small> (1, 9)		3-1 F8 			1-0 F9 	1-0 G4-3 			
Kent Hrbek, L <small>OBP: 0.357, SLG: 0.409</small> (1, 3)		3-2 F7 			1-3 K 		0-0 G4-3 		
Lenny Webster, R <small>OBP: 0.270, SLG: 0.340</small> (1, 2)			1-2 FC4-5 1B 		2-2 HR		1-1 G6-3 		
Greg Gagne, R <small>OBP: 0.296, SLG: 0.372</small> (1, 6)			1-3 K 		0-0 G1-3 		0-3 K 		

AB	R	H	RBI	BB	SO	LOB
4	0	1	0	0	0	1
2	1	0	0	1	0	2
4	0	1	0	0	0	2
4	0	2	1	0	1	1
2	0	0	0	1	0	0
3	0	0	0	0	0	2
3	0	0	0	0	1	0
3	1	2	1	0	0	0
3	0	0	0	0	2	1

WP	PA
0	31

AB	28
R	2
H	6
RBI	2
BB	2
SO	4
LOB	9



Inning Stats		R: 0	H: 1	E: 0	LOB: 1	K: 1	S: 11	P: 17										
IP 7.0 WLS L BF 27 H 4 R 2 ER 2 SO 4 BB 2 IBB 0 HBP 0 BLK 0 WP 0 HR 1 S 59 P 96 ERA 2.57 WHIP 0.857		R: 0 H: 0 E: 0 LOB: 0 K: 0 S: 9 P: 17		R: 0 H: 1 E: 1 LOB: 1 K: 1 S: 13 P: 18		R: 0 H: 0 E: 0 LOB: 0 K: 0 S: 4 P: 6		R: 1 H: 1 E: 0 LOB: 0 K: 1 S: 8 P: 12		R: 1 H: 1 E: 0 LOB: 2 K: 0 S: 8 P: 19		R: 0 H: 0 E: 0 LOB: 0 K: 1 S: 6 P: 7		R: 0 H: 2 E: 0 LOB: 2 K: 0 S: 8 P: 13				
PITCHER		IP	WLS	BF	H	R	ER	SO	BB	IBB	HBP	BLK	WP	HR	S	P	ERA	WHIP
Jimmy Key, L <small>ERA: 3.75</small> (1, 1)		7.0	L	27	4	2	2	4	2	0	0	0	0	0	59	96	2.57	0.857
Mark Eichhorn, R <small>ERA: 2.61</small> (8, 1)		1.0		4	2	0	0	0	0	0	0	0	0	0	8	13	0.00	2.000

BOTTOM

Toronto Blue Jays @ Minnesota Twins
 Hubert H. Humphrey Metrodome, Minneapolis, MN
 Sun Aug 23 1992, 4:33 AM EDT
 Att. 45,211 - Dome - 70 F

livebaseballscorecards.com

Batter	1	2	3	4	5	6	7	8	9	AB R H RBI BB SO LOB	TOP											
Devon White, S (1, 8) OBP: 0.284, SLG: 0.373	1-1 G6-3		3-2 SF7 G1-3 HBP		0-2 F9		1-1 2-3 1B		0-1 F8	4 0 1 0 0 0 0												
Roberto Alomar, S (1, 4) OBP: 0.411, SLG: 0.441	2-3 K		1-2 G1-3		3-2 L7		4-0 BB		1-1 1B	4 0 1 0 1 1 2												
Joe Carter, R (1, 9) OBP: 0.319, SLG: 0.503	3-2 F7		0-0 SF7		1-2 F9		1-2 G5-3		3-2 G6-3	4 0 0 1 0 0 4												
Dave Winfield, R (1, 10) OBP: 0.374, SLG: 0.498		1-1 G5-3	1-0 G6-3		1-0 F8		2-1 F9			4 0 0 0 0 0 1												
John Olerud, L (1, 3) OBP: 0.390, SLG: 0.474		0-3 K		1-0 F7		0-0 HR		1-1 HR 1B		4 2 2 1 0 1 0												
Candy Maldonado, R (1, 7) OBP: 0.352, SLG: 0.481		2-2 1B 1B		1-1 P3		0-1 G5-3		1-0 HR		4 1 2 2 0 0 0												
Kelly Gruber, R (1, 5) OBP: 0.269, SLG: 0.368		1-1 1-2 1B		0-1 1B		0-0 P8		1-0 G5-3		4 0 2 0 0 0 0												
Pat Borders, R (1, 2) OBP: 0.300, SLG: 0.404		2-3 K		1-2 G6-3		1-2 G5-3		1-3 K		4 0 0 0 0 2 3												
Manuel Lee, S (1, 6) OBP: 0.332, SLG: 0.309			1-2 G1-3 SF7 HBP 1B		2-1 G4-3		2-2 1B 2B		0-0 G1-3	4 1 2 0 0 0 0												
Inning Stats	R: 0 E: 0 K: 1 S: 12	H: 0 LOB: 0 BB: 0 P: 18	R: 0 E: 0 K: 2 S: 16	H: 2 LOB: 2 BB: 0 P: 22	R: 1 E: 0 K: 0 S: 11	H: 1 LOB: 1 BB: 0 P: 17	R: 0 E: 0 K: 0 S: 9	H: 1 LOB: 1 BB: 0 P: 12	R: 0 E: 0 K: 0 S: 9	H: 0 LOB: 0 BB: 0 P: 14	R: 1 E: 0 K: 0 S: 7	H: 1 LOB: 0 BB: 0 P: 9	R: 0 E: 0 K: 0 S: 16	H: 2 LOB: 3 BB: 1 P: 25	R: 2 E: 0 K: 1 S: 9	H: 2 LOB: 0 BB: 0 P: 15	R: 0 E: 0 K: 0 S: 8	H: 1 LOB: 1 BB: 0 P: 12	1B: 7 2B: 1 3B: 0 HR: 2	SF: 1 SAC: 0 DP: 0 HBP: 1	WP: 0 PB: 0 SB: 0 CS: 0	PA: 39
PITCHER	IP WLS BF H R ER SO BB IBB HBP BLK WP HR S P ERA WHIP												PITCHER	IP WLS BF H R ER SO BB IBB HBP BLK WP HR S P ERA WHIP								
Alex Fernandez, R (1, 1) ERA: 4.05	7.0 W 30 7 2 2 3 1 0 1 0 0 0 1 80 117 2.57 1.143																					
Donn Pall, R (8, 1) ERA: 4.73	2.0 9 3 2 2 1 0 0 0 0 0 0 1 17 27 9.00 1.500																					

Toronto Blue Jays @ Chicago White Sox
Comiskey Park, Chicago, IL
Mon Aug 24 1992, 8:05 PM EDT
Att. 32,837 - Cloudy - 82 F

AB	36
R	4
H	10
RBI	4
BB	1
SO	4
LOB	10



Batter	1	2	3	4	5	6	7	8	9	AB R H RBI BB SO LOB	TOP											
Derek Bell, R (1, 8) OBP: 0.310, SLG: 0.320	2-2 F8		2-2 1B	0-1 G6-3		2 SAFE 0-1 G5-3			2-3 K	5 0 1 0 0 1 4												
Kelly Gruber, R (1, 5) OBP: 0.268, SLG: 0.364	2-1 G1-3		0-0 F9		1-0 F7 HBP			1-3 K	2-3 K	4 0 0 0 0 2 3												
Joe Carter, R (1, 10) OBP: 0.316, SLG: 0.498	1-1 G6-3		0-3 K		2-2 F7			0-2 P6	0-2 F9	5 0 0 0 0 1 4												
Candy Maldonado, R (1, 7) OBP: 0.348, SLG: 0.476		2-0 F7	0-1 P9		2-3 K			3-2 L9		4 0 0 0 0 1 3												
Pat Tabler, R (1, 9) OBP: 0.304, SLG: 0.281		1-1 SF8 1B		1-1 1B 2B		3-2 F8			2-1 F9	4 2 2 0 0 0 1												
Ed Sprague, R (1, 3) OBP: 0.429, SLG: 0.500		0-0 E5 SF8 1B		3-1 FC5-4 1B		0-0 1B SF9 2B		2-2 HBP 1B		4 1 3 1 0 0 1												
Jeff Kent, R (1, 4) OBP: 0.324, SLG: 0.443		0-1 SF8		2-3 K		1-2 SF9 1B		1-1 G5-4-3 HBP		2 0 1 1 0 1 1												
Pat Borders, R (1, 2) OBP: 0.297, SLG: 0.400		0-0 F7		1-0 FC5-4 1B		2-2 L8		0-0 G5-4-3		4 0 0 0 0 0 6												
Manuel Lee, S (1, 6) OBP: 0.336, SLG: 0.315			1-2 F9 1B		2-2 1B		2-0 SF9		3-2 1B	3 0 3 1 0 0 0												
Inning Stats	R: 0 E: 0 K: 0 S: 7	H: 0 LOB: 0 BB: 0 P: 12	R: 1 E: 1 K: 0 S: 7	H: 1 LOB: 1 BB: 0 P: 10	R: 0 E: 0 K: 1 S: 13	H: 2 LOB: 2 BB: 0 P: 16	R: 1 E: 0 K: 1 S: 13	H: 3 LOB: 2 BB: 0 P: 22	R: 0 E: 0 K: 1 S: 12	H: 0 LOB: 1 BB: 0 P: 20	R: 1 E: 0 K: 0 S: 10	H: 2 LOB: 1 BB: 0 P: 15	R: 0 E: 0 K: 1 S: 12	H: 0 LOB: 0 BB: 0 P: 16	R: 0 E: 0 K: 0 S: 8	H: 1 LOB: 1 BB: 0 P: 13	R: 0 E: 0 K: 2 S: 14	H: 1 LOB: 1 BB: 0 P: 21	1B: 8 2B: 2 3B: 0 HR: 0	SF: 2 SAC: 0 DP: 1 HBP: 2	WP: 0 PB: 0 SB: 0 CS: 0	PA: 39
PITCHER	IP WLS BF H R ER SO BB IBB HBP BLK WP HR S P ERA WHIP																					
Charlie Hough, R (1, 1) ERA: 3.76	5.0 W 25 8 3 2 3 0 0 1 0 0 0 56 85 3.60 1.600																					
Terry Leach, R (6, 1) ERA: 1.73	1.0 3 0 0 0 0 0 0 0 0 0 0 6 10 0.00 0.000																					
Roberto Hernandez, R (7, 1) ERA: 1.57	3.0 S 11 2 0 0 3 0 0 1 0 0 0 34 50 0.00 0.667																					

Toronto Blue Jays @ Chicago White Sox
Comiskey Park, Chicago, IL
Tue Aug 25 1992, 8:05 PM EDT
Att. 29,450 - Sunny - 86 F

AB	35
R	3
H	10
RBI	3
BB	0
SO	6
LOB	23



Batter	1	2	3	4	5	6	7	8	9
Steve Sax, R OBP: 0.295, SLG: 0.324 (1, 4)	1-2 G5-3	2-1 BB 1B		2-1 L6		1-2 G5-3		1-0 G3	
Tim Raines, S OBP: 0.374, SLG: 0.371 (1, 7)	1-3	2-0 BB 1B			1-0 E1 BB 1B F8	1-1 G5-3 1B		2-3 F8	
Frank Thomas, R OBP: 0.447, SLG: 0.539 (1, 3)	1-2	4-2 FC5 BB			0-0 F8	0-1 G5-3			
George Bell, R OBP: 0.308, SLG: 0.446 (1, 10)	1-0 P4	1-1 FC5			4-0 1B BB FC6-4 IBB	0-2 G1-3			
Robin Ventura, L OBP: 0.368, SLG: 0.425 (1, 5)		1-1 1B 2B	3-1 F9		4-2 FC6-4 1B WP BB		0-0 F7		
Shawn Abner, R OBP: 0.323, SLG: 0.365 (1, 9)		0-1 FC4-6 1B	1-0 G5-3		1-0 FC6-4 1B		0-0 P6		
Lance Johnson, L OBP: 0.321, SLG: 0.355 (1, 8)		0-1 FC4-6 1B	0-2 G6-3		0-1 FC6-4 WP S		0-1 G4-3		
Ron Karkovics, R OBP: 0.294, SLG: 0.327 (1, 2)		1-2 L8			0-0 G3-1	4-2 BB		0-1 G3 SH3 1B	
Esteban Beltre, R OBP: 0.229, SLG: 0.279 (1, 6)		3-2 1B 1B			1-2 G4-3	0-1 G4-3		2-0 SH3	

Inning Stats	R: 0	H: 1	E: 0	LOB: 1	K: 1	S: 10	P: 14	R: 3	H: 5	E: 0	LOB: 3	K: 0	S: 20	P: 33	R: 0	H: 0	E: 0	LOB: 0	K: 0	S: 8	R: 0	H: 0	E: 0	LOB: 0	K: 0	S: 8	R: 3	H: 1	E: 1	LOB: 2	K: 0	S: 12	P: 26	R: 0	H: 1	E: 0	LOB: 1	K: 0	S: 12	R: 0	H: 0	E: 0	LOB: 0	K: 0	S: 4	R: 0	H: 1	E: 0	LOB: 1	K: 0	S: 5	P: 10
1B: 8	SF: 0	2B: 1	SAC: 1	3B: 0	DP: 0	HR: 0	HBP: 0	1B: 8	SF: 0	2B: 1	SAC: 1	3B: 0	DP: 0	HR: 0	HBP: 0	WP: 1	PA: 38	PB: 0	SB: 1	CS: 0																																

PITCHER	IP	WLS	BF	H	R	ER	SO	BB	IBB	HBP	BLK	WP	HR	S	P	ERA	WHIP
David Wells, L ERA: 5.4 (1, 1)	4.1	L	23	6	6	3	1	2	1	0	0	0	0	51	84	6.23	1.846
Mark Eichhorn, R ERA: 2.55 (5, 1)	1.2		8	2	0	0	0	1	0	0	0	1	0	19	26	0.00	1.800
Tom Henke, R ERA: 2.21 (7, 1)	1.0		3	0	0	0	0	0	0	0	0	0	0	4	4	0.00	0.000
Duane Ward, R ERA: 2.36 (8, 1)	1.0		4	1	0	0	0	0	0	0	0	0	0	5	10	0.00	1.000

BOTTOM

Toronto Blue Jays @ Chicago White Sox
Comiskey Park, Chicago, IL
Tue Aug 25 1992, 8:05 PM EDT
Att: 29,450 - Sunny - 86 F

livebaseballscorecards.com

AB	33
R	6
H	9
RBI	5
BB	4
SO	1
LOB	15



Batter	1	2	3	4	5	6	7	8	9	AB R H RBI BB SO LOB	TOP											
Pat Listach, S (1, 6) OBP: 0.353, SLG: 0.352	0-3 K2-3		1-0 G6-3			1-0 G4-3		1-2 G4-3		4 0 0 0 0 1 0	<p>Milwaukee Brewers @ Toronto Blue Jays</p> <p>SkyDome, Toronto, ON</p> <p>Thu Aug 27 1992, 7:05 PM EDT</p> <p>Att. 50,415 - Dome - 70 F</p>											
Darryl Hamilton, L (1, 9) OBP: 0.340, SLG: 0.391	0-2 L3		0-1 P5			0-1 G4-3		1-1 E6 1B 2B		4 1 0 0 0 0 0												
Paul Molitor, R (1, 3) OBP: 0.385, SLG: 0.456	0-0 G4-3				1-1 G5-3	1-0 2B		0-0 2B 1B		4 1 2 0 0 0 0												
Franklin Stubbs, L (1, 10) OBP: 0.296, SLG: 0.378		2-2 P5		0-1 CS S 1B		1-2 P5		2-2 2B 1-H 2-H		4 0 2 2 0 0 1												
Robin Yount, R (1, 8) OBP: 0.315, SLG: 0.364		2-2 HBP 1B 1B		4-1 1-2 BB			4-2 G4-3 BB	0-3 K		2 1 1 0 2 1 1												
Greg Vaughn, R (1, 7) OBP: 0.289, SLG: 0.381		1-0 1B 1-2 HBP		3-3 K 2-3		1-0 F8		0-0 HR		3 1 1 1 0 1 3												
B.J. Surhoff, L (1, 2) OBP: 0.303, SLG: 0.316		0-0 L9			1-2 G3-1		1-0 G4-3 1-2	0-3 K		4 0 0 0 0 1 3												
Scott Fletcher, R (1, 4) OBP: 0.343, SLG: 0.371		1-2 1-3 2-H 1B			2-2 G6-3		0-1 P4	0-0 F8		4 0 1 1 0 0 1												
Jim Gantner, L (1, 5) OBP: 0.273, SLG: 0.310 Dante Bichette, R (9, PH) OBP: 0.327, SLG: 0.430			1-0 P5		0-0 F7		0-3 K	2-3 K		3 0 0 0 0 1 0 1 0 0 0 0 1 0												
Inning Stats	R: 0 E: 0 K: 1 S: 7	H: 0 LOB: 0 BB: 0 P: 7	R: 1 E: 0 K: 0 S: 11	H: 2 LOB: 2 BB: 0 P: 17	R: 0 E: 0 K: 0 S: 4	H: 0 LOB: 0 BB: 0 P: 6	R: 0 E: 0 K: 1 S: 9	H: 1 LOB: 2 BB: 1 P: 17	R: 0 E: 0 K: 0 S: 7	H: 0 LOB: 0 BB: 0 P: 10	R: 0 E: 0 K: 0 S: 7	H: 1 LOB: 1 BB: 0 P: 10	R: 0 E: 0 K: 0 S: 10	H: 0 LOB: 1 BB: 1 P: 16	R: 2 E: 1 K: 2 S: 19	H: 2 LOB: 1 BB: 0 P: 23	R: 1 E: 0 K: 2 S: 8	H: 1 LOB: 0 BB: 0 P: 10	1B: 4 2B: 3 3B: 0 HR: 1	SF: 0 SAC: 0 DP: 1 HBP: 1	WP: 0 PB: 0 SB: 1 CS: 1	PA: 36
PITCHER	IP WLS BF H R ER SO BB IBB HBP BLK WP HR S P ERA WHIP																					
Jack Morris, R (1, 1) ERA: 4.22	7.0 W 26 4 1 1 2 2 2 0 0 0 0 0 55 83 1.29 0.857																					
Duane Ward, R (8, 1) ERA: 2.33	1.0 6 2 2 0 2 0 0 0 0 0 0 0 19 23 0.00 2.000																					
Tom Henke, R (9, 1) ERA: 2.38	1.0 S 4 1 1 1 2 0 0 0 0 0 0 1 8 10 9.00 1.000																					

livebaseballscores.com

AB	33
R	4
H	7
RBI	4
BB	2
SO	6
LOB	9



Batter	1	2	3	4	5	6	7	8	9	AB	R	H	RBI	BB	SO	LOB	TOP										
Pat Listach, S OBP: 0.357, SLG: 0.357 Jim Gantner, L OBP: 0.279, SLG: 0.316	1-0 S HR 1B	1-0 G6-3	2-0 1B 1B	2-1 1B 1B	0-3 K		2-2 1B 1B	0-2 1B 1B	1-1 FC4 1B	6	3	4	1	0	1	3											
Darryl Hamilton, L OBP: 0.346, SLG: 0.394	3-3 K 1-2	4-0 BB	3-2 1B 1B	2-1 1B 1B		1-2 F9	1-1 1B 1B	3-2 FC4 1B	0-0 FC4 1B	7	0	4	5	1	1	3											
Paul Molitor, R OBP: 0.385, SLG: 0.462	0-0 HR 2-H	3-2 G5-3	3-2 F7	2-0 1B 3-H		2-1 F8	1-2 1B 3-H	1-0 FC4 1-2f		7	1	3	4	0	0	6											
Greg Vaughn, R OBP: 0.290, SLG: 0.382 Dave Nilsson, L OBP: 0.248, SLG: 0.296	4-1 BB		3-3 K K	1-0 L8 K		1-0 1B 2B	1-0 G4-3		2-0 G4-3	4	1	1	0	1	2	2											
Robin Yount, R OBP: 0.316, SLG: 0.367 Dante Bichette, R OBP: 0.330, SLG: 0.432	3-1 F9		4-2 1B BB 1B	0-0 BB 2B F9		1-0 FC6-4 1B 2-H		2-0 1B WP SF8 1B	2-2 F8	3	2	1	0	1	0	3											
John Jaha, R OBP: 0.291, SLG: 0.342	0-3 K		0-0 FC6-4 1B 1B	4-0 1B BB 1B		0-0 F9	1-1 FC6-4 1-2f	0-2 F8	1-2 1B 2B 1B	6	3	2	0	1	1	3											
B.J. Surhoff, L OBP: 0.310, SLG: 0.318		4-2 2B G4-3 BB	0-0 FC6-4 1B	4-0 1B BB 1B	2-3 K		1-0 P2	5-2 1B 1B BB 1B	3-1 2B 1B	4	4	2	1	3	1	0											
Kevin Seitzer, R OBP: 0.337, SLG: 0.367		1-1 G4-3 2B	0-1 FC6-4 1B 1B	2-2 1B E 1B	3-1 1B		2-2 L4	2-1 1B 1B	2-1 1B 1B	7	4	5	3	0	0	2											
Scott Fletcher, R OBP: 0.350, SLG: 0.380		1-2 G4-3	0-2 1B 1B	0-0 E8 1B 1B	0-1 1B		2-2 1B 1B	1-0 SF8	0-0 1B	6	3	5	5	0	0	1											
Inning Stats	R: 2 E: 0 K: 2 S: 13	H: 2 LOB: 1 BB: 1 P: 23	R: 1 E: 0 K: 0 S: 16	H: 1 LOB: 2 BB: 2 P: 30	R: 4 E: 0 K: 1 S: 19	H: 5 LOB: 2 BB: 1 P: 34	R: 6 E: 1 K: 1 S: 20	H: 6 LOB: 2 BB: 2 P: 42	R: 0 E: 0 K: 2 S: 11	H: 2 LOB: 2 BB: 0 P: 16	R: 1 E: 0 K: 0 S: 11	H: 2 LOB: 1 BB: 0 P: 17	R: 2 E: 0 K: 0 S: 20	H: 4 LOB: 2 BB: 0 P: 30	R: 3 E: 0 K: 0 S: 21	H: 4 LOB: 2 BB: 1 P: 35	R: 3 E: 0 K: 0 S: 17	H: 5 LOB: 2 BB: 0 P: 28	1B: 26 2B: 4 3B: 0 HR: 1	SF: 1 SAC: 0 DP: 0 HBP: 0	WP: 1 PB: 0 SB: 1 CS: 0	PA: 65					
PITCHER	IP	WLS	BF	H	R	ER	SO	BB	IBB	HBP	BLK	WP	HR	S	P	ERA	WHIP										
Jimmy Key, L ERA: 3.87	(1, 1)	1.2	L	11	3	3	2	3	0	0	0	0	1	22	43	16.20	3.600										
Mike Timlin, R ERA: 4.95	(2, 1)	1.1		10	5	4	1	1	0	0	0	0	0	26	44	27.00	4.500										
Doug Linton, R ERA: 9.0	(4, 1)	0.1		9	6	6	0	2	0	0	0	0	0	14	33	162.00	24.000										
Bob MacDonald, L ERA: 4.47	(4, 1)	3.2		19	8	3	3	0	0	0	0	0	0	48	72	7.36	2.182										
Mark Eichhorn, R ERA: 2.88	(8, 1)	1.0		8	4	3	0	1	0	0	0	1	0	21	35	27.00	5.000										
PITCHER	IP	WLS	BF	H	R	ER	SO	BB	IBB	HBP	BLK	WP	HR	S	P	ERA	WHIP										
David Wells, L ERA: 5.59	(9, 1)	1.0		8	5	3	0	0	0	0	0	0	0	17	28	27.00	5.000										

Milwaukee Brewers @ Toronto Blue Jays
SkyDome, Toronto, ON
Fri Aug 28 1992, 7:05 PM EDT
Att: 50,408 - Dome - 70 F

AB	57
R	22
H	31
RBI	21
BB	7
SO	6
LOB	25



Batter	1	2	3	4	5	6	7	8	9
Devon White, S (1, 8) OBP: 0.284, SLG: 0.370 Derek Bell, R (6, 8) OBP: 0.315, SLG: 0.333	3-3 K		1-1 G4-6-3 1-2f			0-0 F9		1-0 G3 1B	
Roberto Alomar, S (1, 4) OBP: 0.409, SLG: 0.438	2-2 F7			0-2 F8		2-2 1B G6-3 1B		1-2 G3	
Joe Carter, R (1, 9) OBP: 0.313, SLG: 0.492 Pat Tabler, R (6, 9) OBP: 0.299, SLG: 0.276	3-3 K			0-0 F7		3-2 G6-3		1-3 K	
Dave Winfield, R (1, 10) OBP: 0.376, SLG: 0.509		0-2 G6-3		1-3 K		3-2 1B		0-0 G3	
John Olerud, L (1, 3) OBP: 0.385, SLG: 0.468		3-2 G6-3			0-0 F9	0-0 P6		1-0 G6-3	
Candy Maldonado, R (1, 7) OBP: 0.348, SLG: 0.478		0-1 L5			1-0 G6-3		1-3 K	2-1 1B	
Kelly Gruber, R (1, 5) OBP: 0.272, SLG: 0.363 Tom Quinlan, R (6, 5) OBP: 0.143, SLG: 0.286			3-2 1B FC4-6 1B		1-1 1B		2-2 P5	3-3 K	
Pat Borders, R (1, 2) OBP: 0.297, SLG: 0.398			1-2 FC4-6 1B		2-1 F7		2-2 1B	2-3 K	
Manuel Lee, S (1, 6) OBP: 0.333, SLG: 0.312			2-1 FC4-6 G4-6-3 1-2f 3-H			0-1 G6-3 1B 1B		2-3 K	

AB	R	H	RBI	BB	SO	LOB
2	0	0	0	0	1	1
2	0	1	0	0	0	1
4	0	1	0	0	0	1
2	0	0	0	0	1	0
2	0	0	0	0	1	3
4	0	1	1	0	1	1
4	0	0	0	0	0	2
4	0	1	0	0	1	0
2	1	2	0	0	0	0
2	0	0	0	0	1	1
4	0	2	0	0	1	2
3	1	1	1	0	1	2

BOTTOM

Milwaukee Brewers @ Toronto Blue Jays
SkyDome, Toronto, ON
 Fri Aug 28 1992, 7:05 PM EDT
 Att: 50,408 - Dome - 70 F

livebaseballscorecards.com

AB	35
R	2
H	9
RBI	2
BB	0
SO	8
LOB	14



Inning Stats	R: 0	H: 0	E: 0	K: 2	S: 12	LOB: 0	BB: 0	P: 20
	0	0	0	0	9	0	0	12
	0	0	0	0	11	0	0	18
	0	0	0	1	6	0	0	10
	1	3	0	14	14	2	0	22
	0	1	0	12	12	1	0	19
	0	1	0	9	10	1	0	18
	0	1	0	11	11	0	0	12

PITCHER	IP	WLS	BF	H	R	ER	SO	BB	IBB	HBP	BLK	WP	HR	S	P	ERA	WHIP
21 Cal Eldred, R (1, 1) ERA: 1.71	7.0	W	27	7	2	2	5	0	0	0	0	0	0	73	111	2.57	1.000
Mike Fetters, R (8, 1) ERA: 1.13	1.0		4	1	0	0	1	0	0	0	0	0	0	9	12	0.00	1.000
Doug Henry, R (9, 1) ERA: 4.64	1.0		4	1	0	0	2	0	0	0	0	0	0	10	18	0.00	1.000

WP	PA
0	35
0	
0	
0	

Milwaukee Brewers @ Toronto Blue Jays
 SkyDome, Toronto, ON
 Sat Aug 29 1992, 3:33 AM EDT
 Att. 50,413 - Dome - 70 F

livebaseballscorecards.com

AB	32
R	7
H	9
RBI	6
BB	9
SO	6
LOB	13



WP:	0	PA:	43
PB:	0		
SB:	8		
CS:	2		

AB	R	H	RBI	BB	SO	LOB
4	1	2	1	1	0	1
3	3	1	0	2	0	1
4	1	2	2	0	1	1
3	1	1	1	2	1	2
5	0	2	2	0	0	1
4	0	0	0	1	3	3
3	0	0	0	1	1	0
3	1	1	0	1	0	3
3	0	0	0	1	0	1
1B:	7	SF:	1			
2B:	0	SAC:	0			
3B:	2	DP:	0			
HR:	0	HBP:	0			

Batter	1	2	3	4	5	6	7	8	9
Pat Listach, S OBP: 0.360, SLG: 0.358 (1, 6)	2-2 G4-3 S 1B		1-1 G4-3		4-2 S SF9 BB		1-2 2-H 1B	0-2 G4-3	
Darryl Hamilton, L OBP: 0.350, SLG: 0.399 (1, 9)	0-1 G4-3 1-3			0-2 1B 3B	4-2 SF9 S 1B BB		4-1 S E BB		0-0 F8
Paul Molitor, R OBP: 0.385, SLG: 0.462 (1, 3)	1-3 K			1-0 F9 S 1B	3-1 SF9 1-3 BB		2-2 E6 1-H 3B 1B		2-0 G5-3
Franklin Stubbs, L OBP: 0.302, SLG: 0.378 (1, 10)	1-2 F7			0-3 K 1-2	0-0 CS 1B		4-0 3B BB		4-2 1B BB
Robin Yount, R OBP: 0.317, SLG: 0.372 (1, 8)		0-0 F7		1-0 F9 2-3	1-1 CS 1-2	0-2 G6-3	1-2 1-H 2-H 3B		0-0 1B
Greg Vaughn, R OBP: 0.289, SLG: 0.378 (1, 7)		2-3 K		4-2 S BB		2-3 K	1-3 K		1-2 F7
B.J. Surhoff, L OBP: 0.309, SLG: 0.316 (1, 2)		1-2 G4-3		4-0 1B IBB		2-3 K		2-2 F8	
Scott Fletcher, R OBP: 0.352, SLG: 0.380 (1, 4)			1-0 F7	1-2 L4			4-2 G3 1B BB	1-2 CS 1B	
Jim Gantner, L OBP: 0.278, SLG: 0.312 (1, 5)			1-0 F7		1-2 G4-3		1-1 G3 1-2	4-2 S BB	
Inning Stats	R: 0 E: 0 K: 1 S: 12 H: 1 LOB: 1 BB: 0 P: 16	R: 0 E: 0 K: 1 S: 7 H: 0 LOB: 0 BB: 0 P: 10	R: 0 E: 0 K: 0 S: 4 H: 0 LOB: 0 BB: 0 P: 7	R: 1 E: 0 K: 1 S: 13 H: 2 LOB: 3 BB: 2 P: 24	R: 2 E: 0 K: 0 S: 18 H: 1 LOB: 0 BB: 2 P: 29	R: 0 E: 0 K: 2 S: 10 H: 0 LOB: 0 BB: 0 P: 14	R: 4 E: 1 K: 1 S: 20 H: 3 LOB: 1 BB: 3 P: 37	R: 0 E: 0 K: 0 S: 11 H: 1 LOB: 1 BB: 1 P: 18	R: 0 E: 0 K: 0 S: 11 H: 1 LOB: 2 BB: 1 P: 18

PITCHER	IP	WLS	BF	H	R	ER	SO	BB	IBB	HBP	BLK	WP	HR	S	P	ERA	WHIP
David Cone, R ERA: 3.14 (1, 1)	6.2	L	32	7	7	7	5	6	1	0	0	0	0	81	133	9.45	1.950
Duane Ward, R ERA: 2.29 (7, 1)	1.1		5	1	0	0	1	1	0	0	0	0	0	14	22	0.00	1.500
Doug Linton, R ERA: 8.63 (9, 1)	1.0		5	1	0	0	0	1	0	0	0	0	0	11	18	0.00	2.000

Batter	1	2	3	4	5	6	7	8	9	AB	R	H	RBI	BB	SO	LOB
Derek Bell, R OBP: 0.307, SLG: 0.324 (1, 8)	L4			F7		K		G6-4-3		4	0	0	0	0	1	1
Roberto Alomar, S OBP: 0.409, SLG: 0.443 (1, 4)	G3			1B		HR			G3	4	1	2	0	0	0	0
Joe Carter, R OBP: 0.314, SLG: 0.498 (1, 9)	P4			1B		HR			G3	4	1	2	2	0	0	0
Dave Winfield, R OBP: 0.375, SLG: 0.506 (1, 10)			K	K		G1-3			BB	4	0	1	0	0	2	2
John Olerud, L OBP: 0.384, SLG: 0.464 (1, 3)			G3	K					BB	3	0	0	0	1	1	2
Candy Maldonado, R OBP: 0.347, SLG: 0.474 (1, 7)			P3			K			BB	3	0	0	0	1	1	0
Kelly Gruber, R OBP: 0.269, SLG: 0.358 (1, 5)			K			L8			BB	4	0	0	0	0	2	3
Pat Borders, R OBP: 0.297, SLG: 0.397 (1, 2)			K			P4			BB	3	0	1	0	0	1	0
Manuel Lee, S OBP: 0.333, SLG: 0.312 (1, 6)			G3						FC3-6	0	0	0	0	0	0	0
Alfredo Griffin, S OBP: 0.200, SLG: 0.226 (2, 6)						L7			G6-4-3	3	0	0	0	0	0	1

Inning Stats	R: 0	H: 0	E: 0	K: 0	S: 7	LOB: 0	BB: 0	P: 12	R: 0	H: 0	E: 0	K: 1	S: 7	LOB: 0	BB: 0	P: 8	R: 0	H: 0	E: 0	K: 2	S: 8	LOB: 0	BB: 0	P: 11	R: 0	H: 2	E: 0	K: 2	S: 12	LOB: 2	BB: 0	P: 13	R: 0	H: 0	E: 0	K: 1	S: 5	LOB: 0	BB: 0	P: 8	R: 2	H: 2	E: 0	K: 1	S: 13	LOB: 0	BB: 0	P: 18	R: 0	H: 0	E: 0	K: 1	S: 6	LOB: 0	BB: 0	P: 9	R: 0	H: 1	E: 0	K: 0	S: 3	LOB: 0	BB: 0	P: 6	R: 0	H: 1	E: 0	K: 0	S: 14	LOB: 3	BB: 2	P: 24	1B: 4	SF: 0	2B: 0	SAC: 0	3B: 1	DP: 1	HR: 1	HBP: 0	WP: 0	PA: 34
--------------	------	------	------	------	------	--------	-------	-------	------	------	------	------	------	--------	-------	------	------	------	------	------	------	--------	-------	-------	------	------	------	------	-------	--------	-------	-------	------	------	------	------	------	--------	-------	------	------	------	------	------	-------	--------	-------	-------	------	------	------	------	------	--------	-------	------	------	------	------	------	------	--------	-------	------	------	------	------	------	-------	--------	-------	-------	-------	-------	-------	--------	-------	-------	-------	--------	-------	--------

PITCHER	IP	WLS	BF	H	R	ER	SO	BB	IBB	HBP	BLK	WP	HR	S	P	ERA	WHIP
Chris Bosio, R ERA: 3.82 (1, 1)	8.0	W	28	5	2	2	8	0	0	0	0	0	1	61	85	2.25	0.625
Doug Henry, R ERA: 4.58 (9, 1)	0.2		5	1	0	0	0	2	0	0	0	0	0	12	22	0.00	4.500
Darren Holmes, R ERA: 3.19 (9, 1)	0.1	S	1	0	0	0	0	0	0	0	0	0	0	2	2	0.00	0.000

BOTTOM

Milwaukee Brewers @ Toronto Blue Jays
 SkyDome, Toronto, ON
 Sat Aug 29 1992, 3:33 AM EDT
 Att: 50,413 - Dome - 70 F

livebaseballscores.com

AB	32
R	2
H	6
RBI	2
BB	2
SO	8
LOB	9



Batter	1	2	3	4	5	6	7	8	9	AB R H RBI BB SO LOB	TOP																	
Pat Listach, S OBP: 0.357, SLG: 0.355 (1, 6)	0-2 G1-3		2-3 K2-3		1-3 K		1-3 K			4 0 0 0 0 3 3	Milwaukee Brewers @ Toronto Blue Jays SkyDome, Toronto, ON Sun Aug 30 1992, 3:33 AM EDT Att: 50,412 - Dome - 70 F livebaseballscorecards.com																	
Darryl Hamilton, L OBP: 0.346, SLG: 0.395 (1, 7)	0-0 G4-3		2-2 E5			3-2 G6-3	2-2 G6-3			4 0 0 0 0 0 1																		
Paul Molitor, R OBP: 0.386, SLG: 0.465 (1, 3)	0-0 2B		3-H F9			2-2 1B		1-3 K		4 0 2 0 0 1 1																		
Franklin Stubbs, L OBP: 0.297, SLG: 0.372 (1, 10)	1-2 G6-3			3-2 F9		0-3 K		0-3 K		4 0 0 0 0 2 2																		
Robin Yount, R OBP: 0.314, SLG: 0.368 (1, 8)		3-3 K		3-1 F9		1-0 L7		1-2 G6-3		4 0 0 0 0 1 1																		
Dante Bichette, R OBP: 0.335, SLG: 0.437 (1, 9)		3-3 K		4-2 FC6-4 BB			0-1 2B	0-0 G6-3 1B		3 1 2 0 1 1 0																		
B.J. Surhoff, L OBP: 0.309, SLG: 0.318 (1, 2)		0-0 F9		2-1 FC6-4 1-2f			0-1 1B S 2B	1-3 K		4 1 1 1 0 1 2																		
Scott Fletcher, R OBP: 0.351, SLG: 0.381 (1, 4)			2-1 G6-3 E 2B		0-1 F9		0-1 F8	2-1 G6-3 1-2f		4 1 1 0 0 0 2																		
Jim Gantner, L OBP: 0.279, SLG: 0.312 (1, 5)			2-2 G6-3		0-0 F9		2-0 S 1B			3 0 1 0 0 0 1																		
Inning Stats	R: 0 E: 0 K: 0 S: 9	H: 1 LOB: 1 BB: 0 P: 10	R: 0 E: 0 K: 2 S: 10	H: 0 LOB: 0 BB: 0 P: 16	R: 1 E: 1 K: 1 S: 17	H: 1 LOB: 1 BB: 0 P: 25	R: 0 E: 0 K: 0 S: 14	H: 0 LOB: 1 BB: 1 P: 26	R: 0 E: 0 K: 1 S: 6	H: 0 LOB: 0 BB: 0 P: 7	R: 0 E: 0 K: 1 S: 12	H: 1 LOB: 1 BB: 0 P: 18	R: 2 E: 0 K: 1 S: 13	H: 3 LOB: 1 BB: 0 P: 18	R: 0 E: 0 K: 2 S: 10	H: 0 LOB: 0 BB: 0 P: 12	R: 0 E: 0 K: 1 S: 7	H: 1 LOB: 0 BB: 0 P: 10	1B: 3 2B: 4 3B: 0 HR: 0	SF: 0 SAC: 0 DP: 1 HBP: 0	WP: 0 PB: 0 SB: 2 CS: 0	PA: 35						
PITCHER	IP WLS BF H R ER SO BB IBB HBP BLK WP HR S P ERA WHIP																											
Juan Guzman, R ERA: 2.29 (1, 1)	4.0		16	2	1	0	3	1	0	0	0	0	0	0	50	77	0.00	0.750										
Mark Eichhorn, R ERA: 3.03 (5, 1)	2.1		11	4	2	2	2	0	0	0	0	0	0	25	34	7.71	1.714											
Duane Ward, R ERA: 2.24 (7, 1)	1.2	W	5	0	0	0	3	0	0	0	0	0	0	16	21	0.00	0.000											
Tom Henke, R ERA: 2.32 (9, 1)	1.0	S	3	1	0	0	1	0	0	0	0	0	0	7	10	0.00	1.000											



Batter	1	2	3	4	5	6	7	8	9	AB	R	H	RBI	BB	SO	LOB
Derek Bell, R OBP: 0.299, SLG: 0.314 (1, 8)	3-2 G6-3	2-2 G6-3		2 SAFE 1-2 G3			1-3 K			4	0	0	0	0	1	2
Roberto Alomar, S OBP: 0.410, SLG: 0.443 (1, 4)	2-1 G1-3		2-2 HR 1B		4-1 BB		3-2 F8			3	1	1	0	1	0	0
Joe Carter, R OBP: 0.317, SLG: 0.505 (1, 9)	4-0 BB		1 SAFE 0-0 HR 1-H		1 SAFE 0-3 K			2-2 HBP SH2-3 1B		3	1	2	2	1	1	1
Dave Winfield, R OBP: 0.375, SLG: 0.505 (1, 10)	1-3 K		1-0 G4-6-3 1B		1 SAFE 2-2 P2			0-0 SH2-3		3	0	1	0	0	1	2
John Olerud, L OBP: 0.385, SLG: 0.463 (1, 3)		3-2 G1 1B	1-0 G4-6-3		1 SAFE 0-0 G3			4-0 HBP IBB		3	1	1	0	1	0	2
Candy Maldonado, R OBP: 0.346, SLG: 0.471 (1, 7)	1 SAFE 3-1 G1		3-3 K			2-3 K		1-1 FC6-4 HBP		3	0	0	0	0	2	1
Kelly Gruber, R OBP: 0.271, SLG: 0.360 (1, 5)	1-2 2-H 2B 1B			0-0 E5 1B 1B		2-2 F9		3-3 K		4	2	2	1	0	1	3
Pat Borders, R OBP: 0.297, SLG: 0.398 (1, 2)	1-1 G6-3 1-H 2B		1-0 G6-3		2-3 K			0-1 FC6-4		4	0	1	1	0	1	4
Alfredo Griffin, S OBP: 0.206, SLG: 0.231 (1, 6)	1-2 G6-3		0-1 G3 2-H 1B				0-0 P4			3	0	1	1	0	0	1

Inning Stats	R: 0	H: 0	E: 0	K: 1	S: 8	R: 2	H: 3	E: 0	K: 0	S: 21	R: 2	H: 3	E: 0	K: 1	S: 9	R: 1	H: 2	E: 1	K: 0	S: 7	R: 0	H: 0	E: 0	K: 1	S: 8	R: 0	H: 0	E: 0	K: 2	S: 10	R: 0	H: 0	E: 0	K: 1	S: 9	R: 0	H: 1	E: 0	K: 1	S: 10	1B: 7	2B: 1	3B: 0	HR: 1	SF: 0	SAC: 1	DP: 1	HBP: 1	WP: 0	PB: 0	SB: 0	CS: 0	PA: 35
--------------	------	------	------	------	------	------	------	------	------	-------	------	------	------	------	------	------	------	------	------	------	------	------	------	------	------	------	------	------	------	-------	------	------	------	------	------	------	------	------	------	-------	-------	-------	-------	-------	-------	--------	-------	--------	-------	-------	-------	-------	--------


PITCHER	IP	WLS	BF	H	R	ER	SO	BB	IBB	HBP	BLK	WP	HR	S	P	ERA	WHIP
Bill Wegman, R ERA: 3.29 (1, 1)	7.0	L	30	9	5	4	6	2	0	0	0	0	1	75	123	5.14	1.571
Darren Holmes, R ERA: 3.09 (8, 1)	1.0		5	0	0	0	1	0	1	0	0	0	0	7	15	0.00	0.000

BOTTOM

Milwaukee Brewers @ Toronto Blue Jays
SkyDome, Toronto, ON
 Sun Aug 30 1992, 3:33 AM EDT
 Att: 50,412 - Dome - 70 F

livebaseballscorecards.com

AB 30
R 5
H 9
RBI 5
BB 3
SO 7
LOB 16



Batter	1	2	3	4	5	6	7	8	9	AB R H RBI BB SO LOB	TOP									
Steve Sax, R (1, 4) OBP: 0.286, SLG: 0.312	1-2 G5-3		2-1 G1-3			3-1 L3		2-2 G3-1		4 0 0 0 0 0 1										
Tim Raines, S (1, 7) OBP: 0.363, SLG: 0.355	1-3 K2-3			3-1 F8			3-2 G3-1		2-3 K	4 0 0 0 0 2 0										
Robin Ventura, L (1, 5) OBP: 0.367, SLG: 0.424	3-2 P6			1-3 K			2-2 G6-3		0-1 F9	4 0 0 0 0 1 0										
George Bell, R (1, 10) OBP: 0.300, SLG: 0.432		0-1 G5-3		1-0 F7			0-2 P9		1-1 F8	4 0 0 0 0 0 0										
Dan Pasqua, L (1, 3) OBP: 0.301, SLG: 0.335		1-2 G4-3			2-2 G4-3			3-2 1B 2B		3 1 1 0 0 0 0										
Shawn Abner, R (1, 9) OBP: 0.318, SLG: 0.369		1-0 G5-3			2-2 P3			0-1 P4		3 0 0 0 0 0 1										
Lance Johnson, L (1, 8) OBP: 0.322, SLG: 0.357			2-3 K		0-0 L9			0-1 2-H HR 1B		3 1 1 1 0 1 0										
Ron Karkovics, R (1, 2) OBP: 0.292, SLG: 0.335			1-1 G3 1B			0-0 G5-3		0-0 1-H HR		3 1 2 2 0 0 0										
Dale Sveum, S (1, 6) OBP: 0.260, SLG: 0.275			1-0 G3			1-2 F8		1-2 G6-3		3 0 0 0 0 0 1										
Inning Stats	R: 0 E: 0 K: 1 S: 11	H: 0 LOB: 0 BB: 0 P: 16	R: 0 E: 0 K: 0 S: 7	H: 0 LOB: 0 BB: 0 P: 9	R: 0 E: 0 K: 1 S: 9	H: 1 LOB: 1 BB: 0 P: 15	R: 0 E: 0 K: 1 S: 6	H: 0 LOB: 0 BB: 0 P: 11	R: 0 E: 0 K: 0 S: 7	H: 0 LOB: 0 BB: 0 P: 11	R: 0 E: 0 K: 0 S: 13	H: 0 LOB: 0 BB: 0 P: 18	R: 3 E: 0 K: 0 S: 17	H: 3 LOB: 0 BB: 0 P: 23	R: 0 E: 0 K: 1 S: 9	H: 0 LOB: 0 BB: 0 P: 12	1B: 2 2B: 1 3B: 0 HR: 1	SF: 0 SAC: 0 DP: 0 HBP: 0	WP: 0 PB: 0 SB: 0 CS: 0	PA: 31
PITCHER	IP WLS BF H R ER SO BB IBB HBP BLK WP HR S P ERA WHIP																			
Jack Morris, R (1, 1) ERA: 4.19	8.0 W 28 4 3 3 3 0 0 0 0 0 1 77 114 3.38 0.500																			
David Wells, L (9, 1) ERA: 5.54	1.0 3 0 0 0 1 0 0 0 0 0 0 9 12 0.00 0.000																			

Chicago White Sox @ Toronto Blue Jays
SkyDome, Toronto, ON
Tue Sep 01 1992, 7:05 PM EDT
Att. 50,409 - Cloudy - 68 F

AB	31
R	3
H	4
RBI	3
BB	0
SO	4
LOB	3



BOTTOM

Chicago White Sox @ Toronto Blue Jays
SkyDome, Toronto, ON
Tue Sep 01 1992, 7:05 PM EDT
Att: 50,409 - Cloudy - 68 F

livebaseballscorecards.com

AB 37
R 9
H 11
RBI 9
BB 6
SO 2
LOB 23



WP: 0 PA: 44
PB: 1
SB: 1
CS: 0

AB R H RBI BB SO LOB

5 0 2 0 0 0 0
3 1 2 0 1 0 0
0 0 0 0 0 0 0

5 2 3 0 0 0 5
0 0 0 0 0 0 0

4 1 1 1 1 0 4

4 2 0 1 1 0 5

3 2 1 1 2 1 1
0 0 0 0 0 0 0

4 1 1 4 0 1 3
0 0 0 0 1 0 0

5 0 1 2 0 0 3
0 0 0 0 0 0 0

4 0 0 0 0 0 2

1B: 8 SF: 0
2B: 1 SAC: 0
3B: 1 DP: 0
HR: 1 HBP: 1

Batter	1	2	3	4	5	6	7	8	9
Devon White, S (1, 8) OBP: 0.285, SLG: 0.370	0-2 G1-3		2-0 G4-3 1B		0-2 G6-3		B5-3		
Roberto Alomar, S (1, 4) OBP: 0.416, SLG: 0.444 Eddie Zosky, R (9, 6)	4-2 FC5 1B BB		0-0 G4-3 1B		2-1 L6				
Joe Carter, R (1, 9) Turner Ward, S (9, 9) OBP: 0.273, SLG: 0.455	0-2 FC5 1B		2-2 G4-3			2-1 FC6-4 2B			
Dave Winfield, R (1, 10)	0-0 FC5		2-0 G5-3			4-1 FC6-4 BB	2-0 BB HR 1B	1-2 F9	
John Olerud, L (1, 3) OBP: 0.383, SLG: 0.458	3-2 G6-3		2-2 G4-3			2-1 FC6-4 1B 3B	0-1 E4 HR BB	4-0 BB BB	
Candy Maldonado, R (1, 7) Derek Bell, R (9, 7) OBP: 0.304, SLG: 0.333		3-3 K	4-2 G3 BB			1-2 3B 1B	4-1 HR BB	2-2 P8	
Kelly Gruber, R (1, 5) Tom Quinlan, R (8, PH) OBP: 0.250, SLG: 0.286		1-1 F8	1-2 G3			0-3 K	0-1 HR	4-0 FC5 BB	
Pat Borders, R (1, 2) Ed Sprague, R (9, 2) OBP: 0.304, SLG: 0.348		0-0 G4-3	0-1 G6-3			1-0 3B	1-0 E5 HBP 1B	0-1 FC5	
Alfredo Griffin, S (1, 6) OBP: 0.197, SLG: 0.219			0-1 G4-3		1-0 G4-3	1-1 P6	0-0 P8		

Inning Stats	R: 0	H: 1	E: 0	K: 0	S: 13	LOB: 2	BB: 1	P: 20	R: 0	H: 0	E: 0	K: 1	S: 6	LOB: 0	BB: 0	P: 10	R: 0	H: 2	E: 0	K: 0	S: 8	LOB: 2	BB: 0	P: 14	R: 0	H: 0	E: 0	K: 0	S: 11	LOB: 1	BB: 1	P: 18	R: 0	H: 0	E: 0	K: 0	S: 6	LOB: 0	BB: 0	P: 9	R: 3	H: 3	E: 0	K: 1	S: 15	LOB: 1	BB: 1	P: 26	R: 6	H: 5	E: 2	K: 0	S: 24	LOB: 3	BB: 1	P: 37	R: 0	H: 0	E: 0	K: 0	S: 8	LOB: 2	BB: 2	P: 19
--------------	------	------	------	------	-------	--------	-------	-------	------	------	------	------	------	--------	-------	-------	------	------	------	------	------	--------	-------	-------	------	------	------	------	-------	--------	-------	-------	------	------	------	------	------	--------	-------	------	------	------	------	------	-------	--------	-------	-------	------	------	------	------	-------	--------	-------	-------	------	------	------	------	------	--------	-------	-------

PITCHER	IP	WLS	BF	H	R	ER	SO	BB	IBB	HBP	BLK	WP	HR	S	P	ERA	WHIP
Kirk McCaskill, R (1, 1) ERA: 4.1	6.0	L	27	6	3	3	2	3	0	0	0	0	0	59	97	4.50	1.500
Donn Pall, R (7, 1) ERA: 5.06	1.0		12	5	6	5	0	1	0	1	0	0	1	24	37	45.00	6.000
Scott Radinsky, L (8, 1) ERA: 2.34	1.0		5	0	0	0	0	2	0	0	0	0	0	8	19	0.00	2.000

PITCHER	IP	WLS	BF	H	R	ER	SO	BB	IBB	HBP	BLK	WP	HR	S	P	ERA	WHIP
---------	----	-----	----	---	---	----	----	----	-----	-----	-----	----	----	---	---	-----	------

Batter	1	2	3	4	5	6	7	8	9	AB R H RBI BB SO LOB	TOP											
Steve Sax, R (1, 4) OBP: 0.289, SLG: 0.321	1-0 G6-3		2-2 HR		4-0 BB			2-1 WP 1B		3 1 2 1 1 0 0												
Tim Raines, S (1, 7) OBP: 0.362, SLG: 0.354	1-2 1B		3-3 K		3-1 G4-3			1-0 F7		4 0 1 0 0 1 2												
Frank Thomas, R (1, 3) OBP: 0.445, SLG: 0.537	0-0 F8			2-1 F9			1-3 K	1-3 K		4 0 0 0 0 2 2												
Carlton Fisk, R (1, 10) OBP: 0.304, SLG: 0.327	2-3 K			1-1 G6-3			0-2 L7	1-2 K		4 0 0 0 0 2 1												
Robin Ventura, L (1, 5) OBP: 0.364, SLG: 0.421		2-1 L8		3-3 K			3-2 G1	1-3 K2-3		4 0 0 0 0 1 0												
Shawn Abner, R (1, 8) OBP: 0.310, SLG: 0.360		1-1 G6-3			0-3 K			2-3 K		4 0 0 0 0 2 0												
Mike Huff, R (1, 9) OBP: 0.302, SLG: 0.299		1-0 G5-3			1-1 HR 2B			1-1 L7		3 1 1 0 0 0 0												
Lance Johnson, L (9, 8) OBP: 0.322, SLG: 0.357										0 0 0 0 0 0 0												
Ron Karkovics, R (1, 2) OBP: 0.292, SLG: 0.346			1-0 G5-3		3-2 HR			3-3 K		3 1 1 2 0 1 0												
Esteban Beltre, R (1, 6) OBP: 0.211, SLG: 0.257			1-1 F9		1-0 G6-3			1-3 K		3 0 0 0 0 1 0												
Inning Stats	R: 0 E: 0 K: 1 S: 8	H: 1 LOB: 1 BB: 0 P: 12	R: 0 E: 0 K: 0 S: 5	H: 0 LOB: 0 BB: 0 P: 9	R: 1 E: 0 K: 1 S: 14	H: 1 LOB: 0 BB: 0 P: 21	R: 0 E: 0 K: 1 S: 9	H: 0 LOB: 0 BB: 0 P: 15	R: 2 E: 0 K: 1 S: 11	H: 2 LOB: 1 BB: 1 P: 23	R: 0 E: 0 K: 1 S: 9	H: 0 LOB: 0 BB: 0 P: 13	R: 0 E: 0 K: 1 S: 6	H: 0 LOB: 0 BB: 0 P: 10	R: 0 E: 0 K: 2 S: 9	H: 1 LOB: 1 BB: 0 P: 14	R: 0 E: 0 K: 2 S: 7	H: 0 LOB: 0 BB: 0 P: 11	1B: 2 2B: 1 3B: 0 HR: 2	SF: 0 SAC: 0 DP: 0 HBP: 0	WP: 1 PB: 0 SB: 1 CS: 0	PA: 33
PITCHER	IP WLS BF H R ER SO BB IBB HBP BLK WP HR S P ERA WHIP																					
Jimmy Key, L (1, 1) ERA: 3.85	8.0 L 30 5 3 3 8 1 0 0 0 1 2 71 117 3.38 0.750																					
Duane Ward, R (9, 1) ERA: 2.21	1.0 3 0 0 0 2 0 0 0 0 0 0 7 11 0.00 0.000																					

Chicago White Sox @ Toronto Blue Jays
SkyDome, Toronto, ON
Wed Sep 02 1992, 7:05 PM EDT
Att. 50,419 - Dome - 70 F

AB	32
R	3
H	5
RBI	3
BB	1
SO	10
LOB	5



Batter	1	2	3	4	5	6	7	8	9	AB R H RBI BB SO LOB
Devon White, S (1, 8) OBP: 0.286, SLG: 0.368	4-1 1B BB		0-1 G6-3			4-2 SAFE 1-2 BB		0-2 P5	0-3 K	3 1 0 0 2 1 2
Roberto Alomar, S (1, 4) OBP: 0.416, SLG: 0.444	1-0 1B 1-2 1B		0-3 K			3-1 L9		0-1 1-2 2-H 1B	2-3 K	5 0 2 1 0 2 2
Joe Carter, R (1, 9) OBP: 0.319, SLG: 0.508	1-0 1-3 2-H 1B		0-2 G5-3			1-2 G6-3		0-2 G4-3		4 0 1 1 0 0 2
Dave Winfield, R (1, 10) OBP: 0.377, SLG: 0.508	4-0 G6-4-3 IBB			2-0 CS 1B		1-2 FC4-6 1B		1-1 G4-3		3 0 2 0 1 0 0
John Olerud, L (1, 3) OBP: 0.382, SLG: 0.456	3-2 G6-4-3 1-2f			1-2 G5-4-3 1B		0-1 FC4-6 FC6-4		0-3 K		4 0 1 0 0 1 3
Candy Maldonado, R (1, 7) OBP: 0.352, SLG: 0.480		1-0 1B		2-2 G5-4-3 1-2f		1-1 FC6-4		0-1 1B 1B		4 0 2 0 0 0 2
Kelly Gruber, R (1, 5) OBP: 0.273, SLG: 0.366		0-1 F8			2-3 K		1-2 1B 1B	1-1 1-3 1B		4 1 2 0 0 1 1
Pat Borders, R (1, 2) OBP: 0.296, SLG: 0.400		0-3 K			3-1 G5-3		1-2 1B 1B	0-2 F9		3 0 1 0 0 1 1
Turner Ward, S (7, PR) OBP: 0.273, SLG: 0.455										0 0 0 0 0 0 0
Ed Sprague, R (8, 2) OBP: 0.292, SLG: 0.333										1 0 0 0 0 0 2
Alfredo Griffin, S (1, 6) OBP: 0.203, SLG: 0.224										3 0 1 0 0 1 3
Mike Maksudian, L (9, PH)									1-2 P6	1 0 0 0 0 0 0

Inning Stats	R: 1	H: 2	E: 0	K: 0	S: 7	R: 0	H: 1	E: 0	K: 1	S: 7	R: 0	H: 0	E: 0	K: 1	S: 8	R: 0	H: 2	E: 0	K: 0	S: 8	R: 0	H: 1	E: 0	K: 1	S: 12	R: 0	H: 1	E: 0	K: 0	S: 10	R: 1	H: 3	E: 0	K: 1	S: 18	R: 0	H: 2	E: 0	K: 1	S: 13	R: 0	H: 0	E: 0	K: 2	S: 12	1B: 12	2B: 0	3B: 0	HR: 0	SF: 0	SAC: 0	DP: 2	HBP: 0	WP: 0	PB: 0	SB: 0	CS: 1	PA: 38
PITCHER	IP	WLS	BF	H	R	ER	SO	BB	IBB	HBP	BLK	WP	HR	S	P	ERA	WHIP																																									
Greg Hibbard, L (1, 1) ERA: 4.23	6.0	W	26	9	2	2	3	2	1	0	0	0	0	58	95	3.00	1.833																																									
Roberto Hernandez, R (7, 1) ERA: 1.58	3.0	S	12	3	0	0	4	0	0	0	0	0	0	37	43	0.00	1.000																																									

BOTTOM

Chicago White Sox @ Toronto Blue Jays
 SkyDome, Toronto, ON
 Wed Sep 02 1992, 7:05 PM EDT
 Att: 50,419 - Dome - 70 F

livebaseballscorecards.com

AB	35
R	2
H	12
RBI	2
BB	3
SO	7
LOB	18




Batter	1	2	3	4	5	6	7	8	9	AB	R	H	RBI	BB	SO	LOB
Devon White, S OBP: 0.291, SLG: 0.374 (1, 8)	1-0 S G1-3 1B	0-0 1B 2B	2-3 K	3-2 E1 1B		1-2 E 1B	4-1 BB			5	2	4	2	1	1	1
Roberto Alomar, S OBP: 0.418, SLG: 0.443 Alfredo Griffin, S OBP: 0.200, SLG: 0.221 (1, 4) (7, 4)	2-2 G1-3 1-2	0-2 S 3B 1B	4-2 HR BB	4-2 BB		2-1 FC 1B	0-0 F9			3	2	1	2	2	0	1
Joe Carter, R OBP: 0.321, SLG: 0.518 Turner Ward, S OBP: 0.250, SLG: 0.417 (1, 9) (7, 9)	0-0 F8	3-2 2B 3B 1B	0-0 HR	0-0 L7		0-0 2B 1B		3-1 P5		5	2	3	4	0	0	4
Dave Winfield, R OBP: 0.377, SLG: 0.506 Rance Mulliniks, L (8, PH) (1, 10)	4-2 BB	3-2 3B 1B	3-1 G6-3		1-1 P3	1-0 G3		4-2 1B BB		4	0	1	1	1	0	1
John Olerud, L OBP: 0.385, SLG: 0.464 (1, 3)	0-3 K	1-0 3B 1B	1-0 P7		1-0 2B		0-1 HR 2B	1-2 1B		6	2	4	0	0	1	2
Candy Maldonado, R OBP: 0.354, SLG: 0.491 (1, 7)										5	3	2	3	1	2	3
Kelly Gruber, R OBP: 0.276, SLG: 0.370 Tom Quinlan, R OBP: 0.200, SLG: 0.222 (8, 5) (7, PH)										4	1	2	1	0	0	2
Pat Borders, R OBP: 0.295, SLG: 0.399 Ed Sprague, R OBP: 0.320, SLG: 0.360 (7, 2) (1, 2)										4	1	1	0	0	0	2
Manuel Lee, S OBP: 0.337, SLG: 0.313 Eddie Zosky, R OBP: 0.500, SLG: 0.500 (7, 6) (6, PH)										1	2	1	1	2	0	0

Inning Stats	R: 0	H: 1	E: 0	K: 12	S: 18	R: 8	H: 10	E: 0	K: 0	S: 23	R: 3	H: 1	E: 0	K: 11	S: 11	R: 1	H: 1	E: 1	K: 0	S: 12	R: 0	H: 1	E: 0	K: 1	S: 9	R: 2	H: 3	E: 1	K: 0	S: 12	R: 2	H: 3	E: 0	K: 1	S: 12	R: 0	H: 1	E: 0	K: 2	S: 13
	LOB: 2	BB: 1	P: 18			LOB: 10	BB: 0	P: 36			LOB: 0	BB: 2	P: 25			LOB: 1	BB: 0	P: 13			LOB: 1	BB: 0	P: 13			LOB: 2	BB: 1	P: 19			LOB: 2	BB: 1	P: 25			LOB: 2	BB: 1	P: 25		

PITCHER	IP	WLS	BF	H	R	ER	SO	BB	IBB	HBP	BLK	WP	HR	S	P	ERA	WHIP
Kevin Tapani, R ERA: 4.22 (1, 1)	1.1	L	12	7	6	6	1	1	0	0	0	0	0	25	37	40.50	6.000
Tom Edens, R ERA: 2.93 (2, 1)	0.2		5	4	2	2	0	0	0	0	0	0	0	10	17	27.00	6.000
David West, L ERA: 6.75 (3, 1)	4.0		23	6	6	5	2	5	0	0	0	0	1	44	82	11.25	2.750
Paul Abbott, R ERA: 3.27 (7, 1)	2.0		12	4	2	2	3	2	0	0	0	0	1	25	44	9.00	3.000

MINNESOTA TWINS @ TORONTO BLUE JAYS
SkyDome, Toronto, ON
 Fri Sep 04 1992, 7:05 PM EDT
 Att: 50,420 - Sunny - 66 F

AB	44
R	16
H	21
RBI	14
BB	8
SO	6
LOB	21



PITCHER	IP	WLS	BF	H	R	ER	SO	BB	IBB	HBP	BLK	WP	HR	S	P	ERA	WHIP
Kevin Tapani, R ERA: 4.22 (1, 1)	1.1	L	12	7	6	6	1	1	0	0	0	0	0	25	37	40.50	6.000
Tom Edens, R ERA: 2.93 (2, 1)	0.2		5	4	2	2	0	0	0	0	0	0	0	10	17	27.00	6.000
David West, L ERA: 6.75 (3, 1)	4.0		23	6	6	5	2	5	0	0	0	0	1	44	82	11.25	2.750
Paul Abbott, R ERA: 3.27 (7, 1)	2.0		12	4	2	2	3	2	0	0	0	0	1	25	44	9.00	3.000

Batter	1	2	3	4	5	6	7	8	9	AB R H RBI BB SO LOB	TOP											
Shane Mack, R (1, 7) OBP: 0.399, SLG: 0.480	0-1 S 2B 1B		0-0 2B 1B	1-2 CS	0-0 G5-3		1-0 G6-3		0-1 F7	5 2 2 0 0 0 2												
Chuck Knoblauch, R (1, 4) OBP: 0.385, SLG: 0.366	3-3 K 1-2		2-3 K		1-3 K		4-1 G4-3 BB		4-1 BB 1-2 BB	3 0 0 0 2 3 2												
Kirby Puckett, R (1, 8) OBP: 0.370, SLG: 0.498	4-2 2B BB		1-0 2B		2-2 BLK 1B		0-0 G4-3		4-2 BB 1-2 2-3 BB	3 0 2 2 2 0 1												
Kent Hrbek, L (1, 10) OBP: 0.358, SLG: 0.410	3-2 2B 1-3 2-H		0-0 P6		1-3 K 1-2		2-2 F8		0-1 F8	5 0 1 1 0 1 6												
Darren Reed, R (1, 9) OBP: 0.232, SLG: 0.360	1-3 K		4-2 BB			2-3 K		2-1 G6-3		3 0 0 0 1 2 2												
Brian Harper, R (1, 2) OBP: 0.334, SLG: 0.400	1-3 K		0-0 F7			1-2 G3 1B		0-0 G4-3		4 0 1 0 0 1 4												
Gene Larkin, S (1, 3) OBP: 0.317, SLG: 0.356		0-3 K		2-1 G4-3		1-2 G3		2-2 G4-3		4 0 0 0 0 1 1												
Scott Leius, R (1, 5) OBP: 0.318, SLG: 0.339		4-0		4-1		1-1 G1-3			1-3 K	1 0 0 0 2 0 1												
Randy Bush, L (9, PH) OBP: 0.263, SLG: 0.293		CS BB		CS BB						1 0 0 0 0 1 0												
Jeff Reboulet, R (1, 6) OBP: 0.304, SLG: 0.266		2-3 K		0-3 K			3-0 G6-3 G4-3 2B		1-2 BB BB 1B	2 0 0 0 0 2 2 2 1 2 0 0 0 0												
Mike Pagliarulo, L (7, PH) OBP: 0.212, SLG: 0.228																						
Inning Stats	R: 1 E: 0 K: 3 S: 20	H: 2 LOB: 2 BB: 1 P: 31	R: 0 E: 0 K: 2 S: 6	H: 0 LOB: 1 BB: 1 P: 12	R: 1 E: 0 K: 1 S: 13	H: 2 LOB: 2 BB: 1 P: 20	R: 0 E: 0 K: 1 S: 9	H: 0 LOB: 0 BB: 1 P: 15	R: 0 E: 0 K: 2 S: 13	H: 1 LOB: 1 BB: 0 P: 17	R: 0 E: 0 K: 1 S: 14	H: 1 LOB: 1 BB: 0 P: 19	R: 1 E: 0 K: 0 S: 9	H: 1 LOB: 1 BB: 1 P: 19	R: 0 E: 0 K: 0 S: 6	H: 0 LOB: 0 BB: 0 P: 10	R: 0 E: 0 K: 1 S: 14	H: 1 LOB: 3 BB: 2 P: 24	1B: 5 2B: 4 3B: 0 HR: 0	SF: 0 SAC: 0 DP: 1 HBP: 0	WP: 0 PB: 0 SB: 1 CS: 2	PA: 41
PITCHER	IP WLS BF H R ER SO BB IBB HBP BLK WP HR S P ERA WHIP																					
Juan Guzman, R (1, 1) ERA: 2.33	5.0 W 22 5 2 2 9 4 0 0 1 0 0 61 95 3.60 1.800																					
Mike Timlin, R (6, 1) ERA: 4.82	1.0 4 1 0 0 1 0 0 0 0 0 0 14 19 0.00 1.000																					
Mark Eichhorn, R (7, 1) ERA: 3.02	2.0 8 1 1 1 0 1 0 0 0 0 0 15 29 4.50 1.000																					
Duane Ward, R (9, 1) ERA: 2.16	1.0 6 1 0 0 1 2 0 0 0 0 0 14 24 0.00 3.000																					

Minnesota Twins @ Toronto Blue Jays
SkyDome, Toronto, ON
Sat Sep 05 1992, 3:33 AM EDT
Att. 50,409 - Sunny - 70 F

livebaseballscorecards.com

AB	33
R	3
H	8
RBI	3
BB	7
SO	11
LOB	21



Batter	1	2	3	4	5	6	7	8	9	AB R H RBI BB SO LOB	TOP		
Chuck Knoblauch, R (1, 4) OBP: 0.386, SLG: 0.365	1-0 		4-1 		2-2 			4-1 		2 0 0 0 2 0 0			
Scott Leius, R (1, 5) OBP: 0.320, SLG: 0.341	3-2 		1-0 			2-2 		1-3 		4 0 2 0 0 1 1			
Kirby Puckett, R (1, 8) OBP: 0.369, SLG: 0.496	3-2 		0-2 			0-0 		0-0 		4 0 1 0 0 0 3			
Kent Hrbek, L (1, 10) OBP: 0.357, SLG: 0.409		1-0 	0-2 			1-1 		0-0 		4 0 1 0 0 0 3			
Shane Mack, R (1, 7) OBP: 0.400, SLG: 0.479		0-0 		1-1 		1-2 		0-1 		3 1 1 0 0 0 3			
Brian Harper, R (1, 2) OBP: 0.335, SLG: 0.408		2-2 		0-0 		2-2 		0-1 		4 1 2 2 0 0 2			
Gene Larkin, S (1, 3) OBP: 0.313, SLG: 0.351		1-1 		0-2 			2-1 		1-2 	4 0 0 0 0 0 1			
Pedro Munoz, R (1, 9) OBP: 0.292, SLG: 0.416 Randy Bush, L (9, PH) OBP: 0.261, SLG: 0.291		1-3 		0-2 			0-3 		1-1 	3 0 0 0 0 0 2 0 1 0 0 0 0 0 0 0			
Greg Gagne, R (1, 6) OBP: 0.289, SLG: 0.363			1-0 		0-0 		0-2 			3 0 0 0 0 0 0 0			
Inning Stats	R: 0 H: 0 E: 0 LOB: 0 K: 0 BB: 0 S: 7 P: 14	R: 2 H: 2 E: 0 LOB: 0 K: 1 BB: 0 S: 11 P: 16	R: 0 H: 1 E: 0 LOB: 2 K: 0 BB: 1 S: 9 P: 15	R: 0 H: 1 E: 0 LOB: 0 K: 0 BB: 0 S: 6 P: 7	R: 0 H: 0 E: 0 LOB: 0 K: 0 BB: 0 S: 9 P: 11	R: 0 H: 1 E: 0 LOB: 2 K: 0 BB: 0 S: 11 P: 17	R: 0 H: 0 E: 0 LOB: 0 K: 1 BB: 0 S: 9 P: 11	R: 0 H: 2 E: 0 LOB: 2 K: 1 BB: 1 S: 8 P: 13	R: 0 H: 0 E: 0 LOB: 0 K: 0 BB: 0 S: 7 P: 9	1B: 6 SF: 0 2B: 1 SAC: 0 3B: 0 DP: 2 HR: 1 HBP: 1	WP: 0 PA: 35 PB: 0 SB: 0 CS: 0		
PITCHER	IP WLS BF H R ER SO BB IBB HBP BLK WP HR S P ERA WHIP											PITCHER	IP WLS BF H R ER SO BB IBB HBP BLK WP HR S P ERA WHIP
Todd Stottliemyre, R (1, 1) ERA: 4.51 Tom Henke, R (8, 1) ERA: 2.18	7.1 W 30 6 2 2 3 2 0 1 0 0 1 67 101 2.46 1.091												

Minnesota Twins @ Toronto Blue Jays
 SkyDome, Toronto, ON
 Sun Sep 06 1992, 3:33 AM EDT
 Att. 50,421 - Cloudy - 75 F

livebaseballscorecards.com

AB	32
R	2
H	7
RBI	2
BB	2
SO	3
LOB	13



Batter	1	2	3	4	5	6	7	8	9	10	11	12	AB R H RBI BB SO LOB	TOP															
Devon White, S OBP: 0.293, SLG: 0.375	(1, 8) C F8		(2) K			(2) FC1-6-5 2B		(2) 1B SF8	(2) 1B 2-3		(3) G4-3		6 1 3 0 0 1 4	<p>Toronto Blue Jays @ Kansas City Royals</p> <p>Royals Stadium, Kansas City, MO</p> <p>Mon Sep 07 1992, 8:05 PM EDT</p> <p>Att. 21,015 - Cloudy - 77 F</p>															
Roberto Alomar, S OBP: 0.416, SLG: 0.441	(1, 4) B G4-3		(3) G6-3			(2) FC1-6-5 DI		(2) 1B S	(3) P5			(1) G5-3	6 1 1 1 0 0 4																
Joe Carter, R OBP: 0.319, SLG: 0.513	(1, 9) F F7				(1) P3	(3) F8		(1) SF8				(2) G1-3	5 0 1 1 0 0 1																
Dave Winfield, R OBP: 0.378, SLG: 0.507	(1, 10) B 1B		(1) 1B		(2) L8			(2) 1B				(1) F8	6 1 3 1 0 0 1																
John Olerud, L OBP: 0.394, SLG: 0.464	(1, 3) C K		(2) K		(3) P5		(1) F8	(2) 1B				(2) G6-4-3	5 0 1 0 0 1 2																
Candy Maldonado, R OBP: 0.352, SLG: 0.487	(1, 7) B F9		(3) F9			(1) G5-3		(2) K					5 0 2 1 0 1 2																
Kelly Gruber, R OBP: 0.277, SLG: 0.368	(1, 5) C SH5-4 1B		(1) SH5-4 1B		(2) G4-3		(2) K	(3) F8				(1) FC6-4 E	5 0 1 0 0 1 4																
Pat Borders, R OBP: 0.295, SLG: 0.396	(1, 2) X SH5-4 1B		(2) SH5-4 1B		(3) F9		(3) G5-3		(1) F7			(2) P6	5 0 1 0 0 0 2																
Alfredo Griffin, S OBP: 0.218, SLG: 0.253	(1, 6) X SH5-4		(1) SH5-4			(1) K		(2) 1B BB				(1) E4	3 1 1 0 1 1 1																
Inning Stats	R: 0 E: 0 K: 0 S: 9	H: 0 LOB: 0 BB: 0 P: 14	R: 0 E: 0 K: 1 S: 7	H: 1 LOB: 0 BB: 0 P: 11	R: 0 E: 0 K: 1 S: 12	H: 2 LOB: 2 BB: 0 P: 15	R: 0 E: 0 K: 0 S: 12	H: 0 LOB: 0 BB: 0 P: 18	R: 0 E: 0 K: 0 S: 4	H: 0 LOB: 0 BB: 0 P: 6	R: 0 E: 0 K: 1 S: 11	H: 1 LOB: 1 BB: 0 P: 14	R: 1 E: 0 K: 1 S: 10		H: 2 LOB: 1 BB: 0 P: 17	R: 3 E: 0 K: 1 S: 21	H: 4 LOB: 2 BB: 1 P: 36	R: 0 E: 0 K: 0 S: 15	H: 2 LOB: 1 BB: 0 P: 21	R: 0 E: 0 K: 0 S: 9	H: 1 LOB: 0 BB: 0 P: 14	R: 0 E: 1 K: 0 S: 9	H: 1 LOB: 2 BB: 0 P: 13	R: 0 E: 0 K: 0 S: 8	H: 0 LOB: 0 BB: 0 P: 11	1B: 11 2B: 3 3B: 0 HR: 0	SF: 1 SAC: 1 DP: 1 HBP: 0	WP: 0 PB: 0 SB: 1 CS: 1	PA: 49
PITCHER	IP WLS BF H R ER SO BB IBB HBP BLK WP HR S P ERA WHIP																												
Rick Reed, R ERA: 4.1	(1, 1) 6.1 24 6 1 1 3 0 0 0 0 0 0 60 85 1.42 0.947																												
Rusty Meacham, R ERA: 2.71	(7, 1) 0.2 5 2 3 3 1 1 0 0 0 0 0 0 13 25 40.50 4.500																												
Jeff Montgomery, R ERA: 2.07	(8, 1) 2.0 9 4 0 0 1 0 0 0 0 0 0 28 42 0.00 2.000																												
Steve Shifflett, R ERA: 2.63	(10, 1) 2.0 8 2 0 0 0 0 0 0 0 0 0 18 27 0.00 1.000																												
Mike Magnante, L ERA: 4.79	(12, 1) 1.0 W 3 0 0 0 0 0 0 0 0 0 0 8 11 0.00 0.000																												

AB	46
R	4
H	14
RBI	4
BB	1
SO	5
LOB	21



Batter	1	2	3	4	5	6	7	8	9	10	11	12	AB R H RBI BB SO LOB
Gregg Jefferies, S OBP: 0.342, SLG: 0.417	1-1 G6-3		0-1 CS 1B		1-2 G4-3		1-2 G3-1			1-0 G5-3		4-0 1B IBB	5 0 1 0 1 0 0
Curtis Wilkerson, S OBP: 0.314, SLG: 0.343	2-2 1B 1B		2-3 K2-3		1-0 G6-3		1-3 K			4-1 BB		0-1 1-2 2-H 1B	5 1 2 1 1 2 1
George Brett, L OBP: 0.333, SLG: 0.396	2-0 1B 1-3 1B		0-0 F8		0-0 F7			0-1 F8		0-3 K			5 0 1 0 0 1 1
Wally Joyner, L OBP: 0.330, SLG: 0.384	0-0 1-3 3-H 1B			0-1 1B 2B 1B		2-0 1B 2B		0-2 L5		1-2 G4-3			5 2 3 1 0 0 0
Kevin McReynolds, R OBP: 0.353, SLG: 0.413	0-0 P3		0-0 1-3 2B 1B		1-1 1-3 2B 1B		1-0 2-H G4-3 1B		1-2 F9		1-2 G5-3		5 1 2 1 0 0 2
Brent Mayne, L OBP: 0.288, SLG: 0.305	1-2 F9		2-1 P1-6 1-H 3-H 2B		2-1 P1-6 1-H 3-H 2B		1-0 1-2 G4-3		3-1 G4-6-3 1B		1-3 K		5 0 2 2 0 1 3
Kevin Koslofski, L OBP: 0.360, SLG: 0.407		0-0 F8		1-1 P1-6 2-3f		2-3 K		2-3 K		1-0 G4-6-3		2-3 K	4 0 0 0 0 1 3 1 0 0 0 0 1 0
Gary Thurman, R OBP: 0.287, SLG: 0.323										1-2f			
Brian McRae, S OBP: 0.290, SLG: 0.303		1-3 K		4-0 S BB		1-3 K		1-3 K		2-2 L3		3-2 1B 2B	4 1 1 0 1 2 1
David Howard, S OBP: 0.296, SLG: 0.305		0-0 G3		1-3 K		0-1 G4-3				0-3 K		0-2 G5-3	5 0 0 0 0 2 2


Inning Stats	R: 1	H: 3	E: 0	K: 13	S: 19	R: 0	H: 0	E: 0	K: 1	S: 5	R: 0	H: 1	E: 0	K: 1	S: 8	R: 2	H: 3	E: 0	K: 1	S: 11	R: 0	H: 0	E: 0	K: 5	S: 7	R: 1	H: 2	E: 0	K: 2	S: 11	R: 0	H: 0	E: 0	K: 8	S: 10	R: 0	H: 0	E: 0	K: 8	S: 9	R: 0	H: 0	E: 0	K: 1	S: 9	R: 0	H: 0	E: 0	K: 1	S: 12	R: 1	H: 2	E: 0	K: 1	S: 12	1B: 9	2B: 4	3B: 0	HR: 0	SF: 0	SAC: 0	DP: 2	HBP: 0	WP: 0	PA: 47
--------------	------	------	------	-------	-------	------	------	------	------	------	------	------	------	------	------	------	------	------	------	-------	------	------	------	------	------	------	------	------	------	-------	------	------	------	------	-------	------	------	------	------	------	------	------	------	------	------	------	------	------	------	-------	------	------	------	------	-------	-------	-------	-------	-------	-------	--------	-------	--------	-------	--------

PITCHER	IP	WLS	BF	H	R	ER	SO	BB	IBB	HBP	BLK	WP	HR	S	P	ERA	WHIP
Jack Morris, R ERA: 4.18	(1, 1)	9.0	35	10	4	4	6	1	0	0	0	0	0	76	111	4.00	1.222
Duane Ward, R ERA: 2.11	(10, 1)	2.0	7	0	0	0	3	1	0	0	0	0	0	17	25	0.00	0.500
David Wells, L ERA: 5.59	(12, 1)	0.2	L	5	2	1	1	0	1	0	0	0	0	12	21	13.50	3.000

Toronto Blue Jays @ Kansas City Royals
Royals Stadium, Kansas City, MO
 Mon Sep 07 1992, 8:05 PM EDT
 Att: 21,015 - Cloudy - 77 F

livebaseballscorecards.com

AB	44
R	5
H	12
RBI	5
BB	3
SO	10
LOB	13



Batter	1	2	3	4	5	6	7	8	9	AB R H RBI BB SO LOB	TOP											
Devon White, S (1, 8) OBP: 0.294, SLG: 0.376	1-0 G1-3 BB E 1B		3-2 G6-3		3-2 G3		1-2 BB 1B		3-3 K	5 2 2 0 0 1 0												
Roberto Alomar, S (1, 4) OBP: 0.420, SLG: 0.441	4-2 G1-3 BB E		4-1 BB			1-2 HR 1B	4-0 BB	3-1 L5	2 2 1 0 3 0 0													
Joe Carter, R (1, 9) OBP: 0.319, SLG: 0.517	2-3 K		2-1 P4			3-2 HR 1B	0-1 FC6-4 1B	1-3 K	5 1 2 3 0 2 3													
Dave Winfield, R (1, 10) OBP: 0.378, SLG: 0.505	0-1 G1-3 1-2 2-3		1-2 L8			2-1 G1-3 G3 1B	1-0 FC6-4		4 0 1 0 0 0 5													
John Olerud, L (1, 3) OBP: 0.383, SLG: 0.462	2-2 E8 1B			0-0 P6		3-2 G3	1-2 L5		4 0 1 2 0 0 1													
Candy Maldonado, R (1, 7) OBP: 0.349, SLG: 0.482	3-2 G6-3			2-2 G4-3		0-0 G1-3	0-3 K		4 0 0 0 0 1 2													
Kelly Gruber, R (1, 5) OBP: 0.277, SLG: 0.367			1-3 K	1-0 P3		3-2 F9	1-1 1B 1B		4 0 1 0 0 1 1													
Pat Borders, R (1, 2) OBP: 0.294, SLG: 0.395			2-0 F8		0-1 F8		2-1 G1-3	1-2 1B	4 0 1 0 0 0 0													
Alfredo Griffin, S (1, 6) OBP: 0.209, SLG: 0.241			1-2 F8		0-1 G4-3		1-2 G4-3	1-0 F8	4 0 0 0 0 0 2													
Inning Stats	R: 2 E: 1 K: 1 S: 15	H: 2 LOB: 1 BB: 1 P: 27	R: 0 E: 0 K: 1 S: 7	H: 0 LOB: 0 BB: 0 P: 11	R: 0 E: 0 K: 0 S: 10	H: 0 LOB: 1 BB: 1 P: 20	R: 0 E: 0 K: 0 S: 5	H: 0 LOB: 0 BB: 0 P: 8	R: 0 E: 0 K: 0 S: 11	H: 0 LOB: 0 BB: 0 P: 14	R: 2 E: 0 K: 0 S: 20	H: 3 LOB: 1 BB: 0 P: 31	R: 1 E: 0 K: 0 S: 11	H: 2 LOB: 2 BB: 1 P: 20	R: 0 E: 0 K: 1 S: 12	H: 2 LOB: 2 BB: 0 P: 16	R: 0 E: 0 K: 2 S: 13	H: 0 LOB: 0 BB: 0 P: 20	1B: 8 2B: 0 3B: 0 HR: 1	SF: 0 SAC: 0 DP: 0 HBP: 0	WP: 0 PB: 0 SB: 0 CS: 0	PA: 39
PITCHER	IP WLS BF H R ER SO BB IBB HBP BLK WP HR S P ERA WHIP																					
Luis Aquino, R (1, 1) ERA: 4.37	5.0 L 22 5 4 4 2 2 0 0 0 0 0 1 58 95 7.20 1.400																					
Tom Gordon, R (6, 1) ERA: 4.2	2.0 9 2 1 1 0 1 0 0 0 0 0 0 21 36 4.50 1.500																					
Bill Sampen, R (8, 1) ERA: 3.26	2.0 8 2 0 0 3 0 0 0 0 0 0 0 25 36 0.00 1.000																					

Toronto Blue Jays @ Kansas City Royals
 Royals Stadium, Kansas City, MO
 Tue Sep 08 1992, 8:05 PM EDT
 Att. 15,454 - Cloudy - 68 F

AB	36
R	5
H	9
RBI	5
BB	3
SO	5
LOB	14



Batter	1	2	3	4	5	6	7	8	9	AB	R	H	RBI	BB	SO	LOB
Gregg Jefferies, S OBP: 0.340, SLG: 0.414 (1, 5)	1-0 F7		1-2 G4-3		0-1 F7			0-1 G6-3		4	0	0	0	0	0	2
Curtis Wilkerson, S OBP: 0.309, SLG: 0.337 (1, 4)	2-2 G6-3		1-3 K		2-1 G6-3			0-3 K		4	0	0	0	0	2	2
George Brett, L OBP: 0.330, SLG: 0.393 (1, 10)	0-0 P5		1-1 G3			0-2 F8			0-1 G3	4	0	0	0	0	0	1
Mike Macfarlane, R OBP: 0.302, SLG: 0.416 (1, 2)		0-1 G5-3		0-0 F8		0-0 G5-3			2-0 P6	4	0	0	0	0	0	0
Kevin McReynolds, R OBP: 0.356, SLG: 0.417 (1, 7)		2-1 BB 1B		3-1 1B		1-0 F8			1-0 E7 1B	4	0	3	0	0	0	0
Juan Samuel, R OBP: 0.319, SLG: 0.336 (1, 9)		0-0 F9		0-3 K			0-0 G5-3		2-3 K	4	0	0	0	0	2	3
Jeff Conine, R OBP: 0.314, SLG: 0.354 (1, 3)		4-2 FC6-4 BB		1-3 K2-3			1-1 L7			2	0	0	0	1	1	1
Brian McRae, S OBP: 0.288, SLG: 0.301 (1, 8)		0-0 FC6-4			1-0 B1		2-1 G4-3			3	0	0	0	0	0	2
David Howard, S OBP: 0.297, SLG: 0.305 (1, 6)			2-2 G4-3 1B		2-2 E5			2-2 G6-3		3	0	1	0	0	0	0

Inning Stats	R: 0	H: 0	E: 0	K: 0	S: 5	R: 0	H: 1	E: 0	K: 0	S: 8	R: 0	H: 1	E: 0	K: 1	S: 12	R: 0	H: 1	E: 0	K: 2	S: 9	R: 0	H: 0	E: 1	K: 0	S: 9	R: 0	H: 0	E: 0	K: 0	S: 5	R: 0	H: 0	E: 0	K: 0	S: 5	R: 0	H: 0	E: 0	K: 1	S: 9	R: 0	H: 1	E: 1	K: 1	S: 8	1B: 4	2B: 0	3B: 0	HR: 0	SF: 0	SAC: 0	DP: 0	HBP: 0	WP: 0	PB: 0	SB: 0	CS: 0	PA: 33
	0	0	0	0	5	0	1	0	2	8	0	1	0	1	12	0	1	0	2	9	0	0	0	1	0	9	0	0	0	0	6	0	0	0	5	0	0	0	11	0	1	0	13	4	0	0	0	0	0	0	0	0	33					

PITCHER	IP	WLS	BF	H	R	ER	SO	BB	IBB	HBP	BLK	WP	HR	S	P	ERA	WHIP	PITCHER	IP	WLS	BF	H	R	ER	SO	BB	IBB	HBP	BLK	WP	HR	S	P	ERA	WHIP														
Jimmy Key, L ERA: 3.67 (1, 1)	9.0	W	33	4	0	0	5	1	0	0	0	0	0	70	104	0.00	0.556																																

BOTTOM

Toronto Blue Jays @ Kansas City Royals
Royals Stadium, Kansas City, MO

Tue Sep 08 1992, 8:05 PM EDT
Att: 15,454 - Cloudy - 68 F

livebaseballscorecards.com

AB	32
R	0
H	4
RBI	0
BB	1
SO	5
LOB	11



Batter	1	2	3	4	5	6	7	8	9	AB R H RBI BB SO LOB	TOP									
Devon White, S (1, 8) OBP: 0.293, SLG: 0.374	4-2 BB	2-0 G4-3			2-2 P6		1-2 G4-3			3 0 0 0 1 0 2										
Roberto Alomar, S (1, 4) OBP: 0.420, SLG: 0.442	2-3 K		3-1 G4-3		0-0 2B			4-2 G6-4-3 BB		3 0 1 0 1 1 1										
Joe Carter, R (1, 9) OBP: 0.319, SLG: 0.516	0-1 F8		0-1 E 1B		1-2 F7			0-3 K		4 0 1 0 0 1 3										
Dave Winfield, R (1, 10) OBP: 0.377, SLG: 0.502	0-2 G5-3		4-2 G4-6-3 BB		2-1 F7			2-2 G6-4-3 1-2f		3 0 0 0 1 0 2										
John Olerud, L (1, 3) OBP: 0.380, SLG: 0.457		0-0 F8	1-0 G4-6-3 1-2f		1-3 K			1-0 G3-1		4 0 0 0 0 1 2										
Candy Maldonado, R (1, 7) OBP: 0.351, SLG: 0.485		3-1 BB 1B		1-3 K		1-1 2B		2-2 G1-3		4 1 2 0 0 1 0										
Kelly Gruber, R (1, 5) OBP: 0.276, SLG: 0.364		2-2 F9		1-1 P4		0-0 G5-3		4-1 BB		3 0 0 0 1 0 2										
Pat Borders, R (1, 2) OBP: 0.294, SLG: 0.392		4-1 1B BB		2-2 F9			3-3 K	0-3 K		3 0 0 0 1 2 1										
Alfredo Griffin, S (1, 6) OBP: 0.213, SLG: 0.244		0-0 1B		2-3 K			1-3 K			3 0 1 1 0 2 0										
Inning Stats	R: 0 E: 0 K: 1 S: 11	H: 0 LOB: 1 BB: 1 P: 17	R: 1 E: 0 K: 0 S: 10	H: 2 LOB: 2 BB: 1 P: 21	R: 0 E: 1 K: 0 S: 7	H: 1 LOB: 1 BB: 1 P: 15	R: 0 E: 0 K: 1 S: 8	H: 0 LOB: 0 BB: 0 P: 12	R: 0 E: 0 K: 1 S: 13	H: 1 LOB: 1 BB: 0 P: 18	R: 0 E: 0 K: 2 S: 10	H: 0 LOB: 0 BB: 0 P: 15	R: 0 E: 0 K: 1 S: 9	H: 0 LOB: 0 BB: 1 P: 15	R: 0 E: 0 K: 1 S: 9	H: 0 LOB: 1 BB: 1 P: 16	1B: 3 2B: 2 3B: 0 HR: 0	SF: 0 SAC: 0 DP: 2 HBP: 0	WP: 0 PB: 0 SB: 0 CS: 0	PA: 35
PITCHER	IP WLS BF H R ER SO BB IBB HBP BLK WP HR S P ERA WHIP																			
Kevin Appier, R (1, 1) ERA: 2.46	2.0 L 10 2 1 1 1 2 0 0 0 0 0 0 21 38 4.50 2.000																			
Juan Berenguer, R (3, 1) ERA: 5.53	3.0 11 2 0 0 2 1 0 0 0 0 0 0 28 45 0.00 1.000																			
Steve Shifflett, R (6, 1) ERA: 2.5	2.0 7 1 0 0 3 0 0 0 0 0 0 0 19 28 0.00 0.500																			
Rusty Meacham, R (8, 1) ERA: 2.65	2.0 7 0 0 0 2 2 0 0 0 0 0 0 18 31 0.00 1.000																			

Toronto Blue Jays @ Kansas City Royals
Royals Stadium, Kansas City, MO
Wed Sep 09 1992, 8:05 PM EDT
Att. 17,730 - Cloudy - 74 F

AB	30
R	1
H	5
RBI	1
BB	5
SO	8
LOB	13



Batter	1	2	3	4	5	6	7	8	9	AB R H RBI BB SO LOB	TOP											
Devon White, S (1, 8) OBP: 0.294, SLG: 0.378	1-1 HR		2-1 G3		4-2 FC6-4 BB	0-2 G1-3		2-1 L7		4 1 1 1 1 0 3												
Roberto Alomar, S (1, 4) OBP: 0.420, SLG: 0.442	3-2 G4-3		3-2 1B 1B		1-0 FC6-4 G5-3	1-2 1B		2-2 P6		5 0 2 1 0 0 4												
Joe Carter, R (1, 9) OBP: 0.318, SLG: 0.513	0-1 L5		1-2 P6		1-2 G5-3	0-2 P6		1-1 BB 1B		5 0 1 0 0 0 4												
Dave Winfield, R (1, 10) OBP: 0.375, SLG: 0.499	1-3 K		0-1 1B		1-1 G5-3		0-2 G6-3		3-3 K	5 0 1 0 0 2 3												
John Olerud, L (1, 3) OBP: 0.380, SLG: 0.457		2-2 L9 2B 2B	0-0 F9		1-2 F8	1-2 F9		4-2 BB 1B BB		4 1 1 0 1 0 2												
Turner Ward, S (9, PR) OBP: 0.267, SLG: 0.357										0 1 0 0 0 0 0												
Domingo Martinez, R (9, 3)										0 0 0 0 0 0 0												
Candy Maldonado, R (1, 7) OBP: 0.351, SLG: 0.483		1-2 L9		1-1 P5	1-0 WP HR 1B	2-0 G4-3		4-2 1B BB		4 1 1 0 1 0 1												
Kelly Gruber, R (1, 5) OBP: 0.280, SLG: 0.375		2-1 G1-3		0-1 G4-3	3-1 HR		0-0 1B 1B		0-0 1B 1B	5 1 3 3 0 0 1												
Pat Borders, R (1, 2) OBP: 0.297, SLG: 0.399		1-0 2B		2-3 K	3-2 WP 1B 2B		1-0 1B 1B		2-0 G4-3	5 1 3 1 0 1 2												
Manuel Lee, S (1, 6) OBP: 0.337, SLG: 0.314		1-3 K			1-1 FC6-4 BB 1B	1-1 E 1B		0-0 P5		3 1 2 1 0 1 1												
Alfredo Griffin, S (6, 6) OBP: 0.211, SLG: 0.242										1 0 0 0 0 0 2												
Inning Stats	R: 1 E: 0 K: 1 S: 11	H: 1 LOB: 0 BB: 0 P: 16	R: 1 E: 0 K: 1 S: 13	H: 2 LOB: 1 BB: 0 P: 20	R: 0 E: 0 K: 0 S: 13	H: 2 LOB: 2 BB: 0 P: 19	R: 0 E: 0 K: 1 S: 7	H: 0 LOB: 0 BB: 0 P: 10	R: 0 E: 0 K: 0 S: 14	H: 1 LOB: 2 BB: 1 P: 22	R: 4 E: 1 K: 0 S: 21	H: 5 LOB: 1 BB: 0 P: 31	R: 0 E: 0 K: 0 S: 7	H: 0 LOB: 0 BB: 0 P: 10	R: 0 E: 0 K: 0 S: 8	H: 2 LOB: 2 BB: 0 P: 13	R: 1 E: 0 K: 1 S: 12	H: 2 LOB: 2 BB: 2 P: 26	1B: 10 2B: 3 3B: 0 HR: 2	SF: 0 SAC: 0 DP: 0 HBP: 0	WP: 2 PB: 0 SB: 0 CS: 0	PA: 44
PITCHER	IP WLS BF H R ER SO BB IBB HBP BLK WP HR S P ERA WHIP																					
Scott Chiamparino, R (1, 1) ERA: 3.65	5.1 L 25 8 4 4 3 1 0 0 0 1 2 64 98 6.75 1.688																					
Matt Whiteside, R (6, 1) ERA: 3.0	0.2 5 3 2 1 0 0 0 0 0 0 1 0 15 20 13.50 4.500																					
Todd Burns, R (7, 1) ERA: 4.01	2.0 8 2 0 0 0 0 0 0 0 0 0 0 15 23 0.00 1.000																					
Ed Nunez, R (9, 1) ERA: 4.2	0.1 2 1 1 1 1 0 0 0 0 0 0 0 5 9 27.00 3.000																					
Kenny Rogers, L (9, 1) ERA: 3.31	0.2 4 1 0 0 0 2 0 0 0 0 0 0 7 17 0.00 4.500																					

Toronto Blue Jays @ Texas Rangers
Arlington Stadium, Arlington, TX
Fri Sep 11 1992, 8:05 PM EDT
Cloudy - 85 F

livebaseballscorecards.com

AB	41
R	7
H	15
RBI	7
BB	3
SO	4
LOB	23



Batter	1	2	3	4	5	6	7	8	9	AB	R	H	RBI	BB	SO	LOB
David Hulse, L (1, 9) OBP: 0.333, SLG: 0.290	1-1 1B 1B	1-2 G4-3		1-0 1B		0-0 1B WP 1B		1-3 K 1-2		5	2	3	0	0	1	2
Rafael Palmeiro, L (1, 3) OBP: 0.353, SLG: 0.421	3-2 1B 1-3 1B		4-2 2B BB	2-1 L8		3-2 WP 1-3 2-H 1B		2-2 G3 2-3		4	1	2	1	1	0	3
Jose Canseco, R (1, 10) OBP: 0.344, SLG: 0.474	1-0 1-3 3-H 1B		2-1 1-H 1B 2B		3-3 K	2-3 K		1-3 K		5	1	2	2	0	3	4
Juan Gonzalez, R (1, 8) OBP: 0.302, SLG: 0.535	1-3 K		1-2 P4		0-1 F8 2B	3-1 G5-3 1-2 3-H			0-1 1B 2B	5	0	2	0	0	1	4
Kevin Reimer, L (1, 7) OBP: 0.339, SLG: 0.456	1-0 P6		0-1 WP 2-H 1B		2-2 F8		2-3 K		2-3 K	5	0	1	1	0	2	4
Dean Palmer, R (1, 5) OBP: 0.318, SLG: 0.435	3-3 K		3-2 P2		4-0 FC6 IBB		4-0 FC6-4 BB		0-3 K	3	0	0	0	2	2	4
Ivan Rodriguez, R (1, 2) OBP: 0.295, SLG: 0.363		0-0 SH3 2B	2-2 P4		1-1 FC6 1-2f		0-2 P9		0-1 1B 2-3	5	0	2	0	0	0	4
Jeff Frye, R (1, 4) OBP: 0.294, SLG: 0.318		2-1 SH3		1-2 G6-3		2-3 K		0-1 FC6-4		2	0	0	0	0	1	0
Jack Daugherty, S (7, PH) OBP: 0.303, SLG: 0.301									2-1 P4	1	0	0	0	0	0	1
Al Newman, S (8, 4) OBP: 0.317, SLG: 0.244										0	0	0	0	0	0	0
Brian Downing, R (9, PH) OBP: 0.409, SLG: 0.433										1	0	0	0	0	0	2
Mario Diaz, R (1, 6) OBP: 0.208, SLG: 0.250		1-1 F9		3-2 G6-3		1-0 1B 1B		4-0 WP S BB		3	1	1	0	0	0	1
Geno Petralli, L (8, PH) OBP: 0.283, SLG: 0.285										0	0	0	0	1	0	0
Jeff Huson, L (8, PR) OBP: 0.342, SLG: 0.362										0	0	0	0	0	0	0

Inning Stats	R: 1	H: 3	E: 0	K: 2	S: 14	H: 3	LOB: 2	BB: 0	P: 24	R: 0	H: 1	E: 0	K: 0	S: 8	R: 2	H: 2	E: 0	K: 0	S: 16	R: 0	H: 1	E: 0	K: 0	S: 10	R: 0	H: 1	E: 0	K: 1	S: 12	R: 2	H: 3	E: 0	K: 2	S: 13	R: 0	H: 0	E: 0	K: 1	S: 10	R: 0	H: 0	E: 0	K: 2	S: 11	R: 0	H: 2	E: 0	K: 2	S: 13	1B: 9	2B: 4	3B: 0	HR: 0	SF: 0	SAC: 1	DP: 0	HBP: 0	WP: 3	PB: 0	SB: 1	CS: 0	PA: 44
--------------	------	------	------	------	-------	------	--------	-------	-------	------	------	------	------	------	------	------	------	------	-------	------	------	------	------	-------	------	------	------	------	-------	------	------	------	------	-------	------	------	------	------	-------	------	------	------	------	-------	------	------	------	------	-------	-------	-------	-------	-------	-------	--------	-------	--------	-------	-------	-------	-------	--------

PITCHER	IP	WLS	BF	H	R	ER	SO	BB	IBB	HBP	BLK	WP	HR	S	P	ERA	WHIP
Juan Guzman, R (1, 1) ERA: 2.43	5.0		25	8	3	3	3	1	1	0	0	1	0	60	103	5.40	1.800
Mark Eichhorn, R (6, 1) ERA: 3.21	1.0		6	3	2	2	2	0	0	0	0	1	0	13	24	18.00	3.000
Duane Ward, R (7, 1) ERA: 2.06	2.0		8	0	0	0	3	2	0	0	0	1	0	21	35	0.00	1.000
Tom Henke, R (9, 1) ERA: 2.11	1.0	S	5	2	0	0	2	0	0	0	0	0	0	13	17	0.00	2.000

BOTTOM

Toronto Blue Jays @ Texas Rangers
Arlington Stadium, Arlington, TX

Fri Sep 11 1992, 8:05 PM EDT
Cloudy - 85 F

AB	39
R	5
H	13
RBI	4
BB	4
SO	10
LOB	29



PITCHER	IP	WLS	BF	H	R	ER	SO	BB	IBB	HBP	BLK	WP	HR	S	P	ERA	WHIP
---------	----	-----	----	---	---	----	----	----	-----	-----	-----	----	----	---	---	-----	------

Toronto Blue Jays @ Texas Rangers
Arlington Stadium, Arlington, TX

Fri Sep 11 1992, 8:05 PM EDT
Att. 19,396 - Cloudy - 81 F

livebaseballscorecards.com

AB	34
R	3
H	6
RBI	2
BB	5
SO	8
LOB	19



AB R H RBI BB SO LOB

TOP

Batter	1	2	3	4	5	6	7	8	9
Devon White, S (1, 8) OBP: 0.295, SLG: 0.379	1-2 P6		1-1 WP 2B		1-1 L4		2-2 FC3-2		4-2 G4-3 BB
Roberto Alomar, S (1, 4) OBP: 0.416, SLG: 0.437	2-1 P7		3-2 P7			3-2 F8	1-2 F8		0-1 G4-3
Joe Carter, R (1, 9) OBP: 0.319, SLG: 0.516	2-3 K		4-1 S BB			1-0 G6-3		1-2 HR	1-0 F7
Dave Winfield, R (1, 10) OBP: 0.376, SLG: 0.498		4-2 FC6-4 BB	2-1 G6-3			3-2 1B		1-3 K	
John Olerud, L (1, 3) OBP: 0.379, SLG: 0.458		1 SAFE 1-2 P2		X 0-0 F8		1-3 K		1-1 2B	
Derek Bell, R (8, PR) OBP: 0.304, SLG: 0.333									
Domingo Martinez, R (8, 3)									
Candy Maldonado, R (1, 7) OBP: 0.350, SLG: 0.480		1-0 FC6-4 BB		3-3 K			2-1 FC BB 1B	1-3 K	
Kelly Gruber, R (1, 5) OBP: 0.285, SLG: 0.379		4-2 BB		1-2 G1			4-2 E FC3-2 BB	3-2 2B	
Ed Sprague, R (1, 2) OBP: 0.281, SLG: 0.406		3-1 F7			3-3 K		0-0 FC FC3-2	1-3 K	
Alfredo Griffin, S (1, 6) OBP: 0.204, SLG: 0.234			0-1 G4-3			1-2 G6-3			1-2 G4-3
Mike Maksudian, L (9, PH)									

4	0	1	0	1	0	2
5	0	0	0	0	0	4
4	1	1	1	1	1	1
3	0	1	0	1	1	2
4	0	1	0	0	1	2
0	1	0	0	0	0	0
0	0	0	0	0	0	0
4	1	1	0	0	2	2
2	0	1	1	2	0	0
4	0	0	0	0	2	4
3	0	0	0	0	1	2
1	0	0	0	0	0	0

Inning Stats	R: 0	H: 0	E: 0	K: 1	S: 11	P: 16	R: 0	H: 0	E: 0	K: 0	S: 10	P: 23	R: 0	H: 1	E: 0	K: 0	S: 12	P: 22	R: 0	H: 0	E: 0	K: 1	S: 7	P: 11	R: 0	H: 0	E: 0	K: 1	S: 10	P: 15	R: 0	H: 1	E: 0	K: 1	S: 15	P: 23	R: 1	H: 1	E: 1	K: 1	S: 18	P: 30	R: 2	H: 3	E: 0	K: 3	S: 18	P: 26	R: 0	H: 0	E: 0	K: 0	S: 8	P: 14	1B: 2	SF: 0	2B: 3	SAC: 0	3B: 0	DP: 0	HR: 1	HBP: 0	WP: 1	PA: 39
--------------	------	------	------	------	-------	-------	------	------	------	------	-------	-------	------	------	------	------	-------	-------	------	------	------	------	------	-------	------	------	------	------	-------	-------	------	------	------	------	-------	-------	------	------	------	------	-------	-------	------	------	------	------	-------	-------	------	------	------	------	------	-------	-------	-------	-------	--------	-------	-------	-------	--------	-------	--------

PITCHER	IP	WLS	BF	H	R	ER	SO	BB	IBB	HBP	BLK	WP	HR	S	P	ERA	WHIP
Roger Pavlik, R (1, 1) ERA: 3.69	6.1	W	27	3	1	0	5	4	0	0	0	1	0	75	129	0.00	1.105
Ed Nunez, R (7, 1) ERA: 4.4	1.2		8	3	2	2	3	0	0	0	0	0	1	26	37	10.80	1.800
Todd Burns, R (9, 1) ERA: 3.97	1.0	S	4	0	0	0	0	1	0	0	0	0	0	8	14	0.00	1.000

PITCHER	IP	WLS	BF	H	R	ER	SO	BB	IBB	HBP	BLK	WP	HR	S	P	ERA	WHIP
---------	----	-----	----	---	---	----	----	----	-----	-----	-----	----	----	---	---	-----	------

Batter	1	2	3	4	5	6	7	8	9	AB	R	H	RBI	BB	SO	LOB
David Hulse, L OBP: 0.324, SLG: 0.286 (1, 9)	1-1 G4-3	0-0 G3			0-0 2B	1-2 CS	0-1 F7			4	1	1	0	0	0	0
Monty Fariss, R OBP: 0.333, SLG: 0.388 (1, 7)	1-1 HR		1-0 F9		1-0 G3		0-1 1B			4	1	3	1	0	0	0
Jose Canseco, R OBP: 0.343, SLG: 0.480 (1, 10)	0-1 HR		1-3 K		2-3 K		1-0 F8			4	1	1	2	0	2	2
Juan Gonzalez, R OBP: 0.302, SLG: 0.539 (1, 8)	0-0 HR		0-1 G5-3		1-2 G3		0-3 K			4	1	1	1	0	1	2
Rafael Palmeiro, L OBP: 0.354, SLG: 0.420 (1, 3)	0-1 F7			2-1 1B	4-0 IBB		1-1 F8			3	0	1	0	1	0	0
Dean Palmer, R OBP: 0.317, SLG: 0.434 (1, 5)	3-1 1B			2-3 K	2-1 F8		2-0 F8			4	0	1	0	0	1	3
Geno Petralli, L OBP: 0.282, SLG: 0.284 (1, 2)	1-1 G3			2-2 FC6-4	1-1 G3-1		3-3 K			4	0	1	0	0	1	1
Al Newman, S OBP: 0.318, SLG: 0.246 (1, 4)		0-0 F9		1-0 F8	1-1 CS		1-1 1B			3	0	1	0	0	0	2
Mario Diaz, R OBP: 0.185, SLG: 0.222 (1, 6)		1-3 K		0-0 FC6-4	0-0 F8					3	0	0	0	0	1	3

Inning Stats	R: 3	H: 4	R: 0	H: 0	R: 0	H: 0	R: 0	H: 2	R: 1	H: 2	R: 0	H: 1	R: 0	H: 0	R: 0	H: 0	R: 0	H: 1	R: 0	H: 0	1B: 6	SF: 0	WP: 0	PA: 35
E: 0	LOB: 1	E: 0	LOB: 0	E: 0	LOB: 0	E: 0	LOB: 2	E: 0	LOB: 2	E: 0	LOB: 0	E: 0	LOB: 1	E: 0	LOB: 0	E: 0	LOB: 0	E: 0	LOB: 1	E: 0	LOB: 0	2B: 2	SAC: 0	PB: 0
K: 0	BB: 0	K: 1	BB: 0	K: 1	BB: 0	K: 1	BB: 0	K: 1	BB: 1	K: 1	BB: 0	K: 1	BB: 0	K: 1	BB: 0	K: 1	BB: 0	K: 1	BB: 0	K: 1	BB: 0	3B: 0	DP: 0	SB: 0
S: 13	P: 19	S: 6	P: 7	S: 6	P: 8	S: 10	P: 17	S: 11	P: 20	S: 7	P: 10	S: 8	P: 9	S: 6	P: 12	S: 6	P: 12	S: 6	P: 12	S: 6	P: 12	HR: 2	HBP: 0	CS: 1

PITCHER	IP	WLS	BF	H	R	ER	SO	BB	IBB	HBP	BLK	WP	HR	S	P	ERA	WHIP	PITCHER	IP	WLS	BF	H	R	ER	SO	BB	IBB	HBP	BLK	WP	HR	S	P	ERA	WHIP	
Todd Stottlemyre, R ERA: 4.51 (1, 1)	8.0	L	34	10	4	4	6	0	1	0	0	0	2	67	102	4.50	1.250																			

BOTTOM

Toronto Blue Jays @ Texas Rangers
Arlington Stadium, Arlington, TX
Fri Sep 11 1992, 8:05 PM EDT
Att. 19,396 - Cloudy - 81 F

livebaseballscorecards.com

AB	33
R	4
H	10
RBI	4
BB	1
SO	6
LOB	13



Batter	1	2	3	4	5	6	7	8	9	AB R H RBI BB SO LOB	TOP											
Devon White, S (1, 8) OBP: 0.296, SLG: 0.381	2-2 SH5-3 S SF7 1B	0-0 1-H 2-H 3-H 2B		3-3 K		1-1 G3			2-3 K	5 1 2 3 0 2 5												
Roberto Alomar, S (1, 4) OBP: 0.415, SLG: 0.435	2-1 SH5-3 1-3	1-1 G5-3			1-1 L3		1-2 L1	4-2 BB	3 0 0 0 1 0 1													
Joe Carter, R (1, 9) OBP: 0.316, SLG: 0.513	1-2 SF7 3-H		1-1 P4		3-2 F8		0-1 P6	0-0 F8	4 0 0 1 0 0 1													
Dave Winfield, R (1, 10) OBP: 0.374, SLG: 0.494	3-2 F8		1-0 G5-3		3-2 G6-3		1-2 P5		4 0 0 0 0 0 0													
Candy Maldonado, R (1, 7) OBP: 0.350, SLG: 0.478		1-0 CS 1B	3-2 F8		0-0 G6-3		3-2 G6-3		4 0 1 0 0 0 0													
Kelly Gruber, R (1, 5) OBP: 0.290, SLG: 0.385		3-1 P9 1-2		2-2 G6-3 1B		2-0 BB 2B		0-0 FC6-4 1B	4 0 3 0 0 0 1													
Pat Tabler, R (1, 3) OBP: 0.304, SLG: 0.278		1-0 2B 2B 1B		1-2 G6-3 1-2f		4-1 BB BB		1 SAFE 0-3 K	3 1 1 0 1 1 2													
Pat Borders, R (1, 2) OBP: 0.301, SLG: 0.402		0-0 2B 2B		4-2 1B BB		4-1 BB BB		0-1 FC6-4 1-2f	2 1 1 0 2 0 1													
Alfredo Griffin, S (1, 6) OBP: 0.216, SLG: 0.237		4-0 2B BB		1-0 1B		0-0 P9		1-2 G1-3	3 1 1 0 1 0 3													
Inning Stats	R: 1 E: 0 K: 0 S: 15	H: 1 LOB: 0 BB: 0 P: 23	R: 3 E: 0 K: 0 S: 8	H: 4 LOB: 1 BB: 1 P: 18	R: 0 E: 0 K: 0 S: 6	H: 0 LOB: 0 BB: 0 P: 11	R: 0 E: 0 K: 1 S: 12	H: 2 LOB: 2 BB: 1 P: 23	R: 0 E: 0 K: 0 S: 10	H: 0 LOB: 0 BB: 0 P: 17	R: 0 E: 0 K: 0 S: 7	H: 1 LOB: 3 BB: 2 P: 18	R: 0 E: 0 K: 0 S: 10	H: 0 LOB: 0 BB: 0 P: 12	R: 0 E: 0 K: 1 S: 11	H: 1 LOB: 1 BB: 0 P: 14	R: 0 E: 0 K: 1 S: 10	H: 0 LOB: 1 BB: 1 P: 17	1B: 6 2B: 3 3B: 0 HR: 0	SF: 1 SAC: 1 DP: 1 HBP: 0	WP: 0 PB: 0 SB: 1 CS: 1	PA: 39
PITCHER	IP WLS BF H R ER SO BB IBB HBP BLK WP HR S P ERA WHIP																					
Dan Smith, L (1, 1) ERA: 6.75	5.1 L 25 8 4 4 1 3 0 0 0 0 0 0 54 101 6.75 2.062																					
Matt Whiteside, R (6, 1) ERA: 2.55	2.2 10 1 0 0 1 1 0 0 0 0 0 0 25 35 0.00 0.750																					
Kenny Rogers, L (9, 1) ERA: 3.26	1.0 4 0 0 0 1 1 0 0 0 0 0 0 10 17 0.00 1.000																					

Toronto Blue Jays @ Texas Rangers
Arlington Stadium, Arlington, TX

AB	32
R	4
H	9
RBI	4
BB	5
SO	3
LOB	14



Sat Sep 12 1992, 8:05 PM EDT
Att. 27,178 - Cloudy - 87 F

livebaseballscorecards.com

Batter	1	2	3	4	5	6	7	8	9	AB	R	H	RBI	BB	SO	LOB
David Hulse, L (1, 8) OBP: 0.366, SLG: 0.359	0-0 2B		0-1 1B		0-0 1B		2-2 E5			4	0	3	0	0	0	0
Monty Fariss, R (1, 7) OBP: 0.325, SLG: 0.377	0-3 K		2-1 P3		2-1 G6-3		1-0 G6-3			4	0	0	1	0	1	4
Jose Canseco, R (1, 9) OBP: 0.342, SLG: 0.476	0-0 P6		3-3 K		1-2 HBP			1-0 G6-3		3	0	0	0	0	1	2
Kevin Reimer, L (1, 10) OBP: 0.337, SLG: 0.452	1-1 L4			2-0 F8	1-3 K2-3			1-3 K		4	0	0	0	0	2	3
Rafael Palmeiro, L (1, 3) OBP: 0.354, SLG: 0.421		3-2 E8 WP 1B		2-3 K		1-2 CS 1B		0-2 G6-3		4	1	2	0	0	1	0
Dean Palmer, R (1, 5) OBP: 0.317, SLG: 0.432		1-0 F9		0-0 1B		0-1 F8		3-1 P3		4	0	1	0	0	0	2
Geno Petralli, L (1, 2) OBP: 0.278, SLG: 0.279		1-2 G6-3		2-1 G4-3		1-1 G6-3		0-3 K		3	0	0	0	0	0	2
Brian Downing, R (9, PH) OBP: 0.408, SLG: 0.432		3-H F8				1-2 F8		0-2 1B		1	0	0	0	0	1	0
Jeff Frye, R (1, 4) OBP: 0.291, SLG: 0.313		3-2 F8			3-1 P5		1-2 F8		0-2 1B	2	0	0	0	0	0	0
Jack Daugherty, S (7, PH) OBP: 0.306, SLG: 0.305										2	0	1	0	0	0	0
Al Newman, S (1, 6) OBP: 0.318, SLG: 0.243			2-2 G5-3		4-2 1B G6-3 BB		0-3 K		3-2 G5-3	2	1	0	0	1	1	0
Juan Gonzalez, R (9, PH) OBP: 0.301, SLG: 0.538										1	0	0	0	0	0	1

Inning Stats	R: 0	H: 1	E: 0	K: 1	S: 7	R: 1	H: 1	E: 1	K: 0	S: 12	R: 0	H: 1	E: 0	K: 1	S: 10	R: 1	H: 1	E: 0	K: 1	S: 7	R: 0	H: 1	E: 0	K: 1	S: 7	R: 1	H: 1	E: 0	K: 1	S: 13	R: 0	H: 1	E: 0	K: 0	S: 8	R: 0	H: 0	E: 1	K: 1	S: 12	R: 0	H: 0	E: 0	K: 1	S: 7	R: 0	H: 1	E: 0	K: 1	S: 13	R: 0	H: 0	E: 0	K: 1	S: 9	R: 0	H: 1	E: 0	K: 1	S: 19	1B: 6	SF: 0	2B: 1	SAC: 0	3B: 0	DP: 0	HR: 0	HBP: 1	WP: 1	PA: 36
--------------	------	------	------	------	------	------	------	------	------	-------	------	------	------	------	-------	------	------	------	------	------	------	------	------	------	------	------	------	------	------	-------	------	------	------	------	------	------	------	------	------	-------	------	------	------	------	------	------	------	------	------	-------	------	------	------	------	------	------	------	------	------	-------	-------	-------	-------	--------	-------	-------	-------	--------	-------	--------

PITCHER	IP	WLS	BF	H	R	ER	SO	BB	IBB	HBP	BLK	WP	HR	S	P	ERA	WHIP
Jack Morris, R (1, 1) ERA: 4.08	7.0	W	29	6	2	1	5	1	0	1	0	1	0	69	107	1.29	1.000
Duane Ward, R (8, 1) ERA: 2.04	1.0		3	0	0	0	1	0	0	0	0	0	0	7	9	0.00	0.000
Tom Henke, R (9, 1) ERA: 2.06	1.0	S	4	1	0	0	1	0	0	0	0	0	0	13	19	0.00	1.000

Toronto Blue Jays @ Texas Rangers
Arlington Stadium, Arlington, TX
Sat Sep 12 1992, 8:05 PM EDT
Att. 27,178 - Cloudy - 87 F

livebaseballscorecards.com

AB	34
R	2
H	7
RBI	1
BB	1
SO	7
LOB	14



Batter	1	2	3	4	5	6	7	8	9	AB R H RBI BB SO LOB	TOP											
Devon White, S (1, 8) OBP: 0.297, SLG: 0.380	0-0 B5-3		1-1 P5		2-1 F7		2-1 WP HR 1B	4-2 BB		4 1 1 0 1 0 2												
Roberto Alomar, S (1, 4) OBP: 0.415, SLG: 0.433	1-0 G5-3 2B 1B		1-3 K		1-0 FC6-4		4-2 HR BB	0-2 P6		4 2 1 0 1 1 4												
Joe Carter, R (1, 10) OBP: 0.315, SLG: 0.510	3-2 SAFE 1-2 G5-3		0-1 FC6-4		1-2 F8		0-2 F7		2-0 1B BLK 1B	5 1 1 0 0 0 5												
John Olerud, L (1, 3) OBP: 0.381, SLG: 0.468	0-0 2-H 2B			1-3 K		4-2 FC1-6 BB	1-0 1-H 2-H HR		1-3 K	4 1 2 4 1 2 1												
Candy Maldonado, R (1, 7) OBP: 0.350, SLG: 0.476	3-2 F8			4-1 1B BB		0-2 FC1-6 BB 1B	2-0 L9		1-0 BLK 2B 1B	4 1 1 0 1 0 2												
Kelly Gruber, R (1, 5) OBP: 0.288, SLG: 0.383		0-0 G4-3		2-0 F7		1-2 BB 1B		0-0 G6-3	1-2 P3	5 0 1 0 0 0 2												
Turner Ward, S (1, 9) OBP: 0.400, SLG: 0.667		2-2 F7		1-1 1-2 1B		4-2 G5-4-3 BB		1-2 HR	0-1 2-H 2B	4 1 3 2 1 0 0												
Pat Borders, R (1, 2) OBP: 0.300, SLG: 0.398		1-1 F7		0-3 K		0-1 G5-4-3		1-2 P4	4-0 IBB	4 0 0 0 1 1 5												
Alfredo Griffin, S (1, 6) OBP: 0.234, SLG: 0.255			0-2 FC6-4 1B		1-0 FC6-4 1B		3-2 G3-1	1-1 S 1B	0-2 G6-3	5 0 3 0 0 0 2												
Inning Stats	R: 1 E: 0 K: 0 S: 9	H: 2 LOB: 1 BB: 0 P: 16	R: 0 E: 0 K: 1 S: 6	H: 0 LOB: 0 BB: 0 P: 9	R: 0 E: 0 K: 1 S: 10	H: 1 LOB: 1 BB: 0 P: 12	R: 0 E: 0 K: 2 S: 10	H: 1 LOB: 2 BB: 1 P: 18	R: 0 E: 0 K: 0 S: 7	H: 1 LOB: 1 BB: 0 P: 12	R: 0 E: 0 K: 0 S: 11	H: 1 LOB: 2 BB: 2 P: 19	R: 3 E: 0 K: 0 S: 12	H: 2 LOB: 0 BB: 1 P: 24	R: 1 E: 0 K: 0 S: 14	H: 2 LOB: 2 BB: 1 P: 21	R: 2 E: 0 K: 1 S: 15	H: 3 LOB: 2 BB: 1 P: 24	1B: 9 2B: 2 3B: 0 HR: 2	SF: 0 SAC: 0 DP: 1 HBP: 0	WP: 1 PB: 0 SB: 1 CS: 0	PA: 45
PITCHER	IP WLS BF H R ER SO BB IBB HBP BLK WP HR S P ERA WHIP																					
Kevin Brown, R (1, 1) ERA: 3.27	7.2 L 37 10 5 5 3 5 0 0 0 1 2 76 128 5.87 1.957																					
Ed Nunez, R (8, 1) ERA: 4.53	0.1 2 1 1 1 0 0 0 0 0 0 0 4 6 27.00 3.000																					
Kenny Rogers, L (9, 1) ERA: 3.34	1.0 6 2 1 1 1 0 1 0 1 0 0 14 21 9.00 2.000																					

Toronto Blue Jays @ Texas Rangers
Arlington Stadium, Arlington, TX
Sun Sep 13 1992, 4:33 AM EDT
Att. 16,654 - Cloudy - 88 F

livebaseballscorecards.com

AB	39
R	7
H	13
RBI	6
BB	6
SO	4
LOB	23



BOTTOM

Toronto Blue Jays @ Texas Rangers
 Arlington Stadium, Arlington, TX
 Sun Sep 13 1992, 4:33 AM EDT
 Att. 16,654 - Cloudy - 88 F

livebaseballscorecards.com

AB	32
R	2
H	6
RBI	2
BB	2
SO	7
LOB	13



WP: 1	PA: 35
PB: 0	
SB: 0	
CS: 0	

AB	R	H	RBI	BB	SO	LOB
4	0	1	0	0	1	2
0	0	0	0	0	0	0
0	0	0	0	0	0	0
4	0	1	0	0	1	3
2	0	0	0	1	1	1
4	0	0	0	0	1	3
4	1	1	0	0	1	1
4	1	1	0	0	0	0
4	0	1	1	0	1	0
2	0	1	0	0	0	0
0	0	0	0	1	0	0
1	0	0	0	0	1	0
2	0	0	0	0	0	1
1	0	0	1	0	0	2

Batter	1	2	3	4	5	6	7	8	9
David Hulse, L (1, 8) OBP: 0.356, SLG: 0.349 Jeff Huson, L (8, 6) OBP: 0.342, SLG: 0.362 Al Newman, S (9, 6) OBP: 0.316, SLG: 0.243	1-0 F7		0-2 G4-3			1-2 G6-4-3 1B	0-3 K		
Brian Downing, R (1, 10) OBP: 0.407, SLG: 0.430	2-3 K			3-2 G1-3 1B		1-1 G6-4-3 1-2f	2-2 G5-3		
Jose Canseco, R (1, 9) OBP: 0.343, SLG: 0.474	4-2 FC6-4 BB			2-2 G1-3 1-2		1-0 HBP		1-3 K	
Juan Gonzalez, R (1, 7) OBP: 0.299, SLG: 0.533	1-0 FC6-4 1-2f			1-3 K		0-0 F8		0-1 G4-3	
Dean Palmer, R (1, 5) OBP: 0.316, SLG: 0.431		2-2 P6		1-3 K			0-0 1B WP 1B	3-1 L9	
Jack Daugherty, S (1, 3) OBP: 0.304, SLG: 0.303		2-1 L4			1-1 G6-3		3-2 BB 1B G4-3 1B	0-0 G6-3	
Ivan Rodriguez, R (1, 2) OBP: 0.295, SLG: 0.362		0-0 F9			2-2 G5-3		0-2 G4-3 BB 1-2 3-H 1B	0-3 K	
Jeff Frye, R (1, 4) OBP: 0.293, SLG: 0.316 Monty Fariss, R (7, PH) OBP: 0.329, SLG: 0.377			0-2 F9		0-0 1B		4-0 G4-3 1-2 2-3 BB	3-3 K	
Kevin Reimer, L (9, PH) OBP: 0.336, SLG: 0.451									
Mario Diaz, R (1, 6) OBP: 0.172, SLG: 0.207 Rafael Palmeiro, L (7, PH) OBP: 0.354, SLG: 0.420			1-0 P3		0-0 F9		2-2 G4-3		

Inning Stats	R: 0	H: 0	E: 0	K: 1	S: 7	H: 0	LOB: 1	BB: 1	P: 15	R: 0	H: 0	E: 0	K: 0	S: 6	R: 0	H: 0	E: 0	K: 0	S: 8	R: 0	H: 1	E: 0	K: 2	S: 12	R: 0	H: 1	E: 0	K: 0	S: 7	R: 0	H: 1	E: 0	K: 0	S: 6	R: 2	H: 3	E: 0	K: 1	S: 19	R: 0	H: 0	E: 0	K: 1	S: 7	R: 0	H: 0	E: 0	K: 2	S: 7	1B: 6	SF: 0	2B: 0	SAC: 0	3B: 0	DP: 1	HR: 0	HBP: 1	WP: 1	PA: 35
--------------	------	------	------	------	------	------	--------	-------	-------	------	------	------	------	------	------	------	------	------	------	------	------	------	------	-------	------	------	------	------	------	------	------	------	------	------	------	------	------	------	-------	------	------	------	------	------	------	------	------	------	------	-------	-------	-------	--------	-------	-------	-------	--------	-------	--------

PITCHER	IP	WLS	BF	H	R	ER	SO	BB	IBB	HBP	BLK	WP	HR	S	P	ERA	WHIP
Jimmy Key, L (1, 1) ERA: 3.65	6.0	W	26	6	2	2	3	2	0	0	0	1	0	54	87	3.00	1.333
Mike Timlin, R (7, 1) ERA: 4.7	1.0		3	0	0	0	1	0	0	0	0	0	0	11	15	0.00	0.000
Duane Ward, R (8, 1) ERA: 1.99	2.0	S	6	0	0	0	3	0	0	0	0	0	0	14	21	0.00	0.000

PITCHER	IP	WLS	BF	H	R	ER	SO	BB	IBB	HBP	BLK	WP	HR	S	P	ERA	WHIP
Jimmy Key, L (1, 1) ERA: 3.65	6.0	W	26	6	2	2	3	2	0	0	0	1	0	54	87	3.00	1.333
Mike Timlin, R (7, 1) ERA: 4.7	1.0		3	0	0	0	1	0	0	0	0	0	0	11	15	0.00	0.000
Duane Ward, R (8, 1) ERA: 1.99	2.0	S	6	0	0	0	3	0	0	0	0	0	0	14	21	0.00	0.000

Batter	1	2	3	4	5	6	7	8	9	AB R H RBI BB SO LOB	TOP											
Kenny Lofton, L (1, 8) OBP: 0.358, SLG: 0.363	0-3 ①		2-2 G4-3 ①		0-0 G3 ②		4-0 ③			3 0 0 0 1 1 2	Cleveland Indians @ Toronto Blue Jays SkyDome, Toronto, ON Mon Sep 14 1992, 7:05 PM EDT Att. 50,394 - Sunny - 72 F											
Felix Fermin, R (1, 6) OBP: 0.310, SLG: 0.299	1-3 ②		2-2 SF9 ②		1-0 G6-3 ③		2-1 G4-3 ③			3 0 0 1 0 1 3												
Carlos Baerga, S (1, 4) OBP: 0.343, SLG: 0.441	2-1 G3 ③		3-2 ③		4-2 G3 BB ①		2-3 ①			3 0 1 0 1 1 0												
Albert Belle, R (1, 10) OBP: 0.318, SLG: 0.471		2-2 E4 G4-3 ①	0-1 G3 ③		1-3 ①		4-2 ②			3 0 0 0 1 1 2												
Paul Sorrento, L (1, 3) OBP: 0.348, SLG: 0.450		0-1 G4-3 ①		2-0 P3 ①		2-2 G3 ②		2-3 ②		4 0 0 0 0 1 3												
Carlos Martinez, R (1, 5) OBP: 0.291, SLG: 0.417		0-0 G6-3 ②		2-2 G5-3 ②		3-3 ③		2-2 G6-3 ③		4 0 0 0 0 1 3												
Brook Jacoby, R (8, 5) OBP: 0.325, SLG: 0.330										0 0 0 0 0 0 0												
Mark Whiten, S (1, 9) OBP: 0.359, SLG: 0.385		3-3 ③		2-3 ③		1-0 1B ①		1-0 G3 ①		4 0 1 0 0 2 1												
Glenallen Hill, R (1, 7) OBP: 0.288, SLG: 0.414			0-0 ①		4-1 F9 S BB ①		0-0 1B ②		2-1 P3 ②	3 1 2 1 1 0 0												
Junior Ortiz, R (1, 2) OBP: 0.288, SLG: 0.275			2-1 G4-3 SF9 2B ①		3-2 F9 ①		2-1 F9 ②		1-1 G6-3 ③	4 1 1 0 0 0 3												
Inning Stats	R: 0 E: 0 K: 2 S: 8	H: 0 LOB: 0 BB: 0 P: 11	R: 0 E: 1 K: 1 S: 10	H: 0 LOB: 1 BB: 0 P: 15	R: 2 E: 0 K: 0 S: 14	H: 3 LOB: 1 BB: 0 P: 23	R: 0 E: 0 K: 1 S: 10	H: 0 LOB: 0 BB: 0 P: 16	R: 0 E: 0 K: 0 S: 7	H: 0 LOB: 1 BB: 1 P: 14	R: 0 E: 0 K: 2 S: 15	H: 0 LOB: 1 BB: 1 P: 25	R: 0 E: 0 K: 0 S: 6	H: 2 LOB: 2 BB: 1 P: 15	R: 0 E: 0 K: 2 S: 12	H: 0 LOB: 1 BB: 1 P: 22	R: 0 E: 0 K: 0 S: 5	H: 0 LOB: 0 BB: 0 P: 9	1B: 2 2B: 2 3B: 0 HR: 1	SF: 1 SAC: 0 DP: 0 HBP: 0	WP: 0 PB: 0 SB: 1 CS: 2	PA: 36
PITCHER	IP WLS BF H R ER SO BB IBB HBP BLK WP HR S P ERA WHIP																					
David Cone, R (1, 1) ERA: 3.07	8.0 L 33 5 2 2 8 3 1 0 0 0 1 82 141 2.25 1.000																					
Mark Eichhorn, R (9, 1) ERA: 3.17	1.0 3 0 0 0 0 0 0 0 0 0 0 5 9 0.00 0.000																					

livebaseballscorecards.com

AB	31
R	2
H	5
RBI	2
BB	4
SO	8
LOB	17



Batter	1	2	3	4	5	6	7	8	9	AB R H RBI BB SO LOB	TOP											
Kenny Lofton, L (1, 8) OBP: 0.359, SLG: 0.365	0-1 SH3 1B	0-0 1B			2-1 G4-3			2-2 G4-3		4 1 2 0 0 0 0												
Felix Fermin, R (1, 6) OBP: 0.306, SLG: 0.295	1-1 SH3	3-1 L8			0-0 G6-3			0-0 HR		2 0 0 0 0 0 1												
Wayne Kirby, L (8, PH) OBP: 0.455, SLG: 0.750										1 1 1 1 0 0 0												
Mark Lewis, R (8, 6) OBP: 0.309, SLG: 0.352	1-3	1-2								0 0 0 0 0 0 0												
Carlos Baerga, S (1, 4) OBP: 0.345, SLG: 0.443	2-1 BB SF9 1B				1-0 G4-6-3 1B			2-0 FC4-6 1B		4 1 3 1 0 0 0												
Albert Belle, R (1, 7) OBP: 0.319, SLG: 0.470	4-2 BB 1B BB				0-1 G4-6-3 1-2f			0-0 FC4-6 1-2f		3 1 1 0 1 0 2												
Paul Sorrento, L (1, 3) OBP: 0.350, SLG: 0.449	4-2 1B BB				3-0 FC6-4 1B			3-3 K		3 0 1 0 1 1 1												
Carlos Martinez, R (1, 5) OBP: 0.287, SLG: 0.412	1-1 SF9				1-2 FC6-4 1-2f			0-1 G5-3		2 0 0 1 0 0 1												
Thomas Howard, S (9, PH) OBP: 0.315, SLG: 0.345										1 0 0 0 0 1 0												
Mark Whiten, S (1, 9) OBP: 0.360, SLG: 0.386	1-1 1B				0-1 F8			3-2 P6		4 0 2 1 0 0 0												
Glenallen Hill, R (1, 10) OBP: 0.285, SLG: 0.410					3-2 G6-3			0-0 L9		4 0 0 0 0 2 1												
Junior Ortiz, R (1, 2) OBP: 0.284, SLG: 0.270					0-1 F8			1-2 F8		3 0 0 0 0 0 0												
Jesse Levis, L (9, PH) OBP: 0.267, SLG: 0.400										1 0 0 0 0 0 1												
Inning Stats	R: 3 E: 0 K: 0 S: 16	H: 3 LOB: 1 BB: 2 P: 28	R: 0 E: 0 K: 1 S: 10	H: 1 LOB: 1 BB: 0 P: 15	R: 0 E: 0 K: 0 S: 7	H: 2 LOB: 1 BB: 0 P: 12	R: 0 E: 0 K: 0 S: 7	H: 0 LOB: 0 BB: 0 P: 10	R: 0 E: 0 K: 0 S: 4	H: 0 LOB: 0 BB: 0 P: 7	R: 0 E: 0 K: 0 S: 5	H: 1 LOB: 0 BB: 0 P: 8	R: 0 E: 0 K: 0 S: 7	H: 0 LOB: 0 BB: 0 P: 11	R: 1 E: 0 K: 1 S: 9	H: 2 LOB: 1 BB: 0 P: 16	R: 0 E: 0 K: 2 S: 11	H: 1 LOB: 1 BB: 0 P: 18	1B: 9 2B: 0 3B: 0 HR: 1	SF: 1 SAC: 1 DP: 1 HBP: 0	WP: 1 PB: 0 SB: 3 CS: 0	PA: 36
PITCHER	IP WLS BF H R ER SO BB IBB HBP BLK WP HR S P ERA WHIP																					
Juan Guzman, R (1, 1) ERA: 2.49	7.0 W 27 7 3 3 1 2 0 0 0 0 0 0 56 91 3.86 1.286																					
Duane Ward, R (8, 1) ERA: 2.07	1.0 5 2 1 1 1 0 0 0 0 0 1 9 16 9.00 2.000																					
Tom Henke, R (9, 1) ERA: 2.02	1.0 S 4 1 0 0 2 0 0 0 0 1 0 11 18 0.00 1.000																					

Cleveland Indians @ Toronto Blue Jays
SkyDome, Toronto, ON
 Tue Sep 15 1992, 7:05 PM EDT
 Att. 49,487 - Sunny - 76 F

AB	32
R	4
H	10
RBI	4
BB	2
SO	4
LOB	7



livebaseballscorecards.com

Batter	1	2	3	4	5	6	7	8	9	AB	R	H	RBI	BB	SO	LOB
Devon White, S OBP: 0.298, SLG: 0.381 (1, 8)	G6-3		S BLK HR BB		F9 1B 2B		G6-3			3	2	1	0	1	0	0
Roberto Alomar, S OBP: 0.417, SLG: 0.434 (1, 4)	S WP SF9 BB		SF8		F9		FC5-4 1B			2	1	1	1	1	0	1
Joe Carter, R OBP: 0.313, SLG: 0.505 (1, 9)	SF9		P4		BB 1B		FC5-4			3	0	1	2	0	0	2
Dave Winfield, R OBP: 0.375, SLG: 0.498 (1, 10)	G6-3		HR		BB			HBP BB		2	1	1	2	2	0	0
John Olerud, L OBP: 0.377, SLG: 0.461 (1, 3)		G3-1	G6-3		K			F8		4	0	0	0	0	1	3
Candy Maldonado, R OBP: 0.350, SLG: 0.472 (1, 7)		K		F8		G6-3		G5-4-3 HBP		3	0	0	0	0	1	0
Kelly Gruber, R OBP: 0.285, SLG: 0.378 (1, 5)		FC6-4 1B		G6-3		P9		G5-4-3		4	0	1	0	0	0	2
Pat Borders, R OBP: 0.298, SLG: 0.395 (1, 2)		FC6-4		P3		F7				3	0	0	0	0	0	1
Alfredo Griffin, S OBP: 0.230, SLG: 0.243 (1, 6)			BLK SF8 BB		G4-3		G1-3			2	1	0	0	1	0	0


Inning Stats	R: 1	H: 0	E: 0	K: 10	S: 10	LOB: 0	BB: 1	P: 18	R: 0	H: 1	E: 0	K: 1	S: 9	LOB: 1	BB: 0	P: 15	R: 3	H: 1	E: 0	K: 10	S: 10	LOB: 0	BB: 2	P: 21	R: 0	H: 0	E: 0	K: 0	S: 5	LOB: 0	BB: 0	P: 8	R: 1	H: 2	E: 0	K: 1	S: 12	LOB: 2	BB: 1	P: 23	R: 0	H: 0	E: 0	K: 0	S: 4	LOB: 0	BB: 0	P: 6	R: 0	H: 1	E: 0	K: 0	S: 8	LOB: 1	BB: 0	P: 12	R: 0	H: 0	E: 0	K: 0	S: 7	LOB: 1	BB: 1	P: 15
--------------	------	------	------	-------	-------	--------	-------	-------	------	------	------	------	------	--------	-------	-------	------	------	------	-------	-------	--------	-------	-------	------	------	------	------	------	--------	-------	------	------	------	------	------	-------	--------	-------	-------	------	------	------	------	------	--------	-------	------	------	------	------	------	------	--------	-------	-------	------	------	------	------	------	--------	-------	-------

PITCHER	IP	WLS	BF	H	R	ER	SO	BB	IBB	HBP	BLK	WP	HR	S	P	ERA	WHIP
Alan Embree, L ERA: 9.64 (1, 1)	4.2	L	21	4	5	5	1	3	0	0	1	1	1	41	75	9.64	1.500
Rod Nichols, R ERA: 4.21 (5, 1)	2.1		10	1	0	0	1	2	0	0	0	0	0	19	34	0.00	1.286
Kevin Wickander, L ERA: 3.18 (8, 1)	0.1		1	0	0	0	0	0	0	0	0	0	0	1	2	0.00	0.000
Ted Power, R ERA: 2.44 (8, 1)	0.2		2	0	0	0	0	0	0	1	0	0	0	4	7	0.00	0.000

BOTTOM

Cleveland Indians @ Toronto Blue Jays
 SkyDome, Toronto, ON
 Tue Sep 15 1992, 7:05 PM EDT
 Att. 49,487 - Sunny - 76 F

AB	26
R	5
H	5
RBI	5
BB	5
SO	2
LOB	9



1B	2B	3B	HR	SF	SAC	DP	HBP	WP	HR	S	P	ERA	WHIP
3	1	0	1	2	0	1	1	1	0	0	0	9.64	1.500
0	0	0	0	0	0	0	0	0	0	0	0	0.00	1.286
0	0	0	0	0	0	0	0	0	0	0	0	0.00	0.000
0	0	0	0	0	0	0	1	0	0	0	0	0.00	0.000

Batter	1	2	3	4	5	6	7	8	9	AB R H RBI BB SO LOB	TOP									
Kenny Lofton, L (1, 8) OBP: 0.360, SLG: 0.365	3-2 G6-3	3-2 1B			2-1 G6-3		X 0-0 1B		C 0-1 G4-3	5 0 2 0 0 0 0	Cleveland Indians @ Toronto Blue Jays SkyDome, Toronto, ON Wed Sep 16 1992, 7:05 PM EDT Att. 50,416 - Sunny - 77 F livebaseballscorecards.com									
Mark Lewis, R (1, 6) OBP: 0.308, SLG: 0.350	0-3 K	SAFE 1-3 K			0-1 P3		1-2 2-3 K	1-2 G1-3 1B	5 0 1 0 0 3 4											
Carlos Baerga, S (1, 4) OBP: 0.346, SLG: 0.443	2-2 G3-4-1				2-3 K		1-1 1B	SAFE 1-1 G1-3 1-2	5 0 2 1 0 1 1											
Albert Belle, R (1, 10) OBP: 0.321, SLG: 0.470		2-2 G1-3 2B			3-3 K		0-0 PB G6-3 1B	4-2 BB	4 1 2 0 1 2 3											
Paul Sorrento, L (1, 3) OBP: 0.346, SLG: 0.444		SAFE 3-2 G1-3 1-2			3-1 G4-3		SAFE 1-0 F9	3-2 G3	5 0 0 0 0 0 7											
Carlos Martinez, R (1, 5) OBP: 0.291, SLG: 0.410		2-2 2B HR HBP			1-0 FC6-4 1B		SAFE 0-1 G6-3	1-2 F7	3 1 1 0 0 0 1 0 0 0 0 0 0 0											
Brook Jacoby, R (8, 5) OBP: 0.325, SLG: 0.330																				
Mark Whiten, S (1, 9) OBP: 0.359, SLG: 0.387		2-0 HR 2B			0-0 FC6-4 1-2		F 2-2 G6-3	1-1 P4	4 1 1 1 0 0 2											
Glenallen Hill, R (1, 7) OBP: 0.290, SLG: 0.431		0-1 HR			SAFE 3-3 K		X 0-0 1B 1B	1-0 HR	4 3 3 4 0 1 1											
Junior Ortiz, R (1, 2) OBP: 0.283, SLG: 0.270		2-3 K			X 0-0 G5-3		SAFE 0-0 1B 1B	1-2 G3	4 0 1 0 0 1 1											
Inning Stats	R: 0 E: 0 K: 1 S: 12	H: 0 LOB: 0 BB: 0 P: 17	R: 4 E: 0 K: 2 S: 23	H: 4 LOB: 1 BB: 0 P: 38	R: 0 E: 0 K: 1 S: 9	H: 1 LOB: 0 BB: 0 P: 16	R: 0 E: 0 K: 1 S: 6	H: 1 LOB: 1 BB: 0 P: 10	R: 0 E: 0 K: 0 S: 7	H: 1 LOB: 1 BB: 0 P: 10	R: 1 E: 0 K: 2 S: 14	H: 4 LOB: 3 BB: 0 P: 20	R: 1 E: 0 K: 0 S: 10	H: 1 LOB: 0 BB: 0 P: 14	R: 0 E: 0 K: 0 S: 14	H: 1 LOB: 2 BB: 1 P: 22	1B: 10 2B: 1 3B: 0 HR: 2	SF: 0 SAC: 0 DP: 0 HBP: 1	WP: 0 PB: 1 SB: 2 CS: 0	PA: 41
PITCHER	IP WLS BF H R ER SO BB IBB HBP BLK WP HR S P ERA WHIP																			
Todd Stottlemyre, R (1, 1) ERA: 4.6	6.2 L 31 11 5 5 8 0 0 1 0 0 1 77 118 6.75 1.650																			
David Wells, L (7, 1) ERA: 5.6	1.1 5 1 1 1 0 0 0 0 0 0 1 13 20 6.75 0.750																			
Mike Timlin, R (9, 1) ERA: 4.58	1.0 5 1 0 0 0 1 0 0 0 0 0 14 22 0.00 2.000																			



Batter	1	2	3	4	5	6	7	8	9	10	AB R H RBI BB SO LOB	TOP												
Kenny Lofton, L OBP: 0.358, SLG: 0.363 (1, 8) S B X	1-1 F7		2-2 E7 SF8		2-2 FC4-6 1-2f 2-3			0-0 1B 2B 1B		0-2 F8	5 2 1 0 0 0 2	Cleveland Indians @ Toronto Blue Jays SkyDome, Toronto, ON Thu Sep 17 1992, 7:05 PM EDT Att. 50,408 - Sunny - 75 F												
Mark Lewis, R OBP: 0.308, SLG: 0.351 (1, 6) C X	0-1 FC5-4 1B		2-1 SF8		0-1 G5-3			0-1 SAFE 1 SAFE 1 2B 1B		0-0 G6-3	2 0 1 1 0 0 2 1 0 1 0 0 0 0 0 1 0 0 0 0 0 1 0 0 0 0 0 0													
Reggie Jefferson, S OBP: 0.259, SLG: 0.296 (8, PH) C X																								
Thomas Howard, S OBP: 0.315, SLG: 0.345 (8, PR) C X																								
Felix Fermin, R OBP: 0.304, SLG: 0.293 (8, 6) C X																								
Carlos Baerga, S OBP: 0.343, SLG: 0.439 (1, 4) B C F X	1-2 FC5-4 HR		2-0 G4-3					0-3 SAFE 1 SAFE 1 K 1-2		1-0 G4-3	5 1 0 0 0 2 3													
Albert Belle, R OBP: 0.322, SLG: 0.478 (1, 10) X	0-0 1-H HR				0-3 K			0-0 2B			4 1 2 4 0 2 0													
Paul Sorrento, L OBP: 0.347, SLG: 0.442 (1, 3) B C B X	2-1 G5-3				0-3 K			4-2 BB		4-0 G6-4-3 IBB	2 0 0 0 2 1 0													
Carlos Martinez, R OBP: 0.285, SLG: 0.401 (1, 5) C L X			0-2 G5-3		1-1 G5-3			3-1 F7		1-1 G6-4-3 1-2f	4 0 0 0 0 0 3													
Mark Whiten, S OBP: 0.358, SLG: 0.384 (1, 9) X	0-0 F7				4-2 FC1-5 1B BB			1-1 G1-3		3-2 F8	3 0 0 0 1 0 0													
Glenallen Hill, R OBP: 0.289, SLG: 0.429 (1, 7) B C S F X	2-2 L7				0-0 FC4-6 FC1-5 1-2 1B			0-0 G6-3		1-1 F9	4 0 1 0 0 0 0													
Junior Ortiz, R OBP: 0.280, SLG: 0.267 (1, 2) X			0-0 G6-3		1-1 FC1-5 FC4-6 1-2 2-3f			3-2 L4		0-1 G4-3	2 0 0 0 0 0 2 1 0 0 0 0 0 0 1 0 0 0 0 0 0													
Wayne Kirby, L OBP: 0.417, SLG: 0.667 (7, PH) C X																								
Jesse Levis, L OBP: 0.258, SLG: 0.387 (7, 2) C X																								
Inning Stats	R: 2 E: 0 K: 0 S: 10	H: 2 LOB: 0 BB: 0 P: 14	R: 0 E: 0 K: 0 S: 7	H: 0 LOB: 0 BB: 0 P: 9	R: 1 E: 1 K: 0 S: 7	H: 0 LOB: 0 BB: 0 P: 13	R: 0 E: 0 K: 2 S: 8	H: 0 LOB: 0 BB: 0 P: 9	R: 0 E: 0 K: 10 S: 10	H: 1 LOB: 2 BB: 1 P: 17	R: 0 E: 0 K: 2 S: 10	H: 0 LOB: 1 BB: 1 P: 20	R: 0 E: 0 K: 0 S: 9	H: 0 LOB: 0 BB: 0 P: 13	R: 2 E: 0 K: 1 S: 9	H: 3 LOB: 2 BB: 1 P: 14	R: 0 E: 0 K: 0 S: 7	H: 0 LOB: 0 BB: 0 P: 11	R: 0 E: 0 K: 0 S: 5	H: 0 LOB: 0 BB: 0 P: 6	1B: 4 2B: 1 3B: 0 HR: 1	SF: 1 SAC: 0 DP: 1 HBP: 0	WP: 0 PB: 0 SB: 2 CS: 0	PA: 39
PITCHER Jack Morris, R ERA: 4.08 Duane Ward, R ERA: 2.05	IP 9.0	WLS 36	H 6	R 5	ER 4	SO 5	BB 2	IBB 1	HBP 0	BLK 0	WP 0	HR 1	S 77	P 120	ERA 4.00	WHIP 0.889								

livebaseballscorecards.com

AB	35
R	5
H	6
RBI	5
BB	3
SO	5
LOB	12



Batter	1	2	3	4	5	6	7	8	9	10	AB R H RBI BB SO LOB
Devon White, S OBP: 0.297, SLG: 0.379 (1, 8)	E6 1B 2B	K		P4		G3			G4-3		5 1 1 0 0 1 3
Roberto Alomar, S OBP: 0.414, SLG: 0.430 (1, 4)	PB S 1B 3-H	G3			F7				G4-3	G5-3	5 1 1 1 0 0 0
Joe Carter, R OBP: 0.311, SLG: 0.506 (1, 9)	K2-3 1-3				F8			G6-3 S BB		L8	4 1 1 1 1 1 1
Dave Winfield, R OBP: 0.375, SLG: 0.494 (1, 10)	E WP 1B 3-H				G1-3			G6-3 1-3		HR BB	4 2 1 1 1 0 1
John Olerud, L OBP: 0.376, SLG: 0.464 (1, 3)	E3 1B WP 1B				K			WP E BB		G6-3	4 2 1 2 1 1 2
Candy Maldonado, R OBP: 0.352, SLG: 0.471 (1, 7)	1B 1-3 3-H							E7 WP		G4-3	3 0 1 0 1 0 1
Kelly Gruber, R OBP: 0.285, SLG: 0.375 (1, 5)	G6-4-3 1B 1-2 3-H							K		P2	4 0 1 1 0 2 3
Pat Borders, R OBP: 0.296, SLG: 0.391 (1, 2)	G6-4-3 1-2f							P3		G6-3	4 0 0 0 0 1 4
Alfredo Griffin, S OBP: 0.242, SLG: 0.241 (1, 6)										G5-3	3 0 0 0 1 1 0

Inning Stats	R: 4 E: 2 K: 1 S: 14	H: 5 LOB: 1 BB: 0 P: 25	R: 0 E: 0 K: 1 S: 9	H: 0 LOB: 0 BB: 0 P: 14	R: 1 E: 0 K: 2 S: 17	H: 1 LOB: 1 BB: 1 P: 25	R: 0 E: 0 K: 2 S: 10	H: 0 LOB: 0 BB: 0 P: 15	R: 0 E: 0 K: 0 S: 6	H: 0 LOB: 0 BB: 0 P: 9	R: 0 E: 1 K: 1 S: 11	H: 0 LOB: 3 BB: 2 P: 24	R: 0 E: 0 K: 0 S: 6	H: 0 LOB: 1 BB: 1 P: 15	R: 0 E: 0 K: 0 S: 5	H: 0 LOB: 0 BB: 0 P: 8	R: 0 E: 0 K: 0 S: 9	H: 0 LOB: 0 BB: 0 P: 14	R: 2 E: 0 K: 0 S: 10	H: 1 LOB: 0 BB: 1 P: 14	1B: 4 2B: 1 3B: 0 HR: 2	SF: 0 SAC: 0 DP: 1 HBP: 0
--------------	-------------------------------	----------------------------------	------------------------------	----------------------------------	-------------------------------	----------------------------------	-------------------------------	----------------------------------	------------------------------	---------------------------------	-------------------------------	----------------------------------	------------------------------	----------------------------------	------------------------------	---------------------------------	------------------------------	----------------------------------	-------------------------------	----------------------------------	----------------------------------	------------------------------------

PITCHER	IP	WLS	BF	H	R	ER	SO	BB	IBB	HBP	BLK	WP	HR	S	P	ERA	WHIP
Scott Scudder, R ERA: 5.04 (1, 1)	0.1		7	5	4	3	1	0	0	0	0	1	0	13	24	81.00	15.000
Jack Armstrong, R ERA: 4.89 (1, 1)	4.2		17	1	1	1	5	2	0	0	0	0	1	47	73	1.93	0.643
Mike Christopher, R ERA: 3.0 (6, 1)	2.0		8	0	0	0	1	2	0	0	0	1	0	13	30	0.00	1.000
Eric Plunk, R ERA: 3.63 (8, 1)	2.1	L	9	1	2	2	0	1	0	0	0	0	1	24	36	7.71	0.857


BOTTOM

Cleveland Indians @ Toronto Blue Jays
 SkyDome, Toronto, ON
 Thu Sep 17 1992, 7:05 PM EDT
 Att. 50,408 - Sunny - 75 F

livebaseballscorecards.com

AB	36
R	7
H	7
RBI	6
BB	5
SO	7
LOB	15

WP: 2 PA: 41
 PB: 1
 SB: 2
 CS: 0



Batter	1	2	3	4	5	6	7	8	9	AB	R	H	RBI	BB	SO	LOB
Devon White, S (1, 8) OBP: 0.298, SLG: 0.386 Derek Bell, R (6, 8) OBP: 0.309, SLG: 0.352	K		E7 1B HR	G6-3 2B 2-H 3-H	HR			SF9 3B		4	3	2	4	0	1	0
Roberto Alomar, S (1, 4) OBP: 0.413, SLG: 0.429 Eddie Zosky, R (6, 6) OBP: 0.333, SLG: 0.800	G4-3		HR 1B	G6-3 2B	F8			SF9		4	1	1	0	0	0	1
Joe Carter, R (1, 9) OBP: 0.311, SLG: 0.503 Turner Ward, S (7, 9) OBP: 0.360, SLG: 0.565	L7		P3	HBP				F7		3	0	0	0	0	0	2
Dave Winfield, R (1, 10) OBP: 0.377, SLG: 0.501 Rance Mulliniks, L (8, PH) OBP: 0.667, SLG: 0.500		F9 1B 1B	HR	BB BB	G6-3			HR 1B		3	2	2	3	1	0	0
John Olerud, L (1, 3) OBP: 0.378, SLG: 0.465 Domingo Martinez, R (6, PH) OBP: 1.000, SLG: 2.500		E 1B 1B	G4-3	BB				HR		2	1	1	1	1	0	0
Candy Maldonado, R (1, 7) OBP: 0.350, SLG: 0.468 Pat Tabler, R (6, PH) OBP: 0.300, SLG: 0.273		F9 1B 2-3	G6-3	G6-3				F9		3	0	0	0	0	0	5
Kelly Gruber, R (1, 5) OBP: 0.283, SLG: 0.373 Tom Quinlan, R (5, 5) OBP: 0.167, SLG: 0.182		F9		G5-3	K			P3		2	0	0	0	0	0	2
Pat Borders, R (1, 2) OBP: 0.295, SLG: 0.390 Ed Sprague, R (8, 2) OBP: 0.278, SLG: 0.389		1B	E5 1B 2B	G4-3				P5		4	1	1	2	0	0	0
Alfredo Griffin, S (1, 6) OBP: 0.250, SLG: 0.250		F9		2B 1B	HR 1B			F8		4	2	2	0	0	0	1

Inning Stats	R: 0	H: 0	E: 0	K: 1	S: 8	H: 0	LOB: 0	BB: 0	P: 11	R: 2	H: 3	E: 1	K: 0	S: 11	R: 3	H: 2	E: 1	K: 0	S: 11	R: 3	H: 2	E: 1	K: 0	S: 17	R: 2	H: 2	E: 0	K: 1	S: 8	R: 0	H: 1	E: 0	K: 0	S: 7	R: 0	H: 0	E: 0	K: 0	S: 8	R: 3	H: 3	E: 0	K: 0	S: 12
--------------	------	------	------	------	------	------	--------	-------	-------	------	------	------	------	-------	------	------	------	------	-------	------	------	------	------	-------	------	------	------	------	------	------	------	------	------	------	------	------	------	------	------	------	------	------	------	-------

PITCHER	IP	WLS	BF	H	R	ER	SO	BB	IBB	HBP	BLK	WP	HR	S	P	ERA	WHIP
Kevin Brown, R (1, 1) ERA: 3.37	3.2	L	22	7	8	4	1	1	0	0	0	0	1	41	63	9.82	2.182
Brian Bohanon, L (4, 1) ERA: 6.42	2.1		11	3	2	2	1	1	0	0	0	0	1	21	35	7.71	1.714
Terry Mathews, R (7, 1) ERA: 6.2	1.0		3	0	0	0	0	0	0	0	0	0	0	8	12	0.00	0.000
Mike Jeffcoat, L (8, 1) ERA: 7.71	1.0		6	3	3	3	0	0	0	0	0	0	1	12	21	27.00	3.000


BOTTOM

Texas Rangers @ Toronto Blue Jays
SkyDome, Toronto, ON

Fri Sep 18 1992, 7:05 PM EDT
Att: 50,416 - Dome - 70 F

AB	38
R	13
H	13
RBI	13
BB	2
SO	2
LOB	12

livebaseballscorecards.com



WP	HR	S	P	ERA	WHIP
0	0	0	42	0	0

Batter	1	2	3	4	5	6	7	8	9
Devon White, S OBP: 0.298, SLG: 0.386 (1, 8) B F B F X	2-2 L5 ①			1-3 K ①		1-0 G4-3 2-3 1B ②		2-3 K ③	
Roberto Alomar, S OBP: 0.411, SLG: 0.426 (1, 4) B C X	1-1 G4-3 ②			1-1 G6-3 ②		3-2 G4-3 2-3 3-H ③			
Joe Carter, R OBP: 0.309, SLG: 0.501 (1, 9) C X	0-1 P6 ③			2-3 K ③		0-3 K ③			
Dave Winfield, R OBP: 0.377, SLG: 0.500 (1, 10) B B C B C X			3-2 E6 G3-6-3 ①		0-2 G4-6-3 BB 1B ②		0-3 K ①		
John Olerud, L OBP: 0.380, SLG: 0.465 (1, 3) C X			0-1 G3-6-3 1-2f ②		4-1 G4-6-3 BB 1B ②		2-1 FC5-4 1B ②		
Candy Maldonado, R OBP: 0.348, SLG: 0.465 (1, 7) C B X			1-1 G5-3 ③		3-2 G4-6-3 1-2f 2-3 ②		1 SAFE FC5-4 1-2f ②		
Kelly Gruber, R OBP: 0.281, SLG: 0.370 (1, 5) B X			1-0 G5-3 ①		0-1 L5 ③		2-3 K ③		
Pat Borders, R OBP: 0.294, SLG: 0.388 (1, 2) F B B F X			3-2 F9 ②			1-1 G6-3 ①		0-0 F7 ①	
Alfredo Griffin, S OBP: 0.252, SLG: 0.261 (1, 6) L S B C			1-3 K ③			1-2 1B G4-3 2B ②		2-1 P4 ②	

AB	R	H	RBI	BB	SO	LOB
4	0	1	0	0	2	0
3	0	0	1	0	0	1
3	0	0	0	0	2	1
3	0	1	0	0	1	0
2	0	1	0	1	0	1
3	0	0	0	0	0	3
3	0	0	0	0	1	2
3	0	0	0	0	0	0
3	1	1	0	0	1	0

BOTTOM

Texas Rangers @ Toronto Blue Jays
SkyDome, Toronto, ON
Sat Sep 19 1992, 3:33 AM EDT
Att: 50,421 - Dome - 70 F

livebaseballscorecards.com

AB	27
R	1
H	4
RBI	1
BB	1
SO	7
LOB	8



1B: 3	SF: 0
2B: 1	SAC: 0
3B: 0	DP: 2
HR: 0	HBP: 0

WP: 0	PA: 28
PB: 0	
SB: 0	
CS: 0	

Inning Stats		R: 0	H: 0	R: 0	H: 0	R: 0	H: 0	R: 0	H: 1	R: 1	H: 2	R: 0	H: 1	R: 0	H: 0
E: 0	LOB: 0	E: 1	LOB: 0	E: 0	LOB: 0	E: 0	LOB: 1	E: 0	LOB: 1	E: 0	LOB: 1	E: 0	LOB: 1	E: 0	LOB: 0
K: 0	BB: 0	K: 0	BB: 0	K: 1	BB: 0	K: 2	BB: 1	K: 0	BB: 0	K: 1	BB: 0	K: 2	BB: 0	K: 1	BB: 0
S: 7	P: 10	S: 7	P: 11	S: 7	P: 12	S: 10	P: 14	S: 9	P: 16	S: 12	P: 18	S: 10	P: 14	S: 6	P: 10

PITCHER		IP	WLS	BF	H	R	ER	SO	BB	IBB	HBP	BLK	WP	HR	S	P	ERA	WHIP
Scott Chiamparino, R ERA: 2.79 (1, 1)		7.0	L	25	4	1	1	6	1	0	0	0	0	0	62	95	1.29	0.714
Ed Nunez, R ERA: 4.55 (8, 1)		1.0		3	0	0	0	1	0	0	0	0	0	6	10		0.00	0.000

Batter	1	2	3	4	5	6	7	8	9	AB	R	H	RBI	BB	SO	LOB
Devon White, S OBP: 0.297, SLG: 0.384 (1, 8)	1-3 K		2-3 K		1-0 G3	2-0 L8			0-2 3B	5	1	1	0	0	2	4
Roberto Alomar, S OBP: 0.414, SLG: 0.433 (1, 4)	0-1 G4-3		4-2 FC6-4 BB		1-2 2B		4-1 G6-3 BB		3-2 FC	3	2	2	2	2	0	0
Joe Carter, R OBP: 0.307, SLG: 0.497 (1, 9)	2-2 F7		2-0 FC6-4		1-0 P3		3-3 K		0-1 FC	5	0	0	1	0	1	3
Dave Winfield, R OBP: 0.377, SLG: 0.498 (1, 10)		0-0 P6		0-3 K		2-1 F7 2B	3-1 G6-3		4-2 FC6-4 BB	4	1	1	1	1	1	0
John Olerud, L OBP: 0.378, SLG: 0.460 (1, 3)		1-3 K		4-2 BB		3-1 F7	3-2 F7		2-3 K	4	0	0	0	1	2	3
Candy Maldonado, R OBP: 0.348, SLG: 0.465 (1, 7)		4-2 WP BB		3-3 K		0-0 1B 2B		3-3 K	0-2 FC6-4	4	0	1	1	1	2	3
Kelly Gruber, R OBP: 0.278, SLG: 0.366 (1, 5)		1-3 K		2-3 K		0-0 F8		0-3 K	0-1 F7	5	0	0	0	0	3	5
Pat Borders, R OBP: 0.292, SLG: 0.386 (1, 2)		0-0 F9			0-1 G6-3	4-2 1B BB		4-2 BB		2	0	0	0	0	0	2
Ed Sprague, R OBP: 0.316, SLG: 0.389 (6, 2)										0	0	0	0	2	0	0
Alfredo Griffin, S OBP: 0.262, SLG: 0.279 (1, 6)			0-3 K		1-0 G3 2B	0-2 1B		2-1 F8		3	1	2	0	0	1	0
Pat Tabler, R OBP: 0.298, SLG: 0.271 (8, PH)						1-2 2-3 1B				1	0	0	0	0	0	1
Eddie Zosky, R OBP: 0.333, SLG: 0.800 (9, 6)										0	0	0	0	0	0	0


Inning Stats	R: 0	H: 0	E: 0	K: 1	S: 8	LOB: 0	BB: 0	P: 11	R: 0	H: 0	E: 0	K: 2	S: 10	LOB: 2	BB: 1	P: 16	R: 0	H: 0	E: 0	K: 3	S: 11	LOB: 1	BB: 1	P: 19	R: 0	H: 0	E: 0	K: 3	S: 11	LOB: 1	BB: 1	P: 20	R: 1	H: 2	E: 0	K: 0	S: 8	LOB: 1	BB: 0	P: 12	R: 1	H: 3	E: 0	K: 1	S: 14	LOB: 3	BB: 1	P: 25	R: 1	H: 0	E: 0	K: 1	S: 9	LOB: 0	BB: 1	P: 22	R: 0	H: 0	E: 0	K: 2	S: 13	LOB: 1	BB: 1	P: 22	R: 2	H: 2	E: 0	K: 1	S: 20	LOB: 2	BB: 1	P: 29	1B: 3	SF: 0	2B: 3	SAC: 0	3B: 1	DP: 0	HR: 0	HBP: 0	WP: 1	PA: 43
--------------	------	------	------	------	------	--------	-------	-------	------	------	------	------	-------	--------	-------	-------	------	------	------	------	-------	--------	-------	-------	------	------	------	------	-------	--------	-------	-------	------	------	------	------	------	--------	-------	-------	------	------	------	------	-------	--------	-------	-------	------	------	------	------	------	--------	-------	-------	------	------	------	------	-------	--------	-------	-------	------	------	------	------	-------	--------	-------	-------	-------	-------	-------	--------	-------	-------	-------	--------	-------	--------

PITCHER	IP	WLS	BF	H	R	ER	SO	BB	IBB	HBP	BLK	WP	HR	S	P	ERA	WHIP
Jose Guzman, R ERA: 3.72 (1, 1)	6.2	W	31	5	3	3	9	5	0	0	0	1	0	68	119	4.05	1.500
Kenny Rogers, L ERA: 3.25 (7, 1)	1.1		5	0	0	0	2	1	0	0	0	0	0	16	28	0.00	0.750
Ed Nunez, R ERA: 4.85 (9, 1)	0.0		4	2	2	2	0	1	0	0	0	0	0	11	18	∞	∞
Dan Smith, L ERA: 6.35 (9, 1)	0.1		1	0	0	0	1	0	0	0	0	0	0	3	5	0.00	0.000
Matt Whiteside, R ERA: 2.7 (9, 1)	0.2	S	2	0	0	0	0	0	0	0	0	0	0	6	6	0.00	0.000

BOTTOM

Texas Rangers @ Toronto Blue Jays
 SkyDome, Toronto, ON
 Sun Sep 20 1992, 3:33 AM EDT
 Att: 50,405 - Sunny - 63 F

AB	36
R	5
H	7
RBI	5
BB	7
SO	12
LOB	21



PITCHER	IP	WLS	BF	H	R	ER	SO	BB	IBB	HBP	BLK	WP	HR	S	P	ERA	WHIP
---------	----	-----	----	---	---	----	----	----	-----	-----	-----	----	----	---	---	-----	------

Batter	1	2	3	4	5	6	7	8	9	AB R H RBI BB SO LOB	TOP											
Devon White, S (1, 8) OBP: 0.298, SLG: 0.388	2-1 HR		1-0 G6-3	1-2 L9			1-3 K		4-1 BB	4 1 1 1 1 1 1												
Roberto Alomar, S (1, 4) OBP: 0.411, SLG: 0.429	0-1 G4-3		3-3 K		0-0 G4-3		1-0 G4-3		0-0 P5	5 0 0 0 0 1 3												
Joe Carter, R (1, 9) OBP: 0.305, SLG: 0.493	2-0 G5-3		3-3 K		1-1 P3			0-1 P3		4 0 0 0 0 1 0												
Dave Winfield, R (1, 10) OBP: 0.379, SLG: 0.497	4-0 BB			4-1 HR	4-0 FC6-4 BB			1-3 K		1 1 0 0 3 1 0												
John Olerud, L (1, 3) OBP: 0.377, SLG: 0.465	2-2 P5			1-0 HR	1-2 FC6-4			0-1 F8		4 1 1 2 0 0 2												
Candy Maldonado, R (1, 7) OBP: 0.351, SLG: 0.467		1-0 WP HBP		1-0 G1-3		0-0 G6-4-3 1B		2-1 FC1-5 1B		3 0 2 0 0 0 0												
Kelly Gruber, R (1, 5) OBP: 0.280, SLG: 0.367		0-0 P2		3-2 SH3 1B		1-0 G6-4-3		0-2 FC1-5 1B		4 1 2 0 0 0 2												
Ed Sprague, R (1, 2) OBP: 0.310, SLG: 0.359		1-0 F7		4-0 SH3 BB		0-1 L5		0-0 FC1-5		3 0 0 0 1 0 3												
Derek Bell, R (9, PR) OBP: 0.309, SLG: 0.352										0 0 0 0 0 0 0												
Pat Borders, R (9, 2) OBP: 0.292, SLG: 0.386										0 0 0 0 0 0 0												
Alfredo Griffin, S (1, 6) OBP: 0.256, SLG: 0.272		2-3 K		0-0 SH3		1-2 G6-3		0-3 K		3 0 0 1 0 2 3												
Inning Stats	R: 1 E: 0 K: 0 S: 8	H: 1 LOB: 1 BB: 1 P: 18	R: 0 E: 0 K: 1 S: 5	H: 0 LOB: 1 BB: 0 P: 9	R: 0 E: 0 K: 2 S: 9	H: 0 LOB: 0 BB: 0 P: 16	R: 3 E: 0 K: 0 S: 11	H: 2 LOB: 1 BB: 2 P: 25	R: 0 E: 0 K: 0 S: 6	H: 0 LOB: 1 BB: 1 P: 12	R: 0 E: 0 K: 0 S: 4	H: 1 LOB: 0 BB: 0 P: 5	R: 0 E: 0 K: 1 S: 7	H: 0 LOB: 0 BB: 0 P: 10	R: 0 E: 0 K: 1 S: 7	H: 0 LOB: 0 BB: 0 P: 8	R: 0 E: 0 K: 1 S: 12	H: 2 LOB: 3 BB: 1 P: 18	1B: 4 2B: 0 3B: 0 HR: 2	SF: 0 SAC: 1 DP: 1 HBP: 1	WP: 1 PB: 0 SB: 4 CS: 0	PA: 38
PITCHER	IP WLS BF H R ER SO BB IBB HBP BLK WP HR S P ERA WHIP																					
Rick Sutcliffe, R (1, 1) ERA: 4.37	3.1 L 17 3 4 4 3 3 0 1 0 1 2 28 62 10.80 1.800																					
Mark Williamson, R (4, 1) ERA: 0.71	4.2 15 1 0 0 2 1 0 0 0 0 0 29 41 0.00 0.429																					
Todd Frohwirth, R (9, 1) ERA: 2.26	0.1 3 2 0 0 0 0 0 0 0 0 0 6 8 0.00 6.000																					
Gregg Olson, R (9, 1) ERA: 2.09	0.2 3 0 0 0 0 1 1 0 0 0 0 6 10 0.00 1.500																					

Toronto Blue Jays @ Baltimore Orioles
Oriole Park at Camden Yards, Baltimore, MD
 Tue Sep 22 1992, 7:05 PM EDT
 Att. 45,104 - Cloudy - 73 F

livebaseballscorecards.com

AB	31
R	4
H	6
RBI	4
BB	5
SO	6
LOB	14



Batter	1	2	3	4	5	6	7	8	9	AB	R	H	RBI	BB	SO	LOB
Brady Anderson, L (1, 7) OBP: 0.378, SLG: 0.449	0-1 F8		3-2 G3			1-2 F8		0-2 G4-3 FC5-2 2B	4-0 IBB	4	0	1	0	1	0	0
Mike Devereaux, R (1, 8) OBP: 0.325, SLG: 0.472	3-2 P4		0-0 HR			1-0 F8		0-0 G4-3 2-3 3-H	0-0 P6	5	1	1	2	0	0	5
Cal Ripken Jr., R (1, 6) OBP: 0.324, SLG: 0.359 Steve Scarsone, R (8, PR) OBP: 0.188, SLG: 0.133 Manny Alexander, R (9, 6)	0-0 WP 2B		2-0 F9			0-0 P4		0-0 FC5-2 1B		4	0	1	0	0	0	2
Glenn Davis, R (1, 10) OBP: 0.333, SLG: 0.417 Luis Mercedes, R (8, PR) OBP: 0.242, SLG: 0.179	1-1 WP HBP			3-2 F7			1-2 F9 1B 2B	0-1 FC5-4 1B		3	1	2	0	0	0	0
Randy Milligan, R (1, 3) OBP: 0.387, SLG: 0.369	3-2 G4-3 1-2 2-3			1-0 L8			1-2 F9 2-3	2-2 FC5-4 1-2f		4	0	0	0	0	0	5
Joe Orsulak, L (1, 9) OBP: 0.348, SLG: 0.389		1-0 F7		2-2 G4-3			3-2 S 1B		1-1 F7	4	0	1	1	0	0	0
Chris Hoiles, R (1, 2) OBP: 0.389, SLG: 0.522 Tim Hulett, R (9, PR) OBP: 0.349, SLG: 0.391		1-0 F8			0-0 G5-3		3-1 P6		1-1 1B 2B	4	0	1	0	0	0	1
Leo Gomez, R (1, 5) OBP: 0.355, SLG: 0.422 David Segui, S (9, PH) OBP: 0.302, SLG: 0.299		0-1 G6-3			0-0 F8		0-2 F8 1-2		0-0 F8 2-3 1B	3	0	0	0	0	0	1
Billy Ripken, R (1, 4) OBP: 0.275, SLG: 0.319 Chito Martinez, L (8, PH) OBP: 0.342, SLG: 0.391 Mark McLemore, S (8, PR) OBP: 0.323, SLG: 0.310			1-2 G6-3			0-1 G5-3		4-1 2B G4-3 BB	3-1 F8	2	0	0	0	0	0	0

Inning Stats	R: 0	H: 1	E: 0	K: 0	S: 12	R: 0	H: 0	E: 0	K: 0	S: 4	R: 1	H: 1	E: 0	K: 0	S: 11	R: 0	H: 0	E: 0	K: 0	S: 8	R: 0	H: 0	E: 0	K: 0	S: 4	R: 0	H: 0	E: 0	K: 0	S: 5	R: 1	H: 2	E: 0	K: 0	S: 16	R: 1	H: 2	E: 0	K: 0	S: 14	R: 0	H: 2	E: 0	K: 0	S: 8	1B: 3	2B: 4	3B: 0	HR: 1	SF: 0	SAC: 0	DP: 0	HBP: 1	WP: 1	PA: 38
--------------	------	------	------	------	-------	------	------	------	------	------	------	------	------	------	-------	------	------	------	------	------	------	------	------	------	------	------	------	------	------	------	------	------	------	------	-------	------	------	------	------	-------	------	------	------	------	------	-------	-------	-------	-------	-------	--------	-------	--------	-------	--------

PITCHER	IP	WLS	BF	H	R	ER	SO	BB	IBB	HBP	BLK	WP	HR	S	P	ERA	WHIP
Todd Stottlemyre, R (1, 1) ERA: 4.53	6.2	W	25	4	2	2	0	0	0	0	0	1	1	57	88	2.70	0.600
Duane Ward, R (7, 1) ERA: 2.09	1.1		7	2	1	1	0	1	0	0	0	0	0	17	23	6.75	2.250
Tom Henke, R (9, 1) ERA: 1.94	1.0	S	6	2	0	0	0	0	1	0	0	0	0	8	17	0.00	2.000

BOTTOM

Toronto Blue Jays @ Baltimore Orioles
 Oriole Park at Camden Yards, Baltimore, MD

Tue Sep 22 1992, 7:05 PM EDT
 Att: 45,104 - Cloudy - 73 F

livebaseballscorecards.com

AB	35
R	3
H	8
RBI	3
BB	2
SO	0
LOB	17




Batter	1	2	3	4	5	6	7	8	9	AB R H RBI BB SO LOB	TOP											
Devon White, S (1, 8) OBP: 0.296, SLG: 0.386	0-3 K		3-2 G6-3		0-3 K		0-3 K			4 0 0 0 0 3 2	Toronto Blue Jays @ Baltimore Orioles Oriole Park at Camden Yards, Baltimore, MD Wed Sep 23 1992, 7:05 PM EDT Att. 45,660 - Sunny - 65 F											
Roberto Alomar, S (1, 4) OBP: 0.410, SLG: 0.428	0-0 FC6-4 1B			3-2 F9		0-1 F8		1-2 G4-3		4 0 1 0 0 0 0												
Joe Carter, R (1, 9) OBP: 0.306, SLG: 0.495	1-3 K			2-0 CS 2B		3-1 BB 1B		1-3 K		4 0 2 0 0 2 1												
Dave Winfield, R (1, 10) OBP: 0.377, SLG: 0.494	2-2 FC6-4 1-2f			2-3 K		2-3 K		0-1 G6-3		4 0 0 0 0 2 3												
John Olerud, L (1, 3) OBP: 0.378, SLG: 0.463		1-2 L8			4-1 FC5-4 1B BB	4-0 BB 1-2 BB		2-1 G4-3		2 1 0 0 0 2 0 0												
Candy Maldonado, R (1, 7) OBP: 0.354, SLG: 0.466		2-1 G2-3			4-2 FC5-4 BB	4-2 1-2 2-3 BB		4-1 G5-4-3 BB		1 0 0 0 3 0 0												
Kelly Gruber, R (1, 5) OBP: 0.278, SLG: 0.364		1-1 P5			0-1 F8	1-2 G1-3		3-2 G5-4-3 1-2f		4 0 0 0 0 0 6												
Pat Borders, R (1, 2) OBP: 0.291, SLG: 0.383			1-2 G5-3		0-0 FC5-4 PB 1B 1-2f 2-3		2-2 G6-3			3 0 0 0 0 0 2												
Alfredo Griffin, S (1, 6) OBP: 0.257, SLG: 0.273			0-0 G4-3		1-1 PB 1B		1-1 G6-3			3 0 1 1 0 0 0												
Inning Stats	R: 0 E: 0 K: 2 S: 10	H: 1 LOB: 1 BB: 0 P: 13	R: 0 E: 0 K: 0 S: 8	H: 0 LOB: 0 BB: 0 P: 12	R: 0 E: 0 K: 0 S: 7	H: 0 LOB: 0 BB: 0 P: 11	R: 0 E: 0 K: 1 S: 8	H: 1 LOB: 0 BB: 0 P: 15	R: 1 E: 0 K: 1 S: 12	H: 1 LOB: 2 BB: 2 P: 21	R: 0 E: 0 K: 1 S: 12	H: 1 LOB: 3 BB: 2 P: 26	R: 0 E: 0 K: 1 S: 8	H: 0 LOB: 0 BB: 0 P: 11	R: 0 E: 0 K: 1 S: 8	H: 0 LOB: 0 BB: 0 P: 10	R: 0 E: 0 K: 0 S: 9	H: 0 LOB: 0 BB: 1 P: 18	1B: 3 2B: 1 3B: 0 HR: 0	SF: 0 SAC: 0 DP: 1 HBP: 0	WP: 0 PB: 1 SB: 0 CS: 1	PA: 34
PITCHER	IP WLS BF H R ER SO BB IBB HBP BLK WP HR S P ERA WHIP																					
Arthur Rhodes, L (1, 1) ERA: 3.75	8.1 W 33 4 1 1 7 5 0 0 0 0 0 0 76 128 1.08 1.080																					
Gregg Olson, R (9, 1) ERA: 2.06	0.2 S 1 0 0 0 0 0 0 0 0 0 0 0 6 9 0.00 0.000																					

livebaseballscorecards.com

AB	29
R	1
H	4
RBI	1
BB	5
SO	7
LOB	14



Batter	1	2	3	4	5	6	7	8	9	AB R H RBI BB SO LOB	TOP			
Devon White, S OBP: 0.300, SLG: 0.386 (1, 8)	3-2 S S HR 1B	4-2 1B G3-1 2B BB		4-2 1B WP BB		0-0 L9		4-2 BB		2 3 1 0 3 0 0				
Roberto Alomar, S OBP: 0.408, SLG: 0.426 (1, 4)	SAFE 1-2 G1-3	0-0 G3-1		2-0 WP S 1B		3-1 E3		2-2 P5		5 0 1 1 0 0 5				
Joe Carter, R OBP: 0.307, SLG: 0.495 Derek Bell, R OBP: 0.309, SLG: 0.347 (1, 9) (4, PH) (4, 9)	0-1 F9	3-2 2B 1B		4-2 1-3 BB		1-0 F9			0-1 G6-3	2 1 1 1 0 0 1 2 0 0 0 1 0 1				
Dave Winfield, R OBP: 0.379, SLG: 0.502 (1, 10)	3-1 HR	3-2 2B		1-1 P2		0-1 F7			3-1 1B	5 1 3 4 0 0 2				
John Olerud, L OBP: 0.374, SLG: 0.458 (1, 3)	3-1 F7	2-1 P5		3-2 G1-3		0-0 G4-3			1-3 K	5 0 0 0 0 1 4				
Candy Maldonado, R OBP: 0.353, SLG: 0.462 (1, 7)		4-0 FC6-4 BB		2-2 F8		3-3 K			1-0 F9	4 0 0 0 1 2 1				
Kelly Gruber, R OBP: 0.275, SLG: 0.360 (1, 5)		1-0 FC6-4 1B 1B		1-1 G3-1		0-1 F8			3-2 F7	4 1 0 0 0 0 1	AB 37 R 8 H 9 RBI 7 BB 5 SO 3 LOB 16			
Pat Borders, R OBP: 0.292, SLG: 0.384 (1, 2)		0-0 BB 1B G3-1 1B		0-1 P1		0-1 F7			0-0 BB 1B	4 1 2 0 0 0 0				
Alfredo Griffin, S OBP: 0.257, SLG: 0.273 (1, 6)		0-1 G3-1 BB 1B		0-1 F8		1-1 F7			1-1 F9	4 1 1 1 0 0 1				
Inning Stats	R: 2 E: 0 K: 0 S: 12 H: 2 LOB: 0 BB: 0 P: 22	R: 5 E: 0 K: 0 S: 22 H: 4 LOB: 1 BB: 2 P: 39	R: 0 E: 0 K: 0 S: 8 H: 0 LOB: 0 BB: 0 P: 11	R: 1 E: 0 K: 0 S: 12 H: 1 LOB: 2 BB: 2 P: 26	R: 0 E: 0 K: 1 S: 8 H: 0 LOB: 0 BB: 0 P: 11	R: 0 E: 1 K: 0 S: 6 H: 0 LOB: 1 BB: 0 P: 11	R: 0 E: 0 K: 1 S: 6 H: 0 LOB: 0 BB: 0 P: 9	R: 0 E: 0 K: 0 S: 11 H: 1 LOB: 2 BB: 1 P: 21	R: 0 E: 0 K: 1 S: 8 H: 1 LOB: 1 BB: 0 P: 13	1B: 7 2B: 1 3B: 0 HR: 1 SF: 0 SAC: 0 DP: 0 HBP: 0	WP: 1 PB: 0 SB: 3 CS: 0 PA: 42			
PITCHER	IP WLS BF H R ER SO BB IBB HBP BLK WP HR S P ERA WHIP													
Ben McDonald, R ERA: 4.52 Bob Milacki, R ERA: 5.71 Pat Clements, L ERA: 3.27	(1, 1) 1.2 L 12 5 7 7 0 2 0 0 0 0 0 1 28 50 37.80 4.200	(2, 1) 6.1 26 3 1 1 2 3 0 0 0 1 0 57 100 1.42 0.947	(9, 1) 1.0 4 1 0 0 1 0 0 0 0 0 0 8 13 0.00 1.000											

Toronto Blue Jays @ Baltimore Orioles
 Oriole Park at Camden Yards, Baltimore, MD
 Thu Sep 24 1992, 7:05 PM EDT
 Att. 45,739 - Sunny - 65 F

livebaseballscorecards.com

Batter	1	2	3	4	5	6	7	8	9	AB	R	H	RBI	BB	SO	LOB
Brady Anderson, L (1, 7) OBP: 0.376, SLG: 0.445	0-3 K	0-0 P6		0-0 P4			2-1 E4 G5-3 1B		1-3 K	5	0	1	0	0	2	5
Luis Mercedes, R (1, 9) Joe Orsulak, L (9, PH) OBP: 0.243, SLG: 0.161 OBP: 0.349, SLG: 0.393	0-1 L4	4-2 BB			2-1 F8		2-1 G5-3		1-0 2B	3	0	0	1	1	0	1
Mike Devereaux, R (1, 8) OBP: 0.324, SLG: 0.470	2-2 1B	2-3 K			2-1 G6-3		2-0 G5-3		1-2 G3-1	5	0	1	0	0	1	6
Cal Ripken Jr., R (1, 6) OBP: 0.320, SLG: 0.355	1-0 G1-3			3-2 F7		2-2 G6-3		2-0 F8		4	0	0	0	0	0	1
Glenn Davis, R (1, 10) OBP: 0.332, SLG: 0.414		0-1 BB SF8 1B		1-3 K		1-1 G5-3		2-1 G4-3 1B		4	1	2	0	0	1	0
Randy Milligan, R (1, 3) OBP: 0.383, SLG: 0.363		4-1 1B BB BB		1-1 G1-3		1-0 F8		0-0 G4-3		3	1	0	0	1	0	1
Chris Hoiles, R (1, 2) OBP: 0.390, SLG: 0.516		4-2 BB 1B BB		3-3 K		0-1 1B		2-3 K		3	0	1	0	1	2	1
Leo Gomez, R (1, 5) Mark McLemore, S (9, PH) OBP: 0.356, SLG: 0.426 OBP: 0.322, SLG: 0.308		2-2 SF8		2-2 P9		2-2 F7		0-1 F8		2	0	0	1	0	0	1
Billy Ripken, R (1, 4) Chito Martinez, L (9, PH) OBP: 0.282, SLG: 0.322 OBP: 0.348, SLG: 0.393		2-0 BB 1B		4-0 BB		0-0 G5-3		4-2 2B BB		2	0	1	0	1	0	0

Inning Stats	R: 0	H: 1	E: 0	K: 1	S: 9	H: 1	LOB: 1	BB: 0	P: 12	R: 2	H: 2	E: 0	K: 1	S: 22	H: 2	LOB: 3	BB: 3	P: 40	R: 0	H: 0	E: 0	K: 1	S: 9	H: 0	LOB: 0	BB: 0	P: 14	R: 0	H: 0	E: 0	K: 1	S: 9	R: 0	H: 1	E: 0	K: 0	S: 8	H: 1	LOB: 1	BB: 0	P: 12	R: 0	H: 1	E: 1	K: 0	S: 6	H: 1	LOB: 1	BB: 0	P: 13	R: 0	H: 1	E: 0	K: 1	S: 13	H: 1	LOB: 2	BB: 1	P: 20	1B: 6	SF: 1	2B: 1	3B: 0	HR: 0
--------------	------	------	------	------	------	------	--------	-------	-------	------	------	------	------	-------	------	--------	-------	-------	------	------	------	------	------	------	--------	-------	-------	------	------	------	------	------	------	------	------	------	------	------	--------	-------	-------	------	------	------	------	------	------	--------	-------	-------	------	------	------	------	-------	------	--------	-------	-------	-------	-------	-------	-------	-------

PITCHER	IP	WLS	BF	H	R	ER	SO	BB	IBB	HBP	BLK	WP	HR	S	P	ERA	WHIP
Jimmy Key, L (1, 1) ERA: 3.5	6.0		26	4	2	2	4	4	0	0	0	0	0	64	109	3.00	1.333
Mark Eichhorn, R (7, 1) ERA: 3.09	1.0		4	1	0	0	0	0	0	0	0	0	0	6	12	0.00	1.000
Mike Timlin, R (8, 1) ERA: 4.25	1.0		4	1	0	0	1	0	0	0	0	0	0	7	13	0.00	1.000
Duane Ward, R (9, 1) ERA: 2.07	1.0		5	1	0	0	1	1	0	0	0	0	0	13	20	0.00	2.000


BOTTOM

Toronto Blue Jays @ Baltimore Orioles
Oriole Park at Camden Yards, Baltimore, MD


livebaseballscorecards.com

AB	33
R	2
H	7
RBI	2
BB	5
SO	6
LOB	16

WP: 0 PA: 39
PB: 0 SB: 0 CS: 0



Thu Sep 24 1992, 7:05 PM EDT
Att: 45,739 - Sunny - 65 F

Batter	1	2	3	4	5	6	7	8	9	AB R H RBI BB SO LOB	TOP
Devon White, S (1, 8) OBP: 0.297, SLG: 0.383	1-1 F7	0-1 FC4			2-0 F8		2 SAFE 1-2 G4-3		3-3 K	5 0 0 0 0 1 5	
Derek Bell, R (1, 9) OBP: 0.314, SLG: 0.351	1-1 G6-3		3-3 K			1-1 S E 1B		0-1 E S 1B		4 0 2 0 0 1 0	
Roberto Alomar, S (1, 4) OBP: 0.405, SLG: 0.423	0-3 K		3-2 F8			1 SAFE 3-1 F8		0-0 P2		4 0 0 0 0 1 2	
Dave Winfield, R (1, 10) OBP: 0.376, SLG: 0.498		0-3 K	3-2 F8			2 SAFE 3-3 K		1 SAFE 3-3 K		4 0 0 0 0 3 2	
John Olerud, L (1, 3) OBP: 0.377, SLG: 0.458		2-1 1B 1B 1B		1-3 K		4-0 IBB		4-0 IBB		2 1 1 0 2 1 0	
Candy Maldonado, R (1, 7) OBP: 0.350, SLG: 0.458	1-1 F9		3-3 K			2-0 G4-3		1-3 K		4 0 0 0 0 2 5	
Kelly Gruber, R (1, 5) OBP: 0.277, SLG: 0.362		0-0 1B 1B	0-3 K2-3				0-0 G2-3		0-1 CS BB 1B	4 1 2 0 0 1 0	AB 34 R 3 H 9 RBI 3 BB 3 SO 11 LOB 15
Pat Borders, R (1, 2) OBP: 0.294, SLG: 0.387		1-0 1B 1B		3-3 K			2-1 1B 2B		0-0 F8	4 1 2 2 0 1 1	
Alfredo Griffin, S (1, 6) OBP: 0.271, SLG: 0.281		0-0 FC4 1B		1-0 P4			1-2 G4-3 1B		4-1 BB	3 0 2 1 1 0 0	
Inning Stats	R: 0 E: 0 K: 1 S: 7 H: 0 LOB: 0 BB: 0 P: 9	R: 2 E: 0 K: 1 S: 12 H: 4 LOB: 2 BB: 0 P: 16	R: 0 E: 0 K: 1 S: 11 H: 0 LOB: 0 BB: 0 P: 20	R: 0 E: 0 K: 3 S: 12 H: 0 LOB: 0 BB: 0 P: 16	R: 0 E: 0 K: 1 S: 5 H: 0 LOB: 0 BB: 0 P: 11	R: 0 E: 1 K: 1 S: 9 H: 1 LOB: 2 BB: 1 P: 22	R: 1 E: 0 K: 0 S: 10 H: 2 LOB: 0 BB: 0 P: 14	R: 0 E: 1 K: 2 S: 9 H: 1 LOB: 2 BB: 1 P: 17	R: 0 E: 0 K: 1 S: 9 H: 1 LOB: 2 BB: 1 P: 16	1B: 8 2B: 2 3B: 0 HR: 0 SF: 0 SAC: 0 DP: 1 HBP: 0	WP: 0 PB: 0 SB: 2 CS: 1 PA: 37
PITCHER Melido Perez, R (1, 1) ERA: 2.89	IP 9.0 WLS L BF 37 H 9 R 3 ER 3 SO 11 BB 1 IBB 2 HBP 0 BLK 0 WP 0 HR 0 S 84 P 141 ERA 3.00 WHIP 1.111	PITCHER IP WLS BF H R ER SO BB IBB HBP BLK WP HR S P ERA WHIP									

Toronto Blue Jays @ New York Yankees
Yankee Stadium, Bronx, NY
Fri Sep 25 1992, 7:05 PM EDT
Att. 18,124 - Cloudy - 61 F

livebaseballscorecards.com


Batter	1	2	3	4	5	6	7	8	9	AB	R	H	RBI	BB	SO	LOB
Bernie Williams, S (1, 8) OBP: 0.357, SLG: 0.428 F C C	0-3 K		1-1 G4-3			1-2 WP 1B	2-3 K			4	1	1	0	0	2	2
Roberto Kelly, R (1, 7) OBP: 0.321, SLG: 0.387 S S X	0-2 L9-3 1B			4-1 FC6-4 BB		2-2 SAFE L8		0-0 P3		3	0	1	0	1	0	1
Don Mattingly, L (1, 3) OBP: 0.333, SLG: 0.428 B F 1 SAFE F 1 SAFE F 1 SAFE F 1 SAFE 1-2	2-2 1 SAFE L9-3			0-0 P6		2-0 BB 1B		0-1 F9		4	0	1	1	0	0	2
Danny Tartabull, R (1, 10) OBP: 0.404, SLG: 0.486 X		0-0 G4-3		2-2 1 SAFE F 1 SAFE S 1 SAFE B 1 SAFE X 1-2f FC6-4		3-3 K		0-0 E5		4	0	0	0	0	1	2
Mel Hall, L (1, 9) OBP: 0.310, SLG: 0.423 B B B B B		4-1 BB		2-1 F9		4-0 1-2 BB		1-2 P5		2	0	0	0	2	0	2
Randy Velarde, R (1, 6) OBP: 0.346, SLG: 0.405 S B B B B		2-3 K			2-3 K	1-3 K			3-2 F9	4	0	0	0	0	3	3
Mike Stanley, R (1, 2) OBP: 0.372, SLG: 0.431 Matt Nokes, L (9, PH) OBP: 0.295, SLG: 0.430 S X	0-1 P5				4-0 BB		0-0 F8		1-1 F8	2	0	0	0	1	0	1
Charlie Hayes, R (1, 5) OBP: 0.297, SLG: 0.407 F B B S S			2-3 K		1-1 F7		1-0 E6 CS 1B		2-3 K	4	0	0	0	0	2	1
Mike Gallego, R (1, 4) OBP: 0.335, SLG: 0.356 S S S S			0-3 K		1-3 K		3-2 1-2 1B			3	0	1	0	0	2	1

Inning Stats	R: 0	H: 1	E: 0	LOB: 0	K: 1	S: 11	R: 0	H: 0	E: 0	LOB: 1	K: 1	S: 7	R: 0	H: 0	E: 0	LOB: 0	K: 2	S: 9	R: 0	H: 0	E: 0	LOB: 1	K: 0	S: 7	R: 0	H: 0	E: 0	LOB: 1	K: 2	S: 9	R: 1	H: 2	E: 0	LOB: 2	K: 2	S: 15	R: 0	H: 1	E: 1	LOB: 2	K: 1	S: 8	R: 0	H: 0	E: 1	LOB: 1	K: 0	S: 7	R: 0	H: 0	E: 0	LOB: 0	K: 1	S: 8	1B: 4	2B: 2	3B: 0	HR: 0	SF: 0	SAC: 0	DP: 2	HBP: 0	WP: 1	PB: 0	SB: 0	CS: 1	PA: 35
--------------	------	------	------	--------	------	-------	------	------	------	--------	------	------	------	------	------	--------	------	------	------	------	------	--------	------	------	------	------	------	--------	------	------	------	------	------	--------	------	-------	------	------	------	--------	------	------	------	------	------	--------	------	------	------	------	------	--------	------	------	-------	-------	-------	-------	-------	--------	-------	--------	-------	-------	-------	-------	--------

PITCHER	IP	WLS	BF	H	R	ER	SO	BB	IBB	HBP	BLK	WP	HR	S	P	ERA	WHIP
David Cone, R (1, 1) ERA: 2.93	7.0	W	28	4	1	1	9	4	0	0	0	1	0	66	112	1.29	1.143
Duane Ward, R (8, 1) ERA: 2.05	1.0		4	0	0	0	0	0	0	0	0	0	0	7	8	0.00	0.000
Tom Henke, R (9, 1) ERA: 1.9	1.0	S	3	0	0	0	1	0	0	0	0	0	0	8	14	0.00	0.000

Toronto Blue Jays @ New York Yankees
 Yankee Stadium, Bronx, NY
 Fri Sep 25 1992, 7:05 PM EDT
 Att. 18,124 - Cloudy - 61 F

AB	31
R	1
H	4
RBI	1
BB	4
SO	10
LOB	15



Batter	1	2	3	4	5	6	7	8	9	AB R H RBI BB SO LOB	TOP		
Devon White, S (1, 8) OBP: 0.297, SLG: 0.382	2-2 G3-1 WP 1B		0-2 F8			3-2 G1-3		1-2 G1-3		4 0 1 0 0 0 0			
Derek Bell, R (1, 9) OBP: 0.318, SLG: 0.361	2-3 K 1-2			0-0 BB G4-3 1B		1-1 2B		2-2 F9		4 1 2 0 0 1 1			
Roberto Alomar, S (1, 4) OBP: 0.404, SLG: 0.423	2-2 G3-1 2-3			3-2 G4-3 1-2		1-1 2B			2-3 K	4 0 1 1 0 1 2			
Dave Winfield, R (1, 10) OBP: 0.376, SLG: 0.496	3-2 L7			4-2 BB 2-3		3-3 K			1-3 K	3 0 0 0 1 2 2			
John Olerud, L (1, 3) Domingo Martínez, R (7, PR) Joe Carter, R (9, PH) OBP: 0.377, SLG: 0.457 OBP: 1.000, SLG: 2.500 OBP: 0.307, SLG: 0.494			3-1 G4-3		1-0 G3		0-0 1B		2-2 F8	3 0 1 0 0 0 1 0 0 0 0 0 0 0 1 0 0 0 0 0 0			
Candy Maldonado, R (1, 7) OBP: 0.352, SLG: 0.458		1-1 HBP			2-3 K		0-0 1B			2 0 1 0 0 1 0			
Kelly Gruber, R (1, 5) OBP: 0.275, SLG: 0.359		1-0 G4-6-3			0-0 F7		1-0 FC5-4			3 0 0 0 0 0 3			
Pat Borders, R (1, 2) OBP: 0.292, SLG: 0.385			0-0 F7		3-1 P4		2-2 G6-3			3 0 0 0 0 0 2			
Alfredo Griffin, S (1, 6) Turner Ward, S (8, PH) Eddie Zosky, R (8, 6) OBP: 0.267, SLG: 0.277 OBP: 0.346, SLG: 0.542 OBP: 0.333, SLG: 0.800			2-1 G5-3			0-3 K		2-1 G4-3		2 0 0 0 0 1 0 1 0 0 0 0 0 0 0 0 0 0 0 0 0			
Inning Stats	R: 0 H: 1 E: 0 LOB: 1 K: 1 BB: 0 S: 12 P: 21	R: 0 H: 0 E: 0 LOB: 0 K: 0 BB: 0 S: 4 P: 9	R: 0 H: 0 E: 0 LOB: 0 K: 0 BB: 0 S: 7 P: 9	R: 0 H: 1 E: 0 LOB: 1 K: 0 BB: 1 S: 11 P: 19	R: 0 H: 0 E: 0 LOB: 0 K: 1 BB: 0 S: 6 P: 11	R: 1 H: 2 E: 0 LOB: 1 K: 2 BB: 0 S: 14 P: 22	R: 0 H: 2 E: 0 LOB: 2 K: 0 BB: 0 S: 6 P: 9	R: 0 H: 0 E: 0 LOB: 0 K: 2 BB: 0 S: 10 P: 15	1B: 4 SF: 0 2B: 2 SAC: 0 3B: 0 DP: 2 HR: 0 HBP: 1	WP: 1 PA: 32 PB: 0 SB: 0 CS: 0			
PITCHER	IP WLS BF H R ER SO BB IBB HBP BLK WP HR S P ERA WHIP											PITCHER	IP WLS BF H R ER SO BB IBB HBP BLK WP HR S P ERA WHIP
Bob Wickman, R (1, 1) ERA: 4.47	7.0 W 26 6 1 1 4 1 0 1 0 1 0 1 0 60 100 1.29 1.000												
Rich Monteleone, R (8, 1) ERA: 3.18	1.0 3 0 0 0 0 0 0 0 0 0 0 0 0 8 13 0.00 0.000												
Steve Farr, R (9, 1) ERA: 1.62	1.0 S 3 0 0 0 2 0 0 0 0 0 0 0 0 10 15 0.00 0.000												

Toronto Blue Jays @ New York Yankees
 Yankee Stadium, Bronx, NY
 Sat Sep 26 1992, 3:33 AM EDT
 Att. 23,438 - Cloudy - 61 F

livebaseballscorecards.com

AB 30
 R 1
 H 6
 RBI 1
 BB 1
 SO 6
 LOB 11



Batter	1	2	3	4	5	6	7	8	9	AB	R	H	RBI	BB	SO	LOB
Bernie Williams, S (1, 8) OBP: 0.359, SLG: 0.429	1-2 P5	1-3 K2-3			2-2 CS 1B		1-2 1B			4	0	2	0	0	1	2
Mel Hall, L (1, 7) OBP: 0.309, SLG: 0.422	2-2 G3		0-1 G6-3		1-1 G4-3 1B		2-0 P5			4	0	1	0	0	0	1
Don Mattingly, L (1, 10) OBP: 0.334, SLG: 0.428	4-0 BB BB		0-1 HR 1B		3-2 G4-3 1B		1-2 G6-3			3	1	1	0	1	0	2
Danny Tartabull, R (1, 9) OBP: 0.405, SLG: 0.492	4-2 BB		3-2 HR		3-2 P4			1-0 L7		3	1	1	2	1	0	1
Mike Stanley, R (9, 2) OBP: 0.372, SLG: 0.431	1-2 BB		1-H HR						0-0 E FC 1B	0	0	0	0	0	0	0
Matt Nokes, L (1, 2) OBP: 0.294, SLG: 0.428	1-0 L3		0-1 G4-3		2-2 F9					4	0	1	0	0	0	2
Gerald Williams, R (8, PR) OBP: 0.278, SLG: 0.500										0	0	0	0	0	0	0
Randy Velarde, R (1, 6) OBP: 0.343, SLG: 0.401		0-1 G6-3	2-1 G4-3		0-0 G6-3			2-2 FC S		4	0	0	0	0	0	1
J.T. Snow, L (1, 3)		4-0 BB 1B BB		0-0 F8		4-2 BB		2-3 K		2	0	0	0	2	1	2
Charlie Hayes, R (1, 5) OBP: 0.297, SLG: 0.406		3-2 SAFE 1B	3-1 P5		3-1 P5		0-3 K	2-3 K		4	0	1	0	0	2	3
Mike Gallego, R (1, 4) OBP: 0.329, SLG: 0.349		3-2 P4	3-2 L7		3-2 L7		0-0 G5-3			3	0	0	0	0	0	2

Inning Stats	R: 0	H: 0	E: 0	K: 10	S: 10	R: 0	H: 1	E: 0	K: 13	S: 13	R: 2	H: 2	E: 0	K: 12	S: 12	R: 0	H: 2	E: 0	K: 13	S: 13	R: 0	H: 0	E: 0	K: 9	S: 9	R: 0	H: 1	E: 1	K: 2	S: 11	R: 0	H: 1	E: 1	K: 2	S: 11	
	LOB: 2	BB: 2				LOB: 2	BB: 24				LOB: 0	BB: 0				LOB: 1	BB: 0				LOB: 1	BB: 1				LOB: 1	BB: 0			LOB: 2	BB: 0					

PITCHER	IP	WLS	BF	H	R	ER	SO	BB	IBB	HBP	BLK	WP	HR	S	P	ERA	WHIP
Juan Guzman, R (1, 1) ERA: 2.76	6.0	L	26	5	2	2	2	4	0	0	0	0	1	63	112	3.00	1.500
Mark Eichhorn, R (7, 1) ERA: 3.05	1.1		7	2	0	0	0	0	0	0	0	0	0	15	22	0.00	1.500
David Wells, L (8, 1) ERA: 5.4	0.1		1	0	0	0	1	0	0	0	0	0	0	3	5	0.00	0.000
Mike Timlin, R (8, 1) ERA: 4.22	0.1		1	0	0	0	1	0	0	0	0	0	0	3	5	0.00	0.000

Toronto Blue Jays @ New York Yankees
 Yankee Stadium, Bronx, NY
 Sat Sep 26 1992, 3:33 AM EDT
 Att. 23,438 - Cloudy - 61 F

AB	31
R	2
H	7
RBI	2
BB	4
SO	4
LOB	16



WP	PA	ERA	WHIP
0	35		

Batter	1	2	3	4	5	6	7	8	9	AB R H RBI BB SO LOB	TOP	
Devon White, S (1, 8) <small>OBP: 0.299, SLG: 0.384</small> Derek Bell, R (8, 8) <small>OBP: 0.322, SLG: 0.365</small>	2-2 	2-0 	0-2 		1-2 		0-0 		0-0 	5 3 3 0 0 0 1 1 1 1 1 0 0 0		
Roberto Alomar, S (1, 4) <small>OBP: 0.405, SLG: 0.423</small>	2-1 	4-2 	0-0 		1-1 		0-1 		0-3 	5 3 2 0 1 1 3		
Joe Carter, R (1, 9) <small>OBP: 0.310, SLG: 0.500</small> Turner Ward, S (8, 9) <small>OBP: 0.370, SLG: 0.560</small>	0-0 	1-0 	0-0 			3-2 		0-2 	0-1 	5 2 4 4 0 0 0 1 0 1 1 0 0 0		
Dave Winfield, R (1, 10) <small>OBP: 0.377, SLG: 0.496</small> Ed Sprague, R (9, PH) <small>OBP: 0.326, SLG: 0.400</small>	1-0 	4-2 	0-0 			2-0 		2-0 	2-2 	4 1 2 2 1 0 1 1 0 1 1 0 0 0		
John Olerud, L (1, 3) <small>OBP: 0.376, SLG: 0.457</small> Domingo Martínez, R (8, PH) <small>OBP: 0.750, SLG: 1.500</small>	3-3 	0-2 	2-1 			2-2 		2-2 	0-0 	3 0 1 1 0 1 3 2 0 1 0 0 0 2		
Candy Maldonado, R (1, 7) <small>OBP: 0.353, SLG: 0.458</small> Pat Tabler, R (8, PH) <small>OBP: 0.296, SLG: 0.269</small>	0-1 	0-1 		1-3 		1-2 		2-2 		4 0 2 0 0 1 1 1 0 0 0 0 0 1		
Kelly Gruber, R (1, 5) <small>OBP: 0.273, SLG: 0.356</small> Tom Quinlan, R (8, 5) <small>OBP: 0.231, SLG: 0.182</small>	0-3 	2-3 		1-2 		1-1 			4-2 	4 0 0 0 0 2 5 0 1 0 0 1 0 0	AB 45 R 12 H 19 RBI 10 BB 4 SO 8 LOB 21	
Pat Borders, R (1, 2) <small>OBP: 0.291, SLG: 0.382</small>	0-0 		1-3 	1-0 		3-2 			4-2 	4 1 0 0 1 1 2		
Alfredo Griffin, S (1, 6) <small>OBP: 0.267, SLG: 0.277</small> Eddie Zosky, R (8, 6) <small>OBP: 0.286, SLG: 0.667</small>		0-1 	1-2 		1-3 		1-0 		1-3 	4 0 1 0 0 1 0 1 0 0 0 0 1 2		
Inning Stats	R: 3 H: 5 E: 0 LOB: 2 K: 2 BB: 0 S: 17 P: 25	R: 4 H: 2 E: 1 LOB: 1 K: 1 BB: 2 S: 19 P: 32	R: 2 H: 4 E: 0 LOB: 2 K: 1 BB: 0 S: 16 P: 20	R: 0 H: 0 E: 0 LOB: 0 K: 1 BB: 0 S: 7 P: 10	R: 0 H: 0 E: 0 LOB: 0 K: 1 BB: 0 S: 8 P: 11	R: 0 H: 3 E: 0 LOB: 2 K: 0 BB: 0 S: 13 P: 22	R: 0 H: 1 E: 0 LOB: 1 K: 0 BB: 0 S: 10 P: 14	R: 0 H: 1 E: 0 LOB: 1 K: 0 BB: 0 S: 11 P: 17	R: 3 H: 3 E: 0 LOB: 2 K: 2 BB: 2 S: 22 P: 33	1B: 17 SF: 1 2B: 1 SAC: 0 3B: 1 DP: 1 HR: 0 HBP: 0	WP: 0 PA: 50 PB: 0 SB: 1 CS: 0	
PITCHER Scott Sanderson, R (1, 1) <small>ERA: 4.76</small> Greg Cadaret, L (3, 1) <small>ERA: 4.18</small> Curt Young, L (5, 1) <small>ERA: 3.99</small> Jerry Nielsen, L (9, 1) <small>ERA: 4.76</small>	IP WLS BF H R ER SO BB IBB HBP BLK WP HR S P ERA WHIP 2.2 L 21 10 9 7 4 2 0 0 0 1 0 0 49 72 23.62 4.500											PITCHER IP WLS BF H R ER SO BB IBB HBP BLK WP HR S P ERA WHIP

Toronto Blue Jays @ New York Yankees
 Yankee Stadium, Bronx, NY
 Sun Sep 27 1992, 3:33 AM EDT
 Att. 21,413 - Cloudy - 63 F

livebaseballscorecards.com

Batter	1	2	3	4	5	6	7	8	9	AB	R	H	RBI	BB	SO	LOB
Bernie Williams, S OBP: 0.357, SLG: 0.424 (1, 8)	0-0 F8		4-1 BB		2-2 FC6-4			0-3 K		3	0	0	0	1	1	2
Mel Hall, L OBP: 0.310, SLG: 0.421 (1, 7)	0-0 FC5-4		0-1 F8			0-2 F8		0-2 FC6		3	0	1	0	0	0	1
Dion James, L OBP: 0.359, SLG: 0.379 (8, PH) (9, 7)										1	0	0	0	0	0	1
Don Mattingly, L OBP: 0.332, SLG: 0.426 (1, 3)	1-3 K			0-1 L7		2-2 P5			2-2 HR	3	0	0	0	0	1	1
J.T. Snow, L OBP: 0.375, SLG: 0.182 (7, 3)										1	1	1	0	0	0	0
Danny Tartabull, R OBP: 0.405, SLG: 0.491 (1, 9)	1-2 FC5-4			0-0 FC4-6		2-3 K			0-0 HR	3	0	1	0	0	1	1
Gerald Williams, R OBP: 0.316, SLG: 0.684 (7, 9)										1	1	1	2	0	0	0
Kevin Maas, L OBP: 0.301, SLG: 0.404 (1, 10)		0-2 P6		0-0 F8			1-2 F8		2-3 K2-3	4	0	0	0	0	1	1
Randy Velarde, R OBP: 0.340, SLG: 0.398 (1, 6)		0-1 G5-3		1-0 FC4-6			0-0 L4		1-1 F8	3	0	0	0	0	0	1
Dave Silvestri, R OBP: 0.333, SLG: 0.667 (8, 6)										1	0	0	0	0	0	0
Matt Nokes, L OBP: 0.292, SLG: 0.424 (1, 2)		1-0 F7			1-0 G4-3			0-0 G4-3		3	0	0	0	0	0	0
Jim Leyritz, R OBP: 0.341, SLG: 0.444 (9, 2)										1	0	1	0	0	0	0
Charlie Hayes, R OBP: 0.298, SLG: 0.407 (1, 5)			0-1 F9		0-0 FC6-4			3-1 FC6	0-1 HR	2	0	1	0	0	0	0
Hensley Meulens, R OBP: 0.667, SLG: 1.200 (7, 5)										2	0	2	0	0	0	0
Mike Gallego, R OBP: 0.324, SLG: 0.342 (1, 4)			1-1 G6-3		0-1 F9			0-3 K	1-0 P9	3	0	0	0	0	1	2
Andy Stankiewicz, R OBP: 0.341, SLG: 0.351 (9, 4)										1	0	0	0	0	0	2

BOTTOM

Toronto Blue Jays @ New York Yankees
Yankee Stadium, Bronx, NY
 Sun Sep 27 1992, 3:33 AM EDT
 Att: 21,413 - Cloudy - 63 F


livebaseballscorecards.com

AB	35
R	2
H	8
RBI	2
BB	1
SO	5
LOB	12



Inning Stats	R: 0	H: 1	R: 0	H: 0	R: 0	H: 1	R: 0	H: 1	R: 0	H: 0	R: 0	H: 0	R: 0	H: 1	R: 2	H: 4	1B: 6	SF: 0	WP: 0	PA: 36
	E: 0	LOB: 1	E: 0	LOB: 0	E: 0	LOB: 1	E: 0	LOB: 1	E: 0	LOB: 0	E: 0	LOB: 0	E: 0	LOB: 0	E: 0	LOB: 2	2B: 1	SAC: 0	PB: 0	
	K: 1	BB: 0	K: 0	BB: 0	K: 0	BB: 1	K: 0	BB: 0	K: 1	BB: 0	K: 0	BB: 0	K: 2	BB: 0	K: 1	BB: 0	3B: 0	DP: 0	SB: 0	
	S: 8	P: 10	S: 6	P: 7	S: 7	P: 12	S: 5	P: 6	S: 8	P: 11	S: 5	P: 6	S: 12	P: 16	S: 5	P: 15	HR: 1	HBP: 0	CS: 0	

PITCHER	IP	WLS	BF	H	R	ER	SO	BB	IBB	HBP	BLK	WP	HR	S	P	ERA	WHIP
Jack Morris, R ERA: 3.99 (1, 1)	6.0		22	3	0	0	2	1	0	0	0	0	0	46	62	0.00	0.667
Mark Eichhorn, R ERA: 3.01 (7, 1)	1.0		3	0	0	0	0	0	0	0	0	0	0	5	6	0.00	0.000
Duane Ward, R ERA: 2.03 (8, 1)	1.0		4	1	0	0	2	0	0	0	0	0	0	12	15	0.00	1.000
Tom Henke, R ERA: 2.21 (9, 1)	1.0		7	4	2	2	1	0	0	0	0	0	1	16	23	18.00	4.000

Batter	1	2	3	4	5	6	7	8	9	AB R H RBI BB SO LOB	TOP
Billy Hatcher, R (1, 7) OBP: 0.295, SLG: 0.333	2-1 P2		1-3 K		1-3 K		1-2 P4			4 0 0 0 0 2 1	
Scott Cooper, L (1, 5) OBP: 0.343, SLG: 0.367	0-1 CI		1-0 1B		2-0 F9			0-0 F8		3 0 1 0 0 0 0	
Wade Boggs, L (1, 10) OBP: 0.352, SLG: 0.358 Jody Reed, R (8, PR) OBP: 0.321, SLG: 0.316	2-1 F7		2-2 F9		0-1 F7			4-1 S BB		3 0 0 0 1 0 2 0 0 0 0 0 0 0	
Mo Vaughn, L (1, 3) OBP: 0.323, SLG: 0.397	2-0 P7			1-2 F9		4-0 BB		1-3 K		3 0 0 0 1 1 2	
Steve Lyons, L (1, 9) OBP: 0.250, SLG: 0.283 Bob Zuppic, R (8, 9) OBP: 0.322, SLG: 0.347		3-2 G4-3		1-3 K2-3		1-0 L9		4-2 BB		3 0 0 0 1 1 1 0 0 0 0 0 0 0	
John Valentin, R (1, 6) OBP: 0.352, SLG: 0.434		4-2 BB		1-1 HR		1-1 F9		1-2 P2		3 1 1 1 1 0 3	
Herm Winningham, L (1, 8) OBP: 0.270, SLG: 0.295		1 SAFE 1 SAFE 1 SAFE K	1-3 K	1-2 S 1B		1-1 F8			2-3 K	4 0 1 0 0 2 1	AB 31 R 1 H 4 RBI 1 BB 4 SO 9 LOB 12
Tony Peña, R (1, 2) OBP: 0.278, SLG: 0.296		0-3 K		1-3 K	1-2 K	0-2 G6-3			3-2 G3	4 0 0 0 0 2 2	
Tim Naehring, R (1, 4) OBP: 0.289, SLG: 0.307			1-2 F7		0-1 F8		1-1 1B		1-3 K	4 0 1 0 0 1 0	
Inning Stats	R: 0 E: 1 K: 0 S: 7 H: 0 LOB: 1 BB: 0 P: 13	R: 0 E: 0 K: 2 S: 13 H: 0 LOB: 1 BB: 1 P: 21	R: 0 E: 0 K: 1 S: 10 H: 1 LOB: 1 BB: 0 P: 15	R: 1 E: 0 K: 2 S: 14 H: 2 LOB: 1 BB: 0 P: 19	R: 0 E: 0 K: 1 S: 6 H: 0 LOB: 0 BB: 0 P: 9	R: 0 E: 0 K: 0 S: 5 H: 0 LOB: 1 BB: 1 P: 11	R: 0 E: 0 K: 0 S: 10 H: 1 LOB: 1 BB: 0 P: 13	R: 0 E: 0 K: 1 S: 10 H: 0 LOB: 2 BB: 2 P: 20	R: 0 E: 0 K: 2 S: 10 H: 0 LOB: 0 BB: 0 P: 16	1B: 3 2B: 0 3B: 0 HR: 1 SF: 0 SAC: 0 DP: 0 HBP: 0	WP: 0 PB: 0 SB: 2 CS: 0 PA: 36
PITCHER David Cone, R (1, 1) ERA: 2.87 Duane Ward, R (9, 1) ERA: 1.98	IP WLS BF H R ER SO BB IBB HBP BLK WP HR S P ERA WHIP	8.0 L 33 4 1 1 7 4 0 0 0 0 1 75 121 1.12 1.000	1.0 3 0 0 0 2 0 0 0 0 0 0 10 16 0.00 0.000								

Boston Red Sox @ Toronto Blue Jays
SkyDome, Toronto, ON
 Wed Sep 30 1992, 7:05 PM EDT
 Att: 50,420 - Dome - 70 F

livebaseballscorecards.com

Batter	1	2	3	4	5	6	7	8	9	AB R H RBI BB SO LOB
Devon White, S OBP: 0.301, SLG: 0.389 (1, 8)	1-3 K		1-1 FC4-6 G4-6-3			3-2 G6-3			2-2 SH1-4 1B	4 0 1 0 0 1 1
Roberto Alomar, S OBP: 0.403, SLG: 0.420 (1, 4)	2-2 F9		2-2 G4-6-3			1-3 K			0-1 SH1-4	3 0 0 0 0 1 1
Joe Carter, R OBP: 0.309, SLG: 0.497 (1, 3)	1-3 K					1-2 L8			0-0 F7	4 0 0 0 0 1 1
Dave Winfield, R OBP: 0.377, SLG: 0.493 (1, 9)									0-1 G5-3	4 0 0 0 0 1 1
Candy Maldonado, R OBP: 0.356, SLG: 0.459 (1, 7)										2 0 0 0 1 1 0
Kelly Gruber, R OBP: 0.271, SLG: 0.351 (1, 5)										2 0 0 0 1 0 1
Derek Bell, R OBP: 0.322, SLG: 0.361 (1, 10)										2 0 0 0 0 0 0
Ed Sprague, R OBP: 0.304, SLG: 0.372 (1, 2)										3 0 0 0 0 0 2
Alfredo Griffin, S OBP: 0.268, SLG: 0.272 (1, 6)										2 0 0 0 1 0 0


Inning Stats	R: 0	H: 0	E: 0	K: 2	S: 10	LOB: 0	BB: 0	P: 14	R: 0	H: 0	E: 0	K: 1	S: 7	LOB: 2	BB: 1	P: 15	R: 0	H: 0	E: 0	K: 0	S: 10	LOB: 0	BB: 1	P: 16	R: 0	H: 0	E: 0	K: 1	S: 9	LOB: 1	BB: 1	P: 18	R: 0	H: 0	E: 0	K: 0	S: 5	LOB: 0	BB: 0	P: 7	R: 0	H: 0	E: 0	K: 1	S: 9	LOB: 0	BB: 0	P: 14	R: 0	H: 0	E: 0	K: 0	S: 8	LOB: 0	BB: 0	P: 13	R: 0	H: 0	E: 0	K: 0	S: 6	LOB: 0	BB: 0	P: 8	R: 0	H: 1	E: 0	K: 0	S: 8	LOB: 1	BB: 0	P: 10	1B: 1	2B: 0	3B: 0	HR: 0	SF: 0	SAC: 1	DP: 1	HBP: 1	WP: 0	PA: 31
PITCHER Frank Viola, L ERA: 3.44 (1, 1)	IP	WLS	BF	H	R	ER	SO	BB	IBB	HBP	BLK	WP	HR	S	P	ERA	WHIP	IP	WLS	BF	H	R	ER	SO	BB	IBB	HBP	BLK	WP	HR	S	P	ERA	WHIP																																																

BOTTOM

Boston Red Sox @ Toronto Blue Jays
 SkyDome, Toronto, ON
 Wed Sep 30 1992, 7:05 PM EDT
 Att: 50,420 - Dome - 70 F

livebaseballscorecards.com

AB	26
R	0
H	1
RBI	0
BB	3
SO	5
LOB	7



Batter	1	2	3	4	5	6	7	8	9	AB R H RBI BB SO LOB	TOP											
Tony Phillips, S (1, 10) OBP: 0.388, SLG: 0.390	2-3 K		0-1 G4-3		4-0 1B FC5-4 BB	1-0 G3-1		1-3 K		4 1 0 1 1 2 1												
Lou Whitaker, L (1, 4) OBP: 0.389, SLG: 0.465	0-1 1B 2B 1B		2-2 F7		0-0 1-3 FC5-4 1B	0-1 G3		0-1 F9		5 1 2 0 0 0 1												
Travis Fryman, R (1, 6) OBP: 0.317, SLG: 0.417	0-3 K		0-0 F8		1-2 FC5-4 1-2f 3-H		0-3 K		2-3 K	5 0 0 1 0 3 2												
Cecil Fielder, R (1, 3) OBP: 0.327, SLG: 0.462 Skeeter Barnes, R (9, PR) OBP: 0.310, SLG: 0.385	1-2 2B 1-3 1B			1-3 K	3-2 F9		1-3 K		2-0 1B	5 0 2 0 0 2 1 0 0 0 0 0 0 0												
Mickey Tettleton, S (1, 2) OBP: 0.378, SLG: 0.470	3-2 1-3 3-H 2B			4-2 1B 1B 1B BB	1-2 P3		1-1 HR		3-3 K	4 2 2 2 1 1 2												
Rob Deer, R (1, 9) OBP: 0.337, SLG: 0.551	3-1 F8			1-0 1B 1B 1B E 1B		0-0 G5-3		2-1 1B		4 1 2 0 0 0 2												
Scott Livingstone, L (1, 5) OBP: 0.320, SLG: 0.379		1-2 G5-3		0-2 E 1-2 2-3 1B		0-1 E 2B 2B		3-3 K		4 1 2 0 0 1 1												
Dan Gladden, R (1, 8) OBP: 0.307, SLG: 0.361		0-1 G4-3		2-2 E8 G6-4-3 1-3 2-H 3-H 1B		1-0 2B G3-1		0-3 K		4 1 1 1 0 1 1												
Mark Carreon, R (1, 7) OBP: 0.279, SLG: 0.365		0-1 G5-3		0-0 G6-4-3 1-2f		1-0 G3-1 1-3 3-H 2B		3-1 G6-3		4 0 1 1 0 0 2												
Inning Stats	R: 1 E: 0 K: 2 S: 16	H: 3 LOB: 2 BB: 0 P: 25	R: 0 E: 0 K: 0 S: 7	H: 0 LOB: 0 BB: 0 P: 8	R: 0 E: 0 K: 0 S: 6	H: 0 LOB: 0 BB: 0 P: 8	R: 2 E: 1 K: 1 S: 16	H: 3 LOB: 1 BB: 1 P: 24	R: 1 E: 0 K: 0 S: 13	H: 1 LOB: 1 BB: 1 P: 22	R: 2 E: 1 K: 0 S: 8	H: 2 LOB: 1 BB: 0 P: 11	R: 1 E: 0 K: 3 S: 14	H: 2 LOB: 1 BB: 0 P: 21	R: 0 E: 0 K: 2 S: 8	H: 0 LOB: 0 BB: 0 P: 12	R: 0 E: 0 K: 2 S: 10	H: 1 LOB: 1 BB: 0 P: 17	1B: 8 2B: 3 3B: 0 HR: 1	SF: 0 SAC: 0 DP: 1 HBP: 0	WP: 0 PB: 0 SB: 1 CS: 0	PA: 41
PITCHER	IP WLS BF H R ER SO BB IBB HBP BLK WP HR S P ERA WHIP																					
Jack Morris, R (1, 1) ERA: 4.04	6.0 W 29 9 6 4 3 2 0 0 0 0 0 0 66 98 6.00 1.833																					
Mark Eichhorn, R (7, 1) ERA: 3.08	1.0 5 2 1 1 3 0 0 0 0 0 0 1 14 21 9.00 2.000																					
Duane Ward, R (8, 1) ERA: 1.96	1.0 3 0 0 0 2 0 0 0 0 0 0 0 8 12 0.00 0.000																					
Tom Henke, R (9, 1) ERA: 2.13	1.0 S 4 1 0 0 2 0 0 0 0 0 0 0 10 17 0.00 1.000																					

Detroit Tigers @ Toronto Blue Jays
SkyDome, Toronto, ON
 Fri Oct 02 1992, 7:05 PM EDT
 Att: 50,418 - Dome - 70 F

AB	39
R	7
H	12
RBI	6
BB	2
SO	10
LOB	13



livebaseballscorecards.com

Batter	1	2	3	4	5	6	7	8	9
Devon White, S OBP: 0.302, SLG: 0.389 (1, 8)	3-2 HR 1B	3-2 G6-4-3 1B		1-3 K		1-1 P3		1-1 G6-3	
Roberto Alomar, S OBP: 0.403, SLG: 0.427 (1, 4)	2-2 HR 1-H	1-1 G6-4-3 1-2f 3-H			2-2 1B 2B	1-0 F7		2-0 G5-3	
Joe Carter, R OBP: 0.308, SLG: 0.494 (1, 9)	2-3 K	1-1 P3		1-1 1B 1B	1-1 G3 1B 1B	2-3 K		3-2 F9	
Dave Winfield, R OBP: 0.377, SLG: 0.493 (1, 10)	0-1 P3		1-1 F8		0-1 1B G3 1B 1-2 3-H		3-2 SH1-4 1B 1B		
John Olerud, L OBP: 0.376, SLG: 0.453 (1, 3)	4-1 HR BB		1-1 G3-1		3-2 G3 1-2 2-3		0-2 SH1-4 1B		
Derek Bell, R OBP: 0.322, SLG: 0.361 (7, PR)									
Domingo Martinez, R OBP: 0.750, SLG: 1.500 (8, 3)									
Candy Maldonado, R OBP: 0.359, SLG: 0.466 (1, 7)	1-1 HR 1-H		4-1 BB		4-0 1B IBB		1-0 SH1-4 1-2 2-3		
Kelly Gruber, R OBP: 0.273, SLG: 0.351 (1, 5)	3-3 K		0-0 F9		1-2 1B 1-2 2-3 3-H		4-0 IBB		
Pat Borders, R OBP: 0.291, SLG: 0.384 (1, 2)		0-0 HR		0-0 L7	3-1 L6		0-3 K		
Manuel Lee, S OBP: 0.337, SLG: 0.312 (1, 6)		4-0 HR 1B G6-4-3 BB		1-0 G1-3	1-2 L4		2-2 F9		
Turner Ward, S OBP: 0.357, SLG: 0.538 (7, PH)									
Alfredo Griffin, S OBP: 0.268, SLG: 0.272 (8, 6)									

Inning Stats	R: 4	H: 3	E: 0	K: 2	S: 22	LOB: 0	BB: 1	P: 37
	R: 2	H: 2	E: 0	K: 0	S: 8	LOB: 0	BB: 1	P: 17
	R: 0	H: 0	E: 0	K: 0	S: 6	LOB: 1	BB: 1	P: 12
	R: 0	H: 0	E: 0	K: 1	S: 5	LOB: 0	BB: 0	P: 7
	R: 2	H: 4	E: 0	K: 0	S: 19	LOB: 3	BB: 1	P: 34
	R: 0	H: 0	E: 0	K: 1	S: 6	LOB: 0	BB: 0	P: 10
	R: 0	H: 2	E: 0	K: 1	S: 15	LOB: 3	BB: 1	P: 25
	R: 0	H: 0	E: 0	K: 0	S: 7	LOB: 0	BB: 0	P: 13


PITCHER	IP	WLS	BF	H	R	ER	SO	BB	IBB	HBP	BLK	WP	HR	S	P	ERA	WHIP
Bill Gullickson, R ERA: 4.34 (1, 1)	1.0	L	9	4	6	6	2	2	2	0	0	0	3	23	42	54.00	6.000
Walt Terrell, R ERA: 5.2 (2, 1)	3.1		16	5	2	2	1	1	1	0	0	0	0	31	55	5.40	1.800
Kurt Knudsen, R ERA: 4.58 (5, 1)	2.2		11	2	0	0	2	0	1	0	0	0	0	27	45	0.00	0.750
Mike Munoz, L ERA: 3.04 (8, 1)	0.2		2	0	0	0	0	0	0	0	0	0	0	3	6	0.00	0.000
John Kiely, R ERA: 2.17 (8, 1)	0.1		1	0	0	0	0	0	0	0	0	0	0	4	7	0.00	0.000

AB	R	H	RBI	BB	SO	LOB
5	1	2	0	0	1	0
5	2	2	2	0	0	1
5	1	1	0	0	2	0
4	0	2	1	0	0	0
3	1	1	0	1	0	2
0	0	0	0	0	0	0
0	0	0	0	0	0	0
1	1	1	2	2	0	0
3	0	1	1	1	1	1
4	1	1	1	0	1	6
2	1	0	0	1	0	3
1	0	0	0	0	0	3
0	0	0	0	0	0	0

AB	33
R	8
H	11
RBI	7
BB	5
SO	5
LOB	16

WP	PA
0	39

Detroit Tigers @ Toronto Blue Jays
SkyDome, Toronto, ON
Fri Oct 02 1992, 7:05 PM EDT
Att: 50,418 - Dome - 70 F



Batter	1	2	3	4	5	6	7	8	9	AB R H RBI BB SO LOB	TOP	
Tony Phillips, S OBP: 0.386, SLG: 0.387 (1, 8)	1-0 P5			2-2 F7		0-2 F8		2-2 G1		4 0 0 0 0 0 2		
Lou Whitaker, L OBP: 0.386, SLG: 0.461 (1, 4)	2-2 G4-3			2-3 K		2-2 F8			2-2 G3	4 0 0 0 0 1 1		
Travis Fryman, R OBP: 0.316, SLG: 0.416 (1, 6)	2-3 K			2-3 K		0-2 F9			1-1 PB BB 1B	4 1 1 0 0 2 1		
Cecil Fielder, R OBP: 0.328, SLG: 0.462 Skeeter Barnes, R OBP: 0.310, SLG: 0.385 (1, 3) (9, PR)		0-3 K			4-0 FC3-6 BB BB		1-1 P3		1-2 BB PB 1B	3 0 1 0 1 1 0 0 0 0 0 0 0 0		
Mickey Tettleton, S OBP: 0.379, SLG: 0.469 (1, 2)		3-2 P8			4-0 FC3-6 BB 1-2		1-2 L9		4-2 BB BB	2 0 0 0 2 0 0		
Rob Deer, R OBP: 0.334, SLG: 0.545 (1, 9)		2-3 K			0-3 K		0-1 F7		3-1 P4	4 0 0 0 0 2 5		
Scott Livingstone, L OBP: 0.319, SLG: 0.376 (1, 5)			3-2 G4-3		0-1 FC3-6 1-2 2-3			0-1 P5	4-1 BB	3 0 0 1 1 0 2		
Dan Gladden, R OBP: 0.304, SLG: 0.357 (1, 7)			0-3 K		0-3 K			2-1 P3	0-1 P3	4 0 0 0 0 2 5		
Mark Carreon, R OBP: 0.282, SLG: 0.366 (1, 10)			0-3 K			1-2 1B		4-2 BB		2 0 1 0 1 1 0		
Inning Stats	R: 0 E: 0 K: 1 S: 7 H: 0 LOB: 0 BB: 0 P: 12	R: 0 E: 0 K: 2 S: 9 H: 0 LOB: 0 BB: 0 P: 14	R: 0 E: 0 K: 2 S: 11 H: 0 LOB: 0 BB: 0 P: 14	R: 0 E: 0 K: 2 S: 10 H: 0 LOB: 0 BB: 0 P: 16	R: 0 E: 0 K: 2 S: 8 H: 0 LOB: 2 BB: 2 P: 16	R: 0 E: 0 K: 0 S: 13 H: 1 LOB: 1 BB: 0 P: 16	R: 0 E: 0 K: 0 S: 7 H: 0 LOB: 0 BB: 0 P: 9	R: 0 E: 0 K: 0 S: 12 H: 0 LOB: 1 BB: 1 P: 20	R: 1 E: 0 K: 0 S: 15 H: 2 LOB: 3 BB: 2 P: 30	1B: 3 2B: 0 3B: 0 HR: 0 SF: 0 SAC: 0 DP: 0 HBP: 0	WP: 0 PB: 1 SB: 0 CS: 0 PA: 35	
PITCHER	IP WLS BF H R ER SO BB IBB HBP BLK WP HR S P ERA WHIP											
Juan Guzman, R ERA: 2.64 (1, 1)	8.0 W 28 1 0 0 9 3 0 0 0 0 0 0 77 117 0.00 0.500											
Tom Henke, R ERA: 2.28 (9, 1)	0.2 6 2 1 1 0 2 0 0 0 0 0 0 13 28 13.50 6.000											
Duane Ward, R ERA: 1.95 (9, 1)	0.1 S 1 0 0 0 0 0 0 0 0 0 0 0 2 2 0.00 0.000											

Detroit Tigers @ Toronto Blue Jays
 SkyDome, Toronto, ON
 Sat Oct 03 1992, 3:33 AM EDT
 Att. 50,412 - Dome - 70 F

AB	30
R	1
H	3
RBI	1
BB	5
SO	9
LOB	16



Batter	1	2	3	4	5	6	7	8	9	AB	R	H	RBI	BB	SO	LOB
Devon White, S OBP: 0.303, SLG: 0.390 (1, 8)	1-1 HR 1B	2-3 K			0-0 FC6-4 SH1-4 1-2 1B	3-2 G3				4	1	2	0	0	1	3
Roberto Alomar, S OBP: 0.405, SLG: 0.427 (1, 4)	2-2 L7		2-1 G5-3 1B		0-0 SH1-4 1-2 2-3		4-2 S S BB			2	0	1	0	1	0	1
Joe Carter, R OBP: 0.309, SLG: 0.498 (1, 9)	1-0 HR		3-1 G5-3 1-2		4-0 FC6-4 IBB		1-1 SAFE SAFE SAFE F7			3	1	1	2	1	0	2
Dave Winfield, R OBP: 0.377, SLG: 0.491 (1, 10)	0-3 K		0-1 F7		1-2 FC6-4 BB		4-0 G4-6-3 IBB			3	0	0	1	1	1	3
John Olerud, L OBP: 0.375, SLG: 0.450 (1, 3)	2-2 G1-3		1-0 F8		4-1 BB		3-1 G4-6-3			3	0	0	0	1	0	3
Candy Maldonado, R OBP: 0.357, SLG: 0.462 (1, 7)		1-3 K		2-0 P6	2-3 K		1-1 G4-3			4	0	0	0	0	2	3
Kelly Gruber, R OBP: 0.275, SLG: 0.352 (1, 5)		2-2 FC5-4 1B		0-0 G5-4-3 1B		0-2 G6-3		3-3 K		4	0	2	0	0	1	0
Pat Borders, R OBP: 0.290, SLG: 0.385 (1, 2)		2-0 FC5-4 BB		0-0 G5-4-3		0-0 P4		1-2 1B 2B		4	0	1	0	0	0	2
Manuel Lee, S OBP: 0.343, SLG: 0.316 (1, 6)		4-0 BB			4-1 SH1-4 FC6-4 1B BB		2-2 1B		3-1 2-H 1B		2	1	2	0	2	0

Inning Stats	R: 2	H: 2	E: 0	K: 1	S: 16	LOB: 0	BB: 0	P: 19	R: 0	H: 1	E: 0	K: 2	S: 10	LOB: 2	BB: 1	P: 21	R: 0	H: 1	E: 0	K: 0	S: 7	LOB: 0	BB: 0	P: 13	R: 0	H: 1	E: 0	K: 0	S: 3	LOB: 3	BB: 3	P: 26	R: 0	H: 1	E: 0	K: 0	S: 13	LOB: 1	BB: 0	P: 18	R: 0	H: 0	E: 0	K: 0	S: 8	LOB: 1	BB: 2	P: 20	R: 0	H: 2	E: 0	K: 1	S: 10	LOB: 2	BB: 0	P: 18
1B: 7	SF: 0	2B: 1	SAC: 1	3B: 0	DP: 2	HR: 1	HBP: 0	WP: 0	PA: 36																																															

PITCHER	IP	WLS	BF	H	R	ER	SO	BB	IBB	HBP	BLK	WP	HR	S	P	ERA	WHIP
Dave Haas, R ERA: 3.94 (1, 1)	4.2	L	23	6	3	3	3	3	3	1	0	0	0	43	78	5.79	1.929
Mark Leiter, R ERA: 4.18 (5, 1)	1.2		7	1	0	0	1	1	0	0	0	0	0	23	35	0.00	1.200
Mike Munoz, L ERA: 3.0 (7, 1)	0.2		2	0	0	0	0	0	1	0	0	0	0	2	9	0.00	0.000
John Kiely, R ERA: 2.13 (8, 1)	1.0		4	2	0	0	1	0	0	0	0	0	0	10	18	0.00	2.000

BOTTOM

Detroit Tigers @ Toronto Blue Jays
 SkyDome, Toronto, ON
 Sat Oct 03 1992, 3:33 AM EDT
 Att: 50,412 - Dome - 70 F

livebaseballscorecards.com

AB	29
R	3
H	9
RBI	3
BB	6
SO	5
LOB	17



Batter	1	2	3	4	5	6	7	8	9	AB R H RBI BB SO LOB	TOP																									
Tony Phillips, S (1, 4) OBP: 0.387, SLG: 0.388 Dave Bergman, L (5, 3) OBP: 0.305, SLG: 0.265	1-3 K	4-2 G1-3 BB		2-1 1B		4-2 E 1B BB		0-1 F8		2 0 1 0 1 1 0 1 0 0 0 1 0 0																										
Skeeter Barnes, R (1, 5) OBP: 0.318, SLG: 0.388 (5, 4)	4-2 2B BB	1-2 G1-3		2-0 1B		1-0 E 1B		2-1 F7		4 1 2 2 1 0 2																										
Travis Fryman, R (1, 6) OBP: 0.316, SLG: 0.416	2-2 1-H 2B	3-3 K		1-1 G1		0-0 E4 FC6-4		0-0 E5		5 0 1 1 0 1 6																										
Cecil Fielder, R (1, 10) OBP: 0.325, SLG: 0.458	2-3 K		3-2 G5-3		1-1 G5-3	1-2 FC6-4		1-0 F8		5 0 0 0 0 1 5																										
Rob Deer, R (1, 9) OBP: 0.337, SLG: 0.547	4-1 FC5-4 BB		0-1 1B		2-3 K		1-1 WP G4-3 2B	1-3 K		4 1 2 0 1 2 1																										
Mark Carreon, R (1, 8) OBP: 0.278, SLG: 0.360	1-0 FC5-4		1-0 P4		1-1 P6		2-2 G4-3	0-0 P4		5 0 0 1 0 0 4																										
Phil Clark, R (1, 7) OBP: 0.467, SLG: 0.537		1-2 BB WP G1-3 1B		2-3 K		1-2 G5-3	2-2 F7			4 1 1 0 0 1 1																										
Rich Rowland, R (1, 3) OBP: 0.353, SLG: 0.214 (5, 5)		2-2 F8		2-3 K		2-2 F9	0-3 K			4 0 0 0 0 2 1																										
Chad Kreuter, S (1, 2) OBP: 0.321, SLG: 0.332		4-2 G1-3 BB BB		2-0 P5		4-1 BB 1B BB		3-2 F8		2 1 0 0 2 0 0																										
Inning Stats	R: 1 E: 0 K: 2 S: 17	H: 1 LOB: 2 BB: 2 P: 31	R: 1 E: 0 K: 1 S: 18	H: 1 LOB: 2 BB: 2 P: 33	R: 0 E: 0 K: 1 S: 10	H: 1 LOB: 1 BB: 0 P: 16	R: 0 E: 0 K: 1 S: 9	H: 2 LOB: 2 BB: 0 P: 18	R: 0 E: 0 K: 1 S: 8	H: 0 LOB: 0 BB: 0 P: 12	R: 1 E: 1 K: 0 S: 15	H: 1 LOB: 3 BB: 2 P: 28	R: 1 E: 0 K: 1 S: 15	H: 1 LOB: 0 BB: 0 P: 20	R: 0 E: 0 K: 0 S: 7	H: 0 LOB: 0 BB: 0 P: 12	R: 0 E: 1 K: 1 S: 7	H: 0 LOB: 1 BB: 0 P: 9	1B: 5 2B: 2 3B: 0 HR: 0	SF: 0 SAC: 0 DP: 0 HBP: 0	WP: 2 PB: 0 SB: 0 CS: 0	PA: 42														
PITCHER	IP WLS BF H R ER SO BB IBB HBP BLK WP HR S P ERA WHIP																																			
Jimmy Key, L (1, 1) ERA: 3.53	2.0		12	2	2	2	3	4	0	0	0	1	0	35	64	9.00	3.000																			
David Cone, R (3, 1) ERA: 2.85	2.0		9	3	0	0	2	0	0	0	0	0	0	19	34	0.00	1.500																			
Todd Stottliemyre, R (5, 1) ERA: 4.5	1.0	W	3	0	0	0	1	0	0	0	0	0	0	8	12	0.00	0.000																			
Al Leiter, L (6, 1) ERA: 9.0	1.0		7	1	1	1	0	2	0	0	0	0	0	15	28	9.00	3.000																			
Pat Hentgen, R (7, 1) ERA: 5.36	1.0		4	1	1	1	1	0	0	0	0	1	0	15	20	9.00	1.000																			
PITCHER	IP WLS BF H R ER SO BB IBB HBP BLK WP HR S P ERA WHIP																																			
Bob MacDonald, L (8, 1) ERA: 4.37	1.0		3	0	0	0	0	0	0	0	0	0	0	7	12	0.00	0.000																			
Mike Timlin, R (9, 1) ERA: 4.12	1.0	S	4	0	0	0	1	0	0	0	0	0	0	7	9	0.00	0.000																			

Detroit Tigers @ Toronto Blue Jays
 SkyDome, Toronto, ON
 Sun Oct 04 1992, 3:33 AM EDT
 Att: 50,421 - Dome - 70 F

livebaseballscorecards.com

AB	36
R	4
H	7
RBI	4
BB	6
SO	8
LOB	20



Batter	1	2	3	4	5	6	7	8	9	AB R H RBI BB SO LOB	TOP
Rickey Henderson, R (1, 7) B F C B X	2-2 G6-3 ①		4-0 G1-6-3 BB		4-0 BB			1-2 L9 ①		2 0 0 0 2 0 0	
Carney Lansford, R (1, 5) X	0-0 G6-3 ②		2-1 G1-6-3 ② 1-2f		0-0 F8 ②			0-0 G5-3 ②		4 0 0 0 0 0 3	
Ruben Sierra, S (1, 9) C S X	0-2 G1-3 ③		3-1 G4-3 ③		1-2 P2 ③			2-2 P4 ③		4 0 0 0 0 0 2	
Harold Baines, L (1, 10) OBP: 0.750, SLG: 1.500		2-0 HR 1B		1-0 WP 1B		2-1 G6-3 ①		1-0 HR		4 2 3 1 0 0 0	
Mark McGwire, R (1, 3) OBP: 0.500, SLG: 1.333		1-0 HR 1-H		1-3 K ①		4-1 G6-4-3 BB		0-0 G5-3 ①		3 1 1 2 1 1 1	
Terry Steinbach, R (1, 2) OBP: 0.250, SLG: 1.000		0-2 HR		3-2 G5-3 ② 1-2		0-1 G6-4-3 ② ③ 1-2f		1-1 L7 ②		4 1 1 1 0 0 2	
Willie Wilson, S (1, 8) OBP: 0.250, SLG: 0.250		0-3 K ①		1-0 G4-3 ③			1-1 P5 ①	0-0 S 1B		4 0 1 0 0 1 1	
Mike Bordick, R (1, 6)		1-3 K ②			1-1 L9 ①		2-1 G5-3 ②	1-2 F9 ③ 1-2		4 0 0 0 0 1 1	
Lance Blankenship, R (1, 4)		2-3 K ③			4-2 BB BB		1-1 F7 ③			2 0 0 0 1 1 0	
Inning Stats	R: 0 E: 0 K: 0 S: 7 H: 0 LOB: 0 BB: 0 P: 9	R: 3 E: 0 K: 3 S: 14 H: 3 LOB: 0 BB: 0 P: 20	R: 0 E: 0 K: 0 S: 4 H: 0 LOB: 0 BB: 1 P: 13	R: 0 E: 0 K: 1 S: 10 H: 1 LOB: 1 BB: 0 P: 16	R: 0 E: 0 K: 0 S: 9 H: 0 LOB: 2 BB: 2 P: 19	R: 0 E: 0 K: 0 S: 5 H: 0 LOB: 0 BB: 1 P: 11	R: 0 E: 0 K: 0 S: 6 H: 0 LOB: 0 BB: 0 P: 10	R: 0 E: 0 K: 0 S: 7 H: 0 LOB: 0 BB: 0 P: 10	R: 1 E: 0 K: 0 S: 9 H: 2 LOB: 1 BB: 0 P: 11	1B: 3 2B: 0 3B: 0 HR: 3 SF: 0 SAC: 0 DP: 2 HBP: 0	WP: 1 PB: 0 SB: 1 CS: 0 PA: 35
PITCHER Jack Morris, R (1, 1) ERA: 4.0	IP: 9.0 WLS: L BF: 35 H: 6 R: 4 ER: 4 SO: 4 BB: 4 IBB: 0 HBP: 0 BLK: 0 WP: 1 HR: 3 S: 71 P: 119 ERA: 4.00 WHIP: 1.111										

Oakland Athletics @ Toronto Blue Jays
SkyDome, Toronto, ON
Wed Oct 07 1992, 7:05 PM EDT
Att. 51,039 - Dome

livebaseballscorecards.com

AB	31
R	4
H	6
RBI	4
BB	4
SO	4
LOB	10



BOTTOM

Oakland Athletics @ Toronto Blue Jays
 SkyDome, Toronto, ON
 Wed Oct 07 1992, 7:05 PM EDT
 Att. 51,039 - Dome

livebaseballscorecards.com

AB	34
R	3
H	9
RBI	3
BB	3
SO	2
LOB	10



WP: 0	PA: 37
PB: 0	
SB: 1	
CS: 0	

AB R H RBI BB SO LOB

3 0 1 0 2 0 2

4 0 1 0 0 0 2

4 2 2 1 0 0 1

3 0 1 1 1 0 0
0 0 0 0 0 0 0

4 0 0 0 0 2 2

4 0 0 0 0 0 1

4 1 1 1 0 0 0

3 0 1 0 0 0 0
1 0 1 0 0 0 0
0 0 0 0 0 0 0

1B: 6	SF: 0
2B: 1	SAC: 0
3B: 0	DP: 2
HR: 2	HBP: 0

Batter	1	2	3	4	5	6	7	8	9
Devon White, S OBP: 0.600, SLG: 0.333 (1, 8)	4-1 BB G6-4-3 BB		4-2 BB 1B BB		1-1 E7 1B		0-1 SAFE G4-3		1 SAFE 0-0 P6
Roberto Alomar, S OBP: 0.250, SLG: 0.250 (1, 4)	1-1 SAFE G6-4-3 1-2f		1-1 SAFE 1-3 1B		2-2 L4			2-2 G6-3	
Joe Carter, R OBP: 0.250, SLG: 0.250 (1, 9) (9, 3)	0-1 1B		2-2 F8 1-2			1-0 G1-3		1-2 P6	
Dave Winfield, R OBP: 0.500, SLG: 1.500 (1, 10)	1-0 F7			0-2 F9		2-1 HR		1-1 1B 2B	
John Olerud, L OBP: 0.500, SLG: 0.333 (1, 3) Derek Bell, R (8, PR) (9, 9)			4-2 BB G6-4-3 BB		0-2 G4-3		0-1 F7	2-2 FC5-4 1B	
Candy Maldonado, R (1, 7)			0-3 K		1-1 F8		0-3 K	2-2 FC5-4 1-2f	
Kelly Gruber, R (1, 5)			1-2 G6-4-3 1-2f			0-0 P4		0-0 F9	2-2 G6-3
Pat Borders, R OBP: 0.250, SLG: 1.000 (1, 2)			2-0 P6			0-0 HR		1-1 L9	1-2 G6-3
Manuel Lee, S OBP: 0.333, SLG: 0.333 (1, 6) Ed Sprague, R OBP: 1.000, SLG: 1.000 (9, PH) Alfredo Griffin, S (9, PR)			1-1 G3-1			2-2 L8		1-2 1B	0-1 1B

Inning Stats	R: 0	H: 1	E: 0	LOB: 1	K: 0	P: 12	R: 0	H: 0	E: 0	LOB: 0	K: 1	P: 13	R: 0	H: 1	E: 0	LOB: 2	K: 0	P: 10	R: 0	H: 0	E: 0	LOB: 0	K: 0	P: 9	R: 1	H: 2	E: 1	LOB: 1	K: 0	P: 16	R: 1	H: 1	E: 0	LOB: 0	K: 1	P: 11	R: 0	H: 1	E: 0	LOB: 1	K: 0	P: 10	R: 1	H: 2	E: 0	LOB: 1	K: 0	P: 24	R: 0	H: 1	E: 0	LOB: 1	K: 0	P: 12	1B: 6	SF: 0	2B: 1	SAC: 0	3B: 0	DP: 2	HR: 2	HBP: 0	WP: 0	PA: 37
--------------	------	------	------	--------	------	-------	------	------	------	--------	------	-------	------	------	------	--------	------	-------	------	------	------	--------	------	------	------	------	------	--------	------	-------	------	------	------	--------	------	-------	------	------	------	--------	------	-------	------	------	------	--------	------	-------	------	------	------	--------	------	-------	-------	-------	-------	--------	-------	-------	-------	--------	-------	--------

PITCHER	IP	WLS	BF	H	R	ER	SO	BB	IBB	HBP	BLK	WP	HR	S	P	ERA	WHIP
Dave Stewart, R ERA: 3.52 (1, 1)	7.2		31	7	3	3	2	3	0	0	0	0	2	72	108	3.52	1.304
Jeff Russell, R ERA: (8, 1)	0.1	W	2	1	0	0	0	0	0	0	0	0	0	9	12	0.00	3.000
Dennis Eckersley, R ERA: (9, 1)	1.0	S	4	1	0	0	0	0	0	0	0	0	0	9	12	0.00	1.000

Batter	1	2	3	4	5	6	7	8	9	AB R H RBI BB SO LOB	TOP		
Devon White, S (1, 8) OBP: 0.500, SLG: 0.333	4-1 G6-4-3 BB		4-0 CS BB			2-2 WP 2B	2-0 F9		1-2 SAFE P6	3 0 1 0 2 0 2			
Roberto Alomar, S (1, 4) OBP: 0.308, SLG: 0.500	2-1 SAFE G6-4-3 1-2f		1-0 SAFE CS 1-2	3-1 HR		0-2 F9		1-0 G6-3	0-0 L9	5 1 1 1 0 0 3			
Joe Carter, R (1, 9) OBP: 0.231, SLG: 0.167	2-1 P1			2-0 F7		1-3 K 2-3		1-0 L8	0-0 SAFE 1B S 1B	5 0 1 0 0 1 1			
Dave Winfield, R (1, 10) OBP: 0.385, SLG: 0.636		2-2 E5 WP G3 1B		1-2 G5-3		1-1 P6		4-2 1B WP BB	3-2 1B 3-H 1B	4 2 1 1 1 0 1			
John Olerud, L (1, 3) OBP: 0.250, SLG: 0.182	1-2 SAFE SAFE SAFE SAFE SAFE	2-2 G3 1-2		3-1 G6-3			1-2 E4 1B 3B	1-1 E WP 1B	1-3 SAFE SAFE SAFE SAFE SAFE SAFE SAFE SAFE	5 1 1 0 0 1 3			
Candy Maldonado, R (1, 7) OBP: 0.364, SLG: 0.556		3-2 CS 2-H 1B			2-0 HR		2-1 F8	4-0 E BB		3 1 2 2 1 0 1			
Kelly Gruber, R (1, 5) OBP: 0.182, SLG: 0.545		1-3 K 1-2			0-0 F7		2-2 F9	1-1 E4 1-2 2-3		4 0 0 0 0 1 4			
Pat Borders, R (1, 2) OBP: 0.273, SLG: 0.545			1-1 L4		2-3 K2-3		1-2 3B 1B	0-1 P3		4 1 1 0 0 1 3			
Manuel Lee, S (1, 6) OBP: 0.300, SLG: 0.500			1-1 G4-3		0-0 G6-3		0-1 1-H 2-H 3B	4-2 1B BB		3 1 1 2 1 0 0			
Inning Stats	R: 0 E: 0 K: 0 S: 5 H: 0 LOB: 0 BB: 1 P: 13	R: 1 E: 1 K: 1 S: 14 H: 1 LOB: 0 BB: 0 P: 22	R: 0 E: 0 K: 0 S: 4 H: 0 LOB: 0 BB: 1 P: 11	R: 1 E: 0 K: 0 S: 8 H: 1 LOB: 0 BB: 0 P: 17	R: 1 E: 0 K: 1 S: 7 H: 1 LOB: 0 BB: 0 P: 11	R: 0 E: 0 K: 1 S: 13 H: 1 LOB: 1 BB: 0 P: 17	R: 2 E: 1 K: 0 S: 15 H: 2 LOB: 1 BB: 0 P: 23	R: 1 E: 1 K: 0 S: 12 H: 1 LOB: 3 BB: 2 P: 24	R: 1 E: 0 K: 1 S: 17 H: 2 LOB: 2 BB: 1 P: 26	1B: 5 2B: 1 3B: 1 HR: 2 SF: 0 SAC: 0 DP: 1 HBP: 0	WP: 3 PB: 0 SB: 1 CS: 2 PA: 42		
PITCHER	IP WLS BF H R ER SO BB IBB HBP BLK WP HR S P ERA WHIP											PITCHER	IP WLS BF H R ER SO BB IBB HBP BLK WP HR S P ERA WHIP
Ron Darling, R (1, 1) ERA: 3.0	6.0 L 22 4 3 2 3 2 0 0 0 0 2 2 51 91 3.00 1.000											Dennis Eckersley, R (9, 1) ERA:	0.1 3 2 0 0 1 0 0 0 0 0 0 0 10 14 0.00 6.000
Kelly Downs, R (7, 1) ERA:	1.0 6 2 2 0 0 0 0 0 0 0 0 0 15 23 0.00 2.000												
Jim Corsi, R (8, 1) ERA:	0.1 1 0 0 0 0 0 0 0 0 0 0 0 1 2 0.00 0.000												
Jeff Russell, R (8, 1) ERA: 18.0	0.2 7 1 2 2 0 3 0 0 0 0 1 0 14 29 27.00 6.000												
Rick Honeycutt, L (9, 1) ERA:	0.2 2 0 0 0 0 0 0 0 0 0 0 0 4 5 0.00 0.000												

Toronto Blue Jays @ Oakland Athletics
Oakland-Alameda County Coliseum, Oakland, CA

Sat Oct 10 1992, 3:33 AM PDT
Att. 46,911 - Sunny - 90 F

livebaseballscorecards.com

AB	36
R	7
H	9
RBI	6
BB	5
SO	4
LOB	18



Batter	1	2	3	4	5	6	7	8	9	10	11	AB R H RBI BB SO LOB
Rickey Henderson, R OBP: 0.368, SLG: 0.250 (1, 7)	E6 SH1-4		0-0 SF9 2B 1B	1-3 1-2		1-2 G4-3 2B 1B		1-3 FC6-2-5 1B		0-2 L4		6 2 3 1 0 0 1
Jerry Browne, S Willie Wilson, S OBP: 0.333, SLG: 0.357 (1, 8) (7, 8)	SH1-4		4-0 2B BB	E6 G3		0-2 G4-3		0-0 FC6-2-5		1-0 F7		2 1 0 0 1 0 2 2 0 0 0 0 0 2
Ruben Sierra, S OBP: 0.368, SLG: 0.600 (1, 9)	G6-4-3 BB		2-2 SF9	G3		2-1 2B		0-3 K		1-2 1B		4 0 2 2 1 1 4
Harold Baines, L Eric Fox, S OBP: 0.500, SLG: 0.722 (9, PR) (1, 10)	G6-4-3		1-0 BB 1B 2B	P6		0-0 G4-3		0-2 SH1 FC4-2 1B		1-1 F8		5 1 2 1 0 0 5 1 0 0 0 0 0 1
Mark McGwire, R OBP: 0.278, SLG: 0.333 (1, 3)			4-0 1B BB IBB			2-1 L4		0-1 SH1		0-2 F8		4 0 0 0 1 1 1
Terry Steinbach, R OBP: 0.389, SLG: 0.500 (1, 2)			4-0 1B BB			3-1 P5		0-1 FC4-2 FC6-4				4 0 0 1 1 1 2
Carney Lansford, R OBP: 0.167, SLG: 0.167 (1, 5)			2-1 G6-4-3 1B			1-0 E8 1B		0-0 FC6-4				5 0 2 1 0 0 1
Mike Bordick, R OBP: 0.143, SLG: 0.077 (1, 6)			1-2 1B			1-2 F4		0-1 G6-3		0-0 P4		5 1 1 0 0 0 4
Lance Blankenship, R OBP: 0.556, SLG: 0.429 (1, 4)			3-2 BB 1B SF9 1B	E S BB		0-3 K		2-2 1B FC6-2-5 1B		1-1 G5-3		4 1 2 0 1 1 0

Inning Stats	R: 0	H: 0	E: 1	K: 0	S: 7	P: 15	R: 0	H: 0	E: 0	K: 2	S: 7	P: 8	R: 5	H: 5	E: 0	K: 0	S: 13	R: 0	H: 0	E: 1	K: 0	S: 10	P: 20	R: 0	H: 1	E: 1	K: 0	S: 8	P: 15	R: 1	H: 2	E: 0	K: 1	S: 12	P: 15	R: 0	H: 0	E: 0	K: 0	S: 8	P: 11	R: 0	H: 2	E: 0	K: 1	S: 13	P: 17	R: 0	H: 1	E: 0	K: 0	S: 8	P: 8	R: 0	H: 0	E: 0	K: 0	S: 6	P: 7	R: 0	H: 1	E: 0	K: 0	S: 10	P: 13
1B: 10	SF: 1	2B: 2	SAC: 2	3B: 0	DP: 2	HR: 0	HBP: 0	WP: 0	PA: 50																																																								

PITCHER	IP	WLS	BF	H	R	ER	SO	BB	IBB	HBP	BLK	WP	HR	S	P	ERA	WHIP
Jack Morris, R ERA: 6.57 (1, 1)	3.1		20	5	5	5	2	4	1	0	0	0	0	33	71	13.50	2.700
Todd Stottlemyre, R ERA: 2.45 (4, 1)	3.2		14	3	1	1	1	0	0	0	0	0	0	32	47	2.46	0.818
Mike Timlin, R ERA: 6.75 (8, 1)	1.0		5	2	0	0	1	0	0	0	0	0	0	13	17	0.00	2.000
Duane Ward, R ERA: 6.0 (9, 1)	2.0	W	7	1	0	0	0	0	0	0	0	0	0	14	15	0.00	0.500
Tom Henke, R ERA: (11, 1)	1.0	S	4	1	0	0	0	0	0	0	0	0	0	10	13	0.00	1.000

BOTTOM

Toronto Blue Jays @ Oakland Athletics
Oakland-Alameda County Coliseum, Oakland, CA
Sun Oct 11 1992, 3:33 AM PDT
Att. 47,732 - Sunny

livebaseballscores.com

AB	42
R	6
H	12
RBI	6
BB	5
SO	4
LOB	23



Batter	1	2	3	4	5	6	7	8	9	AB	R	H	RBI	BB	SO	LOB
Rickey Henderson, R Eric Fox, S (1, 7) (7, PR) (8, 7)	P8		E 1B BB		E 1B 1B		F7 1B 1B			3	2	2	0	1	0	0
Jerry Browne, S (1, 5)	HR 1B		F8 PB 1B 1-H		E9 1B 1B 1-H 3-H		BB 1B			4	2	4	2	0	0	0
Ruben Sierra, S (1, 9)	HR		F8 1-H 1-3		CS SH5-3 1B 3-H		P2			4	1	2	3	0	0	3
Harold Baines, L (1, 10)	F8		K		SH5-3		F7			3	0	0	0	0	1	3
Mark McGwire, R (1, 3)	BB		K		FC6-4 IBB		BB 1-2 BB			1	0	0	0	3	1	1
Terry Steinbach, R (1, 2)	K			P6	FC6-4		P3			4	0	0	0	0	1	6
Willie Wilson, S (1, 8)		P2		G4-3		G6-3		F8		4	0	0	0	0	0	0
Mike Bordick, R (1, 6)		F8		P4		G4-3		F8		4	0	0	0	0	0	0
Lance Blankenship, R (1, 4)		G5-3			E5 1B 1B		K		F9	4	1	0	0	0	1	0

Inning Stats	R: 2	H: 2	E: 0	K: 1	S: 16	LOB: 1	BB: 1	P: 28	R: 0	H: 0	E: 0	K: 0	S: 5	LOB: 0	BB: 0	P: 6	R: 1	H: 1	E: 1	K: 2	S: 17	LOB: 1	BB: 1	P: 29	R: 0	H: 0	E: 0	K: 0	S: 4	LOB: 0	BB: 0	P: 6	R: 3	H: 3	E: 2	K: 0	S: 12	LOB: 1	BB: 1	P: 24	R: 0	H: 0	E: 0	K: 1	S: 6	LOB: 0	BB: 0	P: 9	R: 0	H: 2	E: 0	K: 0	S: 12	LOB: 3	BB: 1	P: 22	R: 0	H: 0	E: 0	K: 0	S: 9	LOB: 0	BB: 0	P: 11
--------------	------	------	------	------	-------	--------	-------	-------	------	------	------	------	------	--------	-------	------	------	------	------	------	-------	--------	-------	-------	------	------	------	------	------	--------	-------	------	------	------	------	------	-------	--------	-------	-------	------	------	------	------	------	--------	-------	------	------	------	------	------	-------	--------	-------	-------	------	------	------	------	------	--------	-------	-------

PITCHER	IP	WLS	BF	H	R	ER	SO	BB	IBB	HBP	BLK	WP	HR	S	P	ERA	WHIP
David Cone, R ERA: 3.0	(1, 1)	4.0	L	21	6	6	3	3	2	0	0	0	1	49	80	6.75	2.000
Jimmy Key, L ERA:	(5, 1)	3.0		12	2	0	0	1	1	0	0	0	0	23	44	0.00	1.000
Mark Eichhorn, R ERA:	(8, 1)	1.0		3	0	0	0	0	0	0	0	0	0	9	11	0.00	0.000


BOTTOM

Toronto Blue Jays @ Oakland Athletics
Oakland-Alameda County Coliseum, Oakland, CA

Mon Oct 12 1992, 3:33 AM PDT
Att. 44,955 - Sunny

livebaseballscores.com

AB	31
R	6
H	8
RBI	5
BB	4
SO	4
LOB	13



WP: 0	PA: 36
PB: 1	
SB: 0	
CS: 1	

Batter	1	2	3	4	5	6	7	8	9	AB R H RBI BB SO LOB	TOP
Rickey Henderson, R (1, 7) OBP: 0.370, SLG: 0.261 Jamie Quirk, L (9, PH)	2-2 P8		1-3 K		2-3 K		2-2 L9		3-2 F9	4 0 0 0 0 2 5 1 0 0 0 0 0 1	
Jerry Browne, S (1, 5) OBP: 0.500, SLG: 0.400 Carney Lansford, R (8, 5)	3-2 G4-3		2-1 P6			2-1 G6-3	2-1 G4-3		4-2 BB	4 0 0 0 0 0 3 0 0 0 0 1 0 0	
Ruben Sierra, S (1, 9) OBP: 0.357, SLG: 0.625	1-2 F8			0-1 G3		0-1 1B S 1B		0-1 F8	1-0 F7	5 1 1 0 0 0 2	
Harold Baines, L (1, 10) OBP: 0.440, SLG: 0.640		1-1 F8		0-0 G3		2-0 PB 1B 1B		1-0 1B		4 1 2 0 0 0 0	
Mark McGwire, R (1, 3) OBP: 0.346, SLG: 0.300		2-2 G5-3		0-1 P3		1-2 PB 1B		2-2 G5-3		4 0 1 1 0 0 1	
Terry Steinbach, R (1, 2) OBP: 0.346, SLG: 0.417		2-3 K			3-2 1B 1B	0-3 K		0-0 2-H 1B		4 0 2 1 0 2 2	
Willie Wilson, S (1, 8) OBP: 0.261, SLG: 0.273			2-3 K S		2-1 1B 1B	2-3 K		1-3 K		4 0 1 0 0 3 3	
Mike Bordick, R (1, 6) OBP: 0.100, SLG: 0.053 Eric Fox, S (7, PH) Walt Weiss, S (7, 6) OBP: 0.375, SLG: 0.167			0-3 K		0-0 P3		4-1 S BB		4-2 BB BB	2 0 0 0 0 1 3 0 0 0 0 1 0 0 0 0 0 0 1 0 0	
Lance Blankenship, R (1, 4) OBP: 0.375, SLG: 0.231 Randy Ready, R (9, PH)			4-1 BB		1-3 K		2-1 P9		0-3 K	2 0 0 0 1 1 3 1 0 0 0 0 1 1	
Inning Stats	R: 0 H: 0 E: 0 LOB: 0 K: 0 BB: 0 S: 11 P: 17	R: 0 H: 0 E: 0 LOB: 0 K: 1 BB: 0 S: 9 P: 14	R: 0 H: 0 E: 0 LOB: 2 K: 3 BB: 1 S: 14 P: 22	R: 0 H: 0 E: 0 LOB: 0 K: 0 BB: 0 S: 5 P: 5	R: 0 H: 2 E: 0 LOB: 2 K: 2 BB: 0 S: 13 P: 21	R: 1 H: 3 E: 0 LOB: 2 K: 2 BB: 0 S: 14 P: 21	R: 0 H: 0 E: 0 LOB: 1 K: 0 BB: 1 S: 8 P: 18	R: 1 H: 2 E: 0 LOB: 1 K: 1 BB: 0 S: 10 P: 14	R: 0 H: 0 E: 0 LOB: 2 K: 1 BB: 2 S: 15 P: 27	1B: 6 SF: 0 2B: 1 SAC: 0 3B: 0 DP: 0 HR: 0 HBP: 0	WP: 0 PA: 39 PB: 2 SB: 3 CS: 0
PITCHER	IP WLS BF H R ER SO BB IBB HBP BLK WP HR S P ERA WHIP										
Juan Guzman, R (1, 1) ERA: 2.08	7.0 W 29 5 1 1 8 2 0 0 0 0 0 0 74 118 1.29 1.000										
Duane Ward, R (8, 1) ERA: 6.75	1.0 5 2 1 1 1 0 0 0 0 0 0 0 10 14 9.00 2.000										
Tom Henke, R (9, 1) ERA:	1.0 5 0 0 0 0 1 2 0 0 0 0 0 0 15 27 0.00 2.000										

Oakland Athletics @ Toronto Blue Jays
SkyDome, Toronto, ON
Wed Oct 14 1992, 3:33 AM EDT
Att. 51,335 - Dome

livebaseballscorecards.com

AB	35
R	2
H	7
RBI	2
BB	4
SO	10
LOB	24



Batter	1	2	3	4	5	6	7	8	9
Devon White, S OBP: 0.448, SLG: 0.435 (1, 8)	E7 HR	FC6-4 1-2f		CS 1B		K		SF9	
Roberto Alomar, S OBP: 0.464, SLG: 0.692 (1, 4)	K		S 2B 1B	S 1B		G6-3		3-H 2-H 1B	
Joe Carter, R OBP: 0.250, SLG: 0.308 (1, 9)	2-H HR		1-2 K	P5		P4		F8	
Dave Winfield, R OBP: 0.357, SLG: 0.542 (1, 10)	G4-3		2B HR IBB	K			G6-3	K	
John Olerud, L OBP: 0.400, SLG: 0.565 (1, 3)	G4-3		1-3 2-H HR 2B		SH1-4 SF7 1B		BB		
Candy Maldonado, R OBP: 0.360, SLG: 0.545 (1, 7)		K	2-H 3-H HR	SH1-4 1B		L7			
Kelly Gruber, R OBP: 0.167, SLG: 0.273 (1, 5)		K	G3-1	SH1-4		P3			
Pat Borders, R OBP: 0.320, SLG: 0.455 (1, 2)		1B 1B	1B 1B	SF7			2B SF9 BB		
Manuel Lee, S OBP: 0.300, SLG: 0.444 (1, 6)		FC6-4 1B	L7	G6-3			1-3 1B 2B		

Inning Stats	R: 2	H: 1	E: 1	K: 10	S: 10	LOB: 0	BB: 0	P: 19
	R: 0	H: 2	E: 0	K: 2	S: 11	LOB: 2	BB: 0	P: 15
	R: 4	H: 4	E: 0	K: 1	S: 13	LOB: 1	BB: 1	P: 24
	R: 0	H: 2	E: 0	K: 1	S: 11	LOB: 1	BB: 0	P: 20
	R: 1	H: 2	E: 0	K: 10	S: 10	LOB: 1	BB: 0	P: 14
	R: 0	H: 0	E: 0	K: 1	S: 8	LOB: 0	BB: 0	P: 10
	R: 0	H: 0	E: 0	K: 0	S: 5	LOB: 1	BB: 1	P: 11
	R: 2	H: 2	E: 0	K: 1	S: 15	LOB: 1	BB: 1	P: 25

PITCHER	IP	WLS	BF	H	R	ER	SO	BB	IBB	HBP	BLK	WP	HR	S	P	ERA	WHIP
Mike Moore, R ERA: 7.45 (1, 1)	2.2	L	17	7	6	5	4	0	0	0	0	0	2	32	54	16.88	2.625
Jeff Parrett, R ERA: 11.57 (3, 1)	2.0		9	4	1	1	1	0	0	0	0	0	0	20	33	4.50	2.000
Rick Honeycutt, L ERA: (5, 1)	1.1		4	0	0	0	1	0	0	0	0	0	0	11	15	0.00	0.000
Jeff Russell, R ERA: 9.0 (7, 1)	1.0		4	0	0	0	0	1	0	0	0	0	0	5	11	0.00	1.000
Bobby Witt, R ERA: 18.0 (8, 1)	1.0		6	2	2	2	1	1	0	0	0	0	0	15	25	18.00	3.000

BOTTOM

Oakland Athletics @ Toronto Blue Jays
SkyDome, Toronto, ON
 Wed Oct 14 1992, 3:33 AM EDT
 Att. 51,335 - Dome

AB	R	H	RBI	BB	SO	LOB
4	1	1	1	0	1	2
5	1	3	1	0	1	1
5	1	1	2	0	1	3
4	1	0	0	1	2	2
3	2	2	1	1	0	0
4	1	2	3	0	1	1
3	0	0	0	0	1	1
2	1	2	1	1	0	0
4	1	2	0	0	0	2

AB	34
R	9
H	13
RBI	9
BB	3
SO	7
LOB	12

WP: 0 PA: 40
 PB: 0
 SB: 2
 CS: 1



PITCHER	IP	WLS	BF	H	R	ER	SO	BB	IBB	HBP	BLK	WP	HR	S	P	ERA	WHIP
Mike Moore, R ERA: 7.45 (1, 1)	2.2	L	17	7	6	5	4	0	0	0	0	0	2	32	54	16.88	2.625
Jeff Parrett, R ERA: 11.57 (3, 1)	2.0		9	4	1	1	1	0	0	0	0	0	0	20	33	4.50	2.000
Rick Honeycutt, L ERA: (5, 1)	1.1		4	0	0	0	1	0	0	0	0	0	0	11	15	0.00	0.000
Jeff Russell, R ERA: 9.0 (7, 1)	1.0		4	0	0	0	0	1	0	0	0	0	0	5	11	0.00	1.000
Bobby Witt, R ERA: 18.0 (8, 1)	1.0		6	2	2	2	1	1	0	0	0	0	0	15	25	18.00	3.000

Batter	1	2	3	4	5	6	7	8	9	AB R H RBI BB SO LOB	TOP	
Devon White, S (1, 8) OBP: 0.394, SLG: 0.370	0-0 G5-3		2-2 G4-3			3-1 P3			0-0 6-3	4 0 0 0 0 0 0	<p>Toronto Blue Jays @ Atlanta Braves Atlanta-Fulton County Stadium, Atlanta, GA</p> <p>Sat Oct 17 1992, 7:05 PM EDT Att. 51,763 - Unknown - 60 F</p>	
Roberto Alomar, S (1, 4) OBP: 0.406, SLG: 0.600	2-1 G5-3		3-2 G1-3			3-3 K			0-0 P4	4 0 0 0 0 1 0		
Joe Carter, R (1, 3) OBP: 0.250, SLG: 0.400	1-2 G4-3				0-1 HR	1-0 F7			0-0 F9	4 1 1 1 0 0 0		
Dave Winfield, R (1, 9) OBP: 0.355, SLG: 0.519		3-2 1B 1B		0-1 G4-3		3-1 P3				3 0 1 0 0 0 0		
Candy Maldonado, R (1, 7) OBP: 0.321, SLG: 0.480		2-3 K		0-0 G6-3		3-3 K				3 0 0 0 0 2 1		
Kelly Gruber, R (1, 5) OBP: 0.148, SLG: 0.240		2-2 P9		2-3 K		3-1 F9				3 0 0 0 0 1 1		
Pat Borders, R (1, 2) OBP: 0.357, SLG: 0.480		2-2 FC6-4 1B		1-0 G3				2-2 G6-3 1B		3 0 2 0 0 0 0		
Manuel Lee, S (1, 6) OBP: 0.261, SLG: 0.381		0-1 FC6-4		3-2 P6				1-0 G6-3		3 0 0 0 0 0 3		
Jack Morris, R (1, 1) Todd Stottlemyre, L (7, 1) Pat Tabler, R (8, PH) David Wells, L (8, 1)			2-3 K		1-3 K			0-1 P8		2 0 0 0 0 2 0 0 0 0 0 0 0 0 1 0 0 0 0 0 0 0 0 0 0 0 0 0		
Inning Stats	R: 0 E: 0 K: 0 S: 6 H: 0 LOB: 0 BB: 0 P: 9	R: 0 E: 0 K: 1 S: 20 H: 2 LOB: 2 BB: 0 P: 29	R: 0 E: 0 K: 1 S: 10 H: 0 LOB: 0 BB: 0 P: 17	R: 1 E: 0 K: 1 S: 8 H: 1 LOB: 0 BB: 0 P: 10	R: 0 E: 0 K: 1 S: 10 H: 0 LOB: 0 BB: 0 P: 15	R: 0 E: 0 K: 1 S: 8 H: 0 LOB: 0 BB: 0 P: 15	R: 0 E: 0 K: 1 S: 7 H: 0 LOB: 0 BB: 0 P: 16	R: 0 E: 0 K: 0 S: 6 H: 1 LOB: 0 BB: 0 P: 9	R: 0 E: 0 K: 0 S: 3 H: 0 LOB: 0 BB: 0 P: 3	1B: 3 2B: 0 3B: 0 HR: 1 SF: 0 SAC: 0 DP: 1 HBP: 0	WP: 0 PB: 0 SB: 0 CS: 0 PA: 30	
PITCHER Tom Glavine, L (1, 1) ERA: 6.06	IP WLS BF H R ER SO BB IBB HBP BLK WP HR S P ERA WHIP											
	9.0 W 30 4 1 1 6 0 0 0 0 0 1 78 123 1.00 0.444											

AB	30
R	1
H	4
RBI	1
BB	0
SO	6
LOB	5



Batter	1	2	3	4	5	6	7	8	9
Otis Nixon, S <small>OBP: 0.389, SLG: 0.355</small> (1, 8)	0-0 		0-0 		4-1 		0-3 		
Jeff Blauser, R <small>OBP: 0.273, SLG: 0.345</small> Rafael Belliard, R <small>(8, 6)</small>	3-1 			0-0 	3-3 		2-3 		
Terry Pendleton, S <small>OBP: 0.206, SLG: 0.265</small> (1, 5)	0-1 			3-3 		1-0 	1-1 		
David Justice, L <small>OBP: 0.429, SLG: 0.519</small> (1, 9)	1-3 			4-2 		4-2 		1-1 	
Sid Bream, L <small>OBP: 0.379, SLG: 0.520</small> (1, 3)		1-0 		4-2 		2-2 		1-1 	
Ron Gant, R <small>OBP: 0.290, SLG: 0.400</small> (1, 7)		0-3 		2-3 		0-1 		4-2 	
Damon Berryhill, S <small>OBP: 0.258, SLG: 0.321</small> (1, 2)		3-3 		2-0 		1-2 		0-3 	
Mark Lemke, S <small>OBP: 0.448, SLG: 0.375</small> (1, 4)		2-3 		0-0 		0-0 			
Tom Glavine, L (1, 1)		0-0 		4-2 		0-0 			

Inning Stats	R: 0	H: 1	E: 0	K: 1	S: 8	LOB: 1	BB: 0	P: 12	R: 0	H: 0	E: 0	K: 2	S: 7	LOB: 0	BB: 0	P: 11	R: 0	H: 0	E: 0	K: 1	S: 5	LOB: 0	BB: 0	P: 7	R: 0	H: 0	E: 0	K: 2	S: 12	LOB: 2	BB: 2	P: 25	R: 0	H: 0	E: 0	K: 1	S: 9	LOB: 2	BB: 2	P: 22	R: 3	H: 3	E: 0	K: 0	S: 13	LOB: 1	BB: 1	P: 21	R: 0	H: 0	E: 0	K: 2	S: 10	LOB: 0	BB: 0	P: 13	R: 0	H: 0	E: 0	K: 1	S: 10	LOB: 1	BB: 1	P: 16
--------------	------	------	------	------	------	--------	-------	-------	------	------	------	------	------	--------	-------	-------	------	------	------	------	------	--------	-------	------	------	------	------	------	-------	--------	-------	-------	------	------	------	------	------	--------	-------	-------	------	------	------	------	-------	--------	-------	-------	------	------	------	------	-------	--------	-------	-------	------	------	------	------	-------	--------	-------	-------

PITCHER															PITCHER																																							
IP	WLS	BF	H	R	ER	SO	BB	IBB	HBP	BLK	WP	HR	S	P	ERA	WHIP	IP	WLS	BF	H	R	ER	SO	BB	IBB	HBP	BLK	WP	HR	S	P	ERA	WHIP																					
Jack Morris, R	(1, 1)	6.0	L	27	4	3	7	5	0	0	0	1	1	54	98	4.50	1.500	Todd Stottliemyre, R	(7, 1)	1.0	3	0	0	0	0	0	0	0	0	10	13	0.00	0.000	David Wells, L	(8, 1)	1.0	4	0	0	0	1	1	0	0	0	0	0	0	0	0	10	16	0.00	1.000

BOTTOM

Toronto Blue Jays @ Atlanta Braves
 Atlanta-Fulton County Stadium, Atlanta, GA

Sat Oct 17 1992, 7:05 PM EDT
 Att: 51,763 - Unknown - 60 F

livebaseballscores.com

AB	28
R	3
H	4
RBI	3
BB	6
SO	10
LOB	11



1B: 3	SF: 0	WP: 1	PA: 34
2B: 0	SAC: 0	PB: 0	
3B: 0	DP: 0	SB: 2	
HR: 1	HBP: 0	CS: 0	

Batter	1	2	3	4	5	6	7	8	9	AB R H RBI BB SO LOB	TOP																
Devon White, S (1, 8) OBP: 0.368, SLG: 0.344	1-3 K		0-0 L9		0-2 FC6-4 1B			2-2 F8	1-0 G3	5 0 1 1 0 1 1																	
Roberto Alomar, S (1, 4) OBP: 0.405, SLG: 0.588	0-0 G1-3			4-0 G1-3 WP 2-1 BB	3-1 FC6-4			0-0 1B 2B	2-1 B4	4 1 1 0 1 0 2																	
Joe Carter, R (1, 7) OBP: 0.278, SLG: 0.394	0-3 K			3-2 P5 1-2			4-2 L6-3 BB	0-2 1B 2-3 1B		3 0 1 0 1 1 1																	
Dave Winfield, R (1, 9) OBP: 0.343, SLG: 0.484		2-3 K		0-0 G1-3 2-3			2-1 F8	1-0 1B 1-3 3-H		4 0 1 1 0 1 2																	
John Olerud, L (1, 3) OBP: 0.345, SLG: 0.481		3-3 K		1-0 2-1 3-H	0-0 F9		3-1 L6-3 1-2	0-0 P5		4 0 0 0 0 1 3																	
Kelly Gruber, R (1, 5) OBP: 0.129, SLG: 0.207		2-3 K			1-1 G5-3		1-3 K2-3	1-3 K		4 0 0 0 0 3 2																	
Pat Borders, R (1, 2) OBP: 0.375, SLG: 0.500			1-2 5-3		4-2 1B BB		0-1 WP 2B		0-0 L9	3 1 1 0 1 0 0																	
Manuel Lee, S (1, 6) OBP: 0.289, SLG: 0.375			1-2 F9		2-0 E 1B		0-3 K		4-2 HR BB	3 1 1 0 0 1 1 0 1 0 0 1 0 0 0 0 0 0 0 0 0																	
Derek Bell, R (9, PH)					1-2 1B																						
Alfredo Griffin, S (9, 6)					3-2 E3 1B		1-3 K		0-0 HR 1-H	2 0 2 1 0 0 0 0 0 0 0 0 0 0 1 0 0 0 0 1 1 0 0 0 0 0 0 0 0 0 0 0 0 0 0 1 1 1 2 0 0 0 0 0 0 0 0 0 0																	
David Cone, L (1, 1) OBP: 1.000, SLG: 1.000			1-1 1B																								
David Wells, L (5, 1)																											
Candy Maldonado, R (7, PH) OBP: 0.310, SLG: 0.492																											
Todd Stottliemyre, L (7, 1)																											
Duane Ward, R (8, 1)																											
Ed Sprague, R (9, PH) OBP: 0.667, SLG: 1.667																											
Tom Henke, R (9, 1)																											
Inning Stats	R: 0 E: 0 K: 2 S: 7	H: 0 LOB: 0 BB: 0 P: 8	R: 0 E: 0 K: 3 S: 9	H: 0 LOB: 0 BB: 0 P: 16	R: 0 E: 0 K: 0 S: 9	H: 1 LOB: 1 BB: 0 P: 12	R: 0 E: 0 K: 0 S: 6	H: 0 LOB: 1 BB: 1 P: 14	R: 2 E: 1 K: 0 S: 15	H: 3 LOB: 2 BB: 1 P: 28	R: 0 E: 0 K: 0 S: 8	H: 0 LOB: 0 BB: 1 P: 17	R: 0 E: 0 K: 3 S: 11	H: 1 LOB: 1 BB: 0 P: 13	R: 1 E: 0 K: 1 S: 12	H: 3 LOB: 2 BB: 0 P: 16	R: 2 E: 0 K: 0 S: 9	H: 1 LOB: 0 BB: 1 P: 16	1B: 6 2B: 3 3B: 0 HR: 1	SF: 0 SAC: 0 DP: 1 HBP: 0	WP: 2 PB: 0 SB: 0 CS: 0	PA: 38					
PITCHER	IP WLS BF H R ER SO BB IBB HBP BLK WP HR S P ERA WHIP																										
29 John Smoltz, R (1, 1) ERA: 2.6	7.1		32	8	3	2	8	3	0	0	0	2	0	73	119	2.46	1.500										
Mike Stanton, L (8, 1) ERA:	0.1		1	0	0	0	0	0	0	0	0	0	0	1	1	0.00	0.000										
Jeff Reardon, R (8, 1) ERA: 4.15	1.1	L	6	1	2	2	1	1	0	0	0	0	1	12	20	13.50	1.500										

Toronto Blue Jays @ Atlanta Braves
Atlanta-Fulton County Stadium, Atlanta, GA

Sun Oct 18 1992, 7:05 PM EDT
Att. 51,763 - Unknown - 57 F

livebaseballscorecards.com

AB	34
R	5
H	9
RBI	5
BB	4
SO	9
LOB	13



Batter	1	2	3	4	5	6	7	8	9	AB R H RBI BB SO LOB	TOP
Otis Nixon, S (1, 8) OBP: 0.311, SLG: 0.275	0-0 		0-1 			1-1 		3-2 		4 1 0 0 0 0 0	Atlanta Braves @ Toronto Blue Jays SkyDome, Toronto, ON Tue Oct 20 1992, 7:05 PM EDT Att. 51,813 - Dome
Deion Sanders, L (1, 7) OBP: 0.429, SLG: 0.417	0-2 			1-2 		0-0 		1-1 		4 1 3 0 0 0 1	
Terry Pendleton, S (1, 5) OBP: 0.256, SLG: 0.286	0-1 			0-1 		1-1 		1-0 		4 0 2 0 0 0 2	
David Justice, L (1, 9) OBP: 0.442, SLG: 0.485	2-3 			0-0 		1-1 		4-0 		3 0 1 1 1 1 3	
Lonnie Smith, R (1, 10) OBP: 0.364, SLG: 0.500		3-3 		3-3 		2-2 		0-1 		4 0 1 1 0 2 3	
Sid Bream, L (1, 3) Brian Hunter, R (9, PR) OBP: 0.143, SLG: 0.167		2-1 			0-0 	2-1 		0-1 		4 0 2 0 0 0 2 0 0 0 0 0 0 0	
Jeff Blauser, R (1, 6) OBP: 0.268, SLG: 0.306		3-3 			2-3 		3-2 		2-3 	4 0 0 0 0 3 2	
Damon Berryhill, S (1, 2) OBP: 0.231, SLG: 0.257			2-3 		0-3 		1-2 		2-3 	4 0 0 0 0 3 2	
Mark Lemke, S (1, 4) OBP: 0.389, SLG: 0.323			1-0 		2-1 		0-0 			3 0 0 0 0 0 1	
Inning Stats	R: 0 H: 1 E: 0 LOB: 1 K: 1 BB: 0 S: 9 P: 11	R: 0 H: 0 E: 0 LOB: 0 K: 2 BB: 0 S: 11 P: 19	R: 0 H: 0 E: 0 LOB: 0 K: 1 BB: 0 S: 6 P: 9	R: 0 H: 2 E: 0 LOB: 1 K: 1 BB: 0 S: 10 P: 14	R: 0 H: 1 E: 0 LOB: 1 K: 2 BB: 0 S: 10 P: 14	R: 1 H: 3 E: 0 LOB: 2 K: 0 BB: 0 S: 12 P: 19	R: 0 H: 0 E: 0 LOB: 0 K: 0 BB: 0 S: 8 P: 12	R: 1 H: 1 E: 1 LOB: 2 K: 0 BB: 1 S: 9 P: 17	R: 0 H: 1 E: 0 LOB: 1 K: 2 BB: 0 S: 8 P: 12	1B: 8 SF: 0 2B: 3 SAC: 0 3B: 0 DP: 2 HR: 0 HBP: 0	
PITCHER Juan Guzman, R (1, 1) ERA: 1.71 Duane Ward, R (9, 1) ERA: 4.5	IP WLS BF H R ER SO BB IBB HBP BLK WP HR S P ERA WHIP 8.0 32 8 2 1 7 0 1 0 0 0 0 0 75 115 1.12 1.000 1.0 W 3 1 0 0 2 0 0 0 0 0 0 0 8 12 0.00 1.000	PITCHER IP WLS BF H R ER SO BB IBB HBP BLK WP HR S P ERA WHIP									

livebaseballscorecards.com

AB	34
R	2
H	9
RBI	2
BB	1
SO	9
LOB	16



Batter	1	2	3	4	5	6	7	8	9	AB	R	H	RBI	BB	SO	LOB
Devon White, S OBP: 0.333, SLG: 0.306 (1, 8)	0-0 G5-3		1-3 K			0-0 F8		1-3 K		4	0	0	0	0	2	1
Roberto Alomar, S OBP: 0.390, SLG: 0.553 (1, 4)	2-3 K			2-2 G5-3		0-3 K			1-1 SH3-4 1B	4	1	1	0	0	2	0
Joe Carter, R OBP: 0.300, SLG: 0.472 (1, 9)	2-2 F8			0-0 HR		2-2 P8			4-0 1B SH3-4 IBB	3	1	1	1	1	0	0
Dave Winfield, R OBP: 0.342, SLG: 0.471 (1, 10)		3-2 G5-4-3 1B		2-0 P4		3-3 K			0-0 SH3-4	3	0	1	0	0	1	0
John Olerud, L OBP: 0.313, SLG: 0.433 (1, 3)		2-3 K		0-0 1-3		3-3 K			4-0 1B IBB	3	0	0	0	0	2	1
Ed Sprague, R OBP: 0.750, SLG: 1.667 (9, PH)										0	0	0	0	1	0	0
Candy Maldonado, R OBP: 0.303, SLG: 0.433 (1, 7)		1-1 G5-4-3		2-3 K		1-1 F8			0-2 1B	4	0	1	1	0	1	1
Kelly Gruber, R OBP: 0.176, SLG: 0.323 (1, 5)			0-1 1-3		4-2 S BB			3-2 HR		2	1	1	1	1	0	0
Pat Borders, R OBP: 0.371, SLG: 0.484 (1, 2)			0-1 G5-3 1B		1-3 K			0-1 F8		3	0	1	0	0	1	1
Manuel Lee, S OBP: 0.241, SLG: 0.333 (1, 6)			3-2 G5-3		1-0 G5-3			1-1 6-3		3	0	0	0	0	0	2

Inning Stats	R: 0	H: 0	E: 0	K: 1	S: 8	R: 0	H: 1	E: 0	K: 1	S: 8	R: 0	H: 1	E: 0	K: 1	S: 10	R: 1	H: 1	E: 0	K: 0	S: 6	R: 0	H: 0	E: 0	K: 2	S: 13	R: 0	H: 0	E: 0	K: 1	S: 7	R: 0	H: 0	E: 0	K: 2	S: 9	R: 1	H: 1	E: 0	K: 1	S: 13	R: 1	H: 2	E: 0	K: 0	S: 7	R: 1	H: 2	E: 0	K: 0	S: 7	1B: 4	2B: 0	3B: 0	HR: 2	SF: 0	SAC: 1	DP: 1	HBP: 0	WP: 0	PB: 0	SB: 2	CS: 0	PA: 33
--------------	------	------	------	------	------	------	------	------	------	------	------	------	------	------	-------	------	------	------	------	------	------	------	------	------	-------	------	------	------	------	------	------	------	------	------	------	------	------	------	------	-------	------	------	------	------	------	------	------	------	------	------	-------	-------	-------	-------	-------	--------	-------	--------	-------	-------	-------	-------	--------

PITCHER	IP	WLS	BF	H	R	ER	SO	BB	IBB	HBP	BLK	WP	HR	S	P	ERA	WHIP
Steve Avery, L ERA: 6.19 (1, 1)	8.0	L	29	5	3	3	9	1	0	0	0	0	2	76	116	3.38	0.750
Mark Wohlers, R ERA: (9, 1)	0.1		2	0	0	0	0	0	1	0	0	0	0	2	5	0.00	0.000
Mike Stanton, L ERA: (9, 1)	0.0		1	0	0	0	0	0	1	0	0	0	0	4	∞	∞	
Jeff Reardon, R ERA: 4.15 (9, 1)	0.0		1	1	0	0	0	0	0	0	0	0	0	3	3	∞	∞

BOTTOM

Atlanta Braves @ Toronto Blue Jays
 SkyDome, Toronto, ON
 Tue Oct 20 1992, 7:05 PM EDT
 Att. 51,813 - Dome

AB	29
R	3
H	6
RBI	3
BB	3
SO	9
LOB	6



WP	HR	S	P	ERA	WHIP
0	2	18	13	3.38	0.750

Batter	1	2	3	4	5	6	7	8	9	AB R H RBI BB SO LOB	TOP
Otis Nixon, S (1, 8) OBP: 0.327, SLG: 0.295 FB BB X	2-1 1B		2-2 5-3			1-0 FC5-4 1B		1-3 K S		4 0 2 0 0 1 1	
Jeff Blausler, R (1, 6) OBP: 0.267, SLG: 0.300 1 SAFE C 1 SAFE SAFE BB BB X	3-1 1B S 1-2			2-3 K		0-0 FC5-4 1-2f		1-0 G3		4 0 1 0 0 1 3	
Terry Pendleton, S (1, 5) OBP: 0.234, SLG: 0.261 BB BB S X	2-2 L6 1-2			0-0 L9			2-0 F7		2-3 K	4 0 0 0 0 1 1	
Lonnie Smith, R (1, 10) OBP: 0.267, SLG: 0.357 B FB BB X	3-1 6-3			0-0 P6			0-3 K		1-2 G1-3	4 0 0 0 0 1 1	
David Justice, L (1, 9) OBP: 0.404, SLG: 0.432 C T TB X			1-2 3-1			2-3 K		1-0 P8		4 0 0 0 0 1 0	
Ron Gant, R (1, 7) OBP: 0.294, SLG: 0.429 B X C X			1-1 P9			3-2 F8		2-2 1B 1-5-3 2B		3 1 1 0 0 0 0	
Brian Hunter, R (1, 3) OBP: 0.200, SLG: 0.222 S TB C X			2-3 K			0-0 L8		0-0 WP 1-5-3 1B		3 0 1 0 0 1 0	
Damon Berryhill, S (1, 2) OBP: 0.214, SLG: 0.237 C S TB C X			1-3 K2-3			0-0 1-3		0-0 B2		3 0 0 0 0 1 2	
Mark Lemke, S (1, 4) OBP: 0.359, SLG: 0.294 C S S B X			2-3 K			2-1 F8		0-0 1-5-3 1-2 3-H		3 0 0 1 0 1 1	
Inning Stats	R: 0 H: 2 E: 0 LOB: 1 K: 0 BB: 0 S: 9 P: 19	R: 0 H: 0 E: 0 LOB: 0 K: 1 BB: 0 S: 9 P: 13	R: 0 H: 0 E: 0 LOB: 0 K: 2 BB: 0 S: 11 P: 16	R: 0 H: 0 E: 0 LOB: 0 K: 1 BB: 0 S: 5 P: 7	R: 0 H: 0 E: 0 LOB: 0 K: 1 BB: 0 S: 7 P: 12	R: 0 H: 1 E: 0 LOB: 1 K: 0 BB: 0 S: 5 P: 8	R: 0 H: 0 E: 0 LOB: 0 K: 1 BB: 0 S: 5 P: 8	R: 1 H: 2 E: 0 LOB: 2 K: 1 BB: 0 S: 12 P: 16	R: 0 H: 0 E: 0 LOB: 0 K: 1 BB: 0 S: 7 P: 11	1B: 4 SF: 0 2B: 1 SAC: 0 3B: 0 DP: 0 HR: 0 HBP: 0	WP: 1 PA: 32 PB: 0 SB: 2 CS: 0
PITCHER Jimmy Key, L (1, 1) ERA: 0.84 Duane Ward, R (8, 1) ERA: 4.26 Tom Henke, R (9, 1) ERA:	IP WLS BF H R ER SO BB IBB HBP BLK WP HR S P ERA WHIP 7.2 W 27 5 1 1 6 0 0 0 0 0 0 0 57 91 1.17 0.652 0.1 2 0 0 0 1 0 0 0 0 1 0 6 8 0.00 0.000 1.0 S 3 0 0 0 1 0 0 0 0 0 0 0 7 11 0.00 0.000	PITCHER IP WLS BF H R ER SO BB IBB HBP BLK WP HR S P ERA WHIP									

Atlanta Braves @ Toronto Blue Jays
 SkyDome, Toronto, ON
 Wed Oct 21 1992, 7:05 PM EDT
 Att. 52,090 - Dome

livebaseballscorecards.com

AB	32
R	1
H	5
RBI	1
BB	0
SO	8
LOB	9



Batter	1	2	3	4	5	6	7	8	9	10	11	AB R H RBI BB SO LOB	TOP																
Devon White, S OBP: 0.357, SLG: 0.347 (1, 8)	1-0 4-3 SF 1B		0-3 K2-3	1-0 1-2 2-H 1B			0-0 F9		0-0 L4		2-2 1B HBP	5 2 2 0 0 1 0																	
Roberto Alomar, S OBP: 0.382, SLG: 0.480 (1, 4)	2-1 4-3 1-3		2-1 G3 1B		1-1 G4-3		1-0 FC5-4 1B		0-0 L8		1-0 2B 1B	6 1 3 0 0 0 1																	
Joe Carter, R OBP: 0.296, SLG: 0.458 (1, 3)	3-1 SF FC6-4		0-1 G3		0-1 2B		0-2 FC5-4		1-2 2B		1-2 F8	5 0 2 1 0 0 4																	
Dave Winfield, R OBP: 0.327, SLG: 0.413 (1, 9)	4-0 FC6-4 BB		0-1 F9		3-2 L8		0-1 P8		0-2 G6-3		3-2 2B	5 0 1 2 1 0 4																	
Candy Maldonado, R OBP: 0.304, SLG: 0.439 (1, 7)	0-2 FC6-4 1-2f 2-3			1-0 HR		0-0 G6-3		2-2 SH5-4 1B		1-2 G6-3	2-2 P4	6 1 2 1 0 0 4																	
Kelly Gruber, R OBP: 0.178, SLG: 0.268 (1, 5)	1-1 FC6-4 1-2f		0-2 6-3		2-2 F7		0-0 SH5-4 1-2		0-0 1B			4 0 1 0 0 0 2																	
Pat Borders, R OBP: 0.404, SLG: 0.595 (1, 2)			0-1 G4-6-3 1B		2-1 1B 2B		3-2 P3		4-0 FC4-6 IBB		0-0 F7 1B	4 0 2 0 1 0 1																	
Manuel Lee, S OBP: 0.225, SLG: 0.270 (1, 6)			1-1 F9		3-3 1B		1-0 FC6-4 1B		0-0 P3		1-1 L1	4 0 1 0 0 1 4																	
Pat Tabler, R (10, PH)												1 0 0 0 0 0 1																	
Alfredo Griffin, S (10, 6)												0 0 0 0 0 0 0																	
David Cone, L OBP: 0.600, SLG: 0.900 (7, 1)			0-1 G4-6-3		4-0 1B		1-1 FC6-4		0-0 FC4-6		2-2 P3	2 0 0 0 1 0 2																	
Todd Stottlemyre, L (7, 1)												0 0 0 0 0 0 0																	
David Wells, L (7, 1)												0 0 0 0 0 0 0																	
Derek Bell, R (8, PH)												1 0 0 0 0 0 2																	
Duane Ward, R (8, 1)												0 0 0 0 0 0 0																	
Tom Henke, R (9, 1)												0 0 0 0 0 0 0																	
Jimmy Key, R (10, 1)												1 0 0 0 0 0 0																	
Mike Timlin, R (11, 1)												0 0 0 0 0 0 0																	
Inning Stats	R: 1 E: 1 K: 0 S: 10	H: 1 LOB: 2 BB: 1 P: 21	R: 0 E: 0 K: 0 S: 6	H: 1 LOB: 0 BB: 0 P: 7	R: 0 E: 0 K: 1 S: 9	H: 1 LOB: 1 BB: 0 P: 11	R: 1 E: 0 K: 1 S: 10	H: 3 LOB: 2 BB: 1 P: 21	R: 0 E: 0 K: 0 S: 10	H: 1 LOB: 1 BB: 0 P: 14	R: 0 E: 0 K: 0 S: 10	H: 1 LOB: 1 BB: 0 P: 17	R: 0 E: 0 K: 0 S: 7	H: 1 LOB: 1 BB: 0 P: 8	R: 0 E: 0 K: 0 S: 7	H: 1 LOB: 2 BB: 1 P: 13	R: 0 E: 0 K: 0 S: 10	H: 1 LOB: 1 BB: 0 P: 11	R: 0 E: 0 K: 0 S: 7	H: 1 LOB: 1 BB: 0 P: 9	R: 2 E: 0 K: 0 S: 15	H: 2 LOB: 1 BB: 0 P: 26	1B: 9 2B: 4 3B: 0 HR: 1	SF: 1 SAC: 1 DP: 1 HBP: 1	WP: 0 PB: 0 SB: 2 CS: 0	PA: 50			
PITCHER	IP WLS BF H R ER SO BB IBB HBP BLK WP HR S P ERA WHIP																												
Steve Avery, L ERA: 5.85 (1, 1)	4.0 19 6 2 2 2 2 2 0 0 0 0 1 35 60 4.50 2.000																												
Pete Smith, R ERA: 1.35 (5, 1)	3.0 12 3 0 0 0 0 0 0 0 0 0 0 27 39 0.00 1.000																												
Mike Stanton, L ERA: (8, 1)	1.2 8 2 0 0 0 0 0 0 1 0 0 0 12 19 0.00 1.200																												
Mark Wohlers, R ERA: (9, 1)	0.1 1 0 0 0 0 0 0 0 0 0 0 0 5 5 0.00 0.000																												
Charlie Leibrandt, L ERA: 4.05 (10, 1)	2.0 L 10 3 2 2 0 0 0 0 1 0 0 0 22 35 9.00 1.500																												

Toronto Blue Jays @ Atlanta Braves
Atlanta-Fulton County Stadium, Atlanta, GA

Sat Oct 24 1992, 7:05 PM EDT
Att: 51,763 - Unknown - 67 F

livebaseballscorecards.com

AB	44
R	4
H	14
RBI	4
BB	3
SO	2
LOB	25



BOTTOM

Toronto Blue Jays @ Atlanta Braves
Atlanta-Fulton County Stadium, Atlanta, GA

Sat Oct 24 1992, 7:05 PM EDT
Att: 51,763 - Unknown - 67 F

livebaseballscores.com

AB 38
R 3
H 8
RBI 2
BB 5
SO 8
LOB 23



WP: 0 PA: 47
PB: 0
SB: 2
CS: 1

AB R H RBI BB SO LOB

6	0	2	1	0	0	3
3	1	2	0	0	0	0
2	0	0	0	0	0	2
4	0	1	1	0	2	2
4	0	0	0	1	1	1
3	0	0	0	2	0	1
5	2	3	0	0	1	1
4	0	0	0	0	1	4
0	0	0	0	0	0	0
2	0	0	0	1	1	2
0	0	0	0	1	0	0
0	0	0	0	0	0	0
0	0	0	0	0	0	0
1	0	0	0	0	0	2
1	0	0	0	0	0	2

11

0-1	B1-3	3
1-2	G3	2
1-1	G3-1	3
0-0	G3	1
0-0	E6	1
0-1	SH1-4	1
1-0	G3	2
2-3	3-H	3

10

2-1	G3	1
1-2	G6-3	2
1-1	G3-1	3
0-0	SH1-4	1
4-2	1B	2
1-2	SH1-4	2
1-0	G3	2

9

0-2	1B	1
1-3	2-H	2
3-2	F8	3
2-3	K	2
4-1	BB	3
0-1	F7	3
0-2	SH1-4	1
0-0	SH1-4	1
4-2	1B	2
1-2	BB	2
2-2	L7	2

8

1-0	L9	1
2-3	K	2
4-1	BB	3
0-1	F7	3
1-3	K2-3	1
0-2	G4-3	2

7

2-1	CS	1
2-2	CS	3
1-2	CS	3
2-3	K	2
4-1	BB	3
1-3	K2-3	1
0-2	G4-3	2

6

1-1	P6	2
1-2	CS	3
1-3	1B	3
3-3	K	3
3-2	L9	1
4-1	BB	2
2-3	K	2
2-1	P6	3
4-1	1B	1
1-3	K	1

5

1-1	P6	2
1-2	CS	3
1-3	1B	3
3-3	K	3
3-2	L9	1
4-1	BB	2
2-3	K	2
2-1	P6	3
4-1	1B	1
1-3	K	1

4

1-1	P6	2
1-2	CS	3
1-3	1B	3
3-3	K	3
3-2	L9	1
4-1	BB	2
2-3	K	2
2-1	P6	3
4-1	1B	1
1-3	K	1

3

2-1	G6-3	1
2-2	SF8	2
2-1	SF8	2
3-3	K	3
0-0	P7	1
1-1	G4-3	2
0-3	K	3
4-1	1B	1
1-3	K	1

2

0-1	G3	2
2-2	SF8	2
1-2	SF8	2
3-3	K	3
4-2	F8	1
1-1	1B	1
1-2	1B	1
1-0	F8	1
0-1	F8	2
1-3	K	3

1

1-1	6-3	1
0-1	G3	2
1-2	1B	1
1-0	P6	3
4-2	F8	1
1-1	1B	1
1-2	1B	1
1-0	F8	1
0-1	F8	2
1-3	K	3

Batter

1.8	Otis Nixon, S	OBP: 0.350, SLG: 0.345
1.7	Deion Sanders, L	OBP: 0.455, SLG: 0.500
7. PH	Ron Gant, R	OBP: 0.278, SLG: 0.400
8. 7		
1.5	Terry Pendleton, S	OBP: 0.246, SLG: 0.309
1.9	David Justice, L	OBP: 0.393, SLG: 0.455
1.3	Sid Bream, L	OBP: 0.364, SLG: 0.405
1.6	Jeff Blauser, R	OBP: 0.296, SLG: 0.327
1.2	Damon Berryhill, S	OBP: 0.200, SLG: 0.217
11. PR	29 John Smoltz, R	OBP: 0.200, SLG: 0.200
1.4	Mark Lemke, S	OBP: 0.370, SLG: 0.300
9. PH	Lonnie Smith, R	OBP: 0.300, SLG: 0.500
10. 4	Rafael Belliard, R	
1. 1	Steve Avery, L	
5. 1	Pete Smith, R	
7. PH	Jeff Treadway, L	OBP: 0.600, SLG: 0.500
8. 1	Mike Stanton, L	OBP: 1.000, SLG: 2.000
9. 1	Mark Wohlers, R	
9. PH	Francisco Cabrera, R	OBP: 0.333, SLG: 0.333
10. 1	Charlie Leibrandt, R	
11. PH	Brian Hunter, R	OBP: 0.162, SLG: 0.200

Inning Stats

R: 0	H: 1	R: 0	H: 1	R: 1	H: 1	R: 0	H: 0	R: 0	H: 1	R: 0	H: 0	R: 1	H: 2	R: 0	H: 0	R: 1	H: 1	R: 1	H: 1
E: 0	LOB: 1	E: 0	LOB: 2	E: 0	LOB: 0	E: 0	LOB: 0	E: 0	LOB: 2	E: 0	LOB: 1	E: 0	LOB: 2	E: 0	LOB: 0	E: 0	LOB: 2	E: 1	LOB: 2
K: 0	BB: 0	K: 1	BB: 1	K: 1	BB: 0	K: 1	BB: 0	K: 2	BB: 1	K: 1	BB: 1	K: 1	BB: 1	K: 0	BB: 1	K: 0	BB: 0	K: 0	BB: 0
S: 8	P: 11	S: 12	P: 19	S: 11	P: 20	S: 6	P: 7	S: 13	P: 23	S: 12	P: 23	S: 10	P: 15	S: 9	P: 16	S: 20	P: 29	S: 8	P: 12

PITCHER

1. 1	Jimmy Key, L	ERA: 0.75
11. 1	Mike Timlin, R	ERA: 3.38

PITCHER

6. 0	David Cone, R	ERA: 3.22
7. 1	Todd Stottlemyre, R	ERA: 1.23
7. 1	David Wells, L	
8. 1	Duane Ward, R	ERA: 3.68
9. 1	Tom Henke, R	ERA: 1.13

IP	WLS	BF	H	R	ER	SO	BB	IBB	HBP	BLK	WP	HR	S	P	ERA	WHIP
1.1	W	6	1	1	0	0	0	0	0	0	0	0	62	103	1.50	1.167
0.1	S	1	0	0	0	0	0	0	0	0	0	0	2	4	0.00	0.000
1.0		4	0	0	0	1	1	0	0	0	0	0	9	16	0.00	1.000
1.1		7	2	1	1	0	1	0	0	0	0	0	22	33	6.75	2.250

IP	WLS	BF	H	R	ER	SO	BB	IBB	HBP	BLK	WP	HR	S	P	ERA	WHIP
1.1	W	6	1	1	0	0	0	0	0	0	0	0	11	14	0.00	0.750
0.1	S	1	0	0	0	0	0	0	0	0	0	0	2	2	0.00	0.000
2.0		14	11	11	2	2	0	0	0	0	0	0	22	33	6.75	2.250