

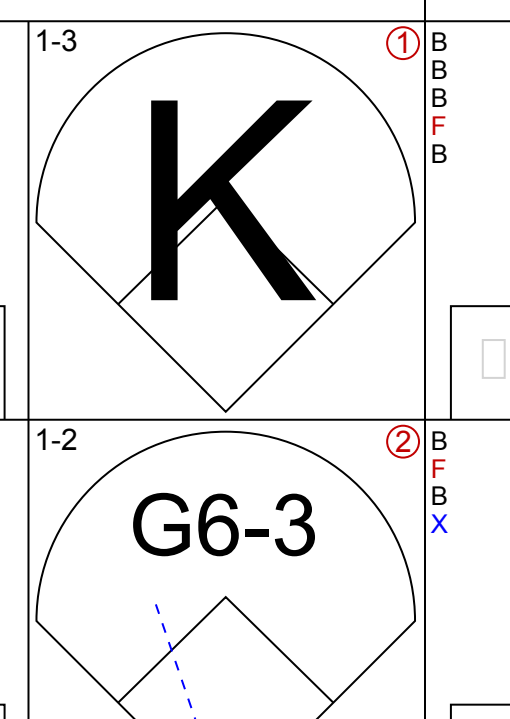
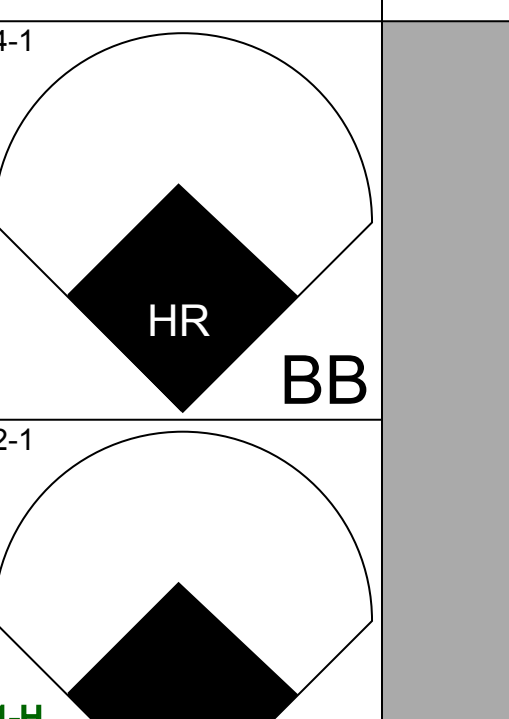
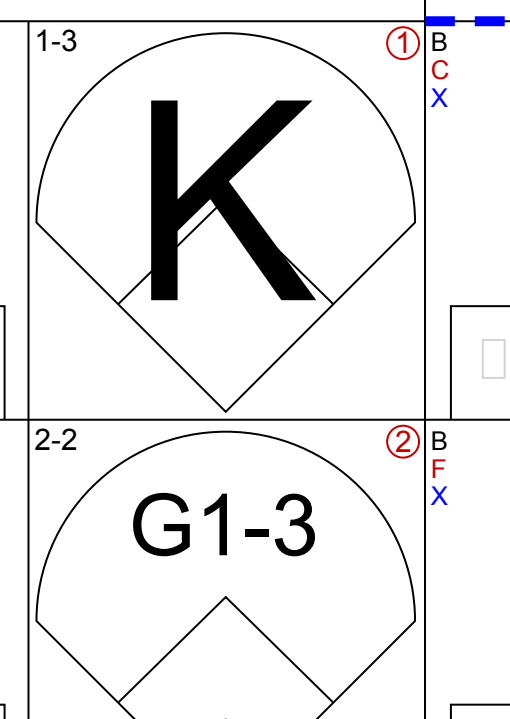
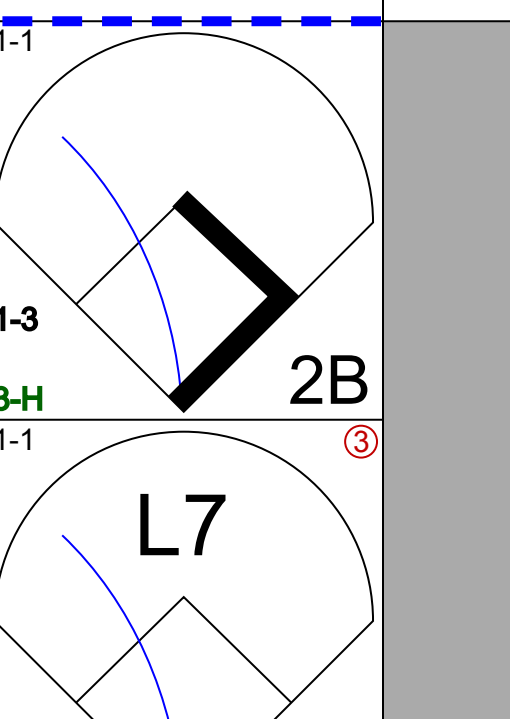
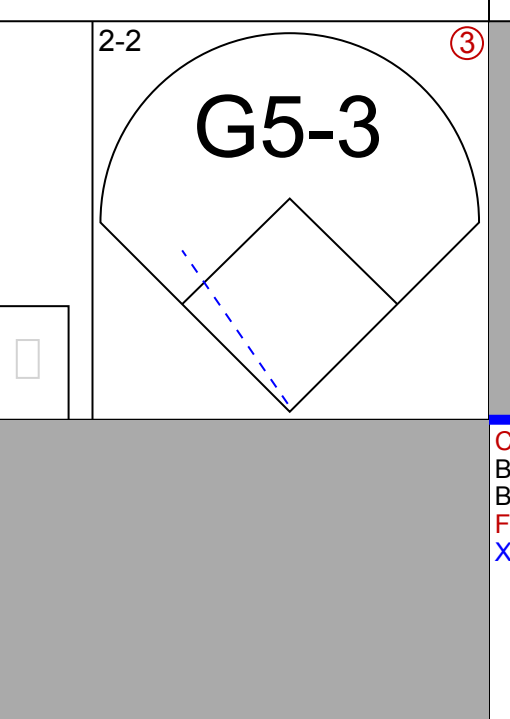
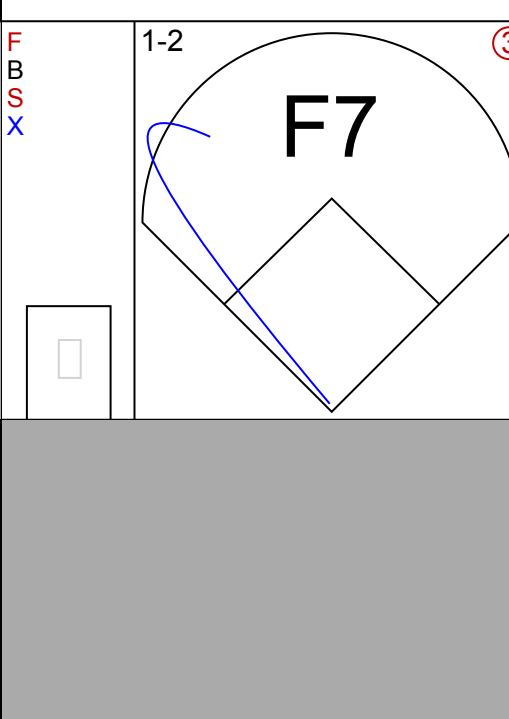
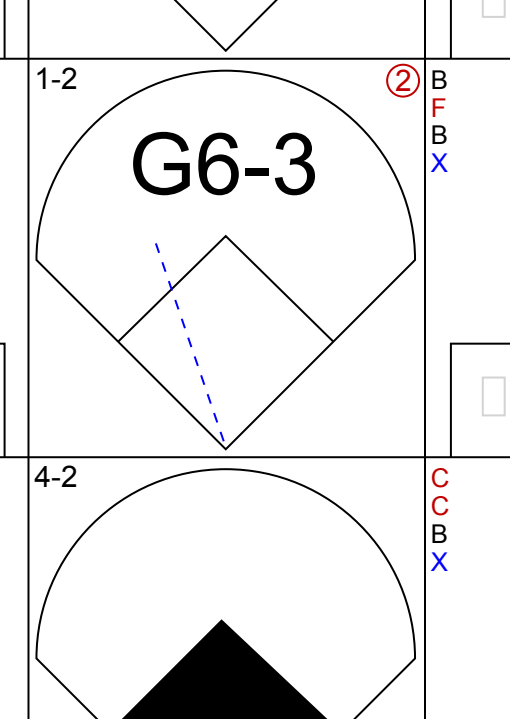
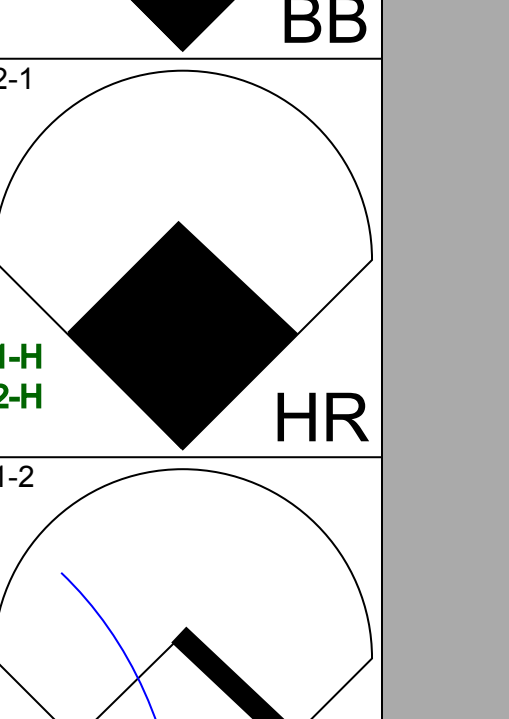
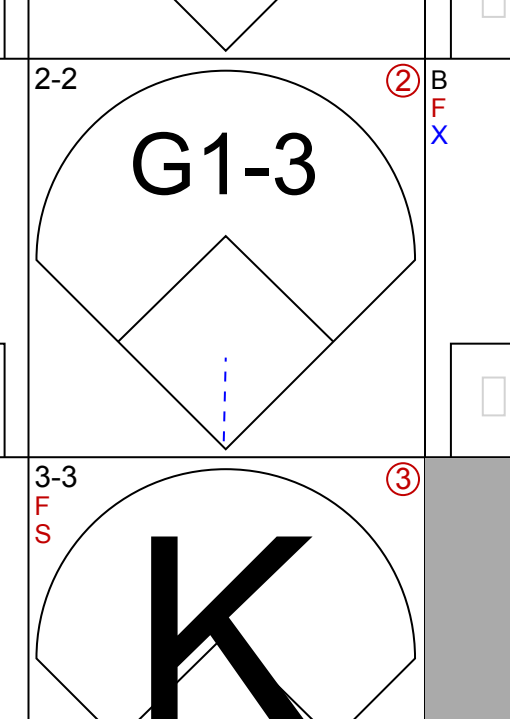
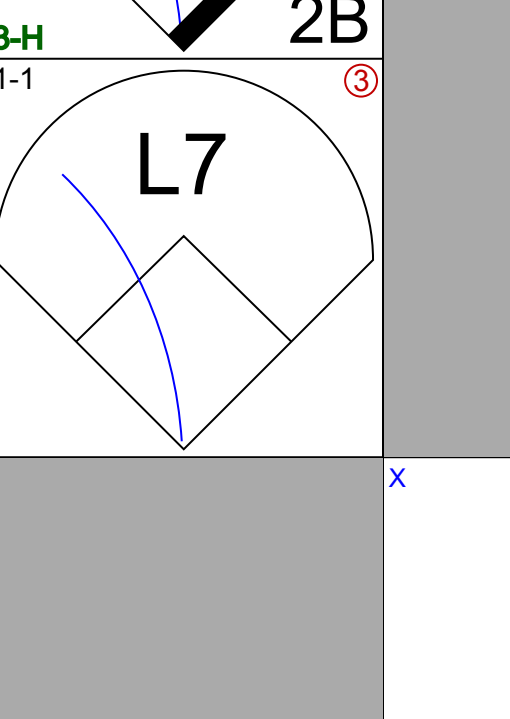
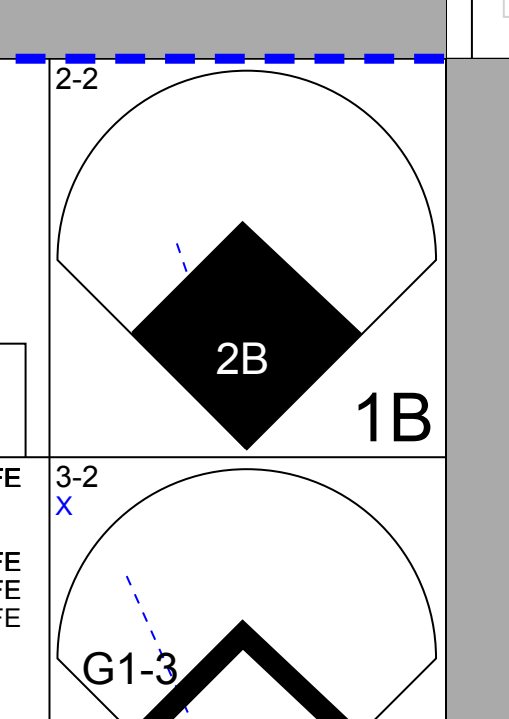
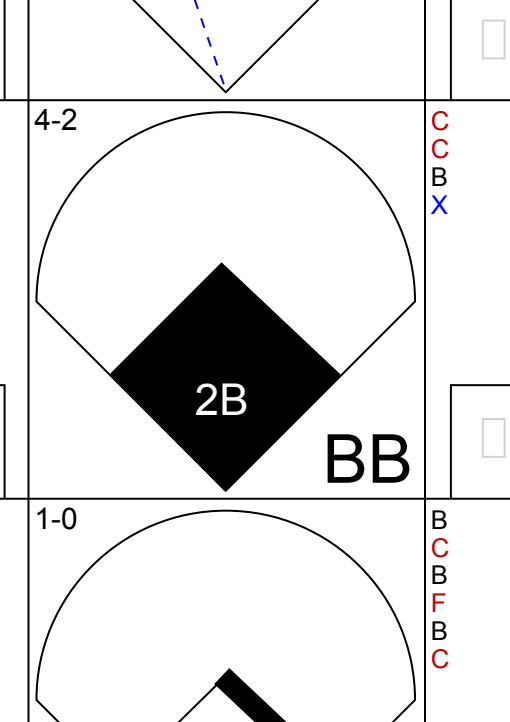
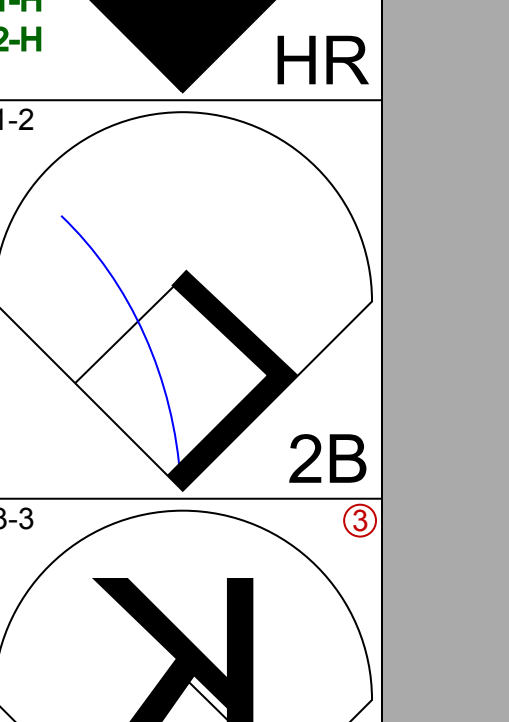
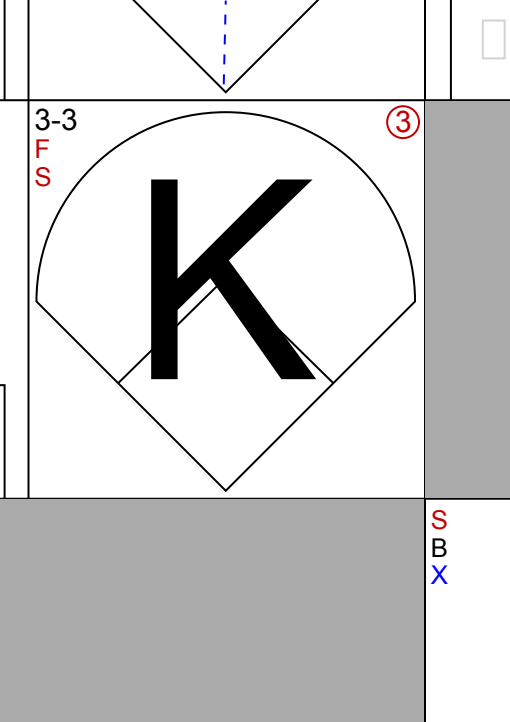
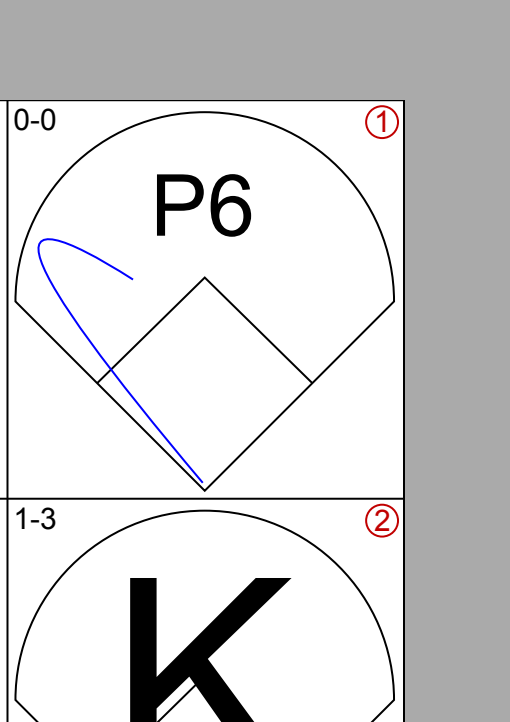
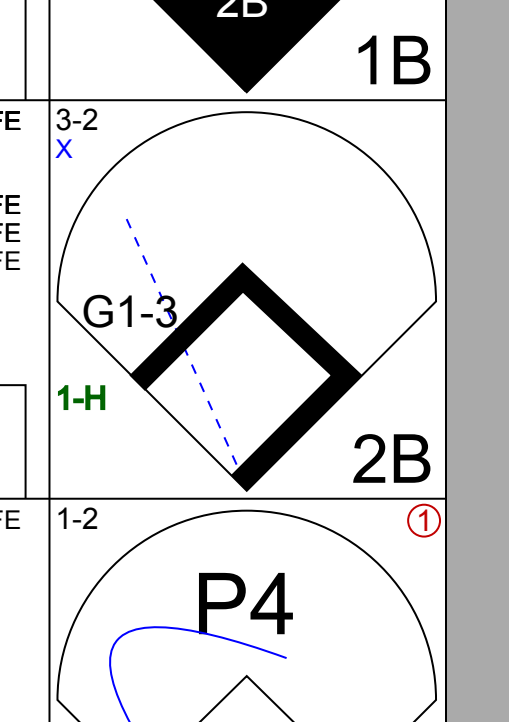
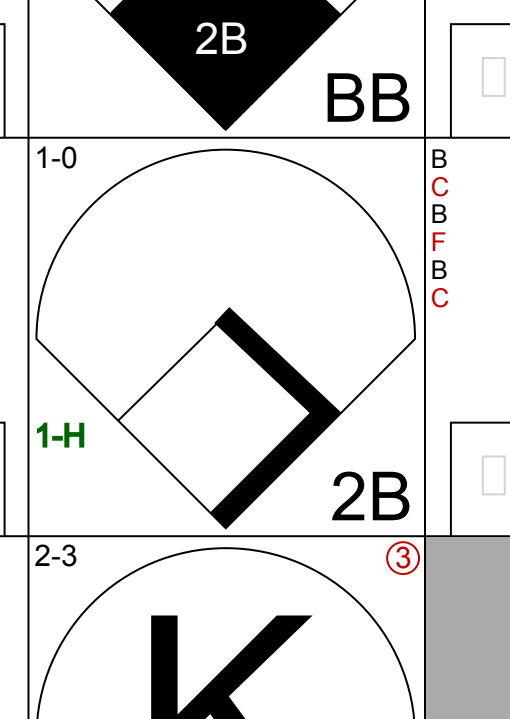
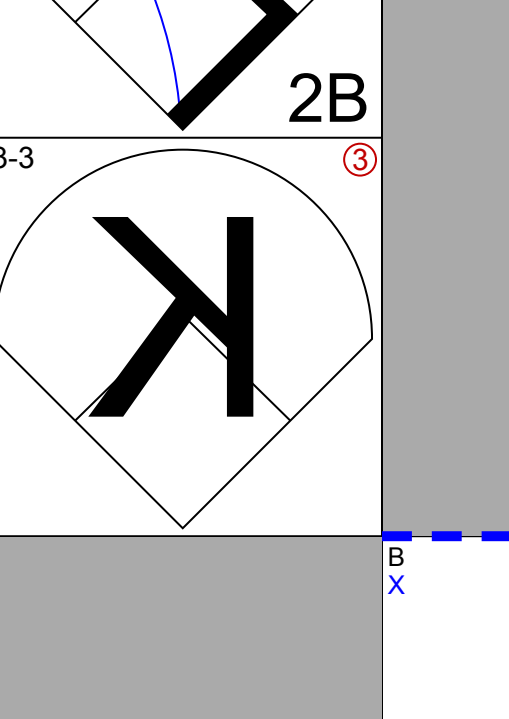
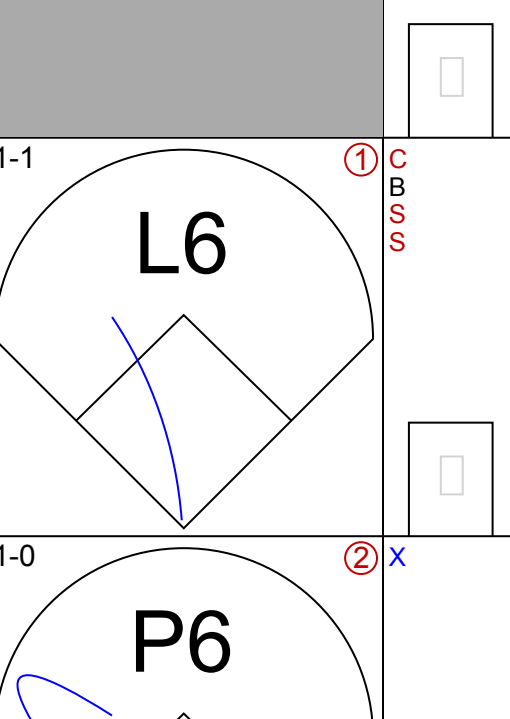
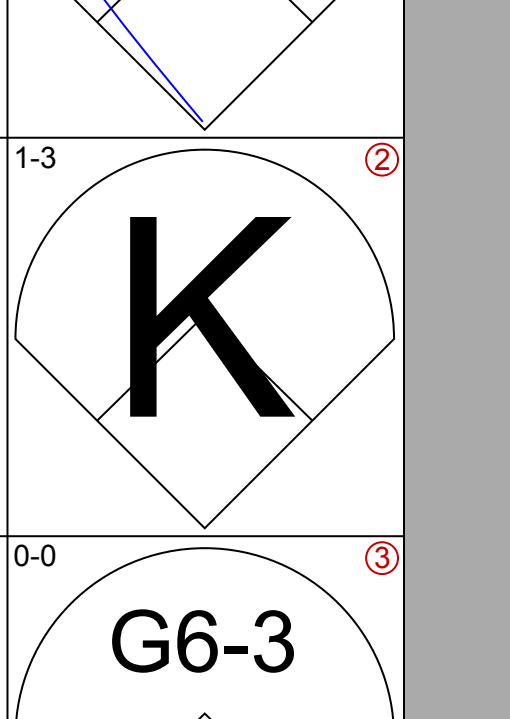
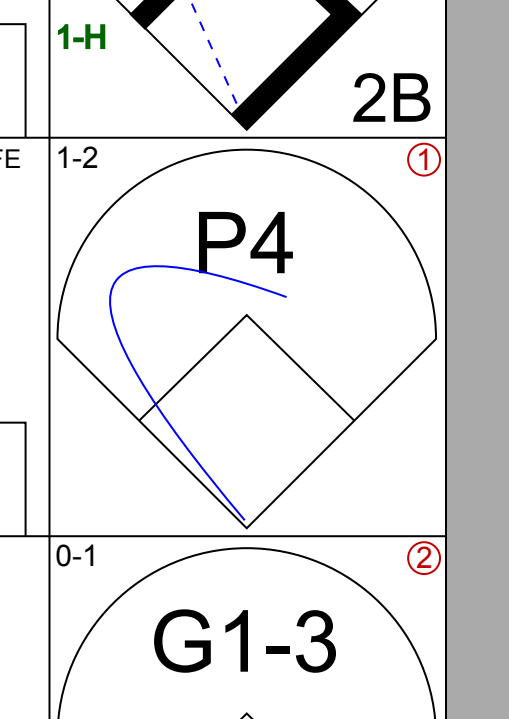
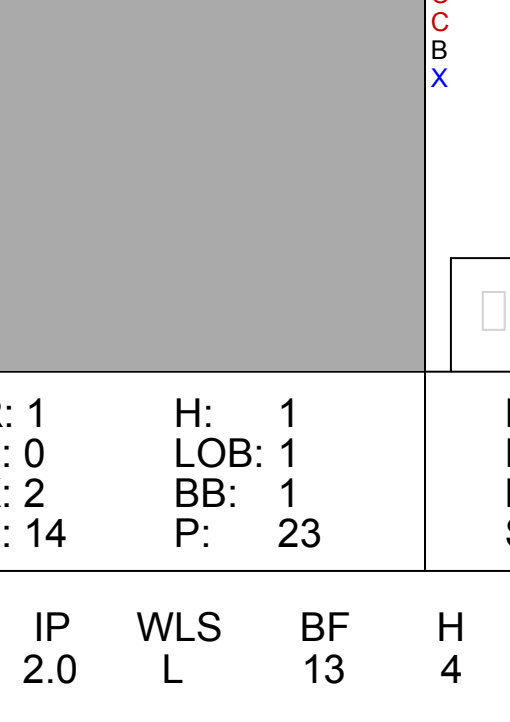
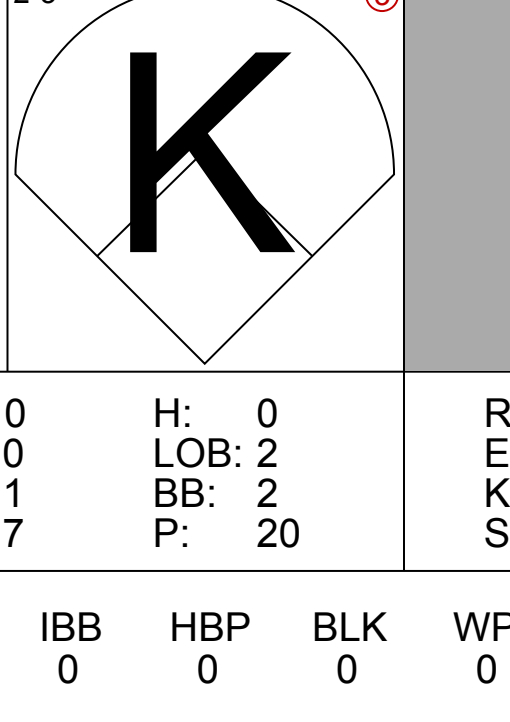
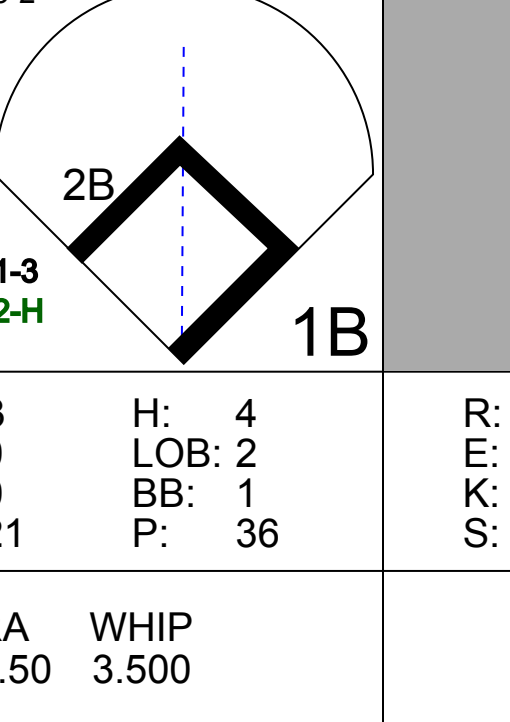
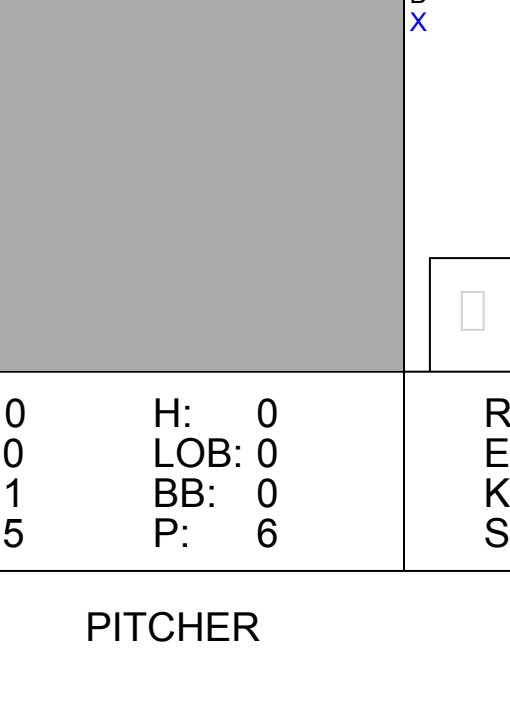
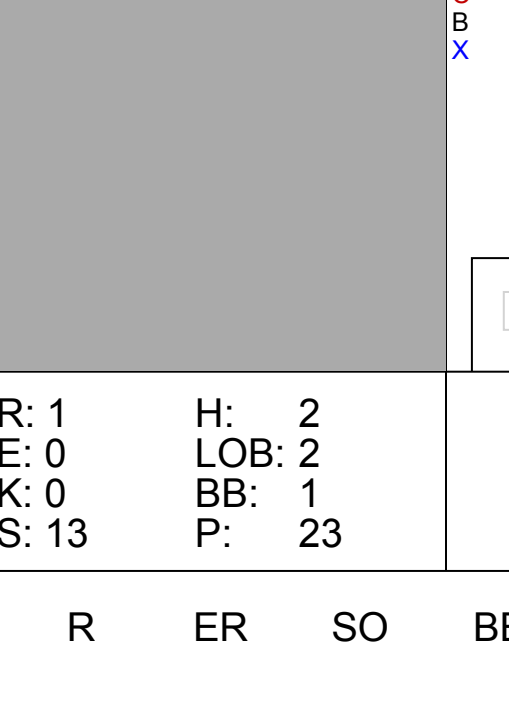
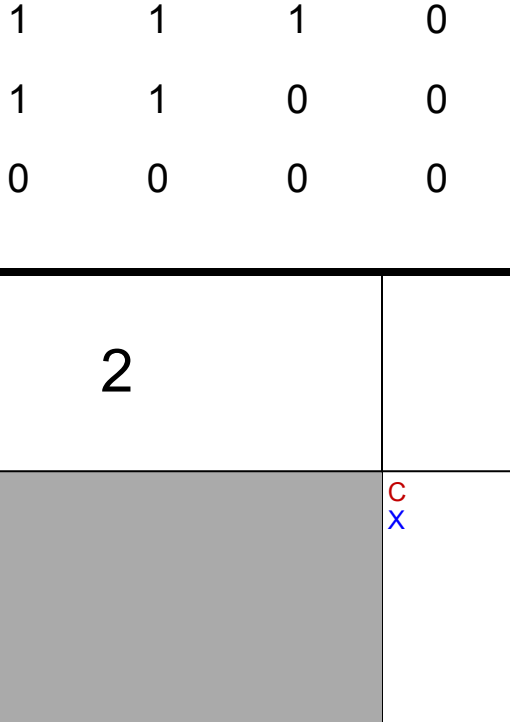
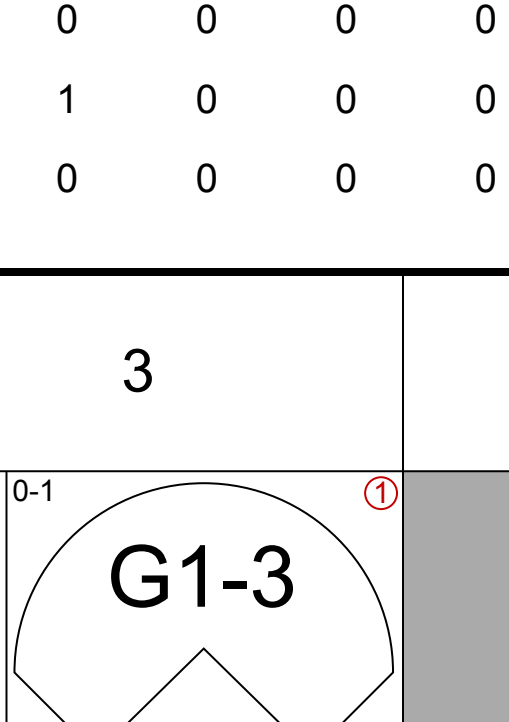
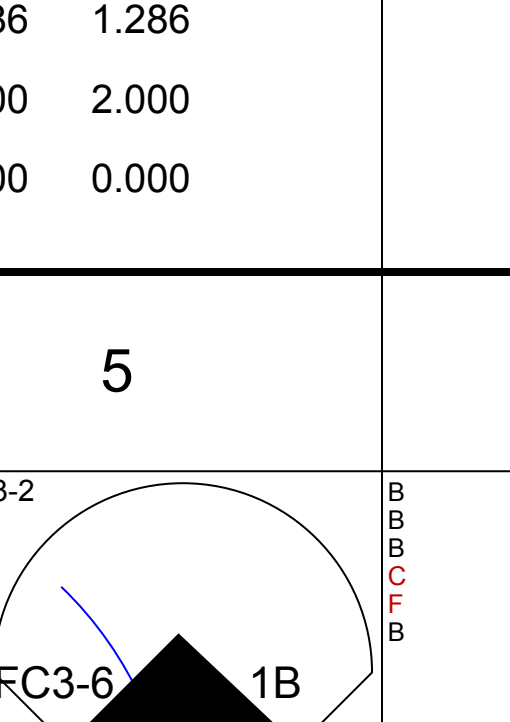
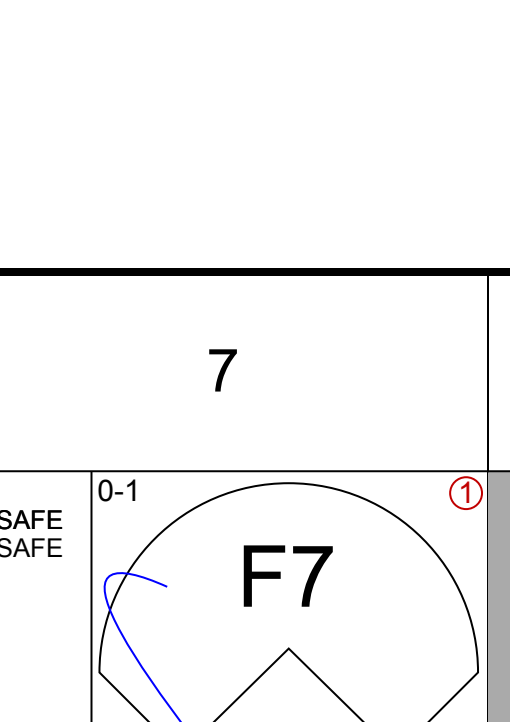
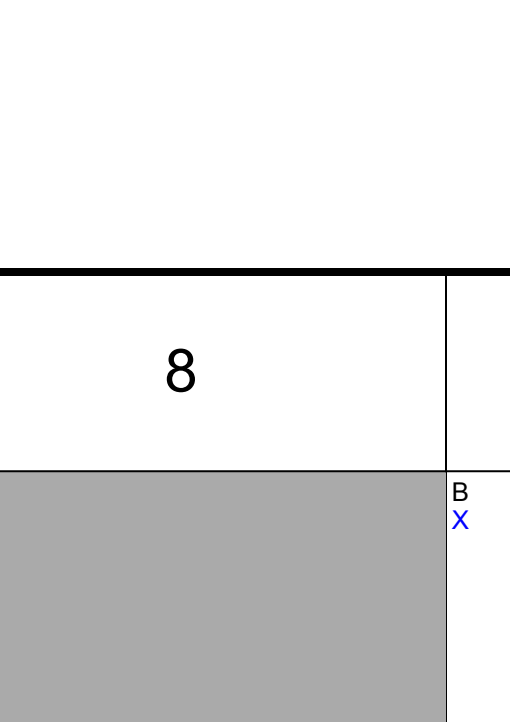
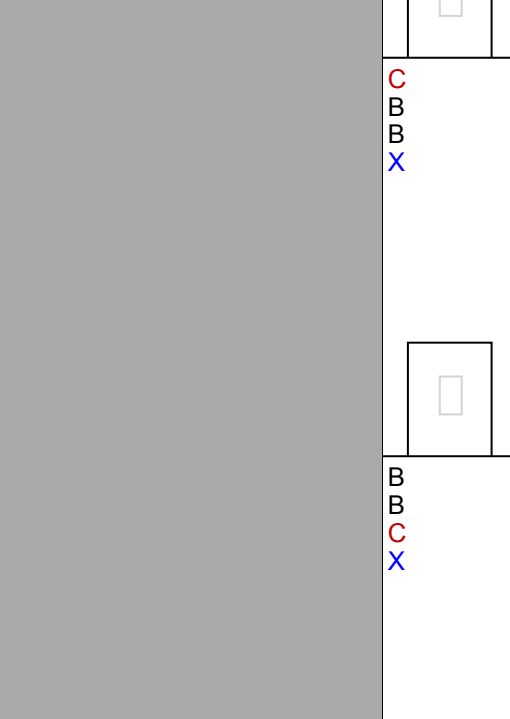
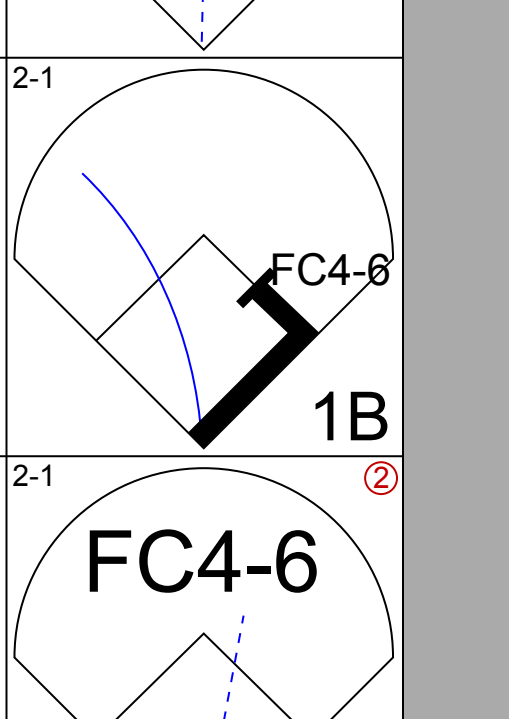
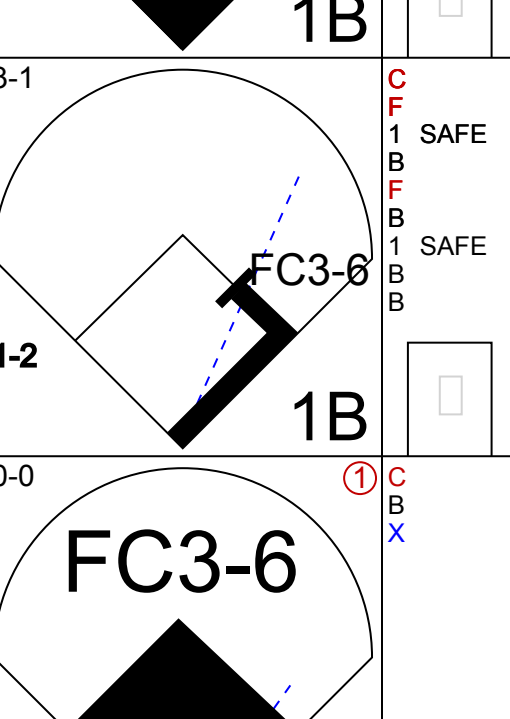
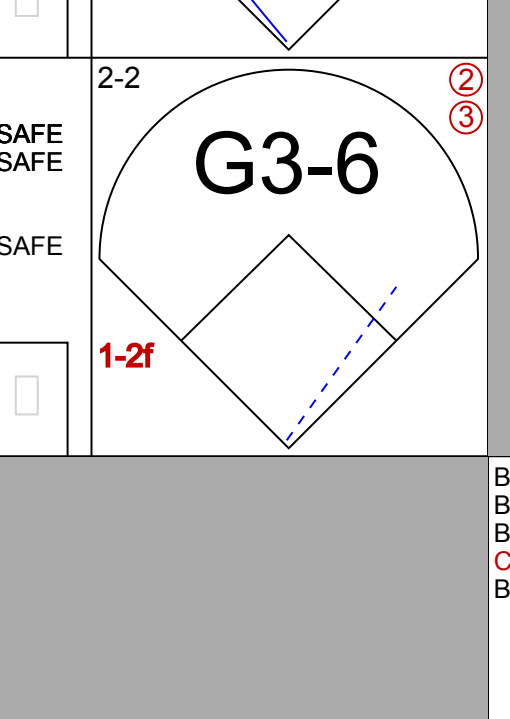
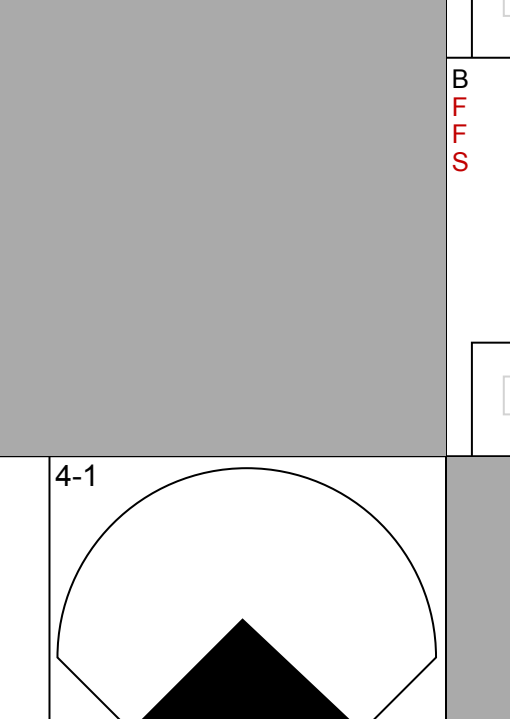
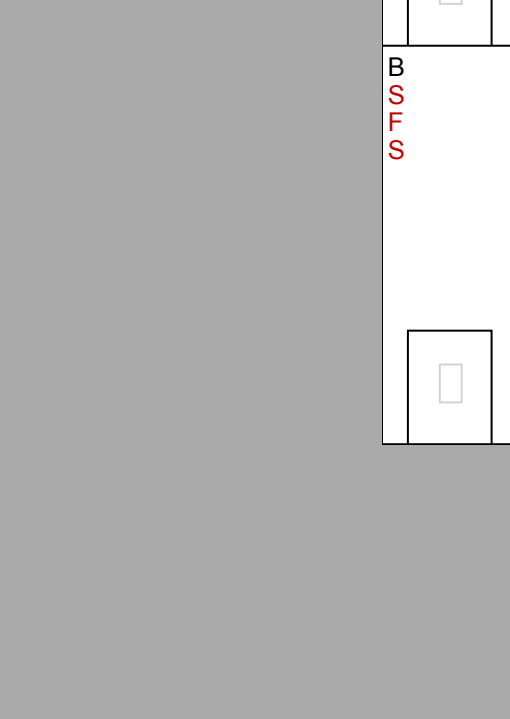
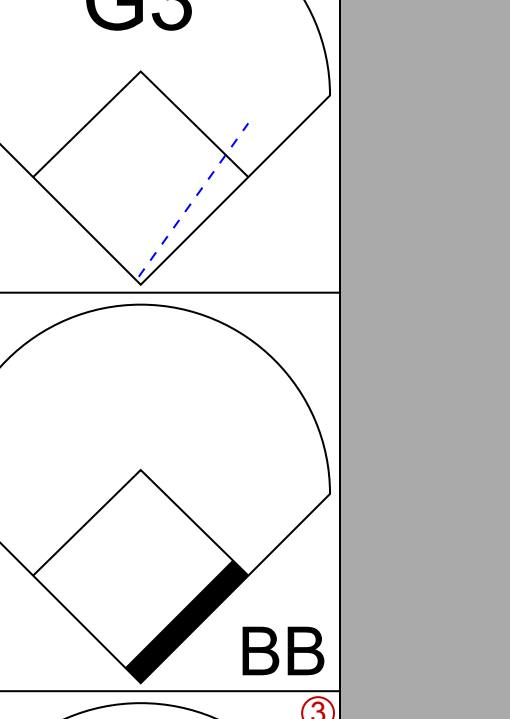

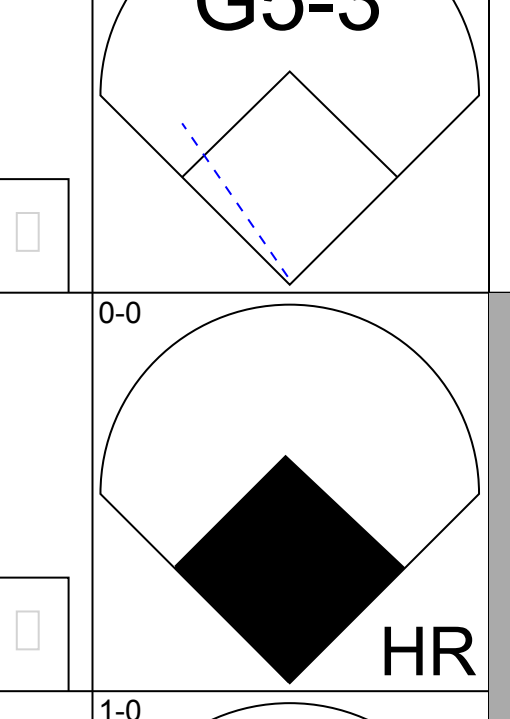
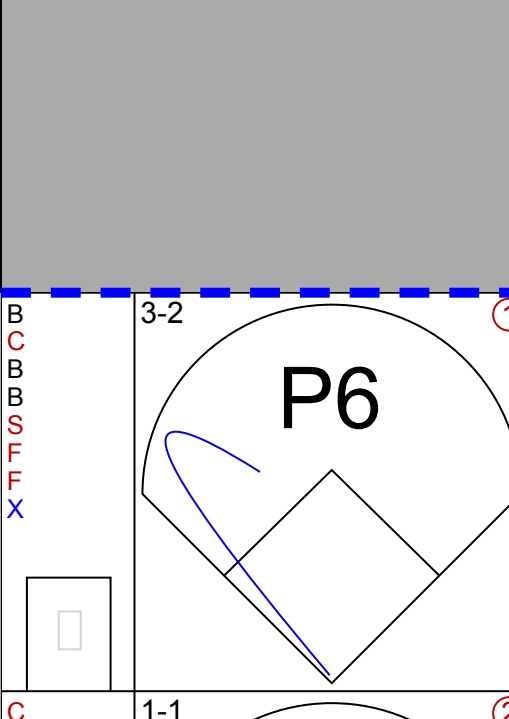
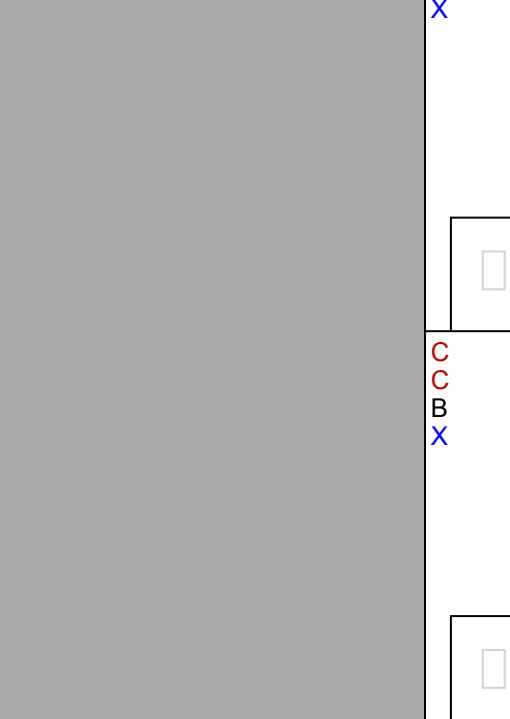
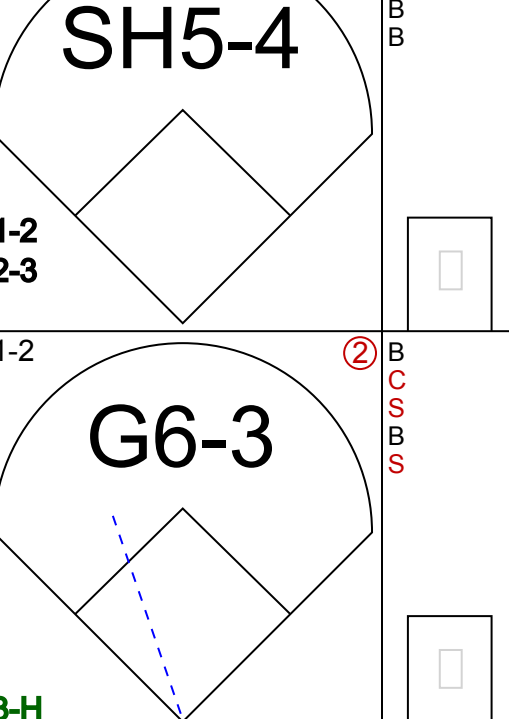


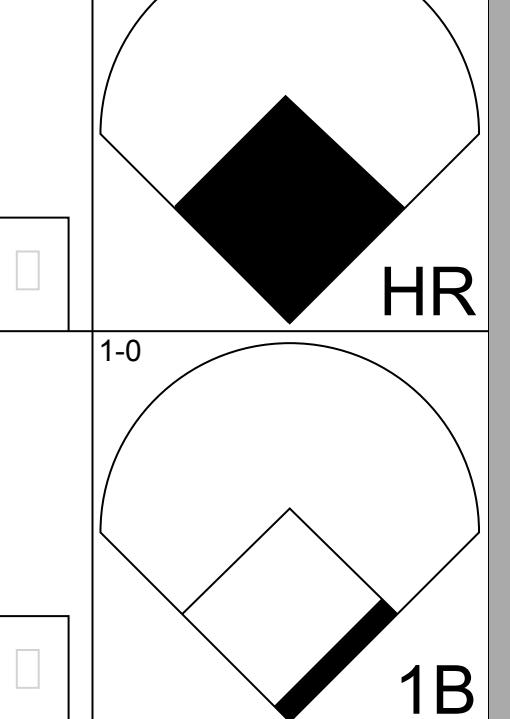
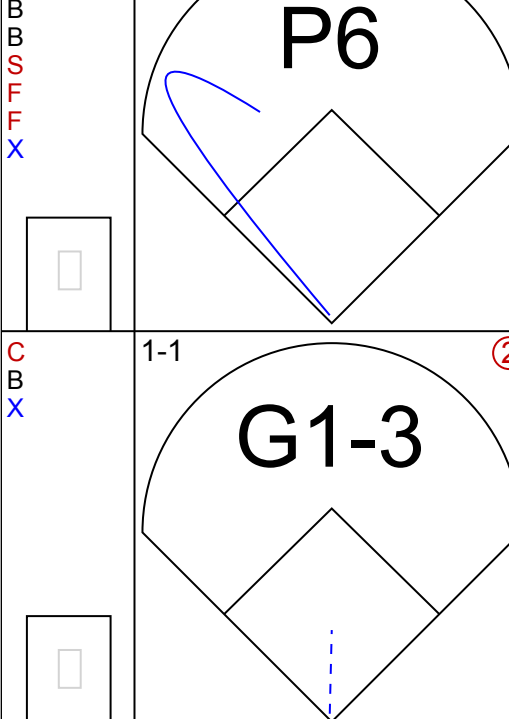


# Toronto Blue Jays - 1992

Batter	1	2	3	4	5	6	7	8	9	AB R H RBI BB SO LOB	TOP					
Devon White, S (1, 8)	G4-3	L4			F8		G5-3		K	5 0 0 0 0 1 2	<p>Toronto Blue Jays @ Detroit Tigers</p> <p>Tiger Stadium, Detroit, MI</p> <p>Mon Apr 06 1992, 3:33 AM EDT</p> <p>Att: 51,068 - Sunny - 55 F</p>					
Roberto Alomar, S (1, 4) OBP: 0.250, SLG: 0.400	F8 1B 2B		G6-3		F7		F7		L6	5 1 1 0 0 0 0						
Joe Carter, R (1, 7) OBP: 0.250, SLG: 0.250	F8		F8		1B		K			4 0 1 0 0 1 1						
Dave Winfield, R (1, 10) OBP: 0.750, SLG: 0.750	1B		1B		1B		K			4 0 3 1 0 1 0						
Kelly Gruber, R (1, 5) OBP: 0.250, SLG: 0.500	F7		F8		FC6-4		1B		2B	4 1 1 0 0 0 4						
John Olerud, L (1, 3) OBP: 0.750, SLG: 2.000		G3 2B		K		HR		1B	IBB	3 1 2 1 1 1 0						
Derek Bell, R (1, 9) OBP: 0.250, SLG: 0.250		G3		K		P3		G5-4-3 1B		4 0 1 1 0 1 1						
Pat Borders, R (1, 2) OBP: 0.250, SLG: 1.000		G1-3		HR		L8		G5-4-3		4 1 1 1 0 0 3						
Manuel Lee, S (1, 6)				L1		F7			F9	3 0 0 0 1 0 0						
<b>Inning Stats</b>	R: 1 E: 0 K: 0 S: 10	H: 2 LOB: 1 BB: 0 P: 11	R: 0 E: 0 K: 0 S: 8	H: 1 LOB: 2 BB: 1 P: 14	R: 0 E: 0 K: 2 S: 14	H: 1 LOB: 0 BB: 0 P: 21	R: 0 E: 0 K: 0 S: 16	H: 0 LOB: 0 BB: 0 P: 11	R: 1 E: 0 K: 1 S: 10	H: 2 LOB: 1 BB: 1 P: 19	R: 0 E: 0 K: 1 S: 10	H: 0 LOB: 0 BB: 0 P: 12	1B: 5 2B: 3 3B: 0 HR: 2	SF: 0 SAC: 0 DP: 1 HBP: 0	WP: 0 PB: 0 SB: 0 CS: 0	PA: 38
<b>PITCHER</b>	IP WLS BF H R ER SO BB IBB HBP BLK WP HR S P ERA WHIP											IP WLS BF H R ER SO BB IBB HBP BLK WP HR S P ERA WHIP				
Bill Gullickson, R (1, 1) ERA: 4.5	6.0 L 27 8 3 3 2 1 0 0 0 0 2 65 95 4.50 1.500															
Mark Leiter, R (7, 1) ERA: 4.5	2.0 8 2 1 1 2 0 1 0 0 0 0 18 30 4.50 1.000															
Les Lancaster, R (9, 1) ERA:	1.0 3 0 0 0 1 0 0 0 0 0 0 10 12 0.00 0.000															

Batter	1	2	3	4	5	6	7	8	9	AB R H RBI BB SO LOB	BOTTOM							
Dan Gladden, R (1, 7)	P8		P4		F8			L8		4 0 0 0 0 0 1	<p>Toronto Blue Jays @ Detroit Tigers</p> <p>Tiger Stadium, Detroit, MI</p> <p>Mon Apr 06 1992, 3:33 AM EDT</p> <p>Att: 51,068 - Sunny - 55 F</p>							
Lou Whitaker, L (1, 4)	L9		BB		F8			F8		3 0 0 0 1 0 1								
Alan Trammell, R (1, 6)	F7		F9		L4			G5-3		4 0 0 0 0 0 1								
Cecil Fielder, R (1, 3) OBP: 0.500, SLG: 1.333		1B 1B BB	L9		G4-3			HR		3 1 1 1 1 0 1								
Mickey Tettleton, S (1, 2) OBP: 0.250, SLG: 0.250		1B 1B		K		G3		G1-3		4 0 1 0 0 1 0								
Tony Phillips, S (1, 10)		K		K			G6-3		F7	4 0 0 0 0 2 2								
Rob Deer, R (1, 9) OBP: 0.250, SLG: 1.000		K		K			K		HR	4 1 1 1 0 3 2								
Travis Fryman, R (1, 5) OBP: 0.750, SLG: 0.667		1B		G4-3 BB			1B		G5-3	3 0 2 0 1 0 0								
Mitt Cuyler, S (1, 8)		K		G4-3			G1-3			3 0 0 0 0 1 5								
<b>Inning Stats</b>	R: 0 E: 0 K: 0 S: 7	H: 0 LOB: 0 BB: 0 P: 14	R: 0 E: 0 K: 3 S: 16	H: 2 LOB: 3 BB: 1 P: 23	R: 0 E: 0 K: 3 S: 10	H: 0 LOB: 0 BB: 0 P: 13	R: 0 E: 0 K: 0 S: 8	H: 0 LOB: 0 BB: 0 P: 13	R: 0 E: 0 K: 1 S: 10	H: 1 LOB: 1 BB: 0 P: 17	R: 0 E: 0 K: 0 S: 6	H: 0 LOB: 0 BB: 0 P: 6	R: 2 E: 0 K: 0 S: 19	H: 2 LOB: 0 BB: 0 P: 32	1B: 3 2B: 0 3B: 0 HR: 2	SF: 0 SAC: 0 DP: 0 HBP: 0	WP: 0 PB: 0 SB: 0 CS: 0	PA: 35
<b>PITCHER</b>	IP WLS BF H R ER SO BB IBB HBP BLK WP HR S P ERA WHIP											IP WLS BF H R ER SO BB IBB HBP BLK WP HR S P ERA WHIP						
Jack Morris, R (1, 1) ERA: 2.0	9.0 W 35 5 2 2 7 3 0 0 0 0 2 88 144 2.00 0.889																	

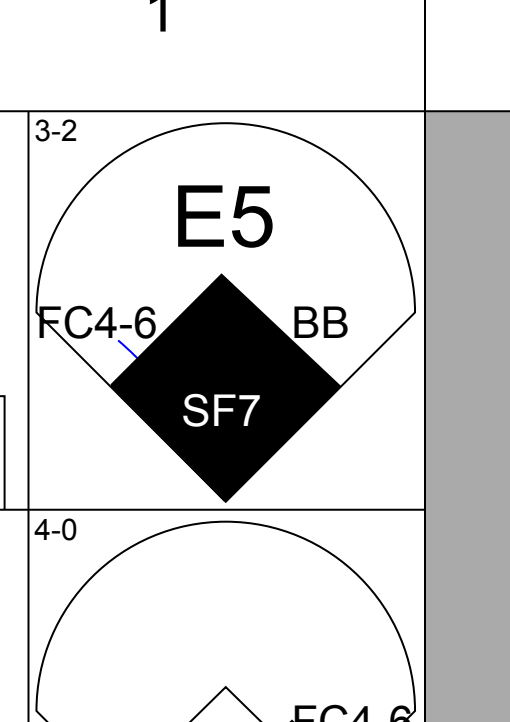
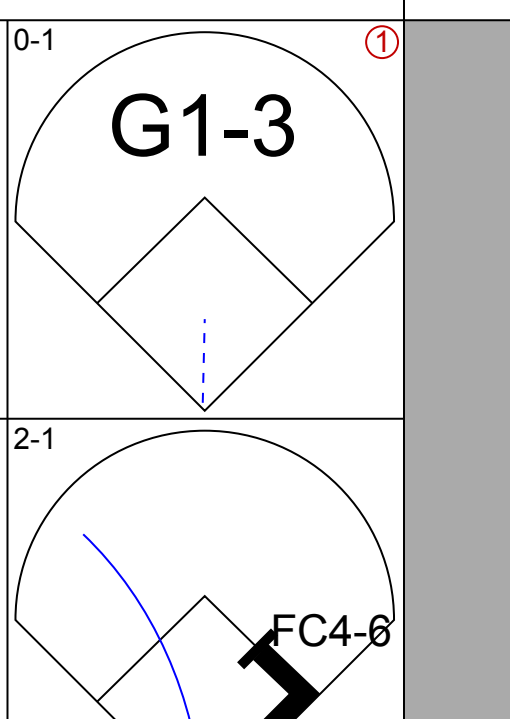
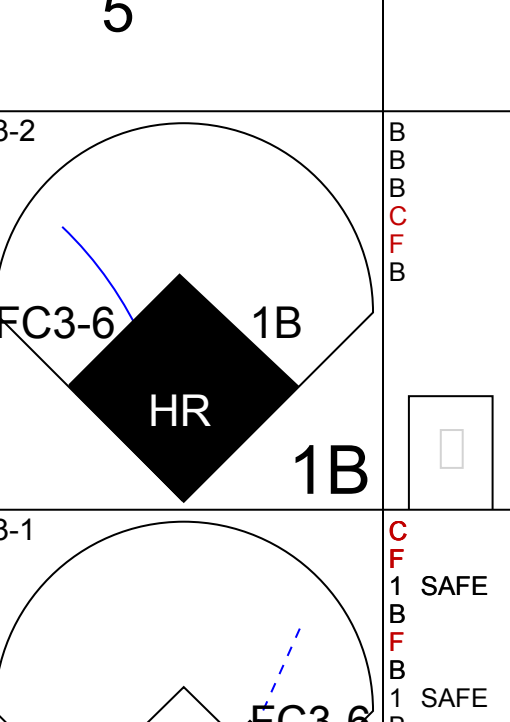
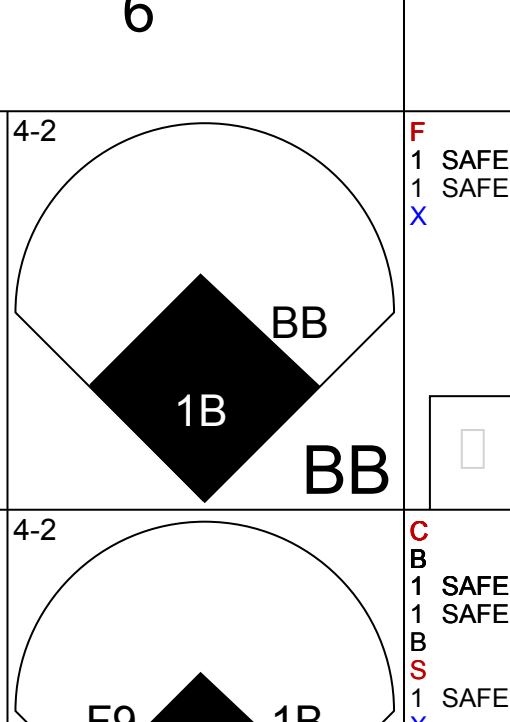
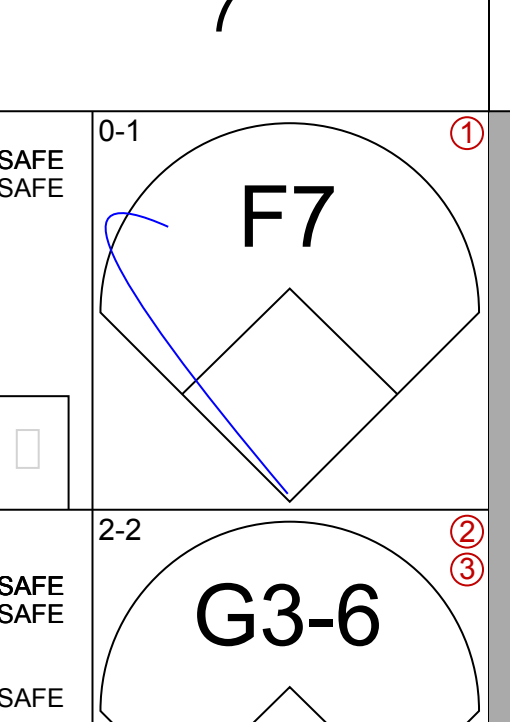
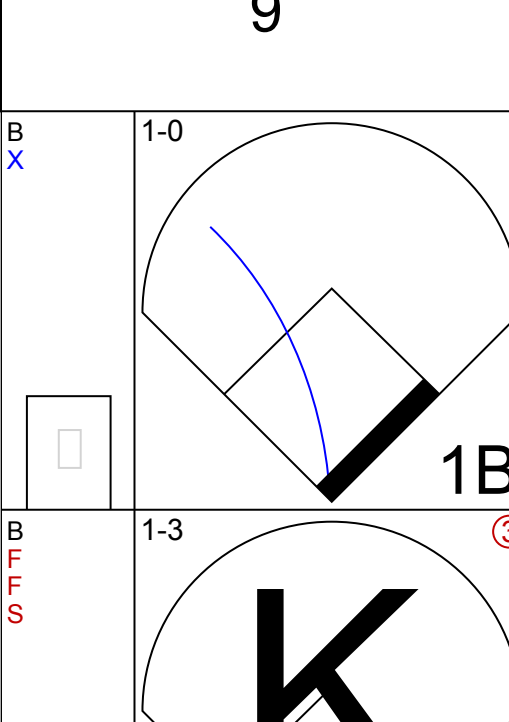
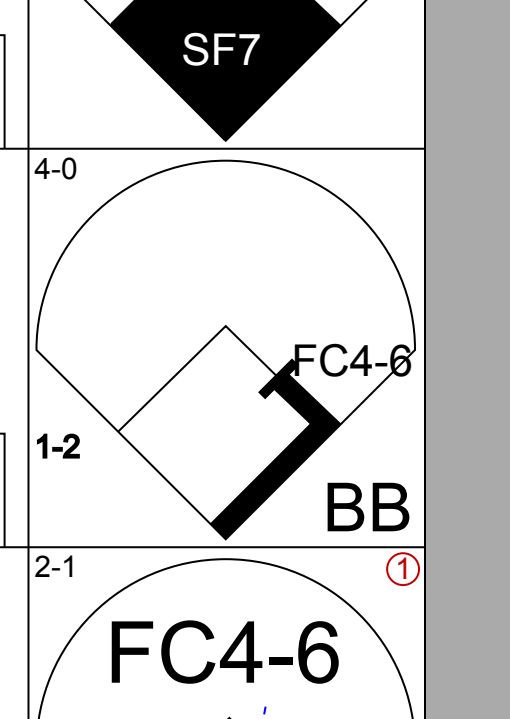
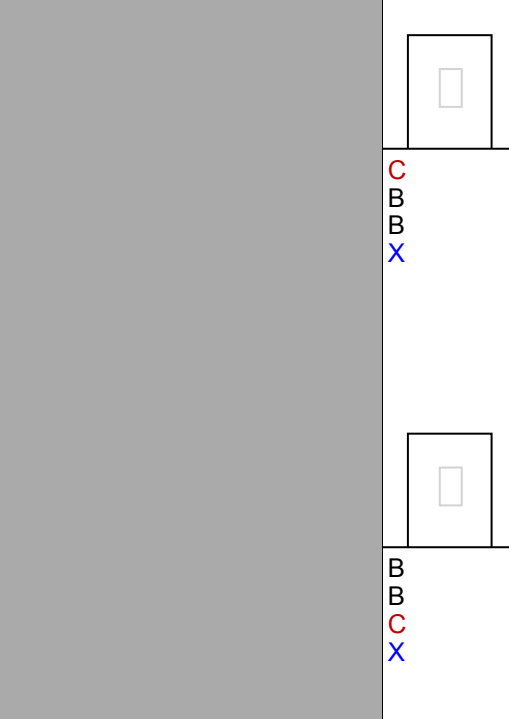
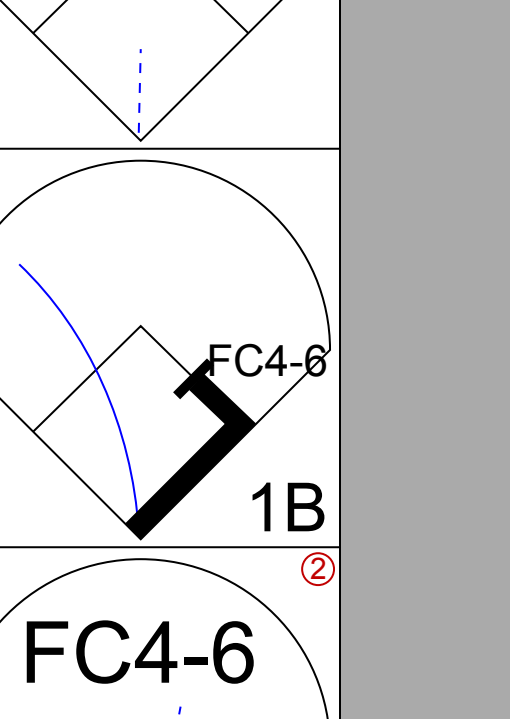
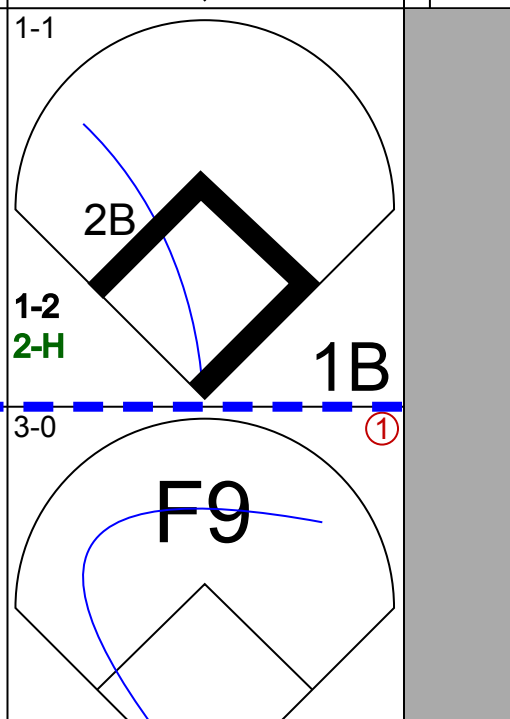
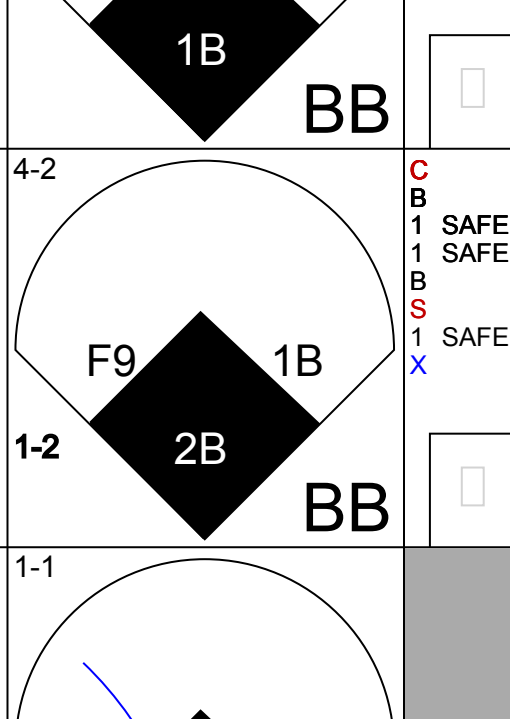
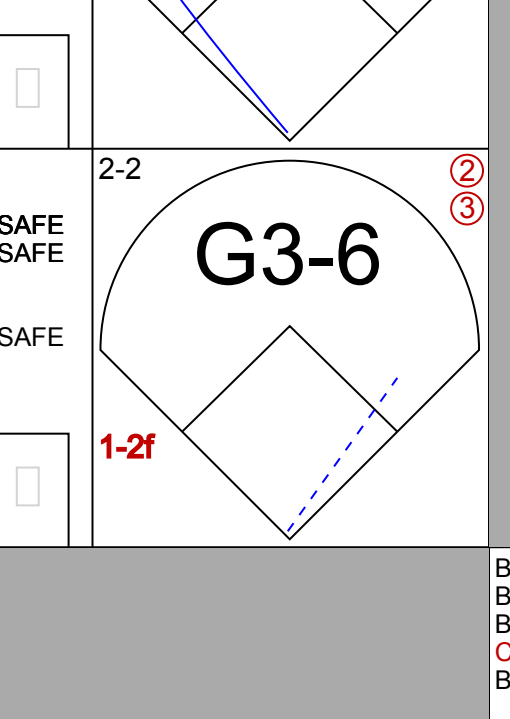
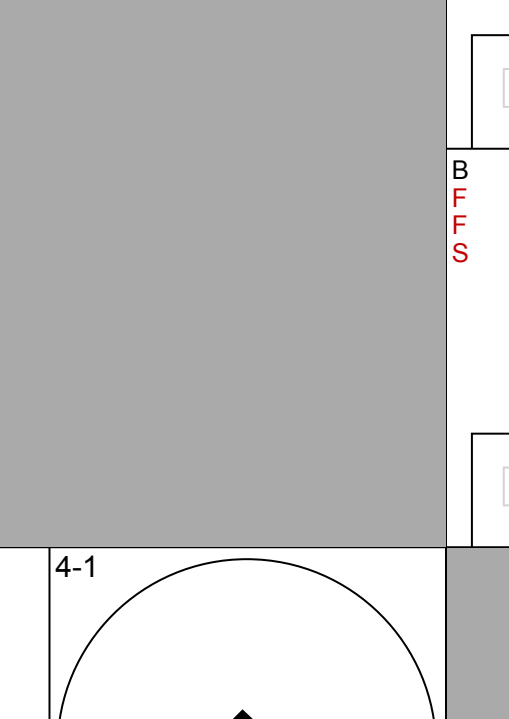
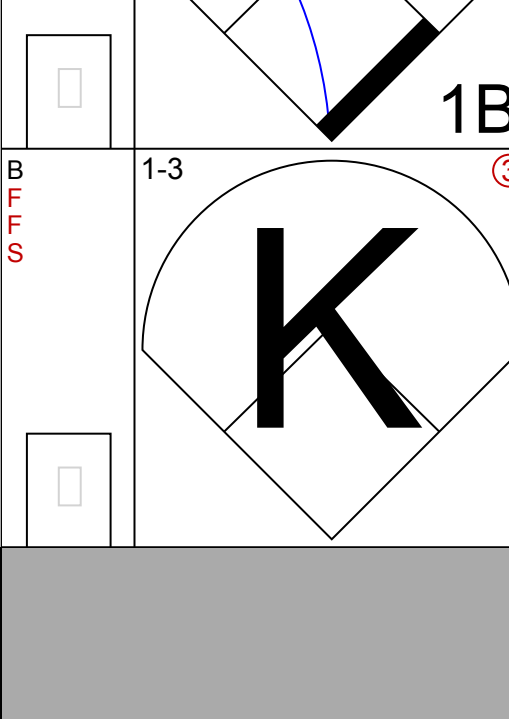
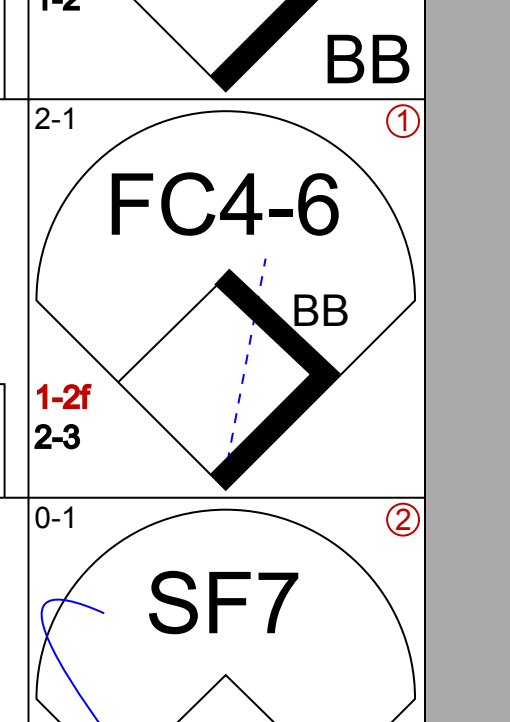
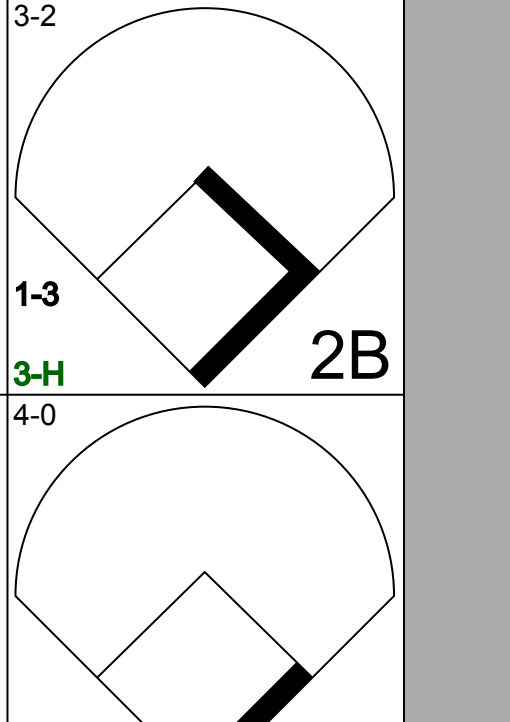
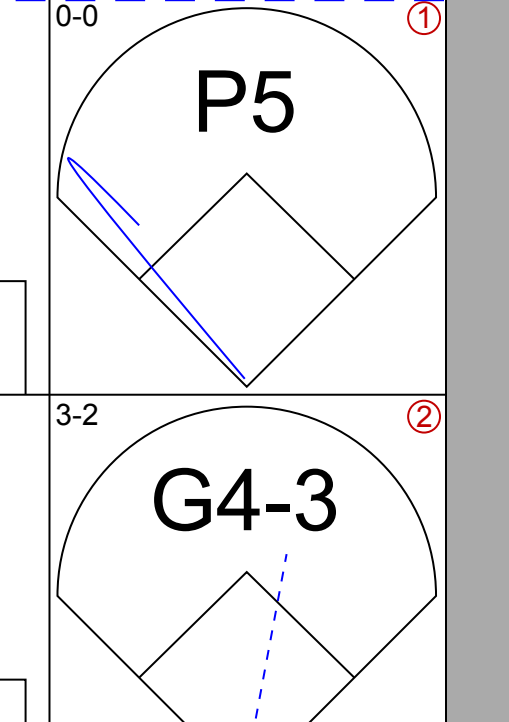
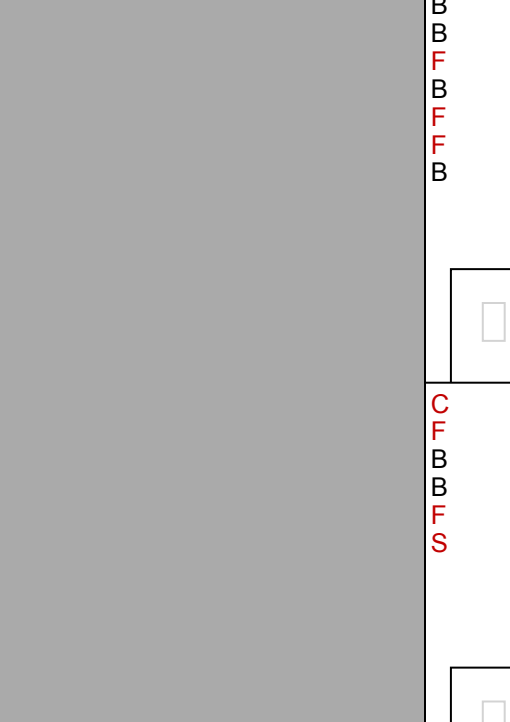
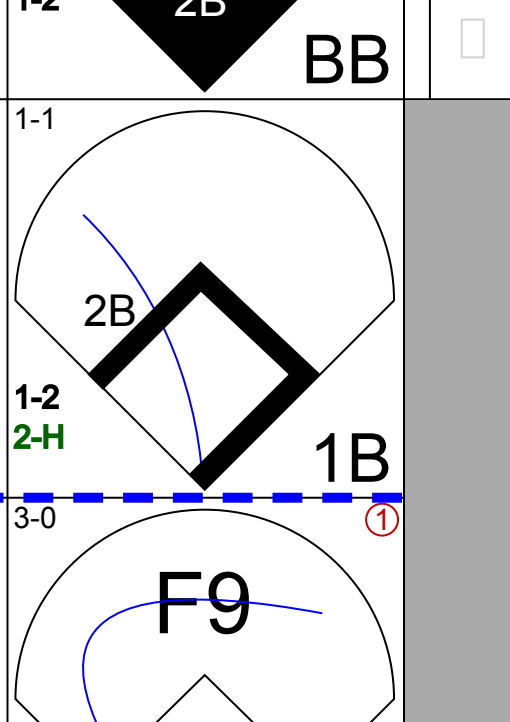

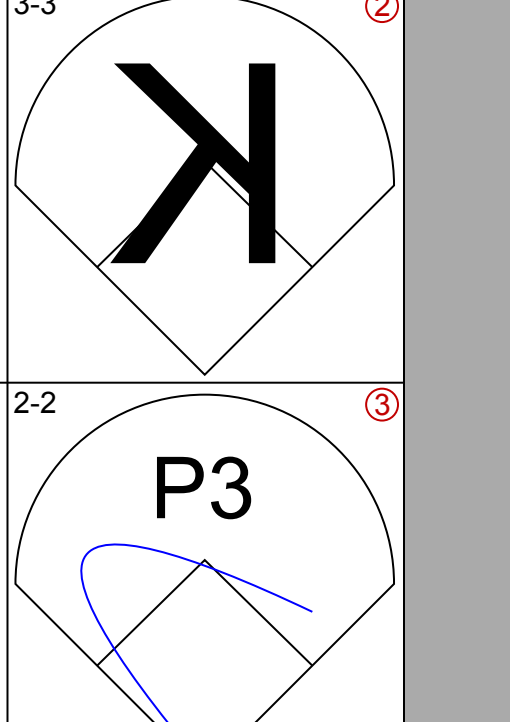

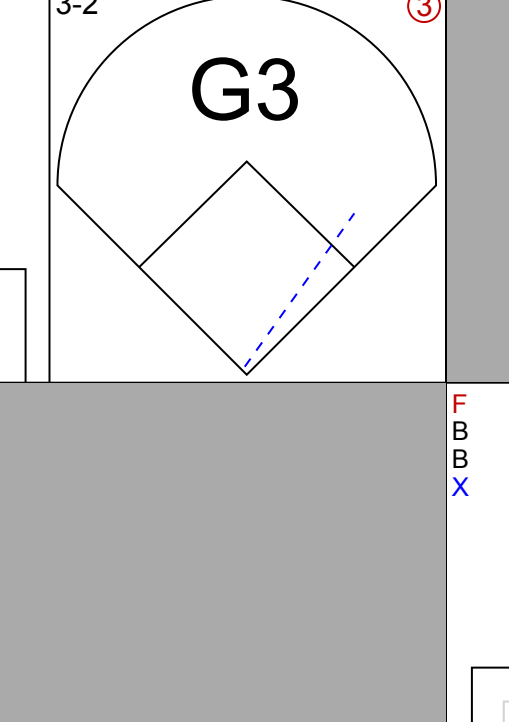
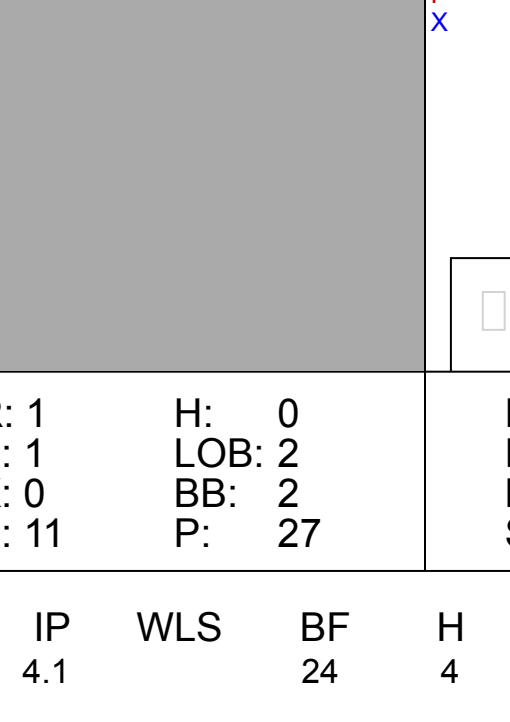
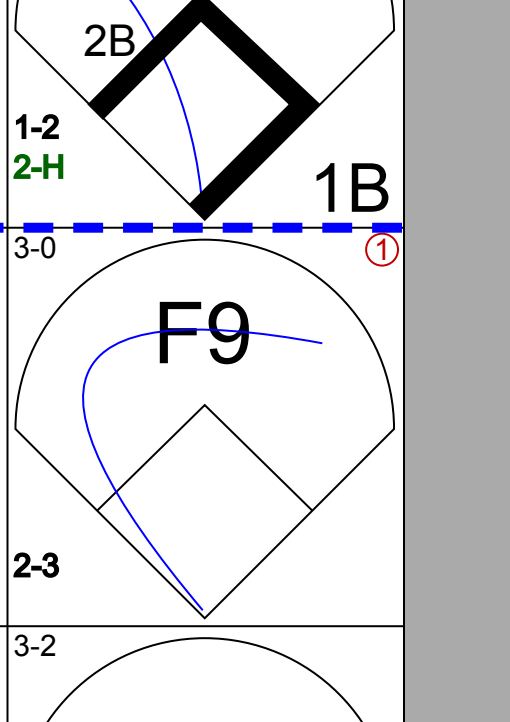

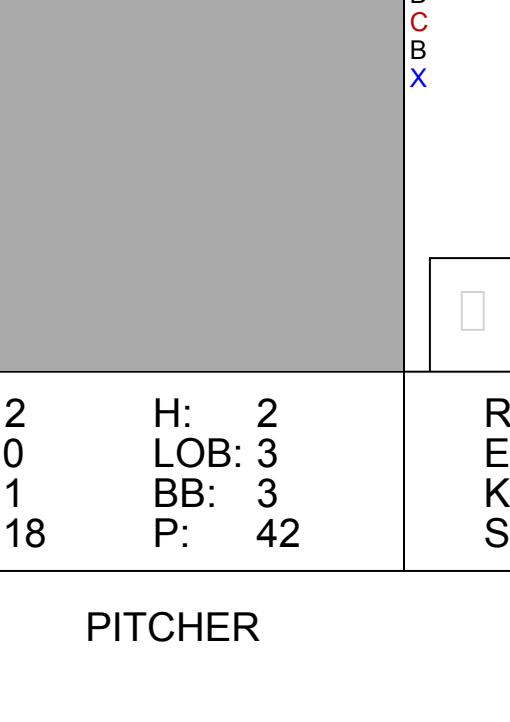
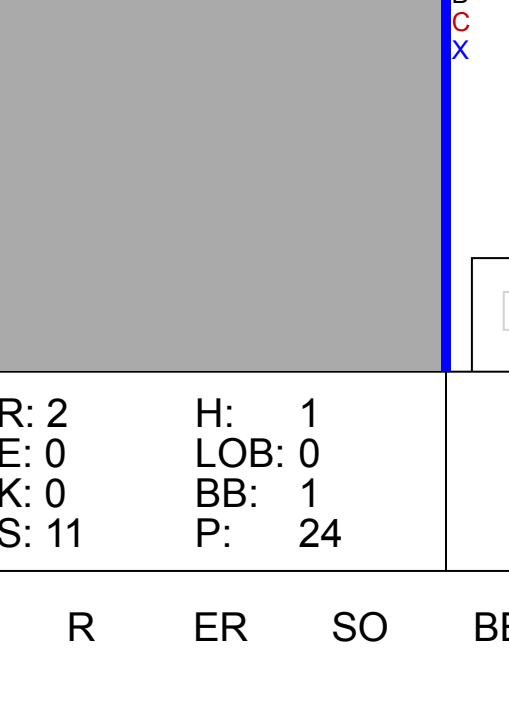

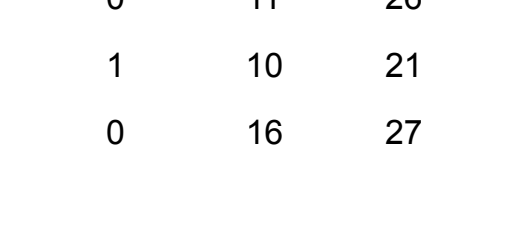
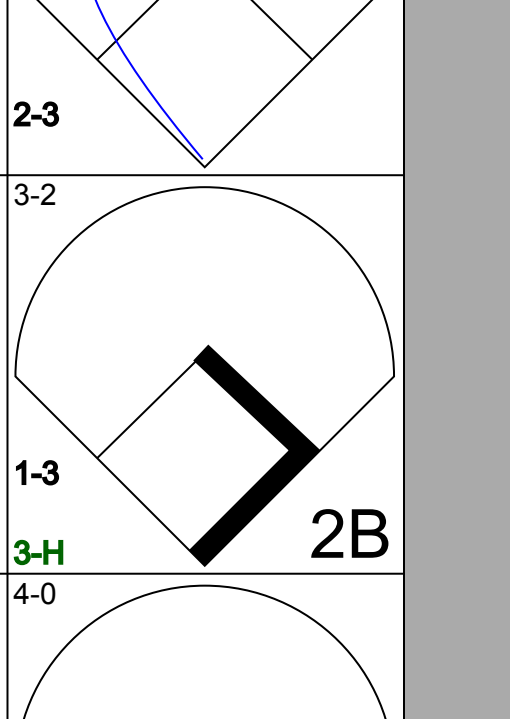

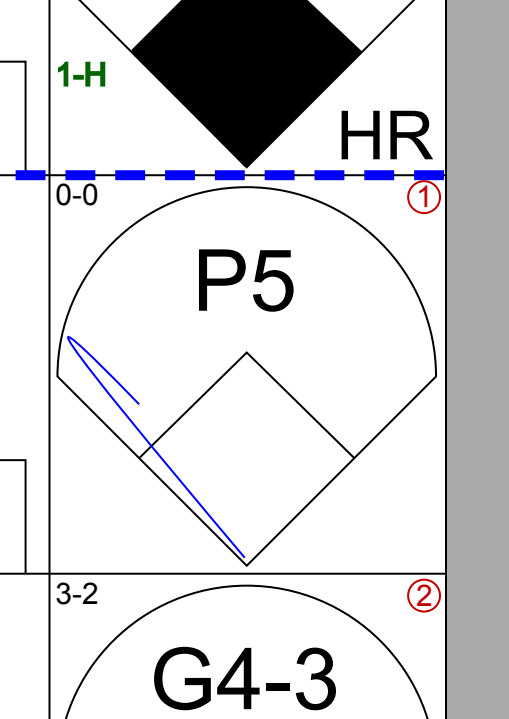
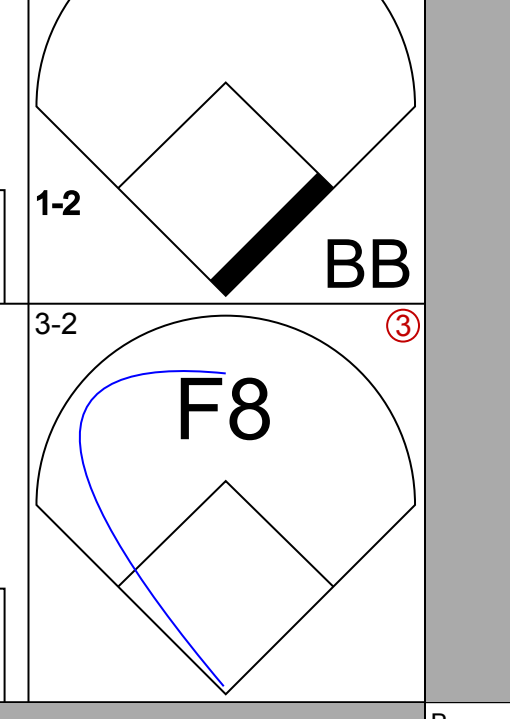
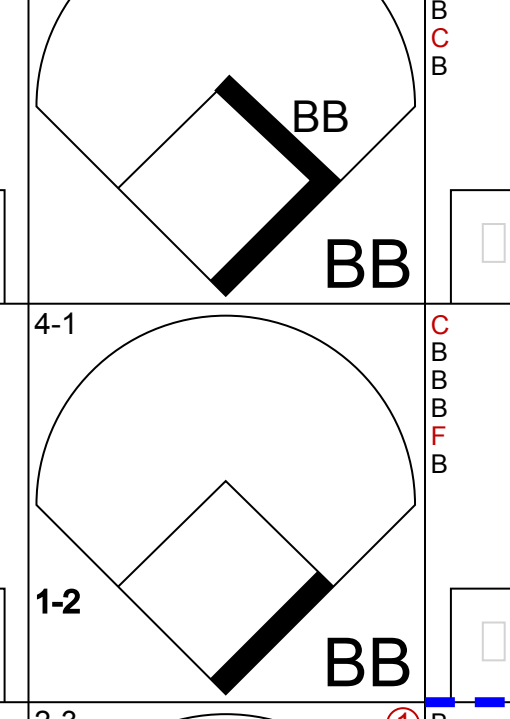
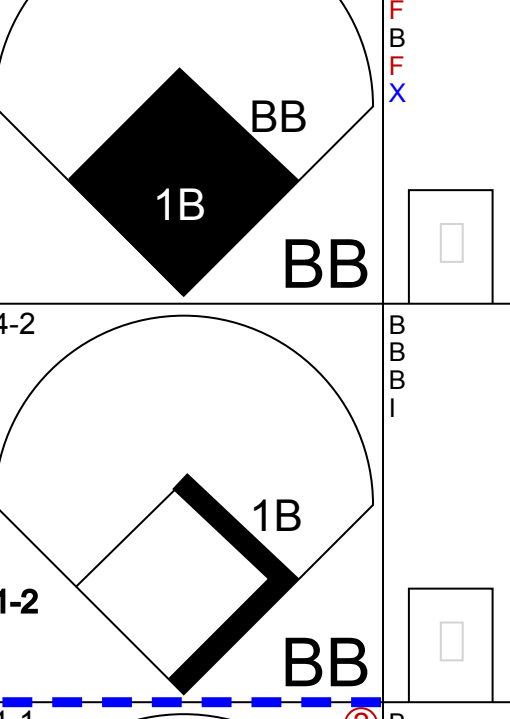
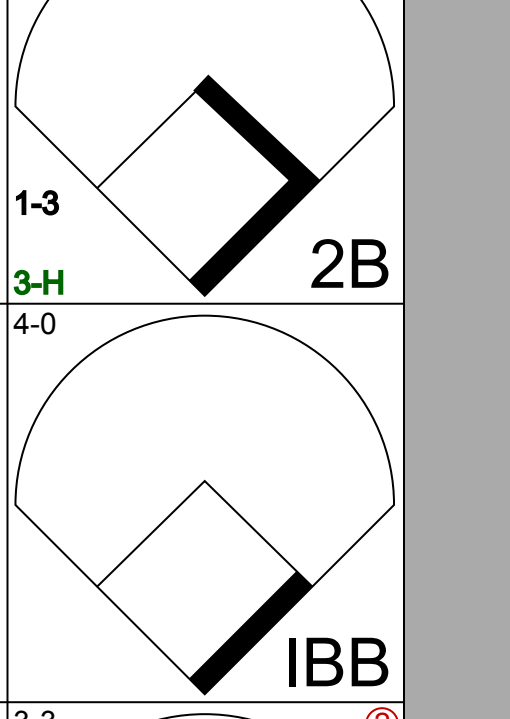

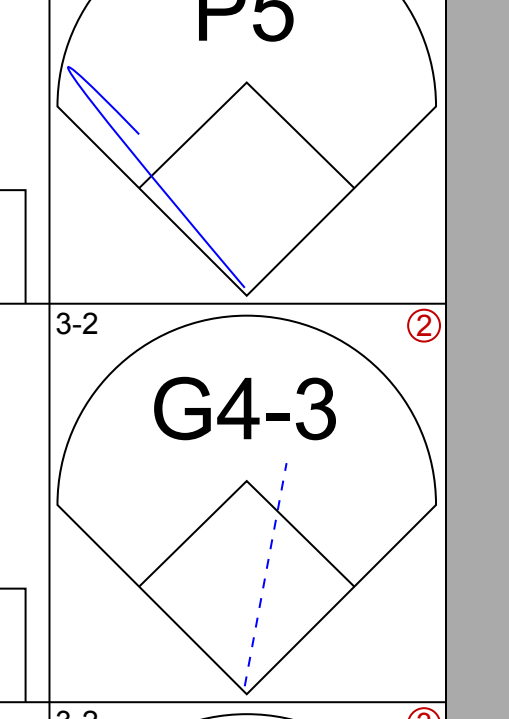
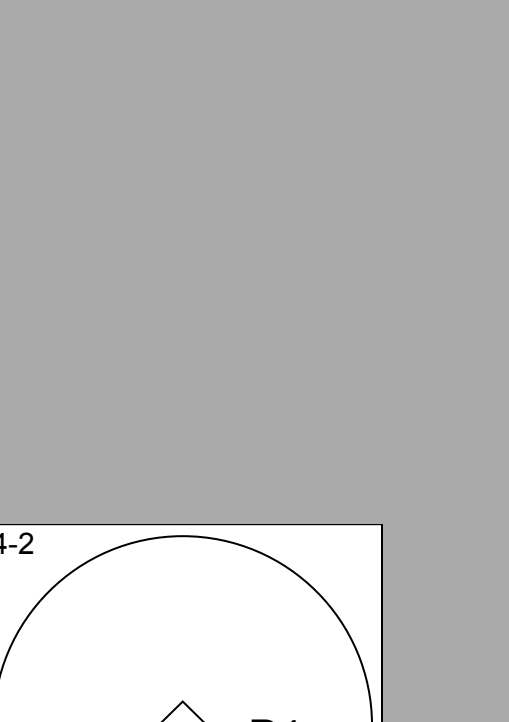
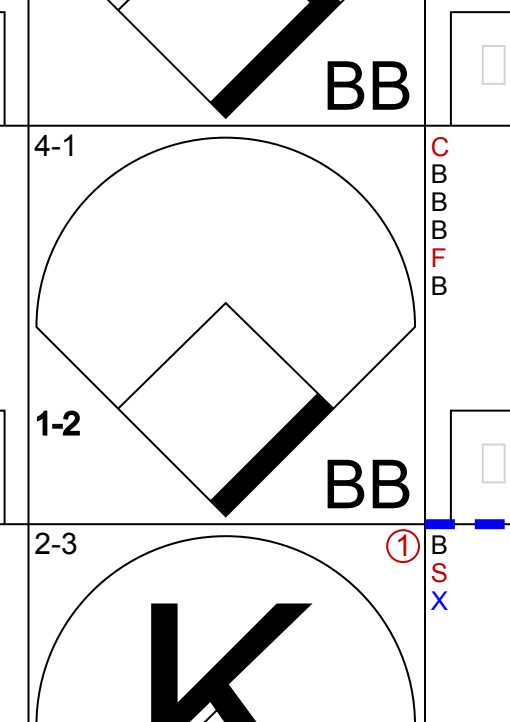
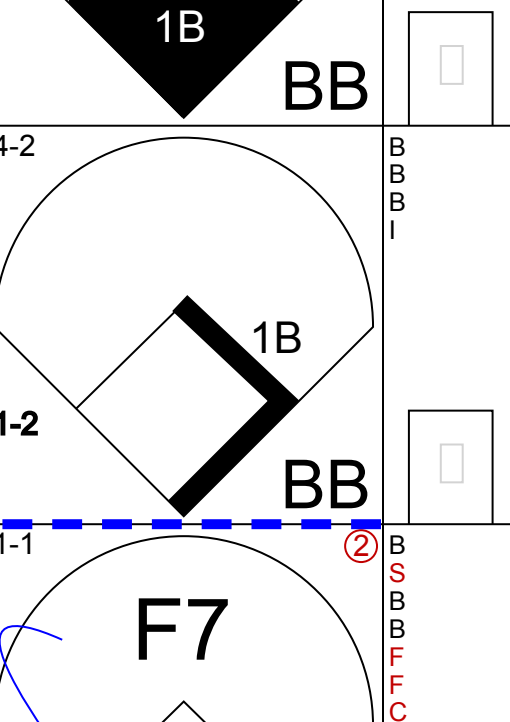
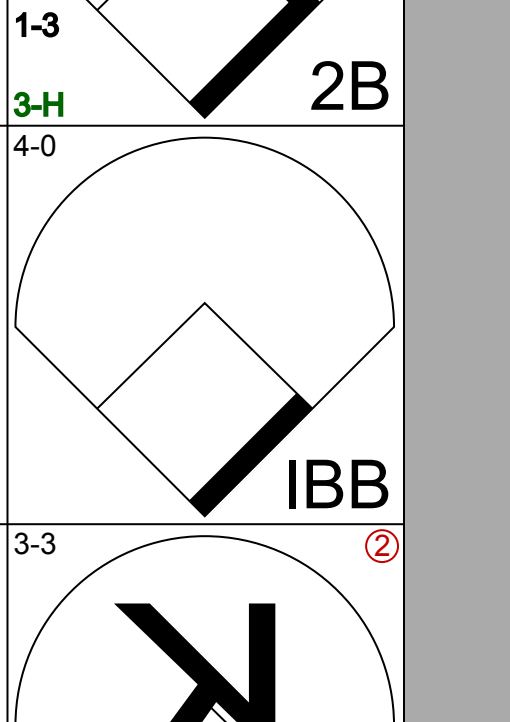
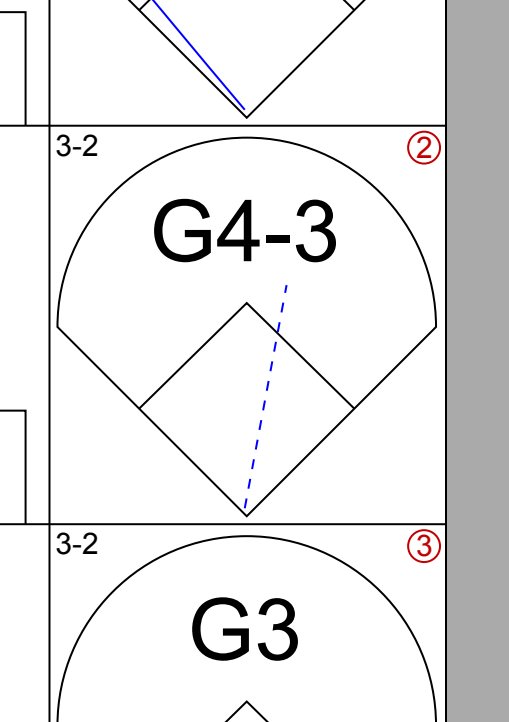
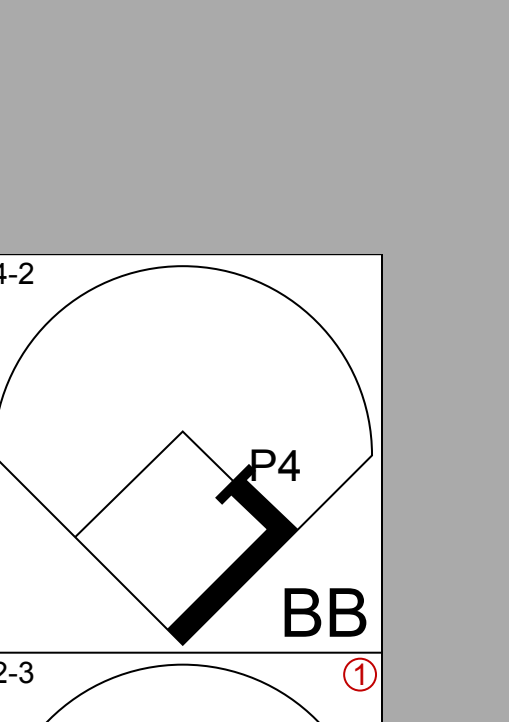
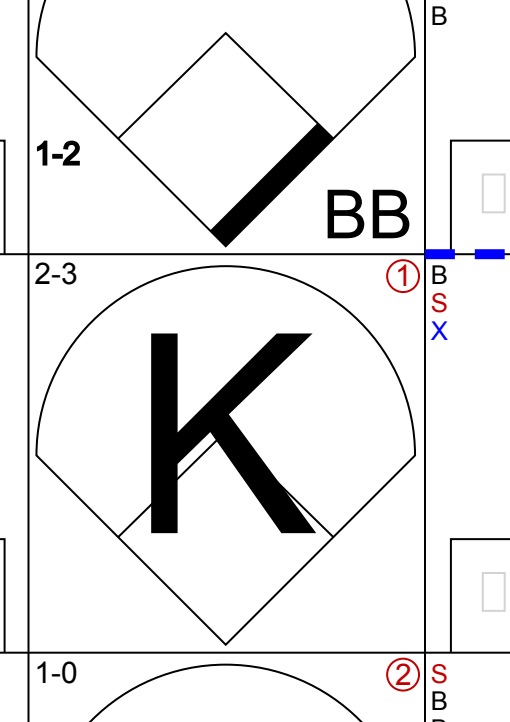
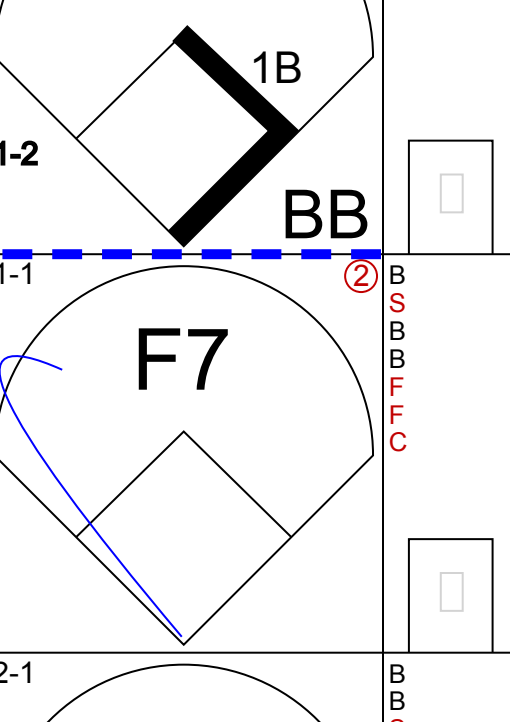
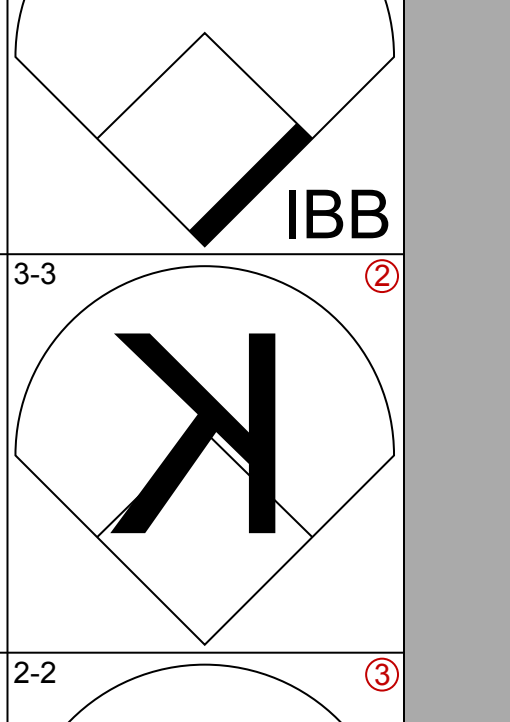
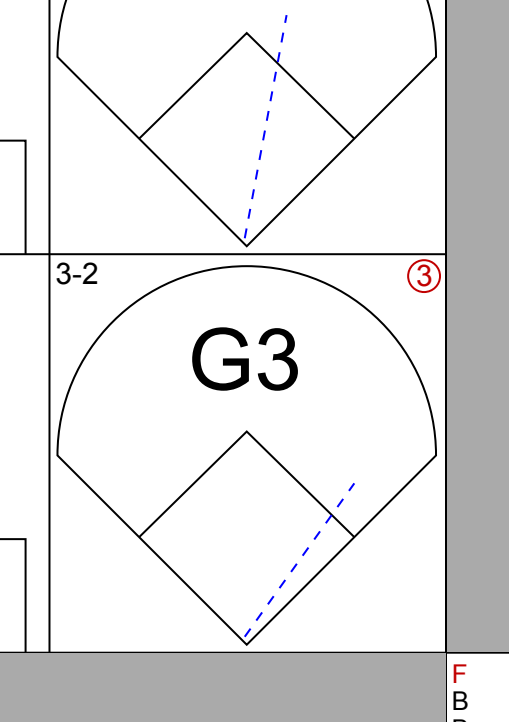
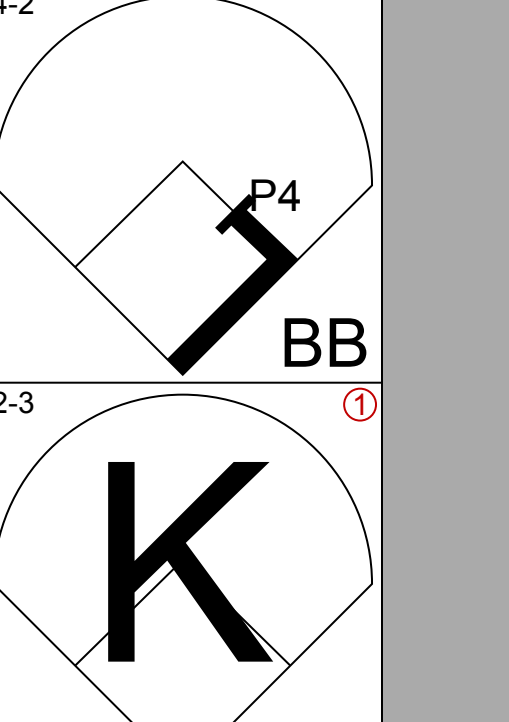
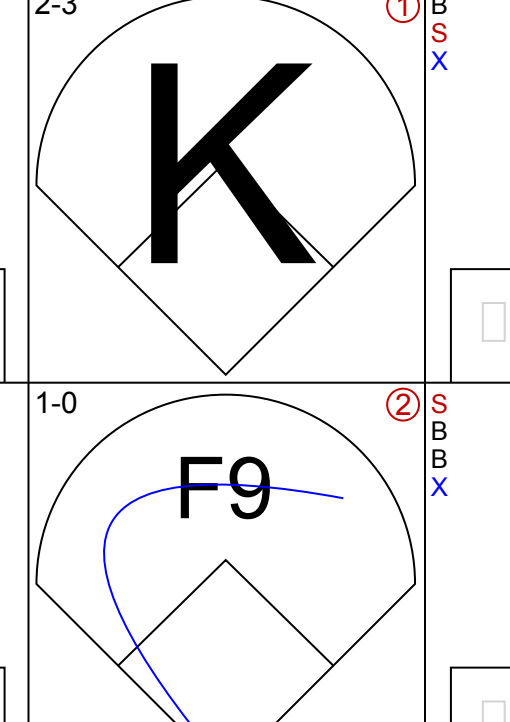
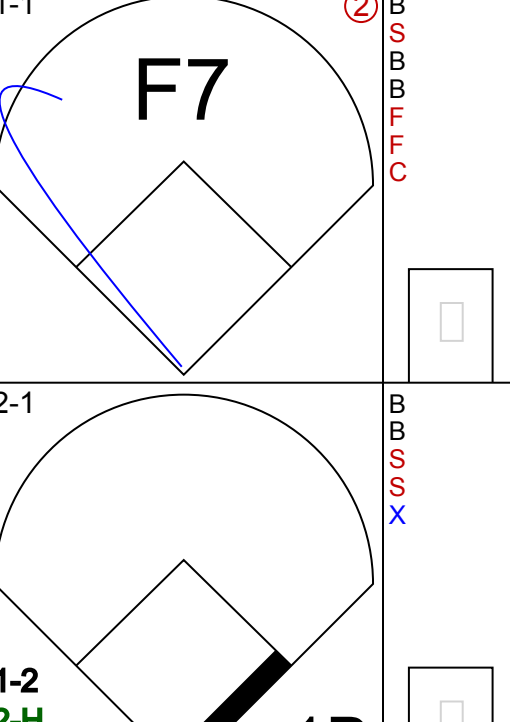

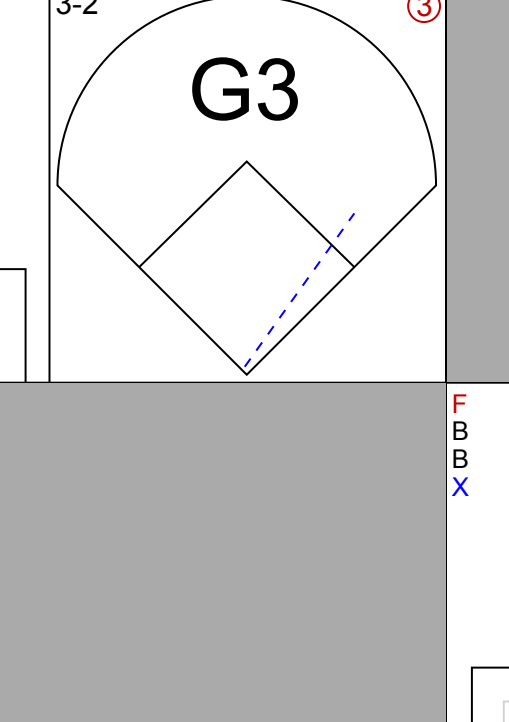


Batter	1	2	3	4	5	6	7	8	9	AB	R	H	RBI	BB	SO	LOB	TOP					
<b>Devon White, S</b> OBP: 0.182, SLG: 0.200 (1, 8)		 BB			 L7					5	1	1	1	1	2	1						
<b>Roberto Alomar, S</b> OBP: 0.300, SLG: 0.700 (1, 4)		 1H 2H						 1B		5	2	2	3	0	0	2						
<b>Joe Carter, R</b> OBP: 0.444, SLG: 0.625 <b>Rob Ducey, L</b> (9, 7)	 BB							 1H 2B		4	1	2	1	1	1	0						
<b>Dave Winfield, R</b> OBP: 0.444, SLG: 0.556 (1, 10)	 2B									5	0	1	1	0	2	2						
<b>Kelly Gruber, R</b> OBP: 0.111, SLG: 0.222 (1, 5)										5	0	0	0	0	1	2						
<b>John Olerud, L</b> OBP: 0.778, SLG: 1.500 (1, 3)		 1B G6-3	 BB	 BB				 IBB		1	2	0	0	4	0							
<b>Derek Bell, R</b> OBP: 0.400, SLG: 0.400 <b>Candy Maldonado, R</b> OBP: 0.250, SLG: 0.250 (3, PH) (3, 9)		 1B		 BB				 1-2		1	1	1	0	0	0							
<b>Pat Borders, R</b> OBP: 0.500, SLG: 1.286 (1, 2)				 2B						3	2	2	2	1	0	0						
<b>Manuel Lee, S</b> OBP: 0.333, SLG: 0.250 (1, 6)	 3H			 1B						5	0	2	2	0	1	3						
<b>Inning Stats</b>	R: 1 E: 0 K: 2 S: 14	H: 1 LOB: 1 BB: 1 P: 23	R: 4 E: 0 K: 1 S: 17	H: 3 LOB: 1 BB: 2 P: 35	R: 0 E: 0 K: 1 S: 7	H: 0 LOB: 2 BB: 2 P: 20	R: 0 E: 0 K: 2 S: 14	H: 0 LOB: 0 BB: 0 P: 20	R: 3 E: 0 K: 0 S: 21	H: 4 LOB: 2 BB: 1 P: 36	R: 0 E: 0 K: 1 S: 5	H: 0 LOB: 0 BB: 0 P: 6	R: 1 E: 0 K: 0 S: 7	H: 2 LOB: 1 BB: 0 P: 13	R: 1 E: 0 K: 0 S: 13	H: 2 LOB: 2 BB: 1 P: 23	R: 0 E: 0 K: 0 S: 10	H: 0 LOB: 0 BB: 0 P: 15	1B: 6 2B: 4 3B: 0 HR: 2	SF: 0 SAC: 1 DP: 0 HBP: 0	WP: 0 PB: 0 SB: 0 CS: 0	PA: 46
<b>PITCHER</b>	IP	WLS	BF	H	R	ER	SO	BB	IBB	HBP	BLK	WP	HR	S	P	ERA	WHIP					
<b>Frank Tanana, L</b> ERA: 22.5 (1, 1)	2.0	L	13	4	5	5	3	3	0	0	0	0	1	31	58	22.50	3.500					
<b>Kevin Ritz, R</b> ERA: 10.13 (3, 1)	2.2		14	3	3	3	3	3	0	0	0	0	0	38	70	10.12	2.250					
<b>John Doherty, R</b> ERA: 3.86 (5, 1)	2.1		10	3	1	1	1	0	0	0	0	0	1	16	25	3.86	1.286					
<b>Les Lancaster, R</b> ERA: 4.5 (8, 1)	1.0		6	2	1	1	0	0	1	0	0	0	0	13	23	9.00	2.000					
<b>Mike Henneman, R</b> ERA: (9, 1)	1.0		3	0	0	0	0	0	0	0	0	0	0	10	15	0.00	0.000					

Toronto Blue Jays @ Detroit Tigers  
Tiger Stadium, Detroit, MI  
Wed Apr 08 1992, 3:33 AM EDT  
Att: 12,819 - Cloudy - 50 F

AB 38  
R 10  
H 12  
RBI 10  
BB 7  
SO 7  
LOB 13



Batter	1	2	3	4	5	6	7	8	9	AB	R	H	RBI	BB	SO	LOB	BOTTOM					
<b>Dan Gladden, R</b> OBP: 0.300, SLG: 0.222 (1, 7)	 FC4-6 SF7				 HR					5	3	2	0	1	0	1						
<b>Lou Whitaker, L</b> OBP: 0.500, SLG: 0.286 (1, 4)	 BB		 1B	 1B	 BB	 1B	 1-2			4	1	2	0	2	1	2						
<b>Alan Trammell, R</b> OBP: 0.222, SLG: 0.125 (1, 6)	 1-2 2-3		 1-2	 HR	 1B	 1B		 BB		4	2	1	1	1	0	5						
<b>Cecil Fielder, R</b> OBP: 0.444, SLG: 1.714 (1, 3)	 3H				 1H 3H	 2-3		 1H		4	2	2	6	0	1	3						
<b>Mickey Tettleton, S</b> OBP: 0.556, SLG: 0.500 (1, 2)	 1-2			 BB	 1B	 BB	 3H			2	1	1	1	3	0	0						
<b>Tony Phillips, S</b> (1, 10)				 BB	 BB	 BB				2	0	0	0	3	0	2						
<b>Rob Deer, R</b> OBP: 0.222, SLG: 0.500 (1, 9)		 BB								4	0	0	0	1	2	7						
<b>Travis Fryman, R</b> OBP: 0.444, SLG: 0.375 (1, 5)					 2H					5	0	1	1	0	1	6						
<b>Mitt Cuyler, S</b> OBP: 0.143, SLG: 0.143 <b>Dave Bergman, L</b> (9, PH)		 1-2					 1B			4	0	1	0	0	2	5						
<b>Inning Stats</b>	R: 1 E: 1 K: 0 S: 11	H: 0 LOB: 2 BB: 2 P: 27	R: 0 E: 0 K: 1 S: 9	H: 0 LOB: 1 BB: 1 P: 15	R: 0 E: 0 K: 1 S: 9	H: 1 LOB: 1 BB: 0 P: 14	R: 0 E: 0 K: 2 S: 9	H: 0 LOB: 2 BB: 2 P: 21	R: 4 E: 0 K: 1 S: 18	H: 4 LOB: 2 BB: 2 P: 39	R: 2 E: 0 K: 1 S: 18	H: 2 LOB: 0 BB: 3 P: 42	R: 0 E: 0 K: 0 S: 7	H: 1 LOB: 0 BB: 0 P: 11	R: 2 E: 0 K: 0 S: 11	H: 1 LOB: 1 BB: 1 P: 24	R: 0 E: 0 K: 1 S: 8	H: 1 LOB: 0 BB: 0 P: 13	1B: 7 2B: 2 3B: 0 HR: 2	SF: 1 SAC: 0 DP: 2 HBP: 0	WP: 0 PB: 0 SB: 0 CS: 0	PA: 47
<b>PITCHER</b>	IP	WLS	BF	H	R	ER	SO	BB	IBB	HBP	BLK	WP	HR	S	P	ERA	WHIP					
<b>Todd Stottlemyre, R</b> ERA: 8.31 (1, 1)	4.1		24	4	5	4	4	7	0	0	0	0	1	49	104	8.31	2.538					
<b>Ricky Tricek, R</b> ERA: 27.0 (5, 1)	0.2		6	2	2	2	1	2	0	0	0	0	0	14	28	27.00	6.000					
<b>Tom Henke, R</b> ERA: (6, 1)	1.0	W	5	1	0	0	1	0	1	0	0	0	0	11	26	0.00	1.000					
<b>Pat Hentgen, R</b> ERA: 18.0 (7, 1)	1.0		5	2	2	2	0	1	0	0	0	0	1	10	21	18.00	3.000					
<b>Duane Ward, R</b> ERA: (8, 1)	2.0	S	7	1	0	0	1	0	0	0	0	0	0	16	27	0.00	0.500					

Toronto Blue Jays @ Detroit Tigers  
Tiger Stadium, Detroit, MI  
Wed Apr 08 1992, 3:33 AM EDT  
Att: 12,819 - Cloudy - 50 F

AB 35  
R 9  
H 10  
RBI 9  
BB 11  
SO 7  
LOB 31






Batter	1	2	3	4	5	6	7	8	9	AB	R	H	RBI	BB	SO	LOB	TOP									
Devon White, S OBP: 0.200, SLG: 0.154	G4-3		K			SH5-3 SF8 BB		P6		3	1	0	0	1	1	0	Toronto Blue Jays @ Detroit Tigers Tiger Stadium, Detroit, MI Thu Apr 09 1992, 3:33 AM EDT Att: 9,720 - Cloudy - 52 F									
Roberto Alomar, S OBP: 0.231, SLG: 0.538	K		L7			SH5-3		G1-3		3	0	0	0	0	1	0										
Kelly Gruber, R OBP: 0.154, SLG: 0.500	HR		G4-3			SF8		G6-3		3	1	1	2	0	0	0										
Dave Winfield, R OBP: 0.462, SLG: 0.769	1B			K		L7		HR		4	1	2	1	0	1	0										
John Olerud, L OBP: 0.769, SLG: 1.125	F8			G5-4-3 1B			1B	FC6-4 1B		4	0	3	0	0	0	1										
Candy Maldonado, R OBP: 0.125, SLG: 0.125		F8		G5-4-3 1-2			K	K		4	0	0	0	0	2	3										
Pat Borders, R OBP: 0.333, SLG: 0.818		G5-3			K		P4	FC6-4 1-2		4	0	0	0	0	1	2										
Turner Ward, S OBP: 0.333, SLG: 0.667					L9		G3			3	0	1	0	0	0	1										
Manuel Lee, S OBP: 0.250, SLG: 0.182		G4-3			F8			L1		3	0	0	0	0	0	1										
<b>Inning Stats</b>	R: 1 E: 0 K: 1 S: 14	H: 2 LOB: 1 BB: 0 P: 20	R: 0 E: 0 K: 0 S: 11	H: 1 LOB: 1 BB: 0 P: 15	R: 0 E: 0 K: 1 S: 8	H: 0 LOB: 0 BB: 0 P: 10	R: 0 E: 0 K: 1 S: 8	H: 1 LOB: 0 BB: 0 P: 9	R: 0 E: 0 K: 1 S: 6	H: 0 LOB: 0 BB: 0 P: 9	R: 1 E: 0 K: 0 S: 9	H: 0 LOB: 0 BB: 1 P: 19	R: 0 E: 0 K: 1 S: 8	H: 1 LOB: 1 BB: 0 P: 12	R: 0 E: 0 K: 0 S: 9	H: 0 LOB: 0 BB: 0 P: 10	R: 1 E: 0 K: 1 S: 10	H: 2 LOB: 1 BB: 0 P: 14	1B: 4 2B: 1 3B: 0 HR: 2	SF: 1 SAC: 1 DP: 1 HBP: 0	WP: 0 PB: 0 SB: 1 CS: 0	PA: 34				
<b>PITCHER</b>	IP	WLS	BF	H	R	ER	SO	BB	IBB	HBP	BLK	WP	HR	S	P	ERA	WHIP									
Walt Terrell, R ERA: 3.24	(1, 1)	8.1	L	31	6	3	3	5	1	0	0	0	0	2	77	112	3.24	0.840								
Mike Munoz, L ERA:	(9, 1)	0.0		1	1	0	0	0	0	0	0	0	0	1	1	∞	∞									
Mark Leiter, R ERA: 3.38	(9, 1)	0.2		2	0	0	0	1	0	0	0	0	0	5	7	0.00	0.000									


Batter	1	2	3	4	5	6	7	8	9	AB	R	H	RBI	BB	SO	LOB	BOTTOM								
Dan Gladden, R OBP: 0.286, SLG: 0.231	BB G4-3 1B	K			G6-3			P4		4	0	1	0	0	1	0	Toronto Blue Jays @ Detroit Tigers Tiger Stadium, Detroit, MI Thu Apr 09 1992, 3:33 AM EDT Att: 9,720 - Cloudy - 52 F								
Lou Whitaker, L OBP: 0.500, SLG: 0.300	G4-3		FC6-4 BB		G5-3			BB 1B		3	0	1	0	1	0	1									
Alan Trammell, R OBP: 0.385, SLG: 0.300	BB		FC6-4 CS 1-2		G4-3 2B			BB		2	0	1	0	2	0	1									
Cecil Fielder, R OBP: 0.385, SLG: 1.200	BB		P6		G4-3			F8		3	0	0	0	1	0	4									
Mickey Tettleton, S OBP: 0.385, SLG: 0.300	K		CS 1-2		G4-3			G3		4	0	0	0	0	2	4									
Tony Phillips, S OBP: 0.385, SLG: 0.300	K			CS BB			G4-3	K		3	0	0	0	1	2	3									
Mark Carreon, R OBP: 0.250, SLG: 1.000		HR		K 1-2			K	F8		4	1	1	1	0	2	1									
Travis Fryman, R OBP: 0.333, SLG: 0.273		K			K			K		3	0	0	0	0	3	0									
Mitt Cuyler, S OBP: 0.111, SLG: 0.111 Dave Bergman, L (8, PH) Skeeter Barnes, R (9, 7)	L7				K			P6		2	0	0	0	0	1	0									
<b>Inning Stats</b>	R: 0 E: 0 K: 2 S: 12	H: 1 LOB: 3 BB: 2 P: 25	R: 1 E: 0 K: 2 S: 13	H: 1 LOB: 0 BB: 0 P: 19	R: 0 E: 0 K: 0 S: 9	H: 0 LOB: 0 BB: 1 P: 17	R: 0 E: 0 K: 2 S: 12	H: 0 LOB: 0 BB: 1 P: 20	R: 0 E: 0 K: 2 S: 11	H: 0 LOB: 0 BB: 0 P: 16	R: 0 E: 0 K: 0 S: 12	H: 1 LOB: 1 BB: 0 P: 18	R: 0 E: 0 K: 2 S: 10	H: 0 LOB: 0 BB: 0 P: 15	R: 0 E: 0 K: 0 S: 8	H: 1 LOB: 2 BB: 1 P: 20	R: 0 E: 0 K: 1 S: 11	H: 0 LOB: 0 BB: 0 P: 18	1B: 2 2B: 1 3B: 0 HR: 1	SF: 0 SAC: 0 DP: 0 HBP: 0	WP: 0 PB: 0 SB: 0 CS: 2	PA: 35			
<b>PITCHER</b>	IP	WLS	BF	H	R	ER	SO	BB	IBB	HBP	BLK	WP	HR	S	P	ERA	WHIP								
Juan Guzman, R ERA: 1.29	(1, 1)	7.0	W	26	3	1	1	10	4	0	0	0	0	8	20	0.00	2.000								
Tom Henke, R ERA:	(8, 1)	1.0		5	1	0	0	0	1	0	0	0	0	8	20	0.00	2.000								
Duane Ward, R ERA:	(9, 1)	1.0	S	3	0	0	0	1	0	0	0	0	0	11	18	0.00	0.000								

AB 31  
R 3  
H 7  
RBI 3  
BB 1  
SO 6  
LOB 8





Batter	1	2	3	4	5	6	7	8	9	AB	R	H	RBI	BB	SO	LOB	TOP										
<b>Brady Anderson, L</b> (1, 7) OBP: 0.294, SLG: 0.286	1-2 2B	4-2 HBP		0-0 G3			1-1 FC1-6 FC5-4		4-0 BB	3	1	1	0	1	0	1	<b>Baltimore Orioles @ Toronto Blue Jays</b> SkyDome, Toronto, ON Fri Apr 10 1992, 3:33 AM EDT Att: 50,424 - Dome - 70 F										
<b>Joe Orsulak, L</b> (1, 9) OBP: 0.250, SLG: 0.333	0-1 2B	1-3 K			0-2 G4-3		1-0 FC5-4	3-3 K	3-3 K	5	1	1	1	0	2	4											
<b>Cal Ripken Jr., R</b> (1, 6) OBP: 0.133, SLG: 0.133	2-1 1B			1-1 F8	1-0 G6-3		0-1 P4			4	0	1	1	0	0	1											
<b>Randy Milligan, R</b> (1, 10)	0-2 G6-4-3			3-2 F8	1-2 F8			3-3 K		4	0	0	0	0	1	1											
<b>Mike Devereaux, R</b> (1, 8) OBP: 0.308, SLG: 0.833	3-2 HR			1-2 1B 2B		4-2 S BB		2-2 P4		3	1	2	1	1	0	0											
<b>Leo Gomez, R</b> (1, 5) OBP: 0.385, SLG: 0.385	2-0 G3			0-1 1B		0-0 F8		0-1 1B		4	0	2	0	0	0	1											
<b>David Segui, S</b> (1, 3)		2-1 F9	1-3 K			1-0 P3		1-3 K		4	0	0	0	0	2	4											
<b>Chris Hoiles, R</b> (1, 2) OBP: 0.308, SLG: 0.417		4-1 HBP BB		1-0 F8		3-2 G4-3		0-0 F8		3	0	0	0	1	0	1											
<b>Billy Ripken, R</b> (1, 4) OBP: 0.091, SLG: 0.091		2-2 P4		1-2 P6		0-0 FC1-6 1B		0-3 K		4	0	1	0	0	1	1											
<b>Inning Stats</b>	R: 3 E: 0 K: 0 S: 15	H: 4 LOB: 0 BB: 0 P: 23	R: 0 E: 0 K: 1 S: 14	H: 0 LOB: 2 BB: 1 P: 27	R: 0 E: 0 K: 1 S: 17	H: 2 LOB: 2 BB: 0 P: 23	R: 0 E: 0 K: 0 S: 7	H: 0 LOB: 0 BB: 0 P: 9	R: 0 E: 0 K: 0 S: 10	H: 0 LOB: 1 BB: 1 P: 18	R: 0 E: 0 K: 0 S: 6	H: 1 LOB: 1 BB: 0 P: 8	R: 0 E: 0 K: 2 S: 12	H: 1 LOB: 1 BB: 0 P: 18	R: 0 E: 0 K: 2 S: 8	H: 0 LOB: 1 BB: 1 P: 14		1B: 4 2B: 3 3B: 0 HR: 1	SF: 0 SAC: 0 DP: 1 HBP: 1	WP: 0 PB: 0 SB: 1 CS: 0	PA: 38						
<b>PITCHER</b>	IP	WLS	BF	H	R	ER	SO	BB	IBB	HBP	BLK	WP	HR	S	P	ERA	WHIP										
<b>Jimmy Key, L</b> (1, 1) ERA: 3.86	7.0		30	7	3	3	2	2	0	1	0	0	1	76	117	3.86	1.286										
<b>Pat Hentgen, R</b> (8, 1) ERA: 6.0	2.0	W	8	1	0	0	4	1	0	0	0	0	0	20	32	0.00	1.000										

Batter	1	2	3	4	5	6	7	8	9	AB	R	H	RBI	BB	SO	LOB	BOTTOM										
<b>Devon White, S</b> (1, 8) OBP: 0.250, SLG: 0.278	2-2 G4-6-3 1B		1-0 F8-6-4 1B		1-2 FC4-6		3-3 K		0-1 1B 2B	5	1	2	0	0	1	1	<b>Baltimore Orioles @ Toronto Blue Jays</b> SkyDome, Toronto, ON Fri Apr 10 1992, 3:33 AM EDT Att: 50,424 - Dome - 70 F										
<b>Roberto Alomar, S</b> (1, 4) OBP: 0.278, SLG: 0.471	0-0 G4-6-3		1-2 F8-6-4		1-0 P3			4-1 S BB	1-1 1B	4	1	1	1	1	0	3											
<b>Joe Carter, R</b> (1, 7) OBP: 0.385, SLG: 0.500	2-2 F9		1-0 P3		0-1 E7 FC5-2 1B			1-3 K	1-2 K	4	0	1	0	0	1	1											
<b>Dave Winfield, R</b> (1, 10) OBP: 0.412, SLG: 0.706		0-0 1B SF8 2B		2-1 P4		0-1 FC5-2 FC6-4		0-3 K		4	1	1	0	0	1	2											
<b>Kelly Gruber, R</b> (1, 5) OBP: 0.235, SLG: 0.563		0-1 FC5-4 BB 1B		0-0 F8		2-0 FC6-4 1B		0-0 1B 2B		4	0	2	1	0	0	1											
<b>John Olerud, L</b> (1, 3) OBP: 0.706, SLG: 1.000		2-1 SF8		4-2 BB		0-2 1B		0-0 P4		2	0	1	1	1	0	1											
<b>Candy Maldonado, R</b> (1, 9) OBP: 0.167, SLG: 0.091		3-1 FC5-4 BB		0-0 P6		1-3 K		3-3 K		3	0	0	0	1	2	3											
<b>Pat Borders, R</b> (1, 2) OBP: 0.313, SLG: 0.867		3-1 FC5-4		1-2 G6-3		0-0 G5-3		2-1 K		4	1	1	1	0	0	2											
<b>Manuel Lee, S</b> (1, 6) OBP: 0.250, SLG: 0.200		2-2 G4-3		0-1 FC4-6 1B		2-1 G3		3-2 G4-3		4	0	1	0	0	0	2											
<b>Inning Stats</b>	R: 0 E: 1 K: 0 S: 8	H: 0 LOB: 0 BB: 0 P: 12	R: 1 E: 0 K: 0 S: 13	H: 2 LOB: 2 BB: 1 P: 24	R: 0 E: 0 K: 0 S: 5	H: 1 LOB: 0 BB: 0 P: 8	R: 0 E: 0 K: 0 S: 7	H: 0 LOB: 1 BB: 1 P: 13	R: 0 E: 0 K: 1 S: 10	H: 2 LOB: 2 BB: 0 P: 13	R: 0 E: 1 K: 1 S: 11	H: 2 LOB: 2 BB: 0 P: 16	R: 0 E: 0 K: 1 S: 6	H: 0 LOB: 0 BB: 0 P: 11	R: 1 E: 0 K: 2 S: 9	H: 1 LOB: 1 BB: 1 P: 14		R: 2 E: 0 K: 1 S: 16	H: 3 LOB: 1 BB: 0 P: 25	1B: 6 2B: 4 3B: 0 HR: 1	SF: 1 SAC: 0 DP: 2 HBP: 0	WP: 0 PB: 0 SB: 1 CS: 0	PA: 38				
<b>PITCHER</b>	IP	WLS	BF	H	R	ER	SO	BB	IBB	HBP	BLK	WP	HR	S	P	ERA	WHIP										
<b>35 Mike Mussina, R</b> (1, 1) ERA: 1.59	5.2		24	6	1	1	0	2	0	0	0	0	0	51	80	1.59	1.412										
<b>Todd Frohwrith, R</b> (6, 1) ERA: 4.5	2.0		8	1	1	1	4	1	0	0	0	0	0	17	30	4.50	1.000										
<b>Mike Flanagan, L</b> (8, 1) ERA:	0.1		1	0	0	0	0	0	0	0	0	0	0	1	1	0.00	0.000										
<b>Gregg Olson, R</b> (9, 1) ERA: 10.8	0.2	L	5	3	2	2	1	0	0	0	0	0	1	16	25	27.00	4.500										



Batter	1	2	3	4	5	6	7	8	9	AB	R	H	RBI	BB	SO	LOB	TOP										
Brady Anderson, L (1, 8) OBP: 0.286, SLG: 0.294 Mike Devereaux, R (9, PH) OBP: 0.357, SLG: 0.846	0-0 P5	3-2 F8		0-1 1B		1-0 SF9			1-2 1B	3	0	1	2	0	0	3											
Joe Orsulak, L (1, 7) OBP: 0.188, SLG: 0.250 Randy Milligan, R (9, PH)	2-1 F9		1-0 F8	0-3 K		2-3 3-H			2-3 K	4	0	0	0	0	1	4											
Cal Ripken Jr., R (1, 6) OBP: 0.150, SLG: 0.105	1-0 HBP		1-2 G5-3		0-0 L6				0-1 P3	4	0	0	0	0	0	1											
Sam Horn, L (1, 10) OBP: 0.600, SLG: 0.625 Tim Hulett, R (9, PH)	2-1 F8		0-0 2B		0-3 K				1-3 K	4	0	2	0	0	1	1											
David Segui, S (1, 3)		1-1 G4-3	3-2 G6-3		1-0 F7				2-2 F8	4	0	0	0	0	0	2											
Chito Martinez, L (1, 9)		4-0 WP 1B BB		2-1 F7		4-1 1B BB SF9 BB			2-3 K	2	1	0	0	2	1	1											
Leo Gomez, R (1, 5) OBP: 0.471, SLG: 0.500		0-0 WP 1B		3-2 1B 2B		4-0 SF9 1B BB			1-1 P8	3	1	2	0	1	0	0											
Chris Hoiles, R (1, 2) OBP: 0.294, SLG: 0.375		1-3 K		0-0 P3		2-2 WP 1B			2-1 L6	4	0	1	0	0	1	3											
Mark McLemore, S (1, 4) OBP: 0.400, SLG: 0.250		4-1 BB		2-1 1B		1-2 L8			1-1 F8	3	0	1	0	1	0	3											
<b>Inning Stats</b>	R: 0 E: 0 K: 0 S: 5	H: 0 LOB: 1 BB: 0 P: 10	R: 0 E: 0 K: 1 S: 13	H: 1 LOB: 3 BB: 2 P: 26	R: 0 E: 0 K: 0 S: 10	H: 1 LOB: 1 BB: 0 P: 15	R: 1 E: 0 K: 1 S: 13	H: 3 LOB: 2 BB: 0 P: 20	R: 0 E: 0 K: 1 S: 5	H: 0 LOB: 0 BB: 0 P: 6	R: 1 E: 0 K: 0 S: 13	H: 1 LOB: 2 BB: 2 P: 26	R: 0 E: 0 K: 1 S: 11	H: 1 LOB: 1 BB: 0 P: 15	R: 0 E: 0 K: 0 S: 6	H: 0 LOB: 0 BB: 0 P: 10	R: 0 E: 0 K: 2 S: 12	H: 1 LOB: 1 BB: 0 P: 16	1B: 6 2B: 2 3B: 0 HR: 0	SF: 1 SAC: 0 DP: 0 HBP: 1	WP: 2 PA: 40 PB: 0 SB: 0 CS: 0						
<b>PITCHER</b>	IP	WLS	BF	H	R	ER	SO	BB	IBB	HBP	BLK	WP	HR	S	P	ERA	WHIP										
Jack Morris, R (1, 1) ERA: 2.25	7.0	W	33	7	2	2	4	4	0	1	0	2	0	70	118	2.57	1.571										
Bob MacDonald, L (8, 1) ERA:	2.0		7	1	0	0	2	0	0	0	0	0	0	18	26	0.00	0.500										

Baltimore Orioles @ Toronto Blue Jays  
SkyDome, Toronto, ON  
Sat Apr 11 1992, 3:33 AM EDT  
Att: 50,375 - Dome - 70 F

AB	34
R	2
H	8
RBI	2
BB	4
SO	6
LOB	20



Batter	1	2	3	4	5	6	7	8	9	AB	R	H	RBI	BB	SO	LOB	BOTTOM										
Devon White, S (1, 8) OBP: 0.320, SLG: 0.391	2-1 2B	0-0 L3	1-2 CS		3-2 F7				1-2 1B	5	1	3	2	0	0	3											
Roberto Alomar, S (1, 4) OBP: 0.304, SLG: 0.500	1-1 CS 2B	3-1 G6-3	2-1 CS	0-0 S 1B		1-1 E4 2B			2-0 F8	5	1	2	1	0	0	3											
Joe Carter, R (1, 9) OBP: 0.333, SLG: 0.412	0-0 P5		2-0 1B	1-3 K		1-2 F7			0-0 P1	5	1	1	0	0	1	3											
Dave Winfield, R (1, 10) OBP: 0.409, SLG: 0.619	4-2 3B BB		0-0 E 1B	1-3 K		1-3 K			1-0 F9	4	2	1	0	1	2	2											
Kelly Gruber, R (1, 5) OBP: 0.318, SLG: 0.700	2-2 1-H 3B		2-3 K	4-1 BB		2-1 3-H 2B			0-2 G5-3	4	0	2	2	1	1	2											
John Olerud, L (1, 3) OBP: 0.619, SLG: 0.769	3-3 K		1-3 K	1-0 G4-3		4-0 IBB				3	0	0	0	1	2	5											
Candy Maldonado, R (1, 7) OBP: 0.250, SLG: 0.200		1-0 SH2-3 1B	0-1 E7 1B BB		3-2 G6-3				3-1 P4	4	1	2	1	0	0	2											
Pat Borders, R (1, 2) OBP: 0.400, SLG: 0.824		3-1 SH2-3 1B	4-2 E 1B BB		4-2 BB				0-0 G4-3	2	1	1	0	2	0	0											
Manuel Lee, S (1, 6) OBP: 0.263, SLG: 0.222		1-0 SH2-3 1B	0-1 1B		1-3 K				2-3 K	3	0	1	1	0	2	1											
<b>Inning Stats</b>	R: 2 E: 0 K: 1 S: 14	H: 3 LOB: 1 BB: 1 P: 26	R: 0 E: 0 K: 0 S: 7	H: 2 LOB: 2 BB: 0 P: 15	R: 4 E: 1 K: 2 S: 20	H: 5 LOB: 1 BB: 1 P: 32	R: 0 E: 0 K: 2 S: 9	H: 1 LOB: 2 BB: 1 P: 16	R: 0 E: 0 K: 1 S: 13	H: 0 LOB: 1 BB: 1 P: 24	R: 1 E: 1 K: 1 S: 12	H: 1 LOB: 2 BB: 1 P: 24	R: 0 E: 0 K: 1 S: 11	H: 1 LOB: 1 BB: 0 P: 16	R: 0 E: 0 K: 0 S: 6	H: 0 LOB: 0 BB: 0 P: 7	1B: 9 2B: 3 3B: 1 HR: 0	SF: 0 SAC: 1 DP: 0 HBP: 0	WP: 0 PA: 42 PB: 0 SB: 1 CS: 2								
<b>PITCHER</b>	IP	WLS	BF	H	R	ER	SO	BB	IBB	HBP	BLK	WP	HR	S	P	ERA	WHIP										
Rick Sutcliffe, R (1, 1) ERA: 4.63	2.2	L	18	9	6	6	3	2	0	0	0	0	0	36	65	20.25	4.125										
Mark Williamson, R (3, 1) ERA:	3.0		15	3	1	0	4	2	1	0	0	0	0	37	67	0.00	1.667										
Storm Davis, R (6, 1) ERA:	2.1		8	1	0	0	1	0	0	0	0	0	0	19	28	0.00	0.429										

Baltimore Orioles @ Toronto Blue Jays  
SkyDome, Toronto, ON  
Sat Apr 11 1992, 3:33 AM EDT  
Att: 50,375 - Dome - 70 F

AB	35
R	7
H	13
RBI	7
BB	5
SO	8
LOB	21





Batter	1	2	3	4	5	6	7	8	9	AB	R	H	RBI	BB	SO	LOB	TOP										
<b>Brady Anderson, L</b> (1, 7) OBP: 0.308, SLG: 0.250	1-1 F7		1-1 HBP		1-0 P3		3-2 HBP		1-3 K	3	0	0	0	0	1	3	<b>Baltimore Orioles @ Toronto Blue Jays</b> SkyDome, Toronto, ON Sun Apr 12 1992, 3:33 AM EDT Att: 48,309 - Dome - 70 F										
<b>Joe Orsulak, L</b> (1, 9) OBP: 0.150, SLG: 0.200	0-0 G6-3		0-0 P4		1-0 F9		2-3 K			4	0	0	0	0	1	3											
<b>Cal Ripken Jr., R</b> (1, 6) OBP: 0.208, SLG: 0.136	2-2 F9			1-1 1B HBP	1-0 1B			1-0 P2		3	0	1	1	0	0	0											
<b>Randy Milligan, R</b> (1, 10) OBP: 0.250, SLG: 0.077		4-0 BB		0-2 1B BB	3-2 P4			1-1 P4		3	0	1	0	1	0	1											
<b>Mike Devereaux, R</b> (1, 8) OBP: 0.278, SLG: 0.647	2-2 F8			2-0 P4		0-0 F9		1-3 K		4	0	0	0	0	1	3											
<b>Leo Gomez, R</b> (1, 5) OBP: 0.381, SLG: 0.400	3-2 P4			2-2 F9		3-2 F8		0-0 F9		4	0	0	0	0	0	3											
<b>David Segui, S</b> (1, 3) OBP: 0.133, SLG: 0.071	1-2 P3			4-0 BB	1-2 BB	2-0 F7		1-1 BB 1B		3	0	1	0	1	0	1											
<b>Chris Hoiles, R</b> (1, 2) OBP: 0.300, SLG: 0.368 <b>Chito Martinez, L</b> (9, PH)			0-3 K	3-2 F7			2-2 CS 1B	4-1 BB		3	0	1	0	0	1	3											
<b>Billy Ripken, R</b> (1, 4) OBP: 0.143, SLG: 0.214 <b>Sam Horn, L</b> (9, PH)			3-2 F8		1-0 F9 1B 2B		3-2 P5	1-3 K		3	1	1	0	0	0	1											
<b>Inning Stats</b>	R: 0 E: 0 K: 0 S: 8	H: 0 LOB: 0 BB: 0 P: 11	R: 0 E: 0 K: 0 S: 9	H: 0 LOB: 1 BB: 1 P: 19	R: 0 E: 0 K: 1 S: 10	H: 0 LOB: 1 BB: 0 P: 14	R: 0 E: 0 K: 0 S: 16	H: 1 LOB: 3 BB: 1 P: 28	R: 1 E: 0 K: 0 S: 7	H: 2 LOB: 1 BB: 0 P: 14	R: 0 E: 0 K: 0 S: 8	H: 0 LOB: 0 BB: 0 P: 13	R: 0 E: 0 K: 1 S: 12	H: 1 LOB: 1 BB: 0 P: 22	R: 0 E: 0 K: 1 S: 6	H: 0 LOB: 0 BB: 0 P: 9		R: 0 E: 0 K: 2 S: 10	H: 1 LOB: 2 BB: 1 P: 17	1B: 4 2B: 1 3B: 0 HR: 0	SF: 0 SAC: 0 DP: 0 HBP: 3	WP: 0 PB: 0 SB: 0 CS: 1	PA: 37				
<b>PITCHER</b>	IP	WLS	BF	H	R	ER	SO	BB	IBB	HBP	BLK	WP	HR	S	P	ERA	WHIP										
<b>David Wells, L</b> (1, 1) ERA: 1.29	7.0	W	29	4	1	1	2	2	0	3	0	0	0	70	121	1.29	0.857										
<b>Tom Henke, R</b> (8, 1) ERA:	1.0		3	0	0	0	1	0	0	0	0	0	0	6	9	0.00	0.000										
<b>Duane Ward, R</b> (9, 1) ERA:	1.0	S	5	1	0	0	2	1	0	0	0	0	0	10	17	0.00	2.000										

Batter	1	2	3	4	5	6	7	8	9	AB	R	H	RBI	BB	SO	LOB	BOTTOM										
<b>Devon White, S</b> (1, 8) OBP: 0.345, SLG: 0.385	1-3 K	0-3 K			2-0 FC1-6 1B		4-2 HBP 1B SF8 BB			3	1	1	1	1	2	3	<b>Baltimore Orioles @ Toronto Blue Jays</b> SkyDome, Toronto, ON Sun Apr 12 1992, 3:33 AM EDT Att: 48,309 - Dome - 70 F										
<b>Roberto Alomar, S</b> (1, 4) OBP: 0.296, SLG: 0.462	1-0 G4-3		3-2 F7		1-0 FC1-6		2-2 SF8 HBP 1B			4	0	1	0	0	0	2											
<b>Joe Carter, R</b> (1, 9) OBP: 0.364, SLG: 0.550	2-2 HR		0-0 F8		0-3 K		2-1 HBP			3	1	1	1	0	1	2											
<b>Dave Winfield, R</b> (1, 10) OBP: 0.346, SLG: 0.542	1-1 F8		0-1 G6-3		2-1 G6-3		1-1 SF8			3	0	0	1	0	0	2											
<b>Kelly Gruber, R</b> (1, 5) OBP: 0.292, SLG: 0.636 <b>Jeff Kent, R</b> (5, 5) OBP: 0.500, SLG: 1.000		0-0 L8		2-3 K		3-2 G3-1 2B		1-0 L5		2	0	0	0	0	1	0											
<b>John Olerud, L</b> (1, 3) OBP: 0.580, SLG: 0.647		0-0 1B 1B		0-0 P2		0-1 G3-1		1-0 P5		4	0	1	0	0	0	1											
<b>Candy Maldonado, R</b> (1, 7) OBP: 0.300, SLG: 0.316		1-2 1B		0-1 G4-3		2-2 G6-3		3-2 2B		4	0	2	0	0	0	1											
<b>Pat Borders, R</b> (1, 2) OBP: 0.375, SLG: 0.762		0-0 P3			3-2 1B 2B		1-3 K		2-1 F8	4	1	1	0	0	1	4											
<b>Manuel Lee, S</b> (1, 6) OBP: 0.304, SLG: 0.238		3-2 1B			4-0 FC1-6 1B BB		0-3 K		1-1 G6-3	3	0	1	0	1	1	1											
<b>Inning Stats</b>	R: 1 E: 0 K: 1 S: 11	H: 1 LOB: 0 BB: 0 P: 16	R: 0 E: 0 K: 1 S: 14	H: 3 LOB: 3 BB: 0 P: 18	R: 0 E: 0 K: 1 S: 6	H: 0 LOB: 0 BB: 0 P: 9	R: 0 E: 0 K: 1 S: 6	H: 0 LOB: 0 BB: 0 P: 8	R: 1 E: 0 K: 1 S: 10	H: 2 LOB: 2 BB: 1 P: 22	R: 0 E: 0 K: 1 S: 11	H: 1 LOB: 1 BB: 0 P: 17	R: 1 E: 0 K: 1 S: 14	H: 1 LOB: 2 BB: 1 P: 24	R: 0 E: 0 K: 0 S: 8	H: 1 LOB: 1 BB: 0 P: 15		1B: 5 2B: 3 3B: 0 HR: 1	SF: 1 SAC: 0 DP: 0 HBP: 1	WP: 0 PB: 0 SB: 0 CS: 0	PA: 36						
<b>PITCHER</b>	IP	WLS	BF	H	R	ER	SO	BB	IBB	HBP	BLK	WP	HR	S	P	ERA	WHIP										
<b>Jose Mesa, R</b> (1, 1) ERA: 3.38	5.1	L	24	7	2	2	4	1	0	0	0	0	0	13	20	9.00	1.000										
<b>Todd Frohwrith, R</b> (6, 1) ERA: 6.0	1.0		4	0	1	1	2	1	0	0	0	0	0	3	5	∞	∞										
<b>Mike Flanagan, L</b> (7, 1) ERA:	0.0		1	1	0	0	0	0	0	0	0	0	0	3	5	∞	∞										
<b>Storm Davis, R</b> (7, 1) ERA:	1.2		7	1	0	0	0	0	0	1	0	0	0	12	23	0.00	0.600										

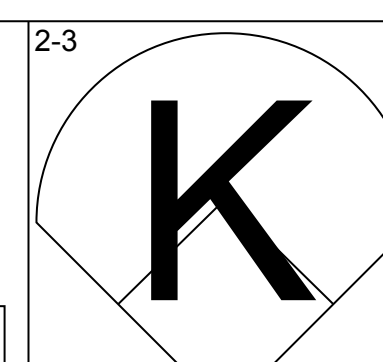
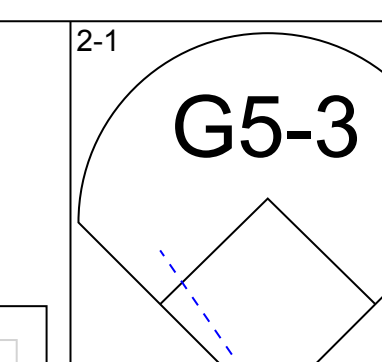
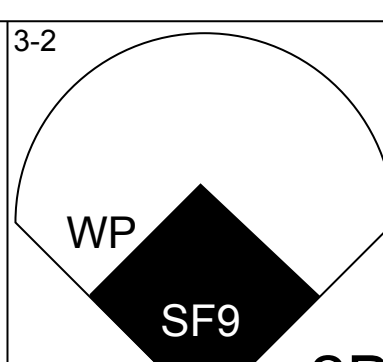
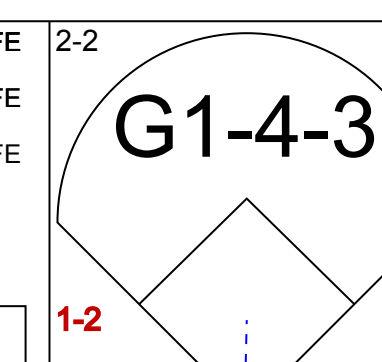
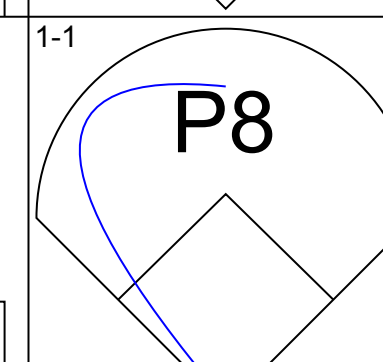
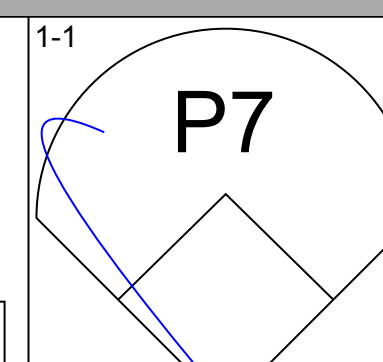
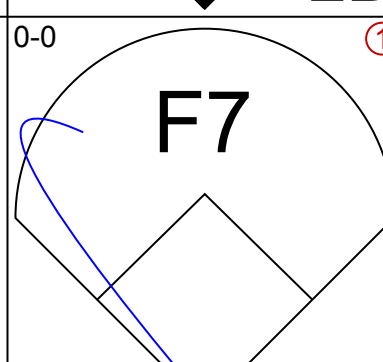
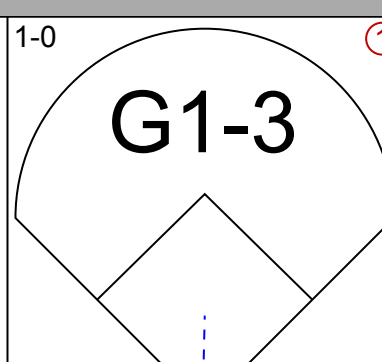
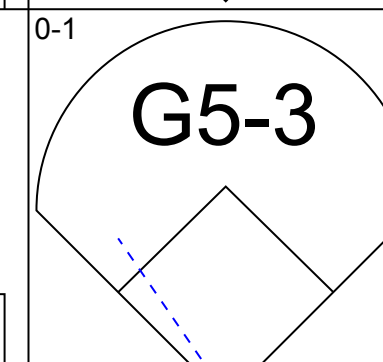
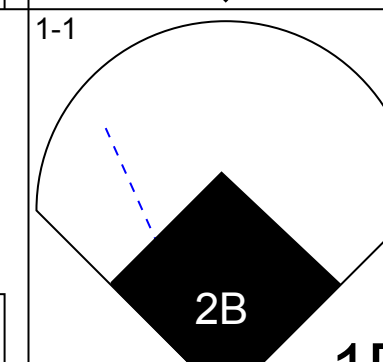
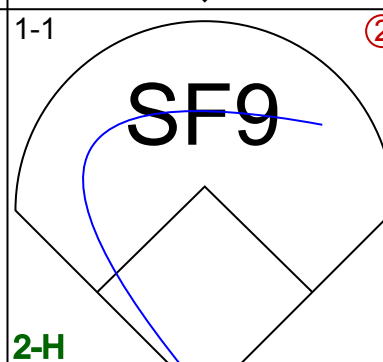
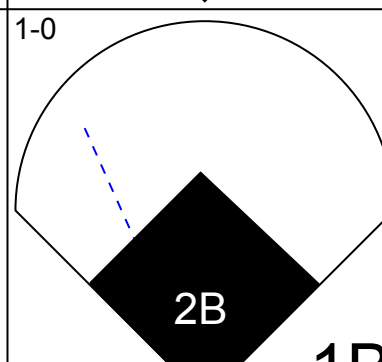
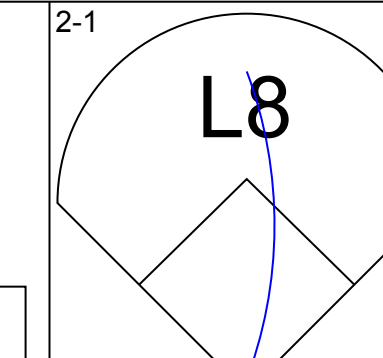
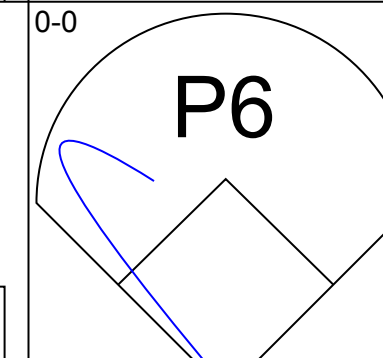
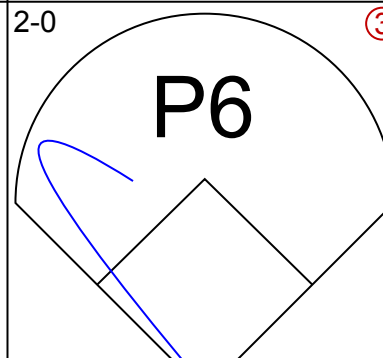
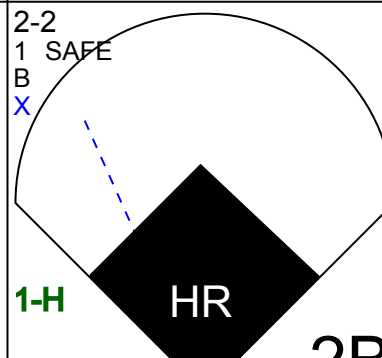
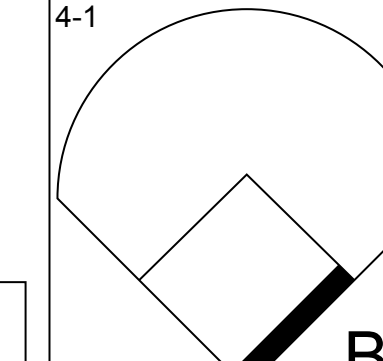
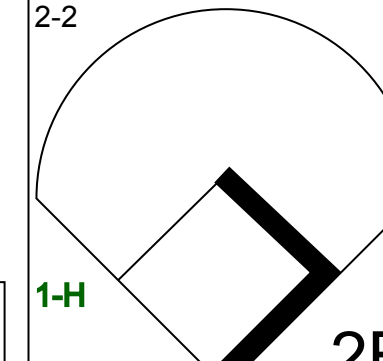
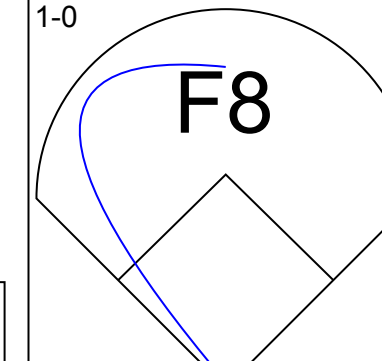
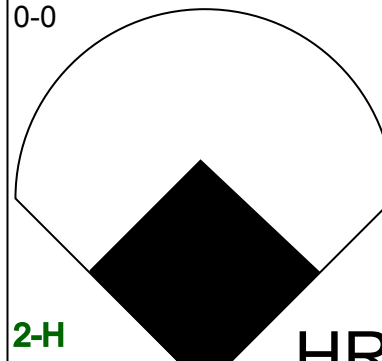
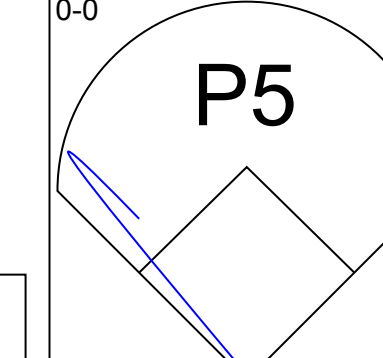
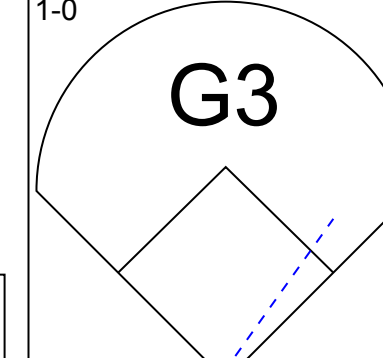
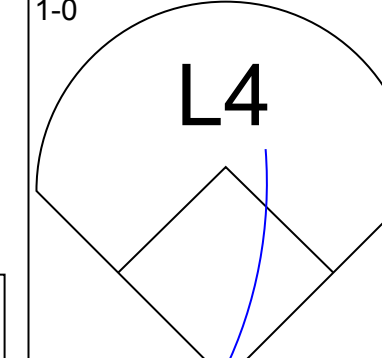
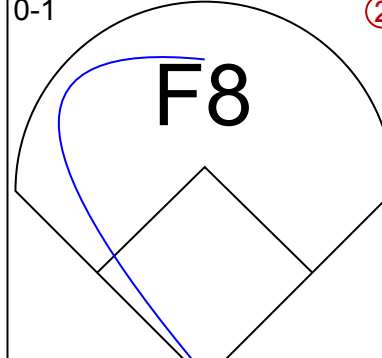
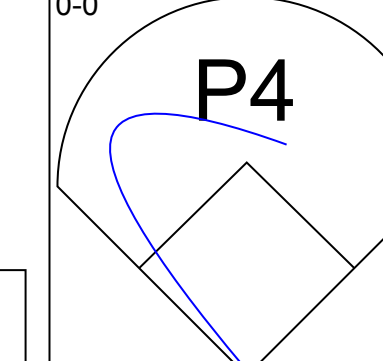
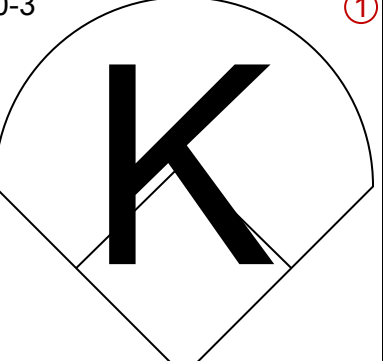
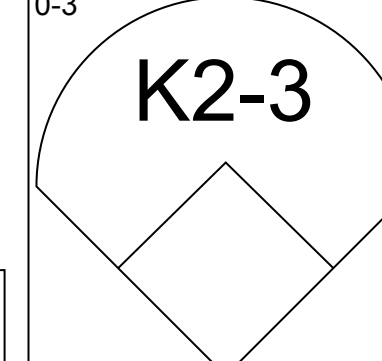
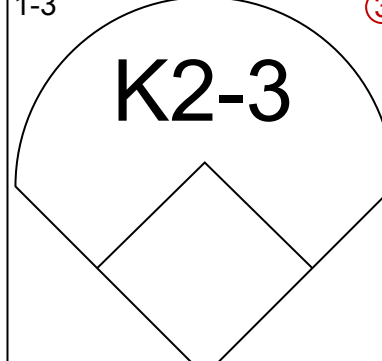
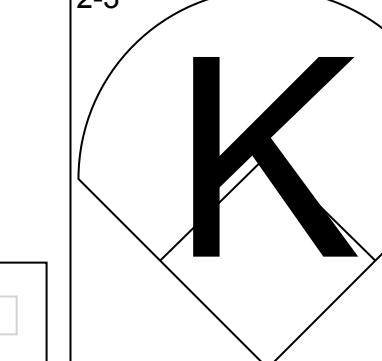
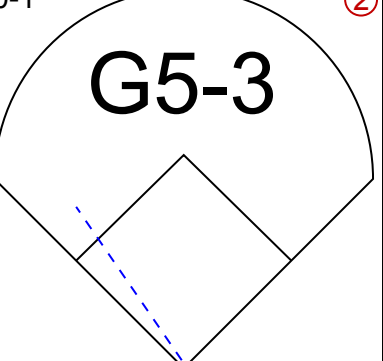
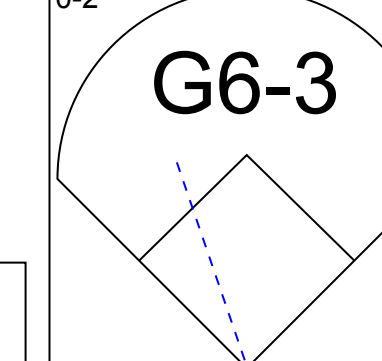
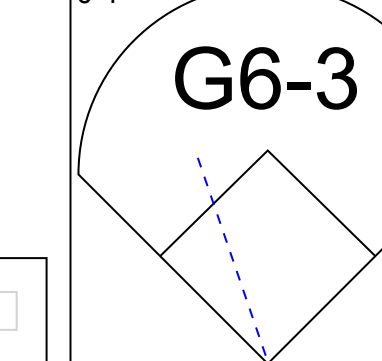
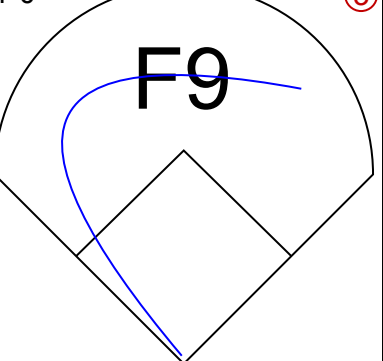
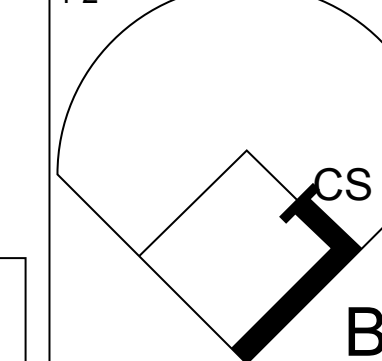
AB 31  
R 1  
H 5  
RBI 1  
BB 3  
SO 5  
LOB 20



AB 32  
R 3  
H 9  
RBI 3  
BB 2  
SO 6  
LOB 18



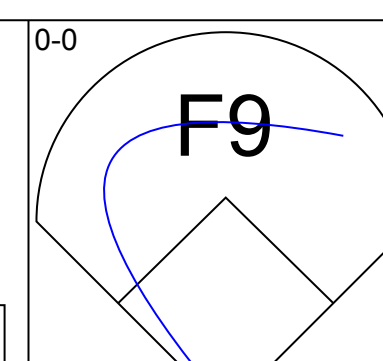
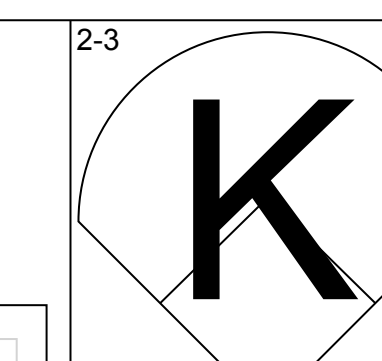
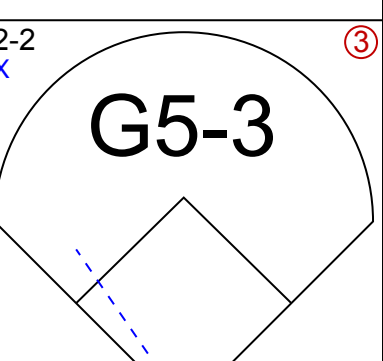
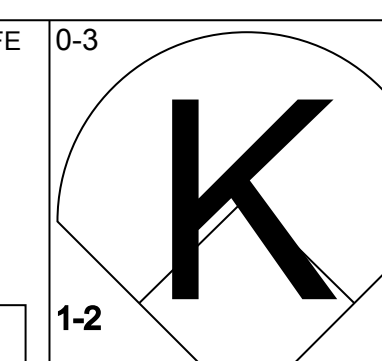
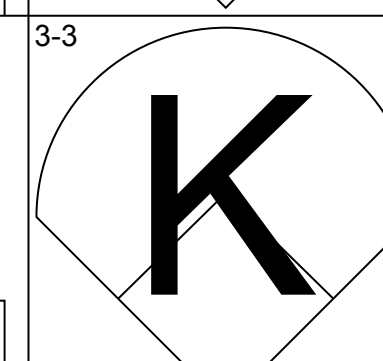
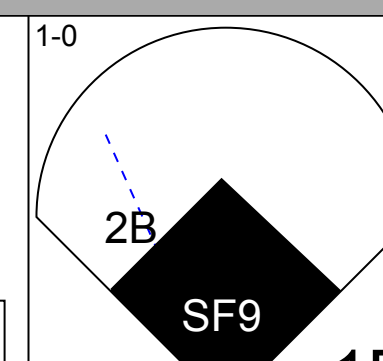
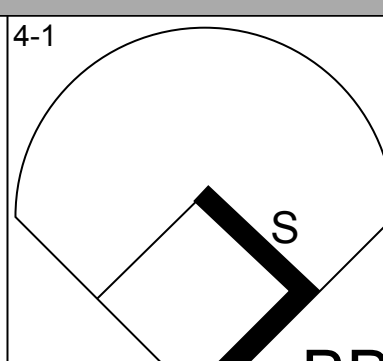
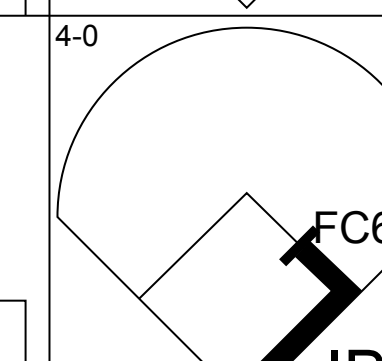
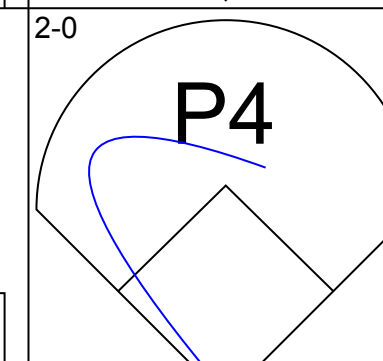
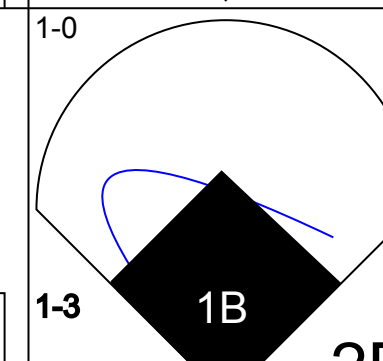
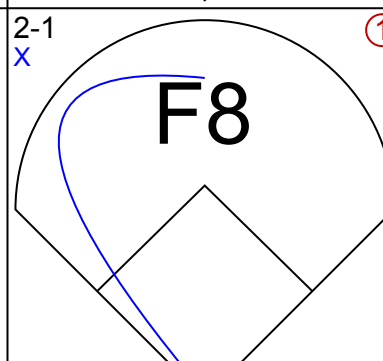
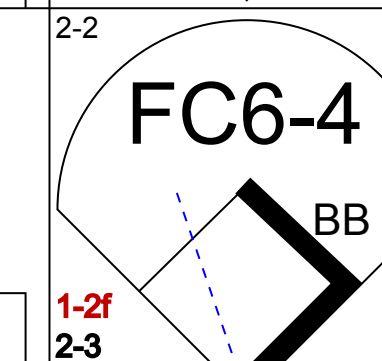
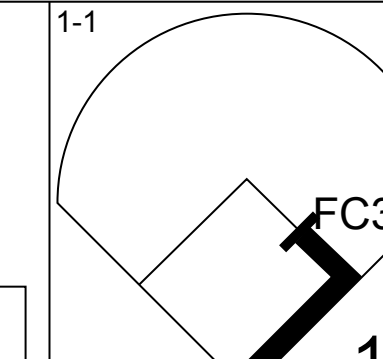
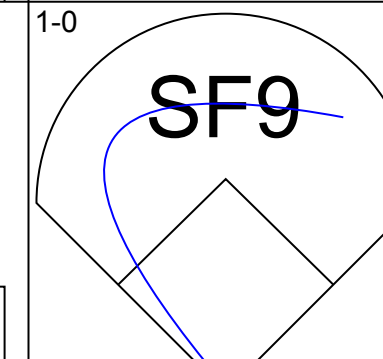
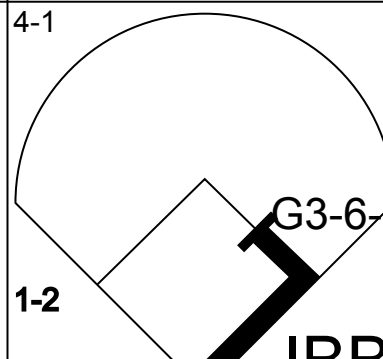
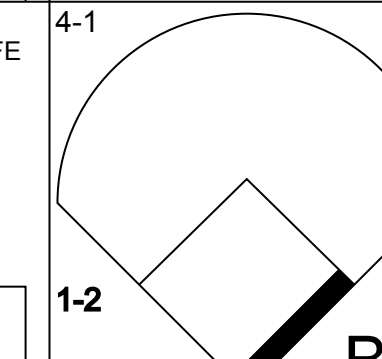

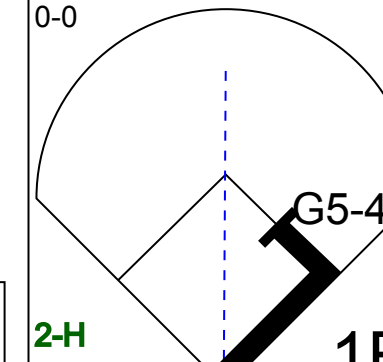
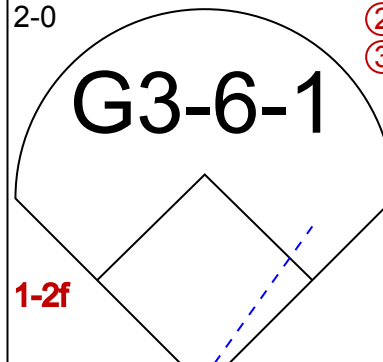
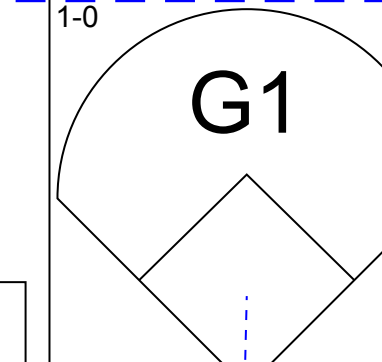

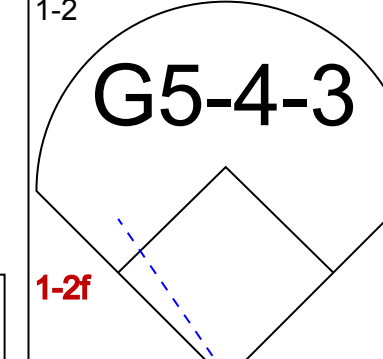
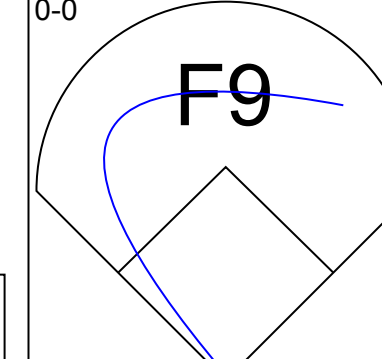
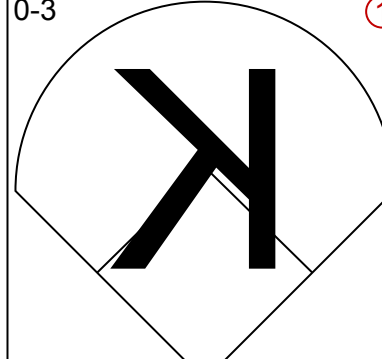

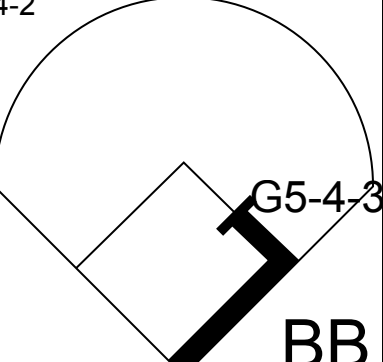
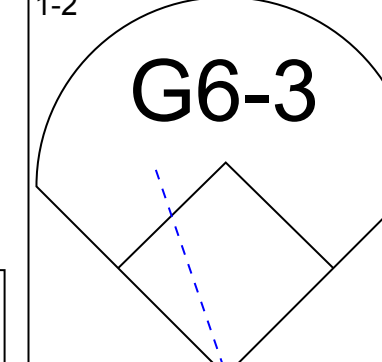
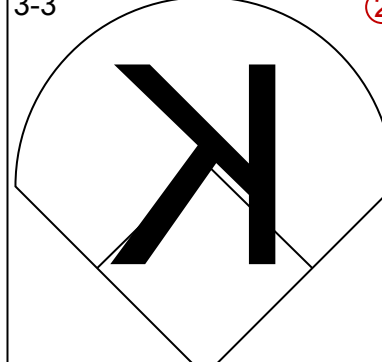
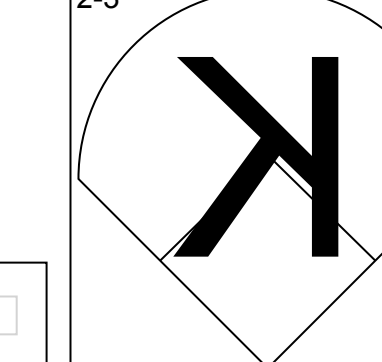
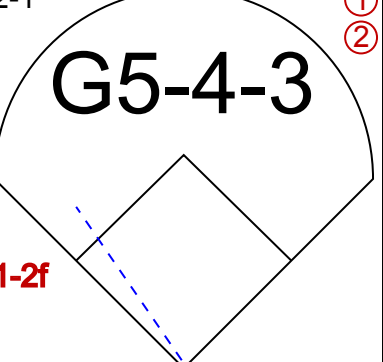
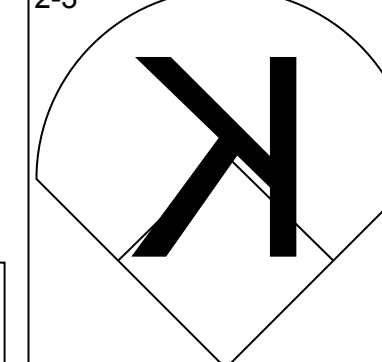
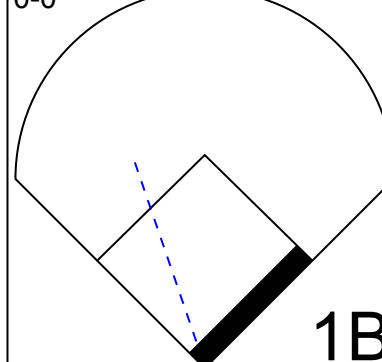
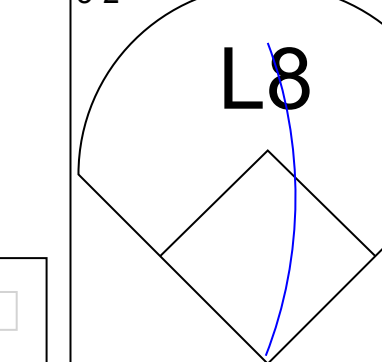
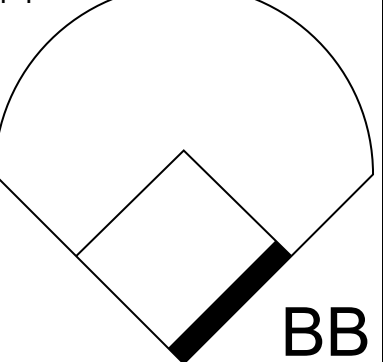
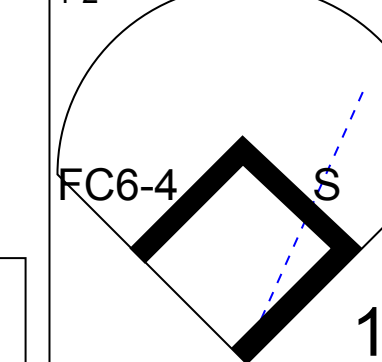



Batter	1	2	3	4	5	6	7	8	9	AB	R	H	RBI	BB	SO	LOB	TOP					
Randy Velarde, R OBP: 0.192, SLG: 0.333										4	1	1	0	0	1	1						
Don Mattingly, L OBP: 0.346, SLG: 0.500										4	0	0	0	0	0	1						
Roberto Kelly, R OBP: 0.444, SLG: 0.538										3	2	2	1	0	0	0						
Mel Hall, L OBP: 0.333, SLG: 0.700										4	1	1	1	1	0	0	1					
Danny Tartabull, R OBP: 0.500, SLG: 0.684										3	1	2	3	1	0	0						
Matt Nokes, L OBP: 0.313, SLG: 0.267										4	0	0	0	0	0	2						
Jesse Barfield, R OBP: 0.250, SLG: 0.222										4	0	0	0	0	3	1						
Charlie Hayes, R OBP: 0.435, SLG: 0.545										3	0	0	0	0	1	0						
Pat Kelly, R OBP: 0.300, SLG: 0.133										2	0	0	0	1	0	0						
<b>Inning Stats</b>	R: 0 E: 0 K: 1 S: 7	H: 0 LOB: 0 BB: 0 P: 10	R: 0 E: 0 K: 0 S: 5	H: 0 LOB: 1 BB: 1 P: 11	R: 0 E: 0 K: 1 S: 7	H: 0 LOB: 0 BB: 0 P: 11	R: 1 E: 0 K: 0 S: 9	H: 2 LOB: 1 BB: 0 P: 14	R: 0 E: 0 K: 1 S: 6	H: 0 LOB: 0 BB: 0 P: 7	R: 1 E: 0 K: 0 S: 7	H: 1 LOB: 0 BB: 0 P: 13	R: 0 E: 0 K: 1 S: 5	H: 0 LOB: 0 BB: 0 P: 7	R: 0 E: 0 K: 0 S: 12	H: 0 LOB: 0 BB: 1 P: 17	R: 3 E: 0 K: 1 S: 12	H: 3 LOB: 0 BB: 0 P: 17	1B: 2 2B: 3 3B: 0 HR: 1	SF: 1 SAC: 0 DP: 0 HBP: 0	WP: 1 PB: 0 SB: 0 CS: 1	PA: 34
<b>PITCHER</b> Todd Stottlemyre, R ERA: 6.08	IP: 9.0 WLS: L BF: 34 H: 6 R: 5 ER: 5 SO: 5 BB: 2 IBB: 0 HBP: 0 BLK: 0 WP: 1 HR: 1 S: 70 P: 107 ERA: 5.00 WHIP: 0.889											<b>PITCHER</b>	IP: 9.0 WLS: L BF: 34 H: 6 R: 5 ER: 5 SO: 5 BB: 2 IBB: 0 HBP: 0 BLK: 0 WP: 1 HR: 1 S: 70 P: 107 ERA: 5.00 WHIP: 0.889									

New York Yankees @ Toronto Blue Jays  
SkyDome, Toronto, ON  
Mon Apr 13 1992, 7:05 PM EDT  
Att: 44,115 - Dome - 70 F

AB 31  
R 5  
H 6  
RBI 5  
BB 2  
SO 5  
LOB 6



Batter	1	2	3	4	5	6	7	8	9	AB	R	H	RBI	BB	SO	LOB	BOTTOM					
Devon White, S OBP: 0.303, SLG: 0.333										4	0	0	0	0	2	2						
Roberto Alomar, S OBP: 0.355, SLG: 0.464										2	1	1	0	2	1	0						
Joe Carter, R OBP: 0.346, SLG: 0.542										4	1	1	0	0	0	3						
Dave Winfield, R OBP: 0.400, SLG: 0.560										1	0	1	1	2	0	0						
John Olerud, L OBP: 0.517, SLG: 0.571										4	0	1	1	0	1	6						
Candy Maldonado, R OBP: 0.250, SLG: 0.261										4	0	0	0	0	1	2						
Pat Borders, R OBP: 0.357, SLG: 0.667										3	0	0	0	1	1	1						
Jeff Kent, R OBP: 0.333, SLG: 0.500										4	0	1	0	0	2	1						
Manuel Lee, S OBP: 0.333, SLG: 0.250										3	0	1	0	1	1	1						
<b>Inning Stats</b>	R: 0 E: 0 K: 1 S: 5	H: 0 LOB: 0 BB: 0 P: 10	R: 0 E: 0 K: 1 S: 12	H: 1 LOB: 0 BB: 0 P: 22	R: 0 E: 0 K: 2 S: 12	H: 0 LOB: 0 BB: 0 P: 19	R: 2 E: 0 K: 0 S: 7	H: 3 LOB: 0 BB: 0 P: 11	R: 0 E: 0 K: 0 S: 10	H: 0 LOB: 1 BB: 2 P: 22	R: 0 E: 0 K: 0 S: 5	H: 0 LOB: 0 BB: 2 P: 17	R: 0 E: 0 K: 1 S: 7	H: 0 LOB: 0 BB: 0 P: 10	R: 0 E: 0 K: 1 S: 12	H: 1 LOB: 3 BB: 2 P: 24	R: 0 E: 0 K: 3 S: 10	H: 1 LOB: 1 BB: 0 P: 14	1B: 5 2B: 1 3B: 0 HR: 0	SF: 1 SAC: 0 DP: 3 HBP: 0	WP: 0 PB: 0 SB: 0 CS: 0	PA: 36
<b>PITCHER</b> Greg Cadaret, L ERA: 3.86 Rich Monteleone, R ERA Steve Howe, L ERA Steve Farr, R ERA	IP: 6.0 WLS: 8 BF: 23 H: 4 R: 2 ER: 2 SO: 4 BB: 3 IBB: 2 HBP: 0 BLK: 0 WP: 0 HR: 0 S: 18 P: 32 ERA: 0.00 WHIP: 1.200											<b>PITCHER</b>	IP: 6.0 WLS: 8 BF: 23 H: 4 R: 2 ER: 2 SO: 4 BB: 3 IBB: 2 HBP: 0 BLK: 0 WP: 0 HR: 0 S: 18 P: 32 ERA: 0.00 WHIP: 1.200									

New York Yankees @ Toronto Blue Jays  
SkyDome, Toronto, ON  
Mon Apr 13 1992, 7:05 PM EDT  
Att: 44,115 - Dome - 70 F

AB 29  
R 2  
H 6  
RBI 2  
BB 6  
SO 9  
LOB 16









Batter	1	2	3	4	5	6	7	8	9	AB	R	H	RBI	BB	SO	LOB	TOP								
Randy Velarde, R OBP: 0.200, SLG: 0.364 (1, 6)	G4-3 ①			G6-3 ①		K ②				4	0	1	0	0	1	2									
Don Mattingly, L OBP: 0.324, SLG: 0.438 (1, 3)	F7 ②			F8 ②		G6-3 ③			F7 ①	4	0	0	0	0	0	3									
Roberto Kelly, R OBP: 0.400, SLG: 0.471 (1, 8)	P4 ③			G1-3 ③			L7 ①		G5-3 ②	4	0	0	0	0	0	1									
Danny Tartabull, R OBP: 0.438, SLG: 0.520 (1, 10)			F9 ①		F9 ①		FC4-6 BB ②		F8 ③	3	0	0	0	1	0	1									
Mel Hall, L OBP: 0.310, SLG: 0.607 (1, 7)		F8 ②			F7 ②		FC4-6 1-2 ③			3	0	0	0	0	0	1									
Jesse Barfield, R OBP: 0.231, SLG: 0.174 (1, 9)		G5-3 ③			G5-3 ③		L7 ③			3	0	0	0	0	0	1									
Mike Stanley, R OBP: 0.429, SLG: 0.200 (1, 2)				L1-3 1B ①		FC2-5 1B BB ②		G5-3 ①		2	0	1	0	1	0	0									
Charlie Hayes, R OBP: 0.419, SLG: 0.500 (1, 5)			F9 ①			FC2-5 1B ②		G5-3 ②		3	0	1	0	0	0	1									
Pat Kelly, R OBP: 0.261, SLG: 0.111 (1, 4)			L1-3 ②			FC2-5 ①		K ③		3	0	0	0	0	1	3									
<b>Inning Stats</b>	R: 0 E: 0 K: 0 S: 11	H: 0 LOB: 0 BB: 0 P: 16	R: 0 E: 0 K: 0 S: 6	H: 0 LOB: 0 BB: 0 P: 13	R: 0 E: 0 K: 0 S: 8	H: 1 LOB: 0 BB: 0 P: 12	R: 0 E: 0 K: 0 S: 5	H: 0 LOB: 0 BB: 0 P: 6	R: 0 E: 0 K: 0 S: 12	H: 0 LOB: 0 BB: 0 P: 21	R: 0 E: 0 K: 1 S: 8	H: 1 LOB: 2 BB: 1 P: 14	R: 0 E: 0 K: 0 S: 8	H: 0 LOB: 1 BB: 1 P: 16	R: 0 E: 0 K: 1 S: 7	H: 0 LOB: 0 BB: 0 P: 12	R: 0 E: 0 K: 0 S: 10	H: 1 LOB: 1 BB: 0 P: 17	1B: 2 2B: 2 3B: 0 HR: 0	SF: 0 SAC: 0 DP: 1 HBP: 0	WP: 0 PB: 0 SB: 0 CS: 0	PA: 31			
<b>PITCHER</b>	IP	WLS	BF	H	R	ER	SO	BB	IBB	HBP	BLK	WP	HR	S	P	ERA	WHIP								
Jimmy Key, L ERA: 1.8 (1, 1)	8.0	W	28	3	0	0	2	2	0	0	0	0	0	68	114	0.00	0.625								
Tom Henke, R ERA: (9, 1)	1.0	S	3	0	0	0	0	0	0	0	0	0	0	7	13	0.00	0.000								

New York Yankees @ Toronto Blue Jays  
SkyDome, Toronto, ON  
Wed Apr 15 1992, 7:05 PM EDT  
Att: 48,111 - Dome - 70 F

AB	29
R	0
H	3
RBI	0
BB	2
SO	2
LOB	13



Batter	1	2	3	4	5	6	7	8	9	AB	R	H	RBI	BB	SO	LOB	BOTTOM								
Devon White, S OBP: 0.351, SLG: 0.382 (1, 8)	L6-3 1B ①	G3 ③								4	0	3	0	0	0	3									
Roberto Alomar, S OBP: 0.350, SLG: 0.514 (1, 4)	L6-3 1-2 ②		G5-4-3 1B ①		F7 ③		G3-1 ③			4	0	1	0	0	0	3									
Joe Carter, R OBP: 0.382, SLG: 0.516 (1, 9)	K ③		F9 ①			K ①			FC6-4 1B ①	4	0	1	0	0	2	1									
Dave Winfield, R OBP: 0.385, SLG: 0.588 (1, 10)		K ①	G5-4-3 1-2 ②			K ②		FC6-4 1-2 ③		4	0	0	0	0	2	2									
John Olerud, L OBP: 0.526, SLG: 0.556 (1, 3)		1B 2B ②		G6-4-3 BB ②				L8 ②		2	1	1	0	2	0	1									
Candy Maldonado, R OBP: 0.273, SLG: 0.267 (1, 7)		1B BB ②		G6-4-3 1-2 ③		G5-3 ③		L5 ③		3	0	0	0	1	0	3									
Pat Borders, R OBP: 0.371, SLG: 0.600 (1, 2)		HBP 1B ②		K ③				SF7 1B ①		3	1	2	1	0	1	0									
Jeff Kent, R OBP: 0.429, SLG: 0.750 (1, 5)		HBP ②			K ①			P4 ①		2	0	0	0	0	1	1									
Manuel Lee, S OBP: 0.294, SLG: 0.233 (1, 6)			K ②					SF7 1-H ②		2	0	0	1	0	1	3									
<b>Inning Stats</b>	R: 0 E: 0 K: 1 S: 10	H: 1 LOB: 0 BB: 0 P: 13	R: 1 E: 0 K: 2 S: 17	H: 2 LOB: 3 BB: 1 P: 29	R: 0 E: 0 K: 0 S: 9	H: 1 LOB: 0 BB: 0 P: 15	R: 0 E: 0 K: 1 S: 10	H: 0 LOB: 0 BB: 1 P: 17	R: 0 E: 0 K: 2 S: 12	H: 1 LOB: 1 BB: 0 P: 17	R: 0 E: 0 K: 2 S: 8	H: 0 LOB: 1 BB: 1 P: 15	R: 1 E: 1 K: 0 S: 9	H: 2 LOB: 1 BB: 0 P: 18	R: 0 E: 0 K: 0 S: 10	H: 1 LOB: 1 BB: 0 P: 14	1B: 7 2B: 2 3B: 0 HR: 0	SF: 1 SAC: 0 DP: 3 HBP: 1	WP: 0 PB: 0 SB: 0 CS: 0	PA: 33					
<b>PITCHER</b>	IP	WLS	BF	H	R	ER	SO	BB	IBB	HBP	BLK	WP	HR	S	P	ERA	WHIP								
Melido Perez, R ERA: 2.13 (1, 1)	7.0	L	29	7	2	1	7	3	0	1	0	0	0	75	124	1.29	1.429								
John Habyan, R ERA: (8, 1)	1.0		4	1	0	0	0	0	0	0	0	0	0	10	14	0.00	1.000								

New York Yankees @ Toronto Blue Jays  
SkyDome, Toronto, ON  
Wed Apr 15 1992, 7:05 PM EDT  
Att: 48,111 - Dome - 70 F

AB	28
R	2
H	8
RBI	2
BB	3
SO	7
LOB	17





Batter	1	2	3	4	5	6	7	8	9	AB	R	H	RBI	BB	SO	LOB	TOP					
Dion James, L OBP: 0.364, SLG: 0.125 Jesse Barfield, R OBP: 0.259, SLG: 0.174	F9		FC4-6 BB		2B 1B		G3-1		BB WP BB	3	1	1	0	1	0	1						
Don Mattingly, L OBP: 0.333, SLG: 0.541	G5-3		F7		2B		HR		K BB	5	1	2	3	0	1	2						
Roberto Kelly, R OBP: 0.375, SLG: 0.421	G6-3		FC4-6 1-2		K		G1-3		BB	4	0	0	0	1	1	2						
Mel Hall, L OBP: 0.294, SLG: 0.636					F7		G3		F9	5	1	1	1	0	1	4						
Kevin Maas, L OBP: 0.429, SLG: 0.571 Steve Farr, R		P2			HR 1B		F7		G3-1	4	1	1	0	0	0	0						
Randy Velarde, R OBP: 0.179, SLG: 0.324		K			L9		K		F9	4	0	0	0	0	2	1						
Jim Leyritz, R OBP: 0.500, SLG: 0.714					HR		FC4 BB		L4	2	1	1	2	2	0	0						
Charlie Hayes, R OBP: 0.371, SLG: 0.441		G4-3			G5-3		FC4 1-2		G4-3	4	0	0	0	0	0	2						
Pat Kelly, R OBP: 0.259, SLG: 0.182			G5-3		G3		G3-1 HR 2B		K	4	1	1	0	0	1	0						
<b>Inning Stats</b>	R: 0 E: 0 K: 0 S: 6	H: 0 LOB: 0 BB: 0 P: 9	R: 1 E: 0 K: 1 S: 9	H: 1 LOB: 1 BB: 1 P: 15	R: 0 E: 0 K: 0 S: 7	H: 0 LOB: 1 BB: 1 P: 14	R: 2 E: 0 K: 0 S: 7	H: 2 LOB: 0 BB: 0 P: 11	R: 1 E: 0 K: 1 S: 9	H: 2 LOB: 1 BB: 1 P: 11	R: 0 E: 0 K: 1 S: 8	H: 0 LOB: 1 BB: 1 P: 16	R: 2 E: 0 K: 1 S: 8	H: 2 LOB: 0 BB: 0 P: 13	R: 0 E: 0 K: 0 S: 7	H: 0 LOB: 0 BB: 0 P: 10	R: 0 E: 0 K: 2 S: 11	H: 0 LOB: 3 BB: 2 P: 23	1B: 2 2B: 2 3B: 0 HR: 3	SF: 0 SAC: 0 DP: 0 HBP: 0	WP: 1 PB: 0 SB: 0 CS: 0	PA: 40
<b>PITCHER</b>	IP	WLS	BF	H	R	ER	SO	BB	IBB	HBP	BLK	WP	HR	S	P	ERA	WHIP					
Jack Morris, R ERA: 3.75 Duane Ward, R ERA:	8.0		34	7	6	6	4	3	0	0	0	0	3	61	99	6.75	1.250					
1.0	W	6	0	0	0	2	2	0	0	0	0	1	0	11	23	0.00	2.000					

New York Yankees @ Toronto Blue Jays  
SkyDome, Toronto, ON  
Thu Apr 16 1992, 3:33 AM EDT  
Att: 50,376 - Dome - 70 F

AB	35
R	6
H	7
RBI	6
BB	5
SO	6
LOB	12



Batter	1	2	3	4	5	6	7	8	9	AB	R	H	RBI	BB	SO	LOB	BOTTOM					
Devon White, S OBP: 0.405, SLG: 0.447	1B SF8 1B		G3 SF7 2B		K		S 1B		1B BB	4	3	3	0	1	1	0						
Roberto Alomar, S OBP: 0.400, SLG: 0.537	SF8 1B		G3		S 1B		1B IBB		1B E 1B	4	2	3	1	1	0	1						
Joe Carter, R OBP: 0.359, SLG: 0.500	SF8		SF7		K		P3		E8 1B	3	0	1	3	0	1	3						
Dave Winfield, R OBP: 0.419, SLG: 0.595 Rob Ducey, L	G6-4-3 1B		F9		1B				SH1-4 BB	3	0	2	1	1	0	0						
John Olerud, L OBP: 0.524, SLG: 0.581	G6-4-3				FC SF8 2B		F8		SH1-4 1B	4	1	2	0	0	0	1						
Candy Maldonado, R OBP: 0.250, SLG: 0.242		G5-3			FC CS		F8		SH1-4	3	0	0	0	0	0	1						
Greg Myers, L		G4-3			SF8		F7		IBB	2	0	0	1	0	0	0						
Pat Borders, R OBP: 0.389, SLG: 0.600		G4-3			SF8		F7			0	0	0	0	1	0	0						
Jeff Kent, R OBP: 0.412, SLG: 0.643 Turner Ward, S OBP: 0.375, SLG: 0.625 Alfredo Griffin, S		F8			WP BB		K		P6	2	0	0	0	1	1	0						
Manuel Lee, S OBP: 0.297, SLG: 0.219 Kelly Gruber, R OBP: 0.280, SLG: 0.609					2B G3 BB		G4-3		F7	2	1	0	0	1	0	1						
<b>Inning Stats</b>	R: 2 E: 0 K: 0 S: 15	H: 3 LOB: 0 BB: 0 P: 21	R: 0 E: 0 K: 0 S: 5	H: 0 LOB: 0 BB: 0 P: 9	R: 2 E: 0 K: 0 S: 11	H: 1 LOB: 1 BB: 1 P: 20	R: 1 E: 0 K: 0 S: 8	H: 1 LOB: 1 BB: 1 P: 15	R: 0 E: 0 K: 2 S: 10	H: 2 LOB: 2 BB: 0 P: 14	R: 0 E: 0 K: 0 S: 5	H: 0 LOB: 0 BB: 0 P: 10	R: 0 E: 0 K: 1 S: 8	H: 1 LOB: 2 BB: 1 P: 17	R: 0 E: 0 K: 0 S: 8	H: 1 LOB: 3 BB: 2 P: 16	R: 2 E: 1 K: 0 S: 3	H: 2 LOB: 1 BB: 1 P: 8	1B: 9 2B: 2 3B: 0 HR: 0	SF: 3 SAC: 1 DP: 1 HBP: 0	WP: 1 PB: 0 SB: 3 CS: 1	PA: 39
<b>PITCHER</b>	IP	WLS	BF	H	R	ER	SO	BB	IBB	HBP	BLK	WP	HR	S	P	ERA	WHIP					
Tim Leary, R ERA: 3.86 John Habyan, R ERA: Steve Howe, L ERA: Steve Farr, R ERA: 2.45 Steve Farr, R ERA: 2.45	6.0		25	7	5	5	2	2	1	0	0	0	0	9	22	0.00	2.000					
0.1		3	1	0	0	0	0	0	1	0	0	0	0	3	7	0.00	3.000					
0.2	L	5	2	2	1	0	1	0	0	0	0	0	0	7	12	13.50	4.500					
0.2	L	5	2	2	1	0	1	0	0	0	0	0	0	7	12	13.50	4.500					

New York Yankees @ Toronto Blue Jays  
SkyDome, Toronto, ON  
Thu Apr 16 1992, 3:33 AM EDT  
Att: 50,376 - Dome - 70 F

AB	29
R	7
H	11
RBI	6
BB	6
SO	3
LOB	13





Batter	1	2	3	4	5	6	7	8	9	AB	R	H	RBI	BB	SO	LOB	TOP								
<b>Devon White, S</b> (1, 8) OBP: 0.413, SLG: 0.425	4-2 S BB	1-1 FC4-6 1-2f			0-3 K			4-2 E BB		2	0	0	0	2	1	4									
<b>Roberto Alomar, S</b> (1, 4) OBP: 0.397, SLG: 0.489	1-3 K		1-3 K		0-1 F9			0-1 L7		4	0	0	0	0	2	3									
<b>Joe Carter, R</b> (1, 9) OBP: 0.349, SLG: 0.500 <b>Rob Ducey, L</b> (8, 9) OBP: 0.122, SLG: 0.122	2-3 K		2-3 K		1-1 G1-3 2B			1-1 E5		4	0	1	0	0	2	2									
<b>Dave Winfield, R</b> (1, 10) OBP: 0.383, SLG: 0.537	2-1 P3		1-3 K		2-3 K			2-3 K		4	0	0	0	0	3	4									
<b>Kelly Gruber, R</b> (1, 5) OBP: 0.276, SLG: 0.556		0-1 E 1B		1-3 K		1-0 G1-3		1-3 K		4	0	1	0	0	2	3									
<b>John Olerud, L</b> (1, 3) OBP: 0.478, SLG: 0.514		2-2 E3 BB		0-1 G5-3		2-3 K			1-2 F7	4	0	0	0	0	1	2									
<b>Candy Maldonado, R</b> (1, 7) OBP: 0.225, SLG: 0.216		0-1 P4		2-3 K			3-2 G6-3		1-3 K	4	0	0	0	0	2	2									
<b>Pat Borders, R</b> (1, 2) OBP: 0.400, SLG: 0.576		4-2 FC4-6 BB			0-0 SH5-4 1B		3-2 P4		3-3 K	3	0	1	0	1	1	0									
<b>Manuel Lee, S</b> (1, 6) OBP: 0.282, SLG: 0.206		2-3 K			1-1 SH5-4		0-0 F8			2	0	0	0	0	1	3									
<b>Inning Stats</b>	R: 0 E: 0 K: 2 S: 11	H: 0 LOB: 1 BB: 1 P: 20	R: 0 E: 1 K: 1 S: 17	H: 1 LOB: 3 BB: 1 P: 26	R: 0 E: 0 K: 3 S: 9	H: 0 LOB: 0 BB: 0 P: 13	R: 0 E: 0 K: 2 S: 9	H: 0 LOB: 0 BB: 0 P: 12	R: 0 E: 0 K: 1 S: 8	H: 1 LOB: 1 BB: 0 P: 9	R: 0 E: 0 K: 2 S: 10	H: 1 LOB: 1 BB: 0 P: 16	R: 0 E: 0 K: 0 S: 9	H: 0 LOB: 0 BB: 0 P: 15	R: 0 E: 1 K: 2 S: 12	H: 0 LOB: 2 BB: 1 P: 20	R: 0 E: 0 K: 2 S: 14	H: 0 LOB: 0 BB: 0 P: 19	1B: 2 2B: 1 3B: 0 HR: 0	SF: 0 SAC: 1 DP: 0 HBP: 0	WP: 0 PB: 0 SB: 1 CS: 0	PA: 35			
<b>PITCHER</b>	IP	WLS	BF	H	R	ER	SO	BB	IBB	HBP	BLK	WP	HR	S	P	ERA	WHIP								
<b>Roger Clemens, R</b> (1, 1) ERA: 1.5	7.0	W	27	3	0	0	11	2	0	0	0	0	0	73	111	0.00	0.714								
<b>Greg Harris, R</b> (8, 1) ERA: 13.5	1.0		5	0	0	0	2	1	0	0	0	0	0	12	20	0.00	1.000								
<b>Tony Fossas, L</b> (9, 1) ERA: 13.5	0.1		1	0	0	0	0	0	0	0	0	0	0	5	6	0.00	0.000								
<b>Jeff Reardon, R</b> (9, 1) ERA: 2.25	0.2	S	2	0	0	0	2	0	0	0	0	0	0	9	13	0.00	0.000								

Toronto Blue Jays @ Boston Red Sox  
Fenway Park, Boston, MA  
Fri Apr 17 1992, 7:05 PM EDT  
Att: 27,467 - Overcast - 40 F

livebaseballscores.com

AB 31  
R 0  
H 3  
RBI 0  
BB 3  
SO 15  
LOB 23



Batter	1	2	3	4	5	6	7	8	9	AB	R	H	RBI	BB	SO	LOB	BOTTOM								
<b>Wade Boggs, L</b> (1, 5) OBP: 0.310, SLG: 0.243 <b>Scott Cooper, L</b> (9, 5)	1-1 G4-3		2-1 G1-3		1-0 F7		1-3 K			4	0	0	0	0	1	1									
<b>Jody Reed, R</b> (1, 4) OBP: 0.286, SLG: 0.306	2-2 P6		1-2 L8		1-1 P4			2-0 F7		4	0	0	0	0	0	0									
<b>Phil Plantier, L</b> (1, 9) OBP: 0.324, SLG: 0.321	2-1 1B			1-3 K		2-2 1B		2-3 K		4	0	2	0	0	2	0									
<b>Ellis Burks, R</b> (1, 8) OBP: 0.368, SLG: 0.375	0-0 F8			4-1 2B FC BB		1-3 K		4-2 FC5-4 BB		2	1	0	0	2	1	2									
<b>Jack Clark, R</b> (1, 10) OBP: 0.286, SLG: 0.174		2-2 F8		2-1 FC 2B		2-2 F8		2-0 FC5-4		4	0	1	0	0	0	2									
<b>Mike Greenwell, L</b> (1, 7) OBP: 0.294, SLG: 0.200		1-1 1B		0-1 FC		3-2 G6-3				3	0	1	1	0	0	2									
<b>Tom Brunansky, R</b> (1, 3) OBP: 0.444, SLG: 0.357 <b>Mo Vaughn, L</b> (2, PH) OBP: 0.464, SLG: 0.619 (3, 3)		1-0 P6		2-3 3H 3-3 K			2-2 P5			0	0	0	0	0	0	0									
<b>Tony Peña, R</b> (1, 2) OBP: 0.207, SLG: 0.148		0-1 G3		0-0 P5			2-3 K			3	0	0	0	0	1	3									
<b>Luis Rivera, R</b> (1, 6) OBP: 0.500, SLG: 0.467			0-3 K		2-3 K		4-2 BB			2	0	0	0	1	2	0									
<b>Inning Stats</b>	R: 0 E: 0 K: 0 S: 10	H: 1 LOB: 0 BB: 0 P: 15	R: 0 E: 0 K: 0 S: 10	H: 1 LOB: 0 BB: 0 P: 14	R: 0 E: 0 K: 1 S: 8	H: 0 LOB: 0 BB: 0 P: 11	R: 1 E: 0 K: 2 S: 13	H: 1 LOB: 2 BB: 1 P: 23	R: 0 E: 0 K: 1 S: 7	H: 0 LOB: 0 BB: 0 P: 11	R: 0 E: 0 K: 1 S: 14	H: 1 LOB: 1 BB: 0 P: 22	R: 0 E: 0 K: 2 S: 15	H: 0 LOB: 1 BB: 1 P: 24	R: 0 E: 0 K: 1 S: 10	H: 0 LOB: 1 BB: 1 P: 20	1B: 3 2B: 1 3B: 0 HR: 0	SF: 0 SAC: 0 DP: 0 HBP: 0	WP: 0 PB: 0 SB: 0 CS: 0	PA: 32					
<b>PITCHER</b>	IP	WLS	BF	H	R	ER	SO	BB	IBB	HBP	BLK	WP	HR	S	P	ERA	WHIP								
<b>David Wells, L</b> (1, 1) ERA: 1.64	4.0	L	17	3	1	1	3	1	0	0	0	0	0	41	63	2.25	1.000								
<b>Pat Hentgen, R</b> (5, 1) ERA: 6.75	2.2		10	1	0	0	3	1	0	0	0	0	0	32	52	0.00	0.750								
<b>Bob MacDonald, L</b> (7, 1) ERA: 1.00	1.0		4	0	0	0	2	1	0	0	0	0	0	13	22	0.00	1.000								
<b>Duane Ward, R</b> (8, 1) ERA: 1.00	0.1		1	0	0	0	0	0	0	0	0	0	0	1	3	0.00	0.000								

Toronto Blue Jays @ Boston Red Sox  
Fenway Park, Boston, MA  
Fri Apr 17 1992, 7:05 PM EDT  
Att: 27,467 - Overcast - 40 F

livebaseballscores.com

AB 29  
R 1  
H 4  
RBI 1  
BB 3  
SO 8  
LOB 13





Batter	1	2	3	4	5	6	7	8	9	AB	R	H	RBI	BB	SO	LOB	TOP			
<b>Devon White, S</b> OBP: 0.380, SLG: 0.386	L7	G4-3		G5-3			F7			4	0	0	0	0	0	2	<b>Toronto Blue Jays @ Boston Red Sox</b> Fenway Park, Boston, MA Sat Apr 18 1992, 3:33 AM EDT Att: 32,640 - Cloudy - 41 F			
<b>Roberto Alomar, S</b> OBP: 0.340, SLG: 0.449	K	F7			K2-3			L8		4	0	0	0	0	2					
<b>Joe Carter, R</b> OBP: 0.340, SLG: 0.500	2B		F7		K			K		4	0	1	0	0	2					
<b>Dave Winfield, R</b> OBP: 0.392, SLG: 0.533	P4		F7		L4			1B		4	0	2	0	0	1					
<b>Kelly Gruber, R</b> OBP: 0.273, SLG: 0.516		PB 1B	E9			F9		G4-3		4	1	1	0	0	2					
<b>John Olerud, L</b> OBP: 0.480, SLG: 0.474		1B 2B	P4			L8		G1-4-3		3	1	0	0	1	0					
<b>Candy Maldonado, R</b> OBP: 0.227, SLG: 0.220		2B 1B	K			G5-3		K		4	0	1	1	0	2					
<b>Pat Borders, R</b> OBP: 0.364, SLG: 0.514		L8		G5-3			G6-3		F8	4	0	0	0	0	2					
<b>Manuel Lee, S</b> OBP: 0.286, SLG: 0.243				K			G4-3			3	0	1	1	0	1					
<b>Inning Stats</b>	R: 0 E: 0 K: 1 S: 14	H: 1 LOB: 1 BB: 0 P: 23	R: 2 E: 0 K: 0 S: 9	H: 3 LOB: 2 BB: 1 P: 16	R: 0 E: 1 K: 1 S: 10	H: 1 LOB: 2 BB: 0 P: 15	R: 0 E: 0 K: 2 S: 11	H: 0 LOB: 0 BB: 0 P: 17	R: 0 E: 0 K: 0 S: 7	H: 0 LOB: 0 BB: 0 P: 10	R: 0 E: 0 K: 0 S: 5	H: 0 LOB: 0 BB: 0 P: 10	R: 0 E: 0 K: 1 S: 11	H: 1 LOB: 1 BB: 0 P: 18	R: 0 E: 0 K: 1 S: 7	H: 0 LOB: 0 BB: 0 P: 10	1B: 4 2B: 2 3B: 0 HR: 0	SF: 0 SAC: 0 DP: 0 HBP: 0	WP: 0 PB: 1 SB: 0 CS: 0	PA: 35
<b>PITCHER</b> <b>Frank Viola, L</b> ERA: 5.09	IP: 9.0 WLS: L BF: 35 H: 6 R: 2 ER: 2 SO: 7 BB: 1 IBB: 0 HBP: 0 BLK: 0 WP: 0 HR: 0 S: 78 P: 126 ERA: 2.00 WHIP: 0.778																			

AB	34
R	2
H	6
RBI	2
BB	1
SO	7
LOB	13



Batter	1	2	3	4	5	6	7	8	9	AB	R	H	RBI	BB	SO	LOB	BOTTOM			
<b>Wade Boggs, L</b> OBP: 0.304, SLG: 0.225	F8		1B BB		F7			L7		3	1	0	0	1	0	1	<b>Toronto Blue Jays @ Boston Red Sox</b> Fenway Park, Boston, MA Sat Apr 18 1992, 3:33 AM EDT Att: 32,640 - Cloudy - 41 F			
<b>Jody Reed, R</b> OBP: 0.281, SLG: 0.275	G6-3		F7		P7			FC1-6		4	0	0	0	0	0	2				
<b>Phil Plantier, L</b> OBP: 0.316, SLG: 0.313	F9		1B			G3		K2-3		4	0	1	0	0	1					
<b>Ellis Burks, R</b> OBP: 0.381, SLG: 0.389		S 1B	1B		L4			K		4	0	2	1	0	1					
<b>Mike Greenwell, L</b> OBP: 0.289, SLG: 0.182	L9		G4-3		F9			FC6-4 BB		3	0	0	0	1	0	3				
<b>Jack Clark, R</b> OBP: 0.281, SLG: 0.154	K			G3-6 BB			K		FC6-4	3	0	0	0	1	2					
<b>Luis Rivera, R</b> OBP: 0.500, SLG: 0.467								K		0	0	0	0	0	0					
<b>Mo Vaughn, L</b> OBP: 0.438, SLG: 0.542				G3-6			G1-3		K	3	0	0	0	1	1					
<b>Tim Lincecum, R</b> OBP: 0.368, SLG: 0.471	F8			G4-3			K			3	0	0	0	0	1					
<b>Tony Peña, R</b> OBP: 0.194, SLG: 0.138			G1-3					FC1-6 1B		2	0	0	0	0	1					
<b>Herm Winningham, L</b> OBP: 0.286, SLG: 0.167										1	0	1	0	0	0					
<b>John Flaherty, R</b> OBP: 0.333, SLG: 0.667										0	0	0	0	0	0					
<b>Inning Stats</b>	R: 0 E: 0 K: 0 S: 10	H: 0 LOB: 0 BB: 0 P: 15	R: 0 E: 0 K: 1 S: 13	H: 1 LOB: 2 BB: 1 P: 25	R: 1 E: 0 K: 0 S: 11	H: 2 LOB: 2 BB: 1 P: 20	R: 0 E: 0 K: 0 S: 5	H: 0 LOB: 0 BB: 1 P: 13	R: 0 E: 0 K: 1 S: 13	H: 0 LOB: 0 BB: 0 P: 20	R: 0 E: 0 K: 2 S: 9	H: 0 LOB: 0 BB: 0 P: 11	R: 0 E: 0 K: 1 S: 9	H: 1 LOB: 1 BB: 0 P: 12	R: 0 E: 0 K: 2 S: 8	H: 0 LOB: 1 BB: 1 P: 17	1B: 4 2B: 1 3B: 0 HR: 0	SF: 0 SAC: 0 DP: 1 HBP: 0	WP: 0 PB: 0 SB: 1 CS: 0	PA: 34
<b>PITCHER</b> <b>Todd Stittley, R</b> ERA: 4.43	IP: 7.0 WLS: W BF: 26 H: 3 R: 1 ER: 1 SO: 4 BB: 3 IBB: 0 HBP: 0 BLK: 0 WP: 0 HR: 0 S: 67 P: 115 ERA: 1.29 WHIP: 0.857																			
<b>PITCHER</b> <b>Duane Ward, R</b> ERA: 0.00	IP: 1.0 WLS: S BF: 4 H: 1 R: 0 ER: 0 SO: 1 BB: 0 IBB: 0 HBP: 0 BLK: 0 WP: 0 HR: 0 S: 9 P: 12 ERA: 0.00 WHIP: 1.000																			
<b>PITCHER</b> <b>Tom Henke, R</b> ERA: 0.00	IP: 1.0 WLS: S BF: 4 H: 0 R: 0 ER: 0 SO: 2 BB: 1 IBB: 0 HBP: 0 BLK: 0 WP: 0 HR: 0 S: 8 P: 17 ERA: 0.00 WHIP: 1.000																			

AB	30
R	1
H	4
RBI	1
BB	4
SO	7
LOB	13









Batter	1	2	3	4	5	6	7	8	9	10	11	12	13	AB	R	H	RBI	BB	SO	LOB	TOP							
<b>Devon White, S</b> OBP: 0.355, SLG: 0.357 (1, 8)	G4-3	FC5-4			1B			K			G6-3		K	7	1	1	0	0	2	5								
<b>Roberto Alomar, S</b> OBP: 0.365, SLG: 0.475 (1, 4)	F8		G6-3		G4-3			F9					E	6	2	3	1	1	0	1								
<b>Joe Carter, R</b> OBP: 0.322, SLG: 0.444 (1, 9)	F7		F9		BB			FC1-4					E8	7	0	2	2	0	1	2								
<b>Dave Winfield, R</b> OBP: 0.381, SLG: 0.482 (1, 10)			F9		G4-3								K	7	1	2	0	0	1	3								
<b>Kelly Gruber, R</b> OBP: 0.349, SLG: 0.526 (1, 5)														4	1	2	0	2	1	2								
<b>John Olerud, L</b> OBP: 0.446, SLG: 0.429 (1, 3)														4	0	0	1	2	0	4								
<b>Candy Maldonado, R</b> OBP: 0.222, SLG: 0.188 (1, 7)														4	0	0	1	1	1	7								
<b>Pat Borders, R</b> OBP: 0.352, SLG: 0.478 (1, 2)														5	0	2	1	0	1	0								
<b>Manuel Lee, S</b> OBP: 0.280, SLG: 0.244 (1, 6)														5	0	1	0	0	2	1								
<b>Alfredo Griffin, S</b> (13, 6)														1	1	0	0	0	0	1								
<b>Inning Stats</b>	R: 0 E: 0 K: 0 S: 5	H: 0 LOB: 0 BB: 0 P: 8	R: 1 E: 0 K: 0 S: 18	H: 2 LOB: 3 BB: 2 P: 34	R: 0 E: 0 K: 0 S: 6	H: 0 LOB: 0 BB: 0 P: 10	R: 1 E: 0 K: 0 S: 9	H: 1 LOB: 0 BB: 0 P: 11	R: 2 E: 0 K: 0 S: 11	H: 3 LOB: 3 BB: 2 P: 24	R: 0 E: 0 K: 2 S: 8	H: 0 LOB: 0 BB: 0 P: 14	R: 0 E: 0 K: 1 S: 11	H: 2 LOB: 3 BB: 1 P: 23	R: 0 E: 0 K: 2 S: 10	H: 1 LOB: 1 BB: 0 P: 13	R: 0 E: 0 K: 2 S: 11	H: 0 LOB: 0 BB: 0 P: 14	R: 0 E: 0 K: 0 S: 6	H: 0 LOB: 0 BB: 0 P: 9	R: 0 E: 0 K: 0 S: 5	H: 1 LOB: 1 BB: 0 P: 7	R: 2 E: 1 K: 2 S: 14	H: 3 LOB: 1 BB: 0 P: 24	1B: 11 2B: 2 3B: 0 HR: 0	SF: 2 SAC: 0 DP: 0 HBP: 0	WP: 1 PB: 0 SB: 1 CS: 0	PA: 58
<b>PITCHER</b>	IP	WLS	BF	H	R	ER	SO	BB	IBB	HBP	BLK	WP	HR	S	P	ERA	WHIP											
<b>Joe Hesketh, L</b> ERA: 6.52 (1, 1)	4.2		24	6	4	4	0	3	1	0	0	0	0	48	86	7.71	1.929											
<b>Greg Harris, R</b> ERA: (5, 1)	3.1		14	3	0	0	5	0	1	0	0	1	0	30	51	0.00	0.900											
<b>Jeff Reardon, R</b> ERA: 1.5 (9, 1)	2.0		6	0	0	0	2	0	0	0	0	0	0	17	23	0.00	0.000											
<b>Tom Bolton, L</b> ERA: 13.5 (11, 1)	2.2	L	12	3	2	2	1	1	0	0	1	0	0	22	38	6.75	1.500											
<b>Peter Hoy, R</b> ERA: 13.5 (13, 1)	0.1		2	1	0	0	1	0	0	0	0	0	0	6	10	0.00	3.000											

Toronto Blue Jays @ Boston Red Sox  
Fenway Park, Boston, MA  
Mon Apr 20 1992, 3:33 AM EDT  
Att. 34,709 - Cloudy - 54 F

AB 50  
R 6  
H 13  
RBI 6  
BB 6  
SO 9  
LOB 26



Batter	1	2	3	4	5	6	7	8	9	10	11	12	13	AB	R	H	RBI	BB	SO	LOB	BOTTOM							
<b>Wade Boggs, L</b> OBP: 0.353, SLG: 0.300 (1, 5)	L9							G3-1						6	1	2	0	0	0	1								
<b>Jody Reed, R</b> OBP: 0.316, SLG: 0.327 (1, 4)	L8													6	1	2	1	0	0	1								
<b>Mike Greenwell, L</b> OBP: 0.306, SLG: 0.209 (1, 7)	K													6	0	1	1	0	1	3								
<b>Ellis Burks, R</b> OBP: 0.302, SLG: 0.304 (1, 8)														5	0	0	1	0	0	1								
<b>Jack Clark, R</b> OBP: 0.297, SLG: 0.194 (1, 10)														4	0	2	0	0	0	0								
<b>Luis Rivera, R</b> OBP: 0.409, SLG: 0.368 (8, PR)														1	0	0	0	0	0	0								
<b>Phil Plantier, L</b> OBP: 0.271, SLG: 0.262 (1, 9)														5	0	0	0	0	0	3								
<b>Tim Lincecum, R</b> OBP: 0.290, SLG: 0.348 (1, 6)														5	0	0	0	0	2	3								
<b>Mo Vaughn, L</b> OBP: 0.366, SLG: 0.406 (1, 3)														5	0	0	0	0	2	0								
<b>Tony Peña, R</b> OBP: 0.250, SLG: 0.324 (1, 2)														5	2	3	1	0	0	0								
<b>Inning Stats</b>	R: 0 E: 0 K: 1 S: 5	H: 0 LOB: 0 BB: 0 P: 6	R: 0 E: 0 K: 0 S: 8	H: 0 LOB: 0 BB: 0 P: 14	R: 0 E: 0 K: 0 S: 6	H: 0 LOB: 0 BB: 0 P: 9	R: 1 E: 1 K: 0 S: 14	H: 3 LOB: 3 BB: 0 P: 25	R: 1 E: 0 K: 0 S: 7	H: 3 LOB: 1 BB: 0 P: 10	R: 0 E: 0 K: 0 S: 7	H: 0 LOB: 0 BB: 0 P: 13	R: 1 E: 0 K: 1 S: 9	H: 1 LOB: 0 BB: 0 P: 19	R: 1 E: 0 K: 0 S: 9	H: 2 LOB: 1 BB: 0 P: 17	R: 0 E: 0 K: 2 S: 12	H: 0 LOB: 0 BB: 0 P: 19	R: 0 E: 0 K: 0 S: 4	H: 0 LOB: 0 BB: 0 P: 8	R: 0 E: 0 K: 1 S: 11	H: 1 LOB: 1 BB: 0 P: 19	R: 0 E: 0 K: 0 S: 7	H: 0 LOB: 0 BB: 0 P: 10	1B: 6 2B: 3 3B: 0 HR: 1	SF: 1 SAC: 0 DP: 1 HBP: 0	WP: 0 PB: 0 SB: 0 CS: 0	PA: 49
<b>PITCHER</b>	IP	WLS	BF	H	R	ER	SO	BB	IBB	HBP	BLK	WP	HR	S	P	ERA	WHIP											
<b>Jimmy Key, L</b> ERA: 2.82 (1, 1)	7.1		30	8	4	4	2	0	0	0	0	0	0	59	103	4.91	1.091											
<b>Pat Hentgen, R</b> ERA: 5.4 (8, 1)	1.2		6	1	0	0	2	0	0	0	0	0	0	18	29	0.00	0.600											
<b>Bob MacDonald, L</b> ERA: (10, 1)	4.0	W	13	1	0	0	1	0	0	0	0	0	0	26	41	0.00	0.250											

Toronto Blue Jays @ Boston Red Sox  
Fenway Park, Boston, MA  
Mon Apr 20 1992, 3:33 AM EDT  
Att. 34,709 - Cloudy - 54 F

AB 48  
R 4  
H 10  
RBI 4  
BB 0  
SO 5  
LOB 12









Batter	1	2	3	4	5	6	7	8	9	AB	R	H	RBI	BB	SO	LOB	TOP								
Thomas Howard, S OBP: 0.348, SLG: 0.409	1-3 SAFE K	0-0 2B		2-3 SAFE K		2-1 G4-3			0-2 G1-3 HR	5	1	2	0	0	2	2									
Glenallen Hill, R OBP: 0.228, SLG: 0.304 Alex Cole, L	0-2 HR	1-3 K			1-0 P4		0-1 F9		0-2 G1-3	4	1	1	1	0	1	2									
Carlos Baerga, S OBP: 0.329, SLG: 0.388	4-0 BB				1-2 F8		0-2 G5-3		0-0 HR	4	1	1	2	1	0	0									
Albert Belle, R OBP: 0.279, SLG: 0.435	0-3 K				4-2 WP BB		2-1 HR		0-2 G3	4	1	1	1	1	1	1									
Paul Sorrento, L OBP: 0.297, SLG: 0.305	2-3 K				1-2 G4-3		1-0 G4-3			4	0	0	0	0	1	2									
Sandy Alomar Jr, R OBP: 0.298, SLG: 0.412 Junior Ortiz, R OBP: 0.260, SLG: 0.111		0-1 G6-3			0-1 2B		0-1 G5-3		1-1 F8	3	0	1	0	0	0	0									
Mark Whiten, S OBP: 0.292, SLG: 0.295		4-1 1B FC4-6 BB			2-2 G5-3		1-0 1B SF8 1B		0-0 F9	3	2	1	0	1	0	1									
Mark Lewis, R OBP: 0.316, SLG: 0.333		0-2 FC4-6 1B			0-1 1B		1-3 1B		1-2 F9	4	1	3	0	0	0	0									
Felix Fermin, R OBP: 0.167, SLG: 0.182		0-2 FC4-6 2B			0-1 1B		1-1 SF8		2-2 G1-3	3	0	1	3	0	0	1									
<b>Inning Stats</b>	R: 1 E: 0 K: 3 S: 12	H: 1 LOB: 1 BB: 1 P: 19	R: 1 E: 0 K: 1 S: 13	H: 2 LOB: 2 BB: 1 P: 18	R: 0 E: 0 K: 0 S: 8	H: 0 LOB: 0 BB: 0 P: 10	R: 1 E: 0 K: 1 S: 12	H: 3 LOB: 1 BB: 0 P: 16	R: 0 E: 0 K: 0 S: 10	H: 0 LOB: 1 BB: 0 P: 18	R: 1 E: 0 K: 0 S: 9	H: 2 LOB: 1 BB: 0 P: 16	R: 1 E: 0 K: 0 S: 8	H: 1 LOB: 0 BB: 0 P: 11	R: 0 E: 0 K: 0 S: 6	H: 0 LOB: 0 BB: 0 P: 8	R: 2 E: 0 K: 0 S: 14	H: 2 LOB: 0 BB: 0 P: 16	1B: 6 2B: 2 3B: 0 HR: 3	SF: 1 SAC: 0 DP: 0 HBP: 0	WP: 1 PB: 0 SB: 1 CS: 0	PA: 40			
<b>PITCHER</b>	IP	WLS	BF	H	R	ER	SO	BB	IBB	HBP	BLK	WP	HR	S	P	ERA	WHIP								
Dave Stieb, R ERA: 6.0	6.0	L	28	8	4	4	5	3	0	0	0	1	1	64	97	6.00	1.833								
David Wells, L ERA: 2.09	2.0		7	1	1	1	0	0	0	0	0	0	1	14	19	4.50	0.500								
Duane Ward, R ERA: 2.16	1.0		5	2	2	2	0	0	0	0	0	0	1	14	16	18.00	2.000								

Cleveland Indians @ Toronto Blue Jays  
SkyDome, Toronto, ON  
Wed Apr 22 1992, 7:05 PM EDT  
Att: 43,292 - Dome - 70 F

AB 36  
R 7  
H 11  
RBI 7  
BB 3  
SO 5  
LOB 10



Batter	1	2	3	4	5	6	7	8	9	AB	R	H	RBI	BB	SO	LOB	BOTTOM								
Devon White, S OBP: 0.352, SLG: 0.344	1-0 F9		3-2 G1-3 1B		3-3 K		0-0 S 1B		2-2 G1-6-3	5	1	2	1	0	1	2									
Roberto Alomar, S OBP: 0.397, SLG: 0.522	2-3 K		0-0 G1-3		1-1 G5-3		1-1 S 1B			4	0	1	1	0	1	2									
Joe Carter, R OBP: 0.313, SLG: 0.435	0-2 2B		0-0 F8		3-2 P3		2-2 G5-3			4	0	1	0	0	0	2									
Dave Winfield, R OBP: 0.366, SLG: 0.453	0-1 F9		2-1 F8		1-0 1B		0-1 G5-4-3 1B			4	0	2	0	0	0	2									
Kelly Gruber, R OBP: 0.320, SLG: 0.467		0-3 K			0-1 G5-3		0-1 F8		3-2 G5-4-3	4	0	0	0	0	1	2									
John Olerud, L OBP: 0.413, SLG: 0.388		0-0 G4-3			2-1 G3-1		0-0 L8		0-0 1B	4	0	1	0	0	0	1									
Candy Maldonado, R OBP: 0.230, SLG: 0.170		2-0 2B HBP			0-0 F7		0-1 L5		0-0 G4-3	3	0	0	0	0	0	1									
Greg Myers, L OBP: 0.250, SLG: 0.667 Pat Borders, R OBP: 0.383, SLG: 0.529		1-1 2B			3-2 G3 2B		1-2 1B 2B		1-1 G1-6-3 1B	1	0	1	0	0	0	0									
Alfredo Griffin, S OBP: 0.383, SLG: 0.529		1-0 G4-3			0-1 G3		2-1 G5-3		1-3 K	4	0	0	0	0	1	5									
<b>Inning Stats</b>	R: 0 E: 0 K: 1 S: 9	H: 1 LOB: 0 BB: 0 P: 12	R: 0 E: 0 K: 1 S: 7	H: 1 LOB: 2 BB: 0 P: 11	R: 0 E: 0 K: 0 S: 7	H: 1 LOB: 0 BB: 0 P: 12	R: 0 E: 0 K: 0 S: 5	H: 0 LOB: 0 BB: 0 P: 7	R: 0 E: 0 K: 0 S: 11	H: 1 LOB: 1 BB: 0 P: 18	R: 0 E: 0 K: 0 S: 7	H: 1 LOB: 1 BB: 0 P: 11	R: 2 E: 0 K: 0 S: 15	H: 3 LOB: 1 BB: 0 P: 21	R: 0 E: 0 K: 0 S: 7	H: 2 LOB: 1 BB: 0 P: 10	R: 0 E: 0 K: 1 S: 9	H: 1 LOB: 0 BB: 0 P: 13	1B: 7 2B: 4 3B: 0 HR: 0	SF: 0 SAC: 0 DP: 2 HBP: 1	WP: 0 PB: 0 SB: 2 CS: 0	PA: 37			
<b>PITCHER</b>	IP	WLS	BF	H	R	ER	SO	BB	IBB	HBP	BLK	WP	HR	S	P	ERA	WHIP								
Charles Nagy, R ERA: 1.76	6.2	W	28	7	2	2	3	0	0	0	0	0	0	11	17	0.00	2.000								
Rod Nichols, R ERA: 6.97	1.0		4	2	0	0	0	0	0	0	0	0	0	1	1	∞	∞								
Eric Bell, L ERA: 5.59	0.0		1	1	0	0	0	0	0	0	0	0	0	1	1	∞	∞								
Ted Power, R ERA: 1.59	1.1	S	4	1	0	0	1	0	0	0	0	0	0	10	14	0.00	0.750								

Cleveland Indians @ Toronto Blue Jays  
SkyDome, Toronto, ON  
Wed Apr 22 1992, 7:05 PM EDT  
Att: 43,292 - Dome - 70 F

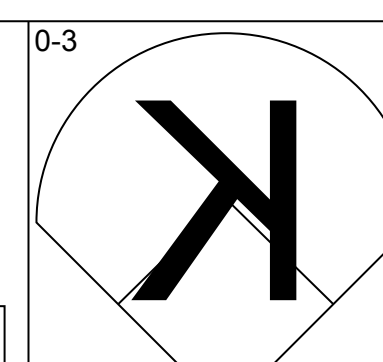
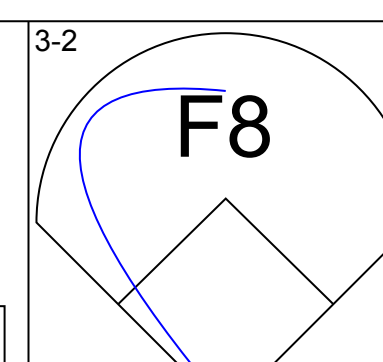
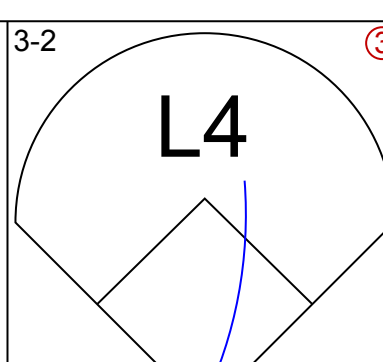
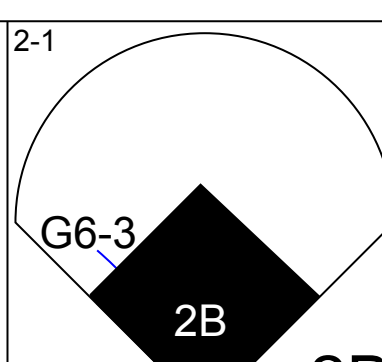
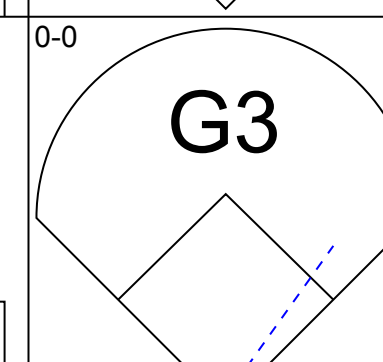
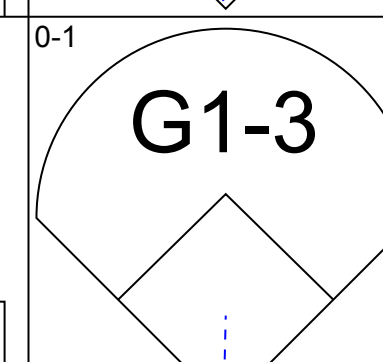
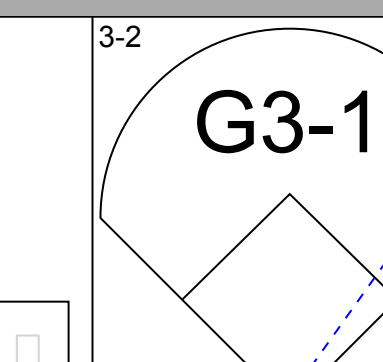
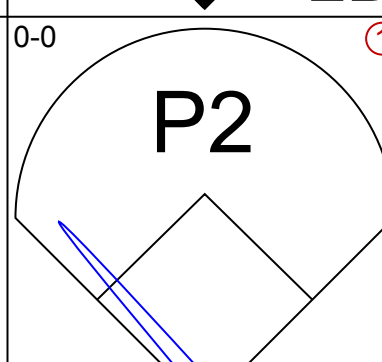
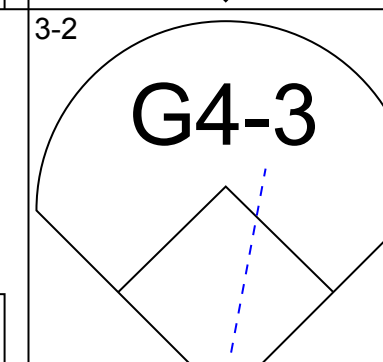
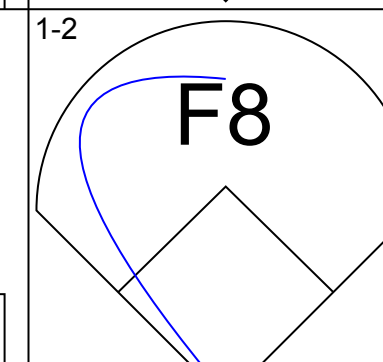
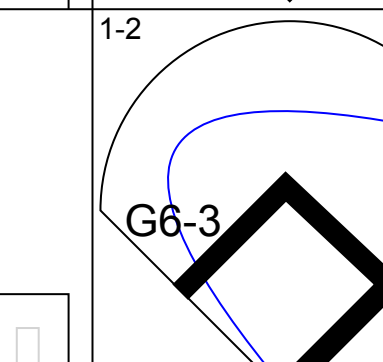
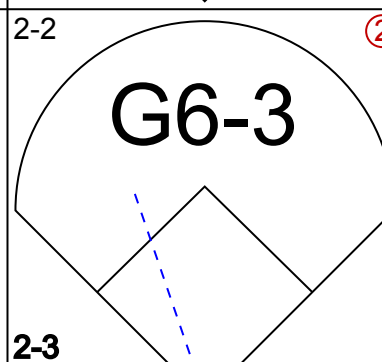
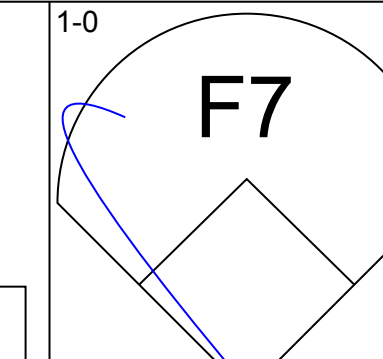
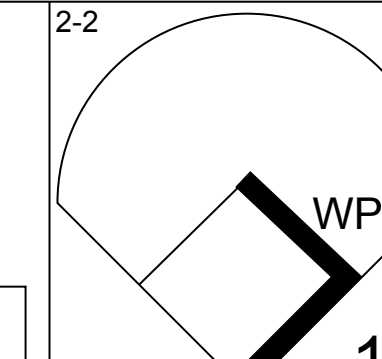
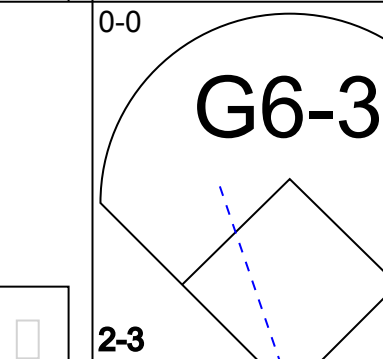
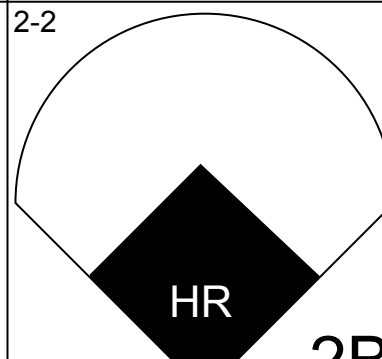
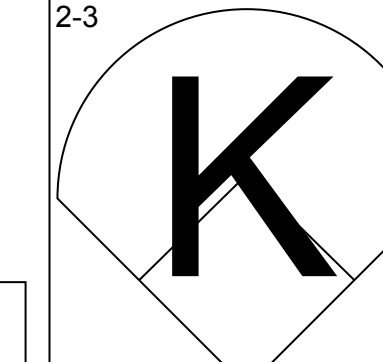
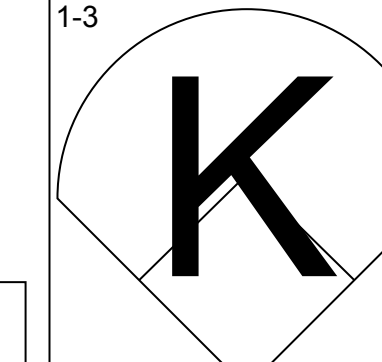
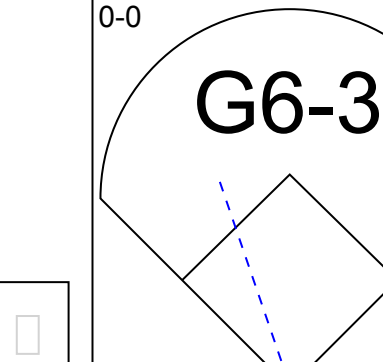
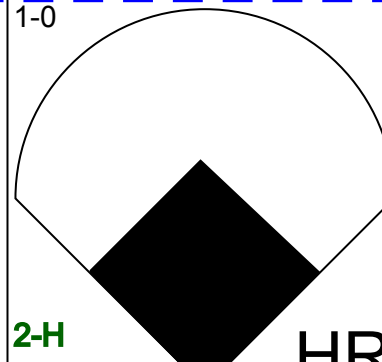
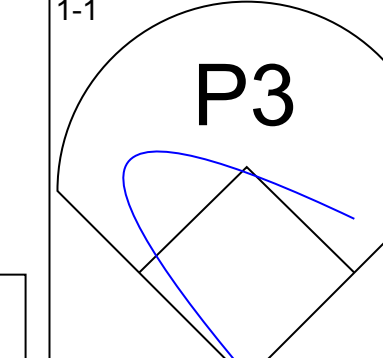
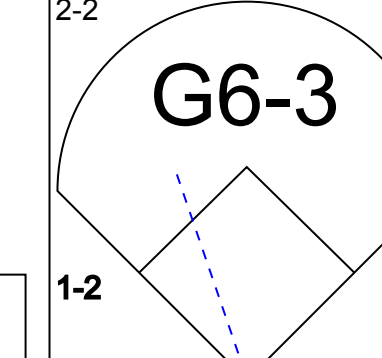
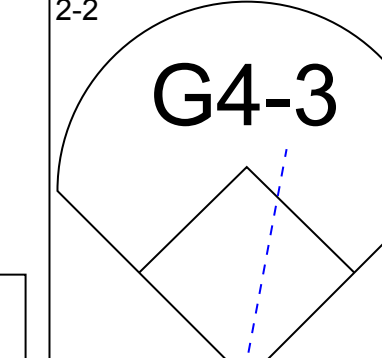
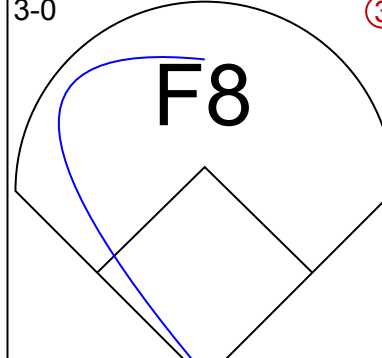
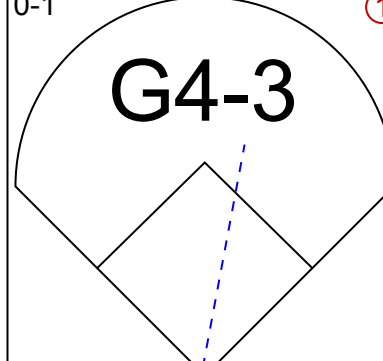
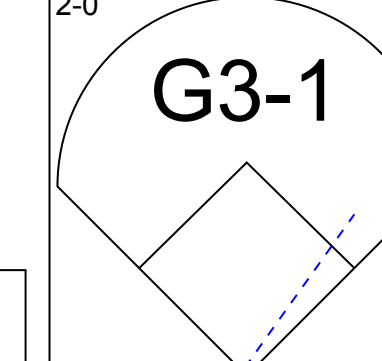
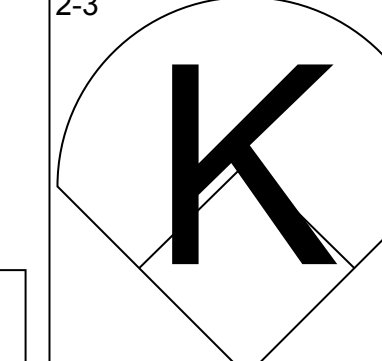
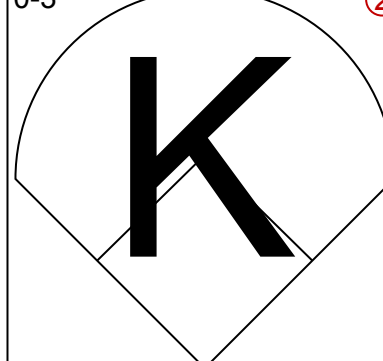
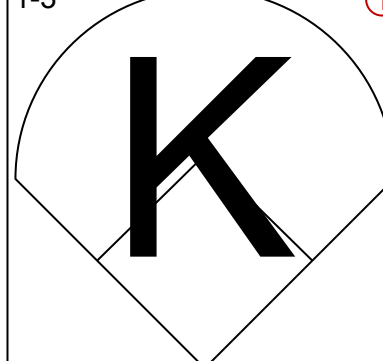
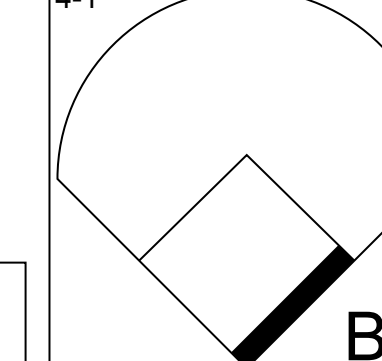
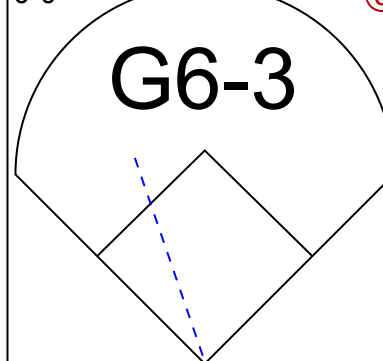

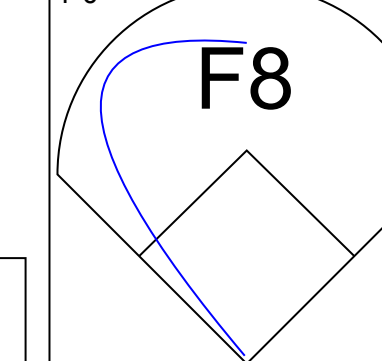
AB 36  
R 2  
H 11  
RBI 2  
BB 0  
SO 4  
LOB 17

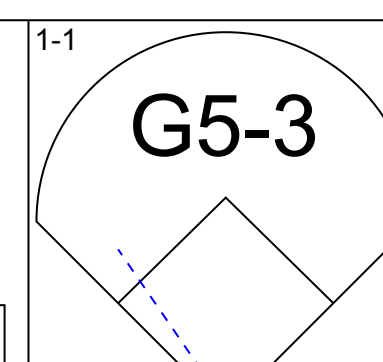
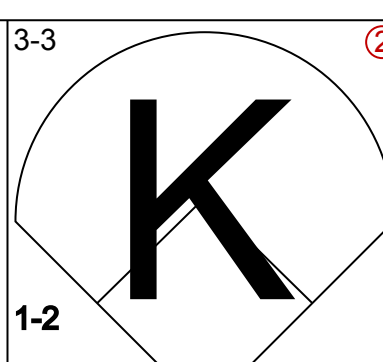
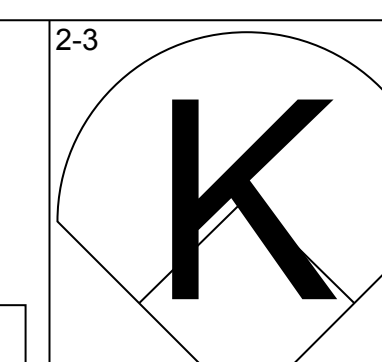
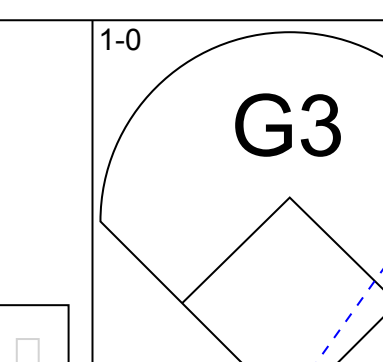
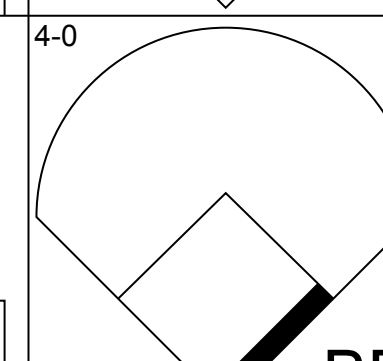
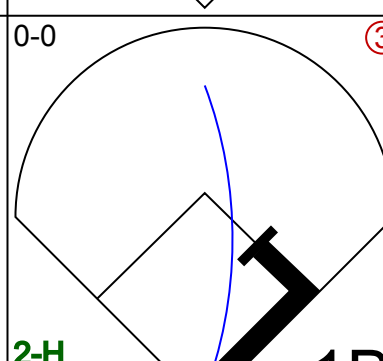
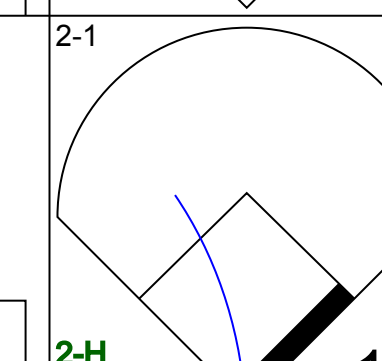
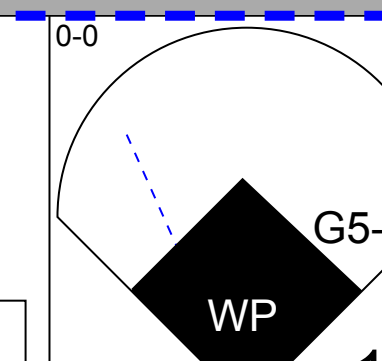
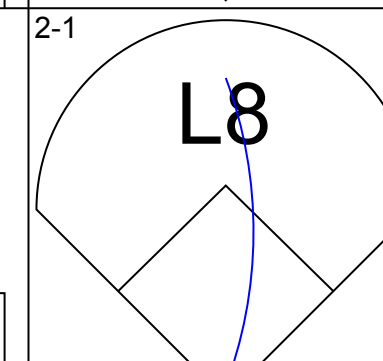
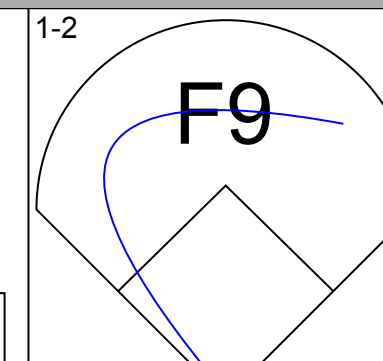
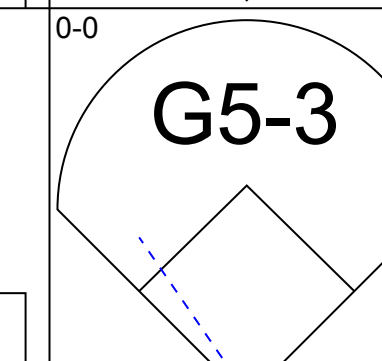
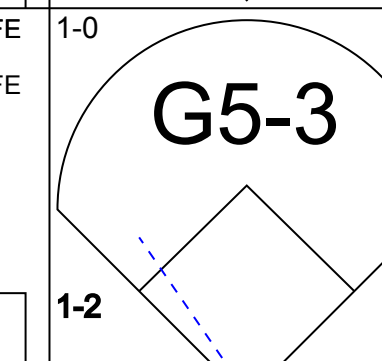
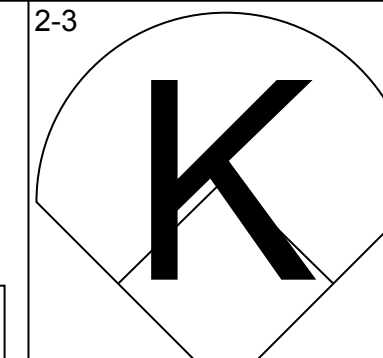
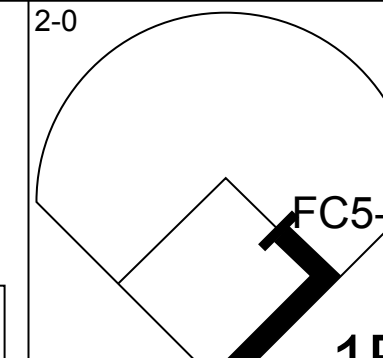
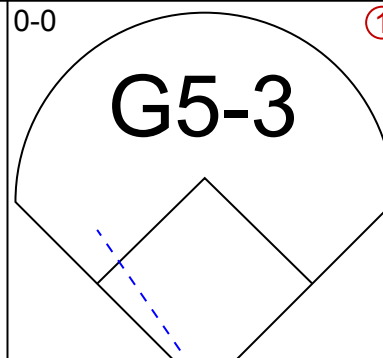
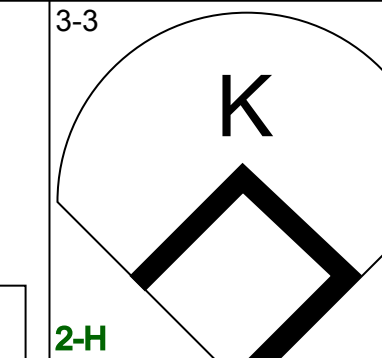
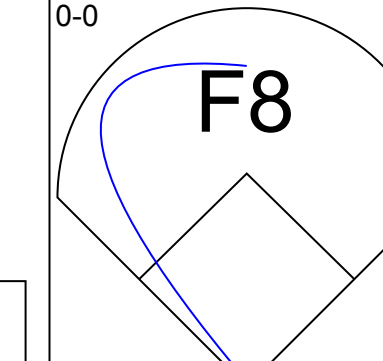
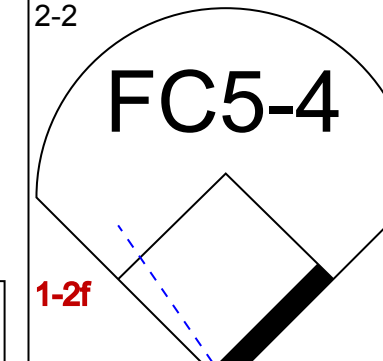
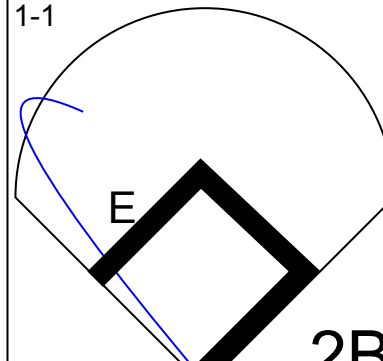
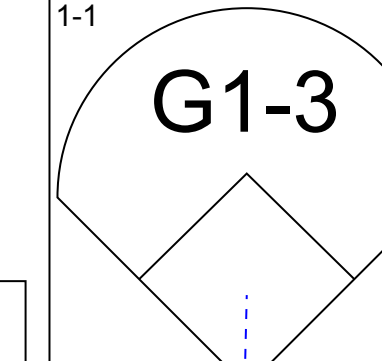
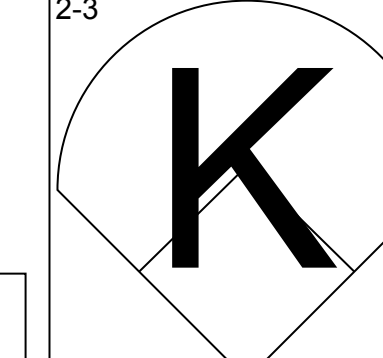
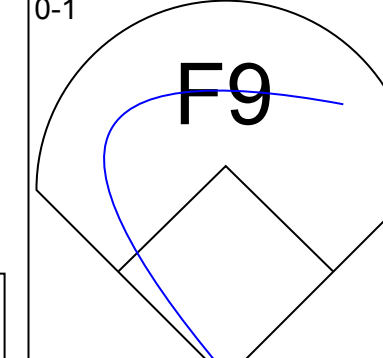
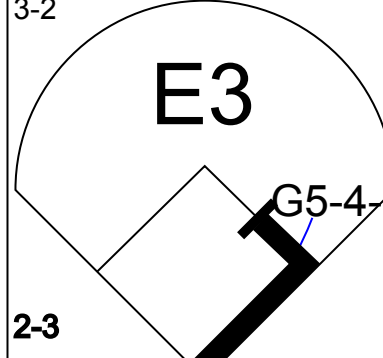
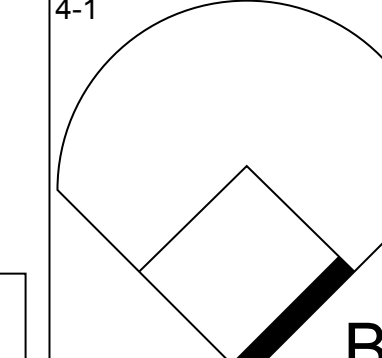
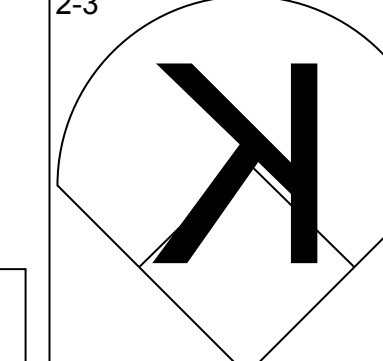
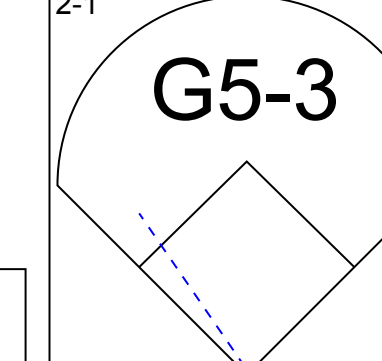
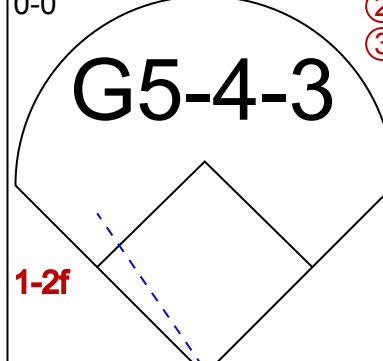
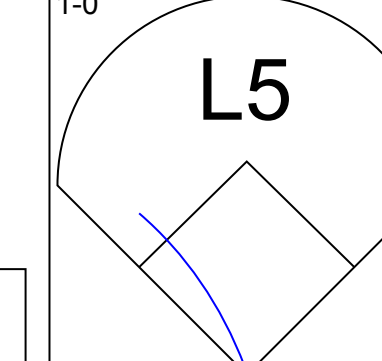
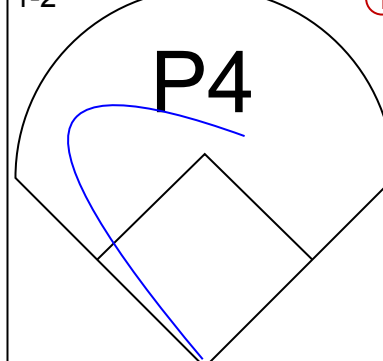
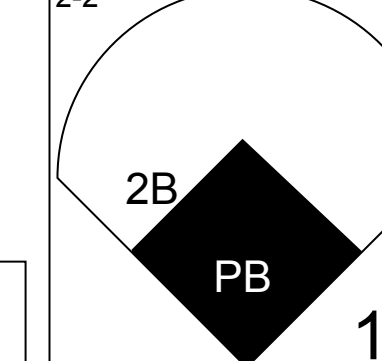
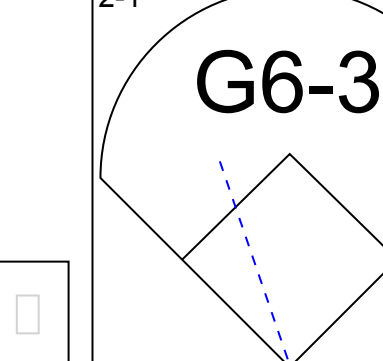
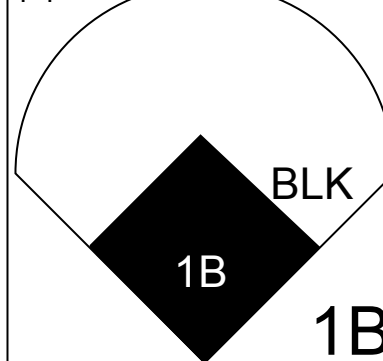
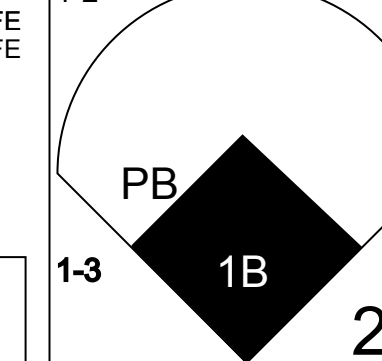
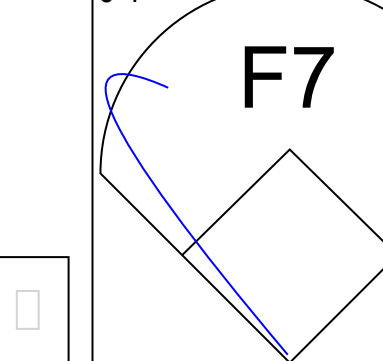








Batter	1	2	3	4	5	6	7	8	9	AB	R	H	RBI	BB	SO	LOB	TOP					
<b>Keith Miller, R</b> OBP: 0.333, SLG: 0.333 (1,4)										4	1	1	0	0	1	0	<b>Kansas City Royals @ Toronto Blue Jays</b> SkyDome, Toronto, ON Fri Apr 24 1992, 7:05 PM EDT Att: 50,352 - Dome - 70 F					
<b>Brian McRae, S</b> OBP: 0.231, SLG: 0.233 (1,8)										4	0	0	0	0	0	1						
<b>Gregg Jefferies, S</b> OBP: 0.300, SLG: 0.361 (1,5)										4	0	1	0	0	0	1						
<b>Wally Joyner, L</b> OBP: 0.357, SLG: 0.409 (1,3)										4	1	2	1	0	0	1						
<b>George Brett, L</b> OBP: 0.270, SLG: 0.309 (1,10)										4	1	1	2	0	2	2						
<b>Kevin McReynolds, R</b> OBP: 0.263, SLG: 0.217 (1,7)										4	0	0	0	0	0	1						
<b>Jim Eisenreich, L</b> OBP: 0.280, SLG: 0.318 (1,9)										3	0	0	0	0	1	1						
<b>Mike Macfarlane, R</b> OBP: 0.311, SLG: 0.286 (1,2)										2	0	0	0	1	2	0						
<b>Curtis Wilkerson, S</b> OBP: 0.045, SLG: 0.045 (1,6)										2	0	0	0	0	1	0						
<b>Chris Gwynn, L</b> OBP: 0.444, SLG: 0.444 (8, PH)										1	0	0	0	0	0	1						
<b>Rico Rossy, R</b> (8,6)										0	0	0	0	0	0	0						
<b>Inning Stats</b>	R: 0 E: 0 K: 1 S: 8	H: 0 LOB: 0 BB: 0 P: 11	R: 0 E: 0 K: 1 S: 6	H: 0 LOB: 0 BB: 0 P: 10	R: 0 E: 0 K: 1 S: 6	H: 0 LOB: 0 BB: 0 P: 6	R: 0 E: 0 K: 0 S: 9	H: 0 LOB: 0 BB: 0 P: 13	R: 0 E: 0 K: 1 S: 10	H: 1 LOB: 1 BB: 0 P: 17	R: 0 E: 0 K: 2 S: 9	H: 0 LOB: 0 BB: 0 P: 13	R: 0 E: 0 K: 0 S: 10	H: 1 LOB: 1 BB: 0 P: 14	R: 0 E: 0 K: 1 S: 12	H: 0 LOB: 1 BB: 1 P: 21	R: 3 E: 0 K: 0 S: 11	H: 3 LOB: 0 BB: 0 P: 21	1B: 1 2B: 3 3B: 0 HR: 1	SF: 0 SAC: 0 DP: 0 HBP: 0	WP: 1 PB: 0 CS: 0	PA: 33
<b>PITCHER</b>	IP	WLS	BF	H	R	ER	SO	BB	IBB	HBP	BLK	WP	HR	S	P	ERA	WHIP					
<b>Juan Guzman, R</b> ERA: 2.28 (1,1)	8.2	W	31	4	2	2	7	1	0	0	0	1	0	79	120	2.08	0.577					
<b>Tom Henke, R</b> ERA: 2.57 (9,1)	0.1	S	2	1	1	1	0	0	0	0	0	0	1	2	6	27.00	3.000					

Batter	1	2	3	4	5	6	7	8	9	AB	R	H	RBI	BB	SO	LOB	BOTTOM					
<b>Devon White, S</b> OBP: 0.342, SLG: 0.375 (1,8)										4	0	0	0	0	2	3	<b>Kansas City Royals @ Toronto Blue Jays</b> SkyDome, Toronto, ON Fri Apr 24 1992, 7:05 PM EDT Att: 50,352 - Dome - 70 F					
<b>Roberto Alomar, S</b> OBP: 0.432, SLG: 0.541 (1,4)										3	1	3	2	1	0	0						
<b>Joe Carter, R</b> OBP: 0.293, SLG: 0.443 (1,10)										4	0	0	0	0	0	3						
<b>Dave Winfield, R</b> OBP: 0.392, SLG: 0.471 (1,9)										4	0	1	0	0	2	1						
<b>Kelly Gruber, R</b> OBP: 0.345, SLG: 0.623 (1,5)										4	0	1	0	0	0	2						
<b>John Olerud, L</b> OBP: 0.389, SLG: 0.339 (1,3)										3	0	0	0	1	1	2						
<b>Candy Maldonado, R</b> OBP: 0.232, SLG: 0.180 (1,7)										4	0	0	0	0	1	4						
<b>Pat Borders, R</b> OBP: 0.388, SLG: 0.526 (1,2)										3	1	1	0	0	0	0						
<b>Manuel Lee, S</b> OBP: 0.298, SLG: 0.288 (1,6)										3	2	2	0	0	0	0						
<b>Inning Stats</b>	R: 0 E: 0 K: 1 S: 9	H: 0 LOB: 1 BB: 1 P: 17	R: 0 E: 0 K: 2 S: 8	H: 0 LOB: 0 BB: 0 P: 12	R: 1 E: 0 K: 1 S: 9	H: 2 LOB: 1 BB: 0 P: 14	R: 0 E: 0 K: 0 S: 9	H: 1 LOB: 1 BB: 0 P: 14	R: 2 E: 0 K: 1 S: 14	H: 3 LOB: 1 BB: 0 P: 23	R: 0 E: 1 K: 0 S: 7	H: 1 LOB: 1 BB: 0 P: 11	R: 0 E: 0 K: 0 S: 5	H: 0 LOB: 0 BB: 0 P: 8	R: 1 E: 1 K: 1 S: 9	H: 1 LOB: 2 BB: 1 P: 19	R: 1 E: 0 K: 0 S: 11	H: 1 LOB: 0 BB: 0 P: 21	1B: 6 2B: 2 3B: 0 HR: 0	SF: 0 SAC: 0 DP: 1 HBP: 0	WP: 1 PB: 1 CS: 0	PA: 34
<b>PITCHER</b>	IP	WLS	BF	H	R	ER	SO	BB	IBB	HBP	BLK	WP	HR	S	P	ERA	WHIP					
<b>Tom Gordon, R</b> ERA: 3.8 (1,1)	7.0	L	28	7	3	3	5	1	0	0	1	0	0	61	99	3.86	1.143					
<b>Rusty Meacham, R</b> ERA: 1.35 (8,1)	0.2		4	1	1	0	1	0	0	0	0	1	0	7	12	0.00	1.500					
<b>Neal Heaton, L</b> ERA: 4.15 (8,1)	0.1		2	0	0	0	0	1	0	0	0	0	0	2	7	0.00	3.000					

AB	32
R	3
H	5
RBI	3
BB	1
SO	7
LOB	8



AB	32
R	4
H	8
RBI	2
BB	2
SO	6
LOB	15





Batter	1	2	3	4	5	6	7	8	9	AB	R	H	RBI	BB	SO	LOB	TOP											
<b>Keith Miller, R</b> OBP: 0.338, SLG: 0.328										4	0	1	0	1	1	2												
<b>Brian McRae, S</b> OBP: 0.229, SLG: 0.219										4	0	0	0	1	2	6												
<b>Gregg Jefferies, S</b> OBP: 0.293, SLG: 0.348										5	0	1	0	0	1	1												
<b>Wally Joyner, L</b> OBP: 0.373, SLG: 0.406										3	1	1	0	2	0	1												
<b>Kevin McReynolds, R</b> OBP: 0.217, SLG: 0.266										4	1	1	2	1	2	3												
<b>Mike Macfarlane, R</b> OBP: 0.327, SLG: 0.333										4	2	2	0	0	1	2												
<b>Bob Melvin, R</b> OBP: 0.273, SLG: 0.364										4	0	2	0	0	1	1												
<b>Gary Thurman, R</b> OBP: 0.500, SLG: 1.000										3	0	1	1	0	1	2												
<b>Rico Rossy, R</b> OBP: 0.500, SLG: 0.667										3	0	1	1	1	0	0												
<b>Inning Stats</b>	R: 0 E: 0 K: 0 S: 9	H: 2 LOB: 1 BB: 0 P: 12	R: 1 E: 0 K: 1 S: 16	H: 3 LOB: 3 BB: 1 P: 30	R: 3 E: 0 K: 0 S: 13	H: 4 LOB: 0 BB: 0 P: 22	R: 0 E: 0 K: 1 S: 9	H: 0 LOB: 1 BB: 1 P: 14	R: 0 E: 0 K: 2 S: 8	H: 0 LOB: 1 BB: 1 P: 15	R: 0 E: 0 K: 1 S: 13	H: 1 LOB: 2 BB: 1 P: 22	R: 0 E: 0 K: 1 S: 9	H: 0 LOB: 1 BB: 1 P: 15	R: 0 E: 0 K: 2 S: 9	H: 0 LOB: 2 BB: 2 P: 11	R: 0 E: 0 K: 2 S: 11	H: 0 LOB: 2 BB: 2 P: 24	1B: 6 2B: 3 3B: 0 HR: 1	SF: 0 SAC: 1 DP: 0 HBP: 0	WP: 0 PB: 0 SB: 1 CS: 2	PA: 42						
<b>PITCHER</b>	IP	WLS	BF	H	R	ER	SO	BB	IBB	HBP	BLK	WP	HR	S	P	ERA	WHIP											
<b>Jimmy Key, L</b> ERA: 3.58	(1, 1)	5.1	27	10	4	4	4	3	0	0	0	0	0	1	61	105	6.75	2.438										
<b>Pat Hentgen, R</b> ERA: 4.56	(6, 1)	0.2	W	2	0	0	0	1	0	0	0	0	0	0	7	10	0.00	0.000										
<b>David Wells, L</b> ERA: 1.8	(7, 1)	2.0		7	0	0	2	1	0	0	0	0	0	0	18	26	0.00	0.500										
<b>Duane Ward, R</b> ERA: 1.8	(9, 1)	1.0	S	5	0	0	2	2	0	0	0	0	0	0	11	24	0.00	2.000										

**Kansas City Royals @ Toronto Blue Jays**  
 SkyDome, Toronto, ON  
 Sat Apr 25 1992, 3:33 AM EDT  
 Att: 50,346 - Dome - 70 F  
  
**AB 34**  
**R 4**  
**H 10**  
**RBI 4**  
**BB 6**  
**SO 9**  
**LOB 18**  


Batter	1	2	3	4	5	6	7	8	9	AB	R	H	RBI	BB	SO	LOB	BOTTOM											
<b>Devon White, S</b> OBP: 0.345, SLG: 0.368										4	0	1	0	0	1	4												
<b>Roberto Alomar, S</b> OBP: 0.453, SLG: 0.551										4	2	3	2	1	0	1												
<b>Joe Carter, R</b> OBP: 0.304, SLG: 0.446										4	1	2	1	0	0	4												
<b>Dave Winfield, R</b> OBP: 0.398, SLG: 0.473										4	0	2	0	0	0	4												
<b>Candy Maldonado, R</b> OBP: 0.219, SLG: 0.169										4	0	0	0	0	0	3												
<b>Pat Tabler, R</b> OBP: 0.250, SLG: 0.250										3	1	1	0	0	0	2												
<b>John Olerud, L</b> OBP: 0.384, SLG: 0.333										1	0	0	0	0	0	0												
<b>Pat Borders, R</b> OBP: 0.394, SLG: 0.533										3	1	1	0	1	2	0												
<b>Jeff Kent, R</b> OBP: 0.409, SLG: 0.647										2	1	1	1	1	0	0												
<b>Manuel Lee, S</b> OBP: 0.300, SLG: 0.278										2	0	0	0	1	0	3												
<b>Inning Stats</b>	R: 2 E: 1 K: 0 S: 10	H: 3 LOB: 1 BB: 0 P: 16	R: 0 E: 0 K: 1 S: 8	H: 0 LOB: 1 BB: 1 P: 14	R: 0 E: 0 K: 0 S: 10	H: 2 LOB: 3 BB: 1 P: 18	R: 1 E: 0 K: 0 S: 15	H: 2 LOB: 0 BB: 1 P: 24	R: 0 E: 0 K: 0 S: 5	H: 1 LOB: 0 BB: 0 P: 11	R: 3 E: 0 K: 0 S: 15	H: 3 LOB: 1 BB: 1 P: 26	R: 0 E: 0 K: 1 S: 5	H: 0 LOB: 0 BB: 0 P: 10	R: 0 E: 0 K: 1 S: 10	H: 0 LOB: 1 BB: 1 P: 17	R: 0 E: 0 K: 1 S: 10	H: 0 LOB: 1 BB: 1 P: 17	1B: 9 2B: 2 3B: 0 HR: 0	SF: 1 SAC: 1 DP: 3 HBP: 1	WP: 0 PB: 0 SB: 1 CS: 0	PA: 38						
<b>PITCHER</b>	IP	WLS	BF	H	R	ER	SO	BB	IBB	HBP	BLK	WP	HR	S	P	ERA	WHIP											
<b>Mike Magnante, L</b> ERA: 3.86	(1, 1)	4.0		21	7	3	1	1	0	0	0	0	0	0	43	72	2.25	2.250										
<b>Curt Young, L</b> ERA: 7.36	(5, 1)	1.2	L	8	3	3	3	0	1	0	0	0	0	0	16	31	16.20	2.400										
<b>Mike Boddicker, R</b> ERA: 4.34	(6, 1)	2.1		9	1	0	2	1	0	0	0	0	0	0	19	33	0.00	0.857										

**Kansas City Royals @ Toronto Blue Jays**  
 SkyDome, Toronto, ON  
 Sat Apr 25 1992, 3:33 AM EDT  
 Att: 50,346 - Dome - 70 F  
  
**AB 31**  
**R 6**  
**H 11**  
**RBI 4**  
**BB 4**  
**SO 3**  
**LOB 21**  




Batter	1	2	3	4	5	6	7	8	9	AB R H RBI BB SO LOB	TOP											
<b>Keith Miller, R</b> OBP: 0.384, SLG: 0.446 (1, 4)	1-1 HR 2B		0-0 G3-6-3 1B			4-0 WP 2B BB	0-0 2B		2-1 HR	4 4 4 1 1 0 0	<b>Kansas City Royals @ Toronto Blue Jays</b> SkyDome, Toronto, ON Sun Apr 26 1992, 7:05 PM EDT Att: 46,486 - Dome - 70 F <a href="http://livebaseballscorecards.com">livebaseballscorecards.com</a>											
<b>Brian McRae, S</b> OBP: 0.253, SLG: 0.304 (1, 8)	2-2 2H HR		0-0 G3-6-3 1-2f			1-2 WP 2B 1B	0-0 2B 1B		0-0 P5	5 3 3 3 0 0 1												
<b>Gregg Jefferies, S</b> OBP: 0.300, SLG: 0.343 (1, 5)	2-0 P5			4-0 F8 1B SF7 BB		0-3 K	1-1 2H 1B		2-1 G6-3	4 1 1 1 1 1 2												
<b>Wally Joyner, L</b> OBP: 0.392, SLG: 0.452 (1, 3)	0-0 L7			1-2 BLK S PO 1B		2-2 FC6-5 1H 2H 2B			3-2 2B 2B	4 1 3 2 0 0 0												
<b>George Brett, L</b> OBP: 0.299, SLG: 0.345 (1, 10)	0-1 1B			1-0 F8		4-0 IBB			2-1 2B 2B	3 0 2 1 1 0 2												
<b>Jim Eisenreich, L</b> OBP: 0.241, SLG: 0.280 (1, 9)		1-0 G3-1		0-1 SF7		0-0 L9			3-3 K	3 0 0 1 0 1 3												
<b>Chris Gwynn, L</b> OBP: 0.308, SLG: 0.308 (1, 7)		0-0 G6-3		3-H 2-1 PO	0-0 G4-3	0-0 FC6-5			1-2 F7	4 0 0 0 0 0 3												
<b>Brent Mayne, L</b> OBP: 0.125, SLG: 0.125 (1, 2)		3-2 G4-3			1-0 G4-3		0-1 F8		0-0 G4-3	4 0 0 0 0 0 1												
<b>Rico Rossy, R</b> OBP: 0.250, SLG: 0.286 (1, 6)			2-2 G6-3		0-0 F7		1-3 K		3-2 G5-3	4 0 0 0 0 1 0												
<b>Inning Stats</b>	R: 2 E: 0 K: 0 S: 10	H: 3 LOB: 1 BB: 0 P: 15	R: 0 E: 0 K: 0 S: 5	H: 0 LOB: 0 BB: 0 P: 9	R: 0 E: 0 K: 0 S: 5	H: 1 LOB: 0 BB: 0 P: 7	R: 1 E: 0 K: 0 S: 7	H: 1 LOB: 0 BB: 0 P: 15	R: 0 E: 0 K: 0 S: 3	H: 0 LOB: 0 BB: 0 P: 4	R: 2 E: 0 K: 1 S: 12	H: 2 LOB: 2 BB: 2 P: 23	R: 2 E: 0 K: 1 S: 9	H: 3 LOB: 1 BB: 0 P: 11	R: 1 E: 0 K: 1 S: 13	H: 2 LOB: 1 BB: 0 P: 22	R: 1 E: 0 K: 0 S: 8	H: 1 LOB: 0 BB: 0 P: 15	1B: 5 2B: 6 3B: 0 HR: 2	SF: 1 SAC: 0 DP: 1 HBP: 0	WP: 1 PB: 0 SB: 1 CS: 0	PA: 40
<b>PITCHER</b>	IP WLS BF H R ER SO BB IBB HBP BLK WP HR S P ERA WHIP											<b>PITCHER</b>	IP WLS BF H R ER SO BB IBB HBP BLK WP HR S P ERA WHIP									
<b>Jack Morris, R</b> ERA: 3.69 (1, 1)	6.0 L 25 7 5 5 1 2 1 0 0 1 1 1 42 73 7.50 1.500																					
<b>Bob MacDonald, L</b> ERA: 2.45 (7, 1)	2.0 10 5 3 3 2 0 0 0 0 0 0 0 22 33 13.50 2.500																					
<b>Pat Hentgen, R</b> ERA: 5.06 (9, 1)	1.0 4 1 1 1 0 0 0 0 0 0 0 1 8 15 9.00 1.000																					

Batter	1	2	3	4	5	6	7	8	9	AB R H RBI BB SO LOB	BOTTOM											
<b>Devon White, S</b> OBP: 0.330, SLG: 0.350 (1, 8)	1-3 K		2-2 G3-1 1-2			0-1 F9		1-2 P5		4 0 0 0 0 1 3	<b>Kansas City Royals @ Toronto Blue Jays</b> SkyDome, Toronto, ON Sun Apr 26 1992, 7:05 PM EDT Att: 46,486 - Dome - 70 F <a href="http://livebaseballscorecards.com">livebaseballscorecards.com</a>											
<b>Kelly Gruber, R</b> OBP: 0.339, SLG: 0.596 (1, 5)	1-3 K		2-1 CS 1B			2-1 FC5-4			0-0 L6	4 0 1 0 0 1 1												
<b>Joe Carter, R</b> OBP: 0.301, SLG: 0.436 (1, 10)	2-3 K		2-2 L8			0-2 G4-3 1B			2-2 F7	4 0 1 0 0 1 1												
<b>Dave Winfield, R</b> OBP: 0.402, SLG: 0.468 (1, 9)		2-2 E6		1-3 K		3-2 G4-3 1B			4-2 BB	3 0 1 0 1 1 0												
<b>John Olerud, L</b> OBP: 0.364, SLG: 0.311 (1, 3)		3-3 K		0-0 G4-3		0-1 G4-3			1-3 K	4 0 0 0 0 2 4												
<b>Candy Maldonado, R</b> OBP: 0.211, SLG: 0.162 (1, 7)		1-0 G5-4-3		1-2 P6		2-1 P3				3 0 0 0 0 0 2												
<b>Pat Borders, R</b> OBP: 0.392, SLG: 0.524 (1, 2)			3-2 G5-3		2-2 F9				0-0 1B	3 0 1 0 0 0 0												
<b>Jeff Kent, R</b> OBP: 0.400, SLG: 0.579 (1, 4)			4-2 BLK BB			0-1 F7			2-1 L4	2 0 0 0 1 0 1												
<b>Manuel Lee, S</b> OBP: 0.302, SLG: 0.268 (1, 6)			1-3 K			4-1 FC5-4 BB			1-0 L4	2 0 0 0 1 1 2												
<b>Inning Stats</b>	R: 0 E: 0 K: 3 S: 9	H: 0 LOB: 0 BB: 0 P: 13	R: 0 E: 1 K: 1 S: 7	H: 0 LOB: 0 BB: 0 P: 13	R: 0 E: 0 K: 1 S: 11	H: 0 LOB: 1 BB: 1 P: 21	R: 0 E: 0 K: 1 S: 12	H: 1 LOB: 0 BB: 0 P: 17	R: 0 E: 0 K: 0 S: 8	H: 0 LOB: 0 BB: 0 P: 11	R: 0 E: 0 K: 0 S: 7	H: 0 LOB: 1 BB: 1 P: 13	R: 0 E: 0 K: 0 S: 10	H: 2 LOB: 1 BB: 0 P: 15	R: 0 E: 0 K: 0 S: 8	H: 1 LOB: 1 BB: 0 P: 12	R: 0 E: 0 K: 1 S: 11	H: 0 LOB: 1 BB: 1 P: 18	1B: 4 2B: 0 3B: 0 HR: 0	SF: 0 SAC: 0 DP: 2 HBP: 0	WP: 0 PB: 0 SB: 0 CS: 1	PA: 32
<b>PITCHER</b>	IP WLS BF H R ER SO BB IBB HBP BLK WP HR S P ERA WHIP											<b>PITCHER</b>	IP WLS BF H R ER SO BB IBB HBP BLK WP HR S P ERA WHIP									
<b>Mark Gubicza, R</b> ERA: 4.78 (1, 1)	7.0 W 24 3 0 0 0 2 0 0 0 0 0 0 64 103 0.00 0.714																					
<b>Hipolito Pichardo, R</b> ERA: 7.36 (8, 1)	1.0 4 1 0 0 0 0 0 0 0 0 0 0 8 12 0.00 1.000																					
<b>Jeff Montgomery, R</b> ERA: 2.7 (9, 1)	1.0 4 0 0 0 0 1 1 0 0 0 0 0 0 11 18 0.00 1.000																					



Batter	1	2	3	4	5	6	7	8	9	AB	R	H	RBI	BB	SO	LOB	TOP								
Luis Polonia, L OBP: 0.384, SLG: 0.306	G6-3		2B	B5-3		1B		G6-3		5	2	2	1	0	0	1	California Angels @ Toronto Blue Jays SkyDome, Toronto, ON Tue Apr 28 1992, 7:05 PM EDT Att: 46,201 - Dome - 70 F								
Junior Felix, S OBP: 0.293, SLG: 0.397	K		1B			3B				5	2	3	3	0	2	0									
John Morris, L OBP: 0.266, SLG: 0.167 Chad Curtis, R OBP: 0.393, SLG: 0.478	G3-1		1B			3B		F9		2	0	1	1	0	0	0									
Hubie Brooks, R OBP: 0.316, SLG: 0.480		G1-3				F8		F8		5	0	0	0	0	1	3									
Alvin Davis, L OBP: 0.371, SLG: 0.469	G3-1		P2			L9		L8		5	0	0	0	0	1	1									
Gary Gaetti, R OBP: 0.250, SLG: 0.365						HR		F7		5	1	3	1	0	0	0									
Lance Parrish, R OBP: 0.333, SLG: 0.551	G1-3					1B		1B		4	2	2	1	1	1	2									
Bobby Rose, R OBP: 0.303, SLG: 0.367 Rene Gonzales, R OBP: 0.491, SLG: 0.857			1B			F7		L7		1	0	1	0	0	0	0									
Gary Disarcina, R OBP: 0.381, SLG: 0.375			FC6-4			1B		F9		2	0	0	0	1	0	2									
			1B			2B		1B		4	2	1	0	0	0	4									
<b>Inning Stats</b>	R: 0 E: 0 K: 1 S: 8	H: 0 LOB: 0 BB: 0 P: 11	R: 0 E: 0 K: 0 S: 8	H: 1 LOB: 1 BB: 0 P: 13	R: 3 E: 0 K: 1 S: 18	H: 4 LOB: 1 BB: 0 P: 24	R: 1 E: 0 K: 0 S: 9	H: 1 LOB: 1 BB: 0 P: 15	R: 0 E: 0 K: 1 S: 12	H: 0 LOB: 0 BB: 0 P: 15	R: 5 E: 0 K: 0 S: 20	H: 5 LOB: 1 BB: 1 P: 36	R: 0 E: 0 K: 2 S: 11	H: 1 LOB: 2 BB: 1 P: 17	R: 0 E: 0 K: 0 S: 14	H: 1 LOB: 1 BB: 0 P: 21	R: 0 E: 0 K: 0 S: 12	H: 1 LOB: 1 BB: 0 P: 18	1B: 9 2B: 2 3B: 1 HR: 2	SF: 0 SAC: 0 DP: 0 HBP: 1	WP: 0 PB: 1 SB: 1 CS: 0	PA: 44			
<b>PITCHER</b>	IP	WLS	BF	H	R	ER	SO	BB	IBB	HBP	BLK	WP	HR	S	P	ERA	WHIP								
Dave Stieb, R ERA: 6.3	4.0	L	19	6	4	3	2	0	0	1	0	0	1	43	63	6.75	1.500								
David Wells, L ERA: 4.24	2.0		12	5	5	5	1	1	0	0	0	0	1	32	51	22.50	3.000								
Pat Hentgen, R ERA: 4.26	2.0		9	2	0	0	2	1	0	0	0	0	0	25	38	0.00	1.500								
Bob MacDonald, L ERA: 2.25	1.0		4	1	0	0	0	0	0	0	0	0	0	12	18	0.00	1.000								

Batter	1	2	3	4	5	6	7	8	9	AB	R	H	RBI	BB	SO	LOB	BOTTOM								
Devon White, S OBP: 0.323, SLG: 0.376	P3		G4-3			HR		F8		5	1	1	1	0	1	4	California Angels @ Toronto Blue Jays SkyDome, Toronto, ON Tue Apr 28 1992, 7:05 PM EDT Att: 46,201 - Dome - 70 F								
Roberto Alomar, S OBP: 0.444, SLG: 0.537	F9		L5			1B		G3		4	0	1	0	0	0	1									
Joe Carter, R OBP: 0.287, SLG: 0.415	L4					K		P3		4	0	0	0	0	1	1									
Dave Winfield, R OBP: 0.418, SLG: 0.550		HR				F9		HR		3	2	2	2	1	0	1									
Kelly Gruber, R OBP: 0.318, SLG: 0.557	F8		G6-4-3			F9		G4-3		4	0	0	0	0	0	1									
Pat Tabler, R OBP: 0.250, SLG: 0.182			G5-4-3			G6-3		K		3	0	0	0	1	1	0									
Candy Maldonado, R OBP: 0.225, SLG: 0.183			G5-4-3			L5		2B		3	2	1	0	1	0	1									
Pat Borders, R OBP: 0.397, SLG: 0.530			K			G6-3		2B		3	0	1	1	1	1	0									
Manuel Lee, S OBP: 0.313, SLG: 0.288			G4-3			K		G3		3	0	1	1	1	1	1									
			BB			2B		2B		1B: 1 2B: 3 3B: 0 HR: 3	SF: 0 SAC: 0 DP: 2 HBP: 0	WP: 0 PB: 0 SB: 0 CS: 0	PA: 37												
<b>Inning Stats</b>	R: 0 E: 0 K: 0 S: 6	H: 0 LOB: 0 BB: 0 P: 11	R: 1 E: 0 K: 0 S: 10	H: 1 LOB: 0 BB: 1 P: 20	R: 0 E: 0 K: 1 S: 8	H: 0 LOB: 1 BB: 1 P: 16	R: 0 E: 0 K: 0 S: 4	H: 0 LOB: 0 BB: 1 P: 11	R: 0 E: 0 K: 2 S: 14	H: 2 LOB: 1 BB: 0 P: 24	R: 1 E: 1 K: 1 S: 14	H: 2 LOB: 1 BB: 1 P: 21	R: 1 E: 0 K: 0 S: 12	H: 1 LOB: 0 BB: 0 P: 17	R: 1 E: 0 K: 1 S: 12	H: 1 LOB: 1 BB: 1 P: 21	1B: 1 2B: 3 3B: 0 HR: 3	SF: 0 SAC: 0 DP: 2 HBP: 0	WP: 0 PB: 0 SB: 0 CS: 0	PA: 37					
<b>PITCHER</b>	IP	WLS	BF	H	R	ER	SO	BB	IBB	HBP	BLK	WP	HR	S	P	ERA	WHIP								
Chuck Finley, L ERA: 5.0	6.0	W	22	3	2	2	3	3	0	0	0	0	2	47	89	3.00	1.000								
Julio Valera, R ERA: 3.46	2.0		10	3	2	2	1	1	0	0	0	0	1	26	38	9.00	2.000								
Chuck Crim, R ERA: 5.09	1.0		5	1	1	1	1	1	0	0	0	0	0	12	21	9.00	2.000								



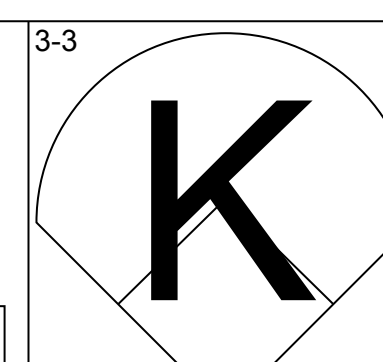
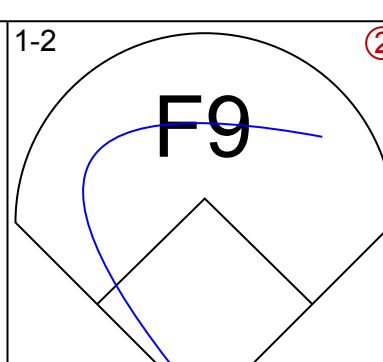
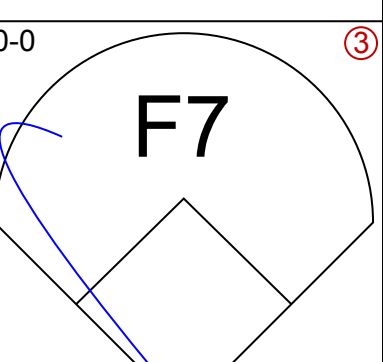
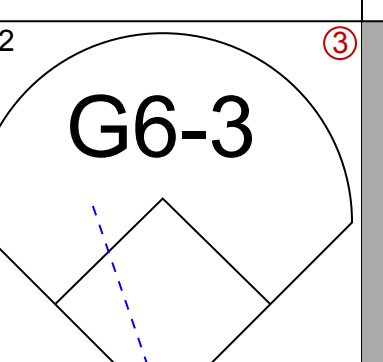
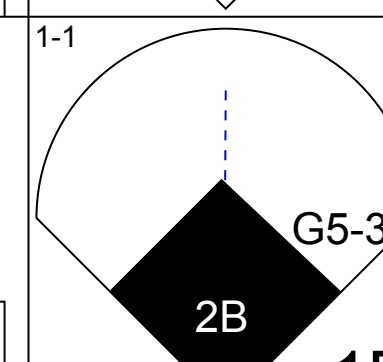
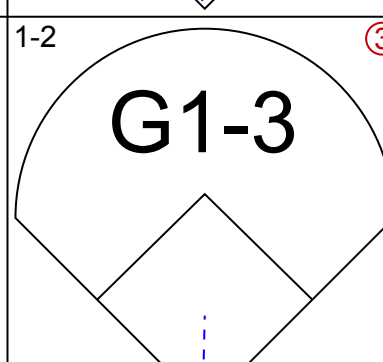
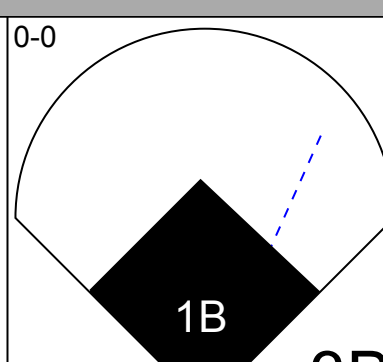
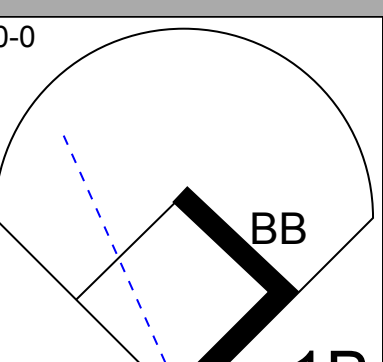
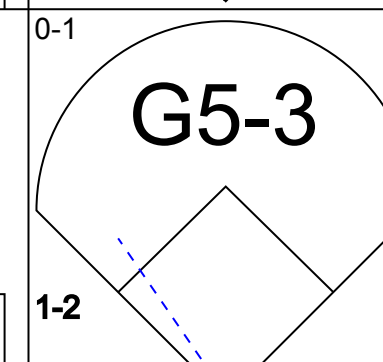
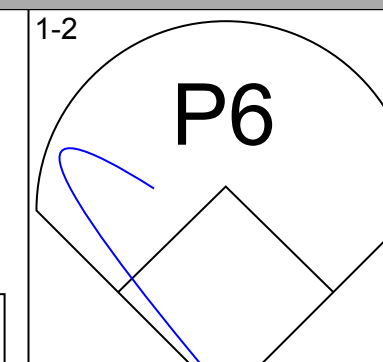
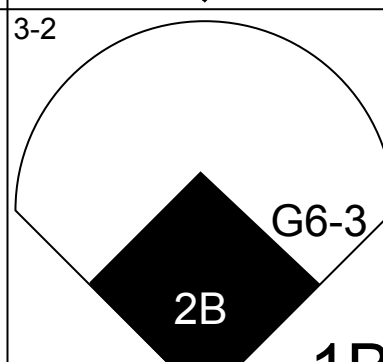
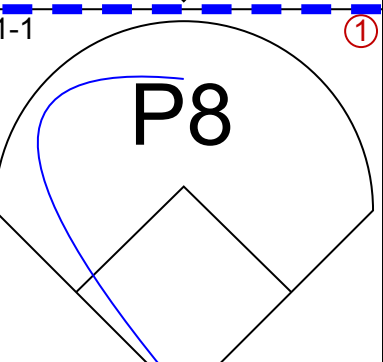
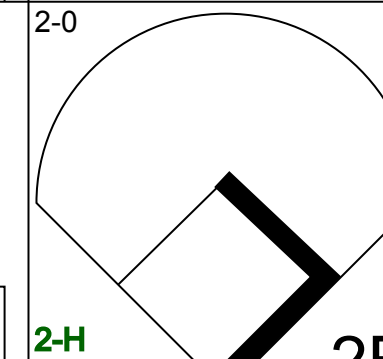
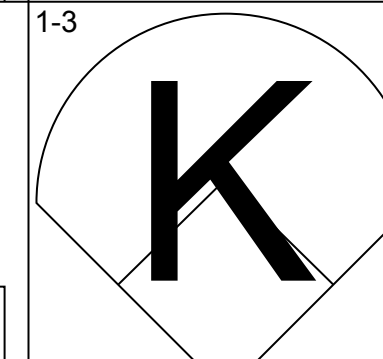
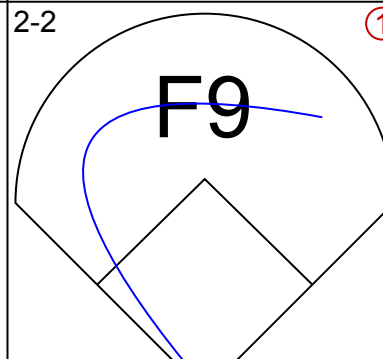
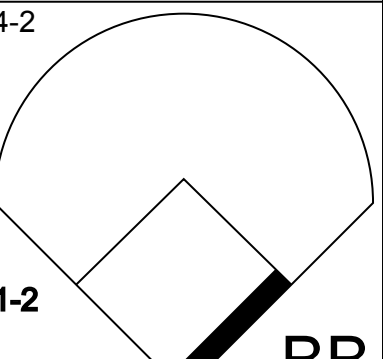
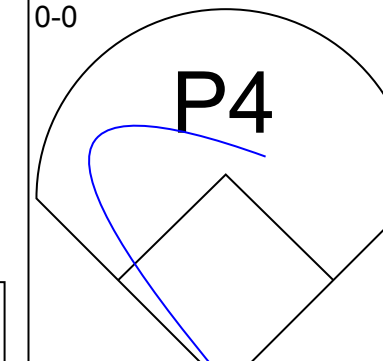
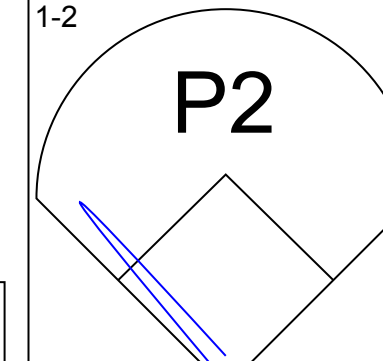
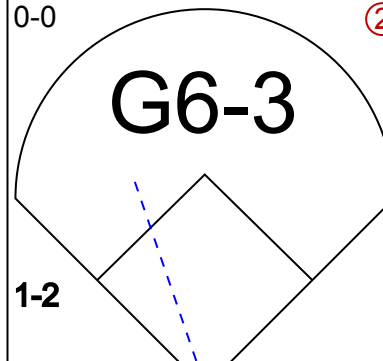
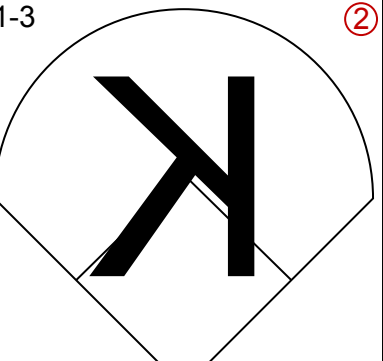
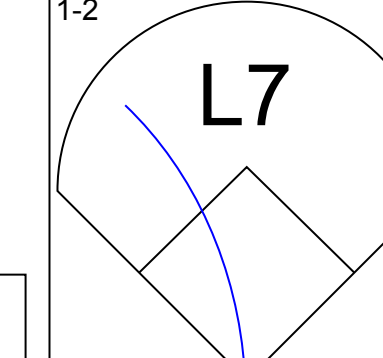
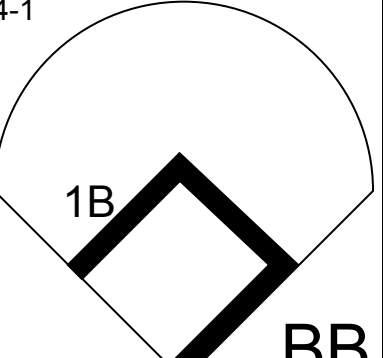
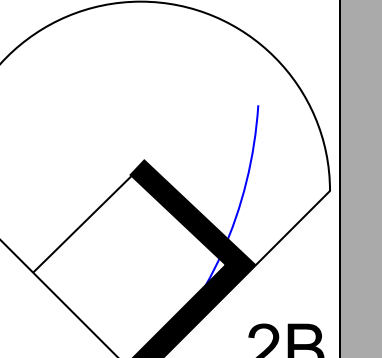
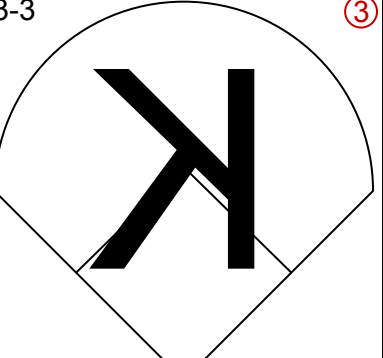
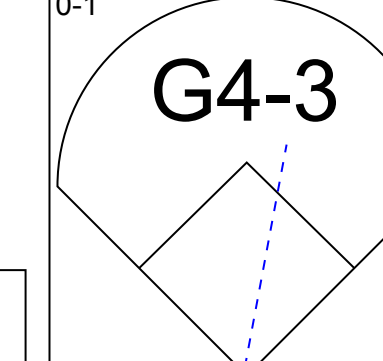
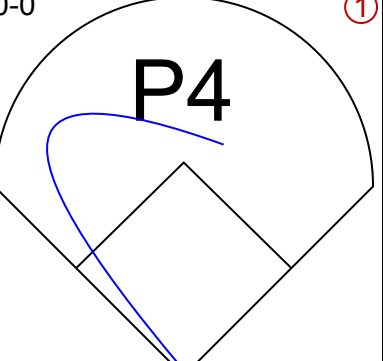
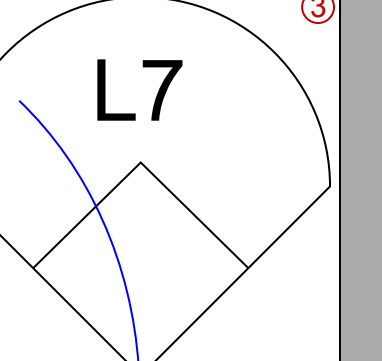
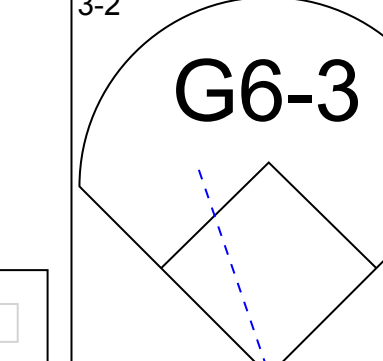
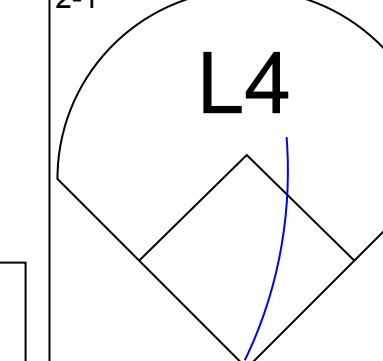
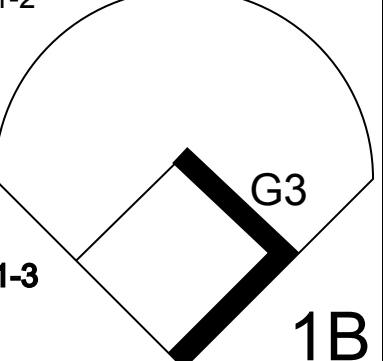
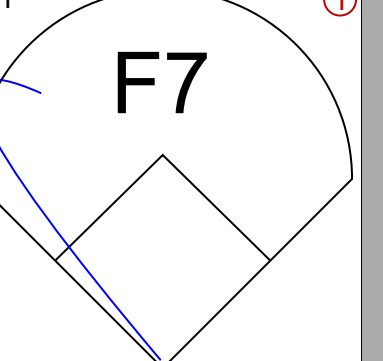
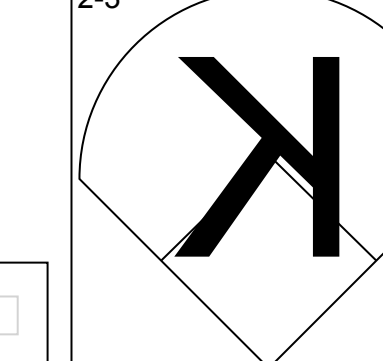
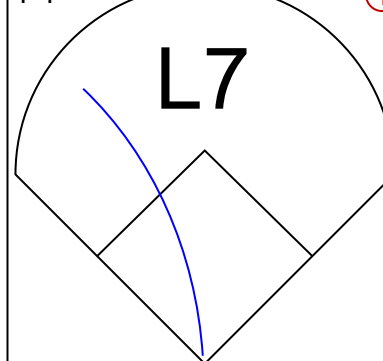
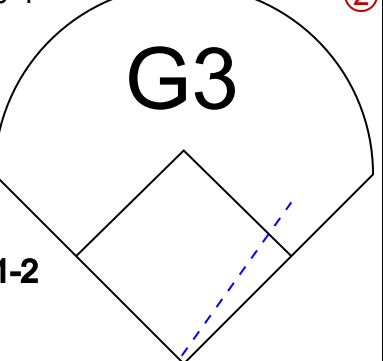
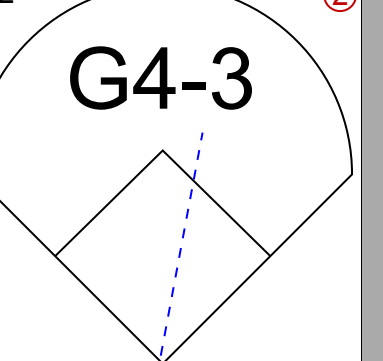
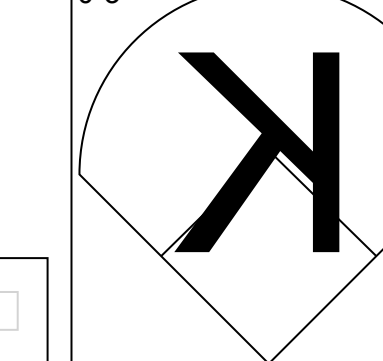
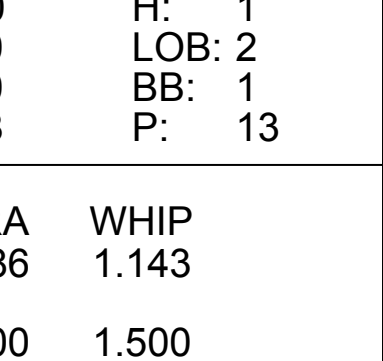
Batter	1	2	3	4	5	6	7	8	9	AB	R	H	RBI	BB	SO	LOB	TOP						
Luis Polonia, L (1, 7) OBP: 0.377, SLG: 0.292	2-1 F7		4-0 BB			0-1 F7		0-1 G4-3		3	0	0	0	1	0	0	<b>California Angels @ Toronto Blue Jays</b> SkyDome, Toronto, ON Wed Apr 29 1992, 7:05 PM EDT Att: 47,356 - Dome - 70 F						
Junior Felix, S (1, 8) OBP: 0.279, SLG: 0.378	0-2 G4-3		1-1 L7			1-0 G3		3-1 G3		4	0	0	0	0	0	1							
John Morris, L (1, 9) OBP: 0.333, SLG: 0.313 Chad Curtis, R (8, 9) OBP: 0.393, SLG: 0.478	1-2 G6-3			1-0 G4-6-3 1B		0-1 1B 2B		1-3 K		4	0	2	0	0	1	0							
Hubie Brooks, R (1, 10) OBP: 0.325, SLG: 0.481		3-1 G1-3		0-1 F8		3-2 1B		0-0 S G3 1B		4	0	2	0	0	0	1							
Lee Stevens, L (1, 3) OBP: 0.283, SLG: 0.405		3-2 2B		0-1 G4-6-3 1-2		0-0 P5		3-2 G3 1-2		4	0	1	0	0	0	4							
Gary Gaetti, R (1, 5) OBP: 0.284, SLG: 0.364		2-3 K			1-2 SH1-3 1B		0-1 G6-3		4-0 S IBB		3	0	1	0	1	1							
Lance Parrish, R (1, 2) OBP: 0.316, SLG: 0.519		0-0 L9			0-1 SH1-3 1-2		3-3 K		3-3 K		3	0	0	0	0	2							
Bobby Rose, R (1, 4) OBP: 0.300, SLG: 0.359			0-0 F8		1-0 F8		2-1 1B		2-3 K 1-2 2-3		4	0	1	0	0	1							
Gary Disarcina, R (1, 6) OBP: 0.364, SLG: 0.356			2-2 F8		3-2 G5-3		0-1 F9				3	0	0	0	0	2							
<b>Inning Stats</b>	R: 0 E: 0 K: 0 S: 8	H: 0 LOB: 0 BB: 0 P: 11	R: 0 E: 0 K: 1 S: 9	H: 1 LOB: 1 BB: 0 P: 17	R: 0 E: 0 K: 0 S: 7	H: 0 LOB: 1 BB: 1 P: 13	R: 0 E: 0 K: 0 S: 5	H: 1 LOB: 0 BB: 0 P: 6	R: 0 E: 0 K: 0 S: 9	H: 2 LOB: 2 BB: 0 P: 13	R: 0 E: 0 K: 1 S: 10	H: 1 LOB: 1 BB: 0 P: 15	R: 0 E: 0 K: 1 S: 7	H: 0 LOB: 0 BB: 0 P: 11	R: 0 E: 0 K: 2 S: 11	H: 1 LOB: 2 BB: 1 P: 23	1B: 5 2B: 2 3B: 0 HR: 0	SF: 0 SAC: 1 DP: 1 HBP: 0	WP: 0 PB: 0 SB: 2 CS: 0	PA: 35			
<b>PITCHER</b> Todd Stottlemire, R (1, 1) ERA: 4.5	IP: 9.0 WLS: W BF: 35 H: 7 R: 0 ER: 0 SO: 5 BB: 1 IBB: 1 HBP: 0 BLK: 0 WP: 0 HR: 0 S: 75 P: 123 ERA: 0.00 WHIP: 0.889											<b>PITCHER</b>	IP: 9.0 WLS: W BF: 35 H: 7 R: 0 ER: 0 SO: 5 BB: 1 IBB: 1 HBP: 0 BLK: 0 WP: 0 HR: 0 S: 75 P: 123 ERA: 0.00 WHIP: 0.889										

Batter	1	2	3	4	5	6	7	8	9	AB	R	H	RBI	BB	SO	LOB	BOTTOM						
Devon White, S (1, 8) OBP: 0.309, SLG: 0.360	0-0 G6-3		1-3 K		1-0 G6-3			1-2 FC1-6 1-2		4	0	0	0	0	1	3	<b>California Angels @ Toronto Blue Jays</b> SkyDome, Toronto, ON Wed Apr 29 1992, 7:05 PM EDT Att: 47,356 - Dome - 70 F						
Roberto Alomar, S (1, 4) OBP: 0.447, SLG: 0.529	4-0 G5-4-3 BB		1-3 K			1-0 CS 1B		0-0 F8		3	0	1	0	1	1	1							
Joe Carter, R (1, 9) OBP: 0.275, SLG: 0.395	2-2 G5-4-3 1-2			0-1 G5-3		0-1 P3		1-3 K 1-2		4	0	0	0	0	1	3							
Dave Winfield, R (1, 10) OBP: 0.421, SLG: 0.548		1-1 G6-3		0-0 1B		1-1 G5-3 1-2		2-1 G4-6-3 1B		4	0	2	0	0	0	1							
Kelly Gruber, R (1, 5) OBP: 0.300, SLG: 0.523		1-2 G5-3		2-3 K			0-0 P8		0-1 G4-6-3 1-2		4	0	0	0	0	1							
John Olerud, L (1, 3) OBP: 0.395, SLG: 0.359 Rob Ducey, L (8, FR)		4-1 1B BB			2-2 G4-3 2B		0-1 1B		1-2 E 1B BB 1B		3	0	3	0	1	0							
Candy Maldonado, R (1, 7) OBP: 0.250, SLG: 0.203		2-2 1B			4-1 G4-3 BB		2-3 K		1-2 BB E 1B		3	0	2	0	1	1							
Pat Borders, R (1, 2) OBP: 0.378, SLG: 0.500		3-2 G5-3			0-0 G4-3 1-2 2-3		1-3 K		1-0 E5 BB		4	0	0	0	0	1							
Manuel Lee, S (1, 6) OBP: 0.314, SLG: 0.290 Pat Tabler, R (8, PH) OBP: 0.308, SLG: 0.182			2-1 G4-3		1-3 K			0-1 FC1-6 1B		3	0	1	0	0	1	2							
<b>Inning Stats</b>	R: 0 E: 0 K: 0 S: 6	H: 0 LOB: 0 BB: 1 P: 12	R: 0 E: 0 K: 0 S: 14	H: 1 LOB: 2 BB: 1 P: 25	R: 0 E: 0 K: 2 S: 8	H: 0 LOB: 0 BB: 0 P: 12	R: 0 E: 0 K: 1 S: 6	H: 1 LOB: 0 BB: 0 P: 8	R: 0 E: 0 K: 1 S: 10	H: 1 LOB: 2 BB: 1 P: 18	R: 0 E: 0 K: 0 S: 5	H: 1 LOB: 0 BB: 0 P: 7	R: 0 E: 0 K: 2 S: 11	H: 1 LOB: 1 BB: 0 P: 14	R: 0 E: 0 K: 1 S: 10	H: 1 LOB: 0 BB: 0 P: 11	R: 1 E: 1 K: 0 S: 11	H: 3 LOB: 3 BB: 1 P: 20	1B: 8 2B: 1 3B: 0 HR: 0	SF: 0 SAC: 0 DP: 2 HBP: 0	WP: 0 PB: 0 SB: 1 CS: 1	PA: 36	
<b>PITCHER</b> Jim Abbott, L (1, 1) ERA: 1.8	IP: 8.2 WLS: L BF: 36 H: 9 R: 1 ER: 0 SO: 7 BB: 4 IBB: 0 HBP: 0 BLK: 0 WP: 0 HR: 0 S: 81 P: 127 ERA: 0.00 WHIP: 1.500											<b>PITCHER</b>	IP: 8.2 WLS: L BF: 36 H: 9 R: 1 ER: 0 SO: 7 BB: 4 IBB: 0 HBP: 0 BLK: 0 WP: 0 HR: 0 S: 81 P: 127 ERA: 0.00 WHIP: 1.500										





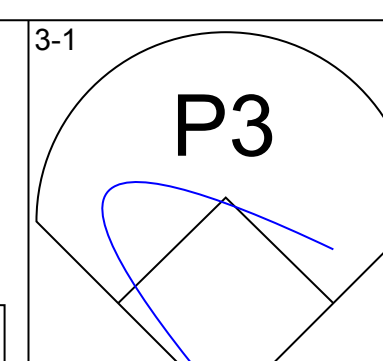
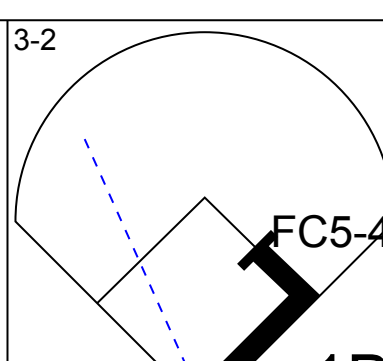
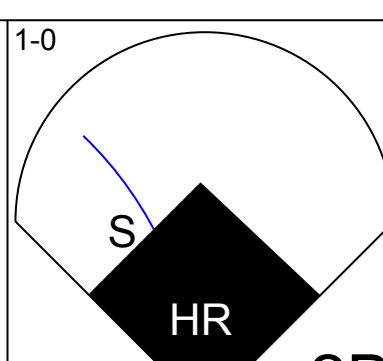
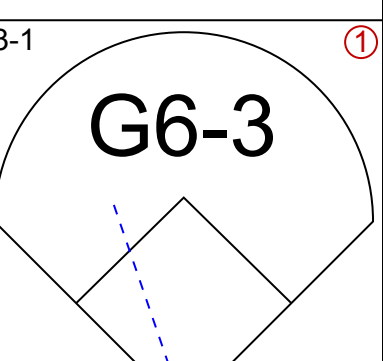
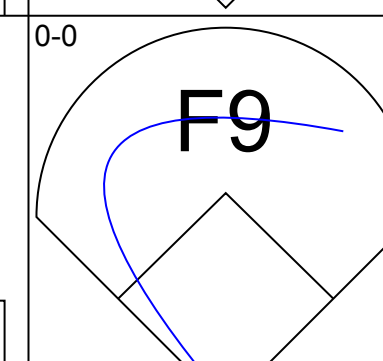
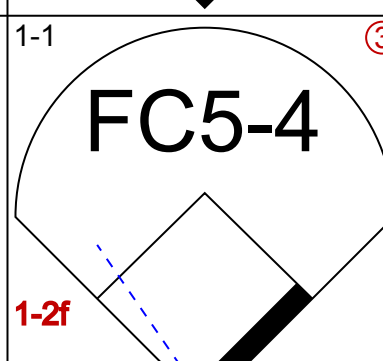
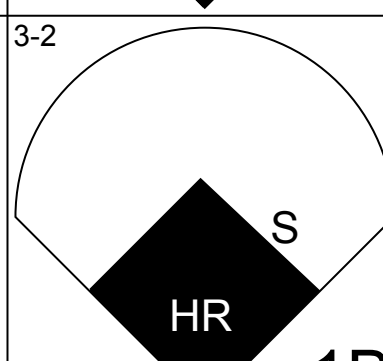
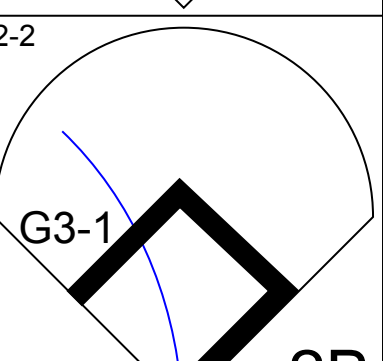
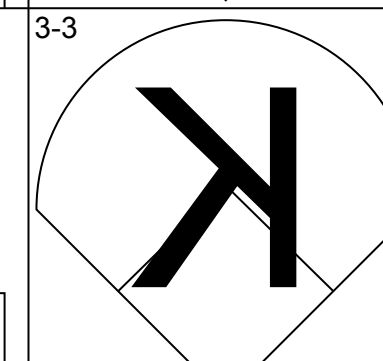
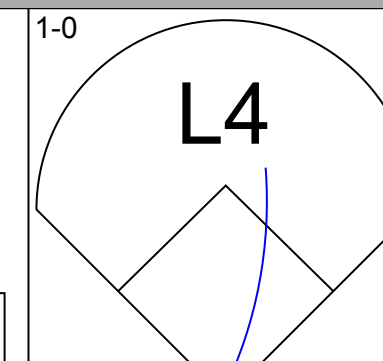
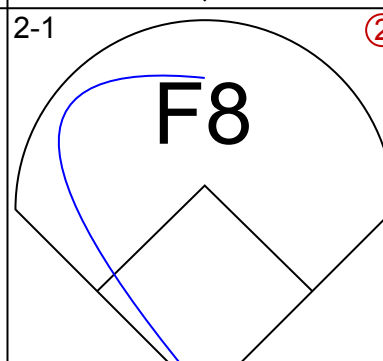
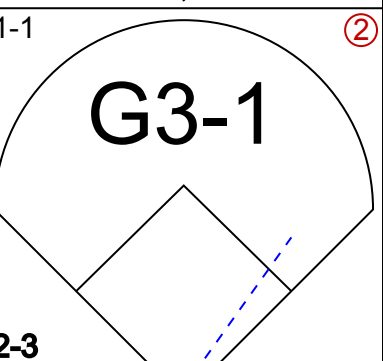
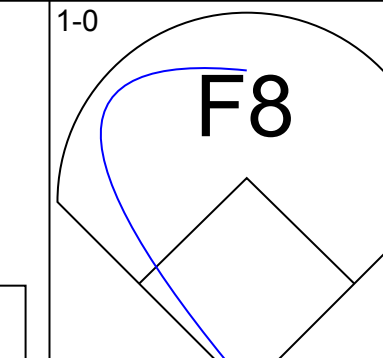
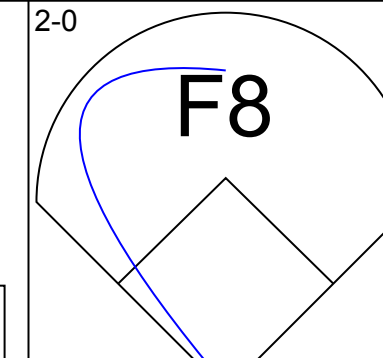
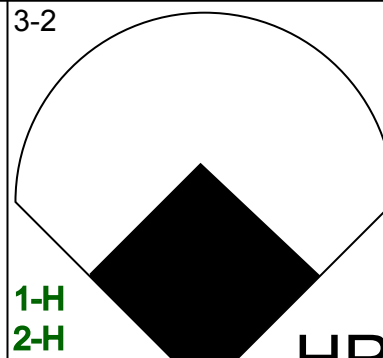
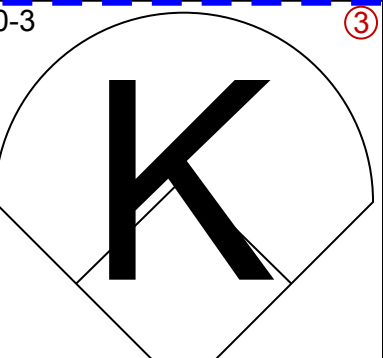
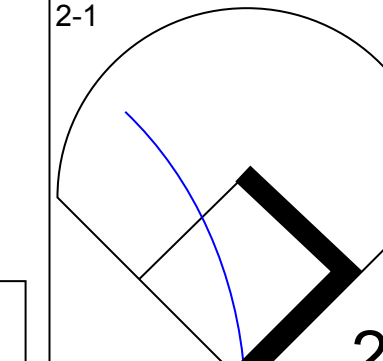
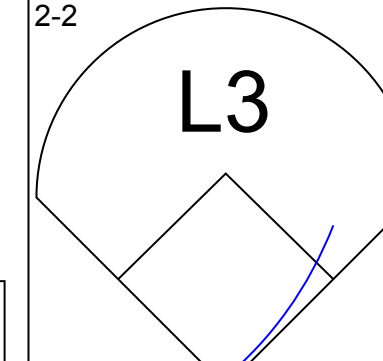
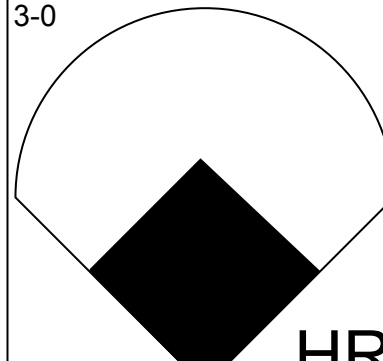
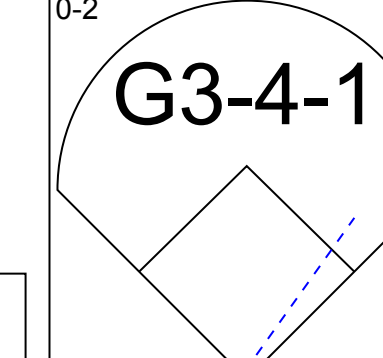
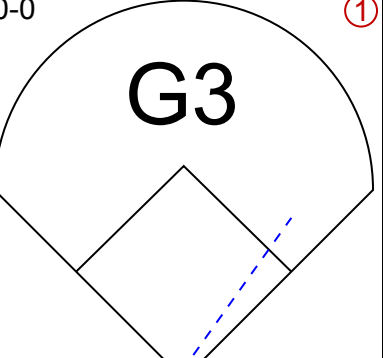
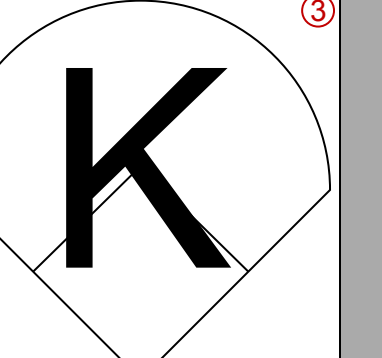
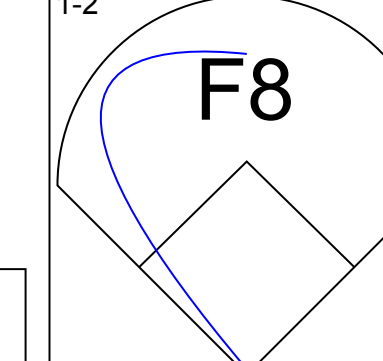
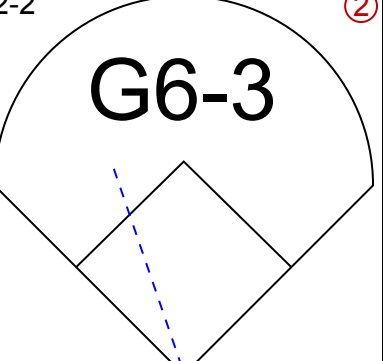
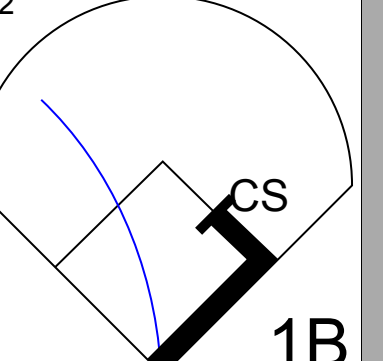
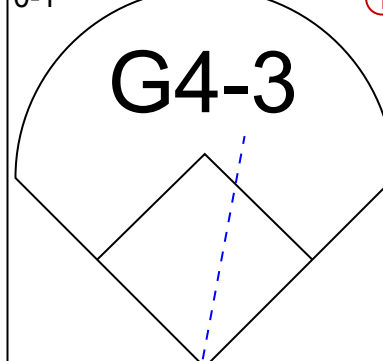
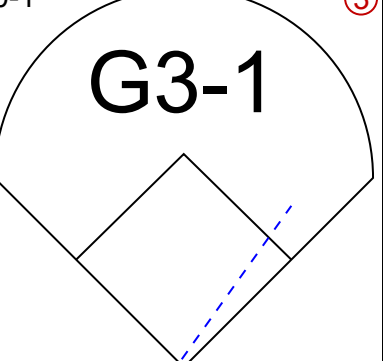
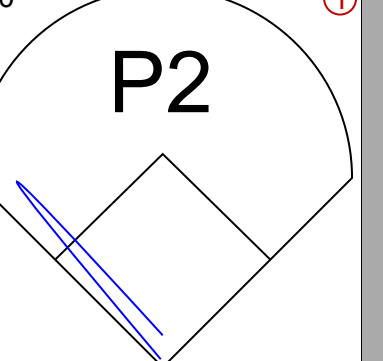
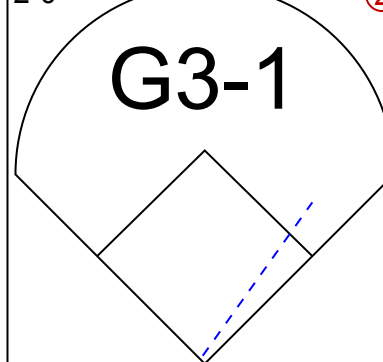
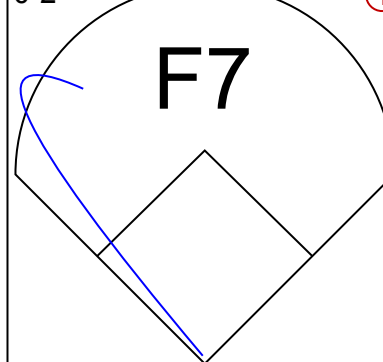
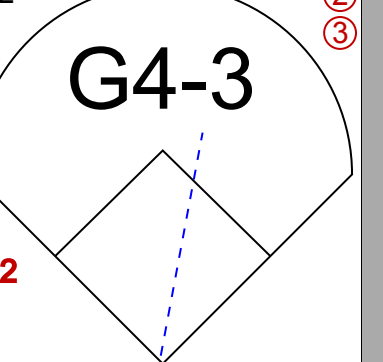


Batter	1	2	3	4	5	6	7	8	9	AB	R	H	RBI	BB	SO	LOB	TOP					
Devon White, S OBP: 0.286, SLG: 0.330										4	0	0	0	0	1	2						
Roberto Alomar, S OBP: 0.451, SLG: 0.548										4	2	3	0	0	0	0						
Joe Carter, R OBP: 0.273, SLG: 0.383										4	1	1	1	0	0	2						
Dave Winfield, R OBP: 0.427, SLG: 0.549										3	0	1	1	1	1	1						
Kelly Gruber, R OBP: 0.269, SLG: 0.466										4	0	0	0	0	1	4						
John Olerud, L OBP: 0.404, SLG: 0.371											3	0	1	1	1	2						
Candy Maldonado, R OBP: 0.239, SLG: 0.195											4	0	0	0	0	2						
Pat Borders, R OBP: 0.372, SLG: 0.486											4	0	1	0	0	1	0					
Manuel Lee, S OBP: 0.303, SLG: 0.279											3	0	0	0	0	2						
Turner Ward, S OBP: 0.300, SLG: 0.500										1	0	0	0	0	1	0						
<b>Inning Stats</b>	R: 1 E: 0 K: 1 S: 9	H: 2 LOB: 1 BB: 0 P: 15	R: 0 E: 0 K: 0 S: 9	H: 0 LOB: 0 BB: 0 P: 12	R: 0 E: 0 K: 0 S: 9	H: 0 LOB: 0 BB: 0 P: 12	R: 0 E: 0 K: 1 S: 12	H: 0 LOB: 0 BB: 0 P: 15	R: 0 E: 0 K: 0 S: 8	H: 1 LOB: 2 BB: 1 P: 13	R: 2 E: 0 K: 0 S: 16	H: 3 LOB: 1 BB: 0 P: 24	R: 0 E: 0 K: 0 S: 12	H: 0 LOB: 0 BB: 0 P: 15	R: 0 E: 0 K: 2 S: 11	H: 1 LOB: 2 BB: 1 P: 20	R: 0 E: 0 K: 2 S: 11	H: 0 LOB: 0 BB: 0 P: 16	1B: 4 2B: 2 3B: 1 HR: 0	SF: 0 SAC: 0 DP: 0 HBP: 0	WP: 0 PB: 0 SB: 0 CS: 0	PA: 36
<b>PITCHER</b>	IP WLS BF H R ER SO BB IBB HBP BLK WP HR S P ERA WHIP																					
Jaime Navarro, R ERA: 4.37	(1, 1) 7.0 W 29 7 3 3 2 1 0 0 0 0 0 0 76 107 3.86 1.143																					
Jim Austin, R ERA: 1.09	(8, 1) 0.2 3 0 0 0 1 1 0 0 0 0 0 0 7 13 0.00 1.500																					
Jesse Orosco, L ERA: 3.86	(8, 1) 0.1 1 0 0 0 1 0 0 0 0 0 0 0 3 6 0.00 0.000																					
Doug Henry, R ERA: 5.0	(9, 1) 1.0 S 3 0 0 0 2 0 0 0 0 0 0 0 11 16 0.00 0.000																					

Toronto Blue Jays @ Milwaukee Brewers  
Milwaukee County Stadium, Milwaukee, WI  
Fri May 01 1992, 8:05 PM EDT  
Att. 13,794 - Sunny - 86 F

AB 34  
R 3  
H 7  
RBI 3  
BB 2  
SO 6  
LOB 15



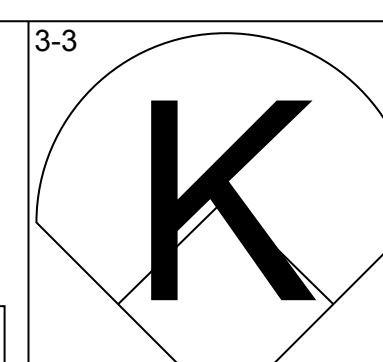
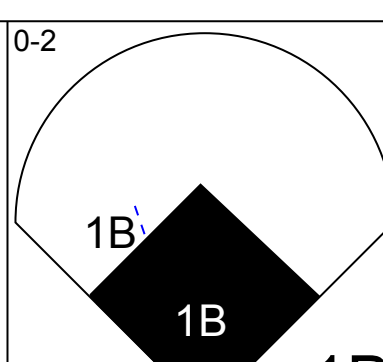
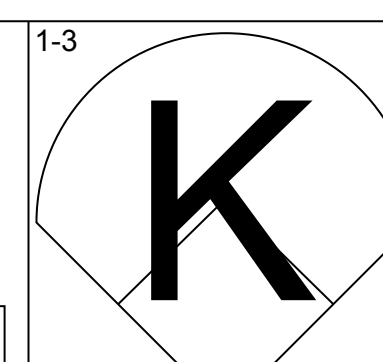
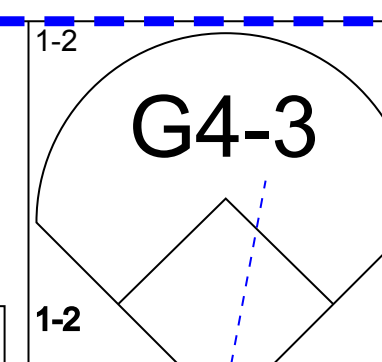
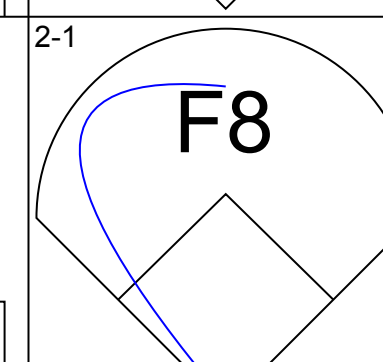
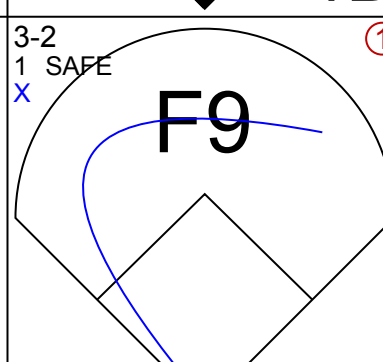
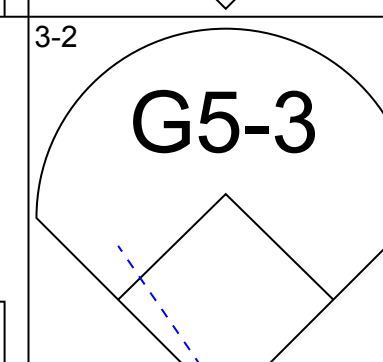
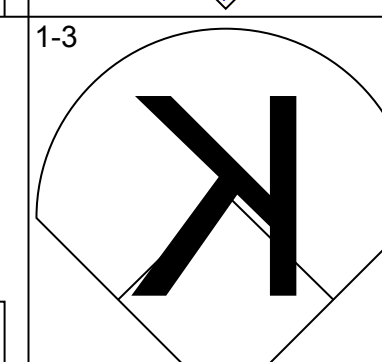
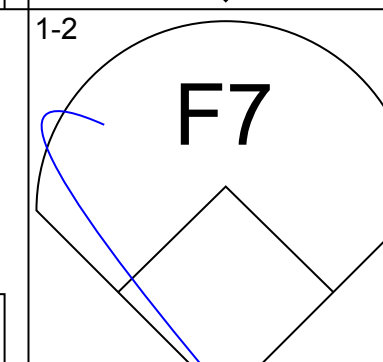
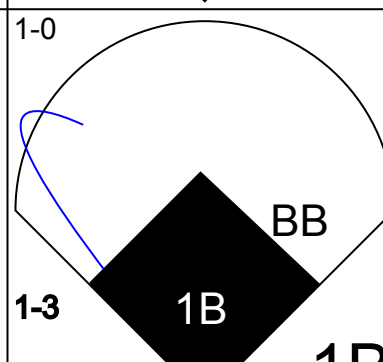
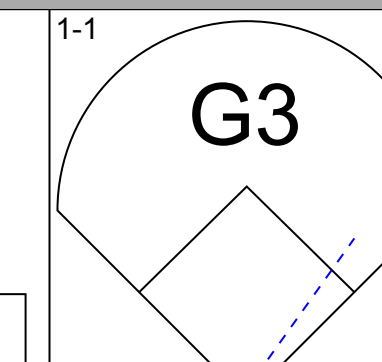
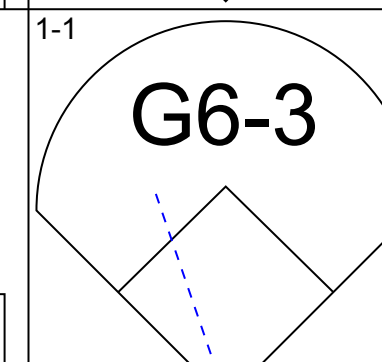
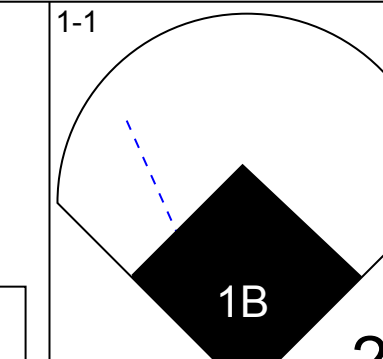
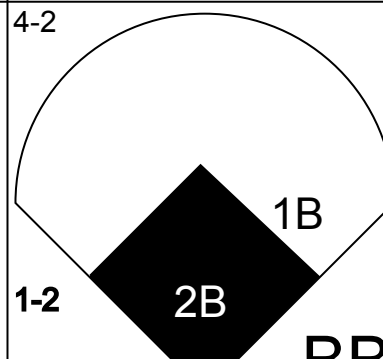
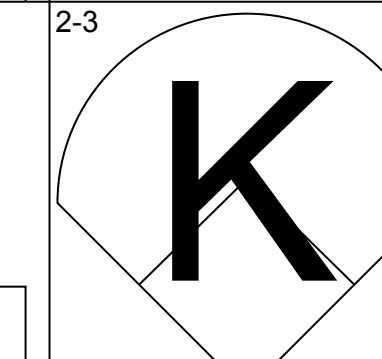
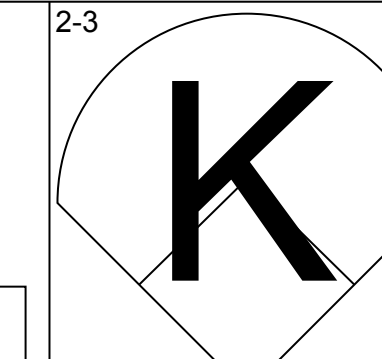
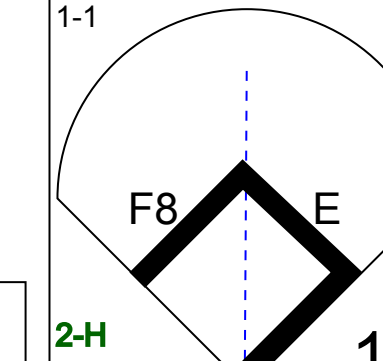
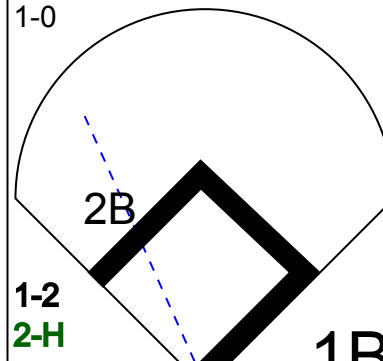
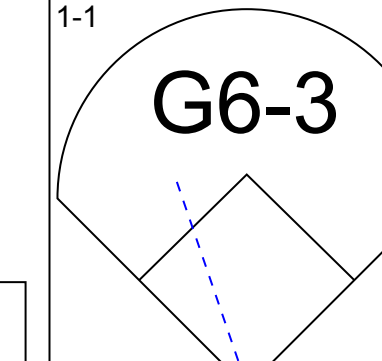
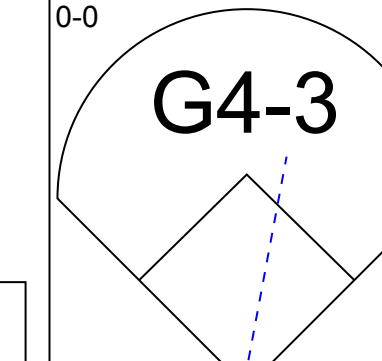
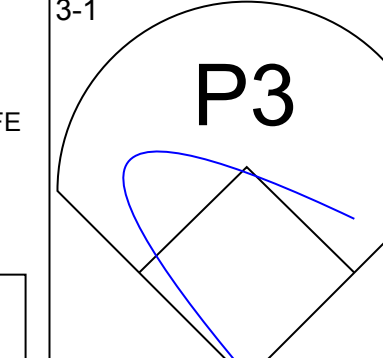
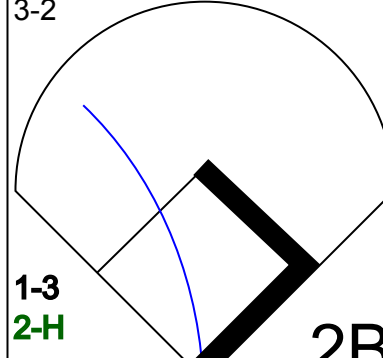
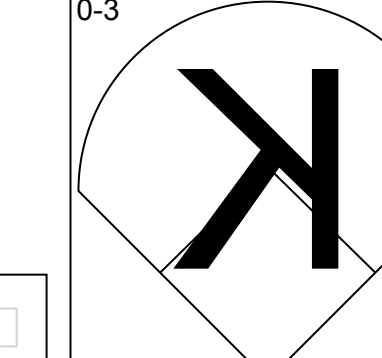
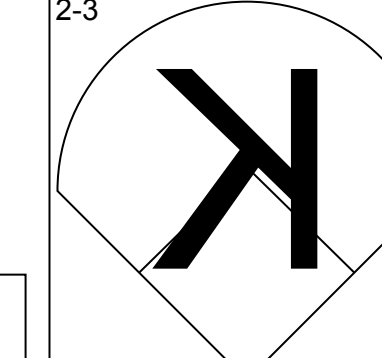
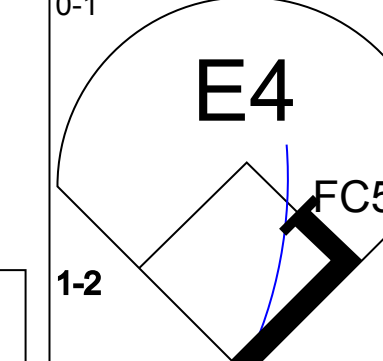
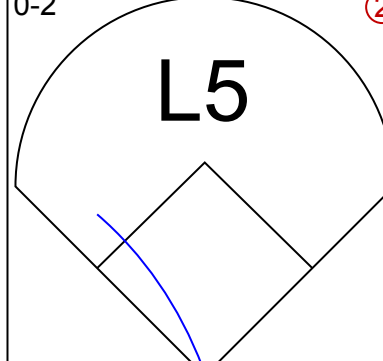
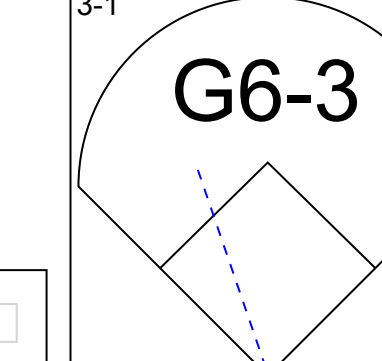
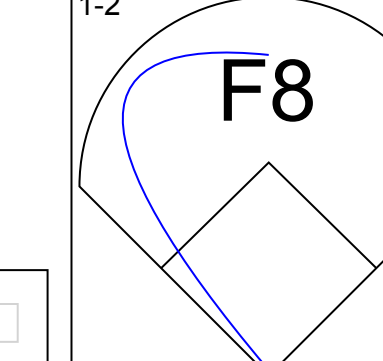
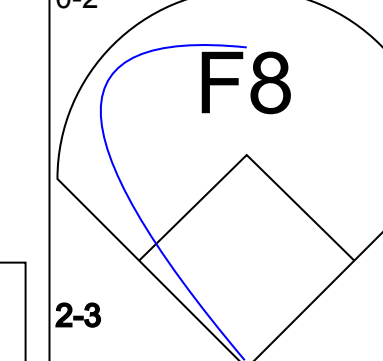
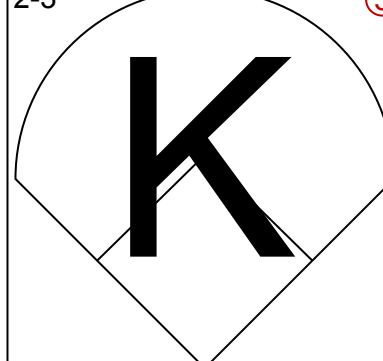
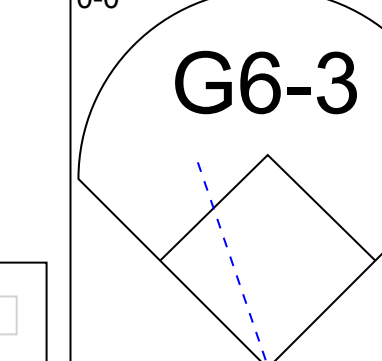
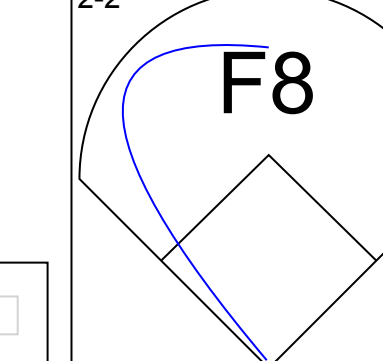
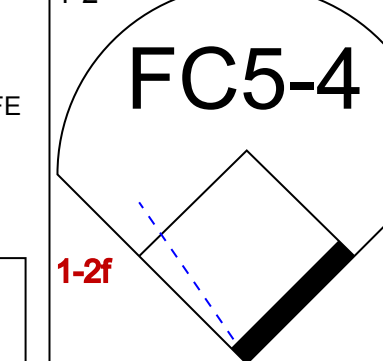
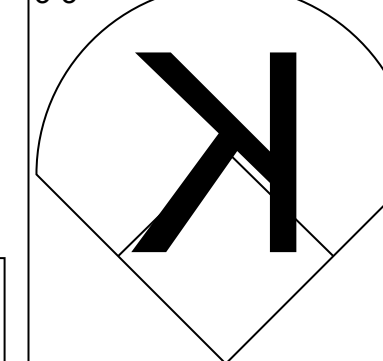
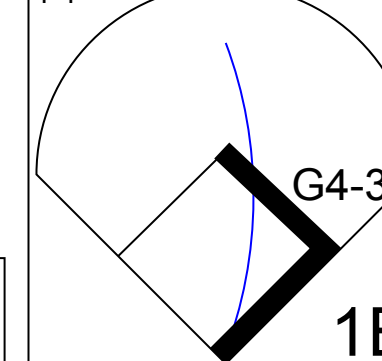
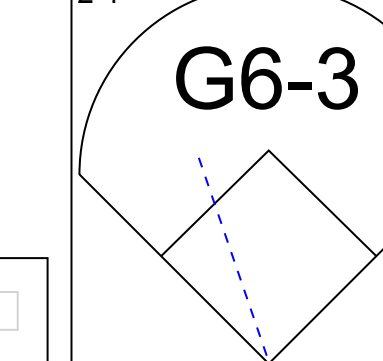
Batter	1	2	3	4	5	6	7	8	9	AB	R	H	RBI	BB	SO	LOB	BOTTOM			
Paul Moltitor, R OBP: 0.311, SLG: 0.358										4	1	2	0	0	0	0				
Pat Listach, S OBP: 0.429, SLG: 0.500										4	1	2	0	0	0	1				
Darryl Hamilton, L OBP: 0.282, SLG: 0.300										4	0	0	0	0	1	3				
Greg Vaughn, R OBP: 0.351, SLG: 0.578										4	1	1	3	0	1	1				
Robin Yount, R OBP: 0.320, SLG: 0.358										3	1	2	1	0	0	0				
Franklin Stubbs, L OBP: 0.284, SLG: 0.365										3	0	0	0	0	1	1				
Kevin Seitzer, R OBP: 0.333, SLG: 0.373										3	0	1	0	0	0	1				
B.J. Surhoff, L OBP: 0.173, SLG: 0.174										3	0	0	0	0	0	1				
Jim Gantner, L OBP: 0.365, SLG: 0.327										3	0	0	0	0	0	1				
<b>Inning Stats</b>	R: 0 E: 0 K: 1 S: 6	H: 0 LOB: 0 BB: 0 P: 12	R: 0 E: 0 K: 0 S: 9	H: 1 LOB: 1 BB: 0 P: 13	R: 0 E: 0 K: 0 S: 9	H: 1 LOB: 1 BB: 0 P: 15	R: 0 E: 0 K: 0 S: 5	H: 0 LOB: 0 BB: 0 P: 10	R: 0 E: 0 K: 1 S: 17	H: 4 LOB: 0 BB: 0 P: 29	R: 0 E: 0 K: 0 S: 7	H: 1 LOB: 0 BB: 0 P: 10	R: 0 E: 0 K: 1 S: 11	H: 1 LOB: 1 BB: 0 P: 17	1B: 3 2B: 3 3B: 0 HR: 2	SF: 0 SAC: 0 DP: 0 HBP: 0	WP: 0 PB: 0 SB: 2 CS: 1	PA: 31		
<b>PITCHER</b>	IP WLS BF H R ER SO BB IBB HBP BLK WP HR S P ERA WHIP																			
Jimmy Key, L ERA: 3.82	(1, 1) 7.2 L 30 8 4 4 2 0 0 0 0 0 0 0 2 67 4.70 1.043																			
Pat Hentgen, R ERA: 4.15	(8, 1) 0.1 1 0 0 0 1 0 0 0 0 0 0 0 3 3 0.00 0.000																			

Toronto Blue Jays @ Milwaukee Brewers  
Milwaukee County Stadium, Milwaukee, WI  
Fri May 01 1992, 8:05 PM EDT  
Att. 13,794 - Sunny - 86 F

AB 31  
R 4  
H 8  
RBI 4  
BB 0  
SO 3  
LOB 9

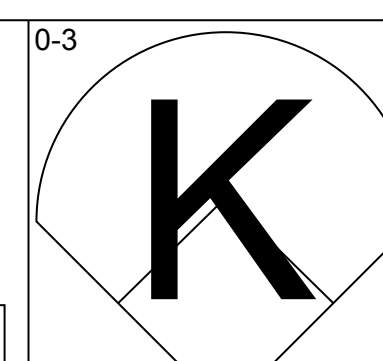
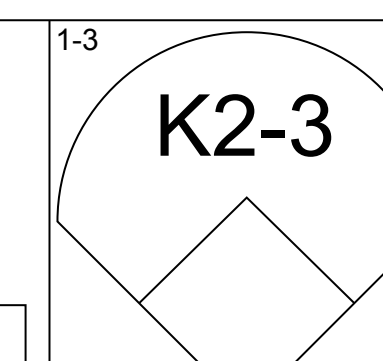
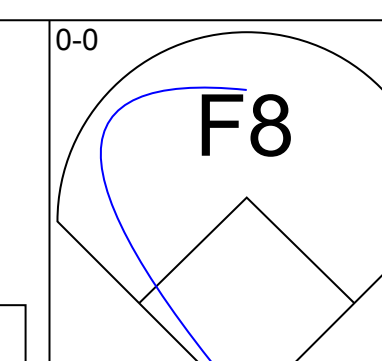
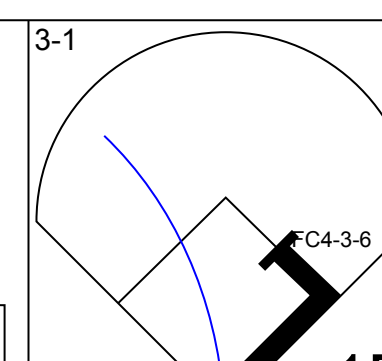
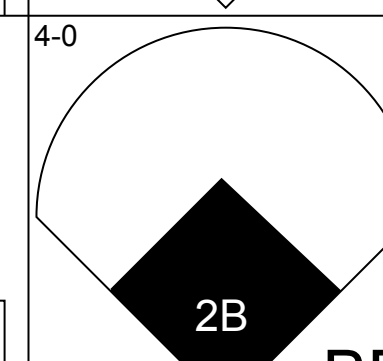
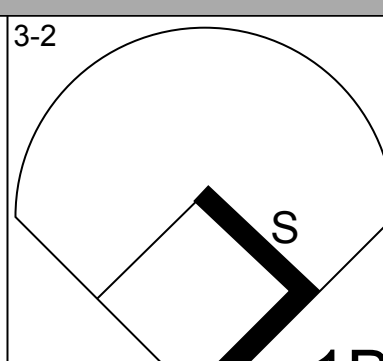

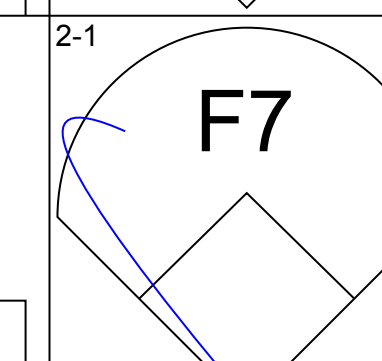
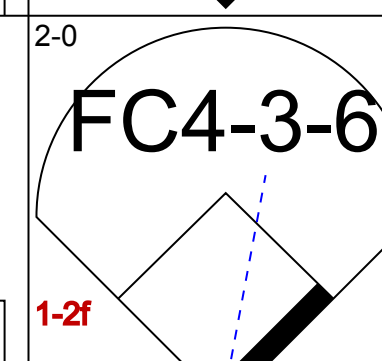
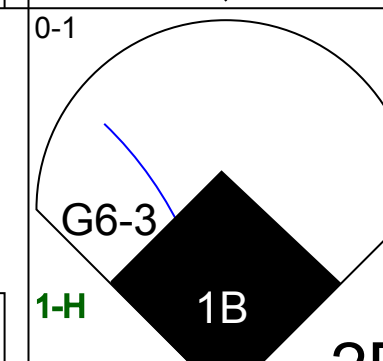
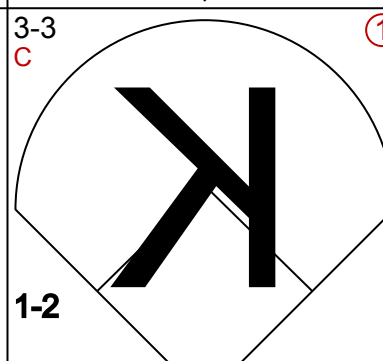
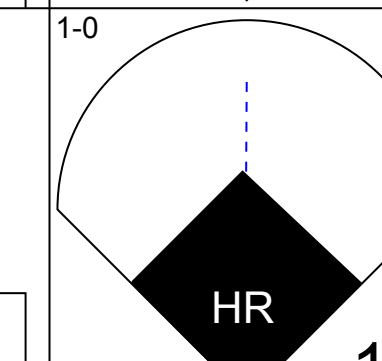

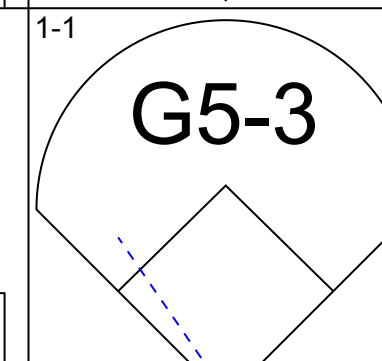
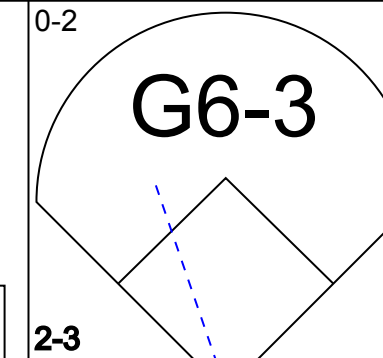
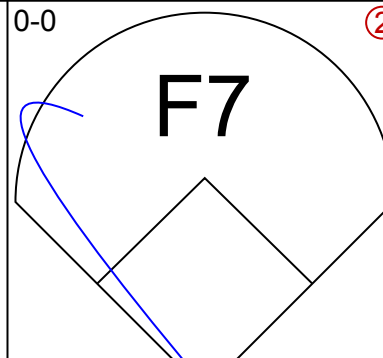
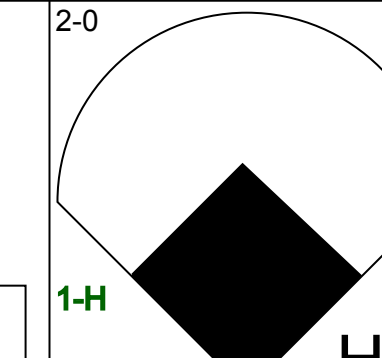

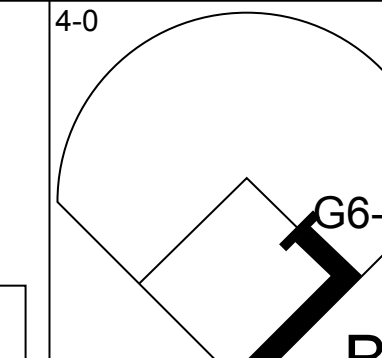
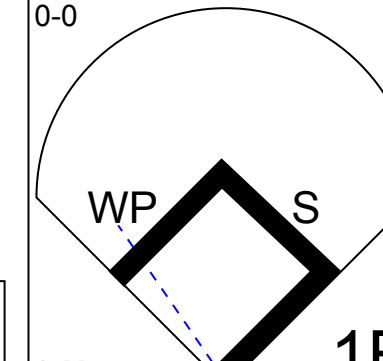
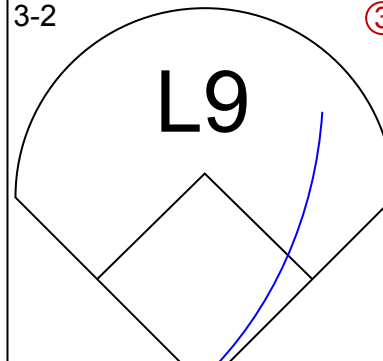
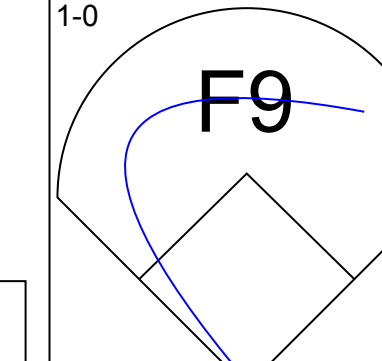
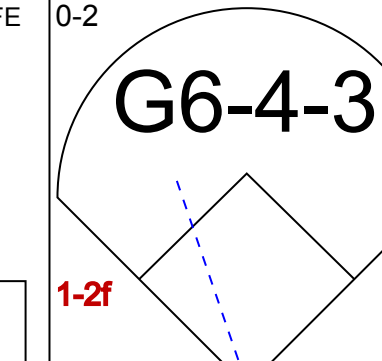
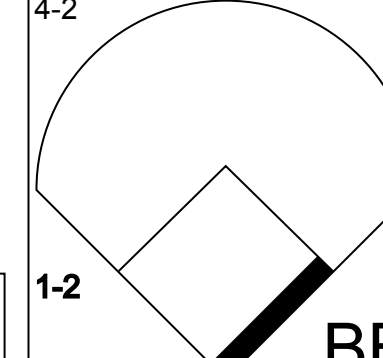
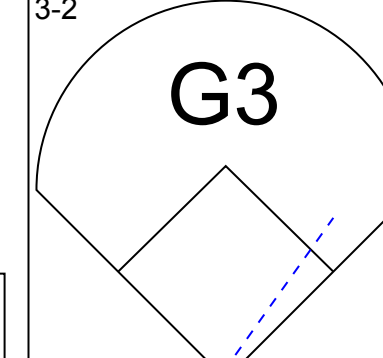
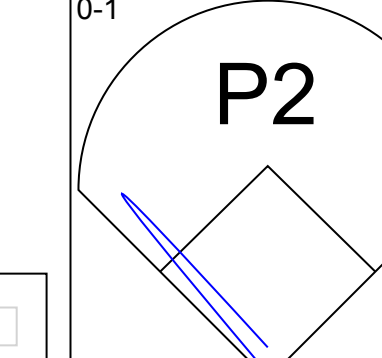
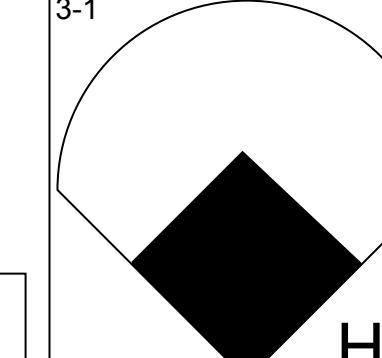
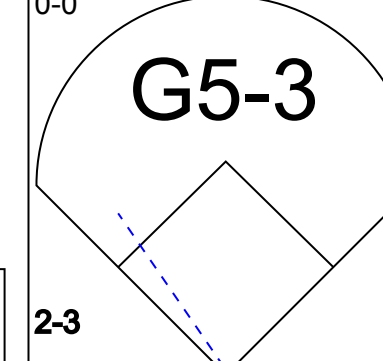
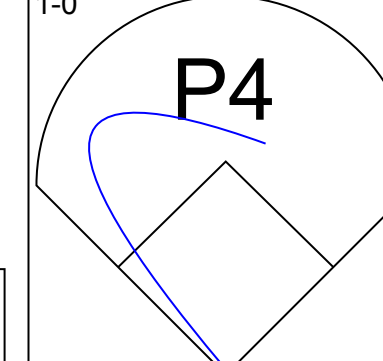
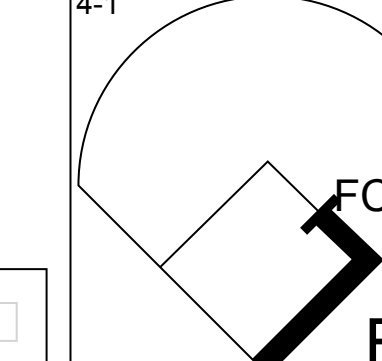
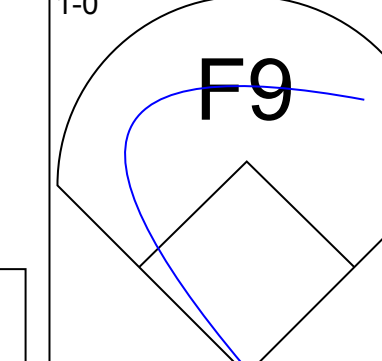
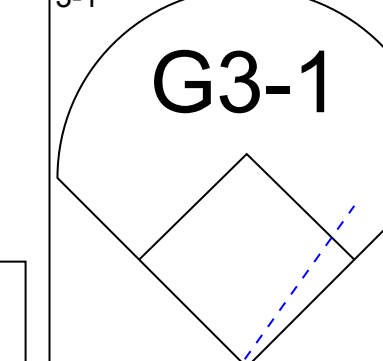
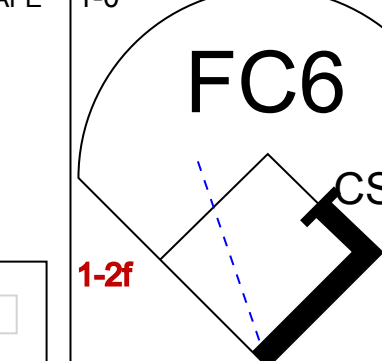
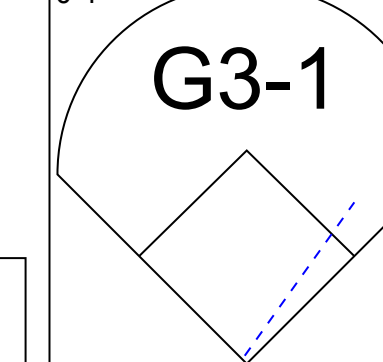
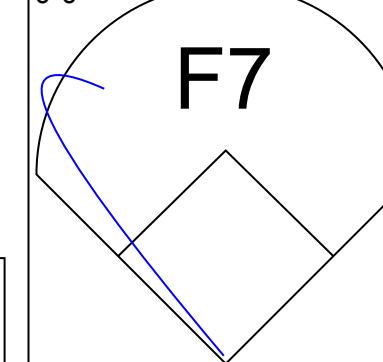
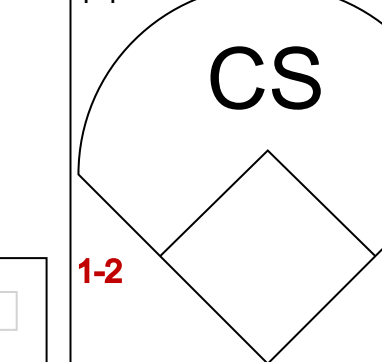
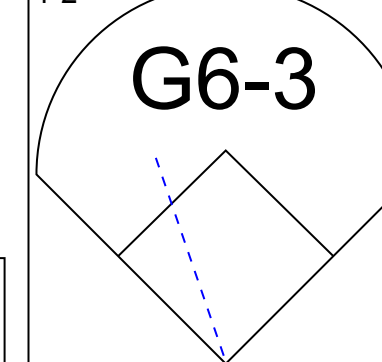





Batter	1	2	3	4	5	6	7	8	9	AB	R	H	RBI	BB	SO	LOB	TOP					
<b>Devon White, S</b> OBP: 0.284, SLG: 0.327 (1, 8)										4	1	1	0	0	2	1	<b>Toronto Blue Jays @ Milwaukee Brewers</b> Milwaukee County Stadium, Milwaukee, WI Sat May 02 1992, 4:33 AM EDT Att: 26,547 - Cloudy - 67 F					
<b>Roberto Alomar, S</b> OBP: 0.434, SLG: 0.526 (1, 4)										4	0	0	0	0	1	2						
<b>Joe Carter, R</b> OBP: 0.272, SLG: 0.378 (1, 9)										4	1	1	0	0	0	1						
<b>Dave Winfield, R</b> OBP: 0.430, SLG: 0.553 (1, 10)										3	2	1	0	1	2	0						
<b>Pat Tabler, R</b> OBP: 0.353, SLG: 0.267 (1, 3)										4	0	2	3	0	0	0						
<b>Candy Maldonado, R</b> OBP: 0.240, SLG: 0.209 (1, 7)										4	0	1	1	0	2	1						
<b>Pat Borders, R</b> OBP: 0.356, SLG: 0.462 (1, 2)										4	0	0	0	0	0	3						
<b>Jeff Kent, R</b> OBP: 0.345, SLG: 0.478 (1, 5)										4	0	0	0	0	1	4						
<b>Manuel Lee, S</b> OBP: 0.304, SLG: 0.282 (1, 6)										3	0	1	0	0	1	2						
<b>John Olerud, L</b> OBP: 0.400, SLG: 0.366 (9, PH)										1	0	0	0	0	0	0						
<b>Inning Stats</b>	R: 0 E: 0 K: 1 S: 8	H: 0 LOB: 0 BB: 0 P: 14	R: 1 E: 1 K: 0 S: 15	H: 2 LOB: 2 BB: 0 P: 21	R: 3 E: 0 K: 1 S: 22	H: 4 LOB: 1 BB: 1 P: 36	R: 0 E: 0 K: 2 S: 14	H: 0 LOB: 0 BB: 0 P: 21	R: 0 E: 0 K: 1 S: 7	H: 0 LOB: 0 BB: 0 P: 11	R: 0 E: 0 K: 1 S: 6	H: 0 LOB: 0 BB: 0 P: 9	R: 0 E: 0 K: 1 S: 10	H: 1 LOB: 1 BB: 0 P: 14	R: 0 E: 0 K: 2 S: 10	H: 0 LOB: 0 BB: 0 P: 14	R: 0 E: 0 K: 0 S: 8	H: 0 LOB: 0 BB: 0 P: 13	1B: 5 2B: 2 3B: 0 HR: 0	SF: 0 SAC: 0 DP: 0 HBP: 0	WP: 0 PB: 0 SB: 0 CS: 0	PA: 36
<b>PITCHER</b>	IP	WLS	BF	H	R	ER	SO	BB	IBB	HBP	BLK	WP	HR	S	P	ERA	WHIP					
<b>Dan Plesac, L</b> ERA: 3.71 (1, 1)	6.0		27	7	4	4	6	1	0	0	0	0	0	74	115	6.00	1.333					
<b>Mike Fetters, R</b> ERA: (7, 1)	2.0	W	6	0	0	0	3	0	0	0	0	0	0	18	25	0.00	0.000					
<b>Doug Henry, R</b> ERA: 4.5 (9, 1)	1.0	S	3	0	0	0	0	0	0	0	0	0	0	8	13	0.00	0.000					

AB	35
R	4
H	7
RBI	4
BB	1
SO	9
LOB	14



Batter	1	2	3	4	5	6	7	8	9	AB	R	H	RBI	BB	SO	LOB	BOTTOM				
<b>Paul Molitor, R</b> OBP: 0.309, SLG: 0.353 (1, 10)										4	0	1	0	0	2	0	<b>Toronto Blue Jays @ Milwaukee Brewers</b> Milwaukee County Stadium, Milwaukee, WI Sat May 02 1992, 4:33 AM EDT Att: 26,547 - Cloudy - 67 F				
<b>Pat Listach, S</b> OBP: 0.436, SLG: 0.486 (1, 6)										3	1	1	0	1	0	1					
<b>Robin Yount, R</b> OBP: 0.329, SLG: 0.380 (1, 8)										4	2	2	1	0	1	2					
<b>Greg Vaughn, R</b> OBP: 0.359, SLG: 0.612 (1, 7)										3	1	1	2	1	0	2					
<b>Dante Bichette, R</b> OBP: 0.333, SLG: 0.341 (1, 9)										4	0	1	1	0	0	2					
<b>Franklin Stubbs, L</b> OBP: 0.296, SLG: 0.409 (1, 3)										3	1	1	1	1	0	0					
<b>Kevin Seitzer, R</b> OBP: 0.329, SLG: 0.357 (1, 5)										3	0	0	0	1	0	2					
<b>B.J. Surhoff, L</b> OBP: 0.179, SLG: 0.181 (1, 2)										3	0	1	0	0	0	1					
<b>Jim Gantner, L</b> OBP: 0.348, SLG: 0.310 (1, 4)										3	0	0	0	0	0	1					
<b>Inning Stats</b>	R: 2 E: 0 K: 1 S: 16	H: 2 LOB: 2 BB: 2 P: 24	R: 0 E: 0 K: 1 S: 7	H: 0 LOB: 0 BB: 0 P: 11	R: 0 E: 0 K: 1 S: 12	H: 1 LOB: 1 BB: 0 P: 21	R: 0 E: 0 K: 0 S: 6	H: 1 LOB: 1 BB: 0 P: 10	R: 2 E: 0 K: 0 S: 6	H: 2 LOB: 0 BB: 0 P: 12	R: 0 E: 0 K: 0 S: 5	H: 0 LOB: 1 BB: 1 P: 11	R: 0 E: 0 K: 0 S: 9	H: 1 LOB: 1 BB: 0 P: 16	R: 1 E: 0 K: 0 S: 7	H: 1 LOB: 0 BB: 1 P: 15	1B: 5 2B: 1 3B: 0 HR: 2	SF: 0 SAC: 0 DP: 1 HBP: 0	WP: 1 PB: 0 SB: 2 CS: 1	PA: 35	
<b>PITCHER</b>	IP	WLS	BF	H	R	ER	SO	BB	IBB	HBP	BLK	WP	HR	S	P	ERA	WHIP				
<b>Jack Morris, R</b> ERA: 4.02 (1, 1)	8.0	L	34	8	5	5	3	4	0	0	0	1	2	68	120	5.62	1.500				





Batter	1	2	3	4	5	6	7	8	9	AB	R	H	RBI	BB	SO	LOB	TOP						
Devon White, S OBP: 0.272, SLG: 0.311	G6-3		F8		G6-3		G4-3		K	5	0	0	0	0	1	2							
Roberto Alomar, S OBP: 0.432, SLG: 0.520	1B			G6-3		G6-3		HR	F9	5	1	2	0	0	0	0							
Joe Carter, R OBP: 0.290, SLG: 0.461	L5			1B	2B	HR		HR		4	2	3	3	0	0	1							
Dave Winfield, R OBP: 0.423, SLG: 0.571	P4			P3		K		HR		4	1	1	1	0	1	2							
Kelly Gruber, R OBP: 0.280, SLG: 0.461		G6-3						F9		3	0	1	0	1	0	0							
John Olerud, L OBP: 0.394, SLG: 0.351	G3			G4-3		L7				3	0	0	0	1	0	3							
Candy Maldonado, R OBP: 0.394, SLG: 0.222	1B				G6-3			F8		4	0	2	0	0	0	1							
Pat Borders, R OBP: 0.362, SLG: 0.463			G4-3	1B		FC3-6	1B	K	K	4	0	2	0	0	2	2							
Alfredo Griffin, S Manuel Lee, S OBP: 0.300, SLG: 0.278	G4-3		G4-3	FC3-6	PB		F8		G6-3	3	0	0	0	0	0	3							
										1	0	0	0	0	0	0							
<b>Inning Stats</b>	R: 0 E: 0 K: 0 S: 8	H: 1 LOB: 1 BB: 0 P: 13	R: 0 E: 0 K: 0 S: 9	H: 1 LOB: 1 BB: 0 P: 16	R: 0 E: 0 K: 0 S: 5	H: 1 LOB: 0 BB: 0 P: 6	R: 0 E: 0 K: 0 S: 10	H: 2 LOB: 2 BB: 0 P: 15	R: 0 E: 0 K: 0 S: 9	H: 1 LOB: 1 BB: 0 P: 16	R: 1 E: 0 K: 1 S: 15	H: 1 LOB: 1 BB: 1 P: 26	R: 0 E: 0 K: 1 S: 10	H: 1 LOB: 1 BB: 0 P: 11	R: 3 E: 0 K: 1 S: 12	H: 3 LOB: 1 BB: 1 P: 19	R: 0 E: 0 K: 1 S: 8	H: 0 LOB: 0 BB: 0 P: 14	1B: 7 2B: 1 3B: 0 HR: 3	SF: 0 SAC: 0 DP: 1 HBP: 0	WP: 0 PB: 1 SB: 0 CS: 0	PA: 38	
<b>PITCHER</b>	IP	WLS	BF	H	R	ER	SO	BB	IBB	HBP	BLK	WP	HR	S	P	ERA	WHIP						
Bill Wegman, R ERA: 2.76	(1, 1)	7.1	L	32	11	4	4	2	1	0	0	0	0	3	73	113	4.91	1.636					
Bruce Ruffin, L ERA: 6.1	(8, 1)	1.2		6	0	0	0	2	1	0	0	0	0	0	13	23	0.00	0.600					

Toronto Blue Jays @ Milwaukee Brewers  
Milwaukee County Stadium, Milwaukee, WI

AB 36  
R 4  
H 11  
RBI 4  
BB 2  
SO 4  
LOB 14



WP: 0 PA: 38  
PB: 1  
SB: 0  
CS: 0

Toronto Blue Jays @ Milwaukee Brewers  
Milwaukee County Stadium, Milwaukee, WI

AB 28  
R 1  
H 3  
RBI 1  
BB 4  
SO 2  
LOB 10



WP: 0 PA: 33  
PB: 0  
SB: 0  
CS: 0

Batter	1	2	3	4	5	6	7	8	9	AB	R	H	RBI	BB	SO	LOB	BOTTOM						
Paul Moltzer, R OBP: 0.306, SLG: 0.341	L8		F8			F7		FC5-4		3	0	0	0	1	0	0							
Pat Listach, S OBP: 0.395, SLG: 0.436	K			F8		L6		K		4	0	0	0	0	2	1							
Robin Yount, R OBP: 0.325, SLG: 0.373	G5-3			F7		1B		FC5-4		4	0	1	0	0	0	1							
Greg Vaughn, R OBP: 0.378, SLG: 0.609		G6-3				P9			G5-4-3	2	0	1	0	2	0	1							
Dante Bichette, R OBP: 0.326, SLG: 0.318	G6-3			P5		G4-3	G3		G5-4-3	3	0	0	0	1	0	3							
Franklin Stubbs, L OBP: 0.307, SLG: 0.449		HBP				G3			F8	3	1	1	1	0	0	1							
Kevin Seitzer, R OBP: 0.318, SLG: 0.342	F7					P3		G4-3		3	0	0	0	0	0	2							
B.J. Surhoff, L OBP: 0.173, SLG: 0.173			G3-1		G4-3		F7			3	0	0	0	0	0	1							
Jim Gantner, L OBP: 0.333, SLG: 0.295			G6-3		L9			F7		3	0	0	0	0	0	0							
<b>Inning Stats</b>	R: 0 E: 0 K: 1 S: 8	H: 0 LOB: 0 BB: 0 P: 11	R: 0 E: 0 K: 0 S: 6	H: 0 LOB: 1 BB: 1 P: 15	R: 0 E: 0 K: 0 S: 5	H: 0 LOB: 0 BB: 0 P: 8	R: 0 E: 0 K: 0 S: 7	H: 0 LOB: 1 BB: 1 P: 14	R: 1 E: 0 K: 0 S: 6	H: 1 LOB: 0 BB: 0 P: 9	R: 0 E: 0 K: 0 S: 7	H: 1 LOB: 1 BB: 0 P: 10	R: 0 E: 0 K: 0 S: 7	H: 0 LOB: 1 BB: 1 P: 12	R: 0 E: 0 K: 1 S: 7	H: 0 LOB: 0 BB: 1 P: 12	R: 0 E: 0 K: 0 S: 4	H: 1 LOB: 0 BB: 0 P: 7	1B: 2 2B: 0 3B: 0 HR: 1	SF: 0 SAC: 0 DP: 1 HBP: 1	WP: 0 PB: 0 SB: 0 CS: 0	PA: 33	
<b>PITCHER</b>	IP	WLS	BF	H	R	ER	SO	BB	IBB	HBP	BLK	WP	HR	S	P	ERA	WHIP						
Dave Stieb, R ERA: 3.79	(1, 1)	9.0	W	33	3	1	1	2	4	0	1	0	0	1	57	98	1.00	0.778					

Toronto Blue Jays @ Milwaukee Brewers  
Milwaukee County Stadium, Milwaukee, WI

AB 28  
R 1  
H 3  
RBI 1  
BB 4  
SO 2  
LOB 10



WP: 0 PA: 33  
PB: 0  
SB: 0  
CS: 0



Batter	1	2	3	4	5	6	7	8	9	AB	R	H	RBI	BB	SO	LOB	TOP										
<b>Devon White, S</b> OBP: 0.277, SLG: 0.324 (1, 8)	F8	F7		E 1B		K				5	1	2	1	0	1	0	<b>Toronto Blue Jays @ Oakland Athletics</b> <b>Oakland-Alameda County Coliseum, Oakland, CA</b> Mon May 04 1992, 7:05 PM PDT Att: 20,137 - Sunny - 60 F										
<b>Roberto Alomar, S</b> OBP: 0.440, SLG: 0.528 (1, 4)	1B	2B				P5		2B		4	1	2	2	1	0	1											
<b>Joe Carter, R</b> OBP: 0.295, SLG: 0.458 (1, 9)	2B	BB		1B			F7	F7		5	2	2	1	0	1	4											
<b>Dave Winfield, R</b> OBP: 0.414, SLG: 0.553 (1, 10)	L8			1B		G1-3		F7	G5-3	5	0	1	0	0	0	1											
<b>Kelly Gruber, R</b> OBP: 0.287, SLG: 0.469 (1, 5)	BB	2B		FC6-4			F8		P4	5	1	2	1	0	0	1											
<b>John Olerud, L</b> OBP: 0.384, SLG: 0.333 (1, 3)	BB	BB		G4-6-3		F8		G4-3	G3-1	4	0	0	0	1	0	2											
<b>Candy Maldonado, R</b> OBP: 0.269, SLG: 0.239 (1, 7)	FC6-4	BB				K		1B	WP	2	1	1	2	2	1	0											
<b>Pat Borders, R</b> OBP: 0.347, SLG: 0.442 (1, 2)	FC6-4			G5-3			K			4	0	0	0	0	2	5											
<b>Manuel Lee, S</b> OBP: 0.310, SLG: 0.289 (1, 6)		F8		E			K			4	1	2	0	0	1	0											
<b>Inning Stats</b>	R: 2 E: 0 K: 0 S: 15	H: 3 LOB: 3 BB: 2 P: 34	R: 0 E: 0 K: 0 S: 6	H: 0 LOB: 0 BB: 0 P: 8	R: 1 E: 0 K: 0 S: 8	H: 2 LOB: 0 BB: 0 P: 10	R: 2 E: 1 K: 2 S: 17	H: 3 LOB: 1 BB: 0 P: 25	R: 1 E: 0 K: 1 S: 12	H: 2 LOB: 1 BB: 0 P: 21	R: 0 E: 0 K: 0 S: 3	H: 0 LOB: 0 BB: 0 P: 6	R: 0 E: 0 K: 1 S: 13	H: 0 LOB: 2 BB: 2 P: 24	R: 0 E: 0 K: 0 S: 5	H: 0 LOB: 0 BB: 0 P: 9	1B: 8 2B: 4 3B: 0 HR: 0	SF: 0 SAC: 0 DP: 1 HBP: 0	WP: 2 PB: 2 SB: 0 CS: 1	PA: 42							
<b>PITCHER</b>	IP	WLS	BF	H	R	ER	SO	BB	IBB	HBP	BLK	WP	HR	S	P	ERA	WHIP										
<b>Ron Darling, R</b> ERA: 5.45 (1, 1)	4.2	L	25	10	6	5	2	2	0	0	0	0	0	54	92	9.64	2.571										
<b>Jeff Parrett, R</b> ERA: 2.05 (5, 1)	3.1		14	2	1	1	4	2	0	0	0	2	0	27	47	2.70	1.200										
<b>Rich Gossage, R</b> ERA: 2.61 (9, 1)	1.0		3	0	0	0	0	0	0	0	0	0	0	5	9	0.00	0.000										

AB	38
R	7
H	12
RBI	7
BB	4
SO	6
LOB	14



Batter	1	2	3	4	5	6	7	8	9	AB	R	H	RBI	BB	SO	LOB	BOTTOM										
<b>Rickey Henderson, R</b> OBP: 0.383, SLG: 0.402 (1, 7)	HR		G1-3	K			S		K	4	1	1	1	1	2	2	<b>Toronto Blue Jays @ Oakland Athletics</b> <b>Oakland-Alameda County Coliseum, Oakland, CA</b> Mon May 04 1992, 7:05 PM PDT Att: 20,137 - Sunny - 60 F										
<b>Carney Lansford, R</b> OBP: 0.439, SLG: 0.462 (1, 5)	K		1B	FC5-4		K		L8		4	1	1	0	1	2	2											
<b>Jose Canseco, R</b> OBP: 0.299, SLG: 0.419 (1, 9)	F8		1B	FC5-4		K		L8		4	1	0	0	1	1	4											
<b>Harold Baines, L</b> OBP: 0.247, SLG: 0.267 (1, 10)	F8		E			L8		G1-3		4	0	1	1	0	0	1											
<b>Mark McGwire, R</b> OBP: 0.474, SLG: 0.843 (1, 3)		1B	F7			K		F9		3	0	0	0	1	1	2											
<b>Terry Steinbach, R</b> OBP: 0.341, SLG: 0.412 (1, 2)	L9		E7			P3		G5-3		4	0	0	0	0	0	2											
<b>Willie Wilson, S</b> OBP: 0.326, SLG: 0.381 (1, 8)	K		K			F7		S		3	0	0	0	1	2	3											
<b>Mike Bordick, R</b> OBP: 0.402, SLG: 0.389 (8, PH)				F9		P4		K		3	0	1	0	0	0	0											
<b>Jamie Quirk, L</b> OBP: 0.291, SLG: 0.320 <b>Scott Hemond, R</b> OBP: 0.296, SLG: 0.250 (9, 6)		1B								1	0	0	0	0	1	1											
<b>Lance Blankenship, R</b> OBP: 0.360, SLG: 0.345 (1, 4)	L6			S		K				3	0	1	0	1	1	2											
<b>Inning Stats</b>	R: 1 E: 0 K: 1 S: 11	H: 1 LOB: 2 BB: 1 P: 19	R: 0 E: 0 K: 1 S: 11	H: 1 LOB: 1 BB: 1 P: 19	R: 2 E: 1 K: 1 S: 12	H: 2 LOB: 2 BB: 1 P: 25	R: 0 E: 0 K: 1 S: 12	H: 1 LOB: 2 BB: 1 P: 25	R: 0 E: 0 K: 1 S: 5	H: 0 LOB: 0 BB: 0 P: 9	R: 0 E: 0 K: 2 S: 15	H: 0 LOB: 1 BB: 1 P: 23	R: 0 E: 0 K: 1 S: 7	H: 0 LOB: 1 BB: 1 P: 16	R: 0 E: 0 K: 1 S: 10	H: 0 LOB: 1 BB: 1 P: 19	1B: 4 2B: 0 3B: 0 HR: 1	SF: 0 SAC: 0 DP: 0 HBP: 0	WP: 0 PB: 0 SB: 3 CS: 0	PA: 39							
<b>PITCHER</b>	IP	WLS	BF	H	R	ER	SO	BB	IBB	HBP	BLK	WP	HR	S	P	ERA	WHIP										
<b>Todd Stottlemyre, R</b> ERA: 4.25 (1, 1)	6.1	W	29	5	3	2	7	4	0	0	0	0	0	66	122	2.84	1.421										
<b>Duane Ward, R</b> ERA: 3.65 (7, 1)	1.2		6	0	0	0	2	1	0	0	0	0	0	16	27	0.00	0.600										
<b>Tom Henke, R</b> ERA: 2.25 (9, 1)	1.0		4	0	0	0	1	1	0	0	0	0	0	10	19	0.00	1.000										

AB	33
R	3
H	5
RBI	2
BB	6
SO	10
LOB	19





Batter	1	2	3	4	5	6	7	8	9	AB	R	H	RBI	BB	SO	LOB	TOP								
Devon White, S (1, 8) OBP: 0.266, SLG: 0.310	G4-3		K		F7		FC5-2		K	5	0	0	0	0	2	5	<p>Toronto Blue Jays @ Oakland Athletics Oakland-Alameda County Coliseum, Oakland, CA</p> <p>Tue May 05 1992, 7:05 PM PDT Att: 18,753 - Cloudy - 59 F</p> <p>livebaseballscores.com</p>								
Roberto Alomar, S (1, 4) OBP: 0.446, SLG: 0.550	FC6-4 1B			HR 3B		F8	2-1	FC5-4 1B	G6-3	5	1	3	0	0	0	1									
Joe Carter, R (1, 9) OBP: 0.293, SLG: 0.477	FC6-4 1-2			HR		P4		FC5-4 BB HR		4	2	1	2	0	0	2									
Dave Winfield, R (1, 10) OBP: 0.417, SLG: 0.557	F7			G5-3				HR BB		3	1	1	0	1	0	1									
Kelly Gruber, R (1, 5) OBP: 0.286, SLG: 0.494		G5-3		G6-3				HR		4	1	1	3	0	1	1									
John Olerud, L (1, 3) OBP: 0.379, SLG: 0.329	G6-4-3 1B			F7			L6	G4-3		4	0	1	0	0	0	0									
Candy Maldonado, R (1, 7) OBP: 0.269, SLG: 0.240	G6-4-3 1-2					P3	1B FC5-2 1B	K		4	0	1	0	0	1	1									
Pat Borders, R (1, 2) OBP: 0.353, SLG: 0.467			G6-3		P3		FC5-2 1B 2-1 1B		G6-3 3B	4	0	2	0	0	0	0									
Manuel Lee, S (1, 6) OBP: 0.318, SLG: 0.300			G4-3				FC5-2 1B		G3	4	0	2	0	0	0	1									
<b>Inning Stats</b>	R: 0 E: 0 K: 0 S: 10	H: 1 LOB: 1 BB: 0 P: 14	R: 0 E: 0 K: 0 S: 6	H: 1 LOB: 0 BB: 0 P: 9	R: 0 E: 0 K: 1 S: 9	H: 0 LOB: 0 BB: 0 P: 17	R: 2 E: 0 K: 0 S: 10	H: 2 LOB: 0 BB: 0 P: 17	R: 0 E: 0 K: 0 S: 6	H: 1 LOB: 1 BB: 0 P: 8	R: 0 E: 0 K: 1 S: 14	H: 1 LOB: 1 BB: 0 P: 21	R: 0 E: 0 K: 0 S: 13	H: 3 LOB: 3 BB: 0 P: 22	R: 3 E: 0 K: 1 S: 9	H: 2 LOB: 0 BB: 1 P: 21	R: 0 E: 0 K: 1 S: 14	H: 1 LOB: 1 BB: 0 P: 21	1B: 7 2B: 1 3B: 2 HR: 2	SF: 0 SAC: 0 DP: 1 HBP: 0	WP: 0 PB: 0 SB: 0 CS: 0	PA: 38			
<b>PITCHER</b>	IP	WLS	BF	H	R	ER	SO	BB	IBB	HBP	BLK	WP	HR	S	P	ERA	WHIP								
Joe Slusarski, R (1, 1) ERA: 5.28	6.1	L	27	9	2	2	2	0	0	0	0	0	1	61	96	2.84	1.421								
Rick Honeycutt, L (7, 1) ERA: 5.87	1.0		4	1	1	1	0	0	0	0	0	0	0	9	16	9.00	1.000								
Rich Gossage, R (8, 1) ERA: 4.09	0.2		4	1	2	2	1	1	0	0	0	0	1	7	17	27.00	3.000								
Kevin Campbell, R (9, 1) ERA:	1.0		4	1	0	0	1	0	0	0	0	0	0	14	21	0.00	1.000								

Batter	1	2	3	4	5	6	7	8	9	AB	R	H	RBI	BB	SO	LOB	BOTTOM								
Rickey Henderson, R (1, 7) OBP: 0.375, SLG: 0.392	P4		G6-4-3 1B		F8		P3		K	5	0	1	0	0	1	5	<p>Toronto Blue Jays @ Oakland Athletics Oakland-Alameda County Coliseum, Oakland, CA</p> <p>Tue May 05 1992, 7:05 PM PDT Att: 18,753 - Cloudy - 59 F</p> <p>livebaseballscores.com</p>								
Dave Henderson, R (1, 9) OBP: 0.167, SLG: 0.167	K		F9		G6-3		L7		F9	5	0	0	0	0	1	4									
Harold Baines, L (1, 10) OBP: 0.258, SLG: 0.261			G6-4-3 1-2				K		1B BB	2	0	0	0	2	1	1									
Mark McGwire, R (1, 3) OBP: 0.458, SLG: 0.806	F8				K		K		K	4	0	0	0	0	3	2									
Terry Steinbach, R (1, 2) OBP: 0.333, SLG: 0.395		K		G6-3			F8		1B	4	0	1	0	0	1	0									
Randy Ready, R (1, 5) OBP: 0.529, SLG: 0.333		S 1B BB		G5-3			WP BB 1B BB		G4-3	2	1	0	0	2	0	2									
Willie Wilson, S (1, 8) OBP: 0.344, SLG: 0.384		S 1B			K		1B WP BB		FC5-4 DI BB	2	0	1	0	2	1	0									
Mike Bordick, R (1, 6) OBP: 0.390, SLG: 0.376		K			F9		K		FC5-4 BB	3	0	0	0	0	2	4									
Jamie Quirk, L (9, PH) OBP: 0.304, SLG: 0.320										0	0	0	0	1	0	0									
Scott Hemond, R (9, FR) OBP: 0.296, SLG: 0.250										0	0	0	0	0	0	0									
Lance Blankenship, R (1, 4) OBP: 0.365, SLG: 0.352		P3							FC5-4 DI	4	0	2	1	0	0	4									
<b>Inning Stats</b>	R: 0 E: 0 K: 1 S: 11	H: 0 LOB: 1 BB: 1 P: 21	R: 0 E: 0 K: 2 S: 16	H: 1 LOB: 2 BB: 1 P: 26	R: 0 E: 0 K: 0 S: 5	H: 1 LOB: 0 BB: 0 P: 8	R: 0 E: 0 K: 1 S: 6	H: 0 LOB: 0 BB: 0 P: 11	R: 0 E: 0 K: 1 S: 10	H: 1 LOB: 1 BB: 0 P: 16	R: 0 E: 0 K: 2 S: 10	H: 0 LOB: 0 BB: 0 P: 17	R: 1 E: 0 K: 1 S: 15	H: 1 LOB: 2 BB: 2 P: 28	R: 0 E: 0 K: 1 S: 11	H: 1 LOB: 2 BB: 1 P: 20	R: 0 E: 0 K: 1 S: 12	H: 0 LOB: 3 BB: 2 P: 23	1B: 5 2B: 0 3B: 0 HR: 0	SF: 0 SAC: 0 DP: 1 HBP: 0	WP: 1 PB: 0 SB: 3 CS: 0	PA: 38			
<b>PITCHER</b>	IP	WLS	BF	H	R	ER	SO	BB	IBB	HBP	BLK	WP	HR	S	P	ERA	WHIP								
Juan Guzman, R (1, 1) ERA: 1.74	6.2	W	27	4	1	1	8	4	0	0	0	0	0	71	124	1.35	1.200								
Duane Ward, R (7, 1) ERA: 3.07	2.1	S	11	1	0	0	2	3	0	0	0	0	0	25	46	0.00	1.714								

AB	37
R	5
H	12
RBI	5
BB	1
SO	4
LOB	12



AB	31
R	1
H	5
RBI	1
BB	7
SO	10
LOB	22









Batter	1	2	3	4	5	6	7	8	9	AB R H RBI BB SO LOB	TOP															
<b>Devon White, S</b> OBP: 0.291, SLG: 0.336 (1, 8)	F7			K		G4-3 1B	1-2 1B		BB HR BB	4 1 2 0 1 1 0	<b>Toronto Blue Jays @ Seattle Mariners</b> The Kingdome, Seattle, WA Thu May 07 1992, 10:05 PM EDT Att: 13,347 - Dome - 70 F															
<b>Roberto Alomar, S</b> OBP: 0.435, SLG: 0.521 (1, 4)	G3		G1-3	G4-3	G4-3	G4-3			F9	5 0 0 0 0 0 5																
<b>Joe Carter, R</b> OBP: 0.310, SLG: 0.492 (1, 10)	L4		G5-3		K			K	HR BB	4 1 0 0 1 2 1																
<b>Dave Winfield, R</b> OBP: 0.419, SLG: 0.579 (1, 9)		G1-3			1B SF9 1B	G5-3		G6-3	HR	5 2 2 4 0 0 1																
<b>Kelly Gruber, R</b> OBP: 0.277, SLG: 0.457 (1, 5)		K			SF9 1B 1B		F7		F9	4 0 1 0 1 1 0																
<b>John Olerud, L</b> OBP: 0.374, SLG: 0.326 (1, 3)		G4-3		K			2B 1B	K		4 1 1 0 0 2 3																
<b>Candy Maldonado, R</b> OBP: 0.282, SLG: 0.276 (1, 7)			L8		1-2 2-3 1B		E2 1H 2B	K		4 1 2 1 0 1 0																
<b>Greg Myers, L</b> OBP: 0.273, SLG: 0.500 (1, 2)			L4		SF9		G4-3		1B 2B	3 1 1 1 0 0 0																
<b>Manuel Lee, S</b> OBP: 0.320, SLG: 0.337 (1, 6)			K		2-3 3-H 2-3 K		E6 1B	BB HR BB 1B		4 1 1 1 0 2 2																
<b>Inning Stats</b>	R: 0 E: 0 K: 0 S: 7	H: 0 LOB: 0 BB: 0 P: 10	R: 0 E: 0 K: 1 S: 9	H: 0 LOB: 0 BB: 0 P: 14	R: 0 E: 0 K: 1 S: 6	H: 0 LOB: 0 BB: 0 P: 8	R: 0 E: 0 K: 1 S: 8	H: 0 LOB: 0 BB: 0 P: 13	R: 1 E: 0 K: 2 S: 17	H: 3 LOB: 2 BB: 0 P: 28	R: 0 E: 0 K: 1 S: 11	H: 1 LOB: 1 BB: 0 P: 17	R: 2 E: 2 K: 0 S: 8	H: 3 LOB: 2 BB: 0 P: 15	R: 0 E: 0 K: 2 S: 10	H: 0 LOB: 1 BB: 1 P: 18	R: 5 E: 0 K: 1 S: 19	H: 3 LOB: 0 BB: 2 P: 33	1B: 7 2B: 2 3B: 0 HR: 1	SF: 1 SAC: 0 DP: 0 HBP: 0	WP: 0 PB: 0 SB: 0 CS: 0	PA: 41				
<b>PITCHER</b>	IP WLS BF H R ER SO BB IBB HBP BLK WP HR S P ERA WHIP											<b>PITCHER</b>	IP WLS BF H R ER SO BB IBB HBP BLK WP HR S P ERA WHIP													
<b>Erik Hanson, R</b> ERA: 4.8 (1, 1)	6.2	28	7	3	3	6	0	0	0	0	0	64	101	4.05	1.050											
<b>Calvin Jones, R</b> ERA: 5.17 (7, 1)	1.2	9	2	3	3	3	2	0	0	0	0	22	39	16.20	2.400											
<b>Mike Schooler, R</b> ERA: 5.91 (9, 1)	0.2	L	4	1	2	2	0	1	0	0	0	1	9	16	27.00	3.000										

AB	37
R	8
H	10
RBI	7
BB	3
SO	9
LOB	12



Batter	1	2	3	4	5	6	7	8	9	AB R H RBI BB SO LOB	BOTTOM															
<b>Harold Reynolds, S</b> OBP: 0.348, SLG: 0.387 (1, 4)	G6-3 WP SF7 BB		CS 1B	1B					G4-3	4 1 3 0 1 0 0	<b>Toronto Blue Jays @ Seattle Mariners</b> The Kingdome, Seattle, WA Thu May 07 1992, 10:05 PM EDT Att: 13,347 - Dome - 70 F															
<b>Edgar Martinez, R</b> OBP: 0.364, SLG: 0.490 (1, 5)	G6-3		HR BB	G5-3		K			G3-1 2B	4 1 1 0 1 1 3																
<b>Ken Griffey Jr., L</b> OBP: 0.298, SLG: 0.447 (1, 8)	SF7		HR			P6			G3-1	4 2 2 4 0 0 2																
<b>Kevin Mitchell, R</b> OBP: 0.274, SLG: 0.357 (1, 7)	HR		2B 1B BB		WP 1B				F9	4 2 2 1 1 1 1																
<b>Pete O'Brien, L</b> OBP: 0.228, SLG: 0.472 (1, 10)	1B		1B 2B		F9	P4				4 1 2 0 0 0 1																
<b>Jay Buhner, R</b> OBP: 0.348, SLG: 0.333 (1, 9)	P4		G6-4-3 1B		BB					3 0 1 2 1 1 1																
<b>Tino Martinez, L</b> OBP: 0.313, SLG: 0.481 (1, 3)		G5-3	G6-4-3		K				E3 G6-4-3	4 0 0 0 0 1 3																
<b>Dave Valle, R</b> OBP: 0.304, SLG: 0.324 (1, 2)		P6		G5-3	P4				P6	4 0 0 0 0 0 3																
<b>Jeff Schaefer, R</b> OBP: 0.222, SLG: 0.346 (1, 6)		P6		F7		F8			G6-4-3	4 0 0 0 0 0 1																
<b>Inning Stats</b>	R: 2 E: 0 K: 0 S: 11	H: 2 LOB: 1 BB: 1 P: 23	R: 0 E: 0 K: 0 S: 5	H: 0 LOB: 0 BB: 0 P: 9	R: 4 E: 0 K: 0 S: 11	H: 4 LOB: 0 BB: 2 P: 22	R: 0 E: 0 K: 0 S: 8	H: 1 LOB: 1 BB: 0 P: 13	R: 1 E: 0 K: 1 S: 12	H: 2 LOB: 2 BB: 1 P: 22	R: 0 E: 0 K: 1 S: 17	H: 1 LOB: 1 BB: 0 P: 21	R: 0 E: 0 K: 2 S: 9	H: 0 LOB: 0 BB: 0 P: 13	R: 0 E: 1 K: 0 S: 4	H: 0 LOB: 0 BB: 0 P: 4	R: 0 E: 0 K: 0 S: 8	H: 1 LOB: 1 BB: 0 P: 14	1B: 6 2B: 2 3B: 0 HR: 3	SF: 1 SAC: 0 DP: 2 HBP: 0	WP: 2 PB: 0 SB: 1 CS: 1	PA: 40				
<b>PITCHER</b>	IP WLS BF H R ER SO BB IBB HBP BLK WP HR S P ERA WHIP											<b>PITCHER</b>	IP WLS BF H R ER SO BB IBB HBP BLK WP HR S P ERA WHIP													
<b>Jack Morris, R</b> ERA: 4.91 (1, 1)	4.1	24	9	7	7	0	4	0	0	0	0	38	50	0.00	0.273											
<b>Pat Hentgen, R</b> ERA: 3.24 (5, 1)	3.2	W	12	1	0	0	4	0	0	0	0	0	38	50	0.00	0.273										
<b>Tom Henke, R</b> ERA: 2.0 (9, 1)	1.0	S	4	1	0	0	0	0	0	0	0	8	14	0.00	1.000											

AB	35
R	7
H	11
RBI	7
BB	4
SO	4
LOB	15





Batter	1	2	3	4	5	6	7	8	9	AB	R	H	RBI	BB	SO	LOB	TOP										
Devon White, S (1, 8) OBP: 0.290, SLG: 0.333	G6-3	FC1-2						K		4	0	1	0	0	1	3	<b>Toronto Blue Jays @ California Angels</b> Anaheim Stadium, Anaheim, CA Fri May 08 1992, 10:05 PM EDT Att: 36,383 - Cloudy - 72 F										
Roberto Alomar, S (1, 4) OBP: 0.422, SLG: 0.504	P4	F7					G6-4-3	G3		4	0	0	0	0	4												
Joe Carter, R (1, 9) OBP: 0.308, SLG: 0.484					F8			K		4	0	1	0	0	2												
Dave Winfield, R (1, 10) OBP: 0.414, SLG: 0.568																											
Kelly Gruber, R (1, 5) OBP: 0.267, SLG: 0.439																											
Pat Tabler, R (1, 3) OBP: 0.346, SLG: 0.304																											
Candy Maldonado, R (1, 7) OBP: 0.281, SLG: 0.275																											
Pat Borders, R (1, 2) OBP: 0.355, SLG: 0.454																											
Manuel Lee, S (1, 6) OBP: 0.320, SLG: 0.330																											
<b>Inning Stats</b>	R: 0 E: 0 K: 0 S: 8	H: 1 LOB: 1 BB: 0 P: 14	R: 1 E: 0 K: 1 S: 14	H: 2 LOB: 3 BB: 2 P: 28	R: 0 E: 0 K: 0 S: 8	H: 1 LOB: 0 BB: 0 P: 11	R: 0 E: 0 K: 0 S: 8	H: 2 LOB: 1 BB: 0 P: 15	R: 0 E: 0 K: 1 S: 11	H: 0 LOB: 0 BB: 0 P: 12	R: 0 E: 0 K: 2 S: 8	H: 0 LOB: 0 BB: 0 P: 13	R: 0 E: 0 K: 1 S: 7	H: 0 LOB: 0 BB: 0 P: 8	R: 0 E: 0 K: 2 S: 9	H: 0 LOB: 0 BB: 0 P: 17	R: 0 E: 0 K: 1 S: 10	H: 1 LOB: 1 BB: 0 P: 14	1B: 8 2B: 0 3B: 0 HR: 0	SF: 0 SAC: 0 DP: 3 HBP: 0	WP: 0 PB: 0 SB: 0 CS: 0	PA: 34					
<b>PITCHER</b>	IP	WLS	BF	H	R	ER	SO	BB	IBB	HBP	BLK	WP	HR	S	P	ERA	WHIP										
Chuck Finley, L (1, 1) ERA: 3.15	6.0		24	7	1	1	4	2	0	0	0	0	0	57	93	1.50	1.500										
Mark Eichhorn, R (7, 1) ERA: 2.79	0.0	W	0	0	0	0	0	0	0	0	0	0	0	0	0	∞	∞										

AB	32
R	1
H	8
RBI	1
BB	2
SO	8
LOB	12



Batter	1	2	3	4	5	6	7	8	9	AB	R	H	RBI	BB	SO	LOB	BOTTOM										
Luis Polonia, L (1, 7) OBP: 0.368, SLG: 0.340	G4-3		G4-3							3	0	0	1	0	0	2	<b>Toronto Blue Jays @ California Angels</b> Anaheim Stadium, Anaheim, CA Fri May 08 1992, 10:05 PM EDT Att: 36,383 - Cloudy - 72 F										
Von Hayes, L (1, 9) OBP: 0.395, SLG: 0.453										2	0	0	0	2	1	1											
Junior Felix, S (1, 8) OBP: 0.298, SLG: 0.414										4	0	1	0	0	1	3											
Hubie Brooks, R (1, 10) OBP: 0.287, SLG: 0.448										4	1	2	1	0	0	1											
Alvin Davis, L (1, 3) OBP: 0.327, SLG: 0.391										4	0	0	0	0	1	2											
Gary Gaetti, R (1, 5) OBP: 0.291, SLG: 0.379										3	0	1	0	0	1	0											
Mike Fitzgerald, R (1, 2) OBP: 0.302, SLG: 0.404										2	1	0	0	1	0	2											
Rene Gonzales, R (1, 4) OBP: 0.490, SLG: 0.738										3	1	3	2	0	0	0											
Gary Disarcina, R (1, 6) OBP: 0.379, SLG: 0.361										3	1	1	0	0	0	2											
<b>Inning Stats</b>	R: 0 E: 0 K: 0 S: 5	H: 0 LOB: 0 BB: 1 P: 10	R: 0 E: 0 K: 0 S: 8	H: 2 LOB: 1 BB: 0 P: 13	R: 0 E: 0 K: 0 S: 7	H: 1 LOB: 2 BB: 1 P: 12	R: 1 E: 0 K: 1 S: 8	H: 1 LOB: 0 BB: 0 P: 10	R: 0 E: 0 K: 2 S: 8	H: 0 LOB: 0 BB: 0 P: 13	R: 3 E: 0 K: 1 S: 14	H: 2 LOB: 0 BB: 1 P: 24	R: 0 E: 0 K: 0 S: 7	H: 1 LOB: 0 BB: 0 P: 10	1B: 4 2B: 2 3B: 0 HR: 2	SF: 1 SAC: 0 DP: 2 HBP: 0	WP: 1 PB: 0 SB: 0 CS: 2	PA: 32									
<b>PITCHER</b>	IP	WLS	BF	H	R	ER	SO	BB	IBB	HBP	BLK	WP	HR	S	P	ERA	WHIP										
Dave Stieb, R (1, 1) ERA: 4.15	7.0	L	29	7	4	4	4	3	0	0	0	0	0	58	92	5.14	1.429										
David Wells, L (8, 1) ERA: 3.54	1.0		3	1	0	0	0	0	0	0	0	0	0	7	10	0.00	1.000										

AB	28
R	4
H	8
RBI	4
BB	3
SO	4
LOB	13





Batter	1	2	3	4	5	6	7	8	9	AB	R	H	RBI	BB	SO	LOB	TOP								
Devon White, S (1, 8) OBP: 0.289, SLG: 0.331	1-1 1B		1-0 G6-3		1-3 K		1-3 K			4	0	1	0	0	2	2	<b>Toronto Blue Jays @ California Angels</b> Anaheim Stadium, Anaheim, CA Sat May 09 1992, 10:05 PM EDT Att: 36,159 - Cloudy - 73 F								
Roberto Alomar, S (1, 4) OBP: 0.424, SLG: 0.504	0-0 P5			2-2 1B SF9	2-2 1B			0-0 F7		4	1	2	0	0	0	1									
Joe Carter, R (1, 9) OBP: 0.299, SLG: 0.468	2-1 P4			2-3 K	2-3 K			1-2 G6-3		4	0	0	0	0	2	4									
Dave Winfield, R (1, 10) OBP: 0.409, SLG: 0.557	1-0 F8			0-0 1B				0-2 G6-3		4	0	1	0	0	0	1									
Kelly Gruber, R (1, 5)		3-2 F8		0-0 SF9				3-2 P2		3	0	0	1	0	1	0									
John Olerud, L (1, 3)		2-3 K		3-H 1-0				0-0 G1-3		3	0	0	0	0	1	0									
Derek Bell, R (1, 7)		1-3 K2-3		3-1 F9				1-3 K		4	0	1	0	0	2	2									
Pat Borders, R (1, 2)			1-3 K		0-0 F7			4-0 BB		3	0	0	0	1	1	1									
Manuel Lee, S (1, 6)			1-0 G6-3		2-1 1B			2-2 L9		3	0	1	0	0	0	1									
<b>Inning Stats</b>	R: 0 E: 0 K: 0 S: 6	H: 1 LOB: 1 BB: 0 P: 10	R: 0 E: 0 K: 2 S: 11	H: 0 LOB: 0 BB: 0 P: 17	R: 0 E: 0 K: 1 S: 5	H: 0 LOB: 0 BB: 0 P: 8	R: 1 E: 0 K: 1 S: 13	H: 2 LOB: 2 BB: 0 P: 21	R: 0 E: 0 K: 2 S: 16	H: 2 LOB: 2 BB: 0 P: 22	R: 0 E: 0 K: 0 S: 9	H: 0 LOB: 1 BB: 1 P: 12	R: 0 E: 0 K: 10 S: 10	H: 0 LOB: 1 BB: 1 P: 18	R: 0 E: 0 K: 0 S: 7	H: 0 LOB: 0 BB: 0 P: 8	R: 0 E: 0 K: 1 S: 7	H: 1 LOB: 1 BB: 0 P: 9	1B: 6 2B: 0 3B: 0 HR: 0	SF: 1 SAC: 0 DP: 0 HBP: 1	WP: 0 PB: 0 SB: 0 CS: 0	PA: 35			
<b>PITCHER</b>	IP WLS BF H R ER SO BB IBB HBP BLK WP HR S P ERA WHIP	7.0 W 28 5 1 1 8 1 0 1 0 0 0 70 108 1.29 0.857	2.0 S 7 1 0 0 1 0 0 0 0 0 0 14 17 0.00 0.500																						

AB	32
R	1
H	6
RBI	1
BB	1
SO	9
LOB	12



Batter	1	2	3	4	5	6	7	8	9	AB	R	H	RBI	BB	SO	LOB	BOTTOM								
Luis Polonia, L (1, 7) OBP: 0.364, SLG: 0.336	2-1 E3 CS		1-2 F8			1-0 G1-3		0-0 1B		4	0	1	0	0	0	1	<b>Toronto Blue Jays @ California Angels</b> Anaheim Stadium, Anaheim, CA Sat May 09 1992, 10:05 PM EDT Att: 36,159 - Cloudy - 73 F								
Chad Curtis, R (1, 8) OBP: 0.365, SLG: 0.500	3-2 1-2 HR			3-2 1B		2-1 2B		1-0 F8		4	1	3	2	0	0	1									
Von Hayes, L (1, 9) OBP: 0.392, SLG: 0.439	1-1 G3			1-0 F9		4-1 BB				2	0	0	0	1	0	0									
Hubie Brooks, R (1, 10) OBP: 0.280, SLG: 0.437	0-1 G5-3			1-0 G4-3		3-2 F8				3	0	0	0	0	0	2									
Alvin Davis, L (1, 3) OBP: 0.327, SLG: 0.388		2-1 G3-1			3-1 G5-4-3 1B			0-0 F8		3	0	1	0	0	0	0									
Gary Gaetti, R (1, 5) OBP: 0.283, SLG: 0.367		2-2 F9			1-2 F9			1-1 P4		3	0	0	0	0	0	1									
Rene Gonzales, R (1, 4) OBP: 0.463, SLG: 0.689		1-3 K2-3			0-0 G5-4-3			1-3 K		3	0	0	0	0	2	1									
Ron Tingley, R (1, 2) OBP: 0.273, SLG: 0.300			3-3 K			1-0 FC4-6 1B		0-0 G4-3		3	0	1	0	0	1	0									
Gary Disarcina, R (1, 6) OBP: 0.367, SLG: 0.349			3-2 G6-3			0-2 FC4-6 G1-3 2B		0-1 G4-3		3	1	0	0	0	0	1									
<b>Inning Stats</b>	R: 1 E: 1 K: 0 S: 9	H: 1 LOB: 0 BB: 0 P: 15	R: 0 E: 0 K: 1 S: 10	H: 0 LOB: 0 BB: 0 P: 15	R: 0 E: 0 K: 1 S: 9	H: 0 LOB: 0 BB: 0 P: 16	R: 0 E: 0 K: 0 S: 5	H: 1 LOB: 0 BB: 0 P: 10	R: 0 E: 0 K: 0 S: 6	H: 1 LOB: 0 BB: 0 P: 10	R: 1 E: 0 K: 0 S: 11	H: 2 LOB: 2 BB: 1 P: 22	R: 0 E: 0 K: 1 S: 8	H: 0 LOB: 0 BB: 0 P: 10	R: 0 E: 0 K: 0 S: 6	H: 1 LOB: 1 BB: 0 P: 6	1B: 4 2B: 1 3B: 0 HR: 1	SF: 0 SAC: 0 DP: 1 HBP: 0	WP: 0 PB: 0 SB: 0 CS: 1	PA: 29					
<b>PITCHER</b>	IP WLS BF H R ER SO BB IBB HBP BLK WP HR S P ERA WHIP	8.0 L 29 6 2 2 3 1 0 0 0 0 1 64 104 2.25 0.875																							

AB	28
R	2
H	6
RBI	2
BB	1
SO	3
LOB	7





Batter	1	2	3	4	5	6	7	8	9	AB	R	H	RBI	BB	SO	LOB	TOP										
Devon White, S (1, 8) OBP: 0.299, SLG: 0.331	E1 SH3 1B	FC4-6 1-2						G4-3		3	1	1	0	2	0	2											
Roberto Alomar, S (1, 4) OBP: 0.420, SLG: 0.492	SH3 2-3		P6	L7				G6-3		3	0	0	0	1	0	3											
Joe Carter, R (1, 9) OBP: 0.309, SLG: 0.492								G5-3		4	1	2	3	1	0	0											
Dave Winfield, R (1, 10) OBP: 0.394, SLG: 0.535	G4-6-3 BB							G5-3		5	0	0	0	0	1	4											
Kelly Gruber, R (1, 5) OBP: 0.257, SLG: 0.429								P3		4	1	1	0	0	0	0											
John Olerud, L (1, 3) OBP: 0.365, SLG: 0.312								F8		4	0	1	0	0	1	2											
Derek Bell, R (1, 7) OBP: 0.308, SLG: 0.250								F8		3	0	0	0	1	1	1											
Greg Myers, L (1, 2) OBP: 0.267, SLG: 0.417								F9		4	0	1	0	0	0	2											
Manuel Lee, S (1, 6) OBP: 0.336, SLG: 0.333								F8		2	1	1	1	2	0	0											
<b>Inning Stats</b>	R: 0 E: 1 K: 0 S: 8	H: 1 LOB: 1 BB: 1 P: 15	R: 1 E: 0 K: 0 S: 15	H: 2 LOB: 2 BB: 1 P: 27	R: 1 E: 0 K: 0 S: 11	H: 1 LOB: 0 BB: 0 P: 16	R: 0 E: 0 K: 0 S: 7	H: 2 LOB: 3 BB: 2 P: 16	R: 0 E: 1 K: 1 S: 8	H: 0 LOB: 1 BB: 0 P: 13	R: 2 E: 0 K: 0 S: 16	H: 1 LOB: 2 BB: 3 P: 33	R: 0 E: 0 K: 2 S: 6	H: 0 LOB: 0 BB: 0 P: 16	R: 0 E: 0 K: 0 S: 6	H: 0 LOB: 0 BB: 0 P: 13	R: 0 E: 0 K: 0 S: 7	H: 0 LOB: 0 BB: 0 P: 9	1B: 5 2B: 1 3B: 0 HR: 1	SF: 0 SAC: 1 DP: 2 HBP: 0	WP: 0 PB: 0 SB: 0 CS: 0	PA: 40					
<b>PITCHER</b>	IP	WLS	BF	H	R	ER	SO	BB	IBB	HBP	BLK	WP	HR	S	P	ERA	WHIP										
Joe Grahe, R (1, 1) ERA: 5.9	3.2	L	19	6	2	2	0	4	0	0	0	0	1	40	73	4.91	2.727										
Scott Bailes, L (4, 1) ERA: 3.95	2.0		10	0	2	2	1	3	0	0	0	0	0	21	41	9.00	1.500										
Mark Eichhorn, R (6, 1) ERA: 2.74	0.0		0	0	0	0	0	0	0	0	0	0	0	0	0	∞	∞										
Steve Frey, L (7, 1) ERA: 0.77	2.0		6	0	0	0	2	0	0	0	0	0	0	14	29	0.00	0.000										
Chuck Crim, R (9, 1) ERA: 4.71	1.0		3	0	0	0	0	0	0	0	0	0	0	7	9	0.00	0.000										

Toronto Blue Jays @ California Angels  
Anaheim Stadium, Anaheim, CA  
Sun May 10 1992, 10:05 PM EDT  
Att: 23,009 - Cloudy - 62 F

AB 32  
R 4  
H 7  
RBI 4  
BB 7  
SO 3  
LOB 14



Batter	1	2	3	4	5	6	7	8	9	AB	R	H	RBI	BB	SO	LOB	BOTTOM										
Luis Polonia, L (1, 7) OBP: 0.366, SLG: 0.339	G3									2	0	1	0	0	0	0											
Jose Gonzalez, R (5, 7)										1	0	0	0	0	1	0											
Junior Felix, S (9, PH) OBP: 0.296, SLG: 0.410										1	0	0	0	0	0	1											
Chad Curtis, R (1, 8) OBP: 0.339, SLG: 0.460	K									4	0	0	0	0	1	2											
Von Hayes, L (1, 9) OBP: 0.378, SLG: 0.420	K									3	0	0	0	0	1	1											
Hubie Brooks, R (1, 10) OBP: 0.281, SLG: 0.434										3	1	1	0	0	1	0											
Alvin Davis, L (1, 3) OBP: 0.309, SLG: 0.365										3	0	0	0	0	0	1											
Mike Fitzgerald, R (1, 2) OBP: 0.286, SLG: 0.380										3	0	0	0	0	0	1											
Rene Gonzales, R (1, 5) OBP: 0.456, SLG: 0.667										3	0	1	1	0	0	0											
Bobby Rose, R (1, 4) OBP: 0.278, SLG: 0.309										2	0	0	0	0	0	0											
Lee Stevens, L (9, PH) OBP: 0.277, SLG: 0.339										1	0	0	0	0	1	0											
Gary Disarcina, R (1, 6) OBP: 0.366, SLG: 0.348										3	0	1	0	0	0	0											
<b>Inning Stats</b>	R: 0 E: 0 K: 2 S: 9	H: 0 LOB: 0 BB: 0 P: 12	R: 0 E: 0 K: 0 S: 6	H: 0 LOB: 0 BB: 0 P: 10	R: 0 E: 0 K: 0 S: 11	H: 0 LOB: 0 BB: 0 P: 17	R: 0 E: 0 K: 0 S: 5	H: 1 LOB: 0 BB: 0 P: 8	R: 1 E: 0 K: 0 S: 10	H: 2 LOB: 1 BB: 0 P: 16	R: 0 E: 0 K: 1 S: 7	H: 0 LOB: 0 BB: 0 P: 13	R: 0 E: 0 K: 1 S: 9	H: 0 LOB: 0 BB: 0 P: 12	R: 0 E: 0 K: 0 S: 6	H: 0 LOB: 0 BB: 0 P: 10	R: 0 E: 0 K: 1 S: 9	H: 1 LOB: 1 BB: 0 P: 16	1B: 4 2B: 0 3B: 0 HR: 0	SF: 0 SAC: 0 DP: 0 HBP: 0	WP: 0 PB: 0 SB: 1 CS: 0	PA: 29					
<b>PITCHER</b>	IP	WLS	BF	H	R	ER	SO	BB	IBB	HBP	BLK	WP	HR	S	P	ERA	WHIP										
Juan Guzman, R (1, 1) ERA: 1.61	9.0	W	29	4	1	1	5	0	0	0	0	0	0	72	114	1.00	0.444										

Toronto Blue Jays @ California Angels  
Anaheim Stadium, Anaheim, CA  
Sun May 10 1992, 10:05 PM EDT  
Att: 23,009 - Cloudy - 62 F

AB 29  
R 1  
H 4  
RBI 1  
BB 0  
SO 5  
LOB 6





Batter	1	2	3	4	5	6	7	8	9	AB	R	H	RBI	BB	SO	LOB	TOP				
Rickey Henderson, R OBP: 0.411, SLG: 0.422	1-2 L7		1-2 1B		4-1 G4-6-3 BB		2-2 S 1B			3	0	2	0	1	0	0					
Carney Lansford, R OBP: 0.386, SLG: 0.414	0-0 F9		1-0 F9		2-2 G4-6-3		2-2 G6-3			4	0	0	0	0	0	6					
Jose Canseco, R OBP: 0.304, SLG: 0.427	2-2 G5-3		0-3 K			2-2 F8		1-3 K		4	0	0	0	0	2	2					
Mark McGwire, R OBP: 0.448, SLG: 0.775		2-2 F7		2-1 G6-4-3 1B		4-0 BB BB		2-0 G6-3		3	0	1	0	1	0	0					
Terry Steinbach, R OBP: 0.292, SLG: 0.291		2-3 K		0-1 G6-4-3 1-2		4-0 BB BB		0-3 K		3	0	0	0	1	2	1					
Willie Wilson, S OBP: 0.345, SLG: 0.363		3-2 1B		4-2 BB		1-1 G6-4-3 1-2			2-2 G4-3	3	0	1	0	1	0	2					
Scott Brosius, R OBP: 0.200, SLG: 0.250 Harold Baines, L OBP: 0.261, SLG: 0.294	1 SAFE L6	0-2 L6		0-2 K		0-1 P5			2-3 K	2	0	0	0	0	1	2					
Mike Bordick, R OBP: 0.400, SLG: 0.423 Jerry Browne, S OBP: 0.323, SLG: 0.192			2-2 1B 1B		2-2 P3		2-2 1B 1B		0-2 L4	3	0	2	0	0	0	0					
Lance Blankenship, R OBP: 0.392, SLG: 0.377			1-1 P4		2-2 2B		1-3 K			3	0	1	0	0	1	2					
<b>Inning Stats</b>	R: 0 E: 0 K: 0 S: 7	H: 0 LOB: 0 BB: 0 P: 10	R: 0 E: 0 K: 1 S: 13	H: 1 LOB: 1 BB: 0 P: 20	R: 0 E: 0 K: 1 S: 12	H: 2 LOB: 2 BB: 0 P: 17	R: 0 E: 0 K: 1 S: 10	H: 1 LOB: 1 BB: 1 P: 16	R: 0 E: 0 K: 0 S: 11	H: 0 LOB: 0 BB: 2 P: 17	R: 0 E: 0 K: 1 S: 15	H: 2 LOB: 0 BB: 0 P: 22	R: 0 E: 0 K: 2 S: 8	H: 0 LOB: 0 BB: 0 P: 11	R: 0 E: 0 K: 1 S: 10	H: 0 LOB: 0 BB: 0 P: 14	1B: 6 2B: 1 3B: 0 HR: 0	SF: 0 SAC: 0 DP: 3 HBP: 0	WP: 0 PB: 0 SB: 1 CS: 1	PA: 35	
<b>PITCHER</b>	IP WLS BF H R ER SO BB IBB HBP BLK WP HR S P ERA WHIP	IP WLS BF H R ER SO BB IBB HBP BLK WP HR S P ERA WHIP	IP WLS BF H R ER SO BB IBB HBP BLK WP HR S P ERA WHIP	IP WLS BF H R ER SO BB IBB HBP BLK WP HR S P ERA WHIP	IP WLS BF H R ER SO BB IBB HBP BLK WP HR S P ERA WHIP	IP WLS BF H R ER SO BB IBB HBP BLK WP HR S P ERA WHIP	IP WLS BF H R ER SO BB IBB HBP BLK WP HR S P ERA WHIP	IP WLS BF H R ER SO BB IBB HBP BLK WP HR S P ERA WHIP	IP WLS BF H R ER SO BB IBB HBP BLK WP HR S P ERA WHIP	IP WLS BF H R ER SO BB IBB HBP BLK WP HR S P ERA WHIP	IP WLS BF H R ER SO BB IBB HBP BLK WP HR S P ERA WHIP	IP WLS BF H R ER SO BB IBB HBP BLK WP HR S P ERA WHIP	IP WLS BF H R ER SO BB IBB HBP BLK WP HR S P ERA WHIP	IP WLS BF H R ER SO BB IBB HBP BLK WP HR S P ERA WHIP	IP WLS BF H R ER SO BB IBB HBP BLK WP HR S P ERA WHIP	IP WLS BF H R ER SO BB IBB HBP BLK WP HR S P ERA WHIP	IP WLS BF H R ER SO BB IBB HBP BLK WP HR S P ERA WHIP	IP WLS BF H R ER SO BB IBB HBP BLK WP HR S P ERA WHIP	IP WLS BF H R ER SO BB IBB HBP BLK WP HR S P ERA WHIP	IP WLS BF H R ER SO BB IBB HBP BLK WP HR S P ERA WHIP	IP WLS BF H R ER SO BB IBB HBP BLK WP HR S P ERA WHIP

Oakland Athletics @ Toronto Blue Jays  
SkyDome, Toronto, ON  
Tue May 12 1992, 7:05 PM EDT  
Att: 50,407 - Dome - 70 F

AB 31  
R 0  
H 7  
RBI 0  
BB 4  
SO 7  
LOB 15



Batter	1	2	3	4	5	6	7	8	9	AB	R	H	RBI	BB	SO	LOB	BOTTOM				
Devon White, S OBP: 0.291, SLG: 0.321	0-0 P6		2-2 F7		2-1 G4-3		0-1 F8			4	0	0	0	0	0	2					
Roberto Alomar, S OBP: 0.415, SLG: 0.485	2-2 F7		0-0 BB 1B		1-2 1B		1-3 K			4	0	1	0	0	1	1					
Joe Carter, R OBP: 0.315, SLG: 0.496	0-1 2B		4-0 BB		1-1 F9		2-1 P6			3	0	1	0	1	0	0					
Dave Winfield, R OBP: 0.384, SLG: 0.519	0-1 F7		0-1 F7		0-2 E6 HR		1-1 F7			4	1	0	0	0	0	4					
John Olerud, L OBP: 0.370, SLG: 0.351		0-3 K		2-3 K		0-1 HR		1-0 1B		4	1	2	2	0	2	0					
Derek Bell, R OBP: 0.235, SLG: 0.188	1-0 G5-3		2-2 G4-3		0-0 G6-3		2-1 F7			4	0	0	0	0	0	1					
Pat Borders, R OBP: 0.350, SLG: 0.466	2-1 L6		3-0 P3				0-0 HR			3	1	1	1	0	0	0					
Jeff Kent, R OBP: 0.344, SLG: 0.440			2-3 K		0-0 G1-3		4-2 SH1-4 BB			2	0	0	0	1	1	0					
Manuel Lee, S OBP: 0.339, SLG: 0.330			4-0 BB 1B BB		1-3 K		0-1 SH1-4			1	0	0	0	1	1	0					
<b>Inning Stats</b>	R: 0 E: 0 K: 0 S: 8	H: 1 LOB: 1 BB: 0 P: 10	R: 0 E: 0 K: 1 S: 6	H: 0 LOB: 0 BB: 0 P: 9	R: 0 E: 0 K: 1 S: 13	H: 1 LOB: 2 BB: 0 P: 25	R: 0 E: 0 K: 1 S: 9	H: 0 LOB: 0 BB: 0 P: 16	R: 0 E: 0 K: 1 S: 7	H: 0 LOB: 0 BB: 0 P: 10	R: 2 E: 1 K: 0 S: 11	H: 1 LOB: 0 BB: 0 P: 13	R: 1 E: 0 K: 1 S: 10	H: 1 LOB: 1 BB: 1 P: 15	R: 0 E: 0 K: 0 S: 7	H: 1 LOB: 0 BB: 0 P: 13	1B: 2 2B: 1 3B: 0 HR: 2	SF: 0 SAC: 1 DP: 0 HBP: 0	WP: 0 PB: 0 SB: 0 CS: 0	PA: 33	
<b>PITCHER</b>	IP WLS BF H R ER SO BB IBB HBP BLK WP HR S P ERA WHIP	IP WLS BF H R ER SO BB IBB HBP BLK WP HR S P ERA WHIP	IP WLS BF H R ER SO BB IBB HBP BLK WP HR S P ERA WHIP	IP WLS BF H R ER SO BB IBB HBP BLK WP HR S P ERA WHIP	IP WLS BF H R ER SO BB IBB HBP BLK WP HR S P ERA WHIP	IP WLS BF H R ER SO BB IBB HBP BLK WP HR S P ERA WHIP	IP WLS BF H R ER SO BB IBB HBP BLK WP HR S P ERA WHIP	IP WLS BF H R ER SO BB IBB HBP BLK WP HR S P ERA WHIP	IP WLS BF H R ER SO BB IBB HBP BLK WP HR S P ERA WHIP	IP WLS BF H R ER SO BB IBB HBP BLK WP HR S P ERA WHIP	IP WLS BF H R ER SO BB IBB HBP BLK WP HR S P ERA WHIP	IP WLS BF H R ER SO BB IBB HBP BLK WP HR S P ERA WHIP	IP WLS BF H R ER SO BB IBB HBP BLK WP HR S P ERA WHIP	IP WLS BF H R ER SO BB IBB HBP BLK WP HR S P ERA WHIP	IP WLS BF H R ER SO BB IBB HBP BLK WP HR S P ERA WHIP	IP WLS BF H R ER SO BB IBB HBP BLK WP HR S P ERA WHIP	IP WLS BF H R ER SO BB IBB HBP BLK WP HR S P ERA WHIP	IP WLS BF H R ER SO BB IBB HBP BLK WP HR S P ERA WHIP	IP WLS BF H R ER SO BB IBB HBP BLK WP HR S P ERA WHIP	IP WLS BF H R ER SO BB IBB HBP BLK WP HR S P ERA WHIP	IP WLS BF H R ER SO BB IBB HBP BLK WP HR S P ERA WHIP

Oakland Athletics @ Toronto Blue Jays  
SkyDome, Toronto, ON  
Tue May 12 1992, 7:05 PM EDT  
Att: 50,407 - Dome - 70 F

AB 29  
R 3  
H 5  
RBI 3  
BB 3  
SO 5  
LOB 8





Batter	1	2	3	4	5	6	7	8	9	AB	R	H	RBI	BB	SO	LOB	TOP				
Rickey Henderson, R OBP: 0.411, SLG: 0.417	1-0 P6		1-1 FC		2-3 K			2-2 1B		4	1	1	0	0	1	0	<p>Oakland Athletics @ Toronto Blue Jays</p> <p>SkyDome, Toronto, ON</p> <p>Wed May 13 1992, 7:05 PM EDT</p> <p>Att. 50,394 - Dome - 70 F</p>				
Carney Lansford, R OBP: 0.394, SLG: 0.421	1-2 1B		2-1 G6-3		1-1 1B			0-1 1B		5	0	3	1	0	0	4					
Jose Canseco, R OBP: 0.301, SLG: 0.414	2-2 P3		4-0 BB		0-0 P4			2-2 FC6-4		4	0	0	0	1	0	3					
Mark McGwire, R OBP: 0.446, SLG: 0.784	0-2 F9		2-0 F9		1-0 1B			1-1 F7		5	1	2	1	0	0	2					
Harold Baines, L OBP: 0.259, SLG: 0.290		1-0 1B		0-0 L8				3-1 E4		5	0	1	0	0	0	2					
Terry Steinbach, R OBP: 0.300, SLG: 0.300		1-2 1B		0-1 G4-3				1-0 1B		5	0	2	0	0	1	0					
Willie Wilson, S OBP: 0.347, SLG: 0.377		1-0 L6		4-0 BB				1-1 G1-3		4	0	1	0	1	1	4					
Mike Bordick, R OBP: 0.398, SLG: 0.416		1-1 L4-3		4-0 BB				1-2 L9		2	0	0	0	1	0	3					
Jerry Browne, S OBP: 0.313, SLG: 0.185		1-2 1B		1-2 BB				0-0 G6-3		1	0	0	0	0	0	0					
Lance Blankenship, R OBP: 0.395, SLG: 0.370			4-2 FC		1-3 K			1-0 P3		2	1	0	0	2	1	2					
<b>Inning Stats</b>	R: 0 E: 0 K: 0 S: 12	H: 1 LOB: 1 BB: 0 P: 16	R: 0 E: 0 K: 0 S: 8	H: 2 LOB: 1 BB: 0 P: 12	R: 1 E: 1 K: 0 S: 8	H: 0 LOB: 1 BB: 2 P: 21	R: 0 E: 0 K: 1 S: 7	H: 0 LOB: 2 BB: 2 P: 16	R: 0 E: 0 K: 1 S: 10	H: 2 LOB: 3 BB: 0 P: 15	R: 0 E: 1 K: 0 S: 9	H: 1 LOB: 2 BB: 0 P: 17	R: 1 E: 0 K: 0 S: 12	H: 2 LOB: 1 BB: 0 P: 18	R: 1 E: 0 K: 1 S: 7	H: 1 LOB: 0 BB: 0 P: 10	1B: 8 2B: 1 3B: 1 HR: 1	SF: 0 SAC: 0 DP: 1 HBP: 1	WP: 0 PB: 0 SB: 1 CS: 1	PA: 43	
<b>PITCHER</b>	IP WLS BF H R ER SO BB IBB HBP BLK WP HR S P ERA WHIP	6.2 W 33 7 1 0 3 5 0 1 0 0 0 64 117 0.00 1.800	7.1 L 33 7 0 0 3 0 0 0 0 0 0 2 3 0.00 0.000	8.1 S 4 1 1 1 1 0 0 0 0 0 1 7 10 9.00 1.000																	

Batter	1	2	3	4	5	6	7	8	9	AB	R	H	RBI	BB	SO	LOB	BOTTOM				
Devon White, S OBP: 0.282, SLG: 0.310	2-2 L9		0-1 G1-3		0-0 G1-6-3			1-1 L6		5	0	0	0	0	0	2	<p>Oakland Athletics @ Toronto Blue Jays</p> <p>SkyDome, Toronto, ON</p> <p>Wed May 13 1992, 7:05 PM EDT</p> <p>Att. 50,394 - Dome - 70 F</p>				
Roberto Alomar, S OBP: 0.424, SLG: 0.493	1-1 1B		1-0 3B		3-2 P6			2-2 1B		4	2	3	0	0	0	0					
Joe Carter, R OBP: 0.306, SLG: 0.482	1-0 G6-3		3-3 K		1-0 F8			3-2 G6-3		4	0	0	0	0	1	3					
Dave Winfield, R OBP: 0.400, SLG: 0.538	4-1 BB		0-0 3B		4-2 1B			4-0 1B		1	1	1	1	3	0	0					
Kelly Gruber, R OBP: 0.265, SLG: 0.431	0-0 G5-3		0-0 F9		0-0 1B			1-0 2B		4	0	2	0	0	0	3					
John Olerud, L OBP: 0.374, SLG: 0.376		2-2 P3		1-0 WP				1-1 2B		4	1	2	2	0	0	2					
Derek Bell, R OBP: 0.190, SLG: 0.150		1-1 G3-1		1-1 E3				0-1 F9		4	0	0	1	0	0	2					
Pat Borders, R OBP: 0.355, SLG: 0.462		2-2 FC6-4		4-0 G1-6-3				1-0 P6		3	0	1	0	1	0	0					
Manuel Lee, S OBP: 0.327, SLG: 0.317		1-2 FC6-4		3-2 P7				1-3 K		4	0	0	0	0	1	3					
<b>Inning Stats</b>	R: 0 E: 0 K: 0 S: 8	H: 1 LOB: 2 BB: 1 P: 16	R: 0 E: 0 K: 0 S: 13	H: 1 LOB: 0 BB: 0 P: 19	R: 1 E: 1 K: 0 S: 8	H: 1 LOB: 1 BB: 0 P: 12	R: 1 E: 1 K: 0 S: 10	H: 1 LOB: 1 BB: 1 P: 17	R: 0 E: 0 K: 1 S: 6	H: 0 LOB: 0 BB: 0 P: 8	R: 2 E: 0 K: 0 S: 17	H: 3 LOB: 2 BB: 1 P: 31	R: 0 E: 0 K: 0 S: 6	H: 0 LOB: 0 BB: 0 P: 10	R: 0 E: 0 K: 0 S: 6	H: 0 LOB: 0 BB: 0 P: 10		1B: 6 2B: 2 3B: 1 HR: 0	SF: 0 SAC: 0 DP: 1 HBP: 0	WP: 2 PB: 1 SB: 3 CS: 0	PA: 37
<b>PITCHER</b>	IP WLS BF H R ER SO BB IBB HBP BLK WP HR S P ERA WHIP	6.2 L 33 9 4 4 2 3 1 0 0 0 0 8 14 0.00 0.000	7.1 4 0 0 0 0 0 0 0 0 0 0 0 8 14 0.00 0.000																		

AB	37
R	3
H	10
RBI	2
BB	5
SO	4
LOB	20



AB	33
R	4
H	9
RBI	4
BB	4
SO	2
LOB	15









Batter	1	2	3	4	5	6	7	8	9	AB	R	H	RBI	BB	SO	LOB	TOP								
<b>Harold Reynolds, S</b> (1,4) OBP: 0.359, SLG: 0.346	F8			2B WP BB		L6		1B BB	CS	2	1	0	0	2	0	0									
<b>Edgar Martinez, R</b> (1,5) OBP: 0.384, SLG: 0.466	G6-3			F8		G6-3		FC5 S 1B		3	1	1	0	1	0	1									
<b>Ken Griffey Jr., L</b> (1,8) OBP: 0.288, SLG: 0.418	K			WP 2B		G6-3		P7		4	0	1	0	0	1	3									
<b>Kevin Mitchell, R</b> (1,7) OBP: 0.301, SLG: 0.350		F8		G6-3 BB		1B BB		K		2	0	0	0	2	1	2									
<b>Tino Martinez, L</b> (1,10) OBP: 0.349, SLG: 0.500	G4-3			G6-3		1B				3	0	1	1	1	0	2									
<b>Jay Buhner, R</b> (1,9) OBP: 0.359, SLG: 0.378	K					1B		FC5		4	0	1	0	0	2	5									
<b>Pete O'Brien, L</b> (1,3) OBP: 0.202, SLG: 0.440			F8		FC3-6 1B		F8		P4	4	0	0	0	0	0	1	AB 30								
<b>Omar Vizquel, S</b> (1,6) OBP: 0.206, SLG: 0.206			G3-1		F8		G5-3			4	0	1	0	0	0	1	R 2								
<b>Matt Sinatro, R</b> (1,2) OBP: 0.136, SLG: 0.136			G5-3		F8		G4-3		F8	4	0	0	0	0	0	2	H 5								
<b>Inning Stats</b>	R: 0 E: 0 K: 1 S: 8	H: 0 LOB: 0 BB: 0 P: 12	R: 0 E: 0 K: 1 S: 8	H: 0 LOB: 0 BB: 0 P: 11	R: 0 E: 0 K: 0 S: 11	H: 0 LOB: 0 BB: 0 P: 13	R: 1 E: 0 K: 0 S: 10	H: 1 LOB: 1 BB: 2 P: 22	R: 0 E: 0 K: 0 S: 6	H: 1 LOB: 1 BB: 0 P: 11	R: 1 E: 0 K: 1 S: 16	H: 1 LOB: 2 BB: 0 P: 31	R: 0 E: 0 K: 0 S: 8	H: 0 LOB: 0 BB: 0 P: 10	R: 0 E: 0 K: 1 S: 16	H: 1 LOB: 3 BB: 2 P: 32	R: 0 E: 0 K: 0 S: 6	H: 1 LOB: 0 BB: 0 P: 8	1B: 4 2B: 1 3B: 0 HR: 0	SF: 0 SAC: 0 DP: 1 HBP: 0	WP: 1 PB: 0 SB: 1 CS: 1	PA: 37			
<b>PITCHER</b>	IP	WLS	BF	H	R	ER	SO	BB	IBB	HBP	BLK	WP	HR	S	P	ERA	WHIP								
<b>Todd Stottlemyre, R</b> (1,1) ERA: 3.77	7.0	L	28	3	2	2	3	5	0	0	0	1	0	68	115	2.57	1.143								
<b>Duane Ward, R</b> (8,1) ERA: 2.75	2.0		8	2	0	0	1	0	1	0	0	0	0	21	35	0.00	1.000								

Seattle Mariners @ Toronto Blue Jays  
 SkyDome, Toronto, ON  
 Fri May 15 1992, 7:05 PM EDT  
 Att: 50,405 - Dome - 70 F

AB	30
R	2
H	5
RBI	1
BB	6
SO	4
LOB	17



Batter	1	2	3	4	5	6	7	8	9	AB	R	H	RBI	BB	SO	LOB	BOTTOM								
<b>Devon White, S</b> (1,8) OBP: 0.297, SLG: 0.336	P2-3 1B						G1-4-3		FC6-4	4	0	2	0	1	0	3									
<b>Roberto Alomar, S</b> (1,4) OBP: 0.421, SLG: 0.490	P2-3							1B		3	1	2	0	1	0	1									
<b>Joe Carter, R</b> (1,9) OBP: 0.310, SLG: 0.479	FC6-4 1B						P3		F7	4	0	1	0	0	0	4									
<b>Dave Winfield, R</b> (1,10) OBP: 0.399, SLG: 0.522	FC6-4						F9		FC4-6 1B	3	0	1	1	1	0	1									
<b>Rob Ducey, L</b> (8, PR)										0	0	0	0	0	0	0									
<b>Kelly Gruber, R</b> (1,5) OBP: 0.272, SLG: 0.462		G6-3					P4		L4	4	0	0	0	0	1	2									
<b>John Olerud, L</b> (1,3) OBP: 0.386, SLG: 0.355		K					P4		FC4-6	4	0	0	0	0	1	2									
<b>Derek Bell, R</b> (1,7) OBP: 0.172, SLG: 0.111		F9								3	0	0	0	1	0	0									
<b>Pat Borders, R</b> (1,2) OBP: 0.357, SLG: 0.451										3	0	1	0	1	0	2									
<b>Alfredo Griffin, S</b> (9, PR)										0	0	0	0	0	0	0									
<b>Manuel Lee, S</b> (1,6) OBP: 0.328, SLG: 0.318										3	0	1	0	0	0	0									
<b>Greg Myers, L</b> (9, PH) OBP: 0.250, SLG: 0.385										1	0	0	0	0	0	1									
<b>Inning Stats</b>	R: 0 E: 0 K: 0 S: 7	H: 2 LOB: 1 BB: 0 P: 14	R: 0 E: 0 K: 1 S: 7	H: 0 LOB: 0 BB: 0 P: 14	R: 0 E: 0 K: 0 S: 9	H: 1 LOB: 2 BB: 1 P: 21	R: 0 E: 0 K: 1 S: 9	H: 0 LOB: 2 BB: 2 P: 25	R: 0 E: 0 K: 0 S: 6	H: 1 LOB: 1 BB: 1 P: 15	R: 0 E: 0 K: 0 S: 8	H: 1 LOB: 1 BB: 1 P: 14	R: 0 E: 0 K: 0 S: 10	H: 2 LOB: 1 BB: 0 P: 14	R: 0 E: 0 K: 0 S: 8	H: 1 LOB: 1 BB: 0 P: 11	1B: 7 2B: 2 3B: 0 HR: 0	SF: 0 SAC: 0 DP: 2 HBP: 0	WP: 0 PB: 0 SB: 0 CS: 1	PA: 37					
<b>PITCHER</b>	IP	WLS	BF	H	R	ER	SO	BB	IBB	HBP	BLK	WP	HR	S	P	ERA	WHIP								
<b>Dave Fleming, L</b> (1,1) ERA: 4.57	7.0	W	29	6	1	1	2	5	0	0	0	0	0	57	115	1.29	1.571								
<b>Jeff Nelson, R</b> (8,1) ERA: 3.21	0.2		3	1	0	0	0	0	0	0	0	0	0	7	10	0.00	1.500								
<b>Dennis Powell, L</b> (8,1) ERA: 1.98	0.1		1	0	0	0	0	0	0	0	0	0	0	1	1	0.00	0.000								
<b>Mike Schooler, R</b> (9,1) ERA: 7.36	1.0	S	4	1	0	0	0	0	0	0	0	0	0	8	11	0.00	1.000								

Seattle Mariners @ Toronto Blue Jays  
 SkyDome, Toronto, ON  
 Fri May 15 1992, 7:05 PM EDT  
 Att: 50,405 - Dome - 70 F

AB	32
R	1
H	8
RBI	1
BB	5
SO	2
LOB	16









Batter	1	2	3	4	5	6	7	8	9	AB	R	H	RBI	BB	SO	LOB	TOP																					
Henry Cotto, R (1, 7) OBP: 0.398, SLG: 0.481	G5-3		F9			K		HR		4	1	1	1	0	1	1	Seattle Mariners @ Toronto Blue Jays SkyDome, Toronto, ON Sun May 17 1992, 3:33 AM EDT Att: 50,364 - Cloudy - 73 F																					
Edgar Martinez, R (1, 5) OBP: 0.376, SLG: 0.544	P4			1B		HR		HR		4	2	3	2	0	0	0																						
Ken Griffey Jr., L (1, 8) OBP: 0.305, SLG: 0.454	K			1B		1B		G3-1		4	0	2	0	0	1	0																						
Kevin Mitchell, R (1, 10) OBP: 0.292, SLG: 0.339		K		F8		F9-3			K	4	0	0	0	0	2	3																						
Jay Buhner, R (1, 9) OBP: 0.353, SLG: 0.364	F8			F7			F7		G6-4-3 1B	4	0	1	0	0	0	2																						
Tino Martinez, L (1, 3) OBP: 0.342, SLG: 0.481							G4-3			4	0	0	0	0	0	3																						
Pete O'Brien, L (9, 3) OBP: 0.195, SLG: 0.425	G1-3			P2					G6-4-3 1-2f	0	0	0	0	0	0	0																						
Dave Cochrane, S (1, 2) OBP: 0.308, SLG: 0.313			F8			K2-3		G6-3		3	0	0	0	0	1	0																						
Omar Vizquel, S (1, 6) OBP: 0.220, SLG: 0.200			P2			P6		P5		3	0	0	0	0	0	0																						
Harold Reynolds, S (1, 4) OBP: 0.356, SLG: 0.346				L5				B1-3		3	0	1	0	0	0	0																						
<b>Inning Stats</b>	R: 0 E: 0 K: 1 S: 7	H: 0 LOB: 0 BB: 0 P: 12	R: 0 E: 0 K: 1 S: 7	H: 0 LOB: 0 BB: 0 P: 11	R: 0 E: 0 K: 1 S: 10	H: 1 LOB: 1 BB: 0 P: 16	R: 0 E: 0 K: 0 S: 9	H: 2 LOB: 2 BB: 0 P: 11	R: 0 E: 0 K: 1 S: 8	H: 0 LOB: 0 BB: 0 P: 13	R: 1 E: 0 K: 1 S: 14	H: 2 LOB: 0 BB: 0 P: 18	R: 0 E: 0 K: 0 S: 5	H: 0 LOB: 0 BB: 0 P: 7	R: 2 E: 0 K: 0 S: 11	H: 2 LOB: 0 BB: 0 P: 17	R: 0 E: 0 K: 1 S: 8	H: 1 LOB: 0 BB: 0 P: 13	1B: 5 2B: 1 3B: 0 HR: 3	SF: 0 SAC: 0 DP: 2 HBP: 0	WP: 0 PB: 0 SB: 0 CS: 0	PA: 33																
<b>PITCHER</b>	IP	WLS	BF	H	R	ER	SO	BB	IBB	HBP	BLK	WP	HR	S	P	ERA	WHIP	<b>PITCHER</b>				IP	WLS	BF	H	R	ER	SO	BB	IBB	HBP	BLK	WP	HR	S	P	ERA	WHIP
Jimmy Key, L (1, 1) ERA: 3.25	8.0	L	30	7	3	3	4	0	0	0	0	0	3	71	105	3.38	0.875																					
Duane Ward, R (9, 1) ERA: 2.61	1.0	S	3	1	0	0	1	0	0	0	0	0	0	8	13	0.00	1.000																					

AB	33
R	3
H	8
RBI	3
BB	0
SO	5
LOB	9



Batter	1	2	3	4	5	6	7	8	9	AB	R	H	RBI	BB	SO	LOB	BOTTOM																					
Devon White, S (1, 8) OBP: 0.303, SLG: 0.344	G4-3						G6-3		FC3-6 1B S	4	0	1	1	1	0	2	Seattle Mariners @ Toronto Blue Jays SkyDome, Toronto, ON Sun May 17 1992, 3:33 AM EDT Att: 50,364 - Cloudy - 73 F																					
Roberto Alomar, S (1, 4) OBP: 0.408, SLG: 0.471	F9		F9		P8		K		1-2f 2-3 3-H 1B	5	0	1	1	0	1	3																						
Joe Carter, R (1, 9) OBP: 0.311, SLG: 0.474			K2-3		F9			L1	P3	5	0	1	0	0	1	5																						
Dave Winfield, R (1, 10) OBP: 0.395, SLG: 0.534	FC4			G4-3		PB 2B		G4-3	4-0 IBB	4	0	1	0	1	0	1																						
Kelly Gruber, R (1, 5) OBP: 0.269, SLG: 0.440		F8		G5-3		L8			F9	4	0	0	0	1	0	4																						
Pat Tabler, R (1, 3) OBP: 0.355, SLG: 0.296	P4			2B 1B		FC6-4 BB		F7		3	0	1	0	1	0	1																						
Derek Bell, R (1, 7) OBP: 0.216, SLG: 0.152			K			L9			4-0 BB WP FC3-6 BB	3	1	1	0	1	1	2																						
Pat Borders, R (1, 2) OBP: 0.363, SLG: 0.458				BB 1B		L7		FC6-4 1-2f 2-3	FC3-6 BB 1B BB	3	1	1	0	1	0	4																						
Manuel Lee, S (1, 6) OBP: 0.312, SLG: 0.301									4-2 FC3-6 BB	3	0	0	0	0	1	1																						
Candy Maldonado, R (9, PH) OBP: 0.287, SLG: 0.275			P7						1-2 2-3 BB	0	0	0	0	1	0	0																						
Alfredo Griffin, S (9, PR)					P4		K			0	0	0	0	0	0	0																						
<b>Inning Stats</b>	R: 0 E: 0 K: 0 S: 7	H: 1 LOB: 1 BB: 0 P: 10	R: 0 E: 0 K: 1 S: 9	H: 0 LOB: 0 BB: 0 P: 15	R: 0 E: 0 K: 1 S: 8	H: 1 LOB: 2 BB: 1 P: 14	R: 0 E: 0 K: 0 S: 13	H: 2 LOB: 2 BB: 0 P: 19	R: 0 E: 0 K: 0 S: 8	H: 1 LOB: 1 BB: 0 P: 12	R: 0 E: 0 K: 2 S: 7	H: 0 LOB: 0 BB: 0 P: 10	R: 0 E: 0 K: 0 S: 13	H: 0 LOB: 1 BB: 1 P: 23	R: 2 E: 0 K: 0 S: 13	H: 1 LOB: 3 BB: 4 P: 29	1B: 4 2B: 3 3B: 0 HR: 0	SF: 0 SAC: 0 DP: 0 HBP: 0	WP: 1 PB: 1 SB: 2 CS: 0	PA: 41																		
<b>PITCHER</b>	IP	WLS	BF	H	R	ER	SO	BB	IBB	HBP	BLK	WP	HR	S	P	ERA	WHIP	<b>PITCHER</b>				IP	WLS	BF	H	R	ER	SO	BB	IBB	HBP	BLK	WP	HR	S	P	ERA	WHIP
Randy Johnson, L (1, 1) ERA: 3.79	8.0	W	36	6	2	2	4	6	0	0	0	0	1	140	140	2.25	1.500																					
Mike Schooler, R (9, 1) ERA: 6.48	1.0	S	5	1	0	0	0	0	1	0	0	0	0	9	13	0.00	1.000																					

AB	34
R	2
H	7
RBI	2
BB	7
SO	4
LOB	23





Batter	1	2	3	4	5	6	7	8	9	10	11	AB	R	H	RBI	BB	SO	LOB	TOP					
Shane Mack, R OBP: 0.394, SLG: 0.486 (1, 7)	G6-3		B1-3			F8		BB		G5-3		4	0	0	0	1	0	3						
Chuck Knoblauch, R OBP: 0.369, SLG: 0.375 (1, 4)	G5-3			P3		F8		BB			L1	5	0	1	2	0	0	1						
Kirby Puckett, R OBP: 0.331, SLG: 0.544 (1, 8)	K			F9			B2-3	F8			1B	5	1	1	0	0	1	3						
Kent Hrbek, L OBP: 0.402, SLG: 0.493 (1, 3)		F7		G4-3			G6-3		L4		P5	5	0	0	0	0	0	1						
Brian Harper, R OBP: 0.253, SLG: 0.339 Jarvis Brown, R (11, PR) (11, 9)	F7				G5-3		G5-3		F9		1B	4	0	0	0	0	0	0						
Chili Davis, S OBP: 0.341, SLG: 0.343 (1, 10)	K				G1-3			G4-3		K	1B	5	1	1	1	0	2	0						
Gene Larkin, S OBP: 0.313, SLG: 0.438 Lenny Webster, R OBP: 0.214, SLG: 0.200 (1, 9) (11, 2)				P6				BB		K	1B	4	2	2	1	1	1	0						
Greg Gagne, R OBP: 0.345, SLG: 0.384 (1, 6)				G3			G6-3		F7		K2-3	5	0	1	1	0	1	2						
Jeff Reboulet, R OBP: 0.333, SLG: 0.308 Randy Bush, L OBP: 0.349, SLG: 0.410 Scott Leius, R OBP: 0.321, SLG: 0.386 (1, 5) (8, PH) (8, PR) (8, 5)				BB			BB		BB		G6-3	1	0	1	0	1	0	0						
<b>Inning Stats</b>	R: 0 E: 0 K: 1 S: 8	H: 0 LOB: 0 BB: 0 P: 9	R: 0 E: 0 K: 1 S: 5	H: 0 LOB: 0 BB: 0 P: 7	R: 0 E: 0 K: 0 S: 13	H: 0 LOB: 1 BB: 2 P: 24	R: 0 E: 0 K: 0 S: 8	H: 0 LOB: 0 BB: 0 P: 11	R: 0 E: 0 K: 0 S: 8	H: 1 LOB: 1 BB: 0 P: 15	R: 0 E: 0 K: 0 S: 5	H: 0 LOB: 0 BB: 0 P: 6	R: 2 E: 0 K: 0 S: 7	H: 2 LOB: 3 BB: 2 P: 17	R: 0 E: 0 K: 1 S: 5	H: 0 LOB: 0 BB: 0 P: 10	R: 0 E: 0 K: 2 S: 9	H: 1 LOB: 1 BB: 0 P: 12	R: 4 E: 2 K: 0 S: 16	H: 4 LOB: 2 BB: 0 P: 26	1B: 8 2B: 0 3B: 0 HR: 0	SF: 0 SAC: 0 DP: 0 HBP: 1	WP: 0 PB: 0 SB: 1 CS: 0	PA: 45
<b>PITCHER</b>	IP 9.0	WLS 33	BF 33	H 3	R 2	ER 2	SO 3	BB 4	IBB 0	HBP 0	BLK 0	WP 0	HR 0	S 65	P 107	ERA 2.00	WHIP 0.778							
Jack Morris, R ERA: 4.03 Duane Ward, R ERA: 3.57 (1, 1) (10, 1)	2.0	L	12	5	4	3	2	0	0	1	0	0	0	25	38	13.50	2.500							

Minnesota Twins @ Toronto Blue Jays  
SkyDome, Toronto, ON  
Mon May 18 1992, 3:33 AM EDT  
Att. 50,391 - Dome - 70 F

AB	40
R	6
H	8
RBI	5
BB	4
SO	5
LOB	12



Batter	1	2	3	4	5	6	7	8	9	10	11	AB	R	H	RBI	BB	SO	LOB	BOTTOM					
Devon White, S OBP: 0.304, SLG: 0.343 (1, 8)	P4		1B		K			1B			F8	6	1	2	1	0	1	3						
Roberto Alomar, S OBP: 0.408, SLG: 0.465 (1, 4)	F7		G5-4-3		F7		BB	1B		G5-3		4	0	1	0	1	0	1						
Joe Carter, R OBP: 0.314, SLG: 0.471 (1, 10)	1B		G5-4-3			K		BB		F8		5	0	2	1	0	1	2						
Dave Winfield, R OBP: 0.401, SLG: 0.533 (1, 9)	F8				S		1B			G6-3		4	0	2	0	1	0	1						
Kelly Gruber, R OBP: 0.286, SLG: 0.431 (1, 5)		G5-3			F9			BB			K	5	0	1	0	0	2	4						
Pat Tabler, R OBP: 0.324, SLG: 0.267 John Olerud, L OBP: 0.365, SLG: 0.354 (1, 3) (8, PH) (9, 3)	F8				P4		G5-4-3				F9	3	0	0	0	0	0	3						
Derek Bell, R OBP: 0.220, SLG: 0.162 (1, 7)					K				G5-3		SH	4	0	1	0	0	1	1						
Pat Borders, R OBP: 0.350, SLG: 0.439 (1, 2)		F9					G6-3		F9		B5-6-3	5	0	0	0	0	0	3						
Manuel Lee, S OBP: 0.323, SLG: 0.308 (1, 6)			G5-3								G1-3	4	1	2	0	1	0	0						
<b>Inning Stats</b>	R: 0 E: 0 K: 0 S: 4	H: 1 LOB: 1 BB: 0 P: 6	R: 0 E: 0 K: 0 S: 8	H: 1 LOB: 1 BB: 0 P: 15	R: 0 E: 0 K: 0 S: 11	H: 2 LOB: 1 BB: 0 P: 15	R: 0 E: 0 K: 1 S: 7	H: 1 LOB: 1 BB: 0 P: 10	R: 0 E: 0 K: 0 S: 6	H: 2 LOB: 1 BB: 0 P: 10	R: 2 E: 0 K: 1 S: 18	H: 3 LOB: 3 BB: 2 P: 35	R: 0 E: 0 K: 0 S: 7	H: 1 LOB: 2 BB: 1 P: 14	R: 0 E: 0 K: 0 S: 6	H: 0 LOB: 0 BB: 0 P: 9	R: 0 E: 0 K: 1 S: 6	H: 0 LOB: 0 BB: 0 P: 8	R: 0 E: 0 K: 0 S: 4	H: 0 LOB: 0 BB: 0 P: 7	1B: 12 2B: 0 3B: 0 HR: 0	SF: 0 SAC: 1 DP: 3 HBP: 0	WP: 0 PB: 1 SB: 1 CS: 0	PA: 46
<b>PITCHER</b>	IP 7.0	WLS 4	BF 32	H 11	R 2	ER 2	SO 4	BB 1	IBB 1	HBP 0	BLK 0	WP 0	HR 0	S 65	P 107	ERA 2.57	WHIP 1.714							
Bill Krueger, L ERA: 1.98 Carl Willis, R ERA: 6.0 Gary Wayne, L ERA: 0.93 (1, 1) (8, 1) (8, 1)	0.2	4	11	0	0	0	0	1	0	0	0	0	0	6	12	0.00	3.000							
3.1	W	10	0	0	0	1	0	0	0	0	0	0	0	17	26	0.00	0.000							

Minnesota Twins @ Toronto Blue Jays  
SkyDome, Toronto, ON  
Mon May 18 1992, 3:33 AM EDT  
Att. 50,391 - Dome - 70 F

AB	42
R	2
H	12
RBI	2
BB	3
SO	5
LOB	18





Batter	1	2	3	4	5	6	7	8	9	AB	R	H	RBI	BB	SO	LOB	TOP								
Chuck Knoblauch, R (1.4) OBP: 0.384, SLG: 0.397										2	2	1	2	0	0		<b>Minnesota Twins @ Toronto Blue Jays</b> SkyDome, Toronto, ON Tue May 19 1992, 7:05 PM EDT Att: 50,338 - Dome - 70 F								
Randy Bush, L (1.9) OBP: 0.319, SLG: 0.390										2	0	0	2	0	1	2									
Jarvis Brown, R (7.9) OBP: 0.273, SLG: 0.111										1	1	1	0	0	0	0									
Kirby Puckett, R (1.8) OBP: 0.339, SLG: 0.552										5	1	3	2	0	0	1									
Kent Hrbek, L (1.3) OBP: 0.413, SLG: 0.506										4	1	2	0	1	0	1									
Brian Harper, R (1.2) OBP: 0.281, SLG: 0.333										5	0	1	1	0	0	3									
Chili Davis, S (1.10) OBP: 0.352, SLG: 0.343										3	0	1	1	2	0	0									
Pedro Munoz, R (1.7) OBP: 0.317, SLG: 0.456										3	0	1	0	0	0	3									
Gene Larkin, S (8. PH) OBP: 0.310, SLG: 0.433										1	0	0	0	0	0	2									
Shane Mack, R (8.7) OBP: 0.391, SLG: 0.483										1	0	0	0	0	0	2									
Greg Gagne, R (1.6) OBP: 0.347, SLG: 0.379										4	1	1	0	1	0	5									
Jeff Reboulet, R (1.5) OBP: 0.316, SLG: 0.353										4	1	1	0	0	1	3									
<b>Inning Stats</b>	R: 1 E: 0 K: 0 S: 8	H: 1 LOB: 0 BB: 0 P: 13	R: 0 E: 0 K: 0 S: 6	H: 1 LOB: 0 BB: 0 P: 12	R: 0 E: 0 K: 2 S: 12	H: 0 LOB: 1 BB: 1 P: 19	R: 0 E: 0 K: 0 S: 7	H: 2 LOB: 3 BB: 1 P: 16	R: 1 E: 0 K: 0 S: 10	H: 2 LOB: 1 BB: 0 P: 13	R: 0 E: 0 K: 0 S: 6	H: 0 LOB: 0 BB: 0 P: 11	R: 1 E: 0 K: 0 S: 9	H: 2 LOB: 1 BB: 0 P: 14	R: 0 E: 0 K: 0 S: 6	H: 1 LOB: 2 BB: 1 P: 15	R: 4 E: 0 K: 0 S: 22	H: 4 LOB: 3 BB: 3 P: 44	1B: 9 2B: 3 3B: 1 HR: 0	SF: 2 SAC: 2 DP: 0 HBP: 0	WP: 1 PB: 0 SB: 0 CS: 1	PA: 46			
<b>PITCHER</b>	IP	WLS	BF	H	R	ER	SO	BB	IBB	HBP	BLK	WP	HR	S	P	ERA	WHIP								
Dave Stieb, R (1.1) ERA: 4.28	7.0	L	30	8	3	3	2	1	1	0	0	1	0	58	98	3.86	1.286								
Pat Hentgen, R (8.1) ERA: 5.0	1.1		11	4	4	4	0	1	2	0	0	0	0	21	46	27.00	3.750								
David Wells, L (9.1) ERA: 4.13	0.2		4	1	0	0	0	1	0	0	0	0	0	7	13	0.00	3.000								

Batter	1	2	3	4	5	6	7	8	9	AB	R	H	RBI	BB	SO	LOB	BOTTOM								
Devon White, S (1.8) OBP: 0.297, SLG: 0.335										4	0	0	0	0	1	0	<b>Minnesota Twins @ Toronto Blue Jays</b> SkyDome, Toronto, ON Tue May 19 1992, 7:05 PM EDT Att: 50,338 - Dome - 70 F								
Roberto Alomar, S (1.4) OBP: 0.416, SLG: 0.466										2	0	1	0	2	0	0									
Joe Carter, R (1.9) OBP: 0.312, SLG: 0.466										4	1	1	0	0	0	2									
Dave Winfield, R (1.10) OBP: 0.398, SLG: 0.523										3	0	0	0	1	0	1									
Kelly Gruber, R (1.5) OBP: 0.266, SLG: 0.425										4	0	1	0	0	1	2									
John Olerud, L (1.3) OBP: 0.362, SLG: 0.345										3	0	0	0	1	1	2									
Derek Bell, R (1.7) OBP: 0.244, SLG: 0.195										4	0	2	1	0	1	1									
Pat Borders, R (1.2) OBP: 0.343, SLG: 0.429										3	0	0	0	0	0	1									
Manuel Lee, S (1.6) OBP: 0.316, SLG: 0.300										3	0	0	0	0	2	0									
<b>Inning Stats</b>	R: 0 E: 0 K: 2 S: 11	H: 0 LOB: 2 BB: 2 P: 24	R: 0 E: 0 K: 1 S: 9	H: 0 LOB: 0 BB: 0 P: 16	R: 0 E: 0 K: 1 S: 9	H: 0 LOB: 0 BB: 1 P: 14	R: 1 E: 0 K: 1 S: 11	H: 3 LOB: 2 BB: 0 P: 19	R: 0 E: 0 K: 0 S: 7	H: 0 LOB: 0 BB: 0 P: 14	R: 0 E: 0 K: 0 S: 10	H: 0 LOB: 0 BB: 0 P: 13	R: 0 E: 0 K: 0 S: 11	H: 1 LOB: 1 BB: 0 P: 18	R: 0 E: 0 K: 1 S: 8	H: 1 LOB: 1 BB: 0 P: 11		R: 0 E: 0 K: 0 S: 5	H: 0 LOB: 1 BB: 1 P: 10	1B: 5 2B: 0 3B: 0 HR: 0	SF: 0 SAC: 0 DP: 0 HBP: 0	WP: 0 PB: 0 SB: 0 CS: 1	PA: 35		
<b>PITCHER</b>	IP	WLS	BF	H	R	ER	SO	BB	IBB	HBP	BLK	WP	HR	S	P	ERA	WHIP								
Pat Mahomes, R (1.1) ERA: 4.01	7.0		26	4	1	1	5	3	0	0	0	0	0	68	118	1.29	1.000								
Tom Edens, R (8.1) ERA: 2.89	2.0	S	8	1	0	0	1	1	0	0	0	0	0	13	21	0.00	1.000								



Batter	1	2	3	4	5	6	7	8	9	10	AB	R	H	RBI	BB	SO	LOB	TOP				
<b>Chuck Knoblauch, R</b> OBP: 0.388, SLG: 0.421 (1, 4)											6	2	3	0	0	2	4					
<b>Gene Larkin, S</b> OBP: 0.324, SLG: 0.436 (1, 9)											4	1	2	2	0	0	2					
<b>Jarvis Brown, R</b> OBP: 0.250, SLG: 0.100 (8, PR)											1	0	0	0	0	0						
<b>Shane Mack, R</b> OBP: 0.389, SLG: 0.477 (1, 8)											6	0	2	1	0	2	4					
<b>Kent Hrbek, L</b> OBP: 0.418, SLG: 0.488 (1, 3)											3	0	0	0	3	0	3					
<b>Pedro Munoz, R</b> OBP: 0.306, SLG: 0.441 (1, 7)											4	0	0	1	0	1	4					
<b>Randy Bush, L</b> OBP: 0.306, SLG: 0.372 (8, 9)											2	0	0	0	0	3						
<b>Chili Davis, S</b> OBP: 0.361, SLG: 0.363 (1, 10)											5	1	3	0	0	0	1					
<b>Greg Gagne, R</b> OBP: 0.349, SLG: 0.405 (1, 6)											5	1	2	2	0	0	1					
<b>Lenny Webster, R</b> OBP: 0.219, SLG: 0.207 (1, 2)											4	1	1	0	0	0	2					
<b>Brian Harper, R</b> OBP: 0.279, SLG: 0.331 (9, 2)											1	0	0	0	0	1						
<b>Jeff Reboulet, R</b> OBP: 0.304, SLG: 0.300 (1, 5)											3	1	0	0	1	0	0					
<b>Kirby Puckett, R</b> OBP: 0.343, SLG: 0.552 (9, PH)											0	0	0	0	1	0	0					
<b>Scott Leius, R</b> OBP: 0.321, SLG: 0.386 (9, 5)											0	0	0	0	0	0	0					
<b>Inning Stats</b>	R: 2 E: 1 K: 0 S: 10	H: 1 LOB: 1 P: 21	R: 0 E: 0 K: 0 S: 6	H: 0 LOB: 0 P: 8	R: 0 E: 1 K: 0 S: 5	H: 0 LOB: 1 P: 11	R: 4 E: 0 K: 1 S: 24	H: 5 LOB: 3 P: 43	R: 0 E: 0 K: 0 S: 5	H: 1 LOB: 1 P: 13	R: 0 E: 0 K: 1 S: 9	H: 2 LOB: 2 P: 16	R: 1 E: 0 K: 1 S: 13	H: 3 LOB: 2 P: 20	R: 0 E: 0 K: 1 S: 8	H: 1 LOB: 2 P: 12	R: 0 E: 0 K: 1 S: 13	H: 0 LOB: 1 P: 23	1B: 8 2B: 4 3B: 0 HR: 1	SF: 0 SAC: 0 DP: 0 HBP: 1	WP: 0 PB: 0 SB: 0 CS: 0	PA: 50
<b>PITCHER</b>	IP	WLS	BF	H	R	ER	SO	BB	IBB	HBP	BLK	WP	HR	S	P	ERA	WHIP					
<b>Todd Stottlemyre, R</b> ERA: 4.26	(1, 1)	4.0	23	6	6	5	1	3	0	0	0	0	0	1	45	83	11.25					
<b>David Wells, L</b> ERA: 3.87	(5, 1)	3.0	12	3	0	0	2	0	0	0	0	0	0	23	38	0.00	1.000					
<b>Duane Ward, R</b> ERA: 3.65	(8, 1)	2.0	11	4	1	1	1	0	1	0	0	0	0	21	32	4.50	2.000					
<b>Tom Henke, R</b> ERA: 2.25	(10, 1)	1.0	W	4	0	0	0	1	1	0	0	0	0	13	23	0.00	1.000					

Minnesota Twins @ Toronto Blue Jays  
SkyDome, Toronto, ON  
Wed May 20 1992, 7:05 PM EDT  
Att. 50,125 - Sunny - 60 F

AB	44
R	7
H	13
RBI	6
BB	5
SO	5
LOB	25



Batter	1	2	3	4	5	6	7	8	9	10	AB	R	H	RBI	BB	SO	LOB	BOTTOM						
<b>Devon White, S</b> OBP: 0.305, SLG: 0.335 (1, 8)											3	1	1	0	1	0	0							
<b>Roberto Alomar, S</b> OBP: 0.421, SLG: 0.463 (1, 4)											3	1	1	0	1	0	1							
<b>Joe Carter, R</b> OBP: 0.309, SLG: 0.476 (1, 9)											5	1	1	3	0	0	4							
<b>Dave Winfield, R</b> OBP: 0.400, SLG: 0.519 (8, PR)											3	1	1	0	1	1	0							
<b>Kelly Gruber, R</b> OBP: 0.294, SLG: 0.439 (1, 5)											5	2	1	1	0	2	2							
<b>John Olerud, L</b> OBP: 0.363, SLG: 0.372 (1, 3)											5	1	2	2	0	1	1							
<b>Jeff Kent, R</b> OBP: 0.344, SLG: 0.440 (10, PR)											0	0	0	0	0	0	0							
<b>Derek Bell, R</b> OBP: 0.280, SLG: 0.273 (1, 7)											3	1	1	1	2	2	0							
<b>Pat Borders, R</b> OBP: 0.338, SLG: 0.420 (1, 2)											5	0	1	1	0	0	2							
<b>Manuel Lee, S</b> OBP: 0.309, SLG: 0.293 (1, 6)											3	0	0	0	0	0	0							
<b>Pat Tabler, R</b> OBP: 0.314, SLG: 0.258 (9, PH)											1	0	0	0	0	0	0							
<b>Alfredo Griffin, S</b> ERA: 0.92 (10, 6)											0	0	0	0	0	0	0							
<b>Inning Stats</b>	R: 0 E: 0 K: 0 S: 7	H: 0 LOB: 0 P: 9	R: 2 E: 0 K: 1 S: 8	H: 2 LOB: 0 P: 14	R: 0 E: 0 K: 0 S: 7	H: 1 LOB: 1 P: 11	R: 1 E: 0 K: 1 S: 11	H: 1 LOB: 0 P: 18	R: 3 E: 0 K: 1 S: 11	H: 2 LOB: 0 P: 18	R: 1 E: 0 K: 2 S: 18	H: 1 LOB: 0 P: 25	R: 0 E: 0 K: 0 S: 10	H: 0 LOB: 1 P: 15	R: 0 E: 0 K: 1 S: 9	H: 0 LOB: 2 P: 19	R: 0 E: 0 K: 0 S: 8	H: 1 LOB: 1 P: 16	R: 1 E: 1 K: 1 S: 13	H: 2 LOB: 3 P: 25	1B: 5 2B: 0 3B: 0 HR: 4	SF: 0 SAC: 0 DP: 1 HBP: 2	WP: 0 PB: 0 SB: 0 CS: 0	PA: 44
<b>PITCHER</b>	IP	WLS	BF	H	R	ER	SO	BB	IBB	HBP	BLK	WP	HR	S	P	ERA	WHIP							
<b>Scott Erickson, R</b> ERA: 5.37	(1, 1)	5.0	22	5	6	6	3	3	1	0	0	0	0	1	18	25	9.00							
<b>Mark Guthrie, L</b> ERA: 4.79	(6, 1)	1.0	4	1	1	1	2	0	0	0	0	0	0	17	27	0.00	0.600							
<b>Bob Kipper, L</b> ERA: 3.0	(7, 1)	1.2	7	0	0	0	1	1	0	1	0	0	0	2	7	0.00	3.000							
<b>Carl Willis, R</b> ERA: 5.84	(8, 1)	0.1	2	0	0	0	0	1	0	0	0	0	0	5	11	0.00	6.000							
<b>Gary Wayne, L</b> ERA: 0.92	(9, 1)	0.1	3	1	0	0	0	1	0	0	0	0	0	5	11	0.00	6.000							

Minnesota Twins @ Toronto Blue Jays  
SkyDome, Toronto, ON  
Wed May 20 1992, 7:05 PM EDT  
Att. 50,125 - Sunny - 60 F

AB	37
R	8
H	9
RBI	8
BB	5
SO	7
LOB	10





Batter	1	2	3	4	5	6	7	8	9	AB R H RBI BB SO LOB	TOP											
<b>Devon White, S</b> OBP: 0.303, SLG: 0.348 (1, 8)	0-3 K		0-0 HR		2-2 G3		1-1 G3-1		0-3 K	5 1 1 2 0 2 2	<b>Toronto Blue Jays @ Chicago White Sox</b> Comiskey Park, Chicago, IL Fri May 22 1992, 8:05 PM EDT Att: 37,446 - Cloudy - 80 F											
<b>Roberto Alomar, S</b> OBP: 0.426, SLG: 0.485 (1, 4)	0-1 L8		2-3 HR		0-0 HR		0-0 1B		2-2 1B	5 1 3 2 0 1 0												
<b>Joe Carter, R</b> OBP: 0.306, SLG: 0.468 (1, 9)	0-1 P2		0-3 K		3-3 K		2-2 1B		1-0 P3	5 0 1 0 0 2 2												
<b>Dave Winfield, R</b> OBP: 0.391, SLG: 0.506 (1, 10)		1-2 G6-3		0-0 G4-3		2-1 G4-3			2-2 G5-3	4 0 0 0 0 0 2												
<b>Kelly Gruber, R</b> OBP: 0.270, SLG: 0.462 (1, 5)		0-0 G5-3		1-2 HR		1-1 1B			0-1 F7	4 1 2 1 0 0 0												
<b>John Olerud, L</b> OBP: 0.380, SLG: 0.363 (1, 3)		4-0 BB		2-2 G3		3-2 L7			2-1 F7	3 0 0 0 1 0 1												
<b>Derek Bell, R</b> OBP: 0.259, SLG: 0.250 (1, 7)		1-0 G4-3		0-3 K		1-2 L6			2-1 G6-3	4 0 0 0 0 1 2												
<b>Pat Borders, R</b> OBP: 0.342, SLG: 0.418 (1, 2)			0-1 1B		1-3 K		2-1 F9		4-2 1B	3 0 1 0 1 1 0												
<b>Manuel Lee, S</b> OBP: 0.321, SLG: 0.325 (1, 6)			0-0 HR		4-2 HR		1-2 HR		3-2 F9	3 3 2 1 1 0 1												
<b>Inning Stats</b>	R: 0 E: 0 K: 1 S: 7	H: 0 LOB: 0 BB: 0 P: 7	R: 0 E: 0 K: 0 S: 5	H: 0 LOB: 1 BB: 1 P: 11	R: 2 E: 0 K: 2 S: 12	H: 3 LOB: 0 BB: 0 P: 14	R: 1 E: 0 K: 1 S: 13	H: 1 LOB: 0 BB: 0 P: 16	R: 2 E: 0 K: 2 S: 15	H: 1 LOB: 0 BB: 1 P: 24		R: 0 E: 0 K: 0 S: 10	H: 1 LOB: 1 BB: 0 P: 17	R: 1 E: 0 K: 0 S: 18	H: 3 LOB: 2 BB: 0 P: 26	R: 0 E: 0 K: 0 S: 6	H: 0 LOB: 0 BB: 0 P: 10	R: 0 E: 0 K: 1 S: 15	H: 1 LOB: 2 BB: 1 P: 25	1B: 6 2B: 0 3B: 0 HR: 4	SF: 0 SAC: 0 DP: 0 HBP: 0	WP: 0 PB: 0 SB: 1 CS: 0
<b>PITCHER</b>	IP WLS BF H R ER SO BB IBB HBP BLK WP HR S P ERA WHIP											<b>PITCHER</b>	IP WLS BF H R ER SO BB IBB HBP BLK WP HR S P ERA WHIP									
<b>Jack McDowell, R</b> ERA: 3.9 (1, 1)	6.2 L 30 9 6 6 6 2 0 0 0 0 0 4 73 106 8.10 1.650																					
<b>Terry Leach, R</b> ERA: 1.95 (7, 1)	1.1 4 0 0 0 0 0 0 0 0 0 0 0 13 19 0.00 0.000																					
<b>Scott Radinsky, L</b> ERA: 1.06 (9, 1)	1.0 5 1 0 0 0 1 1 0 0 0 0 0 0 15 25 0.00 2.000																					

Batter	1	2	3	4	5	6	7	8	9	AB R H RBI BB SO LOB	BOTTOM									
<b>Tim Raines, S</b> OBP: 0.348, SLG: 0.372 (1, 7)	0-0 P5		3-2 F7			0-3 K		1-2 P6		4 0 0 0 0 1 1	<b>Toronto Blue Jays @ Chicago White Sox</b> Comiskey Park, Chicago, IL Fri May 22 1992, 8:05 PM EDT Att: 37,446 - Cloudy - 80 F									
<b>Steve Sax, R</b> OBP: 0.320, SLG: 0.313 (1, 4)	4-1 BB		3-3 K			2-3 K		1-0 G5-3		3 0 0 0 1 2 1										
<b>Robin Ventura, L</b> OBP: 0.398, SLG: 0.440 (1, 5)	3-3 K			2-1 G4-1		0-0 F9		2-1 P4		4 0 0 0 0 1 2										
<b>Frank Thomas, R</b> OBP: 0.446, SLG: 0.528 (1, 3)	3-3 K			2-3 K			3-2 BLK		4-1 1B	3 1 1 0 1 2 1										
<b>George Bell, R</b> OBP: 0.314, SLG: 0.404 (1, 10)		0-1 P4		1-0 G1-3		1-1 G4-3		2-2 G6-3		4 1 2 1 0 0 0										
<b>Warren Newson, L</b> OBP: 0.394, SLG: 0.259 (1, 9)		0-3 K			0-1 G6-3		2-2 G4-3		0-3 K	4 0 0 0 0 2 3										
<b>Ron Karkovics, R</b> OBP: 0.336, SLG: 0.330 (1, 2)		2-0 2B			0-1 FC3-6		0-0 G6-3		0-0 L8	3 0 2 1 0 0 0										
<b>Matt Merullo, L</b> OBP: 0.206, SLG: 0.194 (9, PH)							2-3 G6-3			1 0 0 0 0 0 2										
<b>Lance Johnson, L</b> OBP: 0.285, SLG: 0.280 (1, 8)		1-1 G3			0-0 FC3-6		3-H L3		0-1 G1-3	4 0 0 0 0 0 4										
<b>Craig Grebeck, R</b> OBP: 0.333, SLG: 0.368 (1, 6)			0-0 F9		0-0 F8			4-0 G5-3		2 0 0 0 1 0 1										
<b>Inning Stats</b>	R: 0 E: 0 K: 2 S: 9	H: 0 LOB: 1 BB: 1 P: 19	R: 0 E: 0 K: 1 S: 8	H: 1 LOB: 0 BB: 0 P: 11	R: 0 E: 0 K: 1 S: 8	H: 0 LOB: 0 BB: 0 P: 14	R: 0 E: 0 K: 1 S: 6	H: 0 LOB: 0 BB: 0 P: 11	R: 0 E: 0 K: 2 S: 7	H: 0 LOB: 0 BB: 0 P: 9	R: 2 E: 0 K: 0 S: 10	H: 2 LOB: 0 BB: 0 P: 16	R: 0 E: 0 K: 0 S: 7	H: 0 LOB: 1 BB: 1 P: 15	R: 0 E: 0 K: 1 S: 10	H: 1 LOB: 2 BB: 1 P: 16	1B: 3 2B: 2 3B: 0 HR: 0	SF: 0 SAC: 0 DP: 0 HBP: 0	WP: 0 PB: 0 SB: 1 CS: 0	PA: 35
<b>PITCHER</b>	IP WLS BF H R ER SO BB IBB HBP BLK WP HR S P ERA WHIP											<b>PITCHER</b>	IP WLS BF H R ER SO BB IBB HBP BLK WP HR S P ERA WHIP							
<b>Juan Guzman, R</b> ERA: 2.09 (1, 1)	8.0 W 32 5 2 2 7 3 0 0 0 0 0 0 65 111 2.25 1.000																			
<b>Duane Ward, R</b> ERA: 3.51 (9, 1)	1.0 S 3 0 0 0 1 0 0 0 0 0 0 0 6 6 0.00 0.000																			

AB	36
R	6
H	10
RBI	6
BB	3
SO	7
LOB	10



AB	32
R	2
H	5
RBI	2
BB	3
SO	8
LOB	15





Batter	1	2	3	4	5	6	7	8	9	AB	R	H	RBI	BB	SO	LOB	TOP											
Devon White, S OBP: 0.302, SLG: 0.346	G6-3		1B		K		L9			4	0	1	0	0	1	3	Toronto Blue Jays @ Chicago White Sox Comiskey Park, Chicago, IL Sat May 23 1992, 8:05 PM EDT Att: 39,293 - Cloudy - 45 F											
Roberto Alomar, S OBP: 0.417, SLG: 0.474	K		F7			P8	K			4	0	0	0	0	2	3												
Joe Carter, R OBP: 0.299, SLG: 0.457	F7		L7			G6-3		F7		4	0	0	0	0	0	1												
Dave Winfield, R OBP: 0.394, SLG: 0.521		HR		P4		BB		K		3	1	1	1	1	1	0												
Kelly Gruber, R OBP: 0.269, SLG: 0.452	G6-3		BB			F8		K		3	0	0	0	1	1	1												
Pat Tabler, R OBP: 0.282, SLG: 0.229	K		BB				G6-3		G1-4-3	4	0	0	0	0	1	1												
Candy Maldonado, R OBP: 0.294, SLG: 0.304		BB		G4-3			HR		K	3	1	1	1	1	1	0												
Pat Borders, R OBP: 0.340, SLG: 0.409	G5-3			G6-3			BB		K	3	0	0	0	1	1	1												
Manuel Lee, S OBP: 0.322, SLG: 0.326			K				FC			3	0	1	0	0	1	1												
<b>Inning Stats</b>	R: 0 E: 0 K: 1 S: 8	H: 0 LOB: 0 BB: 0 P: 10	R: 1 E: 0 K: 1 S: 12	H: 1 LOB: 1 BB: 1 P: 21	R: 0 E: 0 K: 1 S: 10	H: 1 LOB: 1 BB: 0 P: 13	R: 0 E: 0 K: 0 S: 4	H: 0 LOB: 0 BB: 1 P: 8	R: 0 E: 0 K: 1 S: 8	H: 1 LOB: 1 BB: 0 P: 11	R: 0 E: 0 K: 0 S: 10	H: 0 LOB: 1 BB: 1 P: 20	R: 1 E: 1 K: 1 S: 11	H: 1 LOB: 2 BB: 1 P: 22	R: 0 E: 0 K: 2 S: 7	H: 0 LOB: 0 BB: 0 P: 10	R: 0 E: 0 K: 2 S: 7	H: 0 LOB: 0 BB: 0 P: 9	1B: 2 2B: 0 3B: 0 HR: 2	SF: 0 SAC: 0 DP: 1 HBP: 0	WP: 0 PB: 0 SB: 0 CS: 0	PA: 35						
<b>PITCHER</b>	IP	WLS	BF	H	R	ER	SO	BB	IBB	HBP	BLK	WP	HR	S	P	ERA	WHIP											
Greg Hibbard, L ERA: 4.66	(1, 1)	6.1	W	25	4	2	2	4	3	0	0	0	0	2	55	88	2.84	1.105										
Donn Pall, R ERA: 2.79	(7, 1)	0.0		2	0	0	0	0	1	0	0	0	0	0	4	9	∞	∞										
Scott Radinsky, L ERA: 1.02	(7, 1)	0.2		2	0	0	0	1	0	0	0	0	0	4	8	0.00	0.000											
Bobby Thigpen, R ERA: 3.72	(8, 1)	2.0	S	6	0	0	0	4	0	0	0	0	0	14	19	0.00	0.000											

Batter	1	2	3	4	5	6	7	8	9	AB	R	H	RBI	BB	SO	LOB	BOTTOM										
Tim Raines, S OBP: 0.350, SLG: 0.373	E5		E9	K		FC4-6		SH2-3		5	0	2	0	0	1	3	Toronto Blue Jays @ Chicago White Sox Comiskey Park, Chicago, IL Sat May 23 1992, 8:05 PM EDT Att: 39,293 - Cloudy - 45 F										
Steve Sax, R OBP: 0.312, SLG: 0.307	F7		SF9	G4-3		G1-3		SH2-3		3	0	0	1	0	0	4											
Robin Ventura, L OBP: 0.398, SLG: 0.431	P8		BB		G4-3		1B	K		3	1	0	0	2	1	2											
Frank Thomas, R OBP: 0.450, SLG: 0.527	CS	2B	F8		G6-3		BB	BB		4	2	2	0	1	0	2											
George Bell, R OBP: 0.323, SLG: 0.413		1B	P3				1B	E5	K	4	0	2	1	1	1	4											
Mike Huff, R OBP: 0.340, SLG: 0.349	L9			2B			BB	1B		3	1	2	1	0	0	1											
Ron Karkovics, R OBP: 0.325, SLG: 0.317	F8			G6-3	P3			K		4	0	0	0	0	1	5											
Shawn Abner, R OBP: 0.455, SLG: 0.636	F7		E5			P4		1B		4	0	1	0	0	0	2											
Craig Grebeck, R OBP: 0.352, SLG: 0.392			SF9			FC4-6		F8		3	1	2	1	1	0	2											
<b>Inning Stats</b>	R: 0 E: 1 K: 0 S: 10	H: 0 LOB: 0 BB: 0 P: 15	R: 1 E: 0 K: 0 S: 13	H: 2 LOB: 1 BB: 0 P: 19	R: 1 E: 1 K: 0 S: 13	H: 2 LOB: 2 BB: 1 P: 25	R: 1 E: 1 K: 1 S: 12	H: 2 LOB: 2 BB: 0 P: 17	R: 0 E: 0 K: 0 S: 7	H: 1 LOB: 2 BB: 1 P: 13	R: 0 E: 0 K: 0 S: 12	H: 0 LOB: 1 BB: 1 P: 19	R: 2 E: 1 K: 1 S: 16	H: 3 LOB: 2 BB: 1 P: 26	R: 0 E: 0 K: 2 S: 12	H: 1 LOB: 2 BB: 1 P: 20	1B: 8 2B: 3 3B: 0 HR: 0	SF: 2 SAC: 1 DP: 0 HBP: 0	WP: 0 PB: 1 SB: 1 CS: 1	PA: 42							
<b>PITCHER</b>	IP	WLS	BF	H	R	ER	SO	BB	IBB	HBP	BLK	WP	HR	S	P	ERA	WHIP										
Jimmy Key, L ERA: 3.38	(1, 1)	6.0	L	29	7	3	3	1	3	0	0	0	0	67	108	4.50	1.667										
David Wells, L ERA: 4.03	(7, 1)	2.0		12	4	2	2	3	2	0	0	0	0	28	46	9.00	3.000										

AB	31
R	2
H	4
RBI	2
BB	4
SO	9
LOB	11



AB	33
R	5
H	11
RBI	4
BB	5
SO	4
LOB	25





Batter	1	2	3	4	5	6	7	8	9	AB	R	H	RBI	BB	SO	LOB	TOP				
<b>Devon White, S</b> OBP: 0.305, SLG: 0.349	F7		E 1B		L6			FC3-6 1B		4	1	2	0	0	0	0	<b>Toronto Blue Jays @ Chicago White Sox</b> Comiskey Park, Chicago, IL Sun May 24, 1992, 4:33 AM EDT Att: 32,230 - Cloudy - 45 F				
<b>Roberto Alomar, S</b> OBP: 0.413, SLG: 0.469	E5 1B		E5 1B			G5-4-3 1B		FC3-6 1-2f		4	0	1	0	0	0	2					
<b>Joe Carter, R</b> OBP: 0.304, SLG: 0.458	G4-3 1B		FC4 1B		G5-4-3 1-2f			P5		4	0	2	1	0	0	2					
<b>Dave Winfield, R</b> OBP: 0.385, SLG: 0.509	G4-3 1-2f		FC4 1-2f		F9			G5-3		4	0	0	0	0	0	4					
<b>Kelly Gruber, R</b> OBP: 0.275, SLG: 0.453		F8		G4-3			1-1 1B	0-0 1B		4	0	2	0	0	0	0					
<b>John Olerud, L</b> OBP: 0.357, SLG: 0.359	G4-3			F8			0-3 K	1-1 1B		4	0	1	0	0	1	1					
<b>Derek Bell, R</b> OBP: 0.241, SLG: 0.231		G6-3		G6-3			0-0 F8	0-0 F9		4	0	0	0	0	0	3					
<b>Pat Borders, R</b> OBP: 0.331, SLG: 0.397			K		F9		1-2 P6	3-2 F7		4	0	0	0	0	1	3					
<b>Alfredo Griffin, S</b> (1, 6)			G5-3		F9			G4-3		3	0	0	0	0	0	0					
<b>Inning Stats</b>	R: 0 E: 1 K: 0 S: 9	H: 1 LOB: 1 BB: 0 P: 14	R: 0 E: 0 K: 0 S: 5	H: 0 LOB: 0 BB: 0 P: 8	R: 1 E: 1 K: 1 S: 15	H: 2 LOB: 2 BB: 0 P: 22	R: 0 E: 0 K: 0 S: 8	H: 0 LOB: 0 BB: 0 P: 12	R: 0 E: 0 K: 0 S: 5	H: 1 LOB: 0 BB: 0 P: 7	R: 0 E: 0 K: 1 S: 10	H: 1 LOB: 1 BB: 0 P: 12	R: 0 E: 0 K: 0 S: 12	H: 1 LOB: 1 BB: 0 P: 17	R: 0 E: 0 K: 0 S: 12	H: 2 LOB: 2 BB: 0 P: 18	1B: 8 2B: 0 3B: 0 HR: 0	SF: 0 SAC: 0 DP: 2 HBP: 0	WP: 0 PB: 0 SB: 0 CS: 0	PA: 35	
<b>PITCHER</b>	IP	WLS	BF	H	R	ER	SO	BB	IBB	HBP	BLK	WP	HR	S	P	ERA	WHIP				
<b>Kirk McCaskill, R</b> ERA: 4.21	(1, 1)	8.0	W	30	6	1	0	2	0	0	0	0	0	69	98	0.00	0.750				
<b>Terry Leach, R</b> ERA: 1.96	(9, 1)	1.0		5	2	0	0	0	0	0	0	0	0	12	18	0.00	2.000				

AB	35
R	1
H	8
RBI	1
BB	0
SO	2
LOB	15



Batter	1	2	3	4	5	6	7	8	9	AB	R	H	RBI	BB	SO	LOB	BOTTOM				
<b>Tim Raines, S</b> OBP: 0.363, SLG: 0.396	HBP 1B									2	2	2	2	2	0	0	<b>Toronto Blue Jays @ Chicago White Sox</b> Comiskey Park, Chicago, IL Sun May 24, 1992, 4:33 AM EDT Att: 32,230 - Cloudy - 45 F				
<b>Shawn Abner, R</b> OBP: 0.455, SLG: 0.636		SF9 1B	2H 3B			S 1B BB		BB BB		0	0	0	0	0	0	0					
<b>Joey Coxa, S</b> OBP: 0.357, SLG: 0.211	G6-3 HBP	BB S 1B	F7			G3-6-3 1B		P8		4	1	2	1	0	0	4					
<b>Robin Ventura, L</b> OBP: 0.398, SLG: 0.429	G6-3 1-3 2H 1B	BB BB		K		G3-6-3 1-2f 1B		SF7		3	0	1	2	1	1	1					
<b>Frank Thomas, R</b> OBP: 0.455, SLG: 0.519	G6-3 1-2 3H 1B	FC5-4 BB		BB		F8		F8		2	0	0	1	3	0	1					
<b>George Bell, R</b> OBP: 0.313, SLG: 0.400	F8	FC5-4 1-2f		F7		F7		F8		5	0	0	0	0	0	8					
<b>Dan Pasqua, L</b> OBP: 0.297, SLG: 0.326	F7		F8		F9			F8		4	0	0	0	0	1	2					
<b>Mike Huff, R</b> OBP: 0.340, SLG: 0.349								K		0	0	0	0	0	0	0					
<b>Matt Merullo, L</b> OBP: 0.211, SLG: 0.257		2B 3B		P6		G3		F9		4	1	1	0	0	0	0					
<b>Lance Johnson, L</b> OBP: 0.298, SLG: 0.301		SH3 SF9 2B		2B 1B		K		WP SF7 1B		4	3	3	1	0	1	0					
<b>Craig Grebeck, R</b> OBP: 0.362, SLG: 0.407		SH3 2-3		3B 2B		F7		BB BB BB		2	1	1	1	1	0	0					
<b>Inning Stats</b>	R: 2 E: 0 K: 0 S: 14	H: 2 LOB: 1 BB: 0 P: 26	R: 2 E: 0 K: 0 S: 9	H: 3 LOB: 3 BB: 2 P: 24	R: 2 E: 0 K: 0 S: 14	H: 3 LOB: 1 BB: 0 P: 19	R: 0 E: 0 K: 1 S: 11	H: 0 LOB: 1 BB: 1 P: 21	R: 0 E: 0 K: 1 S: 9	H: 0 LOB: 0 BB: 0 P: 13	R: 1 E: 0 K: 0 S: 7	H: 1 LOB: 0 BB: 1 P: 15	R: 0 E: 0 K: 1 S: 7	H: 0 LOB: 0 BB: 0 P: 13	R: 1 E: 0 K: 0 S: 17	H: 1 LOB: 3 BB: 3 P: 30	1B: 6 2B: 2 3B: 2 HR: 0	SF: 2 SAC: 1 DP: 1 HBP: 1	WP: 2 PB: 0 SB: 2 CS: 0	PA: 41	
<b>PITCHER</b>	IP	WLS	BF	H	R	ER	SO	BB	IBB	HBP	BLK	WP	HR	S	P	ERA	WHIP				
<b>Jack Morris, R</b> ERA: 4.65	(1, 1)	2.2	L	19	8	6	0	0	0	0	0	0	0	33	63	20.25	3.750				
<b>Bob MacDonald, L</b> ERA: 2.45	(3, 1)	3.1		12	1	1	1	2	2	0	0	0	0	31	55	2.70	0.900				
<b>Pat Hentgen, R</b> ERA: 4.74	(7, 1)	1.0		3	0	0	0	1	0	0	0	0	0	7	13	0.00	0.000				
<b>Tom Henke, R</b> ERA: 2.77	(8, 1)	1.0		7	1	1	1	0	3	0	0	0	0	17	30	9.00	4.000				





Batter	1	2	3	4	5	6	7	8	9	AB	R	H	RBI	BB	SO	LOB	TOP											
Pat Listach, S OBP: 0.371, SLG: 0.362	G1-3			B1	K			S		4	0	1	0	0	1	1	<b>Milwaukee Brewers @ Toronto Blue Jays</b> SkyDome, Toronto, ON Tue May 26 1992, 7:05 PM EDT Att: 49,360 - Dome - 72 F											
Kevin Seitzer, R OBP: 0.374, SLG: 0.449	1B			G6-4-3	1B	P5		4-1		3	0	2	0	1	0	0												
Paul Molitor, R OBP: 0.375, SLG: 0.466	K			G6-4-3	1-2	K		1-0		4	0	0	0	0	2	3												
Greg Vaughn, R OBP: 0.296, SLG: 0.419						G4-3		F7		4	0	0	0	0	0	0												
Robin Yount, R OBP: 0.312, SLG: 0.394	K					G6-3		F8		4	1	1	0	0	1	0												
Darryl Hamilton, L OBP: 0.280, SLG: 0.321	G3-1					G6-3		F8		4	1	1	1	0	0	1												
Franklin Stubbs, L OBP: 0.299, SLG: 0.388				F8		2B		G3		3	1	0	0	1	0	0												
B.J. Surhoff, L OBP: 0.203, SLG: 0.202				G4-3		2B		G1-3		3	1	1	2	0	0	0												
Jim Gantner, L OBP: 0.289, SLG: 0.298				G4-3		2B		G1-3		3	0	1	1	0	0	0												
<b>Inning Stats</b>	R: 0 E: 0 K: 1 S: 7	H: 1 LOB: 0 BB: 0 P: 10	R: 0 E: 0 K: 1 S: 7	H: 0 LOB: 0 BB: 0 P: 11	R: 0 E: 0 K: 0 S: 6	H: 0 LOB: 0 BB: 0 P: 10	R: 0 E: 0 K: 0 S: 7	H: 1 LOB: 0 BB: 0 P: 10	R: 3 E: 0 K: 1 S: 16	H: 3 LOB: 1 BB: 1 P: 26	R: 0 E: 0 K: 0 S: 8	H: 0 LOB: 0 BB: 0 P: 14	R: 0 E: 0 K: 0 S: 7	H: 0 LOB: 0 BB: 0 P: 11	R: 0 E: 0 K: 0 S: 10	H: 1 LOB: 2 BB: 1 P: 18	R: 1 E: 0 K: 0 S: 10	H: 1 LOB: 0 BB: 0 P: 15	1B: 3 2B: 3 3B: 0 HR: 1	SF: 0 SAC: 0 DP: 1 HBP: 0	WP: 0 PB: 0 CS: 1	PA: 34						
<b>PITCHER</b>	IP	WLS	BF	H	R	ER	SO	BB	IBB	HBP	BLK	WP	HR	S	P	ERA	WHIP											
Dave Stieb, R ERA: 4.21	(1, 1)	7.0	W	25	5	3	3	4	1	0	0	0	0	0	58	92	3.86	0.857										
David Wells, L ERA: 3.94	(8, 1)	0.2		3	1	0	0	0	0	0	0	0	0	0	8	11	0.00	1.500										
Duane Ward, R ERA: 3.46	(8, 1)	0.1		2	0	0	0	0	1	0	0	0	0	2	7	0.00	3.000											
Tom Henke, R ERA: 3.21	(9, 1)	1.0	S	4	1	1	1	0	0	0	0	0	1	10	15	9.00	1.000											

Batter	1	2	3	4	5	6	7	8	9	AB	R	H	RBI	BB	SO	LOB	BOTTOM											
Devon White, S OBP: 0.309, SLG: 0.363	HR		G3-1		G1-3			F8		4	2	2	0	0	0	0	<b>Milwaukee Brewers @ Toronto Blue Jays</b> SkyDome, Toronto, ON Tue May 26 1992, 7:05 PM EDT Att: 49,360 - Dome - 72 F											
Roberto Alomar, S OBP: 0.405, SLG: 0.459	F7		G3-1		L7			F8		4	0	0	1	0	0	1												
Joe Carter, R OBP: 0.309, SLG: 0.475	HR		P3		G6-4-3			HBP		2	1	1	2	0	0	0												
Dave Winfield, R OBP: 0.385, SLG: 0.503	G1-3		CS		G6-4-3			1-2		2	0	0	0	1	0	1												
Kelly Gruber, R OBP: 0.276, SLG: 0.471	HR		CS		G6-3			F8		3	1	1	1	0	0	0												
Pat Tabler, R OBP: 0.262, SLG: 0.211	F8				F8			L6		3	0	0	0	0	0	0												
Derek Bell, R OBP: 0.230, SLG: 0.218			P2		P4			P4		3	0	0	0	0	0	0												
Pat Borders, R OBP: 0.331, SLG: 0.417			G5-3		HR			G6-3		3	1	1	1	0	0	0												
Manuel Lee, S OBP: 0.315, SLG: 0.318	F8				L9			K		3	0	0	0	0	1	0												
<b>Inning Stats</b>	R: 3 E: 0 K: 0 S: 14	H: 3 LOB: 0 BB: 0 P: 19	R: 0 E: 0 K: 0 S: 4	H: 0 LOB: 0 BB: 0 P: 6	R: 1 E: 0 K: 0 S: 10	H: 1 LOB: 0 BB: 1 P: 20	R: 0 E: 0 K: 0 S: 6	H: 0 LOB: 0 BB: 0 P: 12	R: 1 E: 0 K: 0 S: 10	H: 1 LOB: 0 BB: 0 P: 17	R: 0 E: 0 K: 0 S: 5	H: 0 LOB: 0 BB: 0 P: 11	R: 0 E: 0 K: 0 S: 6	H: 0 LOB: 0 BB: 0 P: 8	R: 0 E: 0 K: 1 S: 6	H: 0 LOB: 0 BB: 0 P: 11	1B: 1 2B: 0 3B: 1 HR: 3	SF: 0 SAC: 0 DP: 1 HBP: 1	WP: 0 PB: 0 CS: 1	PA: 30								
<b>PITCHER</b>	IP	WLS	BF	H	R	ER	SO	BB	IBB	HBP	BLK	WP	HR	S	P	ERA	WHIP											
Ricky Bones, R ERA: 4.64	(1, 1)	7.0	L	26	5	5	5	0	1	0	1	0	0	3	55	93	6.43	0.857										
Dan Plesac, L ERA: 4.94	(8, 1)	1.0		3	0	0	0	1	0	0	0	0	0	6	11	0.00	0.000											

AB	32
R	4
H	7
RBI	4
BB	2
SO	4
LOB	5









Batter	1	2	3	4	5	6	7	8	9	AB	R	H	RBI	BB	SO	LOB	TOP																
Tim Raines, S (1, 7) OBP: 0.371, SLG: 0.419	4-0 BB S BB	0-0 F7			1-0 G4-3		4-1 E S BB			2	0	0	0	2	0	1	<b>Chicago White Sox @ Toronto Blue Jays</b> SkyDome, Toronto, ON Fri May 29 1992, 7:05 PM EDT Att: 50,408 - Sunny - 59 F																
Steve Sax, R (1, 4) OBP: 0.297, SLG: 0.299	1-2 BB BB		1-0 G5-3		2-1 2B 1B		2-0 L3			3	0	1	0	1	0																		
Robin Ventura, L (1, 5) OBP: 0.382, SLG: 0.405	1-2 F8		1-1 1B 1B		2-0 2B		0-0 G4-3			4	0	2	0	0	2																		
Frank Thomas, R (1, 3) OBP: 0.448, SLG: 0.517	4-2 BB BB		1-2 1B		1-2 G4-3		3-2 G6-3			3	0	1	0	1	0	2																	
George Bell, R (1, 10) OBP: 0.290, SLG: 0.366	2-3 K		0-0 G5-4-3		3-3 K		3-2 G4-3			4	0	0	0	0	2	5																	
Dan Pasqua, L (1, 9) OBP: 0.283, SLG: 0.327	1-2 G3		0-1 F8		1-0 G3		0-6 F9			4	0	0	0	0	0	3																	
Ron Karkovics, R (1, 2) OBP: 0.297, SLG: 0.286		1-3 K	0-1 G5-3		0-1 F7		0-1 P5			3	0	0	0	0	1	0																	
Joey Cora, S (9, PH) OBP: 0.382, SLG: 0.360		1-1 FC4-6	1-2 G3-1		2-1 F8		0-0 P5			4	0	0	0	0	0	1																	
Lance Johnson, L (1, 8) OBP: 0.276, SLG: 0.300		2-1 P4			0-1 G6-3		2-1 G1-3			3	0	0	0	0	0	1																	
Craig Grebeck, R (1, 6) OBP: 0.346, SLG: 0.378																																	
<b>Inning Stats</b>	R: 0 E: 0 K: 1 S: 20	H: 0 LOB: 3 BB: 3 P: 36	R: 0 E: 0 K: 1 S: 9	H: 0 LOB: 1 BB: 0 P: 12	R: 0 E: 0 K: 0 S: 8	H: 2 LOB: 1 BB: 0 P: 11	R: 0 E: 0 K: 0 S: 8	H: 0 LOB: 0 BB: 0 P: 9	R: 0 E: 0 K: 1 S: 10	H: 2 LOB: 2 BB: 0 P: 16	R: 0 E: 0 K: 0 S: 6	H: 0 LOB: 1 BB: 1 P: 16	R: 0 E: 0 K: 0 S: 9	H: 0 LOB: 0 BB: 0 P: 15	R: 0 E: 0 K: 0 S: 4	H: 0 LOB: 0 BB: 0 P: 4	1B: 3 2B: 1 3B: 0 HR: 0	SF: 0 SAC: 0 DP: 1 HBP: 0	WP: 1 PB: 0 SB: 2 CS: 0	PA: 35													
<b>PITCHER</b>	IP WLS BF H R ER SO BB IBB HBP BLK WP HR S P ERA WHIP																																
Juan Guzman, R (1, 1) ERA: 1.88	7.0	29	4	0	0	3	4	0	0	0	0	1	0	67	110	0.00	1.143																
Duane Ward, R (8, 1) ERA: 3.33	1.0	W 3	0	0	0	0	0	0	0	0	0	0	0	9	15	0.00	0.000																
Tom Henke, R (9, 1) ERA: 3.0	1.0	S 3	0	0	0	0	0	0	0	0	0	0	0	4	4	0.00	0.000																


Batter	1	2	3	4	5	6	7	8	9	AB	R	H	RBI	BB	SO	LOB	BOTTOM																
Devon White, S (1, 8) OBP: 0.301, SLG: 0.348	0-0 L7		0-2 G6-3		1-1 L8		1-1 L9			4	0	0	0	0	0	3	<b>Chicago White Sox @ Toronto Blue Jays</b> SkyDome, Toronto, ON Fri May 29 1992, 7:05 PM EDT Att: 50,408 - Sunny - 59 F																
Roberto Alomar, S (1, 4) OBP: 0.407, SLG: 0.473	0-1 G4-3		4-0 G5-4-3 BB		0-1 G5-3		3-1 HR			3	1	1	1	1	0	0																	
Joe Carter, R (1, 10) OBP: 0.310, SLG: 0.468	0-2 F8		0-0 G5-4-3		1-0 1B		1-2 P6			4	0	1	0	0	0	2																	
Dave Winfield, R (1, 9) OBP: 0.382, SLG: 0.497		1-0 L4		2-1 G5-3		1-0 F9		2-1 3B 1B		4	1	1	0	0	0	1																	
Kelly Gruber, R (1, 5) OBP: 0.284, SLG: 0.481		1-2 FC6-4 1B		2-1 P4		1-2 HBP		2-2 E 3B		3	1	2	1	0	0	0																	
Pat Tabler, R (1, 3) OBP: 0.245, SLG: 0.200		0-0 FC6-4 1B		1-1 F9		1-0 L9		0-0 E6 1B		3	0	0	0	0	0	3																	
John Olerud, L (8, PH) OBP: 0.355, SLG: 0.357		1-2 FC6-4 BB						3-H 1B		1	0	0	1	0	0	0																	
Candy Maldonado, R (1, 7) OBP: 0.313, SLG: 0.322		4-2 FC6-4 BB		0-3 K				2-1 F8		3	0	1	0	1	1	1																	
Pat Borders, R (1, 2) OBP: 0.333, SLG: 0.421		1-1 FC6-4		1-1 2B				2-2 B2-5-3 1B		4	0	3	0	0	0	2																	
Manuel Lee, S (1, 6) OBP: 0.312, SLG: 0.343			1-2 G6-3 2B		1-1 F8			0-0 G4-3		4	0	1	0	0	0	5																	
<b>Inning Stats</b>	R: 0 E: 0 K: 0 S: 6	H: 0 LOB: 0 BB: 0 P: 6	R: 0 E: 0 K: 0 S: 10	H: 1 LOB: 2 BB: 1 P: 17	R: 0 E: 0 K: 0 S: 7	H: 1 LOB: 1 BB: 1 P: 12	R: 0 E: 0 K: 0 S: 6	H: 0 LOB: 0 BB: 0 P: 11	R: 0 E: 0 K: 1 S: 10	H: 1 LOB: 1 BB: 0 P: 13	R: 0 E: 0 K: 0 S: 7	H: 1 LOB: 2 BB: 0 P: 11	R: 0 E: 0 K: 0 S: 9	H: 2 LOB: 1 BB: 0 P: 13	R: 3 E: 1 K: 0 S: 15	H: 4 LOB: 2 BB: 0 P: 26	1B: 6 2B: 2 3B: 1 HR: 1	SF: 0 SAC: 0 DP: 2 HBP: 1	WP: 0 PB: 0 SB: 1 CS: 0	PA: 36													
<b>PITCHER</b>	IP WLS BF H R ER SO BB IBB HBP BLK WP HR S P ERA WHIP																																
Greg Hibbard, L (1, 1) ERA: 4.29	7.0	L 29	7	1	1	1	2	0	1	0	0	0	0	8	13	27.00	6.000																
Terry Leach, R (8, 1) ERA: 2.7	0.1	3	2	1	1	0	0	0	0	0	0	0	0	8	13	27.00	6.000																
Scott Radinsky, L (8, 1) ERA: 1.35	0.2	4	1	1	1	0	0	0	0	0	0	0	0	5	8	13.50	1.500																



Batter	1	2	3	4	5	6	7	8	9	10	11	AB	R	H	RBI	BB	SO	LOB	TOP				
Tim Raines, S OBP: 0.372, SLG: 0.415 (1,10)	1-1 1B SF9 1B		1-0 F8			0-1 P5		4-2 BB BB		3-1 F7		4	1	1	0	1	0	0					
Steve Sax, R OBP: 0.306, SLG: 0.291 (1,4)	1 SAFE 1 SAFE L9		2-2 G2-3			1-0 G6-3		1 SAFE 4-1 BB 1-2 BB		2-0 G4-3		4	0	0	0	1	0	1					
Robin Ventura, L OBP: 0.387, SLG: 0.407 (1,5)	3-2 1 SAFE 1 SAFE 1 SAFE 1B					2-0 F9		4-2 BB		1-2 1B		4	0	2	0	1	0	0					
Frank Thomas, R OBP: 0.442, SLG: 0.516 (1,3)	1-2 SF9					1-0 G1-3		3-3 K		3-1 L4		4	0	1	1	0	1	4					
George Bell, R OBP: 0.289, SLG: 0.369 (9, PR) Joey Cora, S OBP: 0.382, SLG: 0.360 (9, 8) Lance Johnson, L OBP: 0.274, SLG: 0.298 (9, 8)	3-H 2-1 G1-4-3					2-1 F9		1-1 L5		1-2 SH5-4 2B		4	0	1	0	0	0	2					
Mike Huff, R OBP: 0.304, SLG: 0.306 (1,9)						1-2 G5-3		1-0 F7		1-0 SH5-4 2-3		4	0	0	0	0	0	1					
Craig Grebeck, R OBP: 0.339, SLG: 0.368 (1,6)						3-2 G6-3		3-1 L9		0-1 G6-3		5	0	1	0	0	0	3					
Shawn Abner, R OBP: 0.438, SLG: 0.500 (9, 7)						4-2 BB		3-2 F7		4-0 IBB		3	0	0	0	2	1	1					
Ron Karkovice, R OBP: 0.288, SLG: 0.276 (1,2)						1-3 K		1-1 F9		0-1 P3		4	0	0	0	0	2	4					
<b>Inning Stats</b>	R: 1 E: 0 K: 0 S: 15	H: 2 LOB: 1 BB: 0 P: 22	R: 0 E: 0 K: 1 S: 14	H: 0 LOB: 0 BB: 0 P: 19	R: 0 E: 0 K: 1 S: 8	H: 0 LOB: 0 BB: 0 P: 12	R: 0 E: 0 K: 0 S: 4	H: 0 LOB: 0 BB: 0 P: 9	R: 0 E: 0 K: 1 S: 12	H: 0 LOB: 1 BB: 1 P: 22	R: 0 E: 0 K: 0 S: 6	H: 1 LOB: 1 BB: 3 P: 16	R: 0 E: 0 K: 1 S: 20	H: 1 LOB: 3 BB: 1 P: 38	R: 0 E: 0 K: 0 S: 8	H: 1 LOB: 1 BB: 0 P: 17	R: 0 E: 0 K: 0 S: 11	H: 1 LOB: 1 BB: 0 P: 18	1B: 4 2B: 2 3B: 0 HR: 0	SF: 1 SAC: 1 DP: 0 HBP: 0	WP: 0 SB: 0 CS: 0	PA: 44	
<b>PITCHER</b>	IP 7.0	WLS 1.0	BF 6	H 0	R 0	ER 0	SO 1	BB 3	IBB 0	HBP 0	BLK 0	WP 0	HR 0	S 20	P 110	ERA 0.00	WHIP 3.000						
Jimmy Key, L ERA: 3.16 (8, 1)	1.0	6	0	0	0	1	3	0	0	0	0	0	0	20	38	0.00	3.000						
Duane Ward, R ERA: 3.21 (9, 1)	3.0	W	13	3	0	0	0	1	0	0	0	0	0	27	49	0.00	1.000						
David Wells, L ERA: 3.58 (1, 1)	7.0	7	25	7	3	3	3	0	0	0	0	0	0	27	49	0.00	1.000						

Chicago White Sox @ Toronto Blue Jays  
SkyDome, Toronto, ON  
Sat May 30 1992, 3:33 AM EDT  
Att. 50,391 - Dome - 70 F

livebaseballscores.com  
AB 37  
R 1  
H 6  
RBI 1  
BB 5  
SO 4  
LOB 16



Batter	1	2	3	4	5	6	7	8	9	10	11	AB	R	H	RBI	BB	SO	LOB	BOTTOM				
Devon White, S OBP: 0.308, SLG: 0.348 (1,8)	0-2 F7		1-2 1B			0-1 F8		4-0 1B BB		4-1 1B BB		3	0	1	0	2	0	0					
Roberto Alomar, S OBP: 0.416, SLG: 0.479 (1,4)	1-2 1B		1 SAFE 4-2 BB			2-2 L7		3-1 1-3 2-H 1B		2-2 1B		4	0	3	1	1	0	0					
Joe Carter, R OBP: 0.302, SLG: 0.455 (1,9)	1 SAFE 1 SAFE 1 SAFE K		0-3 K			1-2 F8		1-2 L9				5	0	0	0	0	2	5					
Dave Winfield, R OBP: 0.373, SLG: 0.483 (1,10)	1 SAFE 1 SAFE L9					0-1 G4-3		0-0 G6-3		2-3 K		5	0	0	0	0	1	1					
Kelly Gruber, R OBP: 0.282, SLG: 0.472 (1,5)			0-0 B5-3			0-2 G3-1		2-3 K		0-0 G5-3		5	1	1	0	0	1	0					
John Olerud, L OBP: 0.354, SLG: 0.356 (7, PR) Rob Ducey, L (7, PR)	2-0 L8					2-2 L7		0-0 CS 1B		4-0 PO BB		3	0	1	0	0	0	0					
Pat Tabler, R OBP: 0.260, SLG: 0.200 (9, PR) Jeff Kent, R OBP: 0.405, SLG: 0.552 (10, 3)	2-1 G6-3							1-2 CS 1B		0-2 PO BB		4	0	1	0	0	1	0					
Candy Maldonado, R OBP: 0.312, SLG: 0.320 (1,7)						0-0 L8		2-2 CS		0-0 PO		4	0	1	0	0	1	0					
Pat Borders, R OBP: 0.326, SLG: 0.410 (1,2)			3-2 G4-3			0-0 F8		1-2 G6-3		0-0 FC5-6 1B G3-1		4	0	0	0	0	0	1					
Manuel Lee, S OBP: 0.310, SLG: 0.336 (1,6)			0-3 K			2-3 K		4-0 BB 1B		0-0 G3-1		3	1	0	0	1	2	1					
<b>Inning Stats</b>	R: 0 E: 0 K: 1 S: 14	H: 1 LOB: 1 BB: 0 P: 15	R: 0 E: 0 K: 0 S: 4	H: 0 LOB: 0 BB: 0 P: 8	R: 0 E: 0 K: 2 S: 17	H: 1 LOB: 2 BB: 1 P: 28	R: 0 E: 0 K: 0 S: 8	H: 0 LOB: 0 BB: 0 P: 10	R: 0 E: 0 K: 1 S: 7	H: 0 LOB: 0 BB: 0 P: 12	R: 1 E: 0 K: 1 S: 13	H: 2 LOB: 2 BB: 1 P: 29	R: 0 E: 0 K: 1 S: 6	H: 0 LOB: 1 BB: 1 P: 12	R: 0 E: 0 K: 0 S: 8	H: 2 LOB: 2 BB: 1 P: 14	R: 1 E: 0 K: 0 S: 11	H: 2 LOB: 1 BB: 0 P: 13	1B: 7 2B: 1 3B: 0 HR: 0	SF: 0 SAC: 0 DP: 0 HBP: 0	WP: 0 SB: 0 CS: 2	PA: 44	
<b>PITCHER</b>	IP 7.2	WLS 0.1	BF 3	H 3	R 1	ER 1	SO 6	BB 2	IBB 0	HBP 0	BLK 0	WP 0	HR 0	S 76	P 114	ERA 1.17	WHIP 0.652						
Kirk McCaskill, R ERA: 3.86 (8, 1)	0.1	3	1	0	0	0	1	0	0	0	0	0	0	5	13	0.00	6.000						
Scott Radinsky, L ERA: 1.33 (9, 1)	1.1	5	1	0	0	1	1	0	0	0	0	0	0	8	14	0.00	1.500						
Terry Leach, R ERA: 2.63 (10, 1)	1.1	L	7	3	1	1	0	0	0	0	0	0	0	17	25	6.75	3.000						

Chicago White Sox @ Toronto Blue Jays  
SkyDome, Toronto, ON  
Sat May 30 1992, 3:33 AM EDT  
Att. 50,391 - Dome - 70 F

livebaseballscores.com  
AB 37  
R 2  
H 8  
RBI 2  
BB 5  
SO 7  
LOB 8





Batter	1	2	3	4	5	6	7	8	9	AB	R	H	RBI	BB	SO	LOB	TOP					
Tim Raines, S OBP: 0.369, SLG: 0.411 (1, 7)										4	1	1	0	0	0	1						
Joey Coors, S OBP: 0.342, SLG: 0.310 (1, 4)										4	0	0	0	0	1	2						
Robin Ventura, L OBP: 0.389, SLG: 0.412 (1, 5)										3	1	1	1	1	0	0						
Frank Thomas, R OBP: 0.433, SLG: 0.503 (1, 10)										4	0	0	0	0	2	2						
Warren Newson, L OBP: 0.351, SLG: 0.226 (1, 9)										3	0	0	0	0	1	2						
Mike Huff, R OBP: 0.304, SLG: 0.306 (9, 9)										0	0	0	0	0	0	0						
Dan Pasqua, L OBP: 0.284, SLG: 0.337 (1, 3)										3	0	1	1	0	2	0						
Matt Merullo, L OBP: 0.205, SLG: 0.244 (1, 2)										3	0	0	0	0	0	1						
Ron Karkovics, R OBP: 0.288, SLG: 0.276 (9, 2)										0	0	0	0	0	0	0						
Lance Johnson, L OBP: 0.269, SLG: 0.292 (1, 8)										3	0	0	0	0	0	0						
Craig Grebeck, R OBP: 0.339, SLG: 0.361 (1, 6)										2	0	0	0	1	0	0						
<b>Inning Stats</b>	R: 1 E: 0 K: 0 S: 12	H: 2 LOB: 1 BB: 0 P: 21	R: 0 E: 0 K: 1 S: 6	H: 0 LOB: 0 BB: 0 P: 7	R: 0 E: 0 K: 0 S: 7	H: 0 LOB: 0 BB: 0 P: 13	R: 0 E: 0 K: 1 S: 4	H: 0 LOB: 0 BB: 0 P: 6	R: 0 E: 0 K: 1 S: 8	H: 0 LOB: 0 BB: 1 P: 10	R: 0 E: 0 K: 1 S: 7	H: 0 LOB: 0 BB: 1 P: 12	R: 1 E: 0 K: 2 S: 12	H: 1 LOB: 1 BB: 1 P: 21	R: 0 E: 0 K: 0 S: 7	H: 0 LOB: 0 BB: 0 P: 7	R: 0 E: 0 K: 1 S: 6	H: 0 LOB: 0 BB: 0 P: 9	1B: 1 2B: 2 3B: 0 HR: 0	SF: 0 SAC: 0 DP: 0 HBP: 0	WP: 0 PB: 0 CS: 1	PA: 31
<b>PITCHER</b> Jack Morris, R ERA: 4.35 (1, 1)	IP: 9.0 WLS: W BF: 31 H: 3 R: 2 ER: 2 SO: 6 BB: 2 IBB: 0 HBP: 0 BLK: 0 WP: 0 HR: 0 S: 69 P: 106 ERA: 2.00 WHIP: 0.556															<b>PITCHER</b>	IP: 9.0 WLS: W BF: 31 H: 3 R: 2 ER: 2 SO: 6 BB: 2 IBB: 0 HBP: 0 BLK: 0 WP: 0 HR: 0 S: 69 P: 106 ERA: 2.00 WHIP: 0.556					

Chicago White Sox @ Toronto Blue Jays  
SkyDome, Toronto, ON  
Sun May 31 1992, 3:33 AM EDT  
Att: 50,393 - Sunny - 70 F

AB 29  
R 2  
H 3  
RBI 2  
BB 2  
SO 6  
LOB 8



Batter	1	2	3	4	5	6	7	8	9	AB	R	H	RBI	BB	SO	LOB	BOTTOM					
Devon White, S OBP: 0.302, SLG: 0.341 (1, 8)										4	0	0	0	0	2	2						
Roberto Alomar, S OBP: 0.413, SLG: 0.471 (1, 4)										3	1	0	0	1	0	1						
Joe Carter, R OBP: 0.297, SLG: 0.446 (1, 9)										4	0	0	0	0	1	1						
Dave Winfield, R OBP: 0.375, SLG: 0.500 (1, 10)										4	1	2	1	0	0	0						
Kelly Gruber, R OBP: 0.292, SLG: 0.479 (1, 5)										2	1	1	0	2	0	1						
John Olerud, L OBP: 0.352, SLG: 0.348 (1, 3)										3	0	0	0	1	0	4						
Pat Borders, R OBP: 0.318, SLG: 0.490 (1, 2)										4	0	0	0	0	2	3						
Rob Ducey, L (1, 7)										3	0	0	0	0	1	0						
Greg Myers, L (9, PH)										1	0	1	1	0	0	0						
Manuel Lee, S (1, 6)										2	0	1	0	1	0	0						
<b>Inning Stats</b>	R: 1 E: 1 K: 0 S: 13	H: 1 LOB: 2 BB: 1 P: 26	R: 0 E: 0 K: 2 S: 8	H: 0 LOB: 0 BB: 0 P: 11	R: 0 E: 0 K: 1 S: 7	H: 0 LOB: 0 BB: 0 P: 9	R: 0 E: 0 K: 0 S: 6	H: 0 LOB: 0 BB: 1 P: 12	R: 0 E: 0 K: 1 S: 9	H: 1 LOB: 1 BB: 0 P: 15	R: 0 E: 0 K: 0 S: 6	H: 0 LOB: 0 BB: 0 P: 10	R: 0 E: 0 K: 0 S: 5	H: 0 LOB: 0 BB: 1 P: 12	R: 0 E: 0 K: 0 S: 8	H: 0 LOB: 1 BB: 1 P: 16	R: 2 E: 0 K: 2 S: 20	H: 3 LOB: 2 BB: 1 P: 28	1B: 3 2B: 1 3B: 0 HR: 1	SF: 0 SAC: 0 DP: 1 HBP: 0	WP: 0 PB: 1 CS: 1	PA: 35
<b>PITCHER</b> Charlie Hough, R ERA: 4.43 (1, 1)	IP: 8.0 WLS: L BF: 29 H: 3 R: 2 ER: 2 SO: 2 BB: 4 IBB: 0 HBP: 0 BLK: 0 WP: 0 HR: 1 S: 62 P: 111 ERA: 0.00 WHIP: 0.750															<b>PITCHER</b>	IP: 8.0 WLS: L BF: 29 H: 3 R: 2 ER: 2 SO: 2 BB: 4 IBB: 0 HBP: 0 BLK: 0 WP: 0 HR: 1 S: 62 P: 111 ERA: 0.00 WHIP: 0.750					
<b>PITCHER</b> Bobby Thigpen, R ERA: 4.71 (9, 1)	IP: 0.2 WLS: L BF: 6 H: 3 R: 2 ER: 2 SO: 2 BB: 0 IBB: 1 HBP: 0 BLK: 0 WP: 0 HR: 0 S: 20 P: 28 ERA: 27.00 WHIP: 4.500															<b>PITCHER</b>	IP: 0.2 WLS: L BF: 6 H: 3 R: 2 ER: 2 SO: 2 BB: 0 IBB: 1 HBP: 0 BLK: 0 WP: 0 HR: 0 S: 20 P: 28 ERA: 27.00 WHIP: 4.500					

Chicago White Sox @ Toronto Blue Jays  
SkyDome, Toronto, ON  
Sun May 31 1992, 3:33 AM EDT  
Att: 50,393 - Sunny - 70 F

AB 30  
R 3  
H 5  
RBI 2  
BB 5  
SO 6  
LOB 12





Batter	1	2	3	4	5	6	7	8	9	10	AB	R	H	RBI	BB	SO	LOB	TOP				
Devon White, S OBP: 0.304, SLG: 0.371			G6-3			K		K		IHR	5	2	2	2	0	2	0	<b>Toronto Blue Jays @ Minnesota Twins</b> Hubert H. Humphrey Metrodome, Minneapolis, MN Mon Jun 01 1992, 8:05 PM EDT Att. 20,134 - Dome - 70 F <a href="http://livebaseballscorecards.com">livebaseballscorecards.com</a>				
Roberto Alomar, S OBP: 0.422, SLG: 0.472						HR 1B		1B BB		G4-3	2	1	1	0	2	0	0					
Joe Carter, R OBP: 0.304, SLG: 0.465						HR		1B			5	2	3	2	0	0	2					
Dave Winfield, R OBP: 0.371, SLG: 0.497						HR		1B			5	0	1	1	0	1	3					
Kelly Gruber, R OBP: 0.294, SLG: 0.465		P6				K		K		P4	5	0	0	0	0	2	3					
Pat Tabler, R OBP: 0.259, SLG: 0.294											4	0	1	0	0	0	0					
John Olerud, L OBP: 0.352, SLG: 0.348											0	0	0	0	0	0	0					
Candy Maldonado, R OBP: 0.303, SLG: 0.310											4	0	0	0	0	2	1					
Pat Borders, R OBP: 0.317, SLG: 0.396											4	0	1	0	0	0	1					
Manuel Lee, S OBP: 0.309, SLG: 0.329											4	0	0	0	0	0	1					
<b>Inning Stats</b>	R: 1 E: 0 K: 0 S: 12	H: 1 LOB: 0 BB: 1 P: 24	R: 0 E: 0 K: 14 S: 14	H: 1 LOB: 1 BB: 0 P: 20	R: 0 E: 0 K: 0 S: 7	H: 0 LOB: 1 BB: 0 P: 11	R: 0 E: 0 K: 1 S: 9	H: 0 LOB: 0 BB: 0 P: 11	R: 0 E: 0 K: 2 S: 14	H: 2 LOB: 0 BB: 0 P: 24	R: 0 E: 0 K: 0 S: 9	H: 1 LOB: 1 BB: 0 P: 15	R: 0 E: 0 K: 2 S: 11	H: 1 LOB: 2 BB: 1 P: 19	R: 0 E: 0 K: 1 S: 8	H: 0 LOB: 0 BB: 0 P: 10	R: 2 E: 0 K: 0 S: 19	H: 3 LOB: 1 BB: 0 P: 27	1B: 5 2B: 1 3B: 0 HR: 3	SF: 0 SAC: 0 DP: 0 HBP: 1	WP: 0 PB: 0 SB: 1 CS: 1	PA: 42
<b>PITCHER</b>	IP	WLS	BF	H	R	ER	SO	BB	IBB	HBP	BLK	WP	HR	S	P	ERA	WHIP					
John Smiley, L ERA: 4.92	(1.1)	7.0		5	3	3	4	1	0	0	0	0	0	2	68	111	3.86	0.857				
Gary Wayne, L ERA: 0.81	(8.1)	0.1	3	1	0	0	1	1	0	0	0	0	0	7	13	0.00	6.000					
Carl Willis, R ERA: 4.71	(8.1)	2.2	L	11	3	2	2	2	0	0	0	0	0	31	43	6.75	1.125					

Batter	1	2	3	4	5	6	7	8	9	10	AB	R	H	RBI	BB	SO	LOB	BOTTOM				
Shane Mack, R OBP: 0.386, SLG: 0.487	G6-3									E5	5	0	1	2	0	1	1	<b>Toronto Blue Jays @ Minnesota Twins</b> Hubert H. Humphrey Metrodome, Minneapolis, MN Mon Jun 01 1992, 8:05 PM EDT Att. 20,134 - Dome - 70 F <a href="http://livebaseballscorecards.com">livebaseballscorecards.com</a>				
Chuck Knoblauch, R OBP: 0.404, SLG: 0.402	G6-3	F8									5	0	2	0	0	0	2					
Kirby Puckett, R OBP: 0.351, SLG: 0.560	G5-3										5	0	0	0	0	0	3					
Kent Hrbek, L OBP: 0.432, SLG: 0.500											3	1	2	1	1	0	1					
Brian Harper, R OBP: 0.333, SLG: 0.375											4	0	0	0	0	0	3					
Chili Davis, S OBP: 0.388, SLG: 0.399											4	1	2	0	0	1	0					
Pedro Munoz, R OBP: 0.302, SLG: 0.415											3	0	1	0	0	1	1					
Gene Larkin, S OBP: 0.347, SLG: 0.434											1	0	0	0	0	0	0					
Greg Gagne, R OBP: 0.340, SLG: 0.383											4	1	1	0	0	1	2					
Jeff Reboulet, R OBP: 0.378, SLG: 0.276											1	0	0	0	2	0	1					
Randy Bush, L OBP: 0.263, SLG: 0.352											1	0	0	0	0	1	0					
<b>Inning Stats</b>	R: 0 E: 0 K: 0 S: 7	H: 0 LOB: 0 BB: 0 P: 14	R: 3 E: 0 K: 0 S: 17	H: 4 LOB: 2 BB: 1 P: 28	R: 0 E: 0 K: 0 S: 7	H: 1 LOB: 0 BB: 0 P: 12	R: 0 E: 0 K: 0 S: 10	H: 1 LOB: 1 BB: 0 P: 14	R: 0 E: 0 K: 1 S: 9	H: 0 LOB: 0 BB: 1 P: 15	R: 0 E: 0 K: 1 S: 8	H: 0 LOB: 0 BB: 0 P: 16	R: 0 E: 0 K: 0 S: 9	H: 1 LOB: 1 BB: 0 P: 14	R: 0 E: 0 K: 2 S: 10	H: 0 LOB: 0 BB: 0 P: 12	R: 0 E: 1 K: 1 S: 11	H: 1 LOB: 1 BB: 0 P: 14	1B: 8 2B: 1 3B: 0 HR: 1	SF: 0 SAC: 0 DP: 3 HBP: 0	WP: 0 PB: 0 SB: 1 CS: 1	PA: 40
<b>PITCHER</b>	IP	WLS	BF	H	R	ER	SO	BB	IBB	HBP	BLK	WP	HR	S	P	ERA	WHIP					
Dave Stieb, R ERA: 4.17	(1.1)	7.0		7	3	3	2	3	0	0	0	0	0	1	65	110	3.86	1.429				
Duane Ward, R ERA: 3.0	(8.1)	2.0	W	7	1	0	0	2	0	0	0	0	0	19	26	0.00	0.500					
Tom Henke, R ERA: 2.81	(10.1)	1.0	S	4	1	0	0	1	0	0	0	0	0	11	14	0.00	1.000					











Batter	1	2	3	4	5	6	7	8	9	AB	R	H	RBI	BB	SO	LOB	TOP										
Devon White, S (1, 8) OBP: 0.302, SLG: 0.362	F7		F7			F7		G4-3		4	0	0	0	0	0	2	Toronto Blue Jays @ Baltimore Orioles Oriole Park at Camden Yards, Baltimore, MD Fri Jun 05 1992, 7:05 PM EDT Att: 45,803 - Cloudy - 77 F										
Roberto Alomar, S (1, 4) OBP: 0.418, SLG: 0.459	L8			F9		FC4-6 BB		G5-4-3 1B		3	0	1	0	1	0	0											
Joe Carter, R (1, 9) OBP: 0.295, SLG: 0.455	P4			F8		F8		G5-4-3 1-2		4	0	0	0	0	3												
Dave Winfield, R (1, 10) OBP: 0.383, SLG: 0.503		K		G6-3		FC4-6 1-2				3	0	0	0	1	2												
Kelly Gruber, R (1, 5) OBP: 0.274, SLG: 0.446	G6-3				F7				F7	4	0	0	0	0	1												
John Olerud, L (1, 3) OBP: 0.356, SLG: 0.377	F8				FC5-4 1B					3	0	1	0	0	1												
Candy Maldonado, R (1, 7) OBP: 0.297, SLG: 0.302			P4		F9			G6-3		3	0	0	0	0	1												
Pat Borders, R (1, 2) OBP: 0.314, SLG: 0.395				FC5-4 1B				K		3	0	1	0	0	1												
Manuel Lee, S (1, 6) OBP: 0.313, SLG: 0.333			F7					K		3	0	1	0	0	1												
<b>Inning Stats</b>	R: 0 E: 0 K: 0 S: 5	H: 0 LOB: 0 BB: 0 P: 7	R: 0 E: 0 K: 1 S: 6	H: 0 LOB: 0 BB: 0 P: 11	R: 0 E: 0 K: 0 S: 7	H: 1 LOB: 1 BB: 0 P: 9	R: 0 E: 0 K: 0 S: 7	H: 0 LOB: 0 BB: 0 P: 9	R: 0 E: 0 K: 0 S: 8	H: 1 LOB: 1 BB: 0 P: 10	R: 0 E: 0 K: 1 S: 9	H: 0 LOB: 0 BB: 0 P: 19	R: 0 E: 0 K: 1 S: 5	H: 0 LOB: 0 BB: 0 P: 6	R: 0 E: 0 K: 2 S: 12	H: 0 LOB: 0 BB: 0 P: 18	R: 0 E: 0 K: 0 S: 7	H: 1 LOB: 1 BB: 1 P: 11	1B: 3 2B: 1 3B: 0 HR: 0	SF: 0 SAC: 0 DP: 1 HBP: 0	WP: 0 PB: 0 SB: 0 CS: 0	PA: 32					
<b>PITCHER</b>	IP	WLS	BF	H	R	ER	SO	BB	IBB	HBP	BLK	WP	HR	S	P	ERA	WHIP										
Rick Sutcliffe, R (1, 1) ERA: 4.19	8.0	W	29	4	0	0	4	1	0	0	0	0	0	61	91	0.00	0.625										
Gregg Olson, R (9, 1) ERA: 1.42	1.0	S	3	0	0	0	0	1	0	0	0	0	0	5	9	0.00	1.000										

Batter	1	2	3	4	5	6	7	8	9	AB	R	H	RBI	BB	SO	LOB	BOTTOM										
Brady Anderson, L (1, 7) OBP: 0.371, SLG: 0.529	K		F7		K			1B 1B 1B		4	1	1	0	0	2	1	Toronto Blue Jays @ Baltimore Orioles Oriole Park at Camden Yards, Baltimore, MD Fri Jun 05 1992, 7:05 PM EDT Att: 45,803 - Cloudy - 77 F										
Mike Devereaux, R (1, 8) OBP: 0.320, SLG: 0.475	G3-1		P4			G5-3		1B 1B 1B		4	0	1	0	0	0	1											
Cal Ripken Jr., R (1, 6) OBP: 0.351, SLG: 0.424	F9			K		F8		1B 1B 1B		4	0	1	1	0	1	0											
Glenn Davis, R (1, 10) OBP: 0.279, SLG: 0.448		G6-3		K		G6-3		L8		4	0	0	0	0	1	2											
Randy Milligan, R (1, 3) OBP: 0.430, SLG: 0.455		K					F9			2	0	0	0	1	1	0											
Joe Orsulak, L (9, 9) OBP: 0.280, SLG: 0.268				1B BB						0	0	0	0	0	0	0											
Leo Gomez, R (1, 5) OBP: 0.386, SLG: 0.461				1B			F8			2	0	1	0	1	0	0											
David Segui, S (1, 9) OBP: 0.313, SLG: 0.317		G4-3		K			F9			3	0	0	0	0	1	3											
Billy Ripken, R (1, 4) OBP: 0.243, SLG: 0.299			B1-3		G5-3			G5-3		3	0	0	0	0	0	0											
Jeff Tackett, R (1, 2) OBP: 0.391, SLG: 0.762					G5-3			G1-6-3		3	0	1	0	0	0	0											
<b>Inning Stats</b>	R: 0 E: 0 K: 1 S: 7	H: 0 LOB: 0 BB: 0 P: 13	R: 0 E: 0 K: 1 S: 11	H: 0 LOB: 1 BB: 1 P: 22	R: 0 E: 0 K: 0 S: 11	H: 1 LOB: 1 BB: 0 P: 14	R: 0 E: 0 K: 3 S: 11	H: 1 LOB: 2 BB: 1 P: 17	R: 0 E: 0 K: 1 S: 7	H: 0 LOB: 0 BB: 0 P: 13	R: 0 E: 0 K: 0 S: 8	H: 0 LOB: 0 BB: 0 P: 13	R: 0 E: 0 K: 0 S: 7	H: 0 LOB: 0 BB: 0 P: 10	R: 1 E: 0 K: 0 S: 13	H: 3 LOB: 2 BB: 0 P: 21	R: 0 E: 0 K: 0 S: 7	H: 1 LOB: 1 BB: 1 P: 11	1B: 5 2B: 0 3B: 0 HR: 0	SF: 0 SAC: 0 DP: 0 HBP: 0	WP: 0 PB: 0 SB: 0 CS: 0	PA: 31					
<b>PITCHER</b>	IP	WLS	BF	H	R	ER	SO	BB	IBB	HBP	BLK	WP	HR	S	P	ERA	WHIP										
Jimmy Key, L (1, 1) ERA: 2.96	7.2	L	29	4	1	1	6	2	0	0	0	0	0	70	116	1.17	0.783										
Duane Ward, R (8, 1) ERA: 2.97	0.1		2	1	0	0	0	0	0	0	0	0	0	5	7	0.00	3.000										

AB	30
R	0
H	4
RBI	0
BB	2
SO	4
LOB	11





Batter	1	2	3	4	5	6	7	8	9	AB	R	H	RBI	BB	SO	LOB	TOP																					
Devon White, S (1, 8) OBP: 0.301, SLG: 0.360	G4-3		3B		G5-3			P6		4	1	1	0	0	0	0	Toronto Blue Jays @ Baltimore Orioles Oriole Park at Camden Yards, Baltimore, MD Sat Jun 06 1992, 7:05 PM EDT Att: 45,520 - Cloudy - 86 F																					
Roberto Alomar, S (1, 4) OBP: 0.411, SLG: 0.450	K		P7		F7			G5-3		4	0	0	0	0	1	2																						
Joe Carter, R (1, 9) OBP: 0.284, SLG: 0.461	F7		2B		K			F7		4	1	1	2	0	1	0																						
Dave Winfield, R (1, 10) OBP: 0.385, SLG: 0.512		1B			G6-3			G4-3		4	1	2	1	0	0	0																						
Kelly Gruber, R (1, 5) OBP: 0.269, SLG: 0.436	G6-3		F7		F8			G5-3		4	0	0	0	0	0	2																						
John Olerud, L (1, 3) OBP: 0.348, SLG: 0.367	K		G6-3		G5-3			G4-3		4	0	0	0	0	1	2																						
Candy Maldonado, R (1, 7) OBP: 0.297, SLG: 0.303					F7			F7		3	0	1	1	0	0	0																						
Pat Borders, R (1, 2) OBP: 0.309, SLG: 0.389					G5-3			K		3	0	0	0	0	2	1																						
Manuel Lee, S (1, 6) OBP: 0.313, SLG: 0.329					L6			G4-3		2	1	0	0	1	0	0																						
<b>Inning Stats</b>	R: 0 E: 0 K: 1 S: 11	H: 0 LOB: 0 BB: 0 P: 14	R: 1 E: 0 K: 2 S: 12	H: 2 LOB: 1 BB: 0 P: 15	R: 3 E: 0 K: 0 S: 17	H: 3 LOB: 1 BB: 1 P: 28	R: 0 E: 0 K: 0 S: 7	H: 0 LOB: 0 BB: 0 P: 12	R: 0 E: 0 K: 1 S: 8	H: 0 LOB: 0 BB: 0 P: 7	R: 0 E: 0 K: 1 S: 7	H: 0 LOB: 0 BB: 0 P: 12	R: 0 E: 0 K: 0 S: 5	H: 0 LOB: 0 BB: 0 P: 8	R: 0 E: 0 K: 0 S: 6	H: 0 LOB: 0 BB: 0 P: 9	1B: 2 2B: 2 3B: 1 HR: 0	SF: 0 SAC: 0 DP: 0 HBP: 0	WP: 0 PB: 0 SB: 0 CS: 0	PA: 33																		
<b>PITCHER</b>	IP	WLS	BF	H	R	ER	SO	BB	IBB	HBP	BLK	WP	HR	S	P	ERA	WHIP	<b>PITCHER</b>				IP	WLS	BF	H	R	ER	SO	BB	IBB	HBP	BLK	WP	HR	S	P	ERA	WHIP
Ben McDonald, R (1, 1) ERA: 3.87	8.0	L	30	5	4	4	5	1	0	0	0	0	0	73	108	4.50	0.750																					
Storm Davis, R (9, 1) ERA: 4.05	1.0		3	0	0	0	0	0	0	0	0	0	0	6	9	0.00	0.000																					

AB	32
R	4
H	5
RBI	4
BB	1
SO	5
LOB	7



Batter	1	2	3	4	5	6	7	8	9	AB	R	H	RBI	BB	SO	LOB	BOTTOM																					
Brady Anderson, L (1, 7) OBP: 0.371, SLG: 0.540	G3		HR		G4-3				K	5	1	2	2	0	1	2	Toronto Blue Jays @ Baltimore Orioles Oriole Park at Camden Yards, Baltimore, MD Sat Jun 06 1992, 7:05 PM EDT Att: 45,520 - Cloudy - 86 F																					
Mike Devereaux, R (1, 8) OBP: 0.319, SLG: 0.468	WP		F7		P4			F8		3	0	0	0	1	0	2																						
Cal Ripken Jr., R (1, 6) OBP: 0.349, SLG: 0.421	G6-3		1B		G3-1			K		4	1	1	0	0	1	2																						
Glenn Davis, R (1, 10) OBP: 0.292, SLG: 0.443	WP		1B		G5-3			K2-3		3	0	1	0	1	1	1																						
Chito Martinez, L (1, 9) OBP: 0.375, SLG: 0.403	FC6-4		SF8					F7		2	0	1	1	1	0	0																						
Leo Gomez, R (1, 5) OBP: 0.376, SLG: 0.449	FC6-4		F8		P3			F7		4	0	0	0	0	0	5																						
Chris Hoiles, R (1, 2) OBP: 0.404, SLG: 0.526			P3		P9			F8		4	0	0	0	0	0	0																						
David Segui, S (1, 3) OBP: 0.319, SLG: 0.317	G4-3		G4-3		G4-3			G4-3		3	1	1	0	1	0	0																						
Mark McLemore, S (9, PR) OBP: 0.336, SLG: 0.280					1B					0	0	0	0	0	0	0																						
Billy Ripken, R (1, 4) OBP: 0.243, SLG: 0.297	G1-3		G4-3		G6-3			P2		4	0	1	0	0	0	1																						
<b>Inning Stats</b>	R: 0 E: 0 K: 0 S: 15	H: 0 LOB: 3 BB: 3 P: 32	R: 0 E: 0 K: 0 S: 6	H: 0 LOB: 0 BB: 0 P: 11	R: 2 E: 0 K: 0 S: 13	H: 3 LOB: 1 BB: 0 P: 19	R: 1 E: 0 K: 0 S: 12	H: 1 LOB: 1 BB: 1 P: 18	R: 0 E: 0 K: 0 S: 8	H: 0 LOB: 0 BB: 0 P: 9	R: 0 E: 0 K: 2 S: 9	H: 1 LOB: 1 BB: 0 P: 14	R: 0 E: 0 K: 0 S: 8	H: 0 LOB: 0 BB: 0 P: 13	R: 0 E: 0 K: 1 S: 8	H: 1 LOB: 1 BB: 0 P: 9	1B: 6 2B: 0 3B: 0 HR: 1	SF: 1 SAC: 0 DP: 0 HBP: 0	WP: 1 PB: 0 SB: 1 CS: 1	PA: 37																		
<b>PITCHER</b>	IP	WLS	BF	H	R	ER	SO	BB	IBB	HBP	BLK	WP	HR	S	P	ERA	WHIP	<b>PITCHER</b>				IP	WLS	BF	H	R	ER	SO	BB	IBB	HBP	BLK	WP	HR	S	P	ERA	WHIP
Jack Morris, R (1, 1) ERA: 4.36	6.0	W	27	5	3	3	0	4	0	0	0	0	1	60	100	4.50	1.500																					
Duane Ward, R (7, 1) ERA: 2.79	2.0		7	1	0	0	2	0	0	0	0	0	0	17	27	0.00	0.500																					
Tom Henke, R (9, 1) ERA: 2.5	1.0	S	3	1	0	0	1	0	0	0	0	0	0	8	9	0.00	1.000																					





Batter	1	2	3	4	5	6	7	8	9	AB	R	H	RBI	BB	SO	LOB	TOP					
Devon White, S (1, 8) OBP: 0.296, SLG: 0.353	F8		K			K		G4-3		4	0	0	0	0	2	2	<b>Toronto Blue Jays @ Baltimore Orioles</b> Oriole Park at Camden Yards, Baltimore, MD Sun Jun 07 1992, 3:33 AM EDT Att: 45,620 - Cloudy - 87 F					
Roberto Alomar, S (1, 4) OBP: 0.408, SLG: 0.443	F8			G6-3		F7-3 BB		G3		3	0	0	0	1	0							
Joe Carter, R (1, 10) OBP: 0.289, SLG: 0.452	L1			K		F7-3		K		4	0	0	0	2	2							
Dave Winfield, R (1, 9) OBP: 0.385, SLG: 0.515		P2							P5		3	0	1	0	0	0						
Derek Bell, R (7, 9) OBP: 0.294, SLG: 0.277											1	0	1	0	0	0						
Kelly Gruber, R (1, 5) OBP: 0.263, SLG: 0.427		P6							F9		4	0	0	0	0	2						
John Olerud, L (1, 3) OBP: 0.346, SLG: 0.364											4	0	1	0	0	1						
Candy Maldonado, R (1, 7) OBP: 0.309, SLG: 0.346											4	1	3	1	0	0						
Greg Myers, L (1, 2) OBP: 0.250, SLG: 0.360											4	0	1	0	0	4						
Manuel Lee, S (1, 6) OBP: 0.313, SLG: 0.329											3	0	1	0	0	1						
<b>Inning Stats</b>	R: 0 E: 0 K: 0 S: 8	H: 0 LOB: 0 BB: 0 P: 11	R: 0 E: 0 K: 0 S: 10	H: 0 LOB: 0 BB: 0 P: 14	R: 0 E: 0 K: 1 S: 7	H: 1 LOB: 1 BB: 0 P: 10	R: 0 E: 0 K: 1 S: 9	H: 1 LOB: 1 BB: 0 P: 14	R: 1 E: 0 K: 0 S: 6	H: 1 LOB: 0 BB: 0 P: 10	R: 0 E: 0 K: 1 S: 5	H: 0 LOB: 0 BB: 1 P: 10	R: 0 E: 0 K: 0 S: 11	H: 2 LOB: 2 BB: 0 P: 13	R: 0 E: 0 K: 1 S: 9	H: 1 LOB: 2 BB: 0 P: 9	R: 0 E: 0 K: 0 S: 13	H: 2 LOB: 2 BB: 0 P: 19	1B: 5 2B: 3 3B: 0 HR: 1	SF: 0 SAC: 0 DP: 1 HBP: 0	WP: 0 PB: 0 SB: 0 CS: 0	PA: 35
<b>PITCHER</b>	IP WLS BF H R ER SO BB IBB HBP BLK WP HR S P ERA WHIP																					
35 Mike Mussina, R (1, 1) ERA: 2.6	7.2 W 29 6 1 1 3 1 0 0 0 0 1 62 88 1.17 0.913																					
Todd Frohwrth, R (8, 1) ERA: 1.82	1.1 6 2 0 0 1 0 0 0 0 0 0 16 22 0.00 1.500																					

AB	34
R	1
H	8
RBI	1
BB	1
SO	4
LOB	13



Batter	1	2	3	4	5	6	7	8	9	AB	R	H	RBI	BB	SO	LOB	BOTTOM			
Brady Anderson, L (1, 7) OBP: 0.376, SLG: 0.537	S 1B BB		K			1B 2B BB		S 1B		3	3	1	0	2	1	1	<b>Toronto Blue Jays @ Baltimore Orioles</b> Oriole Park at Camden Yards, Baltimore, MD Sun Jun 07 1992, 3:33 AM EDT Att: 45,620 - Cloudy - 87 F			
Mike Devereaux, R (1, 8) OBP: 0.320, SLG: 0.464	K				F8	1B BB		G2-3		4	0	1	0	1	1	4				
Cal Ripken Jr., R (1, 6) OBP: 0.356, SLG: 0.427	G5-3 2H 1B		L8			2B 1B				4	1	3	3	0	0	1				
Glenn Davis, R (1, 10) OBP: 0.290, SLG: 0.446	G5-3				G1-3	1B 2B		P4		4	1	1	1	0	0	3				
Randy Milligan, R (1, 3) OBP: 0.428, SLG: 0.449	G6-3				K			G6-3		4	0	1	2	0	1	1				
David Segui, S (8, 3) OBP: 0.319, SLG: 0.317										0	0	0	0	0	0	0				
Chito Martinez, L (1, 9) OBP: 0.369, SLG: 0.394			G1-3					K		4	0	1	0	0	2	1				
Leo Gomez, R (1, 5) OBP: 0.370, SLG: 0.438										4	0	0	0	0	0	1				
Chris Hoiles, R (1, 2) OBP: 0.401, SLG: 0.519										4	1	1	0	0	0	0				
Billy Ripken, R (1, 4) OBP: 0.255, SLG: 0.330										2	1	1	1	1	0	0				
<b>Inning Stats</b>	R: 1 E: 0 K: 1 S: 10	H: 1 LOB: 1 BB: 1 P: 16	R: 0 E: 0 K: 0 S: 7	H: 0 LOB: 0 BB: 0 P: 9	R: 0 E: 0 K: 1 S: 12	H: 1 LOB: 1 BB: 0 P: 17	R: 0 E: 0 K: 1 S: 9	H: 1 LOB: 1 BB: 0 P: 15	R: 4 E: 0 K: 1 S: 16	H: 4 LOB: 1 BB: 1 P: 27	R: 2 E: 0 K: 0 S: 15	H: 3 LOB: 2 BB: 1 P: 26	R: 0 E: 0 K: 1 S: 10	H: 0 LOB: 0 BB: 0 P: 15	R: 0 E: 0 K: 0 S: 8	H: 0 LOB: 1 BB: 1 P: 16	1B: 8 2B: 1 3B: 0 HR: 1	SF: 0 SAC: 1 DP: 0 HBP: 0	WP: 0 PB: 0 SB: 2 CS: 0	PA: 38
<b>PITCHER</b>	IP WLS BF H R ER SO BB IBB HBP BLK WP HR S P ERA WHIP																			
Dave Stieb, R (1, 1) ERA: 4.58	5.0 L 24 7 5 5 4 1 0 0 0 0 0 1 15 26 18.00 4.000																			
Pat Hentgen, R (6, 1) ERA: 4.7	1.0 7 3 2 2 0 1 0 0 0 0 0 1 15 26 18.00 4.000																			
Bob MacDonald, L (7, 1) ERA: 3.38	1.0 3 0 0 0 1 0 0 0 0 0 0 10 15 0.00 0.000																			
David Wells, L (8, 1) ERA: 3.11	1.0 4 0 0 0 0 1 0 0 0 0 0 8 16 0.00 1.000																			






Batter	1	2	3	4	5	6	7	8	9	AB	R	H	RBI	BB	SO	LOB	TOP										
<b>Devon White, S</b> (1, 8) OBP: 0.300, SLG: 0.369 <b>Derek Bell, R</b> (7, PH) OBP: 0.289, SLG: 0.299	2-1 HR		1-1 G6-3	1-2 FC 3B	0-2 HR		3-1 F9	1-2 2B		4	3	2	2	0	0	1	<b>Toronto Blue Jays @ New York Yankees</b> Yankee Stadium, Bronx, NY Mon Jun 08 1992, 7:05 PM EDT Att: 18,166 - Cloudy - 78 F										
<b>Roberto Alomar, S</b> (1, 4) OBP: 0.409, SLG: 0.441 <b>Jeff Kent, R</b> (3, 4) OBP: 0.419, SLG: 0.676	3-2 F9		4-0 WP F9-2 BB	0-0 1B 3B	1-0 HR		0-1 F9	4-2 FC4 BB		1	0	0	0	1	0	0											
<b>Joe Carter, R</b> (1, 9) OBP: 0.293, SLG: 0.458 <b>Rob Ducey, L</b> (7, 8) OBP: 0.077, SLG: 0.154	2-1 1B		2-2 F9-2	1-2 L6	1-0 G6-3 2B			2B FC4		4	0	2	0	0	0	2											
<b>Dave Winfield, R</b> (1, 10) OBP: 0.387, SLG: 0.519 <b>John Olerud, L</b> (8, PH) OBP: 0.346, SLG: 0.372	2-2 F8			2B	2-3 G6-3			2-2 G3-1 2B	0-0 G4-3	4	2	2	1	0	0	2											
<b>Kelly Gruber, R</b> (1, 5) OBP: 0.273, SLG: 0.434 <b>Alfredo Griffin, S</b> (7, 4) OBP: 0.143, SLG: 0.150	1-1 1B			1B	1-1 G6-3			1-2 G3-1	0-0 G4-6-3 1B	4	1	3	0	0	0	1											
<b>Pat Tabler, R</b> (1, 3) OBP: 0.258, SLG: 0.211	1-1 P6						0-1 F9	2-2 G6-3	2-1 G4-6-3	6	0	1	2	0	1	5											
<b>Candy Maldonado, R</b> (1, 7) OBP: 0.318, SLG: 0.350		2-0 F8		1B			0-2 G6-3	0-1 1B 2B		4	2	2	1	1	0	0											
<b>Pat Borders, R</b> (1, 2) OBP: 0.312, SLG: 0.385		3-1 G6-3		BB			2-1 G5-3	2-0 1B 2B		4	2	1	0	1	1	3											
<b>Manuel Lee, S</b> (1, 6) OBP: 0.316, SLG: 0.337	3-2 F9			1-1 3B 1B	1-0 P6		0-0 G6-3	0-0 1B 2B		5	2	2	4	0	0	0											
<b>Inning Stats</b>	R: 1 E: 0 K: 0 S: 17	H: 3 LOB: 2 BB: 0 P: 28	R: 0 E: 0 K: 0 S: 6	H: 0 LOB: 0 BB: 0 P: 14	R: 0 E: 0 K: 2 S: 5	H: 0 LOB: 0 BB: 1 P: 12	R: 3 E: 1 K: 2 S: 34	H: 8 LOB: 3 BB: 2 P: 56	R: 2 E: 0 K: 0 S: 11	H: 3 LOB: 1 BB: 0 P: 15	R: 0 E: 0 K: 0 S: 7	H: 0 LOB: 0 BB: 0 P: 9	R: 0 E: 0 K: 0 S: 5	H: 0 LOB: 0 BB: 0 P: 8	R: 5 E: 0 K: 0 S: 24	H: 6 LOB: 2 BB: 1 P: 37		R: 0 E: 0 K: 0 S: 4	H: 1 LOB: 0 BB: 0 P: 6	1B: 12 2B: 7 3B: 1 HR: 2	SF: 0 SAC: 0 DP: 2 HBP: 0	WP: 2 PB: 0 SB: 0 CS: 0	PA: 51				
<b>PITCHER</b>	IP	WLS	BF	H	R	ER	SO	BB	IBB	HBP	BLK	WP	HR	S	P	ERA	WHIP										
<b>Greg Cadaret, L</b> (1, 1) ERA: 4.64	3.1	L	19	7	7	7	1	2	0	0	0	1	1	45	84	18.90	2.700										
<b>Rich Monteleone, R</b> (4, 1) ERA: 1.99	2.2		16	7	4	3	1	1	0	0	0	0	1	35	50	10.12	3.000										
<b>Lee Guetterman, L</b> (7, 1) ERA: 9.53	3.0		16	7	5	5	0	1	0	0	0	0	0	33	51	15.00	2.667										

Batter	1	2	3	4	5	6	7	8	9	AB	R	H	RBI	BB	SO	LOB	BOTTOM										
<b>Andy Stankiewicz, R</b> (1, 6) OBP: 0.421, SLG: 0.468	0-1 1B		2-2 P4		1-0 P3			2-1 G4-3 1B 2B		4	1	2	0	0	0	3	<b>Toronto Blue Jays @ New York Yankees</b> Yankee Stadium, Bronx, NY Mon Jun 08 1992, 7:05 PM EDT Att: 18,166 - Cloudy - 78 F										
<b>Don Mattingly, L</b> (1, 3) OBP: 0.305, SLG: 0.414 <b>Jim Leyritz, R</b> (8, 3) OBP: 0.422, SLG: 0.692	3-1 L7			0-1 F8		1-0 G4-3		1-1 G6-3		3	0	0	0	0	0	1											
<b>Roberto Kelly, R</b> (1, 8) OBP: 0.384, SLG: 0.483 <b>Dion James, L</b> (7, 8) OBP: 0.311, SLG: 0.279	3-3 K			0-3 K		1-2 P4		1-2 G4-3		3	0	0	0	0	2	1											
<b>Mel Hall, L</b> (1, 7) OBP: 0.263, SLG: 0.427 <b>Randy Velarde, R</b> (7, 7) OBP: 0.273, SLG: 0.336	3-3 K			0-1 P4		2-2 1B 2B		2-3 1B		3	1	1	0	0	1	1											
<b>Danny Tartabull, R</b> (1, 9) OBP: 0.418, SLG: 0.415		2-3 K			4-2 FC3-6 BB	2-2 1B		1-0 P3		3	0	1	1	1	1	1											
<b>Matt Nokes, L</b> (1, 2) OBP: 0.322, SLG: 0.413		2-0 F8			0-2 L4	1-1 F8		0-2 F7		4	0	0	0	0	0	2											
<b>Kevin Maas, L</b> (1, 10) OBP: 0.376, SLG: 0.518		0-0 G5-3			1-1 FC3-6 BB		3-1 P3		1-1 HR	4	1	1	1	0	0	1											
<b>Charlie Hayes, R</b> (1, 5) OBP: 0.303, SLG: 0.394			2-2 F9		4-2 BB		2-2 F7		1-3 K	3	0	0	0	1	1	0											
<b>Mike Gallego, R</b> (1, 4) OBP: 0.338, SLG: 0.333			1-2 G5-3		4-2 BB		0-0 P7		0-0 G4-3	3	0	0	0	1	0	0											
<b>Inning Stats</b>	R: 0 E: 0 K: 2 S: 11	H: 1 LOB: 1 BB: 0 P: 20	R: 0 E: 0 K: 1 S: 7	H: 0 LOB: 0 BB: 0 P: 11	R: 0 E: 0 K: 1 S: 7	H: 0 LOB: 0 BB: 0 P: 7	R: 0 E: 0 K: 0 S: 15	H: 0 LOB: 3 BB: 3 P: 29	R: 1 E: 0 K: 0 S: 17	H: 2 LOB: 1 BB: 0 P: 24	R: 0 E: 0 K: 0 S: 8	H: 0 LOB: 0 BB: 0 P: 13	R: 1 E: 0 K: 0 S: 10	H: 2 LOB: 1 BB: 0 P: 15	R: 1 E: 0 K: 1 S: 9	H: 1 LOB: 0 BB: 0 P: 11		1B: 3 2B: 2 3B: 0 HR: 1	SF: 0 SAC: 0 DP: 0 HBP: 0	WP: 0 PB: 0 SB: 1 CS: 0	PA: 36						
<b>PITCHER</b>	IP	WLS	BF	H	R	ER	SO	BB	IBB	HBP	BLK	WP	HR	S	P	ERA	WHIP										
<b>Todd Stottlemire, R</b> (1, 1) ERA: 4.74	6.0	W	24	3	1	1	4	3	0	0	0	0	0	66	105	1.50	1.000										
<b>Bob MacDonat, L</b> (7, 1) ERA: 3.24	1.0		3	0	0	0	0	0	0	0	0	0	0	8	13	0.00	0.000										
<b>Pat Hentgen, R</b> (8, 1) ERA: 5.04	2.0		9	3	2	2	1	0	0	0	0	0	1	19	26	9.00	1.500										

AB	47
R	16
H	21
RBI	16
BB	4
SO	2
LOB	17



AB	33
R	3
H	6
RBI	3
BB	3
SO	5
LOB	12





Batter	1	2	3	4	5	6	7	8	9	AB	R	H	RBI	BB	SO	LOB	TOP			
Devon White, S OBP: 0.295, SLG: 0.363	G5-3		G5-3			P6		K		4	0	0	0	0	1	0	Toronto Blue Jays @ New York Yankees Yankee Stadium, Bronx, NY Tue Jun 09 1992, 7:05 PM EDT Att: 22,429 - Sunny - 76 F			
Jeff Kent, R OBP: 0.404, SLG: 0.622	F7-4 BB		F9			F8		K		3	0	0	0	1	1	0				
Joe Carter, R OBP: 0.296, SLG: 0.459			F7			G5-3				4	0	2	0	0	0	0				
Dave Winfield, R OBP: 0.380, SLG: 0.509	F7-4									4	0	0	0	0	0	3				
Kelly Gruber, R OBP: 0.272, SLG: 0.427										3	0	0	0	1	1	1				
John Olerud, L OBP: 0.348, SLG: 0.367										2	1	0	0	1	0	0				
Candy Maldonado, R OBP: 0.331, SLG: 0.387										2	1	2	2	1	0	0				
Pat Borders, R OBP: 0.312, SLG: 0.385										3	0	1	0	0	0	1				
Manuel Lee, S OBP: 0.311, SLG: 0.331										3	0	0	0	0	0	2				
<b>Inning Stats</b>	R: 0 E: 0 K: 0 S: 12	H: 1 LOB: 1 BB: 1 P: 22	R: 1 E: 0 K: 1 S: 11	H: 2 LOB: 1 BB: 0 P: 18	R: 0 E: 0 K: 0 S: 6	H: 0 LOB: 0 BB: 0 P: 11	R: 0 E: 0 K: 0 S: 7	H: 0 LOB: 0 BB: 0 P: 12	R: 0 E: 0 K: 0 S: 5	H: 0 LOB: 0 BB: 1 P: 5	R: 1 E: 0 K: 0 S: 7	H: 1 LOB: 1 BB: 2 P: 14	R: 0 E: 0 K: 1 S: 9	H: 0 LOB: 0 BB: 0 P: 14	R: 0 E: 0 K: 1 S: 7	H: 1 LOB: 1 BB: 0 P: 10	1B: 3 2B: 2 3B: 0 HR: 1	SF: 0 SAC: 0 DP: 2 HBP: 0	WP: 0 PB: 0 SB: 0 CS: 1	PA: 32
<b>PITCHER</b> Tim Leary, R ERA: 4.95	IP: 9.0 WLS: L BF: 32	H: 5 R: 2 ER: 2 SO: 3	BB: 4 IBB: 0 HBP: 0 BLK: 0	WP: 0 HR: 1 S: 70 P: 118	ERA: 2.00 WHIP: 1.000	<b>PITCHER</b>										IP: 9.0 WLS: L BF: 32	H: 5 R: 2 ER: 2 SO: 3	BB: 4 IBB: 0 HBP: 0 BLK: 0	WP: 0 HR: 1 S: 70 P: 118	ERA: 2.00 WHIP: 1.000

Batter	1	2	3	4	5	6	7	8	9	AB	R	H	RBI	BB	SO	LOB	BOTTOM					
Andy Stankiewicz, R OBP: 0.414, SLG: 0.454	F9		K							3	0	0	0	1	1	0	Toronto Blue Jays @ New York Yankees Yankee Stadium, Bronx, NY Tue Jun 09 1992, 7:05 PM EDT Att: 22,429 - Sunny - 76 F					
Don Mattingly, L OBP: 0.300, SLG: 0.406	G3		P8							4	0	0	0	0	0	1						
Roberto Kelly, R OBP: 0.371, SLG: 0.488										4	1	3	0	0	0	1						
Mel Hall, L OBP: 0.258, SLG: 0.420										4	0	0	0	0	0	4						
Danny Tartabull, R OBP: 0.420, SLG: 0.409										2	0	0	0	2	1	1						
Kevin Maas, L OBP: 0.372, SLG: 0.513										3	0	1	1	0	0	1						
Matt Nokes, L OBP: 0.314, SLG: 0.403										4	0	0	0	0	1	3						
Charlie Hayes, R OBP: 0.299, SLG: 0.388										3	0	0	0	0	0	2						
Pat Kelly, R OBP: 0.315, SLG: 0.366										2	0	0	0	0	2	0						
Dion James, L ERA: 2.7										1	0	0	0	0	1	1						
Mike Gallego, R OBP: 0.338, SLG: 0.333										0	0	0	0	0	0	0						
<b>Inning Stats</b>	R: 0 E: 0 K: 0 S: 16	H: 1 LOB: 1 BB: 0 P: 22	R: 0 E: 0 K: 0 S: 12	H: 0 LOB: 1 BB: 1 P: 20	R: 0 E: 0 K: 2 S: 8	H: 0 LOB: 0 BB: 0 P: 11	R: 1 E: 1 K: 1 S: 12	H: 1 LOB: 1 BB: 1 P: 21	R: 0 E: 0 K: 1 S: 9	H: 0 LOB: 0 BB: 0 P: 14	R: 0 E: 0 K: 1 S: 10	H: 1 LOB: 1 BB: 0 P: 13	R: 0 E: 0 K: 1 S: 11	H: 1 LOB: 1 BB: 0 P: 19	R: 0 E: 0 K: 0 S: 8	H: 0 LOB: 1 BB: 1 P: 13	R: 0 E: 0 K: 0 S: 7	H: 0 LOB: 0 BB: 0 P: 12	1B: 4 2B: 0 3B: 0 HR: 0	SF: 1 SAC: 0 DP: 0 HBP: 0	WP: 1 PB: 0 SB: 1 CS: 0	PA: 34
<b>PITCHER</b> Juan Guzman, R ERA: 2.37	IP: 7.0 WLS: W BF: 27	H: 4 R: 1 ER: 0 SO: 6	BB: 2 IBB: 0 HBP: 0 BLK: 0	WP: 1 HR: 0 S: 78 P: 120	ERA: 0.00 WHIP: 0.857	<b>PITCHER</b>										IP: 7.0 WLS: W BF: 27	H: 4 R: 1 ER: 0 SO: 6	BB: 2 IBB: 0 HBP: 0 BLK: 0	WP: 1 HR: 0 S: 78 P: 120	ERA: 0.00 WHIP: 0.857		
Duane Ward, R ERA: 2.7	IP: 1.0 WLS: S BF: 4	H: 0 R: 0 ER: 0 SO: 0	BB: 1 IBB: 0 HBP: 0 BLK: 0	WP: 0 HR: 0 S: 8 P: 13	ERA: 0.00 WHIP: 1.000	<b>PITCHER</b>										IP: 1.0 WLS: S BF: 4	H: 0 R: 0 ER: 0 SO: 0	BB: 1 IBB: 0 HBP: 0 BLK: 0	WP: 0 HR: 0 S: 8 P: 13	ERA: 0.00 WHIP: 1.000		
Tom Henke, R ERA: 2.37	IP: 1.0 WLS: S BF: 3	H: 0 R: 0 ER: 0 SO: 0	BB: 0 IBB: 0 HBP: 0 BLK: 0	WP: 0 HR: 0 S: 7 P: 12	ERA: 0.00 WHIP: 0.000	<b>PITCHER</b>										IP: 1.0 WLS: S BF: 3	H: 0 R: 0 ER: 0 SO: 0	BB: 0 IBB: 0 HBP: 0 BLK: 0	WP: 0 HR: 0 S: 7 P: 12	ERA: 0.00 WHIP: 0.000		

AB	28
R	2
H	5
RBI	2
BB	4
SO	3
LOB	7



AB	30
R	1
H	4
RBI	1
BB	3
SO	6
LOB	14





Batter	1	2	3	4	5	6	7	8	9	AB	R	H	RBI	BB	SO	LOB	TOP								
<b>Devon White, S</b> OBP: 0.301, SLG: 0.376 (1, 8)	G4-3	S 2B E 1B	3B		G6-4-3			S 3B E 1B		5	2	3	2	0	0	1	<b>Toronto Blue Jays @ New York Yankees</b> Yankee Stadium, Bronx, NY Wed Jun 10 1992, 7:05 PM EDT Att: 25,229 - Sunny - 71 F <a href="http://livebaseballscorecards.com">livebaseballscorecards.com</a>								
<b>Jeff Kent, R</b> OBP: 0.385, SLG: 0.571 (1, 4)	CS	E 2B S 2B	K		P6			K		5	1	1	0	0	2	3									
<b>Joe Carter, R</b> OBP: 0.302, SLG: 0.487 (1, 9)	K	E 2B 1H 2H			K			HR		5	2	3	4	0	2	1									
<b>Dave Winfield, R</b> OBP: 0.385, SLG: 0.514 (1, 10)	CS	K			2B 1B			K		4	0	2	1	1	2	0									
<b>Kelly Gruber, R</b> OBP: 0.266, SLG: 0.417 (1, 5)		P6			K			G5-3		5	0	0	0	0	1	4									
<b>John Olerud, L</b> OBP: 0.349, SLG: 0.374 (1, 3)		HR 1B			2B			FC5		5	1	2	0	0	0	4									
<b>Candy Maldonado, R</b> OBP: 0.339, SLG: 0.397 (1, 7)		HR 1B	E 3B		BB			G5-3		4	2	2	0	1	1	0									
<b>Greg Myers, L</b> OBP: 0.242, SLG: 0.433 (1, 2)		HR	K		G4-3			G4-3		5	1	1	3	0	1	4									
<b>Manuel Lee, S</b> OBP: 0.316, SLG: 0.345 (1, 6)		HR 1B	K2-3					G4-3		2	1	1	0	1	1	1									
<b>Alfredo Griffin, S</b> OBP: 0.130, SLG: 0.136 (6, 6)		1B 3B			G6-4-3			G4-3		2	0	0	0	0	0	0									
<b>Inning Stats</b>	R: 0 E: 0 K: 1 S: 11	H: 1 LOB: 0 BB: 0 P: 17	R: 6 E: 2 K: 1 S: 31	H: 6 LOB: 3 BB: 1 P: 51	R: 1 E: 1 K: 3 S: 19	H: 2 LOB: 1 BB: 0 P: 26	R: 0 E: 0 K: 2 S: 13	H: 2 LOB: 3 BB: 1 P: 21	R: 0 E: 0 K: 0 S: 6	H: 0 LOB: 0 BB: 1 P: 12	R: 1 E: 0 K: 1 S: 8	H: 1 LOB: 0 BB: 0 P: 12	R: 0 E: 0 K: 0 S: 5	H: 0 LOB: 0 BB: 0 P: 7	R: 2 E: 0 K: 1 S: 17	H: 3 LOB: 1 BB: 0 P: 27	R: 0 E: 0 K: 1 S: 7	H: 0 LOB: 0 BB: 0 P: 10	1B: 6 2B: 4 3B: 3 HR: 2	SF: 0 SAC: 0 DP: 1 HBP: 0	WP: 0 PB: 0 SB: 3 CS: 1	PA: 46			
<b>PITCHER</b>	IP	WLS	BF	H	R	ER	SO	BB	IBB	HBP	BLK	WP	HR	S	P	ERA	WHIP								
<b>Scott Sanderson, R</b> ERA: 5.57 (1, 1)	1.2	L	13	7	6	4	2	1	0	0	0	0	1	36	58	21.60	4.800								
<b>Shawn Hillegas, R</b> ERA: 4.75 (2, 1)	4.1		20	5	2	2	6	2	0	0	0	0	1	52	81	4.15	1.615								
<b>John Habyan, R</b> ERA: 1.85 (7, 1)	1.1		7	3	2	2	1	0	0	0	0	0	0	14	22	13.50	2.250								
<b>Tim Burke, R</b> ERA: 5.19 (8, 1)	1.2		5	0	0	0	1	0	0	0	0	0	0	15	22	0.00	0.000								

Batter	1	2	3	4	5	6	7	8	9	AB	R	H	RBI	BB	SO	LOB	BOTTOM								
<b>Andy Stankiewicz, R</b> OBP: 0.405, SLG: 0.441 (1, 6)	K			F9	G4-3		P8		1B	5	0	1	0	0	1	4	<b>Toronto Blue Jays @ New York Yankees</b> Yankee Stadium, Bronx, NY Wed Jun 10 1992, 7:05 PM EDT Att: 25,229 - Sunny - 71 F <a href="http://livebaseballscorecards.com">livebaseballscorecards.com</a>								
<b>Don Mattingly, L</b> OBP: 0.302, SLG: 0.410 (1, 3)	L4			E9 G6-3	1B		F8	BB 2B	G4-3	5	1	2	0	0	0	1									
<b>Roberto Kelly, R</b> OBP: 0.364, SLG: 0.479 (1, 8)	K			G6-3			F8		G6-3	4	0	0	1	0	1	1									
<b>Danny Tartabull, R</b> OBP: 0.410, SLG: 0.397 (1, 9)		G6-3		L6			G5-3		K	4	0	0	0	0	1	1									
<b>Jim Leyritz, R</b> OBP: 0.429, SLG: 0.690 (1, 2)		G5-3			G3 2B		G5-3	BB BB		3	1	1	0	1	0	0									
<b>Mike Stanley, R</b> OBP: 0.373, SLG: 0.317 (1, 10)				K2-3	G3		FC4 1B	1-2 2-3 BB		3	0	1	0	1	1	1									
<b>Charlie Hayes, R</b> OBP: 0.298, SLG: 0.390 (1, 5)				G6-3	G6-3 2B		FC4 1B	K		4	1	1	1	0	1	4									
<b>Randy Velarde, R</b> OBP: 0.273, SLG: 0.333 (1, 7)				F8	G6-3		BB 1B		K	4	0	1	0	0	1	1									
<b>Mike Gallego, R</b> OBP: 0.345, SLG: 0.347 (1, 4)				G5-3	2B		1-2 2-3 BB		K	3	0	1	1	1	1	0									
<b>Inning Stats</b>	R: 0 E: 0 K: 2 S: 9	H: 0 LOB: 0 BB: 0 P: 12	R: 0 E: 0 K: 1 S: 8	H: 0 LOB: 0 BB: 0 P: 11	R: 0 E: 0 K: 0 S: 7	H: 0 LOB: 0 BB: 0 P: 10	R: 1 E: 1 K: 0 S: 7	H: 1 LOB: 0 BB: 0 P: 12	R: 2 E: 0 K: 0 S: 12	H: 3 LOB: 1 BB: 0 P: 20	R: 0 E: 0 K: 0 S: 11	H: 0 LOB: 0 BB: 0 P: 18	R: 0 E: 0 K: 0 S: 17	H: 2 LOB: 3 BB: 1 P: 26	R: 0 E: 0 K: 2 S: 17	H: 1 LOB: 3 BB: 2 P: 30	R: 0 E: 0 K: 2 S: 10	H: 1 LOB: 1 BB: 0 P: 14	1B: 4 2B: 4 3B: 0 HR: 0	SF: 0 SAC: 0 DP: 0 HBP: 0	WP: 0 PB: 0 SB: 1 CS: 0	PA: 38			
<b>PITCHER</b>	IP	WLS	BF	H	R	ER	SO	BB	IBB	HBP	BLK	WP	HR	S	P	ERA	WHIP								
<b>Jimmy Key, L</b> ERA: 2.94 (1, 1)	6.2	W	27	6	3	2	3	1	0	0	0	0	0	70	107	2.70	1.050								
<b>David Wells, L</b> ERA: 2.93 (7, 1)	2.1	S	11	2	0	0	4	2	0	0	0	0	0	28	46	0.00	1.714								



Batter	1	2	3	4	5	6	7	8	9	AB	R	H	RBI	BB	SO	LOB	TOP			
Jody Reed, R OBP: 0.362, SLG: 0.380 (1, 4)	F7		1B			G3 1B		P5		4	0	2	0	0	0	0				
Luis Rivera, R OBP: 0.342, SLG: 0.279 (1, 6)	G1-3 BB		G3			G1-3			K	3	0	0	0	1	1	2				
Wade Boggs, L OBP: 0.369, SLG: 0.393 (1, 5)	G1-3			L3 BB		G3			L7	3	0	0	0	1	0	2				
Mike Greenwell, L OBP: 0.310, SLG: 0.270 (1, 7)	G3			L3		F8			F7	4	0	0	0	0	3					
Ellis Burks, R OBP: 0.324, SLG: 0.405 (1, 8)		F8		WP 1B					K	3	0	1	0	0	1	0				
Phil Plantier, L OBP: 0.311, SLG: 0.327 (1, 9)				F9					F8	2	0	0	0	1	0	1				
Tom Brunansky, R OBP: 0.378, SLG: 0.396 (1, 10)				F9					P3	3	0	1	0	0	0	1				
Scott Cooper, L OBP: 0.282, SLG: 0.240 (1, 3)		CS		F8		G1-3			F7	3	0	0	0	0	0	0				
Tony Peña, R OBP: 0.262, SLG: 0.288 Herm Winningham, L (& PH) OBP: 0.246, SLG: 0.286 John Flaherty, R OBP: 0.179, SLG: 0.185 (1, 2)				G4-3		G6-3			G1	2	0	0	0	0	0	0				
										2	0	0	0	0	0	0				
										1	0	0	0	0	0	0				
										0	0	0	0	0	0	0				
<b>Inning Stats</b>	R: 0 E: 0 K: 0 S: 7	H: 0 LOB: 1 BB: 1 P: 16	R: 0 E: 0 K: 0 S: 9	H: 0 LOB: 0 BB: 1 P: 18	R: 0 E: 0 K: 0 S: 7	H: 1 LOB: 1 BB: 0 P: 11	R: 0 E: 0 K: 0 S: 8	H: 1 LOB: 1 BB: 1 P: 16	R: 0 E: 0 K: 0 S: 10	H: 1 LOB: 0 BB: 0 P: 13	R: 0 E: 0 K: 1 S: 5	H: 0 LOB: 0 BB: 0 P: 6	R: 0 E: 0 K: 0 S: 8	H: 0 LOB: 0 BB: 0 P: 11	R: 0 E: 0 K: 1 S: 6	H: 0 LOB: 0 BB: 0 P: 7	1B: 4 2B: 1 3B: 0 HR: 0	SF: 0 SAC: 0 DP: 1 HBP: 0	WP: 1 PB: 0 SB: 0 CS: 1	PA: 32
<b>PITCHER</b> Jack Morris, R ERA: 3.94 (1, 1)	IP: 9.0 WLS: W BF: 31 H: 4 R: 0 ER: 0 SO: 2 BB: 3 IBB: 0 HBP: 0 BLK: 0 WP: 1 HR: 0 S: 68 P: 114 ERA: 0.00 WHIP: 0.778															<b>PITCHER</b>				

**Boston Red Sox @ Toronto Blue Jays**  
SkyDome, Toronto, ON  
Thu Jun 11 1992, 7:05 PM EDT  
Att: 50,423 - Sunny - 79 F

AB 28  
R 0  
H 4  
RBI 0  
BB 3  
SO 2  
LOB 9



Batter	1	2	3	4	5	6	7	8	9	AB	R	H	RBI	BB	SO	LOB	BOTTOM			
Devon White, S OBP: 0.296, SLG: 0.369 (1, 8)	F8		P7		G1-3					4	0	0	0	0	1	3				
Jeff Kent, R OBP: 0.357, SLG: 0.522 (1, 4)	P4		F9		FC6-5				F8	4	0	0	0	0	0	3				
Joe Carter, R OBP: 0.306, SLG: 0.500 (1, 9)	1B		HR		K				K	4	1	2	2	0	2	1				
Dave Winfield, R OBP: 0.390, SLG: 0.529 (1, 10)	1B		P2						HR	3	1	2	1	1	0	0				
Kelly Gruber, R OBP: 0.261, SLG: 0.409 (1, 5)	K				F8		G5-4-3		K	4	0	0	0	0	2	3				
John Olerud, L OBP: 0.347, SLG: 0.367 (1, 3)		K				L7			L9	3	0	0	0	1	1	0				
Candy Maldonado, R OBP: 0.333, SLG: 0.389 (1, 7)		K			P2				K	3	0	0	0	0	2	1				
Pat Borders, R OBP: 0.312, SLG: 0.400 (1, 2)		F8			F7				HR	3	1	1	1	0	0	1				
Manuel Lee, S OBP: 0.327, SLG: 0.352 (1, 6)					HR		FC6-5 G1-3		BB	2	1	2	0	1	0	0				
<b>Inning Stats</b>	R: 0 E: 0 K: 1 S: 13	H: 2 LOB: 2 BB: 0 P: 21	R: 0 E: 0 K: 2 S: 9	H: 0 LOB: 0 BB: 0 P: 13	R: 2 E: 0 K: 0 S: 13	H: 2 LOB: 0 BB: 0 P: 23	R: 0 E: 0 K: 0 S: 14	H: 0 LOB: 1 BB: 1 P: 22	R: 0 E: 0 K: 1 S: 11	H: 1 LOB: 1 BB: 0 P: 19	R: 0 E: 0 K: 0 S: 4	H: 0 LOB: 0 BB: 1 P: 10	R: 1 E: 0 K: 2 S: 11	H: 1 LOB: 1 BB: 1 P: 16	R: 1 E: 0 K: 2 S: 8	H: 1 LOB: 0 BB: 0 P: 12	1B: 4 2B: 0 3B: 0 HR: 3	SF: 0 SAC: 0 DP: 1 HBP: 0	WP: 0 PB: 0 SB: 0 CS: 0	PA: 33
<b>PITCHER</b> Roger Clemens, R ERA: 1.79 Greg Harris, R ERA: 1.79 (8, 1)	IP: 7.1 WLS: L BF: 31 H: 7 R: 4 ER: 4 SO: 7 BB: 3 IBB: 0 HBP: 0 BLK: 0 WP: 0 HR: 3 S: 79 P: 131 ERA: 4.91 WHIP: 1.364															<b>PITCHER</b>				

**Boston Red Sox @ Toronto Blue Jays**  
SkyDome, Toronto, ON  
Thu Jun 11 1992, 7:05 PM EDT  
Att: 50,423 - Sunny - 79 F

AB 30  
R 4  
H 7  
RBI 4  
BB 3  
SO 8  
LOB 12





Batter	1	2	3	4	5	6	7	8	9	AB	R	H	RBI	BB	SO	LOB	TOP										
Jody Reed, R OBP: 0.363, SLG: 0.378 (1,4)			G5-3						G4-3	4	1	1	0	1	1	0	<b>Boston Red Sox @ Toronto Blue Jays</b> SkyDome, Toronto, ON Fri Jun 12 1992, 7:05 PM EDT Att: 50,387 - Sunny - 82 F										
Luis Rivera, R OBP: 0.340, SLG: 0.286 (1,6)			G5-3			F9				4	0	1	0	0	1	3											
Wade Boggs, L OBP: 0.371, SLG: 0.410 (1,5)			G6-3						P5	4	1	2	4	0	0	1											
Tom Brunansky, R OBP: 0.366, SLG: 0.382 (1,9)	FC5-4								F9	4	0	0	0	0	1	1											
Mike Greenwell, L OBP: 0.309, SLG: 0.269 (1,7)										4	1	1	0	0	0	0											
Bob Zupcic, R OBP: 0.359, SLG: 0.424 (8,7)										0	0	0	0	0	0	0											
Ellis Burks, R OBP: 0.332, SLG: 0.414 (1,8)										3	0	2	0	1	0	0											
Phil Plantier, L OBP: 0.306, SLG: 0.321 (1,10)										3	0	0	0	0	1	3											
Tim Naehring, R OBP: 0.278, SLG: 0.292 (8,PH)										1	0	0	0	0	0	1											
Tony Peña, R OBP: 0.262, SLG: 0.283 (1,2)										3	1	0	1	1	0	2											
Scott Cooper, L OBP: 0.281, SLG: 0.253 (1,3)										4	1	1	0	0	1	1											
<b>Inning Stats</b>	R: 0 E: 0 K: 2 S: 10	H: 1 LOB: 1 BB: 0 P: 17	R: 1 E: 0 K: 1 S: 13	H: 2 LOB: 1 BB: 0 P: 19	R: 0 E: 0 K: 1 S: 8	H: 0 LOB: 0 BB: 0 P: 14	R: 0 E: 0 K: 1 S: 5	H: 0 LOB: 0 BB: 0 P: 7	R: 4 E: 0 K: 0 S: 10	H: 2 LOB: 1 BB: 2 P: 27	R: 0 E: 0 K: 0 S: 5	H: 0 LOB: 1 BB: 1 P: 13	R: 0 E: 0 K: 0 S: 8	H: 2 LOB: 1 BB: 0 P: 13	R: 0 E: 0 K: 0 S: 6	H: 1 LOB: 1 BB: 0 P: 8	R: 0 E: 0 K: 1 S: 8	H: 0 LOB: 0 BB: 0 P: 10	1B: 4 2B: 3 3B: 0 HR: 1	SF: 0 SAC: 0 DP: 0 HBP: 0	WP: 0 PB: 0 SB: 0 CS: 0	PA: 37					
<b>PITCHER</b>	IP	WLS	BF	H	R	ER	SO	BB	IBB	HBP	BLK	WP	HR	S	P	ERA	WHIP										
Dave Stieb, R ERA: 4.85 (1,1)	6.0	L	26	5	5	5	4	3	0	0	0	0	1	51	97	7.50	1.333										
Bob MacDonald, L ERA: 3.0 (7,1)	2.0		8	3	0	0	0	0	0	0	0	0	0	14	21	0.00	1.500										
Duane Ward, R ERA: 2.62 (9,1)	1.0		3	0	0	0	1	0	0	0	0	0	0	8	10	0.00	0.000										

AB	34
R	5
H	8
RBI	5
BB	3
SO	5
LOB	12



Batter	1	2	3	4	5	6	7	8	9	AB	R	H	RBI	BB	SO	LOB	BOTTOM										
Devon White, S OBP: 0.296, SLG: 0.368 (1,8)			G5-3						G1-6-3	4	0	1	0	0	1	1	<b>Boston Red Sox @ Toronto Blue Jays</b> SkyDome, Toronto, ON Fri Jun 12 1992, 7:05 PM EDT Att: 50,387 - Sunny - 82 F										
Jeff Kent, R OBP: 0.350, SLG: 0.520 (1,4)	E5								F9	4	0	1	0	0	1	1											
Joe Carter, R OBP: 0.309, SLG: 0.508 (1,9)	FC6-4								P5	4	0	2	0	0	0	2											
Dave Winfield, R OBP: 0.392, SLG: 0.525 (1,10)										2	0	0	0	2	1	2											
Kelly Gruber, R OBP: 0.261, SLG: 0.406 (1,5)										4	0	1	0	0	1	5											
Pat Tabler, R OBP: 0.262, SLG: 0.203 (1,3)										2	0	0	0	1	0	3											
John Olerud, L OBP: 0.345, SLG: 0.365 (8,PH)										1	0	0	0	0	0	2											
Candy Maldonado, R OBP: 0.326, SLG: 0.379 (1,7)										4	0	0	0	0	1	5											
Pat Borders, R OBP: 0.306, SLG: 0.392 (1,2)										4	0	0	0	0	0	1											
Manuel Lee, S OBP: 0.325, SLG: 0.350 (1,6)										4	0	1	0	0	0	0											
<b>Inning Stats</b>	R: 0 E: 1 K: 2 S: 10	H: 0 LOB: 1 BB: 0 P: 18	R: 0 E: 0 K: 0 S: 7	H: 1 LOB: 0 BB: 0 P: 11	R: 0 E: 0 K: 1 S: 9	H: 0 LOB: 0 BB: 0 P: 10	R: 0 E: 0 K: 1 S: 8	H: 1 LOB: 2 BB: 1 P: 20	R: 0 E: 0 K: 0 S: 10	H: 1 LOB: 1 BB: 0 P: 16	R: 0 E: 0 K: 1 S: 17	H: 1 LOB: 2 BB: 1 P: 30	R: 0 E: 0 K: 0 S: 8	H: 1 LOB: 0 BB: 0 P: 12	R: 0 E: 0 K: 0 S: 12	H: 1 LOB: 2 BB: 1 P: 23	R: 0 E: 0 K: 0 S: 8	H: 0 LOB: 0 BB: 0 P: 11	1B: 3 2B: 3 3B: 0 HR: 0	SF: 0 SAC: 0 DP: 1 HBP: 0	WP: 0 PB: 0 SB: 0 CS: 0	PA: 36					
<b>PITCHER</b>	IP	WLS	BF	H	R	ER	SO	BB	IBB	HBP	BLK	WP	HR	S	P	ERA	WHIP										
Frank Viola, L ERA: 3.0 (1,1)	7.1	W	31	6	0	0	0	3	0	0	1	0	0	78	136	0.00	1.227										
Danny Darwin, R ERA: 4.66 (8,1)	1.2		5	0	0	0	0	0	0	0	0	0	0	11	15	0.00	0.000										

AB	33
R	0
H	6
RBI	0
BB	3
SO	5
LOB	22









Batter	1	2	3	4	5	6	7	8	9	AB	R	H	RBI	BB	SO	LOB	TOP										
Jody Reed, R OBP: 0.356, SLG: 0.370	F7	F8		G6-3			P6		L8	5	0	0	0	0	0	3											
Luis Rivera, R OBP: 0.351, SLG: 0.304	P4		1B	K			FC4-6			4	1	2	0	0	1	0											
Wade Boggs, L OBP: 0.366, SLG: 0.399	L8		WP	1B			FC4-6			4	0	1	0	0	1	1											
Mike Greenwell, L OBP: 0.321, SLG: 0.294		1B	BB	WP			G4-3			3	1	2	1	1	0	1											
Tom Brunansky, R OBP: 0.363, SLG: 0.372	BB	BB	G1-3				F9			3	0	0	0	1	1	3											
Phil Plantier, L OBP: 0.313, SLG: 0.343	FC5-2						K			3	0	1	0	1	2	0											
Bob Zupcic, R OBP: 0.338, SLG: 0.397	K		K				G4-3			4	0	0	0	0	3	6											
Scott Cooper, L OBP: 0.309, SLG: 0.302	FC5-2		L3							3	0	1	1	1	1	3											
John Flaherty, R OBP: 0.161, SLG: 0.167	FC5-2						G5-3			3	0	0	0	0	0	4											
Herm Winningham, L (9, PH) OBP: 0.239, SLG: 0.265				P3					F7	1	0	0	0	0	0	0											
<b>Inning Stats</b>	R: 0 H: 0 E: 0 K: 0 S: 8	H: 0 LOB: 0 BB: 0 P: 12	R: 1 H: 1 E: 0 K: 1 S: 15	LOB: 3 BB: 3 P: 34	R: 1 H: 3 E: 0 K: 1 S: 19	LOB: 3 BB: 1 P: 31	R: 0 H: 0 E: 0 K: 1 S: 7	H: 0 LOB: 0 BB: 0 P: 10	R: 0 H: 1 E: 0 K: 2 S: 8	LOB: 1 BB: 0 P: 10	R: 0 H: 1 E: 0 K: 0 S: 11	H: 1 LOB: 1 BB: 0 P: 13	R: 0 H: 0 E: 0 K: 1 S: 10	LOB: 0 BB: 0 P: 14	R: 0 H: 0 E: 0 K: 1 S: 7	LOB: 0 BB: 0 P: 8	1B: 5 2B: 3 3B: 0 HR: 0	SF: 0 SAC: 0 DP: 1 HBP: 0	WP: 1 PB: 0 SB: 0 CS: 1	PA: 37							
<b>PITCHER</b>	IP	WLS	BF	H	R	ER	SO	BB	IBB	HBP	BLK	WP	HR	S	P	ERA	WHIP										
Juan Guzman, R ERA: 2.41	(1, 1)	6.0	W	27	6	2	2	7	4	0	0	0	0	66	109	3.00	1.667										
Duane Ward, R ERA: 2.41	(7, 1)	3.0	S	10	1	0	0	2	0	0	0	0	0	28	35	0.00	0.333										

**Boston Red Sox @ Toronto Blue Jays**  
 SkyDome, Toronto, ON  
 Sun Jun 14 1992, 3:33 AM EDT  
 Att: 50,412 - Cloudy - 76 F

AB 33  
 R 2  
 H 7  
 RBI 2  
 BB 4  
 SO 9  
 LOB 21



Batter	1	2	3	4	5	6	7	8	9	AB	R	H	RBI	BB	SO	LOB	BOTTOM										
Devon White, S OBP: 0.291, SLG: 0.360	F7		P7			F8	FC5-4			4	0	0	0	0	0	1											
Jeff Kent, R OBP: 0.324, SLG: 0.483	F7		P6				K			4	1	1	0	0	1	1											
Roberto Alomar, S OBP: 0.409, SLG: 0.441										0	0	0	0	0	0	0											
Joe Carter, R OBP: 0.311, SLG: 0.528	HR			G5-3		BB	K			4	2	2	1	0	1	1											
Dave Winfield, R OBP: 0.403, SLG: 0.537	BB			F7		BB				1	2	1	0	3	0	0											
Kelly Gruber, R OBP: 0.261, SLG: 0.397	K			F7		BB				3	1	0	1	1	1	3											
John Olerud, L OBP: 0.347, SLG: 0.378			K	G4-3						4	0	1	3	0	1	2											
Candy Maldonado, R OBP: 0.317, SLG: 0.379			K			F8	F9			4	0	1	1	0	1	1											
Pat Borders, R OBP: 0.301, SLG: 0.379			K			F8	P3			3	0	0	0	1	1	1											
Manuel Lee, S OBP: 0.319, SLG: 0.339			F9			P5				3	0	0	0	1	1	2											
<b>Inning Stats</b>	R: 1 H: 1 E: 0 K: 1 S: 14	H: 1 LOB: 1 BB: 1 P: 26	R: 0 H: 0 E: 0 K: 3 S: 10	LOB: 0 BB: 0 P: 16	R: 0 H: 0 E: 0 K: 0 S: 10	LOB: 0 BB: 0 P: 17	R: 0 H: 1 E: 0 K: 0 S: 12	H: 1 LOB: 0 BB: 0 P: 16	R: 0 H: 0 E: 0 K: 0 S: 7	H: 0 LOB: 0 BB: 0 P: 12	R: 4 H: 3 E: 0 K: 0 S: 10	H: 3 LOB: 1 BB: 2 P: 26	R: 0 H: 0 E: 0 K: 2 S: 12	H: 0 LOB: 1 BB: 1 P: 22	R: 1 H: 1 E: 0 K: 1 S: 12	LOB: 2 BB: 2 P: 23	1B: 2 2B: 2 3B: 1 HR: 1	SF: 0 SAC: 0 DP: 0 HBP: 0	WP: 0 PB: 0 SB: 0 CS: 0	PA: 36							
<b>PITCHER</b>	IP	WLS	BF	H	R	ER	SO	BB	IBB	HBP	BLK	WP	HR	S	P	ERA	WHIP										
Mike Gardiner, R ERA: 4.27	(1, 1)	5.1	L	22	4	4	4	4	2	0	0	0	0	0	102	6.75	1.125										
Danny Darwin, R ERA: 4.59	(6, 1)	0.2		4	1	1	1	0	1	0	0	0	0	4	11	13.50	3.000										
Matt Young, L ERA: 4.26	(7, 1)	1.0		4	0	0	0	2	1	0	0	0	0	12	22	0.00	1.000										
Tony Fossas, L ERA: 6.14	(8, 1)	1.0		6	1	1	1	1	2	0	0	0	0	12	23	9.00	3.000										

**Boston Red Sox @ Toronto Blue Jays**  
 SkyDome, Toronto, ON  
 Sun Jun 14 1992, 3:33 AM EDT  
 Att: 50,412 - Cloudy - 76 F

AB 30  
 R 6  
 H 6  
 RBI 6  
 BB 6  
 SO 7  
 LOB 12





Batter	1	2	3	4	5	6	7	8	9	AB	R	H	RBI	BB	SO	LOB	TOP											
<b>Tony Phillips, S</b> OBP: 0.393, SLG: 0.367 (1, 4)	4-2 BB FC5-4 1B BB	3-3 SAFE SAFE			1-1 G3	1-0 P3		1-0 CS	4-2 SH3-4 BB	3	1	0	0	2	1	4												
<b>Dan Gladden, R</b> OBP: 0.293, SLG: 0.388 (1, 7)	1-1 FC5-4 BB 1-2 1B		2-1 G6-3		0-1 F8		1-2 G4-3	1 SAFE L SAFE SH3-4	0-1 SH3-4	4	0	1	0	0	0	1												
<b>Travis Fryman, R</b> OBP: 0.317, SLG: 0.443 (1, 6)	1-3 K		1-1 G4-3		3-2 1B 2B		2-1 L6	1-3 K	2-1 K	5	1	1	0	0	2	3												
<b>Cecil Fielder, R</b> OBP: 0.304, SLG: 0.457 (1, 3)	4-2 FC5-4 BB 1-2 2-3 3-4		3-3 K		1-2 HR 1B		4-2 1B BB	1-1 L9	3-1 L9	3	1	1	1	2	1	1												
<b>Mickey Tettleton, S</b> OBP: 0.357, SLG: 0.507 (1, 2)	0-1 FC5-4		2-0 G2-3		2-1 HR 1B		2-1 1B BB			4	1	2	3	0	0	2												
<b>Rob Deer, R</b> OBP: 0.309, SLG: 0.540 (1, 9)	3-1 F8		2-0 F7		0-0 G6-3		1-0 F9			4	0	0	0	0	0	4												
<b>Phil Clark, R</b> OBP: 0.474, SLG: 0.625 <b>Dave Bergman, L</b> OBP: 0.317, SLG: 0.264 (8, PH)		1-3 K		1-1 P3		2-2 1B 1B		1-1 G6-3		3	0	1	0	0	1	0												
<b>Skeeter Barnes, R</b> OBP: 0.275, SLG: 0.298 <b>Scott Livingstone, L</b> OBP: 0.337, SLG: 0.351 (8, PH)		0-0 F8		0-0 G3 SH1-4 1B		1-0 1B		2-2 FC4-5 2B		3	0	2	0	0	0	0												
<b>Mitt Cuyler, S</b> OBP: 0.288, SLG: 0.364 (1, 8)		1-1 1B		1-0 SH1-4		1-0 P3		0-0 FC4-5 CS		3	0	1	0	0	0	3												
<b>Inning Stats</b>	R: 1 E: 0 K: 1 S: 15	H: 1 LOB: 2 BB: 2 P: 28	R: 0 E: 0 K: 2 S: 9	H: 1 LOB: 1 BB: 0 P: 14	R: 0 E: 0 K: 1 S: 7	H: 0 LOB: 0 BB: 0 P: 13	R: 0 E: 0 K: 0 S: 4	H: 0 LOB: 0 BB: 0 P: 9	R: 0 E: 0 K: 0 S: 6	H: 1 LOB: 1 BB: 0 P: 7	R: 3 E: 0 K: 0 S: 17	H: 5 LOB: 2 BB: 0 P: 28	R: 0 E: 0 K: 0 S: 10	H: 1 LOB: 2 BB: 1 P: 20	R: 0 E: 0 K: 1 S: 9	H: 0 LOB: 1 BB: 1 P: 15	1B: 7 2B: 2 3B: 0 HR: 1	SF: 0 SAC: 2 DP: 0 HBP: 0	WP: 0 PB: 0 SB: 0 CS: 1	PA: 41								
<b>PITCHER</b>	IP	WLS	BF	H	R	ER	SO	BB	IBB	HBP	BLK	WP	HR	S	P	ERA	WHIP											
<b>Jimmy Key, L</b> ERA: 3.12	(1, 1)	6.2	L	32	9	4	4	4	3	0	0	0	0	1	67	117	5.40	1.800										
<b>Mike Timlin, R</b> ERA:	(7, 1)	2.1		8	1	0	0	1	1	0	0	0	0	0	19	29	0.00	0.857										

Detroit Tigers @ Toronto Blue Jays  
SkyDome, Toronto, ON  
Tue Jun 16 1992, 7:05 PM EDT  
Att: 50,394 - Dome - 70 F

AB 34  
R 4  
H 10  
RBI 4  
BB 4  
SO 5  
LOB 18



Batter	1	2	3	4	5	6	7	8	9	AB	R	H	RBI	BB	SO	LOB	BOTTOM											
<b>Devon White, S</b> OBP: 0.294, SLG: 0.383 (1, 8)	2-0 SF8 3B		1-2 G5-3		0-0 SF9			0-0 HR		3	2	2	2	0	0	0												
<b>Roberto Alomar, S</b> OBP: 0.411, SLG: 0.440 <b>Alfredo Griffin, S</b> OBP: 0.130, SLG: 0.136 (8, FR)	1-3 K		0-1 1B		2-3 3-H G4-3		4-2 BB BB	4-2 BB		3	0	1	0	1	1	2												
<b>Joe Carter, R</b> OBP: 0.310, SLG: 0.526 (1, 9)	1-1 SF8		1-3 K		0-1 G6-4-3 1B		2-3 K			3	0	1	1	0	2	2												
<b>Dave Winfield, R</b> OBP: 0.401, SLG: 0.530 (1, 10)	1-0 G6-3				1-0 F9		4-2 G6-4-3 BB	1-1 F7		3	0	0	0	1	0	1												
<b>Kelly Gruber, R</b> OBP: 0.261, SLG: 0.395 (1, 5)		0-2 G4-3		0-1 G4-6-3 1B		0-1 G6-4-3		0-0 G5-3		4	0	1	0	0	0	3												
<b>John Olerud, L</b> OBP: 0.340, SLG: 0.369 (1, 3)		2-2 P6		0-0 G4-6-3		0-0 G3		1-1 G4-3		4	0	0	0	0	0	2												
<b>Derek Bell, R</b> OBP: 0.286, SLG: 0.286 (1, 7)		0-1 E9		4-2 SH1-4 1B SF9 BB		3-1 G6-3		0-0 G6-3		3	1	0	0	1	0	0												
<b>Greg Myers, L</b> OBP: 0.270, SLG: 0.424 (1, 2)		0-1 L4		0-0 SF9 SH1-4 1B		4-1 G4-6-3 BB		0-0 G3		3	0	1	0	1	0	1												
<b>Manuel Lee, S</b> OBP: 0.316, SLG: 0.335 (1, 6)			2-2 G4-3		1-1 SH1-4		3-2 G4-6-3			2	0	0	0	0	0	1												
<b>Inning Stats</b>	R: 1 E: 0 K: 1 S: 7	H: 1 LOB: 0 BB: 0 P: 12	R: 0 E: 1 K: 0 S: 10	H: 0 LOB: 1 BB: 0 P: 12	R: 0 E: 0 K: 1 S: 16	H: 1 LOB: 0 BB: 0 P: 19	R: 0 E: 0 K: 0 S: 4	H: 1 LOB: 0 BB: 0 P: 5	R: 0 E: 0 K: 0 S: 10	H: 1 LOB: 1 BB: 1 P: 17	R: 0 E: 0 K: 0 S: 7	H: 1 LOB: 1 BB: 1 P: 11	R: 0 E: 0 K: 0 S: 6	H: 0 LOB: 0 BB: 1 P: 16	R: 1 E: 0 K: 1 S: 10	H: 1 LOB: 1 BB: 1 P: 17	R: 0 E: 0 K: 0 S: 4	H: 0 LOB: 0 BB: 0 P: 5	1B: 4 2B: 0 3B: 1 HR: 1	SF: 2 SAC: 1 DP: 3 HBP: 0	WP: 0 PB: 0 SB: 0 CS: 0	PA: 35						
<b>PITCHER</b>	IP	WLS	BF	H	R	ER	SO	BB	IBB	HBP	BLK	WP	HR	S	P	ERA	WHIP											
<b>Bill Gullickson, R</b> ERA: 3.18	(1, 1)	6.1	W	26	5	2	2	2	3	0	0	0	0	0	57	86	2.84	1.263										
<b>Kurt Knudsen, R</b> ERA: 2.11	(7, 1)	1.0		4	1	1	1	1	1	0	0	0	0	1	10	19	9.00	2.000										
<b>Mike Henneman, R</b> ERA: 3.26	(8, 1)	1.2	S	5	0	0	0	0	0	0	0	0	0	0	7	9	0.00	0.000										

Detroit Tigers @ Toronto Blue Jays  
SkyDome, Toronto, ON  
Tue Jun 16 1992, 7:05 PM EDT  
Att: 50,394 - Dome - 70 F

AB 28  
R 3  
H 6  
RBI 3  
BB 4  
SO 3  
LOB 12





Batter	1	2	3	4	5	6	7	8	9	AB	R	H	RBI	BB	SO	LOB	TOP										
<b>Tony Phillips, S</b> (1, 10) OBP: 0.392, SLG: 0.365 <b>Dave Bergman, L</b> (3, FH) OBP: 0.326, SLG: 0.276	G4-3		G3-1		FC6-4		1B		F8	1	0	0	0	0	0	0	<b>Detroit Tigers @ Toronto Blue Jays</b> SkyDome, Toronto, ON Wed Jun 17 1992, 7:05 PM EDT Att: 50,401 - Sunny - 77 F										
<b>Lou Whitaker, L</b> (1, 4) OBP: 0.395, SLG: 0.481	G4-3		1B		L7		F8		K	5	0	1	2	0	1	6											
<b>Travis Fryman, R</b> (1, 6) OBP: 0.316, SLG: 0.438	K		HBP		FC6-4		K			3	0	0	0	0	2	4											
<b>Cecil Fielder, R</b> (1, 3) OBP: 0.299, SLG: 0.449		G5-3	K						K	4	0	0	0	0	3	1											
<b>Mickey Tettleton, S</b> (1, 2) OBP: 0.351, SLG: 0.498	K			G3-1					K	4	0	0	0	0	3	0											
<b>Dan Gladden, R</b> (1, 7) OBP: 0.299, SLG: 0.387				G4-3					G4-3	3	0	1	0	1	0	0											
<b>Rob Deer, R</b> (1, 9) OBP: 0.308, SLG: 0.532	F8			F8						3	0	0	0	1	0	2											
<b>Scott Livingstone, L</b> (1, 5) OBP: 0.356, SLG: 0.363			G3-1		G6-3		F8			3	1	2	0	1	0	0											
<b>Mitt Cuyler, S</b> (1, 8) OBP: 0.292, SLG: 0.364			G3-1		L7		P5		K	3	1	1	0	1	1	3											
<b>Inning Stats</b>	R: 0 E: 0 K: 1 S: 8	H: 0 LOB: 0 BB: 0 P: 13	R: 0 E: 0 K: 1 S: 8	H: 0 LOB: 1 BB: 1 P: 15	R: 2 E: 0 K: 1 S: 10	H: 3 LOB: 1 BB: 0 P: 14	R: 0 E: 0 K: 0 S: 11	H: 0 LOB: 0 BB: 0 P: 15	R: 0 E: 0 K: 0 S: 6	H: 1 LOB: 2 BB: 1 P: 15	R: 0 E: 0 K: 2 S: 11	H: 1 LOB: 1 BB: 0 P: 18	R: 0 E: 0 K: 1 S: 10	H: 2 LOB: 2 BB: 0 P: 14	R: 0 E: 0 K: 2 S: 9	H: 0 LOB: 0 BB: 2 P: 16	R: 0 E: 0 K: 1 S: 11	H: 0 LOB: 2 BB: 2 P: 24	1B: 7 2B: 0 3B: 0 HR: 0	SF: 0 SAC: 0 DP: 0 HBP: 1	WP: 0 PB: 0 SB: 1 CS: 0	PA: 38					
<b>PITCHER</b>	IP	WLS	BF	H	R	ER	SO	BB	IBB	HBP	BLK	WP	HR	S	P	ERA	WHIP										
<b>Jack Morris, R</b> (1, 1) ERA: 3.87	6.1	W	28	7	2	2	5	2	0	1	0	0	0	60	99	2.84	1.421										
<b>Duane Ward, R</b> (7, 1) ERA: 2.25	2.2	S	10	0	0	0	5	2	0	0	0	0	0	24	45	0.00	0.750										

Batter	1	2	3	4	5	6	7	8	9	AB	R	H	RBI	BB	SO	LOB	BOTTOM										
<b>Devon White, S</b> (1, 8) OBP: 0.292, SLG: 0.379	G6-3		K				L9			5	0	1	0	0	1	4	<b>Detroit Tigers @ Toronto Blue Jays</b> SkyDome, Toronto, ON Wed Jun 17 1992, 7:05 PM EDT Att: 50,401 - Sunny - 77 F										
<b>Roberto Alomar, S</b> (1, 4) OBP: 0.412, SLG: 0.450 <b>Jeff Kent, R</b> (7, 4) OBP: 0.333, SLG: 0.483	1B	2B		G1	G4-3					4	1	2	1	0	0	2											
<b>Joe Carter, R</b> (1, 9) OBP: 0.308, SLG: 0.518	K	IBB		F8			K		F8	4	0	0	0	1	2	3											
<b>Dave Winfield, R</b> (1, 10) OBP: 0.401, SLG: 0.526	1B		F9		K				P6	4	1	1	0	1	1	2											
<b>Kelly Gruber, R</b> (1, 5) OBP: 0.267, SLG: 0.399	BB		WP	G4-3		L9	FC		G1-3	5	1	3	2	0	0	0											
<b>John Olerud, L</b> (1, 3) OBP: 0.336, SLG: 0.361	1B		1B		G4-3		E5		FC	4	1	0	0	1	0	2											
<b>Derek Bell, R</b> (1, 7) OBP: 0.298, SLG: 0.288	BB		G6-3		FC6-4		1B		L6-3	3	1	1	0	1	0	5											
<b>Pat Borders, R</b> (1, 2) OBP: 0.309, SLG: 0.392		G3		G5-3					BB	4	1	3	1	0	0	2											
<b>Manuel Lee, S</b> (1, 6) OBP: 0.315, SLG: 0.333	F8		FC6-4				L9			4	0	1	2	0	0	4											
<b>Inning Stats</b>	R: 1 E: 0 K: 1 S: 15	H: 2 LOB: 3 BB: 2 P: 30	R: 1 E: 0 K: 0 S: 11	H: 2 LOB: 2 BB: 1 P: 23	R: 1 E: 0 K: 1 S: 12	H: 2 LOB: 2 BB: 1 P: 18	R: 0 E: 0 K: 1 S: 6	H: 0 LOB: 0 BB: 0 P: 12	R: 2 E: 1 K: 0 S: 15	H: 3 LOB: 2 BB: 0 P: 25	R: 1 E: 1 K: 1 S: 13	H: 2 LOB: 1 BB: 0 P: 21	R: 0 E: 0 K: 0 S: 9	H: 1 LOB: 2 BB: 1 P: 16	R: 0 E: 0 K: 0 S: 6	H: 0 LOB: 0 BB: 0 P: 7	R: 0 E: 0 K: 0 S: 6	H: 0 LOB: 0 BB: 0 P: 7	1B: 9 2B: 4 3B: 0 HR: 0	SF: 0 SAC: 0 DP: 1 HBP: 0	WP: 1 PB: 0 SB: 1 CS: 0	PA: 42					
<b>PITCHER</b>	IP	WLS	BF	H	R	ER	SO	BB	IBB	HBP	BLK	WP	HR	S	P	ERA	WHIP										
<b>Kevin Ritz, R</b> (1, 1) ERA: 6.15	3.0	L	19	6	3	3	2	0	0	0	0	0	0	34	58	3.00	1.667										
<b>Walt Terrell, R</b> (4, 1) ERA: 5.46	3.0		15	5	3	1	2	0	0	0	0	0	0	9	16	0.00	2.000										
<b>Les Lancaster, R</b> (7, 1) ERA: 6.5	1.0		5	1	0	0	0	1	0	0	0	0	0	6	7	0.00	0.000										
<b>John Kiely, R</b> (8, 1) ERA:	1.0		3	0	0	0	0	0	0	0	0	0	0	6	7	0.00	0.000										









Batter	1	2	3	4	5	6	7	8	9	AB	R	H	RBI	BB	SO	LOB	TOP								
Devon White, S OBP: 0.298, SLG: 0.383 Rob Ducey, L OBP: 0.067, SLG: 0.133	G3		F8	F8			F7		K	3	0	0	0	0	0	2									
Alfredo Griffin, S OBP: 0.182, SLG: 0.161	G6-3		K				G6-3		DI 1B	5	1	1	0	0	1	0									
Joe Carter, R OBP: 0.519 Derek Bell, R OBP: 0.291, SLG: 0.280	HBP		1B				K		K	2	0	2	0	0	0	0									
Dave Winfield, R OBP: 0.397, SLG: 0.516	F9		1B				K		L7	5	0	2	2	0	1	2									
John Olerud, L OBP: 0.344, SLG: 0.365		G4-6-3 1B	L7				E3		2B G3 1B	5	2	2	0	0	0	4									
Candy Maldonado, R OBP: 0.321, SLG: 0.388		G4-6-3 1B					K		G3 2B	4	0	2	0	0	1	2									
Greg Myers, L OBP: 0.239, SLG: 0.341		G4-6-3					G3-1		G3	3	0	0	1	1	0	3									
Jeff Kent, R OBP: 0.342, SLG: 0.492		1B					F9		K	4	0	1	1	0	1	2									
Manuel Lee, S OBP: 0.323, SLG: 0.332 Pat Tabler, R OBP: 0.261, SLG: 0.206		K					G3		E6 1B	2	0	0	0	1	1	1									
<b>Inning Stats</b>	R: 0 E: 0 K: 0 S: 8	H: 0 LOB: 1 BB: 0 P: 12	R: 1 E: 0 K: 1 S: 15	H: 3 LOB: 1 BB: 0 P: 23	R: 0 E: 0 K: 1 S: 11	H: 2 LOB: 2 BB: 0 P: 19	R: 0 E: 0 K: 0 S: 8	H: 0 LOB: 2 BB: 0 P: 20	R: 0 E: 1 K: 2 S: 12	H: 0 LOB: 0 BB: 0 P: 19	R: 0 E: 0 K: 1 S: 5	H: 0 LOB: 0 BB: 0 P: 6	R: 0 E: 0 K: 1 S: 8	H: 0 LOB: 0 BB: 0 P: 12	R: 1 E: 0 K: 1 S: 10	H: 2 LOB: 1 BB: 0 P: 18	R: 2 E: 1 K: 2 S: 16	H: 2 LOB: 1 BB: 0 P: 21	1B: 9 2B: 1 3B: 0 HR: 0	SF: 0 SAC: 0 DP: 1 HBP: 1	WP: 0 PB: 0 SB: 0 CS: 0	PA: 41			
<b>PITCHER</b>	IP	WLS	BF	H	R	ER	SO	BB	IBB	HBP	BLK	WP	HR	S	P	ERA	WHIP								
Mark Gubicza, R ERA: 3.53 Tom Gordon, R ERA: 6.02	8.0	W	35	8	2	2	6	2	0	0	0	0	0	77	129	2.25	1.250								
	1.0		6	2	2	0	2	0	0	0	0	0	0	16	21	0.00	2.000								

Toronto Blue Jays @ Kansas City Royals  
 Royals Stadium, Kansas City, MO  
 Fri Jun 19 1992, 8:05 PM EDT  
 Att: 23,942 - Sunny - 84 F

AB 38  
 R 4  
 H 10  
 RBI 4  
 BB 2  
 SO 8  
 LOB 19



Batter	1	2	3	4	5	6	7	8	9	AB	R	H	RBI	BB	SO	LOB	BOTTOM								
Keith Miller, R OBP: 0.378, SLG: 0.424 Curtis Wilkerson, S OBP: 0.252, SLG: 0.278	K	E 1B BB		1-2 2-3 HBP	1-3 3-H HR 1B				BB	2	1	1	1	1	1	0									
Gregg Jefferies, S OBP: 0.299, SLG: 0.385	G5-3	E4 1B		SF8	1-H HR		F8			4	1	2	5	0	0	2									
Wally Joyner, L OBP: 0.336, SLG: 0.454	G4-3	F9		G4-3	F8				K	5	0	0	0	0	1	4									
Kevin McReynolds, R OBP: 0.387, SLG: 0.435 Harvey Pulliam, R OBP: 0.333, SLG: 0.400		L7	G5-3		G6-3		P4		K	3	0	0	0	0	0	0									
George Brett, L OBP: 0.325, SLG: 0.373		F7	P5		G4-3 E 1B		F7		F7	5	1	1	0	0	0	0									
Jim Eisenreich, L OBP: 0.335, SLG: 0.364		E 1B	L3		G4-3 E 1B		K			4	2	2	0	0	1	0									
Brent Mayne, L OBP: 0.317, SLG: 0.356	SAFE SAFE SAFE SAFE	E8 1B E 1B		FC3-6 1B	G4-3		G3-1			4	1	2	0	0	0	2									
Brian McRae, S OBP: 0.289, SLG: 0.322		S 2B 1B		FC3-6 HBP 1B SF8	E 1B IBB		G5-3			3	3	1	1	1	0	1									
Rico Rossy, R OBP: 0.307, SLG: 0.306		SAFE SAFE SAFE SAFE		SAFE SAFE SAFE SAFE	E5 1B HR					4	2	3	1	0	0	1									
<b>Inning Stats</b>	R: 0 E: 0 K: 1 S: 8	H: 0 LOB: 0 BB: 0 P: 14	R: 4 E: 2 K: 0 S: 13	H: 5 LOB: 2 BB: 1 P: 29	R: 0 E: 0 K: 0 S: 5	H: 0 LOB: 0 BB: 0 P: 7	R: 1 E: 0 K: 0 S: 17	H: 2 LOB: 2 BB: 0 P: 21	R: 6 E: 1 K: 0 S: 21	H: 4 LOB: 0 BB: 1 P: 35	R: 0 E: 0 K: 1 S: 9	H: 0 LOB: 0 BB: 0 P: 12	R: 0 E: 0 K: 2 S: 7	H: 1 LOB: 2 BB: 1 P: 17	R: 0 E: 0 K: 2 S: 7	H: 0 LOB: 0 BB: 0 P: 9	1B: 9 2B: 2 3B: 0 HR: 1	SF: 1 SAC: 0 DP: 0 HBP: 1	WP: 0 PB: 0 SB: 2 CS: 0	PA: 41					
<b>PITCHER</b>	IP	WLS	BF	H	R	ER	SO	BB	IBB	HBP	BLK	WP	HR	S	P	ERA	WHIP								
Todd Stottlemyre, R ERA: 5.32 Bob MacDonatd, L ERA: 2.87 Tom Henke, R ERA: 2.14	4.2	L	29	11	11	5	1	1	1	0	0	0	0	1	58	9.64	2.571								
	2.1		9	1	0	0	1	1	0	0	0	0	0	24	37	0.00	0.857								
	1.0		3	0	0	0	2	0	0	0	0	0	0	7	9	0.00	0.000								

Toronto Blue Jays @ Kansas City Royals  
 Royals Stadium, Kansas City, MO  
 Fri Jun 19 1992, 8:05 PM EDT  
 Att: 23,942 - Sunny - 84 F

AB 36  
 R 11  
 H 12  
 RBI 8  
 BB 3  
 SO 4  
 LOB 10





Batter	1	2	3	4	5	6	7	8	9	AB	R	H	RBI	BB	SO	LOB	TOP					
Devon White, S (1, 8) OBP: 0.299, SLG: 0.381	F8			G5-3	S 1B		G1-3		1B BB	4	0	1	1	1	0	0	Toronto Blue Jays @ Kansas City Royals Royals Stadium, Kansas City, MO Sat Jun 20 1992, 8:05 PM EDT Att: 29,194 - Sunny - 68 F					
Roberto Alomar, S (1, 4) OBP: 0.419, SLG: 0.474	F7			1B	FC5-4 BB			G6-3	1B	4	0	2	2	1	0	0						
Joe Carter, R (1, 9) OBP: 0.315, SLG: 0.513	K			F8	FC5-4			FC3-6 1B	K	5	0	1	0	0	2	5						
Dave Winfield, R (1, 10) OBP: 0.392, SLG: 0.508		G6-3		F9		E4 G4-3 SF9		FC3-6		4	1	0	0	0	0	2						
John Olerud, L (1, 3) OBP: 0.342, SLG: 0.363		G5-6-3			2B 1B	G4-3		G3-1		4	1	1	0	0	0	2						
Candy Maldonado, R (1, 7) OBP: 0.319, SLG: 0.393			K		1B 2B	SF9			G6-3	3	1	1	2	0	1	0						
Pat Borders, R (1, 2) OBP: 0.304, SLG: 0.384				L9	L3	F9		F8		4	0	0	0	0	0	1						
Jeff Kent, R (1, 5) OBP: 0.350, SLG: 0.485			G5-3		1B 1B		P4		BB 1B HBP	3	2	1	1	0	0	0						
Manuel Lee, S (1, 6) OBP: 0.321, SLG: 0.330			F8		G5-3		K		BB 1B	4	1	1	0	0	1	1						
<b>Inning Stats</b>	R: 0 E: 0 K: 1 S: 6	H: 0 LOB: 0 BB: 0 P: 8	R: 0 E: 0 K: 1 S: 7	H: 0 LOB: 0 BB: 0 P: 14	R: 0 E: 0 K: 0 S: 7	H: 0 LOB: 0 BB: 0 P: 13	R: 0 E: 0 K: 0 S: 6	H: 1 LOB: 1 BB: 0 P: 10	R: 3 E: 0 K: 0 S: 17	H: 4 LOB: 2 BB: 1 P: 25	R: 1 E: 1 K: 0 S: 7	H: 0 LOB: 0 BB: 0 P: 10	R: 0 E: 0 K: 1 S: 8	H: 0 LOB: 0 BB: 0 P: 10	R: 0 E: 0 K: 0 S: 10	H: 1 LOB: 1 BB: 0 P: 15	R: 2 E: 0 K: 1 S: 14	H: 2 LOB: 2 BB: 1 P: 25	1B: 7 2B: 1 3B: 0 HR: 0	SF: 1 SAC: 0 DP: 0 HBP: 1	WP: 0 PB: 0 SB: 1 CS: 0	PA: 39
<b>PITCHER</b>	IP	WLS	BF	H	R	ER	SO	BB	IBB	HBP	BLK	WP	HR	S	P	ERA	WHIP					
Mike Magnante, L (1, 1) ERA: 4.7	4.2	L	20	5	3	3	2	1	0	0	0	0	0	41	68	5.79	1.286					
Rusty Meacham, R (5, 1) ERA: 0.42	2.1		8	0	1	0	1	0	0	0	0	0	0	17	22	0.00	0.000					
Mike Boddicker, R (8, 1) ERA: 5.71	2.0		11	3	2	2	1	1	0	1	0	0	0	24	40	9.00	2.000					



Batter	1	2	3	4	5	6	7	8	9	AB	R	H	RBI	BB	SO	LOB	BOTTOM					
Keith Miller, R (1, 4) OBP: 0.376, SLG: 0.420	P3		1B		F8			P4		4	0	1	0	0	0	0	Toronto Blue Jays @ Kansas City Royals Royals Stadium, Kansas City, MO Sat Jun 20 1992, 8:05 PM EDT Att: 29,194 - Sunny - 68 F					
Gregg Jefferies, S (1, 5) OBP: 0.302, SLG: 0.384	G5-3		1B			G4-3		DI BB		3	0	1	0	1	0	0						
Wally Joyner, L (1, 3) OBP: 0.339, SLG: 0.452	G4-3		1B			G3-1		BB		3	0	1	0	1	0	0						
Kevin McReynolds, R (1, 7) OBP: 0.365, SLG: 0.436		G3-1 1B 2B	F7			K		P3		4	1	1	0	0	1	4						
George Brett, L (1, 10) OBP: 0.319, SLG: 0.366		G3-1		G6-3			P6		K	4	0	0	0	0	1	1						
Jim Eisenreich, L (1, 9) OBP: 0.333, SLG: 0.361		G3 1B		K			G3-1		F8	4	0	1	1	0	1	0						
Brent Mayne, L (1, 2) OBP: 0.299, SLG: 0.333		G3		G5-3			K		G6-3	4	0	0	0	0	1	1						
Brian McRae, S (1, 8) OBP: 0.286, SLG: 0.318		F8			L4		G4-3			3	0	0	0	0	0	2						
Rico Rossy, R (1, 6) OBP: 0.302, SLG: 0.300									G6-3	2	0	0	0	0	2	0						
Mike Macfarlane, R (8, PH) OBP: 0.252, SLG: 0.366										1	0	0	0	0	0	0						
Curtis Wilkerson, S (9, 6) OBP: 0.252, SLG: 0.278										0	0	0	0	0	0	0						
<b>Inning Stats</b>	R: 0 E: 0 K: 0 S: 6	H: 2 LOB: 1 BB: 0 P: 10	R: 1 E: 0 K: 0 S: 9	H: 2 LOB: 1 BB: 0 P: 16	R: 0 E: 0 K: 1 S: 12	H: 3 LOB: 2 BB: 0 P: 19	R: 0 E: 0 K: 1 S: 9	H: 0 LOB: 0 BB: 0 P: 14	R: 0 E: 0 K: 1 S: 6	H: 0 LOB: 0 BB: 0 P: 10	R: 0 E: 0 K: 1 S: 6	H: 0 LOB: 1 BB: 0 P: 10	R: 0 E: 0 K: 1 S: 7	H: 0 LOB: 1 BB: 0 P: 8	R: 0 E: 0 K: 0 S: 8	H: 0 LOB: 2 BB: 2 P: 18	R: 0 E: 0 K: 1 S: 7	H: 0 LOB: 0 BB: 0 P: 13	1B: 4 2B: 1 3B: 0 HR: 0	SF: 0 SAC: 0 DP: 0 HBP: 0	WP: 1 PB: 0 SB: 1 CS: 0	PA: 34
<b>PITCHER</b>	IP	WLS	BF	H	R	ER	SO	BB	IBB	HBP	BLK	WP	HR	S	P	ERA	WHIP					
Juan Guzman, R (1, 1) ERA: 2.3	8.0	W	31	5	1	1	5	2	0	0	0	0	0	63	105	1.12	0.875					
Duane Ward, R (9, 1) ERA: 2.2	1.0		3	0	0	0	1	0	0	0	0	0	0	7	13	0.00	0.000					





Batter	1	2	3	4	5	6	7	8	9	AB	R	H	RBI	BB	SO	LOB	TOP
<b>Devon White, S</b> (1, 8) OBP: 0.299, SLG: 0.379	G1-3		1B		G3-6			K		4	0	1	0	0	1	1	<b>Toronto Blue Jays @ Kansas City Royals</b> Royals Stadium, Kansas City, MO Sun Jun 21 1992, 4:33 AM EDT Att: 24,275 - Sunny - 72 F
<b>Roberto Alomar, S</b> (1, 4) OBP: 0.420, SLG: 0.472	1B		K			F7		BB		3	0	1	0	1	1		
<b>Joe Carter, R</b> (1, 9) OBP: 0.314, SLG: 0.509	F7		K			BB		P2		4	0	1	0	0	1		
<b>Dave Winfield, R</b> (1, 10) OBP: 0.393, SLG: 0.504	F7					BB		P6		2	0	0	0	2	2		
<b>John Olerud, L</b> (1, 3)		G6-3		BB		F7			BB	4	0	1	0	0	1		
<b>Candy Maldonado, R</b> (1, 7) OBP: 0.313, SLG: 0.384	K		F2			K		G6-3		4	0	0	0	0	2		
<b>Pat Borders, R</b> (1, 2) OBP: 0.303, SLG: 0.382	1B		G4-3				G6-3		K	4	0	1	0	0	1		
<b>Jeff Kent, R</b> (1, 5) OBP: 0.333, SLG: 0.458	K				P9		F8		G5-3	4	0	0	0	0	1		
<b>Manuel Lee, S</b> (1, 6) OBP: 0.322, SLG: 0.330			P5		G3-6		P6			3	0	1	0	0	0		
<b>Inning Stats</b>	R: 0 E: 0 K: 0 S: 10	H: 1 LOB: 1 BB: 0 P: 17	R: 0 E: 0 K: 2 S: 13	H: 1 LOB: 1 BB: 0 P: 18	R: 0 E: 0 K: 1 S: 9	H: 0 LOB: 1 BB: 1 P: 18	R: 0 E: 0 K: 1 S: 7	H: 1 LOB: 2 BB: 1 P: 13	R: 0 E: 0 K: 1 S: 12	H: 0 LOB: 1 BB: 0 P: 21	R: 0 E: 0 K: 1 S: 7	H: 1 LOB: 1 BB: 0 P: 9	1B: 5 2B: 1 3B: 0 HR: 0	SF: 0 SAC: 0 DP: 1 HBP: 0	WP: 0 PB: 0 SB: 1 CS: 1	PA: 35	
<b>PITCHER</b>	IP	WLS	BF	H	R	ER	SO	BB	IBB	HBP	BLK	WP	HR	S	P	ERA	WHIP
<b>Kevin Appier, R</b> (1, 1) ERA: 2.54	8.0	W	31	5	0	0	7	3	0	0	0	0	0	76	124	0.00	1.000
<b>Jeff Montgomery, R</b> (9, 1) ERA: 1.85	1.0	S	4	1	0	0	1	0	0	0	0	0	0	7	9	0.00	1.000

Batter	1	2	3	4	5	6	7	8	9	AB	R	H	RBI	BB	SO	LOB	BOTTOM			
<b>Keith Miller, R</b> (1, 4) OBP: 0.369, SLG: 0.411	G6-3		FC6-4 1B	G5-3			F7			4	1	0	0	0	0	2	<b>Toronto Blue Jays @ Kansas City Royals</b> Royals Stadium, Kansas City, MO Sun Jun 21 1992, 4:33 AM EDT Att: 24,275 - Sunny - 72 F			
<b>Gregg Jefferies, S</b> (1, 5) OBP: 0.301, SLG: 0.382	K		1B		K			P3		4	1	1	0	0	2					
<b>Wally Joyner, L</b> (1, 3) OBP: 0.338, SLG: 0.448	F7		1B	G3				G5-3		4	0	1	1	0	0					
<b>Kevin McReynolds, R</b> (1, 7) OBP: 0.363, SLG: 0.433		FC4-6 1B	P3		F8			P4		4	0	1	0	0	0					
<b>George Brett, L</b> (1, 10) OBP: 0.320, SLG: 0.365	FC4-6 1B	FC5-4 1B				G1-3				3	0	1	1	0	0					
<b>Mike Macfarlane, R</b> (1, 2) OBP: 0.293, SLG: 0.366	FC5-4 1B		F8			CS 1B				3	0	1	0	0	0					
<b>Gary Thurman, R</b> (1, 9) OBP: 0.268, SLG: 0.333				G5-3		K				3	0	1	0	0	1					
<b>Brian McRae, S</b> (1, 8) OBP: 0.286, SLG: 0.327							P9			3	0	1	0	0	1					
<b>Curtis Wilkerson, S</b> (1, 6) OBP: 0.254, SLG: 0.279			FC6-4 1B	K			F8			3	0	1	0	0	1					
<b>Inning Stats</b>	R: 0 E: 0 K: 1 S: 8	H: 0 LOB: 0 BB: 0 P: 11	R: 0 E: 0 K: 1 S: 10	H: 2 LOB: 2 BB: 0 P: 14	R: 2 E: 0 K: 0 S: 13	H: 4 LOB: 2 BB: 0 P: 18	R: 0 E: 0 K: 1 S: 14	H: 1 LOB: 1 BB: 0 P: 20	R: 0 E: 0 K: 1 S: 8	H: 0 LOB: 0 BB: 0 P: 10	R: 0 E: 0 K: 1 S: 6	H: 1 LOB: 1 BB: 0 P: 12	R: 0 E: 0 K: 0 S: 7	H: 0 LOB: 0 BB: 0 P: 10	R: 0 E: 0 K: 0 S: 7	H: 0 LOB: 0 BB: 0 P: 12	1B: 7 2B: 1 3B: 1 HR: 0	SF: 0 SAC: 0 DP: 1 HBP: 0	WP: 0 PB: 0 SB: 0 CS: 1	PA: 31
<b>PITCHER</b>	IP	WLS	BF	H	R	ER	SO	BB	IBB	HBP	BLK	WP	HR	S	P	ERA	WHIP			
<b>Jimmy Key, L</b> (1, 1) ERA: 3.05	8.0	L	31	8	2	2	5	0	0	0	0	0	0	73	107	2.25	1.000			

AB	32
R	0
H	6
RBI	0
BB	3
SO	8
LOB	18





Batter	1	2	3	4	5	6	7	8	9	AB	R	H	RBI	BB	SO	LOB	TOP								
<b>Devon White, S</b> (1, 8) OBP: 0.301, SLG: 0.394 <b>Derek Bell, R</b> (7, PH) OBP: 0.284, SLG: 0.273	G3 2B	K	HR	FC4-6			P3	K		4	1	2	2	0	1	5									
<b>Roberto Alomar, S</b> (1, 4) OBP: 0.424, SLG: 0.472 <b>Alfredo Griffin, S</b> (7, 4) OBP: 0.176, SLG: 0.156	G3	PB 2B HBP BB	P5				1B HR	K		4	2	2	1	1	0	1									
<b>Joe Carter, R</b> (1, 9) OBP: 0.319, SLG: 0.507 <b>Pat Tabler, R</b> (7, 7) OBP: 0.271, SLG: 0.219	K	PB 2B HBP	FC6-4 BB				1B HR		BB HBP 1B	3	2	1	1	1	1	2									
<b>Dave Winfield, R</b> (1, 10) OBP: 0.393, SLG: 0.518 <b>Rob Ducey, L</b> (9, PH) OBP: 0.093, SLG: 0.125	G6-3	2B	FC6-4				HR		P6	5	1	2	5	0	0	3									
<b>John Olerud, L</b> (1, 3) OBP: 0.345, SLG: 0.386		HR					G3-1		L8	5	2	2	1	1	0	2									
<b>Candy Maldonado, R</b> (1, 7) OBP: 0.328, SLG: 0.418		1B BB	2B				HR		1B BB HBP	5	3	4	1	0	0	1									
<b>Pat Borders, R</b> (1, 2) OBP: 0.308, SLG: 0.387		BB HBP 1B	1B				P2		1B BB	5	2	2	1	1	1	3									
<b>Jeff Kent, R</b> (1, 5) OBP: 0.356, SLG: 0.468		HBP BB 1B	HR				K		1B FC5-4	5	2	3	2	0	1	1									
<b>Manuel Lee, S</b> (1, 6) OBP: 0.318, SLG: 0.325	F7	F7	F7				K		FC5-4	6	0	1	1	0	2	8									
<b>Inning Stats</b>	R: 0 E: 0 K: 1 S: 10	H: 1 LOB: 1 BB: 0 P: 18	R: 6 E: 0 K: 1 S: 17	H: 4 LOB: 1 BB: 1 P: 37	R: 4 E: 0 K: 0 S: 16	H: 4 LOB: 1 BB: 1 P: 32	R: 1 E: 1 K: 0 S: 9	H: 2 LOB: 2 BB: 0 P: 13	R: 0 E: 0 K: 0 S: 6	H: 1 LOB: 0 BB: 0 P: 11	R: 1 E: 0 K: 1 S: 12	H: 1 LOB: 0 BB: 0 P: 22	R: 3 E: 0 K: 2 S: 16	H: 4 LOB: 2 BB: 1 P: 30	R: 0 E: 0 K: 3 S: 13	H: 1 LOB: 1 BB: 0 P: 21	R: 1 E: 0 K: 0 S: 17	H: 2 LOB: 3 BB: 1 P: 29	1B: 11 2B: 5 3B: 0 HR: 4	SF: 0 SAC: 0 DP: 1 HBP: 3	WP: 0 PB: 2 SB: 0 CS: 0	PA: 54			
<b>PITCHER</b>	IP	WLS	BF	H	R	ER	SO	BB	IBB	HBP	BLK	WP	HR	S	P	ERA	WHIP								
<b>Jose Guzman, R</b> (1, 1) ERA: 3.82	1.2	L	12	4	6	5	2	1	0	2	0	0	1	22	45	27.00	3.000								
<b>Tery Mathews, R</b> (2, 1) ERA: 6.31	0.1		5	4	3	3	0	0	0	0	0	0	0	10	20	81.00	12.000								
<b>Danny Leon, R</b> (3, 1) ERA: 3.86	4.0		18	5	3	2	1	1	0	0	0	0	2	38	68	4.50	1.500								
<b>Floyd Bannister, L</b> (7, 1) ERA: 7.46	2.0		12	5	3	3	5	1	0	0	0	0	1	29	51	13.50	3.000								
<b>Ed Nunez, R</b> (9, 1) ERA: 3.75	0.2		6	2	1	1	0	1	0	1	0	0	0	13	25	13.50	4.500								
<b>PITCHER</b>	IP	WLS	BF	H	R	ER	SO	BB	IBB	HBP	BLK	WP	HR	S	P	ERA	WHIP								
<b>Kenny Rogers, L</b> (9, 1) ERA: 3.19	0.1		1	0	0	0	0	0	0	0	0	0	0	4	4	0.00	0.000								

Toronto Blue Jays @ Texas Rangers  
Arlington Stadium, Arlington, TX  
Mon Jun 22 1992, 8:05 PM EDT  
Att: 24,460 - Cloudy - 82 F

AB	47
R	16
H	20
RBI	15
BB	4
SO	8
LOB	29



Batter	1	2	3	4	5	6	7	8	9	AB	R	H	RBI	BB	SO	LOB	BOTTOM								
<b>Brian Downing, R</b> (1, 10) OBP: 0.432, SLG: 0.409 <b>Ruben Sierra, S</b> (7, PH) OBP: 0.322, SLG: 0.464	F8	L4					2B 1B	G4-3		3	0	1	0	0	0	2									
<b>Dean Palmer, R</b> (1, 5) OBP: 0.331, SLG: 0.451 <b>Al Newman, S</b> (6, 5) OBP: 0.308, SLG: 0.258	HR BB		F8				1B FC4-6	G5-3		2	1	1	1	1	0	0									
<b>Kevin Reimer, L</b> (1, 7) OBP: 0.332, SLG: 0.447 <b>Geno Petralli, L</b> (8, 5) OBP: 0.239, SLG: 0.277	HR		P8				1B FC4-6	2B		4	1	2	4	0	0	2									
<b>Juan Gonzalez, R</b> (1, 8) OBP: 0.311, SLG: 0.515 <b>John Russell, R</b> (7, PH) OBP: 0.231, SLG: 0.100	K		K				G6-4-3	1B		3	0	0	0	0	2	2									
<b>Rafael Palmeiro, L</b> (1, 3) OBP: 0.351, SLG: 0.410	G4-3						HR	F8		5	1	1	1	0	0	3									
<b>Russ McGinnis, R</b> (1, 2) OBP: 0.281, SLG: 0.310		K	K				F7	BB BB		3	0	0	0	1	2	0									
<b>Dickie Thon, R</b> (1, 6) OBP: 0.293, SLG: 0.342		G1-3					G6-3	F8		4	0	0	0	0	0	1									
<b>Jeff Huson, L</b> (1, 4) OBP: 0.312, SLG: 0.341		S 1B					G1-3	K		4	0	1	0	0	1	1									
<b>John Cangelosi, S</b> (1, 9) OBP: 0.345, SLG: 0.265		1B BB					1B 1B	2B BB		1	2	1	0	3	0	0									
<b>Inning Stats</b>	R: 2 E: 0 K: 1 S: 12	H: 1 LOB: 0 BB: 1 P: 20	R: 0 E: 0 K: 1 S: 13	H: 1 LOB: 2 BB: 1 P: 20	R: 0 E: 0 K: 1 S: 10	H: 0 LOB: 0 BB: 0 P: 10	R: 1 E: 0 K: 1 S: 13	H: 1 LOB: 0 BB: 0 P: 17	R: 1 E: 0 K: 0 S: 16	H: 3 LOB: 1 BB: 0 P: 23	R: 0 E: 0 K: 0 S: 4	H: 0 LOB: 0 BB: 0 P: 4	R: 3 E: 0 K: 1 S: 14	H: 3 LOB: 1 BB: 1 P: 24	R: 0 E: 0 K: 1 S: 17	H: 0 LOB: 2 BB: 2 P: 28	R: 0 E: 0 K: 0 S: 8	H: 1 LOB: 1 BB: 1 P: 14	1B: 6 2B: 2 3B: 0 HR: 2	SF: 0 SAC: 0 DP: 2 HBP: 0	WP: 0 PB: 0 SB: 1 CS: 0	PA: 41			
<b>PITCHER</b>	IP	WLS	BF	H	R	ER	SO	BB	IBB	HBP	BLK	WP	HR	S	P	ERA	WHIP								
<b>Jack Morris, R</b> (1, 1) ERA: 4.22	6.2	W	31	9	7	7	5	3	0	0	0	0	2	80	115	9.45	1.800								
<b>Bob MacDonald, L</b> (7, 1) ERA: 2.79	1.1		6	0	0	0	1	2	0	0	0	0	0	19	31	0.00	1.500								
<b>Mike Timlin, R</b> (9, 1) ERA: 2.84	1.0		4	1	0	0	0	1	0	0	0	0	0	8	14	0.00	2.000								

Toronto Blue Jays @ Texas Rangers  
Arlington Stadium, Arlington, TX  
Mon Jun 22 1992, 8:05 PM EDT  
Att: 24,460 - Cloudy - 82 F

AB	35
R	7
H	10
RBI	7
BB	6
SO	6
LOB	14





Batter	1	2	3	4	5	6	7	8	9	AB	R	H	RBI	BB	SO	LOB	TOP					
<b>Devon White, S</b> OBP: 0.303, SLG: 0.392	G3		S BB			2-0 3B	G6-3	G3-1		4	1	1	1	1	0	3						
<b>Roberto Alomar, S</b> OBP: 0.427, SLG: 0.483	F8		G6-3			1-2 WP		E7		5	1	3	1	0	0	1						
<b>Joe Carter, R</b> OBP: 0.317, SLG: 0.502	K					1-3 3B		P4		5	0	1	0	0	2	3						
<b>Dave Winfield, R</b> OBP: 0.393, SLG: 0.514		G5-3				4-2 1B		P6		4	0	1	0	1	0	2						
<b>John Olerud, L</b> OBP: 0.346, SLG: 0.383		FC5-4 BB				3-1 BB		G6-3		4	0	1	0	1	0	4						
<b>Candy Maldonado, R</b> OBP: 0.327, SLG: 0.411	F7					2-3 1B				3	0	0	0	1	2	3						
<b>Pat Borders, R</b> OBP: 0.303, SLG: 0.380	FC5-4					4-2 BB		G6-3		4	0	0	0	0	1	3						
<b>Jeff Kent, R</b> OBP: 0.362, SLG: 0.481			F8			1-2 F9		F9		4	0	2	0	0	0	0						
<b>Manuel Lee, S</b> OBP: 0.321, SLG: 0.330	F7					3-1 FC3-6 1B		FC3-6		3	1	1	0	1	0	1						
<b>Inning Stats</b>	R: 0 E: 0 K: 1 S: 6	H: 0 LOB: 0 BB: 0 P: 9	R: 0 E: 0 K: 0 S: 6	H: 0 LOB: 1 BB: 1 P: 15	R: 0 E: 0 K: 0 S: 7	H: 0 LOB: 1 BB: 1 P: 15	R: 0 E: 0 K: 0 S: 10	H: 2 LOB: 2 BB: 1 P: 16	R: 3 E: 0 K: 2 S: 18	H: 4 LOB: 2 BB: 1 P: 29	R: 0 E: 0 K: 0 S: 11	H: 1 LOB: 1 BB: 0 P: 19	R: 0 E: 1 K: 0 S: 11	H: 1 LOB: 1 BB: 0 P: 16	R: 0 E: 0 K: 2 S: 15	H: 1 LOB: 2 BB: 1 P: 29	R: 0 E: 0 K: 0 S: 7	H: 1 LOB: 1 BB: 0 P: 11	1B: 7 2B: 2 3B: 1 HR: 0	SF: 0 SAC: 0 DP: 1 HBP: 0	WP: 1 PB: 0 SB: 3 CS: 0	PA: 41
<b>PITCHER</b>	IP	WLS	BF	H	R	ER	SO	BB	IBB	HBP	BLK	WP	HR	S	P	ERA	WHIP					
<b>Bobby Witt, R</b> ERA: 3.32	7.0	L	32	8	3	3	3	4	0	0	0	1	0	69	119	3.86	1.714					
<b>Tery Mathews, R</b> ERA: 8.15	0.2		4	1	0	0	2	1	0	0	0	0	0	10	21	0.00	3.000					
<b>Kenny Rogers, L</b> ERA: 3.08	1.1		5	1	0	0	0	0	0	0	0	0	0	12	19	0.00	0.750					

Toronto Blue Jays @ Texas Rangers  
Arlington Stadium, Arlington, TX  
Wed Jun 24 1992, 8:05 PM EDT  
Att: 23,798 - Cloudy - 96 F

AB	36
R	3
H	10
RBI	2
BB	5
SO	5
LOB	20



Batter	1	2	3	4	5	6	7	8	9	AB	R	H	RBI	BB	SO	LOB	BOTTOM					
<b>Julio Franco, R</b> OBP: 0.337, SLG: 0.342	1B G5-3 2B		1B							3	1	2	0	0	0	0						
<b>John Russell, R</b> OBP: 0.231, SLG: 0.100										0	0	0	0	0	0	0						
<b>Kevin Reimer, L</b> OBP: 0.331, SLG: 0.445										1	0	0	0	0	1	1						
<b>Dean Palmer, R</b> OBP: 0.330, SLG: 0.448	G5-3 2B		F9							4	1	1	0	0	2	1						
<b>Juan Gonzalez, R</b> OBP: 0.307, SLG: 0.507	G5-3		F8							4	0	0	1	0	2	2						
<b>Ruben Sierra, S</b> OBP: 0.324, SLG: 0.468	2B		1B							4	0	2	1	0	1	0						
<b>Dickie Thon, R</b> OBP: 0.292, SLG: 0.340	F8		L5							4	0	1	0	0	1	3						
<b>Rafael Palmeiro, L</b> OBP: 0.346, SLG: 0.404	F8									4	0	0	0	0	1	2						
<b>Russ McGinnis, R</b> OBP: 0.294, SLG: 0.323		F7								2	0	1	0	0	0	0						
<b>Geno Petralli, L</b> OBP: 0.252, SLG: 0.294										1	0	1	0	1	0	0						
<b>Al Newman, S</b> OBP: 0.301, SLG: 0.252										3	0	0	0	0	1	2						
<b>Brian Downing, R</b> OBP: 0.429, SLG: 0.406										1	0	0	0	0	1	1						
<b>John Cangelosi, S</b> OBP: 0.333, SLG: 0.254		P2								3	0	0	0	0	0	1						
<b>Inning Stats</b>	R: 2 E: 0 K: 0 S: 13	H: 3 LOB: 1 BB: 0 P: 21	R: 0 E: 0 K: 1 S: 5	H: 0 LOB: 0 BB: 0 P: 6	R: 0 E: 0 K: 0 S: 10	H: 2 LOB: 2 BB: 0 P: 18	R: 0 E: 0 K: 0 S: 5	H: 1 LOB: 0 BB: 0 P: 7	R: 0 E: 0 K: 1 S: 7	H: 0 LOB: 0 BB: 0 P: 10	R: 0 E: 0 K: 1 S: 7	H: 1 LOB: 1 BB: 0 P: 13	R: 0 E: 0 K: 1 S: 12	H: 0 LOB: 1 BB: 1 P: 18	R: 0 E: 0 K: 3 S: 10	H: 0 LOB: 0 BB: 0 P: 16	R: 0 E: 0 K: 3 S: 13	H: 1 LOB: 1 BB: 0 P: 20	1B: 5 2B: 3 3B: 0 HR: 0	SF: 0 SAC: 0 DP: 1 HBP: 0	WP: 0 PB: 0 SB: 0 CS: 0	PA: 35
<b>PITCHER</b>	IP	WLS	BF	H	R	ER	SO	BB	IBB	HBP	BLK	WP	HR	S	P	ERA	WHIP					
<b>David Wells, L</b> ERA: 2.91	6.0	W	24	7	2	2	3	0	0	0	0	0	0	47	75	3.00	1.167					
<b>Duane Ward, R</b> ERA: 2.09	2.0		7	0	0	0	4	1	0	0	0	0	0	22	34	0.00	0.500					
<b>Tom Henke, R</b> ERA: 2.05	1.0	S	4	1	0	0	3	0	0	0	0	0	0	13	20	0.00	1.000					

Toronto Blue Jays @ Texas Rangers  
Arlington Stadium, Arlington, TX  
Wed Jun 24 1992, 8:05 PM EDT  
Att: 23,798 - Cloudy - 96 F

AB	34
R	2
H	8
RBI	2
BB	1
SO	10
LOB	13





Batter	1	2	3	4	5	6	7	8	9	AB	R	H	RBI	BB	SO	LOB	TOP					
<b>Devon White, S</b> (1, 8) OBP: 0.304, SLG: 0.397	G3		FC3-6 BB		G1-3		L4-3		1B 3B	4	1	1	0	1	0	2						
<b>Roberto Alomar, S</b> (1, 4) OBP: 0.427, SLG: 0.480	K		FC3-6 1B			F7		G5-4-3 BB	FC5-4 1B	4	0	1	1	1	1	1						
<b>Joe Carter, R</b> (1, 9) OBP: 0.315, SLG: 0.497	G5-3		FC6-4 1B			P4		G5-4-3 1-2	FC5-4 1-2	5	0	1	0	0	0	2						
<b>Dave Winfield, R</b> (1, 10) OBP: 0.391, SLG: 0.521		K	FC6-4 1-2			G2-3			HR	4	1	1	1	0	1	2						
<b>John Olerud, L</b> (1, 3) OBP: 0.352, SLG: 0.416		HR			K			E 1B BB	HR	3	3	2	2	1	1	0						
<b>Kelly Gruber, R</b> (1, 5) OBP: 0.269, SLG: 0.397		1B			F9			1B 1B	E6	4	1	2	1	0	0	0						
<b>Candy Maldonado, R</b> (1, 7) OBP: 0.325, SLG: 0.408		K			K			1B 1B	K	4	0	1	0	0	3	2						
<b>Pat Borders, R</b> (1, 2) OBP: 0.302, SLG: 0.377		K				P3		L4-3 1B	K	4	0	1	1	0	2	1						
<b>Manuel Lee, S</b> (1, 6) OBP: 0.320, SLG: 0.326						K		K	F8	3	0	0	0	1	2	2						
<b>Inning Stats</b>	R: 0 H: 0 E: 0 K: 1 S: 10	H: 0 LOB: 0 BB: 0 P: 17	R: 1 H: 2 E: 0 K: 3 S: 13	LOB: 1 BB: 0 P: 18	R: 0 H: 1 E: 0 K: 0 S: 5	LOB: 2 BB: 2 P: 13	R: 0 H: 0 E: 0 K: 2 S: 8	H: 0 LOB: 0 BB: 0 P: 14	R: 0 H: 0 E: 0 K: 1 S: 5	LOB: 0 BB: 0 P: 10	R: 0 H: 0 E: 0 K: 0 S: 5	H: 0 LOB: 0 BB: 0 P: 7	R: 2 H: 3 E: 1 K: 1 S: 19	H: 3 LOB: 1 BB: 1 P: 29	R: 2 H: 2 E: 1 K: 1 S: 15	H: 2 LOB: 1 BB: 1 P: 25	R: 1 H: 2 E: 0 K: 0 S: 14	H: 2 LOB: 1 BB: 0 P: 19	1B: 6 2B: 1 3B: 1 HR: 3	SF: 0 SAC: 0 DP: 2 HBP: 0	WP: 0 PB: 0 SB: 0 CS: 1	PA: 39
<b>PITCHER</b>	IP	WLS	BF	H	R	ER	SO	BB	IBB	HBP	BLK	WP	HR	S	P	ERA	WHIP					
<b>Jack Armstrong, R</b> (1, 1) ERA: 4.72	8.0	L	34	8	5	5	9	4	0	0	0	0	3	83	133	5.62	1.500					
<b>Steve Olin, R</b> (9, 1) ERA: 2.43	1.0		5	2	1	1	1	0	0	0	0	0	0	14	19	9.00	2.000					

Toronto Blue Jays @ Cleveland Indians  
Cleveland Municipal Stadium, Cleveland, OH

AB 35  
R 6  
H 10  
RBI 6  
BB 4  
SO 10  
LOB 12



WP: 0 PA: 39  
PB: 0  
SB: 0  
CS: 1

Batter	1	2	3	4	5	6	7	8	9	AB	R	H	RBI	BB	SO	LOB	BOTTOM					
<b>Kenny Lofton, L</b> (1, 8) OBP: 0.327, SLG: 0.314	L3					G4-3			1B 2B	3	0	0	0	0	1	0						
<b>Brook Jacoby, R</b> (9, FH) OBP: 0.338, SLG: 0.353										1	1	1	0	0	0	0						
<b>Alex Cole, L</b> (1, 7) OBP: 0.276, SLG: 0.213							F9		FC6-4 1B	3	0	2	0	0	0	0						
<b>Glenallen Hill, R</b> (9, FH) OBP: 0.276, SLG: 0.432										1	0	1	1	0	0	0						
<b>Carlos Baerga, S</b> (1, 4) OBP: 0.325, SLG: 0.395	G3-1					G1-3			FC6-4 1-2	4	0	0	0	0	1	3						
<b>Albert Belle, R</b> (1, 10) OBP: 0.321, SLG: 0.485		K				F8				3	0	0	0	0	1	1						
<b>Paul Sorrento, L</b> (1, 3) OBP: 0.323, SLG: 0.356		K				F7			F8	3	0	0	0	0	1	0						
<b>Mark Whiten, S</b> (1, 9) OBP: 0.351, SLG: 0.393									K	3	0	0	0	0	2	0						
<b>Sandy Alomar Jr., R</b> (1, 2) OBP: 0.276, SLG: 0.313									G5-3	3	0	0	0	0	0	0						
<b>Jim Thome, L</b> (1, 5) OBP: 0.100, SLG: 0.100										2	0	0	0	0	0	0						
<b>Thomas Howard, S</b> (9, PH) OBP: 0.316, SLG: 0.348									F8	1	0	0	0	0	0	0						
<b>Mark Lewis, R</b> (1, 6) OBP: 0.303, SLG: 0.352									K	3	0	0	0	0	1	0						
<b>Inning Stats</b>	R: 0 H: 1 E: 0 K: 0 S: 7	H: 0 LOB: 0 BB: 0 P: 8	R: 0 H: 0 E: 0 K: 2 S: 7	LOB: 0 BB: 0 P: 14	R: 0 H: 0 E: 0 K: 0 S: 5	LOB: 0 BB: 0 P: 8	R: 0 H: 1 E: 0 K: 1 S: 10	LOB: 1 BB: 0 P: 15	R: 0 H: 0 E: 0 K: 1 S: 6	LOB: 0 BB: 0 P: 8	R: 0 H: 0 E: 0 K: 1 S: 13	H: 0 LOB: 0 BB: 0 P: 16	R: 0 H: 0 E: 0 K: 1 S: 10	H: 0 LOB: 0 BB: 0 P: 13	R: 1 H: 2 E: 0 K: 1 S: 10	H: 2 LOB: 1 BB: 0 P: 16	1B: 3 2B: 1 3B: 0 HR: 0	SF: 0 SAC: 0 DP: 0 HBP: 0	WP: 0 PB: 0 SB: 0 CS: 1	PA: 30		
<b>PITCHER</b>	IP	WLS	BF	H	R	ER	SO	BB	IBB	HBP	BLK	WP	HR	S	P	ERA	WHIP					
<b>Juan Guzman, R</b> (1, 1) ERA: 2.13	8.0	W	25	2	0	0	6	0	0	0	0	0	0	63	92	0.00	0.250					
<b>Bob MacDonald, L</b> (9, 1) ERA: 2.94	1.0		5	2	1	1	1	0	0	0	0	0	0	10	16	9.00	2.000					

Toronto Blue Jays @ Cleveland Indians  
Cleveland Municipal Stadium, Cleveland, OH

AB 30  
R 1  
H 4  
RBI 1  
BB 0  
SO 7  
LOB 4



WP: 0 PA: 30  
PB: 0  
SB: 0  
CS: 1

Fri Jun 26 1992, 7:05 PM EDT  
Att: 16,299 - Sunny - 68 F

livebaseballscores.com

livebaseballscores.com



Batter	1	2	3	4	5	6	7	8	9	AB	R	H	RBI	BB	SO	LOB	TOP										
<b>Devon White, S</b> OBP: 0.303, SLG: 0.394 (1, 8)	F8		K	F8			G3-6-3 1B		K	5	0	1	0	0	2	6	<b>Toronto Blue Jays @ Cleveland Indians</b> Cleveland Municipal Stadium, Cleveland, OH Sat Jun 27 1992, 7:05 PM EDT Att: 40,560 - Sunny - 67 F										
<b>Roberto Alomar, S</b> OBP: 0.420, SLG: 0.472 (1, 4)	G4-3		FC5		G4-3		G3-6-3			4	0	0	0	0	0	3											
<b>Joe Carter, R</b> OBP: 0.314, SLG: 0.491 (1, 9)	G5-3			G5-3	B2-3 1B			P4		3	1	0	0	1	0	0											
<b>Dave Winfield, R</b> OBP: 0.393, SLG: 0.524 (1, 10)		G5-3		1B FC 1B	B2-3			PB SF9 2B		4	2	2	0	0	0	1											
<b>John Olerud, L</b> OBP: 0.355, SLG: 0.420 (1, 3)	K			E SF9 1B				SF9 2H		3	1	2	2	0	1	0											
<b>Kelly Gruber, R</b> OBP: 0.269, SLG: 0.395 (1, 5)	G5-3			SF9 E 1B				G5-3		4	0	1	0	0	0	0											
<b>Candy Maldonado, R</b> OBP: 0.319, SLG: 0.399 (1, 7)			L4	FC BB			P3		K	4	0	0	1	0	1	2											
<b>Pat Borders, R</b> OBP: 0.305, SLG: 0.378 (1, 2)				SF9 1B			G6-3			2	0	1	1	1	0	0											
<b>Manuel Lee, S</b> OBP: 0.322, SLG: 0.326 (1, 6)				FC5 1B			G3-1		K	3	0	1	0	1	1	1											
<b>Inning Stats</b>	R: 0 E: 0 K: 0 S: 5	H: 0 LOB: 0 BB: 0 P: 6	R: 0 E: 0 K: 1 S: 9	H: 0 LOB: 0 BB: 0 P: 14	R: 0 E: 0 K: 1 S: 13	H: 2 LOB: 2 BB: 0 P: 18	R: 2 E: 1 K: 0 S: 18	H: 3 LOB: 3 BB: 1 P: 31	R: 1 E: 0 K: 0 S: 5	H: 1 LOB: 1 BB: 1 P: 9	R: 0 E: 0 K: 0 S: 7	H: 0 LOB: 0 BB: 0 P: 14	R: 0 E: 0 K: 0 S: 7	H: 1 LOB: 0 BB: 0 P: 9	R: 1 E: 0 K: 0 S: 15	H: 1 LOB: 0 BB: 0 P: 21	R: 0 E: 0 K: 3 S: 10	H: 0 LOB: 1 BB: 1 P: 17	1B: 7 2B: 1 3B: 0 HR: 0	SF: 2 SAC: 0 DP: 1 HBP: 0	WP: 0 PB: 1 SB: 0 CS: 0	PA: 37					
<b>PITCHER</b>	IP	WLS	BF	H	R	ER	SO	BB	IBB	HBP	BLK	WP	HR	S	P	ERA	WHIP										
<b>Charles Nagy, R</b> ERA: 2.36 (1, 1)	7.1		31	8	4	2	2	2	0	0	0	0	0	69	110	2.46	1.364										
<b>Derek Lilliquist, L</b> ERA: 1.98 (8, 1)	0.1	1	0	0	0	0	0	0	0	0	0	0	0	6	8	0.00	0.000										
<b>Eric Plunk, R</b> ERA: 3.57 (8, 1)	1.1	W	5	0	0	0	3	1	0	0	0	0	0	14	21	0.00	0.750										

AB	32
R	4
H	8
RBI	4
BB	3
SO	5
LOB	13



Batter	1	2	3	4	5	6	7	8	9	AB	R	H	RBI	BB	SO	LOB	BOTTOM										
<b>Thomas Howard, S</b> OBP: 0.308, SLG: 0.339 (1, 8)	F8	P3		G6-3		CS	F8	G4-3		5	0	0	0	0	0	4	<b>Toronto Blue Jays @ Cleveland Indians</b> Cleveland Municipal Stadium, Cleveland, OH Sat Jun 27 1992, 7:05 PM EDT Att: 40,560 - Sunny - 67 F										
<b>Felix Fermin, R</b> OBP: 0.250, SLG: 0.235 (1, 6)	K		G6-3		G4-3		G6-3			4	0	0	0	0	1	0											
<b>Carlos Baerga, S</b> OBP: 0.333, SLG: 0.410 (1, 4)	1B S		1B 2B		HR 2B		1B			4	3	4	0	0	0	0											
<b>Albert Belle, R</b> OBP: 0.327, SLG: 0.500 (1, 10)	E S 1B		2H 1B		HR		G6-3			4	1	3	3	0	0	1											
<b>Carlos Martinez, R</b> OBP: 0.268, SLG: 0.359 (1, 3)	K		F9		G6-4-3 1B		G5-3			4	0	1	0	0	1	2											
<b>Brook Jacoby, R</b> OBP: 0.333, SLG: 0.347 (1, 5)		P5		P3		G6-4-3		G5-3 1B		3	0	0	0	0	0	2											
<b>Alex Cole, L</b> OBP: 0.283, SLG: 0.221 (8, FH)								G5-3 1B		1	1	1	0	0	0	0											
<b>Jim Thome, L</b> OBP: 0.100, SLG: 0.100 (9, 5)								1B 1B		0	0	0	0	0	0	0											
<b>Glenallen Hill, R</b> OBP: 0.327, SLG: 0.434 (1, 7)		E6 F9 1B		P6		F8		G5-3 1B		4	1	2	0	0	0	0											
<b>Kenny Lofton, L</b> OBP: 0.327, SLG: 0.314 (9, 8)								1B 1B		0	0	0	0	0	0	0											
<b>Mark Whiten, S</b> OBP: 0.353, SLG: 0.389 (1, 9)				P4		CS BB		G5-3		2	0	0	0	2	0	2											
<b>Sandy Alomar Jr., R</b> OBP: 0.281, SLG: 0.323 (1, 2)		F9		F9		F8		1B		4	0	2	2	0	0	3											
<b>Inning Stats</b>	R: 1 E: 1 K: 2 S: 17	H: 2 LOB: 1 BB: 0 P: 25	R: 0 E: 1 K: 0 S: 13	H: 1 LOB: 2 BB: 1 P: 20	R: 1 E: 0 K: 0 S: 11	H: 2 LOB: 1 BB: 0 P: 15	R: 0 E: 0 K: 0 S: 8	H: 1 LOB: 1 BB: 0 P: 13	R: 2 E: 0 K: 0 S: 12	H: 3 LOB: 0 BB: 0 P: 16	R: 0 E: 0 K: 0 S: 5	H: 0 LOB: 0 BB: 1 P: 12	R: 0 E: 0 K: 0 S: 7	H: 1 LOB: 1 BB: 0 P: 10	R: 2 E: 0 K: 0 S: 15	H: 3 LOB: 1 BB: 0 P: 21	R: 0 E: 0 K: 0 S: 10	H: 0 LOB: 1 BB: 0 P: 17	1B: 9 2B: 3 3B: 0 HR: 1	SF: 0 SAC: 0 DP: 1 HBP: 0	WP: 0 PB: 0 SB: 2 CS: 1	PA: 38					
<b>PITCHER</b>	IP	WLS	BF	H	R	ER	SO	BB	IBB	HBP	BLK	WP	HR	S	P	ERA	WHIP										
<b>Jimmy Key, L</b> ERA: 3.19 (1, 1)	7.0		31	10	4	4	2	2	0	0	0	0	0	15	21	18.00	3.000										
<b>Duane Ward, R</b> ERA: 2.45 (8, 1)	1.0	L	6	3	2	2	0	0	0	0	0	0	0	15	21	18.00	3.000										

AB	35
R	6
H	13
RBI	5
BB	2
SO	2
LOB	14





Batter	1	2	3	4	5	6	7	8	9	AB	R	H	RBI	BB	SO	LOB	TOP			
<b>Devon White, S</b> OBP: 0.304, SLG: 0.390	2-1 G6-3	1-0 FC			0-0 G6-3		2-2 2B E HBP	4-2 FC4-6 BB		3	1	0	0	1	0	1	<b>Toronto Blue Jays @ Cleveland Indians</b> Cleveland Municipal Stadium, Cleveland, OH Sun Jun 28 1992, 3:33 AM EDT Att: 23,560 - Cloudy - 70 F			
<b>Roberto Alomar, S</b> OBP: 0.417, SLG: 0.470	3-2 G5-3	1-2 L5			2-2 F8		0-0 E 2B	1-2 FC4-6		5	1	1	0	0	0	4				
<b>Joe Carter, R</b> OBP: 0.322, SLG: 0.505	2-0 HR				1-1 BB 1B		3-1 E7 1B	0-1 P2		4	1	3	3	1	0	2				
<b>Dave Winfield, R</b> OBP: 0.393, SLG: 0.519	3-2 E4 HR				4-2 F9 1B		4-0 FC5-4 1B		0-2 G3-1	3	1	0	0	2	0	1				
<b>John Olerud, L</b> OBP: 0.356, SLG: 0.433	1-1 HR				2-2 G4-3		0-0 F7		0-0 G5-3	5	1	2	2	0	0	4				
<b>Candy Maldonado, R</b> OBP: 0.312, SLG: 0.389	3-2 G6-3				1-3 K		1-2 FC5-4		3-2 P4	5	0	0	0	0	2	3				
<b>Pat Borders, R</b> OBP: 0.300, SLG: 0.372					0-0 P5		1-2 G6-3		2-3 K	4	0	0	0	0	1	0				
<b>Jeff Kent, R</b> OBP: 0.367, SLG: 0.512					0-3 K		3-3 K		3-2 HR	3	1	1	1	1	2	0				
<b>Manuel Lee, S</b> OBP: 0.321, SLG: 0.324					2-2 F9		2-2 G4-3		1-2 FC4-6 BLK 1B	4	0	1	0	0	0	1				
<b>Inning Stats</b>	R: 3 E: 1 K: 0 S: 15	H: 2 LOB: 0 BB: 0 P: 29	R: 0 E: 0 K: 0 S: 7	H: 0 LOB: 2 BB: 1 P: 14	R: 0 E: 0 K: 1 S: 11	H: 1 LOB: 1 BB: 1 P: 18	R: 0 E: 0 K: 1 S: 7	H: 0 LOB: 0 BB: 0 P: 9	R: 0 E: 0 K: 2 S: 13	H: 0 LOB: 0 BB: 0 P: 16	R: 2 E: 1 K: 0 S: 14	H: 2 LOB: 2 BB: 1 P: 26	R: 1 E: 0 K: 1 S: 23	H: 2 LOB: 2 BB: 1 P: 34	R: 0 E: 0 K: 0 S: 8	H: 0 LOB: 0 BB: 0 P: 11	1B: 4 2B: 1 3B: 0 HR: 3	SF: 0 SAC: 0 DP: 0 HBP: 1	WP: 1 PB: 0 SB: 0 CS: 1	PA: 42
<b>PITCHER</b>	IP WLS BF H R ER SO BB IBB HBP BLK WP HR S P ERA WHIP	IP WLS BF H R ER SO BB IBB HBP BLK WP HR S P ERA WHIP	IP WLS BF H R ER SO BB IBB HBP BLK WP HR S P ERA WHIP	IP WLS BF H R ER SO BB IBB HBP BLK WP HR S P ERA WHIP	IP WLS BF H R ER SO BB IBB HBP BLK WP HR S P ERA WHIP	IP WLS BF H R ER SO BB IBB HBP BLK WP HR S P ERA WHIP	IP WLS BF H R ER SO BB IBB HBP BLK WP HR S P ERA WHIP	IP WLS BF H R ER SO BB IBB HBP BLK WP HR S P ERA WHIP	IP WLS BF H R ER SO BB IBB HBP BLK WP HR S P ERA WHIP	IP WLS BF H R ER SO BB IBB HBP BLK WP HR S P ERA WHIP	IP WLS BF H R ER SO BB IBB HBP BLK WP HR S P ERA WHIP	IP WLS BF H R ER SO BB IBB HBP BLK WP HR S P ERA WHIP	IP WLS BF H R ER SO BB IBB HBP BLK WP HR S P ERA WHIP	IP WLS BF H R ER SO BB IBB HBP BLK WP HR S P ERA WHIP	IP WLS BF H R ER SO BB IBB HBP BLK WP HR S P ERA WHIP	IP WLS BF H R ER SO BB IBB HBP BLK WP HR S P ERA WHIP	IP WLS BF H R ER SO BB IBB HBP BLK WP HR S P ERA WHIP			
<b>Dennis Cook, L</b> ERA: 4.73	(1, 1)	5.0	23	4	3	1	2	3	0	0	0	1	2	53	92	1.80	1.400			
<b>Ted Power, R</b> ERA: 2.56	(6, 1)	1.1	8	2	2	2	2	0	1	1	0	0	0	19	35	13.50	1.500			
<b>Derek Lilliquist, L</b> ERA: 1.95	(7, 1)	0.1	1	0	0	0	0	0	0	0	0	0	0	1	1	0.00	0.000			
<b>Steve Olin, R</b> ERA: 2.6	(7, 1)	1.1	W	7	2	1	1	1	0	0	0	1	0	1	28	40	6.75	2.250		
<b>Eric Flurik, R</b> ERA: 3.38	(9, 1)	1.0	S	3	0	0	0	0	0	0	0	0	0	8	11	0.00	0.000			

AB	36
R	6
H	8
RBI	6
BB	5
SO	5
LOB	16



Batter	1	2	3	4	5	6	7	8	9	AB	R	H	RBI	BB	SO	LOB	BOTTOM	
<b>Kenny Lofton, L</b> OBP: 0.332, SLG: 0.317	0-1 1B	1-0 SH5-3 CS 1B			3-1 B1-3		3-2 G3	4-0 IBB		4	2	2	0	1	0	0	<b>Toronto Blue Jays @ Cleveland Indians</b> Cleveland Municipal Stadium, Cleveland, OH Sun Jun 28 1992, 3:33 AM EDT Att: 23,560 - Cloudy - 70 F	
<b>Felix Fermin, R</b> OBP: 0.283, SLG: 0.250	0-2 1B	1-0 SH5-3			0-0 1B		0-1 G6-3	1-2 G5-3		4	1	2	0	0	0	2		
<b>Carlos Baerga, S</b> OBP: 0.339, SLG: 0.415	0-0 1B	1-1 CS 1B			0-0 P4		0-2 G6-4-3 1B			4	0	3	2	0	0	1		
<b>Albert Belle, R</b> OBP: 0.322, SLG: 0.493	0-0 G6-4-3	2-3 K			3-2 L7		2-1 G6-4-3			4	0	0	0	0	1	3		
<b>Carlos Martinez, R</b> OBP: 0.273, SLG: 0.357	1-2 BB 1B	1-2 CS			0-2 F9		4-2 SH1-4 HR BB			3	1	1	0	0	1	0		
<b>Alex Cole, L</b> OBP: 0.290, SLG: 0.221	(8, PH)									0	1	0	0	1	0	0		
<b>Thomas Howard, S</b> OBP: 0.308, SLG: 0.339	(9, 7)									0	0	0	0	0	0	0		
<b>Mark Whiten, S</b> OBP: 0.357, SLG: 0.390	4-1 BB 1B	1-2 BB			2-0 G5-3		1-0 SH1-4			2	1	1	0	1	0	0		
<b>Glenallen Hill, R</b> OBP: 0.283, SLG: 0.428	4-2 1B				2-1 E5 BLK		0-1 HR			2	0	0	0	1	0	1		
<b>Paul Sorrento, L</b> OBP: 0.326, SLG: 0.373	(6, PH) 1-2 2-3 BB				0-0 G5-3		2-3 HR			1	1	1	2	0	0	0		
<b>Jim Thome, L</b> OBP: 0.214, SLG: 0.286	(1, 5)	2-2 1B			2-2 F7		2-1 G4-3			4	0	2	2	0	0	1		
<b>Brook Jacoby, R</b> OBP: 0.333, SLG: 0.347	(9, 5)	1-2 2H 3H 1B			1-2 1B		1-2 L9			0	0	0	0	0	0	0		
<b>Sandy Alomar Jr., R</b> OBP: 0.275, SLG: 0.316	(1, 2)	0-1 P2			0-3 K		1-2 G4-3			4	0	0	0	0	1	3		
<b>Inning Stats</b>	R: 4 E: 0 K: 0 S: 21	H: 5 LOB: 2 BB: 2 P: 32	R: 1 E: 0 K: 1 S: 11	H: 2 LOB: 0 BB: 0 P: 17	R: 0 E: 1 K: 1 S: 12	H: 0 LOB: 1 BB: 0 P: 17	R: 0 E: 0 K: 1 S: 7	H: 1 LOB: 0 BB: 0 P: 10	R: 0 E: 0 K: 0 S: 8	H: 0 LOB: 0 BB: 0 P: 14	R: 0 E: 0 K: 0 S: 7	H: 1 LOB: 0 BB: 0 P: 9	R: 2 E: 0 K: 0 S: 13	H: 2 LOB: 2 BB: 2 P: 25	R: 10 2B: 1 3B: 0 HR: 1	SF: 0 SAC: 2 DP: 2 HBP: 0	WP: 0 PB: 0 SB: 0 CS: 2	PA: 39
<b>PITCHER</b>	IP WLS BF H R ER SO BB IBB HBP BLK WP HR S P ERA WHIP	IP WLS BF H R ER SO BB IBB HBP BLK WP HR S P ERA WHIP	IP WLS BF H R ER SO BB IBB HBP BLK WP HR S P ERA WHIP	IP WLS BF H R ER SO BB IBB HBP BLK WP HR S P ERA WHIP	IP WLS BF H R ER SO BB IBB HBP BLK WP HR S P ERA WHIP	IP WLS BF H R ER SO BB IBB HBP BLK WP HR S P ERA WHIP	IP WLS BF H R ER SO BB IBB HBP BLK WP HR S P ERA WHIP	IP WLS BF H R ER SO BB IBB HBP BLK WP HR S P ERA WHIP	IP WLS BF H R ER SO BB IBB HBP BLK WP HR S P ERA WHIP	IP WLS BF H R ER SO BB IBB HBP BLK WP HR S P ERA WHIP	IP WLS BF H R ER SO BB IBB HBP BLK WP HR S P ERA WHIP	IP WLS BF H R ER SO BB IBB HBP BLK WP HR S P ERA WHIP	IP WLS BF H R ER SO BB IBB HBP BLK WP HR S P ERA WHIP	IP WLS BF H R ER SO BB IBB HBP BLK WP HR S P ERA WHIP	IP WLS BF H R ER SO BB IBB HBP BLK WP HR S P ERA WHIP	IP WLS BF H R ER SO BB IBB HBP BLK WP HR S P ERA WHIP		
<b>Jack Morris, R</b> ERA: 4.28	(1, 1)	7.0	31	10	5	4	3	2	0	0	0	1	1	74	112	5.14	1.714	
<b>Duane Ward, R</b> ERA: 2.6	(8, 1)	1.0	L	7	2	2	2	0	1	0	0	0	1	13	25	18.00	3.000	





Batter	1	2	3	4	5	6	7	8	9	AB	R	H	RBI	BB	SO	LOB	TOP										
<b>Brian Downing, R</b> OBP: 0.422, SLG: 0.403 (1, 10)	G5-3		BB 1B BB	BB BB		K		K		3	1	0	0	2	2	1											
<b>Jeff Huson, L</b> OBP: 0.338, SLG: 0.352 (1, 4)	FC6-4 1B		1B 2B BB	BB		L9			1B S BB	2	1	1	0	3	0	0											
<b>Rafael Palmeiro, L</b> OBP: 0.345, SLG: 0.399 (1, 3)	FC6-4		2B 1-3 2-H 1B	F7			F8		K	5	0	1	1	0	1	5											
<b>Ruben Sierra, S</b> OBP: 0.332, SLG: 0.481 (1, 9)	F7		1-3 3-H 2B	G3			F8		G6-4-3 1B	5	0	2	1	0	0	4											
<b>Juan Gonzalez, R</b> OBP: 0.311, SLG: 0.505 (1, 8)			K				F8		G6-4-3	4	0	1	0	1	1	4											
<b>Kevin Reimer, L</b> OBP: 0.343, SLG: 0.477 (1, 7)	G3-6-3-2-1			HR 1B			WP 1B			4	1	2	0	0	1	2											
<b>Ivan Rodriguez, R</b> OBP: 0.328, SLG: 0.449 (1, 2)	P3		HR	HR			P3		G5-3 BB	3	1	1	2	1	0	1											
<b>Dickie Thon, R</b> OBP: 0.285, SLG: 0.327 (1, 6)			G6-3	SH1-3 2B			F9		G5-3	4	0	1	0	0	0	2											
<b>Al Newman, S</b> OBP: 0.288, SLG: 0.239 <b>Dan Peltier, L</b> (8, PH)	G4-3		G4-3	SH1-3			G1-3		P2	2	0	0	0	0	0	0											
<b>Dean Palmer, R</b> OBP: 0.323, SLG: 0.434 (8, 5)				2-3						0	0	0	0	0	0	0											
<b>Inning Stats</b>	R: 0 E: 0 K: 0 S: 7	H: 1 LOB: 1 BB: 0 P: 11	R: 0 E: 0 K: 0 S: 4	H: 0 LOB: 0 BB: 1 P: 9	R: 2 E: 0 K: 1 S: 11	H: 2 LOB: 2 BB: 2 P: 20	R: 2 E: 0 K: 0 S: 19	H: 3 LOB: 3 BB: 2 P: 31	R: 0 E: 0 K: 1 S: 6	H: 0 LOB: 0 BB: 0 P: 6	R: 0 E: 0 K: 1 S: 9	H: 1 LOB: 1 BB: 0 P: 15	R: 0 E: 0 K: 1 S: 14	H: 0 LOB: 1 BB: 1 P: 23	R: 0 E: 0 K: 1 S: 8	H: 1 LOB: 1 BB: 1 P: 15	1B: 6 2B: 2 3B: 0 HR: 1	SF: 0 SAC: 1 DP: 2 HBP: 0	WP: 1 PB: 0 SB: 1 CS: 0	PA: 41							
<b>PITCHER</b>	IP	WLS	BF	H	R	ER	SO	BB	IBB	HBP	BLK	WP	HR	S	P	ERA	WHIP										
<b>Dave Stieb, R</b> ERA: 5.79 (1, 1)	3.1		19	6	4	4	1	4	0	0	0	0	1	35	61	10.80	3.000										
<b>Pat Hentgen, R</b> ERA: 4.25 (4, 1)	4.2	W	18	2	0	0	3	2	0	0	0	1	0	45	67	0.00	0.857										
<b>Tom Henke, R</b> ERA: 1.96 (9, 1)	1.0		4	1	0	0	1	1	0	0	0	0	0	8	15	0.00	2.000										

Texas Rangers @ Toronto Blue Jays  
SkyDome, Toronto, ON  
Mon Jun 29 1992, 7:05 PM EDT  
Att: 50,404 - Cloudy - 81 F

AB	33
R	4
H	9
RBI	4
BB	7
SO	5
LOB	20



Batter	1	2	3	4	5	6	7	8	9	AB	R	H	RBI	BB	SO	LOB	BOTTOM										
<b>Devon White, S</b> OBP: 0.306, SLG: 0.386 (1, 8)	G6-4-3 BB		K	K			K			3	0	0	0	2	3	3											
<b>Roberto Alomar, S</b> OBP: 0.416, SLG: 0.473 (1, 4)	G6-4-3		K			F8		1B 2B		5	1	2	0	0	1	4											
<b>Joe Carter, R</b> OBP: 0.323, SLG: 0.512 (1, 9)	F7		G5-3			FC6-4 1B		P3		4	1	1	1	1	0	1											
<b>Dave Winfield, R</b> OBP: 0.390, SLG: 0.513 (1, 10)			G6-3	K		FC6-4 2-3		G6-3	2B 1B	5	1	1	0	0	1	2											
<b>John Olerud, L</b> OBP: 0.360, SLG: 0.429 (1, 3)			BB BB BB	FC5-4 BB		G4-6-3		HR BB	K	2	2	0	0	3	1	4											
<b>Candy Maldonado, R</b> OBP: 0.318, SLG: 0.411 (1, 7)			BB BB	FC5-4				F8	HR 2B	4	2	2	4	1	0	1											
<b>Jeff Kent, R</b> OBP: 0.379, SLG: 0.500 (1, 5)			BB 2B BB	F7		BB BB		HR BB	1B WP BB	2	2	0	0	3	1	1											
<b>Greg Myers, L</b> OBP: 0.260, SLG: 0.341 (1, 2)			2B E BB	G6-3		L5		HR 1B	WP 1B	3	1	1	1	1	0	1											
<b>Manuel Lee, S</b> OBP: 0.328, SLG: 0.330 (1, 6)	E9 WP 2B			S BB				K		2	1	1	2	2	1	1											
<b>Inning Stats</b>	R: 0 E: 0 K: 0 S: 5	H: 0 LOB: 0 BB: 1 P: 9	R: 5 E: 1 K: 2 S: 14	H: 1 LOB: 4 BB: 4 P: 41	R: 0 E: 0 K: 1 S: 9	H: 0 LOB: 1 BB: 1 P: 18	R: 0 E: 0 K: 1 S: 12	H: 0 LOB: 1 BB: 1 P: 19	R: 0 E: 0 K: 0 S: 8	H: 1 LOB: 1 BB: 1 P: 17	R: 0 E: 0 K: 0 S: 12	H: 0 LOB: 3 BB: 3 P: 26	R: 4 E: 0 K: 2 S: 19	H: 3 LOB: 1 BB: 2 P: 34	R: 2 E: 0 K: 2 S: 22	H: 3 LOB: 1 BB: 0 P: 31	1B: 3 2B: 3 3B: 0 HR: 2	SF: 0 SAC: 0 DP: 2 HBP: 0	WP: 2 PB: 0 SB: 1 CS: 0	PA: 43							
<b>PITCHER</b>	IP	WLS	BF	H	R	ER	SO	BB	IBB	HBP	BLK	WP	HR	S	P	ERA	WHIP										
<b>Bobby Witt, R</b> ERA: 3.53 (1, 1)	4.0	L	21	2	5	4	0	8	0	0	0	1	0	44	96	9.00	2.500										
<b>Terry Mathews, R</b> ERA: 6.3 (5, 1)	1.2		7	0	0	0	0	3	0	0	0	0	0	14	31	0.00	1.800										
<b>Danny Leon, R</b> ERA: 5.54 (6, 1)	0.2		6	2	4	4	0	2	0	0	0	0	2	14	27	54.00	6.000										
<b>Ed Nunez, R</b> ERA: 5.27 (7, 1)	1.2		9	4	2	2	4	0	0	0	0	1	0	29	41	10.80	2.400										

Texas Rangers @ Toronto Blue Jays  
SkyDome, Toronto, ON  
Mon Jun 29 1992, 7:05 PM EDT  
Att: 50,404 - Cloudy - 81 F


AB	30
R	11
H	8
RBI	8
BB	13
SO	8
LOB	18










Batter	1	2	3	4	5	6	7	8	9	10	AB	R	H	RBI	BB	SO	LOB	TOP	
<b>Julio Franco, R</b> OBP: 0.340, SLG: 0.330 <b>Al Newman, S</b> OBP: 0.334, SLG: 0.254	G4-3		G4-3		G6-3			K			4	0	0	0	1	1	2	<b>Texas Rangers @ Toronto Blue Jays</b> SkyDome, Toronto, ON Wed Jul 01 1992, 3:33 AM EDT Att: 50,379 - Cloudy - 72 F  <b>AB 32</b> <b>R 2</b> <b>H 5</b> <b>RBI 2</b> <b>BB 5</b> <b>SO 10</b> <b>LOB 15</b>  	
<b>Dean Palmer, R</b> OBP: 0.325, SLG: 0.438	K		K			K				P2	5	0	1	1	0	3	3		
<b>Rafael Palmeiro, L</b> OBP: 0.349, SLG: 0.399	G3		K					F7		F7	5	0	1	0	0	1	4		
<b>Ruben Sierra, S</b> OBP: 0.341, SLG: 0.497					G4-3					P6	4	1	1	0	0	1	1		
<b>Kevin Reimer, L</b> OBP: 0.334, SLG: 0.462		F9			P4			K		L3	4	0	0	0	0	1	1		
<b>Geno Petralli, L</b> OBP: 0.246, SLG: 0.270		L3			K			F7		K	4	0	0	0	0	2	1		
<b>Dickie Thon, R</b> OBP: 0.298, SLG: 0.359								G6-3			4	0	2	1	0	0	0		
<b>Jeff Huson, L</b> OBP: 0.348, SLG: 0.352											0	1	0	0	3	0	0		
<b>John Cangelosi, S</b> OBP: 0.337, SLG: 0.247											2	0	0	0	1	1	3		
<b>Inning Stats</b>	R: 0 E: 0 K: 1 S: 6	H: 0 LOB: 0 BB: 0 P: 9	R: 1 E: 0 K: 1 S: 13	H: 2 LOB: 1 BB: 1 P: 23	R: 0 E: 0 K: 2 S: 8	H: 0 LOB: 0 BB: 0 P: 13	R: 0 E: 0 K: 1 S: 5	H: 1 LOB: 1 BB: 0 P: 8	R: 0 E: 0 K: 1 S: 8	H: 0 LOB: 0 BB: 0 P: 13	R: 1 E: 0 K: 1 S: 8	H: 1 LOB: 1 BB: 1 P: 15	R: 0 E: 0 K: 1 S: 9	H: 0 LOB: 0 BB: 0 P: 11	R: 0 E: 0 K: 0 S: 15	H: 0 LOB: 3 BB: 3 P: 30	1B: 5 2B: 1 3B: 0 HR: 0		SF: 0 SAC: 2 DP: 1 HBP: 0
<b>PITCHER</b>	IP WLS BF H R ER SO	IP WLS BF H R ER SO	IP WLS BF H R ER SO	IP WLS BF H R ER SO	IP WLS BF H R ER SO	IP WLS BF H R ER SO	IP WLS BF H R ER SO	IP WLS BF H R ER SO	IP WLS BF H R ER SO	IP WLS BF H R ER SO	IP WLS BF H R ER SO	IP WLS BF H R ER SO	IP WLS BF H R ER SO	IP WLS BF H R ER SO	IP WLS BF H R ER SO	IP WLS BF H R ER SO	ERA WHIP	ERA WHIP	
<b>Juan Guzman, R</b> ERA: 2.14	8.0	2.0	8.0	2.0	8.0	2.0	8.0	2.0	8.0	2.0	8.0	2.0	8.0	2.0	8.0	2.0	8.0	2.25	0.875
<b>Duane Ward, R</b> ERA: 2.68	9.1	2.0	9.1	2.0	9.1	2.0	9.1	2.0	9.1	2.0	9.1	2.0	9.1	2.0	9.1	2.0	9.1	0.00	1.500

Batter	1	2	3	4	5	6	7	8	9	10	AB	R	H	RBI	BB	SO	LOB	BOTTOM	
<b>Devon White, S</b> OBP: 0.306, SLG: 0.392	K		G4-3			G4-3					4	0	1	1	0	1	0	<b>Texas Rangers @ Toronto Blue Jays</b> SkyDome, Toronto, ON Wed Jul 01 1992, 3:33 AM EDT Att: 50,379 - Cloudy - 72 F  <b>AB 32</b> <b>R 3</b> <b>H 6</b> <b>RBI 3</b> <b>BB 0</b> <b>SO 4</b> <b>LOB 7</b>  	
<b>Roberto Alomar, S</b> OBP: 0.414, SLG: 0.470			G4-3			G1-3		G4-3			4	0	1	0	0	0	2		
<b>Joe Carter, R</b> OBP: 0.320, SLG: 0.511			P5			K				F9	4	0	0	0	0	1	1		
<b>Dave Winfield, R</b> OBP: 0.385, SLG: 0.504										F9	4	0	0	0	0	0	1		
<b>John Olerud, L</b> OBP: 0.356, SLG: 0.423										G4-3	4	0	0	0	0	1	0		
<b>Derek Bell, R</b> OBP: 0.283, SLG: 0.275											3	2	1	0	0	1	0		
<b>Pat Borders, R</b> OBP: 0.302, SLG: 0.393											3	0	2	0	0	0	0		
<b>Rob Ducey, L</b> OBP: 0.063, SLG: 0.125											0	0	0	0	0	0	0		
<b>Greg Myers, L</b> OBP: 0.275, SLG: 0.378											1	0	1	1	0	0	0		
<b>Jeff Kent, R</b> OBP: 0.369, SLG: 0.478											2	0	0	1	0	0	1		
<b>Manuel Lee, S</b> OBP: 0.331, SLG: 0.330											3	1	0	0	0	0	2		
<b>Inning Stats</b>	R: 0 E: 0 K: 1 S: 13	H: 1 LOB: 1 BB: 0 P: 20	R: 1 E: 0 K: 1 S: 8	H: 1 LOB: 1 BB: 0 P: 15	R: 0 E: 0 K: 0 S: 7	H: 0 LOB: 0 BB: 0 P: 11	R: 0 E: 0 K: 0 S: 6	H: 0 LOB: 0 BB: 0 P: 7	R: 0 E: 0 K: 0 S: 8	H: 0 LOB: 0 BB: 0 P: 13	R: 0 E: 0 K: 1 S: 10	H: 0 LOB: 0 BB: 0 P: 16	R: 0 E: 0 K: 1 S: 8	H: 0 LOB: 0 BB: 0 P: 11	R: 1 E: 0 K: 0 S: 8	H: 2 LOB: 1 BB: 0 P: 2	1B: 1 2B: 4 3B: 1 HR: 0	SF: 1 SAC: 0 DP: 0 HBP: 1	WP: 0 PA: 34 PB: 0 SB: 0 CS: 0
<b>PITCHER</b>	IP WLS BF H R ER SO	IP WLS BF H R ER SO	IP WLS BF H R ER SO	IP WLS BF H R ER SO	IP WLS BF H R ER SO	IP WLS BF H R ER SO	IP WLS BF H R ER SO	IP WLS BF H R ER SO	IP WLS BF H R ER SO	IP WLS BF H R ER SO	IP WLS BF H R ER SO	IP WLS BF H R ER SO	IP WLS BF H R ER SO	IP WLS BF H R ER SO	IP WLS BF H R ER SO	IP WLS BF H R ER SO	ERA WHIP	ERA WHIP	
<b>Todd Burns, R</b> ERA: 3.59	7.1	1.2	7.1	1.2	7.1	1.2	7.1	1.2	7.1	1.2	7.1	1.2	7.1	1.2	7.1	1.2	7.1	2.46	0.409
<b>Jeff Russell, R</b> ERA: 1.82	8.1	1.2	8.1	1.2	8.1	1.2	8.1	1.2	8.1	1.2	8.1	1.2	8.1	1.2	8.1	1.2	8.1	5.40	1.800



















Batter	1	2	3	4	5	6	7	8	9	AB	R	H	RBI	BB	SO	LOB	TOP				
Omar Vizquel, S OBP: 0.364, SLG: 0.389 (1, 6)	P5	G3			B1-6-3 1B		SF8 3B			5	1	3	0	0	0	1					
Shane Turner, L OBP: 0.250, SLG: 0.667 Jeff Schaefer, R OBP: 0.180, SLG: 0.265 (7, 5)	2B		L9		B1-6-3 1-2		SF8		G1-3	3	1	1	1	0	0	1					
Ken Griffey Jr., L OBP: 0.345, SLG: 0.528 (1, 8)	F9		P7				F7			4	0	1	0	0	0	1					
Pete O'Brien, L OBP: 0.285, SLG: 0.427 (1, 3)	2B		P6		L3					4	1	2	2	0	0	1					
Jay Buhner, R OBP: 0.299, SLG: 0.372 (1, 9)				K					G6-3	3	0	0	0	1	2	0					
Tino Martinez, L OBP: 0.298, SLG: 0.392 (1, 10)	L9		G4-3						K	3	0	0	0	1	1	2					
Dave Cochrane, S Henry Cotto, R OBP: 0.299, SLG: 0.389 (8, 7)		G4-3		1B BB					K	3	0	0	0	1	2	1					
Dave Valle, R OBP: 0.322, SLG: 0.421 (1, 2)		G4-3 1B								4	0	2	0	0	0	1					
Harold Reynolds, S OBP: 0.310, SLG: 0.333 (1, 4)		G4-3							K	4	0	0	0	0	1	3					
<b>Inning Stats</b>	R: 1 E: 0 K: 0 S: 14	H: 2 LOB: 2 BB: 1 P: 26	R: 0 E: 0 K: 0 S: 8	H: 1 LOB: 1 BB: 0 P: 13	R: 0 E: 0 K: 1 S: 3	H: 0 LOB: 0 BB: 0 P: 4	R: 0 E: 0 K: 1 S: 10	H: 1 LOB: 2 BB: 1 P: 18	R: 0 E: 0 K: 2 S: 12	H: 0 LOB: 1 BB: 0 P: 22	R: 1 E: 0 K: 0 S: 8	H: 1 LOB: 0 BB: 0 P: 12	R: 1 E: 0 K: 2 S: 12	H: 1 LOB: 0 BB: 0 P: 14	R: 0 E: 0 K: 1 S: 8	H: 1 LOB: 1 BB: 0 P: 8	1B: 5 2B: 2 3B: 1 HR: 1	SF: 1 SAC: 0 DP: 1 HBP: 0	WP: 0 PB: 0 SB: 0 CS: 0	PA: 38	
<b>PITCHER</b>	IP	WLS	BF	H	R	ER	SO	BB	IBB	HBP	BLK	WP	HR	S	P	ERA	WHIP				
Pat Hentgen, R ERA: 3.93 (1, 1)	7.0		30	7	2	2	3	3	0	0	0	0	0	65	110	2.57	1.429				
Duane Ward, R ERA: 2.6 (8, 1)	2.0	W	8	2	1	1	3	0	0	0	0	0	1	20	22	4.50	1.000				

Seattle Mariners @ Toronto Blue Jays  
SkyDome, Toronto, ON  
Tue Jul 07 1992, 7:05 PM EDT  
Att: 50,397 - Cloudy - 77 F

AB 34  
R 3  
H 9  
RBI 3  
BB 3  
SO 6  
LOB 12



Batter	1	2	3	4	5	6	7	8	9	AB	R	H	RBI	BB	SO	LOB	BOTTOM				
Devon White, S OBP: 0.307, SLG: 0.409 (1, 8)	K		G4-3					F8		5	0	2	1	0	1	0					
Roberto Alomar, S OBP: 0.410, SLG: 0.465 (1, 4)	G6-3				F8					4	1	1	0	0	1	1					
Joe Carter, R OBP: 0.327, SLG: 0.512 (1, 9)	K				K		P3			4	1	1	0	0	2	1					
Dave Winfield, R OBP: 0.386, SLG: 0.505 (1, 10)		K			K					4	1	2	1	0	2	0					
John Olerud, L OBP: 0.375, SLG: 0.439 (1, 3)					G4-3					2	0	1	0	2	0	0					
Candy Maldonado, R OBP: 0.318, SLG: 0.422 (1, 7)		K								3	0	1	1	1	1	3					
Jeff Kent, R OBP: 0.354, SLG: 0.450 (1, 5)		F9			L8					4	0	0	0	0	2	6					
Pat Borders, R OBP: 0.307, SLG: 0.385 Rob Ducey, L OBP: 0.059, SLG: 0.118 (9, PR)			P5		F9					4	0	1	0	0	0	2					
Manuel Lee, S OBP: 0.330, SLG: 0.326 (1, 6)		G4-3								3	0	0	0	0	1	0					
<b>Inning Stats</b>	R: 0 E: 0 K: 2 S: 8	H: 0 LOB: 0 BB: 0 P: 14	R: 0 E: 0 K: 2 S: 11	H: 1 LOB: 1 BB: 0 P: 16	R: 0 E: 0 K: 0 S: 6	H: 0 LOB: 0 BB: 0 P: 12	R: 0 E: 0 K: 2 S: 9	H: 0 LOB: 0 BB: 0 P: 13	R: 0 E: 0 K: 0 S: 9	H: 1 LOB: 1 BB: 0 P: 14	R: 1 E: 0 K: 1 S: 14	H: 1 LOB: 1 BB: 1 P: 20	R: 2 E: 0 K: 1 S: 17	H: 3 LOB: 3 BB: 2 P: 34	R: 1 E: 0 K: 0 S: 7	H: 2 LOB: 1 BB: 0 P: 8	1B: 7 2B: 2 3B: 0 HR: 0	SF: 0 SAC: 1 DP: 0 HBP: 0	WP: 1 PB: 0 SB: 0 CS: 0	PA: 37	
<b>PITCHER</b>	IP	WLS	BF	H	R	ER	SO	BB	IBB	HBP	BLK	WP	HR	S	P	ERA	WHIP				
Rich DeLucia, R ERA: 6.27 (1, 1)	6.0		21	3	0	0	8	1	0	0	0	1	0	25	40	16.20	3.000				
Brian Fisher, R ERA: 16.2 (7, 1)	1.2		10	4	3	3	1	1	0	0	0	0	0	1	5	∞	∞				
Juan Agosto, L ERA: 5.18 (8, 1)	0.0		1	0	0	0	0	1	0	0	0	0	0	1	5	∞	∞				
Jeff Nelson, R ERA: 4.17 (8, 1)	0.2	L	5	2	1	1	1	1	0	0	0	0	0	12	17	13.50	4.500				

Seattle Mariners @ Toronto Blue Jays  
SkyDome, Toronto, ON  
Tue Jul 07 1992, 7:05 PM EDT  
Att: 50,397 - Cloudy - 77 F

AB 33  
R 4  
H 9  
RBI 3  
BB 3  
SO 10  
LOB 13





Batter	1	2	3	4	5	6	7	8	9	AB	R	H	RBI	BB	SO	LOB	TOP					
<b>Henry Cotto, R</b> OBP: 0.297, SLG: 0.385	F8		2B		K			G4-3		4	0	1	0	0	1	1	<b>Seattle Mariners @ Toronto Blue Jays</b> SkyDome, Toronto, ON Wed Jul 08 1992, 7:05 PM EDT Att: 50,391 - Dome - 70 F					
<b>Omar Vizquel, S</b> OBP: 0.382, SLG: 0.391	L6		2B			F8		F7		4	0	1	0	0	0	0						
<b>Ken Griffey Jr., L</b> OBP: 0.344, SLG: 0.523			G4-3			F8			F7	4	0	1	0	0	0	2						
<b>Edgar Martinez, R</b> OBP: 0.386, SLG: 0.551	L4			G6-3		L7			WP	3	0	0	0	1	0	1						
<b>Jay Buhner, R</b> OBP: 0.298, SLG: 0.371		G6-4-3		K		G6-3			F9	4	0	1	0	0	1	1						
<b>Dave Cochrane, S</b> OBP: 0.295, SLG: 0.333		G6-4-3		L5					F8	4	0	1	0	0	0	2						
<b>Dave Valle, R</b> OBP: 0.318, SLG: 0.415		F7			E5				F7	3	0	0	0	0	0	1						
<b>Lance Parrish, R</b> OBP: 0.282, SLG: 0.388			FC6-4		P3				P5	3	0	1	0	0	0	2						
<b>Harold Reynolds, S</b> OBP: 0.307, SLG: 0.330			FC6-4		F9				F7	3	0	0	0	0	0	2						
<b>Inning Stats</b>	R: 0 E: 0 K: 0 S: 6	H: 1 LOB: 1 BB: 0 P: 8	R: 0 E: 0 K: 0 S: 6	H: 1 LOB: 0 BB: 0 P: 10	R: 0 E: 0 K: 0 S: 13	H: 3 LOB: 2 BB: 0 P: 20	R: 0 E: 0 K: 1 S: 8	H: 0 LOB: 0 BB: 0 P: 14	R: 0 E: 0 K: 1 S: 12	H: 0 LOB: 1 BB: 0 P: 17	R: 0 E: 0 K: 0 S: 7	H: 0 LOB: 0 BB: 0 P: 12	R: 0 E: 0 K: 0 S: 8	H: 1 LOB: 1 BB: 0 P: 16	R: 0 E: 0 K: 0 S: 6	H: 0 LOB: 0 BB: 0 P: 8	R: 0 E: 0 K: 0 S: 8	H: 0 LOB: 1 BB: 1 P: 17	1B: 5 2B: 1 3B: 0 HR: 0	SF: 0 SAC: 0 DP: 1 HBP: 0	WP: 1 PB: 0 SB: 1 CS: 0	PA: 33
<b>PITCHER</b> <b>Jimmy Key, L</b> ERA: 2.84	IP: 9.0	WLS: W	BF: 33	H: 6	R: 0	ER: 0	SO: 2	BB: 1	IBB: 0	HBP: 0	BLK: 0	WP: 1	HR: 0	S: 74	P: 122	ERA: 0.00	WHIP: 0.778					

Batter	1	2	3	4	5	6	7	8	9	AB	R	H	RBI	BB	SO	LOB	BOTTOM					
<b>Devon White, S</b> OBP: 0.309, SLG: 0.411	F9		1B		K			1B		4	0	2	1	0	1	1	<b>Seattle Mariners @ Toronto Blue Jays</b> SkyDome, Toronto, ON Wed Jul 08 1992, 7:05 PM EDT Att: 50,391 - Dome - 70 F					
<b>Roberto Alomar, S</b> OBP: 0.412, SLG: 0.462	G4-3		F7		HR			1B		2	1	0	0	2	0	1						
<b>Joe Carter, R</b> OBP: 0.326, SLG: 0.520	F9			G5-3	HR			SF8		3	1	1	4	0	0	0						
<b>Dave Winfield, R</b> OBP: 0.390, SLG: 0.515		K		1B	2B			1B		4	1	3	0	0	1	0						
<b>John Olerud, L</b> OBP: 0.373, SLG: 0.436	F7		G2-3		G4-3			K		4	0	1	1	0	1	4						
<b>Candy Maldonado, R</b> OBP: 0.313, SLG: 0.414	F9		G2-3			G6-3		K		4	0	0	0	0	1	4						
<b>Jeff Kent, R</b> OBP: 0.343, SLG: 0.435			P4		F7			F7		4	0	0	0	0	0	1						
<b>Pat Borders, R</b> OBP: 0.309, SLG: 0.384			K		HR			G6-3		3	1	1	0	1	1	0						
<b>Manuel Lee, S</b> OBP: 0.332, SLG: 0.327			S		F7			G1-6-3		3	2	1	0	1	0	2						
<b>Inning Stats</b>	R: 0 E: 0 K: 0 S: 6	H: 0 LOB: 0 BB: 0 P: 10	R: 0 E: 0 K: 1 S: 5	H: 0 LOB: 0 BB: 0 P: 6	R: 1 E: 0 K: 1 S: 11	H: 1 LOB: 1 BB: 1 P: 22	R: 1 E: 0 K: 0 S: 11	H: 2 LOB: 1 BB: 0 P: 19	R: 3 E: 0 K: 1 S: 10	H: 3 LOB: 1 BB: 1 P: 21	R: 0 E: 0 K: 0 S: 5	H: 0 LOB: 0 BB: 0 P: 8	R: 1 E: 0 K: 2 S: 18	H: 3 LOB: 3 BB: 1 P: 29	R: 0 E: 0 K: 0 S: 7	H: 0 LOB: 0 BB: 1 P: 17	R: 0 E: 0 K: 0 S: 7	H: 0 LOB: 0 BB: 1 P: 17	1B: 6 2B: 2 3B: 0 HR: 1	SF: 1 SAC: 0 DP: 1 HBP: 0	WP: 0 PB: 0 SB: 1 CS: 0	PA: 36
<b>PITCHER</b> <b>Erik Hanson, R</b> ERA: 3.99	IP: 6.1	WLS: L	BF: 31	H: 9	R: 6	ER: 6	SO: 3	BB: 3	IBB: 0	HBP: 0	BLK: 0	WP: 0	HR: 1	S: 59	P: 105	ERA: 8.53	WHIP: 1.895					
<b>Dennis Powell, L</b> ERA: 5.55	IP: 1.2	WLS: 5	BF: 0	H: 0	R: 0	ER: 0	SO: 2	BB: 1	IBB: 0	HBP: 0	BLK: 0	WP: 0	HR: 0	S: 14	P: 27	ERA: 0.00	WHIP: 0.600					









Batter	1	2	3	4	5	6	7	8	9	AB	R	H	RBI	BB	SO	LOB	TOP								
Jerry Browne, S OBP: 0.348, SLG: 0.318	1-1 G6-3		2-1 G6-3		3-1 F8		0-1 G1-3			4	0	0	0	0	0	0	<b>Oakland Athletics @ Toronto Blue Jays</b> SkyDome, Toronto, ON Fri Jul 10 1992, 7:05 PM EDT Att: 50,399 - Dome - 70 F								
Mike Bordick, R OBP: 0.349, SLG: 0.371	2-2 2B		3-2 F9		1-1 S		1-0 F8			4	1	2	0	0	0										
Carney Lansford, R OBP: 0.314, SLG: 0.338	1-0 F8			2-1 F7	1-2 P2			1-3 K		4	0	0	0	0	1	2									
Mark McGwire, R OBP: 0.387, SLG: 0.580	3-2 2H			2-1 P4		1-0 P5		0-0 F9		4	0	1	1	0	0	0									
Terry Steinbach, R OBP: 0.357, SLG: 0.443	1-3 K			1-0 HR		1-2 G6-3		2-1 P4		4	1	1	1	0	1	1									
Randy Ready, R OBP: 0.358, SLG: 0.341		2-2 F7		1-1 G6-3		0-1 HR		0-1 L6		4	1	1	1	0	0	0									
Willie Wilson, S OBP: 0.340, SLG: 0.328		3-2 G6-3			2-1 HR	0-1 S		0-3 K		4	1	2	0	0	1	0									
Scott Brosius, R OBP: 0.283, SLG: 0.462		0-1 F7			0-0 HR	3-2 S		1-3 K		4	1	2	2	0	1	0									
Walt Weiss, S OBP: 0.323, SLG: 0.268			0-0 F9		1-1 F9		3-2 F7			3	0	0	0	0	0	0									
<b>Inning Stats</b>	R: 1 E: 0 K: 1 S: 13	H: 2 LOB: 1 BB: 0 P: 21	R: 0 E: 0 K: 0 S: 9	H: 0 LOB: 0 BB: 0 P: 14	R: 0 E: 0 K: 0 S: 7	H: 0 LOB: 0 BB: 0 P: 12	R: 1 E: 0 K: 0 S: 7	H: 1 LOB: 1 BB: 0 P: 13	R: 2 E: 0 K: 0 S: 12	H: 3 LOB: 1 BB: 0 P: 22	R: 1 E: 0 K: 0 S: 11	H: 3 LOB: 0 BB: 0 P: 16	R: 0 E: 0 K: 0 S: 6	H: 0 LOB: 0 BB: 0 P: 10	R: 0 E: 0 K: 2 S: 6	H: 0 LOB: 0 BB: 0 P: 9	R: 0 E: 0 K: 2 S: 8	H: 0 LOB: 0 BB: 0 P: 9	1B: 4 2B: 2 3B: 0 HR: 3	SF: 0 SAC: 0 DP: 0 HBP: 0	WP: 0 PB: 0 SB: 2 CS: 0	PA: 35			
<b>PITCHER</b>	IP	WLS	BF	H	R	ER	SO	BB	IBB	HBP	BLK	WP	HR	S	P	ERA	WHIP								
David Wells, L ERA: 3.29	6.0	L	26	9	5	5	1	0	0	0	0	0	3	59	98	7.50	1.500								
Dave Stieb, R ERA: 5.47	2.0		6	0	0	0	1	0	0	0	0	0	0	12	19	0.00	0.000								
Mike Timlin, R ERA: 2.31	1.0		3	0	0	0	2	0	0	0	0	0	0	8	9	0.00	0.000								

AB	35
R	5
H	9
RBI	5
BB	0
SO	4
LOB	3

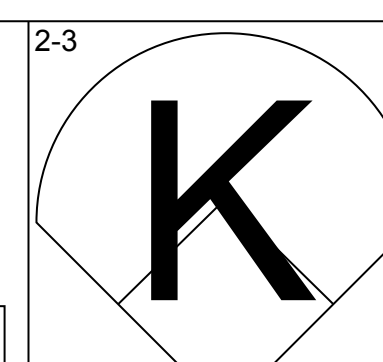
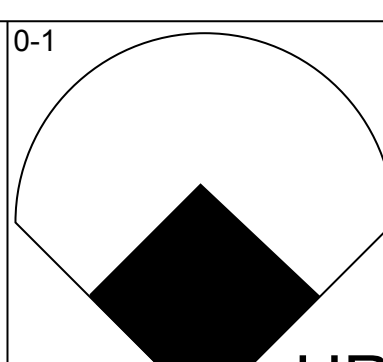
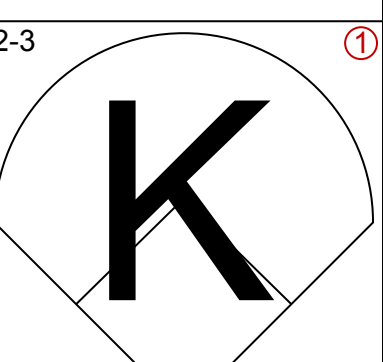
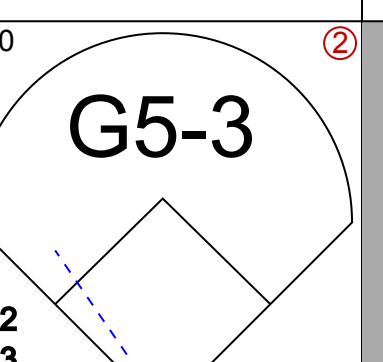
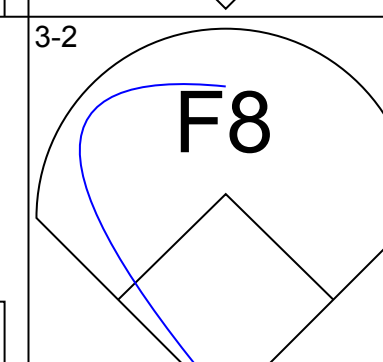
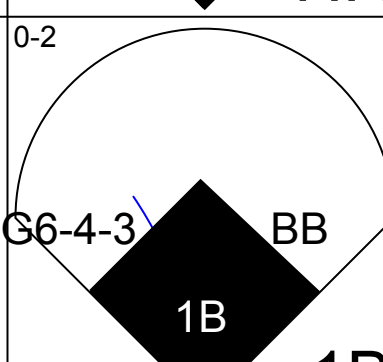
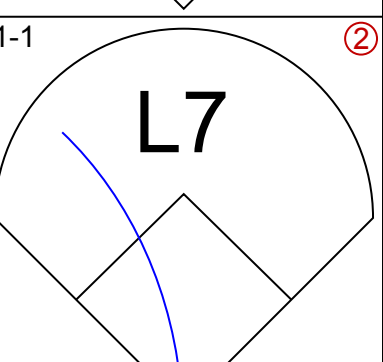
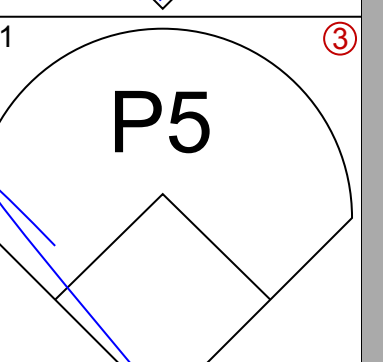
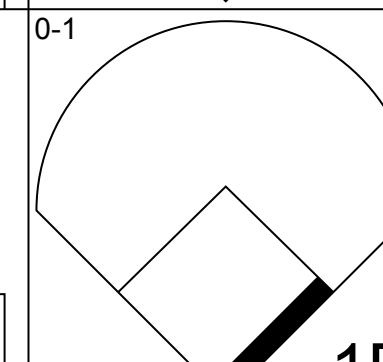
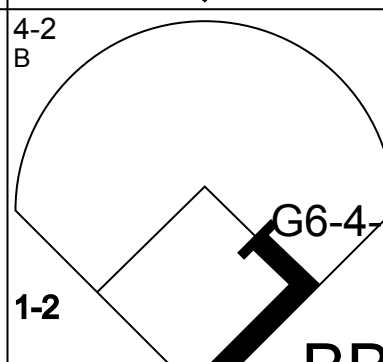
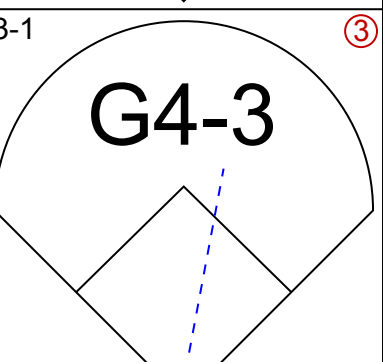
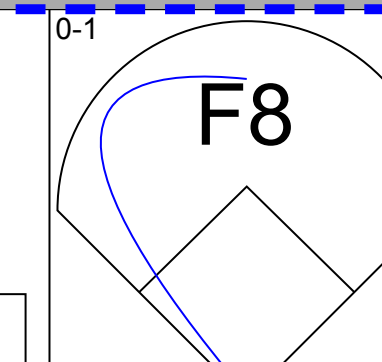
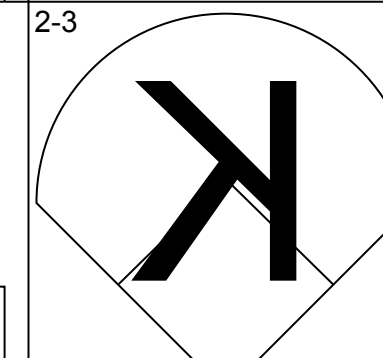
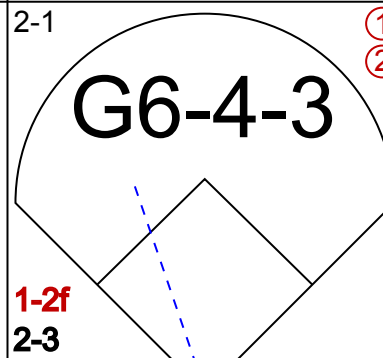
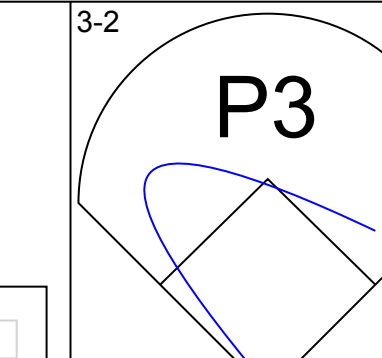
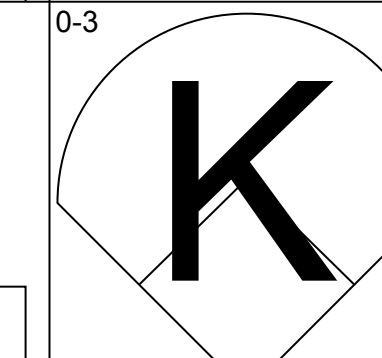
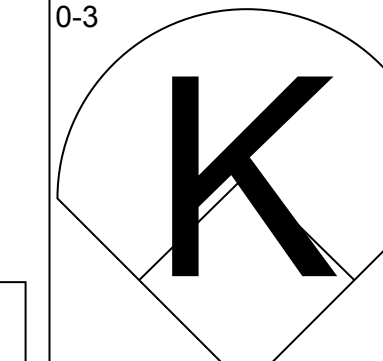
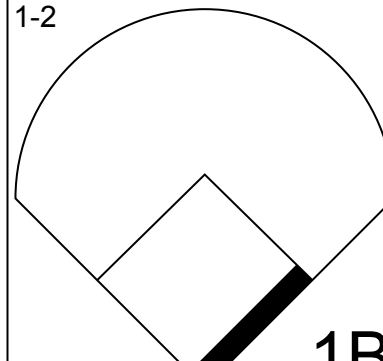
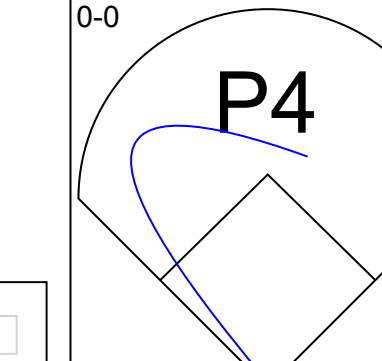
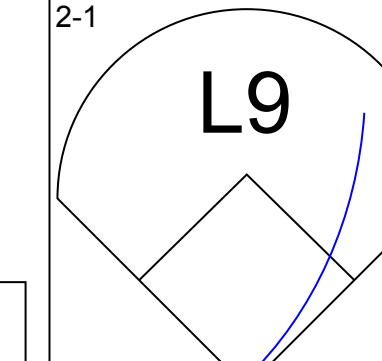
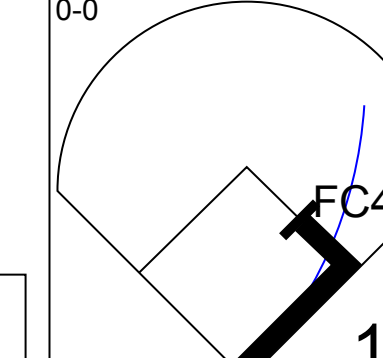
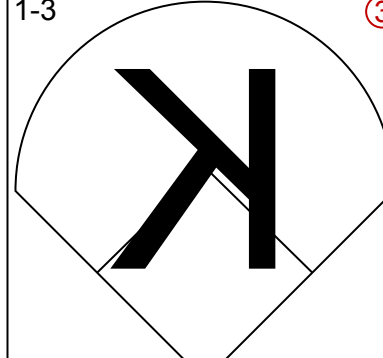
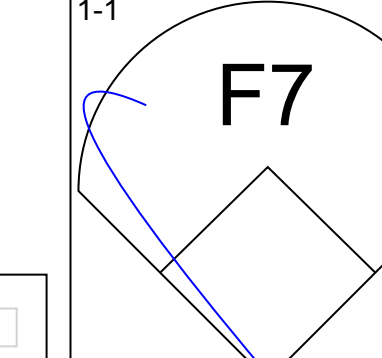
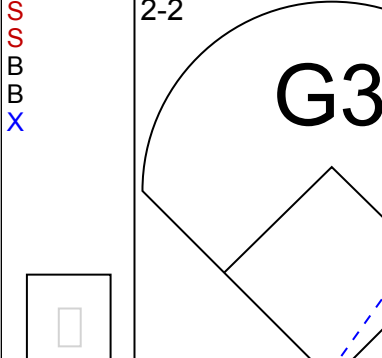
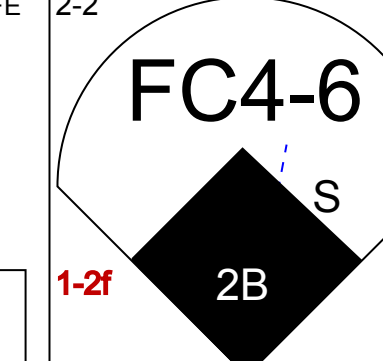
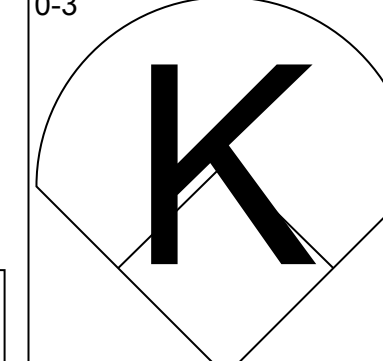
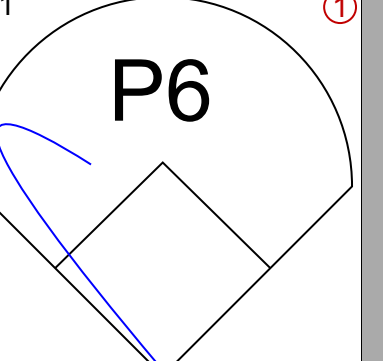
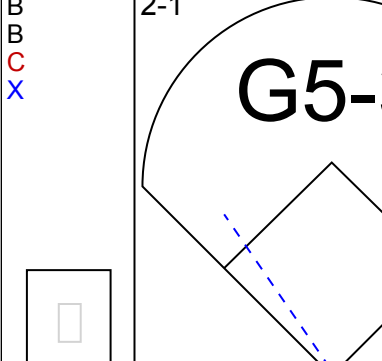
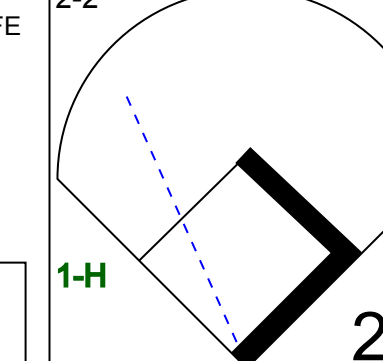
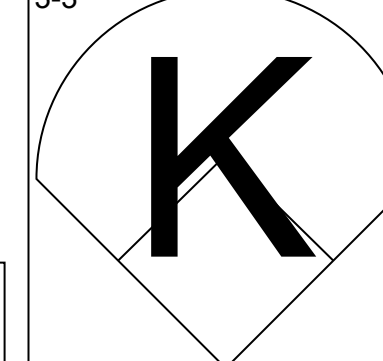
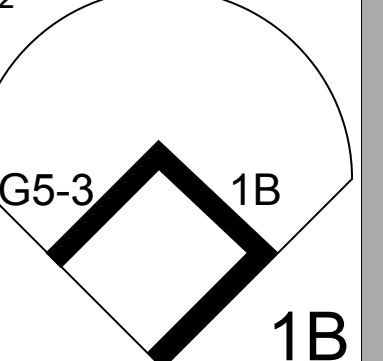
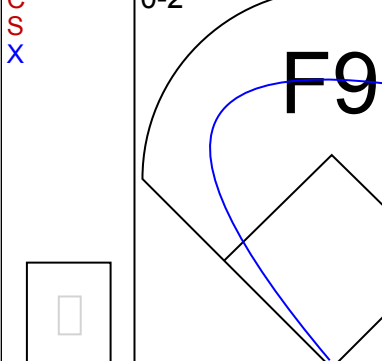
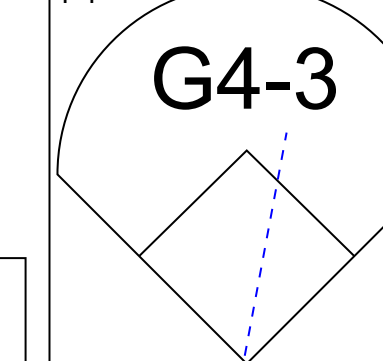
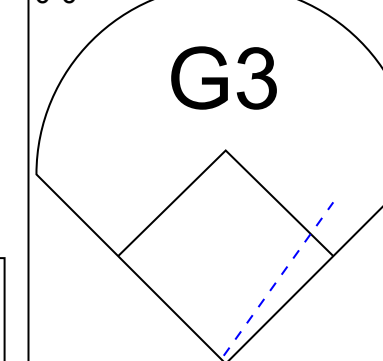
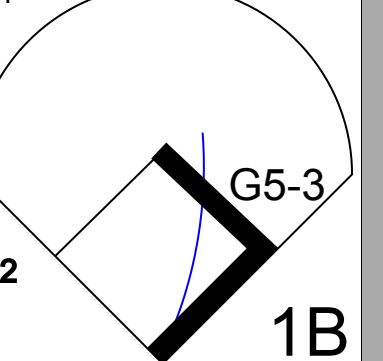


Batter	1	2	3	4	5	6	7	8	9	AB	R	H	RBI	BB	SO	LOB	BOTTOM								
Devon White, S OBP: 0.304, SLG: 0.401	0-0 B1-3		2-0 F8			2-0 F8		1-1 FC6-4		4	0	0	1	0	0	2	<b>Oakland Athletics @ Toronto Blue Jays</b> SkyDome, Toronto, ON Fri Jul 10 1992, 7:05 PM EDT Att: 50,399 - Dome - 70 F								
Roberto Alomar, S OBP: 0.415, SLG: 0.464	4-2 S			1-1 G6-4-3		0-1 G4-3		1-2 K		3	0	1	0	1	1	2									
Joe Carter, R OBP: 0.326, SLG: 0.523	2-1 F7			0-0 G6-4-3		1-2 F8		1-2 G1-3		4	0	0	0	0	0	2									
Dave Winfield, R OBP: 0.386, SLG: 0.503	2-2 P4			4-2 BB		0-1 P4		4-1 2B		2	0	0	0	2	0	1									
John Olerud, L OBP: 0.375, SLG: 0.438		1-1 G4-3		1-2 P6		0-2 F8		2-2 2B		4	0	1	0	0	0	1									
Candy Maldonado, R OBP: 0.322, SLG: 0.415		0-1 G1-3			2-2 G3-6		2-1 P4	0-3 K		4	0	1	0	0	1	2									
Jeff Kent, R OBP: 0.338, SLG: 0.423		0-1 P4			0-1 F7		0-2 BB	1-2 P6		4	1	1	0	0	0	3									
Greg Myers, L OBP: 0.271, SLG: 0.377			1-2 F9		2-1 G3-6		0-2 FC6-4	1-2 BB		3	0	1	0	0	0	1									
Manuel Lee, S OBP: 0.331, SLG: 0.323			3-3 K			1-1 L8		4-1 FC6-4		2	0	0	0	1	1	0									
<b>Inning Stats</b>	R: 0 E: 0 K: 0 S: 10	H: 0 LOB: 1 BB: 1 P: 16	R: 0 E: 0 K: 0 S: 6	H: 0 LOB: 0 BB: 0 P: 7	R: 0 E: 0 K: 1 S: 8	H: 0 LOB: 0 BB: 0 P: 14	R: 0 E: 0 K: 0 S: 8	H: 1 LOB: 1 BB: 1 P: 14	R: 0 E: 0 K: 0 S: 5	H: 0 LOB: 0 BB: 0 P: 8	R: 0 E: 0 K: 0 S: 8	H: 0 LOB: 0 BB: 0 P: 9	R: 1 E: 0 K: 1 S: 14	H: 2 LOB: 2 BB: 1 P: 24	R: 0 E: 0 K: 1 S: 20	H: 1 LOB: 2 BB: 1 P: 30	1B: 4 2B: 1 3B: 0 HR: 0	SF: 0 SAC: 0 DP: 2 HBP: 0	WP: 0 PB: 0 SB: 2 CS: 0	PA: 34					
<b>PITCHER</b>	IP	WLS	BF	H	R	ER	SO	BB	IBB	HBP	BLK	WP	HR	S	P	ERA	WHIP								
Bob Welch, R ERA: 2.7	7.1	W	26	4	1	1	1	2	0	0	0	0	0	60	89	1.23	0.818								
Rick Honeycutt, L ERA: 2.92	0.2		3	0	0	0	1	1	0	0	0	0	0	6	14	0.00	1.500								
Dennis Eckersley, R ERA: 1.71	1.0		5	1	0	0	1	1	0	0	0	0	0	20	30	0.00	2.000								

AB	30
R	1
H	5
RBI	1
BB	4
SO	3
LOB	14

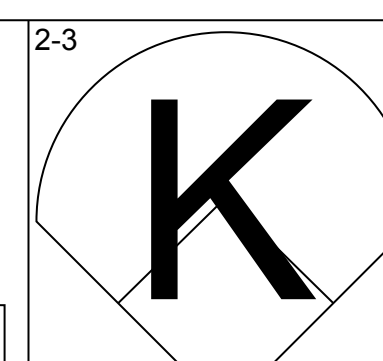
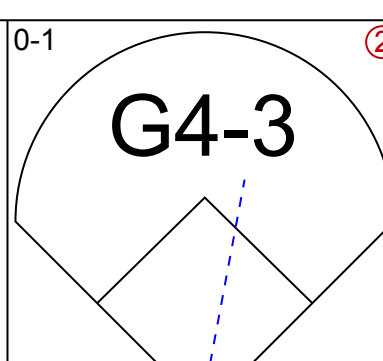
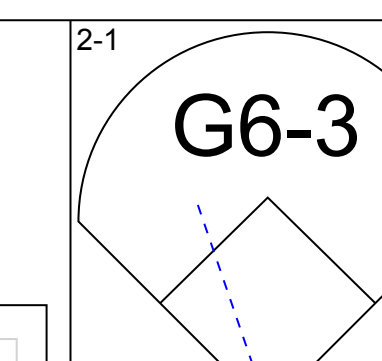
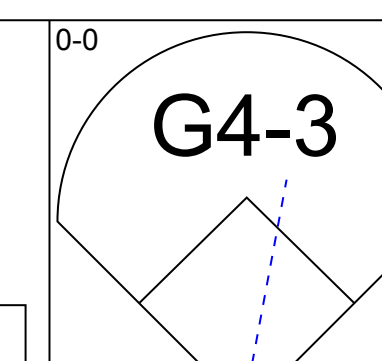
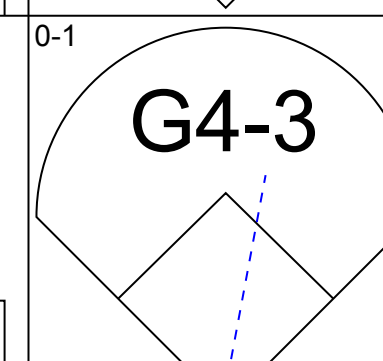
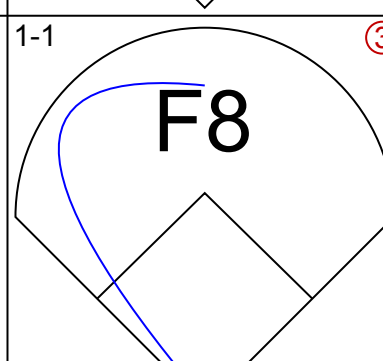
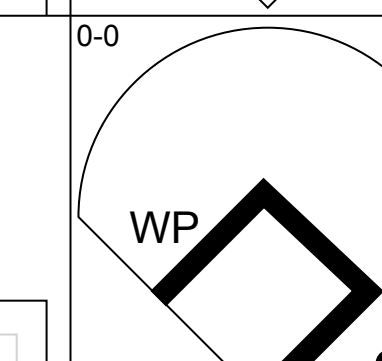
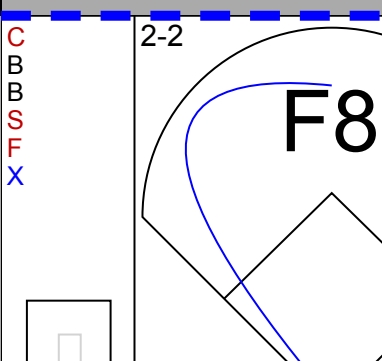
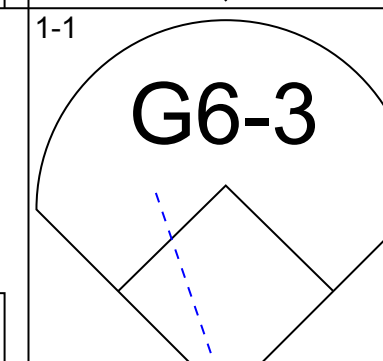
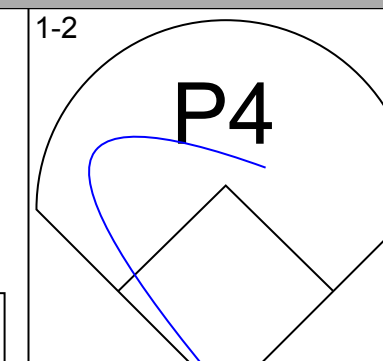
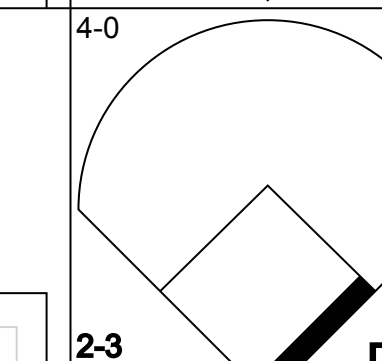
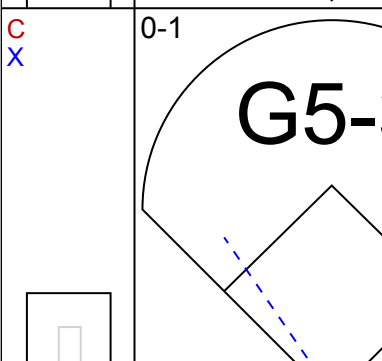
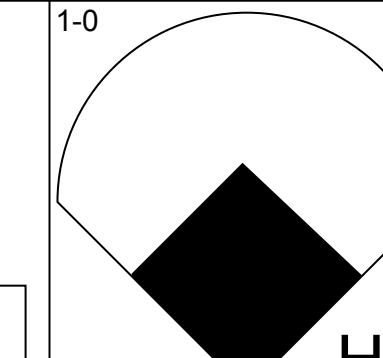
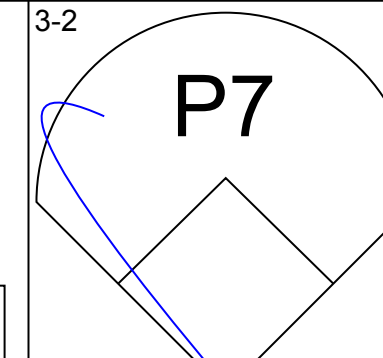
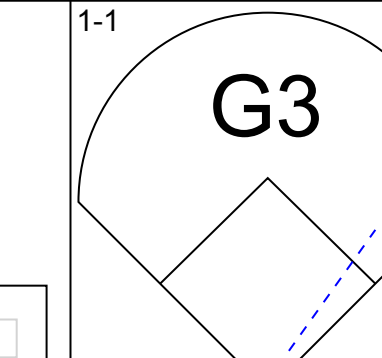
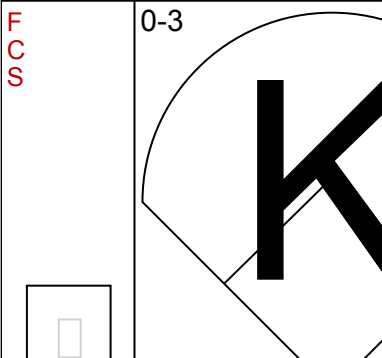
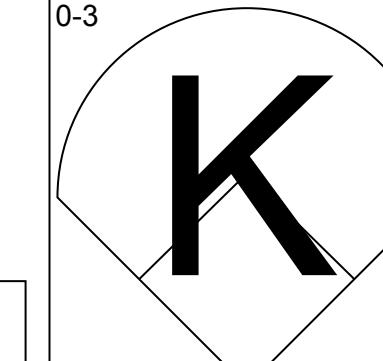
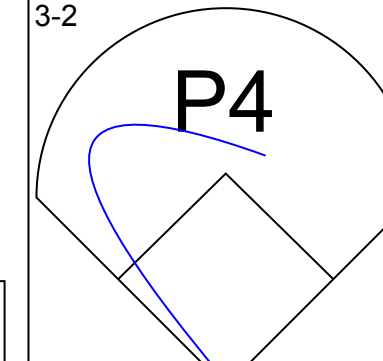
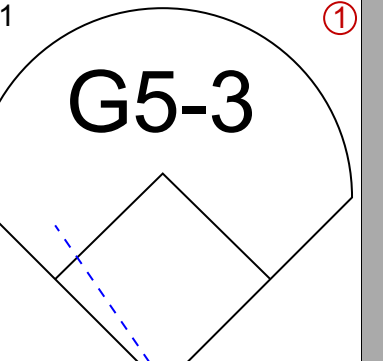
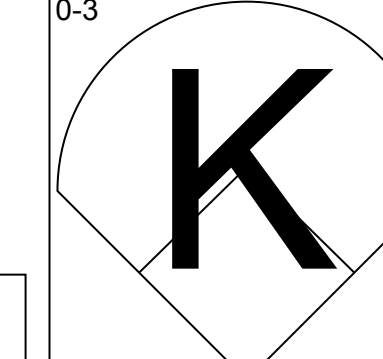
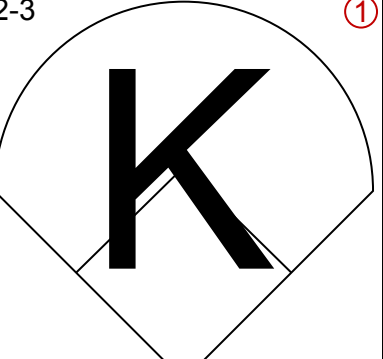
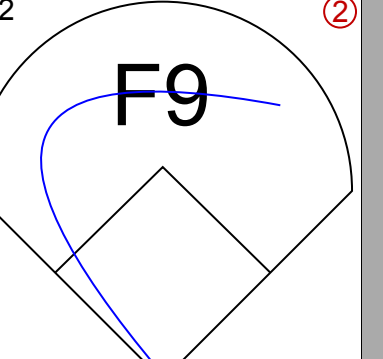
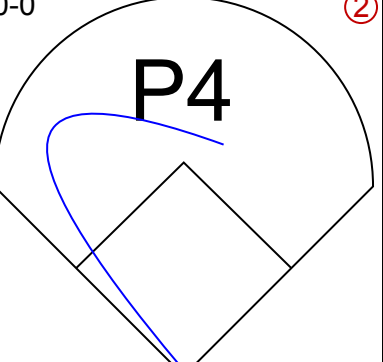
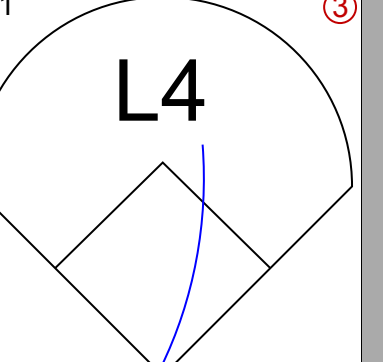
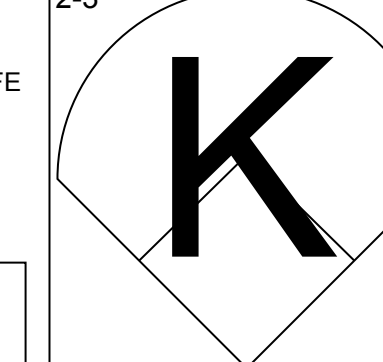
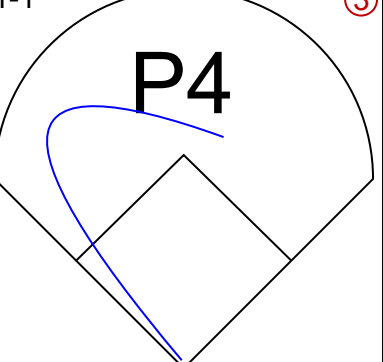
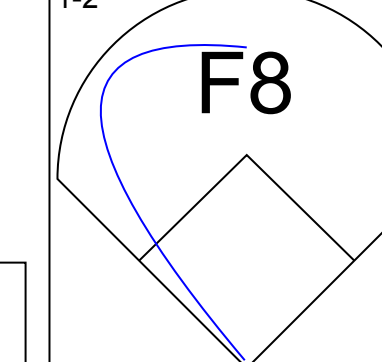
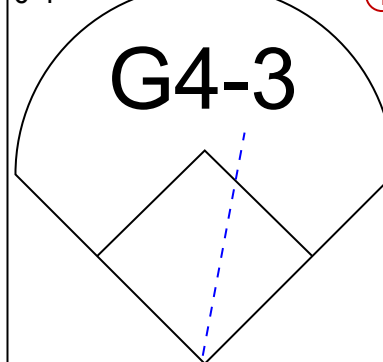
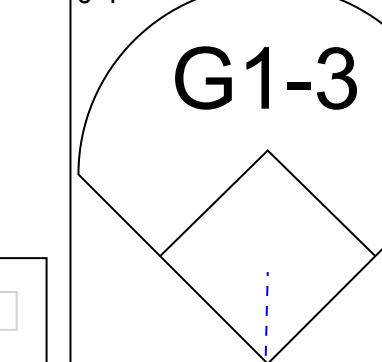
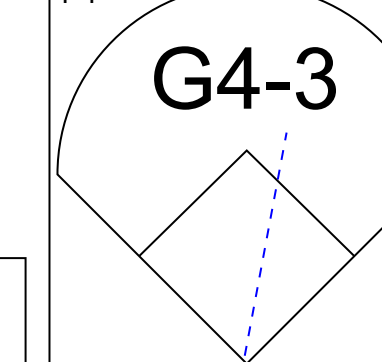




Batter	1	2	3	4	5	6	7	8	9	AB	R	H	RBI	BB	SO	LOB	TOP			
<b>Eric Fox, S</b> OBP: 0.091, SLG: 0.400 (1, 8)										4	1	1	1	0	2	2	<b>Oakland Athletics @ Toronto Blue Jays</b> SkyDome, Toronto, ON Sat Jul 11 1992, 3:33 AM EDT Att: 50,414 - Dome - 70 F			
<b>Jerry Browne, S</b> OBP: 0.347, SLG: 0.316 (1, 5)										4	1	1	0	0	0	2				
<b>Harold Baines, L</b> OBP: 0.321, SLG: 0.381 <b>Willie Wilson, S</b> OBP: 0.340, SLG: 0.328 (8, 8)										3	0	1	0	1	0	0				
<b>Mark McGwire, R</b> OBP: 0.383, SLG: 0.572 (1, 3)										4	0	0	0	0	2	3				
<b>Terry Steinbach, R</b> OBP: 0.356, SLG: 0.439 (1, 2)										4	0	1	1	0	1	0				
<b>Troy Neel, L</b> OBP: 0.324, SLG: 0.387 (1, 10)										4	0	1	0	0	1	1				
<b>Scott Brosius, R</b> OBP: 0.263, SLG: 0.429 (8, 9)										4	1	0	0	0	1	1				
<b>Mike Bordick, R</b> OBP: 0.351, SLG: 0.376 (1, 4)										4	0	2	1	0	1	0				
<b>Walt Weiss, S</b> OBP: 0.323, SLG: 0.270 (1, 6)										3	0	1	0	0	0	1				
<b>Inning Stats</b>	R: 0 H: 1 E: 0 K: 2 S: 11	H: 1 LOB: 1 BB: 0 P: 18	R: 1 H: 2 E: 0 K: 1 S: 17	H: 2 LOB: 1 BB: 0 P: 22	R: 2 H: 3 E: 0 K: 1 S: 16	H: 3 LOB: 1 BB: 1 P: 23	R: 0 H: 0 E: 0 K: 2 S: 7	H: 0 LOB: 0 BB: 0 P: 10	R: 0 H: 0 E: 0 K: 1 S: 7	H: 0 LOB: 0 BB: 0 P: 11	R: 0 H: 2 E: 0 K: 0 S: 12	H: 2 LOB: 2 BB: 0 P: 17	R: 0 H: 0 E: 0 K: 1 S: 7	H: 0 LOB: 0 BB: 0 P: 9	R: 0 H: 0 E: 0 K: 0 S: 8	H: 0 LOB: 0 BB: 0 P: 12		1B: 6 2B: 1 3B: 0 HR: 1	SF: 0 SAC: 0 DP: 1 HBP: 0	WP: 0 PB: 0 SB: 1 CS: 0
<b>PITCHER</b>	IP	WLS	BF	H	R	ER	SO	BB	IBB	HBP	BLK	WP	HR	S	P	ERA	WHIP			
<b>Juan Guzman, R</b> ERA: 2.11 <b>Mike Timlin, R</b> ERA: 1.99	(1, 1) (8, 1)	7.0 2.0	L 6	29 0	8 0	3 0	7 1	0 0	0 0	0 0	0 0	0 0	1 15	114 21	3.86 0.00	1.286 0.000				

AB	34
R	3
H	8
RBI	3
BB	1
SO	8
LOB	10



Batter	1	2	3	4	5	6	7	8	9	AB	R	H	RBI	BB	SO	LOB	BOTTOM			
<b>Devon White, S</b> OBP: 0.301, SLG: 0.397 (1, 8)										4	0	0	0	0	1	0	<b>Oakland Athletics @ Toronto Blue Jays</b> SkyDome, Toronto, ON Sat Jul 11 1992, 3:33 AM EDT Att: 50,414 - Dome - 70 F			
<b>Roberto Alomar, S</b> OBP: 0.413, SLG: 0.465 (1, 4)										4	0	1	0	0	0	0				
<b>Joe Carter, R</b> OBP: 0.325, SLG: 0.518 (1, 9)										3	0	0	0	1	0	0				
<b>John Olerud, L</b> OBP: 0.373, SLG: 0.447 (1, 3)										4	1	1	1	0	1	2				
<b>Candy Maldonado, R</b> OBP: 0.318, SLG: 0.409 (1, 10)										3	0	0	0	0	1	0				
<b>Derek Bell, R</b> OBP: 0.280, SLG: 0.295 (1, 7)										3	0	0	0	0	2	0				
<b>Jeff Kent, R</b> OBP: 0.338, SLG: 0.416 (1, 5)										2	0	0	0	1	0	0				
<b>Pat Borders, R</b> OBP: 0.302, SLG: 0.374 (1, 2)										3	0	0	0	0	1	1				
<b>Manuel Lee, S</b> OBP: 0.328, SLG: 0.319 (1, 6)										3	0	0	0	0	0	0				
<b>Inning Stats</b>	R: 0 H: 0 E: 0 K: 1 S: 7	H: 1 LOB: 0 BB: 0 P: 10	R: 1 H: 1 E: 0 K: 3 S: 11	H: 1 LOB: 1 BB: 1 P: 18	R: 0 H: 0 E: 0 K: 0 S: 6	H: 0 LOB: 0 BB: 0 P: 7	R: 0 H: 0 E: 0 K: 0 S: 10	H: 0 LOB: 0 BB: 0 P: 17	R: 0 H: 1 E: 0 K: 1 S: 7	H: 1 LOB: 2 BB: 1 P: 14	R: 0 H: 0 E: 0 K: 0 S: 7	H: 0 LOB: 0 BB: 0 P: 9	R: 0 H: 0 E: 0 K: 0 S: 7	H: 0 LOB: 0 BB: 0 P: 9	R: 0 H: 0 E: 0 K: 1 S: 9	H: 0 LOB: 0 BB: 0 P: 11		1B: 0 2B: 1 3B: 0 HR: 1	SF: 0 SAC: 0 DP: 0 HBP: 0	WP: 1 PB: 0 SB: 0 CS: 0
<b>PITCHER</b>	IP	WLS	BF	H	R	ER	SO	BB	IBB	HBP	BLK	WP	HR	S	P	ERA	WHIP			
<b>Mike Moore, R</b> ERA: 4.42 <b>Dennis Eckerley, R</b> ERA: 1.67	(1, 1) (8, 1)	8.0 1.0	W S	28 3	2 0	1 0	5 1	2 0	0 0	0 0	0 0	0 0	9 9	11 11	0.00 0.000	1.12 0.500				

AB	29
R	1
H	2
RBI	1
BB	2
SO	6
LOB	3





Batter	1	2	3	4	5	6	7	8	9	AB	R	H	RBI	BB	SO	LOB	TOP					
<b>Eric Fox, S</b> OBP: 0.188, SLG: 0.357 (1, 7)										4	2	1	1	1	0	4	<b>Oakland Athletics @ Toronto Blue Jays</b> SkyDome, Toronto, ON Sun Jul 12 1992, 3:33 AM EDT Att: 50,392 - Cloudy - 70 F					
<b>Jerry Browne, S</b> OBP: 0.353, SLG: 0.331 (1, 9) (8, 5)										4	2	3	2	0	0	0						
<b>Carney Lansford, R</b> OBP: 0.313, SLG: 0.334 (6, PH)										3	0	0	0	1	0	5						
<b>Troy Neel, L</b> OBP: 0.343, SLG: 0.387 (8, 9)										5	0	1	0	0	0	7						
<b>Scott Brosius, R</b> OBP: 0.263, SLG: 0.429 (1, 10)										5	1	2	2	0	0	2						
<b>Harold Baines, L</b> OBP: 0.319, SLG: 0.378 (1, 10)										4	0	0	0	1	1	1						
<b>Mark McGwire, R</b> OBP: 0.383, SLG: 0.583 (1, 3)										4	0	0	0	1	1	1						
<b>Terry Steinbach, R</b> OBP: 0.352, SLG: 0.431 (1, 2)										5	0	0	0	0	2	2						
<b>Willie Wilson, S</b> OBP: 0.333, SLG: 0.321 (1, 8)										4	3	4	0	1	0	0						
<b>Mike Bordick, R</b> OBP: 0.362, SLG: 0.389 (1, 4)										3	0	2	1	2	0	1						
<b>Walt Weiss, S</b> OBP: 0.341, SLG: 0.297 (1, 6)										3	0	2	1	2	0	1						
<b>Inning Stats</b>	R: 2 E: 0 K: 1 S: 14	H: 2 LOB: 2 BB: 3 P: 29	R: 1 E: 0 K: 0 S: 10	H: 2 LOB: 1 BB: 1 P: 17	R: 0 E: 0 K: 0 S: 8	H: 1 LOB: 0 BB: 0 P: 14	R: 3 E: 1 K: 0 S: 11	H: 2 LOB: 1 BB: 1 P: 19	R: 0 E: 1 K: 0 S: 6	H: 0 LOB: 0 BB: 0 P: 10	R: 0 E: 0 K: 0 S: 12	H: 2 LOB: 3 BB: 1 P: 21	R: 2 E: 0 K: 0 S: 10	H: 3 LOB: 1 BB: 0 P: 17	R: 0 E: 0 K: 0 S: 9	H: 0 LOB: 1 BB: 1 P: 16	R: 0 E: 0 K: 2 S: 11	H: 1 LOB: 0 BB: 0 P: 18	1B: 8 2B: 3 3B: 1 HR: 1	SF: 1 SAC: 0 DP: 3 HBP: 0	WP: 0 PB: 1 SB: 0 CS: 0	PA: 45
<b>PITCHER</b>	IP WLS BF H R ER SO BB IBB HBP BLK WP HR S P ERA WHIP																					
<b>Pat Hentgen, R</b> ERA: 4.54 (1, 1)	1.0 L 9 3 3 3 1 4 0 0 0 0 0 0 18 39 27.00 7.000																					
<b>Dave Stieb, R</b> ERA: 5.35 (2, 1)	5.0 22 6 3 2 0 2 0 0 0 0 0 0 43 71 3.60 1.600																					
<b>Bob MacDonald, L</b> ERA: 4.19 (7, 1)	1.0 6 3 2 2 0 0 0 0 0 0 0 1 10 17 18.00 3.000																					
<b>Tom Henke, R</b> ERA: 1.67 (8, 1)	1.0 4 0 0 0 0 1 0 0 0 0 0 0 9 16 0.00 1.000																					
<b>Duane Ward, R</b> ERA: 2.5 (9, 1)	1.0 4 1 0 0 2 0 0 0 0 0 0 0 11 18 0.00 1.000																					
Batter	1	2	3	4	5	6	7	8	9	AB	R	H	RBI	BB	SO	LOB	BOTTOM					
<b>Devon White, S</b> OBP: 0.301, SLG: 0.393 (1, 10)										3	0	0	0	1	0	1	<b>Oakland Athletics @ Toronto Blue Jays</b> SkyDome, Toronto, ON Sun Jul 12 1992, 3:33 AM EDT Att: 50,392 - Cloudy - 70 F					
<b>Roberto Alomar, S</b> OBP: 0.412, SLG: 0.460 (1, 4)										3	0	0	0	1	0	2						
<b>Joe Carter, R</b> OBP: 0.322, SLG: 0.512 (1, 9)										4	0	0	0	0	1	2						
<b>John Olerud, L</b> OBP: 0.370, SLG: 0.442 (1, 3)										3	0	0	0	0	0	1						
<b>Candy Maldonado, R</b> OBP: 0.318, SLG: 0.409 (1, 7)										3	0	1	0	0	0	0						
<b>Derek Bell, R</b> OBP: 0.282, SLG: 0.289 (1, 8)										2	0	0	0	1	0	1						
<b>Jeff Kent, R</b> OBP: 0.333, SLG: 0.409 (1, 5)										2	0	0	0	0	0	1						
<b>Tom Quinlan, R</b> (6, 5)										1	0	0	0	0	0	1						
<b>Pat Borders, R</b> OBP: 0.299, SLG: 0.369 (1, 2)										3	0	0	0	0	1	1						
<b>Manuel Lee, S</b> OBP: 0.328, SLG: 0.319 (1, 6)										3	0	1	0	0	2	0						
<b>Inning Stats</b>	R: 0 E: 0 K: 1 S: 10	H: 0 LOB: 0 BB: 1 P: 18	R: 0 E: 0 K: 0 S: 6	H: 0 LOB: 1 BB: 1 P: 11	R: 0 E: 0 K: 2 S: 11	H: 0 LOB: 0 BB: 0 P: 14	R: 0 E: 0 K: 0 S: 6	H: 0 LOB: 0 BB: 0 P: 11	R: 0 E: 0 K: 0 S: 8	H: 0 LOB: 0 BB: 0 P: 13	R: 0 E: 0 K: 1 S: 5	H: 0 LOB: 0 BB: 0 P: 8	R: 0 E: 0 K: 0 S: 5	H: 0 LOB: 0 BB: 1 P: 9	R: 0 E: 0 K: 0 S: 8	H: 1 LOB: 1 BB: 0 P: 14	R: 0 E: 0 K: 0 S: 14	H: 1 LOB: 1 BB: 0 P: 17	1B: 2 2B: 0 3B: 0 HR: 0	SF: 0 SAC: 0 DP: 1 HBP: 0	WP: 0 PB: 0 SB: 0 CS: 1	PA: 30
<b>PITCHER</b>	IP WLS BF H R ER SO BB IBB HBP BLK WP HR S P ERA WHIP																					
<b>Ron Darling, R</b> ERA: 4.37 (1, 1)	9.0 W 30 2 0 0 4 3 0 0 0 0 0 0 73 115 0.00 0.556																					

AB	37
R	8
H	13
RBI	6
BB	7
SO	3
LOB	22



AB	27
R	0
H	2
RBI	0
BB	3
SO	4
LOB	10









Batter	1	2	3	4	5	6	7	8	9	AB	R	H	RBI	BB	SO	LOB	TOP					
<b>Devon White, S</b> (1, 8) OBP: 0.303, SLG: 0.389	P6	3-2		FC	F8		FC5		L9	6	0	1	1	0	0	6						
<b>Roberto Alomar, S</b> (1, 4) OBP: 0.410, SLG: 0.455	2B	F7		L4		G6-3		K	BB	6	0	2	1	0	1	4						
<b>Joe Carter, R</b> (1, 9) OBP: 0.328, SLG: 0.511	F7			G5-3	G5-3		FC6-4	1B	K	6	1	3	0	0	1	5						
<b>Dave Winfield, R</b> (1, 10) OBP: 0.388, SLG: 0.508	2B			G5-3		P4	FC6-4	1B		5	0	2	0	1	0	2						
<b>John Olerud, L</b> (1, 3) OBP: 0.367, SLG: 0.436	K			K		HBP	F8	K	F9	6	1	1	0	0	3	9						
<b>Candy Maldonado, R</b> (1, 7) OBP: 0.328, SLG: 0.412		G4-3		FC5-4		HBP	P7			4	2	3	1	1	0	0						
<b>Jeff Kent, R</b> (1, 5) OBP: 0.333, SLG: 0.418		F8		FC5-4		2B	F8	F8		4	1	0	0	0	0	5						
<b>Greg Myers, L</b> (1, 2) OBP: 0.286, SLG: 0.393		G4-3			F7					3	0	1	2	1	0	1						
<b>Pat Borders, R</b> (9, PH) OBP: 0.303, SLG: 0.374						G4-3		BB	1B	1	1	1	0	0	0	0						
<b>Manuel Lee, S</b> (1, 6) OBP: 0.338, SLG: 0.318		1B			E	G4-3		FC5	1B	2	0	1	1	3	0	1						
<b>Inning Stats</b>	R: 0 E: 0 K: 1 S: 7	H: 2 LOB: 2 BB: 0 P: 13	R: 1 E: 0 K: 0 S: 16	H: 2 LOB: 2 BB: 1 P: 31	R: 0 E: 0 K: 1 S: 13	H: 1 LOB: 2 BB: 1 P: 22	R: 0 E: 1 K: 0 S: 8	H: 0 LOB: 2 BB: 1 P: 15	R: 3 E: 0 K: 0 S: 16	H: 3 LOB: 1 BB: 0 P: 26	R: 0 E: 0 K: 0 S: 9	H: 1 LOB: 1 BB: 0 P: 12	R: 0 E: 0 K: 0 S: 11	H: 0 LOB: 2 BB: 2 P: 23	R: 1 E: 0 K: 2 S: 19	H: 3 LOB: 2 BB: 0 P: 28	R: 1 E: 0 K: 1 S: 20	H: 3 LOB: 3 BB: 1 P: 27	1B: 13 2B: 2 HR: 0	SF: 0 SAC: 0 DP: 0 HBP: 1	WP: 0 PB: 0 SB: 0 CS: 0	PA: 50
<b>PITCHER</b>	IP	WLS	BF	H	R	ER	SO	BB	IBB	HBP	BLK	WP	HR	S	P	ERA	WHIP					
<b>Erik Hanson, R</b> (1, 1) ERA: 4.05	6.0	W	32	9	4	4	2	3	0	1	0	0	0	69	119	6.00	2.000					
<b>Brian Fisher, R</b> (7, 1) ERA: 7.94	0.2		4	0	0	0	0	2	0	0	0	0	0	10	22	0.00	3.000					
<b>Juan Agosto, L</b> (7, 1) ERA: 5.32	1.0		6	3	1	1	2	0	0	0	0	0	0	16	25	9.00	3.000					
<b>Russ Swan, L</b> (8, 1) ERA: 4.73	1.1	S	8	3	1	1	1	1	0	0	0	0	0	24	31	6.75	3.000					

Toronto Blue Jays @ Seattle Mariners  
The Kingdome, Seattle, WA  
Fri Jul 17 1992, 10:05 PM EDT  
Att: 24,160 - Dome - 70 F

AB	43
R	6
H	15
RBI	6
BB	6
SO	5
LOB	33



Batter	1	2	3	4	5	6	7	8	9	AB	R	H	RBI	BB	SO	LOB	BOTTOM					
<b>Henry Cotto, R</b> (1, 7) OBP: 0.287, SLG: 0.366	G6-3		L4		G5-3		G6-3			4	0	0	0	0	0	1						
<b>Edgar Martinez, R</b> (1, 5) OBP: 0.398, SLG: 0.562	1B				F8		1B			4	2	3	0	0	0	0						
<b>Ken Griffey Jr., L</b> (1, 8) OBP: 0.340, SLG: 0.523	1B			HR		HR	1B			4	3	4	1	0	0	0						
<b>Kevin Mitchell, R</b> (1, 10) OBP: 0.333, SLG: 0.385	G1-6-3			HR		P8				4	1	3	3	0	0	0						
<b>Lance Parrish, R</b> (1, 3) OBP: 0.281, SLG: 0.456	G1-6-3			HR						3	2	2	4	0	0	2						
<b>Pete O'Brien, L</b> (7, 3) OBP: 0.280, SLG: 0.416				HR		HR				1	0	0	0	0	0	1						
<b>Dave Cochrane, S</b> (1, 9) OBP: 0.329, SLG: 0.350		K		F7		FC5-4		K		4	0	1	0	0	2	0						
<b>Dave Valle, R</b> (1, 2) OBP: 0.301, SLG: 0.386		F8		P4		K		G5-3		4	0	0	0	0	1	1						
<b>Jeff Schaefer, R</b> (1, 6) OBP: 0.155, SLG: 0.228		P4								3	0	0	0	0	1	1						
<b>Omar Vizquel, S</b> (9, PH) OBP: 0.359, SLG: 0.379				K2-3		FC5-4		G4-3		1	0	0	0	0	0	0						
<b>Harold Reynolds, S</b> (1, 4) OBP: 0.312, SLG: 0.334					G5-3					3	0	1	0	0	1	0						
<b>Inning Stats</b>	R: 1 E: 0 K: 0 S: 7	H: 3 LOB: 1 BB: 0 P: 16	R: 0 E: 0 K: 1 S: 7	H: 0 LOB: 0 BB: 0 P: 12	R: 0 E: 0 K: 1 S: 7	H: 1 LOB: 1 BB: 0 P: 11	R: 3 E: 0 K: 1 S: 14	H: 3 LOB: 0 BB: 0 P: 22	R: 0 E: 0 K: 0 S: 3	H: 0 LOB: 0 BB: 0 P: 6	R: 2 E: 0 K: 1 S: 14	H: 3 LOB: 1 BB: 0 P: 24	R: 2 E: 0 K: 0 S: 15	H: 4 LOB: 1 BB: 0 P: 24	R: 0 E: 0 K: 1 S: 9	H: 0 LOB: 0 BB: 0 P: 14	1B: 10 2B: 1 3B: 0 HR: 3	SF: 0 SAC: 0 DP: 1 HBP: 0	WP: 0 PB: 0 SB: 1 CS: 1	PA: 35		
<b>PITCHER</b>	IP	WLS	BF	H	R	ER	SO	BB	IBB	HBP	BLK	WP	HR	S	P	ERA	WHIP					
<b>Jimmy Key, L</b> (1, 1) ERA: 3.13	6.0	L	26	10	6	6	4	0	0	0	0	0	0	52	91	9.00	1.667					
<b>Mike Timlin, R</b> (7, 1) ERA: 2.7	2.0		9	4	2	2	1	0	0	0	0	0	0	24	38	9.00	2.000					

Toronto Blue Jays @ Seattle Mariners  
The Kingdome, Seattle, WA  
Fri Jul 17 1992, 10:05 PM EDT  
Att: 24,160 - Dome - 70 F

AB	35
R	8
H	14
RBI	8
BB	0
SO	5
LOB	6





Batter	1	2	3	4	5	6	7	8	9	AB	R	H	RBI	BB	SO	LOB	TOP					
<b>Devon White, S</b> OBP: 0.302, SLG: 0.388 (1, 8)										4	1	1	0	0	0	3	<b>Toronto Blue Jays @ Seattle Mariners</b> The Kingdom, Seattle, WA Sat Jul 18 1992, 10:05 PM EDT Att: 43,922 - Dome - 70 F					
<b>Roberto Alomar, S</b> OBP: 0.409, SLG: 0.454 <b>Tom Quinlan, R</b> (7, 5)										3	1	1	0	0	1	1						
<b>Joe Carter, R</b> OBP: 0.330, SLG: 0.510 (1, 9)										3	0	1	1	1	1	0						
<b>Dave Winfield, R</b> OBP: 0.387, SLG: 0.508 (1, 10)										4	0	1	0	0	1	2						
<b>John Olerud, L</b> OBP: 0.362, SLG: 0.430 (1, 3)										4	0	0	0	0	3							
<b>Candy Maldonado, R</b> OBP: 0.324, SLG: 0.405 (1, 7)										4	0	0	0	0	2							
<b>Jeff Kent, R</b> OBP: 0.331, SLG: 0.413 (7, 4)										4	1	1	0	0	0	0						
<b>Pat Borders, R</b> OBP: 0.305, SLG: 0.375 (1, 2)										4	0	2	0	0	1	0						
<b>Manuel Lee, S</b> OBP: 0.334, SLG: 0.314 (1, 6)										3	0	0	1	0	2							
<b>Inning Stats</b>	R: 2 E: 1 K: 0 S: 10	H: 3 LOB: 1 BB: 0 P: 16	R: 1 E: 1 K: 1 S: 14	H: 2 LOB: 1 BB: 0 P: 23	R: 0 E: 0 K: 2 S: 9	H: 0 LOB: 0 BB: 0 P: 14	R: 0 E: 0 K: 0 S: 6	H: 0 LOB: 0 BB: 0 P: 10	R: 0 E: 0 K: 0 S: 5	H: 1 LOB: 1 BB: 0 P: 7	R: 0 E: 0 K: 0 S: 7	H: 1 LOB: 1 BB: 0 P: 12	R: 0 E: 0 K: 1 S: 4	H: 0 LOB: 1 BB: 1 P: 6	R: 0 E: 0 K: 1 S: 8	H: 0 LOB: 0 BB: 1 P: 15	R: 0 E: 0 K: 1 S: 6	H: 0 LOB: 0 BB: 0 P: 9	1B: 6 2B: 1 3B: 0 HR: 0	SF: 0 SAC: 0 DP: 0 HBP: 0	WP: 0 PB: 0 SB: 0 CS: 1	PA: 35
<b>PITCHER</b> <b>Dave Fleming, L</b> ERA: 3.19 (1, 1)	IP: 9.0 WLS: L BF: 35 H: 7 R: 3 ER: 3 SO: 5 BB: 1 IBB: 0 HBP: 0 BLK: 0 WP: 0 HR: 0 S: 69 P: 112 ERA: 3.00 WHIP: 0.889															<b>PITCHER</b>						

AB	34
R	3
H	7
RBI	2
BB	1
SO	5
LOB	13



Batter	1	2	3	4	5	6	7	8	9	AB	R	H	RBI	BB	SO	LOB	BOTTOM					
<b>Omar Vizquel, S</b> OBP: 0.361, SLG: 0.381 (1, 6)										4	0	2	0	0	1	1	<b>Toronto Blue Jays @ Seattle Mariners</b> The Kingdom, Seattle, WA Sat Jul 18 1992, 10:05 PM EDT Att: 43,922 - Dome - 70 F					
<b>Edgar Martinez, R</b> OBP: 0.397, SLG: 0.558 (1, 10)										4	0	1	0	0	3	2						
<b>Ken Griffey Jr., L</b> OBP: 0.342, SLG: 0.521 (1, 8)										3	0	1	0	1	1							
<b>Kevin Mitchell, R</b> OBP: 0.329, SLG: 0.379 (1, 7)										4	0	0	0	0	2	5						
<b>Tino Martinez, L</b> OBP: 0.301, SLG: 0.392 (1, 3)										3	0	0	0	1	2	4						
<b>Dave Cochrane, S</b> OBP: 0.320, SLG: 0.340 (1, 9)										4	0	0	0	0	1	1						
<b>Lance Parrish, R</b> OBP: 0.280, SLG: 0.444 (1, 2)										3	0	0	0	1	2	0						
<b>Shane Turner, L</b> OBP: 0.250, SLG: 0.294 (1, 5)										3	0	0	0	0	0	1						
<b>Harold Reynolds, S</b> OBP: 0.313, SLG: 0.334 (1, 4)										3	0	1	0	0	1	1						
<b>Inning Stats</b>	R: 0 E: 0 K: 1 S: 11	H: 1 LOB: 2 BB: 1 P: 25	R: 0 E: 0 K: 1 S: 8	H: 0 LOB: 0 BB: 0 P: 14	R: 0 E: 0 K: 1 S: 6	H: 1 LOB: 0 BB: 0 P: 9	R: 0 E: 0 K: 1 S: 8	H: 0 LOB: 1 BB: 1 P: 17	R: 0 E: 0 K: 1 S: 6	H: 0 LOB: 0 BB: 0 P: 11	R: 0 E: 0 K: 3 S: 15	H: 2 LOB: 2 BB: 0 P: 25	R: 0 E: 0 K: 1 S: 12	H: 0 LOB: 1 BB: 1 P: 19	R: 0 E: 0 K: 2 S: 14	H: 1 LOB: 0 BB: 0 P: 19	R: 0 E: 0 K: 2 S: 7	H: 0 LOB: 0 BB: 0 P: 11	1B: 5 2B: 0 3B: 0 HR: 0	SF: 0 SAC: 0 DP: 1 HBP: 0	WP: 0 PB: 0 SB: 1 CS: 0	PA: 34
<b>PITCHER</b> <b>Juan Guzman, R</b> ERA: 2.0 <b>Duane Ward, R</b> ERA: 2.41 <b>Tom Henke, R</b> ERA: 1.61 (8, 1) (9, 1)	IP: 7.0 WLS: W BF: 27 H: 4 R: 0 ER: 0 SO: 9 BB: 3 IBB: 0 HBP: 0 BLK: 0 WP: 0 HR: 0 S: 66 P: 120 ERA: 0.00 WHIP: 1.000															<b>PITCHER</b>						

AB	31
R	0
H	5
RBI	0
BB	3
SO	13
LOB	16





Batter	1	2	3	4	5	6	7	8	9	AB	R	H	RBI	BB	SO	LOB	TOP										
<b>Devon White, S</b> OBP: 0.298, SLG: 0.382	0-3 K	1-3 K				3-2 F8	0-2 F9		1-3 K		5	0	0	0	0	3	2										
<b>Roberto Alomar, S</b> OBP: 0.409, SLG: 0.454	2-3 K		0-1 G4-3			3-2 G3-1 HR	4-1 G5-4-3 BB		1-2 F7		4	1	1	0	1	1	0										
<b>Joe Carter, R</b> OBP: 0.326, SLG: 0.504 <b>Rob Ducey, L</b> OBP: 0.056, SLG: 0.111	2-3 K		1-0 P6			2-1 G3-1	1-2 G5-4-3		1-1 F9		4	0	0	0	0	1	2										
<b>Dave Winfield, R</b> OBP: 0.387, SLG: 0.518		2-1 1B 2B	2-2 G6-3			1-0 HR			0-3 K		5	2	2	2	0	2	0										
<b>John Olerud, L</b> OBP: 0.370, SLG: 0.440		0-1 HR 1B		2-0 G3 SF7 2B		4-1 BB BB 1B BB			3-2 F9-3 1B		3	3	3	1	1	0	0										
<b>Candy Maldonado, R</b> OBP: 0.326, SLG: 0.416		1 SAFE 3-2 1 SAFE 1H HR		2-2 G3		4-0 BB BB 1B BB			0-0 F9-3		3	2	1	2	1	0	2										
<b>Jeff Kent, R</b> OBP: 0.311, SLG: 0.410 <b>Tom Quinlan, R</b>		1-3 K		2-1 SF7		4-0 1B BB			0-0 G5-3		1	0	0	1	1	1	0										
<b>Pat Borders, R</b> OBP: 0.311, SLG: 0.379		3-2 1B		4-1 BB		2-0 FC5-4 1B			0-2 G5-3		3	0	2	2	1	0	0										
<b>Manuel Lee, S</b> OBP: 0.333, SLG: 0.313		3-2 L8		2-0 G4-3		0-1 FC5-4			1-0 1B		4	0	1	0	0	0	4										
<b>Inning Stats</b>	R: 0 E: 0 K: 3 S: 9	H: 0 LOB: 0 BB: 0 P: 13	R: 3 E: 0 K: 2 S: 23	H: 4 LOB: 1 BB: 0 P: 36	R: 0 E: 0 K: 0 S: 6	H: 0 LOB: 0 BB: 0 P: 9	R: 1 E: 0 K: 0 S: 9	H: 1 LOB: 1 BB: 1 P: 21	R: 4 E: 0 K: 0 S: 17	H: 3 LOB: 2 BB: 3 P: 40	R: 0 E: 0 K: 0 S: 8	H: 0 LOB: 0 BB: 1 P: 13	R: 0 E: 0 K: 1 S: 8	H: 1 LOB: 0 BB: 0 P: 12	R: 0 E: 0 K: 1 S: 8	H: 1 LOB: 1 BB: 0 P: 10	R: 0 E: 0 K: 1 S: 8	H: 0 LOB: 0 BB: 0 P: 10	1B: 5 2B: 4 3B: 0 HR: 2	SF: 1 SAC: 0 DP: 2 HBP: 0	WP: 0 PB: 0 SB: 0 CS: 0	PA: 40					
<b>PITCHER</b>	IP	WLS	BF	H	R	ER	SO	BB	IBB	HBP	BLK	WP	HR	S	P	ERA	WHIP										
<b>Rich DeLucia, R</b> ERA: 6.64	4.2	L	23	7	7	7	5	2	0	0	0	0	2	61	106	13.50	1.929										
<b>Kerry Woodson, R</b> ERA: 3.95	2.1		10	2	1	1	1	3	0	0	0	0	0	19	38	3.86	2.143										
<b>Jeff Nelson, R</b> ERA: 4.33	1.0		4	1	0	0	1	0	0	0	0	0	0	8	10	0.00	1.000										
<b>Dennis Powell, L</b> ERA: 5.45	1.0		3	0	0	0	1	0	0	0	0	0	0	8	10	0.00	0.000										

Toronto Blue Jays @ Seattle Mariners  
The Kingdome, Seattle, WA  
Sun Jul 19 1992, 6:33 AM EDT  
Att: 28,560 - Dome - 70 F

AB	34
R	8
H	10
RBI	8
BB	5
SO	8
LOB	10



Batter	1	2	3	4	5	6	7	8	9	AB	R	H	RBI	BB	SO	LOB	BOTTOM										
<b>Henry Cotto, R</b> OBP: 0.288, SLG: 0.372	1-0 S 1B 2B		1-0 G5-3			0-1 E5			3-3 K		3	1	1	0	0	0	0										
<b>Tino Martinez, L</b> OBP: 0.300, SLG: 0.391 <b>Shane Turner, L</b> OBP: 0.250, SLG: 0.294			2-2 F8			0-0 F8			3-2 F8-6		4	0	0	0	0	0	4										
<b>Edgar Martinez, R</b> OBP: 0.392, SLG: 0.552	1-0 P3		2-2 F8			0-0 F8			3-2 F8-6		4	0	0	0	0	0	4										
<b>Ken Griffey Jr., L</b> OBP: 0.347, SLG: 0.524	1-1 1B HBP		2-3 K			0-0 2B 2B			4-2 BB		2	1	1	0	1	1	0										
<b>Kevin Mitchell, R</b> OBP: 0.331, SLG: 0.385	3-1 1B		2-3 K			3-2 F9 G6-3 2B			2-3 K		4	1	2	2	0	2	1										
<b>Lance Parrish, R</b> OBP: 0.273, SLG: 0.433 <b>Pete O'Brien, L</b> OBP: 0.279, SLG: 0.415	2-1 F7		0-0 P2			1-1 F9			1-3 K		3	0	0	0	0	0	3										
<b>Dave Cochrane, S</b> OBP: 0.312, SLG: 0.331	2-3 K		2-1 P6			3-2 G6-3			0-0 G6-3		4	0	0	1	0	1	3										
<b>Dave Valle, R</b> OBP: 0.300, SLG: 0.397		1-0 F9				2-0 HR			1-0 G6-3		4	1	1	1	0	0	0										
<b>Omar Vizquel, S</b> OBP: 0.359, SLG: 0.376		2-2 G5-3				2-1 F9			4-2 1B BB		3	0	0	0	1	0	0										
<b>Harold Reynolds, S</b> OBP: 0.312, SLG: 0.333		3-2 B1-3				1-0 P3			2-1 F8-6 1B		4	0	1	0	0	0	0										
<b>Inning Stats</b>	R: 1 E: 0 K: 1 S: 10	H: 2 LOB: 2 BB: 0 P: 20	R: 0 E: 0 K: 0 S: 7	H: 0 LOB: 0 BB: 0 P: 13	R: 0 E: 0 K: 1 S: 9	H: 0 LOB: 0 BB: 0 P: 14	R: 0 E: 0 K: 1 S: 6	H: 0 LOB: 0 BB: 0 P: 10	R: 1 E: 0 K: 0 S: 7	H: 1 LOB: 1 BB: 0 P: 12	R: 2 E: 0 K: 0 S: 11	H: 2 LOB: 0 BB: 0 P: 19	R: 0 E: 0 K: 1 S: 12	H: 1 LOB: 1 BB: 1 P: 24	R: 0 E: 0 K: 2 S: 10	H: 0 LOB: 1 BB: 1 P: 17	R: 0 E: 0 K: 0 S: 6	H: 0 LOB: 0 BB: 0 P: 8	1B: 2 2B: 4 3B: 0 HR: 1	SF: 0 SAC: 0 DP: 1 HBP: 1	WP: 0 PB: 0 SB: 1 CS: 0	PA: 36					
<b>PITCHER</b>	IP	WLS	BF	H	R	ER	SO	BB	IBB	HBP	BLK	WP	HR	S	P	ERA	WHIP										
<b>David Wells, L</b> ERA: 3.51	6.0	W	25	5	4	4	3	0	0	1	0	0	1	50	88	6.00	0.833										
<b>Dave Stieb, R</b> ERA: 5.29	1.0		4	1	0	0	1	1	0	0	0	0	0	12	24	0.00	2.000										
<b>Duane Ward, R</b> ERA: 2.37	1.0		4	0	0	0	2	1	0	0	0	0	0	10	17	0.00	1.000										
<b>Tom Henke, R</b> ERA: 1.55	1.0		3	0	0	0	0	0	0	0	0	0	0	6	8	0.00	0.000										

Toronto Blue Jays @ Seattle Mariners  
The Kingdome, Seattle, WA  
Sun Jul 19 1992, 6:33 AM EDT  
Att: 28,560 - Dome - 70 F

AB	33
R	4
H	6
RBI	4
BB	2
SO	6
LOB	14





Batter	1	2	3	4	5	6	7	8	9	AB	R	H	RBI	BB	SO	LOB	TOP	
Devon White, S OBP: 0.295, SLG: 0.378	1-3 K		1-3 K		3-3 K		2-0 G6-3			4	0	0	0	0	3	1	<b>Toronto Blue Jays @ California Angels</b> Anaheim Stadium, Anaheim, CA Mon Jul 20 1992, 10:05 PM EDT Att: 21,090 - Sunny - 75 F	
Roberto Alomar, S OBP: 0.408, SLG: 0.452	1-2 G5-3		0-1 1B		3-2 P3			1-1 G4-3		4	0	1	1	0	0			
Joe Carter, R OBP: 0.323, SLG: 0.499	3-1 F7		0-2 F9		0-0 F9			3-1 E6		4	0	0	0	0	1			
Dave Winfield, R OBP: 0.383, SLG: 0.512		1-2 P4		0-2 G5-3		0-1 P4		3-1 F8		4	0	0	0	0	1			
John Olerud, L OBP: 0.375, SLG: 0.455		1-3 K		2-1 1B FC1-6		2-0 HR		2-0 CS	3-1 FC6-4 1B	4	2	3	1	0	1	0		
Candy Maldonado, R OBP: 0.332, SLG: 0.417		4-0 BB		0-0 FC1-6 1B		4-2 FC6-4 BB			1-2 F8	2	0	1	0	2	0	1		
Jeff Kent, R OBP: 0.325, SLG: 0.401		0-3 K		1-0 FC1-6		1-2 FC6-4			0-3 K	3	0	0	1	0	1	3		
Greg Myers, L OBP: 0.281, SLG: 0.386				1-2 FC1-6		1-2 FC6-4			0-3 K	1	0	0	0	0	1	1		
Pat Borders, R OBP: 0.307, SLG: 0.373			0-3 K		2-2 F8			1-1 FC6-4		4	0	0	0	0	1	2		
Manuel Lee, S OBP: 0.333, SLG: 0.314			3-2 BLK 1B		1-1 F8			3-2 G4-3		3	1	1	0	0	0	0		
<b>Inning Stats</b>	R: 0 E: 0 K: 1 S: 8	H: 0 LOB: 0 BB: 0 P: 13	R: 0 E: 0 K: 2 S: 10	H: 0 LOB: 1 BB: 1 P: 16	R: 1 E: 0 K: 2 S: 21	H: 2 LOB: 1 BB: 0 P: 25	R: 1 E: 0 K: 0 S: 10	H: 2 LOB: 1 BB: 0 P: 15	R: 0 E: 0 K: 1 S: 9	H: 0 LOB: 0 BB: 0 P: 16	R: 0 E: 1 K: 0 S: 6	H: 0 LOB: 0 BB: 0 P: 15	R: 0 E: 0 K: 1 S: 10	H: 1 LOB: 1 BB: 0 P: 15	1B: 5 2B: 0 3B: 0 HR: 1	SF: 0 SAC: 0 DP: 0 HBP: 0	WP: 0 PB: 0 SB: 1 CS: 1	PA: 36
<b>PITCHER</b>	IP WLS BF H R ER SO BB IBB HBP BLK WP HR S P ERA WHIP	IP WLS BF H R ER SO BB IBB HBP BLK WP HR S P ERA WHIP	IP WLS BF H R ER SO BB IBB HBP BLK WP HR S P ERA WHIP	IP WLS BF H R ER SO BB IBB HBP BLK WP HR S P ERA WHIP	IP WLS BF H R ER SO BB IBB HBP BLK WP HR S P ERA WHIP	IP WLS BF H R ER SO BB IBB HBP BLK WP HR S P ERA WHIP	IP WLS BF H R ER SO BB IBB HBP BLK WP HR S P ERA WHIP	IP WLS BF H R ER SO BB IBB HBP BLK WP HR S P ERA WHIP	IP WLS BF H R ER SO BB IBB HBP BLK WP HR S P ERA WHIP	IP WLS BF H R ER SO BB IBB HBP BLK WP HR S P ERA WHIP	IP WLS BF H R ER SO BB IBB HBP BLK WP HR S P ERA WHIP	IP WLS BF H R ER SO BB IBB HBP BLK WP HR S P ERA WHIP	IP WLS BF H R ER SO BB IBB HBP BLK WP HR S P ERA WHIP	IP WLS BF H R ER SO BB IBB HBP BLK WP HR S P ERA WHIP	IP WLS BF H R ER SO BB IBB HBP BLK WP HR S P ERA WHIP	IP WLS BF H R ER SO BB IBB HBP BLK WP HR S P ERA WHIP	IP WLS BF H R ER SO BB IBB HBP BLK WP HR S P ERA WHIP	
Tim Fortugno, L ERA: 4.76	5.2	24	5	3	3	6	2	0	0	0	1	0	0	12	20	0.00	0.000	
Chuck Crim, R ERA: 5.67	1.1	4	0	0	0	0	0	0	0	0	0	0	0	0	0	0.00	0.500	
Joe Grahe, R ERA: 4.11	2.0	7	1	0	0	1	0	0	0	0	0	0	0	16	30	0.00	0.500	

AB	33
R	3
H	6
RBI	3
BB	2
SO	7
LOB	10



Batter	1	2	3	4	5	6	7	8	9	AB	R	H	RBI	BB	SO	LOB	BOTTOM	
Luis Polonia, L OBP: 0.360, SLG: 0.356	4-2 1B SF			0-0 1B		4-0 IBB		2-0 E8		3	1	3	0	2	0	0	<b>Toronto Blue Jays @ California Angels</b> Anaheim Stadium, Anaheim, CA Mon Jul 20 1992, 10:05 PM EDT Att: 21,090 - Sunny - 75 F	
Luis Sojo, R OBP: 0.328, SLG: 0.471	1-1 FC5-4 SF	2-3 F7		1-0 F7		1-2 G6-3		3-3 K		5	0	1	0	0	1	6		
Junior Felix, S OBP: 0.301, SLG: 0.383	3-2 SF		0-1 F8	1-3 K			4-2 G1-3 SH2-4 BLK BB	1-0 P4		3	1	0	1	1	1	2		
Von Hayes, L OBP: 0.326, SLG: 0.343	2-2 FC5-4		0-0 G4-3		1-0 P5		1-1 SH2-4			3	0	0	0	0	0	2		
Chad Curtis, R OBP: 0.331, SLG: 0.394	1-0 G5-4-3		0-2 S		1-1 G6-3		1-2 G1-3			4	0	1	0	0	0	3		
Rene Gonzales, R OBP: 0.353, SLG: 0.406		1-0 1B		4-0 BB		2-2 G6-3		4-1 S		2	1	1	0	2	0	0		
Gary Gaetti, R OBP: 0.276, SLG: 0.329		0-1 1B	2-3 K			1-2 SH2-4		3-3 1B		3	1	2	1	1	1	2		
Ron Tingley, R OBP: 0.214, SLG: 0.343		1-1 SH1-4		2-1 1B		0-0 SH2-4		3-2 G6-3		2	0	1	0	0	0	2		
Gary Disarcina, R OBP: 0.298, SLG: 0.307		0-2 G5-3		2-0 P1		3-2 F9		2-2 1B		4	1	1	0	0	0	3		
<b>Inning Stats</b>	R: 1 E: 1 K: 0 S: 11	H: 1 LOB: 1 BB: 1 P: 22	R: 2 E: 0 K: 0 S: 17	H: 3 LOB: 1 BB: 0 P: 23	R: 0 E: 0 K: 1 S: 9	H: 1 LOB: 2 BB: 1 P: 15	R: 0 E: 0 K: 1 S: 8	H: 2 LOB: 0 BB: 0 P: 14	R: 0 E: 0 K: 0 S: 15	H: 1 LOB: 2 BB: 1 P: 24	R: 1 E: 0 K: 0 S: 15	H: 0 LOB: 2 BB: 3 P: 32	R: 1 E: 1 K: 1 S: 9	H: 2 LOB: 0 BB: 0 P: 16	1B: 9 2B: 1 3B: 0 HR: 0	SF: 1 SAC: 3 DP: 1 HBP: 0		WP: 0 PB: 0 SB: 4 CS: 1
<b>PITCHER</b>	IP WLS BF H R ER SO BB IBB HBP BLK WP HR S P ERA WHIP	IP WLS BF H R ER SO BB IBB HBP BLK WP HR S P ERA WHIP	IP WLS BF H R ER SO BB IBB HBP BLK WP HR S P ERA WHIP	IP WLS BF H R ER SO BB IBB HBP BLK WP HR S P ERA WHIP	IP WLS BF H R ER SO BB IBB HBP BLK WP HR S P ERA WHIP	IP WLS BF H R ER SO BB IBB HBP BLK WP HR S P ERA WHIP	IP WLS BF H R ER SO BB IBB HBP BLK WP HR S P ERA WHIP	IP WLS BF H R ER SO BB IBB HBP BLK WP HR S P ERA WHIP	IP WLS BF H R ER SO BB IBB HBP BLK WP HR S P ERA WHIP	IP WLS BF H R ER SO BB IBB HBP BLK WP HR S P ERA WHIP	IP WLS BF H R ER SO BB IBB HBP BLK WP HR S P ERA WHIP	IP WLS BF H R ER SO BB IBB HBP BLK WP HR S P ERA WHIP	IP WLS BF H R ER SO BB IBB HBP BLK WP HR S P ERA WHIP	IP WLS BF H R ER SO BB IBB HBP BLK WP HR S P ERA WHIP	IP WLS BF H R ER SO BB IBB HBP BLK WP HR S P ERA WHIP	IP WLS BF H R ER SO BB IBB HBP BLK WP HR S P ERA WHIP		
Todd Stottlemyre, R ERA: 9.23	5.0	24	7	3	2	2	2	0	0	0	0	0	0	0	0	0		
Pat Hentgen, R ERA: 4.54	2.0	11	1	1	1	0	2	2	0	0	0	0	0	30	56	4.50	1.500	
Mike Timlin, R ERA: 2.56	1.0	4	2	1	0	1	0	0	0	0	0	0	0	9	16	0.00	2.000	

AB	29
R	5
H	10
RBI	2
BB	6
SO	3
LOB	20





Batter	1	2	3	4	5	6	7	8	9	AB	R	H	RBI	BB	SO	LOB	TOP										
<b>Devon White, S</b> (1, 8) OBP: 0.294, SLG: 0.375										6	0	1	0	0	0	4	<b>Toronto Blue Jays @ California Angels</b> Anaheim Stadium, Anaheim, CA Tue Jul 21 1992, 10:05 PM EDT Att: 21,581 - Cloudy - 74 F										
<b>Roberto Alomar, S</b> (1, 4) OBP: 0.498, SLG: 0.451										5	0	2	0	0	0	2											
<b>Joe Carter, R</b> (1, 9) OBP: 0.327, SLG: 0.500										5	2	3	0	0	1	3											
<b>Dave Winfield, R</b> (1, 10) OBP: 0.383, SLG: 0.512										4	1	1	0	1	1	4											
<b>John Olerud, L</b> (1, 3) OBP: 0.375, SLG: 0.457										5	2	2	0	0	0	6											
<b>Candy Maldonado, R</b> (1, 7) OBP: 0.340, SLG: 0.420										3	2	2	0	2	0	2											
<b>Jeff Kent, R</b> (1, 5) OBP: 0.329, SLG: 0.432										4	1	2	4	0	0	2											
<b>Tom Quinlan, R</b> (7, PR) OBP: 0.200, SLG: 0.400										1	0	1	2	0	0	0											
<b>Pat Borders, R</b> (1, 2) OBP: 0.309, SLG: 0.382										4	1	1	2	1	1	2											
<b>Manuel Lee, S</b> (1, 6) OBP: 0.334, SLG: 0.316										4	0	2	1	0	0	0											
<b>Inning Stats</b>	R: 0 E: 0 K: 0 S: 11	H: 2 LOB: 2 BB: 0 P: 21	R: 0 E: 0 K: 0 S: 7	H: 1 LOB: 0 BB: 0 P: 13	R: 0 E: 0 K: 0 S: 6	H: 1 LOB: 1 BB: 0 P: 9	R: 3 E: 0 K: 0 S: 12	H: 3 LOB: 2 BB: 1 P: 21	R: 0 E: 0 K: 0 S: 12	H: 2 LOB: 2 BB: 1 P: 20	R: 2 E: 0 K: 0 S: 11	H: 2 LOB: 1 BB: 1 P: 22	R: 1 E: 0 K: 1 S: 17	H: 3 LOB: 2 BB: 0 P: 29	R: 0 E: 0 K: 0 S: 8	H: 0 LOB: 0 BB: 0 P: 9	R: 3 E: 0 K: 1 S: 17	H: 3 LOB: 2 BB: 2 P: 30	1B: 11 2B: 5 3B: 0 HR: 2	SF: 1 SAC: 0 DP: 2 HBP: 0	WP: 0 PB: 0 SB: 1 CS: 1	PA: 46					
<b>PITCHER</b>	IP	WLS	BF	H	R	ER	SO	BB	IBB	HBP	BLK	WP	HR	S	P	ERA	WHIP										
<b>Julio Valera, R</b> (1, 1) ERA: 3.63	5.1		27	11	5	5	1	2	0	0	0	0	2	54	97	8.44	2.438										
<b>Chuck Cmm, R</b> (6, 1) ERA: 5.53	1.1	L	6	2	1	0	0	0	0	0	0	0	0	13	24	0.00	1.500										
<b>Mark Eichhorn, R</b> (7, 1) ERA: 2.52	0.0		0	0	0	0	0	0	0	0	0	0	0	0	0	∞	∞										
<b>Steve Frey, L</b> (9, 1) ERA: 1.64	0.2		2	0	0	0	0	0	0	0	0	0	0	8	11	0.00	0.000										

AB	41
R	9
H	17
RBI	9
BB	4
SO	3
LOB	25



Batter	1	2	3	4	5	6	7	8	9	AB	R	H	RBI	BB	SO	LOB	BOTTOM										
<b>Luis Polonia, L</b> (1, 10) OBP: 0.397, SLG: 0.352										4	0	0	1	0	0	2	<b>Toronto Blue Jays @ California Angels</b> Anaheim Stadium, Anaheim, CA Tue Jul 21 1992, 10:05 PM EDT Att: 21,581 - Cloudy - 74 F										
<b>Luis Sojo, R</b> (1, 4) OBP: 0.341, SLG: 0.480										4	0	3	2	0	0	0											
<b>Jose Gonzalez, R</b> (8, PR) OBP: 0.288, SLG: 0.244										3	0	0	0	0	0	2											
<b>Lee Stevens, L</b> (9, 3) OBP: 0.269, SLG: 0.338										4	0	0	0	0	2	2											
<b>Junior Felix, S</b> (1, 8) OBP: 0.299, SLG: 0.380										4	0	0	0	0	2	2											
<b>Von Hayes, L</b> (1, 9) OBP: 0.321, SLG: 0.338										4	0	0	0	0	2	2											
<b>Chad Curtis, R</b> (1, 7) OBP: 0.333, SLG: 0.409										4	1	2	1	0	0	2											
<b>Rene Gonzales, R</b> (1, 5) OBP: 0.355, SLG: 0.405										3	1	1	0	1	1	1											
<b>Gary Gaetti, R</b> (1, 3) OBP: 0.276, SLG: 0.327										4	1	1	0	0	1	3											
<b>Mike Fitzgerald, R</b> (1, 2) OBP: 0.285, SLG: 0.309										3	1	1	0	0	1	0											
<b>Ken Oberkell, L</b> (9, PH) OBP: 0.273, SLG: 0.200										1	0	0	0	0	0	1											
<b>Gary Disarcina, R</b> (1, 6) OBP: 0.298, SLG: 0.307										3	1	1	1	0	1	0											
<b>John Morris, L</b> (9, PH) OBP: 0.278, SLG: 0.286										1	0	0	0	0	1	1											
<b>Inning Stats</b>	R: 0 E: 0 K: 0 S: 6	H: 1 LOB: 0 BB: 0 P: 9	R: 0 E: 1 K: 2 S: 12	H: 1 LOB: 0 BB: 0 P: 18	R: 0 E: 0 K: 1 S: 7	H: 0 LOB: 0 BB: 0 P: 9	R: 0 E: 0 K: 1 S: 8	H: 0 LOB: 0 BB: 0 P: 12	R: 5 E: 1 K: 0 S: 16	H: 6 LOB: 0 BB: 0 P: 22	R: 0 E: 1 K: 1 S: 17	H: 0 LOB: 1 BB: 0 P: 26	R: 0 E: 0 K: 1 S: 8	H: 0 LOB: 0 BB: 0 P: 15	R: 0 E: 0 K: 0 S: 8	H: 1 LOB: 2 BB: 0 P: 16	R: 0 E: 0 K: 1 S: 14	H: 0 LOB: 1 BB: 1 P: 22	1B: 8 2B: 0 3B: 0 HR: 1	SF: 0 SAC: 1 DP: 1 HBP: 0	WP: 0 PB: 0 SB: 1 CS: 2	PA: 37					
<b>PITCHER</b>	IP	WLS	BF	H	R	ER	SO	BB	IBB	HBP	BLK	WP	HR	S	P	ERA	WHIP										
<b>Jack Morris, R</b> (1, 1) ERA: 4.41	7.0		28	8	5	5	6	0	0	0	0	0	0	22	38	0.00	1.000										
<b>Duane Ward, R</b> (8, 1) ERA: 2.29	2.0	S	8	1	0	0	1	1	0	0	0	0	0	22	38	0.00	1.000										

AB	34
R	5
H	9
RBI	5
BB	1
SO	7
LOB	14





Batter	1	2	3	4	5	6	7	8	9	AB	R	H	RBI	BB	SO	LOB	TOP										
Devon White, S OBP: 0.290, SLG: 0.370	G3		G5-4-3		FC5-4		F9		P3	5	0	0	0	0	0	5	<b>Toronto Blue Jays @ California Angels</b> Anaheim Stadium, Anaheim, CA Wed Jul 22 1992, 10:05 PM EDT Att: 22,178 - Sunny - 76 F										
Roberto Alomar, S OBP: 0.405, SLG: 0.445	F8			1B BB		F8	F7		B5-3	4	1	0	0	1	0	2											
Joe Carter, R OBP: 0.328, SLG: 0.511	HR			K		1B	2B		F8	4	2	2	1	0	1	1											
Dave Winfield, R OBP: 0.384, SLG: 0.520	K			F7-4 1B		F8			HR	4	1	2	2	0	1	1											
Candy Maldonado, R OBP: 0.342, SLG: 0.419		G5-3		F7-4 1B		1B	1B		1B	3	0	1	0	1	0	1											
Pat Tabler, R OBP: 0.309, SLG: 0.260	P6					1B	1B		P4	3	0	2	1	0	0	0											
John Olerud, L OBP: 0.374, SLG: 0.456						1-2 2H	1B			1	0	0	0	0	0	1											
Jeff Kent, R OBP: 0.322, SLG: 0.420	K					K	FC5		F7	4	0	0	0	0	2	4											
Tom Quinlan, R OBP: 0.200, SLG: 0.400						1-2				0	0	0	0	0	0	0											
Pat Borders, R OBP: 0.308, SLG: 0.380			FC5-4 1B		F8		F7		F9	4	0	1	0	0	0	1											
Manuel Lee, S OBP: 0.340, SLG: 0.323			FC5-4		FC5-4		S		1B	4	0	3	0	0	0	1											
<b>Inning Stats</b>	R: 1 E: 0 K: 1 S: 9	H: 1 LOB: 0 BB: 0 P: 12	R: 0 E: 0 K: 1 S: 8	H: 0 LOB: 0 BB: 0 P: 11	R: 0 E: 0 K: 0 S: 9	H: 1 LOB: 0 BB: 0 P: 15	R: 1 E: 0 K: 1 S: 6	H: 1 LOB: 0 BB: 1 P: 14	R: 0 E: 0 K: 1 S: 12	H: 2 LOB: 2 BB: 1 P: 20	R: 1 E: 0 K: 0 S: 8	H: 2 LOB: 2 BB: 1 P: 18	R: 0 E: 0 K: 0 S: 11	H: 1 LOB: 1 BB: 0 P: 17	R: 1 E: 0 K: 0 S: 10	H: 2 LOB: 1 BB: 0 P: 14	R: 0 E: 0 K: 0 S: 12	H: 1 LOB: 1 BB: 0 P: 14	1B: 8 2B: 2 3B: 0 HR: 2	SF: 0 SAC: 0 DP: 2 HBP: 0	WP: 0 PB: 0 SB: 2 CS: 0	PA: 38					
<b>PITCHER</b>	IP	WLS	BF	H	R	ER	SO	BB	IBB	HBP	BLK	WP	HR	S	P	ERA	WHIP										
Chuck Finley, L ERA: 5.43	(1, 1)	7.0	29	8	3	3	4	1	1	0	0	0	1	63	107	3.86	1.286										
Joe Grahe, R ERA: 4.12	(8, 1)	2.0	9	3	1	1	0	0	0	0	0	0	1	22	28	4.50	1.500										

AB	36
R	4
H	11
RBI	4
BB	2
SO	4
LOB	17



Batter	1	2	3	4	5	6	7	8	9	AB	R	H	RBI	BB	SO	LOB	BOTTOM										
Chad Curtis, R OBP: 0.336, SLG: 0.421	HR		1B S 1B BB		G4-3		G5-3			3	2	1	1	1	0	0	<b>Toronto Blue Jays @ California Angels</b> Anaheim Stadium, Anaheim, CA Wed Jul 22 1992, 10:05 PM EDT Att: 22,178 - Sunny - 76 F										
Luis Sojo, R OBP: 0.338, SLG: 0.473	G5-3		F9 1B SF9 1B		G6-3		K			4	1	1	0	0	1	0											
Junior Felix, S OBP: 0.304, SLG: 0.399	K		1B		1B		2B		HR	4	1	3	2	0	1	0											
Gary Gaetti, R OBP: 0.279, SLG: 0.331	1B 2B		F9		G6-3		G6-3		FC6-4 1B BB	3	0	1	0	1	0	3											
Rene Gonzales, R OBP: 0.353, SLG: 0.405	1B		SF9		F9		F9		F9	3	0	1	1	0	0	1											
Jose Gonzalez, R OBP: 0.288, SLG: 0.245		G6-3	G6-3		K		1B		FC6-4 1B	4	0	1	0	0	1	1											
Lee Stevens, L OBP: 0.284, SLG: 0.332	G5-3				G6-3		F7		FC6-4 BB	4	0	0	0	0	2	2											
Mike Fitzgerald, R OBP: 0.298, SLG: 0.341	1B				G6-3		HR		BB	3	1	2	1	1	0	0											
Gary Disarcina, R OBP: 0.294, SLG: 0.303	G3-1				G5-3		F8		G4-3	4	0	0	0	0	4	4											
<b>Inning Stats</b>	R: 1 E: 0 K: 1 S: 11	H: 3 LOB: 2 BB: 0 P: 19	R: 0 E: 0 K: 0 S: 8	H: 1 LOB: 1 BB: 0 P: 12	R: 2 E: 0 K: 0 S: 15	H: 2 LOB: 1 BB: 1 P: 25	R: 0 E: 0 K: 0 S: 5	H: 0 LOB: 0 BB: 0 P: 8	R: 0 E: 0 K: 1 S: 5	H: 1 LOB: 1 BB: 0 P: 7	R: 0 E: 0 K: 1 S: 5	H: 0 LOB: 0 BB: 0 P: 8	R: 1 E: 0 K: 1 S: 9	H: 1 LOB: 0 BB: 0 P: 13	R: 1 E: 0 K: 0 S: 13	H: 2 LOB: 3 BB: 2 P: 24		R: 0 E: 0 K: 0 S: 11	H: 1 LOB: 1 BB: 0 P: 14	1B: 5 2B: 2 3B: 0 HR: 3	SF: 1 SAC: 0 DP: 0 HBP: 0	WP: 0 PB: 0 SB: 1 CS: 0	PA: 36				
<b>PITCHER</b>	IP	WLS	BF	H	R	ER	SO	BB	IBB	HBP	BLK	WP	HR	S	P	ERA	WHIP										
Jimmy Key, L ERA: 3.28	(1, 1)	8.0	36	10	5	5	3	3	0	0	0	0	3	71	116	5.62	1.625										

AB	32
R	5
H	10
RBI	5
BB	3
SO	3
LOB	11





Batter	1	2	3	4	5	6	7	8	9	AB	R	H	RBI	BB	SO	LOB	TOP										
<b>Devon White, S</b> OBP: 0.288, SLG: 0.367	0-1 SH3-1 1B	2-2 FC4 WP		2-2 G6-3		1-0 F7	1-0 F8		0-0 F8	6	0	1	0	0	0	3											
<b>Roberto Alomar, S</b> OBP: 0.408, SLG: 0.449	1-1 SH3-1	1-2 F7		1-0 WP 1B		4-1 G2-3 BB	4-2 BB		1-1 G3-1	2	2	1	0	2	0	2											
<b>Alfredo Griffin, S</b> OBP: 0.154, SLG: 0.139	1-2			2B						1	0	0	0	0	0	0											
<b>Joe Carter, R</b> OBP: 0.326, SLG: 0.504	0-2 F7		3-2 F7	4-2 1B BB		0-0 G2-3	2-1 G4-3		1-2 G4-3	5	0	0	0	1	0	4											
<b>Dave Winfield, R</b> OBP: 0.389, SLG: 0.520	0-0 F7		4-2 BB 1B WP BB	0-1 1B BB		4-0 1B IBB		4-0 BB BB SF8 BB		2	2	1	1	3	0	1											
<b>John Olerud, L</b> OBP: 0.380, SLG: 0.460		0-2 SH5-4 1B	0-0	4-2 1B BB		1-1 1B		4-2 SF8 BB		4	2	3	1	1	0	2											
<b>Pat Tabler, R</b> OBP: 0.309, SLG: 0.260		1-2 1B	3-2 P3	0-0 G4-3		2-0 HR		1-2 2-3 BB		0	0	0	0	0	0	0											
<b>Candy Maldonado, R</b> OBP: 0.347, SLG: 0.431	2-2 SH5-4 1B	1-2 1B	3-2 P3			3-2 P4		4-1 1B		4	2	2	1	1	0	4											
<b>Kelly Gruber, R</b> OBP: 0.272, SLG: 0.396	0-0 SH5-4	4-2 WP BB		0-0 CS 1B		2-2 P4		0-2 SF8		2	0	1	1	1	0	0											
<b>Pat Borders, R</b> OBP: 0.309, SLG: 0.396	1-2 1B	1-0 G5-3		3-2 G4-3		2-1 HR		2-3 3-H SF8		4	1	2	4	0	0	3											
<b>Manuel Lee, S</b> OBP: 0.341, SLG: 0.322	2-1 FC4 1B			1-1 G4-3		0-0 G6-3		4-1 BB BB	0-1 G3-1	4	0	1	0	1	0	1											
<b>Inning Stats</b>	R: 0 E: 0 K: 0 S: 8	H: 1 LOB: 1 BB: 0 P: 9	R: 2 E: 0 K: 0 S: 20	H: 4 LOB: 2 BB: 0 P: 28	R: 1 E: 0 K: 0 S: 16	H: 1 LOB: 2 BB: 2 P: 31	R: 1 E: 0 K: 0 S: 12	H: 2 LOB: 0 BB: 1 P: 20	R: 1 E: 0 K: 0 S: 8	H: 2 LOB: 0 BB: 0 P: 13	R: 1 E: 0 K: 0 S: 8	H: 1 LOB: 2 BB: 2 P: 21	R: 1 E: 0 K: 0 S: 11	H: 1 LOB: 2 BB: 2 P: 26	R: 2 E: 0 K: 0 S: 10	H: 0 LOB: 1 BB: 3 P: 22	R: 0 E: 0 K: 0 S: 6	H: 0 LOB: 0 BB: 0 P: 8	1B: 8 2B: 2 3B: 0 HR: 2	SF: 2 SAC: 2 DP: 0 HBP: 0	WP: 3 PB: 0 SB: 0 CS: 1	PA: 48					
<b>PITCHER</b>	IP	WLS	BF	H	R	ER	SO	BB	IBB	HBP	BLK	WP	HR	S	P	ERA	WHIP										
<b>Mike Moore, R</b> ERA: 4.68	4.0	L	24	9	5	5	0	3	0	0	0	3	1	57	91	11.25	3.000										
<b>Gene Nelson, R</b> ERA: 8.11	2.1		11	3	2	2	0	1	1	0	0	0	1	20	40	7.71	1.714										
<b>Vince Horsman, L</b> ERA: 2.73	0.2		6	0	2	2	0	4	0	0	0	0	0	9	28	27.00	6.000										
<b>Jim Corsi, R</b> ERA: 2.92	2.0		7	0	0	0	0	1	0	0	0	0	0	13	19	0.00	0.500										
<b>Jim Corsi, R</b> ERA: 2.92	2.0		7	0	0	0	0	1	0	0	0	0	0	13	19	0.00	0.500										

Toronto Blue Jays @ Oakland Athletics  
Oakland-Alameda County Coliseum, Oakland, CA

AB 34  
R 9  
H 12  
RBI 8  
BB 10  
SO 0  
LOB 20



Thu Jul 23 1992, 7:05 PM PDT  
Att: 24,707 - Sunny - 69 F

Batter	1	2	3	4	5	6	7	8	9	AB	R	H	RBI	BB	SO	LOB	BOTTOM										
<b>Rickey Henderson, R</b> OBP: 0.428, SLG: 0.456	2-1 SH5-3 FC6-2 2B	4-0 BB		0-1 G1-6-3	4-2 BB			0-3 K		1	0	1	0	0	0	0											
<b>Randy Ready, R</b> OBP: 0.362, SLG: 0.318		1-2 BB		1-2 BB						2	0	0	0	2	1	1											
<b>Eric Fox, S</b> OBP: 0.286, SLG: 0.360	1-1 SH5-3	1-2 F7		0-2 1B	0-0 G4-3			0-1 F8		4	1	1	0	0	0	5											
<b>Carney Lansford, R</b> OBP: 0.319, SLG: 0.356	2-2 FC6-2 BB BB		1-1 P6	2-0 1B				0-1 F8		5	0	1	0	0	0	1											
<b>Jim Corsi, R</b>				1-2 1B						0	0	0	0	0	0	0											
<b>Harold Baines, L</b> OBP: 0.324, SLG: 0.367	4-2 BB		0-0 F8	2-2 1B				0-0 F8		4	1	2	1	1	0	0											
<b>Mark McGwire, R</b> OBP: 0.382, SLG: 0.560	4-2 BB		3-1 HBP	3-3 K				4-2 BB		2	1	0	0	2	1	3											
<b>Terry Steinbach, R</b> OBP: 0.354, SLG: 0.436	1-2 BB		3-1 HBP							2	1	0	0	2	1	3											
<b>Jamie Quirk, L</b> OBP: 0.294, SLG: 0.274	2-3 K		1-1 2B					3-2 F8		4	0	1	1	0	1	4											
<b>Willie Wilson, S</b> OBP: 0.332, SLG: 0.320			4-2 BB					0-1 G4-3		4	0	2	0	1	0	0											
<b>Mike Bordick, R</b> OBP: 0.347, SLG: 0.371	0-1 P3		2-3 K					3-1 F8		4	0	1	0	0	1	3											
<b>Walt Weiss, S</b> OBP: 0.321, SLG: 0.268	2-3 K		4-0 G1-6-3 BB					3-2 F8		3	0	0	0	1	2	3											
<b>Inning Stats</b>	R: 0 E: 0 K: 1 S: 15	H: 1 LOB: 3 BB: 2 P: 30	R: 0 E: 0 K: 1 S: 10	H: 1 LOB: 1 BB: 1 P: 16	R: 1 E: 0 K: 1 S: 15	H: 1 LOB: 2 BB: 1 P: 26	R: 1 E: 0 K: 1 S: 13	H: 3 LOB: 1 BB: 1 P: 24	R: 0 E: 0 K: 0 S: 8	H: 0 LOB: 1 BB: 1 P: 15	R: 0 E: 0 K: 0 S: 8	H: 0 LOB: 0 BB: 0 P: 16	R: 0 E: 0 K: 1 S: 7	H: 0 LOB: 0 BB: 0 P: 7	R: 1 E: 0 K: 0 S: 7	H: 1 LOB: 0 BB: 0 P: 12	1B: 7 2B: 2 3B: 0 HR: 0	SF: 0 SAC: 1 DP: 1 HBP: 1	WP: 1 PB: 0 SB: 3 CS: 0	PA: 43							
<b>PITCHER</b>	IP	WLS	BF	H	R	ER	SO	BB	IBB	HBP	BLK	WP	HR	S	P	ERA	WHIP										
<b>Juan Guzman, R</b> ERA: 2.03	2.2		15	3	1	1	2	3	0	1	0	0	0	31	57	3.38	2.250										
<b>Mike Timlin, R</b> ERA: 2.7	2.1		14	5	1	1	3	3	0	0	0	0	0	37	62	3.86	3.429										
<b>Dave Stieb, R</b> ERA: 5.14	4.0	W	14	1	1	1	1	1	0	0	0	1	0	30	50	2.25	0.500										

Toronto Blue Jays @ Oakland Athletics  
Oakland-Alameda County Coliseum, Oakland, CA

AB 34  
R 3  
H 9  
RBI 3  
BB 7  
SO 6  
LOB 20



Thu Jul 23 1992, 7:05 PM PDT  
Att: 24,707 - Sunny - 69 F




Batter	1	2	3	4	5	6	7	8	9	AB	R	H	RBI	BB	SO	LOB	TOP										
Devon White, S OBP: 0.292, SLG: 0.370	P3		S	1B	1-2 WP	S	BB	F8		5	1	3	0	0	0	0	<b>Toronto Blue Jays @ Oakland Athletics</b> Oakland-Alameda County Coliseum, Oakland, CA Fri Jul 24, 1992, 7:05 PM PDT Att: 30,206 - Sunny - 69 F										
Roberto Alomar, S OBP: 0.411, SLG: 0.448	F7		BB	1-2	S	WP	1B	F8		3	0	1	1	2	0	0											
Joe Carter, R OBP: 0.327, SLG: 0.500	1B		BB	1-2	3-2 P3	1-3 2-H	1B		F8	3	0	0	0	1	1	3											
Dave Winfield, R OBP: 0.387, SLG: 0.516	1-2		G4-3		1-0	P6	G4-3		F8	5	0	1	0	0	0	5											
Candy Maldonado, R OBP: 0.348, SLG: 0.442	K		F8		2-1	WP	1B		HR	5	1	2	1	0	1	2											
Kelly Gruber, R OBP: 0.271, SLG: 0.392		P6	G6-3		3-3	K			1B	5	0	1	0	0	1	1											
Pat Tabler, R OBP: 0.314, SLG: 0.282	K		2B		3-3	K			1B	5	1	2	0	0	2	2											
Pat Borders, R OBP: 0.309, SLG: 0.397	G3		1B		1-1	G4-3	G5-3			4	1	1	1	0	0	1											
Manuel Lee, S OBP: 0.339, SLG: 0.321			G1-3		0-0	F8			K	4	1	1	1	0	1	0											
<b>Inning Stats</b>	R: 0 E: 0 K: 1 S: 9	H: 1 LOB: 2 BB: 0 P: 17	R: 0 E: 0 K: 1 S: 8	H: 0 LOB: 0 BB: 0 P: 11	R: 0 E: 0 K: 1 S: 16	H: 1 LOB: 2 BB: 1 P: 22	R: 4 E: 0 K: 0 S: 18	H: 5 LOB: 1 BB: 0 P: 27	R: 0 E: 0 K: 2 S: 13	H: 1 LOB: 3 BB: 2 P: 23	R: 0 E: 0 K: 0 S: 11	H: 1 LOB: 1 BB: 0 P: 19	R: 0 E: 0 K: 1 S: 12	H: 0 LOB: 0 BB: 0 P: 21	R: 1 E: 0 K: 0 S: 14	H: 2 LOB: 1 BB: 0 P: 17	1B: 9 2B: 2 3B: 0 HR: 1	SF: 0 SAC: 0 DP: 0 HBP: 1	WP: 2 PB: 0 SB: 4 CS: 0	PA: 43							
<b>PITCHER</b>	IP	WLS	BF	H	R	ER	SO	BB	IBB	HBP	BLK	WP	HR	S	P	ERA	WHIP										
Dave Stewart, R ERA: 4.15	3.2	20	7	4	4	3	3	1	0	1	0	0	0	46	69	9.82	2.182										
Jeff Farnett, R ERA: 2.67	1.1	5	1	0	0	2	0	0	0	0	0	2	0	16	28	0.00	0.750										
Jim Corsi, R ERA: 2.51	2.0	10	2	0	0	0	2	0	0	0	0	0	0	24	42	0.00	2.000										
Rick Honeycutt, L ERA: 2.67	1.0	3	0	0	0	1	0	0	0	0	0	0	0	12	21	0.00	0.000										
Dennis Eckersley, R ERA: 1.8	1.0	W	5	2	1	1	0	0	0	0	0	0	1	14	17	9.00	2.000										

Batter	1	2	3	4	5	6	7	8	9	AB	R	H	RBI	BB	SO	LOB	BOTTOM										
Eric Fox, S OBP: 0.273, SLG: 0.367	CS		G6-3		FC6-4		K		K	5	0	1	0	0	2	4	<b>Toronto Blue Jays @ Oakland Athletics</b> Oakland-Alameda County Coliseum, Oakland, CA Fri Jul 24, 1992, 7:05 PM PDT Att: 30,206 - Sunny - 69 F										
Mike Bordick, R OBP: 0.345, SLG: 0.372	P4		G4-3			G3	G5-3		2B	5	0	1	2	0	0	2											
Carney Lansford, R OBP: 0.321, SLG: 0.358	F9		F9			S	WP		FC1-6	4	1	2	0	0	0	1											
Mark McGwire, R OBP: 0.383, SLG: 0.570		HR			G6-4-3	SF7		FC1-6		3	1	2	2	0	0	1											
Terry Steinbach, R OBP: 0.349, SLG: 0.429	F8		F7		F8	F8		P8		4	0	0	0	0	0	2											
Willie Wilson, S OBP: 0.338, SLG: 0.326	S		G6-4-3			1B	2B		1B	4	1	3	0	0	0	1											
Harold Baines, L OBP: 0.329, SLG: 0.372	BB		FC6-4			2B	SF8		G3-1	4	1	3	0	0	0	2											
Randy Ready, R OBP: 0.387, SLG: 0.362	G4-6-3		P3			WP			BB	3	1	2	1	1	0	1											
Walt Weiss, S OBP: 0.319, SLG: 0.264	G4-6-3		F9			SF8			2B	2	1	0	1	1	0	4											
<b>Inning Stats</b>	R: 0 E: 0 K: 0 S: 9	H: 3 LOB: 2 BB: 1 P: 22	R: 0 E: 0 K: 0 S: 5	H: 0 LOB: 0 BB: 0 P: 8	R: 0 E: 0 K: 0 S: 6	H: 1 LOB: 0 BB: 0 P: 9	R: 0 E: 0 K: 0 S: 9	H: 1 LOB: 1 BB: 0 P: 14	R: 1 E: 0 K: 0 S: 8	H: 1 LOB: 0 BB: 0 P: 16	R: 2 E: 0 K: 1 S: 10	H: 3 LOB: 1 BB: 0 P: 19	R: 0 E: 0 K: 0 S: 12	H: 2 LOB: 2 BB: 0 P: 15	R: 2 E: 0 K: 1 S: 9	H: 2 LOB: 1 BB: 1 P: 15	1B: 10 2B: 3 3B: 0 HR: 1	SF: 2 SAC: 0 DP: 2 HBP: 0	WP: 2 PB: 0 SB: 2 CS: 1	PA: 38							
<b>PITCHER</b>	IP	WLS	BF	H	R	ER	SO	BB	IBB	HBP	BLK	WP	HR	S	P	ERA	WHIP										
David Wells, L ERA: 3.7	6.0	25	9	4	4	4	0	1	0	0	0	1	0	20	31	0.00	1.667										
Duane Ward, R ERA: 2.21	2.0	9	3	0	0	1	0	0	0	0	0	1	0	20	31	0.00	1.500										
Tom Henke, R ERA: 2.15	0.1	L	4	2	2	2	1	1	0	0	0	0	0	9	15	54.00	9.000										


livebaseballscores.com

AB 39  
R 5  
H 12  
RBI 4  
BB 3  
SO 6  
LOB 14





livebaseballscores.com

AB 34  
R 6  
H 14  
RBI 6  
BB 2  
SO 2  
LOB 18





Batter	1	2	3	4	5	6	7	8	9	AB	R	H	RBI	BB	SO	LOB	TOP
<b>Devon White, S</b> OBP: 0.294, SLG: 0.372 (1, 8)	4-1 G2-3 BB		1-3 K			3-3 K		2-1 2B		3	0	1	0	1	2	0	<b>Toronto Blue Jays @ Oakland Athletics</b> Oakland-Alameda County Coliseum, Oakland, CA Sat Jul 25 1992, 3:33 AM PDT Att: 36,086 - Sunny - 68 F  <b>AB 28</b> <b>R 0</b> <b>H 2</b> <b>RBI 0</b> <b>BB 3</b> <b>SO 6</b> <b>LOB 11</b> 
<b>Roberto Alomar, S</b> OBP: 0.409, SLG: 0.444 (1, 4)	1 SAFE 2-2 F9		0-0 F7			4-0 S BB		3-1 G3		3	0	0	0	1	0	2	
<b>Joe Carter, R</b> OBP: 0.324, SLG: 0.495 (1, 9)	0-1 G2-3		3-3 K			1-3 K			2-2 P6	4	0	0	0	0	2	2	
<b>Dave Winfield, R</b> OBP: 0.383, SLG: 0.510 (1, 10)	0-2 G6-3			0-0 F7		1-0 F7			0-1 L7	4	0	0	0	0	0	2	
<b>Candy Maldonado, R</b> OBP: 0.346, SLG: 0.439 (1, 7)		2-2 G6-3		2-2 G4-3			3-2 G4-3 1B		0-0 P5	4	0	1	0	0	0	0	
<b>Kelly Gruber, R</b> OBP: 0.272, SLG: 0.389 (1, 5)		1-1 F8 BB HBP		3-1 G1-3			1-2 G4-3 1-2f			2	0	0	0	0	0	1	
<b>Pat Tabler, R</b> OBP: 0.322, SLG: 0.282 <b>Jeff Kent, R</b> OBP: 0.318, SLG: 0.414 (1, 3) (4, 3)		4-1 BB SAFE		1-3 K			1-3 K			0	0	0	0	1	0	0	
<b>Pat Borders, R</b> OBP: 0.306, SLG: 0.393 (1, 2)		3-2 F8		1-0 P4			1-2 G6-3			3	0	0	0	0	0	2	
<b>Manuel Lee, S</b> OBP: 0.336, SLG: 0.317 <b>Alfredo Griffin, S</b> OBP: 0.154, SLG: 0.139 (1, 6) (8, 6)		0-0 G1-3		1-2 G4-3			3-1 F7			3	0	0	0	0	0	2	
<b>Inning Stats</b>	R: 0 E: 0 K: 0 S: 9	H: 0 LOB: 1 BB: 1 P: 15	R: 0 E: 0 K: 0 S: 10	H: 0 LOB: 2 BB: 1 P: 20	R: 0 E: 0 K: 2 S: 8	H: 0 LOB: 0 BB: 0 P: 12	R: 0 E: 0 K: 1 S: 7	H: 0 LOB: 0 BB: 0 P: 10	R: 0 E: 0 K: 1 S: 10	H: 1 LOB: 0 BB: 0 P: 15	R: 0 E: 0 K: 0 S: 9	H: 1 LOB: 1 BB: 0 P: 18	R: 0 E: 0 K: 0 S: 9	H: 0 LOB: 0 BB: 0 P: 11	1B: 1 2B: 1 3B: 0 HR: 0	SF: 0 SAC: 0 DP: 1 HBP: 1	WP: 0 PA: 32 PB: 0 SB: 1 CS: 0
<b>PITCHER</b> <b>Ron Darling, R</b> ERA: 3.82 (1, 1)	IP: 9.0 WLS: W BF: 32	H: 2 R: 0 ER: 0 SO: 6	BB: 3 IBB: 0 HBP: 1 BLK: 0	WP: 0 HR: 0 S: 77 P: 130	ERA: 0.00 WHIP: 0.556												

Batter	1	2	3	4	5	6	7	8	9	AB	R	H	RBI	BB	SO	LOB	BOTTOM		
<b>Eric Fox, S</b> OBP: 0.270, SLG: 0.353 (1, 9)	1-2 G6-3		2-2 L6		1-0 SF8 G4 1B		1-0 F7			4	0	1	0	0	0	1	<b>Toronto Blue Jays @ Oakland Athletics</b> Oakland-Alameda County Coliseum, Oakland, CA Sat Jul 25 1992, 3:33 AM PDT Att: 36,086 - Sunny - 68 F  <b>AB 29</b> <b>R 6</b> <b>H 7</b> <b>RBI 6</b> <b>BB 6</b> <b>SO 5</b> <b>LOB 14</b> 		
<b>Mike Bordick, R</b> OBP: 0.344, SLG: 0.370 (1, 4)	1-0 P3		3-2 L5		0-0 G4		1-2 BB 1B			4	1	1	0	0	0	2			
<b>Carney Lansford, R</b> OBP: 0.323, SLG: 0.362 (1, 5)	1-0 2B		1-1 G4-3		3-1 SF8		4-2 1B 1B BB			2	1	1	1	1	0	0			
<b>Harold Baines, L</b> OBP: 0.331, SLG: 0.372 (1, 10)	1-3 K			4-2 BB 2B BB		2-3 3-H 2-2 F8		1-0 1B		3	1	1	2	1	1	2			
<b>Mark McGwire, R</b> OBP: 0.384, SLG: 0.568 (1, 3)		4-0 BB BB		1-3 K		2-1 F8		0-0 1B		3	0	1	1	1	1	1			
<b>Willie Wilson, S</b> OBP: 0.340, SLG: 0.324 (1, 8)		4-0 BB BB		4-2 BB 2B BB		0-1 F8		0-0 F7		2	1	0	0	2	0	2			
<b>Jamie Quirk, L</b> OBP: 0.292, SLG: 0.282 (1, 2)		1-3 K		2-2 1-H 2-H 2B		1-2 F7		0-0 G1-3		4	0	1	2	0	1	2			
<b>Randy Ready, R</b> OBP: 0.364, SLG: 0.333 (1, 7)		3-2 P1		2-1 P4			3-2 P3		0-3 K	4	0	0	0	0	1	2			
<b>Walt Weiss, S</b> OBP: 0.324, SLG: 0.265 (1, 6)		0-1 G3		1-0 G4 1B SF8 1B			4-1 1B 1B BB		1-3 K	3	2	1	0	1	1	2			
<b>Inning Stats</b>	R: 0 E: 0 K: 1 S: 9	H: 1 LOB: 1 BB: 0 P: 13	R: 0 E: 0 K: 1 S: 9	H: 0 LOB: 2 BB: 2 P: 21	R: 0 E: 0 K: 0 S: 11	H: 0 LOB: 0 BB: 0 P: 17	R: 2 E: 0 K: 1 S: 13	H: 1 LOB: 0 BB: 2 P: 26	R: 1 E: 0 K: 0 S: 10	H: 2 LOB: 1 BB: 0 P: 17	R: 0 E: 0 K: 0 S: 8	H: 0 LOB: 0 BB: 0 P: 11	R: 3 E: 0 K: 0 S: 17	H: 3 LOB: 2 BB: 2 P: 30	R: 0 E: 0 K: 2 S: 7	H: 0 LOB: 0 BB: 0 P: 8	1B: 5 2B: 2 3B: 0 HR: 0	SF: 1 SAC: 0 DP: 0 HBP: 0	WP: 0 PA: 36 PB: 0 SB: 0 CS: 0
<b>PITCHER</b> <b>Todd Stottlemyre, R</b> ERA: 5.18 <b>Pat Hentgen, R</b> ERA: 4.91 <b>Dave Steb, R</b> ERA: 5.17 (1, 1) (7, 1) (7, 1)	IP: 6.0 WLS: L BF: 25	H: 4 R: 3 ER: 3 SO: 3	BB: 4 IBB: 0 HBP: 0 BLK: 0	WP: 0 HR: 0 S: 60 P: 105	ERA: 4.50 WHIP: 1.333														







Batter	1	2	3	4	5	6	7	8	9	AB	R	H	RBI	BB	SO	LOB	TOP								
<b>Brian McRae, S</b> OBP: 0.295, SLG: 0.309 (1, 8)	2-3 K	4-2 FC6-4 BB			0-0 G3		0-2 G4-3		4-1 DI 1B BB	3	1	0	0	2	1	0	<b>Kansas City Royals @ Toronto Blue Jays</b> SkyDome, Toronto, ON Tue Jul 28 1992, 7:05 PM EDT Att: 50,392 - Sunny - 72 F								
<b>Gregg Jefferies, S</b> OBP: 0.320, SLG: 0.396 (1, 5)	1-0 2B FC5-2 1B	1-0 FC6-4			4-0 1B BB		0-0 WP 2B		2-2 1-H 1B	4	1	3	1	1	0	1									
<b>George Brett, L</b> OBP: 0.333, SLG: 0.394 (1, 10)	1-0 FC5-2 1-3 2B		1-2 G4-3		1-1 2B 1B		4-2 G6-3 BB		3-3 K	4	1	2	0	1	1	1									
<b>Kevin McReynolds, R</b> OBP: 0.354, SLG: 0.426 (1, 7)	1-1 FC5-2 BB		2-0 P3		3-2 1-H 2-H 2B		2-1 G6-3			4	0	1	2	0	0	4									
<b>Wally Joyner, L</b> OBP: 0.321, SLG: 0.395 (1, 3)	4-2 1-2 BB		1-0 P5		0-0 G3-1			1-3 K		3	0	0	0	1	1	1									
<b>Mike Macfarlane, R</b> OBP: 0.270, SLG: 0.316 <b>Brent Mayne, L</b> (8, PH) OBP: 0.281, SLG: 0.296 (8, 2)	0-1 F9			2-2 P2		2-1 G5-3		1-3 K		3	0	0	0	0	0	3									
<b>Gary Thurman, R</b> OBP: 0.270, SLG: 0.316 <b>Kevin Koslowski, L</b> (8, PH) OBP: 0.375, SLG: 0.333 (8, 9)		2-2 F9 2B 1B		0-2 G3-1		0-0 P3		2-1 P6		3	1	1	0	0	0	0									
<b>David Howard, S</b> OBP: 0.243, SLG: 0.188 (1, 6)		1-0 F9		0-0 L5		3-2 FC5-4 1B		0-0 F7		4	0	1	0	0	0	1									
<b>Terry Shumpert, R</b> OBP: 0.213, SLG: 0.329 <b>Jim Eisenreich, L</b> (9, PH) OBP: 0.313, SLG: 0.359 (8, 2)		2-1 CS 2-H 2B		1-0 F9		0-1 FC5-4		2-1 P6		3	0	1	1	0	0	1									
<b>Inning Stats</b>	R: 0 E: 0 K: 1 S: 12	H: 2 LOB: 3 BB: 1 P: 21	R: 1 E: 0 K: 0 S: 11	H: 2 LOB: 1 BB: 1 P: 20	R: 0 E: 0 K: 0 S: 5	H: 0 LOB: 0 BB: 0 P: 9	R: 0 E: 0 K: 0 S: 7	H: 0 LOB: 0 BB: 0 P: 9	R: 2 E: 0 K: 0 S: 9	H: 2 LOB: 1 BB: 1 P: 18	R: 0 E: 0 K: 0 S: 8	H: 1 LOB: 1 BB: 0 P: 13	R: 0 E: 0 K: 2 S: 9	H: 1 LOB: 1 BB: 1 P: 15	R: 0 E: 0 K: 2 S: 8	H: 0 LOB: 0 BB: 0 P: 12		R: 1 E: 0 K: 1 S: 10	H: 1 LOB: 1 BB: 1 P: 21	1B: 5 2B: 4 3B: 0 HR: 0	SF: 0 SAC: 0 DP: 1 HBP: 0	WP: 1 PB: 0 SB: 1 CS: 0	PA: 39		
<b>PITCHER</b>	IP	WLS	BF	H	R	ER	SO	BB	IBB	HBP	BLK	WP	HR	S	P	ERA	WHIP								
<b>Jimmy Key, L</b> ERA: 3.33 <b>Duane Ward, R</b> ERA: 2.4 <b>Tom Henke, R</b> ERA: 2.35	(1, 1) (7, 1) (8, 1)	6.0 1.2 1.1	W 6 S	27 6 6	7 1 1	3 0 1	3 2 1	3 1 1	0 0 0	0 0 0	0 0 0	0 1 0	0 0 0	52 15 12	90 23 25	4.50 0.00 6.75	1.667 1.200 1.500								

Batter	1	2	3	4	5	6	7	8	9	AB	R	H	RBI	BB	SO	LOB	BOTTOM								
<b>Devon White, S</b> OBP: 0.291, SLG: 0.369 (1, 8)	1-1 E9 G5-3	1-2 SF8			2-1 G1-3		0-0 FC2-5 2B			3	1	0	1	0	0	2	<b>Kansas City Royals @ Toronto Blue Jays</b> SkyDome, Toronto, ON Tue Jul 28 1992, 7:05 PM EDT Att: 50,392 - Sunny - 72 F								
<b>Roberto Alomar, S</b> OBP: 0.414, SLG: 0.446 (1, 4)	1-2 G5-3	0-1 P9			4-2 BLK S BB		1-0 2B		1-3 2-H 2B	3	0	1	2	1	0	1									
<b>Joe Carter, R</b> OBP: 0.320, SLG: 0.486 (1, 3)	1-0 F7		3-1 G6-3		1-0 P6		4-0 IBB			3	0	0	0	1	0	1									
<b>Dave Winfield, R</b> OBP: 0.378, SLG: 0.500 (1, 10)	2-1 L7		0-0 P6		2-0 P6		2-0 P5			4	0	0	0	0	0	4									
<b>Candy Maldonado, R</b> OBP: 0.347, SLG: 0.446 (1, 7)		2-1 HR		2-2 F9		3-1 F8		1-3 K		4	1	1	1	0	1	3									
<b>Kelly Gruber, R</b> OBP: 0.287, SLG: 0.392 (1, 5)		0-1 HR		2-2 L8		1-2 F9		3-1 P7		4	1	1	1	0	0	0									
<b>Derek Bell, R</b> OBP: 0.306, SLG: 0.309 (1, 9)		1-2 SH1-3 SF8 1B 1B		4-1 WP BB		2-2 G5-3		3-1 G5-3 1B 1B		3	2	2	0	1	0	0									
<b>Pat Borders, R</b> OBP: 0.304, SLG: 0.389 (1, 2)		0-2 SF8 SH1-3 1B		0-1 L7			0-0 E5 FC2-5 BB	1-2 G5-3		4	0	1	0	0	0	2									
<b>Manuel Lee, S</b> OBP: 0.339, SLG: 0.318 (1, 6)		1-0 SH1-3		2-2 L7			4-2 FC2-5 2B BB	1-2 2-H 1B		2	1	1	1	1	0	1									
<b>Inning Stats</b>	R: 1 E: 1 K: 0 S: 10	H: 0 LOB: 0 BB: 0 P: 15	R: 3 E: 0 K: 0 S: 17	H: 4 LOB: 1 BB: 0 P: 22	R: 0 E: 0 K: 0 S: 6	H: 0 LOB: 0 BB: 0 P: 11	R: 0 E: 0 K: 0 S: 10	H: 0 LOB: 1 BB: 1 P: 18	R: 0 E: 0 K: 0 S: 11	H: 0 LOB: 0 BB: 0 P: 17	R: 1 E: 1 K: 1 S: 9	H: 1 LOB: 3 BB: 2 P: 21	R: 1 E: 0 K: 0 S: 10	H: 2 LOB: 1 BB: 0 P: 18	R: 1 E: 0 K: 0 S: 10	H: 2 LOB: 1 BB: 0 P: 18		1B: 4 2B: 1 3B: 0 HR: 2	SF: 1 SAC: 1 DP: 0 HBP: 0	WP: 1 PB: 0 SB: 1 CS: 0	PA: 36				
<b>PITCHER</b>	IP	WLS	BF	H	R	ER	SO	BB	IBB	HBP	BLK	WP	HR	S	P	ERA	WHIP								
<b>Dennis Moeller, L</b> ERA: 6.23 <b>Juan Berenguer, R</b> ERA: 4.95 <b>Jeff Montgomery, R</b> ERA: 1.89	(1, 1) (5, 1) (8, 1)	4.1 2.2 1.0	L 12 4	20 1 2	4 1 1	3 0 1	3 1 0	0 1 0	0 1 0	0 0 0	0 1 0	0 0 0	0 0 0	23 10 10	43 18 18	0.00 9.00 2.000	0.750 1.385 1.885								

AB	34
R	4
H	9
RBI	4
BB	5
SO	4
LOB	12





Batter	1	2	3	4	5	6	7	8	9	AB	R	H	RBI	BB	SO	LOB	TOP										
<b>Brian McRae, S</b> (1, 8) OBP: 0.294, SLG: 0.306	1-2 G5-3		3-2 G1-3		2-2 1B HBP		3-1 P4	0-1 G3		4	0	0	0	0	0	2											
<b>Gregg Jefferies, S</b> (1, 5) OBP: 0.326, SLG: 0.407	0-1 G4-3 1B		1-0 2B		1-2 1B			1-1 BB 2B	1-0 P5	5	1	4	0	0	0	0											
<b>George Brett, L</b> (1, 10) OBP: 0.332, SLG: 0.389	2-1 G4-3		3-2 G6-3		0-1 P2			4-0 PB BB IBB	0-3 K	4	1	0	0	1	1	4											
<b>Kevin McReynolds, R</b> (1, 7) OBP: 0.354, SLG: 0.423		4-0 BB BB		3-2 G6-3		2-3 K		4-2 BB PB 1B BB	2-3 K	3	1	0	0	2	2	0											
<b>Wally Joyner, L</b> (1, 3) OBP: 0.323, SLG: 0.397		4-1 BB		2-2 1B 2B		1-0 F7		2-1 G6-3		3	1	1	0	1	0	2											
<b>Jim Eisenreich, L</b> (1, 9) OBP: 0.315, SLG: 0.358		1-1 F7		1-0 G6-3		1-1 FC6-4 1B		4-0 BB 1B IBB		3	1	1	0	1	0	3											
<b>Brent Mayne, L</b> (1, 2) OBP: 0.288, SLG: 0.297		2-1 F7		2-2 CS 1B		2-0 FC6-4		4-0 1B BB		3	0	1	2	1	0	3											
<b>Curtis Wilkerson, S</b> (1, 4) OBP: 0.256, SLG: 0.287		1-2 F8		1-0 CS		1-0 F8		0-0 FC3-2-5 1B		4	0	1	2	0	0	2											
<b>David Howard, S</b> (1, 6) OBP: 0.230, SLG: 0.176			0-3 K		2-0 F7		1-1 G3	0-1 FC3-2-5		4	0	0	0	0	1	2											
<b>Inning Stats</b>	R: 0 E: 0 K: 0 S: 8	H: 1 LOB: 0 BB: 0 P: 10	R: 0 E: 0 K: 0 S: 8	H: 0 LOB: 2 BB: 2 P: 20	R: 0 E: 0 K: 1 S: 10	H: 1 LOB: 1 BB: 0 P: 17	R: 1 E: 0 K: 0 S: 10	H: 2 LOB: 0 BB: 0 P: 19	R: 0 E: 0 K: 1 S: 7	H: 1 LOB: 2 BB: 0 P: 13	R: 0 E: 0 K: 0 S: 6	H: 0 LOB: 0 BB: 0 P: 11	R: 4 E: 0 K: 0 S: 15	H: 2 LOB: 4 BB: 4 P: 34	R: 0 E: 0 K: 2 S: 7	H: 0 LOB: 0 BB: 0 P: 10	1B: 5 2B: 3 3B: 0 HR: 0	SF: 0 SAC: 0 DP: 0 HBP: 1	WP: 0 PB: 1 SB: 1 CS: 1	PA: 41							
<b>PITCHER</b>	IP	WLS	BF	H	R	ER	SO	BB	IBB	HBP	BLK	WP	HR	S	P	ERA	WHIP										
<b>Dave Stieb, R</b> (1, 1) ERA: 4.93	6.0		25	6	1	1	2	2	0	1	0	0	0	51	92	1.50	1.333										
<b>Mike Timlin, R</b> (7, 1) ERA: 3.91	2.0	L	12	2	4	4	0	2	2	0	0	0	0	21	45	18.00	2.000										
<b>Pat Hentgen, R</b> (9, 1) ERA: 4.79	1.0		3	0	0	0	2	0	0	0	0	0	0	7	10	0.00	0.000										

**Kansas City Royals @ Toronto Blue Jays**  
**SkyDome, Toronto, ON**  
 Wed Jul 29 1992, 7:05 PM EDT  
 Att: 50,418 - Sunny - 68 F

AB	33
R	5
H	8
RBI	4
BB	6
SO	4
LOB	18



Batter	1	2	3	4	5	6	7	8	9	AB	R	H	RBI	BB	SO	LOB	BOTTOM										
<b>Devon White, S</b> (1, 8) OBP: 0.292, SLG: 0.370	3-1 F8		1-2 S 1B		0-2 P6			1-2 G1-6-3 1B	3-1 P5	5	0	2	0	0	0	2											
<b>Roberto Alomar, S</b> (1, 4) OBP: 0.409, SLG: 0.441	1-2 F7		3-3 K			3-3 K		1-0 G1-6-3		4	0	0	0	0	2	2											
<b>Joe Carter, R</b> (1, 9) OBP: 0.319, SLG: 0.483	2-2 G4-3		0-1 F7			0-2 F7		0-1 1B		4	0	1	0	0	0	1											
<b>Dave Winfield, R</b> (1, 10) OBP: 0.377, SLG: 0.496		4-2 FC5-6 1B BB	0-1 F8			3-1 E5 BB		1-3 K		3	1	0	0	1	1	2											
<b>John Olerud, L</b> (1, 3) OBP: 0.383, SLG: 0.460		1-0 FC5-6 1B		0-0 G3-1		4-2 BB		2-2 1B FC5-4 1B		3	1	2	0	1	0	0											
<b>Candy Maldonado, R</b> (1, 7) OBP: 0.346, SLG: 0.443		1-1 FC5-6 1B		1-1 G5-3		2-3 K		2-1 FC5-4 1B		4	0	1	0	0	1	4											
<b>Kelly Gruber, R</b> (1, 5) OBP: 0.267, SLG: 0.390		0-0 1B		2-2 L5			0-1 F7		1-3 K	4	0	1	1	0	1	2											
<b>Greg Myers, L</b> (1, 2) OBP: 0.279, SLG: 0.377		3-2 P6			2-1 P7		1-0 G6-3		0-0 FC5-4 1B	4	0	1	0	0	0	2											
<b>Rob Ducey, L</b> (9, PR) OBP: 0.048, SLG: 0.095								1-2 2-3 3-H		0	0	0	0	0	0	0											
<b>Manuel Lee, S</b> (1, 6) OBP: 0.335, SLG: 0.314		1-0 G3		2-3 K			0-0 L7		0-0 FC5-4 DI	4	0	0	1	0	1	4											
<b>Inning Stats</b>	R: 0 E: 0 K: 0 S: 8	H: 0 LOB: 0 BB: 0 P: 14	R: 1 E: 0 K: 0 S: 12	H: 2 LOB: 2 BB: 1 P: 22	R: 0 E: 0 K: 1 S: 12	H: 1 LOB: 0 BB: 0 P: 15	R: 0 E: 0 K: 0 S: 6	H: 0 LOB: 0 BB: 0 P: 9	R: 0 E: 1 K: 2 S: 13	H: 0 LOB: 2 BB: 1 P: 25	R: 0 E: 0 K: 0 S: 4	H: 0 LOB: 0 BB: 0 P: 5	R: 0 E: 0 K: 1 S: 9	H: 2 LOB: 1 BB: 0 P: 12	R: 1 E: 0 K: 1 S: 12	H: 3 LOB: 3 BB: 0 P: 20	1B: 8 2B: 0 3B: 0 HR: 0	SF: 0 SAC: 0 DP: 1 HBP: 0	WP: 0 PB: 0 SB: 1 CS: 0	PA: 37							
<b>PITCHER</b>	IP	WLS	BF	H	R	ER	SO	BB	IBB	HBP	BLK	WP	HR	S	P	ERA	WHIP										
<b>Kevin Appier, R</b> (1, 1) ERA: 2.12	8.1	W	35	8	2	2	6	2	0	0	0	0	0	81	128	2.16	1.200										
<b>Jeff Montgomery, R</b> (9, 1) ERA: 1.87	0.2	S	2	0	0	0	0	0	0	0	0	0	0	3	6	0.00	0.000										

**Kansas City Royals @ Toronto Blue Jays**  
**SkyDome, Toronto, ON**  
 Wed Jul 29 1992, 7:05 PM EDT  
 Att: 50,418 - Sunny - 68 F

AB	35
R	2
H	8
RBI	2
BB	2
SO	6
LOB	19





Batter	1	2	3	4	5	6	7	8	9	AB	R	H	RBI	BB	SO	LOB	TOP										
<b>Brian McRae, S</b> OBP: 0.291, SLG: 0.302 (1, 8)	G6-3		F7			L7		F8		4	0	0	0	0	0	0											
<b>Gregg Jefferies, S</b> OBP: 0.323, SLG: 0.403 (1, 5)	K			K		F7			F7	4	0	0	0	0	2	0											
<b>George Brett, L</b> OBP: 0.331, SLG: 0.388 (1, 10)	K				1B	G3-1			K	4	0	1	0	0	2	0											
<b>Kevin McReynolds, R</b> OBP: 0.358, SLG: 0.426 (1, 7)		F9		L8			BB		BB	2	0	1	0	2	0	1											
<b>Wally Joyner, L</b> OBP: 0.320, SLG: 0.393 (1, 3)	F9			G4-3			K		G4-3	4	0	0	0	0	1	4											
<b>Mike MacFarlane, R</b> OBP: 0.292, SLG: 0.364 (1, 2)	K					F8			F8	3	0	0	0	0	1	2											
<b>Gary Thurman, R</b> OBP: 0.272, SLG: 0.317 (1, 9)	K						F8		F8	3	0	1	0	0	1	2											
<b>David Howard, S</b> OBP: 0.221, SLG: 0.169 (1, 6)			P3		FC6-4				K	3	0	0	0	0	1	1											
<b>Terry Shumpert, R</b> OBP: 0.208, SLG: 0.320 (1, 4)			F9						L8	2	0	0	0	0	0	1											
<b>Jim Eisenreich, L</b> OBP: 0.314, SLG: 0.357 (8, PH)										1	0	0	0	0	0	0											
<b>Curtis Wilkerson, S</b> OBP: 0.256, SLG: 0.267 (8, 4)										0	0	0	0	0	0	0											
<b>Inning Stats</b>	R: 0 E: 0 K: 2 S: 12	H: 0 LOB: 0 BB: 0 P: 15	R: 0 E: 0 K: 2 S: 12	H: 1 LOB: 1 BB: 0 P: 17	R: 0 E: 0 K: 0 S: 6	H: 0 LOB: 0 BB: 0 P: 8	R: 0 E: 0 K: 1 S: 12	H: 1 LOB: 1 BB: 0 P: 17	R: 0 E: 0 K: 0 S: 7	H: 1 LOB: 1 BB: 0 P: 8	R: 0 E: 0 K: 0 S: 10	H: 0 LOB: 0 BB: 0 P: 13	R: 0 E: 0 K: 1 S: 11	H: 0 LOB: 1 BB: 1 P: 16	R: 0 E: 0 K: 1 S: 13	H: 0 LOB: 0 BB: 1 P: 17	R: 0 E: 0 K: 1 S: 7	H: 0 LOB: 1 BB: 1 P: 12	1B: 2 2B: 1 3B: 0 HR: 0	SF: 0 SAC: 0 DP: 0 HBP: 0	WP: 0 PB: 0 SB: 0 CS: 0	PA: 32					
<b>PITCHER</b>	IP	WLS	BF	H	R	ER	SO	BB	IBB	HBP	BLK	WP	HR	S	P	ERA	WHIP										
<b>David Wells, L</b> ERA: 3.4 (1, 1)	7.0	W	25	3	0	0	6	1	0	0	0	0	0	70	94	0.00	0.571										
<b>Duane Ward, R</b> ERA: 2.37 (8, 1)	1.0		3	0	0	0	1	0	0	0	0	0	0	13	17	0.00	0.000										
<b>Tom Henke, R</b> ERA: 2.27 (9, 1)	1.0	S	4	0	0	0	1	1	0	0	0	0	0	7	12	0.00	1.000										

Kansas City Royals @ Toronto Blue Jays  
SkyDome, Toronto, ON  
Thu Jul 30 1992, 7:05 PM EDT  
Att: 50,417 - Dome - 70 F

AB 30  
R 0  
H 3  
RBI 0  
BB 2  
SO 8  
LOB 11



Batter	1	2	3	4	5	6	7	8	9	AB	R	H	RBI	BB	SO	LOB	BOTTOM										
<b>Devon White, S</b> OBP: 0.292, SLG: 0.369 (1, 8)	1B SF8	G4-3					K		K	4	1	1	0	0	2	1											
<b>Roberto Alomar, S</b> OBP: 0.410, SLG: 0.440 (1, 4)			G4-3		G3-1				S BB	3	0	1	0	1	0	0											
<b>Joe Carter, R</b> OBP: 0.321, SLG: 0.486 (1, 9)	SF8		G6-3						BB	2	1	1	1	1	0	0											
<b>Dave Winfield, R</b> OBP: 0.374, SLG: 0.491 (1, 10)	F8		G6-3			G5-3			P2	4	0	0	0	0	4												
<b>John Olerud, L</b> OBP: 0.379, SLG: 0.454 (1, 3)	G6-3			G3		G1-3			G4-3	4	0	0	0	0	2												
<b>Candy Maldonado, R</b> OBP: 0.351, SLG: 0.451 (1, 7)		1B WP FC2-5-2		P4					1B	4	0	3	1	0	0	0											
<b>Kelly Gruber, R</b> OBP: 0.274, SLG: 0.393 (1, 5)		FC2-5-2							K	3	0	2	0	1	1	1											
<b>Pat Borders, R</b> OBP: 0.301, SLG: 0.384 (1, 2)		FC2-5-2 BLK E		F8		F8			K	4	1	0	0	0	1	6											
<b>Manuel Lee, S</b> OBP: 0.332, SLG: 0.311 (1, 6)		E6			F8					3	0	0	0	0	1	0											
<b>Inning Stats</b>	R: 1 E: 0 K: 0 S: 11	H: 2 LOB: 1 BB: 0 P: 19	R: 1 E: 1 K: 0 S: 11	H: 2 LOB: 1 BB: 0 P: 15	R: 0 E: 0 K: 0 S: 6	H: 0 LOB: 0 BB: 0 P: 7	R: 0 E: 0 K: 0 S: 9	H: 1 LOB: 1 BB: 0 P: 17	R: 0 E: 0 K: 1 S: 9	H: 0 LOB: 0 BB: 0 P: 10	R: 1 E: 0 K: 0 S: 9	H: 2 LOB: 2 BB: 1 P: 19	R: 0 E: 0 K: 2 S: 11	H: 0 LOB: 2 BB: 2 P: 22	R: 0 E: 0 K: 2 S: 9	H: 1 LOB: 1 BB: 0 P: 14	1B: 6 2B: 3 3B: 0 HR: 0	SF: 1 SAC: 0 DP: 1 HBP: 0	WP: 1 PB: 0 SB: 1 CS: 0	PA: 35							
<b>PITCHER</b>	IP	WLS	BF	H	R	ER	SO	BB	IBB	HBP	BLK	WP	HR	S	P	ERA	WHIP										
<b>Luis Aquino, R</b> ERA: 5.12 (1, 1)	5.2	L	24	7	3	2	1	0	0	0	1	0	0	53	79	3.18	1.235										
<b>Tom Gordon, R</b> ERA: 4.52 (6, 1)	2.1		11	1	0	0	4	2	1	0	0	0	0	22	44	0.00	1.286										

Kansas City Royals @ Toronto Blue Jays  
SkyDome, Toronto, ON  
Thu Jul 30 1992, 7:05 PM EDT  
Att: 50,417 - Dome - 70 F

AB 31  
R 3  
H 8  
RBI 2  
BB 3  
SO 5  
LOB 14





Batter	1	2	3	4	5	6	7	8	9	AB	R	H	RBI	BB	SO	LOB	TOP					
Dion James, L (1, 9) OBP: 0.358, SLG: 0.389	0-1 G6-4-3 1B		4-2 BB		4-0 BB		1-0 G3-1			2	0	1	0	2	0	1	<b>New York Yankees @ Toronto Blue Jays</b> SkyDome, Toronto, ON Fri Jul 31 1992, 7:05 PM EDT Att: 50,407 - Dome - 70 F					
Randy Velarde, R (1, 5) OBP: 0.316, SLG: 0.422	2-2 G6-4-3 1-2		0-0 G6-3		3-3 K		1-2 G5-3			4	0	0	0	0	1	4						
Don Mattingly, L (1, 3) OBP: 0.353, SLG: 0.426	1-3 K2-3			0-0 F9		1-1 G4-3 1B		1-0 HR		3	0	1	0	0	1	0						
Mike Stanley, R (7, 3) OBP: 0.367, SLG: 0.446										1	1	1	1	0	0	0						
Mel Hall, L (1, 7) OBP: 0.305, SLG: 0.456		1-1 G6-3 SF8 2B		1-2 G6-3		1-2 G4-3 1-2		2-2 G4-3		4	1	1	0	0	0	1						
Charlie Hayes, R (8, 5) OBP: 0.277, SLG: 0.376										0	0	0	0	0	0	0						
Roberto Kelly, R (1, 8) OBP: 0.324, SLG: 0.408		0-0 G6-3		2-2 1B		1-1 1B		1-3 K		4	0	2	0	0	1	1						
Matt Nokes, L (1, 2) OBP: 0.282, SLG: 0.376		2-3 SF8		0-0 F8		2-1 G4-3				2	0	0	1	0	0	2						
Jim Leyritz, R (7, 2) OBP: 0.342, SLG: 0.426		3-H K								1	0	0	0	0	1	0						
Kevin Maas, L (1, 10) OBP: 0.315, SLG: 0.434						1-0 G4-3 2B		3-2 P5		3	0	1	0	1	1	0						
Andy Stankiewicz, R (1, 6) OBP: 0.338, SLG: 0.351			0-0 G6-3		1-2 G4-3		4-2 BB		2-0 F8	3	0	0	0	1	0	2						
Pat Kelly, R (1, 4) OBP: 0.283, SLG: 0.343			0-3 K		3-3 K		0-0 P4		2-2 F9	4	0	0	0	0	2	3						
<b>Inning Stats</b>	R: 0 E: 0 K: 1 S: 10	H: 1 LOB: 0 BB: 0 P: 12	R: 1 E: 0 K: 1 S: 8	H: 1 LOB: 0 BB: 0 P: 11	R: 0 E: 0 K: 1 S: 7	H: 0 LOB: 1 BB: 1 P: 11	R: 0 E: 0 K: 0 S: 10	H: 1 LOB: 2 BB: 1 P: 22	R: 0 E: 0 K: 0 S: 9	H: 2 LOB: 1 BB: 1 P: 14	R: 0 E: 0 K: 0 S: 8	H: 0 LOB: 1 BB: 1 P: 16	R: 1 E: 0 K: 1 S: 12	H: 1 LOB: 0 BB: 1 P: 17	R: 0 E: 0 K: 1 S: 8	H: 0 LOB: 1 BB: 1 P: 17	1B: 4 2B: 2 3B: 0 HR: 1	SF: 1 SAC: 0 DP: 2 HBP: 0	WP: 0 PB: 0 SB: 0 CS: 0	PA: 36		
<b>PITCHER</b>	IP WLS BF H R ER SO BB IBB HBP BLK WP HR S P ERA WHIP	IP WLS BF H R ER SO BB IBB HBP BLK WP HR S P ERA WHIP	IP WLS BF H R ER SO BB IBB HBP BLK WP HR S P ERA WHIP	IP WLS BF H R ER SO BB IBB HBP BLK WP HR S P ERA WHIP	IP WLS BF H R ER SO BB IBB HBP BLK WP HR S P ERA WHIP	IP WLS BF H R ER SO BB IBB HBP BLK WP HR S P ERA WHIP	IP WLS BF H R ER SO BB IBB HBP BLK WP HR S P ERA WHIP	IP WLS BF H R ER SO BB IBB HBP BLK WP HR S P ERA WHIP	IP WLS BF H R ER SO BB IBB HBP BLK WP HR S P ERA WHIP	IP WLS BF H R ER SO BB IBB HBP BLK WP HR S P ERA WHIP	IP WLS BF H R ER SO BB IBB HBP BLK WP HR S P ERA WHIP	IP WLS BF H R ER SO BB IBB HBP BLK WP HR S P ERA WHIP	IP WLS BF H R ER SO BB IBB HBP BLK WP HR S P ERA WHIP	IP WLS BF H R ER SO BB IBB HBP BLK WP HR S P ERA WHIP	IP WLS BF H R ER SO BB IBB HBP BLK WP HR S P ERA WHIP	IP WLS BF H R ER SO BB IBB HBP BLK WP HR S P ERA WHIP	IP WLS BF H R ER SO BB IBB HBP BLK WP HR S P ERA WHIP	IP WLS BF H R ER SO BB IBB HBP BLK WP HR S P ERA WHIP	IP WLS BF H R ER SO BB IBB HBP BLK WP HR S P ERA WHIP	IP WLS BF H R ER SO BB IBB HBP BLK WP HR S P ERA WHIP	IP WLS BF H R ER SO BB IBB HBP BLK WP HR S P ERA WHIP	IP WLS BF H R ER SO BB IBB HBP BLK WP HR S P ERA WHIP

AB	31
R	2
H	7
RBI	2
BB	4
SO	7
LOB	14



Batter	1	2	3	4	5	6	7	8	9	AB	R	H	RBI	BB	SO	LOB	BOTTOM					
Devon White, S (1, 8) OBP: 0.293, SLG: 0.365	4-2 E S 1B BB	1-2 FC BB 1B		4-1 S HR BB	0-0 F7	3-2 F8		0-3 K		4	2	0	0	2	1	5	<b>New York Yankees @ Toronto Blue Jays</b> SkyDome, Toronto, ON Fri Jul 31 1992, 7:05 PM EDT Att: 50,407 - Dome - 70 F					
Roberto Alomar, S (1, 4) OBP: 0.410, SLG: 0.439	2-1 G6-4-3 1H 1B	0-1 BB 1B		0-0 L8	1-0 FC6-4 1-2	3-2 F8				5	0	2	1	0	0	3						
Alfredo Griffin, S (7, 4) OBP: 0.146, SLG: 0.132										0	0	0	0	0	0	0						
Joe Carter, R (1, 9) OBP: 0.323, SLG: 0.496	1-0 G6-4-3 1-2	0-1 L5		2-2 1H HR		1-0 2B 2B		3-2 F8		4	2	2	2	0	0	4						
Derek Bell, R (7, 9) OBP: 0.304, SLG: 0.306										1	0	0	0	0	0	0						
Dave Winfield, R (1, 10) OBP: 0.375, SLG: 0.492	2-2 G5-3	4-1 BB		2-2 P6		2-1 1B BB 2B		0-1 P4		3	1	1	2	1	0	0						
Pat Tabler, R (7, PH) OBP: 0.318, SLG: 0.278										1	0	0	0	0	0	0						
John Olerud, L (1, 3) OBP: 0.383, SLG: 0.458		1-2 1B 2B		4-1 BB BB		4-0 BB 1B 2B BB		1-1 G6-3		2	1	1	0	2	0	3						
Ed Sprague, R (6, PR) (7, 3)										1	1	0	0	0	0	0						
Candy Maldonado, R (1, 7) OBP: 0.355, SLG: 0.452		0-2 2B 1B	1-1 G6-3	4-0 1-2 BB		1-0 2B 1B		2-1 F8		4	2	2	0	1	0	0						
Jeff Kent, R (1, 5) OBP: 0.326, SLG: 0.419	2-0 1H G6-3 2B	1-0 G4-3		3-1 P5		4-1 2B BB		4-2 1B BB		3	2	1	3	2	0	2						
Pat Borders, R (1, 2) OBP: 0.306, SLG: 0.402		0-1 G6-3								4	1	3	5	0	0	0						
Randy Knorr, R (8, 2) OBP: 1.000, SLG: 1.000										1	0	1	0	0	0	0						
Manuel Lee, S (1, 6) OBP: 0.330, SLG: 0.309	2-1 1B BB 1B	2-1 G4-3		2-1 F7		1-0 F9		2-3 K		5	1	1	0	0	1	4						
<b>Inning Stats</b>	R: 1 E: 0 K: 0 S: 10	H: 1 LOB: 0 BB: 1 P: 18	R: 4 E: 1 K: 0 S: 22	H: 5 LOB: 3 BB: 1 P: 34	R: 1 E: 0 K: 0 S: 7	H: 1 LOB: 0 BB: 0 P: 11	R: 2 E: 0 K: 0 S: 12	H: 1 LOB: 2 BB: 3 P: 31	R: 0 E: 0 K: 0 S: 5	H: 1 LOB: 1 BB: 0 P: 7	R: 5 E: 0 K: 0 S: 16	H: 4 LOB: 1 BB: 2 P: 38	R: 0 E: 0 K: 0 S: 8	H: 0 LOB: 0 BB: 0 P: 12	R: 0 E: 0 K: 2 S: 13	H: 1 LOB: 2 BB: 1 P: 21	1B: 7 2B: 5 3B: 0 HR: 2	SF: 0 SAC: 0 DP: 1 HBP: 0	WP: 0 PB: 0 SB: 2 CS: 0	PA: 46		
<b>PITCHER</b>	IP WLS BF H R ER SO BB IBB HBP BLK WP HR S P ERA WHIP	IP WLS BF H R ER SO BB IBB HBP BLK WP HR S P ERA WHIP	IP WLS BF H R ER SO BB IBB HBP BLK WP HR S P ERA WHIP	IP WLS BF H R ER SO BB IBB HBP BLK WP HR S P ERA WHIP	IP WLS BF H R ER SO BB IBB HBP BLK WP HR S P ERA WHIP	IP WLS BF H R ER SO BB IBB HBP BLK WP HR S P ERA WHIP	IP WLS BF H R ER SO BB IBB HBP BLK WP HR S P ERA WHIP	IP WLS BF H R ER SO BB IBB HBP BLK WP HR S P ERA WHIP	IP WLS BF H R ER SO BB IBB HBP BLK WP HR S P ERA WHIP	IP WLS BF H R ER SO BB IBB HBP BLK WP HR S P ERA WHIP	IP WLS BF H R ER SO BB IBB HBP BLK WP HR S P ERA WHIP	IP WLS BF H R ER SO BB IBB HBP BLK WP HR S P ERA WHIP	IP WLS BF H R ER SO BB IBB HBP BLK WP HR S P ERA WHIP	IP WLS BF H R ER SO BB IBB HBP BLK WP HR S P ERA WHIP	IP WLS BF H R ER SO BB IBB HBP BLK WP HR S P ERA WHIP	IP WLS BF H R ER SO BB IBB HBP BLK WP HR S P ERA WHIP	IP WLS BF H R ER SO BB IBB HBP BLK WP HR S P ERA WHIP	IP WLS BF H R ER SO BB IBB HBP BLK WP HR S P ERA WHIP	IP WLS BF H R ER SO BB IBB HBP BLK WP HR S P ERA WHIP	IP WLS BF H R ER SO BB IBB HBP BLK WP HR S P ERA WHIP	IP WLS BF H R ER SO BB IBB HBP BLK WP HR S P ERA WHIP	IP WLS BF H R ER SO BB IBB HBP BLK WP HR S P ERA WHIP





Batter	1	2	3	4	5	6	7	8	9	AB	R	H	RBI	BB	SO	LOB	TOP									
<b>Bernie Williams, S</b> OBP: 0.200, SLG: 0.200	0-0 CS 1B	1-0 L3		1-2 L9			1-1 FC6-5		2-2 F8	5	0	1	0	0	0	5										
<b>Randy Velarde, R</b> OBP: 0.315, SLG: 0.416	4-2 FC4-6 BB		0-1 F7		1-3 K		0-0 F8			3	0	0	0	1	1	1										
<b>Don Mattingly, L</b> OBP: 0.327, SLG: 0.422	0-0 FC4-6 1B		0-1 G6-3		2-2 G6-3			1-0 P3		4	0	0	0	0	0	1										
<b>Mel Hall, L</b> OBP: 0.307, SLG: 0.464	0-0 CI 1B		1-0 HR		0-0 G3-1			1-2 G5-3		4	1	2	1	0	0	0										
<b>Roberto Kelly, R</b> OBP: 0.327, SLG: 0.413	1-2 CI		1-2 2B		3-3 K			0-2 1B		3	0	2	0	0	1	0										
<b>Kevin Maas, L</b> OBP: 0.310, SLG: 0.427	3-2 G4-3		3-2 F7		0-0 G4-3			2-1 G4-3		4	0	0	0	0	0	5										
<b>Matt Nokes, L</b> OBP: 0.278, SLG: 0.370		1-1 G3-1		0-1 F9		0-0 F7			0-0 P6	4	0	0	0	0	0	0										
<b>Charlie Hayes, R</b> OBP: 0.279, SLG: 0.378		2-2 FC6-4 1B		2-1 F9			3-1 F9		2-2 PB S 1B	4	0	2	0	0	0	0										
<b>Pat Kelly, R</b> OBP: 0.283, SLG: 0.343										0	0	0	0	0	0	0										
<b>Andy Stankiewicz, R</b> OBP: 0.341, SLG: 0.356		0-0 FC6-4 S		4-2 BB			2-1 FC6-5 2B		3-2 P8	2	0	1	0	1	0	1										
<b>Dion James, L</b> OBP: 0.356, SLG: 0.386									1-2	1	0	0	0	0	0	1										
<b>Inning Stats</b>	R: 0 E: 1 K: 0 S: 13	H: 2 LOB: 3 BB: 1 P: 20	R: 0 E: 0 K: 0 S: 7	H: 1 LOB: 1 BB: 0 P: 11	R: 1 E: 0 K: 0 S: 11	H: 2 LOB: 1 BB: 0 P: 16	R: 0 E: 0 K: 1 S: 10	H: 0 LOB: 0 BB: 0 P: 16	R: 0 E: 0 K: 1 S: 10	H: 0 LOB: 0 BB: 0 P: 13	R: 0 E: 0 K: 1 S: 7	H: 0 LOB: 1 BB: 0 P: 10	R: 0 E: 0 K: 0 S: 7	H: 1 LOB: 1 BB: 0 P: 13	R: 0 E: 0 K: 0 S: 10	H: 1 LOB: 1 BB: 0 P: 14	R: 0 E: 0 K: 0 S: 12	H: 1 LOB: 2 BB: 0 P: 19	1B: 5 2B: 2 3B: 0 HR: 1	SF: 0 SAC: 0 DP: 0 HBP: 0	WP: 0 PB: 1 SB: 2 CS: 1	PA: 37				
<b>PITCHER</b>	IP	WLS	BF	H	R	ER	SO	BB	IBB	HBP	BLK	WP	HR	S	P	ERA	WHIP									
<b>Jack Morris, R</b> ERA: 4.36	(1, 1)	8.0	W	33	7	1	1	2	2	0	0	0	0	1	75	113	1.12	1.125								
<b>Tom Henke, R</b> ERA: 2.2	(9, 1)	1.0	S	4	1	0	0	0	0	0	0	0	0	0	12	19	0.00	1.000								

**New York Yankees @ Toronto Blue Jays**  
SkyDome, Toronto, ON  
Sat Aug 01 1992, 3:33 AM EDT  
Att: 50,420 - Sunny - 75 F

AB	34
R	1
H	8
RBI	1
BB	2
SO	2
LOB	14



Batter	1	2	3	4	5	6	7	8	9	AB	R	H	RBI	BB	SO	LOB	BOTTOM									
<b>Devon White, S</b> OBP: 0.292, SLG: 0.364	0-0 F9			2-3 K		1 SAFE 0-3 SAFE K		1-1 1B 2B 1B		4	1	1	0	0	2	1										
<b>Roberto Alomar, S</b> OBP: 0.409, SLG: 0.437	1-2 G4-3		0-0 G6-3		3-2 G3		1-0 SAFE 2B 1B			4	1	1	0	0	0	1										
<b>Joe Carter, R</b> OBP: 0.322, SLG: 0.496	0-3 K		2-1 F7		3-2 G6-3		1-1 1H 3H 2B			4	0	1	2	0	1	0										
<b>Dave Winfield, R</b> OBP: 0.374, SLG: 0.489		0-3 K		0-0 P4		4-2 BB BB				2	0	0	0	1	1	0										
<b>John Olerud, L</b> OBP: 0.383, SLG: 0.455		1-1 P8		0-3 K		1 SAFE 4-1 SAFE BB				2	0	0	0	1	1	0										
<b>Candy Maldonado, R</b> OBP: 0.352, SLG: 0.447		0-3 K		0-3 K		1-1 SAFE F7				3	0	0	0	0	2	2										
<b>Jeff Kent, R</b> OBP: 0.326, SLG: 0.437			0-3 K		1-2 HR		1-1 F9			3	1	1	1	0	1	2										
<b>Pat Borders, R</b> OBP: 0.306, SLG: 0.401			1-0 CS 1B		0-0 B1-3		1-1 P4			3	0	1	0	0	0	0										
<b>Manuel Lee, S</b> OBP: 0.330, SLG: 0.309			2-3 K		1-0 1B		2-2 L8			3	0	1	0	0	1	1										
<b>Inning Stats</b>	R: 0 E: 0 K: 1 S: 7	H: 0 LOB: 0 BB: 0 P: 8	R: 0 E: 0 K: 2 S: 8	H: 0 LOB: 0 BB: 0 P: 9	R: 0 E: 0 K: 2 S: 11	H: 1 LOB: 0 BB: 0 P: 14	R: 0 E: 0 K: 1 S: 6	H: 0 LOB: 0 BB: 0 P: 10	R: 0 E: 0 K: 2 S: 7	H: 0 LOB: 0 BB: 0 P: 7	R: 1 E: 1 K: 1 S: 12	H: 2 LOB: 1 BB: 0 P: 17	R: 0 E: 0 K: 0 S: 10	H: 0 LOB: 2 BB: 2 P: 23	R: 2 E: 0 K: 0 S: 12	H: 3 LOB: 1 BB: 0 P: 18	R: 0 E: 0 K: 0 S: 12	H: 0 LOB: 1 BB: 0 P: 18	1B: 4 2B: 1 3B: 0 HR: 1	SF: 0 SAC: 0 DP: 0 HBP: 0	WP: 0 PB: 0 SB: 0 CS: 1	PA: 30				
<b>PITCHER</b>	IP	WLS	BF	H	R	ER	SO	BB	IBB	HBP	BLK	WP	HR	S	P	ERA	WHIP									
<b>Melido Perez, R</b> ERA: 3.06	(1, 1)	8.0	L	30	6	3	3	9	2	0	0	0	0	1	73	106	3.38	1.000								

**New York Yankees @ Toronto Blue Jays**  
SkyDome, Toronto, ON  
Sat Aug 01 1992, 3:33 AM EDT  
Att: 50,420 - Sunny - 75 F

AB	28
R	3
H	6
RBI	3
BB	2
SO	9
LOB	7





Batter	1	2	3	4	5	6	7	8	9	AB	R	H	RBI	BB	SO	LOB	TOP										
<b>Bernie Williams, S</b> (1, 9) OBP: 0.400, SLG: 0.385	1-0 1B SF9		4-1 1B 2B BB		1-0 WP 2B		4-1 FC1-5 1B BB	1-3 K		3	2	2	0	2	1	1	<b>New York Yankees @ Toronto Blue Jays</b> SkyDome, Toronto, ON Sun Aug 02 1992, 3:33 AM EDT Att: 50,409 - Cloudy - 75 F										
<b>Randy Velarde, R</b> (1, 7) OBP: 0.320, SLG: 0.420 <b>Mel Hall, L</b> (7, PH) OBP: 0.308, SLG: 0.464	2-1 1B S		2-0 2B SF7 1B		3-3 K		1-0 WP FC1-5 1B	0-1 G5-3	3	1	2	0	0	1	1	1											
<b>Roberto Kelly, R</b> (1, 8) OBP: 0.325, SLG: 0.414	0-0 SF9		3-1 E 1-3 2B		3-2 P3		FC1-5 WP 1-2 2-3 2-3F	1-2 F9	4	0	1	2	0	0	3												
<b>Don Mattingly, L</b> (1, 3) OBP: 0.324, SLG: 0.418	3-3 K		0-0 SF7		1-1 P5		1-1 P8	1-1 F8	4	0	0	1	0	1	3												
<b>Mike Stanley, R</b> (1, 2) OBP: 0.363, SLG: 0.438	1-1 G5-3		3-2 P4		1-0 1B		2-3 K	1-2 2-3	4	0	1	0	0	1	4												
<b>Jim Leyritz, R</b> (1, 10) OBP: 0.333, SLG: 0.413 <b>Dion James, L</b> (8, PH) OBP: 0.353, SLG: 0.383		1-0 P3		2-2 G6-3		1 SAFE 2-1 F8		0-0 F9	3	0	0	0	0	0	1												
<b>Charlie Hayes, R</b> (1, 5) OBP: 0.279, SLG: 0.376		1-3 K		1-1 P2		1-0 F9		0-0 2B SF8 1B	4	1	1	0	0	1	1												
<b>Andy Stankiewicz, R</b> (1, 6) OBP: 0.346, SLG: 0.363		2-1 CS HBP		1-0 G1		2-2 2B 1B 1B		0-0 SF8 1-3 2B	3	1	2	0	0	0	0												
<b>Pat Kelly, R</b> (1, 4) OBP: 0.283, SLG: 0.348	1-2 CS		3-1 P4		1-1 F7		1-0 1B 2B	1-1 SF8	3	1	1	1	0	0	0												
<b>Inning Stats</b>	R: 1 E: 0 K: 1 S: 9	H: 2 LOB: 1 BB: 0 P: 16	R: 0 E: 0 K: 1 S: 8	H: 0 LOB: 0 BB: 0 P: 13	R: 2 E: 1 K: 0 S: 10	H: 2 LOB: 1 BB: 1 P: 25	R: 0 E: 0 K: 1 S: 6	H: 0 LOB: 0 BB: 0 P: 10	R: 0 E: 0 K: 1 S: 11	H: 1 LOB: 1 BB: 0 P: 19	R: 0 E: 0 K: 0 S: 6	H: 1 LOB: 1 BB: 0 P: 11	R: 2 E: 0 K: 1 S: 14	H: 3 LOB: 2 BB: 1 P: 25	R: 1 E: 0 K: 1 S: 8	H: 2 LOB: 1 BB: 0 P: 10	R: 0 E: 0 K: 0 S: 7	H: 0 LOB: 0 BB: 0 P: 9	1B: 7 2B: 4 3B: 0 HR: 0	SF: 3 SAC: 0 DP: 0 HBP: 1	WP: 2 PB: 0 SB: 1 CS: 1	PA: 41					
<b>PITCHER</b>	IP	WLS	BF	H	R	ER	SO	BB	IBB	HBP	BLK	WP	HR	S	P	ERA	WHIP										
<b>Jimmy Key, L</b> (1, 1) ERA: 3.51	6.0		28	8	5	5	3	2	0	1	0	1	0	55	106	7.50	1.667										
<b>Mark Eichhorn, R</b> (7, 1) ERA: 2.49	1.1	W	6	2	1	1	1	0	0	0	0	1	0	11	15	6.75	1.500										
<b>Duane Ward, R</b> (8, 1) ERA: 2.31	1.2	S	6	1	0	0	1	0	0	0	0	0	0	13	17	0.00	0.600										

Batter	1	2	3	4	5	6	7	8	9	AB	R	H	RBI	BB	SO	LOB	BOTTOM										
<b>Devon White, S</b> (1, 8) OBP: 0.291, SLG: 0.364	2-2 P5		1-2 G4-3		1-1 F9		0-0 2B	1-3 K		5	1	1	0	0	1	2	<b>New York Yankees @ Toronto Blue Jays</b> SkyDome, Toronto, ON Sun Aug 02 1992, 3:33 AM EDT Att: 50,409 - Cloudy - 75 F										
<b>Roberto Alomar, S</b> (1, 4) OBP: 0.412, SLG: 0.448	1-2 P8		4-2 BB		0-0 SF8 3B		2-0 HR 2B		3	2	2	2	1	0	0												
<b>Joe Carter, R</b> (1, 10) OBP: 0.321, SLG: 0.502	1-1 G6-3		2-1 P8		2-1 SF8		2-H HR		3	1	1	3	0	0	1												
<b>Dave Winfield, R</b> (1, 9) OBP: 0.378, SLG: 0.500		0-0 SF9 3B		3-2 F9		1-1 1B		0-1 2B	4	1	3	0	0	0	0												
<b>John Olerud, L</b> (1, 3) OBP: 0.384, SLG: 0.454		1-2 L4		2-2 WP 1B		0-1 L7		4-0 FC5-4 IBB	3	0	1	0	1	0	2												
<b>Candy Maldonado, R</b> (1, 7) OBP: 0.347, SLG: 0.443		2-1 SF9		1-3 K		1-3 K		0-0 FC5-4	3	0	0	1	0	2	4												
<b>Jeff Kent, R</b> (1, 5) OBP: 0.324, SLG: 0.432		3-H F7		1-2 G6-3		0-0 G1-3		3-2 FC1-6 1B	4	0	1	0	0	0	1												
<b>Pat Borders, R</b> (1, 2) OBP: 0.309, SLG: 0.403			2-2 FC3-6 1B		1-0 F9-3 1B		1-1 F7	0-2 FC1-6 FC3-6	4	0	2	0	0	0	1												
<b>Alfredo Griffin, S</b> (1, 6) OBP: 0.156, SLG: 0.143			1-1 FC3-6 G4-3 WP		0-0 F9-3		0-1 2B	0-0 FC3-6	4	2	1	0	0	0	3												
<b>Inning Stats</b>	R: 0 E: 0 K: 0 S: 10	H: 0 LOB: 0 BB: 0 P: 14	R: 1 E: 0 K: 0 S: 10	H: 1 LOB: 0 BB: 0 P: 13	R: 1 E: 0 K: 0 S: 16	H: 1 LOB: 1 BB: 1 P: 26	R: 0 E: 0 K: 1 S: 15	H: 1 LOB: 1 BB: 0 P: 22	R: 0 E: 0 K: 0 S: 4	H: 1 LOB: 0 BB: 0 P: 6	R: 1 E: 0 K: 1 S: 10	H: 2 LOB: 1 BB: 0 P: 14	R: 4 E: 0 K: 0 S: 11	H: 5 LOB: 2 BB: 1 P: 20	R: 0 E: 0 K: 1 S: 10	H: 1 LOB: 1 BB: 0 P: 14	R: 0 E: 0 K: 1 S: 10	H: 0 LOB: 0 BB: 0 P: 9	1B: 6 2B: 4 3B: 2 HR: 1	SF: 2 SAC: 0 DP: 1 HBP: 0	WP: 2 PB: 0 SB: 1 CS: 0	PA: 37					
<b>PITCHER</b>	IP	WLS	BF	H	R	ER	SO	BB	IBB	HBP	BLK	WP	HR	S	P	ERA	WHIP										
<b>Scott Sanderson, R</b> (1, 1) ERA: 5.0	6.0		24	6	3	3	2	1	0	0	0	0	1	65	95	4.50	1.167										
<b>John Habyan, R</b> (7, 1) ERA: 3.04	0.2	L	8	5	4	4	0	0	1	0	0	0	1	10	19	54.00	7.500										
<b>Tim Burke, R</b> (7, 1) ERA: 3.63	1.1		5	1	0	0	1	0	0	0	0	0	0	11	15	0.00	0.750										



Batter	1	2	3	4	5	6	7	8	9	AB	R	H	RBI	BB	SO	LOB	TOP			
<b>Devon White, S</b> OBP: 0.291, SLG: 0.370										4	1	1	1	0	1	2	<b>Toronto Blue Jays @ Boston Red Sox</b> Fenway Park, Boston, MA Mon Aug 03 1992, 7:05 PM EDT Att: 34,024 - Sunny - 80 F			
<b>Roberto Alomar, S</b> OBP: 0.410, SLG: 0.448										4	0	1	0	0	0	1				
<b>Joe Carter, R</b> OBP: 0.321, SLG: 0.499										3	0	0	0	1	0	1				
<b>Dave Winfield, R</b> OBP: 0.374, SLG: 0.495										4	0	0	0	0	0	2				
<b>John Olerud, L</b> OBP: 0.386, SLG: 0.455										1	0	1	0	0	0	0				
<b>Pat Tabler, R</b> OBP: 0.311, SLG: 0.272										2	0	0	0	0	0	1				
<b>Candy Maldonado, R</b> OBP: 0.344, SLG: 0.438										3	0	0	0	0	1	0				
<b>Jeff Kent, R</b> OBP: 0.325, SLG: 0.430										3	0	1	0	0	1	1				
<b>Pat Borders, R</b> OBP: 0.307, SLG: 0.400										2	0	0	0	0	1	1				
<b>Randy Knorr, R</b> OBP: 0.500, SLG: 0.500										1	0	0	0	0	0	0				
<b>Alfredo Griffin, S</b> OBP: 0.188, SLG: 0.178										3	0	2	0	0	1	0				
<b>Inning Stats</b>	R: 0 E: 0 K: 0 S: 6	H: 0 LOB: 0 BB: 0 P: 13	R: 0 E: 0 K: 1 S: 7	H: 1 LOB: 0 BB: 0 P: 11	R: 0 E: 0 K: 1 S: 11	H: 1 LOB: 0 BB: 0 P: 15	R: 1 E: 0 K: 0 S: 12	H: 2 LOB: 1 BB: 1 P: 21	R: 0 E: 1 K: 1 S: 7	H: 0 LOB: 0 BB: 0 P: 13	R: 0 E: 0 K: 0 S: 3	H: 0 LOB: 0 BB: 0 P: 4	R: 0 E: 0 K: 1 S: 10	H: 1 LOB: 1 BB: 0 P: 16	R: 0 E: 0 K: 0 S: 5	H: 0 LOB: 0 BB: 0 P: 8	1B: 4 2B: 2 3B: 0 HR: 1	SF: 0 SAC: 0 DP: 3 HBP: 0	WP: 0 PB: 0 SB: 2 CS: 0	PA: 31
<b>PITCHER</b> <b>Roger Clemens, R</b> ERA: 2.25	IP: 9.0 WLS: W BF: 31 H: 6 R: 1 ER: 1 SO: 5 BB: 1 IBB: 0 HBP: 0 BLK: 0 WP: 0 HR: 1 S: 71 P: 114 ERA: 1.00 WHIP: 0.778															<b>PITCHER</b>				

AB	30
R	1
H	6
RBI	1
BB	1
SO	5
LOB	9



Batter	1	2	3	4	5	6	7	8	9	AB	R	H	RBI	BB	SO	LOB	BOTTOM			
<b>Wade Boggs, L</b> OBP: 0.369, SLG: 0.386										4	1	0	0	1	0	2	<b>Toronto Blue Jays @ Boston Red Sox</b> Fenway Park, Boston, MA Mon Aug 03 1992, 7:05 PM EDT Att: 34,024 - Sunny - 80 F			
<b>Billy Hatcher, R</b> OBP: 0.338, SLG: 0.394										4	2	3	2	1	0	0				
<b>Phil Plantier, L</b> OBP: 0.332, SLG: 0.369										4	1	3	0	0	0	1				
<b>Tom Brunansky, R</b> OBP: 0.343, SLG: 0.472										3	0	0	1	1	1	4				
<b>Mo Vaughn, L</b> OBP: 0.347, SLG: 0.368										3	0	1	1	1	0	2				
<b>Bob Zupic, R</b> OBP: 0.344, SLG: 0.420										4	0	0	0	0	3	4				
<b>Jody Reed, R</b> OBP: 0.335, SLG: 0.346										3	1	1	2	1	1	1				
<b>John Marzano, R</b> OBP: 0.360, SLG: 0.364										4	0	0	0	0	3	4				
<b>John Valentin, R</b> OBP: 0.360, SLG: 0.364										4	2	2	0	0	0	0				
<b>Inning Stats</b>	R: 0 E: 0 K: 0 S: 8	H: 1 LOB: 2 BB: 1 P: 17	R: 0 E: 0 K: 1 S: 7	H: 0 LOB: 0 BB: 0 P: 12	R: 2 E: 0 K: 1 S: 10	H: 2 LOB: 0 BB: 0 P: 18	R: 1 E: 0 K: 2 S: 10	H: 1 LOB: 0 BB: 0 P: 14	R: 3 E: 0 K: 2 S: 21	H: 2 LOB: 3 BB: 4 P: 46	R: 1 E: 0 K: 0 S: 10	H: 3 LOB: 1 BB: 0 P: 16	R: 0 E: 0 K: 2 S: 9	H: 1 LOB: 1 BB: 0 P: 14	R: 0 E: 0 K: 0 S: 9	H: 0 LOB: 0 BB: 0 P: 14		1B: 6 2B: 4 3B: 0 HR: 1	SF: 0 SAC: 0 DP: 1 HBP: 0	WP: 0 PB: 0 SB: 1 CS: 0
<b>PITCHER</b> <b>Juan Guzman, R</b> ERA: 2.35	IP: 4.1 WLS: L BF: 23 H: 6 R: 6 ER: 6 SO: 4 BB: 4 IBB: 0 HBP: 0 BLK: 0 WP: 0 HR: 1 S: 49 P: 91 ERA: 12.46 WHIP: 2.308															<b>PITCHER</b>				
<b>Doug Linton, R</b> ERA: 2.45	IP: 3.2 WLS: 15 BF: 4 H: 1 R: 1 ER: 1 SO: 4 BB: 1 IBB: 0 HBP: 0 BLK: 0 WP: 0 HR: 0 S: 35 P: 60 ERA: 2.46 WHIP: 1.364															<b>PITCHER</b>				

AB	33
R	7
H	10
RBI	6
BB	5
SO	8
LOB	18





Batter	1	2	3	4	5	6	7	8	9	AB	R	H	RBI	BB	SO	LOB	TOP								
<b>Devon White, S</b> OBP: 0.290, SLG: 0.368 (1, 8)	1-1 FC6-4 1B	2-2 G4-3		0-2 G6-3		1-3 K			0-1 E3 G1-3	5	0	1	0	0	1	4									
<b>Roberto Alomar, S</b> OBP: 0.406, SLG: 0.442 (1, 4)	1-1 FC6-4 1B		3-2 G6-3		1-2 F8		1-1 B1-3		3-3 K	5	0	0	0	0	1	2									
<b>Joe Carter, R</b> OBP: 0.322, SLG: 0.500 (1, 9)	3-2 1B		2-1 S 2B		1-0 G6-3		2-3 K		1-1 G1-3	5	0	2	0	0	1	1									
<b>Dave Winfield, R</b> OBP: 0.375, SLG: 0.500 (1, 10)	3-3 K		1-3 K		4-1 HR BB		3-1 HR		2-3 K	4	2	1	1	1	3	4									
<b>Candy Maldonado, R</b> OBP: 0.346, SLG: 0.447 (1, 7)	1-3 K		4-2 S BB		0-2 HR		0-1 G5-3			3	1	1	2	1	1	2									
<b>Pat Tabler, R</b> OBP: 0.298, SLG: 0.259 (1, 3)		1-2 L8	3-2 G6-3		0-0 G5-3			1-2 G4-3		4	0	0	0	0	0	2									
<b>Jeff Kent, R</b> OBP: 0.323, SLG: 0.444 (1, 5)		1-3 K		0-3 K		1-3 K		3-2 HR		4	1	1	1	0	3	0									
<b>Pat Borders, R</b> OBP: 0.310, SLG: 0.406 (1, 2)		0-0 1B		2-1 G5-3 2B		3-1 F8		1-3 K		3	0	2	0	0	0	0									
<b>Randy Knorr, R</b> OBP: 0.333, SLG: 0.333 (6, 2)		1-1 1B								1	0	0	0	0	1	0									
<b>Manuel Lee, S</b> OBP: 0.332, SLG: 0.312 (1, 6)		0-1 1B		2-1 G5-3		0-0 1B		0-3 K		4	0	2	0	0	1	1									
<b>Inning Stats</b>	R: 0 E: 0 K: 2 S: 14	H: 2 LOB: 2 BB: 0 P: 23	R: 0 E: 0 K: 1 S: 12	H: 2 LOB: 2 BB: 0 P: 16	R: 0 E: 0 K: 1 S: 15	H: 1 LOB: 1 BB: 1 P: 28	R: 0 E: 0 K: 1 S: 10	H: 1 LOB: 0 BB: 0 P: 14	R: 2 E: 0 K: 0 S: 9	H: 1 LOB: 0 BB: 1 P: 15	R: 0 E: 0 K: 2 S: 9	H: 1 LOB: 0 BB: 0 P: 14	R: 1 E: 0 K: 1 S: 9	H: 1 LOB: 0 BB: 0 P: 15	R: 1 E: 0 K: 2 S: 12	H: 1 LOB: 1 BB: 0 P: 17	R: 0 E: 1 K: 2 S: 11	H: 0 LOB: 1 BB: 0 P: 17	1B: 5 2B: 2 3B: 0 HR: 3	SF: 0 SAC: 0 DP: 0 HBP: 0	WP: 0 PB: 0 SB: 2 CS: 0	PA: 40			
<b>PITCHER</b>	IP	WLS	BF	H	R	ER	SO	BB	IBB	HBP	BLK	WP	HR	S	P	ERA	WHIP								
<b>Joe Hesketh, L</b> ERA: 4.25 (1, 1)	5.0	W	24	7	2	2	5	2	0	0	0	0	1	60	96	3.60	1.800								
<b>Greg Harris, R</b> ERA: 2.31 (6, 1)	4.0	S	16	3	2	2	7	0	0	0	0	0	2	41	63	4.50	0.750								

**Toronto Blue Jays @ Boston Red Sox**  
Fenway Park, Boston, MA  
Tue Aug 04 1992, 7:05 PM EDT  
Att: 33,294 - Cloudy - 77 F

AB	38
R	4
H	10
RBI	4
BB	2
SO	12
LOB	16



Batter	1	2	3	4	5	6	7	8	9	AB	R	H	RBI	BB	SO	LOB	BOTTOM								
<b>Wade Boggs, L</b> OBP: 0.367, SLG: 0.392 (1, 5)	3-2 G4-3		2-2 G4-3		1-2 HR	3-2 F9		0-1 G3		5	1	1	3	0	0	2									
<b>Billy Hatcher, R</b> OBP: 0.330, SLG: 0.383 (1, 7)	2-2 L8		3-1 F9		0-0 G6-3	0-0 G4-3		1-0 G6-3		5	0	0	0	0	0	2									
<b>Phil Plantier, L</b> OBP: 0.331, SLG: 0.367 (1, 10)	1-2 G3-1			0-3 K	2-2 G5-3		3-2 PB G4-3 1B			4	1	1	0	0	1	0									
<b>Tom Brunansky, R</b> OBP: 0.346, SLG: 0.489 (1, 9)		2-0 F8		2-2 CS 2B	3-1 HR		0-0 G4-3			3	1	2	1	0	0	0									
<b>Herm Winningham, L</b> OBP: 0.247, SLG: 0.284 (7, 8)		2-0 F8		1-2 G4-3	4-1 BB		1-2 1B			1	0	0	0	0	0	1									
<b>Bob Zupcic, R</b> OBP: 0.347, SLG: 0.415 (1, 8)		2-0 F8					4-1 1B			2	0	0	0	2	0	1									
<b>Jody Reed, R</b> OBP: 0.336, SLG: 0.346 (1, 4)		4-0 HR BB					2-2 L5			3	2	1	0	1	0	3									
<b>Mo Vaughn, L</b> OBP: 0.354, SLG: 0.392 (1, 3)		0-1 HR				0-0 E 1B	0-2 F7	1-0 1B		4	2	3	3	0	0	0									
<b>Tony Peña, R</b> OBP: 0.285, SLG: 0.304 (1, 2)		2-1 G4-3				3-1 HR 1B	2-1 F9 1B	1-2 G4-3		4	1	2	2	0	0	2									
<b>John Valentin, R</b> OBP: 0.379, SLG: 0.360 (1, 6)			3-2 F7			4-0 HR BB	1-0 1B	1-3 K		3	1	1	0	1	1	0									
<b>Inning Stats</b>	R: 0 E: 0 K: 0 S: 9	H: 0 LOB: 0 BB: 0 P: 15	R: 2 E: 0 K: 0 S: 6	H: 1 LOB: 1 BB: 1 P: 16	R: 0 E: 0 K: 0 S: 10	H: 0 LOB: 0 BB: 0 P: 18	R: 0 E: 0 K: 1 S: 10	H: 1 LOB: 0 BB: 0 P: 13	R: 6 E: 1 K: 0 S: 19	H: 5 LOB: 1 BB: 2 P: 38	R: 0 E: 0 K: 0 S: 12	H: 2 LOB: 2 BB: 0 P: 18	R: 1 E: 0 K: 0 S: 12	H: 2 LOB: 2 BB: 1 P: 23	R: 0 E: 0 K: 1 S: 7	H: 0 LOB: 0 BB: 0 P: 9	R: 0 E: 0 K: 1 S: 11	H: 0 LOB: 1 BB: 0 P: 17	1B: 7 2B: 1 3B: 0 HR: 3	SF: 0 SAC: 0 DP: 0 HBP: 0	WP: 0 PB: 1 SB: 0 CS: 1	PA: 38			
<b>PITCHER</b>	IP	WLS	BF	H	R	ER	SO	BB	IBB	HBP	BLK	WP	HR	S	P	ERA	WHIP								
<b>David Wells, L</b> ERA: 4.0 (1, 1)	5.0	L	24	7	8	8	1	3	0	0	0	0	0	3	54	14.40	2.000								
<b>Dave Stieb, R</b> ERA: 4.82 (6, 1)	2.0		11	4	1	0	0	1	0	0	0	0	0	24	41	0.00	2.500								
<b>Mark Eichhorn, R</b> ERA: 2.44 (8, 1)	1.0		3	0	0	0	1	0	0	0	0	0	0	7	9	0.00	0.000								

**Toronto Blue Jays @ Boston Red Sox**  
Fenway Park, Boston, MA  
Tue Aug 04 1992, 7:05 PM EDT  
Att: 33,294 - Cloudy - 77 F

AB	34
R	9
H	11
RBI	9
BB	4
SO	2
LOB	11





Batter	1	2	3	4	5	6	7	8	9	AB	R	H	RBI	BB	SO	LOB	TOP								
<b>Devon White, S</b> (1, 8) OBP: 0.293, SLG: 0.376	1-2 2B	1-0 FC4-6 1B			2-2 1B		1-1 FC4-6		0-0 3B	5	1	3	0	0	0	2	<b>Toronto Blue Jays @ Boston Red Sox</b> Fenway Park, Boston, MA Wed Aug 05 1992, 3:33 AM EDT Att: 33,945 - Cloudy - 77 F								
<b>Roberto Alomar, S</b> (1, 4) OBP: 0.407, SLG: 0.447	1-1 2B	1-2 1B			3-3 1B		0-0 1B	2-2 P5	3	1	2	0	0	1	1										
<b>Alfredo Griffin, S</b> (5, 4) OBP: 0.200, SLG: 0.213	1-3 2B	1-3 2B			1-2 1B			1B 2B	2	1	1	0	0	0	1										
<b>Joe Carter, R</b> (1, 9) OBP: 0.318, SLG: 0.494					2-0 P6		1-1 F9		1-3 K	5	0	0	0	0	2	5									
<b>Dave Winfield, R</b> (1, 10) OBP: 0.376, SLG: 0.501	1-1 3B				1-1 L7		2-2 F8		4-2 1B	3	2	1	2	1	0	0									
<b>Pat Tabler, R</b> (1, 3) OBP: 0.296, SLG: 0.258	2-1 G5-3				2-3 K		0-0 G6-3		1-1 1B	4	0	1	0	0	1	1									
<b>Derek Bell, R</b> (1, 7) OBP: 0.313, SLG: 0.330	2-1 3B				4-2 BB		1-3 K		0-1 1B	2	0	1	1	1	1	0									
<b>John Olerud, L</b> (8, PH) OBP: 0.388, SLG: 0.457					0-3 K2-3-2				1-2 2-3 3-H 1B	1	0	1	2	0	0	0									
<b>Kelly Gruber, R</b> (8, PR) OBP: 0.274, SLG: 0.393					1-1 K				1-3 K	3	0	0	0	0	2	2									
<b>Jeff Kent, R</b> (1, 5) OBP: 0.345, SLG: 0.446	3-1 F8				1-3 K				1-3 K	1	0	0	0	0	1	2									
<b>Candy Maldonado, R</b> (8, PH) OBP: 0.345, SLG: 0.446					1-3 K				0-3 K	4	0	0	0	0	2	2									
<b>Pat Borders, R</b> (1, 2) OBP: 0.306, SLG: 0.401					1-2 F8				1-1 F9	3	0	1	0	1	0	0									
<b>Manuel Lee, S</b> (1, 6) OBP: 0.334, SLG: 0.312					4-2 FC4-6 BB				1-0 F7	3	0	1	0	1	0	0									
<b>Inning Stats</b>	R: 3 E: 0 K: 1 S: 18	H: 4 LOB: 1 BB: 0 P: 30	R: 0 E: 0 K: 0 S: 10	H: 1 LOB: 2 BB: 1 P: 16	R: 0 E: 0 K: 1 S: 6	H: 0 LOB: 0 BB: 0 P: 11	R: 0 E: 0 K: 2 S: 8	H: 0 LOB: 0 BB: 0 P: 13	R: 0 E: 0 K: 1 S: 12	H: 1 LOB: 1 BB: 0 P: 19	R: 0 E: 0 K: 1 S: 8	H: 0 LOB: 0 BB: 0 P: 11	R: 0 E: 0 K: 1 S: 13	H: 1 LOB: 1 BB: 0 P: 17	R: 2 E: 0 K: 3 S: 17	H: 3 LOB: 2 BB: 1 P: 24	R: 0 E: 0 K: 0 S: 8	H: 1 LOB: 1 BB: 0 P: 11	1B: 6 2B: 4 3B: 2 HR: 0	SF: 0 SAC: 0 DP: 1 HBP: 0	WP: 0 PB: 0 SB: 1 CS: 0	PA: 39			
<b>PITCHER</b>	IP	WLS	BF	H	R	ER	SO	BB	IBB	HBP	BLK	WP	HR	S	P	ERA	WHIP								
<b>Danny Darwin, R</b> (1, 1) ERA: 4.73	7.0		28	7	3	3	7	2	0	0	0	0	0	75	117	3.86	1.286								
<b>Daryl Irvine, R</b> (8, 1) ERA: 4.59	0.1	L	4	2	2	2	1	1	0	0	0	0	0	8	14	54.00	9.000								
<b>Jeff Reardon, R</b> (8, 1) ERA: 2.95	1.2		7	2	0	0	2	0	0	0	0	0	0	17	21	0.00	1.200								

Batter	1	2	3	4	5	6	7	8	9	AB	R	H	RBI	BB	SO	LOB	BOTTOM								
<b>Wade Boggs, L</b> (1, 5) OBP: 0.368, SLG: 0.392	1-2 B1-3 HBP	1-0 SF8			3-3 K		1-1 WP HBP 1B		3-2 F7	0	0	0	1	0	0	0	<b>Toronto Blue Jays @ Boston Red Sox</b> Fenway Park, Boston, MA Wed Aug 05 1992, 3:33 AM EDT Att: 33,945 - Cloudy - 77 F								
<b>Scott Cooper, L</b> (4, 5) OBP: 0.319, SLG: 0.306										3	0	1	0	0	1	0									
<b>Billy Hatcher, R</b> (1, 7) OBP: 0.327, SLG: 0.379	0-0 B1-3	3-H G4-3			1-1 F9		2-1 WP HBP			2	0	0	0	0	0	2									
<b>Bob Zupcic, R</b> (3, 7) OBP: 0.349, SLG: 0.413	1-2 B1-3	1-2 G4-3					1-2 WP HBP			1	0	0	0	0	0	0									
<b>Phil Plantier, L</b> (1, 10) OBP: 0.328, SLG: 0.362	2-0 L9	1-0 G4-3			0-0 F8		1-3 K		1-2 2-3 K	4	0	0	0	0	1	4									
<b>Tom Brunansky, R</b> (1, 9) OBP: 0.342, SLG: 0.482	1-3 K				2-3 K		1-1 G1-3			4	0	0	0	0	2	3									
<b>Mo Vaughn, L</b> (1, 3) OBP: 0.357, SLG: 0.407		3-2 HR			1-1 G4-3		3-1 G4-3		2-3 K	3	1	1	1	0	1	0									
<b>Jody Reed, R</b> (1, 4) OBP: 0.338, SLG: 0.346	1-1 1B	1-1 1B			4-0 P6 HBP		3-2 F9		1-0 G6-3	3	1	1	0	1	0	0									
<b>Herm Winningham, L</b> (1, 8) OBP: 0.247, SLG: 0.283	1-0 1B	1-2 1B			0-0 P6		1-3 K		1-2 G3	4	1	1	0	0	1	2									
<b>Tony Peña, R</b> (1, 2) OBP: 0.285, SLG: 0.303	1-1 1B	1-3 2H SF8 1B			2-2 P3		1-3 K		1-1 P6	4	1	1	1	0	1	2									
<b>Luis Rivera, R</b> (1, 6) OBP: 0.295, SLG: 0.257	2-1 G4-3				0-2 P3		0-0 P4		1-2 G4-3	4	0	1	1	0	0	0									
<b>Inning Stats</b>	R: 0 E: 0 K: 1 S: 7	H: 0 LOB: 1 BB: 0 P: 11	R: 4 E: 0 K: 0 S: 16	H: 5 LOB: 1 BB: 0 P: 26	R: 0 E: 0 K: 0 S: 6	H: 0 LOB: 2 BB: 1 P: 14	R: 0 E: 0 K: 1 S: 9	H: 0 LOB: 0 BB: 0 P: 13	R: 0 E: 0 K: 2 S: 9	H: 0 LOB: 0 BB: 0 P: 14	R: 0 E: 0 K: 1 S: 10	H: 1 LOB: 2 BB: 0 P: 15	R: 0 E: 0 K: 1 S: 8	H: 0 LOB: 0 BB: 0 P: 12	R: 0 E: 0 K: 0 S: 8	H: 0 LOB: 0 BB: 0 P: 13	R: 0 E: 0 K: 0 S: 8	H: 0 LOB: 0 BB: 0 P: 13	1B: 5 2B: 0 3B: 0 HR: 1	SF: 1 SAC: 0 DP: 0 HBP: 3	WP: 1 PB: 1 SB: 0 CS: 0	PA: 37			
<b>PITCHER</b>	IP	WLS	BF	H	R	ER	SO	BB	IBB	HBP	BLK	WP	HR	S	P	ERA	WHIP								
<b>Todd Stittlmeier, R</b> (1, 1) ERA: 5.13	2.2		16	5	4	4	1	1	0	2	0	0	0	26	46	13.50	2.250								
<b>Doug Linton, R</b> (3, 1) ERA: 1.29	3.1		10	0	0	0	4	0	0	0	0	0	0	28	44	0.00	0.000								
<b>Mark Eichhorn, R</b> (7, 1) ERA: 2.36	2.0	W	8	1	0	0	2	0	0	1	0	1	0	18	27	0.00	0.500								
<b>Tom Henke, R</b> (8, 1) ERA: 2.14	1.0	S	3	0	0	0	0	0	0	0	0	0	0	8	13	0.00	0.000								





Batter	1	2	3	4	5	6	7	8	9	AB	R	H	RBI	BB	SO	LOB	TOP										
<b>Devon White, S</b> OBP: 0.290, SLG: 0.371 (1, 8)	F8	F8		G5-3	F8		K	E4		6	0	0	0	0	1	3	<b>Toronto Blue Jays @ Detroit Tigers</b> Tiger Stadium, Detroit, MI Thu Aug 06 1992, 7:05 PM EDT Att: 27,969 - Sunny - 75 F										
<b>Roberto Alomar, S</b> OBP: 0.411, SLG: 0.448 <b>Ed Sprague, R</b> (8, 5)	BB E		L8	BB 2B	HR BB		2B G4-3	G3		3	4	1	0	3	0	2											
<b>Joe Carter, R</b> OBP: 0.323, SLG: 0.505 <b>Derek Bell, R</b> OBP: 0.310, SLG: 0.327 (1, 9) (8, 9)	E 1B BB		HR BB	G5-3	HR		G4-3 2B	E5		3	3	2	4	2	0	1											
<b>Dave Winfield, R</b> OBP: 0.377, SLG: 0.508 (1, 10)	K		HR	BB IBB	G5-3		G4-3	G6-4-3 1B		5	1	2	3	1	1	3											
<b>Candy Maldonado, R</b> OBP: 0.345, SLG: 0.442 (1, 7)	E5 1B WP		HR 1B	BB BB			F8	G5-3		5	2	1	0	1	0	3											
<b>Pat Tabler, R</b> OBP: 0.311, SLG: 0.269 (1, 3)	1B		HR 1B	BB			F9	F8		4	1	2	3	1	0	0											
<b>Jeff Kent, R</b> OBP: 0.325, SLG: 0.451 (1, 5) (8, 4)	K		HR	F8			HBP	BB E BB		3	2	1	3	1	1	4											
<b>Pat Borders, R</b> OBP: 0.302, SLG: 0.395 (1, 2)		P6	L5		F8		F7	F9		5	0	0	0	0	0	2											
<b>Manuel Lee, S</b> OBP: 0.338, SLG: 0.314 (1, 6)	G6-3		G4-3		BB HR 1B		BB 2B 1B	E BB		4	2	2	0	1	0	0											
<b>Inning Stats</b>	R: 3 E: 1 K: 2 S: 15	H: 1 LOB: 1 BB: 2 P: 30	R: 0 E: 0 K: 0 S: 5	H: 0 LOB: 0 BB: 0 P: 9	R: 5 E: 0 K: 0 S: 17	H: 4 LOB: 0 BB: 1 P: 29	R: 1 E: 0 K: 0 S: 16	H: 1 LOB: 3 BB: 3 P: 38	R: 3 E: 0 K: 0 S: 15	H: 2 LOB: 0 BB: 1 P: 28	R: 0 E: 0 K: 0 S: 12	H: 0 LOB: 1 BB: 0 P: 19	R: 2 E: 0 K: 1 S: 10	H: 2 LOB: 1 BB: 1 P: 15	R: 1 E: 1 K: 0 S: 9	H: 0 LOB: 2 BB: 2 P: 17		R: 0 E: 1 K: 0 S: 9	H: 1 LOB: 0 BB: 0 P: 14	1B: 6 2B: 2 3B: 0 HR: 3	SF: 0 SAC: 0 DP: 1 HBP: 1	WP: 1 PB: 0 SB: 0 CS: 1	PA: 50				
<b>PITCHER</b>	IP	WLS	BF	H	R	ER	SO	BB	IBB	HBP	BLK	WP	HR	S	P	ERA	WHIP										
<b>Frank Tanana, L</b> ERA: 4.76 (1, 1)	2.1	L	16	5	8	5	2	3	0	0	0	1	2	34	61	19.29	3.429										
<b>Buddy Groom, L</b> ERA: 5.63 (3, 1)	1.1		8	1	1	1	0	2	1	0	0	0	0	17	40	6.75	2.250										
<b>Les Lancaster, R</b> ERA: 6.01 (4, 1)	4.1		23	4	6	5	1	4	0	1	0	0	1	48	84	10.38	1.846										
<b>Mike Munoz, L</b> ERA: 3.51 (9, 1)	1.0		3	1	0	0	0	0	0	0	0	0	0	9	14	0.00	1.000										

Batter	1	2	3	4	5	6	7	8	9	AB	R	H	RBI	BB	SO	LOB	BOTTOM										
<b>Tony Phillips, S</b> OBP: 0.393, SLG: 0.403 (1, 9) (9, 8)	1B		FC6-5 BB 1B	F8 1B	K		G6-3	F8		5	0	2	0	1	1	3	<b>Toronto Blue Jays @ Detroit Tigers</b> Tiger Stadium, Detroit, MI Thu Aug 06 1992, 7:05 PM EDT Att: 27,969 - Sunny - 75 F										
<b>Lou Whitaker, L</b> OBP: 0.394, SLG: 0.456 (1, 4)	F8		FC6-5 BB 1B	F8		BB 1B	HR 1B	P3		5	2	2	0	1	0	3											
<b>Travis Fryman, R</b> OBP: 0.317, SLG: 0.444 (1, 6)	F9		FC6-5 BB 1B	F9		F7	HR 1B	F9		6	2	1	3	0	0	6											
<b>Cecil Fielder, R</b> OBP: 0.315, SLG: 0.471 (1, 3)	F8		1B 2B	K		K	HR	K		6	2	3	2	0	2	2											
<b>Mickey Tettleton, S</b> OBP: 0.374, SLG: 0.476 (1, 10)	F8		K	2B 1B		2B	HR	1B SF9 BB		2	2	0	0	3	1	2											
<b>Dan Gladden, R</b> OBP: 0.316, SLG: 0.360 (1, 7)	F7		1B	1B G3-6-3 2B		G4-3	WP BB SF7 1B			5	2	3	2	0	0	2											
<b>Scott Livingstone, L</b> OBP: 0.330, SLG: 0.345 (1, 5)	1B		F7	BB 1B		K	SF9			4	0	2	2	0	1	2											
<b>Chad Kreuter, S</b> OBP: 0.292, SLG: 0.314 (1, 2)	F8		F8	BB 1B		1B	SF7 WP BB			3	0	1	0	2	0	1											
<b>Gary Pettis, S</b> OBP: 0.278, SLG: 0.259 <b>Dave Bergman, L</b> OBP: 0.269, SLG: 0.241 <b>Skeeter Barnes, R</b> OBP: 0.267, SLG: 0.347 (1, 8) (8, PH) (9, 9)	BB FC6-5 BB		F8 1B	G3-6-3 BB		F9	SF7			3	1	1	0	1	0	3											
<b>Inning Stats</b>	R: 0 E: 0 K: 0 S: 9	H: 1 LOB: 1 BB: 0 P: 14	R: 0 E: 0 K: 0 S: 5	H: 1 LOB: 0 BB: 0 P: 11	R: 3 E: 0 K: 1 S: 18	H: 2 LOB: 2 BB: 3 P: 37	R: 0 E: 0 K: 0 S: 9	H: 2 LOB: 2 BB: 0 P: 13	R: 3 E: 0 K: 1 S: 17	H: 3 LOB: 1 BB: 2 P: 30	R: 0 E: 0 K: 1 S: 12	H: 1 LOB: 1 BB: 1 P: 24	R: 0 E: 0 K: 1 S: 10	H: 1 LOB: 0 BB: 0 P: 21	R: 5 E: 0 K: 0 S: 20	H: 4 LOB: 1 BB: 2 P: 36		R: 0 E: 0 K: 1 S: 6	H: 0 LOB: 0 BB: 0 P: 10	1B: 11 2B: 2 3B: 0 HR: 2	SF: 2 SAC: 0 DP: 1 HBP: 0	WP: 1 PB: 0 SB: 0 CS: 0	PA: 49				
<b>PITCHER</b>	IP	WLS	BF	H	R	ER	SO	BB	IBB	HBP	BLK	WP	HR	S	P	ERA	WHIP										
<b>Jack Morris, R</b> ERA: 4.57 (1, 1)	5.0	W	28	9	6	6	2	5	0	0	0	0	0	58	105	10.80	2.800										
<b>Pat Hentgen, R</b> ERA: 5.52 (8, 1)	2.0		14	6	5	5	2	2	0	0	0	0	2	30	63	22.50	4.000										
<b>Duane Ward, R</b> ERA: 2.27 (9, 1)	1.0		4	0	0	0	0	1	0	0	0	1	0	12	18	0.00	1.000										
<b>Tom Henke, R</b> ERA: 2.08 (9, 1)	1.0		3	0	0	0	1	0	0	0	0	0	0	6	10	0.00	0.000										

AB	39
R	15
H	11
RBI	13
BB	10
SO	3
LOB	18

AB	39
R	11
H	15
RBI	10
BB	8
SO	5
LOB	24





Batter	1	2	3	4	5	6	7	8	9	AB	R	H	RBI	BB	SO	LOB	TOP			
Devon White, S OBP: 0.291, SLG: 0.378	F8		1B		HR			G6-3		4	1	2	2	0	0	0	Toronto Blue Jays @ Detroit Tigers Tiger Stadium, Detroit, MI Fri Aug 07 1992, 7:05 PM EDT Att: 29,994 - Cloudy - 76 F			
Roberto Alomar, S OBP: 0.407, SLG: 0.444	F7		P6		G4-3			G3		4	0	0	0	0	0	1				
Joe Carter, R OBP: 0.321, SLG: 0.500	P4				F9			L7		4	0	0	0	0	0	0				
Dave Winfield, R OBP: 0.381, SLG: 0.510									F8	4	0	3	0	0	0	0				
Candy Maldonado, R OBP: 0.347, SLG: 0.441										3	0	1	0	1	0	2				
Pat Tabler, R OBP: 0.299, SLG: 0.258										4	0	0	0	0	0	5				
Jeff Kent, R OBP: 0.324, SLG: 0.447										4	1	1	0	0	0	2				
Pat Borders, R OBP: 0.302, SLG: 0.394										3	0	1	0	0	0	1				
Manuel Lee, S OBP: 0.335, SLG: 0.312										3	0	0	0	0	0	2				
<b>Inning Stats</b>	R: 0 E: 0 K: 0 S: 5	H: 0 LOB: 0 BB: 0 P: 9	R: 0 E: 0 K: 0 S: 14	H: 1 LOB: 1 BB: 0 P: 18	R: 0 E: 0 K: 0 S: 9	H: 2 LOB: 1 BB: 0 P: 14	R: 0 E: 0 K: 0 S: 7	H: 1 LOB: 1 BB: 1 P: 14	R: 2 E: 0 K: 0 S: 11	H: 2 LOB: 0 BB: 0 P: 14	R: 0 E: 0 K: 0 S: 6	H: 0 LOB: 0 BB: 0 P: 10	R: 0 E: 0 K: 0 S: 4	H: 0 LOB: 0 BB: 0 P: 7	R: 0 E: 0 K: 0 S: 6	H: 1 LOB: 1 BB: 0 P: 7		1B: 7 2B: 1 3B: 0 HR: 1	SF: 0 SAC: 0 DP: 2 HBP: 0	WP: 0 PB: 0 SB: 1 CS: 0
<b>PITCHER</b> Bill Gullickson, R ERA: 3.56	IP: 9.0 WLS: W BF: 34 H: 8 R: 2 ER: 2 SO: 0 BB: 1 IBB: 0 HBP: 0 BLK: 0 WP: 0 HR: 1 S: 70 P: 107 ERA: 2.00 WHIP: 1.000																			

Batter	1	2	3	4	5	6	7	8	9	AB	R	H	RBI	BB	SO	LOB	BOTTOM			
Tony Phillips, S OBP: 0.393, SLG: 0.405	1B	FC6-4		P3				F8		5	1	2	1	0	0	1	Toronto Blue Jays @ Detroit Tigers Tiger Stadium, Detroit, MI Fri Aug 07 1992, 7:05 PM EDT Att: 29,994 - Cloudy - 76 F			
Dan Gladden, R OBP: 0.318, SLG: 0.359	1B			P4				G6-3		3	2	1	0	1	0	2				
Travis Fryman, R OBP: 0.317, SLG: 0.443	FC							F8		4	1	1	0	0	0	2				
Cecil Fielder, R OBP: 0.314, SLG: 0.469								G6-3		4	0	1	1	0	1	2				
Mickey Tettleton, S OBP: 0.376, SLG: 0.473										2	1	0	0	2	1	2				
Mark Carreon, R OBP: 0.279, SLG: 0.363										3	0	1	1	0	1	1				
Skeeter Barnes, R OBP: 0.266, SLG: 0.373										4	1	1	3	0	0	2				
Scott Livingstone, L OBP: 0.329, SLG: 0.343										4	1	1	0	0	0	0				
Gary Pettis, S OBP: 0.287, SLG: 0.262										3	0	1	0	1	1	0				
<b>Inning Stats</b>	R: 2 E: 1 K: 0 S: 10	H: 3 LOB: 1 BB: 0 P: 17	R: 0 E: 0 K: 0 S: 8	H: 0 LOB: 1 BB: 1 P: 16	R: 4 E: 0 K: 1 S: 19	H: 2 LOB: 0 BB: 2 P: 37	R: 0 E: 0 K: 1 S: 13	H: 0 LOB: 0 BB: 0 P: 21	R: 0 E: 0 K: 1 S: 8	H: 0 LOB: 0 BB: 0 P: 12	R: 1 E: 0 K: 1 S: 17	H: 3 LOB: 2 BB: 0 P: 26	R: 0 E: 0 K: 0 S: 9	H: 1 LOB: 2 BB: 1 P: 16	R: 0 E: 0 K: 0 S: 5	H: 0 LOB: 0 BB: 0 P: 6		1B: 7 2B: 1 3B: 0 HR: 1	SF: 1 SAC: 0 DP: 1 HBP: 0	WP: 0 PB: 0 SB: 0 CS: 0
<b>PITCHER</b> Jimmy Key, L ERA: 3.73 Mark Eichhorn, R ERA: 2.27	IP: 5.2 WLS: L BF: 28 H: 8 R: 7 ER: 6 SO: 4 BB: 3 IBB: 0 HBP: 0 BLK: 0 WP: 0 HR: 1 S: 71 P: 122 ERA: 9.53 WHIP: 1.941																			

AB	33
R	2
H	8
RBI	2
BB	1
SO	0
LOB	13





Batter	1	2	3	4	5	6	7	8	9	AB	R	H	RBI	BB	SO	LOB	TOP					
<b>Devon White, S</b> OBP: 0.290, SLG: 0.376 (1, 8)	1-2 G4-6-3 1B		3-3 K			1-3 K		2-0 F9		0-3 K	5	0	1	0	0	3	3					
<b>Roberto Alomar, S</b> OBP: 0.409, SLG: 0.447 (1, 4)	1-3 K		2-1 G4-3			2-0 S 1B		4-2 BB		0-0 S 1B	4	1	2	1	1	1	1					
<b>Joe Carter, R</b> OBP: 0.317, SLG: 0.494 (1, 10)	1-2 G4-6-3 1-2		1-2 P4			3-1 G6-3		3-3 K		2-0 G5-3	5	0	0	0	0	1	5					
<b>Dave Winfield, R</b> OBP: 0.382, SLG: 0.509 (1, 9)						3-1 G5-3		3-1 F8			3	2	1	1	1	0	2					
<b>Candy Maldonado, R</b> OBP: 0.348, SLG: 0.451 (1, 7)						3-3 K		2-1 G3-6-1 1B			4	1	2	2	0	1	1					
<b>Pat Tabler, R</b> OBP: 0.306, SLG: 0.277 (1, 3)						3-2 L9		2-1 G3-6-1 1-2			4	1	2	0	0	0	1					
<b>Jeff Kent, R</b> OBP: 0.327, SLG: 0.454 (1, 5)						2-2 E9 2B		0-3 K			4	0	2	2	0	1	1					
<b>Pat Borders, R</b> OBP: 0.299, SLG: 0.389 (1, 2)						2-2 E9 1B		3-2 FC1-4 1B			4	0	2	2	0	1	1					
<b>Manuel Lee, S</b> OBP: 0.334, SLG: 0.309 (1, 6)						2-2 G5-3		0-1 L9		2-2 G5-3	4	0	0	0	0	0	3					
<b>Inning Stats</b>	R: 0 E: 0 K: 1 S: 10	H: 1 LOB: 0 BB: 0 P: 12	R: 2 E: 1 K: 0 S: 14	H: 2 LOB: 1 BB: 1 P: 26	R: 0 E: 0 K: 1 S: 9	H: 0 LOB: 0 BB: 0 P: 15	R: 0 E: 0 K: 1 S: 11	H: 0 LOB: 0 BB: 0 P: 19	R: 0 E: 0 K: 2 S: 12	H: 1 LOB: 1 BB: 0 P: 19	R: 3 E: 0 K: 0 S: 12	H: 4 LOB: 1 BB: 0 P: 26	R: 0 E: 0 K: 1 S: 9	H: 0 LOB: 0 BB: 2 P: 25	R: 0 E: 0 K: 1 S: 7	H: 1 LOB: 0 BB: 0 P: 11	R: 1 E: 1 K: 1 S: 9	H: 1 LOB: 1 BB: 0 P: 13	1B: 6 2B: 3 3B: 0 HR: 1	SF: 0 SAC: 0 DP: 2 HBP: 0	WP: 0 PB: 0 SB: 2 CS: 0	PA: 39
<b>PITCHER</b>	IP	WLS	BF	H	R	ER	SO	BB	IBB	HBP	BLK	WP	HR	S	P	ERA	WHIP					
<b>Walt Terrell, R</b> ERA: 5.35 (1, 1)	5.1		23	7	5	5	5	1	0	0	0	0	1	64	110	8.44	1.500					
<b>John Kieley, R</b> ERA: 2.51 (6, 1)	1.0	W	6	1	0	0	0	2	0	0	0	0	0	8	21	0.00	3.000					
<b>Kurt Knudsen, R</b> ERA: 3.47 (7, 1)	1.2		5	1	0	0	2	0	0	0	0	0	0	12	22	0.00	0.600					
<b>Mike Henneman, R</b> ERA: 4.44 (9, 1)	1.0	S	5	1	1	0	1	0	0	0	0	0	0	9	13	0.00	1.000					

Toronto Blue Jays @ Detroit Tigers  
Tiger Stadium, Detroit, MI  
Sat Aug 08 1992, 7:05 PM EDT  
Att: 39,344 - Cloudy - 79 F

AB 36  
R 6  
H 10  
RBI 6  
BB 3  
SO 8  
LOB 19



Batter	1	2	3	4	5	6	7	8	9	AB	R	H	RBI	BB	SO	LOB	BOTTOM				
<b>Tony Phillips, S</b> OBP: 0.397, SLG: 0.409 (1, 9)	1-0 2B					0-0 F9 1B		3-2 S HR 1B		4	2	3	0	1	0	2					
<b>Lou Whitaker, L</b> OBP: 0.397, SLG: 0.465 (1, 4)	1-0 P6					4-2 BB 1B		1-1 1B		3	1	1	2	2	1	3					
<b>Travis Fryman, R</b> OBP: 0.318, SLG: 0.443 (1, 6)	2-2 E 2B					3-2 F9 1B		0-3 K		4	2	1	1	1	2	5					
<b>Cecil Fielder, R</b> OBP: 0.315, SLG: 0.467 (8, PR) <b>Skeeter Barnes, R</b> OBP: 0.296, SLG: 0.373	2-2 E5					2-3 K		4-2 P5		4	0	1	0	1	1	1					
<b>Mickey Tettleton, S</b> OBP: 0.378, SLG: 0.480 (1, 2)	4-0 G4-6-3 IBB					4-2 1B 2B BB		2-0 P2		3	2	1	1	2	1	4					
<b>Dan Gladden, R</b> OBP: 0.320, SLG: 0.360 (1, 7)	1-2 G4-6-3					1-0 2B 1B		0-1 HR		5	1	2	0	0	1	6					
<b>Scott Livingstone, L</b> OBP: 0.327, SLG: 0.346 (1, 5)						1-0 G1-3		1-3 K		4	0	1	3	0	1	1					
<b>Rico Brogna, L</b> OBP: 0.250, SLG: 0.500 (1, 3)						3-2 P6		1-0 G4-3		4	0	1	0	0	1	1					
<b>Gary Pettis, S</b> OBP: 0.296, SLG: 0.264 (1, 8)						4-2 F8		1-2 BB 1B		3	0	1	0	1	0	1					
<b>Inning Stats</b>	R: 2 E: 1 K: 0 S: 11	H: 2 LOB: 1 BB: 1 P: 22	R: 0 E: 0 K: 1 S: 11	H: 1 LOB: 2 BB: 1 P: 20	R: 3 E: 0 K: 1 S: 14	H: 2 LOB: 1 BB: 2 P: 25	R: 0 E: 0 K: 0 S: 17	H: 1 LOB: 3 BB: 2 P: 33	R: 0 E: 0 K: 2 S: 12	H: 1 LOB: 3 BB: 2 P: 23	R: 1 E: 0 K: 0 S: 5	H: 2 LOB: 0 BB: 0 P: 7	R: 2 E: 0 K: 2 S: 13	H: 2 LOB: 0 BB: 0 P: 20	R: 0 E: 0 K: 2 S: 11	H: 1 LOB: 1 BB: 0 P: 14	1B: 7 2B: 3 3B: 0 HR: 2	SF: 0 SAC: 0 DP: 2 HBP: 0	WP: 0 PB: 0 SB: 1 CS: 1	PA: 42	
<b>PITCHER</b>	IP	WLS	BF	H	R	ER	SO	BB	IBB	HBP	BLK	WP	HR	S	P	ERA	WHIP				
<b>Dave Stieb, R</b> ERA: 5.04 (1, 1)	3.0		18	5	4	4	2	3	1	0	0	0	0	36	67	12.00	2.667				
<b>Doug Linton, R</b> ERA: 1.8 (4, 1)	3.0	L	16	4	1	1	2	4	0	0	0	0	1	34	63	3.00	2.667				
<b>Duane Ward, R</b> ERA: 2.47 (7, 1)	2.0		8	3	2	2	4	0	0	0	0	0	1	24	34	9.00	1.500				

Toronto Blue Jays @ Detroit Tigers  
Tiger Stadium, Detroit, MI  
Sat Aug 08 1992, 7:05 PM EDT  
Att: 39,344 - Cloudy - 79 F

AB 34  
R 8  
H 12  
RBI 7  
BB 8  
SO 8  
LOB 24





Batter	1	2	3	4	5	6	7	8	9	AB	R	H	RBI	BB	SO	LOB	TOP			
Devon White, S (1.8) OBP: 0.287, SLG: 0.372	G4-3		G3-6-3		F8		K		G1-3	5	0	0	0	0	1	6				
Roberto Alomar, S (1.4) OBP: 0.412, SLG: 0.448	F7			BB 1B						3	1	2	1	1	0	0				
Joe Carter, R (1.9) OBP: 0.314, SLG: 0.490	F9			K	P4				G1-2-3	4	0	0	0	0	1	6				
Dave Winfield, R (1.10) OBP: 0.381, SLG: 0.505		G2				K			K	3	0	0	0	1	2	0				
Candy Maldonado, R (1.7) OBP: 0.347, SLG: 0.451						K			F9	4	0	1	0	0	2	2				
Pat Tabler, R (1.3) OBP: 0.304, SLG: 0.276									G3-1	4	0	1	1	0	0	1				
Jeff Kent, R (1.5) OBP: 0.326, SLG: 0.449										4	1	1	0	0	0	3				
Randy Knorr, R (1.2) OBP: 0.429, SLG: 0.429										4	0	2	0	0	0	0				
Manuel Lee, S (1.6) OBP: 0.339, SLG: 0.312										3	0	2	0	1	0	1				
<b>Inning Stats</b>	R: 0 E: 0 K: 0 S: 6	H: 0 LOB: 0 BB: 0 P: 7	R: 0 E: 0 K: 0 S: 9	H: 1 LOB: 1 BB: 0 P: 13	R: 0 E: 0 K: 0 S: 3	H: 0 LOB: 0 BB: 1 P: 8	R: 1 E: 0 K: 2 S: 12	H: 2 LOB: 2 BB: 1 P: 21	R: 0 E: 0 K: 2 S: 10	H: 0 LOB: 0 BB: 0 P: 15	R: 1 E: 0 K: 1 S: 18	H: 4 LOB: 2 BB: 0 P: 26	R: 0 E: 0 K: 1 S: 6	H: 0 LOB: 0 BB: 0 P: 7	R: 0 E: 0 K: 0 S: 12	H: 1 LOB: 1 BB: 0 P: 17	1B: 8 2B: 1 3B: 0 HR: 0	SF: 0 SAC: 0 DP: 2 HBP: 0	WP: 0 PB: 0 SB: 0 CS: 0	PA: 37
<b>PITCHER</b>	IP	WLS	BF	H	R	ER	SO	BB	IBB	HBP	BLK	WP	HR	S	P	ERA	WHIP			
Dave Haas, R (1.1) ERA: 2.45	6.1	W	29	8	2	2	5	3	0	0	0	0	0	65	101	2.84	1.737			
John Kieley, R (7.1) ERA: 2.41	2.2		8	1	0	0	1	0	0	0	0	0	0	22	29	0.00	0.375			

Toronto Blue Jays @ Detroit Tigers  
Tiger Stadium, Detroit, MI  
Sun Aug 09 1992, 3:33 AM EDT  
Att: 40,035 - Sunny - 79 F

AB 34  
R 2  
H 9  
RBI 2  
BB 3  
SO 6  
LOB 19



Batter	1	2	3	4	5	6	7	8	9	AB	R	H	RBI	BB	SO	LOB	BOTTOM			
Tony Phillips, S (1.4) OBP: 0.393, SLG: 0.405	G1-3		L9		G4-3	SF8		L7		4	0	0	1	0	0	1				
Dan Gladden, R (1.7) OBP: 0.321, SLG: 0.358	L6		HR		L7	3B		K		4	2	1	1	1	1	1				
Travis Fryman, R (1.6) OBP: 0.319, SLG: 0.455	F7		HR							4	1	2	4	0	0	0				
Cecil Fielder, R (1.3) OBP: 0.317, SLG: 0.466										3	1	1	0	1	0	1				
Mickey Tettleton, S (1.2) OBP: 0.383, SLG: 0.485										2	1	2	0	2	0	0				
Mark Carreon, R (1.9) OBP: 0.278, SLG: 0.359										3	1	0	0	1	1	4				
Skeeter Barnes, R (1.10) OBP: 0.283, SLG: 0.396										4	1	3	1	0	0	1				
Scott Livingstone, L (1.5) OBP: 0.326, SLG: 0.344										4	1	1	2	0	0	4				
Gary Pettis, S (1.8) OBP: 0.304, SLG: 0.258										2	1	0	0	2	1	0				
<b>Inning Stats</b>	R: 0 E: 0 K: 0 S: 9	H: 3 LOB: 2 BB: 0 P: 14	R: 2 E: 0 K: 0 S: 7	H: 1 LOB: 0 BB: 1 P: 16	R: 0 E: 0 K: 0 S: 6	H: 1 LOB: 1 BB: 1 P: 14	R: 0 E: 0 K: 1 S: 8	H: 0 LOB: 0 BB: 0 P: 9	R: 7 E: 0 K: 0 S: 21	H: 5 LOB: 1 BB: 3 P: 41	R: 0 E: 0 K: 1 S: 8	H: 0 LOB: 0 BB: 1 P: 14	R: 0 E: 0 K: 1 S: 9	H: 0 LOB: 1 BB: 1 P: 16	1B: 6 2B: 2 3B: 1 HR: 1	SF: 1 SAC: 0 DP: 2 HBP: 0	WP: 0 PB: 0 SB: 0 CS: 1	PA: 38		
<b>PITCHER</b>	IP	WLS	BF	H	R	ER	SO	BB	IBB	HBP	BLK	WP	HR	S	P	ERA	WHIP			
David Wells, L (1.1) ERA: 4.42	5.1	L	26	8	7	7	1	4	0	0	0	0	0	54	99	11.81	2.250			
Mark Eichhorn, R (6.1) ERA: 2.53	0.2		5	2	2	2	0	1	0	0	0	0	0	9	15	27.00	4.500			
Pat Hentgen, R (7.1) ERA: 5.32	2.0		7	0	0	0	2	2	0	0	0	0	0	17	30	0.00	1.000			

Toronto Blue Jays @ Detroit Tigers  
Tiger Stadium, Detroit, MI  
Sun Aug 09 1992, 3:33 AM EDT  
Att: 40,035 - Sunny - 79 F

AB 30  
R 9  
H 10  
RBI 9  
BB 7  
SO 3  
LOB 12





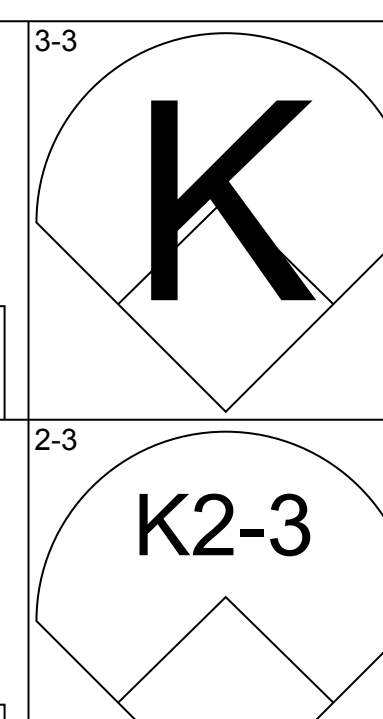
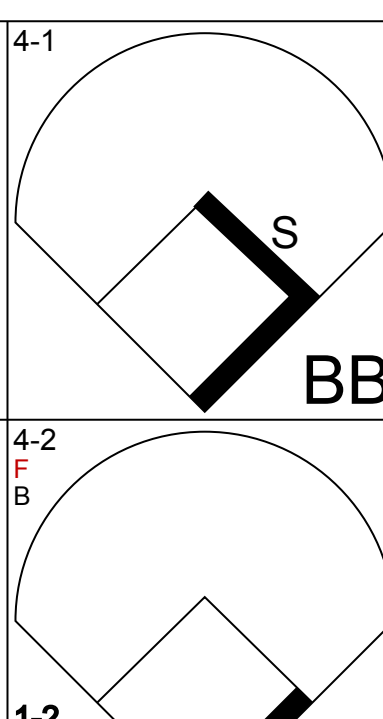
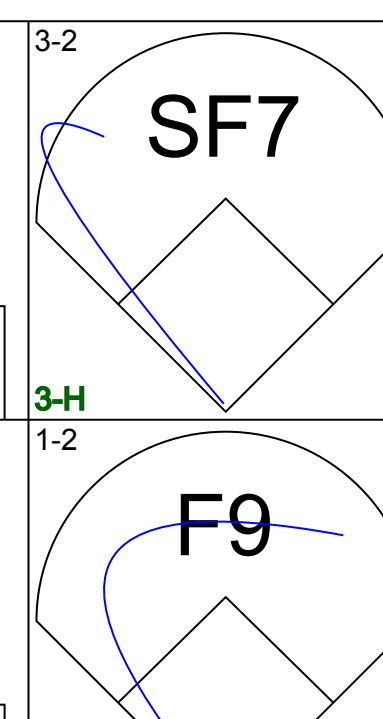
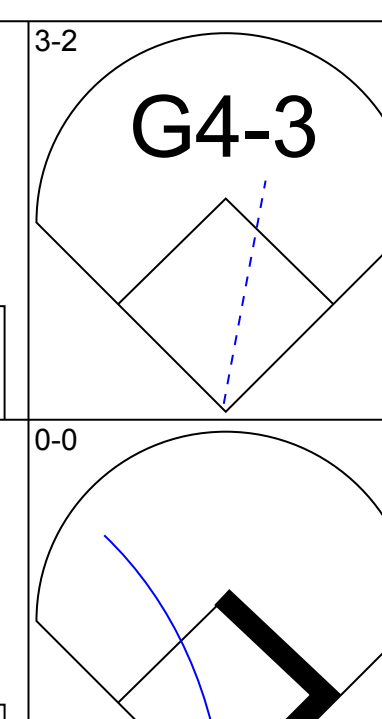
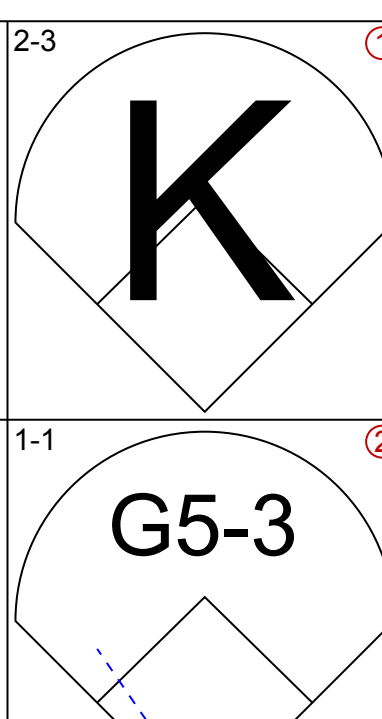
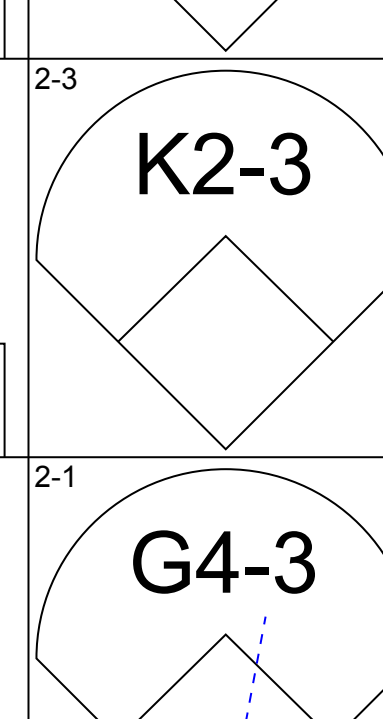
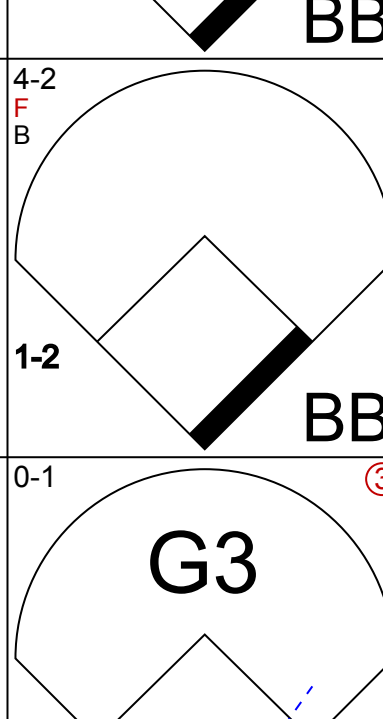
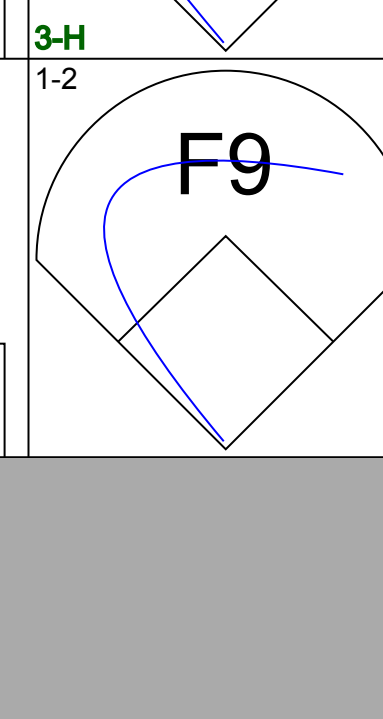
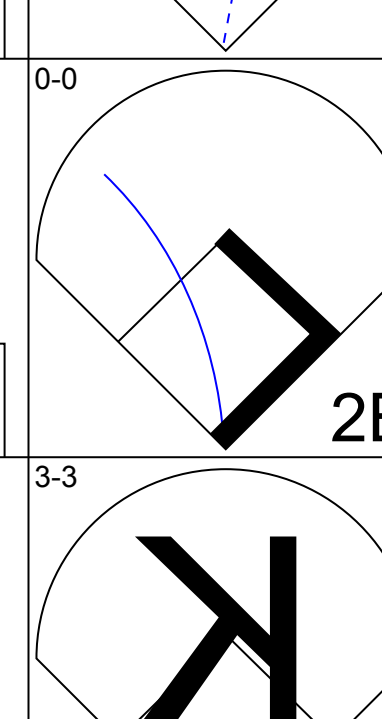
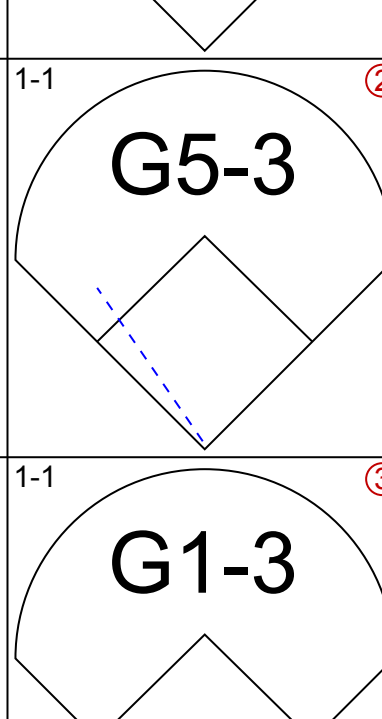
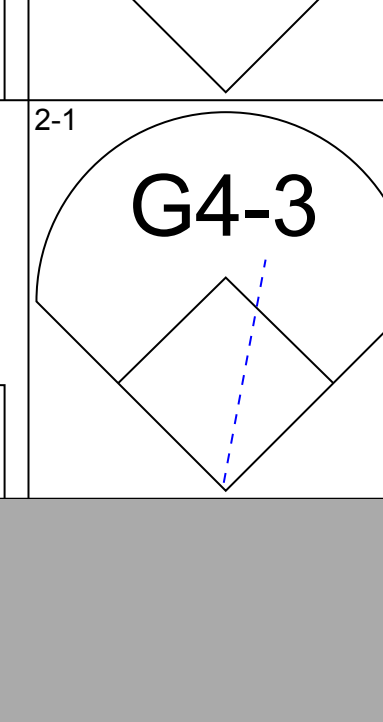
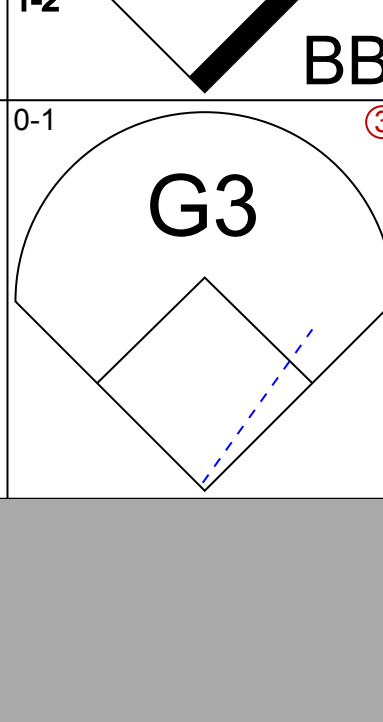
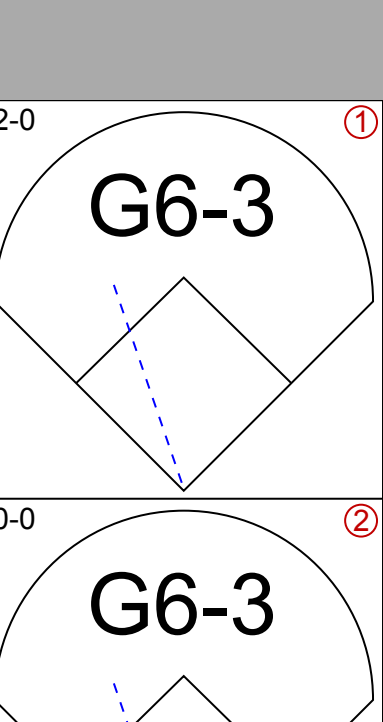
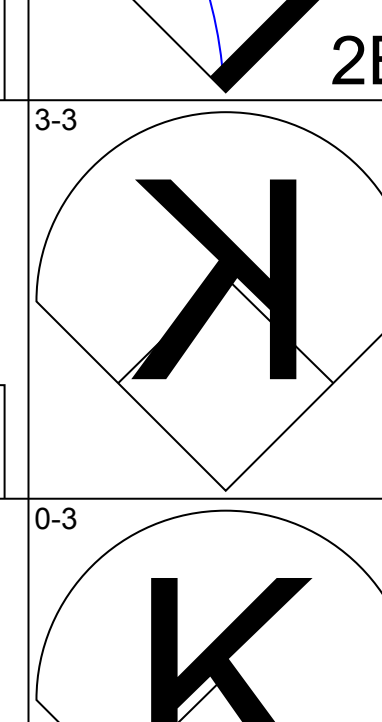
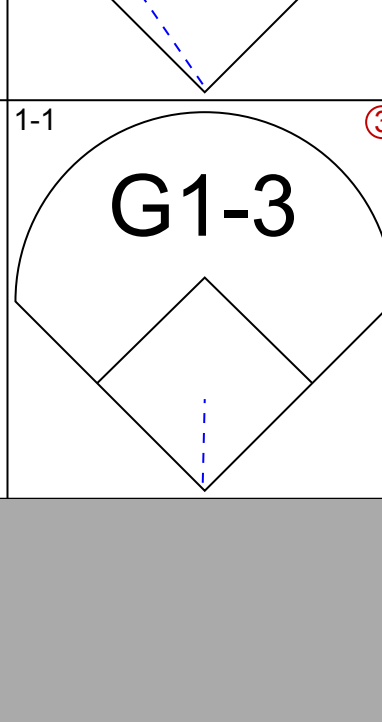
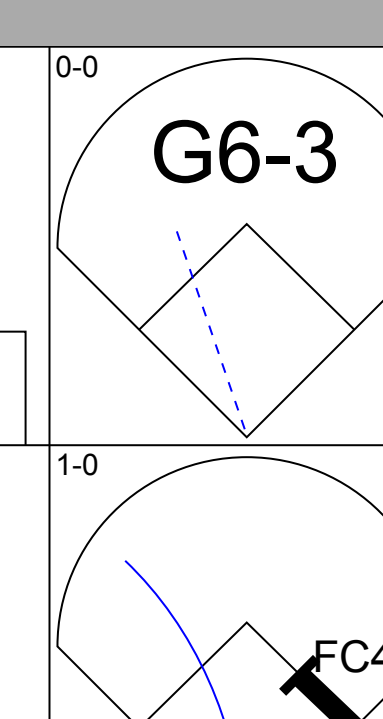
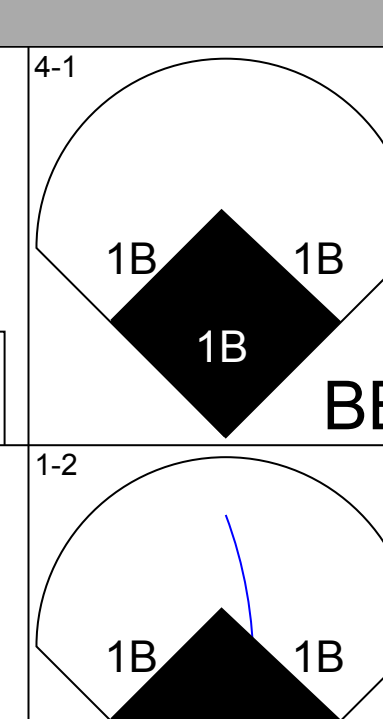
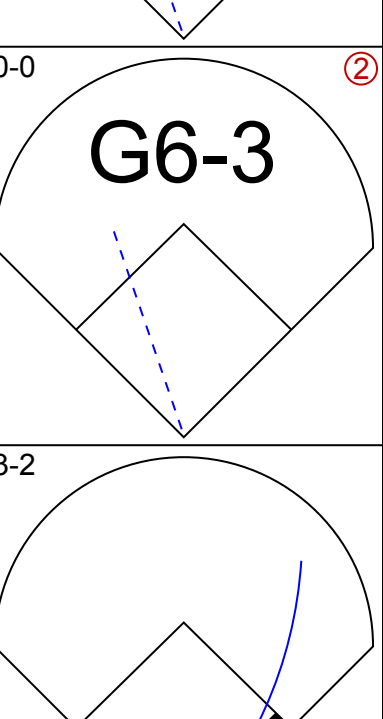
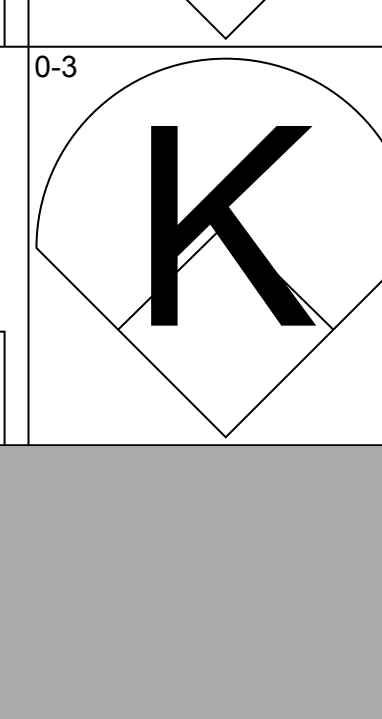
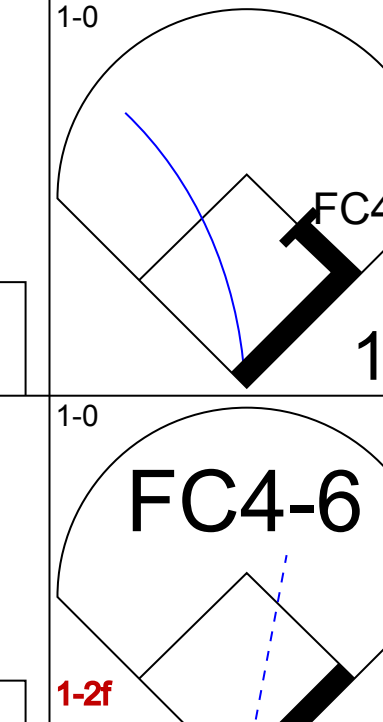
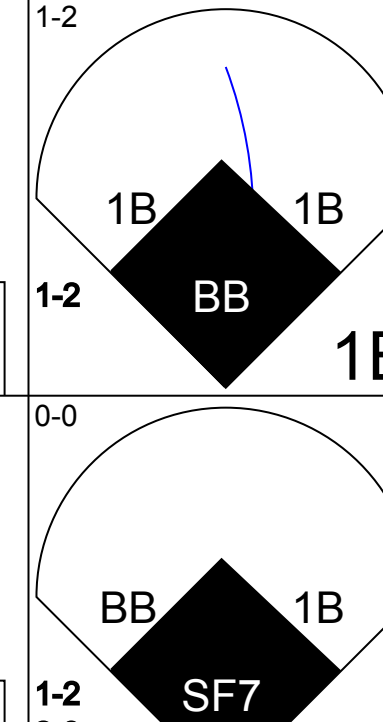
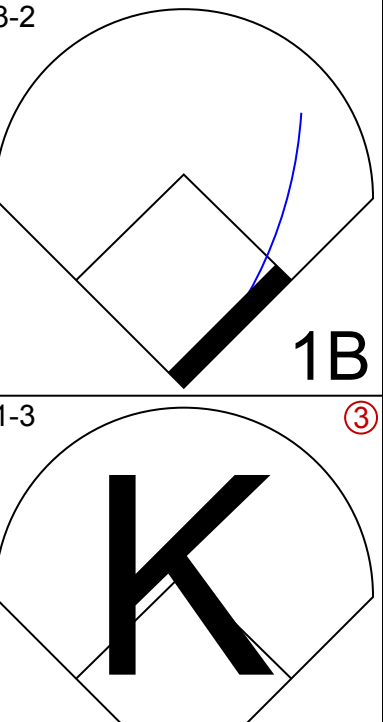
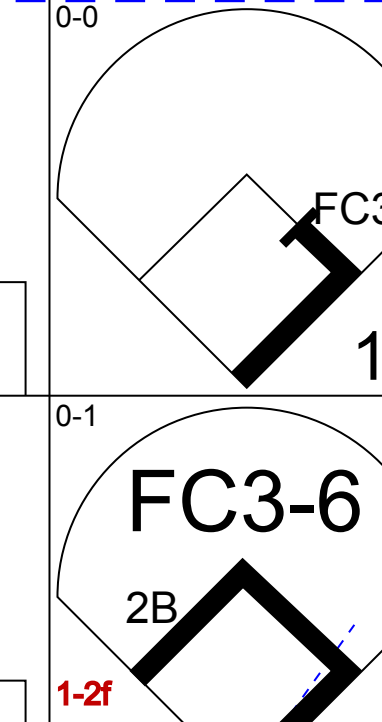
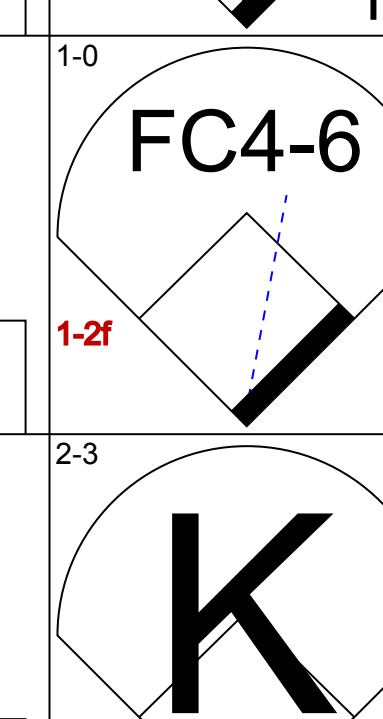
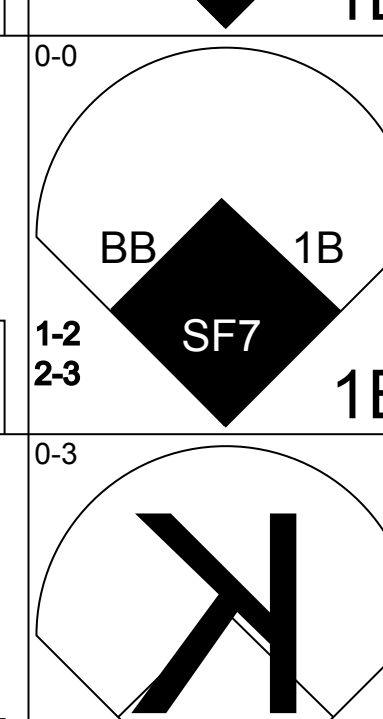
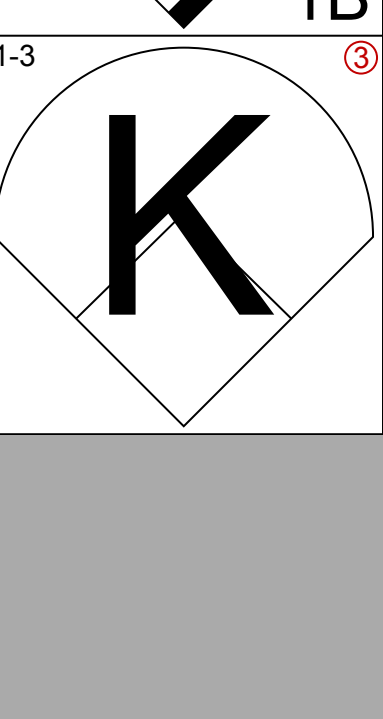
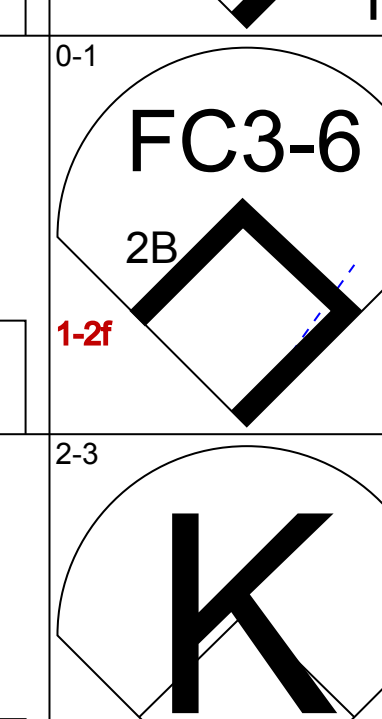
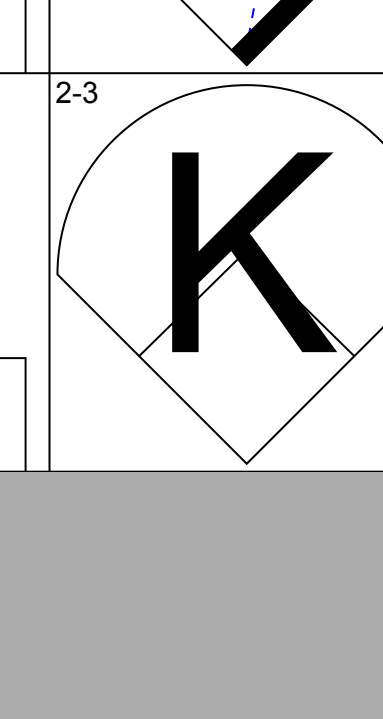
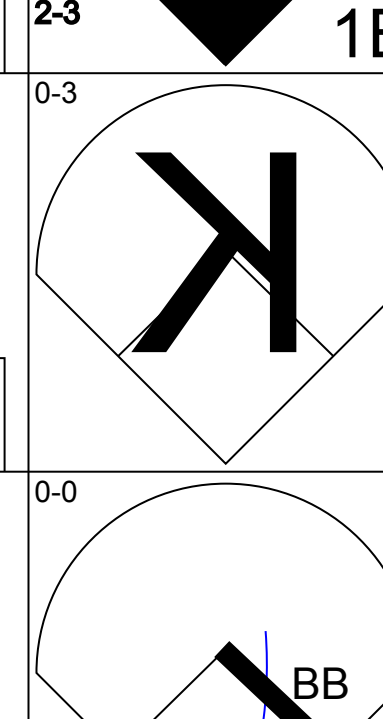
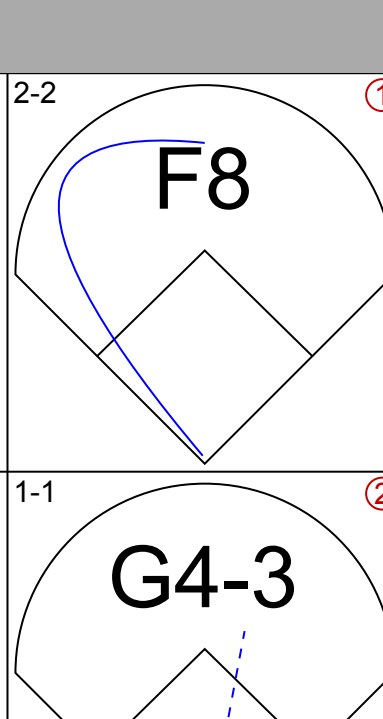
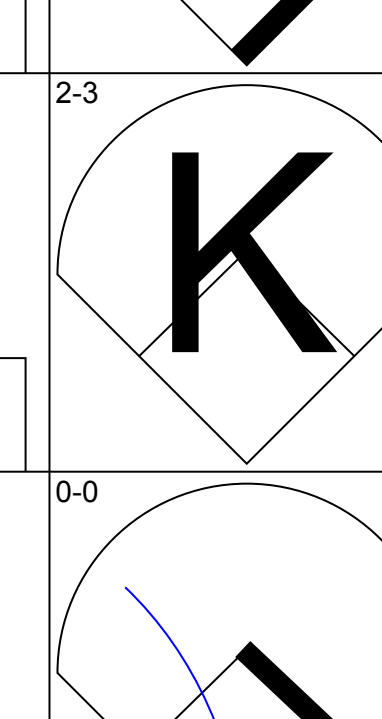
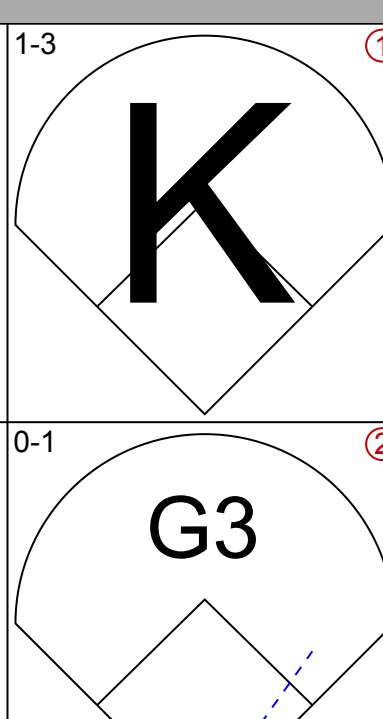
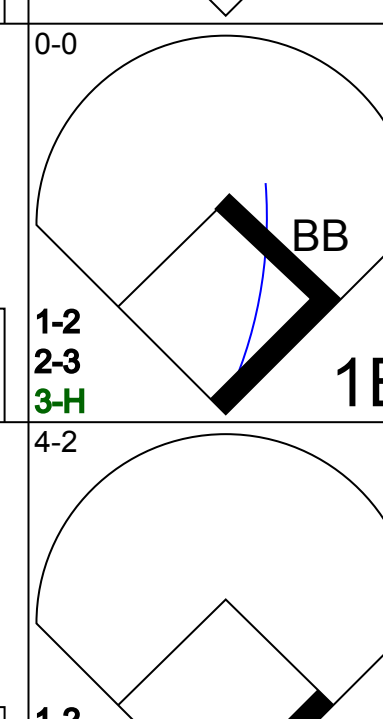
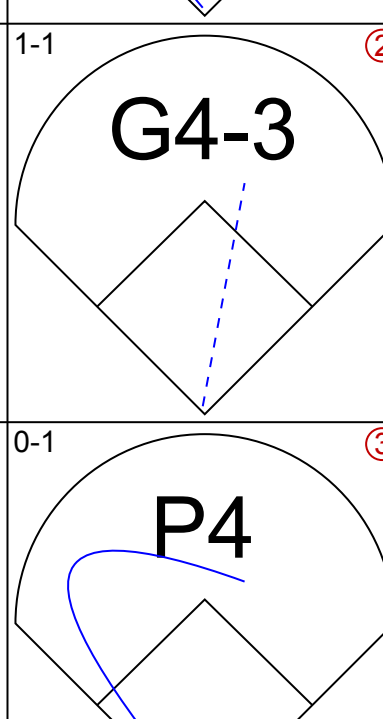
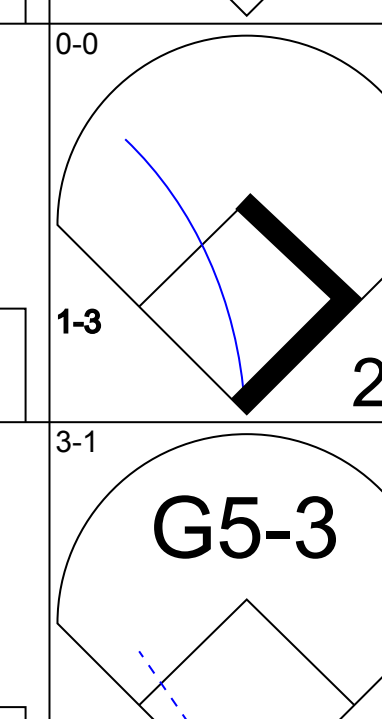
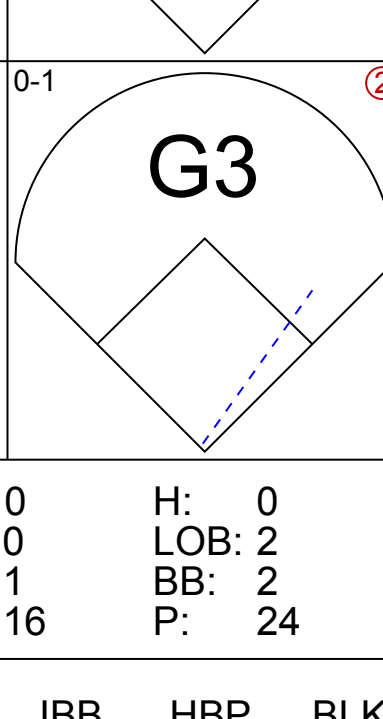
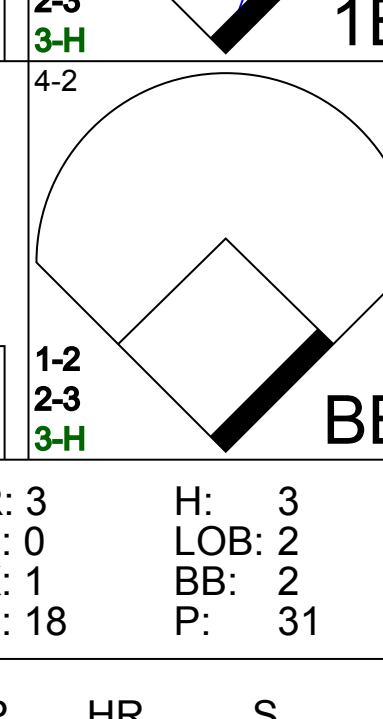
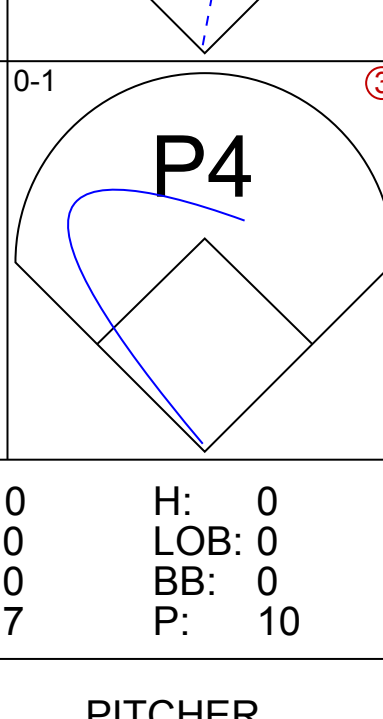
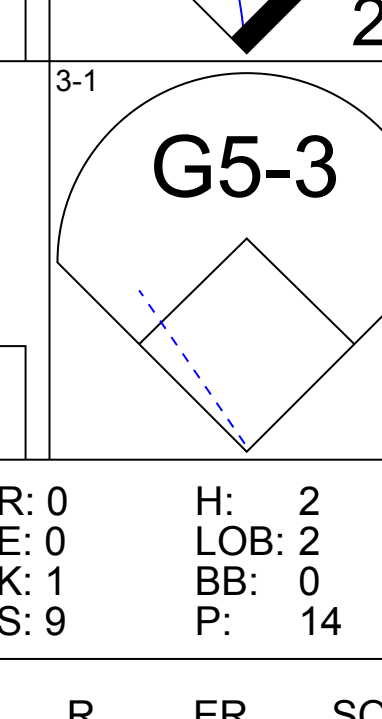
Batter	1	2	3	4	5	6	7	8	9	AB	R	H	RBI	BB	SO	LOB	TOP								
<b>Brady Anderson, L</b> (1, 7) OBP: 0.369, SLG: 0.455										3	0	1	1	1	2	0	<b>Baltimore Orioles @ Toronto Blue Jays</b> SkyDome, Toronto, ON Mon Aug 10 1992, 7:05 PM EDT Att: 50,395 - Dome - 70 F								
<b>Mike Devereaux, R</b> (1, 8) OBP: 0.316, SLG: 0.458										5	0	2	0	0	1	5									
<b>Cal Ripken Jr., R</b> (1, 6) OBP: 0.339, SLG: 0.377										3	1	1	1	0	0	2									
<b>Glenn Davis, R</b> (1, 10) OBP: 0.361, SLG: 0.469										4	0	0	0	0	1	3									
<b>Randy Milligan, R</b> (1, 3) OBP: 0.398, SLG: 0.365										3	0	2	1	1	0	0									
<b>Joe Orsulak, L</b> (1, 9) OBP: 0.367, SLG: 0.400										4	1	1	0	0	0	2									
<b>Leo Gomez, R</b> (1, 5) OBP: 0.366, SLG: 0.437										3	1	0	0	1	1	2									
<b>Billy Ripken, R</b> (1, 4) OBP: 0.278, SLG: 0.342										3	0	0	0	0	0	1									
<b>David Segui, S</b> (9, PH) OBP: 0.312, SLG: 0.314										1	0	1	0	0	0	0									
<b>Jeff Tackett, R</b> (1, 2) OBP: 0.295, SLG: 0.388										2	1	0	0	1	1	0									
<b>Chito Martinez, L</b> (9, PH) OBP: 0.357, SLG: 0.417										1	0	1	1	0	0	0									
<b>Inning Stats</b>	R: 1 E: 0 K: 1 S: 11	H: 3 LOB: 2 BB: 0 P: 18	R: 0 E: 0 K: 1 S: 7	H: 0 LOB: 0 BB: 0 P: 12	R: 1 E: 0 K: 0 S: 9	H: 0 LOB: 1 BB: 2 P: 17	R: 0 E: 0 K: 0 S: 10	H: 1 LOB: 1 BB: 0 P: 13	R: 0 E: 0 K: 1 S: 11	H: 1 LOB: 1 BB: 0 P: 19	R: 0 E: 0 K: 0 S: 10	H: 0 LOB: 1 BB: 1 P: 17	R: 0 E: 0 K: 1 S: 9	H: 0 LOB: 0 BB: 0 P: 13	R: 0 E: 0 K: 1 S: 8	H: 1 LOB: 0 BB: 0 P: 11	R: 2 E: 0 K: 0 S: 14	H: 3 LOB: 2 BB: 1 P: 22	1B: 9 2B: 0 3B: 0 HR: 0	SF: 2 SAC: 0 DP: 1 HBP: 0	WP: 0 PB: 0 SB: 1 CS: 0	PA: 38			
<b>PITCHER</b>	IP	WLS	BF	H	R	ER	SO	BB	IBB	HBP	BLK	WP	HR	S	P	ERA	WHIP								
<b>Todd Stottlemyre, R</b> (1, 1) ERA: 4.88	7.0	W	28	5	2	2	5	3	0	0	0	0	0	67	109	2.57	1.143								
<b>Duane Ward, R</b> (8, 1) ERA: 2.43	1.0		3	1	0	0	1	0	0	0	0	0	0	8	11	0.00	1.000								
<b>Tom Henke, R</b> (9, 1) ERA: 2.52	1.0		7	3	2	2	0	1	0	0	0	0	0	14	22	18.00	4.000								

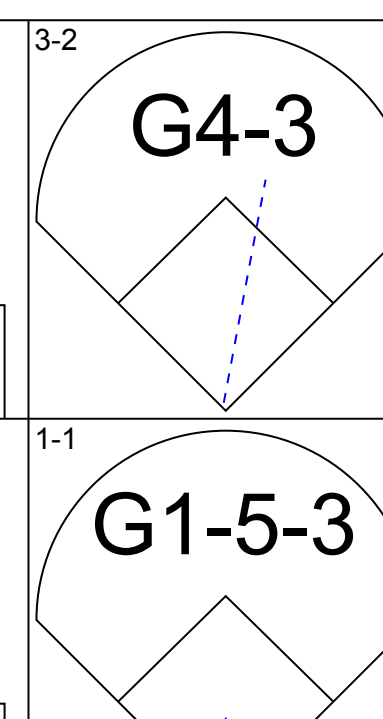
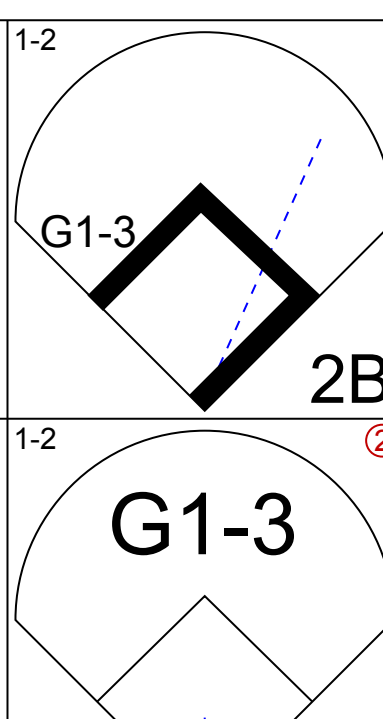
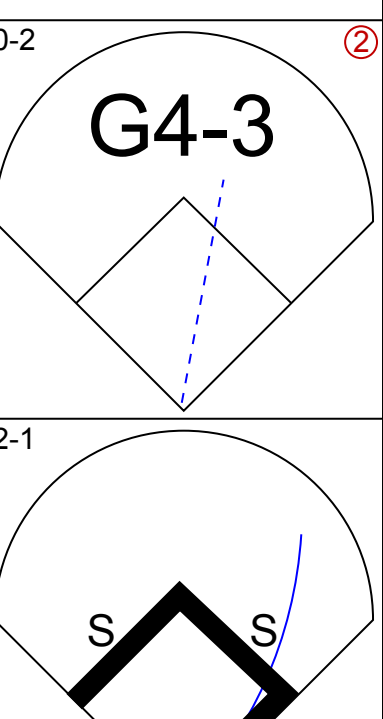
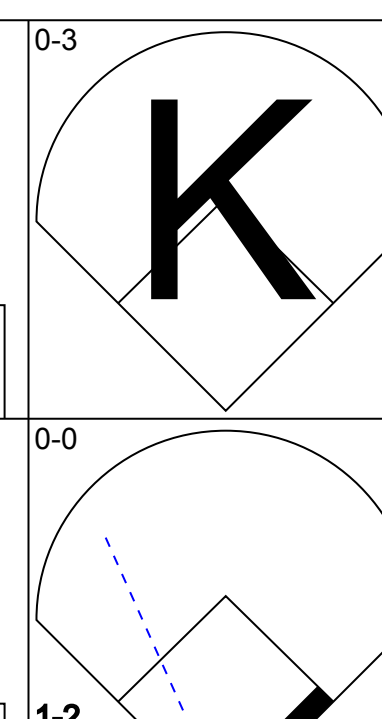
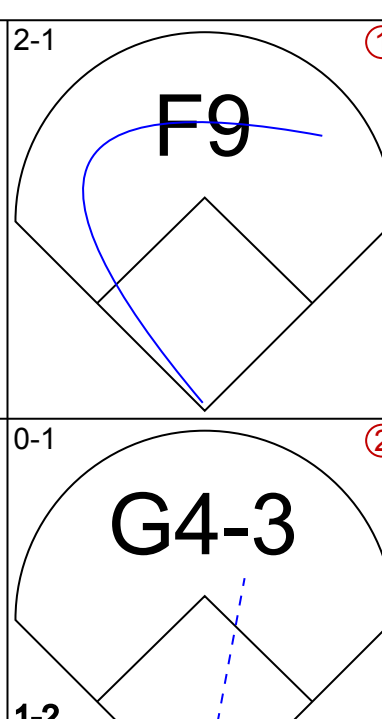
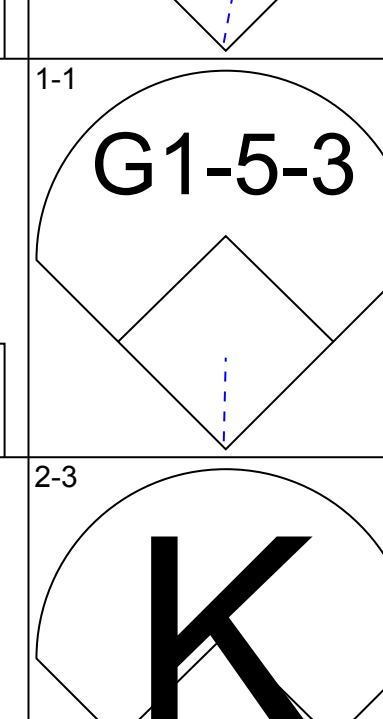
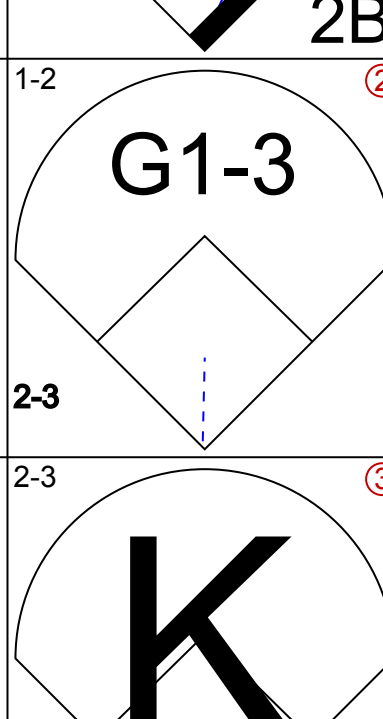
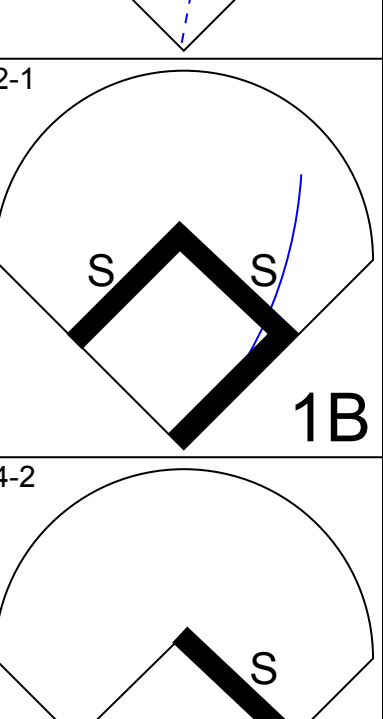
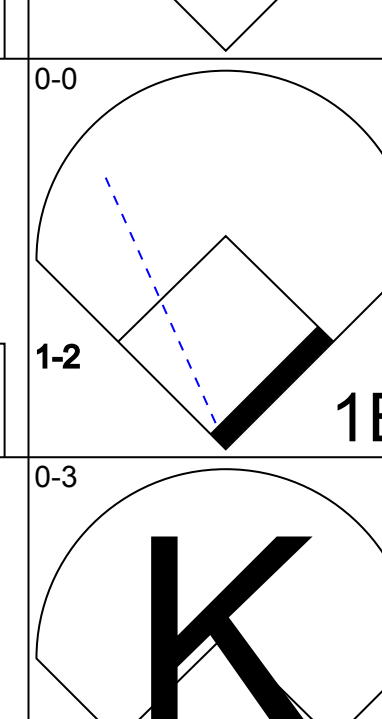
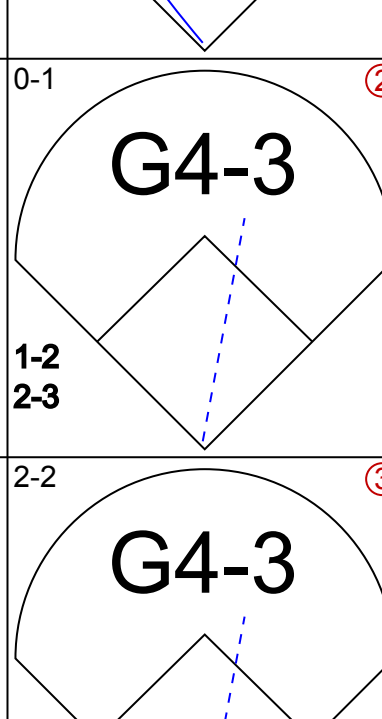
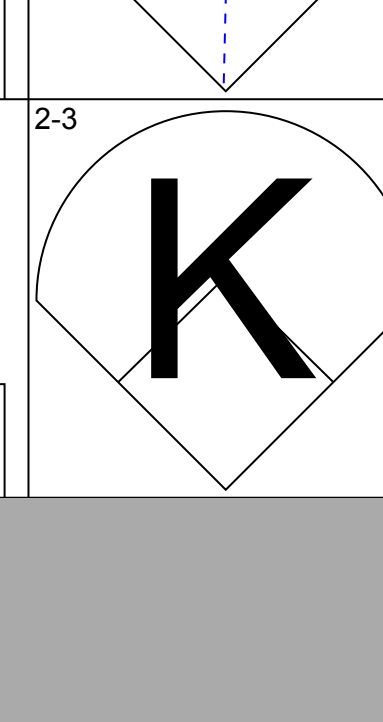
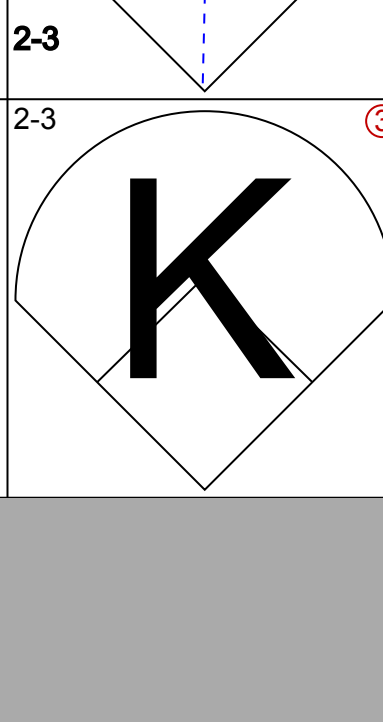
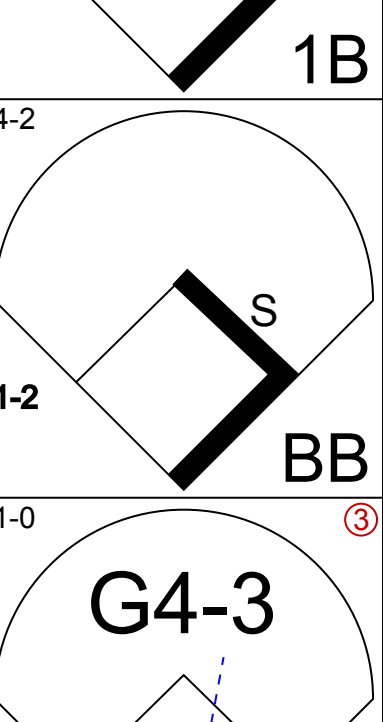
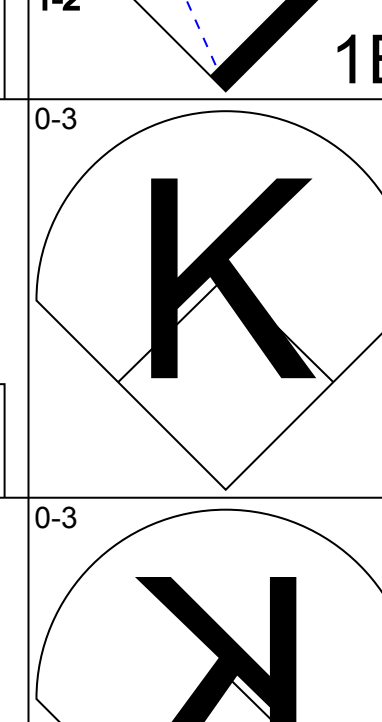
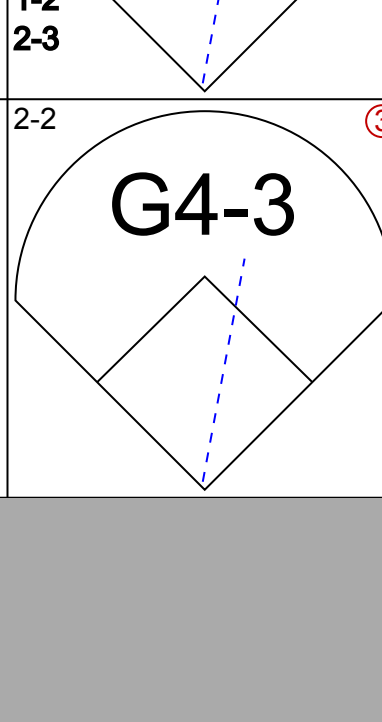
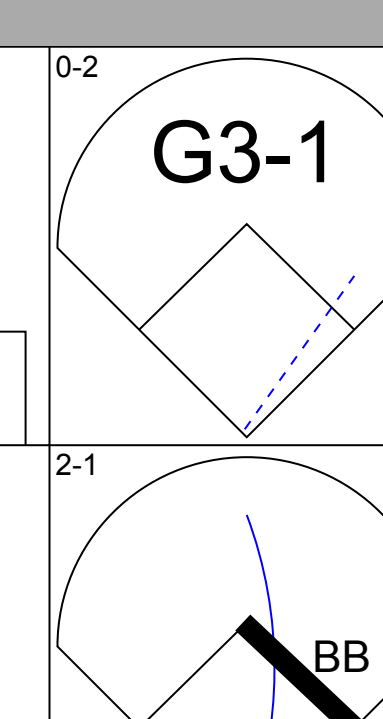
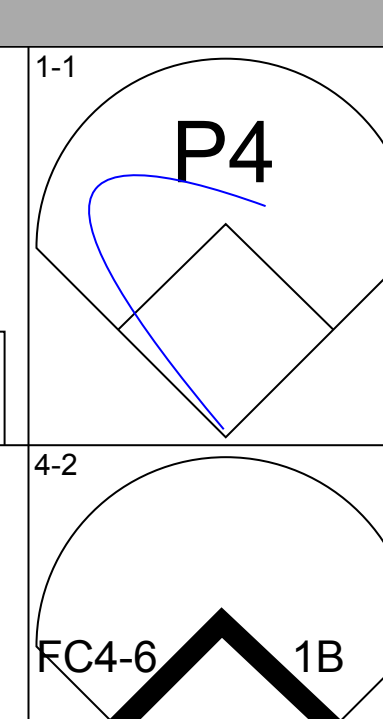
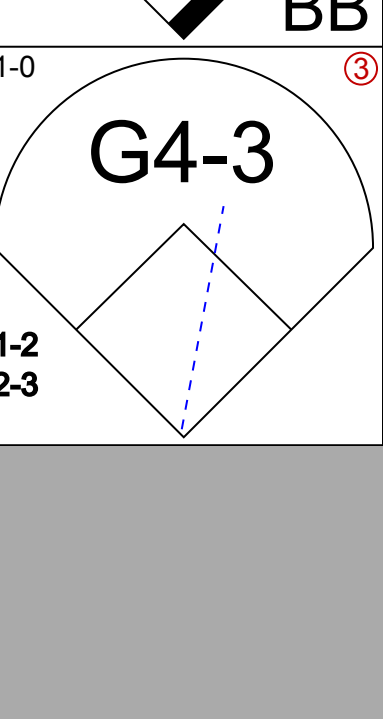

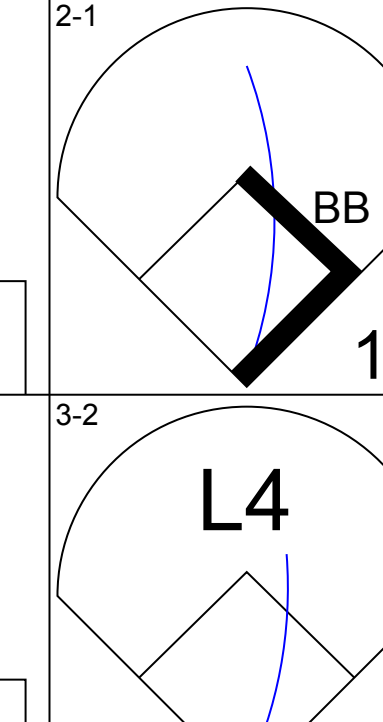
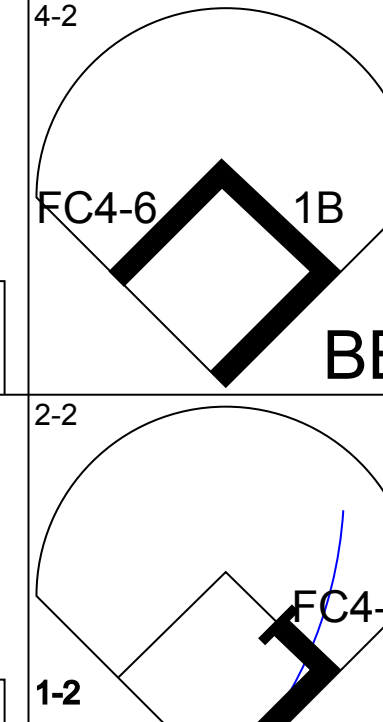
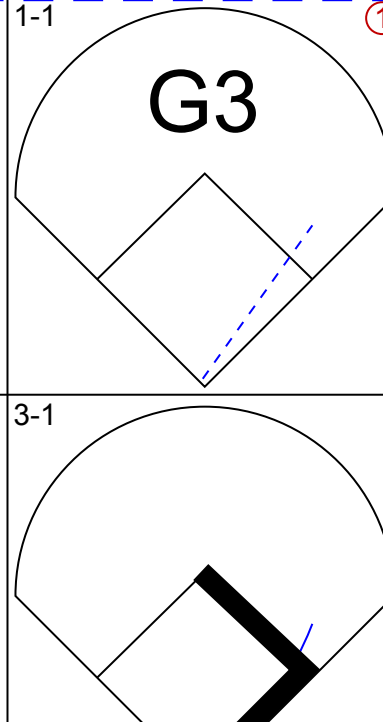
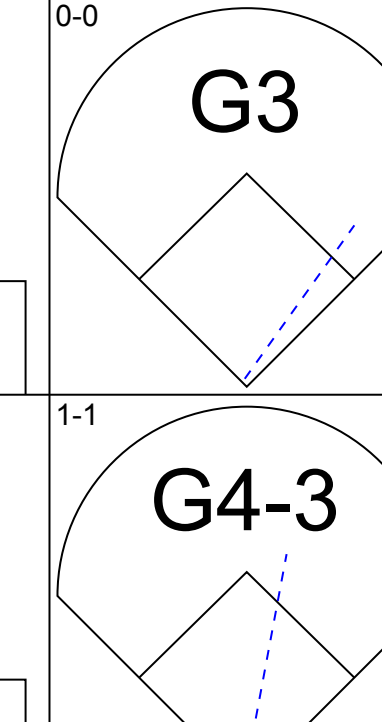
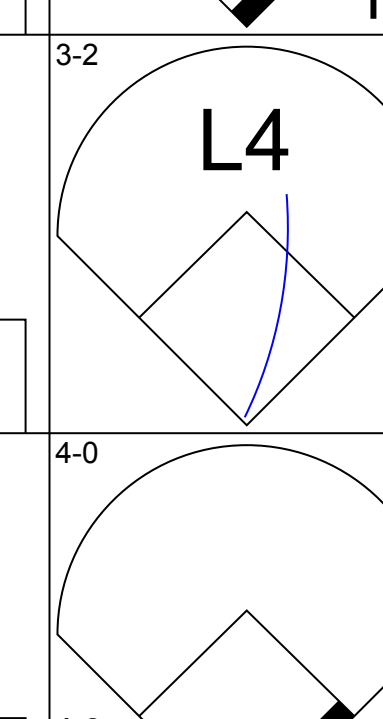
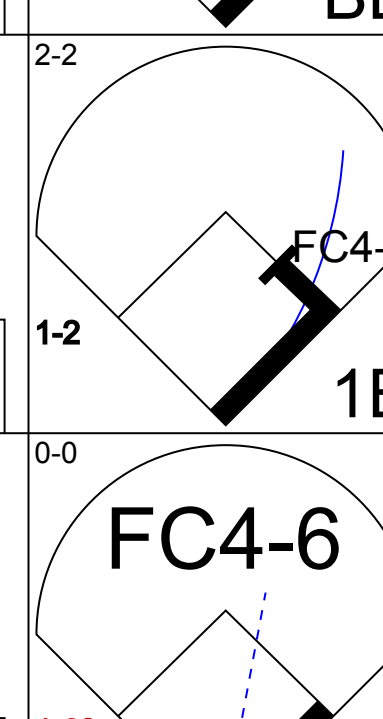
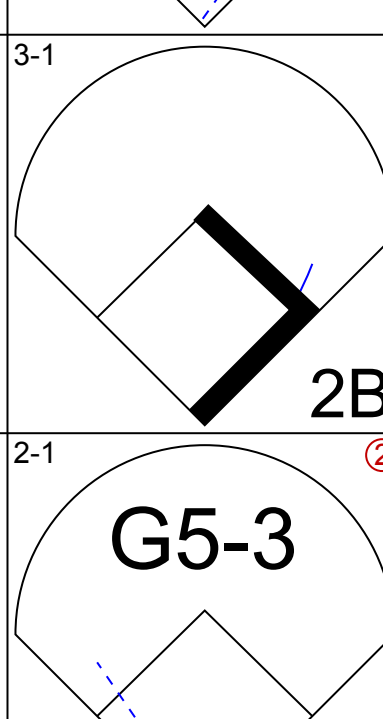
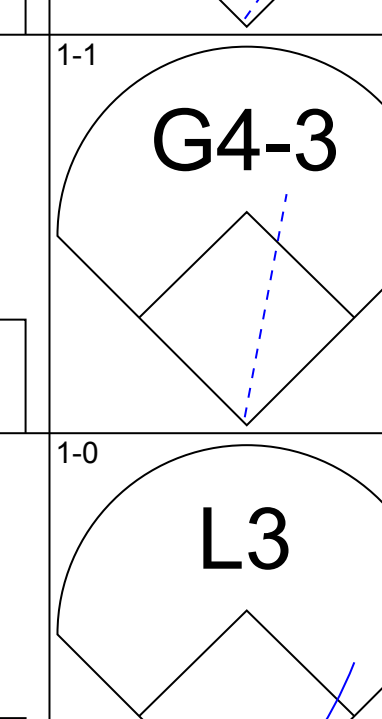
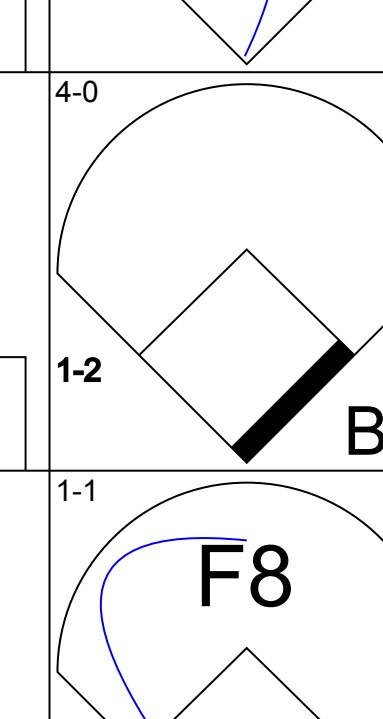
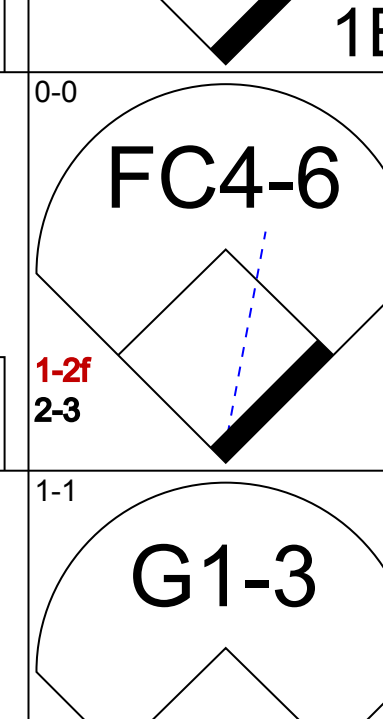
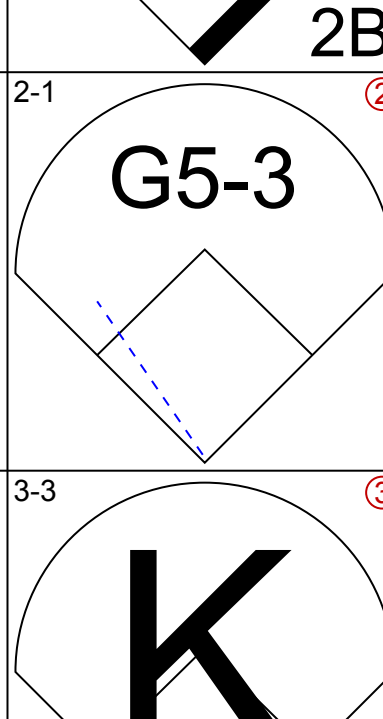
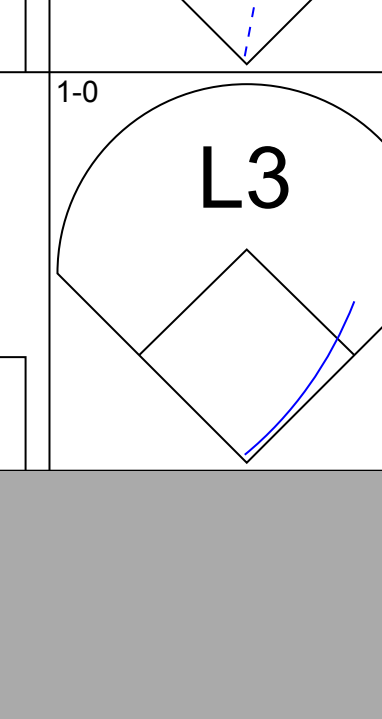
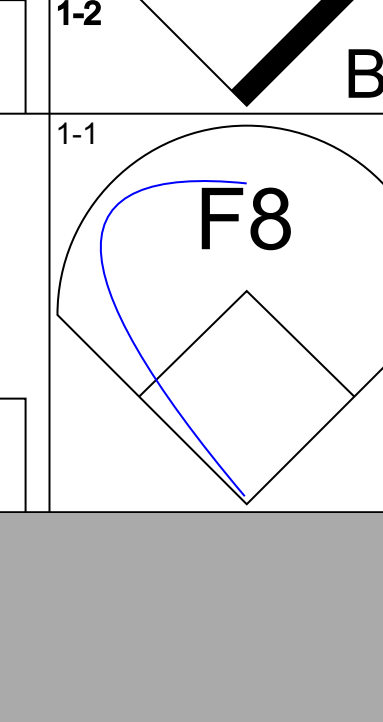
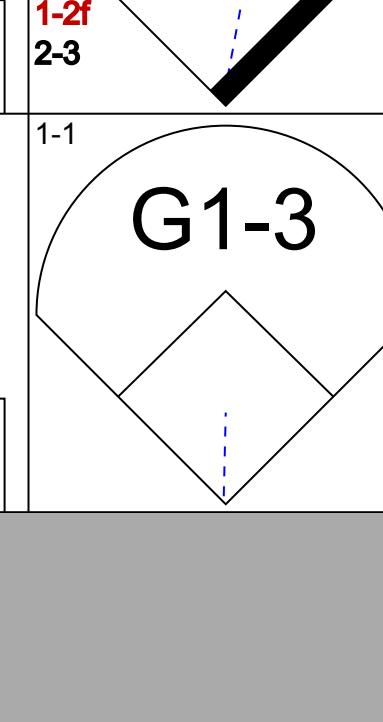
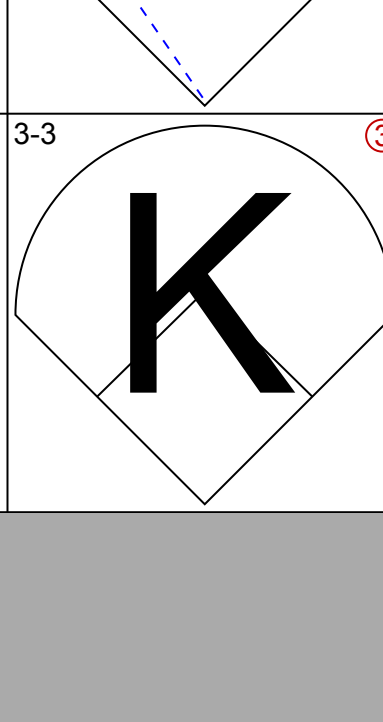

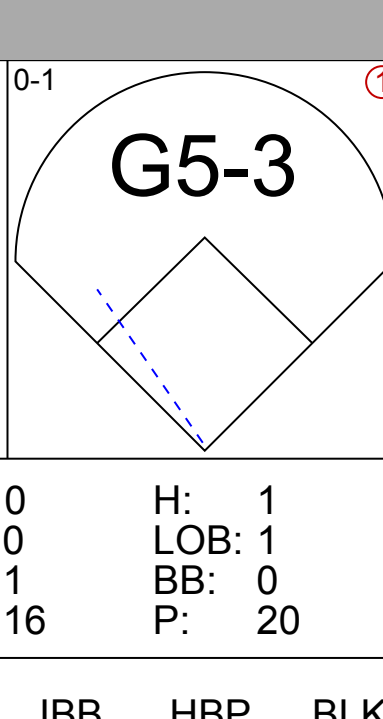
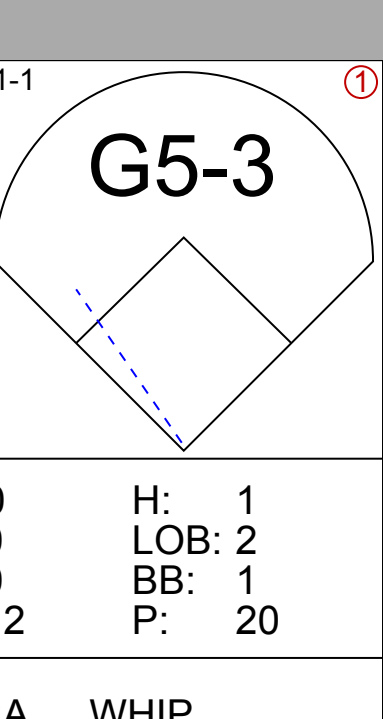
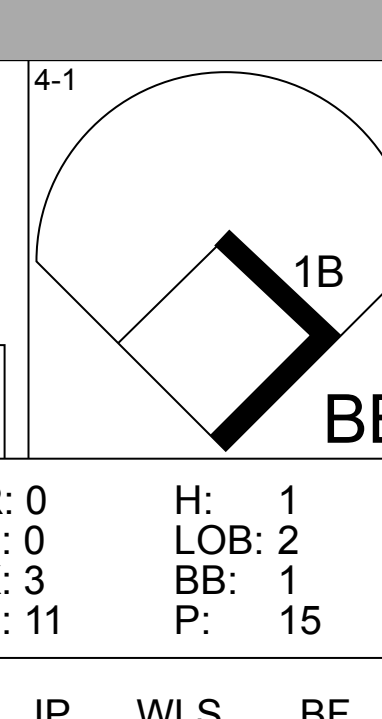
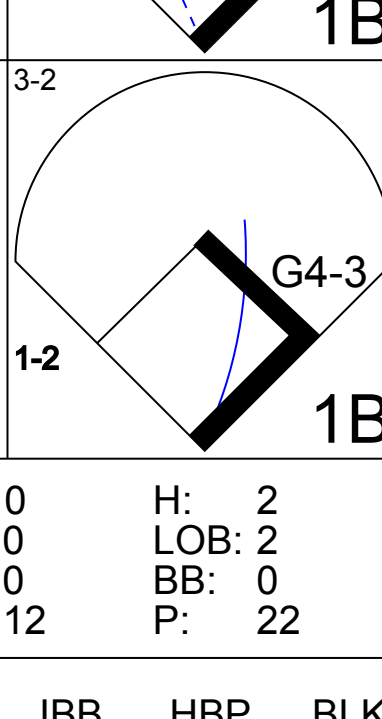
Batter	1	2	3	4	5	6	7	8	9	AB	R	H	RBI	BB	SO	LOB	BOTTOM								
<b>Devon White, S</b> (1, 8) OBP: 0.287, SLG: 0.370										5	1	1	0	0	0	0	<b>Baltimore Orioles @ Toronto Blue Jays</b> SkyDome, Toronto, ON Mon Aug 10 1992, 7:05 PM EDT Att: 50,395 - Dome - 70 F								
<b>Roberto Alomar, S</b> (1, 4) OBP: 0.410, SLG: 0.445										5	1	1	0	0	0	1									
<b>Joe Carter, R</b> (1, 9) OBP: 0.317, SLG: 0.500										5	3	3	2	0	0	1									
<b>Dave Winfield, R</b> (1, 10) OBP: 0.384, SLG: 0.516										3	1	2	3	1	0	1									
<b>John Olerud, L</b> (1, 3) OBP: 0.390, SLG: 0.459										3	1	2	1	0	0	1									
<b>Ed Sprague, R</b> (7, PH) OBP: 0.500, SLG: 0.500										1	0	1	0	0	0	0									
<b>Candy Maldonado, R</b> (1, 7) OBP: 0.349, SLG: 0.460										3	1	1	2	1	1	3									
<b>Kelly Gruber, R</b> (1, 5) OBP: 0.270, SLG: 0.387										4	0	0	0	0	0	6									
<b>Pat Borders, R</b> (1, 2) OBP: 0.299, SLG: 0.386										3	0	0	0	0	0	0									
<b>Manuel Lee, S</b> (1, 6) OBP: 0.335, SLG: 0.308										4	0	0	0	0	0	3									
<b>Inning Stats</b>	R: 2 E: 0 K: 0 S: 19	H: 3 LOB: 2 BB: 1 P: 29	R: 0 E: 0 K: 0 S: 9	H: 0 LOB: 0 BB: 0 P: 11	R: 3 E: 0 K: 0 S: 12	H: 3 LOB: 0 BB: 0 P: 18	R: 0 E: 0 K: 0 S: 9	H: 0 LOB: 0 BB: 0 P: 11	R: 1 E: 0 K: 1 S: 14	H: 2 LOB: 2 BB: 0 P: 20	R: 0 E: 0 K: 0 S: 5	H: 0 LOB: 0 BB: 0 P: 6	R: 2 E: 0 K: 0 S: 19	H: 3 LOB: 3 BB: 1 P: 36	R: 0 E: 0 K: 0 S: 6	H: 0 LOB: 0 BB: 0 P: 10	1B: 6 2B: 2 3B: 0 HR: 3	SF: 0 SAC: 0 DP: 0 HBP: 1	WP: 0 PB: 1 SB: 0 CS: 0	PA: 39					
<b>PITCHER</b>	IP	WLS	BF	H	R	ER	SO	BB	IBB	HBP	BLK	WP	HR	S	P	ERA	WHIP								
<b>35 Mike Mussina, R</b> (1, 1) ERA: 2.79	6.1	L	31	10	8	8	1	1	0	0	0	0	0	73	104	11.37	1.737								
<b>Mike Flanagan, L</b> (7, 1) ERA: 6.3	1.2		8	1	0	0	0	1	0	1	0	0	0	20	37	0.00	1.200								

AB	32
R	4
H	9
RBI	4
BB	4
SO	6
LOB	15



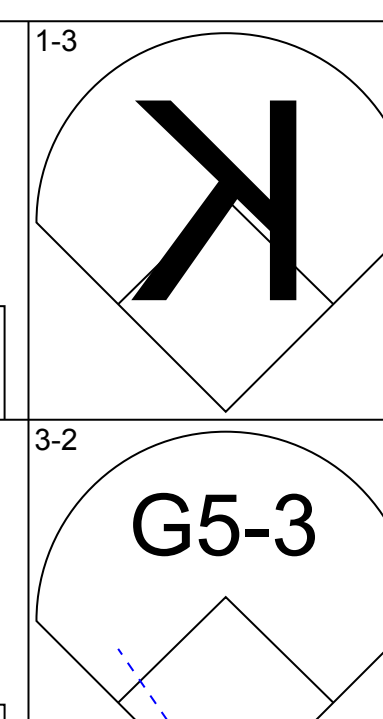
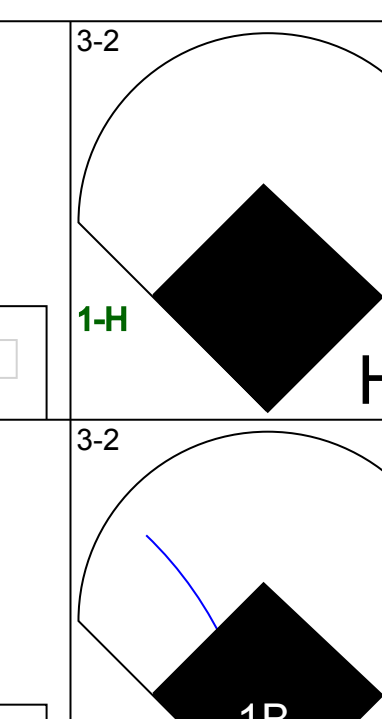
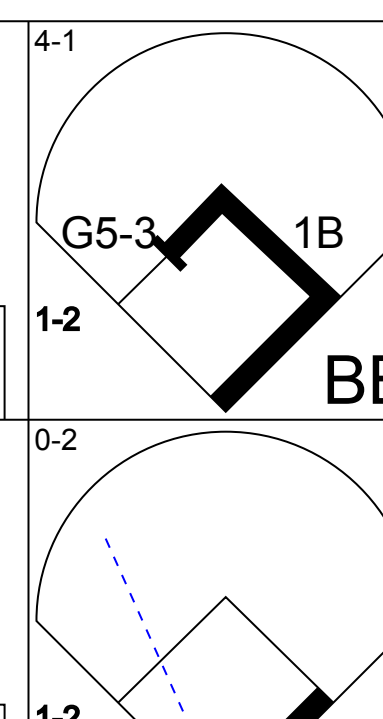
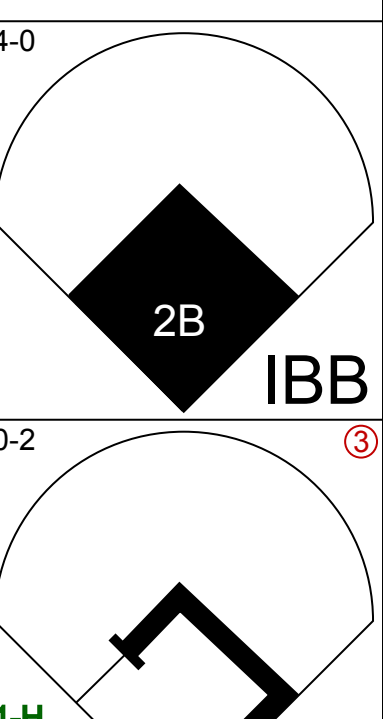
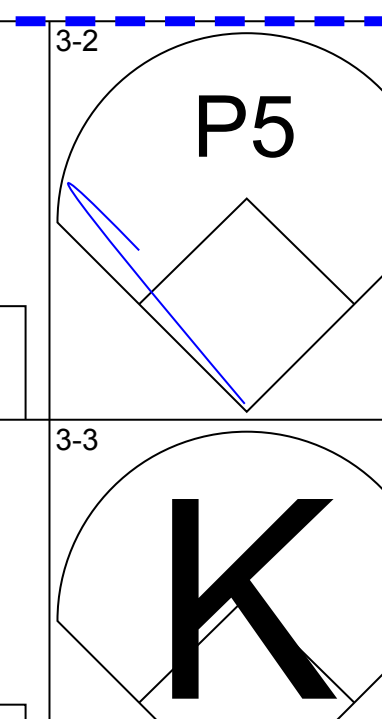
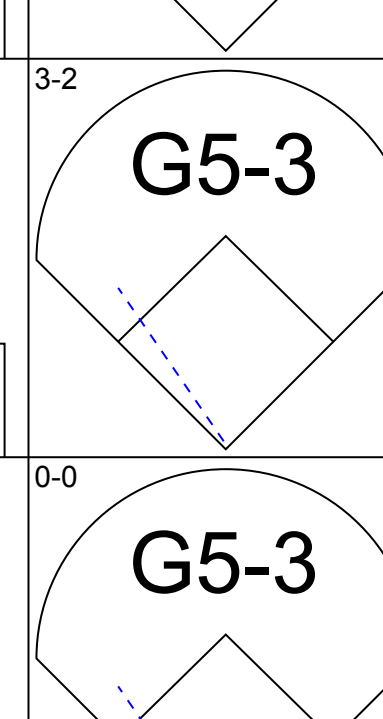
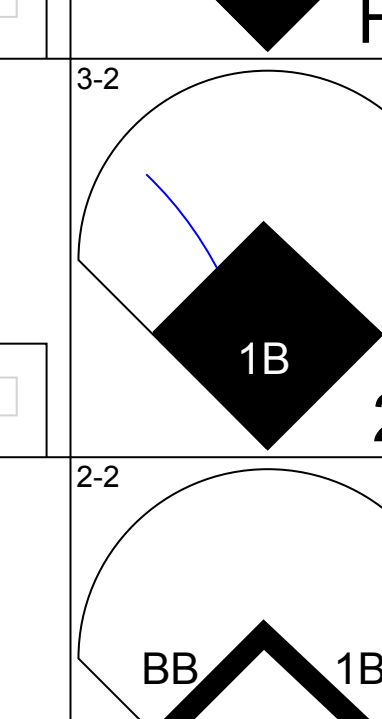
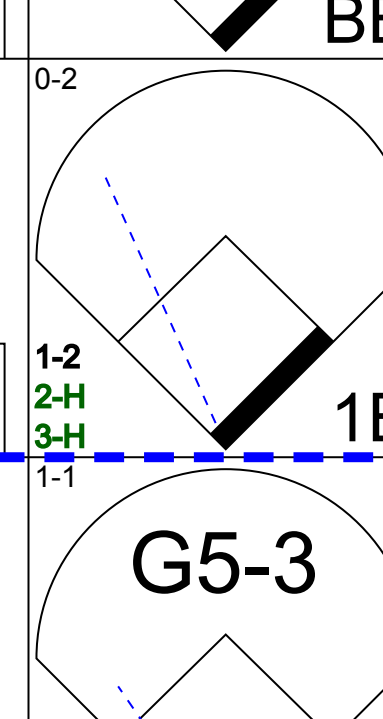
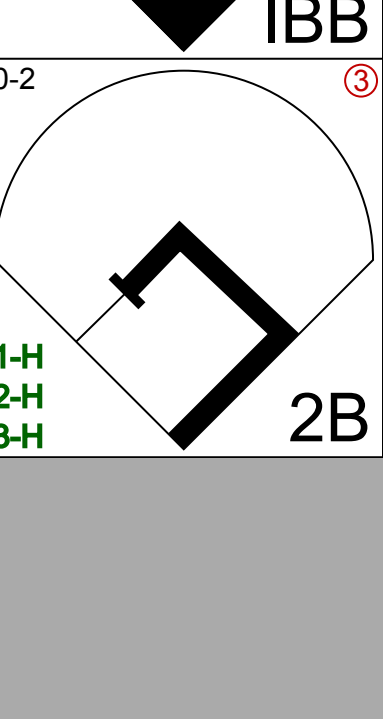
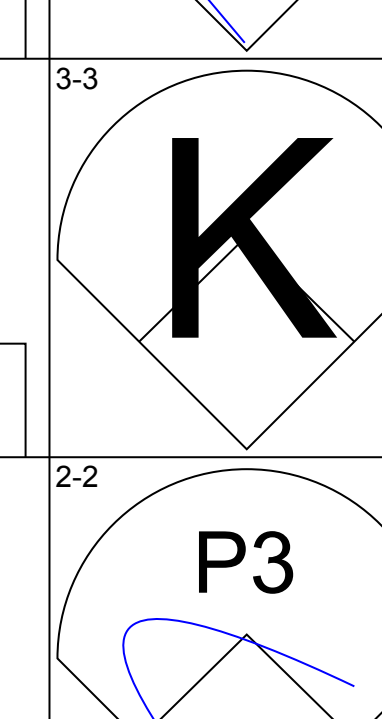
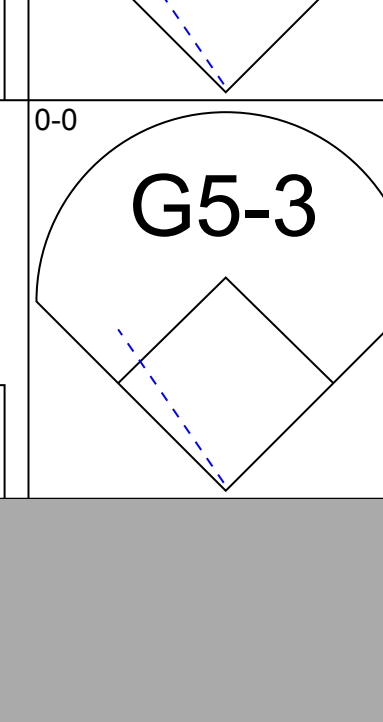
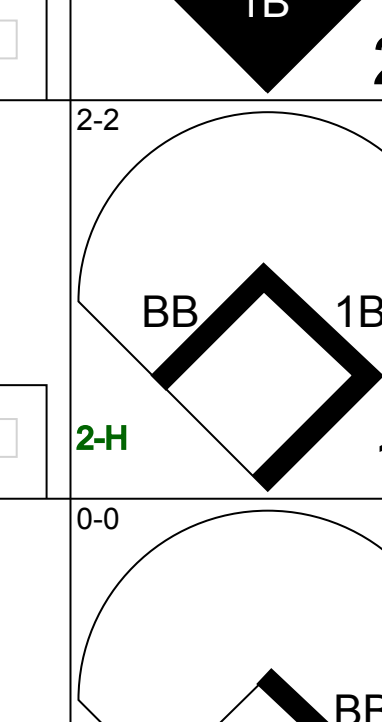
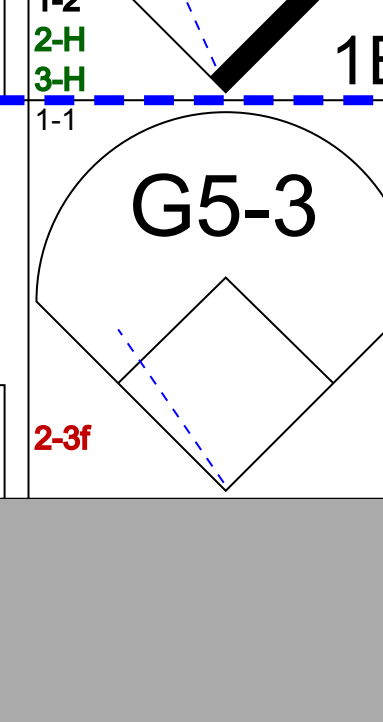
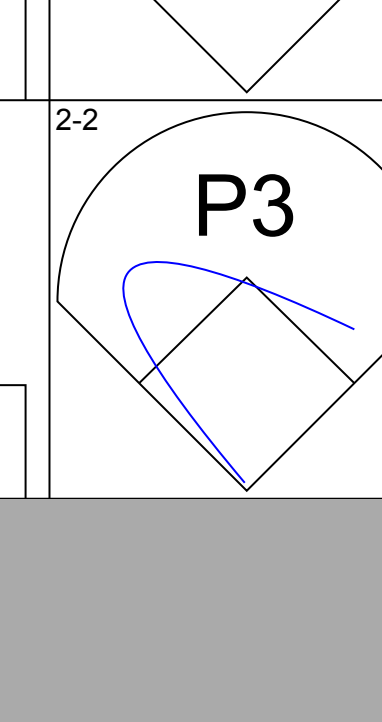
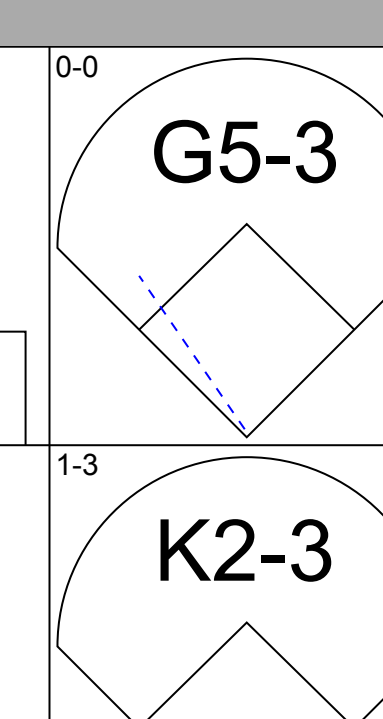
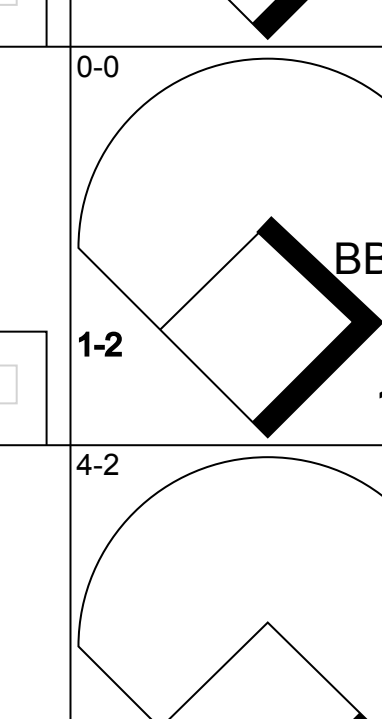
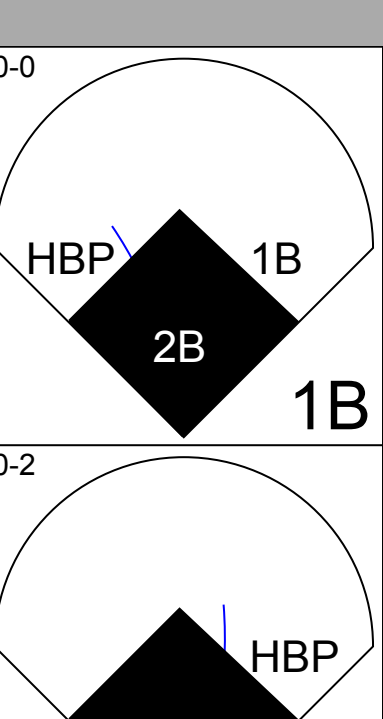

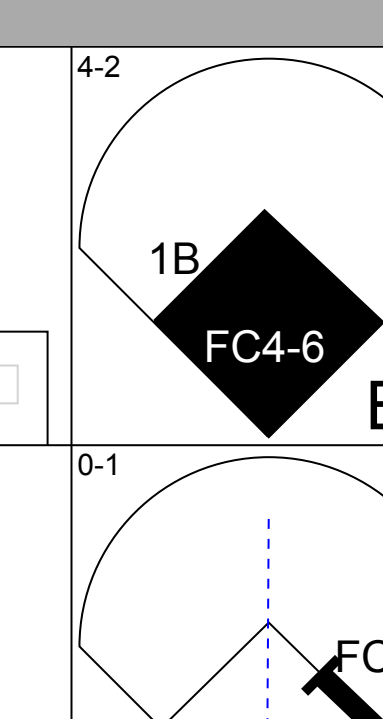
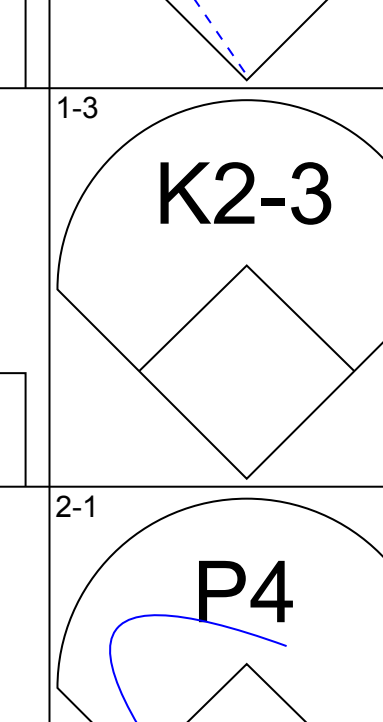
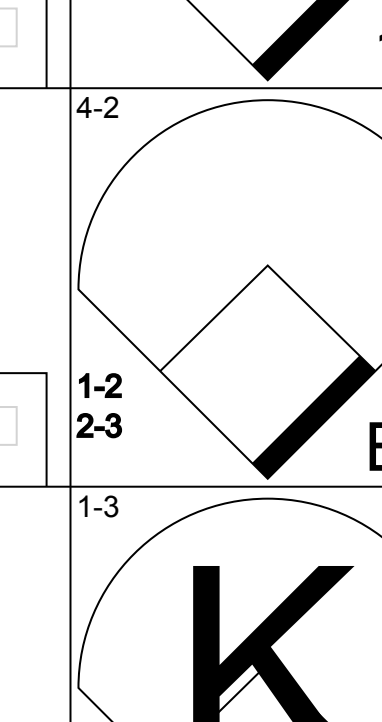
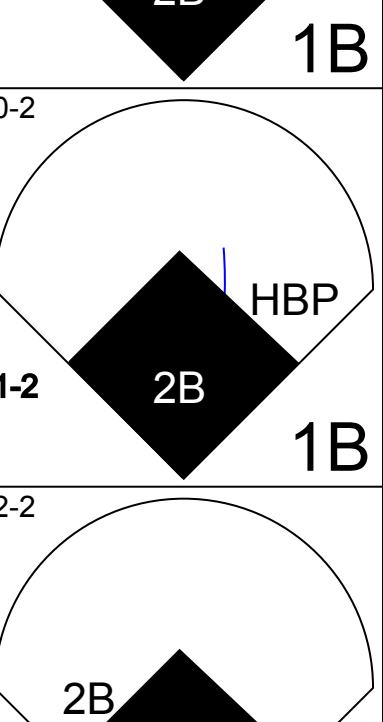

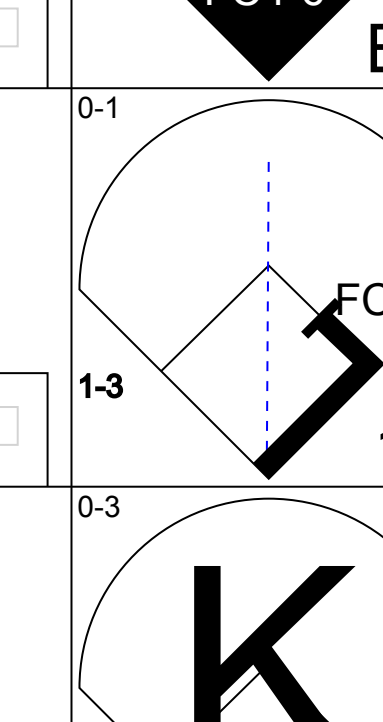
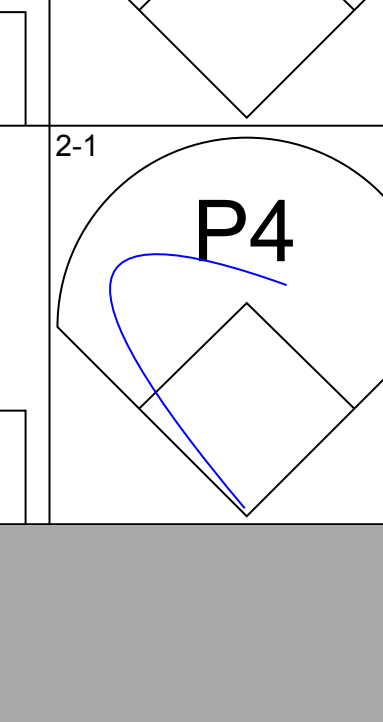
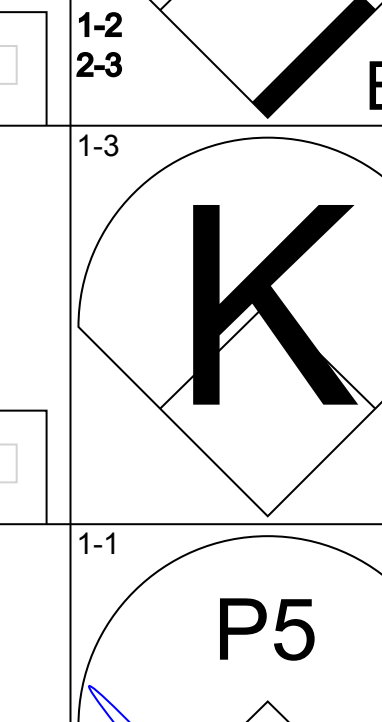
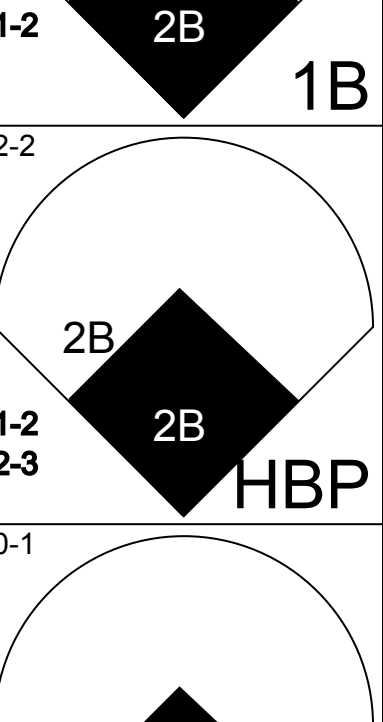

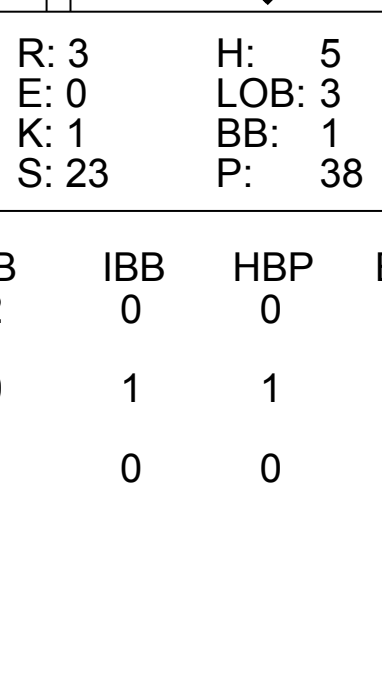
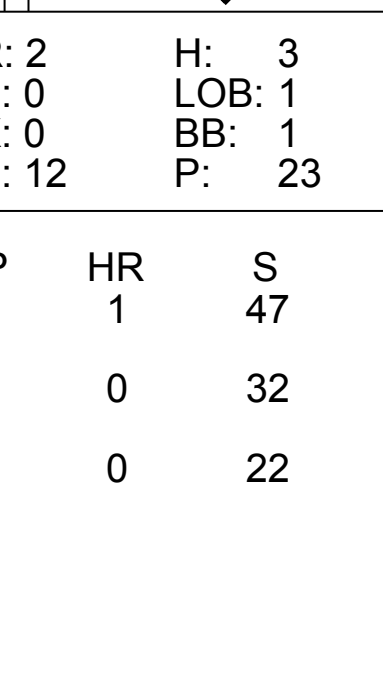
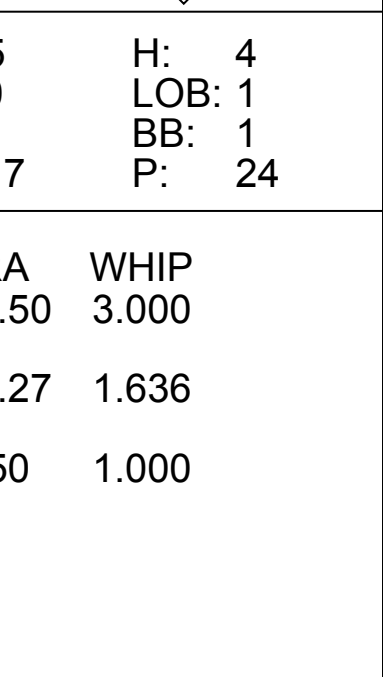
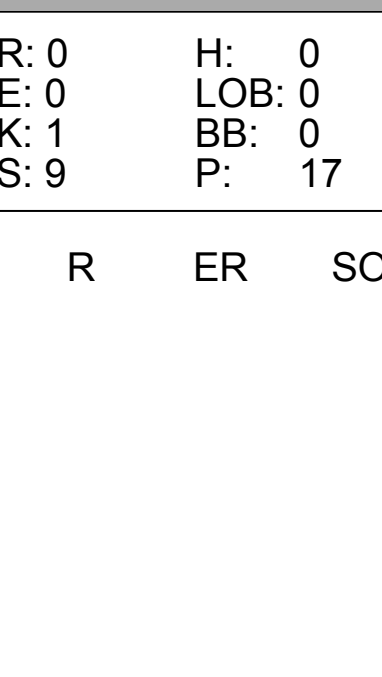
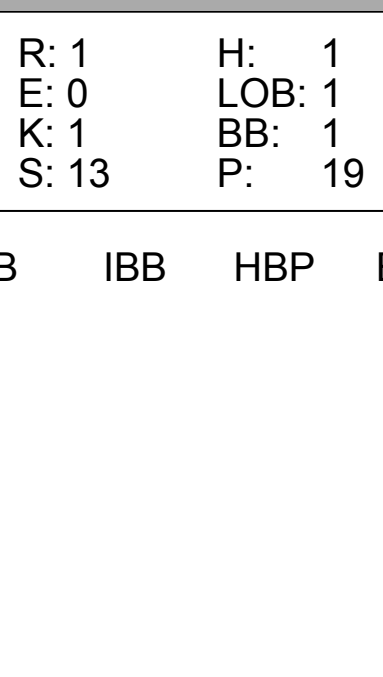
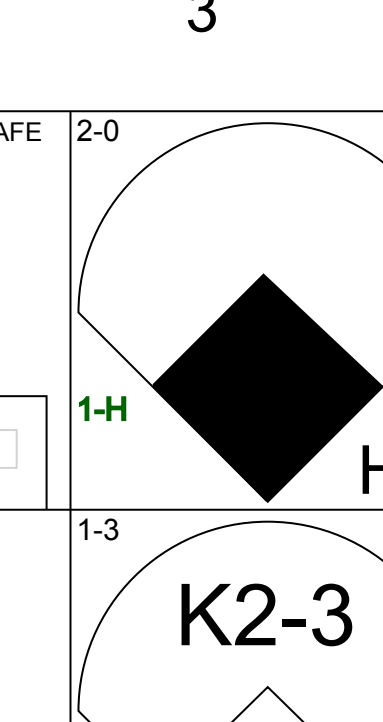

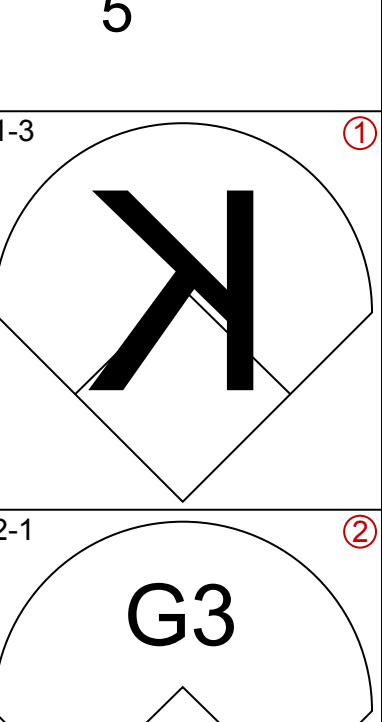
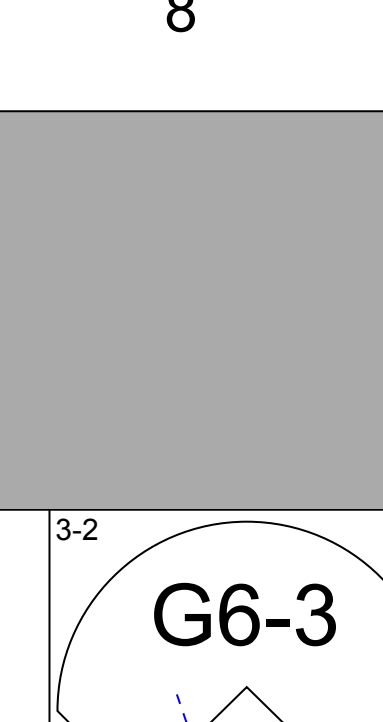
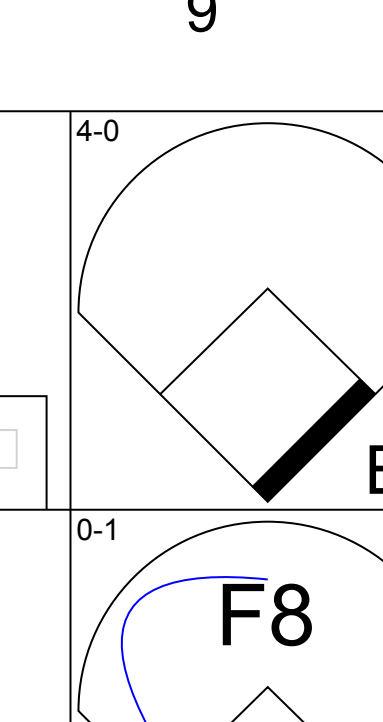
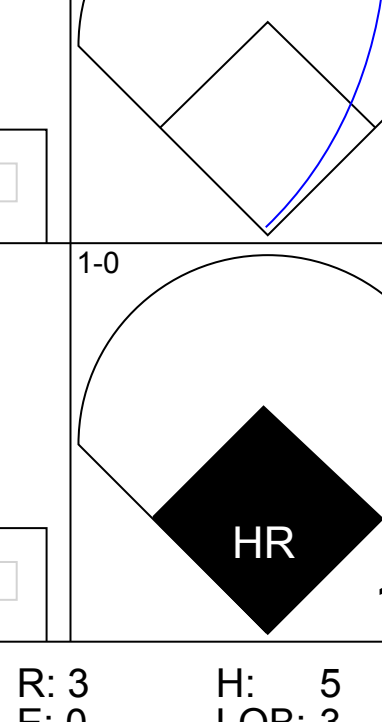
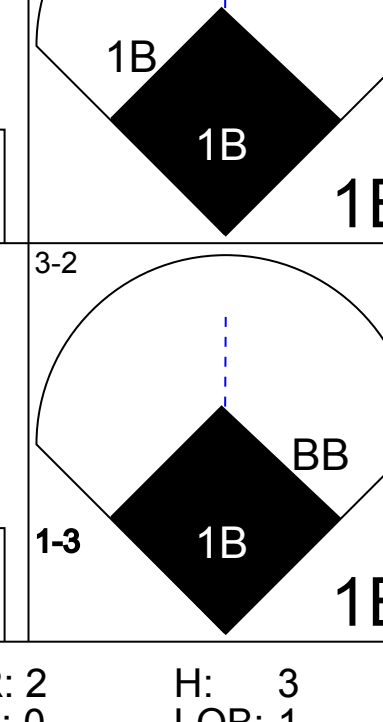
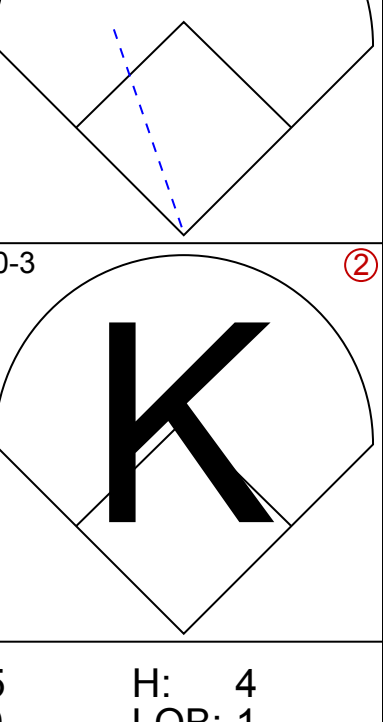



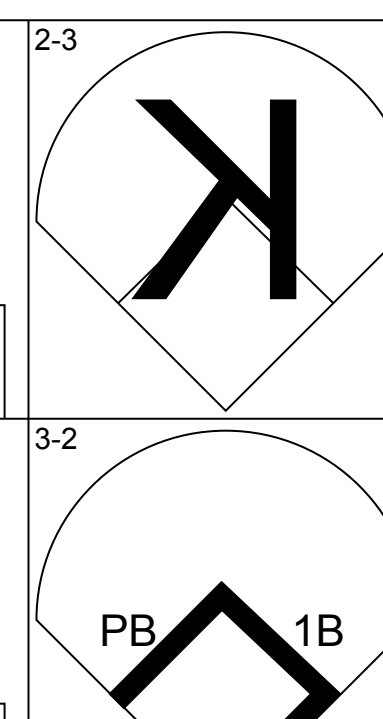
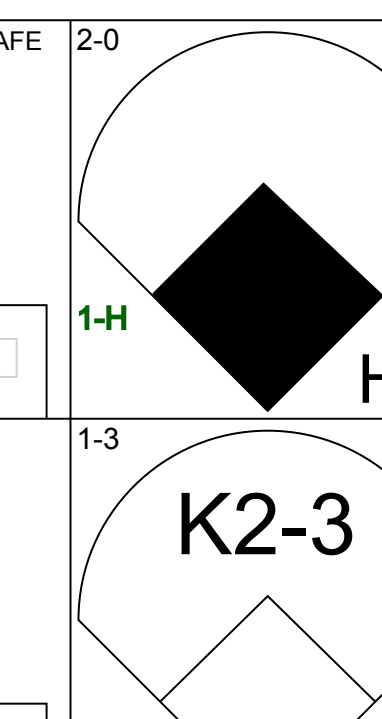
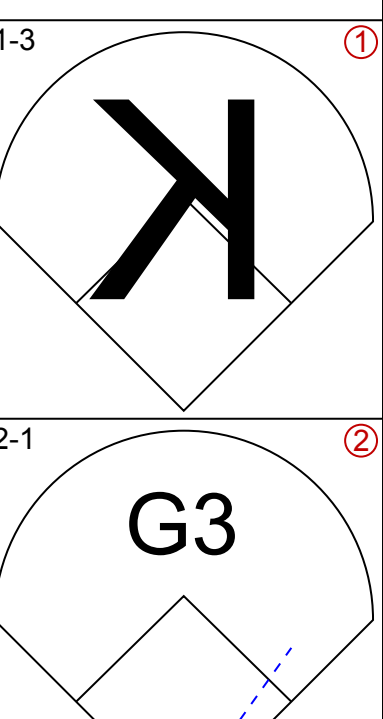
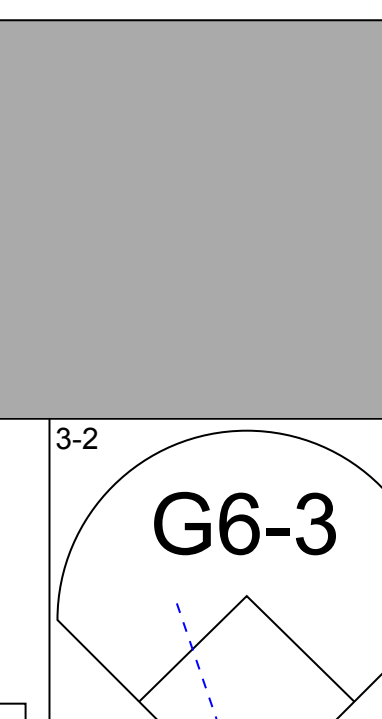
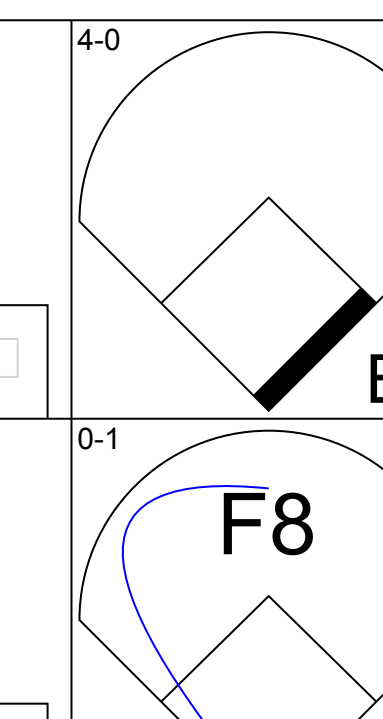
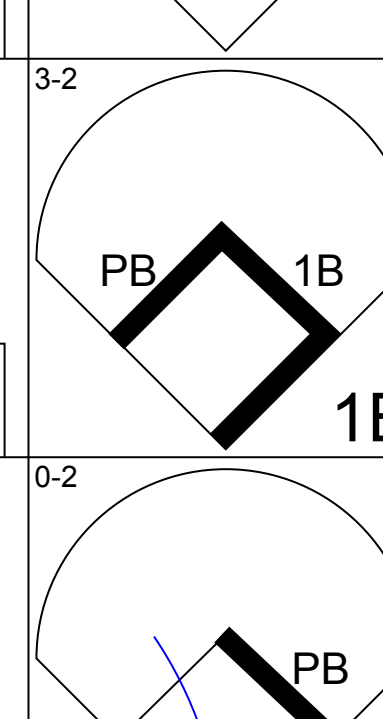
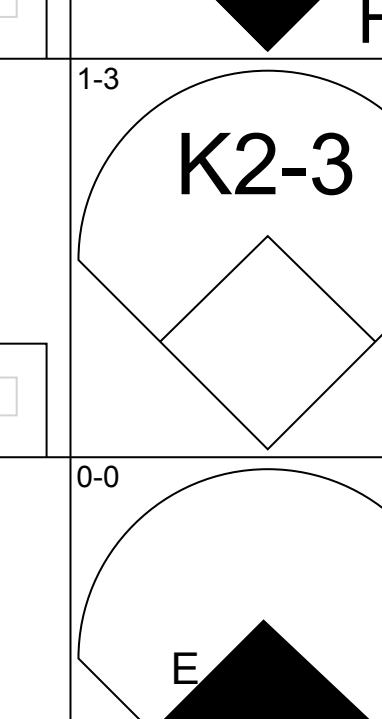
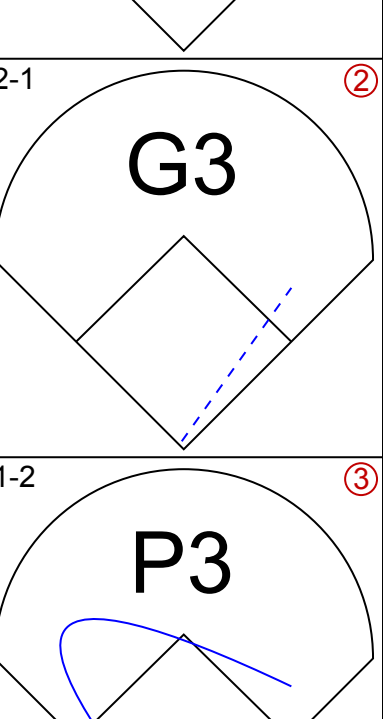
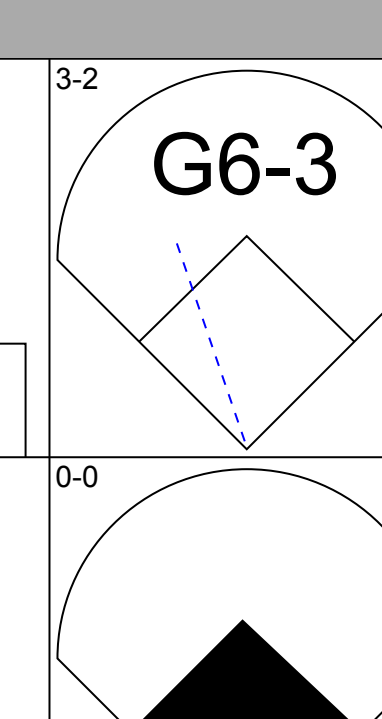
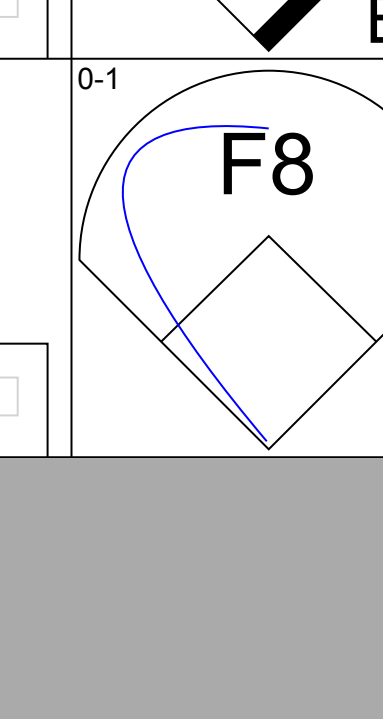
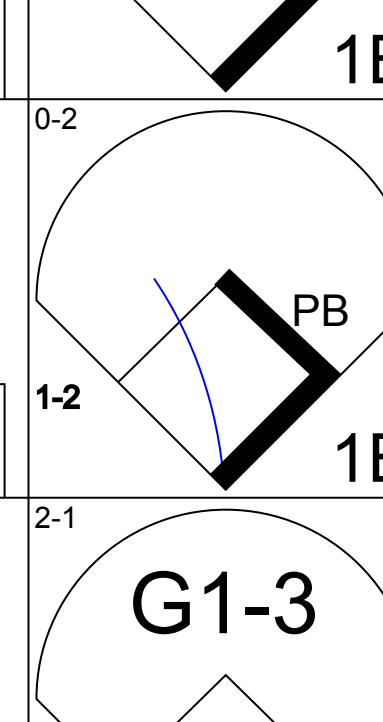
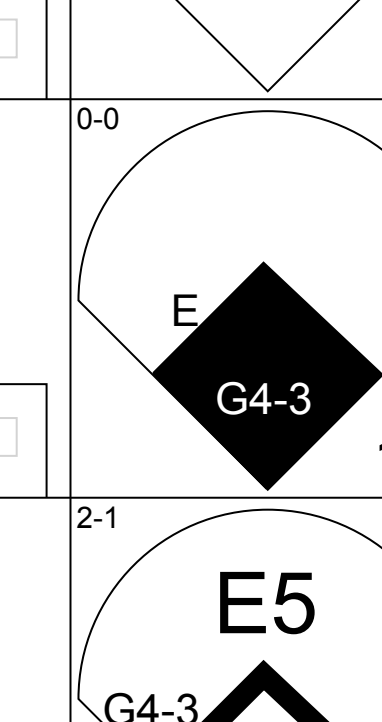
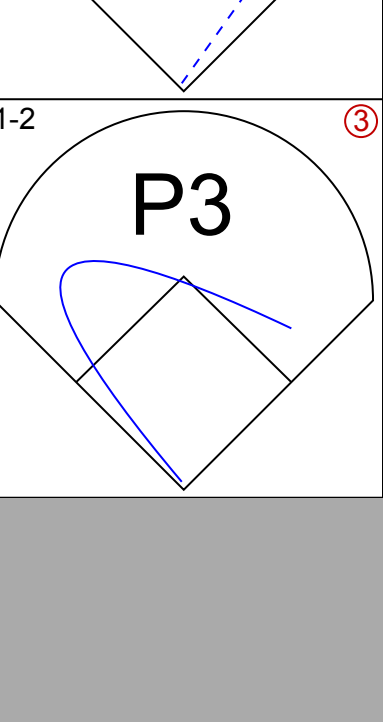
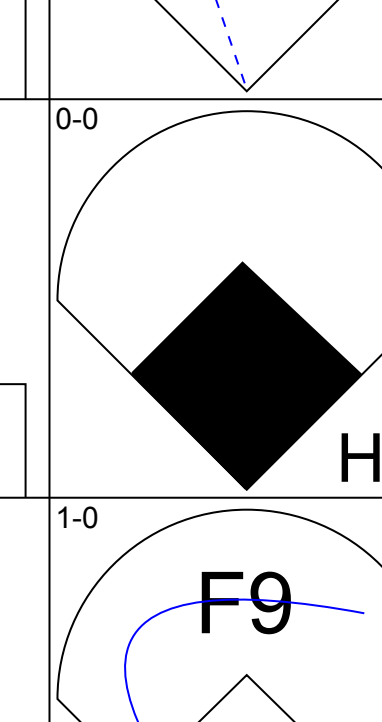
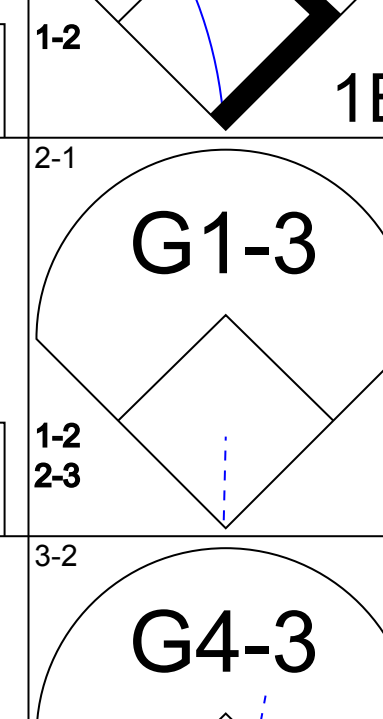
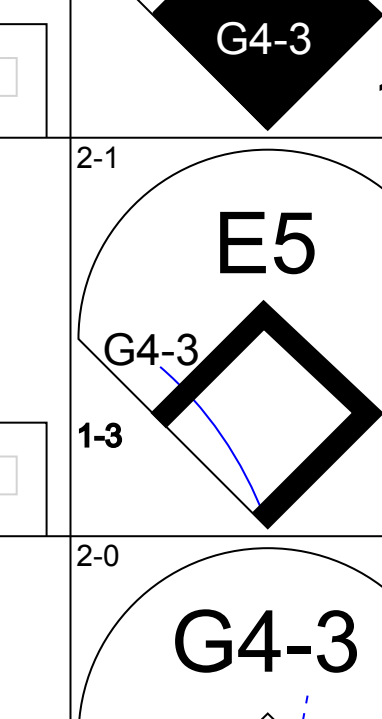

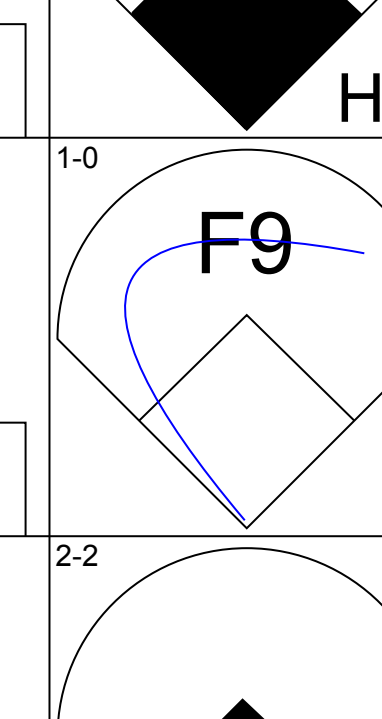
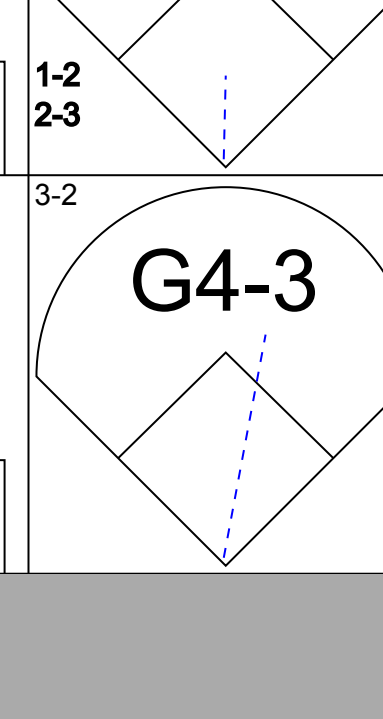
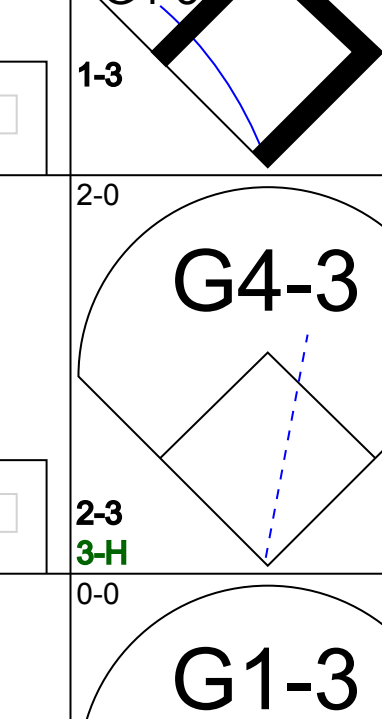

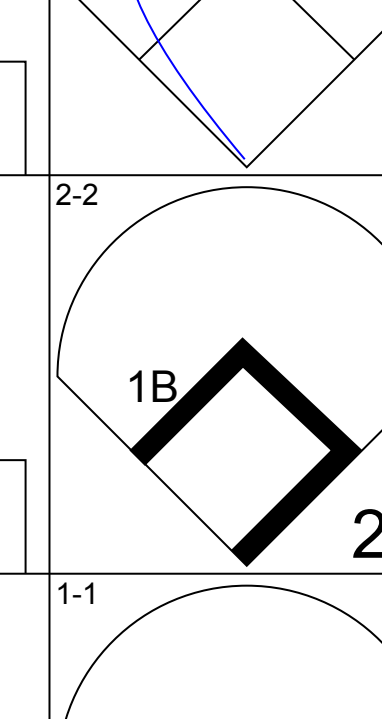

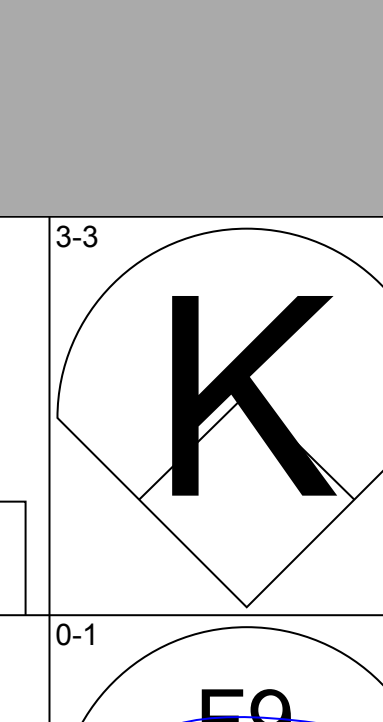
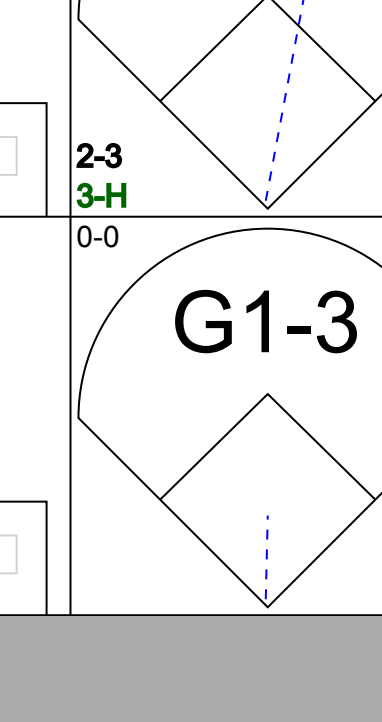
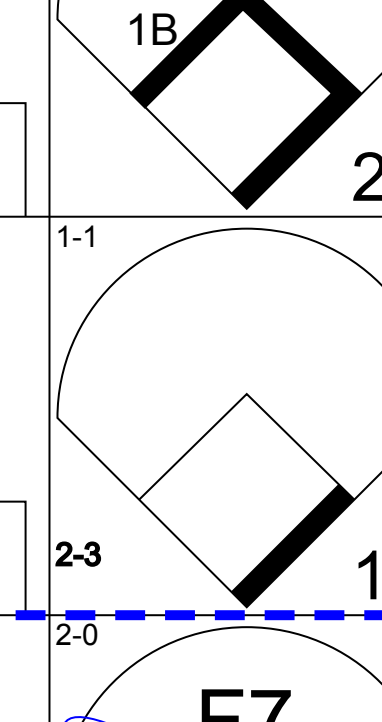
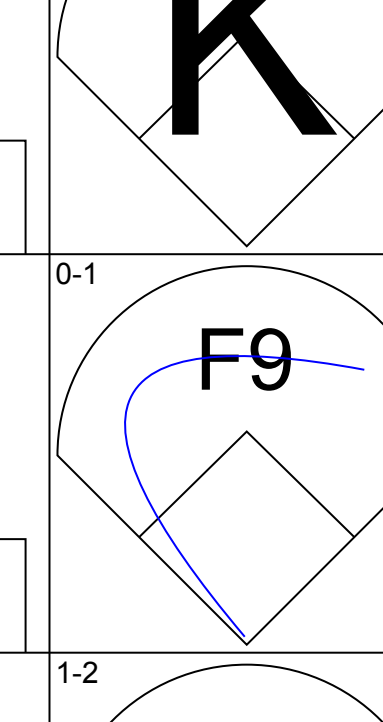
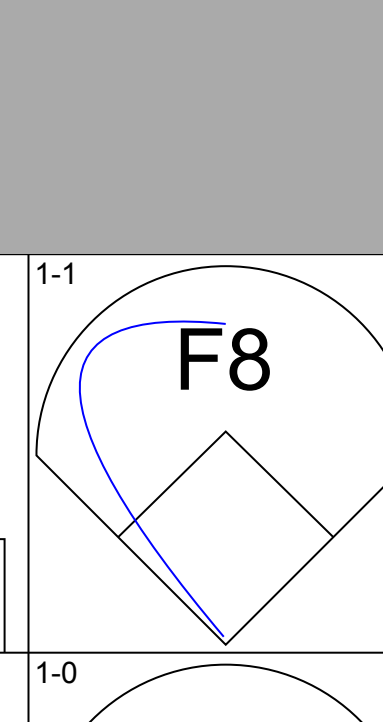

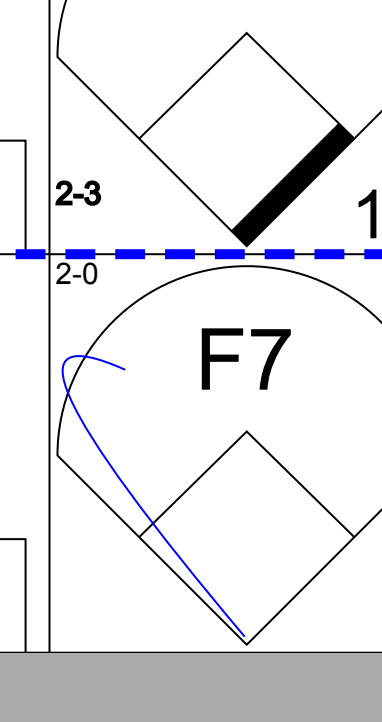
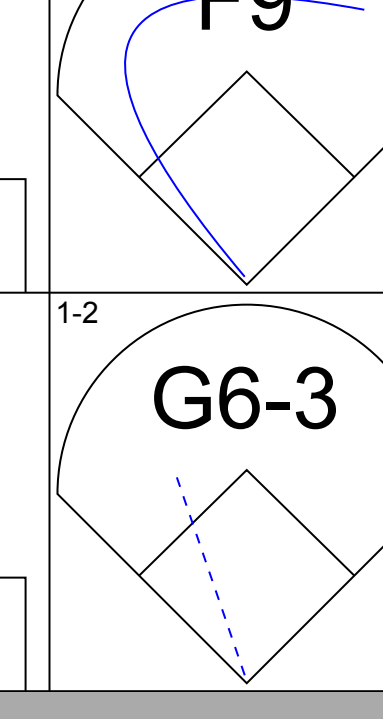
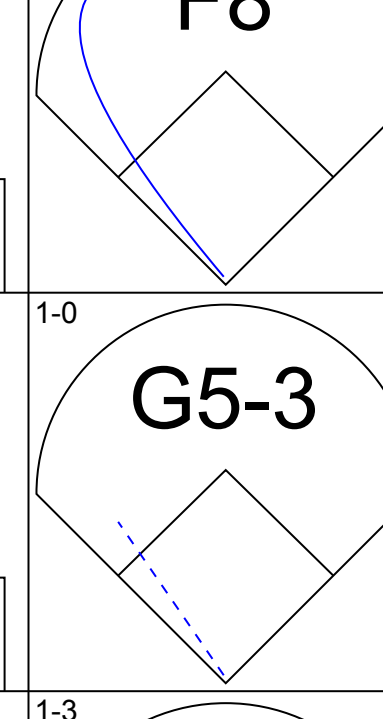
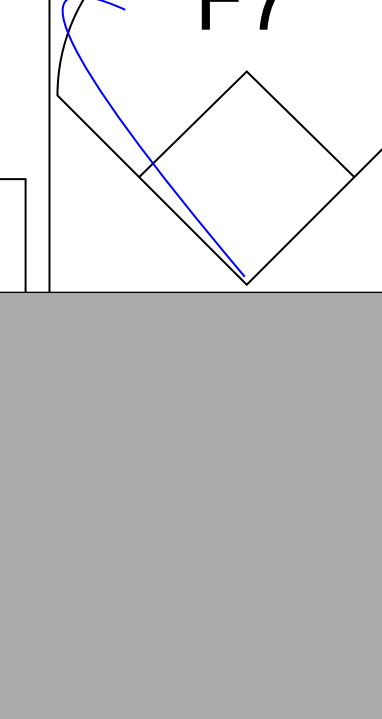
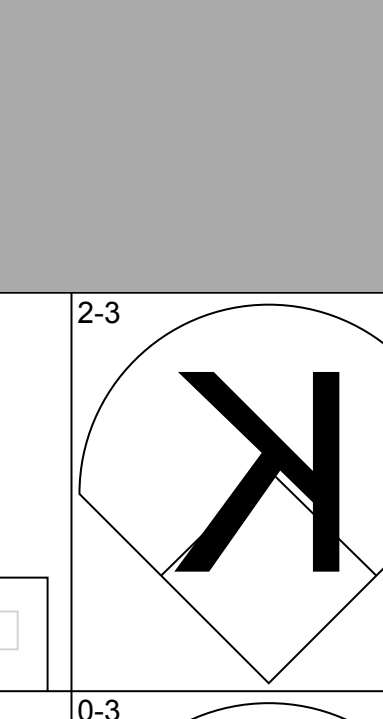
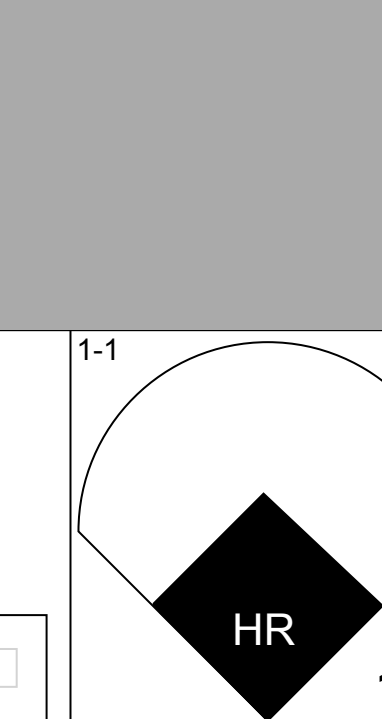
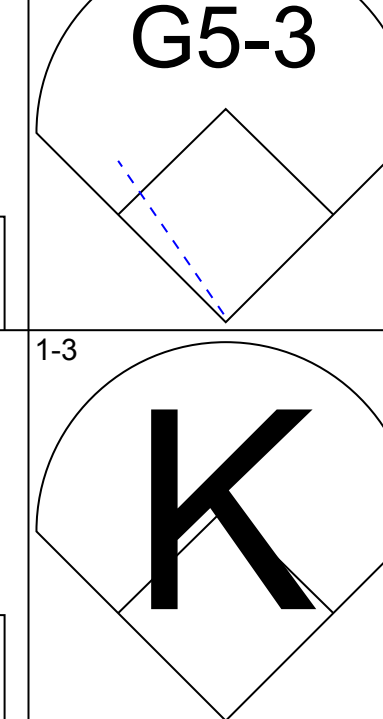

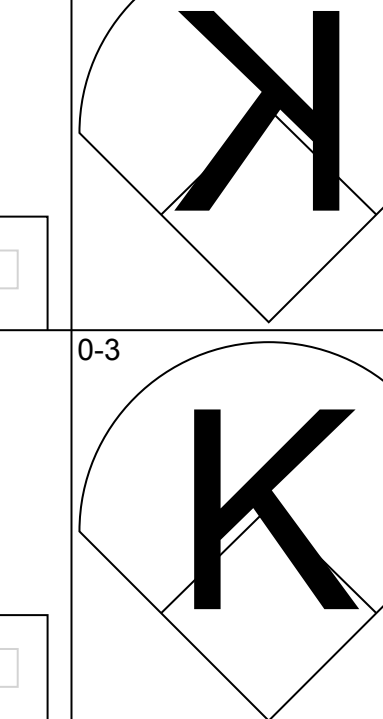
Batter	1	2	3	4	5	6	7	8	9	AB	R	H	RBI	BB	SO	LOB	TOP
<b>Brady Anderson, L</b> (1, 7) OBP: 0.367, SLG: 0.452			 BB							3	0	0	1	1	2	0	<b>Baltimore Orioles @ Toronto Blue Jays</b> SkyDome, Toronto, ON Tue Aug 11 1992, 7:05 PM EDT Att: 50,421 - Sunny - 20 F
<b>Mike Devereaux, R</b> (1, 8) OBP: 0.320, SLG: 0.458										4	0	1	0	1	1	2	
<b>Cal Ripken Jr., R</b> (1, 6) OBP: 0.335, SLG: 0.372										5	0	0	0	0	1	3	
<b>Glenn Davis, R</b> (1, 10) OBP: 0.359, SLG: 0.463										3	1	0	0	1	1	1	
<b>Joe Orsulak, L</b> (1, 9) OBP: 0.375, SLG: 0.408										4	1	4	0	0	0	0	
<b>David Segui, S</b> (1, 3) OBP: 0.310, SLG: 0.313										4	1	1	0	0	1	3	
<b>Leo Gomez, R</b> (1, 5) OBP: 0.362, SLG: 0.431										4	0	0	0	0	3	5	
<b>Billy Ripken, R</b> (1, 4) OBP: 0.282, SLG: 0.350										4	0	2	1	0	1	0	
<b>Mark Parent, R</b> (1, 2) OBP: 0.267, SLG: 0.385										3	0	0	1	1	0	2	
<b>Inning Stats</b>	R: 0 H: 0 E: 0 K: 2 S: 11	H: 0 R: 1 ER: 0 LOB: 1 BB: 0 P: 18	R: 0 H: 0 E: 0 K: 1 S: 16	H: 0 R: 0 ER: 0 LOB: 2 BB: 2 P: 24	R: 3 H: 3 E: 0 K: 1 S: 18	H: 3 R: 1 ER: 1 LOB: 1 BB: 0 P: 15	R: 0 H: 0 E: 0 K: 0 S: 7	H: 0 R: 1 ER: 0 LOB: 0 BB: 0 P: 18	R: 0 H: 2 E: 0 K: 1 S: 9	H: 0 R: 0 ER: 0 LOB: 0 BB: 0 P: 11	1B: 6 2B: 2 3B: 0 HR: 0	SF: 1 SAC: 0 DP: 0 HBP: 0	WP: 0 PA: 39 PB: 0 SB: 1 CS: 0				
<b>PITCHER</b>	IP WLS BF H R ER SO BB IBB HBP BLK WP HR S P ERA WHIP																
<b>Jack Morris, R</b> (1, 1) ERA: 4.54	7.0 L 31 6 3 3 8 4 0 0 0 0 0 0 79 126 3.86 1.429																
<b>Mark Eichhorn, R</b> (8, 1) ERA: 2.45	2.0 8 2 0 0 2 0 0 0 0 0 0 0 16 25 0.00 1.000																

Batter	1	2	3	4	5	6	7	8	9	AB	R	H	RBI	BB	SO	LOB	BOTTOM
<b>Devon White, S</b> (1, 8) OBP: 0.286, SLG: 0.371										5	0	1	0	0	1	3	<b>Baltimore Orioles @ Toronto Blue Jays</b> SkyDome, Toronto, ON Tue Aug 11 1992, 7:05 PM EDT Att: 50,421 - Sunny - 20 F
<b>Roberto Alomar, S</b> (1, 4) OBP: 0.410, SLG: 0.445										5	0	2	0	0	0	3	
<b>Joe Carter, R</b> (1, 9) OBP: 0.316, SLG: 0.495										4	0	0	0	1	3	5	
<b>Dave Winfield, R</b> (1, 10) OBP: 0.381, SLG: 0.511										4	0	0	0	0	1	4	
<b>John Olerud, L</b> (1, 3) OBP: 0.391, SLG: 0.458										3	0	1	0	1	0	0	
<b>Candy Maldonado, R</b> (1, 7) OBP: 0.351, SLG: 0.463										4	0	2	0	0	0	1	
<b>Kelly Gruber, R</b> (1, 5) OBP: 0.270, SLG: 0.383										3	0	0	0	1	0	3	
<b>Pat Borders, R</b> (1, 2) OBP: 0.298, SLG: 0.384										4	0	1	0	0	1	5	
<b>Manuel Lee, S</b> (1, 6) OBP: 0.337, SLG: 0.308										3	0	1	0	1	0	0	
<b>Inning Stats</b>	R: 0 H: 0 E: 0 K: 1 S: 10	H: 1 R: 0 ER: 0 LOB: 2 BB: 1 P: 20	R: 0 H: 1 E: 0 K: 1 S: 16	H: 1 R: 0 ER: 0 LOB: 1 BB: 0 P: 20	R: 0 H: 1 E: 0 K: 0 S: 13	H: 1 R: 0 ER: 0 LOB: 2 BB: 1 P: 21	R: 0 H: 1 E: 0 K: 0 S: 12	H: 1 R: 0 ER: 0 LOB: 0 BB: 0 P: 18	R: 0 H: 0 E: 0 K: 3 S: 11	H: 0 R: 1 ER: 0 LOB: 0 BB: 0 P: 15	R: 0 H: 0 E: 0 K: 0 S: 4	H: 0 R: 0 ER: 0 LOB: 0 BB: 0 P: 6	R: 0 H: 2 E: 0 K: 0 S: 12	H: 2 R: 0 ER: 0 LOB: 2 BB: 0 P: 22	1B: 6 2B: 2 3B: 0 HR: 0	SF: 0 SAC: 0 DP: 0 HBP: 0	WP: 0 PA: 39 PB: 0 SB: 3 CS: 0
<b>PITCHER</b>	IP WLS BF H R ER SO BB IBB HBP BLK WP HR S P ERA WHIP																
<b>Alan Mills, R</b> (1, 1) ERA: 1.83	5.0 W 22 4 0 0 2 3 0 0 0 0 0 0 61 97 0.00 1.400																
<b>Todd Frohwrth, R</b> (6, 1) ERA: 2.42	3.0 12 2 0 0 4 1 0 0 0 0 0 0 24 39 0.00 1.000																
<b>Gregg Olson, R</b> (9, 1) ERA: 2.27	1.0 S 5 2 0 0 0 0 0 0 0 0 0 0 12 22 0.00 2.000																





Batter	1	2	3	4	5	6	7	8	9	AB	R	H	RBI	BB	SO	LOB	TOP					
<b>Brady Anderson, L</b> (1, 7) OBP: 0.369, SLG: 0.458										3	2	1	2	2	1	0	<b>Baltimore Orioles @ Toronto Blue Jays</b> SkyDome, Toronto, ON Wed Aug 12 1992, 7:05 PM EDT Att: 50,419 - Dome - 70 F					
<b>Mike Devereaux, R</b> (1, 8) OBP: 0.322, SLG: 0.464										5	1	3	5	0	1	0						
<b>Cal Ripken Jr., R</b> (1, 6) OBP: 0.336, SLG: 0.373										5	0	2	1	0	0	2						
<b>Glenn Davis, R</b> (1, 10) OBP: 0.364, SLG: 0.464 <b>Mark McLemore, S</b> (9, PR) OBP: 0.339, SLG: 0.322										4	1	2	0	1	0	0						
<b>Randy Milligan, R</b> (1, 3) OBP: 0.400, SLG: 0.366 <b>David Segui, S</b> (9, 3) OBP: 0.310, SLG: 0.313										4	1	2	0	1	2	0						
<b>Leo Gomez, R</b> (1, 5) OBP: 0.363, SLG: 0.429										4	1	1	0	0	2	5						
<b>Joe Orsulak, L</b> (1, 9) OBP: 0.372, SLG: 0.408										5	1	1	3	0	0	2						
<b>Billy Ripken, R</b> (1, 4) OBP: 0.280, SLG: 0.346										5	1	1	0	0	0	4						
<b>Jeff Tackett, R</b> (1, 2) OBP: 0.300, SLG: 0.391										4	2	2	0	0	2	3						
<b>Inning Stats</b>	R: 0 E: 0 K: 1 S: 8	H: 0 LOB: 0 BB: 0 P: 12	R: 0 E: 0 K: 1 S: 6	H: 0 LOB: 0 BB: 0 P: 9	R: 3 E: 0 K: 1 S: 23	H: 5 LOB: 3 BB: 1 P: 38	R: 2 E: 0 K: 0 S: 12	H: 3 LOB: 1 BB: 1 P: 23	R: 5 E: 0 K: 1 S: 17	H: 4 LOB: 1 BB: 1 P: 24	R: 0 E: 0 K: 1 S: 6	H: 1 LOB: 0 BB: 0 P: 10	R: 0 E: 0 K: 1 S: 7	H: 1 LOB: 1 BB: 0 P: 13	R: 0 E: 0 K: 1 S: 9	H: 0 LOB: 0 BB: 0 P: 17		R: 1 E: 0 K: 1 S: 13	H: 1 LOB: 1 BB: 1 P: 19	1B: 11 2B: 3 3B: 0 HR: 1	SF: 0 SAC: 0 DP: 1 HBP: 1	WP: 0 PB: 0 SB: 0 CS: 0
<b>PITCHER</b>	IP	WLS	BF	H	R	ER	SO	BB	IBB	HBP	BLK	WP	HR	S	P	ERA	WHIP					
<b>Jimmy Key, L</b> (1, 1) ERA: 3.94	3.1	L	20	8	5	5	3	2	0	0	0	0	1	47	79	13.50	3.000					
<b>Mike Timlin, R</b> (4, 1) ERA: 5.09	3.2		16	6	5	5	3	0	1	1	0	0	0	32	50	12.27	1.636					
<b>Pat Hentgen, R</b> (8, 1) ERA: 5.29	2.0		8	1	1	1	2	1	0	0	0	0	0	22	36	4.50	1.000					

Batter	1	2	3	4	5	6	7	8	9	AB	R	H	RBI	BB	SO	LOB	BOTTOM				
<b>Devon White, S</b> (1, 8) OBP: 0.287, SLG: 0.376										4	1	1	2	1	2	0	<b>Baltimore Orioles @ Toronto Blue Jays</b> SkyDome, Toronto, ON Wed Aug 12 1992, 7:05 PM EDT Att: 50,419 - Dome - 70 F				
<b>Roberto Alomar, S</b> (1, 4) OBP: 0.409, SLG: 0.444 <b>Jeff Kent, R</b> (8, 4) OBP: 0.323, SLG: 0.444										3	0	1	0	0	1	0					
<b>Joe Carter, R</b> (1, 10) OBP: 0.320, SLG: 0.504										4	2	3	1	0	0	0					
<b>Dave Winfield, R</b> (1, 9) OBP: 0.380, SLG: 0.510 <b>Derek Bell, R</b> (7, 9) OBP: 0.306, SLG: 0.324										3	0	1	0	0	0	3					
<b>John Olerud, L</b> (1, 3) OBP: 0.390, SLG: 0.459										4	0	1	1	0	0	4					
<b>Candy Maldonado, R</b> (1, 7) OBP: 0.349, SLG: 0.461										4	0	1	0	0	1	2					
<b>Kelly Gruber, R</b> (1, 5) OBP: 0.266, SLG: 0.377										4	0	0	0	0	0	3					
<b>Pat Borders, R</b> (1, 2) OBP: 0.297, SLG: 0.382 <b>Ed Sprague, R</b> (7, 2) OBP: 0.250, SLG: 0.250										2	0	0	0	0	0	0					
<b>Manuel Lee, S</b> (1, 6) OBP: 0.336, SLG: 0.308										4	1	1	0	0	2	0					
<b>Inning Stats</b>	R: 0 E: 0 K: 1 S: 16	H: 2 LOB: 2 BB: 0 P: 26	R: 0 E: 0 K: 1 S: 9	H: 0 LOB: 0 BB: 0 P: 13	R: 3 E: 1 K: 1 S: 13	H: 3 LOB: 1 BB: 0 P: 21	R: 0 E: 0 K: 1 S: 6	H: 0 LOB: 0 BB: 0 P: 9	R: 0 E: 0 K: 0 S: 6	H: 1 LOB: 1 BB: 0 P: 10	R: 0 E: 0 K: 0 S: 4	H: 0 LOB: 0 BB: 0 P: 8	R: 0 E: 0 K: 0 S: 11	H: 3 LOB: 2 BB: 0 P: 20	R: 0 E: 0 K: 2 S: 10	H: 0 LOB: 1 BB: 1 P: 16		1B: 6 2B: 1 3B: 0 HR: 2	SF: 0 SAC: 0 DP: 0 HBP: 0	WP: 0 PB: 1 SB: 0 CS: 0	PA: 38
<b>PITCHER</b>	IP	WLS	BF	H	R	ER	SO	BB	IBB	HBP	BLK	WP	HR	S	P	ERA	WHIP				
<b>Ben McDonald, R</b> (1, 1) ERA: 4.35	7.2	W	33	9	4	3	5	0	0	0	0	0	2	73	117	3.52	1.174				
<b>Storm Davis, R</b> (8, 1) ERA: 2.89	1.1		5	0	0	0	2	1	0	0	0	0	0	11	19	0.00	0.750				



Batter	1	2	3	4	5	6	7	8	9	AB R H RBI BB SO LOB	TOP								
<b>Brady Anderson, L</b> (1, 7) OBP: 0.366, SLG: 0.454	G3		F8			P6			G3	4 0 0 0 0 0 0	<b>Baltimore Orioles @ Toronto Blue Jays</b> SkyDome, Toronto, ON Thu Aug 13 1992, 3:33 AM EDT Att: 50,405 - Dome - 70 F								
<b>Mike Devereaux, R</b> (1, 8) OBP: 0.322, SLG: 0.462	CS 1B		G6-3			G4-3			K	4 0 1 0 0 1 0									
<b>Cal Ripken Jr., R</b> (1, 6) OBP: 0.335, SLG: 0.374	F8				G5-3			G3 SF8 2B	G5-3	4 1 1 0 0 0 1									
<b>Glenn Davis, R</b> (1, 10) OBP: 0.364, SLG: 0.475	CS 1-2				P3			G3		3 1 1 1 0 0 1									
<b>Randy Milligan, R</b> (1, 3)					K			SF8		1 0 0 1 1 1 0									
<b>Joe Orsulak, L</b> (1, 9) OBP: 0.369, SLG: 0.404					K	L5		F7		3 0 0 0 0 1 1									
<b>Tim Lueck, R</b> (1, 5) OBP: 0.346, SLG: 0.388						G1-3			K	3 0 0 0 0 1 1									
<b>Mark McLemore, S</b> (1, 4) OBP: 0.333, SLG: 0.316						K			B5-3	3 0 0 0 0 1 1									
<b>Mark Parent, R</b> (1, 2) OBP: 0.222, SLG: 0.313					L8				L7	3 0 0 0 0 0 0									
<b>Inning Stats</b>	R: 0 H: 1 E: 0 K: 0 S: 12	H: 1 LOB: 0 BB: 0 P: 18	R: 1 H: 1 E: 0 K: 1 S: 13	H: 1 LOB: 1 BB: 1 P: 20	R: 0 H: 0 E: 0 K: 0 S: 6	H: 0 LOB: 0 BB: 0 P: 9	R: 0 H: 0 E: 0 K: 1 S: 7	H: 0 LOB: 0 BB: 0 P: 13	R: 0 H: 0 E: 0 K: 0 S: 5	H: 0 LOB: 0 BB: 0 P: 8		R: 1 H: 1 E: 0 K: 0 S: 10	H: 1 LOB: 0 BB: 0 P: 14	R: 0 H: 0 E: 0 K: 1 S: 8	H: 0 LOB: 0 BB: 0 P: 11	R: 0 H: 0 E: 0 K: 1 S: 7	H: 0 LOB: 0 BB: 0 P: 9	1B: 1 2B: 1 3B: 0 HR: 1	SF: 1 SAC: 0 DP: 0 HBP: 0
<b>PITCHER</b>	IP WLS BF H R ER SO BB IBB HBP BLK WP HR S P ERA WHIP											<b>PITCHER</b>	IP WLS BF H R ER SO BB IBB HBP BLK WP HR S P ERA WHIP						
<b>Doug Linton, R</b> (1, 1) ERA: 2.0	8.0 W 27 3 2 2 4 1 0 0 0 0 1 67 101 2.25 0.500											<b>Tom Henke, R</b> (9, 1) ERA: 2.45	1.0 S 3 0 0 0 1 0 0 0 0 0 0 7 9 0.00 0.000						

Batter	1	2	3	4	5	6	7	8	9	AB R H RBI BB SO LOB	BOTTOM							
<b>Devon White, S</b> (1, 8) OBP: 0.287, SLG: 0.375	F7		K							4 1 1 0 0 2 0	<b>Baltimore Orioles @ Toronto Blue Jays</b> SkyDome, Toronto, ON Thu Aug 13 1992, 3:33 AM EDT Att: 50,405 - Dome - 70 F							
<b>Roberto Alomar, S</b> (1, 4) OBP: 0.410, SLG: 0.446	F9		FC5-4 BB			F7			2B 1B	3 1 1 1 1 0 0								
<b>Joe Carter, R</b> (1, 3) OBP: 0.320, SLG: 0.510			L8			K			SH5-3 1B 2B	3 1 1 1 0 1 1								
<b>Dave Winfield, R</b> (1, 10) OBP: 0.381, SLG: 0.508			FC5-4 1B			F9			1B BB	3 0 1 0 1 0 1								
<b>Candy Maldonado, R</b> (1, 7) OBP: 0.351, SLG: 0.461	K					K			SH2-4 1B	4 0 2 1 0 2 1								
<b>Kelly Gruber, R</b> (1, 5) OBP: 0.266, SLG: 0.383						F8			E5 SH2-4 1B	4 1 1 0 0 1 3								
<b>Derek Bell, R</b> (1, 9) OBP: 0.300, SLG: 0.314						K			SH2-4 K	3 0 0 0 0 2 3								
<b>Randy Knorr, R</b> (1, 2) OBP: 0.400, SLG: 0.400						F8			P4	3 0 1 1 0 0 2								
<b>Manuel Lee, S</b> (1, 6) OBP: 0.333, SLG: 0.305						K2-3			G6-3	3 0 0 0 0 1 3								
<b>Inning Stats</b>	R: 1 H: 2 E: 0 K: 1 S: 13	H: 2 LOB: 1 BB: 0 P: 17	R: 1 H: 2 E: 0 K: 0 S: 6	H: 2 LOB: 0 BB: 0 P: 10	R: 0 H: 0 E: 0 K: 1 S: 7	H: 0 LOB: 1 BB: 1 P: 16	R: 0 H: 0 E: 0 K: 2 S: 9	H: 0 LOB: 0 BB: 0 P: 12	R: 0 H: 0 E: 0 K: 2 S: 11	H: 0 LOB: 0 BB: 0 P: 14		R: 0 H: 1 E: 1 K: 0 S: 13	H: 1 LOB: 2 BB: 0 P: 20	R: 2 H: 3 E: 0 K: 2 S: 20	H: 3 LOB: 2 BB: 1 P: 30	R: 0 H: 0 E: 0 K: 2 HR: 1	SF: 0 SAC: 2 DP: 1 HBP: 0	1B: 5 2B: 1 3B: 1
<b>PITCHER</b>	IP WLS BF H R ER SO BB IBB HBP BLK WP HR S P ERA WHIP											<b>PITCHER</b>	IP WLS BF H R ER SO BB IBB HBP BLK WP HR S P ERA WHIP					
<b>Arthur Rhodes, L</b> (1, 1) ERA: 3.54	7.0 L 29 7 4 4 7 1 0 0 0 0 0 72 109 5.14 1.143											<b>Todd Frohwrth, R</b> (8, 1) ERA: 2.39	1.0 5 1 0 0 2 1 0 0 0 0 0 16 24 0.00 2.000					

AB	28
R	2
H	3
RBI	2
BB	1
SO	5
LOB	5

AB	30
R	4
H	8
RBI	4
BB	2
SO	9
LOB	14









Batter	1	2	3	4	5	6	7	8	9	AB	R	H	RBI	BB	SO	LOB	TOP			
Devon White, S (1, 8) OBP: 0.286, SLG: 0.380	0-1 HR	3-3 K		2-3 K		1-2 F9				4	1	1	1	0	2	1	<b>Toronto Blue Jays @ Cleveland Indians</b> Cleveland Municipal Stadium, Cleveland, OH Sun Aug 16 1992, 3:33 AM EDT Overcast - 63 F <a href="http://livebaseballscorecards.com">livebaseballscorecards.com</a>			
Roberto Alomar, S (1, 4) OBP: 0.409, SLG: 0.440	3-2 FC4-6 1B		1-3 K2-3		4-2 CS BB	1-0 G6-3				3	0	1	0	1	1	0				
Joe Carter, R (1, 9) OBP: 0.322, SLG: 0.509	0-0 P3		3-0 2B		4-2 WP BB BB	2-1 P3				3	1	1	0	1	0	1				
Dave Winfield, R (1, 10) OBP: 0.380, SLG: 0.504	3-2 FC4-6 1B		3-3 K		1-3 K			1-0 F9		4	0	1	0	0	2	2				
John Olerud, L (1, 3) OBP: 0.391, SLG: 0.469	2-1 FC4-6		2-0 1B 2B		4-1 WP BB			2-0 F7		3	0	1	1	1	0	2				
Candy Maldonado, R (1, 7) OBP: 0.348, SLG: 0.464	2-3 K		0-0 1B		2-2 P6			1-1 G5-3		4	0	1	0	0	1	4				
Kelly Gruber, R (1, 5) OBP: 0.266, SLG: 0.377		4-2 CS BB	1-1 L5		0-0 F7			3-3 K		3	0	0	0	1	1	2				
Pat Borders, R (1, 2) OBP: 0.298, SLG: 0.382		1-3 K		1-0 G5-3		2-2 G6-4-3 1B		3-1 G5-3		4	0	1	0	0	1	1				
Manuel Lee, S (1, 6) OBP: 0.336, SLG: 0.306		4-2 BB		0-1 F9		0-1 G6-4-3		2-3 K		3	0	0	0	1	1	1				
<b>Inning Stats</b>	R: 1 E: 0 K: 1 S: 16	H: 3 LOB: 2 BB: 0 P: 25	R: 0 E: 0 K: 2 S: 10	H: 0 LOB: 1 BB: 2 P: 22	R: 1 E: 0 K: 2 S: 11	H: 3 LOB: 2 BB: 0 P: 21	R: 0 E: 0 K: 1 S: 6	H: 0 LOB: 0 BB: 3 P: 9	R: 0 E: 0 K: 0 S: 15	H: 1 LOB: 0 BB: 0 P: 8	R: 0 E: 0 K: 0 S: 6	H: 0 LOB: 0 BB: 0 P: 10	R: 0 E: 0 K: 0 S: 4	H: 0 LOB: 0 BB: 0 P: 8	R: 0 E: 0 K: 2 S: 9	H: 0 LOB: 0 BB: 0 P: 17	1B: 4 2B: 2 3B: 0 HR: 1	SF: 0 SAC: 0 DP: 1 HBP: 0	WP: 1 PB: 0 SB: 0 CS: 2	PA: 36
<b>PITCHER</b>	IP WLS BF H R ER SO BB IBB HBP BLK WP HR S P ERA WHIP	IP WLS BF H R ER SO BB IBB HBP BLK WP HR S P ERA WHIP																		
Dennis Cook, L (1, 1) ERA: 4.01	6.2 W 29 7 2 2 7 5 0 0 0 1 1 68 121 2.70 1.800	1.1 S 4 0 0 0 0 0 0 0 0 0 0 6 12 0.00 0.000	1.0 S 3 0 0 0 2 0 0 0 0 0 0 9 17 0.00 0.000																	
Ted Power, R (7, 1) ERA: 2.33																				
Steve Olin, R (9, 1) ERA: 1.92																				

Batter	1	2	3	4	5	6	7	8	9	AB	R	H	RBI	BB	SO	LOB	BOTTOM			
Thomas Howard, S (1, 8) OBP: 0.321, SLG: 0.361	2-1 F7	1-1 F9			0-0 L9		0-0 L8			4	0	0	0	0	0	1	<b>Toronto Blue Jays @ Cleveland Indians</b> Cleveland Municipal Stadium, Cleveland, OH Sun Aug 16 1992, 3:33 AM EDT Overcast - 63 F <a href="http://livebaseballscorecards.com">livebaseballscorecards.com</a>			
Mark Whiten, S (1, 9) OBP: 0.353, SLG: 0.404	2-2 1B		0-0 F7		3-2 G4-3		2-0 F8 2B			4	0	2	0	0	0	0				
Carlos Baerga, S (1, 4) OBP: 0.356, SLG: 0.479	0-1 G3-1		2-1 1B		2-2 FC6 1B		4-0 IBB			3	0	2	0	1	0	0				
Albert Belle, R (1, 10) OBP: 0.317, SLG: 0.473		0-1 1B 2B 1B	1-3 K		1-0 FC6		0-0 F8			4	1	1	0	0	1	4				
Paul Sorrento, L (1, 3) OBP: 0.351, SLG: 0.456		1-0 2B G4-3 1B	2-3 K		0-0 HR		2-0 F8			4	2	2	1	0	1	3				
Glenallen Hill, R (1, 7) OBP: 0.302, SLG: 0.435		2-1 G4-3 1B 2B		0-3 K		0-2 P4		4-1 G5-4-3 BB		3	1	1	1	1	1	0				
Sandy Alomar Jr., R (1, 2) OBP: 0.293, SLG: 0.324		3-H P6		1-2 K 1B 1B		0-0 G6-3		0-0 G5-4-3		4	0	1	0	0	0	3				
Jim Thome, L (1, 5) OBP: 0.272, SLG: 0.304		2-0 G4-3		2-2 1B		2-1 HBP		2-0 F9		2	0	1	1	0	0	1				
Brook Jacoby, R (7, 5) OBP: 0.324, SLG: 0.345		2-3 3-H 2-2		1-2 1B						1	0	0	0	0	0	0				
Mark Lewis, R (1, 6) OBP: 0.307, SLG: 0.354		3-H 1B		2-3 K		2-1 P4				3	0	1	1	0	1	3				
<b>Inning Stats</b>	R: 0 E: 0 K: 0 S: 7	H: 1 LOB: 0 BB: 0 P: 11	R: 3 E: 0 K: 0 S: 15	H: 4 LOB: 1 BB: 0 P: 23	R: 0 E: 0 K: 2 S: 9	H: 1 LOB: 1 BB: 0 P: 14	R: 0 E: 0 K: 2 S: 14	H: 2 LOB: 1 BB: 0 P: 19	R: 0 E: 0 K: 0 S: 11	H: 1 LOB: 1 BB: 0 P: 17	R: 1 E: 0 K: 0 S: 8	H: 1 LOB: 2 BB: 1 P: 12	R: 0 E: 0 K: 0 S: 4	H: 0 LOB: 0 BB: 1 P: 12	R: 0 E: 0 K: 0 S: 3	H: 0 LOB: 0 BB: 1 P: 9	1B: 8 2B: 2 3B: 0 HR: 1	SF: 0 SAC: 0 DP: 1 HBP: 1	WP: 0 PB: 0 SB: 0 CS: 0	PA: 35
<b>PITCHER</b>	IP WLS BF H R ER SO BB IBB HBP BLK WP HR S P ERA WHIP	IP WLS BF H R ER SO BB IBB HBP BLK WP HR S P ERA WHIP																		
Todd Stottlemyre, R (1, 1) ERA: 4.99	7.0 L 32 11 4 4 4 0 1 1 0 0 1 68 108 5.14 1.571	1.0 L 3 0 0 0 0 1 0 0 0 0 0 3 9 0.00 1.000																		
Mark Eichhorn, R (8, 1) ERA: 2.58																				

AB	31
R	2
H	7
RBI	2
BB	5
SO	9
LOB	14



AB	32
R	4
H	11
RBI	4
BB	2
SO	4
LOB	15





Batter	1	2	3	4	5	6	7	8	9	AB	R	H	RBI	BB	SO	LOB	TOP			
Derek Bell, R OBP: 0.315, SLG: 0.325	1-2 G5-3	1-2 SAFE 1B	4-1 FC5-4 BB		2-1 P3			0-2 P4		4	1	1	0	1	0	0	Toronto Blue Jays @ Cleveland Indians Cleveland Municipal Stadium, Cleveland, OH Sun Aug 16 1992, 3:38 AM EDT Att: 27,997 - Overcast - 64 F			
Roberto Alomar, S OBP: 0.409, SLG: 0.440	2-0 L6	0-0 2B	0-2 FC5-4		1-2 2B			2-3 K		5	1	2	0	0	1	2				
Joe Carter, R OBP: 0.325, SLG: 0.513	4-2 HR	1-2 F9	0-1 F8		0-0 2B			1-0 2B		4	1	2	0	1	0	5				
Dave Winfield, R OBP: 0.383, SLG: 0.514	1-0 HR	0-0 2B		2-2 CS 1B				1-1 F7		5	1	3	5	0	0	1				
Candy Maldonado, R OBP: 0.349, SLG: 0.461	0-1 1B	4-1 BB		3-2 G3-1				2-1 P4		4	0	1	0	1	0	1				
Kelly Gruber, R OBP: 0.270, SLG: 0.375	1-1 1B	0-2 P9		4-1 BB				1-1 L6		4	0	1	0	1	0	2				
Pat Tabler, R OBP: 0.300, SLG: 0.266	0-0 P9	2-2 L8		4-0 FC6-4 BB				2-1 P4		4	0	0	0	1	0	4				
Randy Knorr, R OBP: 0.357, SLG: 0.571		2-1 HR		1-1 FC6-4				0-1 G5-3		4	1	1	1	0	0	2				
Alfredo Griffin, S OBP: 0.214, SLG: 0.245		1-2 1B	3-1 FC5-4 2B		1-0 G6-3			1-1 G3-1		4	1	2	0	0	0	0				
<b>Inning Stats</b>	R: 2 E: 0 K: 0 S: 12	H: 3 LOB: 2 BB: 1 P: 21	R: 4 E: 0 K: 0 S: 25	H: 5 LOB: 2 BB: 1 P: 36	R: 0 E: 0 K: 0 S: 9	H: 1 LOB: 2 BB: 1 P: 16	R: 0 E: 0 K: 0 S: 11	H: 1 LOB: 2 BB: 2 P: 25	R: 0 E: 0 K: 0 S: 6	H: 0 LOB: 0 BB: 0 P: 10	R: 0 E: 0 K: 0 S: 6	H: 0 LOB: 0 BB: 0 P: 9	R: 0 E: 0 K: 1 S: 11	H: 1 LOB: 1 BB: 0 P: 17	R: 0 E: 0 K: 0 S: 4	H: 0 LOB: 0 BB: 0 P: 5	1B: 7 2B: 4 3B: 0 HR: 2	SF: 0 SAC: 0 DP: 0 HBP: 0	WP: 0 PB: 0 SB: 0 CS: 1	PA: 43
<b>PITCHER</b>	IP WLS BF H R ER SO	IP WLS BF H R ER SO	IP WLS BF H R ER SO	IP WLS BF H R ER SO	IP WLS BF H R ER SO	IP WLS BF H R ER SO	IP WLS BF H R ER SO	IP WLS BF H R ER SO	IP WLS BF H R ER SO	IP WLS BF H R ER SO	IP WLS BF H R ER SO	IP WLS BF H R ER SO	IP WLS BF H R ER SO	IP WLS BF H R ER SO	IP WLS BF H R ER SO	IP WLS BF H R ER SO	ERA WHIP	ERA WHIP		
Dave Otto, L ERA: 6.64	(1, 1) 1.0 L 6 5 5 0	(2, 1) 3.0 16 4 1 1 0	(5, 1) 2.0 7 2 0 0 0	(7, 1) 2.0 7 1 0 0 1	(9, 1) 1.0 3 0 0 0 0												45.00 7.000			
Eric Plunk, R ERA: 3.6																	3.00 2.667			
Kevin Wickander, L ERA: 3.22																	0.00 1.000			
Derek Lilliquist, L ERA: 1.54																	0.00 0.500			
Steve Olin, R ERA: 1.89																	0.00 0.000			

AB	38
R	6
H	13
RBI	6
BB	5
SO	1
LOB	17



Batter	1	2	3	4	5	6	7	8	9	AB	R	H	RBI	BB	SO	LOB	BOTTOM			
Kenny Lofton, L OBP: 0.340, SLG: 0.344	3-3 K		0-0 B1-3		3-2 S 1B			3-2 E4 1B		4	0	2	1	0	1	2	Toronto Blue Jays @ Cleveland Indians Cleveland Municipal Stadium, Cleveland, OH Sun Aug 16 1992, 3:38 AM EDT Att: 27,997 - Overcast - 64 F			
Mark Whiten, S OBP: 0.345, SLG: 0.399	1-3 K2-3		0-0 G4-3		1-0 G3			0-3 K		4	0	0	1	0	2	3				
Carlos Baerga, S OBP: 0.355, SLG: 0.477	0-1 1B		2-3 3H 0-3 K					0-0 G3		4	0	1	0	0	2	2				
Albert Belle, R OBP: 0.314, SLG: 0.469	1-1 F9			1-3 K				1-0 G6-3		4	0	0	0	0	1	1				
Paul Sorrento, L OBP: 0.347, SLG: 0.451		1-0 G5-3		1-0 G1-3				0-1 G4-3		4	0	0	0	0	1	0				
Thomas Howard, S OBP: 0.320, SLG: 0.357		0-2 G1-3		2-2 G5-3				0-3 K		3	0	0	0	1	1	0				
Brook Jacoby, R OBP: 0.323, SLG: 0.341		0-1 F9			0-1 F8			4-1 G6-4-3 BB		3	0	0	0	1	0	1				
Mark Lewis, R OBP: 0.310, SLG: 0.359			1-1 1B G4-3 1B		3-2 1B 2B			0-0 G6-4-3		3	2	2	0	0	0	1				
Junior Ortiz, R OBP: 0.288, SLG: 0.256			1-1 G4-3 B1-3 1B		1-3 K			1-0 G1-3		3	0	1	0	0	1	1				
<b>Inning Stats</b>	R: 0 E: 0 K: 2 S: 11	H: 1 LOB: 1 BB: 0 P: 16	R: 0 E: 0 K: 0 S: 6	H: 0 LOB: 0 BB: 0 P: 7	R: 1 E: 0 K: 1 S: 9	H: 2 LOB: 1 BB: 0 P: 11	R: 0 E: 0 K: 1 S: 8	H: 0 LOB: 0 BB: 0 P: 12	R: 1 E: 0 K: 1 S: 16	H: 2 LOB: 1 BB: 0 P: 24	R: 0 E: 0 K: 1 S: 6	H: 0 LOB: 0 BB: 0 P: 10	R: 0 E: 1 K: 1 S: 5	H: 1 LOB: 1 BB: 1 P: 9	R: 0 E: 0 K: 1 S: 8	H: 0 LOB: 1 BB: 1 P: 15	1B: 5 2B: 1 3B: 0 HR: 0	SF: 0 SAC: 0 DP: 1 HBP: 0	WP: 0 PB: 0 SB: 1 CS: 0	PA: 34
<b>PITCHER</b>	IP WLS BF H R ER SO	IP WLS BF H R ER SO	IP WLS BF H R ER SO	IP WLS BF H R ER SO	IP WLS BF H R ER SO	IP WLS BF H R ER SO	IP WLS BF H R ER SO	IP WLS BF H R ER SO	IP WLS BF H R ER SO	IP WLS BF H R ER SO	IP WLS BF H R ER SO	IP WLS BF H R ER SO	IP WLS BF H R ER SO	IP WLS BF H R ER SO	IP WLS BF H R ER SO	IP WLS BF H R ER SO	ERA WHIP	ERA WHIP		
Jack Morris, R ERA: 4.46	(1, 1) 7.0 W 26 5 2 2 7																2.57 0.857			
Duane Ward, R ERA: 2.39	(8, 1) 1.0 4 1 0 0 1																0.00 1.000			
Tom Henke, R ERA: 2.39	(9, 1) 1.0 4 0 0 0 1																0.00 1.000			





Batter	1	2	3	4	5	6	7	8	9	AB	R	H	RBI	BB	SO	LOB	TOP			
<b>Devon White, S</b> (1, 8) OBP: 0.286, SLG: 0.379 <b>Derek Bell, R</b> (8, 8) OBP: 0.313, SLG: 0.322	2-2 1B BB 2B 1B	1-2 G3		2-0 P6		0-1 F7			2-2 E6 1B S HR	4	1	1	0	0	0	0				
<b>Roberto Alomar, S</b> (1, 4) OBP: 0.411, SLG: 0.443	4-0 1B 2B 1B	3-2 G4-3		2-1 2B		2-2 L7			2-2 HR	4	2	2	0	1	0	0				
<b>Joe Carter, R</b> (1, 9) OBP: 0.327, SLG: 0.520	0-0 2B 1B	0-1 S		3-1 G6-3				1-0 E6 CS	1-0 HR	5	2	3	3	0	0	1				
<b>Dave Winfield, R</b> (1, 10) OBP: 0.383, SLG: 0.515	1-0 1B 2B	1-1 F7			3-3 K			1-3 K	2-0 HR	5	2	2	3	0	2	2				
<b>John Olerud, L</b> (1, 3) OBP: 0.394, SLG: 0.479	0-1 1B SF7 2H 1B		3-2 HR		2-0 L8			4-1 BB	1-3 K	4	2	2	2	1	1	1				
<b>Candy Maldonado, R</b> (1, 7) OBP: 0.349, SLG: 0.466	3-3 K		2-3 K		0-0 1B			2-1 F8	2-0 HR	5	1	2	1	0	2	2				
<b>Kelly Gruber, R</b> (1, 5) OBP: 0.272, SLG: 0.375	1-2 1B		0-1 L4		0-0 FC6-4 1B			0-0 P4	0-0 L1	5	0	2	0	0	0	1				
<b>Pat Borders, R</b> (1, 2) OBP: 0.297, SLG: 0.389	0-1 SF7		1-2 F8		0-0 FC6-4			1-3 K	2-1 HR	4	1	1	3	0	1	2				
<b>Manuel Lee, S</b> (1, 6) OBP: 0.332, SLG: 0.302	3-3 K			0-1 G3		0-3 K		1-3 K	1-0 F7	5	0	0	0	0	3	1				
<b>Inning Stats</b>	R: 5 E: 0 K: 2 S: 22	H: 5 LOB: 1 BB: 1 P: 36	R: 0 E: 0 K: 0 S: 10	H: 1 LOB: 1 BB: 0 P: 15	R: 1 E: 0 K: 1 S: 14	H: 1 LOB: 0 BB: 0 P: 20	R: 0 E: 0 K: 0 S: 7	H: 1 LOB: 1 BB: 0 P: 14	R: 0 E: 0 K: 1 S: 8	H: 0 LOB: 0 BB: 0 P: 10	R: 0 E: 1 K: 1 S: 8	H: 0 LOB: 1 BB: 1 P: 16	R: 0 E: 0 K: 2 S: 8	H: 0 LOB: 0 BB: 0 P: 10	R: 6 E: 1 K: 1 S: 16	H: 5 LOB: 0 BB: 0 P: 29	1B: 9 2B: 2 3B: 1 HR: 3	SF: 1 SAC: 0 DP: 0 HBP: 0	WP: 0 PB: 0 SB: 2 CS: 1	PA: 45
<b>PITCHER</b>	IP	WLS	BF	H	R	ER	SO	BB	IBB	HBP	BLK	WP	HR	S	P	ERA	WHIP			
<b>Bruce Ruffin, L</b> (1, 1) ERA: 6.38	0.1	L	7	5	5	5	1	1	0	0	0	0	0	15	26	135.00	18.000			
<b>Ricky Bones, R</b> (1, 1) ERA: 5.03	4.2		19	5	1	1	3	0	0	0	0	0	1	45	71	1.93	1.071			
<b>Dan Plesac, L</b> (6, 1) ERA: 3.36	2.0		7	0	0	0	2	1	0	0	0	0	0	16	26	0.00	0.500			
<b>Mike Fetters, R</b> (8, 1) ERA: 0.61	1.0		3	0	0	0	2	0	0	0	0	0	0	8	10	0.00	0.000			
<b>Doug Henry, R</b> (9, 1) ERA: 4.41	0.2		8	5	6	3	1	0	0	0	0	0	2	15	27	40.50	7.500			
<b>Jim Austin, R</b> (9, 1) ERA: 2.34	0.1		1	0	0	0	0	0	0	0	0	0	0	0	2	0.00	0.000			

Toronto Blue Jays @ Milwaukee Brewers  
Milwaukee County Stadium, Milwaukee, WI  
Tue Aug 18 1992, 8:05 PM EDT  
Att: 31,297 - Sunny - 73 F

AB 42  
R 12  
H 15  
RBI 12  
BB 2  
SO 9  
LOB 10



Batter	1	2	3	4	5	6	7	8	9	AB	R	H	RBI	BB	SO	LOB	BOTTOM			
<b>Pat Listach, S</b> (1, 6) OBP: 0.354, SLG: 0.347	1-0 P3			1-1 1B FC5-4 1B		2-2 L8		1-3 K		4	1	1	0	0	1	1				
<b>Darryl Hamilton, L</b> (1, 7) OBP: 0.337, SLG: 0.383	1-2 G4-3			0-1 FC5-4 1B		1-2 G4-3			0-2 G6-3	4	0	1	0	0	0	0				
<b>Paul Molitor, R</b> (1, 3) OBP: 0.382, SLG: 0.461	2-0 G6-3			3-3 K		2-1 P8			2-3 K	4	0	0	0	0	2	2				
<b>Greg Vaughn, R</b> (1, 10) OBP: 0.289, SLG: 0.381		3-1 P3		0-2 FC5-4 1B		1-2 P5			0-0 G5-3	4	0	1	0	0	0	0				
<b>Robin Yount, R</b> (1, 8) OBP: 0.298, SLG: 0.347		2-1 G6-3		0-1 FC5-4 FC4-6		3-2 F8				3	0	0	1	0	0	2				
<b>Dante Bichette, R</b> (1, 9) OBP: 0.328, SLG: 0.424		1-0 P3		1-2 FC4-6		0-0 F7				3	0	0	0	0	0	2				
<b>Kevin Seitzer, R</b> (1, 5) OBP: 0.336, SLG: 0.364			3-2 L8		0-0 P6			2-2 G4-3		3	0	0	0	0	0	0				
<b>B.J. Surhoff, L</b> (1, 2) OBP: 0.302, SLG: 0.320			3-2 G4-3		2-3 K			2-3 K		3	0	0	0	0	2	0				
<b>Scott Fletcher, R</b> (1, 4) OBP: 0.341, SLG: 0.372			0-3 K		0-1 G1-3			1-0 HBP		2	0	0	0	0	1	0				
<b>Inning Stats</b>	R: 0 E: 0 K: 0 S: 6	H: 0 LOB: 0 BB: 0 P: 10	R: 0 E: 0 K: 0 S: 5	H: 0 LOB: 0 BB: 0 P: 11	R: 0 E: 0 K: 1 S: 9	H: 0 LOB: 0 BB: 0 P: 15	R: 1 E: 0 K: 1 S: 18	H: 3 LOB: 2 BB: 0 P: 24	R: 0 E: 0 K: 0 S: 6	H: 0 LOB: 0 BB: 0 P: 8	R: 0 E: 0 K: 0 S: 11	H: 0 LOB: 0 BB: 0 P: 16	R: 0 E: 0 K: 2 S: 12	H: 0 LOB: 1 BB: 0 P: 18	R: 0 E: 0 K: 1 S: 8	H: 0 LOB: 0 BB: 0 P: 10	1B: 3 2B: 0 3B: 0 HR: 0	SF: 0 SAC: 0 DP: 0 HBP: 1	WP: 0 PB: 0 SB: 0 CS: 0	PA: 31
<b>PITCHER</b>	IP	WLS	BF	H	R	ER	SO	BB	IBB	HBP	BLK	WP	HR	S	P	ERA	WHIP			
<b>Jimmy Key, L</b> (1, 1) ERA: 3.8	8.0	W	28	3	1	1	5	0	0	0	0	0	0	8	113	1.12	0.375			
<b>Duane Ward, R</b> (9, 1) ERA: 2.33	1.0		3	0	0	0	1	0	0	0	0	0	0	8	10	0.00	0.000			

Toronto Blue Jays @ Milwaukee Brewers  
Milwaukee County Stadium, Milwaukee, WI  
Tue Aug 18 1992, 8:05 PM EDT  
Att: 31,297 - Sunny - 73 F

AB 30  
R 1  
H 3  
RBI 1  
BB 0  
SO 6  
LOB 7





Batter	1	2	3	4	5	6	7	8	9	AB	R	H	RBI	BB	SO	LOB	TOP					
Devon White, S (1, 8) OBP: 0.286, SLG: 0.378 Derek Bell, R (7, 8) OBP: 0.311, SLG: 0.319	F8		G4-3				FC4-6		F9	4	1	1	0	0	0	1	<b>Toronto Blue Jays @ Milwaukee Brewers</b> <b>Milwaukee County Stadium, Milwaukee, WI</b> Wed Aug 19 1992, 8:05 PM EDT Att: 32,060 - Sunny - 72 F					
Roberto Alomar, S (1, 4) OBP: 0.415, SLG: 0.444	S		2B				FC1-2		F8	3	2	2	0	2	0							
Joe Carter, R (1, 10) OBP: 0.326, SLG: 0.517	F7		K				FC1-2		K	5	0	1	1	0	2	4						
Dave Winfield, R (1, 9) OBP: 0.382, SLG: 0.515	G5-3		2B				FC5-4		K	4	0	1	2	0	0	4						
John Olerud, L (1, 3) OBP: 0.395, SLG: 0.477		2B	F8				F7		HR	3	1	1	0	1	0	2						
Candy Maldonado, R (1, 7) OBP: 0.348, SLG: 0.472	P4						G1-3		HR	4	1	1	2	0	1	1						
Kelly Gruber, R (1, 5) OBP: 0.272, SLG: 0.377	S		F8				G6-3		K	4	0	1	0	0	1	0						
Randy Knorr, R (1, 2) OBP: 0.313, SLG: 0.500 Ed Sprague, R (6, PH) OBP: 0.333, SLG: 0.333	K		K				F8		G5-4-3	2	0	0	0	0	2	2						
Manuel Lee, S (1, 6) OBP: 0.332, SLG: 0.302 Alfredo Griffin, S (8, PH) OBP: 0.211, SLG: 0.241	K						K		G5-4-3	3	0	1	0	0	2	2						
							FC4-6		1B	1	0	0	0	0	0	1						
<b>Inning Stats</b>	R: 0 E: 0 K: 0 S: 9	H: 1 LOB: 1 BB: 0 P: 19	R: 0 E: 0 K: 2 S: 10	H: 1 LOB: 2 BB: 1 P: 21	R: 1 E: 0 K: 1 S: 14	H: 1 LOB: 1 BB: 1 P: 21	R: 0 E: 0 K: 2 S: 8	H: 0 LOB: 0 BB: 0 P: 9	R: 2 E: 0 K: 1 S: 16	H: 2 LOB: 1 BB: 1 P: 23	R: 0 E: 0 K: 0 S: 4	H: 0 LOB: 0 BB: 0 P: 4	R: 0 E: 0 K: 0 S: 13	H: 2 LOB: 2 BB: 0 P: 16	R: 2 E: 0 K: 1 S: 12	H: 3 LOB: 0 BB: 0 P: 19	R: 0 E: 0 K: 1 S: 12	H: 0 LOB: 0 BB: 0 P: 15	1B: 7 2B: 2 3B: 0 HR: 1	SF: 0 SAC: 0 DP: 1 HBP: 0	WP: 0 PB: 0 SB: 3 CS: 0	PA: 39
<b>PITCHER</b>	IP WLS BF H R ER SO BB IBB HBP BLK WP HR S P ERA WHIP																					
Chris Bosio, R (1, 1) ERA: 3.77	7.0 W 31 7 3 3 6 3 0 0 0 0 0 0 74 113 3.86 1.429																					
Jesse Orosco, L (8, 1) ERA: 3.99	1.0 5 3 2 2 1 0 0 0 0 0 0 1 12 19 18.00 3.000																					
Jim Austin, R (9, 1) ERA: 2.28	1.0 3 0 0 0 1 0 0 0 0 0 0 0 12 15 0.00 0.000																					

Batter	1	2	3	4	5	6	7	8	9	AB	R	H	RBI	BB	SO	LOB	BOTTOM					
Pat Listach, S (1, 6) OBP: 0.355, SLG: 0.346	G6-3		WP					G4-3		4	2	1	1	1	1	4	<b>Toronto Blue Jays @ Milwaukee Brewers</b> <b>Milwaukee County Stadium, Milwaukee, WI</b> Wed Aug 19 1992, 8:05 PM EDT Att: 32,060 - Sunny - 72 F					
Darryl Hamilton, L (1, 9) OBP: 0.339, SLG: 0.385	G6-3		SH				G4-3		G4-3	4	1	2	3	0	0	2						
Paul Molitor, R (1, 10) OBP: 0.379, SLG: 0.456	G6-3		K				G6-3		L7	5	0	0	0	0	1	5						
Greg Vaughn, R (1, 7) OBP: 0.293, SLG: 0.392		CS					K		K	3	1	2	5	1	1	0						
Robin Yount, R (1, 8) OBP: 0.297, SLG: 0.344	1B		HR				P4		G5-3	3	1	0	0	1	0	1						
Dave Nilsson, L (1, 2) OBP: 0.239, SLG: 0.311	G4-3		G3				K		K	3	0	0	0	1	2	0						
John Jaha, R (1, 3) OBP: 0.265, SLG: 0.281	G4-3						1B		F8	4	2	3	0	0	0	0						
Jim Gantner, L (1, 5) OBP: 0.287, SLG: 0.327	G4-3		G4-3				1B		G4-1	4	1	2	1	0	0	2						
Scott Fletcher, R (1, 4) OBP: 0.347, SLG: 0.375	G5-3		G4-3				1B		G4-3	3	2	2	0	1	0	2						
							1B		G4-3													
<b>Inning Stats</b>	R: 0 E: 0 K: 0 S: 13	H: 1 LOB: 0 BB: 0 P: 17	R: 1 E: 0 K: 0 S: 21	H: 1 LOB: 3 BB: 3 P: 35	R: 3 E: 0 K: 1 S: 12	H: 1 LOB: 0 BB: 1 P: 18	R: 4 E: 0 K: 0 S: 18	H: 5 LOB: 1 BB: 0 P: 25	R: 1 E: 0 K: 2 S: 14	H: 4 LOB: 2 BB: 0 P: 16	R: 0 E: 0 K: 1 S: 7	H: 0 LOB: 0 BB: 0 P: 11	R: 0 E: 0 K: 1 S: 5	H: 0 LOB: 0 BB: 0 P: 9	R: 1 E: 0 K: 0 S: 5	H: 0 LOB: 1 BB: 1 P: 14	R: 0 E: 0 K: 0 S: 5	H: 0 LOB: 0 BB: 0 P: 14	1B: 11 2B: 0 3B: 0 HR: 1	SF: 0 SAC: 1 DP: 1 HBP: 0	WP: 2 PB: 0 SB: 1 CS: 1	PA: 39
<b>PITCHER</b>	IP WLS BF H R ER SO BB IBB HBP BLK WP HR S P ERA WHIP																					
Doug Linton, R (1, 1) ERA: 5.14	3.0 L 19 5 1 1 3 4 0 0 0 0 0 0 30 40 3.00 1.667																					
Mike Timlin, R (4, 1) ERA: 4.65	3.0 13 5 1 1 3 0 0 0 0 0 0 0 30 40 3.00 1.667																					
Bob MacDonald, L (7, 1) ERA: 4.08	1.0 3 0 0 0 1 0 0 0 0 0 0 0 5 9 0.00 0.000																					
Mark Eichhorn, R (8, 1) ERA: 2.67	1.0 4 0 1 1 0 1 0 0 0 0 0 0 5 14 9.00 1.000																					

AB	36
R	5
H	10
RBI	5
BB	3
SO	8
LOB	17



AB	33
R	10
H	12
RBI	10
BB	5
SO	5
LOB	16





Batter	1	2	3	4	5	6	7	8	9	AB	R	H	RBI	BB	SO	LOB	TOP					
Devon White, S OBP: 0.286, SLG: 0.380 Derek Bell, R OBP: 0.313, SLG: 0.331	G3		2B		G4-3			G6-3 2B	1-3	3	0	1	0	0	0	0	<b>Toronto Blue Jays @ Milwaukee Brewers</b> Milwaukee County Stadium, Milwaukee, WI Thu Aug 20 1992, 4:33 AM EDT Att: 34,702 - Cloudy - 74 F					
Roberto Alomar, S OBP: 0.411, SLG: 0.440	K		G5-3		G5-3			G6-3		4	0	0	0	0	1	2						
Joe Carter, R OBP: 0.324, SLG: 0.514 Pat Tabler, R OBP: 0.298, SLG: 0.264	L5				P9		F9	P3		3	0	0	0	0	0	0						
Dave Winfield, R OBP: 0.381, SLG: 0.512		G5-3			FC 1B		P4	P6		4	1	1	0	0	0	1						
John Olerud, L OBP: 0.392, SLG: 0.473 Ed Sprague, R OBP: 0.286, SLG: 0.286	L9				FC FC4-6 1B		L9	P4		3	0	0	0	0	0	1						
Candy Maldonado, R OBP: 0.350, SLG: 0.475	F8				FC4-6 1B		L8	2B		4	1	2	1	0	0	0						
Kelly Gruber, R OBP: 0.269, SLG: 0.373 Jeff Kent, R OBP: 0.321, SLG: 0.442			G1-3		FC4-6		P4	G6-3		3	0	0	0	0	0	2						
Pat Borders, R OBP: 0.302, SLG: 0.404			HR		K			1B 2B		4	1	3	2	0	1	2						
Alfredo Griffin, S OBP: 0.213, SLG: 0.241			G4-3				P4			4	0	1	0	0	0	1						
<b>Inning Stats</b>	R: 0 E: 0 K: 1 S: 9	H: 0 LOB: 0 BB: 0 P: 15	R: 0 E: 0 K: 0 S: 6	H: 0 LOB: 0 BB: 0 P: 10	R: 1 E: 0 K: 0 S: 10	H: 2 LOB: 1 BB: 0 P: 17	R: 1 E: 0 K: 1 S: 14	H: 2 LOB: 2 BB: 0 P: 19	R: 0 E: 0 K: 0 S: 7	H: 0 LOB: 0 BB: 0 P: 9	R: 0 E: 0 K: 0 S: 6	H: 1 LOB: 1 BB: 0 P: 11	R: 0 E: 0 K: 0 S: 8	H: 1 LOB: 1 BB: 0 P: 12	R: 1 E: 0 K: 0 S: 13	H: 3 LOB: 2 BB: 0 P: 21		1B: 4 2B: 4 3B: 0 HR: 1	SF: 0 SAC: 0 DP: 0 HBP: 0	WP: 0 PB: 0 SB: 0 CS: 0	PA: 37	
<b>PITCHER</b>	IP	WLS	BF	H	R	ER	SO	BB	IBB	HBP	BLK	WP	HR	S	P	ERA	WHIP					
Bill Wegman, R ERA: 3.15	(1, 1)	7.0	W	27	5	2	1	2	0	0	0	0	0	1	61	90	1.29	0.714				
Darren Holmes, R ERA: 3.3	(8, 1)	1.0		4	1	0	0	0	0	0	0	0	0	0	8	12	0.00	1.000				
Mike Fetters, R ERA: 0.8	(9, 1)	1.0		6	3	1	1	0	0	0	0	0	0	0	13	21	9.00	3.000				

AB	37
R	3
H	9
RBI	3
BB	0
SO	2
LOB	13

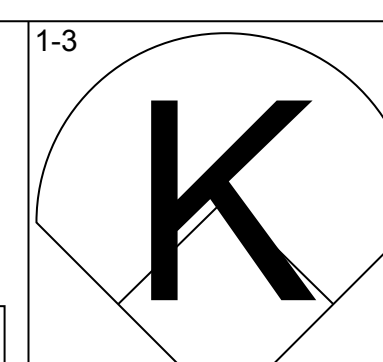
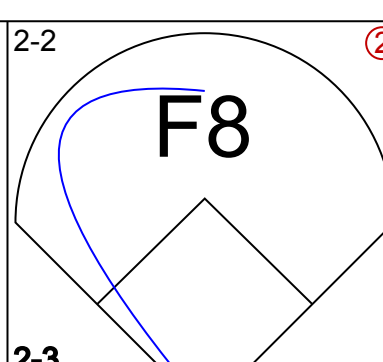
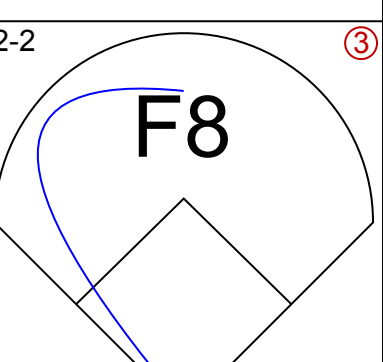
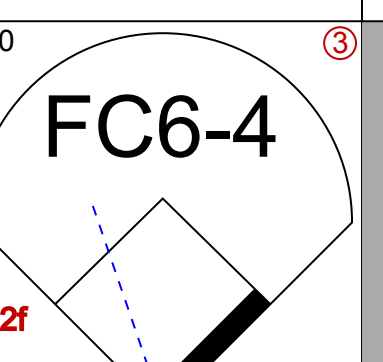
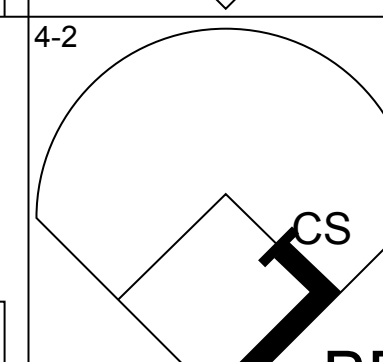
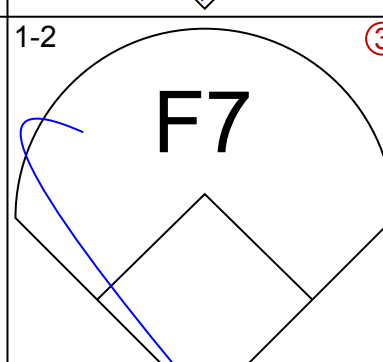
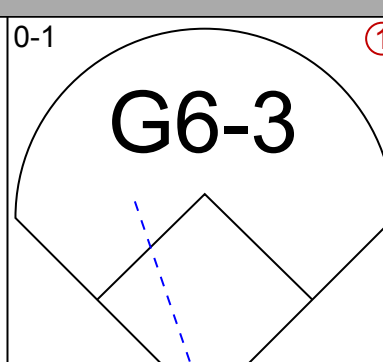
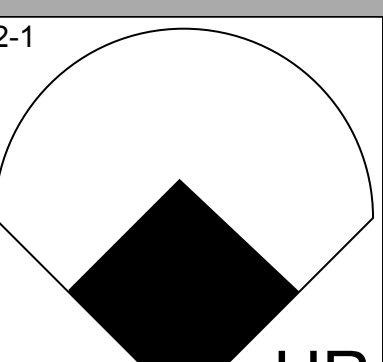
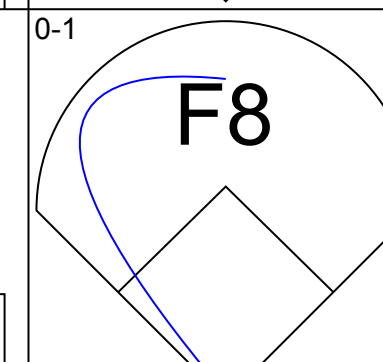
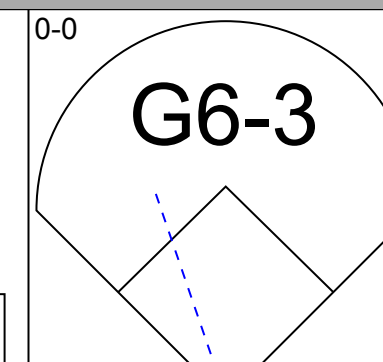
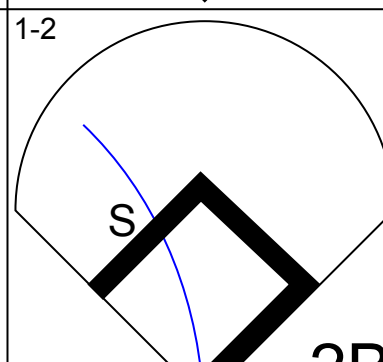
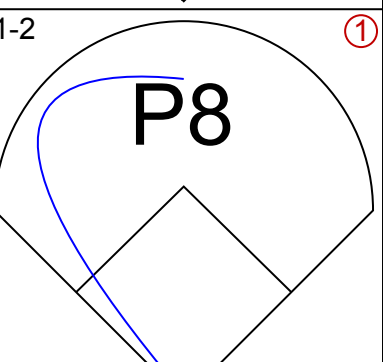
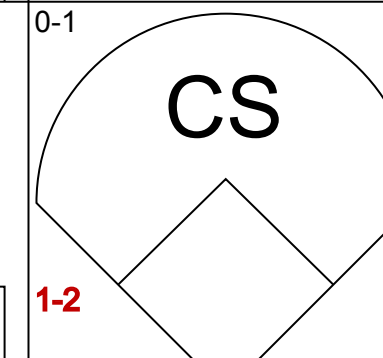
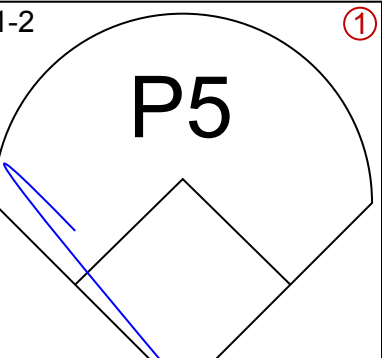
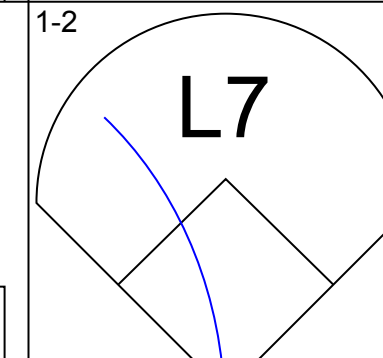
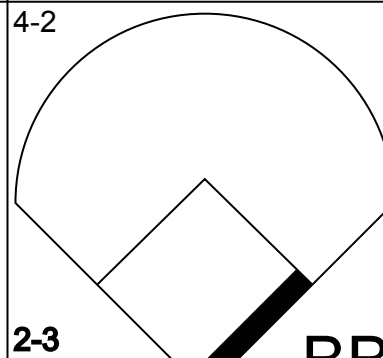
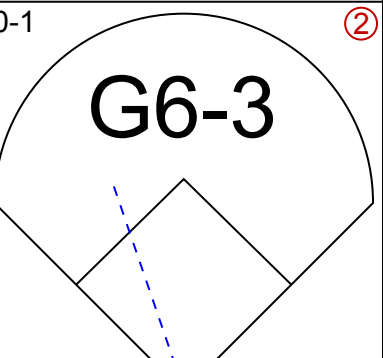
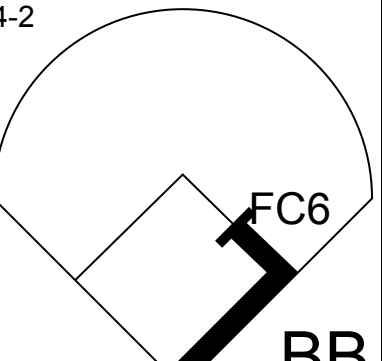
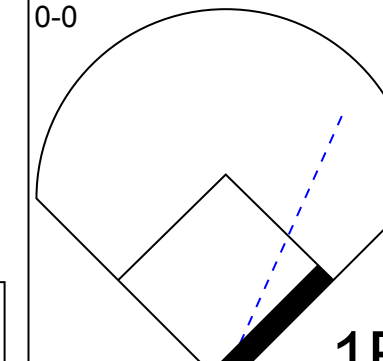
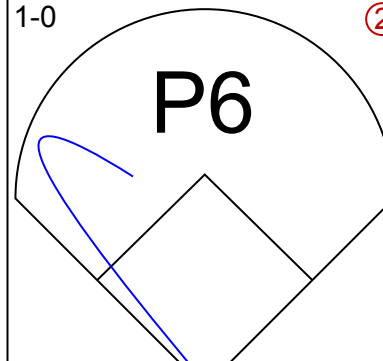
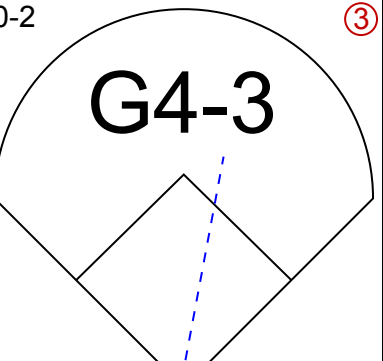
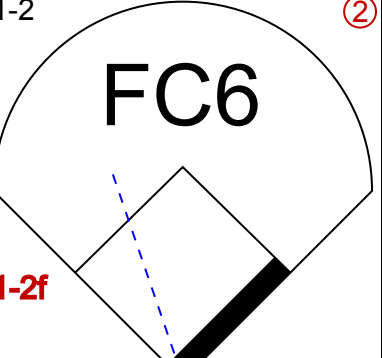
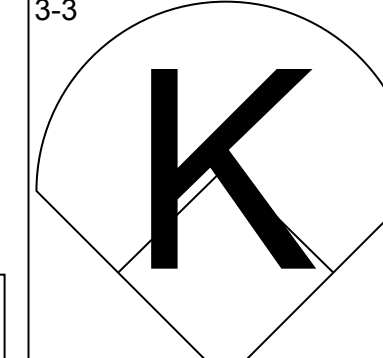
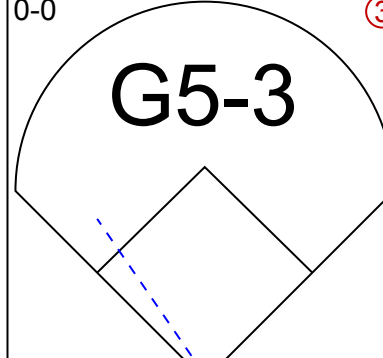
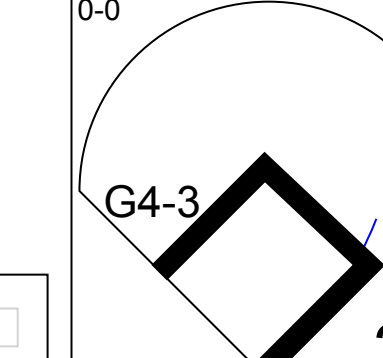
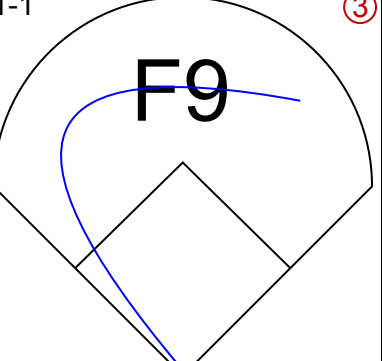
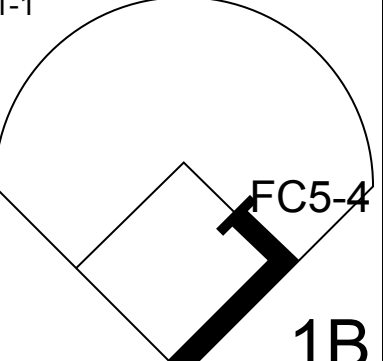
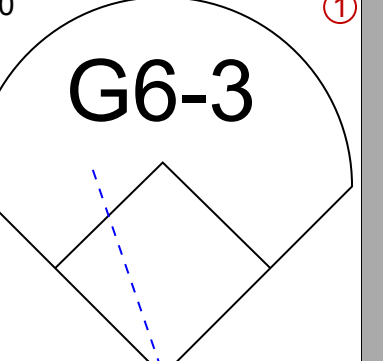
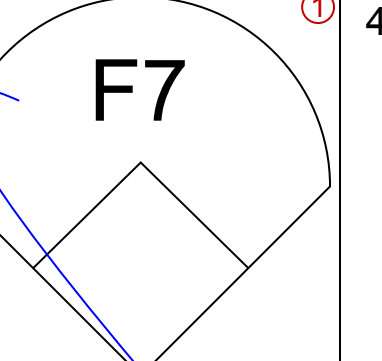
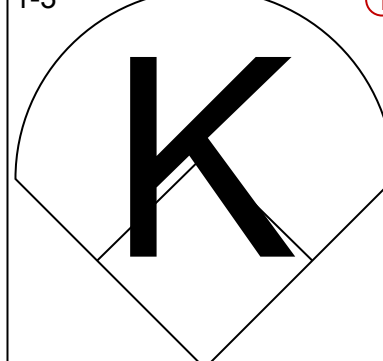
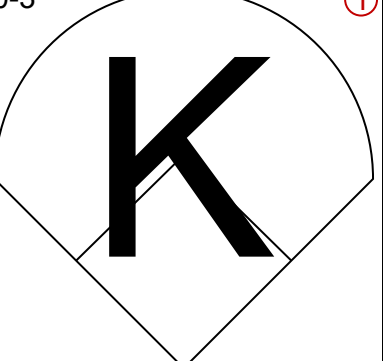
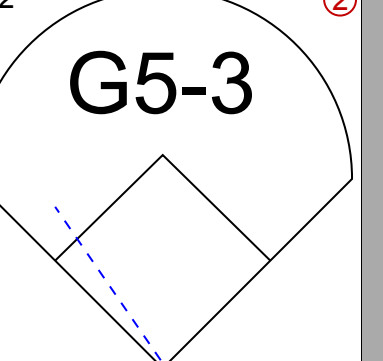
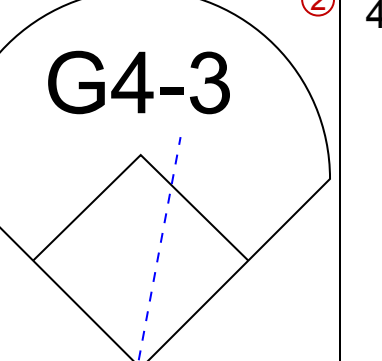
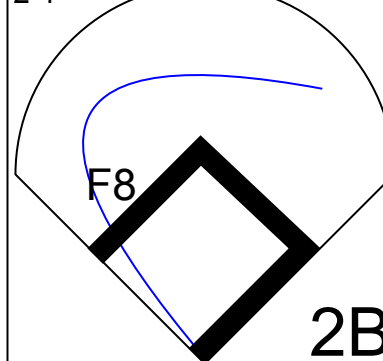
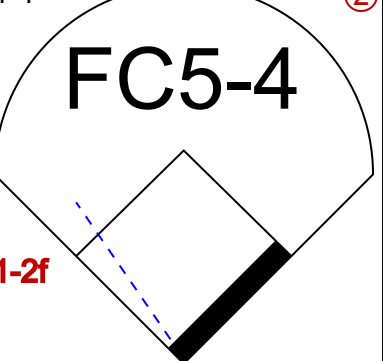
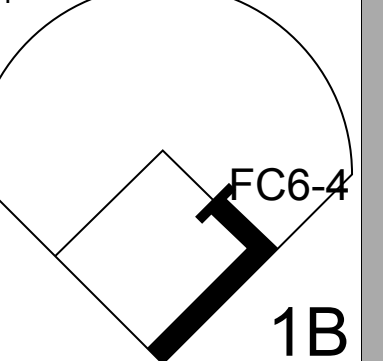
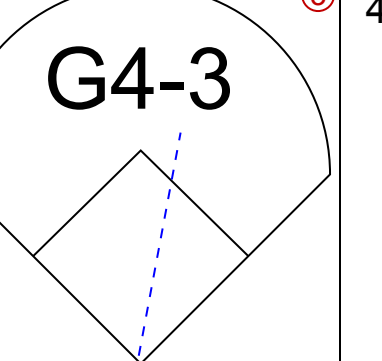


Batter	1	2	3	4	5	6	7	8	9	AB	R	H	RBI	BB	SO	LOB	BOTTOM					
Pat Listach, S OBP: 0.356, SLG: 0.348 Jim Gantner, L OBP: 0.284, SLG: 0.324	K		F8	G4-3 1B 2B	2B SF8 BB	P2		G1-3		3	2	1	2	1	1	0	<b>Toronto Blue Jays @ Milwaukee Brewers</b> Milwaukee County Stadium, Milwaukee, WI Thu Aug 20 1992, 4:33 AM EDT Att: 34,702 - Cloudy - 74 F					
Darryl Hamilton, L OBP: 0.343, SLG: 0.389 Franklin Stubbs, L OBP: 0.287, SLG: 0.359	G6-3		S 2B BB	G4-3	SF8 1B 2B	1B		E6		4	2	2	3	1	0	1						
Paul Molitor, R OBP: 0.382, SLG: 0.460	L8		S 3B 2B	S 3B 2B	1B IBB	1B		P4		5	1	3	3	1	0	1						
Greg Vaughn, R OBP: 0.292, SLG: 0.388		P4	S 3B BB	P6	SF8	G5-3		P6		4	1	0	1	1	0	4						
Robin Yount, R OBP: 0.300, SLG: 0.355		F8 2B 2B	1-H 2-H 3B	L5	L9			L9		5	1	3	3	0	0	1						
John Jaha, R OBP: 0.272, SLG: 0.330		F8	G5-3		HR	K		G6-3 1B 2B		5	2	2	1	0	1	4						
Kevin Seitzer, R OBP: 0.336, SLG: 0.365		HBP 2B BB	G5-3		G3 2B 2B	L9		G6-3		4	2	1	0	1	0	2						
B.J. Surhoff, L OBP: 0.309, SLG: 0.325		HBP 2B		2B 1B	G3	G3		1B 1B		4	2	3	1	0	0	1						
Scott Fletcher, R OBP: 0.354, SLG: 0.388		HBP 2B		2B 1B	BB	1B 1B		G6-3		4	3	3	2	0	0	1						
<b>Inning Stats</b>	R: 0 E: 0 K: 1 S: 9	H: 0 LOB: 0 BB: 0 P: 14	R: 2 E: 0 K: 0 S: 9	H: 2 LOB: 2 BB: 1 P: 18	R: 3 E: 0 K: 0 S: 15	H: 4 LOB: 1 BB: 2 P: 26	R: 3 E: 0 K: 0 S: 11	H: 4 LOB: 1 BB: 0 P: 17	R: 5 E: 0 K: 1 S: 17	H: 4 LOB: 2 BB: 2 P: 39	R: 2 E: 0 K: 0 S: 15	H: 4 LOB: 4 BB: 0 P: 20	R: 1 E: 0 K: 0 S: 7	H: 2 LOB: 1 BB: 0 P: 11	R: 0 E: 1 K: 0 S: 8	H: 0 LOB: 1 BB: 0 P: 9		1B: 8 2B: 8 3B: 1 HR: 1	SF: 1 SAC: 0 DP: 0 HBP: 2	WP: 0 PB: 0 SB: 3 CS: 0	PA: 49	
<b>PITCHER</b>	IP	WLS	BF	H	R	ER	SO	BB	IBB	HBP	BLK	WP	HR	S	P	ERA	WHIP					
David Wells, L ERA: 5.37	(1, 1)	4.1	L	29	11	13	13	1	4	2	0	0	0	12	26	18.00	3.462					
Bob MacDonald, L ERA: 4.43	(5, 1)	1.0		7	3	2	2	1	0	1	0	0	0	0	9	11	0.00	3.000				
Mark Eichhorn, R ERA: 2.65	(6, 1)	0.2		4	2	0	0	0	0	0	0	0	0	0	7	11	9.00	2.000				
Duane Ward, R ERA: 2.42	(7, 1)	1.0		5	2	1	1	0	0	0	0	0	0	0	8	9	0.00	0.000				
Tom Henke, R ERA: 2.33	(8, 1)	1.0		4	0	0	0	0	0	0	0	0	0	0	8	9	0.00	0.000				

AB	41
R	16
H	18
RBI	16
BB	5
SO	2
LOB	17

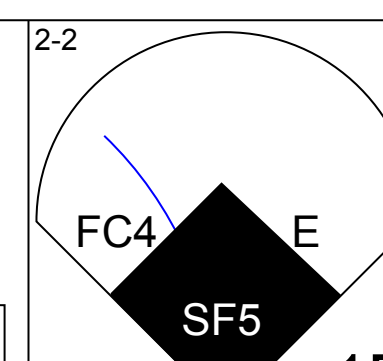
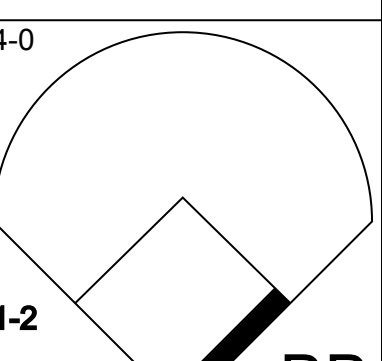
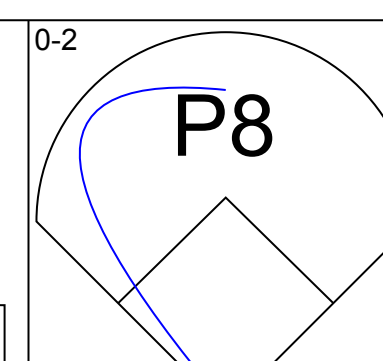
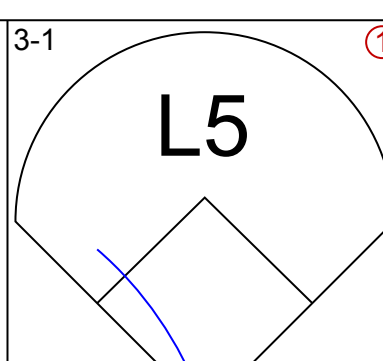
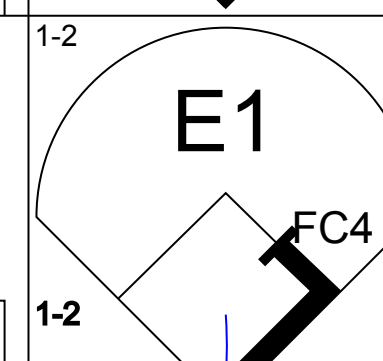
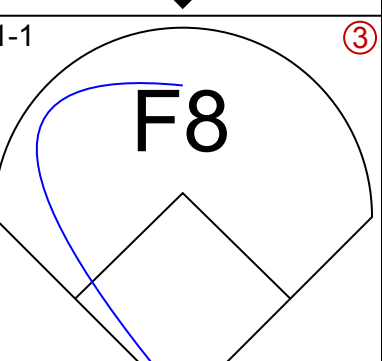
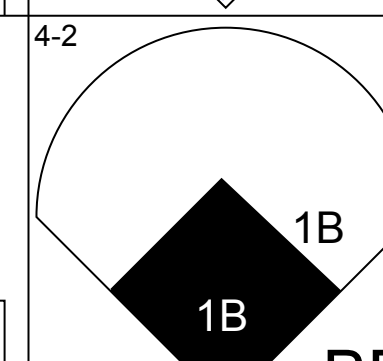
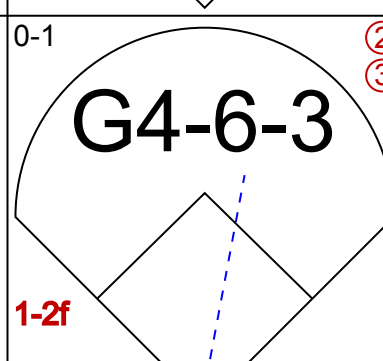
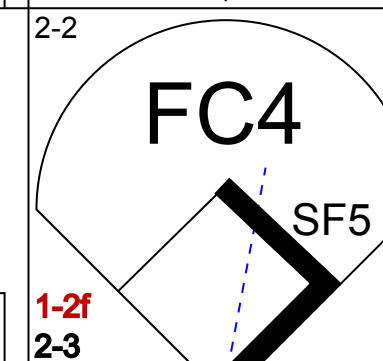
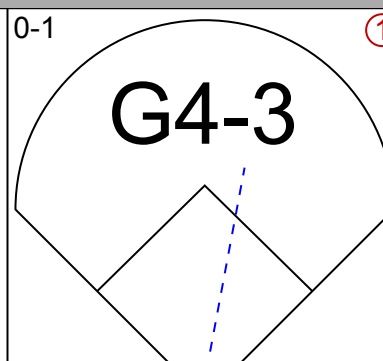
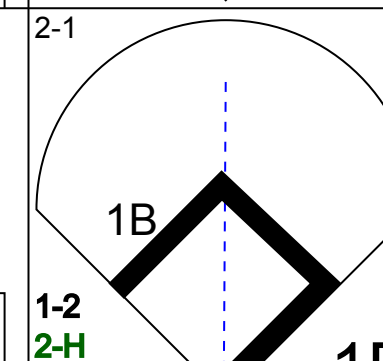
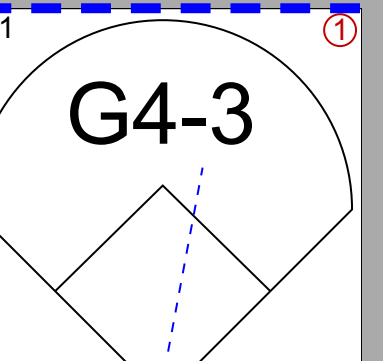
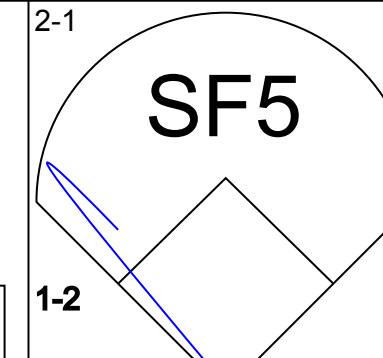
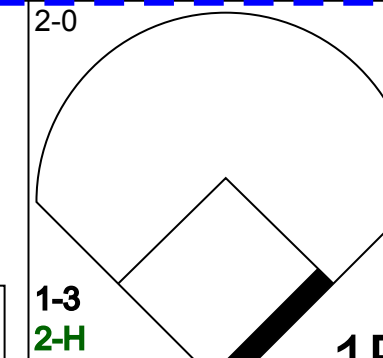
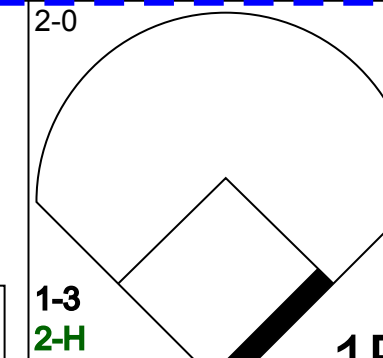
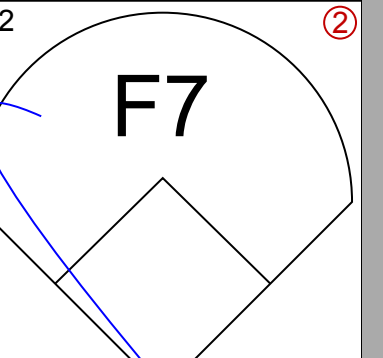
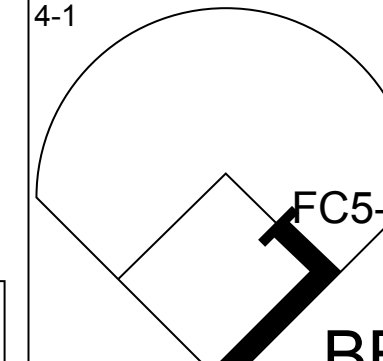
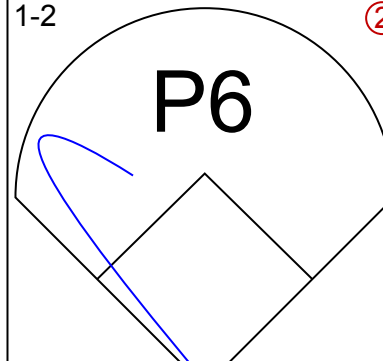
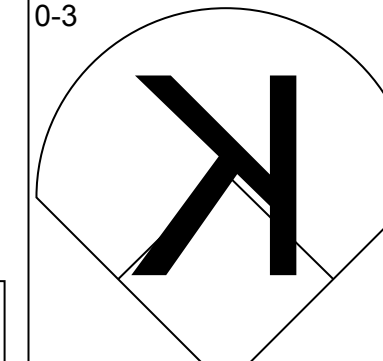
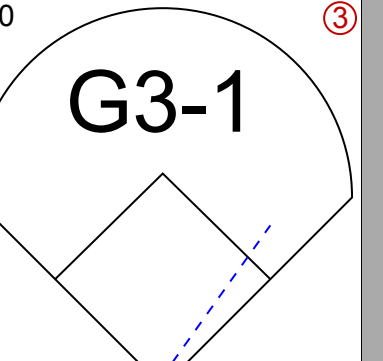
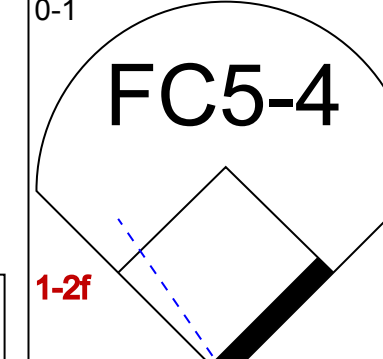
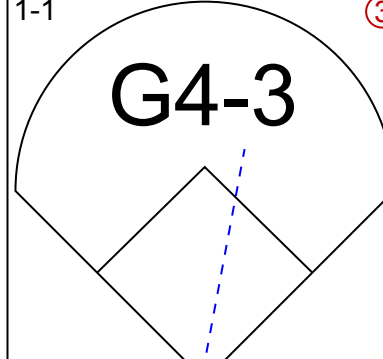
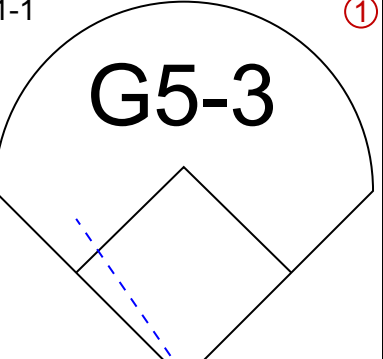
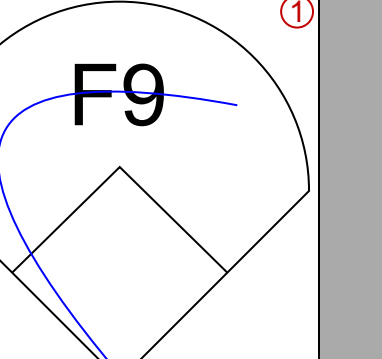
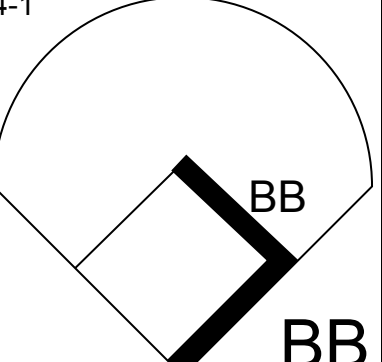
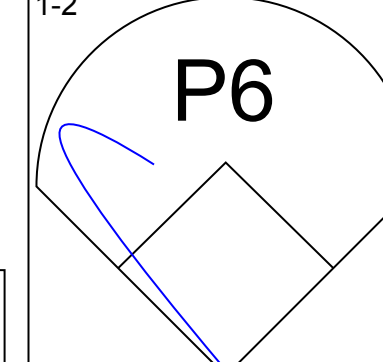
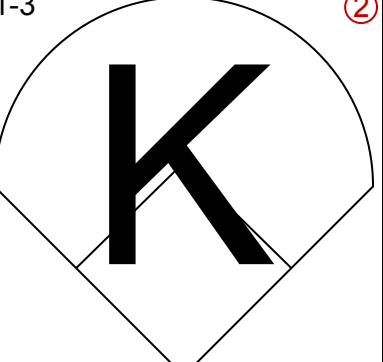
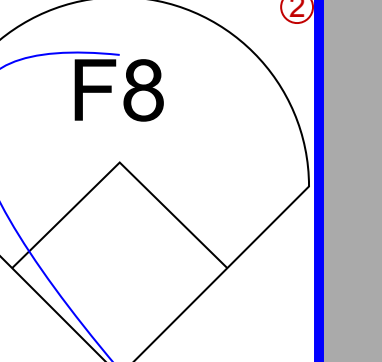
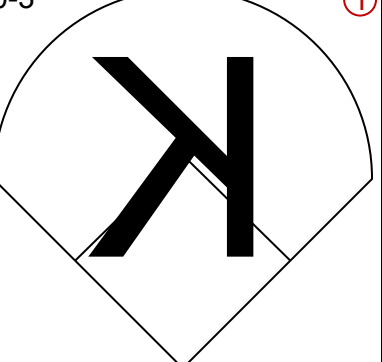
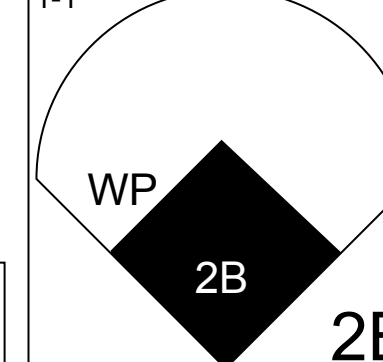
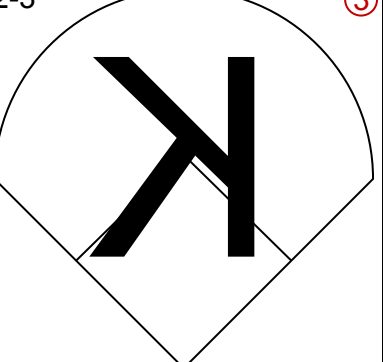
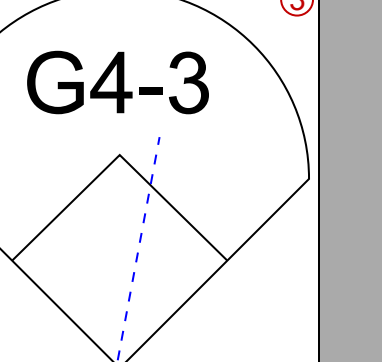
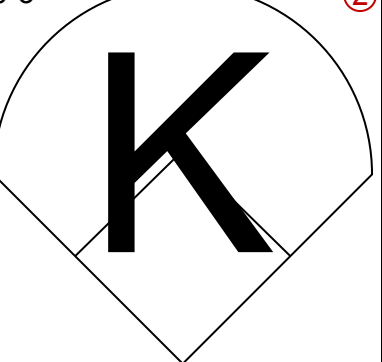
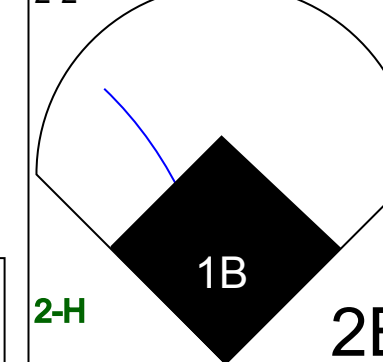
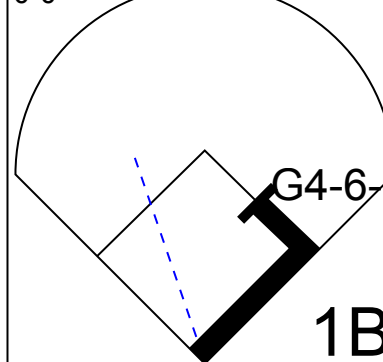




Batter	1	2	3	4	5	6	7	8	9	AB	R	H	RBI	BB	SO	LOB	TOP			
<b>Devon White, S</b> OBP: 0.284, SLG: 0.377 (1, 8)										4	0	0	0	0	1	3	<b>Toronto Blue Jays @ Minnesota Twins</b> Hubert H. Humphrey Metrodome, Minneapolis, MN Fri Aug 21 1992, 8:05 PM EDT Att: 48,082 - Dome - 70 F			
<b>Roberto Alomar, S</b> OBP: 0.412, SLG: 0.447 (1, 4)										3	1	1	1	1	0	1				
<b>Joe Carter, R</b> OBP: 0.324, SLG: 0.514 (1, 9)										4	0	1	0	0	0	1				
<b>Dave Winfield, R</b> OBP: 0.380, SLG: 0.509 (1, 10)										3	0	0	0	1	0	0				
<b>John Olerud, L</b> OBP: 0.393, SLG: 0.472 (1, 3)										3	0	1	0	1	0	2				
<b>Candy Maldonado, R</b> OBP: 0.349, SLG: 0.475 (1, 7)										4	0	1	0	0	1	4				
<b>Kelly Gruber, R</b> OBP: 0.269, SLG: 0.372 (1, 5)										4	0	1	0	0	0	2				
<b>Pat Borders, R</b> OBP: 0.299, SLG: 0.399 (1, 2)										4	0	0	0	0	2	2				
<b>Manuel Lee, S</b> OBP: 0.333, SLG: 0.307 (1, 6)										4	0	2	0	0	0	2				
<b>Inning Stats</b>	R: 0 E: 0 K: 1 S: 10	H: 0 LOB: 0 BB: 1 P: 15	R: 0 E: 0 K: 0 S: 12	H: 0 LOB: 1 BB: 1 P: 19	R: 0 E: 0 K: 1 S: 11	H: 1 LOB: 1 BB: 0 P: 17	R: 0 E: 0 K: 1 S: 8	H: 1 LOB: 2 BB: 1 P: 12	R: 0 E: 0 K: 0 S: 9	H: 1 LOB: 1 BB: 0 P: 15	R: 0 E: 0 K: 0 S: 8	H: 1 LOB: 1 BB: 0 P: 11	R: 1 E: 0 K: 0 S: 10	H: 1 LOB: 0 BB: 0 P: 13	R: 0 E: 0 K: 0 S: 5	H: 1 LOB: 1 BB: 0 P: 6	1B: 3 2B: 3 3B: 0 HR: 1	SF: 0 SAC: 0 DP: 0 HBP: 0	WP: 0 PB: 0 SB: 0 CS: 1	PA: 37
<b>PITCHER</b>	IP	WLS	BF	H	R	ER	SO	BB	IBB	HBP	BLK	WP	HR	S	P	ERA	WHIP			
<b>John Smiley, L</b> ERA: 3.41 (1, 1)	8.0	W	33	7	1	1	4	3	0	0	0	0	1	80	118	1.12	1.250			
<b>Carl Willis, R</b> ERA: 3.53 (9, 1)	1.0		3	0	0	0	0	0	0	0	0	0	0	4	5	0.00	0.000			

AB	33
R	1
H	7
RBI	1
BB	3
SO	4
LOB	17

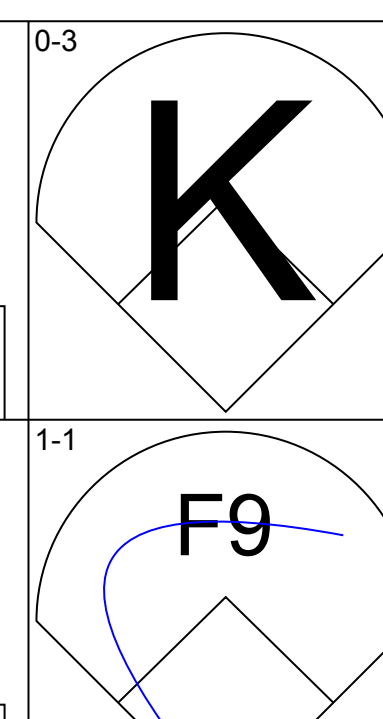
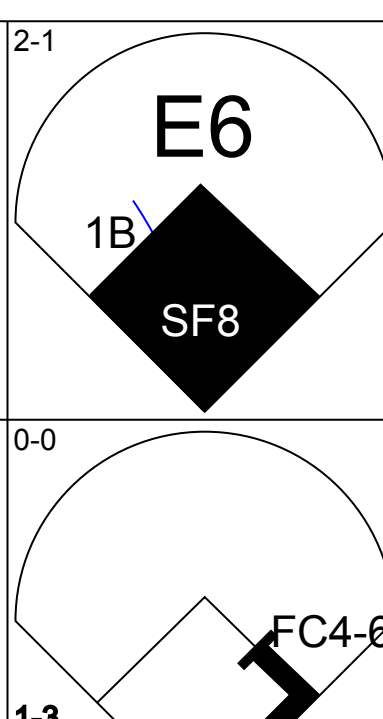
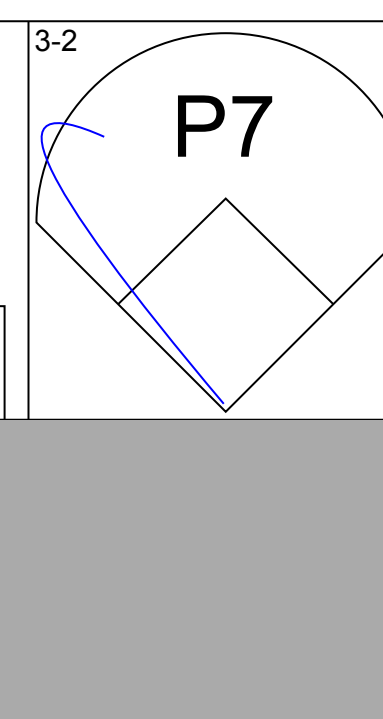
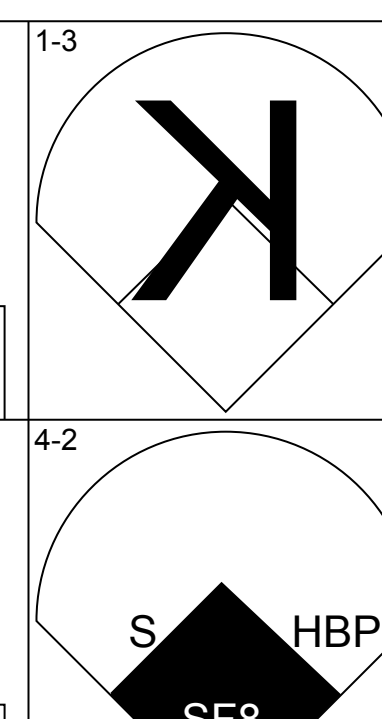
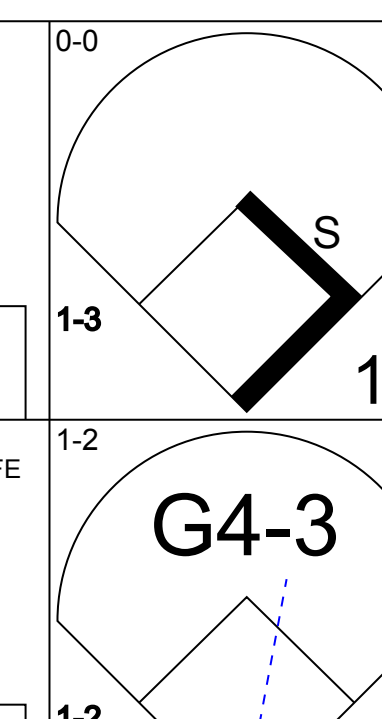
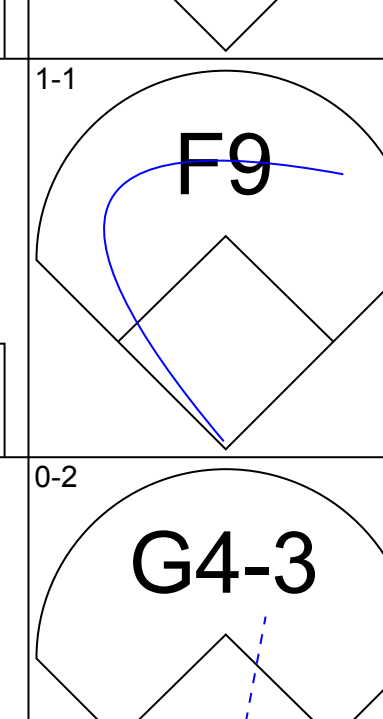
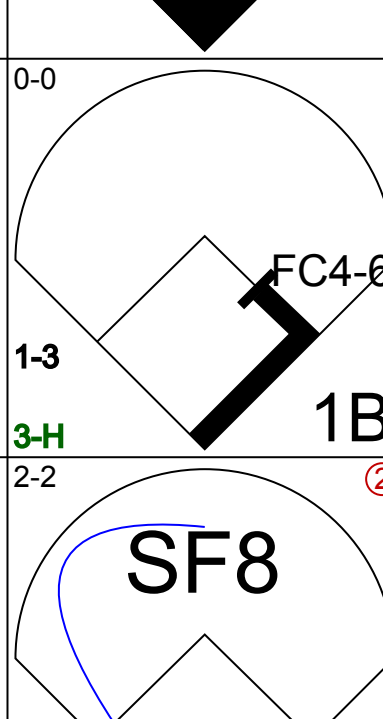
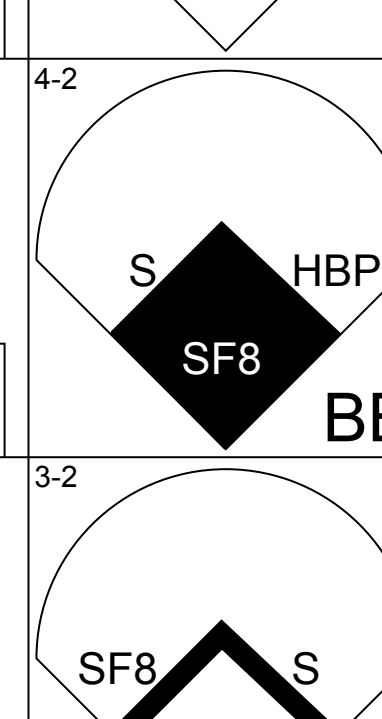
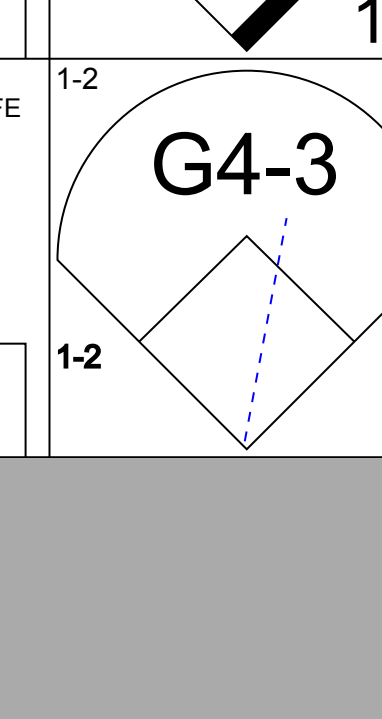
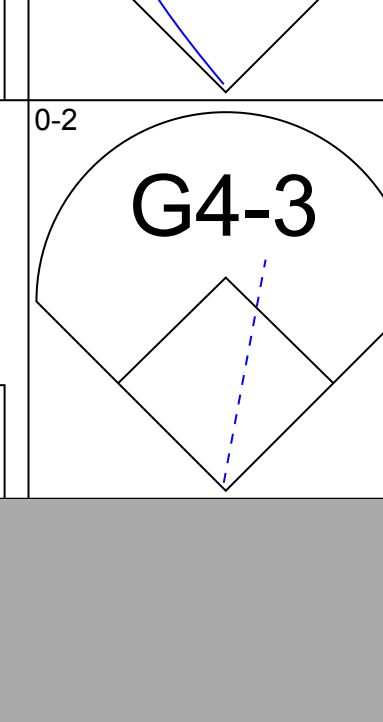
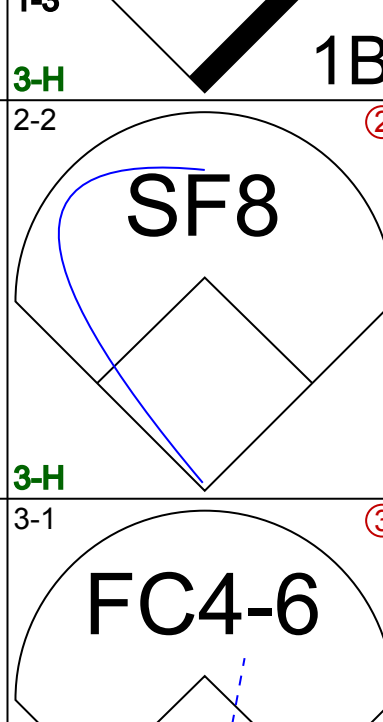
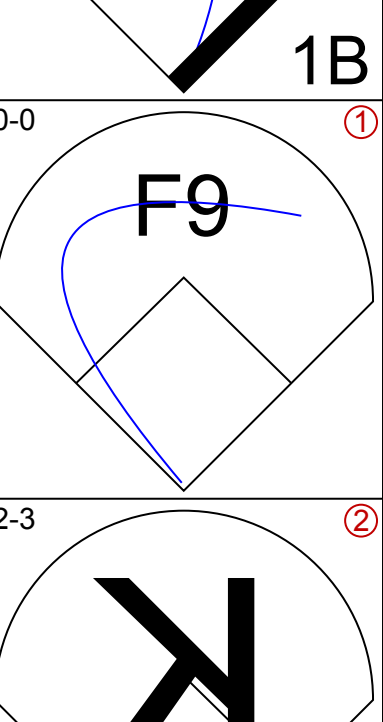
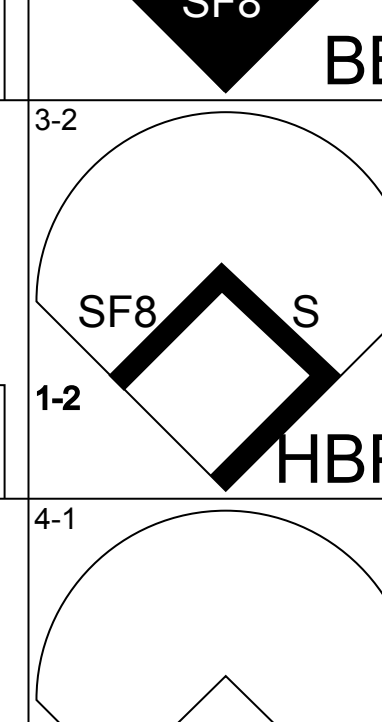
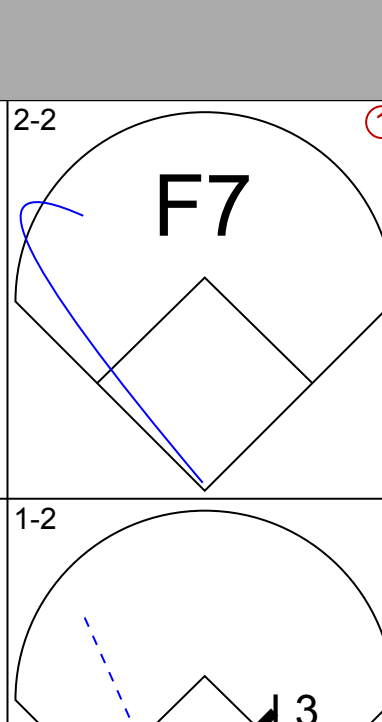
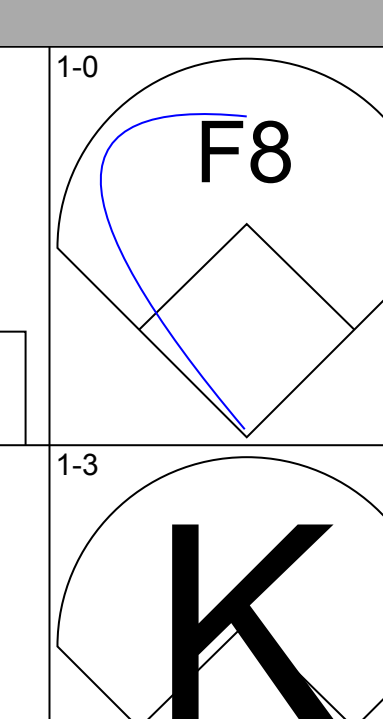
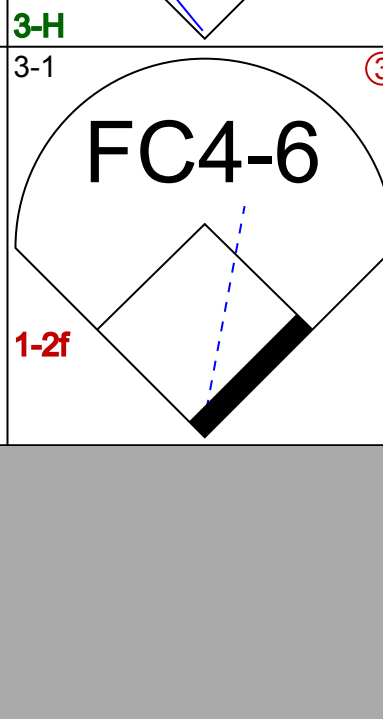

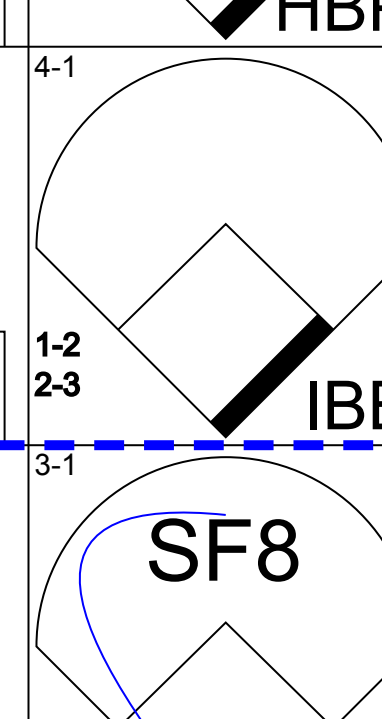
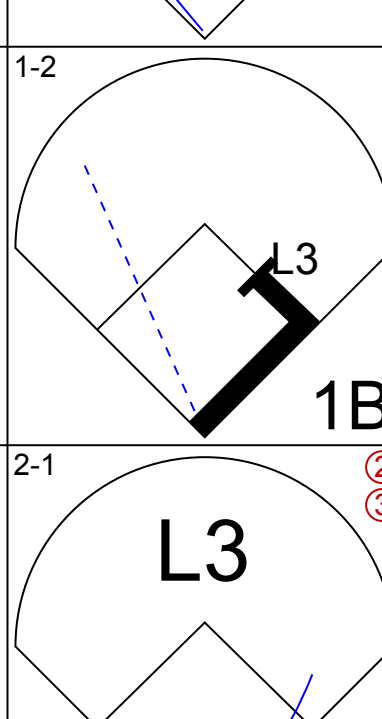
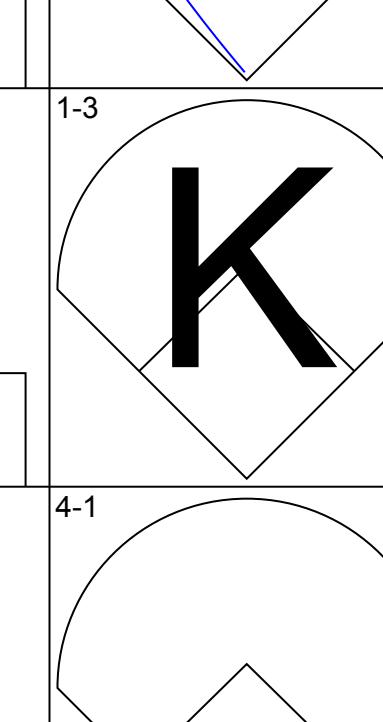
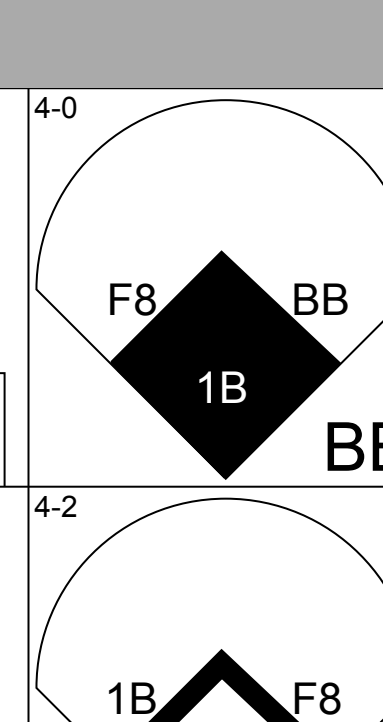
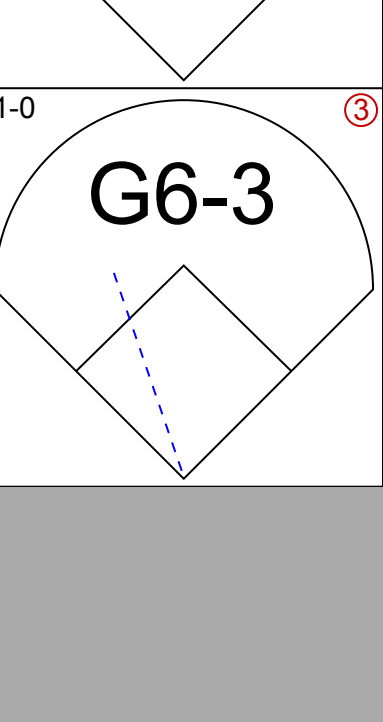
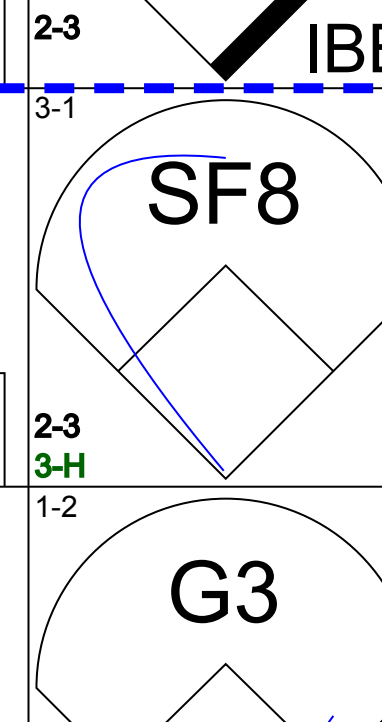
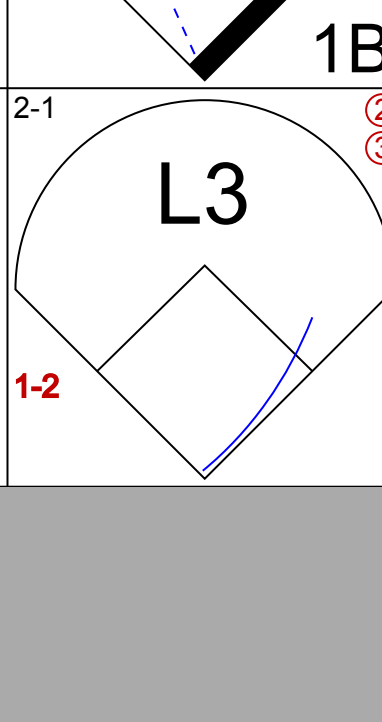
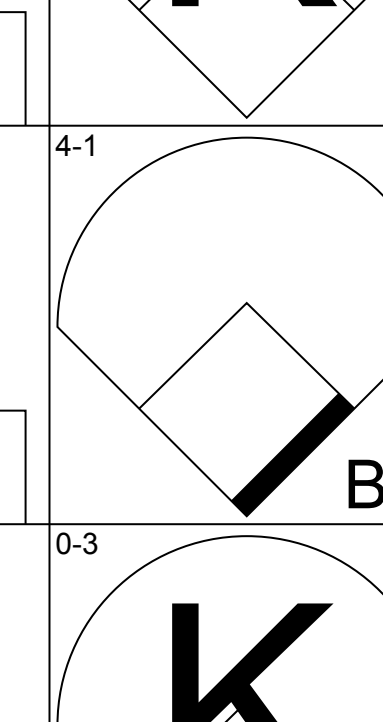
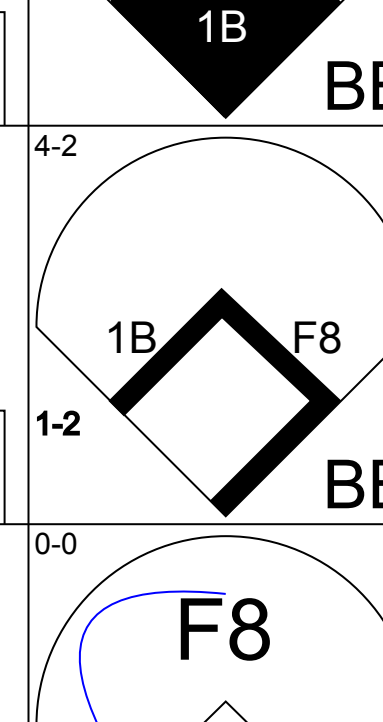
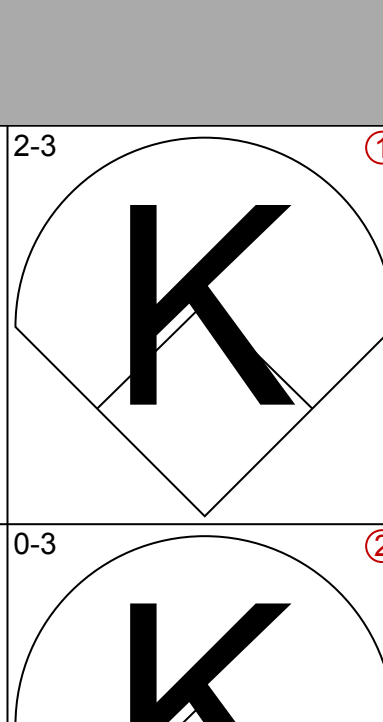
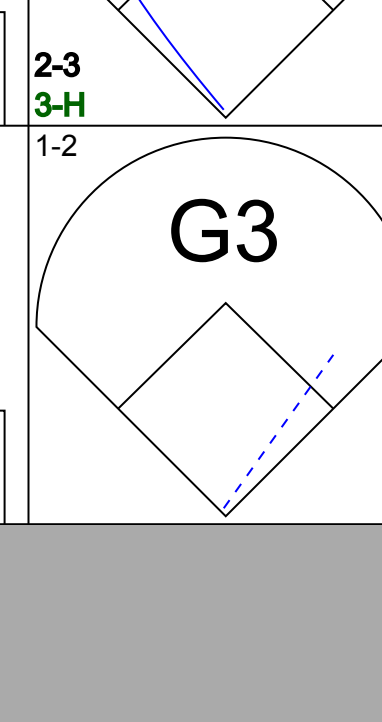
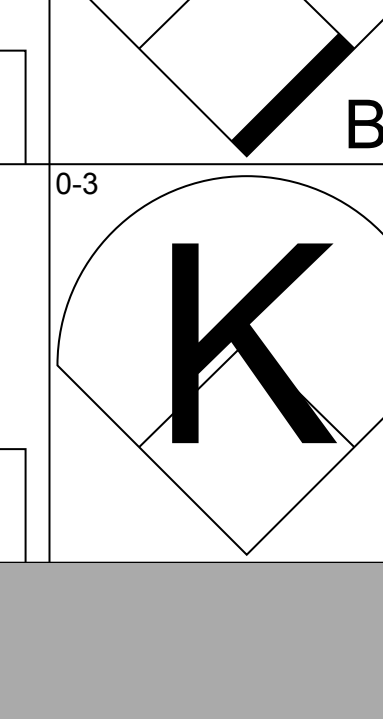
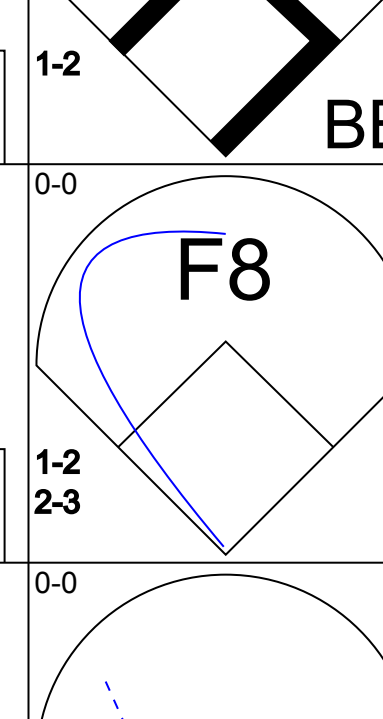
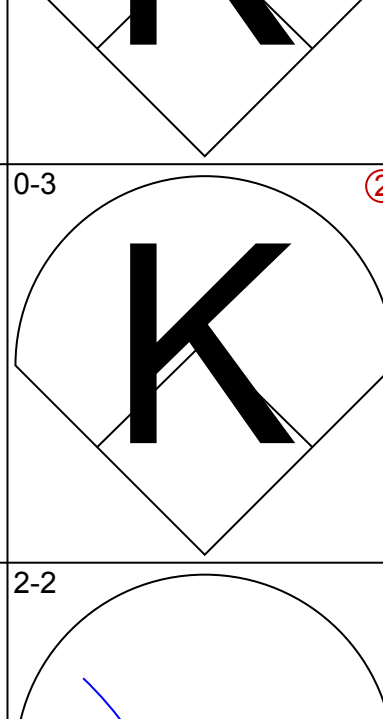
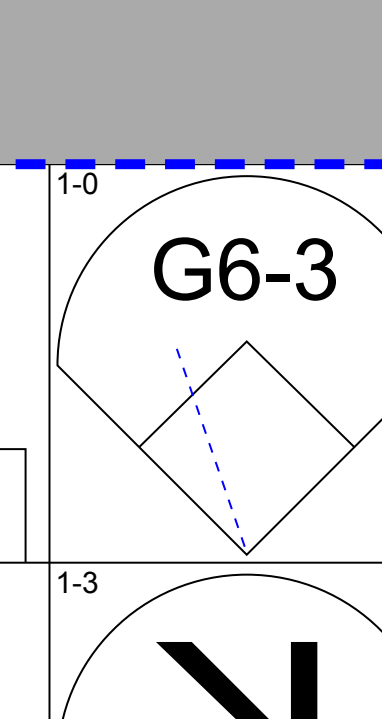
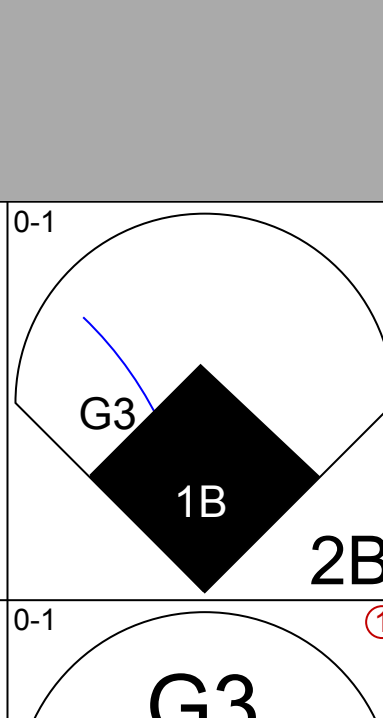
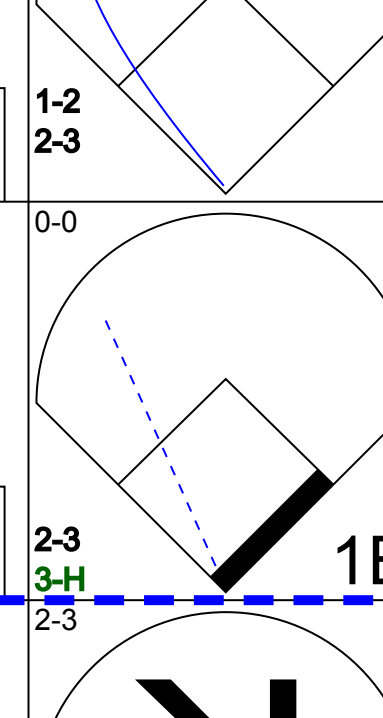
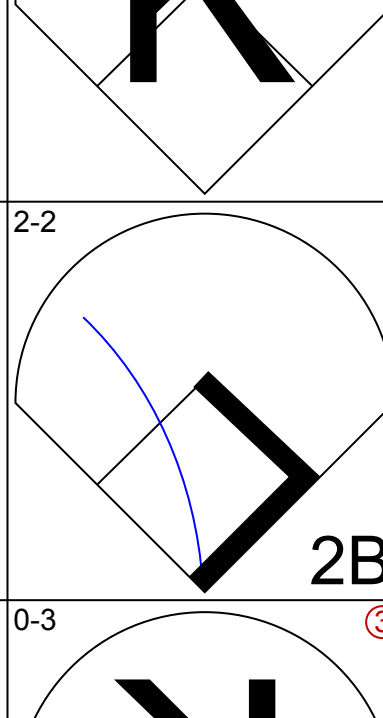
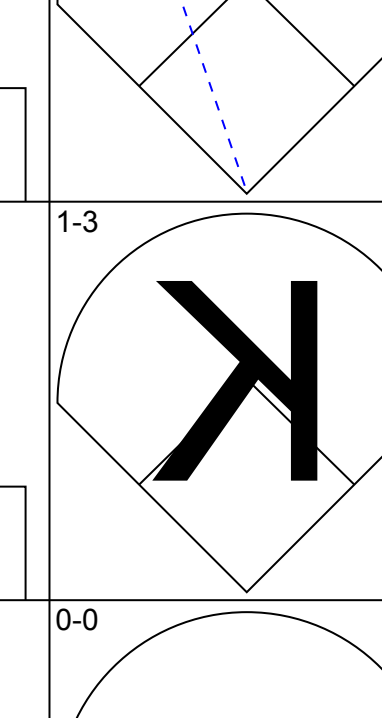
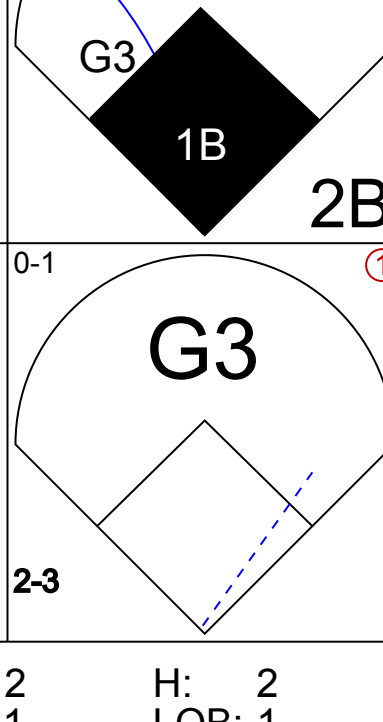
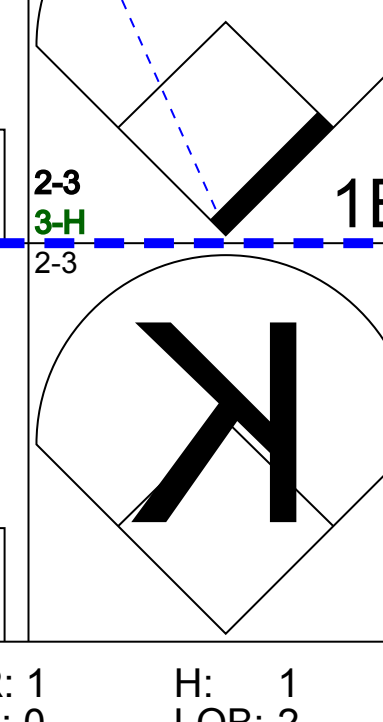
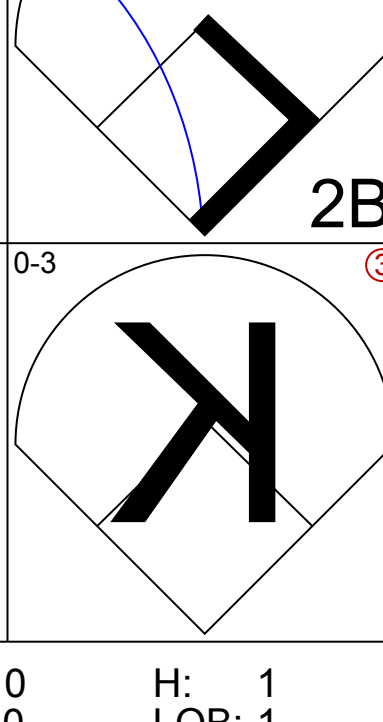
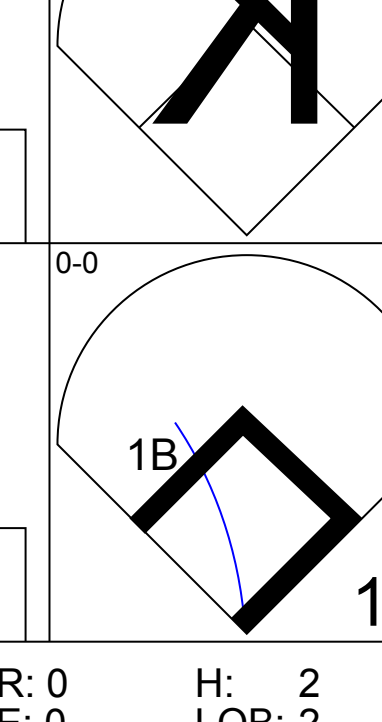


Batter	1	2	3	4	5	6	7	8	9	AB	R	H	RBI	BB	SO	LOB	BOTTOM			
<b>Chuck Knoblauch, R</b> OBP: 0.382, SLG: 0.370 (1, 4)										3	1	1	0	1	0	2	<b>Toronto Blue Jays @ Minnesota Twins</b> Hubert H. Humphrey Metrodome, Minneapolis, MN Fri Aug 21 1992, 8:05 PM EDT Att: 48,082 - Dome - 70 F			
<b>Shane Mack, R</b> OBP: 0.395, SLG: 0.475 (1, 7)										3	1	0	0	1	0	4				
<b>Kirby Puckett, R</b> OBP: 0.365, SLG: 0.507 (1, 8)										4	0	1	1	0	0	2				
<b>Kent Hrbek, L</b> OBP: 0.363, SLG: 0.417 (1, 3)										3	1	2	3	0	0	0				
<b>Chili Davis, S</b> OBP: 0.373, SLG: 0.404 (1, 10)										3	0	0	0	1	1	2				
<b>Brian Harper, R</b> OBP: 0.335, SLG: 0.411 (1, 2)										4	0	0	0	0	0	2				
<b>Randy Bush, L</b> OBP: 0.275, SLG: 0.313 (1, 9)										3	0	0	0	1	1	0				
<b>Jeff Reboulet, R</b> OBP: 0.323, SLG: 0.293 (9, 9)										0	0	0	0	0	0	0				
<b>Scott Leius, R</b> OBP: 0.327, SLG: 0.362 (1, 5)										4	1	1	0	0	2	1				
<b>Greg Gagne, R</b> OBP: 0.299, SLG: 0.376 (1, 6)										3	1	2	1	0	1	1				
<b>Inning Stats</b>	R: 1 E: 1 K: 0 S: 14	H: 1 LOB: 2 BB: 1 P: 25	R: 0 E: 0 K: 2 S: 9	H: 0 LOB: 2 BB: 2 P: 18	R: 1 E: 0 K: 0 S: 9	H: 1 LOB: 0 BB: 0 P: 13	R: 3 E: 0 K: 1 S: 20	H: 4 LOB: 2 BB: 1 P: 32	R: 0 E: 0 K: 2 S: 8	H: 0 LOB: 0 BB: 0 P: 12	R: 0 E: 0 K: 0 S: 5	H: 1 LOB: 0 BB: 0 P: 8	R: 0 E: 0 K: 0 S: 6	H: 0 LOB: 0 BB: 0 P: 9	R: 0 E: 0 K: 0 S: 8	H: 0 LOB: 0 BB: 0 P: 11	1B: 4 2B: 2 3B: 0 HR: 1	SF: 1 SAC: 0 DP: 1 HBP: 0	WP: 1 PB: 0 SB: 0 CS: 0	PA: 35
<b>PITCHER</b>	IP	WLS	BF	H	R	ER	SO	BB	IBB	HBP	BLK	WP	HR	S	P	ERA	WHIP			
<b>Todd Stottlemyre, R</b> ERA: 5.13 (1, 1)	3.2	L	21	5	5	4	2	4	0	0	0	0	1	48	82	9.82	2.455			
<b>David Weathers, R</b> ERA: (4, 1)	2.1		8	2	0	0	3	0	0	0	0	0	0	17	26	0.00	0.857			
<b>Mike Timlin, R</b> ERA: 4.56 (7, 1)	2.0		6	0	0	0	0	0	0	0	0	0	0	14	20	0.00	0.000			

AB	30
R	5
H	7
RBI	5
BB	4
SO	5
LOB	14





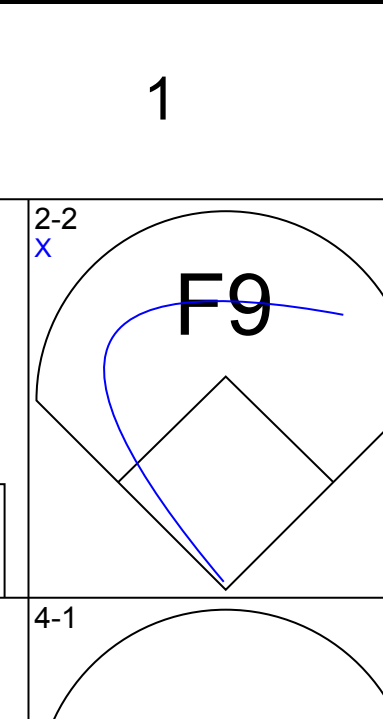
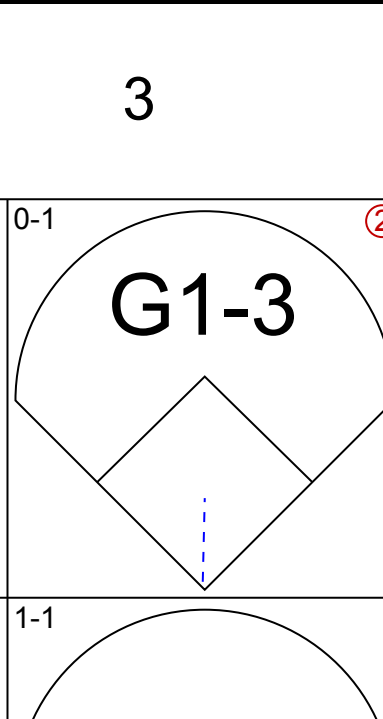
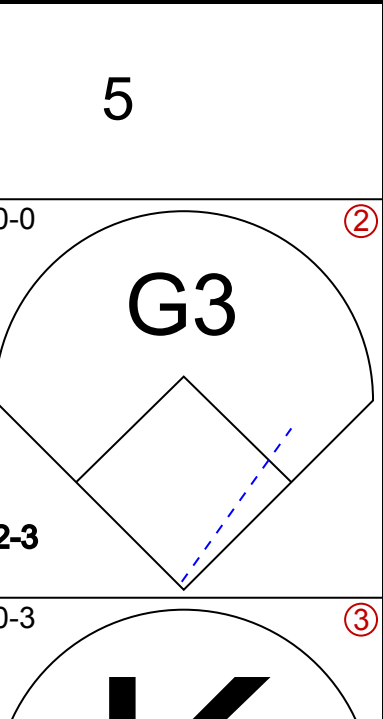
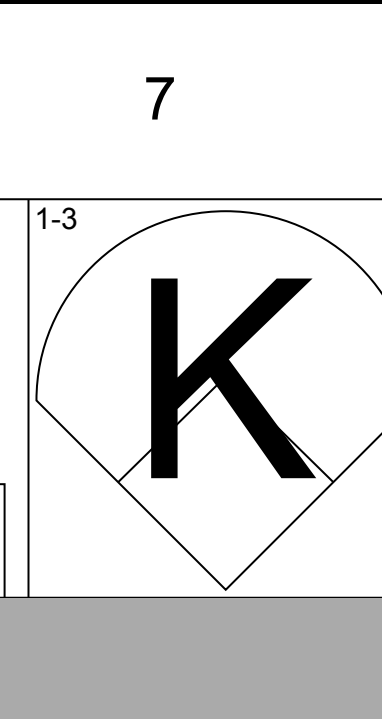
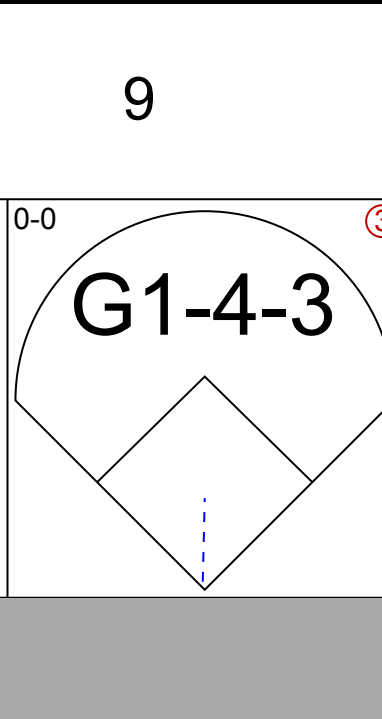
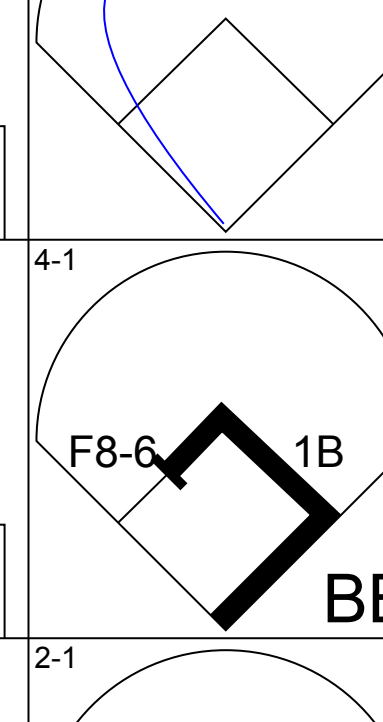
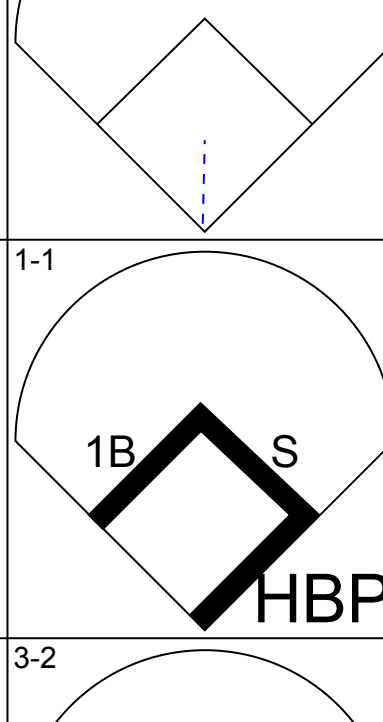
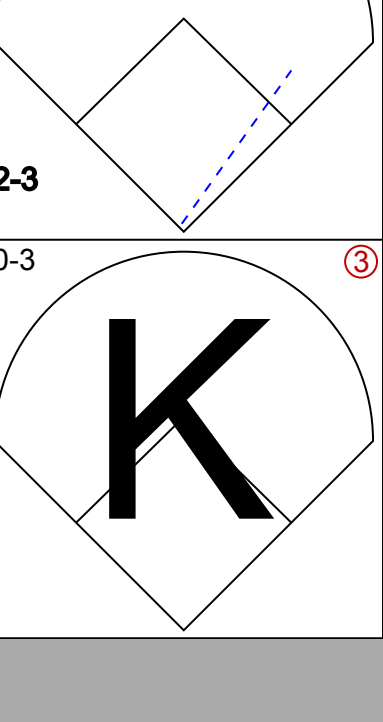
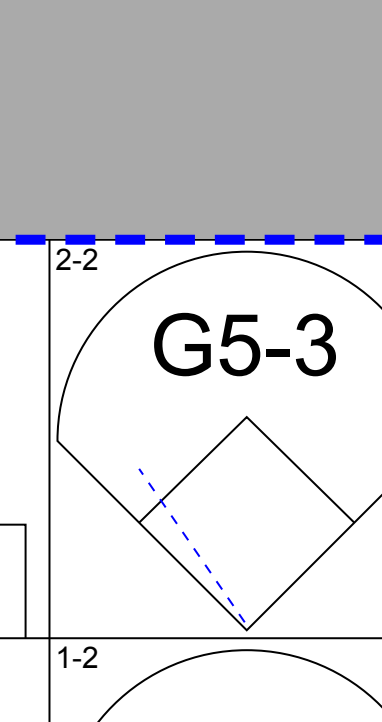
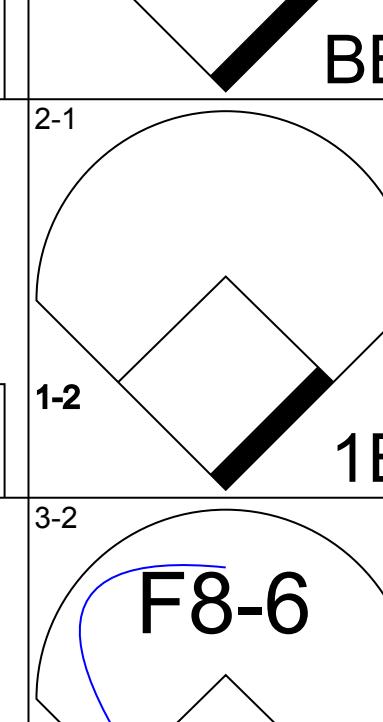
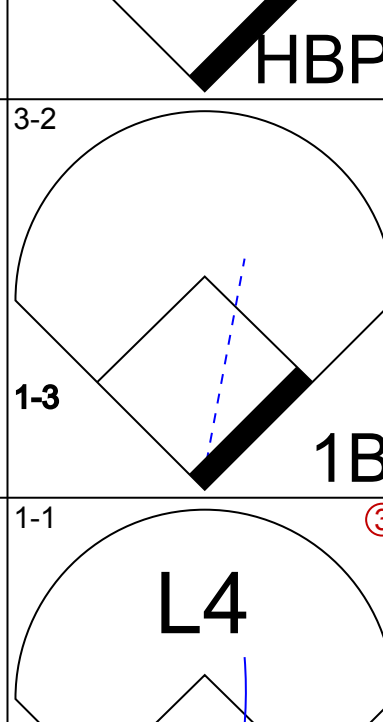

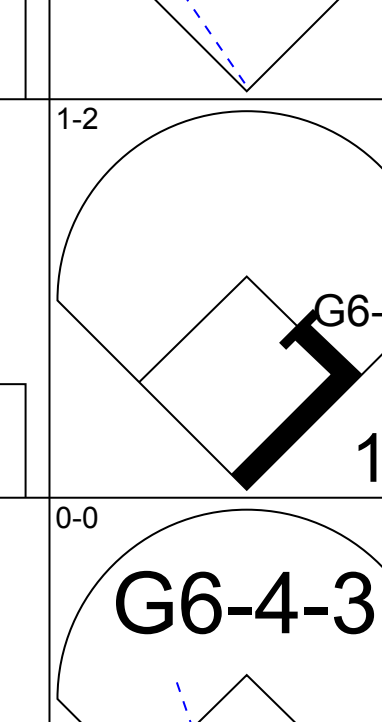
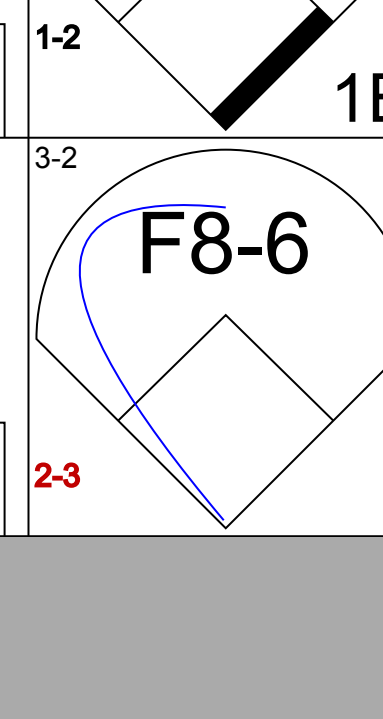
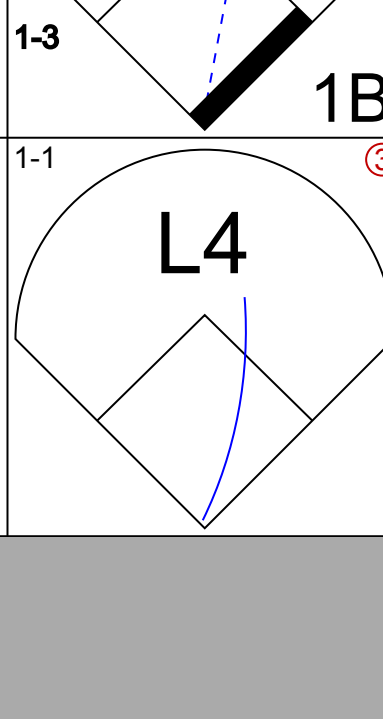

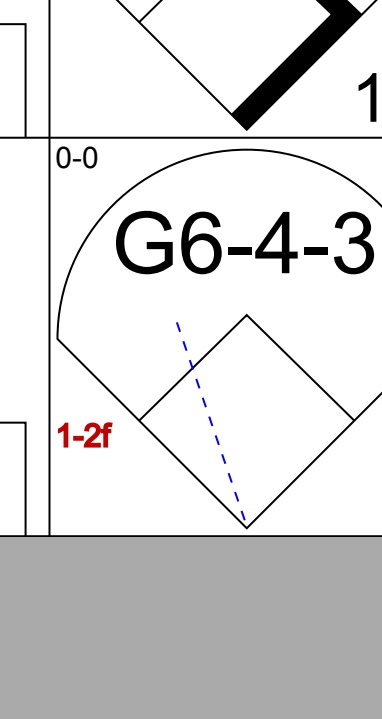
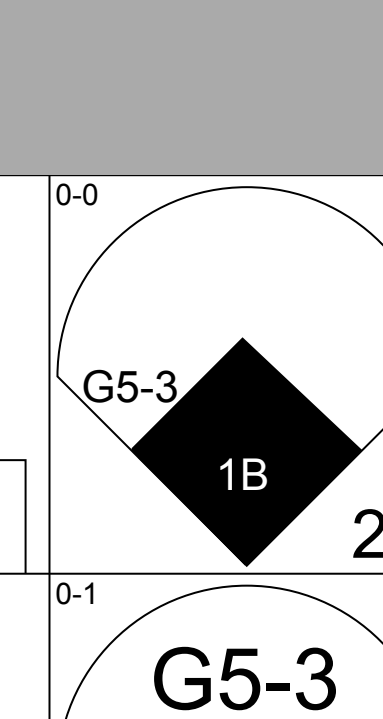
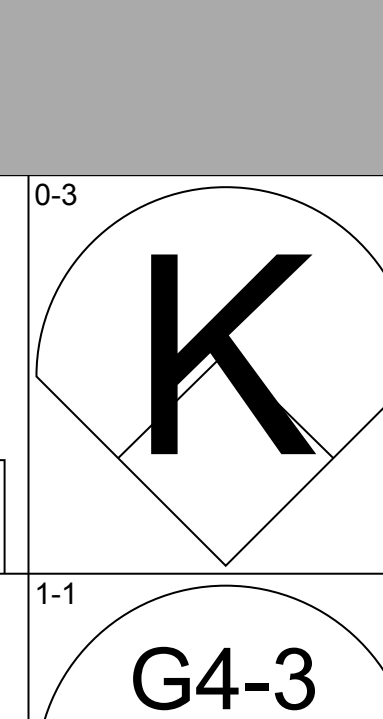
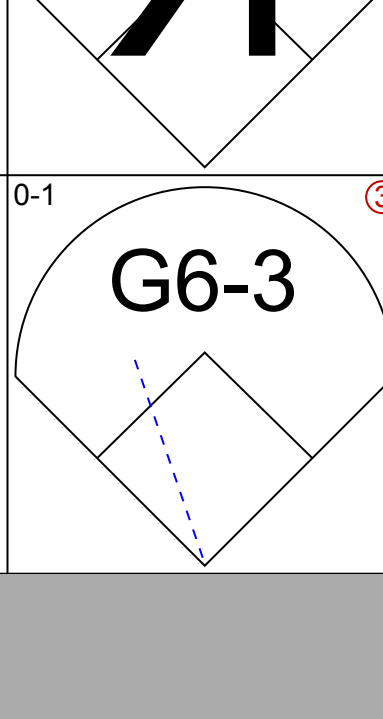
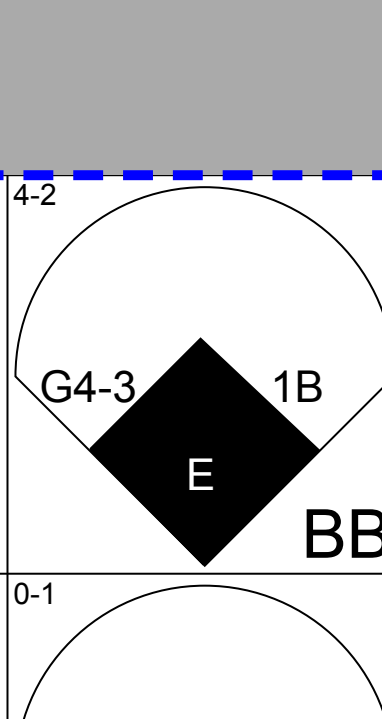
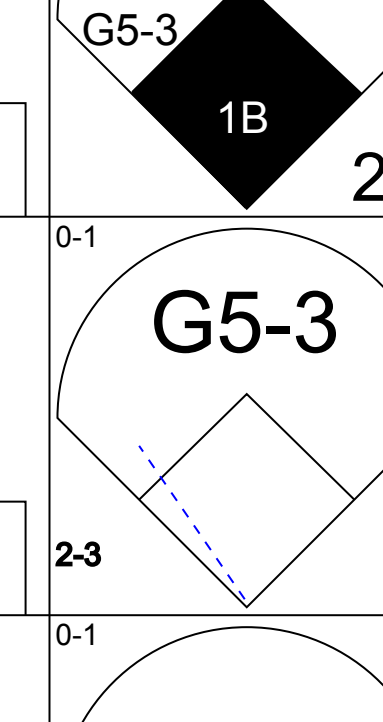
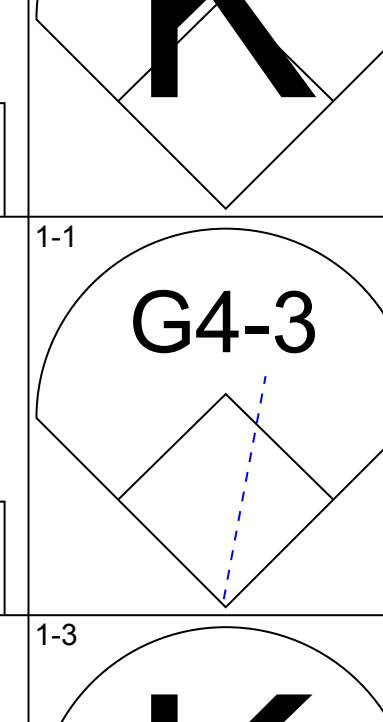
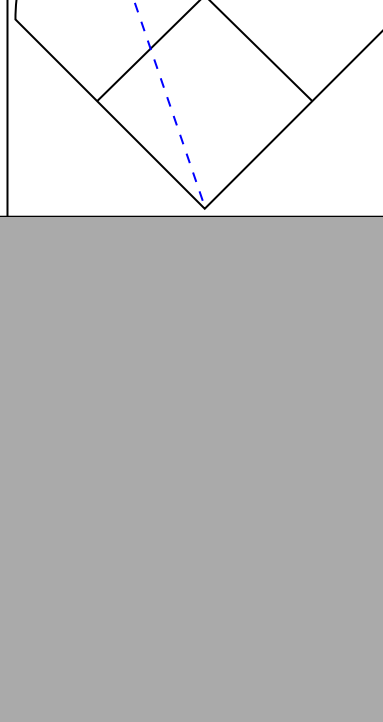
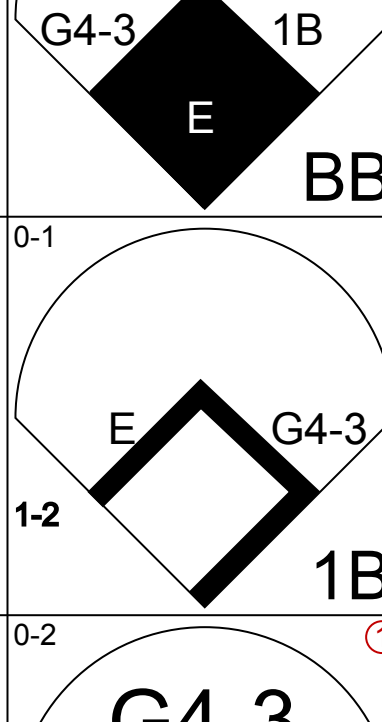
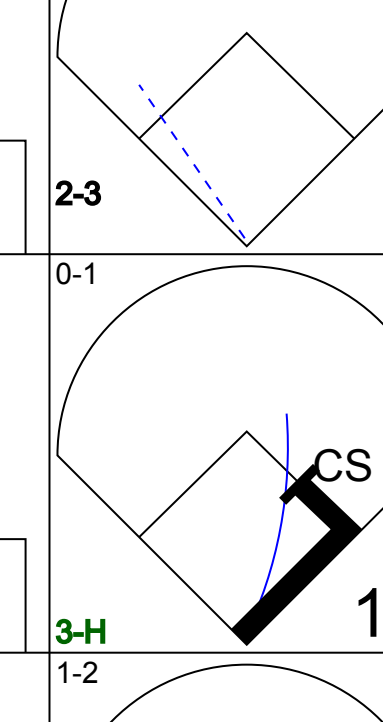
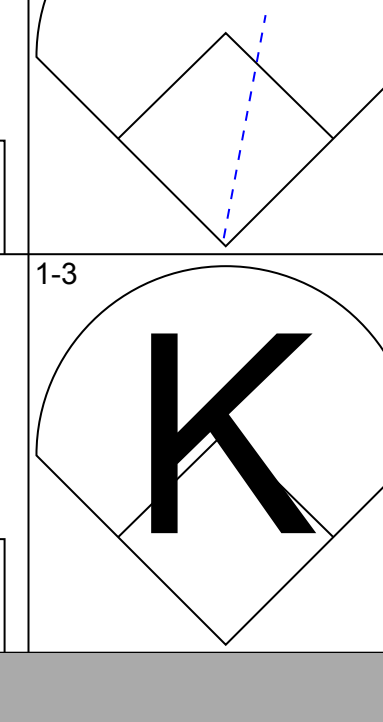

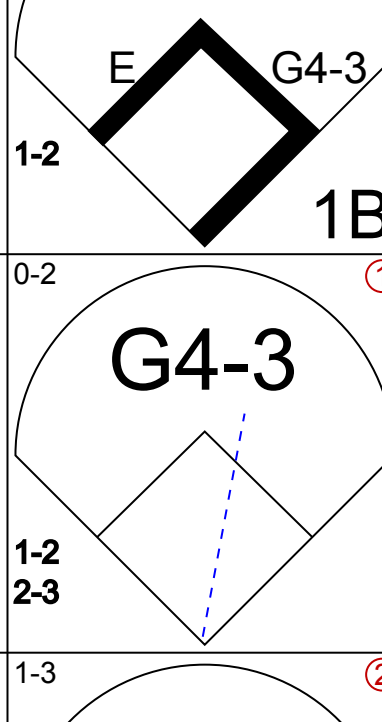
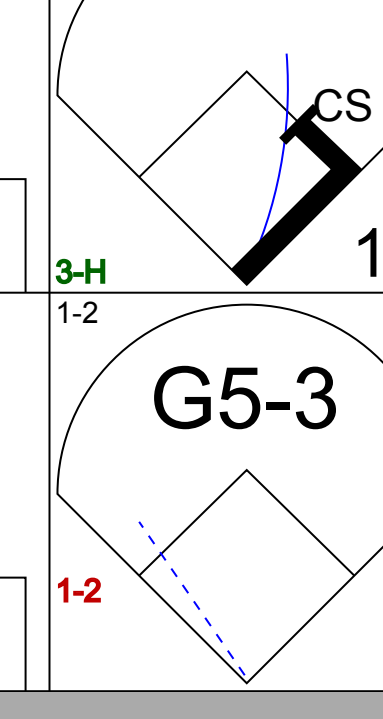
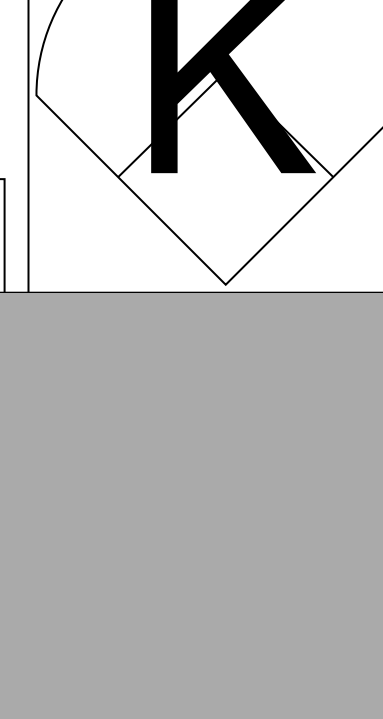

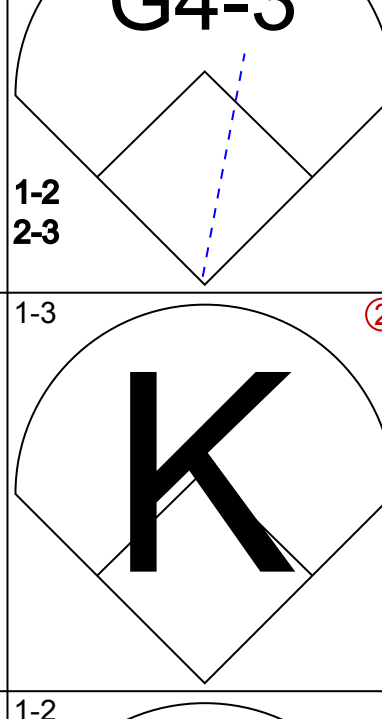
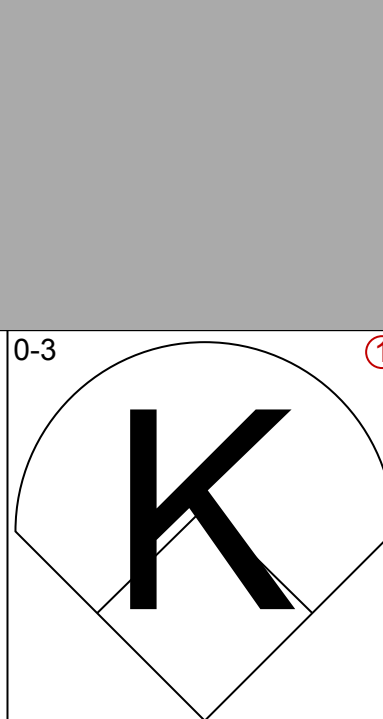
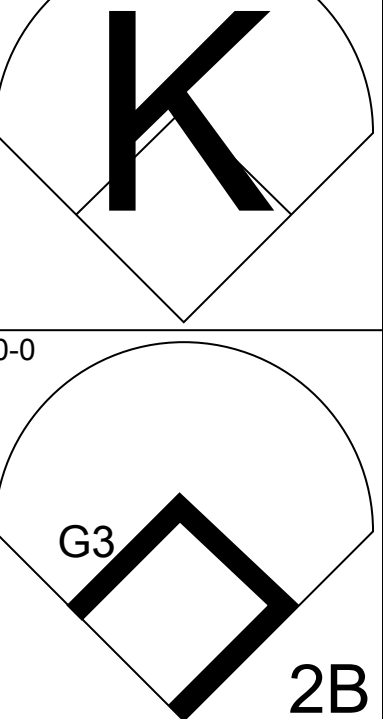
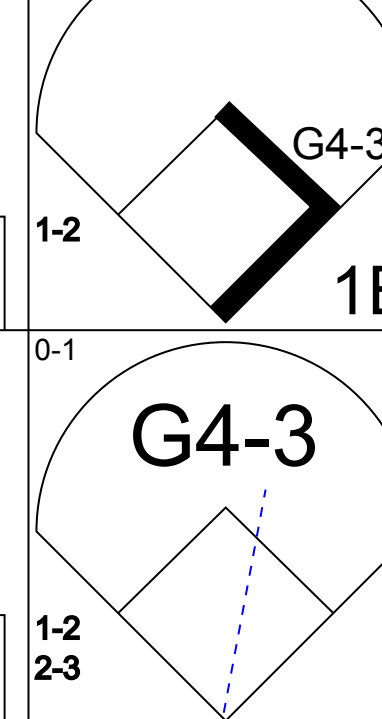
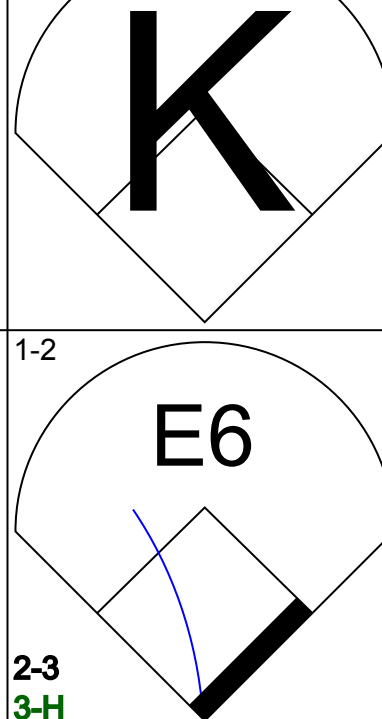
Batter	1	2	3	4	5	6	7	8	9	AB	R	H	RBI	BB	SO	LOB	TOP			
<b>Devon White, S</b> (1, 8) OBP: 0.283, SLG: 0.375										5	1	1	0	0	2	3				
<b>Roberto Alomar, S</b> (1, 4) OBP: 0.414, SLG: 0.447										4	1	2	1	1	0	2				
<b>Joe Carter, R</b> (1, 9) OBP: 0.323, SLG: 0.510										3	0	0	1	0	0	1				
<b>Dave Winfield, R</b> (1, 10) OBP: 0.380, SLG: 0.507										4	0	1	0	1	1	2				
<b>John Olerud, L</b> (1, 3) OBP: 0.390, SLG: 0.467										3	1	0	1	1	1	2				
<b>Candy Maldonado, R</b> (1, 7) OBP: 0.350, SLG: 0.473										2	0	0	0	2	1	2				
<b>Kelly Gruber, R</b> (1, 5) OBP: 0.266, SLG: 0.367										4	0	0	0	0	2	3				
<b>Pat Borders, R</b> (1, 2) OBP: 0.303, SLG: 0.409										4	1	3	1	0	1	0				
<b>Manuel Lee, S</b> (1, 6) OBP: 0.333, SLG: 0.307										4	0	1	0	0	2	4				
<b>Inning Stats</b>	R: 0 E: 0 K: 1 S: 8	H: 0 LOB: 0 BB: 0 P: 9	R: 0 E: 0 K: 2 S: 9	H: 0 LOB: 1 BB: 1 P: 15	R: 2 E: 1 K: 0 S: 14	H: 2 LOB: 1 BB: 0 P: 21	R: 1 E: 0 K: 1 S: 13	H: 1 LOB: 2 BB: 2 P: 26	R: 0 E: 0 K: 3 S: 12	H: 1 LOB: 1 BB: 0 P: 16	R: 1 E: 0 K: 1 S: 14	H: 0 LOB: 2 BB: 2 P: 30	R: 0 E: 0 K: 1 S: 9	H: 2 LOB: 2 BB: 0 P: 12	R: 0 E: 0 K: 0 S: 9	H: 1 LOB: 0 BB: 0 P: 14	1B: 6 2B: 3 3B: 0 HR: 0	SF: 2 SAC: 0 DP: 1 HBP: 1	WP: 0 PB: 0 SB: 4 CS: 0	PA: 41
<b>PITCHER</b>	IP	WLS	BF	H	R	ER	SO	BB	IBB	HBP	BLK	WP	HR	S	P	ERA	WHIP			
<b>David West, L</b> (1, 1) ERA: 4.5	3.1	L	17	3	3	2	3	3	0	0	0	0	0	36	58	5.40	1.800			
<b>Tom Edens, R</b> (4, 1) ERA: 2.92	3.0		14	2	1	1	6	1	1	1	0	0	0	35	59	3.00	1.000			
<b>Mark Guthrie, L</b> (7, 1) ERA: 3.21	0.2		2	0	0	0	0	0	0	0	0	0	0	5	9	0.00	0.000			
<b>Carl Willis, R</b> (8, 1) ERA: 3.41	2.0		8	3	0	0	1	0	0	0	0	0	0	18	26	0.00	1.500			

Toronto Blue Jays @ Minnesota Twins  
Hubert H. Humphrey Metrodome, Minneapolis, MN

AB 33  
R 4  
H 8  
RBI 4  
BB 5  
SO 10  
LOB 19



Sat Aug 22 1992, 8:05 PM EDT  
Att: 50,465 - Dome - 70 F

Batter	1	2	3	4	5	6	7	8	9	AB	R	H	RBI	BB	SO	LOB	BOTTOM			
<b>Chuck Knoblauch, R</b> (1, 4) OBP: 0.378, SLG: 0.366										5	0	0	0	0	1	5				
<b>Shane Mack, R</b> (1, 7) OBP: 0.396, SLG: 0.473										2	0	0	0	1	1	1				
<b>Kirby Puckett, R</b> (1, 8) OBP: 0.367, SLG: 0.509										4	0	3	0	0	0	0				
<b>Kent Hrbek, L</b> (1, 3) OBP: 0.360, SLG: 0.412										4	0	0	0	0	1	5				
<b>Chili Davis, S</b> (1, 10) OBP: 0.374, SLG: 0.406										3	2	1	0	1	1	0				
<b>Brian Harper, R</b> (1, 2) OBP: 0.334, SLG: 0.410										4	0	1	0	0	0	1				
<b>Randy Bush, L</b> (1, 9) OBP: 0.281, SLG: 0.319										4	0	2	1	0	1	2				
<b>Greg Gagne, R</b> (1, 6) OBP: 0.298, SLG: 0.375										4	0	1	0	0	2	3				
<b>Mike Pagliarulo, L</b> (1, 5) OBP: 0.187, SLG: 0.202										4	0	1	0	0	1	3				
<b>Scott Leius, R</b> (8, PR) OBP: 0.327, SLG: 0.362										0	0	0	0	0	0	0				
<b>Inning Stats</b>	R: 0 E: 0 K: 0 S: 16	H: 1 LOB: 1 BB: 1 P: 27	R: 1 E: 0 K: 0 S: 8	H: 2 LOB: 0 BB: 0 P: 9	R: 0 E: 0 K: 1 S: 12	H: 1 LOB: 2 BB: 0 P: 17	R: 0 E: 0 K: 2 S: 8	H: 0 LOB: 0 BB: 0 P: 10	R: 0 E: 0 K: 1 S: 6	H: 1 LOB: 1 BB: 0 P: 9	R: 0 E: 0 K: 1 S: 17	H: 2 LOB: 2 BB: 0 P: 24	R: 0 E: 0 K: 0 S: 7	H: 1 LOB: 2 BB: 0 P: 10	R: 1 E: 1 K: 1 S: 15	H: 1 LOB: 2 BB: 1 P: 21	1B: 7 2B: 3 3B: 0 HR: 0	SF: 0 SAC: 0 DP: 2 HBP: 1	WP: 0 PB: 0 SB: 1 CS: 1	PA: 37
<b>PITCHER</b>	IP	WLS	BF	H	R	ER	SO	BB	IBB	HBP	BLK	WP	HR	S	P	ERA	WHIP			
<b>Jack Morris, R</b> (1, 1) ERA: 4.33	7.0	W	28	7	1	1	7	1	0	1	0	0	0	75	102	1.29	1.143			
<b>Duane Ward, R</b> (8, 1) ERA: 2.39	1.0		3	1	0	0	0	0	0	0	0	0	0	7	10	0.00	1.000			
<b>Tom Henke, R</b> (9, 1) ERA: 2.27	1.0	S	6	1	1	0	1	1	0	0	0	0	0	15	21	0.00	2.000			

Toronto Blue Jays @ Minnesota Twins  
Hubert H. Humphrey Metrodome, Minneapolis, MN

AB 34  
R 2  
H 9  
RBI 1  
BB 2  
SO 8  
LOB 20



Sat Aug 22 1992, 8:05 PM EDT  
Att: 50,465 - Dome - 70 F



Batter	1	2	3	4	5	6	7	8	9	AB	R	H	RBI	BB	SO	LOB	TOP			
Devon White, S OBP: 0.283, SLG: 0.374	G6-3		G3			F7		1-1 1B		4	0	1	0	0	0	0	<b>Toronto Blue Jays @ Minnesota Twins</b> Hubert H. Humphrey Metrodome, Minneapolis, MN Sun Aug 23 1992, 4:33 AM EDT Att: 45,211 - Dome - 70 F <a href="http://livebaseballscorecards.com">livebaseballscorecards.com</a>			
Roberto Alomar, S OBP: 0.411, SLG: 0.443	G4-3			G6-3		G1-4-3		G3		4	0	0	0	0	2					
Joe Carter, R OBP: 0.322, SLG: 0.507	K			F8			G4-3 BB		P6	3	0	0	0	1	1					
Dave Winfield, R OBP: 0.377, SLG: 0.502		G4-3		G4-3			P3		G6-3	4	0	0	0	0	1					
John Olerud, L OBP: 0.389, SLG: 0.465		1B BLK 1B			G3		G4-3		G4-3	4	0	1	0	0	0					
Kelly Gruber, R OBP: 0.266, SLG: 0.367		G1-4-3 1B			G4-3		K			3	0	1	0	0	1					
Derek Bell, R OBP: 0.314, SLG: 0.325		G1-4-3 1-2						G5-3		2	0	0	0	1	0					
Ed Sprague, R OBP: 0.300, SLG: 0.300			P5						1-2 1B	3	0	1	0	0	1					
Manuel Lee, S OBP: 0.330, SLG: 0.304			G6-3			L5			K	3	0	0	0	0	1					
<b>Inning Stats</b>	R: 0 E: 0 K: 1 S: 8	H: 0 LOB: 0 BB: 0 P: 11	R: 0 E: 0 K: 0 S: 8	H: 2 LOB: 1 BB: 0 P: 13	R: 0 E: 0 K: 0 S: 6	H: 0 LOB: 0 BB: 0 P: 10	R: 0 E: 0 K: 0 S: 5	H: 0 LOB: 0 BB: 0 P: 9	R: 0 E: 0 K: 1 S: 8	H: 0 LOB: 1 BB: 1 P: 17	R: 0 E: 0 K: 1 S: 12	H: 0 LOB: 1 BB: 1 P: 21	R: 0 E: 0 K: 1 S: 14	H: 2 LOB: 2 BB: 0 P: 20	R: 0 E: 0 K: 0 S: 5	H: 0 LOB: 0 BB: 0 P: 8	1B: 4 2B: 0 3B: 0 HR: 0	SF: 0 SAC: 0 DP: 1 HBP: 0	WP: 0 PB: 0 SB: 0 CS: 0	PA: 32
<b>PITCHER</b> Scott Erickson, R ERA: 3.59	IP: 9.0 WLS: W BF: 32 H: 4 R: 0 ER: 0 SO: 4 BB: 2 IBB: 0 HBP: 0 BLK: 1 WP: 0 HR: 0 S: 74 P: 118 ERA: 0.00 WHIP: 0.667																			

Batter	1	2	3	4	5	6	7	8	9	AB	R	H	RBI	BB	SO	LOB	BOTTOM			
Chuck Knoblauch, R OBP: 0.377, SLG: 0.365	G6-3		E9 1-3			G6-3		FC1-4 SH1-4 1B		4	0	1	0	0	0	1	<b>Toronto Blue Jays @ Minnesota Twins</b> Hubert H. Humphrey Metrodome, Minneapolis, MN Sun Aug 23 1992, 4:33 AM EDT Att: 45,211 - Dome - 70 F <a href="http://livebaseballscorecards.com">livebaseballscorecards.com</a>			
Scott Leius, R OBP: 0.327, SLG: 0.360	F8		FC4-5			B1-3 2B BB		SH1-4		2	1	0	0	1	0					
Kirby Puckett, R OBP: 0.367, SLG: 0.507	1B				F9	B1-3		FC1-6-5 1B		4	0	1	0	0	0					
Chili Davis, S OBP: 0.376, SLG: 0.410	K				F8			FC1-6-5 1B		4	0	2	1	0	1					
Shane Mack, R OBP: 0.396, SLG: 0.471		G4-3			G5-3			2-2 2B		2	0	0	0	1	0					
Pedro Munoz, R OBP: 0.303, SLG: 0.428		F8						1-2 1B		3	0	0	0	0	2					
Kent Hrbek, L OBP: 0.357, SLG: 0.409		F7						G4-3		3	0	0	0	0	1					
Lenny Webster, R OBP: 0.270, SLG: 0.340			FC4-5 1B					G6-3		3	1	2	1	0	0					
Greg Gagne, R OBP: 0.296, SLG: 0.372			K			G1-3		K		3	0	0	0	2	1					
<b>Inning Stats</b>	R: 0 E: 0 K: 1 S: 11	H: 1 LOB: 1 BB: 0 P: 17	R: 0 E: 0 K: 0 S: 9	H: 0 LOB: 0 BB: 0 P: 17	R: 0 E: 1 K: 1 S: 13	H: 1 LOB: 1 BB: 0 P: 18	R: 0 E: 0 K: 0 S: 4	H: 0 LOB: 0 BB: 0 P: 6	R: 1 E: 0 K: 1 S: 8	H: 1 LOB: 2 BB: 2 P: 19	R: 0 E: 0 K: 1 S: 6	H: 0 LOB: 0 BB: 0 P: 7	R: 0 E: 0 K: 0 S: 8	H: 2 LOB: 2 BB: 0 P: 13	R: 0 E: 0 K: 0 S: 1	H: 0 LOB: 0 BB: 0 P: 8	1B: 4 2B: 2 3B: 0 HR: 1	SF: 0 SAC: 1 DP: 1 HBP: 0	WP: 0 PB: 0 SB: 0 CS: 0	PA: 31
<b>PITCHER</b> Jimmy Key, L ERA: 3.75 Mark Eichhorn, R ERA: 2.61	IP: 7.0 WLS: L BF: 27 H: 4 R: 2 ER: 2 SO: 4 BB: 2 IBB: 0 HBP: 0 BLK: 0 WP: 0 HR: 1 S: 59 P: 96 ERA: 2.57 WHIP: 0.857																			



Batter	1	2	3	4	5	6	7	8	9	AB	R	H	RBI	BB	SO	LOB	TOP					
<b>Devon White, S</b> OBP: 0.284, SLG: 0.373 (1, 8)	G6-3		SF7 G1-3 HBP		F9		1B		F8	4	0	1	0	0	0	0	<b>Toronto Blue Jays @ Chicago White Sox</b> Comiskey Park, Chicago, IL Mon Aug 24 1992, 8:05 PM EDT Att: 32,837 - Cloudy - 82 F					
<b>Roberto Alomar, S</b> OBP: 0.411, SLG: 0.441 (1, 4)	K		G1-3		L7		BB		1B	4	0	1	0	1	1	2						
<b>Joe Carter, R</b> OBP: 0.319, SLG: 0.503 (1, 9)	F7		SF7			F9	G5-3		G6-3	4	0	0	1	0	0	4						
<b>Dave Winfield, R</b> OBP: 0.374, SLG: 0.498 (1, 10)		G5-3	G6-3			F8		F9		4	0	0	0	0	0	1						
<b>John Olerud, L</b> OBP: 0.390, SLG: 0.474 (1, 3)	K			F7		HR		HR	1B	4	2	1	0	1	0							
<b>Candy Maldonado, R</b> OBP: 0.352, SLG: 0.481 (1, 7)	1B	1B		P3		G5-3		HR	HR	4	1	2	2	0	0	0						
<b>Kelly Gruber, R</b> OBP: 0.269, SLG: 0.368 (1, 5)	1B	1B		1B			P8	G5-3		4	0	2	0	0	0	0						
<b>Pat Borders, R</b> OBP: 0.300, SLG: 0.404 (1, 2)	K			G6-3		G5-3	K			4	0	0	0	0	2	3						
<b>Manuel Lee, S</b> OBP: 0.332, SLG: 0.309 (1, 6)			G1-3 HBP SF7	1B		G4-3	1B	2B	G1-3	4	1	2	0	0	0	0						
<b>Inning Stats</b>	R: 0 E: 0 K: 1 S: 12	H: 0 LOB: 0 BB: 0 P: 18	R: 0 E: 0 K: 2 S: 16	H: 2 LOB: 2 BB: 2 P: 22	R: 1 E: 0 K: 0 S: 11	H: 1 LOB: 1 BB: 0 P: 17	R: 0 E: 0 K: 0 S: 9	H: 1 LOB: 1 BB: 0 P: 12	R: 0 E: 0 K: 0 S: 9	H: 0 LOB: 0 BB: 0 P: 14	R: 1 E: 0 K: 0 S: 7	H: 1 LOB: 0 BB: 0 P: 9	R: 0 E: 0 K: 0 S: 16	H: 2 LOB: 3 BB: 1 P: 25	R: 2 E: 0 K: 1 S: 9	H: 2 LOB: 0 BB: 0 P: 15	R: 0 E: 0 K: 0 S: 8	H: 1 LOB: 1 BB: 0 P: 12	1B: 7 2B: 1 3B: 0 HR: 2	SF: 1 SAC: 0 DP: 0 HBP: 1	WP: 0 PB: 0 SB: 0 CS: 0	PA: 39
<b>PITCHER</b>	IP	WLS	BF	H	R	ER	SO	BB	IBB	HBP	BLK	WP	HR	S	P	ERA	WHIP					
<b>Alex Fernandez, R</b> ERA: 4.05 (1, 1)	7.0	W	30	7	2	2	3	1	0	1	0	0	1	80	117	2.57	1.143					
<b>Donn Pall, R</b> ERA: 4.73 (8, 1)	2.0		9	3	2	2	1	0	0	0	0	0	1	17	27	9.00	1.500					

AB	36
R	4
H	10
RBI	4
BB	1
SO	4
LOB	10





Batter	1	2	3	4	5	6	7	8	9	AB	R	H	RBI	BB	SO	LOB	BOTTOM				
<b>Steve Sax, R</b> OBP: 0.296, SLG: 0.325 (1, 4)	BB 1B BB	SF8 1B 2B	G4-6-3			G4-6-3 1B HR BB		G6-3		3	2	1	0	2	0	1	<b>Toronto Blue Jays @ Chicago White Sox</b> Comiskey Park, Chicago, IL Mon Aug 24 1992, 8:05 PM EDT Att: 32,837 - Cloudy - 82 F				
<b>Tim Lincecum, S</b> OBP: 0.374, SLG: 0.371 (1, 7)	BB 1B	SF8	G6-3			G4-6-3 1B		G5-3		4	0	2	1	0	0	0					
<b>Frank Thomas, R</b> OBP: 0.447, SLG: 0.540 (1, 3)	K	BB BB 1B		F9		G4-6-3		1B		5	1	2	1	0	1	4					
<b>George Bell, R</b> OBP: 0.308, SLG: 0.449 (1, 10)	BB 1B	F7		G6-3		HR		P3		4	1	1	2	1	0	2					
<b>Robin Ventura, L</b> OBP: 0.367, SLG: 0.424 (1, 5)	F8	BB BB BB		K		1B				3	0	1	0	1	1	3					
<b>Dan Pasqua, L</b> OBP: 0.306, SLG: 0.333 (1, 9)	P6					G3				3	0	0	0	1	0	4					
<b>Shawn Abner, R</b> OBP: 0.318, SLG: 0.361 (7, 9)						G3				0	0	0	0	0	0	0					
<b>Lance Johnson, L</b> OBP: 0.324, SLG: 0.358 (1, 8)		HR				G6-3		L7		3	1	1	2	1	0	0					
<b>Carlton Fisk, R</b> OBP: 0.310, SLG: 0.343 (1, 2)										2	1	1	1	0	0	3					
<b>Ron Karkovics, R</b> OBP: 0.291, SLG: 0.327 (6, 2)		HR				K		P4		2	0	0	0	0	1	0					
<b>Esteban Beltré, R</b> OBP: 0.224, SLG: 0.277 (1, 6)								G6-3		3	2	2	0	1	0	0					
<b>Inning Stats</b>	R: 0 E: 0 K: 1 S: 10	H: 1 LOB: 3 BB: 2 P: 20	R: 5 E: 0 K: 0 S: 26	H: 5 LOB: 3 BB: 3 P: 48	R: 0 E: 0 K: 0 S: 5	H: 1 LOB: 0 BB: 0 P: 6	R: 0 E: 0 K: 1 S: 6	H: 0 LOB: 0 BB: 0 P: 10	R: 0 E: 0 K: 0 S: 5	H: 0 LOB: 0 BB: 0 P: 7	R: 3 E: 0 K: 0 S: 10	H: 3 LOB: 1 BB: 2 P: 24	R: 0 E: 0 K: 0 S: 6	H: 0 LOB: 0 BB: 0 P: 8	R: 0 E: 0 K: 0 S: 11	H: 1 LOB: 1 BB: 0 P: 17	1B: 7 2B: 1 3B: 0 HR: 3	SF: 1 SAC: 0 DP: 2 HBP: 0	WP: 0 PB: 0 SB: 0 CS: 0	PA: 40	
<b>PITCHER</b>	IP	WLS	BF	H	R	ER	SO	BB	IBB	HBP	BLK	WP	HR	S	P	ERA	WHIP				
<b>Doug Linton, R</b> ERA: 6.75 (1, 1)	1.2	L	15	6	5	5	1	4	0	0	0	0	0	20	32	27.00	6.000				
<b>Mike Timlin, R</b> ERA: 4.11 (2, 1)	3.1		11	1	0	0	2	1	0	0	0	0	0	20	33	0.00	0.600				
<b>David Weathers, R</b> ERA: 8.1 (6, 1)	1.0		7	3	3	3	0	2	0	0	0	0	1	10	24	27.00	5.000				
<b>Bob MacDonald, L</b> ERA: 4.22 (7, 1)	2.0		7	1	0	0	0	0	0	0	0	0	0	17	25	0.00	0.500				

AB	32
R	8
H	11
RBI	7
BB	7
SO	3
LOB	17





Batter	1	2	3	4	5	6	7	8	9	AB	R	H	RBI	BB	SO	LOB	TOP								
Derek Bell, R OBP: 0.310, SLG: 0.320 (1, 8)	F8		G6-3		G5-3				K	5	0	1	0	0	1	4	<p>Toronto Blue Jays @ Chicago White Sox</p> <p>Comiskey Park, Chicago, IL</p> <p>Tue Aug 25 1992, 8:05 PM EDT</p> <p>Att: 29,450 - Sunny - 86 F</p> <p>livebaseballscorecards.com</p> <p>AB 35 R 3 H 10 RBI 3 BB 0 SO 6 LOB 23</p> 								
Kelly Gruber, R OBP: 0.288, SLG: 0.364 (1, 5)	G1-3		F9		HBP		K		K	4	0	0	0	0	2	3									
Joe Carter, R OBP: 0.316, SLG: 0.498 (1, 10)	G6-3		K		F7		P6		F9	5	0	0	0	0	1	4									
Candy Maldonado, R OBP: 0.348, SLG: 0.476 (1, 7)		F7	P9		K		L9			4	0	0	0	0	1	3									
Pat Tabler, R OBP: 0.304, SLG: 0.281 (1, 9)	SF8				F8				F9	4	2	0	0	0	0	1									
Ed Sprague, R OBP: 0.426, SLG: 0.500 (1, 3)	E5				FC5-4				HBP	4	1	3	1	0	0	1									
Jeff Kent, R OBP: 0.324, SLG: 0.443 (1, 4)	SF8		K						HBP	2	0	1	1	0	1	1									
Pat Borders, R OBP: 0.297, SLG: 0.400 (1, 2)	F7		FC5-4		L8				G5-4-3	4	0	0	0	0	0	6									
Manuel Lee, S OBP: 0.336, SLG: 0.315 (1, 6)			F9		SF9					3	0	3	1	0	0	0									
<b>Inning Stats</b>	R: 0 E: 0 K: 0 S: 7	H: 0 LOB: 0 BB: 0 P: 12	R: 1 E: 1 K: 0 S: 7	H: 1 LOB: 1 BB: 0 P: 10	R: 0 E: 0 K: 1 S: 13	H: 2 LOB: 2 BB: 0 P: 16	R: 1 E: 0 K: 1 S: 13	H: 3 LOB: 2 BB: 0 P: 22	R: 0 E: 0 K: 1 S: 12	H: 0 LOB: 1 BB: 0 P: 20	R: 0 E: 0 K: 1 S: 10	H: 2 LOB: 1 BB: 0 P: 15	R: 0 E: 0 K: 0 S: 12	H: 0 LOB: 0 BB: 0 P: 16	R: 0 E: 0 K: 0 S: 8	H: 1 LOB: 1 BB: 0 P: 13	R: 0 E: 0 K: 2 S: 14	H: 1 LOB: 1 BB: 0 P: 21	1B: 8 2B: 2 3B: 0 HR: 0	SF: 2 SAC: 0 DP: 1 HBP: 2	WP: 0 PB: 0 SB: 0 CS: 0	PA: 39			
<b>PITCHER</b>	IP	WLS	BF	H	R	ER	SO	BB	IBB	HBP	BLK	WP	HR	S	P	ERA	WHIP								
Charlie Hough, R ERA: 3.76 (1, 1)	5.0	W	25	8	3	2	3	0	0	1	0	0	0	56	85	3.60	1.600								
Terry Letcher, R ERA: 1.73 (6, 1)	1.0		3	0	0	0	0	0	0	0	0	0	0	6	10	0.00	0.000								
Roberto Hernandez, R ERA: 1.57 (7, 1)	3.0	S	11	2	0	0	3	0	0	1	0	0	0	34	50	0.00	0.667								

Batter	1	2	3	4	5	6	7	8	9	AB	R	H	RBI	BB	SO	LOB	BOTTOM								
Steve Sax, R OBP: 0.295, SLG: 0.324 (1, 4)	G5-3	BB		L6		G5-3		G3		5	0	1	1	0	0	1	<p>Toronto Blue Jays @ Chicago White Sox</p> <p>Comiskey Park, Chicago, IL</p> <p>Tue Aug 25 1992, 8:05 PM EDT</p> <p>Att: 29,450 - Sunny - 86 F</p> <p>livebaseballscorecards.com</p> <p>AB 33 R 6 H 9 RBI 5 BB 4 SO 1 LOB 15</p> 								
Tim Raines, S OBP: 0.374, SLG: 0.371 (1, 7)	K	BB			E1	G5-3		F8		5	1	2	1	0	1	1									
Frank Thomas, R OBP: 0.447, SLG: 0.539 (1, 3)	1B	FC5			F8	G5-3				3	0	1	0	1	0	2									
George Bell, R OBP: 0.308, SLG: 0.446 (1, 10)	P4	FC5			1B	G1-3				3	1	0	0	1	0	5									
Robin Ventura, L OBP: 0.368, SLG: 0.425 (1, 5)		1B		F9	FC6-4			F7		3	2	1	0	1	0	0									
Shawn Abner, R OBP: 0.323, SLG: 0.365 (1, 9)		FC4-6		G5-3	FC6-4			P6		4	0	2	2	0	0	0									
Lance Johnson, L OBP: 0.321, SLG: 0.355 (1, 8)	FC4-6	1B		G6-3	FC6-4			G4-3		4	1	0	1	0	0	3									
Ron Karkovics, R OBP: 0.294, SLG: 0.327 (1, 2)	L8			G3-1				G3		3	0	1	0	1	0	1									
Esteban Beltre, R OBP: 0.229, SLG: 0.279 (1, 6)	1B	1B		G4-3	G4-3			SH3		3	1	1	0	0	0	2									
<b>Inning Stats</b>	R: 0 E: 0 K: 1 S: 10	H: 1 LOB: 1 BB: 0 P: 14	R: 3 E: 0 K: 0 S: 20	H: 5 LOB: 3 BB: 1 P: 33	R: 0 E: 0 K: 0 S: 8	H: 0 LOB: 0 BB: 0 P: 12	R: 0 E: 0 K: 0 S: 8	H: 0 LOB: 0 BB: 0 P: 11	R: 3 E: 1 K: 0 S: 12	H: 1 LOB: 2 BB: 3 P: 26	R: 0 E: 0 K: 0 S: 12	H: 1 LOB: 1 BB: 0 P: 14	R: 0 E: 0 K: 0 S: 4	H: 0 LOB: 0 BB: 0 P: 4	R: 0 E: 0 K: 0 S: 5	H: 1 LOB: 1 BB: 0 P: 10	1B: 8 2B: 1 3B: 0 HR: 0	SF: 0 SAC: 1 DP: 0 HBP: 0	WP: 1 PB: 0 SB: 1 CS: 0	PA: 38					
<b>PITCHER</b>	IP	WLS	BF	H	R	ER	SO	BB	IBB	HBP	BLK	WP	HR	S	P	ERA	WHIP								
David Wells, L ERA: 5.4 (1, 1)	4.1	L	23	6	6	3	1	2	1	0	0	0	0	51	84	6.23	1.846								
Mark Eichhorn, R ERA: 2.55 (5, 1)	1.2		8	2	0	0	0	1	0	0	0	1	0	19	26	0.00	1.800								
Tom Henke, R ERA: 2.21 (7, 1)	1.0		3	0	0	0	0	0	0	0	0	0	0	4	4	0.00	0.000								
Duane Ward, R ERA: 2.36 (8, 1)	1.0		4	1	0	0	0	0	0	0	0	0	0	5	10	0.00	1.000								



Batter	1	2	3	4	5	6	7	8	9	AB	R	H	RBI	BB	SO	LOB	TOP								
<b>Devon White, S</b> OBP: 0.283, SLG: 0.371 (1, 8)										5	0	1	0	0	2	1	<b>Toronto Blue Jays @ Chicago White Sox</b> Comiskey Park, Chicago, IL Wed Aug 26 1992, 8:05 PM EDT Att: 26,436 - Cloudy - 66 F								
<b>Roberto Alomar, S</b> OBP: 0.409, SLG: 0.439 (1, 4)										4	1	1	0	0	0	1									
<b>Alfredo Griffin, S</b> OBP: 0.210, SLG: 0.237 (8, PH) (8, 4)										1	0	0	0	0	1	2									
<b>Kelly Gruber, R</b> OBP: 0.270, SLG: 0.362 (1, 5)										4	2	1	0	1	0	4									
<b>Dave Winfield, R</b> OBP: 0.374, SLG: 0.503 (1, 10)										5	2	2	3	0	0	1									
<b>John Olerud, L</b> OBP: 0.390, SLG: 0.473 (1, 3)										3	1	1	1	1	1	1									
<b>Candy Maldonado, R</b> OBP: 0.349, SLG: 0.474 (1, 7)										4	1	1	0	1	0	1									
<b>Derek Bell, R</b> OBP: 0.313, SLG: 0.331 (1, 9)										5	1	2	2	0	1	1									
<b>Ed Sprague, R</b> OBP: 0.368, SLG: 0.421 (1, 2)										5	1	1	2	0	2	3									
<b>Manuel Lee, S</b> OBP: 0.335, SLG: 0.314 (1, 6)										4	0	1	0	0	1	1									
<b>Inning Stats</b>	R: 1 E: 0 K: 2 S: 17	H: 1 LOB: 1 BB: 1 P: 27	R: 0 E: 0 K: 1 S: 9	H: 0 LOB: 0 BB: 0 P: 13	R: 0 E: 0 K: 0 S: 13	H: 1 LOB: 1 BB: 0 P: 21	R: 0 E: 0 K: 0 S: 6	H: 0 LOB: 0 BB: 0 P: 8	R: 0 E: 0 K: 1 S: 7	H: 0 LOB: 0 BB: 0 P: 8	R: 3 E: 2 K: 1 S: 18	H: 2 LOB: 2 BB: 1 P: 29	R: 0 E: 0 K: 0 S: 8	H: 1 LOB: 1 BB: 0 P: 12	R: 4 E: 2 K: 1 S: 19	H: 4 LOB: 2 BB: 1 P: 34	R: 1 E: 0 K: 2 S: 14	H: 2 LOB: 1 BB: 0 P: 20	1B: 9 2B: 1 3B: 0 HR: 1	SF: 1 SAC: 0 DP: 0 HBP: 0	WP: 0 PB: 0 SB: 4 CS: 0	PA: 44			
<b>PITCHER</b>	IP	WLS	BF	H	R	ER	SO	BB	IBB	HBP	BLK	WP	HR	S	P	ERA	WHIP								
<b>Kirk McCaskill, R</b> ERA: 4.09 (1, 1)	5.2	L	25	4	4	1	5	2	0	0	1	0	0	68	104	1.59	1.059								
<b>Terry Leach, R</b> ERA: 1.72 (6, 1)	0.1		1	0	0	0	0	0	0	0	0	0	0	2	2	0.00	0.000								
<b>Wilson Alvarez, L</b> ERA: 4.75 (7, 1)	2.0		13	5	4	3	1	1	0	0	0	0	0	27	46	13.50	3.000								
<b>Bobby Thigpen, R</b> ERA: 4.53 (9, 1)	1.0		5	2	1	1	2	0	0	0	0	0	1	14	20	9.00	2.000								

Batter	1	2	3	4	5	6	7	8	9	AB	R	H	RBI	BB	SO	LOB	BOTTOM								
<b>Steve Sax, R</b> OBP: 0.293, SLG: 0.321 (1, 4)										4	0	0	0	0	1	1	<b>Toronto Blue Jays @ Chicago White Sox</b> Comiskey Park, Chicago, IL Wed Aug 26 1992, 8:05 PM EDT Att: 26,436 - Cloudy - 66 F								
<b>Tim Raines, S</b> OBP: 0.371, SLG: 0.368 (1, 7)										4	0	0	0	0	0	0									
<b>Frank Thomas, R</b> OBP: 0.445, SLG: 0.535 (1, 3)										3	0	0	0	0	2	0									
<b>George Bell, R</b> OBP: 0.306, SLG: 0.443 (1, 10)										3	0	0	0	0	0	0									
<b>Robin Ventura, L</b> OBP: 0.365, SLG: 0.423 (1, 5)										3	0	0	0	0	1	0									
<b>Scott Hemond, R</b> OBP: 0.273, SLG: 0.233 (9, 5)										0	0	0	0	0	0	0									
<b>Dan Pasqua, L</b> OBP: 0.307, SLG: 0.338 (1, 9)										3	0	1	0	0	0	0									
<b>Lance Johnson, L</b> OBP: 0.319, SLG: 0.352 (1, 8)										3	0	0	0	0	0	1									
<b>Carlton Fisk, R</b> OBP: 0.310, SLG: 0.338 (1, 2)										2	0	0	0	1	0	1									
<b>Esteban Beltre, R</b> OBP: 0.219, SLG: 0.268 (1, 6)										3	0	0	0	0	1	1									
<b>Inning Stats</b>	R: 0 E: 0 K: 1 S: 7	H: 0 LOB: 0 BB: 0 P: 11	R: 0 E: 0 K: 1 S: 8	H: 0 LOB: 0 BB: 0 P: 12	R: 0 E: 0 K: 0 S: 8	H: 0 LOB: 0 BB: 0 P: 11	R: 0 E: 0 K: 1 S: 5	H: 0 LOB: 0 BB: 0 P: 6	R: 0 E: 0 K: 0 S: 4	H: 0 LOB: 0 BB: 0 P: 6	R: 0 E: 0 K: 2 S: 11	H: 0 LOB: 1 BB: 1 P: 17	R: 0 E: 0 K: 0 S: 8	H: 0 LOB: 0 BB: 0 P: 15	R: 0 E: 0 K: 0 S: 7	H: 1 LOB: 1 BB: 0 P: 14	R: 0 E: 0 K: 0 S: 3	H: 0 LOB: 0 BB: 0 P: 4	1B: 0 2B: 1 3B: 0 HR: 0	SF: 0 SAC: 0 DP: 0 HBP: 0	WP: 0 PB: 0 SB: 1 CS: 0	PA: 29			
<b>PITCHER</b>	IP	WLS	BF	H	R	ER	SO	BB	IBB	HBP	BLK	WP	HR	S	P	ERA	WHIP								
<b>Todd Stottlemyre, R</b> ERA: 4.79 (1, 1)	9.0	W	29	1	0	0	5	1	0	0	0	0	0	61	96	0.00	0.222								





Batter	1	2	3	4	5	6	7	8	9	AB	R	H	RBI	BB	SO	LOB	TOP										
Pat Listach, S OBP: 0.353, SLG: 0.352 (1, 6)	K2-3		G6-3			G4-3		G4-3		4	0	0	0	0	1	0	<b>Milwaukee Brewers @ Toronto Blue Jays</b> SkyDome, Toronto, ON Thu Aug 27 1992, 7:05 PM EDT Att: 50,415 - Dome - 70 F										
Darryl Hamilton, L OBP: 0.340, SLG: 0.391 (1, 9)	L3		P5			G4-3		E6 1B 2B		4	1	0	0	0	0	0											
Paul Molitor, R OBP: 0.385, SLG: 0.456 (1, 3)	G4-3				G5-3			2B 1B		4	1	2	0	0	0	0											
Franklin Stubbs, L OBP: 0.296, SLG: 0.378 (1, 10)		P5			CS S 1B			2B 1B		4	0	2	2	0	0	1											
Robin Yount, R OBP: 0.315, SLG: 0.364 (1, 8)		HBP 1B 1B			4-1 1-2 BB			G4-3 BB K		2	1	1	0	2	1	1											
Greg Vaughn, R OBP: 0.289, SLG: 0.381 (1, 7)		1B 1-2 HBP			3-3 K 2-3			F8		3	1	1	1	0	1	3											
B.J. Surhoff, L OBP: 0.303, SLG: 0.316 (1, 2)	L9				1-2 G3-1			G4-3		4	0	0	0	0	1	3											
Scott Fletcher, R OBP: 0.343, SLG: 0.371 (1, 4)		1-2 1-3 2-H			2-2 G6-3			P4		4	0	1	1	0	0	1											
Jim Gantner, L OBP: 0.273, SLG: 0.310 (1, 5)			P5							3	0	0	0	0	1	0											
Dante Bichette, R OBP: 0.327, SLG: 0.430 (9, PH)						F7		K		1	0	0	0	0	1	0											
<b>Inning Stats</b>	R: 0 E: 0 K: 1 S: 7	H: 0 LOB: 0 BB: 0 P: 7	R: 1 E: 0 K: 0 S: 11	H: 2 LOB: 2 BB: 0 P: 17	R: 0 E: 0 K: 0 S: 4	H: 0 LOB: 0 BB: 0 P: 6	R: 0 E: 0 K: 1 S: 9	H: 1 LOB: 2 BB: 1 P: 17	R: 0 E: 0 K: 0 S: 7	H: 0 LOB: 0 BB: 0 P: 10	R: 0 E: 0 K: 0 S: 7	H: 1 LOB: 1 BB: 0 P: 10	R: 0 E: 0 K: 0 S: 10	H: 0 LOB: 1 BB: 1 P: 16	R: 2 E: 1 K: 2 S: 19	H: 2 LOB: 1 BB: 0 P: 23	R: 1 E: 0 K: 2 S: 8	H: 1 LOB: 0 BB: 0 P: 10	1B: 4 2B: 3 3B: 0 HR: 1	SF: 0 SAC: 0 DP: 1 HBP: 1	WP: 0 PB: 0 CS: 1	PA: 36					
<b>PITCHER</b>	IP	WLS	BF	H	R	ER	SO	BB	IBB	HBP	BLK	WP	HR	S	P	ERA	WHIP										
Jack Morris, R ERA: 4.22 (1, 1)	7.0	W	26	4	1	1	2	2	0	1	0	0	0	55	83	1.29	0.857										
Duane Ward, R ERA: 2.33 (8, 1)	1.0		6	2	2	0	2	0	0	0	0	0	0	19	23	0.00	2.000										
Tom Henke, R ERA: 2.38 (9, 1)	1.0	S	4	1	1	1	2	0	0	0	0	0	1	8	10	9.00	1.000										

Batter	1	2	3	4	5	6	7	8	9	AB	R	H	RBI	BB	SO	LOB	BOTTOM										
Devon White, S OBP: 0.285, SLG: 0.371 (1, 8)	P6					FC6-4 1B HR		G3		3	1	1	0	1	0	0	<b>Milwaukee Brewers @ Toronto Blue Jays</b> SkyDome, Toronto, ON Thu Aug 27 1992, 7:05 PM EDT Att: 50,415 - Dome - 70 F										
Roberto Alomar, S OBP: 0.410, SLG: 0.440 (1, 4)	G4-3				FC6-4 FC5-4 1-2			1B HR 1B		4	1	2	0	0	0	1											
Joe Carter, R OBP: 0.314, SLG: 0.494 (1, 9)	K				FC5-4 2B 1-2			K		4	1	0	0	0	2	4											
Dave Winfield, R OBP: 0.377, SLG: 0.511 (1, 10)		L8			4-1 2B BB			2B HR 1B		3	1	2	3	1	0	0											
John Olerud, L OBP: 0.389, SLG: 0.473 (1, 3)		L6			0-2 1-H 2-H			L8		4	0	1	1	0	0	2											
Candy Maldonado, R OBP: 0.349, SLG: 0.480 (1, 7)		G6-3								3	1	1	1	0	0	0											
Kelly Gruber, R OBP: 0.268, SLG: 0.359 (1, 5)					L9			G5-3		3	0	0	0	0	0	0											
Pat Borders, R OBP: 0.295, SLG: 0.397 (1, 2)					F9			P5		3	0	0	0	0	0	0											
Manuel Lee, S OBP: 0.333, SLG: 0.311 (1, 6)					G6-3			L6		3	0	0	0	0	0	0											
<b>Inning Stats</b>	R: 0 E: 0 K: 1 S: 9	H: 0 LOB: 0 BB: 0 P: 10	R: 0 E: 0 K: 0 S: 6	H: 0 LOB: 0 BB: 0 P: 10	R: 0 E: 0 K: 0 S: 4	H: 0 LOB: 0 BB: 0 P: 8	R: 1 E: 0 K: 0 S: 12	H: 2 LOB: 1 BB: 1 P: 17	R: 0 E: 0 K: 0 S: 5	H: 0 LOB: 0 BB: 0 P: 10	R: 3 E: 1 K: 0 S: 14	H: 2 LOB: 1 BB: 1 P: 22	R: 1 E: 0 K: 0 S: 7	H: 1 LOB: 0 BB: 0 P: 11	R: 0 E: 0 K: 1 S: 13	H: 2 LOB: 2 BB: 0 P: 16		1B: 4 2B: 1 3B: 0 HR: 2	SF: 0 SAC: 0 DP: 0 HBP: 0	WP: 0 PB: 0 CS: 0	PA: 32						
<b>PITCHER</b>	IP	WLS	BF	H	R	ER	SO	BB	IBB	HBP	BLK	WP	HR	S	P	ERA	WHIP										
Jaime Navarro, R ERA: 3.16 (1, 1)	7.0	L	27	5	5	5	1	2	0	0	0	0	0	11	13	0.00	3.000										
Darren Holmes, R ERA: 3.33 (8, 1)	0.2		4	2	0	0	1	0	0	0	0	0	0	2	3	0.00	0.000										
Jesse Orosco, L ERA: 3.6 (8, 1)	0.1		1	0	0	0	0	0	0	0	0	0	0	2	3	0.00	0.000										



Batter	1	2	3	4	5	6	7	8	9	AB	R	H	RBI	BB	SO	LOB	TOP								
Pat Listach, S OBP: 0.357, SLG: 0.357 Jim Gantner, L OBP: 0.279, SLG: 0.316										6	3	4	1	0	1	3									
Darryl Hamilton, L OBP: 0.346, SLG: 0.394										7	0	4	5	1	1	3									
Paul Molitor, R OBP: 0.385, SLG: 0.462										7	1	3	4	0	0	6									
Greg Vaughn, R OBP: 0.290, SLG: 0.382 Dave Nilsson, L OBP: 0.246, SLG: 0.296										4	1	1	0	1	2	2									
Robin Yount, R OBP: 0.316, SLG: 0.367 Dante Bichette, R OBP: 0.330, SLG: 0.432										3	2	1	0	1	0	3									
John Jaha, R OBP: 0.291, SLG: 0.342										6	3	2	0	1	1	3									
B.J. Surhoff, L OBP: 0.310, SLG: 0.318										4	4	2	1	3	1	0									
Kevin Seitzer, R OBP: 0.337, SLG: 0.367										7	4	5	3	0	0	2									
Scott Fletcher, R OBP: 0.350, SLG: 0.380										6	3	5	5	0	0	1									
<b>Inning Stats</b>	R: 2 H: 2 E: 0 K: 2 S: 13	H: 2 LOB: 1 BB: 1 P: 23	R: 1 H: 1 E: 0 K: 0 S: 16	H: 1 LOB: 2 BB: 2 P: 30	R: 4 H: 5 E: 0 K: 1 S: 19	H: 5 LOB: 2 BB: 1 P: 34	R: 6 H: 6 E: 1 K: 1 S: 20	H: 6 LOB: 2 BB: 2 P: 42	R: 0 H: 2 E: 0 K: 2 S: 11	H: 2 LOB: 2 BB: 0 P: 16	R: 1 H: 2 E: 0 K: 0 S: 11	H: 2 LOB: 1 BB: 0 P: 17	R: 2 H: 4 E: 0 K: 0 S: 20	H: 4 LOB: 2 BB: 0 P: 30	R: 3 H: 4 E: 0 K: 0 S: 21	H: 4 LOB: 2 BB: 1 P: 35	R: 3 H: 5 E: 0 K: 0 S: 17	H: 5 LOB: 2 BB: 0 P: 28	1B: 26 2B: 4 3B: 0 HR: 1	SF: 1 SAC: 0 DP: 0 HBP: 0	WP: 1 PB: 0 CS: 1 CS: 0	PA: 65			
<b>PITCHER</b>	IP WLS BF H R ER SO BB IBB HBP BLK WP HR S P ERA WHIP	IP WLS BF H R ER SO BB IBB HBP BLK WP HR S P ERA WHIP	IP WLS BF H R ER SO BB IBB HBP BLK WP HR S P ERA WHIP	IP WLS BF H R ER SO BB IBB HBP BLK WP HR S P ERA WHIP	IP WLS BF H R ER SO BB IBB HBP BLK WP HR S P ERA WHIP	IP WLS BF H R ER SO BB IBB HBP BLK WP HR S P ERA WHIP	IP WLS BF H R ER SO BB IBB HBP BLK WP HR S P ERA WHIP	IP WLS BF H R ER SO BB IBB HBP BLK WP HR S P ERA WHIP	IP WLS BF H R ER SO BB IBB HBP BLK WP HR S P ERA WHIP	IP WLS BF H R ER SO BB IBB HBP BLK WP HR S P ERA WHIP	IP WLS BF H R ER SO BB IBB HBP BLK WP HR S P ERA WHIP	IP WLS BF H R ER SO BB IBB HBP BLK WP HR S P ERA WHIP	IP WLS BF H R ER SO BB IBB HBP BLK WP HR S P ERA WHIP	IP WLS BF H R ER SO BB IBB HBP BLK WP HR S P ERA WHIP	IP WLS BF H R ER SO BB IBB HBP BLK WP HR S P ERA WHIP	IP WLS BF H R ER SO BB IBB HBP BLK WP HR S P ERA WHIP	IP WLS BF H R ER SO BB IBB HBP BLK WP HR S P ERA WHIP	IP WLS BF H R ER SO BB IBB HBP BLK WP HR S P ERA WHIP	IP WLS BF H R ER SO BB IBB HBP BLK WP HR S P ERA WHIP	IP WLS BF H R ER SO BB IBB HBP BLK WP HR S P ERA WHIP	IP WLS BF H R ER SO BB IBB HBP BLK WP HR S P ERA WHIP	IP WLS BF H R ER SO BB IBB HBP BLK WP HR S P ERA WHIP	IP WLS BF H R ER SO BB IBB HBP BLK WP HR S P ERA WHIP	IP WLS BF H R ER SO BB IBB HBP BLK WP HR S P ERA WHIP	
Jimmy Key, L ERA: 3.87 Mike Timlin, R ERA: 4.95 Doug Linton, R ERA: 9.0 Bob MacDonald, L ERA: 4.47 Mark Eichhorn, R ERA: 2.89	1.2 L 11 3 3 3 2 3 0 0 0 0 1 22 43 16.20 3.600	1.1 10 5 4 4 1 1 0 0 0 0 0 26 44 27.00 4.500	0.1 9 6 6 6 0 2 0 0 0 0 0 14 33 162.00 24.000	3.2 19 8 3 3 3 0 0 0 0 0 48 72 7.36 2.182	1.0 8 4 3 3 0 1 0 0 0 1 0 21 35 27.00 5.000																				
David Wells, L ERA: 5.99	1.0 8 5 3 3 0 0 0 0 0 0 5 17 28 27.00 5.000																								
Devon White, S OBP: 0.284, SLG: 0.370 Derek Bell, R OBP: 0.315, SLG: 0.333										2	0	0	0	0	1	1									
Roberto Alomar, S OBP: 0.409, SLG: 0.438										4	0	1	0	0	0	1									
Joe Carter, R OBP: 0.313, SLG: 0.492 Pat Tabler, R OBP: 0.299, SLG: 0.276										2	0	0	0	0	1	0									
Dave Winfield, R OBP: 0.376, SLG: 0.509										4	0	1	1	0	1	1									
John Olerud, L OBP: 0.385, SLG: 0.468										4	0	0	0	0	0	2									
Candy Maldonado, R OBP: 0.348, SLG: 0.478										4	0	1	0	0	1	0									
Kelly Gruber, R OBP: 0.272, SLG: 0.363 Tom Quinlan, R OBP: 0.143, SLG: 0.286										2	1	2	0	0	0	0									
Pat Borders, R OBP: 0.297, SLG: 0.398										4	0	2	0	0	1	2									
Manuel Lee, S OBP: 0.333, SLG: 0.312										3	1	1	1	0	1	2									
<b>Inning Stats</b>	R: 0 H: 0 E: 0 K: 2 S: 12	H: 0 LOB: 0 BB: 0 P: 20	R: 0 H: 0 E: 0 K: 0 S: 9	H: 0 LOB: 0 BB: 0 P: 12	R: 1 H: 2 E: 0 K: 0 S: 11	H: 2 LOB: 0 BB: 0 P: 18	R: 0 H: 0 E: 0 K: 1 S: 9	H: 0 LOB: 0 BB: 0 P: 10	R: 0 H: 1 E: 0 K: 0 S: 6	H: 1 LOB: 1 BB: 0 P: 10	R: 1 H: 3 E: 0 K: 0 S: 14	H: 3 LOB: 2 BB: 0 P: 22	R: 0 H: 1 E: 0 K: 2 S: 12	H: 1 LOB: 1 BB: 0 P: 19	R: 0 H: 1 E: 0 K: 1 S: 9	H: 1 LOB: 1 BB: 0 P: 12	R: 0 H: 1 E: 0 K: 2 S: 10	H: 1 LOB: 1 BB: 0 P: 18	1B: 9 2B: 0 3B: 0 HR: 0	SF: 0 SAC: 0 DP: 1 HBP: 0	WP: 0 PB: 0 CS: 0 CS: 0	PA: 35			
<b>PITCHER</b>	IP WLS BF H R ER SO BB IBB HBP BLK WP HR S P ERA WHIP	IP WLS BF H R ER SO BB IBB HBP BLK WP HR S P ERA WHIP	IP WLS BF H R ER SO BB IBB HBP BLK WP HR S P ERA WHIP	IP WLS BF H R ER SO BB IBB HBP BLK WP HR S P ERA WHIP	IP WLS BF H R ER SO BB IBB HBP BLK WP HR S P ERA WHIP	IP WLS BF H R ER SO BB IBB HBP BLK WP HR S P ERA WHIP	IP WLS BF H R ER SO BB IBB HBP BLK WP HR S P ERA WHIP	IP WLS BF H R ER SO BB IBB HBP BLK WP HR S P ERA WHIP	IP WLS BF H R ER SO BB IBB HBP BLK WP HR S P ERA WHIP	IP WLS BF H R ER SO BB IBB HBP BLK WP HR S P ERA WHIP	IP WLS BF H R ER SO BB IBB HBP BLK WP HR S P ERA WHIP	IP WLS BF H R ER SO BB IBB HBP BLK WP HR S P ERA WHIP	IP WLS BF H R ER SO BB IBB HBP BLK WP HR S P ERA WHIP	IP WLS BF H R ER SO BB IBB HBP BLK WP HR S P ERA WHIP	IP WLS BF H R ER SO BB IBB HBP BLK WP HR S P ERA WHIP	IP WLS BF H R ER SO BB IBB HBP BLK WP HR S P ERA WHIP	IP WLS BF H R ER SO BB IBB HBP BLK WP HR S P ERA WHIP	IP WLS BF H R ER SO BB IBB HBP BLK WP HR S P ERA WHIP	IP WLS BF H R ER SO BB IBB HBP BLK WP HR S P ERA WHIP	IP WLS BF H R ER SO BB IBB HBP BLK WP HR S P ERA WHIP	IP WLS BF H R ER SO BB IBB HBP BLK WP HR S P ERA WHIP	IP WLS BF H R ER SO BB IBB HBP BLK WP HR S P ERA WHIP	IP WLS BF H R ER SO BB IBB HBP BLK WP HR S P ERA WHIP	IP WLS BF H R ER SO BB IBB HBP BLK WP HR S P ERA WHIP	
21 Cal Eldred, R ERA: 1.71 Mike Fetters, R ERA: 1.13 Doug Henry, R ERA: 4.64	1.1 4 1 0 0 1 0 0 0 0 0 9 12 0.00 1.000	1.0 4 1 0 0 1 0 0 0 0 0 10 18 0.00 1.000																							

Milwaukee Brewers @ Toronto Blue Jays  
SkyDome, Toronto, ON  
Fri Aug 28 1992, 7:05 PM EDT  
Att: 50,408 - Dome - 70 F

AB 57  
R 22  
H 31  
RBI 21  
BB 7  
SO 6  
LOB 25



Milwaukee Brewers @ Toronto Blue Jays  
SkyDome, Toronto, ON  
Fri Aug 28 1992, 7:05 PM EDT  
Att: 50,408 - Dome - 70 F

AB 35  
R 2  
H 9  
RBI 2  
BB 0  
SO 8  
LOB 14





Batter	1	2	3	4	5	6	7	8	9	AB	R	H	RBI	BB	SO	LOB	TOP								
Pat Listach, S OBP: 0.360, SLG: 0.358 (1, 6)	G4-3 1B		G4-3		S SF9 BB		1-2 2H 1B	G4-3		4	1	2	1	1	0	1									
Darryl Hamilton, L OBP: 0.350, SLG: 0.359 (1, 9)	G4-3			1B 3B	SF9 S BB		S E BB		F8	3	3	1	0	2	0	1									
Paul Molitor, R OBP: 0.385, SLG: 0.462 (1, 3)	K			F9 S 1B	SF9		E6 3B 1B		G5-3	4	1	2	2	0	1	1									
Franklin Stubbs, L OBP: 0.302, SLG: 0.378 (1, 10)	F7			K			3B BB		1B BB	3	1	1	1	2	1	2									
Robin Yount, R OBP: 0.317, SLG: 0.372 (1, 8)		F7		F9	CS		G6-3		1B BB	5	0	2	2	0	0	1									
Greg Vaughn, R OBP: 0.289, SLG: 0.378 (1, 7)	K			S BB			K		F7	4	0	0	0	1	3	3									
B.J. Surhoff, L OBP: 0.309, SLG: 0.316 (1, 2)	G4-3			1-2 IBB			K		F8	3	0	0	0	1	1	0									
Scott Fletcher, R OBP: 0.352, SLG: 0.380 (1, 4)			F7	L4			G3 1B BB		CS 1B	3	1	1	0	1	0	3									
Jim Gantner, L OBP: 0.278, SLG: 0.312 (1, 5)			F7		G4-3		G3		S BB	3	0	0	0	1	0	1									
<b>Inning Stats</b>	R: 0 E: 0 K: 1 S: 12	H: 1 LOB: 1 BB: 0 P: 16	R: 0 E: 0 K: 1 S: 7	H: 0 LOB: 0 BB: 0 P: 10	R: 0 E: 0 K: 0 S: 4	H: 0 LOB: 0 BB: 0 P: 7	R: 1 E: 0 K: 1 S: 13	H: 2 LOB: 2 BB: 2 P: 24	R: 2 E: 0 K: 0 S: 18	H: 1 LOB: 0 BB: 2 P: 29	R: 0 E: 0 K: 2 S: 10	H: 0 LOB: 0 BB: 0 P: 14	R: 4 E: 1 K: 1 S: 20	H: 3 LOB: 1 BB: 3 P: 37	R: 0 E: 0 K: 0 S: 11	H: 1 LOB: 1 BB: 1 P: 18	R: 0 E: 0 K: 0 S: 11	H: 1 LOB: 2 BB: 1 P: 18	1B: 7 2B: 0 3B: 2 HR: 0	SF: 1 SAC: 0 DP: 0 HBP: 0	WP: 0 PB: 0 CS: 2	PA: 43			
<b>PITCHER</b>	IP WLS BF H R ER SO BB IBB HBP BLK WP HR S P ERA WHIP	IP WLS BF H R ER SO BB IBB HBP BLK WP HR S P ERA WHIP	IP WLS BF H R ER SO BB IBB HBP BLK WP HR S P ERA WHIP	IP WLS BF H R ER SO BB IBB HBP BLK WP HR S P ERA WHIP	IP WLS BF H R ER SO BB IBB HBP BLK WP HR S P ERA WHIP	IP WLS BF H R ER SO BB IBB HBP BLK WP HR S P ERA WHIP	IP WLS BF H R ER SO BB IBB HBP BLK WP HR S P ERA WHIP	IP WLS BF H R ER SO BB IBB HBP BLK WP HR S P ERA WHIP	IP WLS BF H R ER SO BB IBB HBP BLK WP HR S P ERA WHIP	IP WLS BF H R ER SO BB IBB HBP BLK WP HR S P ERA WHIP	IP WLS BF H R ER SO BB IBB HBP BLK WP HR S P ERA WHIP	IP WLS BF H R ER SO BB IBB HBP BLK WP HR S P ERA WHIP	IP WLS BF H R ER SO BB IBB HBP BLK WP HR S P ERA WHIP	IP WLS BF H R ER SO BB IBB HBP BLK WP HR S P ERA WHIP	IP WLS BF H R ER SO BB IBB HBP BLK WP HR S P ERA WHIP	IP WLS BF H R ER SO BB IBB HBP BLK WP HR S P ERA WHIP	IP WLS BF H R ER SO BB IBB HBP BLK WP HR S P ERA WHIP	IP WLS BF H R ER SO BB IBB HBP BLK WP HR S P ERA WHIP	IP WLS BF H R ER SO BB IBB HBP BLK WP HR S P ERA WHIP	IP WLS BF H R ER SO BB IBB HBP BLK WP HR S P ERA WHIP	IP WLS BF H R ER SO BB IBB HBP BLK WP HR S P ERA WHIP	IP WLS BF H R ER SO BB IBB HBP BLK WP HR S P ERA WHIP	IP WLS BF H R ER SO BB IBB HBP BLK WP HR S P ERA WHIP	IP WLS BF H R ER SO BB IBB HBP BLK WP HR S P ERA WHIP	IP WLS BF H R ER SO BB IBB HBP BLK WP HR S P ERA WHIP

Milwaukee Brewers @ Toronto Blue Jays  
SkyDome, Toronto, ON  
Sat Aug 29 1992, 3:33 AM EDT  
Att: 50,413 - Dome - 70 F

AB	32
R	7
H	9
RBI	6
BB	9
SO	6
LOB	13



Batter	1	2	3	4	5	6	7	8	9	AB	R	H	RBI	BB	SO	LOB	BOTTOM								
Derek Bell, R OBP: 0.307, SLG: 0.324 (1, 8)	L4			F7		K		G6-4-3 1-2		4	0	0	0	0	1	1									
Roberto Alomar, S OBP: 0.409, SLG: 0.443 (1, 4)	G3			1B 1B		HR 3B			G3	4	1	2	0	0	0	0									
Joe Carter, R OBP: 0.314, SLG: 0.498 (1, 9)	P4			1B 1B		HR			G3	4	1	2	2	0	0	0									
Dave Winfield, R OBP: 0.375, SLG: 0.506 (1, 10)			K	K		G1-3			BB BB 1B	4	0	1	0	0	2	2									
John Olerud, L OBP: 0.384, SLG: 0.464 (1, 3)	G3			K			L9		BB BB	3	0	0	0	1	1	2									
Candy Maldonado, R OBP: 0.347, SLG: 0.474 (1, 7)	P3						P8		1-2 2-3 BB	3	0	0	0	1	1	0									
Kelly Gruber, R OBP: 0.269, SLG: 0.358 (1, 5)			K		L8		K		P3	4	0	0	0	0	2	3									
Pat Borders, R OBP: 0.297, SLG: 0.397 (1, 2)			K		P4				FC3-6 1B	3	0	1	0	0	1	0									
Manuel Lee, S OBP: 0.333, SLG: 0.312 (1, 6)			G3				L7		FC3-6 G6-4-3	0	0	0	0	0	0	0									
Alfredo Griffin, S OBP: 0.200, SLG: 0.226 (2, 6)										3	0	0	0	0	0	1									
<b>Inning Stats</b>	R: 0 E: 0 K: 0 S: 7	H: 0 LOB: 0 BB: 0 P: 12	R: 0 E: 0 K: 1 S: 7	H: 0 LOB: 0 BB: 0 P: 8	R: 0 E: 0 K: 2 S: 8	H: 0 LOB: 0 BB: 0 P: 11	R: 0 E: 0 K: 2 S: 12	H: 2 LOB: 2 BB: 0 P: 13	R: 0 E: 0 K: 1 S: 5	H: 0 LOB: 0 BB: 0 P: 8	R: 2 E: 0 K: 1 S: 13	H: 2 LOB: 0 BB: 0 P: 18	R: 0 E: 0 K: 1 S: 6	H: 0 LOB: 0 BB: 0 P: 9	R: 0 E: 0 K: 0 S: 3	H: 1 LOB: 0 BB: 0 P: 6	R: 0 E: 0 K: 0 S: 14	H: 1 LOB: 3 BB: 2 P: 24	1B: 4 2B: 0 3B: 1 HR: 1	SF: 0 SAC: 0 DP: 1 HBP: 0	WP: 0 PB: 0 CS: 0	PA: 34			
<b>PITCHER</b>	IP WLS BF H R ER SO BB IBB HBP BLK WP HR S P ERA WHIP	IP WLS BF H R ER SO BB IBB HBP BLK WP HR S P ERA WHIP	IP WLS BF H R ER SO BB IBB HBP BLK WP HR S P ERA WHIP	IP WLS BF H R ER SO BB IBB HBP BLK WP HR S P ERA WHIP	IP WLS BF H R ER SO BB IBB HBP BLK WP HR S P ERA WHIP	IP WLS BF H R ER SO BB IBB HBP BLK WP HR S P ERA WHIP	IP WLS BF H R ER SO BB IBB HBP BLK WP HR S P ERA WHIP	IP WLS BF H R ER SO BB IBB HBP BLK WP HR S P ERA WHIP	IP WLS BF H R ER SO BB IBB HBP BLK WP HR S P ERA WHIP	IP WLS BF H R ER SO BB IBB HBP BLK WP HR S P ERA WHIP	IP WLS BF H R ER SO BB IBB HBP BLK WP HR S P ERA WHIP	IP WLS BF H R ER SO BB IBB HBP BLK WP HR S P ERA WHIP	IP WLS BF H R ER SO BB IBB HBP BLK WP HR S P ERA WHIP	IP WLS BF H R ER SO BB IBB HBP BLK WP HR S P ERA WHIP	IP WLS BF H R ER SO BB IBB HBP BLK WP HR S P ERA WHIP	IP WLS BF H R ER SO BB IBB HBP BLK WP HR S P ERA WHIP	IP WLS BF H R ER SO BB IBB HBP BLK WP HR S P ERA WHIP	IP WLS BF H R ER SO BB IBB HBP BLK WP HR S P ERA WHIP	IP WLS BF H R ER SO BB IBB HBP BLK WP HR S P ERA WHIP	IP WLS BF H R ER SO BB IBB HBP BLK WP HR S P ERA WHIP	IP WLS BF H R ER SO BB IBB HBP BLK WP HR S P ERA WHIP	IP WLS BF H R ER SO BB IBB HBP BLK WP HR S P ERA WHIP	IP WLS BF H R ER SO BB IBB HBP BLK WP HR S P ERA WHIP	IP WLS BF H R ER SO BB IBB HBP BLK WP HR S P ERA WHIP	IP WLS BF H R ER SO BB IBB HBP BLK WP HR S P ERA WHIP

Milwaukee Brewers @ Toronto Blue Jays  
SkyDome, Toronto, ON  
Sat Aug 29 1992, 3:33 AM EDT  
Att: 50,413 - Dome - 70 F

AB	32
R	2
H	6
RBI	2
BB	2
SO	8
LOB	9





Batter	1	2	3	4	5	6	7	8	9	AB	R	H	RBI	BB	SO	LOB	TOP										
Pat Listach, S OBP: 0.357, SLG: 0.355	G1-3		K2-3		K		K			4	0	0	0	0	3	3	<b>Milwaukee Brewers @ Toronto Blue Jays</b> SkyDome, Toronto, ON Sun Aug 30 1992, 3:33 AM EDT Att: 50,412 - Dome - 70 F										
Darryl Hamilton, L OBP: 0.346, SLG: 0.395	G4-3		E5			G6-3	G6-3			4	0	0	0	0	1												
Paul Molitor, R OBP: 0.386, SLG: 0.465	2B		F9			1B		K		4	0	2	0	0	1	1											
Franklin Stubbs, L OBP: 0.297, SLG: 0.372	G6-3			F9		K		K		4	0	0	0	0	2	2											
Robin Yount, R OBP: 0.314, SLG: 0.368		K		F9		L7		G6-3		4	0	0	0	0	1	1											
Dante Bichette, R OBP: 0.335, SLG: 0.437		K		FC6-4 BB			2B		G6-3 1B	3	1	2	0	1	1	0											
B.J. Surhoff, L OBP: 0.309, SLG: 0.318	F9		FC6-4 1-2			1B S 2B		K		4	1	1	1	0	1	2											
Scott Fletcher, R OBP: 0.351, SLG: 0.381			G6-3 E 2B		F9		F8		G6-3	4	1	1	0	0	0	2											
Jim Gantner, L OBP: 0.279, SLG: 0.312			G6-3		F9					3	0	1	0	0	0	1											
<b>Inning Stats</b>	R: 0 E: 0 K: 0 S: 9	H: 1 LOB: 1 BB: 0 P: 10	R: 0 E: 0 K: 2 S: 10	H: 0 LOB: 0 BB: 0 P: 16	R: 1 E: 1 K: 1 S: 17	H: 1 LOB: 1 BB: 0 P: 25	R: 0 E: 0 K: 0 S: 14	H: 0 LOB: 1 BB: 1 P: 26	R: 0 E: 0 K: 1 S: 6	H: 0 LOB: 0 BB: 0 P: 7	R: 0 E: 0 K: 1 S: 12	H: 1 LOB: 1 BB: 0 P: 18	R: 2 E: 0 K: 1 S: 13	H: 3 LOB: 1 BB: 0 P: 18	R: 0 E: 0 K: 1 S: 10	H: 0 LOB: 0 BB: 0 P: 12		R: 0 E: 0 K: 1 S: 7	H: 1 LOB: 0 BB: 0 P: 10	1B: 3 2B: 4 3B: 0 HR: 0	SF: 0 SAC: 0 DP: 1 HBP: 0	WP: 0 PB: 0 CS: 0	PA: 35				
<b>PITCHER</b>	IP	WLS	BF	H	R	ER	SO	BB	IBB	HBP	BLK	WP	HR	S	P	ERA	WHIP										
Juan Guzman, R ERA: 2.29	(1, 1)	4.0	16	2	1	0	3	1	0	0	0	0	0	50	77	0.00	0.750										
Mark Eichhorn, R ERA: 3.03	(5, 1)	2.1	11	4	2	2	2	0	0	0	0	0	0	25	34	7.71	1.714										
Duane Ward, R ERA: 2.24	(7, 1)	1.2	W	5	0	0	3	0	0	0	0	0	0	16	21	0.00	0.000										
Tom Henke, R ERA: 2.32	(9, 1)	1.0	S	3	1	0	1	0	0	0	0	0	0	7	10	0.00	1.000										

Batter	1	2	3	4	5	6	7	8	9	AB	R	H	RBI	BB	SO	LOB	BOTTOM										
Derek Bell, R OBP: 0.299, SLG: 0.314	G6-3	G6-3		G3			K			4	0	0	0	0	1	2	<b>Milwaukee Brewers @ Toronto Blue Jays</b> SkyDome, Toronto, ON Sun Aug 30 1992, 3:33 AM EDT Att: 50,412 - Dome - 70 F										
Roberto Alomar, S OBP: 0.410, SLG: 0.443	G1-3		HR 1B		BB		F8			3	1	1	0	1	0	0											
Joe Carter, R OBP: 0.317, SLG: 0.505	BB		HR		K			HBP SH2-3 1B		3	1	2	2	1	1	1											
Dave Winfield, R OBP: 0.375, SLG: 0.505	K		G4-6-3 1B		P2			SH2-3		3	0	1	0	0	1	2											
John Olerud, L OBP: 0.385, SLG: 0.463		G1 1B	G4-6-3		G3			HBP IBB		3	1	1	0	1	0	2											
Candy Maldonado, R OBP: 0.346, SLG: 0.471		G1	K			K		FC6-4 HBP		3	0	0	0	0	2	1											
Kelly Gruber, R OBP: 0.271, SLG: 0.360	2B 1B			E5 1B 1B		F9		K		4	2	2	1	0	1	3											
Pat Borders, R OBP: 0.297, SLG: 0.398	G6-3 2B			G6-3		K		FC6-4		4	0	1	1	0	1	4											
Alfredo Griffin, S OBP: 0.206, SLG: 0.231	G6-3			G3 1B			P4			3	0	1	1	0	0	1											
<b>Inning Stats</b>	R: 0 E: 0 K: 1 S: 8	H: 0 LOB: 1 BB: 1 P: 18	R: 2 E: 0 K: 0 S: 21	H: 3 LOB: 1 BB: 0 P: 32	R: 2 E: 0 K: 1 S: 9	H: 3 LOB: 0 BB: 0 P: 16	R: 1 E: 1 K: 0 S: 7	H: 2 LOB: 2 BB: 0 P: 9	R: 0 E: 0 K: 1 S: 8	H: 0 LOB: 1 BB: 1 P: 14	R: 0 E: 0 K: 2 S: 10	H: 0 LOB: 0 BB: 0 P: 16	R: 0 E: 0 K: 1 S: 9	H: 0 LOB: 0 BB: 0 P: 13	R: 0 E: 0 K: 1 S: 10	H: 1 LOB: 3 BB: 1 P: 20		R: 0 E: 0 K: 1 S: 7	H: 1 LOB: 0 BB: 0 P: 10	1B: 7 2B: 1 3B: 0 HR: 1	SF: 0 SAC: 1 DP: 1 HBP: 1	WP: 0 PB: 0 CS: 0	PA: 35				
<b>PITCHER</b>	IP	WLS	BF	H	R	ER	SO	BB	IBB	HBP	BLK	WP	HR	S	P	ERA	WHIP										
Bill Wegman, R ERA: 3.29	(1, 1)	7.0	L	30	5	4	6	2	0	0	0	0	0	75	123	5.14	1.571										
Darren Holmes, R ERA: 3.09	(8, 1)	1.0		5	0	0	1	0	1	1	0	0	0	7	15	0.00	0.000										



Batter	1	2	3	4	5	6	7	8	9	AB	R	H	RBI	BB	SO	LOB	TOP			
Steve Sax, R OBP: 0.288, SLG: 0.315 (1, 4)										4	0	0	0	0	2	0	Chicago White Sox @ Toronto Blue Jays SkyDome, Toronto, ON Mon Aug 31 1992, 7:05 PM EDT Att: 50,417 - Dome - 70 F			
Tim Lincecum, S OBP: 0.366, SLG: 0.358 Scott Hemond, R OBP: 0.265, SLG: 0.226 (1, 7)										3	0	0	0	0	0	0				
Frank Thomas, R OBP: 0.448, SLG: 0.542 Shawn Abner, R OBP: 0.323, SLG: 0.376 (1, 3)										2	1	1	0	0	0	0				
George Bell, R OBP: 0.302, SLG: 0.435 (1, 10)										4	1	1	0	0	1	1				
Robin Ventura, L OBP: 0.369, SLG: 0.428 Joey Cora, S OBP: 0.336, SLG: 0.284 (1, 5)										1	0	1	1	1	0	0				
Dan Pasqua, L OBP: 0.300, SLG: 0.330 (1, 9)										4	0	1	1	0	1	3				
Lance Johnson, L OBP: 0.322, SLG: 0.357 Esteban Beltré, R OBP: 0.219, SLG: 0.268 (1, 8)										3	0	1	0	0	0	1				
Ron Karkovics, R OBP: 0.288, SLG: 0.319 (1, 2)										3	0	0	0	0	1	2				
Dale Sveum, S OBP: 0.264, SLG: 0.279 (1, 6)										3	0	0	0	0	1	0				
<b>Inning Stats</b>	R: 0 E: 0 K: 1 S: 7	H: 0 LOB: 0 BB: 0 P: 12	R: 0 E: 0 K: 0 S: 12	H: 1 LOB: 2 BB: 1 P: 20	R: 0 E: 0 K: 1 S: 10	H: 0 LOB: 0 BB: 0 P: 15	R: 2 E: 0 K: 0 S: 10	H: 3 LOB: 0 BB: 0 P: 17	R: 0 E: 0 K: 2 S: 9	H: 1 LOB: 2 BB: 0 P: 15	R: 0 E: 0 K: 0 S: 6	H: 0 LOB: 0 BB: 0 P: 9	R: 0 E: 0 K: 0 S: 7	H: 0 LOB: 0 BB: 0 P: 10	R: 0 E: 0 K: 0 S: 4	H: 0 LOB: 0 BB: 0 P: 7		1B: 4 2B: 2 3B: 0 HR: 0	SF: 1 SAC: 0 DP: 1 HBP: 1	WP: 1 PB: 0 SB: 0 CS: 0
<b>PITCHER</b> Todd Stottlemyre, R ERA: 4.61 (1, 1)	IP: 9.0 WLS: W BF: 33 H: 5 R: 2 ER: 2 SO: 6 BB: 1 IBB: 0 HBP: 1 BLK: 0 WP: 1 HR: 0 S: 75 P: 117 ERA: 2.00 WHIP: 0.667															<b>PITCHER</b>				

Batter	1	2	3	4	5	6	7	8	9	AB	R	H	RBI	BB	SO	LOB	BOTTOM			
Derek Bell, R OBP: 0.304, SLG: 0.333 (1, 8)										4	1	2	1	0	1	1	Chicago White Sox @ Toronto Blue Jays SkyDome, Toronto, ON Mon Aug 31 1992, 7:05 PM EDT Att: 50,417 - Dome - 70 F			
Roberto Alomar, S OBP: 0.413, SLG: 0.443 (1, 4)										2	2	1	0	2	0	0				
Joe Carter, R OBP: 0.317, SLG: 0.507 (1, 9)										4	1	1	2	0	0	4				
Dave Winfield, R OBP: 0.374, SLG: 0.509 (1, 10)										4	1	1	3	0	1	3				
Candy Maldonado, R OBP: 0.348, SLG: 0.481 (1, 7)										4	1	2	2	0	0	2				
Kelly Gruber, R OBP: 0.271, SLG: 0.357 Tom Quinlan, R OBP: 0.143, SLG: 0.286 (1, 5)										3	1	0	0	0	2	1				
Pat Tabler, R OBP: 0.298, SLG: 0.275 (1, 3)										4	0	1	1	0	0	0				
Ed Sprague, R OBP: 0.304, SLG: 0.348 (1, 2)										4	1	0	0	0	0	0				
Alfredo Griffin, S OBP: 0.208, SLG: 0.232 (1, 6)										4	1	1	0	0	0	1				
<b>Inning Stats</b>	R: 0 E: 0 K: 0 S: 10	H: 2 LOB: 2 BB: 0 P: 12	R: 0 E: 0 K: 1 S: 8	H: 0 LOB: 0 BB: 0 P: 11	R: 5 E: 0 K: 1 S: 16	H: 4 LOB: 1 BB: 1 P: 32	R: 4 E: 1 K: 0 S: 12	H: 2 LOB: 0 BB: 1 P: 23	R: 0 E: 0 K: 0 S: 4	H: 0 LOB: 0 BB: 0 P: 7	R: 0 E: 0 K: 0 S: 8	H: 0 LOB: 0 BB: 0 P: 12	R: 0 E: 0 K: 2 S: 10	H: 1 LOB: 1 BB: 0 P: 13	R: 0 E: 0 K: 0 S: 6	H: 0 LOB: 0 BB: 0 P: 8		1B: 4 2B: 1 3B: 2 HR: 2	SF: 0 SAC: 0 DP: 0 HBP: 1	WP: 0 PB: 0 SB: 0 CS: 0
<b>PITCHER</b> Charlie Hough, R ERA: 3.97 Terry Leach, R ERA: 1.89 (1, 1)	IP: 3.1 WLS: L BF: 19 H: 7 R: 7 ER: 6 SO: 2 BB: 1 IBB: 0 HBP: 1 BLK: 0 WP: 0 HR: 1 S: 39 P: 64 ERA: 16.20 WHIP: 2.400															<b>PITCHER</b>				



Batter	1	2	3	4	5	6	7	8	9	AB	R	H	RBI	BB	SO	LOB	TOP			
Steve Sax, R OBP: 0.286, SLG: 0.312 (1,4)	G5-3		G1-3			L3		G3-1		4	0	0	0	0	0	1				
Tim Lincecum, S OBP: 0.363, SLG: 0.355 (1,7)	K2-3				F8		G3-1		K	4	0	0	0	0	2	0				
Robin Ventura, L OBP: 0.367, SLG: 0.424 (1,5)	P6			K			G6-3		F9	4	0	0	0	0	1	0				
George Bell, R OBP: 0.300, SLG: 0.432 (1,10)		G5-3			F7				F8	4	0	0	0	0	0	0				
Dan Pasqua, L OBP: 0.301, SLG: 0.335 (1,3)		G4-3				G4-3				3	1	1	0	0	0	0				
Shawn Abner, R OBP: 0.316, SLG: 0.369 (1,9)		G5-3				P3			P4	3	0	0	0	0	0	1				
Lance Johnson, L OBP: 0.322, SLG: 0.357 (1,8)			K			L9				3	1	1	1	0	1	0				
Ron Karkovics, R OBP: 0.292, SLG: 0.335 (1,2)						G5-3				3	1	2	2	0	0	0				
Dale Sveum, S OBP: 0.260, SLG: 0.275 (1,6)						F8			G6-3	3	0	0	0	0	0	1				
<b>Inning Stats</b>	R: 0 E: 0 K: 1 S: 11	H: 0 LOB: 0 BB: 0 P: 16	R: 0 E: 0 K: 0 S: 7	H: 0 LOB: 0 BB: 0 P: 9	R: 0 E: 0 K: 1 S: 9	H: 1 LOB: 1 BB: 0 P: 15	R: 0 E: 0 K: 1 S: 6	H: 0 LOB: 0 BB: 0 P: 11	R: 0 E: 0 K: 0 S: 7	H: 0 LOB: 0 BB: 0 P: 11	R: 0 E: 0 K: 0 S: 13	H: 0 LOB: 0 BB: 0 P: 18	R: 0 E: 0 K: 0 S: 17	H: 3 LOB: 0 BB: 0 P: 23	R: 0 E: 0 K: 1 S: 9	H: 0 LOB: 0 BB: 0 P: 12	1B: 2 2B: 1 3B: 0 HR: 1	SF: 0 SAC: 0 DP: 0 HBP: 0	WP: 0 PB: 0 SB: 0 CS: 0	PA: 31
<b>PITCHER</b>	IP	WLS	BF	H	R	ER	SO	BB	IBB	HBP	BLK	WP	HR	S	P	ERA	WHIP			
Jack Morris, R ERA: 4.19 (1,1)	8.0	W	28	4	3	3	3	0	0	0	0	0	1	77	114	3.38	0.500			
David Wells, L ERA: 5.54 (9,1)	1.0		3	0	0	0	1	0	0	0	0	0	0	9	12	0.00	0.000			

Chicago White Sox @ Toronto Blue Jays  
SkyDome, Toronto, ON  
Tue Sep 01 1992, 7:05 PM EDT  
Att: 50,409 - Cloudy - 68 F

AB 31  
R 3  
H 4  
RBI 3  
BB 0  
SO 4  
LOB 3



Batter	1	2	3	4	5	6	7	8	9	AB	R	H	RBI	BB	SO	LOB	BOTTOM			
Devon White, S OBP: 0.285, SLG: 0.370 (1,8)	G1-3		G4-3		G6-3		B5-3			5	0	2	0	0	0	0				
Roberto Alomar, S OBP: 0.416, SLG: 0.444 (1,4)										3	1	2	0	1	0	0				
Eddie Zosky, R (9,6)	FC5		G4-3		L6					0	0	0	0	0	0	0				
Joe Carter, R OBP: 0.271, SLG: 0.510 (1,9)										5	2	3	0	0	0	5				
Turner Ward, S OBP: 0.273, SLG: 0.455 (9,9)	FC5		G4-3							0	0	0	0	0	0	0				
Dave Winfield, R OBP: 0.374, SLG: 0.507 (1,10)	FC5		G5-3							4	1	1	1	1	0	4				
John Olerud, L OBP: 0.383, SLG: 0.458 (1,3)	G6-3				G4-3					4	2	0	1	1	0	5				
Candy Maldonado, R OBP: 0.350, SLG: 0.480 (1,7)										3	2	1	1	2	1	1				
Derek Bell, R OBP: 0.304, SLG: 0.333 (9,7)	K									0	0	0	0	0	0	0				
Kelly Gruber, R OBP: 0.271, SLG: 0.364 (1,5)										4	1	1	4	0	1	3				
Tom Quinlan, R OBP: 0.250, SLG: 0.286 (8, PH) (9,5)	F8									0	0	0	0	1	0	0				
Pat Borders, R OBP: 0.296, SLG: 0.401 (1,2)										5	0	1	2	0	0	3				
Ed Sprague, R OBP: 0.304, SLG: 0.348 (9,2)	G4-3				G6-3					0	0	0	0	0	0	0				
Alfredo Griffin, S OBP: 0.197, SLG: 0.219 (1,6) (9,4)			G4-3		G4-3		P6		P8	4	0	0	0	0	2					
<b>Inning Stats</b>	R: 0 E: 0 K: 0 S: 13	H: 1 LOB: 2 BB: 1 P: 20	R: 0 E: 0 K: 1 S: 6	H: 0 LOB: 0 BB: 0 P: 10	R: 0 E: 0 K: 0 S: 8	H: 2 LOB: 2 BB: 0 P: 14	R: 0 E: 0 K: 0 S: 11	H: 0 LOB: 1 BB: 1 P: 18	R: 0 E: 0 K: 0 S: 6	H: 0 LOB: 0 BB: 0 P: 9	R: 3 E: 0 K: 1 S: 15	H: 3 LOB: 1 BB: 1 P: 26	R: 6 E: 2 K: 0 S: 24	H: 5 LOB: 3 BB: 1 P: 37	R: 0 E: 0 K: 0 S: 8	H: 0 LOB: 2 BB: 2 P: 19	1B: 8 2B: 1 3B: 1 HR: 1	SF: 0 SAC: 0 DP: 0 HBP: 1	WP: 0 PB: 1 SB: 1 CS: 0	PA: 44
<b>PITCHER</b>	IP	WLS	BF	H	R	ER	SO	BB	IBB	HBP	BLK	WP	HR	S	P	ERA	WHIP			
Kirk McCaskill, R ERA: 4.1 (1,1)	6.0	L	27	6	3	3	2	3	0	0	0	0	0	59	97	4.50	1.500			
Donn Patti, R ERA: 5.06 (7,1)	1.0		12	5	6	5	0	1	0	1	0	0	1	24	37	45.00	6.000			
Scott Radinsky, L ERA: 2.34 (8,1)	1.0		5	0	0	0	0	2	0	0	0	0	0	8	19	0.00	2.000			

Chicago White Sox @ Toronto Blue Jays  
SkyDome, Toronto, ON  
Tue Sep 01 1992, 7:05 PM EDT  
Att: 50,409 - Cloudy - 68 F

AB 37  
R 9  
H 11  
RBI 9  
BB 6  
SO 2  
LOB 23









Batter	1	2	3	4	5	6	7	8	9	AB	R	H	RBI	BB	SO	LOB	TOP								
<b>Chuck Knoblauch, R</b> (1,4) <small>OBP: 0.385, SLG: 0.369</small> <b>Jeff Reboulet, R</b> (6,4) <small>OBP: 0.309, SLG: 0.272</small>	G6-3							G4-3		2	0	1	0	2	0	0	<b>Minnesota Twins @ Toronto Blue Jays</b> SkyDome, Toronto, ON Fri Sep 04 1992, 7:05 PM EDT Att: 50,420 - Sunny - 66 F								
<b>Gene Larkin, S</b> (1,3) <small>OBP: 0.321, SLG: 0.361</small> <b>Randy Bush, L</b> (6,3) <small>OBP: 0.264, SLG: 0.294</small>	P6			SF9		F9		G4-3		3	1	1	1	0	0	3									
<b>Kirby Puckett, R</b> (1,8) <small>OBP: 0.366, SLG: 0.495</small> <b>J.T. Bruett, L</b> (7,8) <small>OBP: 0.314, SLG: 0.239</small>	P5			K		F7		K		3	0	0	0	1	1	4									
<b>Kent Hrbek, L</b> (1,10) <small>OBP: 0.359, SLG: 0.410</small>	K		L6			P3				4	0	1	0	1	1	2									
<b>Shane Mack, R</b> (1,7) <small>OBP: 0.399, SLG: 0.480</small> <b>Darren Reed, R</b> (5,7) <small>OBP: 0.231, SLG: 0.373</small>	L5		F7			K		K		3	0	0	0	0	1	1									
<b>Brian Harper, R</b> (1,2) <small>OBP: 0.335, SLG: 0.401</small> <b>Lenny Webster, R</b> (5,2) <small>OBP: 0.275, SLG: 0.354</small>			G5-3			F9		K		2	1	0	0	0	0	0									
<b>Chili Davis, S</b> (1,9) <small>OBP: 0.321, SLG: 0.426</small> <b>Pedro Munoz, R</b> (8,PR) <small>OBP: 0.294, SLG: 0.419</small>	E7									4	3	4	1	0	0	0									
<b>Scott Leius, R</b> (1,5) <small>OBP: 0.315, SLG: 0.340</small>										4	0	0	0	0	3	3									
<b>Greg Gagne, R</b> (1,6) <small>OBP: 0.291, SLG: 0.366</small> <b>Mike Pagliarulo, L</b> (6,5) <small>OBP: 0.196, SLG: 0.202</small>										3	0	2	1	0	0	0									
<b>Inning Stats</b>	R: 1 E: 0 K: 1 S: 11	H: 1 LOB: 1 BB: 1 P: 24	R: 2 E: 1 K: 1 S: 13	H: 2 LOB: 2 BB: 1 P: 24	R: 0 E: 0 K: 0 S: 5	H: 0 LOB: 0 BB: 0 P: 10	R: 1 E: 0 K: 2 S: 16	H: 2 LOB: 2 BB: 1 P: 23	R: 0 E: 0 K: 1 S: 6	H: 1 LOB: 1 BB: 0 P: 9	R: 1 E: 0 K: 1 S: 12	H: 2 LOB: 1 BB: 0 P: 21	R: 0 E: 0 K: 2 S: 10	H: 1 LOB: 1 BB: 0 P: 13	R: 0 E: 0 K: 1 S: 12	H: 1 LOB: 1 BB: 0 P: 20		R: 0 E: 0 K: 1 S: 10	H: 0 LOB: 1 BB: 1 P: 15	1B: 6 2B: 2 3B: 0 HR: 1	SF: 1 SAC: 0 DP: 0 HBP: 1	WP: 2 PB: 2 SB: 2 CS: 0	PA: 41		
<b>PITCHER</b>	IP WLS BF H R ER SO BB IBB HBP BLK WP HR S P ERA WHIP	IP WLS BF H R ER SO BB IBB HBP BLK WP HR S P ERA WHIP	IP WLS BF H R ER SO BB IBB HBP BLK WP HR S P ERA WHIP	IP WLS BF H R ER SO BB IBB HBP BLK WP HR S P ERA WHIP	IP WLS BF H R ER SO BB IBB HBP BLK WP HR S P ERA WHIP	IP WLS BF H R ER SO BB IBB HBP BLK WP HR S P ERA WHIP	IP WLS BF H R ER SO BB IBB HBP BLK WP HR S P ERA WHIP	IP WLS BF H R ER SO BB IBB HBP BLK WP HR S P ERA WHIP	IP WLS BF H R ER SO BB IBB HBP BLK WP HR S P ERA WHIP	IP WLS BF H R ER SO BB IBB HBP BLK WP HR S P ERA WHIP	IP WLS BF H R ER SO BB IBB HBP BLK WP HR S P ERA WHIP	IP WLS BF H R ER SO BB IBB HBP BLK WP HR S P ERA WHIP	IP WLS BF H R ER SO BB IBB HBP BLK WP HR S P ERA WHIP	IP WLS BF H R ER SO BB IBB HBP BLK WP HR S P ERA WHIP	IP WLS BF H R ER SO BB IBB HBP BLK WP HR S P ERA WHIP	IP WLS BF H R ER SO BB IBB HBP BLK WP HR S P ERA WHIP	IP WLS BF H R ER SO BB IBB HBP BLK WP HR S P ERA WHIP	IP WLS BF H R ER SO BB IBB HBP BLK WP HR S P ERA WHIP	IP WLS BF H R ER SO BB IBB HBP BLK WP HR S P ERA WHIP	IP WLS BF H R ER SO BB IBB HBP BLK WP HR S P ERA WHIP	IP WLS BF H R ER SO BB IBB HBP BLK WP HR S P ERA WHIP	IP WLS BF H R ER SO BB IBB HBP BLK WP HR S P ERA WHIP	IP WLS BF H R ER SO BB IBB HBP BLK WP HR S P ERA WHIP	IP WLS BF H R ER SO BB IBB HBP BLK WP HR S P ERA WHIP	IP WLS BF H R ER SO BB IBB HBP BLK WP HR S P ERA WHIP
<b>David Cone, R</b> (1,1) <small>ERA: 3.22</small> <b>Mark Eichhorn, R</b> (7,1) <small>ERA: 2.99</small> <b>Duane Ward, R</b> (8,1) <small>ERA: 2.19</small> <b>Tom Henke, R</b> (9,1) <small>ERA: 2.27</small>	6.0 W 29 7 5 4 6 3 0 1 0 1 1 63 111 6.00 1.667	1.0 4 1 0 0 2 0 0 0 0 0 0 10 13 0.00 1.000	1.0 4 1 0 0 1 0 0 0 0 0 0 12 20 0.00 1.000	1.0 4 0 0 0 1 1 0 0 0 0 0 10 15 0.00 1.000																					
<b>Devon White, S</b> (1,8) <small>OBP: 0.291, SLG: 0.374</small>	G1-3					E1				5	2	4	2	1	1	1	<b>Minnesota Twins @ Toronto Blue Jays</b> SkyDome, Toronto, ON Fri Sep 04 1992, 7:05 PM EDT Att: 50,420 - Sunny - 66 F								
<b>Roberto Alomar, S</b> (1,4) <small>OBP: 0.418, SLG: 0.443</small> <b>Alfredo Griffin, S</b> (7,4) <small>OBP: 0.200, SLG: 0.221</small>	G1-3							FC		3	2	1	2	2	0	1									
<b>Joe Carter, R</b> (1,9) <small>OBP: 0.321, SLG: 0.518</small> <b>Turner Ward, S</b> (7,9) <small>OBP: 0.250, SLG: 0.417</small>	F8					L7				5	2	3	4	0	0	4									
<b>Dave Winfield, R</b> (1,10) <small>OBP: 0.377, SLG: 0.506</small> <b>Rance Mulliniks, L</b> (8,PH) <small>OBP: 0.276, SLG: 0.417</small>										4	0	1	1	1	0	1									
<b>John Olerud, L</b> (1,3) <small>OBP: 0.385, SLG: 0.464</small>	K									6	2	4	0	0	1	2									
<b>Candy Maldonado, R</b> (1,7) <small>OBP: 0.354, SLG: 0.491</small>										5	3	2	3	1	2	3									
<b>Kelly Gruber, R</b> (1,5) <small>OBP: 0.276, SLG: 0.370</small> <b>Tom Quinlan, R</b> (7,PH) <small>OBP: 0.200, SLG: 0.222</small>										4	1	2	1	0	0	2									
<b>Pat Borders, R</b> (1,2) <small>OBP: 0.295, SLG: 0.399</small> <b>Ed Sprague, R</b> (7,2) <small>OBP: 0.320, SLG: 0.360</small>										4	1	1	0	0	0	2									
<b>Manuel Lee, S</b> (1,6) <small>OBP: 0.337, SLG: 0.313</small> <b>Eddie Zosky, R</b> (6,PH) <small>OBP: 0.500, SLG: 0.500</small>										1	2	1	1	2	0	0									
<b>Inning Stats</b>	R: 0 E: 0 K: 1 S: 12	H: 1 LOB: 2 BB: 1 P: 18	R: 8 E: 0 K: 0 S: 23	H: 10 LOB: 1 BB: 0 P: 36	R: 3 E: 0 K: 1 S: 11	H: 1 LOB: 0 BB: 2 P: 25	R: 1 E: 1 K: 0 S: 12	H: 1 LOB: 3 BB: 0 P: 28	R: 0 E: 0 K: 1 S: 9	H: 1 LOB: 1 BB: 0 P: 13	R: 2 E: 1 K: 0 S: 12	H: 3 LOB: 1 BB: 0 P: 16	R: 2 E: 0 K: 1 S: 12	H: 3 LOB: 2 BB: 1 P: 19	R: 0 E: 0 K: 2 S: 13	H: 1 LOB: 2 BB: 1 P: 25		1B: 13 2B: 4 3B: 2 HR: 2	SF: 0 SAC: 0 DP: 0 HBP: 0	WP: 0 PB: 0 SB: 2 CS: 0	PA: 52				
<b>PITCHER</b>	IP WLS BF H R ER SO BB IBB HBP BLK WP HR S P ERA WHIP	IP WLS BF H R ER SO BB IBB HBP BLK WP HR S P ERA WHIP	IP WLS BF H R ER SO BB IBB HBP BLK WP HR S P ERA WHIP	IP WLS BF H R ER SO BB IBB HBP BLK WP HR S P ERA WHIP	IP WLS BF H R ER SO BB IBB HBP BLK WP HR S P ERA WHIP	IP WLS BF H R ER SO BB IBB HBP BLK WP HR S P ERA WHIP	IP WLS BF H R ER SO BB IBB HBP BLK WP HR S P ERA WHIP	IP WLS BF H R ER SO BB IBB HBP BLK WP HR S P ERA WHIP	IP WLS BF H R ER SO BB IBB HBP BLK WP HR S P ERA WHIP	IP WLS BF H R ER SO BB IBB HBP BLK WP HR S P ERA WHIP	IP WLS BF H R ER SO BB IBB HBP BLK WP HR S P ERA WHIP	IP WLS BF H R ER SO BB IBB HBP BLK WP HR S P ERA WHIP	IP WLS BF H R ER SO BB IBB HBP BLK WP HR S P ERA WHIP	IP WLS BF H R ER SO BB IBB HBP BLK WP HR S P ERA WHIP	IP WLS BF H R ER SO BB IBB HBP BLK WP HR S P ERA WHIP	IP WLS BF H R ER SO BB IBB HBP BLK WP HR S P ERA WHIP	IP WLS BF H R ER SO BB IBB HBP BLK WP HR S P ERA WHIP	IP WLS BF H R ER SO BB IBB HBP BLK WP HR S P ERA WHIP	IP WLS BF H R ER SO BB IBB HBP BLK WP HR S P ERA WHIP	IP WLS BF H R ER SO BB IBB HBP BLK WP HR S P ERA WHIP	IP WLS BF H R ER SO BB IBB HBP BLK WP HR S P ERA WHIP	IP WLS BF H R ER SO BB IBB HBP BLK WP HR S P ERA WHIP	IP WLS BF H R ER SO BB IBB HBP BLK WP HR S P ERA WHIP	IP WLS BF H R ER SO BB IBB HBP BLK WP HR S P ERA WHIP	IP WLS BF H R ER SO BB IBB HBP BLK WP HR S P ERA WHIP
<b>Kevin Tapani, R</b> (1,1) <small>ERA: 4.22</small> <b>Tom Edens, R</b> (2,1) <small>ERA: 2.93</small> <b>David West, L</b> (3,1) <small>ERA: 6.75</small> <b>Paul Abbott, R</b> (7,1) <small>ERA: 3.27</small>	1.1 L 12 7 6 6 1 0 0 0 0 0 10 17 27.00 6.000	0.2 5 4 2 2 0 0 0 0 0 0 0 10 17 27.00 6.000	4.0 23 6 6 5 2 5 0 0 0 0 1 44 82 11.25 2.750	2.0 12 4 2 2 3 2 0 0 0 0 1 25 44 9.00 3.000																					

AB	35
R	5
H	9
RBI	3
BB	4
SO	10
LOB	18



AB	44
R	16
H	21
RBI	14
BB	8
SO	6
LOB	21









Batter	1	2	3	4	5	6	7	8	9	AB	R	H	RBI	BB	SO	LOB	TOP										
<b>Chuck Knoblauch R</b> (1, 4) OBP: 0.386, SLG: 0.365	P4		FC3-6 1B BB		F9			1B 1B BB		2	0	0	0	2	0	0	<b>Minnesota Twins @ Toronto Blue Jays</b> SkyDome, Toronto, ON Sun Sep.06.1992, 3:33 AM EDT Att: 50,421 - Cloudy - 75 F										
<b>Scott Leius R</b> (1, 5) OBP: 0.320, SLG: 0.341	F8		FC3-6 1B			FC5 HBP 1B		K		4	0	2	0	0	1	1											
<b>Kirby Puckett R</b> (1, 8) OBP: 0.369, SLG: 0.496	G4-3		FC3-6			P5		1B 1B		4	0	1	0	0	0	3											
<b>Kent Hrbek L</b> (1, 10) OBP: 0.357, SLG: 0.409		L4	P2			F8		1B 1B		4	0	1	0	0	0	3											
<b>Shane Mack R</b> (1, 7) OBP: 0.400, SLG: 0.479		HR 1B			P8			G4-6-3 1B		3	1	1	0	0	0	3											
<b>Brian Harper R</b> (1, 2) OBP: 0.335, SLG: 0.408		HR 1B			L3 1B	FC5				4	1	2	2	0	0	2											
<b>Gene Larkin S</b> (1, 3) OBP: 0.313, SLG: 0.351	P4		L3				G6-3		P6	4	0	0	0	0	0	1											
<b>Pedro Munoz R</b> (1, 9) OBP: 0.292, SLG: 0.416						G6-3			G6-3	3	0	0	0	0	2	0											
<b>Randy Bush L</b> (9, PH) OBP: 0.291, SLG: 0.291									G6-3	1	0	0	0	0	0	0											
<b>Greg Gagne R</b> (1, 6) OBP: 0.289, SLG: 0.363			G6-3			P4			G4-3	3	0	0	0	0	0	0											
<b>Inning Stats</b>	R: 0 E: 0 K: 0 S: 7	H: 0 LOB: 0 BB: 0 P: 14	R: 2 E: 0 K: 1 S: 11	H: 2 LOB: 0 BB: 0 P: 16	R: 0 E: 0 K: 0 S: 9	H: 1 LOB: 2 BB: 1 P: 15	R: 0 E: 0 K: 0 S: 6	H: 1 LOB: 0 BB: 0 P: 7	R: 0 E: 0 K: 0 S: 11	H: 1 LOB: 2 BB: 0 P: 17	R: 0 E: 0 K: 1 S: 9	H: 0 LOB: 0 BB: 0 P: 11	R: 0 E: 0 K: 1 S: 8	H: 2 LOB: 2 BB: 1 P: 13	R: 0 E: 0 K: 0 S: 7	H: 0 LOB: 0 BB: 0 P: 9	1B: 6 2B: 1 3B: 0 HR: 1	SF: 0 SAC: 0 DP: 2 HBP: 1	WP: 0 PB: 0 SB: 0 CS: 0	PA: 35							
<b>PITCHER</b>	IP	WLS	BF	H	R	ER	SO	BB	IBB	HBP	BLK	WP	HR	S	P	ERA	WHIP										
<b>Todd Stottlemyre R</b> (1, 1) ERA: 4.51	7.1	W	30	6	2	2	3	2	0	1	0	0	1	67	101	2.46	1.091										
<b>Tom Henke R</b> (8, 1) ERA: 2.16	1.2	S	5	1	0	0	0	0	0	0	0	0	0	10	12	0.00	0.600										

Batter	1	2	3	4	5	6	7	8	9	AB	R	H	RBI	BB	SO	LOB	BOTTOM										
<b>Roberto Alomar S</b> (1, 4) OBP: 0.419, SLG: 0.444	G3		BB 1B		CS	G3	CS 1B			4	0	2	1	0	0	0	<b>Minnesota Twins @ Toronto Blue Jays</b> SkyDome, Toronto, ON Sun Sep.06.1992, 3:33 AM EDT Att: 50,421 - Cloudy - 75 F										
<b>Kelly Gruber R</b> (1, 5) OBP: 0.276, SLG: 0.371	P3		BB			F9	FC5-4 BB			2	0	0	0	2	0	0											
<b>Joe Carter R</b> (1, 9) OBP: 0.320, SLG: 0.516	F8		F9			2B	FC5-4			4	0	1	0	0	0	3											
<b>Dave Winfield R</b> (1, 10) OBP: 0.377, SLG: 0.507		G4-3 2B			P6	G4-3		G3-1		4	0	1	0	0	0	1											
<b>John Olerud L</b> (1, 3) OBP: 0.387, SLG: 0.467		G4-3			G4-3		HR 2B	1B		4	1	2	0	0	0	1											
<b>Candy Maldonado R</b> (1, 7) OBP: 0.352, SLG: 0.486		F7			G5-3		HR BB	K		3	1	0	0	1	1	2											
<b>Turner Ward S</b> (1, 8) OBP: 0.287, SLG: 0.357							CS BB			2	0	0	0	1	1	3											
<b>Devon White S</b> (8, 8) OBP: 0.291, SLG: 0.372								K		1	0	0	0	0	1	1											
<b>Ed Sprague R</b> (1, 2) OBP: 0.321, SLG: 0.464					K		F7			3	1	1	3	0	1	1											
<b>Alfredo Griffin S</b> (1, 6) OBP: 0.205, SLG: 0.238					G3		P6			3	1	1	0	0	0	1											
<b>Inning Stats</b>	R: 0 E: 0 K: 0 S: 8	H: 0 LOB: 0 BB: 0 P: 11	R: 0 E: 0 K: 0 S: 7	H: 1 LOB: 1 BB: 0 P: 12	R: 0 E: 0 K: 1 S: 10	H: 1 LOB: 2 BB: 1 P: 16	R: 0 E: 0 K: 0 S: 9	H: 0 LOB: 0 BB: 0 P: 13	R: 0 E: 0 K: 0 S: 11	H: 0 LOB: 0 BB: 1 P: 18	R: 0 E: 0 K: 0 S: 9	H: 1 LOB: 1 BB: 0 P: 13	R: 4 E: 0 K: 1 S: 19	H: 4 LOB: 1 BB: 2 P: 30	R: 0 E: 0 K: 2 S: 15	H: 1 LOB: 1 BB: 0 P: 20	1B: 3 2B: 4 3B: 0 HR: 1	SF: 0 SAC: 0 DP: 0 HBP: 0	WP: 0 PB: 0 SB: 0 CS: 2	PA: 35							
<b>PITCHER</b>	IP	WLS	BF	H	R	ER	SO	BB	IBB	HBP	BLK	WP	HR	S	P	ERA	WHIP										
<b>Mike Trombley R</b> (1, 1) ERA: 4.67	6.1	L	27	6	4	4	2	3	0	0	0	0	0	66	101	5.68	1.421										
<b>Tom Edens R</b> (7, 1) ERA: 2.9	0.2		3	1	0	0	0	1	0	0	0	0	0	7	12	0.00	3.000										
<b>Rick Aguilera R</b> (8, 1) ERA: 3.12	1.0		4	1	0	0	2	0	0	0	0	0	0	15	20	0.00	1.000										

AB	32
R	2
H	7
RBI	2
BB	2
SO	3
LOB	13



AB	30
R	4
H	8
RBI	4
BB	4
SO	4
LOB	13






Batter	1	2	3	4	5	6	7	8	9	10	11	12	AB	R	H	RBI	BB	SO	LOB							
Devon White, S (1.8) OBP: 0.293, SLG: 0.375	F8		K			2B		1B	1B		G4-3		6	1	3	0	0	1	4							
Roberto Alomar, S (1.4) OBP: 0.416, SLG: 0.441	G4-3		G6-3			FC1-6-5		1B	1B	P5		G5-3	6	1	1	1	0	0	4							
Joe Carter, R (1.9) OBP: 0.319, SLG: 0.513	F7			P3		F8		SF8				G1-3	5	0	1	1	0	0	1							
Dave Winfield, R (1.10) OBP: 0.378, SLG: 0.507		1B		L8			2B	1B		F8		P4	6	1	3	1	0	0	1							
John Olerud, L (1.3) OBP: 0.384, SLG: 0.464		K		P5			F8	1B					5	0	1	0	0	1	2							
Candy Maldonado, R (1.7) OBP: 0.352, SLG: 0.487			F9					K					5	0	2	1	0	1	2							
Kelly Gruber, R (1.5) OBP: 0.277, SLG: 0.388				SH5-4	1B	G4-3		F8			FC6-4	1B	5	0	1	0	0	1	4							
Pat Borders, R (1.2) OBP: 0.295, SLG: 0.396				SH5-4	1B	F9		G5-3		F7		P6	5	0	1	0	0	0	2							
Alfredo Griffin, S (1.6) OBP: 0.216, SLG: 0.253			SH5-4			K		1B	1B	CS		E4	3	1	1	0	1	1	1							
<b>Inning Stats</b>	R: 0 E: 0 K: 0 S: 9	H: 0 LOB: 0 BB: 0 P: 14	R: 0 E: 0 K: 1 S: 7	H: 1 LOB: 0 BB: 0 P: 11	R: 0 E: 0 K: 1 S: 12	H: 2 LOB: 2 BB: 0 P: 15	R: 0 E: 0 K: 0 S: 12	H: 0 LOB: 0 BB: 0 P: 18	R: 0 E: 0 K: 0 S: 4	H: 0 LOB: 0 BB: 0 P: 6	R: 0 E: 0 K: 1 S: 11	H: 1 LOB: 1 BB: 0 P: 14	R: 1 E: 0 K: 1 S: 10	H: 2 LOB: 1 BB: 0 P: 17	R: 3 E: 0 K: 1 S: 21	H: 4 LOB: 2 BB: 1 P: 36	R: 0 E: 0 K: 0 S: 15	H: 2 LOB: 1 BB: 0 P: 21	R: 0 E: 0 K: 0 S: 9	H: 1 LOB: 0 BB: 0 P: 14	R: 0 E: 0 K: 0 S: 8	H: 0 LOB: 0 BB: 0 P: 11	1B: 11 2B: 3 3B: 0 HR: 0	SF: 1 SAC: 1 DP: 1 HBP: 0	WP: 0 PB: 0 CS: 1	PA: 49
<b>PITCHER</b>	IP WLS BF H R ER SO BB IBB HBP BLK WP HR S P ERA WHIP	IP WLS BF H R ER SO BB IBB HBP BLK WP HR S P ERA WHIP	IP WLS BF H R ER SO BB IBB HBP BLK WP HR S P ERA WHIP	IP WLS BF H R ER SO BB IBB HBP BLK WP HR S P ERA WHIP	IP WLS BF H R ER SO BB IBB HBP BLK WP HR S P ERA WHIP	IP WLS BF H R ER SO BB IBB HBP BLK WP HR S P ERA WHIP	IP WLS BF H R ER SO BB IBB HBP BLK WP HR S P ERA WHIP	IP WLS BF H R ER SO BB IBB HBP BLK WP HR S P ERA WHIP	IP WLS BF H R ER SO BB IBB HBP BLK WP HR S P ERA WHIP	IP WLS BF H R ER SO BB IBB HBP BLK WP HR S P ERA WHIP	IP WLS BF H R ER SO BB IBB HBP BLK WP HR S P ERA WHIP	IP WLS BF H R ER SO BB IBB HBP BLK WP HR S P ERA WHIP	IP WLS BF H R ER SO BB IBB HBP BLK WP HR S P ERA WHIP	IP WLS BF H R ER SO BB IBB HBP BLK WP HR S P ERA WHIP	IP WLS BF H R ER SO BB IBB HBP BLK WP HR S P ERA WHIP	IP WLS BF H R ER SO BB IBB HBP BLK WP HR S P ERA WHIP	IP WLS BF H R ER SO BB IBB HBP BLK WP HR S P ERA WHIP	IP WLS BF H R ER SO BB IBB HBP BLK WP HR S P ERA WHIP	IP WLS BF H R ER SO BB IBB HBP BLK WP HR S P ERA WHIP	IP WLS BF H R ER SO BB IBB HBP BLK WP HR S P ERA WHIP						
Rick Reed, R (1.1) ERA: 4.1	6.1	24	6	1	1	3	0	0	0	0	0	0	60	85	1.42	0.947										
Rusty Meacham, R (7.1) ERA: 2.71	0.2	5	2	3	3	1	1	0	0	0	0	0	0	13	25	40.50	4.500									
Jeff Montgomery, R (8.1) ERA: 2.97	2.0	9	4	0	0	1	0	0	0	0	0	0	0	28	42	0.00	2.000									
Steve Shifflett, R (10.1) ERA: 2.63	2.0	8	2	0	0	0	0	0	0	0	0	0	0	18	27	0.00	1.000									
Mike Magnante, L (12.1) ERA: 4.79	1.0	W	3	0	0	0	0	0	0	0	0	0	0	8	11	0.00	0.000									

**Toronto Blue Jays @ Kansas City Royals**  
 Royals Stadium, Kansas City, MO  
 Mon Sep 07 1992, 8:05 PM EDT  
 Att. 21,015 - Cloudy - 77 F


AB 46  
 R 4  
 H 14  
 RBI 4  
 BB 1  
 SO 5  
 LOB 21



Batter	1	2	3	4	5	6	7	8	9	10	11	12	AB	R	H	RBI	BB	SO	LOB									
Gregg Jefferies, S (1.5) OBP: 0.342, SLG: 0.417	G6-3		CS		G4-3		G3-1			G5-3			5	0	1	0	1	0	0									
Curtis Wilkerson, S (1.4) OBP: 0.314, SLG: 0.343	1B	1B	K2-3		G6-3		K						5	1	2	1	1	2	1									
George Brett, L (1.10) OBP: 0.333, SLG: 0.396	1B	1B	F8		F7			F8		K			5	0	1	0	0	1	1									
Wally Joyner, L (1.3) OBP: 0.330, SLG: 0.384				1B	2B	1B		L5			G4-3		5	2	3	1	0	0	0									
Kevin McReynolds, R (1.7) OBP: 0.353, SLG: 0.413	P3			1B	2B	1B	G4-3		F9		G5-3		5	1	2	1	0	0	2									
Brent Mayne, L (1.2) OBP: 0.288, SLG: 0.305	F9				P1-6	2B	G4-3			G4-6-3	1B		5	0	2	2	0	1	3									
Kevin Kostofski, L (1.9) OBP: 0.360, SLG: 0.407			F8		P1-6		K			G4-6-3		K	4	0	0	0	0	1	3									
Gary Thurman, R (12. PH) OBP: 0.287, SLG: 0.323							K					K	1	0	0	0	0	1	0									
Brian McRae, S (1.8) OBP: 0.290, SLG: 0.303		K					K			L3		1B	4	1	1	0	1	2	1									
David Howard, S (1.6) OBP: 0.296, SLG: 0.305		G3					G4-3			K		G5-3	5	0	0	0	0	2	2									
<b>Inning Stats</b>	R: 1 E: 0 K: 0 S: 13	H: 3 LOB: 2 BB: 0 P: 19	R: 0 E: 0 K: 1 S: 5	H: 0 LOB: 0 BB: 0 P: 6	R: 0 E: 0 K: 1 S: 8	H: 1 LOB: 0 BB: 0 P: 9	R: 2 E: 0 K: 1 S: 11	H: 3 LOB: 1 BB: 1 P: 20	R: 0 E: 0 K: 0 S: 5	H: 0 LOB: 0 BB: 0 P: 7	R: 1 E: 0 K: 2 S: 11	H: 2 LOB: 1 BB: 0 P: 18	R: 0 E: 0 K: 1 S: 8	H: 0 LOB: 0 BB: 0 P: 10	R: 0 E: 0 K: 0 S: 8	H: 0 LOB: 0 BB: 0 P: 9	R: 0 E: 0 K: 0 S: 7	H: 1 LOB: 0 BB: 0 P: 13	R: 0 E: 0 K: 2 S: 8	H: 0 LOB: 1 BB: 1 P: 13	R: 0 E: 0 K: 1 S: 9	H: 0 LOB: 0 BB: 0 P: 12	R: 1 E: 0 K: 1 S: 12	H: 2 LOB: 2 BB: 1 P: 21	1B: 9 2B: 4 3B: 0 HR: 0	SF: 0 SAC: 0 DP: 2 HBP: 0	WP: 0 PB: 0 CS: 1	PA: 47
<b>PITCHER</b>	IP WLS BF H R ER SO BB IBB HBP BLK WP HR S P ERA WHIP	IP WLS BF H R ER SO BB IBB HBP BLK WP HR S P ERA WHIP	IP WLS BF H R ER SO BB IBB HBP BLK WP HR S P ERA WHIP	IP WLS BF H R ER SO BB IBB HBP BLK WP HR S P ERA WHIP	IP WLS BF H R ER SO BB IBB HBP BLK WP HR S P ERA WHIP	IP WLS BF H R ER SO BB IBB HBP BLK WP HR S P ERA WHIP	IP WLS BF H R ER SO BB IBB HBP BLK WP HR S P ERA WHIP	IP WLS BF H R ER SO BB IBB HBP BLK WP HR S P ERA WHIP	IP WLS BF H R ER SO BB IBB HBP BLK WP HR S P ERA WHIP	IP WLS BF H R ER SO BB IBB HBP BLK WP HR S P ERA WHIP	IP WLS BF H R ER SO BB IBB HBP BLK WP HR S P ERA WHIP	IP WLS BF H R ER SO BB IBB HBP BLK WP HR S P ERA WHIP	IP WLS BF H R ER SO BB IBB HBP BLK WP HR S P ERA WHIP	IP WLS BF H R ER SO BB IBB HBP BLK WP HR S P ERA WHIP	IP WLS BF H R ER SO BB IBB HBP BLK WP HR S P ERA WHIP	IP WLS BF H R ER SO BB IBB HBP BLK WP HR S P ERA WHIP	IP WLS BF H R ER SO BB IBB HBP BLK WP HR S P ERA WHIP	IP WLS BF H R ER SO BB IBB HBP BLK WP HR S P ERA WHIP	IP WLS BF H R ER SO BB IBB HBP BLK WP HR S P ERA WHIP	IP WLS BF H R ER SO BB IBB HBP BLK WP HR S P ERA WHIP								
Jack Morris, R (1.1) ERA: 4.18	9.0	35	10	4	4	6	1	0	0	0	0	0	76	111	4.00	1.222												
Duane Ward, R (10.1) ERA: 2.11	2.0	7	0	0	0	3	1	0	0	0	0	0	17	25	0.00	0.500												
David Wells, L (12.1) ERA: 5.59	0.2	L	5	2	1	1	0	1	0	0	0	0	12	21	13.50	3.000												

**Toronto Blue Jays @ Kansas City Royals**  
 Royals Stadium, Kansas City, MO  
 Mon Sep 07 1992, 8:05 PM EDT  
 Att. 21,015 - Cloudy - 77 F

AB 44  
 R 5  
 H 12  
 RBI 5  
 BB 3  
 SO 10  
 LOB 13





Batter	1	2	3	4	5	6	7	8	9	AB	R	H	RBI	BB	SO	LOB	TOP						
<b>Devon White, S</b> OBP: 0.294, SLG: 0.376	1-0 G1-3 BB E 1B		3-2 G6-3		3-2 G3		1-2 BB 1B		3-3 K	5	2	2	0	0	1	0							
<b>Roberto Alomar, S</b> OBP: 0.420, SLG: 0.441	4-2 G1-3 E BB		4-1 BB		1-2 HR 1B		4-0 1B BB		3-1 L5	2	2	1	0	3	0	0							
<b>Joe Carter, R</b> OBP: 0.319, SLG: 0.517	2-3 K		2-1 P4		1-2 HR 1B		0-1 FC6-4 1B		1-3 K	5	1	2	3	0	2	3							
<b>Dave Winfield, R</b> OBP: 0.378, SLG: 0.505	0-1 G1-3		1-2 L8		2-1 G1-3 G3 1B		1-0 FC6-4 1B			4	0	1	0	0	0	5							
<b>John Olerud, L</b> OBP: 0.383, SLG: 0.462	2-2 E8 1B		0-0 P6		3-2 G3		1-2 L5			4	0	1	2	0	0	1							
<b>Candy Maldonado, R</b> OBP: 0.349, SLG: 0.482	2-2 G6-3		2-2 G4-3		0-0 G1-3		0-3 K			4	0	0	0	0	1	2							
<b>Kelly Gruber, R</b> OBP: 0.277, SLG: 0.367		1-3 K		1-0 P3		3-2 F9		1-1 1B 1B		4	0	1	0	0	1	1							
<b>Pat Borders, R</b> OBP: 0.294, SLG: 0.395		2-0 F8		0-1 F8		2-1 G1-3		1-2 1B		4	0	1	0	0	0	0							
<b>Alfredo Griffin, S</b> OBP: 0.209, SLG: 0.241		1-2 F8		0-1 G4-3		1-2 G4-3		1-0 F8		4	0	0	0	0	0	2							
<b>Inning Stats</b>	R: 2 H: 2 E: 1 K: 1 S: 15	H: 2 LOB: 1 BB: 1 P: 27	R: 0 H: 0 E: 0 K: 1 S: 7	H: 0 LOB: 0 BB: 0 P: 11	R: 0 H: 0 E: 0 K: 0 S: 10	H: 0 LOB: 1 BB: 1 P: 20	R: 0 H: 0 E: 0 K: 0 S: 5	H: 0 LOB: 0 BB: 0 P: 8	R: 0 H: 0 E: 0 K: 0 S: 11	H: 0 LOB: 0 BB: 0 P: 14	R: 2 H: 3 E: 0 K: 0 S: 20	H: 3 LOB: 1 BB: 0 P: 31	R: 1 H: 2 E: 0 K: 0 S: 11	H: 2 LOB: 2 BB: 1 P: 20	R: 0 H: 2 E: 0 K: 1 S: 12	H: 2 LOB: 2 BB: 0 P: 16	R: 0 H: 0 E: 0 K: 2 S: 13	H: 0 LOB: 0 BB: 0 P: 20	1B: 8 2B: 0 3B: 0 HR: 1	SF: 0 SAC: 0 DP: 0 HBP: 0	WP: 0 PB: 0 CS: 0	PA: 39	
<b>PITCHER</b>	IP	WLS	BF	H	R	ER	SO	BB	IBB	HBP	BLK	WP	HR	S	P	ERA	WHIP						
<b>Luis Aquino, R</b> ERA: 4.37	(1, 1)	5.0	L	22	5	4	4	2	2	0	0	0	0	1	58	95	7.20	1.400					
<b>Tom Gordon, R</b> ERA: 4.2	(6, 1)	2.0		9	2	1	1	0	1	0	0	0	0	0	21	36	4.50	1.500					
<b>Bill Sampen, R</b> ERA: 3.26	(8, 1)	2.0		8	2	0	0	3	0	0	0	0	0	0	25	36	0.00	1.000					

Toronto Blue Jays @ Kansas City Royals  
 Royals Stadium, Kansas City, MO  
 Tue Sep 08 1992, 8:05 PM EDT  
 Att: 15,454 - Cloudy - 68 F

AB	36
R	5
H	9
RBI	5
BB	3
SO	5
LOB	14



Batter	1	2	3	4	5	6	7	8	9	AB	R	H	RBI	BB	SO	LOB	BOTTOM					
<b>Gregg Jefferies, S</b> OBP: 0.340, SLG: 0.414	1-0 F7		1-2 G4-3		0-1 F7			0-1 G6-3		4	0	0	0	0	0	2						
<b>Curtis Wilkerson, S</b> OBP: 0.309, SLG: 0.337	2-2 G6-3		1-3 K		2-1 G6-3			0-3 K		4	0	0	0	0	2	2						
<b>George Brett, L</b> OBP: 0.330, SLG: 0.393	0-0 P5		1-1 G3			0-2 F8			0-1 G3	4	0	0	0	0	0	1						
<b>Mike Macfarlane, R</b> OBP: 0.302, SLG: 0.416		0-1 G5-3		0-0 F8		0-0 G5-3			2-0 P6	4	0	0	0	0	0	0						
<b>Kevin McReynolds, R</b> OBP: 0.356, SLG: 0.417		2-1 BB 1B		3-1 1B		1-0 F8			1-0 E7 1B	4	0	3	0	0	0	0						
<b>Juan Samuel, R</b> OBP: 0.319, SLG: 0.336		0-0 F9		0-3 K			0-0 G5-3		2-3 K	4	0	0	0	0	2	3						
<b>Jeff Conine, R</b> OBP: 0.314, SLG: 0.354		4-2 FC6-4 BB		1-3 K2-3			1-1 L7			2	0	0	0	1	1	1						
<b>Brian McRae, S</b> OBP: 0.288, SLG: 0.301		0-0 FC6-4			1-0 B1		2-1 G4-3			3	0	0	0	0	0	2						
<b>David Howard, S</b> OBP: 0.297, SLG: 0.305			2-2 G4-3 1B		2-2 E5			2-2 G6-3		3	0	1	0	0	0	0						
<b>Inning Stats</b>	R: 0 H: 0 E: 0 K: 0 S: 5	H: 1 LOB: 2 BB: 1 P: 8	R: 0 H: 1 E: 0 K: 1 S: 12	H: 1 LOB: 1 BB: 0 P: 17	R: 0 H: 1 E: 0 K: 2 S: 9	H: 1 LOB: 0 BB: 0 P: 13	R: 0 H: 0 E: 0 K: 0 S: 5	H: 0 LOB: 0 BB: 0 P: 6	R: 0 H: 0 E: 0 K: 0 S: 5	H: 0 LOB: 0 BB: 0 P: 8	R: 0 H: 0 E: 0 K: 1 S: 9	H: 0 LOB: 0 BB: 0 P: 11	R: 0 H: 1 E: 1 K: 1 S: 8	H: 1 LOB: 1 BB: 0 P: 13	1B: 4 2B: 0 3B: 0 HR: 0	SF: 0 SAC: 0 DP: 0 HBP: 0	WP: 0 PB: 0 CS: 0	PA: 33				
<b>PITCHER</b>	IP	WLS	BF	H	R	ER	SO	BB	IBB	HBP	BLK	WP	HR	S	P	ERA	WHIP					
<b>Jimmy Key, L</b> ERA: 3.67	(1, 1)	9.0	W	33	4	0	0	5	1	0	0	0	0	70	104	0.00	0.556					

Toronto Blue Jays @ Kansas City Royals  
 Royals Stadium, Kansas City, MO  
 Tue Sep 08 1992, 8:05 PM EDT  
 Att: 15,454 - Cloudy - 68 F

AB	32
R	0
H	4
RBI	0
BB	1
SO	5
LOB	11





Batter	1	2	3	4	5	6	7	8	9	AB	R	H	RBI	BB	SO	LOB	TOP				
<b>Devon White, S</b> OBP: 0.293, SLG: 0.374	4-2 BB	2-0 G4-3			2-2 P6		1-2 G4-3			3	0	0	0	1	0	2					
<b>Roberto Alomar, S</b> OBP: 0.420, SLG: 0.442	2-3 K		3-1 G4-3		0-0 2B			4-2 G6-4-3 BB		3	0	1	0	1	1	1					
<b>Joe Carter, R</b> OBP: 0.319, SLG: 0.516	0-1 F8		0-1 1B		1-2 F7			0-3 K		4	0	1	0	0	1	3					
<b>Dave Winfield, R</b> OBP: 0.377, SLG: 0.502	0-2 G5-3		4-2 G4-6-3 BB		2-1 F7			2-2 G6-4-3 1-2		3	0	0	0	1	0	2					
<b>John Olerud, L</b> OBP: 0.380, SLG: 0.457		0-0 F8	1-0 G4-6-3 1-2		1-3 K			1-0 G3-1		4	0	0	0	0	1	2					
<b>Candy Maldonado, R</b> OBP: 0.351, SLG: 0.485		3-1 1B BB		1-3 K				2-2 G1-3		4	1	2	0	0	1	0					
<b>Kelly Gruber, R</b> OBP: 0.276, SLG: 0.364		2-2 F9		1-1 P4				4-1 BB		3	0	0	0	1	0	2					
<b>Pat Borders, R</b> OBP: 0.294, SLG: 0.392		4-1 1B BB		2-2 F9				0-3 K		3	0	0	0	1	2	1					
<b>Alfredo Griffin, S</b> OBP: 0.213, SLG: 0.244		0-0 1-2 2-H 1B		2-3 K				1-3 K		3	0	1	1	0	2	0					
<b>Inning Stats</b>	R: 0 E: 0 K: 1 S: 11	H: 0 LOB: 1 BB: 1 P: 17	R: 1 E: 0 K: 0 S: 10	H: 2 LOB: 2 BB: 1 P: 21	R: 0 E: 1 K: 0 S: 7	H: 1 LOB: 1 BB: 1 P: 15	R: 0 E: 0 K: 1 S: 8	H: 0 LOB: 0 BB: 0 P: 12	R: 0 E: 0 K: 1 S: 13	H: 1 LOB: 1 BB: 0 P: 13	R: 0 E: 0 K: 0 S: 10	H: 0 LOB: 0 BB: 0 P: 15	R: 0 E: 0 K: 1 S: 9	H: 0 LOB: 1 BB: 1 P: 16	R: 0 E: 0 K: 1 S: 9	H: 0 LOB: 1 BB: 1 P: 16	1B: 3 2B: 2 3B: 0 HR: 0	SF: 0 SAC: 0 DP: 2 HBP: 0	WP: 0 PB: 0 SB: 0 CS: 0	PA: 35	
<b>PITCHER</b>	IP	WLS	BF	H	R	ER	SO	BB	IBB	HBP	BLK	WP	HR	S	P	ERA	WHIP				
<b>Kevin Appier, R</b> ERA: 2.46	2.0	L	10	2	1	1	1	2	0	0	0	0	0	21	38	4.50	2.000				
<b>Juan Berenguer, R</b> ERA: 5.53	3.0		11	2	0	0	2	1	0	0	0	0	0	28	45	0.00	1.000				
<b>Steve Shifflett, R</b> ERA: 2.5	2.0		7	1	0	0	3	0	0	0	0	0	0	19	28	0.00	0.500				
<b>Rusty Meacham, R</b> ERA: 2.65	2.0		7	0	0	0	2	2	0	0	0	0	0	18	31	0.00	1.000				

Toronto Blue Jays @ Kansas City Royals  
 Royals Stadium, Kansas City, MO  
 Wed Sep 09 1992, 8:05 PM EDT  
 Att: 17,730 - Cloudy - 74 F

AB	30
R	1
H	5
RBI	1
BB	5
SO	8
LOB	13



Batter	1	2	3	4	5	6	7	8	9	AB	R	H	RBI	BB	SO	LOB	BOTTOM					
<b>Gregg Jefferies, S</b> OBP: 0.345, SLG: 0.416	1-1 1B		4-2 CS BB			1-0 G6-3 1B		4-0 S BB		2	0	2	0	2	0	0						
<b>Curtis Wilkerson, S</b> OBP: 0.308, SLG: 0.333	1-0 P5		0-1 P5 1-2			2-2 G6-3 1-2		3-0 HBP		3	0	0	0	0	0	3						
<b>George Brett, L</b> OBP: 0.328, SLG: 0.390	2-3 K			1-1 F9			1-2 G3	1-2 G1-3		4	0	0	0	0	1	3						
<b>Wally Joyner, L</b> OBP: 0.331, SLG: 0.383	2-1 F8			0-0 G4-3			4-0 2B BB		0-0 G4-3 S 1B	3	0	1	0	1	0	1						
<b>Kevin McReynolds, R</b> OBP: 0.357, SLG: 0.419		4-0 S 1B BB		0-0 G5-3			2-2 2B	3-3 K	1-2 K	3	0	1	0	1	1	1						
<b>Brent Mayne, L</b> OBP: 0.282, SLG: 0.298		1-3 K			1-1 F8		1-2 F9		0-0 G4-3	4	0	0	0	0	1	4						
<b>Kevin Koslofski, L</b> OBP: 0.344, SLG: 0.388		3-3 K			1-2 F7		0-0 L1		2-3 K	4	0	0	0	0	2	4						
<b>Brian McRae, S</b> OBP: 0.289, SLG: 0.301		1-0 2H 1B			2-3 K			0-2 G3		3	0	1	0	0	1	0						
<b>David Howard, S</b> OBP: 0.292, SLG: 0.300			0-0 F7			1-1 G4-3		0-0 P6		3	0	0	0	0	0	0						
<b>Inning Stats</b>	R: 0 E: 0 K: 1 S: 9	H: 1 LOB: 1 BB: 0 P: 14	R: 0 E: 0 K: 2 S: 7	H: 1 LOB: 2 BB: 1 P: 16	R: 0 E: 0 K: 0 S: 6	H: 0 LOB: 0 BB: 1 P: 10	R: 0 E: 0 K: 0 S: 4	H: 0 LOB: 0 BB: 0 P: 5	R: 0 E: 0 K: 1 S: 8	H: 0 LOB: 0 BB: 0 P: 12	R: 0 E: 0 K: 0 S: 6	H: 1 LOB: 2 BB: 0 P: 10	R: 0 E: 0 K: 0 S: 12	H: 1 LOB: 2 BB: 1 P: 20	R: 0 E: 0 K: 0 S: 7	H: 0 LOB: 1 BB: 1 P: 15	R: 0 E: 0 K: 2 S: 10	H: 1 LOB: 1 BB: 0 P: 15	1B: 4 2B: 1 3B: 0 HR: 0	SF: 0 SAC: 0 DP: 1 HBP: 1	WP: 0 PB: 0 SB: 3 CS: 1	PA: 34
<b>PITCHER</b>	IP	WLS	BF	H	R	ER	SO	BB	IBB	HBP	BLK	WP	HR	S	P	ERA	WHIP					
<b>David Cone, R</b> ERA: 3.1	8.1	W	32	5	0	0	5	4	0	1	0	0	0	64	110	0.00	1.080					
<b>Tom Henke, R</b> ERA: 2.15	0.2	S	2	0	0	0	1	0	0	0	0	0	0	5	7	0.00	0.000					

Toronto Blue Jays @ Kansas City Royals  
 Royals Stadium, Kansas City, MO  
 Wed Sep 09 1992, 8:05 PM EDT  
 Att: 17,730 - Cloudy - 74 F

AB	29
R	0
H	5
RBI	0
BB	4
SO	6
LOB	16





Batter	1	2	3	4	5	6	7	8	9	AB	R	H	RBI	BB	SO	LOB	TOP											
<b>Devon White, S</b> OBP: 0.294, SLG: 0.378 (1, 8)	1-1 HR		2-1 G3			4-2 FC6-4 BB		2-1 L7		4	1	1	1	1	0	3	<b>Toronto Blue Jays @ Texas Rangers</b> Arlington Stadium, Arlington, TX Fri Sep 11 1992, 8:05 PM EDT Cloudy - 85 F											
<b>Roberto Alomar, S</b> OBP: 0.420, SLG: 0.442 (1, 4)	3-2 G4-3		3-2 1B			1-0 FC6-4 G5-3		2-2 P6		5	0	2	1	0	0	4												
<b>Joe Carter, R</b> OBP: 0.318, SLG: 0.513 (1, 9)	0-1 L5		1-2 P6			1-2 G5-3		0-2 P6		5	0	1	0	0	0	4												
<b>Dave Winfield, R</b> OBP: 0.375, SLG: 0.499 (1, 10)	1-3 K		0-1 1B			1-1 G5-3		0-2 G6-3		5	0	1	0	0	2	3												
<b>John Olerud, L</b> OBP: 0.380, SLG: 0.457 (9, PR)		2-2 L9 2B				1-2 F8		1-2 F9		4	1	1	0	1	0	2												
<b>Turner Ward, S</b> OBP: 0.297, SLG: 0.357 (9, 3)			0-0 F9							0	1	0	0	0	0	0												
<b>Domingo Martinez, R</b> (9, 3)										0	0	0	0	0	0	0												
<b>Candy Maldonado, R</b> OBP: 0.351, SLG: 0.483 (1, 7)		1-2 L9				1-0 P5		2-0 G4-3		4	1	1	0	1	0	1												
<b>Kelly Gruber, R</b> OBP: 0.280, SLG: 0.375 (1, 5)		2-3 G1-3				0-1 G4-3		3-1 HR		5	1	3	3	0	0	1												
<b>Pat Borders, R</b> OBP: 0.297, SLG: 0.399 (1, 2)		1-0 2B				2-3 K		3-2 WP 1B 2B		5	1	3	1	0	1	2												
<b>Manuel Lee, S</b> OBP: 0.337, SLG: 0.314 (6, 6)		1-3 K				1-1 FC6-4 BB		1-1 E 1B 1B		3	1	2	1	0	1	1												
<b>Alfredo Griffin, S</b> OBP: 0.211, SLG: 0.242 (6, 6)								0-0 P5		1	0	0	0	0	0	2												
<b>Inning Stats</b>	R: 1 E: 0 K: 1 S: 11	H: 1 LOB: 0 BB: 0 P: 16	R: 1 E: 0 K: 1 S: 13	H: 2 LOB: 1 BB: 0 P: 20	R: 0 E: 0 K: 0 S: 13	H: 2 LOB: 2 BB: 0 P: 19	R: 0 E: 0 K: 1 S: 7	H: 0 LOB: 0 BB: 0 P: 10	R: 0 E: 0 K: 0 S: 14	H: 1 LOB: 2 BB: 1 P: 22	R: 4 E: 1 K: 0 S: 21	H: 5 LOB: 1 BB: 0 P: 31	R: 0 E: 0 K: 0 S: 8	H: 2 LOB: 2 BB: 0 P: 13	R: 1 E: 0 K: 1 S: 12	H: 2 LOB: 2 BB: 2 P: 26	1B: 10 2B: 3 3B: 0 HR: 2	SF: 0 SAC: 0 DP: 0 HBP: 0	WP: 2 PB: 0 SB: 0 CS: 0	PA: 44								
<b>PITCHER</b>	IP	WLS	BF	H	R	ER	SO	BB	IBB	HBP	BLK	WP	HR	S	P	ERA	WHIP											
<b>Scott Chiamparino, R</b> ERA: 3.65	(1, 1)	5.1	L	25	8	4	4	3	1	0	0	0	1	2	64	98	6.75	1.688										
<b>Matt Whiteside, R</b> ERA: 3.0	(6, 1)	0.2		5	3	2	1	0	0	0	0	0	1	0	15	20	13.50	4.500										
<b>Todd Burns, R</b> ERA: 4.01	(7, 1)	2.0		8	2	0	0	0	0	0	0	0	0	0	15	23	0.00	1.000										
<b>Ed Nunez, R</b> ERA: 4.2	(9, 1)	0.1		2	1	1	1	1	0	0	0	0	0	0	5	9	27.00	3.000										
<b>Kenny Rogers, L</b> ERA: 3.31	(9, 1)	0.2		4	1	0	0	0	2	0	0	0	0	0	7	17	0.00	4.500										

Batter	1	2	3	4	5	6	7	8	9	AB	R	H	RBI	BB	SO	LOB	BOTTOM											
<b>David Hulse, L</b> OBP: 0.333, SLG: 0.290 (1, 9)	1-1 1B 1B		1-2 G4-3			0-0 1B WP 1B		1-3 K		5	2	3	0	0	1	2	<b>Toronto Blue Jays @ Texas Rangers</b> Arlington Stadium, Arlington, TX Fri Sep 11 1992, 8:05 PM EDT Cloudy - 85 F											
<b>Rafael Palmeiro, L</b> OBP: 0.353, SLG: 0.421 (1, 3)	3-2 1B		4-2 2B			3-2 WP 1B		2-2 G3		4	1	2	1	1	0	3												
<b>Jose Canseco, R</b> OBP: 0.344, SLG: 0.474 (1, 10)	1-0 1B		2-1 1B 2B			3-3 K		2-3 K		5	1	2	2	0	3	4												
<b>Juan Gonzalez, R</b> OBP: 0.302, SLG: 0.535 (1, 8)	1-3 K		1-2 P4			0-1 F8		3-1 G5-3		5	0	2	0	0	1	4												
<b>Kevin Reimer, L</b> OBP: 0.339, SLG: 0.456 (1, 7)	1-0 P6		0-1 WP 1B			2-2 F8		2-3 K		5	0	1	1	1	0	2												
<b>Dean Palmer, R</b> OBP: 0.318, SLG: 0.435 (1, 5)	3-3 K		3-2 P2			4-0 FC6 IBB		4-0 FC6-4 BB		3	0	0	0	2	2	4												
<b>Ivan Rodriguez, R</b> OBP: 0.295, SLG: 0.363 (1, 2)		0-0 SH3 2B				1-1 FC6		0-2 P9		5	0	2	0	0	0	4												
<b>Jeff Frye, R</b> OBP: 0.294, SLG: 0.318 (7, PH)		2-1 SH3				1-2 G6-3		2-3 K		2	0	0	0	0	1	0												
<b>Jack Daugherty, S</b> OBP: 0.303, SLG: 0.301 (8, 4)								0-1 FC6-4		1	0	0	0	0	0	1												
<b>Al Newman, S</b> OBP: 0.317, SLG: 0.244 (9, PH)		2-3						1-2		0	0	0	0	0	0	0												
<b>Brian Downing, R</b> OBP: 0.409, SLG: 0.433 (9, PH)										1	0	0	0	0	0	2												
<b>Mario Diaz, R</b> OBP: 0.208, SLG: 0.250 (8, PH)		1-1 F9				3-2 G6-3		1-0 1B		3	1	1	0	0	0	1												
<b>Geno Petralli, L</b> OBP: 0.283, SLG: 0.285 (8, PR)								4-0 WP S BB		0	0	0	0	1	0	0												
<b>Jeff Huson, L</b> OBP: 0.342, SLG: 0.362 (8, 6)										0	0	0	0	0	0	0												
<b>Inning Stats</b>	R: 1 E: 0 K: 2 S: 14	H: 3 LOB: 2 BB: 0 P: 24	R: 0 E: 0 K: 0 S: 8	H: 1 LOB: 1 BB: 0 P: 12	R: 2 E: 0 K: 0 S: 16	H: 2 LOB: 1 BB: 1 P: 28	R: 0 E: 0 K: 0 S: 10	H: 1 LOB: 1 BB: 0 P: 17	R: 0 E: 0 K: 2 S: 13	H: 3 LOB: 1 BB: 0 P: 24	R: 0 E: 0 K: 1 S: 10	H: 0 LOB: 1 BB: 1 P: 16	R: 0 E: 0 K: 2 S: 11	H: 0 LOB: 2 BB: 1 P: 19	R: 0 E: 0 K: 2 S: 13	H: 2 LOB: 2 BB: 0 P: 17	1B: 9 2B: 4 3B: 0 HR: 0	SF: 0 SAC: 1 DP: 0 HBP: 0	WP: 3 PB: 0 SB: 1 CS: 0	PA: 44								
<b>PITCHER</b>	IP	WLS	BF	H	R	ER	SO	BB	IBB	HBP	BLK	WP	HR	S	P	ERA	WHIP											
<b>Juan Guzman, R</b> ERA: 2.43	(1, 1)	5.0	W	25	8	3	3	3	1	0	0	0	1	0	60	103	5.40	1.800										
<b>Mark Eichhorn, R</b> ERA: 3.21	(6, 1)	1.0		6	3	2	2	2	0	0	0	0	1	0	13	24	18.00	3.000										
<b>Duane Ward, R</b> ERA: 2.06	(7, 1)	2.0		8	0	0	0	3	2	0	0	0	1	0	21	35	0.00	1.000										
<b>Tom Henke, R</b> ERA: 2.11	(9, 1)	1.0	S	5	2	0	0	2	0	0	0	0	0	0	13	17	0.00	2.000										

AB	41
R	7
H	15
RBI	7
BB	3
SO	4
LOB	23



livebaseballscorecards.com

livebaseballscorecards.com



Batter	1	2	3	4	5	6	7	8	9	AB	R	H	RBI	BB	SO	LOB	TOP					
Devon White, S (1, 8) OBP: 0.295, SLG: 0.379	1-2 P6		1-1 WP 2B		1-1 L4		2-2 FC3-2		4-2 G4-3 BB	4	0	1	0	1	0	2						
Roberto Alomar, S (1, 4) OBP: 0.416, SLG: 0.437	2-1 P7		3-2 P7			3-2 F8	1-2 F8		0-1 G4-3	5	0	0	0	0	0	4						
Joe Carter, R (1, 9) OBP: 0.319, SLG: 0.516	2-3 K		4-1 S BB			1-0 G6-3		1-2 HR	1-0 F7	4	1	1	1	1	1	1						
Dave Winfield, R (1, 10) OBP: 0.376, SLG: 0.498		4-2 FC6-4 BB	2-1 G6-3			3-2 1B		1-3 K		3	0	1	0	1	1	2						
John Olerud, L (1, 3) OBP: 0.379, SLG: 0.458 (8, PR) Derek Bell, R (8, PR) Domingo Martinez, R (8, 3)	1 SAFE 1-2 P2				0-0 F8		1-3 K	1-1 2B		4	0	1	0	0	1	2						
Candy Maldonado, R (1, 7) OBP: 0.350, SLG: 0.480		1-0 FC6-4 BB			3-3 K		2-1 FC BB E	1-3 K		4	1	1	0	0	2	2						
Kelly Gruber, R (1, 5) OBP: 0.285, SLG: 0.379	4-2 BB				1-2 G1		4-2 E FC3-2 BB	3-2 2B		2	0	1	1	2	0	0						
Ed Sprague, R (1, 2) OBP: 0.281, SLG: 0.406	3-1 F7					3-3 K	0-0 FC FC3-2	1-3 K		4	0	0	0	0	2	4						
Alfredo Griffin, S (1, 6) OBP: 0.204, SLG: 0.234 Mike Maksudian, L (9, PH)			0-1 G4-3			1-2 G6-3	3-3 K		1-2 G4-3	3	0	0	0	0	1	2						
<b>Inning Stats</b>	R: 0 E: 0 K: 1 S: 11	H: 0 LOB: 0 BB: 0 P: 16	R: 0 E: 0 K: 0 S: 10	H: 0 LOB: 2 BB: 2 P: 23	R: 0 E: 0 K: 0 S: 12	H: 1 LOB: 2 BB: 1 P: 22	R: 0 E: 0 K: 1 S: 7	H: 0 LOB: 0 BB: 0 P: 11	R: 0 E: 0 K: 1 S: 10	H: 0 LOB: 0 BB: 0 P: 15	R: 0 E: 0 K: 1 S: 15	H: 1 LOB: 1 BB: 0 P: 23	R: 1 E: 1 K: 1 S: 18	H: 1 LOB: 2 BB: 1 P: 30	R: 2 E: 0 K: 3 S: 18	H: 3 LOB: 1 BB: 0 P: 26	R: 0 E: 0 K: 0 S: 8	H: 0 LOB: 1 BB: 1 P: 14	1B: 2 2B: 3 3B: 0 HR: 1	SF: 0 SAC: 0 DP: 0 HBP: 0	WP: 1 PB: 0 SB: 1 CS: 0	PA: 39
<b>PITCHER</b>	IP	WLS	BF	H	R	ER	SO	BB	IBB	HBP	BLK	WP	HR	S	P	ERA	WHIP					
Roger Pavlik, R (1, 1) ERA: 3.69	6.1	W	27	3	1	0	5	4	0	0	0	1	0	75	129	0.00	1.105					
Ed Nunez, R (7, 1) ERA: 4.4	1.2		8	3	2	2	3	0	0	0	0	0	1	26	37	10.80	1.800					
Todd Burns, R (9, 1) ERA: 3.97	1.0	S	4	0	0	0	0	1	0	0	0	0	0	8	14	0.00	1.000					

Toronto Blue Jays @ Texas Rangers  
Arlington Stadium, Arlington, TX  
Fri Sep 11 1992, 8:05 PM EDT  
Att: 19,396 - Cloudy - 81 F

AB 34  
R 3  
H 6  
RBI 2  
BB 5  
SO 8  
LOB 19



Batter	1	2	3	4	5	6	7	8	9	AB	R	H	RBI	BB	SO	LOB	BOTTOM					
David Hulse, L (1, 9) OBP: 0.324, SLG: 0.286	1-1 G4-3	0-0 G3			0-0 2B 1B	1-2 CS	0-1 F7			4	1	1	0	0	0	0						
Monty Faries, R (1, 7) OBP: 0.333, SLG: 0.388	1-1 HR 2B		1-0 F9		1 SAFE 1-0 G3 1-H		0-1 2B			4	1	3	1	0	0	0						
Jose Canseco, R (1, 10) OBP: 0.343, SLG: 0.480	0-1 2-H HR		1-3 K		2-3 K		1-0 F8			4	1	1	2	0	2	2						
Juan Gonzalez, R (1, 8) OBP: 0.302, SLG: 0.539	0-0 HR		0-1 G5-3		1-2 G3		0-3 K			4	1	1	1	0	1	2						
Rafael Palmeiro, L (1, 3) OBP: 0.354, SLG: 0.420	0-1 F7				2-1 1B 1B			1-1 F8		3	0	1	0	1	0	0						
Dean Palmer, R (1, 5) OBP: 0.317, SLG: 0.434	3-1 1B				2-3 K		2-1 F8		2-0 F8	4	0	1	0	0	1	3						
Geno Petralli, L (1, 2) OBP: 0.282, SLG: 0.284	1-1 G3				1 SAFE 2-2 FC6-4 1B		1-1 G3-1		3-3 K	4	0	1	0	0	1	1						
Al Newman, S (1, 4) OBP: 0.318, SLG: 0.246		0-0 F9			1-0 F8		1-1 CS 1B			3	0	1	0	0	0	2						
Mario Diaz, R (1, 6) OBP: 0.185, SLG: 0.222		1-3 K			0-0 FC6-4		0-0 F8			3	0	0	0	0	1	3						
<b>Inning Stats</b>	R: 3 E: 0 K: 0 S: 13	H: 4 LOB: 1 BB: 0 P: 19	R: 0 E: 0 K: 1 S: 6	H: 0 LOB: 0 BB: 0 P: 7	R: 0 E: 0 K: 1 S: 6	H: 0 LOB: 0 BB: 0 P: 8	R: 0 E: 0 K: 1 S: 10	H: 2 LOB: 2 BB: 0 P: 17	R: 1 E: 0 K: 1 S: 11	H: 2 LOB: 2 BB: 1 P: 20	R: 0 E: 0 K: 0 S: 7	H: 1 LOB: 0 BB: 0 P: 10	R: 0 E: 0 K: 1 S: 8	H: 1 LOB: 1 BB: 0 P: 9	R: 0 E: 0 K: 1 S: 6	H: 0 LOB: 0 BB: 0 P: 12	1B: 6 2B: 2 3B: 0 HR: 2	SF: 0 SAC: 0 DP: 0 HBP: 0	WP: 0 PB: 0 SB: 0 CS: 1	PA: 35		
<b>PITCHER</b>	IP	WLS	BF	H	R	ER	SO	BB	IBB	HBP	BLK	WP	HR	S	P	ERA	WHIP					
Todd Stottlemeyer, R (1, 1) ERA: 4.51	8.0	L	34	10	4	4	6	0	1	0	0	0	2	67	102	4.50	1.250					

Toronto Blue Jays @ Texas Rangers  
Arlington Stadium, Arlington, TX  
Fri Sep 11 1992, 8:05 PM EDT  
Att: 19,396 - Cloudy - 81 F

AB 33  
R 4  
H 10  
RBI 4  
BB 1  
SO 6  
LOB 13





Batter	1	2	3	4	5	6	7	8	9	AB	R	H	RBI	BB	SO	LOB	TOP										
<b>Devon White, S</b> (1, 8) OBP: 0.296, SLG: 0.381	2-2 SH5-3 SF7 1B	0-0 1-1 2-1 3-H 2B		3-3 SAFE K		1-1 G3			2-3 K	5	1	2	3	0	2	5	<b>Toronto Blue Jays @ Texas Rangers</b> Arlington Stadium, Arlington, TX Sat Sep 12 1992, 8:05 PM EDT Att: 27,178 - Cloudy - 87 F										
<b>Roberto Alomar, S</b> (1, 4) OBP: 0.415, SLG: 0.435	2-1 SH5-3	1-1 G5-3			1-1 L3		1-2 L1	4-2 BB	3	0	0	0	1	0	1												
<b>Joe Carter, R</b> (1, 9) OBP: 0.316, SLG: 0.513	1-2 SF7		1-1 P4		3-2 F8		0-1 P6	0-0 F8	4	0	0	1	0	0	1												
<b>Dave Winfield, R</b> (1, 10) OBP: 0.374, SLG: 0.494	3-2 F8		1-0 G5-3		3-2 G6-3		1-2 P5		4	0	0	0	0	0	0												
<b>Candy Maldonado, R</b> (1, 7) OBP: 0.350, SLG: 0.478		1-0 CS 1B	3-2 F8		0-0 G6-3		3-2 G6-3		4	0	1	0	0	0	0												
<b>Kelly Gruber, R</b> (1, 5) OBP: 0.290, SLG: 0.385		3-1 P9		2-2 G6-3 1B		2-0 BB 2B	0-0 FC6-4 1B		4	0	3	0	0	0	1												
<b>Pat Tabler, R</b> (1, 3) OBP: 0.304, SLG: 0.278		1-0 2B 2B 1B		1-2 SAFE G6-3 1-2		4-1 BB BB	1-0 SAFE K		3	1	1	0	1	1	2												
<b>Pat Borders, R</b> (1, 2) OBP: 0.301, SLG: 0.402		0-0 2B 2B 2B		4-2 1B BB		4-1 BB BB	0-1 FC6-4		2	1	1	0	2	0	1												
<b>Alfredo Griffin, S</b> (1, 6) OBP: 0.216, SLG: 0.237		4-0 2B BB		1-0 1B		0-0 P9		1-2 G1-3	3	1	1	0	1	0	3												
<b>Inning Stats</b>	R: 1 E: 0 K: 0 S: 15	H: 1 LOB: 0 BB: 0 P: 23	R: 3 E: 0 K: 0 S: 8	H: 4 LOB: 1 BB: 1 P: 18	R: 0 E: 0 K: 0 S: 6	H: 0 LOB: 0 BB: 0 P: 11	R: 0 E: 0 K: 1 S: 12	H: 2 LOB: 2 BB: 1 P: 23	R: 0 E: 0 K: 0 S: 10	H: 0 LOB: 0 BB: 0 P: 17	R: 0 E: 0 K: 0 S: 7	H: 1 LOB: 3 BB: 2 P: 18	R: 0 E: 0 K: 0 S: 10	H: 0 LOB: 0 BB: 0 P: 12	R: 0 E: 0 K: 1 S: 11	H: 1 LOB: 1 BB: 0 P: 14	R: 0 E: 0 K: 1 S: 10	H: 0 LOB: 1 BB: 1 P: 17	1B: 6 2B: 3 3B: 0 HR: 0	SF: 1 SAC: 1 DP: 1 HBP: 0	WP: 0 PB: 0 SB: 1 CS: 1	PA: 39					
<b>PITCHER</b>	IP	WLS	BF	H	R	ER	SO	BB	IBB	HBP	BLK	WP	HR	S	P	ERA	WHIP										
<b>Dan Smith, L</b> (1, 1) ERA: 6.75	5.1	L	25	8	4	4	1	3	0	0	0	0	0	54	101	6.75	2.062										
<b>Matt Whiteside, R</b> (6, 1) ERA: 2.55	2.2		10	1	0	0	1	1	0	0	0	0	0	25	35	0.00	0.750										
<b>Kenny Rogers, L</b> (9, 1) ERA: 3.26	1.0		4	0	0	0	1	1	0	0	0	0	0	10	17	0.00	1.000										

AB	32
R	4
H	9
RBI	4
BB	5
SO	3
LOB	14




Batter	1	2	3	4	5	6	7	8	9	AB	R	H	RBI	BB	SO	LOB	BOTTOM										
<b>David Hulse, L</b> (1, 8) OBP: 0.366, SLG: 0.359	0-0 2B		0-1 S 1B		0-0 G6-3 1B		2-2 E5			4	0	3	0	0	0	0	<b>Toronto Blue Jays @ Texas Rangers</b> Arlington Stadium, Arlington, TX Sat Sep 12 1992, 8:05 PM EDT Att: 27,178 - Cloudy - 87 F										
<b>Monty Faries, R</b> (1, 7) OBP: 0.325, SLG: 0.377	0-3 K		2-1 P3		2-1 G6-3		1-0 G6-3		4	0	0	1	0	1	4												
<b>Jose Canseco, R</b> (1, 9) OBP: 0.342, SLG: 0.476	0-0 P6		3-3 K		1-2 HBP			1-0 G6-3	3	0	0	0	0	1	2												
<b>Kevin Reimer, L</b> (1, 10) OBP: 0.337, SLG: 0.452	1-1 L4			2-0 F8	1-3 K2-3			1-3 K	4	0	0	0	0	2	3												
<b>Rafael Palmeiro, L</b> (1, 3) OBP: 0.354, SLG: 0.421		3-2 E8 F9 WP 1B		2-3 K		1-2 CS 1B		0-2 G6-3	4	1	2	0	0	1	0												
<b>Dean Palmer, R</b> (1, 5) OBP: 0.317, SLG: 0.432		1-0 F9		0-0 1B		1-0 F8		3-1 P3	4	0	1	0	0	0	2												
<b>Geno Petralli, L</b> (1, 2) OBP: 0.278, SLG: 0.279		1-2 G6-3		2-1 G4-3		1-1 G6-3		0-3 K	3	0	0	0	0	0	2												
<b>Brian Downing, R</b> (9, PH) OBP: 0.408, SLG: 0.432						1-2 G6-3			1	0	0	0	0	1	0												
<b>Jeff Frye, R</b> (1, 4) OBP: 0.291, SLG: 0.313		3-2 F8			3-1 P5		1-2 F8		0-2 1B	2	0	0	0	0	0												
<b>Jack Daugherty, S</b> (7, PH) OBP: 0.306, SLG: 0.305										2	0	1	0	0	0												
<b>Al Newman, S</b> (1, 6) OBP: 0.318, SLG: 0.243					2-2 G5-3				3-2 G5-3	2	1	0	0	1	1												
<b>Juan Gonzalez, R</b> (9, PH) OBP: 0.301, SLG: 0.538						4-2 1B G6-3 BB		0-3 K	1	0	0	0	0	0	1												
<b>Inning Stats</b>	R: 0 E: 0 K: 1 S: 7	H: 1 LOB: 1 BB: 0 P: 8	R: 1 E: 1 K: 0 S: 12	H: 1 LOB: 0 BB: 0 P: 20	R: 0 E: 0 K: 1 S: 10	H: 1 LOB: 1 BB: 0 P: 17	R: 0 E: 0 K: 1 S: 7	H: 1 LOB: 1 BB: 0 P: 13	R: 1 E: 0 K: 1 S: 13	H: 1 LOB: 2 BB: 1 P: 24	R: 0 E: 0 K: 0 S: 8	H: 1 LOB: 0 BB: 0 P: 9	R: 0 E: 0 K: 1 S: 12	H: 0 LOB: 0 BB: 0 P: 16	R: 0 E: 0 K: 1 S: 7	H: 0 LOB: 0 BB: 0 P: 9	R: 0 E: 0 K: 1 S: 13	H: 1 LOB: 0 BB: 0 P: 19	1B: 6 2B: 1 3B: 0 HR: 0	SF: 0 SAC: 0 DP: 0 HBP: 1	WP: 1 PB: 0 SB: 1 CS: 1	PA: 36					
<b>PITCHER</b>	IP	WLS	BF	H	R	ER	SO	BB	IBB	HBP	BLK	WP	HR	S	P	ERA	WHIP										
<b>Jack Morris, R</b> (1, 1) ERA: 4.08	7.0	W	29	6	2	1	5	1	0	1	0	0	0	69	107	1.29	1.000										
<b>Duane Ward, R</b> (8, 1) ERA: 2.04	1.0		3	0	0	0	1	0	0	0	0	0	0	7	9	0.00	0.000										
<b>Tom Henke, R</b> (9, 1) ERA: 2.06	1.0	S	4	1	0	0	1	0	0	0	0	0	0	13	19	0.00	1.000										

AB	34
R	2
H	7
RBI	1
BB	1
SO	7
LOB	14





Batter	1	2	3	4	5	6	7	8	9	AB	R	H	RBI	BB	SO	LOB	TOP											
Devon White, S (1, 8) OBP: 0.297, SLG: 0.380	0-0 B5-3		1-1 P5		2-1 F7		2-1 WP HR	4-2 BB		4	1	1	0	1	0	2	<b>Toronto Blue Jays @ Texas Rangers</b> Arlington Stadium, Arlington, TX Sun Sep 13 1992, 4:33 AM EDT Att: 16,654 - Cloudy - 88 F											
Roberto Alomar, S (1, 4) OBP: 0.415, SLG: 0.433	1-0 G5-3 2B 1B		1-3 K		1-0 FC6-4		4-2 HR	0-2 P6		4	2	1	0	1	1	4												
Joe Carter, R (1, 10) OBP: 0.315, SLG: 0.510	3-2 G5-3 1-2		0-1 FC6-4		1-2 F8		0-2 F7		2-0 1B BLK 1B	5	1	1	0	0	0	5												
John Olerud, L (1, 3) OBP: 0.381, SLG: 0.468	0-0 2H 2B		1-3 K		4-2 FC1-6 BB		1-0 HR		1-3 K 1B	4	1	2	4	1	2	1												
Candy Maldonado, R (1, 7) OBP: 0.350, SLG: 0.476	3-2 F8		4-1 1B BB		0-2 FC1-6 BB 1B		2-0 L9		1-0 1B BLK 2B 1B	4	1	1	0	1	0	2												
Kelly Gruber, R (1, 5) OBP: 0.288, SLG: 0.383		0-0 G4-3		2-0 F7		0-0 BB 1B		0-0 G6-3	1-2 P3	5	0	1	0	0	0	2												
Turner Ward, S (1, 9) OBP: 0.400, SLG: 0.667		2-2 F7		1-1 1B		4-2 G5-4-3 BB		1-2 HR	0-1 2H 2B	4	1	3	2	1	0	0												
Pat Borders, R (1, 2) OBP: 0.300, SLG: 0.398		1-1 F7		0-3 K		0-1 G5-4-3		1-2 P4	4-0 IBB	4	0	0	0	1	1	5												
Alfredo Griffin, S (1, 6) OBP: 0.234, SLG: 0.255			0-2 FC6-4 1B		1-0 FC6-4 1B		3-2 G3-1	1-1 S 1B	0-2 G6-3	5	0	3	0	0	0	2												
<b>Inning Stats</b>	R: 1 E: 0 K: 0 S: 9	H: 2 LOB: 1 BB: 0 P: 16	R: 0 E: 0 K: 0 S: 6	H: 0 LOB: 0 BB: 0 P: 9	R: 0 E: 0 K: 1 S: 10	H: 1 LOB: 1 BB: 0 P: 12	R: 0 E: 0 K: 2 S: 10	H: 1 LOB: 2 BB: 1 P: 18	R: 0 E: 0 K: 0 S: 11	H: 1 LOB: 2 BB: 2 P: 19	R: 3 E: 0 K: 0 S: 12	H: 2 LOB: 0 BB: 1 P: 24	R: 1 E: 0 K: 0 S: 14	H: 2 LOB: 2 BB: 1 P: 21	R: 2 E: 0 K: 1 S: 15	H: 3 LOB: 2 BB: 1 P: 24		1B: 9 2B: 2 3B: 0 HR: 2	SF: 0 SAC: 0 DP: 1 HBP: 0	WP: 1 PB: 0 SB: 1 CS: 0	PA: 45							
<b>PITCHER</b>	IP	WLS	BF	H	R	ER	SO	BB	IBB	HBP	BLK	WP	HR	S	P	ERA		WHIP										
Kevin Brown, R (1, 1) ERA: 3.27	7.2	L	37	10	5	5	3	5	0	0	0	1	2	76	128	5.87		1.957										
Ed Nunez, R (8, 1) ERA: 4.53	0.1		2	1	1	1	0	0	0	0	0	0	0	4	6	27.00		3.000										
Kenny Rogers, L (9, 1) ERA: 3.34	1.0		6	2	1	1	1	0	1	0	1	0	0	14	21	9.00		2.000										

Batter	1	2	3	4	5	6	7	8	9	AB	R	H	RBI	BB	SO	LOB	BOTTOM										
David Hulse, L (1, 8) OBP: 0.356, SLG: 0.349	1-0 F7		0-2 G4-3			1-2 G6-4-3 1B	0-3 K			4	0	1	0	0	1	2	<b>Toronto Blue Jays @ Texas Rangers</b> Arlington Stadium, Arlington, TX Sun Sep 13 1992, 4:33 AM EDT Att: 16,654 - Cloudy - 88 F										
Jeff Huson, L (8, 6) OBP: 0.342, SLG: 0.362										0	0	0	0	0	0	0											
Al Newman, S (9, 6) OBP: 0.316, SLG: 0.243										0	0	0	0	0	0	0											
Brian Downing, R (1, 10) OBP: 0.407, SLG: 0.430	2-3 K			3-2 G1-3 1B		1-1 G6-4-3 1B	2-2 G5-3			4	0	1	0	0	1	3											
Jose Canseco, R (1, 9) OBP: 0.343, SLG: 0.474	4-2 FC6-4 BB			2-2 G1-3		1-0 HBP		1-3 K		2	0	0	0	1	1	1											
Juan Gonzalez, R (1, 7) OBP: 0.299, SLG: 0.533	1-0 FC6-4			1-3 K		0-0 F8		0-1 G4-3		4	0	0	0	0	1	3											
Dean Palmer, R (1, 5) OBP: 0.316, SLG: 0.431		2-2 P6		1-3 K			0-0 1B WP 1B	3-1 L9		4	1	1	0	0	1	1											
Jack Daugherty, S (1, 3) OBP: 0.304, SLG: 0.303		2-1 L4			1-1 G6-3		3-2 BB 1B G4-3 1B		0-0 G6-3	4	1	1	0	0	0	0											
Ivan Rodriguez, R (1, 2) OBP: 0.295, SLG: 0.362		0-0 F9			2-2 G5-3		0-2 G4-3 BB 1B		0-3 K	4	0	1	1	0	1	0											
Jeff Frye, R (1, 4) OBP: 0.293, SLG: 0.316			0-2 F9		0-0		4-0 BB 1B G4-3 1B		3-3 K	2	0	1	0	0	0	0											
Monty Fariss, R (7, PH) OBP: 0.329, SLG: 0.377										0	0	0	0	1	0	0											
Kevin Reimer, L (9, PH) OBP: 0.336, SLG: 0.451							1-2 2-3 3H			1	0	0	0	0	1	0											
Mario Diaz, R (1, 6) OBP: 0.172, SLG: 0.207			1-0 P3		0-0 F9		2-2 G4-3			2	0	0	0	0	0	1											
Rafael Palmeiro, L (7, PH) OBP: 0.354, SLG: 0.420										1	0	0	1	0	0	2											
<b>Inning Stats</b>	R: 0 E: 0 K: 1 S: 7	H: 0 LOB: 1 BB: 1 P: 15	R: 0 E: 0 K: 0 S: 6	H: 0 LOB: 0 BB: 0 P: 10	R: 0 E: 0 K: 2 S: 12	H: 1 LOB: 1 BB: 0 P: 19	R: 0 E: 0 K: 0 S: 7	H: 1 LOB: 1 BB: 0 P: 10	R: 0 E: 0 K: 0 S: 6	H: 1 LOB: 1 BB: 0 P: 9	R: 2 E: 0 K: 1 S: 19	H: 3 LOB: 2 BB: 1 P: 30	R: 0 E: 0 K: 1 S: 7	H: 0 LOB: 0 BB: 0 P: 11	R: 0 E: 0 K: 2 S: 7	H: 0 LOB: 0 BB: 0 P: 10	1B: 6 2B: 0 3B: 0 HR: 0	SF: 0 SAC: 0 DP: 1 HBP: 1	WP: 1 PB: 0 SB: 0 CS: 0	PA: 35							
<b>PITCHER</b>	IP	WLS	BF	H	R	ER	SO	BB	IBB	HBP	BLK	WP	HR	S	P	ERA	WHIP										
Jimmy Key, L (1, 1) ERA: 3.65	6.0	W	26	6	2	2	3	2	0	0	0	1	0	54	87	3.00	1.333										
Mike Timlin, R (7, 1) ERA: 4.7	1.0		3	0	0	0	1	0	0	0	0	0	0	11	15	0.00	0.000										
Duane Ward, R (8, 1) ERA: 1.99	2.0	S	6	0	0	0	3	0	0	0	0	0	0	14	21	0.00	0.000										

AB	39
R	7
H	13
RBI	6
BB	6
SO	4
LOB	23





Batter	1	2	3	4	5	6	7	8	9	AB	R	H	RBI	BB	SO	LOB	TOP			
<b>Kenny Lofton, L</b> OBP: 0.358, SLG: 0.363 (1, 8)										3	0	0	0	1	1	2	<b>Cleveland Indians @ Toronto Blue Jays</b> SkyDome, Toronto, ON Mon Sep 14 1992, 7:05 PM EDT Att: 50,394 - Sunny - 72 F			
<b>Felix Fermin, R</b> OBP: 0.310, SLG: 0.299 (1, 6)										3	0	0	1	0	1	3				
<b>Carlos Baerga, S</b> OBP: 0.343, SLG: 0.441 (1, 4)										3	0	1	0	1	1	0				
<b>Albert Belle, R</b> OBP: 0.318, SLG: 0.471 (1, 10)										3	0	0	0	1	1	2				
<b>Paul Sorrento, L</b> OBP: 0.348, SLG: 0.450 (1, 3)										4	0	0	0	0	1	3				
<b>Carlos Martinez, R</b> OBP: 0.291, SLG: 0.417 (1, 5)										4	0	0	0	0	1	3				
<b>Brook Jacoby, R</b> OBP: 0.325, SLG: 0.330 (8, 5)										0	0	0	0	0	0	0				
<b>Mark Whiten, S</b> OBP: 0.359, SLG: 0.385 (1, 9)										4	0	1	0	0	2	1				
<b>Glenallen Hill, R</b> OBP: 0.288, SLG: 0.414 (1, 7)										3	1	2	1	1	0	0				
<b>Junior Ortiz, R</b> OBP: 0.288, SLG: 0.275 (1, 2)										4	1	1	0	0	0	3				
<b>Inning Stats</b>	R: 0 E: 0 K: 2 S: 8	H: 0 LOB: 0 BB: 0 P: 11	R: 0 E: 1 K: 1 S: 10	H: 0 LOB: 1 BB: 0 P: 15	R: 2 E: 0 K: 0 S: 14	H: 3 LOB: 1 BB: 0 P: 23	R: 0 E: 0 K: 1 S: 10	H: 0 LOB: 0 BB: 0 P: 16	R: 0 E: 0 K: 2 S: 15	H: 0 LOB: 1 BB: 1 P: 25	R: 0 E: 0 K: 0 S: 6	H: 2 LOB: 2 BB: 1 P: 15	R: 0 E: 0 K: 2 S: 12	H: 0 LOB: 1 BB: 0 P: 22	R: 0 E: 0 K: 0 S: 5	H: 0 LOB: 0 BB: 0 P: 9	1B: 2 2B: 2 3B: 0 HR: 1	SF: 1 SAC: 0 DP: 0 HBP: 0	WP: 0 PB: 0 SB: 1 CS: 2	PA: 36
<b>PITCHER</b>	IP WLS BF H R ER SO	IP WLS BF H R ER SO	IP WLS BF H R ER SO	IP WLS BF H R ER SO	IP WLS BF H R ER SO	IP WLS BF H R ER SO	IP WLS BF H R ER SO	IP WLS BF H R ER SO	IP WLS BF H R ER SO	IP WLS BF H R ER SO	IP WLS BF H R ER SO	IP WLS BF H R ER SO	IP WLS BF H R ER SO	IP WLS BF H R ER SO	IP WLS BF H R ER SO	IP WLS BF H R ER SO	ERA WHIP	ERA WHIP		
<b>David Cone, R</b> ERA: 3.07 (1, 1)	8.0	L	33	5	2	2	8	3	1	0	0	0	0	0	0	0	0	2.25	1.000	
<b>Mark Eichhorn, R</b> ERA: 3.17 (9, 1)	1.0		3	0	0	0	0	0	0	0	0	0	0	0	5	9	0.00	0.000		

Batter	1	2	3	4	5	6	7	8	9	AB	R	H	RBI	BB	SO	LOB	BOTTOM					
<b>Devon White, S</b> OBP: 0.296, SLG: 0.379 (1, 8)										4	0	1	0	0	0	0	<b>Cleveland Indians @ Toronto Blue Jays</b> SkyDome, Toronto, ON Mon Sep 14 1992, 7:05 PM EDT Att: 50,394 - Sunny - 72 F					
<b>Kelly Gruber, R</b> OBP: 0.286, SLG: 0.379 (1, 5)										4	0	0	0	0	1	1						
<b>Joe Carter, R</b> OBP: 0.313, SLG: 0.506 (1, 9)										4	0	0	0	0	0	1						
<b>Dave Winfield, R</b> OBP: 0.373, SLG: 0.492 (1, 10)										4	1	1	0	0	0	1						
<b>John Olerud, L</b> OBP: 0.380, SLG: 0.466 (1, 3)										4	0	1	0	0	1	0						
<b>Derek Bell, R</b> OBP: 0.304, SLG: 0.333 (9, PR)										0	0	0	0	0	0	0						
<b>Candy Maldonado, R</b> OBP: 0.351, SLG: 0.475 (1, 7)										3	0	1	1	1	1	0						
<b>Pat Borders, R</b> OBP: 0.300, SLG: 0.398 (1, 2)										3	0	1	0	0	0	0						
<b>Roberto Alomar, S</b> OBP: 0.416, SLG: 0.433 (9, PH)										0	0	0	0	1	0	0						
<b>Eddie Zosky, R</b> OBP: 0.400, SLG: 0.800 (1, 6)										3	0	1	0	0	1	2						
<b>Rance Mulliniks, L</b> (9, PH)										1	0	0	0	0	0	3						
<b>Alfredo Griffin, S</b> OBP: 0.227, SLG: 0.248 (1, 4)										3	0	0	0	0	0	1						
<b>Inning Stats</b>	R: 0 E: 0 K: 1 S: 8	H: 0 LOB: 0 BB: 0 P: 10	R: 0 E: 0 K: 0 S: 9	H: 1 LOB: 2 BB: 1 P: 15	R: 0 E: 0 K: 0 S: 6	H: 0 LOB: 0 BB: 0 P: 9	R: 0 E: 0 K: 1 S: 10	H: 0 LOB: 0 BB: 0 P: 14	R: 0 E: 0 K: 1 S: 8	H: 1 LOB: 1 BB: 0 P: 11	R: 0 E: 0 K: 0 S: 8	H: 1 LOB: 1 BB: 0 P: 10	R: 0 E: 0 K: 0 S: 6	H: 0 LOB: 0 BB: 0 P: 9	R: 0 E: 0 K: 1 S: 6	H: 0 LOB: 0 BB: 0 P: 6	R: 1 E: 0 K: 0 S: 13	H: 3 LOB: 3 BB: 1 P: 21	1B: 5 2B: 0 3B: 1 HR: 0	SF: 0 SAC: 0 DP: 0 HBP: 0	WP: 0 PB: 0 SB: 0 CS: 0	PA: 35
<b>PITCHER</b>	IP WLS BF H R ER SO	IP WLS BF H R ER SO	IP WLS BF H R ER SO	IP WLS BF H R ER SO	IP WLS BF H R ER SO	IP WLS BF H R ER SO	IP WLS BF H R ER SO	IP WLS BF H R ER SO	IP WLS BF H R ER SO	IP WLS BF H R ER SO	IP WLS BF H R ER SO	IP WLS BF H R ER SO	IP WLS BF H R ER SO	IP WLS BF H R ER SO	IP WLS BF H R ER SO	IP WLS BF H R ER SO	ERA WHIP	ERA WHIP				
<b>Jose Mesa, R</b> ERA: 3.92 (1, 1)	8.2	W	31	4	1	1	4	1	0	0	0	0	0	0	0	0	1.04	0.577				
<b>Derek Lilliquist, L</b> ERA: 1.56 (9, 1)	0.0		1	1	0	0	0	0	0	0	0	1	1				-	-				
<b>Steve Olin, R</b> ERA: 2.52 (9, 1)	0.1	S	3	1	0	0	0	1	0	0	0	3	7	0.00	6.000							





Batter	1	2	3	4	5	6	7	8	9	AB	R	H	RBI	BB	SO	LOB	TOP								
<b>Kenny Lofton, L</b> OBP: 0.359, SLG: 0.365	0-1 SH3 1B	0-0 S 1B			2-1 G4-3			2-2 G4-3		4	1	2	0	0	0	0	<b>Cleveland Indians @ Toronto Blue Jays</b> SkyDome, Toronto, ON Tue Sep 15 1992, 7:05 PM EDT Att: 49,487 - Sunny - 76 F								
<b>Felix Fermin, R</b> OBP: 0.306, SLG: 0.295	1-1 SH3	3-1 L8			0-0 G6-3			0-0		2	0	0	0	0	0	1									
<b>Wayne Kirby, L</b> OBP: 0.455, SLG: 0.750										1	1	1	1	0	0	0									
<b>Mark Lewis, R</b> OBP: 0.309, SLG: 0.352	1-3	1-2								0	0	0	0	0	0	0									
<b>Carlos Baerga, S</b> OBP: 0.345, SLG: 0.443	2-1 BB SF9 1B		1-0 G4-6-3 1B		1-0 F8			2-0 FC4-6 1B		4	1	3	1	0	0	0									
<b>Albert Belle, R</b> OBP: 0.319, SLG: 0.470	4-2 BB 1B BB		0-1 G4-6-3		2-1 1B			0-0 FC4-6		3	1	1	0	1	0	2									
<b>Paul Sorrento, L</b> OBP: 0.350, SLG: 0.449	4-2 1B BB		3-0 FC6-4 1B		1-0 F8			3-3 K		3	0	1	0	1	1	1									
<b>Carlos Martinez, R</b> OBP: 0.287, SLG: 0.412	1-1 SF9		1-2 FC6-4		0-1 G5-3					2	0	0	1	0	0	1									
<b>Thomas Howard, S</b> OBP: 0.315, SLG: 0.345			1-2							1	0	0	0	0	1	0									
<b>Mark Whiten, S</b> OBP: 0.360, SLG: 0.386	3-H 1B		0-1 F8		3-2 P6			2-1 WP 1B		4	0	2	1	0	0	0									
<b>Glenallen Hill, R</b> OBP: 0.285, SLG: 0.410		2-3 K	3-2 G6-3		0-0 L9			1-3 K		4	0	0	0	0	2	1									
<b>Junior Ortiz, R</b> OBP: 0.284, SLG: 0.270		0-0 G6-3	0-1 F8		1-2 F8			1-2 G4-3		3	0	0	0	0	0	0									
<b>Jesse Lewis, L</b> OBP: 0.267, SLG: 0.400										1	0	0	0	0	0	1									
<b>Inning Stats</b>	R: 3 E: 0 K: 0 S: 16	H: 3 LOB: 1 BB: 2 P: 28	R: 0 E: 0 K: 1 S: 10	H: 1 LOB: 1 BB: 0 P: 15	R: 0 E: 0 K: 0 S: 7	H: 2 LOB: 1 BB: 0 P: 12	R: 0 E: 0 K: 0 S: 7	H: 0 LOB: 0 BB: 0 P: 10	R: 0 E: 0 K: 0 S: 4	H: 0 LOB: 0 BB: 0 P: 7	R: 0 E: 0 K: 0 S: 5	H: 1 LOB: 0 BB: 0 P: 8	R: 0 E: 0 K: 0 S: 7	H: 0 LOB: 0 BB: 0 P: 11	R: 1 E: 0 K: 1 S: 9	H: 2 LOB: 1 BB: 0 P: 16	R: 0 E: 0 K: 2 S: 11	H: 1 LOB: 1 BB: 0 P: 18	1B: 9 2B: 0 3B: 0 HR: 1	SF: 1 SAC: 1 DP: 1 HBP: 0	WP: 1 PB: 0 SB: 3 CS: 0	PA: 36			
<b>PITCHER</b>	IP	WLS	BF	H	R	ER	SO	BB	IBB	HBP	BLK	WP	HR	S	P	ERA	WHIP								
<b>Juan Guzman, R</b> ERA: 2.49	7.0	W	27	7	3	3	1	2	0	0	0	0	0	56	91	3.86	1.286								
<b>Duane Ward, R</b> ERA: 2.07	1.0		5	2	1	1	1	0	0	0	0	0	1	9	16	9.00	2.000								
<b>Tom Henke, R</b> ERA: 2.02	1.0	S	4	1	0	0	2	0	0	0	0	1	0	11	18	0.00	1.000								

Batter	1	2	3	4	5	6	7	8	9	AB	R	H	RBI	BB	SO	LOB	BOTTOM								
<b>Devon White, S</b> OBP: 0.298, SLG: 0.381	0-2 G6-3		4-2 S BLK HR BB		3-2 F9 1B 2B		1-1 G6-3			3	2	1	0	1	0	0	<b>Cleveland Indians @ Toronto Blue Jays</b> SkyDome, Toronto, ON Tue Sep 15 1992, 7:05 PM EDT Att: 49,487 - Sunny - 76 F								
<b>Roberto Alomar, S</b> OBP: 0.417, SLG: 0.434	4-1 S WP SF9 BB		2-0 SF8		0-0 F9		1-0 FC5-4 1B			2	1	1	1	1	0	1									
<b>Joe Carter, R</b> OBP: 0.313, SLG: 0.505	3-2 SF9		1-0 P4		1-0 BB 1B		2-0 FC5-4			3	0	1	2	0	0	2									
<b>Dave Winfield, R</b> OBP: 0.375, SLG: 0.498	1-2 G6-3		2-3 HR		3-H BB		4-2 HBP BB			2	1	1	2	2	0	0									
<b>John Olerud, L</b> OBP: 0.377, SLG: 0.461		2-1 G3-1	0-2 G6-3		1-3 K		1-0 F8			4	0	0	0	0	1	3									
<b>Candy Maldonado, R</b> OBP: 0.350, SLG: 0.472		2-3 K		1-0 F8		2-1 G6-3		1-2 G5-4-3 HBP		3	0	0	0	0	1	0									
<b>Kelly Gruber, R</b> OBP: 0.285, SLG: 0.378		1-2 FC6-4 1B		1-0 G6-3		0-0 P9		2-1 G5-4-3		4	0	1	0	0	0	2									
<b>Pat Borders, R</b> OBP: 0.298, SLG: 0.395		1-0 FC6-4		1-2 P3		0-0 F7				3	0	0	0	0	0	1									
<b>Alfredo Griffin, S</b> OBP: 0.230, SLG: 0.243			4-0 BLK BB SF8 BB		2-1 G4-3		1-2 G1-3			2	1	0	0	1	0	0									
<b>Inning Stats</b>	R: 1 E: 0 K: 0 S: 10	H: 0 LOB: 0 BB: 1 P: 18	R: 0 E: 0 K: 1 S: 9	H: 1 LOB: 1 BB: 0 P: 15	R: 3 E: 0 K: 0 S: 10	H: 1 LOB: 0 BB: 2 P: 21	R: 0 E: 0 K: 0 S: 5	H: 0 LOB: 0 BB: 0 P: 8	R: 1 E: 0 K: 1 S: 12	H: 2 LOB: 2 BB: 1 P: 23	R: 0 E: 0 K: 0 S: 4	H: 0 LOB: 0 BB: 0 P: 6	R: 0 E: 0 K: 0 S: 8	H: 1 LOB: 1 BB: 0 P: 12	R: 0 E: 0 K: 0 S: 7	H: 0 LOB: 1 BB: 1 P: 15		1B: 3 2B: 1 3B: 0 HR: 1	SF: 2 SAC: 0 DP: 1 HBP: 1	WP: 1 PB: 0 SB: 2 CS: 0	PA: 34				
<b>PITCHER</b>	IP	WLS	BF	H	R	ER	SO	BB	IBB	HBP	BLK	WP	HR	S	P	ERA	WHIP								
<b>Alan Embree, L</b> ERA: 9.64	4.2	L	21	4	5	5	1	3	0	0	0	1	0	19	34	0.00	1.286								
<b>Rod Nichols, R</b> ERA: 4.21	2.1		10	1	0	0	1	2	0	0	0	0	0	1	2	0.00	0.000								
<b>Kevin Wickander, L</b> ERA: 3.18	0.1		1	0	0	0	0	0	0	0	0	0	0	1	2	0.00	0.000								
<b>Ted Power, R</b> ERA: 2.44	0.2		2	0	0	0	0	0	0	1	0	0	0	4	7	0.00	0.000								





Batter	1	2	3	4	5	6	7	8	9	AB	R	H	RBI	BB	SO	LOB	TOP				
<b>Kenny Lofton, L</b> OBP: 0.360, SLG: 0.365 (1, 8)	G6-3				G6-3				G4-3	5	0	2	0	0	0	0	<b>Cleveland Indians @ Toronto Blue Jays</b> SkyDome, Toronto, ON Wed Sep 16 1992, 7:05 PM EDT Att: 50,416 - Sunny - 77 F				
<b>Mark Lewis, R</b> OBP: 0.308, SLG: 0.350 (1, 6)	K	K			P3		K		G1-3	5	0	1	0	0	3	4					
<b>Carlos Baerga, S</b> OBP: 0.346, SLG: 0.443 (1, 4)	G3-4-1				K				G1-3	5	0	2	1	0	1	1					
<b>Albert Belle, R</b> OBP: 0.321, SLG: 0.470 (1, 10)		G1-3			K					4	1	2	0	1	2	3					
<b>Paul Sorrento, L</b> OBP: 0.346, SLG: 0.444 (1, 3)	G1-3				G4-3				G3-1	5	0	0	0	0	0	7					
<b>Carlos Martinez, R</b> OBP: 0.291, SLG: 0.410 <b>Brook Jacoby, R</b> OBP: 0.325, SLG: 0.330 (8, 5)		2B			FC6-4				F7	3	1	1	0	0	0	1					
<b>Mark Whiten, S</b> OBP: 0.359, SLG: 0.387 (1, 9)		HR			FC6-4				P4	4	1	1	1	0	0	2					
<b>Glenallen Hill, R</b> OBP: 0.290, SLG: 0.431 (1, 7)		HR			K					4	3	3	4	0	1	1					
<b>Junior Ortiz, R</b> OBP: 0.283, SLG: 0.270 (1, 2)		HR			K				G3	4	0	1	0	0	1	1					
<b>Inning Stats</b>	R: 0 E: 0 K: 1 S: 12	H: 0 LOB: 0 BB: 0 P: 17	R: 4 E: 0 K: 2 S: 23	H: 4 LOB: 1 BB: 0 P: 38	R: 0 E: 0 K: 1 S: 9	H: 1 LOB: 1 BB: 0 P: 16	R: 0 E: 0 K: 1 S: 6	H: 1 LOB: 1 BB: 0 P: 10	R: 0 E: 0 K: 0 S: 7	H: 1 LOB: 0 BB: 0 P: 10	R: 1 E: 0 K: 2 S: 14	H: 4 LOB: 3 BB: 0 P: 20	R: 1 E: 0 K: 0 S: 10	H: 1 LOB: 2 BB: 1 P: 14	R: 0 E: 0 K: 0 S: 14	H: 1 LOB: 2 BB: 1 P: 22		1B: 10 2B: 1 3B: 0 HR: 2	SF: 0 SAC: 0 DP: 0 HBP: 1	WP: 0 PB: 1 SB: 2 CS: 0	PA: 41
<b>PITCHER</b>	IP	WLS	BF	H	R	ER	SO	BB	IBB	HBP	BLK	WP	HR	S	P	ERA	WHIP				
<b>Todd Stottlemyre, R</b> ERA: 4.6 (1, 1)	6.2	L	31	11	5	5	8	0	0	1	0	0	1	77	118	6.75	1.650				
<b>David Welts, L</b> ERA: 5.6 (7, 1)	1.1		5	1	1	1	0	0	0	0	0	0	1	13	20	6.75	0.750				
<b>Mike Timlin, R</b> ERA: 4.58 (9, 1)	1.0		5	1	0	0	0	1	0	0	0	0	0	14	22	0.00	2.000				

Batter	1	2	3	4	5	6	7	8	9	AB	R	H	RBI	BB	SO	LOB	BOTTOM				
<b>Devon White, S</b> OBP: 0.297, SLG: 0.379 (1, 8)	FC6-4				P7				K	3	0	0	0	1	2	5	<b>Cleveland Indians @ Toronto Blue Jays</b> SkyDome, Toronto, ON Wed Sep 16 1992, 7:05 PM EDT Att: 50,416 - Sunny - 77 F				
<b>Roberto Alomar, S</b> OBP: 0.416, SLG: 0.432 (1, 4)	FC6-4				FC6				G4-3	4	0	1	2	0	0	3					
<b>Joe Carter, R</b> OBP: 0.311, SLG: 0.503 (1, 10)	G6-4-3				F8				F8	3	0	0	1	0	0	2					
<b>Dave Winfield, R</b> OBP: 0.374, SLG: 0.496 (1, 9)		G4-3			G5-3				K	4	0	1	0	0	1	1					
<b>John Olerud, L</b> OBP: 0.376, SLG: 0.459 (1, 3)		G3			K				G3	4	0	1	0	0	1	1					
<b>Kelly Gruber, R</b> OBP: 0.285, SLG: 0.376 (1, 5)		G4-3							F7	4	0	1	0	0	0	2					
<b>Turner Ward, S</b> OBP: 0.375, SLG: 0.591 (1, 7)					K				G4-6-3	4	1	1	0	0	1	3					
<b>Ed Sprague, R</b> OBP: 0.278, SLG: 0.389 (1, 2)					E6				F9	4	1	1	0	0	0	1					
<b>Alfredo Griffin, S</b> OBP: 0.241, SLG: 0.248 (1, 6)					P6				G4-3	2	1	1	0	1	0	1					
<b>Inning Stats</b>	R: 0 E: 0 K: 0 S: 3	H: 0 LOB: 0 BB: 1 P: 8	R: 0 E: 0 K: 1 S: 9	H: 1 LOB: 0 BB: 0 P: 16	R: 0 E: 1 K: 0 S: 8	H: 0 LOB: 1 BB: 0 P: 13	R: 0 E: 0 K: 1 S: 6	H: 0 LOB: 0 BB: 0 P: 9	R: 0 E: 0 K: 1 S: 7	H: 1 LOB: 0 BB: 1 P: 16	R: 0 E: 0 K: 1 S: 6	H: 0 LOB: 0 BB: 0 P: 9	R: 3 E: 0 K: 1 S: 20	H: 4 LOB: 1 BB: 0 P: 31	R: 0 E: 0 K: 0 S: 11	H: 1 LOB: 1 BB: 0 P: 16		1B: 7 2B: 0 3B: 0 HR: 0	SF: 1 SAC: 0 DP: 2 HBP: 0	WP: 1 PB: 0 SB: 1 CS: 0	PA: 35
<b>PITCHER</b>	IP	WLS	BF	H	R	ER	SO	BB	IBB	HBP	BLK	WP	HR	S	P	ERA	WHIP				
<b>Charles Nagy, R</b> ERA: 3.0 (1, 1)	7.1	W	29	6	3	3	5	2	0	0	0	0	0	63	107	3.68	1.091				
<b>Ted Power, R</b> ERA: 2.39 (8, 1)	1.2	S	6	1	0	0	0	0	0	0	0	0	0	14	21	0.00	0.600				

AB 39  
R 6  
H 13  
RBI 6  
BB 1  
SO 8  
LOB 20





Batter	1	2	3	4	5	6	7	8	9	10	AB	R	H	RBI	BB	SO	LOB	TOP					
<b>Kenny Lofton, L</b> OBP: 0.358, SLG: 0.363 (1, 8)	F7		E7 SF8		FC4-6			1B 2B 1B		F8	5	2	1	0	0	0	2						
<b>Mark Lewis, R</b> OBP: 0.304, SLG: 0.351 <b>Reggie Jefferson, S</b> OBP: 0.259, SLG: 0.296 <b>Thomas Howard, S</b> OBP: 0.319, SLG: 0.345 <b>Felix Fermin, R</b> OBP: 0.304, SLG: 0.293 (8, PH)	FC5-4 1B		SF8		G5-3			SAFE 2B 1B		G6-3	2	0	1	1	0	0	2						
<b>Carlos Baerga, S</b> OBP: 0.343, SLG: 0.439 (1, 4)	FC5-4 HR		G4-3					SAFE K 1B		G4-3	5	1	0	0	0	2	3						
<b>Albert Belle, R</b> OBP: 0.322, SLG: 0.478 (1, 10)	HR				K			K 2B			4	1	2	4	0	2	0						
<b>Paul Sorrento, L</b> OBP: 0.347, SLG: 0.442 (1, 3)	G5-3				K			2-H 3-H 4-B		G6-4-3 1B	2	0	0	0	2	1	0						
<b>Carlos Martinez, R</b> OBP: 0.285, SLG: 0.401 (1, 5)		G5-3			G5-3			1B F7		G6-4-3	4	0	0	0	0	0	3						
<b>Mark Whiten, S</b> OBP: 0.358, SLG: 0.384 (1, 9)		F7			FC1-5 BB			G1-3		F8	3	0	0	0	1	0	0						
<b>Glenallen Hill, R</b> OBP: 0.289, SLG: 0.429 (1, 7)		L7			FC4-6 FC1-5 1B			G6-3		F9	4	0	1	0	0	0	0						
<b>Junior Ortiz, R</b> OBP: 0.280, SLG: 0.267 <b>Wayne Kirby, L</b> OBP: 0.417, SLG: 0.667 <b>Jesse Lewis, L</b> OBP: 0.258, SLG: 0.387 (7, PH)					FC1-5 FC4-8			L4		G4-3	2	0	0	0	0	0	2						
<b>Inning Stats</b>	R: 2 E: 0 K: 0 S: 10	H: 2 LOB: 0 P: 14	R: 0 E: 0 K: 0 S: 7	H: 0 LOB: 0 P: 9	R: 1 E: 1 K: 0 S: 7	H: 0 LOB: 0 P: 13	R: 0 E: 0 K: 2 S: 8	H: 0 LOB: 0 P: 9	R: 0 E: 0 K: 2 S: 10	H: 0 LOB: 1 P: 20	R: 0 E: 0 K: 0 S: 9	H: 0 LOB: 0 P: 13	R: 2 E: 0 K: 1 S: 9	H: 3 LOB: 2 P: 14	R: 0 E: 0 K: 0 S: 7	H: 0 LOB: 0 P: 11	R: 0 E: 0 K: 0 S: 5	H: 0 LOB: 0 P: 6	1B: 4 2B: 1 3B: 0 HR: 1	SF: 1 SAC: 0 DP: 1 HBP: 0	WP: 0 PB: 0 SB: 2 CS: 0	PA: 39	
<b>PITCHER</b>	IP	WLS	BF	H	R	ER	SO	BB	IBB	HBP	BLK	WP	HR	S	P	ERA	WHIP						
<b>Jack Morris, R</b> ERA: 4.08 <b>Duane Ward, R</b> ERA: 2.05 (1, 1)	9.0	W	36	6	5	4	5	2	0	0	0	0	0	1	77	120	4.00	0.889					
<b>PITCHER</b>	IP	WLS	BF	H	R	ER	SO	BB	IBB	HBP	BLK	WP	HR	S	P	ERA	WHIP						

Cleveland Indians @ Toronto Blue Jays  
SkyDome, Toronto, ON  
Thu Sep 17 1992, 7:05 PM EDT  
Att. 50,408 - Sunny - 75 F

AB	35
R	5
H	6
RBI	5
BB	3
SO	5
LOB	12



Batter	1	2	3	4	5	6	7	8	9	10	AB	R	H	RBI	BB	SO	LOB	BOTTOM					
<b>Devon White, S</b> OBP: 0.297, SLG: 0.379 (1, 8)	E6 1B 2B		K		P4			G3		G4-3	5	1	1	0	0	1	3						
<b>Roberto Alomar, S</b> OBP: 0.414, SLG: 0.430 (1, 4)	PB S 1B 1B		G3		F7			G4-3		G5-3	5	1	1	1	0	0	0						
<b>Joe Carter, R</b> OBP: 0.311, SLG: 0.506 (1, 9)	K2-3		HR		F8			G6-3 S BB		L8	4	1	1	1	1	1	1						
<b>Dave Winfield, R</b> OBP: 0.375, SLG: 0.494 (1, 10)	E WP 1B		G1-3		P6			G6-3		G6-3 HR BB	4	2	1	1	1	0	1						
<b>John Olerud, L</b> OBP: 0.376, SLG: 0.464 (1, 3)	E3 1B WP 1B		K					WP E BB		G6-3	4	2	1	2	1	1	2						
<b>Candy Maldonado, R</b> OBP: 0.352, SLG: 0.471 (1, 7)	1B 1B							E7 WP		G4-3	3	0	1	0	1	0	1						
<b>Kelly Gruber, R</b> OBP: 0.285, SLG: 0.375 (1, 5)	G6-4-3 1B		K					K		P2	4	0	1	1	0	2	3						
<b>Pat Borders, R</b> OBP: 0.296, SLG: 0.391 (1, 2)	G6-4-3				K			P3		G6-3	4	0	0	0	0	1	4						
<b>Alfredo Griffin, S</b> OBP: 0.242, SLG: 0.241 (1, 6)	F9				K			BB		G5-3	3	0	0	0	1	1	0						
<b>Inning Stats</b>	R: 4 E: 2 K: 1 S: 14	H: 5 LOB: 1 BB: 0 P: 25	R: 0 E: 0 K: 1 S: 9	H: 0 LOB: 0 P: 14	R: 1 E: 0 K: 2 S: 17	H: 1 LOB: 1 BB: 1 P: 25	R: 0 E: 0 K: 2 S: 10	H: 0 LOB: 0 P: 15	R: 0 E: 0 K: 0 S: 6	H: 0 LOB: 1 P: 15	R: 0 E: 0 K: 0 S: 5	H: 0 LOB: 0 P: 8	R: 0 E: 0 K: 0 S: 9	H: 0 LOB: 0 P: 14	R: 2 E: 0 K: 0 S: 10	H: 1 LOB: 0 BB: 1 P: 14	1B: 4 2B: 1 3B: 0 HR: 2	SF: 0 SAC: 0 DP: 1 HBP: 0	WP: 2 PB: 1 SB: 2 CS: 0	PA: 41			
<b>PITCHER</b>	IP	WLS	BF	H	R	ER	SO	BB	IBB	HBP	BLK	WP	HR	S	P	ERA	WHIP						
<b>Scott Scudder, R</b> ERA: 5.04 <b>Jack Armstrong, R</b> ERA: 4.89 <b>Mike Christopher, R</b> ERA: 3.0 <b>Eric Plunk, R</b> ERA: 3.63 (1, 1)	0.1	7	17	1	1	1	5	2	0	0	0	0	0	1	47	73	1.93	0.643					
<b>PITCHER</b>	IP	WLS	BF	H	R	ER	SO	BB	IBB	HBP	BLK	WP	HR	S	P	ERA	WHIP						

Cleveland Indians @ Toronto Blue Jays  
SkyDome, Toronto, ON  
Thu Sep 17 1992, 7:05 PM EDT  
Att. 50,408 - Sunny - 75 F

AB	36
R	7
H	7
RBI	6
BB	5
SO	7
LOB	15





Batter	1	2	3	4	5	6	7	8	9	AB	R	H	RBI	BB	SO	LOB	TOP										
Brian Downing, R (1, 10) Kevin Reimer, L (8, PH) OBP: 0.406, SLG: 0.429 OBP: 0.333, SLG: 0.444										3	0	1	0	0	1	1	<p>Texas Rangers @ Toronto Blue Jays</p> <p>SkyDome, Toronto, ON</p> <p>Fri Sep 18 1992, 7:05 PM EDT</p> <p>Att: 50,416 - Dome - 70 F</p>										
Rafael Palmeiro, L (1, 3) Rob Maurer, L (5, 3) OBP: 0.352, SLG: 0.423 OBP: 0.500, SLG: 0.500										2	0	0	0	0	1	2											
Jose Canseco, R (1, 9) Dan Peltier, L (8, 9)										4	0	1	0	0	0	2											
Juan Gonzalez, R (1, 7) Jack Daugherty, S (5, 7) OBP: 0.297, SLG: 0.526 OBP: 0.297, SLG: 0.295										2	0	0	0	0	0	0											
Dean Palmer, R (1, 5) Al Newman, S (5, 5) OBP: 0.314, SLG: 0.433 OBP: 0.308, SLG: 0.235										2	0	0	0	0	1	0											
Monty Faries, R (1, 8) Donald Harris, R (5, PH) OBP: 0.328, SLG: 0.371 OBP: 0.208, SLG: 0.250										1	0	0	0	0	1	0											
Ivan Rodriguez, R (1, 2) Ray Stephens, R (5, PH) OBP: 0.293, SLG: 0.356 OBP: 0.200, SLG: 0.200										1	0	0	0	0	0	0											
Mario Diaz, R (1, 6) Cris Colon, S (5, PH) OBP: 0.200, SLG: 0.233										1	0	1	0	0	0	0											
Jeff Frye, R (1, 4) OBP: 0.311, SLG: 0.335										3	0	2	0	0	0	1											
<b>Inning Stats</b>	R: 0 E: 0 K: 1 S: 5	H: 0 LOB: 0 BB: 0 P: 9	R: 0 E: 0 K: 1 S: 8	H: 0 LOB: 0 BB: 0 P: 11	R: 0 E: 0 K: 1 S: 13	H: 2 LOB: 2 BB: 0 P: 16	R: 0 E: 0 K: 1 S: 10	H: 0 LOB: 0 BB: 0 P: 18	R: 0 E: 0 K: 3 S: 11	H: 0 LOB: 0 BB: 0 P: 17	R: 0 E: 0 K: 0 S: 8	H: 2 LOB: 2 BB: 0 P: 14	R: 0 E: 0 K: 0 S: 10	H: 2 LOB: 1 BB: 0 P: 16	R: 0 E: 0 K: 1 S: 9	H: 2 LOB: 1 BB: 0 P: 17		R: 0 E: 0 K: 0 S: 6	H: 1 LOB: 1 BB: 0 P: 10	1B: 8 2B: 1 3B: 0 HR: 0	SF: 0 SAC: 0 DP: 2 HBP: 0	WP: 0 PB: 1 SB: 0 CS: 0	PA: 34				
<b>PITCHER</b>	IP	WLS	BF	H	R	ER	SO	BB	IBB	HBP	BLK	WP	HR	S	P	ERA	WHIP										
Jimmy Key, L (1, 1) ERA: 3.52	7.0	W	26	6	0	0	7	0	0	0	0	0	0	65	101	0.00	0.857										
Mark Eichhorn, R (8, 1) ERA: 3.13	1.0		4	2	0	0	1	0	0	0	0	0	0	9	17	0.00	2.000										
David Wells, L (9, 1) ERA: 5.55	1.0		4	1	0	0	0	0	0	0	0	0	0	6	10	0.00	1.000										

Batter	1	2	3	4	5	6	7	8	9	AB	R	H	RBI	BB	SO	LOB	BOTTOM										
Devon White, S (1, 8) Derek Bell, R (6, 8) OBP: 0.298, SLG: 0.386 OBP: 0.309, SLG: 0.352										4	3	2	4	0	1	0	<p>Texas Rangers @ Toronto Blue Jays</p> <p>SkyDome, Toronto, ON</p> <p>Fri Sep 18 1992, 7:05 PM EDT</p> <p>Att: 50,416 - Dome - 70 F</p>										
Roberto Alomar, S (1, 4) Eddie Zosky, R (6, 6) OBP: 0.413, SLG: 0.429 OBP: 0.333, SLG: 0.800										4	1	1	0	0	0	1											
Joe Carter, R (1, 9) Turner Ward, S (7, 9) OBP: 0.311, SLG: 0.503 OBP: 0.360, SLG: 0.565										3	0	0	0	0	0	2											
Dave Winfield, R (1, 10) Rance Mulliniks, L (8, PH) OBP: 0.377, SLG: 0.501 OBP: 0.697, SLG: 0.500										3	2	2	3	1	0	0											
John Olerud, L (1, 3) Domingo Martinez, R (6, PH) OBP: 0.378, SLG: 0.465 OBP: 1.000, SLG: 2.500										2	1	1	1	1	0	0											
Candy Maldonado, R (1, 7) Pat Tabler, R (6, PH) OBP: 0.350, SLG: 0.468 OBP: 0.300, SLG: 0.273										3	0	0	0	0	0	5											
Kelly Gruber, R (1, 5) Tom Quinlan, R (5, 5) OBP: 0.283, SLG: 0.373 OBP: 0.167, SLG: 0.182										2	0	0	0	0	0	2											
Pat Borders, R (1, 2) Ed Sprague, R (8, 2) OBP: 0.295, SLG: 0.390 OBP: 0.276, SLG: 0.389										4	1	1	2	0	0	0											
Alfredo Griffin, S (1, 6) OBP: 0.250, SLG: 0.250										4	2	2	0	0	0	1											
<b>Inning Stats</b>	R: 0 E: 0 K: 1 S: 8	H: 0 LOB: 0 BB: 0 P: 11	R: 2 E: 1 K: 0 S: 11	H: 3 LOB: 1 BB: 0 P: 16	R: 3 E: 1 K: 0 S: 11	H: 2 LOB: 0 BB: 0 P: 17	R: 3 E: 1 K: 0 S: 17	H: 2 LOB: 3 BB: 2 P: 30	R: 2 E: 0 K: 1 S: 8	H: 2 LOB: 0 BB: 0 P: 14	R: 0 E: 0 K: 0 S: 7	H: 1 LOB: 1 BB: 0 P: 10	R: 0 E: 0 K: 0 S: 8	H: 0 LOB: 0 BB: 0 P: 12	R: 3 E: 0 K: 0 S: 12	H: 3 LOB: 0 BB: 0 P: 21		1B: 8 2B: 1 3B: 1 HR: 3	SF: 1 SAC: 0 DP: 0 HBP: 1	WP: 0 PB: 0 SB: 0 CS: 0	PA: 42						
<b>PITCHER</b>	IP	WLS	BF	H	R	ER	SO	BB	IBB	HBP	BLK	WP	HR	S	P	ERA	WHIP										
Kevin Brown, R (1, 1) ERA: 3.37	3.2	L	22	7	8	4	1	0	0	0	0	0	1	41	63	9.82	2.182										
Brian Bohanon, L (4, 1) ERA: 6.52	2.1		11	3	2	2	1	1	0	0	0	0	1	21	35	7.71	1.714										
Terry Mathews, R (7, 1) ERA: 6.2	1.0		3	0	0	0	0	0	0	0	0	0	0	8	12	0.00	0.000										
Mike Jeffcoat, L (8, 1) ERA: 7.71	1.0		6	3	3	3	0	0	0	0	0	0	1	12	21	27.00	3.000										



Batter	1	2	3	4	5	6	7	8	9	AB	R	H	RBI	BB	SO	LOB	TOP										
David Hulse, L (1, 8) OBP: 0.346, SLG: 0.347	F7		1-1 WP 2B		2-2 G1-3		3-2 L8			4	0	1	0	0	0	0	Texas Rangers @ Toronto Blue Jays SkyDome, Toronto, ON Sat Sep 19 1992, 3:33 AM EDT Att: 50,421 - Dome - 70 F										
Dean Palmer, R (1, 5) OBP: 0.313, SLG: 0.431	K		0-3 K		0-2 G5-3			4-1 G6-4-3 BB		3	0	0	0	1	2	1											
Jose Canseco, R (1, 9) OBP: 0.348, SLG: 0.477	BB		1-3 K			2-3 K		2-3 K		3	0	0	0	1	3	2											
Juan Gonzalez, R (1, 7) OBP: 0.297, SLG: 0.523	2-1 P4		3-3 K			2-1 BB HBP		3-0 G6-4-3 1-2		3	0	0	0	0	1	3											
Rafael Palmeiro, L (1, 3)		4-1 1B BB			0-1 F8			2-2 L9		2	0	0	0	2	0	0											
Kevin Reimer, L (1, 10)		1-2 F9			1-1 1B			0-0 P6		4	0	1	0	0	0	3											
Ivan Rodriguez, R (1, 2)		1-2 1B			0-2 1B			0-1 L3		4	0	2	0	0	1	2											
Jeff Frye, R (1, 4)		3-2 F9			2-1 L3			3-2 P6		3	0	0	0	0	0	4											
Cris Colon, S (1, 6)		2-2 F8						1-1 F8		2	0	0	0	0	0	2											
Rob Maurer, L (7, PH) OBP: 0.333, SLG: 0.333					0-0 L3					1	0	0	0	0	0	0											
Al Newman, S (7, 6) OBP: 0.308, SLG: 0.235										0	0	0	0	0	0	0											
<b>Inning Stats</b>	R: 0 E: 0 K: 1 S: 8	H: 0 LOB: 1 BB: 1 P: 16	R: 0 E: 0 K: 0 S: 13	H: 1 LOB: 2 BB: 1 P: 24	R: 0 E: 0 K: 3 S: 13	H: 1 LOB: 1 BB: 0 P: 18	R: 0 E: 0 K: 0 S: 9	H: 2 LOB: 1 BB: 0 P: 12	R: 0 E: 0 K: 0 S: 7	H: 0 LOB: 0 BB: 0 P: 9	R: 0 E: 0 K: 1 S: 13	H: 0 LOB: 2 BB: 1 P: 20	R: 0 E: 0 K: 0 S: 9	H: 0 LOB: 0 BB: 0 P: 16	R: 0 E: 0 K: 1 S: 5	H: 0 LOB: 0 BB: 1 P: 14	R: 0 E: 0 K: 1 S: 9	H: 0 LOB: 0 BB: 0 P: 14	1B: 3 2B: 2 3B: 0 HR: 0	SF: 0 SAC: 0 DP: 2 HBP: 1	WP: 1 PB: 0 SB: 0 CS: 0	PA: 34					
<b>PITCHER</b>	IP	WLS	BF	H	R	ER	SO	BB	IBB	HBP	BLK	WP	HR	S	P	ERA	WHIP										
David Cone, R (1, 1) ERA: 2.98	7.0	W	28	4	0	0	5	3	0	1	0	1	0	72	115	0.00	1.000										
Duane Ward, R (8, 1) ERA: 2.03	1.0		3	0	0	0	1	1	0	0	0	0	0	5	14	0.00	1.000										
Tom Henke, R (9, 1) ERA: 1.98	1.0	S	3	0	0	0	1	0	0	0	0	0	0	9	14	0.00	0.000										

AB	29
R	0
H	4
RBI	0
BB	4
SO	7
LOB	17



Batter	1	2	3	4	5	6	7	8	9	AB	R	H	RBI	BB	SO	LOB	BOTTOM										
Devon White, S (1, 8) OBP: 0.298, SLG: 0.386	L5			1-3 K		1-0 G4-3 1B		2-3 K		4	0	1	0	0	2	0	Texas Rangers @ Toronto Blue Jays SkyDome, Toronto, ON Sat Sep 19 1992, 3:33 AM EDT Att: 50,421 - Dome - 70 F										
Roberto Alomar, S (1, 4) OBP: 0.411, SLG: 0.426	G4-3			1-1 G6-3		3-2 G4-3				3	0	0	1	0	0	1											
Joe Carter, R (1, 9) OBP: 0.309, SLG: 0.501	P6			2-3 K		2-3 3H 0-3 K				3	0	0	0	0	2	1											
Dave Winfield, R (1, 10) OBP: 0.377, SLG: 0.500		3-2 E6 G3-6-3			0-2 G4-6-3 BB 1B			0-3 K		3	0	1	0	0	1	0											
John Olerud, L (1, 3) OBP: 0.380, SLG: 0.465		0-1 G3-6-3 1-2			4-1 G4-6-3 BB			2-1 FC5-4 1B		2	0	1	0	1	0	1											
Candy Maldonado, R (1, 7) OBP: 0.348, SLG: 0.465		1-1 G5-3			3-2 G4-6-3 1-2 2-3			0-0 FC5-4 1-2		3	0	0	0	0	0	3											
Kelly Gruber, R (1, 5) OBP: 0.281, SLG: 0.370			1-0 G5-3		0-1 L5			2-3 K		3	0	0	0	0	1	2											
Pat Borders, R (1, 2) OBP: 0.294, SLG: 0.388			3-2 F9			1-1 G6-3		0-0 F7		3	0	0	0	0	0	0											
Alfredo Griffin, S (1, 6) OBP: 0.252, SLG: 0.261			1-3 K			1-2 1B G4-3 2B		2-1 P4		3	1	1	0	0	1	0											
<b>Inning Stats</b>	R: 0 E: 0 K: 0 S: 7	H: 0 LOB: 0 BB: 0 P: 10	R: 0 E: 1 K: 0 S: 7	H: 0 LOB: 0 BB: 0 P: 11	R: 0 E: 0 K: 1 S: 7	H: 0 LOB: 0 BB: 0 P: 12	R: 0 E: 0 K: 2 S: 10	H: 0 LOB: 0 BB: 0 P: 14	R: 0 E: 0 K: 0 S: 9	H: 1 LOB: 1 BB: 1 P: 16	R: 1 E: 0 K: 1 S: 12	H: 2 LOB: 1 BB: 0 P: 18	R: 0 E: 0 K: 2 S: 10	H: 1 LOB: 1 BB: 0 P: 14	R: 0 E: 0 K: 1 S: 6	H: 0 LOB: 0 BB: 0 P: 10		1B: 3 2B: 1 3B: 0 HR: 0	SF: 0 SAC: 0 DP: 2 HBP: 0	WP: 0 PB: 0 SB: 0 CS: 0	PA: 28						
<b>PITCHER</b>	IP	WLS	BF	H	R	ER	SO	BB	IBB	HBP	BLK	WP	HR	S	P	ERA	WHIP										
Scott Chiamparino, R (1, 1) ERA: 2.79	7.0	L	25	4	1	1	6	1	0	0	0	0	0	62	95	1.29	0.714										
Ed Nunez, R (8, 1) ERA: 4.55	1.0		3	0	0	0	1	0	0	0	0	0	0	6	10	0.00	0.000										

AB	27
R	1
H	4
RBI	1
BB	1
SO	7
LOB	8



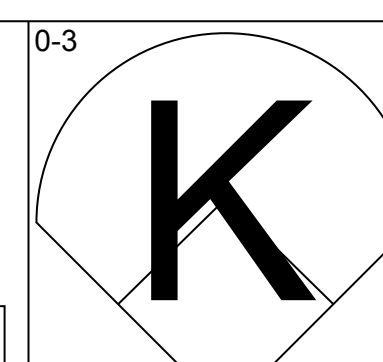
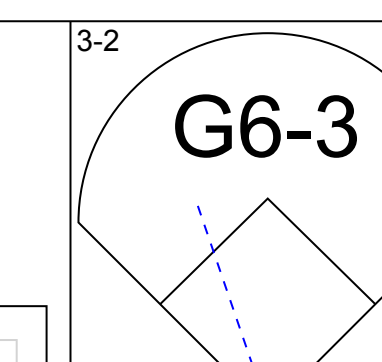
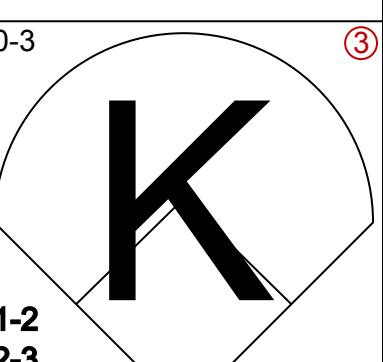
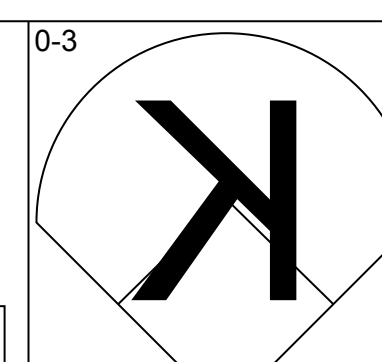
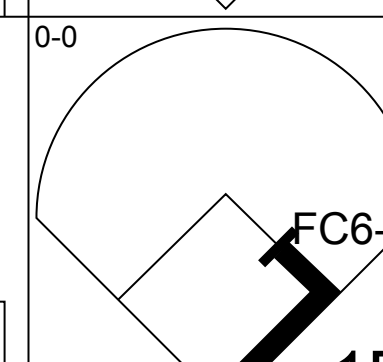
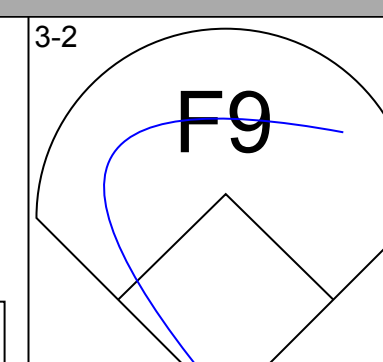
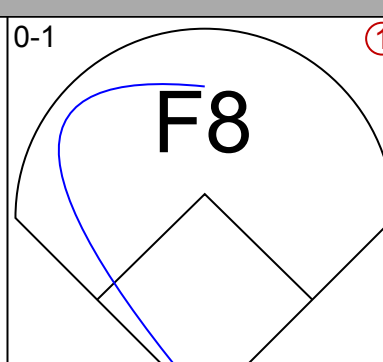
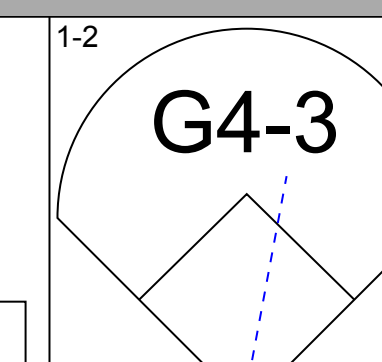
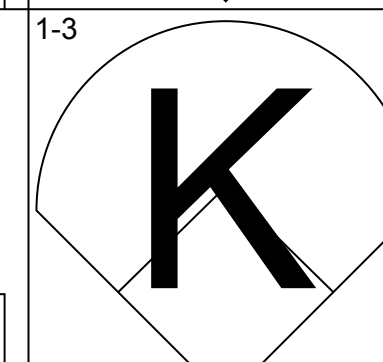
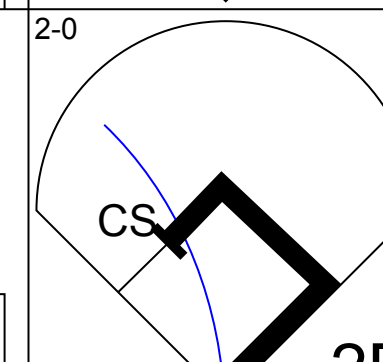
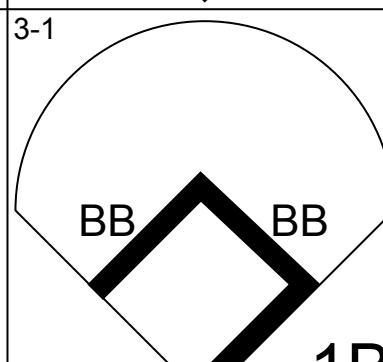
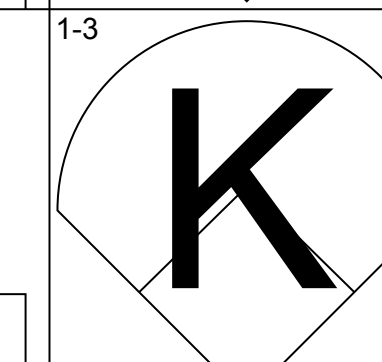
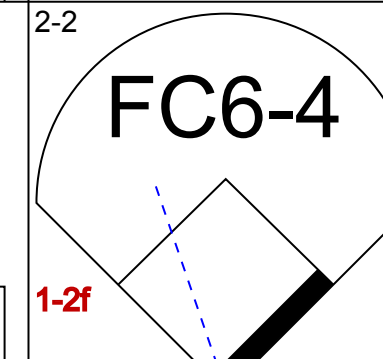
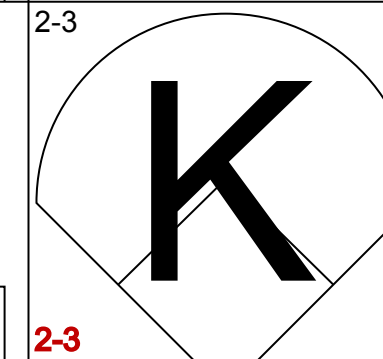
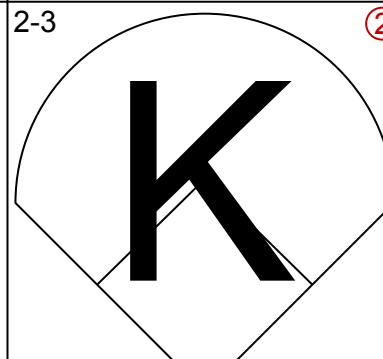
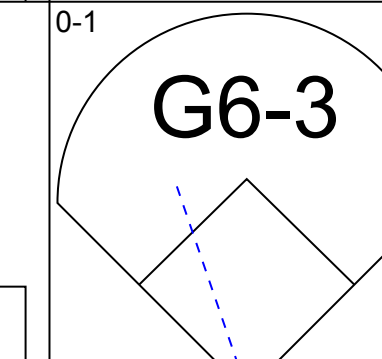
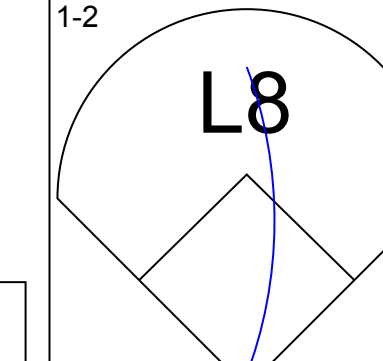
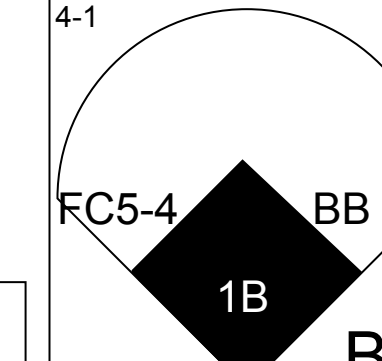
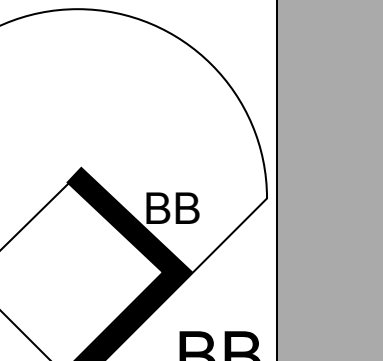
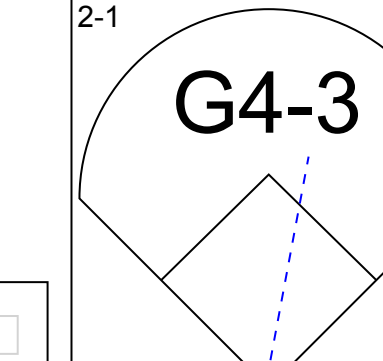
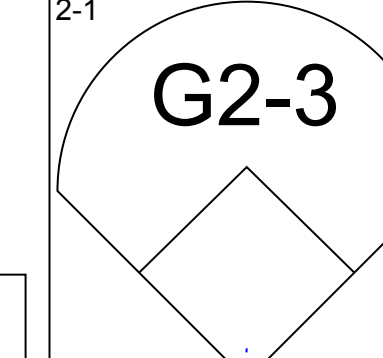
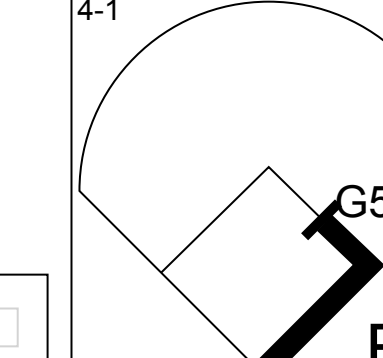
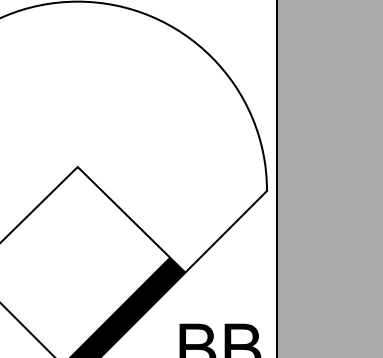
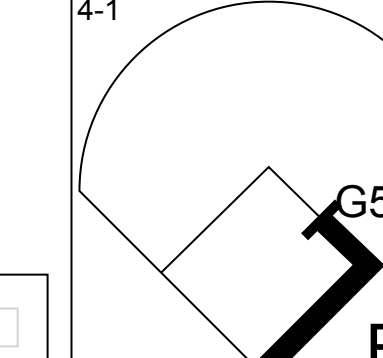
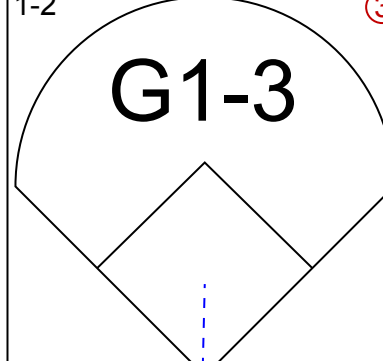
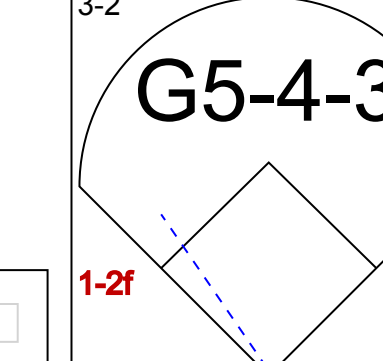
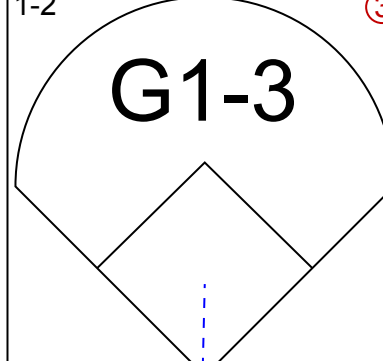
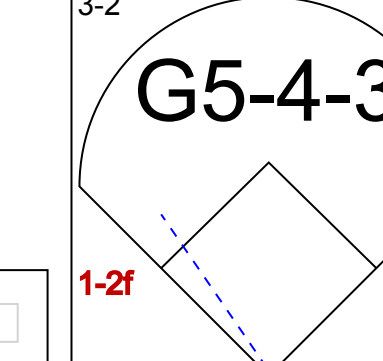
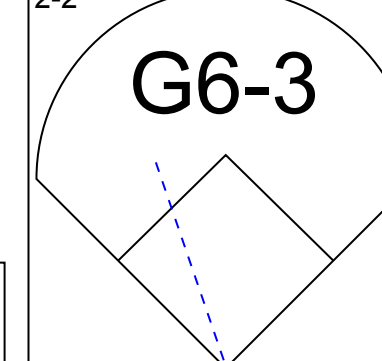
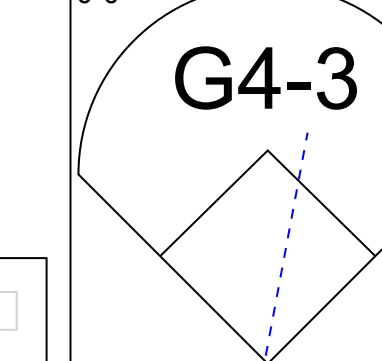
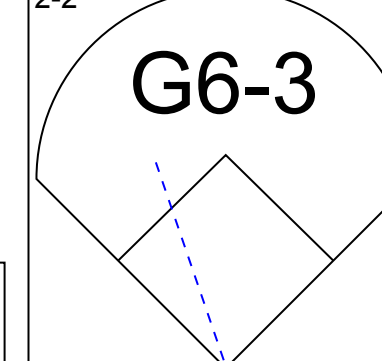
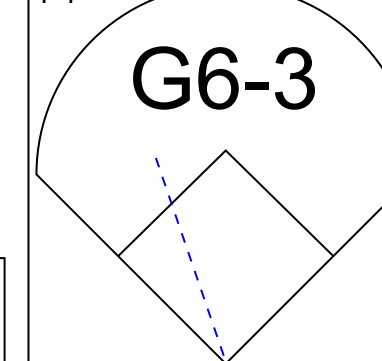






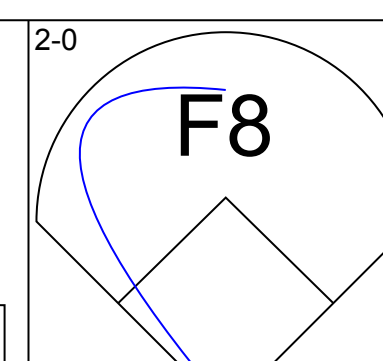
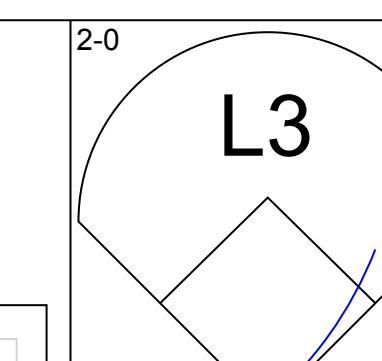

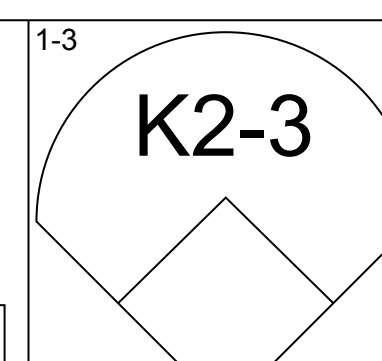
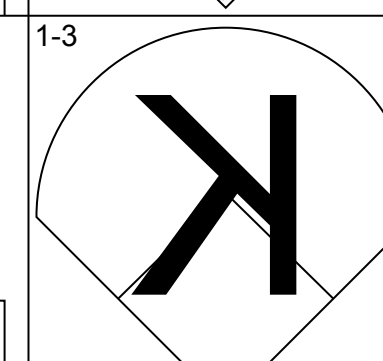
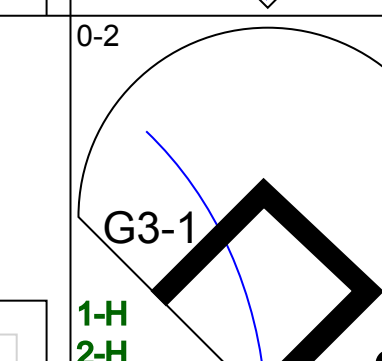

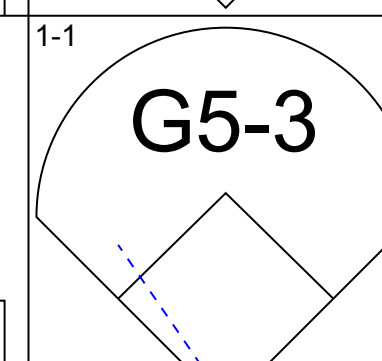
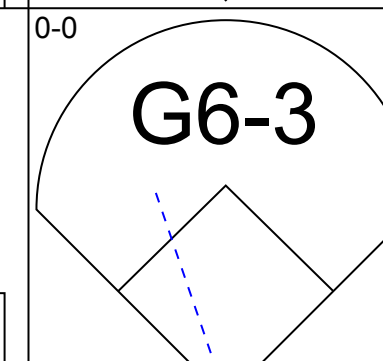
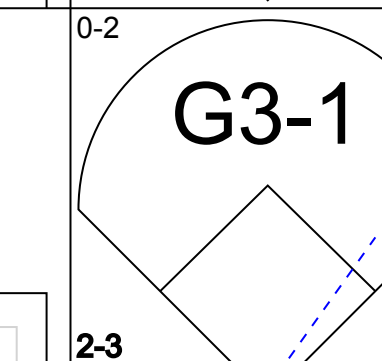
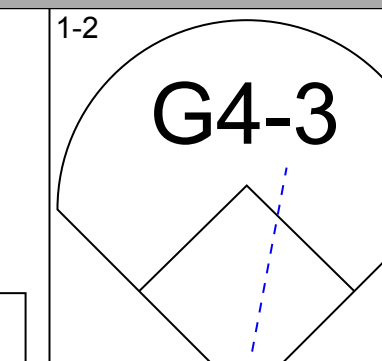
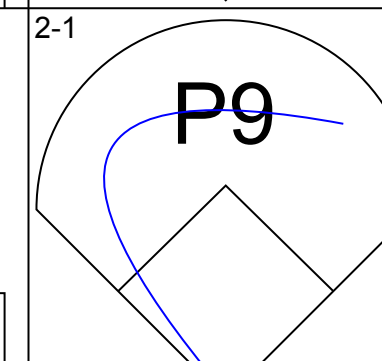
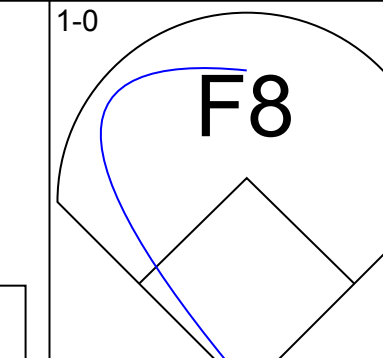
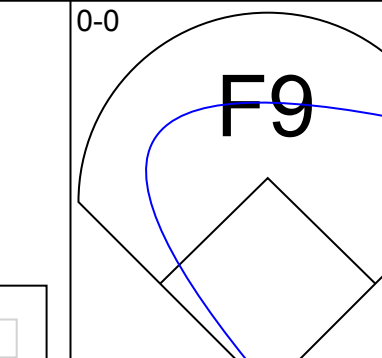
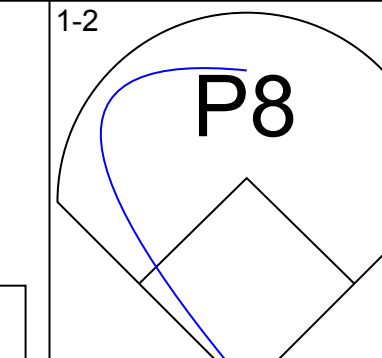
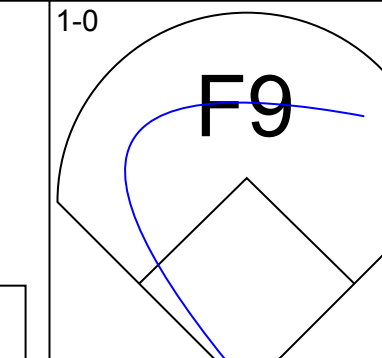
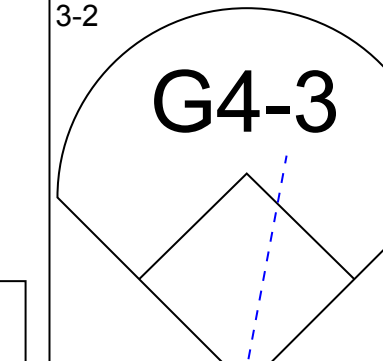
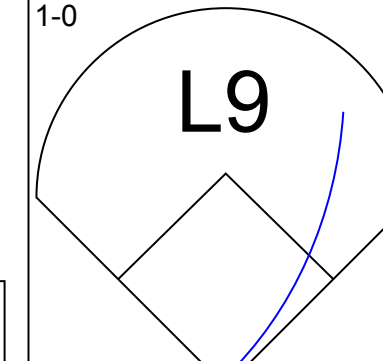
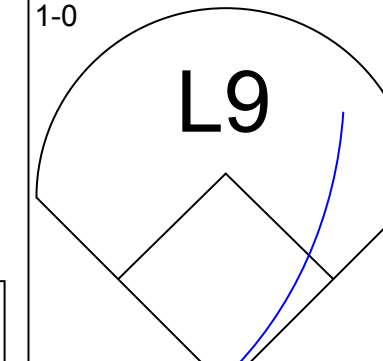
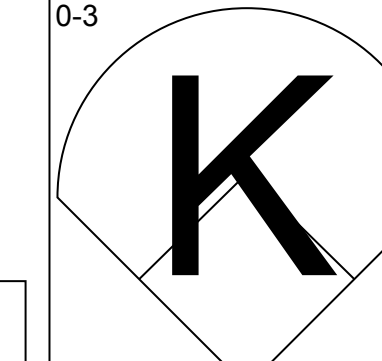

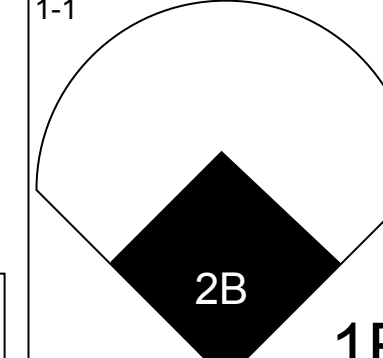
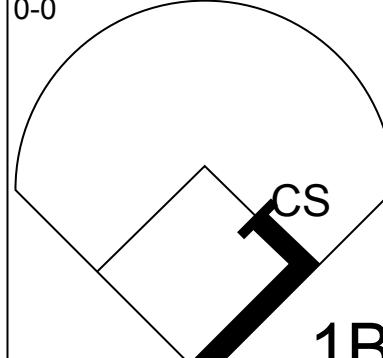
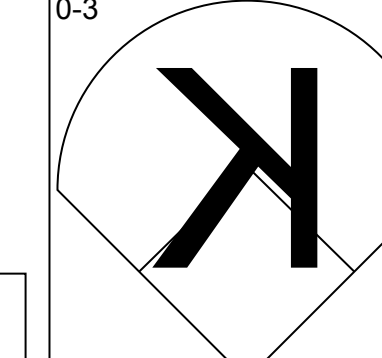
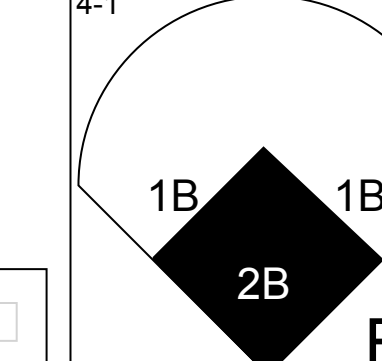
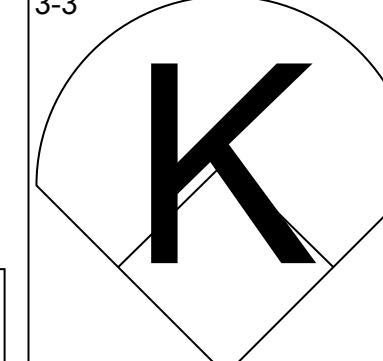
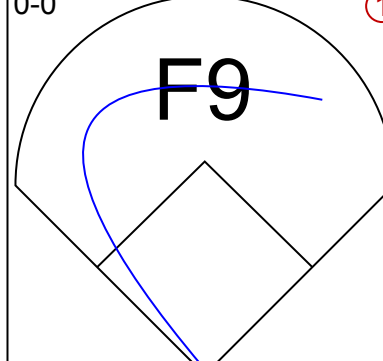
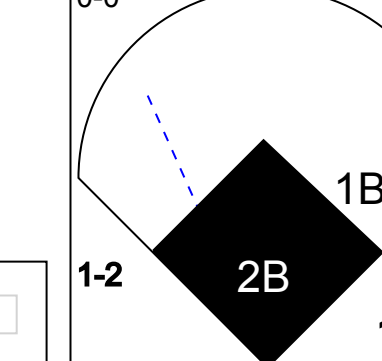
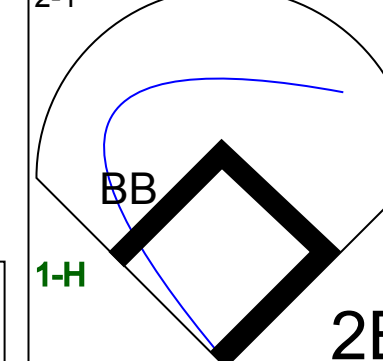
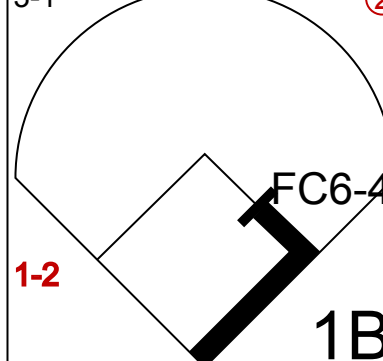
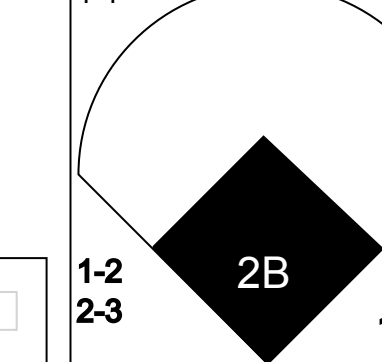
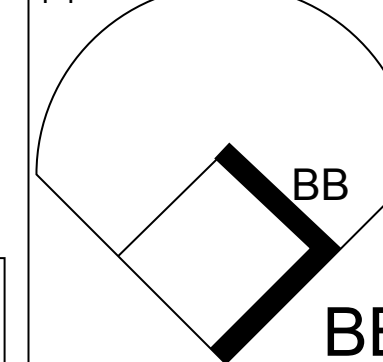
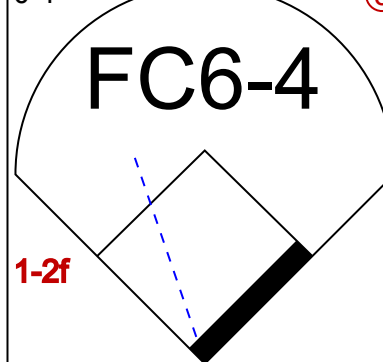




Batter	1	2	3	4	5	6	7	8	9	AB	R	H	RBI	BB	SO	LOB	TOP		
<b>Devon White, S</b> OBP: 0.296, SLG: 0.386 (1, 8)										4	0	0	0	0	3	2	<b>Toronto Blue Jays @ Baltimore Orioles</b> Oriole Park at Camden Yards, Baltimore, MD Wed Sep 23 1992, 7:05 PM EDT Att: 45,660 - Sunny - 65 F		
<b>Roberto Alomar, S</b> OBP: 0.410, SLG: 0.428 (1, 4)										4	0	1	0	0	0	0			
<b>Joe Carter, R</b> OBP: 0.306, SLG: 0.495 (1, 9)										4	0	2	0	0	2	1			
<b>Dave Winfield, R</b> OBP: 0.377, SLG: 0.494 (1, 10)										4	0	0	0	0	2	3			
<b>John Olerud, L</b> OBP: 0.378, SLG: 0.463 (1, 3)										2	1	0	0	2	0	0			
<b>Candy Maldonado, R</b> OBP: 0.354, SLG: 0.466 (1, 7)										1	0	0	0	3	0	0			
<b>Kelly Gruber, R</b> OBP: 0.278, SLG: 0.364 (1, 5)										4	0	0	0	0	0	6			
<b>Pat Borders, R</b> OBP: 0.291, SLG: 0.383 (1, 2)										3	0	0	0	0	0	2			
<b>Alfredo Griffin, S</b> OBP: 0.257, SLG: 0.273 (1, 6)										3	0	1	1	0	0	0			
<b>Inning Stats</b>	R: 0 E: 0 K: 2 S: 10	H: 1 LOB: 1 BB: 0 P: 13	R: 0 E: 0 K: 0 S: 8	H: 0 LOB: 0 BB: 0 P: 12	R: 0 E: 0 K: 0 S: 7	H: 0 LOB: 0 BB: 0 P: 11	R: 0 E: 0 K: 1 S: 8	H: 1 LOB: 2 BB: 0 P: 15	R: 1 E: 0 K: 1 S: 12	H: 1 LOB: 3 BB: 2 P: 21	R: 0 E: 0 K: 1 S: 8	H: 0 LOB: 0 BB: 0 P: 11	R: 0 E: 0 K: 1 S: 9	H: 0 LOB: 0 BB: 1 P: 18	1B: 3 2B: 1 3B: 0 HR: 0	SF: 0 SAC: 0 DP: 1 HBP: 0	WP: 0 PB: 1 SB: 0 CS: 1	PA: 34	
<b>PITCHER</b>	IP	WLS	BF	H	R	ER	SO	BB	IBB	HBP	BLK	WP	HR	S	P	ERA	WHIP		
<b>Arthur Rhodes, L</b> ERA: 3.75 (1, 1)	8.1	W	33	4	1	1	7	5	0	0	0	0	0	76	128	1.08	1.080		
<b>Gregg Olson, R</b> ERA: 2.06 (9, 1)	0.2	S	1	0	0	0	0	0	0	0	0	0	0	6	9	0.00	0.000		

AB	29
R	1
H	4
RBI	1
BB	5
SO	7
LOB	14



Batter	1	2	3	4	5	6	7	8	9	AB	R	H	RBI	BB	SO	LOB	BOTTOM			
<b>Brady Anderson, L</b> OBP: 0.378, SLG: 0.447 (1, 7)										3	0	0	0	1	1	3	<b>Toronto Blue Jays @ Baltimore Orioles</b> Oriole Park at Camden Yards, Baltimore, MD Wed Sep 23 1992, 7:05 PM EDT Att: 45,660 - Sunny - 65 F			
<b>Mike Devereaux, R</b> OBP: 0.325, SLG: 0.473 (1, 8)										4	0	1	3	0	1	3				
<b>Cal Ripken Jr., R</b> OBP: 0.322, SLG: 0.357 (1, 6)										4	0	0	0	0	0	1				
<b>Glenn Davis, R</b> OBP: 0.330, SLG: 0.413 (1, 10)										4	0	0	0	0	0	1				
<b>Randy Milligan, R</b> OBP: 0.384, SLG: 0.365 (1, 3)										4	0	0	0	0	1	0				
<b>David Segui, S</b> OBP: 0.302, SLG: 0.299 (9, 3)										0	0	0	0	0	0	0				
<b>Chito Martinez, L</b> OBP: 0.345, SLG: 0.393 (1, 9)										4	1	2	0	0	2	0				
<b>Chris Hoiles, R</b> OBP: 0.389, SLG: 0.518 (1, 2)										2	1	0	0	1	1	2				
<b>Leo Gomez, R</b> OBP: 0.358, SLG: 0.428 (1, 5)										3	1	3	1	0	0	0				
<b>Billy Ripken, R</b> OBP: 0.279, SLG: 0.320 (1, 4)										2	1	1	0	1	0	1				
<b>Inning Stats</b>	R: 0 E: 0 K: 1 S: 5	H: 0 LOB: 0 BB: 0 P: 8	R: 0 E: 0 K: 1 S: 7	H: 0 LOB: 0 BB: 0 P: 11	R: 3 E: 0 K: 0 S: 12	H: 3 LOB: 1 BB: 1 P: 19	R: 1 E: 0 K: 1 S: 12	H: 2 LOB: 3 BB: 2 P: 28	R: 0 E: 0 K: 0 S: 11	H: 0 LOB: 0 BB: 0 P: 16	R: 0 E: 0 K: 0 S: 6	H: 2 LOB: 1 BB: 0 P: 9	R: 0 E: 0 K: 1 S: 7	H: 0 LOB: 0 BB: 0 P: 11	R: 0 E: 0 K: 2 S: 8	H: 0 LOB: 0 BB: 0 P: 9	1B: 5 2B: 2 3B: 0 HR: 0	SF: 0 SAC: 0 DP: 0 HBP: 0	WP: 0 PB: 0 SB: 0 CS: 1	PA: 33
<b>PITCHER</b>	IP	WLS	BF	H	R	ER	SO	BB	IBB	HBP	BLK	WP	HR	S	P	ERA	WHIP			
<b>Jack Morris, R</b> ERA: 4.09 (1, 1)	8.0	L	33	7	4	4	6	3	0	0	0	0	0	68	111	4.50	1.250			





Batter	1	2	3	4	5	6	7	8	9	AB	R	H	RBI	BB	SO	LOB	TOP			
<b>Devon White, S</b> (1, 8) OBP: 0.300, SLG: 0.386	3-2 S HR 1B	4-2 1B G3-1 2B BB		4-2 1B WP BB		0-0 L9		4-2 1-2 BB		2	3	1	0	3	0	0	<b>Toronto Blue Jays @ Baltimore Orioles</b> Oriole Park at Camden Yards, Baltimore, MD Thu Sep 24 1992, 7:05 PM EDT Att: 45,739 - Sunny - 65 F			
<b>Roberto Alomar, S</b> (1, 4) OBP: 0.498, SLG: 0.426	1 SAFE 1-2 G1-3	0-0 G3-1		2-0 WP S 1B		3-1 E3		2-2 P5		5	0	1	1	0	0	5				
<b>Joe Carter, R</b> (1, 9) OBP: 0.307, SLG: 0.495	0-1 F9	3-2 2B 1B		4-2 1-1 BB		1-0 F9			0-1 G6-3	2	1	1	1	0	0	1				
<b>Derek Bell, R</b> (4, PH) OBP: 0.308, SLG: 0.347		2-3 3-H 1B		1-3 3-H BB						2	0	0	0	1	0	1				
<b>Dave Winfield, R</b> (1, 10) OBP: 0.379, SLG: 0.502	3-1 2H HR	1-1 1-H 3-H 2B		3-2 1-1 BB			0-1 F7		3-1 1B	5	1	3	4	0	0	2				
<b>John Olerud, L</b> (1, 3) OBP: 0.374, SLG: 0.458	3-1 F7	2-1 P5		3-2 2-1 G1-3			0-0 G4-3		1-3 K	5	0	0	0	0	1	4				
<b>Candy Maldonado, R</b> (1, 7) OBP: 0.353, SLG: 0.462		4-0 FC6-4 BB	2-2 F8		3-3 K		3-3 K		1-0 F9	4	0	0	0	1	2	1				
<b>Kelly Gruber, R</b> (1, 5) OBP: 0.275, SLG: 0.360		1-0 1B FC6-4 1B	1-1 G3-1		0-1 F8			3-2 F7		4	1	0	0	0	0	1				
<b>Pat Borders, R</b> (1, 2) OBP: 0.292, SLG: 0.384		0-0 BB G3-1 1B	0-1 P1		0-1 F7			0-0 BB 1B		4	1	2	0	0	0	0				
<b>Alfredo Griffin, S</b> (1, 6) OBP: 0.257, SLG: 0.273		0-1 G3-1 BB 1B		0-1 F8		1-1 F7		1-1 F9		4	1	1	1	0	0	1				
<b>Inning Stats</b>	R: 2 E: 0 K: 0 S: 12	H: 2 LOB: 0 BB: 0 P: 22	R: 5 E: 0 K: 0 S: 22	H: 4 LOB: 1 BB: 2 P: 39	R: 0 E: 0 K: 0 S: 8	H: 0 LOB: 0 BB: 0 P: 11	R: 1 E: 0 K: 1 S: 12	H: 1 LOB: 2 BB: 2 P: 26	R: 0 E: 1 K: 0 S: 6	H: 0 LOB: 1 BB: 0 P: 11	R: 0 E: 0 K: 1 S: 6	H: 0 LOB: 0 BB: 0 P: 9	R: 0 E: 0 K: 1 S: 11	H: 1 LOB: 2 BB: 1 P: 21	R: 0 E: 0 K: 1 S: 8	H: 1 LOB: 1 BB: 0 P: 13	1B: 7 2B: 1 3B: 0 HR: 1	SF: 0 SAC: 0 DP: 0 HBP: 0	WP: 1 PB: 0 SB: 3 CS: 0	PA: 42
<b>PITCHER</b>	IP WLS BF H R ER SO	IP WLS BF H R ER SO	IP WLS BF H R ER SO	IP WLS BF H R ER SO	IP WLS BF H R ER SO	IP WLS BF H R ER SO	IP WLS BF H R ER SO	IP WLS BF H R ER SO	IP WLS BF H R ER SO	IP WLS BF H R ER SO	IP WLS BF H R ER SO	IP WLS BF H R ER SO	IP WLS BF H R ER SO	IP WLS BF H R ER SO	IP WLS BF H R ER SO	IP WLS BF H R ER SO	ERA WHIP	ERA WHIP		
<b>Ben McDonald, R</b> (1, 1) ERA: 4.52	1.2 L	12 5	7 7	0 0	2 0	0 0	0 0	0 0	0 0	0 0	1 28	50 37.80	4.200							
<b>Bob Milacki, R</b> (2, 1) ERA: 5.71	6.1	26 3	1 1	2 2	3 0	0 0	0 0	1 0	57 100	1.42	0.947									
<b>Pat Clements, L</b> (9, 1) ERA: 3.27	1.0	4 1	0 0	1 1	0 0	0 0	0 0	0 0	8 13	0.00	1.000									

Batter	1	2	3	4	5	6	7	8	9	AB	R	H	RBI	BB	SO	LOB	BOTTOM					
<b>Brady Anderson, L</b> (1, 7) OBP: 0.376, SLG: 0.445	0-3 K	0-0 P6		0-0 P4			2-1 E4 G5-3 1B		1-3 K	5	0	1	0	0	2	5	<b>Toronto Blue Jays @ Baltimore Orioles</b> Oriole Park at Camden Yards, Baltimore, MD Thu Sep 24 1992, 7:05 PM EDT Att: 45,739 - Sunny - 65 F					
<b>Luis Mercedes, R</b> (1, 9) OBP: 0.243, SLG: 0.161	0-1 L4	4-2 B BB		2-1 F8		2-1 G5-3		1-0 2B	3	0	0	1	1	0	1							
<b>Joe Orsulak, L</b> (9, PH) OBP: 0.349, SLG: 0.393		1-2 2-3 3-H BB		2-1 F8		2-1 G5-3		1-3 2B	1	0	1	0	0	0	0							
<b>Mike Devereaux, R</b> (1, 8) OBP: 0.324, SLG: 0.470	2-2 1B	2-3 K		2-1 G6-3		2-0 G5-3		1-2 G3-1	5	0	1	0	0	1	6							
<b>Cal Ripken Jr., R</b> (1, 6) OBP: 0.320, SLG: 0.355	1-0 G1-3		3-2 F7		2-2 G6-3		2-0 F8			4	0	0	0	0	0	1						
<b>Glenn Davis, R</b> (1, 10) OBP: 0.332, SLG: 0.414		0-1 BB SF8 1B	1-3 K		1-1 G5-3		2-1 G4-3 1B			4	1	2	0	0	1	0						
<b>Randy Milligan, R</b> (1, 3) OBP: 0.383, SLG: 0.363		4-1 1B BB BB	1-1 G1-3		1-0 F8		0-0 G4-3		1-2 G4-3	3	1	0	0	1	0	1						
<b>Chris Hoiles, R</b> (1, 2) OBP: 0.390, SLG: 0.516		4-2 BB 1B BB		3-3 K		0-1 1B		2-3 K	3	0	1	0	1	2	1							
<b>Leo Gomez, R</b> (1, 5) OBP: 0.356, SLG: 0.426		2-2 SF8		2-2 P9		2-2 F7		0-1 F8	2	0	0	1	0	0	1							
<b>Mark McLemore, S</b> (9, PH) OBP: 0.322, SLG: 0.308		3-H BB 1B		4-0 BB			0-0 G5-3		4-2 2B BB	0	0	0	0	1	0	0						
<b>Billy Ripken, R</b> (1, 4) OBP: 0.282, SLG: 0.322		1-2 2-3 1B								2	0	1	0	1	0	0						
<b>Chito Martinez, L</b> (9, PH) OBP: 0.348, SLG: 0.393										0	0	0	0	1	0	0						
<b>Inning Stats</b>	R: 0 E: 0 K: 1 S: 9	H: 1 LOB: 1 BB: 0 P: 12	R: 2 E: 0 K: 1 S: 22	H: 2 LOB: 3 BB: 3 P: 40	R: 0 E: 0 K: 1 S: 9	H: 0 LOB: 0 BB: 0 P: 14	R: 0 E: 0 K: 1 S: 9	H: 0 LOB: 1 BB: 1 P: 18	R: 0 E: 0 K: 0 S: 7	H: 1 LOB: 1 BB: 0 P: 13	R: 0 E: 0 K: 0 S: 8	H: 1 LOB: 1 BB: 0 P: 12	R: 0 E: 1 K: 0 S: 6	H: 1 LOB: 1 BB: 0 P: 12	R: 0 E: 0 K: 1 S: 7	H: 1 LOB: 2 BB: 1 P: 13	R: 0 E: 0 K: 1 S: 13	H: 1 LOB: 2 BB: 1 P: 20	1B: 6 2B: 1 3B: 0 HR: 0	SF: 1 SAC: 0 DP: 0 HBP: 0	WP: 0 PB: 0 SB: 0 CS: 0	PA: 39
<b>PITCHER</b>	IP WLS BF H R ER SO	IP WLS BF H R ER SO	IP WLS BF H R ER SO	IP WLS BF H R ER SO	IP WLS BF H R ER SO	IP WLS BF H R ER SO	IP WLS BF H R ER SO	IP WLS BF H R ER SO	IP WLS BF H R ER SO	IP WLS BF H R ER SO	IP WLS BF H R ER SO	IP WLS BF H R ER SO	IP WLS BF H R ER SO	IP WLS BF H R ER SO	IP WLS BF H R ER SO	IP WLS BF H R ER SO	ERA WHIP	ERA WHIP				
<b>Jimmy Key, L</b> (1, 1) ERA: 3.5	6.0	26 4	2 2	4 4	0 0	64 109	3.00	1.333														
<b>Mark Eichhorn, R</b> (7, 1) ERA: 3.09	1.0	4 1	0 0	0 0	0 0	6 12	0.00	1.000														
<b>Mike Timlin, R</b> (8, 1) ERA: 4.25	1.0	4 1	0 0	1 1	0 0	7 13	0.00	1.000														
<b>Duane Ward, R</b> (9, 1) ERA: 2.07	1.0	5 1	0 0	1 1	1 0	13 20	0.00	2.000														





Batter	1	2	3	4	5	6	7	8	9	AB	R	H	RBI	BB	SO	LOB	TOP			
<b>Devon White, S</b> (1, 8) OBP: 0.297, SLG: 0.383	1-1 F7	0-1 FC4			2-0 F8		1-2 G4-3		3-3 K	5	0	0	0	0	1	5				
<b>Derek Bell, R</b> (1, 9) OBP: 0.314, SLG: 0.351	1-1 G6-3		3-3 K			1-1 1B		0-1 1B		4	0	2	0	0	1	0				
<b>Roberto Alomar, S</b> (1, 4) OBP: 0.405, SLG: 0.423	0-3 K		3-2 F8			1-2 F8		0-0 P2		4	0	0	0	0	1	2				
<b>Dave Winfield, R</b> (1, 10) OBP: 0.376, SLG: 0.498		0-3 K	3-2 F8			2-3 K		3-3 K		4	0	0	0	0	3	2				
<b>John Olerud, L</b> (1, 3) OBP: 0.377, SLG: 0.458		2-1 1B		1-3 K		4-0 IBB		4-0 IBB		2	1	1	0	2	1	0				
<b>Candy Maldonado, R</b> (1, 7) OBP: 0.350, SLG: 0.458	1-1 F9		3-3 K			2-0 G4-3		1-3 K		4	0	0	0	0	2	5				
<b>Kelly Gruber, R</b> (1, 5) OBP: 0.277, SLG: 0.362	0-0 1B		0-3 K2-3				0-0 G2-3		0-1 CS	4	1	2	0	0	1	0				
<b>Pat Borders, R</b> (1, 2) OBP: 0.294, SLG: 0.387	1-0 1B			3-3 K		2-1 1B		0-0 F8		4	1	2	2	0	1	1				
<b>Alfredo Griffin, S</b> (1, 6) OBP: 0.271, SLG: 0.281	0-0 1B			1-0 P4		1-2 G4-3		4-1 BB		3	0	2	1	1	0	0				
<b>Inning Stats</b>	R: 0 E: 0 K: 1 S: 7	H: 0 LOB: 0 BB: 0 P: 9	R: 2 E: 0 K: 1 S: 12	H: 4 LOB: 2 BB: 0 P: 16	R: 0 E: 0 K: 1 S: 11	H: 0 LOB: 0 BB: 0 P: 20	R: 0 E: 0 K: 3 S: 12	H: 0 LOB: 0 BB: 0 P: 16	R: 0 E: 0 K: 1 S: 5	H: 1 LOB: 2 BB: 1 P: 22	R: 1 E: 0 K: 0 S: 10	H: 2 LOB: 0 BB: 0 P: 14	R: 0 E: 1 K: 2 S: 9	H: 1 LOB: 2 BB: 1 P: 17	R: 0 E: 0 K: 1 S: 9	H: 1 LOB: 2 BB: 1 P: 16	1B: 8 2B: 2 3B: 0 HR: 0	SF: 0 SAC: 0 DP: 1 HBP: 0	WP: 0 PB: 0 CS: 1	PA: 37
<b>PITCHER</b> <b>Melido Perez, R</b> (1, 1) ERA: 2.89	IP: 9.0 WLS: L BF: 37 H: 9 R: 3 ER: 3 SO: 11 BB: 1 IBB: 2 HBP: 0 BLK: 0 WP: 0 HR: 0 S: 84 P: 141 ERA: 3.00 WHIP: 1.111															<b>PITCHER</b>				

Toronto Blue Jays @ New York Yankees  
Yankee Stadium, Bronx, NY  
Fri Sep 25 1992, 7:05 PM EDT  
Att: 18,124 - Cloudy - 61 F

AB	34
R	3
H	9
RBI	3
BB	3
SO	11
LOB	15



Batter	1	2	3	4	5	6	7	8	9	AB	R	H	RBI	BB	SO	LOB	BOTTOM					
<b>Bernie Williams, S</b> (1, 8) OBP: 0.397, SLG: 0.428	0-3 K		1-1 G4-3			1-2 1B	2-3 K			4	1	1	0	0	2	2						
<b>Roberto Kelly, R</b> (1, 7) OBP: 0.321, SLG: 0.387	0-2 1B			4-1 FC6-4		2-2 L8		0-0 P3		3	0	1	0	1	0	1						
<b>Don Mattingly, L</b> (1, 3) OBP: 0.333, SLG: 0.428	2-2 L9-3			0-0 P6		2-0 1B		0-1 F9		4	0	1	1	0	0	2						
<b>Danny Tartabull, R</b> (1, 10) OBP: 0.404, SLG: 0.486		0-0 G4-3		1-2 FC6-4		3-3 K		0-0 E5		4	0	0	0	0	1	2						
<b>Mel Hall, L</b> (1, 9) OBP: 0.310, SLG: 0.423		4-1 BB		2-1 F9		4-0 1B		1-2 P5		2	0	0	0	2	0	2						
<b>Randy Velarde, R</b> (1, 6) OBP: 0.346, SLG: 0.405		2-3 K			2-3 K	1-3 K			3-2 F9	4	0	0	0	0	3	3						
<b>Mike Stanley, R</b> (1, 2) OBP: 0.372, SLG: 0.431					4-0 BB		0-0 F8		1-1 F8	2	0	0	0	1	0	1						
<b>Matt Nokes, L</b> (9, PH) OBP: 0.295, SLG: 0.430										1	0	0	0	0	0	0						
<b>Charlie Hayes, R</b> (1, 5) OBP: 0.297, SLG: 0.407			2-3 K		1-1 F7		1-0 E6		2-3 K	4	0	0	0	0	2	1						
<b>Mike Gallego, R</b> (1, 4) OBP: 0.335, SLG: 0.356			0-3 K		1-3 K		3-2 1B			3	0	1	0	0	2	1						
<b>Inning Stats</b>	R: 0 E: 0 K: 1 S: 11	H: 1 LOB: 0 BB: 0 P: 13	R: 0 E: 0 K: 1 S: 7	H: 0 LOB: 1 BB: 1 P: 13	R: 0 E: 0 K: 2 S: 9	H: 0 LOB: 0 BB: 0 P: 12	R: 0 E: 0 K: 0 S: 7	H: 0 LOB: 1 BB: 1 P: 15	R: 0 E: 0 K: 2 S: 9	H: 0 LOB: 1 BB: 1 P: 17	R: 1 E: 0 K: 2 S: 15	H: 2 LOB: 2 BB: 1 P: 28	R: 0 E: 1 K: 1 S: 8	H: 1 LOB: 2 BB: 0 P: 14	R: 0 E: 0 K: 0 S: 7	H: 0 LOB: 0 BB: 0 P: 8	R: 0 E: 0 K: 1 S: 8	H: 0 LOB: 0 BB: 0 P: 14	1B: 4 2B: 2 3B: 0 HR: 0	SF: 0 SAC: 0 DP: 2 HBP: 0	WP: 1 PB: 0 CS: 1	PA: 35
<b>PITCHER</b> <b>David Cone, R</b> (1, 1) ERA: 2.93	IP: 7.0 WLS: W BF: 28 H: 4 R: 1 ER: 1 SO: 9 BB: 4 IBB: 0 HBP: 0 BLK: 0 WP: 1 HR: 0 S: 66 P: 112 ERA: 1.29 WHIP: 1.143															<b>PITCHER</b>						
<b>Duane Ward, R</b> (8, 1) ERA: 2.05	1.0 WLS: S BF: 3 H: 0 R: 0 ER: 0 SO: 1 BB: 0 IBB: 0 HBP: 0 BLK: 0 WP: 0 HR: 0 S: 8 P: 14 ERA: 0.00 WHIP: 0.000															<b>PITCHER</b>						
<b>Tom Henke, R</b> (9, 1) ERA: 1.9	1.0 WLS: S BF: 3 H: 0 R: 0 ER: 0 SO: 1 BB: 0 IBB: 0 HBP: 0 BLK: 0 WP: 0 HR: 0 S: 8 P: 14 ERA: 0.00 WHIP: 0.000															<b>PITCHER</b>						

Toronto Blue Jays @ New York Yankees  
Yankee Stadium, Bronx, NY  
Fri Sep 25 1992, 7:05 PM EDT  
Att: 18,124 - Cloudy - 61 F

AB	31
R	1
H	4
RBI	1
BB	4
SO	10
LOB	15





Batter	1	2	3	4	5	6	7	8	9	AB	R	H	RBI	BB	SO	LOB	TOP										
<b>Devon White, S</b> OBP: 0.297, SLG: 0.382 (1, 8)	G3-1 WP 1B		F8			G1-3		G1-3		4	0	1	0	0	0	0	<b>Toronto Blue Jays @ New York Yankees</b> Yankee Stadium, Bronx, NY Sat Sep 26 1992, 3:33 AM EDT Att: 23,438 - Cloudy - 61 F										
<b>Derek Bell, R</b> OBP: 0.318, SLG: 0.361 (1, 9)	K			BB G4-3 1B		2B		F9		4	1	2	0	0	1												
<b>Roberto Alomar, S</b> OBP: 0.404, SLG: 0.423 (1, 4)	G3-1			G4-3 1-2 1B		2B				4	0	1	1	0	1												
<b>Dave Winfield, R</b> OBP: 0.376, SLG: 0.496 (1, 10)	L7			BB 2-3		K				3	0	0	0	1	2												
<b>John Olerud, L</b> OBP: 0.377, SLG: 0.457 <b>Domingo Martinez, R</b> OBP: 1.000, SLG: 2.500 (7, 3)	G4-3			G3						3	0	1	0	0	0												
<b>Joe Carter, R</b> OBP: 0.307, SLG: 0.494 (8, PH)										1	0	0	0	0	0												
<b>Candy Maldonado, R</b> OBP: 0.352, SLG: 0.458 (1, 7)	G4-6-3 HBP									2	0	1	0	0	1												
<b>Kelly Gruber, R</b> OBP: 0.275, SLG: 0.359 (1, 5)	G4-6-3 1-2					F7		FC5-4 1B		3	0	0	0	0	0												
<b>Pat Borders, R</b> OBP: 0.292, SLG: 0.385 (1, 2)				F7		P4		G6-3 1-2		3	0	0	0	0	2												
<b>Alfredo Griffin, S</b> OBP: 0.267, SLG: 0.277 <b>Turner Ward, S</b> OBP: 0.346, SLG: 0.542 <b>Eddie Zosky, R</b> OBP: 0.333, SLG: 0.800 (8, 6)	G5-3					K		G4-3		2	0	0	0	0	1												
<b>Inning Stats</b>	R: 0 E: 0 K: 1 S: 12	H: 1 LOB: 1 BB: 0 P: 21	R: 0 E: 0 K: 0 S: 4	H: 0 LOB: 0 BB: 0 P: 9	R: 0 E: 0 K: 0 S: 7	H: 0 LOB: 0 BB: 0 P: 9	R: 0 E: 0 K: 0 S: 11	H: 1 LOB: 1 BB: 1 P: 19	R: 0 E: 0 K: 1 S: 6	H: 2 LOB: 1 BB: 0 P: 11	R: 0 E: 0 K: 0 S: 6	H: 2 LOB: 2 BB: 0 P: 9	R: 0 E: 0 K: 2 S: 8	H: 0 LOB: 0 BB: 0 P: 13	R: 0 E: 0 K: 2 S: 10	H: 0 LOB: 0 BB: 0 P: 15	1B: 4 2B: 2 3B: 0 HR: 0	SF: 0 SAC: 0 DP: 2 HBP: 1	WP: 1 PB: 0 SB: 0 CS: 0	PA: 32							
<b>PITCHER</b>	IP	WLS	BF	H	R	ER	SO	BB	IBB	HBP	BLK	WP	HR	S	P	ERA	WHIP										
<b>Bob Wickman, R</b> ERA: 4.47 (1, 1)	7.0	W	26	6	1	1	4	1	0	1	0	1	0	60	100	1.29	1.000										
<b>Rich Monteleone, R</b> ERA: 3.18 (8, 1)	1.0		3	0	0	0	0	0	0	0	0	0	0	8	13	0.00	0.000										
<b>Steve Farr, R</b> ERA: 1.62 (9, 1)	1.0	S	3	0	0	0	2	0	0	0	0	0	0	10	15	0.00	0.000										

Batter	1	2	3	4	5	6	7	8	9	AB	R	H	RBI	BB	SO	LOB	BOTTOM										
<b>Bernie Williams, S</b> OBP: 0.359, SLG: 0.429 (1, 8)	P5	K2-3			CS 1B					4	0	2	0	0	1	2	<b>Toronto Blue Jays @ New York Yankees</b> Yankee Stadium, Bronx, NY Sat Sep 26 1992, 3:33 AM EDT Att: 23,438 - Cloudy - 61 F										
<b>Mel Hall, L</b> OBP: 0.309, SLG: 0.422 (1, 7)	G3				G6-3 1-2 1B			P5		4	0	1	0	0	0	1											
<b>Don Mattingly, L</b> OBP: 0.334, SLG: 0.428 (1, 10)	BB			HR 1B		G4-3 1-2		G6-3		3	1	1	0	1	0	2											
<b>Danny Tartabull, R</b> OBP: 0.405, SLG: 0.492 <b>Mike Stanley, R</b> OBP: 0.372, SLG: 0.431 (9, 2)	BB			HR		P4				3	1	1	2	1	0	1											
<b>Matt Nokes, L</b> OBP: 0.294, SLG: 0.428 <b>Gerald Williams, R</b> OBP: 0.278, SLG: 0.500 (8, 9)	L3							L7		0	0	0	0	0	0	0											
<b>Randy Velarde, R</b> OBP: 0.343, SLG: 0.401 (1, 6)	G6-3							FC 1B		4	0	1	0	0	0	2											
<b>J.T. Snow, L</b> (1, 3)	BB BB									4	0	0	0	0	0	1											
<b>Charlie Hayes, R</b> OBP: 0.297, SLG: 0.406 (1, 5)	BB									2	0	0	0	2	1	2											
<b>Mike Gallego, R</b> OBP: 0.329, SLG: 0.349 (1, 4)	P4									4	0	1	0	0	2	3											
<b>Inning Stats</b>	R: 0 E: 0 K: 0 S: 10	H: 0 LOB: 2 BB: 2 P: 22	R: 0 E: 0 K: 1 S: 13	H: 1 LOB: 2 BB: 1 P: 24	R: 2 E: 0 K: 0 S: 12	H: 2 LOB: 0 BB: 0 P: 17	R: 0 E: 0 K: 0 S: 6	H: 0 LOB: 0 BB: 0 P: 12	R: 0 E: 0 K: 1 S: 9	H: 2 LOB: 1 BB: 1 P: 15	R: 0 E: 0 K: 0 S: 10	H: 1 LOB: 1 BB: 0 P: 14	R: 0 E: 1 K: 2 S: 11	H: 1 LOB: 2 BB: 0 P: 18	1B: 6 2B: 0 3B: 0 HR: 1	SF: 0 SAC: 0 DP: 0 HBP: 0		WP: 0 PB: 0 SB: 1 CS: 1	PA: 35								
<b>PITCHER</b>	IP	WLS	BF	H	R	ER	SO	BB	IBB	HBP	BLK	WP	HR	S	P	ERA	WHIP										
<b>Juan Guzman, R</b> ERA: 2.76 (1, 1)	6.0	L	26	5	2	2	2	4	0	0	0	0	0	15	22	0.00	1.500										
<b>Mark Eichhorn, R</b> ERA: 3.05 (7, 1)	1.1		7	2	0	0	0	0	0	0	0	0	0	3	5	0.00	0.000										
<b>David Wells, L</b> ERA: 5.4 (8, 1)	0.1		1	0	0	0	1	0	0	0	0	0	0	3	5	0.00	0.000										
<b>Mike Timlin, R</b> ERA: 4.22 (8, 1)	0.1		1	0	0	0	1	0	0	0	0	0	0	3	5	0.00	0.000										



Batter	1	2	3	4	5	6	7	8	9	AB	R	H	RBI	BB	SO	LOB	TOP										
<b>Devon White, S</b> OBP: 0.299, SLG: 0.384 <b>Derek Bell, R</b> OBP: 0.322, SLG: 0.365	2-2 1B 3B 1B	2-0 BB 1B	0-2 1B 1B		1-2 F7		0-0 F8		0-0 2B 1B	5	3	3	0	0	0	1											
<b>Roberto Alomar, S</b> OBP: 0.405, SLG: 0.423	2-1 3B 1B	4-2 BB 1B SF7 BB	0-0 1B 1B		1-1 G4-3		0-1 G1-3		0-3 K	5	3	2	0	1	1	3											
<b>Joe Carter, R</b> OBP: 0.310, SLG: 0.500 <b>Turner Ward, S</b> OBP: 0.370, SLG: 0.560	0-0 1B 3B	1-0 BB 1B	0-0 1B 1B		3-2 G4-3 1B			0-2 F7	0-1 2B 1B	5	2	4	4	0	0	0											
<b>Dave Winfield, R</b> OBP: 0.377, SLG: 0.496 <b>Ed Sprague, R</b> OBP: 0.326, SLG: 0.400	1-0 1B 3B	4-2 E 1B BLK BB	0-0 1B 1B		2-0 G4-3 1-2			2-0 G4-3	2-2 2B 1B	4	1	2	2	1	0	1											
<b>John Olerud, L</b> OBP: 0.376, SLG: 0.457 <b>Domingo Martinez, R</b> OBP: 0.750, SLG: 1.500	3-3 K	0-2 SF7	2-1 G3		2-2 1B			2-2 1B	0-0 G4-3	3	0	1	1	0	1	3											
<b>Candy Maldonado, R</b> OBP: 0.353, SLG: 0.458 <b>Pat Tabler, R</b> OBP: 0.296, SLG: 0.269	0-1 1B	0-1 E9 BLK		1-3 K	1-2 FC6-4 1B			2-2 P9		4	0	2	0	0	1	1											
<b>Kelly Gruber, R</b> OBP: 0.273, SLG: 0.356 <b>Tom Quinlan, R</b> OBP: 0.231, SLG: 0.182	0-3 K	2-3 K		1-2 G6-3	1-1 FC6-4 1B				4-2 BB 1B BB	4	0	0	0	0	2	5											
<b>Pat Borders, R</b> OBP: 0.291, SLG: 0.382	0-0 F9		1-3 K	1-0 G5-3			3-2 G4-3		4-2 1B BB	4	1	0	0	1	1	2											
<b>Alfredo Griffin, S</b> OBP: 0.267, SLG: 0.277 <b>Eddie Zosky, R</b> OBP: 0.286, SLG: 0.667		0-1 G1-3	1-2 G4-3		1-3 K2-3		1-0 1B		1-3 K	4	0	1	0	0	1	0											
<b>Inning Stats</b>	R: 3 E: 0 K: 2 S: 17	H: 5 LOB: 2 BB: 0 P: 25	R: 4 E: 1 K: 1 S: 19	H: 2 LOB: 1 BB: 2 P: 32	R: 2 E: 0 K: 1 S: 16	H: 4 LOB: 2 BB: 0 P: 20	R: 0 E: 0 K: 1 S: 7	H: 0 LOB: 0 BB: 0 P: 10	R: 0 E: 0 K: 0 S: 13	H: 3 LOB: 2 BB: 0 P: 22	R: 0 E: 0 K: 0 S: 10	H: 1 LOB: 1 BB: 0 P: 14	R: 0 E: 0 K: 0 S: 11	H: 1 LOB: 1 BB: 0 P: 17	R: 3 E: 0 K: 2 S: 22	H: 3 LOB: 2 BB: 2 P: 33	1B: 17 2B: 1 3B: 1 HR: 0	SF: 1 SAC: 0 DP: 1 HBP: 0	WP: 0 PB: 0 SB: 1 CS: 0	PA: 50							
<b>PITCHER</b>	IP	WLS	BF	H	R	ER	SO	BB	IBB	HBP	BLK	WP	HR	S	P	ERA	WHIP										
<b>Scott Sanderson, R</b> ERA: 4.76	2.2	L	21	10	9	7	4	2	0	0	0	0	0	49	72	23.62	4.500										
<b>Greg Cadaret, L</b> ERA: 4.18	1.2		6	1	0	0	2	0	0	0	0	0	0	13	19	0.00	0.600										
<b>Curt Young, L</b> ERA: 3.99	3.2		15	5	0	0	0	0	0	0	0	0	0	39	60	0.00	1.364										
<b>Jerry Nielsen, L</b> ERA: 4.76	1.0		8	3	3	3	2	2	0	0	0	0	0	22	33	27.00	5.000										

Toronto Blue Jays @ New York Yankees  
Yankee Stadium, Bronx, NY  
Sun Sep 27 1992, 3:33 AM EDT  
Att: 21,413 - Cloudy - 63 F

AB	45
R	12
H	19
RBI	10
BB	4
SO	8
LOB	21



Batter	1	2	3	4	5	6	7	8	9	AB	R	H	RBI	BB	SO	LOB	BOTTOM										
<b>Bernie Williams, S</b> OBP: 0.397, SLG: 0.424	0-0 F8		4-1 BB		2-2 FC6-4 1-2			0-3 K		3	0	0	0	1	1	2											
<b>Mel Hall, L</b> OBP: 0.310, SLG: 0.421 <b>Dion James, L</b> OBP: 0.359, SLG: 0.379	0-0 FC5-4 1B		0-1 F8		0-2 F8			0-2 FC6		3	0	1	0	0	0	1											
<b>Don Mattingly, L</b> OBP: 0.332, SLG: 0.426 <b>J.T. Snow, L</b> OBP: 0.375, SLG: 0.182	1-3 K		0-1 L7		2-2 P5			2-2 HR 2B		3	0	0	0	0	1	1											
<b>Danny Tartabull, R</b> OBP: 0.405, SLG: 0.491 <b>Gerald Williams, R</b> OBP: 0.316, SLG: 0.684	1-2 FC5-4 1-2		0-0 FC4-6 1B		2-3 K			0-0 HR		3	0	1	0	0	1	1											
<b>Kevin Maas, L</b> OBP: 0.301, SLG: 0.404		0-2 P6		0-0 F8			1-2 F8		2-3 K2-3	4	0	0	0	0	1	1											
<b>Randy Velarde, R</b> OBP: 0.340, SLG: 0.398 <b>Dave Silvestri, R</b> OBP: 0.333, SLG: 0.667		0-1 G5-3		1-0 FC4-6 1-2			0-0 L4		1-1 F8	3	0	0	0	0	0	1											
<b>Matt Nokes, L</b> OBP: 0.292, SLG: 0.424 <b>Jim Leyritz, R</b> OBP: 0.341, SLG: 0.444		1-0 F7			1-0 G4-3			0-0 G4-3		3	0	0	0	0	0	0											
<b>Charlie Hayes, R</b> OBP: 0.298, SLG: 0.407 <b>Hensley Meulens, R</b> OBP: 0.697, SLG: 1.200			0-1 F9		0-0 FC6-4 1B			3-1 FC6 1B	0-1 1B	2	0	1	0	0	0	0											
<b>Mike Gallego, R</b> OBP: 0.324, SLG: 0.342 <b>Andy Stankiewicz, R</b> OBP: 0.341, SLG: 0.381			1-1 G6-3		0-1 F9			0-3 K	1-0 P9	3	0	0	0	0	1	2											
<b>Inning Stats</b>	R: 0 E: 0 K: 1 S: 8	H: 1 LOB: 1 BB: 0 P: 10	R: 0 E: 0 K: 0 S: 6	H: 0 LOB: 0 BB: 0 P: 7	R: 0 E: 0 K: 0 S: 5	H: 1 LOB: 1 BB: 0 P: 6	R: 0 E: 0 K: 0 S: 5	H: 0 LOB: 0 BB: 0 P: 6	R: 0 E: 0 K: 2 S: 12	H: 1 LOB: 1 BB: 0 P: 15	R: 2 E: 0 K: 1 S: 16	H: 4 LOB: 2 BB: 0 P: 23	1B: 6 2B: 1 3B: 0 HR: 1	SF: 0 SAC: 0 DP: 0 HBP: 0	WP: 0 PB: 0 SB: 0 CS: 0	PA: 36											
<b>PITCHER</b>	IP	WLS	BF	H	R	ER	SO	BB	IBB	HBP	BLK	WP	HR	S	P	ERA	WHIP										
<b>Jack Morris, R</b> ERA: 3.99	6.0	W	22	3	0	0	2	1	0	0	0	0	0	5	6	0.00	0.667										
<b>Mark Eichhorn, R</b> ERA: 3.01	1.0		3	0	0	0	0	0	0	0	0	0	0	5	6	0.00	0.000										
<b>Duane Ward, R</b> ERA: 2.03	1.0		4	1	0	0	2	0	0	0	0	0	0	12	15	0.00	1.000										
<b>Tom Henke, R</b> ERA: 2.21	1.0		7	4	2	2	1	0	0	0	0	0	1	16	23	18.00	4.000										

Toronto Blue Jays @ New York Yankees  
Yankee Stadium, Bronx, NY  
Sun Sep 27 1992, 3:33 AM EDT  
Att: 21,413 - Cloudy - 63 F

AB	35
R	2
H	8
RBI	2
BB	1
SO	5
LOB	12





Batter	1	2	3	4	5	6	7	8	9	AB	R	H	RBI	BB	SO	LOB	TOP										
<b>Billy Hatcher, R</b> OBP: 0.298, SLG: 0.337 (1, 7)	G3-1	F9			G6-3		1B			4	0	1	0	0	0	1	<b>Boston Red Sox @ Toronto Blue Jays</b> SkyDome, Toronto, ON Tue Sep 29 1992, 7:05 PM EDT Att: 50,418 - Dome - 70 F										
<b>Jody Read, R</b> OBP: 0.321, SLG: 0.316 (1, 4)	1B		G5-3		E5		F8			4	0	1	0	0	0	2											
<b>Wade Boggs, L</b> OBP: 0.353, SLG: 0.360 (1, 5)	K		F7		K			G4-3		4	0	0	0	0	2	2											
<b>Tom Brunansky, R</b> OBP: 0.349, SLG: 0.431 (1, 9)	K		K		L9			G5-3		4	0	0	0	0	2	1											
<b>Bob Zupcic, R</b> OBP: 0.322, SLG: 0.347 <b>Herm Winningham, L</b> (8, PH) OBP: 0.270, SLG: 0.296 (8, 8)		L7		P4		F8		1B		3	0	0	0	0	0	0											
<b>Eric Wedge, R</b> OBP: 0.382, SLG: 0.531 <b>Mo Vaughn, L</b> (8, PH) OBP: 0.324, SLG: 0.401 (1, 10)	HR		K		L6			G4-3		3	1	1	1	0	1	0											
<b>John Valentin, R</b> OBP: 0.349, SLG: 0.419 (1, 6)	G3-1 1B			BB			G4-3			3	1	1	0	1	0	0											
<b>Scott Cooper, L</b> OBP: 0.343, SLG: 0.368 (1, 3)	G3-1		G1-3				F7			4	0	0	0	0	0	2											
<b>Tony Peña, R</b> OBP: 0.281, SLG: 0.299 <b>Phil Plantier, L</b> (8, PH) OBP: 0.325, SLG: 0.348 (1, 2)	1B				F7			F7		3	0	2	1	0	0	0											
<b>Inning Stats</b>	R: 0 E: 0 K: 2 S: 11	H: 1 LOB: 1 BB: 0 P: 17	R: 2 E: 0 K: 0 S: 13	H: 3 LOB: 1 BB: 22 P: 22	R: 0 E: 0 K: 1 S: 10	H: 0 LOB: 0 BB: 0 P: 16	R: 0 E: 0 K: 1 S: 7	H: 0 LOB: 1 BB: 1 P: 11	R: 0 E: 1 K: 0 S: 10	H: 0 LOB: 0 BB: 0 P: 6	R: 0 E: 0 K: 0 S: 3	H: 2 LOB: 2 BB: 0 P: 15	R: 0 E: 0 K: 0 S: 9	H: 1 LOB: 1 BB: 0 P: 10	R: 0 E: 0 K: 0 S: 7	H: 0 LOB: 0 BB: 0 P: 9		1B: 5 2B: 1 3B: 0 HR: 1	SF: 0 SAC: 0 DP: 0 HBP: 0	WP: 0 PB: 0 SB: 0 CS: 0	PA: 36						
<b>PITCHER</b>	IP	WLS	BF	H	R	ER	SO	BB	IBB	HBP	BLK	WP	HR	S	P	ERA	WHIP										
<b>Jimmy Key, L</b> ERA: 3.48 (1, 1)	6.2	W	28	6	2	2	5	1	0	0	0	0	1	61	96	2.70	1.050										
<b>Duane Ward, R</b> ERA: 2.0 (7, 1)	1.1		5	1	0	0	0	0	0	0	0	0	0	12	14	0.00	0.750										
<b>Tom Henke, R</b> ERA: 2.17 (9, 1)	1.0	S	3	0	0	0	0	0	0	0	0	0	0	7	9	0.00	0.000										

Batter	1	2	3	4	5	6	7	8	9	AB	R	H	RBI	BB	SO	LOB	BOTTOM										
<b>Devon White, S</b> OBP: 0.302, SLG: 0.390 (1, 8)	1B SF7	K		1H SF9		BB BB		G4-3		5	2	3	1	0	1	0	<b>Boston Red Sox @ Toronto Blue Jays</b> SkyDome, Toronto, ON Tue Sep 29 1992, 7:05 PM EDT Att: 50,418 - Dome - 70 F										
<b>Roberto Alomar, S</b> OBP: 0.405, SLG: 0.422 (1, 4)	2B	L4		SF9		BB BB		F9		3	1	1	1	1	0	0											
<b>Joe Carter, R</b> OBP: 0.311, SLG: 0.500 (1, 9)	SF7	BB		P9		K				4	0	2	1	0	1	2											
<b>Dave Winfield, R</b> OBP: 0.379, SLG: 0.497 (1, 10)	2B			K				G3		3	1	1	1	2	1	1											
<b>John Olerud, L</b> OBP: 0.375, SLG: 0.454 (1, 3)	2B IBB	F7			G6-3		K			3	0	0	0	1	1	5											
<b>Candy Maldonado, R</b> OBP: 0.356, SLG: 0.461 (1, 7)	2B		F9		BB		FC1-6 BB			2	0	1	1	2	0	0											
<b>Kelly Gruber, R</b> OBP: 0.271, SLG: 0.352 (1, 5)	G4-3		K		F8		FC1-6			4	0	0	0	0	1	4											
<b>Pat Borders, R</b> OBP: 0.291, SLG: 0.379 (1, 2)	BB		F7		F7		K			3	0	0	0	1	1	2											
<b>Alfredo Griffin, S</b> OBP: 0.266, SLG: 0.276 (1, 6)	F9			3B		G3-1		G4-3		4	1	1	0	0	0	4											
<b>Inning Stats</b>	R: 3 E: 0 K: 0 S: 23	H: 4 LOB: 3 BB: 2 P: 37	R: 0 E: 0 K: 1 S: 10	H: 1 LOB: 2 BB: 1 P: 17	R: 0 E: 0 K: 1 S: 8	H: 0 LOB: 0 BB: 0 P: 12	R: 2 E: 0 K: 1 S: 8	H: 2 LOB: 0 BB: 0 P: 11	R: 0 E: 0 K: 0 S: 5	H: 1 LOB: 3 BB: 2 P: 13	R: 0 E: 0 K: 2 S: 14	H: 0 LOB: 2 BB: 2 P: 27	R: 0 E: 0 K: 1 S: 12	H: 0 LOB: 1 BB: 1 P: 20	R: 0 E: 0 K: 0 S: 9	H: 1 LOB: 1 BB: 0 P: 14		1B: 5 2B: 3 3B: 1 HR: 0	SF: 2 SAC: 0 DP: 0 HBP: 0	WP: 0 PB: 0 SB: 0 CS: 0	PA: 40						
<b>PITCHER</b>	IP	WLS	BF	H	R	ER	SO	BB	IBB	HBP	BLK	WP	HR	S	P	ERA	WHIP										
<b>Danny Darwin, R</b> ERA: 3.96 (1, 1)	5.1	L	29	8	5	5	3	4	1	0	0	0	0	29	47	8.44	2.250										
<b>Greg Harris, R</b> ERA: 2.51 (6, 1)	2.2		11	1	0	0	3	2	0	0	0	0	0	29	47	0.00	1.125										



Batter	1	2	3	4	5	6	7	8	9	AB	R	H	RBI	BB	SO	LOB	TOP										
<b>Billy Hatcher, R</b> OBP: 0.295, SLG: 0.333 (1, 7)										4	0	0	0	0	2	1	<b>Boston Red Sox @ Toronto Blue Jays</b> SkyDome, Toronto, ON Wed Sep 30 1992, 7:05 PM EDT Att: 50,420 - Dome - 70 F										
<b>Scott Cooper, L</b> OBP: 0.343, SLG: 0.367 (1, 5)										3	0	1	0	0	0												
<b>Wade Boggs, L</b> OBP: 0.352, SLG: 0.358 <b>Jody Reed, R</b> OBP: 0.321, SLG: 0.316 (1, 10) (6, PR)										3	0	0	0	1	0	2											
<b>Mo Vaughn, L</b> OBP: 0.323, SLG: 0.397 (1, 3)										3	0	0	0	1	1	2											
<b>Steve Lyons, L</b> OBP: 0.250, SLG: 0.283 <b>Bob Zupic, R</b> OBP: 0.322, SLG: 0.347 (8, 9)										3	0	0	0	1	1	1											
<b>John Valentin, R</b> OBP: 0.352, SLG: 0.434 (1, 6)										3	1	1	1	1	0	3											
<b>Herm Winningham, L</b> OBP: 0.270, SLG: 0.295 (1, 8)										4	0	1	0	0	2	1											
<b>Tony Peña, R</b> OBP: 0.276, SLG: 0.296 (1, 2)										4	0	0	0	0	2	2											
<b>Tim Lincecum, R</b> OBP: 0.289, SLG: 0.307 (1, 4)										4	0	1	0	0	1	0											
<b>Inning Stats</b>	R: 0 E: 1 K: 0 S: 7	H: 0 LOB: 1 BB: 0 P: 13	R: 0 E: 0 K: 2 S: 13	H: 0 LOB: 1 BB: 1 P: 21	R: 0 E: 0 K: 1 S: 10	H: 1 LOB: 1 BB: 0 P: 15	R: 1 E: 0 K: 2 S: 14	H: 2 LOB: 1 BB: 0 P: 19	R: 0 E: 0 K: 1 S: 6	H: 0 LOB: 0 BB: 0 P: 9	R: 0 E: 0 K: 0 S: 5	H: 1 LOB: 1 BB: 1 P: 11	R: 0 E: 0 K: 0 S: 10	H: 1 LOB: 0 BB: 0 P: 13	R: 0 E: 0 K: 1 S: 10	H: 0 LOB: 2 BB: 2 P: 20		R: 0 E: 0 K: 1 S: 10	H: 0 LOB: 0 BB: 0 P: 16	1B: 3 2B: 0 3B: 0 HR: 1	SF: 0 SAC: 0 DP: 0 HBP: 0	WP: 0 PB: 0 SB: 2 CS: 0	PA: 36				
<b>PITCHER</b>	IP	WLS	BF	H	R	ER	SO	BB	IBB	HBP	BLK	WP	HR	S	P	ERA	WHIP										
<b>David Cone, R</b> ERA: 2.87 (1, 1)	8.0	L	33	4	1	1	7	4	0	0	0	0	1	75	121	1.12	1.000										
<b>Duane Ward, R</b> ERA: 1.99 (9, 1)	1.0		3	0	0	0	2	0	0	0	0	0	0	10	16	0.00	0.000										

livebaseballscores.com



Batter	1	2	3	4	5	6	7	8	9	AB	R	H	RBI	BB	SO	LOB	BOTTOM										
<b>Devon White, S</b> OBP: 0.301, SLG: 0.389 (1, 8)										4	0	1	0	0	1	1	<b>Boston Red Sox @ Toronto Blue Jays</b> SkyDome, Toronto, ON Wed Sep 30 1992, 7:05 PM EDT Att: 50,420 - Dome - 70 F										
<b>Roberto Alomar, S</b> OBP: 0.403, SLG: 0.420 (1, 4)										3	0	0	0	0	1	1											
<b>Joe Carter, R</b> OBP: 0.309, SLG: 0.497 (1, 3)										4	0	0	0	0	1	1											
<b>Dave Winfield, R</b> OBP: 0.377, SLG: 0.493 (1, 9)										4	0	0	0	0	1	1											
<b>Candy Maldonado, R</b> OBP: 0.356, SLG: 0.459 (1, 7)										2	0	0	0	1	1	0											
<b>Kelly Gruber, R</b> OBP: 0.271, SLG: 0.351 (1, 5)										2	0	0	0	1	0	1											
<b>Derek Bell, R</b> OBP: 0.322, SLG: 0.361 (1, 10)										2	0	0	0	0	0	0											
<b>Ed Sprague, R</b> OBP: 0.304, SLG: 0.372 (1, 2)										3	0	0	0	0	0	2											
<b>Alfredo Griffin, S</b> OBP: 0.268, SLG: 0.272 (1, 6)										2	0	0	0	1	0	0											
<b>Inning Stats</b>	R: 0 E: 0 K: 2 S: 10	H: 0 LOB: 0 BB: 0 P: 14	R: 0 E: 0 K: 1 S: 7	H: 0 LOB: 2 BB: 1 P: 15	R: 0 E: 0 K: 0 S: 10	H: 0 LOB: 0 BB: 1 P: 16	R: 0 E: 0 K: 1 S: 9	H: 0 LOB: 0 BB: 1 P: 18	R: 0 E: 0 K: 0 S: 5	H: 0 LOB: 0 BB: 0 P: 7	R: 0 E: 0 K: 1 S: 9	H: 0 LOB: 0 BB: 0 P: 14	R: 0 E: 0 K: 0 S: 8	H: 0 LOB: 0 BB: 0 P: 13	R: 0 E: 0 K: 0 S: 6	H: 0 LOB: 0 BB: 0 P: 8		R: 0 E: 0 K: 0 S: 8	H: 1 LOB: 1 BB: 0 P: 10	1B: 1 2B: 0 3B: 0 HR: 0	SF: 0 SAC: 1 DP: 1 HBP: 1	WP: 0 PB: 0 SB: 0 CS: 0	PA: 31				
<b>PITCHER</b>	IP	WLS	BF	H	R	ER	SO	BB	IBB	HBP	BLK	WP	HR	S	P	ERA	WHIP										
<b>Frank Viola, L</b> ERA: 3.44 (1, 1)	9.0	W	31	1	0	0	5	3	0	1	0	0	0	72	115	0.00	0.444										






Batter	1	2	3	4	5	6	7	8	9	AB	R	H	RBI	BB	SO	LOB	TOP					
Tony Phillips, S OBP: 0.388, SLG: 0.390 (1, 10)										4	1	0	1	1	2	1						
Lou Whitaker, L OBP: 0.389, SLG: 0.465 (1, 4)										5	1	2	0	0	0	1						
Travis Fryman, R OBP: 0.317, SLG: 0.417 (1, 6)										5	0	0	1	0	3	2						
Cecil Fielder, R OBP: 0.327, SLG: 0.462 Skeeter Barnes, R OBP: 0.310, SLG: 0.385 (9, PR)										5	0	2	0	0	2	1						
Mickey Tettleton, S OBP: 0.378, SLG: 0.470 (1, 2)										4	2	2	2	1	1	2						
Rob Deer, R OBP: 0.337, SLG: 0.551 (1, 9)										4	1	2	0	0	0	2						
Scott Livingstone, L OBP: 0.320, SLG: 0.379 (1, 5)										4	1	2	0	0	1	1						
Dan Gladden, R OBP: 0.307, SLG: 0.361 (1, 8)										4	1	1	1	0	1	1						
Mark Carreon, R OBP: 0.279, SLG: 0.365 (1, 7)										4	0	1	1	0	0	2						
<b>Inning Stats</b>	R: 1 E: 0 K: 2 S: 16	H: 3 LOB: 2 BB: 0 P: 25	R: 0 E: 0 K: 0 S: 7	H: 0 LOB: 0 BB: 0 P: 8	R: 0 E: 0 K: 0 S: 6	H: 0 LOB: 0 BB: 0 P: 8	R: 2 E: 1 K: 1 S: 16	H: 3 LOB: 1 BB: 1 P: 24	R: 1 E: 0 K: 0 S: 13	H: 1 LOB: 1 BB: 1 P: 22	R: 2 E: 1 K: 0 S: 8	H: 2 LOB: 1 BB: 0 P: 11	R: 1 E: 0 K: 3 S: 14	H: 2 LOB: 1 BB: 0 P: 21	R: 0 E: 0 K: 2 S: 8	H: 0 LOB: 0 BB: 0 P: 12	R: 0 E: 0 K: 2 S: 10	H: 1 LOB: 1 BB: 0 P: 17	1B: 8 2B: 3 3B: 0 HR: 1	SF: 0 SAC: 0 DP: 1 HBP: 0	WP: 0 PB: 0 SB: 1 CS: 0	PA: 41
<b>PITCHER</b>	IP WLS BF H R ER SO BB IBB HBP BLK WP HR S P ERA WHIP																					
Jack Morris, R ERA: 4.04 (1, 1)	6.0 W 29 9 6 4 3 2 0 0 0 0 0 0 0 66 98 6.00 1.833																					
Mark Eichhorn, R ERA: 3.09 (7, 1)	1.0 5 2 1 1 3 0 0 0 0 0 0 1 14 21 9.00 2.000																					
Duane Ward, R ERA: 1.96 (8, 1)	1.0 3 0 0 0 2 0 0 0 0 0 0 0 8 12 0.00 0.000																					
Tom Henke, R ERA: 2.13 (9, 1)	1.0 S 4 1 0 0 2 0 0 0 0 0 0 0 10 17 0.00 1.000																					

Detroit Tigers @ Toronto Blue Jays  
SkyDome, Toronto, ON  
Fri Oct 02 1992, 7:05 PM EDT  
Att: 50,418 - Dome - 70 F


AB 39  
R 7  
H 12  
RBI 6  
BB 2  
SO 10  
LOB 13



Batter	1	2	3	4	5	6	7	8	9	AB	R	H	RBI	BB	SO	LOB	BOTTOM					
Devon White, S OBP: 0.302, SLG: 0.389 (1, 8)										5	1	2	0	0	1	0						
Roberto Alomar, S OBP: 0.403, SLG: 0.427 (1, 4)										5	2	2	2	0	0	1						
Joe Carter, R OBP: 0.308, SLG: 0.494 (1, 9)										5	1	1	0	0	2	0						
Dave Winfield, R OBP: 0.377, SLG: 0.493 (1, 10)										4	0	2	1	0	0	0						
John Olerud, L OBP: 0.376, SLG: 0.453 Derek Bell, R OBP: 0.352, SLG: 0.361 Domingo Martinez, R OBP: 0.750, SLG: 1.500 (7, PR)										3	1	1	0	1	0	2						
Candy Maldonado, R OBP: 0.359, SLG: 0.466 (1, 7)										1	1	1	2	2	0	0						
Kelly Gruber, R OBP: 0.273, SLG: 0.351 (1, 5)										3	0	1	1	1	1	1						
Pat Borders, R OBP: 0.291, SLG: 0.384 (1, 2)										4	1	1	1	0	1	6						
Manuel Lee, S OBP: 0.337, SLG: 0.312 Turner Ward, S OBP: 0.357, SLG: 0.538 Alfredo Griffin, S OBP: 0.288, SLG: 0.272 (7, PH)										2	1	0	0	1	0	3						
<b>Inning Stats</b>	R: 4 E: 0 K: 2 S: 22	H: 3 LOB: 1 BB: 1 P: 37	R: 2 E: 0 K: 0 S: 8	H: 2 LOB: 1 BB: 1 P: 17	R: 0 E: 0 K: 0 S: 6	H: 0 LOB: 1 BB: 1 P: 12	R: 0 E: 0 K: 1 S: 5	H: 0 LOB: 0 BB: 0 P: 7	R: 2 E: 0 K: 0 S: 19	H: 4 LOB: 3 BB: 1 P: 34	R: 0 E: 0 K: 1 S: 6	H: 0 LOB: 0 BB: 0 P: 10	R: 0 E: 0 K: 1 S: 15	H: 2 LOB: 3 BB: 1 P: 25	R: 0 E: 0 K: 0 S: 7	H: 0 LOB: 0 BB: 0 P: 13	R: 0 E: 0 K: 0 S: 10	H: 0 LOB: 0 BB: 0 P: 17	1B: 7 2B: 1 3B: 0 HR: 3	SF: 0 SAC: 1 DP: 1 HBP: 0	WP: 0 PB: 0 SB: 1 CS: 0	PA: 39
<b>PITCHER</b>	IP WLS BF H R ER SO BB IBB HBP BLK WP HR S P ERA WHIP																					
Bill Gullickson, R ERA: 4.34 (1, 1)	1.0 L 9 4 6 6 2 2 0 0 0 0 0 0 3 23 42 54.00 6.000																					
Walt Terrell, R ERA: 5.2 (2, 1)	3.1 16 5 2 2 1 1 1 0 0 0 0 0 31 55 5.40 1.800																					
Kurt Knudsen, R ERA: 4.58 (5, 1)	2.2 11 2 0 0 2 0 1 0 0 0 0 0 27 45 0.00 0.750																					
Mike Munoz, L ERA: 3.04 (8, 1)	0.2 2 0 0 0 0 0 0 0 0 0 0 0 3 6 0.00 0.000																					
John Kieley, R ERA: 2.17 (8, 1)	0.1 1 0 0 0 0 0 0 0 0 0 0 0 4 7 0.00 0.000																					

Detroit Tigers @ Toronto Blue Jays  
SkyDome, Toronto, ON  
Fri Oct 02 1992, 7:05 PM EDT  
Att: 50,418 - Dome - 70 F

AB 33  
R 8  
H 11  
RBI 7  
BB 5  
SO 5  
LOB 16





Batter	1	2	3	4	5	6	7	8	9	AB	R	H	RBI	BB	SO	LOB	TOP										
Tony Phillips, S (1, 8) OBP: 0.386, SLG: 0.387	P5			F7		F8		G1		4	0	0	0	0	0	2											
Lou Whitaker, L (1, 4) OBP: 0.396, SLG: 0.461	G4-3			K		F8			G3	4	0	0	0	0	1	1											
Travis Fryman, R (1, 6) OBP: 0.316, SLG: 0.416	K			K		F9			PB 1B BB 1B	4	1	1	0	0	2	1											
Cecil Fielder, R (1, 3) Skeeter Barnes, R (9, PR) OBP: 0.328, SLG: 0.462 OBP: 0.310, SLG: 0.385		K			FC3-6 BB BB			P3	BB PB BB 1B	3	0	1	0	1	1	0											
Mickey Tettleton, S (1, 2) OBP: 0.379, SLG: 0.469	P8				FC3-6 BB			L9	BB BB	2	0	0	0	2	0	0											
Rob Deer, R (1, 9) OBP: 0.334, SLG: 0.545	K				K			F7	P4	4	0	0	0	0	2	5											
Scott Livingstone, L (1, 5) OBP: 0.319, SLG: 0.376			G4-3		FC3-6 1-2 2-3			P5	BB BB	3	0	0	1	1	0	2											
Dan Gladden, R (1, 7) OBP: 0.304, SLG: 0.357			K		K			P3	BB BB	4	0	0	0	0	2	5											
Mark Carreon, R (1, 10) OBP: 0.282, SLG: 0.366			K						BB	2	0	1	0	1	1	0											
<b>Inning Stats</b>	R: 0 E: 0 K: 1 S: 7	H: 0 LOB: 0 BB: 0 P: 12	R: 0 E: 0 K: 2 S: 9	H: 0 LOB: 0 BB: 0 P: 14	R: 0 E: 0 K: 2 S: 11	H: 0 LOB: 0 BB: 0 P: 14	R: 0 E: 0 K: 2 S: 10	H: 0 LOB: 0 BB: 0 P: 16	R: 0 E: 0 K: 0 S: 13	H: 1 LOB: 1 BB: 0 P: 16	R: 0 E: 0 K: 0 S: 7	H: 0 LOB: 0 BB: 0 P: 9	R: 0 E: 0 K: 0 S: 12	H: 0 LOB: 1 BB: 2 P: 20	R: 1 E: 0 K: 0 S: 15	H: 2 LOB: 3 BB: 2 P: 30	1B: 3 2B: 0 3B: 0 HR: 0	SF: 0 SAC: 0 DP: 0 HBP: 0	WP: 0 PB: 1 SB: 0 CS: 0	PA: 35							
<b>PITCHER</b>	IP	WLS	BF	H	R	ER	SO	BB	IBB	HBP	BLK	WP	HR	S	P	ERA	WHIP										
Juan Guzman, R (1, 1) ERA: 2.64	8.0	W	28	1	0	0	9	3	0	0	0	0	0	77	117	0.00	0.500										
Tom Henke, R (9, 1) ERA: 2.29	0.2		6	2	1	1	0	2	0	0	0	0	0	13	28	13.50	6.000										
Duane Ward, R (9, 1) ERA: 1.95	0.1	S	1	0	0	0	0	0	0	0	0	0	0	2	2	0.00	0.000										

Detroit Tigers @ Toronto Blue Jays  
SkyDome, Toronto, ON  
Sat Oct 03 1992, 3:33 AM EDT  
Att: 50,412 - Dome - 70 F

AB 30  
R 1  
H 3  
RBI 1  
BB 5  
SO 9  
LOB 16



Batter	1	2	3	4	5	6	7	8	9	AB	R	H	RBI	BB	SO	LOB	BOTTOM										
Devon White, S (1, 8) OBP: 0.303, SLG: 0.390	HR 1B	K			FC6-4 SH1-4 1-2 1B	G3				4	1	2	0	0	1	3											
Roberto Alomar, S (1, 4) OBP: 0.405, SLG: 0.427	L7		G5-3 1B		SH1-4 1-2 2-3		S S BB			2	0	1	0	1	0	1											
Joe Carter, R (1, 9) OBP: 0.309, SLG: 0.498	HR		G5-3 1-2		FC6-4 IBB		F7 1-2			3	1	1	2	1	0	2											
Dave Winfield, R (1, 10) OBP: 0.377, SLG: 0.491	K		F7 1-2		FC6-4 BB		G4-6-3 IBB			3	0	0	1	1	1	3											
John Olerud, L (1, 3) OBP: 0.375, SLG: 0.450	G1-3		F8 1-2		BB		G4-6-3 1-2			3	0	0	0	1	0	3											
Candy Maldonado, R (1, 7) OBP: 0.357, SLG: 0.462		K		P6	K			G4-3		4	0	0	0	0	2	3											
Kelly Gruber, R (1, 5) OBP: 0.275, SLG: 0.352		FC5-4 1B		G5-4-3 1B		G6-3		K		4	0	2	0	0	1	0											
Pat Borders, R (1, 2) OBP: 0.290, SLG: 0.385		FC5-4 BB		G5-4-3 1-2		P4		1B 2B		4	0	1	0	0	0	2											
Manuel Lee, S (1, 6) OBP: 0.343, SLG: 0.316					SH1-4 FC6-4 BB			1B		2	1	2	0	2	0	0											
<b>Inning Stats</b>	R: 2 E: 0 K: 1 S: 16	H: 2 LOB: 0 BB: 0 P: 19	R: 0 E: 0 K: 2 S: 10	H: 1 LOB: 2 BB: 1 P: 21	R: 0 E: 0 K: 0 S: 7	H: 1 LOB: 1 BB: 0 P: 13	R: 0 E: 0 K: 0 S: 3	H: 1 LOB: 0 BB: 0 P: 5	R: 1 E: 0 K: 1 S: 11	H: 1 LOB: 3 BB: 3 P: 26	R: 0 E: 0 K: 0 S: 13	H: 1 LOB: 1 BB: 0 P: 18	R: 0 E: 0 K: 0 S: 8	H: 0 LOB: 1 BB: 2 P: 20	R: 0 E: 0 K: 1 S: 10	H: 2 LOB: 2 BB: 0 P: 18	1B: 7 2B: 1 3B: 0 HR: 1	SF: 0 SAC: 1 DP: 2 HBP: 0	WP: 0 PB: 0 SB: 2 CS: 0	PA: 36							
<b>PITCHER</b>	IP	WLS	BF	H	R	ER	SO	BB	IBB	HBP	BLK	WP	HR	S	P	ERA	WHIP										
Dave Haas, R (1, 1) ERA: 3.94	4.2	L	23	6	3	3	3	3	1	0	0	0	0	43	78	5.79	1.929										
Mark Leiter, R (5, 1) ERA: 4.18	1.2		7	1	0	0	1	1	0	0	0	0	0	23	35	0.00	1.200										
Mike Munoz, L (7, 1) ERA: 3.0	0.2		2	0	0	0	0	0	1	0	0	0	0	2	9	0.00	0.000										
John Kiely, R (8, 1) ERA: 2.13	1.0		4	2	0	0	1	0	0	0	0	0	0	10	18	0.00	2.000										

Detroit Tigers @ Toronto Blue Jays  
SkyDome, Toronto, ON  
Sat Oct 03 1992, 3:33 AM EDT  
Att: 50,412 - Dome - 70 F

AB 29  
R 3  
H 9  
RBI 3  
BB 6  
SO 5  
LOB 17









Batter	1	2	3	4	5	6	7	8	9	AB	R	H	RBI	BB	SO	LOB	TOP										
Rickey Henderson, R (1.7)	G6-3		G1-6-3 BB		1-2 BB			L9		2	0	0	0	2	0	0	<b>Oakland Athletics @ Toronto Blue Jays</b> SkyDome, Toronto, ON Wed Oct.07.1992, 7:05 PM EDT Att: 51,039 - Dome										
Carney Lansford, R (1.5)	G6-3		G1-6-3 1-2		F8			G5-3		4	0	0	0	0	3												
Ruben Sierra, S (1.9)	G1-3		G4-3		P2			P4		4	0	0	0	0	2												
Harold Baines, L (1.10) OBP: 0.750, SLG: 1.500		HR		WP		G6-3		HR		4	2	3	1	0	0												
Mark McGwire, R (1.3) OBP: 0.500, SLG: 1.333		HR		K		G6-4-3 BB		G5-3		3	1	1	2	1	1												
Terry Steinbach, R (1.2) OBP: 0.250, SLG: 1.000		HR		G5-3		G6-4-3 1-2		L7		4	1	1	1	0	2												
Willie Wilson, S (1.8) OBP: 0.250, SLG: 0.250		K		G4-3			P5	S		4	0	1	0	0	1												
Mike Bordick, R (1.6)		K			L9		G5-3	F9		4	0	0	0	0	1												
Lance Blankenship, R (1.4)		K					F7			2	0	0	0	1	1												
<b>Inning Stats</b>	R: 0 E: 0 K: 0 S: 7	H: 0 LOB: 0 BB: 0 P: 9	R: 3 E: 0 K: 3 S: 14	H: 3 LOB: 0 BB: 0 P: 20	R: 0 E: 0 K: 1 S: 4	H: 0 LOB: 1 BB: 0 P: 13	R: 0 E: 0 K: 1 S: 10	H: 1 LOB: 1 BB: 0 P: 16	R: 0 E: 0 K: 0 S: 5	H: 0 LOB: 0 BB: 1 P: 11	R: 0 E: 0 K: 0 S: 6	H: 0 LOB: 0 BB: 0 P: 10	R: 0 E: 0 K: 0 S: 7	H: 0 LOB: 0 BB: 0 P: 10	R: 1 E: 0 K: 0 S: 9	H: 2 LOB: 1 BB: 0 P: 11	1B: 3 2B: 0 3B: 0 HR: 3	SF: 0 SAC: 0 DP: 2 HBP: 0	WP: 1 PB: 0 SB: 1 CS: 0	PA: 35							
<b>PITCHER</b>	IP	WLS	BF	H	R	ER	SO	BB	IBB	HBP	BLK	WP	HR	S	P	ERA	WHIP										
Jack Morris, R (1.1) ERA: 4.0	9.0	L	35	6	4	4	4	4	0	0	0	1	3	71	119	4.00	1.111										

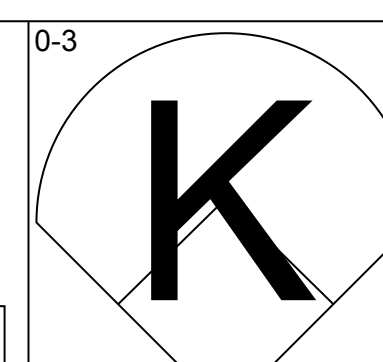
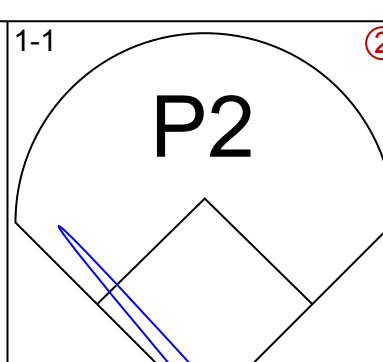
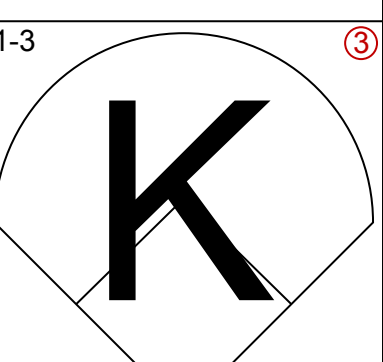
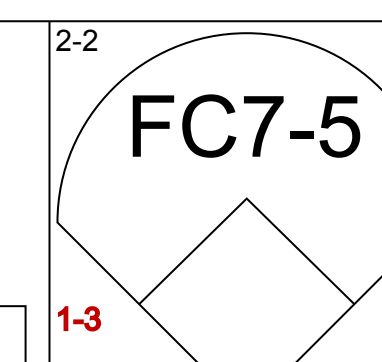
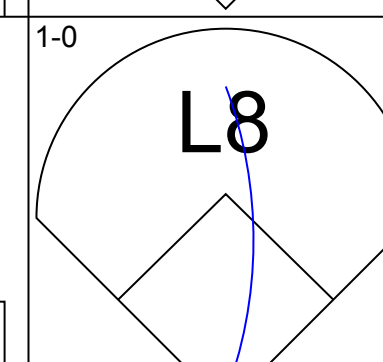
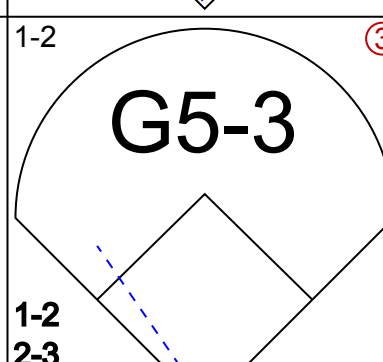
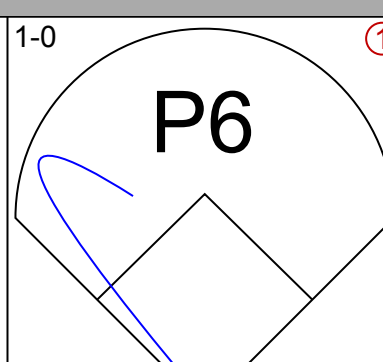
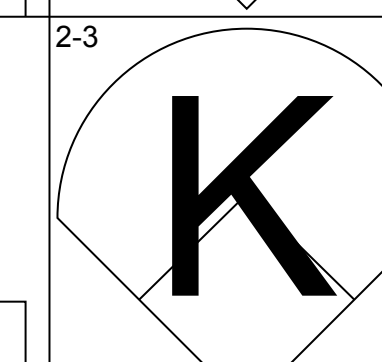
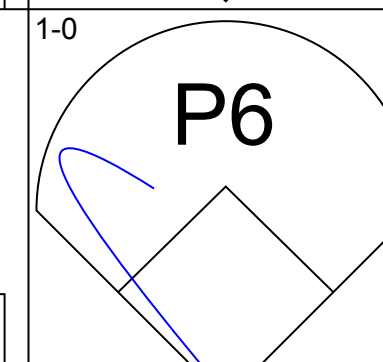
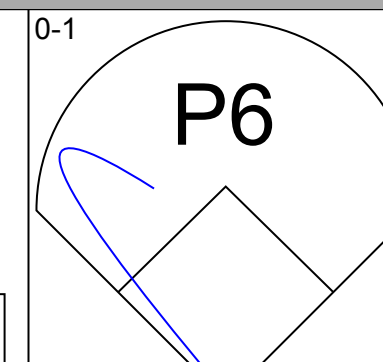
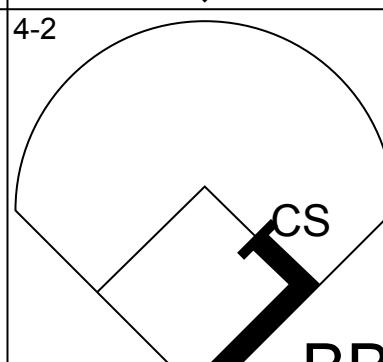
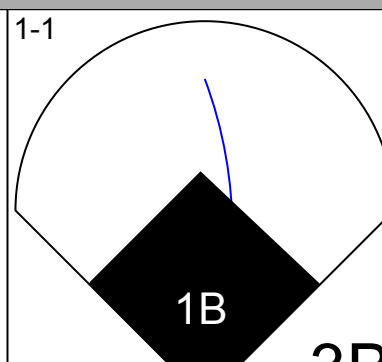
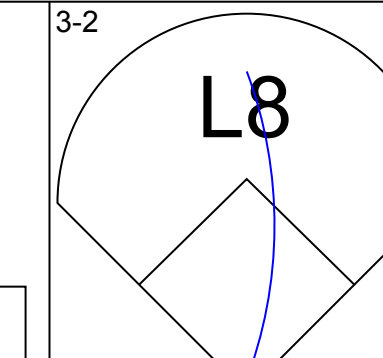
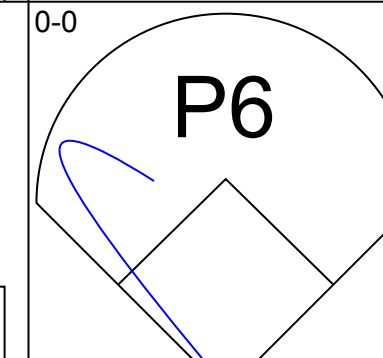
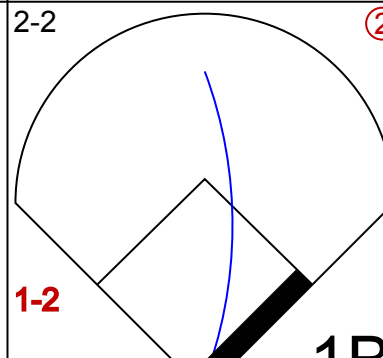
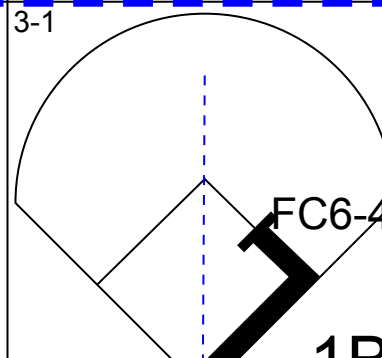
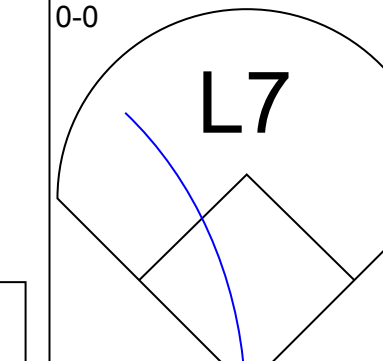
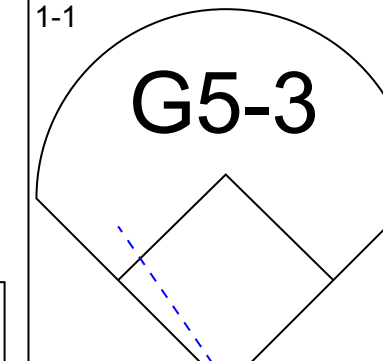
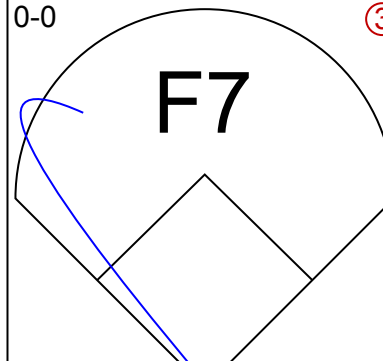
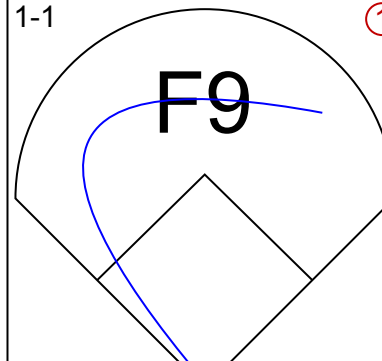
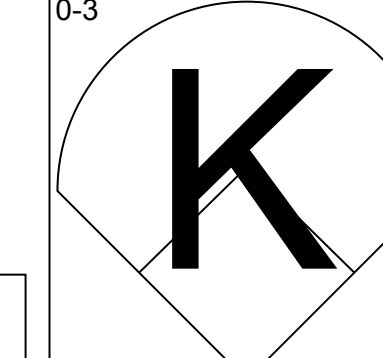
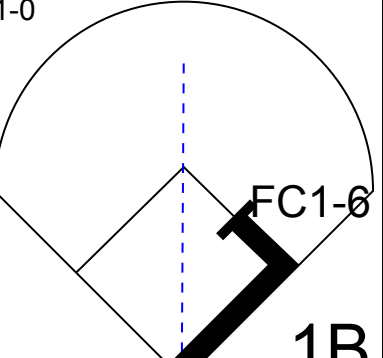
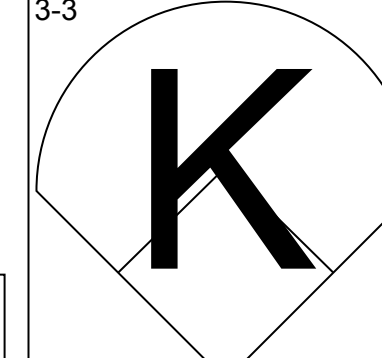
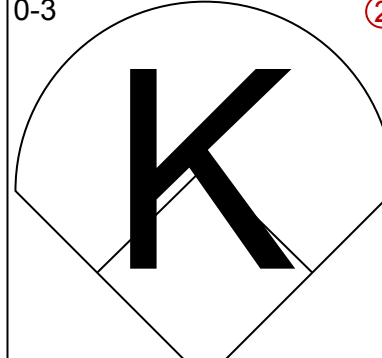
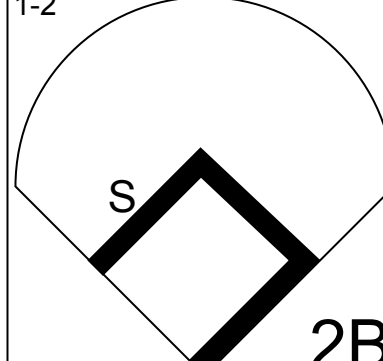
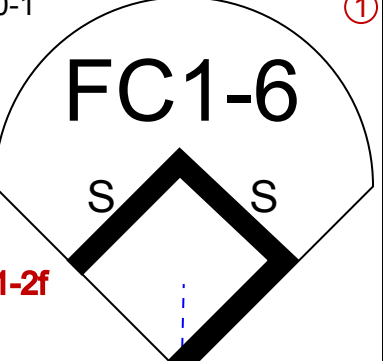
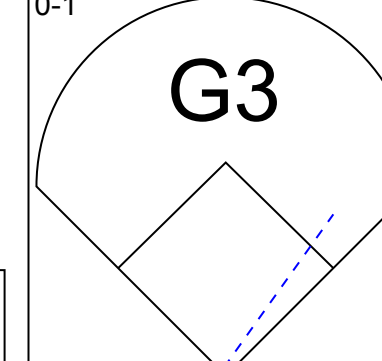
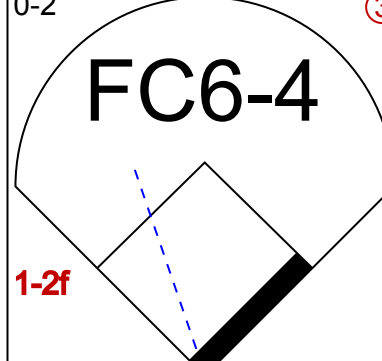
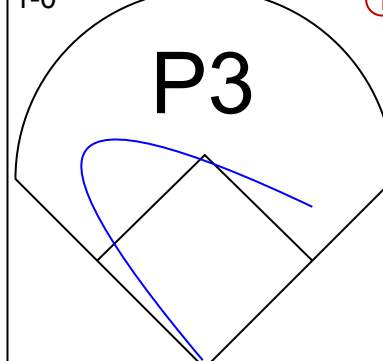
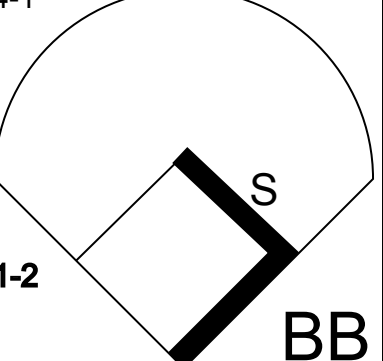
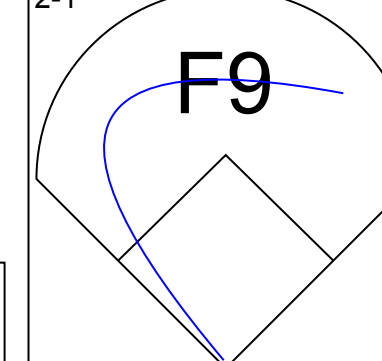
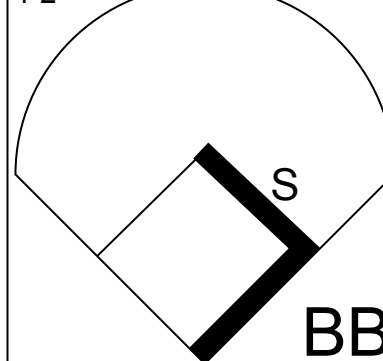
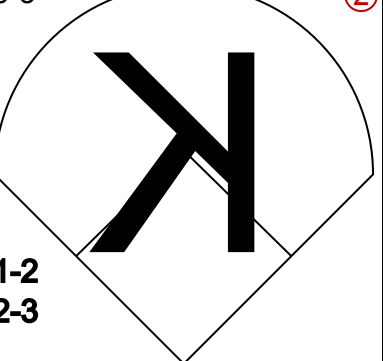
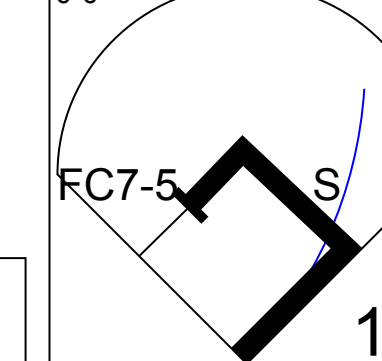
AB	31
R	4
H	6
RBI	4
BB	4
SO	4
LOB	10



Batter	1	2	3	4	5	6	7	8	9	AB	R	H	RBI	BB	SO	LOB	BOTTOM										
Devon White, S (1.8) OBP: 0.600, SLG: 0.333	G6-4-3 BB		1B		E7		G4-3		P6	3	0	1	0	2	0	2	<b>Oakland Athletics @ Toronto Blue Jays</b> SkyDome, Toronto, ON Wed Oct.07.1992, 7:05 PM EDT Att: 51,039 - Dome										
Roberto Alomar, S (1.4) OBP: 0.250, SLG: 0.250	G6-4-3 1-2		S		L4			G6-3		4	0	1	0	0	0	2											
Joe Carter, R (1.9) OBP: 0.250, SLG: 0.250			F8				G1-3		P6	4	0	1	0	0	0	2											
Dave Winfield, R (1.10) OBP: 0.500, SLG: 1.500	F7				F9		HR		1B	4	2	2	1	0	0	1											
John Olerud, L (1.3) OBP: 0.500, SLG: 0.333			G6-4-3 BB		G4-3		F7		FC5-4 1B	3	0	1	1	1	0	0											
Derek Bell, R (8, PR) (9, 9)										0	0	0	0	0	0	0											
Candy Maldonado, R (1.7)		K			F8		K		FC5-4 1-2	4	0	0	0	0	2	2											
Kelly Gruber, R (1.5)	G6-4-3 1-2						P4		F9	4	0	0	0	0	0	1											
Pat Borders, R (1.2) OBP: 0.250, SLG: 1.000			P6				HR		L9	4	1	1	1	0	0	0											
Manuel Lee, S (1.6) OBP: 0.333, SLG: 0.333									G6-3	3	0	1	0	0	0	0											
Ed Sprague, R (9, PH) OBP: 1.000, SLG: 1.000			G3-1				L8			1	0	1	0	0	0	0											
Alfredo Griffin, S (9, PR)										0	0	0	0	0	0	0											
<b>Inning Stats</b>	R: 0 E: 0 K: 0 S: 6	H: 1 LOB: 1 BB: 1 P: 12	R: 0 E: 0 K: 1 S: 13	H: 0 LOB: 0 BB: 1 P: 18	R: 0 E: 0 K: 0 S: 8	H: 0 LOB: 0 BB: 0 P: 9	R: 1 E: 1 K: 0 S: 11	H: 2 LOB: 1 BB: 0 P: 16	R: 1 E: 0 K: 1 S: 8	H: 1 LOB: 0 BB: 0 P: 11	R: 0 E: 0 K: 0 S: 8	H: 1 LOB: 1 BB: 0 P: 10	R: 1 E: 0 K: 0 S: 17	H: 2 LOB: 1 BB: 0 P: 24	R: 0 E: 0 K: 0 S: 9	H: 1 LOB: 0 BB: 0 P: 12	1B: 6 2B: 1 3B: 0 HR: 2	SF: 0 SAC: 0 DP: 2 HBP: 0	WP: 0 PB: 0 SB: 1 CS: 0	PA: 37							
<b>PITCHER</b>	IP	WLS	BF	H	R	ER	SO	BB	IBB	HBP	BLK	WP	HR	S	P	ERA	WHIP										
Dave Stewart, R (1.1) ERA: 3.52	7.2		31	7	3	3	2	3	0	0	0	0	0	9	12	0.00	3.000										
Jeff Russell, R (8, 1) ERA:	0.1	W	2	1	0	0	0	0	0	0	0	0	0	9	12	0.00	1.000										
Dennis Eckersley, R (9, 1) ERA:	1.0	S	4	1	0	0	0	0	0	0	0	0	0	9	12	0.00	1.000										

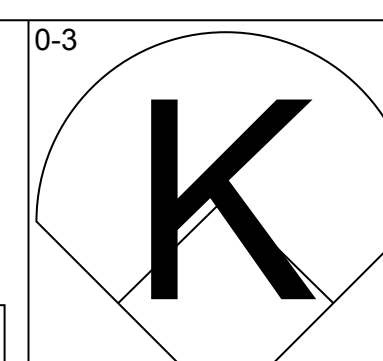
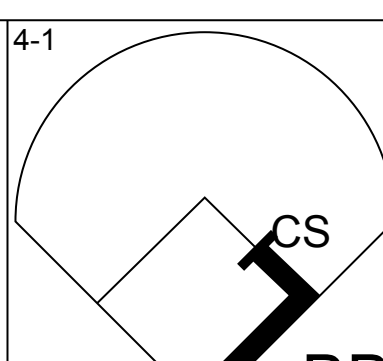
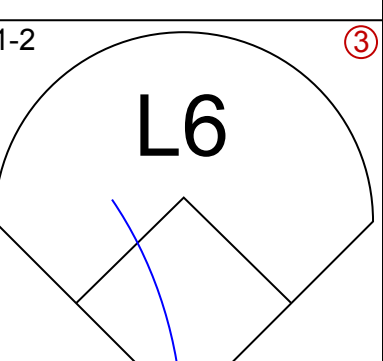
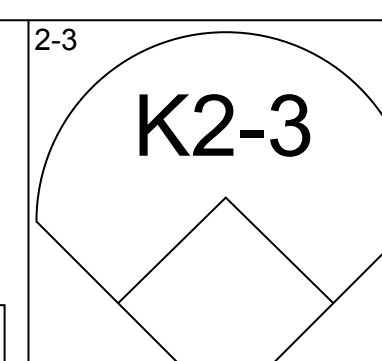
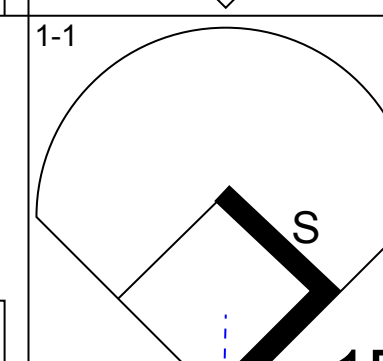
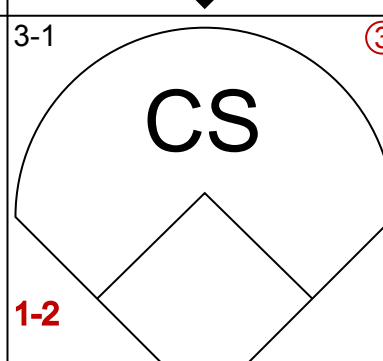
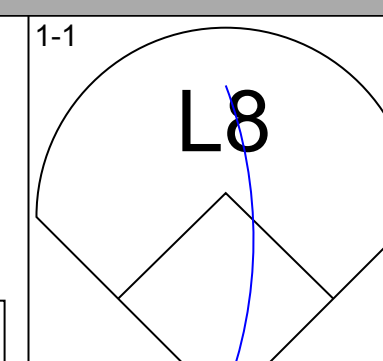
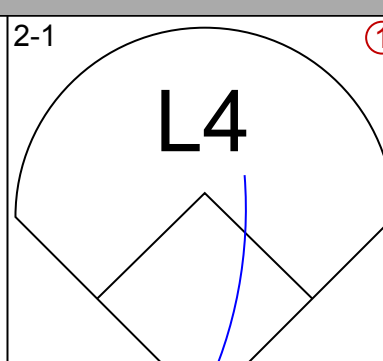
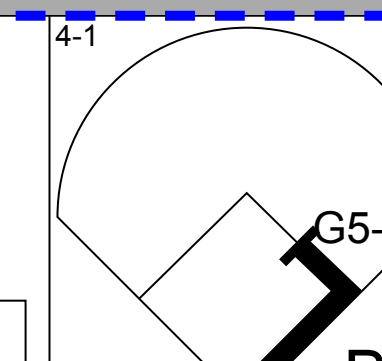
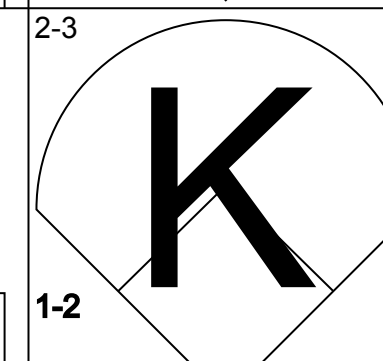
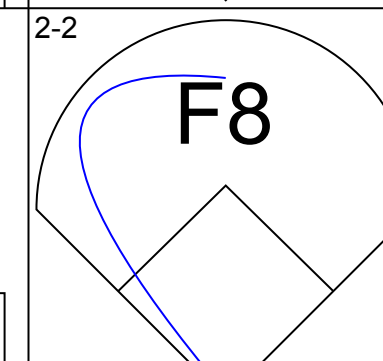
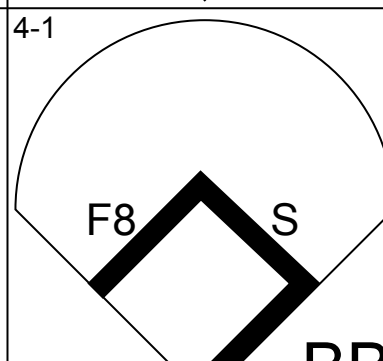
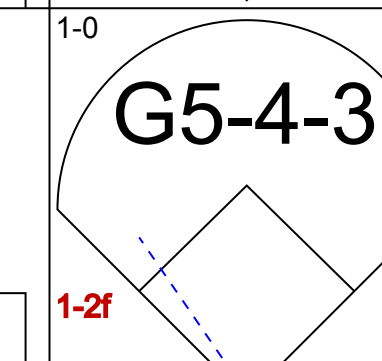
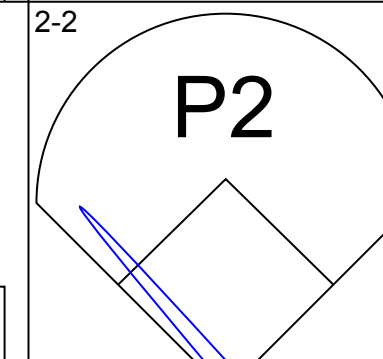
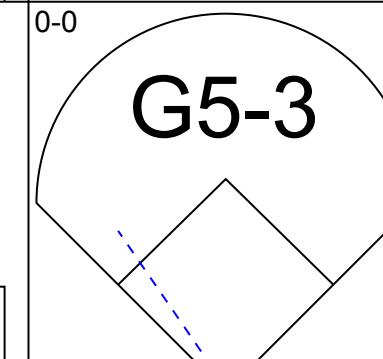
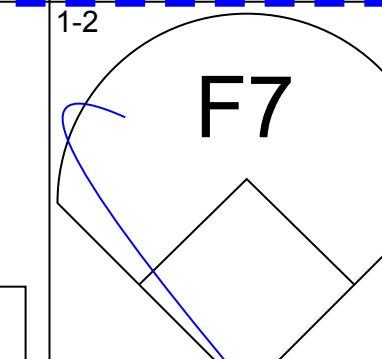
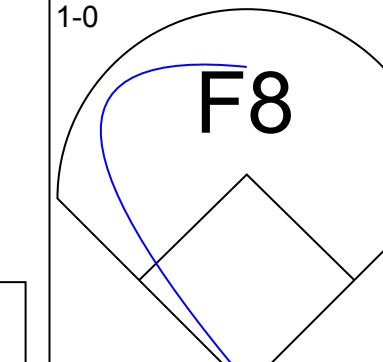
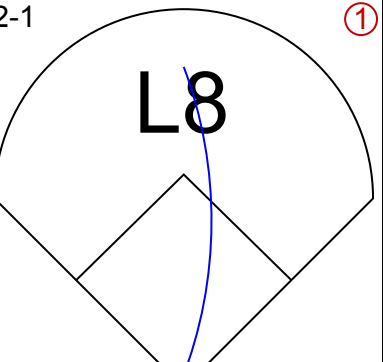
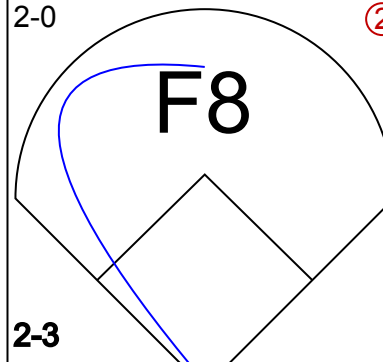
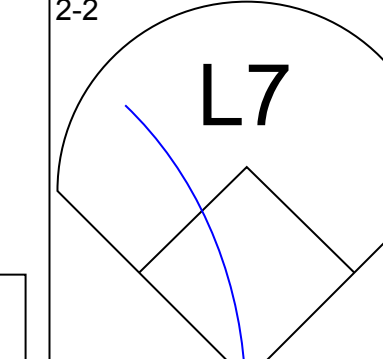
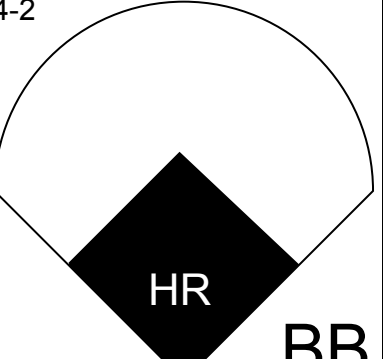
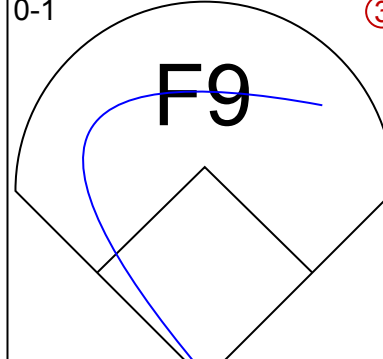
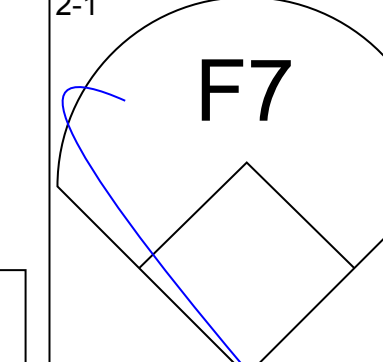
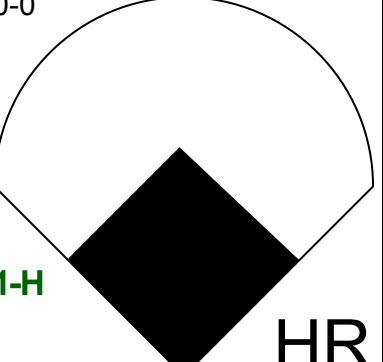
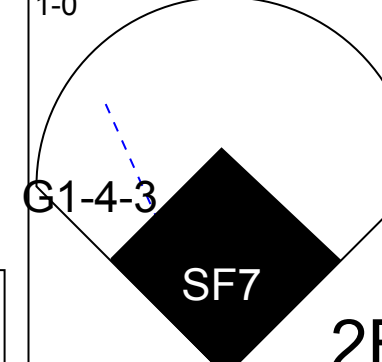
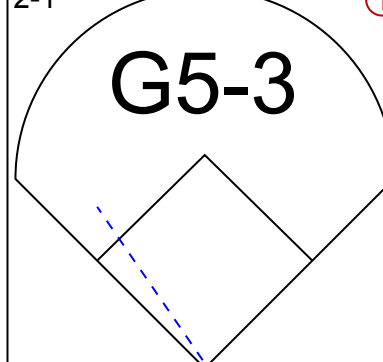
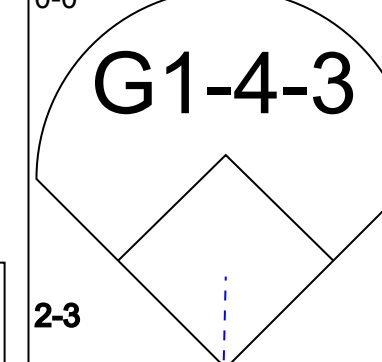
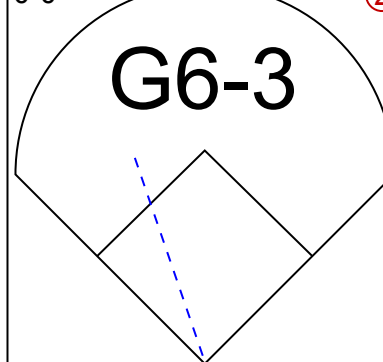
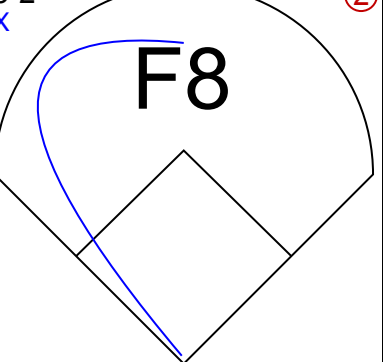
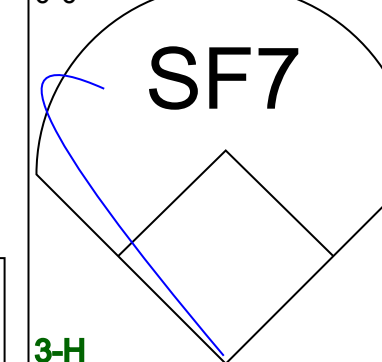




Batter	1	2	3	4	5	6	7	8	9	AB	R	H	RBI	BB	SO	LOB	TOP								
Rickey Henderson, R (1,7)										4	0	0	0	0	2	5	<b>Oakland Athletics @ Toronto Blue Jays</b> SkyDome, Toronto, ON Thu Oct 08 1992, 7:05 PM EDT Att: 51,114 - Dome								
Carney Lansford, R (1,5)										4	0	0	0	0	1	2									
Ruben Sierra, S (1,9) OBP: 0.250, SLG: 0.429										3	1	1	0	1	0	0									
Harold Baines, L (1,10) Eric Fox, S (9,PR)										4	0	2	1	0	0	0									
Mark McGwire, R (1,3) OBP: 0.250, SLG: 0.571										4	0	0	0	0	0	2									
Terry Steinbach, R (1,2) OBP: 0.250, SLG: 0.625										4	0	1	0	0	3	1									
Willie Wilson, S (1,8) OBP: 0.250, SLG: 0.375										4	0	1	0	0	0	2									
Mike Bordick, R (1,4)										2	0	0	0	1	0	1									
Walt Weiss, S (1,6) OBP: 0.667, SLG: 0.500										2	0	1	0	1	1	2									
<b>Inning Stats</b>	R: 0 E: 0 K: 1 S: 5	H: 0 LOB: 0 BB: 0 P: 7	R: 0 E: 0 K: 1 S: 8	H: 0 LOB: 0 BB: 0 P: 11	R: 0 E: 0 K: 0 S: 12	H: 1 LOB: 2 BB: 1 P: 20	R: 0 E: 0 K: 0 S: 5	H: 0 LOB: 0 BB: 0 P: 6	R: 0 E: 0 K: 0 S: 12	H: 1 LOB: 2 BB: 1 P: 21	R: 0 E: 0 K: 0 S: 8	H: 1 LOB: 1 BB: 1 P: 15	R: 0 E: 0 K: 1 S: 8	H: 0 LOB: 0 BB: 0 P: 13	R: 0 E: 0 K: 1 S: 7	H: 1 LOB: 0 BB: 0 P: 11		R: 1 E: 0 K: 1 S: 12	H: 2 LOB: 1 BB: 0 P: 17	1B: 4 2B: 2 3B: 1 HR: 0	SF: 0 SAC: 0 DP: 1 HBP: 0	WP: 0 PB: 0 SB: 6 CS: 1	PA: 34		
<b>PITCHER</b>	IP	WLS	BF	H	R	ER	SO	BB	IBB	HBP	BLK	WP	HR	S	P	ERA	WHIP								
David Cone, R (1,1) ERA: 1.13	8.0	W	30	5	1	1	6	3	0	0	0	0	0	67	107	1.12	1.000								
Tom Henke, R (9,1) ERA:	1.0	S	4	1	0	0	1	0	0	0	0	0	0	10	14	0.00	1.000								

AB 31  
R 1  
H 6  
RBI 1  
BB 3  
SO 7  
LOB 15



Batter	1	2	3	4	5	6	7	8	9	AB	R	H	RBI	BB	SO	LOB	BOTTOM								
Devon White, S (1,8) OBP: 0.444, SLG: 0.167										3	0	0	0	1	2	1	<b>Oakland Athletics @ Toronto Blue Jays</b> SkyDome, Toronto, ON Thu Oct 08 1992, 7:05 PM EDT Att: 51,114 - Dome								
Roberto Alomar, S (1,4) OBP: 0.375, SLG: 0.286										3	0	1	0	1	0	0									
Joe Carter, R (1,9) OBP: 0.250, SLG: 0.143										3	0	0	0	1	1	2									
Dave Winfield, R (1,10) OBP: 0.375, SLG: 0.857										3	0	0	0	1	0	1									
John Olerud, L (1,3) OBP: 0.286, SLG: 0.167										3	0	0	0	0	0	2									
Candy Maldonado, R (1,7)										2	1	0	0	1	0	2									
Kelly Gruber, R (1,5) OBP: 0.286, SLG: 0.857										3	2	2	2	0	0	0									
Pat Borders, R (1,2) OBP: 0.286, SLG: 0.714										3	0	1	0	0	0	1									
Manuel Lee, S (1,6) OBP: 0.167, SLG: 0.200										2	0	0	1	0	0	1									
<b>Inning Stats</b>	R: 0 E: 0 K: 2 S: 12	H: 1 LOB: 1 BB: 0 P: 17	R: 0 E: 0 K: 0 S: 7	H: 0 LOB: 0 BB: 0 P: 12	R: 0 E: 0 K: 0 S: 6	H: 0 LOB: 0 BB: 1 P: 14	R: 0 E: 0 K: 0 S: 6	H: 0 LOB: 0 BB: 0 P: 9	R: 2 E: 0 K: 0 S: 13	H: 2 LOB: 1 BB: 1 P: 23	R: 0 E: 0 K: 0 S: 6	H: 0 LOB: 2 BB: 2 P: 18	R: 1 E: 0 K: 1 S: 9	H: 1 LOB: 0 BB: 0 P: 12	R: 0 E: 0 K: 0 S: 5	H: 0 LOB: 0 BB: 1 P: 11		R: 0 E: 0 K: 0 S: 12	H: 1 LOB: 1 BB: 0 P: 17	1B: 2 2B: 1 3B: 0 HR: 1	SF: 1 SAC: 0 DP: 1 HBP: 0	WP: 0 PB: 0 SB: 2 CS: 1	PA: 32		
<b>PITCHER</b>	IP	WLS	BF	H	R	ER	SO	BB	IBB	HBP	BLK	WP	HR	S	P	ERA	WHIP								
Mike Moore, R (1,1) ERA: 3.86	7.0	L	28	4	3	3	3	4	0	0	0	0	0	59	105	3.86	1.143								
Jim Corsi, R (8,1) ERA:	0.2		2	0	0	0	0	1	0	0	0	0	0	2	7	0.00	1.500								
Jeff Parrett, R (8,1) ERA:	0.1		1	0	0	0	0	0	0	0	0	0	0	3	4	0.00	0.000								

AB 25  
R 3  
H 4  
RBI 3  
BB 5  
SO 3  
LOB 10













Batter	1	2	3	4	5	6	7	8	9	AB	R	H	RBI	BB	SO	LOB	TOP							
Devon White, S (1, 8) OBP: 0.500, SLG: 0.474										4	0	3	1	0	0	0	<p><b>Toronto Blue Jays @ Oakland Athletics</b> Oakland-Alameda County Coliseum, Oakland, CA</p> <p>Mon Oct 12 1992, 3:33 AM PDT Att: 44,955 - Sunny</p> <p>livebaseballscores.com</p>							
Roberto Alomar, S (1, 4) OBP: 0.435, SLG: 0.714										4	0	1	0	0	0	4								
Joe Carter, R (1, 9) OBP: 0.261, SLG: 0.190										3	0	0	0	1	1									
Dave Winfield, R (1, 10) OBP: 0.391, SLG: 0.650										3	1	2	1	1	0	0								
John Olerud, L (1, 3) OBP: 0.333, SLG: 0.500										4	0	0	0	0	3	3								
Candy Maldonado, R (1, 7) OBP: 0.333, SLG: 0.389										4	0	0	0	0	0	1								
Kelly Gruber, R (1, 5) OBP: 0.190, SLG: 0.316										3	1	0	0	1	0	0								
Pat Borders, R (1, 2) OBP: 0.238, SLG: 0.400										4	0	1	0	0	0	0								
Manuel Lee, S (1, 6) OBP: 0.250, SLG: 0.357										3	0	0	0	0	1	2								
<b>Inning Stats</b>	R: 0 E: 0 K: 1 S: 12	H: 1 LOB: 2 BB: 2 P: 23	R: 0 E: 0 K: 0 S: 9	H: 0 LOB: 0 BB: 0 P: 14	R: 0 E: 0 K: 0 S: 17	H: 1 LOB: 1 BB: 0 P: 25	R: 1 E: 0 K: 1 S: 9	H: 1 LOB: 0 BB: 0 P: 12	R: 0 E: 0 K: 0 S: 12	H: 1 LOB: 1 BB: 0 P: 16	R: 0 E: 0 K: 1 S: 9	H: 1 LOB: 1 BB: 0 P: 9	R: 1 E: 0 K: 1 S: 14	H: 2 LOB: 1 BB: 1 P: 23	R: 0 E: 0 K: 0 S: 6	H: 0 LOB: 0 BB: 0 P: 9	R: 0 E: 0 K: 0 S: 6	H: 0 LOB: 0 BB: 0 P: 8	R: 0 E: 0 K: 0 S: 6	H: 0 LOB: 0 BB: 0 P: 8	1B: 5 2B: 2 3B: 0 HR: 1	SF: 0 SAC: 0 DP: 1 HBP: 0	WP: 0 PB: 0 SB: 0 CS: 1	PA: 35
<b>PITCHER</b> Dave Stewart, R (1, 1) ERA: 2.7	IP: 9.0 WLS: W BF: 35 H: 7 R: 2 ER: 2 SO: 5 BB: 3 IBB: 0 HBP: 0 BLK: 0 WP: 0 HR: 1 S: 94 P: 139 ERA: 2.00 WHIP: 1.111																							

Batter	1	2	3	4	5	6	7	8	9	AB	R	H	RBI	BB	SO	LOB	BOTTOM			
Rickey Henderson, R (1, 7) Eric Fox, S (7, PR) (8, 7)										3	2	2	0	1	0	0	<p><b>Toronto Blue Jays @ Oakland Athletics</b> Oakland-Alameda County Coliseum, Oakland, CA</p> <p>Mon Oct 12 1992, 3:33 AM PDT Att: 44,955 - Sunny</p> <p>livebaseballscores.com</p>			
Jerry Browne, S (1, 5) OBP: 0.750, SLG: 0.667										4	2	4	2	0	0	0				
Ruben Sierra, S (1, 9) OBP: 0.391, SLG: 0.737										4	1	2	3	0	0	3				
Harold Baines, L (1, 10) OBP: 0.429, SLG: 0.619										3	0	0	0	0	1	3				
Mark McGwire, R (1, 3) OBP: 0.364, SLG: 0.313										1	0	0	0	3	1	1				
Terry Steinbach, R (1, 2) OBP: 0.318, SLG: 0.400										4	0	0	0	0	1	6				
Willie Wilson, S (1, 8) OBP: 0.263, SLG: 0.278										4	0	0	0	0	0	0				
Mike Bordick, R (1, 6) OBP: 0.111, SLG: 0.059										4	0	0	0	0	0	0				
Lance Blankenship, R (1, 4) OBP: 0.385, SLG: 0.273										4	1	0	0	0	1	0				
<b>Inning Stats</b>	R: 2 E: 0 K: 1 S: 16	H: 2 LOB: 1 BB: 1 P: 28	R: 0 E: 0 K: 0 S: 5	H: 0 LOB: 0 BB: 0 P: 6	R: 1 E: 1 K: 2 S: 17	H: 1 LOB: 1 BB: 1 P: 29	R: 0 E: 0 K: 0 S: 4	H: 0 LOB: 0 BB: 0 P: 6	R: 3 E: 2 K: 0 S: 12	H: 3 LOB: 1 BB: 1 P: 24	R: 0 E: 0 K: 1 S: 6	H: 0 LOB: 0 BB: 0 P: 9	R: 0 E: 0 K: 0 S: 12	H: 2 LOB: 3 BB: 1 P: 22	R: 0 E: 0 K: 0 S: 9	H: 0 LOB: 0 BB: 0 P: 11	1B: 7 2B: 0 3B: 0 HR: 1	SF: 0 SAC: 1 DP: 0 HBP: 0	WP: 0 PB: 1 SB: 0 CS: 1	PA: 36
<b>PITCHER</b> David Cone, R (1, 1) ERA: 3.0 Jimmy Key, L (5, 1) Mark Eichhorn, R (8, 1) ERA:	IP: 4.0 WLS: L BF: 21 H: 6 R: 6 ER: 3 SO: 3 BB: 2 IBB: 0 HBP: 0 BLK: 0 WP: 0 HR: 1 S: 49 P: 80 ERA: 6.75 WHIP: 2.000																			

AB 32  
R 2  
H 7  
RBI 2  
BB 3  
SO 5  
LOB 11



AB 31  
R 6  
H 8  
RBI 5  
BB 4  
SO 4  
LOB 13





Batter	1	2	3	4	5	6	7	8	9	AB	R	H	RBI	BB	SO	LOB	TOP				
Rickey Henderson, R OBP: 0.370, SLG: 0.261 Jamie Quirk, L (9, PH)	P8		K		K		L9		F9	4	0	0	0	0	2	5					
Jerry Browne, S OBP: 0.500, SLG: 0.400 Carney Lansford, R OBP: 0.211, SLG: 0.167	G4-3		P6			G6-3	G4-3		BB	4	0	0	0	0	0	3					
Ruben Sierra, S OBP: 0.357, SLG: 0.625	F8			G3		1B		F8	F7	5	1	1	0	0	0	2					
Harold Baines, L OBP: 0.440, SLG: 0.640		F8		G3		1B				4	1	2	0	0	0	0					
Mark McGwire, R OBP: 0.346, SLG: 0.300	G5-3			P3				G5-3		4	0	1	1	0	0	1					
Terry Steinbach, R OBP: 0.346, SLG: 0.417										4	0	2	1	0	2	2					
Willie Wilson, S OBP: 0.261, SLG: 0.273			K							4	0	1	0	0	3	3					
Mike Bordick, R OBP: 0.100, SLG: 0.053 Eric Fox, S (7, PH)										2	0	0	0	0	1	3					
Walt Weiss, S OBP: 0.375, SLG: 0.167										0	0	0	0	1	0	0					
Lance Blankenship, R OBP: 0.375, SLG: 0.231 Randy Ready, R (9, PH)										2	0	0	0	1	1	3					
<b>Inning Stats</b>	R: 0 E: 0 K: 0 S: 11	H: 0 LOB: 0 BB: 0 P: 17	R: 0 E: 0 K: 1 S: 9	H: 0 LOB: 0 BB: 0 P: 14	R: 0 E: 0 K: 3 S: 14	H: 0 LOB: 2 BB: 1 P: 22	R: 0 E: 0 K: 0 S: 5	H: 0 LOB: 0 BB: 0 P: 5	R: 0 E: 0 K: 2 S: 13	H: 2 LOB: 2 BB: 0 P: 21	R: 1 E: 0 K: 2 S: 14	H: 3 LOB: 1 BB: 1 P: 21	R: 0 E: 0 K: 0 S: 8	H: 0 LOB: 1 BB: 1 P: 18	R: 1 E: 0 K: 1 S: 10	H: 2 LOB: 1 BB: 0 P: 14	R: 0 E: 0 K: 1 S: 15	H: 0 LOB: 2 BB: 2 P: 27	1B: 6 2B: 1 3B: 0 HR: 0	SF: 0 SAC: 0 DP: 0 HBP: 0	WP: 0 PA: 39 PB: 2 SB: 3 CS: 0
<b>PITCHER</b>	IP	WLS	BF	H	R	ER	SO	BB	IBB	HBP	BLK	WP	HR	S	P	ERA	WHIP				
Juan Guzman, R ERA: 2.08	7.0	W	29	5	1	1	8	2	0	0	0	0	0	74	118	1.29	1.000				
Duane Ward, R ERA: 6.75	1.0		5	2	1	1	1	0	0	0	0	0	0	10	14	9.00	2.000				
Tom Henke, R ERA:	1.0		5	0	0	0	1	2	0	0	0	0	0	15	27	0.00	2.000				

Oakland Athletics @ Toronto Blue Jays  
SkyDome, Toronto, ON  
Wed Oct 14 1992, 3:33 AM EDT  
Att: 51,335 - Dome

AB 35  
R 2  
H 7  
RBI 2  
BB 4  
SO 10  
LOB 24




Batter	1	2	3	4	5	6	7	8	9	AB	R	H	RBI	BB	SO	LOB	BOTTOM				
Devon White, S OBP: 0.448, SLG: 0.435	E7	FC6-4				K		SF9		4	1	1	1	0	1	2					
Roberto Alomar, S OBP: 0.464, SLG: 0.692	K					G6-3				5	1	3	1	0	1	1					
Joe Carter, R OBP: 0.250, SLG: 0.308						P4		F8		5	1	1	2	0	1	3					
Dave Winfield, R OBP: 0.357, SLG: 0.542	G4-3					K		K		4	1	0	0	1	2	2					
John Olerud, L OBP: 0.400, SLG: 0.565	G4-3									3	2	2	1	1	0	0					
Candy Maldonado, R OBP: 0.360, SLG: 0.545										4	1	2	3	0	1	1					
Kelly Gruber, R OBP: 0.167, SLG: 0.273										3	0	0	0	0	1	1					
Pat Borders, R OBP: 0.320, SLG: 0.455										2	1	2	1	1	0	0					
Manuel Lee, S OBP: 0.300, SLG: 0.444										4	1	2	0	0	0	2					
<b>Inning Stats</b>	R: 2 E: 1 K: 1 S: 10	H: 1 LOB: 0 BB: 0 P: 19	R: 0 E: 0 K: 2 S: 11	H: 2 LOB: 2 BB: 0 P: 15	R: 4 E: 0 K: 1 S: 13	H: 4 LOB: 1 BB: 1 P: 24	R: 0 E: 0 K: 1 S: 11	H: 2 LOB: 1 BB: 0 P: 20	R: 1 E: 0 K: 0 S: 10	H: 2 LOB: 1 BB: 0 P: 14	R: 0 E: 0 K: 1 S: 8	H: 0 LOB: 0 BB: 1 P: 10	R: 0 E: 0 K: 0 S: 5	H: 0 LOB: 1 BB: 1 P: 11	R: 2 E: 0 K: 1 S: 15	H: 2 LOB: 1 BB: 1 P: 25	1B: 9 2B: 2 3B: 0 HR: 2	SF: 2 SAC: 1 DP: 0 HBP: 0	WP: 0 PA: 40 PB: 0 SB: 2 CS: 1		
<b>PITCHER</b>	IP	WLS	BF	H	R	ER	SO	BB	IBB	HBP	BLK	WP	HR	S	P	ERA	WHIP				
Mike Moore, R ERA: 7.45	2.2	L	17	7	6	5	4	0	0	0	0	0	0	20	33	4.50	2.000				
Jeff Parrett, R ERA: 11.57	3.1		9	4	1	1	1	0	0	0	0	0	0	5	11	0.00	1.000				
Rick Honeycutt, L ERA:	1.1		4	0	0	0	1	0	0	0	0	0	0	11	15	0.00	0.000				
Jeff Russell, R ERA: 9.0	1.0		4	0	0	0	0	1	0	0	0	0	0	5	11	0.00	1.000				
Bobby Witt, R ERA: 18.0	1.0		6	2	2	2	1	1	0	0	0	0	0	15	25	18.00	3.000				


Oakland Athletics @ Toronto Blue Jays  
SkyDome, Toronto, ON  
Wed Oct 14 1992, 3:33 AM EDT  
Att: 51,335 - Dome

AB 34  
R 9  
H 13  
RBI 9  
BB 3  
SO 7  
LOB 12





Batter	1	2	3	4	5	6	7	8	9	AB	R	H	RBI	BB	SO	LOB	TOP			
Devon White, S (1, 8) OBP: 0.394, SLG: 0.370	G5-3		G4-3			P3			6-3	4	0	0	0	0	0	0	<b>Toronto Blue Jays @ Atlanta Braves</b> Atlanta-Fulton County Stadium, Atlanta, GA Sat Oct 17 1992, 7:05 PM EDT Att: 51,763 - Unknown - 60 F  <b>AB 30</b> <b>R 1</b> <b>H 4</b> <b>RBI 1</b> <b>BB 0</b> <b>SO 6</b> <b>LOB 5</b> 			
Roberto Alomar, S (1, 4) OBP: 0.406, SLG: 0.600	G5-3		G1-3			K			P4	4	0	0	0	0	1	0				
Joe Carter, R (1, 3) OBP: 0.250, SLG: 0.400	G4-3					F7			F9	4	1	1	1	0	0	0				
Dave Winfield, R (1, 9) OBP: 0.355, SLG: 0.519						G4-3			P3	3	0	1	0	0	0	0				
Candy Maldonado, R (1, 7) OBP: 0.321, SLG: 0.480						G6-3			K	3	0	0	0	0	2	1				
Kelly Gruber, R (1, 5) OBP: 0.148, SLG: 0.240						K			F9	3	0	0	0	0	1	1				
Pat Borders, R (1, 2) OBP: 0.357, SLG: 0.480									G3	3	0	2	0	0	0	0				
Manuel Lee, S (1, 6) OBP: 0.261, SLG: 0.381									G6-3	3	0	0	0	0	0	3				
Jack Morris, R (1, 1) Todd Stottlemyre, L (7, 1) Pat Tabler, R (8, PH) David Wells, L (8, 1)									P8	2	0	0	0	0	2	0				
										0	0	0	0	0	0	0				
										0	0	0	0	0	0	0				
										0	0	0	0	0	0	0				
<b>Inning Stats</b>	R: 0 E: 0 K: 1 S: 6	H: 0 LOB: 0 BB: 0 P: 9	R: 0 E: 0 K: 1 S: 20	H: 2 LOB: 2 BB: 0 P: 29	R: 0 E: 0 K: 1 S: 10	H: 0 LOB: 0 BB: 0 P: 17	R: 1 E: 0 K: 1 S: 8	H: 1 LOB: 0 BB: 0 P: 10	R: 0 E: 0 K: 1 S: 10	H: 0 LOB: 0 BB: 0 P: 15	R: 0 E: 0 K: 1 S: 7	H: 0 LOB: 0 BB: 0 P: 16	R: 0 E: 0 K: 0 S: 6	H: 1 LOB: 0 BB: 0 P: 9	R: 0 E: 0 K: 0 S: 3	H: 0 LOB: 0 BB: 0 P: 3	1B: 3 2B: 0 3B: 0 HR: 1	SF: 0 SAC: 0 DP: 1 HBP: 0	WP: 0 PB: 0 CS: 0	PA: 30
<b>PITCHER</b> Tom Glavine, L (1, 1) ERA: 6.06	IP: 9.0 WLS: W BF: 30 H: 4 R: 1 ER: 1 SO: 6 BB: 0 IBB: 0 HBP: 0 BLK: 0 WP: 0 HR: 1 S: 78 P: 123 ERA: 1.00 WHIP: 0.444																			

Batter	1	2	3	4	5	6	7	8	9	AB	R	H	RBI	BB	SO	LOB	BOTTOM			
Otis Nixon, S (1, 8) OBP: 0.389, SLG: 0.355	G5-3		B1-3							3	0	1	0	1	1	0	<b>Toronto Blue Jays @ Atlanta Braves</b> Atlanta-Fulton County Stadium, Atlanta, GA Sat Oct 17 1992, 7:05 PM EDT Att: 51,763 - Unknown - 60 F  <b>AB 28</b> <b>R 3</b> <b>H 4</b> <b>RBI 3</b> <b>BB 6</b> <b>SO 10</b> <b>LOB 11</b> 			
Jeff Blauser, R (1, 6) Rafael Belliard, R (8, 6)	B3									4	0	0	0	0	2	3				
Terry Pendleton, S (1, 5)	G5-3								G6-3	4	0	0	0	0	1	1				
David Justice, L (1, 9)	K								P5	2	1	0	0	2	1	1				
Sid Bream, L (1, 3)									G3	3	0	1	0	1	0	0				
Ron Gant, R (1, 7) Damon Berryhill, S (1, 2)	K									3	1	0	0	1	2	4				
Mark Lemke, S (1, 4)									K	4	1	1	3	0	2	1				
Tom Glavine, L (1, 1)										3	0	1	0	0	1	0				
										2	0	0	0	1	0	1				
										2	0	0	0	1	0	1				
<b>Inning Stats</b>	R: 0 E: 0 K: 1 S: 8	H: 1 LOB: 1 BB: 0 P: 12	R: 0 E: 0 K: 2 S: 7	H: 0 LOB: 0 BB: 0 P: 11	R: 0 E: 0 K: 1 S: 5	H: 0 LOB: 0 BB: 0 P: 7	R: 0 E: 0 K: 2 S: 12	H: 0 LOB: 2 BB: 2 P: 25	R: 0 E: 0 K: 1 S: 9	H: 0 LOB: 2 BB: 2 P: 22	R: 3 E: 0 K: 0 S: 13	H: 3 LOB: 1 BB: 1 P: 21	R: 0 E: 0 K: 2 S: 10	H: 0 LOB: 0 BB: 0 P: 13	R: 0 E: 0 K: 1 S: 10	H: 0 LOB: 1 BB: 1 P: 16	1B: 3 2B: 0 3B: 0 HR: 1	SF: 0 SAC: 0 DP: 0 HBP: 0	WP: 1 PB: 0 SB: 2 CS: 0	PA: 34
<b>PITCHER</b> Jack Morris, R (1, 1) Todd Stottlemyre, R (7, 1) David Wells, L (8, 1)	IP: 6.0 WLS: L BF: 27 H: 4 R: 3 ER: 3 SO: 7 BB: 5 IBB: 0 HBP: 0 BLK: 0 WP: 0 HR: 1 S: 54 P: 98 ERA: 4.50 WHIP: 1.500																			
	IP: 1.0 WLS: 0 BF: 3 H: 0 R: 0 ER: 0 SO: 2 BB: 0 IBB: 0 HBP: 0 BLK: 0 WP: 0 HR: 0 S: 10 P: 13 ERA: 0.00 WHIP: 0.000																			
	IP: 1.0 WLS: 0 BF: 4 H: 0 R: 0 ER: 0 SO: 1 BB: 1 IBB: 0 HBP: 0 BLK: 0 WP: 0 HR: 0 S: 10 P: 16 ERA: 0.00 WHIP: 1.000																			



Batter	1	2	3	4	5	6	7	8	9	AB	R	H	RBI	BB	SO	LOB	TOP										
Devon White, S OBP: 0.368, SLG: 0.344 (1, 8)	K		L9					F8	G3	5	0	1	1	0	1	1	<b>Toronto Blue Jays @ Atlanta Braves</b> Atlanta-Fulton County Stadium, Atlanta, GA Sun Oct 18 1992, 7:05 PM EDT Att: 51,763 - Unknown - 57 F										
Roberto Alomar, S OBP: 0.405, SLG: 0.588 (1, 4)	G1-3			G1-3 WP 2-1 BB	FC6-4			1B	B4	4	1	1	0	1	0	2											
Joe Carter, R OBP: 0.278, SLG: 0.394 (1, 7)	K			P5				1B		3	0	1	0	1	1	1											
Dave Winfield, R OBP: 0.343, SLG: 0.484 (1, 9)		K		G1-3				1B		4	0	1	1	0	1	2											
John Olerud, L OBP: 0.345, SLG: 0.481 (1, 3)	K			2-1	F9			1B		4	0	0	0	0	1	3											
Kelly Gruber, R OBP: 0.129, SLG: 0.207 (1, 5)	K			G5-3						4	0	0	0	0	3	2											
Pat Borders, R OBP: 0.375, SLG: 0.500 (1, 2)			5-3		1B			WP	L9	3	1	1	0	1	0	0											
Manuel Lee, S OBP: 0.269, SLG: 0.375 (9, PH)			F9		1B					3	1	1	0	0	1	1											
Derek Bell, R Alfredo Griffin, S (9, 6)					1B			K	HR	0	1	0	0	1	0	0											
David Cone, L David Wells, L Candy Maldonado, R Todd Stottlemire, L Duane Ward, R Ed Sprague, R Tom Henke, R (1, 1) (5, 1) (7, PH) (7, 1) (9, 1) (9, PH) (9, 1)					1B					2	0	2	1	0	0	0											
<b>Inning Stats</b>	R: 0 E: 0 K: 2 S: 7	H: 0 LOB: 0 BB: 0 P: 8	R: 0 E: 0 K: 3 S: 9	H: 0 LOB: 0 BB: 0 P: 16	R: 0 E: 0 K: 0 S: 9	H: 1 LOB: 1 BB: 0 P: 12	R: 0 E: 0 K: 0 S: 6	H: 0 LOB: 1 BB: 1 P: 14	R: 2 E: 0 K: 0 S: 15	H: 3 LOB: 2 BB: 1 P: 28	R: 0 E: 0 K: 0 S: 8	H: 0 LOB: 0 BB: 1 P: 17	R: 0 E: 0 K: 3 S: 11	H: 1 LOB: 1 BB: 0 P: 13	R: 1 E: 0 K: 1 S: 12	H: 3 LOB: 2 BB: 0 P: 16	R: 2 E: 0 K: 0 S: 9	H: 1 LOB: 0 BB: 1 P: 16	1B: 6 2B: 3 3B: 0 HR: 1	SF: 0 SAC: 0 DP: 1 HBP: 0	WP: 2 PB: 0 SB: 0 CS: 0	PA: 38					
<b>PITCHER</b>	IP	WLS	BF	H	R	ER	SO	BB	IBB	HBP	BLK	WP	HR	S	P	ERA	WHIP										
29 John Smoltz, R ERA: 2.6 (1, 1)	7.1		32	8	3	2	8	3	0	0	0	2	0	73	119	2.46	1.500										
Mike Stanton, L ERA: (8, 1)	0.1		1	0	0	0	0	0	0	0	0	0	0	1	1	0.00	0.000										
Jeff Reardon, R ERA: 4.15 (8, 1)	1.1	L	6	1	2	2	1	1	0	0	0	0	1	12	20	13.50	1.500										

AB	34
R	5
H	9
RBI	5
BB	4
SO	9
LOB	13



Batter	1	2	3	4	5	6	7	8	9	AB	R	H	RBI	BB	SO	LOB	BOTTOM										
Otis Nixon, S OBP: 0.341, SLG: 0.306 (1, 8)	F7		L8						L8	5	0	0	0	0	1	1	<b>Toronto Blue Jays @ Atlanta Braves</b> Atlanta-Fulton County Stadium, Atlanta, GA Sun Oct 18 1992, 7:05 PM EDT Att: 51,763 - Unknown - 57 F										
Deion Sanders, L OBP: 0.300, SLG: 0.125 (1, 7)	F9		1B	S	BB			L6		3	1	1	0	2	0	0											
Terry Pendleton, S OBP: 0.231, SLG: 0.263 (1, 5)	G6-3				1B			4-3		4	1	1	0	1	0	2											
David Justice, L OBP: 0.436, SLG: 0.500 (1, 9)		E	S	WP	BB			F9		3	1	1	1	1	0	2											
Sid Bream, L OBP: 0.387, SLG: 0.500 (5, PH)		2-1								1	1	0	0	1	0	1											
Brian Hunter, R OBP: 0.143, SLG: 0.167 (6, 3)		F8			1B			SF9		1	0	0	1	0	0	0											
Jeff Blauser, R OBP: 0.297, SLG: 0.344 Rafael Belliard, R (9, 6)		FC6			1B				K	3	0	1	0	1	1	1											
Damon Berryhill, S OBP: 0.257, SLG: 0.290 (1, 2)					L9				K	3	0	0	0	1	2	4											
Mark Lemke, S OBP: 0.424, SLG: 0.357 (1, 4)		G6-3								4	0	1	1	0	0	2											
29 John Smoltz, R OBP: 0.200, SLG: 0.200 (8, 1)										3	0	0	0	0	2	2											
Mike Stanton, L OBP: 1.000, SLG: 2.000 Jeff Reardon, R (8, 1)										0	0	0	0	0	0	0											
Lonnie Smith, R OBP: 0.429, SLG: 0.667 (9, PH)										0	0	0	0	0	0	0											
Ron Cantu, R OBP: 0.290, SLG: 0.400 (9, PH)										0	0	0	0	0	0	0											
<b>Inning Stats</b>	R: 0 E: 0 K: 0 S: 7	H: 0 LOB: 0 BB: 0 P: 11	R: 1 E: 1 K: 0 S: 9	H: 0 LOB: 1 BB: 2 P: 21	R: 0 E: 0 K: 1 S: 13	H: 1 LOB: 1 BB: 1 P: 25	R: 1 E: 0 K: 0 S: 11	H: 2 LOB: 1 BB: 1 P: 21	R: 2 E: 0 K: 2 S: 15	H: 2 LOB: 2 BB: 2 P: 28	R: 0 E: 0 K: 1 S: 5	H: 0 LOB: 0 BB: 0 P: 6	R: 0 E: 0 K: 0 S: 6	H: 0 LOB: 0 BB: 0 P: 8	R: 0 E: 0 K: 2 S: 8	H: 0 LOB: 0 BB: 0 P: 15	R: 0 E: 0 K: 0 S: 12	H: 0 LOB: 2 BB: 1 P: 20	1B: 5 2B: 0 3B: 0 HR: 0	SF: 1 SAC: 0 DP: 2 HBP: 1	WP: 1 PB: 0 SB: 6 CS: 0	PA: 39					
<b>PITCHER</b>	IP	WLS	BF	H	R	ER	SO	BB	IBB	HBP	BLK	WP	HR	S	P	ERA	WHIP										
David Cone, R ERA: 3.88 (5, 1)	1.2		6	0	0	0	2	1	0	0	0	0	0	11	18	0.00	0.600										
Todd Stottlemire, R ERA: 1.59 (7, 1)	1.0		3	0	0	0	0	0	0	0	0	0	0	6	8	0.00	0.000										
Duane Ward, R ERA: 5.4 (8, 1)	1.0	W	3	0	0	0	2	0	0	0	0	0	0	8	15	0.00	0.000										
Tom Henke, R ERA: (9, 1)	1.0	S	5	0	0	0	0	1	0	1	0	0	0	12	20	0.00	1.000										





Batter	1	2	3	4	5	6	7	8	9	AB	R	H	RBI	BB	SO	LOB	TOP					
<b>Otis Nixon, S</b> <small>OBP: 0.311, SLG: 0.275</small> 										4	1	0	0	0	0	0						
<b>Deion Sanders, L</b> <small>OBP: 0.429, SLG: 0.417</small> 										4	1	3	0	0	0	1						
<b>Terry Pendleton, S</b> <small>OBP: 0.296, SLG: 0.286</small> 										4	0	2	0	0	0	2						
<b>David Justice, L</b> <small>OBP: 0.442, SLG: 0.485</small> 										3	0	1	1	1	1	3						
<b>Lonnie Smith, R</b> <small>OBP: 0.364, SLG: 0.500</small> 										4	0	1	1	0	2	3						
<b>Sid Bream, L</b> <small>OBP: 0.400, SLG: 0.500</small> <b>Brian Hunter, R</b> <small>OBP: 0.143, SLG: 0.167</small> 										4	0	2	0	0	0	2						
<b>Jeff Blauer, R</b> <small>OBP: 0.266, SLG: 0.306</small> 										4	0	0	0	0	3	2						
<b>Damon Berryhill, S</b> <small>OBP: 0.231, SLG: 0.257</small> 										4	0	0	0	0	3	2						
<b>Mark Lemke, S</b> <small>OBP: 0.389, SLG: 0.323</small> 										3	0	0	0	0	0	1						
<b>Inning Stats</b>	R: 0 E: 0 K: 1 S: 9	H: 1 LOB: 1 BB: 0 P: 11	R: 0 E: 0 K: 2 S: 11	H: 0 LOB: 0 BB: 0 P: 19	R: 0 E: 0 K: 1 S: 6	H: 0 LOB: 0 BB: 0 P: 9	R: 0 E: 0 K: 1 S: 10	H: 2 LOB: 1 BB: 0 P: 14	R: 0 E: 0 K: 2 S: 10	H: 1 LOB: 1 BB: 0 P: 14	R: 1 E: 0 K: 0 S: 12	H: 3 LOB: 2 BB: 0 P: 19	R: 0 E: 0 K: 0 S: 8	H: 0 LOB: 0 BB: 0 P: 12	R: 1 E: 1 K: 0 S: 9	H: 1 LOB: 2 BB: 1 P: 17	R: 0 E: 0 K: 2 S: 8	H: 1 LOB: 1 BB: 0 P: 12	1B: 8 2B: 3 3B: 0 HR: 0	SF: 0 SAC: 0 DP: 2 HBP: 0	WP: 0 PB: 0 SB: 2 CS: 1	PA: 35
<b>PITCHER</b>	IP WLS BF H R ER SO BB IBB HBP BLK WP HR S P ERA WHIP																					
<b>Juan Guzman, R</b> <small>ERA: 1.71</small>	(1, 1) 8.0 32 8 2 1 7 0 1 0 0 0 0 0 75 115 1.12 1.000																					
<b>Duane Ward, R</b> <small>ERA: 4.5</small>	(9, 1) 1.0 3 1 0 0 2 0 0 0 0 0 0 0 8 12 0.00 1.000																					

Atlanta Braves @ Toronto Blue Jays  
SkyDome, Toronto, ON  
Tue Oct 20 1992, 7:05 PM EDT  
Att: 51,813 - Dome

AB 34  
R 2  
H 9  
RBI 2  
BB 1  
SO 9  
LOB 16



Batter	1	2	3	4	5	6	7	8	9	AB	R	H	RBI	BB	SO	LOB	BOTTOM					
<b>Devon White, S</b> <small>OBP: 0.333, SLG: 0.306</small> 										4	0	0	0	0	2	1						
<b>Roberto Alomar, S</b> <small>OBP: 0.390, SLG: 0.553</small> 										4	1	1	0	0	2	0						
<b>Joe Carter, R</b> <small>OBP: 0.300, SLG: 0.472</small> 										3	1	1	1	1	0	0						
<b>Dave Winfield, R</b> <small>OBP: 0.342, SLG: 0.471</small> 										3	0	1	0	0	1	0						
<b>John Olerud, L</b> <small>OBP: 0.313, SLG: 0.433</small> <b>Ed Sprague, R</b> <small>OBP: 0.750, SLG: 1.667</small> 										3	0	0	0	0	2	1						
<b>Candy Maldonado, R</b> <small>OBP: 0.303, SLG: 0.433</small> 										4	0	1	1	0	1	1						
<b>Kelly Gruber, R</b> <small>OBP: 0.176, SLG: 0.323</small> 										2	1	1	1	1	0	0						
<b>Pat Borders, R</b> <small>OBP: 0.371, SLG: 0.484</small> 										3	0	1	0	0	1	1						
<b>Manuel Lee, S</b> <small>OBP: 0.241, SLG: 0.333</small> 										3	0	0	0	0	0	2						
<b>Inning Stats</b>	R: 0 E: 0 K: 1 S: 8	H: 0 LOB: 0 BB: 0 P: 12	R: 0 E: 0 K: 1 S: 8	H: 1 LOB: 0 BB: 0 P: 14	R: 0 E: 0 K: 1 S: 10	H: 1 LOB: 0 BB: 0 P: 14	R: 1 E: 0 K: 0 S: 6	H: 1 LOB: 0 BB: 0 P: 10	R: 0 E: 0 K: 2 S: 13	H: 0 LOB: 1 BB: 1 P: 20	R: 0 E: 0 K: 1 S: 7	H: 0 LOB: 0 BB: 0 P: 9	R: 0 E: 0 K: 2 S: 9	H: 0 LOB: 0 BB: 0 P: 16	R: 1 E: 0 K: 1 S: 13	H: 1 LOB: 3 BB: 0 P: 18	R: 1 E: 0 K: 0 S: 7	H: 2 LOB: 2 BB: 2 P: 15	1B: 4 2B: 0 3B: 0 HR: 2	SF: 0 SAC: 1 DP: 1 HBP: 0	WP: 0 PB: 0 SB: 0 CS: 0	PA: 33
<b>PITCHER</b>	IP WLS BF H R ER SO BB IBB HBP BLK WP HR S P ERA WHIP																					
<b>Steve Avery, L</b> <small>ERA: 6.19</small>	(1, 1) 8.0 29 5 3 3 9 1 0 0 0 0 0 2 76 116 3.38 0.750																					
<b>Mark Wohlers, R</b> <small>ERA: 4.15</small>	(9, 1) 0.1 2 0 0 0 0 0 1 0 0 0 0 0 2 5 0.00 0.000																					
<b>Mike Stanton, L</b> <small>ERA: 4.15</small>	(9, 1) 0.0 1 0 0 0 0 0 1 0 0 0 0 0 0 4 0.00 0.000																					
<b>Jeff Reardon, R</b> <small>ERA: 4.15</small>	(9, 1) 0.0 1 1 0 0 0 0 0 0 0 0 0 0 3 3 0.00 0.000																					

Atlanta Braves @ Toronto Blue Jays  
SkyDome, Toronto, ON  
Tue Oct 20 1992, 7:05 PM EDT  
Att: 51,813 - Dome

AB 29  
R 3  
H 6  
RBI 3  
BB 3  
SO 9  
LOB 6





Batter	1	2	3	4	5	6	7	8	9	AB	R	H	RBI	BB	SO	LOB	TOP
<b>Otis Nixon, S</b> <small>OBP: 0.327, SLG: 0.295</small> 	2-1 		2-2 5-3 			1-0 FC5-4 		1-3 K 		4	0	2	0	0	1	1	
<b>Jeff Blausler, R</b> <small>OBP: 0.297, SLG: 0.300</small> 	3-1 			2-3 K 		0-0 FC5-4 		1-0 G3 		4	0	1	0	0	1	3	
<b>Terry Pendleton, S</b> <small>OBP: 0.234, SLG: 0.261</small> 	2-2 L6 			0-0 L9 			2-0 F7 		2-3 K 		4	0	0	0	0	1	1
<b>Lonnie Smith, R</b> <small>OBP: 0.267, SLG: 0.357</small> 	3-1 6-3 			0-0 P6 			0-3 K 		1-2 G1-3 		4	0	0	0	0	1	1
<b>David Justice, L</b> <small>OBP: 0.404, SLG: 0.432</small> 		1-2 3-1 			2-3 K 		1-0 P8 		1-0 F7 		4	0	0	0	0	1	0
<b>Ron Gant, R</b> <small>OBP: 0.294, SLG: 0.429</small> 		1-1 P9 			3-2 F8 			2-2 1B 1-5-3 		3	1	1	0	0	0	0	0
<b>Brian Hunter, R</b> <small>OBP: 0.200, SLG: 0.222</small> 		2-3 K 			0-0 L8 			0-0 WP 1-5-3 		3	0	1	0	0	1	0	0
<b>Damon Berryhill, S</b> <small>OBP: 0.214, SLG: 0.237</small> 			1-3 K2-3 			0-0 1-3 		0-0 B2 		3	0	0	0	0	1	2	
<b>Mark Lemke, S</b> <small>OBP: 0.359, SLG: 0.294</small> 			2-3 K 			2-1 F8 		0-0 1-5-3 		3	0	0	1	0	1	1	
<b>Inning Stats</b>	R: 0 H: 2 E: 0 LOB: 1 K: 0 BB: 0 S: 9	R: 0 H: 0 E: 0 LOB: 0 K: 1 BB: 0 P: 13	R: 0 H: 0 E: 0 LOB: 0 K: 2 BB: 0 P: 16	R: 0 H: 0 E: 0 LOB: 0 K: 1 BB: 0 P: 7	R: 0 H: 0 E: 0 LOB: 0 K: 1 BB: 0 P: 12	R: 0 H: 1 E: 0 LOB: 1 K: 0 BB: 0 S: 5	R: 0 H: 0 E: 0 LOB: 0 K: 1 BB: 0 P: 8	R: 1 H: 2 E: 0 LOB: 2 K: 1 BB: 0 S: 12	R: 0 H: 0 E: 0 LOB: 0 K: 1 BB: 0 P: 11	1B: 4 2B: 1 3B: 0 HR: 0	SF: 0 SAC: 0 DP: 0 HBP: 0	WP: 1 PA: 32 FB: 0 SB: 2 CS: 0	<b>AB</b> 32 <b>R</b> 1 <b>H</b> 5 <b>RBI</b> 1 <b>BB</b> 0 <b>SO</b> 8 <b>LOB</b> 9				
<b>PITCHER</b>	IP: 7.2 WLS: W BF: 27 H: 5 R: 1 ER: 1 SO: 6 BB: 0 IBB: 0 HBP: 0 BLK: 0 WP: 0 HR: 0 S: 57 P: 91 ERA: 1.17 WHIP: 0.652	<b>PITCHER</b>	IP: 0.1 WLS: S BF: 2 H: 0 R: 0 ER: 0 SO: 1 BB: 0 IBB: 0 HBP: 0 BLK: 0 WP: 1 HR: 0 S: 6 P: 8 ERA: 0.00 WHIP: 0.000	<b>PITCHER</b>	IP: 1.0 WLS: S BF: 3 H: 0 R: 0 ER: 0 SO: 1 BB: 0 IBB: 0 HBP: 0 BLK: 0 WP: 0 HR: 0 S: 7 P: 11 ERA: 0.00 WHIP: 0.000												

Atlanta Braves @ Toronto Blue Jays  
 SkyDome, Toronto, ON  
 Wed Oct 21 1992, 7:05 PM EDT  
 Att: 52,090 - Dome

livebaseballscores.com

Batter	1	2	3	4	5	6	7	8	9	AB	R	H	RBI	BB	SO	LOB	BOTTOM
<b>Devon White, S</b> <small>OBP: 0.370, SLG: 0.375</small> 	3-2 FC6-4 		2-2 L6-4 		3-2 F9 		0-0 			4	0	3	1	0	0	0	
<b>Roberto Alomar, S</b> <small>OBP: 0.376, SLG: 0.512</small> 	1-0 FC6-4 		4-0 		1-1 F8 		2-2 F9 		3	0	0	0	1	0	1		
<b>Joe Carter, R</b> <small>OBP: 0.295, SLG: 0.436</small> 	1-1 5-3 		1-1 L6-4 		4-0 		1-2 L6 		3	0	0	0	1	0	3		
<b>Dave Winfield, R</b> <small>OBP: 0.333, SLG: 0.432</small> 	2-1 4-3 			4-0 		1-1 FC5-4 		0-0 6-3 		3	0	0	0	1	0	2	
<b>John Olerud, L</b> <small>OBP: 0.343, SLG: 0.455</small> 		2-3 K 		0-0 		1-2 		1-3 		3	0	2	0	0	1	0	
<b>Candy Maldonado, R</b> <small>OBP: 0.276, SLG: 0.394</small> 		3-2 G6-3 		0-0 F7 		1-3 K 				3	0	0	0	0	1	4	
<b>Kelly Gruber, R</b> <small>OBP: 0.189, SLG: 0.303</small> 		0-2 G3 		0-1 G6-4-3 			4-2 G1-3 		2	1	0	0	1	0	2		
<b>Pat Borders, R</b> <small>OBP: 0.368, SLG: 0.559</small> 			1-1 		1-1 6-3 		2-2 F8 		3	1	1	1	0	0	1		
<b>Manuel Lee, S</b> <small>OBP: 0.219, SLG: 0.300</small> 			0-1 4-3 		2-1 G5-3 		0-1 G1-3 		3	0	0	0	0	0	1		
<b>Inning Stats</b>	R: 0 H: 1 E: 0 LOB: 1 K: 0 BB: 0 S: 9	R: 0 H: 0 E: 0 LOB: 0 K: 1 BB: 0 P: 15	R: 1 H: 2 E: 0 LOB: 1 K: 0 BB: 1 S: 9	R: 0 H: 1 E: 0 LOB: 1 K: 0 BB: 1 P: 8	R: 0 H: 0 E: 0 LOB: 0 K: 0 BB: 0 S: 7	R: 0 H: 1 E: 0 LOB: 2 K: 1 BB: 1 S: 11	R: 1 H: 1 E: 0 LOB: 1 K: 0 BB: 1 S: 10	R: 0 H: 0 E: 0 LOB: 0 K: 0 BB: 0 P: 10	1B: 4 2B: 2 3B: 0 HR: 1	SF: 0 SAC: 0 DP: 2 HBP: 0	WP: 0 PA: 31 FB: 0 SB: 1 CS: 0	<b>AB</b> 27 <b>R</b> 2 <b>H</b> 6 <b>RBI</b> 2 <b>BB</b> 4 <b>SO</b> 2 <b>LOB</b> 14					
<b>PITCHER</b>	IP: 8.0 WLS: L BF: 31 H: 6 R: 2 ER: 2 SO: 2 BB: 4 IBB: 0 HBP: 0 BLK: 0 WP: 0 HR: 1 S: 67 P: 114 ERA: 2.25 WHIP: 1.250	<b>PITCHER</b>	IP: 0.1 WLS: S BF: 1 H: 0 R: 0 ER: 0 SO: 0 BB: 0 IBB: 0 HBP: 0 BLK: 0 WP: 0 HR: 0 S: 1 P: 1 ERA: 0.00 WHIP: 0.000														

Atlanta Braves @ Toronto Blue Jays  
 SkyDome, Toronto, ON  
 Wed Oct 21 1992, 7:05 PM EDT  
 Att: 52,090 - Dome

livebaseballscores.com



Batter	1	2	3	4	5	6	7	8	9	AB	R	H	RBI	BB	SO	LOB	TOP										
<b>Otis Nixon, S</b> <small>OBP: 0.352, SLG: 0.347</small> (1, 8)										5	2	3	0	0	0	2	<b>Atlanta Braves @ Toronto Blue Jays</b> SkyDome, Toronto, ON Thu Oct 22 1992, 7:05 PM EDT Att: 52,268 - Dome										
<b>Deion Sanders, L</b> <small>OBP: 0.421, SLG: 0.412</small> (1, 7)										5	1	2	1	0	1	2											
<b>Terry Pendleton, S</b> <small>OBP: 0.250, SLG: 0.314</small> (1, 5)										5	1	2	1	0	1	4											
<b>David Justice, L</b> <small>OBP: 0.412, SLG: 0.500</small> (1, 9)										3	2	1	1	1	1	1											
<b>Lonnie Smith, R</b> <small>OBP: 0.263, SLG: 0.500</small> (1, 10)										4	1	1	4	0	1	1											
<b>Sid Bream, L</b> <small>OBP: 0.355, SLG: 0.441</small> (1, 3)										4	0	0	0	0	0	0											
<b>Jeff Blauser, R</b> <small>OBP: 0.265, SLG: 0.295</small> <b>Rafael Belliard, R</b> (8, 6)										4	0	1	0	0	1	0											
<b>Damon Berryhill, S</b> <small>OBP: 0.217, SLG: 0.238</small> (1, 2)										4	0	1	0	0	2	0											
<b>Mark Lemke, S</b> <small>OBP: 0.372, SLG: 0.316</small> (1, 4)										4	0	2	0	0	0	1											
<b>Inning Stats</b>	R: 1 E: 0 K: 2 S: 14	H: 2 LOB: 1 BB: 0 P: 20	R: 0 E: 0 K: 1 S: 10	H: 0 LOB: 0 BB: 13	R: 0 E: 0 K: 1 S: 9	H: 1 LOB: 1 BB: 0 P: 13	R: 1 E: 0 K: 0 S: 6	H: 2 LOB: 0 BB: 0 P: 11	R: 5 E: 0 K: 1 S: 20	H: 4 LOB: 0 BB: 1 P: 31	R: 0 E: 0 K: 0 S: 9	H: 1 LOB: 1 BB: 0 P: 14	R: 0 E: 0 K: 0 S: 6	H: 0 LOB: 0 BB: 0 P: 9	R: 0 E: 0 K: 1 S: 12	H: 0 LOB: 0 BB: 0 P: 14	R: 0 E: 0 K: 1 S: 11	H: 3 LOB: 2 BB: 0 P: 17	1B: 8 2B: 4 3B: 0 HR: 2	SF: 0 SAC: 0 DP: 1 HBP: 0	WP: 0 PB: 0 SB: 2 CS: 1	PA: 40					
<b>PITCHER</b>	IP	WLS	BF	H	R	ER	SO	BB	IBB	HBP	BLK	WP	HR	S	P	ERA	WHIP										
<b>Jack Morris, R</b> <small>ERA: 7.43</small> (5, 1)	4.2	L	23	9	7	7	5	0	1	0	0	0	2	55	83	13.50	1.929										
<b>David Wells, L</b> <small>ERA: 3.85</small> (7, 1)	1.1		5	1	0	0	0	0	0	0	0	0	0	13	19	0.00	0.750										
<b>Mike Timlin, R</b> <small>ERA: 3.85</small> (8, 1)	1.0		3	0	0	0	1	0	0	0	0	0	0	6	9	0.00	0.000										
<b>Mark Eichhorn, R</b> <small>ERA: 1.35</small> (9, 1)	1.0		3	0	0	0	1	0	0	0	0	0	0	12	14	0.00	0.000										
<b>Todd Stottlemyre, R</b> <small>ERA: 1.35</small> (9, 1)	1.0		5	3	0	0	1	0	0	0	0	0	0	11	17	0.00	3.000										

Batter	1	2	3	4	5	6	7	8	9	AB	R	H	RBI	BB	SO	LOB	BOTTOM										
<b>Devon White, S</b> <small>OBP: 0.340, SLG: 0.341</small> (1, 8)										4	0	0	0	0	2	3	<b>Atlanta Braves @ Toronto Blue Jays</b> SkyDome, Toronto, ON Thu Oct 22 1992, 7:05 PM EDT Att: 52,268 - Dome										
<b>Roberto Alomar, S</b> <small>OBP: 0.397, SLG: 0.477</small> (1, 4)										3	0	0	0	1	0	1											
<b>Joe Carter, R</b> <small>OBP: 0.292, SLG: 0.419</small> (1, 9)										4	0	1	0	0	1	1											
<b>Dave Winfield, R</b> <small>OBP: 0.326, SLG: 0.415</small> (1, 10)										4	0	1	0	0	1	2											
<b>John Olerud, L</b> <small>OBP: 0.368, SLG: 0.472</small> <b>Ed Sprague, R</b> <small>OBP: 0.600, SLG: 1.250</small> (8, PH)										3	2	2	0	0	0	1											
<b>Candy Maldonado, R</b> <small>OBP: 0.300, SLG: 0.371</small> (1, 7)										2	0	0	0	2	0	1											
<b>Kelly Gruber, R</b> <small>OBP: 0.171, SLG: 0.270</small> (1, 5)										4	0	0	0	0	1	4											
<b>Pat Borders, R</b> <small>OBP: 0.381, SLG: 0.579</small> (1, 2)										4	0	2	2	0	0	0											
<b>Manuel Lee, S</b> <small>OBP: 0.222, SLG: 0.273</small> (1, 6)										3	0	0	0	1	0	4											
<b>Inning Stats</b>	R: 0 E: 0 K: 2 S: 9	H: 0 LOB: 0 BB: 0 P: 13	R: 1 E: 0 K: 1 S: 15	H: 2 LOB: 2 BB: 1 P: 27	R: 0 E: 0 K: 0 S: 8	H: 0 LOB: 1 BB: 1 P: 16	R: 1 E: 0 K: 1 S: 14	H: 2 LOB: 2 BB: 1 P: 25	R: 0 E: 0 K: 0 S: 10	H: 1 LOB: 1 BB: 0 P: 17	R: 0 E: 0 K: 0 S: 9	H: 0 LOB: 0 BB: 0 P: 11	R: 0 E: 0 K: 0 S: 5	H: 0 LOB: 0 BB: 1 P: 10	R: 0 E: 0 K: 1 S: 12	H: 1 LOB: 1 BB: 0 P: 15	R: 0 E: 0 K: 0 S: 12	H: 0 LOB: 0 BB: 0 P: 21	1B: 5 2B: 1 3B: 0 HR: 0	SF: 0 SAC: 0 DP: 1 HBP: 0	WP: 0 PB: 0 SB: 1 CS: 0	PA: 36					
<b>PITCHER</b>	IP	WLS	BF	H	R	ER	SO	BB	IBB	HBP	BLK	WP	HR	S	P	ERA	WHIP										
<b>29 John Smoltz, R</b> <small>ERA: 2.67</small> (7, 1)	6.0	W	27	5	2	2	4	0	0	0	0	0	0	66	114	3.00	1.500										
<b>Mike Stanton, L</b> <small>ERA: 2.67</small> (7, 1)	3.0	S	9	1	0	0	1	0	0	0	0	0	0	28	41	0.00	0.333										





