

Toronto Blue Jays - 1993

Batter	1	2	3	4	5	6	7	8	9	AB	R	H	RBI	BB	SO	LOB	TOP								
Devon White, S (1, 8)	G6-3		K		G5-3		K			4	0	0	0	0	2	1	Toronto Blue Jays @ Seattle Mariners The Kingdome, Seattle, WA Tue Apr 06 1993, 10:05 PM EDT Att: 56,120 - Dome								
Roberto Alomar, S (1, 4) OBP: 0.750, SLG: 0.667	G5-3 3B 1B		CS BB		2-3 1B			3-3 K		3	1	2	0	1	1	0									
Paul Molitor, R (1, 10)	G5-3		CS	K	1-3 SAFE		1-3 SAFE	K		4	0	0	0	0	2	3									
Joe Carter, R (1, 7) OBP: 1.000, SLG: 2.000 Darnell Coles, R (4, PR) (4, 7)	2-2 2H 3B			1-1 1B				4-1 BB		2	0	2	1	0	0	0									
Darrin Jackson, R (1, 9) OBP: 0.250, SLG: 0.250	1-3 K			1-0 1B			1-3 K		0-0 P2	4	0	1	0	0	2	2									
Domingo Martinez, R (1, 3) OBP: 0.250, SLG: 0.250		1-2 G6-4-3 1B		0-3 K			0-3 K		1-3 K	4	0	1	0	0	3	3									
Ed Sprague, R (1, 5)		2-3 K		2-3 K			2-3 K		1-2 P6	4	0	0	0	0	3	4									
Pat Borders, R (1, 2) OBP: 0.333, SLG: 0.667		3-1 G6-4-3		2-1 1B			1-1 P4			3	0	1	0	0	0	1									
Dick Schofield, R (1, 6)			3-3 K		1-3 K		0-0 P6			3	0	0	0	0	2	1									
Inning Stats	R: 1 E: 0 K: 1 S: 14	H: 2 LOB: 1 BB: 0 P: 17	R: 0 E: 0 K: 1 S: 8	H: 1 LOB: 0 BB: 0 P: 14	R: 0 E: 0 K: 2 S: 8	H: 0 LOB: 0 BB: 1 P: 17	R: 0 E: 0 K: 3 S: 12	H: 2 LOB: 2 BB: 0 P: 17	R: 0 E: 0 K: 1 S: 13	H: 0 LOB: 1 BB: 1 P: 19	R: 0 E: 0 K: 3 S: 10	H: 0 LOB: 0 BB: 1 P: 17	R: 0 E: 0 K: 1 S: 6	H: 0 LOB: 0 BB: 0 P: 7	R: 0 E: 0 K: 2 S: 7	H: 0 LOB: 0 BB: 0 P: 12	R: 0 E: 0 K: 1 S: 9	H: 0 LOB: 0 BB: 0 P: 11	1B: 5 2B: 1 3B: 1 HR: 0	SF: 0 SAC: 0 DP: 1 HBP: 0	WP: 0 PB: 0 SB: 0 CS: 1	PA: 35			
PITCHER	IP WLS BF H R ER SO BB IBB HBP BLK WP HR S P ERA WHIP	8.0 W 31 7 1 1 14 2 0 0 0 0 0 9 120 1.12 1.125	1.0 3 0 0 0 1 0 0 0 0 0 0 0 9 11 0.00 0.000																						

AB 32
R 1
H 7
RBI 1
BB 2
SO 15
LOB 15



Batter	1	2	3	4	5	6	7	8	9	AB	R	H	RBI	BB	SO	LOB	BOTTOM								
Omar Vizquel, S (1, 6) OBP: 0.500, SLG: 0.333	4-2 1B HR	1-0 SH5-3	0-1 F7		1-2 BB		2-2 G3			3	1	1	1	1	0	1	Toronto Blue Jays @ Seattle Mariners The Kingdome, Seattle, WA Tue Apr 06 1993, 10:05 PM EDT Att: 56,120 - Dome								
Mike Felder, S (1, 7) OBP: 0.667, SLG: 1.000 Lee Tinsley, S (5, FH) (6, 7)	2-0 1B HR	1-1 2B		1-1 G1-3	4-0 3H 1B		2-3 K			3	1	2	1	0	0	0									
Ken Griffey Jr., L (1, 8) OBP: 0.400, SLG: 1.000	1-0 1B HR	1-3 K		4-0 G3-1 BB	3-3 K		0-1 G5-3			4	1	1	3	1	2	4									
Tino Martinez, L (1, 3) OBP: 0.200, SLG: 0.800	0-2 L6	1-2 F7		1-2 G3-1	0-3 K		0-0 HR			5	1	1	1	0	1	5									
Pete O'Brien, L (1, 10) OBP: 0.600, SLG: 0.333	2-0 1B		0-1 P5	4-0 FC6-4 BB		4-1 G6-4-3 BB		0-1 G4-3		3	0	1	0	2	0	0									
Jay Buhner, R (1, 9)	2-3 K		0-1 G5-3	0-0 FC6-4		4-1 G6-4-3 BB		2-3 K		4	0	0	0	1	2	3									
Mike Blowers, R (1, 5) OBP: 0.500, SLG: 0.333	0-1 FC6-4 1B		4-2 1B 2B		2-2 G1-3		1-1 G6-4-3			3	1	1	0	1	0	2									
Dave Valle, R (1, 2) OBP: 0.500, SLG: 0.333	2-1 FC6-4		0-0 2B		2-1 1B		3-1 G6-3			3	2	1	0	0	0	3									
Rich Amaral, R (1, 4) OBP: 0.750, SLG: 1.250		1-2 SH5-3 2B		0-0 1B		3-2 1B		2-1 G6-3		4	1	3	2	0	0	0									
Inning Stats	R: 3 E: 0 K: 1 S: 15	H: 4 LOB: 2 BB: 1 P: 28	R: 1 E: 0 K: 1 S: 13	H: 2 LOB: 1 BB: 0 P: 18	R: 2 E: 0 K: 0 S: 11	H: 2 LOB: 1 BB: 1 P: 15	R: 0 E: 0 K: 0 S: 6	H: 0 LOB: 2 BB: 2 P: 16	R: 1 E: 0 K: 2 S: 21	H: 2 LOB: 3 BB: 1 P: 36	R: 0 E: 0 K: 0 S: 6	H: 0 LOB: 1 BB: 2 P: 18	R: 0 E: 0 K: 1 S: 8	H: 0 LOB: 0 BB: 0 P: 14	R: 1 E: 0 K: 1 S: 8	H: 1 LOB: 0 BB: 0 P: 10	1B: 6 2B: 3 3B: 0 HR: 2	SF: 0 SAC: 1 DP: 1 HBP: 1	WP: 0 PB: 0 SB: 0 CS: 0	PA: 42					
PITCHER	IP WLS BF H R ER SO BB IBB HBP BLK WP HR S P ERA WHIP	4.1 L 28 10 7 7 2 4 0 1 0 0 0 8 23 0.00 4.500	0.2 5 0 0 0 2 3 0 0 0 0 0 0 8 23 0.00 4.500	1.0 2 0 0 0 0 0 0 0 0 0 0 0 8 14 0.00 0.000	7.1 1 3 0 0 0 1 0 0 0 0 0 0 8 14 0.00 0.000	8.1 4 1 1 1 1 0 0 0 0 0 0 1 8 10 9.00 1.000																			

AB 33
R 8
H 11
RBI 8
BB 7
SO 6
LOB 18



Batter	1	2	3	4	5	6	7	8	9	AB	R	H	RBI	BB	SO	LOB	TOP								
Devon White, S (1, 8) OBP: 0.250, SLG: 0.250	2-2 1B		1-0 E4 FC5-4		1-1 F9			2-1 2B 1B		4	1	2	0	0	0	1									
Roberto Alomar, S (1, 4) OBP: 0.500, SLG: 0.571	1-0 L7		1-2 P6			2-2 F7		0-1 1-H 2B		4	0	1	1	0	0	3									
Paul Molitor, R (1, 10) OBP: 0.125, SLG: 0.125	0-1 1B		1-2 FC5-4			2-3 K		0-0 G5-3		4	0	1	0	0	1	3									
John Olerud, L (1, 3) Alfredo Griffin, S (9, PR) Domingo Martinez, R (9, 3) OBP: 0.250, SLG: 0.250	1-0 L7		0-1 F9			2-1 G4-3		2-1 SH3-4 FC5-4 1B		4	0	1	0	0	0	4									
Darrin Jackson, R (1, 9) OBP: 0.143, SLG: 0.143	2-3 K			1-3 K			0-1 L6	1-0 SH3-4		3	0	0	0	0	2	2									
Turner Ward, S (1, 7)		4-2 G5-4-3 BB		0-1 G1-3			0-0 G3	4-0 FC5-4 IBB		2	0	0	0	2	0	0									
Ed Sprague, R (1, 5)	0-1 G5-4-3		3-3 K			1-3 K		1-2 FC5-4		4	0	0	1	0	2	2									
Pat Borders, R (1, 2) OBP: 0.143, SLG: 0.286	0-3 K2-3			3-1 G5-3			0-3 K2-3	3-3 K		4	0	0	0	0	3	2									
Dick Schofield, R (1, 6)			4-0 FC5-4 E BB		0-0 G6-3		2-0 P5			2	0	0	0	1	0	0									
Inning Stats	R: 0 H: 2 E: 0 K: 1 S: 12	H: 0 LOB: 0 BB: 0 P: 18	R: 0 H: 0 E: 0 K: 1 S: 7	H: 0 LOB: 0 BB: 1 P: 11	R: 0 H: 0 E: 1 K: 0 S: 9	H: 0 LOB: 2 BB: 1 P: 16	R: 0 H: 0 E: 0 K: 2 S: 9	H: 0 LOB: 0 BB: 0 P: 13	R: 0 H: 0 E: 0 K: 0 S: 5	H: 0 LOB: 0 BB: 0 P: 9	R: 0 H: 0 E: 0 K: 1 S: 8	H: 0 LOB: 0 BB: 0 P: 14	R: 0 H: 0 E: 0 K: 1 S: 7	H: 0 LOB: 0 BB: 0 P: 8	R: 1 H: 2 E: 0 K: 1 S: 9	H: 1 LOB: 1 BB: 0 P: 13	R: 1 H: 1 E: 0 K: 1 S: 9	H: 2 LOB: 1 BB: 1 P: 20	1B: 4 2B: 1 3B: 0 HR: 0	SF: 0 SAC: 1 DP: 1 HBP: 0	WP: 0 PB: 0 SB: 0 CS: 0	PA: 35			
PITCHER	IP	WLS	BF	H	R	ER	SO	BB	IBB	HBP	BLK	WP	HR	S	P	ERA	WHIP								
Chris Bosio, R (1, 1) ERA: 1.13	8.0	L	30	4	1	1	7	2	0	0	0	0	0	66	102	1.12	0.750								
Tim Leary, R (9, 1) ERA: 9.0	1.0		5	1	1	1	1	0	1	0	0	0	0	9	20	9.00	1.000								

Toronto Blue Jays @ Seattle Mariners
The Kingdome, Seattle, WA
Wed Apr 07 1993, 6:33 AM EDT
Att: 27,837 - Dome

AB 31
R 2
H 5
RBI 2
BB 3
SO 8
LOB 17



Batter	1	2	3	4	5	6	7	8	9	AB	R	H	RBI	BB	SO	LOB	BOTTOM								
Omar Vizquel, S (1, 6) OBP: 0.375, SLG: 0.286	2-2 P3			1-0 G5-3		2-1 G6-3		1-2 S 1B		4	0	1	0	0	0	0									
Henry Cotto, R (1, 7) OBP: 0.250, SLG: 0.250	1-0 L8			1-2 P4		0-0 1B		0-1 G5-3		4	0	1	0	0	0	1									
Ken Griffey Jr., L (1, 8) OBP: 0.222, SLG: 0.500	1-1 G1-3			3-2 P6		1-1 F7		1-2 K		4	0	0	0	0	1	1									
Tino Martinez, L (1, 3) OBP: 0.111, SLG: 0.444		1-2 F9			1-1 F7		2-1 G3-1	1-3 K		4	0	0	0	0	1	0									
Greg Litton, R (1, 10) Mike Felder, S (9, PH) OBP: 0.500, SLG: 0.750		2-3 K			4-1 1B BB		2-3 K	1-3 K		2	0	0	0	1	2	0									
Jay Buhner, R (1, 9) OBP: 0.375, SLG: 0.167		3-3 K			1-0 1B		4-0 BB			2	0	1	0	1	1	0									
Mike Blowers, R (1, 5) OBP: 0.286, SLG: 0.167			2-2 G4-3		1-1 F8		2-2 G4-3			3	0	0	0	0	0	3									
Dave Valle, R (1, 2) OBP: 0.286, SLG: 0.167			2-2 G1-3		0-3 K			0-2 G5-3		3	0	0	0	0	1	2									
Rich Amaral, R (1, 4) OBP: 0.429, SLG: 0.714			3-3 K			1-2 G4-3		2-2 G3		3	0	0	0	0	1	0									
Inning Stats	R: 0 H: 0 E: 0 K: 0 S: 6	H: 0 LOB: 0 BB: 0 P: 10	R: 0 H: 0 E: 0 K: 2 S: 13	H: 0 LOB: 0 BB: 0 P: 19	R: 0 H: 0 E: 0 K: 1 S: 12	H: 0 LOB: 0 BB: 0 P: 19	R: 0 H: 0 E: 0 K: 0 S: 8	H: 0 LOB: 0 BB: 0 P: 13	R: 0 H: 1 E: 0 K: 1 S: 9	H: 1 LOB: 2 BB: 1 P: 16	R: 0 H: 1 E: 0 K: 0 S: 8	H: 1 LOB: 1 BB: 0 P: 12	R: 0 H: 0 E: 0 K: 1 S: 8	H: 0 LOB: 1 BB: 1 P: 18	R: 0 H: 1 E: 0 K: 0 S: 12	H: 1 LOB: 0 BB: 0 P: 15	R: 0 H: 0 E: 0 K: 3 S: 9	H: 0 LOB: 0 BB: 0 P: 12	1B: 3 2B: 0 3B: 0 HR: 0	SF: 0 SAC: 0 DP: 0 HBP: 0	WP: 0 PB: 0 SB: 1 CS: 0	PA: 32			
PITCHER	IP	WLS	BF	H	R	ER	SO	BB	IBB	HBP	BLK	WP	HR	S	P	ERA	WHIP								
Al Leiter, L (1, 1) ERA: 4.5	7.0	W	25	2	0	0	5	2	0	0	0	0	0	64	107	0.00	0.571								
Mike Timlin, R (8, 1) ERA: 4.5	1.0		4	1	0	0	0	0	0	0	0	0	0	12	15	0.00	1.000								
Duane Ward, R (9, 1) ERA: 4.5	1.0	S	3	0	0	0	3	0	0	0	0	0	0	9	12	0.00	0.000								

Toronto Blue Jays @ Seattle Mariners
The Kingdome, Seattle, WA
Wed Apr 07 1993, 6:33 AM EDT
Att: 27,837 - Dome

AB 30
R 0
H 3
RBI 0
BB 2
SO 8
LOB 7



Batter	1	2	3	4	5	6	7	8	9	AB	R	H	RBI	BB	SO	LOB	TOP								
Kenny Lofton, L OBP: 0.316, SLG: 0.389	1-2 K		1-0 G4-3		0-0 SF8	0-0 1B SF8 1B		0-0 F9 BB 1B	3-2 G4-3	5	1	2	2	0	1	2									
Felix Fermin, R OBP: 0.297, SLG: 0.154	1-3 K		2-2 G6-3		0-1 1-2 1B	4-0 1-2 2-3 3-H BB 1B		1-2 BB		3	0	1	1	2	1	0									
Carlos Baerga, S OBP: 0.471, SLG: 0.941	1-2 HR 1B		1-0 P2		1-0 G3-1	1-2 2-3 3-H 1B		0-2 F9		5	1	2	1	0	0	4									
Albert Belle, R OBP: 0.412, SLG: 0.786	1-1 HR			1-0 P5		HR 1B SF8		2-3 K		4	2	2	3	0	1	2									
Paul Sorrento, L OBP: 0.308, SLG: 0.615	2-0 F8			1-3 K		HR 1B G3			1-0 1B 1B	5	2	2	2	0	1	2									
Glenallen Hill, R OBP: 0.353, SLG: 0.588		3-2 CS 1B		1-3 K2-3			2-3 K	1-1 G6-3	1-3 K	5	0	1	0	0	3	1									
Carlos Martinez, R OBP: 0.500, SLG: 0.500		1-0 SAFE G6-3			1-0 1B SF8 G4-3 1B	4-1 E 1B BB	0-0 G4-3	3-2 P2		4	2	1	0	1	0	2									
Reggie Jefferson, S OBP: 0.412, SLG: 0.400		1-1 WP 1B			0-0 G4-3	2-2 1B E 1B	1-2 K	1-2 1B 1B	1-2 1B	5	1	3	0	0	1	1									
Sandy Alomar Jr., R OBP: 0.313, SLG: 0.231		3-2 SAFE G6-3			2-0 1B	1-0 E5 BB 1B		2-3 K	0-0 1-2 2-H 1B	5	1	2	1	0	1	3									
Inning Stats	R: 2 E: 0 K: 2 S: 14	H: 2 LOB: 0 BB: 0 P: 20	R: 0 E: 0 K: 0 S: 9	H: 2 LOB: 1 BB: 0 P: 17	R: 0 E: 0 K: 0 S: 5	H: 0 LOB: 0 BB: 0 P: 9	R: 0 E: 0 K: 2 S: 7	H: 0 LOB: 0 BB: 0 P: 10	R: 1 E: 0 K: 0 S: 7	H: 3 LOB: 2 BB: 0 P: 11	R: 6 E: 1 K: 1 S: 18	H: 5 LOB: 2 BB: 2 P: 37	R: 0 E: 0 K: 1 S: 6	H: 0 LOB: 0 BB: 0 P: 8	R: 0 E: 0 K: 2 S: 12	H: 1 LOB: 2 BB: 1 P: 20	R: 1 E: 0 K: 1 S: 18	H: 3 LOB: 2 BB: 0 P: 27	1B: 14 2B: 0 3B: 0 HR: 2	SF: 2 SAC: 0 DP: 0 HBP: 0	WP: 1 PB: 0 SB: 0 CS: 1	PA: 46			
PITCHER	IP	WLS	BF	H	R	ER	SO	BB	IBB	HBP	BLK	WP	HR	S	P	ERA	WHIP								
Juan Guzman, R ERA: 11.81	(1, 1)	5.1	27	10	8	8	5	1	0	0	0	1	2	53	90	13.50	2.062								
Mark Eichhorn, R ERA: 3.39	(6, 1)	1.2	W	8	2	1	0	1	0	0	0	0	0	13	22	0.00	1.800								
Danny Cox, R ERA: 3.38	(8, 1)	1.2		10	4	1	1	3	1	0	0	0	0	27	41	5.40	3.000								
Duane Ward, R ERA:	(9, 1)	0.1	S	1	0	0	0	0	0	0	0	0	0	3	6	0.00	0.000								

Cleveland Indians @ Toronto Blue Jays
SkyDome, Toronto, ON
Fri Apr 09 1993, 3:33 AM EDT
Att: 50,533 - Dome


AB 41
R 10
H 16
RBI 10
BB 3
SO 9
LOB 17



Batter	1	2	3	4	5	6	7	8	9	AB	R	H	RBI	BB	SO	LOB	BOTTOM								
Devon White, S OBP: 0.385, SLG: 0.500	4-0 G4-3 E BB	2-0 F8		0-0 E1 1B		3-2 L8	1-0 1-1 2-H 3B			4	2	2	2	1	0	1									
Roberto Alomar, S OBP: 0.385, SLG: 0.417	2-1 G4-3		1-2 L7	0-0 G6-4-3 1B		1-3 K	1-0 G4-3			5	0	1	1	0	1	3									
Luis Sojo, R	(9, 4)									0	0	0	0	0	0	0									
Paul Molitor, R OBP: 0.154, SLG: 0.308	(1, 10)	0-1 E9 SF7	0-0 G3	0-1 G6-4-3	0-1 G4-3			1-2 L7		5	2	1	0	0	0	2									
Joe Carter, R OBP: 0.571, SLG: 1.200	(1, 7)	0-1 SF7	1-2 G3	1-3 K		4-1 SH5-4 G5-3 BB	2-2 2B			3	2	1	2	1	1	0									
John Olerud, L OBP: 0.556, SLG: 0.571	(1, 3)	4-2 BB	0-0 1B		1-0 F8	0-1 SH5-4	4-0 2B			3	3	2	0	2	0	0									
Darin Jackson, R OBP: 0.182, SLG: 0.182	(1, 9)	0-0 G1-3	1-1 1B		1-3 K	1-2 1B	0-3 K			4	1	1	1	0	2	3									
Ed Sprague, R OBP: 0.308, SLG: 0.692	(1, 5)		1-2 HR	2-0 1B	1-1 2B		0-0 G5-3	1-1 2B		5	1	4	4	0	0	1									
Pat Borders, R OBP: 0.250, SLG: 0.273	(1, 2)	0-0 G5-3	3-2 1B		2-1 F8	4-0 1B	2-1 F7			4	1	1	1	1	0	2									
Dick Schofield, R OBP: 0.300, SLG: 0.125	(1, 6)	1-2 F7	1-3 K		4-1 BB	0-1 3B				3	1	1	1	1	1	2									
Inning Stats	R: 2 E: 1 K: 0 S: 9	H: 0 LOB: 1 BB: 2 P: 19	R: 1 E: 0 K: 0 S: 8	H: 1 LOB: 0 BB: 0 P: 12	R: 3 E: 0 K: 1 S: 19	H: 5 LOB: 2 BB: 0 P: 28	R: 1 E: 1 K: 1 S: 7	H: 2 LOB: 0 BB: 0 P: 8	R: 0 E: 0 K: 1 S: 8	H: 1 LOB: 1 BB: 0 P: 13	R: 0 E: 0 K: 1 S: 12	H: 0 LOB: 1 BB: 1 P: 22	R: 4 E: 0 K: 0 S: 9	H: 3 LOB: 1 BB: 2 P: 19	R: 2 E: 0 K: 1 S: 13	H: 2 LOB: 1 BB: 1 P: 23	1B: 7 2B: 4 3B: 2 HR: 1	SF: 1 SAC: 1 DP: 1 HBP: 0	WP: 0 PB: 0 SB: 1 CS: 0	PA: 44					
PITCHER	IP	WLS	BF	H	R	ER	SO	BB	IBB	HBP	BLK	WP	HR	S	P	ERA	WHIP								
Jose Mesa, R ERA: 13.5	(1, 1)	2.2		17	6	6	4	0	0	0	0	0	0	31	52	2.70	1.500								
Tom Kramer, R ERA: 2.7	(3, 1)	3.1	14	3	2	1	4	2	0	0	0	0	0	31	52	2.70	1.500								
Kevin Wickander, L ERA: 9.0	(7, 1)	0.0	1	1	0	0	0	0	0	0	0	0	0	2	2	∞	∞								
Ted Power, R ERA: 27.0	(7, 1)	2.0	L	12	4	5	5	1	1	0	0	0	0	19	35	22.50	2.500								


Cleveland Indians @ Toronto Blue Jays
SkyDome, Toronto, ON
Fri Apr 09 1993, 3:33 AM EDT
Att: 50,533 - Dome

AB 36
R 13
H 14
RBI 12
BB 6
SO 5
LOB 14



Batter	1	2	3	4	5	6	7	8	9	AB	R	H	RBI	BB	SO	LOB	TOP								
Kenny Lofton, L OBP: 0.348, SLG: 0.409 (1, 8)	F8		1B				B5-3			4	1	2	0	0	0	0	Cleveland Indians @ Toronto Blue Jays SkyDome, Toronto, ON Sat Apr 10 1993, 3:33 AM EDT Att: 50,492 - Dome								
Felix Fermin, R OBP: 0.293, SLG: 0.176 (1, 6)	G6-3		G5-3					G5-3		4	0	1	1	0	0	1									
Carlos Baerga, S OBP: 0.524, SLG: 0.950 (1, 4)										3	1	2	0	1	0	1									
Albert Belle, R OBP: 0.429, SLG: 0.833 (1, 7)	F8									4	1	2	1	0	1	2									
Paul Sorrento, L OBP: 0.294, SLG: 0.706 (1, 3)		G4-3								4	1	1	2	0	1	2									
Carlos Martinez, R OBP: 0.467, SLG: 0.462 (1, 5)										3	0	1	0	0	0	1									
Alvaro Espinoza, R OBP: 1.000, SLG: 2.500 (8, 5)										0	0	0	0	0	0	0									
Jeff Treadway, L OBP: 0.500, SLG: 0.500 (9, PH)										1	0	0	0	0	1	0									
Glenallen Hill, R OBP: 0.300, SLG: 0.500 (1, 9)										3	0	0	0	0	1	2									
Thomas Howard, S OBP: 0.167, SLG: 0.667 (9, PH)										1	0	0	0	0	0	0									
Reggie Jefferson, S OBP: 0.333, SLG: 0.316 (1, 10)										4	0	0	0	0	1	0									
Sandy Alomar Jr., R OBP: 0.263, SLG: 0.188 (1, 2)										3	0	0	0	0	1	0									
Inning Stats	R: 0 E: 0 K: 0 S: 9	H: 0 LOB: 1 BB: 1 P: 17	R: 0 E: 0 K: 0 S: 12	H: 1 LOB: 0 BB: 0 P: 14	R: 0 E: 0 K: 2 S: 11	H: 1 LOB: 1 BB: 0 P: 14	R: 3 E: 0 K: 1 S: 12	H: 3 LOB: 0 BB: 0 P: 18	R: 1 E: 0 K: 0 S: 6	H: 2 LOB: 0 BB: 0 P: 10	R: 0 E: 0 K: 0 S: 8	H: 1 LOB: 1 BB: 0 P: 15	R: 0 E: 0 K: 0 S: 7	H: 0 LOB: 0 BB: 0 P: 10	R: 0 E: 0 K: 2 S: 10	H: 1 LOB: 1 BB: 0 P: 13	R: 0 E: 0 K: 1 S: 10	H: 0 LOB: 0 BB: 0 P: 10	1B: 5 2B: 4 3B: 0 HR: 1	SF: 0 SAC: 0 DP: 2 HBP: 0	WP: 1 PB: 0 SB: 2 CS: 0	PA: 35			
PITCHER	IP	WLS	BF	H	R	ER	SO	BB	IBB	HBP	BLK	WP	HR	S	P	ERA	WHIP								
Todd Stottlemeyer, R ERA: 4.5 (1, 1)	8.0	W	32	9	4	4	5	1	0	0	0	1	1	75	111	4.50	1.250								
Duane Ward, R ERA: (9, 1)	1.0	S	3	0	0	0	1	0	0	0	0	0	0	10	10	0.00	0.000								

AB	34
R	4
H	9
RBI	4
BB	1
SO	6
LOB	9



Batter	1	2	3	4	5	6	7	8	9	AB	R	H	RBI	BB	SO	LOB	BOTTOM								
Devon White, S OBP: 0.471, SLG: 0.533 (1, 8)	G1-6-3		FC1-6					HR		3	1	2	0	1	0	0	Cleveland Indians @ Toronto Blue Jays SkyDome, Toronto, ON Sat Apr 10 1993, 3:33 AM EDT Att: 50,492 - Dome								
Roberto Alomar, S OBP: 0.353, SLG: 0.375 (1, 4)	G1-6-3		FC1-6					L7		4	0	1	0	0	0	3									
Paul Molitor, R OBP: 0.176, SLG: 0.250 (1, 10)	F9		G5-3					HR		3	1	0	0	1	1	2									
Joe Carter, R OBP: 0.636, SLG: 1.444 (1, 7)										4	3	3	3	0	0	0									
John Olerud, L OBP: 0.385, SLG: 0.364 (1, 3)										4	0	0	0	0	1	2									
Darin Jackson, R OBP: 0.133, SLG: 0.133 (1, 9)										4	0	0	0	0	2	2									
Ed Sprague, R OBP: 0.313, SLG: 0.688 (1, 5)										3	0	1	2	0	1	1									
Pat Borders, R OBP: 0.200, SLG: 0.214 (1, 2)										3	0	0	0	0	1	2									
Dick Schofield, R OBP: 0.231, SLG: 0.091 (1, 6)										3	0	0	0	0	1	0									
Inning Stats	R: 0 E: 0 K: 0 S: 4	H: 1 LOB: 0 BB: 0 P: 5	R: 1 E: 0 K: 1 S: 10	H: 2 LOB: 1 BB: 0 P: 14	R: 0 E: 0 K: 0 S: 7	H: 0 LOB: 1 BB: 1 P: 12	R: 1 E: 1 K: 1 S: 12	H: 1 LOB: 1 BB: 0 P: 16	R: 0 E: 0 K: 1 S: 10	H: 1 LOB: 1 BB: 0 P: 15	R: 0 E: 0 K: 3 S: 9	H: 0 LOB: 0 BB: 0 P: 9	R: 0 E: 0 K: 3 S: 9	H: 0 LOB: 0 BB: 0 P: 11	R: 3 E: 0 K: 0 S: 16	H: 2 LOB: 0 BB: 1 P: 27		1B: 4 2B: 2 3B: 0 HR: 1	SF: 0 SAC: 0 DP: 1 HBP: 0	WP: 0 PB: 0 SB: 1 CS: 0	PA: 33				
PITCHER	IP	WLS	BF	H	R	ER	SO	BB	IBB	HBP	BLK	WP	HR	S	P	ERA	WHIP								
Charles Nagy, R ERA: 7.24 (1, 1)	8.0	L	33	7	5	4	7	2	0	0	0	0	1	75	109	4.50	1.125								



Batter	1	2	3	4	5	6	7	8	9	AB	R	H	RBI	BB	SO	LOB	TOP					
Kenny Lofton, L OBP: 0.357, SLG: 0.385	1-2 1B HR 1B	0-0 G3		0-2 F8		4-0 1B BB	2-1 F9			4	2	1	0	1	0	4	Cleveland Indians @ Toronto Blue Jays SkyDome, Toronto, ON Sun Apr 11 1993, 3:33 AM EDT Att. 47,194 - Dome					
Thomas Howard, S OBP: 0.455, SLG: 0.727	1-0 HR 1B	2-1 1B		0-2 CS 1B		2-2 1B 1B		0-3 K		5	1	4	3	0	1	0						
Carlos Baerga, S OBP: 0.538, SLG: 1.040	0-0 HR 1B	0-2 P5		2-1 2B		2-2 1B		2-1 G4-3		5	1	3	3	0	0	1						
Albert Belle, R OBP: 0.385, SLG: 0.696	0-0 G5-3			1-2 1B 1B		3-3 K		3-3 K		5	1	1	0	0	2	3						
Paul Sorrento, L OBP: 0.273, SLG: 0.727	3-2 K			0-3 K		1-3 K		0-1 G3-1		5	1	1	1	0	3	1						
Carlos Martinez, R OBP: 0.400, SLG: 0.389	1-3 K			2-2 F8		3-3 K		2-0 F7		5	0	1	0	0	2	1						
Jeff Treadway, L OBP: 0.556, SLG: 0.667				0-1 G3 BB 1B		1-2 F8		0-0 1B 2B		5	3	3	0	0	0	1						
Alvaro Espinoza, R OBP: 1.000, SLG: 2.500				1-3 E 1B				1-0 G6-3		0	0	0	0	0	0	0						
Sandy Alomar Jr., R OBP: 0.292, SLG: 0.200				0-0 F8		1-2 F7		4-1 1B BB		4	0	1	1	1	0	1						
Felix Fermin, R OBP: 0.304, SLG: 0.200				4-1 L9		2-1 G6-3		1-0 1B		3	1	1	1	1	0	1						
Inning Stats	R: 3 E: 0 K: 2 S: 12	H: 3 LOB: 0 BB: 0 P: 18	R: 2 E: 0 K: 0 S: 10	H: 2 LOB: 1 BB: 0 P: 16	R: 2 E: 0 K: 1 S: 14	H: 3 LOB: 1 BB: 0 P: 22	R: 0 E: 0 K: 0 S: 11	H: 2 LOB: 1 BB: 0 P: 14	R: 0 E: 0 K: 2 S: 11	H: 0 LOB: 0 BB: 0 P: 16	R: 1 E: 0 K: 1 S: 15	H: 2 LOB: 2 BB: 1 P: 29	R: 1 E: 0 K: 0 S: 8	H: 2 LOB: 2 BB: 1 P: 17	R: 0 E: 0 K: 2 S: 8	H: 0 LOB: 0 BB: 0 P: 13	R: 1 E: 0 K: 0 S: 4	H: 2 LOB: 0 BB: 0 P: 8	1B: 12 2B: 2 3B: 0 HR: 2	SF: 0 SAC: 0 DP: 1 HBP: 0	WP: 0 PB: 0 SB: 2 CS: 1	PA: 44
PITCHER	IP WLS BF H R ER SO BB IBB HBP BLK WP HR S P ERA WHIP	IP WLS BF H R ER SO BB IBB HBP BLK WP HR S P ERA WHIP	IP WLS BF H R ER SO BB IBB HBP BLK WP HR S P ERA WHIP	IP WLS BF H R ER SO BB IBB HBP BLK WP HR S P ERA WHIP	IP WLS BF H R ER SO BB IBB HBP BLK WP HR S P ERA WHIP	IP WLS BF H R ER SO BB IBB HBP BLK WP HR S P ERA WHIP	IP WLS BF H R ER SO BB IBB HBP BLK WP HR S P ERA WHIP	IP WLS BF H R ER SO BB IBB HBP BLK WP HR S P ERA WHIP	IP WLS BF H R ER SO BB IBB HBP BLK WP HR S P ERA WHIP	IP WLS BF H R ER SO BB IBB HBP BLK WP HR S P ERA WHIP	IP WLS BF H R ER SO BB IBB HBP BLK WP HR S P ERA WHIP	IP WLS BF H R ER SO BB IBB HBP BLK WP HR S P ERA WHIP	IP WLS BF H R ER SO BB IBB HBP BLK WP HR S P ERA WHIP	IP WLS BF H R ER SO BB IBB HBP BLK WP HR S P ERA WHIP	IP WLS BF H R ER SO BB IBB HBP BLK WP HR S P ERA WHIP	IP WLS BF H R ER SO BB IBB HBP BLK WP HR S P ERA WHIP	IP WLS BF H R ER SO BB IBB HBP BLK WP HR S P ERA WHIP					
Jack Morris, R ERA: 16.71	(1, 1)	2.2 L	17	8	7	6	3	1	0	0	0	0	0	0	0	0	0	0	0	20.25	3.375	
Pat Hentgen, R ERA: 4.15	(3, 1)	4.1	20	6	2	2	3	2	0	0	0	0	0	0	0	0	0	0	0	4.15	1.846	
Danny Cox, R ERA: 2.45	(8, 1)	1.0	3	0	0	0	2	0	0	0	0	0	0	0	0	0	0	0	0	0.00	0.000	
Mike Timlin, R ERA: 6.0	(9, 1)	1.0	4	2	1	1	0	0	0	0	0	0	0	0	0	0	0	0	0	9.00	2.000	
Devon White, S OBP: 0.545, SLG: 0.750	1-1 2B 1B	2-2 HR		3-2 G5-3 S 1B		1-2 F9		1-1 F8		5	2	4	2	0	0	0	Cleveland Indians @ Toronto Blue Jays SkyDome, Toronto, ON Sun Apr 11 1993, 3:33 AM EDT Att. 47,194 - Dome					
Roberto Alomar, S OBP: 0.333, SLG: 0.316	4-1 2B SF7 BB	1-3 K		2-0 F9		0-2 F7				3	1	0	0	1	1	2						
Paul Molitor, R OBP: 0.190, SLG: 0.300	0-1 2B			1-2 G5-3		1-3 P6				4	0	1	1	0	0	2						
Joe Carter, R OBP: 0.533, SLG: 1.417	2-1 SF7			1-2 G1-3		0-0 F7		2-1 HR		3	1	1	2	0	0	1						
John Olerud, L OBP: 0.412, SLG: 0.400	0-1 F7			1-0 1B		1-1 G4-6-3 1B		1-0 G1-3		4	0	2	0	0	0	1						
Turner Ward, S	3-1 F7			2-0 F8		0-0 G4-6-3		2-2 P4		4	0	0	0	0	0	3						
Ed Sprague, R OBP: 0.300, SLG: 0.750				2-1 F8		3-2 F7		0-1 HR		4	1	1	1	0	0	0						
Pat Borders, R OBP: 0.158, SLG: 0.167				1-1 G1-3		1-0 G5-3		0-2 G6-3		4	0	0	0	0	1	0						
Dick Schofield, R OBP: 0.235, SLG: 0.267				0-2 HR 3B		1-3 K		2-2 F8		4	1	1	0	0	2	0						
Inning Stats	R: 2 E: 0 K: 0 S: 11	H: 2 LOB: 1 BB: 1 P: 21	R: 2 E: 0 K: 1 S: 16	H: 2 LOB: 0 BB: 0 P: 22	R: 0 E: 0 K: 0 S: 10	H: 1 LOB: 1 BB: 0 P: 17	R: 0 E: 0 K: 1 S: 7	H: 0 LOB: 0 BB: 0 P: 12	R: 0 E: 0 K: 0 S: 9	H: 1 LOB: 1 BB: 0 P: 15	R: 1 E: 0 K: 0 S: 8	H: 2 LOB: 0 BB: 0 P: 9	R: 0 E: 0 K: 0 S: 13	H: 1 LOB: 1 BB: 0 P: 19	R: 1 E: 0 K: 0 S: 8	H: 1 LOB: 0 BB: 0 P: 14		R: 0 E: 0 K: 2 S: 10	H: 0 LOB: 0 BB: 0 P: 17	1B: 5 2B: 1 3B: 1 HR: 3	SF: 1 SAC: 0 DP: 1 HBP: 0	WP: 0 PB: 0 SB: 1 CS: 0
PITCHER	IP WLS BF H R ER SO BB IBB HBP BLK WP HR S P ERA WHIP	IP WLS BF H R ER SO BB IBB HBP BLK WP HR S P ERA WHIP	IP WLS BF H R ER SO BB IBB HBP BLK WP HR S P ERA WHIP	IP WLS BF H R ER SO BB IBB HBP BLK WP HR S P ERA WHIP	IP WLS BF H R ER SO BB IBB HBP BLK WP HR S P ERA WHIP	IP WLS BF H R ER SO BB IBB HBP BLK WP HR S P ERA WHIP	IP WLS BF H R ER SO BB IBB HBP BLK WP HR S P ERA WHIP	IP WLS BF H R ER SO BB IBB HBP BLK WP HR S P ERA WHIP	IP WLS BF H R ER SO BB IBB HBP BLK WP HR S P ERA WHIP	IP WLS BF H R ER SO BB IBB HBP BLK WP HR S P ERA WHIP	IP WLS BF H R ER SO BB IBB HBP BLK WP HR S P ERA WHIP	IP WLS BF H R ER SO BB IBB HBP BLK WP HR S P ERA WHIP	IP WLS BF H R ER SO BB IBB HBP BLK WP HR S P ERA WHIP	IP WLS BF H R ER SO BB IBB HBP BLK WP HR S P ERA WHIP	IP WLS BF H R ER SO BB IBB HBP BLK WP HR S P ERA WHIP	IP WLS BF H R ER SO BB IBB HBP BLK WP HR S P ERA WHIP						
Mark Clark, R ERA: 7.5	(1, 1)	6.0 W	26	8	5	5	2	1	0	0	0	0	0	0	0	0	0	0	0	7.50	1.500	
Mike Christopher, R ERA: 3.0	(7, 1)	1.0	5	2	1	1	0	0	0	0	0	0	0	0	0	0	0	0	0	9.00	2.000	
Derek Lilliquist, L ERA:	(8, 1)	2.0	6	0	0	0	2	0	0	0	0	0	0	0	0	0	0	0	0	0.00	0.000	

AB 41
R 10
H 16
RBI 9
BB 3
SO 8
LOB 13



AB 35
R 6
H 10
RBI 6
BB 1
SO 4
LOB 9



Batter	1	2	3	4	5	6	7	8	9	AB	R	H	RBI	BB	SO	LOB	TOP								
Rich Amaral, R OBP: 0.423, SLG: 0.522 (1, 4)	4-1 FC3-6 BB		0-3 K		0-1 FC5 BLK 1B	0-0 F9			0-2 L3-6	4	0	1	0	1	1	4									
Henry Cotto, R OBP: 0.197, SLG: 0.250 (1, 7)	2-1 FC3-6 G3 S 1-2		0-2 P3		3-2 FC5		2-0 P6			4	0	0	0	0	0	4									
Ken Griffey Jr., L OBP: 0.250, SLG: 0.304 (1, 8)	3-2 G3 1-3		1-0 F9			2-0 BB 1B	3-2 G4-3			4	1	1	0	0	0	3									
Jay Buhner, R OBP: 0.444, SLG: 0.429 (1, 9)	2-3 K			1-2 1B		2-2 F9 1B	0-2 G5-3			4	0	1	0	0	1	2									
Tino Martinez, L OBP: 0.296, SLG: 0.522 (1, 3)		3-3 K		0-1 P5		1-1 F7		2-2 F8		4	0	0	0	0	1	2									
Greg Litton, R OBP: 0.375, SLG: 0.286 (1, 10)	2-1 F9		1-3 K		0-1 BB HR 1B		0-0 F7			3	1	1	0	0	1	1									
Mike Felder, S OBP: 0.444, SLG: 0.400 (8, PH)										1	0	0	0	0	0	0									
Mike Blowers, R OBP: 0.267, SLG: 0.154 (1, 5)	3-2 G6-3		1-0 G3-1		4-2 BB HR BB		1-3 K			3	1	0	0	1	1	1									
Dave Valle, R OBP: 0.391, SLG: 0.368 (9, PR)			1-0 BB 1B		4-1 G5-3		2-1 L3-6 G3 1B			3	1	2	1	1	0	0									
Fernando Vina, L OBP: 0.500, SLG: 1.000 (9, PR)					1-2 HR BB		1-2 G3			0	0	0	0	0	0	0									
Omar Vizquel, S OBP: 0.429, SLG: 0.381 (1, 6)			4-1 BB		2-2 G4-3		1-2 HR		1-2 G3	3	1	1	4	1	0	1									
Inning Stats	R: 0 E: 0 K: 1 S: 9	H: 0 LOB: 1 BB: 1 P: 20	R: 0 E: 0 K: 1 S: 9	H: 0 LOB: 0 BB: 0 P: 17	R: 0 E: 0 K: 1 S: 9	H: 1 LOB: 2 BB: 1 P: 15	R: 0 E: 0 K: 1 S: 9	H: 1 LOB: 1 BB: 0 P: 12	R: 0 E: 0 K: 0 S: 11	H: 1 LOB: 1 BB: 0 P: 17	R: 5 E: 0 K: 0 S: 16	H: 3 LOB: 0 BB: 2 P: 30	R: 0 E: 0 K: 0 S: 8	H: 0 LOB: 0 BB: 0 P: 13	R: 0 E: 0 K: 1 S: 8	H: 0 LOB: 0 BB: 0 P: 11	R: 0 E: 0 K: 0 S: 8	H: 1 LOB: 1 BB: 0 P: 11	1B: 6 2B: 1 3B: 0 HR: 1	SF: 0 SAC: 0 DP: 1 HBP: 0	WP: 0 PB: 0 SB: 1 CS: 0	PA: 37			
PITCHER	IP	WLS	BF	H	R	ER	SO	BB	IBB	HBP	BLK	WP	HR	S	P	ERA	WHIP								
Al Leiter, L ERA: 2.84 (1, 1)	5.2		26	5	4	4	4	4	0	0	1	0	0	59	106	6.35	1.588								
Danny Cox, R ERA: 3.0 (6, 1)	2.1	W	8	1	1	1	1	0	0	0	0	0	1	20	29	3.86	0.429								
Duane Ward, R ERA: (9, 1)	1.0	S	3	1	0	0	0	0	0	0	0	0	0	8	11	0.00	1.000								

Seattle Mariners @ Toronto Blue Jays
SkyDome, Toronto, ON
Tue Apr 13 1993, 7:05 PM EDT
Att: 42,230 - Dome

AB 33
R 5
H 7
RBI 5
BB 4
SO 5
LOB 18



Batter	1	2	3	4	5	6	7	8	9	AB	R	H	RBI	BB	SO	LOB	BOTTOM								
Turner Ward, S (1, 9)	2-2 G5-3	3-2 G3		1-0 P6			4-2 G6-4-3 BB			3	0	0	0	1	0	2									
Roberto Alomar, S OBP: 0.280, SLG: 0.261 (1, 4)	2-0 G5-3		2-0 G6-3		1-1 G4-3		0-1 G6-4-3			4	0	0	0	0	0	2									
Paul Molitor, R OBP: 0.280, SLG: 0.348 (1, 10)	1-0 2B 1B		4-2 S BB		1-0 G5-3		1-0 1B			3	1	2	1	1	0	0									
Joe Carter, R OBP: 0.474, SLG: 1.188 (1, 7)	2-2 2B 1B		1-3 K		3-1 P4			1-3 K		4	1	1	0	0	2	1									
John Olerud, L OBP: 0.476, SLG: 0.526 (1, 3)	2-2 2B		3-2 F7			1-0 G1-6-3 1B		2-0 3B 1B		4	1	3	2	0	0	1									
Darin Jackson, R OBP: 0.158, SLG: 0.158 (1, 8)	2-3 K			2-1 FC5-4 1B		2-1 G1-6-3		0-3 K		4	0	1	0	0	2	3									
Darnell Coles, R OBP: 0.500, SLG: 0.750 (1, 5)		4-2 BB		3-1 FC5-4 1B 2B		0-1 L5		1-1 3B		3	1	1	1	1	0	1									
Pat Borders, R OBP: 0.217, SLG: 0.227 (1, 2)		3-2 F9		3-1 2B 1B			1-1 BB BB 1B	1-1 G5-3		4	1	2	0	0	0	2									
Dick Schofield, R OBP: 0.300, SLG: 0.353 (1, 6)		0-2 F7		1-1 1B 2B			4-1 G6-4-3 BB 1B			2	1	1	1	1	0	1									
Inning Stats	R: 2 E: 0 K: 1 S: 15	H: 3 LOB: 1 BB: 0 P: 26	R: 0 E: 0 K: 0 S: 13	H: 0 LOB: 1 BB: 1 P: 23	R: 0 E: 0 K: 1 S: 9	H: 0 LOB: 1 BB: 1 P: 19	R: 1 E: 0 K: 0 S: 9	H: 3 LOB: 0 BB: 0 P: 19	R: 0 E: 0 K: 0 S: 5	H: 1 LOB: 0 BB: 0 P: 10	R: 0 E: 0 K: 0 S: 5	H: 1 LOB: 0 BB: 0 P: 8	R: 2 E: 0 K: 0 S: 8	H: 2 LOB: 1 BB: 2 P: 18	R: 1 E: 0 K: 2 S: 12	H: 2 LOB: 1 BB: 0 P: 17	1B: 7 2B: 3 3B: 1 HR: 0	SF: 0 SAC: 0 DP: 2 HBP: 0	WP: 0 PB: 0 SB: 1 CS: 0	PA: 35					
PITCHER	IP	WLS	BF	H	R	ER	SO	BB	IBB	HBP	BLK	WP	HR	S	P	ERA	WHIP								
Chris Bosio, R ERA: 2.63 (1, 1)	5.2		24	7	3	3	2	2	0	0	0	0	0	54	103	4.76	1.588								
Tim Lincecum, R ERA: 6.0 (6, 1)	2.1	L	11	4	3	3	2	2	0	0	0	0	0	22	37	11.57	2.571								

Seattle Mariners @ Toronto Blue Jays
SkyDome, Toronto, ON
Tue Apr 13 1993, 7:05 PM EDT
Att: 42,230 - Dome

AB 31
R 6
H 11
RBI 5
BB 4
SO 4
LOB 13



Batter	1	2	3	4	5	6	7	8	9	AB	R	H	RBI	BB	SO	LOB	TOP										
Omar Vizquel, S OBP: 0.421, SLG: 0.379 (1, 6)										4	0	0	0	0	2	1	Seattle Mariners @ Toronto Blue Jays SkyDome, Toronto, ON Thu Apr 15 1993, 3:33 AM EDT Att: 46,272 - Dome										
Mike Felder, S OBP: 0.357, SLG: 0.320 (1, 7)										4	0	1	0	0	1	0											
Ken Griffey Jr., L OBP: 0.263, SLG: 0.333 (1, 8)										4	0	1	0	0	1	2											
Tino Martinez, L OBP: 0.432, SLG: 0.500 (1, 3)										2	1	1	0	2	0	0											
Pete O'Brien, L OBP: 0.435, SLG: 0.389 (1, 10)										3	0	1	0	1	0	1											
Jay Buhner, R OBP: 0.378, SLG: 0.387 (1, 9)										4	0	0	1	0	1	5											
Rich Amaral, R OBP: 0.389, SLG: 0.469 (1, 5)										4	0	0	0	0	0	2											
Bill Haselman, R OBP: 0.167, SLG: 0.167 (9, PH)										3	0	1	0	0	0	1											
Lee Tinsley, S OBP: 0.250, SLG: 0.250 (9, PH)										1	0	0	0	0	1	0											
Fernando Vina, L OBP: 0.400, SLG: 0.375 (1, 4)										3	0	0	0	0	0	1											
Inning Stats	R: 0 E: 0 K: 1 S: 17	H: 1 LOB: 3 BB: 2 P: 33	R: 0 E: 0 K: 0 S: 3	H: 0 LOB: 0 BB: 0 P: 4	R: 0 E: 0 K: 1 S: 9	H: 0 LOB: 0 BB: 0 P: 14	R: 0 E: 0 K: 0 S: 8	H: 1 LOB: 1 BB: 0 P: 10	R: 0 E: 0 K: 1 S: 10	H: 2 LOB: 2 BB: 1 P: 13	R: 1 E: 0 K: 0 S: 10	H: 1 LOB: 1 BB: 1 P: 18	R: 0 E: 0 K: 1 S: 8	H: 0 LOB: 0 BB: 0 P: 9	R: 0 E: 0 K: 2 S: 6	H: 0 LOB: 0 BB: 0 P: 10	R: 0 E: 0 K: 2 S: 8	H: 0 LOB: 0 BB: 0 P: 10	1B: 3 2B: 2 HR: 0	SF: 0 SAC: 0 HBP: 0	WP: 0 PB: 0 SB: 0 CS: 0	PA: 35					
PITCHER	IP	WLS	BF	H	R	ER	SO	BB	IBB	HBP	BLK	WP	HR	S	P	ERA	WHIP										
Todd Stottlemyre, R ERA: 2.81 (1, 1)	8.0	W	32	5	1	1	4	3	0	0	0	0	0	71	111	1.12	1.000										
Duane Ward, R ERA: (9, 1)	1.0	S	3	0	0	0	2	0	0	0	0	0	0	8	10	0.00	0.000										

Batter	1	2	3	4	5	6	7	8	9	AB	R	H	RBI	BB	SO	LOB	BOTTOM										
Devon White, S OBP: 0.538, SLG: 0.708 (1, 8)										4	1	2	0	0	0	0	Seattle Mariners @ Toronto Blue Jays SkyDome, Toronto, ON Thu Apr 15 1993, 3:33 AM EDT Att: 46,272 - Dome										
Roberto Alomar, S OBP: 0.285, SLG: 0.250 (1, 4)										4	0	1	0	0	1	4											
Paul Molitor, R OBP: 0.353, SLG: 0.467 (1, 10)										3	0	2	0	1	0	1											
Joe Carter, R OBP: 0.464, SLG: 1.043 (1, 7)										3	1	2	3	1	0	2											
John Olerud, L OBP: 0.400, SLG: 0.407 (1, 3)										3	0	0	0	1	0	4											
Turner Ward, S OBP: 0.250, SLG: 0.077 (1, 9)										4	0	1	0	0	1	1											
Ed Sprague, R OBP: 0.321, SLG: 0.630 (1, 5)										4	0	1	0	0	0	2											
Randy Knorr, R (1, 2)										4	0	0	0	0	2	3											
Dick Schofield, R OBP: 0.407, SLG: 0.409 (1, 6)										2	1	1	0	1	0	1											
Inning Stats	R: 0 E: 0 K: 0 S: 8	H: 2 LOB: 1 BB: 0 P: 14	R: 0 E: 0 K: 2 S: 11	H: 0 LOB: 1 BB: 1 P: 20	R: 0 E: 0 K: 0 S: 6	H: 1 LOB: 1 BB: 1 P: 11	R: 1 E: 0 K: 0 S: 7	H: 1 LOB: 0 BB: 0 P: 14	R: 2 E: 0 K: 1 S: 17	H: 3 LOB: 2 BB: 1 P: 30	R: 0 E: 0 K: 1 S: 9	H: 1 LOB: 1 BB: 0 P: 14	R: 0 E: 0 K: 0 S: 10	H: 1 LOB: 2 BB: 1 P: 16	R: 0 E: 0 K: 0 S: 8	H: 1 LOB: 0 BB: 0 P: 13		R: 0 E: 0 K: 0 S: 8	H: 1 LOB: 0 BB: 0 P: 13	1B: 9 2B: 0 3B: 0 HR: 1	SF: 0 SAC: 0 DP: 3 HBP: 0	WP: 0 PB: 0 SB: 2 CS: 0	PA: 35				
PITCHER	IP	WLS	BF	H	R	ER	SO	BB	IBB	HBP	BLK	WP	HR	S	P	ERA	WHIP										
John Cummings, L ERA: 5.54 (1, 1)	8.0	L	35	10	3	3	4	3	1	0	0	0	1	76	132	3.38	1.625										

AB	32
R	1
H	5
RBI	1
BB	3
SO	6
LOB	13



AB	31
R	3
H	10
RBI	3
BB	4
SO	4
LOB	18



Batter	1	2	3	4	5	6	7	8	9	AB	R	H	RBI	BB	SO	LOB	TOP						
Roberto Alomar, S OBP: 0.271, SLG: 0.244	F8		G6-4-3		L8		F7			5	0	1	0	0	0	1							
Darnell Coles, R OBP: 0.429, SLG: 0.438	CS			1B	G6-3		K			4	1	1	0	1	2	1							
Paul Molitor, R OBP: 0.375, SLG: 0.415	G1-3			CS	1B	G6-3				4	1	2	0	1	0	1							
Joe Carter, R OBP: 0.390, SLG: 0.829		L3			K		F7			4	1	0	0	1	2	5							
John Olerud, L OBP: 0.432, SLG: 0.500	G1-3				CS			L8		5	1	2	1	0	0	2							
Darin Jackson, R OBP: 0.297, SLG: 0.294				FC6-4	1B					2	1	2	1	2	0	0							
Ed Sprague, R OBP: 0.366, SLG: 0.625	FC6-4			1B	2B					4	0	3	3	0	0	1							
Pat Borders, R OBP: 0.200, SLG: 0.231			K		G6-3		L4			4	0	0	0	0	2	5							
Dick Schofield, R OBP: 0.351, SLG: 0.344							K			4	0	1	0	0	2	4							
Inning Stats	R: 0 E: 0 K: 0 S: 4	H: 1 LOB: 0 BB: 0 P: 5	R: 0 E: 0 K: 0 S: 12	H: 1 LOB: 1 BB: 0 P: 19	R: 0 E: 0 K: 1 S: 10	H: 1 LOB: 0 BB: 0 P: 16	R: 3 E: 0 K: 1 S: 11	H: 4 LOB: 0 BB: 1 P: 19	R: 0 E: 0 K: 1 S: 15	H: 0 LOB: 0 BB: 0 P: 18	R: 2 E: 0 K: 1 S: 15	H: 2 LOB: 2 BB: 2 P: 30	R: 0 E: 0 K: 1 S: 8	H: 0 LOB: 1 BB: 1 P: 16	R: 0 E: 0 K: 1 S: 12	H: 1 LOB: 2 BB: 1 P: 19	R: 0 E: 0 K: 2 S: 17	H: 2 LOB: 2 BB: 0 P: 22	1B: 8 2B: 4 3B: 0 HR: 0	SF: 0 SAC: 0 DP: 1 HBP: 0	WP: 0 PB: 0 SB: 1 CS: 3	PA: 41	
PITCHER	IP	WLS	BF	H	R	ER	SO	BB	IBB	HBP	BLK	WP	HR	S	P	ERA	WHIP						
Jeff Muts, L ERA: 5.4	(1, 1)	5.1	W	23	8	5	5	3	2	0	0	0	0	0	51	86	8.44	1.875					
Tom Kramer, R ERA: 2.7	(6, 1)	1.1		7	1	0	0	2	2	0	0	0	0	17	32	0.00	2.250						
Eric Plunk, R ERA: 2.35	(7, 1)	2.0		10	3	0	0	3	1	0	0	0	0	27	40	0.00	2.000						
Derek Liliquist, L ERA: 3.18	(9, 1)	0.1	S	1	0	0	0	0	0	0	0	0	0	5	6	0.00	0.000						

Toronto Blue Jays @ Cleveland Indians
Cleveland Municipal Stadium, Cleveland, OH

AB 36
R 5
H 12
RBI 5
BB 5
SO 8
LOB 20



Sun Apr 18 1993, 3:33 AM EDT
Att: 24,368 - Sunny - 57 F

Batter	1	2	3	4	5	6	7	8	9	AB	R	H	RBI	BB	SO	LOB	BOTTOM						
Kenny Lofton, L OBP: 0.375, SLG: 0.465	FC4-6	1B		G6-4-3			F9			1	2	0	0	3	0	0							
Felix Fermin, R OBP: 0.250, SLG: 0.175	E4			G6-4-3			G6-3			3	0	0	0	1	0	3							
Carlos Baerga, S OBP: 0.396, SLG: 0.714	FC4-6			L6			G4-3			4	1	1	1	0	0	2							
Albert Belle, R OBP: 0.415, SLG: 0.787						P5				3	1	2	3	1	0	0							
Carlos Martinez, R OBP: 0.390, SLG: 0.462						G5-3				3	1	1	0	0	0	3							
Alvaro Espinoza, R OBP: 0.400, SLG: 1.250										1	0	0	0	0	0	1							
Paul Sorrento, L OBP: 0.367, SLG: 0.681										4	1	2	2	0	2	0							
Reggie Jefferson, S OBP: 0.455, SLG: 0.650	G6-3						F8			4	0	0	0	0	1	2							
Glenallen Hill, R OBP: 0.306, SLG: 0.412	G4-3									3	0	0	0	0	1	0							
Junior Ortiz, R										2	0	0	0	0	0	0							
Inning Stats	R: 5 E: 1 K: 0 S: 21	H: 3 LOB: 0 BB: 1 P: 36	R: 1 E: 0 K: 0 S: 15	H: 1 LOB: 2 BB: 3 P: 31	R: 0 E: 0 K: 2 S: 7	H: 0 LOB: 0 BB: 0 P: 14	R: 0 E: 0 K: 0 S: 8	H: 0 LOB: 1 BB: 1 P: 16	R: 0 E: 0 K: 1 S: 9	H: 0 LOB: 0 BB: 0 P: 16	R: 0 E: 0 K: 1 S: 8	H: 0 LOB: 0 BB: 0 P: 11	R: 0 E: 0 K: 0 S: 8	H: 0 LOB: 0 BB: 0 P: 11	R: 0 E: 0 K: 0 S: 8	H: 2 LOB: 1 BB: 0 P: 11	1B: 4 2B: 1 3B: 0 HR: 2	SF: 0 SAC: 0 DP: 3 HBP: 1	WP: 0 PB: 0 SB: 0 CS: 0	PA: 34			
PITCHER	IP	WLS	BF	H	R	ER	SO	BB	IBB	HBP	BLK	WP	HR	S	P	ERA	WHIP						
Al Leiter, L ERA: 4.86	(1, 1)	4.0	L	21	4	6	5	2	5	0	0	0	0	0	51	97	11.25	2.250					
Danny Cox, R ERA: 1.64	(5, 1)	4.0		13	2	0	0	2	0	0	0	0	0	33	49	0.00	0.500						

Toronto Blue Jays @ Cleveland Indians
Cleveland Municipal Stadium, Cleveland, OH

AB 28
R 6
H 6
RBI 6
BB 5
SO 4
LOB 11



Sun Apr 18 1993, 3:33 AM EDT
Att: 24,368 - Sunny - 57 F

Batter	1	2	3	4	5	6	7	8	9	AB	R	H	RBI	BB	SO	LOB	TOP			
Roberto Alomar, S OBP: 0.321, SLG: 0.347 (1, 4)	G5-4-3 1B		L3				HR BB		G3 1B	4	2	3	1	1	0	0	Toronto Blue Jays @ Cleveland Indians Cleveland Municipal Stadium, Cleveland, OH Mon Apr 19 1993, 3:33 AM EDT Att: 11,750 - Cloudy - 70 F			
Turner Ward, S OBP: 0.200, SLG: 0.227 (1, 9)	K			K	HR		G4-3		G3	5	1	1	3	0	2	2				
Paul Molitor, R OBP: 0.377, SLG: 0.413 (1, 10)	G5-4-3 1-2			BB 1B	G5-3				K	5	1	2	0	0	1	2				
Joe Carter, R OBP: 0.378, SLG: 0.795 (1, 7)		1B 2B		L8	G6-3				F7	4	1	1	0	0	0	2				
John Olerud, L OBP: 0.458, SLG: 0.581 (1, 3)		G6-4-3 2H 1B		1B BB			F9		HR	3	1	2	2	1	0	0				
Darin Jackson, R OBP: 0.317, SLG: 0.316 (1, 8)	P4			1-2 2H 1B			FC5-4 1B		K2-3	4	0	2	1	0	1	1				
Ed Sprague, R OBP: 0.333, SLG: 0.568 (1, 5)	G6-4-3 1-2			F9			FC5-4 1-2 FC6-4		G6-3	4	0	0	0	0	0	4				
Pat Borders, R OBP: 0.182, SLG: 0.209 (1, 2)			G1-3		F9		FC6-4		G5-3	4	0	0	0	0	0	1				
Dick Schofield, R OBP: 0.341, SLG: 0.333 (1, 6)			G6-3		BB HR 1B				F8	4	1	1	0	0	0	0				
Inning Stats	R: 0 E: 0 K: 1 S: 5	H: 1 LOB: 0 BB: 0 P: 5	R: 1 E: 0 K: 0 S: 4	H: 2 LOB: 0 BB: 0 P: 4	R: 0 E: 0 K: 0 S: 5	H: 0 LOB: 0 BB: 0 P: 6	R: 1 E: 0 K: 1 S: 11	H: 2 LOB: 2 BB: 1 P: 19	R: 3 E: 0 K: 0 S: 13	H: 2 LOB: 1 BB: 0 P: 12	R: 1 E: 0 K: 0 S: 16	H: 2 LOB: 1 BB: 0 P: 25	R: 1 E: 0 K: 1 S: 11	H: 1 LOB: 0 BB: 0 P: 17	R: 0 E: 0 K: 1 S: 11	H: 1 LOB: 0 BB: 0 P: 16	1B: 8 2B: 1 3B: 0 HR: 3	SF: 0 SAC: 0 DP: 2 HBP: 0	WP: 0 PB: 0 SB: 2 CS: 0	PA: 39
PITCHER	IP	WLS	BF	H	R	ER	SO	BB	IBB	HBP	BLK	WP	HR	S	P	ERA	WHIP			
Mike Bielecki, R ERA: 8.27 (1, 1)	6.2	L	30	10	6	6	2	2	0	0	0	0	2	60	98	8.10	1.800			
Mike Christopher, R ERA: 3.24 (7, 1)	2.1		9	2	1	1	2	0	0	0	0	0	1	23	34	3.86	0.857			

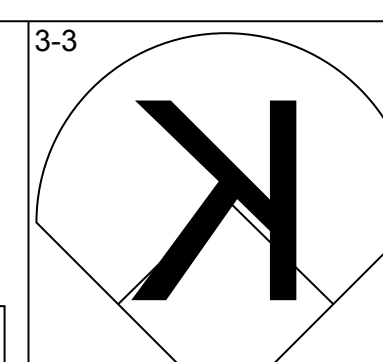
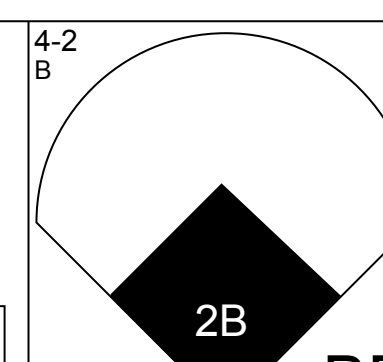
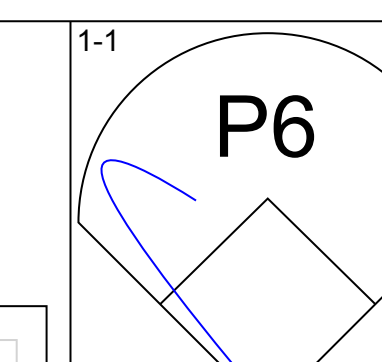
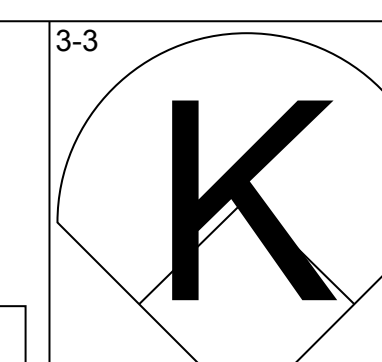
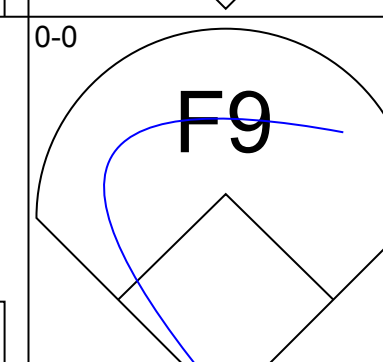
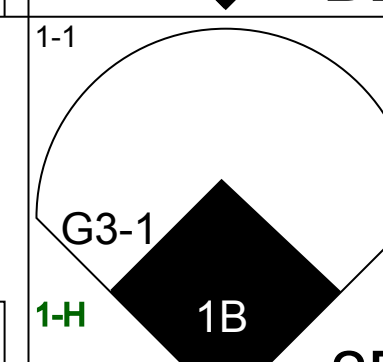
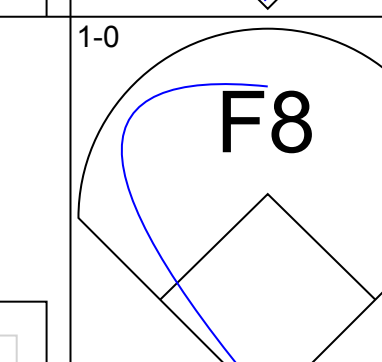
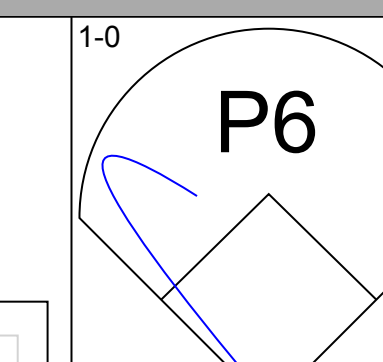
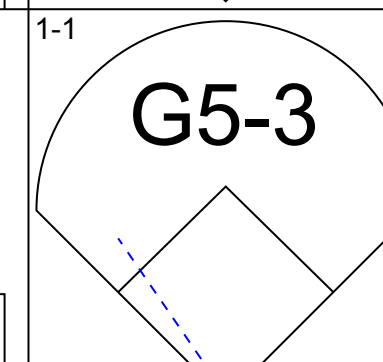
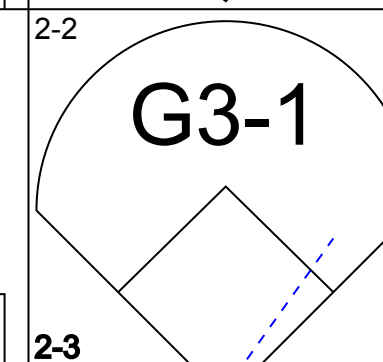
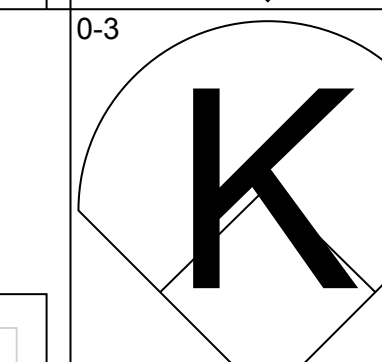
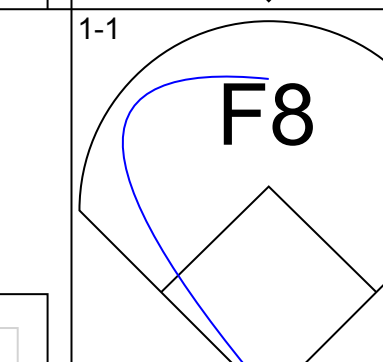
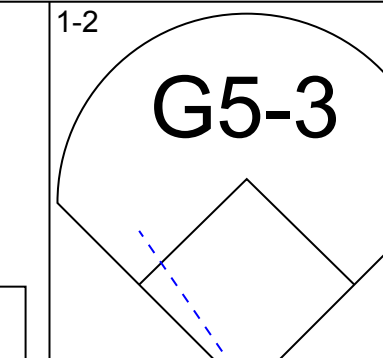
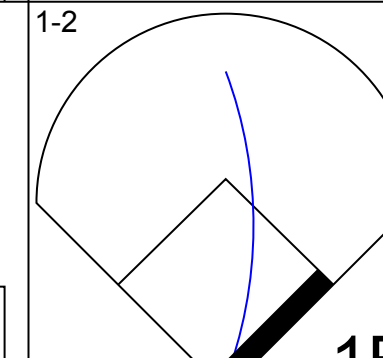
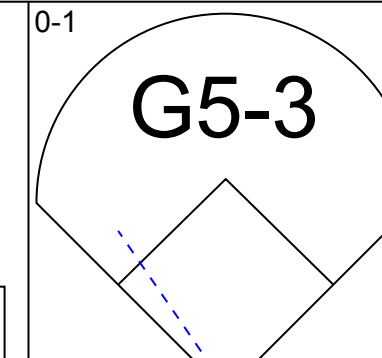
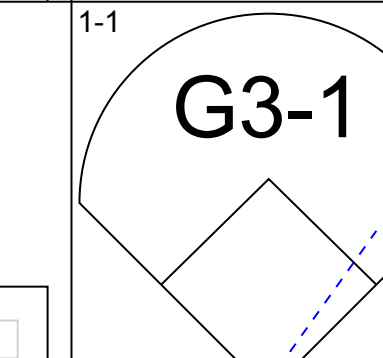
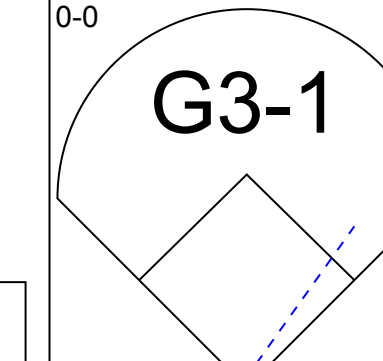
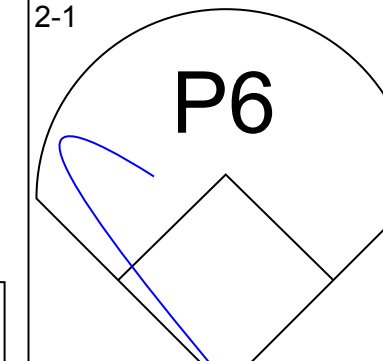
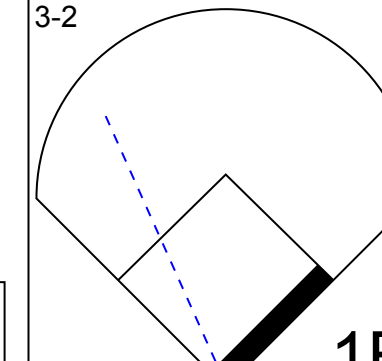

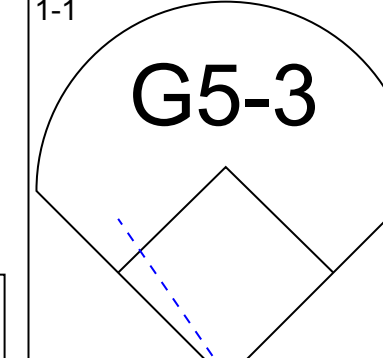
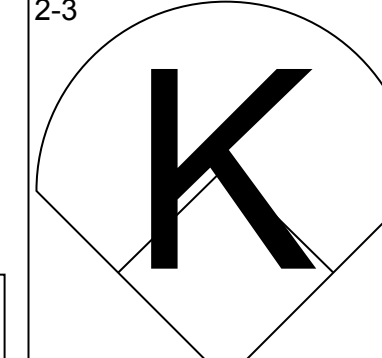
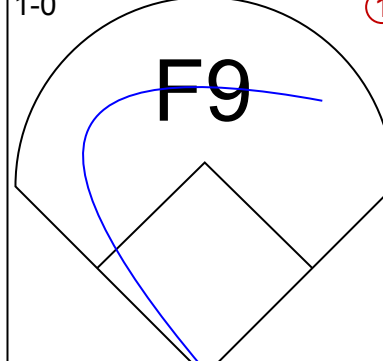
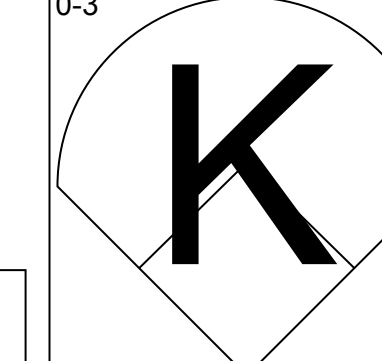
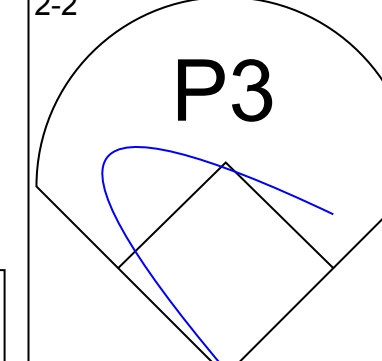
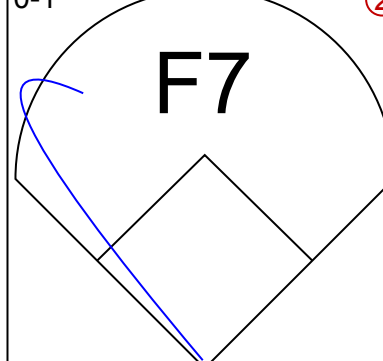
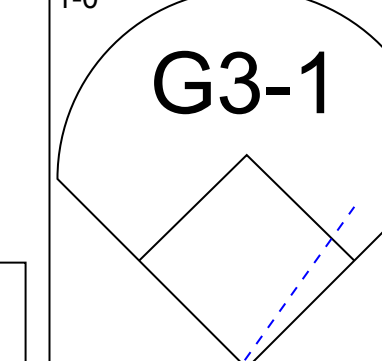
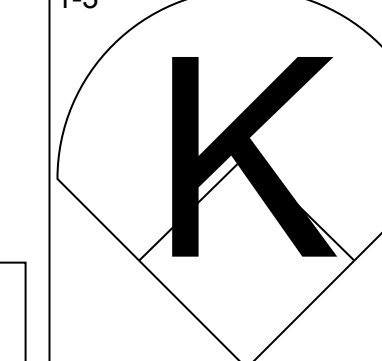
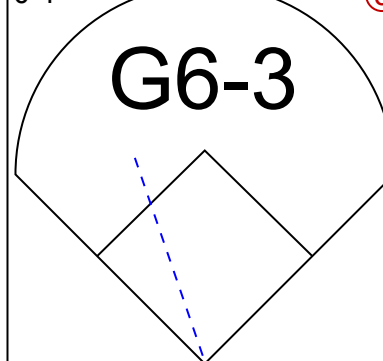
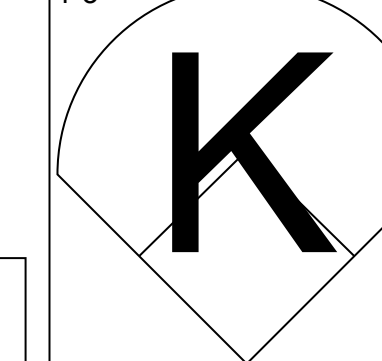
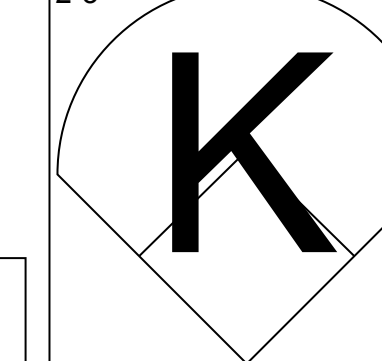
AB	37
R	7
H	12
RBI	7
BB	2
SO	4
LOB	12

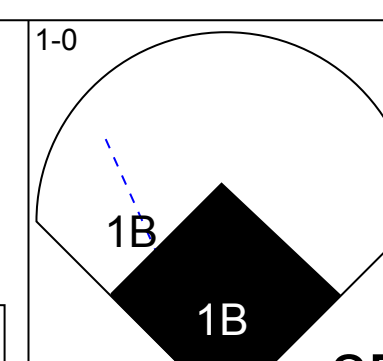
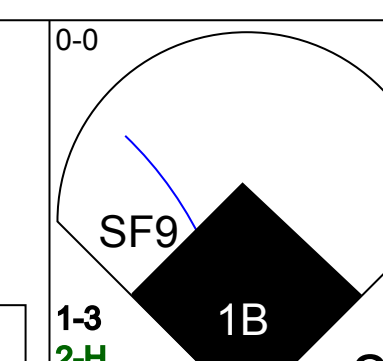
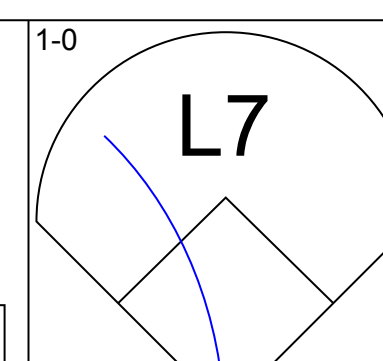
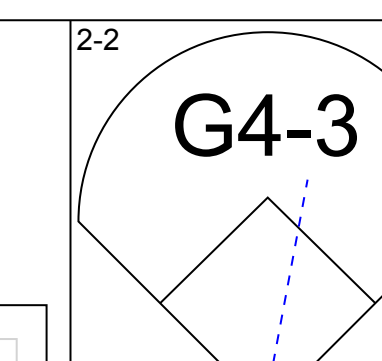
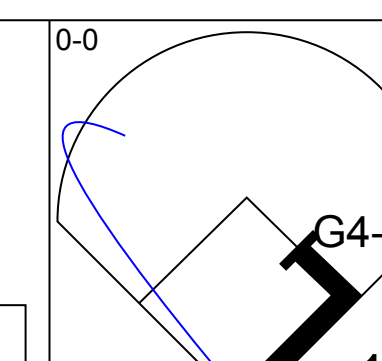
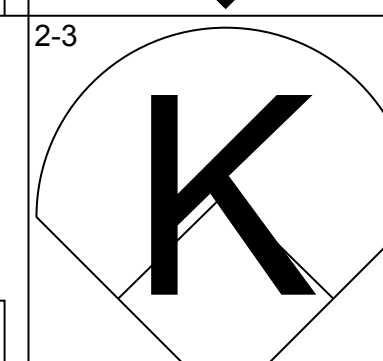
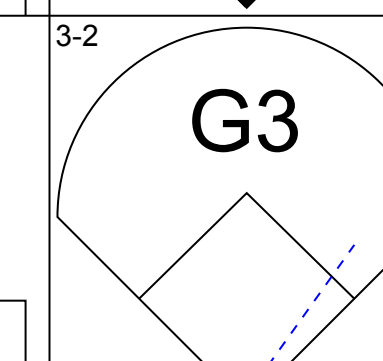
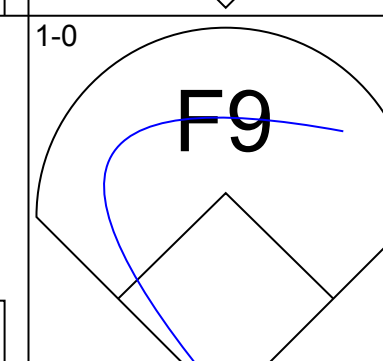
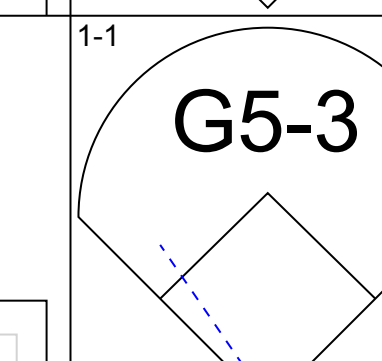
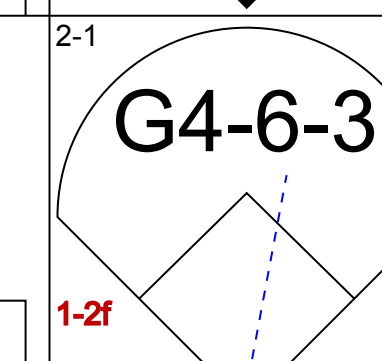
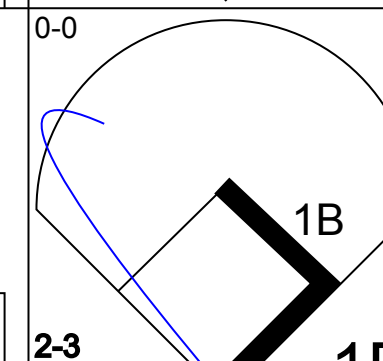
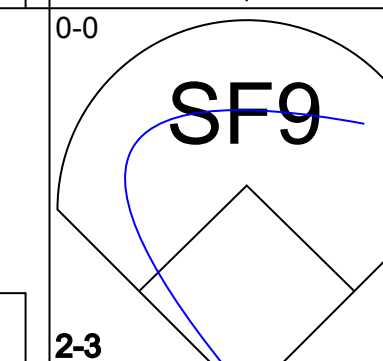
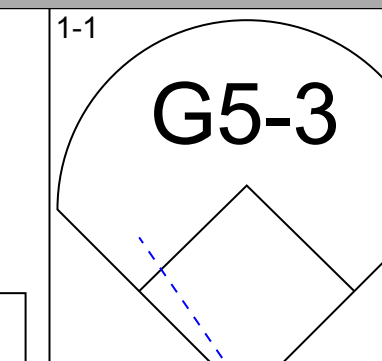
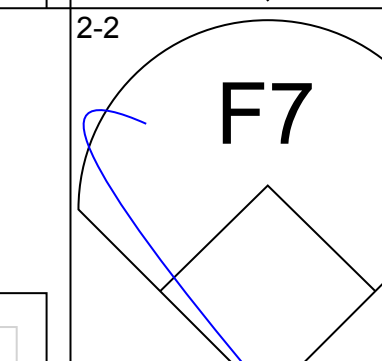
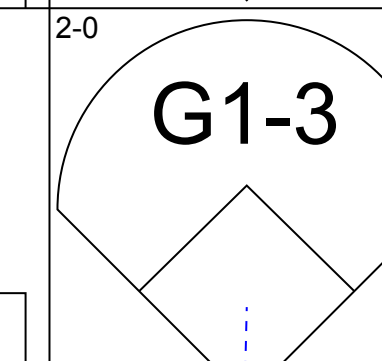
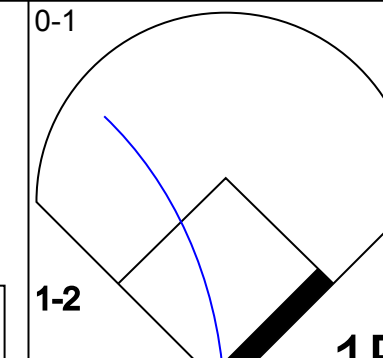
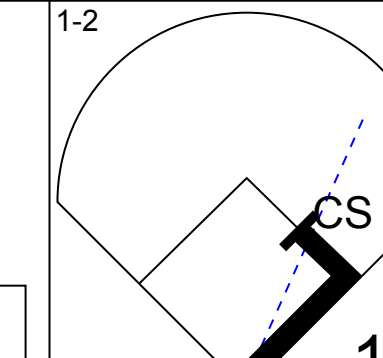
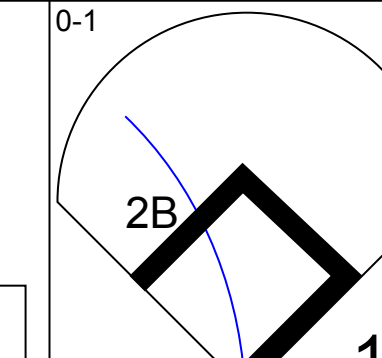

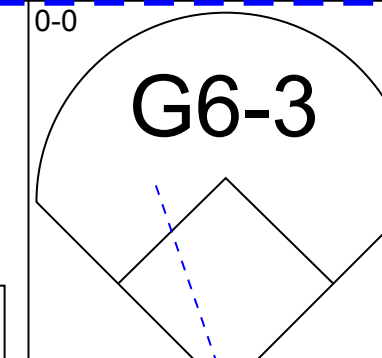
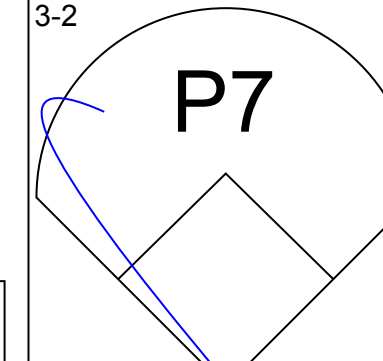
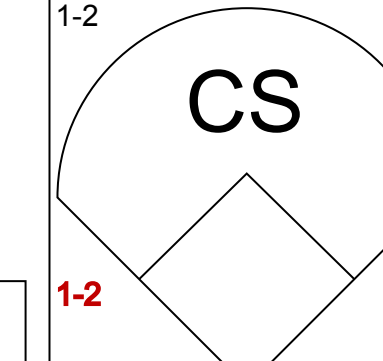
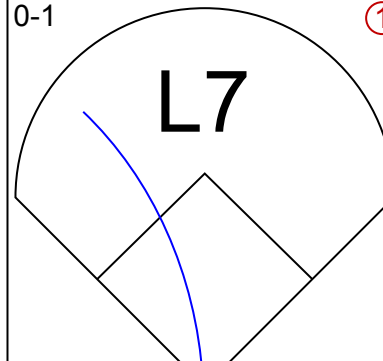
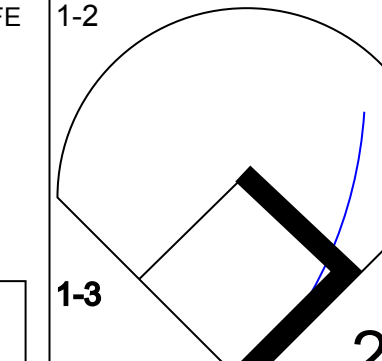

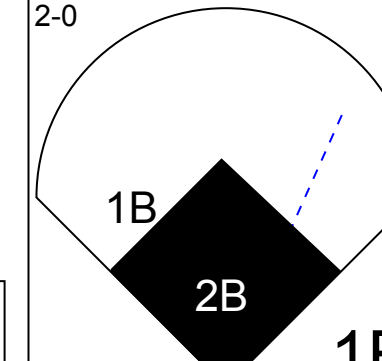
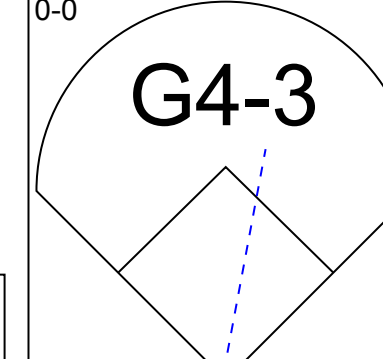
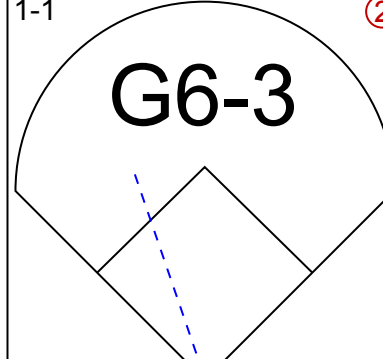
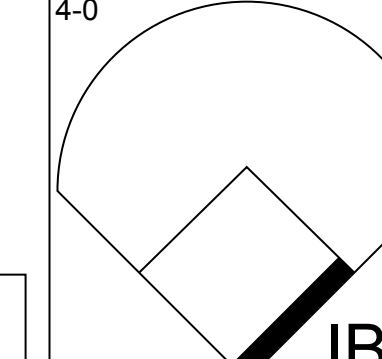

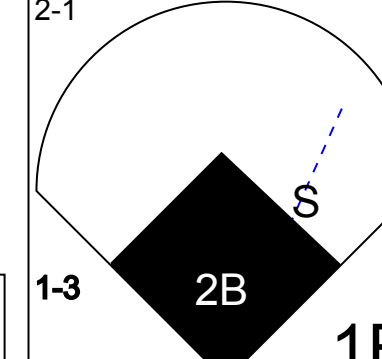
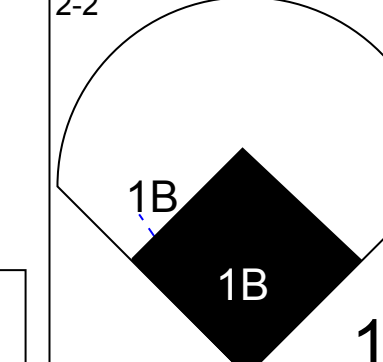
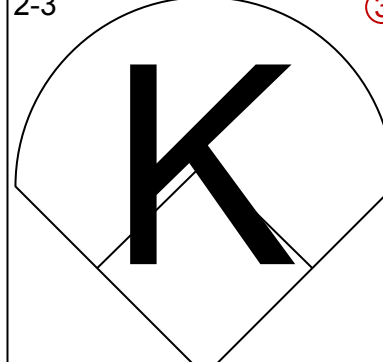
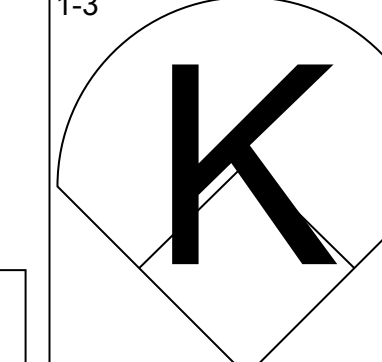

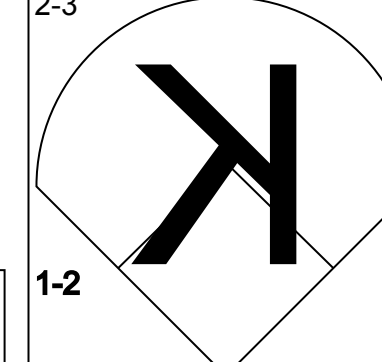
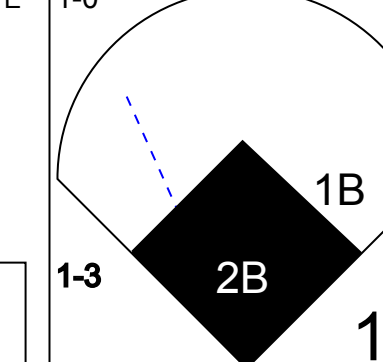
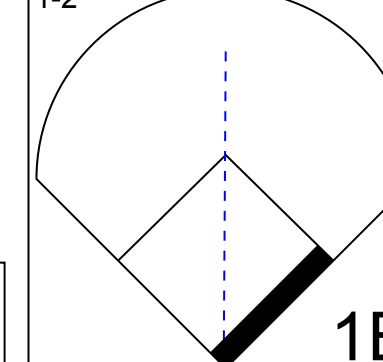
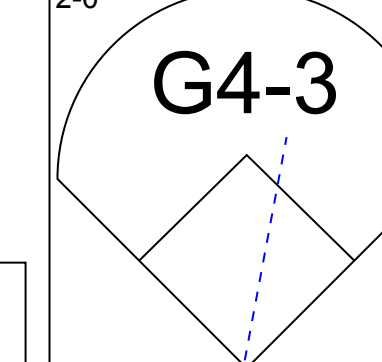
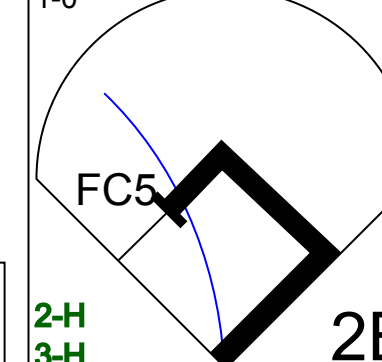

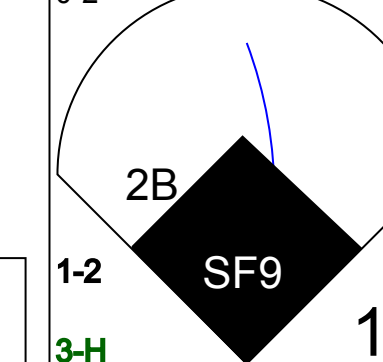
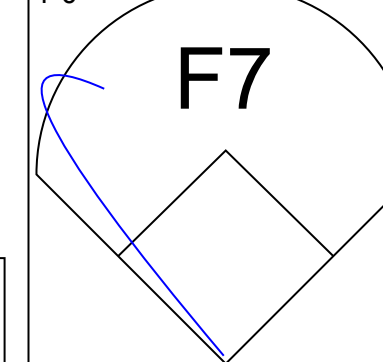
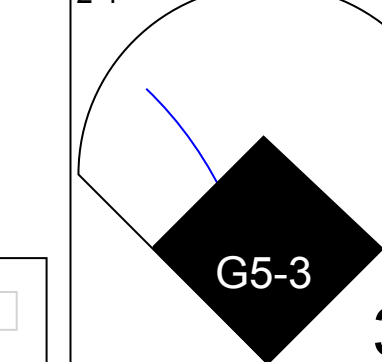
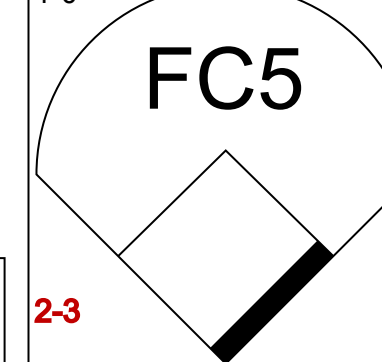


Batter	1	2	3	4	5	6	7	8	9	AB	R	H	RBI	BB	SO	LOB	BOTTOM					
Kenny Lofton, L OBP: 0.396, SLG: 0.457 (1, 8)	BB		S 2B BB		K		L7		G6-4-3 1B	3	1	1	0	2	1	0	Toronto Blue Jays @ Cleveland Indians Cleveland Municipal Stadium, Cleveland, OH Mon Apr 19 1993, 3:33 AM EDT Att: 11,750 - Cloudy - 70 F					
Thomas Howard, S OBP: 0.325, SLG: 0.487 (1, 9)	F7		2B 1-3 BB		F8		K		G6-4-3 1-2	4	0	0	0	1	1	3						
Carlos Baerga, S OBP: 0.404, SLG: 0.698 (1, 4)	L8		1 SAFE K		BB 1B					4	0	2	0	0	1	3						
Albert Belle, R OBP: 0.421, SLG: 0.780 (1, 7)	G6-3		1-3 3-H 2B		BB		G5-3			3	0	1	1	1	0	2						
Paul Sorrento, L OBP: 0.377, SLG: 0.653 (1, 3)		G6-3 BLK BB			K				K	2	0	0	0	2	2	2						
Carlos Martinez, R OBP: 0.378, SLG: 0.442 (1, 5)		1-1 SAFE G6-3		2-0 L7		0-1 SAFE 1B		1-0 P8		4	0	1	0	0	0	4						
Reggie Jefferson, S OBP: 0.417, SLG: 0.591 (1, 10)		L3		K		2-3 K		0-3 K		4	0	0	0	0	3	2						
Sandy Alomar Jr., R OBP: 0.239, SLG: 0.150 (1, 2)		K		F9		FC4-9-6 1-2		G5-3		4	0	0	0	0	1	2						
Alvaro Espinoza, R OBP: 0.250, SLG: 0.714 Jeff Treadway, L OBP: 0.550, SLG: 0.632 (9, PH)			G4-3		G6-3		F7		1B	3	0	0	0	0	0	1						
Inning Stats	R: 0 E: 0 K: 0 S: 3	H: 0 LOB: 1 BB: 1 P: 7	R: 0 E: 0 K: 1 S: 6	H: 0 LOB: 1 BB: 1 P: 11	R: 1 E: 0 K: 1 S: 13	H: 1 LOB: 3 BB: 3 P: 29	R: 0 E: 0 K: 1 S: 9	H: 0 LOB: 0 BB: 0 P: 12	R: 0 E: 0 K: 2 S: 14	H: 1 LOB: 2 BB: 1 P: 24	R: 0 E: 0 K: 1 S: 10	H: 1 LOB: 1 BB: 0 P: 12	R: 0 E: 0 K: 1 S: 12	H: 1 LOB: 1 BB: 0 P: 18	R: 0 E: 0 K: 2 S: 7	H: 0 LOB: 0 BB: 0 P: 10	R: 0 E: 0 K: 0 S: 13	H: 2 LOB: 1 BB: 0 P: 18	1B: 5 2B: 1 3B: 0 HR: 0	SF: 0 SAC: 0 DP: 1 HBP: 0	WP: 0 PB: 0 SB: 2 CS: 0	PA: 38
PITCHER	IP	WLS	BF	H	R	ER	SO	BB	IBB	HBP	BLK	WP	HR	S	P	ERA	WHIP					
Juan Guzman, R ERA: 7.47 (1, 1)	7.0	W	31	4	1	1	7	5	0	0	0	0	0	67	113	1.29	1.286					
Tony Castillo, L ERA: 3.0 (8, 1)	1.0		3	0	0	0	2	0	0	0	0	0	0	7	10	0.00	0.000					
Mike Timlin, R ERA: 4.05 (9, 1)	1.0		4	2	0	0	0	0	0	0	0	0	0	13	18	0.00	2.000					

AB	32
R	1
H	6
RBI	1
BB	6
SO	9
LOB	19



Batter	1	2	3	4	5	6	7	8	9	AB	R	H	RBI	BB	SO	LOB	TOP					
Roberto Alomar, S OBP: 0.316, SLG: 0.327 (1, 4)										3	1	0	0	1	2	0	Toronto Blue Jays @ Kansas City Royals Kauffman Stadium, Kansas City, MO Tue Apr 20 1993, 7:05 PM CDT Att: 14,985 - Unknown - 52 F					
Turner Ward, S OBP: 0.207, SLG: 0.269 (1, 9)										4	1	1	1	0	0	0						
Paul Molitor, R OBP: 0.351, SLG: 0.380 (1, 10)										4	0	0	0	0	1	1						
Joe Carter, R OBP: 0.367, SLG: 0.744 (1, 7)										4	0	1	1	0	0	0						
John Olerud, L OBP: 0.451, SLG: 0.565 (1, 3)										3	0	1	0	0	0	1						
Darin Jackson, R OBP: 0.295, SLG: 0.293 (1, 8)										3	0	0	0	0	2	2						
Ed Sprague, R OBP: 0.313, SLG: 0.532 (1, 5)										3	0	0	0	0	1	1						
Randy Knorr, R (1, 2)										3	0	0	0	0	1	0						
Dick Schofield, R OBP: 0.318, SLG: 0.308 (1, 6)										3	0	0	0	0	2	0						
Inning Stats	R: 0 E: 0 K: 1 S: 6	H: 0 LOB: 0 BB: 0 P: 10	R: 0 E: 0 K: 1 S: 7	H: 0 LOB: 0 BB: 0 P: 9	R: 0 E: 0 K: 0 S: 5	H: 0 LOB: 0 BB: 1 P: 6	R: 2 E: 0 K: 0 S: 19	H: 2 LOB: 1 BB: 1 P: 30	R: 0 E: 0 K: 2 S: 7	H: 0 LOB: 0 BB: 0 P: 9	R: 0 E: 0 K: 1 S: 6	H: 1 LOB: 1 BB: 0 P: 8	R: 0 E: 0 K: 3 S: 13	H: 1 LOB: 1 BB: 0 P: 20	R: 0 E: 0 K: 3 S: 10	H: 0 LOB: 0 BB: 0 P: 16	R: 0 E: 0 K: 0 S: 5	H: 0 LOB: 0 BB: 0 P: 8	1B: 2 2B: 1 3B: 0 HR: 0	SF: 0 SAC: 0 DP: 0 HBP: 0	WP: 0 PB: 0 SB: 0 CS: 0	PA: 31
PITCHER Kevin Appier, R ERA: 3.49 (1, 1)	IP: 9.0 WLS: W BF: 31 H: 3 R: 2 ER: 2 SO: 9 BB: 1 IBB: 0 HBP: 0 BLK: 0 WP: 0 HR: 0 S: 78 P: 116 ERA: 2.00 WHIP: 0.444															PITCHER						

Batter	1	2	3	4	5	6	7	8	9	AB	R	H	RBI	BB	SO	LOB	BOTTOM			
Felix Jose, S OBP: 0.279, SLG: 0.256 (1, 9)										5	2	3	1	0	0	2	Toronto Blue Jays @ Kansas City Royals Kauffman Stadium, Kansas City, MO Tue Apr 20 1993, 7:05 PM CDT Att: 14,985 - Unknown - 52 F			
Brian McRae, S OBP: 0.309, SLG: 0.365 (1, 8)										5	0	0	1	0	1	5				
George Brett, L OBP: 0.275, SLG: 0.340 (1, 10)										4	0	1	1	0	0	0				
Chris Gwynn, L OBP: 0.250, SLG: 0.250 (1, 7)										4	0	3	2	0	0	0				
Wally Joyner, L OBP: 0.320, SLG: 0.341 (1, 3)										4	1	2	0	0	0	2				
Brent Mayne, L OBP: 0.286, SLG: 0.308 (1, 2)										3	1	1	0	1	0	2				
Phil Hilt, R OBP: 0.273, SLG: 0.488 (1, 5)										4	1	1	0	0	3	5				
Jose Lind, R OBP: 0.389, SLG: 0.543 (1, 4)										4	1	3	2	0	0	3				
Greg Gagne, R OBP: 0.195, SLG: 0.205 (1, 6)										4	2	2	1	0	0	2				
Inning Stats	R: 1 E: 0 K: 1 S: 15	H: 3 LOB: 2 BB: 0 P: 21	R: 4 E: 0 K: 0 S: 21	H: 5 LOB: 0 BB: 0 P: 29	R: 0 E: 0 K: 1 S: 7	H: 0 LOB: 0 BB: 0 P: 10	R: 0 E: 0 K: 0 S: 6	H: 1 LOB: 1 BB: 0 P: 10	R: 0 E: 0 K: 1 S: 11	H: 2 LOB: 3 BB: 1 P: 20	R: 1 E: 0 K: 0 S: 10	H: 1 LOB: 0 BB: 0 P: 17	R: 2 E: 0 K: 1 S: 9	H: 3 LOB: 1 BB: 0 P: 17	R: 0 E: 0 K: 0 S: 4	H: 1 LOB: 0 BB: 0 P: 8	1B: 11 2B: 4 3B: 1 HR: 0	SF: 1 SAC: 0 DP: 1 HBP: 0	WP: 0 PB: 0 SB: 1 CS: 1	PA: 40
PITCHER Todd Stittley, R ERA: 4.5 Mark Eichhorn, R ERA: 5.79 (7, 1)	IP: 6.0 WLS: L BF: 30 H: 12 R: 6 ER: 6 SO: 3 BB: 0 IBB: 0 HBP: 0 BLK: 0 WP: 0 HR: 0 S: 70 P: 107 ERA: 9.00 WHIP: 2.000															PITCHER				

AB	30
R	2
H	3
RBI	2
BB	1
SO	9
LOB	5



AB	37
R	8
H	16
RBI	8
BB	1
SO	4
LOB	21



Batter	1	2	3	4	5	6	7	8	9	AB	R	H	RBI	BB	SO	LOB	TOP					
Roberto Alomar, S OBP: 0.343, SLG: 0.310 (1, 4)	F7	G3			K		BB 1B IBB		BB 1B BB	3	2	0	0	2	1	2						
Darnell Coles, R OBP: 0.400, SLG: 0.368 Devon White, S OBP: 0.556, SLG: 0.708 (8, 8)	F7		F9			P2	1B BB		BB 1B BB	3	0	0	0	1	0	0						
Paul Molitor, R OBP: 0.358, SLG: 0.351 (1, 10)	P3		G5-3				S BB		1B BB	3	0	1	2	2	0	0						
Joe Carter, R OBP: 0.356, SLG: 0.654 (1, 7)		S HR BB	K				S BB		1B BB	4	1	1	2	1	2	3						
John Olerud, L OBP: 0.450, SLG: 0.611 (1, 3)		1-H HR			F9				K	4	1	1	2	1	2	2						
Darin Jackson, R OBP: 0.286, SLG: 0.271 (1, 8) (8, 9)		K			CS 1B				K	4	0	1	0	0	3	2						
Ed Sprague, R OBP: 0.286, SLG: 0.473 (1, 5)		K			F8				F9	4	0	0	0	0	1	1						
Pat Borders, R OBP: 0.212, SLG: 0.260 (1, 2)	1B				CS		E3		K	4	1	2	0	0	1	0						
Dick Schofield, R OBP: 0.313, SLG: 0.302 (1, 6)					G4-6-3		G4-6-3		F8	4	0	1	0	0	0	2						
Inning Stats	R: 0 H: 0 E: 0 K: 0 S: 8	H: 0 LOB: 0 BB: 0 P: 13	R: 2 H: 3 E: 0 K: 2 S: 18	H: 3 LOB: 2 BB: 1 P: 30	R: 0 H: 0 E: 0 K: 1 S: 6	H: 0 LOB: 0 BB: 0 P: 9	R: 0 H: 1 E: 0 K: 0 S: 10	H: 1 LOB: 0 BB: 0 P: 15	R: 0 H: 0 E: 1 K: 1 S: 8	H: 0 LOB: 0 BB: 2 P: 12	R: 0 H: 0 E: 0 K: 2 S: 9	H: 0 LOB: 2 BB: 2 P: 21	R: 2 H: 2 E: 0 K: 0 S: 16	H: 2 LOB: 2 BB: 2 P: 33	R: 0 H: 0 E: 0 K: 2 S: 9	H: 0 LOB: 0 BB: 0 P: 14	R: 2 H: 1 E: 0 K: 2 S: 16	H: 1 LOB: 2 BB: 3 P: 34	1B: 5 2B: 1 3B: 0 HR: 1	SF: 0 SAC: 0 DP: 1 HBP: 0	WP: 0 PB: 0 SB: 4 CS: 1	PA: 42
PITCHER	IP	WLS	BF	H	R	ER	SO	BB	IBB	HBP	BLK	WP	HR	S	P	ERA	WHIP					
David Cone, R ERA: 3.9 Tom Gordon, R ERA: 3.96	(1, 1) (8, 1)	7.0 2.0	L 10	31 1	6 2	4 2	6 4	3 3	2 0	0 0	0 0	0 0	1 0	75 25	133 48	5.14 9.00	1.286 2.000					

Toronto Blue Jays @ Kansas City Royals
Kauffman Stadium, Kansas City, MO

Thu Apr 22 1993, 7:05 PM CDT
Att: 19,369 - Unknown - 71 F

AB 33
R 6
H 7
RBI 6
BB 8
SO 10
LOB 12



Batter	1	2	3	4	5	6	7	8	9	AB	R	H	RBI	BB	SO	LOB	BOTTOM					
Felix Jose, S OBP: 0.250, SLG: 0.250 (1, 9)	G3-1		G6-4-3			G1-3		G1-3		4	0	0	0	0	0	1						
Brian McRae, S OBP: 0.302, SLG: 0.367 (1, 8)	1B		G1-3			K		F8		4	1	1	0	0	1	0						
George Brett, L OBP: 0.283, SLG: 0.327 (1, 10)	F8				G6-3		F7		P5	4	0	0	0	0	0	1						
Chris Gwynn, L OBP: 0.304, SLG: 0.348 (1, 7)	1B				F8		FC5 1B		K 1B WP	4	1	2	1	0	1	0						
Wally Joyner, L OBP: 0.362, SLG: 0.367 (1, 3)	K				CS BB		P5		WP 1B	3	0	1	0	1	1	2						
Brent Mayne, L OBP: 0.314, SLG: 0.333 (1, 2)		F8			CS		G6-3		FC5 1B	4	0	2	0	0	0	0						
Keith Miller, R OBP: 0.300, SLG: 0.300 (1, 5)	P4				G4-3		G4-3		P3	4	0	0	0	0	0	5						
Jose Lind, R OBP: 0.341, SLG: 0.465 (1, 4)	G4-3				F8		F8		P4	4	0	0	0	0	0	6						
Greg Gagne, R OBP: 0.250, SLG: 0.295 Hubie Brooks, R OBP: 0.412, SLG: 0.500 (8, PH)					G6-4-3		K2-3		K2-3	2	1	1	1	1	1	0						
Inning Stats	R: 1 H: 2 E: 0 K: 1 S: 13	H: 2 LOB: 1 BB: 0 P: 21	R: 0 H: 0 E: 0 K: 0 S: 8	H: 0 LOB: 0 BB: 0 P: 11	R: 0 H: 0 E: 0 K: 0 S: 4	H: 0 LOB: 0 BB: 1 P: 8	R: 0 H: 0 E: 0 K: 0 S: 7	H: 0 LOB: 0 BB: 1 P: 13	R: 0 H: 0 E: 0 K: 0 S: 7	H: 0 LOB: 0 BB: 0 P: 7	R: 0 H: 0 E: 0 K: 2 S: 10	H: 0 LOB: 0 BB: 0 P: 12	R: 0 H: 2 E: 0 K: 0 S: 9	H: 2 LOB: 3 BB: 0 P: 14	R: 1 H: 1 E: 0 K: 0 S: 11	H: 1 LOB: 0 BB: 0 P: 17	R: 2 H: 2 E: 0 K: 2 S: 15	H: 2 LOB: 2 BB: 0 P: 22	1B: 5 2B: 1 3B: 0 HR: 1	SF: 0 SAC: 0 DP: 1 HBP: 0	WP: 2 PB: 0 SB: 0 CS: 1	PA: 37
PITCHER	IP	WLS	BF	H	R	ER	SO	BB	IBB	HBP	BLK	WP	HR	S	P	ERA	WHIP					
Pat Hentgen, R ERA: 2.18 Duane Ward, R ERA: 1.42	(1, 1) (9, 1)	8.0 1.0	W 6	30 2	2 1	2 1	3 2	2 0	0 0	0 0	0 0	2 2	0 0	15 15	22 22	9.00 9.00	2.000 2.000					

Toronto Blue Jays @ Kansas City Royals
Kauffman Stadium, Kansas City, MO

Thu Apr 22 1993, 7:05 PM CDT
Att: 19,369 - Unknown - 71 F

AB 34
R 3
H 7
RBI 2
BB 2
SO 5
LOB 17



Batter	1	2	3	4	5	6	7	8	9	AB R H RBI BB SO LOB	TOP									
Joey Cora, S OBP: 0.419, SLG: 0.442 (1, 4)	G6-3		1-1 1B	4-2 1B BB			1-0 FC5-4 1B		0-1 G4-3	4 0 2 0 1 0 0	Chicago White Sox @ Toronto Blue Jays SkyDome, Toronto, ON Fri Apr 23 1993, 7:05 PM EDT Att: 50,494 - Dome livebaseballscorecards.com									
Lance Johnson, L OBP: 0.310, SLG: 0.393 (1, 8)	G6-3		2-0 F7	3-2 1-2 2-H 1B		1-3 K			4 0 1 1 0 1 2											
Frank Thomas, R OBP: 0.299, SLG: 0.286 (1, 3)		4-2 BB		F7			0-0 FC5-4			3 0 0 0 1 0 3										
George Bell, R OBP: 0.242, SLG: 0.230 (1, 10)	F7			L7	4-0 BB 1B BB		1-0 G1-3		1-0 G4-3	3 1 0 0 1 0 2										
Robin Ventura, L OBP: 0.365, SLG: 0.327 (1, 5)		3-2 G4-3		0-1 BB 2B 1B		0-1 G4-3		2-1 F8		4 1 1 0 0 0 0										
Ellis Burks, R OBP: 0.321, SLG: 0.447 (1, 9)	K			4-1 BB 2B BB		3-1 F7		0-3 K		3 1 0 0 1 2 0										
Bo Jackson, R OBP: 0.490, SLG: 0.550 (1, 7)	G5-3			4-2 BB 2B BB		3-3 K		0-0 G6-3		3 1 0 1 1 1 0										
Mike Huff, R OBP: 0.308, SLG: 0.273 (8, 7)				1-2 2-3 3-H BB						0 0 0 0 0 0 0										
Ron Karkovice, R OBP: 0.311, SLG: 0.410 (1, 2)			2-3 K	0-1 BB 1B 2B		1-3 K		1-0 G6-3		4 1 1 3 0 2 0										
Ozzie Guillen, L OBP: 0.208, SLG: 0.204 (1, 6)			0-0 F8	0-2 P5		2-3 K		0-1 G4-3		4 0 0 0 0 1 1										
Inning Stats	R: 0 E: 0 K: 0 S: 8	H: 0 LOB: 1 BB: 1 P: 17	R: 0 E: 0 K: 1 S: 8	H: 0 LOB: 0 BB: 0 P: 14	R: 0 E: 0 K: 1 S: 7	H: 1 LOB: 1 BB: 0 P: 12	R: 5 E: 0 K: 0 S: 21	H: 3 LOB: 2 BB: 4 P: 43	R: 0 E: 0 K: 0 S: 5	H: 0 LOB: 0 BB: 0 P: 9	R: 0 E: 0 K: 1 S: 7	H: 1 LOB: 1 BB: 0 P: 9	R: 0 E: 0 K: 1 S: 6	H: 0 LOB: 0 BB: 0 P: 8	R: 0 E: 0 K: 0 S: 5	H: 0 LOB: 0 BB: 0 P: 6	1B: 4 2B: 1 3B: 0 HR: 0	SF: 0 SAC: 0 DP: 0 HBP: 0	WP: 0 PB: 0 SB: 0 CS: 0	PA: 37
PITCHER	IP WLS BF H R ER SO BB IBB HBP BLK WP HR S P ERA WHIP											PITCHER	IP WLS BF H R ER SO BB IBB HBP BLK WP HR S P ERA WHIP							
Al Leiter, L ERA: 6.2 (1, 1)	3.2 L 20 4 5 5 2 5 0 0 0 0 0 0 42 83 12.27 2.455																			
Danny Cox, R ERA: 1.35 (4, 1)	2.1 7 0 0 0 3 0 0 0 0 0 0 0 16 27 0.00 0.000																			
Mark Eichhorn, R ERA: 4.38 (7, 1)	3.0 10 1 0 0 2 0 0 0 0 0 0 0 18 23 0.00 0.333																			


Batter	1	2	3	4	5	6	7	8	9	AB R H RBI BB SO LOB	BOTTOM									
Roberto Alomar, S OBP: 0.361, SLG: 0.339 (1, 4)	G4-3		1-0 S G6-3 2B		0-1 CS 1B		2-2 F9		4-2 BB	4 1 2 0 1 0 1	Chicago White Sox @ Toronto Blue Jays SkyDome, Toronto, ON Fri Apr 23 1993, 7:05 PM EDT Att: 50,494 - Dome livebaseballscorecards.com									
Darnell Coles, R OBP: 0.367, SLG: 0.333 (1, 9)	E5 1B		2-2 G6-3		2-2 1B		1-0 F7		3-2 P6	5 1 1 1 0 0 2										
Paul Molitor, R OBP: 0.333, SLG: 0.323 (1, 10)	K		0-0 F8		1-1 F7		0-1 FC6-4		0-0 L4	5 0 0 0 0 1 4										
Joe Carter, R OBP: 0.365, SLG: 0.696 (1, 7)	1B		1-0 HR		0-0 F7				3-2 F9	4 1 2 1 0 0 1										
John Olerud, L OBP: 0.469, SLG: 0.621 (1, 3)		1-2 1B	0-2 F9		0-0 G6-4-3 1B				0-0 2B G6-3 1B	4 1 3 1 0 0 0										
Darin Jackson, R OBP: 0.286, SLG: 0.288 (1, 8)	G1-3			0-2 F8		0-0 G6-4-3			0-0 G6-3 2B	4 0 1 0 0 0 3										
Ed Sprague, R OBP: 0.300, SLG: 0.466 (1, 5)		1-0 F8		2-2 1B		4-2 BB			1-1 G6-3	3 0 1 1 1 0 1										
Pat Borders, R OBP: 0.196, SLG: 0.241 (1, 2)		1-0 G4-3		2-0 P4		0-0 G4-3			1-2 G6-3	4 0 0 0 0 0 3										
Dick Schofield, R OBP: 0.308, SLG: 0.298 (1, 6)		1-2 G1-3		1-3 K			1-0 FC6-4 1B		0-0 B1-3	4 0 1 0 0 1 1										
Inning Stats	R: 1 E: 1 K: 1 S: 21	H: 2 LOB: 2 BB: 0 P: 29	R: 0 E: 0 K: 0 S: 6	H: 0 LOB: 0 BB: 0 P: 9	R: 2 E: 0 K: 1 S: 10	H: 2 LOB: 0 BB: 0 P: 14	R: 0 E: 0 K: 1 S: 11	H: 1 LOB: 1 BB: 0 P: 16	R: 0 E: 0 K: 0 S: 8	H: 2 LOB: 1 BB: 1 P: 11	R: 0 E: 0 K: 0 S: 7	H: 1 LOB: 1 BB: 0 P: 11	R: 0 E: 0 K: 0 S: 12	H: 2 LOB: 1 BB: 0 P: 17	R: 0 E: 0 K: 0 S: 10	H: 0 LOB: 1 BB: 1 P: 17	1B: 8 2B: 2 3B: 0 HR: 1	SF: 0 SAC: 0 DP: 1 HBP: 0	WP: 0 PB: 0 SB: 1 CS: 1	PA: 39
PITCHER	IP WLS BF H R ER SO BB IBB HBP BLK WP HR S P ERA WHIP											PITCHER	IP WLS BF H R ER SO BB IBB HBP BLK WP HR S P ERA WHIP							
Kirk McCaskill, R ERA: 4.91 (1, 1)	6.1 W 28 9 3 2 2 1 0 0 0 0 0 0 9 65 2.84 1.579																			
Terry Letcher, R ERA: 2.45 (7, 1)	1.0 5 2 1 1 0 0 0 0 0 0 0 0 9 13 9.00 2.000																			
Roberto Hernandez, R ERA: 2.16 (8, 1)	1.2 S 6 0 0 0 0 1 0 0 0 0 0 0 16 25 0.00 0.600																			



Batter	1	2	3	4	5	6	7	8	9	AB	R	H	RBI	BB	SO	LOB	TOP				
Joey Cora, S OBP: 0.403, SLG: 0.421 (1, 4)			G6-3			B3	1B	G6-3		5	0	1	0	0	1	2					
Lance Johnson, L OBP: 0.333, SLG: 0.410 (1, 8)							WP			5	0	3	1	0	2	0					
Dan Pasqua, L OBP: 0.286, SLG: 0.227 (1, 3)	WP		G4-3			P6				4	0	1	0	1	1	2					
George Bell, R OBP: 0.225, SLG: 0.212 (1, 10)	F7					P4	G1-3		G3-1	5	0	0	0	0	5						
Robin Ventura, L OBP: 0.358, SLG: 0.321 (1, 5)		G3				G4-3		F9		4	1	1	0	0	0	0					
Ellis Burks, R OBP: 0.333, SLG: 0.471 (1, 9)						P3		WP	F7	4	1	2	0	0	0	1					
Steve Sax, R OBP: 0.375, SLG: 0.286 (1, 7)		F9				F8			P5	3	1	0	0	1	0	2					
Ron Karkovics, R OBP: 0.296, SLG: 0.390 (1, 2)										2	0	0	0	0	2	1					
Carlton Fisk, R OBP: 0.294, SLG: 0.471 (7, PH)										2	0	1	0	0	1	2					
Ozzie Guillen, L OBP: 0.228, SLG: 0.245 (1, 6)			F7			G3				4	1	2	3	0	0	0					
Inning Stats	R: 0 E: 0 K: 2 S: 15	H: 1 LOB: 1 BB: 0 P: 23	R: 0 E: 0 K: 1 S: 9	H: 1 LOB: 1 BB: 0 P: 15	R: 0 E: 0 K: 0 S: 8	H: 0 LOB: 0 BB: 0 P: 14	R: 0 E: 0 K: 0 S: 7	H: 0 LOB: 0 BB: 0 P: 7	R: 0 E: 0 K: 1 S: 6	H: 1 LOB: 1 BB: 0 P: 10	R: 3 E: 0 K: 1 S: 23	H: 4 LOB: 3 BB: 2 P: 39	R: 1 E: 0 K: 0 S: 18	H: 3 LOB: 2 BB: 0 P: 23	R: 0 E: 0 K: 2 S: 10	H: 0 LOB: 0 BB: 0 P: 14	1B: 8 2B: 3 3B: 0 HR: 0	SF: 0 SAC: 0 DP: 0 HBP: 0	WP: 3 PB: 0 SB: 1 CS: 0	PA: 40	
PITCHER	IP	WLS	BF	H	R	ER	SO	BB	IBB	HBP	BLK	WP	HR	S	P	ERA	WHIP				
Juan Guzman, R ERA: 6.45 (1, 1)	6.2	W	30	8	3	3	5	2	0	0	0	3	0	72	118	4.05	1.500				
Mark Eichhorn, R ERA: 4.51 (7, 1)	1.1		7	3	1	1	0	0	0	0	0	0	0	22	27	6.75	2.250				
Mike Timlin, R ERA: 4.0 (9, 1)	1.0		3	0	0	0	2	0	0	0	0	0	0	10	14	0.00	0.000				

Chicago White Sox @ Toronto Blue Jays
SkyDome, Toronto, ON
Sat Apr 24 1993, 3:33 AM EDT
Att: 50,518 - Dome


AB	38
R	4
H	11
RBI	4
BB	2
SO	7
LOB	15



Batter	1	2	3	4	5	6	7	8	9	AB	R	H	RBI	BB	SO	LOB	BOTTOM				
Devon White, S OBP: 0.563, SLG: 0.679 (1, 8)	G4-3			G6-3						4	2	2	0	1	1	2					
Roberto Alomar, S OBP: 0.364, SLG: 0.364 (1, 4)	G4-3			HR		G4-3		G1-3		4	2	1	1	1	1	2					
Paul Molitor, R OBP: 0.336, SLG: 0.388 (1, 10)	F9		G6-3	HR				E5		5	2	2	2	0	0	2					
Joe Carter, R OBP: 0.368, SLG: 0.689 (1, 7)				F8				G1-3		5	2	2	2	0	1	2					
John Olerud, L OBP: 0.493, SLG: 0.645 (1, 3)										4	2	3	2	1	1	1					
Darin Jackson, R OBP: 0.311, SLG: 0.333 (1, 9)			FC6-4					F7	L4	5	0	3	1	0	0	1					
Ed Sprague, R OBP: 0.281, SLG: 0.443 (1, 5)	P4		SF9					G5-3		3	0	0	1	0	1	4					
Pat Borders, R OBP: 0.183, SLG: 0.224 (1, 2)		G5-3	FC6-4		G4-3			G5-3		4	0	0	0	0	0	3					
Dick Schofield, R OBP: 0.304, SLG: 0.294 (1, 6)		G1-3		P6				L8		4	0	1	1	0	0	0					
Inning Stats	R: 2 E: 0 K: 0 S: 14	H: 3 LOB: 2 BB: 1 P: 21	R: 0 E: 0 K: 1 S: 11	H: 1 LOB: 1 BB: 0 P: 13	R: 2 E: 0 K: 0 S: 11	H: 3 LOB: 1 BB: 0 P: 15	R: 2 E: 0 K: 0 S: 13	H: 1 LOB: 0 BB: 1 P: 20	R: 1 E: 0 K: 2 S: 14	H: 2 LOB: 2 BB: 1 P: 24	R: 0 E: 0 K: 0 S: 11	H: 1 LOB: 1 BB: 0 P: 17	R: 0 E: 0 K: 0 S: 4	H: 0 LOB: 0 BB: 0 P: 6	R: 3 E: 1 K: 0 S: 16	H: 3 LOB: 1 BB: 0 P: 24	1B: 8 2B: 4 3B: 1 HR: 1	SF: 1 SAC: 0 DP: 0 HBP: 0	WP: 0 PB: 0 SB: 1 CS: 0	PA: 42	
PITCHER	IP	WLS	BF	H	R	ER	SO	BB	IBB	HBP	BLK	WP	HR	S	P	ERA	WHIP				
Rodney Bolton, R ERA: 7.02 (1, 1)	4.0	L	22	8	6	6	1	2	0	0	0	0	0	49	69	13.50	2.500				
Jeff Schwarz, R ERA: 3.0 (5, 1)	3.0		13	3	1	1	4	1	0	0	0	0	0	29	47	3.00	1.333				
Bobby Thigpen, R ERA: 11.25 (8, 1)	1.0		7	3	3	1	0	0	0	0	0	0	0	16	24	9.00	3.000				

Chicago White Sox @ Toronto Blue Jays
SkyDome, Toronto, ON
Sat Apr 24 1993, 3:33 AM EDT
Att: 50,518 - Dome

AB	38
R	10
H	14
RBI	10
BB	3
SO	5
LOB	17



Batter	1	2	3	4	5	6	7	8	9	AB	R	H	RBI	BB	SO	LOB	TOP			
Doug Dasenczo, S (1, 8) OBP: 0.250, SLG: 0.371 Gary Redus, R (8, PH) OBP: 0.214, SLG: 0.429 (8, 8)	1-1 P9		3-2 F9			2-2 G6-3		3-2 P3		3	0	0	0	0	0	0	3 0 0 0 0 0 0			
Rafael Palmeiro, L (1, 3)	1-0 L3		1-1 P5			1-1 P5			3-3 K	4	0	0	0	0	1	0	4 0 0 0 0 1 0			
Julio Franco, R (1, 10) OBP: 0.333, SLG: 0.381	2-3 K			0-0		0-0 G4-3			0-1 HR	4	1	2	1	0	1	0	4 1 2 1 0 1 0			
Juan Gonzalez, R (1, 7) OBP: 0.405, SLG: 0.646		2-2 HR		0-0 P4					1-0 P3	3	1	0	0	0	0	1	3 1 0 0 0 0 1			
Dean Palmer, R (1, 5) OBP: 0.391, SLG: 0.767		1-1 HR		2-0 P4					0-0 G6-3	4	1	1	2	0	0	1	4 1 1 2 0 0 1			
Jose Canseco, R (1, 9) OBP: 0.299, SLG: 0.429		0-1 G5-3		2-3 K						3	0	0	0	0	2	1	3 0 0 0 0 2 1			
Ivan Rodriguez, R (1, 2) OBP: 0.400, SLG: 0.411		0-0 B1			0-1 G4-3				3-2 F8	3	0	0	0	0	0	0	3 0 0 0 0 0 0			
Doug Strange, S (1, 4) OBP: 0.333, SLG: 0.579		2-1 G3-1			3-1 G4-3				1-1	3	0	1	0	0	0	0	3 0 1 0 0 0 0			
Manuel Lee, S (1, 6) OBP: 0.290, SLG: 0.185 Butch Davis, R (8, PH) OBP: 0.286, SLG: 0.429 Benji Gil, R (8, 6) OBP: 0.313, SLG: 0.185			2-1 F8		1-1 G5-3				0-2 K	2	0	0	0	0	0	0	2 0 0 0 0 0 0			
Inning Stats	R: 0 E: 0 K: 1 S: 7	H: 0 LOB: 0 BB: 0 P: 11	R: 2 E: 0 K: 0 S: 9	H: 1 LOB: 0 BB: 0 P: 14	R: 0 E: 0 K: 0 S: 7	H: 0 LOB: 0 BB: 0 P: 13	R: 0 E: 0 K: 1 S: 6	H: 1 LOB: 1 BB: 0 P: 10	R: 0 E: 0 K: 0 S: 6	H: 0 LOB: 0 BB: 0 P: 9	R: 0 E: 0 K: 1 S: 7	H: 0 LOB: 0 BB: 0 P: 12	R: 0 E: 0 K: 1 S: 13	H: 1 LOB: 1 BB: 0 P: 20	R: 1 E: 0 K: 1 S: 7	H: 1 LOB: 0 BB: 0 P: 11	1B: 2 2B: 0 3B: 0 HR: 2	SF: 0 SAC: 0 DP: 0 HBP: 1	WP: 0 PB: 0 SB: 0 CS: 0	PA: 32
PITCHER	IP WLS BF H R ER SO BB IBB HBP BLK WP HR S P ERA WHIP																			
Pat Hentgen, R (1, 1) ERA: 2.2	8.0 W 28 3 2 2 4 0 0 1 0 0 1 61 99 2.25 0.375																			
Duane Ward, R (9, 1) ERA: 2.0	1.0 S 4 1 1 1 1 0 0 0 0 0 1 7 11 9.00 1.000																			

Texas Rangers @ Toronto Blue Jays
SkyDome, Toronto, ON
Tue Apr 27 1993, 7:05 PM EDT
Att: 49,021 - Dome

AB	31
R	3
H	4
RBI	3
BB	0
SO	5
LOB	5



Batter	1	2	3	4	5	6	7	8	9	AB	R	H	RBI	BB	SO	LOB	BOTTOM	
Devon White, S (1, 8) OBP: 0.489, SLG: 0.575	1-1 G3			4-2 WP		0-3 K		1-3 BB		4	0	0	0	1	3	2	4 0 0 0 1 3 2	
Roberto Alomar, S (1, 4) OBP: 0.389, SLG: 0.377	4-1 CS		0-0 G5-3	4-1 FC5-4		0-3 K		3-2 F9		3	1	1	0	2	1	0	3 1 1 0 2 1 0	
Paul Moltis, R (1, 10) OBP: 0.376, SLG: 0.418	1-0		2-2 G5-3	3-H FC5-4		1-0		2-3 K		5	0	2	0	0	1	3	5 0 2 0 0 1 3	
Joe Carter, R (1, 7) OBP: 0.338, SLG: 0.667	1-3 K		0-1	1-2		1-1 P5		1-1 P4		4	0	1	1	0	1	3	4 0 1 1 0 1 3	
John Olerud, L (1, 3) OBP: 0.513, SLG: 0.638		4-1	4-0	4-2 2B		4-2 2B		1-1 SH2-3		1	1	1	0	3	0	0	1 1 1 0 3 0 0	
Darin Jackson, R (1, 9) OBP: 0.324, SLG: 0.448	1-0 G6-4-3		2-2 G1-6-3	2-3 K		2-3 K		1-0 SH2-3		3	0	0	0	0	1	4	3 0 0 0 0 1 4	
Ed Sprague, R (1, 5) OBP: 0.280, SLG: 0.429		4-2		0-1 P4		0-0		0-1 SF9		2	1	1	1	1	0	0	2 1 1 1 1 0 0	
Pat Borders, R (1, 2) OBP: 0.214, SLG: 0.254		3-2		2-2 G6-3		4-0		3-H		3	0	2	1	1	0	0	3 0 2 1 1 0 0	
Dick Schofield, R (1, 6) OBP: 0.318, SLG: 0.276		4-0		4-2 BLK		2-3 K		2-2		2	1	0	0	2	2	4	2 1 0 0 2 2 4	
Inning Stats	R: 0 E: 0 K: 1 S: 7	H: 1 LOB: 2 BB: 1 P: 14	R: 1 E: 0 K: 1 S: 12	H: 1 LOB: 3 BB: 3 P: 28	R: 1 E: 0 K: 0 S: 9	H: 2 LOB: 1 BB: 1 P: 17	R: 1 E: 0 K: 0 S: 15	H: 0 LOB: 2 BB: 3 P: 31	R: 0 E: 0 K: 2 S: 10	H: 1 LOB: 1 BB: 0 P: 12	R: 1 E: 0 K: 1 S: 11	H: 2 LOB: 1 BB: 0 P: 16	R: 0 E: 0 K: 2 S: 13	H: 0 LOB: 0 BB: 0 P: 19	1B: 4 2B: 5 3B: 0 HR: 0	SF: 1 SAC: 1 DP: 3 HBP: 0	WP: 1 PB: 0 SB: 1 CS: 1	PA: 39
PITCHER	IP WLS BF H R ER SO BB IBB HBP BLK WP HR S P ERA WHIP																	
Robb Nen, R (1, 1) ERA: 7.94	3.2 L 19 4 3 3 2 7 0 0 0 1 0 41 82 7.36 3.000																	
Todd Burns, R (4, 1) ERA: 1.99	3.1 17 4 1 1 5 3 0 0 0 1 0 37 63 2.70 2.100																	
Bob Patterson, L (8, 1) ERA: 2.89	1.0 3 0 0 0 2 0 0 0 0 0 0 13 19 0.00 0.000																	

Texas Rangers @ Toronto Blue Jays
SkyDome, Toronto, ON
Tue Apr 27 1993, 7:05 PM EDT
Att: 49,021 - Dome

AB	27
R	4
H	8
RBI	3
BB	10
SO	9
LOB	16



Batter	1	2	3	4	5	6	7	8	9	AB	R	H	RBI	BB	SO	LOB	TOP					
Brian McRae, S (1, 8) OBP: 0.344, SLG: 0.440	G4-3			K	2B		G4-3		SH1-3	4	1	1	1	0	1	0						
Wally Joyner, L (1, 3) OBP: 0.372, SLG: 0.347	G4-3			BB	2B			BB	P5	4	1	2	1	1	0	1						
George Brett, L (1, 10) OBP: 0.283, SLG: 0.297	G1-3			F7	G3-1			F7	G4-3	5	0	0	0	0	0	4						
Felix Jose, S (1, 9) OBP: 0.299, SLG: 0.344		F8		G1-3			G4-3	BB		4	0	1	0	0	0	1						
Chris Gwynn, L (1, 7) OBP: 0.316, SLG: 0.368	G4-3				FC4-6		K	K		4	0	1	0	0	2	2						
Brent Mayne, L (1, 2) OBP: 0.327, SLG: 0.311	F7				FC4-6			BB		2	1	0	0	2	0	1						
Phil Hiatt, R (1, 5) OBP: 0.333, SLG: 0.483				G1-3	G1-3		G5-3			3	0	0	1	1	0	2						
Jose Lind, R (1, 4) OBP: 0.317, SLG: 0.393				P6			G4-3	G1-3		4	1	1	1	0	0	3						
Greg Gagne, R (1, 6) OBP: 0.284, SLG: 0.311				P3			P3		WP	3	1	1	0	1	0	0						
Inning Stats	R: 0 E: 0 K: 0 S: 7	H: 0 LOB: 0 BB: 0 P: 12	R: 0 E: 0 K: 0 S: 7	H: 0 LOB: 0 BB: 0 P: 14	R: 0 E: 0 K: 0 S: 9	H: 0 LOB: 0 BB: 0 P: 14	R: 0 E: 0 K: 1 S: 11	H: 0 LOB: 1 BB: 1 P: 18	R: 4 E: 0 K: 0 S: 16	H: 5 LOB: 1 BB: 0 P: 26	R: 0 E: 0 K: 1 S: 8	H: 0 LOB: 0 BB: 1 P: 17	R: 0 E: 0 K: 0 S: 6	H: 0 LOB: 0 BB: 0 P: 8	R: 1 E: 0 K: 1 S: 9	H: 2 LOB: 2 BB: 2 P: 21	R: 0 E: 0 K: 0 S: 9	H: 0 LOB: 1 BB: 1 P: 15	1B: 6 2B: 1 3B: 0 HR: 0	SF: 0 SAC: 1 DP: 0 HBP: 0	WP: 1 PB: 0 SB: 2 CS: 0	PA: 39
PITCHER	IP	WLS	BF	H	R	ER	SO	BB	IBB	HBP	BLK	WP	HR	S	P	ERA	WHIP					
Scott Brow, R (1, 1) ERA: 6.0	6.0	L	25	5	4	4	2	2	0	0	0	0	0	58	101	6.00	1.167					
Mark Eichhorn, R (7, 1) ERA: 4.5	2.0		10	2	1	1	1	1	1	0	0	0	0	15	29	4.50	1.500					
Tony Castillo, L (9, 1) ERA: 3.38	1.0		4	0	0	0	0	1	0	0	0	1	0	9	15	0.00	1.000					

Kansas City Royals @ Toronto Blue Jays
SkyDome, Toronto, ON
 Wed Apr 28 1993, 7:05 PM EDT
 Att: 49,073 - Dome

AB 33
 R 5
 H 7
 RBI 4
 BB 5
 SO 3
 LOB 14



Batter	1	2	3	4	5	6	7	8	9	AB	R	H	RBI	BB	SO	LOB	BOTTOM					
Devon White, S (1, 8) OBP: 0.469, SLG: 0.545	K		K		F7			S		4	1	1	0	0	2	1						
Roberto Alomar, S (1, 4) OBP: 0.394, SLG: 0.383	2B		F7			F7		E		4	2	2	1	0	0	0						
Paul Molitor, R (1, 3) OBP: 0.394, SLG: 0.446	SF8		K			G5-3		G3		4	0	3	1	0	1	0						
Joe Carter, R (1, 7) OBP: 0.321, SLG: 0.640	SF8			P5		G5-3		P4		3	0	0	1	0	0	2						
John Olerud, L (1, 10) OBP: 0.500, SLG: 0.611	FC5-4		G4-3			G3-1		G3		3	0	0	0	1	0	2						
Darin Jackson, R (1, 9) OBP: 0.307, SLG: 0.423	FC5-4		K				P3	K		4	0	0	0	0	2	3						
Ed Sprague, R (1, 5) OBP: 0.266, SLG: 0.495		G5-3			K		F7		F8	4	0	0	0	0	1	0						
Pat Borders, R (1, 2) OBP: 0.216, SLG: 0.243	F7				G6-3			K		3	0	0	0	1	1	0						
Dick Schofield, R (1, 6) OBP: 0.314, SLG: 0.274	P6						K		K	4	0	1	0	0	2	1						
Inning Stats	R: 1 E: 0 K: 1 S: 14	H: 2 LOB: 2 BB: 1 P: 24	R: 0 E: 0 K: 0 S: 4	H: 0 LOB: 0 BB: 0 P: 8	R: 0 E: 0 K: 2 S: 8	H: 0 LOB: 0 BB: 0 P: 10	R: 0 E: 0 K: 1 S: 7	H: 0 LOB: 0 BB: 0 P: 8	R: 0 E: 0 K: 1 S: 13	H: 1 LOB: 1 BB: 0 P: 19	R: 0 E: 0 K: 0 S: 10	H: 1 LOB: 1 BB: 0 P: 17	R: 0 E: 0 K: 1 S: 7	H: 0 LOB: 1 BB: 1 P: 15	R: 2 E: 1 K: 1 S: 17	H: 3 LOB: 1 BB: 0 P: 25	R: 0 E: 0 K: 2 S: 8	H: 0 LOB: 0 BB: 0 P: 8	1B: 6 2B: 1 3B: 0 HR: 0	SF: 1 SAC: 0 DP: 0 HBP: 0	WP: 0 PB: 0 SB: 1 CS: 0	PA: 36
PITCHER	IP	WLS	BF	H	R	ER	SO	BB	IBB	HBP	BLK	WP	HR	S	P	ERA	WHIP					
Mark Gardner, R (1, 1) ERA: 5.19	7.0	W	29	6	3	3	6	2	0	0	0	0	0	68	108	3.86	1.143					
Jeff Montgomery, R (8, 1) ERA: 2.06	2.0	S	7	1	0	0	3	0	0	0	0	0	0	20	26	0.00	0.500					

Kansas City Royals @ Toronto Blue Jays
SkyDome, Toronto, ON
 Wed Apr 28 1993, 7:05 PM EDT
 Att: 49,073 - Dome

AB 33
 R 3
 H 7
 RBI 3
 BB 2
 SO 9
 LOB 9



Batter	1	2	3	4	5	6	7	8	9	AB	R	H	RBI	BB	SO	LOB	TOP					
Devon White, S (1,8) OBP: 0.439, SLG: 0.500 Turner Ward, S (7,8) OBP: 0.205, SLG: 0.333	G4-3		F9					K		3	0	1	0	0	0	0	Toronto Blue Jays @ Chicago White Sox Comiskey Park, Chicago, IL Fri Apr 30 1993, 8:05 PM EDT Att: 29,497 - Unknown - 52 F					
Roberto Alomar, S (1,4) OBP: 0.400, SLG: 0.407 Alfredo Griffin, S (8,4)	G6-3			1B	2B	P7		F8		4	1	1	0	0	0	2						
Paul Molitor, R (1,10) OBP: 0.388, SLG: 0.416	G3-1			1B	BB	G4-3		L4		3	1	0	0	1	0	1						
Joe Carter, R (1,7) OBP: 0.304, SLG: 0.590 Darnell Coles, R (7,7) OBP: 0.355, SLG: 0.320		K		K		K		P4		3	0	0	0	0	3	2						
John Olerud, L (1,3) OBP: 0.527, SLG: 0.650				F8		F8			BB	3	0	1	0	1	0	2						
Darin Jackson, R (1,9) OBP: 0.308, SLG: 0.419 Willie Canate, R (8,9)				F8				K		3	0	1	2	0	1	1						
Ed Sprague, R (1,5) OBP: 0.264, SLG: 0.390					1B	F8				3	0	0	0	0	1	2						
Pat Borders, R (1,2) OBP: 0.222, SLG: 0.260 Randy Knorr, R (7,2)			G4-3			F8		G1-3		3	0	0	0	0	0	0						
Dick Schofield, R (1,6) OBP: 0.312, SLG: 0.254			F8			G6-3				2	0	0	0	1	0	0						
Inning Stats	R: 0 E: 0 K: 0 S: 4	H: 0 LOB: 0 BB: 0 P: 5	R: 0 E: 0 K: 2 S: 12	H: 1 LOB: 1 BB: 0 P: 17	R: 0 E: 0 K: 0 S: 9	H: 0 LOB: 0 BB: 0 P: 12	R: 2 E: 0 K: 1 S: 22	H: 2 LOB: 1 BB: 1 P: 32	R: 0 E: 0 K: 0 S: 10	H: 1 LOB: 1 BB: 0 P: 16	R: 0 E: 0 K: 1 S: 5	H: 0 LOB: 0 BB: 0 P: 8	R: 0 E: 0 K: 1 S: 8	H: 0 LOB: 0 BB: 0 P: 12	R: 0 E: 0 K: 1 S: 9	H: 0 LOB: 1 BB: 1 P: 18	R: 0 E: 0 K: 0 S: 2	H: 0 LOB: 0 BB: 0 P: 7	1B: 3 2B: 1 3B: 0 HR: 0	SF: 0 SAC: 0 DP: 1 HBP: 0	WP: 0 PB: 0 SB: 2 CS: 0	PA: 33
PITCHER	IP	WLS	BF	H	R	ER	SO	BB	IBB	HBP	BLK	WP	HR	S	P	ERA	WHIP					
Alex Fernandez, R (1,1) ERA: 2.17	7.0	W	26	4	2	2	5	1	0	0	0	0	0	70	102	2.57	0.714					
Bobby Thigpen, R (8,1) ERA: 9.0	1.0		4	0	0	0	1	1	0	0	0	0	0	9	18	0.00	1.000					
Jeff Schwarz, R (9,1) ERA: 2.25	1.0		3	0	0	0	0	1	0	0	0	0	0	2	7	0.00	1.000					

Batter	1	2	3	4	5	6	7	8	9	AB	R	H	RBI	BB	SO	LOB	BOTTOM					
Joey Cora, S (1,4) OBP: 0.404, SLG: 0.422	F7		SH	FC4		SH1-3				4	1	2	1	0	0	2	Toronto Blue Jays @ Chicago White Sox Comiskey Park, Chicago, IL Fri Apr 30 1993, 8:05 PM EDT Att: 29,497 - Unknown - 52 F					
Lance Johnson, L (1,8) OBP: 0.360, SLG: 0.410	L4		SH	F7		E4		G1-3		4	2	0	0	0	0	4						
Frank Thomas, R (1,3) OBP: 0.362, SLG: 0.474	K									3	2	2	5	2	1	0						
George Bell, R (1,10) OBP: 0.247, SLG: 0.233 Steve Sax, R (8,PH) OBP: 0.333, SLG: 0.250		F8	P3	P4		G6-3		FC5-4		4	0	0	1	0	0	4						
Robin Ventura, L (1,5) OBP: 0.415, SLG: 0.408			G3-1			F7		FC4-6		5	1	2	1	0	0	1						
Ellis Burks, R (1,9) OBP: 0.400, SLG: 0.507						G4-3		F8		5	0	2	1	0	0	1						
Dan Pasqua, L (1,7) OBP: 0.341, SLG: 0.343 Mike Huff, R (7,7) OBP: 0.368, SLG: 0.400										3	1	1	0	1	1	3						
Ron Karkovics, R (1,2) OBP: 0.294, SLG: 0.367 Canton Fisk, R (8,2) OBP: 0.227, SLG: 0.364										0	0	0	0	0	0	0						
Craig Grebeck, R (1,6) OBP: 0.278, SLG: 0.235										4	1	2	0	0	1	1						
Inning Stats	R: 0 E: 0 K: 1 S: 7	H: 2 LOB: 1 BB: 0 P: 11	R: 0 E: 0 K: 0 S: 12	H: 2 LOB: 0 BB: 0 P: 18	R: 5 E: 1 K: 0 S: 14	H: 4 LOB: 0 BB: 0 P: 21	R: 0 E: 0 K: 0 S: 10	H: 2 LOB: 3 BB: 2 P: 25	R: 0 E: 0 K: 0 S: 7	H: 1 LOB: 1 BB: 0 P: 14	R: 4 E: 1 K: 1 S: 17	H: 4 LOB: 1 BB: 0 P: 27	R: 0 E: 0 K: 1 S: 8	H: 1 LOB: 1 BB: 0 P: 12	R: 0 E: 0 K: 0 S: 10	H: 0 LOB: 1 BB: 1 P: 20	1B: 11 2B: 1 3B: 1 HR: 1	SF: 0 SAC: 2 DP: 1 HBP: 0	WP: 0 PB: 0 SB: 1 CS: 0	PA: 42		
PITCHER	IP	WLS	BF	H	R	ER	SO	BB	IBB	HBP	BLK	WP	HR	S	P	ERA	WHIP					
Todd Stittley, R (1,1) ERA: 4.33	5.1	L	30	11	9	7	1	2	0	0	0	0	0	56	99	11.81	2.438					
Mark Eichhorn, R (6,1) ERA: 4.67	1.2		8	3	1	0	2	0	0	0	0	0	0	19	29	0.00	1.800					
Mike Timlin, R (8,1) ERA: 5.23	1.0		4	0	0	0	0	1	0	0	0	0	0	10	20	0.00	1.000					

Batter	1	2	3	4	5	6	7	8	9	AB	R	H	RBI	BB	SO	LOB	TOP								
Devon White, S (1, 8) OBP: 0.419, SLG: 0.491	G4-3		K			G6-3			K	5	1	1	0	0	2	1	Toronto Blue Jays @ Chicago White Sox Comiskey Park, Chicago, IL Sat May 01 1993, 8:05 PM EDT Att: 35,378 - Unknown - 62 F livebaseballscorecards.com								
Roberto Alomar, S (1, 4) OBP: 0.410, SLG: 0.411	P4		1B						K	4	0	2	1	1	1										
Paul Molitor, R (1, 10) OBP: 0.383, SLG: 0.409	L8									4	0	1	0	0	1	2									
Joe Carter, R (1, 7) OBP: 0.302, SLG: 0.609		G6-3								4	1	1	1	0	1	2									
John Olerud, L (1, 3) OBP: 0.536, SLG: 0.651										3	0	2	0	1	0	0									
Darin Jackson, R (1, 9) OBP: 0.293, SLG: 0.397										4	0	0	0	0	2	3									
Ed Sprague, R (1, 5) OBP: 0.264, SLG: 0.376										3	0	0	0	1	2	2									
Pat Borders, R (1, 2) OBP: 0.212, SLG: 0.247										4	0	0	0	0	1	3									
Dick Schofield, R (1, 6) OBP: 0.309, SLG: 0.254										4	0	1	0	0	1	0									
Inning Stats	R: 0 E: 0 K: 0 S: 6	H: 0 LOB: 0 BB: 0 P: 9	R: 0 E: 0 K: 1 S: 15	H: 0 LOB: 2 BB: 2 P: 25	R: 0 E: 0 K: 3 S: 20	H: 2 LOB: 2 BB: 0 P: 26	R: 0 E: 0 K: 1 S: 15	H: 1 LOB: 1 BB: 0 P: 20	R: 0 E: 0 K: 1 S: 10	H: 0 LOB: 1 BB: 1 P: 16	R: 1 E: 0 K: 1 S: 8	H: 1 LOB: 0 BB: 0 P: 14	R: 1 E: 0 K: 0 S: 18	H: 2 LOB: 1 BB: 0 P: 22	R: 0 E: 0 K: 2 S: 9	H: 1 LOB: 1 BB: 0 P: 14	R: 0 E: 0 K: 13 S: 13	H: 1 LOB: 1 BB: 20 P: 20	1B: 6 2B: 1 3B: 0 HR: 1	SF: 0 SAC: 0 DP: 0 HBP: 0	WP: 0 PB: 0 SB: 0 CS: 0	PA: 38			
PITCHER	IP	WLS	BF	H	R	ER	SO	BB	IBB	HBP	BLK	WP	HR	S	P	ERA	WHIP								
Wilson Alvarez, L (1, 1) ERA: 2.42	7.0	W	30	6	2	2	7	3	0	0	0	0	1	92	132	2.57	1.286								
Barry Jones, R (8, 1) ERA: 1.74	1.0		4	1	0	0	2	0	0	0	0	0	0	9	14	0.00	1.000								
Roberto Hernandez, R (9, 1) ERA: 1.74	1.0		4	1	0	0	2	0	0	0	0	0	0	13	20	0.00	1.000								


Batter	1	2	3	4	5	6	7	8	9	AB	R	H	RBI	BB	SO	LOB	BOTTOM								
Joey Cora, S (1, 4) OBP: 0.404, SLG: 0.420	G6-3		L7							5	1	2	3	0	1	0	Toronto Blue Jays @ Chicago White Sox Comiskey Park, Chicago, IL Sat May 01 1993, 8:05 PM EDT Att: 35,378 - Unknown - 62 F livebaseballscorecards.com								
Lance Johnson, L (1, 8) OBP: 0.367, SLG: 0.414	G4-3									4	1	2	1	0	0	1									
Frank Thomas, R (1, 3) OBP: 0.357, SLG: 0.457										3	0	0	0	1	1	6									
George Bell, R (1, 10) OBP: 0.237, SLG: 0.222										4	0	0	1	0	1	5									
Robin Ventura, L (1, 5) OBP: 0.408, SLG: 0.392										3	0	0	0	1	1	0									
Ellis Burks, R (1, 9) OBP: 0.405, SLG: 0.500										3	0	1	0	1	1	1									
Dan Pasqua, L (1, 7) OBP: 0.383, SLG: 0.361										1	1	1	0	2	0	0									
Mike Huff, R (6, PR) OBP: 0.350, SLG: 0.375										1	1	0	0	0	0	0									
Ron Karkovics, R (1, 2) OBP: 0.310, SLG: 0.397										3	2	2	0	0	0	2									
Carlton Fisk, R (8, 2) OBP: 0.217, SLG: 0.348										1	0	0	0	0	0	0									
Craig Grebeck, R (1, 6) OBP: 0.318, SLG: 0.211										2	2	0	0	2	0	0									
Inning Stats	R: 0 E: 0 K: 0 S: 10	H: 0 LOB: 1 BB: 1 P: 17	R: 0 E: 0 K: 1 S: 6	H: 0 LOB: 2 BB: 2 P: 18	R: 0 E: 0 K: 1 S: 7	H: 1 LOB: 0 BB: 0 P: 11	R: 0 E: 0 K: 1 S: 17	H: 2 LOB: 1 BB: 3 P: 37	R: 3 E: 0 K: 1 S: 12	H: 4 LOB: 2 BB: 1 P: 22	R: 0 E: 0 K: 1 S: 10	H: 0 LOB: 0 BB: 0 P: 17	R: 0 E: 0 K: 1 S: 5	H: 0 LOB: 0 BB: 0 P: 9	1B: 7 2B: 2 3B: 0 HR: 0	SF: 0 SAC: 0 DP: 2 HBP: 0	WP: 2 PB: 0 SB: 1 CS: 1	PA: 38							
PITCHER	IP	WLS	BF	H	R	ER	SO	BB	IBB	HBP	BLK	WP	HR	S	P	ERA	WHIP								
Jack Morris, R (1, 1) ERA: 11.06	5.0	L	27	6	8	5	2	7	0	0	0	0	0	53	108	9.00	2.600								
Mark Eichhorn, R (6, 1) ERA: 4.19	2.0		7	2	0	0	2	0	0	0	0	0	0	17	27	0.00	1.000								
Duane Ward, R (8, 1) ERA: 1.8	1.0		3	0	0	0	1	0	0	0	0	0	0	5	9	0.00	0.000								

Batter	1	2	3	4	5	6	7	8	9	AB	R	H	RBI	BB	SO	LOB	TOP											
Devon White, S OBP: 0.388, SLG: 0.452 Willie Canate, R (9, 8)	1-2 F7		1-3 K		0-0 G5-3		3-2 P5		0-3 K	5	0	0	0	0	2	1												
Roberto Alomar, S OBP: 0.409, SLG: 0.411	3-3 K		0-3 K		3-1 G3-1		2-2 BB E 1B		2-1 G5-4-3 1B	5	1	2	1	0	2	0												
Paul Molitor, R OBP: 0.393, SLG: 0.449	2-1 HR		2-3 K		1-0 FC5 G5-3 1B		0-1 BB E 1B		0-0 G5-4-3 1-2	5	2	3	1	0	1	1												
Joe Carter, R OBP: 0.320, SLG: 0.607	1-1 CS 1B			3-0 1B HBP		1-0 G5-3		4-0 E 1B			2	0	1	0	1	0												
John Olerud, L OBP: 0.535, SLG: 0.651	0-1 CS	0-1 2B 2B		1-2 L9		4-0 FC5 IBB		3-2 E4			3	1	1	0	1	0												
Turner Ward, S OBP: 0.186, SLG: 0.300		0-3 K		0-0 F8		1-1 FC5		1-1 P4			4	0	0	0	0	1												
Darnell Coles, R OBP: 0.371, SLG: 0.379		0-2 2H 1B 2B		1-2 1B		1-0 P6		3-1 P6			4	1	2	1	0	0												
Randy Knorr, R (1, 2)		2-2 F7		0-3 K		4-2 FC4 BB		1-3 K2-3			3	0	0	0	1	2												
Luis Sojo, R OBP: 0.333, SLG: 0.417		2-2 2H 1B			0-0 G5-3		1-2 FC4 1B WP		1-1 F8	4	1	1	1	0	0	1												
Inning Stats	R: 1 E: 0 K: 1 S: 11	H: 2 LOB: 0 BB: 0 P: 18	R: 2 E: 0 K: 1 S: 14	H: 3 LOB: 1 BB: 0 P: 18	R: 0 E: 0 K: 3 S: 10	H: 0 LOB: 0 BB: 0 P: 13	R: 0 E: 0 K: 1 S: 11	H: 1 LOB: 2 BB: 0 P: 16	R: 0 E: 0 K: 0 S: 4	H: 0 LOB: 0 BB: 0 P: 7	R: 0 E: 0 K: 0 S: 5	H: 1 LOB: 2 BB: 1 P: 13	R: 3 E: 1 K: 0 S: 23	H: 2 LOB: 2 BB: 2 P: 40	R: 0 E: 0 K: 1 S: 8	H: 0 LOB: 0 BB: 0 P: 13	R: 0 E: 0 K: 1 S: 6	H: 1 LOB: 0 BB: 0 P: 8	1B: 7 2B: 2 3B: 0 HR: 1	SF: 0 SAC: 0 DP: 1 HBP: 1	WP: 1 PB: 0 SB: 0 CS: 1	PA: 40						
PITCHER	IP	WLS	BF	H	R	ER	SO	BB	IBB	HBP	BLK	WP	HR	S	P	ERA	WHIP											
Jack McDowell, R ERA: 4.5	(1, 1)	6.2	L	31	9	6	4	6	2	1	1	0	1	1	72	115	5.40	1.650										
Scott Radinsky, L ERA: 3.09	(7, 1)	0.1		2	0	0	0	0	0	0	0	0	0	0	6	10	0.00	0.000										
Donn Pall, R ERA: 1.93	(8, 1)	1.0		3	0	0	0	1	0	0	0	0	0	8	13	0.00	0.000											
Jeff Schwarz, R ERA: 1.8	(9, 1)	1.0		3	1	0	0	1	0	0	0	0	0	6	8	0.00	1.000											

Toronto Blue Jays @ Chicago White Sox
Comiskey Park, Chicago, IL
Sun May 02, 1993, 4:33 AM EDT
Att: 25,715 - Overcast - 68 F

livebaseballscorecards.com

AB 35
R 6
H 10
RBI 4
BB 3
SO 8
LOB 17




Batter	1	2	3	4	5	6	7	8	9	AB	R	H	RBI	BB	SO	LOB	BOTTOM											
Joey Cora, S OBP: 0.398, SLG: 0.413	0-1 G6-3		0-1 P6			2-2 F7 1B		2-1 F8		4	0	1	0	0	0	1												
Lance Johnson, L OBP: 0.372, SLG: 0.418	2-2 BLK 1B		0-1 F8			0-2 1-2 3H 1B		1-0 G6-4-3 1-2		4	0	2	1	0	0	1												
Frank Thomas, R OBP: 0.343, SLG: 0.435	3-3 K			1-2 F8		1-1 F7			3-3 K	4	0	0	0	0	2	3												
George Bell, R OBP: 0.228, SLG: 0.213	2-1 G6-3			1-3 K		0-0 P3			2-2 F7	4	0	0	0	0	1	3												
Robin Ventura, L OBP: 0.402, SLG: 0.378		4-1 BB		2-1 F8		1 SAFE 2-2 G3			2-0 G3	3	0	0	0	1	0	2												
Ellis Burks, R OBP: 0.391, SLG: 0.481		0-1 F9			0-0 P2		2-2 G1-3			3	0	0	0	0	0	1												
Dan Pasqua, L OBP: 0.360, SLG: 0.333		1-3 K			0-2 G4-3		0-0 G3-1			3	0	0	0	0	1	1												
Ron Karkovics, R OBP: 0.297, SLG: 0.379		0-0 G1-3			0-0 G4-3		1-3 K			3	0	0	0	0	1	1												
Craig Grebeck, R OBP: 0.360, SLG: 0.273			0-3 K			3-2 1B 1B 1B		0-0 G6-4-3 1B		3	1	2	0	0	1	0												
Inning Stats	R: 0 E: 0 K: 1 S: 13	H: 1 LOB: 1 BB: 0 P: 20	R: 0 E: 0 K: 1 S: 7	H: 0 LOB: 1 BB: 1 P: 12	R: 0 E: 0 K: 1 S: 8	H: 0 LOB: 0 BB: 0 P: 8	R: 0 E: 0 K: 1 S: 10	H: 0 LOB: 0 BB: 0 P: 14	R: 0 E: 0 K: 0 S: 5	H: 0 LOB: 0 BB: 0 P: 5	R: 1 E: 0 K: 0 S: 16	H: 3 LOB: 2 BB: 0 P: 24	R: 0 E: 0 K: 1 S: 7	H: 0 LOB: 0 BB: 0 P: 10	R: 0 E: 0 K: 0 S: 4	H: 1 LOB: 0 BB: 0 P: 7	R: 0 E: 0 K: 1 S: 7	H: 0 LOB: 0 BB: 0 P: 14	1B: 5 2B: 0 3B: 0 HR: 0	SF: 0 SAC: 0 DP: 1 HBP: 0	WP: 0 PB: 0 SB: 0 CS: 0	PA: 32						
PITCHER	IP	WLS	BF	H	R	ER	SO	BB	IBB	HBP	BLK	WP	HR	S	P	ERA	WHIP											
Pat Hentgen, R ERA: 2.08	(1, 1)	6.0	W	23	4	1	1	4	1	0	0	1	0	0	18	31	1.50	0.833										
Danny Cox, R ERA: 0.96	(7, 1)	3.0	S	9	1	0	0	2	0	0	0	0	0	0	0	0	0.00	0.333										

Toronto Blue Jays @ Chicago White Sox
Comiskey Park, Chicago, IL
Sun May 02, 1993, 4:33 AM EDT
Att: 25,715 - Overcast - 68 F

livebaseballscorecards.com

AB 31
R 1
H 5
RBI 1
BB 1
SO 6
LOB 13



Batter	1	2	3	4	5	6	7	8	9	AB	R	H	RBI	BB	SO	LOB	TOP										
Devon White, S (1, 8) OBP: 0.380, SLG: 0.455	G5-3		1B 2B		L8		G6-3			4	1	1	0	0	0	0											
Roberto Alomar, S (1, 4) OBP: 0.412, SLG: 0.414	K		B1-3 1B					G3		4	1	2	1	0	1	0											
Paul Molitor, R (1, 10) OBP: 0.379, SLG: 0.431	L7		B1-3		F9			G5-3		4	0	0	0	0	0	2											
Joe Carter, R (1, 7) OBP: 0.327, SLG: 0.602		F7			E6			1B		4	0	2	1	0	0	0											
John Olerud, L (1, 3) OBP: 0.514, SLG: 0.622	K		G6-3		L5			G1-3		4	0	0	0	0	1	3											
Darin Jackson, R (1, 9) OBP: 0.291, SLG: 0.390		1B			G3				P6	4	0	1	0	0	0	1											
Ed Sprague, R (1, 5) OBP: 0.263, SLG: 0.371		1B			G1-3			F7		4	0	1	0	0	0	1											
Pat Borders, R (1, 2) OBP: 0.202, SLG: 0.235		L7			G1-3			F9		4	0	0	0	0	0	2											
Dick Schofield, R (1, 6) OBP: 0.298, SLG: 0.243			G6-3		G1-3			B1		3	0	0	0	0	0	0											
Inning Stats	R: 0 E: 0 K: 1 S: 8	H: 0 LOB: 0 BB: 0 P: 12	R: 0 E: 0 K: 1 S: 15	H: 2 LOB: 2 BB: 0 P: 24	R: 2 E: 0 K: 0 S: 12	H: 3 LOB: 1 BB: 0 P: 18	R: 0 E: 0 K: 0 S: 7	H: 0 LOB: 0 BB: 0 P: 12	R: 0 E: 0 K: 0 S: 12	H: 1 LOB: 1 BB: 0 P: 18	R: 0 E: 1 K: 0 S: 9	H: 0 LOB: 1 BB: 0 P: 12	R: 0 E: 0 K: 0 S: 10	H: 1 LOB: 1 BB: 0 P: 15	R: 0 E: 0 K: 0 S: 3	H: 0 LOB: 0 BB: 0 P: 7	1B: 6 2B: 1 3B: 0 HR: 0	SF: 0 SAC: 0 DP: 0 HBP: 0	WP: 0 PB: 0 SB: 0 CS: 1	PA: 35							
PITCHER	IP	WLS	BF	H	R	ER	SO	BB	IBB	HBP	BLK	WP	HR	S	P	ERA	WHIP										
Charlie Leibrandt, L (1, 1) ERA: 2.98	7.0		28	6	2	2	2	0	0	0	0	0	0	6	108	2.57	0.857										
Matt Whiteside, R (8, 1) ERA: 2.13	0.2		3	1	0	0	0	0	0	0	0	0	0	6	10	0.00	1.500										
Brian Bohanon, L (8, 1) ERA: 2.08	0.1	W	1	0	0	0	0	0	0	0	0	0	0	4	5	0.00	0.000										
Tom Henke, R (9, 1) ERA:	1.0	S	3	0	0	0	0	0	0	0	0	0	0	3	7	0.00	0.000										

Toronto Blue Jays @ Texas Rangers
Arlington Stadium, Arlington, TX
Tue May 04 1993, 8:05 PM EDT
Att: 20,354 - Unknown - 82 F

AB 35
R 2
H 7
RBI 2
BB 0
SO 2
LOB 9



Batter	1	2	3	4	5	6	7	8	9	AB	R	H	RBI	BB	SO	LOB	BOTTOM										
David Hulse, L (1, 8) OBP: 0.333, SLG: 0.321	CS 1B		G3		1B		G1-3			4	0	2	0	0	0	3											
Julio Franco, R (1, 10) OBP: 0.376, SLG: 0.505	G6-3		1B		K			1B 2B		4	1	2	1	0	1	2											
Jose Canseco, R (1, 9) OBP: 0.345, SLG: 0.556	1B		L4		K			G5-3		4	0	1	0	0	1	2											
Juan Gonzalez, R (1, 7) OBP: 0.402, SLG: 0.602	F8				L8			1B 1B		3	1	1	1	0	0	1											
Rafael Palmeiro, L (1, 3) OBP: 0.269, SLG: 0.351		L9			G4-3			L9		3	0	0	0	1	0	1											
Dean Palmer, R (1, 5) OBP: 0.347, SLG: 0.609		K			G6-3 BB			P4		3	0	1	0	1	1	2											
Ivan Rodriguez, R (1, 2) OBP: 0.411, SLG: 0.506		K			G6-3			SH5-3 1B		3	0	1	1	1	1	2											
Doug Strange, S (1, 4) OBP: 0.325, SLG: 0.514			G4-3 1B 2B		L9			SH5-3		2	1	1	0	0	0	0											
Manuel Lee, S (1, 6) OBP: 0.315, SLG: 0.217			G4-3		K			L5		3	0	0	0	0	1	3											
Inning Stats	R: 0 E: 0 K: 0 S: 9	H: 2 LOB: 1 BB: 0 P: 17	R: 0 E: 0 K: 2 S: 9	H: 0 LOB: 0 BB: 0 P: 17	R: 1 E: 0 K: 0 S: 10	H: 2 LOB: 1 BB: 0 P: 15	R: 0 E: 0 K: 0 S: 5	H: 0 LOB: 1 BB: 1 P: 10	R: 0 E: 0 K: 2 S: 12	H: 1 LOB: 1 BB: 0 P: 19	R: 0 E: 0 K: 1 S: 8	H: 0 LOB: 0 BB: 0 P: 13	R: 0 E: 0 K: 0 S: 8	H: 1 LOB: 2 BB: 1 P: 13	R: 2 E: 0 K: 0 S: 13	H: 3 LOB: 2 BB: 1 P: 25	1B: 7 2B: 2 3B: 0 HR: 0	SF: 0 SAC: 1 DP: 1 HBP: 1	WP: 2 PB: 0 SB: 0 CS: 1	PA: 34							
PITCHER	IP	WLS	BF	H	R	ER	SO	BB	IBB	HBP	BLK	WP	HR	S	P	ERA	WHIP										
Juan Guzman, R (1, 1) ERA: 4.19	7.1		30	7	2	2	5	2	0	1	0	1	0	5	118	2.46	1.227										
Duane Ward, R (8, 1) ERA: 2.53	0.2	L	4	2	1	1	0	0	1	0	0	1	0	5	11	13.50	3.000										

Toronto Blue Jays @ Texas Rangers
Arlington Stadium, Arlington, TX
Tue May 04 1993, 8:05 PM EDT
Att: 20,354 - Unknown - 82 F

AB 29
R 3
H 9
RBI 3
BB 3
SO 5
LOB 16



Batter	1	2	3	4	5	6	7	8	9	AB	R	H	RBI	BB	SO	LOB	TOP																			
Devon White, S (1, 8) OBP: 0.387, SLG: 0.464	G3			G5-3						3	0	1	1	1	0	0	Toronto Blue Jays @ Texas Rangers Arlington Stadium, Arlington, TX Wed May 05 1993, 8:05 PM EDT Att: 16,159 - Unknown - 69 F																			
Roberto Alomar, S (1, 4) OBP: 0.398, SLG: 0.398	F8			K				K		4	0	0	0	0	2	3																				
Paul Molitor, R (1, 10) OBP: 0.375, SLG: 0.419	F9							P5		3	0	0	0	1	1	0																				
Joe Carter, R (1, 7) OBP: 0.343, SLG: 0.615		L4-6								3	0	2	0	0	1	0																				
John Olerud, L (1, 3) OBP: 0.495, SLG: 0.596		L4-6								4	0	0	0	0	1	4																				
Darin Jackson, R (1, 9) OBP: 0.276, SLG: 0.372										4	0	0	0	0	1	0																				
Ed Sprague, R (1, 5) OBP: 0.265, SLG: 0.380										3	1	1	0	0	0	0																				
Pat Borders, R (1, 2) OBP: 0.207, SLG: 0.239				K						3	0	1	0	0	2	1																				
Dick Schofield, R (1, 6) OBP: 0.299, SLG: 0.237				G4-3						2	0	0	0	1	0	1																				
Inning Stats	R: 0 E: 0 K: 0 S: 8	H: 0 LOB: 0 BB: 0 P: 10	R: 0 E: 0 K: 1 S: 7	H: 1 LOB: 0 BB: 0 P: 10	R: 0 E: 0 K: 1 S: 6	H: 0 LOB: 0 BB: 0 P: 9	R: 0 E: 0 K: 2 S: 14	H: 1 LOB: 2 BB: 1 P: 25	R: 1 E: 0 K: 1 S: 13	H: 2 LOB: 2 BB: 1 P: 21	R: 0 E: 0 K: 2 S: 12	H: 0 LOB: 0 BB: 0 P: 15	R: 0 E: 0 K: 0 S: 8	H: 1 LOB: 1 BB: 0 P: 13	R: 0 E: 0 K: 1 S: 7	H: 0 LOB: 0 BB: 0 P: 12	1B: 2 2B: 4 3B: 0 HR: 0	SF: 0 SAC: 0 DP: 2 HBP: 1	WP: 0 PB: 0 SB: 0 CS: 1	PA: 33																
PITCHER	IP	WLS	BF	H	R	ER	SO	BB	IBB	HBP	BLK	WP	HR	S	P	ERA	WHIP	PITCHER		IP	WLS	BF	H	R	ER	SO	BB	IBB	HBP	BLK	WP	HR	S	P	ERA	WHIP
Kenny Rogers, L (1, 1) ERA: 2.21	8.0	W	30	5	1	1	8	3	0	0	0	0	0	75	116	1.12	1.000																			
Todd Burns, R (9, 1) ERA: 1.26	1.0		3	0	0	0	0	0	0	1	0	0	0	7	12	0.00	0.000																			

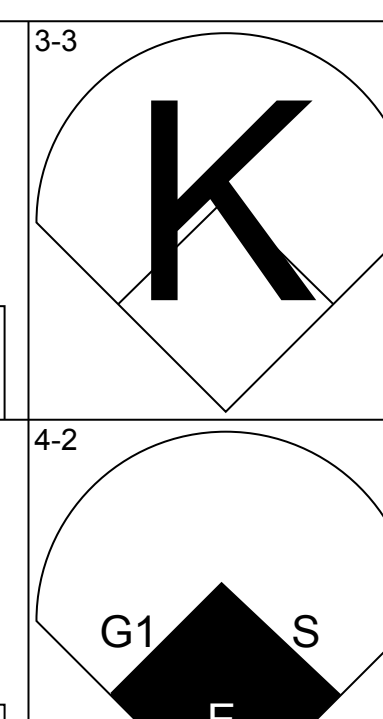
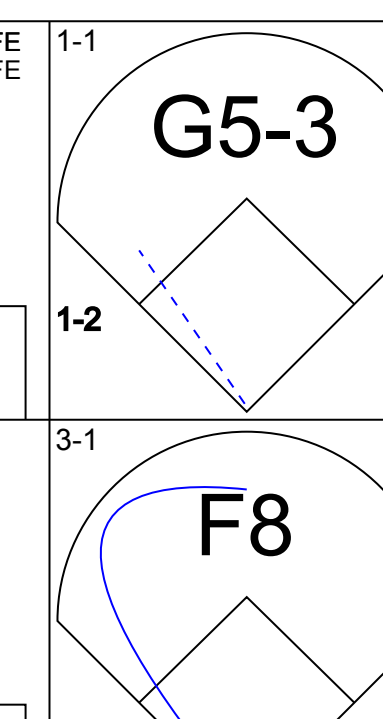
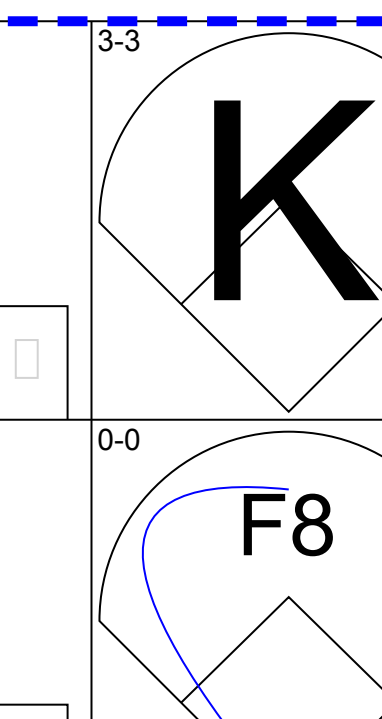
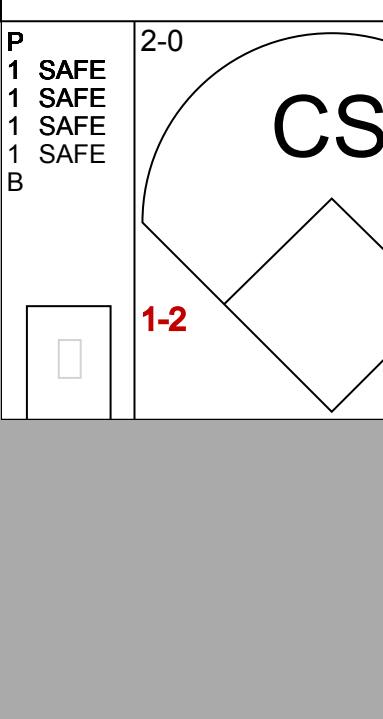
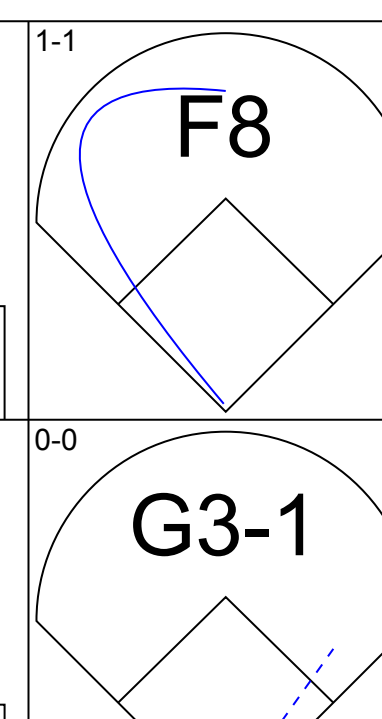
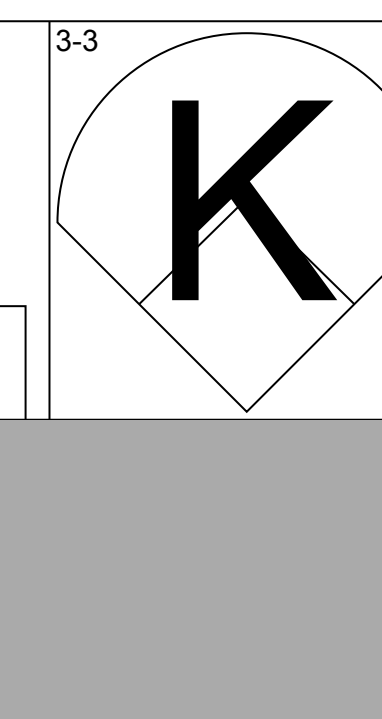
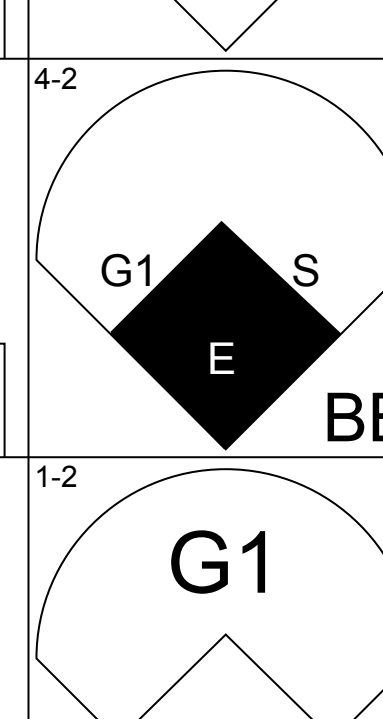
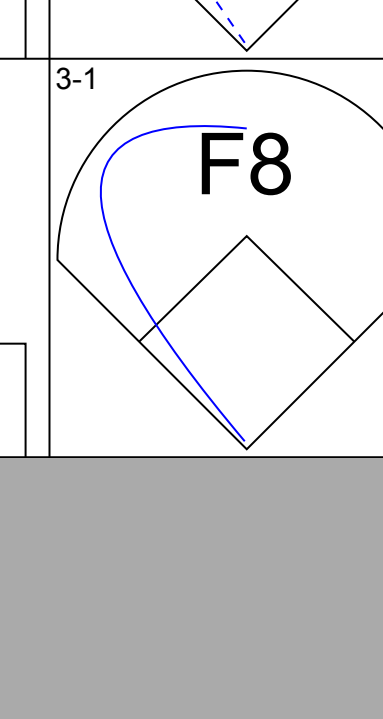
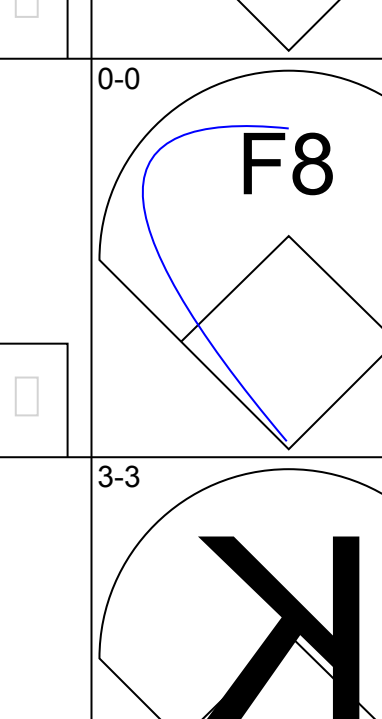
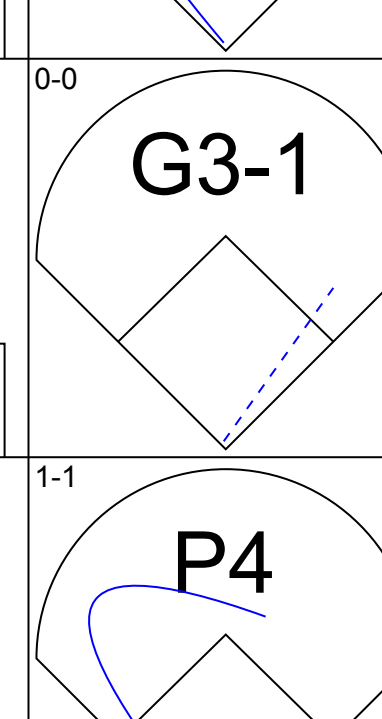
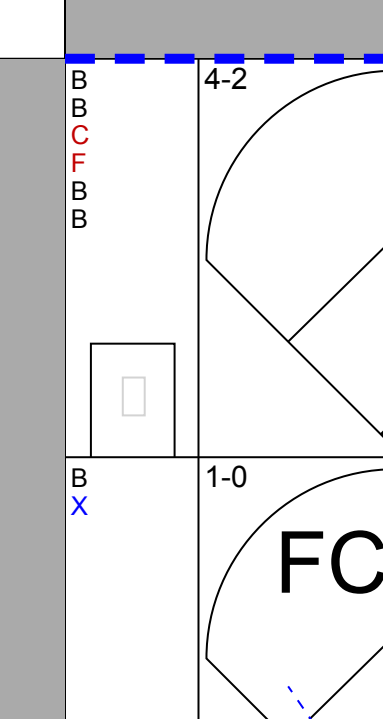
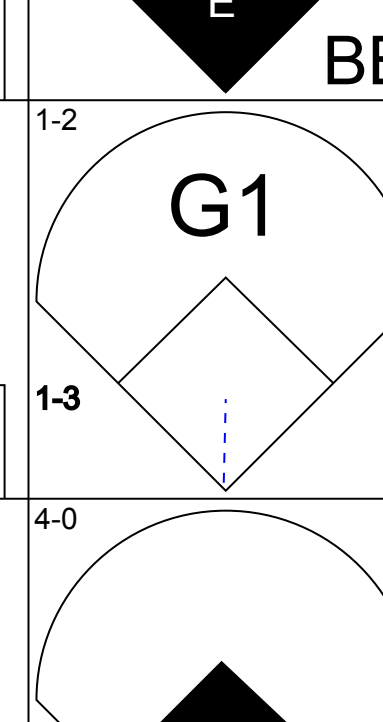
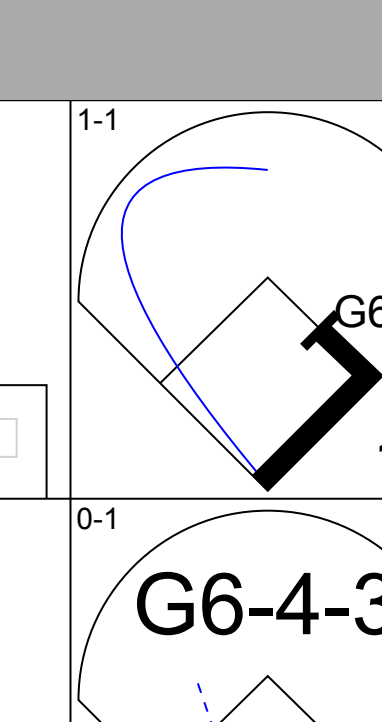
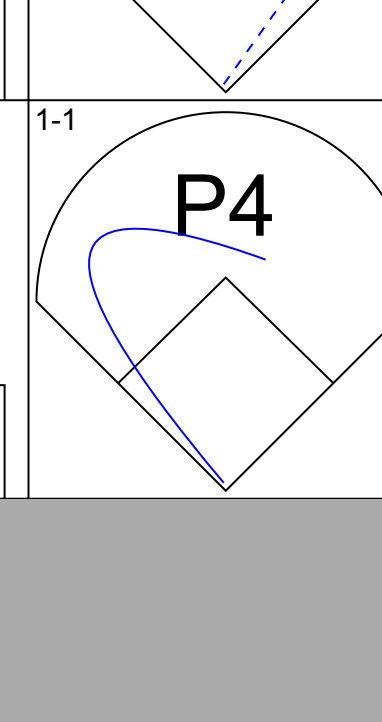
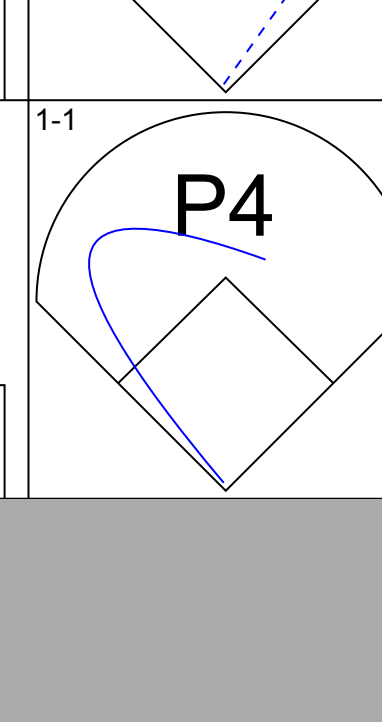
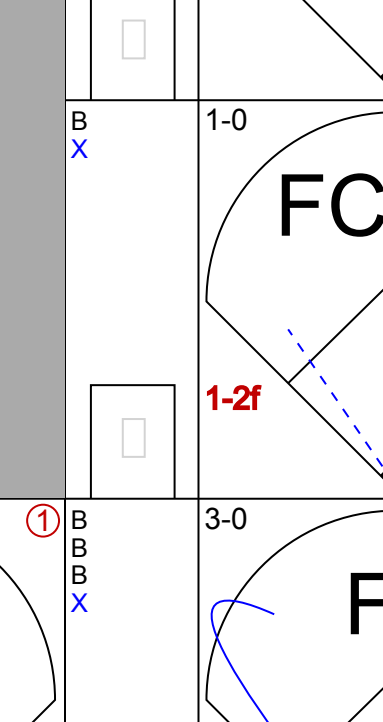
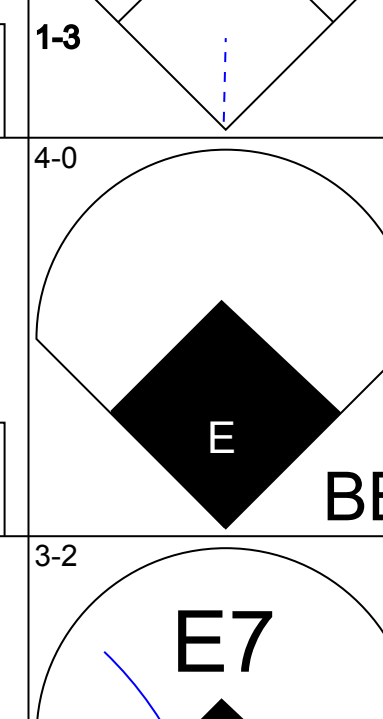
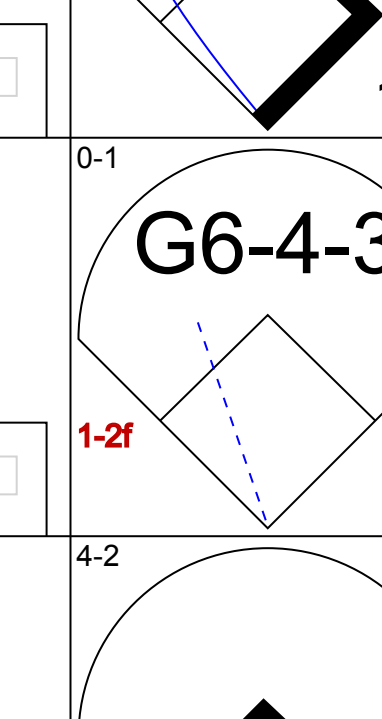
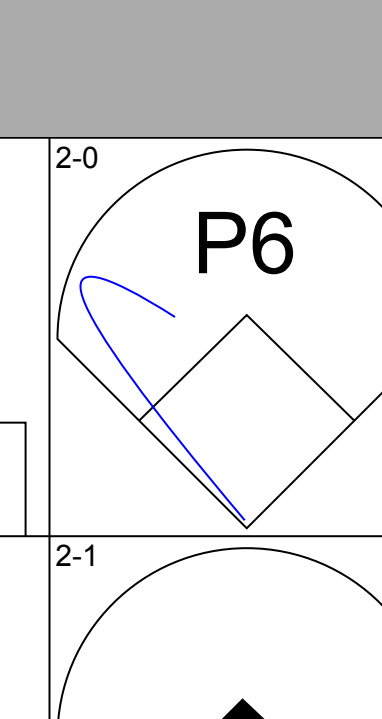
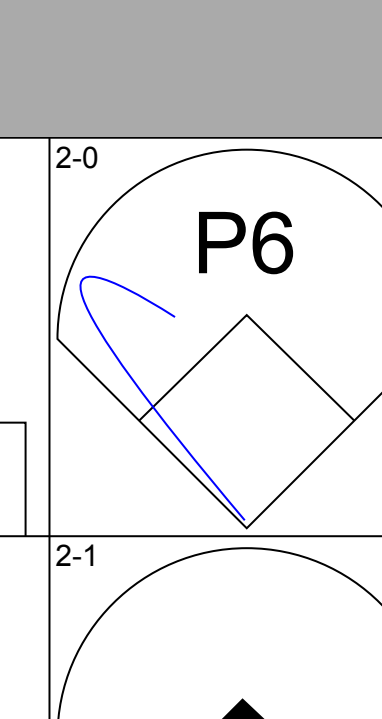
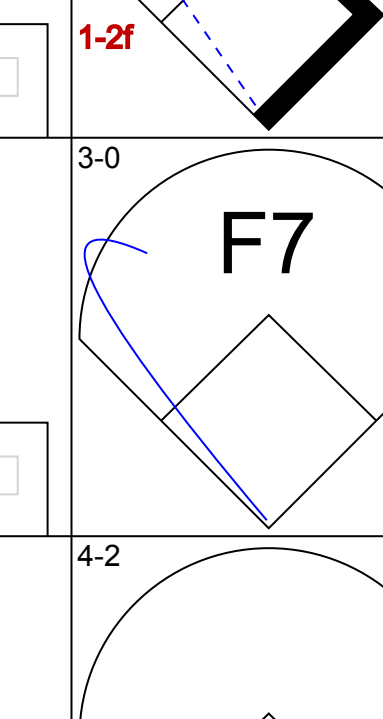
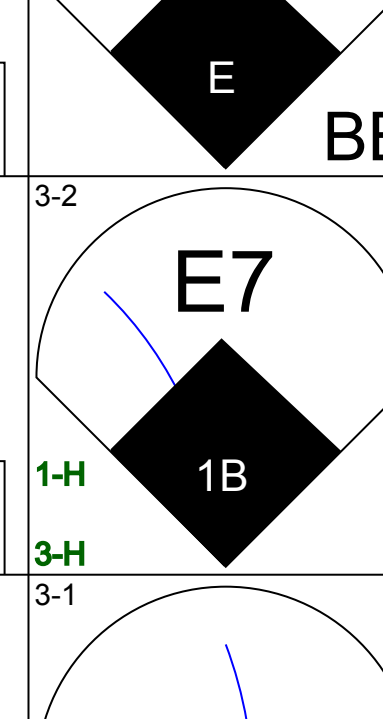
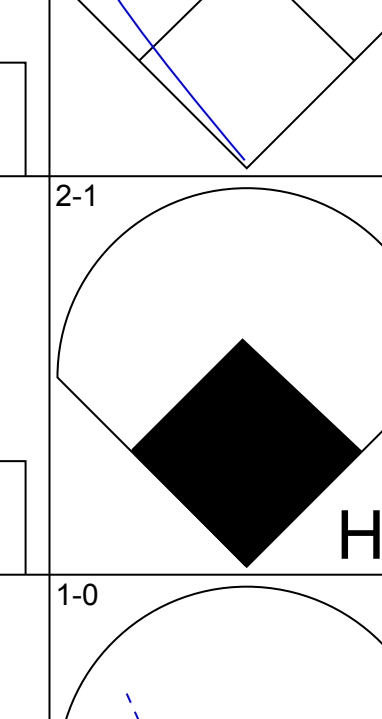
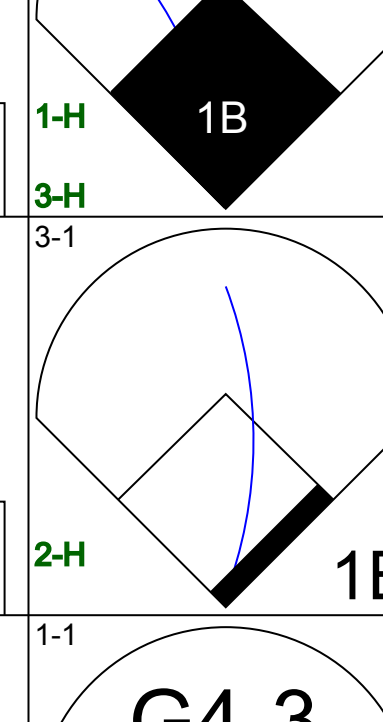
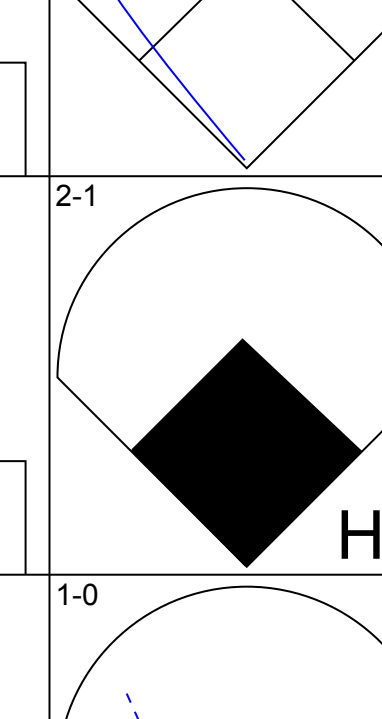
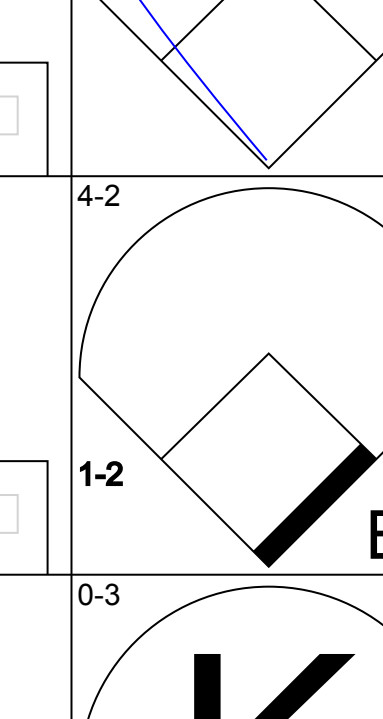
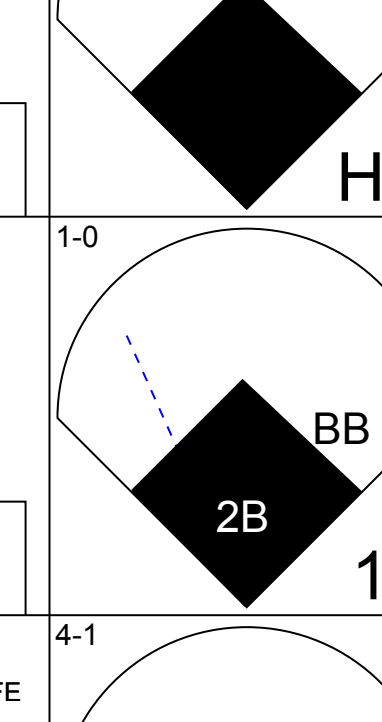
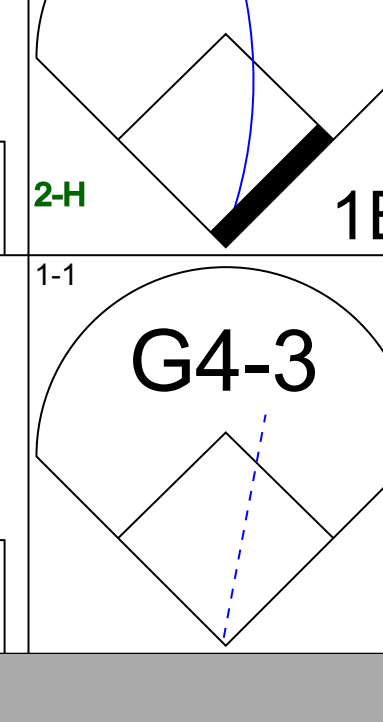
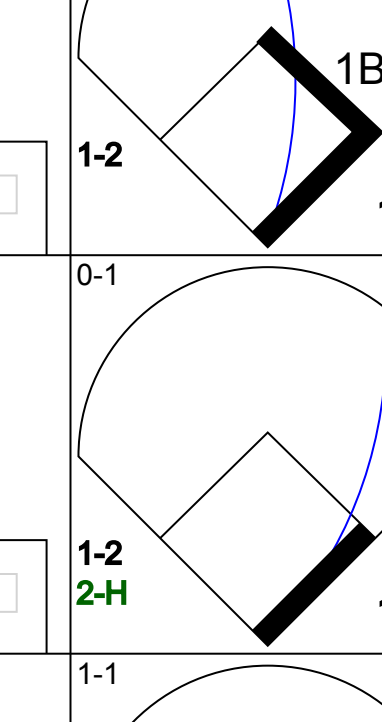
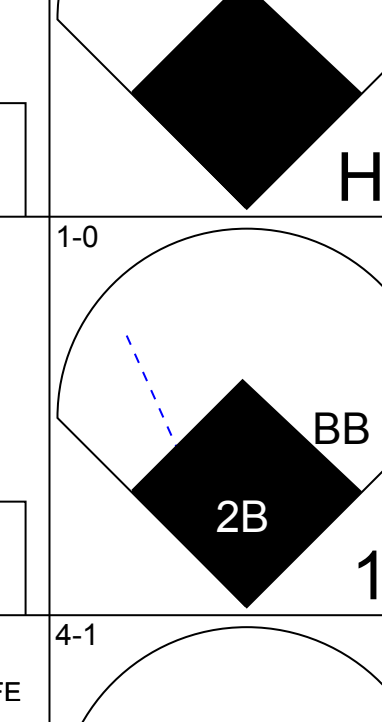
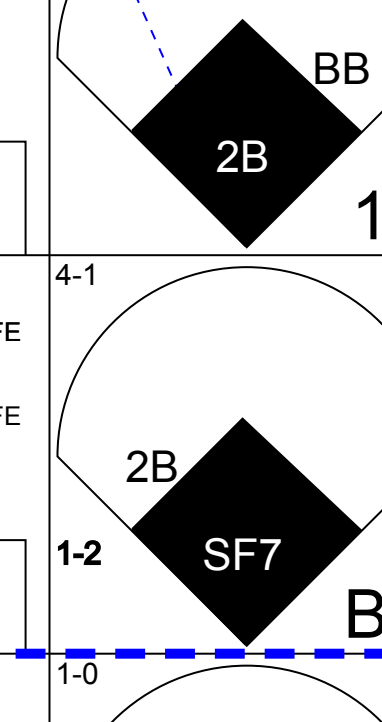
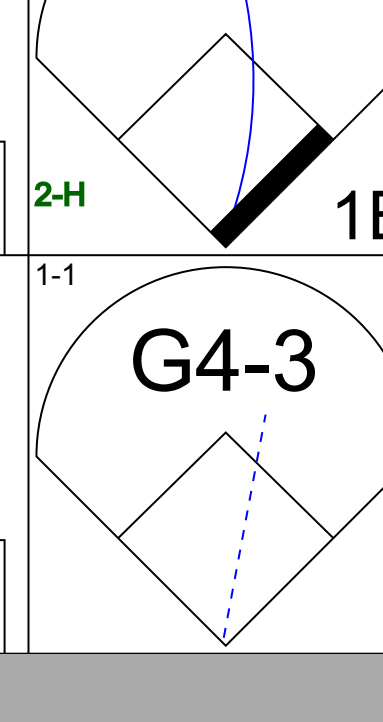
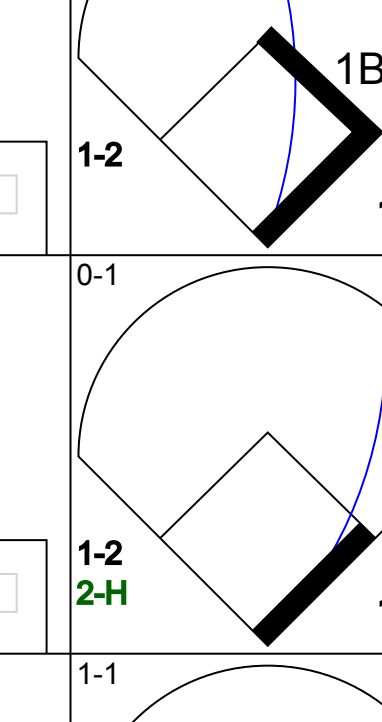
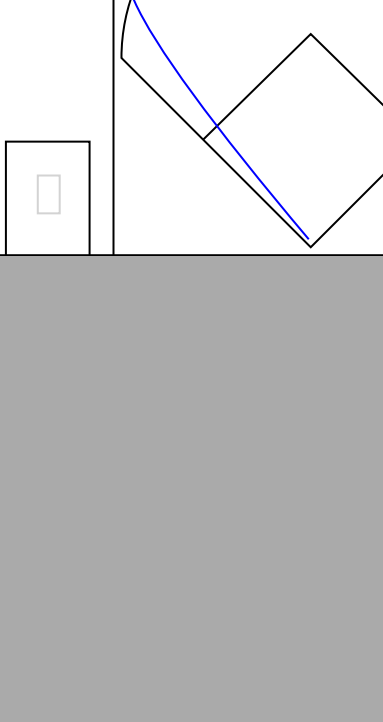
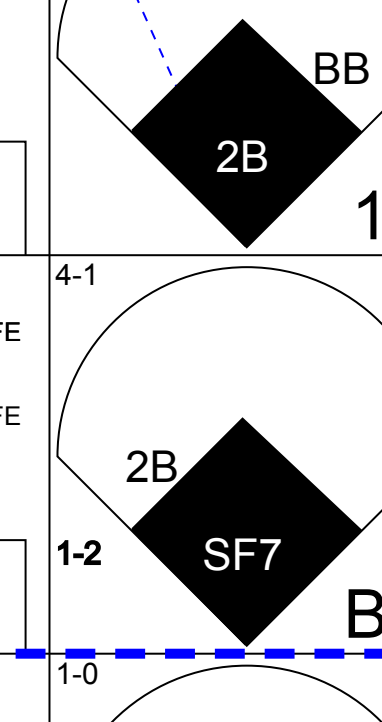
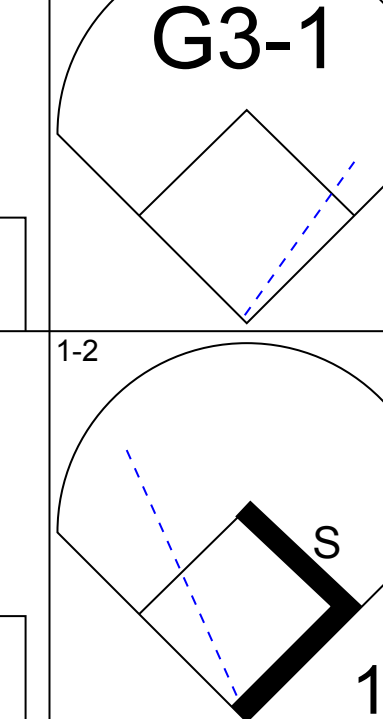
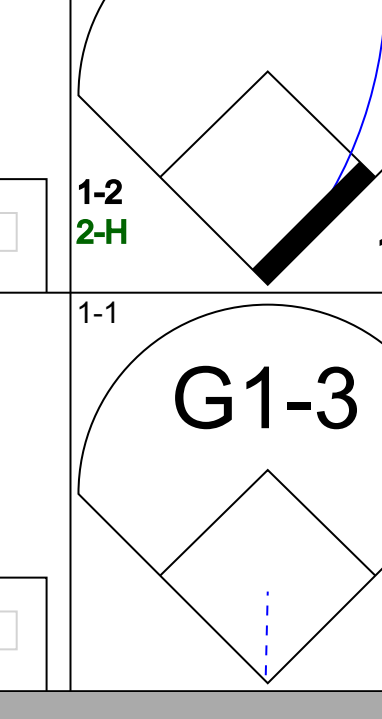
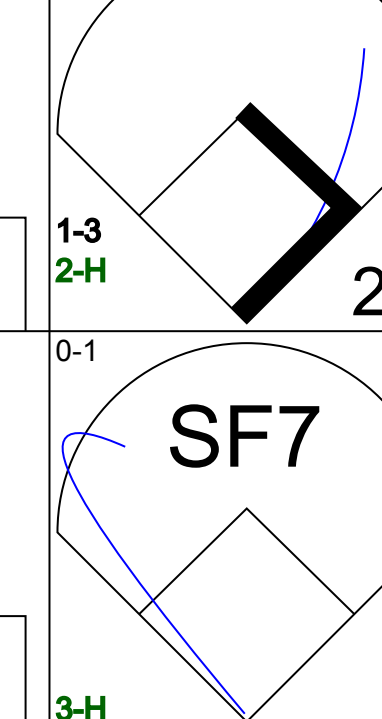
AB	29
R	1
H	5
RBI	1
BB	3
SO	8
LOB	9



Batter	1	2	3	4	5	6	7	8	9	AB	R	H	RBI	BB	SO	LOB	BOTTOM																			
David Hulse, L (1, 8) OBP: 0.324, SLG: 0.328	F7		G5-3					E3		5	2	1	0	0	0	1	Toronto Blue Jays @ Texas Rangers Arlington Stadium, Arlington, TX Wed May 05 1993, 8:05 PM EDT Att: 16,159 - Unknown - 69 F																			
Julio Franco, R (1, 10) OBP: 0.358, SLG: 0.480	F9		G6-3					E3		5	0	0	0	0	0	1																				
Jose Canseco, R (1, 9) OBP: 0.357, SLG: 0.583								P3		4	1	2	1	1	1	2																				
Juan Gonzalez, R (1, 7) OBP: 0.420, SLG: 0.619										4	1	3	1	1	0	0																				
Rafael Palmeiro, L (1, 3) OBP: 0.274, SLG: 0.356	F7									4	0	1	0	1	1	3																				
Dean Palmer, R (1, 5) OBP: 0.348, SLG: 0.609										5	1	2	1	0	2	2																				
Ivan Rodriguez, R (1, 2) OBP: 0.400, SLG: 0.488										5	1	1	0	0	2	5																				
Doug Strange, S (1, 4) OBP: 0.364, SLG: 0.525										3	0	2	0	1	0	2																				
Manuel Lee, S (1, 6) OBP: 0.310, SLG: 0.204										3	1	0	0	1	0	6																				
Inning Stats	R: 0 E: 0 K: 0 S: 6	H: 0 LOB: 2 BB: 2 P: 19	R: 0 E: 0 K: 2 S: 11	H: 1 LOB: 1 BB: 0 P: 15	R: 1 E: 0 K: 0 S: 6	H: 1 LOB: 0 BB: 0 P: 13	R: 0 E: 0 K: 1 S: 13	H: 2 LOB: 2 BB: 0 P: 20	R: 0 E: 0 K: 1 S: 9	H: 3 LOB: 2 BB: 0 P: 15	R: 4 E: 2 K: 1 S: 15	H: 2 LOB: 1 BB: 1 P: 30	R: 0 E: 1 K: 1 S: 12	H: 1 LOB: 3 BB: 1 P: 21	R: 2 E: 1 K: 1 S: 13	H: 2 LOB: 2 BB: 1 P: 22	1B: 7 2B: 4 3B: 0 HR: 1	SF: 0 SAC: 0 DP: 0 HBP: 0	WP: 0 PB: 0 SB: 3 CS: 0	PA: 43																
PITCHER	IP	WLS	BF	H	R	ER	SO	BB	IBB	HBP	BLK	WP	HR	S	P	ERA	WHIP	PITCHER		IP	WLS	BF	H	R	ER	SO	BB	IBB	HBP	BLK	WP	HR	S	P	ERA	WHIP
Todd Stottlemyre, R (1, 1) ERA: 3.95	5.2	L	29	5	1	4	4	3	0	0	0	0	0	56	106	1.59	2.118																			
Mike Timlin, R (6, 1) ERA: 4.63	1.1		7	1	0	0	1	0	1	0	0	0	0	16	27	0.00	0.750																			
Mark Eichhorn, R (8, 1) ERA: 9.98	1.0		7	2	2	0	1	0	1	0	0	0	0	13	22	0.00	2.000																			


AB	38
R	7
H	12
RBI	3
BB	5
SO	6
LOB	22

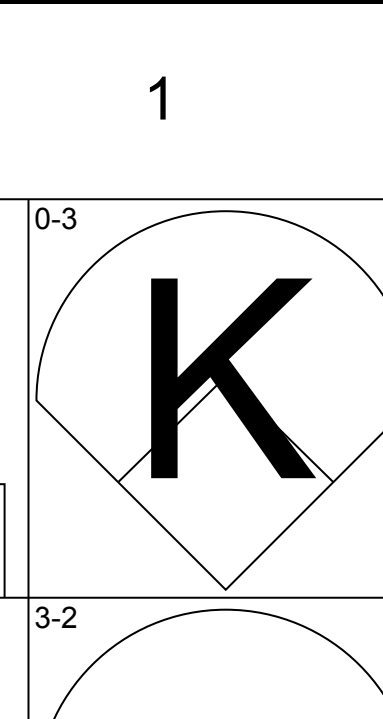
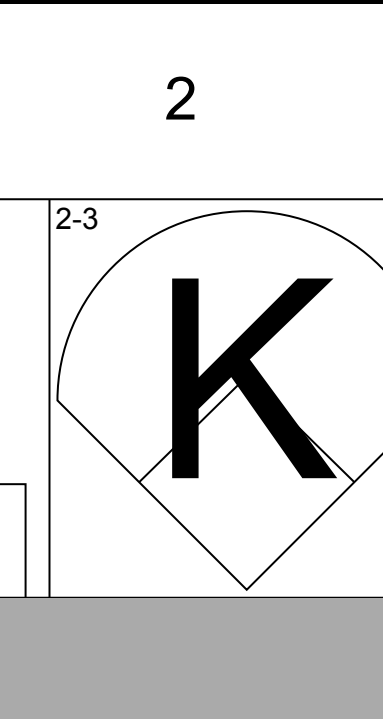
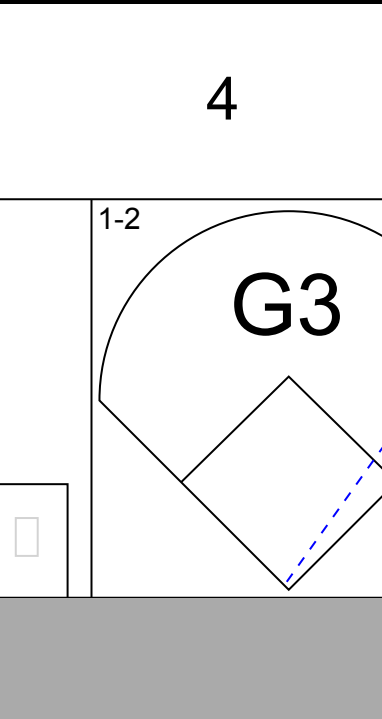
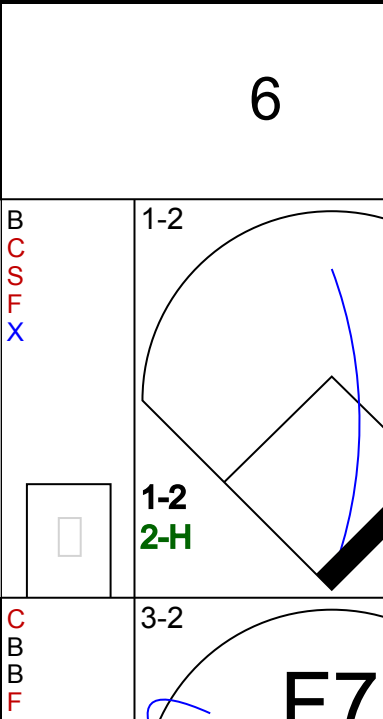
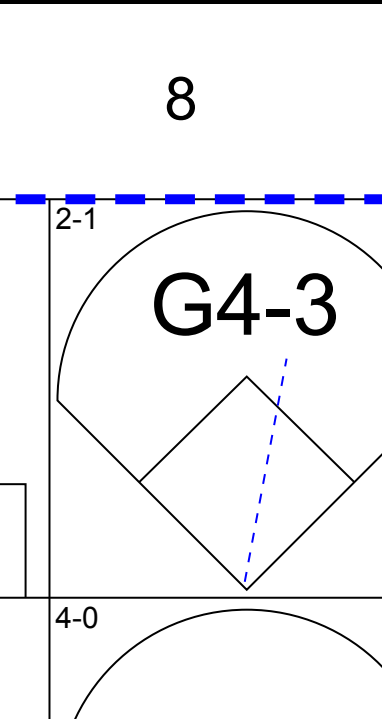
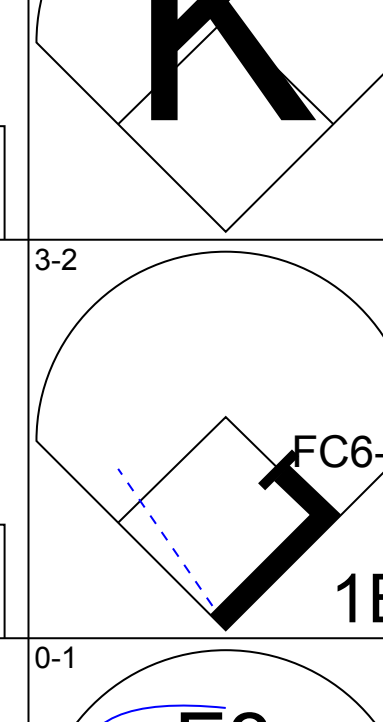
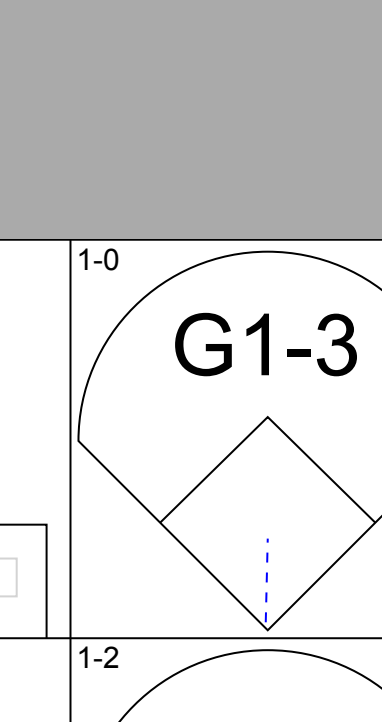
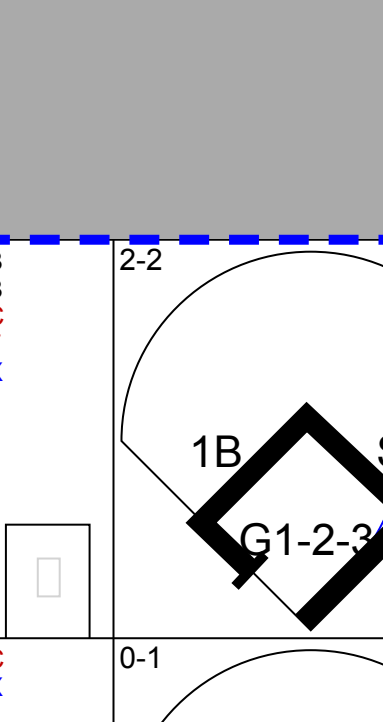
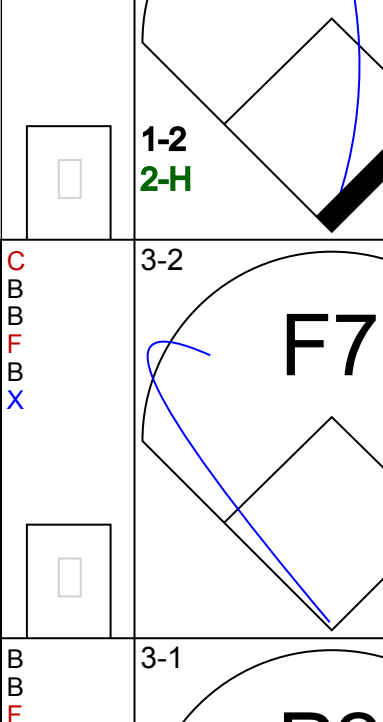
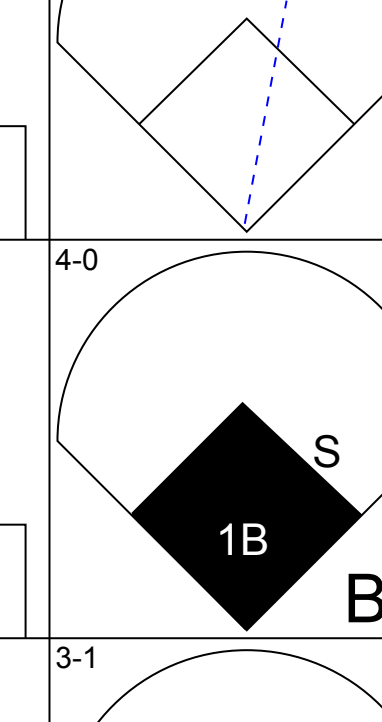
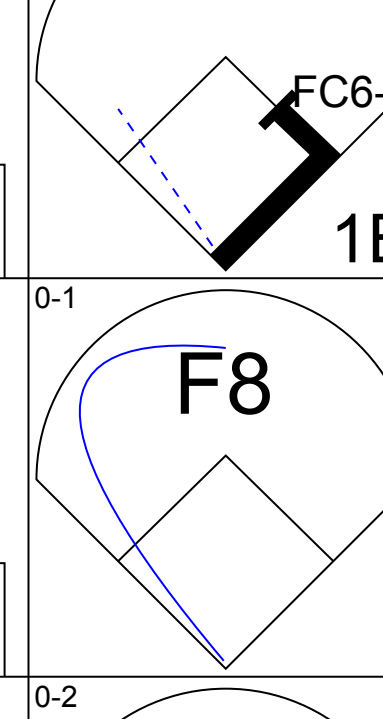
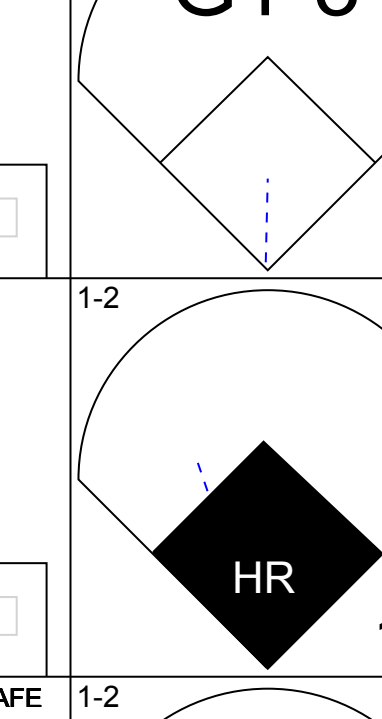
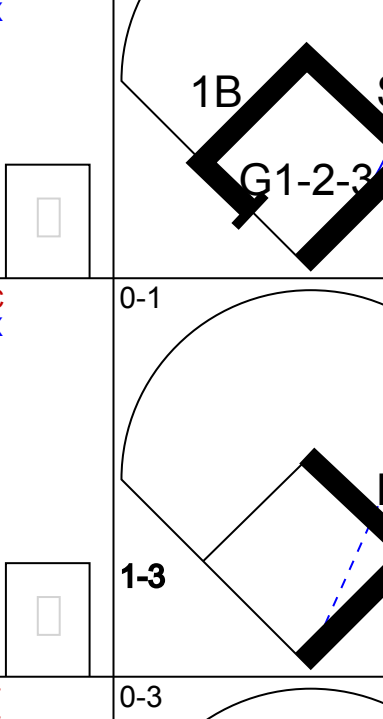
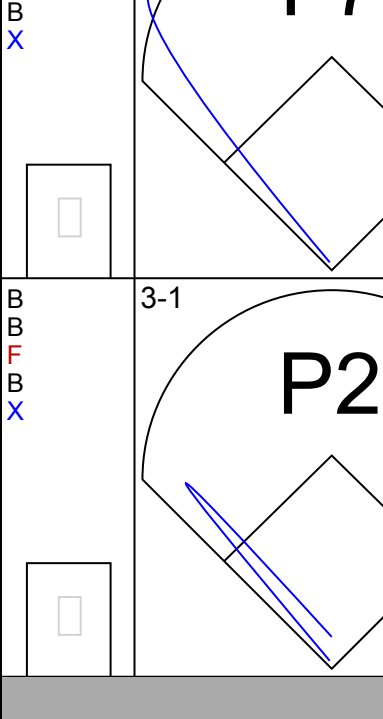
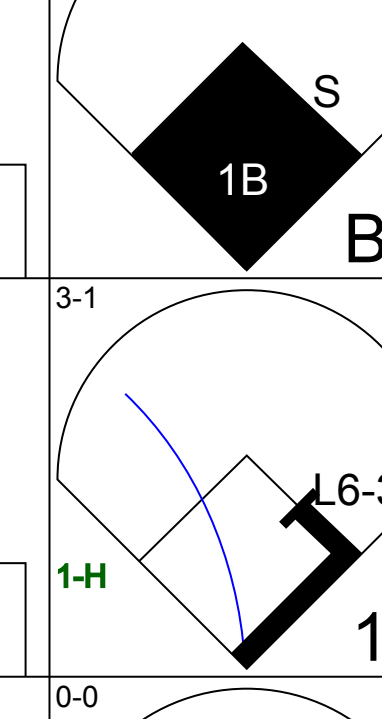
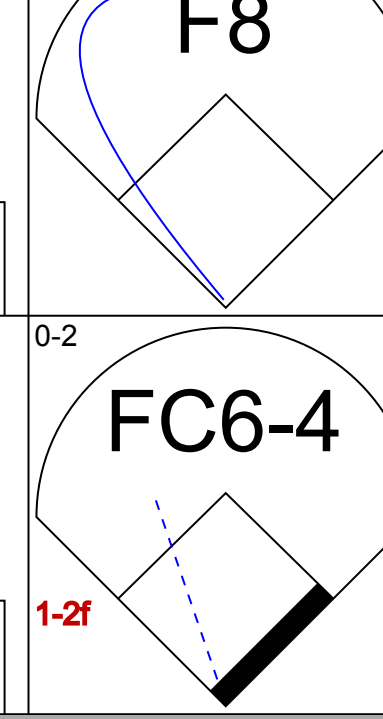
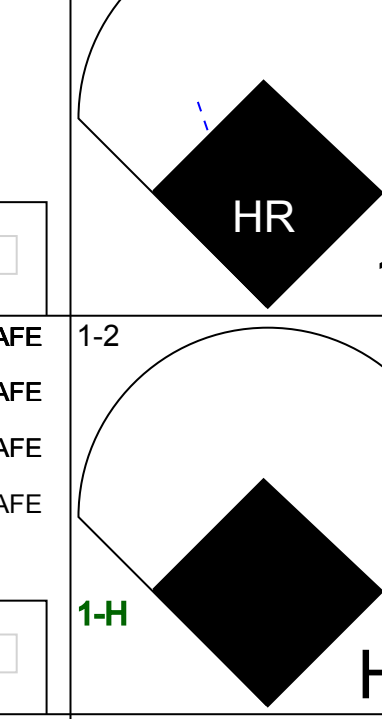
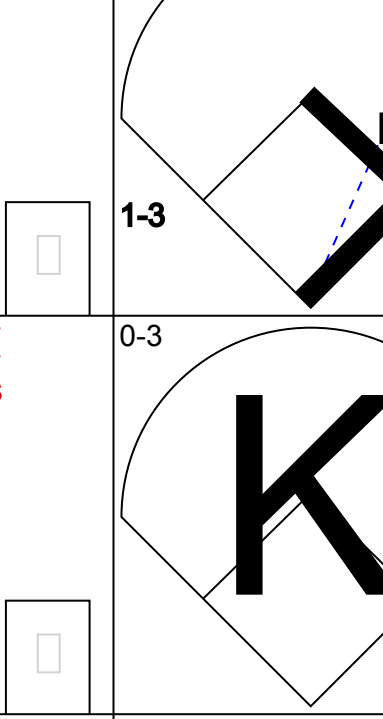
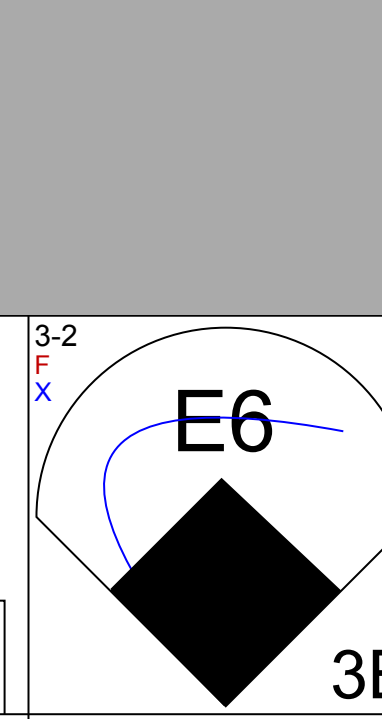
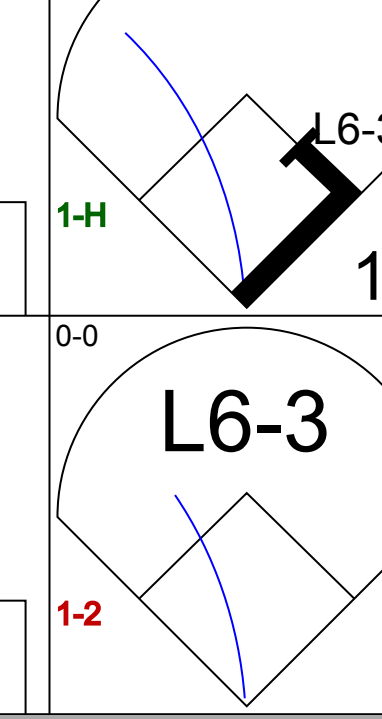
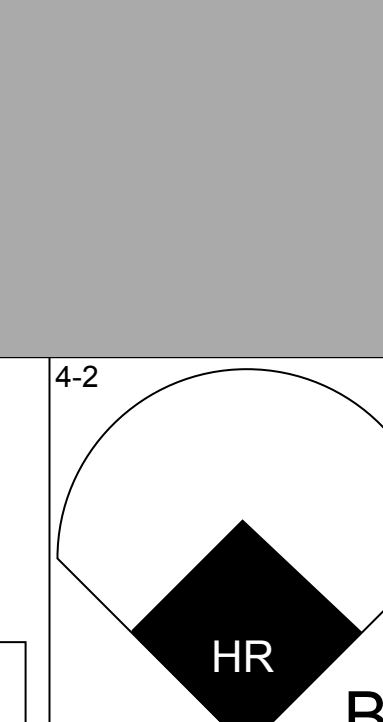
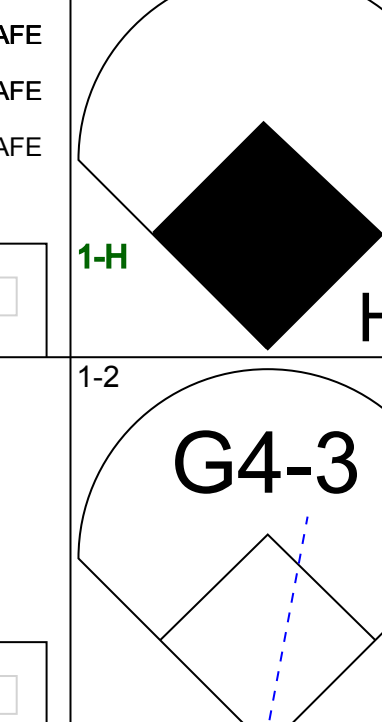
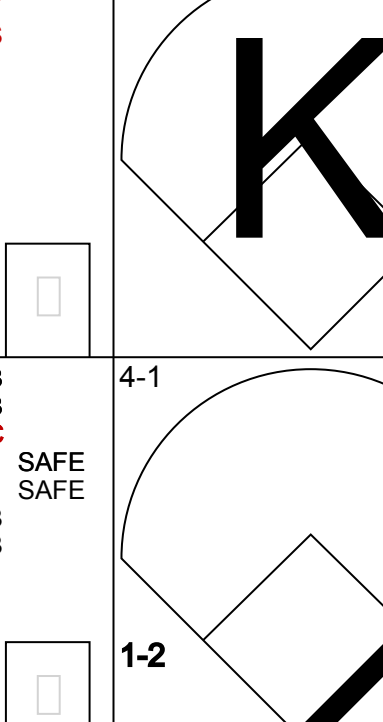

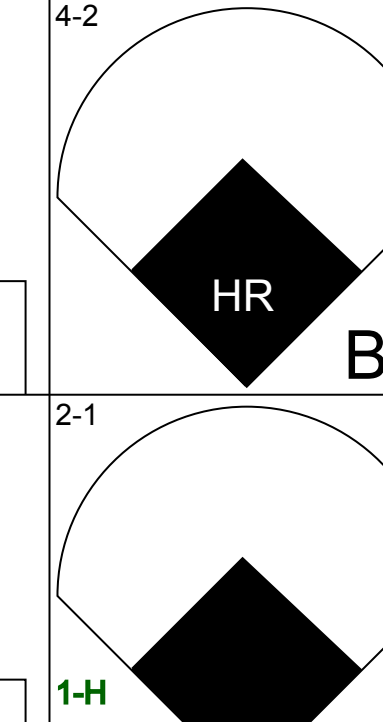
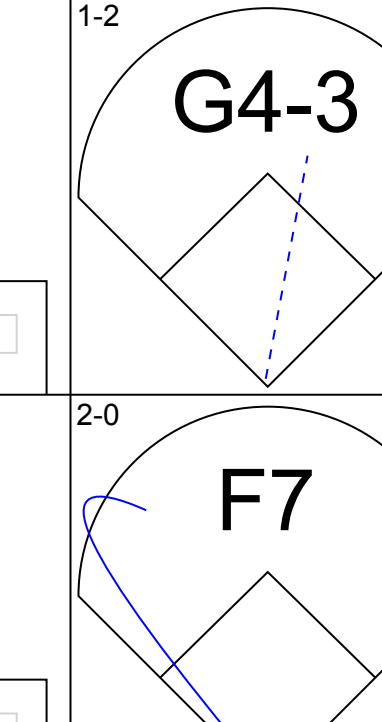
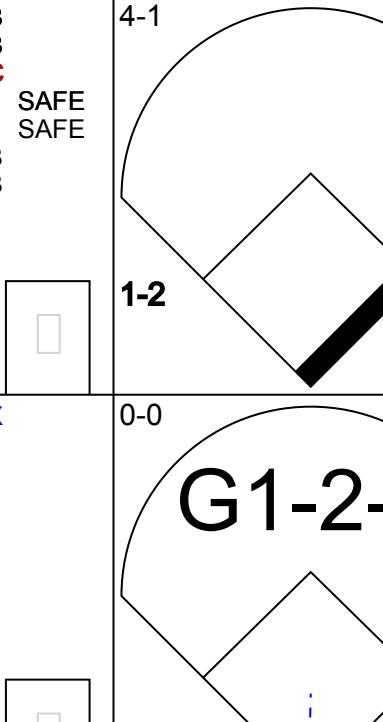
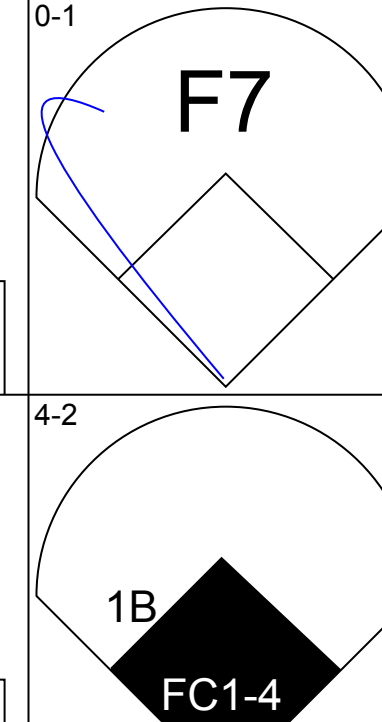

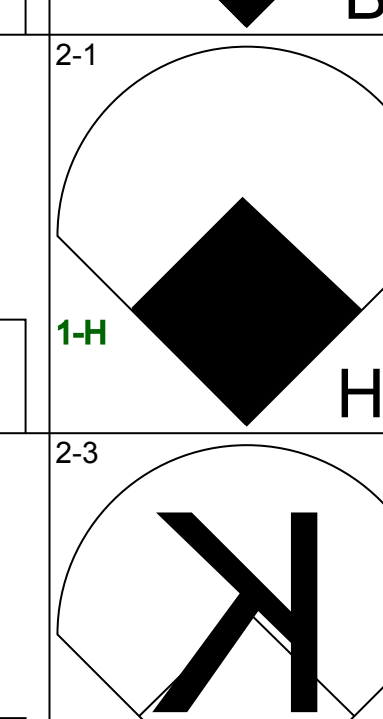
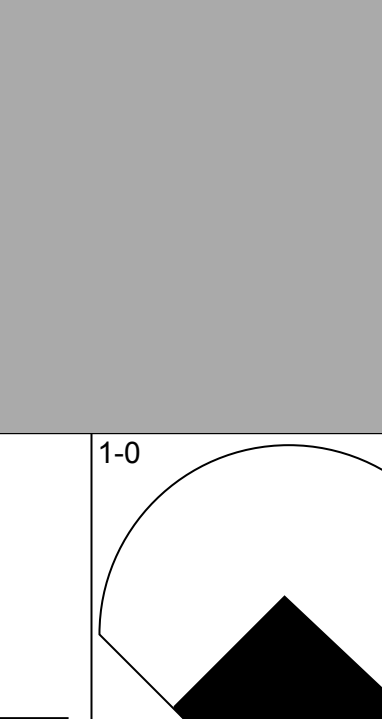
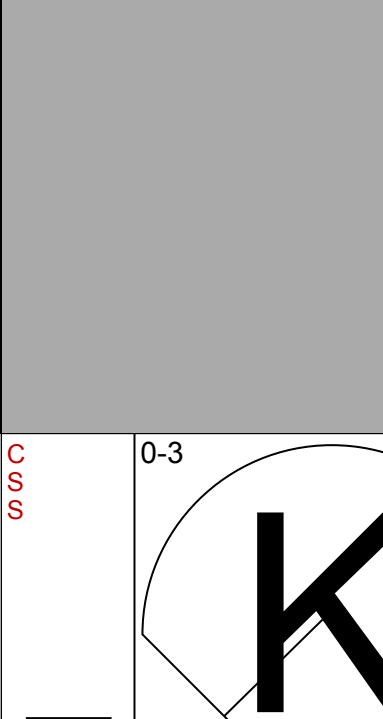

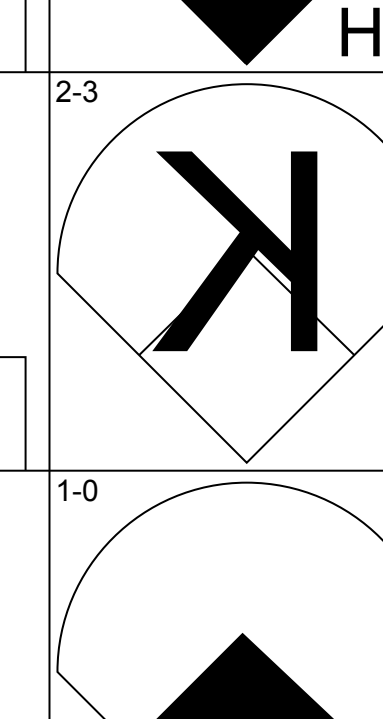
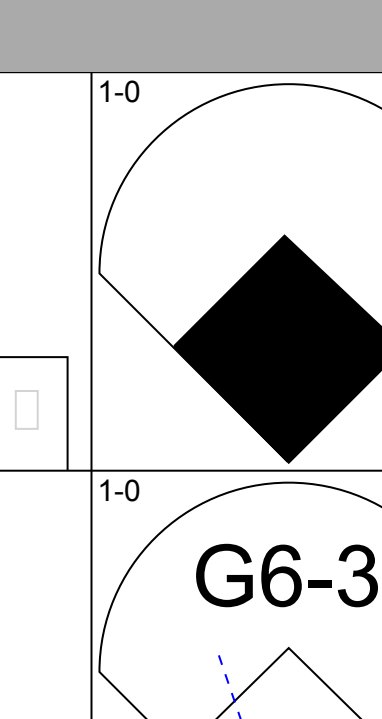
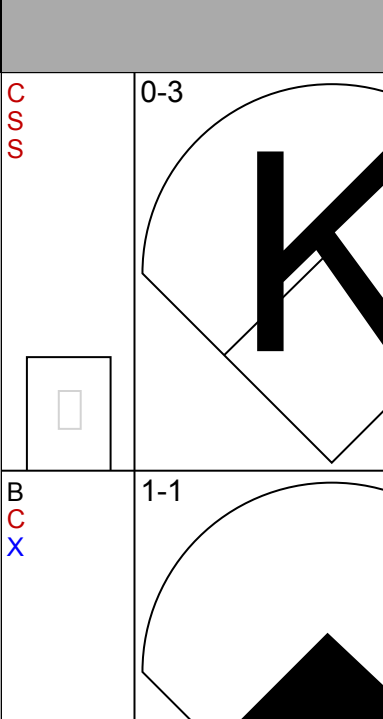

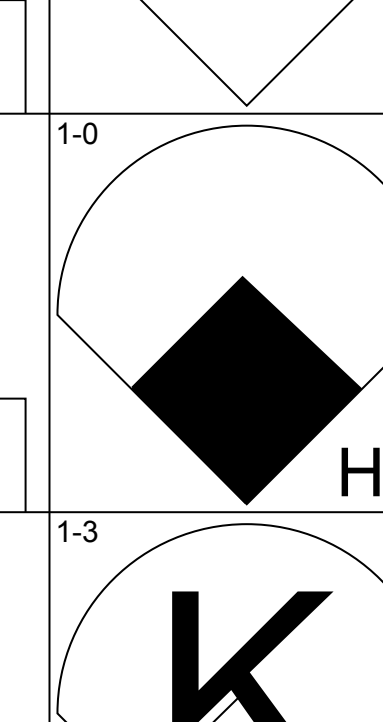
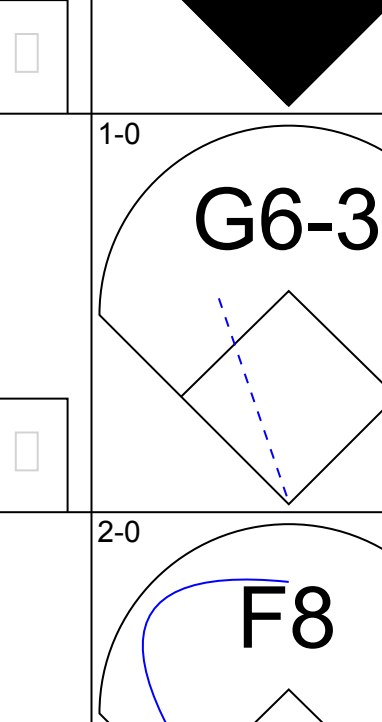
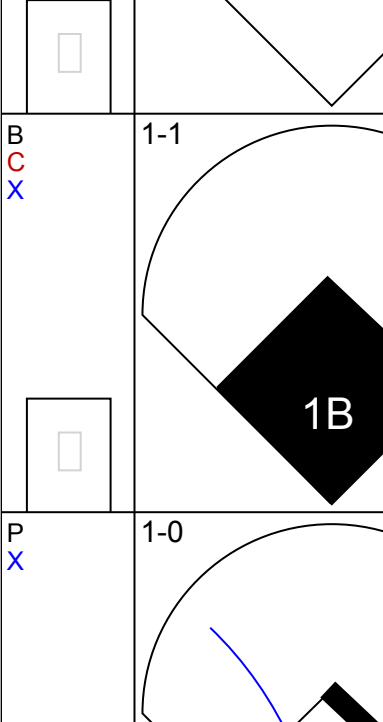



Batter	1	2	3	4	5	6	7	8	9	AB	R	H	RBI	BB	SO	LOB	TOP					
Brady Anderson, L OBP: 0.341, SLG: 0.414 (1, 7)										5	0	0	0	0	0	3	2					
Mark McLemore, S OBP: 0.356, SLG: 0.391 (1, 9)										3	1	0	0	2	0	1						
Cal Ripken Jr., R OBP: 0.311, SLG: 0.370 (1, 6)										5	0	1	0	0	1	2						
Chris Hoiles, R OBP: 0.384, SLG: 0.443 (1, 2)										4	1	1	0	1	0	2						
Leo Gomez, R OBP: 0.378, SLG: 0.457 Jack Voigt, R (9, PR)										3	3	1	1	2	1	1						
Sherman Obando, R OBP: 0.400, SLG: 0.375 (1, 10)										5	1	3	1	0	1	2						
David Segui, S OBP: 0.385, SLG: 0.290 (1, 3)										3	1	1	1	1	0	1						
Harold Reynolds, S OBP: 0.333, SLG: 0.333 (1, 4)										4	0	2	1	0	0	2						
Damon Buford, R OBP: 0.455, SLG: 0.667 Mark Leonard, L (8, PH)										3	1	2	1	0	0	1						
Inning Stats	R: 3 E: 1 K: 1 S: 15	H: 1 LOB: 1 BB: 2 P: 34	R: 0 E: 0 K: 0 S: 10	H: 1 LOB: 1 BB: 0 P: 18	R: 1 E: 0 K: 0 S: 15	H: 3 LOB: 2 BB: 1 P: 23	R: 1 E: 0 K: 2 S: 9	H: 1 LOB: 0 BB: 0 P: 17	R: 0 E: 0 K: 1 S: 8	H: 1 LOB: 0 BB: 0 P: 12	R: 0 E: 0 K: 0 S: 6	H: 1 LOB: 0 BB: 0 P: 10	R: 0 E: 0 K: 0 S: 5	H: 0 LOB: 0 BB: 0 P: 7	R: 3 E: 0 K: 1 S: 12	H: 3 LOB: 1 BB: 1 P: 25	R: 0 E: 0 K: 1 S: 10	H: 0 LOB: 2 BB: 2 P: 22	1B: 8 2B: 2 3B: 0 HR: 2	SF: 1 SAC: 0 DP: 2 HBP: 0	WP: 0 PB: 0 SB: 2 CS: 2	PA: 43
PITCHER	IP	WLS	BF	H	R	ER	SO	BB	IBB	HBP	BLK	WP	HR	S	P	ERA	WHIP					
Scott Brow, R ERA: 6.0 (1, 1)	3.0		18	6	5	2	1	3	0	0	0	0	1	42	79	6.00	3.000					
Danny Cox, R ERA: 1.95 (4, 1)	4.1	W	16	4	3	3	3	1	0	0	0	0	1	31	56	6.23	1.154					
Mike Timlin, R ERA: 4.38 (8, 1)	0.2		3	1	0	0	1	0	0	0	0	0	0	7	11	0.00	1.500					
Duane Ward, R ERA: 2.31 (9, 1)	1.0	S	5	0	0	0	1	2	0	0	0	0	0	10	22	0.00	2.000					

Baltimore Orioles @ Toronto Blue Jays
SkyDome, Toronto, ON
Thu May 06 1993, 7:05 PM EDT
Att: 50,505 - Unknown - 65 F


AB	35
R	8
H	11
RBI	6
BB	6
SO	6
LOB	14



Batter	1	2	3	4	5	6	7	8	9	AB	R	H	RBI	BB	SO	LOB	BOTTOM				
Devon White, S OBP: 0.375, SLG: 0.446 (1, 8)										5	0	1	1	0	2	0					
Roberto Alomar, S OBP: 0.407, SLG: 0.402 (1, 4)										4	1	2	0	1	0	2					
Paul Molitor, R OBP: 0.384, SLG: 0.427 (1, 10)										5	1	3	1	0	0	3					
Joe Carter, R OBP: 0.345, SLG: 0.653 (1, 7)										5	2	2	2	0	1	4					
John Olerud, L OBP: 0.496, SLG: 0.583 (1, 3)										2	1	0	0	2	0	0					
Darnell Coles, R OBP: 0.385, SLG: 0.469 Turner Ward, S OBP: 0.186, SLG: 0.300 (9, 9)										3	2	1	2	1	0	3					
Ed Sprague, R OBP: 0.275, SLG: 0.417 (1, 5)										4	1	2	1	0	2	0					
Pat Borders, R OBP: 0.219, SLG: 0.283 (1, 2)										4	2	2	2	0	0	1					
Luis Sojo, R OBP: 0.313, SLG: 0.375 (1, 6)										4	0	1	0	0	1	1					
Inning Stats	R: 0 E: 0 K: 1 S: 11	H: 1 LOB: 1 BB: 0 P: 14	R: 3 E: 0 K: 3 S: 14	H: 2 LOB: 0 BB: 1 P: 26	R: 2 E: 0 K: 0 S: 12	H: 2 LOB: 0 BB: 0 P: 18	R: 1 E: 0 K: 0 S: 6	H: 1 LOB: 0 BB: 0 P: 11	R: 0 E: 0 K: 1 S: 10	H: 2 LOB: 2 BB: 1 P: 16	R: 1 E: 0 K: 1 S: 16	H: 3 LOB: 0 BB: 0 P: 24	R: 2 E: 1 K: 0 S: 22	H: 2 LOB: 1 BB: 1 P: 32	R: 1 E: 0 K: 0 S: 5	H: 1 LOB: 0 BB: 1 P: 14	1B: 9 2B: 1 3B: 1 HR: 4	SF: 0 SAC: 0 DP: 2 HBP: 0	WP: 2 PB: 0 SB: 2 CS: 0	PA: 40	
PITCHER	IP	WLS	BF	H	R	ER	SO	BB	IBB	HBP	BLK	WP	HR	S	P	ERA	WHIP				
Ben McDonald, R ERA: 5.64 (1, 1)	4.0	L	19	6	6	6	4	1	0	0	0	0	4	43	69	13.50	1.750				
Alan Mills, R ERA: 4.87 (5, 1)	3.0		17	7	3	3	2	2	0	0	0	1	0	48	72	9.00	3.000				
Gregg Olson, R ERA: 2.57 (8, 1)	1.0		4	1	1	1	0	1	0	0	0	0	0	5	14	9.00	2.000				


Baltimore Orioles @ Toronto Blue Jays
SkyDome, Toronto, ON
Thu May 06 1993, 7:05 PM EDT
Att: 50,505 - Unknown - 65 F

AB	36
R	10
H	14
RBI	9
BB	4
SO	6
LOB	14



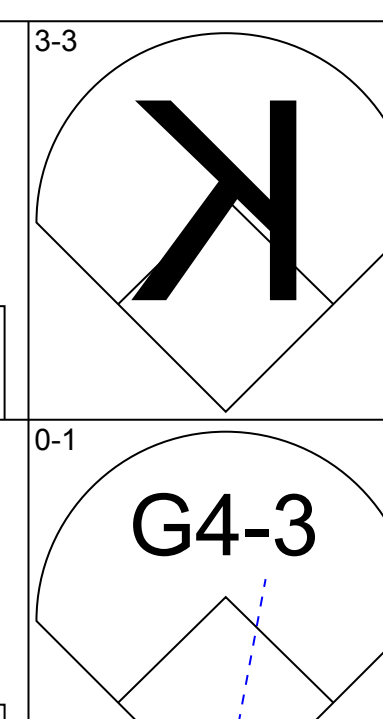
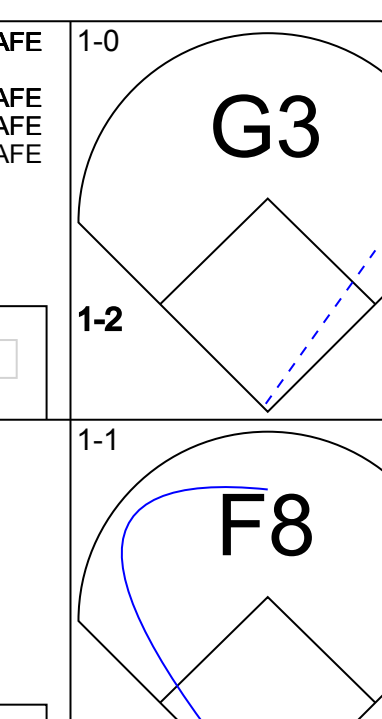
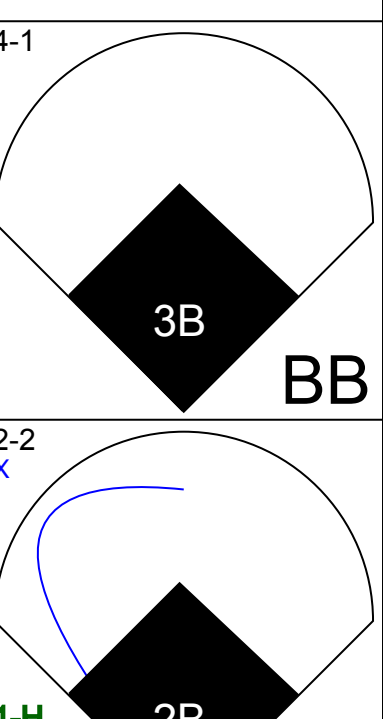
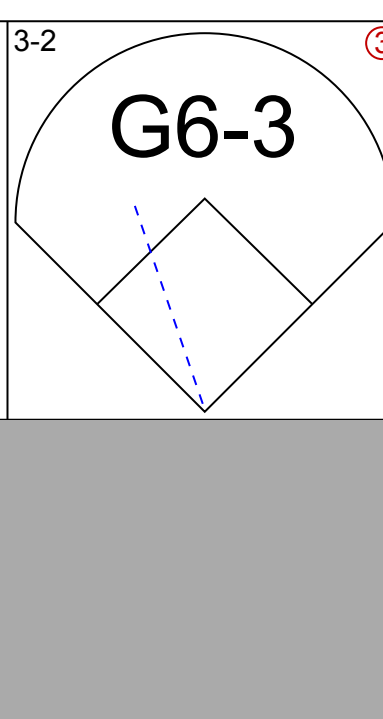
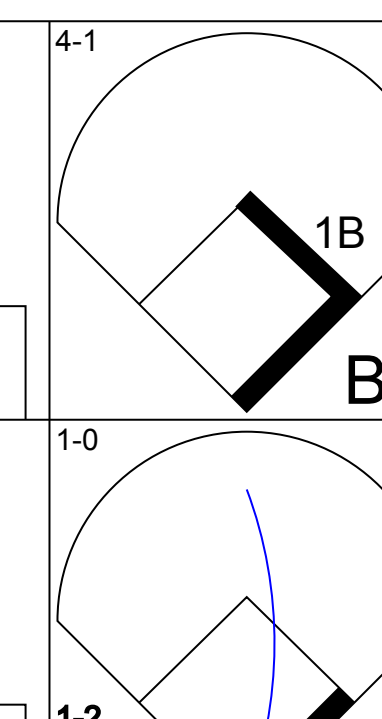
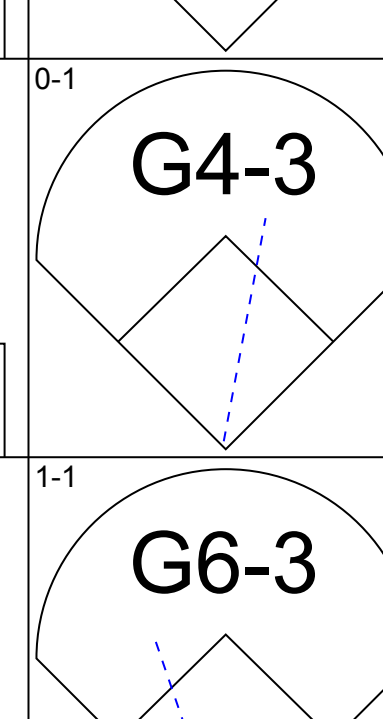
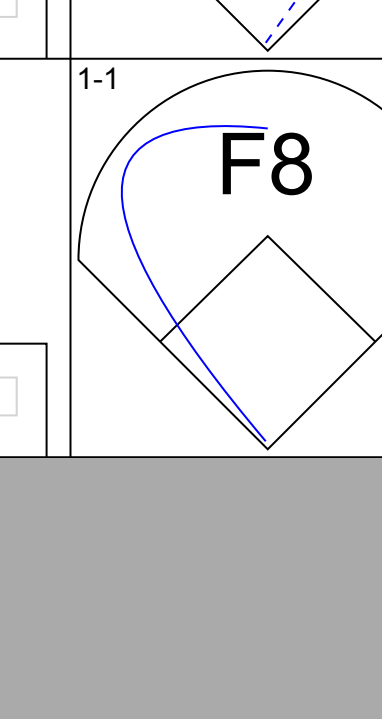
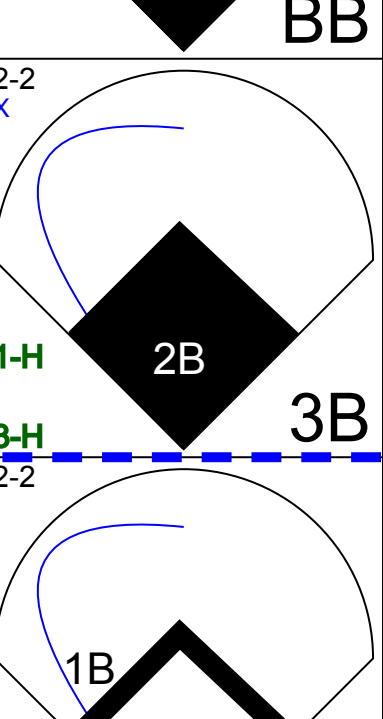

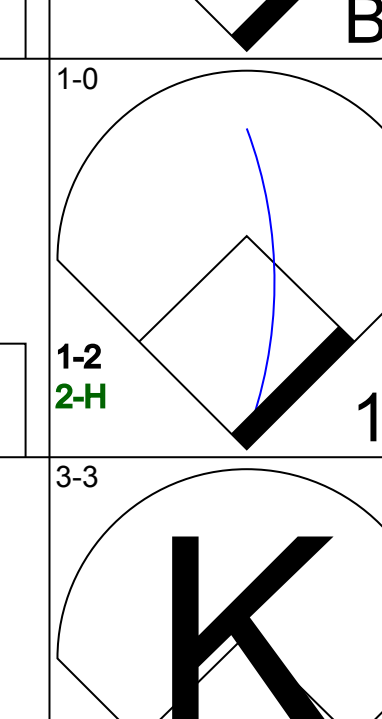
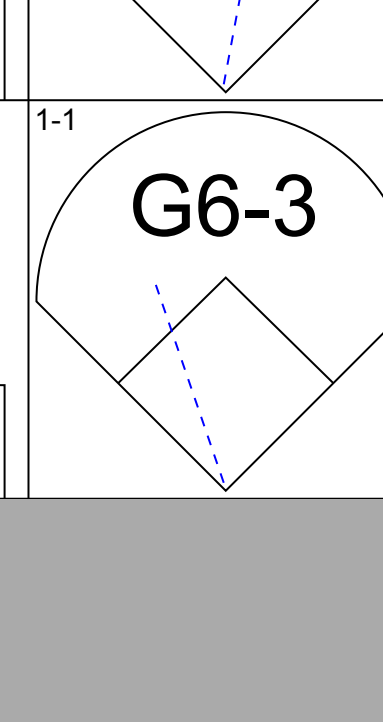
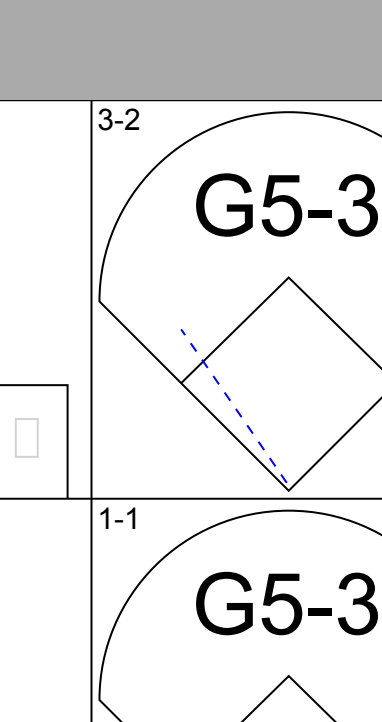
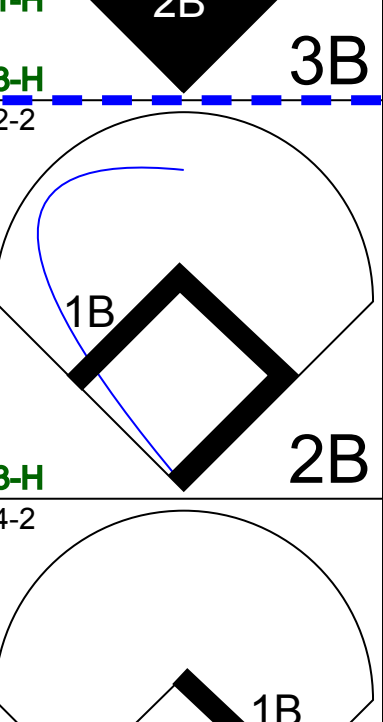

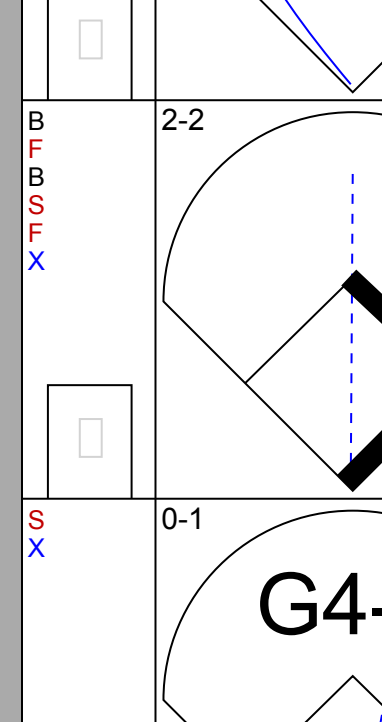
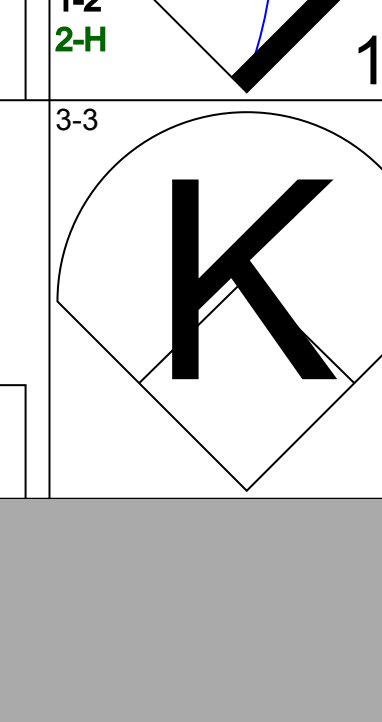
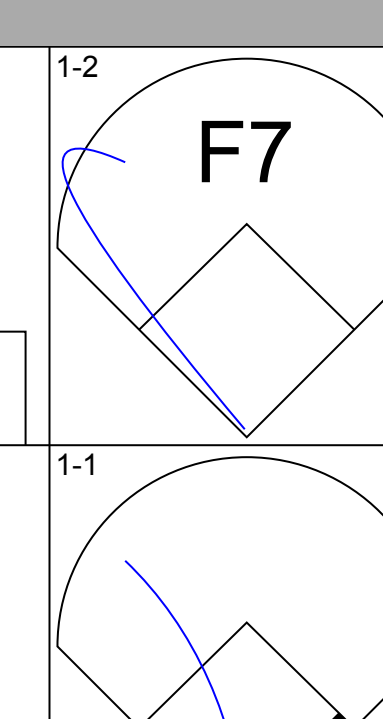
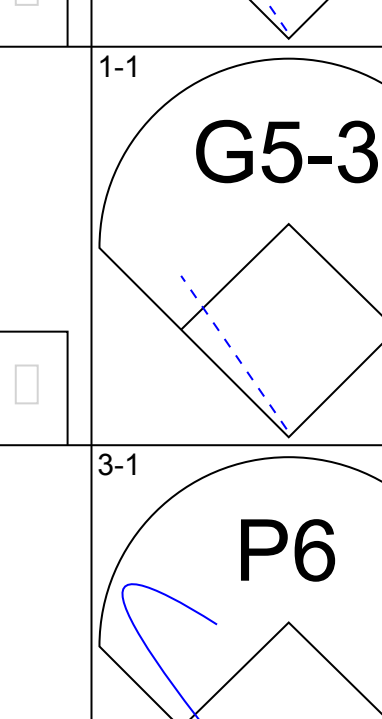
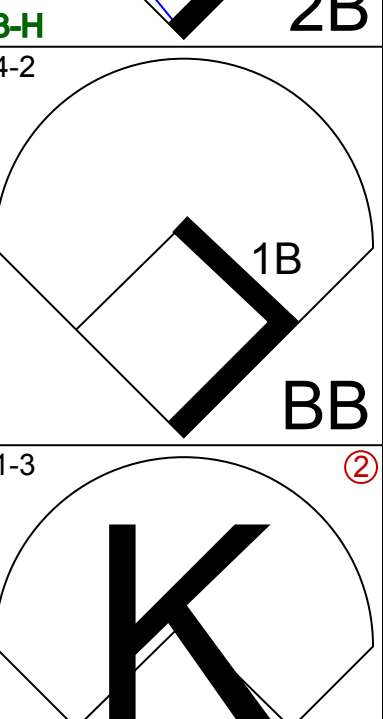
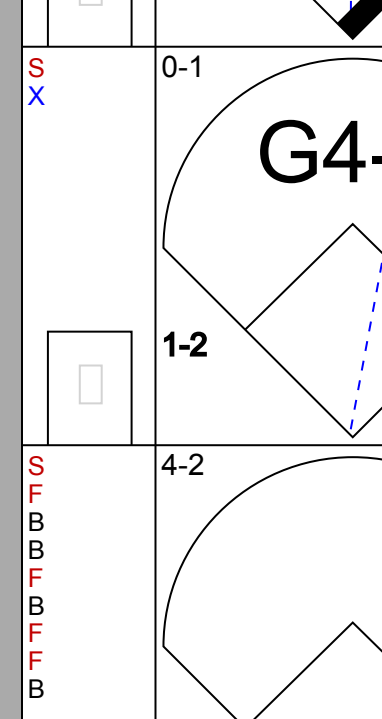
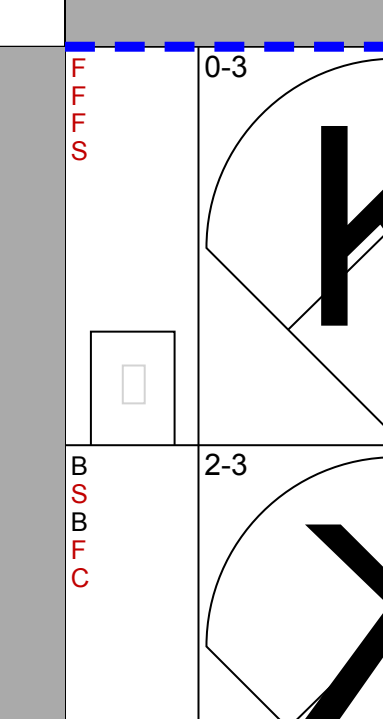
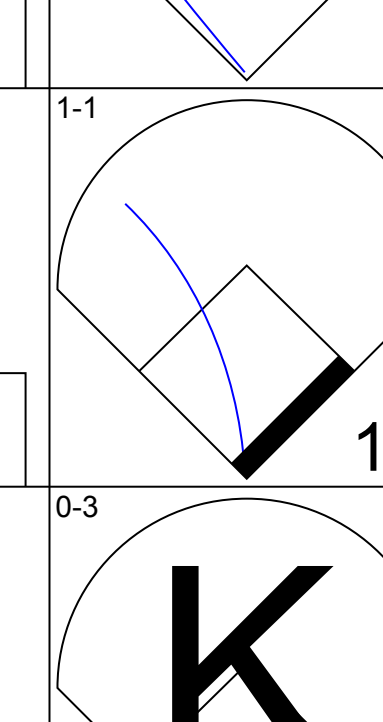
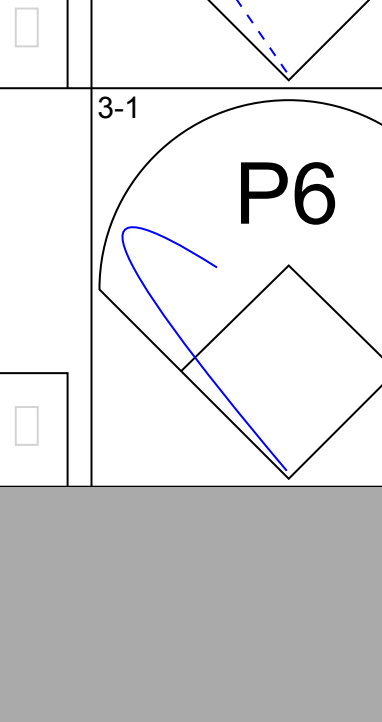
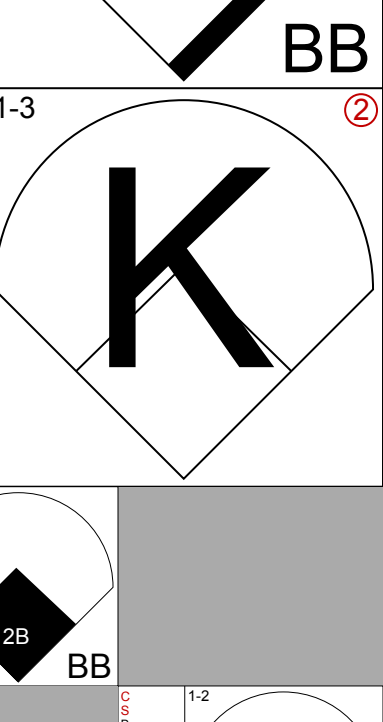
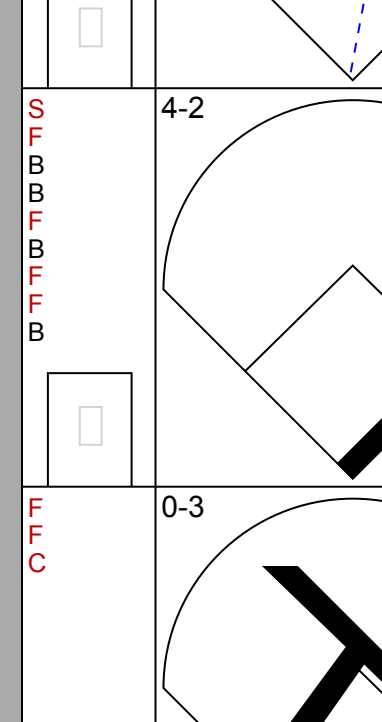
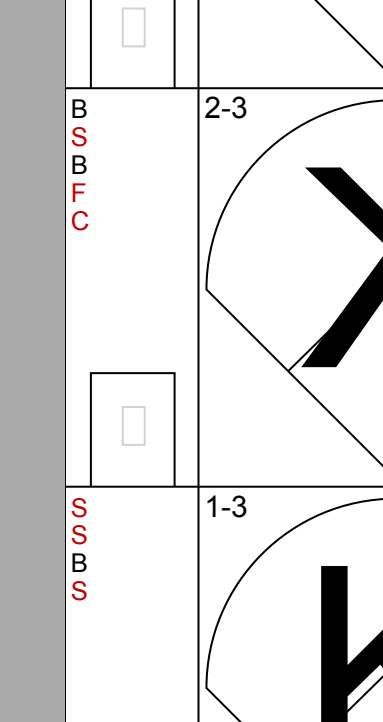
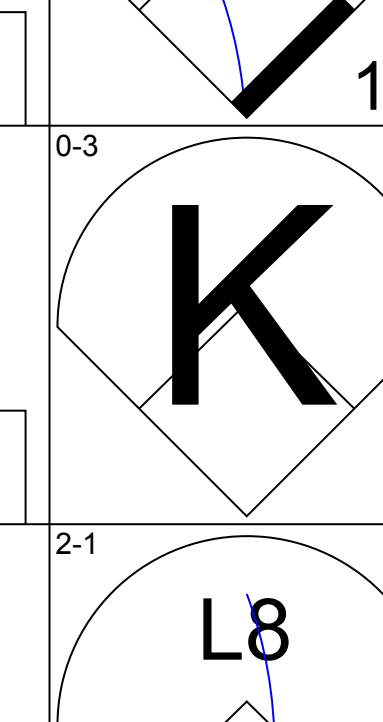
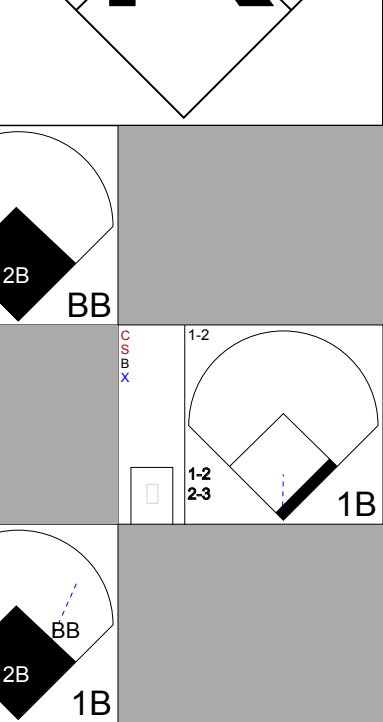
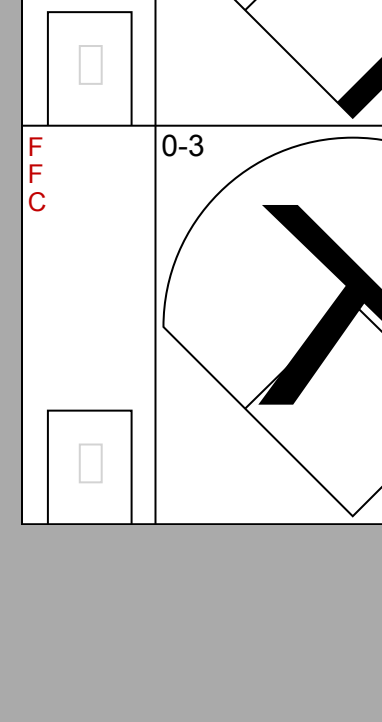
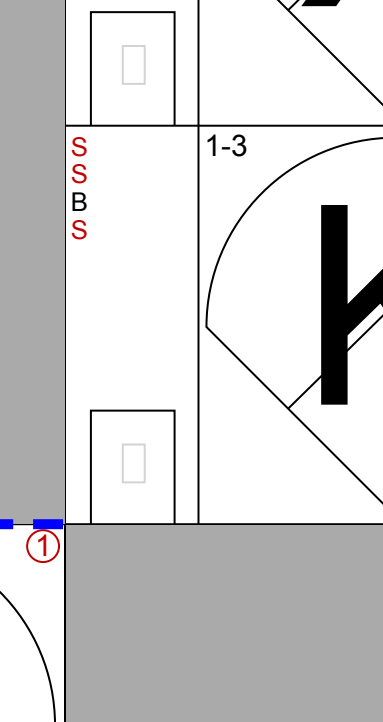
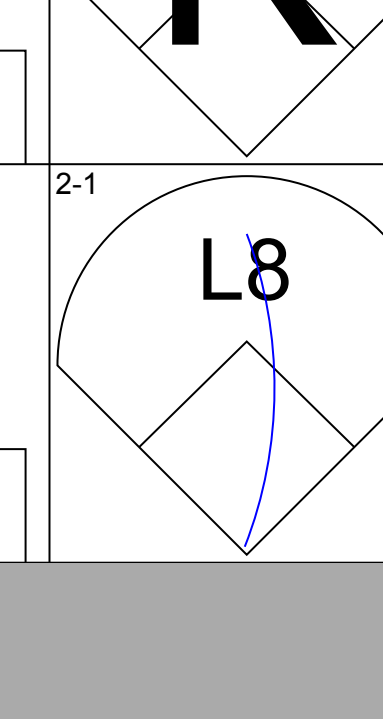
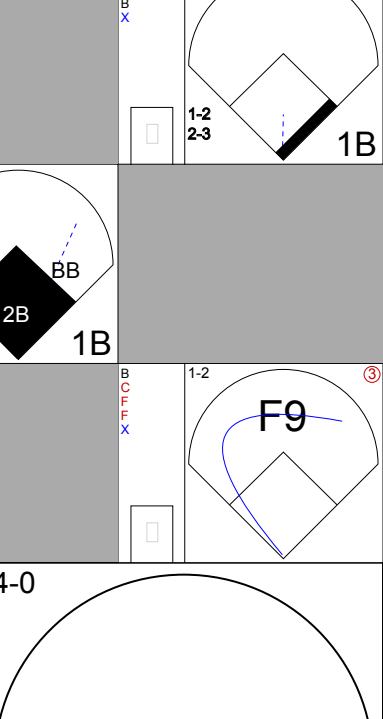
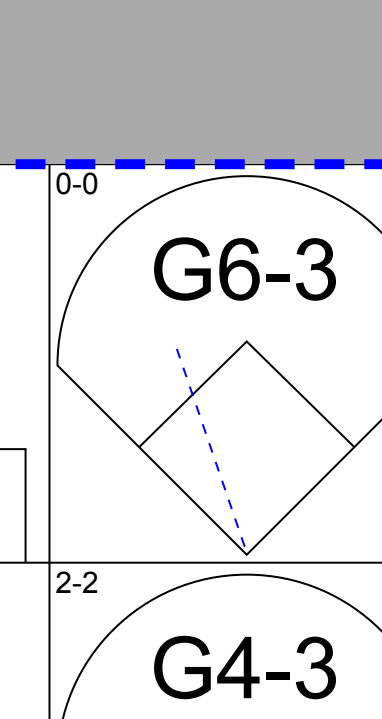
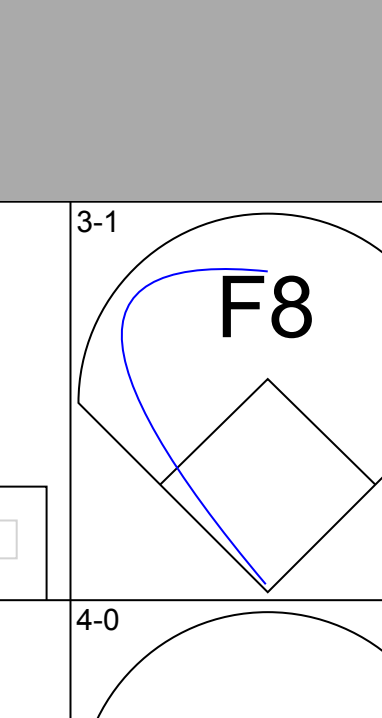
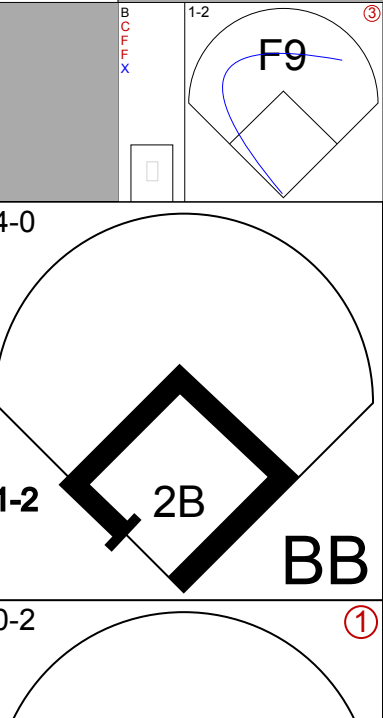
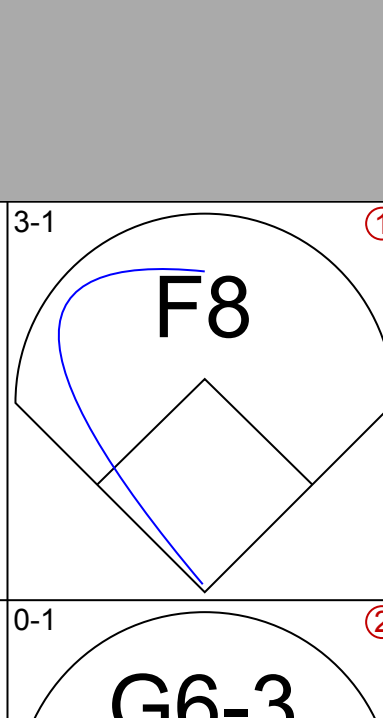
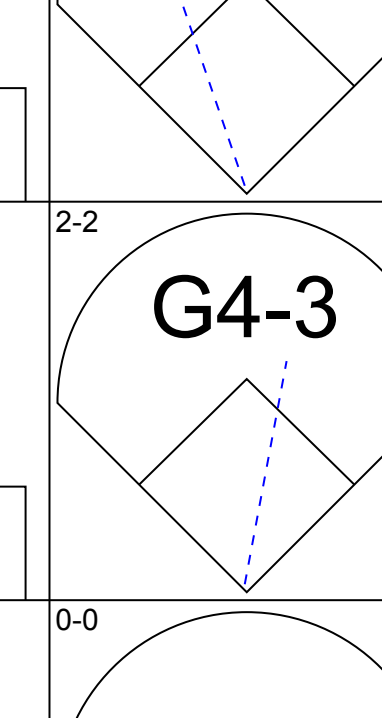

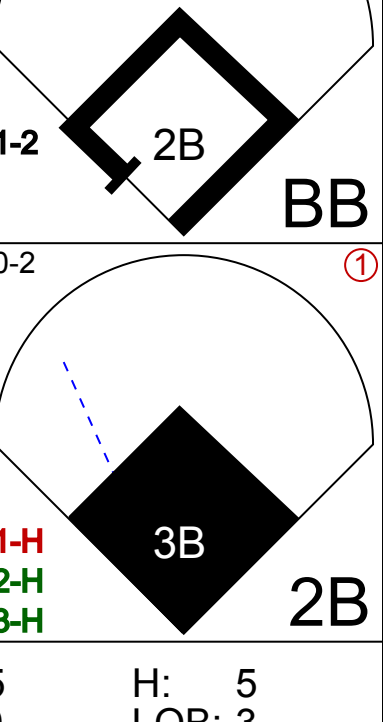
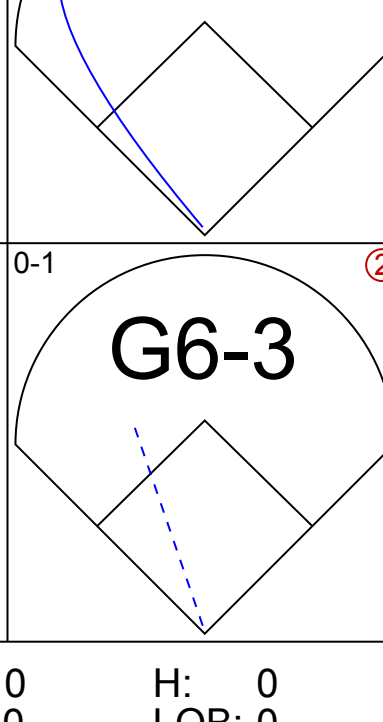

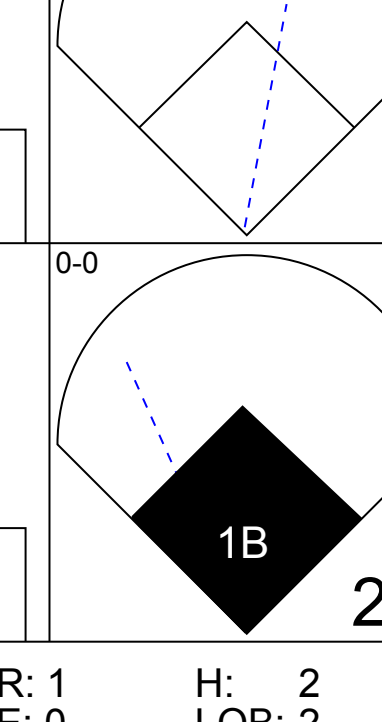
Batter	1	2	3	4	5	6	7	8	9	AB	R	H	RBI	BB	SO	LOB	TOP										
Brady Anderson, L (1, 7) OBP: 0.336, SLG: 0.400	4-0 1B FC3-6 BB		2-2 F7		2-0 P4	2-0 P3			1-1 G3	4	1	0	0	1	0	4	Baltimore Orioles @ Toronto Blue Jays SkyDome, Toronto, ON Fri May 07 1993, 7:05 PM EDT Att: 50,498 - Dome										
Mark McLemore, S (1, 9) OBP: 0.394, SLG: 0.397	2-1 FC3-6 1B		1-2 G4-3		1-0 WP 1B		0-2 P5			4	0	2	0	0	0	0											
Cal Ripken Jr., R (1, 6) OBP: 0.310, SLG: 0.366	0-1 FC3-6 WP 1-2 3-H			1-2 1B 1B	3-2 F9		1-0 G6-3			4	0	1	1	0	0	3											
Glenn Davis, R (1, 3) OBP: 0.253, SLG: 0.264	1-1 F8			0-1 F8		2-1 1B BB 1B		1-3 K		4	1	1	0	0	1	2											
Leo Gomez, R (1, 5) OBP: 0.372, SLG: 0.446	2-3 K			0-0 F7		1-3 BB 1B		3-3 K		4	0	1	0	0	2	2											
Sherman Obando, R (1, 10) OBP: 0.379, SLG: 0.357		3-2 F8		2-1 1B		2-3 K		1-3 K		4	0	1	0	0	2	2											
Harold Reynolds, S (1, 4) OBP: 0.330, SLG: 0.321		2-2 P2		2-2 P6		4-2 BB BB		1-0 F8		3	0	0	0	1	0	2											
Damon Buford, R (1, 8) OBP: 0.467, SLG: 0.583		1-3 K			0-0 WP 1B 1B	4-2 BB BB		1-2 P6		3	0	1	1	1	1	0											
Jeff Tackett, R (1, 2) OBP: 0.313, SLG: 0.269			0-2 G1-3		0-3 K			2-1 G3		3	0	0	0	0	2	4											
Mark Leonard, L (9, PH) Chris Hoiles, R (9, 2) OBP: 0.384, SLG: 0.443					1-2 3-H 3-H	3-3 K				1	0	0	0	0	0	0											
Inning Stats	R: 1 E: 0 K: 1 S: 9	H: 1 LOB: 1 BB: 1 P: 18	R: 0 E: 0 K: 1 S: 10	H: 0 LOB: 0 BB: 0 P: 16	R: 0 E: 0 K: 0 S: 11	H: 2 LOB: 2 BB: 0 P: 14	R: 0 E: 0 K: 1 S: 11	H: 2 LOB: 2 BB: 0 P: 15	R: 1 E: 0 K: 2 S: 16	H: 2 LOB: 3 BB: 2 P: 35	R: 0 E: 0 K: 1 S: 7	H: 0 LOB: 0 BB: 0 P: 9	R: 0 E: 0 K: 2 S: 9	H: 0 LOB: 0 BB: 0 P: 14	R: 0 E: 0 K: 0 S: 7	H: 0 LOB: 0 BB: 0 P: 11	1B: 7 2B: 0 3B: 0 HR: 0	SF: 0 SAC: 0 DP: 0 HBP: 0	WP: 2 PB: 0 SB: 0 CS: 0	PA: 37							
PITCHER	IP	WLS	BF	H	R	ER	SO	BB	IBB	HBP	BLK	WP	HR	S	P	ERA	WHIP										
Pat Hentgen, R (1, 1) ERA: 2.21	6.0		28	7	2	2	5	3	0	0	0	2	0	68	114	3.00	1.667										
Mark Eichhorn, R (7, 1) ERA: 3.47	3.0	W	9	0	0	0	3	0	0	0	0	0	0	23	34	0.00	0.000										

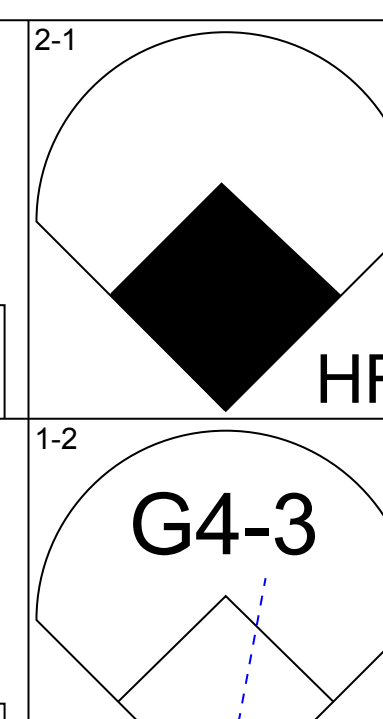
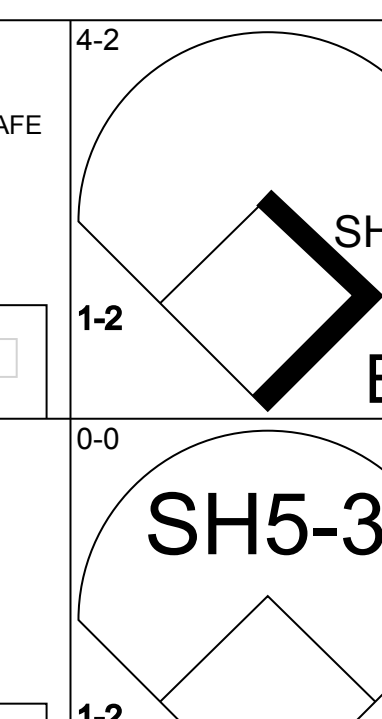
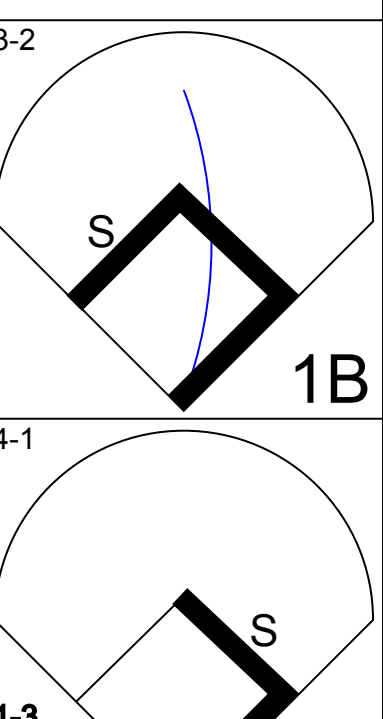
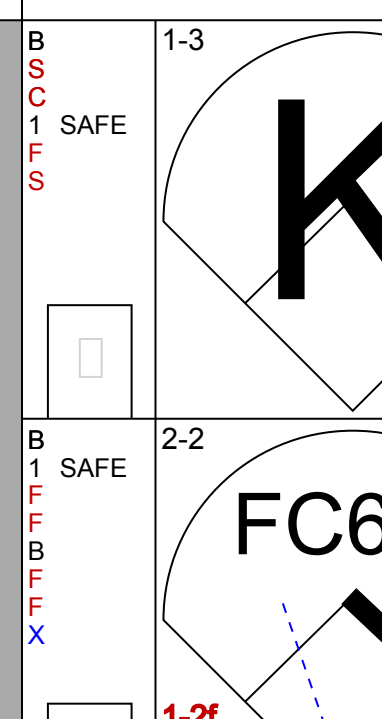
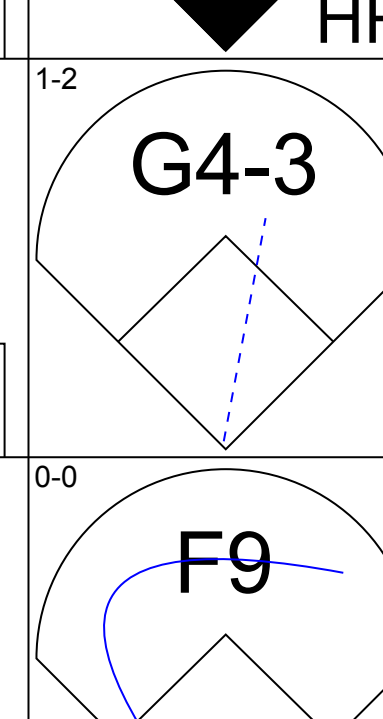
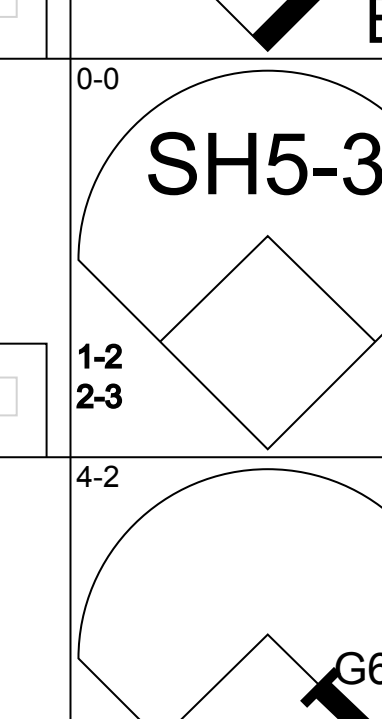
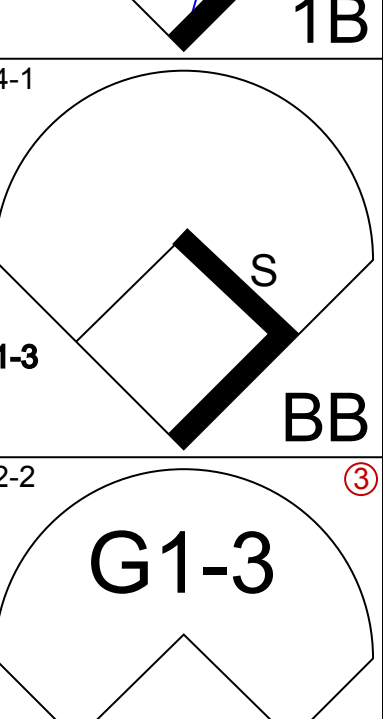
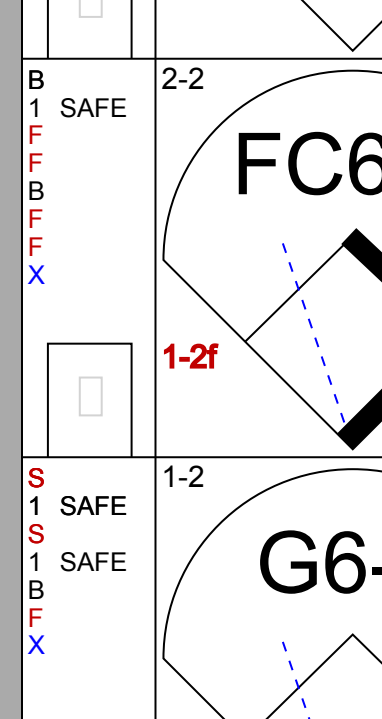
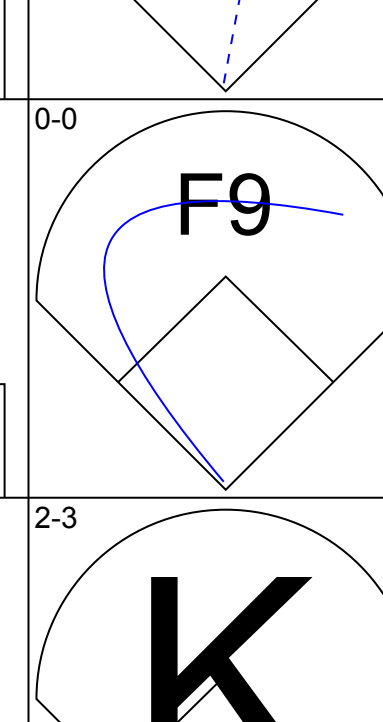
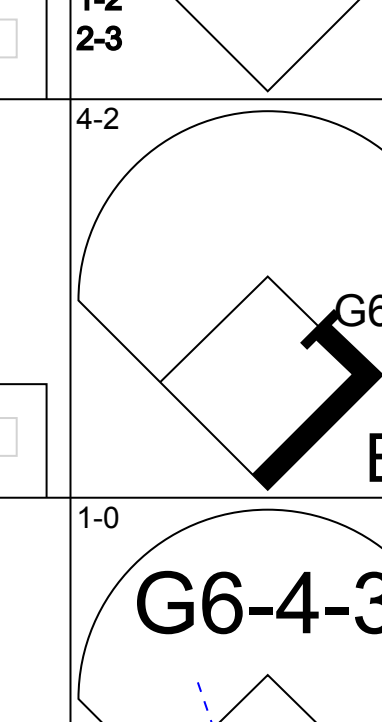
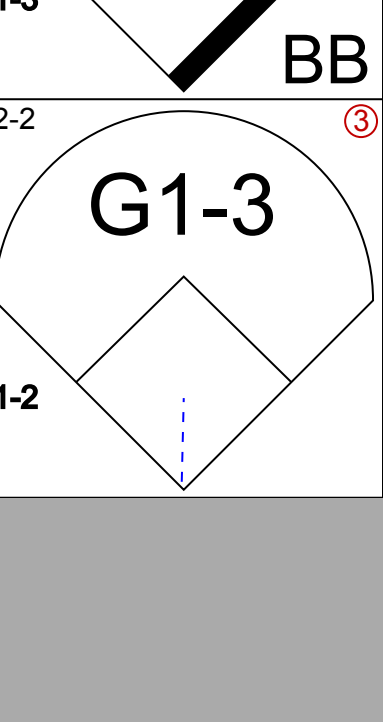
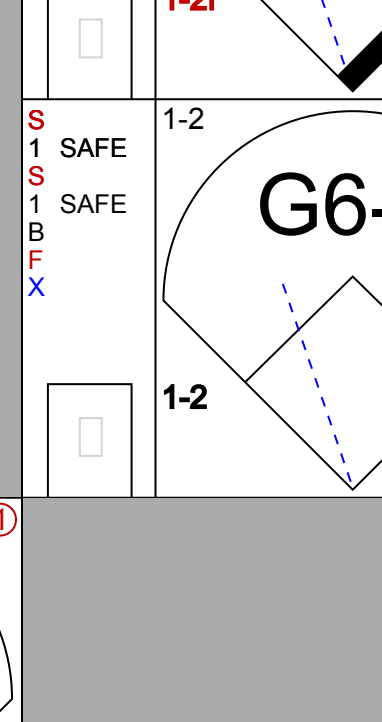
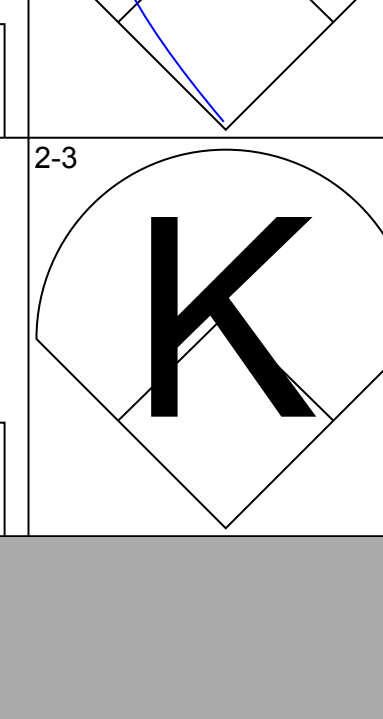
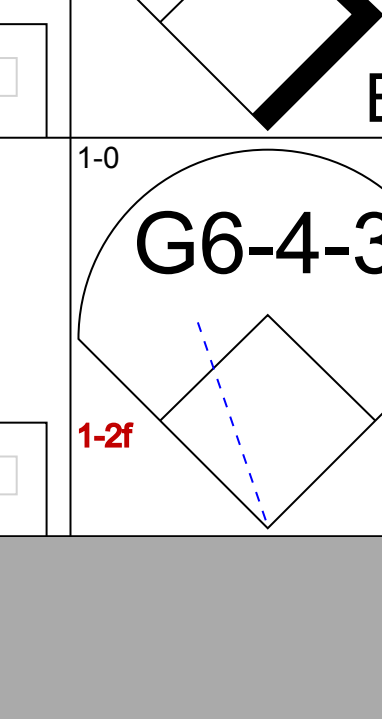

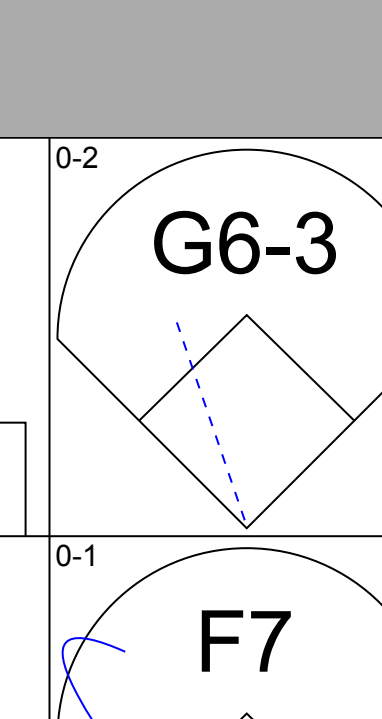
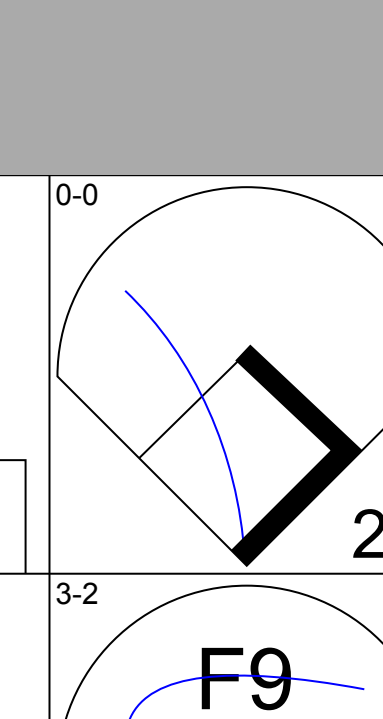
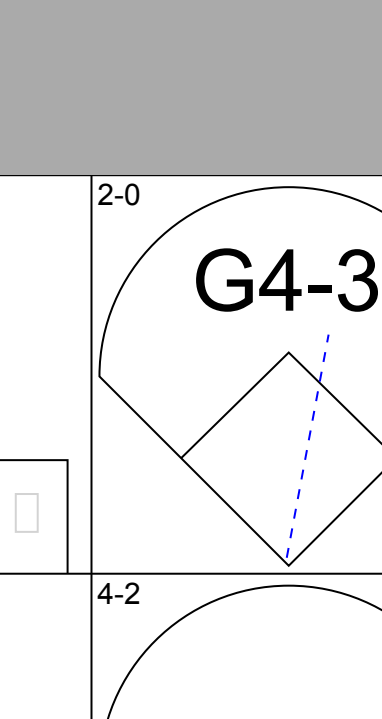
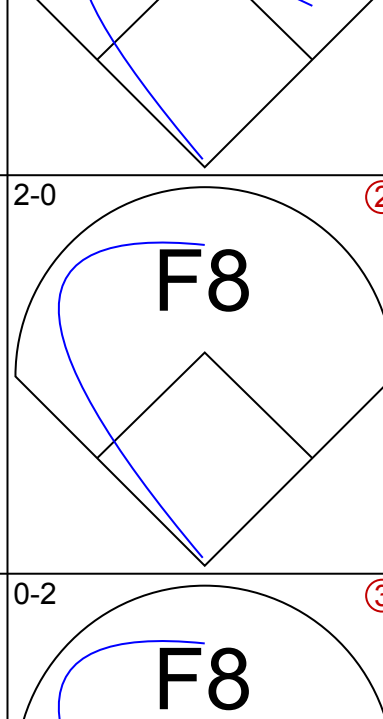
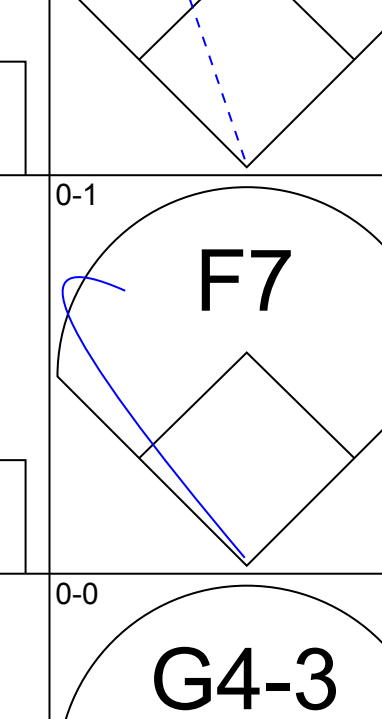
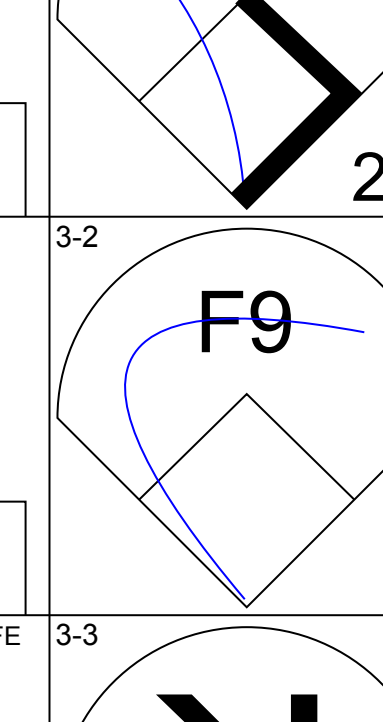
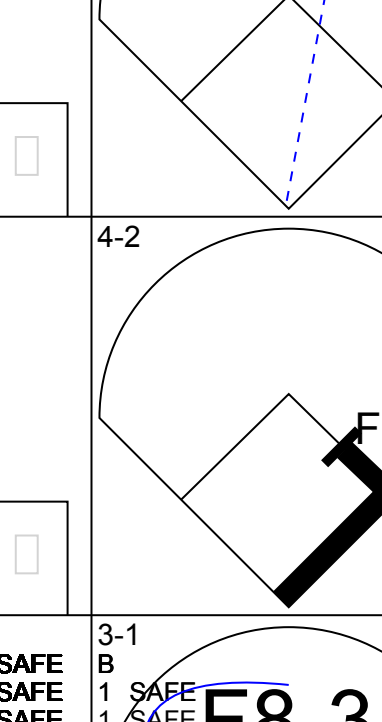

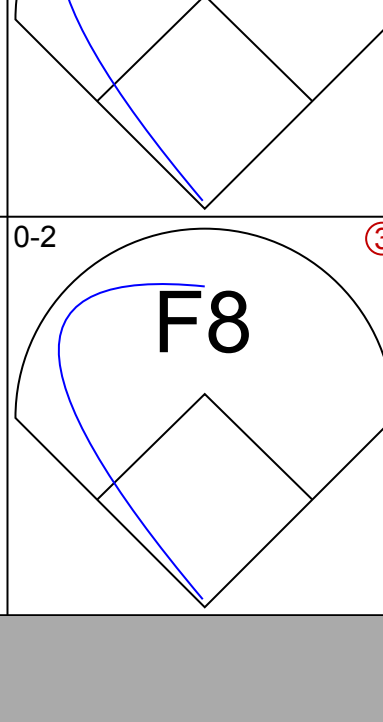
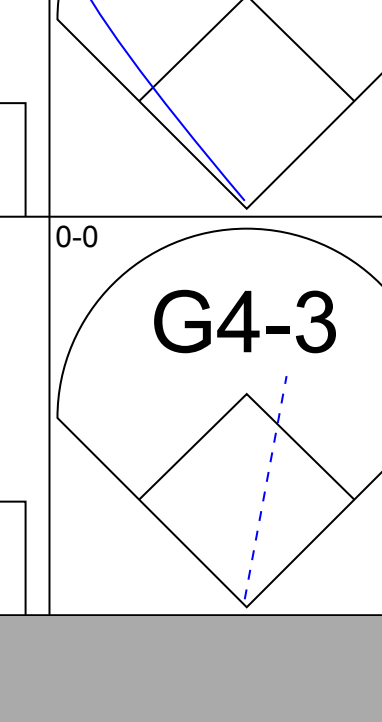
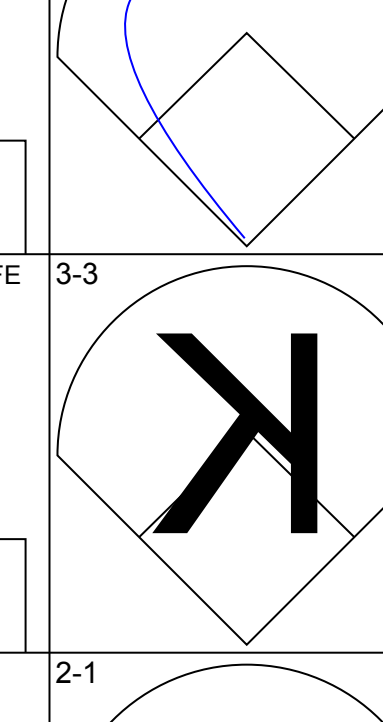
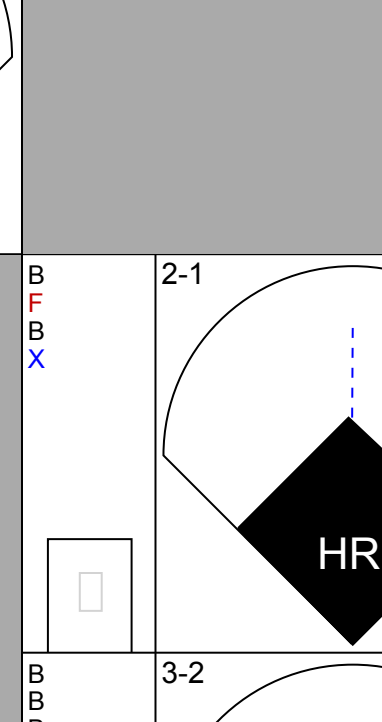
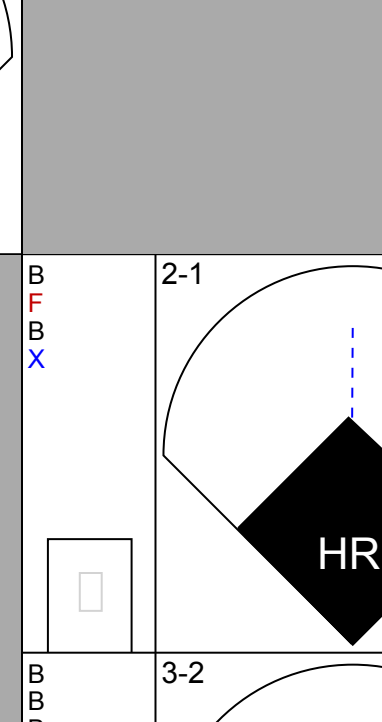
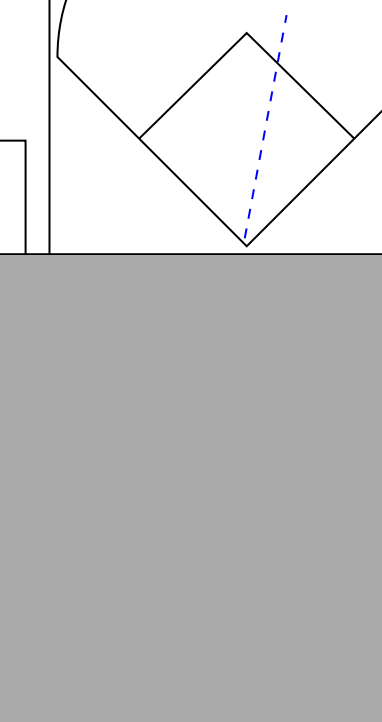
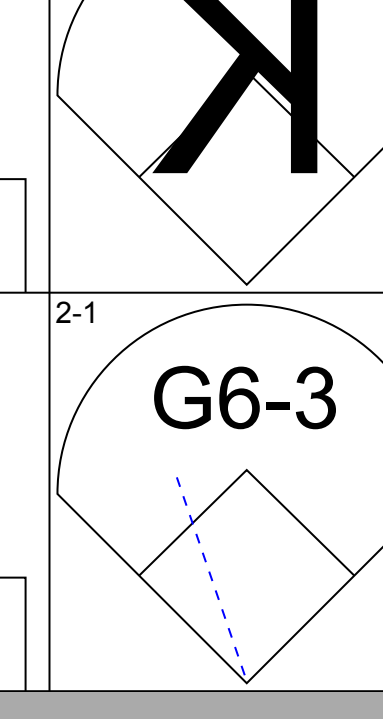
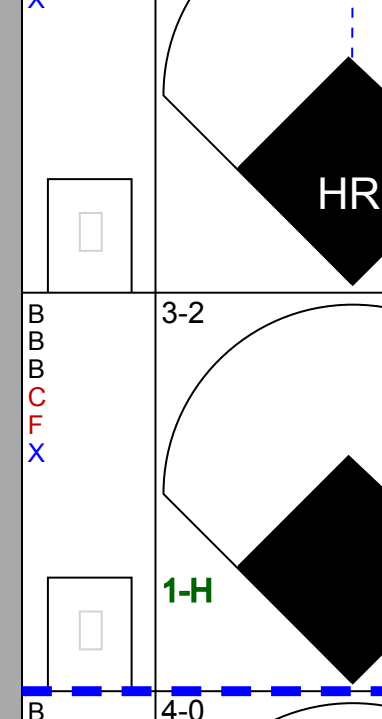
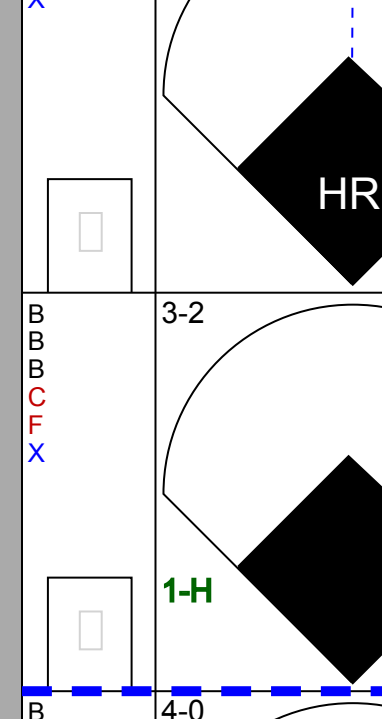
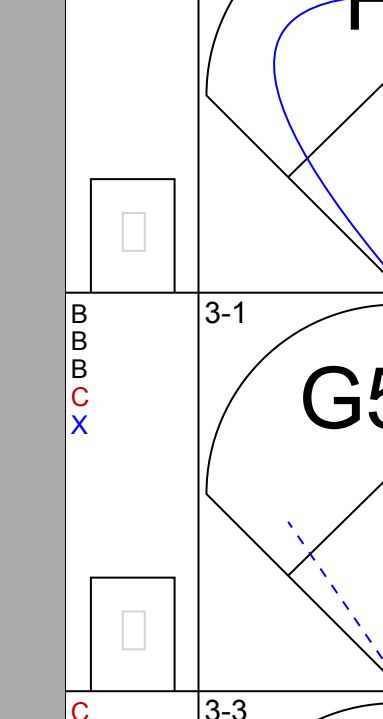
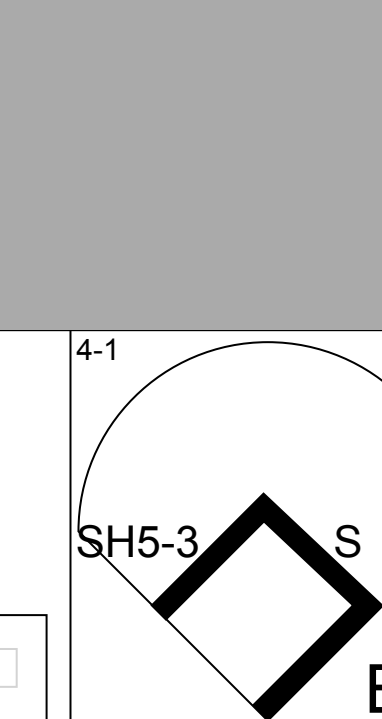
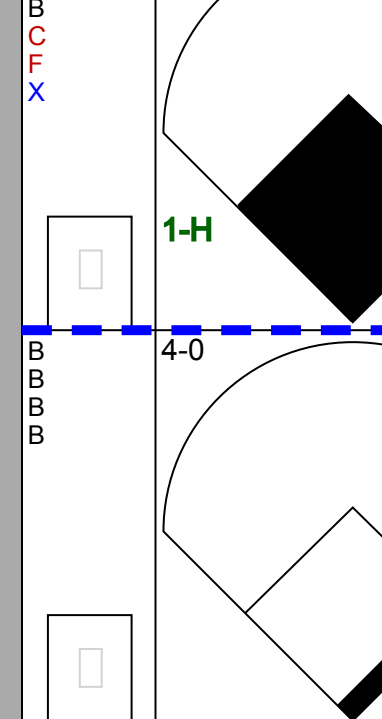
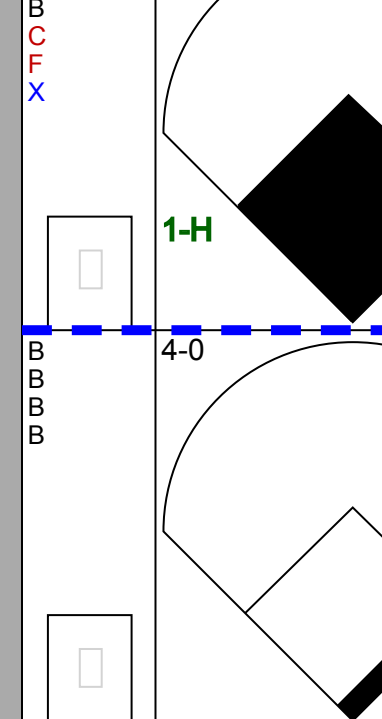
AB	34
R	2
H	7
RBI	2
BB	3
SO	8
LOB	19



Batter	1	2	3	4	5	6	7	8	9	AB	R	H	RBI	BB	SO	LOB	BOTTOM										
Devon White, S (1, 8) OBP: 0.381, SLG: 0.462	2-1 F8		0-0 SF9 1-3 2B		0-1 G6-4-3 1B			0-1 G6-3		4	0	2	0	0	0	0	Baltimore Orioles @ Toronto Blue Jays SkyDome, Toronto, ON Fri May 07 1993, 7:05 PM EDT Att: 50,498 - Dome										
Roberto Alomar, S (1, 4) OBP: 0.394, SLG: 0.391	1-2 P5		0-0 SF9		1-2 G6-4-3			0-0 F7		3	0	0	1	0	0	1											
Paul Molitor, R (1, 3) OBP: 0.380, SLG: 0.421	3-2 G6-3		2-3 3-H 1-2 G6-3			0-1 CS 1B		1-0 F9		4	0	1	0	0	0	1											
Joe Carter, R (1, 10) OBP: 0.359, SLG: 0.686		2-1 HR		1-1 BB 1B		0-0 F8		0-1 SH3 1B		4	2	3	1	0	0	1											
Darnell Coles, R (1, 7) OBP: 0.381, SLG: 0.441		0-3 K		4-1 BB 1B		0-1 G1-3		1-0 SH3		2	0	0	0	1	1	1											
Darin Jackson, R (1, 9) OBP: 0.277, SLG: 0.367		3-1 P6		1-3 K		2-2 P4		0-1 1B		4	0	1	1	0	1	2											
Ed Sprague, R (1, 5) OBP: 0.267, SLG: 0.404		0-3 K		3-2 F8		1-1 G6-3				3	0	0	0	0	1	2											
Pat Borders, R (1, 2) OBP: 0.222, SLG: 0.284			1-1 G5-3		0-0 F9		1-2 1B			3	0	1	0	0	0	2											
Dick Schofield, R (1, 6) OBP: 0.300, SLG: 0.231			4-2 2B SF9 BB		1-2 F9		3-2 G1-3			2	1	0	0	1	0	1											
Inning Stats	R: 0 E: 0 K: 0 S: 8	H: 0 LOB: 0 BB: 0 P: 14	R: 1 E: 0 K: 2 S: 10	H: 1 LOB: 0 BB: 0 P: 15	R: 1 E: 0 K: 0 S: 9	H: 1 LOB: 1 BB: 1 P: 15	R: 0 E: 0 K: 1 S: 10	H: 1 LOB: 2 BB: 1 P: 19	R: 0 E: 0 K: 0 S: 5	H: 1 LOB: 0 BB: 0 P: 5	R: 0 E: 0 K: 0 S: 13	H: 1 LOB: 1 BB: 0 P: 20	R: 0 E: 0 K: 0 S: 4	H: 0 LOB: 0 BB: 0 P: 5	R: 1 E: 0 K: 0 S: 5	H: 2 LOB: 1 BB: 0 P: 6		1B: 6 2B: 1 3B: 0 HR: 1	SF: 1 SAC: 1 DP: 1 HBP: 0	WP: 0 PB: 0 SB: 0 CS: 1	PA: 33						
PITCHER	IP	WLS	BF	H	R	ER	SO	BB	IBB	HBP	BLK	WP	HR	S	P	ERA	WHIP										
Fernando Valenzuela, L (1, 1) ERA: 5.64	8.0		30	6	2	2	3	2	0	0	0	0	1	68	104	2.25	1.000										
Todd Frohwrth, R (9, 1) ERA: 1.69	0.1	L	3	2	1	1	0	0	0	0	0	0	0	5	6	27.00	6.000										



Batter	1	2	3	4	5	6	7	8	9	AB	R	H	RBI	BB	SO	LOB	TOP					
Brady Anderson, L (1, 7) OBP: 0.338, SLG: 0.390										3	1	0	0	2	1	1	Baltimore Orioles @ Toronto Blue Jays SkyDome, Toronto, ON Sat May 08 1993, 3:33 AM EDT Att: 50,507 - Dome					
Mark McLemore, S (1, 9) OBP: 0.366, SLG: 0.425										5	1	2	3	0	0	1						
Cal Ripken Jr., R (1, 6) OBP: 0.313, SLG: 0.376										5	0	2	1	0	1	2						
Glenn Davis, R (1, 3) OBP: 0.250, SLG: 0.253										4	0	0	0	1	1	1						
David Segui, S (9, 3) OBP: 0.365, SLG: 0.290										0	0	0	0	0	0	0						
Chris Hoiles, R (1, 2) OBP: 0.385, SLG: 0.432										4	0	1	0	1	2	2						
Sherman Obando, R (1, 10) OBP: 0.382, SLG: 0.344										4	1	1	0	1	3	3						
Tim Hulett, R (1, 5) OBP: 0.364, SLG: 0.438										4	1	1	0	0	0	4						
Harold Reynolds, S (1, 4) OBP: 0.326, SLG: 0.309										3	0	0	0	1	0	0						
Damon Buford, R (1, 8) OBP: 0.526, SLG: 0.733										3	2	2	2	1	0	0						
Inning Stats	R: 0 E: 0 K: 1 S: 8	H: 0 LOB: 0 BB: 0 P: 12	R: 0 E: 0 K: 1 S: 10	H: 1 LOB: 1 BB: 0 P: 14	R: 0 E: 0 K: 0 S: 6	H: 0 LOB: 1 BB: 1 P: 14	R: 0 E: 0 K: 0 S: 7	H: 0 LOB: 0 BB: 0 P: 14	R: 5 E: 0 K: 1 S: 24	H: 5 LOB: 3 BB: 4 P: 47	R: 0 E: 0 K: 0 S: 9	H: 0 LOB: 0 BB: 0 P: 15	R: 0 E: 0 K: 1 S: 18	H: 1 LOB: 2 BB: 1 P: 27	R: 1 E: 0 K: 1 S: 10	H: 2 LOB: 2 BB: 1 P: 20	R: 0 E: 0 K: 3 S: 10	H: 0 LOB: 0 BB: 0 P: 13	1B: 5 2B: 3 3B: 1 HR: 0	SF: 0 SAC: 0 DP: 0 HBP: 0	WP: 0 PB: 0 SB: 0 CS: 0	PA: 42
PITCHER	IP	WLS	BF	H	R	ER	SO	BB	IBB	HBP	BLK	WP	HR	S	P	ERA	WHIP					
Doug Linton, R (1, 1) ERA: 10.38	4.1	L	20	4	5	5	2	4	0	0	0	0	0	40	77	10.38	1.846					
Tony Castillo, L (5, 1) ERA: 2.25	2.2		13	3	0	0	2	2	0	0	0	0	0	42	66	0.00	1.875					
Mark Eichhorn, R (8, 1) ERA: 3.7	1.0		6	2	1	1	2	1	0	0	0	0	0	10	20	9.00	3.000					
Mike Timlin, R (9, 1) ERA: 4.05	1.0		3	0	0	0	3	0	0	0	0	0	0	10	13	0.00	0.000					

Batter	1	2	3	4	5	6	7	8	9	AB	R	H	RBI	BB	SO	LOB	BOTTOM					
Devon White, S (1, 8) OBP: 0.398, SLG: 0.506										3	1	2	1	1	1	1	Baltimore Orioles @ Toronto Blue Jays SkyDome, Toronto, ON Sat May 08 1993, 3:33 AM EDT Att: 50,507 - Dome					
Roberto Alomar, S (1, 4) OBP: 0.392, SLG: 0.384										2	0	0	0	1	0	1						
Paul Molitor, R (1, 10) OBP: 0.376, SLG: 0.410										3	0	0	0	1	0	3						
Joe Carter, R (1, 7) OBP: 0.347, SLG: 0.661										4	0	0	0	0	1	3						
John Olerud, L (1, 3) OBP: 0.487, SLG: 0.580										4	0	1	0	0	0	0						
Darin Jackson, R (1, 9) OBP: 0.276, SLG: 0.355										3	0	0	0	1	0	1						
Ed Sprague, R (1, 5) OBP: 0.266, SLG: 0.398										4	1	1	0	0	1	2						
Randy Knorr, R (1, 2) OBP: 0.125, SLG: 0.267										4	1	1	2	0	0	1						
Dick Schofield, R (1, 6) OBP: 0.309, SLG: 0.225										2	0	0	0	2	1	0						
Inning Stats	R: 1 E: 0 K: 1 S: 9	H: 1 LOB: 0 BB: 0 P: 14	R: 0 E: 0 K: 1 S: 9	H: 1 LOB: 1 BB: 0 P: 17	R: 0 E: 0 K: 0 S: 7	H: 0 LOB: 2 BB: 3 P: 20	R: 0 E: 0 K: 0 S: 6	H: 0 LOB: 0 BB: 1 P: 15	R: 0 E: 0 K: 0 S: 12	H: 1 LOB: 2 BB: 1 P: 25	R: 0 E: 0 K: 0 S: 6	H: 0 LOB: 0 BB: 0 P: 8	R: 2 E: 0 K: 1 S: 18	H: 2 LOB: 1 BB: 1 P: 31	R: 0 E: 0 K: 0 S: 6	H: 0 LOB: 0 BB: 0 P: 6	R: 0 E: 0 K: 1 S: 9	H: 0 LOB: 0 BB: 0 P: 16	1B: 2 2B: 2 3B: 0 HR: 2	SF: 0 SAC: 1 DP: 2 HBP: 0	WP: 0 PB: 0 SB: 5 CS: 0	PA: 36
PITCHER	IP	WLS	BF	H	R	ER	SO	BB	IBB	HBP	BLK	WP	HR	S	P	ERA	WHIP					
Rick Sutcliffe, R (1, 1) ERA: 5.19	6.0	W	26	5	3	3	2	5	0	0	0	0	0	28	109	4.50	1.667					
Todd Frohwrith, R (7, 1) ERA: 1.42	3.0	S	10	0	0	0	2	1	0	0	0	0	0	28	43	0.00	0.333					



Batter	1	2	3	4	5	6	7	8	9	AB	R	H	RBI	BB	SO	LOB	TOP					
Mitt Cuyler, S OBP: 0.337, SLG: 0.386 (1, 8)										6	3	4	0	0	1	3						
Lou Whitaker, L OBP: 0.376, SLG: 0.407 (1, 4)										5	1	0	1	1	0	5						
Travis Fryman, R OBP: 0.397, SLG: 0.500 (1, 6)										5	1	2	3	0	2	1						
Cecil Fielder, R OBP: 0.359, SLG: 0.350 Gary Thurman, R OBP: 0.310, SLG: 0.280 (8, 9)										3	1	0	0	2	1	2						
Kirk Gibson, L OBP: 0.509, SLG: 0.590 (1, 10)										4	3	2	1	1	0	2						
Mickey Tettleton, S OBP: 0.352, SLG: 0.446 (8, 3)										4	0	1	1	1	2	3						
Alan Trammell, R OBP: 0.385, SLG: 0.418 (1, 7)										4	1	2	3	1	0	2						
Scott Livingstone, L OBP: 0.358, SLG: 0.392 (1, 5)										5	0	1	2	0	0	3						
Chad Kreuter, S OBP: 0.489, SLG: 0.684 (1, 2)										5	1	2	1	0	0	0						
Inning Stats	R: 1 E: 0 K: 1 S: 9	H: 1 LOB: 0 BB: 0 P: 16	R: 1 E: 0 K: 1 S: 11	H: 1 LOB: 0 BB: 1 P: 20	R: 4 E: 1 K: 1 S: 19	H: 3 LOB: 2 BB: 2 P: 39	R: 0 E: 0 K: 0 S: 9	H: 1 LOB: 1 BB: 0 P: 12	R: 3 E: 1 K: 1 S: 13	H: 3 LOB: 2 BB: 2 P: 27	R: 0 E: 0 K: 0 S: 6	H: 0 LOB: 0 BB: 0 P: 9	R: 3 E: 0 K: 0 S: 15	H: 4 LOB: 2 BB: 1 P: 25	R: 0 E: 0 K: 1 S: 8	H: 1 LOB: 1 BB: 0 P: 14	1B: 11 2B: 2 3B: 1 HR: 0	SF: 0 SAC: 0 DP: 0 HBP: 0	WP: 0 PB: 0 SB: 2 CS: 1	PA: 48		
PITCHER	IP WLS BF H R ER SO BB IBB HBP BLK WP HR S P ERA WHIP	IP WLS BF H R ER SO BB IBB HBP BLK WP HR S P ERA WHIP	IP WLS BF H R ER SO BB IBB HBP BLK WP HR S P ERA WHIP	IP WLS BF H R ER SO BB IBB HBP BLK WP HR S P ERA WHIP	IP WLS BF H R ER SO BB IBB HBP BLK WP HR S P ERA WHIP	IP WLS BF H R ER SO BB IBB HBP BLK WP HR S P ERA WHIP	IP WLS BF H R ER SO BB IBB HBP BLK WP HR S P ERA WHIP	IP WLS BF H R ER SO BB IBB HBP BLK WP HR S P ERA WHIP	IP WLS BF H R ER SO BB IBB HBP BLK WP HR S P ERA WHIP	IP WLS BF H R ER SO BB IBB HBP BLK WP HR S P ERA WHIP	IP WLS BF H R ER SO BB IBB HBP BLK WP HR S P ERA WHIP	IP WLS BF H R ER SO BB IBB HBP BLK WP HR S P ERA WHIP	IP WLS BF H R ER SO BB IBB HBP BLK WP HR S P ERA WHIP	IP WLS BF H R ER SO BB IBB HBP BLK WP HR S P ERA WHIP	IP WLS BF H R ER SO BB IBB HBP BLK WP HR S P ERA WHIP	IP WLS BF H R ER SO BB IBB HBP BLK WP HR S P ERA WHIP	IP WLS BF H R ER SO BB IBB HBP BLK WP HR S P ERA WHIP	IP WLS BF H R ER SO BB IBB HBP BLK WP HR S P ERA WHIP	IP WLS BF H R ER SO BB IBB HBP BLK WP HR S P ERA WHIP	IP WLS BF H R ER SO BB IBB HBP BLK WP HR S P ERA WHIP	IP WLS BF H R ER SO BB IBB HBP BLK WP HR S P ERA WHIP	
Todd Stottlemyre, R ERA: 4.33 Al Leiter, L ERA: 6.46 Tony Castillo, L ERA: 2.0 Mark Eichhorn, R ERA: 4.62 Mike Timlin, R ERA: 3.77 (1, 1)	2.2 L 16 5 6 3 3 3 0 0 0 0 0 0 36 70 10.12 3.000	3.1 16 4 3 3 2 2 0 0 0 0 0 0 34 57 8.10 1.800	1.0 3 0 0 0 0 0 0 6 9 0.00 0.000	1.0 8 4 3 3 0 1 0 0 0 0 0 0 15 25 27.00 5.000	1.0 4 1 0 0 1 0 0 0 0 0 0 0 8 14 0.00 1.000																	

Detroit Tigers @ Toronto Blue Jays
SkyDome, Toronto, ON
Tue May 11, 1993, 7:05 PM EDT
Att: 50,493 - Dome

AB 41
R 12
H 14
RBI 12
BB 6
SO 6
LOB 21



Batter	1	2	3	4	5	6	7	8	9	AB	R	H	RBI	BB	SO	LOB	BOTTOM					
Devon White, S OBP: 0.388, SLG: 0.505 (1, 8)										5	0	2	1	0	1	3						
Roberto Alomar, S OBP: 0.376, SLG: 0.368 (1, 4)										5	0	0	0	0	0	5						
Paul Molitor, R OBP: 0.380, SLG: 0.413 (1, 3)										5	1	2	0	0	0	3						
Joe Carter, R OBP: 0.354, SLG: 0.669 (1, 7)										5	1	2	0	0	2	3						
John Olerud, L OBP: 0.468, SLG: 0.551 (1, 10)										4	1	1	1	0	2	2						
Darin Jackson, R OBP: 0.282, SLG: 0.343 (1, 9)										5	1	1	1	0	1	3						
Ed Sprague, R OBP: 0.265, SLG: 0.414 (1, 5)										4	1	1	1	0	0	2						
Pat Borders, R OBP: 0.224, SLG: 0.311 (1, 2)										4	1	2	2	0	0	0						
Dick Schofield, R OBP: 0.327, SLG: 0.276 (1, 6)										4	1	2	0	0	1	1						
Inning Stats	R: 0 E: 1 K: 0 S: 10	H: 0 LOB: 0 BB: 0 P: 13	R: 0 E: 0 K: 0 S: 8	H: 0 LOB: 0 BB: 0 P: 10	R: 1 E: 0 K: 0 S: 8	H: 2 LOB: 1 BB: 0 P: 10	R: 0 E: 0 K: 1 S: 7	H: 1 LOB: 1 BB: 0 P: 8	R: 0 E: 0 K: 1 S: 9	H: 1 LOB: 1 BB: 0 P: 11	R: 4 E: 0 K: 1 S: 11	H: 4 LOB: 0 BB: 0 P: 15	R: 0 E: 0 K: 1 S: 16	H: 1 LOB: 1 BB: 0 P: 25	R: 2 E: 1 K: 1 S: 15	H: 3 LOB: 2 BB: 0 P: 23	R: 0 E: 0 K: 2 S: 9	H: 1 LOB: 1 BB: 0 P: 12	1B: 7 2B: 4 3B: 1 HR: 1	SF: 1 SAC: 0 DP: 0 HBP: 0	WP: 0 PB: 0 SB: 1 CS: 0	PA: 42
PITCHER	IP WLS BF H R ER SO BB IBB HBP BLK WP HR S P ERA WHIP	IP WLS BF H R ER SO BB IBB HBP BLK WP HR S P ERA WHIP	IP WLS BF H R ER SO BB IBB HBP BLK WP HR S P ERA WHIP	IP WLS BF H R ER SO BB IBB HBP BLK WP HR S P ERA WHIP	IP WLS BF H R ER SO BB IBB HBP BLK WP HR S P ERA WHIP	IP WLS BF H R ER SO BB IBB HBP BLK WP HR S P ERA WHIP	IP WLS BF H R ER SO BB IBB HBP BLK WP HR S P ERA WHIP	IP WLS BF H R ER SO BB IBB HBP BLK WP HR S P ERA WHIP	IP WLS BF H R ER SO BB IBB HBP BLK WP HR S P ERA WHIP	IP WLS BF H R ER SO BB IBB HBP BLK WP HR S P ERA WHIP	IP WLS BF H R ER SO BB IBB HBP BLK WP HR S P ERA WHIP	IP WLS BF H R ER SO BB IBB HBP BLK WP HR S P ERA WHIP	IP WLS BF H R ER SO BB IBB HBP BLK WP HR S P ERA WHIP	IP WLS BF H R ER SO BB IBB HBP BLK WP HR S P ERA WHIP	IP WLS BF H R ER SO BB IBB HBP BLK WP HR S P ERA WHIP	IP WLS BF H R ER SO BB IBB HBP BLK WP HR S P ERA WHIP	IP WLS BF H R ER SO BB IBB HBP BLK WP HR S P ERA WHIP	IP WLS BF H R ER SO BB IBB HBP BLK WP HR S P ERA WHIP	IP WLS BF H R ER SO BB IBB HBP BLK WP HR S P ERA WHIP	IP WLS BF H R ER SO BB IBB HBP BLK WP HR S P ERA WHIP	IP WLS BF H R ER SO BB IBB HBP BLK WP HR S P ERA WHIP	IP WLS BF H R ER SO BB IBB HBP BLK WP HR S P ERA WHIP
Bill Gullickson, R ERA: 7.94 Dave Haas, R ERA: 4.02 Mike Henneman, R ERA: 1.62 (1, 1)	5.2 W 26 8 5 5 3 0 0 0 0 0 0 28 43 5.40 2.400	1.2 10 4 2 1 1 0 0 0 0 0 0 0 13 19 0.00 0.600																				

Detroit Tigers @ Toronto Blue Jays
SkyDome, Toronto, ON
Tue May 11, 1993, 7:05 PM EDT
Att: 50,493 - Dome

AB 41
R 7
H 13
RBI 6
BB 0
SO 7
LOB 22



Batter	1	2	3	4	5	6	7	8	9	AB	R	H	RBI	BB	SO	LOB	TOP					
Tony Phillips, S OBP: 0.490, SLG: 0.455	F7	HR		G4-3		G3		G6-3 SF8 BB	1B	5	1	2	5	1	0	1						
Lou Whitaker, L OBP: 0.375, SLG: 0.412	F7	2B				G3-1		SF8	F7	4	0	1	1	1	0	3						
Alan Trammell, R OBP: 0.380, SLG: 0.410	HR	F7		F9			2B	G6-3	F9	6	2	2	0	0	0	5						
Cecil Fielder, R OBP: 0.367, SLG: 0.416	HR			F9			1B	FC4 FC5-2	K	5	2	3	4	0	1	2						
Kirk Gibson, L OBP: 0.505, SLG: 0.648	G6-3					G3-1		FC4 FC5-2	HR	5	3	2	2	0	0	1						
Rob Deer, R OBP: 0.288, SLG: 0.437		K		K		K		FC5-2	K	5	0	0	0	0	4	2						
Chad Kreuter, S OBP: 0.505, SLG: 0.683		HR				F9			BB	3	2	2	1	2	0	0						
Scott Livingstone, L OBP: 0.380, SLG: 0.405		F9		F7				G6-3	BB	5	1	2	0	0	0	3						
Mitt Cuyler, S OBP: 0.351, SLG: 0.391	HR			G4-3		G3			1B	4	2	2	0	1	0	2						
Inning Stats	R: 2 E: 0 K: 0 S: 15	H: 2 LOB: 0 BB: 0 P: 26	R: 3 E: 0 K: 1 S: 15	H: 4 LOB: 1 BB: 0 P: 22	R: 2 E: 0 K: 1 S: 10	H: 2 LOB: 1 BB: 1 P: 17	R: 0 E: 0 K: 0 S: 10	H: 0 LOB: 0 BB: 0 P: 17	R: 0 E: 0 K: 1 S: 8	H: 1 LOB: 1 BB: 0 P: 8	R: 2 E: 0 K: 0 S: 14	H: 3 LOB: 1 BB: 0 P: 23	R: 1 E: 0 K: 1 S: 12	H: 1 LOB: 1 BB: 2 P: 20	R: 3 E: 0 K: 1 S: 20	H: 3 LOB: 2 BB: 2 P: 36	1B: 8 2B: 3 3B: 0 HR: 5	SF: 1 SAC: 0 DP: 0 HBP: 0	WP: 0 PB: 0 SB: 3 CS: 0	PA: 48		
PITCHER	IP	WLS	BF	H	R	ER	SO	BB	IBB	HBP	BLK	WP	HR	S	P	ERA	WHIP					
Pat Hentgen, R ERA: 3.5	(1, 1)	3.0	L	18	8	7	7	2	1	0	0	0	0	4	40	65	21.00	3.000				
Doug Linton, R ERA: 8.22	(4, 1)	3.1		15	3	2	2	1	1	0	0	0	0	0	33	55	5.40	1.200				
Tony Castillo, L ERA: 1.86	(7, 1)	0.2		2	1	0	0	0	0	0	0	0	0	4	6	0.00	1.500					
Mike Timlin, R ERA: 4.96	(8, 1)	2.0		13	4	4	3	2	3	0	0	0	1	32	56	13.50	3.500					

Detroit Tigers @ Toronto Blue Jays
SkyDome, Toronto, ON
Wed May 12, 1993, 7:05 PM EDT
Att: 50,488 - Dome

AB 42
R 13
H 16
RBI 13
BB 5
SO 5
LOB 19



Batter	1	2	3	4	5	6	7	8	9	AB	R	H	RBI	BB	SO	LOB	BOTTOM					
Devon White, S OBP: 0.379, SLG: 0.490	B5-3	G3-1		K				F8		5	0	1	1	0	1	2						
Roberto Alomar, S OBP: 0.379, SLG: 0.364	G5-3		HR	P5		F9			BB	4	1	1	0	1	0	2						
Paul Molitor, R OBP: 0.388, SLG: 0.415		1B			G4-3			F9		4	2	2	0	1	0	2						
Joe Carter, R OBP: 0.356, SLG: 0.683	F8				L9		E8	K		5	2	2	3	0	1	3						
John Olerud, L OBP: 0.466, SLG: 0.541		1B		G3-1		L7			G3	4	1	1	1	1	0	0						
Darnell Coles, R OBP: 0.396, SLG: 0.436		1B				B2-3		F7		4	1	2	0	1	0	2						
Ed Sprague, R OBP: 0.270, SLG: 0.414		1B		K				K		5	1	2	2	0	2	2						
Pat Borders, R OBP: 0.216, SLG: 0.299	F7			G1-3						4	0	0	0	0	0	6						
Dick Schofield, R OBP: 0.317, SLG: 0.267										3	0	0	0	0	1	3						
Alfredo Griffin, S ERA: 1.45	K			F9		P3		BB		0	0	0	0	1	0	0						
Inning Stats	R: 0 E: 0 K: 0 S: 9	H: 1 LOB: 1 BB: 0 P: 13	R: 2 E: 0 K: 1 S: 15	H: 2 LOB: 1 BB: 1 P: 22	R: 3 E: 0 K: 1 S: 16	H: 2 LOB: 1 BB: 2 P: 27	R: 0 E: 0 K: 1 S: 8	H: 0 LOB: 0 BB: 0 P: 14	R: 0 E: 0 K: 0 S: 6	H: 0 LOB: 0 BB: 0 P: 8	R: 1 E: 0 K: 0 S: 16	H: 3 LOB: 2 BB: 0 P: 27	R: 2 E: 1 K: 0 S: 17	H: 3 LOB: 1 BB: 0 P: 23	R: 0 E: 0 K: 1 S: 14	H: 0 LOB: 2 BB: 2 P: 24	R: 0 E: 0 K: 1 S: 7	H: 0 LOB: 0 BB: 0 P: 9	1B: 10 2B: 0 3B: 0 HR: 1	SF: 0 SAC: 0 DP: 0 HBP: 0	WP: 2 PB: 0 SB: 1 CS: 0	PA: 43
PITCHER	IP	WLS	BF	H	R	ER	SO	BB	IBB	HBP	BLK	WP	HR	S	P	ERA	WHIP					
Mike Moore, R ERA: 6.8	(1, 1)	2.1		15	5	5	5	1	3	0	0	0	0	0	34	54	19.29	3.429				
Bill Krueger, L ERA: 2.99	(3, 1)	3.2	W	14	3	1	1	2	0	0	0	0	0	36	57	2.46	0.818					
Mark Grater, R ERA: 11.57	(7, 1)	0.0		2	2	2	2	0	0	0	0	0	0	8	12	∞	∞					
Bob MacDonald, L ERA: 2.16	(7, 1)	1.0		4	1	0	0	0	0	0	0	0	0	9	11	0.00	1.000					
Mike Henneman, R ERA: 1.45	(8, 1)	2.0	S	8	0	0	0	2	2	0	0	0	0	21	33	0.00	1.000					

Detroit Tigers @ Toronto Blue Jays
SkyDome, Toronto, ON
Wed May 12, 1993, 7:05 PM EDT
Att: 50,488 - Dome

AB 38
R 8
H 11
RBI 7
BB 5
SO 5
LOB 22



Batter	1	2	3	4	5	6	7	8	9	AB	R	H	RBI	BB	SO	LOB	TOP					
Devon White, S (1, 8) OBP: 0.372, SLG: 0.476										5	2	2	0	0	1	0						
Roberto Alomar, S (1, 4) OBP: 0.380, SLG: 0.357											4	2	2	1	1	0	0					
Paul Molitor, R (1, 3) OBP: 0.395, SLG: 0.450											5	1	3	2	0	0	1					
Joe Carter, R (1, 7) OBP: 0.354, SLG: 0.682											5	1	1	0	0	0	5					
John Olerud, L (1, 10) OBP: 0.486, SLG: 0.610											3	1	3	2	2	0	0					
Darin Jackson, R (1, 9) OBP: 0.270, SLG: 0.339											4	0	0	1	0	1	5					
Ed Sprague, R (1, 5) OBP: 0.254, SLG: 0.387											4	1	0	1	0	0	6					
Pat Borders, R (1, 2) OBP: 0.209, SLG: 0.288										4	0	0	0	0	0	1						
Alfredo Griffin, S (1, 6) OBP: 0.500, SLG: 0.333										4	0	0	0	0	0	1						
Inning Stats	R: 1 E: 0 K: 1 S: 12	H: 1 LOB: 0 BB: 1 P: 18	R: 0 E: 0 K: 0 S: 10	H: 1 LOB: 1 BB: 0 P: 16	R: 0 E: 0 K: 0 S: 7	H: 0 LOB: 0 BB: 0 P: 9	R: 0 E: 1 K: 1 S: 9	H: 0 LOB: 2 BB: 1 P: 17	R: 1 E: 0 K: 0 S: 9	H: 2 LOB: 1 BB: 0 P: 14	R: 2 E: 1 K: 0 S: 8	H: 2 LOB: 1 BB: 0 P: 11	R: 2 E: 0 K: 0 S: 11	H: 3 LOB: 2 BB: 1 P: 23	R: 0 E: 0 K: 0 S: 9	H: 0 LOB: 0 BB: 0 P: 13	R: 2 E: 0 K: 0 S: 9	H: 2 LOB: 0 BB: 0 P: 16	1B: 8 2B: 2 3B: 0 HR: 1	SF: 0 SAC: 1 DP: 1 HBP: 0	WP: 0 PB: 0 SB: 2 CS: 0	PA: 42
PITCHER	IP	WLS	BF	H	R	ER	SO	BB	IBB	HBP	BLK	WP	HR	S	P	ERA	WHIP					
Bob Wickman, R (1, 1) ERA: 3.95	6.0		30	9	6	5	2	1	1	0	0	0	0	61	97	7.50	1.667					
Rich Monteleone, R (7, 1) ERA: 5.14	3.0	L	12	2	2	2	0	0	1	0	0	0	1	23	40	6.00	0.667					

Toronto Blue Jays @ New York Yankees
Yankee Stadium, Bronx, NY
Fri May 14 1993, 7:05 PM EDT
Att: 27,733 - Unknown

livebaseballscores.com

AB 38
R 8
H 11
RBI 7
BB 3
SO 2
LOB 19

Batter	1	2	3	4	5	6	7	8	9	AB	R	H	RBI	BB	SO	LOB	BOTTOM					
Dion James, L (1, 8) OBP: 0.417, SLG: 0.429										2	0	1	2	1	0	0						
Mike Humphreys, R (7, PH) OBP: 0.250, SLG: 0.143										5	0	0	0	0	1	5						
Spike Owen, S (1, 6) OBP: 0.356, SLG: 0.350										4	0	0	0	1	0	2						
Wade Boggs, L (1, 5) OBP: 0.375, SLG: 0.330										4	0	0	0	1	0	2						
Danny Tartabull, R (1, 9) OBP: 0.327, SLG: 0.392										4	0	0	0	1	3	4						
Paul O'Neill, L (1, 7) OBP: 0.364, SLG: 0.429										4	0	2	0	1	1	0						
Jim Leyritz, R (1, 3) OBP: 0.475, SLG: 0.660											3	1	0	0	2	4						
Kevin Maas, L (1, 10) OBP: 0.297, SLG: 0.400										4	1	0	0	1	1	3						
Mike Stanley, R (1, 2) OBP: 0.380, SLG: 0.492										5	3	3	2	0	2	2						
Pat Kelly, R (1, 4) OBP: 0.301, SLG: 0.393										3	0	1	0	0	1	3						
Matt Nokes, L (8, PH) OBP: 0.256, SLG: 0.368										1	0	1	0	0	0	0						
Gerald Williams, R (8, PR) OBP: 0.333, SLG: 0.410										0	1	0	0	0	0	0						
Mike Gallego, R (9, 4) OBP: 0.333, SLG: 0.410										0	0	0	0	0	0	0						
Inning Stats	R: 0 E: 1 K: 1 S: 11	H: 0 LOB: 1 BB: 0 P: 21	R: 2 E: 0 K: 1 S: 14	H: 2 LOB: 2 BB: 2 P: 25	R: 0 E: 0 K: 2 S: 11	H: 0 LOB: 0 BB: 0 P: 17	R: 2 E: 0 K: 1 S: 12	H: 2 LOB: 1 BB: 1 P: 23	R: 0 E: 0 K: 0 S: 7	H: 1 LOB: 0 BB: 0 P: 15	R: 0 E: 0 K: 1 S: 11	H: 0 LOB: 1 BB: 1 P: 21	R: 0 E: 1 K: 0 S: 21	H: 1 LOB: 3 BB: 1 P: 36	R: 2 E: 0 K: 2 S: 17	H: 3 LOB: 3 BB: 1 P: 28	R: 0 E: 0 K: 3 S: 13	H: 0 LOB: 1 BB: 1 P: 20	1B: 6 2B: 2 3B: 0 HR: 1	SF: 0 SAC: 0 DP: 0 HBP: 0	WP: 2 PB: 1 SB: 2 CS: 1	PA: 45
PITCHER	IP	WLS	BF	H	R	ER	SO	BB	IBB	HBP	BLK	WP	HR	S	P	ERA	WHIP					
Juan Guzman, R (1, 1) ERA: 4.32	6.0		27	5	4	4	6	4	0	0	0	0	0	66	122	6.00	1.500					
Tony Castillo, L (7, 1) ERA: 1.69	0.2		3	0	0	0	0	0	0	0	0	0	0	15	23	0.00	0.000					
Woody Williams, R (7, 1) ERA: 27.0	0.2	W	6	3	2	2	0	1	0	0	0	0	0	14	25	27.00	6.000					
Duane Ward, R (8, 1) ERA: 3.07	1.2		8	1	0	0	5	1	1	0	0	0	0	22	36	0.00	1.200					

Toronto Blue Jays @ New York Yankees
Yankee Stadium, Bronx, NY
Fri May 14 1993, 7:05 PM EDT
Att: 27,733 - Unknown

livebaseballscores.com

AB 37
R 6
H 9
RBI 6
BB 7
SO 11
LOB 23

Batter	1	2	3	4	5	6	7	8	9	AB	R	H	RBI	BB	SO	LOB	TOP																			
Devon White, S (1, 8) OBP: 0.368, SLG: 0.468	G1-3		K					G3		4	0	1	0	0	1	0	Toronto Blue Jays @ New York Yankees Yankee Stadium, Bronx, NY Sat May 15, 1993, 3:33 AM EDT Att: 31,372 - Sunny - 72 F																			
Roberto Alomar, S (1, 4) OBP: 0.377, SLG: 0.376	G3			HR				F7		4	1	1	1	0	0	2																				
Paul Molitor, R (1, 10) OBP: 0.385, SLG: 0.438	L5			G6-3				P3		4	0	0	0	0	0	0																				
Joe Carter, R (1, 7)		P3		G6-3				G6-3		4	0	0	0	0	1	0																				
John Olerud, L (1, 3)	G3							G1-3		4	1	2	0	0	0	0																				
Ed Sprague, R (1, 5) OBP: 0.261, SLG: 0.391	G4-3			F8				WP 1B		4	0	2	0	0	0	1																				
Darnell Coles, R (1, 9) OBP: 0.396, SLG: 0.419			F8					F9		4	0	1	1	0	0	1																				
Pat Borders, R (1, 2) OBP: 0.212, SLG: 0.316								F9		3	1	1	1	0	1	0																				
Randy Knorr, R (8, 2) OBP: 0.105, SLG: 0.222			HR					WP 1B		0	0	0	0	0	0	0																				
Turner Ward, S (9, PH) OBP: 0.205, SLG: 0.317								1B		1	0	1	0	0	0	0																				
Alfredo Griffin, S (1, 6) OBP: 0.417, SLG: 0.400	G1-3							F9		4	0	1	0	0	1	2																				
Inning Stats	R: 0 E: 0 K: 0 S: 6	H: 0 LOB: 0 BB: 0 P: 8	R: 0 E: 0 K: 0 S: 8	H: 0 LOB: 0 BB: 0 P: 11	R: 1 E: 0 K: 1 S: 10	H: 1 LOB: 0 BB: 0 P: 18	R: 1 E: 0 K: 0 S: 13	H: 2 LOB: 1 BB: 0 P: 21	R: 0 E: 0 K: 1 S: 15	H: 2 LOB: 2 BB: 0 P: 19	R: 0 E: 0 K: 1 S: 9	H: 3 LOB: 2 BB: 0 P: 14	R: 0 E: 0 K: 1 S: 5	H: 0 LOB: 0 BB: 0 P: 7	R: 0 E: 0 K: 0 S: 9	H: 2 LOB: 2 BB: 0 P: 22	1B: 6 2B: 2 3B: 0 HR: 2	SF: 0 SAC: 0 DP: 0 HBP: 0	WP: 1 PB: 0 SB: 0 CS: 0	PA: 36																
PITCHER	IP	WLS	BF	H	R	ER	SO	BB	IBB	HBP	BLK	WP	HR	S	P	ERA	WHIP	PITCHER		IP	WLS	BF	H	R	ER	SO	BB	IBB	HBP	BLK	WP	HR	S	P	ERA	WHIP
Melido Perez, R (1, 1) ERA: 2.74	8.0	W	31	8	3	3	4	0	0	0	0	0	2	75	109	3.38	1.000			8.0	L	15	4	0	0	3	0	0	0	0	0	0	0	0.00	1.091	
Steve Farr, R (9, 1) ERA: 4.73	1.0	S	5	2	0	0	0	0	0	0	0	1	0	14	22	0.00	2.000			3.2																

Batter	1	2	3	4	5	6	7	8	9	AB	R	H	RBI	BB	SO	LOB	BOTTOM																			
Mike Humphreys, R (1, 9) OBP: 0.250, SLG: 0.111	K		SF8					L8		2	1	0	1	1	1	1	Toronto Blue Jays @ New York Yankees Yankee Stadium, Bronx, NY Sat May 15, 1993, 3:33 AM EDT Att: 31,372 - Sunny - 72 F																			
Wade Boggs, L (1, 5) OBP: 0.354, SLG: 0.319	G4-3		K					G1-3		4	0	0	0	0	1	3																				
Jim Leyritz, R (1, 3) OBP: 0.477, SLG: 0.642	F7			1B				K		3	1	1	0	0	1	0																				
Danny Tartabull, R (1, 10) OBP: 0.325, SLG: 0.383		G5-3		FC6-5 1B				P2		3	0	0	0	1	1	2																				
Mike Stanley, R (1, 2) OBP: 0.400, SLG: 0.508	F8			FC6-5 1B				1B		4	1	3	2	0	0	0																				
Randy Velarde, R (1, 7) OBP: 0.383, SLG: 0.490				1B				1B		2	0	0	0	0	1	2																				
Paul O'Neill, L (5, PH) OBP: 0.358, SLG: 0.420	F8			K				F9		2	0	0	0	0	0	3																				
Gerald Williams, R (1, 8)			HBP SF8	FC6-5 1B				F8		3	1	0	0	1	1	3																				
Mike Gallego, R (1, 6) OBP: 0.388, SLG: 0.452			SF8 HBP	1B				1B		3	0	3	1	1	0	0																				
Pat Kelly, R (1, 4) OBP: 0.302, SLG: 0.385			1B HBP	G1-3				P6		2	0	0	0	0	0	3																				
Kevin Maas, L (8, PH) OBP: 0.293, SLG: 0.395			CS					F8		1	0	0	0	0	0	2																				
Spike Owen, S (9, 6) OBP: 0.356, SLG: 0.350			HBP							0	0	0	0	0	0	0																				
Inning Stats	R: 0 E: 0 K: 1 S: 10	H: 0 LOB: 0 BB: 0 P: 16	R: 0 E: 0 K: 0 S: 5	H: 0 LOB: 0 BB: 0 P: 7	R: 1 E: 0 K: 1 S: 9	H: 0 LOB: 2 BB: 2 P: 21	R: 2 E: 0 K: 1 S: 14	H: 3 LOB: 2 BB: 1 P: 21	R: 1 E: 0 K: 1 S: 9	H: 1 LOB: 1 BB: 1 P: 19	R: 0 E: 0 K: 0 S: 5	H: 1 LOB: 1 BB: 0 P: 9	R: 0 E: 0 K: 1 S: 8	H: 0 LOB: 0 BB: 0 P: 11	R: 0 E: 0 K: 1 S: 11	H: 2 LOB: 2 BB: 0 P: 13	1B: 7 2B: 1 3B: 0 HR: 0	SF: 1 SAC: 0 DP: 1 HBP: 2	WP: 0 PB: 0 SB: 1 CS: 1	PA: 36																
PITCHER	IP	WLS	BF	H	R	ER	SO	BB	IBB	HBP	BLK	WP	HR	S	P	ERA	WHIP	PITCHER		IP	WLS	BF	H	R	ER	SO	BB	IBB	HBP	BLK	WP	HR	S	P	ERA	WHIP
Al Leiter, L (1, 1) ERA: 6.75	4.1	L	21	3	4	4	3	4	0	2	0	0	0	42	78	8.31	1.615			4.1																
Woody Williams, R (5, 1) ERA: 4.15	3.2		15	4	0	0	3	0	0	0	0	0	0	29	39	0.00	1.091			3.2																



Batter	1	2	3	4	5	6	7	8	9	AB	R	H	RBI	BB	SO	LOB	TOP										
Devon White, S OBP: 0.358, SLG: 0.478 (1, 8)	F8	HR	K			G1-3		G4-3	F8	6	1	1	3	0	1	3	Toronto Blue Jays @ New York Yankees Yankee Stadium, Bronx, NY Sun May 16 1993, 3:33 AM EDT Att: 31,583 - Sunny - 76 F										
Roberto Alomar, S OBP: 0.375, SLG: 0.365 (1, 4)	G1-3	G4-3 S BB			F8	F9		WP BB	F9	4	1	0	0	2	0	1											
Paul Molitor, R OBP: 0.401, SLG: 0.486 (1, 10)	HR	G4-3			HR BB			WP 1B		4	4	3	3	2	0	1											
Joe Carter, R OBP: 0.340, SLG: 0.667 Willie Canate, R (8, 7)	HR	F7			K			P5	K	5	1	1	1	0	2	2											
John Olerud, L OBP: 0.490, SLG: 0.635 (1, 3)	F7		1B BB		HR			G4-3	BB E BB	4	2	2	2	1	0	0											
Ed Sprague, R OBP: 0.285, SLG: 0.392 Darnell Coles, R OBP: 0.393, SLG: 0.413 (4, PH) (4, 5)		FC1-5 BB 1B	K		F9			1B E5 BB		2	0	1	0	0	1	1											
Turner Ward, S OBP: 0.285, SLG: 0.326 (1, 9)		E BB	F8 1B BB		G3-1			1B FC3-6 BB		2	1	1	0	3	0	0											
Randy Knorr, R OBP: 0.125, SLG: 0.217 (1, 2)		FC1-5 1B HR	1B HR		F9			K FC3-6		5	1	1	1	0	1	6											
Alfredo Griffin, S OBP: 0.412, SLG: 0.400 (1, 6)	HR 1B	F8	F8		G5-3			P3 BB 1B		5	1	2	0	0	0	4											
Inning Stats	R: 2 E: 0 K: 0 S: 11	H: 2 LOB: 0 BB: 0 P: 18	R: 4 E: 1 K: 0 S: 13	H: 3 LOB: 1 BB: 2 P: 25	R: 1 E: 0 K: 2 S: 12	H: 2 LOB: 2 BB: 1 P: 22	R: 2 E: 0 K: 1 S: 8	H: 1 LOB: 0 BB: 1 P: 16	R: 0 E: 0 K: 0 S: 6	H: 0 LOB: 0 BB: 0 P: 11	R: 1 E: 0 K: 1 S: 11	H: 1 LOB: 0 BB: 0 P: 18	R: 0 E: 0 K: 1 S: 11	H: 2 LOB: 2 BB: 0 P: 15	R: 2 E: 1 K: 0 S: 19	H: 1 LOB: 3 BB: 3 P: 37		R: 0 E: 0 K: 1 S: 10	H: 1 LOB: 2 BB: 1 P: 19	1B: 8 2B: 0 3B: 0 HR: 5	SF: 0 SAC: 0 DP: 0 HBP: 0	WP: 3 PB: 0 SB: 1 CS: 0	PA: 49				
PITCHER	IP	WLS	BF	H	R	ER	SO	BB	IBB	HBP	BLK	WP	HR	S	P	ERA	WHIP										
Mike Witt, R ERA: 4.1 (1, 1)	1.1	L	11	5	6	5	0	2	0	0	0	0	3	20	39	33.75	5.250										
Scott Kamieniecki, R ERA: 3.71 (2, 1)	3.2		16	3	3	3	3	2	0	0	0	0	1	30	53	7.36	1.364										
Neal Heaton, L ERA: 9.28 (6, 1)	2.0		9	3	1	1	2	0	0	0	0	0	1	22	33	4.50	1.500										
Andy Cook, R ERA: 6.0 (8, 1)	2.0		13	2	2	2	1	4	0	0	0	2	0	29	56	9.00	3.000										
Batter	1	2	3	4	5	6	7	8	9	AB	R	H	RBI	BB	SO	LOB	BOTTOM										
Dion James, L OBP: 0.414, SLG: 0.423 (1, 7)	G1-3 2B 1B		K			L1-3		G1		5	2	2	0	0	1	2	Toronto Blue Jays @ New York Yankees Yankee Stadium, Bronx, NY Sun May 16 1993, 3:33 AM EDT Att: 31,583 - Sunny - 76 F										
Spike Owen, S OBP: 0.358, SLG: 0.347 (1, 6)	G1-3		FC4-6 1B		P8			FC4 BB		4	0	1	0	1	1	2											
Wade Boggs, L OBP: 0.366, SLG: 0.325 (1, 5)	F7		FC4-6 1B 1-2		G3 HR BB			FC4 G4-3 1-2		4	2	1	0	1	0	3											
Paul O'Neill, L OBP: 0.360, SLG: 0.429 (1, 9)	2B		G3		G3			G4-3		5	0	2	1	0	0	4											
Matt Nokes, L OBP: 0.265, SLG: 0.444 (1, 10)	F8		F8		HR			G5-3		5	2	2	5	0	0	4											
Mike Stanley, R OBP: 0.380, SLG: 0.478 (1, 2)		K			G5-3			P4		4	0	0	0	0	1	0											
Kevin Maas, L OBP: 0.302, SLG: 0.386 (1, 3)		P2			FC6 BB			G4-3		2	0	0	0	2	0	0											
Mike Gallego, R OBP: 0.396, SLG: 0.478 (1, 4)		G5-3			F9			FC6-4 FC1-6		4	0	2	0	0	0	2											
Gerald Williams, R (1, 8)		G5-3			FC6			G3		4	0	0	0	0	0	4											
Inning Stats	R: 1 E: 0 K: 0 S: 11	H: 2 LOB: 1 BB: 0 P: 19	R: 0 E: 0 K: 1 S: 10	H: 1 LOB: 0 BB: 0 P: 18	R: 0 E: 0 K: 1 S: 11	H: 2 LOB: 1 BB: 0 P: 16	R: 0 E: 0 K: 0 S: 7	H: 0 LOB: 1 BB: 1 P: 12	R: 3 E: 0 K: 0 S: 11	H: 2 LOB: 0 BB: 1 P: 20	R: 0 E: 0 K: 0 S: 9	H: 0 LOB: 1 BB: 1 P: 20	R: 2 E: 0 K: 1 S: 12	H: 2 LOB: 0 BB: 0 P: 19	R: 0 E: 0 K: 0 S: 7	H: 1 LOB: 1 BB: 0 P: 9		R: 0 E: 1 K: 0 S: 9	H: 0 LOB: 1 BB: 1 P: 16	1B: 5 2B: 3 3B: 0 HR: 2	SF: 0 SAC: 0 DP: 0 HBP: 0	WP: 0 PB: 0 SB: 0 CS: 0	PA: 41				
PITCHER	IP	WLS	BF	H	R	ER	SO	BB	IBB	HBP	BLK	WP	HR	S	P	ERA	WHIP										
Todd Stottlemyre, R ERA: 4.8 (1, 1)	7.0	W	33	9	6	6	3	3	0	0	0	0	0	71	124	7.71	1.714										
Mike Timlin, R ERA: 4.42 (8, 1)	2.0		8	1	0	0	0	1	0	0	0	0	0	16	25	0.00	1.000										

Batter	1	2	3	4	5	6	7	8	9	AB R H RBI BB SO LOB	TOP											
Devon White, S (1, 8) OBP: 0.359, SLG: 0.483	K2-3		K						2-1 1B 2B	5 2 2 0 0 3 3	Toronto Blue Jays @ Boston Red Sox Fenway Park, Boston, MA Mon May 17 1993, 7:05 PM EDT Att: 30,057 - Unknown - 67 F											
Roberto Alomar, S (1, 4) OBP: 0.376, SLG: 0.362	4-2 BB			2-2 F8		0-0 1B 1B	3-2 G4-3	2-2 F7	4 1 1 2 1 0 1													
Paul Molitor, R (1, 10) OBP: 0.407, SLG: 0.510	0-1 F8			0-0 F9		2-2 F8 1B	2-0 HR	1-0 1B 1B	5 3 3 3 0 0 1													
Joe Carter, R (1, 7) OBP: 0.338, SLG: 0.655	1-2 L1			0-0 G5-3		2-2 F8	3-2 G3-6-3 1B	3-2 P6	4 0 1 0 0 0 2 1 0 0 0 0 0 1													
Turner Ward, S (9, PH) OBP: 0.290, SLG: 0.318	1-2					1-3 1B	1-0 G3-6-3 1B	0-1 1B	4 2 3 2 1 0 1													
John Olerud, L (1, 3)		1-2 1B			0-1 HR	4-0 1B 1B	1-0 1B 1B	0-1 1B	4 2 3 2 1 0 1													
Darnell Coles, R (1, 5) OBP: 0.361, SLG: 0.380		1-1 L5-3			1-3 K	1-0 SF8	0-0 G4-3	3-2 L5	4 0 0 1 0 1 2													
Darrin Jackson, R (1, 9) OBP: 0.269, SLG: 0.336		1-2 G6-3			0-0 P6	0-2 1B 1B	0-2 P3		4 0 1 0 0 0 0													
Pat Borders, R (1, 2)			2-0 P3		3-2 G5-3	1-1 1B	3-2 1B		4 0 2 1 0 0 0													
Alfredo Griffin, S (1, 6) OBP: 0.429, SLG: 0.421			2-3 K				0-0 F9		4 1 2 0 0 1 1													
Inning Stats	R: 0 E: 1 K: 1 S: 12	H: 0 LOB: 1 BB: 1 P: 18	R: 0 E: 0 K: 0 S: 8	H: 1 LOB: 0 BB: 0 P: 11	R: 0 E: 0 K: 2 S: 7	H: 0 LOB: 0 BB: 0 P: 12	R: 0 E: 0 K: 0 S: 6	H: 0 LOB: 0 BB: 0 P: 8	R: 1 E: 0 K: 1 S: 12	H: 1 LOB: 0 BB: 0 P: 16	R: 5 E: 0 K: 1 S: 24	H: 7 LOB: 3 BB: 1 P: 42	R: 1 E: 0 K: 0 S: 9	H: 2 LOB: 0 BB: 0 P: 18	R: 0 E: 0 K: 0 S: 8	H: 1 LOB: 1 BB: 0 P: 11	R: 2 E: 0 K: 0 S: 14	H: 3 LOB: 1 BB: 0 P: 25	1B: 12 2B: 2 3B: 0 HR: 2	SF: 1 SAC: 0 DP: 2 HBP: 0	WP: 0 PB: 0 SB: 2 CS: 0	PA: 42
PITCHER	IP WLS BF H R ER SO BB IBB HBP BLK WP HR S P ERA WHIP											PITCHER	IP WLS BF H R ER SO BB IBB HBP BLK WP HR S P ERA WHIP									
Roger Clemens, R (1, 1) ERA: 2.38	5.2 L 26 8 6 6 4 1 1 0 0 0 1 63 96 9.53 1.588																					
Greg Harris, R (6, 1) ERA: 2.22	1.1 6 3 1 1 1 0 0 0 0 0 1 15 29 6.75 2.250																					
Ken Ryan, R (8, 1) ERA: 1.59	1.0 4 1 0 0 0 0 0 0 0 0 0 8 11 0.00 1.000																					
Jeff Russell, R (9, 1) ERA: 2.08	1.0 6 3 2 2 0 0 0 0 0 0 0 14 25 18.00 3.000																					


Batter	1	2	3	4	5	6	7	8	9	AB R H RBI BB SO LOB	BOTTOM											
Scott Fletcher, R (1, 4) OBP: 0.327, SLG: 0.414	4-1 G6-4-3 1B BB		1-0 L9		0-1 G4-3		1-0 F9		0-2 P3	4 1 0 0 1 0 3	Toronto Blue Jays @ Boston Red Sox Fenway Park, Boston, MA Mon May 17 1993, 7:05 PM EDT Att: 30,057 - Unknown - 67 F											
Billy Hatcher, R (1, 8) OBP: 0.315, SLG: 0.319	0-0 G6-4-3 1B		0-2 F9		0-0 G5-3		1-0 F8		0-3 K	5 0 1 0 0 1 3												
Carlos Quintana, R (1, 3) OBP: 0.380, SLG: 0.319	0-0 G6-4-3			4-0 G6-3 FC3-2 BB		2-2 1B		2-1 G4-3		3 0 1 0 1 0 2												
Mike Greenwell, L (1, 7) OBP: 0.361, SLG: 0.479	1-2 FC5-4 1B			2-1 FC3-2 G6-3 1B		1-3 K		3-3 K		2 0 2 1 0 0 0 2 0 0 0 0 2 1												
Bob Zupcic, R (5, 7) OBP: 0.293, SLG: 0.235	3-H FC5-4 1B			1-2 G6-3		0-2 L8		0-0 G5-3		4 0 0 0 0 0 4												
Ivan Calderon, R (1, 9) OBP: 0.267, SLG: 0.290	1-1 FC5-4			1-2 G6-3		0-2 L8		0-0 G5-3		4 0 0 0 0 0 4												
Mo Vaughn, L (1, 10) OBP: 0.385, SLG: 0.527		2-3 K		0-0 E5 FC3-2		3-1 F7		3-2 2B 1B		4 1 1 0 0 1 3												
Scott Cooper, L (1, 5) OBP: 0.383, SLG: 0.423		3-2 F8		1-0 FC3-2		0-0 F8 WP 2B		0-2 F8 2B		4 1 2 0 0 0 3												
John Valentin, R (1, 6) OBP: 0.280, SLG: 0.387		3-3 K		1-2 K		1-1 F8		0-0 1B		4 0 1 1 0 2 4												
Tony Peña, R (1, 2) OBP: 0.233, SLG: 0.247			0-1 G6-3		0-2 F7		4-2 BB		3-H F8	2 0 0 0 1 0 0 1 0 0 0 0 0 2												
Ernest Riles, L (9, PH) OBP: 0.257, SLG: 0.387								2-3 F8														
Inning Stats	R: 1 E: 0 K: 0 S: 8	H: 2 LOB: 1 BB: 1 P: 14	R: 0 E: 0 K: 2 S: 13	H: 0 LOB: 0 BB: 0 P: 21	R: 0 E: 0 K: 1 S: 6	H: 0 LOB: 0 BB: 0 P: 7	R: 0 E: 1 K: 1 S: 11	H: 1 LOB: 3 BB: 1 P: 21	R: 0 E: 0 K: 0 S: 6	H: 0 LOB: 0 BB: 0 P: 6	R: 0 E: 0 K: 1 S: 12	H: 1 LOB: 1 BB: 0 P: 18	R: 1 E: 0 K: 0 S: 7	H: 1 LOB: 1 BB: 1 P: 14	R: 0 E: 0 K: 1 S: 8	H: 0 LOB: 0 BB: 0 P: 13	R: 1 E: 0 K: 1 S: 17	H: 3 LOB: 2 BB: 0 P: 22	1B: 6 2B: 2 3B: 0 HR: 0	SF: 0 SAC: 0 DP: 1 HBP: 0	WP: 1 PB: 0 SB: 0 CS: 0	PA: 38
PITCHER	IP WLS BF H R ER SO BB IBB HBP BLK WP HR S P ERA WHIP											PITCHER	IP WLS BF H R ER SO BB IBB HBP BLK WP HR S P ERA WHIP									
Pat Hentgen, R (1, 1) ERA: 3.38	7.0 W 29 5 2 2 4 3 0 0 0 0 1 63 101 2.57 1.143																					
Danny Cox, R (8, 1) ERA: 2.79	1.0 3 0 0 0 1 0 0 0 0 0 0 8 13 0.00 0.000																					
Duane Ward, R (9, 1) ERA: 3.45	1.0 6 3 1 1 1 0 0 0 0 0 0 17 22 9.00 3.000																					



Batter	1	2	3	4	5	6	7	8	9	AB	R	H	RBI	BB	SO	LOB	TOP				
Devon White, S OBP: 0.346, SLG: 0.464	F9		G3-1		F7		F7		G3-1	5	0	0	0	0	0	0					
Roberto Alomar, S OBP: 0.371, SLG: 0.356	F7			G6-3	FC6-4 1B			K	G3	5	0	1	0	0	1	0					
Paul Molitor, R OBP: 0.395, SLG: 0.494	P9			G5-3	FC6-4 1-2			G1-3	L1-3	5	0	0	0	0	0	1					
Joe Carter, R OBP: 0.354, SLG: 0.685					1B 2B					4	2	4	0	0	0	0					
John Olerud, L OBP: 0.500, SLG: 0.657					1B 2H 1B			F9		4	1	2	1	0	0	2					
Ed Sprague, R OBP: 0.271, SLG: 0.396					1-3 BB 1B			F8		4	1	2	1	0	0	2					
Darrin Jackson, R OBP: 0.276, SLG: 0.345					1-2 BB				K	3	1	1	1	1	1	2					
Pat Borders, R OBP: 0.222, SLG: 0.320				F8	G3-1			F9		4	0	1	2	0	0	3					
Alfredo Griffin, S OBP: 0.375, SLG: 0.364										3	0	0	0	0	0	0					
Domingo Cedenio, S (7, 6)				G4-3				P6	K	1	0	0	0	0	1	1					
Inning Stats	R: 0 E: 0 K: 0 S: 6	H: 0 LOB: 0 BB: 0 P: 11	R: 0 E: 0 K: 0 S: 10	H: 1 LOB: 1 BB: 0 P: 14	R: 0 E: 0 K: 0 S: 13	H: 0 LOB: 0 BB: 0 P: 18	R: 1 E: 0 K: 0 S: 12	H: 3 LOB: 3 BB: 1 P: 19	R: 0 E: 0 K: 1 S: 8	H: 1 LOB: 1 BB: 0 P: 11	R: 0 E: 0 K: 0 S: 6	H: 0 LOB: 0 BB: 0 P: 10	R: 4 E: 0 K: 2 S: 16	H: 5 LOB: 1 BB: 0 P: 25	R: 0 E: 0 K: 0 S: 8	H: 0 LOB: 0 BB: 0 P: 14	1B: 7 2B: 4 3B: 0 HR: 0	SF: 0 SAC: 0 DP: 0 HBP: 0	WP: 0 PB: 0 SB: 0 CS: 0	PA: 39	
PITCHER	IP	WLS	BF	H	R	ER	SO	BB	IBB	HBP	BLK	WP	HR	S	P	ERA	WHIP				
Danny Darwin, R ERA: 3.69	(1, 1)	7.0	W	28	6	1	1	1	1	1	0	0	0	62	92	1.29	1.000				
Ken Ryan, R ERA: 3.5	(8, 1)	1.0		8	5	4	4	2	0	0	0	0	0	16	25	36.00	5.000				
Greg Harris, R ERA: 2.15	(9, 1)	1.0		3	0	0	0	0	0	0	0	0	0	8	14	0.00	0.000				

Toronto Blue Jays @ Boston Red Sox
Fenway Park, Boston, MA
Wed May 19 1993, 7:05 PM EDT
Att: 27,465 - Unknown - 53 F


AB 38
R 5
H 11
RBI 5
BB 1
SO 3
LOB 11



Batter	1	2	3	4	5	6	7	8	9	AB	R	H	RBI	BB	SO	LOB	BOTTOM				
Scott Fletcher, R OBP: 0.333, SLG: 0.411	BB 2B BB	BB 2B 1B	G4-3		G6-3			L9		3	2	1	0	1	0	1					
Jeff Richardson, R OBP: 0.250, SLG: 0.304										1	0	0	0	0	0	0					
Scott Cooper, L OBP: 0.383, SLG: 0.418	2B G4-1 BB	F7	G4-3		G6-3			E7 1B		4	1	1	0	1	0	1					
Carlos Quintana, R OBP: 0.396, SLG: 0.342	G4-1 SF8 2B	BB 2B BB	G5-3							4	2	3	1	1	0	0					
Mo Vaughn, L OBP: 0.385, SLG: 0.519	G4-1	BB 2B BB		G6-4-3 1B				L9		4	1	1	1	1	0	4					
Ivan Calderon, R OBP: 0.276, SLG: 0.302										3	2	1	3	1	0	2					
Bob Zupcic, R OBP: 0.263, SLG: 0.235	S 1B BB	1B 2B		G6-4-3 1-2				F8		0	0	0	0	0	0	0					
Billy Hatcher, R OBP: 0.313, SLG: 0.320	SF8	BB 2B 1B		L4				G5-3		3	1	1	2	0	0	0					
Ernest Riles, L OBP: 0.289, SLG: 0.441										3	1	2	2	0	0	0					
Luis Rivera, R OBP: 0.250, SLG: 0.246										1	0	0	0	0	0	0					
John Valentin, R OBP: 0.279, SLG: 0.380										4	0	1	1	0	0	1					
Tony Peña, R OBP: 0.234, SLG: 0.239										3	0	0	0	1	0	1					
Inning Stats	R: 4 E: 0 K: 0 S: 19	H: 2 LOB: 1 BB: 3 P: 40	R: 6 E: 0 K: 0 S: 17	H: 5 LOB: 1 BB: 2 P: 32	R: 0 E: 0 K: 0 S: 6	H: 0 LOB: 0 BB: 0 P: 10	R: 0 E: 0 K: 0 S: 5	H: 1 LOB: 0 BB: 0 P: 8	R: 0 E: 0 K: 0 S: 9	H: 0 LOB: 1 BB: 1 P: 19	R: 0 E: 0 K: 0 S: 5	H: 1 LOB: 1 BB: 0 P: 8	R: 0 E: 0 K: 0 S: 5	H: 0 LOB: 0 BB: 0 P: 9	R: 0 E: 1 K: 0 S: 13	H: 2 LOB: 2 BB: 0 P: 21	1B: 8 2B: 3 3B: 0 HR: 0	SF: 1 SAC: 0 DP: 1 HBP: 0	WP: 0 PB: 0 SB: 1 CS: 0	PA: 40	
PITCHER	IP	WLS	BF	H	R	ER	SO	BB	IBB	HBP	BLK	WP	HR	S	P	ERA	WHIP				
Dave Stewart, R ERA: 16.88	(1, 1)	1.2	L	17	7	10	10	0	0	0	0	0	0	34	7.200						
Mark Eichhorn, R ERA: 4.11	(2, 1)	3.1		11	1	0	0	0	1	0	0	0	0	22	39	0.00	0.600				
Al Leiter, L ERA: 6.52	(6, 1)	1.0		4	1	0	0	0	0	0	0	0	0	5	8	0.00	1.000				
Tony Castillo, L ERA: 1.54	(7, 1)	1.0		3	0	0	0	0	0	0	0	0	0	5	9	0.00	0.000				
Woody Williams, R ERA: 3.38	(8, 1)	1.0		5	2	0	0	0	0	0	0	0	0	13	21	0.00	2.000				

Toronto Blue Jays @ Boston Red Sox
Fenway Park, Boston, MA
Wed May 19 1993, 7:05 PM EDT
Att: 27,465 - Unknown - 53 F

AB 33
R 10
H 11
RBI 10
BB 6
SO 0
LOB 10



Batter	1	2	3	4	5	6	7	8	9	AB	R	H	RBI	BB	SO	LOB	TOP					
Chuck Knoblauch R OBP: 0.358, SLG: 0.324 (1, 4)	G6-3		2H 3B			1B 2B			G4-3	4	1	2	1	0	0	0	Minnesota Twins @ Toronto Blue Jays SkyDome, Toronto, ON Fri May 21 1993, 7:05 PM EDT Att: 50,480 - Dome					
Dave McCarty R OBP: 0.353, SLG: 0.353 (1, 9) (8, 7)	K		K			2H 1B			G5-3	4	0	1	1	0	2	1						
Kirby Puckett R OBP: 0.348, SLG: 0.443 (1, 8)	G4-3				G3	G4-3			G4-3	4	0	0	0	0	0	1						
Kent Hrbek, L OBP: 0.382, SLG: 0.486 (1, 3)		G6-3			G4-3				L4-3 1B	3	0	1	0	0	0	0						
Dave Winfield R OBP: 0.306, SLG: 0.471 (1, 10)		K			K				P3	3	0	0	0	0	2	1						
Brian Harper R OBP: 0.353, SLG: 0.449 (1, 2)		F8							L4-3	3	0	0	0	0	0	1						
Pedro Munoz R OBP: 0.314, SLG: 0.429 (8, PH) Gene Larkin S OBP: 0.351, SLG: 0.354 (8, 9)			L9			K			G3-1	2	0	0	0	0	1	0						
Mike Pagliarulo, L OBP: 0.309, SLG: 0.472 (1, 5)			3B 2B			F7			G3	3	1	1	0	0	0	0						
Jeff Reboulet R OBP: 0.267, SLG: 0.187 (1, 6)			G6-3						P9	3	0	0	0	0	0	1						
Inning Stats	R: 0 E: 0 K: 1 S: 8	H: 0 LOB: 0 BB: 0 P: 13	R: 0 E: 0 K: 1 S: 10	H: 0 LOB: 0 BB: 0 P: 16	R: 1 E: 0 K: 1 S: 13	H: 2 LOB: 1 BB: 0 P: 20	R: 0 E: 0 K: 1 S: 8	H: 0 LOB: 0 BB: 0 P: 14	R: 0 E: 0 K: 1 S: 7	H: 0 LOB: 0 BB: 0 P: 9	R: 1 E: 0 K: 0 S: 9	H: 2 LOB: 0 BB: 0 P: 11	R: 0 E: 0 K: 0 S: 7	H: 1 LOB: 0 BB: 0 P: 12	R: 0 E: 0 K: 0 S: 9	H: 0 LOB: 0 BB: 0 P: 15		R: 0 E: 0 K: 0 S: 7	H: 0 LOB: 0 BB: 0 P: 8	1B: 2 2B: 3 3B: 1 HR: 0	SF: 0 SAC: 0 DP: 1 HBP: 0	WP: 0 PB: 0 SB: 0 CS: 1
PITCHER	IP	WLS	BF	H	R	ER	SO	BB	IBB	HBP	BLK	WP	HR	S	P	ERA	WHIP					
Jack Morris R ERA: 9.35 (1, 1)	7.0	W	24	5	2	2	5	0	0	0	0	0	0	62	95	2.57	0.714					
Mark Eichhorn R ERA: 3.99 (8, 1)	1.0		3	0	0	0	0	0	0	0	0	0	0	9	15	0.00	0.000					
Mike Timlin R ERA: 4.19 (9, 1)	1.0		3	0	0	0	0	0	0	0	0	0	0	7	8	0.00	0.000					

Batter	1	2	3	4	5	6	7	8	9	AB	R	H	RBI	BB	SO	LOB	BOTTOM				
Devon White S OBP: 0.357, SLG: 0.463 (1, 8)	G5-3		CS 1-2	P4		HBP BB SF7 1B	G6-3 1B	2B 1B		5	3	3	0	0	0	0	Minnesota Twins @ Toronto Blue Jays SkyDome, Toronto, ON Fri May 21 1993, 7:05 PM EDT Att: 50,480 - Dome				
Roberto Alomar S OBP: 0.369, SLG: 0.377 (1, 4)	G5-3			HR		HBP BB HR	G6-3	1B 2B		4	3	2	1	1	0	1					
Paul Molitor R OBP: 0.406, SLG: 0.509 (1, 10)	P6			K		HR HBP	1B	1B		4	1	2	3	0	1	0					
Joe Carter R OBP: 0.351, SLG: 0.679 (1, 7)		G6-3		2B		P3	1B 1B	G3		5	0	2	0	0	0	4					
John Olerud L OBP: 0.503, SLG: 0.652 (1, 3)				G5-3		SF7	G4-3			2	0	0	1	0	0	3					
Ed Sprague R OBP: 0.276, SLG: 0.400 (6, PH) Darnell Coles R OBP: 0.365, SLG: 0.442 (7, 5)	G4-6-3					3H 1B	HR	F7		2	1	1	3	0	0	0					
Darrin Jackson R OBP: 0.275, SLG: 0.363 (1, 9)			F8			L5-3	HR			4	2	2	1	0	0	1					
Pat Borders R OBP: 0.246, SLG: 0.372 (1, 2)			CS 1B			P6	2B	HR		4	1	3	2	0	0	0					
Alfredo Griffin S OBP: 0.290, SLG: 0.276 (1, 6)			F9			G6-3		G3		4	0	0	0	0	0	2					
Inning Stats	R: 0 E: 0 K: 0 S: 7	H: 0 LOB: 0 BB: 0 P: 13	R: 0 E: 0 K: 0 S: 2	H: 0 LOB: 0 BB: 0 P: 4	R: 0 E: 0 K: 0 S: 7	H: 1 LOB: 0 BB: 0 P: 12	R: 1 E: 0 K: 1 S: 15	H: 2 LOB: 1 BB: 0 P: 22	R: 0 E: 0 K: 0 S: 6	H: 2 LOB: 1 BB: 0 P: 7	R: 5 E: 0 K: 0 S: 12	H: 3 LOB: 0 BB: 1 P: 27	R: 1 E: 0 K: 0 S: 14	H: 3 LOB: 2 BB: 0 P: 20	R: 4 E: 0 K: 0 S: 16	H: 5 LOB: 1 BB: 0 P: 27		1B: 9 2B: 4 3B: 0 HR: 4	SF: 1 SAC: 0 DP: 2 HBP: 2	WP: 0 PB: 0 SB: 0 CS: 1	PA: 41
PITCHER	IP	WLS	BF	H	R	ER	SO	BB	IBB	HBP	BLK	WP	HR	S	P	ERA	WHIP				
Jim Deshaies L ERA: 4.42 (1, 1)	5.0	L	21	6	4	4	1	1	0	2	0	0	0	41	67	7.20	1.400				
Mike Trombley R ERA: 5.99 (6, 1)	1.0		5	2	2	2	0	0	0	0	0	0	2	8	18	18.00	2.000				
Willie Banks R ERA: 4.08 (7, 1)	2.0		14	8	5	5	0	0	0	0	1	0	1	30	47	22.50	4.000				

AB	30
R	2
H	5
RBI	2
BB	0
SO	5
LOB	5



AB	36
R	11
H	16
RBI	11
BB	1
SO	1
LOB	12



Batter	1	2	3	4	5	6	7	8	9	AB	R	H	RBI	BB	SO	LOB	TOP								
Gene Larkin, S OBP: 0.357, SLG: 0.345 Pedro Munoz, R OBP: 0.314, SLG: 0.429	(1, 9) F S S S K	2-3 K		0-0 G4-3		4-2 BB	1-0 HBP			2	0	0	0	1	1	0	Minnesota Twins @ Toronto Blue Jays SkyDome, Toronto, ON Sat May 22 1993, 3:33 AM EDT Att: 50,510 - Cloudy - 60 F								
Chuck Knoblauch, R OBP: 0.355, SLG: 0.317	(1, 4) B X F8	1-0 F8		4-0 BB	1-3 K	3-3 K				3	0	0	0	1	2	5									
Kirby Puckett, R OBP: 0.345, SLG: 0.438	(1, 8) X F S FC4-6 1B	0-0 FC4-6 1B		0-0 F9	1-3 K			0-1 G3-1		4	0	1	0	0	1	4									
Kent Hrbek, L OBP: 0.370, SLG: 0.468	(1, 3) S X FC4-6 1-2	1-1 FC4-6 1-2		0-0 L9		3-3 K		1-3 K		4	0	0	0	0	2	1									
Brian Harper, R OBP: 0.350, SLG: 0.443	(1, 2) B B X S 1B	2-1 S 1B		1-1 P5		1-1 F9		2-3 K		4	0	1	0	0	1	0									
Randy Bush, L OBP: 0.294, SLG: 0.214	(1, 10) F S S K	3-3 K		3-3 K		0-1 G4-3		0-0 2B		4	0	1	0	0	2	1									
Dave McCarty, R OBP: 0.286, SLG: 0.286	(1, 7) F S S K	3-3 K			2-3 K		1-3 K		1-3 K	4	0	0	0	0	4	2									
Mike Pagliarulo, L OBP: 0.316, SLG: 0.484	(1, 5) F S S K	2-2 G3			1-2 1B		2-2 E5 G6-3 1B		0-3 K	4	0	2	0	0	1	2									
Pat Meares, R OBP: 0.324, SLG: 0.353	(1, 6) B X G6-3		1-1 G6-3		1-1 1B		1-1 G6-3		1-2 K	4	0	1	0	0	1	2									
Inning Stats	R: 0 E: 0 K: 1 S: 8	H: 1 LOB: 1 BB: 0 P: 12	R: 0 E: 0 K: 2 S: 13	H: 1 LOB: 1 BB: 0 P: 23	R: 0 E: 0 K: 0 S: 4	H: 0 LOB: 1 BB: 1 P: 9	R: 0 E: 0 K: 1 S: 6	H: 0 LOB: 0 BB: 0 P: 10	R: 0 E: 0 K: 3 S: 18	H: 2 LOB: 3 BB: 1 P: 28	R: 0 E: 0 K: 1 S: 7	H: 0 LOB: 0 BB: 0 P: 11	R: 0 E: 1 K: 2 S: 12	H: 1 LOB: 2 BB: 0 P: 20	R: 0 E: 0 K: 3 S: 16	H: 0 LOB: 0 BB: 0 P: 19	R: 0 E: 0 K: 3 S: 12	H: 1 LOB: 1 BB: 0 P: 14	1B: 4 2B: 2 3B: 0 HR: 0	SF: 0 SAC: 0 DP: 0 HBP: 1	WP: 0 PB: 0 SB: 1 CS: 0	PA: 36			
PITCHER	IP	WLS	BF	H	R	ER	SO	BB	IBB	HBP	BLK	WP	HR	S	P	ERA	WHIP								
Todd Stottlemyre, R ERA: 4.56	(1, 1)	2.2		10	2	0	0	3	0	0	0	0	0	24	39	0.00	0.750								
Danny Cox, R ERA: 2.38	(3, 1)	3.1	W	14	2	0	0	5	2	0	0	0	0	32	54	0.00	1.200								
Mark Eichhorn, R ERA: 3.98	(7, 1)	1.0		5	1	0	0	2	0	0	1	0	0	12	20	0.00	1.000								
Mike Timlin, R ERA: 3.98	(8, 1)	1.0		3	0	0	0	2	0	0	0	0	0	16	19	0.00	0.000								
Duane Ward, R ERA: 3.98	(9, 1)	1.0		4	1	0	0	3	0	0	0	0	0	12	14	0.00	1.000								

Batter	1	2	3	4	5	6	7	8	9	AB	R	H	RBI	BB	SO	LOB	BOTTOM								
Devon White, S OBP: 0.365, SLG: 0.496	(1, 8) B F S X F8	2-2 F8		1-2 SF9		0-0 HR	1-1 F7			5	2	3	2	0	0	1	Minnesota Twins @ Toronto Blue Jays SkyDome, Toronto, ON Sat May 22 1993, 3:33 AM EDT Att: 50,510 - Cloudy - 60 F								
Roberto Alomar, S OBP: 0.375, SLG: 0.389	(1, 4) S C X 1B	2-2 1B		4-1 SF9		1-2 1B		0-0 F7		3	1	2	1	1	0	0									
Paul Molitor, R OBP: 0.406, SLG: 0.506	(1, 10) F S S X FC6-4 2H	2-2 FC6-4 2H		3-2 G5-3		0-2 G4-3 PB 1B		0-2 L9		5	1	2	1	0	0	2									
Joe Carter, R OBP: 0.347, SLG: 0.665	(1, 7) B F S X L9	2-2 L9		2-3 K		1-2 PB G4-3 1B		0-3 K		5	0	1	0	0	2	4									
John Olerud, L OBP: 0.503, SLG: 0.652	(1, 3) X FC6-4	0-0 FC6-4		1-2 G4-3		1-2 G4-3		1-2 G4-3		3	0	1	0	1	0	3									
Darnell Coles, R OBP: 0.358, SLG: 0.429	(1, 5) B X G1-3	2-0 G1-3		0-2 G4-3		1-1 1B		3-2 G4-3		4	0	1	0	0	0	2									
Darrin Jackson, R OBP: 0.267, SLG: 0.352	(1, 9) C B X F7	1-1 F7		2-3 K		0-3 K		1-1 G6-3		4	0	0	0	0	2	3									
Pat Borders, R OBP: 0.254, SLG: 0.371	(1, 2) C X 1B	0-1 1B		1-1 G1-3		2-3 K		4-1 1B		3	1	1	0	1	1	3									
Alfredo Griffin, S OBP: 0.314, SLG: 0.303	(1, 6) B F S X 1B	2-1 1B		0-0 2B		1-1 P6		1-2 L8		4	2	2	0	0	0	3									
Inning Stats	R: 1 E: 0 K: 0 S: 16	H: 2 LOB: 1 BB: 0 P: 24	R: 3 E: 1 K: 0 S: 14	H: 3 LOB: 2 BB: 1 P: 25	R: 0 E: 0 K: 1 S: 12	H: 1 LOB: 1 BB: 0 P: 16	R: 1 E: 0 K: 1 S: 13	H: 2 LOB: 1 BB: 0 P: 18	R: 0 E: 0 K: 2 S: 11	H: 1 LOB: 2 BB: 1 P: 19	R: 2 E: 0 K: 0 S: 17	H: 4 LOB: 1 BB: 0 P: 23	R: 0 E: 0 K: 0 S: 8	H: 0 LOB: 1 BB: 1 P: 15	R: 0 E: 0 K: 1 S: 8	H: 0 LOB: 0 BB: 0 P: 8	1B: 9 2B: 3 3B: 0 HR: 1	SF: 1 SAC: 0 DP: 0 HBP: 0	WP: 0 PB: 1 SB: 1 CS: 0	PA: 40					
PITCHER	IP	WLS	BF	H	R	ER	SO	BB	IBB	HBP	BLK	WP	HR	S	P	ERA	WHIP								
Kevin Tapani, R ERA: 6.16	(1, 1)	4.0	L	22	8	5	3	2	1	0	0	0	0	55	83	6.75	2.250								
Pat Mahomes, R ERA: 7.71	(5, 1)	3.0		15	5	2	1	2	2	0	0	0	1	36	57	3.00	2.333								
Carl Willis, R ERA: 30.86	(8, 1)	1.0		3	0	0	0	1	0	0	0	0	0	8	8	0.00	0.000								

AB	33
R	0
H	6
RBI	0
BB	2
SO	15
LOB	17



Batter	1	2	3	4	5	6	7	8	9	AB	R	H	RBI	BB	SO	LOB	TOP										
Chuck Knoblauch, R OBP: 0.356, SLG: 0.319	F9			2B	L3			BB	G4-3	5	1	2	0	0	0	4	Minnesota Twins @ Toronto Blue Jays SkyDome, Toronto, ON Sun May 23 1993, 3:33 AM EDT Att: 50,499 - Dome										
Dave McCarty, R OBP: 0.320, SLG: 0.400	G1-3			G4-3		F7		F9		4	0	2	1	0	0	1											
Kirby Puckett, R OBP: 0.343, SLG: 0.429	P4			P6		F7		BB		3	0	0	0	1	0	2											
Kent Hrbek, L OBP: 0.367, SLG: 0.456		G5-3		G4-3		P3		BB		3	0	0	0	1	0	2											
Dave Winfield, R OBP: 0.298, SLG: 0.458	K			L8		L7		P4		4	0	0	0	0	1	5											
Pedro Munoz, R OBP: 0.312, SLG: 0.431		G6-3			FC6-4		K		K	4	0	1	0	0	2	0											
Lenny Webster, R OBP: 0.286, SLG: 0.364			F8		FC6-4		F9			3	0	1	0	1	0	0											
Terry Jorgensen, R OBP: 0.237, SLG: 0.263			K		P3					3	0	0	0	0	1	2											
Brian Harper, R OBP: 0.327, SLG: 0.439			K		P3		G5-3		P3	1	0	0	0	0	0	1											
Pat Meares, R OBP: 0.308, SLG: 0.333			K		FC6-4			G3		2	0	0	0	0	1	2											
Randy Bush, L OBP: 0.286, SLG: 0.207					1-2					1	0	0	0	0	0	0											
Jeff Reboulet, R OBP: 0.267, SLG: 0.187										0	0	0	0	0	0	0											
Mike Pagliarulo, L OBP: 0.323, SLG: 0.489										1	0	1	0	0	0	0											
Inning Stats	R: 0 E: 0 K: 0 S: 6	H: 0 LOB: 0 BB: 0 P: 10	R: 0 E: 0 K: 1 S: 7	H: 0 LOB: 0 BB: 0 P: 9	R: 0 E: 0 K: 2 S: 9	H: 0 LOB: 0 BB: 0 P: 14	R: 1 E: 0 K: 0 S: 16	H: 2 LOB: 1 BB: 0 P: 24	R: 0 E: 0 K: 0 S: 8	H: 1 LOB: 2 BB: 1 P: 17	R: 0 E: 0 K: 0 S: 12	H: 1 LOB: 1 BB: 0 P: 19	R: 0 E: 0 K: 1 S: 6	H: 0 LOB: 0 BB: 0 P: 8	R: 0 E: 0 K: 0 S: 16	H: 1 LOB: 3 BB: 2 P: 27	R: 0 E: 0 K: 1 S: 8	H: 2 LOB: 2 BB: 0 P: 13	1B: 4 2B: 3 3B: 0 HR: 0	SF: 0 SAC: 0 DP: 0 HBP: 0	WP: 0 PB: 0 SB: 1 CS: 0	PA: 37					
PITCHER	IP	WLS	BF	H	R	ER	SO	BB	IBB	HBP	BLK	WP	HR	S	P	ERA	WHIP										
Pat Hentgen, R ERA: 3.09	(1, 1)	7.2	W	30	5	1	1	4	2	0	0	0	0	72	113	1.17	0.913										
Duane Ward, R ERA: 2.64	(8, 1)	1.1	S	7	2	0	0	1	1	0	0	0	0	16	28	0.00	2.250										

AB	34
R	1
H	7
RBI	1
BB	3
SO	5
LOB	19



Batter	1	2	3	4	5	6	7	8	9	AB	R	H	RBI	BB	SO	LOB	BOTTOM										
Devon White, S OBP: 0.368, SLG: 0.510	G4-3				G5-3			WP		4	0	2	0	0	0	1	Minnesota Twins @ Toronto Blue Jays SkyDome, Toronto, ON Sun May 23 1993, 3:33 AM EDT Att: 50,499 - Dome										
Roberto Alomar, S OBP: 0.378, SLG: 0.391	G4-3					FC5-4		K		4	0	2	1	0	1	1											
Paul Molitor, R OBP: 0.398, SLG: 0.494	G1-3				G6-3	FC5-4		G6-3		4	0	0	0	0	0	2											
Joe Carter, R OBP: 0.341, SLG: 0.653		G5-3			K	FC6-4				3	0	0	0	0	1	1											
John Olerud, L OBP: 0.494, SLG: 0.639		F8			K	G4-3				3	0	0	0	0	1	1											
Darnell Coles, R OBP: 0.357, SLG: 0.424		P4						G6-3		3	1	1	0	0	0	0											
Darrin Jackson, R OBP: 0.283, SLG: 0.346					K	SH3-4		G5-3		2	0	0	0	0	1	0											
Pat Borders, R OBP: 0.248, SLG: 0.363					P3	P2		G5-3		3	0	0	0	0	0	1											
Alfredo Griffin, S OBP: 0.342, SLG: 0.361					2B			K		3	1	2	1	0	1	0											
Inning Stats	R: 0 E: 0 K: 0 S: 8	H: 0 LOB: 0 BB: 0 P: 10	R: 0 E: 0 K: 0 S: 8	H: 0 LOB: 0 BB: 0 P: 11	R: 1 E: 0 K: 1 S: 11	H: 3 LOB: 2 BB: 0 P: 15	R: 0 E: 0 K: 2 S: 12	H: 0 LOB: 0 BB: 0 P: 14	R: 1 E: 0 K: 0 S: 12	H: 2 LOB: 1 BB: 0 P: 19	R: 0 E: 0 K: 0 S: 5	H: 1 LOB: 1 BB: 0 P: 8	R: 0 E: 0 K: 0 S: 5	H: 0 LOB: 0 BB: 0 P: 8	R: 0 E: 0 K: 2 S: 11	H: 1 LOB: 1 BB: 0 P: 15		1B: 4 2B: 3 3B: 0 HR: 0	SF: 0 SAC: 1 DP: 0 HBP: 0	WP: 1 PB: 0 SB: 0 CS: 0	PA: 30						
PITCHER	IP	WLS	BF	H	R	ER	SO	BB	IBB	HBP	BLK	WP	HR	S	P	ERA	WHIP										
Scott Erickson, R ERA: 6.02	(1, 1)	7.0	L	26	6	2	2	3	0	0	0	0	0	61	85	2.57	0.857										
Rick Aguilera, R ERA: 2.53	(8, 1)	1.0		4	1	0	0	2	0	0	0	1	0	11	15	0.00	1.000										

AB	29
R	2
H	7
RBI	2
BB	0
SO	5
LOB	7



Batter	1	2	3	4	5	6	7	8	9	AB	R	H	RBI	BB	SO	LOB	TOP				
Darryl Hamilton, L OBP: 0.378, SLG: 0.352	0-0 G4-3		3-2 F7			4-1 BB			4-1 G4-3 BB	2	0	0	0	2	0	1					
Bill Spiers, L OBP: 0.309, SLG: 0.277	1-2 F8			2-2 F7		0-1 F9			2-1 G4-6-3 1-2f	4	0	0	0	0	0	2					
Greg Vaughn, R OBP: 0.409, SLG: 0.542	0-3 K			1-0 F7		1-0 P2			2-1 HBP	3	0	0	0	0	1	1					
Kevin Reimer, L OBP: 0.305, SLG: 0.478		0-0 P6		0-1 P6				0-0 G3-1	0-3 K2-3	4	0	0	0	0	1	1					
Robin Yount, R OBP: 0.301, SLG: 0.309		2-2 K			1-0 HR			1-0 F9		3	1	1	1	0	1	0					
Dickie Thon, R OBP: 0.347, SLG: 0.411		0-1 F8			0-0 F8			0-1 F7		3	0	0	0	0	0	0					
John Jaha, R OBP: 0.309, SLG: 0.325			0-0 G5-3		2-2 CS 1B			0-1 P4		3	0	1	0	0	0	0					
Pat Listach, S OBP: 0.312, SLG: 0.310			0-2 K		0-2 G4-3 1-2			1-3 K		3	0	0	0	0	2	1					
Joe Knack, R OBP: 0.286, SLG: 0.250			4-1 BB			2-2 P3		1-0 G4-3		1	0	0	0	1	0	0					
Tom Lampkin, L (8, PH)										1	0	0	0	0	0	0					
Inning Stats	R: 0 E: 0 K: 1 S: 7	H: 0 LOB: 0 BB: 0 P: 8	R: 0 E: 0 K: 1 S: 6	H: 0 LOB: 0 BB: 0 P: 8	R: 0 E: 0 K: 1 S: 8	H: 0 LOB: 1 BB: 1 P: 15	R: 0 E: 0 K: 0 S: 7	H: 0 LOB: 0 BB: 0 P: 10	R: 1 E: 0 K: 0 S: 8	H: 2 LOB: 0 BB: 0 P: 11	R: 0 E: 0 K: 0 S: 4	H: 0 LOB: 0 BB: 0 P: 5	R: 0 E: 0 K: 1 S: 6	H: 0 LOB: 0 BB: 1 P: 8	R: 0 E: 0 K: 1 S: 8	H: 0 LOB: 1 BB: 1 P: 16	1B: 1 2B: 0 3B: 0 HR: 1	SF: 0 SAC: 0 DP: 1 HBP: 1	WP: 0 PB: 0 CS: 1	PA: 31	
PITCHER	IP	WLS	BF	H	R	ER	SO	BB	IBB	HBP	BLK	WP	HR	S	P	ERA	WHIP				
Dave Stewart, R ERA: 8.03	(1, 1)	7.0	W	24	2	1	1	3	2	0	0	0	0	1	47	71	1.29	0.571			
Mike Timlin, R ERA: 3.8	(8, 1)	1.0		3	0	0	0	1	0	0	0	0	0	6	8	0.00	0.000				
Duane Ward, R ERA: 2.7	(9, 1)	1.0	S	4	0	0	0	1	1	0	1	0	0	8	16	0.00	1.000				

Milwaukee Brewers @ Toronto Blue Jays
SkyDome, Toronto, ON
Mon May 24, 1993, 3:33 AM EDT
Att: 50,494 - Dome

AB 27
R 1
H 2
RBI 1
BB 3
SO 5
LOB 6



Batter	1	2	3	4	5	6	7	8	9	AB	R	H	RBI	BB	SO	LOB	BOTTOM			
Devon White, S OBP: 0.372, SLG: 0.551	0-0 HR	3-3 K		2-2 HR		3-1 F9				4	2	2	3	0	1	1				
Roberto Alomar, S OBP: 0.375, SLG: 0.388	1-2 F9		3-2 L9	1-2 G3			0-0 L8 S 1B			4	0	1	0	0	0	0				
Paul Molitor, R OBP: 0.400, SLG: 0.494	1-3 K		1-0 1B 1B	1-0 S 1B			3-2 L8 1-3			4	1	2	0	0	1	1				
Joe Carter, R OBP: 0.339, SLG: 0.649	0-0 2B		0-2 F9	2-3 K			2-2 F8			4	0	1	0	0	1	2				
John Olerud, L OBP: 0.500, SLG: 0.637	4-0 BB		0-0 1B	1-3 1B		1-0 G6-3 HBP		0-0 G6-3		2	0	1	0	1	0	0				
Ed Sprague, R OBP: 0.276, SLG: 0.396	3-3 K		2-1 1B	1-2 1B		1-0 G6-3 1-2f		3-2 F8		4	0	1	1	0	1	3				
Turner Ward, S OBP: 0.259, SLG: 0.354		1-1 3B	0-1 F7	0-1 K		1-3 K		0-2 G6-3		4	0	1	0	0	1	2				
Pat Borders, R OBP: 0.250, SLG: 0.358		1-3 K		4-1 FC1-6 BB		1-0 G5-3				2	0	0	0	1	1	1				
Alfredo Griffin, S OBP: 0.341, SLG: 0.359		0-0 G4-3		0-0 FC1-6 HR		3-2 1B				3	1	1	0	0	0	2				
Inning Stats	R: 1 E: 0 K: 2 S: 15	H: 2 LOB: 2 BB: 1 P: 24	R: 0 E: 0 K: 2 S: 9	H: 1 LOB: 1 BB: 0 P: 14	R: 1 E: 0 K: 0 S: 12	H: 3 LOB: 2 BB: 0 P: 18	R: 2 E: 0 K: 1 S: 13	H: 2 LOB: 1 BB: 1 P: 23	R: 0 E: 0 K: 1 S: 4	H: 0 LOB: 0 BB: 0 P: 7	R: 0 E: 0 K: 0 S: 6	H: 1 LOB: 0 BB: 0 P: 13	R: 0 E: 0 K: 0 S: 10	H: 1 LOB: 0 BB: 0 P: 15	R: 0 E: 0 K: 0 S: 7	H: 0 LOB: 0 BB: 0 P: 10	1B: 6 2B: 1 3B: 1 HR: 2	SF: 0 SAC: 0 DP: 1 HBP: 1	WP: 0 PB: 0 CS: 0	PA: 34
PITCHER	IP	WLS	BF	H	R	ER	SO	BB	IBB	HBP	BLK	WP	HR	S	P	ERA	WHIP			
Mike Boddicker, R ERA: 4.34	(1, 1)	8.0	L	34	10	4	4	6	2	0	1	0	2	76	124	4.50	1.500			

Milwaukee Brewers @ Toronto Blue Jays
SkyDome, Toronto, ON
Mon May 24, 1993, 3:33 AM EDT
Att: 50,494 - Dome

AB 31
R 4
H 10
RBI 4
BB 2
SO 6
LOB 12



Batter	1	2	3	4	5	6	7	8	9	AB	R	H	RBI	BB	SO	LOB	TOP										
Darryl Hamilton, L OBP: 0.390, SLG: 0.384 (1, 9)	FC4-5 2B	CS	F8			SH3-1 SF8 1B		WP 2B		4	1	3	0	0	0	0	Milwaukee Brewers @ Toronto Blue Jays SkyDome, Toronto, ON Tue May 25 1993, 7:05 PM EDT Att: 50,504 - Dome										
Bill Spiers, L OBP: 0.302, SLG: 0.270 (1, 4)	FC4-5 1B		G3-1			SH3-1		F7		3	0	0	0	0	0	2											
Greg Vaughn, R OBP: 0.411, SLG: 0.542 (1, 10)	WP 1B		K			SF8				2	0	1	1	1	1	0											
Kevin Reimer, L OBP: 0.297, SLG: 0.464 Tom Brunansky, R OBP: 0.202, SLG: 0.228 (8, 9)	K				G6-3			G4-3		4	0	0	0	0	2	4											
Robin Yount, R OBP: 0.289, SLG: 0.294 (1, 8)	F9				F9					4	0	0	0	0	1	2											
B.J. Surhoff, L OBP: 0.217, SLG: 0.155 (1, 5)		K			G3			F8		4	0	0	0	0	1	0											
John Jaha, R OBP: 0.315, SLG: 0.354 (1, 3)		HR				K				4	1	2	1	0	2	0											
Pat Listach, S OBP: 0.306, SLG: 0.303 (1, 6)		G4-3				G4-3		G4-3		3	0	0	0	0	0	1											
Joe Knack, R OBP: 0.291, SLG: 0.257 Bill Doran, S OBP: 0.278, SLG: 0.277 Tom Lampkin, L (8, 2)						F9				2	0	1	0	0	0	0											
								K		1	0	0	0	0	1	0											
										0	0	0	0	0	0	0											
Inning Stats	R: 0 E: 0 K: 1 S: 7	H: 2 LOB: 2 BB: 0 P: 7	R: 1 E: 0 K: 1 S: 6	H: 2 LOB: 0 BB: 0 P: 6	R: 0 E: 0 K: 1 S: 5	H: 0 LOB: 0 BB: 0 P: 5	R: 0 E: 0 K: 0 S: 10	H: 0 LOB: 0 BB: 0 P: 16	R: 0 E: 0 K: 1 S: 7	H: 0 LOB: 0 BB: 0 P: 12	R: 1 E: 0 K: 1 S: 11	H: 1 LOB: 0 BB: 0 P: 17	R: 0 E: 0 K: 1 S: 12	H: 1 LOB: 1 BB: 0 P: 19	R: 0 E: 0 K: 1 S: 10	H: 1 LOB: 2 BB: 1 P: 19	R: 0 E: 0 K: 1 S: 7	H: 0 LOB: 0 BB: 0 P: 9	1B: 4 2B: 2 3B: 0 HR: 1	SF: 1 SAC: 1 DP: 0 HBP: 0	WP: 2 PB: 0 CS: 1	PA: 35					
PITCHER	IP	WLS	BF	H	R	ER	SO	BB	IBB	HBP	BLK	WP	HR	S	P	ERA	WHIP										
Juan Guzman, R ERA: 4.1 (1, 1)	7.2	W	30	7	2	2	7	1	0	0	0	2	1	66	99	2.35	1.043										
Mike Timlin, R ERA: 3.74 (8, 1)	0.1		1	0	0	0	0	0	0	0	0	0	0	2	2	0.00	0.000										
Duane Ward, R ERA: 2.57 (9, 1)	1.0	S	3	0	0	0	1	0	0	0	0	0	0	7	9	0.00	0.000										

Batter	1	2	3	4	5	6	7	8	9	AB	R	H	RBI	BB	SO	LOB	BOTTOM																
Devon White, S OBP: 0.369, SLG: 0.543 (1, 8)	F8		E G6-3 1B			F9		F7		4	1	1	0	0	0	0	Milwaukee Brewers @ Toronto Blue Jays SkyDome, Toronto, ON Tue May 25 1993, 7:05 PM EDT Att: 50,504 - Dome																
Roberto Alomar, S OBP: 0.372, SLG: 0.385 (1, 4)	BB 2B		G6-3			G3		G1-3		4	1	1	1	0	0	0																	
Paul Molitor, R OBP: 0.407, SLG: 0.503 (1, 10)	2B 1B		F7					E S 1B		3	2	2	0	1	0	0																	
Joe Carter, R OBP: 0.342, SLG: 0.651 (1, 7)	BB		F8			F7		G3-6-1 1B		4	0	2	3	0	0	1																	
John Olerud, L OBP: 0.495, SLG: 0.624 (1, 3)	2B					F8		G3-6-1 1B		3	0	0	0	1	1	2																	
Ed Sprague, R OBP: 0.286, SLG: 0.404 (1, 5)	F8					G5-3 IBB		G3-6-1 1B		2	0	1	0	1	0	1																	
Darrin Jackson, R OBP: 0.257, SLG: 0.338 Turner Ward, S OBP: 0.259, SLG: 0.354 (7, 9)						L5		G5-3		3	0	0	0	0	1	4																	
Pat Borders, R OBP: 0.252, SLG: 0.357 (1, 2)						G5-3		G5-3		3	0	1	0	0	0	1																	
Alfredo Griffin, S OBP: 0.318, SLG: 0.333 (1, 6)						F7		L4		3	0	0	0	0	0	1																	
										1B: 5 2B: 3 3B: 0 HR: 0	SF: 0 SAC: 0 DP: 3 HBP: 0	WP: 0 PB: 0 CS: 0	PA: 32																				
Inning Stats	R: 2 E: 0 K: 1 S: 7	H: 2 LOB: 1 BB: 1 P: 11	R: 0 E: 0 K: 1 S: 5	H: 1 LOB: 0 BB: 0 P: 5	R: 1 E: 1 K: 0 S: 6	H: 1 LOB: 0 BB: 0 P: 11	R: 0 E: 0 K: 0 S: 9	H: 1 LOB: 1 BB: 0 P: 13	R: 0 E: 0 K: 0 S: 7	H: 0 LOB: 0 BB: 0 P: 11	R: 0 E: 0 K: 0 S: 13	H: 1 LOB: 2 BB: 2 P: 22	R: 0 E: 0 K: 0 S: 6	H: 0 LOB: 0 BB: 0 P: 11	R: 1 E: 0 K: 0 S: 9	H: 2 LOB: 0 BB: 0 P: 15	IP	WLS	BF	H	R	ER	SO	BB	IBB	HBP	BLK	WP	HR	S	P	ERA	WHIP
Bill Wegman, R ERA: 3.47 (1, 1)	7.1	L	30	7	4	3	2	2	1	0	0	0	0	57	90	3.68	1.227																
Mike Fetters, R ERA: 3.21 (8, 1)	0.2		2	1	0	0	0	0	0	0	0	0	0	5	9	0.00	1.500																

Batter	1	2	3	4	5	6	7	8	9	AB	R	H	RBI	BB	SO	LOB	TOP				
Darryl Hamilton, L OBP: 0.391, SLG: 0.385 (1, 9)										5	1	2	1	0	0	1	Milwaukee Brewers @ Toronto Blue Jays SkyDome, Toronto, ON Wed May 26 1993, 7:05 PM EDT Att: 50,483 - Dome				
Bill Spillers, L OBP: 0.305, SLG: 0.288 (1, 4)										3	0	1	1	0	0	1					
Greg Vaughn, R OBP: 0.417, SLG: 0.561 (1, 10)										4	1	2	2	1	2	1					
Kevin Reimer, L OBP: 0.287, SLG: 0.448 (1, 7)										5	0	0	0	0	2	5					
Robin Yount, R OBP: 0.317, SLG: 0.330 Tom Brunansky, R OBP: 0.200, SLG: 0.225 (7, 9)											3	1	3	0	1	0		0			
John Jaha, R OBP: 0.318, SLG: 0.351 (1, 3)										4	2	1	0	1	0	4					
B.J. Surhoff, L OBP: 0.231, SLG: 0.174 (1, 5)										5	2	3	1	0	0	2					
Pat Listach, S OBP: 0.303, SLG: 0.300 (1, 6)										5	1	1	0	0	3	5					
Tom Lampkin, L OBP: 0.143, SLG: 0.333 (1, 2)										4	0	1	3	0	0	3					
Inning Stats	R: 0 E: 0 K: 1 S: 12	H: 1 LOB: 1 BB: 0 P: 16	R: 2 E: 0 K: 1 S: 17	H: 3 LOB: 1 BB: 0 P: 24	R: 0 E: 0 K: 2 S: 9	H: 0 LOB: 0 BB: 0 P: 13	R: 6 E: 0 K: 0 S: 20	H: 6 LOB: 0 BB: 0 P: 30	R: 0 E: 0 K: 1 S: 11	H: 1 LOB: 3 BB: 1 P: 18	R: 0 E: 0 K: 0 S: 8	H: 0 LOB: 2 BB: 2 P: 9	R: 0 E: 0 K: 1 S: 11	H: 1 LOB: 2 BB: 0 P: 18	R: 0 E: 0 K: 0 S: 9	H: 1 LOB: 1 BB: 0 P: 12	1B: 10 2B: 2 3B: 1 HR: 1	SF: 2 SAC: 0 DP: 0 HBP: 1	WP: 3 PB: 0 CS: 2	PA: 45	
PITCHER	IP WLS BF H R ER SO BB IBB HBP BLK WP HR S P ERA WHIP	IP WLS BF H R ER SO BB IBB HBP BLK WP HR S P ERA WHIP	IP WLS BF H R ER SO BB IBB HBP BLK WP HR S P ERA WHIP	IP WLS BF H R ER SO BB IBB HBP BLK WP HR S P ERA WHIP	IP WLS BF H R ER SO BB IBB HBP BLK WP HR S P ERA WHIP	IP WLS BF H R ER SO BB IBB HBP BLK WP HR S P ERA WHIP	IP WLS BF H R ER SO BB IBB HBP BLK WP HR S P ERA WHIP	IP WLS BF H R ER SO BB IBB HBP BLK WP HR S P ERA WHIP	IP WLS BF H R ER SO BB IBB HBP BLK WP HR S P ERA WHIP	IP WLS BF H R ER SO BB IBB HBP BLK WP HR S P ERA WHIP	IP WLS BF H R ER SO BB IBB HBP BLK WP HR S P ERA WHIP	IP WLS BF H R ER SO BB IBB HBP BLK WP HR S P ERA WHIP	IP WLS BF H R ER SO BB IBB HBP BLK WP HR S P ERA WHIP	IP WLS BF H R ER SO BB IBB HBP BLK WP HR S P ERA WHIP	IP WLS BF H R ER SO BB IBB HBP BLK WP HR S P ERA WHIP	IP WLS BF H R ER SO BB IBB HBP BLK WP HR S P ERA WHIP	IP WLS BF H R ER SO BB IBB HBP BLK WP HR S P ERA WHIP	IP WLS BF H R ER SO BB IBB HBP BLK WP HR S P ERA WHIP	IP WLS BF H R ER SO BB IBB HBP BLK WP HR S P ERA WHIP	IP WLS BF H R ER SO BB IBB HBP BLK WP HR S P ERA WHIP	IP WLS BF H R ER SO BB IBB HBP BLK WP HR S P ERA WHIP
Jack Morris, R ERA: 10.24 (1, 1)	4.0 L	2.0 11	2.0 8	1.0 0	1.0 0	1.0 0	1.0 0	1.0 0	1.0 0	1.0 0	1.0 0	1.0 0	1.0 0	1.0 0	1.0 0	1.0 0	18.00	2.500			
Tony Castillo, L ERA: 1.25 (5, 1)	2.0 8	2.0 1	2.0 0	2.0 0	2.0 0	2.0 0	2.0 0	2.0 0	2.0 0	2.0 0	2.0 0	2.0 0	2.0 0	2.0 0	2.0 0	2.0 0	0.00	1.500			
Mark Eichhorn, R ERA: 3.63 (7, 1)	2.0 1	2.0 0	2.0 0	2.0 0	2.0 0	2.0 0	2.0 0	2.0 0	2.0 0	2.0 0	2.0 0	2.0 0	2.0 0	2.0 0	2.0 0	2.0 0	0.00	0.500			
Woody Williams, R ERA: 2.84 (9, 1)	1.0 4	1.0 1	1.0 0	1.0 0	1.0 0	1.0 0	1.0 0	1.0 0	1.0 0	1.0 0	1.0 0	1.0 0	1.0 0	1.0 0	1.0 0	1.0 0	0.00	1.000			

Batter	1	2	3	4	5	6	7	8	9	AB	R	H	RBI	BB	SO	LOB	BOTTOM				
Devon White, S OBP: 0.366, SLG: 0.532 Turner Ward, S OBP: 0.255, SLG: 0.347 (1, 8)										3	0	0	0	1	0	2	Milwaukee Brewers @ Toronto Blue Jays SkyDome, Toronto, ON Wed May 26 1993, 7:05 PM EDT Att: 50,483 - Dome				
Roberto Alomar, S OBP: 0.375, SLG: 0.387 (1, 4)										4	1	2	0	0	0	3					
Paul Molitor, R OBP: 0.409, SLG: 0.503 Darnell Coles, R OBP: 0.357, SLG: 0.424 (1, 3)										4	0	2	1	0	0	0					
Joe Carter, R OBP: 0.337, SLG: 0.640 Willie Canate, R (8, 7)										3	0	0	0	0	1	2					
John Olerud, L OBP: 0.495, SLG: 0.627 (1, 10)										4	0	2	0	0	0	2					
Ed Sprague, R OBP: 0.291, SLG: 0.403 (1, 5)										3	0	1	0	1	1	1					
Darrin Jackson, R OBP: 0.257, SLG: 0.336 (1, 9)										4	0	1	0	0	1	4					
Pat Borders, R OBP: 0.252, SLG: 0.354 (1, 2)										4	0	1	0	0	0	1					
Alfredo Griffin, S OBP: 0.319, SLG: 0.333 Domingo Cedenno, S (8, 6)										3	0	1	0	0	1	0					
Inning Stats	R: 1 E: 0 K: 1 S: 13	H: 2 LOB: 1 BB: 0 P: 20	R: 0 E: 0 K: 0 S: 8	H: 1 LOB: 0 BB: 0 P: 11	R: 0 E: 0 K: 1 S: 9	H: 1 LOB: 1 BB: 0 P: 11	R: 0 E: 0 K: 1 S: 10	H: 2 LOB: 2 BB: 0 P: 16	R: 0 E: 0 K: 0 S: 8	H: 0 LOB: 1 BB: 1 P: 12	R: 0 E: 0 K: 0 S: 6	H: 0 LOB: 2 BB: 1 P: 11	R: 0 E: 0 K: 0 S: 10	H: 1 LOB: 2 BB: 1 P: 20	R: 0 E: 0 K: 0 S: 7	H: 0 LOB: 0 BB: 0 P: 12	1B: 9 2B: 1 3B: 0 HR: 0	SF: 0 SAC: 0 DP: 1 HBP: 0	WP: 0 PB: 0 CS: 1	PA: 38	
PITCHER	IP WLS BF H R ER SO BB IBB HBP BLK WP HR S P ERA WHIP	IP WLS BF H R ER SO BB IBB HBP BLK WP HR S P ERA WHIP	IP WLS BF H R ER SO BB IBB HBP BLK WP HR S P ERA WHIP	IP WLS BF H R ER SO BB IBB HBP BLK WP HR S P ERA WHIP	IP WLS BF H R ER SO BB IBB HBP BLK WP HR S P ERA WHIP	IP WLS BF H R ER SO BB IBB HBP BLK WP HR S P ERA WHIP	IP WLS BF H R ER SO BB IBB HBP BLK WP HR S P ERA WHIP	IP WLS BF H R ER SO BB IBB HBP BLK WP HR S P ERA WHIP	IP WLS BF H R ER SO BB IBB HBP BLK WP HR S P ERA WHIP	IP WLS BF H R ER SO BB IBB HBP BLK WP HR S P ERA WHIP	IP WLS BF H R ER SO BB IBB HBP BLK WP HR S P ERA WHIP	IP WLS BF H R ER SO BB IBB HBP BLK WP HR S P ERA WHIP	IP WLS BF H R ER SO BB IBB HBP BLK WP HR S P ERA WHIP	IP WLS BF H R ER SO BB IBB HBP BLK WP HR S P ERA WHIP	IP WLS BF H R ER SO BB IBB HBP BLK WP HR S P ERA WHIP	IP WLS BF H R ER SO BB IBB HBP BLK WP HR S P ERA WHIP	IP WLS BF H R ER SO BB IBB HBP BLK WP HR S P ERA WHIP	IP WLS BF H R ER SO BB IBB HBP BLK WP HR S P ERA WHIP	IP WLS BF H R ER SO BB IBB HBP BLK WP HR S P ERA WHIP	IP WLS BF H R ER SO BB IBB HBP BLK WP HR S P ERA WHIP	IP WLS BF H R ER SO BB IBB HBP BLK WP HR S P ERA WHIP
Jaime Navarro, R ERA: 4.5 (1, 1)	8.0 W	3.0 0	3.0 0	3.0 0	3.0 0	3.0 0	3.0 0	3.0 0	3.0 0	3.0 0	3.0 0	3.0 0	3.0 0	3.0 0	3.0 0	3.0 0	0.00	1.500			
Doug Henry, R ERA: 5.65 (9, 1)	1.0 3	1.0 0	1.0 0	1.0 0	1.0 0	1.0 0	1.0 0	1.0 0	1.0 0	1.0 0	1.0 0	1.0 0	1.0 0	1.0 0	1.0 0	1.0 0	0.00	0.000			

AB	39
R	8
H	14
RBI	8
BB	3
SO	7
LOB	24



Batter	1	2	3	4	5	6	7	8	9	AB	R	H	RBI	BB	SO	LOB	TOP
Pat Listach, S OBP: 0.292, SLG: 0.288	G5-3		G4-3	FC6-4		F8	K		K	6	0	0	0	0	2	5	
Darryl Hamilton, L OBP: 0.383, SLG: 0.377	K		F8			F9		G4-3		5	1	1	0	0	1	0	
Robin Yount, R OBP: 0.340, SLG: 0.387	1B		HR			1B		F8		5	3	4	1	0	0	0	
Greg Vaughn, R OBP: 0.422, SLG: 0.569	E5		FC5-4			1B		F8		5	2	3	2	0	0	1	
Dickie Thon, R OBP: 0.359, SLG: 0.415	E		FC5-4			1B		G5-3		4	2	2	1	1	0	3	
Tom Brunansky, R OBP: 0.200, SLG: 0.224	E4					G6-3		G5-3		5	1	1	0	0	0	2	
John Jaha, R OBP: 0.316, SLG: 0.343	CS		G4-3			FC3-6		K		3	0	0	0	1	2	2	
B.J. Surhoff, L OBP: 0.245, SLG: 0.198			P6			FC3-6				5	0	3	3	0	0	1	
Joe Krnak, R OBP: 0.298, SLG: 0.257	G3					FC6-4		K		4	0	1	0	0	1	3	
Inning Stats	R: 3 H: 2 E: 2 K: 1 S: 15	H: 2 R: 0 ER: 0 LOB: 0 BB: 0 P: 22	H: 2 R: 1 ER: 1 LOB: 1 BB: 0 P: 19	H: 1 R: 0 ER: 0 LOB: 2 BB: 1 P: 22	H: 4 R: 3 ER: 0 LOB: 2 BB: 0 P: 16	H: 2 R: 0 ER: 0 LOB: 2 BB: 0 P: 15	H: 0 R: 0 ER: 0 LOB: 0 BB: 0 P: 12	H: 3 R: 2 ER: 0 LOB: 1 BB: 0 P: 15	1B: 12 2B: 2 3B: 0 HR: 1	SF: 0 SAC: 1 DP: 0 HBP: 1	WP: 0 PB: 0 CS: 1	PA: 47					
PITCHER	IP WLS BF H R ER SO BB IBB HBP BLK WP HR S P ERA WHIP																
Al Leiter, L ERA: 6.55	4.0 L 21 7 6 3 1 1 0 0 0 0 0 1 50 79 6.75 2.000																
Woody Williams, R ERA: 3.24	2.0 11 4 1 1 2 1 0 0 0 0 0 22 33 4.50 2.500																
Mark Eichhorn, R ERA: 3.44	2.0 8 1 0 0 2 0 0 1 0 0 0 16 27 0.00 0.500																
Mike Timlin, R ERA: 4.37	1.0 6 3 2 2 1 0 0 0 0 0 0 11 15 18.00 3.000																

Milwaukee Brewers @ Toronto Blue Jays
 SkyDome, Toronto, ON
 Thu May 27 1993, 3:33 AM EDT
 Att: 50,487 - Dome

AB	42
R	9
H	15
RBI	7
BB	2
SO	6
LOB	17



Batter	1	2	3	4	5	6	7	8	9	AB	R	H	RBI	BB	SO	LOB	BOTTOM
Devon White, S OBP: 0.369, SLG: 0.535	E9		F7				K			3	1	1	0	1	1	0	
Roberto Alomar, S OBP: 0.373, SLG: 0.381	F7		F7					G4-3		3	0	0	0	1	0	1	
Paul Molitor, R OBP: 0.406, SLG: 0.497	1B		G6-3					F7		4	0	1	1	0	0	2	
Joe Carter, R OBP: 0.330, SLG: 0.626	P4							G4-3		4	0	0	0	0	0	1	
John Olerud, L OBP: 0.489, SLG: 0.618			G3-1					P6		4	0	1	0	0	0	0	
Ed Sprague, R OBP: 0.284, SLG: 0.392	G5-3							K		4	0	0	0	0	2	2	
Turner Ward, S OBP: 0.271, SLG: 0.415			F7					G3-1		4	1	2	1	0	0	0	
Randy Knorr, R OBP: 0.179, SLG: 0.346	G5-3									3	1	1	1	1	0	1	
Alfredo Griffin, S OBP: 0.300, SLG: 0.313	L9							P6		3	0	0	0	0	0	1	
Inning Stats	R: 1 H: 3 E: 1 K: 0 S: 12	H: 0 R: 0 ER: 0 LOB: 0 BB: 0 P: 10	H: 0 R: 0 ER: 0 LOB: 0 BB: 0 P: 15	H: 0 R: 0 ER: 0 LOB: 0 BB: 0 P: 10	H: 1 R: 0 ER: 0 LOB: 2 BB: 3 P: 28	H: 0 R: 0 ER: 0 LOB: 0 BB: 0 P: 9	H: 0 R: 0 ER: 0 LOB: 0 BB: 0 P: 11	H: 0 R: 0 ER: 0 LOB: 0 BB: 0 P: 13	H: 1 R: 0 ER: 0 LOB: 1 BB: 0 P: 12	1B: 3 2B: 1 3B: 0 HR: 2	SF: 0 SAC: 0 DP: 1 HBP: 0	WP: 0 PB: 1 CS: 0	PA: 35				
PITCHER	IP WLS BF H R ER SO BB IBB HBP BLK WP HR S P ERA WHIP																
Ricky Bones, R ERA: 5.87	7.0 W 28 5 3 3 2 3 0 0 0 0 0 2 58 104 3.86 1.143																
Graeme Lloyd, L ERA: 1.71	2.0 7 1 0 0 1 0 0 0 0 0 0 14 25 0.00 0.500																



Milwaukee Brewers @ Toronto Blue Jays
 SkyDome, Toronto, ON
 Thu May 27 1993, 3:33 AM EDT
 Att: 50,487 - Dome


AB	32
R	3
H	6
RBI	3
BB	3
SO	3
LOB	8




Batter	1	2	3	4	5	6	7	8	9	AB	R	H	RBI	BB	SO	LOB	TOP										
Devon White, S OBP: 0.364, SLG: 0.531 (1, 8)										5	0	1	0	0	3	0	Toronto Blue Jays @ Oakland Athletics Oakland-Alameda County Coliseum, Oakland, CA Fri May 28 1993, 7:05 PM PDT Att: 30,351 - Unknown - 68 F										
Roberto Alomar, S OBP: 0.368, SLG: 0.387 (1, 4)										5	1	1	0	0	0	1											
Paul Molitor, R OBP: 0.412, SLG: 0.497 (1, 10)										2	1	1	0	2	0	0											
John Olerud, L OBP: 0.485, SLG: 0.609 (1, 3)										4	0	1	1	0	2	3											
Darnell Coles, R OBP: 0.351, SLG: 0.413 (1, 9)										4	0	1	1	0	0	4											
Ed Sprague, R OBP: 0.289, SLG: 0.395 (1, 5)										4	0	2	0	0	0	0											
Turner Ward, S OBP: 0.270, SLG: 0.393 (1, 7)										3	0	0	0	1	0	2											
Pat Borders, R OBP: 0.245, SLG: 0.345 (1, 2)										4	0	0	0	0	0	4											
Alfredo Griffin, S OBP: 0.283, SLG: 0.294 (1, 6)										3	0	0	0	0	0	1											
Joe Carter, R OBP: 0.328, SLG: 0.623 (9, PH)										1	0	0	0	0	0	0											
Inning Stats	R: 0 E: 0 K: 0 S: 11	H: 1 LOB: 2 BB: 1 P: 20	R: 0 E: 0 K: 0 S: 7	H: 0 LOB: 0 BB: 0 P: 12	R: 1 E: 0 K: 1 S: 14	H: 2 LOB: 2 BB: 1 P: 24	R: 0 E: 1 K: 0 S: 11	H: 0 LOB: 1 BB: 0 P: 17	R: 0 E: 0 K: 0 S: 5	H: 0 LOB: 0 BB: 0 P: 7	R: 0 E: 0 K: 1 S: 14	H: 1 LOB: 2 BB: 1 P: 23	R: 0 E: 0 K: 1 S: 8	H: 0 LOB: 0 BB: 0 P: 12	R: 1 E: 0 K: 1 S: 15	H: 3 LOB: 2 BB: 0 P: 22	R: 0 E: 0 K: 1 S: 7	H: 0 LOB: 0 BB: 0 P: 9	1B: 5 2B: 1 3B: 1 HR: 0	SF: 0 SAC: 0 DP: 0 HBP: 0	WP: 0 PB: 0 SB: 1 CS: 0	PA: 38					
PITCHER	IP	WLS	BF	H	R	ER	SO	BB	IBB	HBP	BLK	WP	HR	S	P	ERA	WHIP										
Bobby Witt, R ERA: 3.8 (1, 1)	8.0	W	35	7	2	2	4	3	0	0	0	0	0	85	137	2.25	1.250										
Rick Honeycutt, L ERA: 3.5 (9, 1)	1.0	S	3	0	0	0	1	0	0	0	0	0	0	7	9	0.00	0.000										

Batter	1	2	3	4	5	6	7	8	9	AB	R	H	RBI	BB	SO	LOB	BOTTOM										
Rickey Henderson, R OBP: 0.465, SLG: 0.492 (1, 7)										3	1	1	0	1	1	1	Toronto Blue Jays @ Oakland Athletics Oakland-Alameda County Coliseum, Oakland, CA Fri May 28 1993, 7:05 PM PDT Att: 30,351 - Unknown - 68 F										
Brent Gates, S OBP: 0.374, SLG: 0.416 (1, 4)										3	0	1	2	1	1	1											
Ruben Sierra, S OBP: 0.271, SLG: 0.419 (1, 9)										3	0	0	0	1	1	2											
Dave Henderson, R OBP: 0.294, SLG: 0.478 (1, 10)										4	0	1	0	0	0	4											
Terry Steinbach, R OBP: 0.354, SLG: 0.441 (1, 2)										4	0	2	0	0	1	0											
Mike Aldrete, L (1, 3)										4	0	0	0	0	3	3											
Kevin Seitzer, R OBP: 0.291, SLG: 0.340 (1, 5)										4	1	1	0	0	0	1											
Mike Bordick, R OBP: 0.353, SLG: 0.341 (1, 6)										4	0	0	0	0	0	2											
Lance Blankenship, R OBP: 0.371, SLG: 0.286 (1, 8)										4	1	1	0	0	0	1											
Inning Stats	R: 0 E: 0 K: 1 S: 8	H: 1 LOB: 0 BB: 0 P: 13	R: 0 E: 0 K: 2 S: 8	H: 0 LOB: 0 BB: 0 P: 10	R: 0 E: 0 K: 1 S: 10	H: 1 LOB: 1 BB: 0 P: 18	R: 0 E: 0 K: 2 S: 11	H: 2 LOB: 2 BB: 0 P: 12	R: 2 E: 2 K: 0 S: 23	H: 1 LOB: 2 BB: 2 P: 38	R: 0 E: 0 K: 0 S: 11	H: 1 LOB: 1 BB: 0 P: 11	R: 0 E: 1 K: 0 S: 20	H: 0 LOB: 2 BB: 1 P: 27	R: 1 E: 2 K: 1 S: 12	H: 1 LOB: 1 BB: 0 P: 15		R: 0 E: 2 K: 1 S: 12	H: 1 LOB: 1 BB: 0 P: 15	1B: 7 2B: 1 3B: 0 HR: 0	SF: 0 SAC: 0 DP: 1 HBP: 0	WP: 0 PB: 0 SB: 2 CS: 0	PA: 36				
PITCHER	IP	WLS	BF	H	R	ER	SO	BB	IBB	HBP	BLK	WP	HR	S	P	ERA	WHIP										
Pat Hentgen, R ERA: 2.78 (1, 1)	6.1	L	29	6	2	0	6	3	0	0	0	0	0	85	122	0.00	1.421										
Danny Cox, R ERA: 2.27 (7, 1)	1.2	L	7	1	1	0	1	0	0	0	0	0	0	18	22	0.00	0.600										

Batter	1	2	3	4	5	6	7	8	9	AB	R	H	RBI	BB	SO	LOB	TOP											
Devon White, S OBP: 0.371, SLG: 0.530	G4-3	FC5-2								4	2	2	0	1	0	3	Toronto Blue Jays @ Oakland Athletics Oakland-Alameda County Coliseum, Oakland, CA Sat May 29 1993, 3:33 AM PDT Att: 30,467 - Cloudy - 71 F											
Roberto Alomar, S OBP: 0.364, SLG: 0.387	G6-3	K								5	1	1	1	0	1	5												
Paul Molitor, R OBP: 0.412, SLG: 0.495	1B		G6-3							5	1	2	0	0	0	1												
Joe Carter, R OBP: 0.330, SLG: 0.615	E5		P7							4	0	1	0	1	0	1												
John Olerud, L OBP: 0.482, SLG: 0.600	G6-3		L7							4	0	1	1	1	0	2												
Ed Sprague, R OBP: 0.292, SLG: 0.391										4	0	1	0	0	0	3												
Darrin Jackson, R OBP: 0.264, SLG: 0.362										4	1	2	1	0	2	2												
Pat Borders, R OBP: 0.245, SLG: 0.342										4	0	1	0	0	1	2												
Domingo Cedenio, S OBP: 0.167, SLG: 0.167										4	0	1	0	0	1	1												
Inning Stats	R: 1 E: 1 K: 0 S: 11	H: 2 LOB: 1 BB: 0 P: 20	R: 0 E: 0 K: 1 S: 14	H: 3 LOB: 3 BB: 0 P: 23	R: 0 E: 0 K: 0 S: 5	H: 0 LOB: 0 BB: 0 P: 9	R: 1 E: 0 K: 0 S: 6	H: 1 LOB: 0 BB: 0 P: 11	R: 2 E: 0 K: 0 S: 17	H: 3 LOB: 1 BB: 1 P: 26	R: 0 E: 0 K: 2 S: 15	H: 2 LOB: 2 BB: 0 P: 23	R: 0 E: 0 K: 1 S: 13	H: 1 LOB: 2 BB: 0 P: 20	R: 1 E: 1 K: 1 S: 8	H: 0 LOB: 0 BB: 1 P: 16	R: 0 E: 0 K: 0 S: 10	H: 0 LOB: 1 BB: 1 P: 18	1B: 10 2B: 1 3B: 0 HR: 1	SF: 0 SAC: 0 DP: 1 HBP: 1	WP: 0 PB: 0 SB: 1 CS: 1	PA: 43						
PITCHER	IP	WLS	BF	H	R	ER	SO	BB	IBB	HBP	BLK	WP	HR	S	P	ERA	WHIP	PITCHER										
Bob Welch, R ERA: 4.76	5.2	L	28	11	4	3	3	1	0	0	0	0	0	1	64	107	4.76	2.118										
Mike Mohler, L ERA: 5.5	0.1		1	0	0	0	0	0	0	0	0	0	0	4	5	0.00	0.000											
Ed Nunez, R ERA: 3.75	1.1		6	1	0	0	2	0	0	1	0	0	0	16	25	0.00	0.750											
Rick Honeycutt, L ERA: 3.38	0.2		3	0	1	0	0	1	0	0	0	0	0	5	11	0.00	1.500											
Kelly Downs, R ERA: 6.32	1.0		4	0	0	0	0	1	0	0	0	0	0	10	18	0.00	1.000											
Batter	1	2	3	4	5	6	7	8	9	AB	R	H	RBI	BB	SO	LOB	BOTTOM											
Rickey Henderson, R OBP: 0.466, SLG: 0.488	K									3	1	1	0	1	2	1	Toronto Blue Jays @ Oakland Athletics Oakland-Alameda County Coliseum, Oakland, CA Sat May 29 1993, 3:33 AM PDT Att: 30,467 - Cloudy - 71 F											
Brent Gates, S OBP: 0.379, SLG: 0.413	G4-3									3	1	1	0	1	0	1												
Ruben Sierra, S OBP: 0.270, SLG: 0.415	F7									4	0	1	1	0	1	3												
Dave Henderson, R OBP: 0.285, SLG: 0.462										4	1	0	0	0	0	2												
Terry Steinbach, R OBP: 0.351, SLG: 0.436										4	0	1	1	0	0	0												
Kevin Seitzer, R OBP: 0.296, SLG: 0.345										4	0	2	1	0	0	0												
Marcos Armas, R OBP: 0.167, SLG: 0.500										3	0	0	0	0	2	3												
Mike Aldrete, L (9, PH)										1	0	0	0	0	0	0		AB 32 R 3 H 7 RBI 3 BB 2 SO 5 LOB 10										
Mike Bordick, R OBP: 0.344, SLG: 0.331										4	0	0	0	0	0	0												
Lance Blankenship, R OBP: 0.373, SLG: 0.290										2	0	1	0	0	0	0												
Inning Stats	R: 0 E: 0 K: 1 S: 8	H: 0 LOB: 0 BB: 0 P: 11	R: 0 E: 0 K: 0 S: 8	H: 0 LOB: 0 BB: 0 P: 12	R: 0 E: 0 K: 1 S: 13	H: 0 LOB: 0 BB: 0 P: 20	R: 3 E: 0 K: 1 S: 21	H: 4 LOB: 2 BB: 1 P: 35	R: 0 E: 0 K: 0 S: 12	H: 2 LOB: 2 BB: 1 P: 21	R: 0 E: 0 K: 0 S: 8	H: 1 LOB: 1 BB: 0 P: 11	R: 0 E: 1 K: 1 S: 9	H: 0 LOB: 1 BB: 0 P: 14	R: 0 E: 0 K: 1 S: 9	H: 0 LOB: 0 BB: 0 P: 14	R: 0 E: 0 K: 0 S: 7	H: 0 LOB: 0 BB: 0 P: 9	1B: 7 2B: 2 3B: 0 HR: 0	SF: 0 SAC: 1 DP: 2 HBP: 0	WP: 1 PB: 0 SB: 1 CS: 1	PA: 35						
PITCHER	IP	WLS	BF	H	R	ER	SO	BB	IBB	HBP	BLK	WP	HR	S	P	ERA	WHIP	PITCHER										
Dave Stewart, R ERA: 7.27	5.0	W	21	6	3	3	3	2	0	0	0	0	1	0	15	21	0.00	0.600										
Woody Williams, R ERA: 2.7	1.2		7	1	0	0	1	0	0	0	0	0	0	1	15	21	0.00	0.600										
Tony Castillo, L ERA: 1.23	0.1		1	0	0	0	0	0	0	0	0	0	0	2	4	0.00	0.000											
Mike Timlin, R ERA: 4.18	1.0		3	0	0	0	1	0	0	0	0	0	0	9	14	0.00	0.000											
Duane Ward, R ERA: 2.45	1.0	S	3	0	0	0	0	0	0	0	0	0	0	7	9	0.00	0.000											

Batter	1	2	3	4	5	6	7	8	9	AB	R	H	RBI	BB	SO	LOB	TOP					
Devon White, S OBP: 0.364, SLG: 0.517	2-3 K	2-2 G4-3		1-2 F8 1B	0-1 E4 BB		2-2 L7	1-0 P3		6	1	1	0	0	1	4	Toronto Blue Jays @ Oakland Athletics Oakland-Alameda County Coliseum, Oakland, CA Sun May 30, 1993, 3:33 AM PDT Att: 28,167 - Overcast - 67 F AB 42 R 13 H 13 RBI 13 BB 7 SO 6 LOB 22 					
Roberto Alomar, S OBP: 0.398, SLG: 0.384	2-2 G5-3	0-2 1B		3-2 F8	4-0 BB		4-1 E S BB	0-0 L1		4	0	1	2	2	0	1						
Paul Molitor, R OBP: 0.414, SLG: 0.490	2-1 G6-3	1-3 K		1-1 1B	1-1 L7		4-1 BB	4-1 BB		4	0	1	1	2	1	4						
Joe Carter, R OBP: 0.325, SLG: 0.617		0-1 HR	0-3 K	3-1 F9		3-2 P3	1-3 K	0-2 P6		6	1	1	1	0	2	4						
John Olerud, L OBP: 0.488, SLG: 0.615		4-2 1B HBP BB	2-2 HR		0-1 2B 1B	4-2 HR BB		2-0 F9	0-1 F9	4	4	2	1	2	0	1						
Ed Sprague, R OBP: 0.301, SLG: 0.409	2-1 1B HBP	4-1 FC5-4 BB		0-0 L8	3-2 HR		1-2 E5 1B 2B			3	3	1	2	1	0	1						
Darrin Jackson, R OBP: 0.268, SLG: 0.370	2-3 K	0-1 F8		1-0 1B 2B	1-1 F7		0-0 2B 1B			5	2	2	0	0	1	3						
Pat Borders, R OBP: 0.250, SLG: 0.350	2-1 G4-3 1B 1B	0-0 FC5-4		0-0 G5-3	0-3 K		1-2 1B 2B			5	1	2	2	0	1	3						
Domingo Cedenio, S OBP: 0.273, SLG: 0.273	1-1 1B 1B			2-2 G4-3	1-2 BB E 1B		1-0 F8	2-2 L8		5	1	2	4	0	0	1						
Inning Stats	R: 0 E: 0 K: 1 S: 9	H: 0 LOB: 0 BB: 0 P: 15	R: 5 E: 0 K: 2 S: 25	H: 4 LOB: 1 BB: 1 P: 39	R: 1 E: 0 K: 1 S: 11	H: 1 LOB: 1 BB: 1 P: 17	R: 1 E: 0 K: 0 S: 14	H: 2 LOB: 1 BB: 0 P: 22	R: 2 E: 1 K: 0 S: 14	H: 3 LOB: 3 BB: 1 P: 21	R: 2 E: 0 K: 1 S: 17	H: 1 LOB: 0 BB: 1 P: 28	R: 0 E: 0 K: 1 S: 9	H: 0 LOB: 2 BB: 0 P: 21	R: 2 E: 1 K: 0 S: 16	H: 2 LOB: 1 BB: 0 P: 23	R: 0 E: 0 K: 0 S: 7	H: 0 LOB: 1 BB: 1 P: 11	1B: 8 2B: 2 3B: 0 HR: 3	SF: 0 SAC: 0 DP: 0 HBP: 1	WP: 0 PB: 0 SB: 2 CS: 0	PA: 50
PITCHER	IP WLS BF H R ER SO BB IBB HBP BLK WP HR S P ERA WHIP	IP WLS BF H R ER SO BB IBB HBP BLK WP HR S P ERA WHIP															IP WLS BF H R ER SO BB IBB HBP BLK WP HR S P ERA WHIP					
Storm Davis, R ERA: 5.88	(1, 1)	3.2	21	7	7	7	4	2	0	1	0	0	0	0	2	57	90	17.18	2.455			
Kelly Downs, R ERA: 6.27	(4, 1)	1.2	11	3	3	1	0	2	0	0	0	0	0	0	0	24	39	5.40	3.000			
Rich Gossage, R ERA: 2.25	(6, 1)	1.2	8	1	1	1	2	2	0	0	0	0	0	1	18	34	5.40	1.800				
Mike Mohler, L ERA: 5.88	(8, 1)	1.0	L	6	2	2	1	0	0	0	0	0	0	0	16	23	9.00	2.000				
Joe Boever, R ERA: 4.5	(9, 1)	1.0	4	0	0	0	0	1	0	0	0	0	0	0	7	11	0.00	1.000				

Batter	1	2	3	4	5	6	7	8	9	AB	R	H	RBI	BB	SO	LOB	BOTTOM			
Rickey Henderson, R OBP: 0.461, SLG: 0.488	2-1 F7	2-2 FC5-4 BB HR	2-2 G4-3 1B		2-1 G4-3 2B		1-1 L5		1-2 F7	6	1	2	1	0	0	1	Toronto Blue Jays @ Oakland Athletics Oakland-Alameda County Coliseum, Oakland, CA Sun May 30, 1993, 3:33 AM PDT Att: 28,167 - Overcast - 67 F AB 39 R 11 H 13 RBI 10 BB 6 SO 7 LOB 17 			
Brent Gates, S OBP: 0.390, SLG: 0.398	4-2 1B 2B BB	4-1 HR BB	1-0 G4-3		1-2 G4-3		0-2 G6-3			3	2	0	1	2	0	2				
Ruben Sierra, S OBP: 0.274, SLG: 0.428	2-2 P4	1-0 HR	1-0 G4-3		4-0 S IBB		1-1 P5			4	1	1	3	1	0	2				
Troy Neel, L OBP: 0.264, SLG: 0.342	0-1 2B 1B	0-1 G4-3		0-3 K	2-3 K		4-1 G4-3 BB			4	1	1	0	1	2	2				
Terry Steinbach, R OBP: 0.357, SLG: 0.447	2-0 1B 2B		1-3 K	2-2 G3 1B PO	2-3 K		1-3 K			3	0	2	2	0	1	0				
Scott Hemond, R OBP: 0.233, SLG: 0.185	1-1 1B 2B		1-3 K	2-2 G3 1B PO	2-3 K		1-3 K			2	0	0	0	0	2	3				
Kevin Seitzer, R OBP: 0.299, SLG: 0.342	1-2 G6-3		4-2 1B BB	0-1 G3 1B		1-1 G4-3	3-2 G4-3			4	1	1	0	1	0	2				
Mike Aldrete, L OBP: 0.200, SLG: 0.200		2-2 1B SF7 1B	1-2 E 1B	1-0 G3	2-3 K G6-3		1-2 G3			5	2	2	0	0	1	3				
Mike Bordick, R OBP: 0.352, SLG: 0.336	1-0 FC5-4 1B	3-0 E7 2B 1B	4-1 BB		1-0 G6-3		1-2 G6-3		2-2 G6-3	4	1	2	1	1	0	1				
Lance Blankenship, R OBP: 0.374, SLG: 0.306	3-2 SF7	1-2 G4-3 2B	1-1 PO		1-1 G4-3		1-1 G4-3		2-3 K	4	2	2	2	0	1	1				
Inning Stats	R: 2 E: 0 K: 0 S: 14	H: 2 LOB: 1 BB: 1 P: 25	R: 4 E: 0 K: 0 S: 18	H: 3 LOB: 0 BB: 1 P: 31	R: 4 E: 1 K: 1 S: 19	H: 4 LOB: 1 BB: 1 P: 33	R: 0 E: 0 K: 1 S: 11	H: 2 LOB: 2 BB: 1 P: 19	R: 0 E: 0 K: 1 S: 8	H: 0 LOB: 1 BB: 0 P: 13	R: 0 E: 0 K: 0 S: 7	H: 0 LOB: 0 BB: 0 P: 9	R: 0 E: 0 K: 1 S: 10	H: 0 LOB: 1 BB: 1 P: 19	R: 0 E: 0 K: 1 S: 11	H: 0 LOB: 0 BB: 0 P: 16	1B: 9 2B: 3 3B: 0 HR: 1	SF: 1 SAC: 0 DP: 0 HBP: 0	WP: 0 PB: 1 SB: 1 CS: 0	PA: 47
PITCHER	IP WLS BF H R ER SO BB IBB HBP BLK WP HR S P ERA WHIP	IP WLS BF H R ER SO BB IBB HBP BLK WP HR S P ERA WHIP															IP WLS BF H R ER SO BB IBB HBP BLK WP HR S P ERA WHIP			
Juan Guzman, R ERA: 5.18	(1, 1)	2.1	17	7	9	9	1	3	0	0	0	0	0	0	0	75	34.71	4.286		
Mark Eichhorn, R ERA: 3.72	(3, 1)	2.0	12	6	2	2	1	1	0	0	0	0	0	0	27	44	9.00	3.500		
Danny Cox, R ERA: 2.06	(5, 1)	3.2	W	14	0	0	0	4	1	1	0	0	0	0	31	55	0.00	0.273		
Duane Ward, R ERA: 2.35	(9, 1)	1.0	S	3	0	0	0	1	0	0	0	0	0	0	11	16	0.00	0.000		

Batter	1	2	3	4	5	6	7	8	9	AB	R	H	RBI	BB	SO	LOB	TOP									
Devon White, S OBP: 0.365, SLG: 0.511	G3		K					K		4	1	1	0	1	2	1	Toronto Blue Jays @ California Angels Anaheim Stadium, Anaheim, CA Mon May 31 1993, 6:33 AM EDT Att: 30,620 - Overcast - 77 F									
Roberto Alomar, S OBP: 0.369, SLG: 0.397	S BB		P4					G6-3		4	1	1	3	1	0	2										
Paul Molitor, R OBP: 0.418, SLG: 0.485	F7								P3	2	2	0	0	3	0	1										
Joe Carter, R OBP: 0.322, SLG: 0.606 Turner Ward, S OBP: 0.270, SLG: 0.393	K								K	5	0	1	0	0	3	4										
John Olerud, L OBP: 0.495, SLG: 0.651										0	0	0	0	0	0	0										
Ed Sprague, R OBP: 0.304, SLG: 0.425										3	3	2	3	2	0	0										
Darrin Jackson, R OBP: 0.259, SLG: 0.358										3	1	1	3	1	0	0										
Pat Borders, R OBP: 0.262, SLG: 0.379										5	0	0	0	0	0	3										
Domingo Cedenio, S OBP: 0.214, SLG: 0.214										3	0	0	0	0	0	1										
Inning Stats	R: 0 E: 0 K: 1 S: 8	H: 0 LOB: 1 BB: 1 P: 14	R: 1 E: 0 K: 0 S: 8	H: 1 LOB: 0 BB: 0 P: 12	R: 0 E: 0 K: 1 S: 8	H: 0 LOB: 0 BB: 0 P: 11	R: 2 E: 0 K: 0 S: 9	H: 1 LOB: 0 BB: 2 P: 23	R: 1 E: 0 K: 1 S: 11	H: 2 LOB: 2 BB: 1 P: 18	R: 0 E: 0 K: 0 S: 9	H: 0 LOB: 0 BB: 0 P: 13	R: 4 E: 0 K: 0 S: 16	H: 3 LOB: 2 BB: 3 P: 29	R: 0 E: 0 K: 1 S: 8	H: 1 LOB: 1 BB: 0 P: 12	R: 2 E: 0 K: 1 S: 13	H: 1 LOB: 0 BB: 1 P: 22	1B: 4 2B: 0 3B: 0 HR: 5	SF: 1 SAC: 1 DP: 1 HBP: 0	WP: 0 PB: 0 SB: 3 CS: 0	PA: 43				
PITCHER	IP	WLS	BF	H	R	ER	SO	BB	IBB	HBP	BLK	WP	HR	S	P	ERA	WHIP									
John Farrell, R ERA: 5.88	(1, 1)	6.1	L	30	6	8	8	3	5	1	0	0	0	4	60	106	11.37	1.737								
Ken Patterson, L ERA: 5.4	(7, 1)	0.0		2	1	0	0	0	0	1	0	0	0	0	4	8	∞	∞								
Scott Lewis, R ERA: 4.4	(7, 1)	0.2		2	0	0	0	0	0	0	0	0	0	5	6	0.00	0.000									
Darryl Scott, R ERA: 3.5	(8, 1)	1.0		4	1	0	0	1	0	0	0	0	0	8	12	0.00	1.000									
Joe Grahe, R ERA: 3.5	(9, 1)	1.0		5	1	2	2	1	1	0	0	0	0	1	13	22	18.00	2.000								

AB 33
R 10
H 9
RBI 10
BB 8
SO 5
LOB 12



Batter	1	2	3	4	5	6	7	8	9	AB	R	H	RBI	BB	SO	LOB	BOTTOM									
Luis Polonia, L OBP: 0.325, SLG: 0.354	K									3	1	1	0	2	1	2	Toronto Blue Jays @ California Angels Anaheim Stadium, Anaheim, CA Mon May 31 1993, 6:33 AM EDT Att: 30,620 - Overcast - 77 F									
Chad Curtis, R OBP: 0.426, SLG: 0.429	F9									4	0	1	2	1	0	4										
Tim Salmon, R OBP: 0.390, SLG: 0.503	F8									5	0	1	1	0	1	3										
Chili Davis, S OBP: 0.328, SLG: 0.359										5	0	2	0	0	1	2										
Greg Myers, L OBP: 0.294, SLG: 0.359										4	1	0	0	0	0	2										
J.T. Snow, L OBP: 0.307, SLG: 0.449										3	0	1	0	1	0	0										
Torey Lovullo, S OBP: 0.366, SLG: 0.513										3	1	1	0	1	0	2										
Rene Gonzales, R OBP: 0.385, SLG: 0.326										4	1	2	2	0	0	2										
Gary Disarcina, R OBP: 0.255, SLG: 0.312										4	1	2	0	0	0	3										
Inning Stats	R: 0 E: 0 K: 1 S: 6	H: 0 LOB: 0 BB: 0 P: 9	R: 0 E: 0 K: 0 S: 7	H: 1 LOB: 0 BB: 0 P: 11	R: 3 E: 0 K: 0 S: 14	H: 3 LOB: 1 BB: 1 P: 23	R: 1 E: 1 K: 0 S: 11	H: 2 LOB: 2 BB: 0 P: 16	R: 0 E: 0 K: 0 S: 7	H: 0 LOB: 0 BB: 0 P: 10	R: 0 E: 0 K: 0 S: 11	H: 1 LOB: 1 BB: 1 P: 19	R: 0 E: 0 K: 1 S: 15	H: 1 LOB: 2 BB: 1 P: 25	R: 1 E: 0 K: 0 S: 9	H: 2 LOB: 1 BB: 1 P: 17	1B: 10 2B: 2 3B: 0 HR: 0	SF: 0 SAC: 0 DP: 3 HBP: 0	WP: 0 PB: 0 SB: 2 CS: 1	PA: 40						
PITCHER	IP	WLS	BF	H	R	ER	SO	BB	IBB	HBP	BLK	WP	HR	S	P	ERA	WHIP									
Jack Morris, R ERA: 9.47	(1, 1)	6.0	W	26	7	4	3	2	2	0	0	0	0	0	26	44	0.00	2.000								
Woody Williams, R ERA: 2.25	(7, 1)	2.0		9	2	0	0	1	2	0	0	0	0	0	9	17	9.00	3.000								
Mike Timlin, R ERA: 4.38	(9, 1)	1.0		5	2	1	1	0	1	0	0	0	0	0	9	17	9.00	3.000								

AB 35
R 5
H 11
RBI 5
BB 5
SO 3
LOB 20



Batter	1	2	3	4	5	6	7	8	9	AB	R	H	RBI	BB	SO	LOB	TOP			
Devon White, S (1, 8) OBP: 0.363, SLG: 0.506 Turner Ward, S (8, 8) OBP: 0.281, SLG: 0.404	P6		P5		L8				G6-4-3	4	1	1	0	0	0	0	Toronto Blue Jays @ California Angels Anaheim Stadium, Anaheim, CA Tue Jun 01 1993, 10:05 PM EDT Att: 18,198 - Unknown - 73 F			
Roberto Alomar, S (1, 4) OBP: 0.376, SLG: 0.401 Luis Sojo, R (8, 4) OBP: 0.227, SLG: 0.273	F7		BLK 1B SF8 BB				E2 2B 1B		G6-4-3	3	2	2	0	1	0	0				
Paul Molitor, R (1, 10) OBP: 0.419, SLG: 0.483 Willie Canate, R (9, PH)	F9		BLK 1B		P6		2B BB		G1-3	3	0	1	0	1	0	1				
Joe Carter, R (1, 7) OBP: 0.321, SLG: 0.605 Darnell Coles, R (8, 7) OBP: 0.251, SLG: 0.413			SF8 1B		P4		SF7			2	1	1	2	0	0	1				
John Olerud, L (1, 3) OBP: 0.500, SLG: 0.674			1B							0	0	0	0	0	0	0				
Ed Sprague, R (1, 5) OBP: 0.303, SLG: 0.439			1B							3	1	2	3	1	0	0				
Darrin Jackson, R (1, 9) OBP: 0.253, SLG: 0.348										4	1	1	1	0	2	3				
Pat Borders, R (1, 2) OBP: 0.267, SLG: 0.388										4	0	0	0	0	2	0				
Domingo Cedenio, S (1, 6) OBP: 0.222, SLG: 0.222										4	1	1	1	0	1	1				
Inning Stats	R: 0 E: 0 K: 0 S: 4	H: 0 LOB: 0 BB: 0 P: 5	R: 3 E: 0 K: 2 S: 15	H: 3 LOB: 0 BB: 0 P: 19	R: 1 E: 0 K: 0 S: 10	H: 1 LOB: 2 BB: 2 P: 22	R: 0 E: 0 K: 1 S: 8	H: 1 LOB: 0 BB: 0 P: 9	R: 0 E: 0 K: 1 S: 7	H: 0 LOB: 0 BB: 0 P: 9	R: 4 E: 1 K: 1 S: 20	H: 5 LOB: 1 BB: 1 P: 33	R: 0 E: 0 K: 1 S: 7	H: 0 LOB: 0 BB: 0 P: 11	R: 0 E: 0 K: 0 S: 4	H: 1 LOB: 0 BB: 0 P: 6		1B: 8 2B: 2 3B: 0 HR: 2	SF: 2 SAC: 0 DP: 2 HBP: 0	WP: 1 PB: 0 SB: 0 CS: 0
PITCHER	IP WLS BF H R ER SO BB IBB HBP BLK WP HR S P ERA WHIP	IP WLS BF H R ER SO BB IBB HBP BLK WP HR S P ERA WHIP	IP WLS BF H R ER SO BB IBB HBP BLK WP HR S P ERA WHIP	IP WLS BF H R ER SO BB IBB HBP BLK WP HR S P ERA WHIP	IP WLS BF H R ER SO BB IBB HBP BLK WP HR S P ERA WHIP	IP WLS BF H R ER SO BB IBB HBP BLK WP HR S P ERA WHIP	IP WLS BF H R ER SO BB IBB HBP BLK WP HR S P ERA WHIP	IP WLS BF H R ER SO BB IBB HBP BLK WP HR S P ERA WHIP	IP WLS BF H R ER SO BB IBB HBP BLK WP HR S P ERA WHIP	IP WLS BF H R ER SO BB IBB HBP BLK WP HR S P ERA WHIP	IP WLS BF H R ER SO BB IBB HBP BLK WP HR S P ERA WHIP	IP WLS BF H R ER SO BB IBB HBP BLK WP HR S P ERA WHIP	IP WLS BF H R ER SO BB IBB HBP BLK WP HR S P ERA WHIP	IP WLS BF H R ER SO BB IBB HBP BLK WP HR S P ERA WHIP	IP WLS BF H R ER SO BB IBB HBP BLK WP HR S P ERA WHIP	IP WLS BF H R ER SO BB IBB HBP BLK WP HR S P ERA WHIP	IP WLS BF H R ER SO BB IBB HBP BLK WP HR S P ERA WHIP			
Scott Sanderson, R (1, 1) ERA: 3.42	6.0	L	28	9	7	7	4	1	1	0	0	0	0	0	0	0	10.50	1.667		
Scott Lewis, R (7, 1) ERA: 4.66	0.1		3	1	0	0	0	1	0	0	0	0	0	0	0	0	0.00	6.000		
Darryl Scott, R (7, 1) ERA: 4.66	1.2		5	1	1	1	2	0	0	0	0	0	0	0	0	0	5.40	0.600		
Joe Grahe, R (9, 1) ERA: 3.63	1.0		3	1	0	0	0	0	0	0	0	0	0	0	0	0	0.00	1.000		

AB	34
R	8
H	12
RBI	7
BB	3
SO	6
LOB	7



Batter	1	2	3	4	5	6	7	8	9	AB	R	H	RBI	BB	SO	LOB	BOTTOM			
Luis Polonia, L (1, 7) OBP: 0.327, SLG: 0.355 Stan Javier, S (5, 7) OBP: 0.315, SLG: 0.306	G6-3			FC4-6 1B		G5-3				2	0	1	0	0	0	0	Toronto Blue Jays @ California Angels Anaheim Stadium, Anaheim, CA Tue Jun 01 1993, 10:05 PM EDT Att: 18,198 - Unknown - 73 F			
Chad Curtis, R (1, 8) OBP: 0.422, SLG: 0.421	G6-3			FC4-6 S BB 1-2f						3	0	0	0	1	0	2				
Tim Salmon, R (1, 9) OBP: 0.397, SLG: 0.503	K			G5-4-3 BB						2	0	1	0	2	1	0				
Chili Davis, S (1, 10) OBP: 0.320, SLG: 0.350				G5-4-3						4	0	0	0	0	0	6				
Rene Gonzales, R (1, 5) OBP: 0.375, SLG: 0.316				G5-4-3						4	0	0	0	0	0	1				
Damon Easley, R (1, 4) OBP: 0.373, SLG: 0.410				K						3	0	0	0	0	3	0				
J.T. Snow, L (1, 3) OBP: 0.308, SLG: 0.443				L7						2	0	0	0	1	0	0				
Gary Disarcina, R (1, 6) OBP: 0.251, SLG: 0.308 Torey Lovullo, S (8, 6) OBP: 0.351, SLG: 0.506				G5-3						2	0	0	0	0	1	1				
John Orton, R (1, 2) OBP: 0.238, SLG: 0.288				K						2	0	0	0	1	1	0				
Inning Stats	R: 0 E: 0 K: 1 S: 10	H: 0 LOB: 0 BB: 0 P: 18	R: 0 E: 0 K: 1 S: 9	H: 0 LOB: 0 BB: 0 P: 14	R: 0 E: 0 K: 1 S: 14	H: 0 LOB: 0 BB: 0 P: 21	R: 0 E: 0 K: 0 S: 6	H: 1 LOB: 1 BB: 1 P: 13	R: 0 E: 0 K: 2 S: 14	H: 0 LOB: 2 BB: 3 P: 27	R: 0 E: 0 K: 1 S: 12	H: 0 LOB: 0 BB: 0 P: 21	R: 0 E: 0 K: 0 S: 5	H: 0 LOB: 1 BB: 1 P: 11	R: 0 E: 0 K: 0 S: 5	H: 1 LOB: 0 BB: 0 P: 8		1B: 2 2B: 0 3B: 0 HR: 0	SF: 0 SAC: 0 DP: 3 HBP: 0	WP: 1 PB: 0 SB: 1 CS: 0
PITCHER	IP WLS BF H R ER SO BB IBB HBP BLK WP HR S P ERA WHIP	IP WLS BF H R ER SO BB IBB HBP BLK WP HR S P ERA WHIP	IP WLS BF H R ER SO BB IBB HBP BLK WP HR S P ERA WHIP	IP WLS BF H R ER SO BB IBB HBP BLK WP HR S P ERA WHIP	IP WLS BF H R ER SO BB IBB HBP BLK WP HR S P ERA WHIP	IP WLS BF H R ER SO BB IBB HBP BLK WP HR S P ERA WHIP	IP WLS BF H R ER SO BB IBB HBP BLK WP HR S P ERA WHIP	IP WLS BF H R ER SO BB IBB HBP BLK WP HR S P ERA WHIP	IP WLS BF H R ER SO BB IBB HBP BLK WP HR S P ERA WHIP	IP WLS BF H R ER SO BB IBB HBP BLK WP HR S P ERA WHIP	IP WLS BF H R ER SO BB IBB HBP BLK WP HR S P ERA WHIP	IP WLS BF H R ER SO BB IBB HBP BLK WP HR S P ERA WHIP	IP WLS BF H R ER SO BB IBB HBP BLK WP HR S P ERA WHIP	IP WLS BF H R ER SO BB IBB HBP BLK WP HR S P ERA WHIP	IP WLS BF H R ER SO BB IBB HBP BLK WP HR S P ERA WHIP	IP WLS BF H R ER SO BB IBB HBP BLK WP HR S P ERA WHIP	IP WLS BF H R ER SO BB IBB HBP BLK WP HR S P ERA WHIP			
Al Leiter, L (1, 1) ERA: 5.63	5.1	W	19	1	0	0	0	1	0	0	0	0	0	0	0	0	0.00	0.750		
Mark Eichhorn, R (6, 1) ERA: 3.57	1.2		6	0	0	0	1	2	0	0	0	0	0	0	0	0	0.00	1.200		
Tony Castillo, L (8, 1) ERA: 1.15	1.0		4	0	0	0	0	1	0	0	0	0	0	0	0	0	0.00	1.000		
Duane Ward, R (9, 1) ERA: 2.25	1.0		3	1	0	0	0	0	0	0	0	0	0	0	0	0	0.00	1.000		

AB	26
R	0
H	2
RBI	0
BB	6
SO	6
LOB	11



Batter	1	2	3	4	5	6	7	8	9	AB	R	H	RBI	BB	SO	LOB	TOP																					
Rickey Henderson, R OBP: 0.447, SLG: 0.459	F9			G5-3		F9	K			4	0	0	0	0	1	1	Oakland Athletics @ Toronto Blue Jays SkyDome, Toronto, ON Sat Jun 05 1993, 3:33 AM EDT Att: 50,514 - Dome																					
Brent Gates, S OBP: 0.374, SLG: 0.404	K			G4-3		K		F7		4	0	0	0	0	2	0																						
Ruben Sierra, S OBP: 0.261, SLG: 0.401	K			F8		K				3	0	0	0	0	2	0																						
Dale Sveum, S OBP: 0.312, SLG: 0.266	K							HR		1	1	1	1	0	0	0																						
Mike Aldrete, L OBP: 0.273, SLG: 0.250		F8			1B BB			K		2	2	0	0	2	1	0																						
Terry Steinbach, R OBP: 0.362, SLG: 0.453		G6-3			1B		K			4	0	2	0	0	1	1																						
Craig Parquette, R OBP: 0.286, SLG: 0.500		G6-3			K			K		4	1	1	1	0	2	3																						
Mike Bordick, R OBP: 0.342, SLG: 0.319			F9		1-2 2H	1B				4	1	2	2	0	1	0																						
Scott Hemond, R OBP: 0.231, SLG: 0.200			K		K		K		G5-3	4	0	0	0	0	3	3																						
Lance Blankenship, R OBP: 0.364, SLG: 0.304			K		G6-3				K	4	0	1	1	0	2	2																						
Inning Stats	R: 0 H: 0 E: 0 K: 2 S: 11	H: 0 LOB: 0 BB: 0 P: 17	R: 0 H: 0 E: 0 K: 0 S: 9	H: 0 LOB: 0 BB: 0 P: 12	R: 0 H: 0 E: 0 K: 2 S: 9	H: 0 LOB: 0 BB: 0 P: 13	R: 0 H: 0 E: 0 K: 0 S: 6	H: 0 LOB: 0 BB: 0 P: 10	R: 1 H: 2 E: 0 K: 2 S: 19	H: 2 LOB: 2 BB: 1 P: 29	R: 0 H: 0 E: 0 K: 2 S: 9	H: 0 LOB: 0 BB: 0 P: 14	R: 3 H: 3 E: 0 K: 3 S: 19	H: 3 LOB: 1 BB: 1 P: 29	R: 1 H: 2 E: 0 K: 2 S: 9	H: 2 LOB: 1 BB: 0 P: 9	R: 0 H: 0 E: 0 K: 2 S: 7	H: 0 LOB: 0 BB: 0 P: 7	1B: 5 2B: 1 3B: 0 HR: 1	SF: 0 SAC: 0 DP: 0 HBP: 0	WP: 0 PB: 0 SB: 2 CS: 0	PA: 36																
PITCHER	IP	WLS	BF	H	R	ER	SO	BB	IBB	HBP	BLK	WP	HR	S	P	ERA	WHIP	PITCHER		IP	WLS	BF	H	R	ER	SO	BB	IBB	HBP	BLK	WP	HR	S	P	ERA	WHIP		
Juan Guzman, R ERA: 5.18	7.0	W	28	5	4	4	11	2	0	0	0	0	0	82	124	5.14	1.000			7.0	W	28	5	4	4	11	2	0	0	0	0	0	0	0	82	124	5.14	1.000
Mark Eichhorn, R ERA: 3.61	2.0		8	2	1	1	4	0	0	0	0	0	0	1	16	4.50	1.000			2.0		8	2	1	1	4	0	0	0	0	0	0	0	0	1	16	4.50	1.000

AB	34
R	5
H	7
RBI	5
BB	2
SO	15
LOB	10



Batter	1	2	3	4	5	6	7	8	9	AB	R	H	RBI	BB	SO	LOB	BOTTOM																				
Devon White, S OBP: 0.377, SLG: 0.511	BB		F7		2B BB	1B		F8		3	2	2	2	1	0	0	Oakland Athletics @ Toronto Blue Jays SkyDome, Toronto, ON Sat Jun 05 1993, 3:33 AM EDT Att: 50,514 - Dome																				
Turner Ward, S OBP: 0.300, SLG: 0.403	BB		F8		1B	2B				1	0	0	0	0	0	0																					
Roberto Alomar, S OBP: 0.396, SLG: 0.448	BB				2B	L3				4	1	2	0	1	0	1																					
Paul Molitor, R OBP: 0.421, SLG: 0.495	F7			HR BB	K	1B		F9		4	1	1	1	1	1	5																					
Joe Carter, R OBP: 0.319, SLG: 0.580	K			K	BB	1B		F7		3	1	0	0	1	3	4																					
Darnell Coles, R OBP: 0.346, SLG: 0.403	K			K	BB	1B				1	0	0	0	0	0	1																					
John Olerud, L OBP: 0.491, SLG: 0.668	G6-3			HR	1B	G3				3	1	1	3	1	0	3																					
Ed Sprague, R OBP: 0.315, SLG: 0.453	F8			HBP 1B	1B	HR				4	1	3	3	0	0	0																					
Darrin Jackson, R OBP: 0.246, SLG: 0.335	G6-3			K	G5-4-3	K				4	0	0	0	0	2	3																					
Pat Borders, R OBP: 0.263, SLG: 0.371	G6-3			HBP	BB	1B		G5-3		3	1	1	0	0	0	0																					
Domingo Cedenio, S OBP: 0.233, SLG: 0.207	G6-3			FC6-4	BB	F8				3	1	0	0	1	0	2																					
Inning Stats	R: 0 H: 0 E: 0 K: 1 S: 17	H: 0 LOB: 2 BB: 2 P: 31	R: 0 H: 0 E: 0 K: 0 S: 6	H: 0 LOB: 0 BB: 0 P: 10	R: 0 H: 0 E: 0 K: 0 S: 6	H: 0 LOB: 0 BB: 0 P: 7	R: 2 H: 2 E: 0 K: 2 S: 15	H: 2 LOB: 2 BB: 1 P: 26	R: 3 H: 3 E: 0 K: 1 S: 11	H: 3 LOB: 1 BB: 2 P: 24	R: 3 H: 3 E: 1 K: 1 S: 21	H: 3 LOB: 1 BB: 1 P: 35	R: 1 H: 1 E: 0 K: 1 S: 11	H: 1 LOB: 0 BB: 0 P: 14	R: 0 H: 1 E: 0 K: 0 S: 4	H: 1 LOB: 1 BB: 0 P: 4	1B: 6 2B: 2 3B: 0 HR: 2	SF: 0 SAC: 0 DP: 1 HBP: 1	WP: 0 PB: 0 SB: 0 CS: 0	PA: 40																	
PITCHER	IP	WLS	BF	H	R	ER	SO	BB	IBB	HBP	BLK	WP	HR	S	P	ERA	WHIP	PITCHER		IP	WLS	BF	H	R	ER	SO	BB	IBB	HBP	BLK	WP	HR	S	P	ERA	WHIP	
Shawn Hillegas, R ERA: 6.69	4.1	L	24	5	5	5	4	5	0	1	0	0	0	1	54	10.38	2.308			4.1	L	24	5	5	5	4	5	0	1	0	0	0	1	54	10.38	2.308	
Kelly Downs, R ERA: 6.69	1.2		9	4	4	3	1	1	0	0	0	0	0	1	28	46	16.20	3.000			1.2		9	4	4	3	1	1	0	0	0	0	1	28	46	16.20	3.000
Joe Boever, R ERA: 3.62	2.0		7	1	0	0	1	0	0	0	0	0	0	9	9	0.00	0.500			2.0		7	1	0	0	1	0	0	0	0	0	9	9	0.00	0.500		

AB	33
R	9
H	10
RBI	9
BB	6
SO	6
LOB	19



Batter	1	2	3	4	5	6	7	8	9	AB	R	H	RBI	BB	SO	LOB	TOP										
Lance Blankenship, R OBP: 0.375, SLG: 0.305										3	1	1	0	3	0	3											
Brent Gates, S OBP: 0.372, SLG: 0.404										5	1	2	1	0	0	4											
Rickey Henderson, R OBP: 0.491, SLG: 0.457 Dale Sveum, S OBP: 0.308, SLG: 0.262										3	2	1	0	2	0	2											
Ruben Sierra, S OBP: 0.268, SLG: 0.415										5	2	2	3	1	1	3											
Terry Steinbach, R OBP: 0.361, SLG: 0.446										5	1	1	1	1	2	4											
Kevin Seitzer, R OBP: 0.314, SLG: 0.347										4	2	3	1	1	0	0											
Mike Aldrete, L OBP: 0.296, SLG: 0.320 Scott Hemond, R OBP: 0.231, SLG: 0.200										5	1	2	1	0	1	3											
Craig Paquette, R OBP: 0.211, SLG: 0.389										4	0	0	1	0	1	5											
Mike Bordick, R OBP: 0.349, SLG: 0.317										1	0	0	1	2	0	0											
Inning Stats	R: 1 E: 0 K: 1 S: 14	H: 1 LOB: 1 BB: 1 P: 24	R: 1 E: 0 K: 0 S: 12	H: 1 LOB: 2 BB: 2 P: 26	R: 5 E: 0 K: 0 S: 20	H: 5 LOB: 2 BB: 2 P: 37	R: 0 E: 0 K: 1 S: 8	H: 1 LOB: 2 BB: 1 P: 16	R: 0 E: 0 K: 0 S: 7	H: 1 LOB: 3 BB: 1 P: 16	R: 0 E: 0 K: 1 S: 9	H: 0 LOB: 2 BB: 1 P: 19	R: 3 E: 0 K: 1 S: 12	H: 2 LOB: 0 BB: 1 P: 20	R: 0 E: 0 K: 1 S: 10	H: 0 LOB: 1 BB: 1 P: 19	R: 0 E: 0 K: 1 S: 10	H: 0 LOB: 0 BB: 0 P: 16	1B: 9 2B: 2 3B: 0 HR: 1	SF: 3 SAC: 0 DP: 0 HBP: 1	WP: 1 PB: 0 SB: 4 CS: 0	PA: 50					
PITCHER	IP	WLS	BF	H	R	ER	SO	BB	IBB	HBP	BLK	WP	HR	S	P	ERA	WHIP										
Jack Morris, R ERA: 10.22	2.0	L	15	6	6	6	1	3	0	0	0	1	0	36	65	27.00	4.500										
Doug Linton, R ERA: 7.2	2.1		15	3	1	1	1	4	0	1	0	0	0	22	47	3.86	3.000										
Tony Castillo, L ERA: 2.33	2.2		13	3	3	3	1	2	0	0	0	0	1	24	46	10.12	1.875										
Mike Timlin, R ERA: 4.0	1.0		4	0	0	0	1	1	0	0	0	0	0	10	19	0.00	1.000										
Duane Ward, R ERA: 2.77	1.0		3	0	0	0	1	0	0	0	0	0	0	10	16	0.00	0.000										
Batter	1	2	3	4	5	6	7	8	9	AB	R	H	RBI	BB	SO	LOB	BOTTOM										
Devon White, S OBP: 0.392, SLG: 0.539										3	0	3	0	2	0	0											
Roberto Alomar, S OBP: 0.395, SLG: 0.446 Luis Sojo, R OBP: 0.231, SLG: 0.308										3	0	1	0	0	1	2											
Paul Molitor, R OBP: 0.417, SLG: 0.489										5	0	1	0	0	0	3											
Joe Carter, R OBP: 0.319, SLG: 0.575 Darnell Coles, R OBP: 0.350, SLG: 0.406										2	0	0	0	0	1	1											
John Olerud, L OBP: 0.496, SLG: 0.696										4	2	3	2	0	0	1											
Ed Sprague, R OBP: 0.313, SLG: 0.449										4	0	1	0	0	1	2											
Turner Ward, S OBP: 0.284, SLG: 0.379										4	0	0	1	0	1	4											
Randy Knorr, R OBP: 0.156, SLG: 0.300										4	0	0	0	0	1	2											
Domingo Cedenio, S OBP: 0.206, SLG: 0.182										4	0	0	0	0	1	0											
Inning Stats	R: 0 E: 0 K: 2 S: 9	H: 1 LOB: 0 BB: 0 P: 11	R: 1 E: 1 K: 0 S: 8	H: 1 LOB: 0 BB: 0 P: 10	R: 0 E: 0 K: 0 S: 3	H: 1 LOB: 1 BB: 1 P: 8	R: 0 E: 0 K: 2 S: 12	H: 1 LOB: 0 BB: 0 P: 17	R: 0 E: 0 K: 1 S: 7	H: 1 LOB: 1 BB: 0 P: 11	R: 0 E: 0 K: 0 S: 8	H: 0 LOB: 2 BB: 0 P: 12	R: 0 E: 0 K: 0 S: 10	H: 0 LOB: 1 BB: 1 P: 16	R: 2 E: 0 K: 1 S: 11	H: 3 LOB: 1 BB: 0 P: 17	R: 0 E: 0 K: 0 S: 14	H: 2 LOB: 2 BB: 0 P: 16	1B: 4 2B: 4 3B: 1 HR: 1	SF: 0 SAC: 0 DP: 2 HBP: 1	WP: 0 PB: 0 SB: 0 CS: 0	PA: 40					
PITCHER	IP	WLS	BF	H	R	ER	SO	BB	IBB	HBP	BLK	WP	HR	S	P	ERA	WHIP										
Ron Darling, R ERA: 5.94	8.0	W	35	8	3	3	6	2	0	1	0	0	0	68	102	3.38	1.250										
Ed Nunez, R ERA: 3.21	1.0		5	2	0	0	0	0	0	0	0	0	0	14	16	0.00	2.000										

Oakland Athletics @ Toronto Blue Jays
SkyDome, Toronto, ON
Sun Jun 06 1993, 3:33 AM EDT
Att: 50,505 - Sunny - 70 F

AB 36
R 10
H 12
RBI 9
BB 10
SO 5
LOB 24



Oakland Athletics @ Toronto Blue Jays
SkyDome, Toronto, ON
Sun Jun 06 1993, 3:33 AM EDT
Att: 50,505 - Sunny - 70 F

AB 37
R 3
H 10
RBI 3
BB 2
SO 6
LOB 19



Batter	1	2	3	4	5	6	7	8	9	AB	R	H	RBI	BB	SO	LOB	TOP			
Luis Polonia, L (1, 7) OBP: 0.327, SLG: 0.359	G3	G6-3			G6-3		F7			4	0	0	0	0	0	2	California Angels @ Toronto Blue Jays SkyDome, Toronto, ON Mon Jun 07 1993, 7:05 PM EDT Att: 49,177 - Unknown - 68 F			
Chad Curtis, R (1, 8) OBP: 0.434, SLG: 0.428	FC4-6 1B			G6-4-3 1B		CS BB	K2-3			3	0	2	0	1	1					
Tim Salmon, R (1, 9) OBP: 0.386, SLG: 0.516	FC4-6 1B			F9		F9		F9		4	0	1	0	0	0	2				
Chili Davis, S (1, 10) OBP: 0.313, SLG: 0.347	FC4-6 2-3			G6-4-3		CS	K	K		4	0	0	0	0	2	3				
Rene Gonzales, R (1, 3) OBP: 0.367, SLG: 0.305 Torey Lovullo, S (8, PH) OBP: 0.358, SLG: 0.477 (8, 3)	K			F8		G6-3		1B		3	0	0	0	0	1	2				
Kelly Gruber, R (1, 5) OBP: 0.250, SLG: 0.250		1B G6-3		G4-3		1B		K2-3		4	1	2	0	0	1	1				
Damion Easley, R (1, 4) OBP: 0.376, SLG: 0.412		1B G6-3		1B		F9		G6-3		4	1	2	0	0	0	1				
Gary Disarcina, R (1, 6) OBP: 0.258, SLG: 0.318 Stan Javier, S (9, PH) OBP: 0.281, SLG: 0.263	G6-3			1B		G5-3		K2-3		3	0	1	1	0	0	1				
Ron Tingley, R (1, 2) OBP: 0.400, SLG: 0.444 Greg Myers, L (7, PH) OBP: 0.276, SLG: 0.363 (7, 2)	G6-3			K		1B		G6-3		2	0	1	1	0	1	2				
Inning Stats	R: 0 E: 0 K: 1 S: 14	H: 2 LOB: 2 BB: 0 P: 19	R: 2 E: 0 K: 0 S: 10	H: 3 LOB: 0 BB: 0 P: 20	R: 0 E: 0 K: 0 S: 3	H: 1 LOB: 0 BB: 0 P: 5	R: 0 E: 0 K: 1 S: 14	H: 2 LOB: 2 BB: 1 P: 22	R: 0 E: 0 K: 0 S: 7	H: 0 LOB: 0 BB: 1 P: 15	R: 0 E: 0 K: 1 S: 8	H: 1 LOB: 1 BB: 0 P: 13	R: 0 E: 0 K: 1 S: 8	H: 1 LOB: 1 BB: 0 P: 15	R: 0 E: 0 K: 2 S: 11	H: 0 LOB: 0 BB: 0 P: 17		1B: 11 2B: 0 3B: 0 HR: 0	SF: 0 SAC: 0 DP: 2 HBP: 0	WP: 0 PB: 0 SB: 1 CS: 1
PITCHER	IP WLS BF H R ER SO BB IBB HBP BLK WP HR S P ERA WHIP	IP WLS BF H R ER SO BB IBB HBP BLK WP HR S P ERA WHIP	IP WLS BF H R ER SO BB IBB HBP BLK WP HR S P ERA WHIP	IP WLS BF H R ER SO BB IBB HBP BLK WP HR S P ERA WHIP	IP WLS BF H R ER SO BB IBB HBP BLK WP HR S P ERA WHIP	IP WLS BF H R ER SO BB IBB HBP BLK WP HR S P ERA WHIP	IP WLS BF H R ER SO BB IBB HBP BLK WP HR S P ERA WHIP	IP WLS BF H R ER SO BB IBB HBP BLK WP HR S P ERA WHIP	IP WLS BF H R ER SO BB IBB HBP BLK WP HR S P ERA WHIP	IP WLS BF H R ER SO BB IBB HBP BLK WP HR S P ERA WHIP	IP WLS BF H R ER SO BB IBB HBP BLK WP HR S P ERA WHIP	IP WLS BF H R ER SO BB IBB HBP BLK WP HR S P ERA WHIP	IP WLS BF H R ER SO BB IBB HBP BLK WP HR S P ERA WHIP	IP WLS BF H R ER SO BB IBB HBP BLK WP HR S P ERA WHIP	IP WLS BF H R ER SO BB IBB HBP BLK WP HR S P ERA WHIP	IP WLS BF H R ER SO BB IBB HBP BLK WP HR S P ERA WHIP	IP WLS BF H R ER SO BB IBB HBP BLK WP HR S P ERA WHIP			
Al Leiter, L (1, 1) ERA: 5.28	6.0	W	25	9	2	2	3	1	0	0	0	0	0	0	0	0	3.00	1.667		
Danny Cox, R (7, 1) ERA: 1.9	2.0	S	8	2	0	0	3	0	0	0	0	0	0	0	0	0	0.00	1.000		
Duane Ward, R (9, 1) ERA: 2.67	1.0	S	3	0	0	0	1	0	0	0	0	0	0	0	0	0	0.00	0.000		

Batter	1	2	3	4	5	6	7	8	9	AB	R	H	RBI	BB	SO	LOB	BOTTOM			
Devon White, S (1, 8) OBP: 0.394, SLG: 0.538	E9 SF9 1B		K		FC4-6 1B			L9		4	1	2	1	0	1	0	California Angels @ Toronto Blue Jays SkyDome, Toronto, ON Mon Jun 07 1993, 7:05 PM EDT Att: 49,177 - Unknown - 68 F			
Roberto Alomar, S (1, 4) OBP: 0.397, SLG: 0.463	SF9			1B	FC4-6 1B			HR		3	1	2	3	0	0	1				
Paul Molitor, R (1, 10) OBP: 0.414, SLG: 0.484	G2-3		G4-3		1B			K		4	0	1	0	0	1	1				
Joe Carter, R (1, 7) OBP: 0.318, SLG: 0.569	P2			G5-3		P5		1B 1B		4	0	1	0	0	0	0				
John Olerud, L (1, 3) OBP: 0.492, SLG: 0.687		P5		G6-3		F7		1B		4	0	1	0	0	0	0				
Ed Sprague, R (1, 5) OBP: 0.309, SLG: 0.441	E5 FC5-4			P4		L4				3	0	0	0	0	0	0				
Darnell Coles, R (1, 9) OBP: 0.361, SLG: 0.417 Turner Ward, S (9, 9) OBP: 0.284, SLG: 0.379	F9				SH1-4 1B			G4-6-3 1B		3	1	2	0	0	0	1				
Pat Borders, R (1, 2) OBP: 0.265, SLG: 0.370	FC5-4				1B SH1-4 FC4-6 1B			G4-6-3		3	1	1	0	0	0	2				
Luis Sojo, R (1, 6) OBP: 0.214, SLG: 0.286				F8		SH1-4		P6		2	0	0	0	0	0	0				
Inning Stats	R: 1 E: 1 K: 0 S: 10	H: 1 LOB: 0 BB: 0 P: 13	R: 0 E: 1 K: 0 S: 11	H: 0 LOB: 1 BB: 0 P: 12	R: 0 E: 0 K: 1 S: 12	H: 1 LOB: 0 BB: 0 P: 16	R: 0 E: 0 K: 0 S: 8	H: 0 LOB: 0 BB: 0 P: 12	R: 2 E: 0 K: 0 S: 11	H: 4 LOB: 2 BB: 0 P: 18	R: 0 E: 0 K: 0 S: 8	H: 0 LOB: 0 BB: 0 P: 13	R: 0 E: 0 K: 0 S: 8	H: 1 LOB: 0 BB: 0 P: 9	R: 1 E: 0 K: 1 S: 12	H: 3 LOB: 2 BB: 0 P: 15		1B: 9 2B: 0 3B: 0 HR: 1	SF: 1 SAC: 1 DP: 1 HBP: 0	WP: 0 PB: 0 SB: 0 CS: 0
PITCHER	IP WLS BF H R ER SO BB IBB HBP BLK WP HR S P ERA WHIP	IP WLS BF H R ER SO BB IBB HBP BLK WP HR S P ERA WHIP	IP WLS BF H R ER SO BB IBB HBP BLK WP HR S P ERA WHIP	IP WLS BF H R ER SO BB IBB HBP BLK WP HR S P ERA WHIP	IP WLS BF H R ER SO BB IBB HBP BLK WP HR S P ERA WHIP	IP WLS BF H R ER SO BB IBB HBP BLK WP HR S P ERA WHIP	IP WLS BF H R ER SO BB IBB HBP BLK WP HR S P ERA WHIP	IP WLS BF H R ER SO BB IBB HBP BLK WP HR S P ERA WHIP	IP WLS BF H R ER SO BB IBB HBP BLK WP HR S P ERA WHIP	IP WLS BF H R ER SO BB IBB HBP BLK WP HR S P ERA WHIP	IP WLS BF H R ER SO BB IBB HBP BLK WP HR S P ERA WHIP	IP WLS BF H R ER SO BB IBB HBP BLK WP HR S P ERA WHIP	IP WLS BF H R ER SO BB IBB HBP BLK WP HR S P ERA WHIP	IP WLS BF H R ER SO BB IBB HBP BLK WP HR S P ERA WHIP	IP WLS BF H R ER SO BB IBB HBP BLK WP HR S P ERA WHIP	IP WLS BF H R ER SO BB IBB HBP BLK WP HR S P ERA WHIP				
Scott Sanderson, R (1, 1) ERA: 3.42	8.0	L	32	10	4	3	2	0	0	0	0	0	0	0	0	0	3.38	1.250		

Batter	1	2	3	4	5	6	7	8	9	AB	R	H	RBI	BB	SO	LOB	TOP										
Luis Polonia, L OBP: 0.327, SLG: 0.359 Rene Gonzales, R OBP: 0.368, SLG: 0.303 (6, PH) (6, 5)	K		G4-3 2B 1B		G3-1	BB		F8		3	1	1	0	0	1	0	California Angels @ Toronto Blue Jays SkyDome, Toronto, ON Tue Jun 08 1993, 7:05 PM EDT Att: 49,112 - Dome										
Stan Javier, S OBP: 0.261, SLG: 0.242 (1, 8)	P6		L4		G1-3	K		G6-3		5	0	0	0	0	1	5											
Tim Salmon, R OBP: 0.386, SLG: 0.516 Torey Lovullo, S OBP: 0.360, SLG: 0.473 (1, PH) (1, 9)	F8		G4-3		K		HR	1B	G1 G4-3 1B	0	0	0	0	0	0	0											
Chili Davis, S OBP: 0.320, SLG: 0.372 (1, 10)		G4-3	2B			1B BB	HR	1B	G4-3	4	2	2	3	1	0	1											
Greg Myers, L OBP: 0.262, SLG: 0.344 (1, 2)	F8		P6			L9	G4-3		G1	5	0	0	0	0	0	3											
Kelly Gruber, R OBP: 0.353, SLG: 0.353 (6, 7)	2B 1B			L7		1B 2B 1B	E1	1B	K	5	1	3	0	0	1	1											
J.T. Snow, L OBP: 0.299, SLG: 0.429 (1, 3)	1B 2B			2B		P8	F8			4	0	2	0	0	0	3											
Damon Easley, R OBP: 0.373, SLG: 0.408 (1, 4)	G6-3			P3		2B 1B	G6-3			4	0	1	1	0	0	4											
Gary Disarcina, R OBP: 0.263, SLG: 0.333 (1, 6)			1B G4-3 2B	L1-3		1B 2B		K		4	1	2	1	0	1	1											
Inning Stats	R: 0 E: 0 K: 1 S: 16	H: 0 LOB: 0 BB: 0 P: 19	R: 0 E: 0 K: 0 S: 13	H: 2 LOB: 2 BB: 0 P: 17	R: 2 E: 0 K: 0 S: 12	H: 3 LOB: 1 BB: 0 P: 19	R: 0 E: 0 K: 0 S: 12	H: 1 LOB: 1 BB: 0 P: 16	R: 0 E: 0 K: 1 S: 12	H: 0 LOB: 0 BB: 0 P: 16	R: 2 E: 0 K: 1 S: 24	H: 3 LOB: 2 BB: 2 P: 37	R: 2 E: 1 K: 0 S: 11	H: 3 LOB: 1 BB: 0 P: 16	R: 0 E: 0 K: 1 S: 6	H: 0 LOB: 0 BB: 0 P: 8		R: 0 E: 0 K: 1 S: 8	H: 1 LOB: 1 BB: 0 P: 9	1B: 7 2B: 5 3B: 0 HR: 1	SF: 0 SAC: 0 DP: 0 HBP: 0	WP: 0 PB: 0 SB: 0 CS: 0	PA: 42				
PITCHER	IP	WLS	BF	H	R	ER	SO	BB	IBB	HBP	BLK	WP	HR	S	P	ERA	WHIP										
Pat Hentgen, R ERA: 3.11 Woody Williams, R ERA: 2.7 Tony Castillo, L ERA: 3.1 Mike Timlin, R ERA: 3.86 Mark Eichhorn, R ERA: 3.53	4.0		18	6	2	2	1	0	0	0	0	0	0	53	71	4.50	1.500										

Batter	1	2	3	4	5	6	7	8	9	AB	R	H	RBI	BB	SO	LOB	BOTTOM										
Devon White, S OBP: 0.394, SLG: 0.532 (1, 8)	K			G3 2B BB	HR	F7	L9			4	2	1	0	1	1	1	California Angels @ Toronto Blue Jays SkyDome, Toronto, ON Tue Jun 08 1993, 7:05 PM EDT Att: 49,112 - Dome										
Roberto Alomar, S OBP: 0.397, SLG: 0.473 (1, 4)	L8			G3	HR	F8		HR		4	2	1	1	1	0	1											
Paul Moltis, R OBP: 0.414, SLG: 0.491 (1, 10)	G5-3			2B	F9	HR	2B	P4		5	2	2	1	0	0	3											
Joe Carter, R OBP: 0.324, SLG: 0.579 (1, 7)	F8			G5-3	HR	HR	HR	BB	1B BB	3	2	1	4	2	0	1											
John Olerud, L OBP: 0.490, SLG: 0.693 (1, 3)	G4-3			2B	F9	HR	HR	K		4	2	1	3	1	1	1											
Ed Sprague, R OBP: 0.316, SLG: 0.451 (1, 5)	G6-3			HR	2B	F7		1B		5	2	3	2	0	0	0											
Darrin Jackson, R OBP: 0.256, SLG: 0.357 (1, 9)	F8			HR	2B	BB	1B	F7		4	1	2	2	1	0	2											
Pat Borders, R OBP: 0.264, SLG: 0.373 (1, 2)	G6-3			G5-3	2B	G6-4-3				4	0	1	1	0	0	1											
Luis Sojo, R OBP: 0.250, SLG: 0.290 (1, 6)	F7			HR	1B		BB			3	1	1	0	1	0	2											
Inning Stats	R: 0 E: 0 K: 1 S: 6	H: 0 LOB: 0 BB: 0 P: 12	R: 0 E: 0 K: 0 S: 7	H: 0 LOB: 0 BB: 0 P: 13	R: 0 E: 0 K: 0 S: 9	H: 0 LOB: 0 BB: 0 P: 14	R: 5 E: 0 K: 0 S: 20	H: 3 LOB: 2 BB: 2 P: 40	R: 5 E: 1 K: 0 S: 16	H: 5 LOB: 2 BB: 2 P: 34	R: 3 E: 0 K: 0 S: 10	H: 2 LOB: 0 BB: 1 P: 24	R: 0 E: 0 K: 0 S: 7	H: 1 LOB: 1 BB: 1 P: 12	R: 1 E: 0 K: 1 S: 18	H: 2 LOB: 2 BB: 1 P: 30		1B: 5 2B: 4 3B: 0 HR: 4	SF: 0 SAC: 0 DP: 1 HBP: 0	WP: 0 PB: 0 SB: 1 CS: 0	PA: 43						
PITCHER	IP	WLS	BF	H	R	ER	SO	BB	IBB	HBP	BLK	WP	HR	S	P	ERA	WHIP										
Julio Valera, R ERA: 5.68 Darryl Scott, R ERA: 6.35 Ken Patterson, L ERA: 7.64 Gene Nelson, R ERA: 1.86 Russ Springer, R ERA: 4.5	4.0	0.2	7	3	3	3	0	2	0	0	0	0	1	12	27	40.50	7.500										

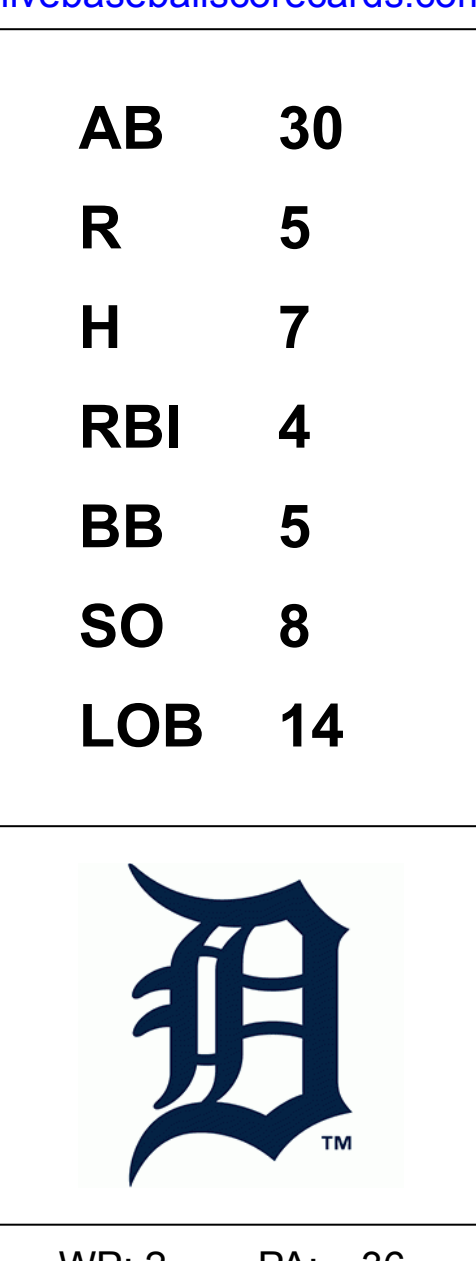
Batter	1	2	3	4	5	6	7	8	9	AB	R	H	RBI	BB	SO	LOB	TOP											
Luis Polonia, L OBP: 0.324, SLG: 0.355										5	1	1	0	0	1	3	California Angels @ Toronto Blue Jays SkyDome, Toronto, ON Wed Jun 09 1993, 7:05 PM EDT Att: 50,503 - Dome											
Torey Lovullo, S OBP: 0.352, SLG: 0.459										5	0	1	1	0	0	2												
Tim Salmon, R OBP: 0.387, SLG: 0.508										3	1	0	0	2	1	0												
Chili Davis, S OBP: 0.322, SLG: 0.395										5	1	2	2	0	0	2												
Kelly Gruber, R OBP: 0.333, SLG: 0.476										4	1	1	1	0	0	1												
J.T. Snow, L OBP: 0.307, SLG: 0.429										2	1	1	0	2	0	0												
Stan Javier, S OBP: 0.260, SLG: 0.242										4	1	1	0	0	1	3												
Gary Disarcina, R OBP: 0.258, SLG: 0.326										4	0	0	0	0	2	2												
Ron Tingley, R OBP: 0.429, SLG: 0.500										3	0	1	2	1	0	0												
Inning Stats	R: 2 E: 0 K: 1 S: 11	H: 1 LOB: 0 BB: 1 P: 19	R: 2 E: 0 K: 1 S: 11	H: 2 LOB: 1 BB: 1 P: 19	R: 0 E: 0 K: 1 S: 10	H: 1 LOB: 2 BB: 1 P: 19	R: 0 E: 0 K: 0 S: 5	H: 0 LOB: 0 BB: 1 P: 10	R: 0 E: 0 K: 0 S: 7	H: 0 LOB: 0 BB: 0 P: 9	R: 0 E: 0 K: 0 S: 6	H: 0 LOB: 0 BB: 0 P: 9	R: 0 E: 1 K: 1 S: 9	H: 0 LOB: 1 BB: 0 P: 11	R: 1 E: 0 K: 0 S: 11	H: 2 LOB: 1 BB: 0 P: 15	R: 1 E: 0 K: 0 S: 22	H: 2 LOB: 2 BB: 1 P: 33	1B: 4 2B: 2 3B: 0 HR: 2	SF: 0 SAC: 0 DP: 0 HBP: 0	WP: 0 PB: 0 SB: 2 CS: 1	PA: 40						
PITCHER	IP	WLS	BF	H	R	ER	SO	BB	IBB	HBP	BLK	WP	HR	S	P	ERA	WHIP											
Dave Stewart, R ERA: 6.12	(1, 1)	8.0	L	34	6	5	5	5	4	0	0	0	0	2	70	111	5.62	1.250										
Mike Timlin, R ERA: 4.03	(9, 1)	1.0		6	2	1	1	0	1	0	0	0	0	0	22	33	9.00	3.000										

Batter	1	2	3	4	5	6	7	8	9	AB	R	H	RBI	BB	SO	LOB	BOTTOM											
Devon White, S OBP: 0.394, SLG: 0.527										4	1	1	0	1	0	2	California Angels @ Toronto Blue Jays SkyDome, Toronto, ON Wed Jun 09 1993, 7:05 PM EDT Att: 50,503 - Dome											
Luis Sojo, R OBP: 0.297, SLG: 0.273										2	1	0	1	3	0	2												
Paul Molitor, R OBP: 0.414, SLG: 0.489										5	0	2	1	0	2	4												
Joe Carter, R OBP: 0.321, SLG: 0.571										5	0	1	2	0	1	5												
John Olerud, L OBP: 0.494, SLG: 0.692										2	0	1	0	2	0	2												
Ed Sprague, R OBP: 0.310, SLG: 0.442										4	0	0	0	0	1	3												
Darrin Jackson, R OBP: 0.256, SLG: 0.355										4	1	1	0	0	2	1												
Randy Knorr, R OBP: 0.171, SLG: 0.303										3	1	1	0	0	1	0												
Turner Ward, S ERA: 1.83	(9, PH)									0	0	0	0	0	0	0												
Domingo Cedenio, S OBP: 0.216, SLG: 0.194	(1, 4)									3	0	1	0	0	1	1												
Roberto Alomar, S OBP: 0.395, SLG: 0.471	(9, PH)									1	0	0	0	0	0	2												
Inning Stats	R: 0 E: 0 K: 1 S: 10	H: 0 LOB: 1 BB: 1 P: 17	R: 0 E: 0 K: 0 S: 7	H: 0 LOB: 0 BB: 1 P: 11	R: 0 E: 0 K: 0 S: 6	H: 1 LOB: 1 BB: 0 P: 8	R: 0 E: 0 K: 2 S: 14	H: 1 LOB: 0 BB: 0 P: 21	R: 3 E: 1 K: 2 S: 16	H: 3 LOB: 2 BB: 1 P: 27	R: 0 E: 0 K: 2 S: 10	H: 0 LOB: 0 BB: 0 P: 12	R: 0 E: 0 K: 0 S: 8	H: 1 LOB: 0 BB: 0 P: 13	R: 0 E: 0 K: 0 S: 8	H: 1 LOB: 1 BB: 1 P: 15	R: 1 E: 0 K: 1 S: 13	H: 1 LOB: 3 BB: 2 P: 24	1B: 8 2B: 0 3B: 0 HR: 0	SF: 0 SAC: 0 DP: 3 HBP: 1	WP: 1 PB: 0 SB: 0 CS: 0	PA: 40						
PITCHER	IP	WLS	BF	H	R	ER	SO	BB	IBB	HBP	BLK	WP	HR	S	P	ERA	WHIP											
Mark Langston, L ERA: 2.26	(1, 1)	7.2		32	7	3	0	7	4	0	0	0	0	4	75	118	0.00	1.435										
Gene Nelson, R ERA: 1.83	(8, 1)	0.1		1	0	0	0	0	0	0	0	0	0	4	6	0.00	0.000											
Russ Springer, R ERA: 9.0	(9, 1)	0.0		2	1	1	1	0	0	0	1	0	0	3	6	∞	∞											
Steve Frey, L ERA: 2.55	(9, 1)	1.0	S	5	0	0	0	1	2	0	0	0	1	0	10	18	0.00	2.000										

Batter	1	2	3	4	5	6	7	8	9	AB R H RBI BB SO LOB	TOP									
Devon White, S (1, 8) OBP: 0.394, SLG: 0.529										5 1 2 0 0 1 0	Toronto Blue Jays @ Detroit Tigers Tiger Stadium, Detroit, MI Thu Jun 10 1993, 7:05 PM EDT Att: 27,551 - Unknown - 80 F									
Roberto Alomar, S (1, 4) OBP: 0.392, SLG: 0.465										5 0 1 0 0 1 2										
Paul Molitor, R (1, 10) OBP: 0.413, SLG: 0.485										4 0 1 1 1 0 1										
John Olerud, L (1, 3) OBP: 0.496, SLG: 0.702										4 2 2 1 1 1 3										
Ed Sprague, R (1, 5) OBP: 0.309, SLG: 0.438										4 0 1 0 0 0 4										
Darnell Coles, R (1, 7) OBP: 0.379, SLG: 0.432										2 0 1 0 2 0 0										
Darrin Jackson, R (1, 9) OBP: 0.250, SLG: 0.347										4 0 0 0 0 2 5										
Randy Knorr, R (1, 2) OBP: 0.184, SLG: 0.286										2 0 0 1 1 1 2										
Turner Ward, S (8, PH) OBP: 0.289, SLG: 0.373										1 0 0 0 0 1 2										
Pat Borders, R (8, 2) OBP: 0.264, SLG: 0.373										0 0 0 0 0 0 0										
Luis Sojo, R (1, 6) OBP: 0.268, SLG: 0.243										4 0 0 0 0 0 4										
Inning Stats	R: 1 E: 0 K: 0 S: 12	H: 2 LOB: 1 BB: 0 P: 18	R: 0 E: 0 K: 0 S: 8	H: 1 LOB: 1 BB: 1 P: 15	R: 0 E: 0 K: 0 S: 6	H: 0 LOB: 0 BB: 0 P: 9	R: 1 E: 1 K: 0 S: 13	H: 0 LOB: 2 BB: 2 P: 24	R: 0 E: 0 K: 2 S: 9	H: 0 LOB: 0 BB: 0 P: 13	R: 0 E: 0 K: 0 S: 6	H: 0 LOB: 0 BB: 0 P: 10	R: 1 E: 0 K: 2 S: 12	H: 2 LOB: 2 BB: 1 P: 19	R: 0 E: 0 K: 2 S: 13	H: 1 LOB: 2 BB: 1 P: 21	1B: 5 2B: 2 3B: 0 HR: 1	SF: 0 SAC: 0 DP: 1 HBP: 0	WP: 1 PB: 0 SB: 0 CS: 0	PA: 40
PITCHER	IP WLS BF H R ER SO BB IBB HBP BLK WP HR S P ERA WHIP											IP WLS BF H R ER SO BB IBB HBP BLK WP HR S P ERA WHIP								
John Doherty, R (1, 1) ERA: 3.01	5.0 W 23 5 2 1 1 3 0 0 0 0 1 0 50 83 1.80 1.600																			
Kurt Knudsen, R (6, 1) ERA: 1.09	2.1 10 2 1 1 2 1 0 0 0 0 0 1 21 34 3.86 1.286																			
Mike Henneman, R (8, 1) ERA: 1.86	1.1 6 1 0 0 3 1 0 0 0 0 0 0 16 25 0.00 1.500																			
Bob MacDonald, L (9, 1) ERA: 2.77	0.1 S 1 0 0 0 1 0 0 0 0 0 0 0 3 4 0.00 0.000																			

Batter	1	2	3	4	5	6	7	8	9	AB R H RBI BB SO LOB	BOTTOM									
Tony Phillips, S (1, 7) OBP: 0.443, SLG: 0.398										2 1 0 0 2 1 2	Toronto Blue Jays @ Detroit Tigers Tiger Stadium, Detroit, MI Thu Jun 10 1993, 7:05 PM EDT Att: 27,551 - Unknown - 80 F									
Lou Whitaker, L (1, 4) OBP: 0.421, SLG: 0.497										3 1 3 1 1 0 0										
Travis Fryman, R (1, 6) OBP: 0.342, SLG: 0.419										4 0 0 0 0 2 6										
Cecil Fielder, R (1, 3) OBP: 0.377, SLG: 0.471										3 1 1 1 1 1 0										
Kirk Gibson, L (1, 10) OBP: 0.393, SLG: 0.491										3 0 1 2 0 0 0										
Mickey Tettleton, S (1, 9) OBP: 0.382, SLG: 0.514										3 0 0 0 1 1 2										
Chad Kreuter, S (1, 2) OBP: 0.410, SLG: 0.563										4 0 1 0 0 2 2										
Scott Livingstone, L (1, 5) OBP: 0.344, SLG: 0.343										4 0 0 0 0 0 1										
Mitt Cuyler, S (1, 8) OBP: 0.297, SLG: 0.366										4 2 1 0 0 1 1										
Inning Stats	R: 1 E: 0 K: 0 S: 7	H: 0 LOB: 3 BB: 3 P: 20	R: 1 E: 1 K: 1 S: 16	H: 1 LOB: 2 BB: 1 P: 29	R: 0 E: 0 K: 0 S: 6	H: 0 LOB: 0 BB: 0 P: 12	R: 0 E: 0 K: 2 S: 9	H: 1 LOB: 1 BB: 0 P: 16	R: 2 E: 0 K: 2 S: 19	H: 3 LOB: 2 BB: 1 P: 31		R: 1 E: 0 K: 0 S: 10	H: 2 LOB: 1 BB: 0 P: 20	R: 0 E: 0 K: 2 S: 7	H: 0 LOB: 0 BB: 0 P: 8	R: 0 E: 0 K: 1 S: 6	H: 0 LOB: 0 BB: 0 P: 8	1B: 5 2B: 3 3B: 0 HR: 0	SF: 1 SAC: 0 DP: 1 HBP: 0	WP: 2 PB: 0 SB: 1 CS: 1
PITCHER	IP WLS BF H R ER SO BB IBB HBP BLK WP HR S P ERA WHIP											IP WLS BF H R ER SO BB IBB HBP BLK WP HR S P ERA WHIP								
Juan Guzman, R (1, 1) ERA: 5.26	5.2 L 29 7 5 4 5 5 0 0 0 0 0 0 8 125 6.35 2.118																			
Woody Williams, R (6, 1) ERA: 2.5	1.1 4 0 0 0 2 0 0 0 0 0 0 0 8 11 0.00 0.000																			
Tony Castillo, L (8, 1) ERA: 2.95	1.0 3 0 0 0 1 0 0 0 0 0 0 0 6 8 0.00 0.000																			

AB	35
R	3
H	8
RBI	3
BB	5
SO	7
LOB	23



Batter	1	2	3	4	5	6	7	8	9	AB	R	H	RBI	BB	SO	LOB	TOP					
Devon White, S OBP: 0.387, SLG: 0.519	0-1 G3	3-2 G4-3			0-3 K			0-0 E3 1B		4	0	0	0	0	1	1						
Roberto Alomar, S OBP: 0.393, SLG: 0.465	1-1 F7		2-2 G6-3			0-0 CS 1B		1-1 FC6-4 1B		4	0	2	0	0	0	0						
Paul Molitor, R OBP: 0.411, SLG: 0.481	0-2 S 1B		2-2 P4			2-1 F8 1-2		2-0 FC6-4 1-2		4	0	1	0	0	0	3						
Joe Carter, R OBP: 0.320, SLG: 0.563	4-2 SAFE 1-2 BB		0-1 P4			0-0 P4			0-1 F7	3	0	0	0	1	0	0						
John Olerud, L OBP: 0.492, SLG: 0.694	2-0 P5			0-1 G4-3					0-0 F9	4	0	1	0	0	0	2						
Ed Sprague, R OBP: 0.308, SLG: 0.439		0-0 1B SF9		2-1 P3					2-3 K	4	1	1	0	0	1	1						
Darnell Coles, R OBP: 0.363, SLG: 0.410		0-2 G5-3		2-0 F8					0-3 K	4	0	0	0	0	1	2						
Pat Borders, R OBP: 0.265, SLG: 0.372		1-1 1B			2-0 P6				2-2 G6-3	3	0	1	0	0	0	0						
Luis Sojo, R OBP: 0.250, SLG: 0.231		0-2 SF9 3H			1-2 G6-3				1-0 F8	2	0	0	1	0	0	0						
Inning Stats	R: 0 E: 0 K: 0 S: 20	H: 1 LOB: 2 BB: 1 P: 27	R: 1 E: 0 K: 0 S: 14	H: 2 LOB: 1 BB: 0 P: 18	R: 0 E: 0 K: 0 S: 8	H: 0 LOB: 0 BB: 0 P: 12	R: 0 E: 0 K: 0 S: 5	H: 0 LOB: 0 BB: 0 P: 9	R: 0 E: 0 K: 1 S: 7	H: 0 LOB: 0 BB: 0 P: 10	R: 0 E: 0 K: 0 S: 4	H: 1 LOB: 0 BB: 0 P: 6	R: 0 E: 0 K: 2 S: 7	H: 0 LOB: 0 BB: 0 P: 9	R: 0 E: 1 K: 0 S: 8	H: 1 LOB: 2 BB: 0 P: 14	R: 0 E: 0 K: 0 S: 6	H: 1 LOB: 1 BB: 0 P: 8	1B: 5 2B: 1 3B: 0 HR: 0	SF: 1 SAC: 0 DP: 0 HBP: 0	WP: 0 PB: 0 SB: 1 CS: 1	PA: 34
PITCHER Bill Gullickson, R ERA: 3.65	IP: 9.0 WLS: W BF: 34 H: 6 R: 1 ER: 1 SO: 3 BB: 1 IBB: 0 HBP: 0 BLK: 0 WP: 0 HR: 0 S: 79 P: 113 ERA: 1.00 WHIP: 0.778															PITCHER						

Toronto Blue Jays @ Detroit Tigers
Tiger Stadium, Detroit, MI
Fri Jun 11 1993, 7:05 PM EDT
Att: 39,654 - Unknown - 76 F

AB 32
R 1
H 6
RBI 1
BB 1
SO 3
LOB 9



Batter	1	2	3	4	5	6	7	8	9	AB	R	H	RBI	BB	SO	LOB	BOTTOM			
Tony Phillips, S OBP: 0.440, SLG: 0.393	4-0 2B G4-3 BB		3-3 K		2-2 G3 1-2		3-2 L3			3	1	0	0	1	1	1				
Lou Whitaker, L OBP: 0.422, SLG: 0.503	0-0 G4-3 1B 2B		2-2 F9		0-0 1B G5-3 2H 1B		2-2 F8			4	2	2	1	0	0	0				
Alan Trammell, R OBP: 0.355, SLG: 0.407	2-2 G4-3		0-0 F9		1-2 G5-3 1B		2-2 E5 1B			4	0	1	1	0	0	1				
Cecil Fielder, R OBP: 0.375, SLG: 0.467	2-3 3H L4			0-3 K	2-2 G5-3		2-1 1B			4	0	1	1	0	1	2				
Kirk Gibson, L OBP: 0.390, SLG: 0.485	0-2 1B		1-2 E6 HR	1-2 G3-1	1-1 G3-1		1-2 L7			4	1	1	1	0	0	3				
Mickey Tettleton, S OBP: 0.360, SLG: 0.524	1-1 G3			0-2 HR		2-1 F8		3-2 P5		4	1	1	2	0	0	1				
Chad Kreuter, S OBP: 0.412, SLG: 0.568		0-2 G4-3		3-2 G6-3		3-2 1B		1-1 2B		4	0	2	0	0	0	0				
Scott Livingstone, L OBP: 0.335, SLG: 0.333		1-0 G4-3		2-3 K		1-3 K		2-1 G1-3		4	0	0	0	0	2	2				
Mitt Cuyler, S OBP: 0.291, SLG: 0.358		3-2 P5			2-3 K 1B		0-0 G3-1		1-2 L4	4	1	0	0	0	1	2				
Inning Stats	R: 2 E: 0 K: 0 S: 10	H: 2 LOB: 1 BB: 1 P: 17	R: 0 E: 0 K: 0 S: 8	H: 0 LOB: 0 BB: 0 P: 12	R: 0 E: 0 K: 1 S: 9	H: 0 LOB: 0 BB: 0 P: 14	R: 2 E: 1 K: 2 S: 15	H: 1 LOB: 0 BB: 0 P: 21	R: 2 E: 0 K: 1 S: 21	H: 2 LOB: 1 BB: 0 P: 29	R: 0 E: 0 K: 1 S: 10	H: 1 LOB: 1 BB: 0 P: 16	R: 0 E: 1 K: 0 S: 16	H: 1 LOB: 2 BB: 0 P: 26	R: 0 E: 0 K: 0 S: 10	H: 1 LOB: 1 BB: 0 P: 17	1B: 5 2B: 2 3B: 0 HR: 1	SF: 0 SAC: 0 DP: 0 HBP: 0	WP: 1 PB: 0 SB: 0 CS: 0	PA: 36
PITCHER Jack Morris, R ERA: 9.91	IP: 6.0 WLS: L BF: 27 H: 6 R: 6 ER: 5 SO: 5 BB: 1 IBB: 0 HBP: 0 BLK: 0 WP: 1 HR: 1 S: 73 P: 109 ERA: 7.50 WHIP: 1.167															PITCHER				
Doug Linton, R ERA: 8.55	IP: 1.0 WLS: L BF: 5 H: 1 R: 0 ER: 0 SO: 0 BB: 0 IBB: 0 HBP: 0 BLK: 0 WP: 0 HR: 0 S: 16 P: 26 ERA: 0.00 WHIP: 1.000															PITCHER				
Mark Eichhorn, R ERA: 3.45	IP: 1.0 WLS: L BF: 4 H: 1 R: 0 ER: 0 SO: 0 BB: 0 IBB: 0 HBP: 0 BLK: 0 WP: 0 HR: 0 S: 10 P: 17 ERA: 0.00 WHIP: 1.000															PITCHER				

Toronto Blue Jays @ Detroit Tigers
Tiger Stadium, Detroit, MI
Fri Jun 11 1993, 7:05 PM EDT
Att: 39,654 - Unknown - 76 F

AB 35
R 6
H 8
RBI 6
BB 1
SO 5
LOB 12



Batter	1	2	3	4	5	6	7	8	9	AB	R	H	RBI	BB	SO	LOB	TOP		
Devon White, S (1, 8) OBP: 0.383, SLG: 0.516	3-1 F7		0-2 2B		0-0 G3-1		1-0 G3-1		2-1 L4	5	0	1	0	0	0	1			
Roberto Alomar, S (1, 4) OBP: 0.393, SLG: 0.464	2-1 FC9-6 1B		2-2 G1-3		2-2 G1-6-3		0-1 1B		1-0 F9	5	0	2	0	0	0	2			
Paul Molitor, R (1, 10) OBP: 0.404, SLG: 0.472	2-2 FC9-6 2B 1-2		2-2 P4		2-1 G4-3		1-1 G6-3		3-2 G5-3	5	0	0	0	0	0	4			
Joe Carter, R (1, 9) OBP: 0.319, SLG: 0.562	0-2 1-3 2B		2-2 F8			2-1 P6		1-3 K		4	0	1	0	0	1	1			
John Olerud, L (1, 3) OBP: 0.500, SLG: 0.708	4-0 IBB			2-1 1B 2B		1-0 3B 2B		0-1 FC4-6 1B		3	1	3	0	1	0	0			
Tony Fernandez, S (1, 6) OBP: 0.327, SLG: 0.311	1-2 P6			0-1 S 1B		0-1 2H 3B		0-0 FC4-6 1-2		4	0	2	1	0	0	4			
Ed Sprague, R (1, 5) OBP: 0.302, SLG: 0.431		2-3 K		1-0 P3		0-0 F7		1-2 E6		4	0	0	0	0	1	4			
Pat Borders, R (1, 2) OBP: 0.260, SLG: 0.365		0-0 F9		0-3 K		2-1 G3		0-1 G6-3		4	0	0	0	0	1	5			
Rob Butler, L (1, 7) OBP: 0.250, SLG: 0.250		1-2 G1-3		0-3 K			3-2 G4-3		1-2 1B	4	0	1	0	0	1	2			
Inning Stats	R: 0 E: 0 K: 0 S: 13	H: 2 LOB: 3 BB: 1 P: 25	R: 0 E: 0 K: 1 S: 8	H: 0 LOB: 0 BB: 0 P: 11	R: 0 E: 0 K: 0 S: 12	H: 1 LOB: 1 BB: 0 P: 18	R: 0 E: 0 K: 2 S: 13	H: 2 LOB: 2 BB: 0 P: 16	R: 0 E: 0 K: 0 S: 7	H: 0 LOB: 0 BB: 0 P: 11	R: 1 E: 0 K: 0 S: 8	H: 2 LOB: 1 BB: 0 P: 13	R: 0 E: 0 K: 1 S: 11	H: 1 LOB: 2 BB: 0 P: 13	R: 0 E: 0 K: 0 S: 10	H: 1 LOB: 1 BB: 0 P: 17	1B: 5 2B: 4 3B: 1 HR: 0	SF: 0 SAC: 0 DP: 0 HBP: 0	WP: 0 PA: 39 PB: 0 SB: 1 CS: 0
PITCHER	IP WLS BF H R ER SO BB IBB HBP BLK WP HR S P ERA WHIP	IP WLS BF H R ER SO BB IBB HBP BLK WP HR S P ERA WHIP																	
Mike Moore, R (1, 1) ERA: 6.0	7.0 W 30 8 1 1 3 0 1 0 0 0 0 69 107 1.29 1.143	1.0 5 1 0 0 1 0 0 0 0 0 0 0 11 13 0.00 1.000	1.0 4 1 0 0 0 0 0 0 0 0 0 0 10 17 0.00 1.000																

Toronto Blue Jays @ Detroit Tigers
Tiger Stadium, Detroit, MI
Sat Jun 12 1993, 7:05 PM EDT
Att: 47,086 - Unknown - 77 F

AB	38
R	1
H	10
RBI	1
BB	1
SO	4
LOB	23



Batter	1	2	3	4	5	6	7	8	9	AB	R	H	RBI	BB	SO	LOB	BOTTOM				
Tony Phillips, S (1, 4) OBP: 0.443, SLG: 0.395	0-0 G4-3		0-0 K		4-1 FC6-5 1B BB	1-0 FC4-6 1B				4	1	2	1	1	1	1					
Dan Gladden, R (1, 7) OBP: 0.296, SLG: 0.429	4-1 BB		0-0 SH3-4	4-1 1B BB	1-1 FC6-5 1B	0-1 FC4-6				2	1	1	1	2	0	1					
Travis Fryman, R (1, 6) OBP: 0.340, SLG: 0.415	1-0 F9		1-0 1B 1B	0-1 P3	1-3 K		3-1 F8			5	1	1	0	0	1	5					
Cecil Fielder, R (1, 3) OBP: 0.373, SLG: 0.463	3-1 P3		1-1 HBP 1B 1B	1-3 K	2-2 FC6-5 1B		1-2 F8			4	2	1	3	0	1	4					
Chad Kreuter, S (6, 3) OBP: 0.410, SLG: 0.564			1-3 2H 3H 1B 1B		1-2 2H 3H 1B		1-2 F8			1	0	0	0	0	0	0					
Alan Trammell, R (1, 5) OBP: 0.380, SLG: 0.422		4-1 CS BB	1-0 E 1B HBP	0-1 1B	1-2 1B 1B	1-2 1B	2-1 1B			3	1	3	1	1	0	0					
Mickey Tettleton, S (1, 2) OBP: 0.365, SLG: 0.524		4-2 BB	0-1 E2 1B 1B	2-2 L8	2-2 1B 1B		3-2 F9			4	1	2	3	1	0	3					
Skeeter Barnes, R (1, 10) OBP: 0.310, SLG: 0.392	1-1 B1		1-1 1B FC6-4 1B				0-1 F7			5	2	2	1	0	0	3					
Gary Thurman, R (1, 9) OBP: 0.333, SLG: 0.286	0-3 K		1-0 K		4-1 BB 1B BB	3-1 L4		0-3 K		4	1	1	1	1	2	1					
Mitt Cuyler, S (1, 8) OBP: 0.293, SLG: 0.359			1-0 K		0-0 1B BB	0-0 L7		0-3 K2-3		5	2	2	1	0	1	1					
Inning Stats	R: 0 E: 0 K: 0 S: 5	H: 0 LOB: 1 BB: 1 P: 13	R: 0 E: 0 K: 1 S: 8	H: 0 LOB: 2 BB: 2 P: 17	R: 7 E: 1 K: 1 S: 17	H: 7 LOB: 1 BB: 0 P: 27	R: 0 E: 0 K: 1 S: 12	H: 1 LOB: 2 BB: 1 P: 19	R: 0 E: 0 K: 1 S: 23	H: 5 LOB: 2 BB: 2 P: 39	R: 0 E: 0 K: 0 S: 6	H: 1 LOB: 1 BB: 0 P: 10	R: 0 E: 0 K: 2 S: 10	H: 0 LOB: 0 BB: 0 P: 19	R: 0 E: 0 K: 2 S: 8	H: 0 LOB: 0 BB: 0 P: 8	1B: 15 2B: 0 3B: 0 HR: 0	SF: 0 SAC: 1 DP: 0 HBP: 1	WP: 0 PA: 45 PB: 0 SB: 0 CS: 1		
PITCHER	IP WLS BF H R ER SO BB IBB HBP BLK WP HR S P ERA WHIP	IP WLS BF H R ER SO BB IBB HBP BLK WP HR S P ERA WHIP																			
Al Leiter, L (1, 1) ERA: 6.27	3.0 L 19 7 7 7 2 3 0 0 0 0 0 21 38 33.75 5.250	1.1 4 5 5 2 3 0 0 0 0 0 0 0 21 38 33.75 5.250	1.2 8 3 0 0 0 0 0 0 0 0 0 0 20 30 0.00 1.800	1.0 4 1 0 0 0 0 0 0 0 0 0 0 10 19 0.00 1.000	2.82 3 0 0 0 2 0 0 0 0 0 0 8 8 0.00 0.000																

Toronto Blue Jays @ Detroit Tigers
Tiger Stadium, Detroit, MI
Sat Jun 12 1993, 7:05 PM EDT
Att: 47,086 - Unknown - 77 F

AB	37
R	12
H	15
RBI	12
BB	6
SO	6
LOB	19



Batter	1	2	3	4	5	6	7	8	9	AB	R	H	RBI	BB	SO	LOB	TOP			
Devon White, S (1, 8) OBP: 0.378, SLG: 0.507	K		G6-3			L8		K		6	1	1	0	0	2	5	<p>Toronto Blue Jays @ Detroit Tigers Tiger Stadium, Detroit, MI Sun Jun 13 1993, 3:33 AM EDT Att: 44,032 - Sunny - 78 F</p>			
Roberto Alomar, S (1, 4) OBP: 0.388, SLG: 0.454	L7		BB BB	F8	G5-3	L7		P4		5	1	0	0	1	0	3				
Paul Molitor, R (1, 10) OBP: 0.413, SLG: 0.474	BB		BB	E6	BB	BB		FC6	BB	3	4	2	0	3	0	1				
Joe Carter, R (1, 9) OBP: 0.323, SLG: 0.561	BB		BB	1B	HR	2B		P4		4	2	1	3	2	1	5				
John Olerud, L (1, 3) OBP: 0.504, SLG: 0.702	F7		BB	HR	IBB	BB		FC6	BB	3	2	1	2	3	0	2				
Tony Fernandez, S (1, 6) OBP: 0.332, SLG: 0.344		P5	SF9	HR	HR	2B		FC6	1B	6	2	3	5	0	0	2				
Ed Sprague, R (1, 5) OBP: 0.312, SLG: 0.439	L8		SF9	2B	1B	G6-3		2B	1B	5	0	3	1	1	0	2				
Pat Borders, R (1, 2) OBP: 0.267, SLG: 0.381	F9		SF9	2B			F7	2B		5	0	3	1	0	0	1				
Rob Butler, L (1, 7) OBP: 0.300, SLG: 0.222			BB	BB	G4-3	K		K	G6-3	5	1	1	0	0	2	6				
Inning Stats	R: 0 E: 0 K: 1 S: 8	H: 1 LOB: 2 BB: 1 P: 14	R: 0 E: 0 K: 0 S: 5	H: 0 LOB: 0 BB: 0 P: 8	R: 5 E: 0 K: 0 S: 21	H: 3 LOB: 2 BB: 4 P: 42	R: 5 E: 1 K: 1 S: 23	H: 5 LOB: 2 BB: 1 P: 39	R: 1 E: 0 K: 0 S: 9	H: 1 LOB: 2 BB: 1 P: 19	R: 0 E: 0 K: 2 S: 10	H: 1 LOB: 1 BB: 0 P: 19	R: 0 E: 0 K: 2 S: 10	H: 0 LOB: 0 BB: 0 P: 13	R: 2 E: 1 K: 0 S: 11	H: 3 LOB: 2 BB: 1 P: 24	1B: 8 2B: 6 3B: 0 HR: 1	SF: 1 SAC: 0 DP: 0 HBP: 1	WP: 0 PB: 0 SB: 0 CS: 1	PA: 54
PITCHER	IP WLS BF H R ER SO BB IBB HBP BLK WP HR S P ERA WHIP																			
Mark Leiter, R (1, 1) ERA: 3.64	2.1 L 14 3 5 5 1 4 0 0 0 0 0 28 51 19.29 3.000																			
Bill Krueger, L (3, 1) ERA: 3.05	1.0 7 2 2 2 0 0 1 0 0 0 0 13 26 18.00 2.000																			
Dave Haas, R (4, 1) ERA: 6.11	0.0 5 4 3 1 0 0 1 0 0 0 0 1 8 15 ∞ ∞																			
Tom Bolton, L (4, 1) ERA: 6.18	5.2 28 6 3 3 4 4 0 1 0 0 0 60 106 4.76 1.765																			

Batter	1	2	3	4	5	6	7	8	9	AB	R	H	RBI	BB	SO	LOB	BOTTOM			
Tony Phillips, S (1, 7) OBP: 0.444, SLG: 0.414	G6-3						F8		K	4	1	2	4	0	0	0	<p>Toronto Blue Jays @ Detroit Tigers Tiger Stadium, Detroit, MI Sun Jun 13 1993, 3:33 AM EDT Att: 44,032 - Sunny - 78 F</p>			
Gary Thurman, R (8, 7) OBP: 0.327, SLG: 0.279		HR		2B						1	0	0	0	0	1	0				
Lou Whitaker, L (1, 4) OBP: 0.418, SLG: 0.494	BB	L7		F9			B5-3			3	0	0	0	1	0	1				
Travis Fryman, R (1, 6) OBP: 0.338, SLG: 0.409	BB	P2			F9		K			3	0	0	0	1	1	0				
Cecil Fielder, R (1, 3) OBP: 0.373, SLG: 0.462	L7			G5-3				FC6-4	1B	3	0	1	0	0	0	2				
Skeeter Barnes, R (7, 3) OBP: 0.322, SLG: 0.404					1B					1	0	1	0	0	0	0				
Kirk Gibson, L (1, 10) OBP: 0.387, SLG: 0.476	BB		P4		F7			K		3	0	0	0	1	1	2				
Mickey Tettleton, S (1, 9) OBP: 0.359, SLG: 0.513	G4-3		K		F9			K		4	0	0	0	0	2	5				
Alan Trammell, R (1, 5) OBP: 0.383, SLG: 0.429		2B	HR	BB	G4-3	2B	G6-3	FC6-4	1B	3	2	1	0	1	0	1				
Chad Kreuter, S (1, 2) OBP: 0.406, SLG: 0.563		HR		2B	G4-3		K			4	1	1	0	0	2	1				
Mitt Cuyler, S (1, 8) OBP: 0.287, SLG: 0.351		P6			F9		L8			4	0	0	0	0	1	3				
Inning Stats	R: 0 E: 0 K: 0 S: 11	H: 0 LOB: 3 BB: 3 P: 27	R: 3 E: 0 K: 0 S: 13	H: 2 LOB: 1 BB: 1 P: 23	R: 0 E: 0 K: 1 S: 8	H: 0 LOB: 0 BB: 0 P: 11	R: 1 E: 0 K: 0 S: 13	H: 2 LOB: 1 BB: 0 P: 21	R: 0 E: 0 K: 1 S: 17	H: 1 LOB: 1 BB: 0 P: 25	R: 0 E: 0 K: 1 S: 9	H: 0 LOB: 0 BB: 0 P: 15	R: 0 E: 0 K: 2 S: 9	H: 1 LOB: 1 BB: 0 P: 15	R: 0 E: 0 K: 3 S: 9	H: 0 LOB: 0 BB: 0 P: 14	1B: 2 2B: 3 3B: 0 HR: 1	SF: 0 SAC: 0 DP: 0 HBP: 0	WP: 0 PB: 0 SB: 0 CS: 0	PA: 37
PITCHER	IP WLS BF H R ER SO BB IBB HBP BLK WP HR S P ERA WHIP																			
Pat Hentgen, R (1, 1) ERA: 3.36	5.0 W 24 5 4 4 1 4 0 0 0 0 0 62 107 7.20 1.800																			
Todd Stottlemyre, R (6, 1) ERA: 4.31	3.0 10 1 0 0 4 0 0 0 0 0 0 27 44 0.00 0.333																			
Danny Cox, R (9, 1) ERA: 1.88	1.0 3 0 0 0 3 0 0 0 0 0 0 9 14 0.00 0.000																			

AB	42
R	13
H	15
RBI	12
BB	10
SO	5
LOB	27



AB	33
R	4
H	6
RBI	4
BB	4
SO	8
LOB	15



Batter	1	2	3	4	5	6	7	8	9	AB	R	H	RBI	BB	SO	LOB	TOP					
Devon White, S (1, 8) OBP: 0.376, SLG: 0.500	G6-3 BB		K		K		G6-3			3	0	0	0	1	2	1	Toronto Blue Jays @ Minnesota Twins Hubert H. Humphrey Metrodome, Minneapolis, MN Mon Jun 14 1993, 8:05 PM EDT Att: 27,887 - Dome					
Roberto Alomar, S (1, 4) OBP: 0.387, SLG: 0.451	L4			WP SF7 1B	G6-4-3		K			4	1	1	0	0	1	2						
Paul Molitor, R (1, 3) OBP: 0.414, SLG: 0.475	G6-3			1B WP 1B		2B 1B	G4-3			4	1	2	0	0	0	1						
Joe Carter, R (1, 9) OBP: 0.322, SLG: 0.554	P4			1B BB		L7		F8		3	0	0	0	1	0	2						
John Olerud, L (1, 10) OBP: 0.500, SLG: 0.697		K		SF7		F8		G5-4-3 1B		3	0	1	1	0	1	1						
Tony Fernandez, S (1, 6) OBP: 0.335, SLG: 0.353	G4-3			1B		1B		G5-4-3		4	1	2	1	0	0	1						
Ed Sprague, R (1, 5) OBP: 0.311, SLG: 0.433	P6			K		1B HBP		G5-3		3	0	0	0	0	1	3						
Pat Borders, R (1, 2) OBP: 0.267, SLG: 0.378			G6-3	G4-3		1B		G6-3		4	0	1	1	0	0	3						
Rob Butler, L (1, 7) OBP: 0.286, SLG: 0.231			L8			P6		G4-3		4	0	1	0	0	0	2						
Inning Stats	R: 0 E: 0 K: 0 S: 11	H: 0 LOB: 1 BB: 1 P: 20	R: 0 E: 0 K: 1 S: 9	H: 0 LOB: 0 BB: 14 P: 14	R: 0 E: 0 K: 1 S: 7	H: 0 LOB: 0 BB: 0 P: 10	R: 1 E: 0 K: 1 S: 25	H: 3 LOB: 3 BB: 1 P: 41	R: 0 E: 0 K: 1 S: 6	H: 1 LOB: 0 BB: 0 P: 14	R: 2 E: 0 K: 0 S: 10	H: 3 LOB: 2 BB: 0 P: 17	R: 0 E: 0 K: 1 S: 5	H: 0 LOB: 0 BB: 0 P: 8	R: 0 E: 0 K: 0 S: 7	H: 1 LOB: 0 BB: 0 P: 12	R: 0 E: 0 K: 0 S: 6	H: 0 LOB: 0 BB: 0 P: 8	1B: 7 2B: 1 3B: 0 HR: 0	SF: 1 SAC: 0 DP: 2 HBP: 1	WP: 1 PB: 0 SB: 0 CS: 0	PA: 36
PITCHER	IP	WLS	BF	H	R	ER	SO	BB	IBB	HBP	BLK	WP	HR	S	P	ERA	WHIP					
Willie Banks, R (1, 1) ERA: 4.0	5.2		25	6	3	3	4	2	0	1	0	1	0	65	111	4.76	1.412					
Larry Casian, L (6, 1) ERA: 0.97	2.1	W	8	2	0	0	1	0	0	0	0	0	0	15	25	0.00	0.857					
Carl Willis, R (9, 1) ERA: 9.64	1.0	S	3	0	0	0	0	0	0	0	0	0	0	6	8	0.00	0.000					

livebaseballscores.com



Batter	1	2	3	4	5	6	7	8	9	AB	R	H	RBI	BB	SO	LOB	BOTTOM				
Chuck Knoblauch, R (1, 4) OBP: 0.382, SLG: 0.356	G6-4-3 1B	G1					BB 1B			4	1	3	0	0	0	1	Toronto Blue Jays @ Minnesota Twins Hubert H. Humphrey Metrodome, Minneapolis, MN Mon Jun 14 1993, 8:05 PM EDT Att: 27,887 - Dome				
Chip Hale, L (1, 5) OBP: 0.444, SLG: 0.563	G6-4-3					BB 1B				3	0	1	1	1	1	1					
Jeff Reboulet, R (8, 5) OBP: 0.298, SLG: 0.222	G6-4-3		K			BB		G5-3 1B		0	0	0	0	0	0	0					
Shane Mack, R (1, 7) OBP: 0.293, SLG: 0.406	3B					K		G5-3		4	0	2	1	0	1	3					
Kirby Puckett, R (1, 8) OBP: 0.349, SLG: 0.455	P2		K		L4		K			4	0	0	0	0	2	5					
Brian Harper, R (1, 2) OBP: 0.353, SLG: 0.455		G6-3 BB 1B BB	F9			F7		F9		3	1	0	0	1	0	1					
Dave Winfield, R (1, 10) OBP: 0.305, SLG: 0.418		F9		K		L7		S 1B		4	0	1	0	0	1	1					
Pedro Munoz, R (1, 9) OBP: 0.327, SLG: 0.471		G6-3 BB 1B BB		K		K		BB		2	1	0	0	2	2	0					
Dave McCarty, R (1, 3) OBP: 0.333, SLG: 0.421	G6-3					G6-3		K		3	0	0	0	1	1	4					
Pat Meares, R (1, 6) OBP: 0.351, SLG: 0.411	1B			CS	P4		BB 1B 1B	K		4	1	2	2	0	1	2					
Inning Stats	R: 0 E: 0 K: 0 S: 12	H: 2 LOB: 1 BB: 0 P: 15	R: 2 E: 0 K: 0 S: 12	H: 1 LOB: 1 BB: 2 P: 22	R: 0 E: 0 K: 2 S: 11	H: 1 LOB: 1 BB: 0 P: 14	R: 0 E: 0 K: 2 S: 12	H: 0 LOB: 0 BB: 1 P: 19	R: 0 E: 0 K: 1 S: 14	H: 1 LOB: 2 BB: 1 P: 22	R: 0 E: 0 K: 1 S: 8	H: 0 LOB: 0 BB: 0 P: 11	R: 2 E: 0 K: 1 S: 12	H: 3 LOB: 1 BB: 0 P: 17	R: 0 E: 0 K: 2 S: 16	H: 1 LOB: 2 BB: 1 P: 24	1B: 7 2B: 0 3B: 2 HR: 0	SF: 0 SAC: 0 DP: 1 HBP: 0	WP: 0 PB: 0 SB: 1 CS: 1	PA: 37	
PITCHER	IP	WLS	BF	H	R	ER	SO	BB	IBB	HBP	BLK	WP	HR	S	P	ERA	WHIP				
Dave Stewart, R (1, 1) ERA: 5.63	6.0		25	5	2	2	6	4	0	0	0	0	0	69	103	3.00	1.500				
Danny Cox, R (7, 1) ERA: 2.17	2.0	L	11	4	2	2	3	1	0	0	0	0	0	28	41	9.00	2.500				

livebaseballscores.com



Batter	1	2	3	4	5	6	7	8	9	AB	R	H	RBI	BB	SO	LOB	TOP					
Devon White, S OBP: 0.373, SLG: 0.491	L5	L5				F7			G3-1	4	1	0	0	1	0	2						
Roberto Alomar, S OBP: 0.383, SLG: 0.446	FC4-6 1B	CS	K		F7		F7		K	5	0	1	0	0	2	1						
Paul Molitor, R OBP: 0.412, SLG: 0.469	FC4-6 2B		K		S 1B		G4-3			3	2	0	0	1	1							
Joe Carter, R OBP: 0.325, SLG: 0.551	2B		G5-3		S 1B		K			3	2	1	2	1	1	0						
John Olerud, L OBP: 0.504, SLG: 0.712	E 2B				2B				L8	4	1	3	3	0	0	0						
Tony Fernandez, S OBP: 0.329, SLG: 0.346	E7		K		P3				F7	4	0	0	0	0	1	2						
Ed Sprague, R OBP: 0.310, SLG: 0.427	F9		F7						G1-3	3	0	0	0	0	0	2						
Pat Borders, R OBP: 0.262, SLG: 0.371		G6-3			G4-3				G5-3	4	0	0	0	0	0	2						
Rob Butler, L OBP: 0.333, SLG: 0.250		CS 1B			K				G4-3	3	0	1	0	1	1	0						
Inning Stats	R: 3 E: 1 K: 0 S: 17	H: 2 LOB: 1 BB: 1 P: 23	R: 0 E: 0 K: 0 S: 7	H: 1 LOB: 0 BB: 0 P: 10	R: 0 E: 0 K: 2 S: 9	H: 0 LOB: 0 BB: 0 P: 15	R: 0 E: 0 K: 1 S: 11	H: 1 LOB: 1 BB: 0 P: 18	R: 3 E: 0 K: 1 S: 14	H: 2 LOB: 1 BB: 2 P: 26	R: 0 E: 0 K: 0 S: 13	H: 0 LOB: 1 BB: 1 P: 23	R: 0 E: 0 K: 0 S: 8	H: 0 LOB: 0 BB: 0 P: 12	R: 0 E: 0 K: 0 S: 7	H: 0 LOB: 1 BB: 0 P: 11	R: 0 E: 0 K: 1 S: 7	H: 0 LOB: 0 BB: 0 P: 9	1B: 3 2B: 3 3B: 0 HR: 0	SF: 0 SAC: 0 DP: 0 HBP: 1	WP: 0 PB: 0 SB: 3 CS: 1	PA: 39
PITCHER	IP	WLS	BF	H	R	ER	SO	BB	IBB	HBP	BLK	WP	HR	S	P	ERA	WHIP					
Kevin Tapani, R ERA: 5.71	(1, 1)	6.0	L	28	6	6	5	4	4	0	0	0	0	71	115	7.50	1.667					
Mike Hartley, R ERA: 4.75	(7, 1)	3.0		10	0	0	0	2	0	0	1	0	0	22	32	0.00	0.000					

Toronto Blue Jays @ Minnesota Twins
Hubert H. Humphrey Metrodome, Minneapolis, MN
Tue Jun 15 1993, 8:05 PM EDT
Att: 31,759 - Dome

AB	33
R	6
H	6
RBI	5
BB	4
SO	6
LOB	10

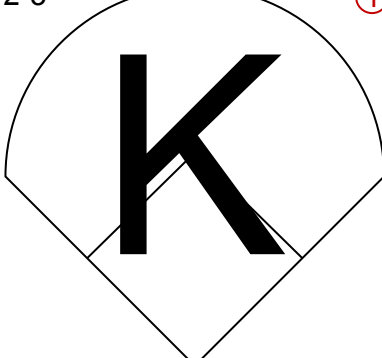
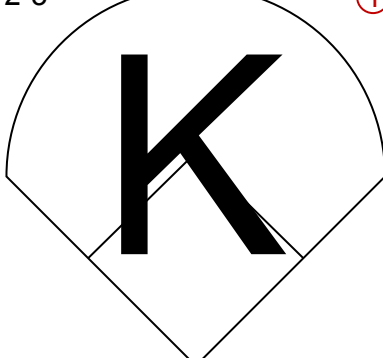
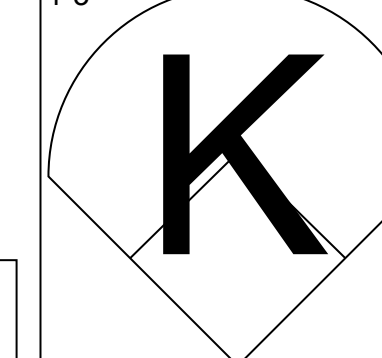
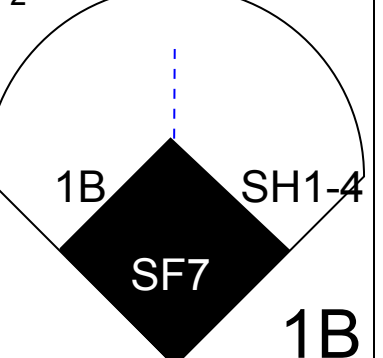
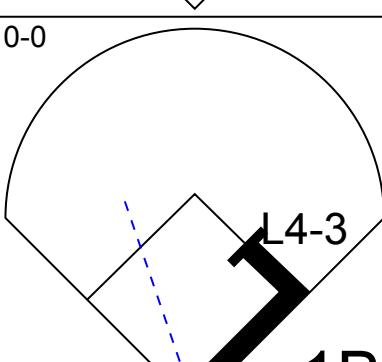
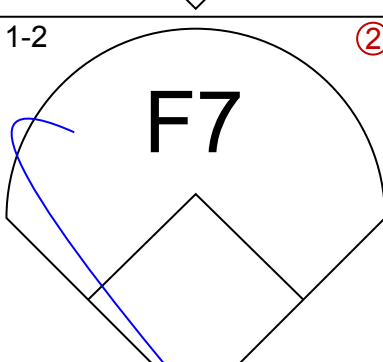
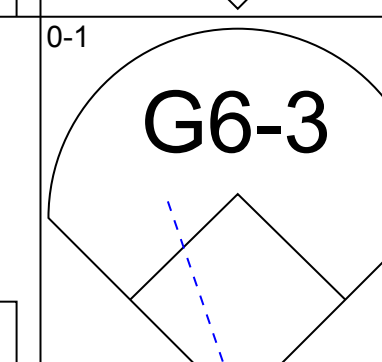
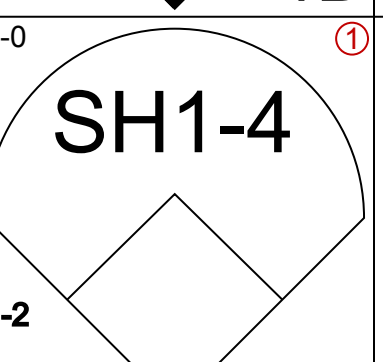
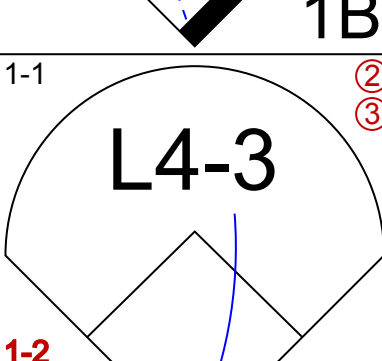
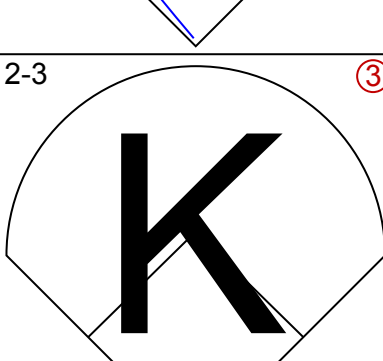
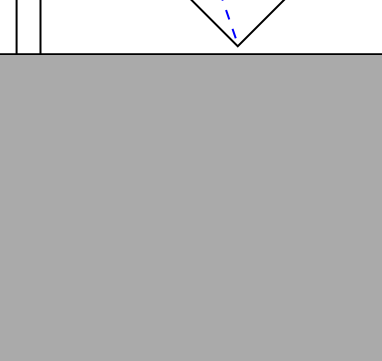
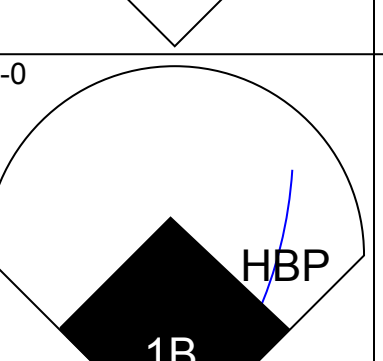
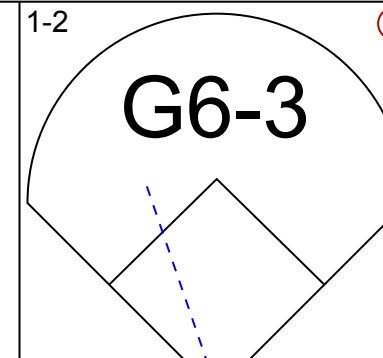
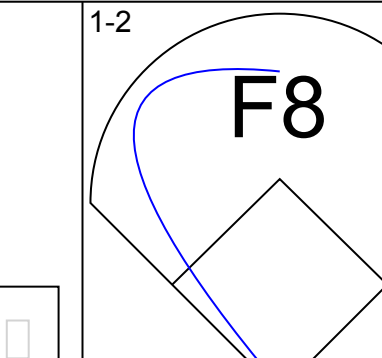
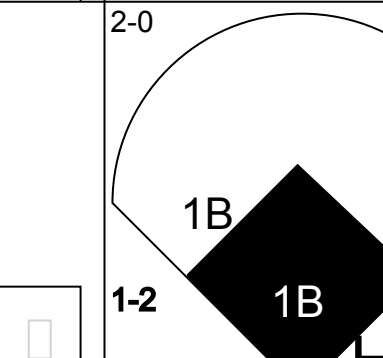
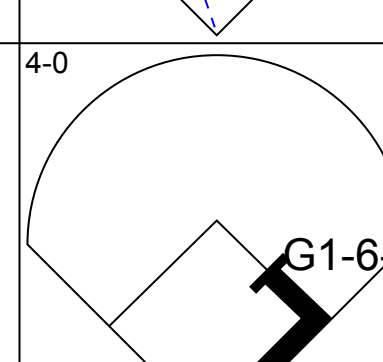
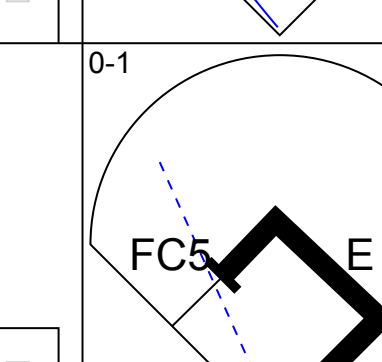
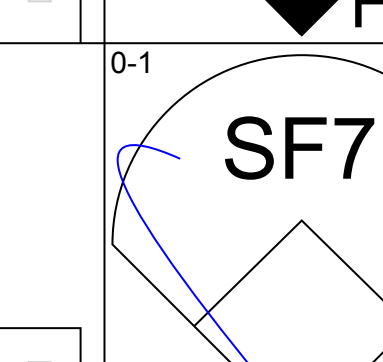
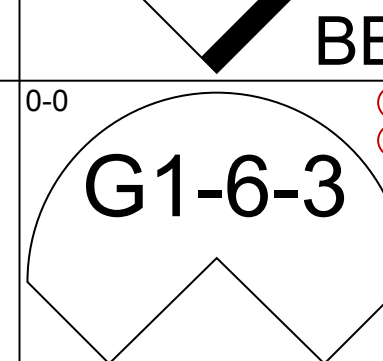
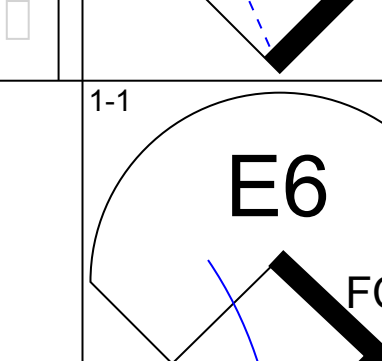
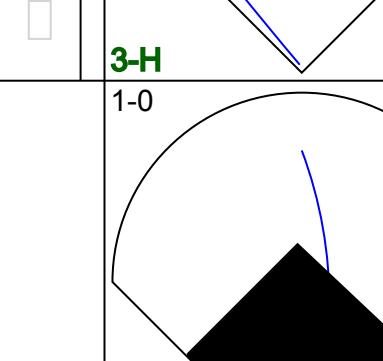
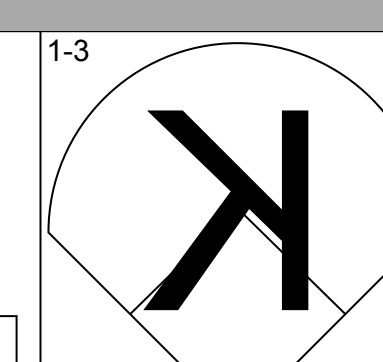

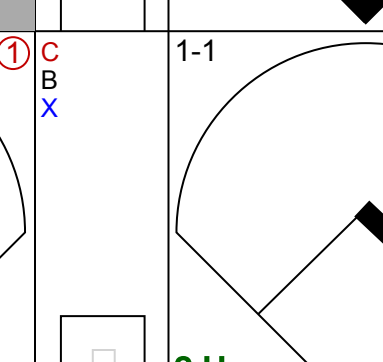
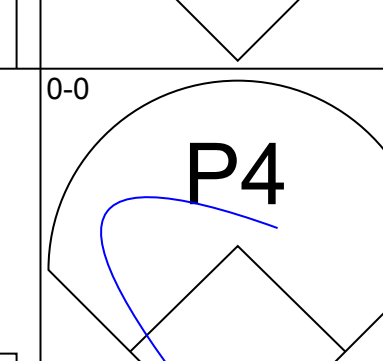

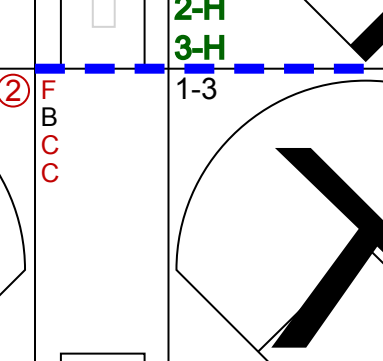
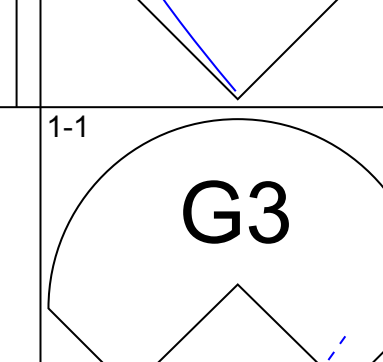
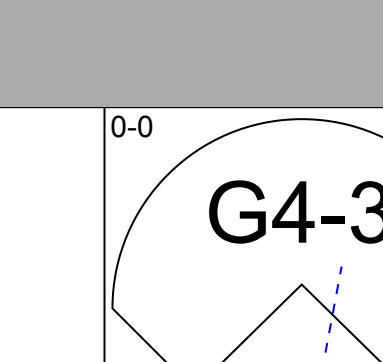
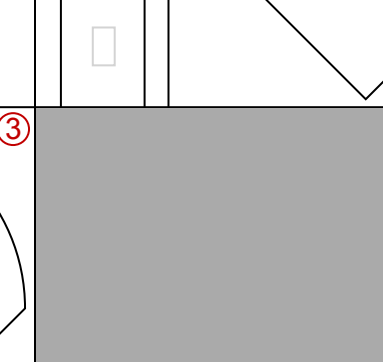


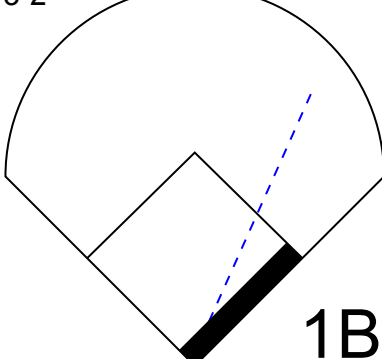
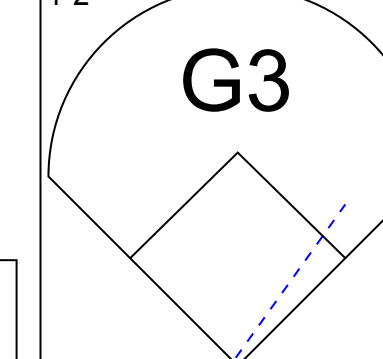
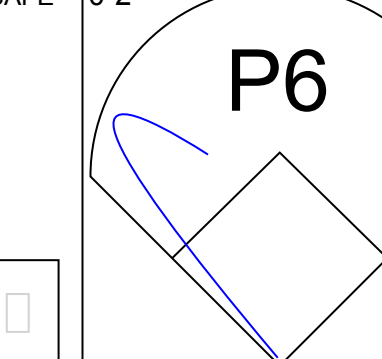
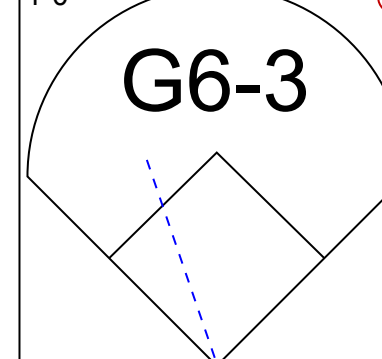
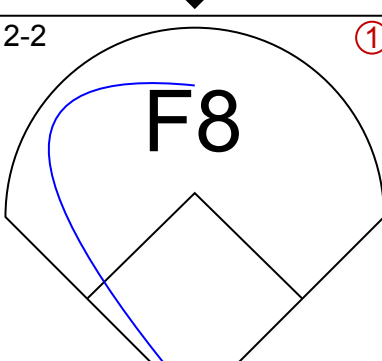
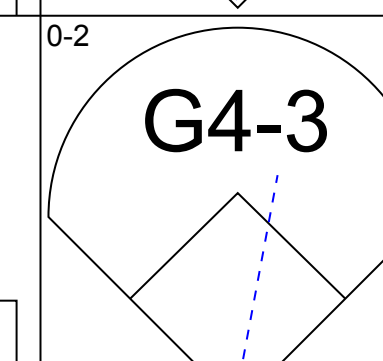


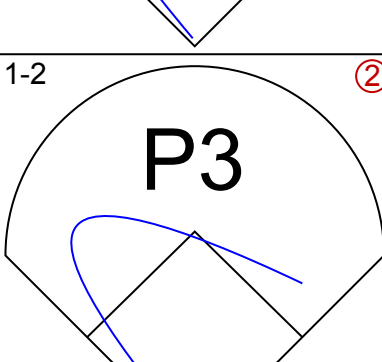
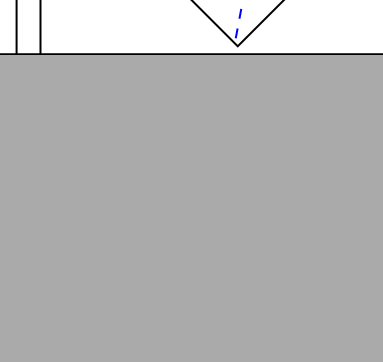


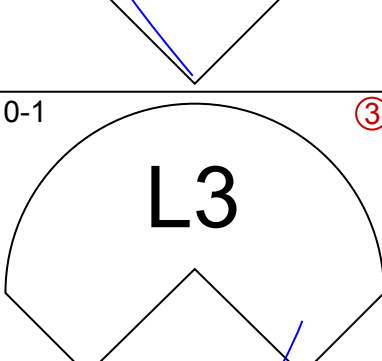



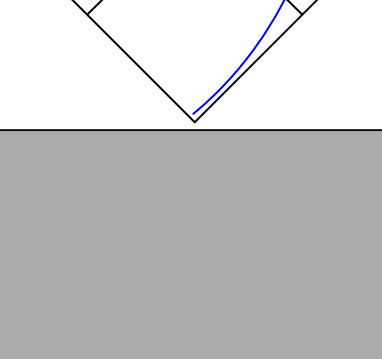









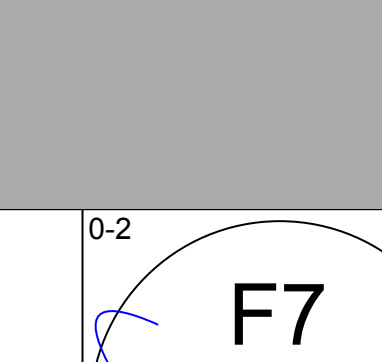



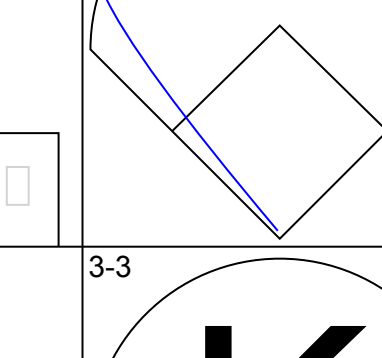
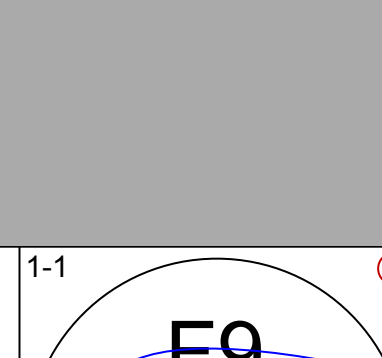

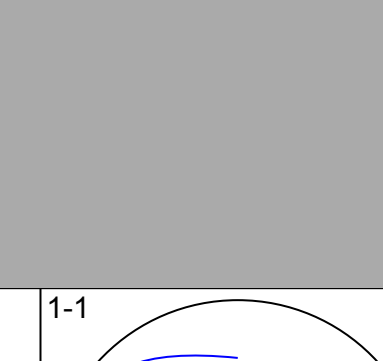
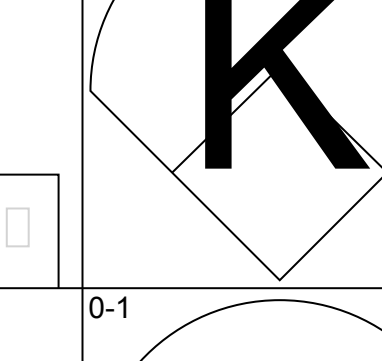
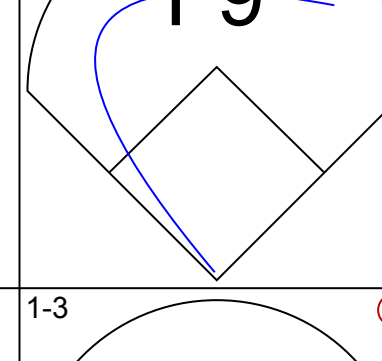
Batter	1	2	3	4	5	6	7	8	9	AB	R	H	RBI	BB	SO	LOB	BOTTOM				
Chuck Knoblauch, R OBP: 0.380, SLG: 0.354	1B		K		G6-3				L9	4	0	1	0	0	1	1					
Chip Hale, L OBP: 0.364, SLG: 0.450	L7		E3 FC6		F8				G4-3	4	0	0	0	0	0	2					
Shane Mack, R OBP: 0.286, SLG: 0.397	K		FC6		G5-3				G6-3	4	0	0	0	0	1	3					
Kirby Puckett, R OBP: 0.348, SLG: 0.451	G6-3				HR 1B				G1-3	4	1	1	0	0	0	1					
Brian Harper, R OBP: 0.351, SLG: 0.466			F9		HR				F9	4	1	1	2	0	0	0					
Dave Winfield, R OBP: 0.300, SLG: 0.409			K		K				G5-3	4	0	0	0	0	2	0					
Pedro Munoz, R OBP: 0.327, SLG: 0.490			K		HR					3	1	1	1	0	1	0					
Dave McCarty, R OBP: 0.333, SLG: 0.412					G6-3				F8	2	0	0	0	1	0	0					
Jeff Reboulet, R OBP: 0.291, SLG: 0.216			F9		K				K	3	0	0	0	0	2	1					
Inning Stats	R: 0 E: 0 K: 1 S: 14	H: 1 LOB: 0 BB: 0 P: 21	R: 0 E: 0 K: 2 S: 7	H: 0 LOB: 0 BB: 0 P: 10	R: 0 E: 1 K: 1 S: 15	H: 0 LOB: 2 BB: 1 P: 26	R: 3 E: 0 K: 2 S: 14	H: 3 LOB: 0 BB: 0 P: 19	R: 0 E: 0 K: 0 S: 5	H: 0 LOB: 0 BB: 0 P: 7	R: 0 E: 0 K: 1 S: 7	H: 0 LOB: 0 BB: 0 P: 11	R: 0 E: 0 K: 0 S: 6	H: 0 LOB: 0 BB: 0 P: 11	R: 0 E: 0 K: 0 S: 3	H: 0 LOB: 0 BB: 0 P: 3	1B: 2 2B: 0 3B: 0 HR: 2	SF: 0 SAC: 0 DP: 0 HBP: 0	WP: 0 PB: 0 SB: 0 CS: 0	PA: 33	
PITCHER	IP	WLS	BF	H	R	ER	SO	BB	IBB	HBP	BLK	WP	HR	S	P	ERA	WHIP				
Juan Guzman, R ERA: 5.09	(1, 1)	8.0		30	4	3	3	7	1	0	0	0	0	72	109	3.38	0.625				
Duane Ward, R ERA: 2.49	(9, 1)	1.0	S	3	0	0	0	0	0	0	0	0	0	3	3	0.00	0.000				


Toronto Blue Jays @ Minnesota Twins
Hubert H. Humphrey Metrodome, Minneapolis, MN
Tue Jun 15 1993, 8:05 PM EDT
Att: 31,759 - Dome


AB	32
R	3
H	4
RBI	3
BB	1
SO	7
LOB	8



Batter	1	2	3	4	5	6	7	8	9	AB	R	H	RBI	BB	SO	LOB	TOP					
Devon White, S OBP: 0.371, SLG: 0.487 (1, 8)										4	1	1	0	0	3	0	Toronto Blue Jays @ Minnesota Twins Hubert H. Humphrey Metrodome, Minneapolis, MN Wed Jun 16 1993, 4:33 AM EDT Att: 30,326 - Dome livebaseballscorecards.com					
Luis Sojo, R OBP: 0.255, SLG: 0.238 (1, 4)										3	0	1	0	0	0	0						
Paul Molitor, R OBP: 0.409, SLG: 0.466 (1, 10)										4	1	1	0	0	1	1						
Joe Carter, R OBP: 0.327, SLG: 0.553 Turner Ward, S OBP: 0.299, SLG: 0.373 (1, 9)										3	1	1	0	0	0	0						
John Olerud, L OBP: 0.504, SLG: 0.710 (1, 3)										2	0	1	1	1	0	1						
Tony Fernandez, S OBP: 0.327, SLG: 0.344 (1, 6)										4	1	1	1	0	1	3						
Ed Sprague, R OBP: 0.309, SLG: 0.424 (1, 5)										4	0	1	2	0	2	2						
Pat Borders, R OBP: 0.257, SLG: 0.364 (1, 2)										4	0	0	0	0	3	3						
Rob Butler, L OBP: 0.286, SLG: 0.211 (1, 7)										3	0	0	0	0	0	0						
Inning Stats	R: 0 E: 0 K: 1 S: 7	H: 1 LOB: 0 BB: 0 P: 10	R: 0 E: 0 K: 0 S: 4	H: 0 LOB: 0 BB: 1 P: 9	R: 0 E: 0 K: 1 S: 6	H: 0 LOB: 0 BB: 0 P: 8	R: 0 E: 0 K: 2 S: 15	H: 0 LOB: 0 BB: 0 P: 20	R: 0 E: 1 K: 1 S: 12	H: 1 LOB: 2 BB: 0 P: 16	R: 0 E: 0 K: 1 S: 9	H: 1 LOB: 1 BB: 0 P: 13	R: 0 E: 0 K: 2 S: 9	H: 0 LOB: 0 BB: 0 P: 13	R: 4 E: 0 K: 1 S: 13	H: 4 LOB: 1 BB: 0 P: 21		1B: 6 2B: 2 3B: 0 HR: 0	SF: 1 SAC: 1 DP: 2 HBP: 1	WP: 0 PB: 0 CS: 0	PA: 35	
PITCHER	IP	WLS	BF	H	R	ER	SO	BB	IBB	HBP	BLK	WP	HR	S	P	ERA	WHIP					
Scott Erickson, R ERA: 5.68 Rick Aguilera, R ERA: 2.4	(1, 1)	8.2	L	34	7	4	4	9	1	0	1	0	0	0	3	4	4.15	0.923				

Batter	1	2	3	4	5	6	7	8	9	AB	R	H	RBI	BB	SO	LOB	BOTTOM					
Chuck Knoblauch, R OBP: 0.378, SLG: 0.352 (1, 4)										4	0	1	0	0	0	1	Toronto Blue Jays @ Minnesota Twins Hubert H. Humphrey Metrodome, Minneapolis, MN Wed Jun 16 1993, 4:33 AM EDT Att: 30,326 - Dome livebaseballscorecards.com					
Chip Hale, L OBP: 0.346, SLG: 0.417 (1, 5)										4	0	1	0	0	1	1						
Shane Mack, R OBP: 0.281, SLG: 0.388 (1, 8)										4	0	0	0	0	0	2						
Kirby Puckett, R OBP: 0.346, SLG: 0.448 (1, 10)										4	0	1	0	0	0	2						
Brian Harper, R OBP: 0.349, SLG: 0.462 (1, 2)										4	0	1	0	0	0	2						
Dave Winfield, R OBP: 0.295, SLG: 0.403 (1, 9)										3	0	0	0	0	2	2						
Randy Bush, L OBP: 0.271, SLG: 0.214 (1, 3)										3	0	0	0	0	1	1						
Pedro Munoz, R OBP: 0.321, SLG: 0.479 (1, 7)										3	0	0	0	0	2	1						
Pat Meares, R OBP: 0.351, SLG: 0.409 (1, 6)										3	0	1	0	0	1	0						
Inning Stats	R: 0 E: 0 K: 0 S: 16	H: 1 LOB: 1 BB: 0 P: 22	R: 0 E: 0 K: 2 S: 10	H: 1 LOB: 0 BB: 0 P: 14	R: 0 E: 0 K: 0 S: 8	H: 0 LOB: 0 BB: 0 P: 10	R: 0 E: 0 K: 0 S: 7	H: 1 LOB: 1 BB: 0 P: 11	R: 0 E: 0 K: 1 S: 12	H: 1 LOB: 1 BB: 0 P: 15	R: 0 E: 0 K: 1 S: 7	H: 0 LOB: 0 BB: 0 P: 8	R: 0 E: 0 K: 2 S: 7	H: 0 LOB: 0 BB: 0 P: 8	R: 0 E: 0 K: 1 S: 6	H: 0 LOB: 0 BB: 0 P: 9		R: 0 E: 0 K: 0 S: 6	H: 1 LOB: 1 BB: 0 P: 8	1B: 5 2B: 0 3B: 0 HR: 0	SF: 0 SAC: 0 DP: 0 HBP: 0	WP: 0 PB: 0 CS: 0
PITCHER	IP	WLS	BF	H	R	ER	SO	BB	IBB	HBP	BLK	WP	HR	S	P	ERA	WHIP					
Jack Morris, R ERA: 8.46	(1, 1)	9.0	W	32	5	0	0	7	0	0	0	0	0	0	79	105	0.00	0.556				

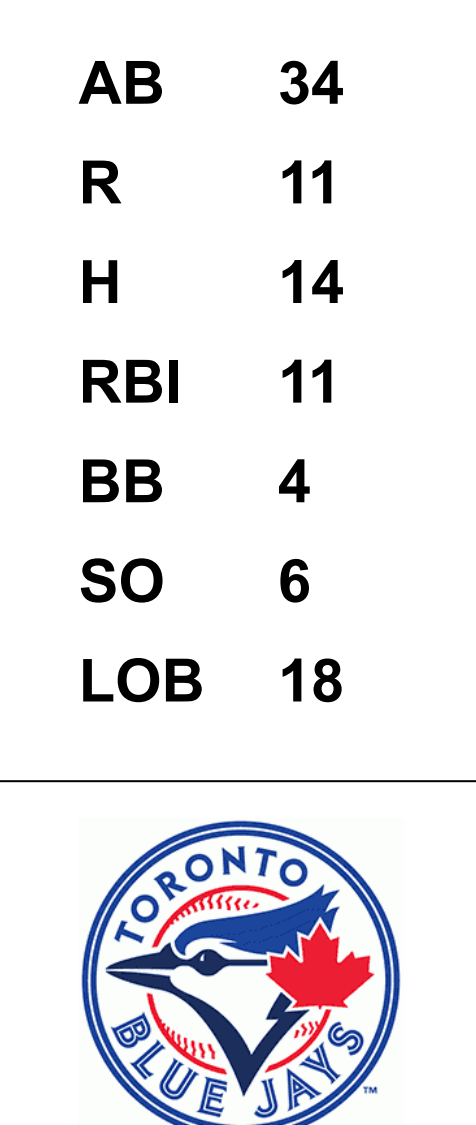
Batter	1	2	3	4	5	6	7	8	9	AB	R	H	RBI	BB	SO	LOB	TOP			
Billy Hatcher, R OBP: 0.346, SLG: 0.372 (1, 8)	G4-3			P3		G6-3			L7	4	0	1	0	0	0	0	Boston Red Sox @ Toronto Blue Jays SkyDome, Toronto, ON Thu Jun 17 1993, 7:05 PM EDT Att: 50,528 - Unknown - 68 F AB 28 R 0 H 2 RBI 0 BB 2 SO 6 LOB 6 			
Ivan Calderon, R OBP: 0.305, SLG: 0.317 (1, 9)	P3			BB 1B		G6-3			G5-3	3	0	0	0	1	0					
Mike Greenwell, L OBP: 0.347, SLG: 0.427 (1, 7)	K			BB 1B		L9			F8	4	0	1	0	0	1					
Mo Vaughn, L OBP: 0.407, SLG: 0.511 (1, 10)		K		F7						3	0	0	0	0	1					
Carlos Quintana, R OBP: 0.340, SLG: 0.283 (1, 3)		K								2	0	0	0	1	2					
Bob Melvin, R OBP: 0.300, SLG: 0.333 (1, 2)		K		F8						3	0	0	0	0	2					
Scott Cooper, L OBP: 0.380, SLG: 0.400 (1, 5)				G4-3		F8			G5-3	2	0	0	0	0	0					
Bob Zupic, R OBP: 0.327, SLG: 0.344 (8, PH)										1	0	0	0	0	0					
Steve Lyons, L (8, 5)										0	0	0	0	0	0					
John Valentin, R OBP: 0.271, SLG: 0.354 (1, 6)				F8		F9			F9	3	0	0	0	0	0					
Luis Rivera, R OBP: 0.270, SLG: 0.293 (1, 4)				P4		P3			G5-3	3	0	0	0	0	0					
Inning Stats	R: 0 E: 0 K: 1 S: 10	H: 0 LOB: 0 BB: 0 P: 15	R: 0 E: 0 K: 3 S: 12	H: 0 LOB: 0 BB: 0 P: 19	R: 0 E: 0 K: 0 S: 5	H: 0 LOB: 0 BB: 0 P: 9	R: 0 E: 0 K: 0 S: 16	H: 1 LOB: 3 BB: 2 P: 29	R: 0 E: 0 K: 0 S: 3	H: 0 LOB: 0 BB: 0 P: 7	R: 0 E: 0 K: 2 S: 12	H: 0 LOB: 0 BB: 0 P: 18	R: 0 E: 0 K: 0 S: 5	H: 0 LOB: 0 BB: 0 P: 8	R: 0 E: 0 K: 0 S: 4	H: 0 LOB: 0 BB: 0 P: 7	1B: 2 2B: 0 3B: 0 HR: 0	SF: 0 SAC: 0 DP: 1 HBP: 0	WP: 0 PB: 0 SB: 0 CS: 0	PA: 30
PITCHER Al Leiter, L ERA: 5.27 (1, 1)	IP: 9.0 WLS: W BF: 30 H: 2 R: 0 ER: 0 SO: 6 BB: 2 IBB: 0 HBP: 0 BLK: 0 WP: 0 HR: 0 S: 72 P: 121 ERA: 0.00 WHIP: 0.444															PITCHER				

Batter	1	2	3	4	5	6	7	8	9	AB	R	H	RBI	BB	SO	LOB	BOTTOM					
Devon White, S OBP: 0.371, SLG: 0.490 (1, 8)	K	FC4-6 HBP		S 1B	K			2B		5	2	2	0	0	2	4	Boston Red Sox @ Toronto Blue Jays SkyDome, Toronto, ON Thu Jun 17 1993, 7:05 PM EDT Att: 50,528 - Unknown - 68 F AB 37 R 7 H 14 RBI 7 BB 5 SO 5 LOB 21 					
Roberto Alomar, S OBP: 0.388, SLG: 0.448 (1, 4)	S 1B			S 1B				F7		3	0	2	2	0	0							
Luis Sojo, R OBP: 0.250, SLG: 0.233 (8, 4)	S 1B			S 1B				F7		1	0	0	0	0	1							
Paul Molitor, R OBP: 0.413, SLG: 0.470 (1, 10)	S 1B			S 1B				G6-3		4	1	2	1	1	0							
Joe Carter, R OBP: 0.329, SLG: 0.546 (1, 9)	G4-6-3 BB			L7				G6-3		3	0	0	0	2	1							
John Olerud, L OBP: 0.502, SLG: 0.706 (1, 3)	G4-6-3			F7				G3		4	2	1	0	1	0							
Tony Fernandez, S OBP: 0.325, SLG: 0.350 (1, 6)		L5		G3				G4-3		5	0	1	2	0	0							
Ed Sprague, R OBP: 0.310, SLG: 0.428 (1, 5)				G4-3				G3-1 1B		5	1	2	1	0	0							
Pat Borders, R OBP: 0.270, SLG: 0.377 (1, 2)		FC4-6 BB		1B 1B				G3-1 1B		3	1	3	0	1	0							
Rob Butler, L OBP: 0.280, SLG: 0.217 (1, 7)				K				G3-1		4	0	1	1	0	2							
Inning Stats	R: 0 E: 0 K: 1 S: 8	H: 2 LOB: 2 BB: 1 P: 15	R: 1 E: 0 K: 0 S: 20	H: 2 LOB: 3 BB: 1 P: 31	R: 0 E: 0 K: 0 S: 10	H: 0 LOB: 0 BB: 0 P: 12	R: 2 E: 0 K: 1 S: 18	H: 3 LOB: 2 BB: 1 P: 26	R: 1 E: 0 K: 1 S: 8	H: 3 LOB: 2 BB: 0 P: 13	R: 0 E: 0 K: 0 S: 13	H: 0 LOB: 1 BB: 1 P: 21	R: 0 E: 0 K: 1 S: 6	H: 1 LOB: 1 BB: 0 P: 11	R: 3 E: 0 K: 1 S: 13	H: 3 LOB: 1 BB: 1 P: 25	1B: 8 2B: 5 3B: 1 HR: 0	SF: 0 SAC: 0 DP: 1 HBP: 1	WP: 0 PB: 0 SB: 4 CS: 0	PA: 43		
PITCHER Paul Quantrill, R ERA: 3.18 (1, 1)	IP: 4.1 WLS: L BF: 26 H: 10 R: 4 ER: 4 SO: 4 BB: 3 IBB: 0 HBP: 1 BLK: 0 WP: 0 HR: 0 S: 60 P: 90 ERA: 8.31 WHIP: 3.000															PITCHER						
Joe Hesketh, L ERA: 6.75 (5, 1)	2.2 11 2	1 1 1	2 1 0	0 0 0	0 0 0	0 0 0	24 42	3.38 1.125														
Jose Melendez, R ERA: 3.18 (8, 1)	1.0 6 2	2 2 2	1 0 0	0 1 0	0 0 0	0 0 0	12 22	18.00 2.000														

Batter	1	2	3	4	5	6	7	8	9	AB	R	H	RBI	BB	SO	LOB	TOP				
Billy Hatcher, R OBP: 0.343, SLG: 0.369 Bob Zupcic, R OBP: 0.330, SLG: 0.347	0-3 K		1-0 G3		2-2 F7			1-2 1B		2	0	0	0	0	1	0	Boston Red Sox @ Toronto Blue Jays SkyDome, Toronto, ON Fri Jun 18 1993, 7:05 PM EDT Att: 50,509 - Dome				
Ivan Calderon, R OBP: 0.307, SLG: 0.318	4-1 CS BB			2-2 1B 1B		3-2 G1-3-1		1-0 P3		3	1	1	0	1	0	2					
Mike Greenwell, L OBP: 0.346, SLG: 0.423	0-0 L9			2-2 L7		4-0 BB		2-1 SF7		2	0	0	1	1	0	2					
Andre Dawson, R OBP: 0.256, SLG: 0.288	1-2 CS	0-0 F8		1-2 1B 1B		0-1 P2		0-3 K		4	0	1	0	0	1	2					
Mo Vaughn, L OBP: 0.405, SLG: 0.507		0-0 1B		1-2 F7		0-0 L6		0-3 K		4	0	1	0	0	1	3					
Scott Cooper, L OBP: 0.376, SLG: 0.397	1-1 F8			2-2 FC6-4 1B		1-0 G4-3		2-3 K		4	0	1	1	0	1	1					
John Valentin, R OBP: 0.271, SLG: 0.351	3-2 G6-3			1-1 FC6-4 1B		1-1 P7		1-0 1B		4	0	1	0	0	0	3					
Tony Peña, R OBP: 0.235, SLG: 0.221 Ernest Riles, L OBP: 0.301, SLG: 0.366			0-0 F9		0-2 G5-3		1-3 K		1-3 K2-3		3	0	0	0	0	1		0			
Luis Rivera, R OBP: 0.265, SLG: 0.287 Steve Lyons, L OBP: 0.667, SLG: 0.500			2-0 G5-3		3-3 K			0-1 1B SF7 1B		2	0	0	0	0	1	0		1			
Inning Stats	R: 0 E: 0 K: 1 S: 7	H: 0 LOB: 0 BB: 1 P: 12	R: 0 E: 0 K: 0 S: 7	H: 1 LOB: 1 BB: 0 P: 11	R: 0 E: 0 K: 0 S: 3	H: 0 LOB: 0 BB: 0 P: 6	R: 1 E: 0 K: 0 S: 20	H: 3 LOB: 2 BB: 0 P: 29	R: 0 E: 0 K: 1 S: 10	H: 0 LOB: 0 BB: 1 P: 15	R: 0 E: 0 K: 1 S: 6	H: 0 LOB: 0 BB: 0 P: 9	R: 1 E: 0 K: 1 S: 11	H: 2 LOB: 1 BB: 0 P: 15	R: 0 E: 0 K: 3 S: 12	H: 1 LOB: 1 BB: 0 P: 16		1B: 7 2B: 0 3B: 0 HR: 0	SF: 1 SAC: 0 DP: 0 HBP: 0	WP: 0 PB: 0 SB: 0 CS: 1	PA: 36
PITCHER	IP	WLS	BF	H	R	ER	SO	BB	IBB	HBP	BLK	WP	HR	S	P	ERA	WHIP				
Pat Hentgen, R ERA: 3.23	6.0	W	23	4	1	1	2	2	0	0	0	0	0	54	87	1.50	1.000				
Todd Stottlemyre, R ERA: 4.32	2.0		8	2	1	1	2	0	0	0	0	0	0	17	24	4.50	1.000				
Duane Ward, R ERA: 2.4	1.0		4	1	0	0	3	0	0	0	0	0	0	12	16	0.00	1.000				

Batter	1	2	3	4	5	6	7	8	9	AB	R	H	RBI	BB	SO	LOB	BOTTOM				
Devon White, S OBP: 0.375, SLG: 0.502	0-1 2B 1B	1-0 L5	1-1 F9			4-1 G6-3 BB		0-0 HR		4	2	2	1	1	0	1	Boston Red Sox @ Toronto Blue Jays SkyDome, Toronto, ON Fri Jun 18 1993, 7:05 PM EDT Att: 50,509 - Dome				
Roberto Alomar, S OBP: 0.392, SLG: 0.465	3-2 1B BB 2B	4-1 2B BB		0-0 G4-3		1-2 G6-3 1-2H		0-0 IHR		4	3	2	2	1	0	2					
Paul Molitor, R OBP: 0.419, SLG: 0.480	2-2 BB SF8 1B	1-0 2B 2B		0-1 P4		1-1 E1 1B		1-1 1B SF9 1B		5	4	4	1	0	0	0					
Joe Carter, R OBP: 0.333, SLG: 0.544	1-0 FC5 BB HBP	2-0 2B HBP		2-3 K		1-3 K		3-2 2B SF8 1B		3	2	1	0	0	2	1					
John Olerud, L OBP: 0.500, SLG: 0.706	2-3 K	2-1 1H 2B		1-0 G4-3		4-0 HBP 1B IBB		1-0 SF9		3	0	1	3	1	1	3					
Tony Fernandez, S OBP: 0.330, SLG: 0.358	4-1 BB	2-3 K		0-0 G4-3		2-0 HBP 1B		0-0 2B		4	0	2	2	1	1	1					
Ed Sprague, R OBP: 0.308, SLG: 0.431	0-2 SF8		0-0 2B		2-2 G5-3		1-3 K	0-1 SF8		3	0	1	2	0	1	2					
Pat Borders, R OBP: 0.269, SLG: 0.370 Randy Knorr, R OBP: 0.194, SLG: 0.286	0-0 FC5		1-2 F7		2-2 G6-3	3-2 HBP		3-3 F7		4	0	0	0	0	0	4					
Rob Butler, L OBP: 0.276, SLG: 0.259		1-1 G1-3	2-3 K		2-1 2B	0-0 G3				4	0	1	0	0	1	4					
Inning Stats	R: 3 E: 0 K: 1 S: 21	H: 3 LOB: 2 BB: 1 P: 33	R: 3 E: 0 K: 1 S: 12	H: 2 LOB: 1 BB: 1 P: 25	R: 0 E: 0 K: 1 S: 10	H: 1 LOB: 0 BB: 0 P: 14	R: 0 E: 0 K: 1 S: 7	H: 0 LOB: 0 BB: 0 P: 9	R: 0 E: 0 K: 0 S: 5	H: 0 LOB: 0 BB: 0 P: 8	R: 0 E: 0 K: 0 S: 11	H: 1 LOB: 1 BB: 1 P: 20	R: 1 E: 1 K: 2 S: 13	H: 2 LOB: 3 BB: 1 P: 25	R: 4 E: 0 K: 0 S: 12	H: 5 LOB: 1 BB: 0 P: 17		1B: 6 2B: 6 3B: 0 HR: 2	SF: 3 SAC: 0 DP: 1 HBP: 3	WP: 0 PB: 0 SB: 0 CS: 0	PA: 44
PITCHER	IP	WLS	BF	H	R	ER	SO	BB	IBB	HBP	BLK	WP	HR	S	P	ERA	WHIP				
Roger Clemens, R ERA: 3.63	2.0	L	15	5	6	6	2	2	0	2	0	0	0	33	58	27.00	3.500				
Scott Bankhead, R ERA: 3.25	3.1		13	2	0	0	2	1	0	0	0	0	0	29	46	0.00	0.900				
Greg Harris, R ERA: 3.38	1.2		8	2	1	1	2	0	1	1	0	0	0	17	30	5.40	1.200				
Tony Fossas, L ERA: 4.61	0.1		6	5	4	4	0	0	0	0	0	0	1	9	14	108.00	15.000				
Jose Melendez, R ERA: 3.0	0.2		2	0	0	0	0	0	0	0	0	0	0	3	3	0.00	0.000				

AB	32
R	2
H	7
RBI	2
BB	2
SO	7
LOB	14



Batter	1	2	3	4	5	6	7	8	9	AB	R	H	RBI	BB	SO	LOB	TOP					
Steve Lyons, L OBP: 0.286, SLG: 0.167	1-2 F8		0-3 K		0-1 G4-3			2-0 L9		4	0	0	0	0	1	2						
Ernest Riles, L OBP: 0.299, SLG: 0.372	0-3 K		2-2 K			2-1 G3-1			3-2 HR	4	1	1	0	0	2	1						
Mo Vaughn, L OBP: 0.402, SLG: 0.500	4-1 BB			1-0 F8		2-3 K			0-3 K	3	0	0	0	1	2	1						
Mike Greenwell, L OBP: 0.348, SLG: 0.439	1-3 K			0-0 1B		2-3 K			0-0 HR	4	1	2	2	0	2	1						
Carlos Quintana, R OBP: 0.338, SLG: 0.299		1-0 G5-3		3-2 F8			2-2 G1-3		1-0 HR	4	1	1	1	0	0	1						
Scott Cooper, L OBP: 0.376, SLG: 0.399		2-3 K		0-0 L7			0-2 G3-1		2-1 HR	4	1	1	0	0	1	1						
Bob Zupcic, R OBP: 0.327, SLG: 0.337		4-2 BB			0-0 P6				1-3 K	3	0	0	0	1	1	1						
John Valentin, R OBP: 0.266, SLG: 0.345		0-1 B1-3			3-1 F9			0-0 G6-3	0-1 1B	3	0	0	0	0	0	1						
Billy Hatcher, R OBP: 0.346, SLG: 0.372									2H 1B	1	0	1	1	0	0	0						
Tony Peña, R OBP: 0.244, SLG: 0.238			1-1 CS		1-2 2B				3-3 K	3	0	2	0	0	0	0						
Ivan Calderon, R OBP: 0.305, SLG: 0.316									1-2 K	1	0	0	0	0	1	1						
Inning Stats	R: 0 E: 0 K: 2 S: 11	H: 0 LOB: 1 BB: 1 P: 17	R: 0 E: 0 K: 1 S: 9	H: 0 LOB: 1 BB: 1 P: 16	R: 0 E: 0 K: 2 S: 9	H: 1 LOB: 0 BB: 0 P: 12	R: 0 E: 0 K: 0 S: 6	H: 1 LOB: 1 BB: 0 P: 10	R: 0 E: 0 K: 0 S: 8	H: 0 LOB: 0 BB: 0 P: 12	R: 0 E: 0 K: 2 S: 10	H: 0 LOB: 0 BB: 0 P: 16	R: 0 E: 0 K: 0 S: 3	H: 0 LOB: 0 BB: 0 P: 5	R: 4 E: 0 K: 3 S: 19	H: 5 LOB: 1 BB: 0 P: 29	1B: 3 2B: 3 3B: 0 HR: 2	SF: 0 SAC: 0 DP: 0 HBP: 0	WP: 0 PB: 0 SB: 0 CS: 1	PA: 36		
PITCHER	IP WLS BF H R ER SO BB IBB HBP BLK WP HR S P ERA WHIP	IP WLS BF H R ER SO BB IBB HBP BLK WP HR S P ERA WHIP																				
Dave Stewart, R ERA: 5.36	(1, 1)	8.2	W	35	8	4	4	9	2	0	0	0	0	0	0	0	0	2	80	121	4.15	1.154
Mark Eichhorn, R ERA: 3.3	(9, 1)	0.1		1	0	0	0	1	0	0	0	0	0	0	0	0	0	0	3	6	0.00	0.000

Boston Red Sox @ Toronto Blue Jays
 SkyDome, Toronto, ON
 Sat Jun 19 1993, 3:33 AM EDT
 Att: 50,510 - Dome

AB 34
 R 4
 H 8
 RBI 4
 BB 2
 SO 10
 LOB 10





Batter	1	2	3	4	5	6	7	8	9	AB	R	H	RBI	BB	SO	LOB	BOTTOM				
Devon White, S OBP: 0.376, SLG: 0.512	1-2 HR		0-1 P6		2-2 L7	3-1 E5		0-1 FC5-4		5	2	2	1	0	0	2					
Roberto Alomar, S OBP: 0.392, SLG: 0.467	1-2 F9		2-1 P5		1-1 2B	1-2 G6-3		0-0 FC5-4		5	1	2	0	0	0	3					
Paul Molitor, R OBP: 0.423, SLG: 0.498	1-2 L7		1-2 1B		0-1 G4-3	1-0 HR				4	2	3	4	0	0	1					
Joe Carter, R OBP: 0.335, SLG: 0.543	0-1 F9		0-0 PO		0-1 G4-3	1-3 K				2	0	1	1	0	0	1					
Turner Ward, S OBP: 0.292, SLG: 0.362	2-3 F9		1-2 1B		2-3 G4-3					2	0	0	0	0	1	1					
John Olerud, L OBP: 0.500, SLG: 0.701	2-2 G4-3		0-1 1B		4-0 IBB		0-2 G3			3	0	1	1	1	0	1					
Tony Fernandez, S OBP: 0.329, SLG: 0.356		0-0 F8	0-1 PO	0-1 CS	2-3 K		3-2 G4-3			4	0	1	0	0	1	2					
Ed Sprague, R OBP: 0.307, SLG: 0.432		0-3 K		0-1 L8		0-0 HR	2-2 F9			4	1	1	0	0	1	1					
Pat Borders, R OBP: 0.268, SLG: 0.382		0-0 F8		1-3 K		0-0 HR		0-0 P3		4	1	1	2	0	1	1					
Rob Butler, L OBP: 0.303, SLG: 0.300			1-1 1B	0-1 CS	4-0 1B	0-1 L7		0-3 K		3	2	1	0	1	1	0					
Inning Stats	R: 1 E: 0 K: 0 S: 18	H: 2 LOB: 1 BB: 0 P: 23	R: 0 E: 0 K: 1 S: 7	H: 0 LOB: 0 BB: 0 P: 7	R: 2 E: 0 K: 0 S: 13	H: 4 LOB: 1 BB: 0 P: 17	R: 0 E: 0 K: 1 S: 9	H: 1 LOB: 0 BB: 0 P: 9	R: 2 E: 0 K: 1 S: 17	H: 2 LOB: 2 BB: 2 P: 29	R: 4 E: 1 K: 1 S: 13	H: 3 LOB: 0 BB: 0 P: 19	R: 0 E: 0 K: 0 S: 11	H: 0 LOB: 0 BB: 0 P: 16	R: 0 E: 0 K: 1 S: 7	H: 1 LOB: 1 BB: 0 P: 7	1B: 6 2B: 4 3B: 0 HR: 3	SF: 0 SAC: 0 DP: 0 HBP: 0	WP: 0 PB: 0 SB: 0 CS: 1	PA: 40	
PITCHER	IP WLS BF H R ER SO BB IBB HBP BLK WP HR S P ERA WHIP	IP WLS BF H R ER SO BB IBB HBP BLK WP HR S P ERA WHIP																			
Danny Darwin, R ERA: 3.49	(1, 1)	5.0	L	26	11	7	7	3	1	0	0	0	0	0	0	0	2	66	87	12.60	2.400
Joe Hesketh, L ERA: 6.59	(6, 1)	2.0		8	1	2	0	1	0	0	0	0	0	0	0	0	1	22	33	0.00	0.500
Jeff Russell, R ERA: 1.74	(8, 1)	1.0		4	1	0	0	1	0	0	0	0	0	0	0	0	0	7	7	0.00	1.000

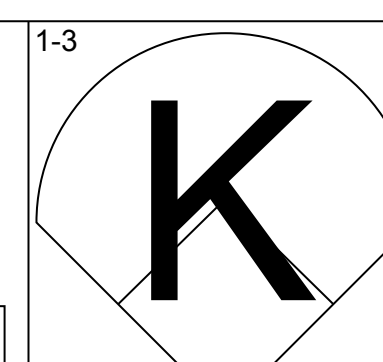
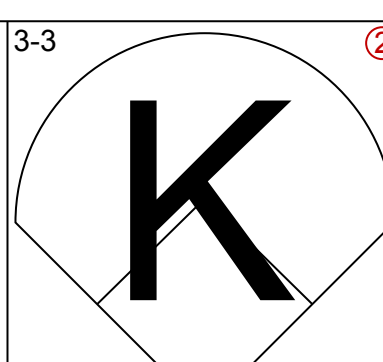
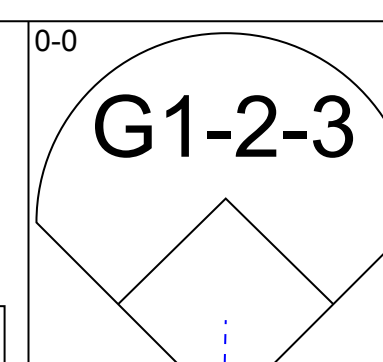
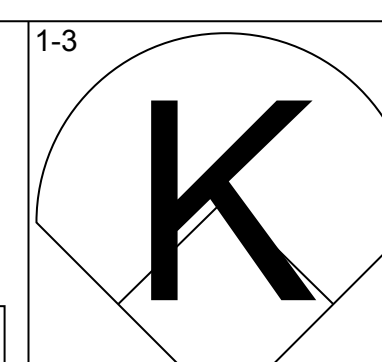
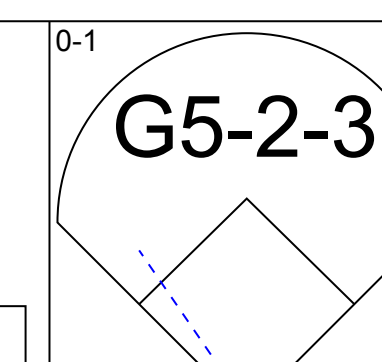
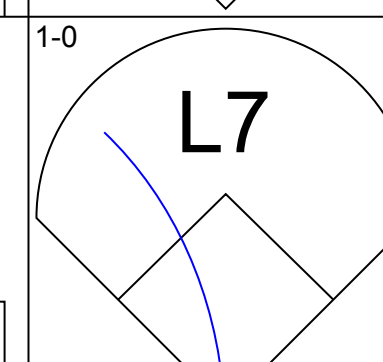
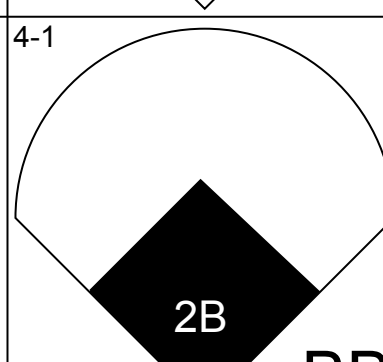
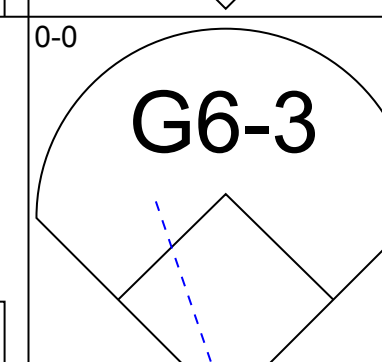
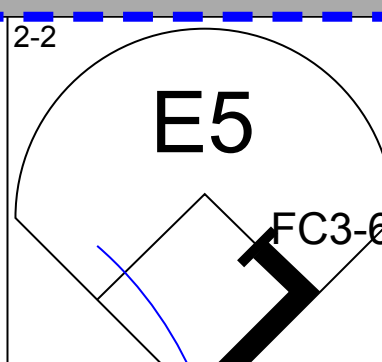
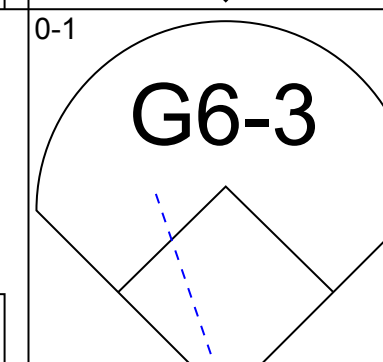
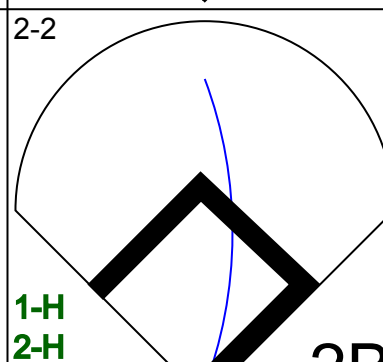
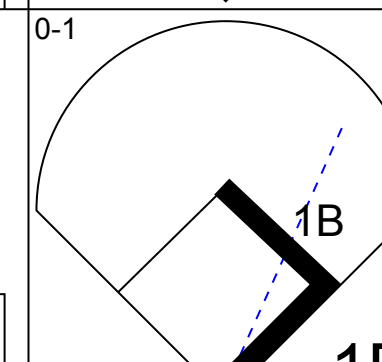
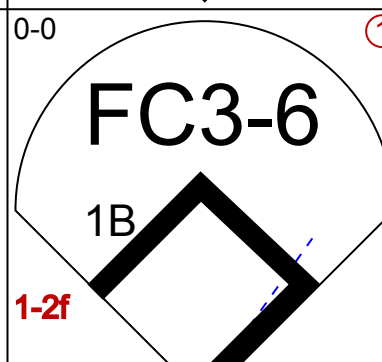
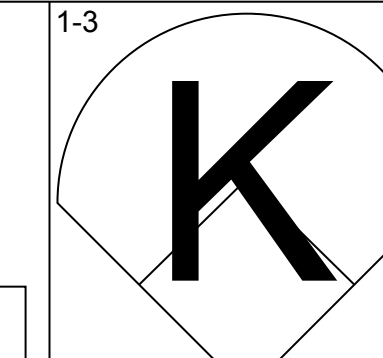
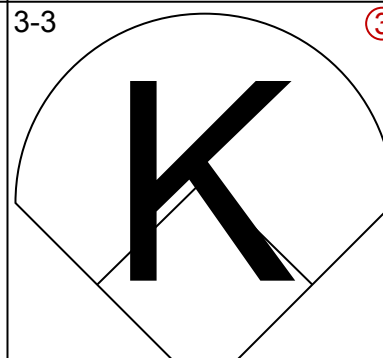
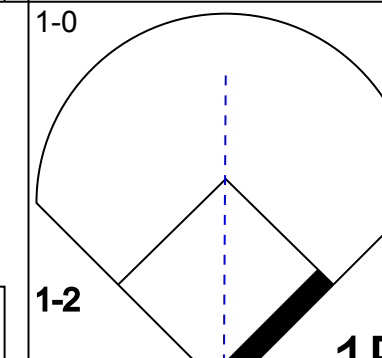
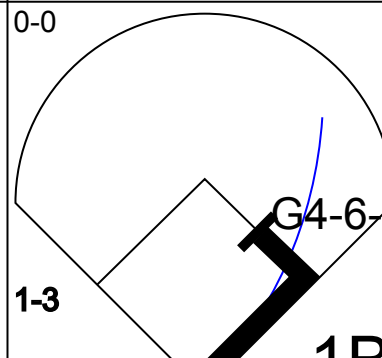
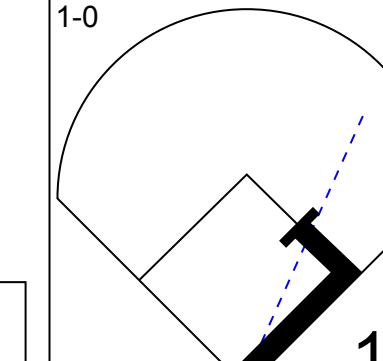
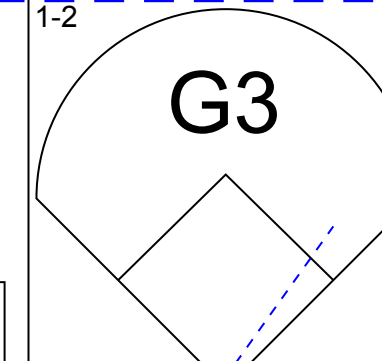
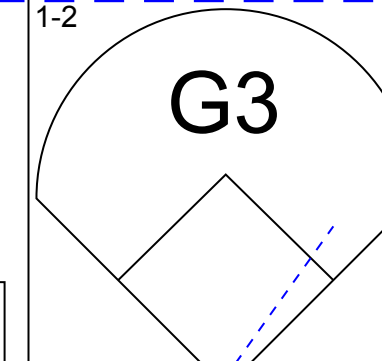
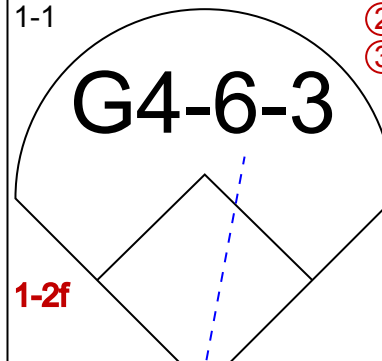

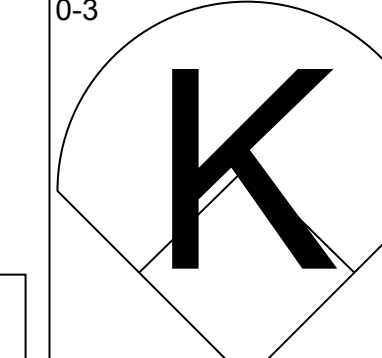


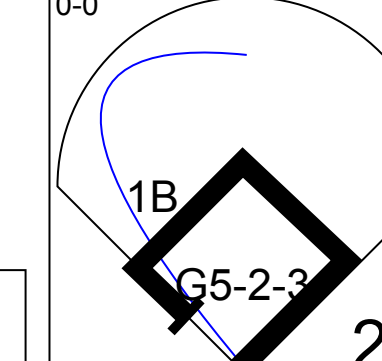
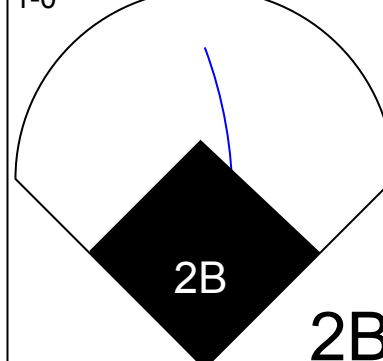

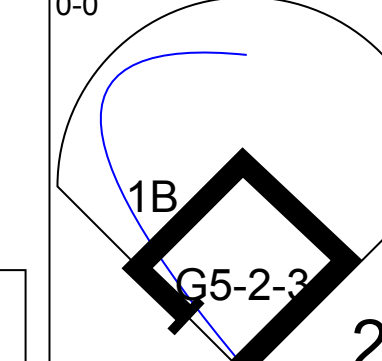



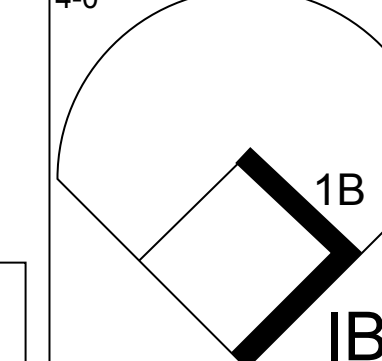

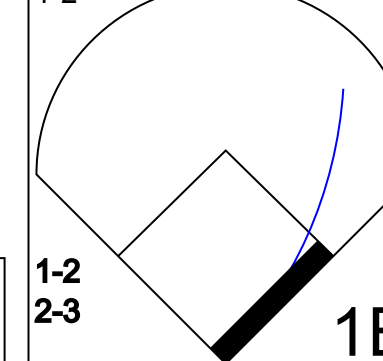

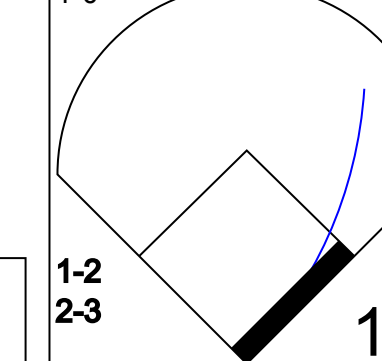
Boston Red Sox @ Toronto Blue Jays
 SkyDome, Toronto, ON
 Sat Jun 19 1993, 3:33 AM EDT
 Att: 50,510 - Dome

AB 36
 R 9
 H 13
 RBI 9
 BB 2
 SO 5
 LOB 13



Batter	1	2	3	4	5	6	7	8	9	AB	R	H	RBI	BB	SO	LOB	TOP										
Bernie Williams, S OBP: 0.330, SLG: 0.415	G4-3	K		G6-3			1B		K	5	0	1	0	0	2	1	New York Yankees @ Toronto Blue Jays SkyDome, Toronto, ON Tue Jun 22 1993, 7:05 PM EDT Att: 50,513 - Unknown - 68 F										
Wade Boggs, L OBP: 0.395, SLG: 0.378	1B	L8		L8			1B		L8	5	1	2	0	0	0	1											
Don Mattingly, L OBP: 0.319, SLG: 0.351	2B			G4-3			F7		G6-3	5	1	1	0	0	1	2											
Danny Tartabull, R OBP: 0.336, SLG: 0.457	G4-3					G6-3	L7			4	1	2	2	0	0	2											
Paul O'Neill, L OBP: 0.360, SLG: 0.517	G4-3			P5		G4-3			FC1-6	3	0	0	1	1	0	1											
Dion James, L OBP: 0.353, SLG: 0.460	G4-3			FC5		G3-1			FC1-6	3	0	0	0	1	0	2											
Mike Stanley, R OBP: 0.374, SLG: 0.494				F9		G6-3			K	3	0	0	0	1	1	1											
Spike Owen, S OBP: 0.318, SLG: 0.332				FC5		G4-3				3	1	1	0	1	0	2											
Pat Kelly, R OBP: 0.301, SLG: 0.392				BLK		G6-3	B5-3		K	4	0	1	1	0	1	2											
Inning Stats	R: 2 E: 0 K: 0 S: 17	H: 3 LOB: 1 BB: 0 P: 21	R: 1 E: 0 K: 1 S: 10	H: 2 LOB: 1 BB: 0 P: 13	R: 1 E: 0 K: 0 S: 10	H: 1 LOB: 2 BB: 0 P: 22	R: 0 E: 0 K: 0 S: 6	H: 0 LOB: 0 BB: 0 P: 11	R: 0 E: 0 K: 0 S: 7	H: 0 LOB: 0 BB: 0 P: 14	R: 0 E: 0 K: 0 S: 13	H: 2 LOB: 2 BB: 0 P: 16	R: 0 E: 0 K: 2 S: 11	H: 0 LOB: 2 BB: 2 P: 23	R: 0 E: 0 K: 1 S: 6	H: 0 LOB: 0 BB: 0 P: 9		1B: 4 2B: 2 3B: 1 HR: 1	SF: 0 SAC: 0 DP: 0 HBP: 0	WP: 0 PB: 0 SB: 0 CS: 0	PA: 39						
PITCHER	IP	WLS	BF	H	R	ER	SO	BB	IBB	HBP	BLK	WP	HR	S	P	ERA	WHIP										
Jack Morris, R ERA: 8.13	7.0		31	8	4	4	2	2	0	0	1	0	1	70	108	5.14	1.429										
Al Leiter, L ERA: 5.21	0.2	W	4	0	0	0	1	2	0	0	0	0	0	8	19	0.00	3.000										
Woody Williams, R ERA: 2.45	0.1	S	3	0	0	0	1	0	0	0	0	0	0	3	4	0.00	0.000										
Duane Ward, R ERA: 2.32	1.0		3	0	0	0	1	0	0	0	0	0	0	6	9	0.00	0.000										

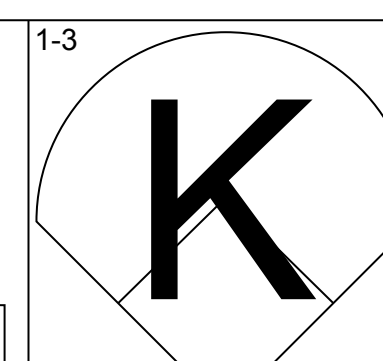
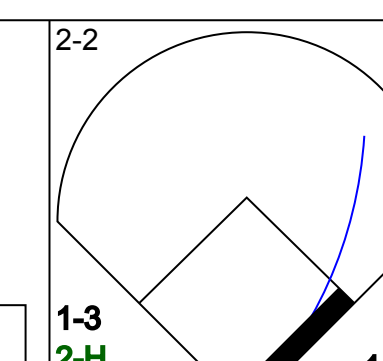
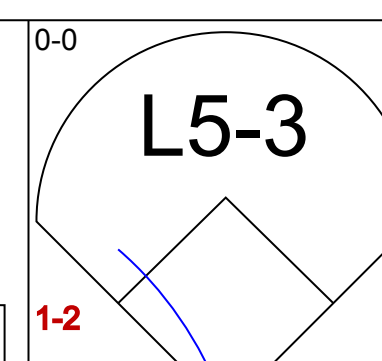
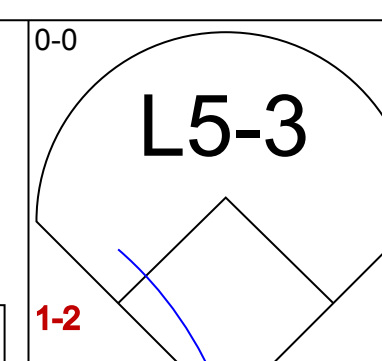
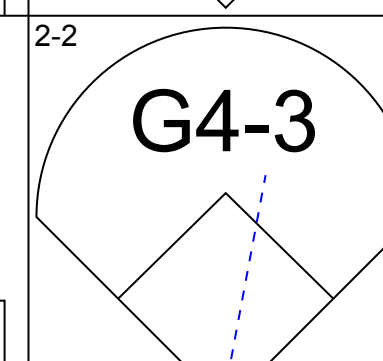

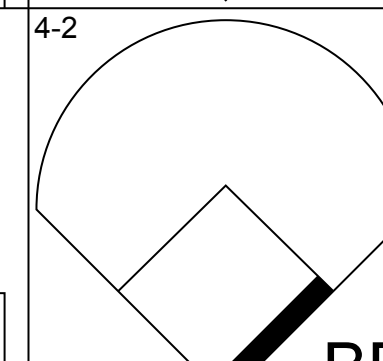
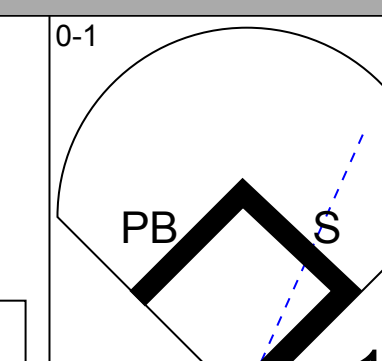

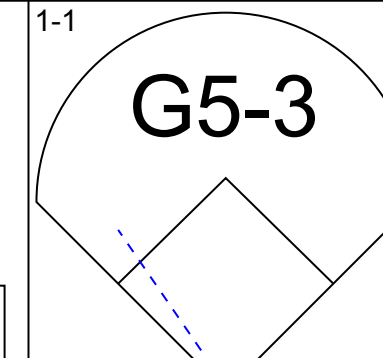
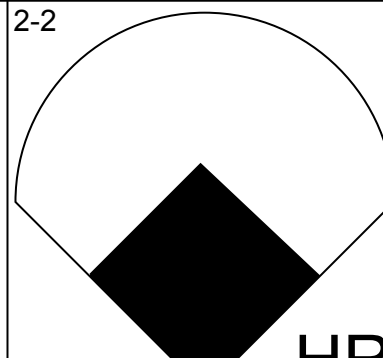

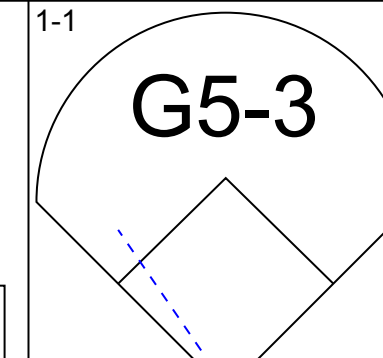
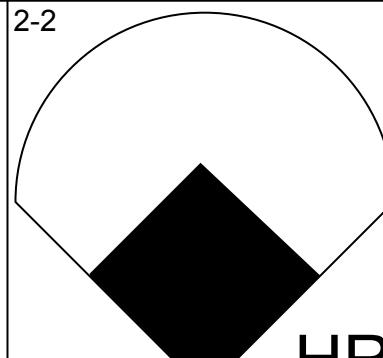

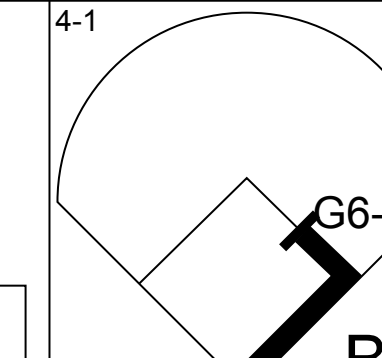
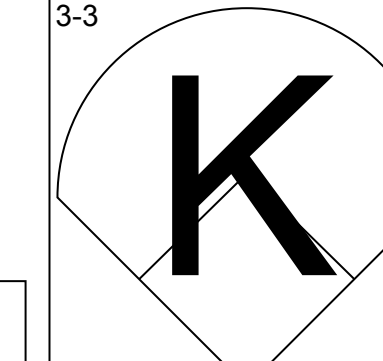
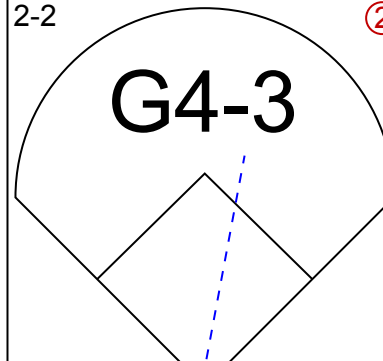
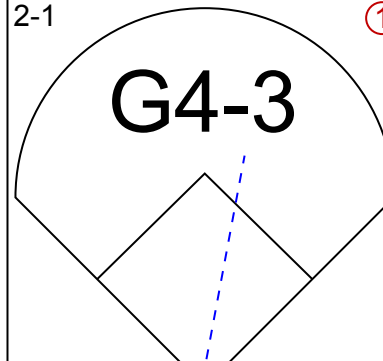
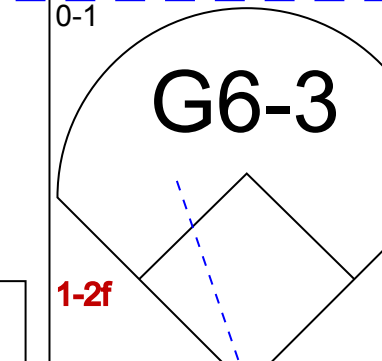
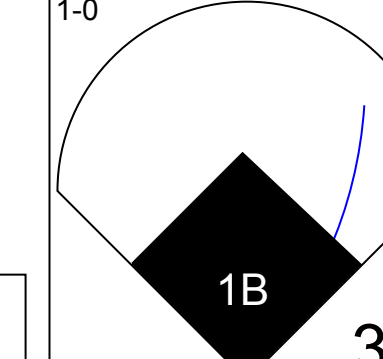
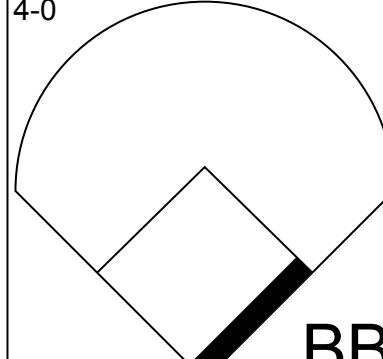
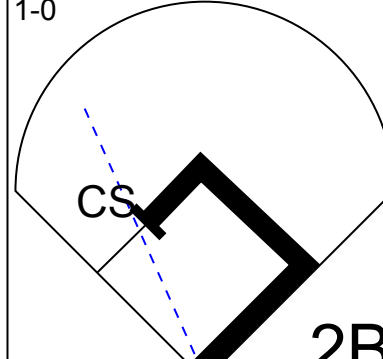

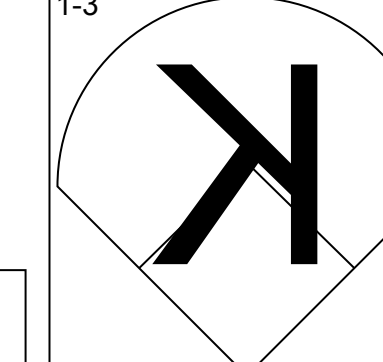
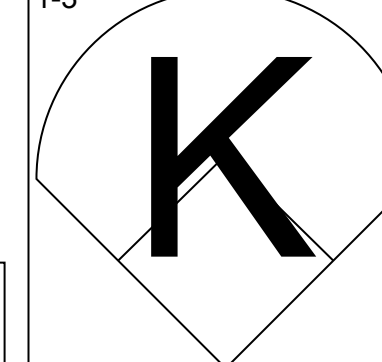
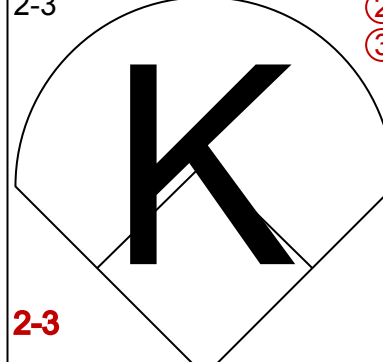

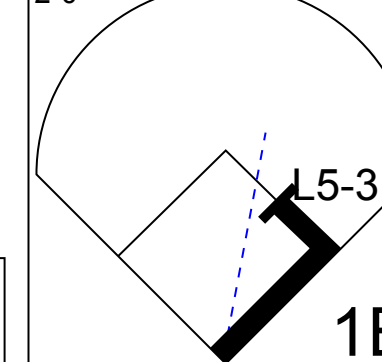

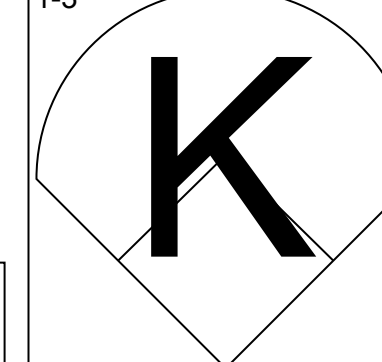
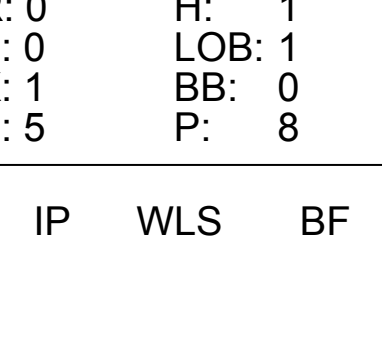
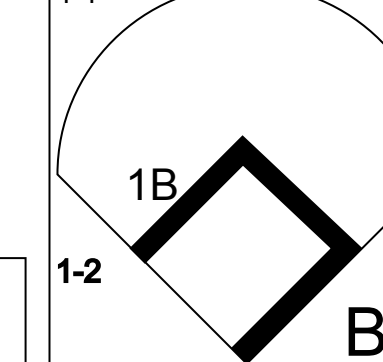

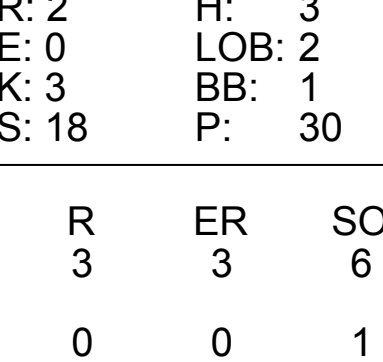
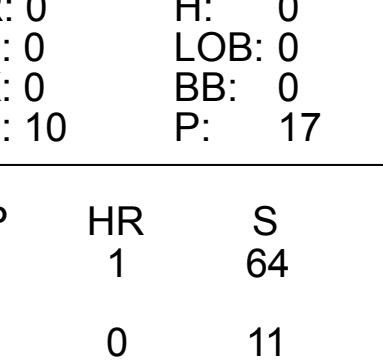
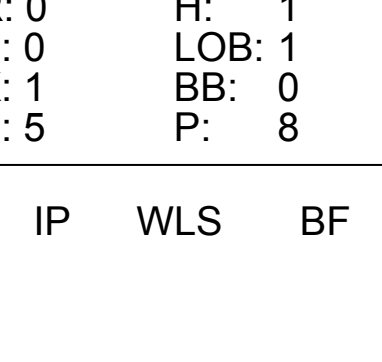

Batter	1	2	3	4	5	6	7	8	9	AB	R	H	RBI	BB	SO	LOB	BOTTOM										
Devon White, S OBP: 0.367, SLG: 0.502	F9		K		1B		G4-3			4	1	1	0	0	1	1	New York Yankees @ Toronto Blue Jays SkyDome, Toronto, ON Tue Jun 22 1993, 7:05 PM EDT Att: 50,513 - Unknown - 68 F										
Roberto Alomar, S OBP: 0.392, SLG: 0.463	K		CS		L8		1B			3	0	1	1	1	1	0											
Paul Molitor, R OBP: 0.419, SLG: 0.491	L8				G6-3		K			4	1	1	0	0	1	2											
Joe Carter, R OBP: 0.330, SLG: 0.542		P5		K		L8		L7		4	0	0	0	0	1	1											
John Olerud, L OBP: 0.508, SLG: 0.705		G4-3			1B		1B		1B	4	1	4	1	0	0	0											
Tony Fernandez, S OBP: 0.333, SLG: 0.353	G4-3				G3		P4		2B	4	1	1	0	0	0	3											
Ed Sprague, R OBP: 0.308, SLG: 0.439	G5-3				HR		FC4-6		K	4	1	2	1	0	1	3											
Pat Borders, R OBP: 0.269, SLG: 0.383			G6-3		G6-3		FC4-6			4	0	1	2	0	0	2											
Rob Butler, L OBP: 0.324, SLG: 0.323							F8		G3	1	0	1	0	0	0	0											
Turner Ward, S OBP: 0.272, SLG: 0.347										3	0	0	0	0	1	1											
Inning Stats	R: 0 E: 0 K: 1 S: 9	H: 0 LOB: 0 BB: 0 P: 14	R: 0 E: 0 K: 0 S: 6	H: 1 LOB: 1 BB: 0 P: 11	R: 0 E: 0 K: 1 S: 8	H: 1 LOB: 0 BB: 0 P: 12	R: 1 E: 0 K: 1 S: 13	H: 2 LOB: 1 BB: 0 P: 16	R: 2 E: 0 K: 0 S: 14	H: 3 LOB: 1 BB: 0 P: 22	R: 0 E: 0 K: 0 S: 16	H: 2 LOB: 2 BB: 0 P: 22	R: 0 E: 0 K: 1 S: 10	H: 0 LOB: 1 BB: 1 P: 18	R: 2 E: 0 K: 1 S: 11	H: 3 LOB: 1 BB: 0 P: 18	1B: 7 2B: 4 3B: 0 HR: 1	SF: 0 SAC: 0 DP: 0 HBP: 0	WP: 0 PB: 0 SB: 0 CS: 1	PA: 37							
PITCHER	IP	WLS	BF	H	R	ER	SO	BB	IBB	HBP	BLK	WP	HR	S	P	ERA	WHIP										
Melido Perez, R ERA: 4.02	7.1		31	9	3	3	5	1	0	0	0	0	0	3	5	3.68	1.364										
Steve Howe, L ERA: 9.5	0.0	L	2	2	0	0	0	0	0	0	0	0	0	3	5	∞	∞										
John Habyan, R ERA: 3.6	0.2		3	1	2	2	1	0	0	0	0	0	0	7	12	27.00	1.500										

Batter	1	2	3	4	5	6	7	8	9	AB	R	H	RBI	BB	SO	LOB	TOP					
Bernie Williams, S OBP: 0.323, SLG: 0.405 (1, 8)										5	0	0	0	0	0	3	7					
Wade Boggs, L OBP: 0.393, SLG: 0.371 (1, 5)										4	1	0	0	1	1	0	10					
Don Mattingly, L OBP: 0.325, SLG: 0.363 (1, 3)										5	1	3	2	0	0	1	10					
Danny Tartabull, R OBP: 0.343, SLG: 0.467 (1, 10)										5	0	3	0	0	2	1	10					
Paul O'Neill, L OBP: 0.361, SLG: 0.519 (1, 9)										5	1	2	1	0	0	5	10					
Dion James, L OBP: 0.357, SLG: 0.457 (1, 7)										3	0	1	0	1	1	1	10					
Mike Stanley, R OBP: 0.377, SLG: 0.500 (1, 2)										4	0	2	1	0	0	1	10					
Spike Owen, S OBP: 0.325, SLG: 0.341 (1, 6)										3	1	2	0	1	0	2	10					
Pat Kelly, R OBP: 0.305, SLG: 0.394 (1, 4)										4	0	2	0	0	2	2	10					
Inning Stats	R: 0 E: 0 K: 1 S: 6	H: 0 LOB: 0 BB: 0 P: 8	R: 0 E: 0 K: 1 S: 8	H: 1 LOB: 1 BB: 1 P: 15	R: 2 E: 0 K: 3 S: 18	H: 2 LOB: 1 BB: 1 P: 32	R: 1 E: 0 K: 0 S: 12	H: 4 LOB: 2 BB: 0 P: 13	R: 1 E: 0 K: 1 S: 12	H: 2 LOB: 1 BB: 0 P: 18	R: 0 E: 0 K: 1 S: 9	H: 1 LOB: 0 BB: 0 P: 13	R: 0 E: 0 K: 1 S: 11	H: 2 LOB: 2 BB: 0 P: 14	R: 0 E: 0 K: 1 S: 7	H: 2 LOB: 2 BB: 1 P: 12	R: 0 E: 1 K: 0 S: 7	H: 1 LOB: 1 BB: 0 P: 10	1B: 10 2B: 5 3B: 0 HR: 0	SF: 0 SAC: 0 DP: 3 HBP: 0	WP: 0 PB: 0 SB: 0 CS: 1	PA: 41
PITCHER	IP	WLS	BF	H	R	ER	SO	BB	IBB	HBP	BLK	WP	HR	S	P	ERA	WHIP					
Todd Stottlemyre, R ERA: 4.55	(1, 1)	5.0	L	24	9	4	4	6	2	0	0	0	0	0	56	86	7.20	2.200				
Mark Eichhorn, R ERA: 3.19	(6, 1)	1.2		7	3	0	0	2	0	0	0	0	0	0	16	22	0.00	1.800				
Al Leiter, L ERA: 5.15	(7, 1)	0.2		3	1	0	0	1	0	0	0	0	0	8	9	0.00	1.500					
Woody Williams, R ERA: 2.37	(8, 1)	0.2		3	1	0	0	0	0	1	0	0	0	3	8	0.00	1.500					
Tony Castillo, L ERA: 2.7	(9, 1)	1.0		4	1	0	0	0	0	0	0	0	0	7	10	0.00	1.000					

New York Yankees @ Toronto Blue Jays
SkyDome, Toronto, ON
 Wed Jun 23 1993, 7:05 PM EDT
 Att: 50,520 - Unknown - 68 F

AB	38
R	4
H	15
RBI	4
BB	3
SO	9
LOB	20



Batter	1	2	3	4	5	6	7	8	9	AB	R	H	RBI	BB	SO	LOB	BOTTOM					
Devon White, S OBP: 0.366, SLG: 0.498 (1, 8)										4	0	1	1	0	1	1	10					
Roberto Alomar, S OBP: 0.390, SLG: 0.460 (1, 4)										4	0	1	0	0	1	2	10					
Paul Molitor, R OBP: 0.417, SLG: 0.486 (1, 10)										3	0	0	0	1	0	1	10					
Joe Carter, R OBP: 0.332, SLG: 0.551 (1, 9)										3	1	1	1	1	1	1	10					
John Olerud, L OBP: 0.502, SLG: 0.694 (1, 3)										4	0	0	0	0	1	2	10					
Tony Fernandez, S OBP: 0.340, SLG: 0.372 (1, 6)										3	1	2	0	1	0	0	10					
Ed Sprague, R OBP: 0.304, SLG: 0.431 (1, 5)										4	0	0	0	0	2	3	10					
Darnell Coles, R OBP: 0.354, SLG: 0.395 (1, 7)										3	1	1	1	0	1	0	10					
Randy Knorr, R OBP: 0.171, SLG: 0.263 (8, 2)										1	0	0	0	0	0	0	10					
Pat Borders, R OBP: 0.274, SLG: 0.384 (1, 2)										2	0	1	0	1	0	0	10					
Turner Ward, S OBP: 0.272, SLG: 0.347 (7, PR)										0	0	0	0	0	0	0	10					
Inning Stats	R: 0 E: 0 K: 1 S: 10	H: 0 LOB: 1 BB: 1 P: 18	R: 2 E: 0 K: 3 S: 18	H: 3 LOB: 2 BB: 1 P: 30	R: 1 E: 0 K: 0 S: 10	H: 1 LOB: 1 BB: 1 P: 21	R: 0 E: 0 K: 0 S: 10	H: 0 LOB: 0 BB: 0 P: 17	R: 0 E: 0 K: 1 S: 10	H: 0 LOB: 0 BB: 0 P: 16	R: 0 E: 0 K: 1 S: 6	H: 1 LOB: 1 BB: 0 P: 11	R: 0 E: 0 K: 1 S: 5	H: 1 LOB: 1 BB: 0 P: 8	R: 0 E: 0 K: 0 S: 8	H: 1 LOB: 1 BB: 1 P: 15	R: 0 E: 0 K: 0 S: 6	H: 0 LOB: 0 BB: 0 P: 13	1B: 4 2B: 3 3B: 1 HR: 1	SF: 0 SAC: 0 DP: 3 HBP: 0	WP: 0 PB: 1 SB: 1 CS: 1	PA: 35
PITCHER	IP	WLS	BF	H	R	ER	SO	BB	IBB	HBP	BLK	WP	HR	S	P	ERA	WHIP					
Jimmy Key, L ERA: 2.3	(1, 1)	6.0	W	25	5	3	3	6	3	0	0	0	0	0	64	113	4.50	1.333				
Bobby Munoz, R ERA: 3.0	(7, 1)	1.1		6	2	0	0	1	1	0	0	0	0	11	21	0.00	2.250					
Steve Howe, L ERA: 9.19	(8, 1)	0.2		1	0	0	0	0	0	0	0	0	0	2	2	0.00	0.000					
Steve Farr, R ERA: 3.08	(9, 1)	1.0	S	3	0	0	0	0	0	0	0	0	0	6	13	0.00	0.000					

New York Yankees @ Toronto Blue Jays
SkyDome, Toronto, ON
 Wed Jun 23 1993, 7:05 PM EDT
 Att: 50,520 - Unknown - 68 F

AB	31
R	3
H	7
RBI	3
BB	4
SO	7
LOB	10



Batter	1	2	3	4	5	6	7	8	9	AB	R	H	RBI	BB	SO	LOB	TOP				
Bernie Williams, S (1, 8) OBP: 0.316, SLG: 0.395	0-0 P6		2-2 F7		2-0 P6	2-1 P6			2-3 K	5	0	0	0	0	1	3					
Wade Boggs, L (1, 5) OBP: 0.390, SLG: 0.368	1-0 F8		0-1 F7		2-1 G6-3		3-2 G4-6-3		1-2 FC4-6	5	0	1	0	0	0	2					
Don Mattingly, L (1, 3) OBP: 0.324, SLG: 0.357	3-1 F7		0-0 P3		4-0 BB		1-1 G4-6-3			3	0	0	0	1	0	2					
Danny Tartabull, R (1, 10) OBP: 0.345, SLG: 0.464		2-3 K		2-2 1B	4-2 1B		0-0 P4			3	1	1	0	1	1	0					
Paul O'Neill, L (1, 9) OBP: 0.399, SLG: 0.515		2-2 1B		0-1 P2	3-2 F7			0-1 F7		4	0	1	0	0	0	3					
Dion James, L (1, 7) OBP: 0.394, SLG: 0.462		1-1 1B		1-0 1B	1-2 1B		2-0 P4		2-3 K	3	0	2	0	0	0	0					
Hensley Meulens, R (8, PH) OBP: 0.290, SLG: 0.429		1-3 FC4-6		1-2 1B						1	0	0	0	0	1	0					
Mike Stanley, R (1, 2) OBP: 0.442, SLG: 0.562		3-3 K		2-1 F8		2-2 SF8		2-3 K		4	1	1	0	0	2	4	AB 33				
Jim Leyritz, R (8, 2) OBP: 0.442, SLG: 0.562										0	0	0	0	0	0	0	R 2				
Spike Owen, S (1, 6) OBP: 0.332, SLG: 0.350		0-2 FC4-6		1-0 1B		0-1 SF8			4-1 FC4-6	3	0	2	1	1	0	2	H 8				
Pat Kelly, R (1, 4) OBP: 0.305, SLG: 0.392				4-1 BB		1-1 SF8				1	0	0	1	1	1	2	RBI 2				
Kevin Maas, L (9, PH) OBP: 0.331, SLG: 0.431						2-3 3H				1	0	0	0	0	1	1	BB 4				
Inning Stats	R: 0 E: 0 K: 0 S: 4	H: 0 LOB: 0 BB: 0 P: 8	R: 0 E: 0 K: 2 S: 17	H: 2 LOB: 2 BB: 0 P: 25	R: 0 E: 0 K: 0 S: 7	H: 0 LOB: 1 BB: 1 P: 13	R: 1 E: 0 K: 1 S: 12	H: 3 LOB: 2 BB: 0 P: 21	R: 0 E: 0 K: 0 S: 8	H: 0 LOB: 2 BB: 2 P: 23	R: 0 E: 0 K: 0 S: 10	H: 1 LOB: 1 BB: 0 P: 17	R: 0 E: 0 K: 2 S: 8	H: 0 LOB: 0 BB: 0 P: 12	R: 0 E: 0 K: 2 S: 15	H: 0 LOB: 1 BB: 1 P: 25	1B: 7 2B: 1 3B: 0 HR: 0	SF: 1 SAC: 0 DP: 1 HBP: 0	WP: 0 PB: 0 SB: 0 CS: 0	PA: 38	
PITCHER	IP	WLS	BF	H	R	ER	SO	BB	IBB	HBP	BLK	WP	HR	S	P	ERA	WHIP				
Pat Hentgen, R (1, 1) ERA: 3.18	7.0	W	31	8	2	2	3	3	0	0	0	0	0	65	118	2.57	1.571				
Tony Castillo, L (8, 1) ERA: 2.59	1.0		3	0	0	0	2	0	0	0	0	0	0	8	12	0.00	0.000				
Mike Timlin, R (9, 1) ERA: 4.96	1.0		4	0	0	0	2	1	0	0	0	0	0	15	25	0.00	1.000				

New York Yankees @ Toronto Blue Jays
SkyDome, Toronto, ON
 Thu Jun 24 1993, 7:05 PM EDT
 Att: 50,516 - Unknown - 73 F

AB	33
R	2
H	8
RBI	2
BB	4
SO	7
LOB	19



Batter	1	2	3	4	5	6	7	8	9	AB	R	H	RBI	BB	SO	LOB	BOTTOM				
Devon White, S (1, 8) OBP: 0.368, SLG: 0.517	0-1 HR		0-0 SF7	0-2 G1-3		0-0 P5				4	2	2	2	0	0	0					
Roberto Alomar, S (1, 4) OBP: 0.389, SLG: 0.455	1-2 F7		2-2 G4-3		4-1 3B		0-1 P6			3	1	0	0	1	0	1					
Paul Molitor, R (1, 10) OBP: 0.412, SLG: 0.481	0-1 G6-3		1-0 SF7		0-2 F9		0-0 G4-3			3	0	0	1	0	0	1					
Joe Carter, R (1, 9) OBP: 0.334, SLG: 0.561	3-2 F7		3-H 2-2		1-0 1B		2-3 K			4	2	2	1	0	1	0					
John Olerud, L (1, 3) OBP: 0.505, SLG: 0.696		2-2 L9	4-0 1B		4-0 1B			1-0 G5-4-3		2	0	1	0	2	0	0					
Tony Fernandez, S (1, 6) OBP: 0.350, SLG: 0.389		0-0 1B	2-2 3B		0-1 1B		4-2 G5-4-3		1-2 2-H	3	1	3	2	1	0	0					
Ed Sprague, R (1, 5) OBP: 0.303, SLG: 0.429		2-2 G4-6-3	2-0 P5		3-H 2-2		0-2 G5-4-3		1-0 G5-4-3	4	0	1	1	0	0	6	AB 29				
Pat Borders, R (1, 2) OBP: 0.273, SLG: 0.382		1-2 G4-6-3		1-1 G4-3		0-0 G4-6-3		1-1 L1-3		4	0	1	0	0	0	2	R 7				
Turner Ward, S (1, 7) OBP: 0.274, SLG: 0.338			4-2 3B		3-2 G3-1		0-1 G4-6-3			2	1	0	0	1	0	1	H 10				
Inning Stats	R: 1 E: 0 K: 0 S: 13	H: 1 LOB: 0 BB: 0 P: 17	R: 1 E: 0 K: 0 S: 9	H: 2 LOB: 0 BB: 0 P: 15	R: 3 E: 0 K: 0 S: 14	H: 3 LOB: 2 BB: 2 P: 31	R: 0 E: 0 K: 0 S: 11	H: 0 LOB: 0 BB: 0 P: 15	R: 2 E: 0 K: 0 S: 10	H: 2 LOB: 1 BB: 2 P: 19	R: 0 E: 0 K: 0 S: 4	H: 1 LOB: 0 BB: 0 P: 4	R: 0 E: 0 K: 1 S: 7	H: 0 LOB: 0 BB: 0 P: 9	R: 0 E: 0 K: 0 S: 9	H: 1 LOB: 1 BB: 1 P: 16	1B: 4 2B: 2 3B: 3 HR: 1	SF: 1 SAC: 0 DP: 4 HBP: 0	WP: 0 PB: 0 SB: 0 CS: 0	PA: 35	
PITCHER	IP	WLS	BF	H	R	ER	SO	BB	IBB	HBP	BLK	WP	HR	S	P	ERA	WHIP				
Scott Kamieniecki, R (1, 1) ERA: 4.61	2.2	L	15	6	5	5	0	1	1	0	0	0	0	35	60	16.88	2.625				
Rich Monteleone, R (3, 1) ERA: 4.03	4.1		16	3	2	2	1	1	1	0	0	0	0	33	50	4.15	0.923				
Neal Heaton, L (8, 1) ERA: 5.56	1.0		4	1	0	0	0	1	0	0	0	0	0	9	16	0.00	2.000				

New York Yankees @ Toronto Blue Jays
SkyDome, Toronto, ON
 Thu Jun 24 1993, 7:05 PM EDT
 Att: 50,516 - Unknown - 73 F

AB	29
R	7
H	10
RBI	7
BB	5
SO	1
LOB	11



Batter	1	2	3	4	5	6	7	8	9	AB	R	H	RBI	BB	SO	LOB	TOP										
Devon White, S (1, 8) OBP: 0.365, SLG: 0.515										5	1	1	0	0	0	3											
Roberto Alomar, S (1, 4) OBP: 0.394, SLG: 0.448										4	0	0	0	0	0	3											
Paul Molitor, R (1, 10) OBP: 0.410, SLG: 0.478										4	0	1	1	0	0	2											
Joe Carter, R (1, 9) OBP: 0.330, SLG: 0.553										4	0	0	0	0	1	1											
John Olerud, L (1, 3) OBP: 0.505, SLG: 0.696										3	1	1	0	1	0	0											
Tony Fernandez, S (1, 6) OBP: 0.353, SLG: 0.402										3	2	1	1	1	1	2											
Ed Sprague, R (1, 5) OBP: 0.302, SLG: 0.424										3	1	0	0	1	0	0											
Pat Borders, R (1, 2) OBP: 0.273, SLG: 0.380										4	0	1	1	0	0	0											
Turner Ward, S (1, 7) OBP: 0.284, SLG: 0.338										3	0	1	1	1	0	0											
Inning Stats	R: 1 E: 0 K: 1 S: 16	H: 2 LOB: 2 BB: 1 P: 28	R: 0 E: 0 K: 0 S: 8	H: 0 LOB: 1 BB: 1 P: 17	R: 0 E: 0 K: 0 S: 7	H: 0 LOB: 0 BB: 0 P: 9	R: 0 E: 0 K: 0 S: 5	H: 0 LOB: 0 BB: 0 P: 9	R: 0 E: 0 K: 0 S: 7	H: 0 LOB: 0 BB: 0 P: 10	R: 0 E: 0 K: 0 S: 6	H: 0 LOB: 0 BB: 0 P: 8	R: 3 E: 0 K: 0 S: 17	H: 3 LOB: 2 BB: 2 P: 36	R: 1 E: 0 K: 1 S: 10	H: 1 LOB: 0 BB: 0 P: 16	R: 0 E: 0 K: 0 S: 6	H: 0 LOB: 0 BB: 0 P: 8	1B: 3 2B: 2 3B: 0 HR: 1	SF: 0 SAC: 0 DP: 0 HBP: 0	WP: 1 PB: 0 SB: 1 CS: 0	PA: 37					
PITCHER	IP	WLS	BF	H	R	ER	SO	BB	IBB	HBP	BLK	WP	HR	S	P	ERA	WHIP										
Jaime Navarro, R (1, 1) ERA: 4.37	6.0		25	3	4	4	1	4	0	0	0	0	0	56	99	6.00	1.167										
Graeme Lloyd, L (7, 1) ERA: 1.92	0.2		4	2	0	0	0	0	0	0	0	1	0	8	16	0.00	3.000										
Jim Austin, R (7, 1) ERA: 4.24	1.1		5	1	1	1	1	0	0	0	0	0	1	12	18	6.75	0.750										
Mike Fetters, R (9, 1) ERA: 3.13	1.0	W	3	0	0	0	0	0	0	0	0	0	0	6	8	0.00	0.000										

Toronto Blue Jays @ Milwaukee Brewers
Milwaukee County Stadium, Milwaukee, WI

AB 33
R 5
H 6
RBI 4
BB 4
SO 2
LOB 11



livebaseballscores.com

Toronto Blue Jays @ Milwaukee Brewers
Milwaukee County Stadium, Milwaukee, WI

AB 31
R 6
H 8
RBI 6
BB 8
SO 2
LOB 13



livebaseballscores.com

Batter	1	2	3	4	5	6	7	8	9	AB	R	H	RBI	BB	SO	LOB	BOTTOM										
Juan Bell, R (1, 6) OBP: 0.318, SLG: 0.356										4	1	0	0	1	1	2											
Robin Yount, R (1, 8) OBP: 0.348, SLG: 0.402										4	1	1	0	1	0	0											
Darryl Hamilton, L (1, 9) OBP: 0.375, SLG: 0.390										4	3	3	2	1	0	2											
Greg Vaughn, R (1, 7) OBP: 0.386, SLG: 0.553										4	0	2	2	1	0	0											
Kevin Reimer, L (1, 10) OBP: 0.304, SLG: 0.436										3	0	0	0	0	0	2											
Dickie Thon, R (8, PH) OBP: 0.340, SLG: 0.359										1	0	1	1	0	0	0											
B.J. Surhoff, L (1, 5) OBP: 0.273, SLG: 0.269										3	0	0	0	1	0	0											
John Jaha, R (1, 3) OBP: 0.306, SLG: 0.333										3	0	1	0	0	0	0											
Tom Lampkin, L (6, PH) OBP: 0.314, SLG: 0.333										0	0	0	1	1	0	0											
Mike Fetters, R (9, 1) ERA: 3.13										0	0	0	0	0	0	0											
Dave Nilsson, L (1, 2) OBP: 0.185, SLG: 0.222										3	0	0	0	0	1	3											
Bill Spiers, L (1, 4) OBP: 0.302, SLG: 0.279										2	1	0	0	2	0	4											
Inning Stats	R: 0 E: 0 K: 0 S: 13	H: 2 LOB: 0 BB: 0 P: 21	R: 0 E: 0 K: 1 S: 8	H: 0 LOB: 0 BB: 0 P: 10	R: 0 E: 0 K: 0 S: 9	H: 0 LOB: 1 BB: 2 P: 21	R: 0 E: 0 K: 0 S: 5	H: 0 LOB: 0 BB: 0 P: 7	R: 0 E: 0 K: 0 S: 7	H: 1 LOB: 1 BB: 0 P: 11	R: 1 E: 0 K: 0 S: 9	H: 1 LOB: 0 BB: 0 P: 16	R: 0 E: 0 K: 0 S: 6	H: 0 LOB: 0 BB: 0 P: 10	R: 4 E: 0 K: 0 S: 18	H: 2 LOB: 3 BB: 5 P: 45	R: 1 E: 0 K: 1 S: 11	H: 2 LOB: 2 BB: 1 P: 22	1B: 6 2B: 1 3B: 0 HR: 1	SF: 0 SAC: 2 DP: 1 HBP: 0	WP: 1 PB: 0 SB: 0 CS: 0	PA: 41					
PITCHER	IP	WLS	BF	H	R	ER	SO	BB	IBB	HBP	BLK	WP	HR	S	P	ERA	WHIP										
Dave Stewart, R (1, 1) ERA: 4.83	7.0		26	4	1	1	1	2	0	0	0	0	0	57	96	1.29	0.857										
Mike Timlin, R (8, 1) ERA: 6.09	0.0		4	1	4	4	0	3	0	0	0	0	0	8	21	∞	∞										
Woody Williams, R (8, 1) ERA: 2.37	0.0		1	1	0	0	0	0	0	0	0	0	0	3	4	∞	∞										
Tony Castillo, L (8, 1) ERA: 2.55	0.1		2	0	0	0	0	0	1	0	0	0	0	2	7	0.00	0.000										
Duane Ward, R (8, 1) ERA: 2.27	0.2		3	0	0	0	0	1	0	0	0	0	0	5	13	0.00	1.500										

Toronto Blue Jays @ Milwaukee Brewers
Milwaukee County Stadium, Milwaukee, WI

AB 31
R 6
H 8
RBI 6
BB 8
SO 2
LOB 13



livebaseballscores.com

Fri Jun 25 1993, 8:05 PM EDT
Att: 39,308 - Unknown - 80 F

Batter	1	2	3	4	5	6	7	8	9	AB	R	H	RBI	BB	SO	LOB	TOP					
Devon White, S (1, 8) OBP: 0.360, SLG: 0.507	F9		K			F9		P3		4	0	0	0	0	1	2						
Roberto Alomar, S (1, 4) OBP: 0.382, SLG: 0.446	G6-3			G6-4-3 1B		L7		L6		4	0	1	0	0	0	1						
Paul Molitor, R (1, 10) OBP: 0.408, SLG: 0.475	F8			G6-4-3 1B		G6-3			L8	4	0	1	0	0	0	1						
Joe Carter, R (1, 9) OBP: 0.329, SLG: 0.559		F9		G6-4-3 1B		G5-3			HR	4	1	1	1	0	0	2						
John Olerud, L (1, 3) OBP: 0.498, SLG: 0.685		P4		P4		F8			P4	4	0	0	0	0	0	1						
Tony Fernandez, S (1, 6) OBP: 0.351, SLG: 0.404		B5-3				L3			L9	4	0	1	0	0	0	0						
Ed Sprague, R (1, 5) OBP: 0.301, SLG: 0.419			F8			L7		G4-3		3	0	0	0	0	0	0						
Pat Borders, R (1, 2) OBP: 0.273, SLG: 0.378			G6-3			P4			F8	4	1	1	0	0	0	2						
Turner Ward, S (1, 7) OBP: 0.308, SLG: 0.392									HR	2	1	2	2	1	0	0						
Inning Stats	R: 0 E: 0 K: 0 S: 5	H: 0 LOB: 0 BB: 0 P: 10	R: 0 E: 0 K: 0 S: 4	H: 0 LOB: 0 BB: 0 P: 7	R: 0 E: 0 K: 1 S: 13	H: 0 LOB: 1 BB: 1 P: 21	R: 0 E: 0 K: 0 S: 5	H: 2 LOB: 1 BB: 0 P: 8	R: 0 E: 0 K: 0 S: 5	H: 0 LOB: 0 BB: 0 P: 9	R: 0 E: 0 K: 0 S: 11	H: 1 LOB: 1 BB: 0 P: 17	R: 0 E: 0 K: 0 S: 4	H: 0 LOB: 0 BB: 0 P: 6	R: 2 E: 0 K: 0 S: 11	H: 2 LOB: 0 BB: 0 P: 15	R: 1 E: 0 K: 0 S: 12	H: 2 LOB: 2 BB: 0 P: 15	1B: 4 2B: 1 3B: 0 HR: 2	SF: 0 SAC: 0 DP: 1 HBP: 1	WP: 0 PB: 0 SB: 0 CS: 0	PA: 35
PITCHER	IP	WLS	BF	H	R	ER	SO	BB	IBB	HBP	BLK	WP	HR	S	P	ERA	WHIP					
21 Cal Eldred, R (1, 1) ERA: 3.62	8.2	L	33	7	3	3	1	1	0	0	0	0	2	66	103	3.12	0.923					
Jim Austin, R (9, 1) ERA: 4.18	0.1		2	0	0	0	0	0	0	1	0	0	0	4	5	0.00	0.000					

Toronto Blue Jays @ Milwaukee Brewers
 Milwaukee County Stadium, Milwaukee, WI
 Sat Jun 26 1993, 8:05 PM EDT
 Att: 45,173 - Unknown - 81 F

AB	33
R	3
H	7
RBI	3
BB	1
SO	1
LOB	9



Batter	1	2	3	4	5	6	7	8	9	AB	R	H	RBI	BB	SO	LOB	BOTTOM					
Juan Bell, R (1, 6) OBP: 0.322, SLG: 0.356	G4-3		FC5-4 BB		G3		1-H 3-H 1B			3	0	1	1	1	0	2						
Robin Yount, R (1, 8) OBP: 0.340, SLG: 0.393	G4-3		FC5-4		G6-3		K			4	0	0	1	0	1	5						
Darryl Hamilton, L (1, 9) OBP: 0.377, SLG: 0.390	G3-1		B5			1-2 CS 1B			4-2 BB	3	0	1	0	1	0	2						
Greg Vaughn, R (1, 7) OBP: 0.381, SLG: 0.544		P2		G6-3		1 SAFE 2-3 K		F8		4	0	0	0	0	1	2						
Kevin Reimer, L (1, 10) OBP: 0.304, SLG: 0.431		K		K		4-0 BB		L8		3	0	0	0	1	2	1						
B.J. Surhoff, L (1, 5) OBP: 0.288, SLG: 0.264		P5		G4-3		1-2 BB		P5		4	0	0	0	0	1	2						
John Jaha, R (1, 3) OBP: 0.309, SLG: 0.333			BB FC5-4 1B		SH3-4 BB		F8		K	3	1	1	0	1	1	0						
Dave Nilsson, L (1, 2) OBP: 0.206, SLG: 0.231			L7		SH3-4 BB				K	2	0	1	0	1	0	1						
William Suero, R (7, PR) OBP: 0.288, SLG: 0.231									K	0	0	0	0	0	0	0						
Joe Kmak, R (8, 2) OBP: 0.313, SLG: 0.275									K	0	0	0	0	0	0	0						
Tom Lampkin, L (9, PH) OBP: 0.310, SLG: 0.328									K	1	0	0	0	0	1	0						
Bill Spiers, L (1, 4) OBP: 0.308, SLG: 0.286					SH3-4				F8	2	1	2	0	0	0	0						
Tom Brunansky, R (9, PH) OBP: 0.274, SLG: 0.301			FC5-4 BB		SH3-4		1-3 1B		F8	1	0	0	0	0	0	0						
Inning Stats	R: 0 E: 0 K: 0 S: 4	H: 0 LOB: 0 BB: 0 P: 5	R: 0 E: 0 K: 1 S: 5	H: 0 LOB: 0 BB: 0 P: 7	R: 1 E: 0 K: 0 S: 9	H: 2 LOB: 2 BB: 1 P: 19	R: 0 E: 0 K: 1 S: 8	H: 0 LOB: 0 BB: 0 P: 12	R: 0 E: 0 K: 0 S: 10	H: 0 LOB: 2 BB: 2 P: 23	R: 0 E: 0 K: 1 S: 8	H: 1 LOB: 1 BB: 1 P: 15	R: 1 E: 0 K: 1 S: 12	H: 3 LOB: 1 BB: 0 P: 15	R: 0 E: 0 K: 1 S: 12	H: 0 LOB: 1 BB: 1 P: 20	R: 0 E: 0 K: 2 S: 7	H: 0 LOB: 0 BB: 0 P: 11	1B: 6 2B: 0 3B: 0 HR: 0	SF: 0 SAC: 1 DP: 0 HBP: 0	WP: 0 PB: 0 SB: 0 CS: 3	PA: 36
PITCHER	IP	WLS	BF	H	R	ER	SO	BB	IBB	HBP	BLK	WP	HR	S	P	ERA	WHIP					
Juan Guzman, R (1, 1) ERA: 4.69	8.0	W	33	6	2	2	5	5	0	0	0	0	0	68	116	2.25	1.375					
Duane Ward, R (9, 1) ERA: 2.2	1.0	S	3	0	0	0	2	0	0	0	0	0	0	7	11	0.00	0.000					

Toronto Blue Jays @ Milwaukee Brewers
 Milwaukee County Stadium, Milwaukee, WI
 Sat Jun 26 1993, 8:05 PM EDT
 Att: 45,173 - Unknown - 81 F

AB	30
R	2
H	6
RBI	2
BB	5
SO	7
LOB	15



Batter	1	2	3	4	5	6	7	8	9	AB	R	H	RBI	BB	SO	LOB	TOP					
Devon White, S (1, 8) OBP: 0.361, SLG: 0.516	P5		1B		HR		L4	G4-3		5	2	2	1	0	0	1						
Roberto Alomar, S (1, 4) OBP: 0.383, SLG: 0.443	F7		1B				G6-3		K2-3	4	0	1	0	1	1	0						
Paul Molitor, R (1, 10) OBP: 0.405, SLG: 0.474	K		G5-3				P6		G3-1	5	1	1	0	0	1	1						
Joe Carter, R (1, 9) OBP: 0.330, SLG: 0.565		L8	F8				2B		K	4	2	1	2	1	1	1						
John Olerud, L (1, 3) OBP: 0.505, SLG: 0.696		1B					2B			3	0	3	1	1	0	0						
Tony Fernandez, S (1, 6) OBP: 0.346, SLG: 0.397	P4						G1-3			4	0	0	0	0	0	4						
Ed Sprague, R (1, 5) OBP: 0.308, SLG: 0.421		FC6-4					G5-4-3		G6-3	3	0	2	0	1	0	0						
Pat Borders, R (1, 2) OBP: 0.268, SLG: 0.371	FC6-4						G5-4-3		P3	4	0	0	0	0	0	5						
Turner Ward, S (1, 7) OBP: 0.316, SLG: 0.390			G4-3				CS			3	0	1	0	1	1	2						
Inning Stats	R: 0 E: 0 K: 1 S: 8	H: 0 LOB: 0 BB: 0 P: 14	R: 0 E: 0 K: 0 S: 7	H: 2 LOB: 2 BB: 0 P: 11	R: 1 E: 0 K: 0 S: 12	H: 2 LOB: 1 BB: 0 P: 18	R: 0 E: 0 K: 1 S: 13	H: 1 LOB: 2 BB: 1 P: 24	R: 2 E: 0 K: 0 S: 12	H: 2 LOB: 1 BB: 1 P: 21	R: 0 E: 0 K: 0 S: 5	H: 1 LOB: 0 BB: 1 P: 10	R: 2 E: 0 K: 0 S: 12	H: 2 LOB: 1 BB: 2 P: 24	R: 0 E: 0 K: 0 S: 7	H: 1 LOB: 1 BB: 0 P: 10	R: 0 E: 0 K: 2 S: 8	H: 0 LOB: 0 BB: 0 P: 9	1B: 6 2B: 3 3B: 0 HR: 2	SF: 0 SAC: 0 DP: 1 HBP: 0	WP: 0 PB: 0 SB: 1 CS: 2	PA: 41
PITCHER	IP	WLS	BF	H	R	ER	SO	BB	IBB	HBP	BLK	WP	HR	S	P	ERA	WHIP					
Bill Wegman, R (1, 1) ERA: 4.02	5.0	L	24	7	3	3	2	2	0	0	0	0	1	52	88	5.40	1.800					
Mike Fetters, R (6, 1) ERA: 3.65	1.2		8	3	2	2	0	3	0	0	0	0	1	15	31	10.80	3.600					
Graeme Lloyd, L (7, 1) ERA: 1.76	1.1		5	1	0	0	0	0	0	0	0	0	0	9	13	0.00	0.750					
Doug Henry, R (9, 1) ERA: 4.08	1.0		3	0	0	0	2	0	0	0	0	0	0	8	9	0.00	0.000					

Toronto Blue Jays @ Milwaukee Brewers
 Milwaukee County Stadium, Milwaukee, WI
 Sun Jun 27 1993, 4:33 AM EDT
 Att: 45,580 - Sunny - 77 F


AB	35
R	5
H	11
RBI	4
BB	5
SO	4
LOB	14



Batter	1	2	3	4	5	6	7	8	9	AB	R	H	RBI	BB	SO	LOB	BOTTOM				
Darryl Hamilton, L (1, 9) OBP: 0.379, SLG: 0.389	F7		BB			G6-3		BB		3	1	1	0	1	0	0					
Robin Yount, R (1, 8) OBP: 0.333, SLG: 0.384	K2-3		K			K		K		4	0	0	0	0	4	3					
B.J. Surhoff, L (1, 5) OBP: 0.272, SLG: 0.265	G4-3				L8		1B	SF9		3	2	1	0	1	0	0					
Greg Vaughn, R (1, 7) OBP: 0.383, SLG: 0.548		L8			G5-3		1B	SF9		4	1	2	1	0	0	0					
Kevin Reimer, L (1, 10) OBP: 0.303, SLG: 0.430	K				G4-3		1B	SF9		3	0	1	1	0	1	0					
Dickie Thorn, R (1, 6) OBP: 0.337, SLG: 0.356	G5-3				P9		1B	G6-3		4	0	1	1	0	0	1					
Tom Lampkin, L (1, 2) OBP: 0.293, SLG: 0.313			L9		G4-3		SF7		L8	3	0	0	1	0	0	0					
John Jaha, R (1, 3) OBP: 0.308, SLG: 0.329			S		G5-3		F7		G4-3	3	0	0	0	1	0	2					
Bill Spiers, L (1, 4) OBP: 0.304, SLG: 0.282			K			G3-1				3	0	0	0	0	1	3					
Tom Brunansky, R (9, PH) OBP: 0.273, SLG: 0.299							G4-3		K	1	0	0	0	0	1	0					
Inning Stats	R: 0 E: 0 K: 1 S: 7	H: 0 LOB: 0 BB: 0 P: 10	R: 0 E: 0 K: 1 S: 9	H: 0 LOB: 0 BB: 0 P: 11	R: 0 E: 0 K: 2 S: 7	H: 0 LOB: 2 BB: 2 P: 16	R: 0 E: 0 K: 0 S: 5	H: 0 LOB: 0 BB: 0 P: 11	R: 0 E: 0 K: 1 S: 10	H: 0 LOB: 0 BB: 0 P: 17	R: 2 E: 0 K: 0 S: 11	H: 4 LOB: 2 BB: 0 P: 17	R: 2 E: 0 K: 1 S: 15	H: 2 LOB: 1 BB: 1 P: 26	R: 0 E: 0 K: 1 S: 7	H: 0 LOB: 0 BB: 0 P: 7	1B: 5 2B: 1 3B: 0 HR: 0	SF: 2 SAC: 0 DP: 0 HBP: 0	WP: 0 PB: 0 SB: 1 CS: 0	PA: 36	
PITCHER	IP	WLS	BF	H	R	ER	SO	BB	IBB	HBP	BLK	WP	HR	S	P	ERA	WHIP				
Jack Morris, R (1, 1) ERA: 7.68	6.1	W	25	4	2	2	5	2	0	0	0	0	0	55	89	2.84	0.947				
Danny Cox, R (7, 1) ERA: 2.47	1.0		5	1	2	2	1	1	0	0	0	0	0	12	23	18.00	2.000				
Duane Ward, R (8, 1) ERA: 2.1	1.2	S	6	1	0	0	1	0	0	0	0	0	0	13	16	0.00	0.600				

Toronto Blue Jays @ Milwaukee Brewers
 Milwaukee County Stadium, Milwaukee, WI
 Sun Jun 27 1993, 4:33 AM EDT
 Att: 45,580 - Sunny - 77 F

AB	31
R	4
H	6
RBI	4
BB	3
SO	7
LOB	9



Batter	1	2	3	4	5	6	7	8	9	AB	R	H	RBI	BB	SO	LOB	TOP																					
Devon White, S OBP: 0.361, SLG: 0.516 (1, 8)	4-2 1B FC5-2 BB		3-2 2B		2-2 L4		0-3 K	1-1 P7		4	1	1	0	1	1	1																						
Roberto Alomar, S OBP: 0.389, SLG: 0.456 (1, 4)	0-2 FC5-2 S 1B		2-2 2B		0-1 P2		3-2 2B	2-1 F7 BB 1B		5	3	4	1	0	0	0																						
Paul Molitor, R OBP: 0.405, SLG: 0.474 (1, 10)	4-2 FC5-2 1B BB		0-1 F8		2-3 K		2-0 2B	1-2 F7		4	2	1	1	1	1	2																						
Joe Carter, R OBP: 0.331, SLG: 0.568 Turner Ward, S OBP: 0.327, SLG: 0.386 (1, 9) (4, 9)	1-0 FC5-2 1B		0-1 S		3-2 F7		4-1 2B	4-2 BB		2	0	1	1	0	0	3																						
John Olerud, L OBP: 0.506, SLG: 0.697 (1, 3)	1-3 2-H 3-H 1B		3-3 K		1-1 HBP HBP		0-0 HBP	1-1 F9		4	0	2	4	0	1	2																						
Tony Fernandez, S OBP: 0.341, SLG: 0.390 (1, 6)	1-0 G1-6-3 1B		1-0 P3		1-0 L9		2-0 G1-6-3			4	0	0	0	0	0	5																						
Ed Sprague, R OBP: 0.310, SLG: 0.420 (1, 5)		2-0 G5-4-3 1B		0-0 G5-3		3-0 HBP		0-1 P6		3	0	1	0	0	0	0																						
Darnell Coles, R OBP: 0.340, SLG: 0.378 (1, 7)		2-0 G5-4-3 1-2		2-1 G6-3		1-0 L9		1-3 K		4	0	0	0	0	1	3																						
Pat Borders, R OBP: 0.268, SLG: 0.369 (1, 2)		2-0 F7		2-3 K				1-0 G1-3		4	0	1	0	0	1	0																						
Inning Stats	R: 2 E: 0 K: 0 S: 11	H: 2 LOB: 1 BB: 2 P: 22	R: 0 E: 0 K: 0 S: 3	H: 1 LOB: 0 BB: 0 P: 9	R: 2 E: 0 K: 1 S: 15	H: 3 LOB: 1 BB: 0 P: 24	R: 0 E: 0 K: 1 S: 6	H: 0 LOB: 0 BB: 0 P: 10	R: 0 E: 0 K: 1 S: 8	H: 0 LOB: 2 BB: 0 P: 12	R: 0 E: 0 K: 0 S: 6	H: 0 LOB: 1 BB: 0 P: 15	R: 3 E: 0 K: 1 S: 11	H: 3 LOB: 1 BB: 1 P: 23	R: 0 E: 0 K: 1 S: 9	H: 1 LOB: 1 BB: 0 P: 12	R: 0 E: 0 K: 0 S: 9	H: 1 LOB: 1 BB: 1 P: 17	1B: 5 2B: 6 3B: 0 HR: 0	SF: 0 SAC: 0 DP: 2 HBP: 2	WP: 0 PB: 0 SB: 3 CS: 0	PA: 41																
PITCHER	IP	WLS	BF	H	R	ER	SO	BB	IBB	HBP	BLK	WP	HR	S	P	ERA	WHIP	PITCHER				IP	WLS	BF	H	R	ER	SO	BB	IBB	HBP	BLK	WP	HR	S	P	ERA	WHIP
Rick Sutcliffe, R ERA: 4.77 (1, 1)	6.2	L	31	8	7	7	4	3	0	2	0	0	0	58	111	9.45	1.650																					
Jim Poole, L ERA: 2.31 (7, 1)	0.1		2	1	0	0	0	0	0	0	0	0	0	2	4	0.00	3.000																					
Anthony Telford, R ERA: (8, 1)	2.0		8	2	0	0	1	1	0	0	0	0	0	18	29	0.00	1.500																					

Toronto Blue Jays @ Baltimore Orioles
Oriole Park at Camden Yards, Baltimore, MD

Mon Jun 28 1993, 7:05 PM EDT
Att: 46,606 - Unknown - 91 F

AB 35
R 7
H 11
RBI 7
BB 4
SO 5
LOB 16



Batter	1	2	3	4	5	6	7	8	9	AB	R	H	RBI	BB	SO	LOB	BOTTOM																					
Harold Reynolds, S OBP: 0.341, SLG: 0.308 (1, 4)	1-1 L9		3-3 K		2-2 1B 2B 1B		1-2 P6			4	1	1	0	0	1	1																						
Mark McLemore, S OBP: 0.359, SLG: 0.386 (1, 9)	2-0 F7		1-0 G4-3		1-0 2B 1-2 1B		0-0 L5-3 1B			4	0	2	0	0	0	1																						
Cal Ripken Jr., R OBP: 0.317, SLG: 0.383 (1, 6)	2-1 F9		4-1 BB		1-1 1-3 2-H 2B		0-1 L5-3 1-2			3	0	1	1	1	0	1																						
Harold Baines, L OBP: 0.370, SLG: 0.429 (1, 10)		1-1 1B SF8 G5-3 1B		0-0 G4-3		2-2 G3-1		0-1 G1-3		4	1	1	0	0	0	4																						
Mike Devereaux, R OBP: 0.301, SLG: 0.395 (1, 8)		2-1 G5-3 1-2		0-0 F9		2-0 F8		2-2 P5		4	0	0	0	0	0	1																						
Chris Hoiles, R OBP: 0.398, SLG: 0.566 (1, 2)		1-0 1B 2-3		3-2 P4		4-2 1B BB		1-0 F8		3	0	1	0	1	0	0																						
David Segui, S OBP: 0.304, SLG: 0.476 (1, 3)		1-1 SF8		0-0 G3		0-1 1B		3-2 G5-3		3	0	1	1	0	0	0																						
Leo Gomez, R OBP: 0.307, SLG: 0.375 (1, 5)		3-H 2-0 P3		2-2 P6		1-0 P6		3-2 G6-3		4	0	0	0	0	0	3																						
Jeffrey Hammonds, R OBP: 0.500, SLG: 0.733 (1, 7)			2-2 G4-3 S 1B		1-1 P4		3-2 G6-3		2-1 F7	4	0	1	0	0	0	2																						
Inning Stats	R: 0 E: 0 K: 0 S: 5	H: 0 LOB: 0 BB: 0 P: 10	R: 1 E: 0 K: 0 S: 8	H: 2 LOB: 1 BB: 0 P: 15	R: 0 E: 0 K: 1 S: 10	H: 1 LOB: 2 BB: 1 P: 20	R: 0 E: 0 K: 0 S: 5	H: 0 LOB: 0 BB: 0 P: 8	R: 1 E: 0 K: 0 S: 14	H: 3 LOB: 2 BB: 0 P: 23	R: 0 E: 0 K: 0 S: 9	H: 1 LOB: 2 BB: 1 P: 19	R: 0 E: 0 K: 0 S: 6	H: 1 LOB: 0 BB: 0 P: 7	R: 0 E: 0 K: 0 S: 8	H: 0 LOB: 0 BB: 0 P: 11	R: 0 E: 0 K: 0 S: 10	H: 0 LOB: 0 BB: 0 P: 18	1B: 7 2B: 2 3B: 0 HR: 0	SF: 1 SAC: 0 DP: 1 HBP: 0	WP: 0 PB: 0 SB: 1 CS: 0	PA: 36																
PITCHER	IP	WLS	BF	H	R	ER	SO	BB	IBB	HBP	BLK	WP	HR	S	P	ERA	WHIP	PITCHER				IP	WLS	BF	H	R	ER	SO	BB	IBB	HBP	BLK	WP	HR	S	P	ERA	WHIP
Todd Stottlemire, R ERA: 4.41 (1, 1)	6.0	W	27	7	2	2	1	2	0	0	0	0	0	51	95	3.00	1.500																					
Al Leiter, L ERA: 4.9 (7, 1)	3.0	S	9	1	0	0	0	0	0	0	0	0	0	24	36	0.00	0.333																					

Toronto Blue Jays @ Baltimore Orioles
Oriole Park at Camden Yards, Baltimore, MD

Mon Jun 28 1993, 7:05 PM EDT
Att: 46,606 - Unknown - 91 F

AB 33
R 2
H 8
RBI 2
BB 2
SO 1
LOB 13



Batter	1	2	3	4	5	6	7	8	9	AB	R	H	RBI	BB	SO	LOB	TOP					
Devon White, S (1, 8) OBP: 0.352, SLG: 0.502	1-2 K		0-2 G1-3		3-3 K			1-2 F8		4	0	0	0	0	2	2						
Luis Sojo, R (1, 4) OBP: 0.231, SLG: 0.213	1-1 P3		1-1 E5			3-2 P6		1-2 FC6-4		4	0	0	0	0	0	1						
Paul Molitor, R (1, 3) OBP: 0.399, SLG: 0.463	1-1 G4-3		2-2 F9			2-2 G6-3			1-1 G3-1	4	0	0	0	0	0	1						
John Olerud, L (1, 10) OBP: 0.506, SLG: 0.690		1-2 1B		0-2 G5-4-3		0-0 F7			2-0 G4-3	4	0	2	0	0	0	0						
Tony Fernandez, S (1, 6) OBP: 0.342, SLG: 0.387		0-0 1B		2-1 G5-4-3			1-2 G6-3		1-2 G4-3	4	0	1	0	0	0	1						
Ed Sprague, R (1, 5) OBP: 0.310, SLG: 0.417		0-0 1B		2-2 G6-3			0-0 F9			3	0	1	0	0	0	0						
Darnell Coles, R (1, 7) OBP: 0.318, SLG: 0.351		0-1 P6			1-0 F8		1-0 P4			3	0	0	0	0	0	3						
Pat Borders, R (1, 2) OBP: 0.269, SLG: 0.365		0-0 G5-3			1-2 G4-3			0-1 FC6-4		3	0	1	0	0	0	3						
Turner Ward, S (1, 9) OBP: 0.324, SLG: 0.378			3-2 G5-3		1-2 1B			2-1 F9		3	0	1	0	0	0	1						
Inning Stats	R: 0 E: 0 K: 1 S: 8	H: 0 LOB: 0 BB: 0 P: 11	R: 0 E: 0 K: 0 S: 8	H: 3 LOB: 2 BB: 0 P: 9	R: 0 E: 1 K: 0 S: 12	H: 0 LOB: 1 BB: 0 P: 18	R: 0 E: 0 K: 0 S: 10	H: 1 LOB: 0 BB: 0 P: 14	R: 0 E: 0 K: 1 S: 12	H: 1 LOB: 0 BB: 0 P: 18	R: 0 E: 0 K: 0 S: 8	H: 0 LOB: 0 BB: 0 P: 13	R: 0 E: 0 K: 0 S: 5	H: 0 LOB: 0 BB: 0 P: 7	R: 0 E: 0 K: 0 S: 10	H: 1 LOB: 1 BB: 0 P: 14	R: 0 E: 0 K: 0 S: 6	H: 0 LOB: 0 BB: 0 P: 10	1B: 6 2B: 0 3B: 0 HR: 0	SF: 0 SAC: 0 DP: 2 HBP: 0	WP: 0 PB: 0 SB: 0 CS: 0	PA: 32
PITCHER Fernando Valenzuela, L (1, 1) ERA: 4.29	IP: 9.0 WLS: W BF: 32 H: 6 R: 0 ER: 0 SO: 2 BB: 0 IBB: 0 HBP: 0 BLK: 0 WP: 0 HR: 0 S: 79 P: 114 ERA: 0.00 WHIP: 0.667															PITCHER						

Toronto Blue Jays @ Baltimore Orioles
Oriole Park at Camden Yards, Baltimore, MD

AB 32
R 0
H 6
RBI 0
BB 0
SO 2
LOB 12



Wed Jun 30 1993, 7:05 PM EDT
Att: 46,409 - Unknown - 87 F

Batter	1	2	3	4	5	6	7	8	9	AB	R	H	RBI	BB	SO	LOB	BOTTOM			
Harold Reynolds, S (1, 4) OBP: 0.343, SLG: 0.320	2-2 1B	3-2 F8			1-1 FC4-6	1-1 G2-3		2-2 F7		5	1	2	0	0	0	3				
Mark McLemore, S (1, 9) OBP: 0.358, SLG: 0.384	3-2 G6-3		1-2 CS		2-2 FC4-6		1-1 F7	0-1 F7		5	1	1	0	0	0	2				
Cal Ripken Jr., R (1, 6) OBP: 0.318, SLG: 0.381	0-1 F8		3-2 F8		1-2 2B	1-2 1B	1-1 2B	0-1 1B		4	2	2	0	0	0	2				
Harold Baines, L (1, 10) Damon Buford, R (7, PR) OBP: 0.336, SLG: 0.390	0-0 2H		2-3 K		1-1 FC5	1-1 2B	0-1 2B	1-2 1B		4	0	3	3	0	1	0				
Mike Devereaux, R (1, 8) OBP: 0.303, SLG: 0.401	0-3 K			0-1 P6	4-1 BB		3-2 1B	1-3 2H		3	1	1	1	1	1	1				
Chris Hoiles, R (1, 2) OBP: 0.393, SLG: 0.553		0-1 F9		0-1 F7	1-1 FC5		1-2 1B	2-H 2B		4	0	1	2	0	0	2				
David Segui, S (1, 3) OBP: 0.308, SLG: 0.480		4-1 1B		0-0 2B		0-1 L4	0-0 P5			3	0	1	0	1	0	2				
Leo Gomez, R (1, 5) OBP: 0.303, SLG: 0.365		2-3 K		3-2 F9		4-0 FC6-4	2-2 F8			3	0	0	0	1	1	4				
Jeffrey Hammonds, R (1, 7) OBP: 0.417, SLG: 0.565		3-2 1B			0-3 K	0-1 FC6-4		0-3 K		4	0	1	0	0	2	1				
Inning Stats	R: 1 E: 0 K: 1 S: 12	H: 2 LOB: 1 BB: 0 P: 17	R: 0 E: 0 K: 1 S: 16	H: 1 LOB: 2 BB: 1 P: 28	R: 0 E: 0 K: 0 S: 10	H: 1 LOB: 0 BB: 0 P: 16	R: 0 E: 0 K: 0 S: 12	H: 1 LOB: 1 BB: 0 P: 15	R: 2 E: 0 K: 1 S: 21	H: 3 LOB: 2 BB: 1 P: 29	R: 0 E: 0 K: 0 S: 6	H: 0 LOB: 1 BB: 1 P: 12	R: 3 E: 0 K: 0 S: 17	H: 4 LOB: 2 BB: 0 P: 25	R: 0 E: 0 K: 1 S: 11	H: 0 LOB: 0 BB: 0 P: 13	1B: 8 2B: 4 3B: 0 HR: 0	SF: 0 SAC: 0 DP: 0 HBP: 0	WP: 0 PB: 0 SB: 0 CS: 1	PA: 38
PITCHER Dave Stewart, R (1, 1) ERA: 4.88 Woody Williams, R (6, 1) ERA: 3.54 Mike Timlin, R (7, 1) ERA: 5.94 Mark Eichhorn, R (8, 1) ERA: 3.12	IP: 5.0 WLS: L BF: 24 H: 8 R: 3 ER: 3 SO: 4 BB: 1 IBB: 0 HBP: 0 BLK: 0 WP: 0 HR: 0 S: 71 P: 105 ERA: 5.40 WHIP: 2.000															PITCHER				

Toronto Blue Jays @ Baltimore Orioles
Oriole Park at Camden Yards, Baltimore, MD

AB 35
R 6
H 12
RBI 6
BB 3
SO 5
LOB 17



Wed Jun 30 1993, 7:05 PM EDT
Att: 46,409 - Unknown - 87 F

Batter	1	2	3	4	5	6	7	8	9	AB	R	H	RBI	BB	SO	LOB	TOP								
Devon White, S OBP: 0.351, SLG: 0.498 (1, 8)	F8	G1-3					G6-3			4	0	1	0	0	0	1	Toronto Blue Jays @ Kansas City Royals Kauffman Stadium, Kansas City, MO Fri Jul 02 1993, 7:05 PM CDT Att: 23,832 - Unknown - 80 F livebaseballscorecards.com								
Roberto Alomar, S OBP: 0.388, SLG: 0.452 (1, 4)	FC3-4		G4-3		FC4-6		B4-3			4	0	1	0	0	0	1									
Paul Molitor, R OBP: 0.394, SLG: 0.457 (1, 10)	FC3-4		P2		K		F7			4	0	0	0	0	1	2									
Joe Carter, R OBP: 0.327, SLG: 0.561 (1, 9)	F9		F9		F7			F9		4	0	0	0	0	0	2									
John Olerud, L OBP: 0.506, SLG: 0.690 (1, 3)				L7				G3		3	1	1	0	1	0	0									
Tony Fernandez, S OBP: 0.348, SLG: 0.393 (1, 6)								G4-3		4	0	3	0	0	0	0									
Ed Sprague, R OBP: 0.309, SLG: 0.415 (9, PR)										4	1	1	0	0	0	5									
Alfredo Griffin, S OBP: 0.283, SLG: 0.294 (9, 5)										0	0	0	0	0	0	0									
Luis Sojo, R OBP: 0.231, SLG: 0.213 (9, 5)										0	0	0	0	0	0	0									
Pat Borders, R OBP: 0.268, SLG: 0.367 (1, 2)										4	0	1	0	0	1	4									
Turner Ward, S OBP: 0.312, SLG: 0.366 (1, 7)										3	0	0	1	0	0	5									
Inning Stats	R: 0 E: 0 K: 0 S: 8	H: 1 LOB: 1 BB: 0 P: 13	R: 2 E: 1 K: 0 S: 16	H: 1 LOB: 1 BB: 1 P: 28	R: 0 E: 0 K: 0 S: 5	H: 0 LOB: 0 BB: 0 P: 9	R: 0 E: 0 K: 0 S: 7	H: 2 LOB: 2 BB: 0 P: 10	R: 0 E: 0 K: 1 S: 9	H: 1 LOB: 1 BB: 0 P: 13	R: 0 E: 0 K: 0 S: 7	H: 2 LOB: 2 BB: 0 P: 14	R: 0 E: 0 K: 0 S: 8	H: 0 LOB: 0 BB: 0 P: 11	R: 0 E: 0 K: 0 S: 8	H: 0 LOB: 0 BB: 0 P: 15	R: 0 E: 0 K: 1 S: 9	H: 1 LOB: 1 BB: 0 P: 14	1B: 6 2B: 2 3B: 0 HR: 0	SF: 1 SAC: 0 DP: 1 HBP: 0	WP: 0 PB: 0 SB: 1 CS: 0	PA: 36			
PITCHER	IP	WLS	BF	H	R	ER	SO	BB	IBB	HBP	BLK	WP	HR	S	P	ERA	WHIP								
Hipolito Pichardo, R ERA: 4.05 Mark Gubicza, R ERA: 4.96	(1, 1)	7.0	30	7	2	0	1	1	0	0	0	0	0	60	98	0.00	1.143								
PITCHER	IP	WLS	BF	H	R	ER	SO	BB	IBB	HBP	BLK	WP	HR	S	P	ERA	WHIP								
Hipolito Pichardo, R ERA: 4.05 Mark Gubicza, R ERA: 4.96	(8, 1)	2.0	W	6	1	0	0	1	0	0	0	0	0	17	29	0.00	0.500								

Batter	1	2	3	4	5	6	7	8	9	AB	R	H	RBI	BB	SO	LOB	BOTTOM								
Felix Jose, S OBP: 0.326, SLG: 0.376 (1, 9)	G3			G4-3				F7		4	0	1	0	1	0	1	Toronto Blue Jays @ Kansas City Royals Kauffman Stadium, Kansas City, MO Fri Jul 02 1993, 7:05 PM CDT Att: 23,832 - Unknown - 80 F livebaseballscorecards.com								
Brian McRae, S OBP: 0.348, SLG: 0.419 (1, 8)	K	G4-3			F9	K				5	1	1	0	0	2	4									
George Brett, L OBP: 0.308, SLG: 0.399 (1, 10)										3	1	2	0	2	0	0									
Wally Joyner, L OBP: 0.387, SLG: 0.444 Gary Gaetti, R OBP: 0.271, SLG: 0.299										1	1	1	1	1	0	0									
Mike MacFarlane, R OBP: 0.367, SLG: 0.542 (1, 2)										4	0	2	1	0	0	3									
Chris Gwynn, L OBP: 0.357, SLG: 0.411 (1, 7)										2	0	1	0	2	0	1									
Greg Gagne, R OBP: 0.310, SLG: 0.345 (1, 6)										4	0	0	0	0	1	5									
Phil Hiatt, R OBP: 0.293, SLG: 0.386 (1, 5)										4	0	1	0	0	1	1									
Rico Rossy, R OBP: 0.333, SLG: 0.433 (1, 4)										3	0	0	0	1	0	1									
Inning Stats	R: 2 E: 0 K: 1 S: 14	H: 2 LOB: 2 BB: 2 P: 22	R: 0 E: 0 K: 1 S: 10	H: 1 LOB: 1 BB: 0 P: 14	R: 0 E: 0 K: 0 S: 11	H: 1 LOB: 2 BB: 2 P: 21	R: 0 E: 0 K: 0 S: 5	H: 0 LOB: 0 BB: 0 P: 7	R: 0 E: 0 K: 1 S: 12	H: 1 LOB: 1 BB: 0 P: 18	R: 0 E: 0 K: 1 S: 11	H: 1 LOB: 3 BB: 2 P: 19	R: 0 E: 0 K: 0 S: 8	H: 1 LOB: 1 BB: 0 P: 12	R: 0 E: 1 K: 1 S: 13	H: 1 LOB: 1 BB: 0 P: 22		R: 1 E: 1 K: 0 S: 4	H: 2 LOB: 2 BB: 1 P: 8	1B: 8 2B: 2 3B: 1 HR: 0	SF: 0 SAC: 0 DP: 1 HBP: 0	WP: 1 PB: 0 SB: 4 CS: 0	PA: 40		
PITCHER	IP	WLS	BF	H	R	ER	SO	BB	IBB	HBP	BLK	WP	HR	S	P	ERA	WHIP								
Juan Guzman, R ERA: 4.56 Danny Cox, R ERA: 2.42	(1, 1)	7.0	33	7	2	2	4	6	0	0	0	0	0	71	113	2.57	1.857								
PITCHER	IP	WLS	BF	H	R	ER	SO	BB	IBB	HBP	BLK	WP	HR	S	P	ERA	WHIP								
Juan Guzman, R ERA: 4.56 Danny Cox, R ERA: 2.42	(8, 1)	1.0	L	7	3	1	0	1	0	0	0	0	0	17	30	0.00	4.000								

Batter	1	2	3	4	5	6	7	8	9	AB	R	H	RBI	BB	SO	LOB	TOP										
Devon White, S (1, 8) OBP: 0.353, SLG: 0.495	2-0 P6		1-0 BB S HBP		4-0 PO BB		0-0 L3			2	0	0	0	1	0	1											
Roberto Alomar, S (1, 4) OBP: 0.390, SLG: 0.449	1-0 F8		4-2 BB BB		0-0 PO 1-2	4-2 G1-6-3 BB		1-1 F8		2	0	0	0	2	0	0											
Paul Molitor, R (1, 10) OBP: 0.393, SLG: 0.453	1-1 G5-3		4-0 BB 1-2 2-3		0-2 G1-6-3 1-2			2-0 F9		3	0	0	0	1	0	1											
Joe Carter, R (1, 9) OBP: 0.323, SLG: 0.553		0-1 P6	1-3 K		1-3 K			2-2 L8		4	0	0	0	2	3												
John Olerud, L (1, 3) OBP: 0.506, SLG: 0.691		3-3 K		2-1 G3-1			0-1 1B 2B	0-0 F9 2B		4	1	2	0	0	1	0											
Tony Fernandez, S (1, 6) OBP: 0.350, SLG: 0.392		4-2 S BB		3-2 P6			2-1 2B 1B	2-2 F9		3	1	1	0	1	0	1											
Ed Sprague, R (1, 5) OBP: 0.305, SLG: 0.409		1-3 K		3-2 F7			1-3 K	1-2 G6-3		4	0	0	0	0	2	4											
Pat Borders, R (1, 2) OBP: 0.268, SLG: 0.369			0-2 G4-3		2-2 G4-3		0-1 2B	0-2 G6-3		4	0	1	2	0	0	1											
Turner Ward, S (1, 7) OBP: 0.304, SLG: 0.354			3-2 F8		1-3 K		3-2 P5			3	0	0	0	0	1	1											
Inning Stats	R: 0 E: 0 K: 0 S: 4	H: 0 LOB: 0 BB: 0 P: 8	R: 0 E: 0 K: 2 S: 14	H: 0 LOB: 1 BB: 2 P: 22	R: 0 E: 0 K: 1 S: 13	H: 0 LOB: 3 BB: 2 P: 26	R: 0 E: 0 K: 0 S: 9	H: 0 LOB: 0 BB: 0 P: 17	R: 0 E: 0 K: 1 S: 6	H: 0 LOB: 0 BB: 1 P: 13	R: 2 E: 0 K: 1 S: 15	H: 3 LOB: 1 BB: 0 P: 21	R: 0 E: 0 K: 0 S: 8	H: 0 LOB: 0 BB: 0 P: 13	R: 0 E: 0 K: 0 S: 11	H: 1 LOB: 1 BB: 0 P: 14	1B: 2 2B: 2 HR: 0	SF: 0 SAC: 0 DP: 1 HBP: 1	WP: 0 PB: 0 SB: 2 CS: 0	PA: 36							
PITCHER	IP	WLS	BF	H	R	ER	SO	BB	IBB	HBP	BLK	WP	HR	S	P	ERA	WHIP										
David Cone, R (1, 1) ERA: 3.37	8.0	W	31	3	2	2	6	5	0	1	0	0	0	78	134	2.25	1.000										
Jeff Montgomery, R (9, 1) ERA: 1.99	1.0	S	4	1	0	0	0	0	0	0	0	0	0	11	14	0.00	1.000										

Toronto Blue Jays @ Kansas City Royals
Kauffman Stadium, Kansas City, MO

AB 29
R 2
H 4
RBI 2
BB 5
SO 6
LOB 12



Sat Jul 03 1993, 7:05 PM CDT
Att: 28,060 - Unknown - 88 F

Batter	1	2	3	4	5	6	7	8	9	AB	R	H	RBI	BB	SO	LOB	BOTTOM										
Felix Jose, S (1, 9) OBP: 0.321, SLG: 0.370	0-0 G4-3		0-2 G4-3		0-0 G4-3		0-0 F7			4	0	0	0	0	0	1											
Brian McRae, S (1, 8) OBP: 0.350, SLG: 0.418	0-3 K		2-2 CS 1B		0-1 G6-3		4-1 CS BB			3	0	1	0	1	1	1											
George Brett, L (1, 10) OBP: 0.304, SLG: 0.393	0-1 G4-3		1-1 F7		2-2 P5		0-0 F7			4	0	0	0	0	0	3											
Mike Macfarlane, R (1, 2) OBP: 0.370, SLG: 0.535		0-3 K		4-2 1B 1B BB		1-0 1B FC5-2 HBP	3-2 CS	1-3 K		2	0	0	0	1	2	0											
Chris Gwynn, L (1, 7) OBP: 0.366, SLG: 0.432		1-2 E 3B		0-2 1B SF7 1B		3-2 FC5-2 1B		0-1 F7		4	2	3	0	0	0	0											
Gary Gaetti, R (1, 3) OBP: 0.281, SLG: 0.346		1-1 E5 1B		1-0 FC5 1B		0-3 K		2-1 HR		4	1	2	2	0	1	2											
Greg Gagne, R (1, 6) OBP: 0.313, SLG: 0.349		3-H 0-1 S 1B		1-2 SF7		1-1 FC5-2 1B		1-2 F8		3	0	2	1	0	0	0											
Phil Hiatt, R (1, 5) OBP: 0.288, SLG: 0.380		1-3 K		3-H 2-1 FC5		1-1 FC5-2 FC6-4				3	0	0	0	0	1	6											
Wally Joyner, L (9, 3) OBP: 0.387, SLG: 0.444			1-2 K		2-3 FC5		1-2 FC5-2 FC6-4			0	0	0	0	0	0	0											
Rico Rossy, R (1, 4) OBP: 0.333, SLG: 0.424			0-3 K		0-0 G6-3 G4-3 1B		0-0 FC6-4			3	0	1	0	0	1	5											
Inning Stats	R: 0 E: 0 K: 1 S: 6	H: 0 LOB: 0 BB: 0 P: 6	R: 1 E: 1 K: 3 S: 18	H: 2 LOB: 2 BB: 0 P: 21	R: 0 E: 0 K: 0 S: 8	H: 1 LOB: 1 BB: 0 P: 11	R: 1 E: 0 K: 0 S: 12	H: 2 LOB: 1 BB: 1 P: 20	R: 0 E: 0 K: 0 S: 7	H: 1 LOB: 1 BB: 0 P: 9	R: 0 E: 0 K: 1 S: 12	H: 2 LOB: 3 BB: 0 P: 18	R: 0 E: 0 K: 0 S: 6	H: 0 LOB: 0 BB: 1 P: 12	R: 1 E: 0 K: 1 S: 13	H: 1 LOB: 0 BB: 0 P: 17	1B: 7 2B: 0 3B: 1 HR: 1	SF: 1 SAC: 0 DP: 0 HBP: 1	WP: 0 PB: 0 SB: 1 CS: 2	PA: 35							
PITCHER	IP	WLS	BF	H	R	ER	SO	BB	IBB	HBP	BLK	WP	HR	S	P	ERA	WHIP										
Jack Morris, R (1, 1) ERA: 7.27	8.0	L	34	9	3	3	6	2	0	1	0	0	1	82	114	3.38	1.375										

Toronto Blue Jays @ Kansas City Royals
Kauffman Stadium, Kansas City, MO

AB 30
R 3
H 9
RBI 3
BB 2
SO 6
LOB 18



Sat Jul 03 1993, 7:05 PM CDT
Att: 28,060 - Unknown - 88 F

Batter	1	2	3	4	5	6	7	8	9	AB	R	H	RBI	BB	SO	LOB	TOP
Devon White, S (1, 8) OBP: 0.355, SLG: 0.492	4-0 P4 BB		1-3 K		1-0 HBP			2-2 G6-3		2	0	0	0	1	1	0	Toronto Blue Jays @ Kansas City Royals Kauffman Stadium, Kansas City, MO Sun Jul 04 1993, 7:05 PM CDT Att: 40,329 - Unknown - 85 F
Roberto Alomar, S (1, 4) OBP: 0.388, SLG: 0.446	3-3 K		2-3 K		2-1 F8			1-0 1B		4	0	1	0	0	2	3	
Paul Molitor, R (1, 10) OBP: 0.391, SLG: 0.454	2-2 P4		2-1 F8		2-0 F7 G4-3 2B			1-0 F7		4	1	1	0	0	0	2	
Joe Carter, R (1, 9) OBP: 0.322, SLG: 0.549	2-2 G4-3			1-2 G6-4-3 1B				1-2 F7		4	0	1	0	0	0	3	
John Olerud, L (1, 3) OBP: 0.500, SLG: 0.681		1-2 F7		0-0 G6-4-3				1-2 G4-3		4	0	0	1	0	1	1	
Tony Fernandez, S (1, 6) OBP: 0.352, SLG: 0.394		3-1 G1-3 1B		2-2 G3-1				3-H L9		4	0	2	0	0	0	0	
Ed Sprague, R (1, 5) OBP: 0.304, SLG: 0.410		3-2 G1-3			0-0 2B			0-0 L9		4	0	1	0	0	1	2	
Darnell Coles, R (1, 7) OBP: 0.327, SLG: 0.354		4-1 BB			0-2 G5-3			3-1 CS 1B		2	0	1	0	1	0	1	
Turner Ward, S (7, PR) OBP: 0.301, SLG: 0.351										1	0	0	0	0	0	1	
Pat Borders, R (1, 2) OBP: 0.265, SLG: 0.365		2-3 K			0-1 F9			3-2 G5-3		3	0	0	0	0	1	4	

Inning Stats	R: 0	H: 0	R: 0	H: 1	R: 0	H: 0	R: 0	H: 1	R: 0	H: 1	R: 1	H: 1	R: 0	H: 1	R: 0	H: 1	R: 0	H: 1	1B: 5	SF: 0	WP: 0	PA: 35
	K: 1	LOB: 1	K: 1	LOB: 2	K: 0	LOB: 0	K: 0	LOB: 0	K: 0	LOB: 2	K: 0	LOB: 0	K: 0	LOB: 1	K: 2	LOB: 1	K: 0	LOB: 1	2B: 2	SAC: 0	FB: 0	
	S: 12	P: 23	S: 14	P: 27	S: 8	P: 13	S: 7	P: 10	S: 9	P: 12	S: 12	P: 17	S: 6	P: 12	S: 6	P: 10	S: 8	P: 12	HR: 0	HBP: 1	CS: 1	

Batter	1	2	3	4	5	6	7	8	9	AB	R	H	RBI	BB	SO	LOB	BOTTOM
Felix Jose, S (1, 9) OBP: 0.317, SLG: 0.364	1-0 G3		2-3 K		0-1 L4			0-0 L9		4	0	0	0	0	1	1	Toronto Blue Jays @ Kansas City Royals Kauffman Stadium, Kansas City, MO Sun Jul 04 1993, 7:05 PM CDT Att: 40,329 - Unknown - 85 F
Brian McRae, S (1, 8) OBP: 0.349, SLG: 0.416	0-0 P4			0-3 K	0-0 F8			2-2 G4-6-3 1B		4	0	1	0	0	1	0	
George Brett, L (1, 10) OBP: 0.303, SLG: 0.394	3-3 K			0-2 2B				1-1 G4-6-3		4	1	1	0	0	1	1	
Chris Gwynn, L (1, 7) OBP: 0.363, SLG: 0.428		0-0 1B		3-3 K				0-1 G5-3		4	0	1	0	0	1	1	
Gary Gaetti, R (1, 3) OBP: 0.283, SLG: 0.357		3-3 K		2-1 1B				3-1 F8		3	1	1	1	0	1	1	
Greg Gagne, R (1, 6) OBP: 0.313, SLG: 0.349		1-2 F9		0-2 1B				0-0 F8		3	0	1	1	0	0	1	
Brent Mayne, L (1, 2) OBP: 0.331, SLG: 0.373		0-1 P5		4-0 IBB				2-1 F7		2	0	0	0	1	0	1	
Phil Hiatt, R (1, 5) OBP: 0.289, SLG: 0.379			1-0 G6-3		3-1 F8			0-1 1B		3	1	1	0	0	0	2	
Wally Joyner, L (8, 3) OBP: 0.387, SLG: 0.444								1-1 1B		0	0	0	0	0	0	0	
Rico Rossy, R (1, 4) OBP: 0.333, SLG: 0.417			1-0 G5-3		2-2 F8			3-2 1B		3	0	1	1	0	0	0	

Inning Stats	R: 0	H: 0	R: 0	H: 1	R: 0	H: 0	R: 2	H: 3	R: 0	H: 0	R: 1	H: 2	R: 0	H: 1	R: 0	H: 1	R: 0	H: 1	1B: 5	SF: 0	WP: 0	PA: 31
	K: 1	LOB: 0	K: 1	LOB: 0	K: 1	LOB: 0	K: 2	LOB: 2	K: 0	LOB: 0	K: 0	LOB: 1	K: 0	LOB: 0	K: 0	LOB: 0	K: 0	LOB: 0	2B: 2	SAC: 0	FB: 0	
	S: 5	P: 9	S: 13	P: 17	S: 5	P: 9	S: 20	P: 32	S: 6	P: 8	S: 11	P: 15	S: 8	P: 12	S: 8	P: 12	S: 8	P: 12	HR: 0	HBP: 0	CS: 0	


PITCHER	IP	WLS	BF	H	R	ER	SO	BB	IBB	HBP	BLK	WP	HR	S	P	ERA	WHIP
Todd Stottlemyre, R (1, 1) ERA: 4.38	7.0	L	28	6	3	3	5	0	1	0	0	0	0	0	100	3.86	0.857
Tony Castillo, L (8, 1) ERA: 2.45	1.0		3	1	0	0	0	0	0	0	0	0	0	8	12	0.00	1.000

Batter	1	2	3	4	5	6	7	8	9	AB	R	H	RBI	BB	SO	LOB	TOP					
Tim Raines, S OBP: 0.413, SLG: 0.527 (1, 7)	G4-3	G4-3		P5			FC1-6 1B		P7	5	0	1	0	0	0	1						
Joey Coxa, S OBP: 0.370, SLG: 0.348 (1, 4)	1B	L9					FC1-6 1B			4	1	2	0	0	0	2						
Frank Thomas, R OBP: 0.405, SLG: 0.553 (1, 3)	1B			L6						4	1	3	1	0	0	1						
Robin Ventura, L OBP: 0.363, SLG: 0.434 (1, 5)				HR			G4-6-3 1B			4	1	2	1	0	1	2						
Ellis Burks, R OBP: 0.348, SLG: 0.466 (1, 9)	P4								F8	4	0	0	0	0	0	3						
Bo Jackson, R OBP: 0.316, SLG: 0.426 (1, 10)	L9								P4	4	0	0	0	0	1	2						
Lance Johnson, L OBP: 0.354, SLG: 0.394 (1, 8)							F8		G3	4	1	2	0	0	0	0						
Michael LaValliere, L OBP: 0.359, SLG: 0.368 Rick Wrona, R OBP: 0.125, SLG: 0.125 (3, 2)							P9			2	0	1	1	0	0	1						
Ozzie Guillen, L OBP: 0.285, SLG: 0.346 (1, 6)							L5			2	0	0	0	0	1	0						
Inning Stats	R: 1 E: 0 K: 0 S: 17	H: 3 LOB: 2 BB: 0 P: 24	R: 1 E: 0 K: 0 S: 7	H: 2 LOB: 1 BB: 0 P: 14	R: 2 E: 1 K: 0 S: 15	H: 3 LOB: 1 BB: 0 P: 20	R: 0 E: 0 K: 2 S: 6	H: 1 LOB: 1 BB: 0 P: 11	R: 0 E: 0 K: 2 S: 10	H: 0 LOB: 0 BB: 0 P: 17	R: 0 E: 0 K: 0 S: 5	H: 0 LOB: 1 BB: 0 P: 8	R: 0 E: 0 K: 0 S: 3	H: 2 LOB: 1 BB: 0 P: 8	R: 0 E: 0 K: 0 S: 3	H: 0 LOB: 0 BB: 0 P: 6	R: 0 E: 0 K: 2 S: 7	H: 0 LOB: 0 BB: 0 P: 10	1B: 7 2B: 1 3B: 2 HR: 1	SF: 0 SAC: 0 DP: 1 HBP: 0	WP: 0 PB: 0 SB: 1 CS: 0	PA: 37
PITCHER Pat Hentgen, R ERA: 3.1 (1, 1)	IP: 9.0 WLS: L BF: 37 H: 11 R: 4 ER: 4 SO: 4 BB: 0 IBB: 0 HBP: 0 BLK: 0 WP: 0 HR: 1 S: 76 P: 118 ERA: 4.00 WHIP: 1.222															PITCHER						

Chicago White Sox @ Toronto Blue Jays
SkyDome, Toronto, ON
Mon Jul 05 1993, 7:05 PM EDT
Att: 50,508 - Unknown - 86 F

livebaseballscorecards.com

AB 37
R 4
H 11
RBI 3
BB 0
SO 4
LOB 13



Batter	1	2	3	4	5	6	7	8	9	AB	R	H	RBI	BB	SO	LOB	BOTTOM					
Roberto Alomar, S OBP: 0.385, SLG: 0.446 (1, 4)	F8		G5-3						L5	5	1	1	0	0	0	3						
Paul Molitor, R OBP: 0.392, SLG: 0.453 (1, 10)	L5									3	1	1	0	1	0	0						
Joe Carter, R OBP: 0.321, SLG: 0.545 (1, 9)	G6-3									4	0	1	1	0	0	1						
John Olerud, L OBP: 0.497, SLG: 0.675 (1, 3)										4	0	1	1	0	1	1						
Tony Fernandez, S OBP: 0.350, SLG: 0.391 (1, 6)										4	0	1	0	0	0	2						
Ed Sprague, R OBP: 0.304, SLG: 0.415 (1, 5)										4	1	1	0	0	1	1						
Darnell Coles, R OBP: 0.325, SLG: 0.350 Alfredo Griffin, S OBP: 0.283, SLG: 0.294 (9, PR)										4	0	1	0	0	1	0						
Willie Canate, R OBP: 0.100, SLG: 0.100 Devon White, S OBP: 0.356, SLG: 0.492 (9, PH)										3	0	1	0	0	0	1						
Randy Knorr, R OBP: 0.159, SLG: 0.244 Turner Ward, S OBP: 0.298, SLG: 0.347 (9, PH)										3	0	0	0	0	0	2						
Inning Stats	R: 0 E: 0 K: 0 S: 9	H: 0 LOB: 0 BB: 0 P: 14	R: 0 E: 0 K: 0 S: 4	H: 0 LOB: 0 BB: 0 P: 8	R: 0 E: 0 K: 0 S: 12	H: 1 LOB: 1 BB: 0 P: 20	R: 0 E: 0 K: 0 S: 8	H: 0 LOB: 0 BB: 0 P: 14	R: 0 E: 0 K: 1 S: 9	H: 1 LOB: 1 BB: 0 P: 14	R: 2 E: 0 K: 0 S: 12	H: 3 LOB: 2 BB: 1 P: 22	R: 0 E: 0 K: 1 S: 9	H: 1 LOB: 1 BB: 0 P: 14	R: 0 E: 0 K: 1 S: 10	H: 1 LOB: 1 BB: 0 P: 14	R: 1 E: 1 K: 1 S: 15	H: 1 LOB: 2 BB: 1 P: 24	1B: 6 2B: 2 3B: 1 HR: 0	SF: 0 SAC: 0 DP: 1 HBP: 0	WP: 0 PB: 0 SB: 3 CS: 0	PA: 37
PITCHER Wilson Alvarez, L ERA: 3.14 Donn Pall, R ERA: 2.48 Scott Radinsky, L ERA: 4.66 Roberto Hernandez, R ERA: 2.54 (9, 1)	IP: 7.1 WLS: W BF: 28 H: 6 R: 2 ER: 2 SO: 2 BB: 1 IBB: 0 HBP: 0 BLK: 0 WP: 0 HR: 0 S: 65 P: 109 ERA: 2.46 WHIP: 0.955															PITCHER						

Chicago White Sox @ Toronto Blue Jays
SkyDome, Toronto, ON
Mon Jul 05 1993, 7:05 PM EDT
Att: 50,508 - Unknown - 86 F

livebaseballscorecards.com

AB 35
R 3
H 8
RBI 2
BB 2
SO 4
LOB 13



Batter	1	2	3	4	5	6	7	8	9	AB	R	H	RBI	BB	SO	LOB	TOP	
Tim Raines, S OBP: 0.400, SLG: 0.507 (1, 7)	F8		F8		P5		G3		K	5	0	0	0	0	1	1		
Joey Coxa, S OBP: 0.369, SLG: 0.345 (1, 4)	K		K		BB			G4-3		3	0	0	0	1	2	0		
Frank Thomas, R OBP: 0.408, SLG: 0.558 (1, 3)	1B		2B		F9			WP 2B		3	1	2	0	1	0	2		
Robin Ventura, L OBP: 0.362, SLG: 0.435 (1, 5)	G3		F7		P2			1B 1-H 2B		4	0	1	1	1	0	4		
Dan Pasqua, L OBP: 0.303, SLG: 0.326 (1, 9)		1B			G3			P6		3	0	1	0	1	0	1		
Bo Jackson, R OBP: 0.329, SLG: 0.427 (1, 10)		BB			G6-4-3			1B		2	0	1	0	2	0	1		
Lance Johnson, L OBP: 0.353, SLG: 0.392 (1, 8)	L7		1B		G3-1			G1-3		4	0	1	0	0	0	4		
Ron Karkovics, R OBP: 0.310, SLG: 0.500 (1, 2)	K		F7		G5-3			K		4	0	0	0	0	2	3		
Ozzie Guillen, L OBP: 0.284, SLG: 0.349 (1, 6)	F7				K			K		4	0	1	0	0	2	2		
Inning Stats	R: 0 E: 0 K: 1 S: 11	H: 1 LOB: 1 BB: 0 P: 17	R: 0 E: 0 K: 1 S: 19	H: 1 LOB: 2 BB: 1 P: 32	R: 0 E: 0 K: 1 S: 9	H: 1 LOB: 1 BB: 0 P: 16	R: 0 E: 0 K: 0 S: 10	H: 0 LOB: 0 BB: 1 P: 16	R: 0 E: 0 K: 1 S: 8	H: 0 LOB: 0 BB: 0 P: 13	R: 1 E: 0 K: 0 S: 15	H: 2 LOB: 2 BB: 1 P: 29	R: 0 E: 0 K: 3 S: 10	H: 0 LOB: 0 BB: 0 P: 11	1B: 4 2B: 3 3B: 0 HR: 0	SF: 0 SAC: 0 DP: 1 HBP: 0	WP: 1 PB: 0 SB: 0 CS: 0	PA: 37
PITCHER	IP WLS BF H R ER SO BB IBB HBP BLK WP HR S P ERA WHIP																	
Dave Stewart, R ERA: 4.43 (1, 1)	6.0 W 25 5 0 0 3 4 0 0 0 0 0 0 66 114 0.00 1.500																	
Danny Cox, R ERA: 2.5 (7, 1)	2.0 9 2 1 1 1 1 0 0 0 1 0 23 42 4.50 1.500																	
Duane Ward, R ERA: 1.98 (9, 1)	1.0 3 0 0 0 3 0 0 0 0 0 0 10 11 0.00 0.000																	

Chicago White Sox @ Toronto Blue Jays
SkyDome, Toronto, ON
Tue Jul 06 1993, 7:05 PM EDT
Att: 50,505 - Dome

AB 32
R 1
H 7
RBI 1
BB 5
SO 7
LOB 18

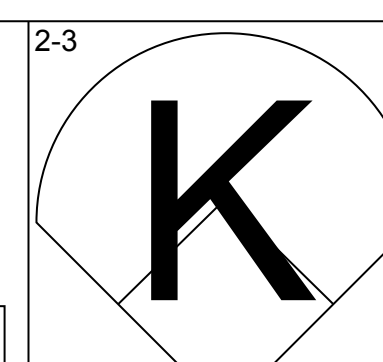
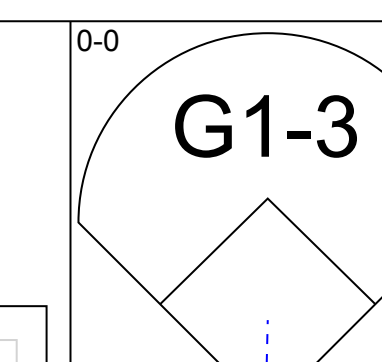
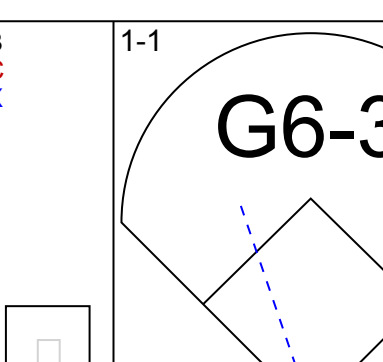
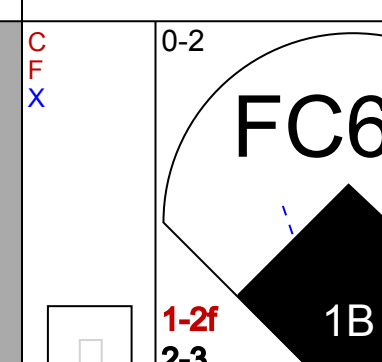
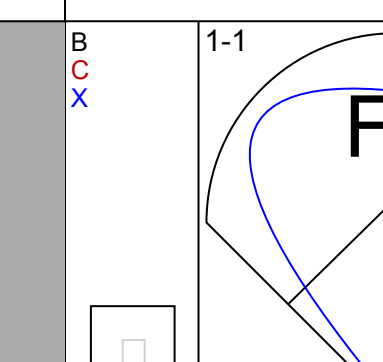
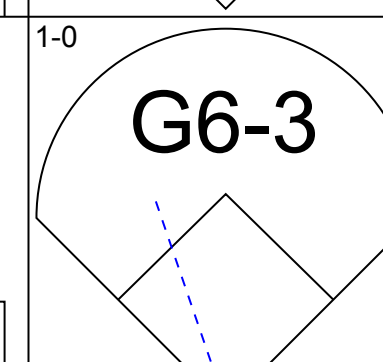
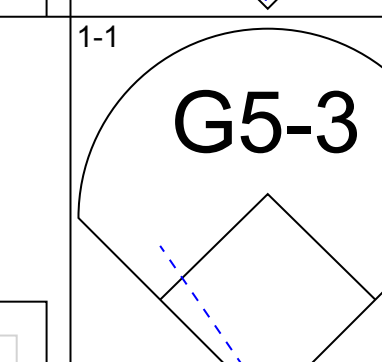
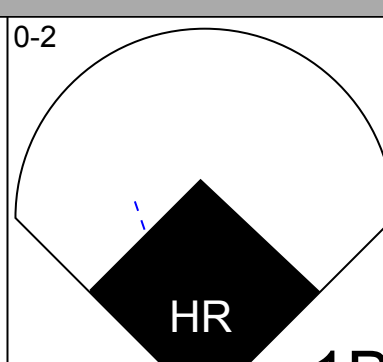
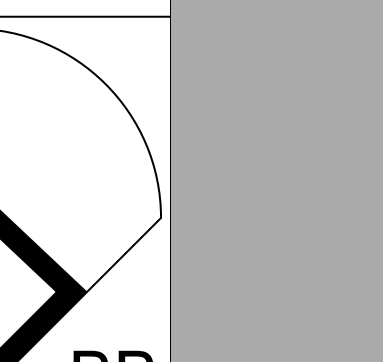
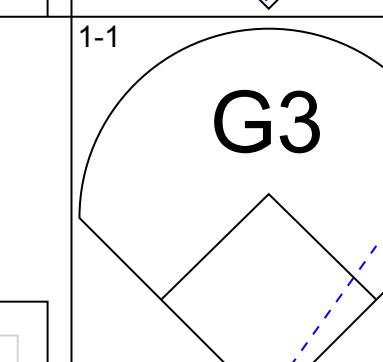
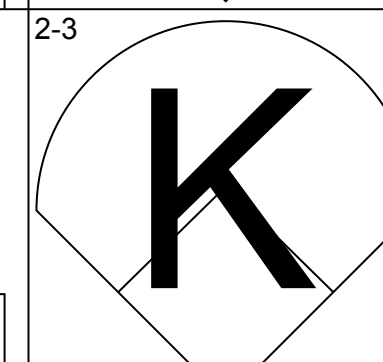
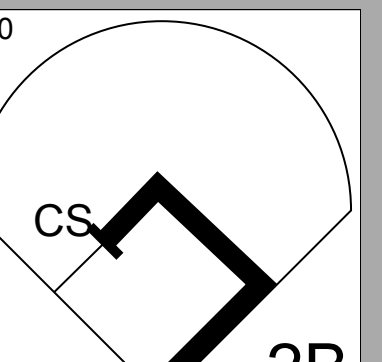
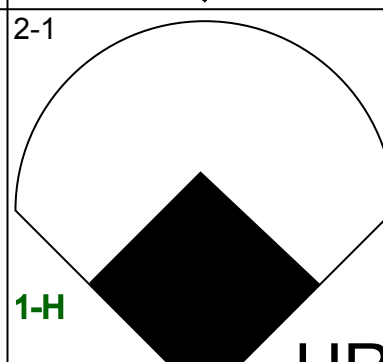
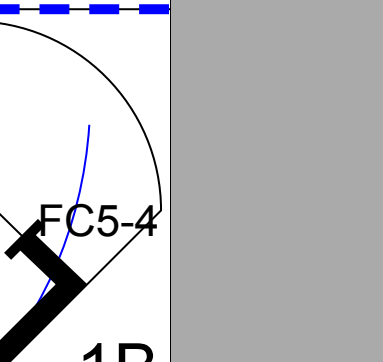
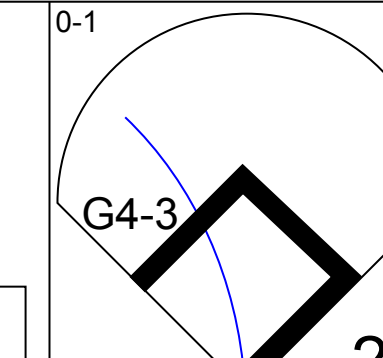
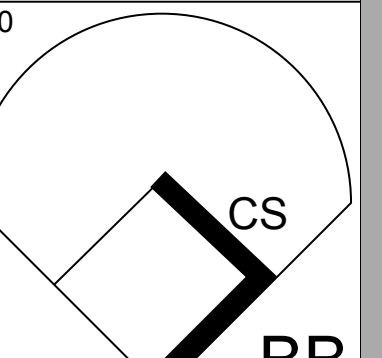
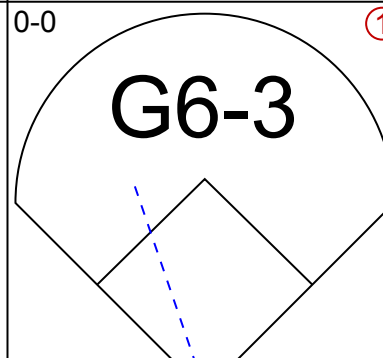

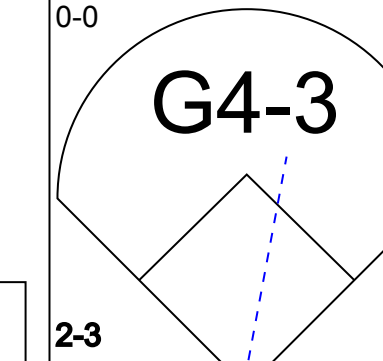

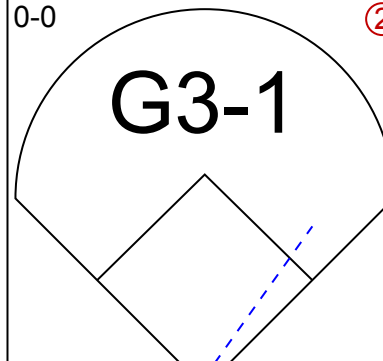
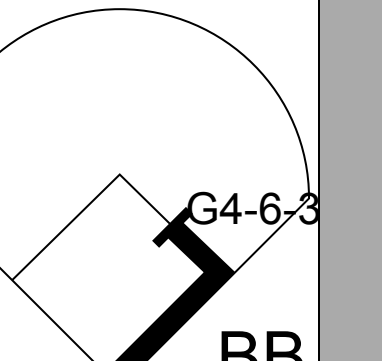
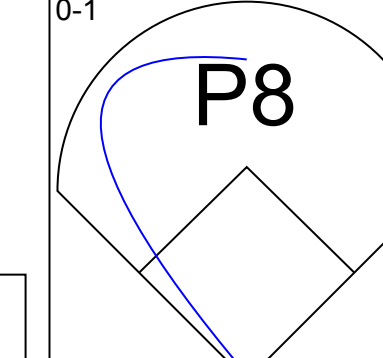
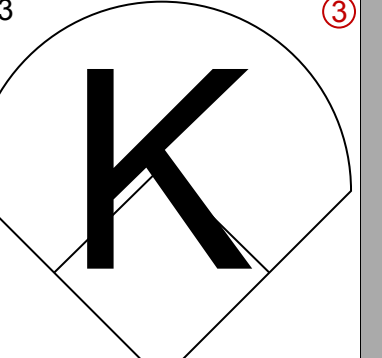
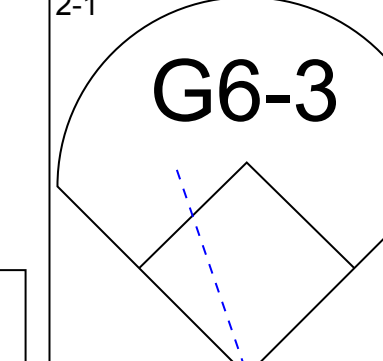


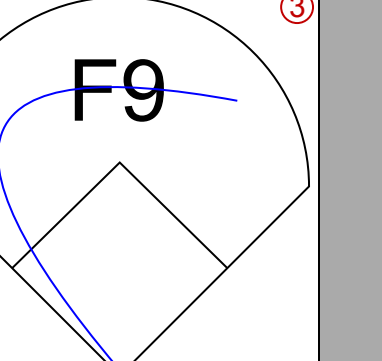

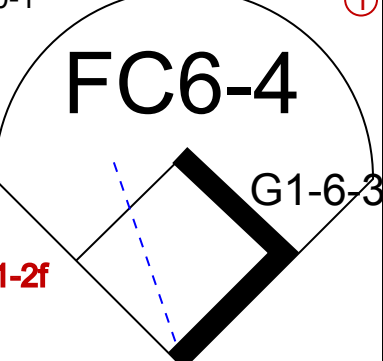
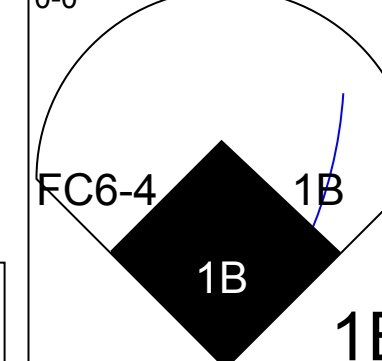
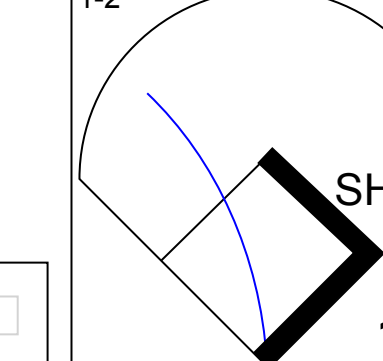
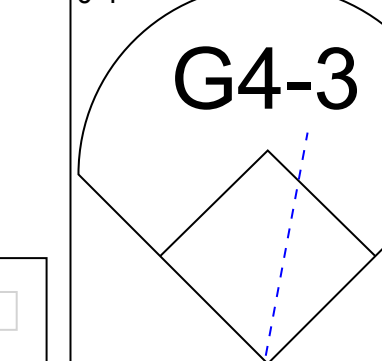
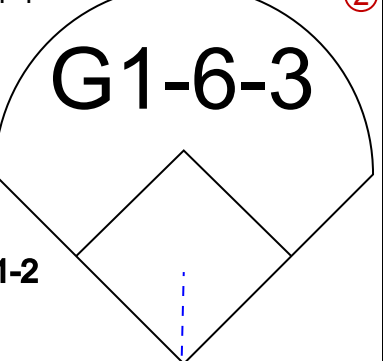
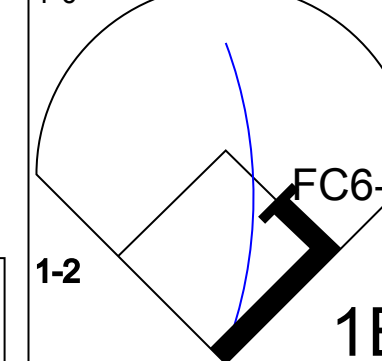
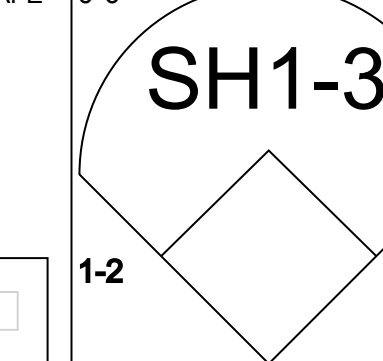
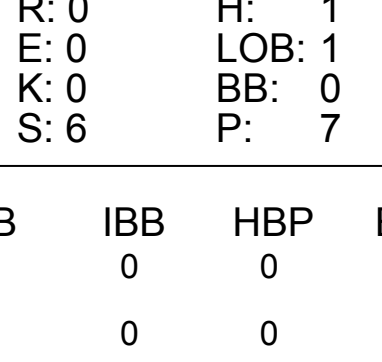
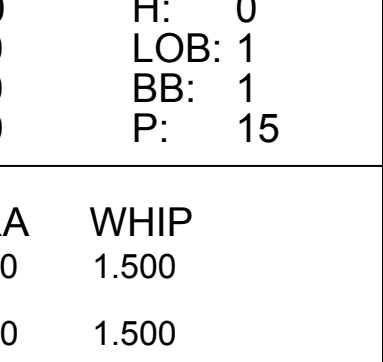
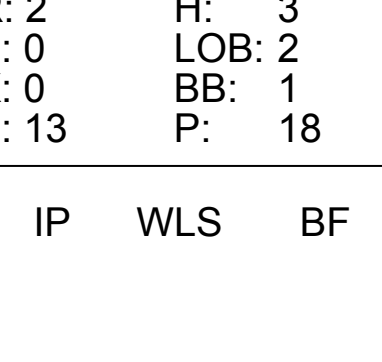
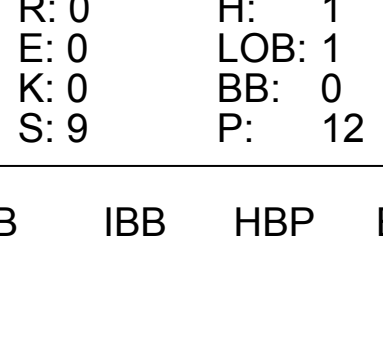


Batter	1	2	3	4	5	6	7	8	9	AB	R	H	RBI	BB	SO	LOB	BOTTOM			
Devon White, S OBP: 0.357, SLG: 0.489 (1, 8)	1B		K2-3		G3			G4-3		4	1	1	0	1	1	2				
Roberto Alomar, S OBP: 0.391, SLG: 0.446 (1, 4)	K		G6-3		WP		F8	CS		2	1	1	0	3	1	1				
Paul Molitor, R OBP: 0.391, SLG: 0.450 (1, 10)	K		G6-3		F8			CS		4	0	1	2	0	1	2				
Joe Carter, R OBP: 0.318, SLG: 0.538 (1, 9)		G5-3	B5-3		E3		F8			4	0	0	0	0	0	3				
John Olerud, L OBP: 0.497, SLG: 0.676 (1, 3)		1B			SH1-3		P5	G6-3		4	2	2	0	0	0	1				
Ed Sprague, R OBP: 0.306, SLG: 0.414 (1, 5)		P3			FC6		F7	1B		3	0	1	0	1	0	2				
Willie Canate, R OBP: 0.154, SLG: 0.083 (1, 7)		1B			SH1-3			F9		2	0	0	0	1	0	1				
Pat Borders, R OBP: 0.269, SLG: 0.367 (1, 2)					FC6			G6-3		4	1	2	2	0	0	2				
Alfredo Griffin, S OBP: 0.263, SLG: 0.273 (1, 6)		1B			B4			F8		4	0	0	0	0	0	5				
Inning Stats	R: 0 E: 0 K: 2 S: 11	H: 1 LOB: 0 BB: 0 P: 14	R: 1 E: 0 K: 0 S: 8	H: 2 LOB: 2 BB: 1 P: 15	R: 0 E: 0 K: 1 S: 12	H: 1 LOB: 1 BB: 0 P: 14	R: 1 E: 0 K: 0 S: 12	H: 1 LOB: 2 BB: 1 P: 19	R: 1 E: 0 K: 0 S: 10	H: 0 LOB: 2 BB: 1 P: 15	R: 2 E: 0 K: 0 S: 17	H: 2 LOB: 2 BB: 2 P: 31	R: 0 E: 0 K: 0 S: 13	H: 1 LOB: 1 BB: 0 P: 18	R: 0 E: 0 K: 0 S: 5	H: 0 LOB: 0 BB: 1 P: 13	1B: 7 2B: 1 3B: 0 HR: 0	SF: 0 SAC: 1 DP: 0 HBP: 0	WP: 1 PB: 0 SB: 0 CS: 1	PA: 39
PITCHER	IP WLS BF H R ER SO BB IBB HBP BLK WP HR S P ERA WHIP																			
Jack McDowell, R ERA: 3.75 (1, 1)	6.0 L 31 7 5 4 3 5 0 0 0 0 0 70 108 6.00 2.000																			
Jeff Schwarz, R ERA: 2.56 (7, 1)	1.0 4 1 0 0 0 0 0 0 0 0 0 13 18 0.00 1.000																			
Bobby Thigpen, R ERA: 3.86 (8, 1)	1.0 3 0 0 0 0 1 0 0 0 0 0 5 13 0.00 1.000																			

Chicago White Sox @ Toronto Blue Jays
SkyDome, Toronto, ON
Tue Jul 06 1993, 7:05 PM EDT
Att: 50,505 - Dome

AB 31
R 5
H 8
RBI 4
BB 6
SO 3
LOB 19

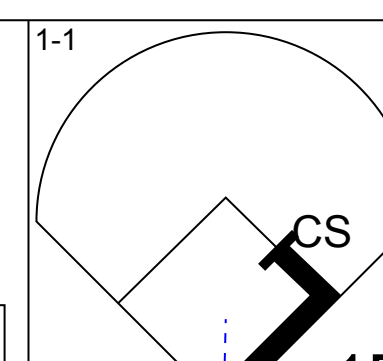
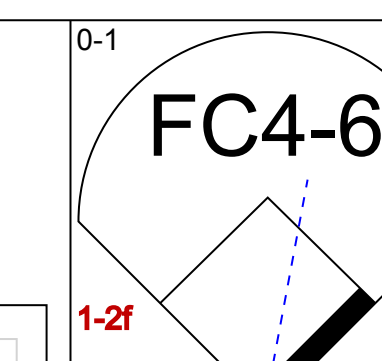
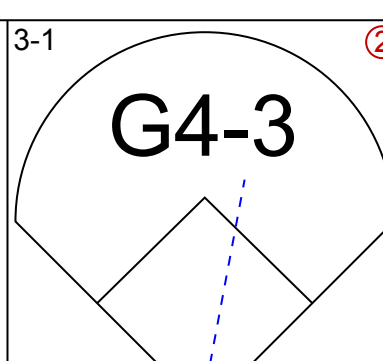
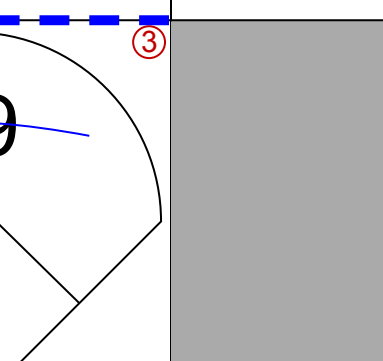
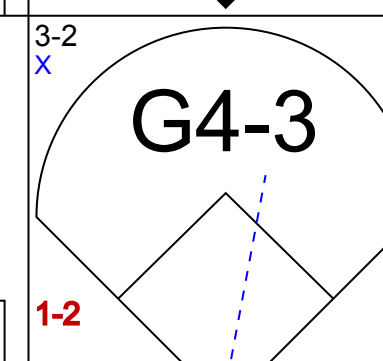
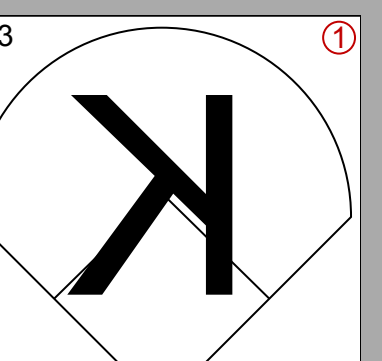
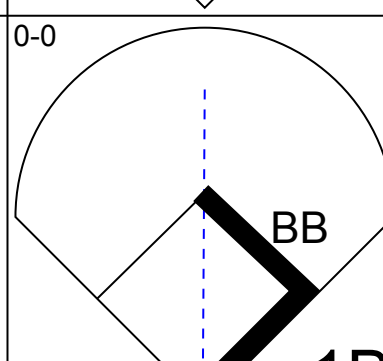
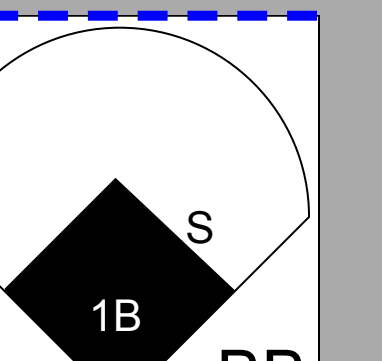
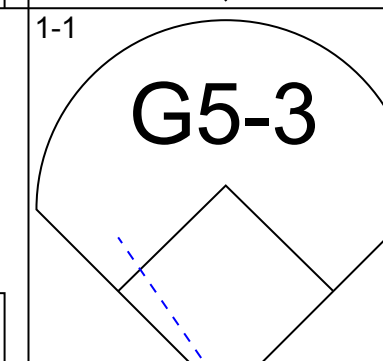
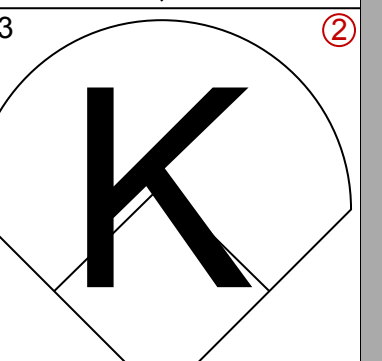
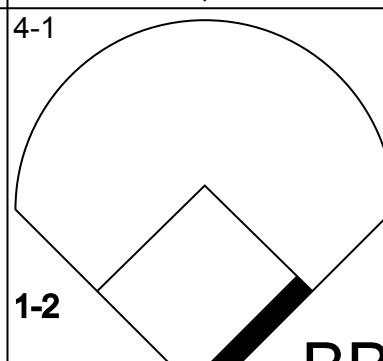
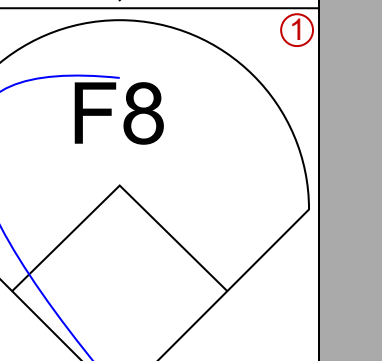
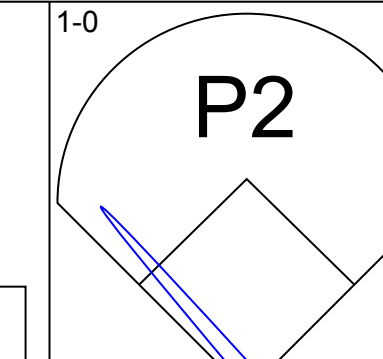
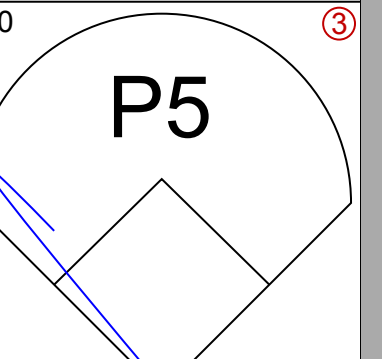
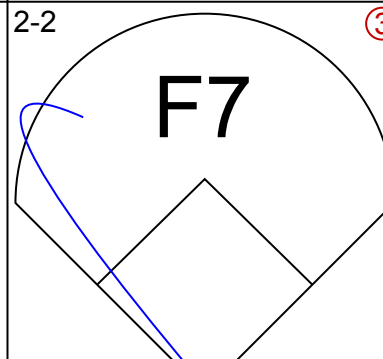
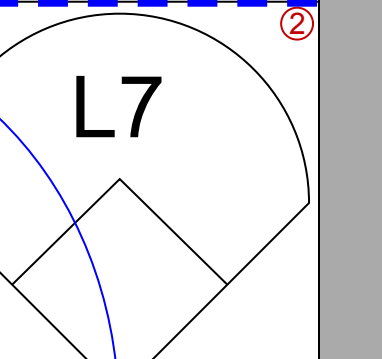
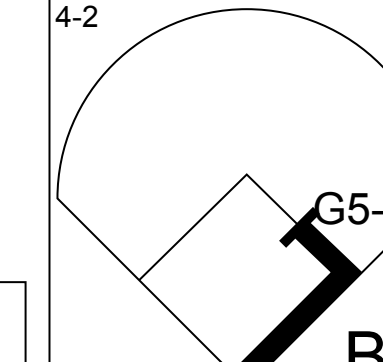
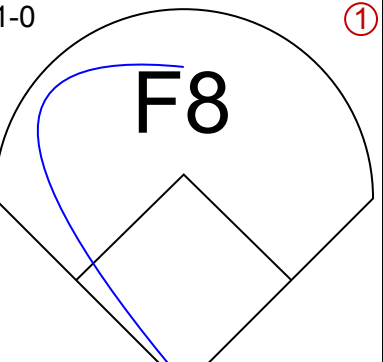
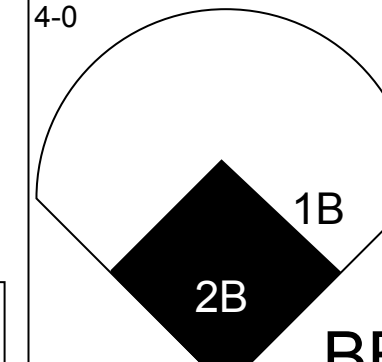

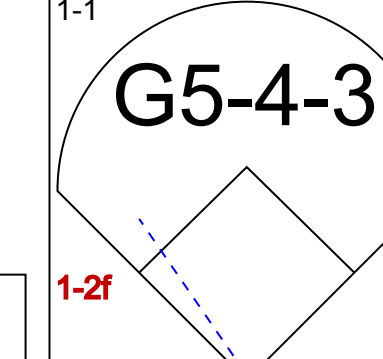
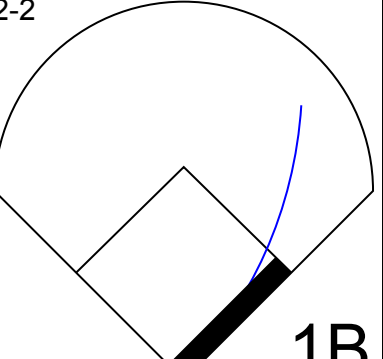
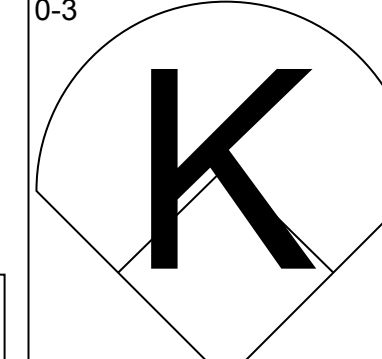

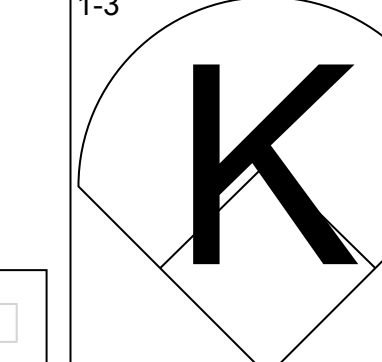
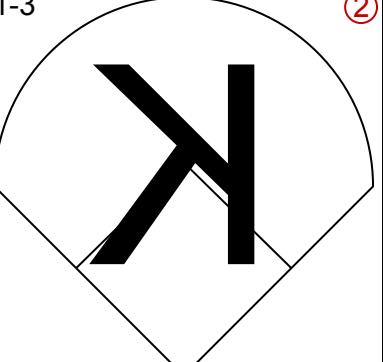
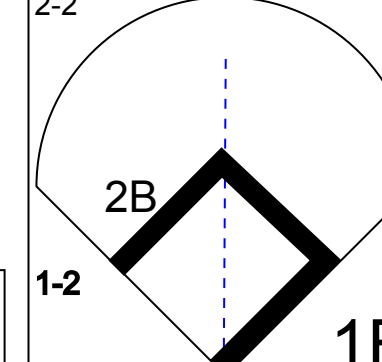
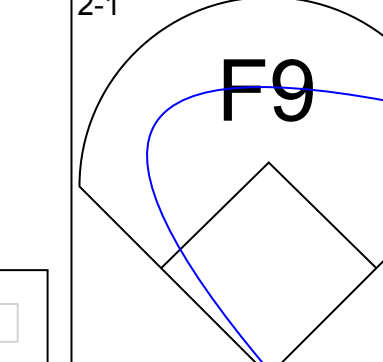
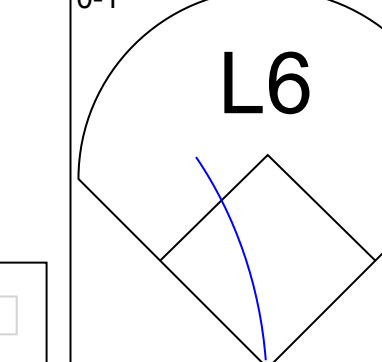
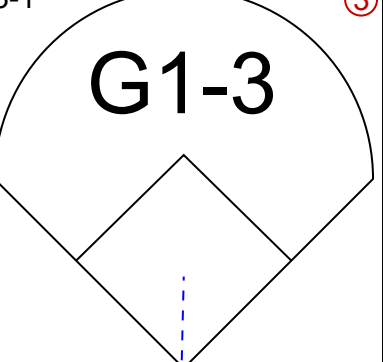
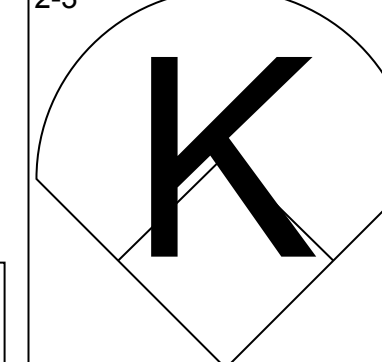
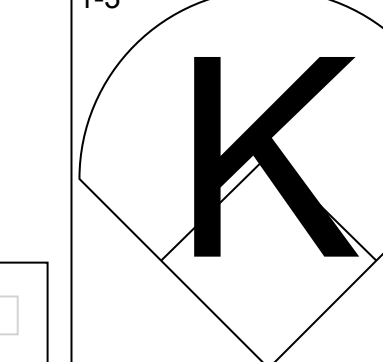
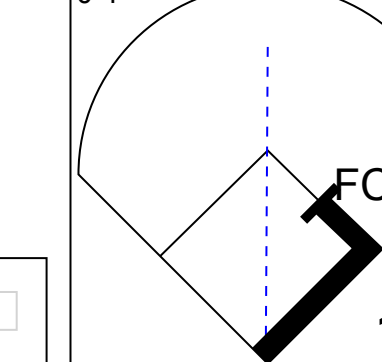
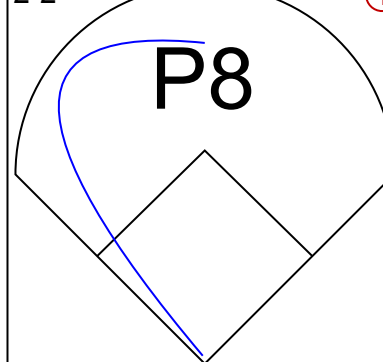
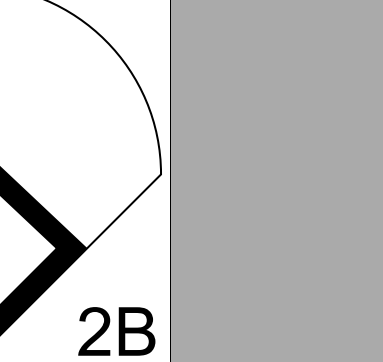
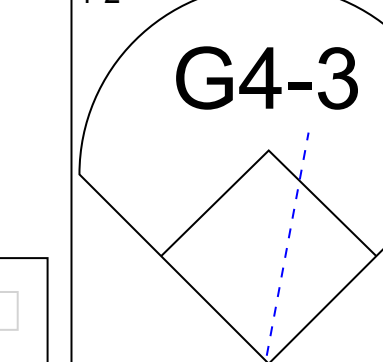


Batter	1	2	3	4	5	6	7	8	9	AB	R	H	RBI	BB	SO	LOB	TOP					
David Hulse, L OBP: 0.330, SLG: 0.365										5	1	0	0	0	1	5						
Julio Franco, R OBP: 0.319, SLG: 0.431										4	1	1	0	1	0	2						
Rafael Palmeiro, L OBP: 0.351, SLG: 0.521										4	1	3	4	0	1	0						
Juan Gonzalez, R OBP: 0.389, SLG: 0.641										3	0	1	0	1	0	2						
Dan Peltier, L OBP: 0.382, SLG: 0.433										3	0	0	0	0	1	3						
Gary Redus, R OBP: 0.315, SLG: 0.425										0	0	0	0	1	0	0						
Ivan Rodriguez, R OBP: 0.313, SLG: 0.391										4	0	0	0	0	1	3						
Doug Strange, S OBP: 0.317, SLG: 0.372										3	0	0	0	1	0	1						
Mario Diaz, R OBP: 0.313, SLG: 0.463										4	1	3	0	0	0	1						
Jon Shave, R OBP: 0.300, SLG: 0.368										3	0	1	0	0	0	2						
Inning Stats	R: 0 E: 0 K: 2 S: 9	H: 0 LOB: 0 BB: 0 P: 14	R: 0 E: 0 K: 0 S: 7	H: 1 LOB: 1 BB: 0 P: 9	R: 0 E: 0 K: 0 S: 6	H: 1 LOB: 1 BB: 0 P: 7	R: 0 E: 0 K: 2 S: 7	H: 1 LOB: 1 BB: 1 P: 15	R: 0 E: 0 K: 0 S: 9	H: 0 LOB: 1 BB: 1 P: 15	R: 2 E: 0 K: 0 S: 9	H: 2 LOB: 0 BB: 0 P: 12	R: 2 E: 0 K: 0 S: 13	H: 3 LOB: 2 BB: 1 P: 18	R: 0 E: 0 K: 0 S: 5	H: 0 LOB: 0 BB: 1 P: 12	R: 0 E: 0 K: 0 S: 9	H: 1 LOB: 1 BB: 0 P: 12	1B: 5 2B: 3 3B: 1 HR: 1	SF: 0 SAC: 1 DP: 2 HBP: 0	WP: 0 PB: 0 SB: 0 CS: 2	PA: 38
PITCHER	IP	WLS	BF	H	R	ER	SO	BB	IBB	HBP	BLK	WP	HR	S	P	ERA	WHIP					
Todd Stottlemyre, R ERA: 4.45	(1, 1)	6.2	L	29	7	4	4	4	3	0	0	0	0	1	56	85	5.40	1.500				
Al Leiter, L ERA: 4.79	(7, 1)	1.1		5	1	0	0	0	1	0	0	0	0	0	9	17	0.00	1.500				
Mark Eichhorn, R ERA: 3.0	(9, 1)	1.0		4	1	0	0	0	0	0	0	0	0	0	9	12	0.00	1.000				

Texas Rangers @ Toronto Blue Jays
SkyDome, Toronto, ON
Fri Jul 09 1993, 7:05 PM EDT
Att: 50,506 - Dome

AB	33
R	4
H	9
RBI	4
BB	4
SO	4
LOB	19



Batter	1	2	3	4	5	6	7	8	9	AB	R	H	RBI	BB	SO	LOB	BOTTOM					
Devon White, S OBP: 0.356, SLG: 0.484										4	0	1	0	0	0	3						
Paul Molitor, R OBP: 0.392, SLG: 0.455										3	1	1	0	1	1	1						
Joe Carter, R OBP: 0.312, SLG: 0.522										3	0	0	0	1	1	1						
John Olerud, L OBP: 0.492, SLG: 0.662										4	0	0	0	0	0	3						
Tony Fernandez, S OBP: 0.356, SLG: 0.390										2	1	1	1	2	0	0						
Ed Sprague, R OBP: 0.305, SLG: 0.407										4	0	1	0	0	2	3						
Pat Borders, R OBP: 0.262, SLG: 0.356										4	0	1	0	0	2	1						
Turner Ward, S OBP: 0.288, SLG: 0.333										4	0	0	0	0	2	3						
Alfredo Griffin, S OBP: 0.274, SLG: 0.300										4	0	2	1	0	0	0						
Inning Stats	R: 0 E: 0 K: 0 S: 9	H: 1 LOB: 0 BB: 0 P: 14	R: 0 E: 0 K: 0 S: 6	H: 0 LOB: 0 BB: 1 P: 12	R: 0 E: 0 K: 1 S: 9	H: 1 LOB: 1 BB: 0 P: 10	R: 0 E: 0 K: 2 S: 7	H: 0 LOB: 0 BB: 0 P: 9	R: 0 E: 0 K: 1 S: 9	H: 1 LOB: 1 BB: 0 P: 16	R: 0 E: 0 K: 0 S: 11	H: 1 LOB: 2 BB: 1 P: 22	R: 0 E: 0 K: 2 S: 15	H: 2 LOB: 1 BB: 1 P: 26	R: 1 E: 0 K: 1 S: 10	H: 1 LOB: 1 BB: 1 P: 17	R: 0 E: 0 K: 1 S: 9	H: 0 LOB: 0 BB: 0 P: 13	1B: 6 2B: 1 3B: 0 HR: 0	SF: 0 SAC: 0 DP: 1 HBP: 0	WP: 0 PB: 0 SB: 2 CS: 1	PA: 36
PITCHER	IP	WLS	BF	H	R	ER	SO	BB	IBB	HBP	BLK	WP	HR	S	P	ERA	WHIP					
Roger Pavlik, R ERA: 3.9	(1, 1)	6.2	W	27	6	1	1	6	3	0	0	0	0	64	107	1.35	1.350					
Craig Lefferts, L ERA: 9.94	(7, 1)	0.1		1	0	0	0	0	0	0	0	0	0	2	2	0.00	0.000					
Mike Schooler, R ERA: 3.65	(8, 1)	0.1		2	0	1	1	0	1	0	0	0	0	3	8	27.00	3.000					
Bob Patterson, L ERA: 4.3	(8, 1)	0.1		2	1	0	0	0	0	0	0	0	0	4	5	0.00	3.000					
Tom Henke, R ERA: 3.13	(8, 1)	1.1	S	4	0	0	0	2	0	0	0	0	0	12	17	0.00	0.000					

Texas Rangers @ Toronto Blue Jays
SkyDome, Toronto, ON
Fri Jul 09 1993, 7:05 PM EDT
Att: 50,506 - Dome

AB	32
R	2
H	7
RBI	2
BB	4
SO	8
LOB	15




Batter	1	2	3	4	5	6	7	8	9	AB	R	H	RBI	BB	SO	LOB	TOP										
David Hulse, L (1, 8) OBP: 0.335, SLG: 0.367	4-1 BB BB FC4-6	3-2 S 1B	3-2 L8-3			1-1 1B 1B	2-0 G6-3			4	3	2	0	1	0	1	Texas Rangers @ Toronto Blue Jays SkyDome, Toronto, ON Sat Jul 10 1993, 3:33 AM EDT Att: 50,508 - Sunny										
Julio Franco, R (1, 10) OBP: 0.327, SLG: 0.434	4-1 FC4-6 BB	3-2 1B 1B		4-2 G4-6-3 BB	1-1 BB 1B		2-3 K			3	3	2	1	2	1	0											
Rafael Palmeiro, L (1, 3) OBP: 0.352, SLG: 0.517	4-1 FC4-6 BB	2-3 K		2-1 G4-6-3	0-0 BB 1B		2-1 F7			4	1	1	1	1	1	2											
Juan Gonzalez, R (1, 7) OBP: 0.389, SLG: 0.646	2-3 K	4-1 E 1B BB		1-1 G5-3	1-1 P6		0-0 HR			4	1	1	1	1	1	5											
Geno Petralli, L (1, 2) OBP: 0.433, SLG: 0.382	0-1 FC4-6 HR	0-0 E 1B			4-2 BB		4-1 1B BB			3	1	2	2	2	0	2											
Dean Palmer, R (1, 5) OBP: 0.325, SLG: 0.539	1-2 HR	1-1 E6			1-2 P4		2-1 FC6-4 1B			5	1	2	5	0	1	4											
Dan Peltier, L (1, 9) OBP: 0.385, SLG: 0.449	3-2 2B	0-0 P3			1-3 K		0-1 FC6-4			2	0	1	0	0	0	3											
Gary Redus, R (5, PH) OBP: 0.304, SLG: 0.410										3	0	0	0	0	2	3											
Doug Strange, S (1, 4) OBP: 0.315, SLG: 0.368	1-3 K2-3		0-0 1B		0-0 L6		1-3 K			5	0	1	0	0	2	2											
Jon Shave, R (1, 6) OBP: 0.289, SLG: 0.349		3-2 P4	1-0 L8-3 1B				2-1 G6-3			5	0	1	0	0	2	0											
Inning Stats	R: 4 H: 2 E: 0 K: 2 S: 18	WLS: 1 BF: 3 P: 37	H: 5 R: 6 ER: 6 SO: 3	R: 3 LOB: 3 BB: 1 P: 35	R: 0 H: 2 E: 0 K: 0 S: 5	H: 2 LOB: 0 BB: 0 P: 9	R: 0 H: 0 E: 0 K: 0 S: 6	H: 0 LOB: 0 BB: 1 P: 13	R: 0 H: 0 E: 0 K: 1 S: 9	H: 0 LOB: 1 BB: 1 P: 15	R: 3 H: 4 E: 0 K: 0 S: 17	H: 4 LOB: 2 BB: 1 P: 29	R: 0 H: 0 E: 0 K: 2 S: 7	H: 0 LOB: 0 BB: 0 P: 12	R: 1 H: 2 E: 0 K: 2 S: 10	H: 2 LOB: 1 BB: 0 P: 14	R: 0 H: 0 E: 0 K: 2 S: 9	H: 0 LOB: 0 BB: 0 P: 13	1B: 10 2B: 2 3B: 0 HR: 2	SF: 0 SAC: 0 DP: 2 HBP: 0	WP: 0 PB: 0 SB: 1 CS: 0	PA: 45					
PITCHER	IP	WLS	BF	H	R	ER	SO	BB	IBB	HBP	BLK	WP	HR	S	P	ERA	WHIP										
Pat Hentgen, R (1, 1) ERA: 3.54	1.2	L	15	5	6	6	3	4	0	0	0	0	1	36	71	32.40	5.400										
Al Leiter, L (2, 1) ERA: 4.53	3.2		15	5	3	3	1	2	0	0	0	0	0	31	53	7.36	1.909										
Danny Cox, R (6, 1) ERA: 2.47	0.2		4	1	0	0	0	1	0	0	0	0	0	7	14	0.00	3.000										
Mike Timlin, R (7, 1) ERA: 5.54	3.0		11	2	1	1	6	0	0	0	0	0	1	26	39	3.00	0.667										

Batter	1	2	3	4	5	6	7	8	9	AB	R	H	RBI	BB	SO	LOB	BOTTOM										
Devon White, S (1, 8) OBP: 0.354, SLG: 0.489	0-0 G5-3		1-1 G6-3		1-2 FC4-6 BB		0-0 HR		1-2 F8	5	1	1	1	0	0	1	Texas Rangers @ Toronto Blue Jays SkyDome, Toronto, ON Sat Jul 10 1993, 3:33 AM EDT Att: 50,508 - Sunny										
Paul Molitor, R (1, 10) OBP: 0.389, SLG: 0.449	2-1 G1-3		1-2 F8		4-0 BB		1-1 L4		3-3 K	4	0	0	0	1	1	0											
Joe Carter, R (1, 9) OBP: 0.314, SLG: 0.522	1-0 HR 1B			3-1 S 1B	2-0 G1-3		0-1 P4			4	2	2	0	0	0	2											
John Olerud, L (1, 3) OBP: 0.495, SLG: 0.677	3-1 HR			3-2 G6-4-3 1B		2-2 1B 2B	3-2 G4-3			4	2	3	3	0	0	0											
Tony Fernandez, S (1, 6) OBP: 0.355, SLG: 0.387	2-0 P4			0-1 L8		0-0 CS 1B		0-0 L7		4	0	1	0	0	0	1											
Ed Sprague, R (1, 5) OBP: 0.307, SLG: 0.421		2-2 F9		0-1 G6-4-3		3-2 1B	1-2 2B			4	1	2	2	0	0	1											
Darnell Coles, R (1, 7) OBP: 0.328, SLG: 0.346		1-2 F9			4-0 F8 1B BB		3-3 K		1-2 L8	1	1	0	0	1	0	0											
Turner Ward, S (6, 7) OBP: 0.283, SLG: 0.327										2	0	0	0	0	1	1											
Randy Knorr, R (1, 2) OBP: 0.167, SLG: 0.227		0-0 L7			0-2 F8		4-1 BB		3-2 G5-3	3	0	0	0	1	0	1											
Alfredo Griffin, S (1, 4) OBP: 0.273, SLG: 0.297			2-0 G4-3		3-2 FC4-6 1B		0-0 G1-3		1-1 P5	4	0	1	1	0	0	2											
Inning Stats	R: 2 H: 2 E: 0 K: 0 S: 7	WLS: 2 BF: 20 P: 15	H: 4 R: 4 ER: 4 SO: 4	R: 0 LOB: 0 BB: 0 P: 13	R: 0 H: 0 E: 0 K: 0 S: 6	H: 0 LOB: 0 BB: 0 P: 10	R: 1 H: 2 E: 0 K: 0 S: 9	H: 2 LOB: 0 BB: 0 P: 15	R: 1 H: 1 E: 0 K: 0 S: 10	H: 1 LOB: 2 BB: 2 P: 24	R: 1 H: 3 E: 0 K: 1 S: 17	H: 3 LOB: 2 BB: 1 P: 29	R: 1 H: 1 E: 0 K: 0 S: 8	H: 1 LOB: 0 BB: 0 P: 12	R: 1 H: 1 E: 0 K: 0 S: 8	H: 1 LOB: 0 BB: 0 P: 14	R: 0 H: 0 E: 0 K: 1 S: 9	H: 0 LOB: 0 BB: 0 P: 14	1B: 5 2B: 2 3B: 0 HR: 3	SF: 0 SAC: 0 DP: 1 HBP: 0	WP: 0 PB: 0 SB: 1 CS: 1	PA: 38					
PITCHER	IP	WLS	BF	H	R	ER	SO	BB	IBB	HBP	BLK	WP	HR	S	P	ERA	WHIP										
Brian Bohanon, L (1, 1) ERA: 3.88	4.2		20	5	4	4	0	2	0	0	0	0	0	41	74	7.71	1.500										
Matt Whiteside, R (5, 1) ERA: 3.6	0.2		4	3	1	1	0	0	0	0	0	0	0	12	19	13.50	4.500										
Craig Lefferts, L (6, 1) ERA: 6.97	2.1	W	10	2	2	2	1	1	0	0	0	0	2	19	33	7.71	1.286										
Mike Schooler, R (8, 1) ERA: 3.55	0.1		1	0	0	0	0	0	0	0	0	0	0	3	6	0.00	0.000										
Tom Henke, R (9, 1) ERA: 3.05	1.0	S	3	0	0	0	1	0	0	0	0	0	0	9	14	0.00	0.000										

AB	38
R	10
H	13
RBI	10
BB	7
SO	10
LOB	22



AB	35
R	7
H	10
RBI	7
BB	3
SO	2
LOB	9



Batter	1	2	3	4	5	6	7	8	9	AB	R	H	RBI	BB	SO	LOB	TOP									
David Hulse, L (1, 8) OBP: 0.336, SLG: 0.375	G4-3		HR		P6		BB	G3		5	2	2	0	0	0	1										
Julio Franco, R (1, 10) OBP: 0.332, SLG: 0.450 Butch Davis, R (9, FR) OBP: 0.275, SLG: 0.433	F9		HR		F8		1B	1B	1B	4	2	2	2	1	0	0										
Rafael Palmeiro, L (1, 3) OBP: 0.353, SLG: 0.515	P9		HR		G4-3		SF8	BB	WP	5	0	2	2	0	0	0										
Juan Gonzalez, R (1, 7) OBP: 0.386, SLG: 0.637		P3	HR		E5		1B	P6	K	4	2	0	0	0	1	4										
Dean Palmer, R (1, 5) OBP: 0.323, SLG: 0.545	F7		HR		P4		SF8	K	K	4	1	1	3	0	1	2										
Dan Peltier, L (1, 9) OBP: 0.378, SLG: 0.438 Doug Dascenzo, S (7, 9) OBP: 0.217, SLG: 0.283	HR		L8		L9		P5	K	K	4	1	1	0	0	0	2										
Ivan Rodriguez, R (1, 2) OBP: 0.316, SLG: 0.404	HR				G6-3		1B	G6-3		4	1	2	2	0	0	0										
Doug Strange, S (1, 4) OBP: 0.313, SLG: 0.371	L8				L3		2B	G3		4	0	1	1	0	0	0										
Jon Shave, R (1, 6) OBP: 0.306, SLG: 0.362			F9		K		1B	1B	1B	4	1	2	0	0	1	0										
Inning Stats	R: 0 E: 0 K: 0 S: 7	H: 0 LOB: 0 BB: 0 P: 13	R: 2 E: 0 K: 0 S: 8	H: 2 LOB: 0 BB: 0 P: 9	R: 4 E: 1 K: 0 S: 18	H: 3 LOB: 0 BB: 0 P: 26	R: 0 E: 0 K: 1 S: 7	H: 0 LOB: 0 BB: 0 P: 7	R: 0 E: 0 K: 0 S: 8	H: 0 LOB: 0 BB: 0 P: 13	R: 1 E: 0 K: 0 S: 6	H: 2 LOB: 2 BB: 0 P: 12	R: 3 E: 0 K: 0 S: 17	H: 3 LOB: 1 BB: 0 P: 28	R: 0 E: 0 K: 0 S: 7	H: 1 LOB: 1 BB: 0 P: 11	R: 1 E: 0 K: 3 S: 17	H: 2 LOB: 1 BB: 0 P: 22	1B: 7 2B: 2 3B: 1 HR: 3	SF: 1 SAC: 0 DP: 0 HBP: 1	WP: 1 PB: 0 SB: 0 CS: 0	PA: 42				
PITCHER	IP	WLS	BF	H	R	ER	SO	BB	IBB	HBP	BLK	WP	HR	S	P	ERA	WHIP									
Dave Stewart, R (1, 1) ERA: 4.69	6.0	L	26	7	7	5	1	0	0	1	0	0	0	3	54	80	7.50	1.167								
Woody Williams, R (7, 1) ERA: 4.18	1.0		7	3	3	3	0	1	0	0	0	0	0	17	28	27.00	4.000									
Mark Eichhorn, R (8, 1) ERA: 2.94	1.0		4	1	0	0	0	0	0	0	0	0	0	7	11	0.00	1.000									
Duane Ward, R (9, 1) ERA: 2.17	1.0		5	2	1	1	3	0	0	0	0	1	0	17	22	9.00	2.000									

Texas Rangers @ Toronto Blue Jays
SkyDome, Toronto, ON
Sun Jul 11 1993, 3:33 AM EDT
Att: 50,516 - Sunny - 84 F

AB	39
R	11
H	13
RBI	10
BB	1
SO	4
LOB	10



Batter	1	2	3	4	5	6	7	8	9	AB	R	H	RBI	BB	SO	LOB	BOTTOM								
Devon White, S (1, 8) OBP: 0.355, SLG: 0.489	G5-3	G6-3			F9		1B		F7	4	2	1	1	0	0	1									
Roberto Alomar, S (1, 4) OBP: 0.390, SLG: 0.458	G5-3	S			G5-3		F7			4	0	1	1	0	0	2									
Paul Moltis, R (1, 10) OBP: 0.390, SLG: 0.448	G1-3	F7			P4		1B			3	0	1	1	1	0	1									
Joe Carter, R (1, 9) OBP: 0.317, SLG: 0.522	G1-3		K				K			4	0	2	1	0	2	1									
John Olerud, L (1, 3) OBP: 0.492, SLG: 0.671	G1-3		P9		G1-6-3					4	0	1	0	0	0	3									
Tony Fernandez, S (1, 6) OBP: 0.350, SLG: 0.382	K		F7		F7				FC4-6	4	0	0	0	0	1	3									
Ed Sprague, R (1, 5) OBP: 0.313, SLG: 0.429		WP			G6-4-3		2B	G5-4-3		4	2	3	0	0	0	1									
Pat Borders, R (1, 2) OBP: 0.258, SLG: 0.351	K				P6		F8		K	4	0	0	0	0	2	3									
Turner Ward, S (1, 7) OBP: 0.290, SLG: 0.361	2B				G6-4-3		2B		K	4	2	2	2	0	1	1									
Inning Stats	R: 1 E: 0 K: 1 S: 14	H: 1 LOB: 2 BB: 1 P: 24	R: 2 E: 0 K: 1 S: 15	H: 3 LOB: 1 BB: 0 P: 25	R: 0 E: 0 K: 1 S: 8	H: 0 LOB: 0 BB: 0 P: 11	R: 0 E: 0 K: 0 S: 3	H: 1 LOB: 0 BB: 0 P: 8	R: 0 E: 0 K: 0 S: 8	H: 0 LOB: 0 BB: 0 P: 14	R: 0 E: 0 K: 0 S: 3	H: 1 LOB: 0 BB: 0 P: 4	R: 3 E: 0 K: 1 S: 14	H: 4 LOB: 1 BB: 0 P: 21	R: 0 E: 0 K: 0 S: 4	H: 1 LOB: 0 BB: 0 P: 6	R: 0 E: 0 K: 2 S: 13	H: 0 LOB: 0 BB: 0 P: 18	1B: 6 2B: 4 3B: 1 HR: 0	SF: 0 SAC: 0 DP: 3 HBP: 1	WP: 1 PB: 0 SB: 1 CS: 0	PA: 37			
PITCHER	IP	WLS	BF	H	R	ER	SO	BB	IBB	HBP	BLK	WP	HR	S	P	ERA	WHIP								
Charlie Leibrandt, L (1, 1) ERA: 3.89	6.2	W	30	10	6	6	3	1	0	1	0	0	0	61	101	8.10	1.650								
Todd Burns, R (7, 1) ERA: 4.65	2.1		7	1	0	0	3	0	0	0	0	0	0	21	30	0.00	0.429								

Texas Rangers @ Toronto Blue Jays
SkyDome, Toronto, ON
Sun Jul 11 1993, 3:33 AM EDT
Att: 50,516 - Sunny - 84 F

AB	35
R	6
H	11
RBI	6
BB	1
SO	6
LOB	16



Batter	1	2	3	4	5	6	7	8	9	AB	R	H	RBI	BB	SO	LOB	TOP										
Felix Jose, S OBP: 0.319, SLG: 0.359 Hubie Brooks, R OBP: 0.312, SLG: 0.320	G3		G4-6-3 BB					L8		2	0	0	0	1	1	1	Kansas City Royals @ Toronto Blue Jays SkyDome, Toronto, ON Thu Jul 15 1993, 7:05 PM EDT Att: 50,503 - Dome										
Brian McRae, S OBP: 0.351, SLG: 0.435	F9		G4-6-3					G4-3		4	0	0	0	0	0	3											
Wally Joyner, L OBP: 0.386, SLG: 0.472	G3-1									4	1	2	1	0	0	0											
Mike Macfarlane, R OBP: 0.361, SLG: 0.513										4	0	1	0	0	1	1											
Chris Gwynn, L OBP: 0.340, SLG: 0.393 Phil Hiatt, R OBP: 0.286, SLG: 0.393										2	0	0	0	1	0	0											
Gary Gaetti, R OBP: 0.305, SLG: 0.381										4	0	0	0	0	1	2											
Kevin McReynolds, R OBP: 0.327, SLG: 0.431										3	0	0	0	1	1	2											
Greg Gagne, R OBP: 0.319, SLG: 0.367										3	1	1	0	0	2	1											
Jose Lind, R OBP: 0.291, SLG: 0.317										3	0	2	0	0	1	1											
Inning Stats	R: 0 E: 0 K: 0 S: 8	H: 0 LOB: 0 BB: 0 P: 13	R: 0 E: 0 K: 2 S: 12	H: 1 LOB: 2 BB: 1 P: 22	R: 0 E: 0 K: 1 S: 10	H: 1 LOB: 1 BB: 1 P: 17	R: 1 E: 0 K: 1 S: 9	H: 1 LOB: 0 BB: 0 P: 12	R: 1 E: 1 K: 1 S: 14	H: 2 LOB: 1 BB: 0 P: 21	R: 0 E: 0 K: 0 S: 9	H: 0 LOB: 1 BB: 1 P: 11	R: 0 E: 0 K: 2 S: 16	H: 0 LOB: 1 BB: 1 P: 26	R: 0 E: 0 K: 0 S: 7	H: 1 LOB: 0 BB: 0 P: 16		R: 0 E: 0 K: 0 S: 13	H: 0 LOB: 0 BB: 0 P: 22	1B: 4 2B: 2 3B: 0 HR: 1	SF: 0 SAC: 0 DP: 2 HBP: 0	WP: 1 PB: 0 CS: 1 SB: 1	PA: 34				
PITCHER	IP	WLS	BF	H	R	ER	SO	BB	IBB	HBP	BLK	WP	HR	S	P	ERA	WHIP										
Juan Guzman, R ERA: 4.54 Al Leiter, L ERA: 4.79	(1, 1) (8, 1)	7.0 W	27 7	5 1	2 0	1 0	7 0	3 0	0 0	0 0	0 0	1 0	1 0	78 20	122 38	1.29 0.00	1.143 0.500										

Batter	1	2	3	4	5	6	7	8	9	AB	R	H	RBI	BB	SO	LOB	BOTTOM										
Devon White, S OBP: 0.353, SLG: 0.483	G4-3									4	0	0	0	1	2	4	Kansas City Royals @ Toronto Blue Jays SkyDome, Toronto, ON Thu Jul 15 1993, 7:05 PM EDT Att: 50,503 - Dome										
Roberto Alomar, S OBP: 0.392, SLG: 0.459										4	1	2	0	0	0	2											
Paul Moltzer, R OBP: 0.392, SLG: 0.456										3	2	1	1	0	0	1											
Joe Carter, R OBP: 0.316, SLG: 0.517										3	1	0	0	1	1	0											
John Olerud, L OBP: 0.495, SLG: 0.681										3	2	2	2	1	0	0											
Tony Fernandez, S OBP: 0.348, SLG: 0.384										4	1	1	2	0	0	1											
Ed Sprague, R OBP: 0.315, SLG: 0.428										3	0	1	0	1	1	2											
Pat Borders, R OBP: 0.258, SLG: 0.349										4	0	1	1	0	0	2											
Turner Ward, S OBP: 0.297, SLG: 0.355										2	0	0	0	2	0	1											
Inning Stats	R: 0 E: 0 K: 0 S: 9	H: 1 LOB: 0 BB: 0 P: 15	R: 0 E: 0 K: 0 S: 9	H: 1 LOB: 0 BB: 0 P: 16	R: 0 E: 0 K: 0 S: 6	H: 0 LOB: 0 BB: 0 P: 10	R: 0 E: 0 K: 0 S: 5	H: 0 LOB: 0 BB: 0 P: 9	R: 0 E: 0 K: 1 S: 10	H: 0 LOB: 0 BB: 0 P: 12	R: 0 E: 0 K: 0 S: 6	H: 0 LOB: 2 BB: 2 P: 15	R: 2 E: 0 K: 1 S: 17	H: 4 LOB: 3 BB: 1 P: 29	R: 5 E: 0 K: 2 S: 18	H: 2 LOB: 1 BB: 3 P: 41		1B: 5 2B: 1 3B: 0 HR: 2	SF: 0 SAC: 0 DP: 1 HBP: 1	WP: 3 PB: 0 CS: 1	PA: 37						
PITCHER	IP	WLS	BF	H	R	ER	SO	BB	IBB	HBP	BLK	WP	HR	S	P	ERA	WHIP										
David Cone, R ERA: 3.48 Enrique Burgos, L ERA: 4.63 Mark Gubicza, R ERA: 4.63 Billy Brewer, L ERA: 3.32 Tom Gordon, R ERA: 3.75	(1, 1) (8, 1) (8, 1) (8, 1) (8, 1)	7.0 L	28 2	6 1	2 2	2 2	0 0	3 0	0 0	1 0	0 0	0 0	0 0	7 2	12 6	∞ ∞	∞ ∞										

AB	31
R	2
H	6
RBI	1
BB	3
SO	7
LOB	11



AB	30
R	7
H	8
RBI	6
BB	6
SO	4
LOB	13



Batter	1	2	3	4	5	6	7	8	9	AB	R	H	RBI	BB	SO	LOB	TOP		
Felix Jose, S OBP: 0.314, SLG: 0.352 (1, 9)	L6	K		FC6		K			G3	5	0	0	0	0	2	2			
Brian McRae, S OBP: 0.352, SLG: 0.448 (1, 8)	K		K		1B	K			HR	5	2	2	1	0	3	1			
Wally Joyner, L OBP: 0.392, SLG: 0.484 (1, 3)	HR	BB	1B	BB	1B	E	1B	HR	F9	3	4	2	2	2	0	0			
Mike Macfarlane, R OBP: 0.362, SLG: 0.525 (1, 2)	HR		K		3H	E	1B		F9	5	1	2	2	0	2	1			
Chris Gwynn, L OBP: 0.343, SLG: 0.396 (1, 10)	1B		1B		E3	F8-6-4	1B		F9	4	0	2	1	0	0	1			
Gary Gaetti, R OBP: 0.303, SLG: 0.376 (1, 5)	1B		L7		F8-6-4					4	0	1	0	0	1	3			
Kevin McReynolds, R OBP: 0.319, SLG: 0.419 (1, 7)	F9			E6	FC6-4	G6-3			G5-3	4	0	0	0	0	0	3			
Greg Gagne, R OBP: 0.318, SLG: 0.365 (1, 6)		K		FC6-4	CS		SH1-3	1B	P6	4	0	1	0	0	1	1			
Jose Lind, R OBP: 0.291, SLG: 0.317 (1, 4)	F8			FC6	1B		SH1-3		P4	3	0	1	0	0	0	0			
Inning Stats	R: 2 H: 3 E: 0 K: 1 S: 11	H: 3 R: 6 ER: 5 SO: 9 BB: 1 LOB: 23	R: 0 H: 0 E: 0 K: 2 S: 11	H: 0 R: 6 ER: 1 SO: 9 BB: 0 LOB: 14	R: 1 H: 1 E: 0 K: 2 S: 10	H: 1 R: 1 ER: 1 SO: 18 BB: 1 LOB: 1	R: 0 H: 1 E: 1 K: 0 S: 12	H: 3 R: 2 ER: 1 SO: 17 BB: 0 LOB: 1	R: 0 H: 1 E: 0 K: 2 S: 10	H: 1 R: 0 ER: 0 SO: 12 BB: 0 LOB: 1	R: 1 H: 1 E: 0 K: 2 S: 13	H: 1 R: 0 ER: 0 SO: 17 BB: 0 LOB: 0	R: 0 H: 0 E: 0 K: 0 S: 5	H: 0 R: 0 ER: 0 SO: 5 BB: 0 LOB: 0	R: 1 H: 1 E: 0 K: 0 S: 15	H: 1 R: 0 ER: 0 SO: 24 BB: 0 LOB: 0	1B: 7 2B: 1 3B: 1 HR: 3	SF: 0 SAC: 1 DP: 1 HBP: 0	WP: 0 PA: 40 PB: 0 CS: 1
PITCHER	IP	WLS	BF	H	R	ER	SO	BB	IBB	HBP	BLK	WP	HR	S	P	ERA	WHIP		
Jack Morris, R ERA: 7.34 (1, 1)	7.0	L	33	10	6	5	9	2	0	0	0	0	2	78	115	6.43	1.714		
Mark Eichhorn, R ERA: 2.59 (8, 1)	1.0	S	3	0	0	0	0	0	0	0	0	0	0	5	5	0.00	0.000		
Tony Castillo, L ERA: 2.45 (9, 1)	1.0	S	4	1	1	1	0	0	0	0	0	0	1	15	24	9.00	1.000		

Kansas City Royals @ Toronto Blue Jays
SkyDome, Toronto, ON
 Fri Jul 16 1993, 7:05 PM EDT
 Att: 50,531 - Unknown - 73 F

AB 37
 R 7
 H 11
 RBI 6
 BB 2
 SO 9
 LOB 12



Batter	1	2	3	4	5	6	7	8	9	AB	R	H	RBI	BB	SO	LOB	BOTTOM		
Devon White, S OBP: 0.348, SLG: 0.476 (1, 8)	K		K		FC5-4			K	G3-1	5	0	0	1	0	3	2			
Roberto Alomar, S OBP: 0.390, SLG: 0.459 (1, 4)	K		F9		B2-3			1B		4	1	1	0	0	1	1			
Paul Molitor, R OBP: 0.390, SLG: 0.452 (1, 3)	BB	BB		G5-3		K		P3		3	0	0	0	1	1	1			
Joe Carter, R OBP: 0.318, SLG: 0.514 (1, 9)	BB	BB		K		G1-3		1B	BB	2	0	0	0	2	1	0			
John Olerud, L OBP: 0.492, SLG: 0.675 (1, 10)	P5		G4-3		P5			1B		4	0	1	1	0	0	2			
Tony Fernandez, S OBP: 0.345, SLG: 0.378 (1, 6)	P5		G4-3		G4-3		G4-3	G3		4	0	0	0	0	0	2			
Ed Sprague, R OBP: 0.317, SLG: 0.432 (1, 5)	G1-3		G1-3		1B	1B		G5-3		4	1	2	0	0	0	0			
Darnell Coles, R OBP: 0.325, SLG: 0.343 (1, 7)	F9		F9		1B	1B		K		4	1	1	0	0	1	1			
Pat Borders, R OBP: 0.261, SLG: 0.355 (1, 2)	G6-3		G6-3		1B	1B		2B		4	0	2	1	0	0	1			
Inning Stats	R: 0 H: 0 E: 0 K: 2 S: 8	H: 0 R: 3 ER: 0 SO: 9 BB: 2 LOB: 19	R: 0 H: 0 E: 0 K: 0 S: 7	H: 0 R: 3 ER: 0 SO: 9 BB: 0 LOB: 0	R: 0 H: 0 E: 0 K: 1 S: 9	H: 0 R: 0 ER: 0 SO: 12 BB: 0 LOB: 0	R: 2 H: 3 E: 0 K: 0 S: 11	H: 1 R: 0 ER: 0 SO: 16 BB: 0 LOB: 1	R: 0 H: 0 E: 0 K: 1 S: 9	H: 0 R: 0 ER: 0 SO: 14 BB: 0 LOB: 0	R: 0 H: 1 E: 0 K: 0 S: 11	H: 1 R: 0 ER: 0 SO: 17 BB: 0 LOB: 0	R: 1 H: 2 E: 0 K: 1 S: 14	H: 0 R: 0 ER: 0 SO: 28 BB: 1 LOB: 2	R: 0 H: 1 E: 0 K: 1 S: 11	H: 1 R: 0 ER: 0 SO: 15 BB: 0 LOB: 0	1B: 4 2B: 3 3B: 0 HR: 0	SF: 0 SAC: 0 DP: 0 HBP: 0	WP: 0 PA: 37 PB: 0 CS: 0
PITCHER	IP	WLS	BF	H	R	ER	SO	BB	IBB	HBP	BLK	WP	HR	S	P	ERA	WHIP		
Chris Haney, L ERA: 5.75 (1, 1)	7.2	W	32	6	3	3	6	3	0	0	0	0	0	71	119	3.52	1.174		
Jeff Montgomery, R ERA: 1.75 (8, 1)	1.1	S	5	1	0	0	1	0	0	0	0	0	0	14	20	0.00	0.750		

Kansas City Royals @ Toronto Blue Jays
SkyDome, Toronto, ON
 Fri Jul 16 1993, 7:05 PM EDT
 Att: 50,531 - Unknown - 73 F

AB 34
 R 3
 H 7
 RBI 3
 BB 3
 SO 7
 LOB 10



Batter	1	2	3	4	5	6	7	8	9	AB	R	H	RBI	BB	SO	LOB	TOP										
Felix Jose, S OBP: 0.312, SLG: 0.350 (1, 9)	2-2 S 1B		0-0 L7		0-0 B5		2-2 G3-1		1-2 FC6-4 F8 IHR	5	2	1	0	0	0	2											
Greg Gagne, R OBP: 0.316, SLG: 0.362 (1, 6)	3-2 G5-3		3-1 P5		0-0 F9		0-0 G4-3		3-2 F8	5	0	1	0	0	0	3											
Brian McRae, S OBP: 0.358, SLG: 0.461 (1, 8)	4-2 1B		3-2 2B		4-1 BB		3-2 G4-3		1-0 IHR	3	1	2	2	2	0	1											
Wally Joyner, L OBP: 0.392, SLG: 0.481 (1, 3)	3-2 BB		1-0 F8		3-3 K		4-0 IBB		2-3 K	4	0	1	1	1	2	3											
Chris Gwynn, L OBP: 0.346, SLG: 0.395 (1, 7)	4-1 BB				0-1 L8		0-0 G4-3			3	1	1	0	1	0	2											
Kevin McReynolds, R OBP: 0.312, SLG: 0.408 (1, 10)	0-1 G6-3				2-1 P4		0-0 G5-3			4	0	0	0	0	0	4											
Brent Mayne, L OBP: 0.309, SLG: 0.354 (1, 2)					1-1 G3		0-0 2B			4	0	1	1	0	0	0											
Phil Hiatt, R OBP: 0.286, SLG: 0.388 (1, 5)							1-1 P6			3	1	0	0	0	1	1											
Gary Gaetti, R OBP: 0.303, SLG: 0.376 (9, 5)							2B HBP			0	0	0	0	0	0	0											
Jose Lind, R OBP: 0.295, SLG: 0.325 (1, 4)							1-1 F9 2B			4	0	2	1	0	1	1											
Inning Stats	R: 1 E: 0 K: 0 S: 17	H: 2 LOB: 2 BB: 2 P: 33	R: 0 E: 0 K: 0 S: 7	H: 0 LOB: 0 BB: 0 P: 13	R: 0 E: 0 K: 0 S: 10	H: 1 LOB: 1 BB: 0 P: 17	R: 0 E: 0 K: 0 S: 6	H: 0 LOB: 0 BB: 0 P: 9	R: 1 E: 0 K: 1 S: 9	H: 1 LOB: 2 BB: 1 P: 18	R: 0 E: 0 K: 0 S: 11	H: 1 LOB: 1 BB: 1 P: 19	R: 0 E: 0 K: 1 S: 9	H: 0 LOB: 0 BB: 0 P: 15	R: 2 E: 0 K: 1 S: 12	H: 2 LOB: 0 BB: 0 P: 21	1B: 5 2B: 3 3B: 0 HR: 1	SF: 0 SAC: 0 DP: 1 HBP: 1	WP: 0 PB: 0 SB: 4 CS: 0	PA: 40							
PITCHER	IP	WLS	BF	H	R	ER	SO	BB	IBB	HBP	BLK	WP	HR	S	P	ERA	WHIP										
Todd Stottlemyre, R ERA: 4.4 (1, 1)	7.0		32	7	3	3	2	3	1	1	0	0	0	67	117	3.86	1.429										
Danny Cox, R ERA: 2.7 (8, 1)	2.0	L	8	2	2	2	2	0	0	0	0	0	0	21	36	9.00	1.000										

Kansas City Royals @ Toronto Blue Jays
SkyDome, Toronto, ON
Sat Jul 17 1993, 3:33 AM EDT
Att: 50,512 - Sunny - 73 F

AB	35
R	5
H	9
RBI	5
BB	4
SO	4
LOB	17



Batter	1	2	3	4	5	6	7	8	9	AB	R	H	RBI	BB	SO	LOB	BOTTOM										
Devon White, S OBP: 0.349, SLG: 0.476 (1, 8)	K		0-1 L8		3-2 G4-3		1-2 S 2B		4-2 WP 1B BB	4	1	1	1	1	1	0											
Roberto Alomar, S OBP: 0.390, SLG: 0.457 (1, 4)	G6-3		3-2 L9		4-2 G4-3 S BB		1-3 K		3-2 S 1B	4	1	1	1	1	1	1											
Paul Molitor, R OBP: 0.388, SLG: 0.448 (1, 10)	1B 1B		1-1 F7		0-1 G4-3		0-1 G6-3		2-3 K	5	1	1	0	0	1	3											
Joe Carter, R OBP: 0.319, SLG: 0.515 (1, 9)	1-2 1B				2-1 F7		1-1 G4-3		1-0 SH5-3 FC5-2 2B	5	0	2	1	0	0	1											
John Olerud, L OBP: 0.495, SLG: 0.674 (1, 3)	1-2 1B				1-0 F7		4-0 1B BB		4-1 FC5-2 SH5-3 BB	2	0	1	1	2	0	0											
Tony Fernandez, S OBP: 0.348, SLG: 0.381 (1, 6)	2-2 F7				0-0 E S 1B		0-0 1B		0-0 SH5-3	3	0	2	0	0	0	2											
Ed Sprague, R OBP: 0.313, SLG: 0.426 (1, 5)			1-1 F7		1-1 F8		2-3 K		2-2 FC5-2	4	0	0	0	0	1	5											
Turner Ward, S OBP: 0.303, SLG: 0.354 (1, 7)							4-2 G5-4-3 BB		1-2 SH1-4 2B 1B	3	1	1	0	1	0	2											
Pat Borders, R OBP: 0.259, SLG: 0.351 (1, 2)							1-0 G5-4-3		1-0 SH1-4	3	0	0	0	0	1	1											
Inning Stats	R: 1 E: 0 K: 1 S: 23	H: 3 LOB: 2 BB: 0 P: 34	R: 0 E: 0 K: 1 S: 6	H: 0 LOB: 0 BB: 0 P: 8	R: 0 E: 0 K: 0 S: 7	H: 0 LOB: 0 BB: 0 P: 11	R: 0 E: 0 K: 0 S: 6	H: 1 LOB: 1 BB: 0 P: 10	R: 0 E: 0 K: 0 S: 11	H: 0 LOB: 0 BB: 1 P: 19	R: 1 E: 0 K: 1 S: 10	H: 1 LOB: 2 BB: 2 P: 21	R: 1 E: 0 K: 0 S: 12	H: 2 LOB: 1 BB: 0 P: 15	R: 0 E: 0 K: 0 S: 8	H: 1 LOB: 2 BB: 1 P: 17	R: 1 E: 0 K: 1 S: 17	H: 1 LOB: 1 BB: 1 P: 28	1B: 7 2B: 2 3B: 0 HR: 0	SF: 0 SAC: 2 DP: 1 HBP: 0	WP: 1 PB: 0 SB: 4 CS: 0	PA: 40					
PITCHER	IP	WLS	BF	H	R	ER	SO	BB	IBB	HBP	BLK	WP	HR	S	P	ERA	WHIP										
Kevin Appier, R ERA: 3.04 (1, 1)	7.0		30	7	3	3	4	3	0	0	0	0	0	75	118	3.86	1.429										
Mark Gubicza, R ERA: 4.59 (8, 1)	1.0	W	5	1	0	0	0	1	0	0	0	0	0	8	17	0.00	2.000										
Jeff Montgomery, R ERA: 1.89 (9, 1)	1.0	S	5	1	1	1	1	1	0	0	0	1	0	17	28	9.00	2.000										

Kansas City Royals @ Toronto Blue Jays
SkyDome, Toronto, ON
Sat Jul 17 1993, 3:33 AM EDT
Att: 50,512 - Sunny - 73 F

AB	33
R	4
H	9
RBI	4
BB	5
SO	5
LOB	15



Batter	1	2	3	4	5	6	7	8	9	AB	R	H	RBI	BB	SO	LOB	TOP			
Felix Jose, S OBP: 0.308, SLG: 0.345 (1, 9)	G3	G4-3			G4-3			G4-3		4	0	0	0	0	0	1				
Brian McRae, S OBP: 0.356, SLG: 0.459 (1, 8)	G4-3 HR		G3			G4-3			K	4	1	1	0	0	1	0				
Wally Joyner, L OBP: 0.390, SLG: 0.476 (1, 3)	G4-3		K			G4-3			G1-4-3 BB	3	0	0	0	1	1	1				
Mike Macfarlane, R OBP: 0.360, SLG: 0.534 (1, 2)	HR		K			P6			G1-4-3	4	1	1	2	0	1	1				
Chris Gwynn, L OBP: 0.346, SLG: 0.394 (1, 10)	P6				F8				G5-4-3 1B	3	0	1	0	0	0	0				
Gary Gaetti, R OBP: 0.304, SLG: 0.393 (1, 5)		SF9			F9				G5-4-3 1-2	3	1	1	0	0	0	1				
Kevin McReynolds, R OBP: 0.309, SLG: 0.403 (1, 7)		SF9			F7				P5	2	0	0	1	0	0	0				
Greg Gagne, R OBP: 0.313, SLG: 0.358 (1, 6)		F8				L8			P4	3	0	0	0	0	0	0				
Jose Lind, R OBP: 0.295, SLG: 0.329 (1, 4)						G6-3			F8	3	0	1	0	0	0	0				
Inning Stats	R: 2 E: 0 K: 0 S: 14	H: 2 LOB: 0 BB: 0 P: 23	R: 1 E: 0 K: 0 S: 9	H: 2 LOB: 1 BB: 0 P: 13	R: 0 E: 0 K: 2 S: 10	H: 0 LOB: 0 BB: 0 P: 16	R: 0 E: 0 K: 0 S: 6	H: 0 LOB: 0 BB: 0 P: 8	R: 0 E: 0 K: 0 S: 8	H: 0 LOB: 0 BB: 0 P: 10	R: 0 E: 0 K: 0 S: 6	H: 1 LOB: 0 BB: 0 P: 8	R: 0 E: 0 K: 0 S: 5	H: 0 LOB: 0 BB: 1 P: 9	R: 0 E: 0 K: 1 S: 6	H: 0 LOB: 0 BB: 1 P: 13	1B: 2 2B: 1 3B: 1 HR: 1	SF: 1 SAC: 0 DP: 2 HBP: 0	WP: 0 PB: 0 SB: 1 CS: 0	PA: 31
PITCHER Pat Hentgen, R ERA: 3.5 (1, 1)	IP: 9.0 WLS: W BF: 31 H: 5 R: 3 ER: 3 SO: 3	BB: 1 IBB: 0 HBP: 0 BLK: 0	WP: 0 HR: 1 S: 69 P: 111	ERA: 3.00 WHIP: 0.667																

Kansas City Royals @ Toronto Blue Jays
SkyDome, Toronto, ON
Sun Jul 18 1993, 3:33 AM EDT
Att: 50,524 - Cloudy - 75 F

AB	29
R	3
H	5
RBI	3
BB	1
SO	3
LOB	4



Batter	1	2	3	4	5	6	7	8	9	AB	R	H	RBI	BB	SO	LOB	BOTTOM			
Roberto Alomar, S OBP: 0.391, SLG: 0.457 (1, 4)	CS E		BLK		G1-3		G1-3			4	0	2	0	0	0	0				
Paul Molitor, R OBP: 0.386, SLG: 0.446 (1, 10)	P4		G6-3		F8		G6-3			4	0	1	0	0	0	2				
Joe Carter, R OBP: 0.316, SLG: 0.509 (1, 9)	E6		F8		F8		F8			4	0	0	0	0	0	3				
John Olerud, L OBP: 0.495, SLG: 0.671 (1, 3)	K		G5-3 1B						G4-3	3	1	1	0	1	1	2				
Tony Fernandez, S OBP: 0.350, SLG: 0.381 (1, 6)	CS	G6-4-3 BB		G5-3 1B	G4-3				P6	3	1	1	0	1	0	2				
Ed Sprague, R OBP: 0.315, SLG: 0.427 (1, 5)		G6-4-3		G5-3		G3-1 BLK				4	0	2	0	0	0	3				
Turner Ward, S OBP: 0.294, SLG: 0.345 (1, 7)		G6-3		SF7		P5			G3	3	0	0	1	0	0	2				
Willie Canate, R OBP: 0.250, SLG: 0.318 (1, 8)			1B BLK			G3-1				4	2	3	2	0	0	1				
Randy Knorr, R OBP: 0.157, SLG: 0.213 (1, 2)			L4		K		P4		HR	3	0	0	0	0	1	3				
Inning Stats	R: 0 E: 1 K: 1 S: 8	H: 1 LOB: 1 BB: 0 P: 14	R: 0 E: 0 K: 0 S: 5	H: 0 LOB: 0 BB: 1 P: 10	R: 1 E: 0 K: 0 S: 9	H: 2 LOB: 1 BB: 0 P: 14	R: 2 E: 0 K: 1 S: 18	H: 3 LOB: 1 BB: 0 P: 24	R: 0 E: 0 K: 0 S: 6	H: 1 LOB: 2 BB: 1 P: 14	R: 0 E: 0 K: 0 S: 9	H: 1 LOB: 0 BB: 0 P: 13	R: 0 E: 0 K: 0 S: 4	H: 1 LOB: 1 BB: 0 P: 5	R: 1 E: 0 K: 0 S: 1	H: 1 LOB: 0 BB: 0 P: 2	1B: 9 2B: 0 3B: 0 HR: 1	SF: 1 SAC: 0 DP: 1 HBP: 0	WP: 0 PB: 0 SB: 0 CS: 1	PA: 36
PITCHER Hipolito Pichardo, R ERA: 4.09 (1, 1)	IP: 8.0 WLS: L BF: 35 H: 10 R: 4 ER: 4 SO: 2	BB: 1 IBB: 1 HBP: 0 BLK: 0	WP: 0 HR: 1 S: 65 P: 103	ERA: 4.50 WHIP: 1.375																

Kansas City Royals @ Toronto Blue Jays
SkyDome, Toronto, ON
Sun Jul 18 1993, 3:33 AM EDT
Att: 50,524 - Cloudy - 75 F

AB	32
R	4
H	10
RBI	3
BB	2
SO	2
LOB	18



Batter	1	2	3	4	5	6	7	8	9	AB	R	H	RBI	BB	SO	LOB	TOP										
Roberto Alomar, S OBP: 0.393, SLG: 0.457	G4-3		FC4-6 BB 2B		G3-1		1B BB		1B	5	1	2	1	1	0	1											
Paul Molitor, R OBP: 0.393, SLG: 0.451			2B BB		G5-4-3 1B		1B		1B	5	2	4	1	1	1	1											
Joe Carter, R OBP: 0.318, SLG: 0.510	1-2 BB 1B 1B	4-0 1B BB	G6-3 1B 2B		G5-4-3 1-2		F7		P4	5	2	2	3	1	0	5											
John Olerud, L OBP: 0.495, SLG: 0.677	1B BB 1B	1-0 1B BB	G6-3				HR		L7	6	2	3	1	0	1	3											
Tony Fernandez, S OBP: 0.353, SLG: 0.382	4-0 1B BB	2-2 FC1-5-2 1B	0-2 1B				F7		F9	4	2	2	1	1	0	0											
Ed Sprague, R OBP: 0.314, SLG: 0.424	2-1 HR 1B	0-0 FC1-5-2 2B	3-3 K				L8		L1-3	5	2	1	1	0	1	3											
Turner Ward, S OBP: 0.298, SLG: 0.355	0-0 HR 1B	3-2 2B			L4		P6		G4-3	5	1	2	4	0	0	0											
Willie Canate, R OBP: 0.276, SLG: 0.333	3-2 F9	1-2 G1-3			CS 1B		K		2B WP 1B	5	1	2	0	0	1	3											
Randy Knorr, R OBP: 0.196, SLG: 0.327	3-2 HR		0-1 FC4-6 1B		K		K		1B 2B	5	2	3	3	0	2	1											
Inning Stats	R: 7 E: 1 K: 1 S: 26	H: 7 LOB: 1 BB: 1 P: 45	R: 2 E: 0 K: 0 S: 13	H: 3 LOB: 1 BB: 1 P: 24	R: 3 E: 0 K: 1 S: 13	H: 3 LOB: 1 BB: 1 P: 22	R: 0 E: 0 K: 1 S: 10	H: 1 LOB: 1 BB: 0 P: 17	R: 0 E: 0 K: 0 S: 3	H: 1 LOB: 0 BB: 0 P: 6	R: 1 E: 0 K: 0 S: 10	H: 1 LOB: 0 BB: 0 P: 15	R: 0 E: 0 K: 2 S: 15	H: 1 LOB: 2 BB: 1 P: 21	R: 0 E: 0 K: 1 S: 12	H: 0 LOB: 0 BB: 0 P: 17	R: 2 E: 0 K: 0 S: 16	H: 4 LOB: 2 BB: 0 P: 23	1B: 16 2B: 4 3B: 0 HR: 2	SF: 0 SAC: 0 DP: 2 HBP: 0	WP: 1 PB: 0 SB: 0 CS: 1	PA: 49					
PITCHER	IP	WLS	BF	H	R	ER	SO	BB	IBB	HBP	BLK	WP	HR	S	P	ERA	WHIP										
Rodney Bolton, R ERA: 8.18	0.1	L	7	5	6	6	0	1	0	0	0	0	0	15	26	162.00	18.000										
Kirk McCaskill, R ERA: 6.97	4.0		22	10	6	6	3	2	0	0	0	0	1	49	86	13.50	3.000										
Bobby Thigpen, R ERA: 4.0	3.2		13	2	1	1	3	1	0	0	0	0	1	38	55	2.46	0.818										
Donn Pall, R ERA: 2.8	1.0		7	4	2	2	0	0	0	0	0	1	0	16	23	18.00	4.000										

Toronto Blue Jays @ Chicago White Sox
Comiskey Park, Chicago, IL
Mon Jul 19 1993, 8:05 PM EDT
Att: 40,127 - Unknown - 85 F

AB	45
R	15
H	21
RBI	15
BB	4
SO	6
LOB	17



Batter	1	2	3	4	5	6	7	8	9	AB	R	H	RBI	BB	SO	LOB	BOTTOM										
Tim Raines, S OBP: 0.411, SLG: 0.545	F8		G6-3	G3-1		G4-1			G6-4-3 1B	5	0	1	1	0	0	2											
Craig Grebeck, R OBP: 0.333, SLG: 0.260	G6-3		HR BB	BB		G6-4-3 1B			G6-4-3 1-2	3	1	1	0	2	0	1											
Frank Thomas, R OBP: 0.413, SLG: 0.564	HR		F9	G5-3		G6-4-3 1-2			L9	5	1	1	1	0	0	4											
Robin Ventura, L OBP: 0.377, SLG: 0.435	HR		HR BB			G4-6-3 BB			WP 1B BB	1	3	1	1	3	0	0											
Joey Cora, S OBP: 0.368, SLG: 0.355	HR		HR BB			G4-6-3 1-2			FC6-4 1B	0	0	0	0	0	0	0											
George Bell, R OBP: 0.258, SLG: 0.358	P3		HR			G4-6-3 1-2			FC6-4 1B	4	1	2	4	0	0	1											
Bo Jackson, R OBP: 0.300, SLG: 0.395			G1-3	F8		G6-3			FC6-4 1-2	4	0	0	0	0	0	1											
Lance Johnson, L OBP: 0.352, SLG: 0.398			BB	SH5-3 G3-1 1B		F8			G4-3	3	1	1	0	1	0	0											
Ron Karkovics, R OBP: 0.309, SLG: 0.477			L7	G3-1 SH5-3 1B		K			K	4	0	1	0	0	2	1											
Ozzie Guillen, L OBP: 0.293, SLG: 0.368			L9	SH5-3		1B			G5-3	3	0	1	0	0	0	1											
Inning Stats	R: 2 E: 0 K: 0 S: 13	H: 2 LOB: 0 BB: 0 P: 21	R: 0 E: 0 K: 0 S: 6	H: 0 LOB: 1 BB: 1 P: 12	R: 3 E: 0 K: 0 S: 11	H: 1 LOB: 0 BB: 2 P: 24	R: 1 E: 0 K: 0 S: 11	H: 2 LOB: 2 BB: 1 P: 17	R: 0 E: 0 K: 0 S: 6	H: 0 LOB: 0 BB: 1 P: 13	R: 0 E: 0 K: 1 S: 10	H: 1 LOB: 1 BB: 0 P: 12	R: 1 E: 0 K: 0 S: 10	H: 2 LOB: 1 BB: 1 P: 17	R: 0 E: 0 K: 1 S: 5	H: 0 LOB: 0 BB: 0 P: 6	R: 0 E: 0 K: 0 S: 6	H: 1 LOB: 0 BB: 0 P: 11	1B: 6 2B: 0 3B: 0 HR: 3	SF: 0 SAC: 1 DP: 3 HBP: 0	WP: 1 PB: 0 SB: 0 CS: 0	PA: 39					
PITCHER	IP	WLS	BF	H	R	ER	SO	BB	IBB	HBP	BLK	WP	HR	S	P	ERA	WHIP										
Dave Stewart, R ERA: 5.08	7.0	W	33	8	7	7	1	6	0	0	0	0	0	67	116	9.00	2.000										
Mark Eichhorn, R ERA: 2.93	1.0		3	0	0	0	1	0	0	0	0	0	0	5	6	0.00	0.000										
Duane Ward, R ERA: 2.11	1.0		3	1	0	0	0	0	0	0	0	0	0	6	11	0.00	1.000										

Toronto Blue Jays @ Chicago White Sox
Comiskey Park, Chicago, IL
Mon Jul 19 1993, 8:05 PM EDT
Att: 40,127 - Unknown - 85 F

AB	32
R	7
H	9
RBI	7
BB	6
SO	2
LOB	11



Batter	1	2	3	4	5	6	7	8	9	AB	R	H	RBI	BB	SO	LOB	TOP					
Devon White, S (1, 8) OBP: 0.345, SLG: 0.471	G1-3		G3-1			G4-3		K		4	0	0	0	0	1	1						
Roberto Alomar, S (1, 4) OBP: 0.389, SLG: 0.451	G6-3			G1-3		F8			F8	4	0	0	0	0	0	0						
Paul Molitor, R (1, 10) OBP: 0.392, SLG: 0.449	G1-3			G4-3			1B		K	4	0	1	0	0	1	0						
Joe Carter, R (1, 9) OBP: 0.315, SLG: 0.504		G5-3		P8			K		P9	4	0	0	0	0	1	1						
John Olerud, L (1, 3) OBP: 0.494, SLG: 0.683						K			F8	3	1	1	1	0	1	1						
Tony Fernandez, S (1, 6) OBP: 0.350, SLG: 0.378						F7			P6	3	0	0	0	0	0	1						
Ed Sprague, R (1, 5) OBP: 0.314, SLG: 0.423									1B	3	0	1	0	0	0	0						
Turner Ward, S (1, 7) OBP: 0.292, SLG: 0.347			L7			G3			G6-3	3	0	0	0	0	0	1						
Randy Knorr, R (1, 2) OBP: 0.203, SLG: 0.327										3	0	1	0	0	1	0						
Alfredo Griffin, S (8, PR) OBP: 0.273, SLG: 0.297										0	0	0	0	0	0	0						
Pat Borders, R (8, 2) OBP: 0.299, SLG: 0.351						G3-1			1B	0	0	0	0	0	0	0						
Inning Stats	R: 0 E: 0 K: 0 S: 6	H: 0 LOB: 0 BB: 0 P: 9	R: 1 E: 0 K: 0 S: 9	H: 1 LOB: 0 BB: 0 P: 12	R: 0 E: 0 K: 1 S: 11	H: 0 LOB: 0 BB: 0 P: 19	R: 0 E: 0 K: 0 S: 6	H: 0 LOB: 0 BB: 0 P: 8	R: 0 E: 0 K: 1 S: 15	H: 1 LOB: 1 BB: 0 P: 24	R: 0 E: 0 K: 0 S: 8	H: 0 LOB: 0 BB: 0 P: 12	R: 0 E: 0 K: 1 S: 10	H: 1 LOB: 1 BB: 0 P: 12	R: 0 E: 0 K: 1 S: 13	H: 1 LOB: 1 BB: 0 P: 16	R: 0 E: 0 K: 1 S: 8	H: 0 LOB: 0 BB: 0 P: 10	1B: 3 2B: 0 3B: 0 HR: 1	SF: 0 SAC: 0 DP: 0 HBP: 0	WP: 0 PB: 0 SB: 0 CS: 0	PA: 31
PITCHER Alex Fernandez, R (1, 1) ERA: 2.77	IP: 9.0 WLS: W BF: 31 H: 4 R: 1 ER: 1 SO: 5 BB: 0 IBB: 0 HBP: 0 BLK: 0 WP: 0 HR: 1 S: 86 P: 122 ERA: 1.00 WHIP: 0.444															PITCHER						

Toronto Blue Jays @ Chicago White Sox
Comiskey Park, Chicago, IL
Tue Jul 20 1993, 8:05 PM EDT
Att: 30,454 - Unknown - 72 F

AB	31
R	1
H	4
RBI	1
BB	0
SO	5
LOB	5



Batter	1	2	3	4	5	6	7	8	9	AB	R	H	RBI	BB	SO	LOB	BOTTOM			
Tim Lincecum, S (1, 7) OBP: 0.403, SLG: 0.533	B1-3		G4-3			G5-3		P5		4	0	0	0	0	0	0				
Joey Cora, S (1, 4) OBP: 0.372, SLG: 0.361						G4-3		BB		3	1	2	0	1	0	0				
Frank Thomas, R (1, 3) OBP: 0.414, SLG: 0.571						G4-3		BB		3	1	1	2	1	0	1				
Robin Ventura, L (1, 5) OBP: 0.375, SLG: 0.431						F8				3	0	0	0	1	0	2				
Ellis Burks, R (1, 9) OBP: 0.357, SLG: 0.488										3	0	1	0	0	2	1				
George Bell, R (1, 10) OBP: 0.295, SLG: 0.355										3	0	0	0	0	1	2				
Lance Johnson, L (1, 8) OBP: 0.355, SLG: 0.401										3	0	2	0	0	0	0				
Ron Karkovics, R (1, 2) OBP: 0.305, SLG: 0.471										3	0	0	0	0	1	2				
Ozzie Guillen, L (1, 6) OBP: 0.290, SLG: 0.364										3	0	0	0	0	2	2				
Inning Stats	R: 0 E: 0 K: 0 S: 7	H: 0 LOB: 1 BB: 2 P: 16	R: 0 E: 0 K: 2 S: 8	H: 1 LOB: 0 BB: 0 P: 10	R: 0 E: 0 K: 2 S: 8	H: 0 LOB: 0 BB: 0 P: 13	R: 0 E: 0 K: 0 S: 9	H: 0 LOB: 0 BB: 0 P: 16	R: 0 E: 0 K: 1 S: 12	H: 2 LOB: 2 BB: 1 P: 21	R: 0 E: 0 K: 1 S: 6	H: 0 LOB: 0 BB: 0 P: 7	R: 0 E: 0 K: 0 S: 8	H: 1 LOB: 1 BB: 0 P: 14	R: 0 E: 0 K: 1 S: 8	H: 1 LOB: 1 BB: 0 P: 14	1B: 3 2B: 2 3B: 0 HR: 1	SF: 0 SAC: 0 DP: 0 HBP: 0	WP: 0 PB: 0 SB: 1 CS: 1	PA: 32
PITCHER Juan Guzman, R (1, 1) ERA: 4.4	IP: 8.0 WLS: L BF: 31 H: 6 R: 2 ER: 2 SO: 6 BB: 3 IBB: 0 HBP: 0 BLK: 0 WP: 0 HR: 1 S: 67 P: 111 ERA: 2.25 WHIP: 1.125															PITCHER				

Toronto Blue Jays @ Chicago White Sox
Comiskey Park, Chicago, IL
Tue Jul 20 1993, 8:05 PM EDT
Att: 30,454 - Unknown - 72 F

AB	28
R	2
H	6
RBI	2
BB	3
SO	6
LOB	10



Batter	1	2	3	4	5	6	7	8	9	AB	R	H	RBI	BB	SO	LOB	TOP							
Devon White, S OBP: 0.345, SLG: 0.467 (1, 8)										5	0	1	1	1	3	5								
Roberto Alomar, S OBP: 0.397, SLG: 0.451 (1, 4)										5	1	1	0	0	1	3								
Paul Molitor, R OBP: 0.394, SLG: 0.452 (1, 10)										4	1	2	0	1	1	2								
Joe Carter, R OBP: 0.316, SLG: 0.501 (1, 9)										4	0	1	1	1	1	4								
John Olerud, L OBP: 0.493, SLG: 0.680 (1, 3)										3	1	1	1	1	0	1								
Tony Fernandez, S OBP: 0.348, SLG: 0.375 (1, 6)										5	1	1	0	0	1	4								
Ed Sprague, R OBP: 0.318, SLG: 0.422 (1, 5)										3	0	1	0	2	0	2								
Darnell Coles, R OBP: 0.323, SLG: 0.342 Turner Ward, S OBP: 0.297, SLG: 0.347 (1, 7)										3	0	1	1	0	0	2								
Randy Knorr, R OBP: 0.203, SLG: 0.305 (1, 2)										4	0	0	0	1	3	6								
Inning Stats	R: 0 E: 0 K: 2 S: 16	H: 1 LOB: 1 BB: 0 P: 25	R: 2 E: 0 K: 2 S: 18	H: 3 LOB: 2 BB: 1 P: 26	R: 0 E: 0 K: 1 S: 7	H: 0 LOB: 2 BB: 2 P: 19	R: 0 E: 0 K: 1 S: 9	H: 0 LOB: 1 BB: 1 P: 17	R: 0 E: 0 K: 1 S: 10	H: 0 LOB: 1 BB: 1 P: 20	R: 0 E: 0 K: 0 S: 6	H: 1 LOB: 1 BB: 0 P: 7	R: 2 E: 1 K: 0 S: 10	H: 2 LOB: 2 BB: 1 P: 18	R: 0 E: 0 K: 1 S: 11	H: 1 LOB: 2 BB: 1 P: 24	R: 0 E: 1 K: 2 S: 14	H: 1 LOB: 3 BB: 1 P: 24	1B: 7 2B: 2 3B: 0 HR: 0	SF: 2 SAC: 0 DP: 0 HBP: 0	WP: 0 PB: 0 SB: 0 CS: 0	PA: 46		
PITCHER	IP WLS BF H R ER SO BB IBB HBP BLK WP HR S P ERA WHIP	IP WLS BF H R ER SO BB IBB HBP BLK WP HR S P ERA WHIP	IP WLS BF H R ER SO BB IBB HBP BLK WP HR S P ERA WHIP	IP WLS BF H R ER SO BB IBB HBP BLK WP HR S P ERA WHIP	IP WLS BF H R ER SO BB IBB HBP BLK WP HR S P ERA WHIP	IP WLS BF H R ER SO BB IBB HBP BLK WP HR S P ERA WHIP	IP WLS BF H R ER SO BB IBB HBP BLK WP HR S P ERA WHIP	IP WLS BF H R ER SO BB IBB HBP BLK WP HR S P ERA WHIP	IP WLS BF H R ER SO BB IBB HBP BLK WP HR S P ERA WHIP	IP WLS BF H R ER SO BB IBB HBP BLK WP HR S P ERA WHIP	IP WLS BF H R ER SO BB IBB HBP BLK WP HR S P ERA WHIP	IP WLS BF H R ER SO BB IBB HBP BLK WP HR S P ERA WHIP	IP WLS BF H R ER SO BB IBB HBP BLK WP HR S P ERA WHIP	IP WLS BF H R ER SO BB IBB HBP BLK WP HR S P ERA WHIP	IP WLS BF H R ER SO BB IBB HBP BLK WP HR S P ERA WHIP	IP WLS BF H R ER SO BB IBB HBP BLK WP HR S P ERA WHIP	IP WLS BF H R ER SO BB IBB HBP BLK WP HR S P ERA WHIP	IP WLS BF H R ER SO BB IBB HBP BLK WP HR S P ERA WHIP	IP WLS BF H R ER SO BB IBB HBP BLK WP HR S P ERA WHIP	IP WLS BF H R ER SO BB IBB HBP BLK WP HR S P ERA WHIP	IP WLS BF H R ER SO BB IBB HBP BLK WP HR S P ERA WHIP	IP WLS BF H R ER SO BB IBB HBP BLK WP HR S P ERA WHIP	IP WLS BF H R ER SO BB IBB HBP BLK WP HR S P ERA WHIP	IP WLS BF H R ER SO BB IBB HBP BLK WP HR S P ERA WHIP

Toronto Blue Jays @ Chicago White Sox
Comiskey Park, Chicago, IL
Wed Jul 21 1993, 8:05 PM EDT
Att: 30,900 - Unknown - 71 F

AB	36
R	4
H	9
RBI	4
BB	8
SO	10
LOB	29



Batter	1	2	3	4	5	6	7	8	9	AB	R	H	RBI	BB	SO	LOB	BOTTOM							
Tim Raines, S OBP: 0.409, SLG: 0.536 (1, 7)										3	1	2	0	1	0	0								
Joey Coxa, S OBP: 0.371, SLG: 0.360 (1, 4)										4	0	1	0	0	1	2								
Frank Thomas, R OBP: 0.415, SLG: 0.568 (1, 3)										2	0	0	0	2	0	2								
Robin Ventura, L OBP: 0.372, SLG: 0.426 (1, 5)										4	0	0	0	0	0	4								
Ellis Burks, R OBP: 0.359, SLG: 0.486 (1, 9)										3	0	1	0	1	1	0								
George Bell, R OBP: 0.252, SLG: 0.350 (1, 10)										4	0	0	0	0	1	2								
Lance Johnson, L OBP: 0.356, SLG: 0.490 (1, 8)										3	0	1	0	1	0	2								
Ron Karkovics, R OBP: 0.300, SLG: 0.463 (1, 2)										4	0	0	0	0	1	3								
Ozzie Guillen, L OBP: 0.287, SLG: 0.360 (1, 6)										3	0	0	0	0	1	1								
Inning Stats	R: 0 E: 0 K: 0 S: 11	H: 0 LOB: 1 BB: 1 P: 22	R: 0 E: 1 K: 0 S: 8	H: 1 LOB: 0 BB: 0 P: 13	R: 0 E: 0 K: 1 S: 10	H: 1 LOB: 2 BB: 1 P: 22	R: 0 E: 0 K: 0 S: 5	H: 0 LOB: 0 BB: 1 P: 10	R: 0 E: 0 K: 1 S: 7	H: 0 LOB: 1 BB: 1 P: 13	R: 0 E: 0 K: 0 S: 4	H: 0 LOB: 0 BB: 0 P: 7	R: 0 E: 0 K: 1 S: 9	H: 1 LOB: 1 BB: 0 P: 12	R: 1 E: 0 K: 0 S: 8	H: 2 LOB: 0 BB: 0 P: 17	R: 0 E: 0 K: 2 S: 10	H: 0 LOB: 1 BB: 1 P: 16	1B: 5 2B: 0 3B: 0 HR: 0	SF: 0 SAC: 0 DP: 1 HBP: 0	WP: 1 PB: 0 SB: 1 CS: 1	PA: 35		
PITCHER	IP WLS BF H R ER SO BB IBB HBP BLK WP HR S P ERA WHIP	IP WLS BF H R ER SO BB IBB HBP BLK WP HR S P ERA WHIP	IP WLS BF H R ER SO BB IBB HBP BLK WP HR S P ERA WHIP	IP WLS BF H R ER SO BB IBB HBP BLK WP HR S P ERA WHIP	IP WLS BF H R ER SO BB IBB HBP BLK WP HR S P ERA WHIP	IP WLS BF H R ER SO BB IBB HBP BLK WP HR S P ERA WHIP	IP WLS BF H R ER SO BB IBB HBP BLK WP HR S P ERA WHIP	IP WLS BF H R ER SO BB IBB HBP BLK WP HR S P ERA WHIP	IP WLS BF H R ER SO BB IBB HBP BLK WP HR S P ERA WHIP	IP WLS BF H R ER SO BB IBB HBP BLK WP HR S P ERA WHIP	IP WLS BF H R ER SO BB IBB HBP BLK WP HR S P ERA WHIP	IP WLS BF H R ER SO BB IBB HBP BLK WP HR S P ERA WHIP	IP WLS BF H R ER SO BB IBB HBP BLK WP HR S P ERA WHIP	IP WLS BF H R ER SO BB IBB HBP BLK WP HR S P ERA WHIP	IP WLS BF H R ER SO BB IBB HBP BLK WP HR S P ERA WHIP	IP WLS BF H R ER SO BB IBB HBP BLK WP HR S P ERA WHIP	IP WLS BF H R ER SO BB IBB HBP BLK WP HR S P ERA WHIP	IP WLS BF H R ER SO BB IBB HBP BLK WP HR S P ERA WHIP	IP WLS BF H R ER SO BB IBB HBP BLK WP HR S P ERA WHIP	IP WLS BF H R ER SO BB IBB HBP BLK WP HR S P ERA WHIP	IP WLS BF H R ER SO BB IBB HBP BLK WP HR S P ERA WHIP	IP WLS BF H R ER SO BB IBB HBP BLK WP HR S P ERA WHIP	IP WLS BF H R ER SO BB IBB HBP BLK WP HR S P ERA WHIP	IP WLS BF H R ER SO BB IBB HBP BLK WP HR S P ERA WHIP

Toronto Blue Jays @ Chicago White Sox
Comiskey Park, Chicago, IL
Wed Jul 21 1993, 8:05 PM EDT
Att: 30,900 - Unknown - 71 F

AB	30
R	1
H	5
RBI	0
BB	5
SO	5
LOB	16



Batter	1	2	3	4	5	6	7	8	9	AB	R	H	RBI	BB	SO	LOB	TOP			
Devon White, S OBP: 0.344, SLG: 0.465 (1, 8)	E5 2B	FC6-4 1B		L8 WP 1B		2B 1B		K 2-3	F9 2-3	6	4	2	0	0	1	3				
Roberto Alomar, S OBP: 0.387, SLG: 0.448 (1, 4)	B2	1B 1B		WP BB		K		F7		4	1	1	0	1	1	2				
Paul Molitor, R OBP: 0.394, SLG: 0.451 (1, 10)	G6-3	1B 1B		L8		F9			1B	5	1	2	1	0	0	4				
Joe Carter, R OBP: 0.320, SLG: 0.508 (1, 9)	2B 2B	BB 1B		K		1-H 2B		P4		5	1	3	4	0	1	2				
John Olerud, L OBP: 0.499, SLG: 0.694 (1, 3)	1B 2B	BB		IBB		IBB			HR	2	1	2	2	3	0	0				
Tony Fernandez, S OBP: 0.346, SLG: 0.373 (1, 6)	1B	G3		K		G3-1		G6-3		5	0	1	0	0	1	6				
Ed Sprague, R OBP: 0.319, SLG: 0.422 (1, 5)	F8			G5-3		G6-4-3 1B		G4-6-3 1B		5	0	2	0	0	1	2				
Darnell Coles, R OBP: 0.315, SLG: 0.333 (1, 7)		L8		F8		G6-4-3		G4-6-3		3	0	0	0	0	0	1				
Turner Ward, S OBP: 0.290, SLG: 0.349 (6, 7)						1-2		1-2		2	0	1	0	0	0	1				
Randy Knorr, R OBP: 0.217, SLG: 0.302 (1, 2)		FC6-4 1B		G5-3		K		F9		4	0	1	0	1	1	0				
Inning Stats	R: 2 E: 1 K: 0 S: 19	H: 3 LOB: 2 BB: 0 P: 25	R: 3 E: 0 K: 0 S: 15	H: 4 LOB: 2 BB: 1 P: 25	R: 0 E: 0 K: 0 S: 7	H: 0 LOB: 0 BB: 0 P: 9	R: 1 E: 0 K: 2 S: 10	H: 1 LOB: 2 BB: 2 P: 22	R: 0 E: 0 K: 1 S: 10	H: 1 LOB: 0 BB: 1 P: 19	R: 0 E: 0 K: 0 S: 6	H: 1 LOB: 0 BB: 0 P: 12	R: 0 E: 0 K: 1 S: 10	H: 1 LOB: 1 BB: 1 P: 17	R: 1 E: 0 K: 1 S: 18	H: 2 LOB: 2 BB: 1 P: 30	1B: 11 2B: 3 3B: 0 HR: 1	SF: 0 SAC: 0 DP: 2 HBP: 0	WP: 2 PB: 0 SB: 1 CS: 0	PA: 46
PITCHER	IP WLS BF H R ER SO BB IBB HBP BLK WP HR S P ERA WHIP																			
Kenny Rogers, L ERA: 5.3 (1, 1)	3.0 20 8 6 4 0 2 0 0 0 0 0 0 44 67 12.00 3.333																			
Brian Bohanon, L ERA: 3.63 (4, 1)	3.0 13 3 1 1 4 0 2 0 0 1 0 27 48 3.00 1.000																			
Matt Whiteside, R ERA: 3.53 (7, 1)	1.0 3 1 0 0 0 0 0 0 0 0 0 6 12 0.00 1.000																			
Cris Carpenter, R ERA: 2.83 (8, 1)	2.0 L 10 3 1 1 2 1 0 0 0 1 1 28 47 4.50 2.000																			

Toronto Blue Jays @ Texas Rangers
Arlington Stadium, Arlington, TX
Thu Jul 22 1993, 8:05 PM EDT
Att: 38,198 - Unknown - 95 F



AB	41
R	8
H	15
RBI	7
BB	5
SO	6
LOB	21

Batter	1	2	3	4	5	6	7	8	9	AB	R	H	RBI	BB	SO	LOB	BOTTOM			
David Hulse, L OBP: 0.334, SLG: 0.383 (1, 8)	G6-3		G4-3	G3-1		1-2 3-H 1B		FC1-6 BB		5	0	1	1	0	0	4				
Julio Franco, R OBP: 0.341, SLG: 0.462 (1, 10)	L8		K			P6		L7		4	0	0	0	1	1	3				
Rafael Palmeiro, L OBP: 0.366, SLG: 0.551 (1, 3)	G3					F8		P5		5	1	2	1	0	0	2				
Juan Gonzalez, R OBP: 0.399, SLG: 0.665 (1, 7)		G4-3 BB		F7		P4		K		4	2	1	2	1	1	3				
Dean Palmer, R OBP: 0.333, SLG: 0.541 (1, 5)		E7 G4-3 1B		WP SF8 1B		2B 1B		FC6-4 1B		5	2	4	0	0	1	0				
Gary Redus, R OBP: 0.303, SLG: 0.404 (1, 9)		G4-3 BB		WP 1B		L8		FC6-4		4	0	1	0	1	1	2				
Ivan Rodriguez, R OBP: 0.309, SLG: 0.396 (1, 2)		G4-3		P6		1B 2B		P3		5	1	1	1	0	1	5				
Doug Strange, S OBP: 0.318, SLG: 0.361 (1, 4)	F7					L3		G5-3		3	0	0	0	1	0	3				
Mario Diaz, R OBP: 0.330, SLG: 0.443 (1, 6)				SF8 2B		1B 2B		FC1-6 1B		3	1	3	1	0	0	0				
Inning Stats	R: 0 E: 0 K: 0 S: 8	H: 0 LOB: 0 BB: 0 P: 14	R: 1 E: 1 K: 0 S: 10	H: 1 LOB: 1 BB: 2 P: 23	R: 1 E: 0 K: 1 S: 11	H: 2 LOB: 1 BB: 0 P: 15	R: 0 E: 0 K: 0 S: 11	H: 0 LOB: 0 BB: 0 P: 17	R: 2 E: 0 K: 0 S: 11	H: 4 LOB: 1 BB: 0 P: 19	R: 0 E: 0 K: 0 S: 11	H: 3 LOB: 1 BB: 0 P: 15	R: 0 E: 0 K: 1 S: 15	H: 1 LOB: 2 BB: 1 P: 24	R: 0 E: 0 K: 3 S: 9	H: 0 LOB: 0 BB: 0 P: 16	1B: 8 2B: 4 3B: 0 HR: 1	SF: 1 SAC: 0 DP: 1 HBP: 0	WP: 1 PB: 0 SB: 0 CS: 0	PA: 43
PITCHER	IP WLS BF H R ER SO BB IBB HBP BLK WP HR S P ERA WHIP																			
Todd Stottlemyre, R ERA: 4.63 (1, 1)	5.1 25 7 5 5 1 3 0 0 0 0 0 1 52 92 8.44 1.875																			
Danny Cox, R ERA: 2.93 (6, 1)	1.2 10 5 2 2 0 0 0 0 0 0 1 18 26 10.80 3.000																			
Mike Timlin, R ERA: 5.4 (8, 1)	1.0 W 5 1 0 0 1 1 0 0 0 0 0 15 24 0.00 2.000																			
Duane Ward, R ERA: 2.01 (9, 1)	1.0 S 3 0 0 0 3 0 0 0 0 0 0 9 16 0.00 0.000																			

Toronto Blue Jays @ Texas Rangers
Arlington Stadium, Arlington, TX
Thu Jul 22 1993, 8:05 PM EDT
Att: 38,198 - Unknown - 95 F



AB	38
R	7
H	13
RBI	6
BB	4
SO	5
LOB	22

Batter	1	2	3	4	5	6	7	8	9	AB	R	H	RBI	BB	SO	LOB	TOP				
Devon White, S OBP: 0.345, SLG: 0.469 (1, 8)										5	1	2	0	0	0	2					
Roberto Alomar, S OBP: 0.387, SLG: 0.448 (1, 4)										5	1	2	1	0	0	3					
Paul Molitor, R OBP: 0.399, SLG: 0.459 (1, 10)										5	2	4	1	0	0	1					
Joe Carter, R OBP: 0.321, SLG: 0.504 (1, 9)										3	0	0	0	2	1	4					
John Olerud, L OBP: 0.498, SLG: 0.692 (1, 3)											4	0	1	1	1	4					
Tony Fernandez, S OBP: 0.348, SLG: 0.376 (1, 6)										5	0	3	2	0	0	1					
Ed Sprague, R OBP: 0.315, SLG: 0.416 (1, 5)										5	0	0	0	0	3	5					
Turner Ward, S OBP: 0.296, SLG: 0.344 (1, 7)										5	1	1	0	0	3	1					
Randy Knorr, R OBP: 0.222, SLG: 0.303 (1, 2)										3	0	1	0	0	1	0					
Inning Stats	R: 2 E: 0 K: 1 S: 14	H: 4 LOB: 1 BB: 0 P: 23	R: 0 E: 0 K: 2 S: 13	H: 1 LOB: 1 BB: 0 P: 17	R: 1 E: 0 K: 0 S: 9	H: 2 LOB: 2 BB: 2 P: 20	R: 0 E: 0 K: 0 S: 9	H: 1 LOB: 1 BB: 0 P: 11	R: 1 E: 0 K: 1 S: 17	H: 2 LOB: 3 BB: 1 P: 25	R: 0 E: 0 K: 1 S: 10	H: 0 LOB: 0 BB: 0 P: 12	R: 0 E: 1 K: 3 S: 8	H: 1 LOB: 1 BB: 0 P: 9	R: 0 E: 0 K: 3 S: 10	H: 1 LOB: 1 BB: 0 P: 16	1B: 11 2B: 2 3B: 1 HR: 0	SF: 0 SAC: 1 DP: 1 HBP: 0	WP: 0 PB: 0 SB: 3 CS: 1	PA: 44	
PITCHER	IP WLS BF H R ER SO BB IBB HBP BLK WP HR S P ERA WHIP	IP WLS BF H R ER SO BB IBB HBP BLK WP HR S P ERA WHIP	IP WLS BF H R ER SO BB IBB HBP BLK WP HR S P ERA WHIP	IP WLS BF H R ER SO BB IBB HBP BLK WP HR S P ERA WHIP	IP WLS BF H R ER SO BB IBB HBP BLK WP HR S P ERA WHIP	IP WLS BF H R ER SO BB IBB HBP BLK WP HR S P ERA WHIP	IP WLS BF H R ER SO BB IBB HBP BLK WP HR S P ERA WHIP	IP WLS BF H R ER SO BB IBB HBP BLK WP HR S P ERA WHIP	IP WLS BF H R ER SO BB IBB HBP BLK WP HR S P ERA WHIP	IP WLS BF H R ER SO BB IBB HBP BLK WP HR S P ERA WHIP	IP WLS BF H R ER SO BB IBB HBP BLK WP HR S P ERA WHIP	IP WLS BF H R ER SO BB IBB HBP BLK WP HR S P ERA WHIP	IP WLS BF H R ER SO BB IBB HBP BLK WP HR S P ERA WHIP	IP WLS BF H R ER SO BB IBB HBP BLK WP HR S P ERA WHIP	IP WLS BF H R ER SO BB IBB HBP BLK WP HR S P ERA WHIP	IP WLS BF H R ER SO BB IBB HBP BLK WP HR S P ERA WHIP	IP WLS BF H R ER SO BB IBB HBP BLK WP HR S P ERA WHIP	IP WLS BF H R ER SO BB IBB HBP BLK WP HR S P ERA WHIP	IP WLS BF H R ER SO BB IBB HBP BLK WP HR S P ERA WHIP	IP WLS BF H R ER SO BB IBB HBP BLK WP HR S P ERA WHIP	IP WLS BF H R ER SO BB IBB HBP BLK WP HR S P ERA WHIP

Toronto Blue Jays @ Texas Rangers
Arlington Stadium, Arlington, TX
Fri Jul 23 1993, 8:05 PM EDT
Att: 38,124 - Unknown - 95 F

AB	40
R	5
H	14
RBI	5
BB	3
SO	9
LOB	21



Batter	1	2	3	4	5	6	7	8	9	AB	R	H	RBI	BB	SO	LOB	BOTTOM				
Gary Redus, R OBP: 0.298, SLG: 0.394 (8, 9)										5	1	1	1	0	0	5					
Julio Franco, R OBP: 0.340, SLG: 0.457 (1, 10)										3	0	0	0	1	0	2					
Rafael Palmeiro, L OBP: 0.365, SLG: 0.546 (1, 3)										3	0	0	0	1	1	1					
Juan Gonzalez, R OBP: 0.394, SLG: 0.656 (1, 7)										4	0	0	1	0	0	3					
Dean Palmer, R OBP: 0.335, SLG: 0.539 (1, 5)										3	1	1	0	1	0	0					
Geno Petralli, L OBP: 0.425, SLG: 0.367 (7, PH)										2	2	1	0	1	0	0					
Ivan Rodriguez, R OBP: 0.311, SLG: 0.398 (8, 2)										1	0	1	1	0	0	0					
Dan Peltier, L OBP: 0.340, SLG: 0.386 (1, 9)										4	0	1	0	0	0	4					
David Hulse, L OBP: 0.334, SLG: 0.383 (8, 8)										0	0	0	0	0	0	0					
Doug Strange, S OBP: 0.324, SLG: 0.364 (1, 4)										3	1	2	0	1	0	2					
Mario Diaz, R OBP: 0.330, SLG: 0.444 (7, PR)										2	0	1	1	0	0	1					
Jeff Huson, L OBP: 0.133, SLG: 0.233 (8, 6)										0	1	0	0	0	0	0					
Inning Stats	R: 0 E: 0 K: 1 S: 9	H: 0 LOB: 1 BB: 1 P: 20	R: 1 E: 1 K: 0 S: 17	H: 1 LOB: 2 BB: 1 P: 29	R: 0 E: 0 K: 0 S: 6	H: 0 LOB: 0 BB: 0 P: 8	R: 2 E: 1 K: 0 S: 14	H: 2 LOB: 1 BB: 1 P: 22	R: 0 E: 0 K: 0 S: 8	H: 0 LOB: 0 BB: 0 P: 11	R: 0 E: 0 K: 0 S: 13	H: 0 LOB: 0 BB: 0 P: 20	R: 3 E: 0 K: 0 S: 14	H: 4 LOB: 3 BB: 2 P: 27	R: 0 E: 0 K: 0 S: 9	H: 1 LOB: 1 BB: 0 P: 11	1B: 8 2B: 0 3B: 0 HR: 0	SF: 1 SAC: 2 DP: 1 HBP: 0	WP: 1 PB: 0 SB: 1 CS: 0	PA: 38	
PITCHER	IP WLS BF H R ER SO BB IBB HBP BLK WP HR S P ERA WHIP	IP WLS BF H R ER SO BB IBB HBP BLK WP HR S P ERA WHIP	IP WLS BF H R ER SO BB IBB HBP BLK WP HR S P ERA WHIP	IP WLS BF H R ER SO BB IBB HBP BLK WP HR S P ERA WHIP	IP WLS BF H R ER SO BB IBB HBP BLK WP HR S P ERA WHIP	IP WLS BF H R ER SO BB IBB HBP BLK WP HR S P ERA WHIP	IP WLS BF H R ER SO BB IBB HBP BLK WP HR S P ERA WHIP	IP WLS BF H R ER SO BB IBB HBP BLK WP HR S P ERA WHIP	IP WLS BF H R ER SO BB IBB HBP BLK WP HR S P ERA WHIP	IP WLS BF H R ER SO BB IBB HBP BLK WP HR S P ERA WHIP	IP WLS BF H R ER SO BB IBB HBP BLK WP HR S P ERA WHIP	IP WLS BF H R ER SO BB IBB HBP BLK WP HR S P ERA WHIP	IP WLS BF H R ER SO BB IBB HBP BLK WP HR S P ERA WHIP	IP WLS BF H R ER SO BB IBB HBP BLK WP HR S P ERA WHIP	IP WLS BF H R ER SO BB IBB HBP BLK WP HR S P ERA WHIP	IP WLS BF H R ER SO BB IBB HBP BLK WP HR S P ERA WHIP	IP WLS BF H R ER SO BB IBB HBP BLK WP HR S P ERA WHIP	IP WLS BF H R ER SO BB IBB HBP BLK WP HR S P ERA WHIP	IP WLS BF H R ER SO BB IBB HBP BLK WP HR S P ERA WHIP	IP WLS BF H R ER SO BB IBB HBP BLK WP HR S P ERA WHIP	IP WLS BF H R ER SO BB IBB HBP BLK WP HR S P ERA WHIP

Toronto Blue Jays @ Texas Rangers
Arlington Stadium, Arlington, TX
Fri Jul 23 1993, 8:05 PM EDT
Att: 38,124 - Unknown - 95 F

AB	30
R	6
H	8
RBI	4
BB	5
SO	1
LOB	18



Batter	1	2	3	4	5	6	7	8	9	AB	R	H	RBI	BB	SO	LOB	TOP											
Devon White, S OBP: 0.347, SLG: 0.466	4-1 1B HR BB	2-2 G4-3		0-2 1B BB		0-1 P5			1-2 HR 1B	4	3	2	1	1	0	2												
Roberto Alomar, S OBP: 0.386, SLG: 0.452	0-0 HR 1B	3-3 K		4-0 1B BB		0-0 G4-6-3			1-1 HR 1B	4	2	2	3	1	1	2												
Paul Molitor, R OBP: 0.402, SLG: 0.467	3-2 P3		1-0 HR	2-2 1B BB			4-2 CS BB		1-1 G6-3	4	1	2	2	1	0	2												
Joe Carter, R OBP: 0.319, SLG: 0.505	1-1 HR		1-2 K	0-3 K			0-1 F8		0-2 F8	5	1	1	3	0	2	3												
John Olerud, L OBP: 0.499, SLG: 0.693	0-1 F8		3-1 L7		4-2 BB		1-3 K		0-0 1B	4	0	1	0	1	1	1												
Tony Fernandez, S OBP: 0.344, SLG: 0.368	4-1 FC6-4 BB		1-0 G3	2-2 P5				1-0 G4-3	0-0 F7	4	0	0	0	1	0	2												
Ed Sprague, R OBP: 0.308, SLG: 0.406	1-0 FC6-4		1-2 G5-3	2-3 K			1-3 K			4	0	0	0	0	2	2												
Pat Borders, R OBP: 0.259, SLG: 0.359		0-0 G4-3 SH3-4 1B		1-3 K	2-2 F7			1-2 K		4	0	1	0	0	2	1												
Turner Ward, S OBP: 0.308, SLG: 0.346		0-0 SH3-4		4-1 S 1B BB		2-1 G4-6-3 1B			0-0 1B HR 1B	2	2	2	0	1	0	0												
Inning Stats	R: 3 E: 0 K: 0 S: 13	H: 2 LOB: 1 BB: 2 P: 26	R: 0 E: 0 K: 1 S: 8	H: 1 LOB: 0 BB: 0 P: 13	R: 1 E: 0 K: 1 S: 7	H: 1 LOB: 0 BB: 0 P: 13	R: 2 E: 0 K: 2 S: 16	H: 2 LOB: 2 BB: 2 P: 28	R: 0 E: 0 K: 1 S: 11	H: 0 LOB: 1 BB: 1 P: 21	R: 0 E: 0 K: 0 S: 5	H: 1 LOB: 0 BB: 0 P: 7	R: 0 E: 0 K: 2 S: 9	H: 0 LOB: 0 BB: 1 P: 14	R: 0 E: 0 K: 2 S: 12	H: 0 LOB: 0 BB: 0 P: 15	R: 3 E: 0 K: 0 S: 15	H: 4 LOB: 1 BB: 0 P: 18	1B: 8 2B: 0 3B: 0 HR: 3	SF: 0 SAC: 1 DP: 1 HBP: 0	WP: 0 PB: 0 SB: 1 CS: 1	PA: 42						
PITCHER	IP	WLS	BF	H	R	ER	SO	BB	IBB	HBP	BLK	WP	HR	S	P	ERA	WHIP											
Nolan Ryan, R ERA: 5.47	(1, 1)	5.0		26	6	6	6	5	5	0	0	0	0	2	55	101	10.80	2.200										
Matt Whiteside, R ERA: 3.39	(6, 1)	1.1		5	1	0	0	0	1	0	0	0	0	0	10	16	0.00	1.500										
Craig Lefferts, L ERA: 6.25	(7, 1)	0.2		1	0	0	0	1	0	0	0	0	0	4	5	0.00	0.000											
Cris Carpenter, R ERA: 2.93	(8, 1)	1.0		3	0	0	0	2	0	0	0	0	0	12	15	0.00	0.000											
Tom Henke, R ERA: 3.3	(9, 1)	1.0	L	7	4	3	3	0	0	0	0	0	1	15	18	27.00	4.000											

Toronto Blue Jays @ Texas Rangers
Arlington Stadium, Arlington, TX
Sun Jul 25 1993, 8:05 PM EDT
Att: 40,277 - Unknown - 78 F

AB	35
R	9
H	11
RBI	9
BB	6
SO	8
LOB	15

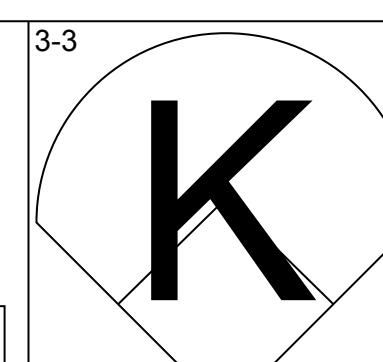
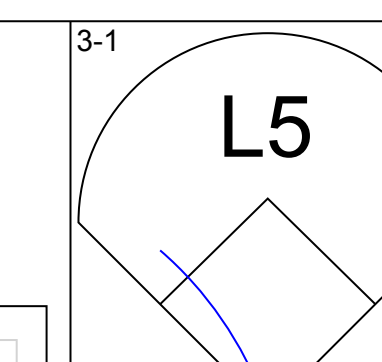
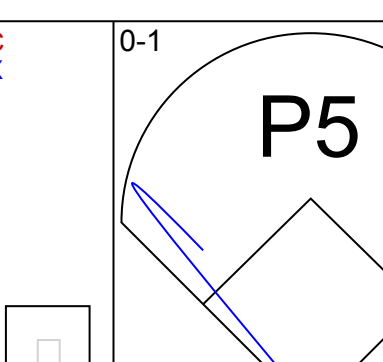
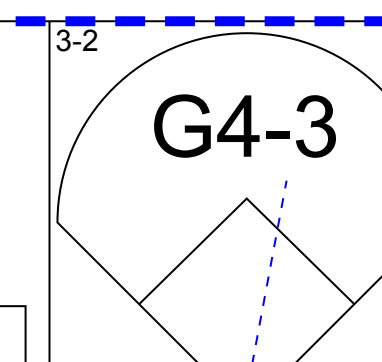
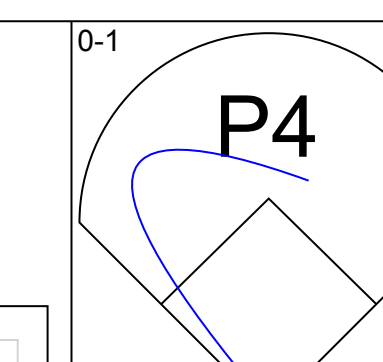
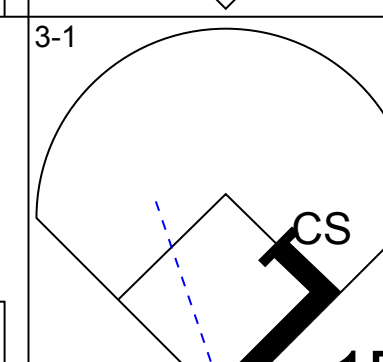
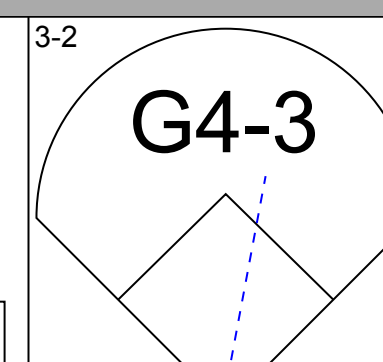
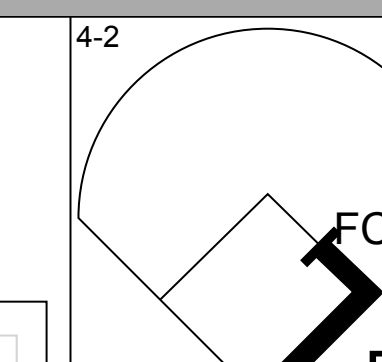
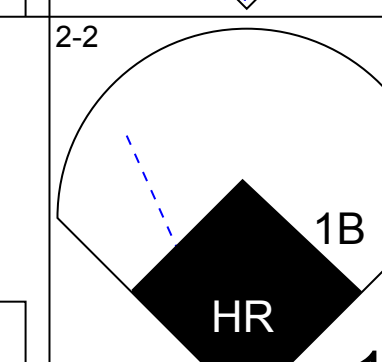
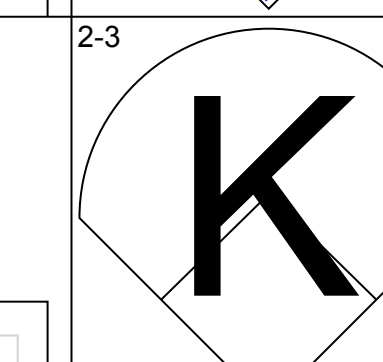
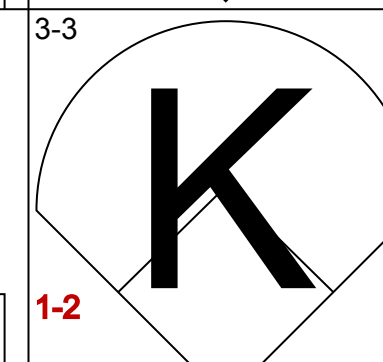
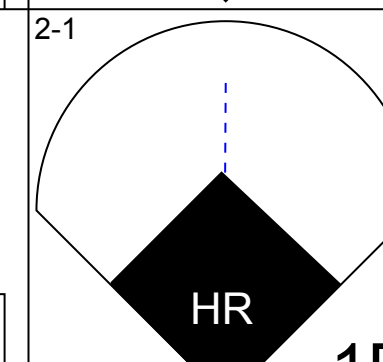
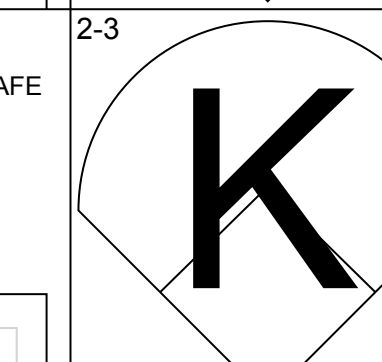
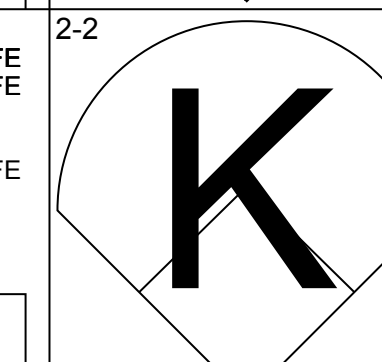
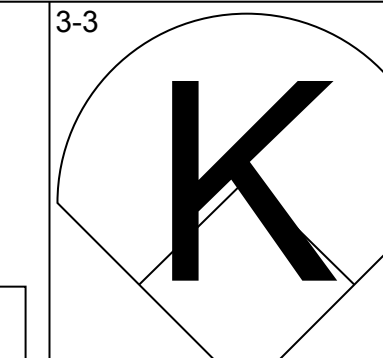
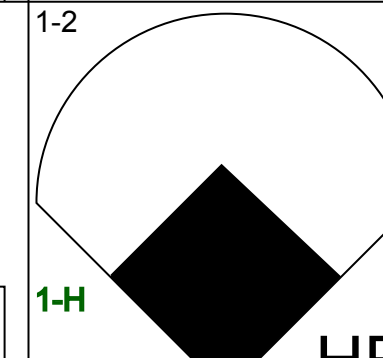
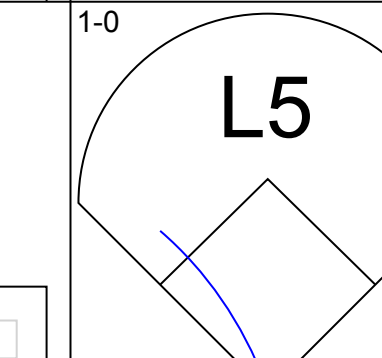
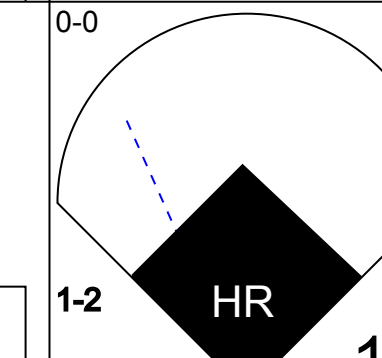
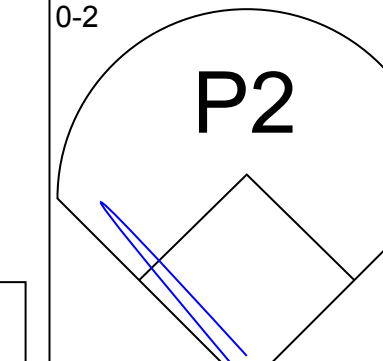
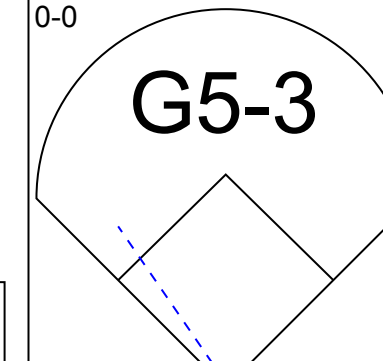
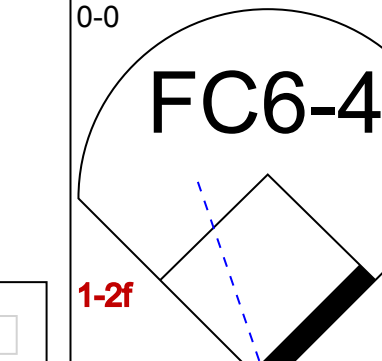
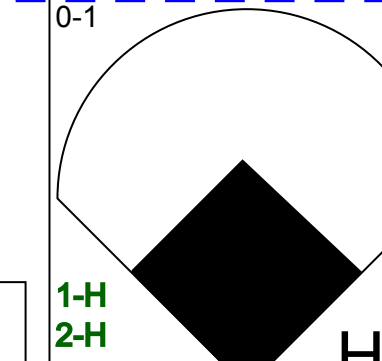
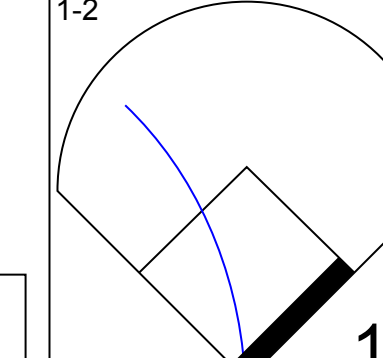
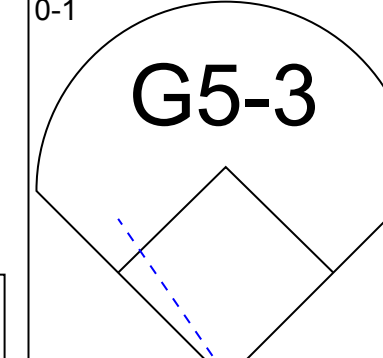
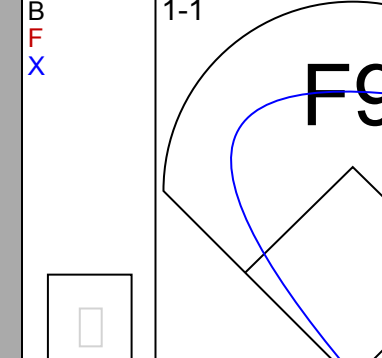
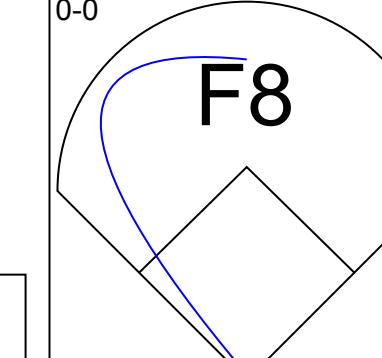
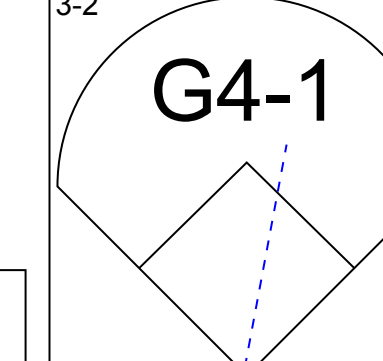
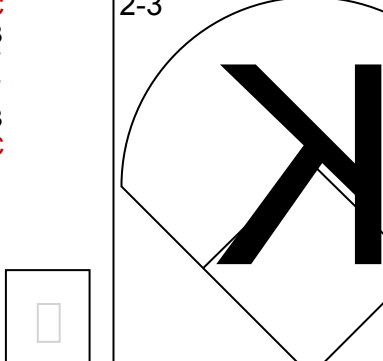
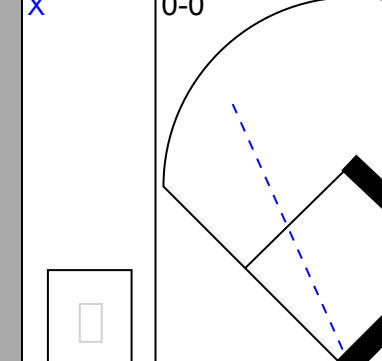
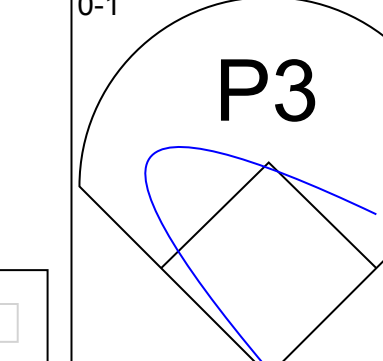
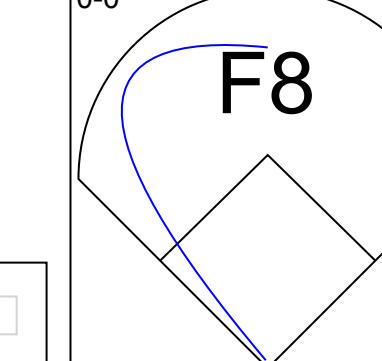
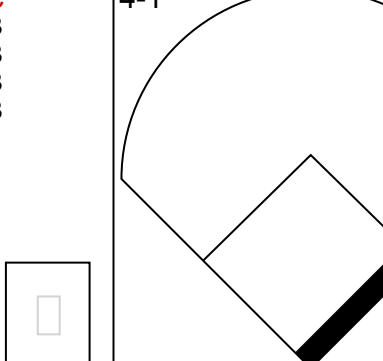
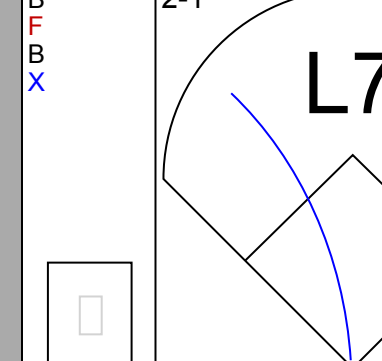
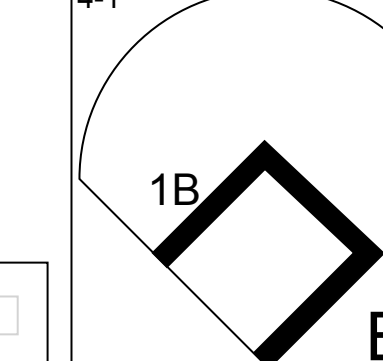
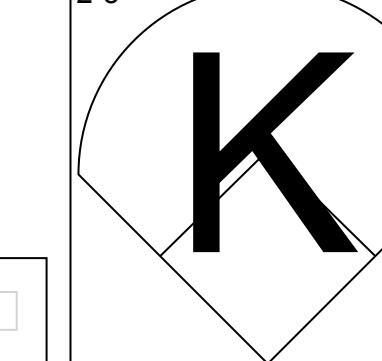
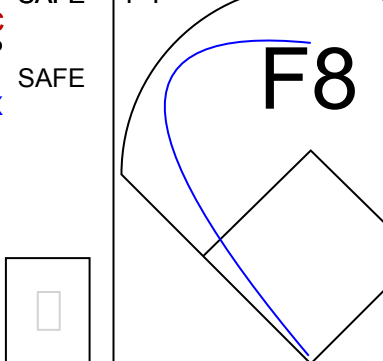
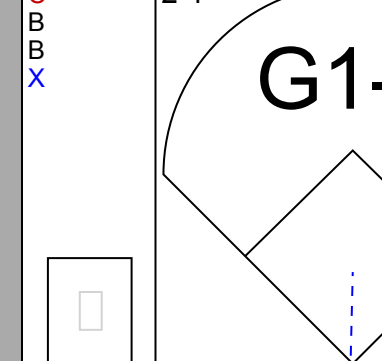
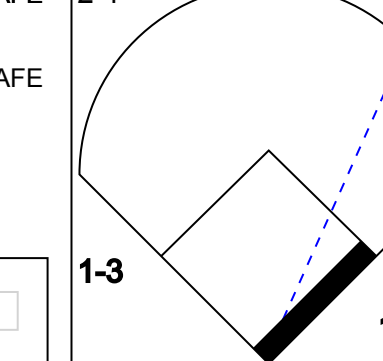


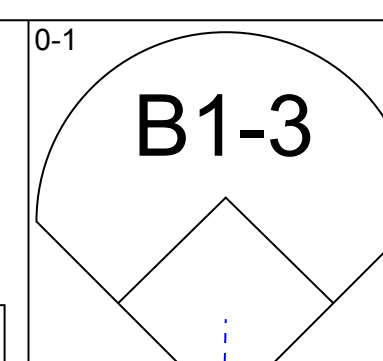
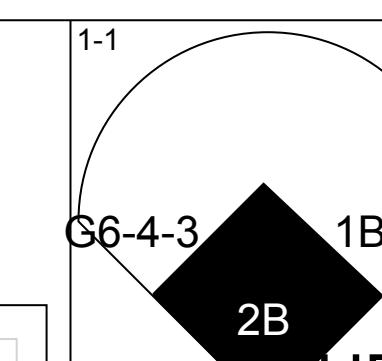
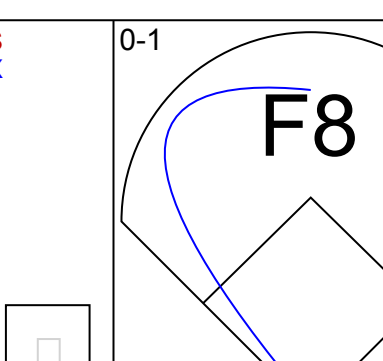
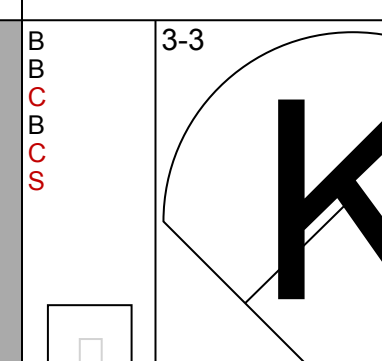
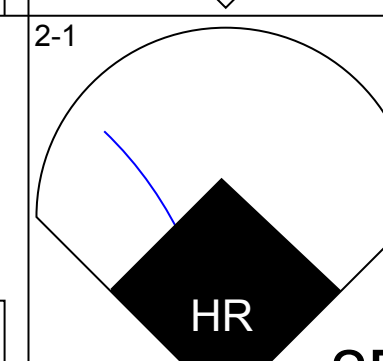
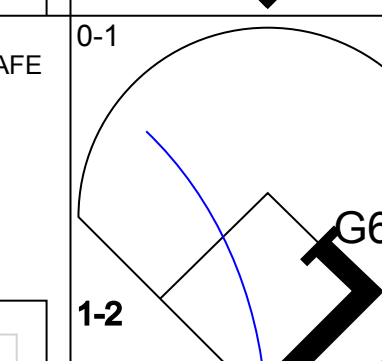
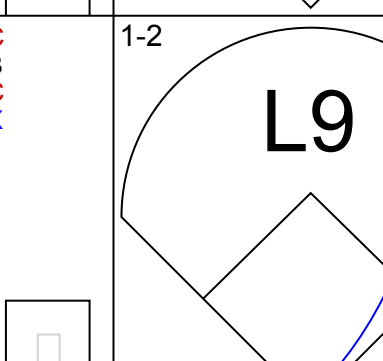
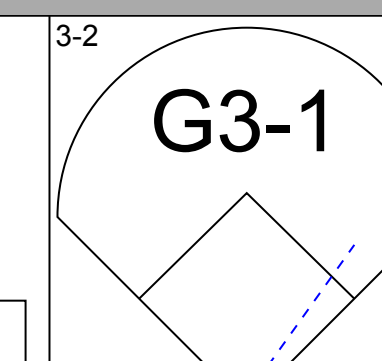
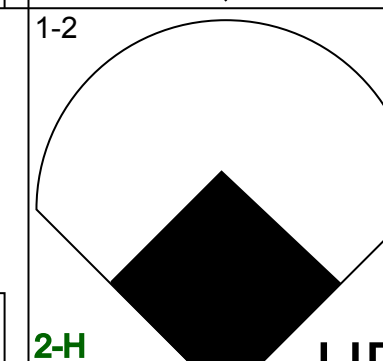
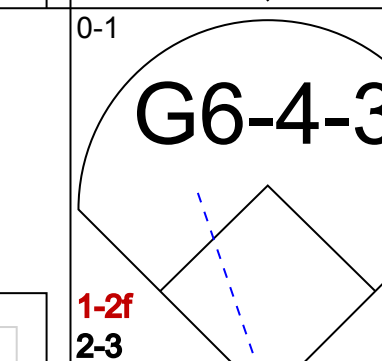
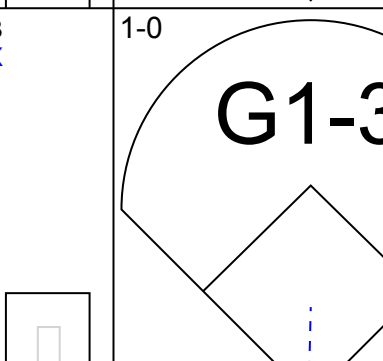
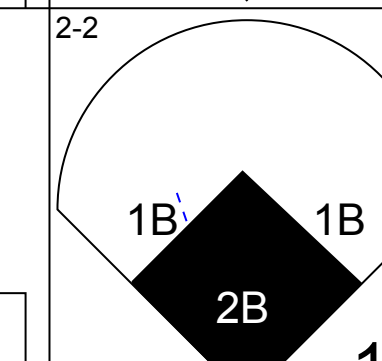
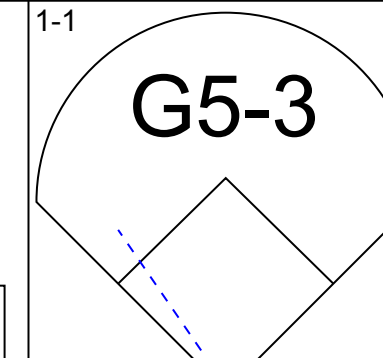
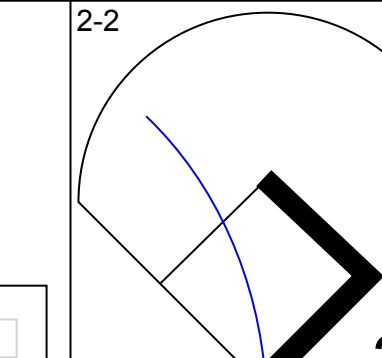
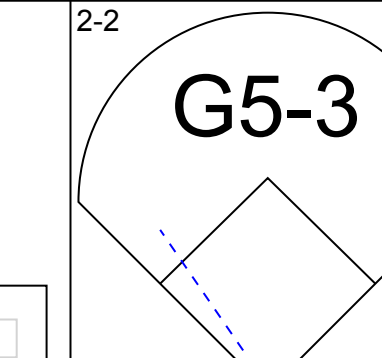
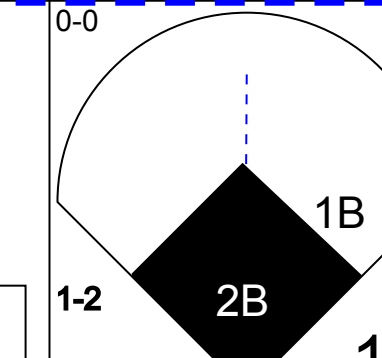
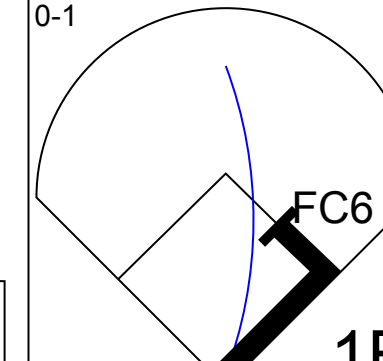
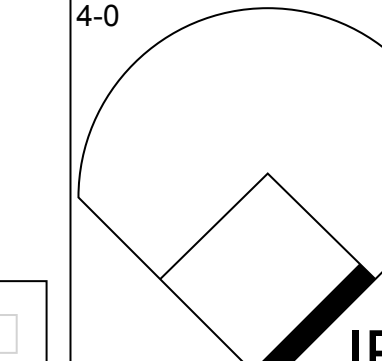
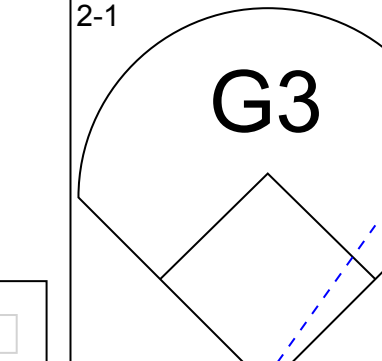
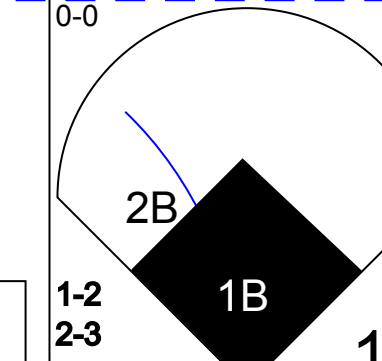
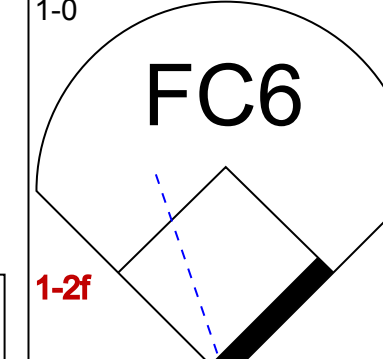
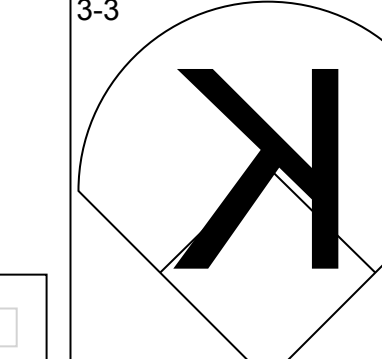
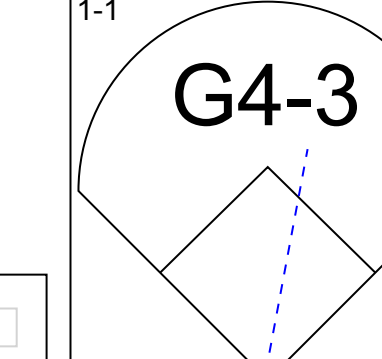
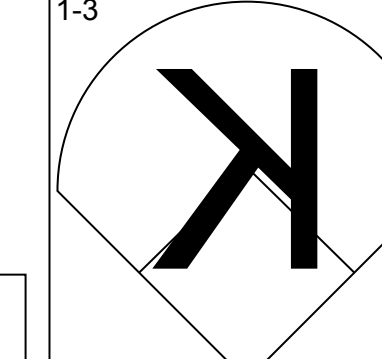
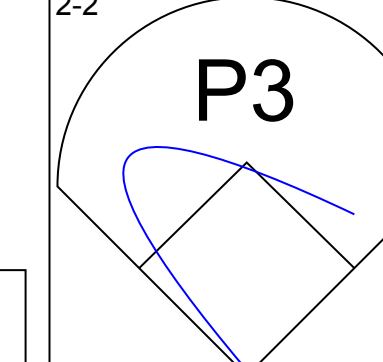
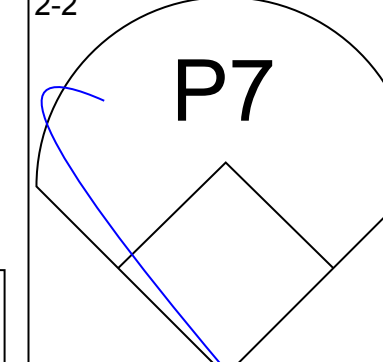
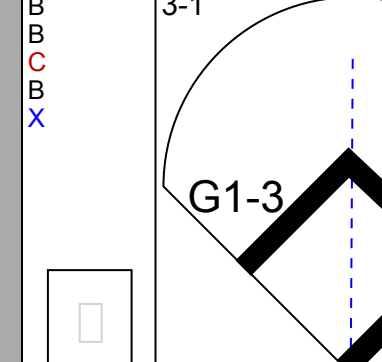
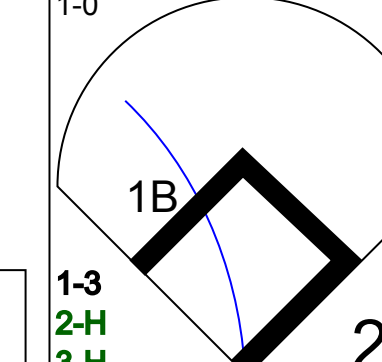
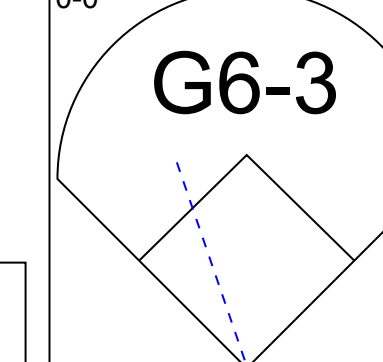
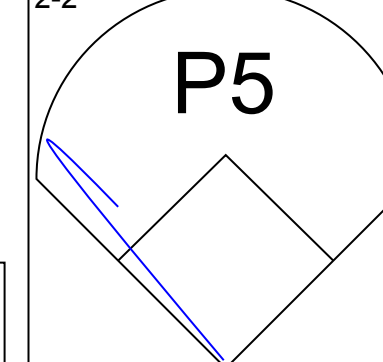
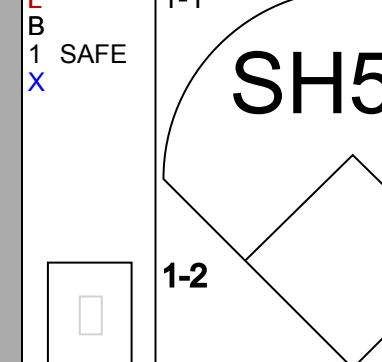
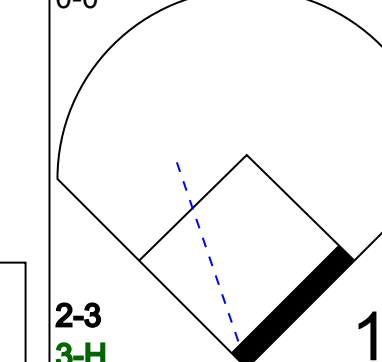
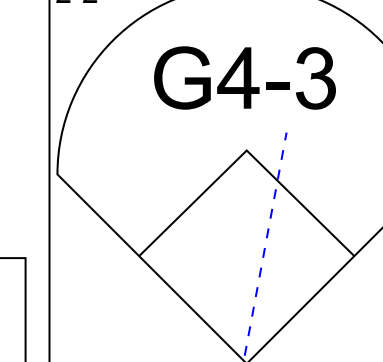
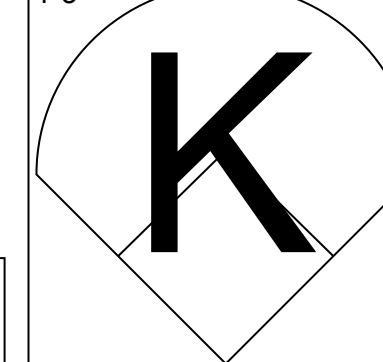
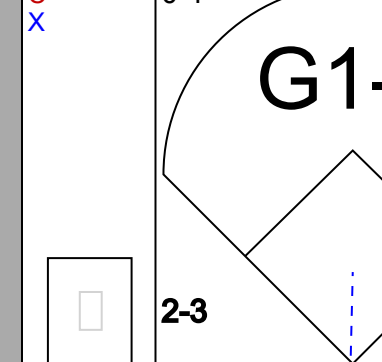
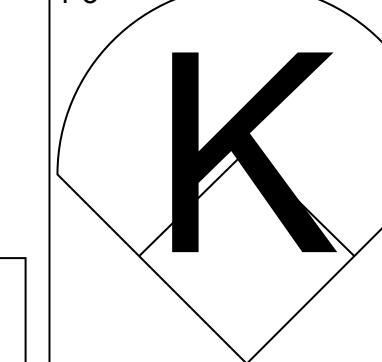
Batter	1	2	3	4	5	6	7	8	9	AB	R	H	RBI	BB	SO	LOB	BOTTOM											
Gary Redus, R OBP: 0.303, SLG: 0.417	2-3 K	4-2 BB BB		0-0 G6-4-3		0-0 HR			1-1 G5-3	4	1	1	3	1	1	1												
Julio Franco, R OBP: 0.339, SLG: 0.450	4-2 1B WP BB	4-2 BB BB			2-0 L8	1-3 K			1-3 K	3	1	0	0	2	2	0												
Rafael Palmeiro, L OBP: 0.364, SLG: 0.549	0-2 S 1B	2-2 G3			1-2 F7		0-1 HR		1-0 F8	5	1	2	1	0	0	3												
Juan Gonzalez, R OBP: 0.391, SLG: 0.649	1-2 K		3-3 K		1-3 K		1-3 K			4	0	0	0	0	4	2												
Dean Palmer, R OBP: 0.331, SLG: 0.527	4-2 BB		2-3 K		2-3 K		1-3 K		1-3 K	3	0	0	0	1	3	0												
Geno Petralli, L OBP: 0.416, SLG: 0.359	0-3 K		2-0 F9			3-2 WP FC5-4 1B		1-0 G4-3		4	1	1	0	0	1	2												
Ivan Rodriguez, R OBP: 0.311, SLG: 0.401										0	0	0	0	0	0	0												
Doug Strange, S OBP: 0.325, SLG: 0.362		0-1 FC3-6 1B		0-0 G3		4-0 FC5-4 HR WP BB		1-0 G3		3	1	1	0	1	0	0												
Dan Peltier, L OBP: 0.350, SLG: 0.387		0-0 FC3-6		0-0 WP E 1B		4-1 FC5-4 BB		0-1 G4-3		2	1	1	0	1	0	1												
David Hulse, L OBP: 0.329, SLG: 0.377		1-2 BB G6-3				1-2 2-3 BB				1	0	0	0	0	0	0												
Mario Diaz, R OBP: 0.330, SLG: 0.438		1-2 G6-3		1-0 E7		3-1 FC5-4 HR		1-3 K		3	1	1	1	0	0	3												
Manuel Lee, S OBP: 0.241, SLG: 0.162				1-2 G6-4-3 1B						1	0	0	0	0	1	0												
Inning Stats	R: 1 E: 0 K: 3 S: 17	H: 1 LOB: 2 BB: 2 P: 28	R: 0 E: 0 K: 0 S: 15	H: 1 LOB: 3 BB: 2 P: 26	R: 0 E: 0 K: 2 S: 10	H: 0 LOB: 0 BB: 0 P: 17	R: 1 E: 1 K: 0 S: 4	H: 2 LOB: 0 BB: 0 P: 5	R: 0 E: 0 K: 1 S: 7	H: 0 LOB: 0 BB: 0 P: 11	R: 4 E: 0 K: 2 S: 14	H: 2 LOB: 0 BB: 2 P: 31	R: 1 E: 0 K: 2 S: 9	H: 1 LOB: 0 BB: 0 P: 12	R: 0 E: 0 K: 1 S: 6	H: 0 LOB: 0 BB: 0 P: 8	R: 0 E: 0 K: 1 S: 6	H: 0 LOB: 0 BB: 0 P: 9	1B: 5 2B: 0 3B: 0 HR: 2	SF: 0 SAC: 0 DP: 1 HBP: 0	WP: 3 PB: 0 SB: 1 CS: 0	PA: 39						
PITCHER	IP	WLS	BF	H	R	ER	SO	BB	IBB	HBP	BLK	WP	HR	S	P	ERA	WHIP											
Juan Guzman, R ERA: 4.49	(1, 1)	5.1		26	5	4	4	7	6	0	0	0	0	6	60	107	6.75	2.062										
Mike Timlin, R ERA: 5.49	(6, 1)	2.2	W	10	2	2	2	4	0	0	0	0	2	22	31	6.75	0.750											
Duane Ward, R ERA: 1.93	(9, 1)	1.0	S	3	0	0	0	1	0	0	0	0	0	6	9	0.00	0.000											

Toronto Blue Jays @ Texas Rangers
Arlington Stadium, Arlington, TX
Sun Jul 25 1993, 8:05 PM EDT
Att: 40,277 - Unknown - 78 F

AB	33
R	7
H	7
RBI	5
BB	6
SO	12
LOB	12



Batter	1	2	3	4	5	6	7	8	9	AB R H RBI BB SO LOB	TOP									
Brady Anderson, L (1, 7) OBP: 0.333, SLG: 0.415										5 0 0 0 0 1 3	Baltimore Orioles @ Toronto Blue Jays SkyDome, Toronto, ON Tue Jul 27 1993, 7:05 PM EDT Att: 50,513 - Unknown - 76 F									
Mark McLemore, S (1, 9) OBP: 0.355, SLG: 0.384										4 1 2 0 1 1 2										
Mike Devereaux, R (1, 8) OBP: 0.316, SLG: 0.424										4 1 1 0 0 3 3										
Harold Baines, L (1, 10) OBP: 0.395, SLG: 0.483 Damon Buford, R (8, PR) OBP: 0.343, SLG: 0.410										4 1 2 2 0 1 1 0 1 0 0 0 0 0										
Cal Ripken Jr., R (1, 6) OBP: 0.316, SLG: 0.400										4 1 1 3 0 0 1										
Chris Hoiles, R (1, 2) OBP: 0.409, SLG: 0.557										4 0 1 0 0 0 1										
David Segui, S (1, 3) OBP: 0.383, SLG: 0.457 Jack Voigt, R (2, 3) OBP: 0.379, SLG: 0.380										1 0 0 0 0 0 1 3 0 1 0 0 1 0										
Harold Reynolds, S (1, 4) OBP: 0.352, SLG: 0.326										2 0 0 0 2 0 1										
Tim Lincecum, R (1, 5) OBP: 0.361, SLG: 0.400										4 0 1 0 0 1 2										
Inning Stats	R: 0 E: 0 K: 2 S: 9	H: 1 LOB: 1 BB: 0 P: 18	R: 0 E: 0 K: 1 S: 14	H: 1 LOB: 1 BB: 0 P: 21	R: 0 E: 0 K: 1 S: 6	H: 0 LOB: 0 BB: 0 P: 11	R: 2 E: 0 K: 0 S: 12	H: 2 LOB: 0 BB: 0 P: 18	R: 0 E: 0 K: 1 S: 10	H: 0 LOB: 1 BB: 1 P: 16		R: 0 E: 0 K: 0 S: 8	H: 1 LOB: 1 BB: 0 P: 12	R: 3 E: 0 K: 1 S: 13	H: 3 LOB: 1 BB: 0 P: 20	R: 0 E: 0 K: 1 S: 11	H: 1 LOB: 2 BB: 1 P: 19	1B: 6 2B: 2 3B: 0 HR: 2	SF: 0 SAC: 0 DP: 1 HBP: 0	WP: 0 PA: 38 PB: 0 SB: 0 CS: 1
PITCHER	IP WLS BF H R ER SO BB IBB HBP BLK WP HR S P ERA WHIP											IP WLS BF H R ER SO BB IBB HBP BLK WP HR S P ERA WHIP								
Jack Morris, R (1, 1) ERA: 6.88	7.0	27	5	2	2	6	2	0	0	0	0	0	1	66	111	2.57	1.000			
Al Leiter, L (8, 1) ERA: 4.66	0.2	4	2	2	2	1	0	0	0	0	0	0	0	10	17	27.00	3.000			
Duane Ward, R (8, 1) ERA: 2.08	1.1	W	7	2	1	1	1	0	0	0	0	0	1	14	22	6.75	2.250			

Batter	1	2	3	4	5	6	7	8	9	AB R H RBI BB SO LOB	BOTTOM									
Devon White, S (1, 8) OBP: 0.346, SLG: 0.462										3 1 0 0 0 1 1	Baltimore Orioles @ Toronto Blue Jays SkyDome, Toronto, ON Tue Jul 27 1993, 7:05 PM EDT Att: 50,513 - Unknown - 76 F									
Roberto Alomar, S (1, 4) OBP: 0.387, SLG: 0.455										4 1 2 0 0 0 0										
Paul Molitor, R (1, 10) OBP: 0.403, SLG: 0.475										4 2 2 2 0 0 2										
Joe Carter, R (1, 9) OBP: 0.320, SLG: 0.508										4 1 2 1 0 0 0										
John Olerud, L (1, 3) OBP: 0.501, SLG: 0.693										3 1 2 0 1 0 0										
Tony Fernandez, S (1, 6) OBP: 0.341, SLG: 0.363										4 0 0 0 0 2 6										
Ed Sprague, R (1, 5) OBP: 0.310, SLG: 0.410										4 0 2 2 0 0 0										
Pat Borders, R (1, 2) OBP: 0.259, SLG: 0.358										3 0 1 1 0 0 0										
Turner Ward, S (1, 7) OBP: 0.301, SLG: 0.336										4 0 0 0 0 2 3										
Inning Stats	R: 2 E: 0 K: 0 S: 12	H: 3 LOB: 1 BB: 0 P: 17	R: 0 E: 0 K: 0 S: 7	H: 0 LOB: 0 BB: 0 P: 11	R: 1 E: 0 K: 1 S: 11	H: 2 LOB: 2 BB: 1 P: 21	R: 0 E: 0 K: 1 S: 9	H: 0 LOB: 0 BB: 0 P: 14	R: 0 E: 0 K: 0 S: 6	H: 0 LOB: 0 BB: 0 P: 8		R: 0 E: 0 K: 0 S: 7	H: 0 LOB: 0 BB: 0 P: 12	R: 0 E: 0 K: 1 S: 9	H: 1 LOB: 1 BB: 0 P: 16	R: 3 E: 0 K: 2 S: 16	H: 5 LOB: 2 BB: 0 P: 24	1B: 7 2B: 3 3B: 0 HR: 1	SF: 0 SAC: 1 DP: 1 HBP: 1	WP: 0 PA: 36 PB: 0 SB: 0 CS: 0
PITCHER	IP WLS BF H R ER SO BB IBB HBP BLK WP HR S P ERA WHIP											IP WLS BF H R ER SO BB IBB HBP BLK WP HR S P ERA WHIP								
Rick Sutcliffe, R (1, 1) ERA: 5.3	7.1	30	7	4	4	3	0	1	1	0	0	0	1	67	110	4.91	0.955			
Mark Williamson, R (8, 1) ERA: 4.18	0.0	L	1	1	0	0	0	0	0	0	0	0	0	1	1	∞	∞			
Jim Poole, L (8, 1) ERA: 2.1	0.0	L	1	1	0	0	0	0	0	0	0	0	0	1	1	∞	∞			
Gregg Olson, R (8, 1) ERA: 1.76	0.2	4	2	2	2	2	0	0	0	0	0	0	0	8	11	27.00	3.000			



Batter	1	2	3	4	5	6	7	8	9	AB	R	H	RBI	BB	SO	LOB	TOP										
Tony Phillips, S OBP: 0.445, SLG: 0.406 Rob Deer, R OBP: 0.304, SLG: 0.402	3-2 1B S	3-3 K		2-3 K			1-0 HR		1-3 K	2	1	1	0	0	1	1											
Lou Whitaker, L OBP: 0.498, SLG: 0.498	0-1 P6	2-2 G5-3		1-2 G4-3			2-2 F8		4-1 BB	4	0	0	0	1	0	2											
Travis Fryman, R OBP: 0.358, SLG: 0.467	4-2 1B SF9 BB		0-0 FC4-6 1B		1-0 F9		2-0 2B		0-3 K	4	1	2	0	1	1	1											
Cecil Fielder, R OBP: 0.383, SLG: 0.525	0-1 1B		2-2 L8		1-3 K		0-0 F7		3-2 G5-3	5	0	1	1	0	1	3											
Mickey Tettleton, S OBP: 0.349, SLG: 0.520	2-0 SF9		2-0 FC4-6 1B		4-2 BB		4-0 IBB			1	0	0	1	2	0	1											
Kirk Gibson, L OBP: 0.338, SLG: 0.432	2-2 K		1-1 1B		0-2 P6		1-3 K			4	0	1	0	0	2	4											
Alan Trammell, R OBP: 0.362, SLG: 0.422		4-1 1B G3 BB		0-1 E6		3-2 G1-4-3		3-2 F8		3	1	0	0	1	0	2											
Scott Livingstone, L OBP: 0.301, SLG: 0.314 Dan Gladden, R OBP: 0.295, SLG: 0.426		0-1 WP G3 1B		0-0 L9		2-2 G3		0-1 F9		3	0	1	0	0	0	3											
Chad Kreuter, S OBP: 0.356, SLG: 0.464	0-1 G3		1-3 K		1-3 F9		1-2 G1-3			4	0	0	1	0	1	1											
Inning Stats	R: 2 E: 0 K: 1 S: 17	H: 2 LOB: 1 BB: 1 P: 28	R: 1 E: 0 K: 1 S: 13	H: 1 LOB: 1 BB: 1 P: 22	R: 0 E: 1 K: 0 S: 10	H: 2 LOB: 3 BB: 0 P: 15	R: 0 E: 0 K: 2 S: 11	H: 0 LOB: 0 BB: 0 P: 15	R: 0 E: 0 K: 1 S: 10	H: 0 LOB: 1 BB: 1 P: 16	R: 0 E: 0 K: 1 S: 9	H: 0 LOB: 0 BB: 0 P: 17	R: 1 E: 0 K: 1 S: 10	H: 2 LOB: 2 BB: 1 P: 20	R: 0 E: 0 K: 0 S: 8	H: 0 LOB: 0 BB: 0 P: 12	R: 0 E: 0 K: 2 S: 11	H: 0 LOB: 1 BB: 1 P: 19	1B: 5 2B: 1 3B: 0 HR: 1	SF: 1 SAC: 0 DP: 0 HBP: 0	WP: 1 PB: 0 SB: 1 CS: 0	PA: 40					
PITCHER	IP	WLS	BF	H	R	ER	SO	BB	IBB	HBP	BLK	WP	HR	S	P	ERA	WHIP										
Pat Hentgen, R ERA: 3.78	(1, 1)	6.1	30	7	4	4	5	3	0	0	0	1	1	75	123	5.68	1.579										
Woody Williams, R ERA: 4.13	(7, 1)	0.1	2	0	0	0	0	0	1	0	0	0	0	1	5	0.00	0.000										
Tony Castillo, L ERA: 2.45	(7, 1)	1.1	W	4	0	0	1	0	0	0	0	0	0	12	17	0.00	0.000										
Duane Ward, R ERA: 2.03	(9, 1)	1.0	S	4	0	0	2	1	0	0	0	0	0	11	19	0.00	1.000										

Detroit Tigers @ Toronto Blue Jays
SkyDome, Toronto, ON
Thu Jul 29 1993, 7:05 PM EDT
Att: 50,528 - Dome

AB 34
R 4
H 7
RBI 4
BB 5
SO 8
LOB 18



Batter	1	2	3	4	5	6	7	8	9	AB	R	H	RBI	BB	SO	LOB	BOTTOM										
Devon White, S OBP: 0.343, SLG: 0.454	1-1 G6-3		1-1 G4-3	0-1 FC6-4 S 1B		2-3 K		2-0 3B HBP		4	1	1	1	0	1	0											
Roberto Alomar, S OBP: 0.387, SLG: 0.460	2-2 G5-3		1-0 BB S 1B	4-0 FC6-4 IBB		3-2 P5		3-2 3B		4	0	2	3	1	0	0											
Paul Molitor, R OBP: 0.407, SLG: 0.480	0-2 HR		4-1 BB BB	3-1 FC6-4 S		4-1 G3-1 BLK BB		2-3 K		3	1	1	2	2	1	4											
Joe Carter, R OBP: 0.318, SLG: 0.500	1-1 L4		3-2 L7	1-2 K		1-3 K		1-1 G3-1		5	0	0	0	0	2	7											
John Olerud, L OBP: 0.502, SLG: 0.694		2-2 G1-3	4-1 BB	1-2 BB		3-0 F7		1-1 G3-1		3	0	0	0	1	0	1											
Tony Fernandez, S OBP: 0.340, SLG: 0.364		4-2 1B BB	0-1 G4-3		0-1 F7		0-0 F7			3	1	1	0	1	0	4											
Ed Sprague, R OBP: 0.309, SLG: 0.407 Alfredo Griffin, S OBP: 0.273, SLG: 0.297		1-0 G5-3		1-1 F9 1B		1-1 F9		1-0 HBP SH1 3B 1B		4	1	2	0	0	0	2											
Pat Borders, R OBP: 0.260, SLG: 0.357		1-0 2H 1B		2-2 E6 1B FC6-4		0-0 G2-3		0-1 SH1		3	1	1	1	0	0	2											
Turner Ward, S OBP: 0.298, SLG: 0.326		0-0 G3		2-2 F9		0-1 G4-3		4-1 HBP 3B BB		3	1	0	0	1	0	3											
Inning Stats	R: 1 E: 0 K: 0 S: 10	H: 1 LOB: 0 BB: 0 P: 14	R: 1 E: 0 K: 0 S: 8	H: 1 LOB: 1 BB: 1 P: 16	R: 0 E: 0 K: 0 S: 10	H: 1 LOB: 2 BB: 2 P: 23	R: 2 E: 1 K: 1 S: 16	H: 2 LOB: 1 BB: 1 P: 29	R: 0 E: 0 K: 0 S: 6	H: 1 LOB: 1 BB: 0 P: 10	R: 0 E: 0 K: 1 S: 10	H: 0 LOB: 0 BB: 0 P: 15	R: 0 E: 0 K: 1 S: 7	H: 0 LOB: 1 BB: 1 P: 13	R: 3 E: 0 K: 1 S: 12	H: 2 LOB: 2 BB: 1 P: 25	R: 0 E: 0 K: 1 S: 11	H: 0 LOB: 1 BB: 1 P: 19	1B: 5 2B: 1 3B: 1 HR: 1	SF: 0 SAC: 1 DP: 0 HBP: 1	WP: 0 PB: 0 SB: 3 CS: 0	PA: 40					
PITCHER	IP	WLS	BF	H	R	ER	SO	BB	IBB	HBP	BLK	WP	HR	S	P	ERA	WHIP										
Sean Bergman, R ERA: 3.95	(1, 1)	3.1	20	5	4	2	0	3	1	0	0	0	0	21	34	5.40	2.400										
Storm Davis, R ERA: 5.64	(4, 1)	2.2	9	1	0	0	2	0	0	0	0	0	0	21	34	0.00	0.375										
Tom Bolton, L ERA: 4.97	(7, 1)	2.0	L	11	2	3	2	2	0	1	1	0	0	19	38	13.50	2.000										

Detroit Tigers @ Toronto Blue Jays
SkyDome, Toronto, ON
Thu Jul 29 1993, 7:05 PM EDT
Att: 50,528 - Dome

AB 32
R 7
H 8
RBI 7
BB 6
SO 4
LOB 23



Batter	1	2	3	4	5	6	7	8	9	AB	R	H	RBI	BB	SO	LOB	TOP								
Tony Phillips, S OBP: 0.446, SLG: 0.407 (1, 7)	4-2 1B BB		1-2 HR 1B	0-3 K	1-1 F9		1-0 SF7		0-0 SAFE SAFE 1B	4	1	2	1	1	1	3									
Lou Whitaker, L OBP: 0.415, SLG: 0.490 (1, 4)	0-2 G6-4-3 1B		1-3 K	1-1 E6 BB	3-3 K		2-2 FC6-5		1-0 F7	6	0	1	0	0	2	8									
Travis Fryman, R OBP: 0.361, SLG: 0.475 (1, 5)	1-3 K		2-0 HR	4-2 BB		3-1 FC5-4 1B		1-0 F8		4	1	2	2	1	1	2									
Cecil Fielder, R OBP: 0.381, SLG: 0.521 (1, 3)	2-2 G6-4-3 1-2		0-2 1B	1-3 K		0-0 FC5-4 G6-4-3 1-2		2-3 K		5	0	1	0	0	2	6									
Mickey Tettleton, S OBP: 0.347, SLG: 0.516 (1, 2)		3-1 1B	2-2 L8	1-1 F8		3-2 G6-4-3 1-2		1-3 K		5	0	1	0	0	1	5									
Kirk Gibson, L OBP: 0.345, SLG: 0.455 (1, 8)		0-3 K		4-2 1B BB	0-0 1B		1-0 1B SF7 1B		1-0 HR	4	4	3	1	1	1	1									
Mitt Cuyler, S OBP: 0.269, SLG: 0.309 (9, 8)										0	0	0	0	0	0	0									
Rob Deer, R OBP: 0.302, SLG: 0.399 (1, 9)				1-2 2B 1B	1-3 K		0-3 K		0-0 F7	5	1	1	0	0	3	3	AB 43 R 8 H 19 RBI 8 BB 3 SO 12 LOB 29								
Scott Livingstone, L OBP: 0.306, SLG: 0.323 (1, 10)				2-0 1B 2B	1-2 1B		1-0 FC6-5 1B		0-0 CS 1B	3	1	2	3	0	0	1									
Dan Gladden, R OBP: 0.303, SLG: 0.433 (7, PH)				1-4 2H 1B 2B	3-4 1B		1-2 1B		1-2 1B	2	0	2	0	0	0	0									
Chris Gomez, R OBP: 0.412, SLG: 0.563 (1, 6)				0-1 K	0-0 E 1B		0-0 FC6-5 1B		1-0 1B	5	0	4	1	0	1	0									
Inning Stats	R: 0 E: 0 K: 1 S: 14	H: 1 LOB: 1 BB: 1 P: 21	R: 0 E: 0 K: 2 S: 11	H: 1 LOB: 1 BB: 0 P: 17	R: 2 E: 0 K: 2 S: 17	H: 3 LOB: 1 BB: 0 P: 23	R: 3 E: 1 K: 2 S: 22	H: 3 LOB: 2 BB: 2 P: 36	R: 1 E: 0 K: 0 S: 15	H: 3 LOB: 2 BB: 0 P: 21	R: 0 E: 0 K: 0 S: 6	H: 1 LOB: 0 BB: 0 P: 12	R: 1 E: 0 K: 1 S: 11	H: 3 LOB: 2 BB: 0 P: 16	R: 0 E: 0 K: 2 S: 7	H: 0 LOB: 0 BB: 0 P: 11	R: 1 E: 0 K: 0 S: 7	H: 4 LOB: 2 BB: 0 P: 9	1B: 15 2B: 1 3B: 1 HR: 2	SF: 1 SAC: 0 DP: 2 HBP: 0	WP: 0 PB: 0 SB: 0 CS: 1	PA: 47			
PITCHER	IP	WLS	BF	H	R	ER	SO	BB	IBB	HBP	BLK	WP	HR	S	P	ERA	WHIP								
Dave Stewart, R ERA: 5.06 (1, 1)	4.1	L	27	11	6	6	8	3	0	0	0	0	1	73	108	12.46	3.231								
Al Leiter, L ERA: 4.62 (5, 1)	2.2		11	4	1	1	2	0	0	0	0	0	0	23	38	3.38	1.500								
Woody Williams, R ERA: 3.96 (8, 1)	1.0		3	0	0	0	2	0	0	0	0	0	0	7	11	0.00	0.000								
Mark Eichhorn, R ERA: 2.78 (9, 1)	1.0		6	4	1	1	0	0	0	0	0	0	1	7	9	9.00	4.000								

Detroit Tigers @ Toronto Blue Jays
SkyDome, Toronto, ON
Fri Jul 30 1993, 7:05 PM EDT
Att: 50,511 - Dome

livebaseballscores.com



Batter	1	2	3	4	5	6	7	8	9	AB	R	H	RBI	BB	SO	LOB	BOTTOM								
Devon White, S OBP: 0.339, SLG: 0.448 (1, 8)	0-0 G6-3		1-2 G4-3		0-1 F8		2-2 G1-3		0-0 F8	5	0	0	0	0	0	4									
Roberto Alomar, S OBP: 0.387, SLG: 0.464 (1, 4)	2-2 L6			1-2 2B 1B	2-2 L7			0-0 SF7 3B	1-0 FC4-6 FC6-4	5	2	2	0	0	0	2									
Paul Molitor, R OBP: 0.405, SLG: 0.485 (1, 10)	2-0 HR			1-3 K		3-2 F7		2-0 SF7	0-0 FC6-4	4	1	1	2	0	1	2									
Joe Carter, R OBP: 0.319, SLG: 0.503 (8, PR)	0-3 K			0-0 1B		2-1 P2		2-2 BB 1B		4	1	2	1	0	1	0									
Willie Canate, R OBP: 0.276, SLG: 0.333 (9, 9)				1-4 1B 2B				3-4 BB 1B		0	0	0	0	0	0	0									
John Olerud, L OBP: 0.502, SLG: 0.692 (1, 3)		1-1 G3		1-0 G4-3 1B		1-0 G4-3		1-2 1B		4	0	2	1	0	0	0									
Tony Fernandez, S OBP: 0.342, SLG: 0.372 (1, 6)		0-0 G4-3		2-0 G4-3				4-0 HR	1-2 BB	3	1	1	1	1	0	1									
Ed Sprague, R OBP: 0.306, SLG: 0.402 (1, 5)		0-2 F8		0-0 P5				0-0 L8	3-3 K	4	0	0	0	0	1	4									
Darnell Coles, R OBP: 0.316, SLG: 0.342 (7, PR)			0-0 L5		2-2 G1-3			2-1 PB 2B	2-2 L8	3	0	1	0	0	0	0									
Turner Ward, S OBP: 0.296, SLG: 0.324 (8, 7)										1	0	0	0	0	0	3									
Pat Borders, R OBP: 0.263, SLG: 0.358 (1, 2)								2-2 P3	0-1 FC4-6 1B	4	0	2	0	0	0	1									
Inning Stats	R: 1 E: 0 K: 1 S: 9	H: 1 LOB: 0 BB: 0 P: 13	R: 0 E: 0 K: 0 S: 6	H: 0 LOB: 0 BB: 0 P: 7	R: 0 E: 0 K: 0 S: 5	H: 0 LOB: 0 BB: 0 P: 6	R: 2 E: 0 K: 1 S: 11	H: 3 LOB: 1 BB: 0 P: 16	R: 0 E: 0 K: 0 S: 7	H: 1 LOB: 1 BB: 0 P: 16	R: 0 E: 0 K: 0 S: 10	H: 0 LOB: 0 BB: 0 P: 13	R: 1 E: 0 K: 0 S: 10	H: 2 LOB: 2 BB: 0 P: 17	R: 1 E: 0 K: 1 S: 17	H: 3 LOB: 3 BB: 1 P: 31	R: 0 E: 0 K: 0 S: 5	H: 1 LOB: 1 BB: 0 P: 6	1B: 6 2B: 2 3B: 1 HR: 2	SF: 1 SAC: 0 DP: 0 HBP: 0	WP: 0 PB: 1 SB: 0 CS: 0	PA: 39			
PITCHER	IP	WLS	BF	H	R	ER	SO	BB	IBB	HBP	BLK	WP	HR	S	P	ERA	WHIP								
Mike Moore, R ERA: 6.1 (1, 1)	7.0	W	28	7	4	4	2	0	0	0	0	0	2	59	88	5.14	1.000								
Mike Henneman, R ERA: 1.95 (8, 1)	2.0	S	11	4	1	1	1	1	0	0	0	0	0	22	37	4.50	2.500								

Detroit Tigers @ Toronto Blue Jays
SkyDome, Toronto, ON
Fri Jul 30 1993, 7:05 PM EDT
Att: 50,511 - Dome

livebaseballscores.com



Batter	1	2	3	4	5	6	7	8	9	AB	R	H	RBI	BB	SO	LOB	TOP										
Tony Phillips, S OBP: 0.448, SLG: 0.406 (1, 7)	1-2 S 1B		4-2 F9 S BB		2-3 K		2-2 G6-3	4-2 BB		3	0	1	0	2	1	0	Detroit Tigers @ Toronto Blue Jays SkyDome, Toronto, ON Sat Jul 31 1993, 3:33 AM EDT Att: 50,532 - Sunny - 82 F										
Lou Whitaker, L OBP: 0.415, SLG: 0.488 (1, 4)	3-3 K		1-0 F9		1-1 1B		0-1 1B	1-0 F5		5	1	2	0	0	1	5											
Travis Fryman, R OBP: 0.359, SLG: 0.471 (1, 5)	1-1 F8		2-2 F9		3-2 F7		0-2 1B	2-3 K		5	0	1	0	0	1	6											
Cecil Fielder, R OBP: 0.379, SLG: 0.517 (1, 3)	1-3 K		0-0 P3		2-2 G6-3		2-2 1B		2-3 K	5	0	1	1	0	2	3											
Mickey Tettleton, S OBP: 0.349, SLG: 0.515 (1, 2)		2-2 1B CS 2B		3-2 P5		4-1 FC5-4 BB	2-0 P6		2-3 K	4	0	1	0	1	1	2											
Rob Deer, R OBP: 0.303, SLG: 0.396 (1, 9)		0-1 BB		1-3 K		0-0 FC5-4 2B 1-2	2-3 K		4-1 BB	4	0	1	0	1	2	3											
Scott Livingstone, L OBP: 0.304, SLG: 0.320 (1, 10)		1-0 F5		0-1 1B		1-1 F8		2-2 G4-3	2-3 K	5	0	1	0	0	1	4											
Mitt Cuyler, S OBP: 0.280, SLG: 0.318 (1, 8)		4-2 BB		2-2 1B		2-1 BB		4-1 2B BB		2	0	2	0	2	0	0											
Chris Gomez, R OBP: 0.350, SLG: 0.474 (8, PH)		3-3 K		0-1 F8		2-3 K		1-2 2B		3	0	0	0	0	2	7											
Kirk Gibson, L OBP: 0.347, SLG: 0.460 (8, PR)								1-3 2B		1	0	1	0	0	0	0											
Skeeter Barnes, R OBP: 0.309, SLG: 0.404 (8, 6)								1-3 2B		0	0	0	0	0	0	0											
Inning Stats	R: 0 E: 0 K: 2 S: 12	H: 1 LOB: 1 BB: 0 P: 18	R: 0 E: 0 K: 1 S: 11	H: 2 LOB: 2 BB: 1 P: 21	R: 0 E: 0 K: 0 S: 11	H: 0 LOB: 1 BB: 1 P: 18	R: 0 E: 0 K: 1 S: 13	H: 2 LOB: 2 BB: 0 P: 19	R: 0 E: 0 K: 1 S: 12	H: 1 LOB: 2 BB: 1 P: 20	R: 0 E: 0 K: 1 S: 9	H: 1 LOB: 2 BB: 1 P: 18	R: 1 E: 0 K: 1 S: 17	H: 3 LOB: 0 BB: 0 P: 25	R: 0 E: 0 K: 1 S: 15	H: 1 LOB: 3 BB: 2 P: 29	R: 0 E: 0 K: 3 S: 10	H: 0 LOB: 1 BB: 1 P: 20	1B: 8 2B: 3 3B: 0 HR: 0	SF: 0 SAC: 0 DP: 0 HBP: 0	WP: 0 PB: 0 SB: 2 CS: 1	PA: 43					
PITCHER	IP	WLS	BF	H	R	ER	SO	BB	IBB	HBP	BLK	WP	HR	S	P	ERA	WHIP										
Juan Guzman, R ERA: 4.35	(1, 1)	6.1	31	10	1	1	6	3	0	0	0	0	0	80	130	1.42	2.053										
Tony Castillo, L ERA: 2.43	(7, 1)	0.1	1	0	0	0	0	0	0	0	0	0	0	1	3	0.00	0.000										
Mike Timlin, R ERA: 5.4	(7, 1)	0.2	W	4	1	0	0	1	0	0	0	0	0	13	22	0.00	3.000										
Woody Williams, R ERA: 3.91	(8, 1)	0.1	2	0	0	0	0	1	0	0	0	0	0	3	8	0.00	3.000										
Duane Ward, R ERA: 1.97	(8, 1)	1.1	S	5	0	0	4	1	0	0	0	0	0	13	25	0.00	0.750										

Batter	1	2	3	4	5	6	7	8	9	AB	R	H	RBI	BB	SO	LOB	BOTTOM										
Devon White, S OBP: 0.338, SLG: 0.446 (1, 8)	1-3 K		2-2 FC6-4 1B		1-1 FC6-4 1-2 2-3		0-2 F8			4	0	1	0	0	1	4	Detroit Tigers @ Toronto Blue Jays SkyDome, Toronto, ON Sat Jul 31 1993, 3:33 AM EDT Att: 50,532 - Sunny - 82 F										
Roberto Alomar, S OBP: 0.386, SLG: 0.464 (1, 4)	3-1 F8		0-1 FC6-4 1-2		1-3 K		2-0 2B			4	1	1	1	0	1	3											
Paul Molitor, R OBP: 0.408, SLG: 0.489 (1, 3)	3-3 K			4-0 BB		3-1 1B	2-0 2B			3	0	2	1	1	1	0											
Joe Carter, R OBP: 0.316, SLG: 0.497 (1, 9)		2-1 G6-3		0-3 K		2-2 F8	1-0 G5-3			4	0	0	0	0	1	5											
John Olerud, L OBP: 0.502, SLG: 0.693 (1, 10)		3-2 FC6-4 1B		1-3 K		0-0 F5		0-1 SH3 2B		4	0	2	0	0	1	2											
Ed Sprague, R OBP: 0.303, SLG: 0.399 (1, 5)		1-2 F7		3-1 L8		3-1 F7		1-1 SH3		3	0	0	0	0	0	3											
Darnell Coles, R OBP: 0.324, SLG: 0.344 (7, PR)		1-2 FC6-4			4-1 FC6-4 1B BB		3-2 3B 1B	2-0 G6-3		2	0	1	0	1	0	1											
Willie Canate, R OBP: 0.276, SLG: 0.333 (8, 2)										0	1	0	0	0	0	0											
Pat Borders, R OBP: 0.262, SLG: 0.357 (8, 2)										1	0	0	0	0	0	1											
Randy Knorr, R OBP: 0.227, SLG: 0.333 (7, PR)										3	0	1	1	0	1	1											
Turner Ward, S OBP: 0.300, SLG: 0.324 (8, 7)										0	1	0	0	1	0	0											
Alfredo Griffin, S OBP: 0.271, SLG: 0.294 (1, 6)										4	0	1	0	0	1	4											
Inning Stats	R: 0 E: 0 K: 2 S: 9	H: 0 LOB: 0 BB: 0 P: 16	R: 0 E: 0 K: 0 S: 11	H: 1 LOB: 1 BB: 0 P: 18	R: 0 E: 0 K: 1 S: 10	H: 1 LOB: 1 BB: 0 P: 15	R: 0 E: 0 K: 2 S: 8	H: 0 LOB: 1 BB: 1 P: 16	R: 0 E: 0 K: 1 S: 13	H: 1 LOB: 2 BB: 1 P: 19	R: 0 E: 0 K: 0 S: 8	H: 1 LOB: 1 BB: 0 P: 16	R: 3 E: 0 K: 1 S: 15	H: 4 LOB: 3 BB: 0 P: 24	R: 0 E: 0 K: 0 S: 6	H: 1 LOB: 2 BB: 1 P: 14	R: 0 E: 0 K: 3 S: 10	H: 0 LOB: 1 BB: 1 P: 20	1B: 5 2B: 3 3B: 1 HR: 0	SF: 0 SAC: 1 DP: 0 HBP: 0	WP: 0 PB: 0 SB: 0 CS: 0	PA: 36					
PITCHER	IP	WLS	BF	H	R	ER	SO	BB	IBB	HBP	BLK	WP	HR	S	P	ERA	WHIP										
David Wells, L ERA: 4.31	(1, 1)	6.2	L	29	7	3	3	7	0	0	0	0	0	8	19	4.05	1.350										
John Doherty, R ERA: 4.11	(7, 1)	1.1	7	2	0	0	0	0	1	0	0	0	0	8	19	0.00	1.500										

AB	37
R	1
H	11
RBI	1
BB	6
SO	11
LOB	30




AB	32
R	3
H	9
RBI	3
BB	3
SO	7
LOB	24



Batter	1	2	3	4	5	6	7	8	9	AB	R	H	RBI	BB	SO	LOB	TOP					
Tony Phillips, S OBP: 0.445, SLG: 0.402 (1, 7)	G3	1B BB		K			G4-3		G4-6-3	4	0	0	0	1	1	1						
Lou Whitaker, L OBP: 0.416, SLG: 0.487 (1, 4)	BB BB	FC5-4 1B		P6			G4-3			3	0	1	1	1	0	0						
Travis Fryman, R OBP: 0.358, SLG: 0.468 (1, 5)	F9	FC5-4			BB		K			3	0	0	0	1	1	4						
Mickey Tettleton, S OBP: 0.349, SLG: 0.513 (1, 3)	BB			K			K		FC3-5 1B BB	2	0	0	0	2	2	1						
Kirk Gibson, L OBP: 0.349, SLG: 0.461 (1, 10)	P6			FC6-5 1B			F7		FC3-5 1B	4	0	2	0	0	0	3						
Dan Gladden, R OBP: 0.302, SLG: 0.429 (1, 8)				FC6-5 1B			F7		FC3-5 G6-3	4	0	1	0	0	1	3						
Chad Kreuter, S OBP: 0.351, SLG: 0.457 (1, 2)		F7		K			G4-3		G6-3	4	0	0	0	0	1	4						
Rob Deer, R OBP: 0.303, SLG: 0.394 (1, 9)		BB 1B 1B		FC6-5			K		K	4	1	1	0	0	2	2						
Chris Gomez, R OBP: 0.375, SLG: 0.455 (1, 6)	1B BB 1B			P6			P6		G4-6-3 BB	3	0	1	0	1	0	0						
Inning Stats	R: 0 E: 0 K: 0 S: 9	H: 0 LOB: 2 BB: 2 P: 18	R: 1 E: 0 K: 1 S: 12	H: 3 LOB: 3 BB: 1 P: 22	R: 0 E: 0 K: 2 S: 14	H: 2 LOB: 2 BB: 0 P: 22	R: 0 E: 0 K: 1 S: 6	H: 0 LOB: 0 BB: 0 P: 6	R: 0 E: 0 K: 1 S: 8	H: 0 LOB: 1 BB: 1 P: 12	R: 0 E: 0 K: 1 S: 8	H: 0 LOB: 0 BB: 0 P: 13	R: 0 E: 0 K: 1 S: 7	H: 0 LOB: 0 BB: 0 P: 12	R: 0 E: 0 K: 0 S: 9	H: 1 LOB: 1 BB: 1 P: 15	R: 0 E: 0 K: 1 S: 6	H: 0 LOB: 0 BB: 1 P: 15	1B: 6 2B: 0 3B: 0 HR: 0	SF: 0 SAC: 0 DP: 2 HBP: 0	WP: 0 PB: 0 SB: 0 CS: 0	PA: 37
PITCHER Jack Morris, R ERA: 6.41 (1, 1)	IP: 9.0 WLS: W BF: 37 H: 6 R: 1 ER: 1 SO: 8 BB: 6 IBB: 0 HBP: 0 BLK: 0 WP: 0 HR: 0 S: 79 P: 135 ERA: 1.00 WHIP: 1.333															PITCHER						

Detroit Tigers @ Toronto Blue Jays
SkyDome, Toronto, ON
Sun Aug 01 1993, 3:33 AM EDT
Att: 50,522 - Sunny - 79 F


AB 31
R 1
H 6
RBI 1
BB 6
SO 8
LOB 18



Batter	1	2	3	4	5	6	7	8	9	AB	R	H	RBI	BB	SO	LOB	BOTTOM					
Devon White, S OBP: 0.335, SLG: 0.441 (1, 8)	G4-3			F7		L6			L6	4	0	0	0	0	0	0						
Roberto Alomar, S OBP: 0.387, SLG: 0.465 (1, 4)	G4-3			1B			F8		F8 1B 1B	4	1	2	0	0	0	0						
Paul Molitor, R OBP: 0.408, SLG: 0.488 (1, 3)	G5-3			F8			FC6-4 BB		1B 1B 1B	3	1	1	0	1	0	1						
Joe Carter, R OBP: 0.313, SLG: 0.492 (1, 9)		K		K			F7		F8	4	0	0	0	0	2	4						
John Olerud, L OBP: 0.502, SLG: 0.690 (1, 10)		G6-3 BB		L7			FC6-4		1B	3	0	1	1	1	0	1						
Tony Fernandez, S OBP: 0.341, SLG: 0.371 (1, 6)	G6-3			G4-3			F8		F8 1B	4	0	1	1	0	0	1						
Ed Sprague, R OBP: 0.301, SLG: 0.396 (1, 5)				F8			P6		1B	3	0	0	0	0	0	0						
Pat Borders, R OBP: 0.263, SLG: 0.357 (1, 2)				K			1B			3	0	1	0	0	2	0						
Alfredo Griffin, S OBP: 0.271, SLG: 0.294 (8, PR)										0	0	0	0	0	0	0						
Randy Knorr, R OBP: 0.227, SLG: 0.333 (9, 2)										0	0	0	0	0	0	0						
Turner Ward, S OBP: 0.295, SLG: 0.318 (1, 7)				F7			G4-3		F8	3	0	0	0	0	0	1						
Inning Stats	R: 0 E: 0 K: 0 S: 7	H: 0 LOB: 0 BB: 0 P: 10	R: 0 E: 0 K: 1 S: 6	H: 0 LOB: 0 BB: 1 P: 13	R: 0 E: 0 K: 1 S: 7	H: 0 LOB: 0 BB: 0 P: 14	R: 0 E: 0 K: 1 S: 10	H: 1 LOB: 1 BB: 0 P: 16	R: 0 E: 0 K: 0 S: 5	H: 0 LOB: 0 BB: 0 P: 6	R: 0 E: 0 K: 1 S: 6	H: 0 LOB: 0 BB: 0 P: 9	R: 0 E: 0 K: 0 S: 8	H: 0 LOB: 1 BB: 1 P: 16	R: 0 E: 0 K: 0 S: 4	H: 1 LOB: 0 BB: 0 P: 6	R: 2 E: 0 K: 0 S: 13	H: 4 LOB: 2 BB: 0 P: 20	1B: 6 2B: 0 3B: 0 HR: 0	SF: 0 SAC: 0 DP: 1 HBP: 0	WP: 0 PB: 0 SB: 0 CS: 0	PA: 33
PITCHER Bill Gullickson, R ERA: 5.38 (1, 1)	IP: 8.1 WLS: L BF: 29 H: 3 R: 1 ER: 1 SO: 4 BB: 2 IBB: 0 HBP: 0 BLK: 0 WP: 0 HR: 0 S: 57 P: 99 ERA: 1.08 WHIP: 0.600															PITCHER						
Mike Henneman, R ERA: 2.12 (9, 1)	0.1 L 4 3 1 1 0 0 0 0 0 0 0 0 9 11 27.00 9.000															PITCHER						

Detroit Tigers @ Toronto Blue Jays
SkyDome, Toronto, ON
Sun Aug 01 1993, 3:33 AM EDT
Att: 50,522 - Sunny - 79 F

AB 31
R 2
H 6
RBI 2
BB 2
SO 4
LOB 8



Batter	1	2	3	4	5	6	7	8	9	AB	R	H	RBI	BB	SO	LOB	TOP					
Rickey Henderson, R OBP: 0.472, SLG: 0.551 (1, 7)										3	1	2	0	1	0	1	Toronto Blue Jays @ New York Yankees Yankee Stadium, Bronx, NY Wed Aug 04 1993, 7:05 PM EDT Att: 48,250 - Unknown - 85 F					
Devon White, S OBP: 0.338, SLG: 0.447 (1, 8)										3	0	0	0	1	1	3						
Roberto Alomar, S OBP: 0.391, SLG: 0.467 (1, 4)										4	0	2	2	0	0	2						
Joe Carter, R OBP: 0.311, SLG: 0.489 (1, 9)										4	0	0	0	0	0	4						
John Olerud, L OBP: 0.497, SLG: 0.675 (1, 3)										4	0	1	0	0	0	2						
Paul Molitor, R OBP: 0.495, SLG: 0.481 (1, 10)										4	0	1	0	0	1	1						
Tony Fernandez, S OBP: 0.340, SLG: 0.377 (1, 6)										4	0	0	0	0	0	2						
Ed Sprague, R OBP: 0.300, SLG: 0.388 (1, 5)										4	0	0	0	0	0	1						
Pat Borders, R OBP: 0.272, SLG: 0.366 (1, 2)										3	1	2	0	0	0	0						
Inning Stats	R: 0 E: 0 K: 0 S: 4	H: 1 LOB: 1 BB: 0 P: 4	R: 0 E: 0 K: 1 S: 6	H: 1 LOB: 1 BB: 0 P: 6	R: 0 E: 0 K: 1 S: 6	H: 1 LOB: 1 BB: 0 P: 6	R: 0 E: 0 K: 0 S: 3	H: 0 LOB: 0 BB: 0 P: 3	R: 0 E: 0 K: 0 S: 4	H: 2 LOB: 1 BB: 0 P: 4	R: 0 E: 0 K: 0 S: 3	H: 1 LOB: 0 BB: 0 P: 3	R: 0 E: 0 K: 0 S: 5	H: 2 LOB: 2 BB: 2 P: 13	R: 0 E: 0 K: 0 S: 3	H: 0 LOB: 0 BB: 0 P: 3		1B: 8 2B: 0 3B: 0 HR: 0	SF: 0 SAC: 0 DP: 1 HBP: 0	WP: 0 PB: 0 SB: 0 CS: 1	PA: 35	
PITCHER	IP	WLS	BF	H	R	ER	SO	BB	IBB	HBP	BLK	WP	HR	S	P	ERA	WHIP					
Scott Kamieniecki, R ERA: 3.98 (1, 1)	7.1	W	28	7	2	2	2	1	0	0	0	0	0	0	31	35	2.46	1.091				
Rich Monteleone, R ERA: 4.6 (8, 1)	0.1		3	1	0	0	0	1	0	0	0	0	0	2	6	0.00	6.000					
Paul Assenmacher, L ERA: 3.63 (8, 1)	0.1		1	0	0	0	0	0	0	0	0	0	0	1	1	0.00	0.000					
Steve Farr, R ERA: 3.65 (9, 1)	1.0		3	0	0	0	0	0	0	0	0	0	0	3	3	0.00	0.000					

Batter	1	2	3	4	5	6	7	8	9	AB	R	H	RBI	BB	SO	LOB	BOTTOM				
Wade Boggs, L OBP: 0.380, SLG: 0.386 (1, 5)										4	2	1	0	1	0	3	Toronto Blue Jays @ New York Yankees Yankee Stadium, Bronx, NY Wed Aug 04 1993, 7:05 PM EDT Att: 48,250 - Unknown - 85 F				
Dion James, L OBP: 0.389, SLG: 0.495 Randy Velarde, R OBP: 0.368, SLG: 0.449 (7, PR) (8, 7)										3	0	0	0	1	1	2					
Don Mattingly, L OBP: 0.372, SLG: 0.467 (1, 3)										2	0	0	1	1	0	1					
Danny Tartabull, R OBP: 0.372, SLG: 0.537 (1, 10)										2	1	0	0	2	1	1					
Paul O'Neill, L OBP: 0.374, SLG: 0.525 (1, 9)										4	0	2	3	0	1	0					
Bernie Williams, S OBP: 0.335, SLG: 0.417 (1, 8)										4	0	1	1	0	1	2					
Mike Stanley, R OBP: 0.398, SLG: 0.569 (1, 2)										4	0	1	0	0	0	2					
Mike Gallego, R OBP: 0.366, SLG: 0.420 (1, 6)										4	1	3	1	0	0	0					
Pat Kelly, R OBP: 0.318, SLG: 0.395 (1, 4)										4	1	1	0	0	0	3					
Inning Stats	R: 0 E: 0 K: 1 S: 5	H: 0 LOB: 0 BB: 1 P: 9	R: 0 E: 0 K: 2 S: 7	H: 0 LOB: 0 BB: 0 P: 7	R: 0 E: 0 K: 1 S: 6	H: 1 LOB: 1 BB: 0 P: 6	R: 0 E: 0 K: 0 S: 3	H: 0 LOB: 0 BB: 0 P: 3	R: 1 E: 0 K: 0 S: 4	H: 1 LOB: 0 BB: 0 P: 4	R: 2 E: 0 K: 0 S: 5	H: 2 LOB: 2 BB: 2 P: 13	R: 3 E: 0 K: 0 S: 6	H: 3 LOB: 2 BB: 2 P: 14	R: 0 E: 0 K: 1 S: 7	H: 2 LOB: 2 BB: 0 P: 7		1B: 8 2B: 0 3B: 0 HR: 1	SF: 1 SAC: 0 DP: 0 HBP: 0	WP: 0 PB: 0 SB: 1 CS: 0	PA: 38
PITCHER	IP	WLS	BF	H	R	ER	SO	BB	IBB	HBP	BLK	WP	HR	S	P	ERA	WHIP				
Dave Stewart, R ERA: 5.29 (1, 1)	6.1	L	29	6	6	6	4	4	0	0	0	0	0	33	49	8.53	1.579				
Tony Castillo, L ERA: 2.35 (7, 1)	0.2		4	1	0	0	0	0	1	0	0	0	0	3	7	0.00	1.500				
Mike Timlin, R ERA: 5.27 (8, 1)	1.0		5	2	0	0	1	0	0	0	0	0	0	7	7	0.00	2.000				

Batter	1	2	3	4	5	6	7	8	9	AB	R	H	RBI	BB	SO	LOB	TOP
Rickey Henderson, R OBP: 0.473, SLG: 0.550 (1, 7)	2-1 1B		3-2 1B		3-1 G6-3		3-2 F8			4	0	2	0	0	0	0	Toronto Blue Jays @ New York Yankees Yankee Stadium, Bronx, NY Thu Aug 05 1993, 3:33 AM EDT Att: 52,493 - Sunny - 83 F
Devon White, S OBP: 0.337, SLG: 0.443 (1, 8)	1-3 K		0-1 F9			1-1 1B 3B HBP	0-1 G6-3			3	1	0	0	0	1	2	
Paul Molitor, R OBP: 0.403, SLG: 0.479 (1, 10)	2-3 K		1-1 F8			1-3 3B 1B		0-0 F7		4	1	1	0	0	1	2	
Joe Carter, R OBP: 0.308, SLG: 0.484 (1, 9)	3-2 L9		0-0 P2			0-0 P6		0-0 P3		4	0	0	0	0	0	4	
John Olerud, L OBP: 0.495, SLG: 0.670 (1, 3)		2-1 SH5-3 1B G6-3 1B		1-3 K		3-3 K		3-3 K		4	1	1	0	0	3	2	
Roberto Alomar, S OBP: 0.392, SLG: 0.466 (1, 4)		0-1 S SH5-3 1B		1-3 K		4-0 3B BB		2-0 G3		3	1	1	0	1	1	0	
Tony Fernandez, S OBP: 0.340, SLG: 0.382 (1, 6)		0-0 SH5-3		1-2 F8		1-1 3B		0-0 G4-3		3	0	1	3	0	0	0	
Ed Sprague, R OBP: 0.297, SLG: 0.384 (1, 5)		2-1 G6-3			1-0 G3		1-1 G5-3		1-0 G6-3	4	0	0	1	0	0	2	
Pat Borders, R OBP: 0.270, SLG: 0.362 (1, 2)		1-1 G4-3			2-2 P6		1-3 K			3	0	0	0	0	1	1	
Inning Stats	R: 0 E: 0 K: 2 S: 14	H: 1 LOB: 1 BB: 0 P: 22	R: 1 E: 0 K: 0 S: 9	H: 2 LOB: 1 BB: 0 P: 14	R: 0 E: 0 K: 2 S: 8	H: 0 LOB: 0 BB: 0 P: 14	R: 0 E: 0 K: 0 S: 6	H: 0 LOB: 0 BB: 0 P: 12	R: 3 E: 0 K: 1 S: 11	H: 2 LOB: 1 BB: 1 P: 24	R: 0 E: 0 K: 1 S: 9	H: 0 LOB: 0 BB: 0 P: 13	R: 0 E: 0 K: 0 S: 3	H: 0 LOB: 0 BB: 0 P: 6	1B: 5 2B: 0 3B: 1 HR: 0	SF: 0 SAC: 1 DP: 0 HBP: 1	WP: 0 PA: 35 CS: 0
PITCHER Jimmy Key, L ERA: 2.69 (1, 1)	IP: 9.0 WLS: W BF: 35 H: 6 R: 4 ER: 4 SO: 7 BB: 1 IBB: 0 HBP: 1 BLK: 0 WP: 0 HR: 0 S: 76 P: 125 ERA: 4.00 WHIP: 0.778																

Batter	1	2	3	4	5	6	7	8	9	AB	R	H	RBI	BB	SO	LOB	BOTTOM
Wade Boggs, L OBP: 0.376, SLG: 0.382 (1, 5)	3-3 K		1-0 F8		1-1 FC6-4		4-0 BB 1B FC3-6 BB	1-0 F7		4	1	0	0	1	1	2	Toronto Blue Jays @ New York Yankees Yankee Stadium, Bronx, NY Thu Aug 05 1993, 3:33 AM EDT Att: 52,493 - Sunny - 83 F
Dion James, L OBP: 0.395, SLG: 0.500 Randy Velarde, R OBP: 0.368, SLG: 0.449 (1, 7) (9, 7)	0-2 2B 1B		2-1 HR 1B		0-0 FC3-6		1-1 FC3-6 BB 1B			4	2	3	0	0	0	1	
Don Mattingly, L OBP: 0.373, SLG: 0.479 (1, 3)	3-2 1H 2B		0-0 HR		0-1 L6		1-0 F7			4	1	2	3	0	0	3	
Danny Tartabull, R OBP: 0.371, SLG: 0.531 (1, 10)	1-3 K		1-1 F9			2-1 G6-3	4-2 FC3-6 BB			3	0	0	0	1	1	1	
Paul O'Neill, L OBP: 0.372, SLG: 0.530 (1, 9)	3-0 G3		0-0 G3			1-1 HR	1-1 FC3-6			4	1	1	2	0	0	3	
Bernie Williams, S OBP: 0.334, SLG: 0.415 (1, 8)		1-2 G5-3		0-3 K		0-2 BB 1B	2-3 K			4	0	1	0	0	2	2	
Matt Nokes, L OBP: 0.298, SLG: 0.459 Mike Stanley, R OBP: 0.397, SLG: 0.567 (1, 2) (6, PH) (9, 2)		4-2 BB		2-3 K		1-1 K		2-0 P3		2	0	0	0	1	2	1	
Mike Gallego, R OBP: 0.364, SLG: 0.415 (1, 6)		2-3 K		1-1 P2		4-1 BB	1-2 BB	1-1 F9		3	0	0	0	1	1	1	
Pat Kelly, R OBP: 0.320, SLG: 0.393 (1, 4)		1-3 K			4-2 FC6-4 BB	2-3 K		4-0 BB		2	0	0	0	2	2	3	
Inning Stats	R: 1 E: 0 K: 2 S: 17	H: 2 LOB: 1 BB: 0 P: 27	R: 0 E: 0 K: 2 S: 13	H: 0 LOB: 1 BB: 1 P: 21	R: 2 E: 0 K: 0 S: 7	H: 2 LOB: 0 BB: 0 P: 11	R: 0 E: 0 K: 0 S: 7	H: 0 LOB: 1 BB: 1 P: 12	R: 1 E: 0 K: 2 S: 15	H: 2 LOB: 2 BB: 1 P: 26	R: 1 E: 0 K: 1 S: 11	H: 1 LOB: 2 BB: 2 P: 24	R: 0 E: 0 K: 0 S: 4	H: 0 LOB: 1 BB: 1 P: 12	1B: 4 2B: 1 3B: 0 HR: 2	SF: 0 SAC: 0 DP: 0 HBP: 0	WP: 0 PA: 37 CS: 0
PITCHER Juan Guzman, R ERA: 4.42 Al Leiter, L ERA: 4.66 Woody Williams, R ERA: 4.39 (1, 1) (7, 1) (8, 1)	IP: 6.0 WLS: L BF: 6 H: 1 R: 1 ER: 1 SO: 1 BB: 2 IBB: 0 HBP: 0 BLK: 0 WP: 0 HR: 0 S: 11 P: 24 ERA: 9.00 WHIP: 3.000																

Batter	1	2	3	4	5	6	7	8	9	10	11	AB	R	H	RBI	BB	SO	LOB	TOP				
Pat Listach, S OBP: 0.295, SLG: 0.289 (1.6)	G4-3 WP 2B		G3-2 1B 2B	K		0-0 WP 1B		K	L7		BB 2B	7	2	4	1	0	2	1					
Daryl Hamilton, L OBP: 0.377, SLG: 0.408 (1.9)	G4-3		FC3-6-5-2 1B			2-3 K		0-1 1B G6-3	P5		BB	6	2	2	0	1	1	4					
B.J. Surhoff, L OBP: 0.309, SLG: 0.374 (1.5)	G3		G3 WP 1B			FC6-4 1B		2-0 HR		P5		6	3	3	4	1	0	1					
Greg Vaughn, R OBP: 0.370, SLG: 0.518 (1.7)			G3 BB			1B 1B		L7	G6-3		P5	4	0	1	1	3	0	4					
Kevin Reimer, L OBP: 0.297, SLG: 0.415 (8. PR) Juan Bell, R OBP: 0.336, SLG: 0.376 (10. PH) Kevin Seltzer, R OBP: 0.316, SLG: 0.354 (10. PH)	G3		G3			P6		4-2 1B BB			G3-6-1	4	0	1	1	1	0	5					
Robin Yount, R OBP: 0.336, SLG: 0.393 (1.8)			K2-3			1-1 1B		1-0 1B				5	1	3	1	1	2	2					
Tom Lampkin, L OBP: 0.285, SLG: 0.368 (1.2)			F8			G3		0-3 K			SH3-4 1B	5	0	0	0	0	2	6					
John Jaha, R OBP: 0.316, SLG: 0.348 (1.3)			K			G4-3		2-0 G6-3	P4		P8	6	1	1	1	0	1	4					
Bill Spiers, L OBP: 0.311, SLG: 0.312 (1.4)			2B 1B			2-2 K		G4-3	K		G3	5	1	2	0	1	1	3					
Inning Stats	R: 1 E: 0 K: 0 S: 10	H: 1 LOB: 1 BB: 1 P: 19	R: 0 E: 0 K: 2 S: 10	H: 0 LOB: 0 BB: 0 P: 13	R: 2 E: 0 K: 1 S: 17	H: 3 LOB: 1 BB: 1 P: 32	R: 0 E: 0 K: 1 S: 9	H: 1 LOB: 1 BB: 0 P: 14	R: 1 E: 0 K: 1 S: 6	H: 2 LOB: 3 BB: 1 P: 12	R: 2 E: 0 K: 1 S: 19	H: 3 LOB: 2 BB: 1 P: 32	R: 1 E: 0 K: 0 S: 9	H: 1 LOB: 0 BB: 0 P: 15	R: 0 E: 0 K: 0 S: 3	H: 0 LOB: 0 BB: 1 P: 10	R: 2 E: 0 K: 0 S: 10	H: 2 LOB: 3 BB: 3 P: 29	1B: 10 2B: 5 3B: 0 HR: 2	SF: 0 SAC: 1 DP: 1 HBP: 0	WP: 4 PB: 0 SB: 1 CS: 0	PA: 58	
PITCHER	IP WLS BF H R ER SO BB IBB HBP BLK WP HR S P ERA WHIP	IP WLS BF H R ER SO BB IBB HBP BLK WP HR S P ERA WHIP	IP WLS BF H R ER SO BB IBB HBP BLK WP HR S P ERA WHIP	IP WLS BF H R ER SO BB IBB HBP BLK WP HR S P ERA WHIP	IP WLS BF H R ER SO BB IBB HBP BLK WP HR S P ERA WHIP	IP WLS BF H R ER SO BB IBB HBP BLK WP HR S P ERA WHIP	IP WLS BF H R ER SO BB IBB HBP BLK WP HR S P ERA WHIP	IP WLS BF H R ER SO BB IBB HBP BLK WP HR S P ERA WHIP	IP WLS BF H R ER SO BB IBB HBP BLK WP HR S P ERA WHIP	IP WLS BF H R ER SO BB IBB HBP BLK WP HR S P ERA WHIP	IP WLS BF H R ER SO BB IBB HBP BLK WP HR S P ERA WHIP	IP WLS BF H R ER SO BB IBB HBP BLK WP HR S P ERA WHIP	IP WLS BF H R ER SO BB IBB HBP BLK WP HR S P ERA WHIP	IP WLS BF H R ER SO BB IBB HBP BLK WP HR S P ERA WHIP	IP WLS BF H R ER SO BB IBB HBP BLK WP HR S P ERA WHIP	IP WLS BF H R ER SO BB IBB HBP BLK WP HR S P ERA WHIP	IP WLS BF H R ER SO BB IBB HBP BLK WP HR S P ERA WHIP	IP WLS BF H R ER SO BB IBB HBP BLK WP HR S P ERA WHIP	IP WLS BF H R ER SO BB IBB HBP BLK WP HR S P ERA WHIP				
Jack Morris, R ERA: 6.39	Danny Cox, R ERA: 2.93	Tony Castillo, L ERA: 2.88	Mike Timlin, R ERA: 5.19	Woody Williams, R ERA: 4.31	Al Leiter, L ERA: 4.64																		

Milwaukee Brewers @ Toronto Blue Jays
SkyDome, Toronto, ON
Fri Aug 06 1993, 7:05 PM EDT
Att: 50,517 - Dome

AB 49
R 10
H 17
RBI 9
BB 8
SO 9
LOB 31



Batter	1	2	3	4	5	6	7	8	9	10	11	AB	R	H	RBI	BB	SO	LOB	BOTTOM							
Rickey Henderson, R OBP: 0.468, SLG: 0.551 (1.7)	F7		P4			F8		SF9			L7	5	1	1	2	0	0	2								
Devon White, S OBP: 0.337, SLG: 0.449 (1.8)	G3-1		P5			L7		2B			K	6	1	2	1	0	1	1								
Roberto Alomar, S OBP: 0.395, SLG: 0.470 (1.4)	FC5-4 1B		1B 2B			CS 1B		F9			F8	5	1	3	0	1	0	1								
Joe Carter, R OBP: 0.311, SLG: 0.483 (1.9)	FC5-4		1B 1B			1B		G1			G4-3	5	1	2	0	1	0	1								
John Olerud, L OBP: 0.493, SLG: 0.665 (1.10)			K 1B			1B 1B		F8			G4-3	6	0	2	2	0	1	2								
Paul Molitor, R OBP: 0.405, SLG: 0.487 (1.3)			3B 1B			G4-6-3 1B		G6-3			G5-3	5	2	3	2	0	0	0								
Tony Fernandez, S OBP: 0.343, SLG: 0.391 (1.6)			1B 3B			G4-6-3		SH3-1 HBP SF9 1B			G5-3	5	3	3	1	0	0	2								
Danell Coles, R OBP: 0.333, SLG: 0.349 (1.5)			G1-5-3 1B			G6-3		SF9 SH3-1 2B HBP			K	4	1	2	1	0	1	0								
Pat Borders, R OBP: 0.270, SLG: 0.362 (1.2) Willie Canate, R OBP: 0.288, SLG: 0.310 (11. PR)	G1-5-3		G1-5-3			G3		SH3-1			SF7	3	0	1	1	0	0	1								
Inning Stats	R: 0 E: 0 K: 0 S: 8	H: 1 LOB: 1 BB: 0 P: 12	R: 2 E: 0 K: 1 S: 11	H: 3 LOB: 1 BB: 0 P: 18	R: 2 E: 0 K: 0 S: 13	H: 4 LOB: 1 BB: 0 P: 20	R: 0 E: 0 K: 0 S: 8	H: 0 LOB: 0 BB: 0 P: 13	R: 0 E: 0 K: 0 S: 9	H: 2 LOB: 1 BB: 0 P: 14	R: 3 E: 0 K: 0 S: 10	H: 3 LOB: 1 BB: 0 P: 20	R: 0 E: 0 K: 0 S: 4	H: 0 LOB: 0 BB: 0 P: 5	R: 1 E: 0 K: 1 S: 13	H: 2 LOB: 1 BB: 0 P: 21	R: 0 E: 0 K: 0 S: 6	H: 0 LOB: 0 BB: 0 P: 11	R: 0 E: 0 K: 0 S: 5	H: 0 LOB: 0 BB: 0 P: 7	R: 3 E: 0 K: 0 S: 8	H: 4 LOB: 3 BB: 2 P: 20	1B: 13 2B: 2 3B: 3 HR: 1	SF: 2 SAC: 1 DP: 1 HBP: 1	WP: 1 PB: 0 SB: 0 CS: 0	PA: 50
PITCHER	IP WLS BF H R ER SO BB IBB HBP BLK WP HR S P ERA WHIP	IP WLS BF H R ER SO BB IBB HBP BLK WP HR S P ERA WHIP	IP WLS BF H R ER SO BB IBB HBP BLK WP HR S P ERA WHIP	IP WLS BF H R ER SO BB IBB HBP BLK WP HR S P ERA WHIP	IP WLS BF H R ER SO BB IBB HBP BLK WP HR S P ERA WHIP	IP WLS BF H R ER SO BB IBB HBP BLK WP HR S P ERA WHIP	IP WLS BF H R ER SO BB IBB HBP BLK WP HR S P ERA WHIP	IP WLS BF H R ER SO BB IBB HBP BLK WP HR S P ERA WHIP	IP WLS BF H R ER SO BB IBB HBP BLK WP HR S P ERA WHIP	IP WLS BF H R ER SO BB IBB HBP BLK WP HR S P ERA WHIP	IP WLS BF H R ER SO BB IBB HBP BLK WP HR S P ERA WHIP	IP WLS BF H R ER SO BB IBB HBP BLK WP HR S P ERA WHIP	IP WLS BF H R ER SO BB IBB HBP BLK WP HR S P ERA WHIP	IP WLS BF H R ER SO BB IBB HBP BLK WP HR S P ERA WHIP	IP WLS BF H R ER SO BB IBB HBP BLK WP HR S P ERA WHIP	IP WLS BF H R ER SO BB IBB HBP BLK WP HR S P ERA WHIP	IP WLS BF H R ER SO BB IBB HBP BLK WP HR S P ERA WHIP	IP WLS BF H R ER SO BB IBB HBP BLK WP HR S P ERA WHIP	IP WLS BF H R ER SO BB IBB HBP BLK WP HR S P ERA WHIP							
Jaime Navarro, R ERA: 5.21	Graeme Lloyd, L ERA: 2.96	Carlos Maldonado, R ERA: 6.98	Jesse Ornosco, L ERA: 3.98	Doug Henry, R ERA: 5.26																						

Milwaukee Brewers @ Toronto Blue Jays
SkyDome, Toronto, ON
Fri Aug 06 1993, 7:05 PM EDT
Att: 50,517 - Dome

AB 44
R 11
H 19
RBI 10
BB 2
SO 3
LOB 10



Batter	1	2	3	4	5	6	7	8	9	AB	R	H	RBI	BB	SO	LOB	TOP					
Pat Listach, S OBP: 0.312, SLG: 0.315										3	0	2	0	1	0	1	Milwaukee Brewers @ Toronto Blue Jays SkyDome, Toronto, ON Sun Aug 08 1993, 7:05 PM EDT Att: 50,510 - Unknown - 74 F					
Darryl Hamilton, L OBP: 0.370, SLG: 0.403										4	0	0	0	0	0	3						
B.J. Surhoff, L OBP: 0.304, SLG: 0.369										4	0	0	0	0	0	3						
Greg Vaughn, R OBP: 0.376, SLG: 0.534										3	3	2	2	0	0	1						
Kevin Reimer, L OBP: 0.298, SLG: 0.416										4	0	2	0	0	0	0						
Juan Bell, R OBP: 0.336, SLG: 0.376										0	1	0	0	0	0	0						
Robin Yount, R OBP: 0.334, SLG: 0.391										2	0	0	0	1	1	1						
Tom Lampkin, L OBP: 0.290, SLG: 0.364										3	0	0	1	0	0	1						
John Jaha, R OBP: 0.322, SLG: 0.359										2	1	2	1	2	0	0						
Bill Spiers, L OBP: 0.306, SLG: 0.304										4	0	0	0	0	0	4						
Inning Stats	R: 0 E: 0 K: 0 S: 8	H: 1 LOB: 0 BB: 0 P: 14	R: 1 E: 0 K: 1 S: 6	H: 1 LOB: 0 BB: 0 P: 10	R: 1 E: 0 K: 0 S: 9	H: 2 LOB: 1 BB: 0 P: 13	R: 1 E: 0 K: 0 S: 5	H: 1 LOB: 0 BB: 0 P: 10	R: 0 E: 0 K: 0 S: 5	H: 1 LOB: 0 BB: 0 P: 12	R: 1 E: 0 K: 0 S: 8	H: 1 LOB: 1 BB: 1 P: 15	R: 0 E: 0 K: 0 S: 6	H: 1 LOB: 1 BB: 1 P: 12	R: 0 E: 0 K: 0 S: 13	H: 0 LOB: 1 BB: 1 P: 19	R: 1 E: 0 K: 0 S: 9	H: 1 LOB: 1 BB: 1 P: 15	1B: 5 2B: 0 3B: 0 HR: 3	SF: 0 SAC: 2 DP: 3 HBP: 1	WP: 1 PB: 0 CS: 1	PA: 36
PITCHER Pat Hentgen, R ERA: 3.89	IP: 9.0 WLS: L BF: 36	H: 8 R: 5 ER: 5 SO: 1	BB: 4 IBB: 0 HBP: 1 BLK: 0	WP: 1 HR: 3 S: 69 P: 120	ERA: 5.00 WHIP: 1.333	PITCHER										IP: 9.0 WLS: W BF: 37	H: 7 R: 2 ER: 1 SO: 4	BB: 3 IBB: 0 HBP: 0 BLK: 0	WP: 0 HR: 0 S: 79 P: 126	ERA: 1.00 WHIP: 1.111		

AB	29
R	5
H	8
RBI	4
BB	4
SO	1
LOB	14



Batter	1	2	3	4	5	6	7	8	9	AB	R	H	RBI	BB	SO	LOB	BOTTOM					
Rickey Henderson, R OBP: 0.459, SLG: 0.536										5	0	0	0	0	1	2	Milwaukee Brewers @ Toronto Blue Jays SkyDome, Toronto, ON Sun Aug 08 1993, 7:05 PM EDT Att: 50,510 - Unknown - 74 F					
Devon White, S OBP: 0.344, SLG: 0.462										3	0	1	0	1	0	0						
Roberto Alomar, S OBP: 0.393, SLG: 0.468										4	1	2	0	0	1	1						
Joe Carter, R OBP: 0.308, SLG: 0.475										3	0	0	0	1	0	3						
John Olerud, L OBP: 0.493, SLG: 0.660										3	0	1	1	1	1	1						
Paul Molitor, R OBP: 0.403, SLG: 0.488										4	1	1	0	0	0	5						
Tony Fernandez, S OBP: 0.344, SLG: 0.395										4	0	1	1	0	0	2						
Ed Sprague, R OBP: 0.294, SLG: 0.380										4	0	0	0	0	0	1						
Pat Borders, R OBP: 0.267, SLG: 0.358										4	0	1	0	0	1	1						
Inning Stats	R: 0 E: 0 K: 0 S: 10	H: 1 LOB: 3 BB: 2 P: 21	R: 0 E: 0 K: 1 S: 9	H: 1 LOB: 1 BB: 0 P: 14	R: 1 E: 1 K: 0 S: 12	H: 2 LOB: 2 BB: 1 P: 21	R: 0 E: 0 K: 0 S: 4	H: 0 LOB: 0 BB: 0 P: 4	R: 0 E: 0 K: 1 S: 12	H: 1 LOB: 1 BB: 0 P: 19	R: 1 E: 0 K: 1 S: 11	H: 2 LOB: 1 BB: 0 P: 17	R: 0 E: 0 K: 1 S: 5	H: 0 LOB: 0 BB: 0 P: 9	R: 0 E: 0 K: 1 S: 8	H: 0 LOB: 0 BB: 0 P: 10		R: 0 E: 0 K: 0 S: 8	H: 0 LOB: 0 BB: 0 P: 11	1B: 4 2B: 2 3B: 1 HR: 0	SF: 0 SAC: 0 DP: 0 HBP: 0	WP: 0 PB: 0 CS: 0
PITCHER Ricky Bones, R ERA: 4.81	IP: 9.0 WLS: W BF: 37	H: 7 R: 2 ER: 1 SO: 4	BB: 3 IBB: 0 HBP: 0 BLK: 0	WP: 0 HR: 0 S: 79 P: 126	ERA: 1.00 WHIP: 1.111	PITCHER										IP: 9.0 WLS: W BF: 37	H: 7 R: 2 ER: 1 SO: 4	BB: 3 IBB: 0 HBP: 0 BLK: 0	WP: 0 HR: 0 S: 79 P: 126	ERA: 1.00 WHIP: 1.111		



Batter	1	2	3	4	5	6	7	8	9	AB	R	H	RBI	BB	SO	LOB	TOP			
Shane Mack, R OBP: 0.350, SLG: 0.434 (1, 8)										4	1	1	0	0	0	0	Minnesota Twins @ Toronto Blue Jays SkyDome, Toronto, ON Tue Aug 10 1993, 7:05 PM EDT Att: 50,530 - Dome			
Chuck Knoblauch, R OBP: 0.359, SLG: 0.351 (1, 4)										4	0	1	1	0	0	0				
Kirby Puckett, R OBP: 0.347, SLG: 0.451 (1, 9)										4	0	0	0	0	2	1				
Kent Hrbek, L OBP: 0.337, SLG: 0.423 (1, 3)										3	0	1	0	1	1	1				
Dave Winfield, R OBP: 0.333, SLG: 0.484 (1, 10)										4	1	1	0	0	1	3				
Brian Harper, R OBP: 0.394, SLG: 0.467 (1, 2)										4	1	1	2	0	0	1				
Mike Pagliarulo, L OBP: 0.345, SLG: 0.432 (1, 5)										3	0	0	0	0	1	0				
Gene Larkin, S OBP: 0.359, SLG: 0.350 (1, 7)										3	0	0	0	0	1	0				
Pat Meares, R OBP: 0.308, SLG: 0.366 (1, 6)										3	0	0	0	0	0	0				
Inning Stats	R: 1 E: 0 K: 1 S: 18	H: 2 LOB: 1 BB: 0 P: 22	R: 0 E: 0 K: 0 S: 4	H: 0 LOB: 0 BB: 0 P: 7	R: 0 E: 0 K: 0 S: 7	H: 0 LOB: 0 BB: 0 P: 8	R: 2 E: 0 K: 2 S: 13	H: 2 LOB: 0 BB: 0 P: 22	R: 0 E: 0 K: 1 S: 12	H: 1 LOB: 0 BB: 0 P: 16	R: 0 E: 0 K: 1 S: 12	H: 0 LOB: 0 BB: 0 P: 17	R: 0 E: 0 K: 0 S: 9	H: 0 LOB: 1 BB: 1 P: 12	R: 0 E: 0 K: 1 S: 7	H: 0 LOB: 1 BB: 1 P: 13	1B: 4 2B: 0 3B: 0 HR: 1	SF: 0 SAC: 0 DP: 0 HBP: 0	WP: 0 PB: 0 SB: 1 CS: 0	PA: 33
PITCHER	IP WLS BF H R ER SO BB IBB HBP BLK WP HR S P ERA WHIP	IP WLS BF H R ER SO BB IBB HBP BLK WP HR S P ERA WHIP																		
Dave Stewart, R ERA: 5.14 (1, 1)	8.0 W 29 5 3 3 5 0 0 0 0 1 0 1 87 122 3.38 0.625																			
Duane Ward, R ERA: 1.93 (9, 1)	1.0 S 4 0 0 0 1 1 0 0 0 0 0 0 7 13 0.00 1.000																			

Batter	1	2	3	4	5	6	7	8	9	AB	R	H	RBI	BB	SO	LOB	BOTTOM			
Rickey Henderson, R OBP: 0.458, SLG: 0.533 (1, 7)										4	2	1	0	1	0	2	Minnesota Twins @ Toronto Blue Jays SkyDome, Toronto, ON Tue Aug 10 1993, 7:05 PM EDT Att: 50,530 - Dome			
Devon White, S OBP: 0.343, SLG: 0.460 (1, 8)										4	1	1	0	0	1	1				
Roberto Alomar, S OBP: 0.392, SLG: 0.466 (1, 4)										4	0	1	1	0	0	2				
Joe Carter, R OBP: 0.307, SLG: 0.475 (1, 9)										4	1	1	2	0	1	1				
John Olerud, L OBP: 0.495, SLG: 0.666 (1, 3)										4	1	3	1	0	0	1				
Paul Molitor, R OBP: 0.406, SLG: 0.489 (1, 10)										3	1	2	1	1	0	1				
Tony Fernandez, S OBP: 0.345, SLG: 0.396 (1, 6)										4	0	2	0	0	0	3				
Ed Sprague, R OBP: 0.296, SLG: 0.381 (1, 5)										4	0	2	1	0	0	4				
Pat Borders, R OBP: 0.264, SLG: 0.353 (1, 2)										4	0	0	0	0	0	6				
Inning Stats	R: 1 E: 0 K: 0 S: 20	H: 2 LOB: 1 BB: 0 P: 26	R: 0 E: 0 K: 0 S: 7	H: 1 LOB: 2 BB: 1 P: 15	R: 0 E: 0 K: 1 S: 7	H: 0 LOB: 0 BB: 0 P: 10	R: 0 E: 0 K: 0 S: 7	H: 2 LOB: 2 BB: 0 P: 14	R: 5 E: 0 K: 0 S: 21	H: 6 LOB: 1 BB: 1 P: 28	R: 0 E: 0 K: 1 S: 11	H: 0 LOB: 0 BB: 0 P: 16	R: 0 E: 0 K: 0 S: 10	H: 1 LOB: 1 BB: 0 P: 15	R: 0 E: 0 K: 0 S: 5	H: 1 LOB: 0 BB: 0 P: 8	1B: 11 2B: 1 3B: 1 HR: 0	SF: 0 SAC: 0 DP: 1 HBP: 0	WP: 0 PB: 1 SB: 3 CS: 1	PA: 37
PITCHER	IP WLS BF H R ER SO BB IBB HBP BLK WP HR S P ERA WHIP	IP WLS BF H R ER SO BB IBB HBP BLK WP HR S P ERA WHIP																		
Scott Erickson, R ERA: 5.66 (1, 1)	4.2 L 26 11 6 6 1 0 0 0 0 0 0 0 22 32 0.00 0.429																			
Larry Casian, L ERA: 0.84 (5, 1)	2.1 8 1 0 0 1 0 0 0 0 0 0 0 5 8 0.00 1.000																			
George Tsamis, L ERA: 6.3 (8, 1)	1.0 3 1 0 0 0 0 0 0 0 0 0 0 5 8 0.00 1.000																			

Batter	1	2	3	4	5	6	7	8	9	AB	R	H	RBI	BB	SO	LOB	TOP				
Shane Mack, R OBP: 0.343, SLG: 0.429	0-3 K	0-1 F8		0-0 SH2-3 3B		2-0 FC6-4 BLK	1-0 G1-3		0-1 L8	6	1	2	0	1	5						
Chip Hale, L OBP: 0.372, SLG: 0.383	0-0 2B		3-2 L6	0-0 SH2-3		1-3 K	2-2 G4-3			4	0	1	1	0	1	3					
Kirby Puckett, R OBP: 0.349, SLG: 0.466	0-0 G6-3		2-2 HR	0-0 HR		4-0 IBB		0-0 WP 2B		4	3	3	2	1	0	1					
Kent Hrbek, L OBP: 0.336, SLG: 0.418	2-3 K		0-0 G6-3	0-3 K		1-3 K		2-2 2B		5	0	1	1	0	3	3					
Dave Winfield, R OBP: 0.336, SLG: 0.479		0-2 1B	4-2 BB		3-3 K		4-0 BB 1B	4-0 BB	0-1 G4-6-3 BB	2	2	1	0	3	1	0					
Pedro Munoz, R OBP: 0.288, SLG: 0.391										0	0	0	0	0	0	0					
Brian Harper, R OBP: 0.383, SLG: 0.466	0-0 FC3-6 1B		1-0 P4		1-0 F7		1-0 F8	0-2 F9		5	0	1	1	0	0	4					
Mike Pagliarulo, L OBP: 0.352, SLG: 0.432	2-0 FC3-6 BB		0-1 E1 1B	0-2 FC5-4 1B		4-2 BB 1B	0-0 G4-6-3			4	2	2	0	1	0	3					
Lenny Webster, R OBP: 0.217, SLG: 0.241	3-0 L8		1-0 G6-3 3B	1-2 FC5-4		2-0 G1-3 BB	1-2 2H 1B		2-3 K	5	1	2	2	0	1	2					
Jeff Reboulet, R OBP: 0.307, SLG: 0.240	4-0 1B		3-2 G6-3	1-2 FC6-4 1B		1-2 G1-3 BB		1-1 F8		3	0	1	0	2	0	1					
Inning Stats	R: 0 E: 0 K: 2 S: 9	H: 1 LOB: 1 BB: 0 P: 11	R: 1 E: 0 K: 0 S: 8	H: 2 LOB: 2 BB: 1 P: 17	R: 1 E: 0 K: 0 S: 10	H: 1 LOB: 1 BB: 1 P: 20	R: 4 E: 1 K: 1 S: 13	H: 4 LOB: 0 BB: 0 P: 18	R: 0 E: 0 K: 2 S: 13	H: 1 LOB: 2 BB: 1 P: 22	R: 2 E: 0 K: 0 S: 10	H: 1 LOB: 2 BB: 3 P: 28	R: 1 E: 0 K: 0 S: 9	H: 2 LOB: 1 BB: 1 P: 15	R: 0 E: 0 K: 1 S: 7	H: 0 LOB: 0 BB: 0 P: 10	1B: 8 2B: 2 3B: 1 HR: 2	SF: 0 SAC: 1 DP: 1 HBP: 0	WP: 1 PB: 0 CS: 0	PA: 46	
PITCHER	IP WLS BF H R ER SO BB IBB HBP BLK WP HR S P ERA WHIP	IP WLS BF H R ER SO BB IBB HBP BLK WP HR S P ERA WHIP	IP WLS BF H R ER SO BB IBB HBP BLK WP HR S P ERA WHIP	IP WLS BF H R ER SO BB IBB HBP BLK WP HR S P ERA WHIP	IP WLS BF H R ER SO BB IBB HBP BLK WP HR S P ERA WHIP	IP WLS BF H R ER SO BB IBB HBP BLK WP HR S P ERA WHIP	IP WLS BF H R ER SO BB IBB HBP BLK WP HR S P ERA WHIP	IP WLS BF H R ER SO BB IBB HBP BLK WP HR S P ERA WHIP	IP WLS BF H R ER SO BB IBB HBP BLK WP HR S P ERA WHIP	IP WLS BF H R ER SO BB IBB HBP BLK WP HR S P ERA WHIP	IP WLS BF H R ER SO BB IBB HBP BLK WP HR S P ERA WHIP	IP WLS BF H R ER SO BB IBB HBP BLK WP HR S P ERA WHIP	IP WLS BF H R ER SO BB IBB HBP BLK WP HR S P ERA WHIP	IP WLS BF H R ER SO BB IBB HBP BLK WP HR S P ERA WHIP	IP WLS BF H R ER SO BB IBB HBP BLK WP HR S P ERA WHIP	IP WLS BF H R ER SO BB IBB HBP BLK WP HR S P ERA WHIP	IP WLS BF H R ER SO BB IBB HBP BLK WP HR S P ERA WHIP	IP WLS BF H R ER SO BB IBB HBP BLK WP HR S P ERA WHIP	IP WLS BF H R ER SO BB IBB HBP BLK WP HR S P ERA WHIP	IP WLS BF H R ER SO BB IBB HBP BLK WP HR S P ERA WHIP	IP WLS BF H R ER SO BB IBB HBP BLK WP HR S P ERA WHIP
Jack Morris, R ERA: 6.59	3.1 L																				
Al Leiter, L ERA: 4.59	2.2																				
Mike Timlin, R ERA: 5.64	0.1																				
Mark Eichhorn, R ERA: 2.8	1.2																				
Woody Williams, R ERA: 4.75	1.0																				

Minnesota Twins @ Toronto Blue Jays
SkyDome, Toronto, ON
Thu Aug 12 1993, 3:33 AM EDT
Att: 50,527 - Sunny - 79 F

AB 38
R 9
H 13
RBI 9
BB 7
SO 7
LOB 22



Batter	1	2	3	4	5	6	7	8	9	AB	R	H	RBI	BB	SO	LOB	BOTTOM					
Rickey Henderson, R OBP: 0.457, SLG: 0.527	1-2 G6-3		3-2 F8		1-0 P4		4-0 BB			3	0	0	0	1	0	3						
Devon White, S OBP: 0.340, SLG: 0.456	1-2 G5-3		3-2 G4-3		1-3 K		1-0 G4-3			4	0	0	0	0	1	5						
Roberto Alomar, S OBP: 0.385, SLG: 0.458	1-1 G3		0-1 G6-3		1-3 K		3-2 F7			4	0	0	0	0	1	0						
Alfredo Griffin, S OBP: 0.260, SLG: 0.282										0	0	0	0	0	0	0						
Joe Carter, R OBP: 0.306, SLG: 0.473		1-2 G5-3		1-3 K		0-0 E4		0-2 L6		2	0	0	0	0	1	0						
Willie Canate, R OBP: 0.222, SLG: 0.265										2	0	0	0	0	0	0						
John Olerud, L OBP: 0.489, SLG: 0.654		2-2 F8		0-0 F8		1-2 L7		1-0 G4-3		4	0	0	0	0	0	1						
Paul Molitor, R OBP: 0.407, SLG: 0.497		2-1 G6-3			2-2 1B		0-0 F8		1-3 K	4	1	1	0	0	1	1						
Tony Fernandez, S OBP: 0.344, SLG: 0.394			1-2 2B		1-0 1B		0-1 F9		0-0 L8	4	1	2	0	0	0	0						
Darnell Coles, R OBP: 0.329, SLG: 0.358			1-1 S		0-3 K		0-0 2B		1-0 F9	4	0	2	1	0	1	2						
Randy Knorr, R OBP: 0.228, SLG: 0.329			1-3 K		1-1 1B		0-3 K			3	0	1	1	0	2	2						
Inning Stats	R: 0 E: 0 K: 0 S: 8	H: 0 LOB: 0 BB: 0 P: 11	R: 0 E: 0 K: 0 S: 8	H: 0 LOB: 0 BB: 0 P: 13	R: 1 E: 0 K: 1 S: 15	H: 2 LOB: 1 BB: 0 P: 24	R: 0 E: 0 K: 1 S: 6	H: 0 LOB: 0 BB: 0 P: 7	R: 1 E: 0 K: 2 S: 13	H: 3 LOB: 2 BB: 0 P: 19	R: 0 E: 1 K: 1 S: 9	H: 0 LOB: 1 BB: 0 P: 11	R: 0 E: 0 K: 1 S: 7	H: 1 LOB: 2 BB: 1 P: 12	R: 0 E: 0 K: 0 S: 9	H: 0 LOB: 0 BB: 0 P: 13	R: 0 E: 0 K: 1 S: 5	H: 0 LOB: 0 BB: 0 P: 7	1B: 4 2B: 2 3B: 0 HR: 0	SF: 0 SAC: 0 DP: 0 HBP: 0	WP: 0 PB: 0 CS: 0	PA: 35
PITCHER	IP WLS BF H R ER SO BB IBB HBP BLK WP HR S P ERA WHIP	IP WLS BF H R ER SO BB IBB HBP BLK WP HR S P ERA WHIP	IP WLS BF H R ER SO BB IBB HBP BLK WP HR S P ERA WHIP	IP WLS BF H R ER SO BB IBB HBP BLK WP HR S P ERA WHIP	IP WLS BF H R ER SO BB IBB HBP BLK WP HR S P ERA WHIP	IP WLS BF H R ER SO BB IBB HBP BLK WP HR S P ERA WHIP	IP WLS BF H R ER SO BB IBB HBP BLK WP HR S P ERA WHIP	IP WLS BF H R ER SO BB IBB HBP BLK WP HR S P ERA WHIP	IP WLS BF H R ER SO BB IBB HBP BLK WP HR S P ERA WHIP	IP WLS BF H R ER SO BB IBB HBP BLK WP HR S P ERA WHIP	IP WLS BF H R ER SO BB IBB HBP BLK WP HR S P ERA WHIP	IP WLS BF H R ER SO BB IBB HBP BLK WP HR S P ERA WHIP	IP WLS BF H R ER SO BB IBB HBP BLK WP HR S P ERA WHIP	IP WLS BF H R ER SO BB IBB HBP BLK WP HR S P ERA WHIP	IP WLS BF H R ER SO BB IBB HBP BLK WP HR S P ERA WHIP	IP WLS BF H R ER SO BB IBB HBP BLK WP HR S P ERA WHIP	IP WLS BF H R ER SO BB IBB HBP BLK WP HR S P ERA WHIP	IP WLS BF H R ER SO BB IBB HBP BLK WP HR S P ERA WHIP	IP WLS BF H R ER SO BB IBB HBP BLK WP HR S P ERA WHIP	IP WLS BF H R ER SO BB IBB HBP BLK WP HR S P ERA WHIP	IP WLS BF H R ER SO BB IBB HBP BLK WP HR S P ERA WHIP	
Kevin Tapani, R ERA: 5.29	8.0 W																					
Rick Aguilera, R ERA: 2.96	1.0																					

Minnesota Twins @ Toronto Blue Jays
SkyDome, Toronto, ON
Thu Aug 12 1993, 3:33 AM EDT
Att: 50,527 - Sunny - 79 F

AB 34
R 2
H 6
RBI 2
BB 1
SO 7
LOB 14



Batter	1	2	3	4	5	6	7	8	9	AB	R	H	RBI	BB	SO	LOB	TOP				
Devon White, S OBP: 0.340, SLG: 0.460 (1, 8)										5	1	2	1	0	1	4					
Roberto Alomar, S OBP: 0.390, SLG: 0.463 (1, 4)										4	1	2	0	1	0	0					
Paul Molitor, R OBP: 0.400, SLG: 0.488 (1, 10)										5	0	0	0	0	1	5					
Joe Carter, R OBP: 0.304, SLG: 0.476 (1, 9)											4	1	1	2	0	1					
John Olerud, L OBP: 0.493, SLG: 0.659 (1, 3)											3	0	1	0	1	0					
Tony Fernandez, S OBP: 0.343, SLG: 0.391 (1, 6)											4	1	1	0	0	3					
Darnell Coles, R OBP: 0.329, SLG: 0.365 (6, PR)										3	0	1	0	0	0	0					
Willie Canate, R OBP: 0.216, SLG: 0.257 (6, 7)										1	1	0	0	0	0	0					
Ed Sprague, R OBP: 0.295, SLG: 0.377 (1, 5)										3	0	0	0	1	0	1					
Pat Borders, R OBP: 0.270, SLG: 0.355 (1, 2)										3	0	2	1	1	0	1					
Inning Stats	R: 1 E: 0 K: 1 S: 10	H: 2 LOB: 0 BB: 0 P: 16	R: 1 E: 1 K: 0 S: 15	H: 1 LOB: 1 BB: 1 P: 27	R: 1 E: 0 K: 0 S: 9	H: 2 LOB: 2 BB: 1 P: 20	R: 0 E: 0 K: 0 S: 8	H: 1 LOB: 1 BB: 0 P: 10	R: 1 E: 0 K: 0 S: 11	H: 2 LOB: 1 BB: 0 P: 19	R: 0 E: 0 K: 1 S: 5	H: 0 LOB: 0 BB: 0 P: 5	R: 0 E: 0 K: 1 S: 6	H: 0 LOB: 0 BB: 0 P: 11	R: 0 E: 0 K: 0 S: 6	H: 0 LOB: 0 BB: 0 P: 10	1B: 6 2B: 2 3B: 0 HR: 2	SF: 1 SAC: 0 DP: 1 HBP: 0	WP: 0 PB: 0 SB: 2 CS: 0	PA: 40	
PITCHER	IP	WLS	BF	H	R	ER	SO	BB	IBB	HBP	BLK	WP	HR	S	P	ERA	WHIP				
John Dopson, R ERA: 4.49 (1, 1)	5.0	L	24	8	4	3	1	1	1	0	0	0	2	53	92	5.40	1.800				
Paul Quantrill, R ERA: 3.23 (6, 1)	4.0		16	2	1	1	2	2	0	0	0	0	0	35	57	2.25	1.000				

Toronto Blue Jays @ Boston Red Sox
Fenway Park, Boston, MA
Sat Aug 14 1993, 3:33 AM EDT
Att: 33,924 - Sunny - 81 F

AB 35
R 5
H 10
RBI 4
BB 4
SO 3
LOB 15



Batter	1	2	3	4	5	6	7	8	9	AB	R	H	RBI	BB	SO	LOB	BOTTOM				
Scott Fletcher, R OBP: 0.347, SLG: 0.416 (1, 4)										4	1	1	0	0	0	1					
Mike Greenwell, L OBP: 0.374, SLG: 0.468 (1, 7)										4	0	1	1	0	0	1					
Andre Dawson, R OBP: 0.306, SLG: 0.409 (1, 10)										4	0	2	0	0	1	1					
Mo Vaughn, L OBP: 0.398, SLG: 0.532 (1, 3)										4	0	0	0	0	0	3					
Billy Hatcher, R OBP: 0.357, SLG: 0.428 (1, 8)										3	1	1	0	1	0	3					
Scott Cooper, L OBP: 0.359, SLG: 0.404 (1, 5)										4	0	1	0	0	1	1					
Carlos Quintana, R OBP: 0.319, SLG: 0.278 (9, PH)										3	0	0	0	0	1	2					
Ivan Calderon, R OBP: 0.291, SLG: 0.291 (9, PH)										1	0	0	0	0	0	0					
Bob Melvin, R OBP: 0.256, SLG: 0.281 (1, 2)										3	0	0	0	0	0	1					
Bob Zuppo, R OBP: 0.333, SLG: 0.391 (9, PH)										1	0	1	0	0	0	0					
John Valentin, R OBP: 0.317, SLG: 0.400 (1, 6)										3	0	0	0	1	2	1					
Inning Stats	R: 0 E: 0 K: 0 S: 6	H: 0 LOB: 0 BB: 0 P: 13	R: 1 E: 0 K: 0 S: 11	H: 1 LOB: 1 BB: 1 P: 21	R: 0 E: 0 K: 1 S: 9	H: 1 LOB: 1 BB: 0 P: 12	R: 0 E: 0 K: 1 S: 7	H: 0 LOB: 0 BB: 0 P: 12	R: 0 E: 0 K: 0 S: 11	H: 1 LOB: 1 BB: 0 P: 16	R: 0 E: 0 K: 0 S: 3	H: 0 LOB: 0 BB: 0 P: 5	R: 1 E: 0 K: 0 S: 15	H: 3 LOB: 2 BB: 0 P: 27	R: 0 E: 1 K: 2 S: 10	H: 1 LOB: 1 BB: 0 P: 16	1B: 5 2B: 2 3B: 0 HR: 0	SF: 0 SAC: 0 DP: 0 HBP: 0	WP: 1 PB: 1 SB: 0 CS: 0	PA: 36	
PITCHER	IP	WLS	BF	H	R	ER	SO	BB	IBB	HBP	BLK	WP	HR	S	P	ERA	WHIP				
Pat Hentgen, R ERA: 3.72 (1, 1)	7.0		26	3	1	0	3	2	0	0	0	0	0	58	100	0.00	0.714				
Woody Williams, R ERA: 4.99 (8, 1)	0.1		2	1	1	1	0	0	0	0	0	0	0	7	12	27.00	3.000				
Tony Castillo, L ERA: 2.83 (8, 1)	0.1		3	2	0	0	0	0	0	0	0	0	0	5	10	0.00	6.000				
Mark Eichhorn, R ERA: 2.74 (8, 1)	0.1		1	0	0	0	0	0	0	0	0	0	0	3	5	0.00	0.000				
Duane Ward, R ERA: 1.85 (9, 1)	1.0	S	4	1	0	0	2	0	0	0	0	0	0	10	16	0.00	1.000				

Toronto Blue Jays @ Boston Red Sox
Fenway Park, Boston, MA
Sat Aug 14 1993, 3:33 AM EDT
Att: 33,924 - Sunny - 81 F

AB 34
R 2
H 7
RBI 1
BB 2
SO 5
LOB 14



Batter	1	2	3	4	5	6	7	8	9	AB	R	H	RBI	BB	SO	LOB	TOP					
Devon White, S (1, 8) OBP: 0.342, SLG: 0.463	G4-3		SH4-3 1B 2B	BB 1-2 1B		K		BB		4	2	2	0	1	1	0	Toronto Blue Jays @ Boston Red Sox Fenway Park, Boston, MA Sun Aug 15 1993, 3:33 AM EDT Att: 33,380 - Sunny - 80 F					
Roberto Alomar, S (1, 4) OBP: 0.391, SLG: 0.464			SH4-3	BB 1-2 BB		K		BB		3	0	1	0	1	2	2						
Paul Molitor, R (1, 3) OBP: 0.402, SLG: 0.488			HR	BB 1-2 BB				P5		4	1	2	3	1	1	3						
Joe Carter, R (1, 9) OBP: 0.305, SLG: 0.481	P5		HR	BB 1-2 BB				BB		4	1	1	2	1	2	3						
John Olerud, L (1, 10) OBP: 0.490, SLG: 0.654			F9			K		BB		5	1	1	0	0	2	2						
Darnell Coles, R (1, 7) OBP: 0.333, SLG: 0.390			G5-3					BB		4	1	2	1	0	1	2						
Willie Canate, R (7, 7) OBP: 0.237, SLG: 0.257			HR					BB		0	1	0	0	1	0	0						
Ed Sprague, R (1, 5) OBP: 0.297, SLG: 0.384			P4					BB		5	1	2	3	0	1	2						
Pat Borders, R (1, 2) OBP: 0.274, SLG: 0.358			1B					BB		5	1	3	0	0	1	1						
Alfredo Griffin, S (1, 6) OBP: 0.247, SLG: 0.267			K					BB		4	0	0	0	0	2	2						
Inning Stats	R: 0 E: 0 K: 1 S: 15	H: 1 LOB: 1 BB: 0 P: 20	R: 1 E: 0 K: 1 S: 11	H: 2 LOB: 1 BB: 0 P: 18	R: 3 E: 0 K: 0 S: 14	H: 3 LOB: 0 BB: 0 P: 23	R: 2 E: 0 K: 3 S: 17	H: 3 LOB: 2 BB: 1 P: 32	R: 0 E: 0 K: 2 S: 13	H: 2 LOB: 1 BB: 0 P: 16	R: 0 E: 0 K: 2 S: 7	H: 0 LOB: 0 BB: 0 P: 10	R: 0 E: 0 K: 2 S: 13	H: 0 LOB: 2 BB: 2 P: 28	R: 0 E: 0 K: 1 S: 14	H: 1 LOB: 2 BB: 1 P: 22	R: 3 E: 0 K: 1 S: 14	H: 2 LOB: 0 BB: 1 P: 23	1B: 9 2B: 2 3B: 0 HR: 3	SF: 0 SAC: 1 DP: 0 HBP: 0	WP: 0 PB: 0 SB: 0 CS: 0	PA: 45
PITCHER	IP	WLS	BF	H	R	ER	SO	BB	IBB	HBP	BLK	WP	HR	S	P	ERA	WHIP					
Roger Clemens, R (1, 1) ERA: 3.99	3.2	L	21	9	6	6	4	1	0	0	0	0	2	53	87	14.73	2.727					
Scott Bankhead, R (4, 1) ERA: 3.55	2.1		9	2	0	0	5	1	0	0	0	0	0	27	39	0.00	1.286					
Greg Harris, R (7, 1) ERA: 2.73	3.0		15	3	3	3	4	3	0	0	0	0	1	38	66	9.00	2.000					

AB	38
R	9
H	14
RBI	9
BB	5
SO	13
LOB	17



Batter	1	2	3	4	5	6	7	8	9	AB	R	H	RBI	BB	SO	LOB	BOTTOM					
Scott Fletcher, R (1, 4) OBP: 0.346, SLG: 0.417	F9			G1-3 SF8 2B		E5		L4-3		4	1	1	0	0	0	2	Toronto Blue Jays @ Boston Red Sox Fenway Park, Boston, MA Sun Aug 15 1993, 3:33 AM EDT Att: 33,380 - Sunny - 80 F					
Billy Hatcher, R (1, 8) OBP: 0.356, SLG: 0.424				G1-3		G4-6-3				3	0	0	0	0	1	2						
Mo Vaughn, L (1, 3) OBP: 0.394, SLG: 0.527				SF8		F8				3	0	0	1	0	2	1						
Andre Dawson, R (1, 10) OBP: 0.305, SLG: 0.407				P5		G6-3				4	0	1	0	0	0	0						
Luis Rivera, R (9, PR) OBP: 0.297, SLG: 0.333								BB		0	0	0	0	0	0	0						
Mike Greenwell, L (1, 7) OBP: 0.370, SLG: 0.463						G3				4	0	0	0	0	1	1						
Scott Cooper, L (1, 5) OBP: 0.359, SLG: 0.406										3	0	1	0	0	1	0						
Bob Zupcic, R (1, 9) OBP: 0.333, SLG: 0.390				F9				G6-3		3	0	1	0	0	0	1						
Tony Peña, R (1, 2) OBP: 0.230, SLG: 0.229				G4-3						2	0	0	0	0	0	1						
Tim Lincecum, R (8, PH) OBP: 0.200, SLG: 0.200						G5-3				1	0	0	0	0	0	1						
Bob Melvin, R (9, 2) OBP: 0.256, SLG: 0.281								P3		0	0	0	0	0	0	0						
John Valentin, R (1, 6) OBP: 0.317, SLG: 0.398				P2				BB		2	0	0	0	1	0	0						
Inning Stats	R: 0 E: 0 K: 1 S: 4	H: 0 LOB: 1 BB: 0 P: 9	R: 0 E: 0 K: 2 S: 10	H: 0 LOB: 0 BB: 0 P: 10	R: 0 E: 0 K: 0 S: 6	H: 0 LOB: 0 BB: 0 P: 10	R: 1 E: 0 K: 0 S: 9	H: 1 LOB: 0 BB: 0 P: 14	R: 0 E: 0 K: 0 S: 8	H: 1 LOB: 1 BB: 0 P: 10	R: 0 E: 1 K: 0 S: 6	H: 0 LOB: 0 BB: 0 P: 6	R: 0 E: 0 K: 0 S: 9	H: 0 LOB: 0 BB: 0 P: 12	R: 0 E: 0 K: 0 S: 7	H: 1 LOB: 2 BB: 1 P: 17	R: 0 E: 0 K: 2 S: 10	H: 1 LOB: 1 BB: 0 P: 11	1B: 2 2B: 3 3B: 0 HR: 0	SF: 1 SAC: 0 DP: 2 HBP: 1	WP: 0 PB: 0 SB: 0 CS: 1	PA: 32
PITCHER	IP	WLS	BF	H	R	ER	SO	BB	IBB	HBP	BLK	WP	HR	S	P	ERA	WHIP					
Dave Stewart, R (1, 1) ERA: 4.86	8.0	W	28	3	1	1	3	1	0	0	0	0	0	59	88	1.12	0.500					
Danny Cox, R (9, 1) ERA: 2.75	1.0		4	1	0	0	2	0	0	0	0	0	0	10	11	0.00	1.000					

AB	29
R	1
H	4
RBI	1
BB	1
SO	5
LOB	9



Batter	1	2	3	4	5	6	7	8	9	AB	R	H	RBI	BB	SO	LOB	TOP											
Devon White, S OBP: 0.341, SLG: 0.460 (1, 8)	3-2 HR 1B	1-1 L9			3-2 F8		2-2 P5		0-3 K	5	1	1	0	0	1	2	Toronto Blue Jays @ Cleveland Indians Cleveland Municipal Stadium, Cleveland, OH Mon Aug 16 1993, 7:05 PM EDT Att: 25,546 - Unknown - 79 F livebaseballscorecards.com											
Roberto Alomar, S OBP: 0.391, SLG: 0.470 (1, 4)	2-2 HR		0-0 F8		3-1 1B		0-3 K		2-3 K	5	1	2	2	0	2	1												
Paul Molitor, R OBP: 0.402, SLG: 0.493 (1, 10)	3-2 HR		1-1 L9		1-0 P9		4-2 BB		2-2 G6-3	4	1	1	1	1	0	1												
Joe Carter, R OBP: 0.305, SLG: 0.479 (1, 9)	1-2 F9		1-1 1B		1-0 L7		0-0 F9			4	0	1	0	0	0	3												
John Olerud, L OBP: 0.488, SLG: 0.657 (1, 3)	0-0 G3		1-0 F9		1-0 HR				3-3 K	4	1	1	1	0	1	1												
Tony Fernandez, S OBP: 0.342, SLG: 0.389 (1, 6)	0-0 F8			2-2 G6-3		3-3 K			3-2 CS 1B	4	0	1	0	0	1	0												
Darnell Coles, R OBP: 0.327, SLG: 0.382 Willie Canate, R OBP: 0.256, SLG: 0.257 (6, 7)		3-3 K		2-2 F9		1-2 L9			4-2 1B BB	3	0	0	0	0	1	0												
Ed Sprague, R OBP: 0.301, SLG: 0.390 (1, 5)		0-0 2B		2-2 1B		0-1 G4-3			1-0 FC5-4 1B	4	0	3	0	0	0	0												
Pat Borders, R OBP: 0.274, SLG: 0.357 (1, 2)		3-2 F9		0-1 G4-3			1-1 BB 1B		2-2 FC5-4	4	0	1	0	0	0	4												
Inning Stats	R: 3 E: 0 K: 0 S: 17	H: 3 LOB: 0 BB: 0 P: 26	R: 0 E: 0 K: 1 S: 10	H: 1 LOB: 1 BB: 0 P: 17	R: 0 E: 0 K: 0 S: 6	H: 1 LOB: 1 BB: 0 P: 9	R: 0 E: 0 K: 0 S: 13	H: 1 LOB: 1 BB: 0 P: 19	R: 0 E: 0 K: 1 S: 8	H: 1 LOB: 1 BB: 0 P: 15	R: 1 E: 0 K: 1 S: 12	H: 1 LOB: 0 BB: 0 P: 17	R: 0 E: 0 K: 1 S: 13	H: 2 LOB: 2 BB: 1 P: 20	R: 0 E: 0 K: 2 S: 10	H: 0 LOB: 0 BB: 0 P: 14		1B: 7 2B: 1 3B: 0 HR: 3	SF: 0 SAC: 0 DP: 0 HBP: 0	WP: 0 PB: 0 SB: 0 CS: 1	PA: 39							
PITCHER	IP	WLS	BF	H	R	ER	SO	BB	IBB	HBP	BLK	WP	HR	S	P	ERA	WHIP											
Bob Ojeda, L ERA: 4.5 Bill Wertz, R ERA: 3.67 Jeremy Hernandez, R ERA: 3.72 Jerry Dipoto, R ERA: 3.56	(1, 1)	5.0	L	22	7	3	3	1	0	0	0	0	0	2	54	86	5.40	1.400										
	(6, 1)	2.0		9	2	1	1	2	1	0	0	0	0	1	25	37	4.50	1.500										
	(8, 1)	1.0		5	2	0	0	1	1	0	0	0	0	0	13	26	0.00	3.000										
	(9, 1)	1.0		3	0	0	0	2	0	0	0	0	0	0	10	14	0.00	0.000										

Batter	1	2	3	4	5	6	7	8	9	AB	R	H	RBI	BB	SO	LOB	BOTTOM										
Kenny Lofton, L OBP: 0.392, SLG: 0.412 (1, 8)	1-0 F8		1-1 1B			2-3 K	3-3 K			4	0	1	0	0	2	2	Toronto Blue Jays @ Cleveland Indians Cleveland Municipal Stadium, Cleveland, OH Mon Aug 16 1993, 7:05 PM EDT Att: 25,546 - Unknown - 79 F livebaseballscorecards.com										
Wayne Kirby, L OBP: 0.334, SLG: 0.416 Thomas Howard, S OBP: 0.278, SLG: 0.326 (8, PH) (9, 9)	0-3 K		0-0 F9			1-0 G6-3 1B			2-2 G5-3	3	0	1	0	0	1	1											
Carlos Baerga, S OBP: 0.341, SLG: 0.491 (1, 4)	0-1 G4-3			3-2 G3-1		3-1 G6-3			1-3 K	4	0	0	0	0	1	1											
Albert Belle, R OBP: 0.385, SLG: 0.597 (1, 7)		0-0 G5-3		1-1 1B		2-3 K			4-1 BB	3	0	1	0	1	1	1											
Paul Sorrento, L OBP: 0.314, SLG: 0.425 (1, 3)		1-0 G3		2-3 K			2-2 E1 FC3-6 1B		2-2 K	4	1	0	0	0	2	2											
Reggie Jefferson, S OBP: 0.301, SLG: 0.373 (1, 10)		2-1 1B		1-3 K		1-2 FC3-6 1B			3-1 F7	4	0	2	0	0	1	1											
Jim Thome, L OBP: 0.267, SLG: 0.429 (1, 5)		2-2 G4-3			2-3 K		2-2 FC3-6 1B		1-3 K	4	0	0	0	0	2	3											
Felix Fermin, R OBP: 0.306, SLG: 0.307 Jeff Treadway, L OBP: 0.339, SLG: 0.376 Alvaro Espinoza, R OBP: 0.309, SLG: 0.385 (8, 6)			2-1 F9		0-0 G5-3		0-0 P6		2-1 G6-3	2	0	0	0	0	0	0											
Sandy Alomar Jr., R OBP: 0.323, SLG: 0.464 (1, 2)			3-2 F9		2-2 P3		1-2 1B			3	0	1	1	0	0	0											
Inning Stats	R: 0 E: 0 K: 1 S: 6	H: 0 LOB: 0 BB: 0 P: 7	R: 0 E: 0 K: 0 S: 7	H: 1 LOB: 1 BB: 0 P: 12	R: 0 E: 0 K: 2 S: 11	H: 1 LOB: 1 BB: 0 P: 18	R: 0 E: 0 K: 2 S: 9	H: 1 LOB: 1 BB: 0 P: 17	R: 1 E: 1 K: 1 S: 16	H: 2 LOB: 2 BB: 0 P: 26	R: 0 E: 0 K: 2 S: 13	H: 0 LOB: 1 BB: 1 P: 22	R: 0 E: 0 K: 1 S: 7	H: 0 LOB: 0 BB: 0 P: 13	1B: 6 2B: 0 3B: 0 HR: 0	SF: 0 SAC: 0 DP: 0 HBP: 0		WP: 0 PB: 0 SB: 0 CS: 0	PA: 35								
PITCHER	IP	WLS	BF	H	R	ER	SO	BB	IBB	HBP	BLK	WP	HR	S	P	ERA	WHIP										
Juan Guzman, R ERA: 4.06 Tony Castillo, L ERA: 2.75 Duane Ward, R ERA: 1.81	(1, 1)	7.0	W	28	6	1	0	7	0	0	0	0	0	67	108	0.00	0.857										
	(8, 1)	1.0		4	0	0	0	2	1	0	0	0	0	13	22	0.00	1.000										
	(9, 1)	1.0	S	3	0	0	0	1	0	0	0	0	0	7	13	0.00	0.000										



Batter	1	2	3	4	5	6	7	8	9	AB	R	H	RBI	BB	SO	LOB	TOP					
Rickey Henderson, R OBP: 0.452, SLG: 0.518 (1, 7)			F8			G6-3		G3		4	1	1	1	1	0	1	Toronto Blue Jays @ Cleveland Indians Cleveland Municipal Stadium, Cleveland, OH Tue Aug 17 1993, 7:05 PM EDT Att: 40,253 - Unknown - 77 F					
Devon White, S OBP: 0.339, SLG: 0.456 (1, 8)			F9			G4-3		K		4	1	0	0	1	1	4						
Roberto Alomar, S OBP: 0.393, SLG: 0.477 (1, 4)		G6-3		F9				G5-3		4	2	2	3	1	0	1						
Joe Carter, R OBP: 0.306, SLG: 0.477 (1, 9)				F9					K	4	1	1	0	1	1	1						
John Olerud, L OBP: 0.485, SLG: 0.652 (1, 3)		G6-3		G6-3				G1-3		5	0	1	0	0	0	3						
Paul Molitor, R OBP: 0.404, SLG: 0.495 (1, 10)								G4-3		4	0	2	1	1	1	1						
Tony Fernandez, S OBP: 0.343, SLG: 0.390 (1, 6)								G3		4	1	2	1	0	0	2						
Ed Sprague, R OBP: 0.302, SLG: 0.391 (1, 5)		G4-3						L7		4	0	2	0	0	0	3						
Pat Borders, R OBP: 0.276, SLG: 0.359 (1, 2)			G4-3			G6-4-3				3	0	1	0	1	0	2						
Inning Stats	R: 5 E: 0 K: 0 S: 7	H: 4 LOB: 3 BB: 4 P: 23	R: 1 E: 0 K: 0 S: 4	H: 2 LOB: 2 BB: 2 P: 12	R: 0 E: 0 K: 0 S: 3	H: 0 LOB: 0 BB: 0 P: 3	R: 0 E: 0 K: 0 S: 3	H: 0 LOB: 0 BB: 0 P: 3	R: 0 E: 0 K: 0 S: 4	H: 3 LOB: 1 BB: 0 P: 4	R: 0 E: 0 K: 0 S: 4	H: 1 LOB: 1 BB: 0 P: 4	R: 0 E: 0 K: 0 S: 4	H: 1 LOB: 1 BB: 0 P: 4	R: 0 E: 0 K: 1 S: 6	H: 1 LOB: 1 BB: 0 P: 6	R: 0 E: 0 K: 2 S: 7	H: 0 LOB: 0 BB: 0 P: 7	1B: 9 2B: 2 3B: 0 HR: 1	SF: 0 SAC: 0 DP: 2 HBP: 0	WP: 0 PB: 0 SB: 3 CS: 0	PA: 42
PITCHER	IP WLS BF H R ER SO BB IBB HBP BLK WP HR S P ERA WHIP																					
Tom Kramer, R ERA: 4.16 (1, 1)	0.0 L 4 1 4 4 0 0 3 0 0 0 0 0 1 1 13																					
Jeff Mutis, L ERA: 5.13 (1, 1)	5.0 23 8 2 2 2 0 3 0 0 0 0 0 0 20 32																					
Jeremy Hernandez, R ERA: 3.63 (6, 1)	2.0 8 2 0 0 0 0 0 0 0 0 0 0 0 8 8																					
Jerry Dipoto, R ERA: 3.34 (8, 1)	2.0 7 1 0 0 0 3 0 0 0 0 0 0 0 13 13																					

Batter	1	2	3	4	5	6	7	8	9	AB	R	H	RBI	BB	SO	LOB	BOTTOM					
Kenny Lofton, L OBP: 0.392, SLG: 0.411 (1, 8)	K		G4-3		E6	K			G4-3	1	0	0	0	0	1	0	Toronto Blue Jays @ Cleveland Indians Cleveland Municipal Stadium, Cleveland, OH Tue Aug 17 1993, 7:05 PM EDT Att: 40,253 - Unknown - 77 F					
Glenallen Hill, R OBP: 0.258, SLG: 0.375 (9, PH)					1B				1B	3	1	0	0	0	1	3						
Jeff Treadway, L OBP: 0.343, SLG: 0.380 (9, PH)										1	0	1	0	0	0	0						
Wayne Kirby, L OBP: 0.335, SLG: 0.414 (1, 9)	G3				1B				K	4	0	1	0	1	1	1						
Carlos Baerga, S OBP: 0.341, SLG: 0.490 (1, 4)				F5	1B			G6-3		5	0	2	2	0	0	2						
Albert Belle, R OBP: 0.383, SLG: 0.591 (1, 7)	G4-3			F8	FC6-4			P5		4	0	0	0	1	0	4						
Paul Sorrento, L OBP: 0.318, SLG: 0.429 (1, 3)				F7					K	4	1	2	0	1	1	3						
Reggie Jefferson, S OBP: 0.301, SLG: 0.371 (1, 10)		G4-6-3			G3			FC5-4		4	0	1	0	0	0	2						
Jim Thome, L OBP: 0.283, SLG: 0.471 (1, 5)					G3			FC3-6		3	1	1	1	0	0	1						
Felix Fermin, R OBP: 0.306, SLG: 0.306 (1, 6)				L5	G3					4	0	1	0	0	0	2						
Sandy Alomar Jr., R OBP: 0.330, SLG: 0.466 (1, 2)				F3	1B			F9		4	1	2	1	0	0	2						
Inning Stats	R: 0 E: 0 K: 1 S: 6	H: 1 LOB: 1 BB: 0 P: 6	R: 0 E: 0 K: 0 S: 3	H: 1 LOB: 0 BB: 0 P: 3	R: 0 E: 0 K: 0 S: 3	H: 0 LOB: 0 BB: 0 P: 3	R: 0 E: 0 K: 0 S: 3	H: 0 LOB: 1 BB: 1 P: 7	R: 3 E: 1 K: 0 S: 8	H: 4 LOB: 2 BB: 0 P: 8	R: 1 E: 0 K: 1 S: 8	H: 3 LOB: 2 BB: 0 P: 8	R: 0 E: 0 K: 0 S: 3	H: 0 LOB: 0 BB: 0 P: 3	R: 0 E: 0 K: 0 S: 4	H: 1 LOB: 2 BB: 1 P: 8	R: 0 E: 0 K: 2 S: 8	H: 1 LOB: 2 BB: 1 P: 12	1B: 9 2B: 2 3B: 0 HR: 0	SF: 1 SAC: 0 DP: 1 HBP: 0	WP: 0 PB: 0 SB: 0 CS: 0	PA: 41
PITCHER	IP WLS BF H R ER SO BB IBB HBP BLK WP HR S P ERA WHIP																					
Jack Morris, R ERA: 6.47 (1, 1)	5.0 W 24 8 4 2 1 1 0 0 0 0 0 0 25 29																					
Al Leiter, L ERA: 4.45 (6, 1)	2.2 11 2 0 0 1 1 0 0 0 0 0 0 12 16																					
Mark Eichhorn, R ERA: 2.73 (8, 1)	0.1 1 0 0 0 0 0 0 0 0 0 0 0 1 1																					
Duane Ward, R ERA: 1.78 (9, 1)	1.0 S 5 1 0 0 2 1 0 0 0 0 0 0 8 12																					

Batter	1	2	3	4	5	6	7	8	9	AB	R	H	RBI	BB	SO	LOB	TOP										
Brian Turang, R OBP: 0.320, SLG: 0.560 (1, 8)										4	1	2	0	0	0	2	Seattle Mariners @ Toronto Blue Jays SkyDome, Toronto, ON Fri Aug 20 1993, 7:05 PM EDT Att: 50,527 - Unknown - 75 F										
Bret Boone, R OBP: 0.312, SLG: 0.434 (1, 4)										3	0	0	0	1	0	2											
Ken Griffey Jr., L OBP: 0.403, SLG: 0.617 (1, 10)										3	0	0	0	1	1	3											
Jay Buhner, R OBP: 0.391, SLG: 0.505 (1, 9)										3	1	2	3	0	0	0											
Dave Magadan, L OBP: 0.388, SLG: 0.365 (1, 3)										4	1	1	0	0	1	3											
Mike Blowers, R OBP: 0.374, SLG: 0.504 (1, 5)										4	0	1	1	0	0	0											
Dann Howitt, L OBP: 0.282, SLG: 0.459 (1, 7)										4	0	1	0	0	1	1											
Dave Valle, R OBP: 0.342, SLG: 0.382 (1, 2)										4	0	0	0	0	0	2											
Omar Vizquel, S OBP: 0.330, SLG: 0.306 (1, 6)										2	1	1	0	1	0	0											
Inning Stats	R: 1 E: 0 K: 0 S: 4	H: 1 LOB: 1 BB: 1 P: 8	R: 0 E: 0 K: 0 S: 5	H: 0 LOB: 0 BB: 0 P: 7	R: 1 E: 0 K: 0 S: 10	H: 2 LOB: 2 BB: 1 P: 14	R: 0 E: 0 K: 0 S: 10	H: 0 LOB: 0 BB: 0 P: 15	R: 0 E: 0 K: 1 S: 18	H: 1 LOB: 1 BB: 0 P: 23	R: 2 E: 1 K: 1 S: 13	H: 3 LOB: 0 BB: 0 P: 20	R: 0 E: 0 K: 0 S: 7	H: 0 LOB: 0 BB: 1 P: 12	R: 0 E: 0 K: 2 S: 10	H: 0 LOB: 0 BB: 0 P: 16	R: 0 E: 0 K: 0 S: 6	H: 1 LOB: 0 BB: 0 P: 9	1B: 6 2B: 0 3B: 1 HR: 1	SF: 1 SAC: 0 DP: 3 HBP: 0	WP: 0 PB: 0 SB: 0 CS: 0	PA: 35					
PITCHER	IP	WLS	BF	H	R	ER	SO	BB	IBB	HBP	BLK	WP	HR	S	P	ERA	WHIP										
Pat Hentgen, R ERA: 3.72 (1, 1)	7.0	L	29	7	4	3	1	3	0	0	0	0	1	67	99	3.86	1.429										
Tony Castillo, L ERA: 2.59 (8, 1)	1.0		3	0	0	0	2	0	0	0	0	0	0	10	16	0.00	0.000										
Scott Brow, R ERA: 5.73 (9, 1)	1.0		3	1	0	0	0	0	0	0	0	0	0	6	9	0.00	1.000										

Batter	1	2	3	4	5	6	7	8	9	AB	R	H	RBI	BB	SO	LOB	BOTTOM										
Rickey Henderson, R OBP: 0.451, SLG: 0.510 (1, 7)										4	0	0	0	0	2	2	Seattle Mariners @ Toronto Blue Jays SkyDome, Toronto, ON Fri Aug 20 1993, 7:05 PM EDT Att: 50,527 - Unknown - 75 F										
Devon White, S OBP: 0.335, SLG: 0.450 (1, 8)										4	0	0	0	0	2	1											
Paul Molitor, R OBP: 0.402, SLG: 0.493 (1, 3)										4	0	1	0	0	2	0											
Joe Carter, R OBP: 0.306, SLG: 0.481 (1, 10)										4	1	1	1	0	1	1											
Roberto Alomar, S OBP: 0.388, SLG: 0.468 (1, 4)										3	0	0	0	1	1	0											
Tony Fernandez, S OBP: 0.345, SLG: 0.388 (1, 6)										3	0	0	0	0	0	1											
Darnell Coles, R OBP: 0.327, SLG: 0.377 (1, 9)										2	0	0	0	0	1	0											
Ed Sprague, R OBP: 0.302, SLG: 0.391 (1, 5)										3	0	1	0	0	1	1											
Pat Borders, R OBP: 0.277, SLG: 0.359 (1, 2)										3	0	0	0	0	1	2											
Inning Stats	R: 0 E: 0 K: 3 S: 10	H: 0 LOB: 0 BB: 0 P: 12	R: 0 E: 0 K: 1 S: 10	H: 0 LOB: 0 BB: 0 P: 17	R: 0 E: 0 K: 0 S: 15	H: 0 LOB: 1 BB: 0 P: 19	R: 1 E: 0 K: 2 S: 13	H: 1 LOB: 1 BB: 1 P: 19	R: 0 E: 0 K: 1 S: 15	H: 0 LOB: 0 BB: 0 P: 18	R: 0 E: 0 K: 0 S: 10	H: 1 LOB: 1 BB: 0 P: 13	R: 0 E: 0 K: 1 S: 7	H: 0 LOB: 0 BB: 0 P: 9	R: 0 E: 0 K: 2 S: 12	H: 1 LOB: 1 BB: 0 P: 17	R: 0 E: 0 K: 1 S: 7	H: 0 LOB: 0 BB: 0 P: 12	1B: 0 2B: 2 3B: 0 HR: 1	SF: 0 SAC: 0 DP: 0 HBP: 1	WP: 0 PB: 0 SB: 0 CS: 0	PA: 32					
PITCHER	IP	WLS	BF	H	R	ER	SO	BB	IBB	HBP	BLK	WP	HR	S	P	ERA	WHIP										
Randy Johnson, L ERA: 3.58 (1, 1)	9.0	W	32	3	1	1	11	1	0	1	0	0	1	99	136	1.00	0.444										

Batter	1	2	3	4	5	6	7	8	9	AB R H RBI BB SO LOB	TOP					
Brian Turang, R OBP: 0.333, SLG: 0.517	4-1 BB 2B BB	0-3 K			2-3 K		0-2 G4-3		0-2 SH5-3 1B	4 1 1 1 1 2 2	Seattle Mariners @ Toronto Blue Jays SkyDome, Toronto, ON Sat Aug 21 1993, 3:33 AM EDT Att: 50,519 - Sunny - 70 F					
Bret Boone, R OBP: 0.302, SLG: 0.419	0-3 K	1-2 G1-4-6-3			2-0 G6-3		3-2 G1-3		0-0 SH5-3	4 0 0 0 0 1 3						
Ken Griffey Jr., L OBP: 0.405, SLG: 0.623	0-2 P5				1-0 HR		2-1 1B		4-0 IBB	4 1 2 1 1 0 1						
Jay Buhner, R OBP: 0.389, SLG: 0.500	4-1 BB 2B BB			2-3 K	1-1 F7		0-0 P5		2-3 K	4 1 0 0 1 2 4						
Dave Magadan, L OBP: 0.388, SLG: 0.367	4-1 2B BB			1-0 G4-3				0-2 G4-3	1-2 G3-1	4 1 1 0 1 0 3						
Mike Blowers, R OBP: 0.372, SLG: 0.504	0-1 2B			1-3 K			0-1 G4-3		0-0 G6-3	4 0 1 2 0 1 1						
Mackey Sasser, L OBP: 0.281, SLG: 0.349	0-3 G6-3			4-1 BB			1-1 SF8		1-1 G1-4-3	2 0 0 1 1 0 2						
Dave Valle, R OBP: 0.346, SLG: 0.386				2-2 P6			2-2 FC6-4 HBP		0-0 1B 2B	2 1 1 0 1 0 1						
Omar Vizquel, S OBP: 0.331, SLG: 0.306				3-2 L8			2-1 FC6-4		2-0 SH5-3 1B	3 0 1 0 1 0 2						
Inning Stats	R: 2 H: 1 E: 0 K: 1 S: 14	H: 1 R: 0 ER: 0 LOB: 2 BB: 3 P: 29	R: 0 H: 0 E: 0 K: 1 S: 12	H: 0 R: 0 ER: 0 LOB: 0 BB: 2 P: 21	R: 0 H: 0 E: 0 K: 1 S: 8	H: 0 R: 0 ER: 0 LOB: 1 BB: 1 P: 22	R: 1 H: 1 E: 0 K: 1 S: 7	H: 1 R: 0 ER: 0 LOB: 1 BB: 0 P: 13	R: 0 H: 1 E: 0 K: 0 S: 11	H: 0 R: 0 ER: 0 LOB: 0 BB: 0 P: 8	R: 1 H: 3 E: 0 K: 1 S: 14	H: 3 R: 2 ER: 1 LOB: 3 BB: 1 P: 23	1B: 3 2B: 3 3B: 0 HR: 1	SF: 1 SAC: 1 DP: 1 HBP: 1	WP: 0 PB: 0 SB: 2 CS: 0	PA: 41
PITCHER	IP WLS BF H R ER SO BB IBB HBP BLK WP HR S P ERA WHIP											PITCHER	IP WLS BF H R ER SO BB IBB HBP BLK WP HR S P ERA WHIP			
Dave Stewart, R ERA: 4.92	(1, 1) 6.0 L 27 3 4 4 5 6 0 1 0 0 0 1 66 118 6.00 1.500															
Al Leiter, L ERA: 4.43	(7, 1) 2.1 12 4 1 1 0 0 0 1 0 0 0 0 24 36 3.86 1.714															
Mark Eichhorn, R ERA: 2.71	(9, 1) 0.1 1 0 0 0 0 0 0 0 0 0 0 0 3 5 0.00 0.000															
Tony Castillo, L ERA: 2.65	(9, 1) 0.1 1 0 0 0 0 0 0 0 0 0 0 0 5 6 0.00 0.000															

AB	31
R	5
H	7
RBI	5
BB	7
SO	6
LOB	19



Batter	1	2	3	4	5	6	7	8	9	AB R H RBI BB SO LOB	BOTTOM							
Rickey Henderson, R OBP: 0.450, SLG: 0.508	2-2 1B SF7		2-3 K			0-0 L5		1-0 BB 1B G3	1-1 F9	5 2 2 0 0 1 2	Seattle Mariners @ Toronto Blue Jays SkyDome, Toronto, ON Sat Aug 21 1993, 3:33 AM EDT Att: 50,519 - Sunny - 70 F							
Devon White, S OBP: 0.335, SLG: 0.450	2-2 CS 1B			0-1 F9		0-1 G6-3		0-0 G3 BB 1B	1-3 K	5 0 2 0 0 1 2								
Paul Molitor, R OBP: 0.404, SLG: 0.495	1-2 SF7			1-0 CS 1B		2-2 1B 1B		4-2 G3 BB 1B	1-2 2-3	2 0 2 1 1 0 0								
Joe Carter, R OBP: 0.307, SLG: 0.480	3-2 G5-3			4-2 HBP BB		1-0 1B		1-0 K	2-3 K	3 0 1 0 1 1 3								
John Olerud, L OBP: 0.486, SLG: 0.646		2-2 G6-3		2-1 HBP		2-2 P6		2-2 G3	1-2 2-3 3-H	3 0 0 1 0 0 4								
Tony Fernandez, S OBP: 0.342, SLG: 0.385		3-2 L7		0-0 G1-3				0-0 G5-3	0-2 G6-3	4 0 0 0 0 0 4								
Ed Sprague, R OBP: 0.302, SLG: 0.389		3-1 P4			2-3 K		1-0 FC6-4 1B		3-2 F7	4 0 1 0 0 1 0								
Pat Borders, R OBP: 0.276, SLG: 0.358			2-2 F8		1-2 F8		3-1 P6		1-1 1B 1B	4 0 1 0 0 0 1								
Alfredo Griffin, S OBP: 0.247, SLG: 0.266			0-2 G4-3		1-1 F7		0-0 FC6-4		1-0 1B	3 0 0 0 0 0 1								
Roberto Alomar, S (9, PH) OBP: 0.389, SLG: 0.469							1-2 1B		1-2 1B	1 0 1 0 0 0 0								
Inning Stats	R: 1 H: 2 E: 0 K: 0 S: 13	H: 2 R: 0 ER: 0 LOB: 0 BB: 0 P: 20	R: 0 H: 0 E: 0 K: 0 S: 14	H: 0 R: 0 ER: 0 LOB: 0 BB: 0 P: 22	R: 0 H: 0 E: 0 K: 1 S: 10	H: 1 R: 0 ER: 0 LOB: 2 BB: 1 P: 15	R: 0 H: 0 E: 0 K: 1 S: 10	H: 2 R: 0 ER: 0 LOB: 2 BB: 0 P: 14	R: 0 H: 1 E: 0 K: 0 S: 5	H: 1 R: 0 ER: 0 LOB: 1 BB: 0 P: 9	R: 1 H: 2 E: 0 K: 1 S: 13	H: 2 R: 0 ER: 0 LOB: 2 BB: 1 P: 22	R: 0 H: 2 E: 0 K: 1 S: 11	H: 2 R: 0 ER: 0 LOB: 2 BB: 0 P: 18	1B: 10 2B: 0 3B: 0 HR: 0	SF: 1 SAC: 0 DP: 0 HBP: 1	WP: 0 PB: 0 SB: 0 CS: 2	PA: 38
PITCHER	IP WLS BF H R ER SO BB IBB HBP BLK WP HR S P ERA WHIP											PITCHER	IP WLS BF H R ER SO BB IBB HBP BLK WP HR S P ERA WHIP					
Dave Fleming, L ERA: 4.18	(1, 1) 7.0 W 30 8 2 2 2 2 2 0 1 0 0 0 75 119 2.57 1.429																	
Jeff Nelson, R ERA: 3.72	(8, 1) 0.1 1 0 0 0 1 0 0 0 0 0 0 0 3 5 0.00 0.000																	
Erik Platenberg, L ERA: 9.0	(8, 1) 0.2 2 0 0 0 0 0 0 0 0 0 0 0 6 8 0.00 0.000																	
Ted Power, R ERA: 5.22	(9, 1) 1.0 S 5 2 0 0 1 0 0 0 0 0 0 0 11 18 0.00 2.000																	

AB	34
R	2
H	10
RBI	2
BB	2
SO	4
LOB	17



Batter	1	2	3	4	5	6	7	8	9	AB	R	H	RBI	BB	SO	LOB	TOP			
Brian Turang, R OBP: 0.371, SLG: 0.531	1-3 K		4-0 BB	4-1 BB		1-0 1B		1-3 K		3	1	1	1	2	2	0	Seattle Mariners @ Toronto Blue Jays SkyDome, Toronto, ON Sun Aug 22 1993, 3:33 AM EDT Att: 50,511 - Sunny - 72 F			
Bret Boone, R OBP: 0.306, SLG: 0.418	2-2 E4		3-1 F9	1-2 BB		0-0 1B		2-0 F8		5	0	2	3	0	0	2				
Ken Griffey Jr., L OBP: 0.405, SLG: 0.626	0-0 P6		2-2 P6			1-2 1B		1-2 HR		4	1	1	1	1	0	6				
Jay Buhner, R OBP: 0.385, SLG: 0.494	2-2 F8					1-3 IBB		0-3 K		5	0	0	0	0	2	3				
Dave Magadan, L OBP: 0.389, SLG: 0.368		2-1 F9				0-0 F7			2-2 G5-3	5	1	2	0	0	0	2				
Mike Blowers, R OBP: 0.376, SLG: 0.504	1-3 K					0-0 F9			2-1 G5-3	4	1	2	0	1	1	0				
Mackey Sasser, L OBP: 0.279, SLG: 0.344	3-2 G6-3					1-2 BB			1-2 1B	5	0	1	0	0	0	5				
Dave Valle, R OBP: 0.347, SLG: 0.384						0-1 E4			0-0 G5-3	4	2	1	0	1	0	3				
Omar Vizquel, S OBP: 0.329, SLG: 0.304	0-2 F8					1-2 1B				4	1	0	0	0	0	5				
Inning Stats	R: 0 E: 1 K: 1 S: 11	H: 0 LOB: 1 BB: 0 P: 16	R: 0 E: 0 K: 1 S: 8	H: 0 LOB: 0 BB: 0 P: 14	R: 0 E: 0 K: 0 S: 8	H: 2 LOB: 2 BB: 2 P: 21	R: 3 E: 2 K: 0 S: 16	H: 2 LOB: 3 BB: 2 P: 29	R: 0 E: 0 K: 1 S: 5	H: 0 LOB: 0 BB: 0 P: 7	R: 3 E: 0 K: 1 S: 11	H: 4 LOB: 2 BB: 1 P: 17	R: 0 E: 0 K: 0 S: 9	H: 1 LOB: 1 BB: 0 P: 12	R: 1 E: 0 K: 2 S: 10	H: 1 LOB: 0 BB: 0 P: 14	1B: 8 2B: 1 3B: 0 HR: 1	SF: 0 SAC: 0 DP: 1 HBP: 0	WP: 1 PB: 0 SB: 0 CS: 0	PA: 44
PITCHER	IP WLS BF H R ER SO BB IBB HBP BLK WP HR S P ERA WHIP	IP WLS BF H R ER SO BB IBB HBP BLK WP HR S P ERA WHIP															IP WLS BF H R ER SO BB IBB HBP BLK WP HR S P ERA WHIP			
Juan Guzman, R ERA: 4.06	(1, 1)	7.0	W	36	7	6	3	3	4	1	0	0	0	0	1	68	116	3.86	1.571	
Danny Cox, R ERA: 2.59	(8, 1)	1.0		4	1	1	1	2	0	0	0	0	0	0	1	10	14	9.00	1.000	
Duane Ward, R ERA: 1.71	(9, 1)	1.0		4	2	0	0	0	0	0	0	0	0	0	0	8	14	0.00	2.000	

Batter	1	2	3	4	5	6	7	8	9	AB	R	H	RBI	BB	SO	LOB	BOTTOM		
Rickey Henderson, R OBP: 0.454, SLG: 0.507	4-1 S					0-3 K				1	1	0	0	3	1	1	Seattle Mariners @ Toronto Blue Jays SkyDome, Toronto, ON Sun Aug 22 1993, 3:33 AM EDT Att: 50,511 - Sunny - 72 F		
Willie Canale, R OBP: 0.256, SLG: 0.257	2-2 BB									0	0	0	0	0	0	0			
Devon White, S OBP: 0.334, SLG: 0.453	1-0 F7									5	1	1	1	0	2	5			
Roberto Alomar, S OBP: 0.389, SLG: 0.467	0-0 E3									4	3	1	0	1	0	2			
Joe Carter, R OBP: 0.308, SLG: 0.485	4-0 1B									4	2	1	1	1	0	2			
John Olerud, L OBP: 0.489, SLG: 0.653	3-2 E									3	3	2	2	2	0	0			
Paul Molitor, R OBP: 0.406, SLG: 0.494	1-2 HBP									3	1	1	1	1	1	0			
Tony Fernandez, S OBP: 0.341, SLG: 0.382	0-0 E6									5	1	1	3	0	1	3			
Ed Sprague, R OBP: 0.301, SLG: 0.389	1-0 G5-4-3									5	0	1	2	0	0	4			
Pat Borders, R OBP: 0.276, SLG: 0.359		3-2 L8								4	0	1	0	0	0	1			
Inning Stats	R: 3 E: 2 K: 0 S: 14	H: 1 LOB: 2 BB: 2 P: 29	R: 0 E: 0 K: 0 S: 12	H: 0 LOB: 1 BB: 1 P: 22	R: 2 E: 0 K: 1 S: 13	H: 2 LOB: 0 BB: 0 P: 21	R: 0 E: 0 K: 1 S: 9	H: 0 LOB: 1 BB: 1 P: 15	R: 0 E: 0 K: 1 S: 10	H: 1 LOB: 1 BB: 0 P: 15	R: 5 E: 0 K: 1 S: 14	H: 4 LOB: 2 BB: 2 P: 31	R: 2 E: 0 K: 1 S: 10	H: 1 LOB: 1 BB: 2 P: 21	1B: 4 2B: 2 3B: 0 HR: 3	SF: 0 SAC: 0 DP: 1 HBP: 2	WP: 1 PB: 0 SB: 3 CS: 0	PA: 44	
PITCHER	IP WLS BF H R ER SO BB IBB HBP BLK WP HR S P ERA WHIP	IP WLS BF H R ER SO BB IBB HBP BLK WP HR S P ERA WHIP															IP WLS BF H R ER SO BB IBB HBP BLK WP HR S P ERA WHIP		
Chris Bosio, R ERA: 4.26	(1, 1)	6.0		29	5	6	4	3	4	0	1	0	0	0	0	67	112	6.00	1.500
Steve Ontiveros, R ERA: 3.95	(7, 1)	0.1	L	2	1	0	0	0	0	0	0	0	0	0	2	6	0.00	3.000	
Russ Swan, L ERA: 9.15	(7, 1)	0.0		1	0	0	0	0	1	0	0	0	0	0	4	∞	∞		
Jeff Nelson, R ERA: 4.05	(7, 1)	0.2		6	2	4	4	1	0	1	1	0	0	0	9	18	54.00	3.000	
Dwayne Henry, R ERA: 7.0	(8, 1)	1.0		6	1	2	2	1	2	0	0	0	1	0	10	21	18.00	3.000	

Batter	1	2	3	4	5	6	7	8	9	AB	R	H	RBI	BB	SO	LOB	TOP										
Kenny Lofton, L OBP: 0.397, SLG: 0.414 (1, 8)	2-1 G4-3 HR 1B		2-0 S 1B	4-2 BB		1-3 K	2-2 1B 1B	4-0 IBB		4	2	3	0	2	1	1	Cleveland Indians @ Toronto Blue Jays SkyDome, Toronto, ON Mon Aug 23 1993, 7:05 PM EDT Att: 50,518 - Dome										
Wayne Kirby, L OBP: 0.333, SLG: 0.404 Candy Maldonado, R OBP: 0.266, SLG: 0.288 (7, PH) (7, 9)	1-1 G3		1-3 K	1-2 G4-3		0-0 1B 1B	2-1 1B 1B	0-3 K		4	0	1	0	0	1	5											
Carlos Baerga, S OBP: 0.348, SLG: 0.495 (1, 4)	2-1 G4-3		0-0 G6-4-3 1B		1-0 HR	0-0 L4	2-2 G4-3		0-1 F8	6	1	2	2	0	0	5											
Albert Belle, R OBP: 0.381, SLG: 0.582 (1, 7)	2-2 HR		1-1 G6-4-3 1B		2-3 K	2-1 1B		2-1 CS 2B	0-1 G6-3	6	1	3	3	0	1	1											
Paul Sorrento, L OBP: 0.328, SLG: 0.431 Randy Milligan, R OBP: 0.399, SLG: 0.413 (6, PH) (6, 3)	0-1 G3			3-0 L8	4-1 S BB	0-1 1B		0-2 BB CS 1B	4-2 BB BB	2	0	0	0	1	0	0											
Reggie Jefferson, S OBP: 0.301, SLG: 0.377 (1, 10)		1-3 K		3-1 G4-3	1-3 K	2-1 P2		3-3 K	0-1 G3	6	0	0	0	0	3	7											
Jim Thome, L OBP: 0.328, SLG: 0.436 Alvaro Espinoza, R OBP: 0.307, SLG: 0.384 (9, 5)		4-1 FC5-4 BB		1-2 1B 2B	4-2 1B BB		3-3 K	4-0 BB 1B IBB		2	2	1	0	3	1	0											
Felix Fermin, R OBP: 0.305, SLG: 0.304 (1, 6)	1-2 F9		0-0 BB 1B	0-0 G4-3		1-0 1B 1B	4-1 1B 1B BB			4	1	2	1	1	0	3											
Sandy Alomar Jr., R OBP: 0.336, SLG: 0.441 (1, 2)	0-1 FC5-4		0-0 1B	1-2 1B		1-2 1B 1B	1-0 P5	1-1 1B		5	1	3	2	0	0	2											
Inning Stats	R: 2 E: 0 K: 0 S: 13	H: 2 LOB: 0 BB: 0 P: 19	R: 0 E: 0 K: 1 S: 9	H: 0 LOB: 1 BB: 1 P: 15	R: 1 E: 0 K: 1 S: 8	H: 2 LOB: 0 BB: 0 P: 11	R: 1 E: 0 K: 0 S: 13	H: 3 LOB: 3 BB: 1 P: 25	R: 1 E: 0 K: 2 S: 11	H: 1 LOB: 2 BB: 2 P: 23	R: 1 E: 0 K: 1 S: 15	H: 4 LOB: 3 BB: 0 P: 21	R: 1 E: 0 K: 1 S: 14	H: 3 LOB: 2 BB: 0 P: 25	R: 2 E: 1 K: 2 S: 14	H: 2 LOB: 3 BB: 3 P: 32		R: 0 E: 0 K: 0 S: 13	H: 0 LOB: 1 BB: 1 P: 17	1B: 13 2B: 3 3B: 0 HR: 2	SF: 0 SAC: 0 DP: 2 HBP: 0	WP: 0 PB: 0 SB: 2 CS: 2	PA: 51				
PITCHER	IP	WLS	BF	H	R	ER	SO	BB	IBB	HBP	BLK	WP	HR	S	P	ERA	WHIP										
Jack Morris, R ERA: 6.6 (1, 1)	4.1		23	8	5	5	3	3	0	0	0	0	2	48	82	10.38	2.538										
Al Leiter, L ERA: 4.53 (5, 1)	2.0		12	5	2	2	3	1	0	0	0	0	0	25	40	9.00	3.000										
Woody Williams, R ERA: 4.64 (7, 1)	0.1		2	1	0	0	0	0	0	0	0	0	0	5	8	0.00	3.000										
Tony Castillo, L ERA: 2.63 (7, 1)	0.1		2	1	0	0	0	0	0	0	0	0	0	5	9	0.00	3.000										
Mark Eichhorn, R ERA: 2.63 (8, 1)	2.0	L	12	2	2	0	2	2	2	0	0	0	0	27	49	0.00	2.000										
Batter	1	2	3	4	5	6	7	8	9	AB	R	H	RBI	BB	SO	LOB	BOTTOM										
Devon White, S OBP: 0.335, SLG: 0.451 (1, 8)	0-0 G3-1	2-0 G4-6-3		3-2 G4-3			4-1 G4-3 BB		4-1 BB	3	0	0	0	2	0	2	Cleveland Indians @ Toronto Blue Jays SkyDome, Toronto, ON Mon Aug 23 1993, 7:05 PM EDT Att: 50,518 - Dome										
Roberto Alomar, S OBP: 0.391, SLG: 0.466 (1, 4)	4-0 HR BB		0-0 G6-3 1B		4-1 L9-3 BB		0-2 G4-3		2-2 F7	3	1	1	0	2	0	2											
Paul Molitor, R OBP: 0.403, SLG: 0.490 (1, 10)	2-0 F9		0-1 G6-3		3-1 L9-3		2-2 P8			4	0	0	0	0	0	3											
Joe Carter, R OBP: 0.311, SLG: 0.506 (1, 9)	0-0 HR		1-2 P3		0-0 HR			3-2 HR		4	3	3	4	0	0	1											
John Olerud, L OBP: 0.489, SLG: 0.658 (1, 3)	2-2 G3		3-2 G3-1		1-1 HR			4-2 G5-4-3 BB		3	1	1	1	1	0	1											
Tony Fernandez, S OBP: 0.340, SLG: 0.381 (1, 6)		1-0 L8		1-0 2B 1B		0-1 G6-3		1-0 F8		4	1	1	0	0	0	1											
Darnell Coles, R OBP: 0.333, SLG: 0.389 Willie Canate, R OBP: 0.250, SLG: 0.250 (6, PH) (9, 7)		0-0 1B 1B		2-1 1B 2B		2-2 G6-3		2-0 G5-4-3		3	2	2	1	0	0	0											
Ed Sprague, R OBP: 0.302, SLG: 0.390 (1, 5)	2-1 1B		2-0 G4-3		2-0 1B		1-0 F9		1-3 K	4	0	2	1	0	1	0											
Pat Borders, R OBP: 0.276, SLG: 0.358 (1, 2)	0-2 G4-6-3 1B		1-2 G4-3		1-2 1B		1-0 G1-3		1-3 K	4	0	1	1	0	1	1											
Inning Stats	R: 2 E: 0 K: 0 S: 8	H: 1 LOB: 1 BB: 1 P: 16	R: 1 E: 0 K: 0 S: 8	H: 3 LOB: 0 BB: 0 P: 13	R: 0 E: 0 K: 0 S: 9	H: 1 LOB: 0 BB: 0 P: 13	R: 2 E: 0 K: 0 S: 10	H: 3 LOB: 0 BB: 0 P: 19	R: 2 E: 0 K: 0 S: 8	H: 2 LOB: 0 BB: 1 P: 16	R: 0 E: 0 K: 0 S: 6	H: 0 LOB: 0 BB: 0 P: 10	R: 0 E: 0 K: 0 S: 7	H: 0 LOB: 0 BB: 1 P: 13	R: 1 E: 0 K: 0 S: 8	H: 1 LOB: 0 BB: 1 P: 18		R: 0 E: 0 K: 2 S: 11	H: 0 LOB: 1 BB: 1 P: 19	1B: 6 2B: 2 3B: 0 HR: 4	SF: 0 SAC: 0 DP: 5 HBP: 0	WP: 0 PB: 0 SB: 0 CS: 0	PA: 38				
PITCHER	IP	WLS	BF	H	R	ER	SO	BB	IBB	HBP	BLK	WP	HR	S	P	ERA	WHIP										
Abie Lopez, R ERA: 5.98 (1, 1)	4.2		22	6	6	6	0	2	0	0	0	0	2	39	72	11.57	2.357										
Jeff Matus, L ERA: 5.11 (5, 1)	2.0		7	1	1	1	0	1	0	0	0	0	1	14	23	4.50	1.000										
Jeremy Hernandez, R ERA: 3.59 (7, 1)	1.1	W	5	1	1	1	0	1	0	0	0	0	1	11	23	6.75	1.500										
Jerry Dipoto, R ERA: 2.92 (9, 1)	1.0	S	4	0	0	0	2	1	0	0	0	0	0	11	19	0.00	1.000										

Batter	1	2	3	4	5	6	7	8	9	AB	R	H	RBI	BB	SO	LOB	TOP										
Kenny Lofton, L OBP: 0.399, SLG: 0.414 (1, 8)	4-2 FC6-5 S BB		1-2 F7		1-0 F8	4-1 BB			3-2 1B	3	0	1	0	2	0	2	Cleveland Indians @ Toronto Blue Jays SkyDome, Toronto, ON Tue Aug 24 1993, 7:05 PM EDT Att: 50,511 - Unknown - 82 F										
Wayne Kirby, L OBP: 0.325, SLG: 0.398 (1, 9)	0-1 B1		0-0 F9		1-3 K	1-3 K			2-1 P6	5	0	0	0	0	2	8											
Carlos Baerga, S OBP: 0.349, SLG: 0.494 (1, 4)	0-2 FC6-5 FC6-4 2-3		1-1 1B		3-3 K		0-1 G3		0-0 G4-6-3 1B	5	1	2	1	0	1	2											
Albert Belle, R OBP: 0.382, SLG: 0.580 (1, 7)	1-0 FC6-4		0-1 1B		1-0 BB 1B		3-2 G6-3		0-0 G4-6-3 1B	5	1	2	1	0	0	3											
Paul Sorrento, L OBP: 0.329, SLG: 0.438 (1, 3)		1-1 HR	1-2 P5		4-1 FC6-5 1B 1-2		1-0 G6-3			3	1	1	1	1	0	1											
Reggie Jefferson, S OBP: 0.301, SLG: 0.375 (1, 10)		1-2 G4-3		1-1 G3		1-0 FC6-5 2B 1B		0-0 F9		4	1	1	1	0	0	0											
Jim Thome, L OBP: 0.353, SLG: 0.395 (1, 5)		0-0 L4		0-3 K		1-2 F7		0-3 K		4	0	0	0	0	2	2											
Felix Fermin, R OBP: 0.302, SLG: 0.301 (8, PH)		1-2 G5-3		1-0 F9		0-0 FC6-5 2B		2-1 G4-3		3	0	0	0	0	0	2											
Jeff Treadway, L OBP: 0.339, SLG: 0.374 (8, PH)						1-2 2B				1	0	0	0	0	0	0											
Alvaro Espinoza, R OBP: 0.307, SLG: 0.384 (8, 6)						1-2 2B				0	0	0	0	0	0	0											
Sandy Alomar Jr., R OBP: 0.357, SLG: 0.470 (1, 2)			1-0 1B WP		1-0 1B	1-1 2B		0-0 1B		4	2	4	1	0	0	0											
Inning Stats	R: 0 E: 0 K: 0 S: 10	H: 0 LOB: 1 BB: 1 P: 15	R: 1 E: 0 K: 0 S: 9	H: 1 LOB: 0 BB: 0 P: 12	R: 2 E: 0 K: 0 S: 12	H: 3 LOB: 1 BB: 0 P: 16	R: 0 E: 0 K: 1 S: 6	H: 0 LOB: 0 BB: 0 P: 8	R: 0 E: 0 K: 2 S: 13	H: 1 LOB: 3 BB: 2 P: 15	R: 0 E: 0 K: 0 S: 6	H: 0 LOB: 0 BB: 0 P: 10	R: 0 E: 0 K: 1 S: 6	H: 0 LOB: 0 BB: 0 P: 8	R: 1 E: 0 K: 0 S: 8	H: 3 LOB: 1 BB: 0 P: 13	1B: 9 2B: 1 3B: 0 HR: 1	SF: 0 SAC: 0 DP: 1 HBP: 0	WP: 1 PB: 0 SB: 3 CS: 0	PA: 40							
PITCHER	IP	WLS	BF	H	R	ER	SO	BB	IBB	HBP	BLK	WP	HR	S	P	ERA	WHIP										
Todd Stottlemyre, R ERA: 5.08 (1, 1)	5.1	W	25	7	5	5	3	2	0	0	0	1	1	52	79	8.44	1.688										
Danny Cox, R ERA: 2.59 (6, 1)	2.2		10	1	0	0	2	1	0	0	0	0	0	19	31	0.00	0.750										
Duane Ward, R ERA: 1.84 (9, 1)	1.0	S	5	3	1	1	0	0	0	0	0	0	0	8	13	9.00	3.000										

Batter	1	2	3	4	5	6	7	8	9	AB	R	H	RBI	BB	SO	LOB	BOTTOM										
Devon White, S OBP: 0.333, SLG: 0.447 (1, 8)	4-1 BLK 1B G5-3 BB	0-3 K	2-0 F9		1-0 F9		0-0 G4-3			4	1	0	0	1	1	4	Cleveland Indians @ Toronto Blue Jays SkyDome, Toronto, ON Tue Aug 24 1993, 7:05 PM EDT Att: 50,511 - Unknown - 82 F										
Roberto Alomar, S OBP: 0.393, SLG: 0.465 (1, 4)	3-1 G5-3 BLK HR 1B	0-0 FC4	2-0 F7		4-1 1B BB		4-1 BB			3	1	1	0	2	0	3											
Paul Molitor, R OBP: 0.405, SLG: 0.492 (1, 10)	2-2 G5-3		1-1 1B		4-2 BB BB		1-0 1B		1-3 K	4	1	2	2	1	1	2											
Joe Carter, R OBP: 0.310, SLG: 0.510 (1, 9)	2-2 HR		1-2 P3		1-1 F9		0-2 L6		3-1 P2	5	1	1	2	0	0	5											
John Olerud, L OBP: 0.488, SLG: 0.654 (1, 3)	4-0 FC5-4 BB		2-2 HR 1B		2-0 F8		2-1 P6		0-3 K	4	1	1	1	1	1	1											
Tony Fernandez, S OBP: 0.341, SLG: 0.378 (1, 6)	0-0 F8		4-0 HR IBB		4-0 BB		2-3 K		1-3 K	3	1	0	0	2	2	1											
Darnell Coles, R OBP: 0.335, SLG: 0.409 (1, 7)	2-1 FC5-4		0-0 HR		0-3 K		0-1 BB 1B		0-1 E5	5	1	2	3	0	1	3											
Willie Canate, R OBP: 0.250, SLG: 0.250 (9, 7)			1-1 HR							0	0	0	0	0	0	0											
Ed Sprague, R OBP: 0.304, SLG: 0.390 (1, 5)		1-2 E4	2-1 F9 1B		0-0 G4-3		4-2 1B		1-2 BB	3	0	1	0	1	0	0											
Pat Borders, R OBP: 0.280, SLG: 0.362 (1, 2)		1-1 FC3-6	1-0 F9 1B		0-0 BB 1B		0-1 1B		1-2 1B	4	1	3	0	0	0	1											
Inning Stats	R: 3 E: 0 K: 0 S: 15	H: 2 LOB: 1 BB: 2 P: 32	R: 0 E: 1 K: 1 S: 9	H: 0 LOB: 1 BB: 0 P: 11	R: 4 E: 0 K: 0 S: 14	H: 5 LOB: 2 BB: 1 P: 29	R: 0 E: 0 K: 1 S: 8	H: 0 LOB: 2 BB: 2 P: 19	R: 1 E: 0 K: 0 S: 8	H: 2 LOB: 2 BB: 1 P: 14	R: 0 E: 0 K: 1 S: 12	H: 0 LOB: 1 BB: 1 P: 17	R: 0 E: 1 K: 2 S: 8	H: 0 LOB: 0 BB: 0 P: 9	R: 0 E: 0 K: 2 S: 8	H: 0 LOB: 0 BB: 0 P: 9	1B: 8 2B: 1 3B: 0 HR: 2	SF: 0 SAC: 0 DP: 0 HBP: 0	WP: 0 PB: 0 SB: 0 CS: 0	PA: 43							
PITCHER	IP	WLS	BF	H	R	ER	SO	BB	IBB	HBP	BLK	WP	HR	S	P	ERA	WHIP										
Julian Tavarez, R ERA: 8.0 (1, 1)	2.1	L	18	7	7	7	1	2	0	0	0	0	0	10	25	0.00	1.200										
Tom Kramer, R ERA: 3.93 (3, 1)	1.2		7	0	0	0	1	2	0	0	0	0	0	29	51	3.00	2.333										
Bill Wertz, R ERA: 3.41 (5, 1)	3.0		15	4	1	1	2	3	0	0	0	0	0	8	9	0.00	0.000										
Eric Plunk, R ERA: 3.42 (8, 1)	1.0		3	0	0	0	2	0	0	0	0	0	0	8	9	0.00	0.000										

Batter	1	2	3	4	5	6	7	8	9	AB	R	H	RBI	BB	SO	LOB	TOP										
Kenny Lofton, L OBP: 0.399, SLG: 0.416	2-2 1B		1-0 HR		0-0 G4-3			2-2 G4-3	0-0 FC6-4	5	2	2	1	0	0	1	Cleveland Indians @ Toronto Blue Jays SkyDome, Toronto, ON Wed Aug 25 1993, 3:33 AM EDT Att: 50,525 - Sunny - 85 F										
Jeff Treadway, L OBP: 0.334, SLG: 0.404 Reggie Jefferson, S OBP: 0.300, SLG: 0.374	1-2 1B		1-0 HR		2-2 1B			4-1 2B	0-3 K	3	2	3	3	1	0	0											
Carlos Baerga, S OBP: 0.348, SLG: 0.494	2-1 F8		0-2 G4-3		0-0 L3			0-2 1B		4	1	1	1	0	0	2											
Albert Belle, R OBP: 0.381, SLG: 0.577	0-2 P7		1-1 L6		0-0 G5-3			1-0 FC6-4		4	0	1	1	0	0	1											
Paul Sorrento, L OBP: 0.329, SLG: 0.437 Randy Milligan, R OBP: 0.397, SLG: 0.412	3-3 K		2-3 K		3-1 G6-4-3			2-2 F7		3	0	1	0	0	0	2											
Candy Maldonado, R OBP: 0.280, SLG: 0.280		2-2 P6		2-1 L8		1-1 G6-4-3		2-2 FC6-4		4	0	0	0	0	0	2											
Jim Thome, L OBP: 0.327, SLG: 0.362		3-2 G4-3		1-1 P5				0-3 K	2-1 L6	4	0	0	0	0	1	0											
Alvaro Espinoza, R OBP: 0.310, SLG: 0.398		2-3 K		3-2 HR				1-2 G6-3	0-1 1B	4	2	2	1	0	1	0											
Sandy Alomar Jr., R OBP: 0.353, SLG: 0.462			2-1 P6		0-0 P6			1-0 F8	0-0 FC6-4	4	0	1	0	0	0	0											
Inning Stats	R: 1 E: 0 K: 1 S: 15	H: 2 LOB: 1 BB: 0 P: 23	R: 0 E: 0 K: 1 S: 14	H: 0 LOB: 0 BB: 0 P: 21	R: 2 E: 0 K: 0 S: 10	H: 2 LOB: 0 BB: 0 P: 15	R: 0 E: 0 K: 1 S: 7	H: 0 LOB: 0 BB: 0 P: 12	R: 1 E: 0 K: 0 S: 11	H: 2 LOB: 1 BB: 0 P: 16	R: 0 E: 0 K: 0 S: 5	H: 1 LOB: 0 BB: 0 P: 9	R: 0 E: 0 K: 1 S: 7	H: 0 LOB: 0 BB: 0 P: 9	R: 2 E: 0 K: 0 S: 18	H: 2 LOB: 1 BB: 1 P: 29	R: 1 E: 0 K: 1 S: 9	H: 2 LOB: 1 BB: 0 P: 11	1B: 7 2B: 2 3B: 0 HR: 2	SF: 0 SAC: 0 DP: 1 HBP: 0	WP: 0 PB: 0 SB: 2 CS: 0	PA: 38					
PITCHER	IP	WLS	BF	H	R	ER	SO	BB	IBB	HBP	BLK	WP	HR	S	P	ERA	WHIP										
Pat Hentgen, R ERA: 3.88	7.1	W	31	9	6	6	4	1	0	0	0	0	2	78	121	7.36	1.364										
Tony Castillo, L ERA: 2.77	1.1		6	2	1	1	0	0	0	0	0	0	0	15	21	6.75	1.500										
Duane Ward, R ERA: 1.83	0.1	S	1	0	0	0	1	0	0	0	0	0	0	3	3	0.00	0.000										

Batter	1	2	3	4	5	6	7	8	9	AB	R	H	RBI	BB	SO	LOB	BOTTOM										
Rickey Henderson, R OBP: 0.453, SLG: 0.507	4-0 CS	1-2 2B	2-1 L8		1-0 L5			0-1 G1-3		4	0	1	0	1	0	4	Cleveland Indians @ Toronto Blue Jays SkyDome, Toronto, ON Wed Aug 25 1993, 3:33 AM EDT Att: 50,525 - Sunny - 85 F										
Devon White, S OBP: 0.334, SLG: 0.445	1-3 K	1-3 K		2-2 FC4-6		2-2 F9		4-1 SH3		4	1	1	0	1	2	3											
Roberto Alomar, S OBP: 0.394, SLG: 0.465	4-2 1B		0-2 1B	1-2 FC4-6		0-1 G6-3		1-1 SH3		3	1	1	0	1	0	1											
Joe Carter, R OBP: 0.307, SLG: 0.504	1-3 K		2-3 K	0-1 F8		2-0 F7		1-0 P4		5	0	0	0	0	2	4											
John Olerud, L OBP: 0.493, SLG: 0.662		0-0 2B	2-2 BB	1-2 FC4-6		0-0 3B		2-0 G4-3	4-0 BB	4	4	4	0	1	0	0											
Paul Molitor, R OBP: 0.408, SLG: 0.501		2-1 1B	0-0 2B	1-2 FC4-6		1-2 SF7		0-2 P2	0-0 BB	5	3	4	3	0	0	1											
Tony Fernandez, S OBP: 0.343, SLG: 0.378		1-3 2B	1-2 2B	1-2 2B		0-0 P5		0-0 G4-3	4-1 BB	3	1	1	1	2	0	2											
Ed Sprague, R OBP: 0.305, SLG: 0.393		1-2 L5	0-0 E4	2-2 SF7		2-0 SF7		2-0 1B	1-0 P4	4	0	2	4	0	0	5											
Randy Knorr, R OBP: 0.253, SLG: 0.351		2-2 2B	2-2 G6-3		3-1 1B			3-2 1B		4	0	3	1	0	0	1											
Inning Stats	R: 0 E: 0 K: 2 S: 8	H: 0 LOB: 1 BB: 2 P: 18	R: 2 E: 0 K: 1 S: 21	H: 5 LOB: 2 BB: 0 P: 28	R: 4 E: 1 K: 1 S: 20	H: 4 LOB: 1 BB: 1 P: 29	R: 0 E: 0 K: 0 S: 10	H: 1 LOB: 0 BB: 0 P: 13	R: 2 E: 0 K: 0 S: 11	H: 3 LOB: 1 BB: 0 P: 16	R: 0 E: 0 K: 0 S: 6	H: 0 LOB: 0 BB: 0 P: 10	R: 1 E: 0 K: 0 S: 15	H: 3 LOB: 2 BB: 0 P: 22	R: 1 E: 0 K: 0 S: 7	H: 1 LOB: 3 BB: 3 P: 22	1B: 11 2B: 5 3B: 1 HR: 0	SF: 1 SAC: 1 DP: 0 HBP: 0	WP: 0 PB: 0 SB: 2 CS: 3	PA: 44							
PITCHER	IP	WLS	BF	H	R	ER	SO	BB	IBB	HBP	BLK	WP	HR	S	P	ERA	WHIP										
Jose Mesa, R ERA: 4.55	4.2	L	27	13	8	8	4	3	0	0	0	0	0	69	102	15.43	3.429										
Jason Grimsley, R ERA: 6.75	2.2		12	3	2	2	0	1	0	0	0	0	0	25	42	6.75	1.500										
Eric Plunk, R ERA: 3.38	0.2		5	1	0	0	0	1	1	0	0	0	0	4	14	0.00	3.000										

Batter	1	2	3	4	5	6	7	8	9	AB	R	H	RBI	BB	SO	LOB	TOP								
Rickey Henderson, R OBP: 0.450, SLG: 0.499		G1-4-3				F7		F8		4	1	1	0	1	0	2	Toronto Blue Jays @ Seattle Mariners The Kingdome, Seattle, WA Fri Aug 27 1993, 10:05 PM EDT Att: 31,771 - Dome								
Devon White, S OBP: 0.336, SLG: 0.452								K		4	2	2	2	0	1										
Paul Molitor, R OBP: 0.409, SLG: 0.499									K	4	1	1	0	1	1										
Joe Carter, R OBP: 0.310, SLG: 0.502										4	1	2	1	1	1	2									
John Olerud, L OBP: 0.491, SLG: 0.658										3	0	1	1	1	1	2									
Roberto Alomar, S OBP: 0.395, SLG: 0.466										5	0	2	2	0	1	5									
Tony Fernandez, S OBP: 0.340, SLG: 0.373										4	0	0	0	0	1	3									
Ed Sprague, R OBP: 0.304, SLG: 0.389										3	0	0	0	1	0	1									
Pat Borders, R OBP: 0.283, SLG: 0.368										4	1	2	0	0	0	2									
Inning Stats	R: 0 E: 0 K: 0 S: 13	H: 1 LOB: 3 BB: 2 P: 26	R: 0 E: 0 K: 1 S: 12	H: 1 LOB: 1 BB: 0 P: 21	R: 3 E: 0 K: 0 S: 14	H: 4 LOB: 2 BB: 1 P: 26	R: 1 E: 0 K: 1 S: 11	H: 0 LOB: 0 BB: 1 P: 18	R: 0 E: 0 K: 0 S: 7	H: 1 LOB: 1 BB: 0 P: 11	R: 2 E: 0 K: 1 S: 15	H: 3 LOB: 1 BB: 0 P: 24	R: 0 E: 0 K: 0 S: 6	H: 1 LOB: 0 BB: 0 P: 8	R: 0 E: 0 K: 1 S: 8	H: 0 LOB: 0 BB: 1 P: 12	R: 0 E: 0 K: 2 S: 9	H: 0 LOB: 1 BB: 1 P: 19	1B: 7 2B: 4 3B: 0 HR: 0	SF: 2 SAC: 0 DP: 1 HBP: 0	WP: 1 PB: 0 SB: 4 CS: 0	PA: 42			
PITCHER	IP	WLS	BF	H	R	ER	SO	BB	IBB	HBP	BLK	WP	HR	S	P	ERA	WHIP								
Dave Fleming, L ERA: 4.44	(1, 1)	5.1	29	9	6	6	2	4	0	0	0	0	0	64	113	10.12	2.438								
Steve Ontiveros, R ERA: 1.35	(6, 1)	1.2	6	2	0	0	1	0	0	0	0	1	0	14	21	0.00	1.200								
Jeff Nelson, R ERA: 3.94	(8, 1)	1.1	5	0	0	0	2	1	0	0	0	0	0	12	23	0.00	0.750								
Erik Platenberg, L ERA: 7.94	(9, 1)	0.2	2	0	0	0	1	0	0	0	0	0	0	5	8	0.00	0.000								

AB	35
R	6
H	11
RBI	6
BB	5
SO	6
LOB	19



Batter	1	2	3	4	5	6	7	8	9	AB	R	H	RBI	BB	SO	LOB	BOTTOM								
Brian Turang, R OBP: 0.340, SLG: 0.429										3	0	0	0	1	1	1	Toronto Blue Jays @ Seattle Mariners The Kingdome, Seattle, WA Fri Aug 27 1993, 10:05 PM EDT Att: 31,771 - Dome								
Bret Boone, R OBP: 0.308, SLG: 0.429										4	2	2	1	0	0	1									
Ken Griffey Jr., L OBP: 0.407, SLG: 0.646										2	2	1	0	2	0	0									
Jay Buhner, R OBP: 0.387, SLG: 0.493										3	2	1	1	1	2	2									
Dave Magadan, L OBP: 0.382, SLG: 0.361										3	0	1	1	0	1	2									
Rich Amaral, R OBP: 0.353, SLG: 0.361										0	0	0	1	0	0	0									
Mike Blowers, R OBP: 0.371, SLG: 0.526										4	1	1	3	0	2	1									
Marc Newfield, R OBP: 0.283, SLG: 0.333										4	0	1	0	0	1	1									
Dave Valle, R OBP: 0.345, SLG: 0.383										4	0	0	0	0	2	1									
Omar Vizquel, S OBP: 0.327, SLG: 0.303										3	0	1	0	0	1	1									
Inning Stats	R: 0 E: 0 K: 0 S: 4	H: 0 LOB: 0 BB: 0 P: 6	R: 0 E: 0 K: 2 S: 8	H: 0 LOB: 0 BB: 0 P: 16	R: 0 E: 0 K: 2 S: 7	H: 0 LOB: 0 BB: 0 P: 12	R: 0 E: 0 K: 2 S: 11	H: 0 LOB: 2 BB: 2 P: 24	R: 0 E: 0 K: 1 S: 9	H: 1 LOB: 1 BB: 0 P: 14	R: 3 E: 0 K: 1 S: 14	H: 4 LOB: 1 BB: 0 P: 20	R: 0 E: 1 K: 1 S: 6	H: 1 LOB: 1 BB: 0 P: 10	R: 4 E: 0 K: 0 S: 12	H: 2 LOB: 0 BB: 2 P: 26	R: 0 E: 0 K: 0 S: 9	H: 0 LOB: 0 BB: 1 P: 19	1B: 4 2B: 2 3B: 0 HR: 2	SF: 1 SAC: 0 DP: 0 HBP: 0	WP: 0 PB: 0 SB: 0 CS: 0	PA: 35			
PITCHER	IP	WLS	BF	H	R	ER	SO	BB	IBB	HBP	BLK	WP	HR	S	P	ERA	WHIP								
Juan Guzman, R ERA: 4.2	(1, 1)		31	7	6	6	10	4	0	0	0	0	0	64	116	7.71	1.571								
Tony Castillo, L ERA: 2.75	(8, 1)	0.1	1	0	0	0	0	0	0	0	0	0	0	1	1	0.00	0.000								
Woody Williams, R ERA: 4.76	(8, 1)	0.2	3	1	1	1	0	0	0	0	0	0	1	6	11	13.50	1.500								

AB	30
R	7
H	8
RBI	7
BB	4
SO	10
LOB	10



Batter	1	2	3	4	5	6	7	8	9	AB	R	H	RBI	BB	SO	LOB	TOP			
Rickey Henderson, R OBP: 0.448, SLG: 0.495	F8		F9			G5-3		SH5-3		3	0	0	0	0	0	0				
Devon White, S OBP: 0.335, SLG: 0.449	G6-3			P7		2B PB BB		G3		3	1	0	0	1	0	1				
Roberto Alomar, S OBP: 0.394, SLG: 0.467	G6-3			G3		PB 2B		G6-3		4	0	1	0	0	0	1				
Joe Carter, R OBP: 0.311, SLG: 0.501		L6 BB 1B				G5-3			F8	3	0	1	0	1	0	1				
John Olerud, L OBP: 0.489, SLG: 0.654				P4					G3	3	0	0	0	1	1	1				
Paul Molitor, R OBP: 0.411, SLG: 0.503		L6				G6-3 1B				4	0	3	0	0	0	2				
Tony Fernandez, S OBP: 0.339, SLG: 0.372						F7			G3	4	0	1	0	0	0	3				
Ed Sprague, R OBP: 0.302, SLG: 0.387			G6-3			G6-3				3	0	0	0	0	0	3				
Pat Borders, R OBP: 0.283, SLG: 0.371			G5-3					F8		3	0	1	0	0	0	0				
Inning Stats	R: 0 E: 0 K: 0 S: 6	H: 0 LOB: 0 BB: 0 P: 9	R: 0 E: 0 K: 0 S: 8	H: 1 LOB: 1 BB: 1 P: 16	R: 0 E: 0 K: 0 S: 8	H: 0 LOB: 0 BB: 0 P: 12	R: 0 E: 0 K: 0 S: 9	H: 0 LOB: 1 BB: 1 P: 14	R: 0 E: 0 K: 1 S: 7	H: 2 LOB: 1 BB: 0 P: 9	R: 0 E: 0 K: 0 S: 9	H: 1 LOB: 1 BB: 0 P: 13	R: 0 E: 0 K: 0 S: 8	H: 1 LOB: 1 BB: 0 P: 14	1B: 4 2B: 4 3B: 0 HR: 0	SF: 0 SAC: 1 DP: 3 HBP: 0	WP: 0 PB: 1 SB: 0 CS: 0	PA: 34		
PITCHER	IP WLS BF H R ER SO	IP WLS BF H R ER SO	IP WLS BF H R ER SO	IP WLS BF H R ER SO	IP WLS BF H R ER SO	IP WLS BF H R ER SO	IP WLS BF H R ER SO	IP WLS BF H R ER SO	IP WLS BF H R ER SO	IP WLS BF H R ER SO	IP WLS BF H R ER SO	IP WLS BF H R ER SO	IP WLS BF H R ER SO	IP WLS BF H R ER SO	IP WLS BF H R ER SO	IP WLS BF H R ER SO	IP WLS BF H R ER SO	IP WLS BF H R ER SO	IP WLS BF H R ER SO	
Chris Bosio, R ERA: 3.98	8.0	W	30	6	1	0	1	3	0	0	0	0	0	0	0	0	0	0	0	0
Jeff Nelson, R ERA: 3.91	0.1		1	0	0	0	0	0	0	0	0	0	0	0	0	0	0	0	0	0
Erik Platenberg, L ERA: 7.5	0.1		1	0	0	0	0	0	0	0	0	0	0	0	0	0	0	0	0	0
Ted Power, R ERA: 4.99	0.1	S	2	1	0	0	0	0	0	0	0	0	0	0	0	0	0	0	0	0

Toronto Blue Jays @ Seattle Mariners
The Kingdome, Seattle, WA
Sat Aug 28 1993, 10:05 PM EDT
Att: 56,076 - Dome

AB 30
R 1
H 7
RBI 0
BB 3
SO 1
LOB 12



Batter	1	2	3	4	5	6	7	8	9	AB	R	H	RBI	BB	SO	LOB	BOTTOM			
Brian Turang, R OBP: 0.340, SLG: 0.422	K					G5-3		F9		3	0	1	0	0	1	2				
Dann Howitt, L OBP: 0.277, SLG: 0.422										1	0	0	0	0	0	0				
Bret Boone, R OBP: 0.307, SLG: 0.431	G4-3		F4-3			K		BB SF8 2B		4	1	1	0	0	1	4				
Ken Griffey Jr., L OBP: 0.406, SLG: 0.641	G3-1			F9		P4		BB WP IBB		3	1	0	0	1	0	0				
Jay Buhner, R OBP: 0.388, SLG: 0.491		G5-3				K		WP BB		2	0	0	0	2	1	0				
Dave Magadan, L OBP: 0.381, SLG: 0.359		G4-3				WP BB		SF8		2	0	0	1	1	0	1				
Mike Blowers, R OBP: 0.369, SLG: 0.520		G4-3				G5-3		WP BB		3	0	0	0	1	1	2				
Marc Newfield, R OBP: 0.265, SLG: 0.311			G1-3			G4-3				3	0	0	0	0	0	0				
Mackey Sasser, L OBP: 0.275, SLG: 0.333								IBB		0	0	0	0	1	0	0				
Dave Valle, R OBP: 0.346, SLG: 0.383						G5-3 1B BB		F8		3	0	1	0	1	1	3				
Omar Vizquel, S OBP: 0.327, SLG: 0.303			L7			G5-3 1B		G4-1		3	0	1	0	0	0	1				
Inning Stats	R: 0 E: 0 K: 1 S: 8	H: 0 LOB: 0 BB: 0 P: 10	R: 0 E: 0 K: 0 S: 8	H: 0 LOB: 0 BB: 0 P: 12	R: 0 E: 0 K: 0 S: 15	H: 2 LOB: 2 BB: 0 P: 18	R: 0 E: 0 K: 1 S: 11	H: 0 LOB: 1 BB: 1 P: 21	R: 0 E: 0 K: 1 S: 8	H: 1 LOB: 2 BB: 1 P: 14	R: 0 E: 0 K: 0 S: 6	H: 0 LOB: 0 BB: 1 P: 14	R: 0 E: 0 K: 1 S: 10	H: 0 LOB: 0 BB: 0 P: 14	R: 2 E: 0 K: 1 S: 10	H: 1 LOB: 3 BB: 4 P: 30	1B: 3 2B: 1 3B: 0 HR: 0	SF: 1 SAC: 0 DP: 0 HBP: 0	WP: 2 PB: 0 SB: 0 CS: 0	PA: 35
PITCHER	IP WLS BF H R ER SO	IP WLS BF H R ER SO	IP WLS BF H R ER SO	IP WLS BF H R ER SO	IP WLS BF H R ER SO	IP WLS BF H R ER SO	IP WLS BF H R ER SO	IP WLS BF H R ER SO	IP WLS BF H R ER SO	IP WLS BF H R ER SO	IP WLS BF H R ER SO	IP WLS BF H R ER SO	IP WLS BF H R ER SO	IP WLS BF H R ER SO	IP WLS BF H R ER SO	IP WLS BF H R ER SO	IP WLS BF H R ER SO	IP WLS BF H R ER SO	IP WLS BF H R ER SO	
Jack Morris, R ERA: 6.27	7.0																			
Danny Cox, R ERA: 2.8	1.0	L	8	1	2	2	1	2	2	0	0	0	0	0	0	0	0	0	0	0

Toronto Blue Jays @ Seattle Mariners
The Kingdome, Seattle, WA
Sat Aug 28 1993, 10:05 PM EDT
Att: 56,076 - Dome

AB 27
R 2
H 4
RBI 1
BB 7
SO 5
LOB 13



Batter	1	2	3	4	5	6	7	8	9	AB	R	H	RBI	BB	SO	LOB	TOP								
Devon White, S OBP: 0.339, SLG: 0.454 (1, 8)	2-1 G6-4-3 1B		1-3 K	0-2 2B		4-2 BB			2-1 1B	4	0	3	0	1	1	3	Toronto Blue Jays @ Seattle Mariners The Kingdome, Seattle, WA Sun Aug 29 1993, 6:33 AM EDT Att: 34,593 - Dome								
Roberto Alomar, S OBP: 0.393, SLG: 0.472 (1, 4)	0-0 G6-4-3		2-0 HR	0-1 F8		0-0 G3-1			2-3 K	3	1	1	4	0	0	2									
Alfredo Griffin, S OBP: 0.241, SLG: 0.259 (6, 4)	1-2		1-1 HR						1-2 K	2	0	0	0	0	1	3									
Paul Molitor, R OBP: 0.411, SLG: 0.505 (1, 10)	0-1 G5-3		1-1 1B						4-1 BB	4	1	1	0	1	1	0									
Joe Carter, R OBP: 0.310, SLG: 0.498 (1, 9)		1-1 G6-3	0-0 1B						3-2 F8	5	0	1	1	0	0	2									
John Olerud, L OBP: 0.487, SLG: 0.650 (1, 3)		1-3 K	4-1 1B						3-1 F7	3	0	0	0	1	1	0									
Tony Fernandez, S OBP: 0.336, SLG: 0.369 (1, 6)		2-3 K	3-3 K							4	0	0	0	0	3	2									
Darnell Coles, R OBP: 0.326, SLG: 0.395 (1, 7)			HR						0-0 F8	4	1	1	0	0	1	2									
Ed Sprague, R OBP: 0.304, SLG: 0.390 (1, 5)			HR						2-3 K	4	2	2	0	0	2	0									
Randy Knorr, R OBP: 0.264, SLG: 0.358 (1, 2)			HR						0-3 K	4	1	2	1	0	1	0									
Inning Stats	R: 0 E: 0 K: 0 S: 5	H: 1 LOB: 0 BB: 0 P: 7	R: 0 E: 0 K: 2 S: 8	H: 0 LOB: 0 BB: 0 P: 12	R: 5 E: 0 K: 3 S: 24	H: 6 LOB: 2 BB: 1 P: 41	R: 0 E: 0 K: 1 S: 10	H: 1 LOB: 1 BB: 0 P: 13	R: 0 E: 0 K: 0 S: 10	H: 0 LOB: 0 BB: 0 P: 14	R: 1 E: 0 K: 1 S: 11	H: 2 LOB: 2 BB: 1 P: 21	R: 0 E: 0 K: 1 S: 8	H: 0 LOB: 0 BB: 0 P: 15	R: 0 E: 0 K: 1 S: 7	H: 0 LOB: 0 BB: 0 P: 9	R: 0 E: 0 K: 2 S: 18	H: 1 LOB: 2 BB: 1 P: 28	1B: 7 2B: 2 3B: 1 HR: 1	SF: 0 SAC: 0 DP: 1 HBP: 0	WP: 0 PB: 0 SB: 2 CS: 0	PA: 40			
PITCHER	IP	WLS	BF	H	R	ER	SO	BB	IBB	HBP	BLK	WP	HR	S	P	ERA	WHIP								
Erik Hanson, R ERA: 3.46 (1, 1)	6.0	L	29	10	6	6	7	1	1	0	0	0	1	68	108	9.00	1.833								
Brad Holman, R ERA: 1.13 (7, 1)	2.0		6	0	0	0	2	0	0	0	0	0	0	15	24	0.00	0.000								
Dwayne Henry, R ERA: 6.87 (9, 1)	1.0		5	1	0	0	2	1	0	0	0	0	0	18	28	0.00	2.000								

AB	37
R	6
H	11
RBI	6
BB	3
SO	11
LOB	14



Batter	1	2	3	4	5	6	7	8	9	AB	R	H	RBI	BB	SO	LOB	BOTTOM								
Brian Turang, R OBP: 0.352, SLG: 0.429 (1, 7)	1-3 K		0-0 1B						0-1 1B	4	1	2	0	0	1	0	Toronto Blue Jays @ Seattle Mariners The Kingdome, Seattle, WA Sun Aug 29 1993, 6:33 AM EDT Att: 34,593 - Dome								
Bret Boone, R OBP: 0.305, SLG: 0.447 (1, 4)	3-2 HR		1-3 K						0-3 K	4	1	1	1	0	2	2									
Ken Griffey Jr., L OBP: 0.411, SLG: 0.644 (1, 8)	1-2 1B		4-1 BB						3-1 1B	3	0	3	1	1	0	0									
Jay Buhner, R OBP: 0.385, SLG: 0.486 (1, 9)	3-3 K		0-1 P6						1-0 G5-4-3	4	0	0	0	0	1	5									
Dave Magadan, L OBP: 0.380, SLG: 0.358 (1, 3)	3-1 G4-3		2-0 1B						2-1 F7	4	0	1	0	0	1	2									
Mike Blowers, R OBP: 0.364, SLG: 0.512 (1, 5)		0-1 G5-3	3-2 F9						1-0 G6-3	4	0	0	0	0	0	2									
Marc Newfield, R ERA: 4.93 (1, 10)		1-1 G5-3	1-1 P4						2-3 K	3	0	0	0	0	0	1									
Dann Howitt, L OBP: 0.271, SLG: 0.413 (9, PH)										1	0	0	0	0	1	0									
Bill Haselman, R OBP: 0.326, SLG: 0.458 (1, 2)		1-3 K	1-3 K							3	0	0	0	0	2	1									
Omar Vizquel, S OBP: 0.326, SLG: 0.301 (1, 6)			1-1 F8						1-1 F7	3	0	0	0	0	0	0									
Inning Stats	R: 1 E: 0 K: 2 S: 17	H: 2 LOB: 1 BB: 0 P: 28	R: 0 E: 0 K: 1 S: 7	H: 0 LOB: 0 BB: 0 P: 9	R: 0 E: 0 K: 1 S: 9	H: 1 LOB: 1 BB: 1 P: 15	R: 0 E: 0 K: 1 S: 10	H: 1 LOB: 1 BB: 0 P: 17	R: 0 E: 0 K: 0 S: 5	H: 0 LOB: 0 BB: 0 P: 7	R: 0 E: 0 K: 1 S: 10	H: 1 LOB: 1 BB: 0 P: 16	R: 0 E: 0 K: 0 S: 7	H: 0 LOB: 0 BB: 0 P: 11	R: 1 E: 0 K: 1 S: 8	H: 2 LOB: 0 BB: 0 P: 12	R: 0 E: 0 K: 1 S: 6	H: 0 LOB: 0 BB: 0 P: 11	1B: 6 2B: 0 3B: 0 HR: 1	SF: 0 SAC: 0 DP: 1 HBP: 0	WP: 1 PB: 0 SB: 3 CS: 0	PA: 34			
PITCHER	IP	WLS	BF	H	R	ER	SO	BB	IBB	HBP	BLK	WP	HR	S	P	ERA	WHIP								
Todd Stottlemyre, R ERA: 1.8 (1, 1)	8.0	W	31	7	2	2	7	1	0	0	0	0	1	73	115	2.25	1.000								
Duane Ward, R ERA: 1.8 (9, 1)	1.0		3	0	0	0	1	0	0	0	0	0	0	6	11	0.00	0.000								

AB	33
R	2
H	7
RBI	2
BB	1
SO	8
LOB	13



Batter	1	2	3	4	5	6	7	8	9	AB	R	H	RBI	BB	SO	LOB	TOP								
Rickey Henderson, R OBP: 0.449, SLG: 0.503	1-3 K		0-1 G3 1B WP		1-0 HR		4-1 BB		2-0 P4	4	2	2	1	1	1	0	Toronto Blue Jays @ Oakland Athletics Oakland-Alameda County Coliseum, Oakland, CA Mon Aug 30 1993, 7:05 PM PDT Att: 24,371 - Unknown - 65 F livebaseballscorecards.com								
Devon White, S OBP: 0.338, SLG: 0.451	2-2 F7		0-1 WP G3 1B		0-2 G4-3		1-0 L8		0-0 G3	5	0	1	0	0	0	1									
Roberto Alomar, S OBP: 0.394, SLG: 0.474	1-0 BB 1B		2-2 G3		1-1 F9			2-1 SF8 2B		4	1	2	0	0	0	2									
Joe Carter, R OBP: 0.311, SLG: 0.497	4-1 SAFE BB		3-1 L5		0-2 L6			1-1 E7 1B		3	0	1	0	1	0	1									
John Olerud, L OBP: 0.484, SLG: 0.644	1-0 G4-3			1-2 G3		1-0 G4-3		3-1 L7		4	0	0	0	0	0	4									
Paul Molitor, R OBP: 0.412, SLG: 0.506		2-3 K		3-1 1B 2B		3-2 P3		4-0 FC6-4 IBB		3	1	1	0	1	1	0									
Tony Fernandez, S OBP: 0.335, SLG: 0.371		2-2 F9-6 2B		2-3 K		1-0 G4-3		0-0 SF8		3	0	1	1	0	1	1									
Ed Sprague, R OBP: 0.303, SLG: 0.389		1-0 F9-6		1-1 2H 1B			2-0 P5	0-0 FC6-4		4	0	1	1	0	0	3									
Pat Borders, R OBP: 0.281, SLG: 0.367			1-3 K	3-2 F8			2-3 K		2-2 G6-3	4	0	0	0	0	2	1									
Inning Stats	R: 0 E: 0 K: 1 S: 10	H: 1 LOB: 2 BB: 1 P: 19	R: 0 E: 0 K: 1 S: 8	H: 1 LOB: 0 BB: 0 P: 13	R: 1 E: 0 K: 1 S: 13	H: 2 LOB: 1 BB: 0 P: 19	R: 1 E: 0 K: 1 S: 14	H: 2 LOB: 1 BB: 0 P: 24	R: 1 E: 0 K: 0 S: 9	H: 1 LOB: 0 BB: 0 P: 11	R: 0 E: 0 K: 0 S: 7	H: 0 LOB: 0 BB: 0 P: 12	R: 0 E: 0 K: 1 S: 6	H: 0 LOB: 1 BB: 1 P: 15	R: 1 E: 1 K: 0 S: 8	H: 2 LOB: 2 BB: 1 P: 18	R: 0 E: 0 K: 0 S: 6	H: 0 LOB: 0 BB: 0 P: 10	1B: 5 2B: 4 3B: 0 HR: 1	SF: 1 SAC: 0 DP: 1 HBP: 0	WP: 1 PB: 0 SB: 0 CS: 0	PA: 38			
PITCHER	IP	WLS	BF	H	R	ER	SO	BB	IBB	HBP	BLK	WP	HR	S	P	ERA	WHIP								
Ron Darling, R ERA: 5.09	(1, 1)	8.0	L 35	9	4	4	5	2	1	0	0	1	1	75	131	4.50	1.375								
Kelly Downs, R ERA: 5.79	(9, 1)	1.0	3	0	0	0	0	0	0	0	0	0	0	6	10	0.00	0.000								

Batter	1	2	3	4	5	6	7	8	9	AB	R	H	RBI	BB	SO	LOB	BOTTOM								
Mike Bordick, R OBP: 0.358, SLG: 0.342	1-1 F9		4-0 BB		4-0 1B 2B BB		0-0 L6-3			2	0	0	0	2	0	2	Toronto Blue Jays @ Oakland Athletics Oakland-Alameda County Coliseum, Oakland, CA Mon Aug 30 1993, 7:05 PM PDT Att: 24,371 - Unknown - 65 F livebaseballscorecards.com								
Jerry Browne, S OBP: 0.282, SLG: 0.281	2-2 G1-3		1-0 P4		0-2 F8			2-1 S 1B		4	0	1	0	0	0	4									
Troy Neel, L OBP: 0.360, SLG: 0.481		3-2 HBP		1-2 G4-6-3 1B		2-1 HR		1-0 P5		3	1	2	1	0	0	1									
Ruben Sierra, S OBP: 0.294, SLG: 0.400		2-3 K		1-3 K		2-3 K		0-3 K		4	0	0	0	0	4	3									
Brent Gates, S OBP: 0.349, SLG: 0.378		1-0 P6		1-1 G4-6-3		1-2 F8		2-3 K		4	0	0	0	0	1	2									
Mike Aldrete, L OBP: 0.354, SLG: 0.471		0-0 G3-1			1-1 BB 1B		2-2 G4-3		0-1 HR	4	1	2	1	0	0	0									
Dave Henderson, R OBP: 0.252, SLG: 0.377		3-2 K			0-1 BB 1B			2-1 SH5-3 2B		4	0	2	0	0	2	0									
Craig Paquette, R OBP: 0.260, SLG: 0.417			0-1 P6		0-3 K			0-0 SH5-3		3	0	0	0	0	2	2									
Scott Hemond, R OBP: 0.316, SLG: 0.357			1-2 L3		2-3 K			4-0 L6-3 BB		3	0	0	0	1	2	2									
Inning Stats	R: 0 E: 0 K: 1 S: 11	H: 0 LOB: 0 BB: 0 P: 19	R: 0 E: 0 K: 1 S: 5	H: 0 LOB: 0 BB: 0 P: 9	R: 0 E: 0 K: 0 S: 6	H: 0 LOB: 1 BB: 1 P: 12	R: 0 E: 0 K: 1 S: 10	H: 1 LOB: 0 BB: 0 P: 13	R: 0 E: 0 K: 2 S: 14	H: 2 LOB: 3 BB: 1 P: 21	R: 1 E: 0 K: 0 S: 13	H: 1 LOB: 0 BB: 0 P: 20	R: 0 E: 0 K: 0 S: 4	H: 1 LOB: 1 BB: 1 P: 10	R: 0 E: 0 K: 2 S: 9	H: 1 LOB: 0 BB: 0 P: 14	R: 1 E: 0 K: 3 S: 11	H: 1 LOB: 0 BB: 0 P: 13	1B: 4 2B: 2 3B: 0 HR: 2	SF: 0 SAC: 1 DP: 2 HBP: 1	WP: 0 PB: 0 SB: 1 CS: 0	PA: 36			
PITCHER	IP	WLS	BF	H	R	ER	SO	BB	IBB	HBP	BLK	WP	HR	S	P	ERA	WHIP								
Pat Hentgen, R ERA: 3.78	(1, 1)	7.0	W 29	6	1	1	6	3	0	1	0	0	1	65	108	1.29	1.286								
Tony Castillo, L ERA: 2.68	(8, 1)	1.0	3	0	0	0	2	0	0	0	0	0	0	7	10	0.00	0.000								
Duane Ward, R ERA: 1.93	(9, 1)	1.0	S 4	1	1	1	3	0	0	0	0	0	1	11	13	9.00	1.000								



Batter	1	2	3	4	5	6	7	8	9	AB	R	H	RBI	BB	SO	LOB	TOP				
Rickey Henderson, R OBP: 0.452, SLG: 0.504 (1, 7)	P5		G4-3		G5-3			BB 1B BB		3	1	0	0	1	0	0	Toronto Blue Jays @ California Angels Anaheim Stadium, Anaheim, CA Fri Sep 03 1993, 10:05 PM EDT Att: 23,834 - Unknown - 80 F				
Devon White, S OBP: 0.340, SLG: 0.448 (1, 8)	K		F8		G5-3		BB BB BB	E 1B BB		3	0	0	0	1	1	0					
Paul Molitor, R OBP: 0.411, SLG: 0.502 (1, 3)	1B		1B		1B			E9 1-3 2-H	1B	4	0	4	1	0	0	0					
Joe Carter, R OBP: 0.311, SLG: 0.495 (1, 9)	P6		F8		F8			F9		4	0	0	0	0	0	5					
John Olerud, L OBP: 0.484, SLG: 0.637 (1, 10)		CS 1B		G6-3		F7		K		4	0	1	0	0	1	3					
Tony Fernandez, S OBP: 0.334, SLG: 0.373 (1, 6)		SAFE SAFE SAFE	F7		F7		G5-3	P1		4	0	1	0	0	0	2					
Ed Sprague, R OBP: 0.300, SLG: 0.381 (1, 5)		F8		K		F7			G4-3	4	0	0	0	0	1	1					
Pat Borders, R OBP: 0.282, SLG: 0.364 (1, 2)		FC5-4 BB		F8			BB		G1-3	2	0	0	0	2	0	0					
Alfredo Griffin, S OBP: 0.239, SLG: 0.247 (1, 4)	FC5-4				K		K		G5-3	4	0	0	0	0	2	3					
Inning Stats	R: 0 E: 0 K: 1 S: 12	H: 1 LOB: 1 BB: 0 P: 15	R: 0 E: 0 K: 0 S: 11	H: 2 LOB: 2 BB: 1 P: 21	R: 0 E: 0 K: 0 S: 9	H: 1 LOB: 2 BB: 0 P: 14	R: 0 E: 0 K: 1 S: 8	H: 0 LOB: 0 BB: 0 P: 9	R: 0 E: 0 K: 1 S: 4	H: 1 LOB: 1 BB: 0 P: 5	R: 0 E: 0 K: 1 S: 5	H: 0 LOB: 1 BB: 1 P: 9	R: 1 E: 1 K: 1 S: 6	H: 1 LOB: 2 BB: 2 P: 14	R: 0 E: 0 K: 0 S: 3	H: 0 LOB: 0 BB: 0 P: 3	1B: 5 2B: 1 3B: 0 HR: 0	SF: 0 SAC: 0 DP: 0 HBP: 0	WP: 0 PB: 0 SB: 0 CS: 1	PA: 36	
PITCHER	IP WLS BF H R ER SO BB IBB HBP BLK WP HR S P ERA WHIP	IP WLS BF H R ER SO BB IBB HBP BLK WP HR S P ERA WHIP	IP WLS BF H R ER SO BB IBB HBP BLK WP HR S P ERA WHIP	IP WLS BF H R ER SO BB IBB HBP BLK WP HR S P ERA WHIP	IP WLS BF H R ER SO BB IBB HBP BLK WP HR S P ERA WHIP	IP WLS BF H R ER SO BB IBB HBP BLK WP HR S P ERA WHIP	IP WLS BF H R ER SO BB IBB HBP BLK WP HR S P ERA WHIP	IP WLS BF H R ER SO BB IBB HBP BLK WP HR S P ERA WHIP	IP WLS BF H R ER SO BB IBB HBP BLK WP HR S P ERA WHIP	IP WLS BF H R ER SO BB IBB HBP BLK WP HR S P ERA WHIP	IP WLS BF H R ER SO BB IBB HBP BLK WP HR S P ERA WHIP	IP WLS BF H R ER SO BB IBB HBP BLK WP HR S P ERA WHIP	IP WLS BF H R ER SO BB IBB HBP BLK WP HR S P ERA WHIP	IP WLS BF H R ER SO BB IBB HBP BLK WP HR S P ERA WHIP	IP WLS BF H R ER SO BB IBB HBP BLK WP HR S P ERA WHIP	IP WLS BF H R ER SO BB IBB HBP BLK WP HR S P ERA WHIP	IP WLS BF H R ER SO BB IBB HBP BLK WP HR S P ERA WHIP	IP WLS BF H R ER SO BB IBB HBP BLK WP HR S P ERA WHIP	IP WLS BF H R ER SO BB IBB HBP BLK WP HR S P ERA WHIP	IP WLS BF H R ER SO BB IBB HBP BLK WP HR S P ERA WHIP	IP WLS BF H R ER SO BB IBB HBP BLK WP HR S P ERA WHIP

AB	32
R	1
H	6
RBI	1
BB	4
SO	5
LOB	14



Batter	1	2	3	4	5	6	7	8	9	AB	R	H	RBI	BB	SO	LOB	BOTTOM				
Luis Polonia, L OBP: 0.321, SLG: 0.328 (1, 7)	F7		G4-3		E4		F7			4	0	0	0	0	0	1	Toronto Blue Jays @ California Angels Anaheim Stadium, Anaheim, CA Fri Sep 03 1993, 10:05 PM EDT Att: 23,834 - Unknown - 80 F				
Chad Curtis, R OBP: 0.375, SLG: 0.376 (1, 8)	E5 WP FC5-2		K		E6 1B 1-2		E S 1B 2-H			4	0	1	1	0	1	1					
Tim Salmon, R OBP: 0.375, SLG: 0.529 (1, 9)	FC5-2 2-H		BB 1B		BB 1B		BB			3	0	2	0	1	0	1					
Chili Davis, S OBP: 0.321, SLG: 0.407 (1, 10)	G6-3		BB		G3		G6-3			3	0	0	0	1	0	5					
Eduardo Perez, R OBP: 0.281, SLG: 0.370 (1, 5)		G4-3	K		G6-3		K			4	0	0	0	0	2	2					
J.T. Snow, L OBP: 0.318, SLG: 0.383 (1, 3)	1B				F7		F8		WP HR 1B	4	1	2	0	0	0	0					
Torey Lovullo, S OBP: 0.318, SLG: 0.363 (1, 4)	BB 1B				F8		F9		HR	4	2	2	2	0	0	0					
Chris Turner, R OBP: 0.381, SLG: 0.474 (1, 2)	BB 2B				F9		SH1-4 1B		K	4	1	2	1	0	1	0					
Rod Correia, R OBP: 0.375, SLG: 0.383 (1, 6)	K				G6-3		SH1-4 1-2		F7	3	0	0	0	0	1	1					
Inning Stats	R: 0 E: 1 K: 0 S: 14	H: 0 LOB: 1 BB: 0 P: 18	R: 1 E: 0 K: 1 S: 10	H: 3 LOB: 1 BB: 0 P: 13	R: 0 E: 0 K: 2 S: 11	H: 1 LOB: 2 BB: 1 P: 18	R: 0 E: 0 K: 0 S: 4	H: 0 LOB: 0 BB: 0 P: 5	R: 0 E: 2 K: 0 S: 9	H: 1 LOB: 2 BB: 0 P: 13	R: 0 E: 0 K: 0 S: 3	H: 0 LOB: 0 BB: 0 P: 3	R: 1 E: 0 K: 0 S: 5	H: 2 LOB: 2 BB: 1 P: 9	R: 2 E: 0 K: 2 S: 9	H: 2 LOB: 2 BB: 0 P: 9	1B: 7 2B: 1 3B: 0 HR: 1	SF: 0 SAC: 1 DP: 0 HBP: 0	WP: 2 PB: 0 SB: 1 CS: 1	PA: 36	
PITCHER	IP WLS BF H R ER SO BB IBB HBP BLK WP HR S P ERA WHIP	IP WLS BF H R ER SO BB IBB HBP BLK WP HR S P ERA WHIP	IP WLS BF H R ER SO BB IBB HBP BLK WP HR S P ERA WHIP	IP WLS BF H R ER SO BB IBB HBP BLK WP HR S P ERA WHIP	IP WLS BF H R ER SO BB IBB HBP BLK WP HR S P ERA WHIP	IP WLS BF H R ER SO BB IBB HBP BLK WP HR S P ERA WHIP	IP WLS BF H R ER SO BB IBB HBP BLK WP HR S P ERA WHIP	IP WLS BF H R ER SO BB IBB HBP BLK WP HR S P ERA WHIP	IP WLS BF H R ER SO BB IBB HBP BLK WP HR S P ERA WHIP	IP WLS BF H R ER SO BB IBB HBP BLK WP HR S P ERA WHIP	IP WLS BF H R ER SO BB IBB HBP BLK WP HR S P ERA WHIP	IP WLS BF H R ER SO BB IBB HBP BLK WP HR S P ERA WHIP	IP WLS BF H R ER SO BB IBB HBP BLK WP HR S P ERA WHIP	IP WLS BF H R ER SO BB IBB HBP BLK WP HR S P ERA WHIP	IP WLS BF H R ER SO BB IBB HBP BLK WP HR S P ERA WHIP	IP WLS BF H R ER SO BB IBB HBP BLK WP HR S P ERA WHIP	IP WLS BF H R ER SO BB IBB HBP BLK WP HR S P ERA WHIP	IP WLS BF H R ER SO BB IBB HBP BLK WP HR S P ERA WHIP	IP WLS BF H R ER SO BB IBB HBP BLK WP HR S P ERA WHIP	IP WLS BF H R ER SO BB IBB HBP BLK WP HR S P ERA WHIP	IP WLS BF H R ER SO BB IBB HBP BLK WP HR S P ERA WHIP

AB	33
R	4
H	9
RBI	4
BB	2
SO	5
LOB	11



Batter	1	2	3	4	5	6	7	8	9	AB	R	H	RBI	BB	SO	LOB	TOP					
Rickey Henderson, R OBP: 0.448, SLG: 0.499	G4-3		P4			FC5-4				4	0	1	0	0	0	1						
Roberto Alomar, S OBP: 0.391, SLG: 0.469	G4-3			L4-3 BB		F9				3	0	0	0	1	1	2						
Paul Molitor, R OBP: 0.411, SLG: 0.500	G4-3			L4-3						4	0	1	0	0	0	1						
Joe Carter, R OBP: 0.308, SLG: 0.492		K		P3						4	1	1	0	0	1	1						
John Olerud, L OBP: 0.483, SLG: 0.633	G4-3					G4-3				3	0	1	1	1	0	0						
Tony Fernandez, S OBP: 0.331, SLG: 0.368						G6-3				4	0	1	0	0	0	3						
Rob Butler, L OBP: 0.282, SLG: 0.278										4	0	0	0	0	2	4						
Ed Sprague, R OBP: 0.298, SLG: 0.379				L8						3	0	0	0	0	1	0						
Pat Borders, R OBP: 0.283, SLG: 0.364				F9						3	0	1	0	0	0	0						
Inning Stats	R: 0 E: 0 K: 0 S: 7	H: 0 LOB: 0 BB: 0 P: 11	R: 0 E: 0 K: 1 S: 10	H: 1 LOB: 1 BB: 0 P: 16	R: 0 E: 0 K: 0 S: 4	H: 0 LOB: 0 BB: 0 P: 6	R: 0 E: 0 K: 0 S: 6	H: 0 LOB: 0 BB: 1 P: 11	R: 0 E: 0 K: 1 S: 9	H: 0 LOB: 0 BB: 0 P: 14	R: 0 E: 0 K: 1 S: 9	H: 1 LOB: 1 BB: 0 P: 12	R: 0 E: 0 K: 1 S: 12	H: 1 LOB: 2 BB: 1 P: 21	R: 0 E: 0 K: 1 S: 11	H: 1 LOB: 1 BB: 0 P: 15	R: 1 E: 0 K: 0 S: 15	H: 2 LOB: 1 BB: 0 P: 17	1B: 5 2B: 2 3B: 0 HR: 0	SF: 0 SAC: 0 DP: 1 HBP: 0	WP: 0 PB: 0 SB: 1 CS: 0	PA: 34
PITCHER Phil Lettwich, R ERA: 3.32	IP: 9.0 WLS: W BF: 34 H: 6 R: 1 ER: 1 SO: 5 BB: 2 IBB: 0 HBP: 0 BLK: 0 WP: 0 HR: 0 S: 83 P: 123 ERA: 1.00 WHIP: 0.889															PITCHER	IP: 9.0 WLS: W BF: 34 H: 6 R: 1 ER: 1 SO: 5 BB: 2 IBB: 0 HBP: 0 BLK: 0 WP: 0 HR: 0 S: 83 P: 123 ERA: 1.00 WHIP: 0.889					

Toronto Blue Jays @ California Angels
Anaheim Stadium, Anaheim, CA
Sun Sep 05 1993, 6:33 AM EDT
Att: 19,653 - Sunny - 78 F


AB 32
R 1
H 6
RBI 1
BB 2
SO 5
LOB 12





Batter	1	2	3	4	5	6	7	8	9	AB	R	H	RBI	BB	SO	LOB	BOTTOM					
Luis Polonia, L OBP: 0.322, SLG: 0.329	L7									4	1	3	0	0	0	0						
Chad Curtis, R OBP: 0.375, SLG: 0.377										3	1	1	0	1	0	3						
Tim Salmon, R OBP: 0.375, SLG: 0.528	F9									4	0	0	0	0	3	3						
Chili Davis, S OBP: 0.325, SLG: 0.415	K									3	1	2	2	1	1	1						
Eduardo Perez, R OBP: 0.286, SLG: 0.382										3	1	1	1	0	0	1						
J.T. Snow, L OBP: 0.319, SLG: 0.379										3	0	0	0	1	1	2						
Torey Lovullo, S OBP: 0.316, SLG: 0.360										4	1	1	0	0	0	2						
Chris Turner, R OBP: 0.400, SLG: 0.478										4	0	2	1	0	0	0						
Rod Correia, R OBP: 0.361, SLG: 0.358										4	0	1	1	0	1	1						
Inning Stats	R: 0 E: 0 K: 1 S: 7	H: 0 LOB: 1 BB: 1 P: 14	R: 2 E: 0 K: 0 S: 15	H: 5 LOB: 2 BB: 0 P: 23	R: 0 E: 0 K: 1 S: 12	H: 0 LOB: 2 BB: 2 P: 27	R: 0 E: 0 K: 1 S: 8	H: 1 LOB: 0 BB: 0 P: 11	R: 1 E: 0 K: 1 S: 10	H: 1 LOB: 0 BB: 0 P: 13	R: 0 E: 0 K: 0 S: 10	H: 1 LOB: 1 BB: 0 P: 19	R: 2 E: 0 K: 2 S: 15	H: 3 LOB: 1 BB: 0 P: 17	R: 0 E: 0 K: 0 S: 9	H: 0 LOB: 0 BB: 0 P: 12	R: 0 E: 0 K: 0 S: 9	H: 0 LOB: 0 BB: 0 P: 12	1B: 10 2B: 0 3B: 0 HR: 1	SF: 1 SAC: 0 DP: 1 HBP: 0	WP: 0 PB: 0 SB: 0 CS: 1	PA: 37
PITCHER Pat Hentgen, R ERA: 3.89 Mark Eichhorn, R ERA: 2.55	IP: 6.1 WLS: L BF: 31 H: 11 R: 5 ER: 5 SO: 5 BB: 3 IBB: 0 HBP: 0 BLK: 0 WP: 0 HR: 1 S: 71 P: 117 ERA: 7.11 WHIP: 2.211															PITCHER	IP: 1.2 WLS: L BF: 5 H: 0 R: 0 ER: 0 SO: 1 BB: 0 IBB: 0 HBP: 0 BLK: 0 WP: 0 HR: 0 S: 15 P: 19 ERA: 0.00 WHIP: 0.000					


Toronto Blue Jays @ California Angels
Anaheim Stadium, Anaheim, CA
Sun Sep 05 1993, 6:33 AM EDT
Att: 19,653 - Sunny - 78 F


AB 32
R 5
H 11
RBI 5
BB 3
SO 6
LOB 13



Batter	1	2	3	4	5	6	7	8	9	AB	R	H	RBI	BB	SO	LOB	TOP										
Jerry Browne, S OBP: 0.301, SLG: 0.307 (1, 7)	F8			L3 1B		BB			F7	3	0	1	0	1	0	0	Oakland Athletics @ Toronto Blue Jays SkyDome, Toronto, ON Wed Sep 08 1993, 7:05 PM EDT Att: 50,329 - Dome										
Dave Henderson, R OBP: 0.283, SLG: 0.391 Kurt Abbott, R Craig Paquette, R OBP: 0.257, SLG: 0.414 (1, 8) (9, FR) (9, 5)	K		F8						BB 1B	4	0	1	0	0	2	3											
Ruben Sierra, S OBP: 0.294, SLG: 0.399 (1, 9)	G3		L3						P6	4	0	0	0	0	0	2											
Troy Neel, L OBP: 0.358, SLG: 0.476 (1, 10)		P6								2	1	0	0	2	1	0											
Mike Aldrete, L OBP: 0.362, SLG: 0.473 (1, 3)	F7		F8						BB 1B	3	0	0	0	1	0	1											
Brent Gates, S OBP: 0.346, SLG: 0.366 (1, 4)	G6-3		G6-3						BB	4	0	1	2	0	0	0											
Mike Bordick, R OBP: 0.349, SLG: 0.330 (1, 6)			E3						K	4	0	0	0	0	1	2											
Scott Brosius, R OBP: 0.236, SLG: 0.326 (9, 8)			K							3	0	1	0	0	1	1											
Scott Hemond, R OBP: 0.313, SLG: 0.349 (1, 2)			P6							3	0	1	0	0	1	1											
Inning Stats	R: 0 E: 0 K: 1 S: 7	H: 0 LOB: 0 BB: 0 P: 8	R: 0 E: 0 K: 0 S: 4	H: 0 LOB: 0 BB: 0 P: 6	R: 0 E: 1 K: 1 S: 8	H: 0 LOB: 0 BB: 0 P: 14	R: 0 E: 0 K: 0 S: 7	H: 1 LOB: 0 BB: 0 P: 12	R: 0 E: 0 K: 1 S: 7	H: 0 LOB: 0 BB: 0 P: 12	R: 0 E: 0 K: 0 S: 14	H: 1 LOB: 2 BB: 1 P: 23	R: 0 E: 0 K: 1 S: 7	H: 0 LOB: 0 BB: 1 P: 16	R: 0 E: 0 K: 1 S: 7	H: 1 LOB: 1 BB: 0 P: 15		R: 2 E: 0 K: 1 S: 12	H: 2 LOB: 2 BB: 2 P: 23	1B: 4 2B: 3 3B: 0 HR: 0	SF: 0 SAC: 0 DP: 3 HBP: 0	WP: 0 PB: 0 SB: 1 CS: 1	PA: 34				
PITCHER	IP	WLS	BF	H	R	ER	SO	BB	IBB	HBP	BLK	WP	HR	S	P	ERA	WHIP										
Juan Guzman, R ERA: 3.99 Duane Ward, R ERA: 2.16 (1, 1) (8, 1)	7.2		26	3	0	0	4	2	0	0	0	0	0	58	102	0.00	0.652										

Batter	1	2	3	4	5	6	7	8	9	AB	R	H	RBI	BB	SO	LOB	BOTTOM										
Rickey Henderson, R OBP: 0.449, SLG: 0.496 (1, 7)	SH1-3 1B BB		FC4 1B							3	1	2	0	1	1	0	Oakland Athletics @ Toronto Blue Jays SkyDome, Toronto, ON Wed Sep 08 1993, 7:05 PM EDT Att: 50,329 - Dome										
Devon White, S OBP: 0.338, SLG: 0.446 (1, 8)	SH1-3		FC4							3	0	0	0	0	0	2											
Roberto Alomar, S OBP: 0.391, SLG: 0.473 (1, 4)	SH1-3 1B		K							4	0	2	1	0	1	1											
Joe Carter, R OBP: 0.306, SLG: 0.486 (1, 9)	SH1-3 BB		K							3	0	0	0	1	2	2											
John Olerud, L OBP: 0.479, SLG: 0.624 (1, 3)	G1-6-3		F7							4	0	0	0	0	1	3											
Paul Molitor, R OBP: 0.409, SLG: 0.496 (1, 10)			K							4	0	0	0	0	1	1											
Tony Fernandez, S OBP: 0.332, SLG: 0.370 (1, 6)			G1-3							3	0	1	0	0	1	0											
Darnell Coles, R OBP: 0.321, SLG: 0.387 (1, 5)			G5-3							3	0	0	0	0	1	1											
Pat Borders, R OBP: 0.282, SLG: 0.359 (1, 2)			G4-3							3	0	0	0	0	0	1											
Inning Stats	R: 1 E: 0 K: 0 S: 14	H: 1 LOB: 1 BB: 2 P: 25	R: 0 E: 0 K: 1 S: 7	H: 1 LOB: 1 BB: 0 P: 12	R: 0 E: 0 K: 2 S: 14	H: 1 LOB: 1 BB: 0 P: 24	R: 0 E: 0 K: 0 S: 6	H: 0 LOB: 0 BB: 0 P: 10	R: 0 E: 0 K: 2 S: 8	H: 0 LOB: 0 BB: 0 P: 10	R: 0 E: 0 K: 0 S: 10	H: 0 LOB: 0 BB: 0 P: 13	R: 0 E: 0 K: 1 S: 6	H: 0 LOB: 0 BB: 0 P: 8	R: 0 E: 0 K: 0 S: 9	H: 1 LOB: 1 BB: 0 P: 14		R: 0 E: 0 K: 2 S: 13	H: 1 LOB: 1 BB: 0 P: 18	1B: 4 2B: 1 3B: 0 HR: 0	SF: 0 SAC: 1 DP: 1 HBP: 0	WP: 0 PB: 0 SB: 4 CS: 0	PA: 33				
PITCHER	IP	WLS	BF	H	R	ER	SO	BB	IBB	HBP	BLK	WP	HR	S	P	ERA	WHIP										
Bobby Witt, R ERA: 4.48 Rick Honeycutt, L ERA: 3.31 Dennis Eckersley, R ERA: 3.84 (1, 1) (9, 1) (9, 1)	8.0		29	4	1	1	6	2	0	0	0	0	0	74	116	1.12	0.750										

Batter	1	2	3	4	5	6	7	8	9	AB	R	H	RBI	BB	SO	LOB	TOP										
Jerry Browne, S OBP: 0.294, SLG: 0.300 (1, 7)	F9		G4-3	F8		G4-3			SH3-4	4	0	0	0	0	0	3	Oakland Athletics @ Toronto Blue Jays SkyDome, Toronto, ON Thu Sep 09 1993, 7:05 PM EDT Att: 50,518 - Dome										
Dave Henderson, R OBP: 0.292, SLG: 0.387 (1, 8)	G5-3				P4		G6-3		F9	4	0	0	0	1	0	1											
Ruben Sierra, S OBP: 0.295, SLG: 0.398 (1, 9)	P6		E9				G3		1B 2B	4	1	1	0	1	1	0											
Troy Neel, L OBP: 0.358, SLG: 0.473 (1, 10)									2B	4	1	1	1	1	0	0											
Brent Gates, S OBP: 0.349, SLG: 0.373 (1, 4)									2B	5	2	3	2	0	0	3											
Mike Aldrete, L OBP: 0.386, SLG: 0.478 (8, PH)										2	1	1	1	1	0	1											
Mark McGwire, R OBP: 0.467, SLG: 0.726 (8, PR)										0	0	0	0	1	0	0											
Marcos Armas, R OBP: 0.207, SLG: 0.321 (8, 3)										1	0	0	0	0	0	1											
Craig Paquette, R OBP: 0.257, SLG: 0.412 (1, 5)	G6-3									4	0	1	0	0	0	3	AB 35 R 7 H 10 RBI 7 BB 6 SO 3 LOB 16										
Kurt Abbott, R OBP: 0.500, SLG: 1.250 (1, 6)										4	1	2	3	0	2	2											
Scott Hemond, R OBP: 0.317, SLG: 0.349 (1, 2)										3	1	1	0	1	0	2											
Inning Stats	R: 0 E: 0 K: 0 S: 6	H: 0 LOB: 0 BB: 0 P: 10	R: 1 E: 0 K: 1 S: 12	H: 2 LOB: 1 BB: 0 P: 18	R: 0 E: 1 K: 0 S: 12	H: 1 LOB: 3 BB: 2 P: 27	R: 2 E: 0 K: 0 S: 5	H: 2 LOB: 0 BB: 1 P: 14	R: 0 E: 0 K: 1 S: 11	H: 0 LOB: 0 BB: 0 P: 17	R: 1 E: 0 K: 0 S: 12	H: 3 LOB: 2 BB: 0 P: 17	R: 0 E: 0 K: 0 S: 7	H: 0 LOB: 1 BB: 2 P: 14	R: 0 E: 0 K: 1 S: 11	H: 0 LOB: 1 BB: 2 P: 21		R: 3 E: 0 K: 0 S: 12	H: 2 LOB: 1 BB: 2 P: 24	1B: 6 2B: 3 3B: 0 HR: 1	SF: 0 SAC: 1 DP: 0 HBP: 0	WP: 0 PB: 0 SB: 0 CS: 1	PA: 42				
PITCHER	IP	WLS	BF	H	R	ER	SO	BB	IBB	HBP	BLK	WP	HR	S	P	ERA	WHIP										
Jack Morris, R ERA: 6.19 (1, 1)	5.1		26	8	4	4	2	2	1	0	0	0	1	54	99	6.75	1.875										
Mike Timlin, R ERA: 5.39 (8, 1)	1.2		5	0	0	0	0	0	0	0	0	0	0	11	18	0.00	0.000										
Tony Castillo, L ERA: 3.4 (8, 1)	2.0	L	11	2	3	3	1	2	1	0	0	0	0	23	45	13.50	2.000										

Batter	1	2	3	4	5	6	7	8	9	AB	R	H	RBI	BB	SO	LOB	BOTTOM										
Rickey Henderson, R OBP: 0.445, SLG: 0.491 (1, 7)	L3		G5-3	FC6-4		FC4			F9	5	0	0	0	0	0	4	Oakland Athletics @ Toronto Blue Jays SkyDome, Toronto, ON Thu Sep 09 1993, 7:05 PM EDT Att: 50,518 - Dome										
Devon White, S OBP: 0.338, SLG: 0.446 (1, 8)									F8	5	0	1	0	0	2	0											
Roberto Alomar, S OBP: 0.391, SLG: 0.471 (1, 4)									F9	3	0	0	0	2	0	0											
Joe Carter, R OBP: 0.305, SLG: 0.482 (1, 9)	P5								F9	4	1	0	0	1	0	3											
John Olerud, L OBP: 0.481, SLG: 0.627 (1, 3)									F9	3	2	2	1	1	1	2											
Paul Molitor, R OBP: 0.408, SLG: 0.495 (1, 10)										4	0	1	0	0	0	4											
Tony Fernandez, S OBP: 0.333, SLG: 0.371 (1, 6)										4	1	2	0	0	0	2											
Ed Sprague, R OBP: 0.298, SLG: 0.376 (1, 5)										2	0	0	0	0	1	3											
Pat Borders, R OBP: 0.284, SLG: 0.360 (1, 2)										4	0	2	3	0	1	2											
Inning Stats	R: 0 E: 0 K: 1 S: 15	H: 1 LOB: 2 BB: 1 P: 26	R: 0 E: 0 K: 0 S: 7	H: 1 LOB: 1 BB: 0 P: 12	R: 0 E: 0 K: 1 S: 9	H: 0 LOB: 0 BB: 0 P: 16	R: 2 E: 0 K: 0 S: 12	H: 2 LOB: 2 BB: 1 P: 21	R: 0 E: 0 K: 0 S: 4	H: 0 LOB: 0 BB: 0 P: 7	R: 2 E: 0 K: 1 S: 11	H: 3 LOB: 1 BB: 0 P: 15	R: 0 E: 0 K: 1 S: 14	H: 0 LOB: 2 BB: 2 P: 26	R: 0 E: 0 K: 1 S: 9	H: 1 LOB: 1 BB: 0 P: 13		R: 0 E: 0 K: 0 S: 4	H: 0 LOB: 0 BB: 0 P: 5	1B: 6 2B: 2 3B: 0 HR: 0	SF: 0 SAC: 1 DP: 0 HBP: 1	WP: 2 PB: 0 SB: 1 CS: 0	PA: 40				
PITCHER	IP	WLS	BF	H	R	ER	SO	BB	IBB	HBP	BLK	WP	HR	S	P	ERA	WHIP										
Steve Karsay, R ERA: 5.64 (1, 1)	5.1		24	5	3	3	2	2	0	1	0	0	0	49	84	5.06	1.312										
Ed Nunez, R ERA: 4.21 (8, 1)	1.2		9	2	1	1	2	2	0	0	0	2	0	23	39	5.40	2.400										
Roger Smithberg, R ERA: 4.21 (8, 1)	1.0	W	4	1	0	0	1	0	0	0	0	0	0	9	13	0.00	1.000										
Dennis Eckersley, R ERA: 3.77 (8, 1)	1.0	S	3	0	0	0	0	0	0	0	0	0	0	4	5	0.00	0.000										

Batter	1	2	3	4	5	6	7	8	9	AB	R	H	RBI	BB	SO	LOB	TOP			
Devon White, S (1, 8) OBP: 0.341, SLG: 0.446											6	2	2	0	0	1	2			
Roberto Alomar, S (1, 4) OBP: 0.399, SLG: 0.477											2	0	1	2	3	0	0			
Paul Molitor, R (1, 10) OBP: 0.406, SLG: 0.509											6	2	2	0	0	1	6			
Joe Carter, R (1, 9) OBP: 0.314, SLG: 0.492											4	1	1	1	1	1	2			
John Olerud, L (1, 3) OBP: 0.476, SLG: 0.611											4	1	2	2	1	1	1			
Tony Fernandez, S (1, 6)											3	1	1	0	2	0	2			
Darnell Coles, R (1, 7) Willie Canate, R (7, 7) OBP: 0.325, SLG: 0.393 OBP: 0.256, SLG: 0.256											4	0	2	1	0	1	3			
Ed Sprague, R (1, 5) OBP: 0.306, SLG: 0.389											5	1	1	3	0	0	4			
Pat Borders, R (1, 2) Randy Knorr, R (9, 2) OBP: 0.288, SLG: 0.368 OBP: 0.258, SLG: 0.379											5	1	2	1	0	1	1			
Inning Stats	R: 1 E: 0 K: 1 S: 12	H: 2 LOB: 1 BB: 1 P: 22	R: 0 E: 0 K: 1 S: 8	H: 1 LOB: 1 BB: 0 P: 9	R: 0 E: 0 K: 0 S: 5	H: 0 LOB: 1 BB: 1 P: 13	R: 0 E: 0 K: 1 S: 9	H: 1 LOB: 1 BB: 0 P: 11	R: 0 E: 0 K: 1 S: 8	H: 3 LOB: 2 BB: 0 P: 21	R: 3 E: 0 K: 0 S: 18	H: 3 LOB: 2 BB: 2 P: 31	R: 1 E: 1 K: 1 S: 10	H: 2 LOB: 1 BB: 0 P: 17	R: 4 E: 0 K: 0 S: 18	H: 3 LOB: 3 BB: 3 P: 36	1B: 6 2B: 9 HR: 0	SF: 1 SAC: 0 DP: 1 HBP: 0	WP: 0 PB: 0 CS: 0	PA: 48
PITCHER	IP WLS BF H R ER SO BB IBB HBP BLK WP HR S P ERA WHIP																			
Mike Trombley, R (1, 1) ERA: 5.12	6.2 L 30 9 4 4 5 2 0 0 0 0 0 0 73 106 5.40 1.650																			
Larry Casian, L (7, 1) ERA: 2.55	0.0 3 1 1 1 0 1 1 0 0 0 0 0 2 11 ∞ ∞																			
Carl Willis, R (7, 1) ERA: 3.27	0.1 1 0 0 0 0 0 0 0 0 0 0 0 1 1 0.00 0.000																			
George Tsamis, L (8, 1) ERA: 5.97	1.0 5 2 1 1 1 0 0 0 0 0 0 0 10 17 9.00 2.000																			
Eddie Guardado, L (9, 1) ERA: 6.22	1.0 9 3 4 4 0 3 0 0 0 0 0 0 18 36 36.00 6.000																			

Toronto Blue Jays @ Minnesota Twins
Hubert H. Humphrey Metrodome, Minneapolis, MN

AB 40
R 10
H 15
RBI 10
BB 7
SO 6
LOB 21



WP: 0 PA: 48
PB: 0
CS: 0

Batter	1	2	3	4	5	6	7	8	9	AB	R	H	RBI	BB	SO	LOB	BOTTOM			
Chuck Knoblauch, R (1, 4) OBP: 0.355, SLG: 0.351										5	0	3	0	0	1	0				
Chip Hale, L (1, 10) OBP: 0.405, SLG: 0.417										3	0	1	0	2	0	1				
Kirby Puckett, R (1, 8) OBP: 0.349, SLG: 0.477										5	0	2	0	0	2	5				
Kent Hrbek, L (1, 3) OBP: 0.343, SLG: 0.440										4	0	1	0	0	0	6				
Dave Winfield, R (1, 9) OBP: 0.313, SLG: 0.430										3	0	0	0	1	1	4				
Brian Harper, R (1, 2) OBP: 0.348, SLG: 0.423										3	0	1	0	1	0	1				
Scott Stahoviak, L (1, 5) OBP: 0.211, SLG: 0.243										4	0	0	0	0	1	3				
Dave McCarty, R (1, 7) OBP: 0.266, SLG: 0.289										4	0	1	0	0	0	1				
Denny Hocking, S (1, 6) OBP: 0.314, SLG: 0.207										4	0	0	0	0	1	2				
Inning Stats	R: 0 E: 0 K: 0 S: 9	H: 2 LOB: 0 BB: 0 P: 15	R: 0 E: 0 K: 1 S: 7	H: 0 LOB: 0 BB: 0 P: 12	R: 0 E: 0 K: 0 S: 6	H: 1 LOB: 2 BB: 1 P: 13	R: 0 E: 0 K: 0 S: 7	H: 0 LOB: 1 BB: 1 P: 17	R: 0 E: 0 K: 2 S: 10	H: 1 LOB: 2 BB: 1 P: 18	R: 0 E: 0 K: 1 S: 13	H: 2 LOB: 2 BB: 0 P: 16	R: 0 E: 0 K: 0 S: 7	H: 1 LOB: 0 BB: 0 P: 9	R: 0 E: 0 K: 2 S: 10	H: 1 LOB: 1 BB: 0 P: 17	1B: 7 2B: 2 HR: 0	SF: 0 SAC: 0 DP: 1 HBP: 0	WP: 1 PB: 0 CS: 0	PA: 39
PITCHER	IP WLS BF H R ER SO BB IBB HBP BLK WP HR S P ERA WHIP																			
Juan Guzman, R (1, 1) ERA: 3.91	8.0 W 35 8 0 0 4 4 0 0 0 0 0 0 69 117 0.00 1.500																			
Duane Ward, R (9, 1) ERA: 2.37	1.0 4 1 0 0 2 0 0 0 0 0 0 0 10 17 0.00 1.000																			

Toronto Blue Jays @ Minnesota Twins
Hubert H. Humphrey Metrodome, Minneapolis, MN

AB 35
R 0
H 9
RBI 0
BB 4
SO 6
LOB 23



WP: 1 PA: 39
PB: 0
CS: 0

Batter	1	2	3	4	5	6	7	8	9	AB	R	H	RBI	BB	SO	LOB	TOP		
Scott Fletcher, R (1, 4) OBP: 0.340, SLG: 0.398	K			G5-3		G6-3			L5	4	0	0	0	0	1	1			
Mike Greenwell, L (1, 7) OBP: 0.389, SLG: 0.459 Jeff McNeely, R (9, PR) OBP: 0.167, SLG: 0.167	G4-3			F8		L8			1B	4	0	1	0	0	0	0			
Tim Lincecum, R (1, 10) OBP: 0.354, SLG: 0.426	K			K					K	4	0	0	0	0	4	2			
Mo Vaughn, L (1, 3) OBP: 0.402, SLG: 0.536		K			K				G1-3	4	0	0	0	0	2	3			
Rob Deer, R (1, 9) OBP: 0.309, SLG: 0.380		K			1B					3	0	1	0	0	1	0			
Scott Cooper, L (1, 5) OBP: 0.348, SLG: 0.391					K				K	3	0	0	0	0	2	1			
John Valentin, R (1, 6) OBP: 0.337, SLG: 0.426					L5				P8	3	0	1	0	0	0	0			
Bob Zupcic, R (1, 8) OBP: 0.314, SLG: 0.366					P5				L5	3	0	0	0	0	0	2			
Tony Peña, R (1, 2) OBP: 0.238, SLG: 0.243 Greg Blosser, L (9, PH) OBP: 0.167, SLG: 0.091					L7					2	0	0	0	0	0	0			
									1B	0	0	0	0	1	0	0			
Inning Stats	R: 0 H: 0 E: 0 K: 2 S: 7	H: 0 LOB: 0 BB: 0 P: 10	R: 0 H: 0 E: 0 K: 2 S: 9	H: 0 LOB: 0 BB: 0 P: 12	R: 0 H: 0 E: 0 K: 0 S: 4	H: 0 LOB: 0 BB: 0 P: 5	R: 0 H: 0 E: 0 K: 1 S: 5	H: 0 LOB: 0 BB: 0 P: 6	R: 0 H: 2 E: 0 K: 2 S: 15	H: 2 LOB: 2 BB: 0 P: 24	R: 0 H: 0 E: 0 K: 1 S: 6	H: 0 LOB: 0 BB: 0 P: 11	R: 0 H: 0 E: 0 K: 1 S: 6	H: 0 LOB: 0 BB: 0 P: 9	R: 0 H: 1 E: 0 K: 1 S: 14	H: 3 LOB: 3 BB: 1 P: 21	1B: 3 2B: 0 3B: 0 HR: 0	SF: 0 SAC: 0 DP: 0 HBP: 0	WP: 0 PA: 31 PB: 0 SB: 1 CS: 0
PITCHER	IP	WLS	BF	H	R	ER	SO	BB	IBB	HBP	BLK	WP	HR	S	P	ERA	WHIP		
Todd Stottlemyre, R (1, 1) ERA: 4.58	9.0	W	31	3	0	0	10	1	0	0	0	0	0	71	107	0.00	0.444		

Boston Red Sox @ Toronto Blue Jays
SkyDome, Toronto, ON
Tue Sep 21 1993, 7:05 PM EDT
Att: 50,524 - Dome

AB 30
R 0
H 3
RBI 0
BB 1
SO 10
LOB 9



Batter	1	2	3	4	5	6	7	8	9	AB	R	H	RBI	BB	SO	LOB	BOTTOM		
Devon White, S (1, 8) OBP: 0.341, SLG: 0.444	L8				G4-3			F7		4	0	1	0	1	0	1			
Roberto Alomar, S (1, 4) OBP: 0.398, SLG: 0.475	G1-4-3			FC4-6	L8					3	0	0	0	1	0	1			
Paul Molitor, R (1, 10) OBP: 0.407, SLG: 0.510	F9				F9					3	1	1	0	1	0	0			
Joe Carter, R (1, 9) OBP: 0.314, SLG: 0.492		P5		FC5-6	G4-3			F9		4	1	1	1	0	0	3			
John Olerud, L (1, 3) OBP: 0.478, SLG: 0.611					F8					2	1	1	0	1	0	0			
Tony Fernandez, S (1, 6) OBP: 0.348, SLG: 0.395		K		FC5-6	FC5-6			G6-3		4	2	2	1	0	1	3			
Darnell Coles, R (1, 7) OBP: 0.320, SLG: 0.387 Willie Canate, R (8, 7) OBP: 0.273, SLG: 0.256		G5-3			K					3	0	0	0	0	1	2			
										0	0	0	0	0	0	0			
Ed Sprague, R (1, 5) OBP: 0.305, SLG: 0.390					G5-3					4	0	1	0	0	1	2			
Pat Borders, R (1, 2) OBP: 0.285, SLG: 0.364					F8				G6-3	4	0	0	1	0	1	2			
Inning Stats	R: 0 H: 0 E: 0 K: 0 S: 6	H: 0 LOB: 0 BB: 0 P: 10	R: 0 H: 0 E: 0 K: 1 S: 9	H: 0 LOB: 1 BB: 1 P: 16	R: 0 H: 0 E: 0 K: 0 S: 9	H: 0 LOB: 1 BB: 1 P: 13	R: 3 H: 3 E: 1 K: 1 S: 12	H: 3 LOB: 1 BB: 0 P: 19	R: 0 H: 0 E: 0 K: 0 S: 8	H: 0 LOB: 0 BB: 0 P: 12	R: 0 H: 1 E: 0 K: 0 S: 9	H: 1 LOB: 1 BB: 0 P: 11	R: 0 H: 1 E: 0 K: 1 S: 12	H: 1 LOB: 3 BB: 2 P: 25	R: 2 H: 2 E: 0 K: 1 S: 13	H: 2 LOB: 1 BB: 0 P: 18	1B: 3 2B: 3 3B: 1 HR: 0	SF: 0 SAC: 0 DP: 0 HBP: 2	WP: 0 PA: 37 PB: 0 SB: 2 CS: 0
PITCHER	IP	WLS	BF	H	R	ER	SO	BB	IBB	HBP	BLK	WP	HR	S	P	ERA	WHIP		
Roger Clemens, R (1, 1) ERA: 4.46	6.0	L	25	4	3	3	2	2	0	1	0	0	0	9	19	0.00	4.500		
Paul Quantrill, R (7, 1) ERA: 3.66	0.2		5	1	0	0	1	2	0	0	0	0	0	9	19	0.00	4.500		
Greg Harris, R (7, 1) ERA: 2.89	1.0		6	2	2	2	1	0	0	1	0	0	0	13	21	18.00	2.000		
Scott Taylor, L (8, 1) ERA: 6.35	0.1		1	0	0	0	0	0	0	0	0	0	0	3	3	0.00	0.000		

Boston Red Sox @ Toronto Blue Jays
SkyDome, Toronto, ON
Tue Sep 21 1993, 7:05 PM EDT
Att: 50,524 - Dome

AB 31
R 5
H 7
RBI 3
BB 4
SO 4
LOB 14




Batter	1	2	3	4	5	6	7	8	9	AB	R	H	RBI	BB	SO	LOB	TOP										
Wade Boggs, L (1,5) OBP: 0.377, SLG: 0.361	G5-3	1-1 1B			F8		G4-3		FC4-6 WP	5	0	1	1	0	0	1											
Dion James, L (1,7) OBP: 0.391, SLG: 0.474		1-2 3-H 1B								2	0	1	0	1	0	0											
Mike Humphreys, R (8,PH) OBP: 0.242, SLG: 0.414	1B				G3			F8		1	0	0	0	0	0	0											
Matt Nokes, L (9,PH) OBP: 0.292, SLG: 0.426	BB	1-2 2-H 1B								1	0	0	0	0	1	1											
Don Mattingly, L (1,3) OBP: 0.362, SLG: 0.442	SAFE 1B	2-2 1-3 1B			G6-3			L8		4	0	1	0	0	0	0											
Danny Tartabull, R (1,9) OBP: 0.360, SLG: 0.508	SAFE K	2-3 K			G3-6 BB			2B SF7 1B		3	2	2	0	1	1	2											
Paul O'Neill, L (1,10) OBP: 0.369, SLG: 0.507	SAFE K	1-3 K			G3-6			1-2 1B		3	0	1	0	0	1	3											
Jim Levritz, R (8,PH) OBP: 0.422, SLG: 0.534								1-3 2B		1	0	1	1	0	0	0											
Mike Stanley, R (1,2) OBP: 0.391, SLG: 0.545		2-3 K			1-3 K			1-0 SF7		3	0	1	1	0	2	0											
Bernie Williams, S (1,8) OBP: 0.336, SLG: 0.407		1-3 K			2-3 K			3-H 0-1 P3		4	0	0	0	0	2	3											
Mike Gallego, R (1,4) OBP: 0.373, SLG: 0.431		4-2 1B BB			0-3 K			3-1 P6		3	1	0	0	1	1	0											
Randy Velarde, R (1,6) OBP: 0.371, SLG: 0.485	SAFE 1B	2-1 1-3 1B 1B						0-1 F8		4	0	2	0	0	0	0											
Inning Stats	R: 0 E: 0 K: 2 S: 12	H: 1 LOB: 2 BB: 1 P: 21	R: 1 E: 0 K: 2 S: 13	H: 3 LOB: 2 BB: 1 P: 23	R: 0 E: 0 K: 0 S: 7	H: 0 LOB: 0 BB: 1 P: 13	R: 0 E: 0 K: 3 S: 12	H: 0 LOB: 0 BB: 0 P: 15	R: 0 E: 0 K: 0 S: 6	H: 0 LOB: 1 BB: 0 P: 15	R: 0 E: 0 K: 0 S: 8	H: 0 LOB: 0 BB: 0 P: 15	R: 1 E: 0 K: 0 S: 18	H: 3 LOB: 2 BB: 0 P: 23	R: 0 E: 0 K: 1 S: 11	H: 1 LOB: 1 BB: 0 P: 18	1B: 8 2B: 1 3B: 1 HR: 0	SF: 1 SAC: 0 DP: 1 HBP: 0	WP: 1 PB: 0 SB: 0 CS: 0	PA: 38							
PITCHER	IP	WLS	BF	H	R	ER	SO	BB	IBB	HBP	BLK	WP	HR	S	P	ERA	WHIP										
Juan Guzman, R (1,1) ERA: 3.87	7.0	W	28	6	2	2	7	3	0	0	0	0	0	67	110	2.57	1.286										
Tony Castillo, L (8,1) ERA: 3.51	0.2		5	3	1	1	0	0	0	0	0	0	0	15	19	13.50	4.500										
Mike Timlin, R (8,1) ERA: 5.02	0.1		1	0	0	0	0	0	0	0	0	0	0	3	4	0.00	0.000										
Duane Ward, R (9,1) ERA: 2.3	1.0		4	1	0	0	1	0	0	0	0	1	0	11	18	0.00	1.000										

New York Yankees @ Toronto Blue Jays
SkyDome, Toronto, ON
Fri Sep 24 1993, 7:05 PM EDT
Att: 50,517 - Dome

livebaseballscorecards.com

AB 34
R 3
H 10
RBI 3
BB 3
SO 8
LOB 10




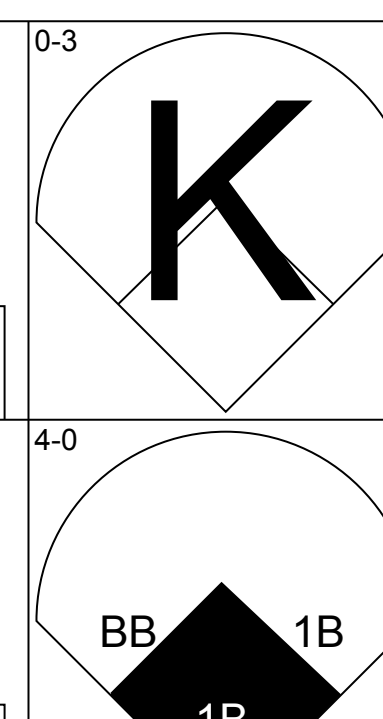
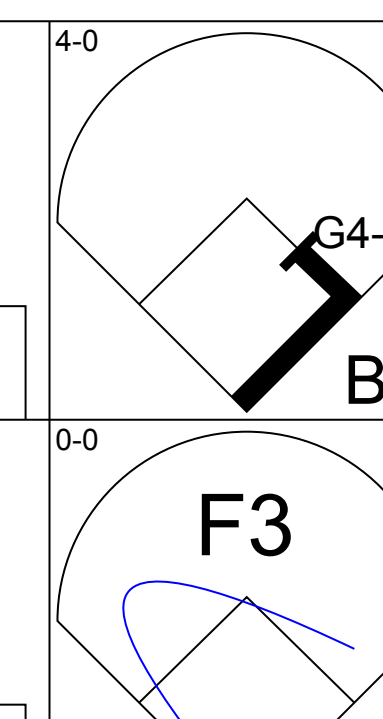
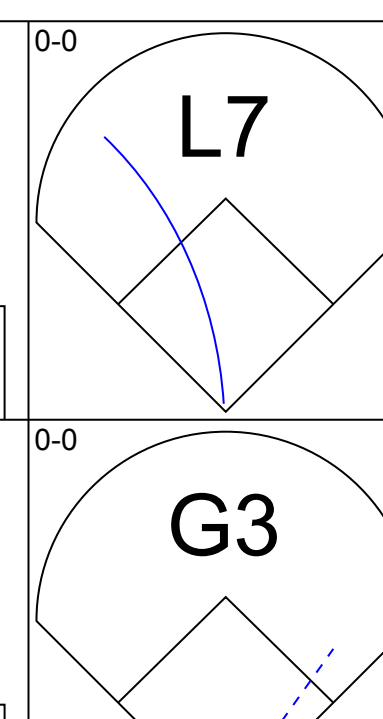
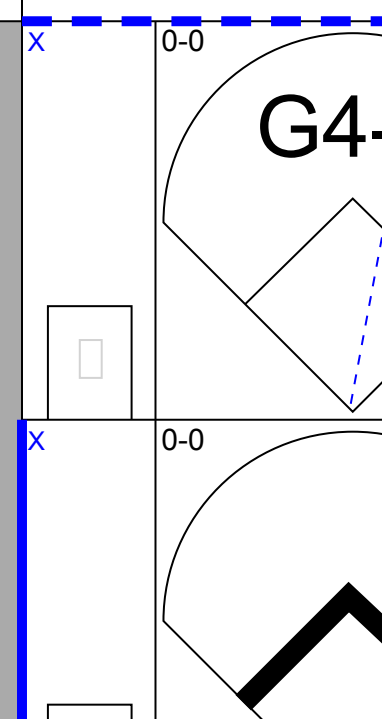
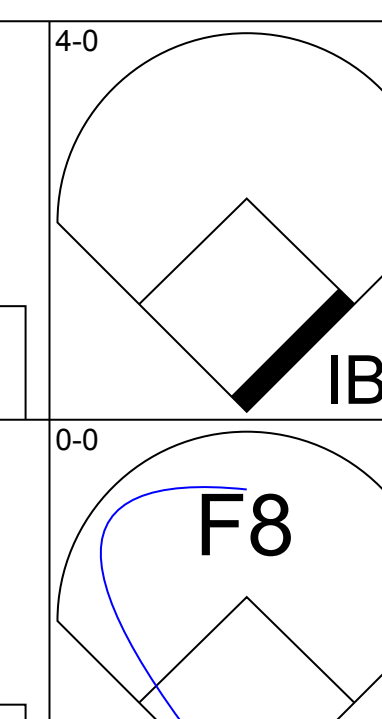
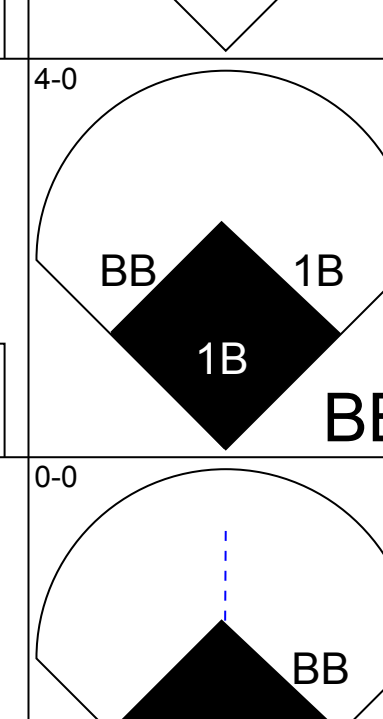
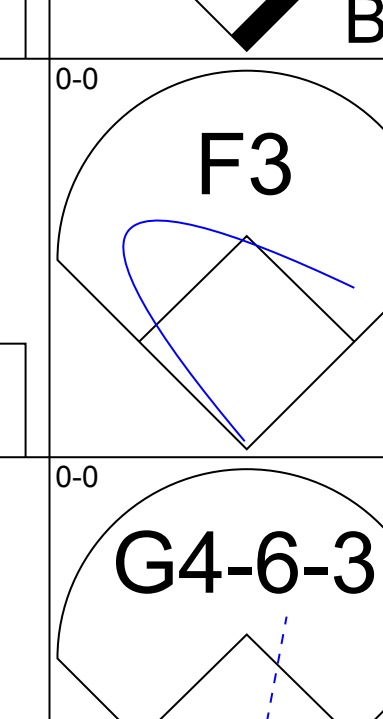
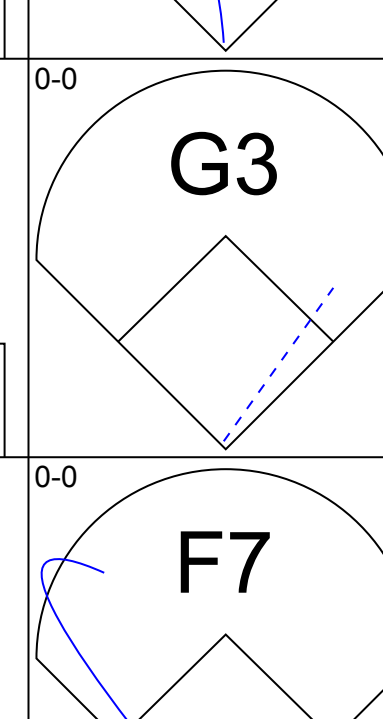
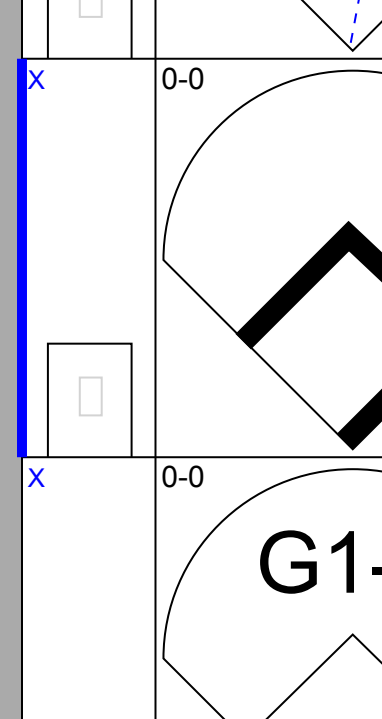
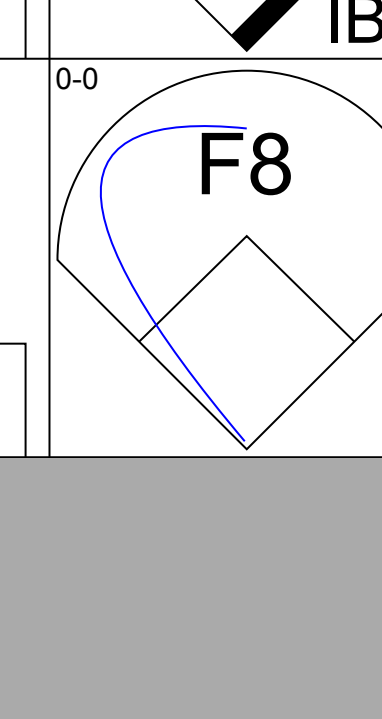
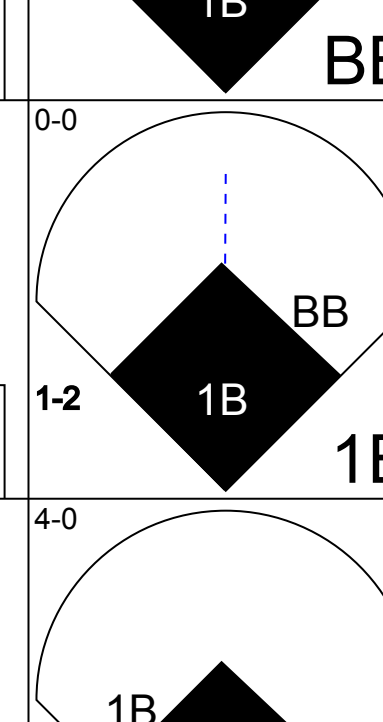
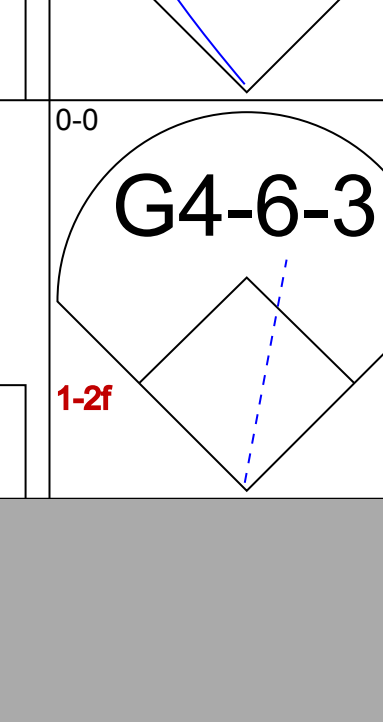
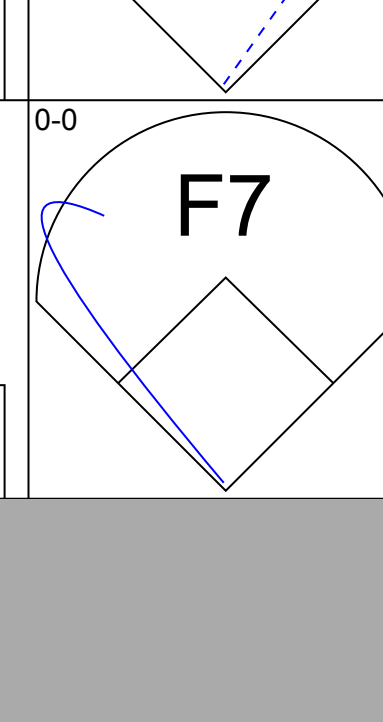
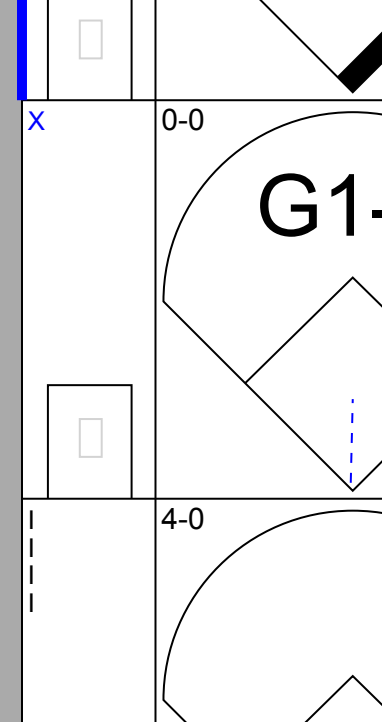

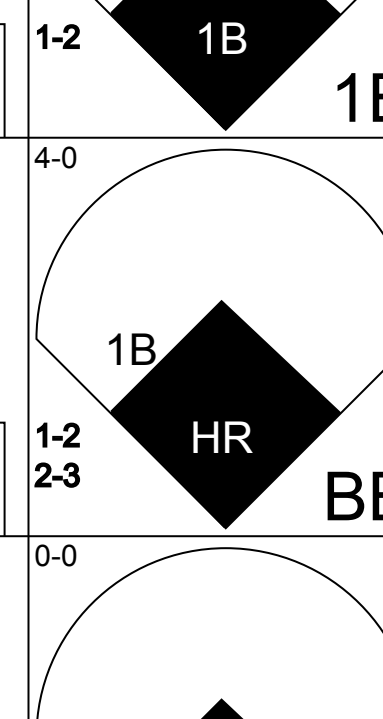
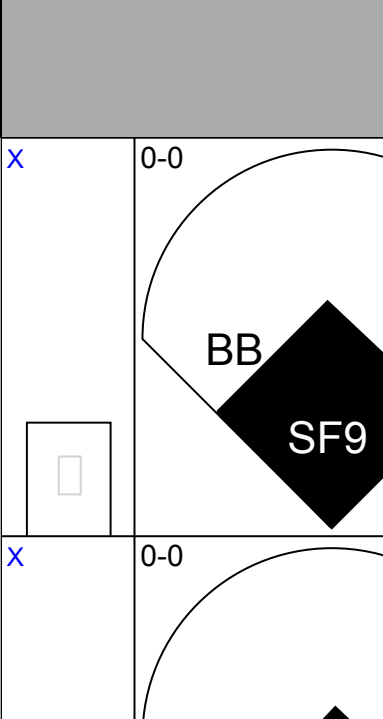
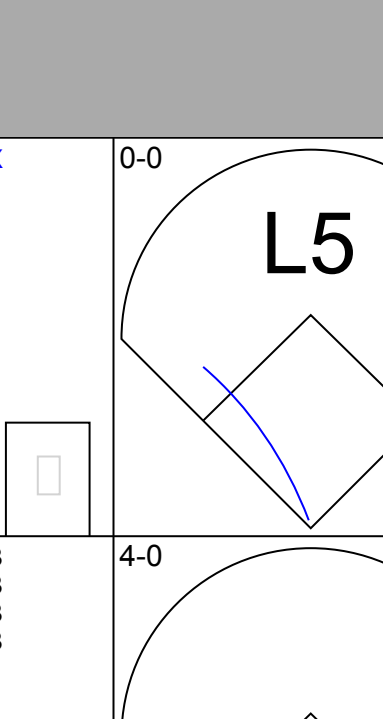
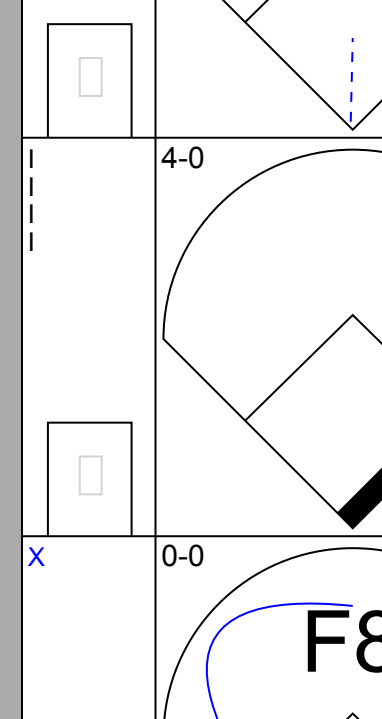

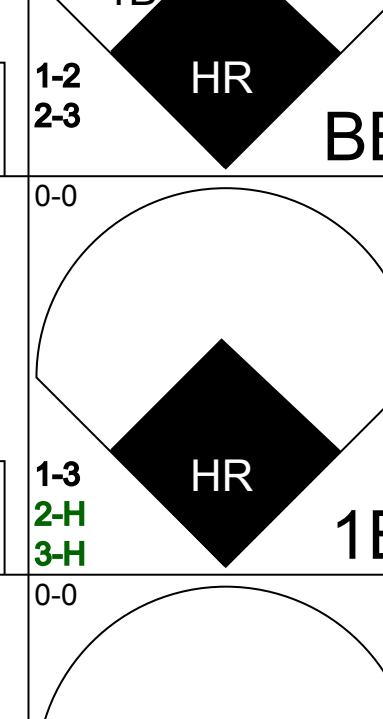
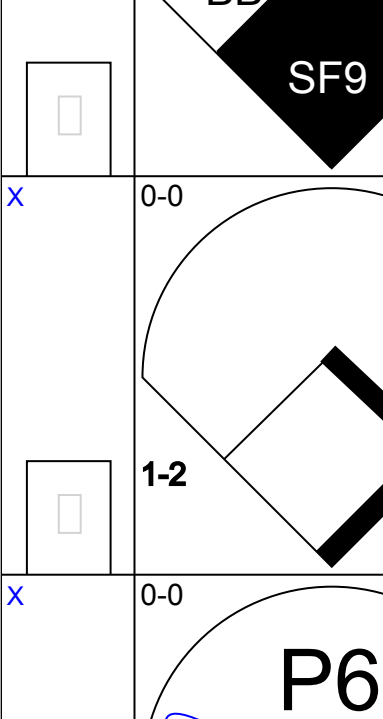
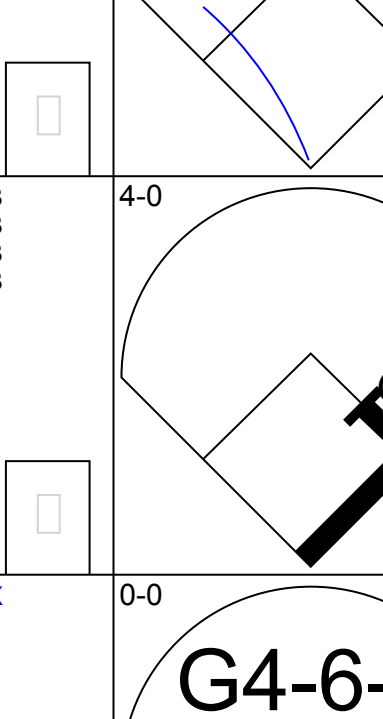
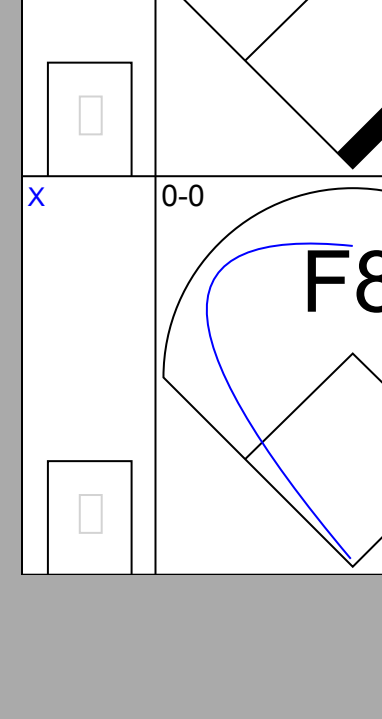

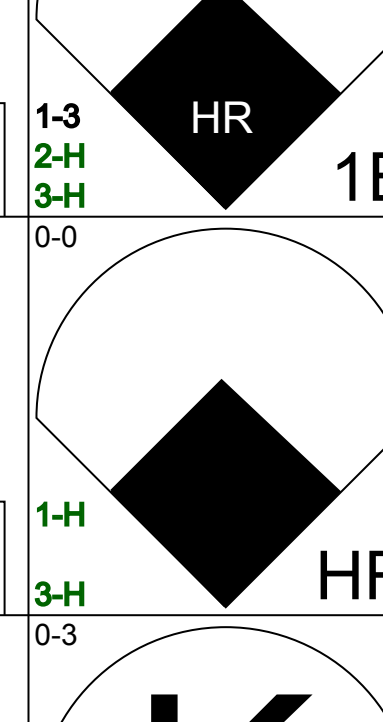
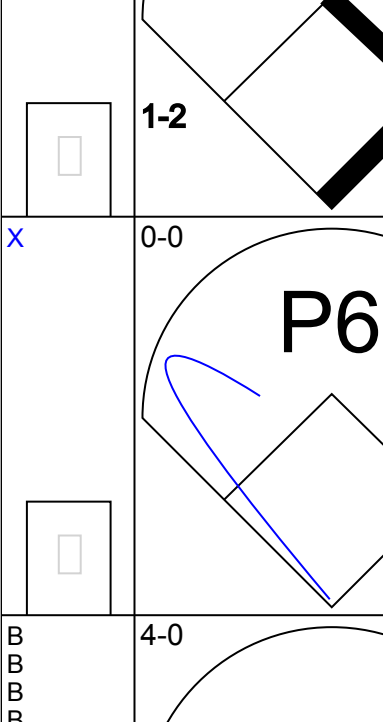
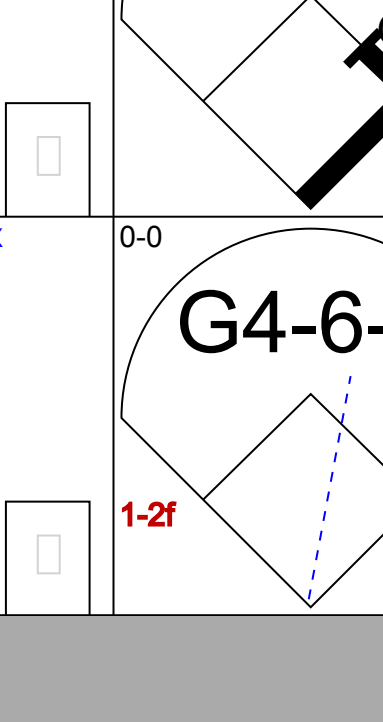
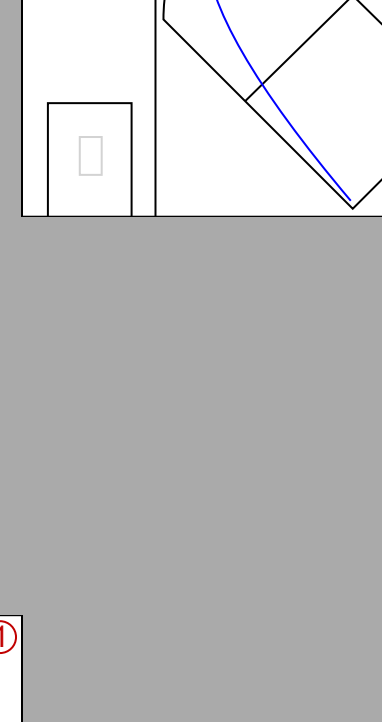
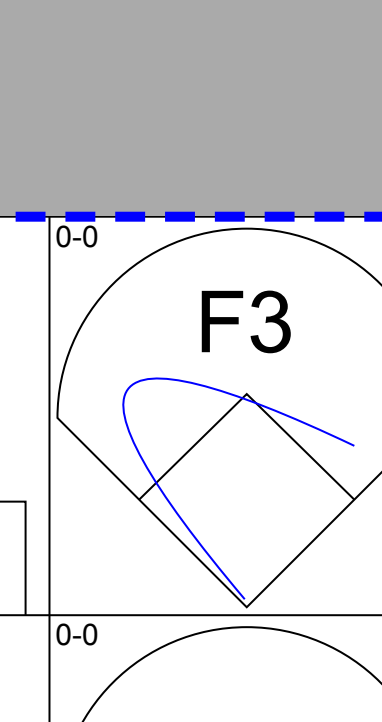
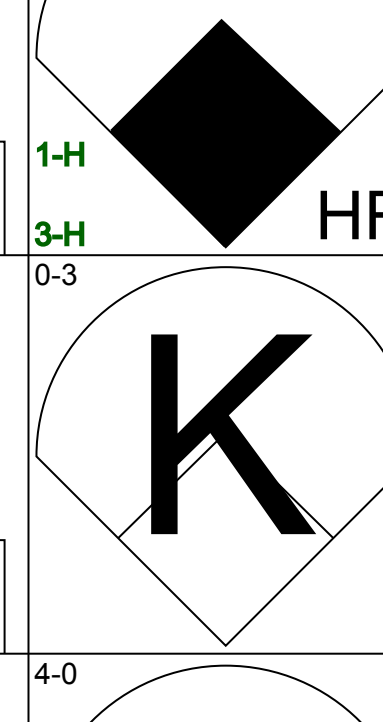
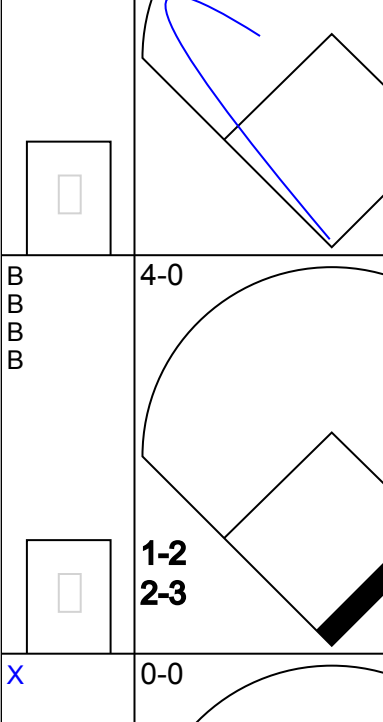
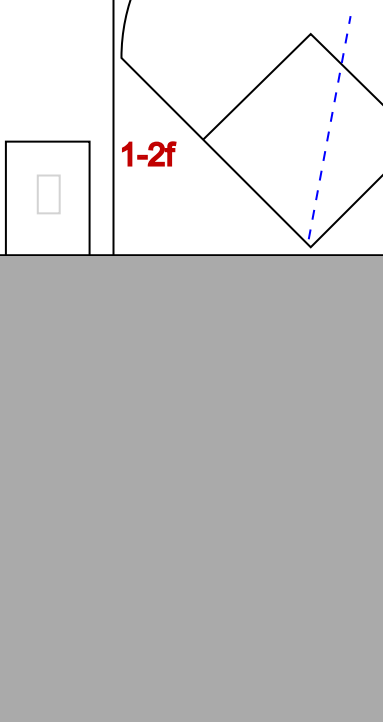

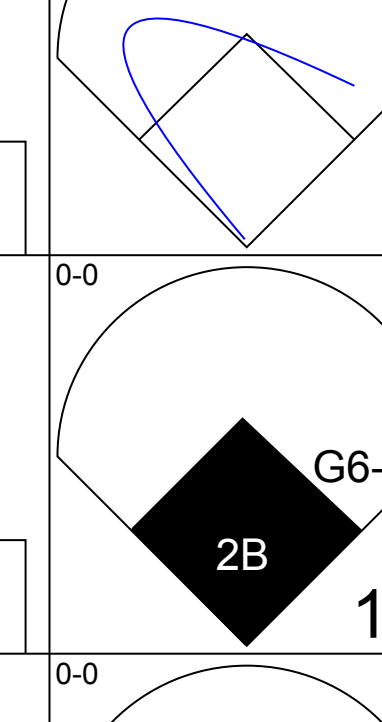
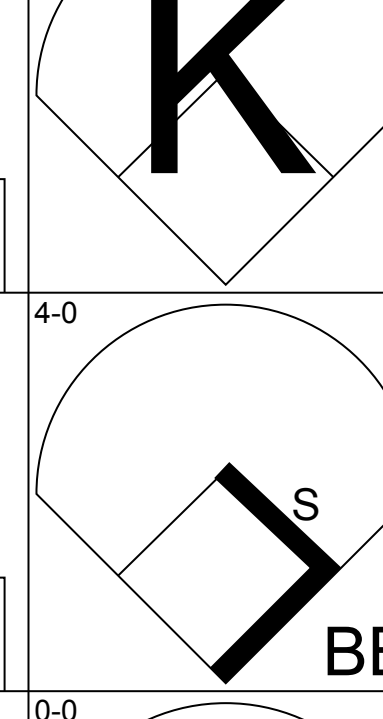
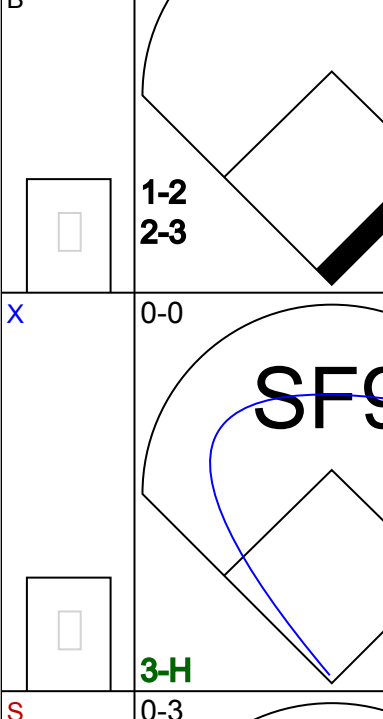


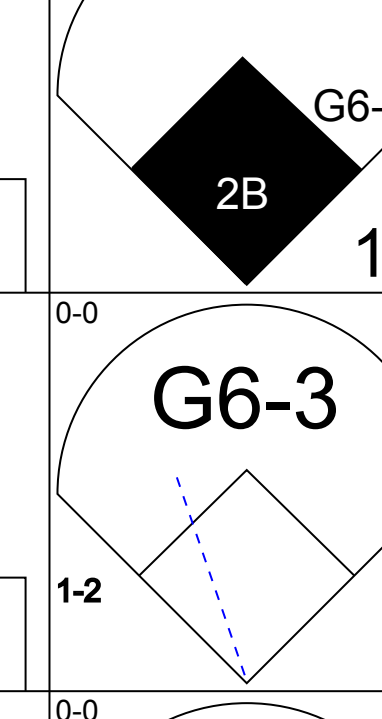
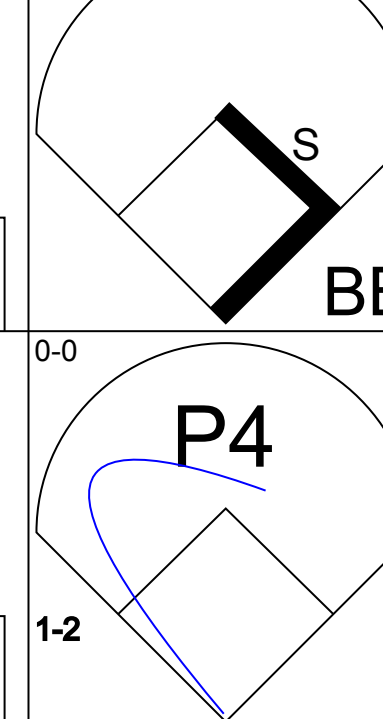
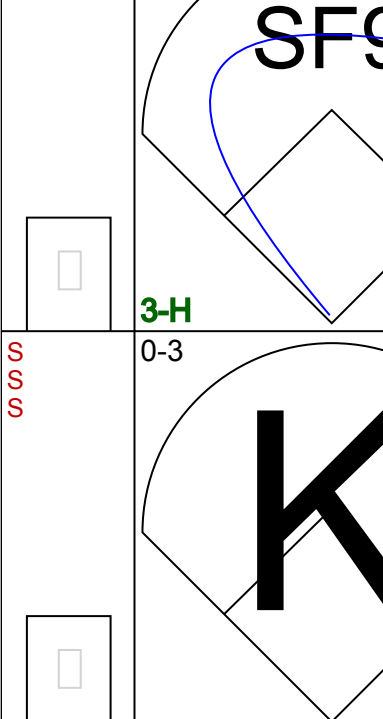


Batter	1	2	3	4	5	6	7	8	9	AB	R	H	RBI	BB	SO	LOB	BOTTOM										
Rickey Henderson, R (1,7) OBP: 0.433, SLG: 0.479	1-1 1B SF9 2B		1-1 HR	3-2 L7			4-1 2B BB	3-2 G5-3		4	3	2	1	1	0	1											
Willie Canate, R (9,7) OBP: 0.273, SLG: 0.256										0	0	0	0	0	0	0											
Devon White, S (1,8) OBP: 0.342, SLG: 0.443	2-2 P9 SF9 1B		0-3 K		2-2 G6-3 1B		2-1 1-H 2B 2B	2-2 1B 1B		5	1	4	1	0	1	0											
Paul Molitor, R (1,10) OBP: 0.407, SLG: 0.510	1-0 SF9		4-0 G6-4-3 BB		1-0 G6-3		0-0 2-H 1B 2B	0-0 1B 1B		3	1	2	2	1	0	1											
Joe Carter, R (1,9) OBP: 0.309, SLG: 0.482	1-2 3-H P9		0-2 G6-4-3		1-1 G5-3		4-0 FC6-4 1B IBB	1-1 P2		3	0	0	0	1	0	2											
Turner Ward, S (8,9) OBP: 0.297, SLG: 0.308			1-2 G6-4-3							1	0	0	0	0	0	2											
John Olerud, L (1,3) OBP: 0.477, SLG: 0.610	0-0 P5			1-0 SH3-4 BB 1B		3-2 L8	0-0 FC6-4 1B	1-2 2-H G4-3		5	1	2	1	0	0	3											
Roberto Alomar, S (1,4) OBP: 0.406, SLG: 0.490		2-1 F9		4-1 SH3-4 BB 1B		3-0 BB 1B	1-0 FC6-4 S	1-2 2-3 IBB		3	1	1	0	1	0	2											
Tony Fernandez, S (1,6) OBP: 0.350, SLG: 0.397		1-0 G1-3		0-1 SH3-4		2-2 BB 1B	4-1 1-2 IBB			2	0	1	0	1	0	0											
Ed Sprague, R (1,5) OBP: 0.308, SLG: 0.390		4-0 BB		2-3 K		4-1 G4-6-3 BB	1-1 F8			2	0	0	0	2	1	5											
Pat Borders, R (1,2) OBP: 0.285, SLG: 0.367		0-3 K		2-2 S 1B		1-0 G4-6-3	1-3 K			4	0	1	2	0	2	7											
Inning Stats	R: 1 E: 0 K: 0 S: 14	H: 2 LOB: 1 BB: 0 P: 19	R: 0 E: 0 K: 1 S: 6	H: 0 LOB: 1 BB: 1 P: 13	R: 1 E: 0 K: 1 S: 9	H: 1 LOB: 1 BB: 1 P: 14	R: 2 E: 0 K: 1 S: 14	H: 2 LOB: 1 BB: 1 P: 26	R: 0 E: 0 K: 0 S: 6	H: 1 LOB: 0 BB: 0 P: 10	R: 0 E: 0 K: 0 S: 11	H: 2 LOB: 2 BB: 1 P: 24	R: 3 E: 0 K: 1 S: 12	H: 3 LOB: 3 BB: 3 P: 29	R: 0 E: 0 K: 0 S: 12	H: 2 LOB: 2 BB: 0 P: 19	1B: 9 2B: 3 3B: 0 HR: 1	SF: 1 SAC: 1 DP: 3 HBP: 0	WP: 0 PB: 0 SB: 2 CS: 0	PA: 41							
PITCHER	IP	WLS	BF	H	R	ER	SO	BB	IBB	HBP	BLK	WP	HR	S	P	ERA	WHIP										
Jimmy Key, L (1,1) ERA: 3.58	6.0	L	27	8	4	4	3	4	0	0	0	0	0	4	14	"	"										
Bob Wickman, R (7,1) ERA: 4.65	0.0		4	2	3	3	0	1	1	0	0	0	0	4	8	0.00	3.000										
Paul Assenmacher, L (7,1) ERA: 3.5	0.1		3	1	0	0	0	0	1	0	0	0	0	3	8	0.00	3.000										
Bobby Munoz, R (7,1) ERA: 5.05	1.1		6	2	0	0	1	0	0	0	0	0	0	14	22	0.00	1.500										
Paul Gibson, L (8,1) ERA: 3.56	0.1		1	0	0	0	0	0	0	0	0	0	0	3	4	0.00	0.000										

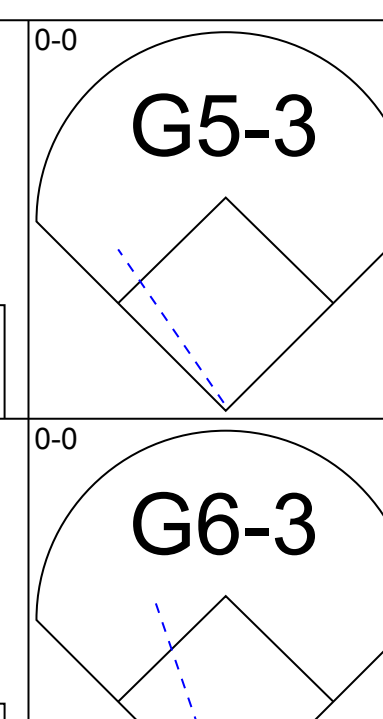
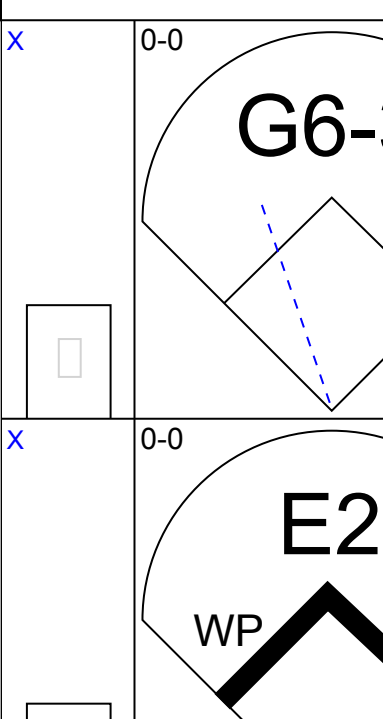
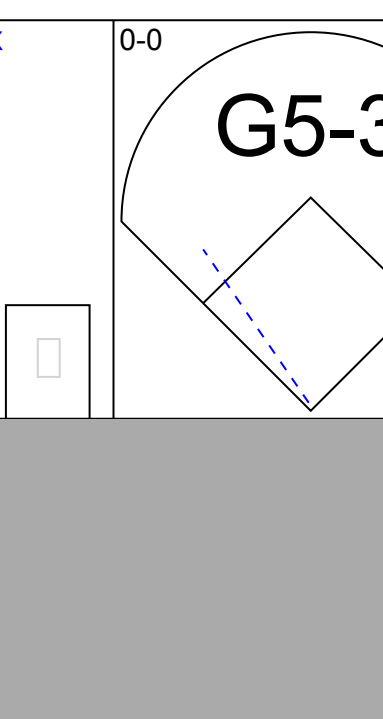
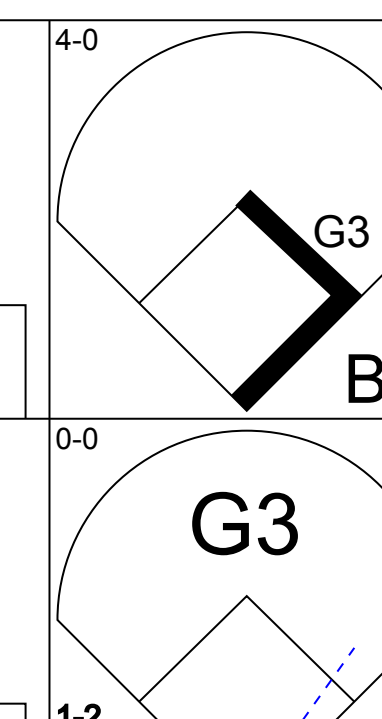
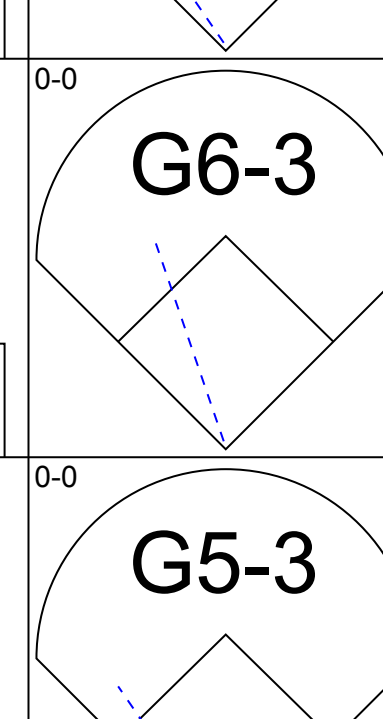
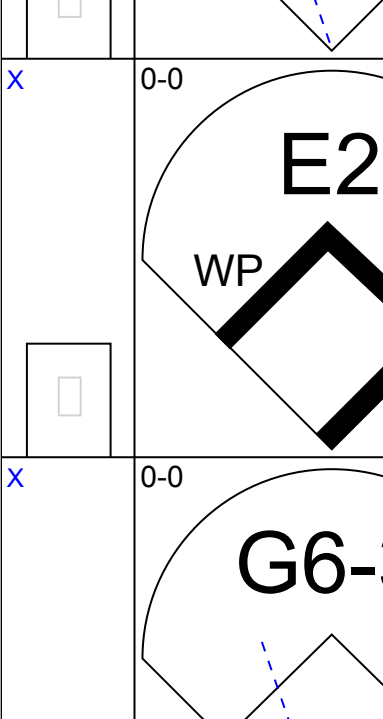

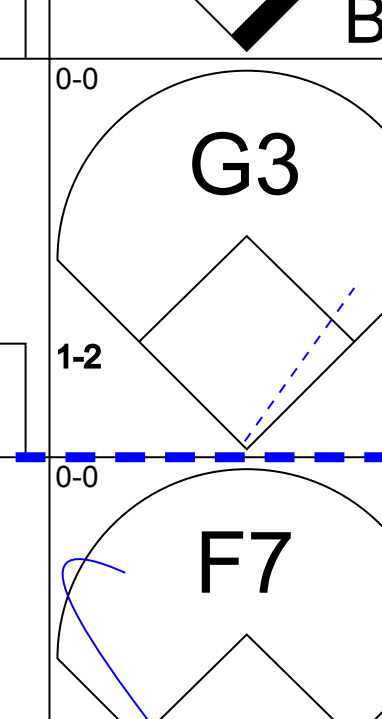
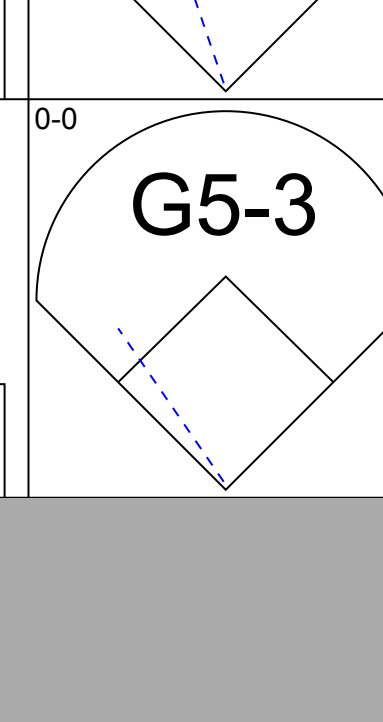
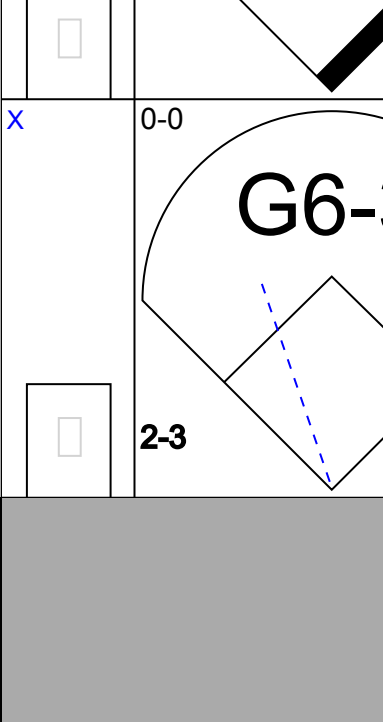

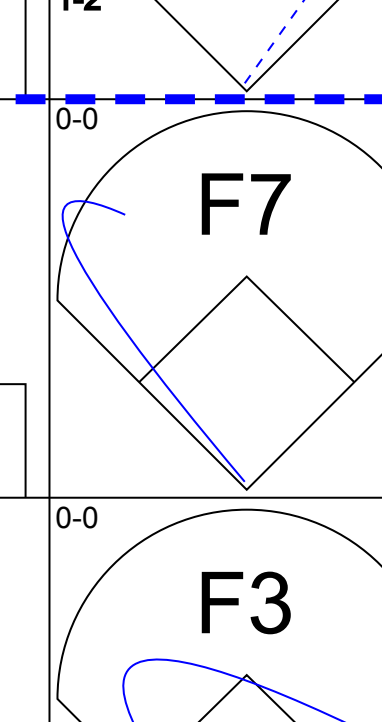
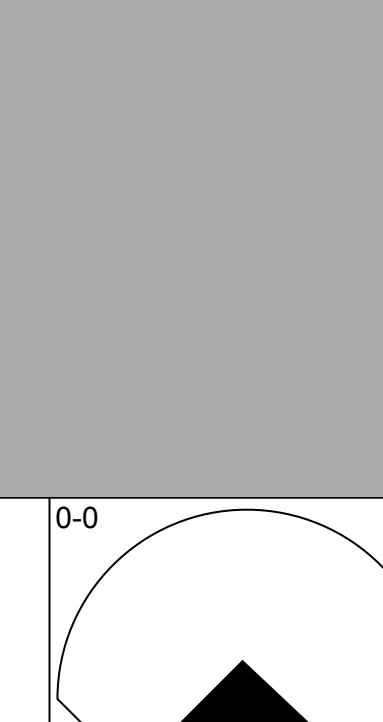
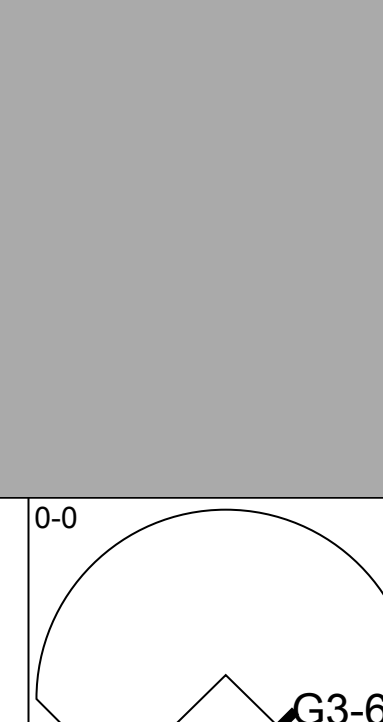

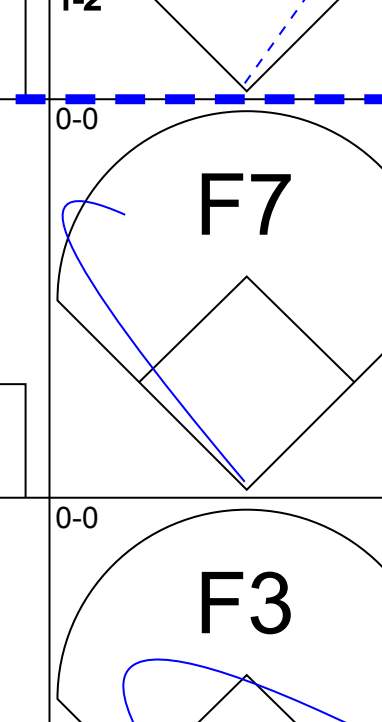
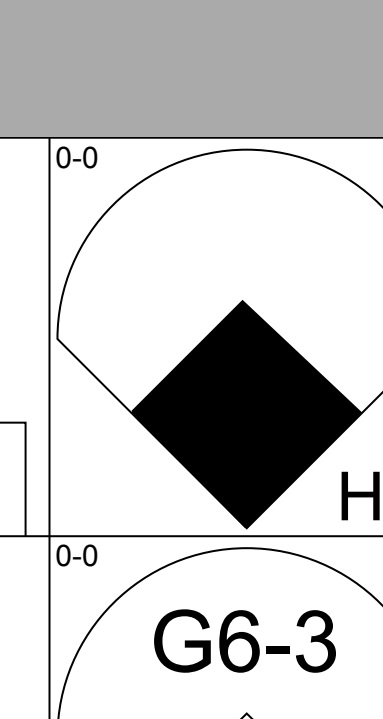
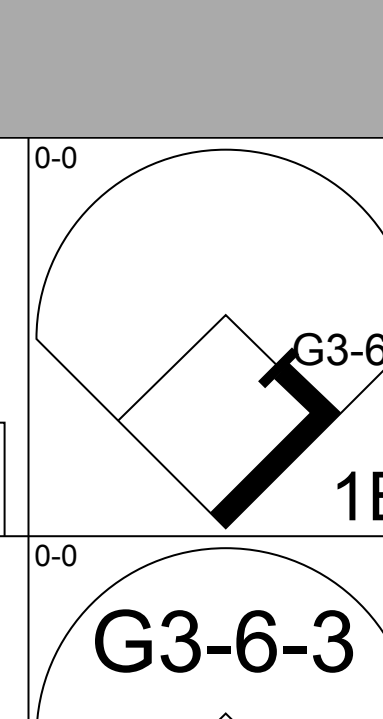

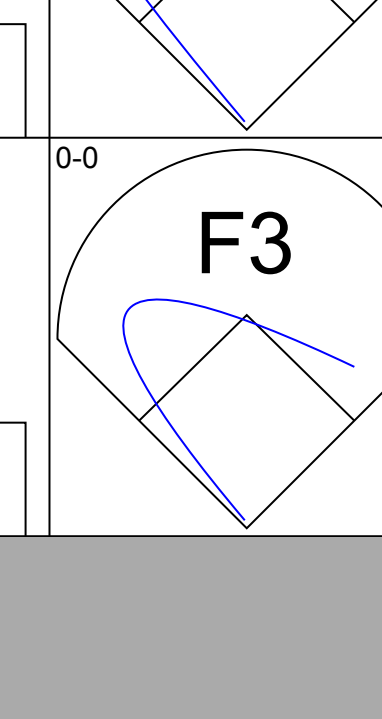
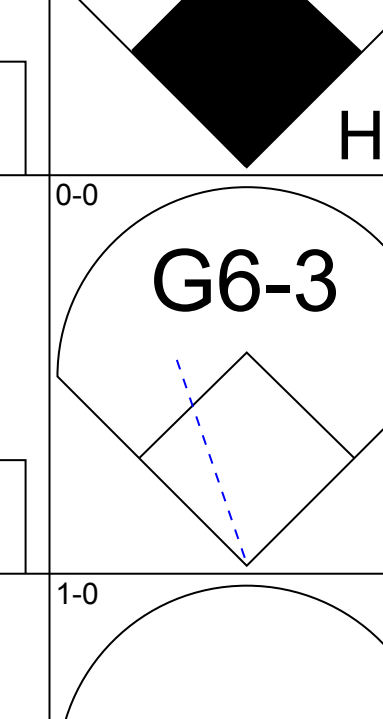
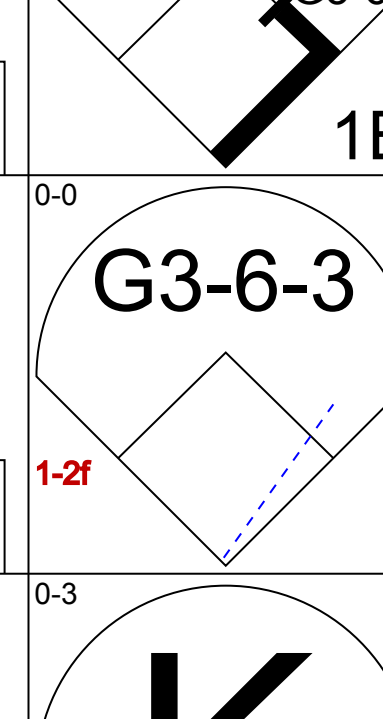
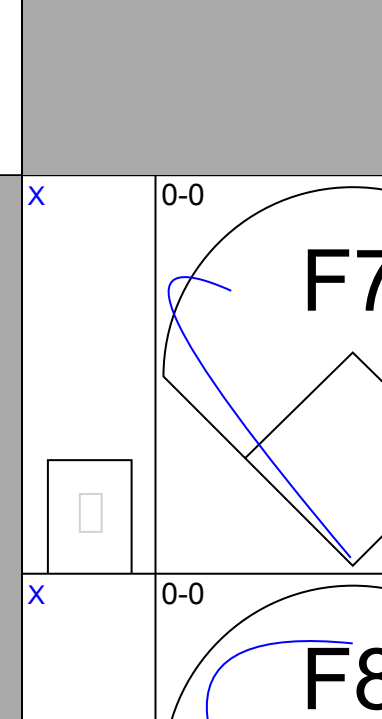

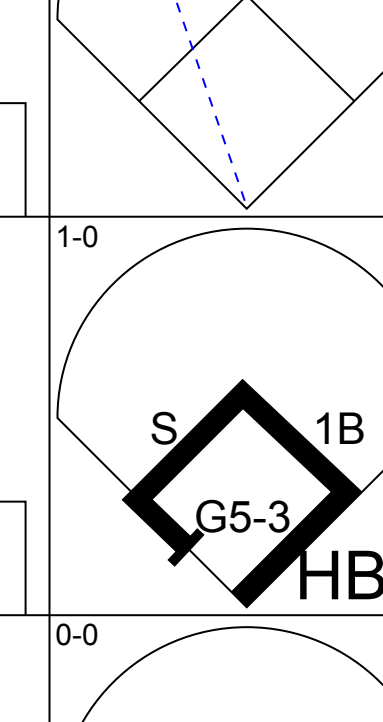

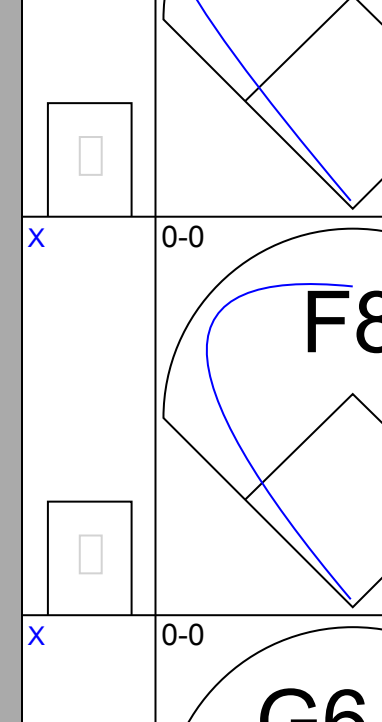

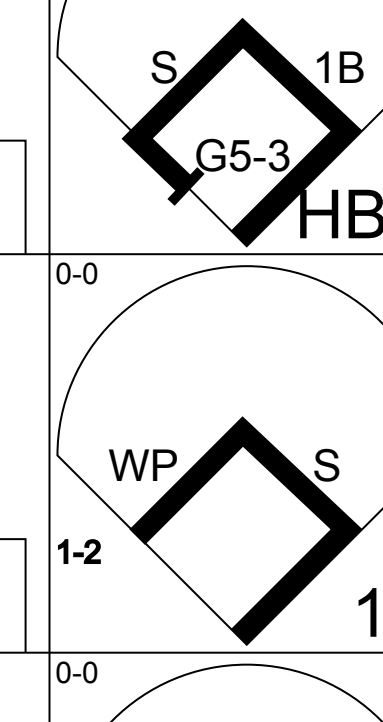
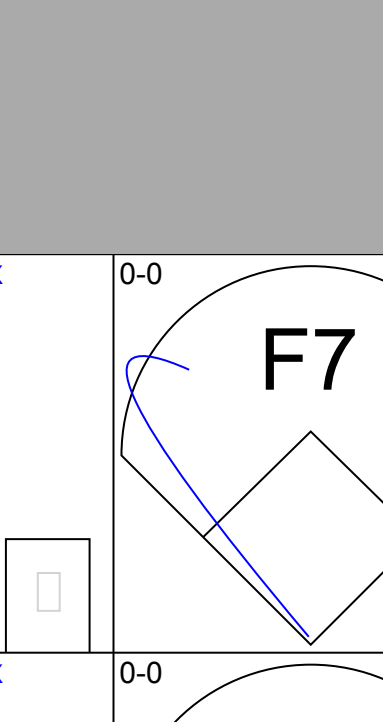


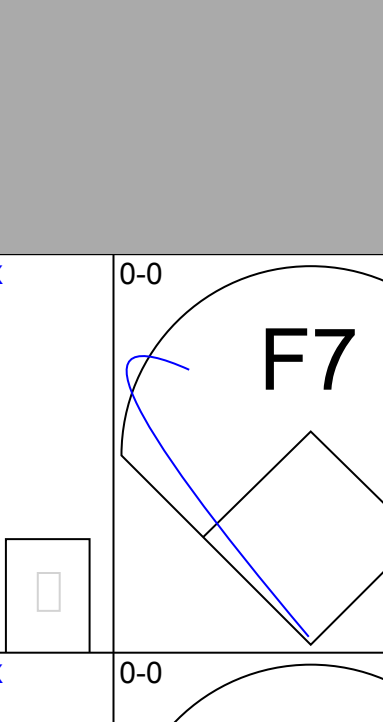

New York Yankees @ Toronto Blue Jays
SkyDome, Toronto, ON
Fri Sep 24 1993, 7:05 PM EDT
Att: 50,517 - Dome

livebaseballscorecards.com

AB 32
R 7
H 13
RBI 7
BB 7
SO 4
LOB 23



Batter	1	2	3	4	5	6	7	8	9	AB	R	H	RBI	BB	SO	LOB	TOP					
Wade Boggs, L (1, 5) OBP: 0.376, SLG: 0.361										3	0	0	0	2	1	0	New York Yankees @ Toronto Blue Jays SkyDome, Toronto, ON Sun Sep 26 1993, 3:33 AM EDT Att: 50,518 - Unknown - 64 F					
Dion James, L (1, 7) OBP: 0.391, SLG: 0.470 Randy Velarde, R (7, PH) OBP: 0.369, SLG: 0.490										2	1	0	0	1	0	1						
Don Mattingly, L (1, 3) OBP: 0.359, SLG: 0.439										5	1	1	0	0	0	2						
Danny Tartabull, R (1, 10) OBP: 0.363, SLG: 0.505										2	2	1	0	3	0	0						
Matt Nokes, L (1, 2) OBP: 0.303, SLG: 0.429										3	1	2	2	2	0	2						
Jim Leyritz, R (1, 9) OBP: 0.418, SLG: 0.535 Gerald Williams, R (8, 9) OBP: 0.207, SLG: 0.315										4	1	1	3	0	0	3						
Bernie Williams, S (1, 8) OBP: 0.336, SLG: 0.405										4	1	1	0	1	3	3						
Mike Gallego, R (1, 6) OBP: 0.370, SLG: 0.424										3	0	0	1	1	0	4						
Pat Kelly, R (1, 4) OBP: 0.315, SLG: 0.386										4	0	1	1	0	1	3						
Inning Stats	R: 5 E: 0 K: 2 S: 10	H: 3 LOB: 1 BB: 3 P: 22	R: 0 E: 0 K: 0 S: 2	H: 0 LOB: 0 BB: 1 P: 6	R: 1 E: 0 K: 1 S: 7	H: 2 LOB: 2 BB: 1 P: 11	R: 0 E: 0 K: 0 S: 3	H: 0 LOB: 0 BB: 0 P: 3	R: 0 E: 0 K: 0 S: 2	H: 0 LOB: 0 BB: 1 P: 6	R: 0 E: 0 K: 1 S: 5	H: 0 LOB: 0 BB: 0 P: 5	R: 0 E: 0 K: 0 S: 4	H: 1 LOB: 2 BB: 1 P: 8	R: 1 E: 0 K: 0 S: 5	H: 2 LOB: 2 BB: 1 P: 9	R: 0 E: 0 K: 1 S: 5	H: 0 LOB: 3 BB: 2 P: 14	1B: 5 2B: 1 3B: 1 HR: 1	SF: 1 SAC: 0 DP: 2 HBP: 1	WP: 0 PB: 0 SB: 1 CS: 0	PA: 44
PITCHER	IP WLS BF H R ER SO BB IBB HBP BLK WP HR S P ERA WHIP																					
Todd Stottlemeyer, R (1, 1) ERA: 4.72	6.0 L 27 5 1 0 0 4 6 0 0 0 0 1 29 53 9.00 1.833																					
Huck Finer, L (7, 1) ERA: 5.0	1.0 0 5 1 0 0 0 0 1 0 0 0 0 0 4 8 0.00 1.000																					
Scott Brow, R (8, 1) ERA: 5.0	1.0 6 2 1 1 0 0 0 1 0 0 0 0 0 5 9 9.00 2.000																					
Woody Williams, R (9, 1) ERA: 4.63	1.0 6 0 0 0 0 1 2 0 1 0 0 0 0 5 14 0.00 2.000																					

Batter	1	2	3	4	5	6	7	8	9	AB	R	H	RBI	BB	SO	LOB	BOTTOM			
Rickey Henderson, R (1, 7) OBP: 0.434, SLG: 0.480										3	0	0	0	1	0	1	New York Yankees @ Toronto Blue Jays SkyDome, Toronto, ON Sun Sep 26 1993, 3:33 AM EDT Att: 50,518 - Unknown - 64 F			
Devon White, S (1, 8) OBP: 0.342, SLG: 0.441										4	0	1	0	0	1	1				
Paul Molitor, R (1, 10) OBP: 0.404, SLG: 0.504										4	0	0	0	0	0	2				
Joe Carter, R (1, 9) OBP: 0.310, SLG: 0.485										4	1	2	1	0	1	1				
John Olerud, L (1, 3) OBP: 0.471, SLG: 0.600										4	0	0	0	0	0	1				
Roberto Alomar, S (1, 4) OBP: 0.402, SLG: 0.484										3	0	0	0	0	1	0				
Tony Fernandez, S (1, 6) OBP: 0.347, SLG: 0.393										4	0	1	0	0	0	0				
Ed Sprague, R (1, 5) OBP: 0.310, SLG: 0.390										2	1	1	0	1	0	2				
Pat Borders, R (1, 2) OBP: 0.283, SLG: 0.371										3	1	1	2	0	0	1				
Inning Stats	R: 0 E: 0 K: 0 S: 3	H: 0 LOB: 0 BB: 0 P: 3	R: 1 E: 0 K: 0 S: 4	H: 2 LOB: 2 BB: 0 P: 5	R: 0 E: 1 K: 0 S: 4	H: 1 LOB: 1 BB: 0 P: 4	R: 0 E: 0 K: 1 S: 5	H: 1 LOB: 0 BB: 0 P: 5	R: 0 E: 0 K: 2 S: 7	H: 0 LOB: 0 BB: 0 P: 7	R: 0 E: 0 K: 0 S: 3	H: 0 LOB: 0 BB: 0 P: 3	R: 0 E: 0 K: 0 S: 4	H: 1 LOB: 1 BB: 2 P: 12	R: 0 E: 0 K: 0 S: 3	H: 0 LOB: 0 BB: 0 P: 3	1B: 4 2B: 0 3B: 0 HR: 2	SF: 0 SAC: 0 DP: 1 HBP: 1	WP: 2 PB: 0 SB: 2 CS: 0	PA: 34
PITCHER	IP WLS BF H R ER SO BB IBB HBP BLK WP HR S P ERA WHIP																			
Jim Abbott, L (1, 1) ERA: 4.39	7.1 W 29 6 3 3 3 2 0 1 0 0 0 2 2 32 41 3.68 1.091																			
Bobby Munoz, R (8, 1) ERA: 4.97	0.2 2 0 0 0 0 0 0 0 0 0 0 0 0 2 2 0.00 0.000																			
Paul Assenmacher, L (9, 1) ERA: 0.44	1.0 3 0 0 0 0 0 0 0 0 0 0 0 0 3 3 0.00 0.000																			

Batter	1	2	3	4	5	6	7	8	9	AB	R	H	RBI	BB	SO	LOB	TOP					
Rob Butler, L OBP: 0.318, SLG: 0.300 (1, 7)	F7		1B	K		BB		L5-4 1B		4	0	2	0	1	1	0	Toronto Blue Jays @ Milwaukee Brewers Milwaukee County Stadium, Milwaukee, WI Tue Sep 28 1993, 8:05 PM EDT Att: 13,182 - Unknown - 48 F					
Dick Schofield, R OBP: 0.313, SLG: 0.258 (1, 6)	L5		F7		G4-3	F9		1B		5	0	1	0	0	0	2						
Darnell Coles, R OBP: 0.320, SLG: 0.382 (1, 5)	F7		1B		WP 1B HBP	F8		L5-4		4	1	1	0	0	0	3						
Domingo Martinez, R OBP: 0.300, SLG: 0.556 (1, 3)		HR	K		WP 1B BB	K		K		4	2	1	1	1	3	3						
Turner Ward, S OBP: 0.285, SLG: 0.304 (1, 8)	E3		G4-3		2B 1B	K		G3		5	1	1	2	0	1	2						
Willie Canate, R OBP: 0.306, SLG: 0.262 (1, 9)	BB			3B 1B	F8	K		BB		3	1	1	0	2	1	1						
Randy Knorr, R OBP: 0.286, SLG: 0.429 (1, 2)	BB			SF8 3B	E 2B	1B		F7		4	1	3	2	1	0	1						
Domingo Cedeno, S OBP: 0.190, SLG: 0.175 (1, 4)	K		SF8	E4	G3					3	0	0	1	0	1	4						
Shawn Green, L (1, 10)	F7			K	F8			F8		4	0	0	0	0	1	4						
Inning Stats	R: 0 E: 0 K: 0 S: 8	H: 0 LOB: 0 BB: 0 P: 10	R: 1 E: 1 K: 1 S: 7	H: 1 LOB: 2 BB: 2 P: 17	R: 0 E: 0 K: 1 S: 13	H: 2 LOB: 2 BB: 0 P: 17	R: 2 E: 0 K: 2 S: 9	H: 2 LOB: 0 BB: 0 P: 12	R: 3 E: 1 K: 0 S: 13	H: 2 LOB: 2 BB: 1 P: 25	R: 0 E: 0 K: 1 S: 11	H: 0 LOB: 1 BB: 1 P: 19	R: 0 E: 0 K: 2 S: 10	H: 1 LOB: 1 BB: 0 P: 17	R: 0 E: 0 K: 0 S: 5	H: 2 LOB: 1 BB: 0 P: 7	R: 0 E: 0 K: 1 S: 15	H: 0 LOB: 1 BB: 1 P: 21	1B: 7 2B: 2 3B: 1 HR: 1	SF: 1 SAC: 0 DP: 1 HBP: 1	WP: 1 PB: 0 SB: 0 CS: 0	PA: 43
PITCHER	IP	WLS	BF	H	R	ER	SO	BB	IBB	HBP	BLK	WP	HR	S	P	ERA	WHIP					
Teddy Higuera, L ERA: 7.2 (1, 1)	1.1		7	1	1	1	0	2	0	0	0	0	1	10	20	6.75	2.250					
Carlos Maldonado, R ERA: 4.75 (2, 1)	2.2		12	4	2	2	4	0	0	0	0	0	0	27	36	6.75	1.500					
Matt Maysey, R ERA: 5.73 (5, 1)	1.0	L	8	2	3	3	0	1	0	1	0	1	0	13	25	27.00	3.000					
Mark Kiefer, R ERA: (6, 1)	2.0		8	1	0	0	3	1	0	0	0	0	0	21	36	0.00	1.000					
Rafael Nova, L ERA: 4.58 (8, 1)	1.0		4	2	0	0	0	0	0	0	0	0	0	5	7	0.00	2.000					
PITCHER	IP	WLS	BF	H	R	ER	SO	BB	IBB	HBP	BLK	WP	HR	S	P	ERA	WHIP					
Mike Ignasiak, R ERA: 4.31 (9, 1)	1.0		4	0	0	0	1	1	0	0	0	0	0	15	21	0.00	1.000					



Batter	1	2	3	4	5	6	7	8	9	AB	R	H	RBI	BB	SO	LOB	BOTTOM					
Darryl Hamilton, L OBP: 0.366, SLG: 0.405 (1, 9)	CS	L8			G3 1B		K			3	0	1	0	1	1	1	Toronto Blue Jays @ Milwaukee Brewers Milwaukee County Stadium, Milwaukee, WI Tue Sep 28 1993, 8:05 PM EDT Att: 13,182 - Unknown - 48 F					
Robin Yount, R OBP: 0.327, SLG: 0.382 (1, 8)	K		G4-3		G3 1B			G5-3		4	0	1	0	0	1	1						
B.J. Surhoff, L OBP: 0.313, SLG: 0.377 (1, 5)	F8		K		G3			G4-3		4	0	0	0	0	1	2						
Greg Vaughn, R OBP: 0.371, SLG: 0.480 (1, 10)		E5	G5-3		F8			1B		4	1	1	0	0	0	2						
John Jaha, R OBP: 0.334, SLG: 0.411 (1, 3)	G3-1 1B			G6-3 1B			G4-6-3	G3-1		3	2	2	0	1	0	1						
Dave Nilsson, L OBP: 0.336, SLG: 0.363 (1, 2)	G3-1 1B			G6-3		G4-6-3		K2-3		4	1	1	0	0	1	2						
Bill Spiers, L OBP: 0.299, SLG: 0.301 (1, 4)	G3-1			CS 1B		G4-3		K		4	0	1	2	0	1	2						
Troy O'Leary, L OBP: 0.351, SLG: 0.333 (1, 7)	L7			K			G3-1	K		4	0	0	0	0	2	3						
Jose Valentin, S OBP: 0.333, SLG: 0.442 (1, 6)					K		F9			3	0	1	2	0	1	0						
Inning Stats	R: 0 E: 0 K: 1 S: 15	H: 0 LOB: 1 BB: 1 P: 20	R: 3 E: 1 K: 0 S: 21	H: 3 LOB: 1 BB: 0 P: 31	R: 0 E: 0 K: 1 S: 8	H: 0 LOB: 0 BB: 0 P: 12	R: 1 E: 0 K: 1 S: 12	H: 2 LOB: 0 BB: 0 P: 21	R: 0 E: 0 K: 1 S: 10	H: 2 LOB: 2 BB: 0 P: 17	R: 0 E: 0 K: 0 S: 10	H: 0 LOB: 0 BB: 1 P: 18	R: 0 E: 0 K: 1 S: 8	H: 0 LOB: 0 BB: 0 P: 10	R: 0 E: 0 K: 0 S: 11	H: 1 LOB: 1 BB: 0 P: 15	R: 0 E: 0 K: 3 S: 11	H: 0 LOB: 0 BB: 0 P: 16	1B: 8 2B: 1 3B: 0 HR: 0	SF: 0 SAC: 0 DP: 2 HBP: 0	WP: 0 PB: 0 SB: 1 CS: 2	PA: 35
PITCHER	IP	WLS	BF	H	R	ER	SO	BB	IBB	HBP	BLK	WP	HR	S	P	ERA	WHIP					
Dave Stewart, R ERA: 4.44 (1, 1)	5.0	W	22	7	4	1	4	1	0	0	0	0	0	18	28	0.00	0.500					
Huck Flener, L ERA: (6, 1)	2.0		6	0	0	0	1	1	0	0	0	0	0	18	28	0.00	0.500					
Mark Eichhorn, R ERA: 2.8 (8, 1)	1.0		4	1	0	0	0	0	0	0	0	0	0	11	15	0.00	1.000					
Duane Ward, R ERA: 2.2 (9, 1)	1.0	S	3	0	0	0	3	0	0	0	0	0	0	11	16	0.00	0.000					



Batter	1	2	3	4	5	6	7	8	9	AB	R	H	RBI	BB	SO	LOB	TOP								
Rob Butler, L OBP: 0.380, SLG: 0.386 (1, 7)	E1 3B	1-0 E6 2B					3-1 2B 2B	4-1 BB	3-2 1-3 2-H 1B	4	3	3	1	2	0	0	Toronto Blue Jays @ Milwaukee Brewers Milwaukee County Stadium, Milwaukee, WI Wed Sep 29 1993, 8:05 PM EDT Att: 13,508 - Unknown - 45 F								
Dick Schofield, R OBP: 0.297, SLG: 0.243 (1, 6)	3-2 L8	0-0 E6 2-H			2-3 K		0-1 F8	1-0 P3	2-1 F8	6	0	0	0	0	1	7									
Paul Molitor, R OBP: 0.406, SLG: 0.515 (1, 10)	1-1 1-H 2B		2-0 L6		4-0 2B IBB		0-1 SF7 1-3 2B		1-2 SH1-4 1B 2B	4	2	3	1	1	0	0									
John Olerud, L OBP: 0.472, SLG: 0.601 Alfredo Griffin, S OBP: 0.233, SLG: 0.241 Shawn Green, L (9, 9)	3-2 G5-3 1B 2B		4-2 G5-4-3 BB		0-1 1-3 2-H 2B		4-0 SF7 IBB		4-2 SH1-4 1B BB	2	1	2	2	3	0	0									
Ed Sprague, R OBP: 0.309, SLG: 0.388 Turner Ward, S OBP: 0.287, SLG: 0.304 (3, 8)	1-2 G5-3		0-0 G5-4-3		4-1 BB		2-0 SF7		0-1 SH1-4	2	0	0	0	0	0	2									
Darnell Coles, R OBP: 0.327, SLG: 0.381 (3, 5)	0-0 1B			3-3 K	3-1 F8				4-0 FC6-4 1B IBB	3	1	1	1	1	1	3									
Willie Canate, R OBP: 0.321, SLG: 0.283 (3, 9)	0-0 1B			2-0 1B		3-3 K	2-0 F9		1-1 FC6-4 1B	4	0	2	0	0	1	3									
Domingo Martinez, R OBP: 0.364, SLG: 0.600 (9, 3)	1-3 1B								1-2 2-H 3-H 1B	1	0	1	2	0	0	0									
Randy Knorr, R OBP: 0.282, SLG: 0.417 (1, 2)		3-2 G6-4-3 1B		2-1 G6-3		1-0 L8		0-1 G4-3	0-0 FC6-4 1B	5	1	1	0	0	0	2									
Domingo Cedeño, S OBP: 0.191, SLG: 0.178 (1, 4)			0-1 G6-4-3			3-2 F8	1-3 K	1-1 F8	1-2 1-3 3-H 1B	5	0	1	1	0	1	1									
Inning Stats	R: 3 E: 1 K: 0 S: 22	H: 4 LOB: 2 BB: 0 P: 31	R: 0 E: 1 K: 0 S: 7	H: 2 LOB: 2 BB: 0 P: 11	R: 0 E: 0 K: 0 S: 4	H: 0 LOB: 0 BB: 1 P: 10	R: 0 E: 0 K: 1 S: 6	H: 1 LOB: 0 BB: 0 P: 13	R: 1 E: 0 K: 1 S: 14	H: 2 LOB: 3 BB: 2 P: 33	R: 0 E: 0 K: 2 S: 7	H: 0 LOB: 0 BB: 0 P: 12	R: 1 E: 0 K: 0 S: 6	H: 1 LOB: 3 BB: 2 P: 20	R: 0 E: 0 K: 0 S: 6	H: 0 LOB: 1 BB: 1 P: 12	R: 4 E: 0 K: 0 S: 18	H: 4 LOB: 2 BB: 2 P: 34	1B: 7 2B: 6 3B: 1 HR: 0	SF: 1 SAC: 1 DP: 2 HBP: 1	WP: 0 PB: 0 SB: 0 CS: 0	PA: 47			
PITCHER	IP	WLS	BF	H	R	ER	SO	BB	IBB	HBP	BLK	WP	HR	S	P	ERA	WHIP								
Angel Miranda, L ERA: 3.23	6.1		31	10	5	3	4	3	2	0	0	0	0	64	122	4.26	2.053								
Mike Ignasiak, R ERA: 4.09	1.2	7	0	0	0	0	0	1	0	1	0	0	0	8	20	0.00	0.600								
Jesse Orosco, L ERA: 3.31	0.2	L	8	4	4	4	0	1	1	0	0	0	0	16	30	54.00	7.500								
Mark Kiefer, R ERA:	0.1	1	0	0	0	0	0	0	0	0	0	0	0	2	4	0.00	0.000								

Batter	1	2	3	4	5	6	7	8	9	AB	R	H	RBI	BB	SO	LOB	BOTTOM								
Juan Bell, R OBP: 0.315, SLG: 0.326 Bill Spiers, L OBP: 0.298, SLG: 0.301 (9, PH)	2-3 K		0-1 L8		4-1 WP SF7 BB		1-2 G3 WP 1B		2-2 G3	3	2	1	0	1	1	0	Toronto Blue Jays @ Milwaukee Brewers Milwaukee County Stadium, Milwaukee, WI Wed Sep 29 1993, 8:05 PM EDT Att: 13,508 - Unknown - 45 F								
Kevin Seitzer, R OBP: 0.341, SLG: 0.401 (1, 5)	0-1 2B 1B		3-3 K		2-2 G3		2-2 G3			4	1	1	0	0	1	2									
B.J. Surhoff, L OBP: 0.314, SLG: 0.387 (1, 9)	1-1 1-H 2B		1-2 HR		1-0 SF7		0-2 SF8		0-2 SF8	2	1	2	4	0	0	0									
Greg Vaughn, R OBP: 0.370, SLG: 0.480 (1, 10)	2-0 G5-3		1-2 G5-3		3-H 1-1 2B		3-H 1-0 P6			4	0	1	0	0	0	1									
Robin Yount, R OBP: 0.327, SLG: 0.380 (1, 8)	2-3 K2-3			4-2 HR BB	1-1 F7			1-0 G6-3		3	1	0	0	1	1	2									
John Jaha, R OBP: 0.335, SLG: 0.417 (1, 3)		0-1 F7		1-0 HR		4-2 CS BB		0-0 F9		3	1	1	2	1	0	0									
Dave Nilsson, L OBP: 0.332, SLG: 0.358 (1, 2)		3-2 G4-3		0-1 B1-3		3-3 K		1-0 F9		4	0	0	0	0	1	1									
Troy O'Leary, L OBP: 0.366, SLG: 0.351 (1, 7)		1-1 1B		1-0 G3-1		2-2 1B		2-3 K		4	0	2	0	0	1	0									
Jose Valentin, S OBP: 0.314, SLG: 0.413 Darryl Hamilton, L OBP: 0.365, SLG: 0.405 (9, PH)		1-3 K		2-2 P5		0-0 F9		2-2 P5		3	0	0	0	0	1	2									
Inning Stats	R: 1 E: 0 K: 2 S: 11	H: 2 LOB: 1 BB: 0 P: 18	R: 0 E: 0 K: 1 S: 10	H: 1 LOB: 0 BB: 0 P: 15	R: 1 E: 0 K: 1 S: 12	H: 1 LOB: 0 BB: 1 P: 17	R: 2 E: 0 K: 0 S: 9	H: 1 LOB: 0 BB: 1 P: 17	R: 1 E: 0 K: 0 S: 9	H: 1 LOB: 1 BB: 1 P: 18	R: 0 E: 0 K: 1 S: 9	H: 1 LOB: 1 BB: 1 P: 18	R: 1 E: 0 K: 0 S: 12	H: 1 LOB: 0 BB: 0 P: 16	R: 0 E: 0 K: 0 S: 3	H: 0 LOB: 0 BB: 0 P: 5		R: 0 E: 0 K: 1 S: 9	H: 0 LOB: 0 BB: 0 P: 15	1B: 4 2B: 2 3B: 0 HR: 2	SF: 2 SAC: 0 DP: 0 HBP: 0	WP: 2 PB: 0 SB: 1 CS: 1	PA: 37		
PITCHER	IP	WLS	BF	H	R	ER	SO	BB	IBB	HBP	BLK	WP	HR	S	P	ERA	WHIP								
Juan Guzman, R ERA: 3.99	7.0		31	8	6	6	5	3	0	0	0	0	0	72	119	7.71	1.571								
Mark Eichhorn, R ERA: 2.79	1.0	W	3	0	0	0	0	0	0	0	0	0	0	3	5	0.00	0.000								
Duane Ward, R ERA: 2.17	1.0	S	3	0	0	0	1	0	0	0	0	0	0	9	15	0.00	0.000								

Batter	1	2	3	4	5	6	7	8	9	AB	R	H	RBI	BB	SO	LOB	TOP										
Devon White, S OBP: 0.342, SLG: 0.440 (1, 8)	G6-3	1B						G4-3		5	0	3	2	0	0	0	Toronto Blue Jays @ Baltimore Orioles Oriole Park at Camden Yards, Baltimore, MD Thu Sep 30 1993, 7:05 PM EDT Att: 45,653 - Unknown - 55 F										
Roberto Alomar, S OBP: 0.404, SLG: 0.484 (1, 4)	2B	BB		F8			G1-3	BB	3	0	1	0	2	0	2												
Paul Molitor, R OBP: 0.403, SLG: 0.511 (1, 10)	K	G5-3		L9			F9	L5	5	0	0	0	0	1	6												
Joe Carter, R OBP: 0.312, SLG: 0.482 (1, 9)	F8			P3			BB	BB	4	1	2	0	1	0	1												
John Olerud, L OBP: 0.472, SLG: 0.601 (1, 3)		F8		F8			G4-3	K	5	2	2	0	0	1	2												
Tony Fernandez, S OBP: 0.347, SLG: 0.392 (1, 6)	F8			P3			F8	L7	4	0	0	0	1	0	4												
Darnell Coles, R Rob Butler, L OBP: 0.373, SLG: 0.378 (9, PH) (9, 7)	G5-3	F8		P6			G4-3	FC4	4	0	0	0	0	0	4												
Ed Sprague, R OBP: 0.310, SLG: 0.388 (1, 5)	WP	1B		G1-3			G6-3		3	2	1	1	1	0	0												
Randy Knorr, R OBP: 0.299, SLG: 0.434 (1, 2)	1B	1B		1B			P3		3	1	2	3	1	0	0												
Inning Stats	R: 0 E: 0 K: 1 S: 12	H: 1 LOB: 1 BB: 0 P: 20	R: 3 E: 0 K: 0 S: 15	H: 4 LOB: 2 BB: 1 P: 31	R: 0 E: 0 K: 0 S: 7	H: 0 LOB: 1 BB: 1 P: 12	R: 0 E: 0 K: 0 S: 13	H: 1 LOB: 2 BB: 1 P: 22	R: 3 E: 0 K: 0 S: 14	H: 4 LOB: 2 BB: 1 P: 26	R: 0 E: 0 K: 0 S: 5	H: 0 LOB: 1 BB: 1 P: 11	R: 0 E: 0 K: 0 S: 5	H: 0 LOB: 0 BB: 0 P: 7	R: 0 E: 0 K: 1 S: 7	H: 1 LOB: 1 BB: 0 P: 16		R: 0 E: 0 K: 1 S: 7	H: 1 LOB: 1 BB: 0 P: 11	1B: 8 2B: 3 3B: 0 HR: 0	SF: 0 SAC: 0 DP: 0 HBP: 0	WP: 2 PB: 0 SB: 1 CS: 0	PA: 43				
PITCHER	IP	WLS	BF	H	R	ER	SO	BB	IBB	HBP	BLK	WP	HR	S	P	ERA	WHIP										
Arthur Rhodes, L ERA: 6.51 (1, 1)	5.0	L	28	10	6	6	1	4	0	0	0	1	0	61	111	10.80	2.800										
Kevin McGehee, R ERA: 5.94 (6, 1)	3.0		11	0	0	0	0	2	0	0	0	1	0	17	34	0.00	0.667										
Jim Poole, L ERA: 2.15 (9, 1)	1.0		4	1	0	0	1	0	0	0	0	0	0	7	11	0.00	1.000										

Batter	1	2	3	4	5	6	7	8	9	AB	R	H	RBI	BB	SO	LOB	BOTTOM										
Brady Anderson, L OBP: 0.364, SLG: 0.428 (1, 7) (6, 8)	F8								G6-3	4	0	0	0	1	0	3	Toronto Blue Jays @ Baltimore Orioles Oriole Park at Camden Yards, Baltimore, MD Thu Sep 30 1993, 7:05 PM EDT Att: 45,653 - Unknown - 55 F										
Jack Voigt, R OBP: 0.400, SLG: 0.521 (1, 9) (6, 7)	HR			P4			P3	FC6-4	4	1	2	1	0	0	3												
Mike Devereaux, R Sherman Obando, R OBP: 0.309, SLG: 0.400 OBP: 0.309, SLG: 0.391 (5, PH) (6, 9)	G5-3			K			K	FC6-4	2	0	0	0	0	1	1												
Cal Ripken Jr., R OBP: 0.328, SLG: 0.422 (1, 6)	P3			E5				P2	4	0	1	0	0	0	0												
Chris Hoiles, R Mark Parent, R OBP: 0.415, SLG: 0.577 OBP: 0.291, SLG: 0.529 (1, 2) (9, 2)	P4			FC4-6			K	K	3	0	0	0	1	2	1												
Lonnie Smith, R OBP: 0.420, SLG: 0.448 (1, 10)	HR			FC4-6			FC5-4	BB	0	0	0	0	0	0	0												
Tim Lueft, R OBP: 0.361, SLG: 0.381 (1, 5)	G1-3			FC4-6			FC5-4	BB	3	1	2	1	1	0	2												
David Segui, S OBP: 0.350, SLG: 0.400 (1, 3)	G5-3			L5-3			FC5-4		4	0	0	0	0	1	5												
Harold Reynolds, S OBP: 0.341, SLG: 0.333 (1, 4)	G4-3			L5-3			K	L7	3	0	0	0	1	1	2												
Inning Stats	R: 1 E: 0 K: 0 S: 8	H: 1 LOB: 0 BB: 0 P: 15	R: 1 E: 0 K: 0 S: 7	H: 1 LOB: 0 BB: 0 P: 12	R: 0 E: 0 K: 1 S: 8	H: 0 LOB: 1 BB: 1 P: 17	R: 0 E: 1 K: 0 S: 8	H: 0 LOB: 1 BB: 1 P: 14	R: 0 E: 1 K: 1 S: 7	H: 0 LOB: 2 BB: 0 P: 15	R: 0 E: 0 K: 2 S: 16	H: 2 LOB: 2 BB: 0 P: 23	R: 0 E: 0 K: 1 S: 10	H: 1 LOB: 1 BB: 0 P: 14	R: 0 E: 0 K: 2 S: 7	H: 0 LOB: 0 BB: 1 P: 14		R: 0 E: 0 K: 0 S: 6	H: 1 LOB: 0 BB: 0 P: 11	1B: 4 2B: 1 3B: 0 HR: 2	SF: 0 SAC: 0 DP: 2 HBP: 0	WP: 0 PB: 0 SB: 0 CS: 0	PA: 37				
PITCHER	IP	WLS	BF	H	R	ER	SO	BB	IBB	HBP	BLK	WP	HR	S	P	ERA	WHIP										
Al Leiter, L ERA: 4.11 (1, 1)	6.0	W	26	4	2	2	4	3	0	0	0	0	0	17	28	3.00	1.167										
Tony Castillo, L ERA: 3.44 (7, 1)	2.0		8	1	0	0	3	1	0	0	0	0	0	17	28	0.00	1.000										
Mike Timlin, R ERA: 4.77 (9, 1)	1.0		3	1	0	0	0	0	0	0	0	0	0	6	11	0.00	1.000										



Batter	1	2	3	4	5	6	7	8	9	AB	R	H	RBI	BB	SO	LOB	TOP								
Rickey Henderson, R OBP: 0.430, SLG: 0.475 Rob Butler, L OBP: 0.359, SLG: 0.362	G5-3		BB 1B	G5-3			K		G4-3	3	0	1	0	0	0	2									
Devon White, S OBP: 0.340, SLG: 0.439 Turner Ward, S OBP: 0.289, SLG: 0.313	P4		SF7		G4-3		1B SF9		P6	2	0	0	1	0	0	0									
Paul Molitor, R OBP: 0.404, SLG: 0.511	1B		BB	L9			1B		F9	4	0	2	0	1	0	0									
Joe Carter, R OBP: 0.310, SLG: 0.480 Willie Canate, R OBP: 0.315, SLG: 0.283	G6-3		P2		K		SF9			3	0	0	0	0	1	3									
John Olerud, L OBP: 0.472, SLG: 0.600			F7				G6-3			3	0	1	0	1	0	2									
Tony Fernandez, S OBP: 0.347, SLG: 0.392 Dick Schofield, R OBP: 0.303, SLG: 0.245	L9			WP BB			1B		F9	0	0	0	0	0	0	0									
Ed Sprague, R OBP: 0.309, SLG: 0.396 Domingo Martinez, R OBP: 0.333, SLG: 0.545	F7		F7				F8		F8	3	0	0	0	0	0	3									
Randy Knorr, R OBP: 0.309, SLG: 0.436 Carlos Delgado, L	P6						FC6-4 1B		G4-6-3 BB	2	0	1	0	1	0	1									
Alfredo Griffin, S OBP: 0.234, SLG: 0.242			1B SF7	P3			FC6-4		G4-6-3	4	1	1	0	0	0	5									
Inning Stats	R: 0 E: 0 K: 10 S: 10	H: 1 LOB: 1 BB: 0 P: 15	R: 0 E: 0 K: 0 S: 3	H: 0 LOB: 1 BB: 1 P: 9	R: 1 E: 0 K: 0 S: 10	H: 2 LOB: 2 BB: 1 P: 20	R: 0 E: 0 K: 0 S: 14	H: 0 LOB: 2 BB: 2 P: 26	R: 0 E: 0 K: 1 S: 9	H: 0 LOB: 0 BB: 0 P: 12	R: 0 E: 0 K: 0 S: 10	H: 2 LOB: 2 BB: 0 P: 16	R: 1 E: 0 K: 1 S: 19	H: 3 LOB: 2 BB: 0 P: 29	R: 0 E: 0 K: 0 S: 8	H: 0 LOB: 0 BB: 1 P: 16	R: 0 E: 0 K: 0 S: 5	H: 0 LOB: 0 BB: 0 P: 9	1B: 7 2B: 1 3B: 0 HR: 0	SF: 2 SAC: 0 DP: 1 HBP: 0	WP: 1 PB: 0 SB: 0 CS: 0	PA: 39			
PITCHER	IP	WLS	BF	H	R	ER	SO	BB	IBB	HBP	BLK	WP	HR	S	P	ERA	WHIP								
Fernando Valenzuela, L ERA: 4.84 Todd Frohwirth, R ERA: 3.87 Alan Mills, R ERA: 3.25	6.2	W	32	8	2	2	2	4	0	0	0	1	0	73	125	2.70	1.800								

Toronto Blue Jays @ Baltimore Orioles
Oriole Park at Camden Yards, Baltimore, MD

AB 32
R 2
H 8
RBI 2
BB 5
SO 2
LOB 19



WP: 1 PA: 39
PB: 0 SB: 0 CS: 0

Batter	1	2	3	4	5	6	7	8	9	AB	R	H	RBI	BB	SO	LOB	BOTTOM								
Brady Anderson, L OBP: 0.364, SLG: 0.427	E6 1B	L7		S 1B	FC6-4			2B 1B		5	3	2	1	0	0	4									
Mark McLemore, S OBP: 0.354, SLG: 0.372 Damon Buford, R OBP: 0.315, SLG: 0.367	1B		1B	F8		G1-3		K		3	1	2	1	0	0	1									
Cal Ripken Jr., R OBP: 0.329, SLG: 0.422	P6		1B FC3-6	1B		F8		P6		5	1	2	1	0	0	2									
Harold Baines, L OBP: 0.391, SLG: 0.505 Manny Alexander, R (8, PR)	K		FC3-6 1B	L4		F8		1B 2B		5	0	2	2	0	1	2									
Mike Pagliarulo, L OBP: 0.352, SLG: 0.459	F7		FC3-6 1B		G3		G4-3 G3-1 BB	G3-1		4	0	0	1	1	0	3									
Jack Voigt, R OBP: 0.402, SLG: 0.517		P6	G4-6-3 1B		G3		G3-1 BB	G3-1		3	1	1	0	1	0	1									
Paul Carey, L OBP: 0.292, SLG: 0.233 David Segui, S OBP: 0.350, SLG: 0.400		2B BB	G4-6-3		K		G4-3			3	0	0	0	1	1	4									
Harold Reynolds, S OBP: 0.346, SLG: 0.338				SH1-4 1B						2	1	2	0	2	0	0									
Mark Parent, R OBP: 0.293, SLG: 0.519			K	SH1-4						3	0	1	1	0	2	4									
Inning Stats	R: 1 E: 1 K: 1 S: 12	H: 1 LOB: 1 BB: 0 P: 16	R: 0 E: 0 K: 1 S: 11	H: 1 LOB: 2 BB: 1 P: 21	R: 2 E: 0 K: 0 S: 12	H: 4 LOB: 1 BB: 0 P: 20	R: 2 E: 0 K: 0 S: 13	H: 3 LOB: 1 BB: 0 P: 18	R: 1 E: 0 K: 1 S: 8	H: 1 LOB: 2 BB: 2 P: 18	R: 0 E: 0 K: 0 S: 5	H: 0 LOB: 0 BB: 0 P: 8	R: 0 E: 0 K: 1 S: 12	H: 0 LOB: 2 BB: 2 P: 27	R: 1 E: 0 K: 1 S: 12	H: 2 LOB: 1 BB: 0 P: 21	1B: 10 2B: 2 3B: 0 HR: 0	SF: 0 SAC: 1 DP: 1 HBP: 0	WP: 0 PB: 0 SB: 2 CS: 0	PA: 41					
PITCHER	IP	WLS	BF	H	R	ER	SO	BB	IBB	HBP	BLK	WP	HR	S	P	ERA	WHIP								
Todd Stottlemyre, R ERA: 4.84 Woody Williams, R ERA: 4.38 Huck Flener, L ERA: 1.90	5.0	L	28	6	5	3	3	3	0	0	0	0	0	17	35	0.00	1.000								

Toronto Blue Jays @ Baltimore Orioles
Oriole Park at Camden Yards, Baltimore, MD

AB 35
R 7
H 12
RBI 7
BB 5
SO 5
LOB 22



WP: 0 PA: 41
PB: 0 SB: 2 CS: 0

Batter	1	2	3	4	5	6	7	8	9	AB	R	H	RBI	BB	SO	LOB	TOP					
Rickey Henderson, R OBP: 0.432, SLG: 0.475	4-1 1B BB		0-0 F8		0-2 G4-3		1-2 FC5 E 1B		1-0 1B	4	1	2	0	1	0	0	Toronto Blue Jays @ Baltimore Orioles Oriole Park at Camden Yards, Baltimore, MD Sat Oct 02 1993, 7:05 PM EDT Att: 46,094 - Unknown					
Roberto Alomar, S OBP: 0.406, SLG: 0.489	0-2 F8		1-1 2B		2-1 S 1B 2B		1-1 F8		2-1 1B	5	1	3	0	0	0	2						
Paul Molitor, R OBP: 0.403, SLG: 0.509	0-0 L9		2-0 G5-3		2-2 G3 2H 1B		3-1 E5		1-2 SF9	4	0	1	2	0	0	3						
Joe Carter, R OBP: 0.309, SLG: 0.478	1-0 1B		1-2 F8		0-0 G3		1-1 FC5		3H 1-2 P4	5	0	1	0	0	0	6						
John Olerud, L OBP: 0.472, SLG: 0.599	1-0 1B			2-0 2B SF9 1B		0-1 F7		0-0 G3		4	1	2	1	0	0	1						
Ed Sprague, R OBP: 0.312, SLG: 0.389	2-1 P4			0-0 G6-3 1-3 2B		4-0 G6-4-3 BB		2-2 G6-4-3 1B		3	0	2	0	1	0	2						
Turner Ward, S OBP: 0.284, SLG: 0.307		3-2 L4		1-0 SF9		0-0 F7		1-0 G6-4-3 1-2f		3	0	0	1	0	0	2						
Pat Borders, R OBP: 0.285, SLG: 0.374		0-3 K		3H 2-0 G6-3		0-1 G6-4-3 1-2f		1-0 1B SF9 1B		4	1	1	0	0	1	2						
Dick Schofield, R OBP: 0.294, SLG: 0.236		1-3 K		1-1 G1-3		0-0 G6-3		0-2 F8		4	0	0	0	0	1	2						
Inning Stats	R: 1 E: 0 K: 0 S: 9	H: 2 LOB: 2 BB: 1 P: 17	R: 0 E: 0 K: 2 S: 10	H: 0 LOB: 0 BB: 0 P: 14	R: 0 E: 0 K: 0 S: 7	H: 1 LOB: 1 BB: 0 P: 11	R: 1 E: 0 K: 0 S: 6	H: 2 LOB: 1 BB: 0 P: 12	R: 1 E: 0 K: 0 S: 11	H: 2 LOB: 1 BB: 1 P: 15	R: 0 E: 0 K: 0 S: 3	H: 0 LOB: 0 BB: 0 P: 7	R: 0 E: 1 K: 0 S: 10	H: 1 LOB: 2 BB: 0 P: 16	R: 0 E: 0 K: 0 S: 6	H: 1 LOB: 0 BB: 0 P: 9	R: 1 E: 0 K: 0 S: 14	H: 3 LOB: 2 BB: 0 P: 20	1B: 9 2B: 3 3B: 0 HR: 0	SF: 2 SAC: 0 DP: 2 HBP: 0	WP: 0 PB: 0 SB: 1 CS: 0	PA: 40
PITCHER	IP WLS BF H R ER SO BB IBB HBP BLK WP HR S P ERA WHIP	8.1 W 38 12 4 4 2 2 0 0 0 0 0 0 70 113 4.32 1.680	0.2 S 2 0 0 0 0 0 0 0 0 0 0 0 6 8 0.00 0.000																			

AB 36
R 4
H 12
RBI 4
BB 2
SO 2
LOB 20



Batter	1	2	3	4	5	6	7	8	9	AB	R	H	RBI	BB	SO	LOB	BOTTOM				
Brady Anderson, L OBP: 0.366, SLG: 0.429	1-3 K	1 SAFE 0-1 E 1B 1B	1-3 K			1-1 G6-3 G5-3 1B		1-2 G6-4-3 1B		5	1	3	0	0	2	2	Toronto Blue Jays @ Baltimore Orioles Oriole Park at Camden Yards, Baltimore, MD Sat Oct 02 1993, 7:05 PM EDT Att: 46,094 - Unknown				
Mark McLemore, S OBP: 0.352, SLG: 0.370	2-3 K	3-2 E6 1B 1B	0-1 F8			0-1 G5-3		3-1 G6-4-3 1-2f		5	0	1	1	0	1	4					
Cal Ripken Jr., R OBP: 0.328, SLG: 0.421	0-1 F7	2-1 1B 1B		1-0 G4-3		0-0 G6-3		2-3 G6-3		4	0	1	1	0	0	1					
Harold Baines, L OBP: 0.392, SLG: 0.512		1-0 E 1B F8		0-0 HR		1-1 G3-1				4	2	2	1	0	0	3					
Mike Pagliarulo, L OBP: 0.353, SLG: 0.460		0-1 WP 2B	1-1 1B BB HBP	1-0 F9		1-0 F8				3	2	1	0	0	0	0					
Jack Voigt, R OBP: 0.405, SLG: 0.514		1-0 E6 1B 1B	4-1 1B 1B E BB	3-3 K		2-1 1B				3	2	1	1	1	1	1					
Paul Carey, L OBP: 0.286, SLG: 0.234		3-2 P6	0-1 E 1B		0-3 K		0-3 K			4	0	1	0	0	2	3					
David Segui, S OBP: 0.350, SLG: 0.400		1-2 2-3 P6	1-2 2-3 E 1B		2-0 F9		1-0 G1-3			0	0	0	0	0	0	0					
Harold Reynolds, S OBP: 0.345, SLG: 0.337		3-2 1B 1B	0-1 P6		2-0 F9		1-0 G1-3			4	1	1	1	0	0	4					
Jeff Tackett, R OBP: 0.277, SLG: 0.207		1 SAFE 1-3 K	1-1 E1		1-3 K		0-2 G5-3			4	0	1	1	0	2	1					
Inning Stats	R: 0 E: 0 K: 2 S: 11	H: 0 LOB: 0 BB: 0 P: 14	R: 5 E: 2 K: 1 S: 26	H: 6 LOB: 2 BB: 0 P: 44	R: 2 E: 1 K: 1 S: 15	H: 2 LOB: 1 BB: 1 P: 22	R: 1 E: 0 K: 1 S: 6	H: 1 LOB: 0 BB: 0 P: 11	R: 0 E: 0 K: 0 S: 7	H: 1 LOB: 1 BB: 0 P: 9	R: 0 E: 0 K: 1 S: 7	H: 1 LOB: 1 BB: 0 P: 11	R: 0 E: 0 K: 0 S: 9	H: 1 LOB: 0 BB: 0 P: 13	R: 0 E: 0 K: 0 S: 9	H: 1 LOB: 0 BB: 0 P: 13	1B: 10 2B: 1 3B: 0 HR: 1	SF: 0 SAC: 0 DP: 1 HBP: 1	WP: 2 PB: 0 SB: 0 CS: 0	PA: 38	
PITCHER	IP WLS BF H R ER SO BB IBB HBP BLK WP HR S P ERA WHIP	4.0 L 24 9 8 4 5 1 0 0 0 0 0 7 10 9.00 2.500	1.0 3 0 0 0 2 0 0 0 0 0 0 0 7 9 0.00 1.000	1.0 4 1 0 0 1 0 0 0 0 0 0 0 7 11 0.00 1.000	1.0 3 1 0 0 0 0 0 0 0 0 0 0 9 13 0.00 1.000																

AB 36
R 8
H 12
RBI 6
BB 1
SO 8
LOB 19



Batter	1	2	3	4	5	6	7	8	9	AB	R	H	RBI	BB	SO	LOB	TOP					
Rickey Henderson, R (1.7)	E3 FC4-6 1B		BB	K			F8			3	1	0	0	1	1	2						
Devon White, S (1.8) OBP: 0.444, SLG: 0.444	FC4-6 1B		K			G4-6-3 1B	L5			4	0	2	0	0	1	1						
Roberto Alomar, S (1.4)	FC4-6 1B 1-2 3-H		G3			G4-6-3 1-2	K			4	0	0	1	0	1	3						
Joe Carter, R (1.9) OBP: 0.333, SLG: 0.333	F8 1B				F8 K			L8		4	0	1	0	0	1	0						
John Olerud, L (1.3) OBP: 0.556, SLG: 0.625	F9		G3			G4-3 1B	P4			4	0	1	0	0	0	1						
Paul Molitor, R (1.10) OBP: 0.697, SLG: 1.111		FC4-6 1B		1B 2B		G4-3	K			4	1	2	0	0	1	1						
Tony Fernandez, S (1.6) OBP: 0.333, SLG: 0.250	FC4-6 G3-6-1 1-2		1B E 1B			G4-3 IBB		G4-3		3	1	1	1	1	0	1						
Ed Sprague, R (1.5) OBP: 0.556, SLG: 0.750	G3-6-1 1-2		E IBB			G4-3		G6-3		3	0	0	0	1	0	3						
Pat Borders, R (1.2) OBP: 0.222, SLG: 0.222			G4-3 E4 1-3 2-H 1B			G4-3		G6-3		4	0	1	0	0	0	2						
Inning Stats	R: 1 E: 1 K: 0 S: 11	H: 2 LOB: 1 BB: 0 P: 14	R: 0 E: 0 K: 0 S: 6	H: 1 LOB: 0 BB: 0 P: 6	R: 0 E: 0 K: 1 S: 13	H: 0 LOB: 1 BB: 1 P: 24	R: 2 E: 1 K: 1 S: 19	H: 3 LOB: 2 BB: 1 P: 31	R: 0 E: 0 K: 1 S: 10	H: 1 LOB: 0 BB: 0 P: 13	R: 0 E: 0 K: 0 S: 11	H: 1 LOB: 2 BB: 1 P: 20	R: 0 E: 0 K: 1 S: 5	H: 0 LOB: 0 BB: 0 P: 7	R: 0 E: 0 K: 1 S: 7	H: 0 LOB: 0 BB: 0 P: 8	R: 0 E: 0 K: 0 S: 5	H: 0 LOB: 0 BB: 0 P: 9	1B: 7 2B: 1 3B: 0 HR: 0	SF: 0 SAC: 0 DP: 2 HBP: 0	WP: 0 PB: 0 SB: 0 CS: 0	PA: 36
PITCHER	IP	WLS	BF	H	R	ER	SO	BB	IBB	HBP	BLK	WP	HR	S	P	ERA	WHIP					
Alex Fernandez, R (1.1) ERA: 1.13	8.0	L	33	8	3	1	5	1	2	0	0	0	0	82	123	1.12	1.125					
Roberto Hernandez, R (9.1) ERA:	1.0		3	0	0	0	0	0	0	0	0	0	0	5	9	0.00	0.000					

Toronto Blue Jays @ Chicago White Sox
Comiskey Park, Chicago, IL
Wed Oct 06 1993, 4:33 AM EDT
Att: 46,101 - Sunny - 72 F

AB	33
R	3
H	8
RBI	2
BB	3
SO	5
LOB	14



Batter	1	2	3	4	5	6	7	8	9	AB	R	H	RBI	BB	SO	LOB	BOTTOM					
Tim Lincecum, S (1.7) OBP: 0.400, SLG: 0.333	BB WP BB	G3-1			K				F8	4	1	1	0	1	1	2						
Joey Cora, S (1.4)	K		L4		G3		K		P6	5	0	0	0	0	2	3						
Frank Thomas, R (1.10) OBP: 0.889, SLG: 0.750	F9		1B			BB 1B	1B			3	0	2	0	1	0	1						
Robin Ventura, L (1.5) OBP: 0.444, SLG: 0.167	WP BB		K			BB 1B	K			3	0	1	0	1	2	3						
Ellis Burks, R (1.9) OBP: 0.333, SLG: 0.286	WP BB		L8			BB		G5-3		2	0	0	0	2	0	1						
Dan Pasqua, L (1.3) OBP: 1.000, SLG: 1.000	K			F7		F8		G4-6-3 1B		3	0	0	0	0	1	5						
Lance Johnson, L (1.8) OBP: 0.222, SLG: 0.250		SH3 2B		L5		P5		G4-6-3 1-2		4	0	1	0	0	0	4						
Ron Karkovics, R (1.2) Warren Newson, L (6. PH) Michael Lavalliere, L (7.2) OBP: 1.000, SLG: 1.000	SH3		K			G1		FC3-6 1B		1	0	0	0	0	1	0						
Ozzie Guillen, L (1.6) OBP: 0.250, SLG: 0.250	G4-3				P7		F7		FC3-6 1-2	4	0	0	0	0	0	2						
Inning Stats	R: 1 E: 0 K: 2 S: 12	H: 0 LOB: 2 BB: 3 P: 27	R: 0 E: 0 K: 0 S: 10	H: 1 LOB: 1 BB: 0 P: 13	R: 0 E: 0 K: 1 S: 17	H: 1 LOB: 0 BB: 0 P: 23	R: 0 E: 0 K: 1 S: 10	H: 0 LOB: 0 BB: 0 P: 15	R: 0 E: 0 K: 1 S: 12	H: 0 LOB: 0 BB: 0 P: 17	R: 0 E: 0 K: 0 S: 12	H: 2 LOB: 3 BB: 1 P: 21	R: 0 E: 0 K: 2 S: 11	H: 1 LOB: 2 BB: 1 P: 17	R: 0 E: 0 K: 0 S: 11	H: 1 LOB: 0 BB: 0 P: 13	R: 0 E: 0 K: 0 S: 7	H: 1 LOB: 1 BB: 0 P: 9	1B: 6 2B: 1 3B: 0 HR: 0	SF: 0 SAC: 1 DP: 1 HBP: 0	WP: 1 PB: 0 SB: 0 CS: 0	PA: 38
PITCHER	IP	WLS	BF	H	R	ER	SO	BB	IBB	HBP	BLK	WP	HR	S	P	ERA	WHIP					
Dave Stewart, R (1.1) ERA: 1.5	6.0	W	26	4	1	1	5	4	0	0	0	0	0	73	116	1.50	1.333					
Al Leiter, L (7.1) ERA:	2.0		8	2	0	0	2	1	0	0	0	0	0	22	30	0.00	1.500					
Duane Ward, R (9.1) ERA:	1.0	S	4	1	0	0	0	0	0	0	0	0	0	7	9	0.00	1.000					

Toronto Blue Jays @ Chicago White Sox
Comiskey Park, Chicago, IL
Wed Oct 06 1993, 4:33 AM EDT
Att: 46,101 - Sunny - 72 F


AB	32
R	1
H	7
RBI	0
BB	5
SO	7
LOB	24



Batter	1	2	3	4	5	6	7	8	9	AB	R	H	RBI	BB	SO	LOB	TOP			
Tim Raines, S OBP: 0.533, SLG: 0.643 (1, 7)	G4-3		1B	SF8 SH5-3		SH1-3		E7		5	1	4	0	0	0	0	Chicago White Sox @ Toronto Blue Jays SkyDome, Toronto, ON Fri Oct 08 1993, 7:05 PM EDT Att: 51,783 - Dome			
Joey Coxa, S OBP: 0.308, SLG: 0.182 (1, 4)	1B		1B	SH5-3		SH1-3		G4-3		3	1	2	0	0	0	1				
Frank Thomas, R OBP: 0.786, SLG: 0.571 (1, 3)	L8		1B	IBB		G6-3		BB		3	1	1	1	2	0	2				
Robin Ventura, L OBP: 0.429, SLG: 0.125 (1, 5)	L9		1B	SF8		IBB		K2-3		2	1	0	1	2	1	3				
Ellis Burks, R OBP: 0.357, SLG: 0.333 (1, 9)		CS	1B	K		G5-3		L8		5	1	2	2	0	1	4				
Bo Jackson, R (1, 10)	K		1B			K		K2-3		4	0	0	0	1	3	1				
Lance Johnson, L OBP: 0.286, SLG: 0.308 (1, 8)	G4-3		1B			1B		G1-3		5	0	2	2	0	0	0				
Ron Karkovice, R (1, 2)			K			K		G5-3		4	0	0	0	0	3	3				
Ozzie Guillen, L OBP: 0.250, SLG: 0.250 (1, 6)	G3-1		G3-1	SF8		P6		G5-3		4	1	1	0	0	0	1				
Inning Stats	R: 0 E: 0 K: 0 S: 9	H: 1 LOB: 1 BB: 0 P: 14	R: 0 E: 0 K: 1 S: 7	H: 1 LOB: 0 BB: 0 P: 10	R: 5 E: 0 K: 2 S: 21	H: 5 LOB: 2 BB: 2 P: 33	R: 1 E: 0 K: 1 S: 12	H: 2 LOB: 2 BB: 1 P: 23	R: 0 E: 0 K: 2 S: 15	H: 1 LOB: 1 BB: 0 P: 22	R: 0 E: 0 K: 0 S: 4	H: 0 LOB: 0 BB: 0 P: 4	R: 0 E: 1 K: 1 S: 7	H: 1 LOB: 2 BB: 1 P: 12	R: 0 E: 0 K: 1 S: 5	H: 0 LOB: 0 BB: 0 P: 7	1B: 10 2B: 3 3B: 0 HR: 0	SF: 1 SAC: 2 DP: 1 HBP: 0	WP: 0 PB: 0 SB: 1 CS: 1	PA: 43
PITCHER	IP WLS BF H R ER SO BB IBB HBP BLK WP HR S P ERA WHIP	IP WLS BF H R ER SO BB IBB HBP BLK WP HR S P ERA WHIP	IP WLS BF H R ER SO BB IBB HBP BLK WP HR S P ERA WHIP	IP WLS BF H R ER SO BB IBB HBP BLK WP HR S P ERA WHIP	IP WLS BF H R ER SO BB IBB HBP BLK WP HR S P ERA WHIP	IP WLS BF H R ER SO BB IBB HBP BLK WP HR S P ERA WHIP	IP WLS BF H R ER SO BB IBB HBP BLK WP HR S P ERA WHIP	IP WLS BF H R ER SO BB IBB HBP BLK WP HR S P ERA WHIP	IP WLS BF H R ER SO BB IBB HBP BLK WP HR S P ERA WHIP	IP WLS BF H R ER SO BB IBB HBP BLK WP HR S P ERA WHIP	IP WLS BF H R ER SO BB IBB HBP BLK WP HR S P ERA WHIP	IP WLS BF H R ER SO BB IBB HBP BLK WP HR S P ERA WHIP	IP WLS BF H R ER SO BB IBB HBP BLK WP HR S P ERA WHIP	IP WLS BF H R ER SO BB IBB HBP BLK WP HR S P ERA WHIP	IP WLS BF H R ER SO BB IBB HBP BLK WP HR S P ERA WHIP	IP WLS BF H R ER SO BB IBB HBP BLK WP HR S P ERA WHIP				
Pat Hentgen, R ERA: 18.0 (1, 1)	3.0	L	19	9	6	6	3	2	0	0	0	0	0	0	0	0	18.00	3.667		
Danny Cox, R ERA: (4, 1)	3.0		13	2	0	0	3	0	2	0	0	0	0	0	0	0	0.00	0.667		
Mark Eichhorn, R ERA: (7, 1)	2.0		8	1	0	0	1	1	0	0	0	0	0	0	0	0	0.00	1.000		
Tony Castillo, L ERA: (9, 1)	1.0		3	0	0	0	1	0	0	0	0	0	0	0	0	0	0.00	0.000		

Batter	1	2	3	4	5	6	7	8	9	AB	R	H	RBI	BB	SO	LOB	BOTTOM					
Rickey Henderson, R OBP: 0.214, SLG: 0.167 (1, 7)	F9		S			K		BB		3	1	1	0	1	1	0	Chicago White Sox @ Toronto Blue Jays SkyDome, Toronto, ON Fri Oct 08 1993, 7:05 PM EDT Att: 51,783 - Dome					
Devon White, S OBP: 0.385, SLG: 0.385 (1, 8)	G4-3		CS			L3		L7		4	0	1	1	0	0	1						
Paul Molitor, R OBP: 0.538, SLG: 0.846 (1, 10)	F9		CS			1B		F9		4	0	1	0	0	1	1						
Joe Carter, R OBP: 0.231, SLG: 0.231 (1, 9)		K				P3		F9		4	0	0	0	0	1	1						
John Olerud, L OBP: 0.538, SLG: 0.583 (1, 3)	1B		1B			G4-3		F7		4	0	2	0	0	0	0						
Roberto Alomar, S OBP: 0.231, SLG: 0.091 (1, 4)	G6-3		G6-3			1B		P3		3	0	1	0	1	0	0						
Tony Fernandez, S OBP: 0.333, SLG: 0.273 (1, 6)	G6-3		G6-3			K		G1-4-3		3	0	1	0	0	1	5						
Ed Sprague, R OBP: 0.417, SLG: 0.545 (1, 5)			F7			F8		G1-4-3		3	0	0	0	0	0	4						
Pat Borders, R OBP: 0.167, SLG: 0.167 (1, 2)			K			K		P4		3	0	0	0	0	2	0						
Inning Stats	R: 0 E: 0 K: 0 S: 11	H: 0 LOB: 0 BB: 0 P: 14	R: 0 E: 0 K: 1 S: 9	H: 2 LOB: 1 BB: 0 P: 9	R: 1 E: 0 K: 1 S: 16	H: 2 LOB: 0 BB: 0 P: 24	R: 0 E: 0 K: 1 S: 15	H: 2 LOB: 3 BB: 1 P: 24	R: 0 E: 0 K: 2 S: 8	H: 0 LOB: 0 BB: 0 P: 13	R: 0 E: 0 K: 1 S: 8	H: 0 LOB: 0 BB: 0 P: 12	R: 0 E: 0 K: 0 S: 5	H: 1 LOB: 0 BB: 0 P: 6	R: 0 E: 0 K: 0 S: 8	H: 0 LOB: 1 BB: 1 P: 16	R: 0 E: 0 K: 0 S: 6	H: 0 LOB: 0 BB: 0 P: 8	1B: 6 2B: 1 3B: 0 HR: 0	SF: 0 SAC: 0 DP: 2 HBP: 0	WP: 0 PB: 0 SB: 1 CS: 1	PA: 34
PITCHER	IP WLS BF H R ER SO BB IBB HBP BLK WP HR S P ERA WHIP	IP WLS BF H R ER SO BB IBB HBP BLK WP HR S P ERA WHIP	IP WLS BF H R ER SO BB IBB HBP BLK WP HR S P ERA WHIP	IP WLS BF H R ER SO BB IBB HBP BLK WP HR S P ERA WHIP	IP WLS BF H R ER SO BB IBB HBP BLK WP HR S P ERA WHIP	IP WLS BF H R ER SO BB IBB HBP BLK WP HR S P ERA WHIP	IP WLS BF H R ER SO BB IBB HBP BLK WP HR S P ERA WHIP	IP WLS BF H R ER SO BB IBB HBP BLK WP HR S P ERA WHIP	IP WLS BF H R ER SO BB IBB HBP BLK WP HR S P ERA WHIP	IP WLS BF H R ER SO BB IBB HBP BLK WP HR S P ERA WHIP	IP WLS BF H R ER SO BB IBB HBP BLK WP HR S P ERA WHIP	IP WLS BF H R ER SO BB IBB HBP BLK WP HR S P ERA WHIP	IP WLS BF H R ER SO BB IBB HBP BLK WP HR S P ERA WHIP	IP WLS BF H R ER SO BB IBB HBP BLK WP HR S P ERA WHIP	IP WLS BF H R ER SO BB IBB HBP BLK WP HR S P ERA WHIP	IP WLS BF H R ER SO BB IBB HBP BLK WP HR S P ERA WHIP						
Wilson Alvarez, L ERA: 1.0 (1, 1)	9.0	W	33	7	1	1	6	2	0	0	0	0	0	0	0	0	1.00	1.000				

AB	35
R	6
H	12
RBI	6
BB	5
SO	8
LOB	15



Batter	1	2	3	4	5	6	7	8	9	AB	R	H	RBI	BB	SO	LOB	TOP								
Tim Raines, S OBP: 0.550, SLG: 0.684 (1, 7)	G3		2B		F8		FC5-4 G6-3 1B		FC1-4 1B	5	1	3	0	0	0	0									
Joey Coors, S OBP: 0.276, SLG: 0.188 (1, 4)	K		G4-3			G3-1	G6-3		FC1-4 1B	5	0	1	1	0	1	1									
Frank Thomas, R OBP: 0.737, SLG: 0.800 (1, 3)		BB					HR		FC5-4 1B	3	1	1	1	2	1	2									
Robin Ventura, L OBP: 0.421, SLG: 0.231 (1, 5)	F8				G5-4-3 1B	G3	FC5-4		1B	5	0	2	1	0	0	3									
Ellis Burks, R OBP: 0.368, SLG: 0.313 (1, 9)		G6-3 HR 1B			G5-4-3		BB 3B		K	4	2	1	0	1	1	5									
Bo Jackson, R (1, 10)		G6-3			BLK BB					2	1	0	0	2	1	1									
Lance Johnson, L OBP: 0.333, SLG: 0.647 (1, 8)		HR			F8		3B		L1	4	1	2	4	0	0	1									
Ron Karkovice, R (1, 2)		G3-1				G6-3	F7		F9	4	0	0	0	0	0	1									
Ozzie Guillen, L OBP: 0.250, SLG: 0.250 (1, 6)	K					K			L9	4	1	1	0	0	2	0									
Inning Stats	R: 0 E: 0 K: 1 S: 8	H: 0 LOB: 1 BB: 1 P: 15	R: 2 E: 0 K: 1 S: 12	H: 2 LOB: 0 BB: 0 P: 18	R: 0 E: 0 K: 1 S: 7	H: 1 LOB: 0 BB: 0 P: 12	R: 0 E: 0 K: 0 S: 8	H: 1 LOB: 1 BB: 1 P: 17	R: 0 E: 0 K: 1 S: 9	H: 0 LOB: 0 BB: 0 P: 11	R: 3 E: 0 K: 0 S: 10	H: 2 LOB: 1 BB: 1 P: 20	R: 1 E: 0 K: 0 S: 13	H: 2 LOB: 2 BB: 1 P: 18	R: 0 E: 0 K: 1 S: 7	H: 0 LOB: 0 BB: 0 P: 9	R: 1 E: 0 K: 1 S: 18	H: 3 LOB: 2 BB: 0 P: 24	1B: 7 2B: 1 3B: 1 HR: 2	SF: 0 SAC: 0 DP: 1 HBP: 0	WP: 0 PB: 0 SB: 0 CS: 0	PA: 41			
PITCHER	IP	WLS	BF	H	R	ER	SO	BB	IBB	HBP	BLK	WP	HR	S	P	ERA	WHIP								
Todd Stottlemyre, R ERA: 7.5 (1, 1)	6.0	L	26	6	5	5	4	4	0	0	1	0	2	54	93	7.50	1.667								
Al Leiter, L ERA: 3.38 (7, 1)	0.2		5	2	1	1	0	0	1	0	0	0	0	9	13	13.50	3.000								
Mike Timlin, R ERA: 3.86 (7, 1)	2.1		10	3	1	1	2	0	0	0	0	0	0	29	38	3.86	1.286								

Chicago White Sox @ Toronto Blue Jays
SkyDome, Toronto, ON
Sat Oct 09 1993, 7:05 PM EDT
Att: 51,889 - Dome

AB 36
R 7
H 11
RBI 7
BB 5
SO 6
LOB 14

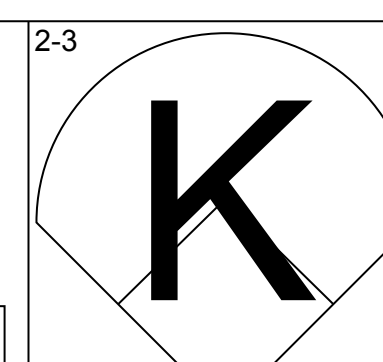
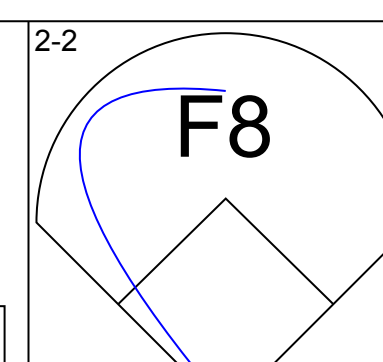
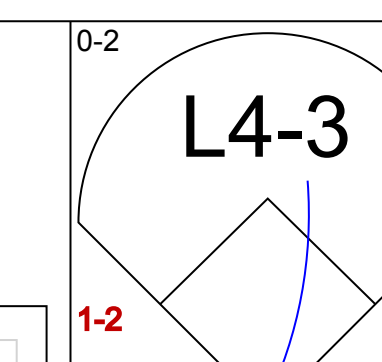
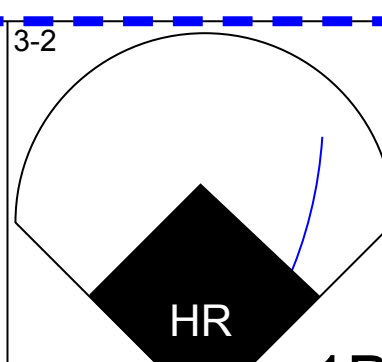
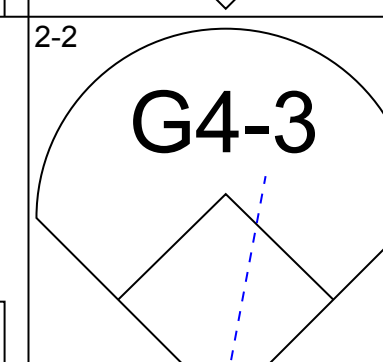
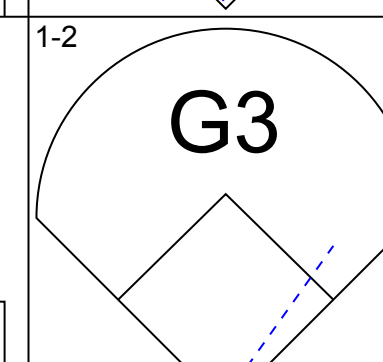
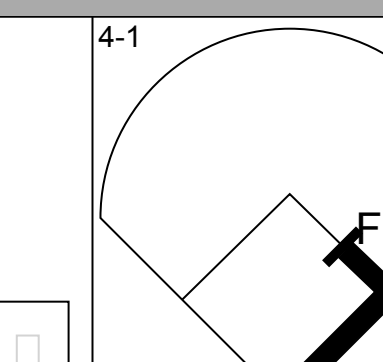
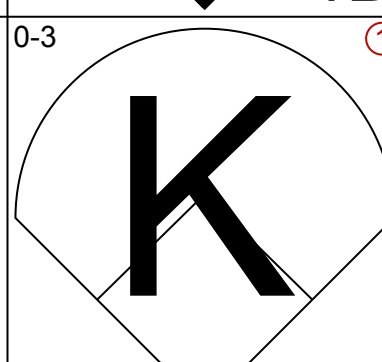
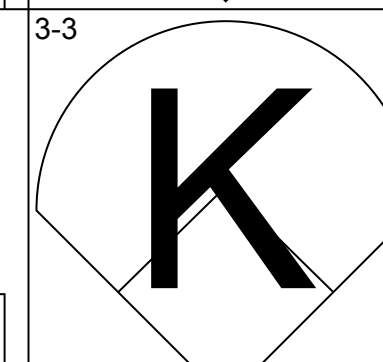
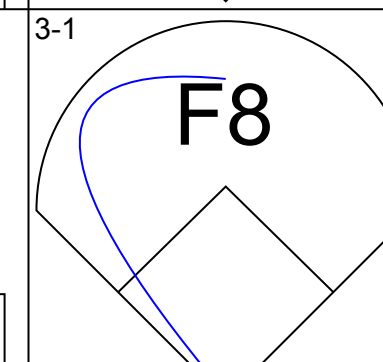
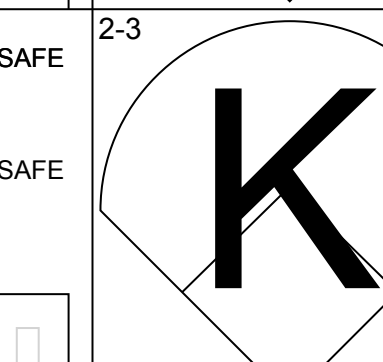
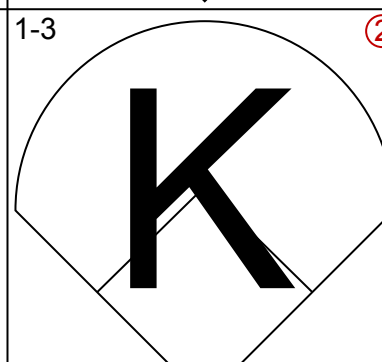
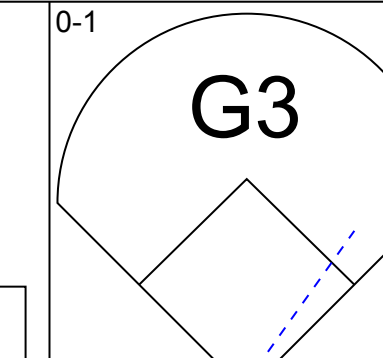
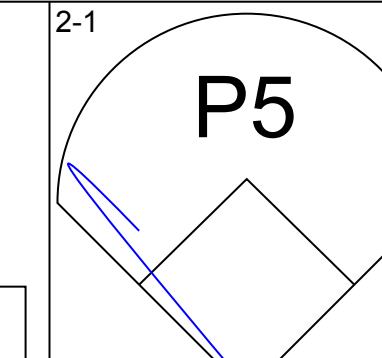
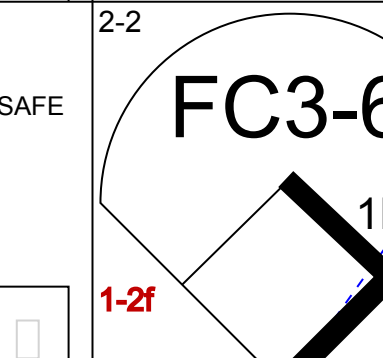
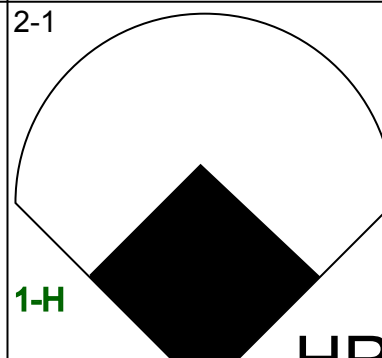
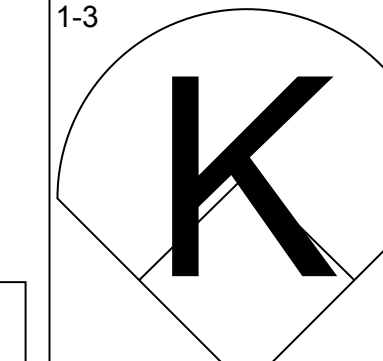
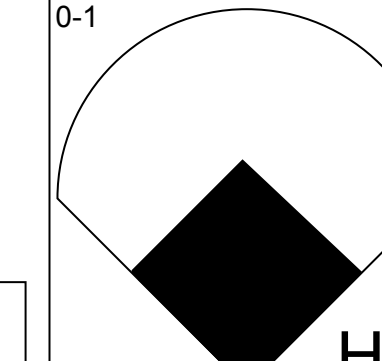
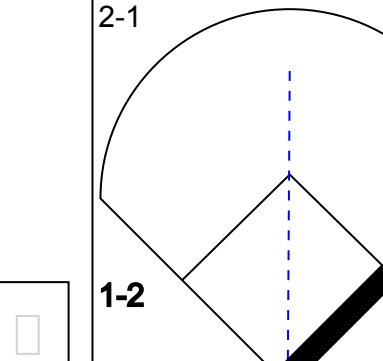
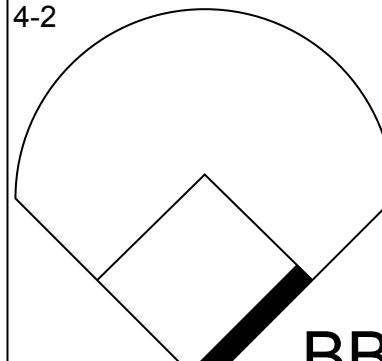
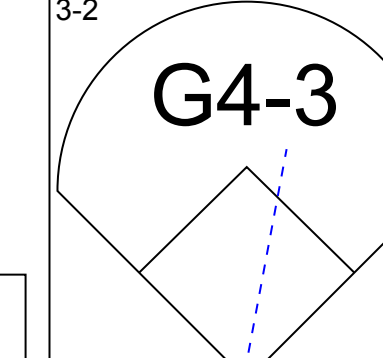
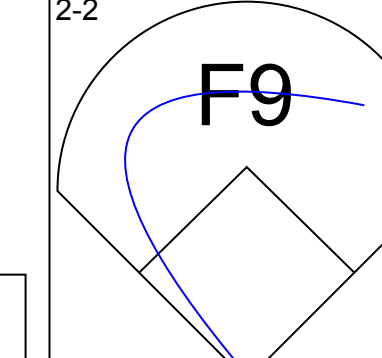
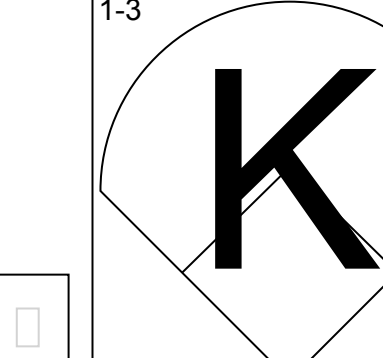
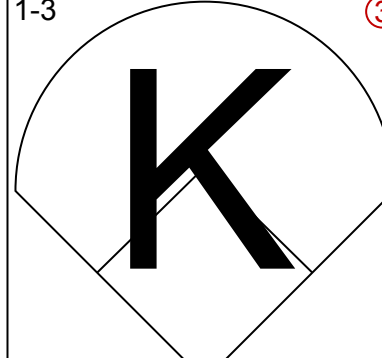
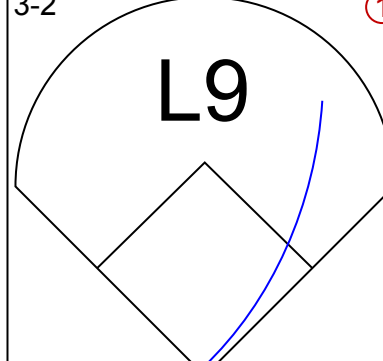
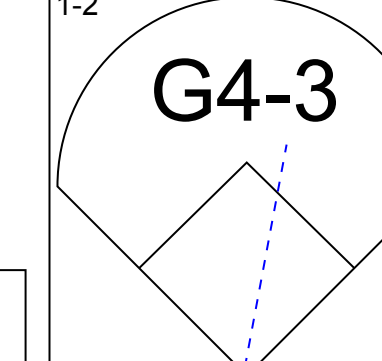
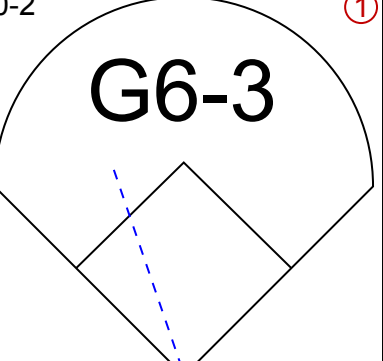
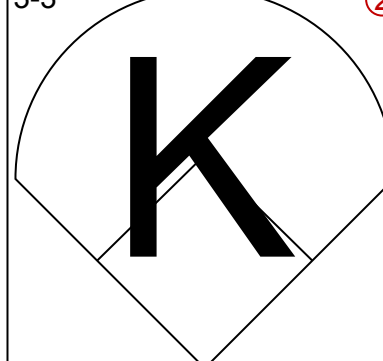
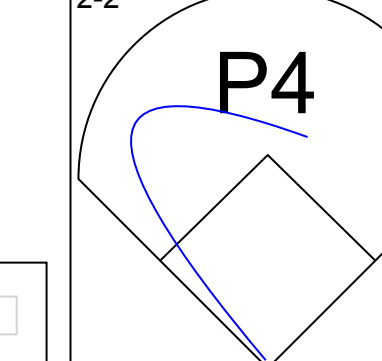
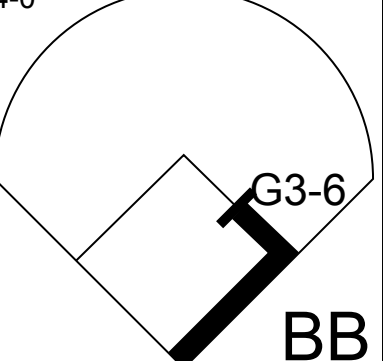
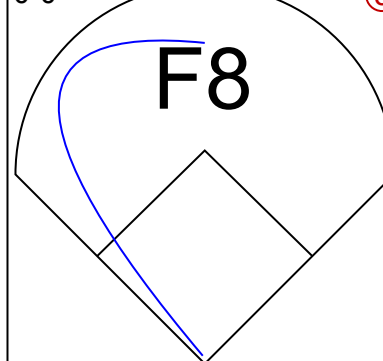
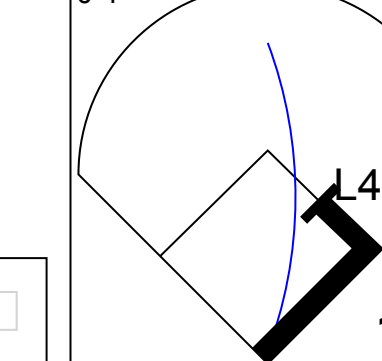
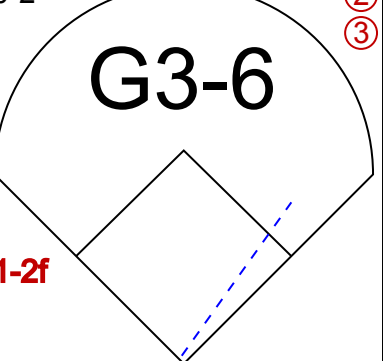


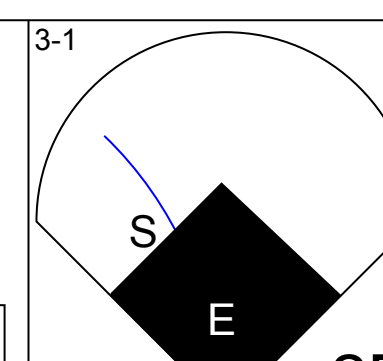
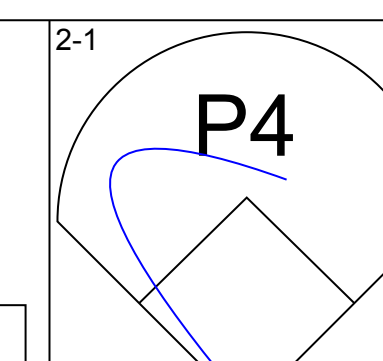
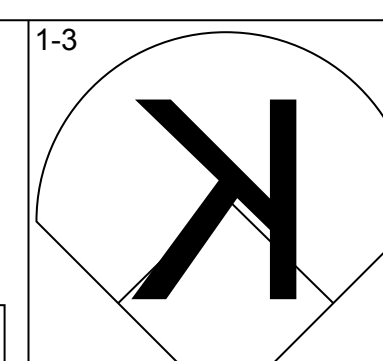
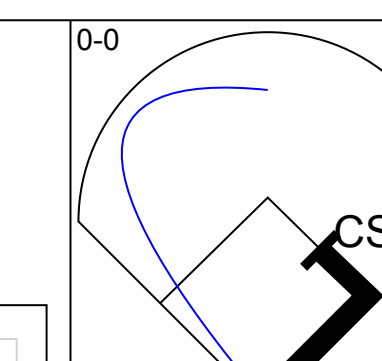
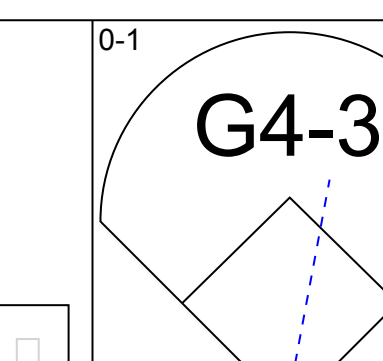
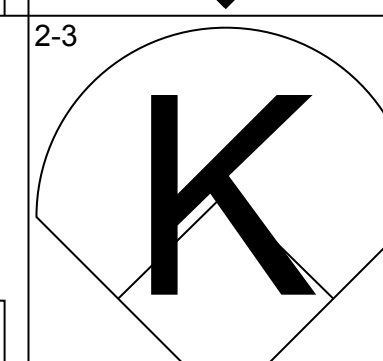
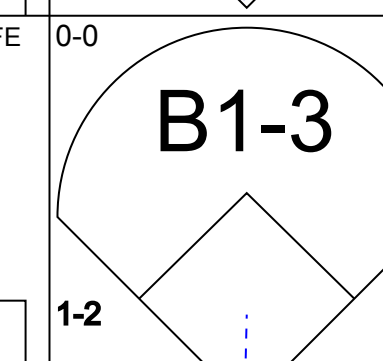
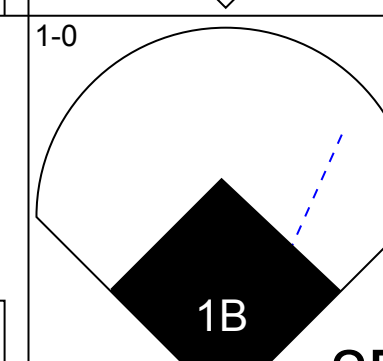
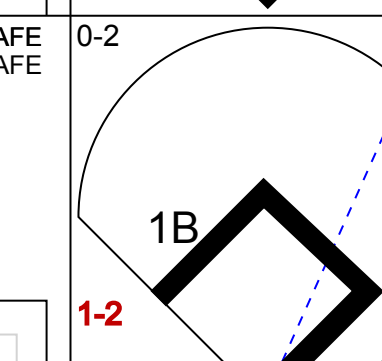
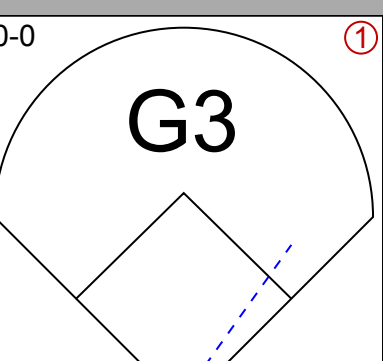
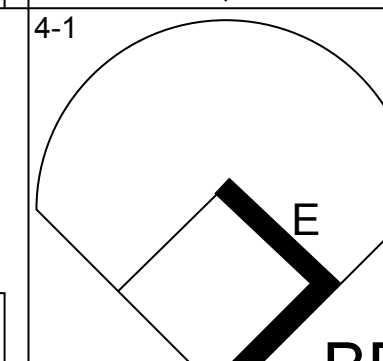
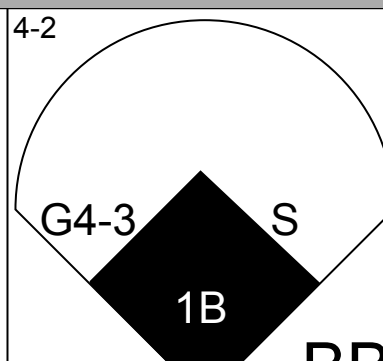
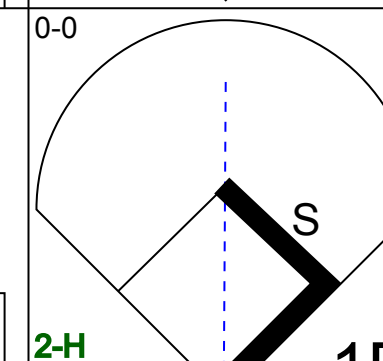
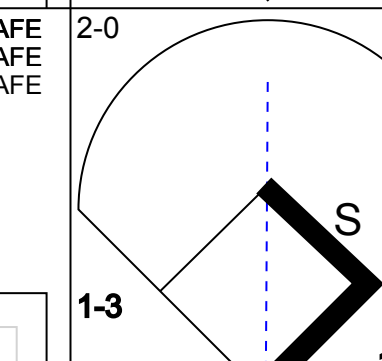

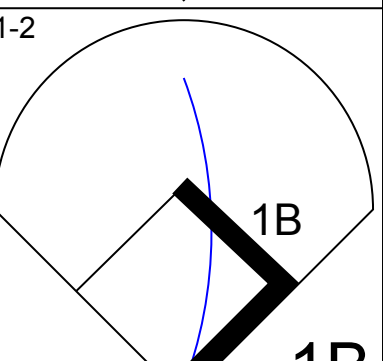
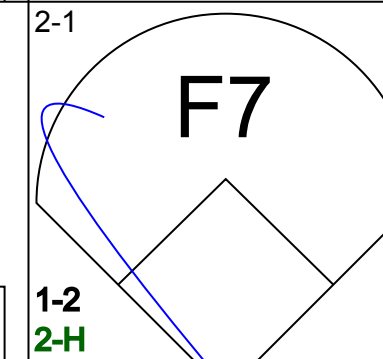
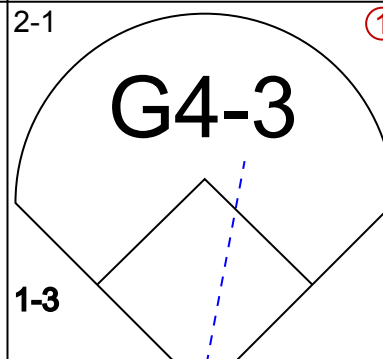
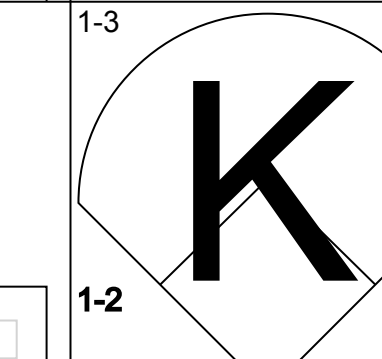
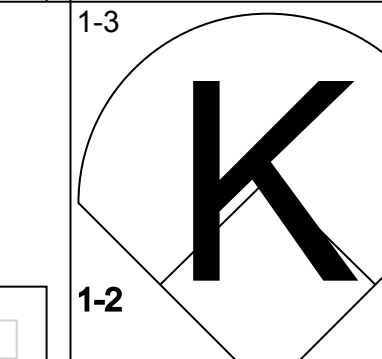
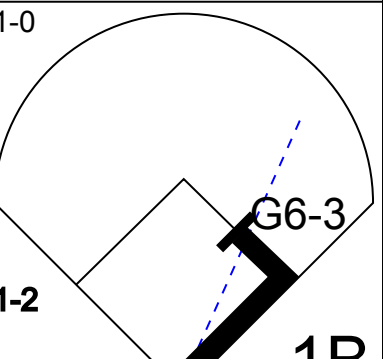
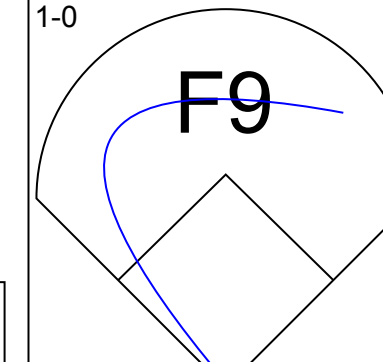
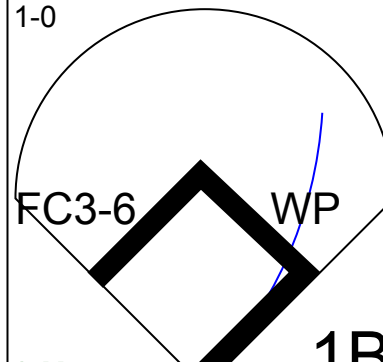
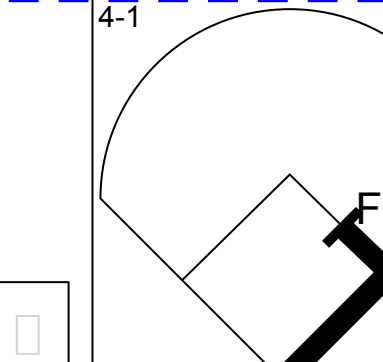
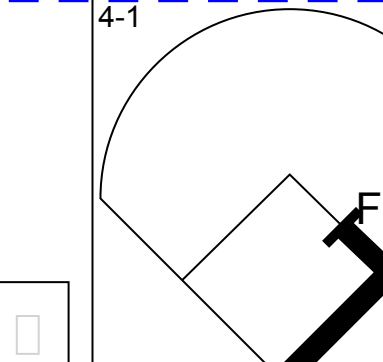
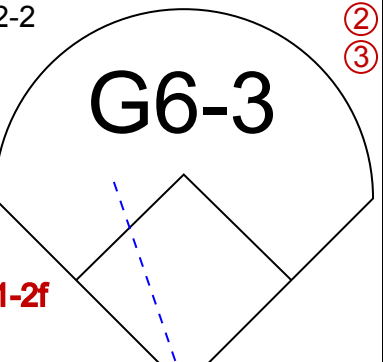
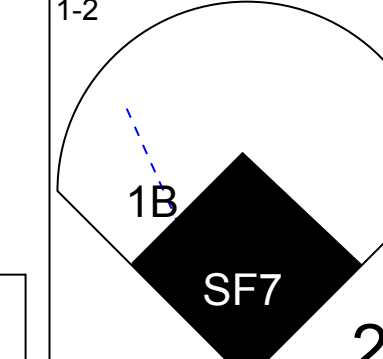
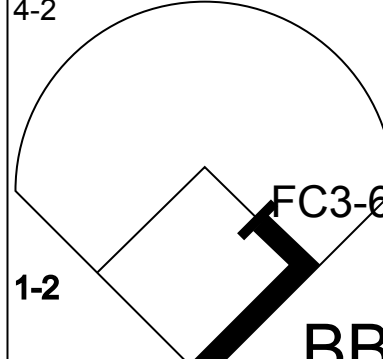
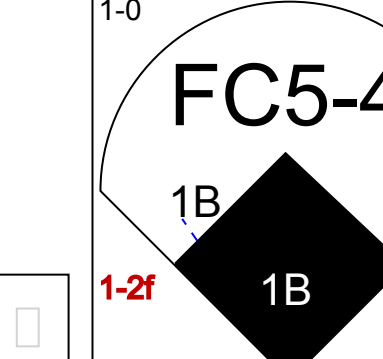
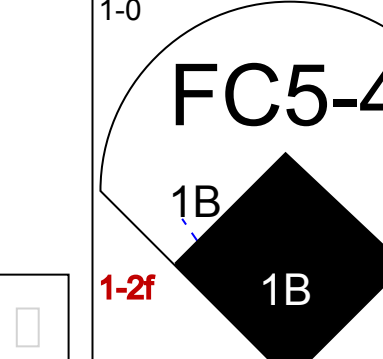
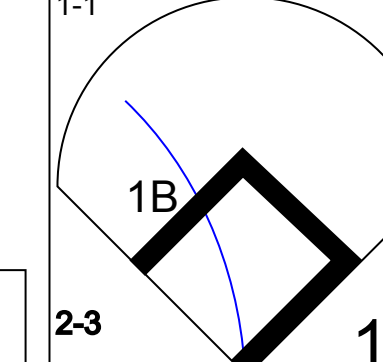
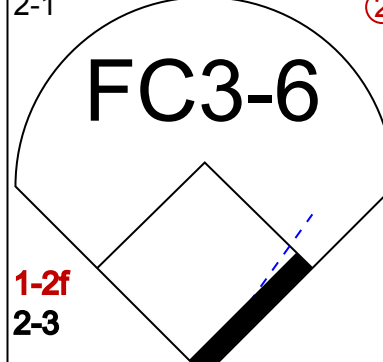
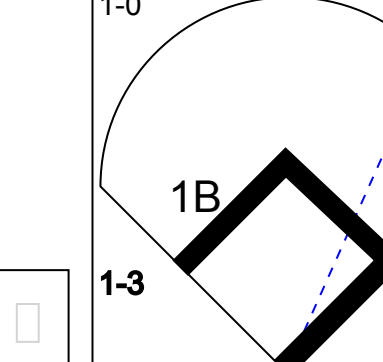
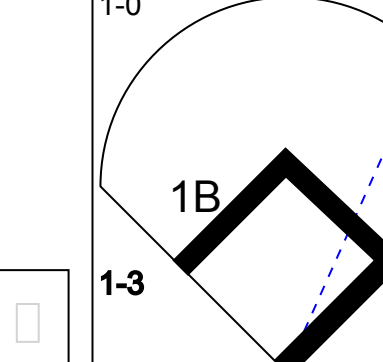
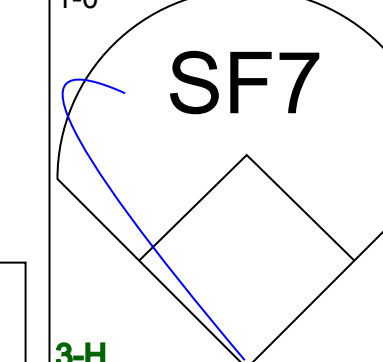
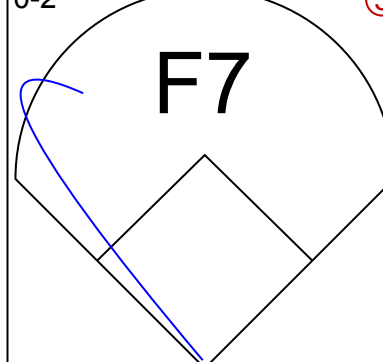
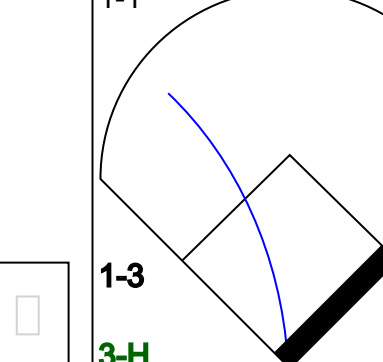
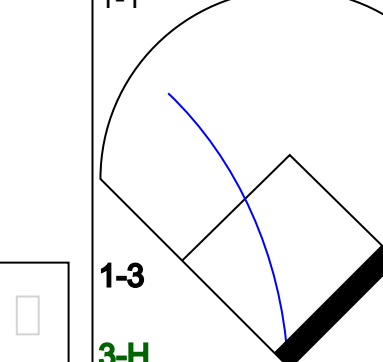
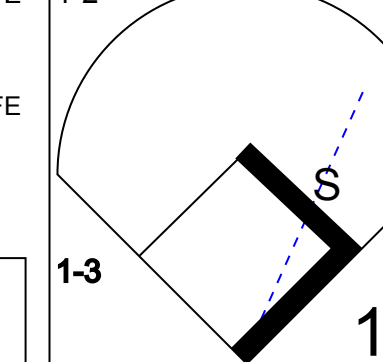
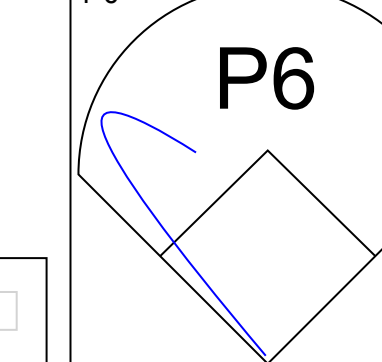
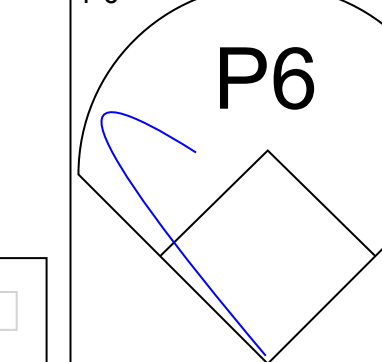
Batter	1	2	3	4	5	6	7	8	9	AB	R	H	RBI	BB	SO	LOB	BOTTOM								
Rickey Henderson, R OBP: 0.263, SLG: 0.133 (1, 7)	K		F7	F9		G1 WP 2B BB				3	1	0	0	2	1	1									
Devon White, S OBP: 0.444, SLG: 0.529 (1, 8)		1B	2B 1B BB	3B		G1		F8		4	1	2	0	1	0	2									
Roberto Alomar, S OBP: 0.278, SLG: 0.313 (1, 4)	K		1B	G4-3		1B	2B	P5		5	1	2	2	0	1	3									
Joe Carter, R OBP: 0.333, SLG: 0.294 (1, 9)	F8		BB HBP 1B		B1-3 BB	1B		G5-3		4	0	2	2	1	0	1									
John Olerud, L OBP: 0.444, SLG: 0.438 (1, 3)		G4-3	FC5 BB HBP		F8		L9		G4-3	4	0	0	0	0	0	1									
Paul Molitor, R OBP: 0.444, SLG: 0.647 (1, 10)		F7	1-2 2-3 BB	B1-3		F7		G6-3		4	0	0	0	1	0	1									
Tony Fernandez, S OBP: 0.438, SLG: 0.357 (1, 6)		1B	K					1B		3	0	2	0	1	1	3									
Ed Sprague, R OBP: 0.313, SLG: 0.400 (1, 5)		K	FC5		P4		G5-3			4	0	0	0	0	1	7									
Pat Borders, R OBP: 0.188, SLG: 0.188 (1, 2)			BB 2B 1B	F9		L4		K		4	1	1	0	0	1	0									
Inning Stats	R: 0 E: 0 K: 2 S: 9	H: 1 LOB: 1 BB: 0 P: 13	R: 0 E: 0 K: 1 S: 12	H: 1 LOB: 1 BB: 0 P: 17	R: 3 E: 0 K: 1 S: 14	H: 3 LOB: 3 BB: 2 P: 29	R: 0 E: 0 K: 0 S: 13	H: 1 LOB: 1 BB: 0 P: 20	R: 0 E: 0 K: 0 S: 12	H: 0 LOB: 2 BB: 2 P: 24	R: 1 E: 0 K: 0 S: 13	H: 2 LOB: 1 BB: 1 P: 26	R: 0 E: 0 K: 0 S: 9	H: 1 LOB: 1 BB: 0 P: 14	R: 0 E: 0 K: 1 S: 10	H: 0 LOB: 1 BB: 1 P: 17	R: 0 E: 0 K: 0 S: 5	H: 0 LOB: 0 BB: 0 P: 7	1B: 6 2B: 2 3B: 1 HR: 0	SF: 0 SAC: 0 DP: 0 HBP: 1	WP: 1 PB: 0 SB: 0 CS: 0	PA: 42			
PITCHER	IP	WLS	BF	H	R	ER	SO	BB	IBB	HBP	BLK	WP	HR	S	P	ERA	WHIP								
Jason Bere, R ERA: 11.57 (1, 1)	2.1		15	5	3	3	3	2	0	1	0	0	0	30	49	11.57	3.000								
Tim Lincecum, R ERA: 2.45 (3, 1)	3.2	W	16	3	1	1	1	2	1	0	0	1	0	43	80	2.46	1.364								
Kirk McCaskill, R ERA: (7, 1)	1.1		6	1	0	0	1	1	0	0	0	0	0	15	25	0.00	1.500								
Scott Radinsky, L ERA: (8, 1)	0.2		2	0	0	0	0	0	0	0	0	0	0	4	6	0.00	0.000								
Roberto Hernandez, R ERA: (9, 1)	1.0	S	3	0	0	0	0	0	0	0	0	0	0	5	7	0.00	0.000								

Chicago White Sox @ Toronto Blue Jays
SkyDome, Toronto, ON
Sat Oct 09 1993, 7:05 PM EDT
Att: 51,889 - Dome

AB 35
R 4
H 9
RBI 4
BB 6
SO 5
LOB 19



Batter	1	2	3	4	5	6	7	8	9	AB	R	H	RBI	BB	SO	LOB	TOP											
Tim Raines, S OBP: 0.500, SLG: 0.609										4	1	1	0	0	1	1	Chicago White Sox @ Toronto Blue Jays SkyDome, Toronto, ON Sun Oct 10 1993, 3:33 AM EDT Att: 51,375 - Dome											
Joey Cora, S OBP: 0.273, SLG: 0.158										3	0	0	0	1	1													
Frank Thomas, R OBP: 0.609, SLG: 0.571										4	0	0	0	0	3	2												
Robin Ventura, L OBP: 0.391, SLG: 0.412										4	1	1	2	0	0	1												
Ellis Burks, R OBP: 0.435, SLG: 0.526										3	1	2	1	1	1	0												
Bo Jackson, R (1, 10)										4	0	0	0	0	2	3												
Lance Johnson, L OBP: 0.286, SLG: 0.550										3	0	0	0	0	0	0												
Ron Karkovice, R (1, 2)										2	0	0	0	1	1	0												
Ozzie Guillen, L OBP: 0.263, SLG: 0.263										3	0	1	0	0	0	1												
Inning Stats	R: 0 E: 0 K: 2 S: 10	H: 0 LOB: 0 BB: 0 P: 17	R: 0 E: 0 K: 1 S: 9	H: 0 LOB: 0 BB: 0 P: 13	R: 0 E: 0 K: 1 S: 7	H: 0 LOB: 0 BB: 0 P: 13	R: 0 E: 0 K: 0 S: 10	H: 0 LOB: 0 BB: 0 P: 16	R: 1 E: 0 K: 0 S: 12	H: 1 LOB: 0 BB: 0 P: 17	R: 0 E: 0 K: 0 S: 9	H: 1 LOB: 2 BB: 1 P: 25	R: 0 E: 0 K: 0 S: 7	H: 0 LOB: 0 BB: 1 P: 11	R: 2 E: 0 K: 3 S: 16	H: 2 LOB: 1 BB: 1 P: 27	1B: 3 2B: 1 3B: 0 HR: 2	SF: 0 SAC: 0 DP: 2 HBP: 0	WP: 0 PB: 0 SB: 0 CS: 0	PA: 33								
PITCHER	IP	WLS	BF	H	R	ER	SO	BB	IBB	HBP	BLK	WP	HR	S	P	ERA	WHIP											
Juan Guzman, R ERA: 2.08	(1, 1)	7.0	W	24	3	1	1	6	1	0	0	0	0	1	71	112	1.29	0.571										
Tony Castillo, L ERA:	(8, 1)	1.0		3	0	0	0	0	1	0	0	0	0	0	7	11	0.00	1.000										
Duane Ward, R ERA: 6.0	(9, 1)	1.0		6	2	2	2	3	1	0	0	0	0	1	16	27	18.00	3.000										

Batter	1	2	3	4	5	6	7	8	9	AB	R	H	RBI	BB	SO	LOB	BOTTOM											
Rickey Henderson, R OBP: 0.292, SLG: 0.250										5	1	2	0	0	1	4	Chicago White Sox @ Toronto Blue Jays SkyDome, Toronto, ON Sun Oct 10 1993, 3:33 AM EDT Att: 51,375 - Dome											
Devon White, S OBP: 0.435, SLG: 0.545										5	1	2	0	0	1	3												
Roberto Alomar, S OBP: 0.435, SLG: 0.421										3	1	3	1	2	0	0												
Joe Carter, R OBP: 0.304, SLG: 0.273										5	0	1	0	0	2	5												
John Olerud, L OBP: 0.478, SLG: 0.421										3	0	1	1	2	0	3												
Paul Molitor, R OBP: 0.455, SLG: 0.650										3	2	1	0	1	0	2												
Tony Fernandez, S OBP: 0.450, SLG: 0.389										4	0	2	0	0	0	3												
Ed Sprague, R OBP: 0.300, SLG: 0.389										3	0	1	2	0	1	3												
Pat Borders, R OBP: 0.200, SLG: 0.200										4	0	1	0	0	2	2												
Inning Stats	R: 1 E: 0 K: 1 S: 11	H: 1 LOB: 1 BB: 1 P: 23	R: 1 E: 0 K: 0 S: 12	H: 3 LOB: 2 BB: 0 P: 18	R: 1 E: 0 K: 0 S: 14	H: 1 LOB: 2 BB: 2 P: 27	R: 1 E: 0 K: 3 S: 11	H: 2 LOB: 1 BB: 0 P: 15	R: 0 E: 0 K: 1 S: 9	H: 0 LOB: 1 BB: 1 P: 17	R: 0 E: 0 K: 1 S: 14	H: 3 LOB: 2 BB: 0 P: 18	R: 1 E: 0 K: 1 S: 11	H: 2 LOB: 2 BB: 1 P: 19	R: 0 E: 0 K: 0 S: 8	H: 2 LOB: 1 BB: 0 P: 12	1B: 11 2B: 3 3B: 0 HR: 0	SF: 1 SAC: 0 DP: 1 HBP: 0	WP: 1 PB: 0 SB: 5 CS: 1	PA: 41								
PITCHER	IP	WLS	BF	H	R	ER	SO	BB	IBB	HBP	BLK	WP	HR	S	P	ERA	WHIP											
Jack McDowell, R ERA: 10.0	(1, 1)	2.1	L	15	5	3	3	1	3	0	0	0	0	0	32	61	11.57	3.429										
Jose DeLeon, R ERA: 1.93	(3, 1)	3.2		16	5	1	1	5	1	0	0	0	0	39	57	2.46	1.636											
Scott Radinsky, L ERA: 0.75	(7, 1)	0.1		3	1	1	1	0	1	0	0	0	0	3	9	27.00	6.000											
Roberto Hernandez, R ERA:	(7, 1)	1.2		7	3	0	0	1	0	0	0	0	0	16	22	0.00	1.800											

AB	30
R	3
H	5
RBI	3
BB	3
SO	9
LOB	9



Batter	1	2	3	4	5	6	7	8	9	AB	R	H	RBI	BB	SO	LOB	TOP								
Rickey Henderson, R OBP: 0.241, SLG: 0.200 (1, 7)	2-3 K	1-2 FC5		3-2 G3-1		2-1 L7			1-2 G1-3	5	0	0	0	0	1	4									
Devon White, S OBP: 0.454, SLG: 0.667 (1, 8)	0-2 FC6-4 1B	3-2 G4-3			2-2 1B	3-3 K			1-0 HR	5	1	3	1	0	1	3									
Roberto Alomar, S OBP: 0.393, SLG: 0.375 (1, 4)	1-1 FC6-4 1-2		0-2 G4-3		0-0 1-3 1B		2-2 F9		3-2 F8	5	0	1	0	0	0	1									
Joe Carter, R OBP: 0.286, SLG: 0.259 (1, 9)	0-1 F9		2-2 P3		1-3 K		0-0 F8		1-0 3B 1B	5	1	1	0	0	1	3									
John Olerud, L OBP: 0.464, SLG: 0.391 (1, 3)		4-0 SH1-4 1B HBP BB	1-0 P2		0-2 P5 1-2		2-2 1B		2-0 E1 3B	4	2	1	0	1	0	3									
Paul Molitor, R OBP: 0.481, SLG: 0.696 (1, 10)		1-1 SH1-4 1B HBP		1-2 E5 1B FC6-4	4-1 IBB		0-2 K		0-0 3B	3	2	1	2	1	1	1									
Tony Fernandez, S OBP: 0.375, SLG: 0.318 (1, 6)		0-0 SH1-4		2-1 F8	1-2 P4			2-2 F8	2-2 L8	4	0	0	0	0	0	5									
Ed Sprague, R OBP: 0.333, SLG: 0.381 (1, 5)		4-1 FC5 1B BB		1-1 FC6-4 1B			2-3 K		0-0 P4	3	0	1	0	1	1	0									
Pat Borders, R OBP: 0.250, SLG: 0.292 (1, 2)		0-0 FC5 1B		1-1 FC6-4	1-0 2B			2-0 G1-3		4	0	2	3	0	0	1									
Inning Stats	R: 0 E: 0 K: 1 S: 11	H: 1 LOB: 1 BB: 0 P: 14	R: 2 E: 0 K: 0 S: 12	H: 1 LOB: 2 BB: 2 P: 25	R: 0 E: 0 K: 0 S: 12	H: 0 LOB: 0 BB: 0 P: 15	R: 1 E: 2 K: 0 S: 12	H: 1 LOB: 1 BB: 0 P: 20	R: 0 E: 0 K: 1 S: 17	H: 2 LOB: 3 BB: 1 P: 25	R: 0 E: 0 K: 2 S: 11	H: 1 LOB: 1 BB: 0 P: 19	R: 0 E: 0 K: 1 S: 10	H: 1 LOB: 0 BB: 0 P: 14	R: 0 E: 0 K: 0 S: 6	H: 0 LOB: 0 BB: 0 P: 10	R: 3 E: 1 K: 0 S: 30	H: 3 LOB: 1 BB: 0 P: 40	1B: 7 2B: 1 3B: 1 HR: 1	SF: 0 SAC: 1 DP: 0 HBP: 1	WP: 0 PB: 0 SB: 1 CS: 0	PA: 43			
PITCHER	IP	WLS	BF	H	R	ER	SO	BB	IBB	HBP	BLK	WP	HR	S	P	ERA	WHIP								
Alex Fernandez, R ERA: 1.8	7.0	L	33	7	3	2	5	2	1	1	0	0	0	85	132	2.57	1.286								
Kirk McCaskill, R ERA:	1.1		4	0	0	0	0	0	0	0	0	0	1	14	21	0.00	0.000								
Scott Radinsky, L ERA: 10.8	0.1		4	2	1	1	0	0	0	0	0	0	1	14	21	27.00	6.000								
Roberto Hernandez, R ERA:	0.1		2	1	2	0	0	0	0	0	0	0	0	12	14	0.00	3.000								

Toronto Blue Jays @ Chicago White Sox
Comiskey Park, Chicago, IL
Tue Oct 12 1993, 8:05 PM EDT
Att: 45,527 - Unknown - 48 F

AB 38
R 6
H 10
RBI 6
BB 3
SO 5
LOB 21



Batter	1	2	3	4	5	6	7	8	9	AB	R	H	RBI	BB	SO	LOB	BOTTOM									
Tim Lincecum, S OBP: 0.483, SLG: 0.556 (1, 7)	2-0 F7		1-1 BB FC3-6 1B HBP		4-1 BB		1-2 L4-6		0-2 F9	4	1	1	0	1	0	3										
Joey Cora, S OBP: 0.269, SLG: 0.136 (1, 4)	0-3 K		4-2 FC3-6 1B HBP		2-2 L9			0-1 F7		3	0	0	0	0	1	1										
Frank Thomas, R OBP: 0.593, SLG: 0.529 (1, 3)	3-2 L8		4-2 FC3-6 1B BB		1-3 K			1-1 1B		3	0	1	1	1	1	1										
Robin Ventura, L OBP: 0.370, SLG: 0.350 (1, 5)		4-0 G4-3 WP BB	0-0 FC3-6		0-0 F9			2-3 K		3	0	0	1	1	1	3										
Ellis Burks, R OBP: 0.407, SLG: 0.478 (1, 9)		2-2 P4	3-2 G5-3		1-0 1B			2-3 K		4	0	1	0	0	1	4										
Warren Newson, L OBP: 0.200, SLG: 0.800 (1, 10)		2-2 G4-3		1-2 G4-3		2-3 K			1-1 HR	4	1	1	1	0	1	2										
Lance Johnson, L OBP: 0.280, SLG: 0.478 (1, 8)		2-0 G3		1-2 L3		1-0 G4-3			4-2 BB	3	0	0	0	1	0	2										
Michael LaValliere, L OBP: 0.500, SLG: 0.333 Ron Karkovice, R (7, PR) (8, 2)			2-1 F5		1-2 G5-3		4-1 L4-6 SH3 BB		2-3 K	2	0	0	0	1	0	0										
Ozzie Guillen, L OBP: 0.273, SLG: 0.318 (1, 6)			1-0 1B BB		2-2 P5		0-0 SH3		0-1 F9	3	1	1	0	0	0	1										
Inning Stats	R: 0 E: 0 K: 1 S: 7	H: 0 LOB: 0 BB: 0 P: 12	R: 0 E: 0 K: 0 S: 7	H: 0 LOB: 1 BB: 1 P: 17	R: 2 E: 0 K: 0 S: 15	H: 2 LOB: 2 BB: 1 P: 30	R: 0 E: 0 K: 0 S: 10	H: 0 LOB: 0 BB: 0 P: 13	R: 0 E: 0 K: 1 S: 12	H: 0 LOB: 1 BB: 1 P: 21	R: 0 E: 0 K: 1 S: 6	H: 1 LOB: 1 BB: 0 P: 10	R: 0 E: 0 K: 2 S: 10	H: 0 LOB: 1 BB: 0 P: 15	R: 1 E: 0 K: 1 S: 14	H: 1 LOB: 1 BB: 1 P: 21	1B: 3 2B: 2 3B: 0 HR: 1	SF: 0 SAC: 1 DP: 1 HBP: 1	WP: 1 PB: 0 SB: 0 CS: 0	PA: 37						
PITCHER	IP	WLS	BF	H	R	ER	SO	BB	IBB	HBP	BLK	WP	HR	S	P	ERA	WHIP									
Dave Stewart, R ERA: 2.03	7.1	W	30	4	2	2	3	4	0	0	0	0	1	0	68	120	2.46	1.091								
Duane Ward, R ERA: 5.79	1.2	S	7	1	1	1	3	1	0	0	0	0	1	20	31	5.40	1.200									

Toronto Blue Jays @ Chicago White Sox
Comiskey Park, Chicago, IL
Tue Oct 12 1993, 8:05 PM EDT
Att: 45,527 - Unknown - 48 F

AB 30
R 3
H 5
RBI 3
BB 5
SO 6
LOB 18



Batter	1	2	3	4	5	6	7	8	9	AB	R	H	RBI	BB	SO	LOB	TOP																	
Lenny Dykstra, L OBP: 0.400, SLG: 0.517	4-1 S 1B BB	1-2 G4-3			3-2 L4	0-2 1B		2-1 E4		4	1	1	0	1	0	1	Philadelphia Phillies @ Toronto Blue Jays SkyDome, Toronto, ON Sat Oct 16 1993, 7:05 PM EDT Att: 52,011 - Dome																	
Mariano Duncan, R OBP: 0.350, SLG: 0.650	2-2 K		0-1 S 1B		3-2 WP 3B	0-0 1B		0-3 K		5	2	3	0	0	2	3																		
John Kruk, L OBP: 0.424, SLG: 0.571	2-2 BB 1B		1-1 SAFE SAFE 1B	3-2 FC6-4 1B	4-2 G3 BB	3-3 K			2-2 E5 1B	4	2	3	2	1	1	3																		
Dave Hollins, S OBP: 0.333, SLG: 0.458	4-2 E 1B BB		0-0 F8		3-2 G3		1-2 5-3		1-3 K	4	0	0	0	1	1	3																		
Darren Daulton, L OBP: 0.433, SLG: 0.435	1-2 E9 1B		1-3 K		4-0 IBB		1-2 4-3		0-3 K	4	0	1	1	1	2	2																		
Jim Eisenreich, L OBP: 0.150, SLG: 0.200	1-3 K		0-0 FC6-4 1-2f		2-2 5-3		1-3 K		3-2 K 2H	5	0	1	1	0	2	5																		
Ricky Jordan, R OBP: 0.286, SLG: 0.167	2-3 K			1-3 K		1-2 G6-3 1B		1-2 5-3	1-2 F9	5	0	1	0	0	2	3																		
Milt Thompson, L OBP: 0.222, SLG: 0.235		0-0 G1-3		2-3 K		2-1 G6-3 1-2f		3-2 P2		4	0	0	0	0	1	1																		
Kevin Stocker, S OBP: 0.276, SLG: 0.240		3-1 G3		1-1 F8		4-2 1B 1B BB		0-1 E 1B		3	0	1	0	1	0	0																		
Inning Stats	R: 2 E: 1 K: 3 S: 20	H: 2 LOB: 2 BB: 2 P: 36	R: 0 E: 0 K: 0 S: 6	H: 0 LOB: 0 BB: 0 P: 10	R: 1 E: 0 K: 1 S: 11	H: 2 LOB: 1 BB: 0 P: 15	R: 0 E: 0 K: 2 S: 15	H: 0 LOB: 0 BB: 0 P: 19	R: 1 E: 0 K: 0 S: 22	H: 1 LOB: 2 BB: 2 P: 41	R: 0 E: 0 K: 1 S: 16	H: 3 LOB: 3 BB: 1 P: 26	R: 0 E: 1 K: 1 S: 9	H: 0 LOB: 0 BB: 0 P: 12	R: 0 E: 1 K: 1 S: 16	H: 1 LOB: 2 BB: 0 P: 22		R: 1 E: 1 K: 2 S: 19	H: 2 LOB: 1 BB: 0 P: 26	1B: 10 2B: 0 3B: 1 HR: 0	SF: 0 SAC: 0 DP: 1 HBP: 0	WP: 1 PB: 0 SB: 2 CS: 0	PA: 43											
PITCHER	IP WLS BF H R ER SO BB IBB HBP BLK WP HR S P ERA WHIP	IP WLS BF H R ER SO BB IBB HBP BLK WP HR S P ERA WHIP																																
Juan Guzman, R ERA: 3.5	(1, 1)	5.0	24	5	4	4	6	3	1	0	0	0	1	0	74	121	7.20	1.600																
Al Leiter, L ERA: 1.69	(6, 1)	2.2	W	13	4	0	0	2	1	0	0	0	0	0	37	56	0.00	1.875																
Duane Ward, R ERA: 4.5	(8, 1)	1.1	S	6	2	1	0	3	0	0	0	0	0	0	23	30	0.00	1.500																
Batter	1	2	3	4	5	6	7	8	9	AB	R	H	RBI	BB	SO	LOB	BOTTOM																	
Rickey Henderson, R OBP: 0.273, SLG: 0.214	4-2 G6-4-3 BB	1-1 F9			0-2 G1-4-3		3-2 2B 1B			3	1	1	0	1	0	2	Philadelphia Phillies @ Toronto Blue Jays SkyDome, Toronto, ON Sat Oct 16 1993, 7:05 PM EDT Att: 52,011 - Dome																	
Devon White, S OBP: 0.469, SLG: 0.774	2-2 G6-4-3 1-2f		3-2 E7 SF9		2-1 HR		2-2 2B 1B	1-3 2B		4	3	2	2	0	0	1																		
Roberto Alomar, S OBP: 0.375, SLG: 0.393	1-3 K		1-2 P5		0-0 P5		2-2 S 2B	2-2 2B		4	0	1	2	0	1	1																		
Joe Carter, R OBP: 0.281, SLG: 0.267		1-2 WP 1B 1B	0-0 SF9		2-2 G1-3		2-2 K			3	1	1	1	0	1	1																		
John Olerud, L OBP: 0.500, SLG: 0.538		1-0 1B WP FC4-6 1B	2-1 G1-3		0-0 HR		4-0 IBB			3	2	2	1	1	0	0																		
Paul Molitor, R OBP: 0.452, SLG: 0.630		2-1 FC4-6 1B		0-0 F9		1-0 4-3		1-1 L7		4	0	1	1	0	0	2																		
Tony Fernandez, S OBP: 0.357, SLG: 0.280	1-2 FC4-6 1B			4-1 CS BB		2-0 4-3		0-0 L8		3	0	0	1	1	0	1																		
Ed Sprague, R OBP: 0.321, SLG: 0.360	0-1 1B			1-0 6-3			2-3 K	2-3 K		4	0	1	0	0	2	1																		
Pat Borders, R OBP: 0.250, SLG: 0.286	1-0 L3			1-3 K		0-2 1B 2B 1B		2-2 G5-3		4	1	1	0	0	1	2																		
Inning Stats	R: 0 E: 0 K: 1 S: 8	H: 0 LOB: 0 BB: 1 P: 15	R: 2 E: 0 K: 0 S: 14	H: 4 LOB: 2 BB: 0 P: 21	R: 1 E: 1 K: 0 S: 10	H: 0 LOB: 0 BB: 0 P: 16	R: 0 E: 0 K: 0 S: 3	H: 0 LOB: 1 BB: 1 P: 8	R: 1 E: 0 K: 1 S: 9	H: 1 LOB: 0 BB: 0 P: 12	R: 1 E: 0 K: 0 S: 7	H: 1 LOB: 0 BB: 0 P: 12	R: 3 E: 0 K: 2 S: 23	H: 4 LOB: 2 BB: 1 P: 38	R: 0 E: 0 K: 1 S: 7	H: 0 LOB: 0 BB: 0 P: 11		1B: 6 2B: 2 3B: 0 HR: 2	SF: 1 SAC: 0 DP: 1 HBP: 0	WP: 1 PB: 0 SB: 1 CS: 1	PA: 36													
PITCHER	IP WLS BF H R ER SO BB IBB HBP BLK WP HR S P ERA WHIP	IP WLS BF H R ER SO BB IBB HBP BLK WP HR S P ERA WHIP																																
Curt Schilling, R ERA: 3.63	(1, 1)	6.1	L	28	8	7	6	3	0	0	0	0	0	0	8	12	8.53	1.579																
David West, L ERA: 16.88	(7, 1)	0.0		2	2	1	1	0	0	0	0	0	0	0	8	12	∞	∞																
Larry Andersen, R ERA: 12.0	(7, 1)	0.2		3	0	0	0	1	0	1	0	0	0	0	5	11	0.00	0.000																
Roger Mason, R ERA:	(8, 1)	1.0		3	0	0	0	1	0	0	0	0	0	0	7	11	0.00	0.000																

Batter	1	2	3	4	5	6	7	8	9	AB	R	H	RBI	BB	SO	LOB	TOP					
Lenny Dykstra, L OBP: 0.425, SLG: 0.606	F7		WP 1B BB	F9			HR	1B		4	2	2	1	1	0	1	Philadelphia Phillies @ Toronto Blue Jays SkyDome, Toronto, ON Sun Oct 17 1993, 7:05 PM EDT Att: 52,062 - Dome					
Mariano Duncan, R OBP: 0.360, SLG: 0.583	G1 BLK 1B		1B BB	K			L9	K		4	1	1	0	1	2	4						
John Kruk, L OBP: 0.421, SLG: 0.545	G1		G3 1B HR 1B		K		4-3 1B	G4-3		5	1	2	1	0	1	4						
Dave Hollins, S OBP: 0.371, SLG: 0.464 Kim Batiste, R OBP: 1.000, SLG: 2.000	K		G3 HR 1B		FC5-4 BB		4-3 1B		K	4	1	2	1	1	2	1						
Darren Daulton, L OBP: 0.400, SLG: 0.393		P6	G3		FC5-4 BB		4-3		G5-4-3 1B	5	0	1	0	0	0	5						
Jim Eisenreich, L OBP: 0.200, SLG: 0.333		1B BB	HR		K		L8		G5-4-3	4	1	1	3	1	1	4						
Pete Incaviglia, R OBP: 0.188, SLG: 0.375 Milt Thompson, L OBP: 0.222, SLG: 0.235	F7		K		K			1B 5-3 1B		4	0	1	0	0	2	1						
Ricky Jordan, R OBP: 0.273, SLG: 0.200		3-2 1B	G5-3		G4-3			5-3		4	0	1	0	0	0	1						
Kevin Stocker, S OBP: 0.303, SLG: 0.250	4-3				P5			1B BB		3	0	1	0	1	0	2						
Inning Stats	R: 0 E: 0 K: 1 S: 14	H: 1 LOB: 1 BB: 0 P: 22	R: 0 E: 0 K: 0 S: 15	H: 1 LOB: 2 BB: 1 P: 24	R: 5 E: 0 K: 1 S: 20	H: 3 LOB: 0 BB: 2 P: 31	R: 0 E: 0 K: 1 S: 5	H: 1 LOB: 0 BB: 0 P: 5	R: 0 E: 0 K: 2 S: 16	H: 0 LOB: 1 BB: 1 P: 27	R: 0 E: 0 K: 1 S: 10	H: 0 LOB: 0 BB: 0 P: 13	R: 1 E: 0 K: 0 S: 14	H: 3 LOB: 2 BB: 0 P: 21	R: 0 E: 0 K: 1 S: 18	H: 2 LOB: 3 BB: 1 P: 28		R: 0 E: 0 K: 1 S: 7	H: 1 LOB: 0 BB: 0 P: 10	1B: 10 2B: 0 3B: 0 HR: 2	SF: 0 SAC: 0 DP: 1 HBP: 0	WP: 1 PB: 0 SB: 0 CS: 1
PITCHER	IP WLS BF H R ER SO BB IBB HBP BLK WP HR S P ERA WHIP	IP WLS BF H R ER SO BB IBB HBP BLK WP HR S P ERA WHIP	IP WLS BF H R ER SO BB IBB HBP BLK WP HR S P ERA WHIP	IP WLS BF H R ER SO BB IBB HBP BLK WP HR S P ERA WHIP	IP WLS BF H R ER SO BB IBB HBP BLK WP HR S P ERA WHIP	IP WLS BF H R ER SO BB IBB HBP BLK WP HR S P ERA WHIP	IP WLS BF H R ER SO BB IBB HBP BLK WP HR S P ERA WHIP	IP WLS BF H R ER SO BB IBB HBP BLK WP HR S P ERA WHIP	IP WLS BF H R ER SO BB IBB HBP BLK WP HR S P ERA WHIP	IP WLS BF H R ER SO BB IBB HBP BLK WP HR S P ERA WHIP	IP WLS BF H R ER SO BB IBB HBP BLK WP HR S P ERA WHIP	IP WLS BF H R ER SO BB IBB HBP BLK WP HR S P ERA WHIP	IP WLS BF H R ER SO BB IBB HBP BLK WP HR S P ERA WHIP	IP WLS BF H R ER SO BB IBB HBP BLK WP HR S P ERA WHIP	IP WLS BF H R ER SO BB IBB HBP BLK WP HR S P ERA WHIP	IP WLS BF H R ER SO BB IBB HBP BLK WP HR S P ERA WHIP	IP WLS BF H R ER SO BB IBB HBP BLK WP HR S P ERA WHIP					
Dave Stewart, R ERA: 3.72	6.0	L	27	6	5	5	6	4	0	0	0	0	0	0	0	0	7.50	1.667				
Tony Castillo, L ERA: 3.0	1.0		6	3	1	1	0	0	0	0	0	0	0	0	0	0	9.00	3.000				
Mark Eichhorn, R ERA:	0.1		3	1	0	0	0	1	0	0	0	0	0	0	0	0	0.00	6.000				
Mike Timlin, R ERA: 2.25	1.2		6	2	0	0	2	0	0	0	0	0	0	0	0	0	0.00	1.200				

Batter	1	2	3	4	5	6	7	8	9	AB	R	H	RBI	BB	SO	LOB	BOTTOM					
Rickey Henderson, R OBP: 0.270, SLG: 0.194	CS BB		K		F9		F7			3	0	0	0	1	1	1	Philadelphia Phillies @ Toronto Blue Jays SkyDome, Toronto, ON Sun Oct 17 1993, 7:05 PM EDT Att: 52,062 - Dome					
Devon White, S OBP: 0.444, SLG: 0.743	K		L8		2B		K			4	0	1	0	0	2	2						
Paul Molitor, R OBP: 0.486, SLG: 0.667	1-2 BB				G4-3			SF9 2B		3	2	2	0	1	0	1						
Joe Carter, R OBP: 0.278, SLG: 0.353	F9			HR		L8		K		4	1	1	2	0	1	2						
John Olerud, L OBP: 0.444, SLG: 0.483		G3		P5		G3-1		SF9		3	0	0	1	0	0	0						
Roberto Alomar, S OBP: 0.389, SLG: 0.387		K		L8		2B 1B		CS S BB		3	1	1	0	1	1	0						
Tony Fernandez, S OBP: 0.406, SLG: 0.357		L9			1B		CS		FC5-4 BB	3	0	2	1	1	0	0						
Ed Sprague, R OBP: 0.281, SLG: 0.310 Alfredo Griffin, S ERA: 5.91			P2		K		L8		FC5-4 G6-4-3	4	0	0	0	0	1	3						
Pat Borders, R OBP: 0.250, SLG: 0.281					1B		6-3		G6-4-3	4	0	1	0	0	0	1						
Inning Stats	R: 0 E: 0 K: 1 S: 11	H: 0 LOB: 1 BB: 2 P: 22	R: 0 E: 0 K: 1 S: 7	H: 0 LOB: 0 BB: 0 P: 12	R: 0 E: 0 K: 1 S: 13	H: 1 LOB: 1 BB: 0 P: 19	R: 2 E: 0 K: 1 S: 10	H: 3 LOB: 1 BB: 0 P: 19	R: 0 E: 0 K: 0 S: 12	H: 1 LOB: 1 BB: 0 P: 20	R: 1 E: 0 K: 0 S: 10	H: 2 LOB: 1 BB: 0 P: 14	R: 0 E: 0 K: 1 S: 9	H: 0 LOB: 0 BB: 0 P: 16	R: 1 E: 0 K: 1 S: 15	H: 1 LOB: 1 BB: 1 P: 25		R: 0 E: 0 K: 0 S: 5	H: 0 LOB: 1 BB: 1 P: 13	1B: 4 2B: 3 3B: 0 HR: 1	SF: 1 SAC: 0 DP: 1 HBP: 0	WP: 0 PB: 0 SB: 2 CS: 2
PITCHER	IP WLS BF H R ER SO BB IBB HBP BLK WP HR S P ERA WHIP	IP WLS BF H R ER SO BB IBB HBP BLK WP HR S P ERA WHIP	IP WLS BF H R ER SO BB IBB HBP BLK WP HR S P ERA WHIP	IP WLS BF H R ER SO BB IBB HBP BLK WP HR S P ERA WHIP	IP WLS BF H R ER SO BB IBB HBP BLK WP HR S P ERA WHIP	IP WLS BF H R ER SO BB IBB HBP BLK WP HR S P ERA WHIP	IP WLS BF H R ER SO BB IBB HBP BLK WP HR S P ERA WHIP	IP WLS BF H R ER SO BB IBB HBP BLK WP HR S P ERA WHIP	IP WLS BF H R ER SO BB IBB HBP BLK WP HR S P ERA WHIP	IP WLS BF H R ER SO BB IBB HBP BLK WP HR S P ERA WHIP	IP WLS BF H R ER SO BB IBB HBP BLK WP HR S P ERA WHIP	IP WLS BF H R ER SO BB IBB HBP BLK WP HR S P ERA WHIP	IP WLS BF H R ER SO BB IBB HBP BLK WP HR S P ERA WHIP	IP WLS BF H R ER SO BB IBB HBP BLK WP HR S P ERA WHIP	IP WLS BF H R ER SO BB IBB HBP BLK WP HR S P ERA WHIP	IP WLS BF H R ER SO BB IBB HBP BLK WP HR S P ERA WHIP	IP WLS BF H R ER SO BB IBB HBP BLK WP HR S P ERA WHIP					
Terry Mulholland, L ERA: 5.91	5.2	W	25	7	3	3	4	2	0	0	0	0	0	0	0	0	4.76	1.588				
Roger Mason, R ERA: 1.59	1.2		6	1	1	1	2	0	0	0	0	0	0	0	0	0	5.40	0.600				
Mitch Williams, L ERA: 1.29	1.2	S	5	0	0	0	0	2	0	0	0	0	0	0	0	0	0.00	1.200				

Batter	1	2	3	4	5	6	7	8	9	AB	R	H	RBI	BB	SO	LOB	TOP					
Rickey Henderson, R OBP: 0.333, SLG: 0.300	1-1 BB 2B	3-2 P3	4-0 S 1B BB		2-1 G4-3		2-3 K	1-1 3B 1B		5	2	2	2	1	1	2						
Devon White, S OBP: 0.468, SLG: 0.795	4-0 BB 1B BB	3-3 K	1-0 S 1B			0-0 1B 2B	2-1 P5	1-2 3B 1B		5	2	3	4	1	1	1						
Roberto Alomar, S OBP: 0.426, SLG: 0.476	1-0 F7	2-1 1B	3-3 K			0-0 1B G4-3 1B		5-3		6	1	2	1	0	1	5						
Joe Carter, R OBP: 0.298, SLG: 0.386	1-0 BB 1B 1B		0-0 P4	1-0 P6		2-2 F9		0-0 BB 2B 1B	3-1 4-3 2B	6	2	3	0	0	0	1						
John Olerud, L OBP: 0.452, SLG: 0.455	2-0 P3		4-2 1B 1B BB	1-1 L5		0-0 G4-3 HBP 1B		4-0 2B 1B BB	0-0 4-3	4	2	1	0	2	0	4						
Paul Molitor, R OBP: 0.543, SLG: 0.816 Alfredo Griffin, S	4-0 1B 1B BB		1-2 1B 1B	0-0 F9		1-0 G4-3 HBP		2-1 1B 1B 2B	2-2 G6-3	4	2	2	2	1	0	1						
Tony Fernandez, S OBP: 0.442, SLG: 0.405	1-0 1B		3-2 FC3-6 1B 1B		2-3 K	2-2 G4-3		1-0 BB 1B	1-2 4-3	6	2	3	5	0	1	3						
Pat Borders, R OBP: 0.262, SLG: 0.250	0-1 L7		1-0 FC3-6 1B		2-2 5-3	2-0 F9		2-3 1B BB		4	1	1	1	1	0	4						
Todd Stottlemyre, L Rob Butler, L Al Leiter, L Tony Castillo, L Ed Sprague, R Mike Timlin, R Duane Ward, R		4-2 1B BB	1-2 FC3-6 1B		0-0 2B		2-3 K	0-3 K		0	0	0	0	1	0	0						
Inning Stats	R: 3 E: 0 K: 0 S: 8	H: 3 LOB: 2 BB: 2 P: 22	R: 0 E: 0 K: 1 S: 12	H: 1 LOB: 1 BB: 1 P: 24	R: 4 E: 0 K: 1 S: 19	H: 4 LOB: 2 BB: 2 P: 37	R: 0 E: 0 K: 0 S: 4	H: 0 LOB: 0 BB: 0 P: 6	R: 0 E: 0 K: 1 S: 9	H: 1 LOB: 1 BB: 0 P: 15	R: 2 E: 0 K: 0 S: 12	H: 3 LOB: 2 BB: 0 P: 19	R: 0 E: 0 K: 2 S: 8	H: 0 LOB: 0 BB: 0 P: 14	R: 6 E: 0 K: 1 S: 19	H: 5 LOB: 1 BB: 2 P: 32	R: 0 E: 0 K: 0 S: 11	H: 1 LOB: 1 BB: 0 P: 17	1B: 12 2B: 5 3B: 1 HR: 0	SF: 0 SAC: 0 DP: 0 HBP: 1	WP: 0 PA: 52 PB: 0 SB: 2 CS: 0	
PITCHER	IP WLS BF H R ER SO BB IBB HBP BLK WP HR S P ERA WHIP	IP WLS BF H R ER SO BB IBB HBP BLK WP HR S P ERA WHIP	IP WLS BF H R ER SO BB IBB HBP BLK WP HR S P ERA WHIP	IP WLS BF H R ER SO BB IBB HBP BLK WP HR S P ERA WHIP	IP WLS BF H R ER SO BB IBB HBP BLK WP HR S P ERA WHIP	IP WLS BF H R ER SO BB IBB HBP BLK WP HR S P ERA WHIP	IP WLS BF H R ER SO BB IBB HBP BLK WP HR S P ERA WHIP	IP WLS BF H R ER SO BB IBB HBP BLK WP HR S P ERA WHIP	IP WLS BF H R ER SO BB IBB HBP BLK WP HR S P ERA WHIP	IP WLS BF H R ER SO BB IBB HBP BLK WP HR S P ERA WHIP	IP WLS BF H R ER SO BB IBB HBP BLK WP HR S P ERA WHIP	IP WLS BF H R ER SO BB IBB HBP BLK WP HR S P ERA WHIP	IP WLS BF H R ER SO BB IBB HBP BLK WP HR S P ERA WHIP	IP WLS BF H R ER SO BB IBB HBP BLK WP HR S P ERA WHIP	IP WLS BF H R ER SO BB IBB HBP BLK WP HR S P ERA WHIP	IP WLS BF H R ER SO BB IBB HBP BLK WP HR S P ERA WHIP	IP WLS BF H R ER SO BB IBB HBP BLK WP HR S P ERA WHIP	IP WLS BF H R ER SO BB IBB HBP BLK WP HR S P ERA WHIP	IP WLS BF H R ER SO BB IBB HBP BLK WP HR S P ERA WHIP	IP WLS BF H R ER SO BB IBB HBP BLK WP HR S P ERA WHIP	IP WLS BF H R ER SO BB IBB HBP BLK WP HR S P ERA WHIP	IP WLS BF H R ER SO BB IBB HBP BLK WP HR S P ERA WHIP

Toronto Blue Jays @ Philadelphia Phillies
Veterans Stadium, Philadelphia, PA
Wed Oct 20 1993, 7:05 PM EDT
Att: 62,731 - Unknown - 62 F

AB	44
R	15
H	18
RBI	15
BB	7
SO	6
LOB	26



Batter	1	2	3	4	5	6	7	8	9	AB	R	H	RBI	BB	SO	LOB	BOTTOM					
Lenny Dykstra, L OBP: 0.431, SLG: 0.721	4-0 BB BB S	0-1 HR		3-1 1B 2B	1-0 2H HR		3-2 G4-3	1-3 K		5	4	3	4	1	1	0						
Mariano Duncan, R OBP: 0.389, SLG: 0.543	0-1 F9	2-0 F8		3-2 2H 1B	1-2 S 1B		3-1 BB HBP 1B		0-0 P6	6	1	3	1	0	0	1						
John Kruk, L OBP: 0.429, SLG: 0.512	3-3 K	0-0 G4-3		2-0 L9	3-2 G4-3		4-2 HBP BB BB		3-3 K	5	0	0	0	1	2	3						
Dave Hollins, S OBP: 0.400, SLG: 0.457	4-2 BB BB 3B	3-2 P2			1-0 HR 1B	0-0 1B 2B	4-1 HBP BB		0-0 F8	4	3	2	0	2	0	0						
Darren Daulton, L OBP: 0.409, SLG: 0.441	4-1 BB 3B BB		2-3 K		1-1 HR	0-1 F7	4-2 FC4-6 HBP			3	2	1	3	1	1	1						
Jim Eisenreich, L OBP: 0.235, SLG: 0.313	4-2 3B BB		1-0 G6-3		0-0 2B 1B	1-1 P2	0-0 P6			4	2	1	1	1	0	4						
Milt Thompson, L OBP: 0.360, SLG: 0.625	1-2 3H 3H 3B		3-2 4-3		0-0 HR 2B	0-0 BB 1B	0-1 FC4-6			5	1	3	5	0	0	3						
Kevin Stocker, S OBP: 0.286, SLG: 0.222	1-2 G3			0-0 P6	0-2 5-3	1-2 BB	4-1 K	1-3 K		4	0	0	0	1	1	2						
Tommy Greene, R Roger Mason, R Rory Strain, R David Weir, L Wes Chamberlain, R Larry Andersen, R Mike Timlin, R Duane Ward, R		0-1 HR 1B		1-2 L8	2-0 6-3	0-3 K	1-3 K			1	1	1	0	0	0	0						
Inning Stats	R: 4 E: 1 K: 1 S: 16	H: 1 LOB: 4 BB: 4 P: 38	R: 2 E: 0 K: 0 S: 10	H: 2 LOB: 0 BB: 0 P: 15	R: 0 E: 0 K: 1 S: 7	H: 0 LOB: 0 BB: 0 P: 13	R: 1 E: 0 K: 0 S: 10	H: 2 LOB: 1 BB: 0 P: 19	R: 5 E: 0 K: 0 S: 17	H: 6 LOB: 1 BB: 0 P: 26	R: 1 E: 0 K: 1 S: 10	H: 2 LOB: 3 BB: 1 P: 15	R: 1 E: 0 K: 0 S: 15	H: 1 LOB: 3 BB: 2 P: 33	R: 0 E: 0 K: 3 S: 9	H: 0 LOB: 0 BB: 0 P: 12	R: 0 E: 0 K: 1 S: 7	H: 0 LOB: 0 BB: 0 P: 10	1B: 7 2B: 3 3B: 1 HR: 3	SF: 0 SAC: 0 DP: 0 HBP: 1	WP: 0 PA: 49 PB: 0 SB: 2 CS: 0	
PITCHER	IP WLS BF H R ER SO BB IBB HBP BLK WP HR S P ERA WHIP	IP WLS BF H R ER SO BB IBB HBP BLK WP HR S P ERA WHIP	IP WLS BF H R ER SO BB IBB HBP BLK WP HR S P ERA WHIP	IP WLS BF H R ER SO BB IBB HBP BLK WP HR S P ERA WHIP	IP WLS BF H R ER SO BB IBB HBP BLK WP HR S P ERA WHIP	IP WLS BF H R ER SO BB IBB HBP BLK WP HR S P ERA WHIP	IP WLS BF H R ER SO BB IBB HBP BLK WP HR S P ERA WHIP	IP WLS BF H R ER SO BB IBB HBP BLK WP HR S P ERA WHIP	IP WLS BF H R ER SO BB IBB HBP BLK WP HR S P ERA WHIP	IP WLS BF H R ER SO BB IBB HBP BLK WP HR S P ERA WHIP	IP WLS BF H R ER SO BB IBB HBP BLK WP HR S P ERA WHIP	IP WLS BF H R ER SO BB IBB HBP BLK WP HR S P ERA WHIP	IP WLS BF H R ER SO BB IBB HBP BLK WP HR S P ERA WHIP	IP WLS BF H R ER SO BB IBB HBP BLK WP HR S P ERA WHIP	IP WLS BF H R ER SO BB IBB HBP BLK WP HR S P ERA WHIP	IP WLS BF H R ER SO BB IBB HBP BLK WP HR S P ERA WHIP	IP WLS BF H R ER SO BB IBB HBP BLK WP HR S P ERA WHIP	IP WLS BF H R ER SO BB IBB HBP BLK WP HR S P ERA WHIP	IP WLS BF H R ER SO BB IBB HBP BLK WP HR S P ERA WHIP	IP WLS BF H R ER SO BB IBB HBP BLK WP HR S P ERA WHIP	IP WLS BF H R ER SO BB IBB HBP BLK WP HR S P ERA WHIP	IP WLS BF H R ER SO BB IBB HBP BLK WP HR S P ERA WHIP

Toronto Blue Jays @ Philadelphia Phillies
Veterans Stadium, Philadelphia, PA
Wed Oct 20 1993, 7:05 PM EDT
Att: 62,731 - Unknown - 62 F

AB	41
R	14
H	14
RBI	14
BB	7
SO	7
LOB	17



Batter	1	2	3	4	5	6	7	8	9	AB	R	H	RBI	BB	SO	LOB	TOP		
Rickey Henderson, R OBP: 0.327, SLG: 0.279	1-1 4-3		1-2 F8			4-2 BB BB		2-2 FC1-2-5		3	0	0	0	1	0	2			
Devon White, S OBP: 0.451, SLG: 0.745	3-2 F8			0-3 K		4-2 G4-6-3 BB		0-3 K		3	0	0	0	1	2	2			
Roberto Alomar, S OBP: 0.431, SLG: 0.467	4-1 BB			2-2 CS 1B		0-1 G4-6-3		2-2 G4-3		3	0	1	0	1	0	4			
Joe Carter, R OBP: 0.275, SLG: 0.354	3-2 F8			3-3 SAFE SAFE SAFE 1-2			2-1 5-3		1-2 F4	4	0	0	0	0	1	2			
John Olerud, L OBP: 0.413, SLG: 0.405		2-2 F7			2-1 F9		2-2 K		0-1 G6-3	4	0	0	0	0	1	0			
Paul Molitor, R OBP: 0.520, SLG: 0.762		3-1 L9			0-0 E4		0-2 1B		2-1 L8	4	0	1	0	0	0	0			
Tony Fernandez, S OBP: 0.413, SLG: 0.375		0-3 K			1-0 L7		0-1 F8			3	0	0	0	0	1	2			
Pat Borders, R OBP: 0.289, SLG: 0.279			0-0 G3-6-4 1B		1-1 F8		1-2 1B 1B			3	0	2	0	0	0	1			
Willie Canate, R OBP: 0.289, SLG: 0.279										0	0	0	0	0	0	0			
Randy Knorr, R OBP: 0.289, SLG: 0.279										0	0	0	0	0	0	0			
Juan Guzman, R OBP: 0.500, SLG: 0.500			0-0 G3-6-4 1-2			1-3 K		1-2 1B 1B		2	0	0	0	0	1	1			
Rob Butler, L OBP: 0.500, SLG: 0.500										1	0	1	0	0	0	0			
Danny Cox, R OBP: 0.500, SLG: 0.500										0	0	0	0	0	0	0			
Inning Stats	R: 0 H: 0 E: 0 K: 0 S: 10	H: 0 LOB: 1 BB: 1 P: 21	R: 0 H: 0 E: 0 K: 1 S: 11	H: 0 LOB: 0 BB: 0 P: 16	R: 0 H: 1 E: 0 K: 0 S: 5	H: 1 LOB: 0 BB: 0 P: 6	R: 0 H: 1 E: 0 K: 2 S: 11	H: 1 LOB: 1 BB: 0 P: 16	R: 0 H: 0 E: 1 K: 0 S: 6	H: 0 LOB: 1 BB: 2 P: 10	R: 0 H: 1 E: 0 K: 1 S: 11	H: 1 LOB: 1 BB: 0 P: 15	R: 0 H: 2 E: 0 K: 1 S: 25	H: 2 LOB: 2 BB: 0 P: 31	R: 0 H: 0 E: 0 K: 0 S: 7	H: 0 LOB: 0 BB: 0 P: 10	1B: 5 2B: 1 3B: 0 HR: 0	SF: 0 SAC: 0 DP: 3 HBP: 0	WP: 0 PA: 33 PB: 0 SB: 0 CS: 1
PITCHER Curt Schilling, R ERA: 2.59	IP: 9.0 WLS: W BF: 33 H: 5 R: 0 ER: 0 SO: 6 BB: 3 IBB: 0 HBP: 0 BLK: 0 WP: 0 HR: 0 S: 99 P: 147 ERA: 0.00 WHIP: 0.889															PITCHER			

Toronto Blue Jays @ Philadelphia Phillies
Veterans Stadium, Philadelphia, PA
Thu Oct 21 1993, 7:05 PM EDT
Att: 62,706 - Unknown - 67 F

AB 30
R 0
H 5
RBI 0
BB 3
SO 6
LOB 14



Batter	1	2	3	4	5	6	7	8	9	AB	R	H	RBI	BB	SO	LOB	BOTTOM
Lenny Dykstra, L OBP: 0.436, SLG: 0.689	4-2 E S 4-3 BB		3-2 F8	4-0 IBB			2-3 K			2	1	0	0	2	1	1	
Mariano Duncan, R OBP: 0.350, SLG: 0.487	1 SAFE 2-2 F9		0-0 5-3	1-3 K			3-2 G6-3 1-2			4	0	0	0	0	1	5	
John Kruk, L OBP: 0.434, SLG: 0.500	0-1 4-3		0-0 1B 1B		2-3 K		4-2 BB BB			3	0	1	1	1	1	0	
Dave Hollins, S OBP: 0.408, SLG: 0.447	3-H 2-3 K		1-1 F9	1-0 F9			4-1 BB BB			3	0	1	0	1	1	0	
Kim Batiste, R OBP: 1.000, SLG: 2.000			1-2 1B				1-2 BB			0	0	0	0	0	0	0	
Darren Daulton, L OBP: 0.396, SLG: 0.447		1-2 G3 2B 2B	2-1 P4		2-0 F9		2-3 K			4	1	1	0	0	1	4	
Jim Eisenreich, L OBP: 0.211, SLG: 0.278		1-0 G3		2-0 4-3			1-0 L7		1-3 K	4	0	0	0	0	1	3	
Milt Thompson, L OBP: 0.345, SLG: 0.556		2-1 P7		4-0 SH2-4 BB BB			1-0 L9		1-3 K	3	0	0	0	1	1	3	
Kevin Stocker, S OBP: 0.311, SLG: 0.263		1-0 2B		4-1 SH2-4 BB			0-3 K			2	0	1	1	1	1	0	
Curt Schilling, R OBP: 0.143, SLG: 0.143		3-H 0-3 K		0-2 SH2-4			0-1 G6-3 1B			2	0	1	0	0	1	1	
Inning Stats	R: 1 H: 0 E: 0 K: 1 S: 11	H: 2 LOB: 1 BB: 0 P: 15	R: 0 H: 2 E: 0 K: 0 S: 10	H: 2 LOB: 2 BB: 0 P: 16	R: 0 H: 0 E: 0 K: 1 S: 9	H: 0 LOB: 3 BB: 3 P: 23	R: 0 H: 0 E: 0 K: 1 S: 6	H: 0 LOB: 0 BB: 0 P: 8	R: 0 H: 1 E: 0 K: 1 S: 9	H: 1 LOB: 0 BB: 0 P: 14	R: 0 H: 0 E: 0 K: 3 S: 12	H: 0 LOB: 2 BB: 2 P: 24	R: 0 H: 0 E: 0 K: 0 S: 7	H: 0 LOB: 0 BB: 0 P: 10	1B: 3 2B: 2 3B: 0 HR: 0	SF: 0 SAC: 1 DP: 1 HBP: 0	WP: 0 PA: 34 PB: 0 SB: 1 CS: 0
PITCHER Juan Guzman, R ERA: 2.88 Danny Cox, R ERA: 1.13	IP: 7.0 WLS: L BF: 29 H: 5 R: 2 ER: 1 SO: 6 BB: 3 IBB: 1 HBP: 0 BLK: 0 WP: 0 HR: 0 S: 60 P: 105 ERA: 1.29 WHIP: 1.143															PITCHER	

Toronto Blue Jays @ Philadelphia Phillies
Veterans Stadium, Philadelphia, PA
Thu Oct 21 1993, 7:05 PM EDT
Att: 62,706 - Unknown - 67 F

AB 27
R 2
H 5
RBI 2
BB 6
SO 9
LOB 17



Batter	1	2	3	4	5	6	7	8	9	AB	R	H	RBI	BB	SO	LOB	TOP								
Lenny Dykstra, L OBP: 0.450, SLG: 0.729 (1, 8)										3	1	1	3	2	1	1	Philadelphia Phillies @ Toronto Blue Jays SkyDome, Toronto, ON Sat Oct 23 1993, 7:05 PM EDT Att: 52,195 - Dome								
Mariano Duncan, R OBP: 0.333, SLG: 0.455 (1, 10)										5	1	1	0	0	1	3									
John Kruk, L OBP: 0.431, SLG: 0.468 (1, 3)										3	0	0	0	2	1	2									
Dave Hollins, S OBP: 0.389, SLG: 0.419 Kim Batiste, R OBP: 1.000, SLG: 2.000 (9, 5)										5	1	1	1	0	0	4									
Darren Daulton, L OBP: 0.396, SLG: 0.452 (1, 2)										4	1	1	0	1	0	0									
Jim Eisenreich, L OBP: 0.233, SLG: 0.293 (1, 9)										5	0	2	1	0	0	0									
Milt Thompson, L OBP: 0.313, SLG: 0.500 Pete Incaviglia, R OBP: 0.150, SLG: 0.316 (7, PH) (7, 7)										3	0	0	0	0	0	1									
Kevin Stocker, S OBP: 0.306, SLG: 0.244 (1, 6)										3	1	0	0	1	1	2									
Mickey Morandini, L OBP: 0.273, SLG: 0.333 (1, 4)										4	1	1	0	0	1	0									
Inning Stats	R: 0 E: 0 K: 1 S: 12	H: 0 LOB: 1 BB: 1 P: 20	R: 0 E: 0 K: 0 S: 3	H: 0 LOB: 0 BB: 0 P: 8	R: 0 E: 0 K: 1 S: 7	H: 0 LOB: 1 BB: 1 P: 15	R: 1 E: 0 K: 0 S: 15	H: 2 LOB: 1 BB: 0 P: 26	R: 0 E: 0 K: 0 S: 11	H: 0 LOB: 0 BB: 1 P: 21	R: 0 E: 0 K: 0 S: 7	H: 0 LOB: 0 BB: 0 P: 9	R: 5 E: 0 K: 2 S: 29	H: 5 LOB: 2 BB: 2 P: 49	R: 0 E: 0 K: 1 S: 8	H: 0 LOB: 1 BB: 1 P: 17		R: 0 E: 0 K: 0 S: 5	H: 0 LOB: 0 BB: 0 P: 7	1B: 5 2B: 1 3B: 0 HR: 1	SF: 1 SAC: 0 DP: 0 HBP: 0	WP: 0 PB: 0 SB: 2 CS: 0	PA: 42		
PITCHER	IP	WLS	BF	H	R	ER	SO	BB	IBB	HBP	BLK	WP	HR	S	P	ERA	WHIP								
Dave Stewart, R ERA: 4.26 (1, 1)	6.0		28	4	4	4	2	4	0	0	0	0	1	68	120	6.00	1.333								
Danny Cox, R ERA: 3.24 (7, 1)	0.1		5	3	1	1	1	1	0	0	0	0	0	12	24	27.00	12.000								
Al Leiter, L ERA: 6.52 (7, 1)	1.2		6	0	1	1	2	1	0	0	0	0	0	12	21	5.40	0.600								
Duane Ward, R ERA: 3.86 (9, 1)	1.0	W	3	0	0	0	0	0	0	0	0	0	0	5	7	0.00	0.000								

Batter	1	2	3	4	5	6	7	8	9	AB	R	H	RBI	BB	SO	LOB	BOTTOM								
Rickey Henderson, R OBP: 0.316, SLG: 0.255 (1, 7)										4	1	0	0	1	0	2	Philadelphia Phillies @ Toronto Blue Jays SkyDome, Toronto, ON Sat Oct 23 1993, 7:05 PM EDT Att: 52,195 - Dome								
Devon White, S OBP: 0.429, SLG: 0.686 (1, 8)										4	1	0	0	1	2	2									
Paul Moltis, R OBP: 0.527, SLG: 0.851 (1, 10)										5	3	3	2	0	0	0									
Joe Carter, R OBP: 0.268, SLG: 0.404 (1, 9)										4	1	1	4	0	0	0									
John Olerud, L OBP: 0.420, SLG: 0.425 Alfredo Griffin, S (8, PR) (9, 5)										3	1	1	0	1	0	0									
Roberto Alomar, S OBP: 0.455, SLG: 0.510 (1, 4)										4	1	3	1	0	0	1									
Tony Fernandez, S OBP: 0.400, SLG: 0.349 (1, 6)										3	0	0	0	0	1	3									
Ed Sprague, R OBP: 0.238, SLG: 0.250 (9, 3)										2	0	0	1	1	0	1									
Pat Borders, R OBP: 0.306, SLG: 0.298 (1, 2)										4	0	2	0	0	0	4									
Inning Stats	R: 3 E: 0 K: 0 S: 9	H: 3 LOB: 1 BB: 1 P: 18	R: 0 E: 0 K: 1 S: 8	H: 1 LOB: 0 BB: 0 P: 13	R: 0 E: 0 K: 0 S: 8	H: 0 LOB: 0 BB: 0 P: 11	R: 1 E: 0 K: 0 S: 9	H: 2 LOB: 1 BB: 0 P: 17	R: 1 E: 0 K: 0 S: 7	H: 1 LOB: 0 BB: 0 P: 11	R: 0 E: 0 K: 1 S: 8	H: 1 LOB: 0 BB: 0 P: 10	R: 0 E: 0 K: 1 S: 10	H: 0 LOB: 0 BB: 0 P: 14	R: 0 E: 0 K: 0 S: 19	H: 0 LOB: 2 BB: 2 P: 35		R: 3 E: 0 K: 0 S: 11	H: 2 LOB: 0 BB: 1 P: 21	1B: 5 2B: 2 3B: 1 HR: 2	SF: 2 SAC: 0 DP: 0 HBP: 1	WP: 0 PB: 0 SB: 0 CS: 0	PA: 40		
PITCHER	IP	WLS	BF	H	R	ER	SO	BB	IBB	HBP	BLK	WP	HR	S	P	ERA	WHIP								
Terry Mulholland, L ERA: 0.89 (6, 1)	2.1		8	1	0	0	2	0	0	0	0	0	0	20	27	0.00	0.429								
David West, L ERA: 17.16 (8, 1)	0.0		1	0	0	0	0	1	0	0	0	0	0	1	5	∞	∞								
Larry Andersen, R ERA: 13.5 (9, 1)	0.2		4	0	0	0	0	1	0	1	0	0	0	16	27	0.00	1.500								
Mitch Williams, L ERA: 7.88 (9, 1)	0.1	L	4	2	3	3	0	1	0	0	0	0	1	11	21	81.00	9.000								

AB	35
R	6
H	7
RBI	6
BB	6
SO	5
LOB	13



AB	33
R	8
H	10
RBI	8
BB	4
SO	3
LOB	13

