

Toronto Blue Jays - 1994

Batter	1	2	3	4	5	6	7	8	9	AB	R	H	RBI	BB	SO	LOB	TOP					
Tim Raines, S (1, 7)	G3		G3				G4-3		K	4	0	0	0	1	1	2						
Joey Cora, S (1, 4)	K		G4-3				G4-3		F9	5	0	0	0	0	1	4						
Frank Thomas, R OBP: 0.600, SLG: 0.750 (1, 3)	G5-3			G5-3		WP 1B 1B				4	1	2	0	1	0	0						
Julio Franco, R (1, 10)		F7		G6-3		K	F9		F8	5	0	0	0	0	1	4						
Robin Ventura, L OBP: 0.750, SLG: 0.500 (1, 5)		F8								2	0	1	0	2	0	0						
Darrin Jackson, R (1, 9)		F8		K						3	0	0	0	1	1	2						
Lance Johnson, L OBP: 0.500, SLG: 0.500 (1, 8)			F9							4	0	2	1	0	0	1						
Ron Karkovics, R OBP: 0.500, SLG: 1.500 (1, 2)										4	2	2	1	0	1	4						
Ozzie Guillen, L OBP: 0.500, SLG: 0.750 (1, 6)										4	0	2	1	0	0	4						
Inning Stats	R: 0 E: 0 K: 1 S: 6	H: 0 LOB: 0 BB: 0 P: 8	R: 0 E: 0 K: 0 S: 7	H: 0 LOB: 0 BB: 0 P: 9	R: 1 E: 0 K: 0 S: 8	H: 2 LOB: 1 BB: 0 P: 13	R: 0 E: 0 K: 1 S: 14	H: 0 LOB: 1 BB: 1 P: 25	R: 0 E: 0 K: 1 S: 7	H: 1 LOB: 2 BB: 1 P: 14	R: 1 E: 0 K: 1 S: 16	H: 3 LOB: 3 BB: 1 P: 25	R: 0 E: 0 K: 0 S: 15	H: 1 LOB: 1 BB: 0 P: 22	R: 0 E: 0 K: 0 S: 6	H: 0 LOB: 0 BB: 1 P: 14	R: 1 E: 0 K: 1 S: 15	H: 2 LOB: 2 BB: 1 P: 30	1B: 5 2B: 3 3B: 0 HR: 1	SF: 0 SAC: 0 DP: 1 HBP: 0	WP: 1 PB: 1 SB: 1 CS: 0	PA: 40
PITCHER	IP	WLS	BF	H	R	ER	SO	BB	IBB	HBP	BLK	WP	HR	S	P	ERA	WHIP					
Juan Guzman, R ERA: 2.57 (1, 1)	7.0	W	31	7	2	2	4	3	0	0	0	1	0	73	116	2.57	1.429					
Greg Cadaret, L ERA: 5.4 (8, 1)	1.2		7	2	1	1	1	1	0	0	0	0	1	16	33	5.40	1.800					
Mike Timlin, R ERA: (9, 1)	0.1		2	0	0	0	0	1	0	0	0	0	0	5	11	0.00	3.000					

Chicago White Sox @ Toronto Blue Jays
SkyDome, Toronto, ON
Mon Apr 04 1994, 3:33 AM EDT
Att: 50,484 - Dome - 68 F

livebaseballscorecards.com

AB 35
R 3
H 9
RBI 3
BB 5
SO 5
LOB 21



Batter	1	2	3	4	5	6	7	8	9	AB	R	H	RBI	BB	SO	LOB	BOTTOM				
Devon White, S OBP: 0.500, SLG: 0.333 (1, 8)	P6									3	1	1	1	1	0	2					
Roberto Alomar, S OBP: 0.500, SLG: 1.250 (1, 4)										4	1	2	3	0	0	3					
Paul Moltis, R OBP: 0.250, SLG: 0.250 (1, 10)										4	0	1	0	0	0	3					
Joe Carter, R (1, 9)										3	1	0	0	1	0	1					
John Olerud, L (1, 3)										4	0	0	0	0	1	2					
Carlos Delgado, L OBP: 0.500, SLG: 1.250 (1, 7)										4	1	2	2	0	2	1					
Ed Sprague, R OBP: 0.500, SLG: 1.333 (1, 5)										3	1	1	1	1	1	1					
Pat Borders, R OBP: 1.000, SLG: 1.667 Domingo Ceden, S (7, PR) Randy Knorr, R (8, 2)										3	1	3	0	0	0	0					
Alex Gonzalez, R (1, 6)										3	0	0	0	0	2	3					
Inning Stats	R: 0 E: 0 K: 0 S: 6	H: 1 LOB: 0 BB: 0 P: 7	R: 0 E: 0 K: 1 S: 12	H: 1 LOB: 1 BB: 0 P: 19	R: 1 E: 0 K: 0 S: 6	H: 2 LOB: 1 BB: 0 P: 7	R: 0 E: 0 K: 1 S: 6	H: 0 LOB: 0 BB: 0 P: 7	R: 0 E: 0 K: 1 S: 8	H: 1 LOB: 1 BB: 0 P: 16	R: 3 E: 0 K: 1 S: 17	H: 2 LOB: 1 BB: 1 P: 28	R: 3 E: 0 K: 1 S: 13	H: 2 LOB: 0 BB: 1 P: 22	1B: 5 2B: 2 3B: 0 HR: 3	SF: 0 SAC: 1 DP: 0 HBP: 0	WP: 1 PB: 0 SB: 0 CS: 1	PA: 37			
PITCHER	IP	WLS	BF	H	R	ER	SO	BB	IBB	HBP	BLK	WP	HR	S	P	ERA	WHIP				
Jack McDowell, R ERA: 5.14 (1, 1)	7.0	L	30	8	4	4	4	2	0	0	0	1	1	69	109	5.14	1.429				
Jose DeLeon, R ERA: (8, 1)	0.0		1	0	1	1	0	1	0	0	0	0	0	1	5	∞	∞				
Dennis Cook, L ERA: 18.0 (8, 1)	1.0		5	2	2	2	1	0	0	0	0	0	2	12	17	18.00	2.000				

Chicago White Sox @ Toronto Blue Jays
SkyDome, Toronto, ON
Mon Apr 04 1994, 3:33 AM EDT
Att: 50,484 - Dome - 68 F

livebaseballscorecards.com

AB 32
R 7
H 10
RBI 7
BB 3
SO 6
LOB 16



Batter	1	2	3	4	5	6	7	8	9	AB	R	H	RBI	BB	SO	LOB	TOP			
Tim Raines, S (1, 7)	G4-3		L7		K		S		F9	4	0	0	0	1	1	1	Chicago White Sox @ Toronto Blue Jays SkyDome, Toronto, ON Tue Apr 05 1994, 7:05 PM EDT Att: 44,471 - Dome			
Joey Cora, S (1, 4) OBP: 0.100, SLG: 0.100	G5-3 1B		L7			G1-3	K		K2-3	5	0	1	0	0	2	1				
Frank Thomas, R (1, 3) OBP: 0.400, SLG: 0.375	G5-3 1-2		F9			4-1 HR	P5		F8	4	1	0	0	1	0	2				
Julio Franco, R (1, 10) OBP: 0.333, SLG: 0.571				G6-3		1-0 HR		4-1 E 1B BB		2	2	1	2	2	0	0				
Robin Ventura, L (1, 5) OBP: 0.500, SLG: 0.500	F7			G3		0-1 2B		1-3 K		4	0	1	0	0	1	3				
Darin Jackson, R (1, 9) OBP: 0.250, SLG: 0.143			F9		K	0-3 K		0-0 E6 1B G2-3 1B		4	0	1	0	0	2	1				
Lance Johnson, L (1, 8) OBP: 0.375, SLG: 0.286			F8			0-0 G3		4-0 K	G2-3	3	0	0	0	1	0	2				
Ron Karkovics, R (1, 2) OBP: 0.429, SLG: 1.000 Warren Newson, L (8, PH)						0-3 K		1-3 K		2	0	0	0	1	2	2				
Joe Hall, R (8, PH) OBP: 1.000, SLG: 1.000 Michael LaValliere, L (8, 2)								2-2 K		0	0	0	0	0	0	0				
Ozzie Guillen, L (1, 6) OBP: 0.375, SLG: 0.500			G3			0-0 K		1-1 G3	F8	4	0	1	0	0	0	3				
Inning Stats	R: 0 E: 0 K: 0 S: 19	H: 1 LOB: 2 BB: 1 P: 27	R: 0 E: 0 K: 0 S: 8	H: 0 LOB: 1 BB: 1 P: 14	R: 0 E: 0 K: 1 S: 6	H: 0 LOB: 0 BB: 0 P: 10	R: 0 E: 0 K: 1 S: 8	H: 1 LOB: 1 BB: 0 P: 13	R: 0 E: 0 K: 2 S: 11	H: 2 LOB: 2 BB: 2 P: 21	R: 0 E: 0 K: 1 S: 12	H: 0 LOB: 1 BB: 1 P: 20	R: 1 E: 1 K: 1 S: 11	H: 2 LOB: 2 BB: 1 P: 18	R: 0 E: 0 K: 1 S: 5	H: 0 LOB: 0 BB: 0 P: 6	1B: 4 2B: 1 3B: 0 HR: 1	SF: 0 SAC: 0 DP: 0 HBP: 0	WP: 0 PB: 0 SB: 1 CS: 0	PA: 39
PITCHER	IP WLS BF H R ER SO BB IBB HBP BLK WP HR S P ERA WHIP																			
Dave Stewart, R (1, 1) ERA: 2.57	7.0 W 30 4 2 2 6 4 1 0 0 0 1 72 113 2.57 1.143																			
Mike Timlin, R (8, 1) ERA: 9.0	0.2 4 1 1 1 1 1 0 0 0 0 0 7 12 13.50 3.000																			
Tony Castillo, L (8, 1) ERA:	0.1 2 1 0 0 0 0 0 0 0 0 0 4 6 0.00 3.000																			
Todd Stotttemyre, R (9, 1) ERA:	1.0 S 3 0 0 0 1 0 0 0 0 0 0 5 6 0.00 0.000																			

Batter	1	2	3	4	5	6	7	8	9	AB	R	H	RBI	BB	SO	LOB	BOTTOM			
Devon White, S (1, 8) OBP: 0.375, SLG: 0.167	L8		G1-3			4-1 SH1-3 2B BB	K			3	1	0	0	1	1	0	Chicago White Sox @ Toronto Blue Jays SkyDome, Toronto, ON Tue Apr 05 1994, 7:05 PM EDT Att: 44,471 - Dome			
Roberto Alomar, S (1, 4) OBP: 0.429, SLG: 0.857	G6-3			F8		1-1 SH1-3		0-0 1B		3	0	1	0	0	0	0				
Paul Molitor, R (1, 10) OBP: 0.250, SLG: 0.375	F8			G6-3		3-2 E 2B		1-0 F8		4	1	1	1	0	0	1				
Joe Carter, R (1, 9) OBP: 0.375, SLG: 0.667		G5-3			4-2 1B BB	0-1 E5 G3 1B		0-0 HR		3	2	1	1	1	0	0				
John Olerud, L (1, 3) OBP: 0.125, SLG: 0.125		P4			2-1 1B	0-0 G3		0-1 G3		4	0	1	0	0	0	1				
Carlos Delgado, L (1, 7) OBP: 0.625, SLG: 1.429					1-3 1B	4-0 G3		2-2 1B IBB		3	1	2	1	1	0	2				
Ed Sprague, R (1, 5) OBP: 0.375, SLG: 0.714						1-1 P2		0-1 L1-3		4	0	1	1	0	0	1				
Pat Borders, R (1, 2) OBP: 0.500, SLG: 0.833						2-2 G6-3		1-3 K		3	0	0	0	0	2	2				
Alex Gonzalez, R (1, 6)						2-1 G3-1		3-3 K		3	0	0	0	0	1	0				
Inning Stats	R: 0 E: 0 K: 0 S: 5	H: 0 LOB: 0 BB: 0 P: 8	R: 1 E: 0 K: 0 S: 13	H: 1 LOB: 0 BB: 0 P: 22	R: 0 E: 0 K: 1 S: 8	H: 0 LOB: 0 BB: 0 P: 13	R: 0 E: 0 K: 0 S: 16	H: 1 LOB: 2 BB: 1 P: 26	R: 0 E: 0 K: 1 S: 9	H: 0 LOB: 0 BB: 0 P: 15	R: 3 E: 1 K: 1 S: 15	H: 2 LOB: 2 BB: 2 P: 28	R: 0 E: 0 K: 1 S: 10	H: 1 LOB: 1 BB: 0 P: 14	R: 1 E: 0 K: 0 S: 8	H: 2 LOB: 0 BB: 0 P: 10		1B: 4 2B: 2 3B: 0 HR: 2	SF: 0 SAC: 1 DP: 1 HBP: 0	WP: 0 PB: 0 SB: 0 CS: 0
PITCHER	IP WLS BF H R ER SO BB IBB HBP BLK WP HR S P ERA WHIP																			
Alex Fernandez, R (1, 1) ERA: 3.0	6.0 L 26 4 4 2 3 2 1 0 0 0 0 1 66 112 3.00 1.000																			
Kirk McCaskill, R (7, 1) ERA: 9.0	1.0 5 2 1 1 1 0 0 0 0 0 1 11 15 9.00 2.000																			
Paul Assenmacher, L (8, 1) ERA:	1.0 3 1 0 0 0 0 0 0 0 0 0 7 9 0.00 1.000																			

AB	33
R	3
H	6
RBI	3
BB	6
SO	8
LOB	15



AB	30
R	5
H	7
RBI	4
BB	3
SO	4
LOB	7



Batter	1	2	3	4	5	6	7	8	9	AB	R	H	RBI	BB	SO	LOB	TOP					
Tim Raines, S (1, 7)	G4-3		G4-3		G3		G6-3			5	0	0	0	0	1	2	Chicago White Sox @ Toronto Blue Jays SkyDome, Toronto, ON Wed Apr 06 1994, 7:05 PM EDT Att: 44,164 - Dome					
Craig Grebeck, R (1, 4) Warren Newson, L (8, PH) Joey Cora, S (8, 4)	G4-3		1B		FC6-4		2B	HR	F7	3	2	2	0	1	0	0						
Frank Thomas, R (1, 3)	FC6-4		2B		P8		HR	F9	4	1	2	1	1	0	1							
Julio Franco, R (1, 10)	FC6-4		K		FC6-4		HR	BB	3	1	0	0	2	1	3							
Robin Ventura, L (1, 5)		G4-3		HR		G3	HR	P7	5	2	3	5	0	0	1							
Dan Pasqua, L (1, 9) Darrin Jackson, R (7, PH)	G4-3		HR		K		HR	HR	3	1	1	1	0	1	1							
Lance Johnson, L (1, 8)	HBP		P6		G3		E3	BB	4	0	1	0	0	0	1							
Michael LaValliere, L (1, 2) Joe Hall, R (9, PH) Ron Karkovics, R (9, 2)	G4-3		G3		G3		BB	BB	2	0	0	0	2	0	1							
Ozzie Guillen, L (1, 6)			P4		K		L7	K	5	0	0	0	0	2	5							
Inning Stats	R: 0 E: 0 K: 0 S: 13	H: 0 LOB: 1 BB: 1 P: 22	R: 0 E: 0 K: 0 S: 11	H: 0 LOB: 1 BB: 0 P: 19	R: 1 E: 0 K: 1 S: 15	H: 2 LOB: 1 BB: 0 P: 21	R: 2 E: 0 K: 1 S: 12	H: 2 LOB: 0 BB: 0 P: 17	R: 0 E: 0 K: 0 S: 8	H: 1 LOB: 1 BB: 0 P: 12	R: 0 E: 0 K: 1 S: 8	H: 1 LOB: 2 BB: 1 P: 14	R: 5 E: 1 K: 2 S: 19	H: 3 LOB: 2 BB: 3 P: 38	R: 0 E: 0 K: 0 S: 5	H: 0 LOB: 1 BB: 1 P: 9		R: 1 E: 0 K: 0 S: 9	H: 2 LOB: 0 BB: 0 P: 11	1B: 3 2B: 3 3B: 0 HR: 5	SF: 0 SAC: 0 DP: 1 HBP: 1	WP: 0 PB: 0 SB: 1 CS: 0
PITCHER	IP WLS BF H R ER SO BB IBB HBP BLK WP HR S P ERA WHIP																					
Pat Hentgen, R (1, 1) Paul Spoljaric, L (7, 1) Woody Williams, R (7, 1) Scott Brow, R (9, 1)	6.0 L 27 6 3 3 3 2 0 1 0 0 2 67 105 4.50 1.333																					

Batter	1	2	3	4	5	6	7	8	9	AB	R	H	RBI	BB	SO	LOB	BOTTOM					
Devon White, S (1, 8)	L7			L9		G5-3	F8			4	0	0	0	0	0	1	Chicago White Sox @ Toronto Blue Jays SkyDome, Toronto, ON Wed Apr 06 1994, 7:05 PM EDT Att: 44,164 - Dome					
Roberto Alomar, S (1, 4)	L8			FC5-4		BB	1B	1B	4	1	3	0	0	0	0							
Paul Molitor, R (1, 10)	F9			FC5-4		BB	1B	F8	4	0	1	0	0	0	2							
Joe Carter, R (1, 9) Mike Huff, R (9, 9)		G6-3		G5-3		K		K	4	0	0	0	0	2	4							
John Olerud, L (1, 3)	F7			HR		BB	BB	PB	3	1	2	1	1	0	0							
Carlos Delgado, L (1, 7)	K			G6-3		P6		L8	4	0	0	0	0	1	4							
Ed Sprague, R (1, 5)			K		G4-3		BB	K	3	0	0	0	1	2	0							
Pat Borders, R (1, 2)		P4		BB		P9		P3	3	0	0	0	1	0	1							
Alex Gonzalez, R (1, 6)		G6-3		F9		K		L9	4	0	0	0	0	1	2							
Inning Stats	R: 0 E: 0 K: 0 S: 6	H: 0 LOB: 0 BB: 0 P: 9	R: 0 E: 0 K: 1 S: 6	H: 0 LOB: 0 BB: 0 P: 10	R: 0 E: 0 K: 1 S: 8	H: 0 LOB: 0 BB: 0 P: 11	R: 0 E: 0 K: 0 S: 9	H: 1 LOB: 1 BB: 0 P: 14	R: 1 E: 0 K: 0 S: 13	H: 1 LOB: 1 BB: 1 P: 20	R: 0 E: 0 K: 1 S: 7	H: 2 LOB: 3 BB: 1 P: 15	R: 0 E: 0 K: 1 S: 10	H: 0 LOB: 1 BB: 1 P: 16	R: 1 E: 0 K: 1 S: 7	H: 2 LOB: 1 BB: 0 P: 12		R: 0 E: 0 K: 1 S: 6	H: 0 LOB: 0 BB: 0 P: 13	1B: 4 2B: 1 3B: 0 HR: 1	SF: 0 SAC: 0 DP: 0 HBP: 0	WP: 0 PB: 1 SB: 0 CS: 0
PITCHER	IP WLS BF H R ER SO BB IBB HBP BLK WP HR S P ERA WHIP																					
Wilson Alvarez, L (1, 1) Kirk McCaskill, R (8, 1) Roberto Hernandez, R (9, 1)	7.0 W 28 4 1 1 4 3 0 0 0 0 0 0 7 12 1.29 1.000																					

Batter	1	2	3	4	5	6	7	8	9	AB	R	H	RBI	BB	SO	LOB	TOP											
Rich Amaral, R OBP: 0.438, SLG: 0.429										4	0	1	0	1	0	3												
Keith Mitchell, R OBP: 0.500, SLG: 0.500										1	0	0	0	0	0	1												
Eric Anthony, L OBP: 0.077, SLG: 0.333													4	0	0	0	0	2	2									
Ken Griffey Jr., L OBP: 0.286, SLG: 0.385										5	0	0	0	0	1	2												
Jay Buhner, R OBP: 0.500, SLG: 0.545										4	1	3	0	0	0	0												
Mike Blowers, R OBP: 0.250, SLG: 0.182										3	0	1	0	1	1	2												
Bill Haselman, R OBP: 0.100, SLG: 0.100										4	1	0	0	0	1	7												
Tino Martinez, L OBP: 0.231, SLG: 0.167									4	0	1	1	0	2	1													
Dan Wilson, R OBP: 0.100, SLG: 0.100									4	0	0	0	0	1	2													
Felix Fermin, R OBP: 0.357, SLG: 0.250									4	0	3	1	0	1	0													
Inning Stats	R: 0 E: 0 K: 0 S: 6	H: 1 LOB: 0 BB: 0 P: 10	R: 0 E: 0 K: 2 S: 11	H: 1 LOB: 1 BB: 0 P: 19	R: 0 E: 0 K: 1 S: 11	H: 1 LOB: 2 BB: 1 P: 20	R: 2 E: 1 K: 0 S: 13	H: 3 LOB: 2 BB: 0 P: 21	R: 0 E: 0 K: 2 S: 15	H: 1 LOB: 1 BB: 0 P: 17	R: 0 E: 0 K: 1 S: 10	H: 1 LOB: 2 BB: 1 P: 20	R: 0 E: 0 K: 2 S: 8	H: 0 LOB: 0 BB: 0 P: 11	R: 0 E: 0 K: 0 S: 5	H: 0 LOB: 0 BB: 0 P: 11	1B: 8 2B: 1 3B: 0 HR: 0	SF: 0 SAC: 0 DP: 1 HBP: 0	WP: 0 PB: 0 SB: 0 CS: 0	PA: 39								
PITCHER	IP	WLS	BF	H	R	ER	SO	BB	IBB	HBP	BLK	WP	HR	S	P	ERA	WHIP											
Al Leiter, L ERA: 1.5	(1, 1)	6.0	W	28	8	2	1	6	1	0	0	0	0	0	66	112	1.50	1.500										
Greg Cadaret, L ERA: 3.38	(7, 1)	1.0		5	1	0	0	1	1	0	0	0	0	0	10	20	0.00	2.000										
Mike Timlin, R ERA: 4.5	(8, 1)	1.0		3	0	0	0	2	0	0	0	0	0	8	11	0.00	0.000											
Todd Stotttemyre, R ERA:	(9, 1)	1.0		3	0	0	0	0	0	0	0	0	0	5	11	0.00	0.000											

Seattle Mariners @ Toronto Blue Jays
SkyDome, Toronto, ON
Fri Apr 08 1994, 7:05 PM EDT
Att: 48,152 - Dome

AB 37
R 2
H 9
RBI 2
BB 2
SO 9
LOB 20



Batter	1	2	3	4	5	6	7	8	9	AB	R	H	RBI	BB	SO	LOB	BOTTOM											
Devon White, S OBP: 0.471, SLG: 0.714										4	2	4	2	1	0	0												
Roberto Alomar, S OBP: 0.500, SLG: 0.667										4	1	1	1	1	0	4												
Paul Molitor, R OBP: 0.353, SLG: 0.375										4	1	2	1	1	1	2												
Joe Carter, R OBP: 0.313, SLG: 0.615									3	1	1	2	1	0	2													
Mike Huff, R OBP: 0.100, SLG: 0.100									1	0	0	0	0	0	0													
John Olerud, L OBP: 0.412, SLG: 0.571									3	0	1	1	2	0	3													
Ed Sprague, R OBP: 0.294, SLG: 0.357									4	0	0	0	0	2	4													
Carlos Delgado, L OBP: 0.412, SLG: 0.933									4	1	1	1	1	1	3													
Pat Borders, R OBP: 0.286, SLG: 0.385										4	0	0	0	0	1													
Alex Gonzalez, R OBP: 0.143, SLG: 0.286										4	2	2	0	0	1													
Inning Stats	R: 2 E: 0 K: 1 S: 11	H: 2 LOB: 1 BB: 1 P: 19	R: 5 E: 0 K: 0 S: 18	H: 6 LOB: 1 BB: 0 P: 32	R: 0 E: 0 K: 0 S: 12	H: 0 LOB: 2 BB: 2 P: 24	R: 0 E: 0 K: 1 S: 6	H: 1 LOB: 1 BB: 1 P: 12	R: 1 E: 0 K: 0 S: 10	H: 2 LOB: 1 BB: 0 P: 16	R: 0 E: 0 K: 0 S: 9	H: 0 LOB: 2 BB: 1 P: 21	R: 0 E: 0 K: 1 S: 10	H: 1 LOB: 1 BB: 1 P: 24	R: 0 E: 0 K: 1 S: 7	H: 0 LOB: 1 BB: 1 P: 16	1B: 5 2B: 3 3B: 2 HR: 2	SF: 0 SAC: 0 DP: 1 HBP: 1	WP: 0 PB: 0 SB: 1 CS: 0	PA: 43								
PITCHER	IP	WLS	BF	H	R	ER	SO	BB	IBB	HBP	BLK	WP	HR	S	P	ERA	WHIP											
Dave Fleming, L ERA: 21.0	(1, 1)	3.0	L	20	7	7	1	1	1	0	0	0	0	0	16	28	4.50	2.000										
Rich Gossage, R ERA: 4.5	(4, 1)	2.0		9	3	1	1	1	1	0	0	0	0	11	24	0.00	0.750											
Jeff Nelson, R ERA:	(6, 1)	1.1		6	0	0	0	0	1	0	0	0	0	8	21	0.00	3.000											
Tim Davis, L ERA:	(7, 1)	0.2		4	1	0	0	1	1	0	0	0	0	7	16	0.00	1.000											
Bobby Ayala, R ERA: 5.4	(8, 1)	1.0		4	0	0	0	1	1	0	0	0	0	7	16	0.00	1.000											

Seattle Mariners @ Toronto Blue Jays
SkyDome, Toronto, ON
Fri Apr 08 1994, 7:05 PM EDT
Att: 48,152 - Dome

AB 35
R 8
H 12
RBI 8
BB 7
SO 4
LOB 20



Batter	1	2	3	4	5	6	7	8	9	AB R H RBI BB SO LOB	TOP																
Torey Lovullo, S (1,4) X	0-0 P3		1-3 K		3-2 F8	0-2 P6			1-3 K	5 0 0 0 0 2 1	Seattle Mariners @ Toronto Blue Jays SkyDome, Toronto, ON Sat Apr 09 1994, 3:33 AM EDT Att: 49,179 - Dome																
Edgar Martinez, R (1,5) B Mike Blowers, R (6,5) C	2-3 K		1-1 G3		3-2 G6-3		0-2 G6-3	1-1 G6-3	3 0 0 0 0 1 0 2 0 0 0 0 0 0																		
Ken Griffey Jr., L (1,8) X	0-0 G3			1-1 HR	2-2 HR		3-2 HR	0-1 G1-3	5 3 3 2 0 0 0																		
Jay Buhner, R (1,9) X		0-0 F9		2-3 K	4-1 HR		2-0 F9		3 1 0 0 1 1 0																		
Eric Anthony, L (1,7) B		1-2 1B		1-0 G3	3-1 HR		1-1 1B		4 1 3 3 0 0 0																		
Reggie Jefferson, S (1,3) X		0-0 1B		0-0 BB	2-0 F7		3-2 G4-3		4 1 2 0 0 0 1																		
Tino Martinez, L (1,10) B		2-3 K		4-1 1B		3-2 P6		2-3 K	3 0 0 0 1 2 2																		
Dan Wilson, R (1,2) B		3-3 K		0-0 1B		4-1 BB		1-1 G6-3	3 0 1 1 1 1 2																		
Felix Fermin, R (1,6) B			1-0 F8	0-1 F9		1-0 L9		1-1 G4-3	4 0 0 0 0 0 3																		
Inning Stats	R: 0 E: 0 K: 1 S: 5	H: 0 LOB: 0 BB: 0 P: 7	R: 0 E: 0 K: 2 S: 16	H: 2 LOB: 2 BB: 0 P: 22	R: 0 E: 0 K: 1 S: 6	H: 0 LOB: 0 BB: 0 P: 9	R: 2 E: 0 K: 1 S: 11	H: 3 LOB: 2 BB: 1 P: 19	R: 3 E: 0 K: 0 S: 15	H: 2 LOB: 0 BB: 1 P: 32	R: 0 E: 0 K: 0 S: 11	H: 0 LOB: 1 BB: 1 P: 19	R: 1 E: 0 K: 0 S: 13	H: 2 LOB: 1 BB: 0 P: 22	R: 0 E: 0 K: 1 S: 7	H: 0 LOB: 0 BB: 0 P: 11	R: 0 E: 0 K: 1 S: 7	H: 0 LOB: 0 BB: 0 P: 9	1B: 5 2B: 1 3B: 0 HR: 3	SF: 0 SAC: 0 DP: 0 HBP: 0	WP: 0 PB: 0 SB: 0 CS: 0	PA: 39					
PITCHER	IP WLS BF H R ER SO BB IBB HBP BLK WP HR S P ERA WHIP											PITCHER	IP WLS BF H R ER SO BB IBB HBP BLK WP HR S P ERA WHIP														
Juan Guzman, R (1,1) ERA: 4.85	6.0	28	7	5	5	5	3	0	0	0	0	0	2	64	108	7.50	1.667										
Tony Castillo, L (7,1) ERA: 2.7	3.0	W 11	2	1	1	2	0	0	0	0	0	0	1	27	42	3.00	0.667										

AB	36
R	6
H	9
RBI	6
BB	3
SO	7
LOB	9



Batter	1	2	3	4	5	6	7	8	9	AB R H RBI BB SO LOB	BOTTOM																
Devon White, S (1,8) B	2-2 E5		1-2 F7		1-1 E	2-2 E5		0-1 G4-3		5 2 1 0 0 0 1	Seattle Mariners @ Toronto Blue Jays SkyDome, Toronto, ON Sat Apr 09 1994, 3:33 AM EDT Att: 49,179 - Dome																
Roberto Alomar, S (1,4) B	2-0 G5-4-3		2-0 F9		1-1 E	2-2 F8		3-2 F7	5 1 0 0 0 0 4																		
Paul Molitor, R (1,10) C	0-2 1B			2-2 G6-3	4-1 1B	0-0 1B		1-2 HR	4 2 3 1 1 0 0																		
Joe Carter, R (1,9) C	2-3 K			1-0 G3-1	0-0 E	0-0 F9		1-2 HR	5 1 3 4 0 1 2																		
John Olerud, L (1,3) B			1-3 K		2-0 G3-1	4-0 E		3-2 G4-6-3	3 0 1 0 1 1 1																		
Ed Sprague, R (1,5) B				2-3 K	0-0 E5		1-3 K		4 0 0 0 0 2 4																		
Carlos Delgado, L (1,7) B					1-3 G1-3		2-2 G4-6-3		4 0 0 0 0 0 4																		
Pat Borders, R (1,2) B					2-2 G5-3	0-0 2B		2-2 L5	4 1 1 0 0 1 0																		
Alex Gonzalez, R (1,6) F					0-1 1B	1-3 K		1-3 K	4 1 2 0 0 2 1																		
Inning Stats	R: 0 E: 1 K: 1 S: 11	H: 1 LOB: 1 BB: 0 P: 17	R: 0 E: 0 K: 1 S: 10	H: 0 LOB: 0 BB: 0 P: 15	R: 0 E: 0 K: 0 S: 10	H: 1 LOB: 1 BB: 0 P: 15	R: 0 E: 0 K: 1 S: 8	H: 1 LOB: 1 BB: 0 P: 15	R: 4 E: 2 K: 1 S: 16	H: 3 LOB: 3 BB: 2 P: 30	R: 2 E: 1 K: 1 S: 15	H: 2 LOB: 1 BB: 0 P: 24	R: 0 E: 0 K: 1 S: 9	H: 1 LOB: 0 BB: 0 P: 15	R: 0 E: 0 K: 1 S: 9	H: 0 LOB: 0 BB: 0 P: 12	R: 2 E: 0 K: 0 S: 10	H: 2 LOB: 0 BB: 0 P: 15	1B: 7 2B: 2 3B: 1 HR: 1	SF: 0 SAC: 0 DP: 2 HBP: 0	WP: 0 PB: 0 SB: 1 CS: 0	PA: 40					
PITCHER	IP WLS BF H R ER SO BB IBB HBP BLK WP HR S P ERA WHIP											PITCHER	IP WLS BF H R ER SO BB IBB HBP BLK WP HR S P ERA WHIP														
Greg Hibbard, L (1,1) ERA	5.2	29	7	6	0	5	2	0	0	0	0	0	2	2	0.00	3.000											
Jeff Neison, R (6,1) ERA	0.1	2	1	0	0	0	0	0	0	0	0	0	2	2	0.00	3.000											
Kevin King, L (7,1) ERA: 3.38	1.0	3	1	0	0	1	0	0	0	0	0	0	9	15	0.00	1.000											
Bobby Thigpen, R (8,1) ERA: 6.75	1.1	L 6	2	2	2	1	0	0	0	0	0	0	1	19	27	13.50	1.500										

AB	38
R	8
H	11
RBI	5
BB	2
SO	7
LOB	17



Batter	1	2	3	4	5	6	7	8	9	AB	R	H	RBI	BB	SO	LOB	TOP								
Rich Amaral, R OBP: 0.429, SLG: 0.375 (1, 4)										2	0	0	1	1	0	3									
Mike Blowers, R OBP: 0.156, SLG: 0.111 (1, 5) (6, 7)										5	0	0	0	0	0	6									
Ken Griffey Jr., L OBP: 0.364, SLG: 0.905 Torey Lovullo, S (1, 8) (6, 5)										3	1	1	1	0	1	1									
Jay Buhner, R OBP: 0.450, SLG: 0.611 (1, 9)										4	1	2	1	0	0	0									
Eric Anthony, L OBP: 0.286, SLG: 0.750 (1, 7) (6, 8)										4	1	2	1	0	1	0									
Greg Pirtl, R OBP: 0.250, SLG: 1.000 (1, 10)										4	1	1	1	0	2	2									
Tino Martinez, L OBP: 0.190, SLG: 0.105 (1, 3)										4	0	0	0	0	0	2									
Dan Wilson, R OBP: 0.294, SLG: 0.267 Bill Haselman, R OBP: 0.333, SLG: 0.400 (1, 2) (5, 2)										2	1	2	0	0	0	0									
Felix Fermin, R OBP: 0.273, SLG: 0.200 (1, 6)										4	0	1	0	0	0	3									
Inning Stats	R: 0 E: 0 K: 0 S: 5	H: 0 LOB: 0 BB: 0 P: 9	R: 1 E: 0 K: 1 S: 11	H: 1 LOB: 0 BB: 0 P: 15	R: 1 E: 0 K: 1 S: 13	H: 2 LOB: 1 BB: 0 P: 18	R: 1 E: 0 K: 1 S: 7	H: 1 LOB: 0 BB: 0 P: 11	R: 0 E: 0 K: 0 S: 11	H: 1 LOB: 1 BB: 0 P: 13	R: 1 E: 0 K: 0 S: 9	H: 3 LOB: 1 BB: 0 P: 13	R: 0 E: 0 K: 0 S: 9	H: 0 LOB: 2 BB: 2 P: 19	R: 1 E: 0 K: 1 S: 7	H: 1 LOB: 0 BB: 0 P: 13	R: 1 E: 0 K: 0 S: 10	H: 1 LOB: 0 BB: 0 P: 16	1B: 4 2B: 3 3B: 0 HR: 4	SF: 1 SAC: 0 DP: 2 HBP: 1	WP: 1 PB: 0 SB: 1 CS: 0	PA: 38			
PITCHER	IP	WLS	BF	H	R	ER	SO	BB	IBB	HBP	BLK	WP	HR	S	P	ERA	WHIP								
Dave Stewart, R ERA: 3.86 (1, 1)	7.0	W	30	8	4	4	3	2	0	1	0	1	3	65	98	5.14	1.429								
Scott Brow, R ERA: 9.0 (8, 1)	1.0		4	1	1	1	1	0	0	0	0	0	1	7	13	9.00	1.000								
Woody Williams, R ERA: 3.38 (9, 1)	1.0		4	1	1	1	0	0	0	0	0	0	0	10	16	9.00	1.000								

Seattle Mariners @ Toronto Blue Jays
SkyDome, Toronto, ON
Sun Apr 10 1994, 3:33 AM EDT
Att: 50,471 - Dome

AB 34
R 6
H 10
RBI 5
BB 2
SO 4
LOB 19



Batter	1	2	3	4	5	6	7	8	9	AB	R	H	RBI	BB	SO	LOB	BOTTOM								
Devon White, S OBP: 0.464, SLG: 0.750 (1, 8)										5	2	3	1	0	1	3									
Roberto Alomar, S OBP: 0.400, SLG: 0.478 Domingo Cedenno, S (1, 4) (6, FH) (7, 4)										3	2	1	0	1	0	0									
Paul Moltis, R OBP: 0.407, SLG: 0.417 (1, 3)										4	2	0	0	1	2	4									
Joe Carter, R OBP: 0.400, SLG: 0.905 Carlos Delgado, L OBP: 0.316, SLG: 0.700 (1, 9) (6, 7)										3	2	2	5	0	0	0									
Darnell Coles, R OBP: 0.400, SLG: 1.000 (1, 10)										5	2	2	3	0	0	0									
Ed Sprague, R OBP: 0.306, SLG: 0.318 (1, 5)										4	2	2	0	1	0	0									
Mike Huff, R (1, 7) (6, 9)										2	0	0	0	3	1	3									
Randy Knorr, R OBP: 0.667, SLG: 0.750 (1, 2)										3	0	2	2	2	1	1									
Alex Gonzalez, R OBP: 0.217, SLG: 0.364 (1, 6)										4	0	0	1	1	2	5									
Inning Stats	R: 4 E: 0 K: 1 S: 16	H: 2 LOB: 3 BB: 5 P: 42	R: 4 E: 0 K: 1 S: 20	H: 4 LOB: 1 BB: 1 P: 35	R: 4 E: 1 K: 1 S: 20	H: 3 LOB: 2 BB: 2 P: 38	R: 0 E: 0 K: 2 S: 8	H: 0 LOB: 0 BB: 0 P: 11	R: 0 E: 0 K: 0 S: 8	H: 1 LOB: 1 BB: 0 P: 13	R: 0 E: 0 K: 0 S: 13	H: 2 LOB: 2 BB: 0 P: 20	R: 0 E: 0 K: 0 S: 6	H: 0 LOB: 0 BB: 0 P: 12	R: 0 E: 0 K: 2 S: 14	H: 0 LOB: 2 BB: 1 P: 22	1B: 8 2B: 1 3B: 0 HR: 3	SF: 1 SAC: 0 DP: 0 HBP: 1	WP: 0 PB: 0 SB: 3 CS: 0	PA: 47					
PITCHER	IP	WLS	BF	H	R	ER	SO	BB	IBB	HBP	BLK	WP	HR	S	P	ERA	WHIP								
Randy Johnson, L ERA: 10.45 (1, 1)	2.1	L	22	8	1	10	2	6	0	0	0	0	2	49	95	38.57	6.000								
John Cummings, L ERA: 3.38 (3, 1)	4.2		20	4	1	1	3	2	0	0	0	0	1	42	76	1.93	1.286								
Jeff Nelson, R ERA: (8, 1)	1.0		5	0	0	0	2	1	0	1	0	0	0	14	22	0.00	1.000								

Seattle Mariners @ Toronto Blue Jays
SkyDome, Toronto, ON
Sun Apr 10 1994, 3:33 AM EDT
Att: 50,471 - Dome

AB 36
R 12
H 12
RBI 12
BB 9
SO 7
LOB 20




Batter	1	2	3	4	5	6	7	8	9	AB	R	H	RBI	BB	SO	LOB	TOP								
Devon White, S OBP: 0.471, SLG: 0.679 (1, 8)										4	2	1	0	2	2	0	Toronto Blue Jays @ Oakland Athletics Oakland-Alameda County Coliseum, Oakland, CA Mon Apr 11 1994, 3:33 AM PDT Att: 40,551 - Sunny - 70 F								
Roberto Alomar, S OBP: 0.387, SLG: 0.500 (1, 4)										5	1	1	0	1	1	3									
Paul Molitor, R OBP: 0.455, SLG: 0.517 (1, 10)										5	2	4	4	0	0	2									
Joe Carter, R OBP: 0.367, SLG: 0.760 Mike Huff, R (8, 9)										4	2	0	0	1	1	3									
John Olerud, L OBP: 0.500, SLG: 0.909 (1, 3)										5	4	4	4	0	0	1									
Carlos Delgado, L OBP: 0.370, SLG: 0.917 (1, 7)										4	2	2	5	1	2	2									
Ed Sprague, R OBP: 0.355, SLG: 0.370 (1, 5)										5	0	3	0	0	0	1									
Randy Knorr, R OBP: 0.455, SLG: 0.375 (1, 2)										4	0	0	0	1	2	1									
Dick Schofield, R (1, 6)										4	1	0	0	1	0	2									
Inning Stats	R: 4 E: 1 K: 0 S: 6	H: 3 LOB: 2 BB: 3 P: 18	R: 0 E: 0 K: 1 S: 6	H: 1 LOB: 1 BB: 0 P: 6	R: 1 E: 0 K: 1 S: 6	H: 2 LOB: 2 BB: 0 P: 6	R: 0 E: 0 K: 2 S: 7	H: 0 LOB: 0 BB: 0 P: 7	R: 2 E: 0 K: 1 S: 6	H: 2 LOB: 0 BB: 1 P: 10	R: 0 E: 0 K: 1 S: 5	H: 0 LOB: 0 BB: 0 P: 5	R: 1 E: 1 K: 1 S: 8	H: 3 LOB: 2 BB: 0 P: 8	R: 6 E: 1 K: 0 S: 8	H: 4 LOB: 0 BB: 1 P: 12	R: 0 E: 0 K: 1 S: 5	H: 0 LOB: 2 BB: 2 P: 13	1B: 8 2B: 2 3B: 1 HR: 4	SF: 1 SAC: 0 DP: 2 HBP: 0	WP: 0 PB: 0 SB: 0 CS: 1	PA: 48			
PITCHER	IP	WLS	BF	H	R	ER	SO	BB	IBB	HBP	BLK	WP	HR	S	P	ERA	WHIP								
Bobby Witt, R ERA: 13.5 (1, 1)	5.0	L	25	8	7	7	5	4	0	0	0	0	3	31	47	12.60	2.400								
Steve Ontiveros, R ERA: 13.5 (6, 1)	2.2		13	4	3	3	2	1	0	0	0	0	0	16	20	10.12	1.875								
Billy Taylor, R ERA: (8, 1)	1.1		10	3	4	0	1	2	0	0	0	0	1	10	18	0.00	3.750								

AB	40
R	14
H	15
RBI	13
BB	7
SO	8
LOB	15



Batter	1	2	3	4	5	6	7	8	9	AB	R	H	RBI	BB	SO	LOB	BOTTOM								
Rickey Henderson, R OBP: 0.480, SLG: 0.389 (1, 7)										5	1	1	1	0	0	2	Toronto Blue Jays @ Oakland Athletics Oakland-Alameda County Coliseum, Oakland, CA Mon Apr 11 1994, 3:33 AM PDT Att: 40,551 - Sunny - 70 F								
Stan Javier, S OBP: 0.500, SLG: 0.667 (1, 8)										4	2	2	1	1	1	0									
Ruben Sierra, S OBP: 0.207, SLG: 0.538 (1, 9)										5	1	1	2	0	3	3									
Mark McGwire, R OBP: 0.560, SLG: 0.714 Gerónimo Berroa, R OBP: 0.697, SLG: 1.266 (9, PH)										3	0	2	0	1	0	0									
Troy Neel, L OBP: 0.417, SLG: 0.727 (1, 10)										4	0	3	1	0	1	0									
Terry Steinbach, R OBP: 0.333, SLG: 0.773 Scott Hemond, R (6, 2)										2	0	0	0	0	1	2									
Scott Brosius, R OBP: 0.240, SLG: 0.261 Mike Aldrete, L OBP: 0.333, SLG: 0.200 Fausto Cruz, R (7, 5)										2	0	0	0	0	0	2									
Mike Bordick, R OBP: 0.280, SLG: 0.143 (1, 6)										4	1	1	0	0	0	0									
Junior Noboa, R OBP: 0.429, SLG: 0.462 (1, 4)										3	0	0	0	1	0	2									
Inning Stats	R: 0 E: 0 K: 2 S: 7	H: 0 LOB: 0 BB: 0 P: 7	R: 0 E: 0 K: 1 S: 6	H: 2 LOB: 1 BB: 0 P: 6	R: 0 E: 1 K: 1 S: 6	H: 0 LOB: 2 BB: 1 P: 10	R: 0 E: 0 K: 1 S: 5	H: 0 LOB: 0 BB: 0 P: 5	R: 0 E: 0 K: 0 S: 3	H: 0 LOB: 1 BB: 1 P: 7	R: 1 E: 0 K: 1 S: 7	H: 2 LOB: 2 BB: 1 P: 11	R: 4 E: 0 K: 0 S: 9	H: 6 LOB: 0 BB: 0 P: 9	R: 0 E: 0 K: 0 S: 3	H: 0 LOB: 0 BB: 0 P: 3	R: 0 E: 0 K: 1 S: 5	H: 0 LOB: 0 BB: 0 P: 5	1B: 7 2B: 3 3B: 0 HR: 1	SF: 0 SAC: 0 DP: 1 HBP: 0	WP: 0 PB: 0 SB: 2 CS: 0	PA: 40			
PITCHER	IP	WLS	BF	H	R	ER	SO	BB	IBB	HBP	BLK	WP	HR	S	P	ERA	WHIP								
Pat Hentgen, R ERA: 5.84 (1, 1)	6.1	W	30	8	5	5	6	3	0	0	0	0	1	39	51	7.11	1.737								
Mike Timlin, R ERA: 2.45 (7, 1)	1.2		7	2	0	0	0	0	0	0	0	0	0	7	7	0.00	1.200								
Todd Stottlemire, R ERA: (8, 1)	1.0		3	0	0	0	1	0	0	0	0	0	0	5	5	0.00	0.000								

AB	37
R	5
H	10
RBI	5
BB	3
SO	7
LOB	19



Batter	1	2	3	4	5	6	7	8	9	AB	R	H	RBI	BB	SO	LOB	TOP										
Devon White, S OBP: 0.436, SLG: 0.697 (1, 8)	G6-3	G4-3			1-0 HR	1-1 F9			1-3 K	5	1	1	2	0	1	3	Toronto Blue Jays @ Oakland Athletics Oakland-Alameda County Coliseum, Oakland, CA Tue Apr 12 1994, 7:05 PM PDT Att: 24,970 - Unknown - 65 F livebaseballscorecards.com										
Roberto Alomar, S OBP: 0.389, SLG: 0.515 (1, 4)	1-1 2B		1-0 SF7		0-2 F7		0-0 F8	2-1 L7	5	2	2	0	0	0	0												
Paul Molitor, R OBP: 0.432, SLG: 0.515 (1, 10)	1-1 F8		0-0 F9		0-0 2B		1-3 K		4	0	1	0	0	1	2												
Joe Carter, R OBP: 0.382, SLG: 0.778 (1, 9)	1-1 2B		1-2 SF7		4-2 BB		1-3 K		2	0	1	2	1	1	0												
John Olerud, L OBP: 0.467, SLG: 0.800 (1, 3)	3-2 G4-3		0-0 L7		1-0 L7			4-0 BB	3	0	0	0	1	0	3												
Carlos Delgado, L OBP: 0.323, SLG: 0.786 (1, 7)		1-0 L8		2-3 K	1-0 G1-3			2-2 BB	4	0	0	0	0	1	3												
Ed Sprague, R OBP: 0.343, SLG: 0.355 (1, 5)	1-1 F7		0-0 F8		1-2 G5-3			1-1 FC6-4	4	0	1	0	0	0	0												
Pat Borders, R OBP: 0.273, SLG: 0.333 (1, 2)	3-2 1B		2-2 G5-3		3-3 K			3-1 FC6-4	4	0	1	0	0	1	1												
Alex Gonzalez, R OBP: 0.296, SLG: 0.400 (1, 6)	2-1 1B		1-2 1B		2-2 HR			1-3 K	3	1	2	0	1	1	0												
Inning Stats	R: 1 E: 0 K: 0 S: 12	H: 2 LOB: 1 BB: 0 P: 20	R: 0 E: 0 K: 0 S: 9	H: 2 LOB: 2 BB: 0 P: 19	R: 1 E: 0 K: 0 S: 6	H: 1 LOB: 0 BB: 0 P: 8	R: 0 E: 0 K: 1 S: 7	H: 0 LOB: 0 BB: 0 P: 11	R: 2 E: 0 K: 0 S: 13	H: 3 LOB: 2 BB: 1 P: 22	R: 0 E: 0 K: 1 S: 9	H: 0 LOB: 1 BB: 1 P: 18	R: 0 E: 0 K: 0 S: 10	H: 0 LOB: 0 BB: 0 P: 12	R: 0 E: 0 K: 0 S: 7	H: 1 LOB: 1 BB: 1 P: 17	R: 0 E: 0 K: 0 S: 9	H: 0 LOB: 0 BB: 0 P: 13	1B: 5 2B: 3 3B: 0 HR: 1	SF: 1 SAC: 0 DP: 1 HBP: 0	WP: 0 PB: 0 SB: 0 CS: 0	PA: 38					
PITCHER	IP	WLS	BF	H	R	ER	SO	BB	IBB	HBP	BLK	WP	HR	S	P	ERA	WHIP										
Ron Darling, R ERA: 8.0 (1, 1)	5.0	W	24	8	4	4	1	1	0	0	0	0	1	47	80	7.20	1.800										
John Briscoe, R ERA: 2.7 (6, 1)	2.0		7	0	0	0	3	1	0	0	0	0	0	19	30	0.00	0.500										
Dave Righetti, L ERA: 15.43 (8, 1)	0.2		3	1	0	0	0	1	0	0	0	0	0	5	12	0.00	3.000										
Ed Nunez, R ERA: 19.29 (8, 1)	0.1		1	0	0	0	0	0	0	0	0	0	0	2	5	0.00	0.000										
Dennis Eckersley, R ERA: 3.38 (9, 1)	1.0		3	0	0	0	2	0	0	0	0	0	0	9	13	0.00	0.000										

Batter	1	2	3	4	5	6	7	8	9	AB	R	H	RBI	BB	SO	LOB	BOTTOM										
Rickey Henderson, R OBP: 0.533, SLG: 0.388 (1, 7)	4-1 2B	1-2 CS	4-1 E S BB		4-1 S CS FC3 BB	4-1 CS BB		0-1 L9		1	3	0	0	4	0	0	Toronto Blue Jays @ Oakland Athletics Oakland-Alameda County Coliseum, Oakland, CA Tue Apr 12 1994, 7:05 PM PDT Att: 24,970 - Unknown - 65 F livebaseballscorecards.com										
Stan Javier, S OBP: 0.520, SLG: 0.667 (1, 8)	0-2 HR		4-2 BB E SF4 BB		3-2 E6 F8 FC3 BB	3-3 K			3	3	1	1	1	1	2												
Ruben Sierra, S OBP: 0.242, SLG: 0.621 (1, 9)	2-2 HR		4-0 BB 1-2 2-3 BB		1-1 FC3 BB F8 BB	1-1 P5			3	2	1	3	1	0	1												
Mark McGwire, R OBP: 0.552, SLG: 0.652 (1, 3)	3-3 K		4-1 G5-4-3 BB		0-0 F8		4-2 BB		2	0	0	1	2	1	2												
Geronimo Berroa, R OBP: 0.526, SLG: 1.059 (1, 10)	0-1 G1-3		1-1 SF4		2-3 K		1-1 L5		3	0	0	1	0	1	3												
Terry Steinbach, R OBP: 0.321, SLG: 0.680 (1, 2)	2-0 L8		3-1 G5-4-3		4-0 BB BB IBB		1-3 K		3	0	0	0	1	1	3												
Scott Brosius, R OBP: 0.241, SLG: 0.231 (1, 5)		3-3 K		3-3 K	4-0 BB BB		3-3 K		3	0	0	1	1	3	1												
Mike Bordick, R OBP: 0.310, SLG: 0.130 (1, 6)		4-0 CS BB		1-2 G4-3	1-2 BB		1-1 F9		2	0	0	1	2	0	0												
Junior Noboa, R OBP: 0.333, SLG: 0.353 (1, 4)		0-1 L8		1-1 F8	1-1 K		1-3 K		4	0	0	0	0	2	4												
Inning Stats	R: 3 E: 0 K: 1 S: 14	H: 2 LOB: 0 BB: 1 P: 25	R: 0 E: 0 K: 1 S: 8	H: 0 LOB: 0 BB: 1 P: 16	R: 2 E: 0 K: 0 S: 8	H: 0 LOB: 1 BB: 4 P: 28	R: 0 E: 0 K: 1 S: 8	H: 0 LOB: 0 BB: 0 P: 13	R: 3 E: 0 K: 2 S: 15	H: 0 LOB: 3 BB: 4 P: 39	R: 0 E: 0 K: 1 S: 6	H: 0 LOB: 0 BB: 1 P: 14	R: 0 E: 0 K: 2 S: 11	H: 0 LOB: 1 BB: 1 P: 20	R: 0 E: 0 K: 1 S: 7	H: 0 LOB: 0 BB: 0 P: 9	1B: 0 2B: 2 3B: 0 HR: 1	SF: 1 SAC: 0 DP: 2 HBP: 0	WP: 0 PB: 0 SB: 2 CS: 3	PA: 38							
PITCHER	IP	WLS	BF	H	R	ER	SO	BB	IBB	HBP	BLK	WP	HR	S	P	ERA	WHIP										
Paul Spoljaric, L ERA: 38.57 (1, 1)	2.0	L	12	2	5	5	2	5	0	0	0	0	1	25	56	22.50	3.500										
Scott Brow, R ERA: 3.96 (3, 1)	2.2		13	0	3	0	2	3	1	0	0	0	0	23	54	0.00	1.125										
Woody Williams, R ERA: 1.8 (5, 1)	2.1		9	0	0	0	4	3	0	0	0	0	0	22	45	0.00	1.286										
Greg Cadaret, L ERA: 2.45 (8, 1)	1.0		3	0	0	0	1	0	0	0	0	0	0	7	9	0.00	0.000										



Batter	1	2	3	4	5	6	7	8	9	AB	R	H	RBI	BB	SO	LOB	TOP										
Devon White, S OBP: 0.451, SLG: 0.659 (1, 8)										5	1	3	0	0	0	0	Toronto Blue Jays @ California Angels Anaheim Stadium, Anaheim, CA Thu Apr 14 1994, 10:05 PM EDT Att: 21,243 - Unknown - 69 F										
Roberto Alomar, S OBP: 0.447, SLG: 0.548 (1, 4)										4	0	2	0	1	0	2											
Paul Molitor, R OBP: 0.458, SLG: 0.488 (1, 10)										3	1	1	0	2	0	2											
Joe Carter, R OBP: 0.356, SLG: 0.639 (1, 9)										3	2	1	1	1	0	3											
John Olerud, L OBP: 0.439, SLG: 0.676 (1, 3)										4	0	2	1	1	0	1											
Carlos Delgado, L OBP: 0.350, SLG: 0.771 (1, 7)										4	0	1	0	0	1	4											
Ed Sprague, R OBP: 0.333, SLG: 0.425 (1, 5)										3	0	0	1	0	2	2											
Pat Borders, R OBP: 0.231, SLG: 0.280 (1, 2)										4	0	0	0	0	0	3											
Alex Gonzalez, R OBP: 0.258, SLG: 0.345 (1, 6)										4	0	0	0	0	0	2											
Inning Stats	R: 2 E: 1 K: 1 S: 15	H: 4 LOB: 1 BB: 0 P: 25	R: 0 E: 0 K: 1 S: 5	H: 0 LOB: 0 BB: 0 P: 7	R: 0 E: 0 K: 0 S: 9	H: 1 LOB: 0 BB: 0 P: 14	R: 0 E: 0 K: 0 S: 9	H: 0 LOB: 1 BB: 1 P: 16	R: 0 E: 0 K: 0 S: 11	H: 1 LOB: 1 BB: 0 P: 14	R: 1 E: 0 K: 0 S: 8	H: 1 LOB: 1 BB: 1 P: 19	R: 0 E: 0 K: 0 S: 13	H: 0 LOB: 2 BB: 2 P: 26	R: 0 E: 1 K: 1 S: 13	H: 1 LOB: 2 BB: 0 P: 21	R: 1 E: 0 K: 0 S: 8	H: 2 LOB: 1 BB: 1 P: 16	1B: 10 2B: 1 3B: 0 HR: 0	SF: 2 SAC: 0 DP: 2 HBP: 0	WP: 1 PB: 0 SB: 1 CS: 0	PA: 41					
PITCHER	IP	WLS	BF	H	R	ER	SO	BB	IBB	HBP	BLK	WP	HR	S	P	ERA	WHIP										
Mark Leiter, R ERA: 2.77 (1, 1)	7.0	W	31	7	3	2	2	4	0	0	0	1	0	70	121	2.57	1.571										
Bob Patterson, L ERA: 16.2 (8, 1)	0.1		2	1	0	0	0	0	0	0	0	0	0	4	8	0.00	3.000										
Joe Grahe, R ERA: 4.26 (8, 1)	1.2	S	8	2	1	1	1	1	0	0	0	0	0	17	29	5.40	1.800										

Batter	1	2	3	4	5	6	7	8	9	AB	R	H	RBI	BB	SO	LOB	BOTTOM										
Damon Easley, R OBP: 0.359, SLG: 0.471 (1, 5)										3	1	2	1	1	0	1	Toronto Blue Jays @ California Angels Anaheim Stadium, Anaheim, CA Thu Apr 14 1994, 10:05 PM EDT Att: 21,243 - Unknown - 69 F										
Jim Edmonds, L OBP: 0.625, SLG: 0.400 (1, 8) (5, 3)										2	2	1	0	2	1	2											
Tim Salmon, R OBP: 0.386, SLG: 0.444 (1, 9)										4	2	2	4	0	1	3											
Chili Davis, S OBP: 0.488, SLG: 0.692 (1, 10)										4	0	1	1	0	3	3											
Bo Jackson, R OBP: 0.308, SLG: 0.458 (1, 7)										4	0	1	0	0	3	1											
Rex Hudler, R OBP: 0.333, SLG: 0.333 (8, 7)										0	0	0	0	0	0	0											
Eduardo Perez, R OBP: 0.268, SLG: 0.324 (1, 3)										2	0	0	0	0	0	1											
Chad Curtis, R OBP: 0.227, SLG: 0.171 (5, 8)										2	0	0	0	0	1	0											
Greg Myers, L OBP: 0.182, SLG: 0.150 (1, 2)										3	0	0	0	1	0	0											
Harold Reynolds, S OBP: 0.333, SLG: 0.355 (1, 4)										4	0	0	0	0	1	1											
Gary Disarcina, R OBP: 0.385, SLG: 0.447 (1, 6)										3	1	2	0	0	0	0											
Inning Stats	R: 0 E: 0 K: 2 S: 8	H: 0 LOB: 1 BB: 2 P: 20	R: 0 E: 0 K: 0 S: 8	H: 1 LOB: 1 BB: 1 P: 16	R: 0 E: 0 K: 2 S: 13	H: 2 LOB: 2 BB: 0 P: 21	R: 0 E: 0 K: 1 S: 9	H: 0 LOB: 0 BB: 0 P: 14	R: 3 E: 0 K: 1 S: 12	H: 2 LOB: 0 BB: 1 P: 26	R: 0 E: 0 K: 1 S: 8	H: 0 LOB: 0 BB: 0 P: 11	R: 3 E: 0 K: 1 S: 14	H: 4 LOB: 1 BB: 0 P: 21	R: 0 E: 0 K: 2 S: 8	H: 0 LOB: 0 BB: 0 P: 10	1B: 4 2B: 3 3B: 0 HR: 2	SF: 0 SAC: 0 DP: 0 HBP: 0	WP: 1 PB: 0 SB: 0 CS: 0	PA: 35							
PITCHER	IP	WLS	BF	H	R	ER	SO	BB	IBB	HBP	BLK	WP	HR	S	P	ERA	WHIP										
Juan Guzman, R ERA: 5.95 (1, 1)	6.2	L	30	8	6	6	7	4	0	0	0	0	0	13	16	8.10	1.800										
Woody Williams, R ERA: 1.42 (7, 1)	1.1		5	1	0	0	3	0	0	0	0	0	0	13	16	0.00	0.750										

AB	34
R	4
H	10
RBI	3
BB	5
SO	3
LOB	19



AB	31
R	6
H	9
RBI	6
BB	4
SO	10
LOB	12



Batter	1	2	3	4	5	6	7	8	9	10	AB	R	H	RBI	BB	SO	LOB	TOP								
Devon White, S OBP: 0.456, SLG: 0.660 (1,8)	G3		1B			F8		E 1B 2B	1B 1B	G5-3	6	2	3	1	0	0	0									
Roberto Alomar, S OBP: 0.453, SLG: 0.532 (1,4)	F7		G1-3			2B HBP		L9	1B 1B	1B	5	2	2	0	0	0	2									
Paul Molitor, R OBP: 0.461, SLG: 0.522 (1,10)	P3			G5-3		2B		1B	1B	1B	5	3	3	3	1	0	0									
Joe Carter, R OBP: 0.333, SLG: 0.571 (1,9)		G3				K		E5 1B 2B	F8	L7	6	1	1	0	0	1	6									
John Olerud, L OBP: 0.478, SLG: 0.711 (1,3)				F7		2B		2B	HR		4	2	3	3	0	0	1									
Carlos Delgado, L OBP: 0.333, SLG: 0.775 (1,7)				K		K		K	HR		5	1	1	3	0	3	5									
Ed Sprague, R OBP: 0.360, SLG: 0.442 (1,5)		PO				G6-4-3 BB		P4	F8		3	2	1	2	2	0	0									
Pat Borders, R OBP: 0.226, SLG: 0.267 (1,2)				F9		P5		G6-3	G1-3		5	0	1	1	0	0	2									
Alex Gonzalez, R OBP: 0.222, SLG: 0.294 (1,6)				K		G6-4-3		G4-3		G6-3	5	0	0	0	0	2	3									
Inning Stats	R: 0 E: 0 K: 0 S: 3	H: 0 LOB: 0 BB: 0 P: 3	R: 0 E: 0 K: 1 S: 4	H: 0 LOB: 0 BB: 0 P: 5	R: 1 E: 1 K: 1 S: 12	H: 1 LOB: 1 BB: 1 P: 20	R: 0 E: 0 K: 1 S: 7	H: 1 LOB: 1 BB: 0 P: 12	R: 0 E: 0 K: 0 S: 4	H: 0 LOB: 0 BB: 1 P: 12	R: 2 E: 0 K: 1 S: 14	H: 2 LOB: 1 BB: 0 P: 20	R: 0 E: 0 K: 0 S: 5	H: 0 LOB: 0 BB: 0 P: 7	R: 5 E: 1 K: 2 S: 21	H: 4 LOB: 1 BB: 1 P: 31	R: 5 E: 0 K: 0 S: 13	H: 5 LOB: 2 BB: 0 P: 19	R: 0 E: 0 K: 0 S: 11	H: 2 LOB: 2 BB: 0 P: 16	1B: 10 2B: 4 3B: 0 HR: 1	SF: 0 SAC: 0 DP: 1 HBP: 2	WP: 0 PB: 0 SB: 1 CS: 0	PA: 50		
PITCHER	IP WLS BF H R ER SO BB IBB HBP BLK WP HR S P ERA WHIP	IP WLS BF H R ER SO BB IBB HBP BLK WP HR S P ERA WHIP	IP WLS BF H R ER SO BB IBB HBP BLK WP HR S P ERA WHIP	IP WLS BF H R ER SO BB IBB HBP BLK WP HR S P ERA WHIP	IP WLS BF H R ER SO BB IBB HBP BLK WP HR S P ERA WHIP	IP WLS BF H R ER SO BB IBB HBP BLK WP HR S P ERA WHIP	IP WLS BF H R ER SO BB IBB HBP BLK WP HR S P ERA WHIP	IP WLS BF H R ER SO BB IBB HBP BLK WP HR S P ERA WHIP	IP WLS BF H R ER SO BB IBB HBP BLK WP HR S P ERA WHIP	IP WLS BF H R ER SO BB IBB HBP BLK WP HR S P ERA WHIP	IP WLS BF H R ER SO BB IBB HBP BLK WP HR S P ERA WHIP	IP WLS BF H R ER SO BB IBB HBP BLK WP HR S P ERA WHIP	IP WLS BF H R ER SO BB IBB HBP BLK WP HR S P ERA WHIP	IP WLS BF H R ER SO BB IBB HBP BLK WP HR S P ERA WHIP	IP WLS BF H R ER SO BB IBB HBP BLK WP HR S P ERA WHIP	IP WLS BF H R ER SO BB IBB HBP BLK WP HR S P ERA WHIP	IP WLS BF H R ER SO BB IBB HBP BLK WP HR S P ERA WHIP	IP WLS BF H R ER SO BB IBB HBP BLK WP HR S P ERA WHIP	IP WLS BF H R ER SO BB IBB HBP BLK WP HR S P ERA WHIP	IP WLS BF H R ER SO BB IBB HBP BLK WP HR S P ERA WHIP	IP WLS BF H R ER SO BB IBB HBP BLK WP HR S P ERA WHIP	IP WLS BF H R ER SO BB IBB HBP BLK WP HR S P ERA WHIP	IP WLS BF H R ER SO BB IBB HBP BLK WP HR S P ERA WHIP	IP WLS BF H R ER SO BB IBB HBP BLK WP HR S P ERA WHIP	IP WLS BF H R ER SO BB IBB HBP BLK WP HR S P ERA WHIP	IP WLS BF H R ER SO BB IBB HBP BLK WP HR S P ERA WHIP
Brian Anderson, L ERA: 1.88 (1,1)	Scott Lewis, R ERA: 5.88 (7,1)	Bob Patterson, L ERA: 18.0 (8,1)	Mike Butcher, R ERA: 9.82 (8,1)	Bill Sampen, R ERA: 6.23 (9,1)	Craig Lefferts, L ERA: 1.93 (10,1)																					

Toronto Blue Jays @ California Angels
Anaheim Stadium, Anaheim, CA
Fri Apr 15 1994, 10:05 PM EDT
Att: 20,413 - Unknown - 68 F

AB 44
R 13
H 15
RBI 13
BB 3
SO 6
LOB 19

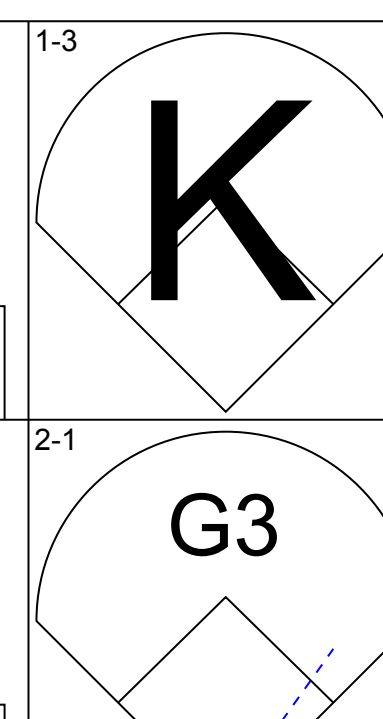
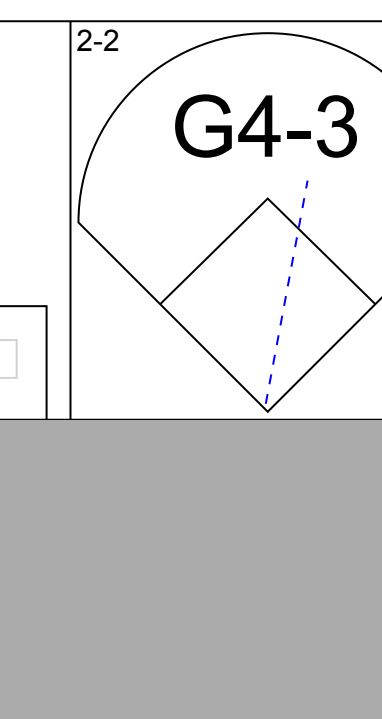
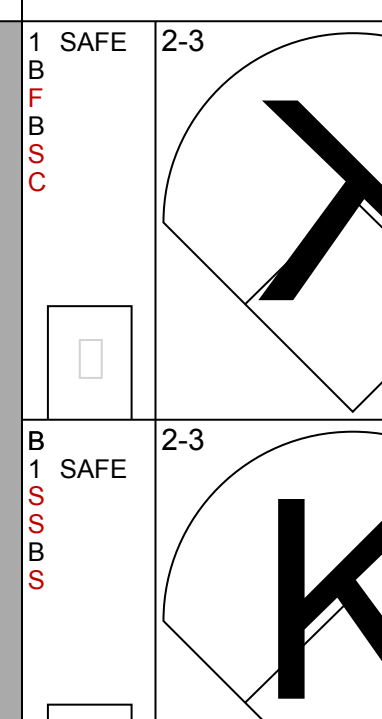
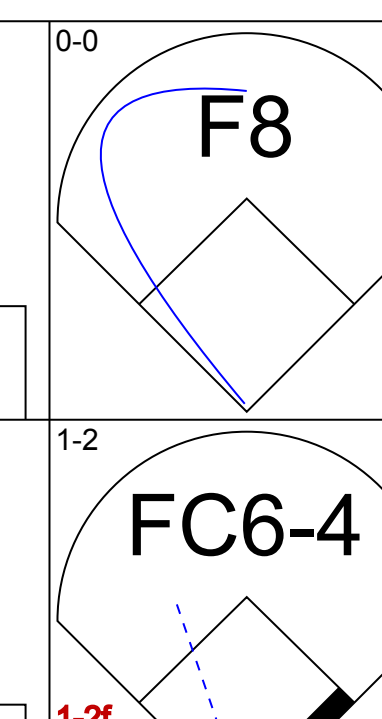
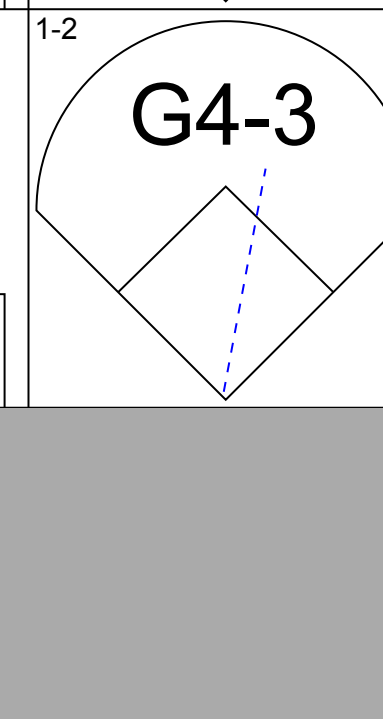
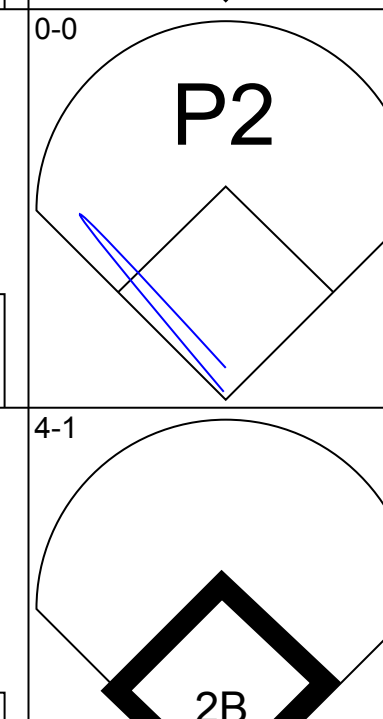
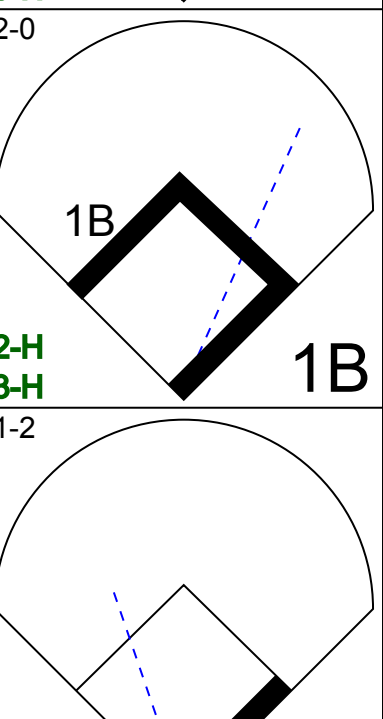
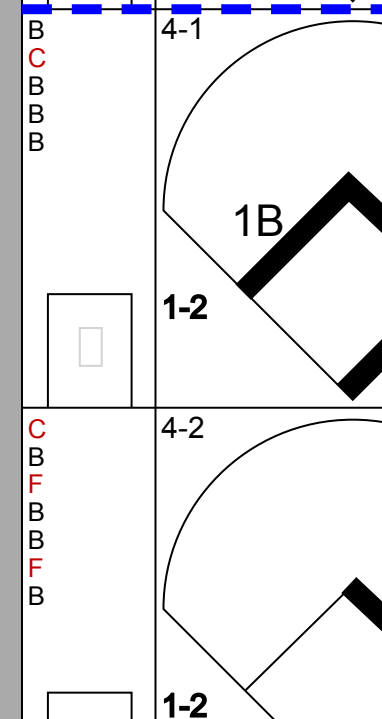


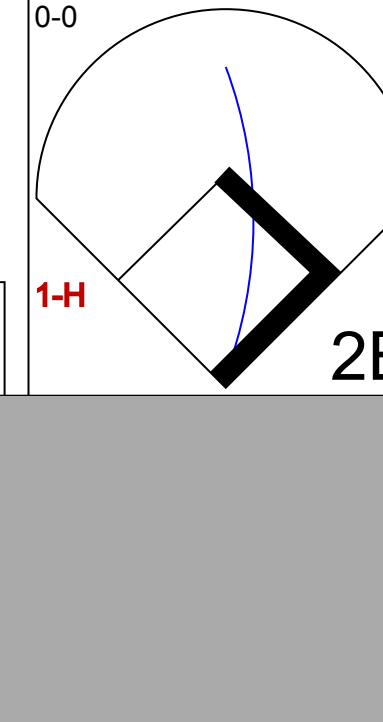
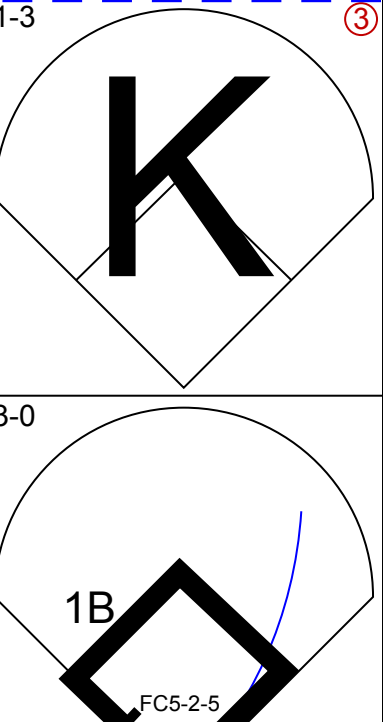
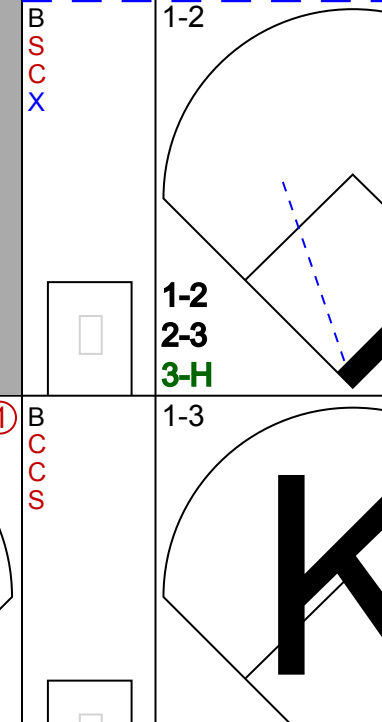
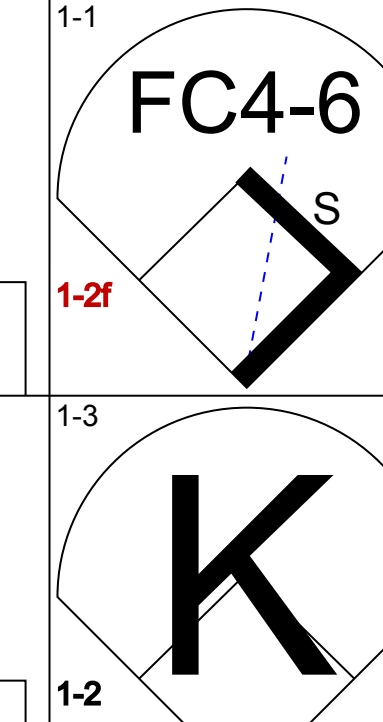
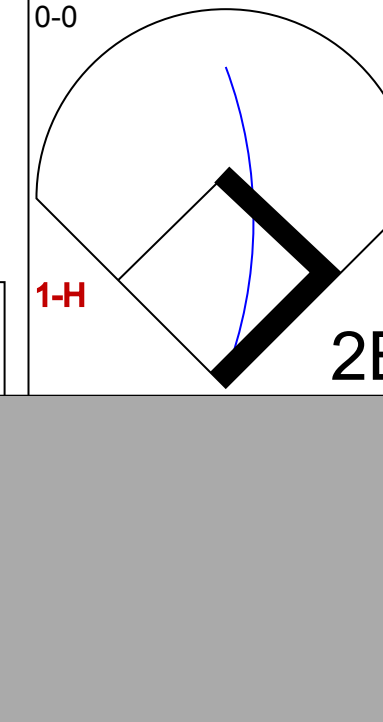
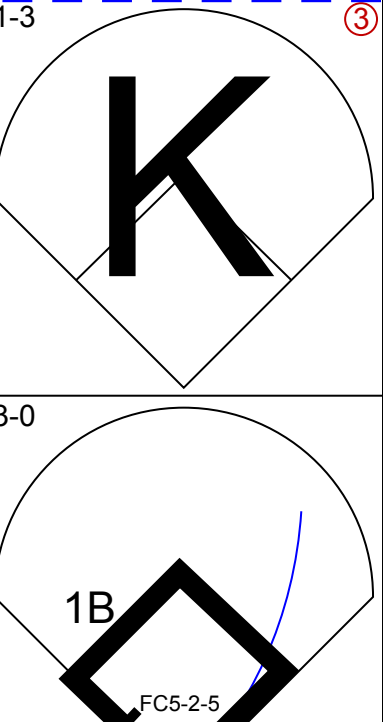
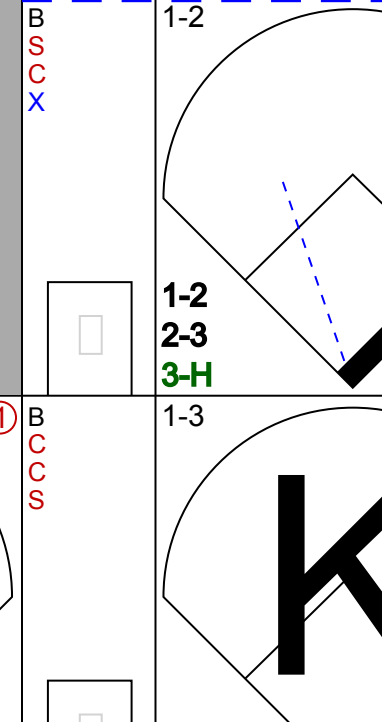
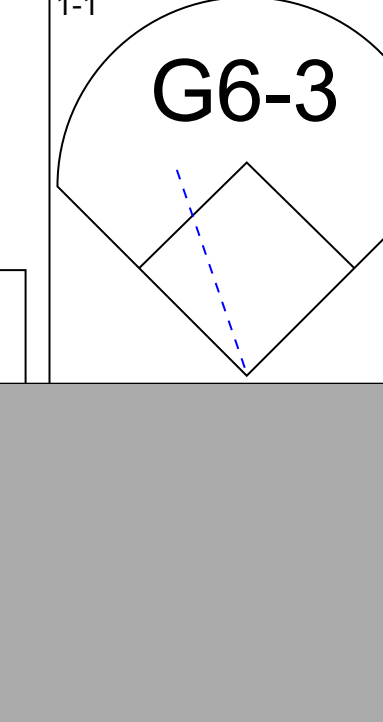

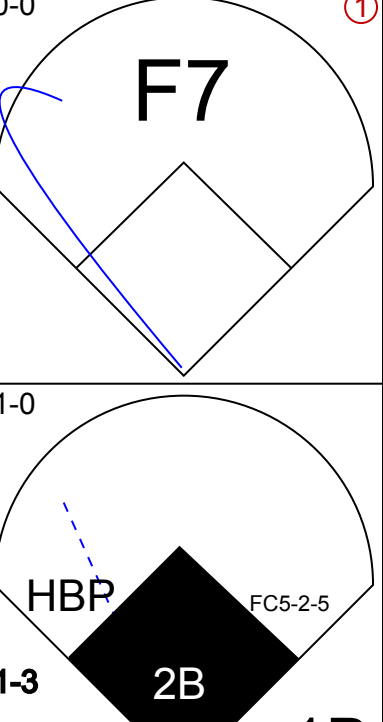

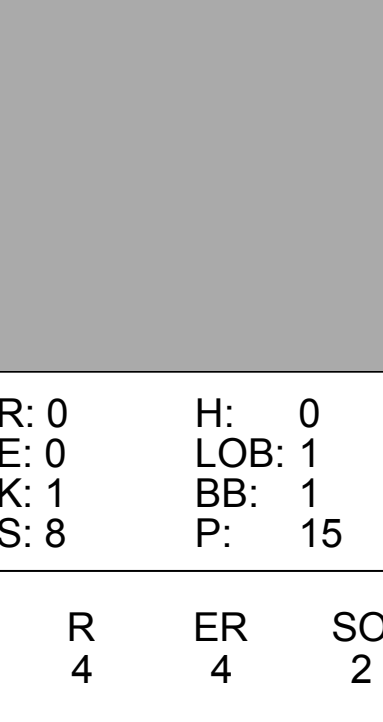
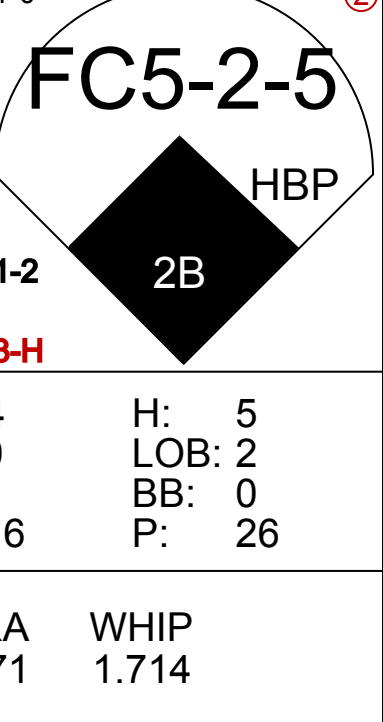
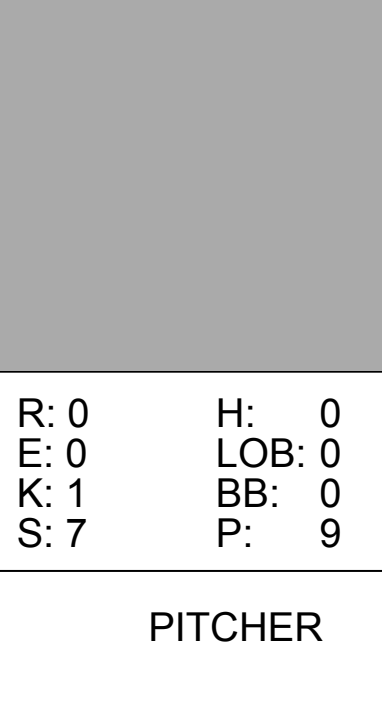
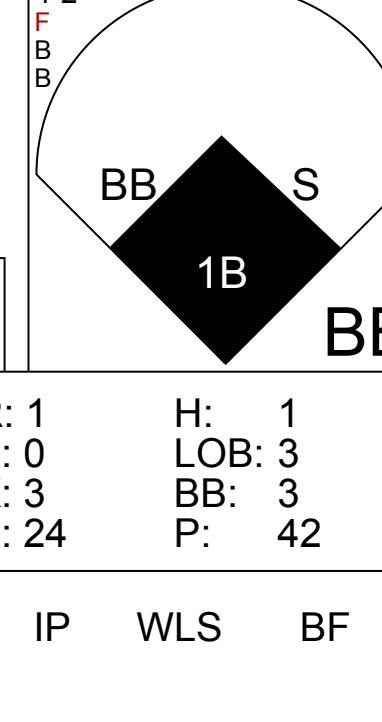
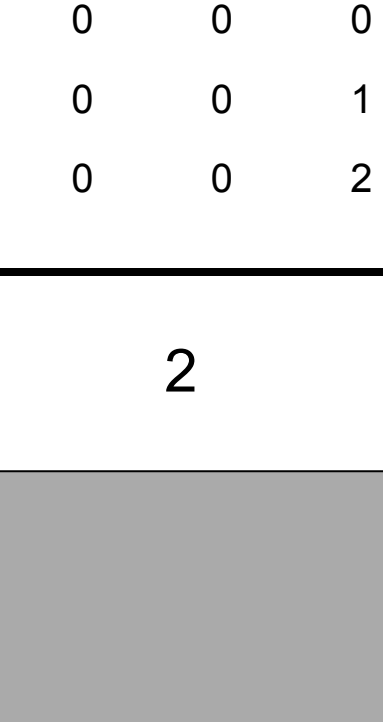
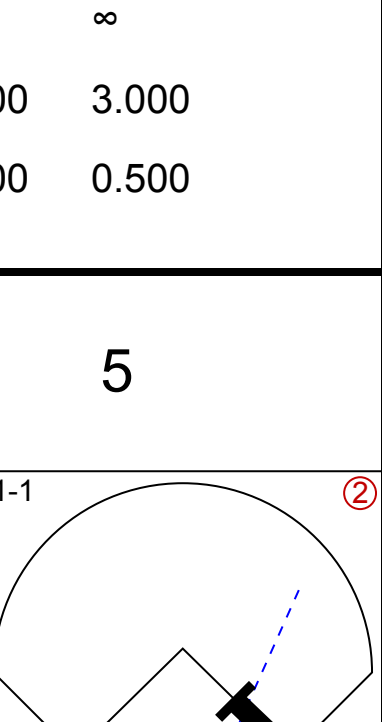
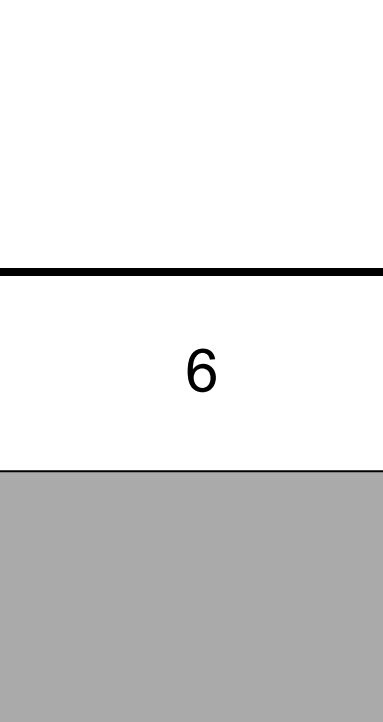
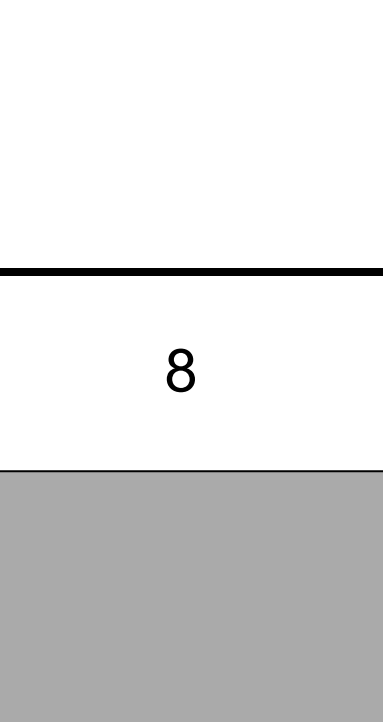


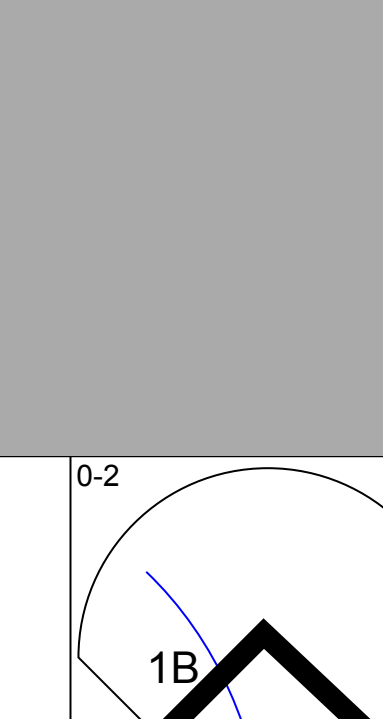


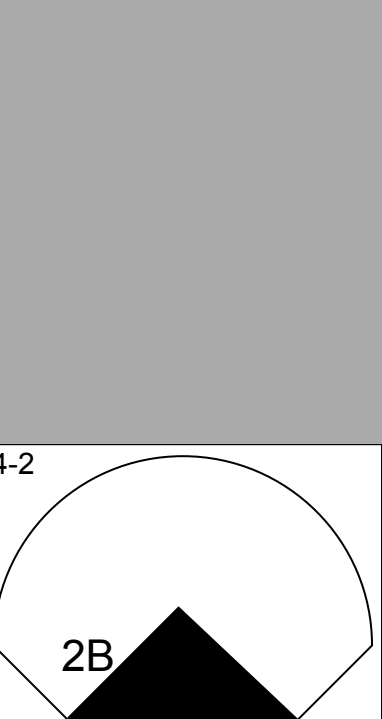

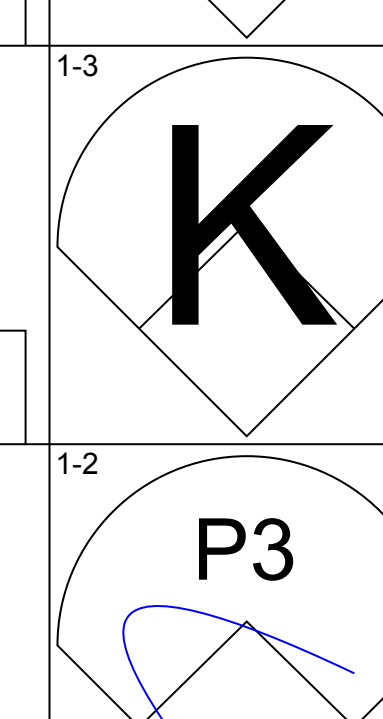


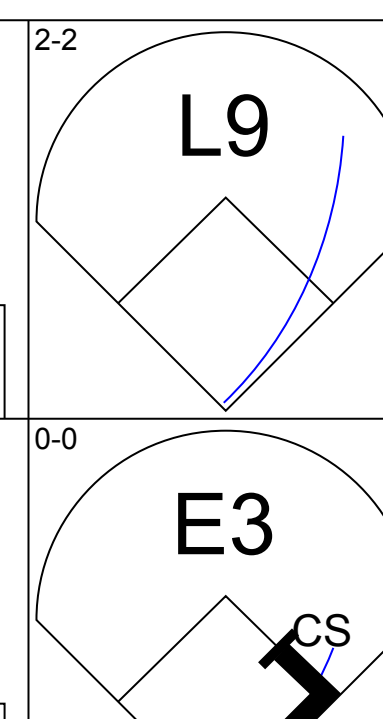
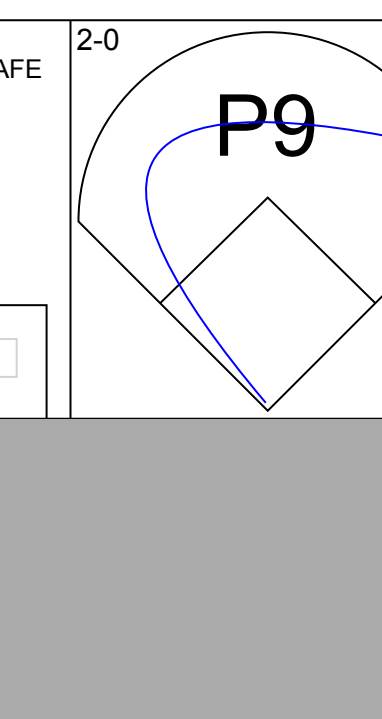
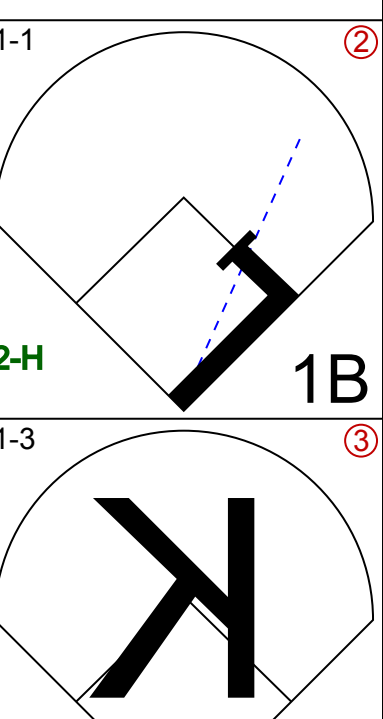
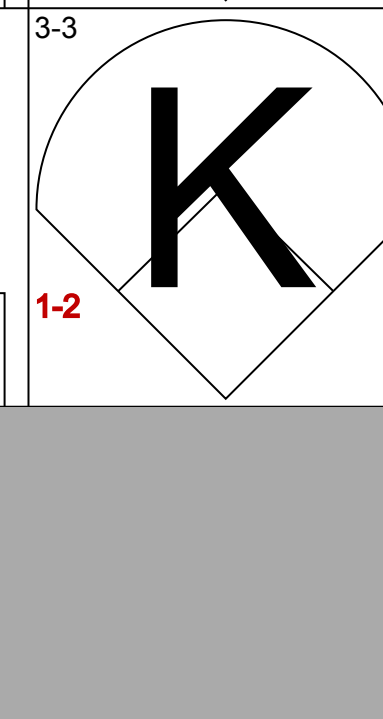
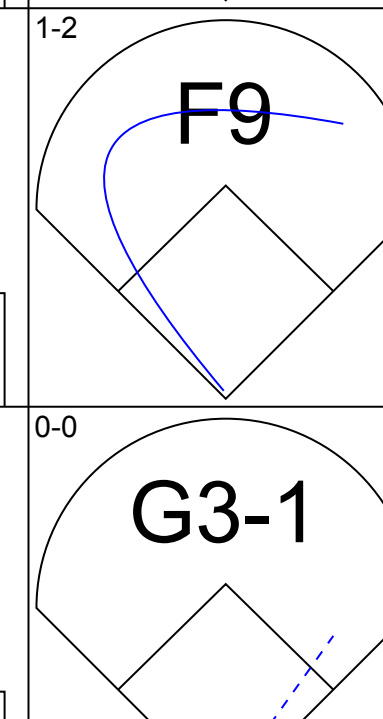




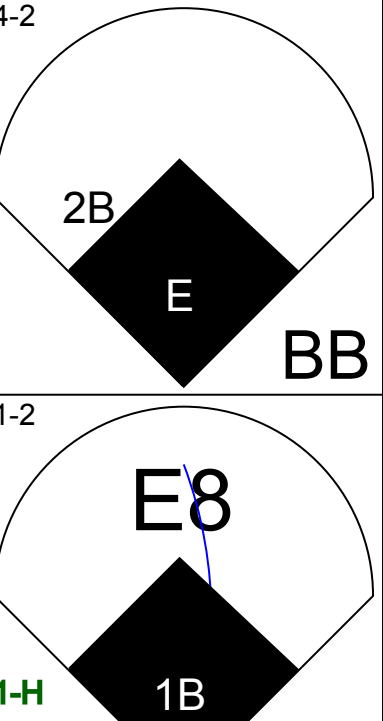


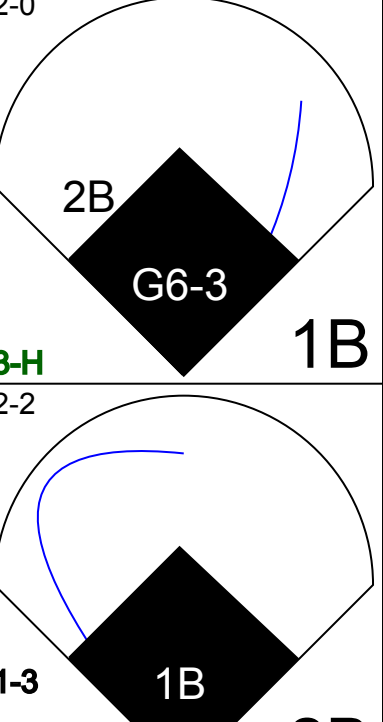


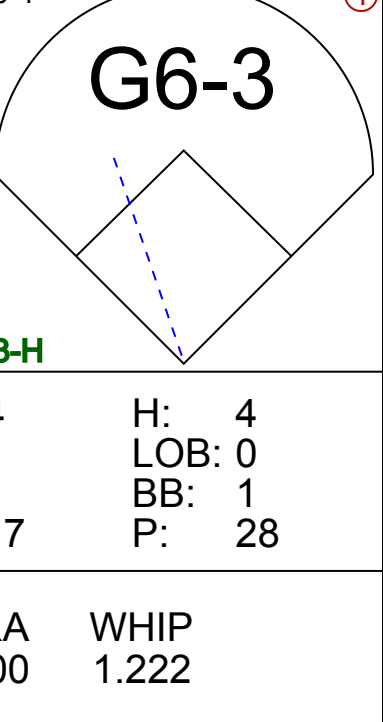
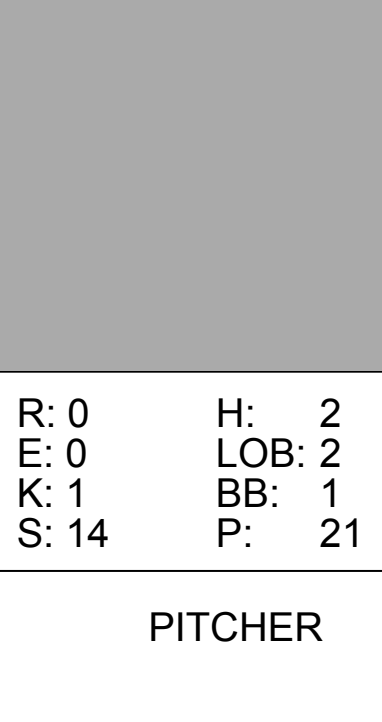





Batter	1	2	3	4	5	6	7	8	9	10	AB	R	H	RBI	BB	SO	LOB	BOTTOM								
Chad Curtis, R OBP: 0.200, SLG: 0.149 (1,8)	F3		G2-3	L9			L8		K	K	6	0	0	0	0	2	7									
Dwight Smith, L OBP: 0.400, SLG: 0.500 (1,7)	P3		HR			F8		P2	1B 1B	K	4	1	1	2	0	0	0									
Jim Edmonds, L OBP: 0.600, SLG: 0.429 (8,7)			HR						1B 1B	K	2	1	1	1	0	1	0									
Tim Salmon, R OBP: 0.420, SLG: 0.525 (1,9)	K		HR			CS		F9	1B 1B	1B	4	3	2	3	2	1	0									
Chili Davis, S OBP: 0.490, SLG: 0.651 (1,10)		F7	K			F8			BB	1B	4	1	1	1	2	1	1									
Damion Easley, R OBP: 0.359, SLG: 0.450 (1,5)		G6-3				G6-3		P6	BB	1B	6	1	2	2	0	1	1									
Eduardo Perez, R OBP: 0.283, SLG: 0.488 (1,3)		G5-3				HR		K	BB	1B	4	2	2	3	0	1	1									
Greg Myers, L OBP: 0.269, SLG: 0.250 (1,2)									BB	1B	4	2	3	0	0	0	0									
Bo Jackson, R OBP: 0.333, SLG: 0.458 (9,PH)			G2-3	BB		1B		G3	1B	BB	0	0	0	0	1	0	0									
Rex Hudler, R OBP: 0.333, SLG: 0.333 (9,PR)			1B	1B		1B			BB	BB	0	0	0	0	0	0	0									
Chris Turner, R OBP: 0.273, SLG: 0.167 (10,2)											0	0	0	0	0	0	0									
Harold Reynolds, S OBP: 0.342, SLG: 0.371 (1,4)			L9			F7		G3-1			4	1	1	2	1	0	2									
Gary Disarcina, R OBP: 0.409, SLG: 0.452 (1,6)			G2-3	BB		1B		F8		G6-3	4	2	2	0	1	0	3									
Inning Stats	R: 0 E: 0 K: 1 S: 5	H: 0 LOB: 0 BB: 0 P: 5	R: 0 E: 0 K: 0 S: 5	H: 0 LOB: 0 BB: 0 P: 5	R: 4 E: 0 K: 1 S: 13	H: 3 LOB: 2 BB: 0 P: 21	R: 0 E: 0 K: 0 S: 9	H: 0 LOB: 0 BB: 0 P: 17	R: 1 E: 0 K: 0 S: 9	H: 1 LOB: 0 BB: 0 P: 17	R: 0 E: 0 K: 0 S: 11	H: 0 LOB: 0 BB: 0 P: 18	R: 0 E: 0 K: 2 S: 9	H: 0 LOB: 1 BB: 1 P: 16	R: 7 E: 0 K: 1 S: 25	H: 6 LOB: 3 BB: 3 P: 44	R: 1 E: 0 K: 2 S: 10	H: 2 LOB: 2 BB: 1 P: 20	1B: 11 2B: 1 3B: 0 HR: 3	SF: 1 SAC: 0 DP: 0 HBP: 0	WP: 0 PB: 0 SB: 0 CS: 1	PA: 50				
PITCHER	IP WLS BF H R ER SO BB IBB HBP BLK WP HR S P ERA WHIP	IP WLS BF H R ER SO BB IBB HBP BLK WP HR S P ERA WHIP	IP WLS BF H R ER SO BB IBB HBP BLK WP HR S P ERA WHIP	IP WLS BF H R ER SO BB IBB HBP BLK WP HR S P ERA WHIP	IP WLS BF H R ER SO BB IBB HBP BLK WP HR S P ERA WHIP	IP WLS BF H R ER SO BB IBB HBP BLK WP HR S P ERA WHIP	IP WLS BF H R ER SO BB IBB HBP BLK WP HR S P ERA WHIP	IP WLS BF H R ER SO BB IBB HBP BLK WP HR S P ERA WHIP	IP WLS BF H R ER SO BB IBB HBP BLK WP HR S P ERA WHIP	IP WLS BF H R ER SO BB IBB HBP BLK WP HR S P ERA WHIP	IP WLS BF H R ER SO BB IBB HBP BLK WP HR S P ERA WHIP	IP WLS BF H R ER SO BB IBB HBP BLK WP HR S P ERA WHIP	IP WLS BF H R ER SO BB IBB HBP BLK WP HR S P ERA WHIP	IP WLS BF H R ER SO BB IBB HBP BLK WP HR S P ERA WHIP	IP WLS BF H R ER SO BB IBB HBP BLK WP HR S P ERA WHIP	IP WLS BF H R ER SO BB IBB HBP BLK WP HR S P ERA WHIP	IP WLS BF H R ER SO BB IBB HBP BLK WP HR S P ERA WHIP	IP WLS BF H R ER SO BB IBB HBP BLK WP HR S P ERA WHIP	IP WLS BF H R ER SO BB IBB HBP BLK WP HR S P ERA WHIP	IP WLS BF H R ER SO BB IBB HBP BLK WP HR S P ERA WHIP	IP WLS BF H R ER SO BB IBB HBP BLK WP HR S P ERA WHIP	IP WLS BF H R ER SO BB IBB HBP BLK WP HR S P ERA WHIP	IP WLS BF H R ER SO BB IBB HBP BLK WP HR S P ERA WHIP	IP WLS BF H R ER SO BB IBB HBP BLK WP HR S P ERA WHIP	IP WLS BF H R ER SO BB IBB HBP BLK WP HR S P ERA WHIP	IP WLS BF H R ER SO BB IBB HBP BLK WP HR S P ERA WHIP
Dave Stewart, R ERA: 5.14 (1,1)	Mike Timlin, R ERA: 5.93 (8,1)	Todd Stottlemyre, R ERA: 4.09 (9,1)	Scott Snow, R ERA: 5.06 (10,1)																							

Toronto Blue Jays @ California Angels
Anaheim Stadium, Anaheim, CA
Fri Apr 15 1994, 10:05 PM EDT
Att: 20,413 - Unknown - 68 F

AB 42
R 14
H 15
RBI 14
BB 7
SO 7
LOB 15



Batter	1	2	3	4	5	6	7	8	9	AB	R	H	RBI	BB	SO	LOB	TOP					
Devon White, S OBP: 0.435, SLG: 0.611 (1, 8)										4	1	0	0	0	2	3	Toronto Blue Jays @ California Angels Anaheim Stadium, Anaheim, CA Sat Apr 16 1994, 10:05 PM EDT Att: 29,757 - Unknown					
Roberto Alomar, S OBP: 0.431, SLG: 0.519 (1, 4)										5	1	1	2	0	1	3						
Paul Molitor, R OBP: 0.475, SLG: 0.500 (1, 10)										4	0	1	2	1	1	0						
Joe Carter, R OBP: 0.375, SLG: 0.568 (1, 9)										2	0	1	0	3	0	0						
John Olerud, L OBP: 0.471, SLG: 0.698 (1, 3)										5	0	2	1	0	1	3						
Carlos Delgado, L OBP: 0.327, SLG: 0.727 Mike Huff, R (9, 7)										4	0	1	0	0	2	4						
Ed Sprague, R OBP: 0.333, SLG: 0.404 (1, 5)										4	0	0	0	0	1	2						
Pat Borders, R OBP: 0.257, SLG: 0.294 (1, 2)										4	1	2	0	0	1	0						
Alex Gonzalez, R OBP: 0.250, SLG: 0.278 Dick Schofield, R (8, 6)										2	2	0	0	1	0	2						
Inning Stats	R: 0 E: 0 K: 1 S: 9	H: 0 LOB: 0 BB: 0 P: 13	R: 0 E: 0 K: 1 S: 8	H: 0 LOB: 1 BB: 1 P: 15	R: 0 E: 0 K: 0 S: 5	H: 0 LOB: 0 BB: 0 P: 7	R: 0 E: 0 K: 0 S: 5	H: 1 LOB: 2 BB: 1 P: 9	R: 4 E: 0 K: 1 S: 16	H: 5 LOB: 2 BB: 0 P: 26	R: 0 E: 0 K: 1 S: 7	H: 0 LOB: 0 BB: 0 P: 9	R: 1 E: 0 K: 3 S: 24	H: 1 LOB: 3 BB: 3 P: 42	R: 0 E: 0 K: 1 S: 8	H: 1 LOB: 2 BB: 0 P: 13	R: 0 E: 0 K: 1 S: 6	H: 0 LOB: 0 BB: 0 P: 9	1B: 6 2B: 2 3B: 0 HR: 0	SF: 0 SAC: 0 DP: 0 HBP: 2	WP: 0 PB: 0 SB: 2 CS: 0	PA: 41
PITCHER	IP	WLS	BF	H	R	ER	SO	BB	IBB	HBP	BLK	WP	HR	S	P	ERA	WHIP					
John Dopson, R ERA: 4.76 (1, 1)	4.2		22	6	4	4	2	2	0	1	0	0	0	40	66	7.71	1.714					
Bob Patterson, L ERA: 9.0 (5, 1)	2.0	L	7	0	1	0	4	1	0	0	0	0	0	24	35	0.00	0.500					
Mike Butcher, R ERA: 9.82 (7, 1)	0.0		2	0	0	0	0	2	0	0	0	0	0	4	12	∞	∞					
Craig Lefferts, L ERA: 1.8 (7, 1)	0.1		2	1	0	0	1	0	0	0	0	0	0	6	8	0.00	3.000					
Bill Sampen, R ERA: 4.25 (8, 1)	2.0		8	1	0	0	2	0	0	1	0	0	0	14	22	0.00	0.500					

Batter	1	2	3	4	5	6	7	8	9	AB	R	H	RBI	BB	SO	LOB	BOTTOM					
Damon Easley, R OBP: 0.367, SLG: 0.477 (1, 5)										4	0	2	1	0	0	1	Toronto Blue Jays @ California Angels Anaheim Stadium, Anaheim, CA Sat Apr 16 1994, 10:05 PM EDT Att: 29,757 - Unknown					
Dwight Smith, L OBP: 0.333, SLG: 0.409 (1, 7)										4	0	0	0	0	2	1						
Tim Salmon, R OBP: 0.407, SLG: 0.523 (1, 9)										4	0	1	0	0	2	1						
Chili Davis, S OBP: 0.472, SLG: 0.609 (1, 10)										3	0	0	0	1	2	0						
Eduardo Perez, R OBP: 0.280, SLG: 0.455 (1, 3)										3	1	0	0	1	1	2						
Chad Curtis, R OBP: 0.241, SLG: 0.200 (1, 8)										3	1	2	0	1	1	0						
Greg Myers, L OBP: 0.276, SLG: 0.259 (1, 2)										3	1	1	1	0	0	3						
Harold Reynolds, S OBP: 0.333, SLG: 0.385 (1, 4)										4	1	1	0	0	1	1						
Gary Disarcina, R OBP: 0.404, SLG: 0.432 Bo Jackson, R OBP: 0.321, SLG: 0.440 (9, PH)										2	0	0	1	1	0	1						
Inning Stats	R: 0 E: 1 K: 1 S: 9	H: 0 LOB: 0 BB: 0 P: 13	R: 0 E: 0 K: 2 S: 9	H: 0 LOB: 0 BB: 0 P: 11	R: 0 E: 0 K: 0 S: 7	H: 0 LOB: 1 BB: 1 P: 15	R: 0 E: 0 K: 0 S: 5	H: 0 LOB: 0 BB: 0 P: 6	R: 4 E: 0 K: 1 S: 17	H: 4 LOB: 0 BB: 1 P: 28	R: 0 E: 0 K: 1 S: 14	H: 2 LOB: 2 BB: 1 P: 21	R: 0 E: 0 K: 1 S: 6	H: 1 LOB: 1 BB: 0 P: 10	R: 0 E: 0 K: 2 S: 9	H: 0 LOB: 0 BB: 0 P: 13	R: 0 E: 0 K: 2 S: 9	H: 0 LOB: 1 BB: 1 P: 16	1B: 3 2B: 4 3B: 0 HR: 0	SF: 0 SAC: 1 DP: 1 HBP: 0	WP: 0 PB: 0 SB: 0 CS: 1	PA: 36
PITCHER	IP	WLS	BF	H	R	ER	SO	BB	IBB	HBP	BLK	WP	HR	S	P	ERA	WHIP					
Pat Hentgen, R ERA: 5.06 (1, 1)	9.0	W	36	7	4	4	10	4	0	0	0	0	0	85	133	4.00	1.222					

AB	34
R	5
H	8
RBI	5
BB	5
SO	9
LOB	17



AB	31
R	4
H	7
RBI	3
BB	4
SO	10
LOB	11



Batter	1	2	3	4	5	6	7	8	9	10	AB	R	H	RBI	BB	SO	LOB	TOP									
Devon White, S OBP: 0.433, SLG: 0.644 (1, 8)	3-1 HR		1-2 F7		3-2 1B		1-1 G5-3		2-1 G5-3		5	1	2	2	0	0	1										
Roberto Alomar, S OBP: 0.413, SLG: 0.491 (1, 4)	3-2 G6-3			2-1 G6-3	0-0 F8			3-2 L7		1-0 2B 1B	5	1	1	0	0	0	2										
Paul Molitor, R OBP: 0.453, SLG: 0.473 (1, 10)	2-0 G5-3			2-1 G6-3	1-3 K2-3			1-1 2B 1B		0-0 F9	5	0	1	0	0	1	3										
Joe Carter, R OBP: 0.377, SLG: 0.633 (1, 9)	0-0 P8			3-2 HR		0-1 F9		0-0 P4		0-0 1B FC1-2 2B	5	1	2	1	0	0	1										
John Olerud, L OBP: 0.454, SLG: 0.681 (1, 3)		1-2 G3		1-0 F7		2-3 K		0-0 2B		4-0 FC1-2 1B IBB	4	0	1	0	1	1	0										
Ed Sprague, R OBP: 0.356, SLG: 0.400 (1, 5)	1-1 G6-3				4-2 G6-3 1B WP BB			0-3 K		2-1 FC1-2 1B	3	1	1	1	1	1	2										
Darnell Coles, R OBP: 0.250, SLG: 0.625 Mike Huff, R (7, 7)	2-3 K				2-0 G6-3	2-0 P9				1-0 FC1-2 1B	3	0	0	0	0	1	2										
Pat Borders, R OBP: 0.296, SLG: 0.270 (1, 2)			1-3 K		4-2 1B 1B BB			3-1 P4		1-0 SH1 BB	3	1	0	0	1	1	3										
Dick Schofield, R OBP: 0.133, SLG: 0.071 (1, 6)			0-0 L9		1-0 1B 1B			1-3 K		3-1 P6	4	0	1	1	0	1	1										
Inning Stats	R: 1 E: 0 K: 0 S: 7	H: 1 LOB: 0 BB: 0 P: 15	R: 0 E: 0 K: 1 S: 8	H: 0 LOB: 0 BB: 0 P: 12	R: 0 E: 0 K: 1 S: 7	H: 0 LOB: 0 BB: 0 P: 9	R: 1 E: 0 K: 0 S: 9	H: 1 LOB: 0 BB: 0 P: 17	R: 2 E: 0 K: 1 S: 14	H: 2 LOB: 2 BB: 2 P: 29	R: 0 E: 0 K: 1 S: 8	H: 0 LOB: 1 BB: 0 P: 13	R: 0 E: 0 K: 1 S: 7	H: 0 LOB: 0 BB: 0 P: 12	R: 0 E: 0 K: 1 S: 10	H: 2 LOB: 2 BB: 0 P: 14	R: 0 E: 0 K: 0 S: 5	H: 0 LOB: 1 BB: 1 P: 15	R: 1 E: 0 K: 0 S: 8	H: 3 LOB: 3 BB: 1 P: 18	1B: 5 2B: 2 3B: 0 HR: 2	SF: 0 SAC: 1 DP: 0 HBP: 1	WP: 1 PB: 0 SB: 0 CS: 0	PA: 44			
PITCHER	IP 9.0	WLS 37	BF 6	H 4	R 4	ER 4	SO 6	BB 3	IBB 0	HBP 1	BLK 0	WP 1	HR 2	S 75	P 136	ERA 4.00	WHIP 1.000										
Chuck Finley, L ERA: 5.66 Joe Grahe, R ERA: 4.91 (10, 1)	1.0 L	7 3	1 1	0 0	0 0	1 0	0 0	0 0	0 0	0 0	0 0	0 0	8 18	9.00 3.000													

Toronto Blue Jays @ California Angels
Anaheim Stadium, Anaheim, CA
Sun Apr 17 1994, 6:33 AM EDT
Att: 35,518 - Overcast - 71 F

AB 38
R 5
H 9
RBI 5
BB 4
SO 6
LOB 18



Batter	1	2	3	4	5	6	7	8	9	10	AB	R	H	RBI	BB	SO	LOB	BOTTOM									
Rex Hudler, R OBP: 0.273, SLG: 0.273 (1, 4)	1-3 K		1-0 HR 1B	1-2 CS	2-1 G2-3		3-2 G1-3	0-1 G5-3			5	1	1	0	0	1	4										
Chad Curtis, R OBP: 0.237, SLG: 0.200 (1, 8)	0-1 F8		0-2 HR 1B		1-3 K		2-2 FC6-2 BB		1-1 F8		5	1	1	0	0	1	2										
Tim Salmon, R OBP: 0.407, SLG: 0.500 (1, 9)	0-0 BB 1B		3-2 P3		3-1 G6-3		3-1 BB		3-3 K		4	0	1	0	1	1	2										
Chili Davis, S OBP: 0.483, SLG: 0.653 (1, 10)	4-2 BB		1-2 HR		4-2 G4-3 BB		2-2 P7		2-2 G5-3		3	1	1	3	2	0	3										
Bo Jackson, R OBP: 0.303, SLG: 0.500 (1, 7)	2-3 K		3-3 K		1-0 G4-3		3-2 HR		2-3 K		5	1	1	1	0	3	3										
Eduardo Perez, R OBP: 0.291, SLG: 0.490 (1, 3)		0-0 G1-3 2B	2-3 K		0-0 G6-3		2-2 G4-3		1-2 G6-3 2B		5	0	2	0	0	1	1										
Chris Turner, R OBP: 0.231, SLG: 0.136 Dwight Smith, L OBP: 0.360, SLG: 0.409 (10, PH)		0-3 K		2-3 K2-3		1-3 K		3-3 K		4-2 G6-3 BB	4	0	0	0	0	4	2										
Spike Owen, S OBP: 0.429, SLG: 0.200 Damion Easley, R OBP: 0.373, SLG: 0.467 (9, 5)		1-1 G1-3		2-2 P4			4-2 G1-3 1B FC6-2 BB	4-0 1B BB		1-1 G6-3	2	0	0	0	1	0	1										
Gary Disarcina, R OBP: 0.423, SLG: 0.438 (1, 6)		1-0 G3		4-2 CS BB		1-0 FC6-2 G1-3 1B		0-0 1B		3-2 F8	4	0	2	0	1	0	3										
Inning Stats	R: 0 E: 0 K: 2 S: 11	H: 1 LOB: 2 BB: 1 P: 18	R: 0 E: 0 K: 1 S: 7	H: 1 LOB: 1 BB: 0 P: 9	R: 3 E: 0 K: 2 S: 19	H: 3 LOB: 0 BB: 0 P: 29	R: 0 E: 0 K: 1 S: 11	H: 0 LOB: 0 BB: 1 P: 20	R: 0 E: 0 K: 1 S: 7	H: 0 LOB: 0 BB: 1 P: 13	R: 0 E: 0 K: 0 S: 8	H: 0 LOB: 1 BB: 0 P: 14	R: 0 E: 0 K: 0 S: 14	H: 1 LOB: 3 BB: 2 P: 30	R: 1 E: 0 K: 1 S: 15	H: 2 LOB: 2 BB: 1 P: 27	R: 0 E: 0 K: 1 S: 9	H: 0 LOB: 0 BB: 0 P: 15	R: 0 E: 0 K: 1 S: 13	H: 1 LOB: 2 BB: 1 P: 24	1B: 5 2B: 2 3B: 0 HR: 2	SF: 0 SAC: 0 DP: 0 HBP: 0	WP: 0 PB: 0 SB: 0 CS: 1	PA: 46			
PITCHER	IP 6.2	WLS 29	BF 6	H 3	R 3	ER 3	SO 8	BB 4	IBB 0	HBP 0	BLK 0	WP 0	HR 1	S 72	P 122	ERA 4.05	WHIP 1.500										
Al Leiter, L ERA: 4.58 Woody Williams, R ERA: 1.35 Tony Castillo, L ERA: 4.08 Todd Stittemyre, R ERA: 3.12 (8, 1) (9, 1)	0.1 2	0 0	0 0	0 0	1 0	0 0	0 0	0 0	0 0	0 0	0 0	0 0	5 11	0.00 3.000													

Toronto Blue Jays @ California Angels
Anaheim Stadium, Anaheim, CA
Sun Apr 17 1994, 6:33 AM EDT
Att: 35,518 - Overcast - 71 F

AB 38
R 4
H 9
RBI 4
BB 7
SO 11
LOB 23



Batter	1	2	3	4	5	6	7	8	9	AB	R	H	RBI	BB	SO	LOB	TOP										
David Hulse, L (1, 8) OBP: 0.345, SLG: 0.340	G4-3		K		F7		G3		K	5	0	0	0	0	2	1											
Doug Strange, S (1, 4) OBP: 0.300, SLG: 0.457	G5-4-3 1B				G6-3			P6		3	0	1	0	1	0	0											
Jose Canseco, R (1, 10) OBP: 0.380, SLG: 0.605	G5-4-3 1-2		G4-3		K			F9		4	0	0	0	0	1	2											
Juan Gonzalez, R (1, 7) OBP: 0.220, SLG: 0.449		G1-3		F8		K		1B 1B		4	1	1	0	0	1	0											
Will Clark, L (1, 3) OBP: 0.383, SLG: 0.585	1B WP 1B		1B S E 1B		K		K	1B 1-2 1B		4	1	3	0	0	1	0											
Dean Palmer, R (1, 5) OBP: 0.280, SLG: 0.354	2-1 S 1B		2-3 K		1-2 K		1-1 K	1-3 2-H 1B		4	0	2	1	0	2	1											
Ivan Rodriguez, R (1, 2) OBP: 0.289, SLG: 0.250 Junior Ortiz, R (8, PH) (8, 2)	0-3 K		2-3 E S 1B		1-0 E S 1B		2-2 G4-3	2-2 G4-3		3	1	1	0	0	1	2	AB 36 R 3 H 10 RBI 2 BB 1 SO 9 LOB 11										
Rob Ducey, L (1, 9) OBP: 0.143, SLG: 0.190	3-3 K2-3		2-1 1-2 1B		1-0 1-2 1B		1-0 F8		3-2 G4-3	4	0	1	1	0	1	2											
Manuel Lee, S (1, 6) OBP: 0.289, SLG: 0.250 Esteban Beltre, R (8, 6) OBP: 0.500, SLG: 0.500			2-1 G4-3		1-0 G4-3		1-2 1B		0-0 G3-1	3	0	1	0	0	0	1											
Inning Stats	R: 0 E: 0 K: 0 S: 7	H: 1 LOB: 0 BB: 0 P: 13	R: 0 E: 0 K: 2 S: 15	H: 2 LOB: 2 BB: 0 P: 22	R: 0 E: 0 K: 1 S: 10	H: 0 LOB: 1 BB: 1 P: 22	R: 2 E: 0 K: 1 S: 14	H: 3 LOB: 1 BB: 0 P: 23	R: 0 E: 0 K: 3 S: 11	H: 0 LOB: 0 BB: 0 P: 17	R: 0 E: 0 K: 0 S: 10	H: 1 LOB: 1 BB: 0 P: 15	R: 1 E: 0 K: 0 S: 10	H: 3 LOB: 2 BB: 0 P: 17	R: 0 E: 0 K: 1 S: 7	H: 0 LOB: 0 BB: 0 P: 12	1B: 10 2B: 0 3B: 0 HR: 0	SF: 0 SAC: 0 DP: 1 HBP: 0	WP: 2 PB: 0 SB: 3 CS: 0	PA: 37							
PITCHER	IP	WLS	BF	H	R	ER	SO	BB	IBB	HBP	BLK	WP	HR	S	P	ERA	WHIP										
Juan Guzman, R (1, 1) ERA: 4.73	7.0	W	28	7	2	1	8	1	0	0	0	1	0	74	125	1.29	1.143										
Greg Cadaret, L (8, 1) ERA: 5.06	1.0		6	3	1	1	0	0	0	0	0	1	0	10	17	9.00	3.000										
Mike Timlin, R (9, 1) ERA: 8.1	1.0		3	0	0	0	1	0	0	0	0	0	0	7	12	0.00	0.000										

Texas Rangers @ Toronto Blue Jays
SkyDome, Toronto, ON
Tue Apr 19 1994, 7:05 PM EDT
Att: 48,149 - Dome

AB	36
R	3
H	10
RBI	2
BB	1
SO	9
LOB	11



Batter	1	2	3	4	5	6	7	8	9	AB	R	H	RBI	BB	SO	LOB	BOTTOM										
Devon White, S (1, 8) OBP: 0.417, SLG: 0.609 Darnell Coles, R (9, 9) OBP: 0.250, SLG: 0.625	L7		K		3B 1B		P7		K	5	1	1	0	0	2	0											
Roberto Alomar, S (1, 4) OBP: 0.441, SLG: 0.557 Domingo Cedeño, S (9, 4)	4-2 FC4 BB		1-1 HR 1B		2-1 1-1 1B 3B		1-2 G5-3 2B		0-1 E9 2B	4	3	3	1	1	0	0											
Paul Molitor, R (1, 10) OBP: 0.464, SLG: 0.500	1-0 FC4 2B		0-1 HR 1B		0-0 1B HR 1B		2-1 G5-3 2B		2-2 1B 2B	5	4	3	2	0	0	2											
Joe Carter, R (1, 9) OBP: 0.385, SLG: 0.698 Mike Huff, R (7, PH) (8, 9) (9, 8)	0-2 1B 2B		2-1 HR 1B		2-2 G1-3 1B		1-3 K		1-0 K	4	2	2	4	0	1	2											
John Olerud, L (1, 3) OBP: 0.459, SLG: 0.654	0-1 2H 1B		1-1 G4-3		3-2 HR 1B		1-3 K		2-1 F8	5	1	2	1	0	1	1											
Carlos Delgado, L (1, 7) OBP: 0.352, SLG: 0.771	1-2 G3		3-1 1B 1B		1-1 1B HR		4-2 BB		2-3 K	4	2	2	3	1	1	1											
Ed Sprague, R (1, 5) OBP: 0.359, SLG: 0.490		G6-3		1-1 1B 1B		1-0 P5		0-1 F7		5	0	2	0	0	0	1	AB 42 R 13 H 17 RBI 13 BB 2 SO 7 LOB 12										
Pat Borders, R (1, 2) OBP: 0.256, SLG: 0.268 Randy Knorr, R (8, 2) OBP: 0.276, SLG: 0.200		F9		2-1 1-3 2H 1B		3-3 K		2-0 L5		4	0	1	1	0	1	2											
Dick Schofield, R (1, 6) OBP: 0.105, SLG: 0.056		G6-3		1-2 G5-3		1-3 K		2-0 P3		4	0	0	0	0	1	3											
Inning Stats	R: 2 E: 0 K: 0 S: 13	H: 2 LOB: 1 BB: 1 P: 20	R: 0 E: 0 K: 0 S: 7	H: 0 LOB: 0 BB: 0 P: 10	R: 4 E: 0 K: 1 S: 20	H: 6 LOB: 2 BB: 0 P: 34	R: 5 E: 0 K: 2 S: 21	H: 6 LOB: 1 BB: 0 P: 35	R: 0 E: 0 K: 1 S: 13	H: 1 LOB: 1 BB: 0 P: 18	R: 0 E: 0 K: 1 S: 7	H: 0 LOB: 1 BB: 1 P: 15	R: 2 E: 1 K: 1 S: 12	H: 2 LOB: 1 BB: 0 P: 21	R: 0 E: 0 K: 1 S: 6	H: 0 LOB: 0 BB: 0 P: 8	1B: 11 2B: 3 3B: 1 HR: 2	SF: 0 SAC: 0 DP: 0 HBP: 0	WP: 0 PB: 0 SB: 0 CS: 0	PA: 44							
PITCHER	IP	WLS	BF	H	R	ER	SO	BB	IBB	HBP	BLK	WP	HR	S	P	ERA	WHIP										
Kevin Brown, R (1, 1) ERA: 11.63	3.1	L	23	12	10	10	1	1	0	0	0	0	1	42	69	2.46	1.636										
Rick Reed, R (4, 1) ERA: 2.45	3.2		18	5	3	1	5	1	0	0	0	0	1	42	69	2.46	1.636										
Jay Howell, R (8, 1) ERA: 9.53	1.0		3	0	0	0	1	0	0	0	0	0	0	6	8	0.00	0.000										

Texas Rangers @ Toronto Blue Jays
SkyDome, Toronto, ON
Tue Apr 19 1994, 7:05 PM EDT
Att: 48,149 - Dome

AB	42
R	13
H	17
RBI	13
BB	2
SO	7
LOB	12



Batter	1	2	3	4	5	6	7	8	9	AB	R	H	RBI	BB	SO	LOB	TOP					
Alex Cole, L OBP: 0.443, SLG: 0.388 (1, 8)	F9		P6			G5-3		G3		4	0	0	0	0	0	0						
Chuck Knoblauch, R OBP: 0.329, SLG: 0.375 (1, 4)	L8		G4-1			K		G6-3		4	1	0	0	0	1	0						
Kirby Puckett, R OBP: 0.346, SLG: 0.432 (1, 9)	F8				G4-3			F8		4	0	1	1	0	0	0						
Kent Hrbek, L OBP: 0.367, SLG: 0.360 (1, 3)										4	1	2	0	0	2	1						
Dave Winfield, R OBP: 0.344, SLG: 0.379 (1, 10)										4	0	0	0	0	0	2						
Chip Hale, L OBP: 0.375, SLG: 0.269 (1, 5)										3	0	1	1	0	0	0						
Dave McCarty, R OBP: 0.308, SLG: 0.292 (1, 7)										3	0	1	0	0	0	1						
Matt Walbeck, S OBP: 0.169, SLG: 0.158 (1, 2)										3	0	0	0	0	0	1						
Pat Meares, R OBP: 0.333, SLG: 0.257 (1, 6)										3	0	0	0	0	1	0						
Inning Stats	R: 0 E: 0 K: 0 S: 8	H: 0 LOB: 0 BB: 0 P: 11	R: 1 E: 0 K: 0 S: 10	H: 2 LOB: 1 BB: 0 P: 15	R: 0 E: 0 K: 1 S: 6	H: 0 LOB: 0 BB: 0 P: 8	R: 0 E: 0 K: 1 S: 7	H: 0 LOB: 0 BB: 0 P: 10	R: 0 E: 0 K: 0 S: 8	H: 1 LOB: 0 BB: 0 P: 11	R: 1 E: 0 K: 2 S: 15	H: 1 LOB: 1 BB: 0 P: 25	R: 0 E: 0 K: 0 S: 7	H: 0 LOB: 0 BB: 0 P: 12	R: 0 E: 0 K: 0 S: 5	H: 0 LOB: 0 BB: 0 P: 9	R: 0 E: 0 K: 0 S: 7	H: 1 LOB: 1 BB: 0 P: 11	1B: 4 2B: 1 3B: 0 HR: 0	SF: 0 SAC: 0 DP: 0 HBP: 0	WP: 1 PB: 1 SB: 0 CS: 1	PA: 32
PITCHER Pat Hentgen, R ERA: 3.86 (1, 1)	IP: 9.0 WLS: W BF: 32 H: 5 R: 2 ER: 1 SO: 4 BB: 0 IBB: 0 HBP: 0 BLK: 0 WP: 1 HR: 0 S: 73 P: 112 ERA: 1.00 WHIP: 0.556															PITCHER						

Minnesota Twins @ Toronto Blue Jays
SkyDome, Toronto, ON
Fri Apr 22 1994, 7:05 PM EDT
Att: 46,268 - Dome

AB 32
R 2
H 5
RBI 2
BB 0
SO 4
LOB 5



Batter	1	2	3	4	5	6	7	8	9	AB	R	H	RBI	BB	SO	LOB	BOTTOM			
Devon White, S OBP: 0.427, SLG: 0.644 (1, 8)										4	1	2	2	1	2	0				
Roberto Alomar, S OBP: 0.423, SLG: 0.514 (1, 4)										4	1	1	0	1	0	2				
Paul Molitor, R OBP: 0.418, SLG: 0.443 (1, 10)										5	0	0	0	0	3	6				
Joe Carter, R OBP: 0.387, SLG: 0.730 (1, 9)										5	3	3	2	0	0	0				
John Olerud, L OBP: 0.465, SLG: 0.650 (1, 3)										4	1	2	1	1	0	0				
Carlos Delgado, L OBP: 0.375, SLG: 0.722 (1, 7)										3	1	0	0	1	1	2				
Ed Sprague, R OBP: 0.370, SLG: 0.406 (1, 5)										4	1	2	0	0	2	3				
Pat Borders, R OBP: 0.288, SLG: 0.286 (1, 2)										3	0	1	3	1	0	2				
Alex Gonzalez, R OBP: 0.229, SLG: 0.233 (1, 6)										3	0	0	0	1	2	5				
Inning Stats	R: 3 E: 1 K: 1 S: 19	H: 4 LOB: 2 BB: 0 P: 34	R: 0 E: 0 K: 2 S: 13	H: 0 LOB: 0 BB: 0 P: 17	R: 1 E: 0 K: 1 S: 12	H: 2 LOB: 3 BB: 1 P: 26	R: 0 E: 0 K: 2 S: 12	H: 0 LOB: 0 BB: 0 P: 14	R: 0 E: 0 K: 0 S: 5	H: 0 LOB: 0 BB: 0 P: 8	R: 0 E: 0 K: 2 S: 14	H: 0 LOB: 3 BB: 3 P: 30	R: 4 E: 0 K: 2 S: 19	H: 5 LOB: 2 BB: 1 P: 35	R: 0 E: 0 K: 0 S: 4	H: 0 LOB: 0 BB: 1 P: 10	1B: 7 2B: 2 3B: 0 HR: 2	SF: 0 SAC: 0 DP: 1 HBP: 1	WP: 0 PB: 0 SB: 1 CS: 0	PA: 42
PITCHER Scott Erickson, R ERA: 7.48 (1, 1) Carl Willis, R ERA: 8.36 (6, 1) Mike Trombley, R ERA: 6.43 (7, 1)	IP: 5.2 WLS: L BF: 29 H: 6 R: 4 ER: 4 SO: 7 BB: 4 IBB: 0 HBP: 1 BLK: 0 WP: 0 HR: 2 S: 72 P: 125 ERA: 6.35 WHIP: 1.765															PITCHER				

Minnesota Twins @ Toronto Blue Jays
SkyDome, Toronto, ON
Fri Apr 22 1994, 7:05 PM EDT
Att: 46,268 - Dome

AB 35
R 8
H 11
RBI 8
BB 6
SO 10
LOB 20



Batter	1	2	3	4	5	6	7	8	9	AB	R	H	RBI	BB	SO	LOB	TOP					
Alex Cole, L OBP: 0.491, SLG: 0.439 (1, 7)	2-1 HR		1-1 F9		1-3 K		1-0 FC4 1B		1-0 G6-3	5	1	2	1	0	1	0						
Jeff Reboulet, R OBP: 0.446, SLG: 0.435 (1, 4)	4-1 1B E BB		1-1 P3		3-2 G5-3		0-1 FC4 1B		2-0 F7	4	0	0	1	1	0	1						
Kirby Puckett, R OBP: 0.352, SLG: 0.440 (1, 9)	2-0 SAFE 1B		1-1 G6-3			1-0 G4-3		0-0 1B	2-2 E BB 1B	5	0	3	0	0	0	0						
Kent Hrbek, L OBP: 0.373, SLG: 0.375 (1, 3)	2-2 G6-3			3-2 G6-3 SF8 2B		1-0 P8		0-0 F9	4-1 E2 FC6-4 BB 1B	4	1	1	0	1	0	3						
Dave Winfield, R OBP: 0.324, SLG: 0.358 (1, 10)	1-3 K			2-0 G6-3		1-1 P6		1-3 K	1-1 FC6-4	5	0	0	0	0	2	4						
Scott Leius, R OBP: 0.333, SLG: 0.442 (1, 5)		1-0 G6-3 3B		0-1 SF8			4-2 E 1B BB		1-0 G4-3	2	2	1	1	1	0	0						
Rich Becker, L OBP: 0.426, SLG: 0.423 (1, 8)		0-1 G6-3		0-0 BB			0-0 E5 1B		2-0 S 1B	3	2	1	1	1	0	1	AB 36					
Matt Walbeck, S OBP: 0.206, SLG: 0.197 (1, 2)		3-H 0-0 G3-1		1 SAFE 1 SAFE 3-1 F9			1-0 E2 1B FC4 1B		2-2 1B	4	1	2	2	0	0	1	R 7					
Pat Meares, R OBP: 0.327, SLG: 0.262 (1, 6)		0-3 K			0-3 K		2-3 K		2-2 G6-3	4	0	0	0	0	3	2	H 10					
Inning Stats	R: 1 E: 1 K: 1 S: 10	H: 2 LOB: 1 BB: 1 P: 21	R: 1 E: 0 K: 1 S: 7	H: 1 LOB: 0 BB: 0 P: 8	R: 0 E: 0 K: 0 S: 6	H: 0 LOB: 0 BB: 0 P: 9	R: 1 E: 0 K: 0 S: 8	H: 1 LOB: 1 BB: 1 P: 20	R: 0 E: 0 K: 0 S: 10	H: 0 LOB: 0 BB: 0 P: 7	R: 3 E: 2 K: 1 S: 12	H: 3 LOB: 2 BB: 1 P: 20	R: 1 E: 0 K: 1 S: 12	H: 2 LOB: 1 BB: 0 P: 8	R: 0 E: 1 K: 0 S: 8	H: 1 LOB: 2 BB: 1 P: 18	1B: 7 2B: 1 3B: 1 HR: 1	SF: 1 SAC: 0 DP: 0 HBP: 0	WP: 0 PB: 0 SB: 1 CS: 0	PA: 41		
PITCHER	IP WLS BF H R ER SO BB IBB HBP BLK WP HR S P ERA WHIP	IP WLS BF H R ER SO BB IBB HBP BLK WP HR S P ERA WHIP	IP WLS BF H R ER SO BB IBB HBP BLK WP HR S P ERA WHIP	IP WLS BF H R ER SO BB IBB HBP BLK WP HR S P ERA WHIP	IP WLS BF H R ER SO BB IBB HBP BLK WP HR S P ERA WHIP	IP WLS BF H R ER SO BB IBB HBP BLK WP HR S P ERA WHIP	IP WLS BF H R ER SO BB IBB HBP BLK WP HR S P ERA WHIP	IP WLS BF H R ER SO BB IBB HBP BLK WP HR S P ERA WHIP	IP WLS BF H R ER SO BB IBB HBP BLK WP HR S P ERA WHIP	IP WLS BF H R ER SO BB IBB HBP BLK WP HR S P ERA WHIP	IP WLS BF H R ER SO BB IBB HBP BLK WP HR S P ERA WHIP	IP WLS BF H R ER SO BB IBB HBP BLK WP HR S P ERA WHIP	IP WLS BF H R ER SO BB IBB HBP BLK WP HR S P ERA WHIP	IP WLS BF H R ER SO BB IBB HBP BLK WP HR S P ERA WHIP	IP WLS BF H R ER SO BB IBB HBP BLK WP HR S P ERA WHIP	IP WLS BF H R ER SO BB IBB HBP BLK WP HR S P ERA WHIP	IP WLS BF H R ER SO BB IBB HBP BLK WP HR S P ERA WHIP	IP WLS BF H R ER SO BB IBB HBP BLK WP HR S P ERA WHIP	IP WLS BF H R ER SO BB IBB HBP BLK WP HR S P ERA WHIP	IP WLS BF H R ER SO BB IBB HBP BLK WP HR S P ERA WHIP	IP WLS BF H R ER SO BB IBB HBP BLK WP HR S P ERA WHIP	IP WLS BF H R ER SO BB IBB HBP BLK WP HR S P ERA WHIP

Minnesota Twins @ Toronto Blue Jays
SkyDome, Toronto, ON
Sun Apr 24 1994, 3:33 AM EDT
Att: 50,464 - Dome

AB 36
R 7
H 10
RBI 6
BB 4
SO 6
LOB 12



Batter	1	2	3	4	5	6	7	8	9	AB	R	H	RBI	BB	SO	LOB	BOTTOM					
Devon White, S OBP: 0.396, SLG: 0.622 (1, 8)	0-0 G1-3	0-0 L6			1-3 K		1-0 G3			4	0	0	0	0	1	3						
Roberto Alomar, S OBP: 0.442, SLG: 0.539 (1, 4)	2-2 S 1B		1-2 G4-3 G6-3 2B		4-2 BB		0-0 SF8			2	1	2	1	1	0	0						
Paul Molitor, R OBP: 0.402, SLG: 0.449 (1, 10)	0-0 SAFE F8		0-0 G4-3		1-0 F8		3-H 0-3 K			4	0	0	0	0	1	3						
Joe Carter, R OBP: 0.410, SLG: 0.779 (1, 9)	4-2 SAFE SAFE BB		1-1 G6-3			4-2 1B BB		0-0 G4-6-3 1B		2	1	1	1	2	0	0						
John Olerud, L OBP: 0.481, SLG: 0.652 (1, 3)	1-2 L3		3-H 2-1 L7			0-1 G6-4-3 1B		1-2 G4-6-3		4	0	1	0	0	0	3						
Carlos Delgado, L OBP: 0.361, SLG: 0.667 (1, 7)		0-0 G3-1		2-3 K		0-0 G6-4-3 1B		0-2 F9		4	0	1	1	0	1	0						
Ed Sprague, R OBP: 0.363, SLG: 0.498 (1, 5)		3-2 1B		1-3 K		2-1 G6-4-3		1-2 F8		4	0	1	0	0	1	2	AB 32					
Pat Borders, R OBP: 0.300, SLG: 0.316 (1, 2)		2-2 1B		1-2 F8		0-1 G5-3			0-0 F7	4	0	1	0	0	0	1	R 3					
Alex Gonzalez, R OBP: 0.214, SLG: 0.235 (1, 6)		0-0 P5			2-1 F8		0-0 G3 SF8 2B		1-3 K	4	1	1	0	0	1	2	H 8					
Inning Stats	R: 0 E: 0 K: 0 S: 12	H: 1 LOB: 2 BB: 1 P: 19	R: 0 E: 0 K: 0 S: 10	H: 2 LOB: 2 BB: 0 P: 15	R: 1 E: 0 K: 0 S: 8	H: 1 LOB: 0 BB: 0 P: 12	R: 0 E: 0 K: 2 S: 9	H: 0 LOB: 0 BB: 0 P: 13	R: 0 E: 0 K: 1 S: 8	H: 0 LOB: 1 BB: 1 P: 16	R: 1 E: 0 K: 0 S: 12	H: 2 LOB: 1 BB: 1 P: 18	R: 1 E: 0 K: 1 S: 6	H: 1 LOB: 0 BB: 0 P: 7	R: 0 E: 0 K: 0 S: 7	H: 1 LOB: 0 BB: 0 P: 8	R: 0 E: 0 K: 1 S: 8	H: 0 LOB: 0 BB: 0 P: 10	1B: 6 2B: 2 3B: 0 HR: 0	SF: 1 SAC: 0 DP: 2 HBP: 0	WP: 0 PB: 0 SB: 1 CS: 0	PA: 36
PITCHER	IP WLS BF H R ER SO BB IBB HBP BLK WP HR S P ERA WHIP	IP WLS BF H R ER SO BB IBB HBP BLK WP HR S P ERA WHIP	IP WLS BF H R ER SO BB IBB HBP BLK WP HR S P ERA WHIP	IP WLS BF H R ER SO BB IBB HBP BLK WP HR S P ERA WHIP	IP WLS BF H R ER SO BB IBB HBP BLK WP HR S P ERA WHIP	IP WLS BF H R ER SO BB IBB HBP BLK WP HR S P ERA WHIP	IP WLS BF H R ER SO BB IBB HBP BLK WP HR S P ERA WHIP	IP WLS BF H R ER SO BB IBB HBP BLK WP HR S P ERA WHIP	IP WLS BF H R ER SO BB IBB HBP BLK WP HR S P ERA WHIP	IP WLS BF H R ER SO BB IBB HBP BLK WP HR S P ERA WHIP	IP WLS BF H R ER SO BB IBB HBP BLK WP HR S P ERA WHIP	IP WLS BF H R ER SO BB IBB HBP BLK WP HR S P ERA WHIP	IP WLS BF H R ER SO BB IBB HBP BLK WP HR S P ERA WHIP	IP WLS BF H R ER SO BB IBB HBP BLK WP HR S P ERA WHIP	IP WLS BF H R ER SO BB IBB HBP BLK WP HR S P ERA WHIP	IP WLS BF H R ER SO BB IBB HBP BLK WP HR S P ERA WHIP	IP WLS BF H R ER SO BB IBB HBP BLK WP HR S P ERA WHIP	IP WLS BF H R ER SO BB IBB HBP BLK WP HR S P ERA WHIP	IP WLS BF H R ER SO BB IBB HBP BLK WP HR S P ERA WHIP	IP WLS BF H R ER SO BB IBB HBP BLK WP HR S P ERA WHIP	IP WLS BF H R ER SO BB IBB HBP BLK WP HR S P ERA WHIP	IP WLS BF H R ER SO BB IBB HBP BLK WP HR S P ERA WHIP

Minnesota Twins @ Toronto Blue Jays
SkyDome, Toronto, ON
Sun Apr 24 1994, 3:33 AM EDT
Att: 50,464 - Dome

AB 32
R 3
H 8
RBI 3
BB 3
SO 5
LOB 14



Batter	1	2	3	4	5	6	7	8	9	AB	R	H	RBI	BB	SO	LOB	TOP								
Devon White, S OBP: 0.379, SLG: 0.593 (1, 8)	F8		G4-3		K			G6-3		4	0	0	0	0	1	2	Toronto Blue Jays @ Kansas City Royals Kauffman Stadium, Kansas City, MO Mon Apr 25 1994, 7:05 PM CDT Att: 17,100 - Unknown - 73 F livebaseballscorecards.com								
Roberto Alomar, S OBP: 0.444, SLG: 0.526 (1, 4)	G3							G3-1		2	1	0	0	2	0	0									
Paul Molitor, R OBP: 0.418, SLG: 0.537 (1, 10)	IHR		PO							4	2	3	2	0	0	1									
Joe Carter, R OBP: 0.402, SLG: 0.750 (1, 9)	K									4	0	1	0	0	2	1									
John Olerud, L OBP: 0.470, SLG: 0.638 (1, 3)		G6-3								3	0	1	1	0	1	0									
Carlos Delgado, L OBP: 0.342, SLG: 0.625 (1, 7)										4	0	0	0	0	2	2									
Ed Sprague, R OBP: 0.357, SLG: 0.400 (0, PR)										4	0	1	0	0	0	0									
Mike Huff, R OBP: 0.500, SLG: 0.167 (0, PR)	F8									0	0	0	0	0	0	0									
Pat Borders, R OBP: 0.297, SLG: 0.328 (1, 2)										4	0	1	0	0	1	2									
Alex Gonzalez, R OBP: 0.224, SLG: 0.245 (1, 6)										2	0	1	0	0	0	1									
Domingo Ceden0, S (6, 6)										1	0	0	0	0	0	0									
Inning Stats	R: 1 E: 0 K: 1 S: 8	H: 1 LOB: 0 BB: 0 P: 11	R: 0 E: 0 K: 1 S: 5	H: 0 LOB: 0 BB: 0 P: 9	R: 0 E: 0 K: 0 S: 5	H: 1 LOB: 1 BB: 1 P: 12	R: 1 E: 0 K: 1 S: 6	H: 1 LOB: 0 BB: 0 P: 12	R: 0 E: 0 K: 2 S: 11	H: 1 LOB: 1 BB: 0 P: 19	R: 1 E: 0 K: 1 S: 6	H: 1 LOB: 1 BB: 1 P: 10	R: 0 E: 0 K: 0 S: 3	H: 0 LOB: 0 BB: 0 P: 3	R: 0 E: 0 K: 1 S: 6	H: 1 LOB: 1 BB: 0 P: 6	R: 0 E: 1 K: 0 S: 4	H: 2 LOB: 2 BB: 0 P: 4	1B: 5 2B: 1 3B: 0 HR: 2	SF: 1 SAC: 0 DP: 1 HBP: 0	WP: 0 PB: 0 SB: 1 CS: 1	PA: 36			
PITCHER	IP	WLS	BF	H	R	ER	SO	BB	IBB	HBP	BLK	WP	HR	S	P	ERA	WHIP								
David Cone, R ERA: 3.95 (1, 1)	8.0	W	31	6	3	3	7	2	0	0	0	0	1	50	82	3.38	1.000								
Jeff Montgomery, R ERA: 9.53 (9, 1)	1.0	S	4	2	0	0	0	0	0	0	0	0	0	4	4	0.00	2.000								

Batter	1	2	3	4	5	6	7	8	9	AB	R	H	RBI	BB	SO	LOB	BOTTOM								
Vince Coleman, S OBP: 0.247, SLG: 0.308 (1, 7)	WP									4	1	1	0	0	1	1	Toronto Blue Jays @ Kansas City Royals Kauffman Stadium, Kansas City, MO Mon Apr 25 1994, 7:05 PM CDT Att: 17,100 - Unknown - 73 F livebaseballscorecards.com								
Brian McRae, S OBP: 0.432, SLG: 0.523 (1, 8)	E6									4	2	2	1	0	0	0									
Wally Joyner, L OBP: 0.355, SLG: 0.435 (1, 3)										4	1	3	1	0	0	2									
Mike Macfarlane, R OBP: 0.446, SLG: 0.488 (1, 2)										3	0	0	0	1	2	5									
Bob Hamelin, L OBP: 0.387, SLG: 0.667 (1, 10)	SF9									3	0	1	2	0	1	2									
Gary Gaetti, R OBP: 0.313, SLG: 0.435 (1, 5)										4	0	0	0	0	1	2									
Felix Jose, S OBP: 0.186, SLG: 0.133 (1, 9)										4	0	0	0	0	4	0									
Greg Gagne, R OBP: 0.283, SLG: 0.333 (1, 6)										3	0	0	0	0	1	0									
Jose Lind, R OBP: 0.263, SLG: 0.286 (1, 4)										3	0	1	0	0	0	0									
Inning Stats	R: 2 E: 1 K: 2 S: 16	H: 2 LOB: 1 BB: 0 P: 21	R: 0 E: 0 K: 1 S: 9	H: 0 LOB: 0 BB: 0 P: 14	R: 2 E: 0 K: 2 S: 17	H: 3 LOB: 1 BB: 0 P: 25	R: 0 E: 0 K: 2 S: 10	H: 0 LOB: 0 BB: 0 P: 13	R: 0 E: 0 K: 1 S: 11	H: 1 LOB: 2 BB: 1 P: 19	R: 0 E: 0 K: 1 S: 5	H: 0 LOB: 0 BB: 0 P: 5	R: 0 E: 0 K: 0 S: 5	H: 2 LOB: 2 BB: 0 P: 5	R: 0 E: 0 K: 1 S: 5	H: 0 LOB: 0 BB: 0 P: 5		1B: 5 2B: 2 3B: 1 HR: 0	SF: 1 SAC: 0 DP: 0 HBP: 0	WP: 1 PB: 0 SB: 2 CS: 0	PA: 34				
PITCHER	IP	WLS	BF	H	R	ER	SO	BB	IBB	HBP	BLK	WP	HR	S	P	ERA	WHIP								
Dave Stewart, R ERA: 4.0 (1, 1)	8.0	L	34	8	4	3	10	1	0	0	0	1	0	78	107	3.38	1.125								

Batter	1	2	3	4	5	6	7	8	9	AB	R	H	RBI	BB	SO	LOB	TOP							
Mike Huff, R OBP: 0.565, SLG: 0.563 (1, 8)																								
Roberto Alomar, S OBP: 0.422, SLG: 0.506 (1, 4)																								
Paul Molitor, R OBP: 0.404, SLG: 0.510 (1, 10)																								
Joe Carter, R OBP: 0.375, SLG: 0.659 (1, 9)																								
John Olerud, L OBP: 0.436, SLG: 0.576 (1, 3)																								
Carlos Delgado, L OBP: 0.337, SLG: 0.579 Devon White, S OBP: 0.402, SLG: 0.620 (1, 7)																								
Ed Sprague, R OBP: 0.353, SLG: 0.398 (1, 5)																								
Pat Borders, R OBP: 0.286, SLG: 0.338 (1, 2)																								
Dick Schofield, R OBP: 0.286, SLG: 0.242 (1, 6)																								
Inning Stats	R: 0 E: 0 K: 0 S: 8	H: 2 LOB: 1 BB: 0 P: 11	R: 2 E: 0 K: 0 S: 18	H: 3 LOB: 2 BB: 1 P: 32	R: 1 E: 0 K: 2 S: 12	H: 1 LOB: 0 BB: 0 P: 20	R: 3 E: 0 K: 0 S: 9	H: 3 LOB: 0 BB: 0 P: 14	R: 0 E: 0 K: 1 S: 11	H: 0 LOB: 0 BB: 0 P: 17	R: 0 E: 0 K: 1 S: 12	H: 1 LOB: 2 BB: 1 P: 18	R: 0 E: 0 K: 1 S: 8	H: 0 LOB: 1 BB: 1 P: 18	R: 5 E: 1 K: 0 S: 12	H: 4 LOB: 1 BB: 0 P: 20	R: 1 E: 0 K: 0 S: 7	H: 2 LOB: 0 BB: 0 P: 10	1B: 10 2B: 5 3B: 1 HR: 0	SF: 1 SAC: 1 DP: 1 HBP: 0	WP: 3 PB: 0 SB: 2 CS: 0	PA: 46		
PITCHER	IP WLS BF H R ER SO BB IBB HBP BLK WP HR S P ERA WHIP	IP WLS BF H R ER SO BB IBB HBP BLK WP HR S P ERA WHIP	IP WLS BF H R ER SO BB IBB HBP BLK WP HR S P ERA WHIP	IP WLS BF H R ER SO BB IBB HBP BLK WP HR S P ERA WHIP	IP WLS BF H R ER SO BB IBB HBP BLK WP HR S P ERA WHIP	IP WLS BF H R ER SO BB IBB HBP BLK WP HR S P ERA WHIP	IP WLS BF H R ER SO BB IBB HBP BLK WP HR S P ERA WHIP	IP WLS BF H R ER SO BB IBB HBP BLK WP HR S P ERA WHIP	IP WLS BF H R ER SO BB IBB HBP BLK WP HR S P ERA WHIP	IP WLS BF H R ER SO BB IBB HBP BLK WP HR S P ERA WHIP	IP WLS BF H R ER SO BB IBB HBP BLK WP HR S P ERA WHIP	IP WLS BF H R ER SO BB IBB HBP BLK WP HR S P ERA WHIP	IP WLS BF H R ER SO BB IBB HBP BLK WP HR S P ERA WHIP	IP WLS BF H R ER SO BB IBB HBP BLK WP HR S P ERA WHIP	IP WLS BF H R ER SO BB IBB HBP BLK WP HR S P ERA WHIP	IP WLS BF H R ER SO BB IBB HBP BLK WP HR S P ERA WHIP	IP WLS BF H R ER SO BB IBB HBP BLK WP HR S P ERA WHIP	IP WLS BF H R ER SO BB IBB HBP BLK WP HR S P ERA WHIP	IP WLS BF H R ER SO BB IBB HBP BLK WP HR S P ERA WHIP	IP WLS BF H R ER SO BB IBB HBP BLK WP HR S P ERA WHIP	IP WLS BF H R ER SO BB IBB HBP BLK WP HR S P ERA WHIP	IP WLS BF H R ER SO BB IBB HBP BLK WP HR S P ERA WHIP	IP WLS BF H R ER SO BB IBB HBP BLK WP HR S P ERA WHIP	IP WLS BF H R ER SO BB IBB HBP BLK WP HR S P ERA WHIP

Toronto Blue Jays @ Minnesota Twins
Hubert H. Humphrey Metrodome, Minneapolis, MN
Fri Apr 29 1994, 8:05 PM EDT
Att: 25,898 - Dome

AB	40
R	12
H	16
RBI	10
BB	4
SO	5
LOB	15

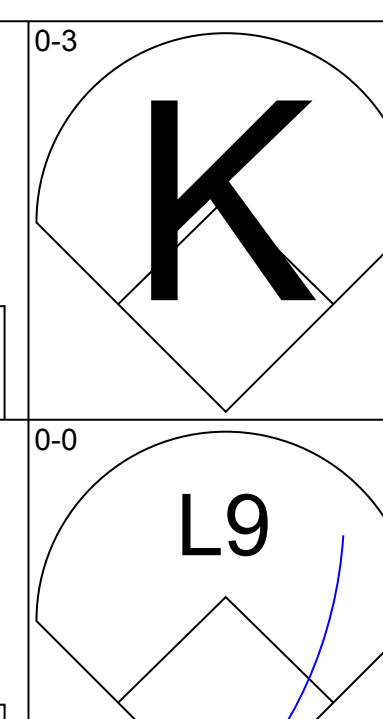
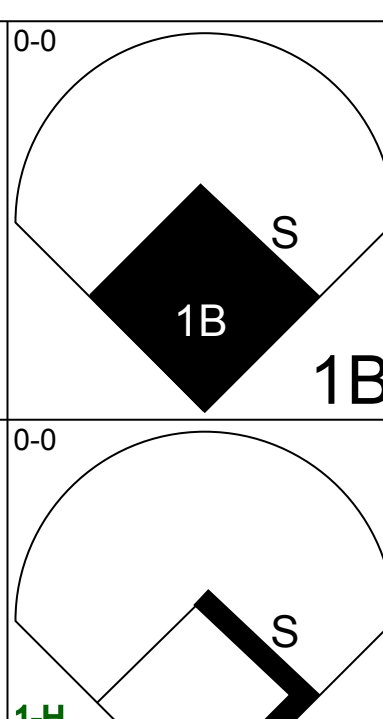
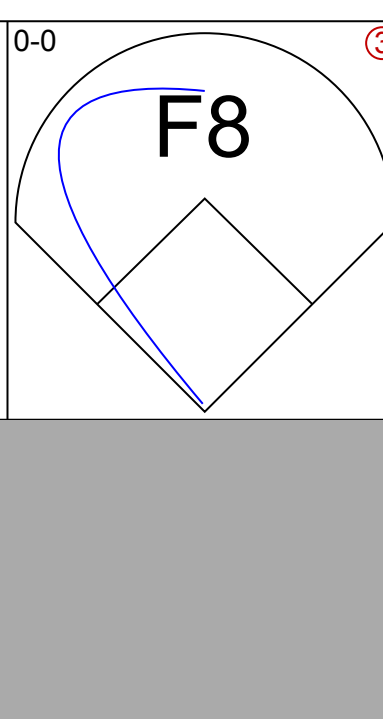
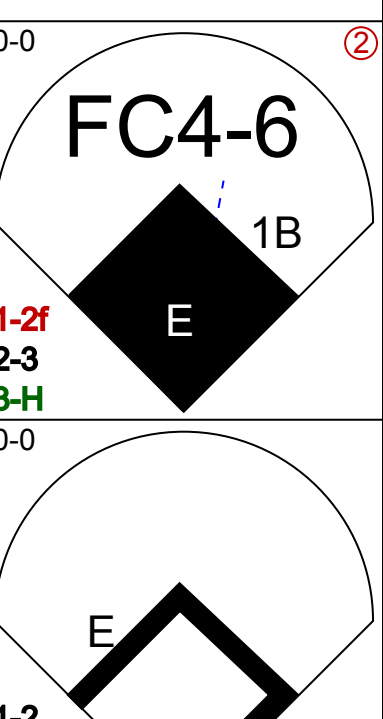
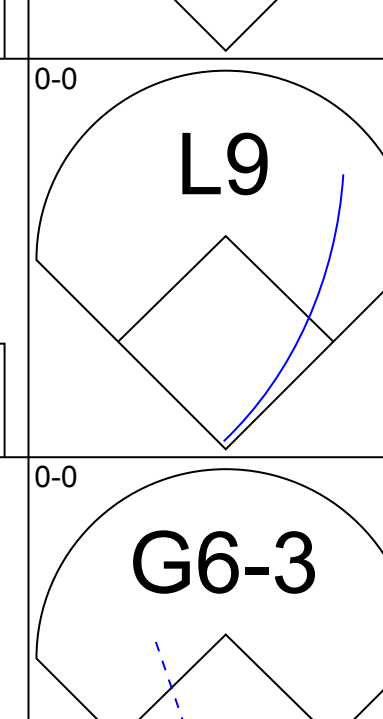
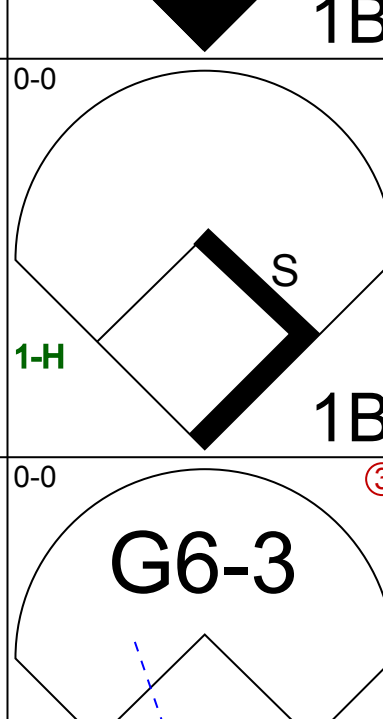

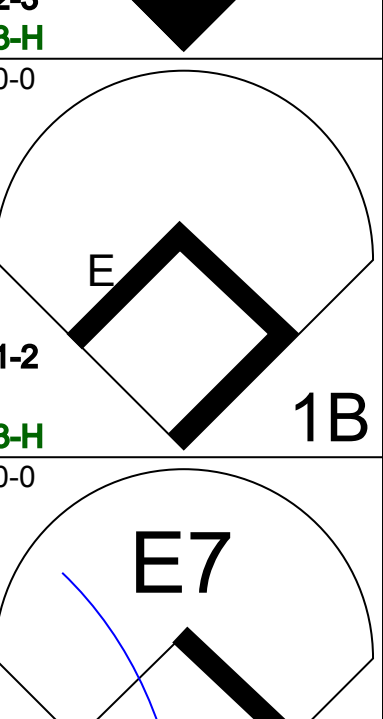
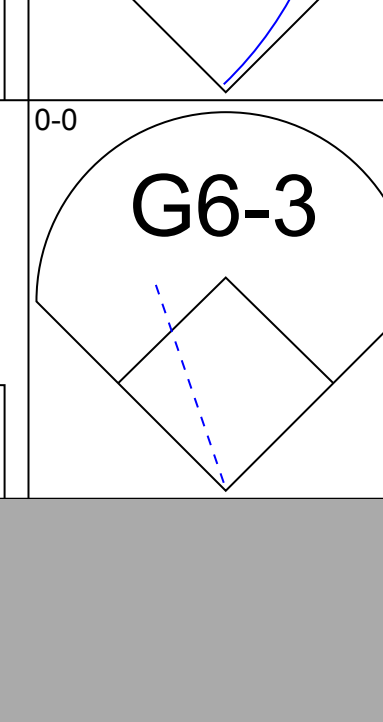
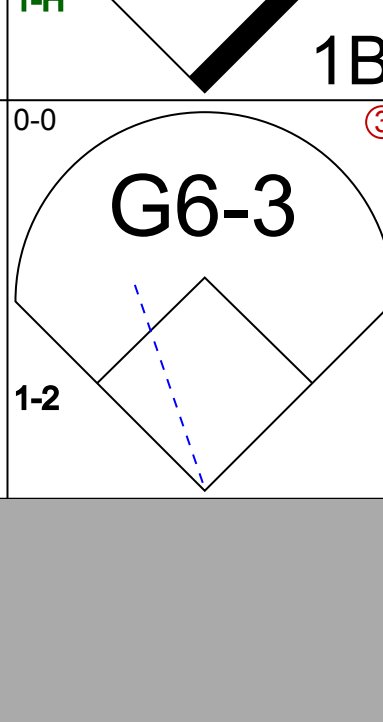
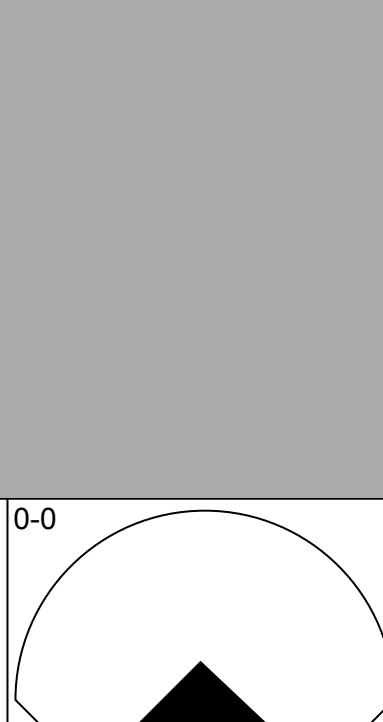
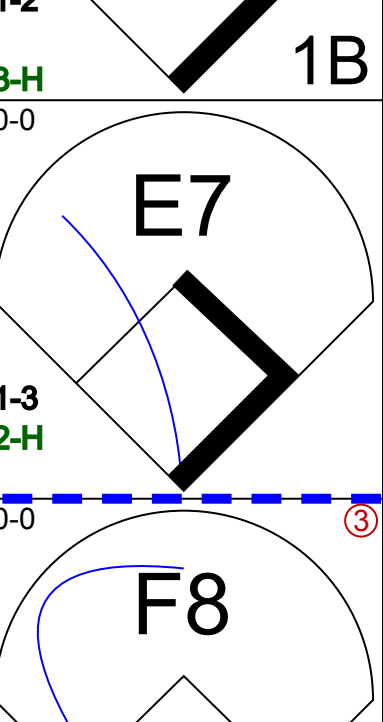
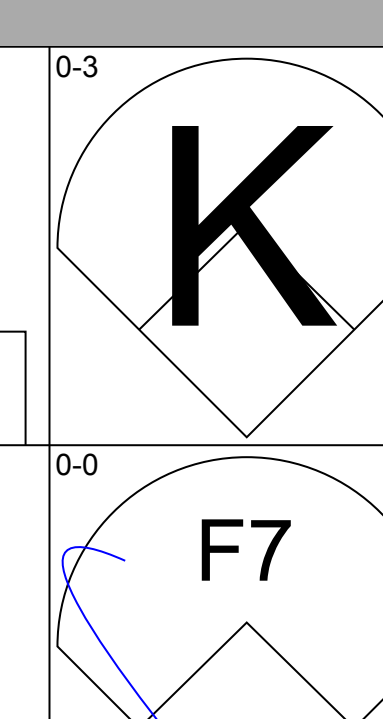
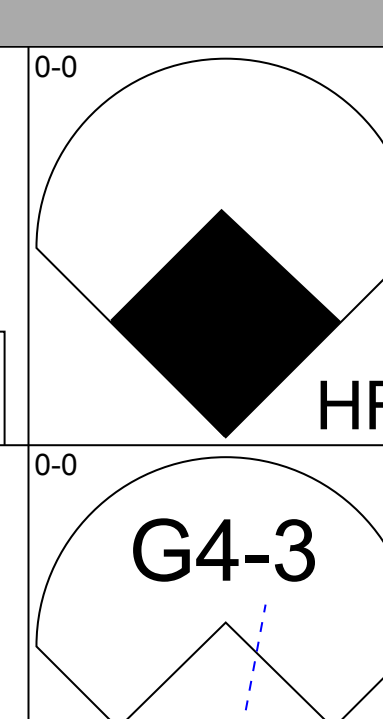
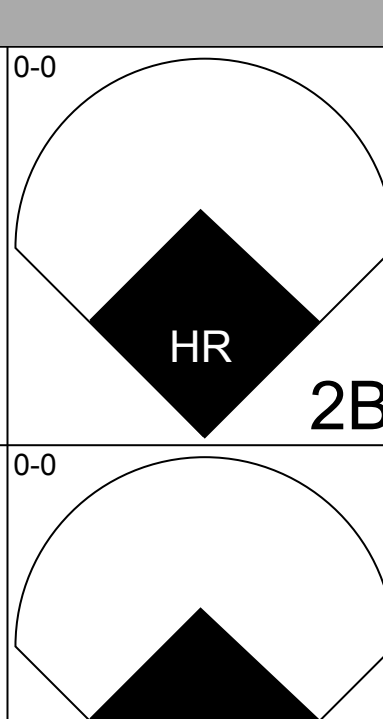
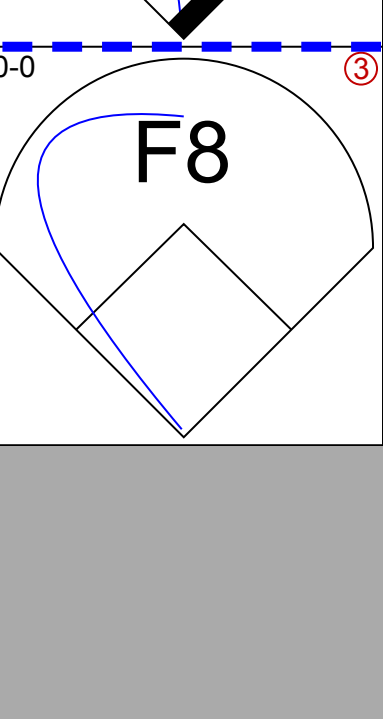
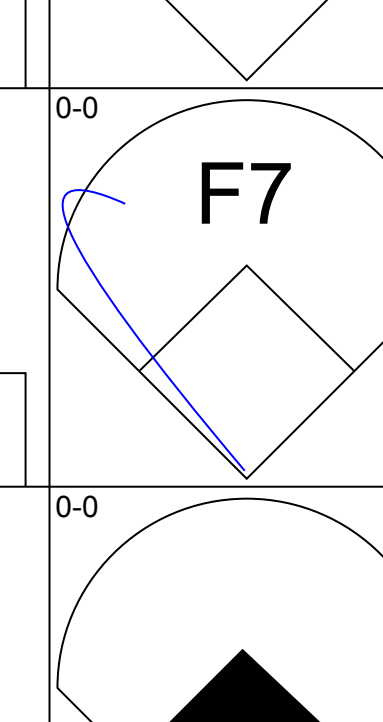
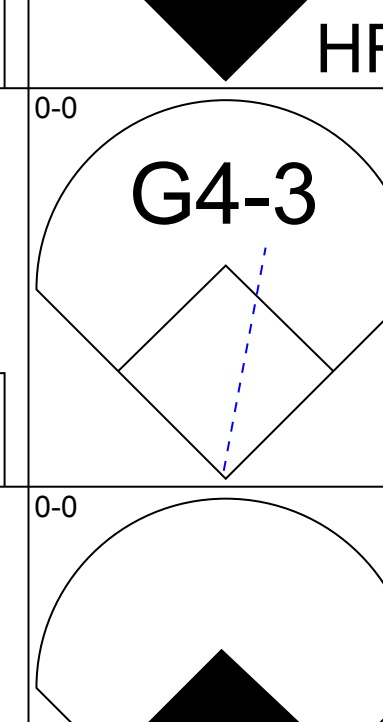
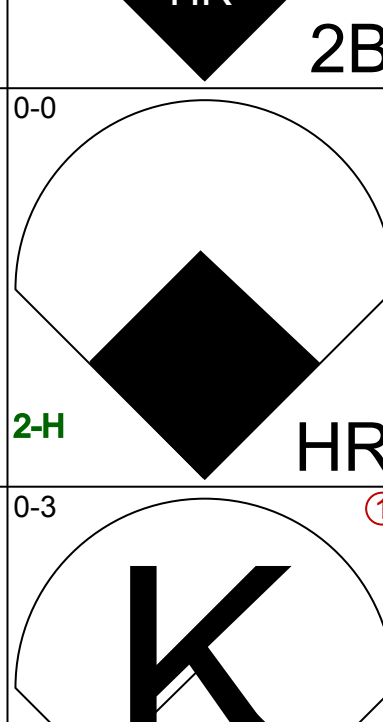
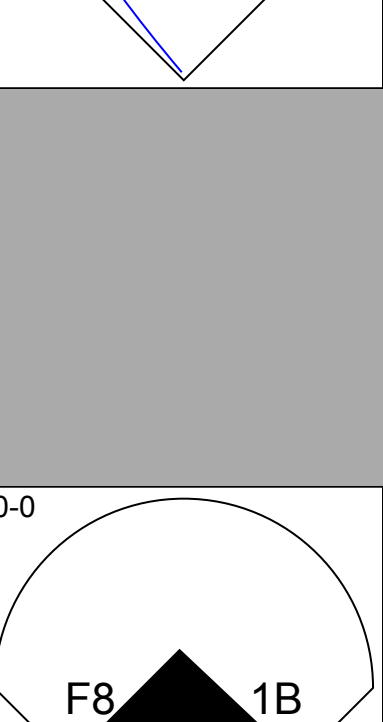
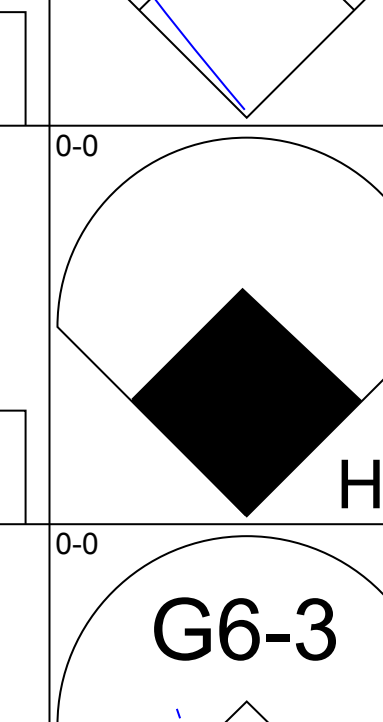
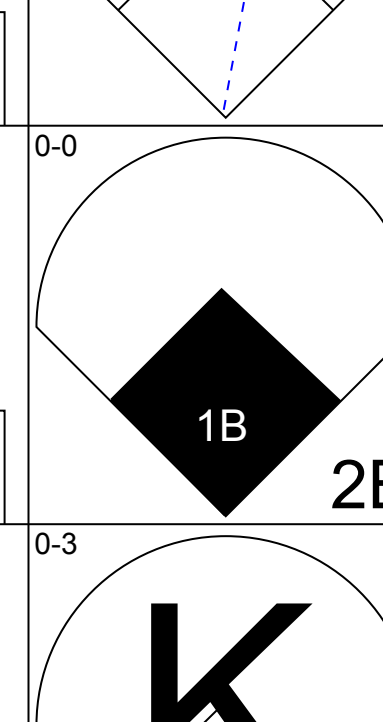
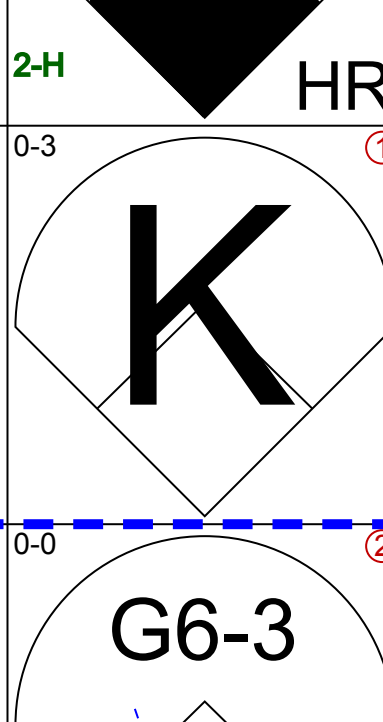
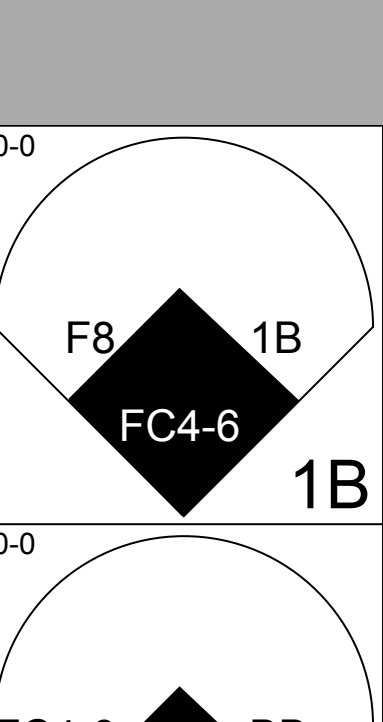
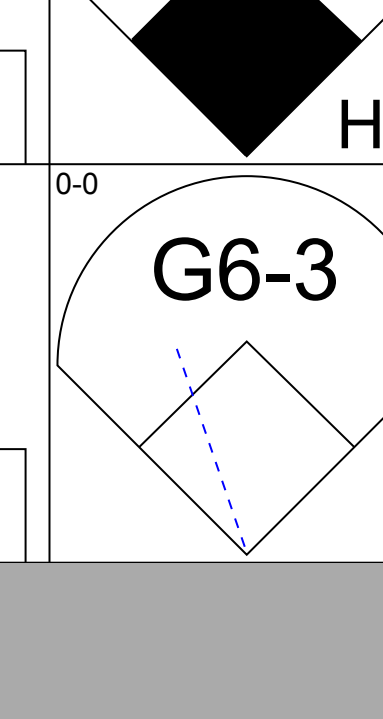
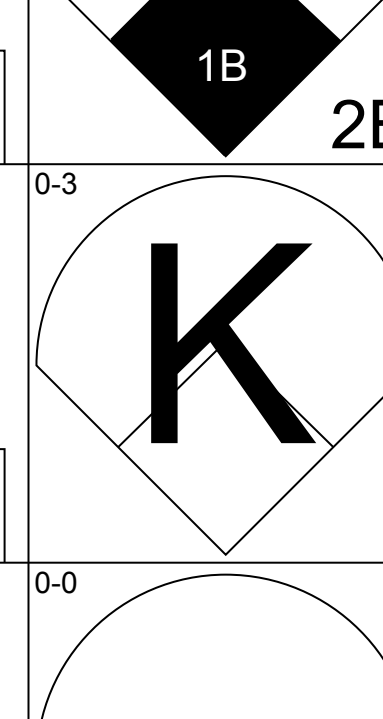
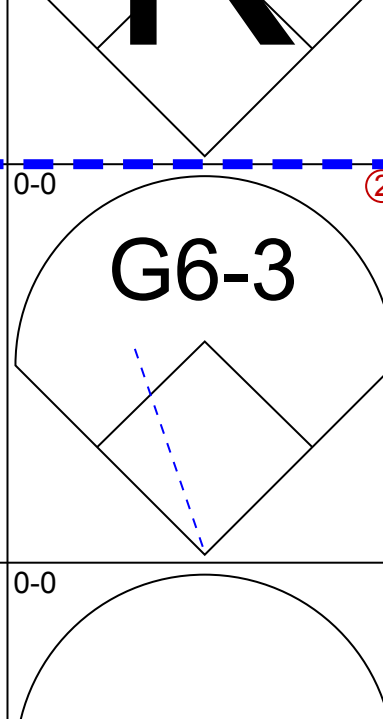
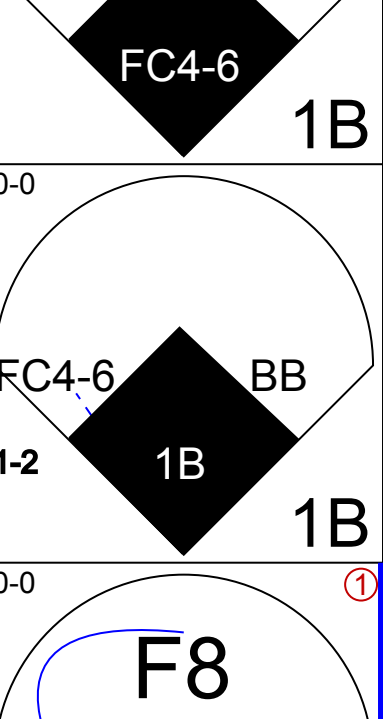
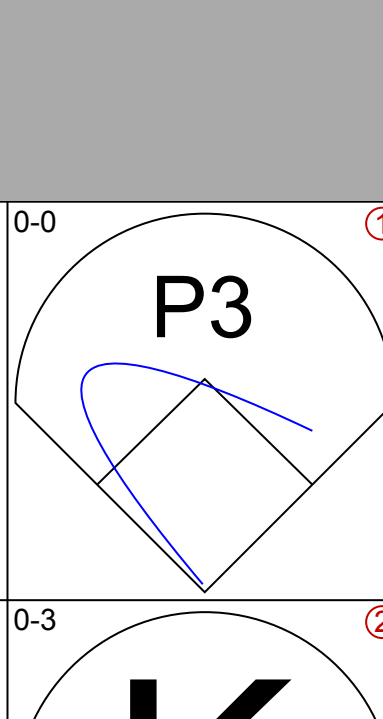
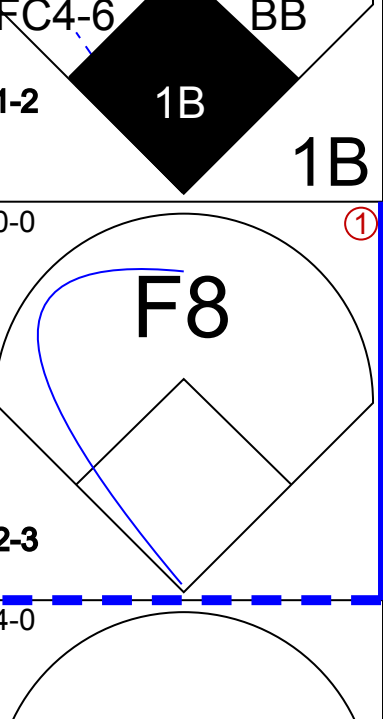
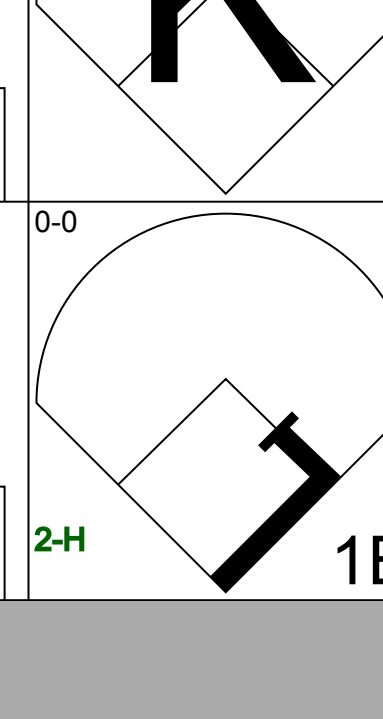
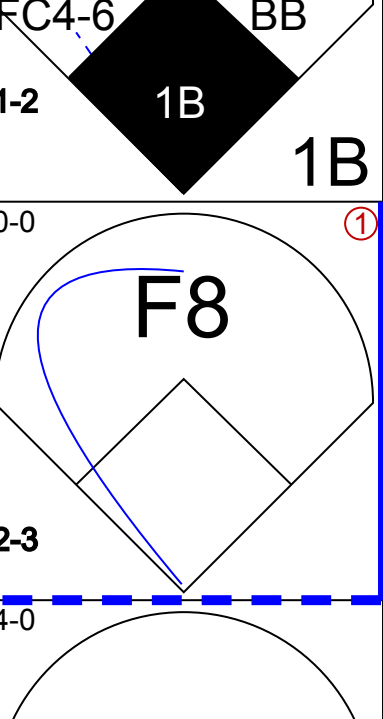
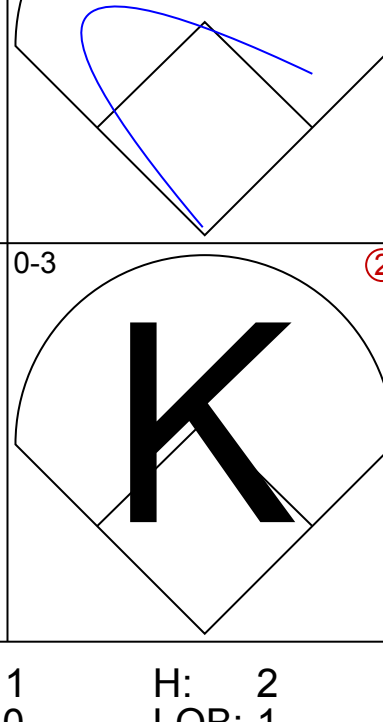
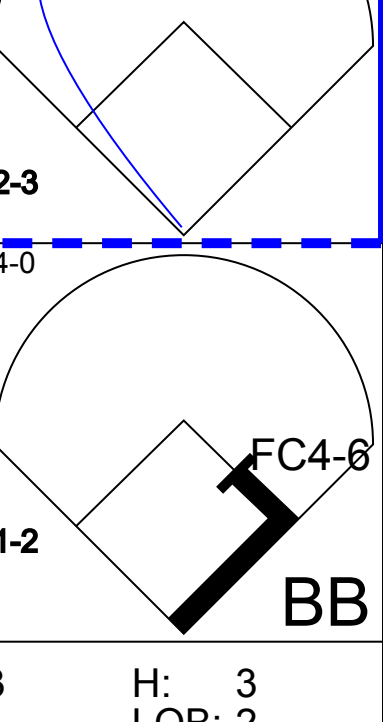


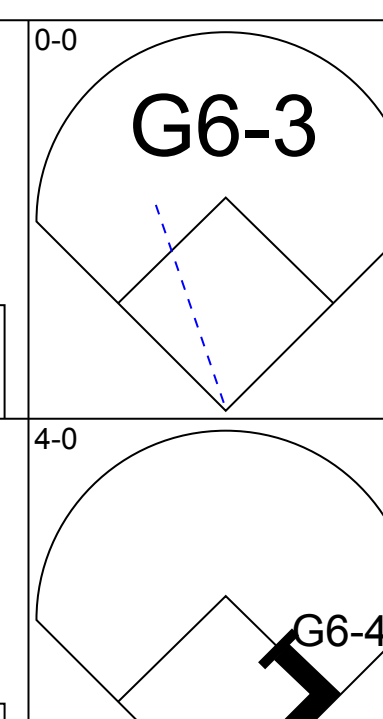
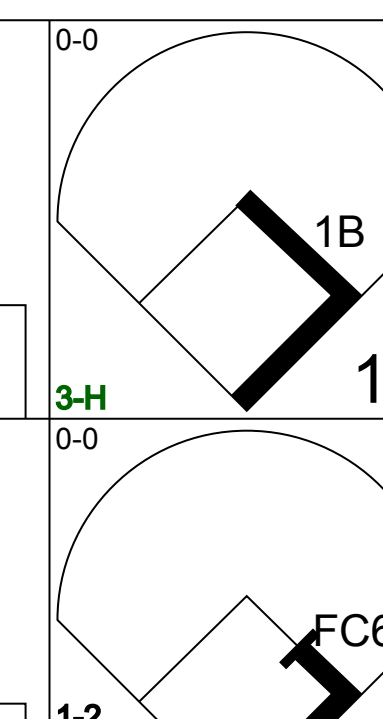
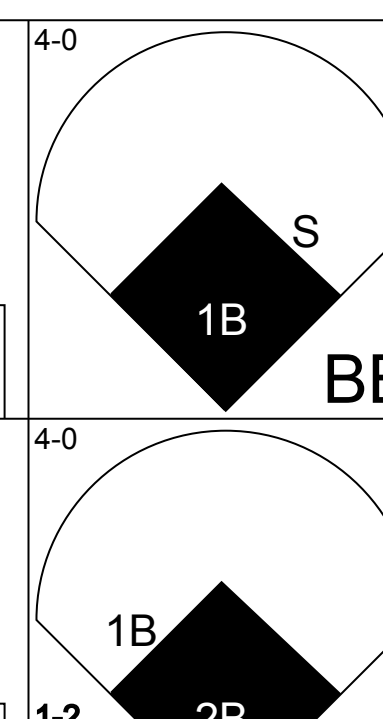
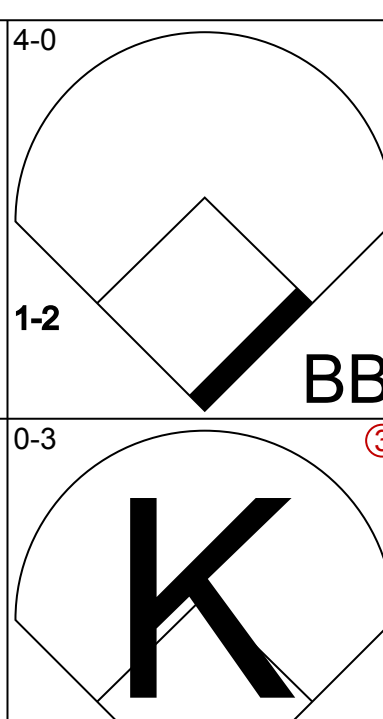

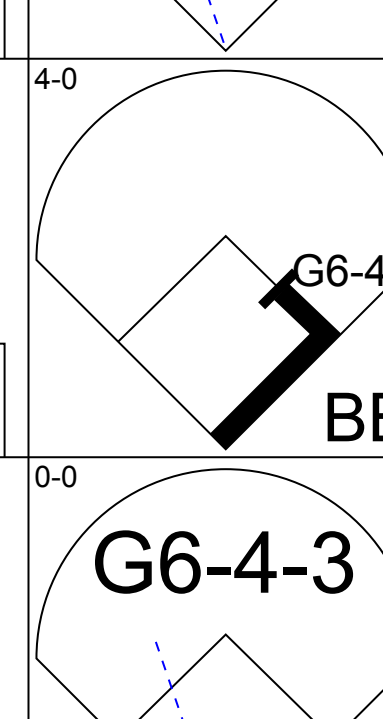
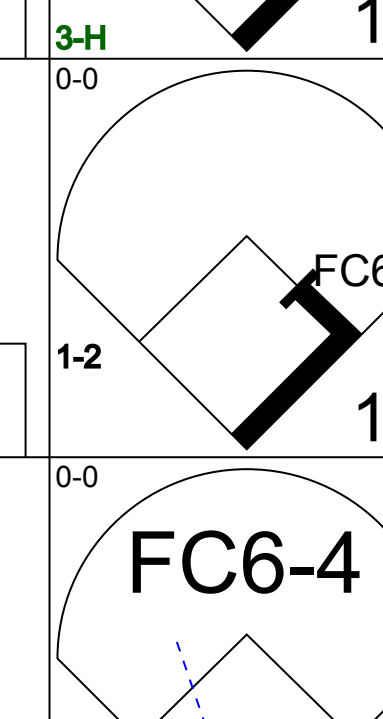
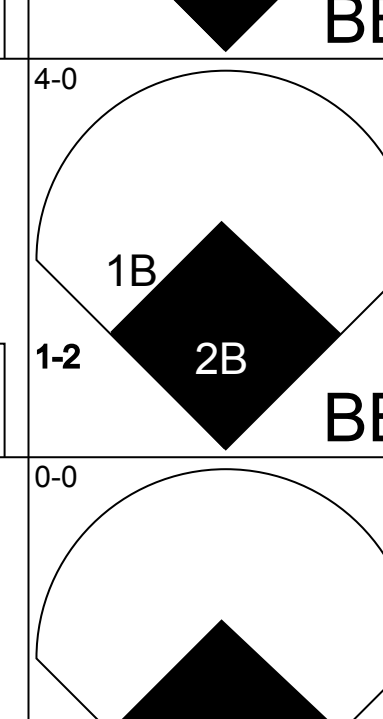

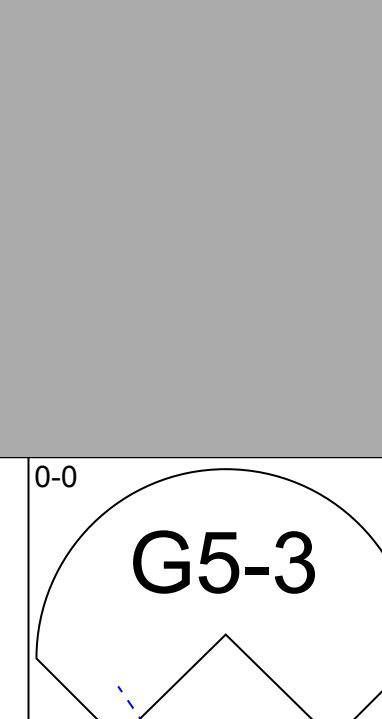
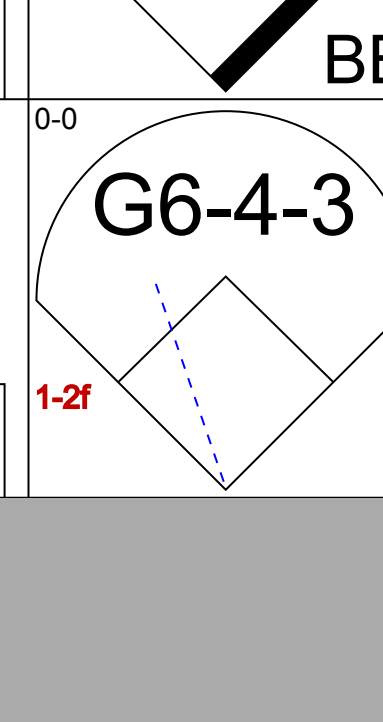
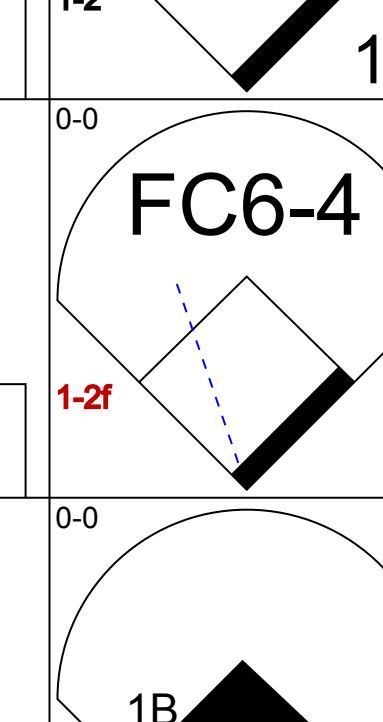
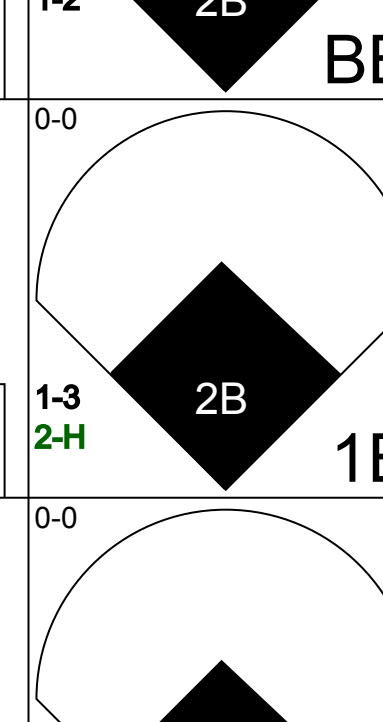

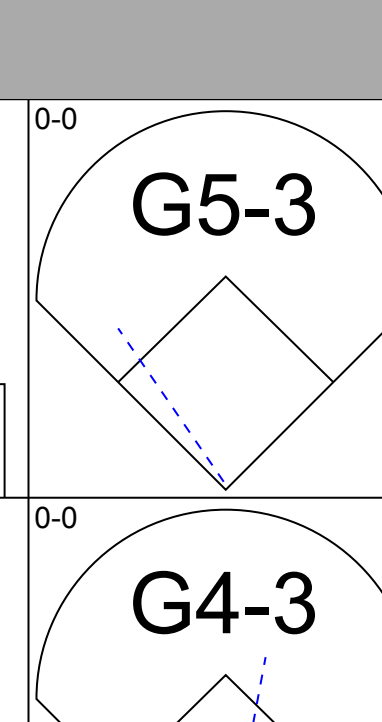
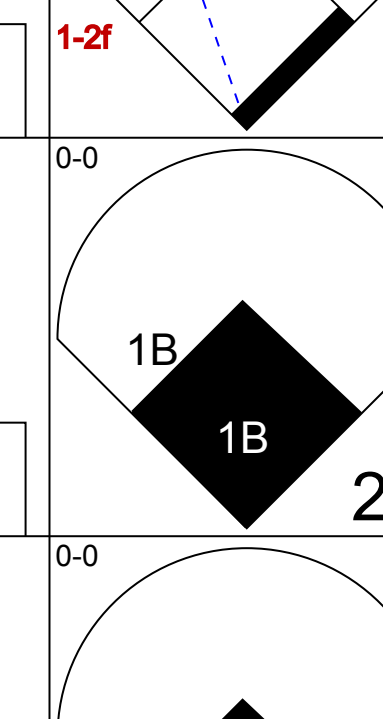
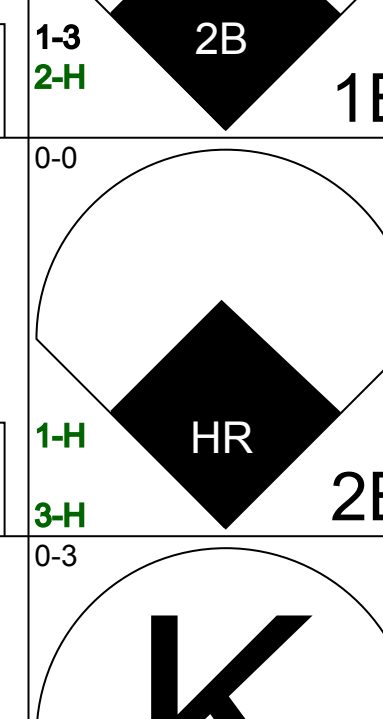

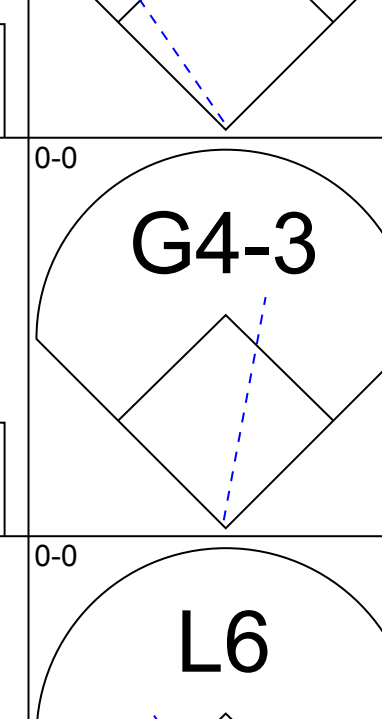
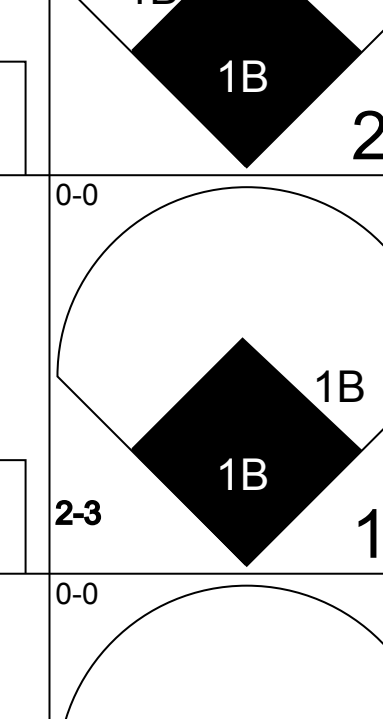
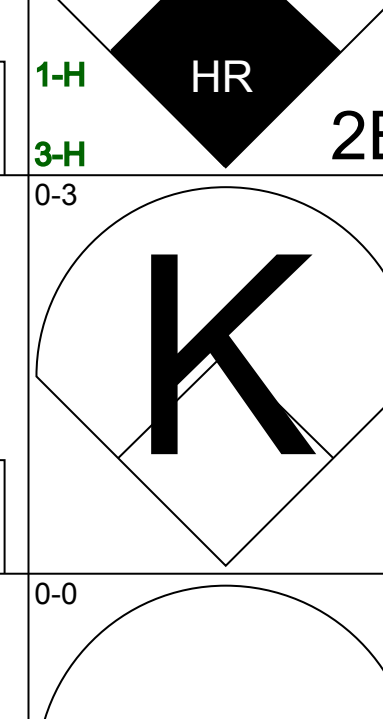

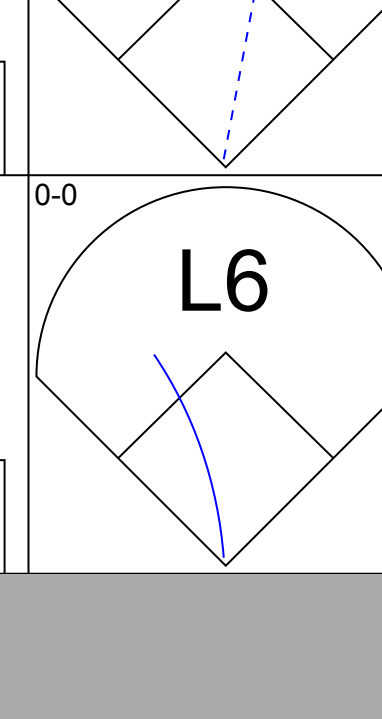
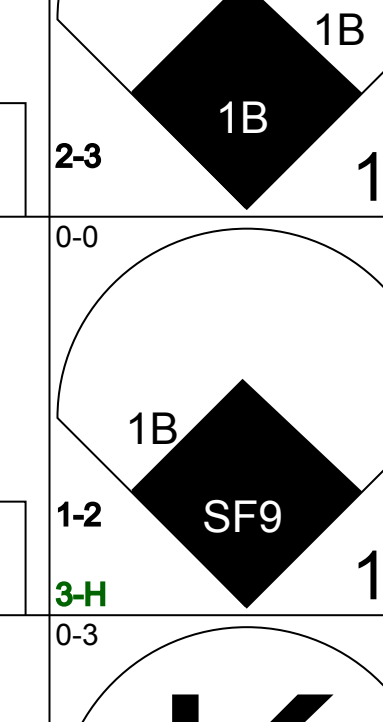
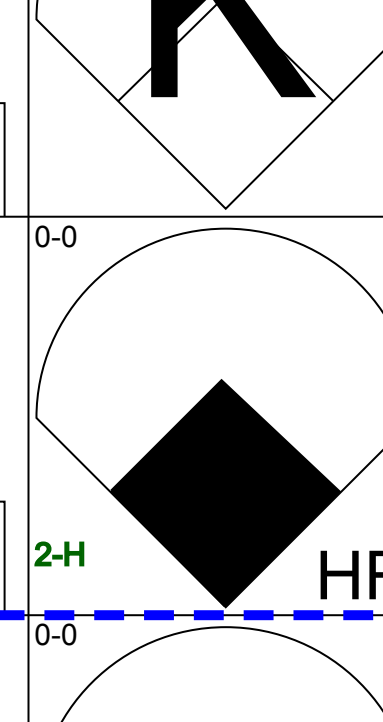

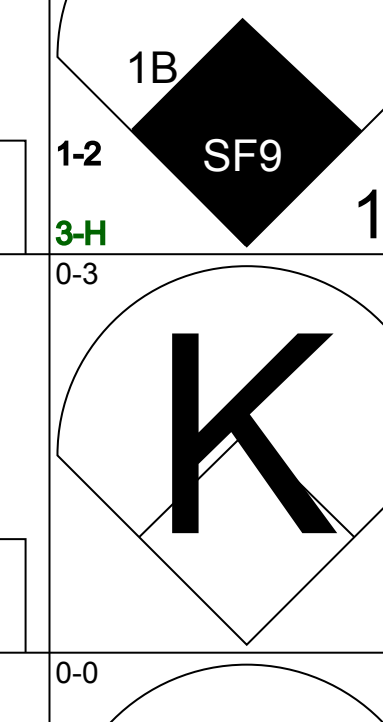
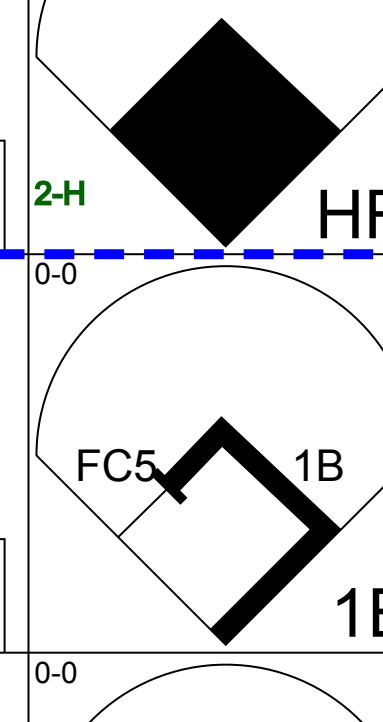
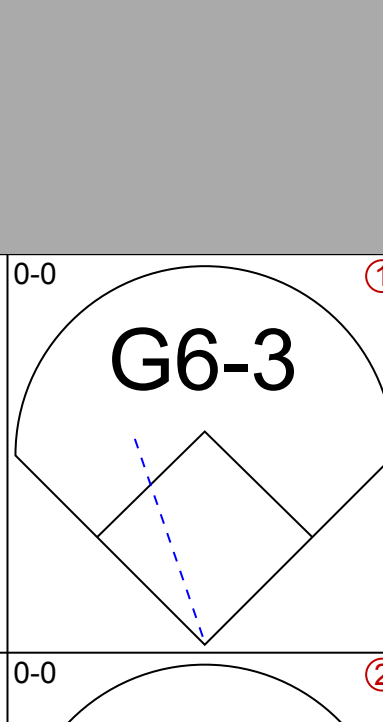

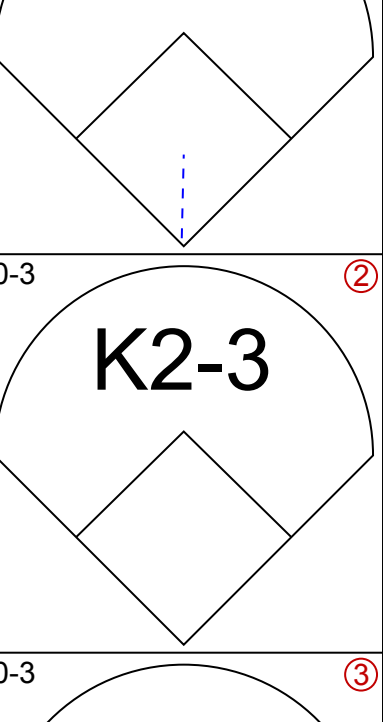
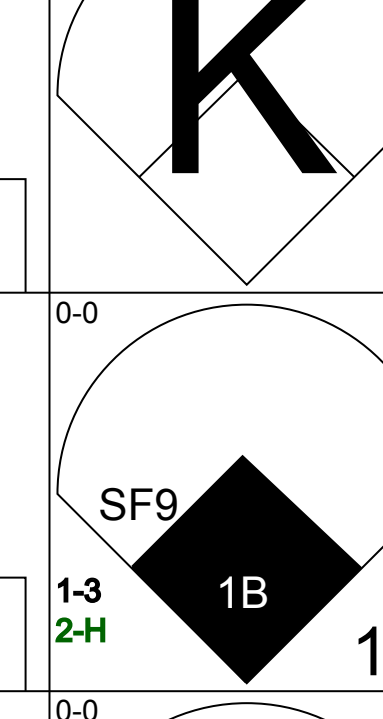
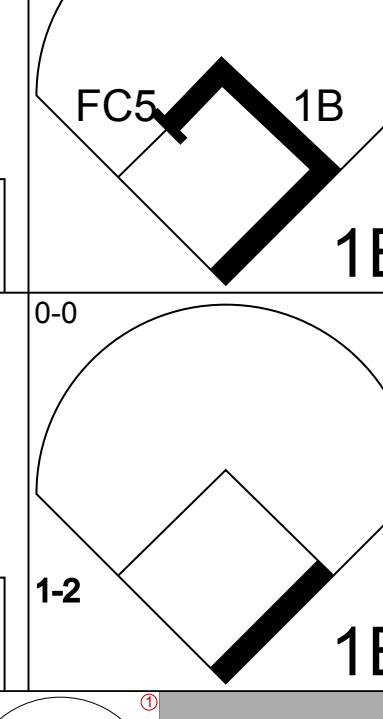
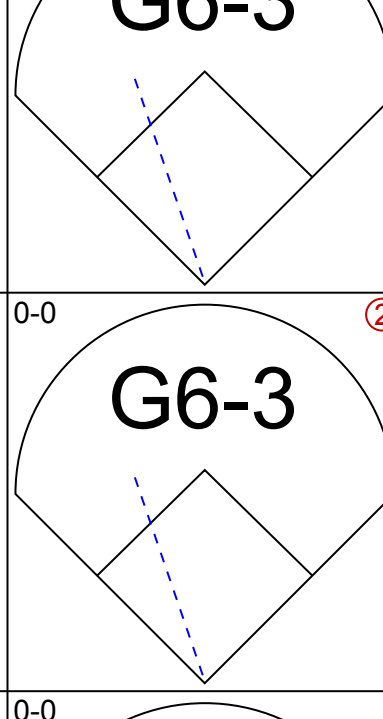
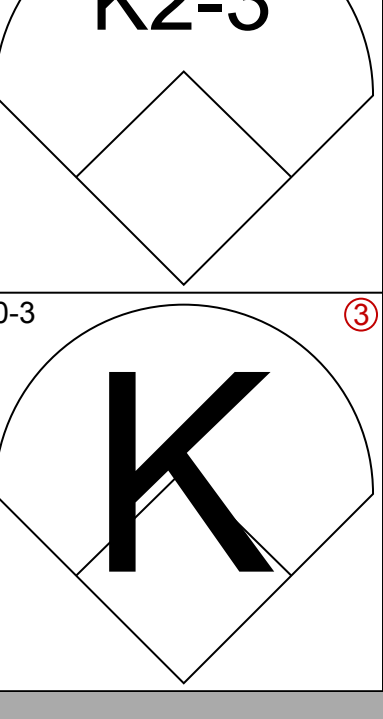
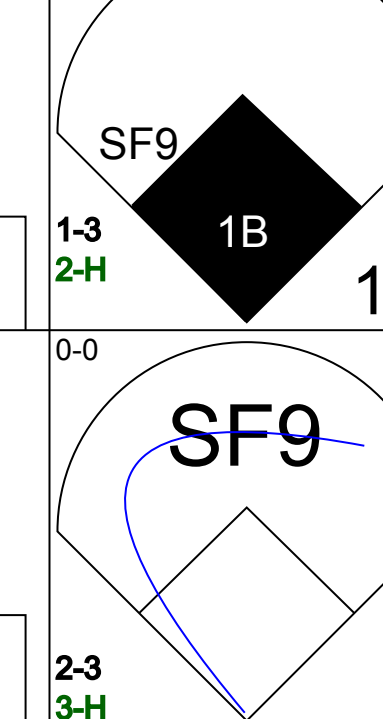
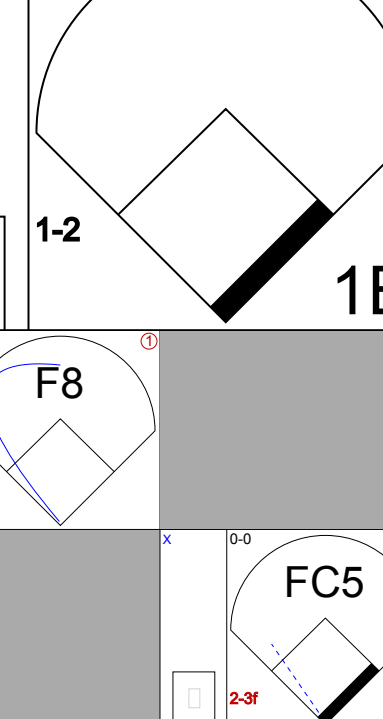
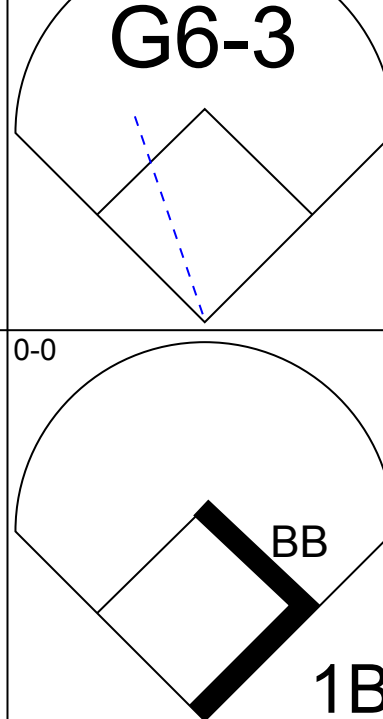


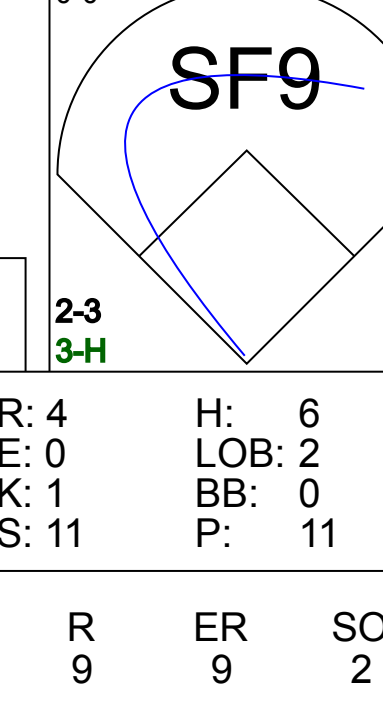
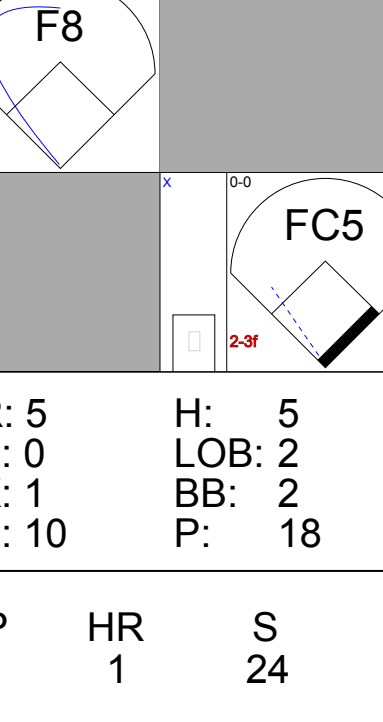
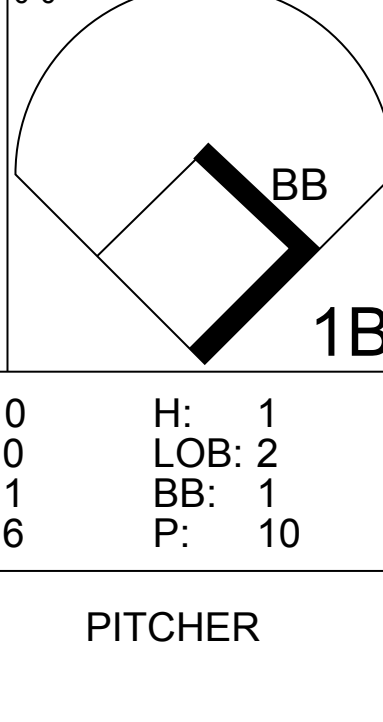
Batter	1	2	3	4	5	6	7	8	9	AB	R	H	RBI	BB	SO	LOB	BOTTOM							
Alex Cole, L OBP: 0.426, SLG: 0.468 Pat Meares, R OBP: 0.338, SLG: 0.286 (1, 8)																								
Chuck Knoblauch, R OBP: 0.381, SLG: 0.424 (1, 4)																								
Kirby Puckett, R OBP: 0.369, SLG: 0.505 (1, 9)																								
Kent Hrbek, L OBP: 0.378, SLG: 0.370 (1, 3)																								
Scott Leius, R OBP: 0.324, SLG: 0.477 (1, 5)																								
Chip Hale, L OBP: 0.405, SLG: 0.300 Pedro Munoz, R OBP: 0.233, SLG: 0.256 (1, 10)																								
Dave McCarty, R OBP: 0.297, SLG: 0.314 (1, 7)																								
Matt Walbeck, S OBP: 0.235, SLG: 0.222 Derek Parks, R OBP: 0.167, SLG: 0.176 (1, 2)																								
Jeff Reboulet, R OBP: 0.421, SLG: 0.516 (1, 6)																								
Inning Stats	R: 0 E: 0 K: 0 S: 8	H: 1 LOB: 2 BB: 1 P: 17	R: 0 E: 0 K: 1 S: 14	H: 0 LOB: 0 BB: 0 P: 18	R: 0 E: 0 K: 2 S: 16	H: 1 LOB: 2 BB: 1 P: 25	R: 0 E: 0 K: 0 S: 5	H: 0 LOB: 0 BB: 0 P: 9	R: 0 E: 0 K: 0 S: 10	H: 1 LOB: 3 BB: 2 P: 25	R: 4 E: 0 K: 0 S: 20	H: 2 LOB: 0 BB: 1 P: 35	R: 3 E: 0 K: 2 S: 14	H: 3 LOB: 0 BB: 0 P: 24	R: 0 E: 0 K: 2 S: 12	H: 1 LOB: 2 BB: 1 P: 23	1B: 5 2B: 2 3B: 1 HR: 2	SF: 0 SAC: 0 DP: 1 HBP: 1	WP: 0 PB: 0 SB: 1 CS: 0	PA: 43				
PITCHER	IP WLS BF H R ER SO BB IBB HBP BLK WP HR S P ERA WHIP	IP WLS BF H R ER SO BB IBB HBP BLK WP HR S P ERA WHIP	IP WLS BF H R ER SO BB IBB HBP BLK WP HR S P ERA WHIP	IP WLS BF H R ER SO BB IBB HBP BLK WP HR S P ERA WHIP	IP WLS BF H R ER SO BB IBB HBP BLK WP HR S P ERA WHIP	IP WLS BF H R ER SO BB IBB HBP BLK WP HR S P ERA WHIP	IP WLS BF H R ER SO BB IBB HBP BLK WP HR S P ERA WHIP	IP WLS BF H R ER SO BB IBB HBP BLK WP HR S P ERA WHIP	IP WLS BF H R ER SO BB IBB HBP BLK WP HR S P ERA WHIP	IP WLS BF H R ER SO BB IBB HBP BLK WP HR S P ERA WHIP	IP WLS BF H R ER SO BB IBB HBP BLK WP HR S P ERA WHIP	IP WLS BF H R ER SO BB IBB HBP BLK WP HR S P ERA WHIP	IP WLS BF H R ER SO BB IBB HBP BLK WP HR S P ERA WHIP	IP WLS BF H R ER SO BB IBB HBP BLK WP HR S P ERA WHIP	IP WLS BF H R ER SO BB IBB HBP BLK WP HR S P ERA WHIP	IP WLS BF H R ER SO BB IBB HBP BLK WP HR S P ERA WHIP	IP WLS BF H R ER SO BB IBB HBP BLK WP HR S P ERA WHIP	IP WLS BF H R ER SO BB IBB HBP BLK WP HR S P ERA WHIP	IP WLS BF H R ER SO BB IBB HBP BLK WP HR S P ERA WHIP	IP WLS BF H R ER SO BB IBB HBP BLK WP HR S P ERA WHIP	IP WLS BF H R ER SO BB IBB HBP BLK WP HR S P ERA WHIP	IP WLS BF H R ER SO BB IBB HBP BLK WP HR S P ERA WHIP	IP WLS BF H R ER SO BB IBB HBP BLK WP HR S P ERA WHIP	IP WLS BF H R ER SO BB IBB HBP BLK WP HR S P ERA WHIP

Toronto Blue Jays @ Minnesota Twins
Hubert H. Humphrey Metrodome, Minneapolis, MN
Fri Apr 29 1994, 8:05 PM EDT
Att: 25,898 - Dome

AB	36
R	7
H	10
RBI	7
BB	6
SO	7
LOB	16



Batter	1	2	3	4	5	6	7	8	9	AB	R	H	RBI	BB	SO	LOB	TOP								
Devon White, S (1, 8) OBP: 0.393, SLG: 0.598										5	2	1	1	0	1	5	Toronto Blue Jays @ Minnesota Twins Hubert H. Humphrey Metrodome, Minneapolis, MN Sat Apr 30 1994, 8:05 PM EDT Att: 24,479 - Dome - 69 F								
Roberto Alomar, S (1, 4) OBP: 0.430, SLG: 0.511										5	0	3	2	0	0	1									
Paul Molitor, R (1, 10) OBP: 0.386, SLG: 0.485										5	0	0	0	0	0	4									
Joe Carter, R (1, 9) OBP: 0.376, SLG: 0.688										5	2	2	1	0	2	3									
John Olerud, L (1, 3) OBP: 0.425, SLG: 0.589										5	1	1	2	0	0	1									
Ed Sprague, R (1, 5) OBP: 0.364, SLG: 0.449										5	3	3	1	0	1	0									
Mike Huff, R (1, 7) OBP: 0.536, SLG: 0.524										5	1	2	0	0	1	1									
Pat Borders, R (1, 2) OBP: 0.296, SLG: 0.346										4	0	2	1	0	0	2									
Carlos Delgado, L (9, PH) OBP: 0.333, SLG: 0.571										1	0	0	0	0	0	1									
Dick Schofield, R (1, 6) OBP: 0.333, SLG: 0.286										2	0	1	0	2	1	0									
Inning Stats	R: 0 E: 0 K: 1 S: 5	H: 0 LOB: 0 BB: 0 P: 5	R: 1 E: 0 K: 1 S: 6	H: 1 LOB: 1 BB: 0 P: 6	R: 1 E: 0 K: 1 S: 7	H: 2 LOB: 1 BB: 0 P: 7	R: 2 E: 0 K: 1 S: 7	H: 3 LOB: 1 BB: 0 P: 7	R: 0 E: 0 K: 0 S: 4	H: 1 LOB: 1 BB: 0 P: 4	R: 2 E: 0 K: 1 S: 8	H: 3 LOB: 2 BB: 1 P: 12	R: 0 E: 0 K: 1 S: 6	H: 1 LOB: 1 BB: 0 P: 6	R: 3 E: 1 K: 0 S: 7	H: 3 LOB: 2 BB: 1 P: 11	R: 0 E: 0 K: 0 S: 4	H: 1 LOB: 1 BB: 0 P: 4	1B: 9 2B: 3 3B: 0 HR: 3	SF: 0 SAC: 0 DP: 0 HBP: 0	WP: 0 PB: 0 SB: 3 CS: 0	PA: 44			
PITCHER	IP	WLS	BF	H	R	ER	SO	BB	IBB	HBP	BLK	WP	HR	S	P	ERA	WHIP								
Jim Deshaies, L (1, 1) ERA: 7.44	5.1	W	24	9	6	6	5	0	0	0	0	0	3	34	34	10.12	1.688								
Mike Trombley, R (6, 1) ERA: 6.55	2.0		11	4	2	2	1	1	0	0	0	0	0	12	16	9.00	2.500								
Carl Willis, R (8, 1) ERA: 7.88	0.1		4	1	1	0	0	1	0	0	0	0	0	3	7	0.00	6.000								
Rick Aguilera, R (8, 1) ERA: 5.99	1.1	S	5	1	0	0	0	0	0	0	0	0	0	5	5	0.00	0.750								

Batter	1	2	3	4	5	6	7	8	9	AB	R	H	RBI	BB	SO	LOB	BOTTOM								
Chuck Knoblauch, R (1, 4) OBP: 0.373, SLG: 0.420										3	1	1	1	2	0	0	Toronto Blue Jays @ Minnesota Twins Hubert H. Humphrey Metrodome, Minneapolis, MN Sat Apr 30 1994, 8:05 PM EDT Att: 24,479 - Dome - 69 F								
Alex Cole, L (1, 8) OBP: 0.444, SLG: 0.476										3	2	2	0	2	1	2									
Kirby Puckett, R (1, 9) OBP: 0.371, SLG: 0.500										5	2	2	2	0	0	3									
Kent Hrbek, L (1, 3) OBP: 0.398, SLG: 0.413										2	1	2	2	1	0	0									
Dave McCarty, R (4, PR) OBP: 0.292, SLG: 0.297										2	1	0	0	0	1	1									
Dave Winfield, R (1, 10) OBP: 0.340, SLG: 0.402										5	1	1	0	0	1	2									
Scott Leius, R (1, 5) OBP: 0.329, SLG: 0.514										5	2	2	3	0	0	2									
Pedro Munoz, R (1, 7) OBP: 0.250, SLG: 0.273										5	0	2	0	0	2	2									
Derek Parks, R (1, 2) OBP: 0.217, SLG: 0.227										5	1	2	1	0	1	2									
Pat Meares, R (1, 6) OBP: 0.333, SLG: 0.288										3	0	1	1	0	0	2									
Inning Stats	R: 0 E: 0 K: 0 S: 2	H: 0 LOB: 0 BB: 1 P: 6	R: 4 E: 0 K: 1 S: 11	H: 6 LOB: 2 BB: 0 P: 11	R: 0 E: 0 K: 0 S: 4	H: 1 LOB: 2 BB: 1 P: 8	R: 5 E: 0 K: 1 S: 10	H: 5 LOB: 2 BB: 2 P: 18	R: 2 E: 1 K: 1 S: 8	H: 2 LOB: 1 BB: 0 P: 8	R: 0 E: 0 K: 1 S: 6	H: 1 LOB: 1 BB: 1 P: 10	R: 0 E: 0 K: 0 S: 3	H: 0 LOB: 0 BB: 0 P: 3	R: 0 E: 0 K: 2 S: 7	H: 0 LOB: 0 BB: 0 P: 7	R: 0 E: 0 K: 0 S: 4	H: 1 LOB: 1 BB: 0 P: 4	1B: 12 2B: 2 3B: 0 HR: 1	SF: 1 SAC: 0 DP: 1 HBP: 0	WP: 1 PB: 0 SB: 2 CS: 0	PA: 44			
PITCHER	IP	WLS	BF	H	R	ER	SO	BB	IBB	HBP	BLK	WP	HR	S	P	ERA	WHIP								
Dave Stewart, R (1, 1) ERA: 5.67	3.2	L	24	10	9	9	2	4	0	0	0	0	1	24	40	22.09	3.818								
Tony Castillo, L (4, 1) ERA: 3.49	0.1		3	2	0	0	0	0	0	0	0	0	0	3	3	0.00	6.000								
Scott Brow, R (5, 1) ERA: 2.92	3.0		14	3	2	1	2	1	0	0	0	1	0	17	21	3.00	1.333								
Darren Hall, R (8, 1) ERA:	1.0		3	0	0	0	2	0	0	0	0	0	0	7	7	0.00	0.000								

AB	42
R	9
H	15
RBI	8
BB	2
SO	6
LOB	18



Batter	1	2	3	4	5	6	7	8	9	AB	R	H	RBI	BB	SO	LOB	TOP										
Devon White, S OBP: 0.384, SLG: 0.578 (1, 8)										5	0	1	0	0	2	3	Toronto Blue Jays @ Minnesota Twins Hubert H. Humphrey Metrodome, Minneapolis, MN Sun May 01 1994, 4:33 AM EDT Att: 26,669 - Dome livebaseballscorecards.com										
Roberto Alomar, S OBP: 0.423, SLG: 0.550 (1, 4)										4	0	1	0	0	0	2											
Paul Molitor, R OBP: 0.390, SLG: 0.491 (1, 10)										3	1	1	0	1	0	1											
Joe Carter, R OBP: 0.372, SLG: 0.680 (1, 9)										4	0	1	0	0	0	3											
John Olerud, L OBP: 0.409, SLG: 0.570 (1, 3)										3	0	0	1	0	0	0											
Carlos Delgado, L OBP: 0.330, SLG: 0.550 (1, 7)										3	0	0	0	1	1	1											
Ed Sprague, R OBP: 0.369, SLG: 0.461 (1, 5)										4	2	2	0	0	0	1											
Pat Borders, R OBP: 0.294, SLG: 0.354 (1, 2)										4	0	1	1	0	0	2											
Dick Schofield, R OBP: 0.349, SLG: 0.308 (1, 6)										4	0	2	1	0	1	1											
Inning Stats	R: 0 E: 0 K: 0 S: 13	H: 1 LOB: 1 BB: 0 P: 19	R: 0 E: 0 K: 0 S: 8	H: 0 LOB: 1 BB: 1 P: 14	R: 0 E: 0 K: 1 S: 13	H: 3 LOB: 2 BB: 0 P: 20	R: 0 E: 0 K: 0 S: 4	H: 0 LOB: 0 BB: 0 P: 6	R: 0 E: 0 K: 1 S: 9	H: 0 LOB: 0 BB: 0 P: 13	R: 1 E: 0 K: 0 S: 11	H: 1 LOB: 1 BB: 1 P: 23	R: 1 E: 0 K: 0 S: 11	H: 2 LOB: 1 BB: 0 P: 17	R: 0 E: 0 K: 0 S: 12	H: 0 LOB: 0 BB: 0 P: 18	R: 1 E: 0 K: 2 S: 14	H: 2 LOB: 1 BB: 0 P: 20	1B: 5 2B: 4 3B: 0 HR: 0	SF: 1 SAC: 0 DP: 0 HBP: 0	WP: 1 PB: 0 SB: 0 CS: 1	PA: 37					
PITCHER	IP	WLS	BF	H	R	ER	SO	BB	IBB	HBP	BLK	WP	HR	S	P	ERA	WHIP										
Pat Mahomes, R ERA: 6.84 (1, 1)	6.0		24	5	1	1	2	2	0	0	0	1	0	58	95	1.50	1.167										
Carl Willis, R ERA: 7.59 (7, 1)	3.0	W	13	4	2	2	2	0	0	0	0	0	0	37	55	6.00	1.333										

Batter	1	2	3	4	5	6	7	8	9	AB	R	H	RBI	BB	SO	LOB	BOTTOM										
Chuck Knoblauch, R OBP: 0.374, SLG: 0.430 (1, 4)										5	1	2	1	0	1	2	Toronto Blue Jays @ Minnesota Twins Hubert H. Humphrey Metrodome, Minneapolis, MN Sun May 01 1994, 4:33 AM EDT Att: 26,669 - Dome livebaseballscorecards.com										
Alex Cole, L OBP: 0.452, SLG: 0.471 (1, 8)										3	2	1	0	2	1	1											
Kirby Puckett, R OBP: 0.367, SLG: 0.487 (1, 9)										3	1	0	0	1	0	2											
Dave Winfield, R OBP: 0.337, SLG: 0.400 (1, 10)										3	0	1	2	0	0	1											
Scott Leius, R OBP: 0.349, SLG: 0.581 (1, 5)										4	2	3	3	0	1	1											
Matt Walbeck, S OBP: 0.225, SLG: 0.212 (1, 2)										4	0	0	0	0	0	2											
Pedro Munoz, R OBP: 0.288, SLG: 0.319 (1, 7)										3	0	2	1	1	0	0											
Dave McCarty, R OBP: 0.279, SLG: 0.275 (1, 3)										3	1	0	0	0	2	3											
Pat Meares, R OBP: 0.329, SLG: 0.286 (1, 6)										4	0	1	0	0	1	2											
Inning Stats	R: 1 E: 0 K: 1 S: 10	H: 1 LOB: 1 BB: 1 P: 19	R: 0 E: 0 K: 1 S: 14	H: 1 LOB: 2 BB: 0 P: 26	R: 0 E: 0 K: 0 S: 5	H: 0 LOB: 0 BB: 0 P: 7	R: 1 E: 0 K: 2 S: 11	H: 2 LOB: 1 BB: 0 P: 18	R: 0 E: 0 K: 0 S: 8	H: 1 LOB: 1 BB: 0 P: 14	R: 0 E: 0 K: 1 S: 12	H: 1 LOB: 1 BB: 1 P: 20	R: 4 E: 0 K: 0 S: 20	H: 2 LOB: 0 BB: 2 P: 33	R: 1 E: 0 K: 1 S: 13	H: 2 LOB: 1 BB: 0 P: 19	1B: 6 2B: 3 3B: 0 HR: 1	SF: 1 SAC: 0 DP: 0 HBP: 1	WP: 0 PB: 0 SB: 4 CS: 1	PA: 38							
PITCHER	IP	WLS	BF	H	R	ER	SO	BB	IBB	HBP	BLK	WP	HR	S	P	ERA	WHIP										
Todd Stottlemyre, R ERA: 3.47 (1, 1)	6.0		26	6	2	2	5	2	0	1	0	0	1	60	104	3.00	1.333										
Woody Williams, R ERA: 6.55 (7, 1)	2.0	L	12	4	5	5	1	2	0	0	0	0	1	33	52	22.50	3.000										

Batter	1	2	3	4	5	6	7	8	9	AB	R	H	RBI	BB	SO	LOB	TOP				
Vince Coleman, S (1,7) OBP: 0.236, SLG: 0.286	1-3 K		0-0 L6			1-3 K		1-3 K		4	0	0	0	0	3	1					
Brian McRae, S (1,8) OBP: 0.422, SLG: 0.489	1-3 K			3-1 G6-3		1-1 P4			1-1 P5	4	0	0	0	0	1	0					
Wally Joyner, L (1,3) OBP: 0.369, SLG: 0.462	0-3 K			1-0 L9		4-2 BB			0-1 P6	3	0	0	0	1	1	0					
Mike Macfarlane, R (1,2)		2-1 G6-3		0-0 G5-3		0-1 F7			3-3 K	4	0	0	0	0	1	1					
Bob Hamelin, L (1,10) OBP: 0.432, SLG: 0.677		0-3 K			4-2 2B BB				3-3 K	2	0	0	0	1	2	0					
Gary Gaetti, R (1,5) OBP: 0.316, SLG: 0.463		3-3 K			0-0 F8				1-1 G6-3	3	0	0	0	0	1	1					
Felix Jose, S (1,9) OBP: 0.275, SLG: 0.385			2-0 G4-3		1-0 1-3 2B				2-3 K	3	0	1	0	0	1	0					
Jose Lind, R (1,4) OBP: 0.284, SLG: 0.338			1-0 1B		1-3 K				3-3 K	3	0	1	0	0	2	2					
Greg Gagne, R (1,6) OBP: 0.329, SLG: 0.362			1 SAFE 2-0 P4		3-3 K				1-3 K	3	0	0	0	0	2	3					
Inning Stats	R: 0 H: 0 E: 0 K: 3 S: 9	H: 0 LOB: 0 BB: 0 P: 11	R: 0 H: 0 E: 0 K: 2 S: 8	H: 0 LOB: 0 BB: 0 P: 13	R: 0 H: 1 E: 0 K: 0 S: 4	LOB: 1 BB: 0 P: 9	R: 0 H: 0 E: 0 K: 0 S: 4	H: 0 LOB: 0 BB: 0 P: 8	R: 0 H: 1 E: 0 K: 2 S: 11	LOB: 2 BB: 1 P: 20	R: 0 H: 0 E: 0 K: 2 S: 10	H: 0 LOB: 0 BB: 0 P: 16	R: 0 H: 0 E: 0 K: 2 S: 8	H: 0 LOB: 0 BB: 0 P: 14	R: 0 H: 0 E: 0 K: 3 S: 9	H: 0 LOB: 0 BB: 0 P: 14	R: 0 H: 0 E: 0 K: 1 S: 7	H: 0 LOB: 0 BB: 0 P: 11	1B: 1 2B: 1 3B: 0 HR: 0	SF: 0 SAC: 0 DP: 0 HBP: 0	WP: 0 PA: 31 PB: 0 SB: 0 CS: 0
PITCHER Pat Hentgen, R (1,1) ERA: 4.46	IP: 9.0 WLS: W BF: 31 H: 2 R: 0 ER: 0 SO: 14 BB: 2 IBB: 0 HBP: 0 BLK: 0 WP: 0 HR: 0 S: 70 P: 116 ERA: 0.00 WHIP: 0.444															PITCHER					

Kansas City Royals @ Toronto Blue Jays
SkyDome, Toronto, ON
Tue May 03 1994, 7:05 PM EDT
Att: 48,173 - Dome

AB	29
R	0
H	2
RBI	0
BB	2
SO	14
LOB	8



Batter	1	2	3	4	5	6	7	8	9	AB	R	H	RBI	BB	SO	LOB	BOTTOM				
Devon White, S (1,8) OBP: 0.379, SLG: 0.566	3-3 K			2-1 G4-3 1B		2-2 P6		1 SAFE 1-0 G4-3		4	1	1	0	0	1	1					
Roberto Alomar, S (1,4) OBP: 0.412, SLG: 0.485	0-2 L9			1 SAFE 2-2 G4-3		1-2 G6-3				3	0	0	0	0	0	1					
Paul Molitor, R (1,10) OBP: 0.380, SLG: 0.477	2-2 G5-3			0-0 L6		0-2 G3				3	0	0	0	0	0	1					
Joe Carter, R (1,9) OBP: 0.371, SLG: 0.670		1-0 G5-3		2-2 BB 1B		2-2 F7				3	0	1	1	0	0	0					
John Olerud, L (1,3) OBP: 0.407, SLG: 0.558		1-1 F9		3-H 4-2 1 SAFE 1-2 BB		1-3 K				2	0	0	0	1	1	0					
Carlos Delgado, L (1,7) OBP: 0.320, SLG: 0.530		2-2 P2		0-0 P6		3-3 K				3	0	0	0	0	1	2					
Mike Huff, R (9,7) OBP: 0.536, SLG: 0.524										0	0	0	0	0	0	0					
Ed Sprague, R (1,5) OBP: 0.360, SLG: 0.448			0-3 K		1-3 K				3-3 K	3	0	0	0	0	3	0					
Randy Knorr, R (1,2) OBP: 0.231, SLG: 0.174			2-3 K2-3		2-3 K				0-2 F7	3	0	0	0	0	2	0					
Dick Schofield, R (1,6) OBP: 0.348, SLG: 0.310			3-3 K		2-3 K				0-0 1B	3	0	1	0	0	2	0					
Inning Stats	R: 0 H: 0 E: 0 K: 1 S: 9	H: 0 LOB: 0 BB: 0 P: 14	R: 0 H: 0 E: 0 K: 0 S: 7	H: 0 LOB: 0 BB: 0 P: 11	R: 0 H: 0 E: 0 K: 3 S: 9	H: 0 LOB: 0 BB: 0 P: 14	R: 1 H: 2 E: 0 K: 0 S: 14	H: 2 LOB: 2 BB: 1 P: 24	R: 0 H: 0 E: 0 K: 3 S: 9	H: 0 LOB: 0 BB: 0 P: 14	R: 0 H: 0 E: 0 K: 0 S: 9	H: 0 LOB: 0 BB: 0 P: 12	R: 0 H: 0 E: 0 K: 2 S: 11	H: 0 LOB: 0 BB: 0 P: 17	R: 0 H: 1 E: 0 K: 1 S: 9	H: 1 LOB: 1 BB: 0 P: 13	R: 0 H: 0 E: 0 K: 1 S: 7	H: 0 LOB: 0 BB: 0 P: 11	1B: 3 2B: 0 3B: 0 HR: 0	SF: 0 SAC: 0 DP: 0 HBP: 0	WP: 0 PA: 28 PB: 0 SB: 1 CS: 0
PITCHER Kevin Appier, R (1,1) ERA: 6.29	IP: 8.0 WLS: L BF: 28 H: 3 R: 1 ER: 1 SO: 10 BB: 1 IBB: 0 HBP: 0 BLK: 0 WP: 0 HR: 0 S: 77 P: 119 ERA: 1.12 WHIP: 0.500															PITCHER					

Kansas City Royals @ Toronto Blue Jays
SkyDome, Toronto, ON
Tue May 03 1994, 7:05 PM EDT
Att: 48,173 - Dome

AB	27
R	1
H	3
RBI	1
BB	1
SO	10
LOB	5



Batter	1	2	3	4	5	6	7	8	9	AB	R	H	RBI	BB	SO	LOB	TOP										
Vince Coleman, S (1, 7) OBP: 0.233, SLG: 0.278	F8	G4-3	G1-3			K		F7		5	0	0	0	0	1	3	Kansas City Royals @ Toronto Blue Jays SkyDome, Toronto, ON Thu May 05 1994, 3:33 AM EDT Att: 50,076 - Dome										
Brian McRae, S (1, 8) OBP: 0.446, SLG: 0.565	1B		BB 1B	HR	1B			2B		4	2	4	1	1	0	0											
Wally Joyner, L (1, 3) OBP: 0.372, SLG: 0.480	F9		1B BB	HR	1B	G3-6-1		G6-3		5	2	2	2	0	0	4											
Bob Hamelin, L (1, 10) OBP: 0.424, SLG: 0.647 Hubie Brooks, R (9, PH) OBP: 0.214, SLG: 0.167	G3		HR 1B	HR	1B					3	1	0	0	1	1	1											
Felix Jose, S (1, 9) OBP: 0.260, SLG: 0.408		L3	HR 1B	L4						5	1	1	1	0	2	0											
Brent Mayne, L (1, 2) OBP: 0.310, SLG: 0.407	HR 1B	HR 1B	HR	G6-3			F8			5	2	2	4	0	1	0											
Jose Lind, R (1, 4) OBP: 0.284, SLG: 0.326	HR 1B	G5-3				G5-4-3				3	1	1	0	1	1	0											
Greg Gagne, R (1, 6) OBP: 0.318, SLG: 0.397	HR	E6	HR	G5-4-3				2B		4	2	2	3	0	0	1											
David Howard, S (1, 5) OBP: 0.353, SLG: 0.250	K			F7				2B		2	0	0	0	2	1	0											
Inning Stats	R: 0 E: 0 K: 0 S: 9	H: 1 LOB: 1 BB: 0 P: 14	R: 3 E: 0 K: 1 S: 19	H: 3 LOB: 0 BB: 0 P: 31	R: 5 E: 1 K: 0 S: 18	H: 4 LOB: 1 BB: 2 P: 35	R: 2 E: 0 K: 1 S: 19	H: 2 LOB: 0 BB: 0 P: 31	R: 0 E: 0 K: 1 S: 8	H: 0 LOB: 0 BB: 1 P: 14	R: 0 E: 0 K: 1 S: 9	H: 0 LOB: 0 BB: 0 P: 13	R: 1 E: 0 K: 1 S: 14	H: 2 LOB: 2 BB: 1 P: 26	R: 0 E: 0 K: 2 S: 7	H: 0 LOB: 0 BB: 0 P: 11	1B: 7 2B: 2 3B: 0 HR: 3	SF: 0 SAC: 0 DP: 2 HBP: 0	WP: 0 PB: 0 SB: 1 CS: 1	PA: 42							
PITCHER	IP	WLS	BF	H	R	ER	SO	BB	IBB	HBP	BLK	WP	HR	S	P	ERA	WHIP										
Juan Guzman, R (1, 1) ERA: 6.49	2.0	L	15	8	8	8	1	1	0	0	0	0	2	38	64	36.00	4.500										
Scott Brow, R (3, 1) ERA: 3.52	3.0		12	2	2	2	1	2	0	0	0	0	1	35	61	6.00	1.333										
Woody Williams, R (6, 1) ERA: 5.93	2.2		11	2	1	1	3	2	0	0	0	0	0	28	51	3.38	1.500										
Greg Cadaret, L (8, 1) ERA: 6.0	1.1		4	0	0	0	2	0	0	0	0	0	0	10	16	0.00	0.000										

Batter	1	2	3	4	5	6	7	8	9	AB	R	H	RBI	BB	SO	LOB	BOTTOM										
Devon White, S (1, 8) OBP: 0.384, SLG: 0.566	FC1-6	SH1-3		G4-3			F8	2B		3	1	2	1	0	0	1	Kansas City Royals @ Toronto Blue Jays SkyDome, Toronto, ON Thu May 05 1994, 3:33 AM EDT Att: 50,076 - Dome										
Domingo Cedeno, S (1, 4) OBP: 0.235, SLG: 0.308 Pat Borders, R (9, 2) OBP: 0.281, SLG: 0.337	FC1-6	1B SF8		G6-3			1B			3	2	0	0	2	1	4											
Paul Molitor, R (1, 10) OBP: 0.389, SLG: 0.479	HR	1B		F8			F8	P4		5	1	2	1	0	0	5											
Joe Carter, R (1, 9) OBP: 0.373, SLG: 0.701	HR	SF8				K	SF7			3	1	1	5	0	2	0											
John Olerud, L (1, 3) OBP: 0.405, SLG: 0.549	G3-1	G6-3				K		G6-3		5	0	2	0	0	1	1											
Carlos Delgado, L (1, 7) OBP: 0.320, SLG: 0.518 Darnell Coles, R (7, PH) OBP: 0.294, SLG: 0.400	WP			K		G5-3		K		2	1	0	0	1	1	0											
Ed Sprague, R (1, 5) OBP: 0.355, SLG: 0.470	HR					K		FC4-6		5	1	2	2	0	2	1											
Randy Knorr, R (1, 2) OBP: 0.207, SLG: 0.154 Roberto Alomar, S (8, PH) OBP: 0.409, SLG: 0.480	K			P6			G5-3	FC4-6		3	0	0	0	0	1	0											
Dick Schofield, R (1, 6) OBP: 0.389, SLG: 0.388		SH1-3		G4-3			K	2B		3	1	2	0	1	1	0											
Inning Stats	R: 5 E: 0 K: 1 S: 18	H: 4 LOB: 0 BB: 1 P: 29	R: 2 E: 0 K: 0 S: 9	H: 2 LOB: 1 BB: 1 P: 18	R: 0 E: 0 K: 2 S: 10	H: 0 LOB: 0 BB: 0 P: 16	R: 0 E: 0 K: 2 S: 12	H: 1 LOB: 1 BB: 0 P: 17	R: 0 E: 0 K: 2 S: 8	H: 0 LOB: 0 BB: 0 P: 11	R: 1 E: 0 K: 1 S: 9	H: 1 LOB: 2 BB: 1 P: 17	R: 1 E: 0 K: 1 S: 11	H: 2 LOB: 2 BB: 1 P: 19	R: 0 E: 0 K: 1 S: 13	H: 1 LOB: 1 BB: 0 P: 18	1B: 7 2B: 2 3B: 0 HR: 2	SF: 2 SAC: 1 DP: 0 HBP: 1	WP: 1 PB: 0 SB: 1 CS: 0	PA: 43							
PITCHER	IP	WLS	BF	H	R	ER	SO	BB	IBB	HBP	BLK	WP	HR	S	P	ERA	WHIP										
Tom Gordon, R (1, 1) ERA: 4.58	6.2	W	31	7	8	8	7	3	0	0	0	0	2	70	115	10.80	1.500										
Billy Brewer, L (7, 1) ERA: 0.59	0.1		2	1	0	0	1	0	0	0	0	0	0	6	9	0.00	3.000										
Rusty Meacham, R (8, 1) ERA: 4.5	0.1		4	2	1	1	0	1	0	0	0	0	0	4	9	27.00	9.000										
Jeff Montgomery, R (8, 1) ERA: 5.79	1.2	S	6	1	0	0	2	0	0	0	0	0	0	20	28	0.00	0.600										

AB	37
R	11
H	12
RBI	11
BB	5
SO	7
LOB	9



Batter	1	2	3	4	5	6	7	8	9	AB	R	H	RBI	BB	SO	LOB	TOP	
Darryl Hamilton, L OBP: 0.365, SLG: 0.361 Alex Diaz, S OBP: 0.281, SLG: 0.475	3-3 K		3-3 K		0-1 1-2 2-H 3-H 1B		4-2 WP G3 BB		2-0 L8	4	0	1	2	1	2	1		
Bill Spiers, L OBP: 0.379, SLG: 0.373	1-0 F9 2B			2-0 P6	1-0 F7		0-2 G3		0-1 2B 1B	5	1	2	0	0	0	3		
Turner Ward, S OBP: 0.425, SLG: 0.539	2-0 F9 2-3			1-3 K		0-3 K	2-1 G6-3		0-0 1B 1B	5	1	1	1	0	2	2		
Greg Vaughn, R OBP: 0.326, SLG: 0.500	0-0 P6			1-3 K		3-2 P5	4-0 IBB		1-1 1B 1B	4	1	1	1	1	1	1		
Dave Nilsson, L OBP: 0.284, SLG: 0.449		0-2 G4-3			2-2 F8	2-2 1B 1B	2-1 L6		0-3 K	5	1	1	0	0	1	4		
Kevin Seitzer, R OBP: 0.380, SLG: 0.545		2-2 G1-3			2-0 1B 2B	1-2 BB 1B		0-2 G4-3	2-2 FC6-4 1B	5	1	3	2	0	0	0		
Brian Harper, R OBP: 0.269, SLG: 0.254		1-1 P6			2-2 1B HBP	0-2 BB 1B		2-1 P3	0-1 FC6-4 1B	4	1	1	1	0	0	1		
Jody Reed, R OBP: 0.394, SLG: 0.272			0-3 K		1-0 1B	4-1 1B		0-0 P4		3	0	1	0	1	1	0		
John Jaha, R OBP: 0.299, SLG: 0.434			0-0 F9		0-3 K	1-2 2-3 BB			1-2 1B PB 2B 1B	4	1	1	0	0	1	6		
Inning Stats	R: 0 E: 0 K: 1 S: 6	H: 1 LOB: 1 BB: 0 P: 12	R: 0 E: 0 K: 0 S: 9	H: 0 LOB: 0 BB: 0 P: 12	R: 0 E: 0 K: 2 S: 8	H: 0 LOB: 0 BB: 0 P: 12	R: 2 E: 0 K: 1 S: 15	H: 3 LOB: 2 BB: 1 P: 31	R: 0 E: 0 K: 0 S: 9	H: 0 LOB: 2 BB: 2 P: 21	R: 0 E: 0 K: 0 S: 6	H: 0 LOB: 0 BB: 0 P: 8	R: 4 E: 0 K: 1 S: 18	H: 5 LOB: 1 BB: 0 P: 24	1B: 9 2B: 3 3B: 0 HR: 0	SF: 0 SAC: 0 DP: 0 HBP: 1	WP: 1 PA: 43 PB: 1 CS: 0	
PITCHER	IP WLS BF H R ER SO BB IBB HBP BLK WP HR S P ERA WHIP	IP WLS BF H R ER SO BB IBB HBP BLK WP HR S P ERA WHIP																
Dave Stewart, R ERA: 5.56	(1, 1) 5.2 L 26 7 3 3 7 1 0 1 0 0 0 63 97 4.76 1.412																	
Greg Cadaret, L ERA: 5.23	(6, 1) 1.1 6 0 0 0 0 1 1 0 0 1 0 13 26 0.00 0.750																	
Woody Williams, R ERA: 5.52	(8, 1) 1.0 3 0 0 0 0 0 0 0 0 0 0 6 8 0.00 0.000																	
Mike Timlin, R ERA: 10.64	(9, 1) 1.0 8 5 4 4 1 0 0 0 0 0 0 18 24 36.00 5.000																	

Milwaukee Brewers @ Toronto Blue Jays
SkyDome, Toronto, ON
Fri May 06 1994, 7:05 PM EDT
Att: 47,150 - Dome

AB 39
R 7
H 12
RBI 7
BB 3
SO 8
LOB 18



Batter	1	2	3	4	5	6	7	8	9	AB	R	H	RBI	BB	SO	LOB	BOTTOM				
Devon White, S OBP: 0.372, SLG: 0.547	0-1 G3		3-2 G4-3			1-2 FC4-6 S G1-3 1-2		1-2 L7		4	0	0	0	0	0	1					
Roberto Alomar, S OBP: 0.395, SLG: 0.462	2-2 F7			2-3 K		3-1 G1-3		1-1 F7		4	0	0	0	0	1	1					
Paul Moltor, R OBP: 0.393, SLG: 0.475	1-1 F9 1B			2-0 F9		4-0 BB		2-2 F9		3	0	1	0	1	0	0					
John Olerud, L OBP: 0.392, SLG: 0.528	2-2 F7			1-0 F7		2-0 P3		1-0 F9		4	0	0	0	0	0	3					
Ed Sprague, R OBP: 0.346, SLG: 0.458		2-2 L6			0-0 G4-3		3-3 K			3	0	0	0	0	1	0					
Carlos Delgado, L OBP: 0.311, SLG: 0.500		2-2 G3-1			1-1 G3-1		1-0 G4-3			3	0	0	0	0	0	0					
Darnell Coles, R OBP: 0.250, SLG: 0.333		2-1 F8			1-1 P5		3-2 P3			3	0	0	0	0	0	0					
Pat Borders, R OBP: 0.283, SLG: 0.348			1-2 F8			0-0 1B 2B		0-0 G5-3		3	1	1	0	0	0	0					
Dick Schofield, R OBP: 0.386, SLG: 0.385			0-1 L8			0-0 FC4-6 1B		3-3 K		3	0	1	1	0	1	0					
Inning Stats	R: 0 E: 0 K: 0 S: 11	H: 1 LOB: 1 BB: 0 P: 16	R: 0 E: 0 K: 0 S: 10	H: 0 LOB: 0 BB: 0 P: 16	R: 0 E: 0 K: 0 S: 8	H: 0 LOB: 0 BB: 0 P: 12	R: 0 E: 0 K: 1 S: 7	H: 0 LOB: 0 BB: 0 P: 12	R: 0 E: 0 K: 0 S: 5	H: 0 LOB: 0 BB: 0 P: 7	R: 1 E: 0 K: 0 S: 9	H: 2 LOB: 2 BB: 1 P: 19	R: 0 E: 0 K: 1 S: 8	H: 0 LOB: 0 BB: 0 P: 15	R: 0 E: 0 K: 1 S: 9	H: 0 LOB: 0 BB: 0 P: 13	R: 0 E: 0 K: 0 S: 6	H: 0 LOB: 0 BB: 0 P: 10	1B: 2 2B: 1 3B: 0 HR: 0	SF: 0 SAC: 0 DP: 0 HBP: 0	WP: 0 PA: 31 PB: 0 CS: 0
PITCHER	IP WLS BF H R ER SO BB IBB HBP BLK WP HR S P ERA WHIP	IP WLS BF H R ER SO BB IBB HBP BLK WP HR S P ERA WHIP																			
21 Cal Eldred, R ERA: 3.85	(1, 1) 9.0 W 31 3 1 1 3 1 0 0 0 0 0 73 120 1.00 0.444																				

Milwaukee Brewers @ Toronto Blue Jays
SkyDome, Toronto, ON
Fri May 06 1994, 7:05 PM EDT
Att: 47,150 - Dome

AB 30
R 1
H 3
RBI 1
BB 1
SO 3
LOB 5



Batter	1	2	3	4	5	6	7	8	9	AB	R	H	RBI	BB	SO	LOB	TOP		
Darryl Hamilton, L (1, 8) OBP: 0.356, SLG: 0.352 Alex Diaz, S (9, 8) OBP: 0.281, SLG: 0.475	F8		F8		G3-1		SH1-4 1B		G4-3	5	0	1	0	0	0	0			
Bill Spiers, L (1, 6) OBP: 0.386, SLG: 0.381	BB 1B		1B		G4-3		SH1-4 1-2		F7	4	0	2	0	0	0	0			
Turner Ward, S (1, 9) OBP: 0.432, SLG: 0.538	BB 1-2		1B		1B		G6-3		L9	4	0	2	0	1	0	1			
Greg Vaughn, R (1, 7) OBP: 0.340, SLG: 0.475	L7		BB		1B		IBB			2	0	0	0	2	1	3			
Dave Nilsson, L (1, 2) OBP: 0.292, SLG: 0.455	1-2 2-3 BB		G1-4-3				F9			3	1	1	0	1	0	4			
Kevin Seitzer, R (1, 5) OBP: 0.366, SLG: 0.524	K				K		G4-3		G1-3	4	0	0	0	0	2	4			
Brian Harper, R (1, 10) OBP: 0.268, SLG: 0.297		L8		HR			SF9		P6	3	1	1	2	0	0	0			
John Jaha, R (1, 3) OBP: 0.308, SLG: 0.423		K		K			BB		BB	2	0	0	0	2	2	0			
Jose Valentin, S (1, 4) OBP: 0.229, SLG: 0.250		K		F7			K		G5-3	4	0	0	0	0	2	2			
Inning Stats	R: 0 H: 1 E: 0 K: 1 S: 13	H: 1 LOB: 3 BB: 2 P: 30	R: 0 H: 0 E: 0 K: 2 S: 9	H: 0 LOB: 0 BB: 0 P: 14	R: 0 H: 2 E: 0 K: 0 S: 8	H: 2 LOB: 2 BB: 1 P: 16	R: 1 H: 1 E: 0 K: 2 S: 13	H: 1 LOB: 0 BB: 0 P: 20	R: 0 H: 1 E: 0 K: 1 S: 8	H: 1 LOB: 1 BB: 1 P: 13	R: 1 H: 1 E: 0 K: 0 S: 7	H: 1 LOB: 2 BB: 1 P: 17	R: 0 H: 0 E: 0 K: 0 S: 5	H: 0 LOB: 1 BB: 1 P: 12	R: 0 H: 0 E: 0 K: 0 S: 8	H: 0 LOB: 0 BB: 0 P: 11	1B: 5 2B: 1 3B: 0 HR: 1	SF: 1 SAC: 1 DP: 0 HBP: 0	WP: 0 PA: 39 PB: 0 CS: 0
PITCHER	IP WLS BF H R ER SO BB IBB HBP BLK WP HR S P ERA WHIP	IP WLS BF H R ER SO BB IBB HBP BLK WP HR S P ERA WHIP	IP WLS BF H R ER SO BB IBB HBP BLK WP HR S P ERA WHIP	IP WLS BF H R ER SO BB IBB HBP BLK WP HR S P ERA WHIP	IP WLS BF H R ER SO BB IBB HBP BLK WP HR S P ERA WHIP	IP WLS BF H R ER SO BB IBB HBP BLK WP HR S P ERA WHIP	IP WLS BF H R ER SO BB IBB HBP BLK WP HR S P ERA WHIP	IP WLS BF H R ER SO BB IBB HBP BLK WP HR S P ERA WHIP	IP WLS BF H R ER SO BB IBB HBP BLK WP HR S P ERA WHIP	IP WLS BF H R ER SO BB IBB HBP BLK WP HR S P ERA WHIP	IP WLS BF H R ER SO BB IBB HBP BLK WP HR S P ERA WHIP	IP WLS BF H R ER SO BB IBB HBP BLK WP HR S P ERA WHIP	IP WLS BF H R ER SO BB IBB HBP BLK WP HR S P ERA WHIP	IP WLS BF H R ER SO BB IBB HBP BLK WP HR S P ERA WHIP	IP WLS BF H R ER SO BB IBB HBP BLK WP HR S P ERA WHIP	IP WLS BF H R ER SO BB IBB HBP BLK WP HR S P ERA WHIP	IP WLS BF H R ER SO BB IBB HBP BLK WP HR S P ERA WHIP	IP WLS BF H R ER SO BB IBB HBP BLK WP HR S P ERA WHIP	
Todd Stottlemire, R (1, 1) ERA: 3.38 Tony Castillo, L (7, 1) ERA: 2.76	6.0 W 27 6 2 2 7 4 0 0 0 0 1 58 107 3.00 1.667	3.0 W 12 1 0 0 0 1 1 0 0 0 0 0 21 40 0.00 0.667																	

Milwaukee Brewers @ Toronto Blue Jays
SkyDome, Toronto, ON
Sat May 07 1994, 3:33 AM EDT
Att: 50,458 - Sunny - 52 F

AB 31
R 2
H 7
RBI 2
BB 6
SO 7
LOB 14



Batter	1	2	3	4	5	6	7	8	9	AB	R	H	RBI	BB	SO	LOB	BOTTOM				
Devon White, S (1, 8) OBP: 0.373, SLG: 0.562	L3		G4-3		K			HR	1B 1B IBB	4	2	1	1	1	1	0					
Domingo Cedeno, S (1, 4) OBP: 0.227, SLG: 0.278 Tony Castillo, L (9, 7)	K		G4-3		G4-3			G6-3	1B 1-3 2-H 1B	5	0	1	1	0	1	0					
Paul Molitor, R (1, 10) OBP: 0.386, SLG: 0.465	F9				P9		K	L3	1B 1-2 3-H 1B	5	0	1	1	0	1	0					
John Olerud, L (1, 3) OBP: 0.395, SLG: 0.532		F8		1B 2B	L4			BB		3	0	1	0	1	0	0					
Ed Sprague, R (1, 5) OBP: 0.351, SLG: 0.459		F8		G5-3			1B	1B		4	0	2	0	0	0	1					
Carlos Delgado, L (1, 7) OBP: 0.321, SLG: 0.500 Mike Huff, R (8, FH) OBP: 0.469, SLG: 0.440 Roberto Alomar, S (8, FH) OBP: 0.392, SLG: 0.458		1B 1B		BB			G4-3	F8		2	0	1	0	1	0	1					
Darnell Coles, R (1, 9) OBP: 0.292, SLG: 0.364		1B		1B			G6-3		K	4	0	2	0	0	1	0					
Pat Borders, R (1, 2) OBP: 0.281, SLG: 0.344		G6-3			F9		G6-3		1B G4-3 1B	4	1	1	0	0	0	5					
Dick Schofield, R (1, 6) OBP: 0.361, SLG: 0.357			L7		G5-3		G6-3		G4-3	4	0	0	0	0	0	1					
Inning Stats	R: 0 H: 0 E: 0 K: 1 S: 5	H: 2 LOB: 2 BB: 0 P: 8	R: 0 H: 2 E: 0 K: 0 S: 13	H: 2 LOB: 0 BB: 0 P: 23	R: 0 H: 0 E: 0 K: 0 S: 6	H: 0 LOB: 0 BB: 0 P: 9	R: 0 H: 2 E: 0 K: 0 S: 10	H: 2 LOB: 3 BB: 1 P: 23	R: 0 H: 0 E: 0 K: 1 S: 7	H: 0 LOB: 0 BB: 0 P: 12	R: 0 H: 1 E: 0 K: 1 S: 8	H: 1 LOB: 1 BB: 0 P: 14	R: 0 H: 0 E: 0 K: 0 S: 5	H: 0 LOB: 0 BB: 0 P: 10	R: 1 H: 2 E: 0 K: 0 S: 6	H: 2 LOB: 2 BB: 1 P: 14	R: 2 H: 3 E: 0 K: 1 S: 9	H: 3 LOB: 2 BB: 1 P: 17	1B: 8 2B: 1 3B: 0 HR: 1	SF: 0 SAC: 0 DP: 0 HBP: 0	WP: 0 PA: 39 PB: 0 CS: 0
PITCHER	IP WLS BF H R ER SO BB IBB HBP BLK WP HR S P ERA WHIP	IP WLS BF H R ER SO BB IBB HBP BLK WP HR S P ERA WHIP	IP WLS BF H R ER SO BB IBB HBP BLK WP HR S P ERA WHIP	IP WLS BF H R ER SO BB IBB HBP BLK WP HR S P ERA WHIP	IP WLS BF H R ER SO BB IBB HBP BLK WP HR S P ERA WHIP	IP WLS BF H R ER SO BB IBB HBP BLK WP HR S P ERA WHIP	IP WLS BF H R ER SO BB IBB HBP BLK WP HR S P ERA WHIP	IP WLS BF H R ER SO BB IBB HBP BLK WP HR S P ERA WHIP	IP WLS BF H R ER SO BB IBB HBP BLK WP HR S P ERA WHIP	IP WLS BF H R ER SO BB IBB HBP BLK WP HR S P ERA WHIP	IP WLS BF H R ER SO BB IBB HBP BLK WP HR S P ERA WHIP	IP WLS BF H R ER SO BB IBB HBP BLK WP HR S P ERA WHIP	IP WLS BF H R ER SO BB IBB HBP BLK WP HR S P ERA WHIP	IP WLS BF H R ER SO BB IBB HBP BLK WP HR S P ERA WHIP	IP WLS BF H R ER SO BB IBB HBP BLK WP HR S P ERA WHIP	IP WLS BF H R ER SO BB IBB HBP BLK WP HR S P ERA WHIP	IP WLS BF H R ER SO BB IBB HBP BLK WP HR S P ERA WHIP	IP WLS BF H R ER SO BB IBB HBP BLK WP HR S P ERA WHIP			
Ricky Bones, R (1, 1) ERA: 1.12 Graeme Lloyd, L (8, 1) ERA: 3.5 Bob Scanlan, R (8, 1) ERA: 2.81 Jeff Bronkey, R (9, 1) ERA: 1.26	7.2 0.0 0.1 0.2	31 1 1 6	6 1 0 3	1 0 0 2	1 0 0 2	1 0 0 9	58 1 3 9	109 1 1 17	1.17 1.17 0.00 27.00	1.043 0.000 0.000 4.500											

Milwaukee Brewers @ Toronto Blue Jays
SkyDome, Toronto, ON
Sat May 07 1994, 3:33 AM EDT
Att: 50,458 - Sunny - 52 F

AB 36
R 3
H 10
RBI 3
BB 3
SO 4
LOB 10



Batter	1	2	3	4	5	6	7	8	9	AB	R	H	RBI	BB	SO	LOB	TOP										
Devon White, S OBP: 0.373, SLG: 0.550	1-1 G4-3		3-2 G5-3		2-2 L7		2-1 G5-3			4	0	0	0	0	0	0	Toronto Blue Jays @ Baltimore Orioles Oriole Park at Camden Yards, Baltimore, MD Mon May 09 1994, 7:05 PM EDT Att: 47,369 - Unknown - 77 F										
Roberto Alomar, S OBP: 0.387, SLG: 0.445	1-3 K		1-0 F8		4-2 CS BB		2-1 P4			3	0	0	0	1	1	0											
Paul Molitor, R OBP: 0.392, SLG: 0.493	1-1 S 2B		3-2 P4		2-2 F8 1-2		4-2 BB			3	0	1	0	1	0	1											
Joe Carter, R OBP: 0.377, SLG: 0.691	4-2 BB			0-1 1B 1B		0-1 P4		1-1 F8		3	1	1	0	1	0	1											
John Olerud, L OBP: 0.394, SLG: 0.517	1-0 P7			1-0 CS 1B		4-2 BB		1-3 K		3	0	1	0	1	1	3											
Ed Sprague, R OBP: 0.353, SLG: 0.450		0-0 P2		4-2 1B BB		0-1 F7		0-0 FC6-4 1B		3	0	1	0	1	0	1											
Darnell Coles, R OBP: 0.281, SLG: 0.286		4-0 FC6-4 BB		2-2 P5		2-2 G1-3		2-1 FC6-4 1-2		3	0	0	0	1	0	4											
Pat Borders, R OBP: 0.282, SLG: 0.340		0-1 FC6-4 1-2		1-2 1-3 2-H 1B		3-2 F9		1-3 K		4	0	1	1	0	1	2											
Dick Schofield, R OBP: 0.338, SLG: 0.323	1-1 P3			3-2 L8		3-2 P3		1-1 F8		4	0	0	0	0	0	4											
Inning Stats	R: 0 E: 0 K: 1 S: 11	H: 1 LOB: 2 BB: 1 P: 19	R: 0 E: 0 K: 0 S: 5	H: 0 LOB: 1 BB: 1 P: 10	R: 0 E: 0 K: 0 S: 11	H: 0 LOB: 0 BB: 0 P: 18	R: 1 E: 0 K: 0 S: 18	H: 3 LOB: 2 BB: 1 P: 29	R: 0 E: 0 K: 0 S: 8	H: 0 LOB: 0 BB: 1 P: 16	R: 0 E: 0 K: 0 S: 10	H: 0 LOB: 1 BB: 1 P: 16	R: 0 E: 0 K: 0 S: 11	H: 0 LOB: 0 BB: 0 P: 18	R: 0 E: 0 K: 1 S: 9	H: 0 LOB: 1 BB: 1 P: 17	R: 0 E: 0 K: 1 S: 8	H: 1 LOB: 1 BB: 0 P: 12	1B: 4 2B: 1 3B: 0 HR: 0	SF: 0 SAC: 0 DP: 0 HBP: 0	WP: 0 PB: 0 SB: 1 CS: 2	PA: 36					
PITCHER	IP	WLS	BF	H	R	ER	SO	BB	IBB	HBP	BLK	WP	HR	S	P	ERA	WHIP										
Sid Fernandez, L ERA: 1.95	7.1	W	30	4	1	1	1	6	0	0	0	0	0	78	136	1.23	1.364										
Mark Williamson, R ERA: 4.75	0.1		1	0	0	0	0	0	0	0	0	0	0	2	3	0.00	0.000										
Jim Poole, L ERA: 7.04	0.1		1	0	0	0	1	0	0	0	0	0	0	3	4	0.00	0.000										
Lee Smith, R ERA: 0.66	1.0	S	4	1	0	0	1	0	0	0	0	0	0	8	12	0.00	1.000										

Batter	1	2	3	4	5	6	7	8	9	AB	R	H	RBI	BB	SO	LOB	BOTTOM										
Brady Anderson, L OBP: 0.319, SLG: 0.398	2-1 P5	2-2 P5			1-1 G4-3		1-1 SF8	2-3 K		4	0	0	1	0	1	5	Toronto Blue Jays @ Baltimore Orioles Oriole Park at Camden Yards, Baltimore, MD Mon May 09 1994, 7:05 PM EDT Att: 47,369 - Unknown - 77 F										
Mike Deversaux, R OBP: 0.265, SLG: 0.479	2-3 K		2-3 K			2-2 2B SF9 1B	1-0 P5	1-2 2-3 3-H		4	1	1	0	0	2	2											
Rafael Palmeiro, L OBP: 0.441, SLG: 0.709	4-2 BB		1-3 K			2-1 SF9 1-3 2B	1-1 F8			3	0	1	0	1	1	2											
Cal Ripken Jr., R OBP: 0.317, SLG: 0.376	3-2 G5-3		1-0 G3			2-2 SF9		2-0 F7		3	0	0	1	0	0	1											
Chris Hoiles, R OBP: 0.372, SLG: 0.418		3-2 FC4-6 1B		0-1 F7		1-3 K		4-0 BB 1B BB		3	1	1	0	1	1	1											
Leo Gomez, R OBP: 0.410, SLG: 0.588		2-2 FC4-6 BB 1-2		3-2 P6		1-3 K		3-2 BB BB 1B		4	1	1	0	0	1	2											
Lonnie Smith, R OBP: 0.283, SLG: 0.194		0-0 P3		1-0 P4			0-0 1B 1B SF8 1B	4-2 WP BB BB		3	1	1	0	1	0	1											
Mark McLemore, S OBP: 0.385, SLG: 0.290		4-2 BB 1-2 BB			1-0 G5-3		0-2 1 SAFE SF8 1B	4-0 WP BB		2	0	1	1	2	0	0											
Jack Voigt, R OBP: 0.294, SLG: 0.267		4-2 BB			3-1 F7		0-1 SF8 1B	1-2 2-3 3-H		3	0	1	0	1	1	3											
Inning Stats	R: 0 E: 0 K: 1 S: 10	H: 0 LOB: 1 BB: 1 P: 21	R: 0 E: 0 K: 0 S: 16	H: 1 LOB: 2 BB: 2 P: 31	R: 0 E: 0 K: 2 S: 8	H: 0 LOB: 0 BB: 0 P: 12	R: 0 E: 0 K: 0 S: 8	H: 0 LOB: 0 BB: 0 P: 12	R: 0 E: 0 K: 2 S: 15	H: 2 LOB: 1 BB: 0 P: 23	R: 1 E: 0 K: 0 S: 11	H: 3 LOB: 2 BB: 0 P: 14	R: 2 E: 0 K: 2 S: 14	H: 1 LOB: 2 BB: 3 P: 35	R: 0 E: 0 K: 2 S: 8	H: 0 LOB: 0 BB: 0 P: 12	1B: 6 2B: 1 3B: 0 HR: 0	SF: 2 SAC: 0 DP: 0 HBP: 0	WP: 1 PB: 0 SB: 0 CS: 0	PA: 37							
PITCHER	IP	WLS	BF	H	R	ER	SO	BB	IBB	HBP	BLK	WP	HR	S	P	ERA	WHIP										
Al Leiter, L ERA: 4.03	6.1	L	28	6	2	2	5	3	0	0	0	0	0	70	118	2.84	1.421										
Mike Timlin, R ERA: 10.32	0.1		1	0	0	0	0	0	0	0	0	0	0	1	2	0.00	0.000										
Greg Cadaret, L ERA: 6.17	1.1		8	1	2	2	2	3	0	0	0	1	0	16	38	13.50	3.000										

AB 30
R 1
H 5
RBI 1
BB 6
SO 3
LOB 16



AB 29
R 4
H 7
RBI 3
BB 6
SO 7
LOB 17



Batter	1	2	3	4	5	6	7	8	9	AB	R	H	RBI	BB	SO	LOB	TOP										
Devon White, S OBP: 0.367, SLG: 0.537 (1, 8)	G5-3		E9 1B	K			F7		G6-3	5	1	1	1	0	1	2	Toronto Blue Jays @ Baltimore Orioles Oriole Park at Camden Yards, Baltimore, MD Tue May 10 1994, 7:05 PM EDT Att: 47,194 - Unknown - 71 F										
Roberto Alomar, S OBP: 0.380, SLG: 0.435 (1, 4)	K		2H 1B	L8			K		K	5	1	1	1	0	3	2											
Paul Molitor, R OBP: 0.388, SLG: 0.486 (1, 10)	L5		1B				F8		F9	4	0	1	0	0	0	0											
Joe Carter, R OBP: 0.373, SLG: 0.673 (8, 7)		G5-3	F7				F7		HBP BB	3	0	0	0	1	0	2											
John Olerud, L OBP: 0.390, SLG: 0.508 (1, 3)		G4-3	HBP 1B				G4-3		K	4	0	1	1	0	1	1											
Ed Sprague, R OBP: 0.364, SLG: 0.458 (1, 5)			HBP				F8			2	0	1	0	0	0	0											
Darnell Coles, R OBP: 0.273, SLG: 0.276 (3, PH)																											
Carlos Delgado, L OBP: 0.315, SLG: 0.489 (3, 7)	G3		K				K		P6	1	0	0	0	0	0	1											
Mike Huff, R OBP: 0.459, SLG: 0.433 (8, 9)										2	0	0	0	0	2	3											
Pat Borders, R OBP: 0.280, SLG: 0.337 (1, 2)			SH1-3 1B				F7		G4-3	4	1	1	0	0	0	0											
Dick Schofield, R OBP: 0.352, SLG: 0.344 (1, 6)			SH1-3				P5		G6-3 2B	2	0	1	0	1	0	0											
Inning Stats	R: 0 E: 0 K: 1 S: 7	H: 0 LOB: 0 BB: 0 P: 11	R: 0 E: 0 K: 0 S: 7	H: 1 LOB: 1 BB: 0 P: 14	R: 3 E: 2 K: 1 S: 21	H: 5 LOB: 3 BB: 0 P: 31	R: 0 E: 0 K: 1 S: 8	H: 0 LOB: 1 BB: 1 P: 18	R: 0 E: 0 K: 0 S: 9	H: 0 LOB: 0 BB: 0 P: 14	R: 0 E: 0 K: 1 S: 5	H: 0 LOB: 0 BB: 0 P: 10	R: 0 E: 0 K: 1 S: 9	H: 0 LOB: 0 BB: 0 P: 14	R: 0 E: 0 K: 1 S: 8	H: 0 LOB: 2 BB: 1 P: 17	R: 0 E: 0 K: 12 S: 12	H: 1 LOB: 1 BB: 0 P: 18	1B: 5 2B: 2 HR: 0	SF: 0 SAC: 1 HBP: 2	WP: 0 PB: 0 SB: 0 CS: 0	PA: 38					
PITCHER	IP	WLS	BF	H	R	ER	SO	BB	IBB	HBP	BLK	WP	HR	S	P	ERA	WHIP										
Jamie Moyer, L ERA: 5.82 (1, 1)	2.2		14	6	3	3	1	0	0	0	0	0	0	29	46	10.12	2.250										
Mike Oquist, R ERA: 1.5 (3, 1)	5.0	W	19	0	0	0	5	2	0	2	0	0	0	42	79	0.00	0.400										
Jim Poole, L ERA: 6.75 (8, 1)	0.1		1	0	0	0	0	0	0	0	0	0	0	3	4	0.00	0.000										
Lee Smith, R ERA: 0.61 (9, 1)	1.0	S	4	1	0	0	1	0	0	0	0	0	0	12	18	0.00	1.000										

Batter	1	2	3	4	5	6	7	8	9	AB	R	H	RBI	BB	SO	LOB	BOTTOM										
Brady Anderson, L OBP: 0.322, SLG: 0.398 (1, 7)	K		P2				L8			5	1	2	0	0	1	1	Toronto Blue Jays @ Baltimore Orioles Oriole Park at Camden Yards, Baltimore, MD Tue May 10 1994, 7:05 PM EDT Att: 47,194 - Unknown - 71 F										
Mike Deversaux, R OBP: 0.284, SLG: 0.480 (1, 8)			K				L8		L8	4	1	2	0	1	1	3											
Rafael Palmeiro, L OBP: 0.439, SLG: 0.693 (1, 3)	K								FC3-6	4	1	1	0	1	2	5											
Harold Baines, L OBP: 0.388, SLG: 0.507 (1, 10)	F9								F9	5	1	1	0	0	1	7											
Cal Ripken Jr., R OBP: 0.331, SLG: 0.408 (1, 6)		P4								3	2	2	2	1	0	0											
Chris Hoiles, R OBP: 0.376, SLG: 0.415 (1, 2)		K							F8	3	0	1	2	1	1	0											
Leo Gomez, R OBP: 0.419, SLG: 0.595 (1, 5)									P3	3	0	1	2	1	1	0											
Mark McLemore, S OBP: 0.381, SLG: 0.289 (1, 4)									G1-3	4	0	1	0	0	0	4											
Jack Voigt, R OBP: 0.291, SLG: 0.265 (1, 9)			L7						FC3-6 1B	4	0	1	0	0	1	2											
Inning Stats	R: 0 E: 0 K: 2 S: 8	H: 1 LOB: 1 BB: 0 P: 12	R: 0 E: 0 K: 2 S: 9	H: 0 LOB: 0 BB: 0 P: 13	R: 0 E: 0 K: 1 S: 11	H: 1 LOB: 1 BB: 0 P: 15	R: 3 E: 0 K: 1 S: 21	H: 4 LOB: 1 BB: 1 P: 33	R: 2 E: 0 K: 1 S: 13	H: 2 LOB: 3 BB: 1 P: 22	R: 1 E: 0 K: 0 S: 8	H: 1 LOB: 0 BB: 0 P: 16	R: 0 E: 0 K: 0 S: 6	H: 2 LOB: 2 BB: 0 P: 12	1B: 10 2B: 1 3B: 0 HR: 1	SF: 0 SAC: 0 DP: 0 HBP: 0		WP: 0 PB: 0 SB: 1 CS: 0	PA: 40								
PITCHER	IP	WLS	BF	H	R	ER	SO	BB	IBB	HBP	BLK	WP	HR	S	P	ERA	WHIP										
Juan Guzman, R ERA: 6.75 (1, 1)	5.0	L	26	8	5	5	7	3	0	0	0	0	0	66	107	9.00	2.200										
Woody Williams, R ERA: 5.4 (6, 1)	2.0		9	2	1	1	1	1	0	0	0	0	1	21	38	4.50	1.500										
Scott Brow, R ERA: 3.31 (8, 1)	1.0		5	2	0	0	0	0	0	0	0	0	0	6	12	0.00	2.000										

AB 33
R 3
H 7
RBI 3
BB 2
SO 7
LOB 13



AB 35
R 6
H 12
RBI 6
BB 5
SO 8
LOB 22



Batter	1	2	3	4	5	6	7	8	9	AB	R	H	RBI	BB	SO	LOB	TOP			
Devon White, S OBP: 0.364, SLG: 0.529	L8		1B FC9-2		F8		F9			4	0	1	1	0	0	2	Toronto Blue Jays @ Baltimore Orioles Oriole Park at Camden Yards, Baltimore, MD Wed May 11 1994, 7:05 PM EDT Att: 47,386 - Unknown - 73 F			
Roberto Alomar, S OBP: 0.376, SLG: 0.429	F7		1B		K			G4-3		4	0	1	0	0	1	0				
Paul Molitor, R OBP: 0.376, SLG: 0.472	K		FC9-2		F9		F8			4	0	0	0	0	1	2				
Joe Carter, R OBP: 0.370, SLG: 0.658		F9		G6-4-3 1B	F9		G5-3			4	0	1	0	0	0	0				
John Olerud, L OBP: 0.386, SLG: 0.496		G6-4-3 BB		L7			P4			3	0	0	0	1	0	1				
Ed Sprague, R OBP: 0.367, SLG: 0.459	P2		BB 1B		BB 1B		P4			4	0	2	0	0	0	1				
Carlos Delgado, L OBP: 0.313, SLG: 0.474	K		BB 1B		G3		G1-3			3	0	0	0	1	1	2				
Pat Borders, R OBP: 0.282, SLG: 0.336		K	G3		BB 1B					3	0	1	0	0	1	2				
Dick Schofield, R OBP: 0.351, SLG: 0.358		1B 2B		G5-3		K				3	1	1	0	0	1	2				
Inning Stats	R: 0 E: 0 K: 1 S: 6	H: 0 LOB: 0 BB: 0 P: 9	R: 0 E: 0 K: 1 S: 10	H: 0 LOB: 1 BB: 1 P: 17	R: 1 E: 0 K: 1 S: 13	H: 3 LOB: 1 BB: 0 P: 17	R: 0 E: 0 K: 0 S: 10	H: 2 LOB: 2 BB: 1 P: 16	R: 0 E: 0 K: 0 S: 5	H: 0 LOB: 0 BB: 0 P: 10	R: 0 E: 0 K: 1 S: 12	H: 2 LOB: 2 BB: 0 P: 18	R: 0 E: 0 K: 0 S: 6	H: 0 LOB: 0 BB: 0 P: 12	R: 0 E: 0 K: 0 S: 9	H: 0 LOB: 0 BB: 0 P: 12	1B: 6 2B: 2 3B: 0 HR: 0	SF: 0 SAC: 0 DP: 2 HBP: 0	WP: 0 PB: 0 SB: 0 CS: 0	PA: 34
PITCHER 35 Mike Mussina, R ERA: 2.48	IP: 9.0 WLS: W BF: 34 H: 7 R: 1 ER: 1 SO: 5 BB: 2 IBB: 0 HBP: 0 BLK: 0 WP: 0 HR: 0 S: 77 P: 111 ERA: 1.00 WHIP: 1.000																			

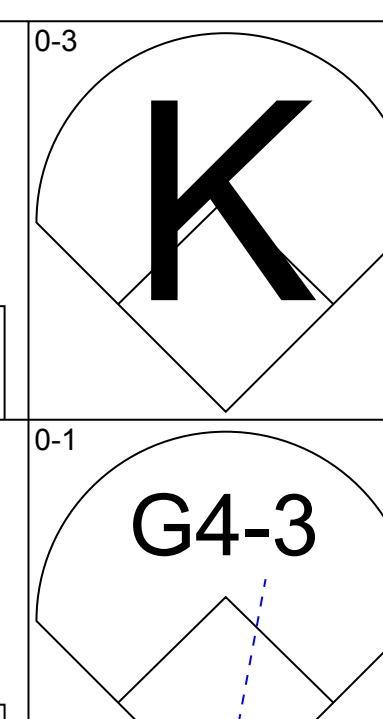
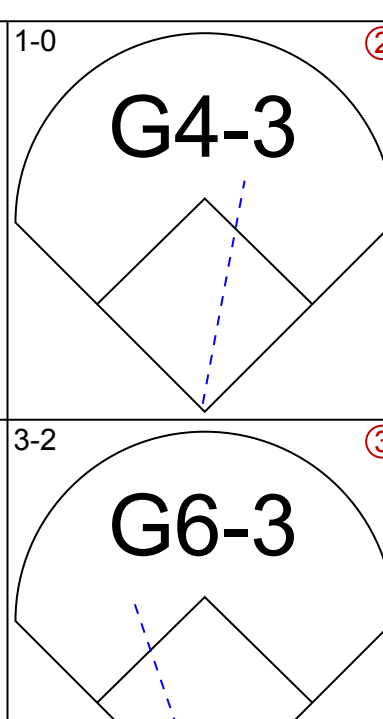

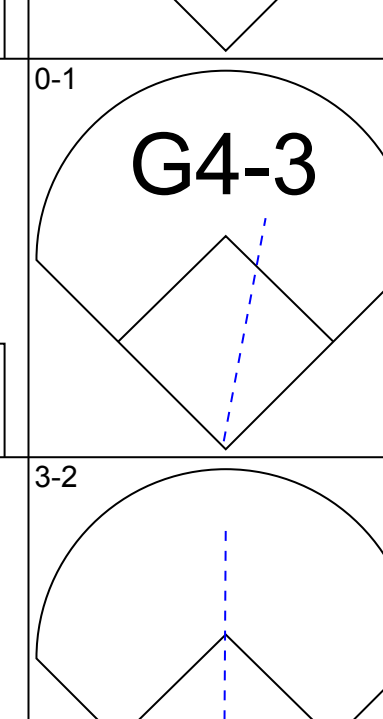
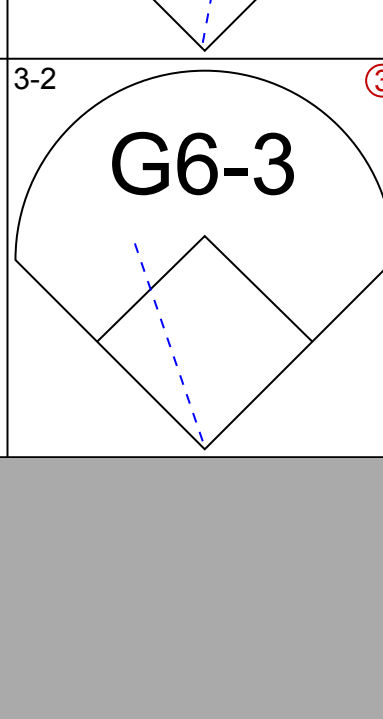
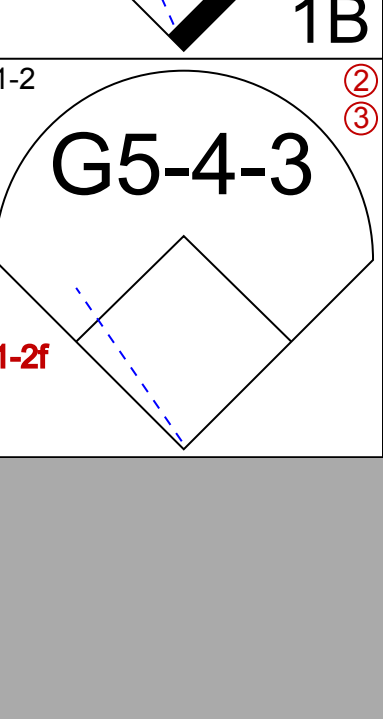
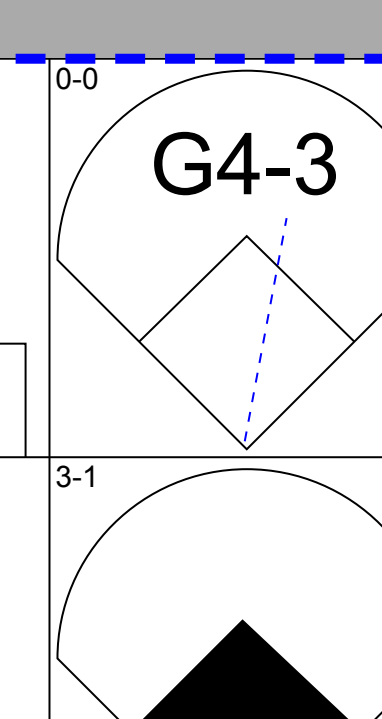
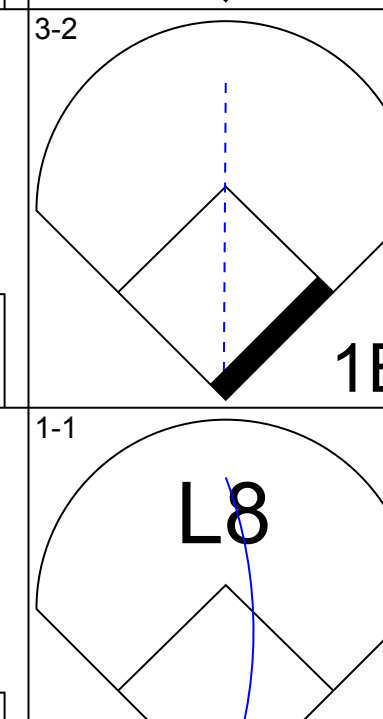
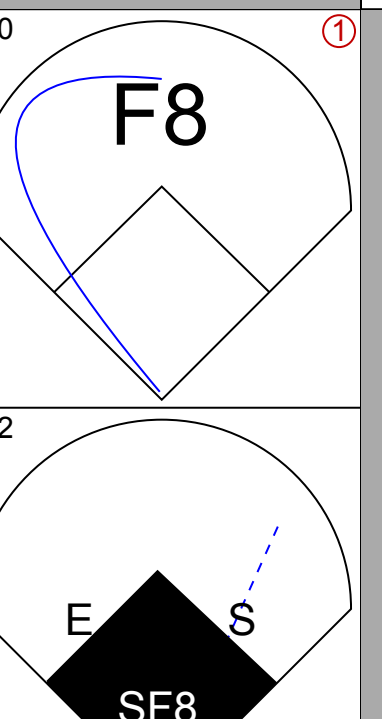
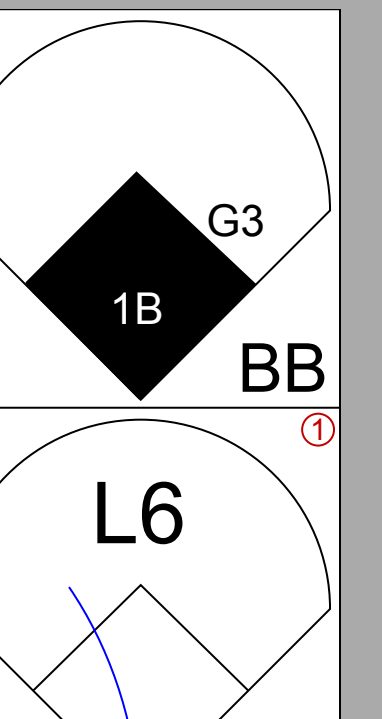
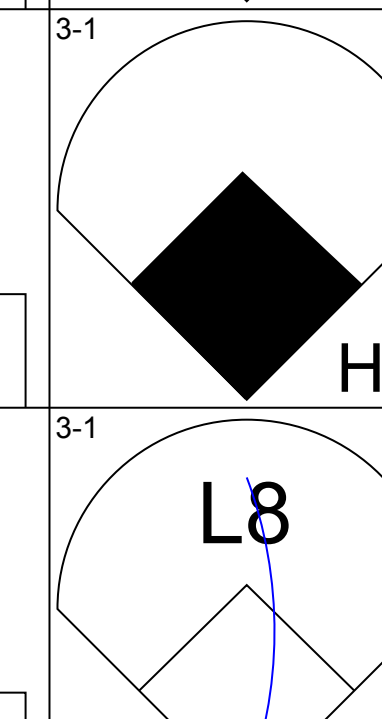
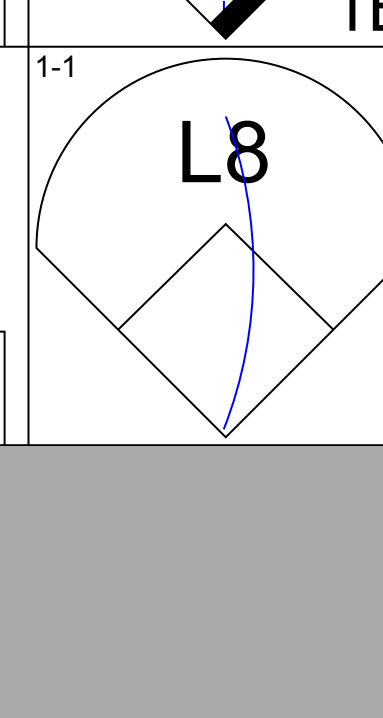
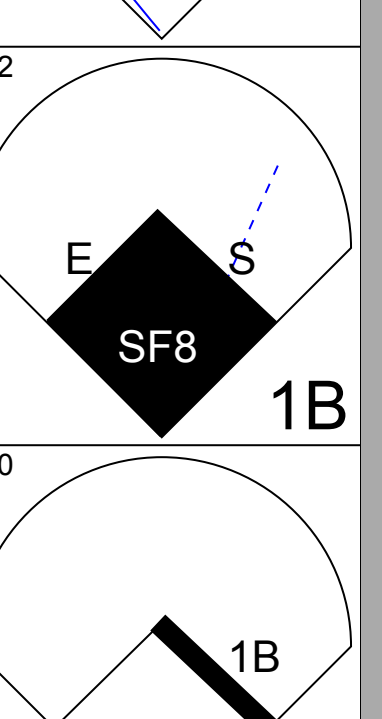
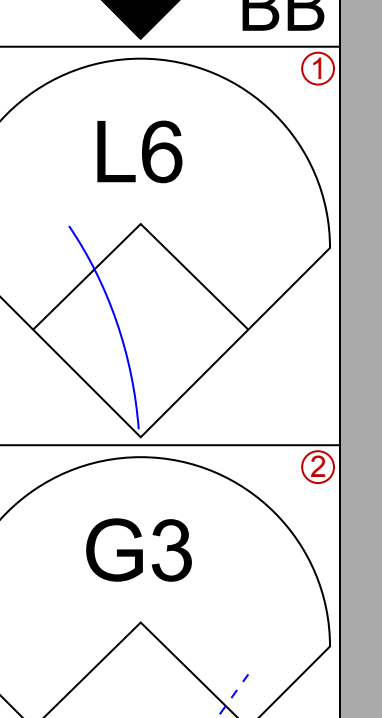
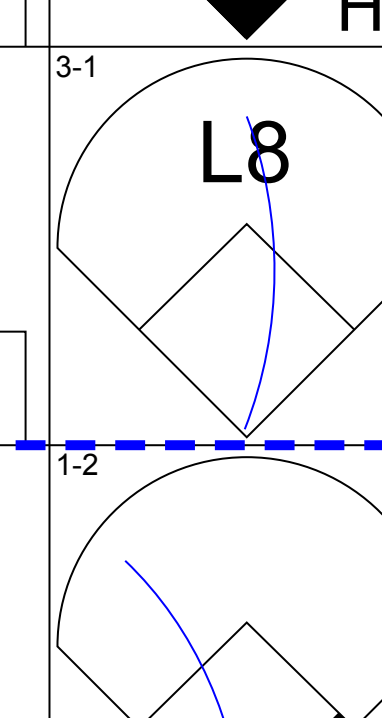
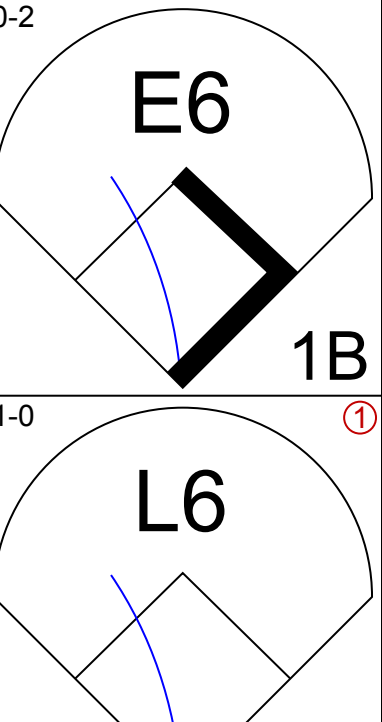
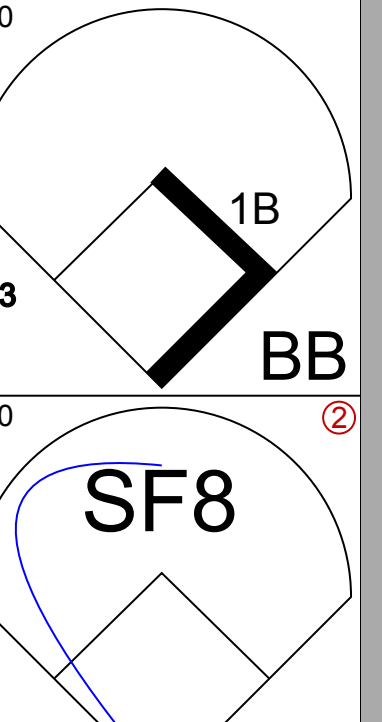
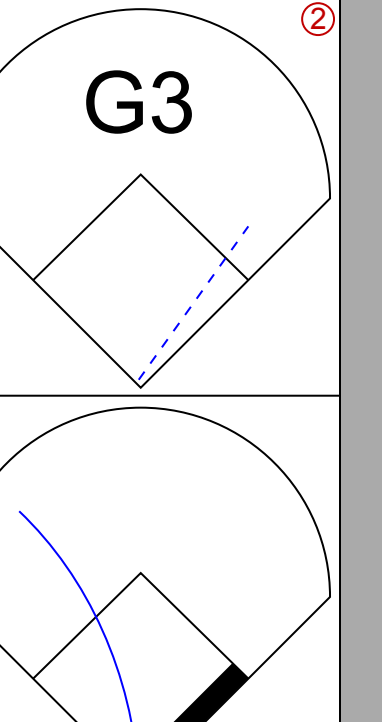
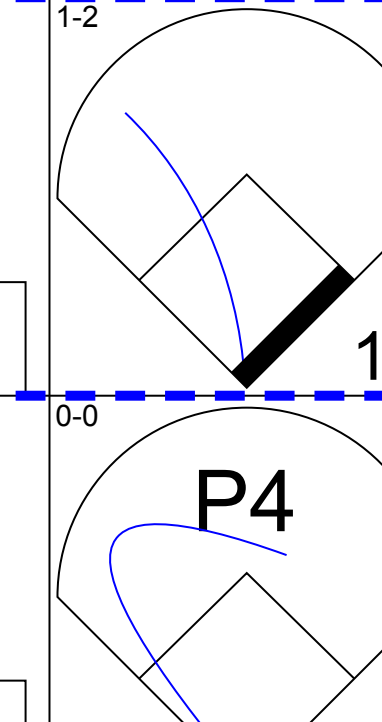

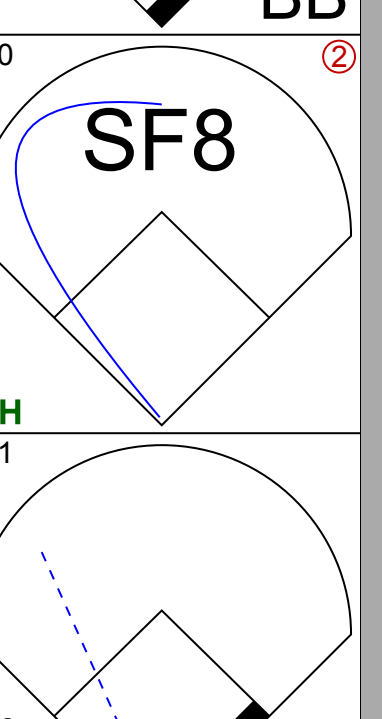
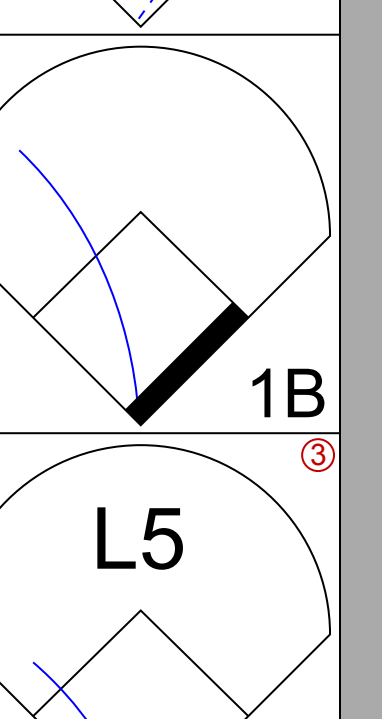
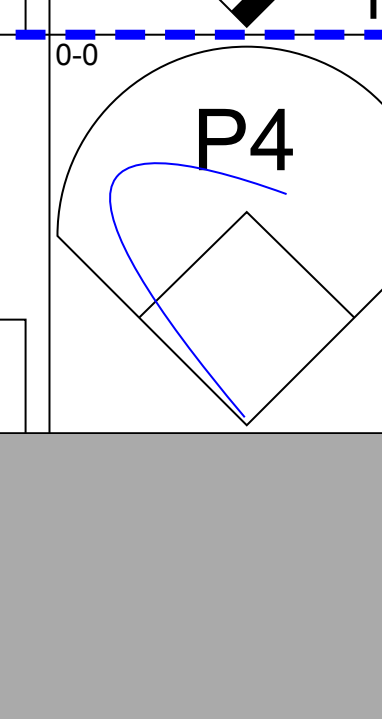

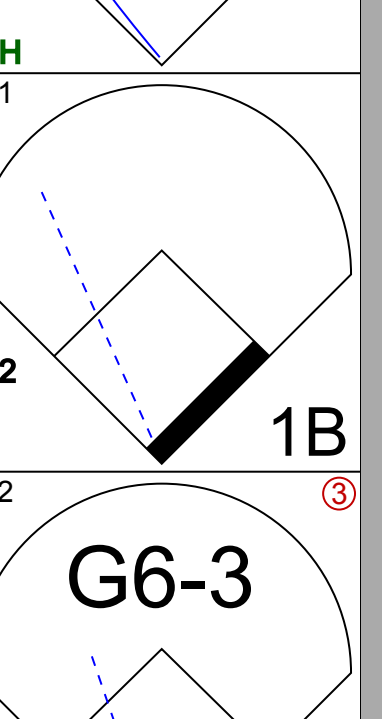
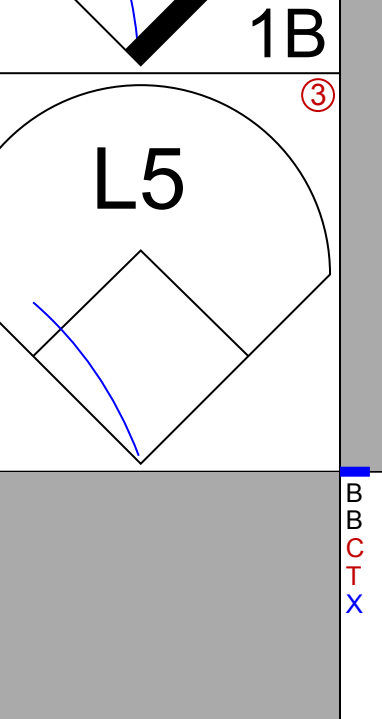
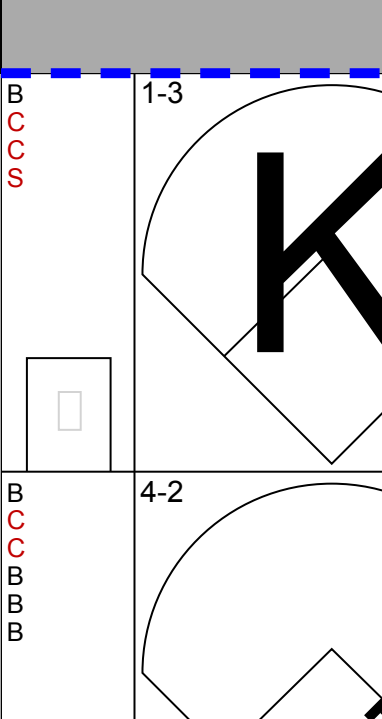

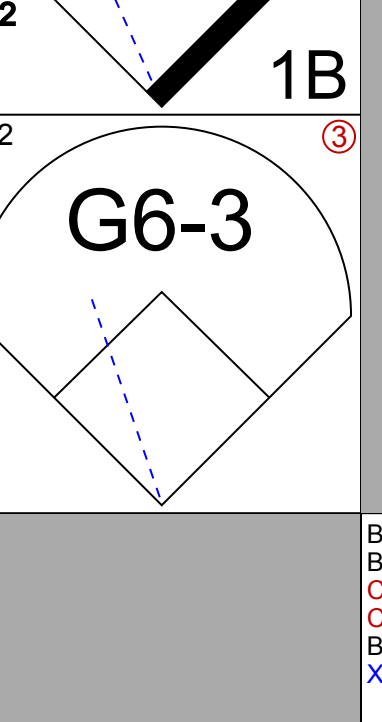
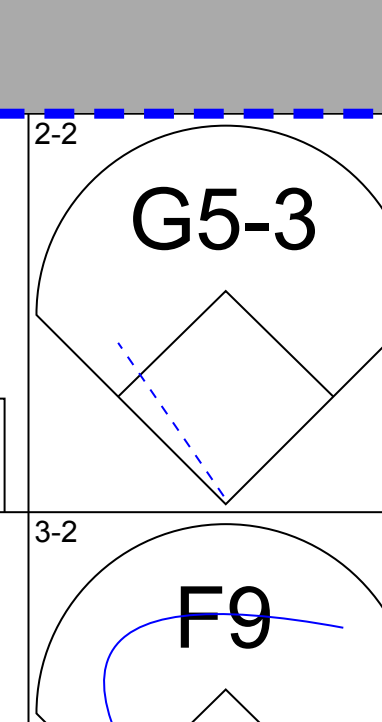
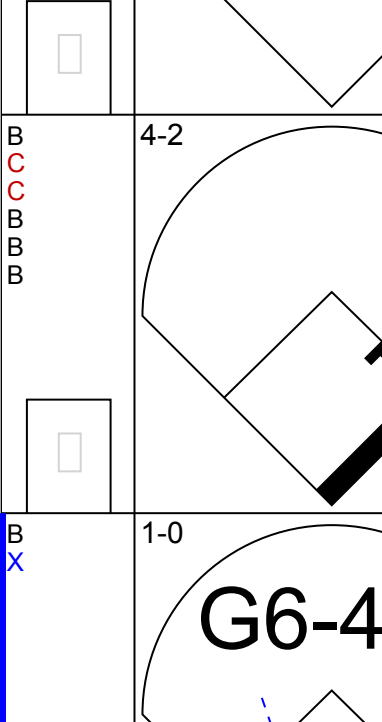
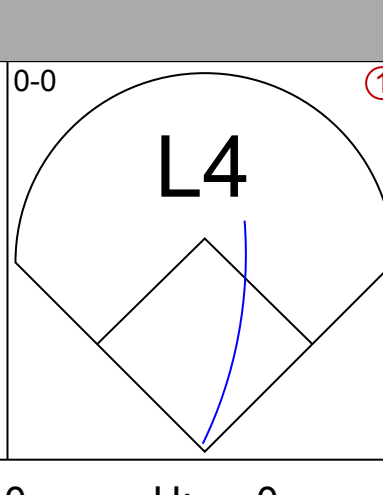
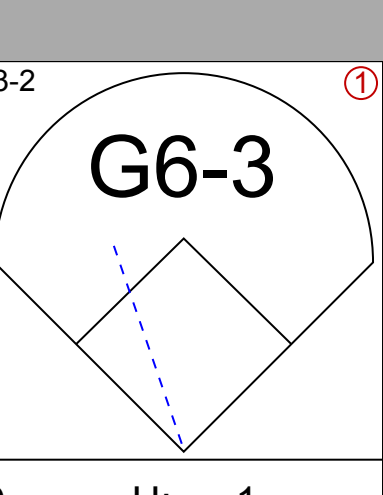
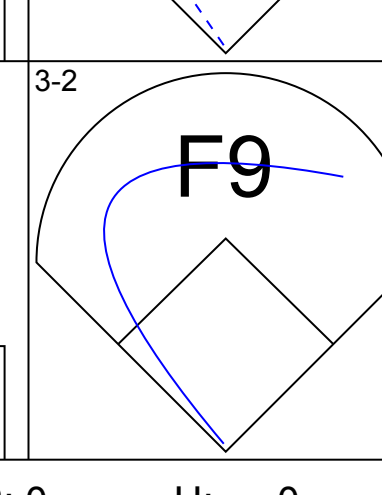
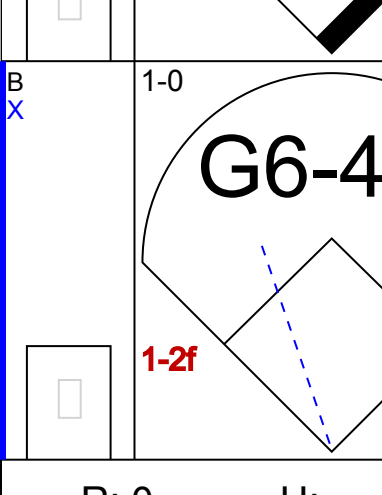
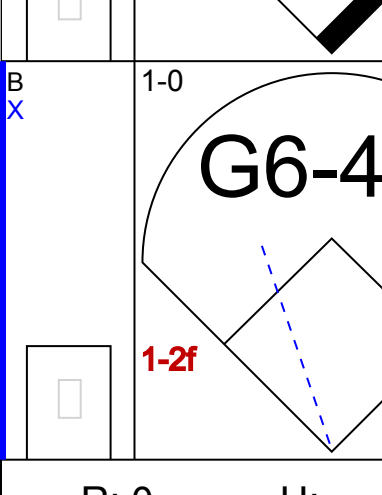
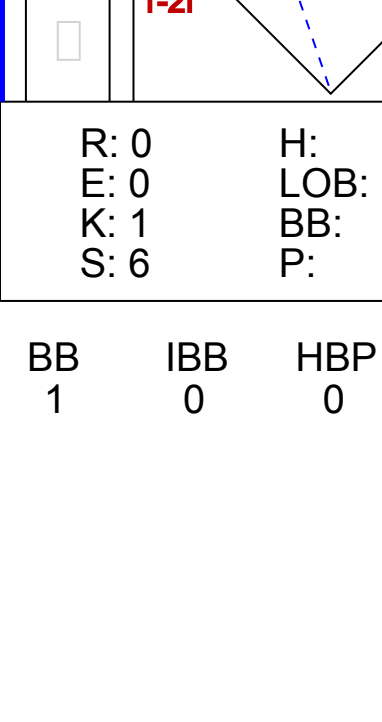
Batter	1	2	3	4	5	6	7	8	9	AB	R	H	RBI	BB	SO	LOB	BOTTOM			
Brady Anderson, L OBP: 0.318, SLG: 0.398	G4-3		G1-3 1B 2B		F7	G4-3		G3-2-3		5	1	1	0	0	0	4	Toronto Blue Jays @ Baltimore Orioles Oriole Park at Camden Yards, Baltimore, MD Wed May 11 1994, 7:05 PM EDT Att: 47,386 - Unknown - 73 F			
Mike Devereaux, R OBP: 0.283, SLG: 0.465	BB BB		G1-3		F9		G4-3			3	0	0	0	1	0	1				
Rafael Palmeiro, L OBP: 0.441, SLG: 0.686	F8		BB 1B		G3-1		BB 1B			4	0	2	1	0	0	1				
Harold Baines, L OBP: 0.405, SLG: 0.553	FC6-4 BB		K		HR		G5-4-3 1B			3	1	2	1	1	1	1				
Cal Ripken Jr., R OBP: 0.328, SLG: 0.403	FC6-4		L8		HR 1B		G5-4-3			4	1	1	0	0	0	5				
Chris Hoiles, R OBP: 0.380, SLG: 0.449	F8		K		HR		FC6 1B			4	1	2	2	0	1	0				
Leo Gomez, R OBP: 0.426, SLG: 0.600		2B		BB	F7		FC6			3	0	1	0	1	0	1				
Mark McLemore, S OBP: 0.385, SLG: 0.283	L8		F7		CS BB		G3-2-3 HBP			2	0	0	0	1	0	2				
Jack Voigt, R OBP: 0.288, SLG: 0.264	F8		K		1B		K			4	0	1	0	0	2	5				
Inning Stats	R: 0 E: 0 K: 0 S: 13	H: 1 LOB: 2 BB: 2 P: 26	R: 0 E: 0 K: 0 S: 9	H: 1 LOB: 1 BB: 0 P: 14	R: 1 E: 0 K: 1 S: 12	H: 2 LOB: 1 BB: 0 P: 23	R: 0 E: 0 K: 2 S: 12	H: 0 LOB: 1 BB: 1 P: 22	R: 0 E: 0 K: 0 S: 7	H: 0 LOB: 0 BB: 0 P: 11	R: 3 E: 0 K: 0 S: 13	H: 4 LOB: 1 BB: 1 P: 21	R: 0 E: 0 K: 0 S: 7	H: 2 LOB: 1 BB: 0 P: 10	R: 0 E: 1 K: 1 S: 11	H: 1 LOB: 2 BB: 0 P: 19	1B: 6 2B: 2 3B: 0 HR: 2	SF: 0 SAC: 0 DP: 2 HBP: 1	WP: 0 PB: 0 SB: 0 CS: 1	PA: 37
PITCHER Todd Stottlemyre, R ERA: 3.88 Tony Castillo, L ERA: 2.7 Mike Timlin, R ERA: 8.78	IP: 5.2 WLS: L BF: 27 H: 7 R: 4 ER: 4 SO: 3 BB: 4 IBB: 0 HBP: 0 BLK: 0 WP: 0 HR: 2 S: 64 P: 114 ERA: 6.35 WHIP: 1.941	(6.1) 0.1	(7.1) 2.0	(7.1) 9	(7.1) 3	(7.1) 0	(7.1) 3	(7.1) 0	(7.1) 0	(7.1) 0	(7.1) 0	(7.1) 0	(7.1) 0	(7.1) 0	(7.1) 0	(7.1) 0	(7.1) 0			

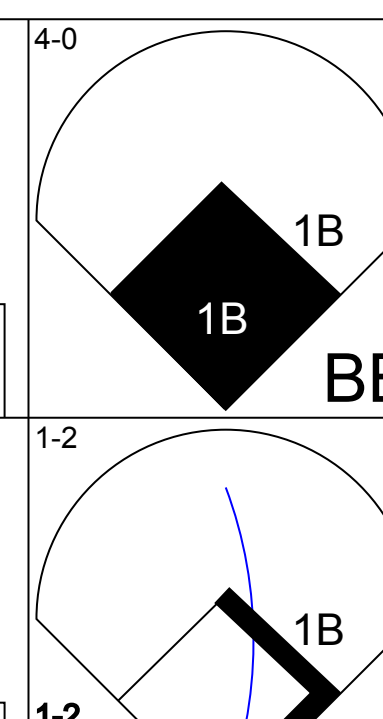
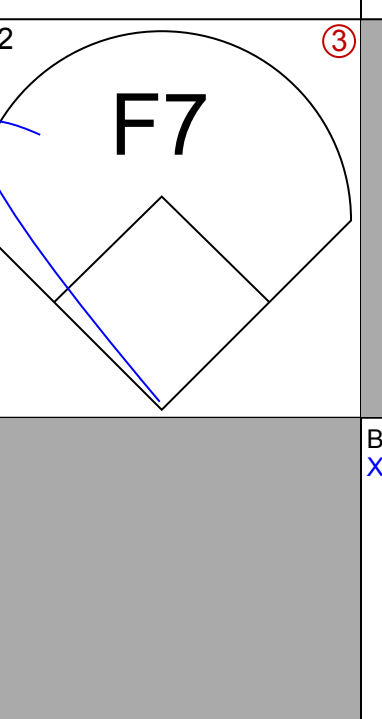
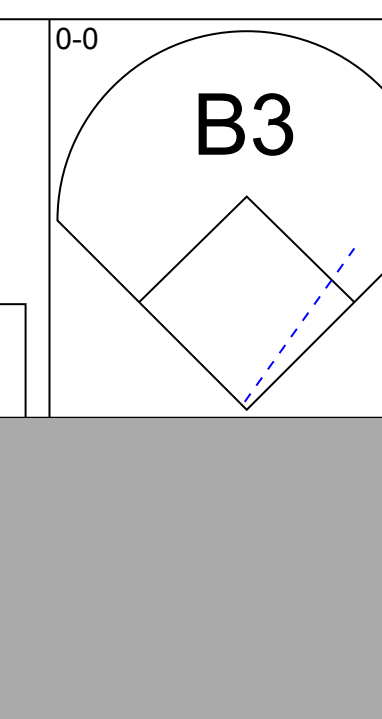
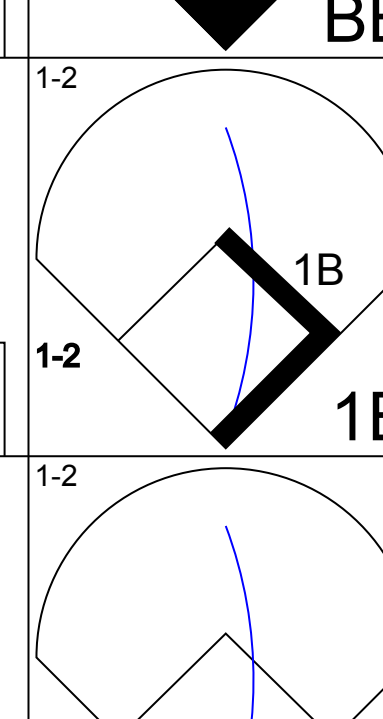
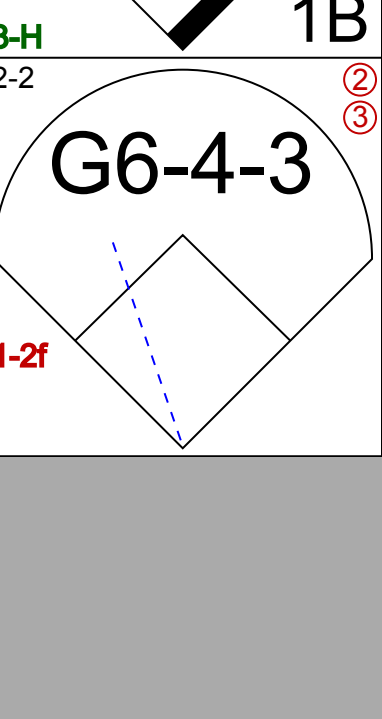
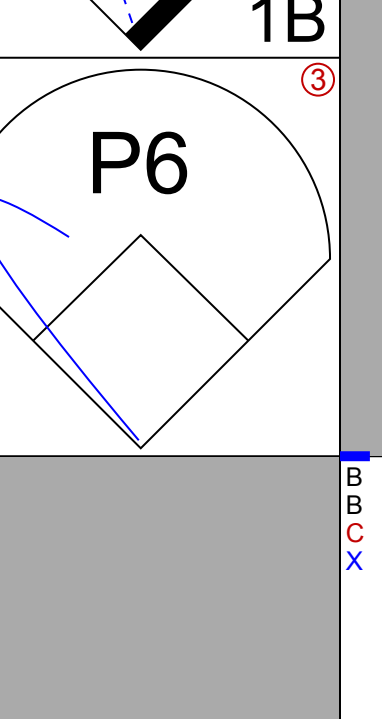
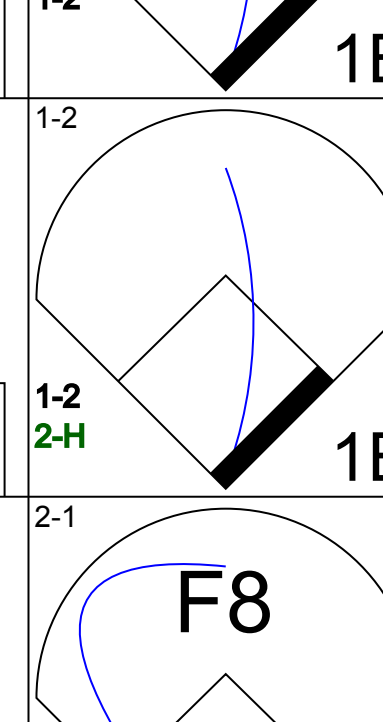

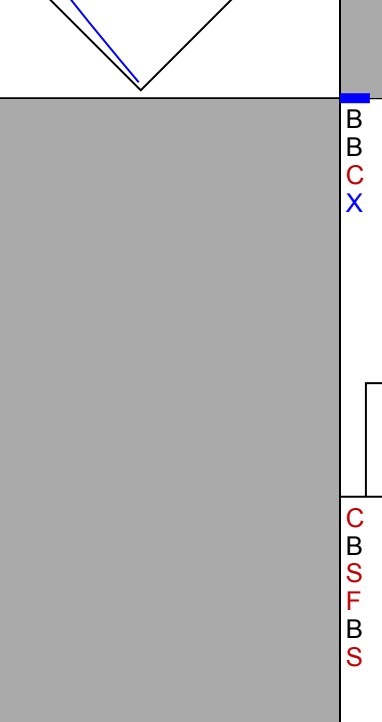
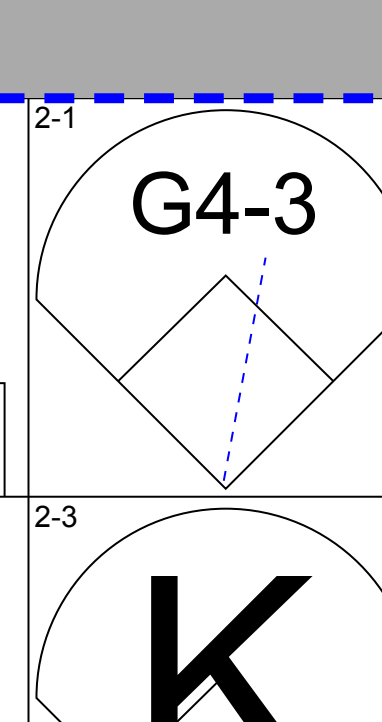
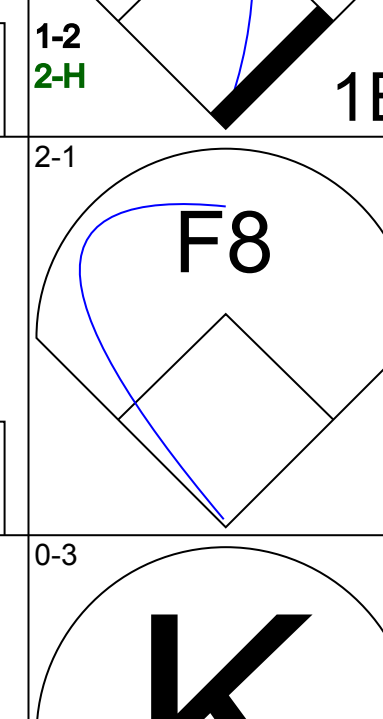

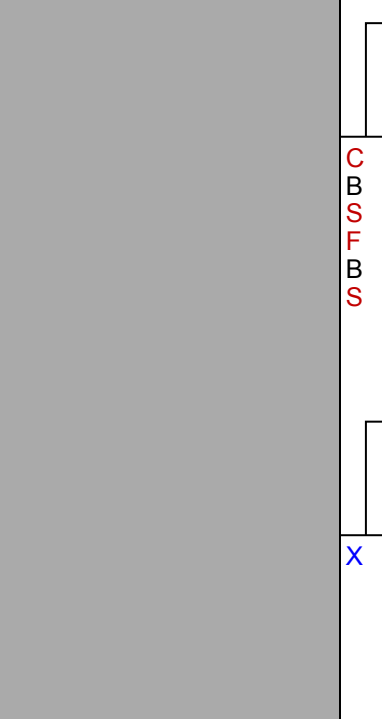
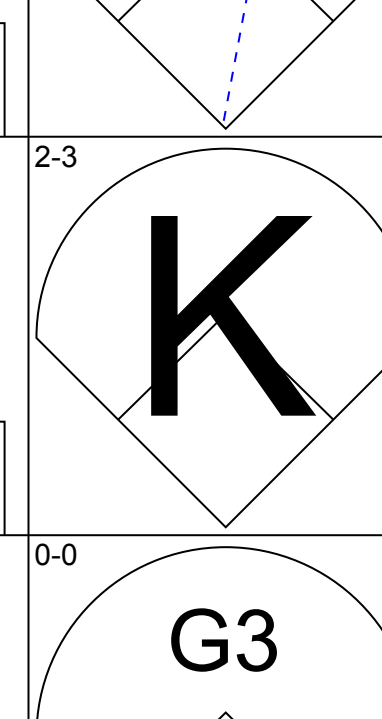
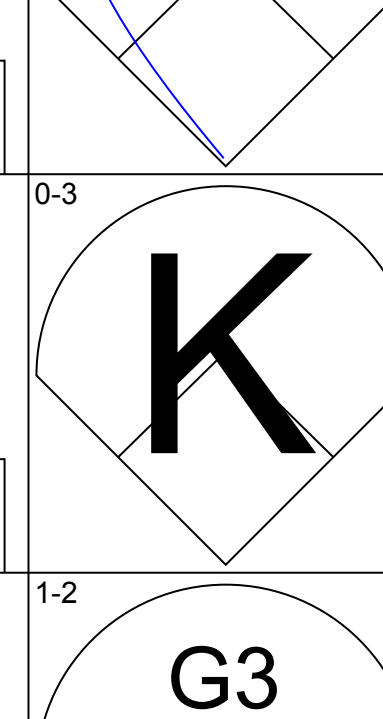


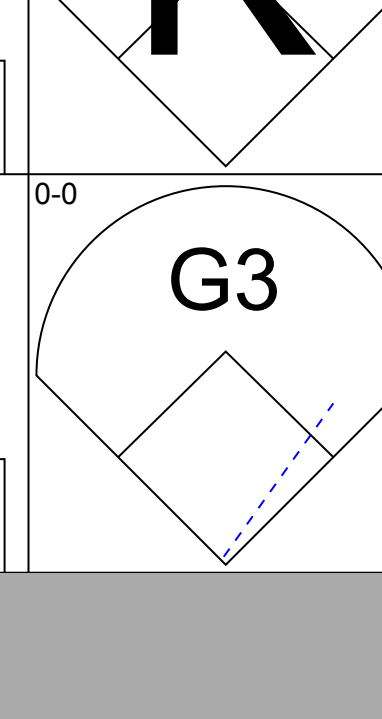
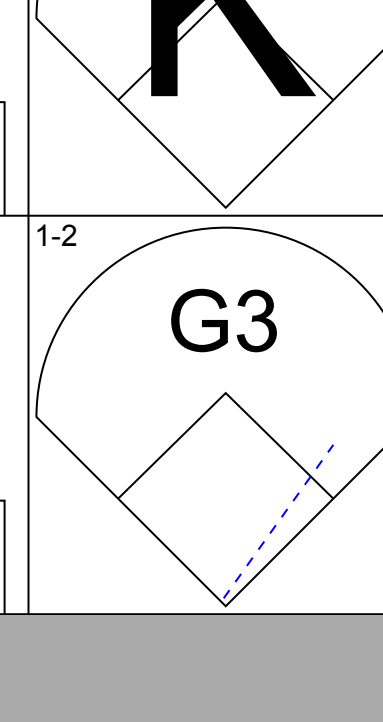
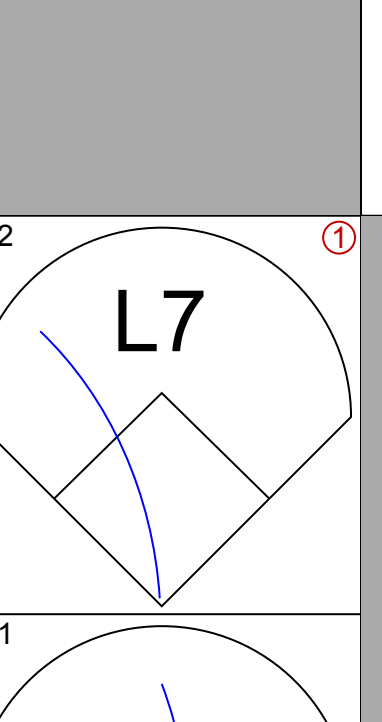
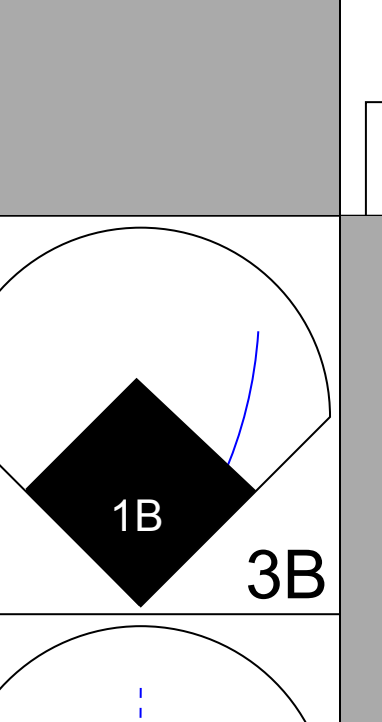
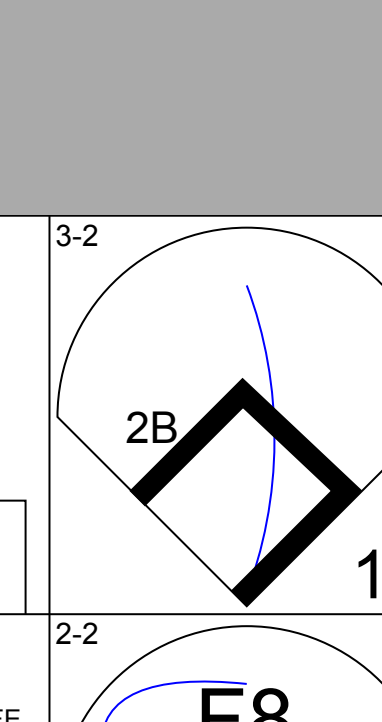
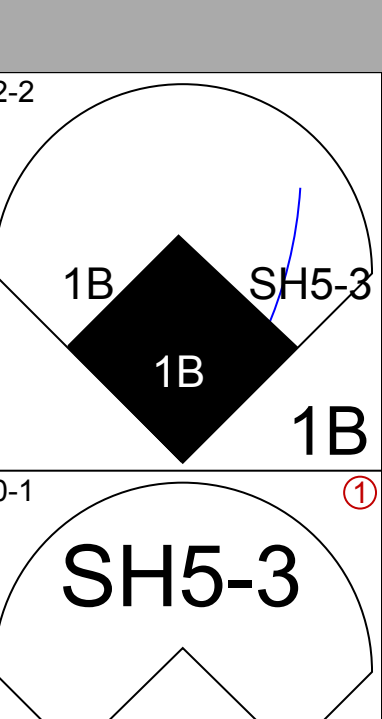
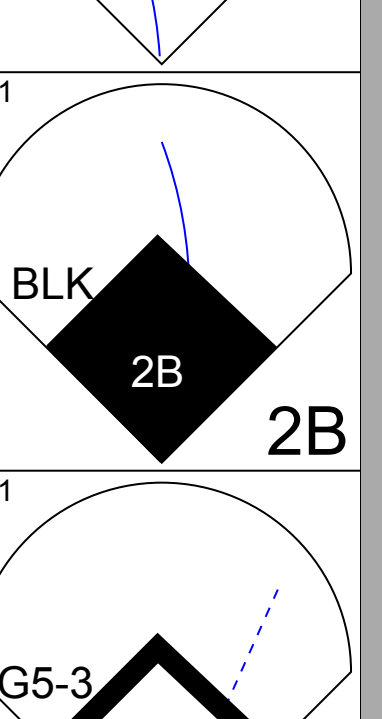
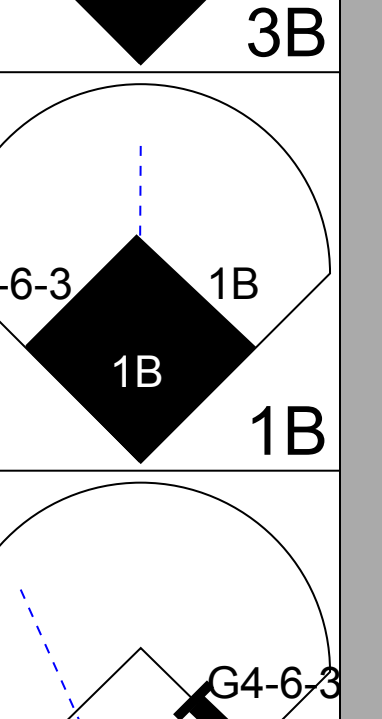
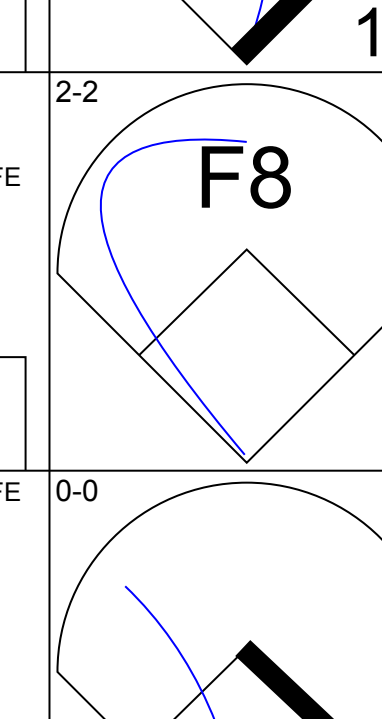
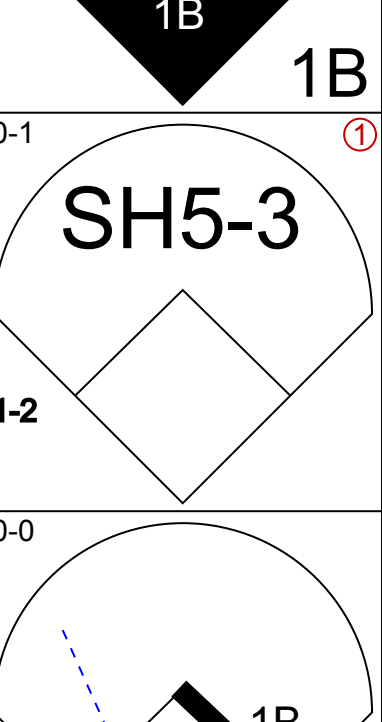
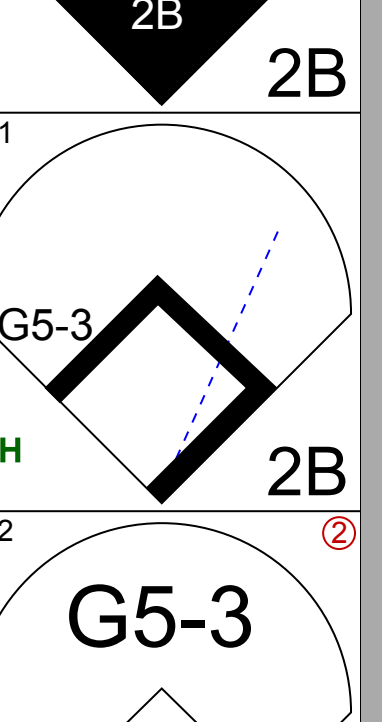
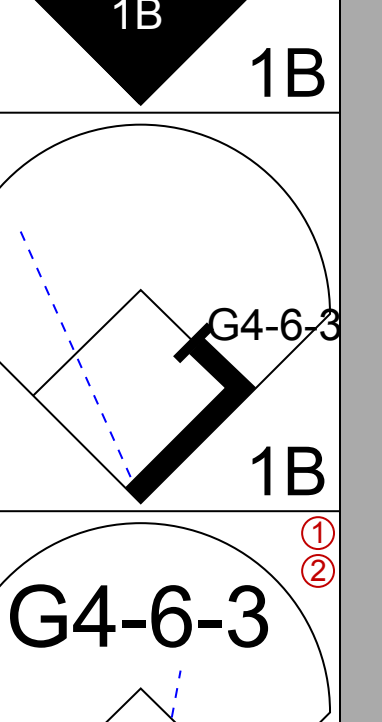
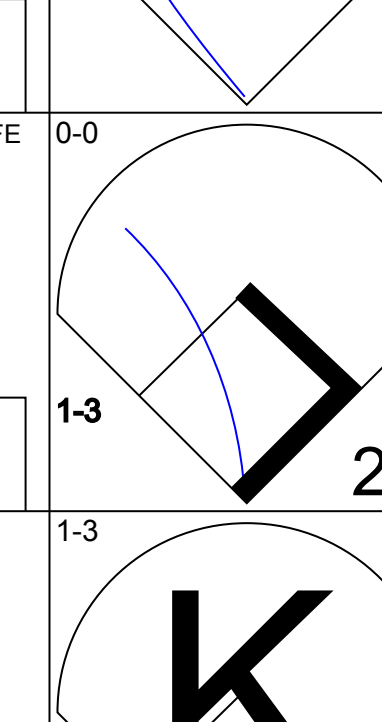
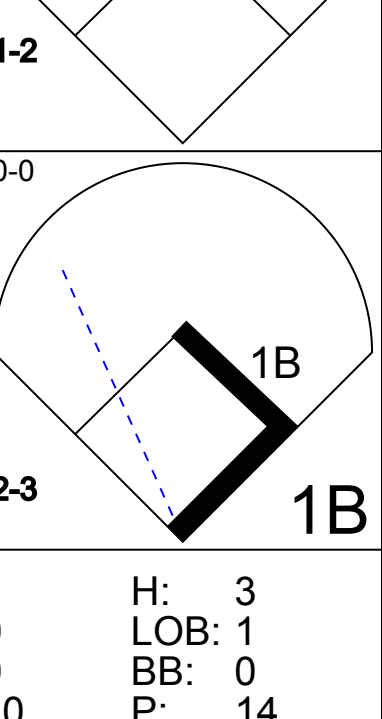
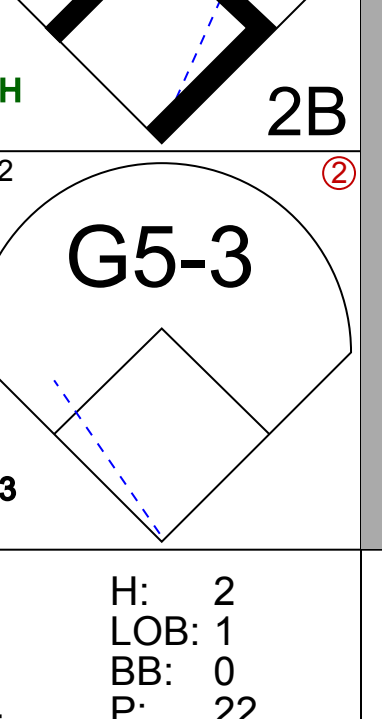
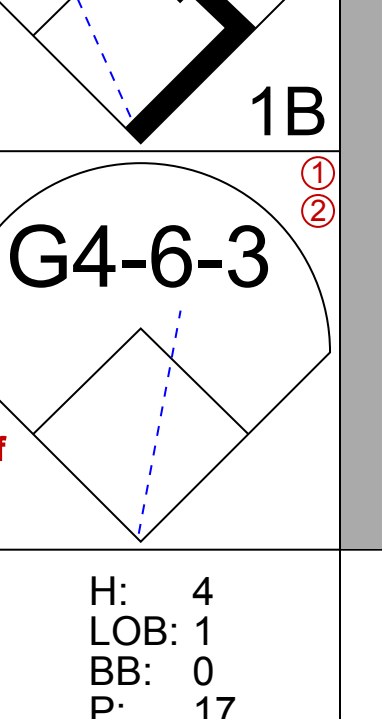
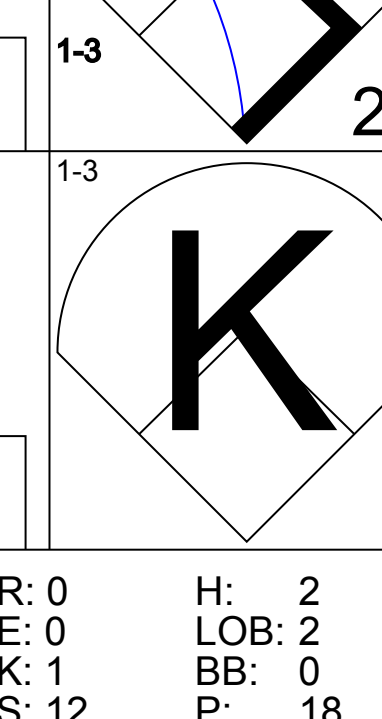
AB	32
R	1
H	7
RBI	1
BB	2
SO	5
LOB	12



AB	32
R	4
H	10
RBI	4
BB	4
SO	4
LOB	20



Batter	1	2	3	4	5	6	7	8	9	AB	R	H	RBI	BB	SO	LOB	TOP					
Devon White, S OBP: 0.361, SLG: 0.521										4	0	1	0	0	2	0	Toronto Blue Jays @ Boston Red Sox Fenway Park, Boston, MA Fri May 13 1994, 7:05 PM EDT Att: 32,579 - Unknown - 56 F					
Roberto Alomar, S OBP: 0.365, SLG: 0.415										4	0	0	0	0	0	1						
Paul Molitor, R OBP: 0.388, SLG: 0.497										3	2	2	1	1	0	0						
Joe Carter, R OBP: 0.366, SLG: 0.645										4	1	1	0	0	0	2						
John Olerud, L OBP: 0.396, SLG: 0.500										3	0	2	0	1	0	1						
Ed Sprague, R OBP: 0.364, SLG: 0.457										3	0	1	2	0	0	2						
Mike Huff, R OBP: 0.439, SLG: 0.412										4	0	1	0	0	2	2						
Pat Borders, R OBP: 0.281, SLG: 0.327										3	0	0	0	1	1	3						
Dick Schofield, R OBP: 0.338, SLG: 0.343										3	0	0	0	0	0	0						
Carlos Delgado, L OBP: 0.310, SLG: 0.469										1	0	0	0	0	0	1						
Inning Stats	R: 0 E: 0 K: 1 S: 12	H: 1 LOB: 1 BB: 0 P: 16	R: 0 E: 1 K: 2 S: 10	H: 1 LOB: 1 BB: 0 P: 14	R: 0 E: 0 K: 0 S: 6	H: 0 LOB: 0 BB: 0 P: 10	R: 1 E: 0 K: 0 S: 10	H: 2 LOB: 2 BB: 1 P: 21	R: 0 E: 0 K: 0 S: 8	H: 1 LOB: 0 BB: 0 P: 14	R: 1 E: 0 K: 0 S: 7	H: 1 LOB: 1 BB: 1 P: 16	R: 0 E: 0 K: 1 S: 9	H: 0 LOB: 0 BB: 0 P: 15	R: 1 E: 0 K: 0 S: 9	H: 2 LOB: 1 BB: 0 P: 16	R: 0 E: 0 K: 1 S: 6	H: 0 LOB: 0 BB: 1 P: 12	1B: 7 2B: 0 3B: 0 HR: 1	SF: 1 SAC: 0 DP: 2 HBP: 0	WP: 0 PB: 0 SB: 1 CS: 0	PA: 36
PITCHER	IP	WLS	BF	H	R	ER	SO	BB	IBB	HBP	BLK	WP	HR	S	P	ERA	WHIP					
Joe Hesketh, L ERA: 4.11	6.0	W	25	6	2	2	3	2	0	0	0	0	0	53	91	3.00	1.333					
Paul Quantrill, R ERA: 2.75	1.0		3	0	0	0	1	0	0	0	0	0	0	9	15	0.00	0.000					
Greg Harris, R ERA: 5.48	0.2		3	1	1	1	0	0	0	0	0	0	1	5	11	13.50	1.500					
Chris Howard, L ERA:	0.0		1	1	0	0	0	0	0	0	0	0	0	3	4	∞	∞					
Todd Frohwrth, R ERA: 5.79	0.1		1	0	0	0	0	0	0	0	0	0	0	1	1	0.00	0.000					
PITCHER	IP	WLS	BF	H	R	ER	SO	BB	IBB	HBP	BLK	WP	HR	S	P	ERA	WHIP					
Ken Ryan, R ERA:	1.0	S	3	0	0	0	1	1	0	0	0	0	0	6	12	0.00	1.000					

Batter	1	2	3	4	5	6	7	8	9	AB	R	H	RBI	BB	SO	LOB	BOTTOM				
Otis Nixon, S OBP: 0.368, SLG: 0.327										4	1	2	2	1	0	3	Toronto Blue Jays @ Boston Red Sox Fenway Park, Boston, MA Fri May 13 1994, 7:05 PM EDT Att: 32,579 - Unknown - 56 F				
Scott Fletcher, R OBP: 0.310, SLG: 0.354										4	0	2	0	0	0	3					
Mike Greenwell, L OBP: 0.308, SLG: 0.444										4	0	1	1	0	0	1					
Andre Dawson, R OBP: 0.286, SLG: 0.471										4	0	0	0	0	1	3					
Mo Vaughn, L OBP: 0.440, SLG: 0.664										4	0	0	0	0	2	3					
Scott Cooper, L OBP: 0.388, SLG: 0.670										4	1	2	0	0	0	2					
Billy Hatcher, R OBP: 0.310, SLG: 0.368										4	3	3	1	0	0	1					
Carlos Rodriguez, S OBP: 0.389, SLG: 0.778										3	0	3	1	0	0	0					
Rich Rowland, R OBP: 0.259, SLG: 0.320										4	0	1	0	0	1	5					
Inning Stats	R: 1 E: 0 K: 1 S: 17	H: 2 LOB: 2 BB: 1 P: 26	R: 1 E: 0 K: 0 S: 10	H: 3 LOB: 1 BB: 0 P: 14	R: 0 E: 0 K: 0 S: 5	H: 0 LOB: 0 BB: 0 P: 9	R: 1 E: 0 K: 0 S: 14	H: 2 LOB: 1 BB: 0 P: 22	R: 0 E: 0 K: 0 S: 10	H: 1 LOB: 1 BB: 0 P: 13	R: 2 E: 0 K: 0 S: 12	H: 4 LOB: 1 BB: 0 P: 17	R: 0 E: 0 K: 1 S: 7	H: 0 LOB: 0 BB: 0 P: 11	R: 0 E: 0 K: 1 S: 12	H: 2 LOB: 2 BB: 0 P: 18	1B: 10 2B: 3 3B: 1 HR: 0	SF: 0 SAC: 1 DP: 2 HBP: 0	WP: 0 PB: 0 SB: 0 CS: 0	PA: 37	
PITCHER	IP	WLS	BF	H	R	ER	SO	BB	IBB	HBP	BLK	WP	HR	S	P	ERA	WHIP				
Pat Hentgen, R ERA: 4.26	6.0	L	29	12	5	5	2	1	0	0	1	0	0	68	101	7.50	2.167				
Tony Castillo, L ERA: 2.41	2.0		8	2	0	0	2	0	0	0	0	0	0	19	29	0.00	1.000				

Batter	1	2	3	4	5	6	7	8	9	AB	R	H	RBI	BB	SO	LOB	TOP											
Devon White, S OBP: 0.363, SLG: 0.542 Rob Butler, L OBP: 0.667, SLG: 0.667	0-1 HR		0-3 K		0-0 SAFE		0-0 G4-6-3 1B		0-0 G4-3	2	1	1	1	0	1	0												
Roberto Alomar, S OBP: 0.376, SLG: 0.425 Domingo Cedeno, S OBP: 0.192, SLG: 0.227	2-2 G5-3 1B		1-2 1B		2-2 G4-6-3 1-2 3-H 2-3		1-0 1B		3-1 G4-3	4	0	3	0	0	0	1												
Paul Molitor, R OBP: 0.376, SLG: 0.483	1-0 P8		2-1 F9		0-0 K		0-0 L9			4	0	0	0	0	1	4												
Joe Carter, R OBP: 0.370, SLG: 0.640 Mike Huff, R OBP: 0.439, SLG: 0.412	0-2 G5-3				0-1 F9		1-1 S 1B		1-0 FC3-6 1B	4	0	2	0	0	0	1												
John Olerud, L OBP: 0.392, SLG: 0.492	1-0 L7				1-1 1B		3-2 F9 1B		2-1 FC3-6 FC6-4 1B	4	0	1	0	0	0	3												
Ed Sprague, R OBP: 0.361, SLG: 0.451		1-3 K			0-3 K		1-3 K		0-1 FC6-4 1B	4	0	1	0	0	3	2												
Carlos Delgado, L OBP: 0.370, SLG: 0.465 Darnell Coles, R OBP: 0.265, SLG: 0.267	0-0 P6				1-2 1B		2-2 G4-3		1-2 FC6-4	3	0	1	0	0	0	1												
Randy Knorr, R OBP: 0.182, SLG: 0.133	0-3 K				3-3 K				1-0 F8	4	0	0	0	0	3	4												
Dick Schofield, R OBP: 0.333, SLG: 0.338			0-0 P4		3-2 1B G4-6-3 1B		2-2 G5-3		0-1 G4-3	4	1	1	0	0	0	0												
Inning Stats	R: 1 E: 0 K: 0 S: 14	H: 2 LOB: 1 BB: 0 P: 18	R: 0 E: 0 K: 2 S: 7	H: 0 LOB: 0 BB: 0 P: 8	R: 0 E: 0 K: 1 S: 10	H: 1 LOB: 1 BB: 0 P: 12	R: 0 E: 0 K: 2 S: 15	H: 2 LOB: 2 BB: 0 P: 20	R: 1 E: 0 K: 1 S: 10	H: 2 LOB: 1 BB: 0 P: 21	R: 0 E: 0 K: 1 S: 14	H: 1 LOB: 1 BB: 0 P: 21	R: 0 E: 0 K: 1 S: 11	H: 2 LOB: 2 BB: 0 P: 14	R: 0 E: 0 K: 0 S: 9	H: 2 LOB: 2 BB: 0 P: 14	R: 0 E: 0 K: 0 S: 5	H: 0 LOB: 0 BB: 0 P: 8	1B: 11 2B: 0 3B: 0 HR: 1	SF: 0 SAC: 0 DP: 1 HBP: 0	WP: 0 PB: 0 SB: 1 CS: 0	PA: 38						
PITCHER	IP	WLS	BF	H	R	ER	SO	BB	IBB	HBP	BLK	WP	HR	S	P	ERA	WHIP											
Danny Darwin, R ERA: 4.67	(1, 1)	7.0	W	30	10	2	2	8	0	0	0	0	0	1	81	110	2.57	1.429										
Chris Howard, L ERA	(8, 1)	1.0		5	2	0	0	0	0	0	0	0	0	9	14	0.00	2.000											
Todd Frohwirth, R ERA: 4.76	(9, 1)	1.0		3	0	0	0	0	0	0	0	0	0	5	8	0.00	0.000											

Toronto Blue Jays @ Boston Red Sox
Fenway Park, Boston, MA
Sat May 14 1994, 3:33 AM EDT
Att: 33,771 - Sunny - 66 F

AB 38
R 2
H 12
RBI 1
BB 0
SO 8
LOB 18



Batter	1	2	3	4	5	6	7	8	9	AB	R	H	RBI	BB	SO	LOB	BOTTOM											
Otis Nixon, S OBP: 0.362, SLG: 0.316 Andy Tomberlin, L OBP: 0.111, SLG: 0.111	3-3 K	3-2 G4-3			3-3 K		4-1 S 1B BB	2-2 FC3		4	1	0	1	1	2	4												
Scott Fletcher, R OBP: 0.316, SLG: 0.371	1-0 F8		2-1 G6-3		2-1 1B 2B		1-1 F9 1B HR	1-2 L6-4		5	2	2	2	0	0	2												
Mo Vaughn, L OBP: 0.435, SLG: 0.652	3-3 K		1-3 K		3-1 HR 1B		0-0 F9			4	1	1	1	0	2	1												
Andre Dawson, R OBP: 0.302, SLG: 0.537		0-1 SH1-4 1B 1B	3-3 K		2-0 HR 1B		3-1 HR			4	3	3	4	0	1	0												
Billy Hatcher, R OBP: 0.308, SLG: 0.364		2-1 1B SH1-4 1B			1-0 G5-3		0-0 G1-3			4	1	1	0	0	1	0												
Scott Cooper, L OBP: 0.386, SLG: 0.661		0-1 SH1-4			2-2 G6-4-3 1B		1-0 F7		1-3 K	3	0	1	0	0	1	0												
Damon Berryhill, S OBP: 0.258, SLG: 0.263		3-1 B3 1B			3-2 G6-4-3 1-2		1-3 K		1-3 K BB 1B	4	1	1	1	0	2	1												
Lee Tinsley, S OBP: 0.400, SLG: 0.233		0-1 B3 1B			2-2 SH3-4 2B 1B		1-3 K		4-1 1B FC3 BB	3	2	2	1	1	1	0												
Carlos Rodriguez, S OBP: 0.381, SLG: 0.714		1-2 3-H 2-3			1-2 SH3-4 1B		0-0 SH3-4		1-0 L6-4 FC3 1B	3	0	1	1	0	0	2												
Inning Stats	R: 0 E: 0 K: 2 S: 7	H: 0 LOB: 0 BB: 0 P: 14	R: 2 E: 0 K: 0 S: 18	H: 4 LOB: 2 BB: 0 P: 28	R: 0 E: 0 K: 2 S: 10	H: 0 LOB: 0 BB: 0 P: 16	R: 0 E: 0 K: 0 S: 8	H: 1 LOB: 0 BB: 0 P: 14	R: 4 E: 0 K: 1 S: 14	H: 4 LOB: 0 BB: 0 P: 26	R: 0 E: 0 K: 2 S: 7	H: 0 LOB: 0 BB: 0 P: 10	R: 3 E: 0 K: 1 S: 16	H: 2 LOB: 0 BB: 1 P: 25	R: 2 E: 0 K: 2 S: 15	H: 1 LOB: 1 BB: 1 P: 25	R: 2 E: 0 K: 2 S: 15	H: 1 LOB: 1 BB: 1 P: 25	1B: 9 2B: 2 3B: 0 HR: 2	SF: 0 SAC: 2 DP: 2 HBP: 0	WP: 1 PB: 0 SB: 1 CS: 0	PA: 38						
PITCHER	IP	WLS	BF	H	R	ER	SO	BB	IBB	HBP	BLK	WP	HR	S	P	ERA	WHIP											
Al Leiter, L ERA: 4.71	(1, 1)	5.0	L	23	9	6	6	5	0	0	0	0	0	1	57	98	10.80	1.800										
Mike Timlin, R ERA: 9.2	(6, 1)	1.1		6	1	2	2	2	1	0	0	0	0	17	25	13.50	1.500											
Greg Cadaret, L ERA: 6.0	(7, 1)	0.1		1	0	0	0	0	0	0	0	0	0	1	1	0.00	0.000											
Woody Williams, R ERA: 6.5	(7, 1)	1.1		8	2	3	3	3	1	0	0	0	1	1	20	34	20.25	2.250										

Toronto Blue Jays @ Boston Red Sox
Fenway Park, Boston, MA
Sat May 14 1994, 3:33 AM EDT
Att: 33,771 - Sunny - 66 F

AB 34
R 11
H 12
RBI 11
BB 2
SO 10
LOB 10



Batter	1	2	3	4	5	6	7	8	9	AB	R	H	RBI	BB	SO	LOB	TOP	
Tony Phillips, S OBP: 0.406, SLG: 0.396 (1, 7)	1-3 K		2-0 1B 2B		0-2 G3		4-2 FC6-4 BB		1-3 K	4	0	1	0	1	2	2	Detroit Tigers @ Toronto Blue Jays SkyDome, Toronto, ON Mon May 16 1994, 7:05 PM EDT Att: 50,456 - Dome	
Alan Trammell, R OBP: 0.368, SLG: 0.448 (1, 6)	2-3 K		2-2 1B L6-3			4-0 FC1-4 1B BB	1-0 FC6-4	1-1 1B	4	1	2	0	1	1	2			
Travis Fryman, R OBP: 0.278, SLG: 0.430 (1, 5)	1-3 K		1-3 K			0-1 FC1-4 1B	2-3 K	3-2 P3	5	0	1	0	0	3	7			
Cecil Fielder, R OBP: 0.325, SLG: 0.534 (1, 3)		4-2 BB G3 BB BB	3-2 L6-3			2-1 FC1-4 FC5 1B		4-1 G4-6-3 BB	2	1	0	0	2	0	4			
Kirk Gibson, L OBP: 0.389, SLG: 0.598 (1, 10)		0-3 K		3-2 G4-1		2-2 1B		3-1 L7	4	0	1	1	0	1	2			
Mickey Tettleton, S OBP: 0.419, SLG: 0.481 (1, 9)		4-1 G3 BB BB		2-0 L3		3-2 P6		3-1 G4-6-3	3	0	0	0	1	0	3			
Eric Davis, R OBP: 0.291, SLG: 0.306 (1, 8)		4-2 1-2 2-3 BB		0-0 P4		2-2 FC5		2-3 K	3	0	0	0	1	1	2			
Chad Kreuter, S OBP: 0.354, SLG: 0.231 (9, PH)		3-2 G3		2-2 L9		1-1 G6-3		1-0 1B 1B	3	0	0	1	0	0	2			
Chris Gomez, R OBP: 0.349, SLG: 0.446 (1, 4)		0-3 K		1-1 G5-3		3-2 FC6-4 BB		3-2 1B	4	0	2	0	0	1	2			
Inning Stats	R: 0 E: 0 K: 3 S: 11	H: 0 LOB: 0 BB: 0 P: 15	R: 1 E: 0 K: 2 S: 18	H: 0 LOB: 2 BB: 3 P: 33	R: 0 E: 0 K: 1 S: 14	H: 2 LOB: 1 BB: 0 P: 22	R: 0 E: 0 K: 0 S: 5	H: 0 LOB: 0 BB: 0 P: 10	R: 0 E: 0 K: 0 S: 8	H: 1 LOB: 2 BB: 1 P: 27	R: 0 E: 0 K: 0 S: 5	H: 0 LOB: 0 BB: 1 P: 15	R: 0 E: 0 K: 2 S: 17	H: 3 LOB: 3 BB: 0 P: 28	1B: 7 2B: 2 3B: 0 HR: 0	SF: 0 SAC: 0 DP: 2 HBP: 0	WP: 0 PA: 39 PB: 0 SB: 0 CS: 0	
PITCHER	IP	WLS	BF	H	R	ER	SO	BB	IBB	HBP	BLK	WP	HR	S	P	ERA	WHIP	
Juan Guzman, R ERA: 6.41 (1, 1)	5.1	W	23	4	2	2	6	4	0	0	0	0	0	63	106	3.38	1.500	
Tony Castillo, L ERA: 2.29 (6, 1)	1.0		5	1	0	0	0	1	0	0	0	0	0	21	34	0.00	2.000	
Darren Hall, R ERA: 4.5 (7, 1)	1.2		5	0	0	0	1	1	0	0	0	0	0	9	22	0.00	0.600	
Greg Cadaret, L ERA: 5.54 (9, 1)	1.0		6	3	0	0	2	0	0	0	0	0	0	17	28	0.00	3.000	

Batter	1	2	3	4	5	6	7	8	9	AB	R	H	RBI	BB	SO	LOB	BOTTOM		
Devon White, S OBP: 0.364, SLG: 0.534 (1, 8)	1-1 BB 1B		0-2 G3		4-0 1B IBB		2-1 G4-3		1-1 G3	4	1	1	0	1	0	2	Detroit Tigers @ Toronto Blue Jays SkyDome, Toronto, ON Mon May 16 1994, 7:05 PM EDT Att: 50,456 - Dome		
Roberto Alomar, S OBP: 0.384, SLG: 0.423 (8, FR)	4-0 1B SF8 BB		2-1 G4-3	2-1 CS 1B		1-1 G5-3		4-0 1B IBB	3	1	1	2	2	0	0				
Domingo Cedeno, S OBP: 0.192, SLG: 0.227 (9, 4)	1-2 1B SF8 BB		1-1 G4-3	1-3 2-H 3-H 3-3 1B					5	1	2	1	0	2	5				
Paul Molitor, R OBP: 0.379, SLG: 0.481 (1, 10)	1-0 1-3 2-H 1B		1-1 2B	0-0 K		2-3 K		0-0 P4	4	0	3	4	0	1	0				
Joe Carter, R OBP: 0.377, SLG: 0.651 (1, 9)	0-1 SF8		0-0 1B	1-1 2B		1-1 HBP 1B		0-2 1B	4	0	3	4	0	1	0				
John Olerud, L OBP: 0.392, SLG: 0.485 (1, 3)	4-0 IBB		1-3 K	0-0 F7		0-0 2B 1B		2-0 G3	4	0	1	0	1	1	4				
Ed Sprague, R OBP: 0.365, SLG: 0.455 (1, 5)	0-0 P4		2-3 K	2-0 HBP		1-0 2B		1-3 2B	3	0	1	0	0	1	3				
Carlos Delgado, L OBP: 0.368, SLG: 0.451 (1, 7)	0-3 K		4-2 SH5-3 1B BB		2-3 K		1-2 G4-3		3	1	0	0	1	2	6				
Mike Huff, R OBP: 0.439, SLG: 0.412 (8, 7)									0	0	0	0	0	0	0				
Pat Borders, R OBP: 0.288, SLG: 0.327 (1, 2)		0-0 G6-3		0-1 SH5-3 1B		0-0 G5-3		4-1 G3 1B BB	3	2	1	0	1	0	2				
Dick Schofield, R OBP: 0.333, SLG: 0.338 (1, 6)		1-3 K		0-1 SH5-3		0-0 F8		1-2 G3 1B	3	1	1	0	0	1	0				
Inning Stats	R: 2 E: 0 K: 1 S: 9	H: 2 LOB: 2 BB: 2 P: 19	R: 0 E: 0 K: 1 S: 7	H: 0 LOB: 0 BB: 0 P: 8	R: 1 E: 0 K: 2 S: 11	H: 2 LOB: 1 BB: 0 P: 17	R: 2 E: 0 K: 1 S: 13	H: 2 LOB: 2 BB: 2 P: 26	R: 0 E: 0 K: 1 S: 8	H: 1 LOB: 2 BB: 0 P: 13	R: 0 E: 0 K: 0 S: 5	H: 0 LOB: 0 BB: 0 P: 8	R: 0 E: 0 K: 2 S: 12	H: 2 LOB: 2 BB: 0 P: 18	R: 2 E: 0 K: 0 S: 11	H: 2 LOB: 2 BB: 2 P: 23	1B: 9 2B: 2 3B: 0 HR: 0	SF: 1 SAC: 1 DP: 0 HBP: 1	WP: 0 PA: 41 PB: 0 SB: 0 CS: 1
PITCHER	IP	WLS	BF	H	R	ER	SO	BB	IBB	HBP	BLK	WP	HR	S	P	ERA	WHIP		
Mike Moore, R ERA: 5.81 (1, 1)	4.1	L	24	7	5	5	5	2	2	1	0	0	0	43	76	10.38	2.077		
Gene Harris, R ERA: 7.31 (5, 1)	2.2		10	2	0	0	3	0	0	0	0	0	0	22	33	0.00	0.750		
Mike Gardiner, R ERA: 3.18 (8, 1)	0.2		6	2	2	2	0	1	1	0	0	0	0	10	20	27.00	4.500		
Buddy Groom, L ERA: (8, 1)	0.1		1	0	0	0	0	0	0	0	0	0	0	1	3	0.00	0.000		

Batter	1	2	3	4	5	6	7	8	9	AB	R	H	RBI	BB	SO	LOB	TOP			
Tony Phillips, S (1, 7) OBP: 0.404, SLG: 0.393 Skeeter Barnes, R (9, 7) OBP: 1.000, SLG: 2.000	0-1 G6-3	2-3 K		1-0 F8-4-3 1B		1B K			1-2 F8	6	1	2	0	0	2	4				
Lou Whitaker, L (1, 4) OBP: 0.394, SLG: 0.565	2-3 K	1-1 G4-3		3-1 F8-4-3 1-2		1B E SF9 BB	1-1 F7			4	1	0	0	1	1	3				
Travis Fryman, R (1, 5) OBP: 0.288, SLG: 0.428	2-1 HBP		2-2 BB 1B	2-3 K		1B SF9 1B BB	0-1 F9			3	2	1	0	1	1	0				
Cecil Fielder, R (1, 3) OBP: 0.327, SLG: 0.526 Milt Cuyler, S (8, 9) OBP: 0.289, SLG: 0.225	0-0 G4-3		1-2 BB 1B		4-2 HR BB	1-1 P2	1-1 G6-3			4	2	1	0	1	0	4				
Kirk Gibson, L (1, 10) OBP: 0.407, SLG: 0.600		1-0 G3 2B 1B	4-0 1B SF8 BB		4-0 HR BB	2-1 SF9 1B 1B		0-0 F8		3	4	2	1	2	0	0				
Mickey Tettleton, S (1, 9) OBP: 0.411, SLG: 0.473	2-1 G3		1-2 1B		0-0 F8	1-0 SF9		3-3 K		4	0	1	3	0	1	3				
Eric Davis, R (1, 8) OBP: 0.295, SLG: 0.304	4-1 2B BB		2-3 K		2-0 F9	2-1 WP 1B		2-3 K		4	2	1	2	1	2	4				
Chris Gomez, R (1, 6) OBP: 0.382, SLG: 0.534	2-1 1-H 3-H 2B		2-1 SF8		2-2 1-H 2-H HR	4-0 1B BB		4-2 G6-4-3 BB		2	1	2	6	2	0	0				
John Flaherty, R (1, 2) OBP: 0.222, SLG: 0.222	0-2 1B		2-3 K		1-1 G6-3	0-0 1-2 2-H 1B		0-1 G6-4-3		5	0	2	1	0	1	2				
Inning Stats	R: 0 E: 0 K: 1 S: 9	H: 0 LOB: 1 BB: 0 P: 13	R: 2 E: 0 K: 1 S: 18	H: 3 LOB: 2 BB: 1 P: 30	R: 3 E: 0 K: 2 S: 18	H: 3 LOB: 1 BB: 1 P: 31	R: 0 E: 0 K: 1 S: 6	H: 1 LOB: 0 BB: 0 P: 12	R: 3 E: 0 K: 0 S: 9	H: 1 LOB: 0 BB: 2 P: 22	R: 5 E: 1 K: 1 S: 20	H: 4 LOB: 2 BB: 3 P: 41	R: 0 E: 0 K: 2 S: 8	H: 0 LOB: 0 BB: 0 P: 13	R: 0 E: 0 K: 0 S: 10	H: 0 LOB: 0 BB: 1 P: 15	1B: 10 2B: 2 3B: 0 HR: 1	SF: 2 SAC: 0 DP: 2 HBP: 1	WP: 1 PB: 0 SB: 2 CS: 0	PA: 46
PITCHER	IP WLS BF H R ER SO BB IBB HBP BLK WP HR S P ERA WHIP															PITCHER	IP WLS BF H R ER SO BB IBB HBP BLK WP HR S P ERA WHIP			
Todd Stottlemire, R (1, 1) ERA: 5.18	5.0 L 27 8 8 8 5 4 0 1 0 0 1 60 108 14.40 2.400															Scott Brow, R (6, 1) ERA: 3.15	3.2 14 2 1 1 3 2 0 0 0 1 0 31 51 2.46 1.091			

Detroit Tigers @ Toronto Blue Jays
SkyDome, Toronto, ON
Tue May 17, 1994, 7:05 PM EDT
Att. 46,439 - Dome

AB 35
R 13
H 12
RBI 13
BB 8
SO 8
LOB 20



Batter	1	2	3	4	5	6	7	8	9	AB	R	H	RBI	BB	SO	LOB	BOTTOM					
Devon White, S (1, 8) OBP: 0.359, SLG: 0.523 Rob Butler, L (9, 8) OBP: 0.667, SLG: 0.667	0-0 G3-1		1-1 HR 1B	2-2 G1-3		3-3 K		0-1 P6		5	1	1	0	0	1	1						
Roberto Alomar, S (1, 4) OBP: 0.393, SLG: 0.451 Domingo Cedeno, S (8, 4) OBP: 0.185, SLG: 0.217	1-1 G4-3		3-2 1-H 2-H HR		2-1 2B 2B 1B		4-2 1B BB		1-3 K	3	2	2	3	1	0	0						
Paul Molitor, R (1, 10) OBP: 0.374, SLG: 0.478	1-1 F9		0-0 G6-3		0-0 2B		1-0 F8		0-0 P4	5	1	1	0	0	0	1						
Joe Carter, R (1, 9) OBP: 0.385, SLG: 0.679		0-1 HR	0-1 1B		0-0 G4-3 2B		1-0 F9		0-1 G5-3	5	1	3	3	0	0	1						
John Olerud, L (1, 3) OBP: 0.395, SLG: 0.486		2-0 G3	2-1 FC6-4 1B		0-1 G4-3		0-0 1B			4	0	2	0	0	0	1						
Ed Sprague, R (1, 5) OBP: 0.362, SLG: 0.446		4-2 G3 WP HBP	0-3 K		2-2 P3		1-1 G6-3			3	0	0	0	0	1	5						
Carlos Delgado, L (1, 7) OBP: 0.298, SLG: 0.434		1-0 G3	1-1 FC6-4		1-3 K		3-3 K			4	0	0	0	0	2	4						
Pat Borders, R (1, 2) OBP: 0.287, SLG: 0.325		1-2 G4-3		2-2 G6-3		0-1 L8		1-2 FC6-4 1B		4	0	1	0	0	0	1						
Dick Schofield, R (1, 6) OBP: 0.330, SLG: 0.333			2-2 1B HR		1-2 G4-3		1-0 F9		1-1 FC6-4	4	1	1	0	0	0	1						
Inning Stats	R: 0 E: 0 K: 0 S: 5	H: 0 LOB: 0 BB: 0 P: 7	R: 1 E: 0 K: 0 S: 9	H: 1 LOB: 1 BB: 0 P: 17	R: 3 E: 0 K: 1 S: 20	H: 5 LOB: 2 BB: 0 P: 29	R: 0 E: 0 K: 0 S: 11	H: 0 LOB: 0 BB: 0 P: 16	R: 2 E: 0 K: 1 S: 13	H: 3 LOB: 1 BB: 0 P: 18	R: 0 E: 0 K: 1 S: 8	H: 0 LOB: 0 BB: 0 P: 12	R: 0 E: 0 K: 0 S: 8	H: 1 LOB: 2 BB: 1 P: 15	R: 0 E: 0 K: 1 S: 10	H: 1 LOB: 0 BB: 0 P: 15	R: 0 E: 0 K: 1 S: 6	H: 0 LOB: 0 BB: 0 P: 7	1B: 7 2B: 2 3B: 0 HR: 2	SF: 0 SAC: 0 DP: 0 HBP: 1	WP: 1 PB: 0 SB: 0 CS: 0	PA: 40
PITCHER	IP WLS BF H R ER SO BB IBB HBP BLK WP HR S P ERA WHIP															PITCHER	IP WLS BF H R ER SO BB IBB HBP BLK WP HR S P ERA WHIP					
Tim Belcher, R (1, 1) ERA: 7.33	8.0 W 37 11 1 6 4 0 0 0 0 0 2 84 129 6.75 1.500															Mike Henneman, R (9, 1) ERA: 3.65	1.0 3 0 0 0 1 0 0 0 0 0 0 6 7 0.00 0.000					

Detroit Tigers @ Toronto Blue Jays
SkyDome, Toronto, ON
Tue May 17, 1994, 7:05 PM EDT
Att. 46,439 - Dome

AB 38
R 6
H 11
RBI 6
BB 1
SO 5
LOB 15



Batter	1	2	3	4	5	6	7	8	9	AB	R	H	RBI	BB	SO	LOB	TOP										
Tony Phillips, S OBP: 0.392, SLG: 0.379 (1, 7)	G4-3		G4-3		K		G4-3	K		5	0	0	0	0	2	4											
Lou Whitaker, L OBP: 0.365, SLG: 0.556 (1, 4)	K		K			BB 1B	FC3-6 1B		G4-3	5	1	2	0	0	2	0											
Travis Fryman, R OBP: 0.298, SLG: 0.426 (1, 5)	HBP			K		BB 1B	FC3-6 1B		F9	3	1	1	0	1	1	0											
Cecil Fielder, R OBP: 0.329, SLG: 0.518 (1, 3)	K			K		BB 1B	FC3-6		E BB	4	1	1	1	1	2	3											
Kirk Gibson, L OBP: 0.390, SLG: 0.570 (1, 10)		P5		G3		P5	G4-3		E4	5	0	0	0	0	0	5											
Mickey Tettleton, S OBP: 0.418, SLG: 0.470 (1, 9)		BB				BB 1B		K	G3-1	3	0	1	0	2	1	2											
Eric Davis, R OBP: 0.289, SLG: 0.297 (1, 8)		K				BB 1B				3	0	0	0	0	2	5	AB 34										
Milt Cuyler, S OBP: 0.283, SLG: 0.220 (7, 8)		K								1	0	0	0	0	0	0	R 3										
Chris Gomez, R OBP: 0.403, SLG: 0.533 (1, 6)		K								2	0	1	2	2	1	1	H 6										
John Flaherty, R OBP: 0.231, SLG: 0.167 (1, 2)			G5-3							3	0	0	0	1	1	4	RBI 3										
Inning Stats	R: 0 E: 0 K: 2 S: 10	H: 0 LOB: 1 BB: 0 P: 17	R: 0 E: 0 K: 2 S: 11	H: 0 LOB: 1 BB: 1 P: 20	R: 0 E: 0 K: 1 S: 6	H: 0 LOB: 0 BB: 0 P: 11	R: 0 E: 0 K: 2 S: 10	H: 0 LOB: 0 BB: 0 P: 13	R: 0 E: 0 K: 1 S: 12	H: 1 LOB: 2 BB: 1 P: 22	R: 3 E: 0 K: 2 S: 24	H: 3 LOB: 2 BB: 2 P: 37	R: 0 E: 0 K: 0 S: 13	H: 2 LOB: 2 BB: 0 P: 17	R: 0 E: 0 K: 2 S: 15	H: 0 LOB: 2 BB: 2 P: 29	R: 0 E: 1 K: 0 S: 12	H: 0 LOB: 2 BB: 1 P: 24	1B: 6 2B: 0 3B: 0 HR: 0	SF: 0 SAC: 0 DP: 0 HBP: 1	WP: 0 PB: 0 SB: 0 CS: 0	PA: 42					
PITCHER	IP	WLS	BF	H	R	ER	SO	BB	IBB	HBP	BLK	WP	HR	S	P	ERA	WHIP										
Dave Stewart, R ERA: 5.47 (1, 1)	5.2	W	25	3	3	3	9	4	0	1	0	0	0	67	113	4.76	1.235										
Tony Castillo, L ERA: 2.21 (6, 1)	0.2		2	0	0	0	1	0	0	0	0	0	0	10	13	0.00	3.000										
Mike Timlin, R ERA: 9.0 (7, 1)	0.1		4	1	0	0	0	0	0	0	0	0	0	5	7	0.00	3.000										
Greg Cadaret, L ERA: 5.02 (7, 1)	1.1		6	0	0	0	2	2	0	0	0	0	0	19	33	0.00	1.500										
Darren Hall, R ERA: 3.6 (9, 1)	1.0		5	0	0	0	0	1	0	0	0	0	0	12	24	0.00	1.000										

Detroit Tigers @ Toronto Blue Jays
SkyDome, Toronto, ON
Wed May 18, 1994, 7:05 PM EDT
Att. 47,247 - Dome

AB 34
R 3
H 6
RBI 3
BB 7
SO 12
LOB 24



Batter	1	2	3	4	5	6	7	8	9	AB	R	H	RBI	BB	SO	LOB	BOTTOM										
Devon White, S OBP: 0.351, SLG: 0.513 (1, 8)	G5-3		K		SH3-4	SF8		K		3	0	0	1	0	2	0											
Roberto Alomar, S OBP: 0.396, SLG: 0.460 (1, 4)	G3			G4-3 1B	HR 1B	G6-3		K		4	2	2	1	0	0	0											
Domingo Cedeño, S OBP: 0.179, SLG: 0.208 (8, PH) (9, 4)										1	0	0	0	0	1	0											
Paul Molitor, R OBP: 0.369, SLG: 0.470 (1, 10)				G4-3 1B	F7		F9	G6-3		5	0	1	0	0	0	2											
Joe Carter, R OBP: 0.394, SLG: 0.703 (1, 9)					BB 1B	HR		G4-3 1B		4	3	3	3	0	0	1											
John Olerud, L OBP: 0.398, SLG: 0.486 (1, 3)		G6-3			BB 1B	2B 1B		G4-3		4	0	2	0	0	0	1											
Ed Sprague, R OBP: 0.365, SLG: 0.450 (1, 5)		P5						BB 1B		3	1	1	0	1	1	2											
Carlos Delgado, L OBP: 0.299, SLG: 0.431 (1, 7)										3	0	1	1	0	1	2											
Mike Huff, R OBP: 0.452, SLG: 0.412 (7, PH) (8, 7)						G6-3		BB 1B		0	1	0	0	1	0	0	AB 35										
Pat Borders, R OBP: 0.286, SLG: 0.322 (1, 2)										4	0	1	3	0	1	2	R 9										
Dick Schofield, R OBP: 0.337, SLG: 0.353 (1, 6)				P3						4	2	2	0	0	1	1	H 13										
Inning Stats	R: 0 E: 0 K: 0 S: 14	H: 1 LOB: 1 BB: 0 P: 19	R: 0 E: 0 K: 1 S: 7	H: 0 LOB: 0 BB: 0 P: 9	R: 0 E: 0 K: 1 S: 8	H: 0 LOB: 0 BB: 0 P: 12	R: 2 E: 0 K: 2 S: 17	H: 4 LOB: 2 BB: 0 P: 25	R: 3 E: 0 K: 0 S: 17	H: 5 LOB: 2 BB: 0 P: 28	R: 1 E: 0 K: 0 S: 9	H: 1 LOB: 0 BB: 0 P: 17	R: 3 E: 0 K: 1 S: 16	H: 2 LOB: 1 BB: 2 P: 32	R: 0 E: 0 K: 2 S: 8	H: 0 LOB: 0 BB: 0 P: 11	R: 0 E: 0 K: 0 S: 11	1B: 9 2B: 3 3B: 0 HR: 1	SF: 1 SAC: 1 DP: 0 HBP: 0	WP: 1 PB: 0 SB: 1 CS: 0	PA: 39						
PITCHER	IP	WLS	BF	H	R	ER	SO	BB	IBB	HBP	BLK	WP	HR	S	P	ERA	WHIP										
Bill Gullickson, R ERA: 7.15 (1, 1)	4.2	L	24	10	5	5	4	0	0	0	0	0	0	20	42	18.00	2.000										
Bill Krueger, L ERA: 8.79 (5, 1)	2.0		10	2	4	4	0	2	0	0	0	0	0	6	10	0.00	3.000										
Joe Boever, R ERA: 4.66 (7, 1)	0.1		2	1	0	0	1	0	0	0	0	0	0	6	10	0.00	3.000										
Buddy Groom, L ERA: (8, 1)	1.0		3	0	0	0	2	0	0	0	0	0	0	8	11	0.00	0.000										

Detroit Tigers @ Toronto Blue Jays
SkyDome, Toronto, ON
Wed May 18, 1994, 7:05 PM EDT
Att. 47,247 - Dome

AB 35
R 9
H 13
RBI 9
BB 2
SO 7
LOB 11



Batter	1	2	3	4	5	6	7	8	9	AB	R	H	RBI	BB	SO	LOB	TOP					
Kenny Lofton, L OBP: 0.422, SLG: 0.558 (1, 8)	0-3 K		0-3 K		2-2 G3			1-1 F7		4	0	0	0	0	2	1						
Wayne Kirby, L OBP: 0.271, SLG: 0.239 (1, 9)	0-2 F9		2-3 K			2-2 L5		1-3 K		4	0	0	0	0	2	0						
Carlos Baerga, S OBP: 0.310, SLG: 0.470 (1, 4)	1-2 G3			1-0 1B		1-1 2B			2-0 G4-6-3 HBP	3	0	2	0	0	0	0						
Albert Belle, R OBP: 0.474, SLG: 0.731 (1, 7)		0-1 P3		1-0 F8		2-3 K			0-0 F7	4	0	0	0	0	1	3						
Jim Thome, L OBP: 0.309, SLG: 0.409 (1, 5)		0-0 BB 1B		2-3 K		3-2 G4-3			3-1 G4-6-3	4	0	1	0	0	1	3						
Manny Ramirez, R OBP: 0.315, SLG: 0.527 (1, 10)		0-3 K		0-0 F7			0-0 P6			3	0	0	0	0	1	2						
Paul Sorrento, L OBP: 0.304, SLG: 0.365 (1, 3)		4-1 BB 1-2 BB			1-1 1B		1-0 P6			2	0	1	0	1	0	0						
Sandy Alomar Jr., R OBP: 0.279, SLG: 0.321 (1, 2)		2-3 K		2-1 L9			1-0 G6-3			3	0	0	0	0	1	3						
Alvaro Espinoza, R OBP: 0.306, SLG: 0.305 (1, 6)			0-1 P6		0-2 F8			1-0 F9		3	0	0	0	0	0	1						
Inning Stats	R: 0 E: 0 K: 1 S: 11	H: 0 LOB: 0 BB: 0 P: 12	R: 0 E: 0 K: 2 S: 12	H: 1 LOB: 2 BB: 1 P: 18	R: 0 E: 0 K: 2 S: 10	H: 0 LOB: 0 BB: 0 P: 12	R: 0 E: 0 K: 1 S: 6	H: 1 LOB: 1 BB: 0 P: 10	R: 0 E: 0 K: 0 S: 10	H: 1 LOB: 1 BB: 0 P: 15	R: 0 E: 0 K: 1 S: 14	H: 1 LOB: 1 BB: 0 P: 22	R: 0 E: 0 K: 0 S: 3	H: 0 LOB: 0 BB: 0 P: 5	R: 0 E: 0 K: 1 S: 7	H: 0 LOB: 0 BB: 0 P: 10	R: 0 E: 0 K: 0 S: 3	H: 0 LOB: 0 BB: 0 P: 8	1B: 3 2B: 1 3B: 0 HR: 0	SF: 0 SAC: 0 DP: 1 HBP: 1	WP: 0 PB: 0 SB: 0 CS: 0	PA: 32
PITCHER Pat Hentgen, R ERA: 3.88 (1, 1)	IP: 9.0 WLS: W BF: 32 H: 4 R: 0 ER: 0 SO: 8 BB: 1 IBB: 0 HBP: 1 BLK: 0 WP: 0 HR: 0 S: 76 P: 112 ERA: 0.00 WHIP: 0.556															PITCHER	IP: 9.0 WLS: W BF: 32 H: 4 R: 0 ER: 0 SO: 8 BB: 1 IBB: 0 HBP: 1 BLK: 0 WP: 0 HR: 0 S: 76 P: 112 ERA: 0.00 WHIP: 0.556					

Cleveland Indians @ Toronto Blue Jays
SkyDome, Toronto, ON
Fri May 20 1994, 7:05 PM EDT
Att: 50,501 - Dome

AB	30
R	0
H	4
RBI	0
BB	1
SO	8
LOB	13



Batter	1	2	3	4	5	6	7	8	9	AB	R	H	RBI	BB	SO	LOB	BOTTOM					
Devon White, S OBP: 0.343, SLG: 0.500 (1, 8)	1-1 G4-3		2-3 K		1-0 G6-3		0-3 K			4	0	0	0	0	2	1						
Roberto Alomar, S OBP: 0.392, SLG: 0.454 (1, 4)	2-2 F7		1-3 K		0-2 FC6-4 1B		0-1 B5-3			4	0	1	0	0	1	1						
Paul Molitor, R OBP: 0.372, SLG: 0.482 (1, 10)	0-0 HR 2B		3-2 2B		0-1 FC6-4 1-2			0-1 F8		4	1	2	0	0	0	1						
Joe Carter, R OBP: 0.390, SLG: 0.711 (1, 9)	2-2 HR 2H		0-1 P5		2-2 F8		2-1 F9			4	1	1	2	0	0	1						
John Olerud, L OBP: 0.400, SLG: 0.490 (1, 3)	0-0 G3-1			4-1 BB	1-0 G4-3		3-1 2B			3	0	1	0	1	0	0						
Ed Sprague, R OBP: 0.368, SLG: 0.448 (1, 5)		1-2 G5-3		2-3 K	1-2 1B		1-2 1B		4-0 IBB	3	0	1	0	1	1	1						
Carlos Delgado, L OBP: 0.292, SLG: 0.420 (1, 7)		3-3 K		2-3 K	2-3 K		2-3 K		0-1 P6	3	0	0	0	0	3	2						
Mike Huff, R OBP: 0.442, SLG: 0.400 (8, 7)										1	0	0	0	0	0	2						
Pat Borders, R OBP: 0.287, SLG: 0.323 (1, 2)		2-1 1B		1-3 K		3-2 F7				3	0	1	0	0	1	1						
Dick Schofield, R OBP: 0.337, SLG: 0.352 (1, 6)		0-0 F9			2-3 K		1-1 1B			3	0	1	0	0	1	1						
Inning Stats	R: 2 E: 0 K: 0 S: 11	H: 2 LOB: 0 BB: 0 P: 16	R: 0 E: 0 K: 1 S: 9	H: 1 LOB: 1 BB: 0 P: 15	R: 0 E: 0 K: 2 S: 11	H: 1 LOB: 1 BB: 0 P: 17	R: 0 E: 0 K: 3 S: 11	H: 0 LOB: 1 BB: 1 P: 20	R: 0 E: 0 K: 1 S: 9	H: 1 LOB: 1 BB: 0 P: 12	R: 0 E: 0 K: 1 S: 10	H: 1 LOB: 1 BB: 0 P: 16	R: 0 E: 0 K: 1 S: 10	H: 1 LOB: 1 BB: 0 P: 14	R: 0 E: 0 K: 0 S: 8	H: 1 LOB: 2 BB: 1 P: 17	R: 0 E: 0 K: 0 S: 8	H: 1 LOB: 2 BB: 1 P: 17	1B: 4 2B: 3 3B: 0 HR: 1	SF: 0 SAC: 0 DP: 0 HBP: 0	WP: 0 PB: 0 SB: 0 CS: 0	PA: 34
PITCHER Charles Nagy, R ERA: 3.88 (1, 1)	IP: 8.0 WLS: L BF: 34 H: 8 R: 2 ER: 2 SO: 9 BB: 1 IBB: 1 HBP: 0 BLK: 0 WP: 0 HR: 1 S: 79 P: 127 ERA: 2.25 WHIP: 1.125															PITCHER	IP: 8.0 WLS: L BF: 34 H: 8 R: 2 ER: 2 SO: 9 BB: 1 IBB: 1 HBP: 0 BLK: 0 WP: 0 HR: 1 S: 79 P: 127 ERA: 2.25 WHIP: 1.125					

Cleveland Indians @ Toronto Blue Jays
SkyDome, Toronto, ON
Fri May 20 1994, 7:05 PM EDT
Att: 50,501 - Dome

AB	32
R	2
H	8
RBI	2
BB	2
SO	9
LOB	11



Batter	1	2	3	4	5	6	7	8	9	AB	R	H	RBI	BB	SO	LOB	TOP									
Kenny Lofton, L OBP: 0.416, SLG: 0.560 (1, 8)										5	1	1	0	0	1	2										
Alvaro Espinoza, R OBP: 0.288, SLG: 0.286 Wayne Kirby, L OBP: 0.282, SLG: 0.294 (9, FH)										4	0	0	1	0	0	1										
Carlos Baerga, S OBP: 0.307, SLG: 0.462 (1, 4)										5	1	1	0	0	2	1										
Albert Belle, R OBP: 0.478, SLG: 0.740 (1, 7)										5	1	3	1	0	0	0										
Candy Maldonado, R OBP: 0.425, SLG: 0.710 (1, 10)										4	1	1	0	1	1	2										
Manny Ramirez, R OBP: 0.320, SLG: 0.526 Jim Thome, L OBP: 0.306, SLG: 0.405 (9, FH)										4	0	2	0	0	1	1										
Herbert Perry, R OBP: 0.357, SLG: 0.111 (1, 3)										2	1	1	1	0	0	0										
Rene Gonzales, R OBP: 0.500, SLG: 0.250 (1, 5)										2	1	0	0	2	0	3										
Tony Peña, R OBP: 0.340, SLG: 0.440 (1, 2)										4	0	2	3	0	1	1										
Inning Stats	R: 0 E: 0 K: 2 S: 7	H: 0 LOB: 0 BB: 0 P: 11	R: 0 E: 0 K: 1 S: 15	H: 2 LOB: 2 BB: 0 P: 25	R: 1 E: 0 K: 0 S: 8	H: 1 LOB: 0 BB: 0 P: 15	R: 1 E: 0 K: 0 S: 14	H: 2 LOB: 1 BB: 0 P: 22	R: 0 E: 0 K: 1 S: 6	H: 1 LOB: 1 BB: 0 P: 8	R: 3 E: 0 K: 1 S: 11	H: 2 LOB: 1 BB: 1 P: 20	R: 0 E: 0 K: 0 S: 8	H: 1 LOB: 1 BB: 0 P: 11	R: 0 E: 0 K: 1 S: 7	H: 0 LOB: 1 BB: 1 P: 14	R: 2 E: 1 K: 0 S: 12	H: 3 LOB: 1 BB: 1 P: 20	1B: 6 2B: 3 3B: 2 HR: 1	SF: 1 SAC: 0 DP: 1 HBP: 1	WP: 1 PB: 0 SB: 1 CS: 0	PA: 42				
PITCHER	IP	WLS	BF	H	R	ER	SO	BB	IBB	HBP	BLK	WP	HR	S	P	ERA	WHIP									
Al Leiter, L ERA: 5.01 Tony Castillo, L ERA: 2.05 Woody Williams, R ERA: 8.2 Mike Timlin, R ERA: 9.39 Greg Cadaret, L ERA: 5.02	(1, 1)	6.0	W	28	8	5	5	5	1	0	1	0	0	0	61	101	7.50	1.500								
Scott Brow, R ERA: 3.05 (9, 1)	0.2	S	1	0	0	0	0	0	0	0	0	0	0	0	12	20	0.00	1.200								

Cleveland Indians @ Toronto Blue Jays
SkyDome, Toronto, ON
Sat May 21, 1994, 3:33 AM EDT
Att: 50,519 - Sunny

AB 37
R 7
H 12
RBI 7
BB 3
SO 6
LOB 13



Batter	1	2	3	4	5	6	7	8	9	AB	R	H	RBI	BB	SO	LOB	BOTTOM									
Mike Huff, R OBP: 0.438, SLG: 0.385 (1, 8)										4	1	1	0	1	0	3										
Roberto Alomar, S OBP: 0.404, SLG: 0.465 Domingo Cedeño, S OBP: 0.167, SLG: 0.192 (5, FH)										1	3	1	1	2	0	0										
Paul Moltis, R OBP: 0.383, SLG: 0.526 (1, 10)										5	3	4	4	0	0	0										
Joe Carter, R OBP: 0.385, SLG: 0.692 (1, 9)										4	1	0	1	1	0	1										
John Olerud, L OBP: 0.411, SLG: 0.497 (1, 3)										4	1	3	1	1	1	0										
Ed Sprague, R OBP: 0.369, SLG: 0.439 (1, 5)										3	0	0	0	2	1	3										
Darnell Coles, R OBP: 0.237, SLG: 0.242 Rob Butler, L OBP: 0.500, SLG: 0.500 (8, 7)										3	0	0	1	0	0	4										
Randy Knorr, R OBP: 0.189, SLG: 0.147 (1, 2)										4	0	1	0	0	2	3										
Dick Schofield, R OBP: 0.354, SLG: 0.374 (1, 6)										3	0	2	1	1	0	0										
Inning Stats	R: 5 E: 0 K: 1 S: 20	H: 6 LOB: 2 BB: 1 P: 28	R: 1 E: 0 K: 1 S: 13	H: 1 LOB: 3 BB: 3 P: 28	R: 2 E: 0 K: 0 S: 11	H: 1 LOB: 0 BB: 1 P: 17	R: 0 E: 0 K: 1 S: 6	H: 0 LOB: 0 BB: 0 P: 8	R: 0 E: 0 K: 1 S: 10	H: 1 LOB: 1 BB: 0 P: 12	R: 1 E: 0 K: 0 S: 11	H: 2 LOB: 1 BB: 0 P: 18	R: 0 E: 0 K: 0 S: 9	H: 0 LOB: 1 BB: 2 P: 19	R: 0 E: 1 K: 0 S: 9	H: 1 LOB: 2 BB: 1 P: 16	R: 0 E: 1 K: 0 S: 9	H: 1 LOB: 2 BB: 1 P: 16	1B: 8 2B: 2 3B: 0 HR: 2	SF: 1 SAC: 0 DP: 1 HBP: 0	WP: 0 PB: 0 SB: 2 CS: 2	PA: 43				
PITCHER	IP	WLS	BF	H	R	ER	SO	BB	IBB	HBP	BLK	WP	HR	S	P	ERA	WHIP									
Chris Nabholz, L ERA: 11.45 Brian Barnes, L ERA: 5.4 Steve Farr, R ERA: 6.0 Paul Shuey, R ERA:	(1, 1)	0.2	L	9	6	5	5	1	0	0	0	0	0	2	48	79	7.71	1.929								
Steve Farr, R ERA: 6.0 Paul Shuey, R ERA:	(6, 1)	1.2		6	0	0	0	2	0	0	0	0	0	14	25	0.00	1.200									
Paul Shuey, R ERA:	(8, 1)	1.0		5	1	0	0	1	0	0	0	0	0	9	16	0.00	2.000									

Cleveland Indians @ Toronto Blue Jays
SkyDome, Toronto, ON
Sat May 21, 1994, 3:33 AM EDT
Att: 50,519 - Sunny

AB 34
R 9
H 12
RBI 9
BB 8
SO 4
LOB 20



Batter	1	2	3	4	5	6	7	8	9	AB	R	H	RBI	BB	SO	LOB	TOP			
Kenny Lofton, L OBP: 0.421, SLG: 0.564 (1, 8)	B5-3		1B 2B			L8			S E BB	4	2	2	0	1	0	1	Cleveland Indians @ Toronto Blue Jays SkyDome, Toronto, ON Sun May 22, 1994, 3:33 AM EDT Att: 48,154 - Sunny - 79 F			
Wayne Kirby, L OBP: 0.289, SLG: 0.342 (1, 9)	F9		2B			G3-1			K	5	2	2	1	0	1	2				
Carlos Baerga, S OBP: 0.309, SLG: 0.466 (1, 4)	F8		2B						K	5	2	2	2	0	2	1				
Albert Belle, R OBP: 0.486, SLG: 0.765 (1, 7)			G6-3							3	2	2	2	2	0	1				
Jim Thome, L OBP: 0.302, SLG: 0.397 (1, 5)			K						E6	5	0	1	1	0	3	3				
Manny Ramirez, R OBP: 0.316, SLG: 0.508 (1, 10)			F8						F9	4	0	0	0	1	1	4				
Paul Sorrento, L OBP: 0.300, SLG: 0.358 (1, 3)										5	0	1	0	0	0	3				
Sandy Alomar Jr., R OBP: 0.289, SLG: 0.321 (1, 2)										3	0	1	0	1	1	0				
Alvaro Espinoza, R OBP: 0.271, SLG: 0.269 (1, 6)										4	0	0	0	0	0	3				
Inning Stats	R: 0 E: 0 K: 0 S: 8	H: 0 LOB: 0 BB: 0 P: 12	R: 1 E: 0 K: 0 S: 14	H: 4 LOB: 2 BB: 0 P: 23	R: 2 E: 0 K: 1 S: 18	H: 3 LOB: 1 BB: 0 P: 29	R: 0 E: 0 K: 1 S: 7	H: 0 LOB: 0 BB: 0 P: 10	R: 2 E: 0 K: 1 S: 13	H: 4 LOB: 2 BB: 1 P: 25	R: 0 E: 0 K: 3 S: 10	H: 0 LOB: 1 BB: 1 P: 17	R: 0 E: 0 K: 0 S: 7	H: 0 LOB: 0 BB: 0 P: 11	R: 3 E: 1 K: 2 S: 15	H: 0 LOB: 1 BB: 2 P: 33	1B: 6 2B: 3 3B: 0 HR: 2	SF: 0 SAC: 0 DP: 1 HBP: 0	WP: 2 PB: 0 CS: 0	PA: 43
PITCHER	IP	WLS	BF	H	R	ER	SO	BB	IBB	HBP	BLK	WP	HR	S	P	ERA	WHIP			
Juan Guzman, R ERA: 6.63 (1, 1)	5.0	L	25	11	5	5	3	1	0	0	0	1	2	60	99	9.00	2.400			
Mike Timlin, R ERA: 8.31 (6, 1)	2.0		8	0	0	0	3	2	0	0	0	0	0	20	38	0.00	1.000			
Woody Williams, R ERA: 7.78 (8, 1)	1.0		3	0	0	0	0	0	0	0	0	0	0	7	11	0.00	0.000			
Greg Cadaret, L ERA: 5.28 (9, 1)	1.0		7	0	3	1	2	1	1	0	0	1	0	15	33	9.00	1.000			

Batter	1	2	3	4	5	6	7	8	9	AB	R	H	RBI	BB	SO	LOB	BOTTOM			
Devon White, S OBP: 0.341, SLG: 0.494 (1, 8)	F7		1-2						K	4	0	1	0	0	1	1	Cleveland Indians @ Toronto Blue Jays SkyDome, Toronto, ON Sun May 22, 1994, 3:33 AM EDT Att: 48,154 - Sunny - 79 F			
Domingo Cadeno, S OBP: 0.176, SLG: 0.200 (1, 4)	G6-3		L6-4						F9	4	0	1	0	0	0	2				
Paul Moltis, R OBP: 0.380, SLG: 0.517 (1, 10)	P4		K						G4-3	3	0	0	0	1	1	2				
Joe Carter, R OBP: 0.382, SLG: 0.680 (1, 9)			F9						F8	4	0	1	0	0	0	1				
John Olerud, L OBP: 0.408, SLG: 0.497 (1, 3)									P6	4	0	1	0	0	0	1				
Ed Sprague, R OBP: 0.361, SLG: 0.429 (1, 5)									G5-3	4	0	0	0	0	0	1				
Carlos Delgado, L OBP: 0.306, SLG: 0.426 (1, 7)										3	0	2	0	1	0	0				
Pat Borders, R OBP: 0.278, SLG: 0.313 (1, 2)									FC5-4	4	0	0	0	0	0	4				
Dick Schofield, R OBP: 0.363, SLG: 0.376 (1, 6)										2	0	1	0	1	1	1				
Inning Stats	R: 0 E: 0 K: 0 S: 5	H: 1 LOB: 2 BB: 1 P: 16	R: 0 E: 0 K: 0 S: 7	H: 1 LOB: 1 BB: 0 P: 11	R: 0 E: 0 K: 0 S: 4	H: 0 LOB: 0 BB: 0 P: 5	R: 0 E: 0 K: 0 S: 10	H: 0 LOB: 1 BB: 1 P: 17	R: 0 E: 0 K: 0 S: 8	H: 2 LOB: 1 BB: 0 P: 9	R: 0 E: 0 K: 1 S: 9	H: 1 LOB: 0 BB: 0 P: 13	R: 0 E: 0 K: 1 S: 7	H: 0 LOB: 1 BB: 1 P: 12	R: 0 E: 0 K: 0 S: 7	H: 1 LOB: 0 BB: 0 P: 11	1B: 6 2B: 2 3B: 0 HR: 0	SF: 0 SAC: 0 DP: 2 HBP: 0	WP: 0 PB: 0 CS: 0	PA: 35
PITCHER	IP	WLS	BF	H	R	ER	SO	BB	IBB	HBP	BLK	WP	HR	S	P	ERA	WHIP			
Dennis Martinez, R ERA: 3.67 (1, 1)	9.0	W	35	7	0	0	3	3	0	0	0	0	0	64	103	0.00	1.111			



Batter	1	2	3	4	5	6	7	8	9	AB	R	H	RBI	BB	SO	LOB	TOP										
Kenny Lofton, L OBP: 0.422, SLG: 0.566 (1, 8)	1-1 1B HR 2B		2-1 L3		1-0 F7		4-0 BB			3	1	1	0	1	0	0	Cleveland Indians @ Toronto Blue Jays SkyDome, Toronto, ON Mon May 23 1994, 3:33 AM EDT Att: 48,080 - Sunny - 77 F										
Wayne Kirby, L OBP: 0.286, SLG: 0.338 (1, 9)	0-0 HR 1B		2-3 K		1-0 G5-3		0-1 F8			4	1	1	0	0	1	3											
Carlos Baerga, S OBP: 0.308, SLG: 0.478 (1, 4)	1-0 HR		0-1 P5		1-0 L9		0-2 L5			4	1	1	3	0	0	3											
Albert Belle, R OBP: 0.481, SLG: 0.758 (1, 7)	3-0 CS 2B		3-3 K		3-2 G6-3		1-0 F8			4	0	1	0	0	1	0											
Eddie Murray, S OBP: 0.303, SLG: 0.469 (1, 10)	3-1 F8		4-2 BB 1B		1-1 F8		1-3 K			3	1	0	0	1	1	1											
Paul Sorrento, L OBP: 0.306, SLG: 0.366 (1, 3)	3-3 K		4-2 1B BB		2-1 1B 2B		2-2 G1-3			3	0	1	0	1	1	1											
Sandy Alomar Jr., R OBP: 0.289, SLG: 0.321 (1, 2)	1-0 CS 2-3	1-1 F9	2-2 G3-6-3 1B		4-2 1B BB		1-1 G1-3			3	1	1	1	1	0	0											
Jim Thome, L OBP: 0.301, SLG: 0.392 (1, 5)		2-1 G4-3	3-2 G3-6-3 1-2		3-1 1B 1B		3-1 G3			4	0	1	0	0	0	2											
Alvaro Espinoza, R OBP: 0.270, SLG: 0.268 (1, 6)		1-3 K		2-1 L9		0-0 1-3 2-H 1B		1-3 K		4	0	1	1	0	2	0	C										
Inning Stats	R: 3 E: 0 K: 1 S: 10	H: 4 LOB: 0 BB: 0 P: 22	R: 0 E: 0 K: 1 S: 7	H: 0 LOB: 0 BB: 0 P: 11	R: 0 E: 0 K: 1 S: 7	H: 0 LOB: 0 BB: 0 P: 11	R: 1 E: 0 K: 1 S: 18	H: 1 LOB: 1 BB: 2 P: 34	R: 0 E: 0 K: 0 S: 4	H: 0 LOB: 0 BB: 0 P: 8	R: 0 E: 0 K: 0 S: 7	H: 0 LOB: 0 BB: 0 P: 12	R: 1 E: 0 K: 0 S: 12	H: 3 LOB: 3 BB: 2 P: 25	R: 0 E: 0 K: 1 S: 7	H: 0 LOB: 0 BB: 0 P: 11		R: 0 E: 0 K: 1 S: 7	H: 0 LOB: 0 BB: 0 P: 12	1B: 4 2B: 3 3B: 0 HR: 1	SF: 0 SAC: 0 DP: 1 HBP: 0	WP: 0 PB: 0 SB: 0 CS: 1	PA: 37				
PITCHER	IP	WLS	BF	H	R	ER	SO	BB	IBB	HBP	BLK	WP	HR	S	P	ERA	WHIP										
Todd Stottlemyre, R ERA: 5.44	(1, 1)	6.1	27	8	5	5	4	3	0	0	0	0	1	60	114	7.11	1.737										
Tony Castillo, L ERA: 1.9	(7, 1)	1.2	6	0	0	0	1	1	0	0	0	0	0	12	20	0.00	0.600										
Darren Hall, R ERA: 3.0	(9, 1)	1.0	W	3	0	0	0	0	0	0	0	0	0	7	12	0.00	0.000										

Batter	1	2	3	4	5	6	7	8	9	AB	R	H	RBI	BB	SO	LOB	BOTTOM										
Devon White, S OBP: 0.342, SLG: 0.503 (1, 8)	0-0 G6-3		2-2 1B 2B		0-0 F7		1-3 K		3-1 1B 2B	5	1	2	2	0	1	1	Cleveland Indians @ Toronto Blue Jays SkyDome, Toronto, ON Mon May 23 1994, 3:33 AM EDT Att: 48,080 - Sunny - 77 F										
Domingo Cedeno, S OBP: 0.231, SLG: 0.314 (1, 4)	2-2 G6-4-3 1B		3-2 G5-3		0-0 WP 1B		2-2 3B		2-3 K	5	1	3	0	0	1	2											
Paul Moltis, R OBP: 0.391, SLG: 0.520 (1, 10)	0-1 G6-4-3 1-2		0-0 1B		2-2 1H 2-H 1B		4-1 G6-4-3 1B		4-0 1B 1B	3	0	2	2	2	0	1											
Joe Carter, R OBP: 0.388, SLG: 0.697 (1, 9)		0-0 G6-4-3 1B		2-1 HR		3-2 G6-3		1-0 G6-4-3 1-2		1-0 1B	5	1	3	2	0	2											
John Olerud, L OBP: 0.404, SLG: 0.487 (1, 3)		2-3 K		2-1 L7		4-1 FC4-6 BB		3-2 P5		3	0	0	0	1	1	1											
Ed Sprague, R OBP: 0.353, SLG: 0.418 (1, 5)		0-1 G6-4-3 1-2		0-0 G6-3		1-3 K		2-3 K		4	0	0	0	0	2	2											
Carlos Delgado, L OBP: 0.319, SLG: 0.427	(1, 7)		4-1 SH1-4 2B		0-1 1B		1-1 FC4-6 1B		1-0 S 1B HBP	2	1	1	0	1	0	1											
Mike Huff, R OBP: 0.438, SLG: 0.385 (6, PR) (9, 7)			0-2 SH1-4 2B		2-3 K		0-2 FC4-6 1B		1-2 1B	4	1	3	0	0	1	1											
Pat Borders, R OBP: 0.292, SLG: 0.326 (1, 2)			0-2 SH1-4 2B		1-2 1B		1-2 1B		1-2 1B	4	1	3	0	0	1	1											
Dick Schofield, R OBP: 0.362, SLG: 0.375 (1, 6)			1-0 SH1-4		3-2 WP 1B		3-2 G6-3		2-1 P4	3	1	1	0	0	0	2	Toronto Blue Jays										
Inning Stats	R: 0 E: 0 K: 0 S: 6	H: 1 LOB: 0 BB: 0 P: 8	R: 0 E: 0 K: 1 S: 7	H: 1 LOB: 0 BB: 0 P: 9	R: 2 E: 0 K: 0 S: 13	H: 3 LOB: 2 BB: 1 P: 23	R: 1 E: 0 K: 1 S: 10	H: 2 LOB: 1 BB: 0 P: 16	R: 2 E: 0 K: 0 S: 14	H: 3 LOB: 0 BB: 0 P: 22	R: 0 E: 0 K: 1 S: 12	H: 1 LOB: 2 BB: 1 P: 21	R: 0 E: 0 K: 1 S: 9	H: 1 LOB: 1 BB: 1 P: 17	R: 0 E: 0 K: 1 S: 10	H: 1 LOB: 2 BB: 0 P: 17		R: 1 E: 0 K: 1 S: 8	H: 2 LOB: 2 BB: 1 P: 20	1B: 11 2B: 2 3B: 1 HR: 1	SF: 0 SAC: 1 DP: 3 HBP: 1	WP: 1 PB: 0 SB: 1 CS: 0	PA: 40				
PITCHER	IP	WLS	BF	H	R	ER	SO	BB	IBB	HBP	BLK	WP	HR	S	P	ERA	WHIP										
Mark Clark, R ERA: 4.4	(1, 1)	5.2	26	11	5	5	3	2	0	0	0	0	1	59	93	7.94	2.294										
Eric Plunk, R ERA: 4.21	(6, 1)	2.1	9	2	0	0	2	0	1	1	0	0	0	22	40	0.00	0.857										
Jose Mesa, R ERA: 3.91	(9, 1)	0.2	L	5	2	1	1	0	1	0	0	0	0	8	20	13.50	3.000										

Batter	1	2	3	4	5	6	7	8	9	AB	R	H	RBI	BB	SO	LOB	TOP			
Devon White, S OBP: 0.335, SLG: 0.491	G6-3		K			G6-3		F8		4	0	0	0	0	1	2	Toronto Blue Jays @ New York Yankees Yankee Stadium, Bronx, NY Tue May 24 1994, 7:05 PM EDT Att: 26,217 - Unknown - 76 F livebaseballscorecards.com			
Roberto Alomar, S OBP: 0.406, SLG: 0.486	HR			G5-3		G5-3		FC6-4 1B		4	1	2	1	0	0	1				
Paul Molitor, R OBP: 0.388, SLG: 0.511	G6-4-3 BB			G6-3		P6		FC6-4 1-2		3	0	0	0	1	0	2				
Joe Carter, R OBP: 0.379, SLG: 0.679	G6-4-3 1-2			F9			F8	F8		4	0	0	0	0	0	2				
John Olerud, L OBP: 0.401, SLG: 0.481		F7			1B	G4-3		K		4	0	1	0	0	1	1				
Ed Sprague, R OBP: 0.348, SLG: 0.411		F7			K	L7				3	0	0	0	0	1	1				
Darnell Coles, R OBP: 0.220, SLG: 0.222				P2		K		P6		3	0	0	0	0	1	1				
Pat Borders, R OBP: 0.293, SLG: 0.326			F8		F9			F9 1B		3	0	1	0	0	0	1				
Dick Schofield, R OBP: 0.361, SLG: 0.384			G6-3					K		3	0	1	0	0	1	1				
Inning Stats	R: 1 E: 0 K: 0 S: 3	H: 1 LOB: 0 BB: 1 P: 7	R: 0 E: 0 K: 0 S: 12	H: 0 LOB: 0 BB: 0 P: 16	R: 0 E: 0 K: 1 S: 7	H: 0 LOB: 0 BB: 0 P: 12	R: 0 E: 0 K: 0 S: 7	H: 0 LOB: 0 BB: 0 P: 10	R: 0 E: 0 K: 2 S: 11	H: 1 LOB: 1 BB: 0 P: 15	R: 0 E: 0 K: 0 S: 5	H: 0 LOB: 0 BB: 0 P: 5	R: 0 E: 0 K: 1 S: 13	H: 1 LOB: 1 BB: 0 P: 18	R: 0 E: 0 K: 1 S: 11	H: 1 LOB: 1 BB: 0 P: 14	1B: 3 2B: 1 3B: 0 HR: 1	SF: 0 SAC: 0 DP: 1 HBP: 0	WP: 0 PB: 0 SB: 0 CS: 0	PA: 32
PITCHER Terry Mulholland, L ERA: 5.91	IP: 9.0 WLS: W BF: 32	H: 5 R: 1 ER: 1 SO: 5	BB: 1 IBB: 0 HBP: 0 BLK: 0	WP: 0 HR: 1 S: 77 P: 115	ERA: 1.00 WHIP: 0.667											ERA: 1.00 WHIP: 0.667				

Batter	1	2	3	4	5	6	7	8	9	AB	R	H	RBI	BB	SO	LOB	BOTTOM			
Luis Polonia, L OBP: 0.352, SLG: 0.383	G6-3	G6-4-3 1-2		F7 1-2		F8				4	0	0	0	0	0	5	Toronto Blue Jays @ New York Yankees Yankee Stadium, Bronx, NY Tue May 24 1994, 7:05 PM EDT Att: 26,217 - Unknown - 76 F livebaseballscorecards.com			
Wade Boggs, L OBP: 0.397, SLG: 0.419	HR		K		K	G4-3				4	1	1	1	0	2	0				
Don Mattingly, L OBP: 0.426, SLG: 0.432	G3		K		FC4 BB	F7		F7		3	0	0	0	1	1	0				
Danny Tartabull, R OBP: 0.332, SLG: 0.434	P4		K		K	F8		F8		4	0	0	0	0	2	1				
Paul O'Neill, L OBP: 0.576, SLG: 0.835		HR BB		K	FC4 1-2			F9 1B		3	1	1	0	1	1	1				
Jim Leyritz, R OBP: 0.404, SLG: 0.600		HR		2B BB		G5-3		F9		3	2	1	2	1	0	1				
Bernie Williams, S OBP: 0.331, SLG: 0.389		HR		2B BB		FC6-4 BB		L6		2	1	1	1	2	0	1				
Mike Gallego, R OBP: 0.331, SLG: 0.338		FC1-5 BB		1B 2B		FC6-4 BB		K		3	1	2	1	1	1	1				
Pat Kelly, R OBP: 0.372, SLG: 0.391		FC1-5 G6-4-3		E8 CS 1B		FC6-4				3	0	1	0	0	0	4				
Inning Stats	R: 1 E: 0 K: 0 S: 7	H: 2 LOB: 1 BB: 2 P: 23	R: 0 E: 0 K: 3 S: 9	H: 0 LOB: 0 BB: 0 P: 14	R: 3 E: 1 K: 1 S: 16	H: 3 LOB: 1 BB: 1 P: 28	R: 0 E: 0 K: 2 S: 9	H: 0 LOB: 1 BB: 1 P: 19	R: 0 E: 0 K: 0 S: 13	H: 0 LOB: 2 BB: 2 P: 25	R: 0 E: 0 K: 0 S: 3	H: 0 LOB: 0 BB: 0 P: 5	R: 0 E: 0 K: 1 S: 10	H: 1 LOB: 1 BB: 0 P: 15	R: 0 E: 0 K: 1 S: 10	H: 1 LOB: 1 BB: 0 P: 15	1B: 4 2B: 1 3B: 0 HR: 2	SF: 0 SAC: 0 DP: 1 HBP: 0	WP: 0 PB: 0 SB: 0 CS: 1	PA: 35
PITCHER Dave Stewart, R ERA: 5.79 Mike Timlin, R ERA: 7.55 Greg Cadaret, L ERA: 4.96 Scott Brow, R ERA: 2.91	IP: 5.0 WLS: L BF: 23	H: 6 R: 6 ER: 5 SO: 6	BB: 4 IBB: 0 HBP: 0 BLK: 0	WP: 0 HR: 2 S: 53 P: 94	ERA: 9.00 WHIP: 2.000											ERA: 9.00 WHIP: 2.000				


Batter	1	2	3	4	5	6	7	8	9	AB	R	H	RBI	BB	SO	LOB	TOP			
Devon White, S OBP: 0.339, SLG: 0.497 (1, 8)	G6-3			G4-3 SF8 1B		G6-4-3		CS	G6-3 1B 2B	4	2	2	0	0	0	1	Toronto Blue Jays @ New York Yankees Yankee Stadium, Bronx, NY Wed May 25 1994, 7:05 PM EDT Att: 23,250 - Unknown - 72 F AB 29 R 2 H 6 RBI 2 BB 2 SO 4 LOB 12			
Roberto Alomar, S OBP: 0.396, SLG: 0.473 (1, 4)	G6-3			G4-3		F8			G6-3	4	0	0	0	0	0	2				
Paul Molitor, R OBP: 0.390, SLG: 0.505 (1, 10)	F7								G6-3	2	0	0	0	2	0	1				
Joe Carter, R OBP: 0.382, SLG: 0.679 (1, 9)		L4-3 1B		SF8					G6-3	3	0	2	2	0	0	1				
John Olerud, L OBP: 0.393, SLG: 0.470 (1, 3)	L4-3			F9					G4-3	4	0	0	0	0	0	4				
Ed Sprague, R OBP: 0.342, SLG: 0.404 (1, 5)	G5-3									3	0	0	0	0	0	1				
Mike Huff, R OBP: 0.431, SLG: 0.381 (1, 7)										3	0	1	0	0	1	0				
Randy Knorr, R OBP: 0.175, SLG: 0.135 (1, 2)										3	0	0	0	0	0	3				
Dick Schofield, R OBP: 0.360, SLG: 0.382 (1, 6)										3	0	1	0	0	0	1				
Inning Stats	R: 0 E: 0 K: 0 S: 7	H: 0 LOB: 0 BB: 0 P: 12	R: 0 E: 0 K: 0 S: 7	H: 1 LOB: 0 BB: 0 P: 12	R: 0 E: 0 K: 2 S: 8	H: 0 LOB: 0 BB: 0 P: 11	R: 1 E: 0 K: 0 S: 12	H: 1 LOB: 1 BB: 1 P: 21	R: 0 E: 0 K: 1 S: 6	H: 0 LOB: 0 BB: 0 P: 8	R: 0 E: 0 K: 0 S: 7	H: 0 LOB: 1 BB: 1 P: 14	R: 0 E: 0 K: 1 S: 8	H: 1 LOB: 0 BB: 0 P: 12	R: 1 E: 0 K: 0 S: 11	H: 2 LOB: 1 BB: 0 P: 16	1B: 5 2B: 2 3B: 0 HR: 0	SF: 1 SAC: 0 DP: 2 HBP: 0	WP: 0 PB: 0 SB: 1 CS: 1	PA: 33
PITCHER Jim Abbott, L ERA: 2.67 (1, 1)	IP: 9.0 WLS: W BF: 32 H: 6 R: 2 ER: 2 SO: 4 BB: 2 IBB: 0 HBP: 0 BLK: 0 WP: 0 HR: 0 S: 73 P: 114 ERA: 2.00 WHIP: 0.889															PITCHER				

Batter	1	2	3	4	5	6	7	8	9	AB	R	H	RBI	BB	SO	LOB	BOTTOM			
Luis Polonia, L OBP: 0.367, SLG: 0.398 (1, 7)	HR 1B		L6	1B		1B		CS 1B		5	1	4	0	0	0	0	Toronto Blue Jays @ New York Yankees Yankee Stadium, Bronx, NY Wed May 25 1994, 7:05 PM EDT Att: 23,250 - Unknown - 72 F AB 38 R 5 H 16 RBI 5 BB 0 SO 5 LOB 14			
Wade Boggs, L OBP: 0.411, SLG: 0.481 (1, 5)	HR		HR	K		1B		1B		5	2	4	3	0	1	2				
Don Mattingly, L OBP: 0.427, SLG: 0.434 (1, 3)	L7		1B	1B		G5-3		CS		4	1	2	0	0	0	2				
Danny Tartabull, R OBP: 0.335, SLG: 0.454 (1, 10)	1B		F8	K				HR		4	1	2	1	0	1	4				
Paul O'Neill, L OBP: 0.574, SLG: 0.824 (1, 9)	F7		1B			G6-3		G4-6-3 1B		4	0	2	0	0	0	1				
Jim Leyritz, R OBP: 0.398, SLG: 0.584 (1, 2)	K		1B	1B		G5-3		G4-6-3		4	0	1	1	0	1	2				
Bernie Williams, S OBP: 0.323, SLG: 0.378 (1, 8)			F7			G3		G6-3		4	0	0	0	0	0	2				
Mike Gallego, R OBP: 0.329, SLG: 0.336 (1, 6)	K		K	FC1-6 1B		F8		F8		4	0	1	0	0	1	0				
Pat Kelly, R OBP: 0.361, SLG: 0.378 (1, 4)	K		K	FC1-6 1B		B1-3		L5		4	0	0	0	0	1	1				
Inning Stats	R: 2 E: 0 K: 1 S: 13	H: 3 LOB: 1 BB: 0 P: 23	R: 0 E: 0 K: 2 S: 8	H: 0 LOB: 0 BB: 0 P: 13	R: 2 E: 0 K: 0 S: 18	H: 4 LOB: 2 BB: 0 P: 26	R: 0 E: 0 K: 2 S: 15	H: 3 LOB: 3 BB: 0 P: 20	R: 0 E: 0 K: 0 S: 14	H: 2 LOB: 2 BB: 0 P: 18	R: 1 E: 0 K: 0 S: 10	H: 2 LOB: 0 BB: 0 P: 19	R: 0 E: 0 K: 0 S: 13	H: 2 LOB: 1 BB: 0 P: 19	R: 0 E: 0 K: 0 S: 13	H: 2 LOB: 1 BB: 0 P: 19	1B: 13 2B: 0 3B: 0 HR: 3	SF: 0 SAC: 0 DP: 1 HBP: 0	WP: 0 PB: 0 SB: 0 CS: 1	PA: 39
PITCHER Pat Hentgen, R ERA: 3.88 (1, 1)	IP: 6.0 WLS: L BF: 30 H: 12 R: 4 ER: 4 SO: 5 BB: 0 IBB: 0 HBP: 0 BLK: 0 WP: 0 HR: 2 S: 76 P: 111 ERA: 6.00 WHIP: 2.000															PITCHER				
Greg Cadaret, L ERA: 4.91 (7, 1)	IP: 2.0 WLS: 8 BF: 4 H: 4 R: 1 ER: 1 SO: 0 BB: 0 IBB: 0 HBP: 0 BLK: 0 WP: 0 HR: 1 S: 23 P: 38 ERA: 4.50 WHIP: 2.000															PITCHER				

Batter	1	2	3	4	5	6	7	8	9	AB	R	H	RBI	BB	SO	LOB	TOP				
Rex Hudler, R OBP: 0.426, SLG: 0.719 (1, 4)	F8		S			K		F7		5	0	2	0	0	1	3	California Angels @ Toronto Blue Jays SkyDome, Toronto, ON Fri May 27 1994, 7:05 PM EDT Att: 48,244 - Dome				
Chad Curtis, R OBP: 0.288, SLG: 0.361 (1, 8)	K		G3			F9		F7		5	0	1	2	0	1	3					
Tim Salmon, R OBP: 0.395, SLG: 0.564 (1, 9)	BB									3	1	0	0	2	0	1					
Chili Davis, S OBP: 0.463, SLG: 0.586 (1, 10)	K									4	1	2	0	1	2	1					
Bo Jackson, R OBP: 0.369, SLG: 0.526 (1, 7)										3	1	1	2	1	0	1					
Jim Edmonds, L OBP: 0.444, SLG: 0.436 (7, 7)										1	0	0	0	0	0	0					
Eduardo Perez, R OBP: 0.287, SLG: 0.398 (1, 3)										4	0	2	1	0	0	2					
Damion Easley, R OBP: 0.309, SLG: 0.343 (1, 5)										4	1	0	0	0	0	5					
Chris Turner, R OBP: 0.197, SLG: 0.133 (1, 2)										4	1	0	0	0	0	1					
Gary Disarcina, R OBP: 0.358, SLG: 0.421 (1, 6)										4	1	2	0	0	1	0					
Inning Stats	R: 0 E: 0 K: 2 S: 13	H: 0 LOB: 1 BB: 1 P: 22	R: 0 E: 0 K: 0 S: 12	H: 0 LOB: 0 BB: 0 P: 19	R: 0 E: 0 K: 1 S: 10	H: 1 LOB: 1 BB: 0 P: 16	R: 0 E: 0 K: 0 S: 14	H: 0 LOB: 2 BB: 2 P: 29	R: 0 E: 0 K: 0 S: 10	H: 1 LOB: 1 BB: 0 P: 13	R: 6 E: 1 K: 1 S: 21	H: 5 LOB: 1 BB: 1 P: 35	R: 0 E: 0 K: 0 S: 6	H: 1 LOB: 1 BB: 0 P: 10	R: 0 E: 0 K: 1 S: 8	H: 0 LOB: 0 BB: 0 P: 11	1B: 8 2B: 2 3B: 0 HR: 0	SF: 0 SAC: 0 DP: 1 HBP: 0	WP: 2 PB: 0 SB: 2 CS: 0	PA: 41	
PITCHER	IP	WLS	BF	H	R	ER	SO	BB	IBB	HBP	BLK	WP	HR	S	P	ERA	WHIP				
Al Leiter, L ERA: 5.04 (1, 1)	5.0	L	24	5	4	3	3	4	0	0	0	0	0	66	113	5.40	1.800				
Scott Brow, R ERA: 2.66 (6, 1)	2.0		10	4	2	0	1	0	0	0	0	2	0	19	27	0.00	2.000				
Woody Williams, R ERA: 7.06 (8, 1)	2.0		7	1	0	0	1	0	0	0	0	0	0	14	21	0.00	0.500				

Batter	1	2	3	4	5	6	7	8	9	AB	R	H	RBI	BB	SO	LOB	BOTTOM					
Devon White, S OBP: 0.347, SLG: 0.503 (1, 8)	G5-4-3		G6-4-3		K			BB		4	1	3	0	0	1	1	California Angels @ Toronto Blue Jays SkyDome, Toronto, ON Fri May 27 1994, 7:05 PM EDT Att: 48,244 - Dome					
Roberto Alomar, S OBP: 0.393, SLG: 0.464 (1, 4)	G5-4-3		G6-4-3					BB		3	0	0	0	1	0	2						
Paul Moltis, R OBP: 0.388, SLG: 0.505 (1, 10)	G1-3		F8					BB		4	0	1	1	0	1	0						
Joe Carter, R OBP: 0.379, SLG: 0.667 (1, 9)										3	1	0	0	0	2	2						
John Olerud, L OBP: 0.390, SLG: 0.464 (1, 3)										4	0	1	0	0	0	2						
Ed Sprague, R OBP: 0.335, SLG: 0.394 (1, 5)										4	0	0	0	0	1	2						
Carlos Delgado, L OBP: 0.326, SLG: 0.429 (1, 7)										2	0	1	1	1	1	0						
Mike Huff, R OBP: 0.423, SLG: 0.372 (9, PH)										1	0	0	0	0	0	0						
Pat Borders, R OBP: 0.292, SLG: 0.324 (1, 2)										4	0	1	0	0	1	3						
Dick Schofield, R OBP: 0.351, SLG: 0.371 (1, 6)										3	0	0	0	0	1	3						
Inning Stats	R: 0 E: 0 K: 0 S: 6	H: 1 LOB: 0 BB: 0 P: 8	R: 1 E: 0 K: 2 S: 16	H: 2 LOB: 0 BB: 0 P: 23	R: 0 E: 0 K: 0 S: 6	H: 1 LOB: 0 BB: 0 P: 8	R: 0 E: 0 K: 1 S: 10	H: 0 LOB: 0 BB: 0 P: 15	R: 0 E: 0 K: 2 S: 11	H: 1 LOB: 1 BB: 0 P: 17	R: 0 E: 0 K: 1 S: 12	H: 0 LOB: 0 BB: 0 P: 17	R: 0 E: 0 K: 0 S: 5	H: 0 LOB: 1 BB: 1 P: 12	R: 1 E: 0 K: 1 S: 16	H: 2 LOB: 2 BB: 1 P: 27	R: 0 E: 0 K: 1 S: 7	H: 0 LOB: 0 BB: 0 P: 9	1B: 6 2B: 1 3B: 0 HR: 0	SF: 0 SAC: 0 DP: 2 HBP: 1	WP: 1 PB: 0 SB: 0 CS: 0	PA: 35
PITCHER	IP	WLS	BF	H	R	ER	SO	BB	IBB	HBP	BLK	WP	HR	S	P	ERA	WHIP					
Phil Leftwich, R ERA: 4.6 (1, 1)	7.1	W	30	7	2	2	6	2	0	1	0	0	0	74	115	2.46	1.227					
Mike Butcher, R ERA: 8.1 (8, 1)	0.1		1	0	0	0	1	0	0	0	0	0	0	6	9	0.00	0.000					
Bob Patterson, L ERA: 3.72 (8, 1)	0.2		2	0	0	0	1	0	0	0	0	0	0	6	8	0.00	0.000					
Joe Grahe, R ERA: 5.32 (9, 1)	0.2		2	0	0	0	0	0	0	0	0	0	0	3	4	0.00	0.000					

AB	37
R	6
H	10
RBI	5
BB	4
SO	5
LOB	17



AB	32
R	2
H	7
RBI	2
BB	2
SO	8
LOB	15



Batter	1	2	3	4	5	6	7	8	9	AB	R	H	RBI	BB	SO	LOB	TOP					
Harold Reynolds, S (1, 4) OBP: 0.336, SLG: 0.299	G3		F9						K	5	0	2	0	0	1	1	California Angels @ Toronto Blue Jays SkyDome, Toronto, ON Sat May 28 1994, 3:33 AM EDT Att: 50,509 - Dome					
Chad Curtis, R (1, 8) OBP: 0.266, SLG: 0.357	P2			P6			P2		L5	5	0	1	0	0	0	3						
Tim Salmon, R (1, 9) OBP: 0.396, SLG: 0.557	K		K						K	4	0	1	0	1	3	2						
Chili Davis, S (1, 10) OBP: 0.469, SLG: 0.587										3	1	2	0	1	0	2						
Dwight Smith, L (1, 7) OBP: 0.316, SLG: 0.453										4	1	1	0	0	0	4						
Jim Edmonds, L (1, 3) OBP: 0.436, SLG: 0.427										4	1	1	0	0	1	3						
Damion Easley, R (1, 5) OBP: 0.307, SLG: 0.337										3	1	0	0	1	2	2						
Jorge Fabregas, L (1, 2) OBP: 0.330, SLG: 0.333			L7							4	0	2	3	0	0	0						
Gary Disarcina, R (1, 6) OBP: 0.356, SLG: 0.423			E5							4	0	1	1	0	1	1						
Inning Stats	R: 0 E: 0 K: 1 S: 6	H: 0 LOB: 0 BB: 0 P: 8	R: 0 E: 0 K: 1 S: 7	H: 0 LOB: 1 BB: 1 P: 12	R: 0 E: 1 K: 1 S: 13	H: 1 LOB: 2 BB: 0 P: 18	R: 3 E: 0 K: 0 S: 10	H: 5 LOB: 2 BB: 1 P: 19	R: 0 E: 0 K: 1 S: 10	H: 2 LOB: 1 BB: 0 P: 15	R: 0 E: 0 K: 1 S: 8	H: 0 LOB: 0 BB: 0 P: 11	R: 0 E: 0 K: 0 S: 7	H: 1 LOB: 1 BB: 1 P: 11	R: 1 E: 0 K: 1 S: 15	H: 2 LOB: 1 BB: 0 P: 23	R: 0 E: 0 K: 2 S: 7	H: 0 LOB: 0 BB: 0 P: 12	1B: 10 2B: 1 3B: 0 HR: 0	SF: 0 SAC: 0 DP: 2 HBP: 0	WP: 0 PB: 0 SB: 0 CS: 0	PA: 39
PITCHER	IP	WLS	BF	H	R	ER	SO	BB	IBB	HBP	BLK	WP	HR	S	P	ERA	WHIP					
Juan Guzman, R (1, 1) ERA: 6.38	8.0	W	36	11	4	4	6	3	0	0	0	0	0	76	117	4.50	1.750					
Darren Hall, R (9, 1) ERA: 2.57	1.0		3	0	0	0	2	0	0	0	0	0	0	7	12	0.00	0.000					

Batter	1	2	3	4	5	6	7	8	9	AB	R	H	RBI	BB	SO	LOB	BOTTOM				
Devon White, S (1, 8) OBP: 0.353, SLG: 0.516	F7	L9								5	2	3	0	0	0	0	California Angels @ Toronto Blue Jays SkyDome, Toronto, ON Sat May 28 1994, 3:33 AM EDT Att: 50,509 - Dome				
Roberto Alomar, S (1, 4) OBP: 0.390, SLG: 0.459	F8	F8								4	1	1	1	0	1	2					
Paul Moltis, R (1, 10) OBP: 0.397, SLG: 0.513										3	1	3	1	1	0	0					
Joe Carter, R (1, 9) OBP: 0.385, SLG: 0.669										4	0	2	0	1	0	3					
John Olerud, L (1, 3) OBP: 0.385, SLG: 0.459										4	1	1	1	0	1	6					
Ed Sprague, R (1, 5) OBP: 0.332, SLG: 0.385										4	1	0	0	1	2	5					
Mike Huff, R (1, 7) OBP: 0.456, SLG: 0.413										3	1	2	0	2	0	0					
Randy Knorr, R (1, 2) OBP: 0.200, SLG: 0.146										4	1	1	2	1	1	2					
Dick Schofield, R (1, 6) OBP: 0.353, SLG: 0.400										5	1	2	4	0	0	3					
Inning Stats	R: 0 E: 0 K: 1 S: 12	H: 1 LOB: 2 BB: 1 P: 19	R: 4 E: 0 K: 0 S: 19	H: 4 LOB: 2 BB: 2 P: 32	R: 0 E: 0 K: 2 S: 10	H: 0 LOB: 1 BB: 1 P: 17	R: 1 E: 0 K: 0 S: 13	H: 3 LOB: 2 BB: 0 P: 23	R: 0 E: 0 K: 0 S: 5	H: 0 LOB: 0 BB: 0 P: 8	R: 2 E: 1 K: 1 S: 16	H: 1 LOB: 1 BB: 1 P: 30	R: 0 E: 0 K: 1 S: 14	H: 3 LOB: 2 BB: 0 P: 21	R: 2 E: 0 K: 0 S: 16	H: 3 LOB: 2 BB: 1 P: 24	1B: 11 2B: 2 3B: 1 HR: 1	SF: 2 SAC: 1 DP: 1 HBP: 0	WP: 0 PB: 1 SB: 0 CS: 0	PA: 45	
PITCHER	IP	WLS	BF	H	R	ER	SO	BB	IBB	HBP	BLK	WP	HR	S	P	ERA	WHIP				
Mark Langston, L (1, 1) ERA: 5.72	6.0	L	33	9	7	5	4	4	1	0	0	0	0	75	129	7.50	2.167				
Mark Leiter, R (7, 1) ERA: 4.74	1.1		7	4	1	1	1	0	0	0	0	0	0	17	26	6.75	3.000				
Craig Lefferts, L (8, 1) ERA: 2.66	0.2		5	2	1	1	0	1	0	0	0	0	0	13	19	13.50	4.500				

Batter	1	2	3	4	5	6	7	8	9	AB	R	H	RBI	BB	SO	LOB	TOP			
Harold Reynolds, S OBP: 0.333, SLG: 0.292	4-0 CS BB		2-1 G4-3			0-1 F7		2-2 B5-3		3	0	0	0	1	0	0	California Angels @ Toronto Blue Jays SkyDome, Toronto, ON Sun May 29 1994, 3:33 AM EDT Att: 50,529 - Sunny			
Chad Curtis, R OBP: 0.270, SLG: 0.365	0-1 F9		2-1 1B			0-1 2B		0-3 K		4	0	2	0	0	1	1				
Tim Salmon, R OBP: 0.393, SLG: 0.551	1-1 1-2 1B		3-1 F9			1-0 F8			1-3 K	4	0	1	0	0	1	2				
Bo Jackson, R OBP: 0.365, SLG: 0.510	2-3 K			0-0 G4-3		4-0 BB			1-1 G5-3	3	0	0	0	1	1	1				
Dwight Smith, L OBP: 0.305, SLG: 0.436		2-1 P5		3-2 G4-3		1-1 P4			1-2 P3	4	0	0	0	0	0	2				
Eduardo Perez, R OBP: 0.281, SLG: 0.389		0-2 G6-3		3-3 K				0-0 F9		3	0	0	0	0	1	0				
Damon Easley, R OBP: 0.313, SLG: 0.345		1-1 2B			2-2 F7		4-1 G4-6-3 BB			2	0	1	0	1	0	0				
Jorge Fabregas, L OBP: 0.319, SLG: 0.322		2-3 K			0-1 F7		1-0 G4-6-3			3	0	0	0	0	1	2				
Gary Disarcina, R OBP: 0.350, SLG: 0.415			0-1 F8		1-2 G5-3			0-0 G6-3		3	0	0	0	0	0	0				
Inning Stats	R: 0 E: 0 K: 1 S: 7	H: 1 LOB: 1 BB: 1 P: 14	R: 0 E: 0 K: 1 S: 10	H: 1 LOB: 1 BB: 0 P: 15	R: 0 E: 0 K: 0 S: 8	H: 0 LOB: 0 BB: 0 P: 17	R: 0 E: 0 K: 1 S: 8	H: 0 LOB: 0 BB: 1 P: 11	R: 0 E: 0 K: 0 S: 7	H: 1 LOB: 2 BB: 1 P: 13	R: 0 E: 0 K: 0 S: 3	H: 0 LOB: 0 BB: 1 P: 8	R: 0 E: 0 K: 1 S: 8	H: 0 LOB: 0 BB: 0 P: 10	R: 0 E: 0 K: 1 S: 9	H: 0 LOB: 0 BB: 0 P: 12	1B: 2 2B: 2 3B: 0 HR: 0	SF: 0 SAC: 0 DP: 1 HBP: 0	WP: 0 PB: 0 SB: 0 CS: 1	PA: 32
PITCHER Todd Stottlemyre, R ERA: 4.55	IP: 9.0 WLS: W BF: 32 H: 4 R: 0 ER: 0 SO: 5 BB: 3 IBB: 0 HBP: 0 BLK: 0 WP: 0 HR: 0 S: 71 P: 115 ERA: 0.00 WHIP: 0.778																			

AB	29
R	0
H	4
RBI	0
BB	3
SO	5
LOB	8



Batter	1	2	3	4	5	6	7	8	9	AB	R	H	RBI	BB	SO	LOB	BOTTOM			
Devon White, S OBP: 0.351, SLG: 0.511	1-2 E5 HR		0-0 F8			1-3 K		0-0 S S E 1B		4	2	1	0	0	1	0	California Angels @ Toronto Blue Jays SkyDome, Toronto, ON Sun May 29 1994, 3:33 AM EDT Att: 50,529 - Sunny			
Roberto Alomar, S OBP: 0.398, SLG: 0.488	1-0 1-H HR		3-2 WP 2B		1-1 G4-3		4-2 S S BB		3	2	2	2	1	0	0	0				
Paul Moltis, R OBP: 0.399, SLG: 0.515	2-0 G5-3		4-2 G4-3 BB			0-3 K		2-2 1-H 2-H 2B		3	0	1	0	1	1	0				
Joe Carter, R OBP: 0.377, SLG: 0.653	0-0 G4-3		1-1 G4-3			0-1 P4		2-2 F8		4	0	0	0	0	0	2				
John Olerud, L OBP: 0.379, SLG: 0.451	3-3 K			1-3 K		0-0 F8			3	0	0	0	0	0	2	0				
Ed Sprague, R OBP: 0.327, SLG: 0.379		0-0 G5-3		2-3 K		2-1 P4			3	0	0	0	0	1	0	0				
Mike Huff, R OBP: 0.450, SLG: 0.396		1-3 K		4-2 FC6-4 BB		0-1 G6-3			2	0	0	0	1	1	0	0				
Pat Borders, R OBP: 0.293, SLG: 0.345		2-2 HR		0-0 FC6-4		0-0 F9			3	1	1	1	0	0	1	0				
Dick Schofield, R OBP: 0.344, SLG: 0.389		3-1 F9			1-0 L4			0-3 K		3	0	0	0	0	1	0				
Inning Stats	R: 2 E: 1 K: 1 S: 9	H: 1 LOB: 0 BB: 0 P: 16	R: 1 E: 0 K: 1 S: 11	H: 1 LOB: 0 BB: 0 P: 17	R: 0 E: 0 K: 0 S: 8	H: 1 LOB: 1 BB: 1 P: 16	R: 0 E: 0 K: 2 S: 11	H: 0 LOB: 1 BB: 1 P: 18	R: 0 E: 0 K: 1 S: 8	H: 0 LOB: 0 BB: 0 P: 11	R: 0 E: 0 K: 1 S: 6	H: 0 LOB: 0 BB: 0 P: 6	R: 0 E: 0 K: 0 S: 5	H: 0 LOB: 0 BB: 0 P: 7	R: 2 E: 0 K: 1 S: 12	H: 2 LOB: 0 BB: 1 P: 20	1B: 1 2B: 2 3B: 0 HR: 2	SF: 0 SAC: 0 DP: 1 HBP: 0	WP: 1 PB: 0 SB: 4 CS: 0	PA: 31
PITCHER Chuck Finley, L ERA: 4.52	IP: 8.0 WLS: L BF: 31 H: 5 R: 5 ER: 4 SO: 7 BB: 3 IBB: 0 HBP: 0 BLK: 0 WP: 1 HR: 2 S: 70 P: 111 ERA: 4.50 WHIP: 1.000																			

AB	28
R	5
H	5
RBI	3
BB	3
SO	7
LOB	3



Batter	1	2	3	4	5	6	7	8	9	AB	R	H	RBI	BB	SO	LOB	TOP					
Rickey Henderson, R OBP: 0.402, SLG: 0.347	2-1 1B G6-3 1B		2-2 F9	0-3 K			0-0 P6	1-0 HR		5	2	2	3	0	1	3	Oakland Athletics @ Toronto Blue Jays SkyDome, Toronto, ON Tue May 31 1994, 7:05 PM EDT Att: 50,211 - Dome					
Stan Javier, S OBP: 0.370, SLG: 0.430	0-2 G6-3 1B		0-1 G3-1		2-1 F7	1-2 1B BB	2-0 F9			4	0	1	0	1	0	0						
Brent Gates, S OBP: 0.443, SLG: 0.527	0-1 G6-3		1-1 HR 1B		1-3 K	1-2 BB	0-0 F7	2-1 L3		5	1	1	1	0	1	3						
Troy Neel, L OBP: 0.364, SLG: 0.490	1-3 K		2-2 HR 1B		3-2 F8	1-0 1B	1-0 1B	2-2 G3-1		5	1	2	3	0	1	1						
Gerónimo Berroa, R OBP: 0.392, SLG: 0.491	4-2 BB		0-2 F9		1-0 G5-3	0-1 L6		4-0 BB		3	0	0	0	2	0	2						
Scott Hemond, R OBP: 0.259, SLG: 0.303										0	0	0	0	0	0	0						
Mike Aldrete, L OBP: 0.347, SLG: 0.460	3-2 G1-3			2-2 SH1 WP 1B		1-0 P5	4-2 FC4-6 BB	0-3 K		4	0	1	0	1	1	3						
Terry Steinbach, R OBP: 0.324, SLG: 0.470		2-0 G5-3		2-1 SH1		1-2 2B	1-2 FC4-6 HR			3	1	1	0	0	0	1						
Scott Brosius, R OBP: 0.289, SLG: 0.372		2-2 F9		3-2 P6		2-2 P3	3-2 G5-3			4	0	0	0	0	0	3						
Mike Bordick, R OBP: 0.352, SLG: 0.339	1-2 G4-3			4-2 BB			4-2 BB 1B BB	4-1 HR BB		1	2	0	0	3	0	0						
Inning Stats	R: 1 H: 2 E: 0 K: 1 S: 20	H: 2 LOB: 2 BB: 1 P: 30	R: 0 H: 0 E: 0 K: 0 S: 9	H: 0 LOB: 0 BB: 0 P: 14	R: 2 H: 2 E: 0 K: 1 S: 15	H: 2 LOB: 0 BB: 0 P: 20	R: 0 H: 1 E: 0 K: 1 S: 14	H: 1 LOB: 2 BB: 1 P: 25	R: 0 H: 0 E: 0 K: 0 S: 8	H: 0 LOB: 0 BB: 0 P: 14	R: 0 H: 1 E: 0 K: 0 S: 11	H: 1 LOB: 1 BB: 0 P: 13	R: 1 H: 1 E: 0 K: 0 S: 9	H: 1 LOB: 2 BB: 2 P: 18	R: 3 H: 1 E: 1 K: 0 S: 16	H: 1 LOB: 2 BB: 2 P: 31	R: 0 H: 0 E: 0 K: 1 S: 8	H: 0 LOB: 1 BB: 1 P: 16	1B: 5 2B: 1 3B: 0 HR: 2	SF: 0 SAC: 1 DP: 0 HBP: 0	WP: 2 PA: 42 PB: 0 SB: 0 CS: 0	
PITCHER	IP WLS BF H R ER SO BB IBB HBP BLK WP HR S P ERA WHIP	IP WLS BF H R ER SO BB IBB HBP BLK WP HR S P ERA WHIP	IP WLS BF H R ER SO BB IBB HBP BLK WP HR S P ERA WHIP	IP WLS BF H R ER SO BB IBB HBP BLK WP HR S P ERA WHIP	IP WLS BF H R ER SO BB IBB HBP BLK WP HR S P ERA WHIP	IP WLS BF H R ER SO BB IBB HBP BLK WP HR S P ERA WHIP	IP WLS BF H R ER SO BB IBB HBP BLK WP HR S P ERA WHIP	IP WLS BF H R ER SO BB IBB HBP BLK WP HR S P ERA WHIP	IP WLS BF H R ER SO BB IBB HBP BLK WP HR S P ERA WHIP	IP WLS BF H R ER SO BB IBB HBP BLK WP HR S P ERA WHIP	IP WLS BF H R ER SO BB IBB HBP BLK WP HR S P ERA WHIP	IP WLS BF H R ER SO BB IBB HBP BLK WP HR S P ERA WHIP	IP WLS BF H R ER SO BB IBB HBP BLK WP HR S P ERA WHIP	IP WLS BF H R ER SO BB IBB HBP BLK WP HR S P ERA WHIP	IP WLS BF H R ER SO BB IBB HBP BLK WP HR S P ERA WHIP	IP WLS BF H R ER SO BB IBB HBP BLK WP HR S P ERA WHIP	IP WLS BF H R ER SO BB IBB HBP BLK WP HR S P ERA WHIP	IP WLS BF H R ER SO BB IBB HBP BLK WP HR S P ERA WHIP	IP WLS BF H R ER SO BB IBB HBP BLK WP HR S P ERA WHIP	IP WLS BF H R ER SO BB IBB HBP BLK WP HR S P ERA WHIP	IP WLS BF H R ER SO BB IBB HBP BLK WP HR S P ERA WHIP	IP WLS BF H R ER SO BB IBB HBP BLK WP HR S P ERA WHIP


AB	34
R	7
H	8
RBI	7
BB	7
SO	4
LOB	16




Batter	1	2	3	4	5	6	7	8	9	AB	R	H	RBI	BB	SO	LOB	BOTTOM					
Devon White, S OBP: 0.344, SLG: 0.492	0-1 G4-3		0-3 K			2-3 K		2-0 E4 1B	1-1 F8	5	1	0	0	0	2	0	Oakland Athletics @ Toronto Blue Jays SkyDome, Toronto, ON Tue May 31 1994, 7:05 PM EDT Att: 50,211 - Dome					
Roberto Alomar, S OBP: 0.397, SLG: 0.485	3-3 K			1-1 P5		4-2 BB	0-0 1B HBP 2B	1-3 HBP 2B		3	1	1	0	1	1	0						
Paul Molitor, R OBP: 0.403, SLG: 0.512	1-3 K			1-1 F9		1-3 K	0-0 HBP BB 1B	2-3 3-H		4	0	1	1	0	2	1						
John Olerud, L OBP: 0.393, SLG: 0.470		2-3 K		0-0 2B			1-1 BB BB 1B	4-1 HBP BB		3	0	2	0	1	1	0						
Ed Sprague, R OBP: 0.319, SLG: 0.365		2-2 P2		2-3 K			0-1 P2	2-2 HBP		3	0	0	1	0	1	2						
Carlos Delgado, L OBP: 0.345, SLG: 0.451		4-0 BB			4-2 G6-4-3 BB		4-0 BB	1-0 P3		1	0	0	0	3	0	3						
Randy Knorr, R OBP: 0.191, SLG: 0.140					2-2 G6-4-3		4-2 BB	0-3 K		2	0	0	0	0	1	2						
Joe Carter, R OBP: 0.371, SLG: 0.635					1-2 G6-4-3		1-2 BB	1-2 K		1	0	0	0	1	1	3						
Rob Butler, L OBP: 0.250, SLG: 0.250			0-1 G4-3		0-0 F7		1-2 G6-3	0-1 G5-3		4	0	0	0	0	0	3						
Dick Schofield, R OBP: 0.323, SLG: 0.364			1-2 F7			0-0 F8		2-1 F7	0-3 K	4	0	0	0	0	1	0						
Inning Stats	R: 0 H: 0 E: 0 K: 2 S: 8	H: 0 LOB: 0 BB: 0 P: 12	R: 0 H: 0 E: 0 K: 2 S: 9	H: 0 LOB: 1 BB: 1 P: 19	R: 0 H: 0 E: 0 K: 1 S: 13	H: 0 LOB: 0 BB: 0 P: 14	R: 0 H: 1 E: 0 K: 1 S: 8	H: 1 LOB: 1 BB: 0 P: 12	R: 0 H: 0 E: 0 K: 2 S: 11	H: 0 LOB: 1 BB: 1 P: 18	R: 0 H: 1 E: 0 K: 0 S: 16	H: 1 LOB: 2 BB: 2 P: 26	R: 2 H: 2 E: 1 K: 1 S: 14	H: 2 LOB: 3 BB: 1 P: 25	R: 0 H: 0 E: 0 K: 1 S: 7	H: 0 LOB: 0 BB: 0 P: 8	1B: 2 2B: 2 3B: 0 HR: 0	SF: 0 SAC: 0 DP: 2 HBP: 1	WP: 0 PA: 37 PB: 0 SB: 0 CS: 0			
PITCHER	IP WLS BF H R ER SO BB IBB HBP BLK WP HR S P ERA WHIP	IP WLS BF H R ER SO BB IBB HBP BLK WP HR S P ERA WHIP	IP WLS BF H R ER SO BB IBB HBP BLK WP HR S P ERA WHIP	IP WLS BF H R ER SO BB IBB HBP BLK WP HR S P ERA WHIP	IP WLS BF H R ER SO BB IBB HBP BLK WP HR S P ERA WHIP	IP WLS BF H R ER SO BB IBB HBP BLK WP HR S P ERA WHIP	IP WLS BF H R ER SO BB IBB HBP BLK WP HR S P ERA WHIP	IP WLS BF H R ER SO BB IBB HBP BLK WP HR S P ERA WHIP	IP WLS BF H R ER SO BB IBB HBP BLK WP HR S P ERA WHIP	IP WLS BF H R ER SO BB IBB HBP BLK WP HR S P ERA WHIP	IP WLS BF H R ER SO BB IBB HBP BLK WP HR S P ERA WHIP	IP WLS BF H R ER SO BB IBB HBP BLK WP HR S P ERA WHIP	IP WLS BF H R ER SO BB IBB HBP BLK WP HR S P ERA WHIP	IP WLS BF H R ER SO BB IBB HBP BLK WP HR S P ERA WHIP	IP WLS BF H R ER SO BB IBB HBP BLK WP HR S P ERA WHIP	IP WLS BF H R ER SO BB IBB HBP BLK WP HR S P ERA WHIP	IP WLS BF H R ER SO BB IBB HBP BLK WP HR S P ERA WHIP	IP WLS BF H R ER SO BB IBB HBP BLK WP HR S P ERA WHIP	IP WLS BF H R ER SO BB IBB HBP BLK WP HR S P ERA WHIP	IP WLS BF H R ER SO BB IBB HBP BLK WP HR S P ERA WHIP	IP WLS BF H R ER SO BB IBB HBP BLK WP HR S P ERA WHIP	IP WLS BF H R ER SO BB IBB HBP BLK WP HR S P ERA WHIP

AB	30
R	2
H	4
RBI	2
BB	6
SO	10
LOB	14



Batter	1	2	3	4	5	6	7	8	9	AB	R	H	RBI	BB	SO	LOB	TOP					
Devon White, S OBP: 0.339, SLG: 0.486 (1, 8)	2-2 CS 1B		2-2 K		1-2 L1		0-2 FC5-4			4	0	1	0	0	1	4	Toronto Blue Jays @ Seattle Mariners The Kingdome, Seattle, WA Sat Jun 04 1994, 10:05 PM EDT Att: 37,127 - Dome					
Roberto Alomar, S OBP: 0.396, SLG: 0.497 (1, 4)	1-3 K		0-0 G5-3			4-2 1B BB	1-3 K			3	0	0	0	1	2	3						
Paul Molitor, R OBP: 0.404, SLG: 0.514 (1, 10)	3-2 P3			2-0 G6-3		1 SAFE 1-2 1B BB		4-0 BB		2	0	0	0	2	0	1						
Joe Carter, R OBP: 0.352, SLG: 0.594 (1, 9)		1-3 K		1-3 K		1-3 K		0-1 L9		4	0	0	0	0	3	3						
Darnell Coles, R OBP: 0.222, SLG: 0.250 (1, 3)		0-0 WP 2B		0-1 F9		1-3 K		1-1 L7		4	0	1	0	0	1	3						
Ed Sprague, R OBP: 0.320, SLG: 0.375 (1, 5)		3-2 F7			4-2 1B BB	0-2 1B		2-3 K		3	0	1	0	1	1	2						
Mike Huff, R OBP: 0.429, SLG: 0.421 (1, 7)		2-3 K			3-3 K	1-3 K			2-3 K	4	0	0	0	0	4	5						
Pat Borders, R OBP: 0.289, SLG: 0.338 (1, 2)			1-3 K		0-0 1B		0-1 FC5-4 1B		1-3 K	4	0	2	0	0	2	0						
Dick Schofield, R OBP: 0.331, SLG: 0.371 (1, 6)			1-0 1B		1-3 K		0-1 P4		0-0 G3	4	0	1	0	0	1	3						
Inning Stats	R: 0 E: 0 K: 1 S: 9	H: 1 LOB: 0 BB: 0 P: 15	R: 0 E: 0 K: 2 S: 11	H: 1 LOB: 1 BB: 0 P: 16	R: 0 E: 0 K: 2 S: 9	H: 1 LOB: 1 BB: 0 P: 13	R: 0 E: 0 K: 1 S: 7	H: 0 LOB: 0 BB: 0 P: 10	R: 0 E: 0 K: 2 S: 15	H: 1 LOB: 2 BB: 1 P: 24	R: 0 E: 0 K: 3 S: 17	H: 1 LOB: 3 BB: 2 P: 28	R: 0 E: 0 K: 1 S: 10	H: 1 LOB: 1 BB: 1 P: 11	R: 0 E: 0 K: 1 S: 7	H: 0 LOB: 1 BB: 1 P: 14	R: 0 E: 0 K: 2 S: 7	H: 0 LOB: 0 BB: 0 P: 10	1B: 5 2B: 1 3B: 0 HR: 0	SF: 0 SAC: 0 DP: 0 HBP: 0	WP: 1 PB: 0 SB: 0 CS: 1	PA: 36
PITCHER Randy Johnson, L ERA: 3.87 (1, 1)	IP: 9.0 WLS: W BF: 36 H: 6 R: 0 ER: 0 SO: 15 BB: 4 IBB: 0 HBP: 0 BLK: 0 WP: 1 HR: 0 S: 92 P: 141 ERA: 0.00 WHIP: 1.111											PITCHER	IP: 9.0 WLS: W BF: 36 H: 6 R: 0 ER: 0 SO: 15 BB: 4 IBB: 0 HBP: 0 BLK: 0 WP: 1 HR: 0 S: 92 P: 141 ERA: 0.00 WHIP: 1.111	AB: 32 R: 0 H: 6 RBI: 0 BB: 4 SO: 15 LOB: 24								

Batter	1	2	3	4	5	6	7	8	9	AB	R	H	RBI	BB	SO	LOB	BOTTOM			
Luis Sojo, R OBP: 0.309, SLG: 0.519 (1, 4)	1-0 HR		0-1 G6-3		3-1 L7		3-2 E4 HBP			4	1	1	1	0	0	1	Toronto Blue Jays @ Seattle Mariners The Kingdome, Seattle, WA Sat Jun 04 1994, 10:05 PM EDT Att: 37,127 - Dome			
Edgar Martinez, R OBP: 0.390, SLG: 0.467 (1, 10)	1-0 BB 1B		3-1 P6		1-1 L4		0-3 K			4	0	1	0	0	1	2				
Ken Griffey Jr., L OBP: 0.406, SLG: 0.731 (1, 8)	4-2 BB 1-2 BB		3-2 2B		3-1 F7		1-0 HBP			2	0	1	0	1	0	0				
Jay Buhner, R OBP: 0.406, SLG: 0.609 (1, 9)	3-2 F9		1-1 F9			0-0 HR	0-3 K			4	1	1	1	0	1	6				
Tino Martinez, L OBP: 0.295, SLG: 0.397 (1, 3)	3-2 L7			3-2 G4-3 1B		1-0 P5		1-0 G5-4-3 1B		4	0	2	0	0	0	2				
Eric Anthony, L OBP: 0.272, SLG: 0.388 (1, 7)	1-3 K			1-1 G4-3		2-3 K		1-0 B1		4	0	0	0	0	2	4				
Mike Blowers, R OBP: 0.331, SLG: 0.325 (1, 5)		2-3 K		4-1 BB		0-2 F9		2-2 G5-4-3		3	0	0	0	1	1	1				
Felix Fermin, R OBP: 0.352, SLG: 0.395 (1, 6)		0-1 G3		1-3 K			0-0 E SH1 1B			3	0	1	0	0	1	2				
Dan Wilson, R OBP: 0.255, SLG: 0.286 (1, 2)		0-3 K		1-1 P4			1 SAFE 2-1 SH1			2	0	0	0	0	1	2				
Inning Stats	R: 1 E: 0 K: 1 S: 15	H: 2 LOB: 2 BB: 1 P: 28	R: 0 E: 0 K: 2 S: 8	H: 0 LOB: 0 BB: 0 P: 10	R: 0 E: 0 K: 0 S: 11	H: 1 LOB: 1 BB: 0 P: 18	R: 0 E: 0 K: 1 S: 12	H: 1 LOB: 2 BB: 1 P: 22	R: 0 E: 0 K: 0 S: 6	H: 0 LOB: 0 BB: 0 P: 13	R: 1 E: 0 K: 1 S: 9	H: 1 LOB: 0 BB: 0 P: 12	R: 0 E: 1 K: 2 S: 14	H: 1 LOB: 3 BB: 0 P: 19	R: 0 E: 0 K: 0 S: 5	H: 1 LOB: 0 BB: 0 P: 9	1B: 4 2B: 1 3B: 0 HR: 2	SF: 0 SAC: 1 DP: 1 HBP: 1	WP: 0 PB: 0 SB: 0 CS: 0	PA: 34
PITCHER Todd Stottlemyre, R ERA: 4.33 Tony Castillo, L ERA: 2.36 (1, 1) (8, 1)	IP: 7.0 WLS: L BF: 31 H: 6 R: 2 ER: 2 SO: 7 BB: 2 IBB: 1 HBP: 0 BLK: 0 WP: 0 HR: 2 S: 75 P: 122 ERA: 2.57 WHIP: 1.143											PITCHER Tony Castillo, L ERA: 2.36 (8, 1)	IP: 1.0 WLS: L BF: 3 H: 1 R: 0 ER: 0 SO: 0 BB: 0 IBB: 0 HBP: 0 BLK: 0 WP: 0 HR: 0 S: 5 P: 9 ERA: 0.00 WHIP: 1.000	AB: 30 R: 2 H: 7 RBI: 2 BB: 2 SO: 7 LOB: 20						

Batter	1	2	3	4	5	6	7	8	9	AB	R	H	RBI	BB	SO	LOB	TOP								
Devon White, S (1, 8) OBP: 0.349, SLG: 0.516										5	1	4	2	0	0	1	Toronto Blue Jays @ Seattle Mariners The Kingdom, Seattle, WA Sun Jun 05 1994, 6:33 AM EDT Att: 26,339 - Dome								
Roberto Alomar, S (1, 4) OBP: 0.396, SLG: 0.492										4	1	1	0	1	0	3									
Paul Molitor, R (1, 10) OBP: 0.404, SLG: 0.523										4	1	1	2	1	1	3									
Joe Carter, R (1, 9) OBP: 0.353, SLG: 0.589										5	1	2	0	0	0	2									
John Olerud, L (1, 3) OBP: 0.388, SLG: 0.458									5	0	1	0	0	2	3										
Ed Sprague, R (1, 5) OBP: 0.317, SLG: 0.368									4	0	0	0	1	3	3										
Mike Huff, R (1, 7) OBP: 0.419, SLG: 0.426									4	0	1	1	0	1	3										
Pat Borders, R (1, 2) OBP: 0.294, SLG: 0.342								4	1	2	0	0	1	1											
Dick Schofield, R (1, 6) OBP: 0.322, SLG: 0.360								4	0	0	0	0	1	2											
Inning Stats	R: 3 E: 0 K: 1 S: 11	H: 3 LOB: 0 BB: 0 P: 19	R: 0 E: 0 K: 0 S: 8	H: 1 LOB: 1 BB: 0 P: 14	R: 0 E: 0 K: 1 S: 12	H: 1 LOB: 3 BB: 2 P: 28	R: 0 E: 1 K: 0 S: 11	H: 1 LOB: 2 BB: 0 P: 17	R: 1 E: 0 K: 2 S: 11	H: 2 LOB: 1 BB: 0 P: 19	R: 0 E: 0 K: 0 S: 7	H: 1 LOB: 0 BB: 0 P: 11	R: 0 E: 0 K: 2 S: 11	H: 1 LOB: 1 BB: 0 P: 18	R: 1 E: 0 K: 2 S: 20	H: 2 LOB: 1 BB: 0 P: 32	R: 0 E: 0 K: 1 S: 5	H: 0 LOB: 1 BB: 1 P: 12	1B: 7 2B: 3 3B: 0 HR: 2	SF: 0 SAC: 0 DP: 1 HBP: 0	WP: 0 PB: 0 SB: 3 CS: 0	PA: 42			
PITCHER	IP	WLS	BF	H	R	ER	SO	BB	IBB	HBP	BLK	WP	HR	S	P	ERA	WHIP								
Dave Fleming, L (1, 1) ERA: 7.12	7.0	L	33	10	4	4	6	2	0	0	0	0	2	71	126	5.14	1.714								
Bill Riskey, R (8, 1) ERA: 2.99	1.0		5	2	1	1	2	0	0	0	0	0	0	20	32	9.00	2.000								
Bobby Ayala, R (9, 1) ERA: 1.9	1.0		4	0	0	0	1	1	0	0	0	0	0	5	12	0.00	1.000								

Batter	1	2	3	4	5	6	7	8	9	AB	R	H	RBI	BB	SO	LOB	BOTTOM								
Luis Sojo, R (1, 4) OBP: 0.314, SLG: 0.519										4	0	1	0	1	1	3	Toronto Blue Jays @ Seattle Mariners The Kingdom, Seattle, WA Sun Jun 05 1994, 6:33 AM EDT Att: 26,339 - Dome								
Edgar Martinez, R (1, 10) OBP: 0.398, SLG: 0.473										5	0	3	3	0	0	2									
Torey Lovullo, S (9, FR) OBP: 0.274, SLG: 0.333										3	1	0	0	2	2										
Ken Griffey Jr., L (1, 8) OBP: 0.406, SLG: 0.721										4	0	1	1	0	1	3									
Jay Buhner, R (1, 9) OBP: 0.403, SLG: 0.601									3	0	0	0	0	1	1										
Tino Martinez, L (1, 3) OBP: 0.290, SLG: 0.389										1	0	0	0	0	0										
Rich Amaral, R (8, PH) OBP: 0.341, SLG: 0.427										2	0	0	0	1	0										
Eric Anthony, L (1, 7) OBP: 0.273, SLG: 0.383										0	0	0	0	1	0										
Keith Mitchell, R (8, PH) OBP: 0.469, SLG: 0.600										4	1	1	0	0	1	3									
Mike Blowers, R (1, 5) OBP: 0.329, SLG: 0.323										4	1	2	0	0	0	3									
Felix Fermin, R (1, 6) OBP: 0.356, SLG: 0.404										4	1	2	0	0	0	3									
Bill Haselman, R (1, 2) OBP: 0.267, SLG: 0.421										3	1	1	0	0	1	1									
Dale Sveum, S (9, PH) OBP: 0.241, SLG: 0.296										1	0	0	0	0	0	1									
Inning Stats	R: 0 E: 0 K: 0 S: 6	H: 0 LOB: 0 BB: 0 P: 10	R: 0 E: 0 K: 1 S: 9	H: 0 LOB: 0 BB: 0 P: 13	R: 2 E: 0 K: 2 S: 21	H: 3 LOB: 1 BB: 0 P: 33	R: 0 E: 0 K: 1 S: 9	H: 0 LOB: 0 BB: 0 P: 11	R: 0 E: 0 K: 1 S: 12	H: 2 LOB: 2 BB: 0 P: 18	R: 1 E: 0 K: 0 S: 15	H: 1 LOB: 2 BB: 2 P: 27	R: 0 E: 1 K: 0 S: 11	H: 1 LOB: 2 BB: 2 P: 23	R: 0 E: 0 K: 0 S: 6	H: 0 LOB: 0 BB: 1 P: 10	R: 1 E: 0 K: 1 S: 15	H: 2 LOB: 1 BB: 0 P: 21	1B: 7 2B: 2 3B: 0 HR: 0	SF: 0 SAC: 0 DP: 2 HBP: 0	WP: 2 PB: 0 SB: 1 CS: 0	PA: 39			
PITCHER	IP	WLS	BF	H	R	ER	SO	BB	IBB	HBP	BLK	WP	HR	S	P	ERA	WHIP								
Dave Stewart, R (1, 1) ERA: 5.14	7.0	W	31	7	3	3	6	3	1	0	0	0	0	83	135	3.86	1.429								
Tony Castillo, L (8, 1) ERA: 2.29	1.0		3	0	0	0	0	1	0	0	0	0	0	6	10	0.00	1.000								
Darren Hall, R (9, 1) ERA: 3.0	1.0	S	5	2	1	1	1	0	0	0	0	0	0	15	21	9.00	2.000								

AB	39
R	5
H	12
RBI	5
BB	3
SO	9
LOB	21




AB	34
R	4
H	9
RBI	4
BB	5
SO	7
LOB	19



Batter	1	2	3	4	5	6	7	8	9	AB	R	H	RBI	BB	SO	LOB	TOP								
Devon White, S OBP: 0.353, SLG: 0.514 (1, 8)	0-0 HR 1B	2-2 1B 1B		4-1 2B BB	2-1 F9		2-2 F7		0-2 F8	5	3	2	1	1	0	1									
Roberto Alomar, S OBP: 0.401, SLG: 0.516 (1, 4)	1-0 HR 1B	1-1 F8 1B		1-0 F7		2-1 SF8 2B	2-2 G4-3			5	2	3	3	0	0	2									
Paul Molitor, R OBP: 0.408, SLG: 0.527 (1, 10)	1-2 G1-4-3 1B	3-1 F8 1-2		2-2 P6		2-2 SF8 HBP		0-0 G6-3 2B		4	0	2	0	0	0	2									
Joe Carter, R OBP: 0.349, SLG: 0.587 (1, 9)	0-1 G1-4-3 1-2	1-1 F8		0-1 2B		0-1 SF8		0-1 F9		4	0	1	2	0	0	3									
John Olerud, L OBP: 0.397, SLG: 0.456 (1, 3)	4-2 BB			1-0 G4-3	4-0 IBB			4-0 G6-3 IBB		1	0	0	0	4	0	0									
Ed Sprague, R OBP: 0.310, SLG: 0.359 (1, 5)	2-0 P3			3-3 K	3-2 G2-3			3-2 G6-3 1-2 2-3		5	0	0	0	0	2	7									
Mike Huff, R OBP: 0.430, SLG: 0.492 (1, 7)		4-0 PB SF9 BB		0-1 1B 2B		1-2 HR		0-2 F9		4	3	2	1	1	0	4									
Pat Borders, R OBP: 0.304, SLG: 0.346 (1, 2)		1-0 PB 1B	1-2 FC5-4 1B		0-3 K		4-1 BB		1-0 F8	4	1	2	1	1	1	0									
Dick Schofield, R OBP: 0.311, SLG: 0.350 (1, 6)		2-1 SF9 1-2 2-H	1-2 FC5-4 1-2		0-3 K		1-2 P3		0-3 K	4	0	0	1	0	2	2									
Inning Stats	R: 2 E: 0 K: 0 S: 10	H: 3 LOB: 1 BB: 1 P: 18	R: 3 E: 0 K: 0 S: 12	H: 3 LOB: 1 BB: 1 P: 26	R: 1 E: 0 K: 1 S: 14	H: 2 LOB: 1 BB: 0 P: 20	R: 1 E: 0 K: 0 S: 10	H: 1 LOB: 2 BB: 2 P: 24	R: 1 E: 0 K: 1 S: 11	H: 1 LOB: 0 BB: 0 P: 14	R: 1 E: 0 K: 1 S: 14	H: 1 LOB: 1 BB: 1 P: 25	R: 0 E: 0 K: 0 S: 12	H: 0 LOB: 1 BB: 1 P: 21	R: 0 E: 0 K: 1 S: 9	H: 1 LOB: 2 BB: 1 P: 16	R: 0 E: 0 K: 1 S: 7	H: 0 LOB: 0 BB: 0 P: 8	1B: 6 2B: 4 3B: 0 HR: 2	SF: 2 SAC: 0 DP: 1 HBP: 1	WP: 0 PB: 1 SB: 1 CS: 0	PA: 46			
PITCHER	IP	WLS	BF	H	R	ER	SO	BB	IBB	HBP	BLK	WP	HR	S	P	ERA	WHIP								
Wilson Alvarez, L ERA: 3.12 (1, 1)	3.0	L	18	8	6	6	1	2	0	0	0	0	1	36	64	18.00	3.333								
Jose DeLeon, R ERA: 3.95 (4, 1)	4.0		20	3	3	3	3	2	2	1	0	0	1	47	84	6.75	1.250								
Kirk McCaskill, R ERA: 2.48 (8, 1)	1.0		5	1	0	0	0	0	1	0	0	0	0	9	16	0.00	1.000								
Paul Assenmacher, L ERA: 5.71 (9, 1)	1.0		3	0	0	0	1	0	0	0	0	0	0	7	8	0.00	0.000								

Toronto Blue Jays @ Chicago White Sox
Comiskey Park, Chicago, IL
Tue Jun 07 1994, 8:05 PM EDT
Att: 37,184 - Unknown - 55 F


AB 36
R 9
H 12
RBI 9
BB 7
SO 5
LOB 21



Batter	1	2	3	4	5	6	7	8	9	AB	R	H	RBI	BB	SO	LOB	BOTTOM								
Tim Raines, S OBP: 0.372, SLG: 0.421 (1, 7)	2-3 K	1-0 P4			2-2 G3	3-1 1B		2-2 L3		5	0	1	0	0	1	3									
Joey Coxa, S OBP: 0.344, SLG: 0.363 (1, 4)	0-0 HR 2B	2-1 F7			3-2 BB 1B	3-2 F7			2-1 1B 2B	5	2	3	0	0	0	4									
Frank Thomas, R OBP: 0.524, SLG: 0.803 (1, 3)	3-0 G5-3			0-0 1B	3-2 P4		2-1 G6-4-3 1B		3-1 G5-3	5	0	2	0	0	0	3									
Julio Franco, R OBP: 0.374, SLG: 0.495 (1, 10)	2-2 E6 HR BB			2-1 F8	4-0 BB	1-2 BB	1-2 G6-4-3		1-2 BB 1B	4	1	1	0	1	0	3									
Robin Ventura, L OBP: 0.386, SLG: 0.513 (1, 5)	4-0 HR BB			0-3 K	0-2 G6-3		1-2 P6		3-2 F8	4	1	0	0	1	1	5									
Darin Jackson, R OBP: 0.372, SLG: 0.528 (1, 9)	0-0 HR			1-1 G4-3		2-1 F8		2-1 FC6-4 G3-1 1B	2-2 BB 1B	5	1	3	5	0	0	1									
Lance Johnson, L OBP: 0.303, SLG: 0.356 (1, 8)	0-0 G6-3			1-0 P6		3-1 F8		1-2 G3-1	4-1 BB 1B	4	0	0	0	1	0	1									
Ron Karkovics, R OBP: 0.380, SLG: 0.444 Warren Newson, L OBP: 0.349, SLG: 0.432 (9, PH)		1-3 K		3-2 F8		2-2 1B 1B		4-1 FC6-4 BB	2-0 F8	3	0	1	0	1	1	0									
Ozzie Guillen, L OBP: 0.299, SLG: 0.321 (1, 6)		0-1 1B		2-2 P7		0-0 1B		0-1 FC6-4		4	0	2	0	0	0	2									
Inning Stats	R: 4 E: 1 K: 1 S: 12	H: 2 LOB: 0 BB: 1 P: 23	R: 0 E: 0 K: 1 S: 8	H: 1 LOB: 0 BB: 0 P: 12	R: 0 E: 0 K: 1 S: 8	H: 1 LOB: 0 BB: 0 P: 11	R: 0 E: 0 K: 0 S: 7	H: 0 LOB: 0 BB: 0 P: 13	R: 0 E: 0 K: 0 S: 13	H: 3 LOB: 3 BB: 0 P: 26	R: 0 E: 0 K: 0 S: 9	H: 1 LOB: 0 BB: 0 P: 13	R: 0 E: 0 K: 0 S: 13	H: 1 LOB: 2 BB: 1 P: 22	R: 1 E: 0 K: 0 S: 16	H: 3 LOB: 3 BB: 1 P: 33	1B: 10 2B: 2 3B: 0 HR: 1	SF: 0 SAC: 0 DP: 1 HBP: 0	WP: 0 PB: 0 SB: 0 CS: 0	PA: 44					
PITCHER	IP	WLS	BF	H	R	ER	SO	BB	IBB	HBP	BLK	WP	HR	S	P	ERA	WHIP								
Pat Hentgen, R ERA: 3.84 (1, 1)	6.0	W	29	8	4	0	0	2	0	0	0	0	0	22	35	0.00	1.667								
Tony Castillo, L ERA: 2.12 (7, 1)	2.0		8	2	0	0	0	1	0	0	0	0	0	22	35	0.00	1.500								
Scott Brow, R ERA: 4.1 (9, 1)	0.2	S	5	3	1	1	0	0	0	0	0	0	0	14	25	13.50	4.500								
Darren Hall, R ERA: 2.89 (9, 1)	0.1	S	2	0	0	0	0	1	0	0	0	0	0	2	8	0.00	3.000								

Toronto Blue Jays @ Chicago White Sox
Comiskey Park, Chicago, IL
Tue Jun 07 1994, 8:05 PM EDT
Att: 37,184 - Unknown - 55 F

AB 40
R 5
H 13
RBI 5
BB 4
SO 3
LOB 25



Batter	1	2	3	4	5	6	7	8	9	AB	R	H	RBI	BB	SO	LOB	TOP										
Luis Polonia, L (1.7) OBP: 0.376, SLG: 0.394	P6		K		F7		FC4-6			4	0	0	0	1	1	3	New York Yankees @ Toronto Blue Jays SkyDome, Toronto, ON Thu Jun 09 1994, 7:05 PM EDT Att: 50,521 - Unknown - 74 F										
Wade Boggs, L (1.5) OBP: 0.411, SLG: 0.483	K				F8		F8	G4-3		5	0	1	0	0	1	5											
Don Mattingly, L (1.3) OBP: 0.412, SLG: 0.421	P6		G5-3						G4-3	3	1	0	0	2	0	1											
Danny Tartabull, R (1.10) OBP: 0.339, SLG: 0.441		F9	K		F8					3	1	0	0	2	1	2											
Paul O'Neill, L (1.9) OBP: 0.527, SLG: 0.715		BB WP 1B		L7		G4-6-3				5	1	2	2	0	0	2											
Mike Stanley, R (1.2) OBP: 0.336, SLG: 0.434				F7						3	2	1	1	2	0	1											
Bernie Williams, S (1.8) OBP: 0.368, SLG: 0.468				F8			HR			2	0	0	0	2	1	0											
Mike Gallego, R (1.6) OBP: 0.317, SLG: 0.343					P3					3	0	1	1	1	1	3											
Gerald Williams, R (8, PR) OBP: 0.110, SLG: 0.524							FC4-6 1B			0	0	0	0	0	0	0											
Randy Velarde, R (8, 6F) OBP: 0.320, SLG: 0.396								G6-4-3 1B		0	0	0	0	0	0	0											
Pat Kelly, R (1.4) OBP: 0.337, SLG: 0.344	G4-3							G6-4-3		4	0	2	0	0	0	5											
Inning Stats	R: 0 E: 0 K: 1 S: 9	H: 0 LOB: 0 BB: 0 P: 11	R: 0 E: 0 K: 1 S: 13	H: 1 LOB: 3 BB: 2 P: 24	R: 0 E: 0 K: 2 S: 16	H: 1 LOB: 1 BB: 0 P: 25	R: 0 E: 0 K: 0 S: 6	H: 0 LOB: 0 BB: 0 P: 11	R: 0 E: 0 K: 0 S: 10	H: 1 LOB: 1 BB: 0 P: 16	R: 0 E: 0 K: 0 S: 2	H: 0 LOB: 0 BB: 1 P: 6	R: 1 E: 0 K: 1 S: 14	H: 2 LOB: 2 BB: 1 P: 25	R: 4 E: 0 K: 0 S: 19	H: 2 LOB: 2 BB: 5 P: 42	R: 0 E: 0 K: 0 S: 8	H: 0 LOB: 1 BB: 1 P: 14	1B: 4 2B: 2 3B: 0 HR: 1	SF: 0 SAC: 0 DP: 2 HBP: 0	WP: 1 PB: 0 SB: 0 CS: 0	PA: 42					
PITCHER	IP	WLS	BF	H	R	ER	SO	BB	IBB	HBP	BLK	WP	HR	S	P	ERA	WHIP										
Juan Guzman, R (1.1) ERA: 6.42	1.0		3	0	0	0	1	0	0	0	0	0	0	9	11	0.00	0.000										
Woody Williams, R (2.1) ERA: 5.79	5.0	W	20	3	0	0	3	3	0	0	0	1	0	47	82	0.00	1.200										
Tony Castillo, L (7.1) ERA: 3.16	1.0		9	3	4	4	1	3	0	0	0	0	1	21	40	36.00	6.000										
Mike Timlin, R (8.1) ERA: 8.05	0.2		5	1	1	1	0	3	0	0	0	0	0	10	24	13.50	6.000										
Scott Brow, R (8.1) ERA: 3.5	1.1	S	5	0	0	0	0	1	0	0	0	0	0	10	17	0.00	0.750										

Batter	1	2	3	4	5	6	7	8	9	AB	R	H	RBI	BB	SO	LOB	BOTTOM										
Devon White, S (1.8) OBP: 0.346, SLG: 0.498	F9		G5-3	F8		P6				4	0	0	0	0	0	2	New York Yankees @ Toronto Blue Jays SkyDome, Toronto, ON Thu Jun 09 1994, 7:05 PM EDT Att: 50,521 - Unknown - 74 F										
Roberto Alomar, S (1.4) OBP: 0.400, SLG: 0.503	G6-3		F8		F9					3	0	0	0	0	0	1											
Domingo Cedeño, S (8, 4) OBP: 0.231, SLG: 0.314							HBP			0	0	0	0	0	0	0											
Paul Molitor, R (1.10) OBP: 0.411, SLG: 0.526		2B 1B								4	2	3	1	0	1	1											
Joe Carter, R (1.9) OBP: 0.350, SLG: 0.596			L6							4	1	2	3	0	0	1											
John Olerud, L (1.3) OBP: 0.397, SLG: 0.447	F7									3	1	1	0	0	0	1											
Mike Huff, R (1.7) OBP: 0.417, SLG: 0.471		F8								4	1	1	0	0	0	1											
Ed Sprague, R (1.5) OBP: 0.308, SLG: 0.373		F9								4	0	1	2	0	0	1											
Randy Knorr, R (1.2) OBP: 0.218, SLG: 0.235		F9								4	1	1	1	0	0	1											
Dick Schofield, R (1.6) OBP: 0.304, SLG: 0.340										4	1	1	0	0	0	1											
Inning Stats	R: 1 E: 0 K: 0 S: 12	H: 2 LOB: 1 BB: 0 P: 19	R: 0 E: 0 K: 0 S: 8	H: 0 LOB: 0 BB: 0 P: 12	R: 1 E: 0 K: 0 S: 7	H: 2 LOB: 1 BB: 0 P: 12	R: 2 E: 0 K: 0 S: 8	H: 3 LOB: 1 BB: 0 P: 15	R: 2 E: 0 K: 0 S: 7	H: 2 LOB: 1 BB: 0 P: 10	R: 1 E: 0 K: 1 S: 10	H: 1 LOB: 0 BB: 0 P: 15	R: 0 E: 0 K: 0 S: 5	H: 0 LOB: 0 BB: 0 P: 9	R: 0 E: 0 K: 0 S: 5	H: 0 LOB: 0 BB: 0 P: 9	R: 0 E: 0 K: 0 S: 8	H: 0 LOB: 1 BB: 1 P: 14	1B: 6 2B: 2 3B: 0 HR: 2	SF: 0 SAC: 0 DP: 0 HBP: 2	WP: 0 PB: 0 SB: 0 CS: 0	PA: 36					
PITCHER	IP	WLS	BF	H	R	ER	SO	BB	IBB	HBP	BLK	WP	HR	S	P	ERA	WHIP										
Terry Mulholland, L (1.1) ERA: 6.25	5.0	L	26	10	7	7	0	0	0	1	0	0	0	13	22	0.00	0.000										
Donn Pall, R (8, 1) ERA: 3.86	2.0		7	0	0	0	1	0	0	1	0	0	0	5	9	0.00	0.000										
Bob Wickman, R (8, 1) ERA: 2.56	1.0		3	0	0	0	0	0	0	0	0	0	0	5	9	0.00	0.000										

Batter	1	2	3	4	5	6	7	8	9	AB	R	H	RBI	BB	SO	LOB	TOP			
Luis Polonia, L OBP: 0.379, SLG: 0.393	1-0 BB HBP		0-1 CS S 1B		0-2 G4-3		1-0 L8			3	0	1	0	0	0	0	New York Yankees @ Toronto Blue Jays SkyDome, Toronto, ON Fri Jun 10 1994, 7:05 PM EDT Att: 50,522 - Unknown			
Wade Boggs, L OBP: 0.417, SLG: 0.483	4-0 SAFE SAFE BB		3-1 E5 1B		4-2 1B BB			0-1 3B 1B		2	1	1	0	2	0	1				
Don Mattingly, L OBP: 0.417, SLG: 0.437	1-1 F7		0-0 1B		0-0 FC5-4 1B			1-1 1-H G6-3 3B		4	1	3	1	0	0	2				
Danny Tartabull, R OBP: 0.333, SLG: 0.433	2-3 K		2-2 G5-3		2-0 FC5-4 1-2			1-1 G6-3		4	0	0	1	0	1	6				
Paul O'Neill, L OBP: 0.517, SLG: 0.699	1-1 L8			2-1 P6		2-1 F8		0-0 G3-1		4	0	0	0	0	0	2				
Mike Stanley, R OBP: 0.336, SLG: 0.443		1-3 K		2-0 F8 2B		1-3 K		0-2 G1-3		2	0	1	0	0	1	0				
Bob Melvin, R OBP: 0.286, SLG: 0.500										2	0	0	0	0	1	0				
Bernie Williams, S OBP: 0.362, SLG: 0.458		3-2 K		3-2 F8		0-1 F7		1-0 G3-1		4	0	0	0	0	1	1				
Mike Gallego, R OBP: 0.316, SLG: 0.337		1-1 G5-3		0-0 F9			4-2 G6-4-3 BB	0-1 F9		3	0	0	0	1	0	2				
Pat Kelly, R OBP: 0.330, SLG: 0.335				0-2 G6-3		1-0 F7		0-0 G6-4-3	3-3 K	4	0	0	0	0	1	1				
Inning Stats	R: 0 E: 0 K: 1 S: 7	H: 0 LOB: 2 BB: 1 P: 16	R: 0 E: 0 K: 2 S: 8	H: 0 LOB: 0 BB: 0 P: 13	R: 0 E: 1 K: 0 S: 12	H: 2 LOB: 2 BB: 0 P: 16	R: 0 E: 0 K: 0 S: 7	H: 1 LOB: 2 BB: 1 P: 14	R: 0 E: 0 K: 0 S: 8	H: 0 LOB: 0 BB: 0 P: 10	R: 0 E: 0 K: 0 S: 4	H: 0 LOB: 0 BB: 1 P: 9	R: 2 E: 0 K: 0 S: 10	H: 2 LOB: 0 BB: 0 P: 12	R: 0 E: 0 K: 1 S: 7	H: 0 LOB: 0 BB: 0 P: 11	1B: 4 2B: 1 3B: 1 HR: 0	SF: 0 SAC: 0 DP: 1 HBP: 1	WP: 0 PB: 0 SB: 1 CS: 1	PA: 36
PITCHER Todd Stottlemyre, R ERA: 4.04	IP: 9.0 WLS: W BF: 36 H: 6 R: 2 ER: 2 SO: 5 BB: 3 IBB: 0 HBP: 1 BLK: 0 WP: 0 HR: 0 S: 70 P: 116 ERA: 2.00 WHIP: 1.000																			

Batter	1	2	3	4	5	6	7	8	9	AB	R	H	RBI	BB	SO	LOB	BOTTOM	
Devon White, S OBP: 0.343, SLG: 0.491	0-3 K	2-1 F9		0-3 SAFE K		0-0 CS 2-H 3-H 1B		2-0 F7		5	0	1	2	0	2	3	New York Yankees @ Toronto Blue Jays SkyDome, Toronto, ON Fri Jun 10 1994, 7:05 PM EDT Att: 50,522 - Unknown	
Roberto Alomar, S OBP: 0.400, SLG: 0.503	4-1 FC5-4 BB		1-1 HR 2B	2-3 K		1-2 G3		3-3 K		4	1	1	0	1	2	2		
Paul Molitor, R OBP: 0.412, SLG: 0.524	1-3 SAFE SAFE K		4-2 HR BB	0-0 G6-3			3-2 S 1B			3	2	1	0	1	1	2		
Joe Carter, R OBP: 0.344, SLG: 0.585	1-0 SAFE SAFE FC5-4		3-3 K		2-0 G6-3		2-3 K			4	0	0	0	0	2	4		
John Olerud, L OBP: 0.398, SLG: 0.460		0-1 G3-1	0-0 1-H 2-H HR		3-2 F8		4-1 1B			3	1	1	3	1	0	0		
Mike Huff, R OBP: 0.420, SLG: 0.473		0-0 1B 1B	0-1 F9		2-1 G5-3		1-2 1B			4	1	2	1	0	0	0		
Ed Sprague, R OBP: 0.311, SLG: 0.376		0-0 F9	3-1 1B			1-2 SH5-4 BB 1B		0-1 F9		4	1	2	0	0	0	3		
Pat Borders, R OBP: 0.307, SLG: 0.343		0-0 1B	1-0 F7			4-1 SH5-4 1B BB		0-1 FC6-4		3	1	1	0	1	0	3		
Dick Schofield, R OBP: 0.311, SLG: 0.347		2-2 1B		0-1 S 1B		1-0 SH5-4		0-1 P3		3	0	2	1	0	0	0		
Inning Stats	R: 1 E: 0 K: 2 S: 9	H: 3 LOB: 2 BB: 0 P: 15	R: 3 E: 0 K: 1 S: 16	H: 3 LOB: 1 BB: 1 P: 28	R: 0 E: 0 K: 2 S: 10	H: 1 LOB: 1 BB: 0 P: 12	R: 0 E: 0 K: 0 S: 6	H: 0 LOB: 0 BB: 1 P: 13	R: 2 E: 0 K: 0 S: 8	H: 2 LOB: 0 BB: 1 P: 15	R: 1 E: 0 K: 1 S: 19	H: 2 LOB: 2 BB: 1 P: 30	R: 0 E: 0 K: 1 S: 7	H: 0 LOB: 0 BB: 0 P: 12	1B: 9 2B: 1 3B: 0 HR: 1	SF: 0 SAC: 1 DP: 0 HBP: 0		WP: 0 PB: 0 SB: 2 CS: 1
PITCHER Jim Abbott, L ERA: 3.45 Xavier Hernandez, R ERA: 5.96 Paul Gibson, L ERA: 3.56	IP: 6.0 WLS: L BF: 29 H: 6 R: 2 ER: 1 SO: 6 BB: 6 IBB: 0 HBP: 0 BLK: 0 WP: 0 HR: 1 S: 19 P: 30 ERA: 9.00 WHIP: 2.000																	

Batter	1	2	3	4	5	6	7	8	9	AB	R	H	RBI	BB	SO	LOB	TOP										
Devon White, S (1, 8) OBP: 0.341, SLG: 0.498	P6	G3					G4-6-3		K	5	0	1	0	0	1	3	Toronto Blue Jays @ Cleveland Indians Jacobs Field, Cleveland, OH Mon Jun 13 1994, 7:05 PM EDT Att: 41,598 - Unknown - 90 F										
Roberto Alomar, S (1, 4) OBP: 0.397, SLG: 0.498			G1-3		FC1-4-5			HR	4	2	2	0	0	0	1												
Paul Molitor, R (1, 10) OBP: 0.414, SLG: 0.521			G6-3					F9	3	0	1	1	1	0	1												
Joe Carter, R (1, 9) OBP: 0.341, SLG: 0.581	L5		F9					HR	4	1	1	2	0	1	3												
John Olerud, L (1, 3) OBP: 0.385, SLG: 0.441	F8			L7				HR	4	0	1	0	0	0	2												
Shawn Green, L (1, 7) OBP: 0.187, SLG: 0.167				P5				1B	3	0	1	0	0	1	0												
Mike Huff, R (8, PH) OBP: 0.419, SLG: 0.468								K	1	0	0	0	0	1	1												
Ed Sprague, R (1, 5) OBP: 0.306, SLG: 0.371								F8	4	0	1	0	0	0	2												
Pat Borders, R (1, 2) OBP: 0.304, SLG: 0.339								F8	4	0	1	0	0	1	1												
Dick Schofield, R (1, 6) OBP: 0.314, SLG: 0.340								G5-3	4	0	1	0	0	1	2												
Inning Stats	R: 0 E: 0 K: 0 S: 13	H: 1 LOB: 2 BB: 1 P: 20	R: 0 E: 0 K: 1 S: 12	H: 2 LOB: 2 BB: 0 P: 15	R: 0 E: 0 K: 1 S: 8	H: 0 LOB: 0 BB: 0 P: 10	R: 0 E: 0 K: 1 S: 10	H: 1 LOB: 1 BB: 0 P: 16	R: 1 E: 0 K: 1 S: 14	H: 2 LOB: 1 BB: 0 P: 19	R: 0 E: 0 K: 1 S: 5	H: 0 LOB: 0 BB: 0 P: 6	R: 0 E: 0 K: 1 S: 3	H: 1 LOB: 0 BB: 0 P: 5	R: 2 E: 0 K: 1 S: 17	H: 3 LOB: 1 BB: 0 P: 29	R: 0 E: 0 K: 1 S: 8	H: 0 LOB: 0 BB: 0 P: 13	1B: 6 2B: 3 3B: 0 HR: 1	SF: 0 SAC: 0 DP: 1 HBP: 0	WP: 0 PB: 0 SB: 1 CS: 1	PA: 37					
PITCHER	IP	WLS	BF	H	R	ER	SO	BB	IBB	HBP	BLK	WP	HR	S	P	ERA	WHIP										
Mark Clark, R (1, 1) ERA: 3.89	7.1	W	31	9	3	3	4	1	0	0	0	0	1	73	105	3.68	1.364										
Derek Lilliquist, L (8, 1) ERA: 5.73	0.0		1	1	0	0	0	0	0	0	0	0	0	2	4	∞	∞										
Jose Mesa, R (8, 1) ERA: 4.41	0.2		2	0	0	0	1	0	0	0	0	0	0	7	11	0.00	0.000										
Paul Shuey, R (9, 1) ERA: 4.32	1.0		3	0	0	0	1	0	0	0	0	0	0	8	13	0.00	0.000										

Batter	1	2	3	4	5	6	7	8	9	AB	R	H	RBI	BB	SO	LOB	BOTTOM										
Kenny Lofton, L (1, 8) OBP: 0.424, SLG: 0.533	B5-3		L4-3	CS			G6-3			3	0	1	1	1	0	0	Toronto Blue Jays @ Cleveland Indians Jacobs Field, Cleveland, OH Mon Jun 13 1994, 7:05 PM EDT Att: 41,598 - Unknown - 90 F										
Omar Vizquel, S (1, 6) OBP: 0.313, SLG: 0.356			L4-3	F9			E6		3	0	0	0	1	0	4												
Carlos Baerga, S (1, 4) OBP: 0.308, SLG: 0.465	FC6-4								4	0	1	1	0	1	2												
Albert Belle, R (1, 7) OBP: 0.451, SLG: 0.676	G5-3		G5-3						4	1	2	1	0	0	2												
Eddie Murray, S (1, 10) OBP: 0.296, SLG: 0.445								HR	4	1	1	0	0	1	1												
Paul Sorrento, L (1, 3) OBP: 0.341, SLG: 0.423									4	1	2	1	0	1	0												
Manny Ramirez, R (1, 9) OBP: 0.347, SLG: 0.530									3	2	1	1	1	1	0												
Jim Thome, L (1, 5) OBP: 0.333, SLG: 0.449									2	1	1	2	1	0	0												
Rene Gonzales, R (8, 5) OBP: 0.440, SLG: 0.579									1	0	1	0	0	0	0												
Sandy Alomar Jr., R (1, 2) OBP: 0.309, SLG: 0.400									3	1	0	0	1	0	2												
Inning Stats	R: 0 E: 0 K: 0 S: 5	H: 0 LOB: 1 BB: 1 P: 13	R: 0 E: 0 K: 1 S: 9	H: 0 LOB: 0 BB: 0 P: 14	R: 2 E: 0 K: 0 S: 9	H: 2 LOB: 1 BB: 2 P: 22	R: 3 E: 0 K: 0 S: 9	H: 3 LOB: 1 BB: 2 P: 23	R: 0 E: 0 K: 0 S: 6	H: 1 LOB: 0 BB: 0 P: 10	R: 0 E: 1 K: 1 S: 11	H: 0 LOB: 1 BB: 0 P: 14	R: 2 E: 0 K: 2 S: 21	H: 3 LOB: 1 BB: 0 P: 31	R: 0 E: 0 K: 2 S: 11	H: 0 LOB: 0 BB: 0 P: 14	1B: 5 2B: 4 3B: 0 HR: 2	SF: 0 SAC: 0 DP: 2 HBP: 0	WP: 1 PB: 0 SB: 0 CS: 2	PA: 36							
PITCHER	IP	WLS	BF	H	R	ER	SO	BB	IBB	HBP	BLK	WP	HR	S	P	ERA	WHIP										
Brad Cornett, R (1, 1) ERA: 4.5	7.0	L	30	7	5	5	2	4	0	0	0	0	0	0	104	6.43	1.571										
Mike Timlin, R (8, 1) ERA: 6.02	1.0		6	3	2	2	2	0	0	0	0	1	2	21	31	18.00	3.000										

Batter	1	2	3	4	5	6	7	8	9	AB	R	H	RBI	BB	SO	LOB	TOP					
Devon White, S (1, 8) OBP: 0.346, SLG: 0.516										5	1	3	3	0	1	1	Toronto Blue Jays @ Cleveland Indians Jacobs Field, Cleveland, OH Tue Jun 14 1994, 7:05 PM EDT Att: 41,887 - Sunny - 84 F					
Roberto Alomar, S (1, 4) OBP: 0.397, SLG: 0.493										4	0	1	0	1	0	4						
Paul Molitor, R (1, 10) OBP: 0.414, SLG: 0.516										4	0	1	0	1	0	1						
Joe Carter, R (1, 9) OBP: 0.335, SLG: 0.568										5	0	0	0	0	1	6						
John Olerud, L (1, 3) OBP: 0.385, SLG: 0.445										5	0	2	0	0	0	0						
Shawn Green, L (1, 7) OBP: 0.182, SLG: 0.273										5	1	1	0	0	2	2						
Ed Sprague, R (1, 5) OBP: 0.301, SLG: 0.364										4	0	0	0	0	3	2						
Pat Borders, R (1, 2) OBP: 0.314, SLG: 0.344										3	1	2	0	1	0	0						
Domingo Cedeño, S (8, PR) OBP: 0.231, SLG: 0.314										0	1	0	0	0	0	0						
Randy Knorr, R (8, 2) OBP: 0.211, SLG: 0.226										3	1	2	2	1	0	2						
Dick Schofield, R (1, 6) OBP: 0.324, SLG: 0.352																						
Inning Stats	R: 0 E: 0 K: 1 S: 14	H: 1 LOB: 1 BB: 0 P: 22	R: 0 E: 0 K: 1 S: 7	H: 2 LOB: 2 BB: 0 P: 7	R: 0 E: 0 K: 1 S: 11	H: 1 LOB: 1 BB: 1 P: 19	R: 0 E: 0 K: 1 S: 11	H: 0 LOB: 0 BB: 0 P: 15	R: 0 E: 0 K: 0 S: 16	H: 2 LOB: 3 BB: 1 P: 26	R: 4 E: 0 K: 1 S: 14	H: 3 LOB: 0 BB: 1 P: 23	R: 0 E: 0 K: 0 S: 6	H: 0 LOB: 0 BB: 0 P: 10	R: 1 E: 0 K: 1 S: 10	H: 2 LOB: 3 BB: 1 P: 17	R: 0 E: 0 K: 1 S: 9	H: 1 LOB: 1 BB: 0 P: 14	1B: 7 2B: 4 3B: 0 HR: 1	SF: 0 SAC: 0 DP: 1 HBP: 0	WP: 0 PB: 1 SB: 1 CS: 0	PA: 42
PITCHER	IP	WLS	BF	H	R	ER	SO	BB	IBB	HBP	BLK	WP	HR	S	P	ERA	WHIP					
Jack Morris, R (1, 1) ERA: 4.79	6.0		29	9	4	4	5	3	0	0	0	0	1	73	112	6.00	2.000					
Jose Mesa, R (7, 1) ERA: 4.42	2.0	W	9	2	1	1	1	1	0	0	0	0	0	16	27	4.50	1.500					
Paul Shuey, R (9, 1) ERA: 3.86	1.0	S	4	1	0	0	1	0	0	0	0	0	0	9	14	0.00	1.000					

AB	38
R	5
H	12
RBI	5
BB	4
SO	7
LOB	18



Batter	1	2	3	4	5	6	7	8	9	AB	R	H	RBI	BB	SO	LOB	BOTTOM				
Kenny Lofton, L (1, 8) OBP: 0.420, SLG: 0.527										5	1	1	0	0	0	2	Toronto Blue Jays @ Cleveland Indians Jacobs Field, Cleveland, OH Tue Jun 14 1994, 7:05 PM EDT Att: 41,887 - Sunny - 84 F				
Omar Vizquel, S (1, 6) OBP: 0.338, SLG: 0.397										4	2	3	1	0	0	0					
Carlos Baerga, S (1, 4) OBP: 0.307, SLG: 0.459										3	1	0	0	1	0	2					
Albert Belle, R (1, 7) OBP: 0.456, SLG: 0.695										4	2	3	3	0	0	0					
Eddie Murray, S (1, 10) OBP: 0.308, SLG: 0.466										3	1	3	3	1	0	0					
Paul Sorrento, L (1, 3) OBP: 0.339, SLG: 0.419										4	0	1	0	0	1	4					
Manny Ramirez, R (1, 9) OBP: 0.340, SLG: 0.518										4	0	1	0	0	1	4					
Jim Thome, L (1, 5) OBP: 0.328, SLG: 0.441										4	0	0	0	0	1	2					
Alvaro Espinoza, R (8, 5) OBP: 0.287, SLG: 0.326										3	0	0	0	0	2	0					
Sandy Alomar Jr., R (1, 2) OBP: 0.308, SLG: 0.396										4	0	1	0	0	0	0					
Inning Stats	R: 1 E: 0 K: 1 S: 10	H: 2 LOB: 2 BB: 1 P: 21	R: 0 E: 0 K: 2 S: 9	H: 0 LOB: 0 BB: 0 P: 13	R: 3 E: 1 K: 0 S: 13	H: 3 LOB: 1 BB: 1 P: 22	R: 0 E: 0 K: 1 S: 7	H: 0 LOB: 0 BB: 0 P: 12	R: 0 E: 0 K: 0 S: 6	H: 1 LOB: 0 BB: 0 P: 6	R: 1 E: 0 K: 0 S: 10	H: 2 LOB: 1 BB: 0 P: 13	R: 2 E: 0 K: 1 S: 15	H: 4 LOB: 2 BB: 0 P: 23	R: 0 E: 0 K: 1 S: 9	H: 1 LOB: 1 BB: 0 P: 14	1B: 8 2B: 2 3B: 0 HR: 2	SF: 0 SAC: 0 DP: 1 HBP: 0	WP: 0 PB: 0 SB: 1 CS: 0	PA: 37	
PITCHER	IP	WLS	BF	H	R	ER	SO	BB	IBB	HBP	BLK	WP	HR	S	P	ERA	WHIP				
Juan Guzman, R (1, 1) ERA: 6.56	8.0	L	37	12	7	7	5	2	0	0	0	0	2	77	122	7.88	1.750				



Batter	1	2	3	4	5	6	7	8	9	10	11	12	13	AB	R	H	RBI	BB	SO	LOB	TOP	
Devon White, S OBP: 0.341, SLG: 0.516 Rob Butler, L OBP: 0.162, SLG: 0.182 Mike Huff, R OBP: 0.426, SLG: 0.475	G4-3	G4-3		G6-3			F9			G6-3		1B		2	1	1	0	0	0	1	3	
Roberto Alomar, S OBP: 0.401, SLG: 0.500	SH		G6-3		G5-4-3			G5-3		2B		1B		5	1	3	0	0	0	0	0	
Paul Molitor, R OBP: 0.412, SLG: 0.510	G5-4-3			1B	G5-4-3			F7		L6		G4-6-3		5	1	1	0	1	0	4		
Joe Carter, R OBP: 0.342, SLG: 0.569	G5-4-3			1B										5	0	3	1	1	2	0		
John Olerud, L OBP: 0.380, SLG: 0.442	G5-4-3			1B										6	0	1	1	0	1	5		
Shawn Green, L OBP: 0.133, SLG: 0.200 Darnell Coles, R OBP: 0.213, SLG: 0.236	G1-3		E5				F7			G4-3		G6-3		4	0	0	0	0	0	3		
Ed Sprague, R OBP: 0.295, SLG: 0.357			G5-4-3				L7					F8		5	0	0	0	0	2	3		
Pat Borders, R OBP: 0.311, SLG: 0.337		G6-3			G5-3							F9		4	0	0	0	1	1	0		
Dick Schofield, R OBP: 0.320, SLG: 0.347				P3						FC6				5	0	1	0	0	2	1		
Inning Stats	R: 2 E: 1 K: 0 S: 9	H: 2 LOB: 1 BB: 1 P: 17	R: 0 E: 0 K: 1 S: 8	H: 1 LOB: 1 BB: 12	R: 1 E: 1 K: 0 S: 12	H: 3 LOB: 2 BB: 16	R: 0 E: 0 K: 0 S: 7	H: 0 LOB: 0 BB: 0	R: 0 E: 0 K: 2 S: 7	H: 0 LOB: 0 BB: 0	R: 0 E: 0 K: 1 S: 15	H: 1 LOB: 1 BB: 1 P: 20	R: 0 E: 0 K: 0 S: 12	H: 1 LOB: 2 BB: 1 P: 22	R: 0 E: 0 K: 1 S: 10	H: 2 LOB: 1 BB: 0 P: 16	R: 0 E: 0 K: 2 S: 15	H: 0 LOB: 0 BB: 0 P: 19	1B: 9 2B: 2 3B: 0 HR: 0	SF: 0 SAC: 1 DP: 4 HBP: 0	W/P: 0 PB: 0 SB: 1 CS: 0	PA: 51
PITCHER	IP	WLS	BF	H	R	ER	SO	BB	IBB	HBP	BLK	WP	HR	S	P	ERA	WHIP					
Charles Nagy, R ERA: 3.19	(1, 1)	9.0	36	8	3	2	5	2	0	0	0	0	0	80	123	2.00	1.111					
Eric Plunk, R ERA: 3.11	(10, 1)	0.2	4	1	0	0	0	1	0	0	0	0	0	11	20	0.00	3.000					
Derek Liguist, L ERA: 2.06	(10, 1)	0.1	1	0	0	0	0	0	0	0	0	0	0	1	2	0.00	0.000					
Jose Mesa, R ERA: 4.08	(11, 1)	3.0	W	10	2	0	0	3	0	0	0	0	0	30	40	0.00	0.667					

Toronto Blue Jays @ Cleveland Indians
Jacobs Field, Cleveland, OH
Wed Jun 15 1994, 7:05 PM EDT
Att. 41,794 - Unknown - 85 F

AB 47
R 3
H 11
RBI 2
BB 3
SO 8
LOB 17



Batter	1	2	3	4	5	6	7	8	9	10	11	12	13	AB	R	H	RBI	BB	SO	LOB	BOTTOM					
Kenny Lofton, L OBP: 0.421, SLG: 0.532	G4-3		CS		G3			HR		G1-3		SH3-4		5	1	2	1	1	0	3						
Wayne Kirby, L OBP: 0.311, SLG: 0.378 Manny Ramirez, R OBP: 0.342, SLG: 0.515	G3		CS		G6-3			HR				FC5		4	1	1	2	0	0	0						
Carlos Baerga, S OBP: 0.309, SLG: 0.462				P5				F8				SH3-4		5	0	2	0	0	0	0						
Albert Belle, R OBP: 0.460, SLG: 0.691								F8						4	0	2	0	2	1	1						
Eddie Murray, S OBP: 0.305, SLG: 0.456			P5		K									5	0	0	0	1	2	6						
Paul Sorrento, L OBP: 0.332, SLG: 0.409 Candy Maldonado, R OBP: 0.368, SLG: 0.522 Ruben Amaro Jr, S OBP: 0.423, SLG: 0.550		G3			F9							FC5		4	0	0	0	0	2	2						
Sandy Alomar Jr., R OBP: 0.302, SLG: 0.386					E5									0	0	0	0	0	0	0						
Jim Thome, L OBP: 0.333, SLG: 0.466														1	0	0	0	0	0	2						
Alvaro Espinoza, R OBP: 0.263, SLG: 0.322 Omar Vizquel, S OBP: 0.338, SLG: 0.409					G1-3									2	0	0	0	0	1	2						
Inning Stats	R: 0 E: 0 K: 1 S: 9	H: 1 LOB: 1 BB: 0 P: 17	R: 0 E: 0 K: 0 S: 7	H: 1 LOB: 0 BB: 0	R: 0 E: 0 K: 1 S: 10	H: 0 LOB: 1 BB: 1	R: 0 E: 0 K: 0 S: 4	H: 0 LOB: 0 BB: 0	R: 0 E: 0 K: 2 S: 9	H: 0 LOB: 0 BB: 0	R: 3 E: 1 K: 1 S: 11	H: 4 LOB: 2 BB: 1	R: 0 E: 0 K: 0 S: 9	H: 1 LOB: 1 BB: 0	R: 0 E: 0 K: 1 S: 11	H: 2 LOB: 2 BB: 0	R: 0 E: 0 K: 1 S: 7	H: 0 LOB: 0 BB: 0	R: 0 E: 0 K: 0 S: 11	H: 0 LOB: 3 BB: 3	R: 1 E: 0 K: 0 S: 5	H: 1 LOB: 0 BB: 0	1B: 5 2B: 5 3B: 0 HR: 2	SF: 0 SAC: 1 DP: 0 HBP: 0	W/P: 0 PB: 0 SB: 1 CS: 2	PA: 55
PITCHER	IP	WLS	BF	H	R	ER	SO	BB	IBB	HBP	BLK	WP	HR	S	P	ERA	WHIP									
Todd Stottlemyre, R ERA: 3.97	(1, 1)	8.0	33	8	3	3	6	2	0	0	0	0	1	67	105	3.38	1.250									
Woody Williams, R ERA: 5.72	(10, 1)	0.1	1	0	0	0	0	0	0	0	0	0	0	1	1	0.00	0.000									
Tony Castillo, L ERA: 2.94	(9, 1)	1.1	7	3	0	0	0	0	0	0	0	0	0	18	23	0.00	2.250									
Darren Hall, R ERA: 3.75	(10, 1)	2.1	10	0	0	0	1	3	0	0	0	0	0	19	36	0.00	1.286									
Scott Brow, R ERA: 4.18	(13, 1)	0.1	L	2	1	1	1	0	0	0	0	0	0	1	5	9	27.00	3.000								

Toronto Blue Jays @ Cleveland Indians
Jacobs Field, Cleveland, OH
Wed Jun 15 1994, 7:05 PM EDT
Att. 41,794 - Unknown - 85 F

AB 47
R 4
H 12
RBI 4
BB 5
SO 8
LOB 20



Batter	1	2	3	4	5	6	7	8	9	AB	R	H	RBI	BB	SO	LOB	TOP		
Rob Butler, L OBP: 0.188, SLG: 0.188 (1, 7)	L5	L7		G4-3		2B HR		L7		5	1	1	1	0	0	2			
Roberto Alomar, S OBP: 0.397, SLG: 0.498 (1, 4)	K	CS	G6-3	F8		HR		L8		5	1	1	0	0	1	1			
Paul Molitor, R OBP: 0.419, SLG: 0.526 (1, 10)	1B		1B		F9	HR				4	1	3	3	1	0	0			
Joe Carter, R OBP: 0.347, SLG: 0.578 (1, 9)	1B		1B		F8			F7		5	0	3	0	0	0	1			
John Olerud, L OBP: 0.381, SLG: 0.439 (1, 3)	L6		P5		1B	IBB			G4-3	4	0	1	0	1	0	4			
Mike Huff, R OBP: 0.414, SLG: 0.459 (1, 8)		2B	G4-3		K	F9			F8	5	1	1	0	0	1	5			
Ed Sprague, R OBP: 0.297, SLG: 0.366 (1, 5)		G4-3		G6-3		E5	G5-3		F7	5	3	2	1	0	0	0			
Pat Borders, R OBP: 0.305, SLG: 0.330 (1, 2)		G4-3		G6-3		G3-1	K			4	0	0	0	0	1	3			
Dick Schofield, R OBP: 0.324, SLG: 0.351 (1, 6)			CS		G4-3		K			4	0	2	2	0	1	1			
Inning Stats	R: 0 H: 2 E: 0 K: 1 S: 14	H: 2 BB: 0 P: 19	R: 2 H: 3 E: 0 K: 0 S: 18	H: 3 LOB: 0 BB: 25 P: 20	R: 0 H: 2 E: 0 K: 0 S: 13	H: 2 LOB: 2 BB: 0 P: 20	R: 1 H: 2 E: 0 K: 0 S: 11	H: 1 LOB: 1 BB: 0 P: 17	R: 0 H: 1 E: 0 K: 1 S: 10	H: 1 LOB: 1 BB: 0 P: 16	R: 4 H: 4 E: 1 K: 0 S: 28	H: 4 LOB: 2 BB: 1 P: 45	R: 0 H: 0 E: 0 K: 2 S: 8	H: 0 LOB: 0 BB: 0 P: 14	R: 0 H: 0 E: 0 K: 0 S: 6	H: 0 LOB: 1 BB: 0 P: 11	1B: 9 2B: 3 3B: 1 HR: 1	SF: 0 SAC: 0 DP: 0 HBP: 0	WP: 0 PA: 44 PB: 0 SB: 0 CS: 1
PITCHER	IP	WLS	BF	H	R	ER	SO	BB	IBB	HBP	BLK	WP	HR	S	P	ERA	WHIP		
John Doherty, R ERA: 5.68 (1, 1)	3.1		18	9	3	3	1	0	0	0	0	0	0	50	71	8.10	2.700		
Mike Gardiner, R ERA: 3.41 (4, 1)	2.1	L	12	4	4	0	1	0	0	0	0	0	1	32	52	0.00	1.714		
Storm Davis, R ERA: 3.09 (6, 1)	2.1		10	1	0	0	2	1	1	0	0	0	0	26	47	0.00	0.857		
Joe Boever, R ERA: 3.86 (9, 1)	1.0		3	0	0	0	0	0	0	0	0	0	0	8	11	0.00	0.000		

Toronto Blue Jays @ Detroit Tigers
Tiger Stadium, Detroit, MI
Fri Jun 17 1994, 7:05 PM EDT
Att: 36,210 - Unknown - 94 F

AB 41
R 7
H 14
RBI 7
BB 2
SO 4
LOB 17



Batter	1	2	3	4	5	6	7	8	9	AB	R	H	RBI	BB	SO	LOB	BOTTOM				
Tony Phillips, S OBP: 0.414, SLG: 0.449 (1, 7)	L8				G3	P2			B1-3	4	0	0	0	1	0	1					
Lou Whitaker, L OBP: 0.365, SLG: 0.506 (1, 4)	FC5-4	F9			F8				G4-3	3	1	0	0	2	1	3					
Travis Fryman, R OBP: 0.370, SLG: 0.534 (1, 5)	L7			G1-3	F8			L6		4	0	0	0	0	0	2					
Cecil Fielder, R OBP: 0.352, SLG: 0.521 (1, 3)	FC5-4			P4				F7		4	0	1	1	0	0	1					
Kirk Gibson, L OBP: 0.361, SLG: 0.557 (1, 8)		K	F8			P4			K	4	0	0	0	0	2	1					
Junior Felix, S OBP: 0.400, SLG: 0.708 (1, 9)		2B			HR			F8	P2	4	2	2	1	0	0	0					
Alan Trammell, R OBP: 0.351, SLG: 0.452 (1, 10)		1B		G6-3		2B	SF8		FC4-6	4	1	3	1	0	0	0					
Chris Gomez, R OBP: 0.361, SLG: 0.450 (1, 6)		K		P4				FC4-6		4	0	1	0	0	1	2					
Chad Kreuter, S OBP: 0.346, SLG: 0.278 (1, 2)										2	0	1	0	0	0	0					
Juan Samuel, R OBP: 0.382, SLG: 0.534 (6, PH)										0	0	0	1	0	0	0					
John Flaherty, R OBP: 0.194, SLG: 0.200 (7, 2)										0	0	0	0	0	0	0					
Skeeter Barnes, R OBP: 0.286, SLG: 0.429 (9, PH)										1	0	0	0	0	0	0					
Inning Stats	R: 0 H: 0 E: 0 K: 0 S: 12	H: 3 LOB: 3 BB: 1 P: 22	R: 1 H: 3 E: 0 K: 2 S: 19	H: 3 LOB: 3 BB: 1 P: 29	R: 0 H: 0 E: 0 K: 0 S: 5	H: 0 LOB: 0 BB: 0 P: 9	R: 1 H: 1 E: 0 K: 0 S: 10	H: 1 LOB: 0 BB: 0 P: 15	R: 1 H: 1 E: 0 K: 0 S: 14	H: 1 LOB: 1 BB: 1 P: 26	R: 0 H: 2 E: 0 K: 0 S: 13	H: 2 LOB: 1 BB: 0 P: 20	R: 0 H: 0 E: 0 K: 1 S: 9	H: 0 LOB: 0 BB: 0 P: 13	R: 0 H: 1 E: 0 K: 1 S: 12	H: 1 LOB: 1 BB: 0 P: 19	R: 0 H: 0 E: 0 K: 0 S: 6	H: 0 LOB: 0 BB: 0 P: 8	1B: 5 2B: 2 3B: 0 HR: 1	SF: 1 SAC: 0 DP: 0 HBP: 0	WP: 0 PA: 38 PB: 0 SB: 0 CS: 0
PITCHER	IP	WLS	BF	H	R	ER	SO	BB	IBB	HBP	BLK	WP	HR	S	P	ERA	WHIP				
Dave Stewart, R ERA: 5.67 (1, 1)	5.1		26	7	4	4	2	3	0	0	0	0	0	70	115	6.75	1.875				
Tony Castillo, L ERA: 2.72 (6, 1)	2.2		9	1	0	0	2	0	0	0	0	0	0	24	38	0.00	0.375				
Darren Hall, R ERA: 3.46 (9, 1)	1.0	S	3	0	0	0	0	0	0	0	0	0	0	6	8	0.00	0.000				

Toronto Blue Jays @ Detroit Tigers
Tiger Stadium, Detroit, MI
Fri Jun 17 1994, 7:05 PM EDT
Att: 36,210 - Unknown - 94 F

AB 34
R 4
H 8
RBI 4
BB 3
SO 4
LOB 10




Batter	1	2	3	4	5	6	7	8	9	10	11	AB	R	H	RBI	BB	SO	LOB	TOP			
Devon White, S OBP: 0.347, SLG: 0.512	(1, 8) F9		(3, 2) 2B E	(1, 2) 1B			(0, 2) G5-3		(1, 0) F7		(2, 3) K	6	1	2	0	0	1	2				
Roberto Alomar, S OBP: 0.307, SLG: 0.493	(1, 4) S BB 2B 1B		(1, 0) F7	(2, 3) K			(1, 1) G5-3			(4, 1) WP WP BB	(1, 2) CS	4	1	1	0	1	1	2				
Paul Molitor, R OBP: 0.418, SLG: 0.525	(1, 10) S BB 2B BB		(0, 0) E	(1, 3) 2B			(0, 0) L7			(0, 1) B1		4	2	1	0	1	0	1				
Joe Carter, R OBP: 0.344, SLG: 0.568	(1, 9) P2		(4, 0) E G4-3	IBB			(1, 1) G6-3		(1, 0) F7	(1, 2) G6-3		4	1	0	0	1	0	3				
John Olerud, L OBP: 0.385, SLG: 0.444	(1, 3) 1B 2B		(1, 1) E7 G4-3	1B			(0, 0) F7		(0, 1) P2	(4, 0) WP	IBB	4	0	2	4	1	0	0				
Mike Huff, R OBP: 0.423, SLG: 0.461	(1, 7) 1B		(1, 1) G4-3				(1, 1) F9		(2, 2) 1B	(4, 2) 1B		4	0	2	1	1	0	1				
Ed Sprague, R OBP: 0.296, SLG: 0.367			(2, 1) G5-3	(1, 0) P2			(0, 0) G6-3		(3, 3) K	(0, 0) G5-3		5	0	1	0	0	1	5				
Pat Borders, R OBP: 0.302, SLG: 0.332			(3, 2) F7				(0, 2) G6-3		(0, 0) G6-3		(0, 2) FC1-5	5	0	1	0	0	0	1				
Domingo Cedeno, S OBP: 0.231, SLG: 0.314				(1, 0) P6								0	0	0	0	0	0	0				
Randy Knorr, R OBP: 0.211, SLG: 0.226							(2, 3) G6-3					0	0	0	0	0	0	0				
Dick Schofield, R OBP: 0.316, SLG: 0.341	(1, 6) P4		(1, 0) G5-3				(2, 1) G6-3		(2, 2) G1-3		(2, 2) FC1-5	5	0	0	0	0	0	2				
Inning Stats	R: 2 E: 0 K: 1 S: 9	H: 3 LOB: 2 BB: 1 P: 16	R: 0 E: 0 K: 0 S: 9	H: 0 LOB: 0 BB: 0 P: 15	R: 3 E: 1 K: 0 S: 10	H: 3 LOB: 1 BB: 1 P: 21	R: 0 E: 0 K: 1 S: 16	H: 1 LOB: 1 BB: 0 P: 22	R: 0 E: 0 K: 0 S: 8	H: 1 LOB: 1 BB: 0 P: 11	R: 0 E: 0 K: 1 S: 9	H: 0 LOB: 0 BB: 0 P: 7	R: 0 E: 0 K: 1 S: 5	H: 1 LOB: 1 BB: 0 P: 15	R: 0 E: 0 K: 0 S: 10	H: 0 LOB: 3 BB: 3 P: 23	R: 0 E: 0 K: 1 S: 14	H: 1 LOB: 1 BB: 0 P: 18	1B: 6 2B: 4 3B: 0 HR: 0	SF: 0 SAC: 0 DP: 0 HBP: 0	WP: 2 PB: 0 SB: 2 CS: 1	PA: 47
PITCHER	IP: 8.0 WLS: 2.0 BF: 34 H: 9 R: 5 ER: 5 SO: 2 BB: 1 IBB: 1 HBP: 0 BLK: 0 WP: 2 HR: 0 S: 71 ERA: 5.62 WHIP: 1.250																					
David Wells, L ERA: 6.31	(1, 1)																					
Mike Henneman, R ERA: 4.67	(9, 1)																					
Joe Boever, R ERA: 3.75	(11, 1)																					

Toronto Blue Jays @ Detroit Tigers
Tiger Stadium, Detroit, MI
Sat Jun 18 1994, 7:05 PM EDT
Att. 37,534 - Unknown - 93 F

livebaseballscores.com

AB 41
R 5
H 10
RBI 5
BB 5
SO 3
LOB 17




Batter	1	2	3	4	5	6	7	8	9	10	11	AB	R	H	RBI	BB	SO	LOB	BOTTOM			
Tony Phillips, S OBP: 0.411, SLG: 0.442	(1, 7) F9		(1, 3) K		(1, 0) P4			(4, 0) BB SH1-3 FC5 BB	(2, 3) K			4	1	0	0	1	2	1				
Lou Whitaker, L OBP: 0.362, SLG: 0.494	(1, 10) F9		(0, 1) F8				(3, 1) P2	(0, 0) SH1-3	(1, 2) G4-3			4	0	0	0	0	0	0				
Travis Fryman, R OBP: 0.364, SLG: 0.524	(1, 5) K			(2, 3) K			(2, 3) K	(1, 2) F8	(0, 2) P5			5	0	0	0	0	3	1				
Cecil Fielder, R OBP: 0.349, SLG: 0.512			(2, 3) K	(3, 3) K			(2, 0) G1-3	(4, 2) FC5 BB	(0, 0) G6-3			4	0	0	0	1	2	0				
Kirk Gibson, L OBP: 0.367, SLG: 0.556			(3, 2) 1B	(2, 2) G4-3			(1, 1) P5	(4, 2) FC5 BB	(1, 2) FC2-5 1B			4	0	2	0	1	0	0				
Junior Felix, S OBP: 0.400, SLG: 0.704	(1, 9) P5		(3, 2) K		(1, 3) K		(0, 2) HR 2B	(0, 0) FC5	(1, 2) FC2-5 1B			5	2	2	1	0	1	3				
Mickey Tettleton, S OBP: 0.450, SLG: 0.550			(2, 0) G4-3		(1, 3) K		(1, 1) HR	(3, 3) K				4	1	1	2	0	2	4				
Chad Kreider, S OBP: 0.344, SLG: 0.275							(2, H) HR		(1, 1) FC2-5 1B			1	0	0	0	0	0	2				
Alan Trammell, R OBP: 0.352, SLG: 0.467	(1, 6) L8		(3, 1) L8		(0, 0) HR		(1, 1) G4-3		(0, 3) K			5	1	2	2	0	1	0				
Chris Gomez, R OBP: 0.364, SLG: 0.466	(1, 4) HR		(1, 0) HR		(4, 1) HR		(0, 0) F9		(0, 3) K			3	1	1	1	1	1	0				
Inning Stats	R: 0 E: 0 K: 1 S: 8	H: 0 LOB: 0 BB: 0 P: 16	R: 0 E: 0 K: 1 S: 11	H: 1 LOB: 1 BB: 0 P: 21	R: 1 E: 0 K: 1 S: 8	H: 1 LOB: 0 BB: 0 P: 13	R: 0 E: 0 K: 2 S: 11	H: 0 LOB: 0 BB: 0 P: 18	R: 1 E: 0 K: 1 S: 14	H: 2 LOB: 0 BB: 0 P: 14	R: 1 E: 0 K: 1 S: 14	H: 0 LOB: 3 BB: 3 P: 30	R: 0 E: 0 K: 3 S: 12	H: 0 LOB: 0 BB: 0 P: 14	R: 0 E: 0 K: 0 S: 9	H: 0 LOB: 0 BB: 0 P: 10	R: 1 E: 0 K: 0 S: 9	H: 3 LOB: 2 BB: 0 P: 15	1B: 4 2B: 1 3B: 0 HR: 3	SF: 0 SAC: 1 DP: 0 HBP: 0	WP: 0 PB: 0 SB: 0 CS: 0	PA: 44
PITCHER	IP: 7.0 WLS: 1.0 BF: 27 H: 5 R: 4 ER: 4 SO: 8 BB: 1 IBB: 0 HBP: 0 BLK: 0 WP: 0 HR: 3 S: 64 ERA: 5.14 WHIP: 0.857																					
Pat Hentgen, R ERA: 3.55	(1, 1)																					
Dave Righetti, L ERA: 15.75	(8, 1)																					
Woody Williams, R ERA: 5.58	(9, 1)																					

Toronto Blue Jays @ Detroit Tigers
Tiger Stadium, Detroit, MI
Sat Jun 18 1994, 7:05 PM EDT
Att. 37,534 - Unknown - 93 F

livebaseballscores.com

AB 39
R 6
H 8
RBI 6
BB 4
SO 12
LOB 11



Batter	1	2	3	4	5	6	7	8	9	AB	R	H	RBI	BB	SO	LOB	TOP								
Devon White, S (1, 8) OBP: 0.342, SLG: 0.504	0-3 K		0-3 K			0-3 K	2-1 L9			4	0	0	0	0	3	2	Toronto Blue Jays @ Detroit Tigers Tiger Stadium, Detroit, MI Sun Jun 19 1994, 3:33 AM EDT Att: 35,772 - Sunny - 87 F								
Domingo Cedeno, S (1, 4) OBP: 0.233, SLG: 0.289	3-2 P5		2-3 K			4-2 1B BB		1-3 K		3	0	0	0	1	2	0									
Paul Molitor, R (1, 10) OBP: 0.416, SLG: 0.521	1-0 P6			3-1 L9		1-0 1B		0-1 F7		4	0	1	0	0	0	0									
Joe Carter, R (1, 9) OBP: 0.343, SLG: 0.571		0-1 P4		0-1 P3		1-1 P6		3-1 3B		4	0	1	0	0	0	2									
John Olerud, L (1, 3) OBP: 0.379, SLG: 0.436	2-2 F8		0-0 F8		1-0 P6		1-0 F7			4	0	0	0	0	0	3									
Mike Huff, R (1, 7) OBP: 0.426, SLG: 0.473	3-2 2B				0-1 L8		0-0 F9		0-2 1B	4	0	2	0	0	0	0									
Ed Sprague, R (1, 5) OBP: 0.295, SLG: 0.365	1-0 G5-3				2-3 K		0-0 1B		3-3 K	4	0	1	0	0	2	2									
Dick Schofield, R (1, 6) OBP: 0.316, SLG: 0.337			1-1 G3-1		4-2 BB		1-2 P6		2-1 P6	2	0	0	0	1	0	1									
Roberto Alomar, S (9, PH) OBP: 0.395, SLG: 0.491					1-3 K		1-0 1B		1-2 F7	1	0	0	0	0	0	1									
Randy Knorr, R (1, 2) OBP: 0.233, SLG: 0.304			0-1 HR				1-3 1B		1-2 F7	3	1	2	1	0	1	1									
Rob Butler, L (9, PH) OBP: 0.176, SLG: 0.176										1	0	0	0	0	0	1									
Inning Stats	R: 0 E: 0 K: 1 S: 7	H: 0 LOB: 0 BB: 0 P: 11	R: 0 E: 0 K: 0 S: 9	H: 1 LOB: 1 BB: 0 P: 15	R: 1 E: 0 K: 2 S: 15	H: 1 LOB: 0 BB: 0 P: 18	R: 0 E: 0 K: 0 S: 5	H: 0 LOB: 0 BB: 0 P: 8	R: 0 E: 0 K: 2 S: 11	H: 0 LOB: 1 BB: 1 P: 18	R: 0 E: 0 K: 1 S: 13	H: 1 LOB: 2 BB: 0 P: 20	R: 0 E: 0 K: 0 S: 8	H: 2 LOB: 2 BB: 0 P: 12	R: 0 E: 0 K: 1 S: 9	H: 1 LOB: 1 BB: 0 P: 14	R: 0 E: 0 K: 1 S: 16	H: 1 LOB: 1 BB: 0 P: 22	1B: 4 2B: 1 3B: 1 HR: 1	SF: 0 SAC: 0 DP: 0 HBP: 0	WP: 0 PB: 0 SB: 0 CS: 0	PA: 36			
PITCHER	IP	WLS	BF	H	R	ER	SO	BB	IBB	HBP	BLK	WP	HR	S	P	ERA	WHIP								
Greg Gohr, R (1, 1) ERA: 3.09	7.2	W	31	6	1	1	7	2	0	0	0	0	1	76	114	1.17	1.043								
Buddy Groom, L (8, 1) ERA: 4.51	0.1		1	0	0	0	0	0	0	0	0	0	0	1	2	0.00	0.000								
Mike Gardiner, R (9, 1) ERA: 3.31	1.0	S	4	1	0	0	1	0	0	0	0	0	0	16	22	0.00	1.000								

Batter	1	2	3	4	5	6	7	8	9	AB	R	H	RBI	BB	SO	LOB	BOTTOM								
Tony Phillips, S (1, 7) OBP: 0.406, SLG: 0.435	2-3 K	1-0 L5			2-3 K		1-2 G6-3			4	0	0	0	0	2	2	Toronto Blue Jays @ Detroit Tigers Tiger Stadium, Detroit, MI Sun Jun 19 1994, 3:33 AM EDT Att: 35,772 - Sunny - 87 F								
Lou Whitaker, L (1, 4) OBP: 0.365, SLG: 0.503	4-2 BB 2B		1-0 SF9		3-0 F7		1-2 G1-3			3	2	1	0	1	0	1									
Travis Fryman, R (1, 5) OBP: 0.359, SLG: 0.518	0-0 F9		0-0 SF9		3-3 K		1-0 F9			3	0	0	1	0	1	2									
Cecil Fielder, R (1, 10) OBP: 0.348, SLG: 0.506	4-0 2B BB		3-H K		2-3 K		1-2 L9			3	0	0	0	1	2	0									
Kirk Gibson, L (1, 8) OBP: 0.367, SLG: 0.557	1-1 BB		1-0 G4-3		0-2 F7		1-1 1B			3	0	1	1	0	0	0									
Junior Felix, S (1, 9) OBP: 0.399, SLG: 0.697	1-3 K2-3			1-3 K		1-1 1B				3	0	1	0	0	2	2									
Mickey Tettleton, S (1, 3) OBP: 0.449, SLG: 0.562		3-2 HR		2-2 F8		1 SAFE G4-3				3	1	1	1	0	0	1									
Chris Gomez, R (1, 6) OBP: 0.363, SLG: 0.461		4-1 L5 BB		1-3 K			1-1 G5-3			2	0	0	0	1	1	0									
Chad Kreuter, S (1, 2) OBP: 0.343, SLG: 0.277		1-3 K			0-0 1B		0-0 G4-3			3	0	1	0	0	1	1									
Inning Stats	R: 1 E: 0 K: 2 S: 12	H: 1 LOB: 2 BB: 2 P: 24	R: 1 E: 0 K: 1 S: 8	H: 1 LOB: 0 BB: 1 P: 17	R: 1 E: 0 K: 1 S: 6	H: 1 LOB: 0 BB: 0 P: 9	R: 0 E: 0 K: 2 S: 10	H: 0 LOB: 0 BB: 0 P: 14	R: 0 E: 0 K: 2 S: 11	H: 1 LOB: 1 BB: 0 P: 19	R: 0 E: 0 K: 1 S: 11	H: 1 LOB: 0 BB: 0 P: 17	R: 0 E: 0 K: 0 S: 6	H: 0 LOB: 0 BB: 0 P: 8	R: 0 E: 0 K: 0 S: 7	H: 0 LOB: 0 BB: 0 P: 10		1B: 2 2B: 2 3B: 1 HR: 1	SF: 1 SAC: 0 DP: 1 HBP: 0	WP: 0 PB: 0 SB: 0 CS: 0	PA: 31				
PITCHER	IP	WLS	BF	H	R	ER	SO	BB	IBB	HBP	BLK	WP	HR	S	P	ERA	WHIP								
Juan Guzman, R (1, 1) ERA: 6.28	8.0	L	31	5	3	3	9	3	0	0	0	0	1	71	118	3.38	1.000								

AB	34
R	1
H	7
RBI	1
BB	2
SO	8
LOB	13



AB	27
R	3
H	5
RBI	3
BB	3
SO	9
LOB	9



Batter	1	2	3	4	5	6	7	8	9	AB R H RBI BB SO LOB	TOP						
Otis Nixon, S (1, 8) OBP: 0.360, SLG: 0.336										4 1 0 0 1 1 3	Boston Red Sox @ Toronto Blue Jays SkyDome, Toronto, ON Mon Jun 20 1994, 7:05 PM EDT Att: 50,028 - Unknown - 72 F						
John Valentin, R (1, 6) OBP: 0.374, SLG: 0.489										4 1 2 3 1 0 1							
Mo Vaughn, L (1, 3) OBP: 0.394, SLG: 0.577										5 1 1 0 0 4 4							
Andre Dawson, R (1, 10) Lee Tinsley, S (8, PR) OBP: 0.336, SLG: 0.242										2 0 0 0 0 1 2							
Mike Greenwell, L (1, 7) OBP: 0.362, SLG: 0.466										0 0 0 0 0 0 0							
Tom Brunansky, R (1, 9) OBP: 0.285, SLG: 0.511										4 0 1 0 0 1 1							
Scott Cooper, L (1, 5) OBP: 0.358, SLG: 0.541										3 0 0 1 0 2 2							
Damon Berryhill, S (1, 2) OBP: 0.297, SLG: 0.414										3 1 1 0 1 0 2							
Scott Fletcher, R (1, 4) OBP: 0.311, SLG: 0.373										4 0 0 0 0 3 4							
Inning Stats	R: 0 H: 0 E: 0 K: 1 S: 11	H: 0 R: 0 ER: 0 LOB: 0 BB: 2 P: 21	H: 0 R: 0 ER: 0 LOB: 0 BB: 0 P: 11	H: 0 R: 0 ER: 0 LOB: 0 BB: 0 P: 16	H: 0 R: 0 ER: 0 LOB: 0 BB: 0 P: 8	H: 1 R: 0 ER: 0 LOB: 1 BB: 0 P: 17	H: 3 R: 3 ER: 1 LOB: 2 BB: 0 P: 23	H: 0 R: 0 ER: 0 LOB: 0 BB: 0 P: 12	H: 1 R: 1 ER: 0 LOB: 2 BB: 2 P: 27	1B: 4 2B: 0 3B: 0 HR: 1		SF: 1 SAC: 0 DP: 1 HBP: 2	WP: 1 PA: 39 FB: 0 SB: 3 CS: 0				
PITCHER	IP WLS BF H R ER SO BB IBB HBP BLK WP HR S P ERA WHIP											IP WLS BF H R ER SO BB IBB HBP BLK WP HR S P ERA WHIP					
Todd Stottlemyre, R (1, 1) ERA: 3.84	7.1	L	31	4	3	2	9	2	0	2	0	0	1	76	115	2.46	0.818
Woody Williams, R (8, 1) ERA: 5.63	1.1		7	1	1	1	3	2	0	0	0	1	0	18	28	6.75	2.250
Dave Righetti, L (9, 1) ERA: 15.12	0.1		1	0	0	0	1	0	0	0	0	0	0	3	3	0.00	0.000

AB	32
R	4
H	5
RBI	4
BB	4
SO	13
LOB	20



Batter	1	2	3	4	5	6	7	8	9	AB R H RBI BB SO LOB	BOTTOM						
Devon White, S (1, 8) OBP: 0.337, SLG: 0.496										4 0 0 0 0 0 1	Boston Red Sox @ Toronto Blue Jays SkyDome, Toronto, ON Mon Jun 20 1994, 7:05 PM EDT Att: 50,028 - Unknown - 72 F						
Roberto Alomar, S (1, 4) OBP: 0.393, SLG: 0.487										4 1 1 0 0 1 1							
Paul Molitor, R (1, 10) OBP: 0.417, SLG: 0.521										4 0 2 0 0 0 0							
Joe Carter, R (1, 9) OBP: 0.342, SLG: 0.567										2 0 0 1 1 0 1							
Mike Huff, R (1, 7) OBP: 0.414, SLG: 0.458										3 0 0 0 0 0 1							
John Olerud, L (9, PH) OBP: 0.378, SLG: 0.435										1 0 0 0 0 0 1							
Darnell Coles, R (1, 3) OBP: 0.200, SLG: 0.222										3 0 0 0 0 1 1							
Ed Sprague, R (1, 5) OBP: 0.295, SLG: 0.364										3 0 1 0 0 0 0							
Pat Borders, R (1, 2) OBP: 0.298, SLG: 0.327										3 0 0 0 0 0 1							
Domingo Cedenio, S (1, 6) OBP: 0.239, SLG: 0.293										3 0 1 0 0 0 0							
Inning Stats	R: 0 H: 1 E: 0 K: 1 S: 13	H: 0 R: 0 ER: 0 LOB: 0 BB: 0 P: 8	H: 1 R: 0 ER: 0 LOB: 1 BB: 0 P: 14	H: 0 R: 0 ER: 0 LOB: 0 BB: 0 P: 13	H: 1 R: 0 ER: 0 LOB: 0 BB: 0 P: 6	H: 0 R: 0 ER: 0 LOB: 0 BB: 0 P: 10	H: 0 R: 0 ER: 0 LOB: 0 BB: 0 P: 8	H: 0 R: 0 ER: 0 LOB: 0 BB: 0 P: 9	H: 2 R: 1 ER: 0 LOB: 1 BB: 0 P: 25	1B: 5 2B: 0 3B: 0 HR: 0	SF: 1 SAC: 0 DP: 1 HBP: 0	WP: 1 PA: 32 FB: 0 SB: 1 CS: 0					
PITCHER	IP WLS BF H R ER SO BB IBB HBP BLK WP HR S P ERA WHIP											IP WLS BF H R ER SO BB IBB HBP BLK WP HR S P ERA WHIP					
Joe Hesketh, L (1, 1) ERA: 4.55	7.0	W	24	3	0	0	2	1	0	0	2	1	0	50	76	0.00	0.571
Jeff Russell, R (8, 1) ERA: 5.73	1.2		7	2	1	1	0	0	0	0	0	1	0	19	29	5.40	1.200
Tony Fossas, L (9, 1) ERA: 6.75	0.1	S	1	0	0	0	0	0	0	0	0	0	0	3	5	0.00	0.000

AB	30
R	1
H	5
RBI	1
BB	1
SO	2
LOB	7



Batter	1	2	3	4	5	6	7	8	9	AB	R	H	RBI	BB	SO	LOB	TOP
Otis Nixon, S <small>OBP: 0.364, SLG: 0.333</small> 										4	1	1	0	1	3	1	Boston Red Sox @ Toronto Blue Jays SkyDome, Toronto, ON Wed Jun 22 1994, 7:05 PM EDT Att: 50,288 - Unknown - 81 F AB 35 R 3 H 9 RBI 3 BB 7 SO 10 LOB 20
John Valentin, R <small>OBP: 0.395, SLG: 0.496</small> 										4	1	2	0	1	1		
Scott Cooper, L <small>OBP: 0.351, SLG: 0.533</small> 										5	0	1	1	0	1	2	
Tom Brunansky, R <small>OBP: 0.317, SLG: 0.509</small> 										3	0	2	2	2	1	2	
Mike Greenwell, L <small>OBP: 0.377, SLG: 0.480</small> 										4	0	3	0	1	1	1	
Wes Chamberlain, R <small>OBP: 0.291, SLG: 0.402</small> Andre Dawson, R <small>OBP: 0.290, SLG: 0.516</small> 										4	0	0	0	0	1	7	
										1	0	0	0	0	2		
Damon Berryhill, S <small>OBP: 0.296, SLG: 0.405</small> 										3	0	0	0	1	0	2	
Scott Fletcher, R <small>OBP: 0.313, SLG: 0.374</small> 										4	0	0	0	0	1	1	
Lee Tinsley, S <small>OBP: 0.353, SLG: 0.250</small> 										3	1	0	0	1	1	1	
Inning Stats R: 1 H: 3 E: 0 LOB: 2 K: 1 BB: 0 S: 13 P: 18		R: 0 H: 0 E: 0 LOB: 0 K: 0 BB: 0 S: 7 P: 10	R: 1 H: 2 E: 0 LOB: 1 K: 2 BB: 0 S: 16 P: 22	R: 0 H: 0 E: 0 LOB: 0 K: 1 BB: 0 S: 6 P: 8	R: 1 H: 1 E: 0 LOB: 3 K: 2 BB: 3 S: 18 P: 34	R: 0 H: 1 E: 0 LOB: 2 K: 1 BB: 2 S: 11 P: 21	R: 0 H: 1 E: 0 LOB: 2 K: 2 BB: 1 S: 11 P: 17	R: 0 H: 0 E: 0 LOB: 0 K: 1 BB: 0 S: 5 P: 7	R: 0 H: 1 E: 0 LOB: 2 K: 0 BB: 1 S: 13 P: 23	1B: 7 SF: 0 2B: 2 SAC: 0 3B: 0 DP: 0 HR: 0 HBP: 0	WP: 1 PA: 42 PB: 0 SB: 4 CS: 0						
PITCHER Dave Stewart, R <small>ERA: 5.59</small> Tony Castillo, L <small>ERA: 2.48</small> Woody Williams, R <small>ERA: 5.57</small>	IP WLS BF H R ER SO BB IBB HBP BLK WP HR S P ERA WHIP 6.0 L 29 7 3 3 7 4 1 0 0 1 0 71 113 4.50 1.833 2.2 12 2 0 0 3 2 0 0 0 0 0 28 45 0.00 1.500 0.1 1 0 0 0 0 0 0 0 0 0 0 1 2 0.00 0.000				PITCHER IP WLS BF H R ER SO BB IBB HBP BLK WP HR S P ERA WHIP												

Batter	1	2	3	4	5	6	7	8	9	AB	R	H	RBI	BB	SO	LOB	BOTTOM
Devon White, S <small>OBP: 0.336, SLG: 0.489</small> 										3	2	1	0	1	1	0	Boston Red Sox @ Toronto Blue Jays SkyDome, Toronto, ON Wed Jun 22 1994, 7:05 PM EDT Att: 50,288 - Unknown - 81 F AB 30 R 2 H 5 RBI 2 BB 5 SO 9 LOB 13
Roberto Alomar, S <small>OBP: 0.393, SLG: 0.485</small> 										4	0	1	0	0	1	1	
Paul Molitor, R <small>OBP: 0.416, SLG: 0.515</small> 										2	0	1	2	1	1	0	
Joe Carter, R <small>OBP: 0.337, SLG: 0.559</small> 										4	0	0	0	0	1	3	
John Olerud, L <small>OBP: 0.374, SLG: 0.430</small> 										4	0	1	0	0	0	2	
Shawn Green, L <small>OBP: 0.143, SLG: 0.190</small> Mike Huff, R <small>OBP: 0.404, SLG: 0.444</small> 										2	0	0	0	0	1	1	
										2	0	0	0	0	1	0	
Darnell Coles, R <small>OBP: 0.241, SLG: 0.234</small> 										2	0	1	0	2	0	0	
Pat Borders, R <small>OBP: 0.292, SLG: 0.320</small> Randy Knorr, R <small>OBP: 0.226, SLG: 0.293</small> Rob Butler, L <small>OBP: 0.211, SLG: 0.167</small> 										1	0	0	0	0	0	1	
										2	0	0	0	0	1	3	
										0	0	0	0	1	0	0	
Domingo Cedenio, S <small>OBP: 0.216, SLG: 0.261</small> 										4	0	0	0	0	2	2	
Inning Stats R: 1 H: 2 E: 0 LOB: 1 K: 0 BB: 0 S: 12 P: 19		R: 0 H: 0 E: 0 LOB: 1 K: 1 BB: 1 S: 10 P: 18	R: 0 H: 0 E: 0 LOB: 0 K: 2 BB: 0 S: 8 P: 9	R: 0 H: 1 E: 0 LOB: 2 K: 3 BB: 1 S: 15 P: 24	R: 1 H: 1 E: 0 LOB: 1 K: 1 BB: 1 S: 13 P: 26	R: 0 H: 1 E: 0 LOB: 1 K: 1 BB: 0 S: 9 P: 15	R: 0 H: 0 E: 0 LOB: 0 K: 1 BB: 0 S: 6 P: 10	R: 0 H: 0 E: 0 LOB: 0 K: 0 BB: 1 S: 5 P: 9	R: 0 H: 0 E: 0 LOB: 1 K: 0 BB: 1 S: 14 P: 22	1B: 4 SF: 1 2B: 1 SAC: 0 3B: 0 DP: 1 HR: 0 HBP: 0	WP: 1 PA: 36 PB: 0 SB: 0 CS: 0						
PITCHER Nate Minchey, R <small>ERA: 12.6</small> Chris Howard, L <small>ERA: 2.65</small> Jeff Russell, R <small>ERA: 5.48</small> Ken Ryan, R <small>ERA: 1.42</small>	IP WLS BF H R ER SO BB IBB HBP BLK WP HR S P ERA WHIP 5.0 W 22 4 2 2 7 3 0 0 0 0 0 15 25 0.00 0.500 2.0 7 1 0 0 2 0 0 0 0 0 0 5 9 0.00 1.000 1.0 S 4 0 0 0 0 1 0 0 0 0 0 0 14 22 0.00 1.000				PITCHER IP WLS BF H R ER SO BB IBB HBP BLK WP HR S P ERA WHIP												

Batter	1	2	3	4	5	6	7	8	9	AB	R	H	RBI	BB	SO	LOB	TOP															
Brady Anderson, L (1, 8) OBP: 0.339, SLG: 0.376										3	1	0	0	2	3	1	<p>Baltimore Orioles @ Toronto Blue Jays SkyDome, Toronto, ON Fri Jun 24 1994, 7:05 PM EDT Att: 50,508 - Dome</p>															
Chris Sabo, R (1, 7) OBP: 0.317, SLG: 0.469										5	2	2	3	0	1	2																
Rafael Palmeiro, L (1, 3) OBP: 0.412, SLG: 0.560										4	0	1	2	1	0	0																
Cal Ripken Jr., R (1, 6) OBP: 0.340, SLG: 0.449										5	0	2	0	0	1	1																
Harold Baines, L (1, 10)										3	0	1	0	1	0	3																
Leo Gomez, R (1, 5) OBP: 0.395, SLG: 0.568										4	0	0	0	0	1	5																
Jack Voigt, R (8, 7) OBP: 0.320, SLG: 0.346										0	0	0	0	0	0	0																
Chris Hoiles, R (1, 2) OBP: 0.350, SLG: 0.412										3	0	0	0	1	1	1																
Lonnie Smith, R (9, PR) OBP: 0.333, SLG: 0.277										0	0	0	0	0	0	0																
Jeff Tackett, R (9, 2) OBP: 0.267, SLG: 0.286										0	0	0	0	0	0	0																
Mark McLemore, S (1, 4) OBP: 0.369, SLG: 0.335										4	1	3	0	0	0	1																
Jeffrey Hammonds, R (1, 9) OBP: 0.319, SLG: 0.509										4	1	0	0	0	2	4																
Inning Stats	R: 1 E: 0 K: 1 S: 9	H: 1 LOB: 0 BB: 0 P: 13	R: 0 E: 0 K: 1 S: 10	H: 1 LOB: 1 BB: 0 P: 18	R: 0 E: 0 K: 2 S: 13	H: 0 LOB: 0 BB: 0 P: 20	R: 0 E: 0 K: 1 S: 10	H: 1 LOB: 1 BB: 0 P: 14	R: 0 E: 0 K: 1 S: 6	H: 0 LOB: 2 BB: 1 P: 12	R: 0 E: 0 K: 2 S: 14	H: 1 LOB: 1 BB: 0 P: 20	R: 0 E: 0 K: 0 S: 14	H: 1 LOB: 2 BB: 1 P: 19	R: 4 E: 0 K: 0 S: 15	H: 3 LOB: 1 BB: 2 P: 26	1B: 6 2B: 2 3B: 0 HR: 1	SF: 0 SAC: 0 DP: 1 HBP: 0	WP: 0 PB: 0 SB: 3 CS: 0	PA: 40												
PITCHER	IP WLS BF H R ER SO BB IBB HBP BLK WP HR S P ERA WHIP																															
Pat Hentgen, R (1, 1) ERA: 3.36	8.0	33	6	1	1	9	3	0	0	0	0	1	86	132	1.12	1.125																
Dave Righetti, L (9, 1) ERA: 15.19	0.1	L	6	3	4	4	0	2	0	0	0	0	14	25	108.00	15.000																
Mike Timlin, R (9, 1) ERA: 6.66	0.2	1	0	0	0	0	0	0	0	0	0	0	1	1	0.00	0.000																

Batter	1	2	3	4	5	6	7	8	9	AB	R	H	RBI	BB	SO	LOB	BOTTOM															
Devon White, S (1, 8) OBP: 0.330, SLG: 0.480										5	0	0	0	0	0	3	<p>Baltimore Orioles @ Toronto Blue Jays SkyDome, Toronto, ON Fri Jun 24 1994, 7:05 PM EDT Att: 50,508 - Dome</p>															
Roberto Alomar, S (1, 4) OBP: 0.401, SLG: 0.494										4	1	4	0	0	0	0																
Paul Molitor, R (1, 10) OBP: 0.417, SLG: 0.518										4	0	2	0	0	0	3																
Joe Carter, R (1, 9) OBP: 0.332, SLG: 0.553										3	0	0	1	0	1	2																
John Olerud, L (1, 3) OBP: 0.376, SLG: 0.427										2	0	0	0	2	1	2																
Shawn Green, L (1, 7) OBP: 0.120, SLG: 0.160										4	0	0	0	0	0	3																
Ed Sprague, R (1, 5) OBP: 0.295, SLG: 0.362										4	0	1	0	0	0	2																
Pat Borders, R (1, 2) OBP: 0.286, SLG: 0.314										4	0	0	0	0	1	1																
Domingo Cedenio, S (1, 6) OBP: 0.236, SLG: 0.286										3	0	1	0	1	0	1																
Inning Stats	R: 0 E: 0 K: 2 S: 13	H: 2 LOB: 2 BB: 0 P: 20	R: 0 E: 0 K: 0 S: 6	H: 0 LOB: 0 BB: 0 P: 10	R: 0 E: 0 K: 0 S: 7	H: 1 LOB: 1 BB: 0 P: 14	R: 0 E: 0 K: 0 S: 6	H: 0 LOB: 0 BB: 1 P: 10	R: 0 E: 0 K: 1 S: 12	H: 1 LOB: 1 BB: 0 P: 16	R: 1 E: 0 K: 0 S: 11	H: 2 LOB: 2 BB: 1 P: 21	R: 0 E: 0 K: 0 S: 8	H: 1 LOB: 1 BB: 1 P: 18	R: 0 E: 0 K: 0 S: 5	H: 0 LOB: 0 BB: 0 P: 7		R: 0 E: 0 K: 0 S: 8	H: 1 LOB: 1 BB: 0 P: 12	1B: 6 2B: 2 3B: 0 HR: 0	SF: 1 SAC: 0 DP: 1 HBP: 0	WP: 1 PB: 0 SB: 0 CS: 0	PA: 37									
PITCHER	IP WLS BF H R ER SO BB IBB HBP BLK WP HR S P ERA WHIP																															
Mike Oquist, R (1, 1) ERA: 5.18	6.2	29	7	1	1	3	2	1	0	0	0	0	61	104	1.35	1.350																
Mark Eichhorn, R (7, 1) ERA: 2.17	2.1	W	8	1	0	0	0	0	0	0	0	0	15	24	0.00	0.429																

Batter	1	2	3	4	5	6	7	8	9	AB	R	H	RBI	BB	SO	LOB	TOP					
Brady Anderson, L (1, 8) OBP: 0.337, SLG: 0.371										4	0	0	0	1	2	3	Baltimore Orioles @ Toronto Blue Jays SkyDome, Toronto, ON Sat Jun 25 1994, 3:33 AM EDT Att: 50,526 - Overcast					
Chris Sabo, R (1, 7) OBP: 0.309, SLG: 0.457										4	0	0	0	0	2	1						
Jack Voigt, R (8, 7) OBP: 0.320, SLG: 0.346										3	1	1	0	1	0	1						
Rafael Palmeiro, L (1, 3) OBP: 0.413, SLG: 0.557										4	1	1	2	0	0	2						
Cal Ripken Jr., R (1, 6) OBP: 0.339, SLG: 0.457										4	0	0	0	0	1	1						
Harold Baines, L (1, 10)										3	1	0	0	1	0	0						
Leo Gomez, R (1, 5) OBP: 0.392, SLG: 0.559										3	1	1	1	1	1	1						
Chris Hoiles, R (1, 2) OBP: 0.352, SLG: 0.425										4	0	1	0	0	0	1						
Mark McLemore, S (1, 4) OBP: 0.367, SLG: 0.333										4	0	1	1	0	0	3						
Jeffrey Hammonds, R (1, 9) OBP: 0.316, SLG: 0.500																						
Inning Stats	R: 0 E: 0 K: 1 S: 8	H: 0 LOB: 1 BB: 1 P: 14	R: 1 E: 1 K: 0 S: 15	H: 1 LOB: 2 BB: 1 P: 25	R: 0 E: 0 K: 0 S: 5	H: 0 LOB: 1 BB: 1 P: 10	R: 0 E: 0 K: 1 S: 9	H: 0 LOB: 1 BB: 1 P: 15	R: 0 E: 0 K: 1 S: 6	H: 0 LOB: 0 BB: 0 P: 8	R: 0 E: 0 K: 1 S: 13	H: 0 LOB: 0 BB: 0 P: 21	R: 0 E: 0 K: 0 S: 3	H: 0 LOB: 0 BB: 0 P: 4	R: 2 E: 0 K: 1 S: 12	H: 2 LOB: 1 BB: 0 P: 17	R: 1 E: 0 K: 1 S: 12	H: 2 LOB: 1 BB: 0 P: 17	1B: 3 2B: 0 3B: 0 HR: 2	SF: 0 SAC: 0 DP: 0 HBP: 0	WP: 0 PB: 0 SB: 2 CS: 0	PA: 37
PITCHER	IP	WLS	BF	H	R	ER	SO	BB	IBB	HBP	BLK	WP	HR	S	P	ERA	WHIP					
Juan Guzman, R (1, 1) ERA: 5.95	8.0	L	32	3	3	2	5	4	0	0	0	0	1	71	114	2.25	0.875					
Woody Williams, R (9, 1) ERA: 5.67	1.0		5	2	1	1	1	0	0	0	0	0	1	12	17	9.00	2.000					

Batter	1	2	3	4	5	6	7	8	9	AB	R	H	RBI	BB	SO	LOB	BOTTOM					
Devon White, S (1, 8) OBP: 0.329, SLG: 0.480										4	0	1	0	0	1	1	Baltimore Orioles @ Toronto Blue Jays SkyDome, Toronto, ON Sat Jun 25 1994, 3:33 AM EDT Att: 50,526 - Overcast					
Roberto Alomar, S (1, 4) OBP: 0.399, SLG: 0.490										4	0	1	0	0	1	1						
Paul Molitor, R (1, 10) OBP: 0.412, SLG: 0.511										4	0	0	0	0	0	2						
Joe Carter, R (1, 9) OBP: 0.328, SLG: 0.544										4	0	0	0	0	0	2						
John Olerud, L (1, 3) OBP: 0.374, SLG: 0.422										3	0	0	0	1	0	0						
Mike Huff, R (1, 7) OBP: 0.398, SLG: 0.447										4	0	1	0	0	0	3						
Ed Sprague, R (1, 5) OBP: 0.298, SLG: 0.364										4	0	2	0	0	1	0						
Randy Knorr, R (1, 2) OBP: 0.234, SLG: 0.350										2	1	1	1	0	0	2						
Rob Butler, L (7, PH) OBP: 0.211, SLG: 0.167										0	0	0	0	0	0	0						
Pat Borders, R (8, 2) OBP: 0.286, SLG: 0.314										0	0	0	0	0	0	0						
Domingo Cedenio, S (1, 6) OBP: 0.224, SLG: 0.269										3	0	0	0	0	1	1						
Inning Stats	R: 0 E: 0 K: 1 S: 13	H: 1 LOB: 1 BB: 0 P: 20	R: 0 E: 0 K: 0 S: 6	H: 2 LOB: 1 BB: 0 P: 11	R: 0 E: 0 K: 1 S: 6	H: 0 LOB: 0 BB: 0 P: 10	R: 0 E: 1 K: 0 S: 7	H: 0 LOB: 1 BB: 0 P: 8	R: 1 E: 0 K: 1 S: 16	H: 1 LOB: 0 BB: 0 P: 24	R: 0 E: 0 K: 0 S: 15	H: 1 LOB: 2 BB: 1 P: 21	R: 0 E: 0 K: 0 S: 10	H: 1 LOB: 1 BB: 0 P: 12	R: 0 E: 0 K: 0 S: 11	H: 0 LOB: 0 BB: 0 P: 16	R: 0 E: 0 K: 1 S: 12	H: 0 LOB: 0 BB: 0 P: 16	1B: 3 2B: 3 3B: 0 HR: 1	SF: 0 SAC: 1 DP: 1 HBP: 0	WP: 0 PB: 0 SB: 0 CS: 0	PA: 34
PITCHER	IP	WLS	BF	H	R	ER	SO	BB	IBB	HBP	BLK	WP	HR	S	P	ERA	WHIP					
Jamie Moyer, L (1, 1) ERA: 5.56	6.0		25	6	1	1	3	1	0	0	0	0	0	17	23	0.00	0.000					
Mark Eichhorn, R (7, 1) ERA: 2.09	2.0	W	6	0	0	0	0	0	0	0	0	0	0	17	23	0.00	0.000					
Lee Smith, R (9, 1) ERA: 1.67	1.0	S	3	0	0	0	1	0	0	0	0	0	0	12	16	0.00	0.000					

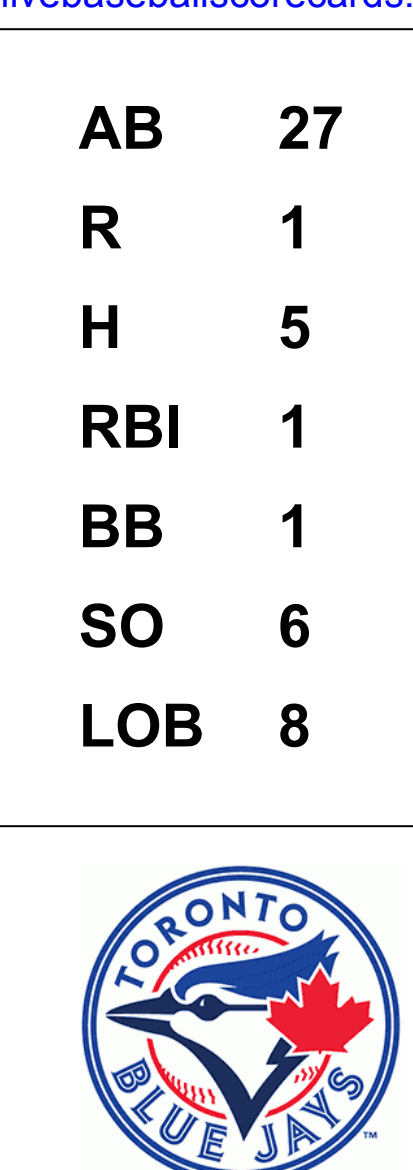
AB	33
R	4
H	5
RBI	4
BB	4
SO	6
LOB	13



Batter	1	2	3	4	5	6	7	8	9	AB R H RBI BB SO LOB	TOP											
Brady Anderson, L (1, 8) OBP: 0.341, SLG: 0.395	F9		G4-3 1B		HR			HR	P5	5 2 3 2 0 0 1	Baltimore Orioles @ Toronto Blue Jays SkyDome, Toronto, ON Sun Jun 26 1994, 7:05 PM EDT Att: 50,229 - Unknown - 75 F											
Chris Sabo, R (1, 5) OBP: 0.300, SLG: 0.442	G6-3		G4-3		L4			F8	F7	5 0 0 1 0 0 2												
Rafael Palmeiro, L (1, 3) OBP: 0.411, SLG: 0.551	K				P7			F9		3 0 0 0 1 1 0												
Cal Ripken Jr., R (1, 6) OBP: 0.334, SLG: 0.451		F9	K			F9		G1-3		4 0 0 0 0 1 2												
Harold Baines, L (1, 10) OBP: 0.347, SLG: 0.493 Lonnie Smith, R (9, PH) OBP: 0.345, SLG: 0.292	F7			K		F9			2B E 1B	3 0 0 0 0 1 0 1 1 1 0 0 0 0												
Chris Hoiles, R (1, 2) OBP: 0.348, SLG: 0.419	F8			CI		G6-3			P3	3 0 0 0 0 0 1												
Dwight Smith, L (1, 7) Jack Voigt, R (9, PH) OBP: 0.324, SLG: 0.359				K			K		E 2B	3 1 1 1 0 2 1 1 1 1 0 0 0 0												
Mark McLemore, S (1, 4) OBP: 0.365, SLG: 0.329			K	K		G4-3			E E BB	3 1 0 0 1 2 1												
Jeffrey Hammonds, R (1, 9) OBP: 0.314, SLG: 0.491			1B G4-3 1B			G6-3			FC5 PB	4 1 1 0 0 1 0												
Inning Stats	R: 0 H: 0 E: 0 K: 1 S: 9	H: 0 LOB: 0 BB: 0 P: 15	R: 0 H: 0 E: 0 K: 0 S: 8	H: 2 LOB: 3 BB: 1 P: 13	R: 2 H: 3 E: 0 K: 2 S: 12	H: 3 LOB: 2 BB: 1 P: 18	R: 0 H: 0 E: 1 K: 3 S: 13	H: 0 LOB: 1 BB: 0 P: 20	R: 1 H: 1 E: 0 K: 0 S: 12	H: 0 LOB: 0 BB: 0 P: 21		R: 0 H: 0 E: 0 K: 2 S: 7	H: 0 LOB: 0 BB: 0 P: 11	R: 0 H: 0 E: 0 K: 2 S: 7	H: 0 LOB: 0 BB: 0 P: 12	R: 1 H: 1 E: 0 K: 0 S: 7	H: 1 LOB: 0 BB: 0 P: 11	R: 3 H: 2 E: 1 K: 0 S: 17	H: 2 LOB: 1 BB: 1 P: 26	1B: 3 2B: 1 3B: 0 HR: 3	SF: 0 SAC: 0 DP: 0 HBP: 0	WP: 0 PB: 1 SB: 2 CS: 0
PITCHER	IP WLS BF H R ER SO BB IBB HBP BLK WP HR S P ERA WHIP											PITCHER	IP WLS BF H R ER SO BB IBB HBP BLK WP HR S P ERA WHIP									
Todd Stottlemyre, R (1, 1) ERA: 3.9	8.0 L 31 5 4 4 8 1 0 0 0 0 0 3 75 121 4.50 0.750																					
Tony Castillo, L (9, 1) ERA: 2.41	1.0 7 2 3 0 0 1 0 0 0 0 0 0 17 26 0.00 3.000																					

Batter	1	2	3	4	5	6	7	8	9	AB R H RBI BB SO LOB	BOTTOM									
Devon White, S (1, 8) OBP: 0.329, SLG: 0.479	G4-3		SH1-3			F8			FC4-6 1B	3 0 1 0 0 0 0	Baltimore Orioles @ Toronto Blue Jays SkyDome, Toronto, ON Sun Jun 26 1994, 7:05 PM EDT Att: 50,229 - Unknown - 75 F									
Roberto Alomar, S (1, 4) OBP: 0.394, SLG: 0.484	K		SF7			L6			FC4-6 G5-4-3	3 0 0 1 0 1 1										
Paul Molitor, R (1, 10) OBP: 0.407, SLG: 0.504	F8		G5-3			F9			G5-4-3	4 0 0 0 0 0 1										
Joe Carter, R (1, 9) OBP: 0.324, SLG: 0.538		P2			F7		F7			3 0 0 0 0 0 0										
John Olerud, L (1, 3) OBP: 0.377, SLG: 0.425		2B 1B			G5-4-3 1B		G4-3			3 0 2 0 0 0 0										
Mike Huff, R (1, 7) OBP: 0.397, SLG: 0.453		2B			G5-4-3		K			3 0 1 0 0 1 1										
Ed Sprague, R (1, 5) OBP: 0.295, SLG: 0.360		K						F7		3 0 0 0 0 2 2										
Pat Borders, R (1, 2) OBP: 0.287, SLG: 0.311		G1-3						G5-3		2 0 0 0 1 0 2										
Domingo Cedenio, S (1, 6) OBP: 0.230, SLG: 0.273			E9 SH1-3 SF7 1B			K			K	3 1 1 0 0 2 1										
Inning Stats	R: 0 H: 0 E: 0 K: 1 S: 9	H: 2 LOB: 2 BB: 0 P: 14	R: 1 H: 1 E: 1 K: 0 S: 9	H: 1 LOB: 0 BB: 0 P: 12	R: 0 H: 1 E: 0 K: 0 S: 6	H: 0 LOB: 0 BB: 0 P: 7	R: 0 H: 0 E: 0 K: 2 S: 7	H: 0 LOB: 1 BB: 1 P: 14	R: 0 H: 0 E: 0 K: 0 S: 5	H: 0 LOB: 0 BB: 0 P: 8		R: 0 H: 0 E: 0 K: 1 S: 5	H: 0 LOB: 0 BB: 0 P: 9	R: 0 H: 0 E: 0 K: 1 S: 7	H: 0 LOB: 0 BB: 0 P: 10	R: 0 H: 1 E: 0 K: 0 S: 6	H: 1 LOB: 0 BB: 0 P: 11	1B: 4 2B: 2 3B: 0 HR: 0	SF: 1 SAC: 1 DP: 3 HBP: 0	WP: 0 PB: 0 SB: 0 CS: 1
PITCHER	IP WLS BF H R ER SO BB IBB HBP BLK WP HR S P ERA WHIP											PITCHER	IP WLS BF H R ER SO BB IBB HBP BLK WP HR S P ERA WHIP							
35 Mike Mussina, R (1, 1) ERA: 2.67	9.0 W 30 5 1 0 6 1 0 0 0 0 0 0 66 97 0.00 0.667																			

AB 35
R 7
H 7
RBI 4
BB 2
SO 8
LOB 8



Batter	1	2	3	4	5	6	7	8	9	AB	R	H	RBI	BB	SO	LOB	TOP			
Devon White, S OBP: 0.325, SLG: 0.472 (1, 8)	F9		P6		P8			F8		4	0	0	0	0	0	1	Toronto Blue Jays @ Milwaukee Brewers Milwaukee County Stadium, Milwaukee, WI Mon Jun 27 1994, 8:05 PM EDT Att: 15,746 - Unknown - 81 F			
Roberto Alomar, S OBP: 0.399, SLG: 0.492 (1, 4)	G4-3			2B	2B	2H	1B	1B		4	1	3	0	0	0	0				
Paul Molitor, R OBP: 0.408, SLG: 0.502 (1, 10)	G1-3			2B	BB			F7		3	0	1	0	1	0	1				
Joe Carter, R OBP: 0.320, SLG: 0.530 (1, 9)	F9		P9		F7			G6-3		4	0	0	0	0	0	4				
John Olerud, L OBP: 0.375, SLG: 0.426 (1, 3)	K		2B		L7			L8		4	0	1	1	0	1	1				
Shawn Green, L OBP: 0.138, SLG: 0.143 (1, 7)	BB		P4		K			F8		3	0	0	0	1	1	3				
Pat Borders, R OBP: 0.282, SLG: 0.305 (1, 2)	K		G4-3					G4-3		4	0	0	0	0	2	3				
Ed Sprague, R OBP: 0.292, SLG: 0.356 (1, 5)			F9		F8			P4		3	0	0	0	0	0	0				
Dick Schofield, R OBP: 0.323, SLG: 0.346 (1, 6)	P4				1B	2B		L9		3	0	1	0	0	0	0				
Inning Stats	R: 0 E: 0 K: 0 S: 8	H: 0 LOB: 0 BB: 0 P: 13	R: 0 E: 0 K: 2 S: 11	H: 0 LOB: 1 BB: 1 P: 22	R: 0 E: 0 K: 0 S: 6	H: 0 LOB: 0 BB: 0 P: 9	R: 1 E: 0 K: 0 S: 11	H: 2 LOB: 2 BB: 1 P: 21	R: 0 E: 0 K: 1 S: 9	H: 1 LOB: 1 BB: 0 P: 17	R: 0 E: 0 K: 1 S: 7	H: 0 LOB: 0 BB: 0 P: 12	R: 0 E: 0 K: 0 S: 13	H: 1 LOB: 1 BB: 0 P: 20	R: 0 E: 0 K: 0 S: 5	H: 0 LOB: 0 BB: 0 P: 7	1B: 3 2B: 3 3B: 0 HR: 0	SF: 0 SAC: 0 DP: 0 HBP: 0	WP: 0 PB: 0 SB: 1 CS: 0	PA: 34
PITCHER 21 Cal Eldred, R ERA: 3.98 (1, 1)	IP: 9.0 WLS: W BF: 34 H: 6 R: 1 ER: 1 SO: 4 BB: 2 IBB: 0 HBP: 0 BLK: 0 WP: 0 HR: 0 S: 76 P: 130 ERA: 1.00 WHIP: 0.889															PITCHER				

Batter	1	2	3	4	5	6	7	8	9	AB	R	H	RBI	BB	SO	LOB	BOTTOM			
Jody Reed, R OBP: 0.369, SLG: 0.332 (1, 4)	1B		1B	G5-3	FC6-4		L7			3	2	2	2	2	0	1	Toronto Blue Jays @ Milwaukee Brewers Milwaukee County Stadium, Milwaukee, WI Mon Jun 27 1994, 8:05 PM EDT Att: 15,746 - Unknown - 81 F			
Kevin Seitzer, R OBP: 0.388, SLG: 0.516 (1, 5)	G6-3		1B	G5-3	FC6-4					4	1	1	0	1	0	3				
B.J. Surhoff, L OBP: 0.368, SLG: 0.539 (1, 2)	1B		SF8	2B			P6			4	0	2	2	0	0	2				
Greg Vaughn, R OBP: 0.367, SLG: 0.581 (1, 7)	K		1B	1B	2B		F7			3	0	1	0	2	1	2				
Dave Nilsson, L OBP: 0.335, SLG: 0.488 (1, 10)	K		1B	G3			F8			5	0	2	1	0	1	4				
John Jaha, R OBP: 0.352, SLG: 0.401 (1, 3)	G6-3		1B	1B	1B		P4			5	1	3	0	0	0	2				
Matt Mieske, R OBP: 0.352, SLG: 0.462 (1, 9)	F7		P6	1B	1B		G4-3			5	1	1	0	0	0	6				
Alex Diaz, S OBP: 0.306, SLG: 0.401 (1, 8)	BLK		G3		SH3		S			2	0	1	0	1	0	3				
Jose Valentin, S OBP: 0.291, SLG: 0.376 (1, 6)	F8			K	K		K			4	0	0	0	0	3	4				
Inning Stats	R: 0 E: 0 K: 2 S: 15	H: 1 LOB: 2 BB: 1 P: 23	R: 0 E: 0 K: 0 S: 11	H: 0 LOB: 1 BB: 1 P: 19	R: 2 E: 0 K: 0 S: 11	H: 4 LOB: 3 BB: 1 P: 20	R: 1 E: 0 K: 1 S: 11	H: 2 LOB: 2 BB: 1 P: 21	R: 2 E: 0 K: 1 S: 18	H: 3 LOB: 1 BB: 0 P: 25	R: 0 E: 0 K: 0 S: 12	H: 1 LOB: 2 BB: 1 P: 19	R: 0 E: 0 K: 1 S: 12	H: 1 LOB: 2 BB: 1 P: 22	R: 0 E: 0 K: 0 S: 12	H: 1 LOB: 1 BB: 0 P: 17	1B: 10 2B: 3 3B: 0 HR: 0	SF: 1 SAC: 1 DP: 0 HBP: 0	WP: 0 PB: 0 SB: 1 CS: 0	PA: 43
PITCHER Al Leiter, L ERA: 4.81 (1, 1)	IP: 4.0 WLS: L BF: 23 H: 7 R: 3 ER: 3 SO: 3 BB: 3 IBB: 0 HBP: 0 BLK: 0 WP: 0 HR: 0 S: 48 P: 83 ERA: 6.75 WHIP: 2.500															PITCHER				
Brad Cornett, R ERA: 8.79 (5, 1)	2.0 11 4 2 2 1 1 0 0 0 0 0 30 44 9.00 2.500																			
Woody Williams, R ERA: 5.35 (7, 1)	2.0 9 2 0 0 1 1 0 0 0 0 0 24 39 0.00 1.500																			

AB	32
R	1
H	6
RBI	1
BB	2
SO	4
LOB	13



AB	35
R	5
H	13
RBI	5
BB	6
SO	5
LOB	27



Batter	1	2	3	4	5	6	7	8	9	AB	R	H	RBI	BB	SO	LOB	TOP										
Devon White, S OBP: 0.326, SLG: 0.467 (1, 8)										3	1	0	0	2	1	4	Toronto Blue Jays @ Milwaukee Brewers Milwaukee County Stadium, Milwaukee, WI Tue Jun 28 1994, 8:05 PM EDT Att: 18,905 - Unknown - 71 F										
Roberto Alomar, S OBP: 0.395, SLG: 0.486 (1, 4)										5	0	1	1	0	0	5											
Paul Molitor, R OBP: 0.402, SLG: 0.493 (1, 10)											5	0	0	0	0	1											
Joe Carter, R OBP: 0.318, SLG: 0.524 (1, 9)											5	1	1	0	0	1											
John Olerud, L OBP: 0.379, SLG: 0.431 (1, 3)											4	1	2	2	1	0											
Mike Huff, R OBP: 0.405, SLG: 0.455 (1, 7)											4	0	2	1	1	0											
Ed Sprague, R OBP: 0.295, SLG: 0.354 (1, 5)										2	0	0	0	2	0	2											
Pat Borders, R OBP: 0.286, SLG: 0.310 (1, 2)										3	0	1	0	1	1	4											
Dick Schofield, R OBP: 0.332, SLG: 0.348 (1, 6)										2	1	1	0	2	0	0											
Inning Stats	R: 3 E: 1 K: 0 S: 15	H: 3 LOB: 1 BB: 1 P: 27	R: 0 E: 0 K: 1 S: 11	H: 1 LOB: 2 BB: 1 P: 23	R: 0 E: 0 K: 0 S: 12	H: 0 LOB: 1 BB: 1 P: 23	R: 0 E: 0 K: 0 S: 12	H: 1 LOB: 2 BB: 1 P: 23	R: 0 E: 0 K: 0 S: 5	H: 0 LOB: 0 BB: 0 P: 10	R: 1 E: 0 K: 0 S: 8	H: 1 LOB: 3 BB: 1 P: 22	R: 0 E: 0 K: 2 S: 22	H: 2 LOB: 3 BB: 1 P: 36	R: 0 E: 0 K: 0 S: 8	H: 0 LOB: 1 BB: 1 P: 14	1B: 6 2B: 2 3B: 0 HR: 0	SF: 0 SAC: 0 DP: 1 HBP: 0	WP: 1 PB: 0 SB: 1 CS: 0	PA: 42							
PITCHER	IP	WLS	BF	H	R	ER	SO	BB	IBB	HBP	BLK	WP	HR	S	P	ERA	WHIP										
Angel Miranda, L ERA: 6.0 (1, 1)	3.0		16	4	3	2	1	3	0	0	0	1	0	38	73	6.00	2.333										
Jose Mercedes, R ERA: 1.99 (4, 1)	2.2	W	12	1	1	1	0	4	0	0	0	0	0	24	52	3.38	1.875										
Doug Henry, R ERA: 3.55 (6, 1)	1.1		7	3	0	0	2	1	0	0	0	0	0	23	39	0.00	3.000										
Jesse Orosco, L ERA: 5.4 (8, 1)	1.0		3	0	0	0	0	0	0	0	0	0	0	8	11	0.00	0.000										
Mike Fetters, R ERA: 2.43 (9, 1)	1.0	S	4	0	0	0	1	1	0	0	0	0	0	8	14	0.00	1.000										

Batter	1	2	3	4	5	6	7	8	9	AB	R	H	RBI	BB	SO	LOB	BOTTOM										
Jody Reed, R OBP: 0.366, SLG: 0.329 (1, 4)										5	1	1	0	0	0	6	Toronto Blue Jays @ Milwaukee Brewers Milwaukee County Stadium, Milwaukee, WI Tue Jun 28 1994, 8:05 PM EDT Att: 18,905 - Unknown - 71 F										
Kevin Seitzer, R OBP: 0.383, SLG: 0.506 (1, 5)										5	0	1	0	0	1	4											
B.J. Surhoff, L OBP: 0.358, SLG: 0.521 (1, 2)											4	0	0	1	0	1											
Greg Vaughn, R OBP: 0.373, SLG: 0.596 (1, 7)											3	1	2	1	1	0											
Dave Nilsson, L OBP: 0.333, SLG: 0.496 (1, 10)											4	1	1	1	0	3											
John Jaha, R OBP: 0.355, SLG: 0.422 (1, 3)										4	2	2	1	0	1	2											
Matt Miese, R OBP: 0.349, SLG: 0.456 (1, 9)										4	1	1	1	0	1	0											
Alex Diaz, S OBP: 0.319, SLG: 0.420 (1, 8)										3	0	3	0	0	0	0											
Jose Valentin, S OBP: 0.303, SLG: 0.383 (1, 6)										2	0	2	1	1	0	0											
Inning Stats	R: 1 E: 0 K: 2 S: 14	H: 2 LOB: 2 BB: 1 P: 25	R: 0 E: 0 K: 0 S: 13	H: 1 LOB: 1 BB: 1 P: 22	R: 0 E: 0 K: 1 S: 12	H: 1 LOB: 1 BB: 0 P: 17	R: 2 E: 0 K: 0 S: 9	H: 3 LOB: 1 BB: 0 P: 11	R: 2 E: 0 K: 0 S: 11	H: 2 LOB: 0 BB: 0 P: 15	R: 0 E: 0 K: 0 S: 6	H: 1 LOB: 1 BB: 0 P: 7	R: 0 E: 0 K: 1 S: 7	H: 0 LOB: 0 BB: 0 P: 11	R: 1 E: 0 K: 2 S: 15	H: 3 LOB: 2 BB: 0 P: 22	1B: 8 2B: 2 3B: 0 HR: 3	SF: 0 SAC: 2 DP: 1 HBP: 0	WP: 2 PB: 0 SB: 1 CS: 0	PA: 38							
PITCHER	IP	WLS	BF	H	R	ER	SO	BB	IBB	HBP	BLK	WP	HR	S	P	ERA	WHIP										
Dave Stewart, R ERA: 5.77 (1, 1)	5.0	L	25	9	5	5	3	2	0	0	0	0	1	28	40	3.00	1.333										
Tony Castillo, L ERA: 2.45 (6, 1)	3.0		13	4	1	1	3	0	0	0	0	0	0	28	40	3.00	1.333										

Batter	1	2	3	4	5	6	7	8	9	AB	R	H	RBI	BB	SO	LOB	TOP								
Devon White, S OBP: 0.322, SLG: 0.461 (1, 8)	G5-3	G4-3			F8			K		4	0	0	0	0	1	1	Toronto Blue Jays @ Milwaukee Brewers Milwaukee County Stadium, Milwaukee, WI Wed Jun 29 1994, 8:05 PM EDT Att: 20,576 - Unknown - 75 F livebaseballscorecards.com								
Roberto Alomar, S OBP: 0.397, SLG: 0.487 (1, 4)	F7		G6-3		WP 1B			1B		4	0	2	0	0	0	0									
Paul Molitor, R OBP: 0.403, SLG: 0.497 (1, 10)	2B		G4-3		1B			L3		4	0	2	1	0	0	1									
Joe Carter, R OBP: 0.317, SLG: 0.520 (1, 9)	F7		F9			P4			G4-3 3B	4	1	1	0	0	0	1									
John Olerud, L OBP: 0.381, SLG: 0.436 (1, 3)		E 2B		G4-3		G6-4-3 1B		G4-3	G4-3	4	1	2	0	0	0	1									
Darnell Coles, R OBP: 0.224, SLG: 0.216 (1, 5)	G5-3		G6-3		G6-4-3			K		4	0	0	0	0	1	3									
Shawn Green, L OBP: 0.125, SLG: 0.129 (9, PH) Mike Huff, R OBP: 0.409, SLG: 0.477 (9, 7)	F7		L8			G4-3		3B		3	0	0	0	0	0	1									
Dick Schofield, R OBP: 0.325, SLG: 0.340 (1, 6)	E5 HR				F9		L8		P3	4	1	0	0	0	0	1									
Randy Knorr, R OBP: 0.254, SLG: 0.403 (1, 2)	HR				WP 1B		L9			2	2	1	2	1	0	0									
Inning Stats	R: 0 E: 0 K: 0 S: 9	H: 1 LOB: 1 BB: 0 P: 13	R: 3 E: 1 K: 0 S: 18	H: 2 LOB: 0 BB: 0 P: 31	R: 0 E: 0 K: 0 S: 10	H: 0 LOB: 0 BB: 0 P: 13	R: 0 E: 0 K: 0 S: 8	H: 0 LOB: 0 BB: 0 P: 13	R: 1 E: 0 K: 0 S: 12	H: 2 LOB: 2 BB: 1 P: 20	R: 0 E: 0 K: 0 S: 9	H: 1 LOB: 0 BB: 0 P: 16	R: 0 E: 0 K: 0 S: 4	H: 0 LOB: 0 BB: 0 P: 7	R: 0 E: 0 K: 1 S: 8	H: 1 LOB: 0 BB: 0 P: 16		R: 1 E: 0 K: 0 S: 14	H: 2 LOB: 0 BB: 0 P: 21	1B: 5 2B: 3 3B: 1 HR: 1	SF: 0 SAC: 0 DP: 2 HBP: 0	WP: 1 PB: 0 SB: 0 CS: 0	PA: 35		
PITCHER	IP	WLS	BF	H	R	ER	SO	BB	IBB	HBP	BLK	WP	HR	S	P	ERA	WHIP								
Ricky Bones, R ERA: 2.99 (1, 1)	8.0	L	31	8	5	2	1	1	0	0	0	1	1	81	133	2.25	1.125								
Graeme Lloyd, L ERA: 4.64 (9, 1)	1.0		4	1	0	0	1	0	0	0	0	0	0	11	17	0.00	1.000								

Batter	1	2	3	4	5	6	7	8	9	AB	R	H	RBI	BB	SO	LOB	BOTTOM								
Jody Reed, R OBP: 0.368, SLG: 0.329 (1, 4)	G4-6-3 BB		FC5			G4-6-3			G6-4-3 1B	3	0	1	0	1	0	2	Toronto Blue Jays @ Milwaukee Brewers Milwaukee County Stadium, Milwaukee, WI Wed Jun 29 1994, 8:05 PM EDT Att: 20,576 - Unknown - 75 F livebaseballscorecards.com								
Kevin Seitzer, R OBP: 0.374, SLG: 0.494 (1, 5)	F9				F9		F8		G6-4-3	4	0	0	0	0	0	2									
B.J. Surhoff, L OBP: 0.350, SLG: 0.508 (1, 2)	G4-6-3				L7		F9			3	0	0	0	0	0	1									
Greg Vaughn, R OBP: 0.373, SLG: 0.591 (1, 7)		FC3-6 BB			P5		K			2	0	0	0	1	1	0									
Dave Nilsson, L OBP: 0.330, SLG: 0.490 (1, 10)		FC3-6 G5-4-3			F8			G4-3		3	0	0	0	0	0	1									
John Jaha, R OBP: 0.354, SLG: 0.418 (1, 3)		G5-4-3			K				BB	2	0	0	0	1	1	1									
Matt Mieske, R OBP: 0.343, SLG: 0.447 (1, 9)			K		P3			P4		3	0	0	0	0	1	1									
Alex Diaz, S OBP: 0.313, SLG: 0.412 (1, 8)			G3-1			G4-3		G1-3		3	0	0	0	0	0	1									
Jose Valentin, S OBP: 0.309, SLG: 0.394 (1, 6)			FC5 2B			G4-6-3 1B			K	3	0	2	0	0	1	0									
Inning Stats	R: 0 E: 0 K: 0 S: 6	H: 0 LOB: 0 BB: 1 P: 11	R: 0 E: 0 K: 0 S: 7	H: 0 LOB: 0 BB: 1 P: 14	R: 0 E: 0 K: 1 S: 10	H: 1 LOB: 1 BB: 0 P: 17	R: 0 E: 0 K: 0 S: 5	H: 0 LOB: 0 BB: 0 P: 7	R: 0 E: 0 K: 1 S: 8	H: 0 LOB: 0 BB: 0 P: 14	R: 0 E: 0 K: 0 S: 9	H: 1 LOB: 0 BB: 0 P: 13	R: 0 E: 0 K: 1 S: 7	H: 0 LOB: 0 BB: 0 P: 11	R: 0 E: 0 K: 0 S: 8	H: 0 LOB: 1 BB: 1 P: 14		R: 0 E: 0 K: 1 S: 8	H: 1 LOB: 0 BB: 0 P: 12	1B: 2 2B: 1 3B: 0 HR: 0	SF: 0 SAC: 0 DP: 4 HBP: 0	WP: 0 PB: 0 SB: 0 CS: 0	PA: 29		
PITCHER	IP	WLS	BF	H	R	ER	SO	BB	IBB	HBP	BLK	WP	HR	S	P	ERA	WHIP								
Pat Hentgen, R ERA: 3.1 (1, 1)	9.0	W	29	3	0	0	4	3	0	0	0	0	0	68	113	0.00	0.667								

Batter	1	2	3	4	5	6	7	8	9	AB	R	H	RBI	BB	SO	LOB	TOP											
Devon White, S OBP: 0.321, SLG: 0.458 Rob Butler, L OBP: 0.211, SLG: 0.167	2-1 G3-1		0-0 1B		1-0 F7		1-2 P4			4	0	1	0	0	0	2	Toronto Blue Jays @ Milwaukee Brewers Milwaukee County Stadium, Milwaukee, WI Thu Jun 30 1994, 4:33 AM EDT Att: 27,231 - Sunny - 71 F											
Roberto Alomar, S OBP: 0.395, SLG: 0.483 Domingo Cedeno, S OBP: 0.230, SLG: 0.273	2-2 F7		1-3 K			1-0 1B WP		2-1 F8		4	0	1	0	0	1	1												
Paul Molitor, R OBP: 0.401, SLG: 0.493	2-1 F9			2-1 1B L3		3-1 FC1-6-5-4 E		2-3 K		4	1	1	0	0	1	1												
Joe Carter, R OBP: 0.313, SLG: 0.512 Shawn Green, L OBP: 0.125, SLG: 0.129		3-2 F8		0-0 L3		1-3 K		0-1 G6-3		4	0	0	0	0	1	2												
John Olerud, L OBP: 0.380, SLG: 0.446 Darnell Coles, R OBP: 0.220, SLG: 0.212		1-0 G4-3		3-1 HR		1-1 E5		2-1 F9		3	1	1	1	0	0	0												
Mike Huff, R OBP: 0.405, SLG: 0.478		1-2 2B		3-0 G6-3		0-1 F7		0-2 F9		4	0	1	0	0	0	1												
Ed Sprague, R OBP: 0.291, SLG: 0.349		1-0 F7			0-0 E6 FC6-4		0-0 P4		1-3 K	4	0	0	0	0	1	1												
Pat Borders, R OBP: 0.282, SLG: 0.306			0-0 G4-3		2-2 FC6-4		1-2 F9			3	0	0	0	0	0	1												
Dick Schofield, R OBP: 0.325, SLG: 0.337			0-2 G6-3		1-3 K		4-2 BB			2	0	0	0	1	1	1												
Inning Stats	R: 0 E: 0 K: 0 S: 7	H: 0 LOB: 0 BB: 0 P: 13	R: 0 E: 0 K: 0 S: 11	H: 1 LOB: 1 BB: 0 P: 17	R: 0 E: 0 K: 1 S: 9	H: 1 LOB: 1 BB: 0 P: 10	R: 1 E: 0 K: 0 S: 6	H: 2 LOB: 0 BB: 0 P: 14	R: 0 E: 1 K: 1 S: 9	H: 0 LOB: 1 BB: 0 P: 13	R: 0 E: 0 K: 0 S: 12	H: 0 LOB: 1 BB: 1 P: 18	R: 0 E: 0 K: 1 S: 9	H: 0 LOB: 0 BB: 0 P: 13	R: 0 E: 0 K: 1 S: 8	H: 0 LOB: 0 BB: 0 P: 11		1B: 3 2B: 2 3B: 0 HR: 1	SF: 0 SAC: 0 DP: 1 HBP: 0	WP: 1 PB: 0 SB: 0 CS: 0	PA: 34							
PITCHER	IP	WLS	BF	H	R	ER	SO	BB	IBB	HBP	BLK	WP	HR	S	P	ERA	WHIP											
Bill Wegman, R ERA: 3.5	(1, 1)	8.0	W	31	5	2	1	4	1	0	0	0	1	1	73	114	1.12	0.750										
Jaime Navarro, R ERA: 7.2	(9, 1)	1.0		3	0	0	0	1	0	0	0	0	0	0	8	11	0.00	0.000										

AB	33
R	2
H	5
RBI	1
BB	1
SO	5
LOB	10



Batter	1	2	3	4	5	6	7	8	9	AB	R	H	RBI	BB	SO	LOB	BOTTOM											
Jody Reed, R OBP: 0.375, SLG: 0.337	0-0 E 2B	4-0 G6-3 2B BB		1-0 G3 1B	2-1 3B HBP		3-2 F9			3	3	2	0	1	0	0	Toronto Blue Jays @ Milwaukee Brewers Milwaukee County Stadium, Milwaukee, WI Thu Jun 30 1994, 4:33 AM EDT Att: 27,231 - Sunny - 71 F											
Kevin Seitzer, R OBP: 0.375, SLG: 0.494	0-1 E8 2H 1B	3-2 G6-3		1-1 FC5 G3 1B	1-0 SF8		2-1 P6			4	0	2	1	0	0	1												
Turner Ward, S OBP: 0.349, SLG: 0.399	2-2 F9	3-2 2B		1-3 K	1-2 3B		0-0 G4-3			5	0	2	3	0	1	3												
Greg Vaughn, R OBP: 0.369, SLG: 0.580 Troy O'Leary, L OBP: 0.425, SLG: 0.769	0-1 F7	3-2 G5-3		0-2 G3	0-0 G5-3			4-0 BB		4	0	0	0	1	0	5												
Dave Nilsson, L OBP: 0.331, SLG: 0.485	4-0 BB		1-0 G6-3	4-0 IBB		0-0 F8		1-3 K		3	0	0	0	2	1	1												
John Jaha, R OBP: 0.351, SLG: 0.413	3-2 P4		3-2 G6-3 3B 1B	2-2 FC5		2-0 P3		0-2 F8		5	1	1	0	0	0	6												
Dave Valle, R OBP: 0.290, SLG: 0.341		0-3 K	1-0 G6-3		1-2 HBP SF8 1B		3-2 HR		2-0 G5-3	5	2	2	1	0	1	2												
Matt Mieske, R OBP: 0.353, SLG: 0.465		4-0 HR BB		1-1 2H 3B	2-1 F8		1-2 1B			3	1	2	1	1	0	1												
Jose Valentin, S OBP: 0.313, SLG: 0.414		1-2 HR		1-1 G6-3	1-0 HBP 3B 1B		0-0 G6-3			4	2	2	2	0	0	2												
Inning Stats	R: 1 E: 1 K: 0 S: 11	H: 2 LOB: 2 BB: 1 P: 20	R: 3 E: 0 K: 1 S: 19	H: 2 LOB: 1 BB: 2 P: 36	R: 1 E: 0 K: 0 S: 9	H: 2 LOB: 1 BB: 0 P: 16	R: 0 E: 0 K: 1 S: 16	H: 2 LOB: 3 BB: 1 P: 25	R: 3 E: 0 K: 0 S: 12	H: 3 LOB: 1 BB: 0 P: 20	R: 1 E: 0 K: 0 S: 9	H: 2 LOB: 1 BB: 0 P: 15	R: 0 E: 0 K: 0 S: 9	H: 0 LOB: 0 BB: 0 P: 14	R: 0 E: 0 K: 1 S: 7	H: 0 LOB: 1 BB: 1 P: 14		1B: 7 2B: 2 3B: 2 HR: 2	SF: 1 SAC: 0 DP: 0 HBP: 1	WP: 0 PB: 0 SB: 1 CS: 0	PA: 43							
PITCHER	IP	WLS	BF	H	R	ER	SO	BB	IBB	HBP	BLK	WP	HR	S	P	ERA	WHIP											
Juan Guzman, R ERA: 6.21	(1, 1)	1.2	L	12	4	4	4	1	0	1	1	0	0	0	40	67	10.80	2.100										
Brad Cornett, R ERA: 9.17	(2, 1)	3.1		19	7	4	4	1	0	0	0	0	0	1	18	29	4.50	1.000										
Dave Righetti, L ERA: 13.5	(6, 1)	2.0		8	2	1	1	0	0	0	0	0	1	18	29	4.50	1.000											
Darren Hall, R ERA: 3.6	(8, 1)	1.0		4	0	0	0	1	1	0	0	0	0	7	14	0.00	1.000											

AB	36
R	9
H	13
RBI	8
BB	5
SO	3
LOB	21



Batter	1	2	3	4	5	6	7	8	9	10	11	12	AB	R	H	RBI	BB	SO	LOB	TOP				
Devon White, S OBP: 0.321, SLG: 0.469	B1	G1-3			G3				F8				6	0	2	0	0	0	1					
Roberto Alomar, S OBP: 0.391, SLG: 0.476					G1-3				B5-3				4	1	0	0	1	1	2					
Domingo Cedeno, S OBP: 0.226, SLG: 0.288	BB 2B	K							G6-3				1	0	0	0	0	0	1					
Paul Molitor, R OBP: 0.403, SLG: 0.495					G4-3				G6-3				5	1	2	0	1	0	0					
Joe Carter, R OBP: 0.314, SLG: 0.510					F7				G6-3				5	1	1	1	0	0	1					
John Olerud, L OBP: 0.382, SLG: 0.441					K				G4-3				3	0	0	0	3	1	2					
Mike Huff, R OBP: 0.412, SLG: 0.475									FC5-4				3	0	1	2	2	0	2					
Ed Sprague, R OBP: 0.287, SLG: 0.344									F8				4	0	0	0	0	1	6					
Rob Butler, L OBP: 0.200, SLG: 0.158					P4								1	0	0	0	0	0	3					
Darnell Coles, R OBP: 0.220, SLG: 0.212													0	0	0	0	0	0	0					
Pat Borders, R OBP: 0.280, SLG: 0.303					K				G6-3				5	0	1	0	0	1	2					
Dick Schofield, R OBP: 0.322, SLG: 0.333									K				5	0	1	0	0	2	1					
Inning Stats	R: 3 E: 0 K: 1 S: 15	H: 2 LOB: 2 BB: 3 P: 34	R: 0 E: 0 K: 1 S: 9	H: 0 LOB: 0 BB: 0 P: 13	R: 0 E: 0 K: 1 S: 7	H: 0 LOB: 0 BB: 0 P: 7	R: 0 E: 0 K: 1 S: 9	H: 0 LOB: 0 BB: 0 P: 15	R: 0 E: 0 K: 1 S: 9	H: 1 LOB: 2 BB: 1 P: 20	R: 0 E: 0 K: 0 S: 10	H: 0 LOB: 2 BB: 2 P: 16	R: 0 E: 0 K: 0 S: 8	H: 1 LOB: 1 BB: 0 P: 14	R: 0 E: 0 K: 0 S: 8	H: 1 LOB: 2 BB: 1 P: 15	R: 0 E: 0 K: 0 S: 9	H: 2 LOB: 1 BB: 0 P: 12	R: 0 E: 0 K: 0 S: 3	H: 0 LOB: 0 BB: 0 P: 6	1B: 4 2B: 2 3B: 2 HR: 0	SF: 0 SAC: 0 DP: 1 HBP: 1	WP: 0 PB: 0 CS: 2 S: 1	PA: 50
PITCHER	IP WLS BF H R ER SO BB IBB HBP BLK WP HR S P ERA WHIP	Kevin Appier, R ERA: 4.48	Hipolito Pichardo, R ERA: 4.15	Billy Brewer, L ERA: 2.73	Stan Belinda, R ERA: 4.45	Jeff Montgomery, R ERA: 6.18	PITCHER	IP WLS BF H R ER SO BB IBB HBP BLK WP HR S P ERA WHIP	Kevin Appier, R ERA: 4.48	Hipolito Pichardo, R ERA: 4.15	Billy Brewer, L ERA: 2.73	Stan Belinda, R ERA: 4.45	Jeff Montgomery, R ERA: 6.18											

Toronto Blue Jays @ Kansas City Royals
Kauffman Stadium, Kansas City, MO

Fri Jul 01 1994, 7:05 PM CDT
Att: 21,496 - Unknown - 91 F

AB 42
R 3
H 8
RBI 3
BB 7
SO 6
LOB 21



Batter	1	2	3	4	5	6	7	8	9	10	11	12	AB	R	H	RBI	BB	SO	LOB	BOTTOM		
Vince Coleman, S OBP: 0.286, SLG: 0.343					G3				G4-3				6	0	2	0	0	1	1			
Brian McRae, S OBP: 0.373, SLG: 0.409					F7				G3				6	0	1	1	0	0	1			
Felix Jose, S OBP: 0.353, SLG: 0.446					F8				K				5	0	1	0	0	1	1			
Bob Hamelin, L OBP: 0.362, SLG: 0.548					G3-1				L3-6				5	1	2	0	0	0	2			
Mike Macfarlane, R OBP: 0.361, SLG: 0.436													4	1	3	0	1	0	0			
Brent Mayne, L OBP: 0.275, SLG: 0.294					K				G3				5	1	1	2	0	2	4			
Terry Shumpert, R OBP: 0.299, SLG: 0.513					F9				L8				3	0	0	0	1	1	2			
Jose Lind, R OBP: 0.281, SLG: 0.307					G4-3				G4-3				5	0	1	1	0	0	2			
David Howard, S OBP: 0.321, SLG: 0.255					K				K				5	1	2	0	0	2	0			
Inning Stats	R: 0 E: 0 K: 0 S: 7	H: 1 LOB: 1 BB: 0 P: 10	R: 0 E: 0 K: 1 S: 10	H: 1 LOB: 1 BB: 0 P: 18	R: 0 E: 0 K: 2 S: 9	H: 0 LOB: 0 BB: 0 P: 10	R: 1 E: 0 K: 0 S: 9	H: 2 LOB: 1 BB: 0 P: 13	R: 0 E: 0 K: 1 S: 9	H: 0 LOB: 0 BB: 0 P: 13	R: 0 E: 0 K: 0 S: 8	H: 1 LOB: 1 BB: 1 P: 27	R: 0 E: 0 K: 0 S: 7	H: 0 LOB: 0 BB: 0 P: 12	R: 0 E: 0 K: 1 S: 8	H: 0 LOB: 0 BB: 0 P: 11	R: 0 E: 0 K: 1 S: 11	H: 3 LOB: 2 BB: 0 P: 17	1B: 9 2B: 5 3B: 0 HR: 0	SF: 0 SAC: 1 DP: 2 HBP: 0	WP: 0 PB: 0 CS: 0	PA: 47
PITCHER	IP WLS BF H R ER SO BB IBB HBP BLK WP HR S P ERA WHIP	Todd Stottlemyre, R ERA: 3.68	Woody Williams, R ERA: 5.08	PITCHER	IP WLS BF H R ER SO BB IBB HBP BLK WP HR S P ERA WHIP	Todd Stottlemyre, R ERA: 3.68	Woody Williams, R ERA: 5.08															

Toronto Blue Jays @ Kansas City Royals
Kauffman Stadium, Kansas City, MO

Fri Jul 01 1994, 7:05 PM CDT
Att: 21,496 - Unknown - 91 F

AB 44
R 4
H 13
RBI 4
BB 2
SO 7
LOB 13



Batter	1	2	3	4	5	6	7	8	9	AB	R	H	RBI	BB	SO	LOB	TOP								
Devon White, S (1, 8) OBP: 0.316, SLG: 0.461	1-2 G4-3		3-3 K		1-0 G4-3		1-0 F8		1-1 F7	5	0	0	0	0	1	0									
Domingo Cadeno, S (1, 4) OBP: 0.224, SLG: 0.250	0-2 G1-3		0-3 K			2-2 E1 1B		0-3 K	4-1 1B	4	1	0	0	1	2	0									
Paul Molitor, R (1, 10) OBP: 0.403, SLG: 0.494	3-1 P3			2-2 F8		1-0 BB 1B	1-2 G4-3		1-2 1B	5	1	2	0	0	0	0									
Joe Carter, R (1, 9) OBP: 0.312, SLG: 0.505		0-0 P4		2-2 G5-3		1-0 1B BB		2-3 K	1-3 K	5	0	1	1	0	2	2									
John Olerud, L (1, 3) OBP: 0.389, SLG: 0.443		3-2 WP 2B		4-2 BB		1-2 G1-2-3 1B		0-1 1B SF7	0-2 G4-3	3	3	2	0	2	0	2									
Mike Huff, R (1, 7) OBP: 0.421, SLG: 0.492		2-1 1-H 2B		0-0 F7		1-2 G1-2-3 2B		0-0 BB	1-3 1B	4	1	3	2	0	0	1									
Ed Sprague, R (1, 5) OBP: 0.287, SLG: 0.354		3-3 K			2-2 HR		1-1 G1-2-3		1-1 SF7	3	1	1	2	0	1	4									
Dick Schofield, R (1, 6) OBP: 0.326, SLG: 0.338		0-1 P3			0-1 G6-3		0-1 G6-3		4-2 BB	3	0	1	2	1	0	1									
Randy Knorr, R (1, 2) OBP: 0.239, SLG: 0.379			2-0 F8		2-0 G1-3		1-2 G6-3		1-0 F7	4	0	0	0	0	0	3									
Inning Stats	R: 0 E: 0 K: 0 S: 8	H: 0 LOB: 0 BB: 0 P: 12	R: 1 E: 0 K: 1 S: 11	H: 2 LOB: 1 BB: 0 P: 19	R: 0 E: 0 K: 2 S: 8	H: 0 LOB: 0 BB: 0 P: 13	R: 0 E: 0 K: 0 S: 12	H: 0 LOB: 1 BB: 1 P: 20	R: 1 E: 0 K: 0 S: 9	H: 1 LOB: 0 BB: 0 P: 14	R: 4 E: 1 K: 0 S: 17	H: 4 LOB: 1 BB: 1 P: 29	R: 0 E: 0 K: 1 S: 7	H: 0 LOB: 0 BB: 0 P: 9	R: 1 E: 0 K: 1 S: 11	H: 2 LOB: 2 BB: 1 P: 19	R: 0 E: 0 K: 1 S: 13	H: 1 LOB: 2 BB: 1 P: 20	1B: 7 2B: 2 3B: 0 HR: 1	SF: 1 SAC: 0 DP: 1 HBP: 0	WP: 1 PB: 0 SB: 1 CS: 0	PA: 41			
PITCHER	IP	WLS	BF	H	R	ER	SO	BB	IBB	HBP	BLK	WP	HR	S	P	ERA	WHIP								
Tom Gordon, R (1, 1) ERA: 4.0	5.0		24	6	6	3	3	2	0	0	0	1	1	57	96	5.40	1.600								
Rusty Meacham, R (6, 1) ERA: 1.49	3.0	L	12	3	1	1	2	1	0	0	0	0	0	26	39	3.00	1.333								
Mike Magnante, L (9, 1) ERA: 5.22	1.0		5	1	0	0	1	1	0	0	0	0	0	13	20	0.00	2.000								

Toronto Blue Jays @ Kansas City Royals
Kauffman Stadium, Kansas City, MO

AB	36
R	7
H	10
RBI	7
BB	4
SO	6
LOB	13



Sat Jul 02 1994, 7:05 PM CDT
Att: 27,800 - Unknown - 84 F

Batter	1	2	3	4	5	6	7	8	9	AB	R	H	RBI	BB	SO	LOB	BOTTOM								
Vince Coleman, S (1, 10) OBP: 0.287, SLG: 0.342	3-2 G6-3	0-1 FC3-2		1-2 FC4-6	3-2 1B		1-2 1B		2-2 G4-3	6	0	2	2	0	0	5									
Brian McRae, S (1, 8) OBP: 0.368, SLG: 0.402	2-3 K	2-0 F7		1-1 L8	1-1 P4			1-1 B5-3		5	0	0	0	0	1	5									
Mike MacFarlane, R (1, 2) OBP: 0.362, SLG: 0.430	4-2 WP BB		0-0 L5		4-0 2B BB	3-1 F8		3-2 P6		3	1	0	0	2	0	0									
Felix Jose, S (1, 9) OBP: 0.362, SLG: 0.454	4-2 BB		1-0 E9		4-1 2B SF8	1-1 L7		3-2 WP S	1-2 1B	3	1	2	0	2	0	0									
Dave Henderson, R (1, 7) OBP: 0.302, SLG: 0.406	2-3 K		4-1 BB		1-0 E 1B	2-1 P6		4-2 WP BB	1-2 BB	3	1	1	1	2	1	2									
Hubie Brooks, R (1, 3) OBP: 0.239, SLG: 0.311		2-2 E FC3-2 1B	2-2 P5		1-0 SF8		0-0 1B	1-1 G4-3	1-2 2-3	4	1	2	1	0	0	4									
Terry Shumpert, R (1, 5) OBP: 0.303, SLG: 0.504		0-0 FC3-2 1B	3-2 P3		2-3 S 1B SF7		1-0 F8		2-3 K	4	1	1	0	1	1	3									
Jose Lind, R (1, 4) OBP: 0.286, SLG: 0.307		2-3 K		3-2 G6-3	2-1 S 1B		4-2 1B BB		1-0 G6-3	3	1	1	1	1	1	2									
Brent Mayne, L (9, PH) OBP: 0.272, SLG: 0.291					1-2 S 1B		1-2 1B BB			1	0	0	0	0	0	0									
David Howard, S (1, 6) OBP: 0.317, SLG: 0.245		0-0 E4		4-2 FC4-6	2-0 SF7		1-1 P4		4-0 BB	2	0	0	1	1	0	4									
Bob Hamelin, L (9, PH) OBP: 0.365, SLG: 0.548					1-2 S 1B					0	0	0	0	1	0	0									
Greg Gagne, R (9, PR) OBP: 0.326, SLG: 0.407		1-2 FC3-2			1-2 BB					0	0	0	0	0	0	0									
Inning Stats	R: 0 E: 0 K: 2 S: 15	H: 0 LOB: 2 BB: 2 P: 30	R: 0 E: 1 K: 1 S: 11	H: 2 LOB: 3 BB: 0 P: 17	R: 0 E: 1 K: 0 S: 10	H: 1 LOB: 2 BB: 1 P: 20	R: 0 E: 0 K: 0 S: 11	H: 0 LOB: 1 BB: 1 P: 22	R: 0 E: 1 K: 0 S: 14	H: 3 LOB: 1 BB: 3 P: 35	R: 0 E: 0 K: 0 S: 6	H: 0 LOB: 0 BB: 0 P: 12	R: 1 E: 0 K: 0 S: 10	H: 2 LOB: 2 BB: 1 P: 17	R: 0 E: 0 K: 0 S: 16	H: 1 LOB: 2 BB: 1 P: 28	R: 0 E: 0 K: 1 S: 8	H: 0 LOB: 1 BB: 1 P: 17	1B: 7 2B: 2 3B: 0 HR: 0	SF: 2 SAC: 0 DP: 0 HBP: 0	WP: 2 PB: 0 SB: 4 CS: 0	PA: 46			
PITCHER	IP	WLS	BF	H	R	ER	SO	BB	IBB	HBP	BLK	WP	HR	S	P	ERA	WHIP								
Al Leiter, L (1, 1) ERA: 5.0	4.1		25	4	4	4	3	7	0	0	0	0	0	52	108	8.31	2.538								
Tony Castillo, L (5, 1) ERA: 2.66	3.1	W	16	5	2	2	0	2	0	0	0	0	0	39	70	5.40	2.100								
Darren Hall, R (8, 1) ERA: 3.31	1.1	S	5	0	0	0	1	1	0	0	0	1	0	10	20	0.00	0.750								

Toronto Blue Jays @ Kansas City Royals
Kauffman Stadium, Kansas City, MO

AB	34
R	6
H	9
RBI	6
BB	10
SO	4
LOB	25



Sat Jul 02 1994, 7:05 PM CDT
Att: 27,800 - Unknown - 84 F

Batter	1	2	3	4	5	6	7	8	9	AB	R	H	RBI	BB	SO	LOB	TOP									
Rob Butler, L OBP: 0.222, SLG: 0.192	G3-1		G3			BB SH1 2B 1B	K		G4-3	5	1	1	0	0	1	2	Toronto Blue Jays @ Kansas City Royals Kauffman Stadium, Kansas City, MO Mon Jul 04 1994, 7:05 PM CDT Att: 38,039 - Unknown - 92 F livebaseballscorecards.com									
Roberto Alomar, S OBP: 0.392, SLG: 0.482	G1-3		G1-3			SH1	K		1B S FC5-4 BB	3	1	0	0	1	1	2										
Paul Molitor, R OBP: 0.404, SLG: 0.492	G5-3			G6-3		BB 2B BB	HR	2B	FC5-4 1B	4	2	2	0	1	0	0										
Joe Carter, R OBP: 0.313, SLG: 0.508		K		F9		2B SF8 BB	HR		FC5-4	4	2	1	4	1	1	1										
John Olerud, L OBP: 0.386, SLG: 0.441	F9		G6-3			1-2 2-3 3-H	HR		1-2 3-H	5	1	1	2	0	1	1										
Mike Huff, R OBP: 0.405, SLG: 0.465	L7			G6-3		1B IBB			L9	3	0	0	0	1	0	0										
Darnell Coles, R OBP: 0.226, SLG: 0.236			P5		G6-3		SF8		K	2	0	0	0	0	0	0										
Domingo Cedeno, S OBP: 0.225, SLG: 0.254					G6-3		3-H		K	1	0	0	1	0	1	0										
Dick Schofield, R OBP: 0.332, SLG: 0.371			G3 S HBP		G6-3		1-3 2-H		HR	3	1	2	2	0	0	0										
Randy Knorr, R OBP: 0.253, SLG: 0.377			1-2 BB			SH1 BB	F7		G6-3	3	1	1	0	1	0	2										
Inning Stats	R: 0 E: 0 K: 0 S: 7	H: 0 LOB: 0 BB: 0 P: 10	R: 0 E: 0 K: 1 S: 7	H: 0 LOB: 0 BB: 0 P: 8	R: 0 E: 0 K: 0 S: 12	H: 0 LOB: 2 BB: 1 P: 22	R: 0 E: 0 K: 0 S: 4	H: 0 LOB: 0 BB: 0 P: 8	R: 0 E: 0 K: 0 S: 8	H: 0 LOB: 0 BB: 0 P: 13	R: 5 E: 0 K: 0 S: 19	H: 4 LOB: 2 BB: 3 P: 38	R: 2 E: 0 K: 2 S: 11	H: 2 LOB: 0 BB: 0 P: 15	R: 1 E: 0 K: 1 S: 11	H: 1 LOB: 0 BB: 0 P: 12	R: 1 E: 0 K: 1 S: 10	H: 1 LOB: 1 BB: 1 P: 20	1B: 4 2B: 2 3B: 0 HR: 2	SF: 1 SAC: 1 DP: 0 HBP: 1	WP: 0 PB: 0 SB: 2 CS: 0	PA: 41				
PITCHER	IP	WLS	BF	H	R	ER	SO	BB	IBB	HBP	BLK	WP	HR	S	P	ERA	WHIP									
Bob Milacki, R ERA: 5.21	(1, 1)	5.2	L	26	4	5	5	1	3	1	1	0	0	0	54	94	7.94	1.235								
Stan Belinda, R ERA: 5.05	(6, 1)	3.1		15	4	4	4	4	1	0	0	0	0	2	35	52	10.80	1.500								

Batter	1	2	3	4	5	6	7	8	9	AB	R	H	RBI	BB	SO	LOB	BOTTOM									
Vince Coleman, S OBP: 0.285, SLG: 0.345	K		K		G5-3		K		G3	4	0	0	0	0	3	3	Toronto Blue Jays @ Kansas City Royals Kauffman Stadium, Kansas City, MO Mon Jul 04 1994, 7:05 PM CDT Att: 38,039 - Unknown - 92 F livebaseballscorecards.com									
David Howard, S OBP: 0.311, SLG: 0.240										1	0	0	0	0	0	1										
Brian McRae, S OBP: 0.369, SLG: 0.401	HR		G4-3		F9			HR	BB	3	2	1	0	1	0	2										
Mike Macfarlane, R OBP: 0.370, SLG: 0.477	HR			K2-3		1B		HR	HR	4	2	3	4	0	1	0										
Bob Hamelin, L OBP: 0.368, SLG: 0.544	G3-6-1 1B			FC5-4 1B		F9		F7		4	0	2	0	0	0	1										
Felix Jose, S OBP: 0.361, SLG: 0.449	G3-6-1			K		F8		F8		4	0	0	0	0	1	3										
Gary Gaetti, R OBP: 0.319, SLG: 0.458		P2		FC5-4		K		F8		3	0	0	0	0	1	2										
Terry Shumpert, R OBP: 0.307, SLG: 0.492				1-2						1	0	0	0	0	0	0										
Brent Mayne, L OBP: 0.260, SLG: 0.277		G6-3				SH1-4 1B		G4-3		4	0	1	0	0	0	0										
Greg Gagne, R OBP: 0.338, SLG: 0.426						SH1-4 1B		F9		3	0	2	0	1	0	0										
Jose Lind, R OBP: 0.286, SLG: 0.299	CS		F8		SH1-4				K	2	0	0	0	1	1	1										
Inning Stats	R: 2 E: 0 K: 1 S: 13	H: 3 LOB: 0 BB: 0 P: 19	R: 0 E: 0 K: 0 S: 6	H: 1 LOB: 0 BB: 0 P: 7	R: 0 E: 0 K: 1 S: 8	H: 0 LOB: 0 BB: 0 P: 13	R: 0 E: 0 K: 2 S: 12	H: 1 LOB: 1 BB: 0 P: 14	R: 0 E: 0 K: 0 S: 9	H: 2 LOB: 2 BB: 0 P: 12	R: 0 E: 0 K: 1 S: 13	H: 1 LOB: 1 BB: 0 P: 18	R: 0 E: 0 K: 1 S: 12	H: 0 LOB: 1 BB: 1 P: 24	R: 2 E: 0 K: 0 S: 11	H: 1 LOB: 0 BB: 0 P: 19	R: 0 E: 0 K: 1 S: 8	H: 0 LOB: 1 BB: 1 P: 17	1B: 7 2B: 0 3B: 0 HR: 2	SF: 0 SAC: 1 DP: 1 HBP: 0	WP: 0 PB: 0 SB: 0 CS: 1	PA: 38				
PITCHER	IP	WLS	BF	H	R	ER	SO	BB	IBB	HBP	BLK	WP	HR	S	P	ERA	WHIP									
Pat Hentgen, R ERA: 3.19	(1, 1)	8.0	W	33	9	4	4	6	2	0	0	0	0	0	84	126	4.50	1.375								
Darren Hall, R ERA: 3.12	(9, 1)	1.0		4	0	0	0	1	1	0	0	0	0	8	17	0.00	1.000									

Batter	1	2	3	4	5	6	7	8	9	AB	R	H	RBI	BB	SO	LOB	TOP								
Devon White, S OBP: 0.323, SLG: 0.472 (1, 8)	0-0 2B		3-1 F7			1-1 1B PB	2-1 1B 1-3 2-H		0-3 K	5	1	3	1	0	1	2									
Roberto Alomar, S OBP: 0.389, SLG: 0.470 (1, 4)	4-0 G6-4-3 BB			4-1 G6-3 BB		2-2 F7	0-0 G5-3		0-1 E4	3	0	0	0	2	0	3									
Paul Molitor, R OBP: 0.407, SLG: 0.505 (1, 10)	1-3 K			0-0 G6-3		0-0 G6-3 S		0-0 F7	0-3 K	5	0	1	1	0	2	4									
Joe Carter, R OBP: 0.311, SLG: 0.513 (1, 9)	0-0 G6-4-3			1-1 F7		3-2 G6-3		1-0 P3		4	0	0	0	0	0	3									
John Olerud, L OBP: 0.384, SLG: 0.436 (1, 3)		2-1 G6-3			4-2 1B BB	0-1 F7		3-2 1B		3	0	1	0	1	0	1									
Mike Huff, R OBP: 0.389, SLG: 0.438 (1, 7)		2-1 G6-3			0-3 K		0-2 F8	2-1 L9		4	0	0	0	0	1	2									
Darnell Coles, R OBP: 0.254, SLG: 0.406 (1, 5)		3-2 G5-3			2-2 FC6-4 1B		2-3 K		3-3 K	4	0	1	0	0	2	0									
Dick Schofield, R OBP: 0.345, SLG: 0.379 (1, 6)			2-0 G1-3		2-2 F8		1-1 1B 2B		2-1 2B E 1B	4	2	2	0	0	0	2									
Pat Borders, R OBP: 0.283, SLG: 0.307 (1, 2)			2-3 K		1-2 FC6-4		4-2 1B BB		3-2 E 2B	3	0	1	0	1	1	2									
Rob Butler, L OBP: 0.219, SLG: 0.167 (9, PR)					1-2 FC6-4				1-3 E 2B	0	1	0	0	0	0	0									
Inning Stats	R: 0 E: 0 K: 1 S: 6	H: 1 LOB: 1 BB: 1 P: 11	R: 0 E: 0 K: 0 S: 8	H: 0 LOB: 0 BB: 0 P: 15	R: 0 E: 0 K: 1 S: 6	H: 0 LOB: 0 BB: 0 P: 13	R: 0 E: 0 K: 0 S: 4	H: 0 LOB: 2 BB: 1 P: 9	R: 0 E: 0 K: 1 S: 15	H: 1 LOB: 2 BB: 1 P: 24	R: 1 E: 0 K: 0 S: 11	H: 2 LOB: 1 BB: 0 P: 17	R: 1 E: 0 K: 1 S: 17	H: 2 LOB: 2 BB: 1 P: 26	R: 0 E: 0 K: 0 S: 7	H: 1 LOB: 1 BB: 0 P: 13	R: 2 E: 1 K: 3 S: 22	H: 2 LOB: 1 BB: 0 P: 31	1B: 6 2B: 3 HR: 0	SF: 0 SAC: 0 DP: 1 HBP: 0	WP: 0 PB: 1 SB: 1 CS: 0	PA: 39			
PITCHER	IP	WLS	BF	H	R	ER	SO	BB	IBB	HBP	BLK	WP	HR	S	P	ERA	WHIP								
Scott Erickson, R ERA: 4.91 (1, 1)	7.2	W	32	7	2	1	4	4	0	0	0	0	0	72	124	1.17	1.435								
Carl Willis, R ERA: 8.25 (8, 1)	0.1		1	0	0	0	0	0	0	0	0	0	0	2	4	0.00	0.000								
Rick Aguilera, R ERA: 4.15 (9, 1)	1.0	S	6	2	2	0	3	0	0	0	0	0	0	22	31	0.00	2.000								

Toronto Blue Jays @ Minnesota Twins
Hubert H. Humphrey Metrodome, Minneapolis, MN
Wed Jul 06 1994, 8:05 PM EDT
Att: 26,479 - Dome

AB	35
R	4
H	9
RBI	2
BB	4
SO	7
LOB	19



Batter	1	2	3	4	5	6	7	8	9	AB	R	H	RBI	BB	SO	LOB	BOTTOM								
Alex Cole, L OBP: 0.388, SLG: 0.434 (1, 8)	3-2 G3-1	1-2 1B		1 SAFE 2-1 1-3 1B		3-0 F7				4	0	2	0	0	0	1									
Chuck Knoblauch, R OBP: 0.374, SLG: 0.480 (1, 4)	1-1 HR 1B	2-3 K		1-0 G6-4-3			2-1 G6-3			4	1	1	0	0	1	3									
Kirby Puckett, R OBP: 0.350, SLG: 0.512 (1, 9)	1-0 HR	0-0 F9		1-2 G4-3			3-2 F8			4	1	1	2	0	0	2									
Kent Hrbek, L OBP: 0.337, SLG: 0.376 (1, 3)	2-3 K		0-0 G3		0-0 P4		1-2 G4-3			4	0	0	0	0	1	0									
Shane Mack, R OBP: 0.388, SLG: 0.562 (1, 7)	0-1 G6-3		1-2 E 1B		0-1 P5		3-3 K			4	0	1	0	0	1	0									
Dave Winfield, R OBP: 0.336, SLG: 0.450 (1, 10)		2-1 1B		0-0 E5		2-3 K		1-0 G3		3	1	2	0	0	1	0									
Chip Hale, L OBP: 0.364, SLG: 0.344 (8, FH)		0-1 3B		1-3 1B						1	0	0	0	0	0	0									
Scott Leius, R OBP: 0.325, SLG: 0.448 (1, 5)		1-1 PB 1B		1-0 L6		2-3 K		1-1 E6		4	1	1	1	0	1	2									
Matt Walbeck, S OBP: 0.235, SLG: 0.277 (1, 2)		3-H F7		2-2 F9		1-0 G4-3		0-0 L8		4	0	0	0	0	0	4									
Denny Hocking, S OBP: 0.381, SLG: 0.476 (1, 6)		3-2 1B		0-0 1B G6-4-3		0-1 E S 1B				3	1	3	1	0	0	0									
Inning Stats	R: 2 E: 0 K: 1 S: 11	H: 2 LOB: 0 BB: 0 P: 18	R: 2 E: 0 K: 1 S: 17	H: 4 LOB: 2 BB: 0 P: 26	R: 0 E: 1 K: 0 S: 10	H: 2 LOB: 2 BB: 0 P: 14	R: 1 E: 0 K: 0 S: 8	H: 2 LOB: 0 BB: 0 P: 12	R: 0 E: 0 K: 1 S: 6	H: 0 LOB: 0 BB: 0 P: 8	R: 0 E: 0 K: 1 S: 7	H: 1 LOB: 1 BB: 0 P: 13	R: 0 E: 0 K: 0 S: 8	H: 0 LOB: 0 BB: 0 P: 14	R: 0 E: 1 K: 1 S: 8	H: 0 LOB: 1 BB: 0 P: 13	1B: 9 2B: 0 3B: 1 HR: 1	SF: 0 SAC: 0 DP: 1 HBP: 0	WP: 0 PB: 1 SB: 1 CS: 0	PA: 35					
PITCHER	IP	WLS	BF	H	R	ER	SO	BB	IBB	HBP	BLK	WP	HR	S	P	ERA	WHIP								
Todd Stottlemyre, R ERA: 3.98 (1, 1)	8.0	L	35	11	5	5	5	0	0	0	0	0	0	75	118	5.62	1.375								

Toronto Blue Jays @ Minnesota Twins
Hubert H. Humphrey Metrodome, Minneapolis, MN
Wed Jul 06 1994, 8:05 PM EDT
Att: 26,479 - Dome

AB	35
R	5
H	11
RBI	4
BB	0
SO	5
LOB	12



Batter	1	2	3	4	5	6	7	8	9	AB	R	H	RBI	BB	SO	LOB	TOP										
Devon White, S OBP: 0.327, SLG: 0.484 (1, 8)	F9		G6-3					HR		4	1	2	2	1	0	1	Toronto Blue Jays @ Minnesota Twins Hubert H. Humphrey Metrodome, Minneapolis, MN Thu Jul 07 1994, 4:33 AM EDT Att: 31,180 - Dome - 71 F livebaseballscorecards.com										
Domingo Cadeno, S OBP: 0.213, SLG: 0.239 Roberto Alomar, S OBP: 0.388, SLG: 0.468 (9, PH)	L7		L9		G4-3			F8	F7	4	0	0	0	0	0	2											
Paul Molitor, R OBP: 0.408, SLG: 0.506 (1, 10)								F8		3	1	1	0	1	0	0											
Joe Carter, R OBP: 0.310, SLG: 0.513 (1, 9)	F8				F8			G5-3		4	0	1	0	0	0	2											
Mike Huff, R OBP: 0.385, SLG: 0.440 (1, 7)								F7		4	0	1	1	0	0	1											
Darnell Coles, R OBP: 0.283, SLG: 0.397 Rob Butler, L OBP: 0.219, SLG: 0.167 Pat Borders, R OBP: 0.293, SLG: 0.307 (9, PR)	F8				F9			F9		4	0	1	0	0	0	1											
Ed Sprague, R OBP: 0.283, SLG: 0.346 (1, 5)					F9					0	1	0	0	0	0	0											
Dick Schofield, R OBP: 0.347, SLG: 0.381 (1, 6)										0	0	0	0	0	0	0											
Randy Knorr, R OBP: 0.265, SLG: 0.416 John Olerud, L OBP: 0.393, SLG: 0.434 (9, PH)										0	0	0	0	0	0	0											
Inning Stats	R: 0 E: 0 K: 0 S: 5	H: 0 LOB: 1 BB: 1 P: 13	R: 0 E: 0 K: 0 S: 5	H: 0 LOB: 0 BB: 0 P: 8	R: 0 E: 0 K: 1 S: 9	H: 1 LOB: 1 BB: 0 P: 14	R: 1 E: 0 K: 0 S: 11	H: 2 LOB: 1 BB: 0 P: 16	R: 0 E: 0 K: 0 S: 8	H: 0 LOB: 0 BB: 0 P: 8	R: 0 E: 0 K: 1 S: 10	H: 0 LOB: 0 BB: 0 P: 15	R: 2 E: 0 K: 0 S: 9	H: 3 LOB: 1 BB: 0 P: 15	R: 1 E: 0 K: 1 S: 13	H: 2 LOB: 2 BB: 1 P: 21		1B: 4 2B: 4 3B: 0 HR: 1	SF: 0 SAC: 0 DP: 0 HBP: 0	WP: 1 PB: 0 SB: 1 CS: 0	PA: 38						
PITCHER	IP	WLS	BF	H	R	ER	SO	BB	IBB	HBP	BLK	WP	HR	S	P	ERA	WHIP										
Eddie Guardado, L ERA: 6.75 (1, 1)	7.2		31	7	3	3	2	1	0	0	0	0	1	62	100	3.52	1.043										
Carl Willis, R ERA: 8.35 (8, 1)	0.2	L	4	2	1	1	0	0	0	0	0	0	0	10	13	13.50	3.000										
Mark Guthrie, L ERA: 6.97 (9, 1)	0.1		1	0	0	0	1	0	0	0	0	0	0	3	4	0.00	0.000										
Rick Aguilera, R ERA: 4.11 (9, 1)	0.1		2	0	0	0	0	0	1	0	0	1	0	2	6	0.00	0.000										

Batter	1	2	3	4	5	6	7	8	9	AB	R	H	RBI	BB	SO	LOB	BOTTOM										
Chuck Knoblauch, R OBP: 0.377, SLG: 0.479 (1, 4)	L6									3	1	1	0	2	1	2	Toronto Blue Jays @ Minnesota Twins Hubert H. Humphrey Metrodome, Minneapolis, MN Thu Jul 07 1994, 4:33 AM EDT Att: 31,180 - Dome - 71 F livebaseballscorecards.com										
Alex Cole, L OBP: 0.381, SLG: 0.425 (1, 8)	L8				B5					5	0	0	0	0	0	5											
Kirby Puckett, R OBP: 0.354, SLG: 0.521 (1, 10)	F8									4	1	2	1	1	1	1											
Shane Mack, R OBP: 0.393, SLG: 0.566 (1, 7)										4	1	2	0	1	1	2											
Pedro Munoz, R OBP: 0.371, SLG: 0.531 (1, 9)										1	0	0	1	2	1	1											
Scott Leius, R OBP: 0.327, SLG: 0.447 (1, 5)										3	0	1	0	1	0	4											
Jeff Reboulet, R OBP: 0.367, SLG: 0.427 (1, 3)										3	0	1	0	0	1	5											
Derek Parks, R OBP: 0.284, SLG: 0.371 (1, 2)										4	0	1	1	0	0	4											
Denny Hocking, S OBP: 0.360, SLG: 0.440 (1, 6)										4	0	1	0	0	1	4											
Inning Stats	R: 0 E: 0 K: 0 S: 5	H: 0 LOB: 0 BB: 0 P: 6	R: 0 E: 0 K: 0 S: 10	H: 1 LOB: 1 BB: 1 P: 18	R: 0 E: 0 K: 1 S: 7	H: 1 LOB: 1 BB: 1 P: 15	R: 2 E: 0 K: 1 S: 13	H: 2 LOB: 2 BB: 2 P: 29	R: 1 E: 0 K: 0 S: 13	H: 0 LOB: 2 BB: 3 P: 29	R: 0 E: 0 K: 1 S: 11	H: 2 LOB: 2 BB: 0 P: 13	R: 0 E: 0 K: 0 S: 9	H: 1 LOB: 1 BB: 0 P: 11	R: 0 E: 0 K: 0 S: 7	H: 1 LOB: 1 BB: 0 P: 10		R: 0 E: 0 K: 2 S: 11	H: 1 LOB: 1 BB: 0 P: 16	1B: 7 2B: 3 3B: 0 HR: 1	SF: 1 SAC: 1 DP: 3 HBP: 0	WP: 0 PB: 0 SB: 2 CS: 2	PA: 40				
PITCHER	IP	WLS	BF	H	R	ER	SO	BB	IBB	HBP	BLK	WP	HR	S	P	ERA	WHIP										
Al Leiter, L ERA: 5.07 (1, 1)	4.1		22	4	3	3	2	7	0	0	0	0	0	42	88	6.23	2.538										
Tony Castillo, L ERA: 2.47 (5, 1)	3.2	W	14	4	0	0	2	0	0	0	0	0	0	33	43	0.00	1.091										
Darren Hall, R ERA: 2.95 (9, 1)	1.0	S	4	1	0	0	2	0	0	0	0	0	0	11	16	0.00	1.000										

Batter	1	2	3	4	5	6	7	8	9	AB	R	H	RBI	BB	SO	LOB	TOP								
Vince Coleman, S (1, 7) OBP: 0.277, SLG: 0.335	K		G4-3		K			G1-3	1B	5	0	1	1	0	2	1	Kansas City Royals @ Toronto Blue Jays SkyDome, Toronto, ON Fri Jul 08 1994, 7:05 PM EDT Att: 50,515 - Unknown - 85 F								
Dave Henderson, R (1, 8) OBP: 0.308, SLG: 0.434	K		G5-3			F8		FC5 BB		3	0	0	0	1	1	0									
Brian McRae, S (8, PR) OBP: 0.372, SLG: 0.400	K							BB		0	0	0	0	0	0	0									
Bob Hamelin, L (1, 3) OBP: 0.367, SLG: 0.590	F7							BB		3	2	2	2	1	0	0									
Mike Macfarlane, R (1, 10) OBP: 0.369, SLG: 0.479		K			K			FC5		4	0	0	0	0	2	2									
Felix Jose, S (1, 9) OBP: 0.358, SLG: 0.442	F7				G4-3					4	1	1	0	0	1	0									
Greg Gagne, R (1, 6) OBP: 0.329, SLG: 0.408	K2-3				F9					4	0	0	0	0	1	1									
Brent Mayne, L (1, 2) OBP: 0.287, SLG: 0.318						P6		F9		3	2	1	1	1	0	0									
Terry Shumpert, R (1, 4) OBP: 0.309, SLG: 0.486								G5-3		4	0	2	0	0	1	1									
David Howard, S (1, 5) OBP: 0.333, SLG: 0.344									L9	4	1	1	2	0	2	3									
Inning Stats	R: 0 E: 0 K: 2 S: 7	H: 0 LOB: 0 BB: 0 P: 9	R: 0 E: 0 K: 2 S: 11	H: 0 LOB: 0 BB: 0 P: 15	R: 2 E: 0 K: 1 S: 14	H: 1 LOB: 0 BB: 1 P: 22	R: 1 E: 0 K: 1 S: 10	H: 1 LOB: 0 BB: 0 P: 15	R: 0 E: 0 K: 2 S: 13	H: 1 LOB: 1 BB: 0 P: 18	R: 1 E: 0 K: 1 S: 11	H: 1 LOB: 0 BB: 0 P: 14	R: 0 E: 0 K: 0 S: 7	H: 0 LOB: 3 BB: 0 P: 7	R: 0 E: 0 K: 1 S: 10	H: 0 LOB: 2 BB: 2 P: 22	R: 2 E: 0 K: 0 S: 13	H: 4 LOB: 2 BB: 0 P: 17	1B: 4 2B: 0 3B: 1 HR: 3	SF: 0 SAC: 0 DP: 0 HBP: 0	WP: 0 PB: 0 SB: 1 CS: 0	PA: 37			
PITCHER	IP	WLS	BF	H	R	ER	SO	BB	IBB	HBP	BLK	WP	HR	S	P	ERA	WHIP								
Dave Stewart, R (1, 1) ERA: 6.13	7.0		26	4	4	4	9	1	0	0	0	0	3	73	100	5.14	0.714								
Woody Williams, R (8, 1) ERA: 4.75	0.2		4	0	0	0	1	2	0	0	0	0	0	8	20	0.00	3.000								
Darren Hall, R (8, 1) ERA: 3.66	1.1	L	7	4	2	2	0	0	0	0	0	0	0	15	19	13.50	3.000								

Batter	1	2	3	4	5	6	7	8	9	AB	R	H	RBI	BB	SO	LOB	BOTTOM								
Devon White, S (1, 8) OBP: 0.329, SLG: 0.489	G3-1		F9						K	5	1	2	3	0	1	0	Kansas City Royals @ Toronto Blue Jays SkyDome, Toronto, ON Fri Jul 08 1994, 7:05 PM EDT Att: 50,515 - Unknown - 85 F								
Roberto Alomar, S (1, 4) OBP: 0.382, SLG: 0.460	F8								G1-3	5	0	0	0	0	1	3									
Paul Moltzer, R (1, 10) OBP: 0.410, SLG: 0.506	P6									4	0	2	0	1	0	2									
John Olerud, L (1, 3) OBP: 0.383, SLG: 0.442									F7	4	1	1	1	1	2	4									
Mike Huff, R (1, 9) OBP: 0.388, SLG: 0.444	G5-3									3	0	1	1	0	0	0									
Darnell Coles, R (1, 7) OBP: 0.241, SLG: 0.375										4	0	0	0	0	1	5									
Shawn Green, L (9, 9) OBP: 0.118, SLG: 0.121	K									0	0	0	0	0	0	0									
Ed Sprague, R (1, 5) OBP: 0.282, SLG: 0.344	F9									4	1	1	0	0	1	0									
Dick Schofield, R (1, 6) OBP: 0.346, SLG: 0.376										3	1	0	0	1	1	0									
Pat Borders, R (1, 2) OBP: 0.288, SLG: 0.316										3	0	2	0	0	0	0									
Rob Butler, L (7, PR) OBP: 0.219, SLG: 0.167										0	1	0	0	0	0	0									
Randy Knorr, R (8, 2) OBP: 0.262, SLG: 0.410										1	0	0	0	0	1	0									
Inning Stats	R: 0 E: 0 K: 0 S: 10	H: 0 LOB: 0 BB: 0 P: 15	R: 1 E: 0 K: 1 S: 10	H: 1 LOB: 0 BB: 0 P: 15	R: 0 E: 0 K: 0 S: 4	H: 0 LOB: 0 BB: 0 P: 8	R: 0 E: 0 K: 2 S: 14	H: 2 LOB: 2 BB: 0 P: 20	R: 2 E: 0 K: 1 S: 18	H: 3 LOB: 2 BB: 1 P: 30	R: 0 E: 0 K: 0 S: 8	H: 0 LOB: 0 BB: 0 P: 13	R: 2 E: 0 K: 0 S: 13	H: 2 LOB: 3 BB: 2 P: 26	R: 0 E: 0 K: 3 S: 11	H: 0 LOB: 0 BB: 0 P: 18	R: 0 E: 0 K: 1 S: 10	H: 1 LOB: 1 BB: 0 P: 15	1B: 4 2B: 4 3B: 0 HR: 1	SF: 0 SAC: 0 DP: 0 HBP: 1	WP: 0 PB: 0 SB: 1 CS: 0	PA: 40			
PITCHER	IP	WLS	BF	H	R	ER	SO	BB	IBB	HBP	BLK	WP	HR	S	P	ERA	WHIP								
David Cone, R (1, 1) ERA: 2.89	6.2		30	8	5	5	4	2	0	0	0	0	0	2	6	-	-								
Billy Brewer, L (7, 1) ERA: 2.59	0.0		1	0	0	0	0	1	0	0	0	0	0	2	6	-	-								
Hipolito Pichardo, R (7, 1) ERA: 4.41	1.1	W	5	0	0	0	3	0	0	1	0	0	0	12	21	0.00	0.000								
Jeff Montgomery, R (9, 1) ERA: 5.76	1.0	S	4	1	0	0	1	0	0	0	0	0	0	10	15	0.00	1.000								



Batter	1	2	3	4	5	6	7	8	9	AB	R	H	RBI	BB	SO	LOB	TOP										
Vince Coleman, S (1, 7) OBP: 0.282, SLG: 0.344	0-0 1B SF7 2B	0-1 G4-3			3-3 K		0-2 1-2 1B		0-0 1B 2B	5	2	3	0	0	1	0											
Brian McRae, S (1, 8) OBP: 0.375, SLG: 0.403	2-0 1B 2-3 1B		2-3 K		0-1 BB SF9 1B		0-1 F9 2-3 1B		2-1 FC6-4 1B	5	1	3	1	0	1	2											
Mike Macfarlane, R (1, 2) OBP: 0.366, SLG: 0.473	3-1 SF7		1-3 K		1-1 BB HBP		0-1 L8		0-1 FC6-4	3	0	0	1	0	1	3											
Bob Hamelin, L (1, 3) OBP: 0.369, SLG: 0.587	0-0 BB 1-3 1B		2-1 L4		4-2 BB 1-2 2-3 BB			3-2 G3		3	0	1	0	1	0	0											
Felix Jose, S (1, 9) OBP: 0.357, SLG: 0.452	1-3 K		1-1 G5-3		0-2 SF9			3-2 HR		3	1	1	2	0	1	2											
Greg Gagne, R (1, 6) OBP: 0.328, SLG: 0.403	4-2 1-2 BB		2-3 K2-3		3-3 K			0-1 G4-3		3	0	0	0	1	2	2											
Brent Mayne, L (1, 10) OBP: 0.277, SLG: 0.306	3-1 G3		1-3 K		0-0 F9			1-1 G1-3		4	0	0	0	0	1	5											
Terry Shumpert, R (1, 4) OBP: 0.301, SLG: 0.472		1-1 F8		1-0 F8		2-3 K		1-2 G5-3		4	0	0	0	0	1	0											
David Howard, S (1, 5) OBP: 0.329, SLG: 0.338	1-3 K		0-0 G4-3		2-2 F9 1B 1B			0-1 F9		4	0	1	0	0	1	0											
Inning Stats	R: 1 E: 0 K: 1 S: 13	H: 3 LOB: 3 BB: 1 P: 26	R: 0 E: 0 K: 1 S: 7	H: 0 LOB: 0 BB: 0 P: 9	R: 0 E: 0 K: 2 S: 9	H: 0 LOB: 0 BB: 0 P: 14	R: 0 E: 0 K: 2 S: 9	H: 0 LOB: 0 BB: 0 P: 13	R: 0 E: 0 K: 1 S: 5	H: 1 LOB: 2 BB: 1 P: 19	R: 0 E: 0 K: 1 S: 17	H: 2 LOB: 2 BB: 0 P: 21	R: 1 E: 0 K: 0 S: 11	H: 1 LOB: 0 BB: 0 P: 18	R: 1 E: 0 K: 0 S: 10	H: 2 LOB: 1 BB: 0 P: 13	1B: 6 2B: 2 3B: 0 HR: 1	SF: 2 SAC: 0 DP: 0 HBP: 1	WP: 0 PB: 0 SB: 0 CS: 0	PA: 39							
PITCHER	IP	WLS	BF	H	R	ER	SO	BB	IBB	HBP	BLK	WP	HR	S	P	ERA	WHIP										
Pat Hentgen, R (1, 1) ERA: 3.16	7.0	W	30	6	2	2	9	2	0	1	0	0	0	73	111	2.57	1.143										
Tony Castillo, L (8, 1) ERA: 2.72	2.0		9	3	2	2	0	0	0	0	0	0	1	21	31	9.00	1.500										

Kansas City Royals @ Toronto Blue Jays
SkyDome, Toronto, ON
Sat Jul 09 1994, 3:33 AM EDT
Att: 50,524 - Unknown

livebaseballscores.com

AB 34
R 4
H 9
RBI 4
BB 2
SO 9
LOB 14



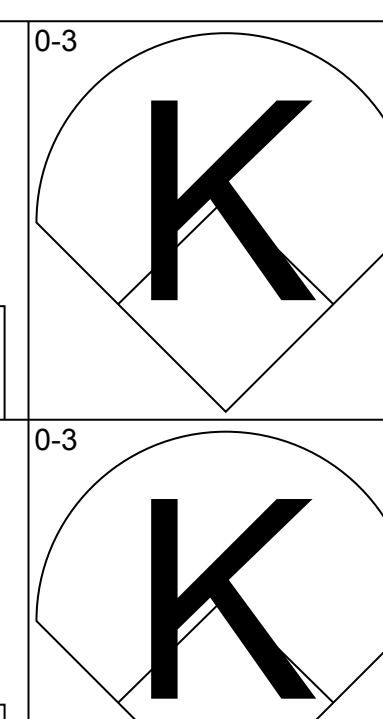
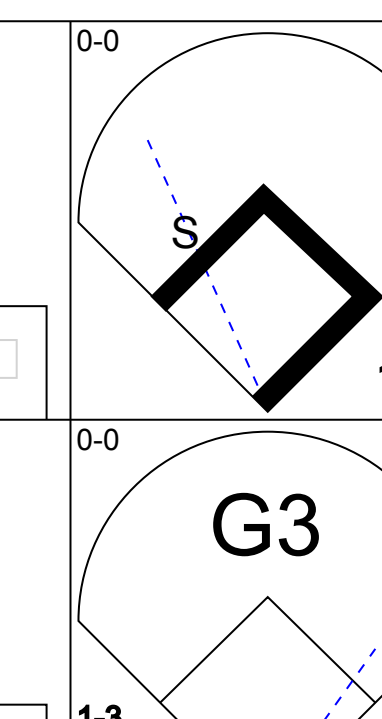
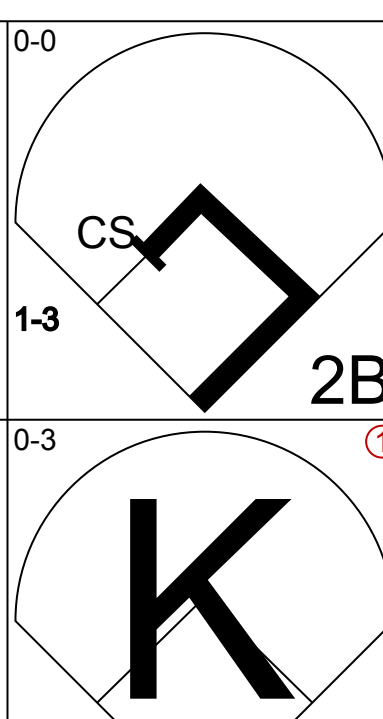
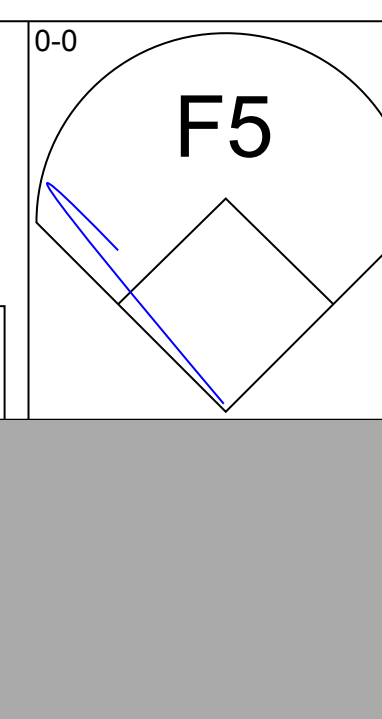
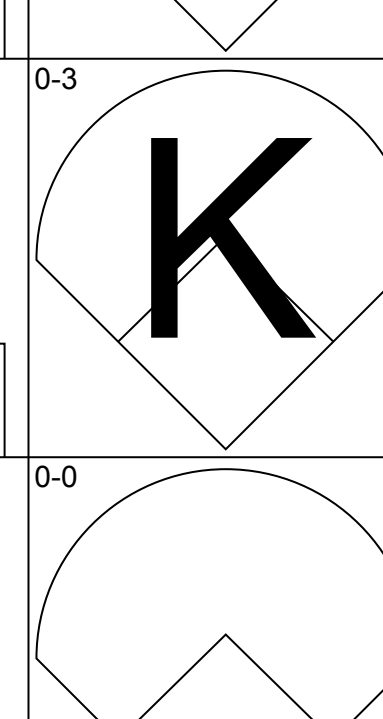
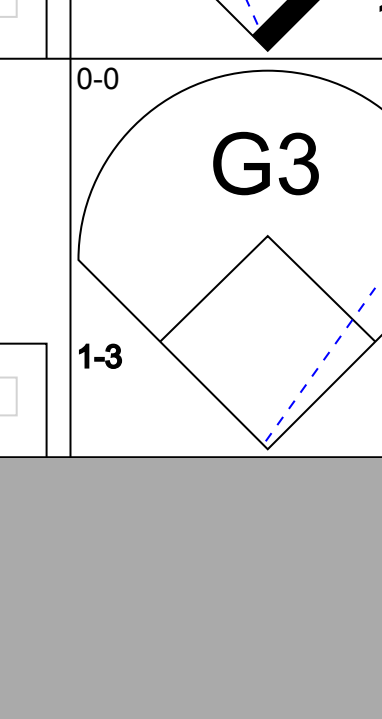
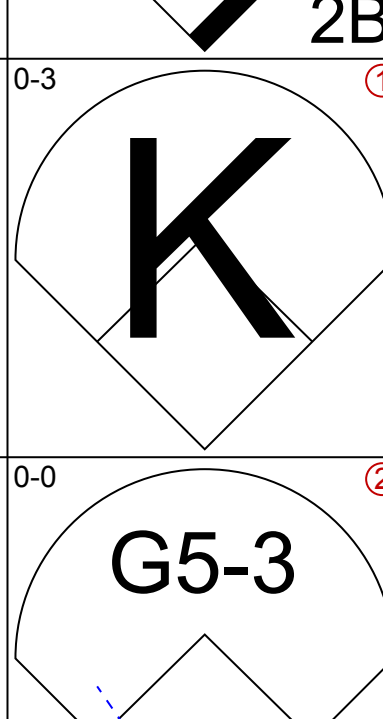
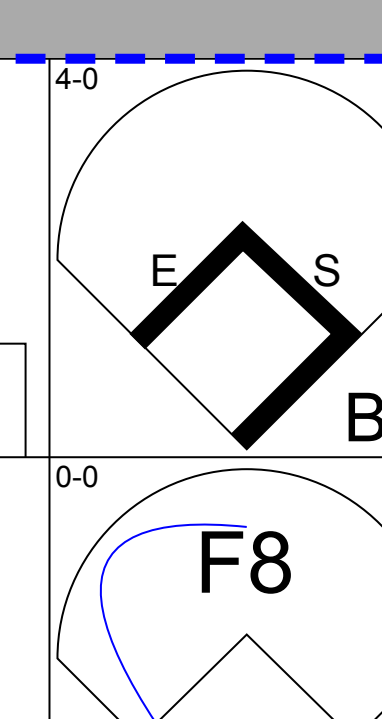
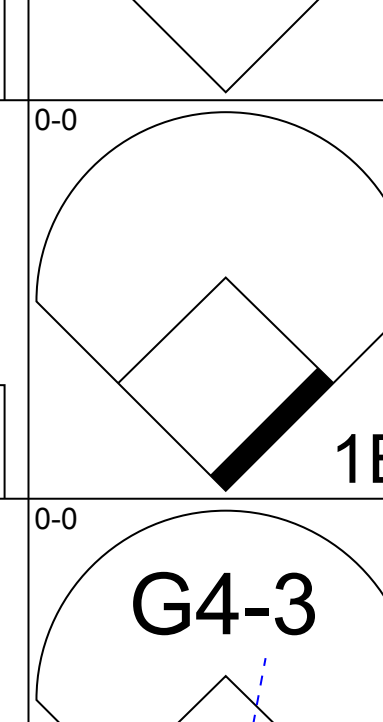
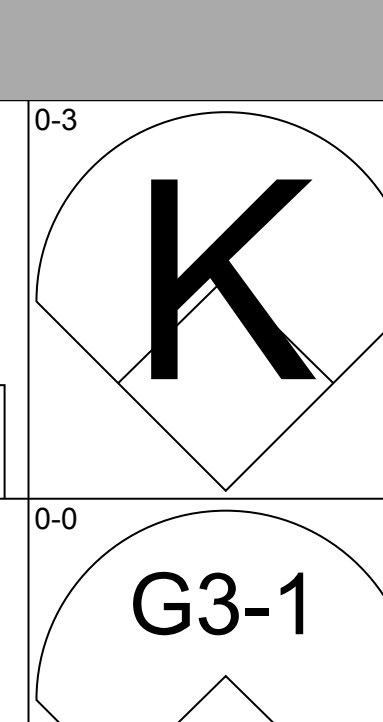
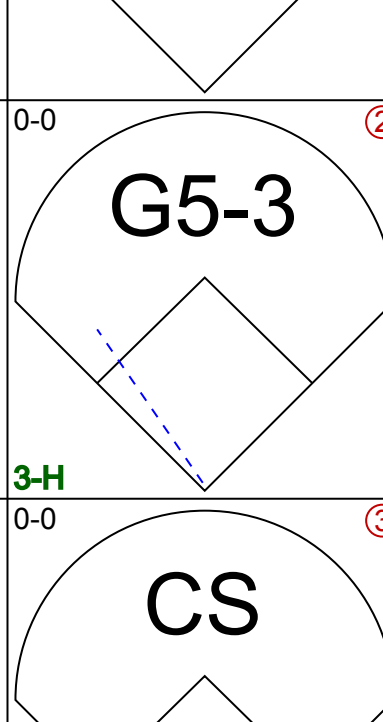
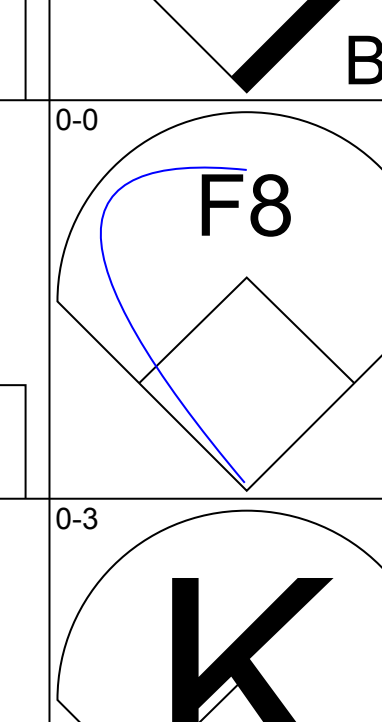
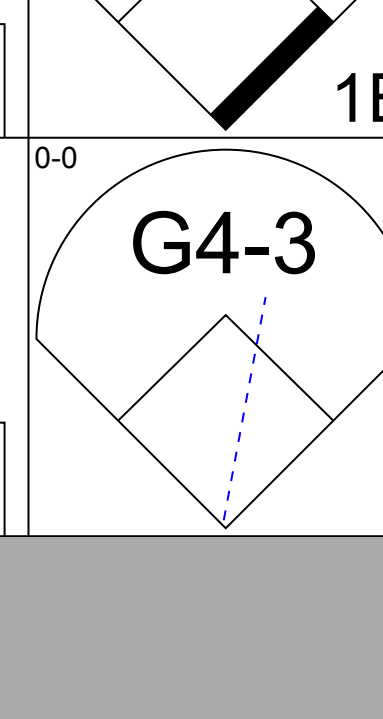
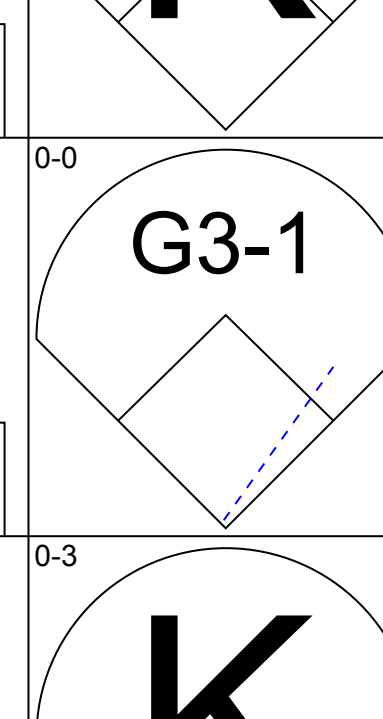
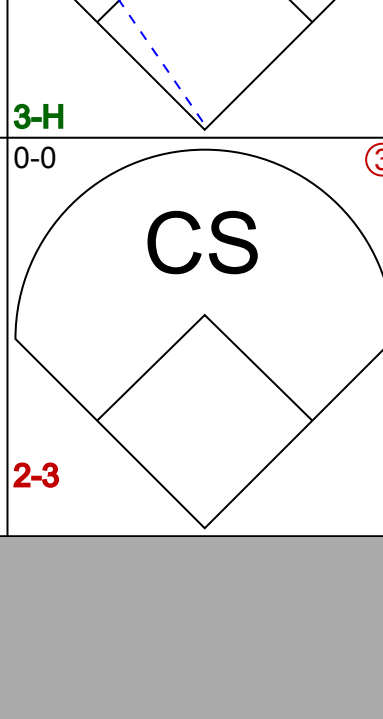
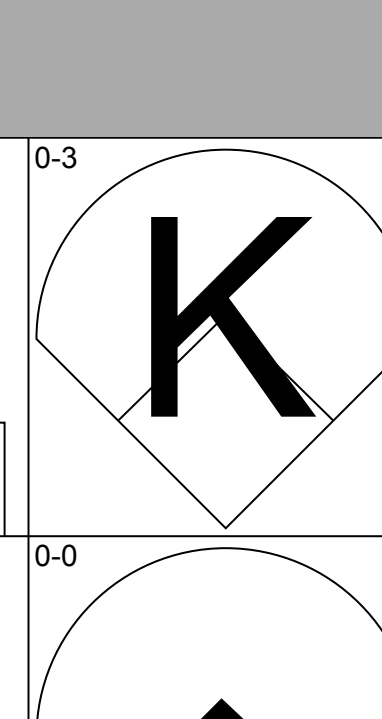
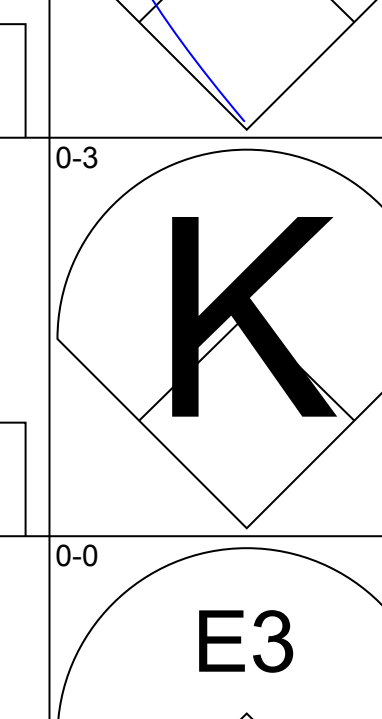
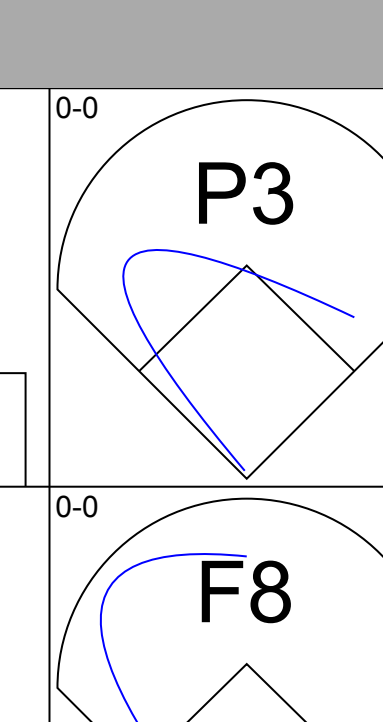
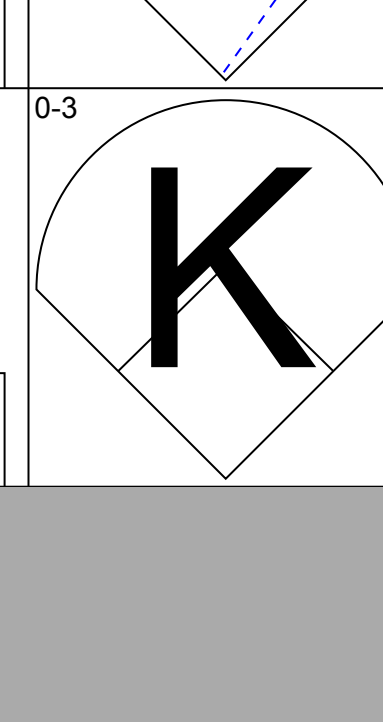
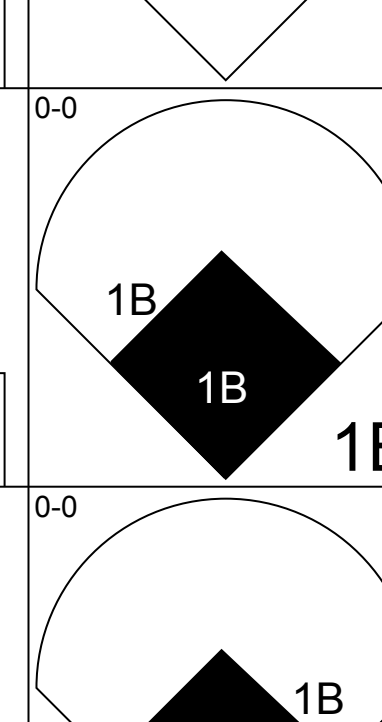
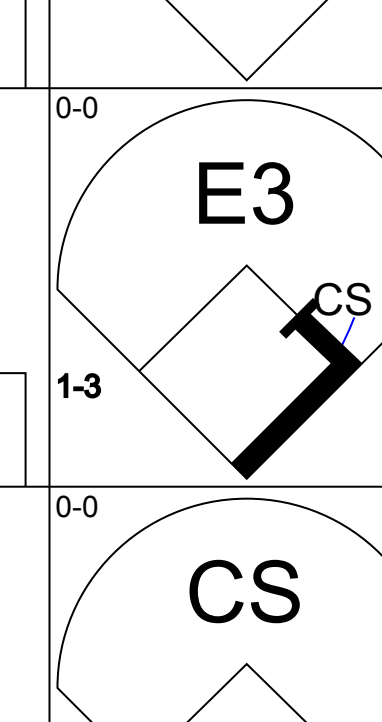
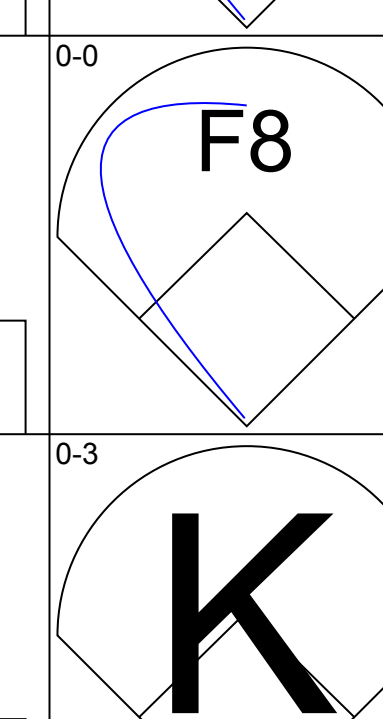
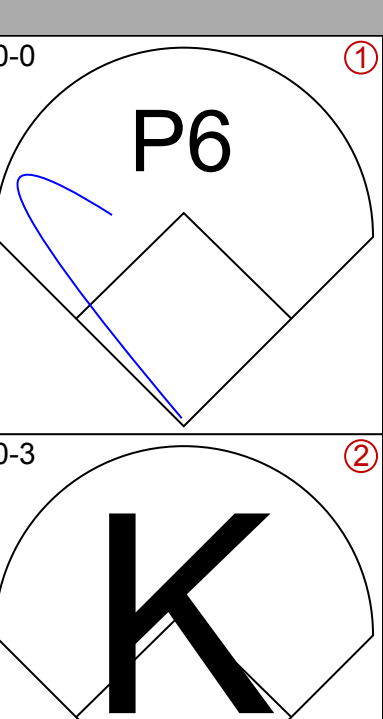
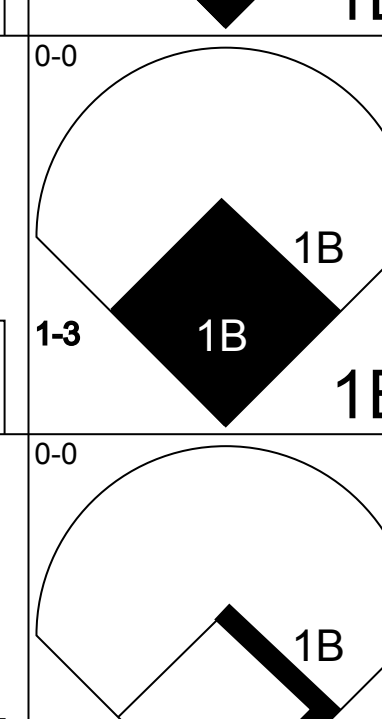
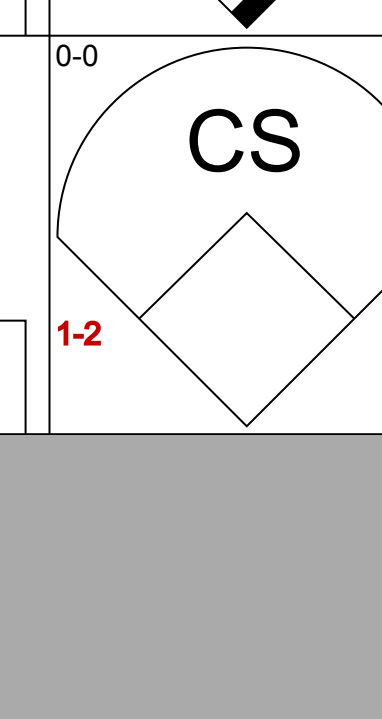
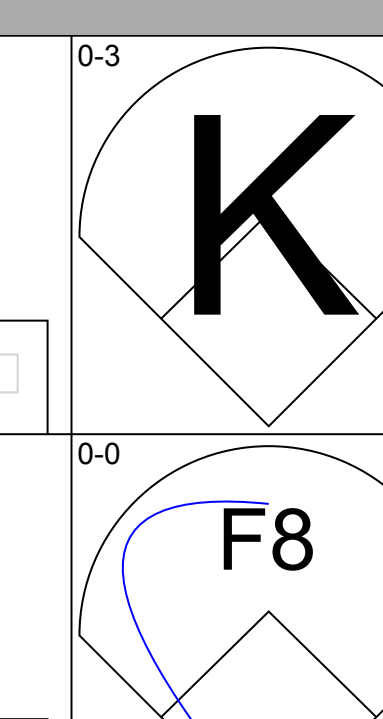
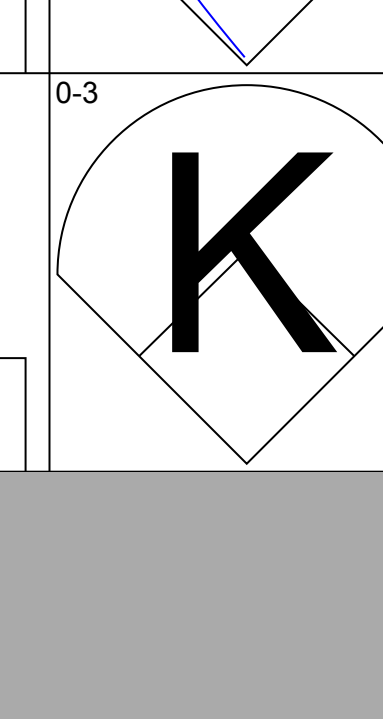
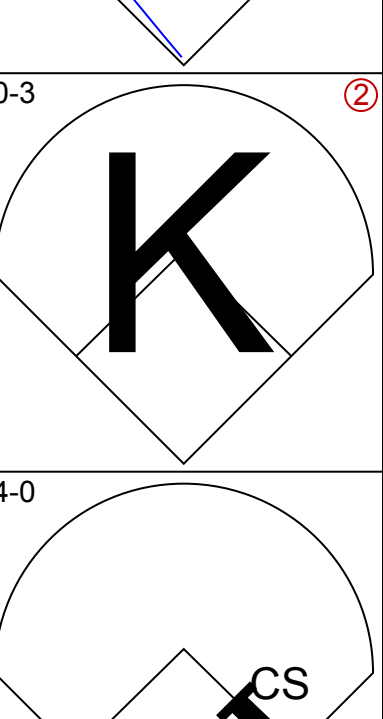
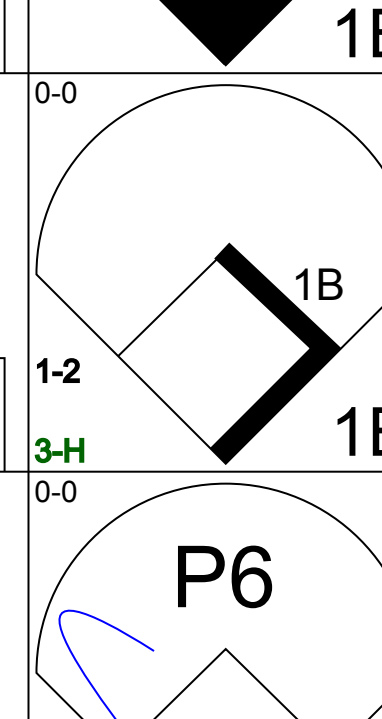
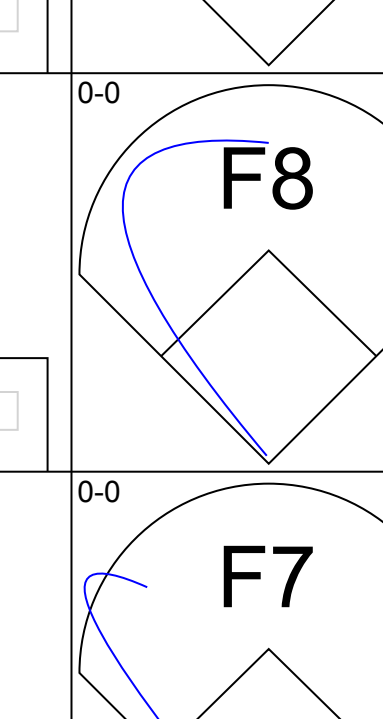
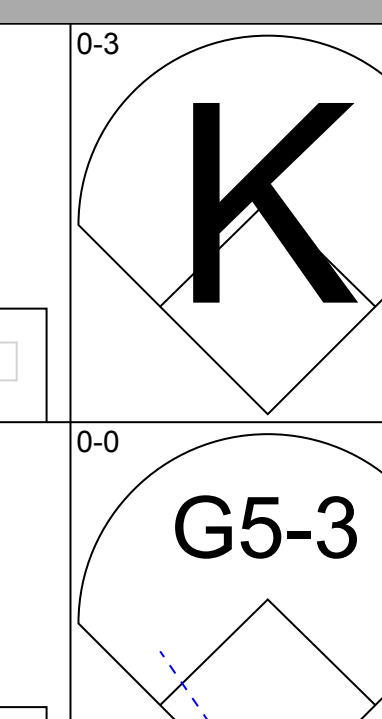
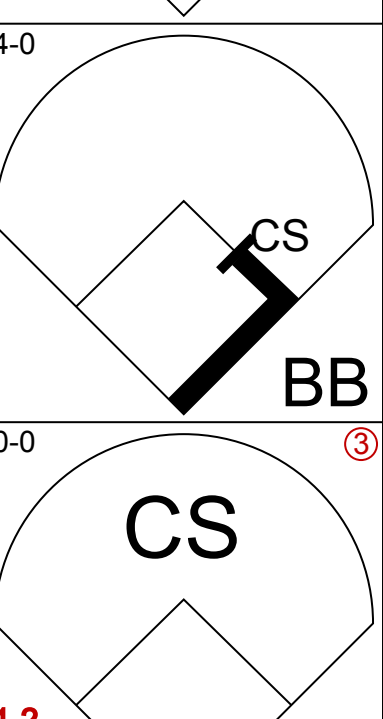
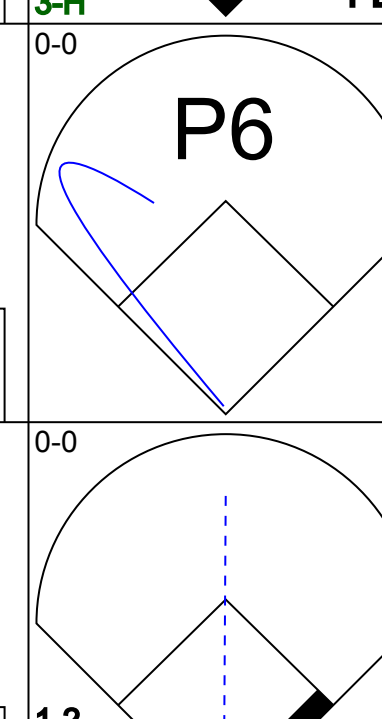
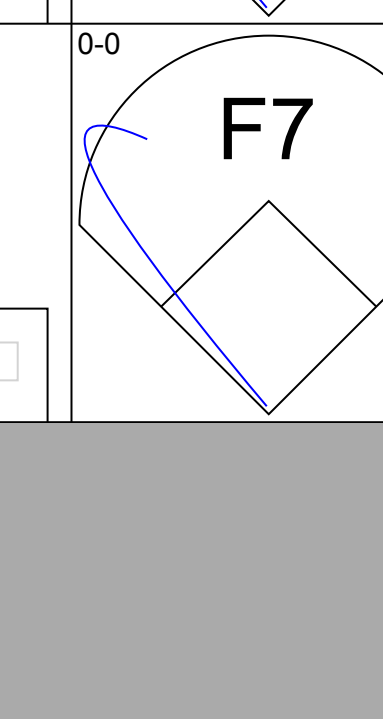
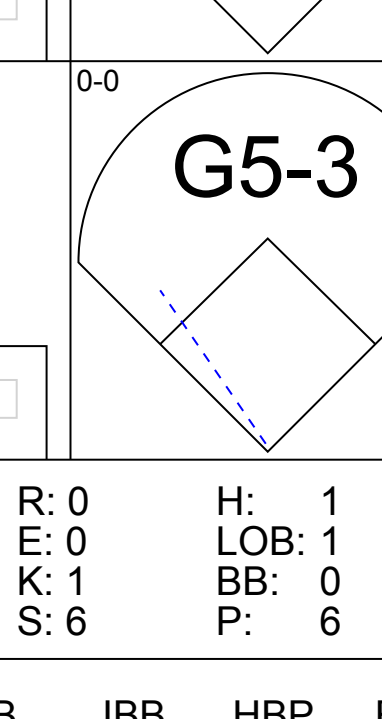
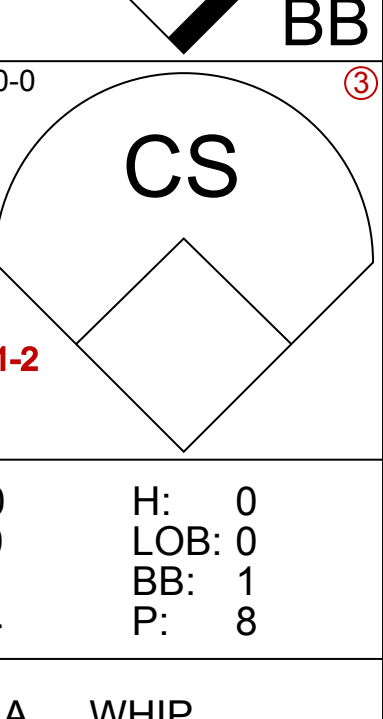
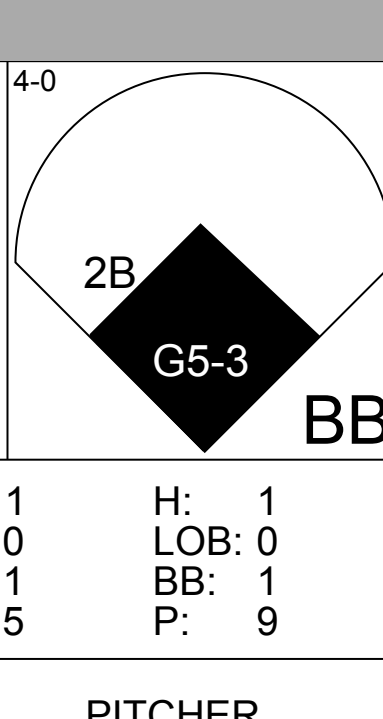
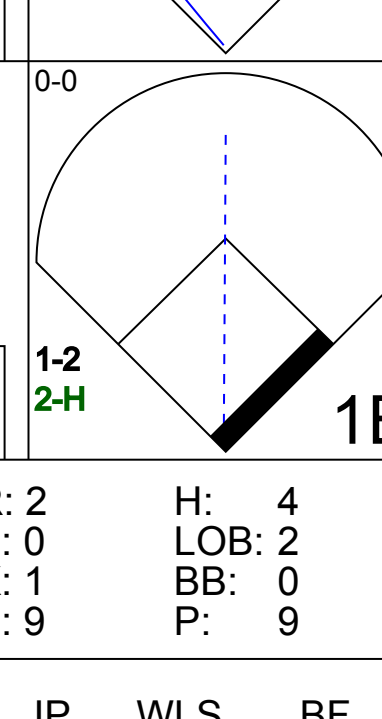
Batter	1	2	3	4	5	6	7	8	9	AB	R	H	RBI	BB	SO	LOB	BOTTOM										
Devon White, S (1, 8) OBP: 0.328, SLG: 0.486	3-3 K		2-2 G6-3		1-0 E 1-2 2B 1B	2-3 K		0-0 G5-3		4	1	1	0	0	2	1											
Rob Butler, L (8, FH) OBP: 0.212, SLG: 0.161			1-0 G6-3		0-1 E1 1-3 2H 2B 1B	2-1 G6-4-3				4	1	1	0	0	0	1											
Roberto Alomar, S (1, 4) OBP: 0.381, SLG: 0.457	3-1 G6-3		1-0 G6-3		1-3 2H 2B 1B	1-2 FC5-4 1B				3	2	2	0	1	0	0											
Paul Moltis, R (1, 10) OBP: 0.414, SLG: 0.507	2-2 1B			0-1 E4 HR	4-0 2B E IBB		1-1 FC5-4 1B			4	1	1	2	0	2	3											
Joe Carter, R (1, 9) OBP: 0.310, SLG: 0.513	2-3 K			2-2 F8	1-1 E 2B		1-3 K			4	1	1	2	0	2	3											
John Olerud, L (1, 3) OBP: 0.385, SLG: 0.451		2-1 HR		2-0 E7 HR	1-3 E IBB		1-0 FC5-4			3	2	1	1	1	0	2											
Mike Huff, R (1, 7) OBP: 0.379, SLG: 0.432		3-2 G6-3		1-0 P5	1-3 K		2-1 F8			4	0	0	0	0	1	6											
Ed Sprague, R (1, 5) OBP: 0.282, SLG: 0.353		1-1 G5-3		0-0 HR	0-2 P4		3-2 G5-3			4	1	1	3	0	0	3											
Dick Schofield, R (1, 6) OBP: 0.340, SLG: 0.369		1-0 F8		1-0 G4-3	1-1 E4		0-2 G3-1			4	0	0	0	0	0	1											
Randy Knorr, R (1, 2) OBP: 0.284, SLG: 0.420			0-3 K		0-0 1B E 1B	4-2 BB		1-1 1B		3	1	2	0	1	1	0											
Inning Stats	R: 0 E: 0 K: 2 S: 12	H: 1 LOB: 1 BB: 0 P: 22	R: 1 E: 0 K: 0 S: 8	H: 1 LOB: 0 BB: 0 P: 15	R: 0 E: 0 K: 1 S: 9	H: 0 LOB: 0 BB: 0 P: 12	R: 3 E: 2 K: 0 S: 12	H: 1 LOB: 0 BB: 0 P: 20	R: 5 E: 2 K: 1 S: 14	H: 4 LOB: 2 BB: 2 P: 26	R: 0 E: 0 K: 1 S: 8	H: 0 LOB: 1 BB: 1 P: 16	R: 0 E: 0 K: 1 S: 8	H: 1 LOB: 1 BB: 0 P: 13	R: 0 E: 0 K: 0 S: 9	H: 1 LOB: 1 BB: 0 P: 13	1B: 6 2B: 1 3B: 0 HR: 2	SF: 0 SAC: 0 DP: 1 HBP: 0	WP: 0 PB: 0 SB: 0 CS: 0	PA: 37							
PITCHER	IP	WLS	BF	H	R	ER	SO	BB	IBB	HBP	BLK	WP	HR	S	P	ERA	WHIP										
Bob Milacki, R (1, 1) ERA: 5.5	4.0	L	22	7	9	4	3	0	1	0	0	0	0	21	47	9.00	1.750										
Stan Belinda, R (5, 1) ERA: 4.74	2.1		9	1	0	0	3	1	1	0	0	0	0	21	37	0.00	0.857										
Mike Magnante, L (7, 1) ERA: 4.89	1.2		6	1	0	0	0	0	0	0	0	0	0	12	19	0.00	0.600										

Kansas City Royals @ Toronto Blue Jays
SkyDome, Toronto, ON
Sat Jul 09 1994, 3:33 AM EDT
Att: 50,524 - Unknown

livebaseballscores.com

AB 34
R 9
H 9
RBI 6
BB 3
SO 6
LOB 18

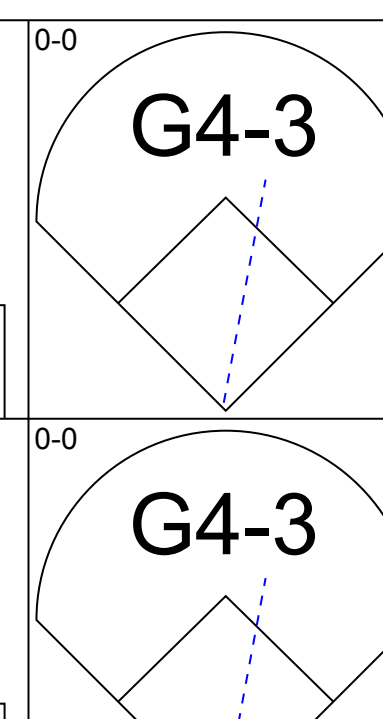
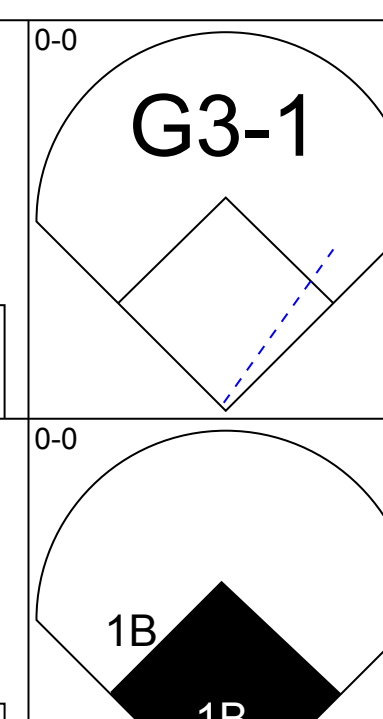
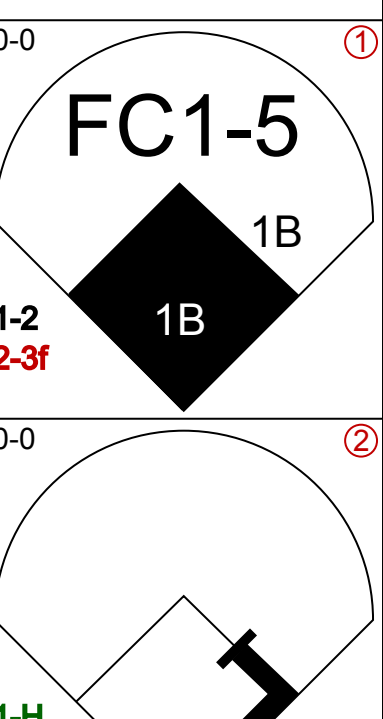
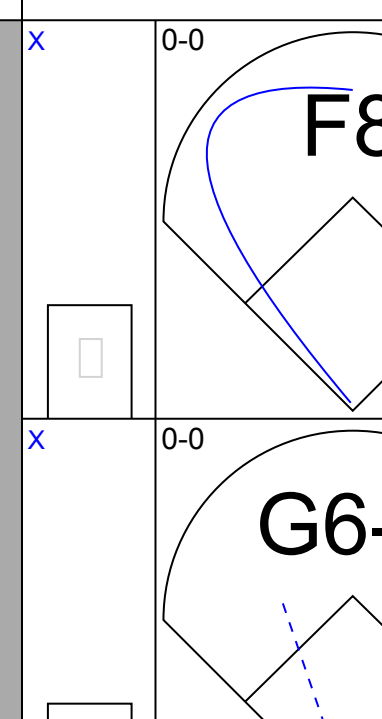
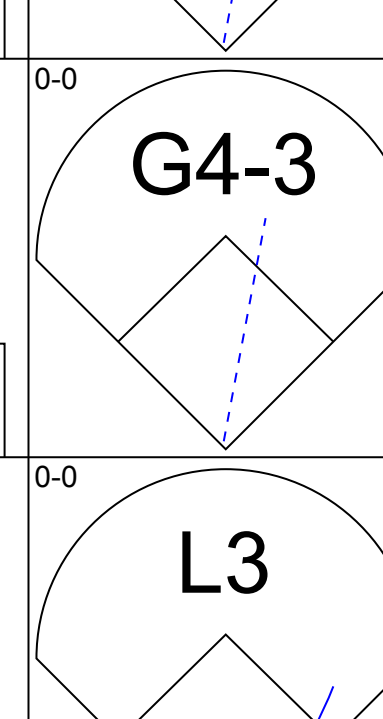
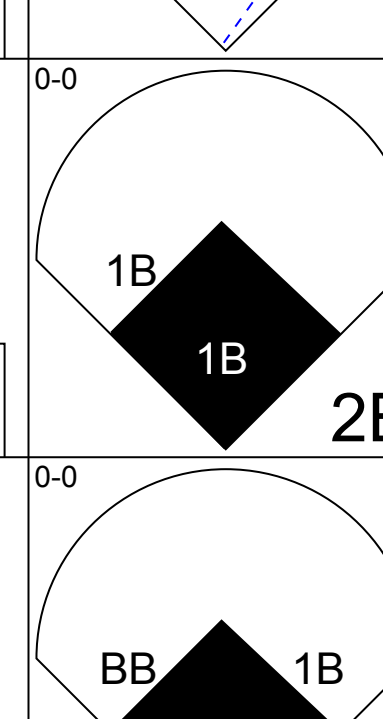
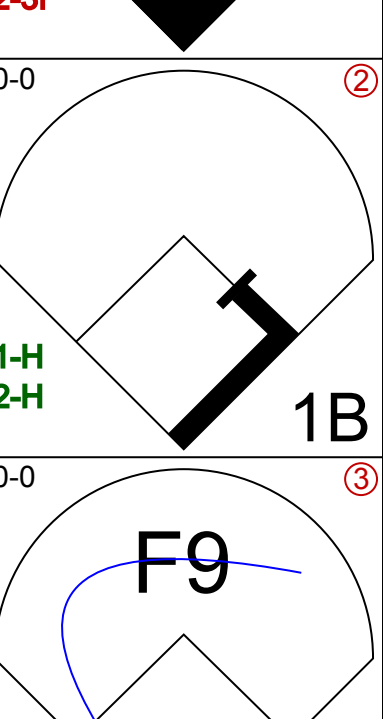
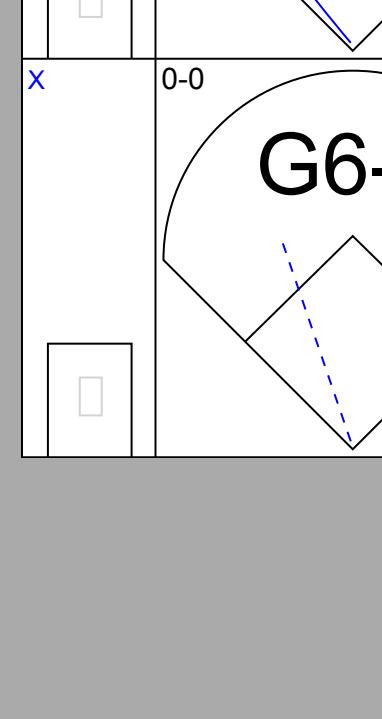
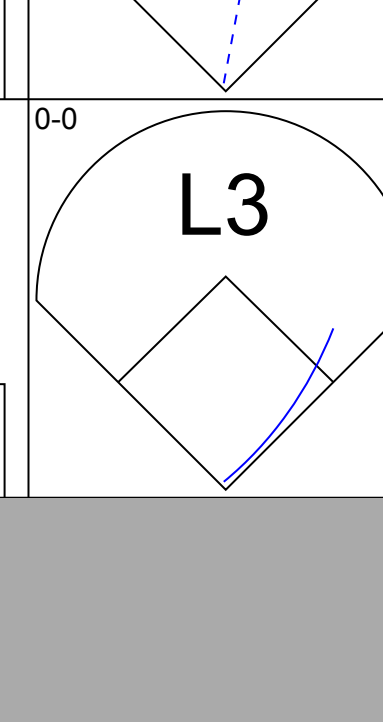
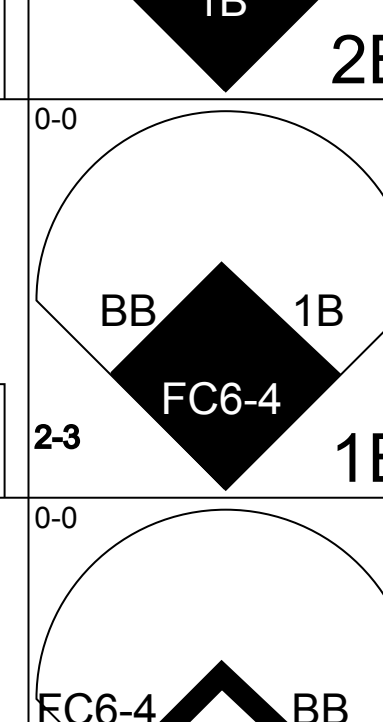
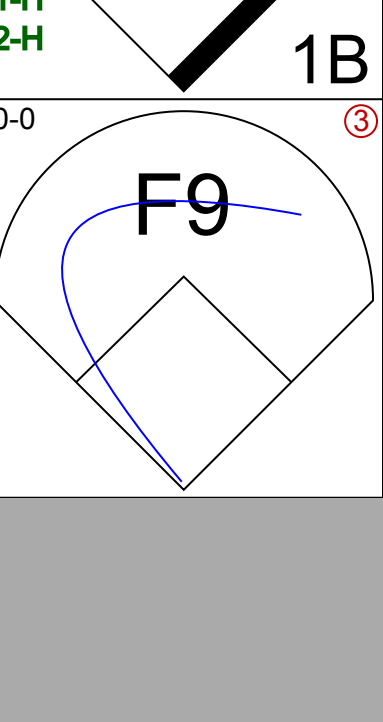

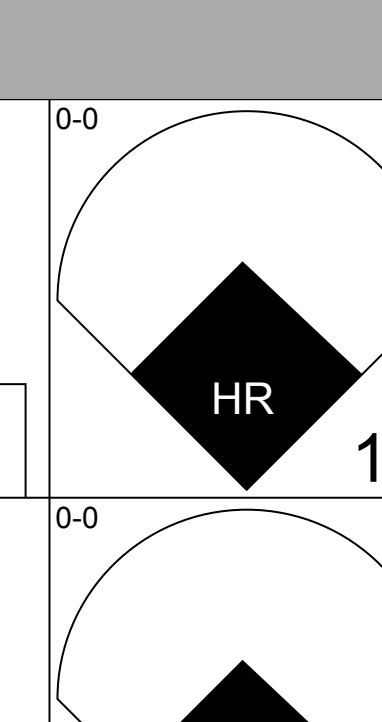
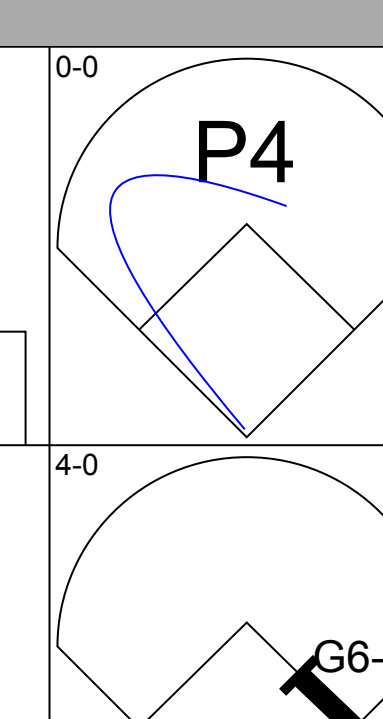
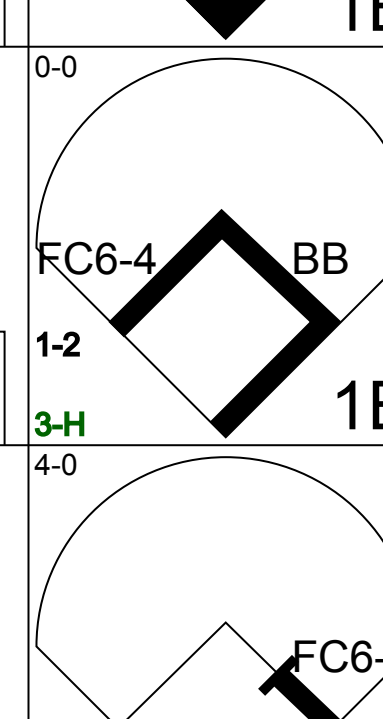

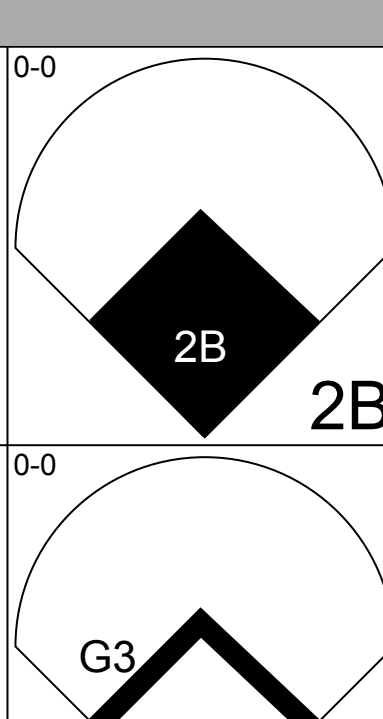
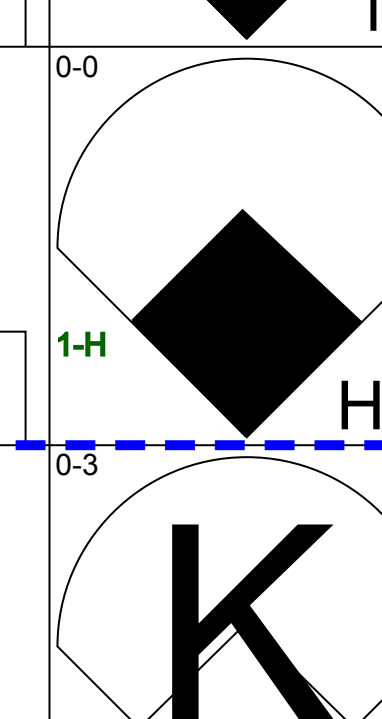
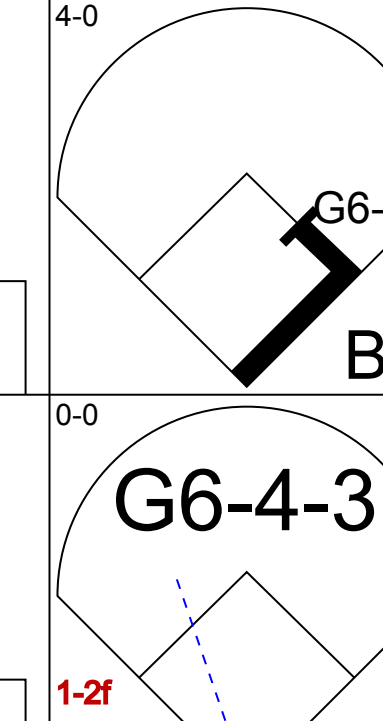
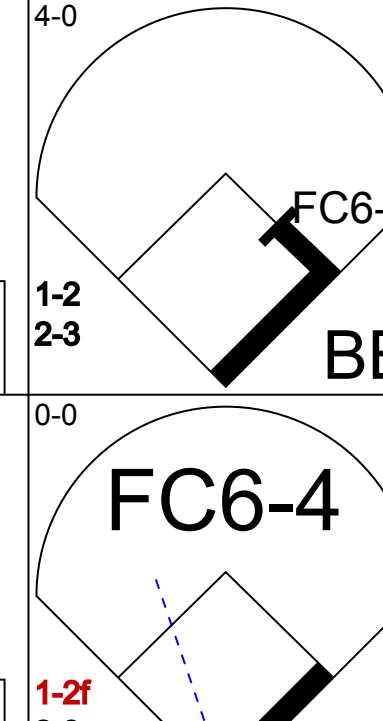

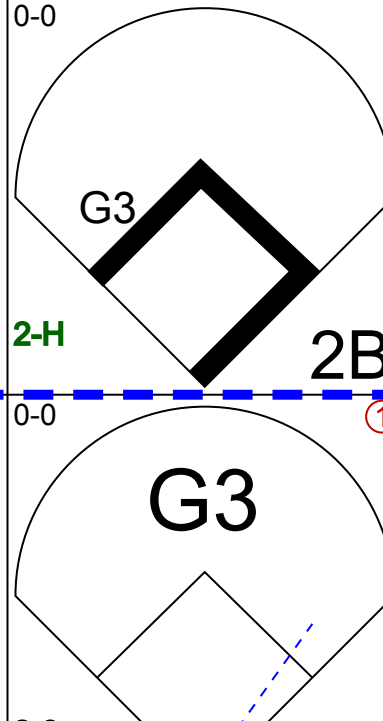
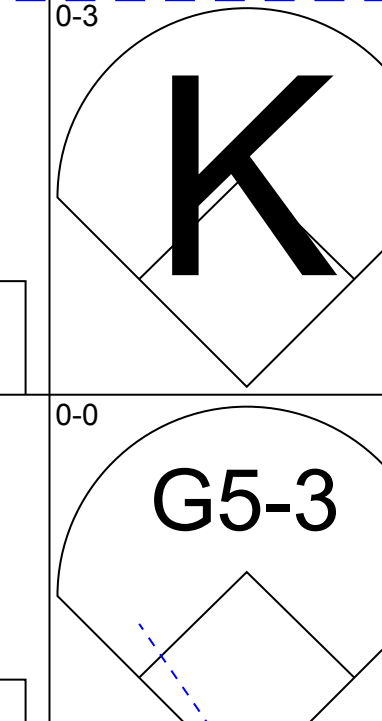

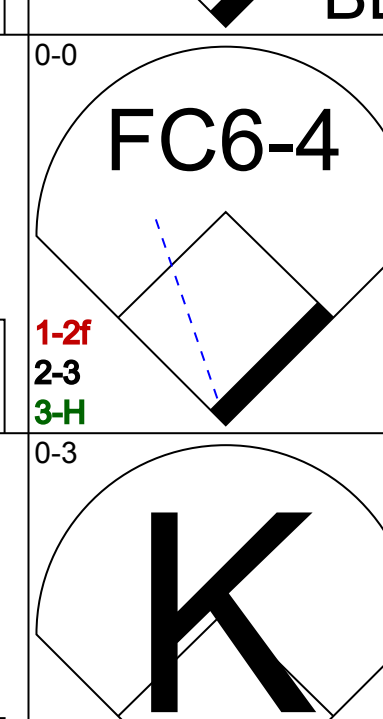

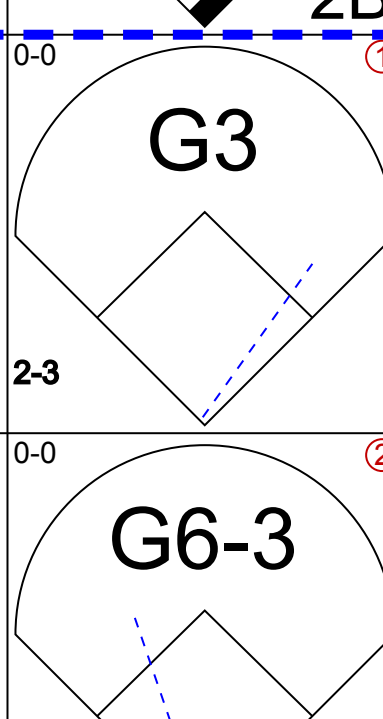
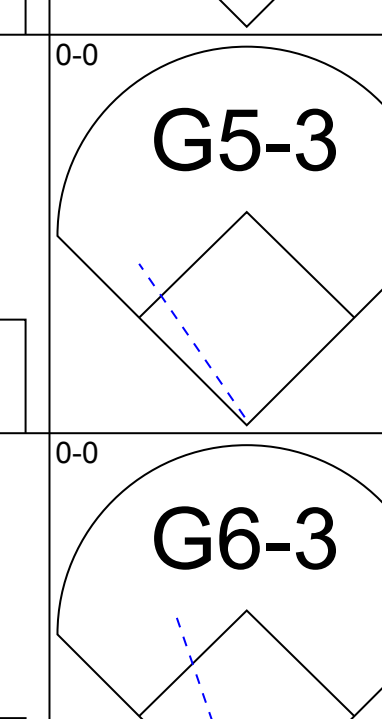
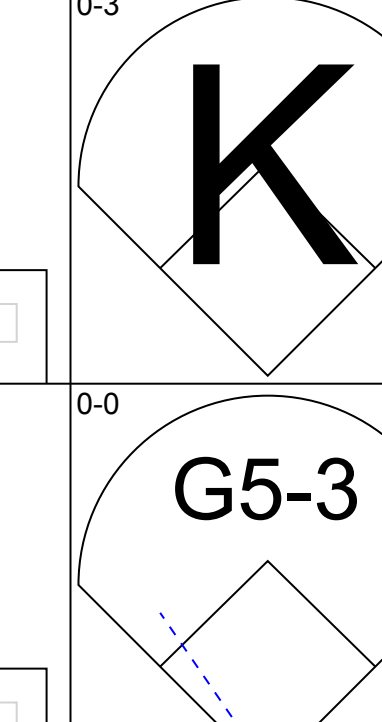

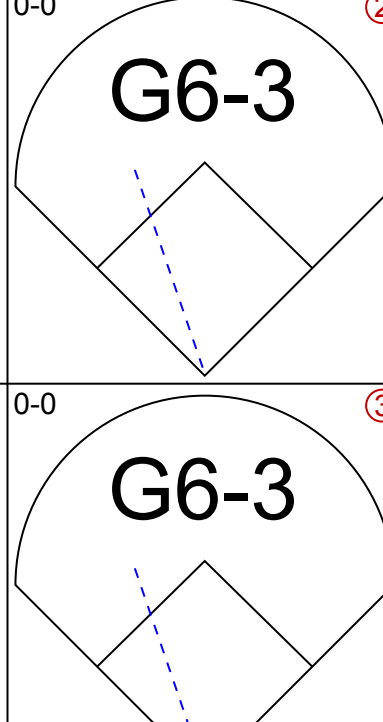
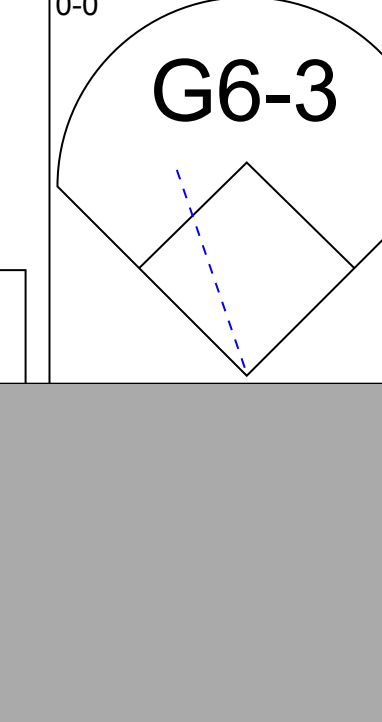
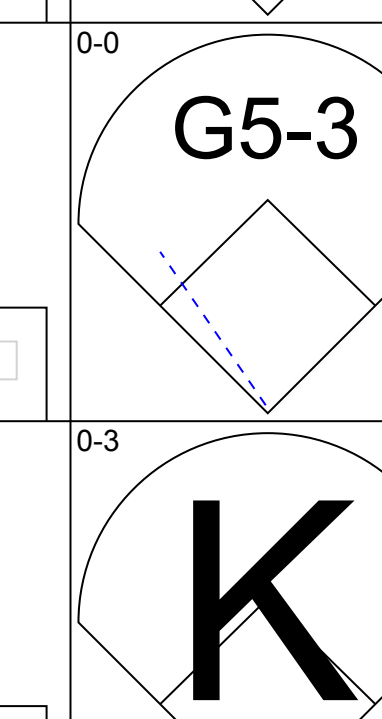
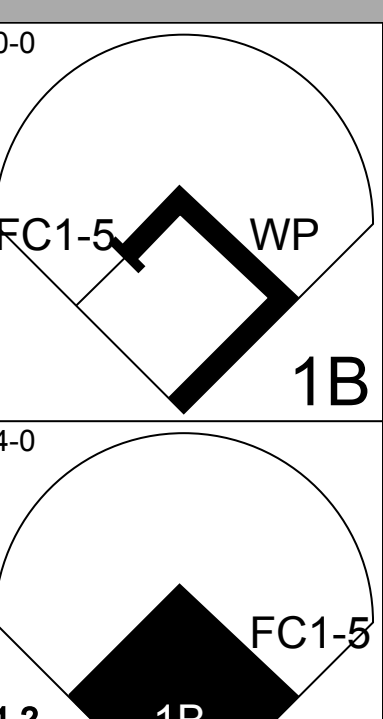
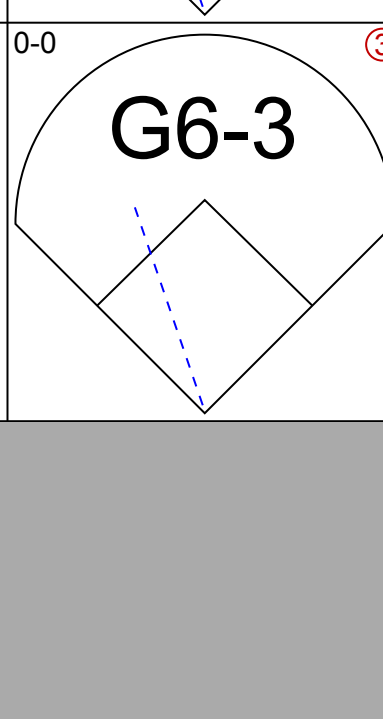
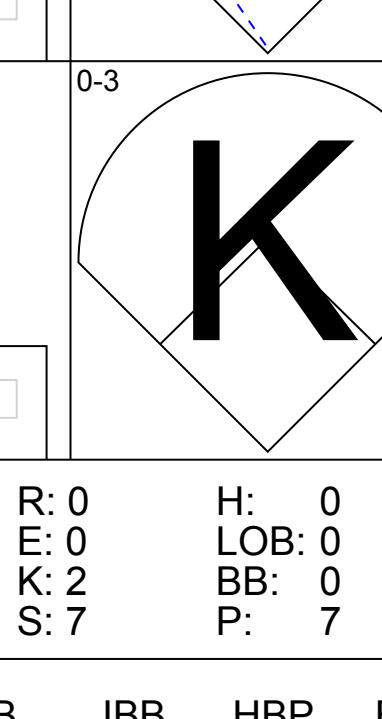
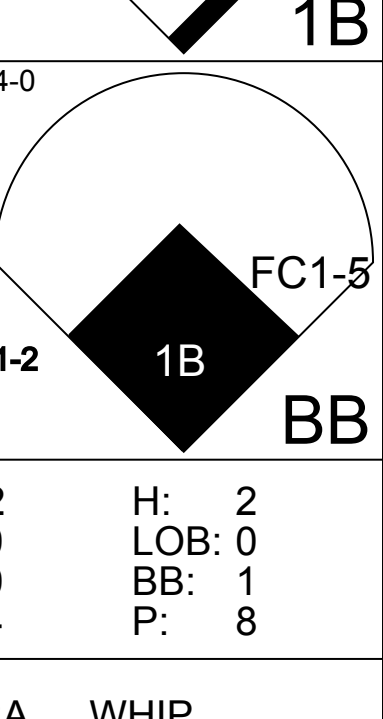
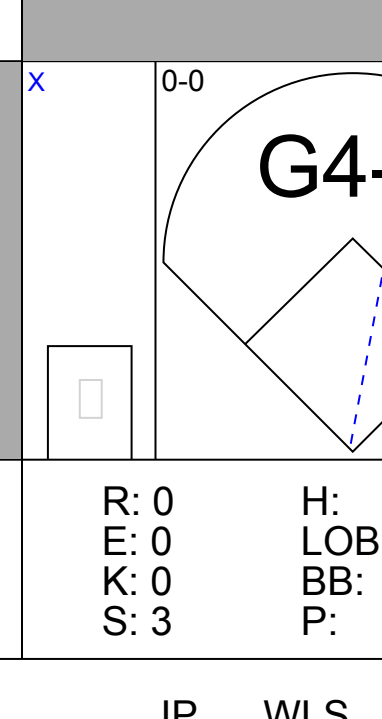


Batter	1	2	3	4	5	6	7	8	9	AB	R	H	RBI	BB	SO	LOB	TOP					
Vince Coleman, S OBP: 0.285, SLG: 0.350 Dave Henderson, R OBP: 0.306, SLG: 0.431										3	0	2	0	0	1	0						
Brian McRae, S OBP: 0.374, SLG: 0.399										3	0	0	0	1	2	3						
Mike Macfarlane, R OBP: 0.365, SLG: 0.469										4	0	1	1	0	1	2						
Bob Hamelin, L OBP: 0.363, SLG: 0.576										4	0	0	0	0	2	2						
Felix Jose, S OBP: 0.355, SLG: 0.449										4	1	1	0	0	1	1						
Brent Mayne, L OBP: 0.276, SLG: 0.304										4	1	1	0	0	1	0						
Greg Gagne, R OBP: 0.327, SLG: 0.401										4	0	1	1	0	2	0						
David Howard, S OBP: 0.325, SLG: 0.324										3	0	0	0	1	1	2						
Jose Lind, R OBP: 0.295, SLG: 0.307										2	1	1	1	1	0	0						
Inning Stats	R: 0 E: 0 K: 2 S: 8	H: 1 LOB: 1 BB: 0 P: 8	R: 0 E: 0 K: 1 S: 5	H: 0 LOB: 0 BB: 0 P: 5	R: 0 E: 0 K: 1 S: 6	H: 1 LOB: 1 BB: 0 P: 6	R: 0 E: 0 K: 2 S: 7	H: 0 LOB: 0 BB: 0 P: 7	R: 0 E: 0 K: 1 S: 4	H: 0 LOB: 0 BB: 1 P: 8	R: 1 E: 0 K: 1 S: 5	H: 1 LOB: 0 BB: 1 P: 9	R: 2 E: 0 K: 1 S: 9	H: 4 LOB: 2 BB: 0 P: 9	R: 0 E: 1 K: 1 S: 5	H: 0 LOB: 1 BB: 1 P: 9	R: 0 E: 0 K: 1 S: 5	H: 0 LOB: 0 BB: 0 P: 5	1B: 6 2B: 1 3B: 0 HR: 0	SF: 0 SAC: 0 DP: 0 HBP: 0	WP: 0 PB: 0 CS: 3	PA: 38
PITCHER	IP	WLS	BF	H	R	ER	SO	BB	IBB	HBP	BLK	WP	HR	S	P	ERA	WHIP					
Juan Guzman, R ERA: 5.97	(1, 1)	7.0	W	28	7	3	3	9	2	0	0	0	0	44	52	3.86	1.286					
Danny Cox, R ERA:	(8, 1)	2.0	S	7	0	0	0	2	1	0	0	0	0	10	14	0.00	0.500					

Kansas City Royals @ Toronto Blue Jays
SkyDome, Toronto, ON
Sun Jul 10 1994, 3:33 AM EDT
Att: 50,504 - Unknown - 66 F

AB 32
R 3
H 7
RBI 3
BB 3
SO 11
LOB 12



Batter	1	2	3	4	5	6	7	8	9	AB	R	H	RBI	BB	SO	LOB	BOTTOM					
Rob Butler, L OBP: 0.189, SLG: 0.143										4	1	0	0	0	0	2						
Roberto Alomar, S OBP: 0.382, SLG: 0.461										4	1	2	1	0	0	0						
Paul Moltis, R OBP: 0.415, SLG: 0.507										4	2	2	0	0	0	0						
Joe Carter, R OBP: 0.315, SLG: 0.528										4	2	3	3	0	0	0						
John Olerud, L OBP: 0.389, SLG: 0.455										2	0	1	1	2	1	0						
Mike Huff, R OBP: 0.370, SLG: 0.421										4	0	0	1	0	0	4						
Ed Sprague, R OBP: 0.276, SLG: 0.349										4	0	0	0	0	2	3						
Pat Borders, R OBP: 0.289, SLG: 0.316										3	0	1	0	0	0	1						
Dick Schofield, R OBP: 0.340, SLG: 0.366										2	1	0	0	1	1	0						
Inning Stats	R: 0 E: 0 K: 0 S: 3	H: 0 LOB: 0 BB: 0 P: 3	R: 0 E: 0 K: 0 S: 2	H: 0 LOB: 0 BB: 1 P: 6	R: 0 E: 0 K: 2 S: 7	H: 0 LOB: 0 BB: 0 P: 7	R: 2 E: 0 K: 1 S: 8	H: 3 LOB: 2 BB: 1 P: 12	R: 2 E: 0 K: 0 S: 4	H: 2 LOB: 0 BB: 1 P: 8	R: 1 E: 0 K: 0 S: 5	H: 2 LOB: 1 BB: 0 P: 5	R: 0 E: 0 K: 0 S: 3	H: 0 LOB: 0 BB: 0 P: 3	R: 2 E: 0 K: 1 S: 7	H: 2 LOB: 0 BB: 0 P: 7	R: 0 E: 0 K: 1 S: 5	H: 0 LOB: 0 BB: 0 P: 5	1B: 5 2B: 3 3B: 0 HR: 1	SF: 0 SAC: 0 DP: 1 HBP: 0	WP: 1 PB: 0 SB: 0 CS: 0	PA: 34
PITCHER	IP	WLS	BF	H	R	ER	SO	BB	IBB	HBP	BLK	WP	HR	S	P	ERA	WHIP					
Mark Gubicza, R ERA: 4.66	(1, 1)	5.0	L	23	7	5	3	3	0	0	0	0	0	26	38	9.00	2.000					
Rusty Meacham, R ERA: 2.29	(6, 1)	2.0		8	2	2	2	0	0	0	0	0	1	8	8	9.00	1.000					
Billy Brewer, L ERA: 2.51	(8, 1)	1.0		3	0	0	0	1	0	0	0	0	0	5	5	0.00	0.000					

Kansas City Royals @ Toronto Blue Jays
SkyDome, Toronto, ON
Sun Jul 10 1994, 3:33 AM EDT
Att: 50,504 - Unknown - 66 F

AB 31
R 7
H 9
RBI 6
BB 3
SO 4
LOB 10



Batter	1	2	3	4	5	6	7	8	9	AB	R	H	RBI	BB	SO	LOB	TOP								
Devon White, S (1, 8) OBP: 0.327, SLG: 0.489	P6		P4					K		4	0	1	2	0	1	0	Toronto Blue Jays @ Texas Rangers The Ballpark at Arlington, Arlington, TX Thu Jul 14 1994, 8:05 PM EDT Att: 42,621 - Unknown - 75 F								
Roberto Alomar, S (1, 4) OBP: 0.381, SLG: 0.458	G4-3			F8	G6-3			1B		4	0	1	0	0	0	1									
Paul Molitor, R (1, 10) OBP: 0.410, SLG: 0.501	G5-3			L9		L9		F9		4	0	0	0	0	0	1									
Joe Carter, R (1, 9) OBP: 0.311, SLG: 0.522		F7		P3		F7			G5-3	4	0	0	0	0	0	0									
John Olerud, L (1, 3) Darnell Coles, R (5, 3) OBP: 0.392, SLG: 0.457 OBP: 0.235, SLG: 0.365		1B			1B	P2			L6	1	1	1	0	1	0	0									
Mike Huff, R (1, 7) OBP: 0.367, SLG: 0.423		F9			L7		L8		2B	4	0	1	0	0	0	2									
Ed Sprague, R (1, 5) OBP: 0.278, SLG: 0.347		L8			1B	P3			G5-3	4	1	1	0	0	0	2									
Pat Borders, R (1, 2) OBP: 0.289, SLG: 0.316			P4		1B	G1-3				3	1	1	1	0	0	0									
Dick Schofield, R (1, 6) OBP: 0.336, SLG: 0.361		G5-3			P5			G6-3		3	0	0	0	0	0	2									
Inning Stats	R: 0 E: 0 K: 0 S: 5	H: 0 LOB: 0 BB: 0 P: 7	R: 0 E: 0 K: 0 S: 11	H: 1 LOB: 1 BB: 0 P: 13	R: 0 E: 0 K: 0 S: 5	H: 0 LOB: 0 BB: 0 P: 12	R: 0 E: 0 K: 0 S: 8	H: 0 LOB: 0 BB: 0 P: 14	R: 3 E: 0 K: 0 S: 15	H: 3 LOB: 1 BB: 0 P: 28	R: 0 E: 0 K: 0 S: 7	H: 0 LOB: 0 BB: 0 P: 8	R: 0 E: 0 K: 0 S: 5	H: 0 LOB: 0 BB: 0 P: 10	R: 0 E: 0 K: 0 S: 8	H: 1 LOB: 1 BB: 0 P: 9		R: 0 E: 0 K: 0 S: 8	H: 1 LOB: 1 BB: 0 P: 10	1B: 4 2B: 1 3B: 1 HR: 0	SF: 0 SAC: 0 DP: 0 HBP: 0	WP: 0 PB: 0 SB: 0 CS: 0	PA: 34		
PITCHER	IP	WLS	BF	H	R	ER	SO	BB	IBB	HBP	BLK	WP	HR	S	P	ERA	WHIP								
Hector Fajardo, R (1, 1) ERA: 5.74	6.0	W	23	4	3	3	0	1	0	0	0	0	0	51	82	4.50	0.833								
Matt Whiteside, R (7, 1) ERA: 4.44	2.0		7	1	0	0	1	0	0	0	0	0	0	13	19	0.00	0.500								
Tom Henke, R (9, 1) ERA: 4.44	1.0		4	1	0	0	0	0	0	0	0	0	0	8	10	0.00	1.000								

Batter	1	2	3	4	5	6	7	8	9	AB	R	H	RBI	BB	SO	LOB	BOTTOM								
Jeff Frye, R (1, 4) OBP: 0.433, SLG: 0.480	F9			E6		SH1-4		G5-3		2	0	1	1	0	0	0	Toronto Blue Jays @ Texas Rangers The Ballpark at Arlington, Arlington, TX Thu Jul 14 1994, 8:05 PM EDT Att: 42,621 - Unknown - 75 F								
Billy Ripken, R (4, PH) OBP: 0.317, SLG: 0.354		1B		FC3-6						2	0	0	0	0	0	1									
David Hulse, L (1, 8) OBP: 0.313, SLG: 0.330	K			FC3-6		SF7		G3-1		4	0	1	1	0	1	2									
Jose Canseco, R (1, 10) OBP: 0.400, SLG: 0.552	K	F8		K		K				4	0	0	0	0	3	3									
Will Clark, L (1, 3) OBP: 0.447, SLG: 0.567		L7	K		1B		K			4	0	1	0	0	2	0									
Juan Gonzalez, R (1, 7) OBP: 0.319, SLG: 0.452		2B	G6-3		1B	L8				4	1	2	0	0	0	0									
Dean Palmer, R (1, 5) OBP: 0.331, SLG: 0.552		2B	HR		P6	E3				4	2	2	1	0	0	2									
29 Rusty Greer, L (1, 9) OBP: 0.398, SLG: 0.466		2B	BB	FC6-4	G6-4-3	G4-3				2	1	0	0	2	0	3									
Ivan Rodriguez, R (1, 2) OBP: 0.378, SLG: 0.502	SF8	FC6-4				SH1-4	G5-3			3	1	2	1	0	0	1									
Manuel Lee, S (1, 6) OBP: 0.327, SLG: 0.339		2B		G6-3		SF7	K			4	2	2	2	0	1	1									
Inning Stats	R: 0 E: 0 K: 2 S: 9	H: 0 LOB: 0 BB: 0 P: 12	R: 4 E: 0 K: 0 S: 24	H: 5 LOB: 2 BB: 1 P: 37	R: 1 E: 0 K: 1 S: 11	H: 1 LOB: 1 BB: 1 P: 20	R: 0 E: 2 K: 1 S: 11	H: 0 LOB: 1 BB: 0 P: 14	R: 0 E: 0 K: 0 S: 9	H: 2 LOB: 1 BB: 0 P: 12	R: 2 E: 0 K: 1 S: 8	H: 2 LOB: 0 BB: 0 P: 10	R: 0 E: 1 K: 1 S: 10	H: 0 LOB: 1 BB: 0 P: 15	R: 0 E: 0 K: 1 S: 7	H: 1 LOB: 1 BB: 0 P: 9	1B: 7 2B: 3 3B: 0 HR: 1	SF: 2 SAC: 1 DP: 1 HBP: 0	WP: 1 PB: 0 SB: 0 CS: 0	PA: 38					
PITCHER	IP	WLS	BF	H	R	ER	SO	BB	IBB	HBP	BLK	WP	HR	S	P	ERA	WHIP								
Todd Stottlemyre, R (1, 1) ERA: 4.2	5.0	L	25	8	5	5	4	2	0	0	0	0	1	64	95	9.00	2.000								
Danny Cox, R (6, 1) ERA: 6.0	1.0		5	2	2	2	1	0	0	0	0	0	0	8	10	18.00	2.000								
Brad Cornett, R (7, 1) ERA: 9.02	1.0		4	0	0	0	1	0	0	0	0	0	0	10	15	0.00	0.000								
Mike Timlin, R (8, 1) ERA: 6.07	1.0		4	1	0	0	1	0	0	0	0	0	0	7	9	0.00	1.000								

AB	33
R	3
H	6
RBI	3
BB	1
SO	1
LOB	8



AB	33
R	7
H	11
RBI	6
BB	2
SO	7
LOB	13



Batter	1	2	3	4	5	6	7	8	9	AB	R	H	RBI	BB	SO	LOB	TOP	
Devon White, S OBP: 0.325, SLG: 0.484 (1, 8)										4	1	0	0	1	0	1		
Roberto Alomar, S OBP: 0.381, SLG: 0.464 (1, 4)										5	2	2	0	0	1	1		
Paul Molitor, R OBP: 0.410, SLG: 0.500 (1, 10)										5	1	2	1	0	1	1		
Joe Carter, R OBP: 0.315, SLG: 0.523 (1, 9)										3	2	1	1	2	1	0		
Darnell Coles, R OBP: 0.244, SLG: 0.367 (1, 3)										5	1	2	1	0	2	5		
Mike Huff, R OBP: 0.367, SLG: 0.418 (1, 7)										2	0	0	1	1	0	2		
Rob Butler, L OBP: 0.231, SLG: 0.167 (5, 7)										3	0	0	2	1	1	2		
Ed Sprague, R OBP: 0.277, SLG: 0.344 (1, 5)										4	0	1	0	0	1	5		
Dick Schofield, R OBP: 0.337, SLG: 0.359 (1, 6)										5	0	0	0	0	1	6		
Randy Knorr, R OBP: 0.269, SLG: 0.395 (1, 2)																		
Inning Stats	R: 4 H: 2 E: 2 K: 2 S: 18	H: 2 LOB: 1 BB: 1 P: 29	R: 0 H: 0 E: 0 K: 2 S: 8	H: 0 LOB: 0 BB: 0 P: 10	R: 0 H: 1 E: 0 K: 0 S: 9	H: 1 LOB: 1 BB: 0 P: 16	R: 0 H: 1 E: 0 K: 1 S: 8	H: 1 LOB: 3 BB: 2 P: 27	R: 0 H: 0 E: 0 K: 2 S: 13	H: 0 LOB: 2 BB: 1 P: 18	R: 0 H: 2 E: 0 K: 0 S: 14	H: 2 LOB: 3 BB: 1 P: 21	R: 0 H: 0 E: 0 K: 0 S: 7	H: 0 LOB: 1 BB: 1 P: 12	1B: 7 2B: 1 3B: 1 HR: 0	SF: 1 SAC: 0 DP: 1 HBP: 1	WP: 0 PB: 0 SB: 0 CS: 0	PA: 45
PITCHER	IP WLS BF H R ER SO BB IBB HBP BLK WP HR S P ERA WHIP																	
John Dettmer, R ERA: 4.5 (1, 1)	5.0 L 27 6 7 3 5 2 1 0 0 0 0 0 56 93 5.40 1.600																	
Cris Carpenter, R ERA: 4.82 (6, 1)	3.0 14 3 0 0 3 1 1 0 0 0 0 0 35 52 0.00 1.333																	
Darren Oliver, L ERA: 3.57 (9, 1)	1.0 4 0 0 0 0 0 1 0 1 0 0 0 7 12 0.00 1.000																	

Toronto Blue Jays @ Texas Rangers
The Ballpark at Arlington, Arlington, TX
Fri Jul 15 1994, 8:05 PM EDT
Att: 46,511 - Unknown

AB	37
R	7
H	9
RBI	6
BB	6
SO	8
LOB	23

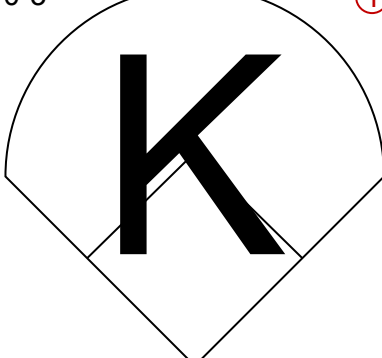
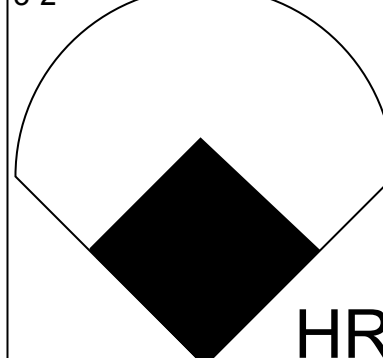
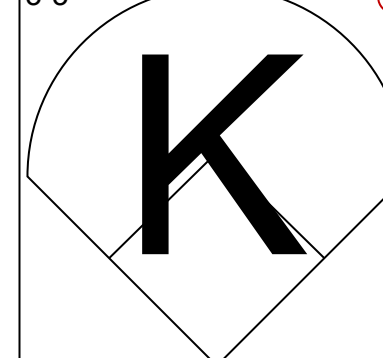
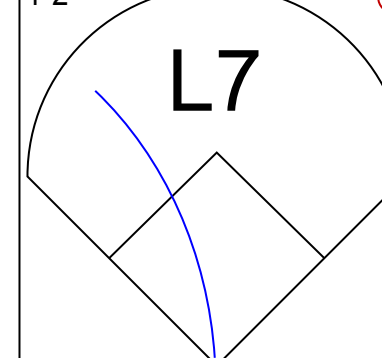
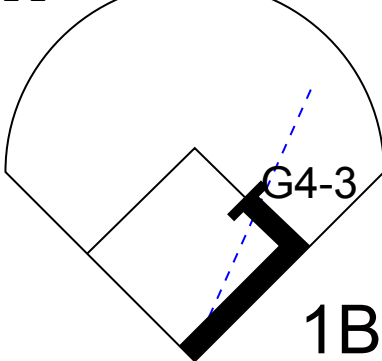
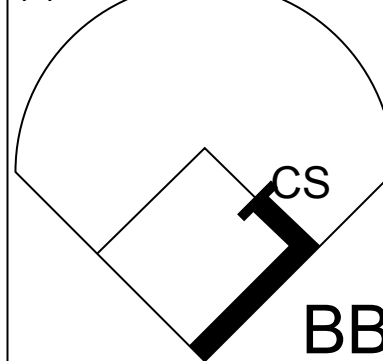
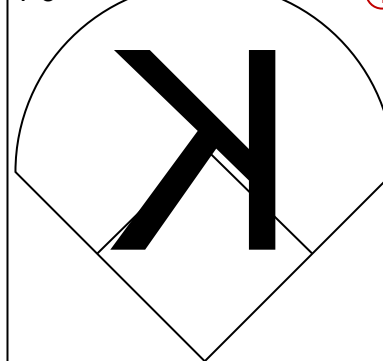
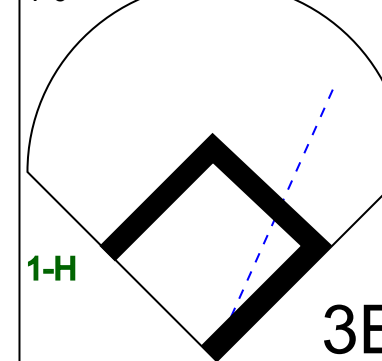
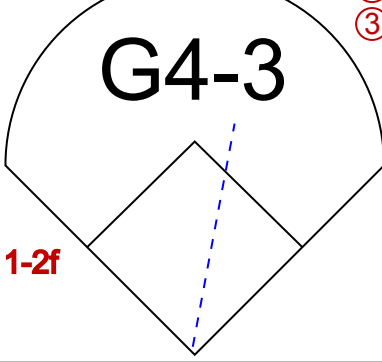
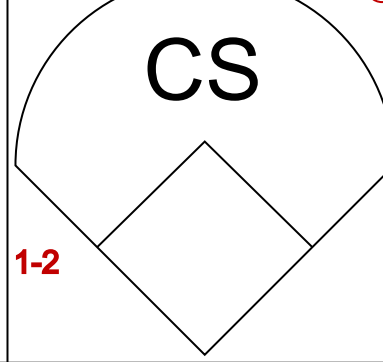
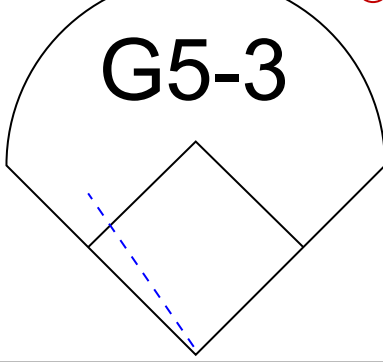
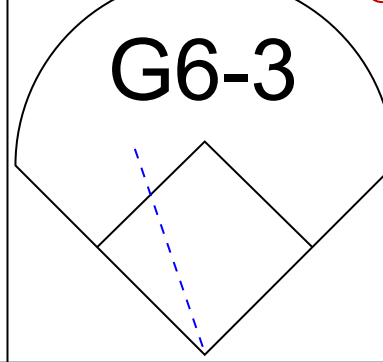
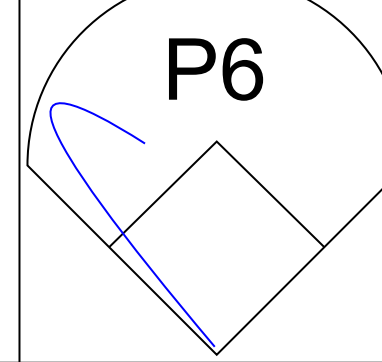
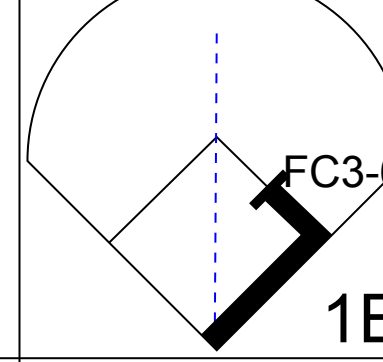
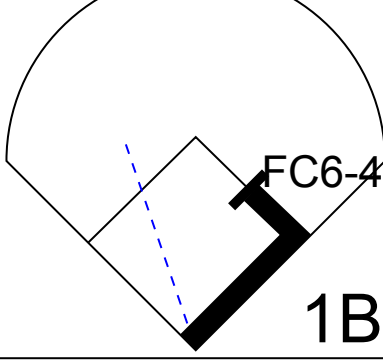

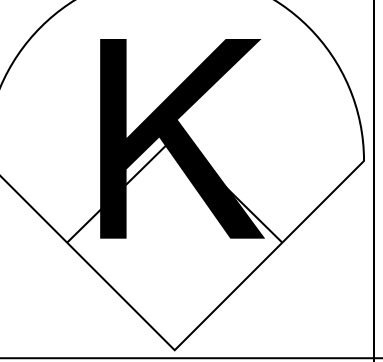
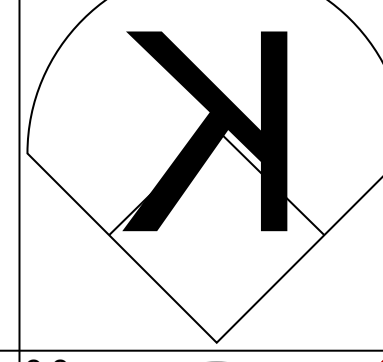
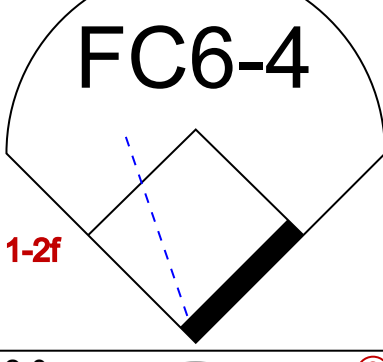
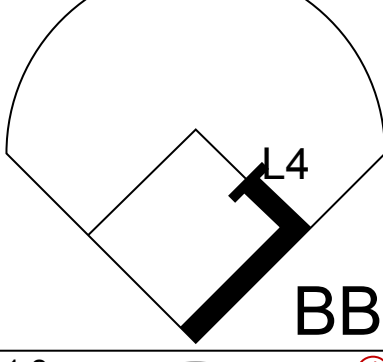
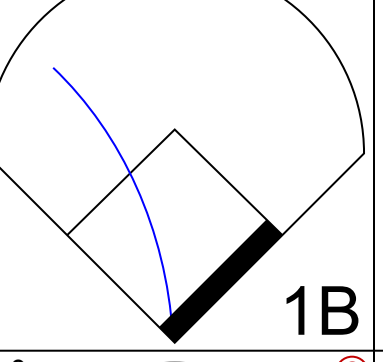
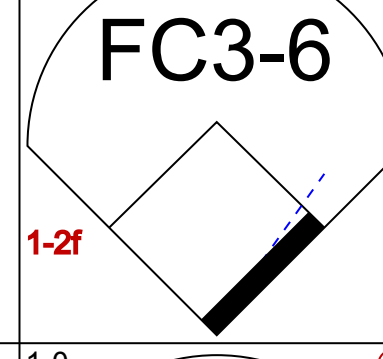
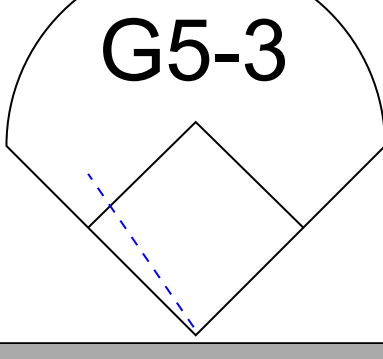
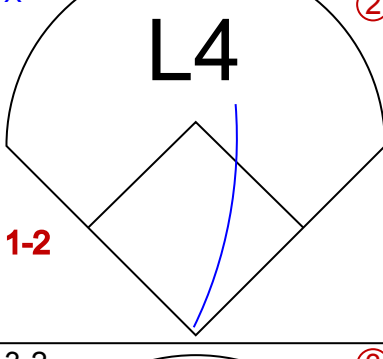
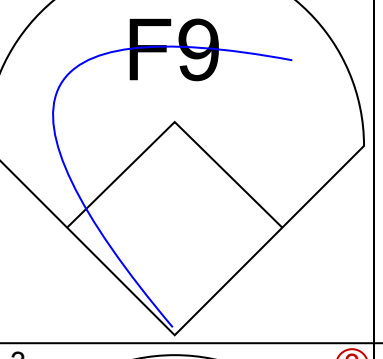
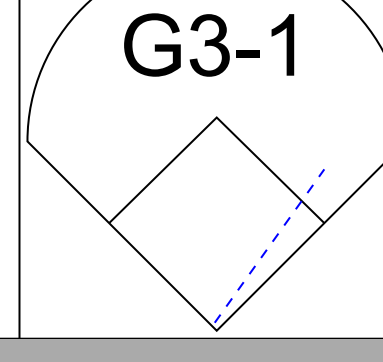
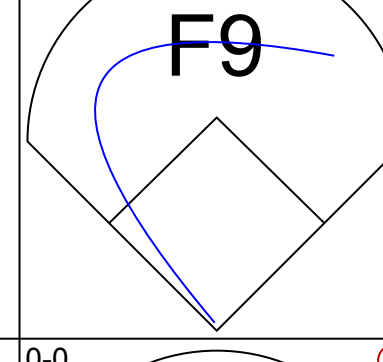
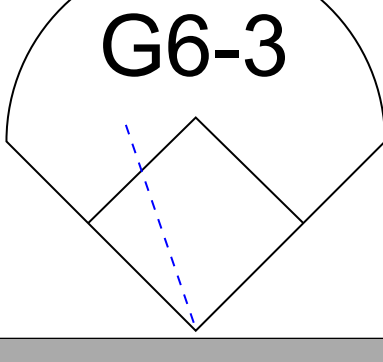
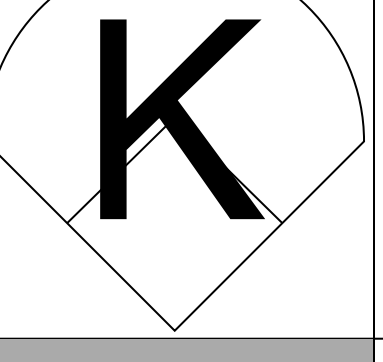
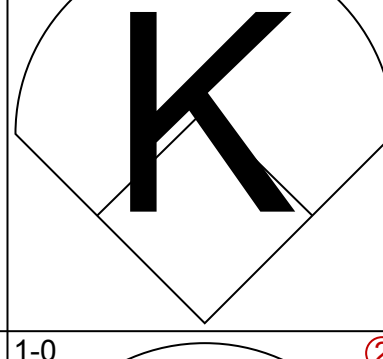
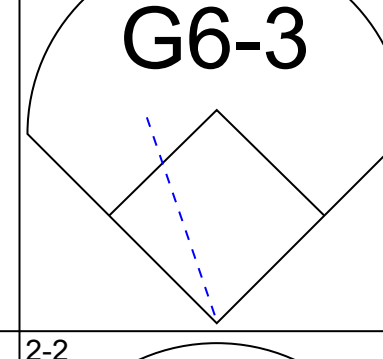
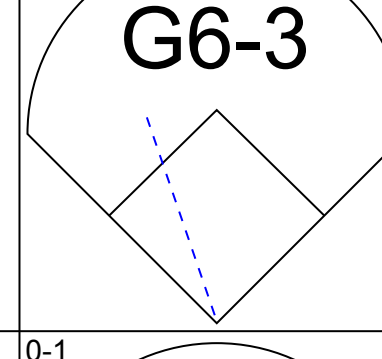
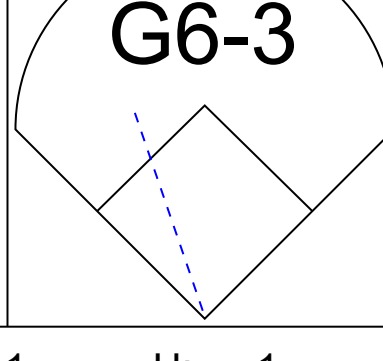
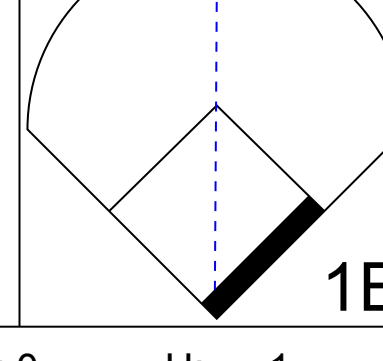
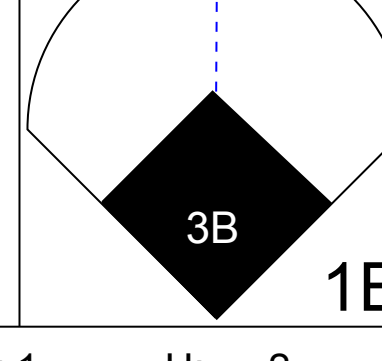


Batter	1	2	3	4	5	6	7	8	9	AB	R	H	RBI	BB	SO	LOB	BOTTOM					
David Hulse, L OBP: 0.311, SLG: 0.325 (1, 8)										4	1	0	1	1	1	2						
Ivan Rodriguez, R OBP: 0.376, SLG: 0.498 (1, 2)										4	0	1	1	1	1	2						
Will Clark, L OBP: 0.444, SLG: 0.559 (1, 3)										4	0	0	0	1	1	2						
Jose Canseco, R OBP: 0.403, SLG: 0.567 (1, 10)										4	1	2	1	1	1	0						
29 Rusty Greer, L OBP: 0.403, SLG: 0.464 (1, 7)										3	0	1	0	2	1	0						
Dean Palmer, R OBP: 0.325, SLG: 0.541 (1, 5)										5	0	0	0	0	3	6						
Chris James, R OBP: 0.332, SLG: 0.536 (1, 9)										2	1	1	1	1	0	0						
Juan Gonzalez, R OBP: 0.321, SLG: 0.452 (8, 7)										0	0	0	0	1	0	0						
Manuel Lee, S OBP: 0.324, SLG: 0.333 (1, 6)										4	1	0	0	1	2	6						
Billy Ripken, R OBP: 0.333, SLG: 0.370 (1, 4)										2	1	2	0	0	0	0						
Esteban Beltrre, R OBP: 0.342, SLG: 0.292 (5, 6)										2	0	0	0	0	1	1						
Inning Stats	R: 0 H: 0 E: 0 K: 1 S: 13	H: 0 LOB: 3 BB: 3 P: 26	R: 0 H: 1 E: 0 K: 3 S: 15	H: 1 LOB: 2 BB: 1 P: 23	R: 0 H: 1 E: 0 K: 0 S: 10	H: 1 LOB: 1 BB: 0 P: 15	R: 2 H: 2 E: 2 K: 0 S: 7	H: 2 LOB: 1 BB: 1 P: 14	R: 0 H: 0 E: 0 K: 3 S: 11	H: 0 LOB: 0 BB: 0 P: 17	R: 2 H: 1 E: 0 K: 1 S: 17	H: 1 LOB: 3 BB: 1 P: 28	R: 0 H: 1 E: 0 K: 1 S: 10	H: 1 LOB: 1 BB: 1 P: 21	R: 0 H: 0 E: 0 K: 1 S: 17	H: 0 LOB: 1 BB: 1 P: 27	R: 1 H: 1 E: 0 K: 1 S: 7	H: 1 LOB: 1 BB: 1 P: 14	1B: 4 2B: 1 3B: 1 HR: 2	SF: 0 SAC: 0 DP: 1 HBP: 1	WP: 3 PB: 1 SB: 0 CS: 0	PA: 44
PITCHER	IP WLS BF H R ER SO BB IBB HBP BLK WP HR S P ERA WHIP																					
Juan Guzman, R ERA: 5.82 (1, 1)	6.0 W 29 6 4 2 8 6 0 0 0 0 0 0 10 21 3.00 1.833																					
Woody Williams, R ERA: 4.64 (7, 1)	1.0 6 1 0 0 1 1 0 1 0 0 0 0 10 21 0.00 2.000																					
Tony Castillo, L ERA: 2.67 (8, 1)	1.0 S 5 1 1 1 1 1 0 0 0 0 0 0 17 27 0.00 1.000																					
Darren Hall, R ERA: 3.92 (9, 1)	1.0 S 5 1 1 1 1 1 0 0 0 0 0 1 7 14 9.00 2.000																					

Toronto Blue Jays @ Texas Rangers
The Ballpark at Arlington, Arlington, TX
Fri Jul 15 1994, 8:05 PM EDT
Att: 46,511 - Unknown

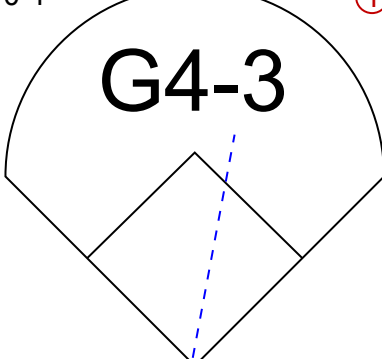
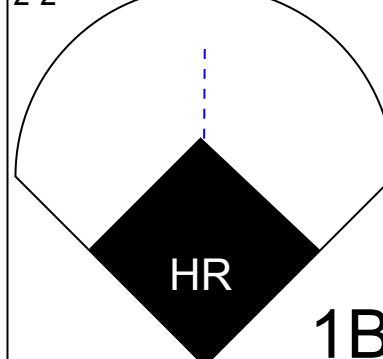
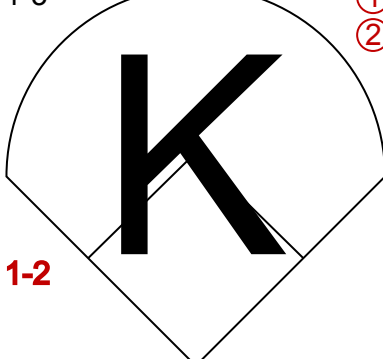
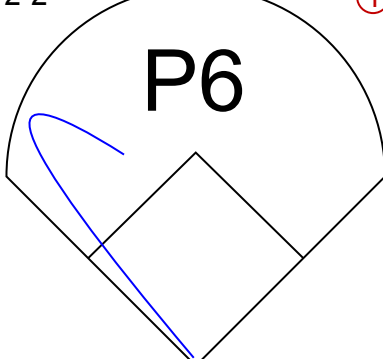
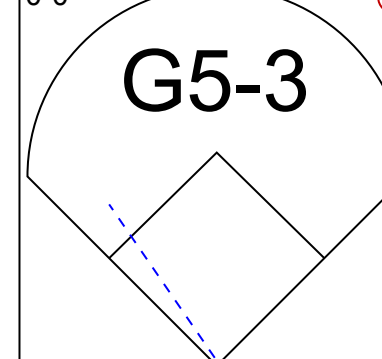
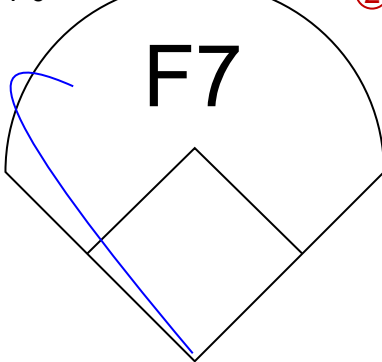
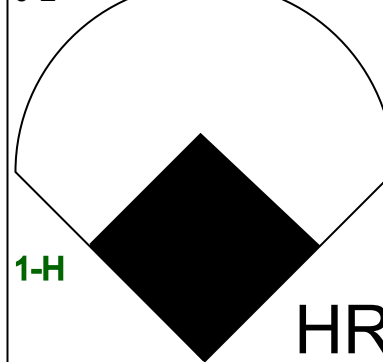
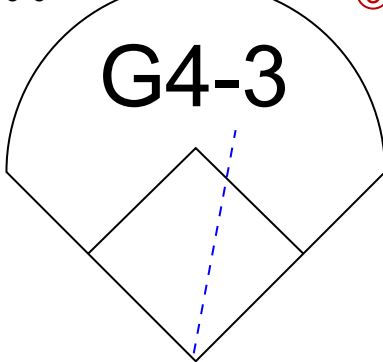
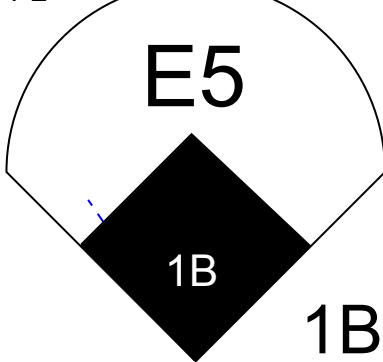

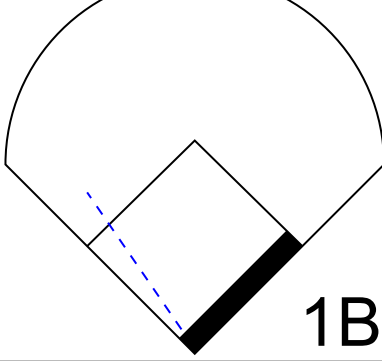
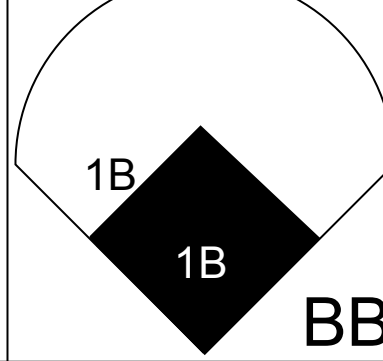

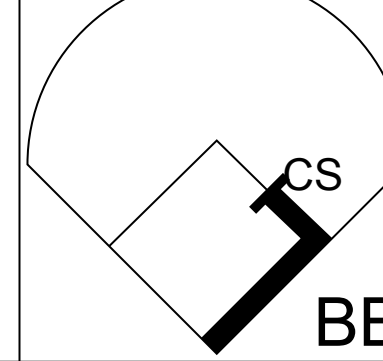
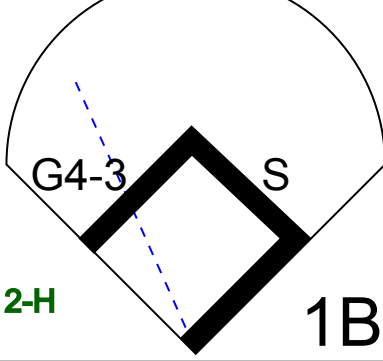


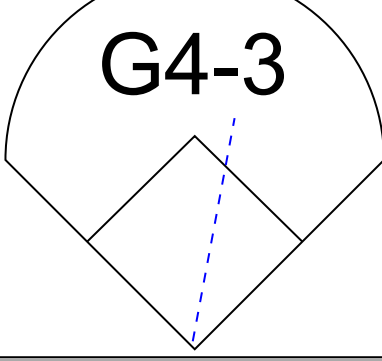
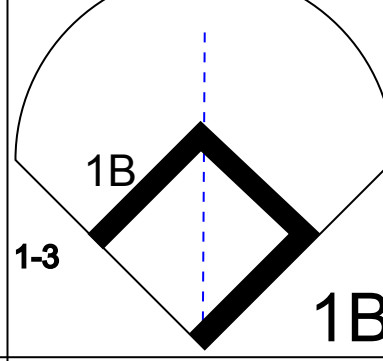

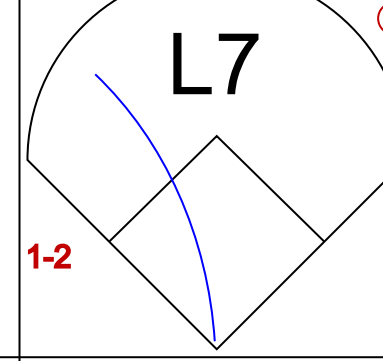
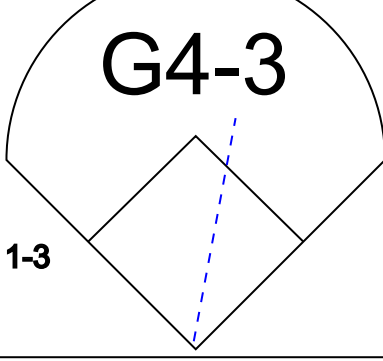

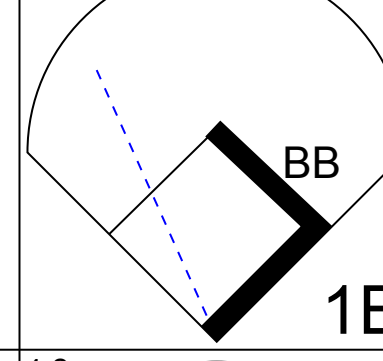
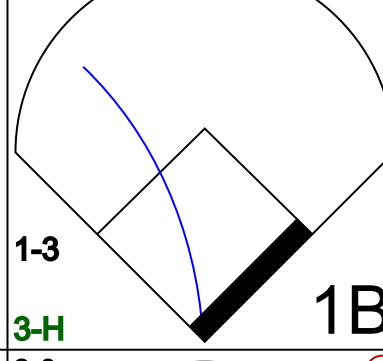

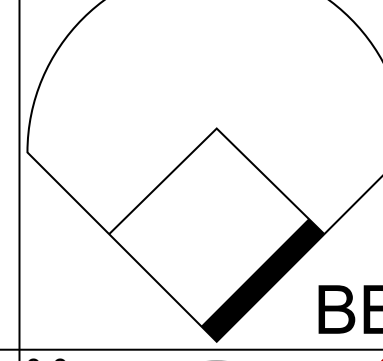
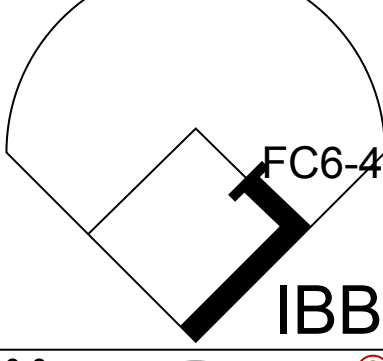

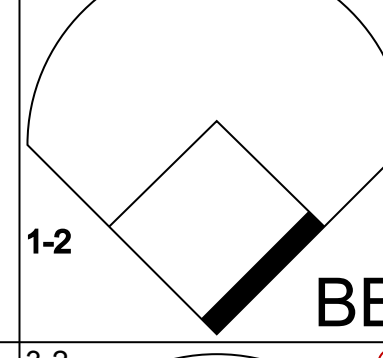
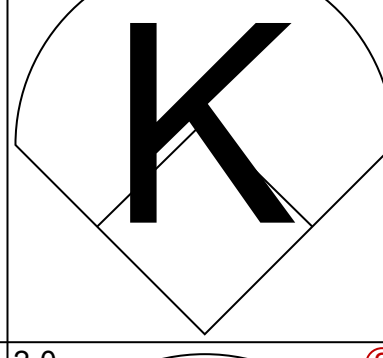
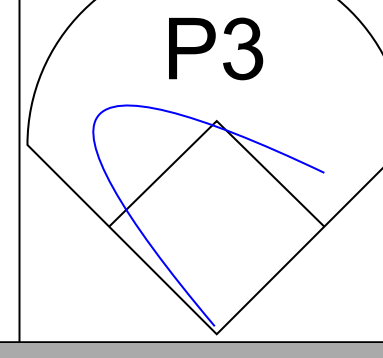
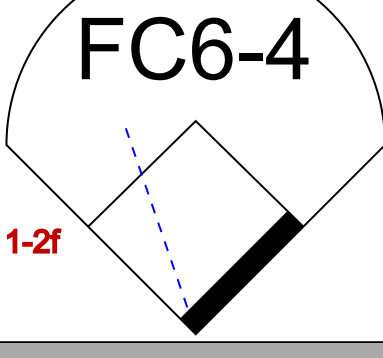

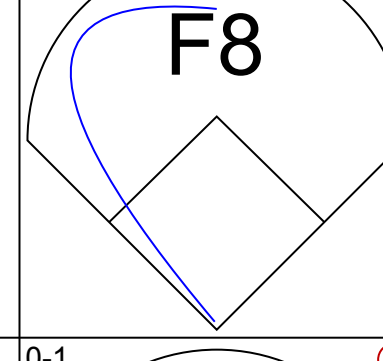
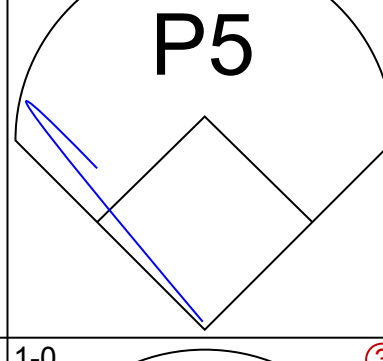
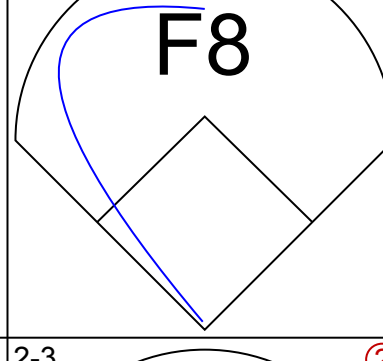
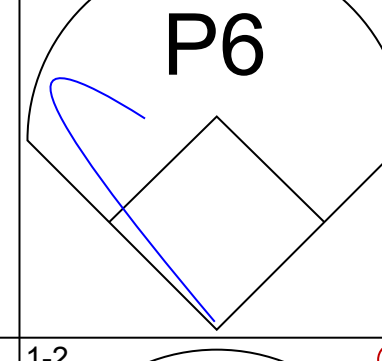
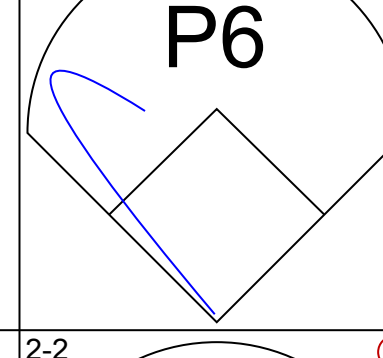
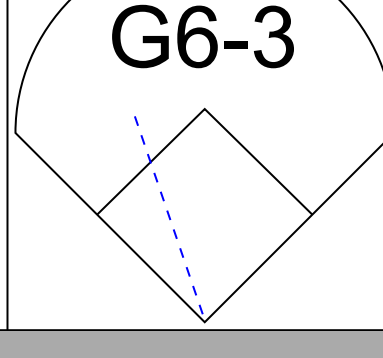
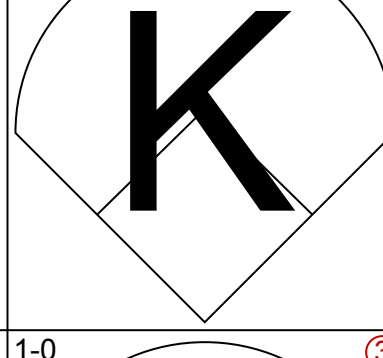
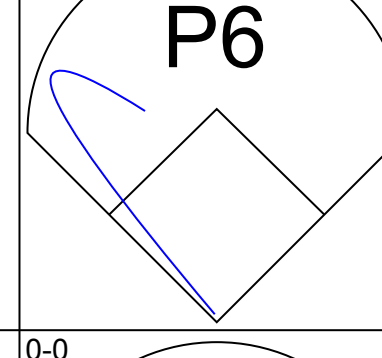
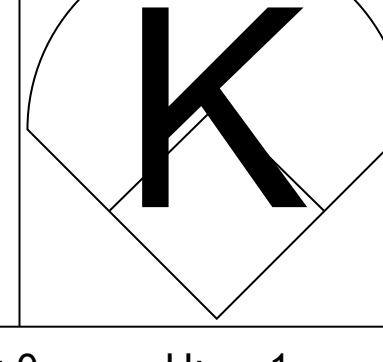
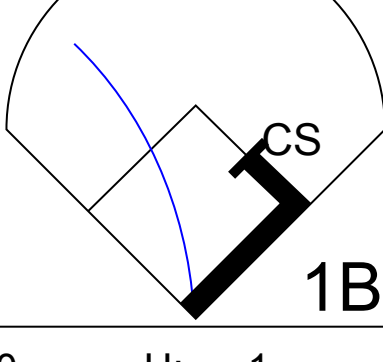

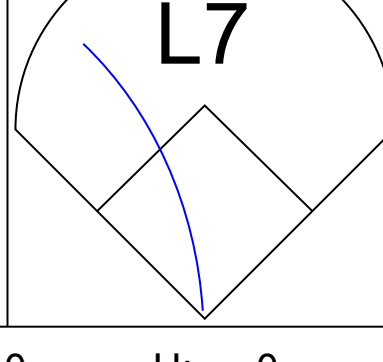
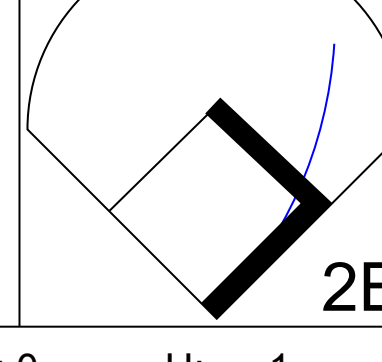
AB	34
R	5
H	7
RBI	4
BB	9
SO	11
LOB	19



Batter	1	2	3	4	5	6	7	8	9	AB	R	H	RBI	BB	SO	LOB	TOP					
Devon White, S (1, 8) OBP: 0.324, SLG: 0.490										4	1	1	1	0	2	2	<p>Toronto Blue Jays @ Texas Rangers</p> <p>The Ballpark at Arlington, Arlington, TX</p> <p>Sat Jul 16 1994, 8:05 PM EDT</p> <p>Att: 46,510 - Unknown - 95 F</p>					
Roberto Alomar, S (1, 4) OBP: 0.385, SLG: 0.472										3	0	2	1	1	1	0						
Paul Molitor, R (1, 10) OBP: 0.406, SLG: 0.494										4	0	0	0	0	0	2						
Joe Carter, R (1, 9) OBP: 0.317, SLG: 0.523										4	0	2	0	0	2	0						
Darnell Coles, R (1, 3) OBP: 0.256, SLG: 0.366										3	0	1	0	1	1	2						
Rob Butler, L (1, 7) OBP: 0.209, SLG: 0.150										4	0	0	0	0	0	4						
Ed Sprague, R (1, 5) OBP: 0.274, SLG: 0.340										4	0	0	0	0	1	2						
Pat Borders, R (1, 2) OBP: 0.286, SLG: 0.313										3	0	0	0	0	1	0						
Dick Schofield, R (1, 6) OBP: 0.341, SLG: 0.363										3	1	2	0	0	0	0						
Inning Stats	R: 0 E: 0 K: 1 S: 9	H: 1 LOB: 0 BB: 0 P: 11	R: 0 E: 0 K: 1 S: 10	H: 1 LOB: 1 BB: 0 P: 15	R: 1 E: 0 K: 1 S: 12	H: 1 LOB: 0 BB: 1 P: 22	R: 0 E: 0 K: 0 S: 6	H: 1 LOB: 1 BB: 0 P: 11	R: 0 E: 0 K: 1 S: 13	H: 0 LOB: 0 BB: 0 P: 19	R: 0 E: 0 K: 0 S: 10	H: 0 LOB: 0 BB: 0 P: 15	R: 0 E: 0 K: 0 S: 13	H: 0 LOB: 0 BB: 1 P: 21	R: 1 E: 0 K: 0 S: 9	H: 2 LOB: 1 BB: 0 P: 13	R: 0 E: 0 K: 2 S: 10	H: 1 LOB: 1 BB: 0 P: 14	1B: 6 2B: 0 3B: 1 HR: 1	SF: 0 SAC: 0 DP: 1 HBP: 0	WP: 0 PB: 0 SB: 0 CS: 1	PA: 35
PITCHER	IP WLS BF H R ER SO BB IBB HBP BLK WP HR S P ERA WHIP	8.0 W 30 7 2 2 6 2 0 0 0 0 1 82 127 2.25 1.125	1.0 S 4 1 0 0 2 0 0 0 0 0 0 10 14 0.00 1.000											IP WLS BF H R ER SO BB IBB HBP BLK WP HR S P ERA WHIP	8.0 L 33 9 4 3 4 4 0 0 0 0 1 74 131 3.86 1.857							
Kevin Brown, R (1, 1) ERA: 5.21																						
Tom Henke, R (9, 1) ERA: 4.28																						

AB	32
R	2
H	8
RBI	2
BB	2
SO	8
LOB	12



Batter	1	2	3	4	5	6	7	8	9	AB	R	H	RBI	BB	SO	LOB	BOTTOM			
David Hulse, L (1, 8) OBP: 0.310, SLG: 0.323										5	1	1	0	0	1	2	<p>Toronto Blue Jays @ Texas Rangers</p> <p>The Ballpark at Arlington, Arlington, TX</p> <p>Sat Jul 16 1994, 8:05 PM EDT</p> <p>Att: 46,510 - Unknown - 95 F</p>			
Ivan Rodriguez, R (1, 2) OBP: 0.380, SLG: 0.509										4	2	2	2	0	0	0				
Jose Canseco, R (1, 10) OBP: 0.409, SLG: 0.569										2	1	2	1	2	0	0				
Will Clark, L (1, 3) OBP: 0.442, SLG: 0.556										4	0	1	0	0	0	3				
Juan Gonzalez, R (1, 7) OBP: 0.329, SLG: 0.455										2	0	2	1	2	0	0				
Dean Palmer, R (1, 5) OBP: 0.324, SLG: 0.535										3	0	0	0	1	1	5				
29 Rusty Greer, L (1, 9) OBP: 0.396, SLG: 0.454										4	0	0	0	0	0	4				
Manuel Lee, S (1, 4) OBP: 0.320, SLG: 0.328										4	0	0	0	0	1	4				
Esteban Beltre, R (1, 6) OBP: 0.347, SLG: 0.309										4	0	2	0	0	1	2				
Inning Stats	R: 0 E: 0 K: 0 S: 9	H: 1 LOB: 1 BB: 0 P: 13	R: 0 E: 0 K: 1 S: 12	H: 1 LOB: 2 BB: 1 P: 24	R: 3 E: 0 K: 1 S: 17	H: 4 LOB: 2 BB: 1 P: 33	R: 0 E: 0 K: 1 S: 5	H: 1 LOB: 0 BB: 0 P: 6	R: 0 E: 0 K: 0 S: 8	H: 0 LOB: 1 BB: 2 P: 18	R: 0 E: 0 K: 1 S: 7	H: 0 LOB: 0 BB: 0 P: 11	R: 1 E: 1 K: 0 S: 16	H: 2 LOB: 2 BB: 1 P: 26	R: 0 E: 0 K: 0 S: 7	H: 1 LOB: 1 BB: 0 P: 10	1B: 8 2B: 1 3B: 0 HR: 1	SF: 0 SAC: 0 DP: 0 HBP: 0	WP: 0 PB: 0 SB: 1 CS: 2	PA: 37
PITCHER	IP WLS BF H R ER SO BB IBB HBP BLK WP HR S P ERA WHIP	7.0 L 33 9 4 3 4 4 0 0 0 0 1 74 131 3.86 1.857	1.0 S 4 1 0 0 0 0 0 0 0 0 0 7 10 0.00 1.000											IP WLS BF H R ER SO BB IBB HBP BLK WP HR S P ERA WHIP	7.0 L 33 9 4 3 4 4 0 0 0 0 1 74 131 3.86 1.857					
Pat Hentgen, R (1, 1) ERA: 3.2																				
Mike Timlin, R (8, 1) ERA: 5.87																				

AB	32
R	4
H	10
RBI	4
BB	5
SO	4
LOB	20



Batter	1	2	3	4	5	6	7	8	9	AB	R	H	RBI	BB	SO	LOB	TOP										
Devon White, S (1, 8) OBP: 0.324, SLG: 0.487 Rob Butler, L (6, 8) OBP: 0.200, SLG: 0.143	0-0 G6-3	4-2 BB		0-0 L7			1-1 G5-3		1-3 K	2	0	0	0	1	0	0	2 0 0 0 1 0 0 2 0 0 0 0 1 1 0										
Roberto Alomar, S (1, 4) OBP: 0.382, SLG: 0.471	0-0 CS	2-0 G1-3		3-3 K			0-1 F8		1-1 G3-1	3	5	0	1	0	0	1	3										
Paul Molitor, R (1, 10) OBP: 0.407, SLG: 0.493	4-2 BB			0-0 BB			0-1 F8		1-3 K	1	3	1	1	0	1	1	0										
Joe Carter, R (1, 9) OBP: 0.316, SLG: 0.518	2-2 L5			4-1 BB			1-2 G1-3		2-1 P2	2	3	0	0	0	1	0	2										
Darnell Coles, R (1, 7) OBP: 0.266, SLG: 0.372	3-2 CS			0-2 BB			1-1 F8		0-0 BB	1	4	1	2	1	0	1	0										
Ed Sprague, R (1, 3) OBP: 0.274, SLG: 0.339		1-2 E5		3-3 K			0-1 F9		0-0 BB	1	4	1	1	0	0	1	2										
Pat Borders, R (1, 2) OBP: 0.289, SLG: 0.316	2-2 BB			1-3 K			0-1 G1-3		1-1 BB	1	4	0	2	1	0	1	2										
Dick Schofield, R (1, 6) OBP: 0.336, SLG: 0.357	1-3 K			0-1 F7			0-0 F9		3-3 K	3	4	0	0	0	0	2	6										
Domingo Cedeño, S (1, 5) OBP: 0.215, SLG: 0.254	1-3 BB			2-3 K					1-3 K	1	4	0	1	1	0	2	0										
Inning Stats	R: 0 E: 0 K: 0 S: 10	H: 1 LOB: 1 BB: 1 P: 19	R: 1 E: 1 K: 2 S: 18	H: 2 LOB: 3 BB: 1 P: 29	R: 1 E: 0 K: 2 S: 13	H: 2 LOB: 2 BB: 1 P: 21	R: 0 E: 0 K: 2 S: 9	H: 0 LOB: 0 BB: 0 P: 14	R: 0 E: 0 K: 0 S: 7	H: 0 LOB: 0 BB: 0 P: 9	R: 0 E: 0 K: 1 S: 7	H: 0 LOB: 0 BB: 0 P: 9	R: 0 E: 0 K: 1 S: 12	H: 3 LOB: 2 BB: 0 P: 19	R: 0 E: 0 K: 1 S: 8	H: 0 LOB: 0 BB: 0 P: 12	1B: 6 2B: 2 HR: 0	SF: 0 SAC: 0 DP: 0 HBP: 0	WP: 0 PB: 0 SB: 0 CS: 1	PA: 39							
PITCHER	IP	WLS	BF	H	R	ER	SO	BB	IBB	HBP	BLK	WP	HR	S	P	ERA	WHIP										
Kenny Rogers, L (1, 1) ERA: 4.37	7.0	L	29	5	2	1	7	3	0	0	0	0	0	69	106	1.29	1.143										
Matt Whiteside, R (8, 1) ERA: 4.53	1.0		6	3	1	1	2	0	0	0	0	0	0	12	19	9.00	3.000										
Darren Oliver, L (9, 1) ERA: 3.47	1.0	S	3	0	0	0	1	0	0	0	0	0	0	8	12	0.00	0.000										

Toronto Blue Jays @ Texas Rangers
The Ballpark at Arlington, Arlington, TX
Sun Jul 17 1994, 8:05 PM EDT
Att: 46,394 - Unknown - 92 F

AB 35
R 3
H 8
RBI 3
BB 3
SO 10
LOB 15



Batter	1	2	3	4	5	6	7	8	9	AB	R	H	RBI	BB	SO	LOB	BOTTOM										
Jeff Frye, R (1, 4) OBP: 0.426, SLG: 0.471	1-3 K			2-2 G6-3		0-0 SH1		0-2 G6-3		3	0	0	0	0	1	0											
David Hulse, L (1, 8) OBP: 0.306, SLG: 0.319	0-2 G3			0-2 G3		0-3 K		0-1 G3		4	0	0	0	0	1	1											
Jose Canseco, R (1, 10) OBP: 0.404, SLG: 0.563	3-2 F8			2-3 K		1-3 K		2-3 K		4	0	0	0	0	3	1											
Will Clark, L (1, 3) OBP: 0.437, SLG: 0.549		2-2 F8		0-0 P6		2-1 F9		2-2 F7		4	0	0	0	0	0	0											
Juan Gonzalez, R (1, 7) OBP: 0.331, SLG: 0.469		3-2 F7		2-0 HR		1-2 BB		3-3 BB		3	1	2	1	0	0	0											
Dean Palmer, R (1, 5) OBP: 0.321, SLG: 0.529		2-3 K		1-1 G6-3		3-3 K		3-3 K		3	0	0	0	0	2	1											
29 Rusty Greer, L (1, 9) OBP: 0.395, SLG: 0.452				0-3 K2-3		2-1 BB		2-3 K		3	0	1	0	0	2	1											
Ivan Rodriguez, R (1, 2) OBP: 0.376, SLG: 0.504				0-0 F8		0-1 F7		2-2 G6-3		3	0	0	0	0	0	1											
Manuel Lee, S (1, 6) OBP: 0.320, SLG: 0.328				2-1 F7		3-2 SH1		1-3 K		3	0	1	0	0	1	0											
Inning Stats	R: 0 E: 0 K: 1 S: 9	H: 0 LOB: 0 BB: 0 P: 13	R: 0 E: 0 K: 1 S: 11	H: 0 LOB: 0 BB: 0 P: 18	R: 0 E: 0 K: 1 S: 6	H: 0 LOB: 0 BB: 0 P: 8	R: 0 E: 0 K: 1 S: 10	H: 0 LOB: 0 BB: 0 P: 14	R: 1 E: 0 K: 0 S: 8	H: 2 LOB: 1 BB: 0 P: 13	R: 0 E: 0 K: 2 S: 10	H: 1 LOB: 1 BB: 0 P: 14	R: 0 E: 0 K: 2 S: 13	H: 1 LOB: 1 BB: 0 P: 21	R: 0 E: 0 K: 1 S: 9	H: 0 LOB: 0 BB: 0 P: 12	R: 0 E: 0 K: 1 S: 11	H: 0 LOB: 0 BB: 0 P: 15	1B: 2 2B: 1 HR: 1	SF: 0 SAC: 1 DP: 0 HBP: 0	WP: 0 PB: 0 SB: 0 CS: 0	PA: 31					
PITCHER	IP	WLS	BF	H	R	ER	SO	BB	IBB	HBP	BLK	WP	HR	S	P	ERA	WHIP										
Dave Stewart, R (1, 1) ERA: 5.82	7.0	W	25	4	1	1	8	0	0	0	0	0	0	67	101	1.29	0.571										
Danny Cox, R (8, 1) ERA: 4.5	1.0		3	0	0	0	1	0	0	0	0	0	0	9	12	0.00	0.000										
Darren Hall, R (9, 1) ERA: 3.74	1.0	S	3	0	0	0	1	0	0	0	0	0	0	11	15	0.00	0.000										

Toronto Blue Jays @ Texas Rangers
The Ballpark at Arlington, Arlington, TX
Sun Jul 17 1994, 8:05 PM EDT
Att: 46,394 - Unknown - 92 F

AB 30
R 1
H 4
RBI 1
BB 0
SO 10
LOB 5



Batter	1	2	3	4	5	6	7	8	9	AB	R	H	RBI	BB	SO	LOB	TOP			
Chuck Knoblauch, R (1, 4) <small>OBP: 0.372, SLG: 0.475</small>										5	0	0	0	0	3	4	Minnesota Twins @ Toronto Blue Jays SkyDome, Toronto, ON Mon Jul 18 1994, 7:05 PM EDT Att: 48,060 - Dome - 83 F			
Jeff Reboulet, R (1, 3) <small>OBP: 0.348, SLG: 0.403</small> Chip Hale, L (9, FH) <small>OBP: 0.356, SLG: 0.356</small>										4	0	0	0	0	3	1				
Kirby Puckett, R (1, 10) <small>OBP: 0.360, SLG: 0.528</small>										4	2	1	1	1	1	1				
Shane Mack, R (1, 7) <small>OBP: 0.389, SLG: 0.563</small>										4	2	4	0	0	0	0				
Pedro Munoz, R (1, 9) <small>OBP: 0.383, SLG: 0.544</small>										2	0	0	0	2	0	2				
Scott Leius, R (1, 5) <small>OBP: 0.315, SLG: 0.436</small>										4	0	1	1	0	1	3				
Matt Walbeck, S (1, 2) <small>OBP: 0.234, SLG: 0.273</small>										4	0	1	0	0	0	1				
Pat Meares, R (1, 6) <small>OBP: 0.335, SLG: 0.402</small>										3	0	1	0	1	1	1				
Rich Becker, L (1, 8) <small>OBP: 0.367, SLG: 0.349</small>										4	0	0	0	0	2	4				
Inning Stats	R: 0 E: 0 K: 1 S: 6	H: 0 LOB: 0 BB: 0 P: 10	R: 0 E: 0 K: 0 S: 6	H: 1 LOB: 0 BB: 0 P: 11	R: 0 E: 0 K: 3 S: 14	H: 0 LOB: 1 BB: 0 P: 17	R: 0 E: 0 K: 1 S: 10	H: 1 LOB: 2 BB: 1 P: 17	R: 2 E: 0 K: 0 S: 10	H: 1 LOB: 2 BB: 1 P: 18	R: 0 E: 0 K: 1 S: 9	H: 1 LOB: 1 BB: 0 P: 14	R: 2 E: 0 K: 0 S: 9	H: 3 LOB: 1 BB: 0 P: 13	R: 0 E: 0 K: 1 S: 10	H: 1 LOB: 1 BB: 0 P: 16	1B: 4 2B: 4 3B: 0 HR: 1	SF: 0 SAC: 0 DP: 2 HBP: 0	WP: 1 PB: 2 SB: 0 CS: 0	PA: 39
PITCHER	IP WLS BF H R ER SO BB IBB HBP BLK WP HR S P ERA WHIP																			
Al Leiter, L (1, 1) <small>ERA: 4.83</small>	6.0 W 25 4 2 1 6 4 0 0 0 0 0 0 56 93 1.50 1.333																			
Woody Williams, R (7, 1) <small>ERA: 4.94</small>	2.0 10 4 2 2 1 0 0 0 0 1 1 18 27 9.00 2.000																			
Darren Hall, R (9, 1) <small>ERA: 3.57</small>	1.0 S 4 1 0 0 1 0 0 0 0 0 0 0 10 16 0.00 1.000																			

Batter	1	2	3	4	5	6	7	8	9	AB	R	H	RBI	BB	SO	LOB	BOTTOM			
Domingo Cedeño, S (1, 5) <small>OBP: 0.217, SLG: 0.253</small>										4	1	1	0	0	1	1	Minnesota Twins @ Toronto Blue Jays SkyDome, Toronto, ON Mon Jul 18 1994, 7:05 PM EDT Att: 48,060 - Dome - 83 F			
Roberto Alomar, S (1, 4) <small>OBP: 0.385, SLG: 0.473</small>										5	2	3	1	0	0	0				
Paul Molitor, R (1, 10) <small>OBP: 0.412, SLG: 0.494</small>										3	1	2	1	2	0	0				
Joe Carter, R (1, 9) <small>OBP: 0.317, SLG: 0.525</small>										5	1	2	4	0	1	3				
Darnell Coles, R (1, 7) <small>OBP: 0.273, SLG: 0.396</small>										5	1	2	0	0	1	3				
Ed Sprague, R (1, 3) <small>OBP: 0.273, SLG: 0.337</small>										4	0	1	1	0	1	3				
Dick Schofield, R (1, 6) <small>OBP: 0.342, SLG: 0.363</small>										2	0	1	0	1	1	1				
Randy Knorr, R (1, 2) <small>OBP: 0.258, SLG: 0.378</small>										4	0	0	0	0	2	4				
Rob Butler, L (1, 8) <small>OBP: 0.224, SLG: 0.156</small>										3	1	1	0	1	0	2				
Inning Stats	R: 4 E: 0 K: 1 S: 23	H: 4 LOB: 2 BB: 2 P: 38	R: 0 E: 0 K: 1 S: 8	H: 0 LOB: 0 BB: 0 P: 12	R: 0 E: 0 K: 1 S: 11	H: 1 LOB: 0 BB: 0 P: 16	R: 1 E: 0 K: 0 S: 17	H: 3 LOB: 2 BB: 0 P: 26	R: 0 E: 0 K: 2 S: 14	H: 1 LOB: 1 BB: 0 P: 21	R: 2 E: 0 K: 1 S: 21	H: 3 LOB: 2 BB: 1 P: 34	R: 0 E: 0 K: 0 S: 7	H: 0 LOB: 1 BB: 1 P: 15	R: 0 E: 0 K: 1 S: 9	H: 1 LOB: 1 BB: 0 P: 10	1B: 10 2B: 1 3B: 1 HR: 1	SF: 0 SAC: 1 DP: 1 HBP: 1	WP: 0 PB: 0 SB: 0 CS: 0	PA: 41
PITCHER	IP WLS BF H R ER SO BB IBB HBP BLK WP HR S P ERA WHIP																			
Eddie Guardado, L (1, 1) <small>ERA: 7.98</small>	4.0 L 22 8 5 5 3 2 0 0 0 0 0 0 59 92 11.25 2.500																			
Kevin Campbell, R (5, 1) <small>ERA: 3.77</small>	1.1 9 4 2 2 2 1 0 0 0 0 0 0 30 48 13.50 3.750																			
Erik Schullstrom, R (6, 1) <small>ERA:</small>	2.2 10 1 0 0 2 1 0 1 0 0 0 0 21 32 0.00 0.750																			

Batter	1	2	3	4	5	6	7	8	9	AB	R	H	RBI	BB	SO	LOB	TOP			
Alex Cole, L OBP: 0.383, SLG: 0.439 (1, 8)	F8		G1-3		G4-3		G4-3			4	0	0	0	0	0	1	Minnesota Twins @ Toronto Blue Jays SkyDome, Toronto, ON Tue Jul 19 1994, 7:05 PM EDT Att: 47,222 - Unknown - 86 F			
Jeff Reboulet, R OBP: 0.346, SLG: 0.413 (1, 4)	L9		1B		G4-3			L5		4	1	1	0	0	0	0				
Kirby Puckett, R OBP: 0.361, SLG: 0.527 (1, 9)	F8		1B			K		1B		4	0	2	1	0	1	0				
Kent Hrbek, L OBP: 0.332, SLG: 0.368 (1, 3)		G4-3	L3			1B		P6		4	0	1	0	0	0	2				
Shane Mack, R OBP: 0.391, SLG: 0.562 (1, 10)		K			G5-3		G4-6-3	CS		4	0	2	0	0	1	0				
Scott Leius, R OBP: 0.317, SLG: 0.440 (1, 5)					G3-1		G4-6-3	K		4	0	2	0	0	1	3				
Rich Becker, L OBP: 0.363, SLG: 0.344 (1, 7)					G3-1		P4			4	0	1	0	0	1	2				
Matt Walbeck, S OBP: 0.234, SLG: 0.284 (1, 2)					G3		G4-3			4	1	1	1	0	0	2				
Pat Meares, R OBP: 0.335, SLG: 0.398 (1, 6)					F8					2	0	0	0	1	1	0				
Inning Stats	R: 0 E: 0 K: 0 S: 6	H: 0 LOB: 0 BB: 0 P: 11	R: 0 E: 0 K: 2 S: 12	H: 1 LOB: 1 BB: 0 P: 18	R: 2 E: 0 K: 1 S: 20	H: 3 LOB: 1 BB: 0 P: 25	R: 0 E: 0 K: 0 S: 13	H: 1 LOB: 1 BB: 0 P: 18	R: 0 E: 0 K: 0 S: 6	H: 2 LOB: 1 BB: 0 P: 13	R: 0 E: 0 K: 0 S: 9	H: 0 LOB: 1 BB: 1 P: 17	R: 0 E: 0 K: 1 S: 6	H: 1 LOB: 0 BB: 0 P: 9	R: 0 E: 0 K: 1 S: 9	H: 2 LOB: 1 BB: 0 P: 14	1B: 7 2B: 1 3B: 1 HR: 1	SF: 0 SAC: 0 DP: 1 HBP: 0	WP: 0 PB: 0 SB: 0 CS: 1	PA: 36
PITCHER	IP	WLS	BF	H	R	ER	SO	BB	IBB	HBP	BLK	WP	HR	S	P	ERA	WHIP			
Todd Stottlemeyer, R ERA: 4.14 (1, 1)	6.0		24	7	2	2	4	0	0	0	0	0	1	66	95	3.00	1.167			
Tony Castillo, L ERA: 2.57 (7, 1)	2.0	W	7	1	0	0	0	1	0	0	0	0	0	15	26	0.00	1.000			
Darren Hall, R ERA: 3.42 (9, 1)	1.0	S	4	2	0	0	1	0	0	0	0	0	0	9	14	0.00	2.000			

Batter	1	2	3	4	5	6	7	8	9	AB	R	H	RBI	BB	SO	LOB	BOTTOM			
Rob Butler, L OBP: 0.226, SLG: 0.163 (1, 8)	L5		G1-3			G6-3		F8		4	1	1	0	0	0	0	Minnesota Twins @ Toronto Blue Jays SkyDome, Toronto, ON Tue Jul 19 1994, 7:05 PM EDT Att: 47,222 - Unknown - 86 F			
Roberto Alomar, S OBP: 0.387, SLG: 0.470 (1, 4)	F7		G4-3			G6-3		3B		2	1	0	0	2	0	0				
Paul Molitor, R OBP: 0.413, SLG: 0.499 (1, 3)	F9				S	G6-3		1B		3	1	1	1	1	0	2				
Joe Carter, R OBP: 0.322, SLG: 0.528 (1, 9)					K			S		4	0	3	2	0	1	1				
John Olerud, L OBP: 0.388, SLG: 0.451 (1, 10)					K			1B		4	0	0	0	0	4	4				
Darnell Coles, R OBP: 0.262, SLG: 0.379 (1, 7)					L9			F9		4	0	0	0	0	0	3				
Ed Sprague, R OBP: 0.271, SLG: 0.334 (1, 5)					G5-3			F7		3	0	0	0	0	0	1				
Pat Borders, R OBP: 0.290, SLG: 0.328 (1, 2)					G5-3			E5		3	1	1	1	0	0	0				
Dick Schofield, R OBP: 0.338, SLG: 0.358 (1, 6)					F9			G4-3		3	0	0	0	0	0	1				
Inning Stats	R: 0 E: 0 K: 0 S: 6	H: 0 LOB: 0 BB: 0 P: 7	R: 0 E: 0 K: 1 S: 7	H: 1 LOB: 1 BB: 0 P: 8	R: 1 E: 0 K: 0 S: 10	H: 1 LOB: 0 BB: 0 P: 19	R: 0 E: 0 K: 2 S: 11	H: 0 LOB: 1 BB: 1 P: 22	R: 0 E: 0 K: 1 S: 8	H: 2 LOB: 1 BB: 1 P: 16	R: 0 E: 0 K: 0 S: 5	H: 0 LOB: 1 BB: 0 P: 8	R: 2 E: 0 K: 1 S: 12	H: 2 LOB: 1 BB: 1 P: 21	1B: 4 2B: 0 3B: 1 HR: 1	SF: 0 SAC: 0 DP: 1 HBP: 0	WP: 0 PB: 0 SB: 3 CS: 0	PA: 33		
PITCHER	IP	WLS	BF	H	R	ER	SO	BB	IBB	HBP	BLK	WP	HR	S	P	ERA	WHIP			
Kevin Tapani, R ERA: 4.44 (1, 1)	7.1	L	30	5	4	4	4	3	0	0	0	0	1	58	99	4.91	1.091			
Carl Willis, R ERA: 6.2 (8, 1)	0.0		1	1	0	0	0	0	0	0	0	0	0	1	1	∞	∞			
Mark Guthrie, L ERA: 6.4 (8, 1)	0.2		2	0	0	0	1	0	0	0	0	0	0	4	7	0.00	0.000			

Batter	1	2	3	4	5	6	7	8	9	AB	R	H	RBI	BB	SO	LOB	TOP			
Chuck Knoblauch, R (1,4) <small>OBP: 0.373, SLG: 0.474</small> Pat Meares, R (8,FR) <small>OBP: 0.335, SLG: 0.398</small>	G6-3		F8			FC6-5 G1-3 1B		WP G4-3 1B HBP		3	0	1	0	0	0	0	Minnesota Twins @ Toronto Blue Jays SkyDome, Toronto, ON Wed Jul 20 1994, 7:05 PM EDT Att: 48,162 - Unknown - 84 F			
Alex Cole, L (1,8) <small>OBP: 0.381, SLG: 0.437</small>	F8			K		G1-3		G4-3 WP 1B		4	0	1	0	0	1					
Kirby Puckett, R (1,9) <small>OBP: 0.359, SLG: 0.523</small> Rich Becker, L (6,9) <small>OBP: 0.359, SLG: 0.341</small>	F8			G6-3		FC6-5		G4-3		3	0	0	0	0	1					
Kent Hrbek, L (1,3) <small>OBP: 0.328, SLG: 0.363</small> Chip Hale, L (6,3) <small>OBP: 0.353, SLG: 0.353</small>		G3		G4-3		F8		F7		3	0	0	0	0	1					
Shane Mack, R (1,7) <small>OBP: 0.393, SLG: 0.574</small>		K				K			HR	4	1	2	1	0	2					
Pedro Munoz, R (1,10) <small>OBP: 0.380, SLG: 0.538</small>						L7		K	K	4	0	1	0	0	2					
Scott Leius, R (1,5) <small>OBP: 0.316, SLG: 0.436</small>							F8	F7		3	0	0	0	1	0					
Matt Walbeck, S (1,2) <small>OBP: 0.239, SLG: 0.286</small> Derek Parks, R (6,2) <small>OBP: 0.257, SLG: 0.333</small>				L1-3 BB			P3	G4-3		1	0	1	0	1	0					
Jeff Reboulet, R (1,6) <small>OBP: 0.340, SLG: 0.404</small>			L1-3			F9		F7		3	0	0	0	0	3					
Inning Stats	R: 0 E: 0 K: 0 S: 5	H: 0 LOB: 0 BB: 0 P: 9	R: 0 E: 0 K: 1 S: 12	H: 1 LOB: 1 BB: 0 P: 16	R: 0 E: 0 K: 0 S: 8	H: 0 LOB: 0 BB: 1 P: 16	R: 0 E: 0 K: 1 S: 14	H: 0 LOB: 2 BB: 1 P: 21	R: 0 E: 0 K: 0 S: 5	H: 1 LOB: 1 BB: 0 P: 5	R: 0 E: 0 K: 1 S: 8	H: 1 LOB: 1 BB: 0 P: 13	R: 1 E: 0 K: 0 S: 12	H: 1 LOB: 2 BB: 0 P: 20	R: 1 E: 0 K: 1 S: 7	H: 1 LOB: 0 BB: 0 P: 9		1B: 5 2B: 1 3B: 0 HR: 1	SF: 0 SAC: 0 DP: 1 HBP: 1	WP: 1 PB: 0 SB: 0 CS: 0
PITCHER	IP WLS BF H R ER SO BB IBB HBP BLK WP HR S P ERA WHIP	IP WLS BF H R ER SO BB IBB HBP BLK WP HR S P ERA WHIP																		
Juan Guzman, R (1,1) <small>ERA: 5.53</small> Dave Righetti, L (9,1) <small>ERA: 13.5</small>	8.0 W 31 5 1 1 4 2 0 1 0 1 0 78 122 1.12 0.875	1.0 L 4 1 1 1 1 0 0 0 0 0 1 7 9 9.00 1.000																		

Batter	1	2	3	4	5	6	7	8	9	AB	R	H	RBI	BB	SO	LOB	BOTTOM			
Rob Butler, L (1,8) <small>OBP: 0.224, SLG: 0.154</small>	E1 1B	SF7			L6			F8		3	0	0	1	1	0	3	Minnesota Twins @ Toronto Blue Jays SkyDome, Toronto, ON Wed Jul 20 1994, 7:05 PM EDT Att: 48,162 - Unknown - 84 F			
Roberto Alomar, S (1,4) <small>OBP: 0.388, SLG: 0.469</small> Domingo Cedeno, S (7,4) <small>OBP: 0.214, SLG: 0.250</small>		CS		CS	G6-3	G5-3		K		3	1	1	0	1	0					
Paul Molitor, R (1,3) <small>OBP: 0.415, SLG: 0.500</small>	F7		E8 S 1B			F9				5	1	3	1	0	2					
Joe Carter, R (1,9) <small>OBP: 0.319, SLG: 0.522</small> Robert Perez, R (7,9) <small>OBP: 0.319, SLG: 0.522</small>	K		F9		FC4-6 S 1B	F7		F9		4	1	0	0	0	1					
John Olerud, L (1,10) <small>OBP: 0.389, SLG: 0.451</small>	G4-3									4	1	2	2	0	2					
Damell Coles, R (1,7) <small>OBP: 0.271, SLG: 0.378</small>		K		L5						3	2	1	0	0	1					
Ed Sprague, R (1,5) <small>OBP: 0.276, SLG: 0.346</small>		1B HBP		K						3	2	4	0	1	1					
Pat Borders, R (1,2) <small>OBP: 0.293, SLG: 0.328</small>		1B HBP			G5-3					3	1	1	0	1	0					
Dick Schofield, R (1,6) <small>OBP: 0.341, SLG: 0.358</small>					G6-3					3	0	1	1	1	0					
Inning Stats	R: 0 E: 1 K: 1 S: 8	H: 1 LOB: 2 BB: 0 P: 13	R: 2 E: 0 K: 1 S: 9	H: 2 LOB: 0 BB: 0 P: 15	R: 2 E: 0 K: 1 S: 21	H: 2 LOB: 1 BB: 1 P: 34	R: 0 E: 0 K: 0 S: 7	H: 0 LOB: 0 BB: 1 P: 17	R: 3 E: 0 K: 0 S: 14	H: 3 LOB: 3 BB: 2 P: 32	R: 0 E: 0 K: 0 S: 5	H: 0 LOB: 0 BB: 0 P: 6	R: 2 E: 0 K: 0 S: 15	H: 2 LOB: 0 BB: 0 P: 20	R: 0 E: 0 K: 1 S: 9	H: 1 LOB: 1 BB: 0 P: 14		1B: 10 2B: 0 3B: 0 HR: 1	SF: 1 SAC: 0 DP: 0 HBP: 2	WP: 1 PB: 0 SB: 2 CS: 2
PITCHER	IP WLS BF H R ER SO BB IBB HBP BLK WP HR S P ERA WHIP	IP WLS BF H R ER SO BB IBB HBP BLK WP HR S P ERA WHIP																		
Scott Erickson, R (1,1) <small>ERA: 5.6</small> Dave Stevens, R (5,1) <small>ERA: 8.53</small> Rick Aguilera, R (8,1) <small>ERA: 4.15</small>	4.2 L 25 8 7 6 3 2 0 0 0 0 1 23 39 7.71 1.714	2.1 L 11 2 2 2 0 2 0 0 0 0 0 9 14 0.00 1.000																		

Batter	1	2	3	4	5	6	7	8	9	AB	R	H	RBI	BB	SO	LOB	TOP					
Jeff Frye, R OBP: 0.418, SLG: 0.471 (1, 4)			G6-3				F8			4	0	0	0	1	2	2	<p>Texas Rangers @ Toronto Blue Jays</p> <p>SkyDome, Toronto, ON</p> <p>Thu Jul 21 1994, 7:05 PM EDT</p> <p>Att: 49,618 - Unknown - 86 F</p>					
Oddibe McDowell, L OBP: 0.376, SLG: 0.351 (1, 8)							F7		BB	4	0	0	0	1	2	5						
Jose Canseco, R OBP: 0.403, SLG: 0.555 (1, 10)			G4-3				F9			4	0	0	0	0	1	2						
Will Clark, L OBP: 0.435, SLG: 0.542 (1, 3)									G3-1	4	0	2	0	0	1	1						
Juan Gonzalez, R OBP: 0.334, SLG: 0.484 (1, 7)										4	0	0	0	0	2	2						
29 Rusty Greer, L OBP: 0.407, SLG: 0.486 (1, 9)										4	2	2	2	0	0	1						
Dean Palmer, R OBP: 0.303, SLG: 0.495 (1, 5)		F8								4	0	0	0	0	2	1						
Manuel Lee, S OBP: 0.328, SLG: 0.362 (1, 6)										4	1	3	0	0	1	0						
Junior Ortiz, R OBP: 0.342, SLG: 0.324 (1, 2)										3	0	2	1	1	1	1						
Inning Stats	R: 0 E: 0 K: 3 S: 14	H: 0 LOB: 1 BB: 1 P: 24	R: 1 E: 0 K: 2 S: 12	H: 2 LOB: 1 BB: 0 P: 15	R: 0 E: 0 K: 1 S: 10	H: 0 LOB: 0 BB: 0 P: 16	R: 1 E: 0 K: 1 S: 10	H: 2 LOB: 0 BB: 0 P: 15	R: 1 E: 1 K: 2 S: 15	H: 2 LOB: 1 BB: 0 P: 25	R: 0 E: 0 K: 0 S: 13	H: 1 LOB: 1 BB: 0 P: 20	R: 0 E: 0 K: 1 S: 12	H: 1 LOB: 1 BB: 0 P: 19	R: 0 E: 0 K: 1 S: 6	H: 0 LOB: 0 BB: 0 P: 11	R: 0 E: 0 K: 1 S: 12	H: 1 LOB: 3 BB: 2 P: 24	1B: 4 2B: 3 3B: 0 HR: 2	SF: 0 SAC: 0 DP: 1 HBP: 0	WP: 0 PB: 0 SB: 1 CS: 0	PA: 38
PITCHER	IP WLS BF H R ER SO BB IBB HBP BLK WP HR S P ERA WHIP	IP WLS BF H R ER SO BB IBB HBP BLK WP HR S P ERA WHIP															IP WLS BF H R ER SO BB IBB HBP BLK WP HR S P ERA WHIP					
Pat Hentgen, R ERA: 3.17 (1, 1)	6.2 W 28	8 3	2 2	10 10	1 1	0 0	2 2	2 2	0 0	0 0	0 0	0 0	0 0	0 0	0 0	0 0	2.70 1.350	1.286				
Danny Cox, R ERA: 2.84 (7, 1)	2.1 S	10 1	0 0	2 2	2 2	0 0	0 0	0 0	0 0	0 0	20 39	0.00 1.286										

AB 35
R 3
H 9
RBI 3
BB 3
SO 12
LOB 15



Batter	1	2	3	4	5	6	7	8	9	AB	R	H	RBI	BB	SO	LOB	BOTTOM			
Rob Butler, L OBP: 0.238, SLG: 0.196 (1, 8)	G6-3		G6-3							4	2	1	0	1	0	1	<p>Texas Rangers @ Toronto Blue Jays</p> <p>SkyDome, Toronto, ON</p> <p>Thu Jul 21 1994, 7:05 PM EDT</p> <p>Att: 49,618 - Unknown - 86 F</p>			
Roberto Alomar, S OBP: 0.391, SLG: 0.471 (1, 4)			F7							3	1	1	0	2	0	2				
Paul Molitor, R OBP: 0.417, SLG: 0.518 (1, 10)										5	4	3	4	0	0	2				
Joe Carter, R OBP: 0.320, SLG: 0.519 (1, 9)										4	0	1	1	1	1	2				
John Olerud, L OBP: 0.386, SLG: 0.447 (1, 3)										3	0	0	1	1	1	1				
Darnell Coles, R OBP: 0.270, SLG: 0.382 (1, 7)										4	1	1	0	0	0	3				
Robert Perez, R (8, 7)										0	0	0	0	0	0	0				
Ed Sprague, R OBP: 0.279, SLG: 0.346 (1, 5)										3	0	1	0	0	0	1				
Dick Schofield, R OBP: 0.343, SLG: 0.372 (1, 6)										4	1	2	2	0	0	3				
Randy Knorr, R OBP: 0.248, SLG: 0.362 (1, 2)										4	0	0	0	0	0	2				
Inning Stats	R: 0 E: 0 K: 0 S: 7	H: 1 LOB: 1 BB: 0 P: 10	R: 1 E: 0 K: 1 S: 10	H: 2 LOB: 1 BB: 0 P: 14	R: 2 E: 0 K: 0 S: 11	H: 2 LOB: 1 BB: 1 P: 20	R: 0 E: 0 K: 0 S: 9	H: 0 LOB: 1 BB: 0 P: 11	R: 1 E: 0 K: 0 S: 9	H: 0 LOB: 1 BB: 2 P: 22	R: 1 E: 0 K: 0 S: 5	H: 1 LOB: 0 BB: 0 P: 11	R: 2 E: 1 K: 1 S: 12	H: 2 LOB: 2 BB: 1 P: 25	R: 2 E: 0 K: 0 S: 12	H: 2 LOB: 1 BB: 1 P: 20	1B: 4 2B: 2 3B: 1 HR: 3	SF: 1 SAC: 0 DP: 0 HBP: 1	WP: 3 PB: 0 SB: 1 CS: 0	PA: 41
PITCHER	IP WLS BF H R ER SO BB IBB HBP BLK WP HR S P ERA WHIP	IP WLS BF H R ER SO BB IBB HBP BLK WP HR S P ERA WHIP															IP WLS BF H R ER SO BB IBB HBP BLK WP HR S P ERA WHIP			
Tim Leary, R ERA: 7.32 (1, 1)	6.1 L	32 7	7 7	2 2	0 0	1 1	0 0	0 0	0 0	1 1	16 29	10.80 2.400								
Matt Whiteside, R ERA: 4.64 (7, 1)	1.2 9	3 2	2 2	0 0	1 1	0 0	0 0	0 0	0 0	1 1	16 29	10.80 2.400								

AB 34
R 9
H 10
RBI 8
BB 5
SO 2
LOB 17



Batter	1	2	3	4	5	6	7	8	9	AB	R	H	RBI	BB	SO	LOB	TOP										
Jeff Frye, R OBP: 0.410, SLG: 0.460 (1,4)	G6-3		K		P3			F8		4	0	0	0	0	1	3											
Ivan Rodriguez, R OBP: 0.373, SLG: 0.500 (1,2)	2B 1B			G4-3		G3-1		F8	F8	4	0	1	0	0	0	0											
Jose Canseco, R OBP: 0.404, SLG: 0.565 (1,10)	1H 2B			G5-3		F8		HR		4	1	2	1	0	0	0											
Will Clark, L OBP: 0.434, SLG: 0.538 (1,3)	G6-3			P4		F8		29 G4-3 1B 1B HBP		3	1	0	0	0	0	1											
Juan Gonzalez, R OBP: 0.333, SLG: 0.481 (1,7)		F9			P5		K		1B 29 G4-3 1B	4	0	1	0	0	1	0											
29 Rusty Greer, L OBP: 0.405, SLG: 0.482 (1,9)		F7			BB 1B		G4-3		G4-3	4	0	1	0	0	0	2											
Doug Strange, S OBP: 0.279, SLG: 0.345 (1,5)		G4-3			BB 1B		L7		FC6-4 1B	4	0	2	1	0	0	0											
Manuel Lee, S OBP: 0.323, SLG: 0.357 (1,6)			G3		K			K	FC6-4 1B	4	0	0	0	0	2	4											
Oddibe McDowell, L OBP: 0.376, SLG: 0.346 (1,8)		F7						G3-1		2	0	0	0	1	0	0											
Inning Stats	R: 0 E: 0 K: 0 S: 9	H: 2 LOB: 1 BB: 0 P: 12	R: 0 E: 0 K: 0 S: 11	H: 0 LOB: 0 BB: 0 P: 17	R: 0 E: 0 K: 1 S: 8	H: 0 LOB: 0 BB: 0 P: 10	R: 0 E: 0 K: 0 S: 7	H: 0 LOB: 0 BB: 0 P: 10	R: 0 E: 0 K: 1 S: 14	H: 2 LOB: 3 BB: 1 P: 21	R: 0 E: 0 K: 0 S: 6	H: 0 LOB: 0 BB: 0 P: 9	R: 0 E: 0 K: 1 S: 9	H: 0 LOB: 0 BB: 0 P: 9	R: 2 E: 0 K: 0 S: 12	H: 3 LOB: 2 BB: 0 P: 20	1B: 5 2B: 1 3B: 0 HR: 1	SF: 0 SAC: 0 DP: 0 HBP: 1	WP: 0 PB: 0 SB: 0 CS: 0	PA: 35							
PITCHER	IP	WLS	BF	H	R	ER	SO	BB	IBB	HBP	BLK	WP	HR	S	P	ERA	WHIP										
Dave Stewart, R ERA: 5.42 (1,1)	8.0	W	28	4	0	0	4	1	0	0	0	0	0	71	96	0.00	0.625										
Darren Hall, R ERA: 4.01 (9,1)	1.0	S	7	3	2	2	0	0	0	1	0	0	1	12	20	18.00	3.000										

Texas Rangers @ Toronto Blue Jays
SkyDome, Toronto, ON
Fri Jul 22 1994, 7:05 PM EDT
Att: 50,522 - Dome

AB 33
R 2
H 7
RBI 2
BB 1
SO 4
LOB 10



Batter	1	2	3	4	5	6	7	8	9	AB	R	H	RBI	BB	SO	LOB	BOTTOM										
Dick Schofield, R OBP: 0.342, SLG: 0.370 (1,6)	FC5-4 1B		K		G6-3			F9		4	0	1	0	0	1	0											
Roberto Alomar, S OBP: 0.389, SLG: 0.467 (1,4)	FC5-4 1B		HR BB		K			G5-3		3	1	0	0	1	1	1											
Paul Molitor, R OBP: 0.420, SLG: 0.528 (1,3)	1B		HR		G4-1			WP PB 1B		4	1	3	2	0	0	0											
Joe Carter, R OBP: 0.319, SLG: 0.514 (1,10)	K		K		G5-3			BB		3	0	0	0	1	2	2											
Darnell Coles, R OBP: 0.261, SLG: 0.368 (1,7)	P6			G1-3		P2		G5-3		4	0	0	0	0	0	4											
Ed Sprague, R OBP: 0.285, SLG: 0.362 (1,5)		G5-4-3 BB		G6-3 2B		HR				2	1	2	1	1	0	0											
Robert Perez, R (1,9)		G5-4-3		G6-3		K				3	0	0	0	0	1	2											
Pat Borders, R OBP: 0.289, SLG: 0.324 (1,2)		K		L6		G4-3				3	0	0	0	0	1	1											
Rob Butler, L OBP: 0.227, SLG: 0.186 (1,8)			G1-3		K			K		3	0	0	0	0	2	0											
Inning Stats	R: 0 E: 0 K: 1 S: 12	H: 2 LOB: 2 BB: 0 P: 18	R: 0 E: 0 K: 1 S: 5	H: 0 LOB: 1 BB: 1 P: 9	R: 2 E: 0 K: 2 S: 11	H: 1 LOB: 1 BB: 1 P: 21	R: 0 E: 0 K: 0 S: 8	H: 1 LOB: 0 BB: 0 P: 11	R: 0 E: 0 K: 2 S: 9	H: 0 LOB: 0 BB: 0 P: 14	R: 0 E: 0 K: 0 S: 8	H: 0 LOB: 0 BB: 0 P: 12	R: 1 E: 0 K: 2 S: 10	H: 1 LOB: 0 BB: 0 P: 14	R: 0 E: 0 K: 0 S: 16	H: 1 LOB: 2 BB: 1 P: 27	1B: 3 2B: 1 3B: 0 HR: 2	SF: 0 SAC: 0 DP: 1 HBP: 0	WP: 1 PB: 1 SB: 0 CS: 0	PA: 32							
PITCHER	IP	WLS	BF	H	R	ER	SO	BB	IBB	HBP	BLK	WP	HR	S	P	ERA	WHIP										
Kenny Rogers, L ERA: 4.32 (1,1)	8.0	L	32	6	3	3	8	3	0	0	0	1	2	79	126	3.38	1.125										

Texas Rangers @ Toronto Blue Jays
SkyDome, Toronto, ON
Fri Jul 22 1994, 7:05 PM EDT
Att: 50,522 - Dome

AB 29
R 3
H 6
RBI 3
BB 3
SO 8
LOB 10



Batter	1	2	3	4	5	6	7	8	9	AB	R	H	RBI	BB	SO	LOB	TOP						
Jeff Frye, R OBP: 0.408, SLG: 0.458 Doug Strange, S OBP: 0.276, SLG: 0.340	1-3 K		1-2 FC6-4			0-1 G3-1	0-3 K2-3			1	0	0	0	0	1	0							
Ivan Rodriguez, R OBP: 0.373, SLG: 0.497 Junior Ortiz, R OBP: 0.338, SLG: 0.319	1-0 G4-3		0-0 FC6-4			4-2 G4-3 1B BB		3-2 G4-3		2	1	0	0	1	0	1							
Jose Canseco, R OBP: 0.400, SLG: 0.559	1-3 K2-3			0-0 L6		3-2 G4-3		1-3 K		4	0	0	0	0	2	1							
Juan Gonzalez, R OBP: 0.335, SLG: 0.482		1-0 1B		0-3 K		1-0 1B		1-3 K		4	0	2	1	0	2	0							
Gary Redus, R OBP: 0.351, SLG: 0.303	1-3 K			4-0 WP BB		0-0 1B		1-3 1B		3	0	1	0	1	1	1							
Dean Palmer, R OBP: 0.298, SLG: 0.488	2-3 K			3-2 L6		2-3 K				4	0	0	0	0	3	4							
29 Rusty Greer, L OBP: 0.398, SLG: 0.473	1-0 P4				3-3 K			3-2 G4-3		4	0	0	0	0	2	1							
Manuel Lee, S OBP: 0.323, SLG: 0.356			3-2 FC6-4 1B		0-0 G5-3		0-1 G5-3			3	0	1	0	0	0	0							
Oddibe McDowell, L OBP: 0.375, SLG: 0.342			3-3 K		3-3 K		4-1 BB			2	0	0	0	1	2	1							
Inning Stats	R: 0 E: 0 K: 2 S: 9	H: 0 LOB: 0 BB: 0 P: 12	R: 0 E: 0 K: 2 S: 9	H: 1 LOB: 1 BB: 0 P: 14	R: 0 E: 0 K: 1 S: 11	H: 1 LOB: 1 BB: 0 P: 18	R: 0 E: 0 K: 1 S: 9	H: 0 LOB: 1 BB: 1 P: 16	R: 0 E: 0 K: 2 S: 7	H: 0 LOB: 0 BB: 0 P: 13	R: 1 E: 0 K: 1 S: 15	H: 2 LOB: 2 BB: 1 P: 25	R: 0 E: 0 K: 2 S: 10	H: 0 LOB: 1 BB: 1 P: 13	R: 0 E: 0 K: 1 S: 9	H: 0 LOB: 0 BB: 0 P: 13	1B: 4 2B: 0 3B: 0 HR: 0	SF: 0 SAC: 0 DP: 0 HBP: 0	WP: 2 PB: 0 SB: 0 CS: 0	PA: 34			
PITCHER	IP	WLS	BF	H	R	ER	SO	BB	IBB	HBP	BLK	WP	HR	S	P	ERA	WHIP						
Al Leiter, L ERA: 4.56	7.0	W	28	4	1	1	11	3	0	0	0	2	0	69	111	1.29	1.000						
Mike Timlin, R ERA: 5.69	1.0		3	0	0	0	2	0	0	0	0	0	0	10	15	0.00	0.000						
Woody Williams, R ERA: 4.73	1.0		3	0	0	0	1	0	0	0	0	0	0	9	13	0.00	0.000						

Texas Rangers @ Toronto Blue Jays
SkyDome, Toronto, ON
Sat Jul 23 1994, 3:33 AM EDT
Att: 50,529 - Sunny - 76 F

AB 31
R 1
H 4
RBI 1
BB 3
SO 14
LOB 11



Batter	1	2	3	4	5	6	7	8	9	AB	R	H	RBI	BB	SO	LOB	BOTTOM					
Devon White, S OBP: 0.325, SLG: 0.484	FC5 1B BB			1-3 K	0-1 F7			2-2 G5-4-3 1B		4	1	1	0	1	1	4						
Dick Schofield, R OBP: 0.340, SLG: 0.366	0-0 SH1-3	3-2 F8		4-2 BB		2-2 L1		0-2 G5-4-3		3	0	0	0	1	0	1						
Paul Molitor, R OBP: 0.419, SLG: 0.524	4-0 1B FC5 1B BB	0-1 G6-3		1-2 P3		0-0 P3		1-2 P3		3	1	0	0	1	0	1						
Joe Carter, R OBP: 0.318, SLG: 0.520	0-2 FC5 1B 1B 1B	1-0 F7			2-2 HR		2-3 K			4	2	1	1	0	1	2						
John Olerud, L OBP: 0.385, SLG: 0.444	2-2 1B 1B		0-0 L8		2-0 P5		2-2 G3-1			4	1	1	1	0	0	0						
Damell Coles, R OBP: 0.261, SLG: 0.364	0-0 1B 3B 1B		3-2 P6		3-2 G5-3		1-1 P4			4	1	1	1	0	0	0						
Ed Sprague, R OBP: 0.284, SLG: 0.361	2-2 F8		1-2 F8		2-1 1B		2-3 K			4	0	1	0	0	1	3						
Randy Knorr, R OBP: 0.276, SLG: 0.443	2-0 3B 1B			2-1 HR	4-1 BB		1-2 BB	1-2 HR		3	3	3	4	1	0	0						
Domingo Cedenro, S OBP: 0.227, SLG: 0.278	1-0 3B		3-3 K		4-2 BB		2-2 G6-3			3	0	1	2	1	1	0						
Inning Stats	R: 6 E: 0 K: 0 S: 17	H: 4 LOB: 1 BB: 2 P: 34	R: 0 E: 0 K: 0 S: 6	H: 0 LOB: 0 BB: 0 P: 10	R: 0 E: 0 K: 0 S: 10	H: 0 LOB: 0 BB: 0 P: 14	R: 1 E: 0 K: 2 S: 16	H: 1 LOB: 1 BB: 1 P: 27	R: 1 E: 0 K: 0 S: 17	H: 2 LOB: 3 BB: 2 P: 34	R: 0 E: 0 K: 1 S: 7	H: 0 LOB: 0 BB: 0 P: 11	R: 0 E: 0 K: 1 S: 8	H: 0 LOB: 0 BB: 0 P: 13	R: 1 E: 0 K: 0 S: 20	H: 2 LOB: 0 BB: 0 P: 25	1B: 5 2B: 0 3B: 1 HR: 3	SF: 0 SAC: 1 DP: 1 HBP: 0	WP: 0 PB: 0 SB: 0 CS: 0	PA: 38		
PITCHER	IP	WLS	BF	H	R	ER	SO	BB	IBB	HBP	BLK	WP	HR	S	P	ERA	WHIP					
Hector Fajardo, R ERA: 6.7	4.2	L	26	7	8	8	2	4	0	0	0	0	2	62	111	15.43	2.357					
Cris Carpenter, R ERA: 5.36	1.1		5	0	0	0	1	1	0	0	0	0	0	11	19	0.00	0.750					
Brian Bohanon, L ERA: 8.1	1.0		3	0	0	0	1	0	0	0	0	0	0	8	13	0.00	0.000					
Rick Honeycutt, L ERA: 6.65	1.0		4	2	1	1	0	0	0	0	0	0	1	20	25	9.00	2.000					

Texas Rangers @ Toronto Blue Jays
SkyDome, Toronto, ON
Sat Jul 23 1994, 3:33 AM EDT
Att: 50,529 - Sunny - 76 F

AB 32
R 9
H 9
RBI 9
BB 5
SO 4
LOB 11



Batter	1	2	3	4	5	6	7	8	9	AB	R	H	RBI	BB	SO	LOB	TOP								
Oddibe McDowell, L (1, 8) OBP: 0.369, SLG: 0.335 Dean Palmer, R (8, FH) OBP: 0.301, SLG: 0.490	K			G5-3		L4				3	0	0	0	0	1	2									
Ivan Rodriguez, R (1, 2) OBP: 0.372, SLG: 0.495	G5-3			G6-4-3 1B		SF8		G3		3	0	1	1	0	0	2									
Jose Canseco, R (1, 10) OBP: 0.397, SLG: 0.553	K			G6-4-3 1-2		G6-3			K	4	0	0	0	0	2	2									
Will Clark, L (1, 3) OBP: 0.434, SLG: 0.537		F9				E7 1B		L4-3 1B		G3	4	1	2	0	0	0									
Juan Gonzalez, R (1, 7) OBP: 0.334, SLG: 0.479		G6-3				G4-6-3 1B		L4-3 1-2		F8	4	0	1	1	0	0	1								
29 Rusty Greer, L (1, 9) OBP: 0.394, SLG: 0.467		K				G4-6-3 1-2				K	3	0	0	0	0	2	1								
Doug Strange, S (1, 5) OBP: 0.272, SLG: 0.335			F9			K				L6	3	0	0	0	0	1	0								
Manuel Lee, S (1, 4) OBP: 0.323, SLG: 0.356			K					F8			3	1	1	0	0	1	0								
Esteban Beltre, R (1, 6) OBP: 0.354, SLG: 0.319			K					1B			3	0	2	0	0	1	0								
Inning Stats	R: 0 H: 0 E: 0 K: 2 S: 11	H: 0 R: 0 ER: 0 LOB: 0 BB: 0 P: 16	R: 0 H: 0 E: 0 K: 1 S: 8	H: 0 R: 0 ER: 0 LOB: 0 BB: 0 P: 12	R: 0 H: 0 E: 0 K: 2 S: 11	H: 0 R: 0 ER: 0 LOB: 0 BB: 0 P: 14	R: 0 H: 1 E: 0 K: 0 S: 6	H: 1 R: 0 ER: 0 LOB: 0 BB: 0 P: 9	R: 1 H: 2 E: 1 K: 1 S: 10	H: 2 R: 0 ER: 1 LOB: 0 BB: 0 P: 16	R: 1 H: 2 E: 0 K: 0 S: 10	H: 2 R: 0 ER: 0 LOB: 1 BB: 0 P: 15	R: 0 H: 1 E: 0 K: 1 S: 8	H: 1 R: 0 ER: 0 LOB: 0 BB: 0 P: 11	R: 0 H: 2 E: 0 K: 0 S: 10	H: 2 R: 0 ER: 0 LOB: 2 BB: 0 P: 14	R: 0 H: 0 E: 0 K: 1 S: 8	H: 0 R: 0 ER: 0 LOB: 0 BB: 0 P: 14	1B: 8 2B: 1 3B: 0 HR: 0	SF: 1 SAC: 0 DP: 3 HBP: 0	WP: 0 PB: 1 SB: 0 CS: 0	PA: 32			
PITCHER	IP	WLS	BF	H	R	ER	SO	BB	IBB	HBP	BLK	WP	HR	S	P	ERA	WHIP								
Brad Cornett, R (1, 1) ERA: 6.26	6.0	W	21	5	2	0	6	0	0	0	0	0	0	56	82	0.00	0.833								
Tony Castillo, L (7, 1) ERA: 2.48	2.0		8	3	0	0	1	0	0	0	0	0	0	18	25	0.00	1.500								
Danny Cox, R (9, 1) ERA: 2.45	1.0	S	3	0	0	0	1	0	0	0	0	0	0	8	14	0.00	0.000								

Texas Rangers @ Toronto Blue Jays
SkyDome, Toronto, ON
Sun Jul 24 1994, 3:33 AM EDT
Att: 50,521 - Sunny - 79 F

AB	31
R	2
H	8
RBI	2
BB	0
SO	8
LOB	8



Batter	1	2	3	4	5	6	7	8	9	AB	R	H	RBI	BB	SO	LOB	BOTTOM								
Devon White, S (1, 8) OBP: 0.322, SLG: 0.479	P3	K		L8			FC5-4 1-2			4	0	0	0	0	1	3									
Roberto Alomar, S (1, 4) OBP: 0.388, SLG: 0.462	S BLK E BB	F8			G3-1		K			3	1	0	0	1	1	2									
Paul Moltis, R (1, 10) OBP: 0.419, SLG: 0.530	FC6-4 1-H BB			F7	G5-3			HR		3	1	1	1	1	0	0									
Joe Carter, R (1, 9) OBP: 0.315, SLG: 0.514	FC6-4 1-2			P3	G3			K		4	0	0	0	0	1	1									
John Olerud, L (1, 3) OBP: 0.384, SLG: 0.442	K					P2		K		4	0	1	0	0	2	1									
Darnell Coles, R (1, 7) OBP: 0.262, SLG: 0.372 Rob Butler, L (8, 7) OBP: 0.224, SLG: 0.183	WP 2B 2B			K		K		L6		3	1	1	0	0	2	1									
Ed Sprague, R (1, 5) OBP: 0.285, SLG: 0.359		WP 2B HBP			G6-3		P6			2	1	0	0	0	0	0									
Pat Borders, R (1, 2) OBP: 0.290, SLG: 0.328				E5				L7		3	0	1	2	0	0	0									
Dick Schofield, R (1, 6) OBP: 0.337, SLG: 0.362	K			K				E5 FC5-4		3	0	0	0	0	2	2									
Inning Stats	R: 1 H: 0 E: 0 K: 1 S: 9	H: 0 R: 2 ER: 0 LOB: 1 BB: 2 P: 19	H: 2 R: 0 ER: 0 LOB: 1 BB: 0 P: 17	H: 2 R: 0 ER: 0 LOB: 1 BB: 0 P: 29	H: 1 R: 0 ER: 0 LOB: 1 BB: 0 P: 17	H: 1 R: 0 ER: 0 LOB: 1 BB: 0 P: 12	H: 0 R: 0 ER: 0 LOB: 0 BB: 0 P: 9	H: 0 R: 0 ER: 1 LOB: 1 BB: 0 P: 72	H: 0 R: 0 ER: 0 LOB: 0 BB: 0 P: 9	H: 0 R: 0 ER: 0 LOB: 1 BB: 0 P: 12	R: 1 H: 1 E: 0 K: 2 S: 8	H: 1 R: 0 ER: 0 LOB: 0 BB: 0 P: 11	R: 0 H: 0 E: 0 K: 2 S: 8	H: 0 R: 0 ER: 0 LOB: 0 BB: 0 P: 11	1B: 1 2B: 2 3B: 0 HR: 1	SF: 0 SAC: 0 DP: 0 HBP: 1	WP: 1 PB: 0 SB: 1 CS: 0	PA: 33							
PITCHER	IP	WLS	BF	H	R	ER	SO	BB	IBB	HBP	BLK	WP	HR	S	P	ERA	WHIP								
Roger Pavlik, R (1, 1) ERA: 8.67	7.1	L	31	4	4	3	8	2	0	1	1	1	1	72	111	3.68	0.818								
Darren Oliver, L (8, 1) ERA: 3.0	0.2		2	0	0	0	1	0	0	0	0	0	0	4	7	0.00	0.000								

Texas Rangers @ Toronto Blue Jays
SkyDome, Toronto, ON
Sun Jul 24 1994, 3:33 AM EDT
Att: 50,521 - Sunny - 79 F

AB	30
R	4
H	4
RBI	3
BB	2
SO	9
LOB	10



Batter	1	2	3	4	5	6	7	8	9	AB	R	H	RBI	BB	SO	LOB	TOP					
Jody Reed, R OBP: 0.391, SLG: 0.326										4	1	2	2	1	0	2	Milwaukee Brewers @ Toronto Blue Jays SkyDome, Toronto, ON Tue Jul 26 1994, 7:05 PM EDT Att: 49,098 - Unknown - 73 F					
Turner Ward, S OBP: 0.330, SLG: 0.374										5	0	1	0	0	1	2						
Kevin Seitzer, R OBP: 0.350, SLG: 0.452										5	1	1	1	0	0	2						
Greg Vaughn, R OBP: 0.365, SLG: 0.534										5	1	1	0	0	2	2						
Dave Nilsson, L OBP: 0.320, SLG: 0.471										3	1	1	3	1	0	2						
Matt Mieske, R OBP: 0.347, SLG: 0.482										4	0	0	0	0	1	1						
Troy O'Leary, L OBP: 0.325, SLG: 0.371										4	1	1	0	0	0	0						
Jeff Cirillo, R OBP: 0.333, SLG: 0.419										3	1	2	0	1	1	0						
Jose Valentin, S OBP: 0.320, SLG: 0.433										3	1	0	0	1	1	2						
Inning Stats	R: 7 E: 1 K: 1 S: 22	H: 6 LOB: 1 BB: 1 P: 39	R: 0 E: 0 K: 1 S: 9	H: 0 LOB: 0 BB: 0 P: 14	R: 0 E: 0 K: 1 S: 8	H: 1 LOB: 1 BB: 0 P: 12	R: 0 E: 0 K: 0 S: 11	H: 1 LOB: 2 BB: 1 P: 20	R: 0 E: 0 K: 0 S: 8	H: 0 LOB: 0 BB: 0 P: 12	R: 0 E: 0 K: 0 S: 4	H: 0 LOB: 0 BB: 1 P: 8	R: 0 E: 0 K: 1 S: 5	H: 0 LOB: 0 BB: 0 P: 8	R: 0 E: 0 K: 0 S: 7	H: 0 LOB: 0 BB: 0 P: 12	1B: 7 2B: 1 3B: 0 HR: 1	SF: 0 SAC: 0 DP: 1 HBP: 0	WP: 1 PB: 0 CS: 2	PA: 40		
PITCHER	IP WLS BF H R ER SO BB IBB HBP BLK WP HR S P ERA WHIP	IP WLS BF H R ER SO BB IBB HBP BLK WP HR S P ERA WHIP	IP WLS BF H R ER SO BB IBB HBP BLK WP HR S P ERA WHIP	IP WLS BF H R ER SO BB IBB HBP BLK WP HR S P ERA WHIP	IP WLS BF H R ER SO BB IBB HBP BLK WP HR S P ERA WHIP	IP WLS BF H R ER SO BB IBB HBP BLK WP HR S P ERA WHIP	IP WLS BF H R ER SO BB IBB HBP BLK WP HR S P ERA WHIP	IP WLS BF H R ER SO BB IBB HBP BLK WP HR S P ERA WHIP	IP WLS BF H R ER SO BB IBB HBP BLK WP HR S P ERA WHIP	IP WLS BF H R ER SO BB IBB HBP BLK WP HR S P ERA WHIP	IP WLS BF H R ER SO BB IBB HBP BLK WP HR S P ERA WHIP	IP WLS BF H R ER SO BB IBB HBP BLK WP HR S P ERA WHIP	IP WLS BF H R ER SO BB IBB HBP BLK WP HR S P ERA WHIP	IP WLS BF H R ER SO BB IBB HBP BLK WP HR S P ERA WHIP	IP WLS BF H R ER SO BB IBB HBP BLK WP HR S P ERA WHIP	IP WLS BF H R ER SO BB IBB HBP BLK WP HR S P ERA WHIP	IP WLS BF H R ER SO BB IBB HBP BLK WP HR S P ERA WHIP	IP WLS BF H R ER SO BB IBB HBP BLK WP HR S P ERA WHIP	IP WLS BF H R ER SO BB IBB HBP BLK WP HR S P ERA WHIP	IP WLS BF H R ER SO BB IBB HBP BLK WP HR S P ERA WHIP	IP WLS BF H R ER SO BB IBB HBP BLK WP HR S P ERA WHIP	IP WLS BF H R ER SO BB IBB HBP BLK WP HR S P ERA WHIP
Juan Guzman, R ERA: 5.78	0.2	10	6	7	4	1	1	0	0	0	0	0	0	0	0	0	54.00	10.500				
Woody Williams, R ERA: 4.32	4.1	18	3	0	0	2	2	0	0	0	0	0	0	0	0	0	0.00	1.154				
Mike Timlin, R ERA: 5.05	4.0	12	0	0	0	3	1	0	0	0	0	0	0	0	0	0	0.00	0.250				

Batter	1	2	3	4	5	6	7	8	9	AB	R	H	RBI	BB	SO	LOB	BOTTOM						
Devon White, S OBP: 0.326, SLG: 0.485										4	1	3	0	0	0	0	Milwaukee Brewers @ Toronto Blue Jays SkyDome, Toronto, ON Tue Jul 26 1994, 7:05 PM EDT Att: 49,098 - Unknown - 73 F						
Roberto Alomar, S OBP: 0.384, SLG: 0.457										4	0	0	0	0	0	4							
Paul Molitor, R OBP: 0.420, SLG: 0.534										3	2	2	1	0	0	0							
Joe Carter, R OBP: 0.314, SLG: 0.511										4	0	1	0	0	1	1							
John Olerud, L OBP: 0.387, SLG: 0.453										3	1	2	2	1	0	1							
Darnell Coles, R OBP: 0.282, SLG: 0.362										3	0	0	0	1	0	1							
Ed Sprague, R OBP: 0.282, SLG: 0.354										4	0	0	0	0	1	2							
Pat Borders, R OBP: 0.289, SLG: 0.338										4	1	1	1	0	1	0							
Dick Schofield, R OBP: 0.336, SLG: 0.360										4	0	1	0	0	1	0							
Inning Stats	R: 1 E: 0 K: 0 S: 11	H: 1 LOB: 0 BB: 0 P: 17	R: 0 E: 0 K: 1 S: 8	H: 0 LOB: 0 BB: 1 P: 16	R: 0 E: 0 K: 0 S: 10	H: 1 LOB: 1 BB: 0 P: 15	R: 1 E: 1 K: 0 S: 11	H: 2 LOB: 0 BB: 0 P: 16	R: 1 E: 0 K: 0 S: 9	H: 3 LOB: 1 BB: 0 P: 13	R: 0 E: 0 K: 0 S: 8	H: 1 LOB: 0 BB: 1 P: 15	R: 0 E: 0 K: 2 S: 7	H: 0 LOB: 0 BB: 0 P: 12	R: 2 E: 0 K: 1 S: 11	H: 2 LOB: 0 BB: 0 P: 18	R: 0 E: 0 K: 0 S: 5	H: 0 LOB: 0 BB: 0 P: 9	1B: 6 2B: 2 3B: 0 HR: 2	SF: 1 SAC: 0 DP: 3 HBP: 0	WP: 0 PB: 0 CS: 0	PA: 36	
PITCHER	IP WLS BF H R ER SO BB IBB HBP BLK WP HR S P ERA WHIP	IP WLS BF H R ER SO BB IBB HBP BLK WP HR S P ERA WHIP	IP WLS BF H R ER SO BB IBB HBP BLK WP HR S P ERA WHIP	IP WLS BF H R ER SO BB IBB HBP BLK WP HR S P ERA WHIP	IP WLS BF H R ER SO BB IBB HBP BLK WP HR S P ERA WHIP	IP WLS BF H R ER SO BB IBB HBP BLK WP HR S P ERA WHIP	IP WLS BF H R ER SO BB IBB HBP BLK WP HR S P ERA WHIP	IP WLS BF H R ER SO BB IBB HBP BLK WP HR S P ERA WHIP	IP WLS BF H R ER SO BB IBB HBP BLK WP HR S P ERA WHIP	IP WLS BF H R ER SO BB IBB HBP BLK WP HR S P ERA WHIP	IP WLS BF H R ER SO BB IBB HBP BLK WP HR S P ERA WHIP	IP WLS BF H R ER SO BB IBB HBP BLK WP HR S P ERA WHIP	IP WLS BF H R ER SO BB IBB HBP BLK WP HR S P ERA WHIP	IP WLS BF H R ER SO BB IBB HBP BLK WP HR S P ERA WHIP	IP WLS BF H R ER SO BB IBB HBP BLK WP HR S P ERA WHIP	IP WLS BF H R ER SO BB IBB HBP BLK WP HR S P ERA WHIP	IP WLS BF H R ER SO BB IBB HBP BLK WP HR S P ERA WHIP	IP WLS BF H R ER SO BB IBB HBP BLK WP HR S P ERA WHIP	IP WLS BF H R ER SO BB IBB HBP BLK WP HR S P ERA WHIP	IP WLS BF H R ER SO BB IBB HBP BLK WP HR S P ERA WHIP	IP WLS BF H R ER SO BB IBB HBP BLK WP HR S P ERA WHIP	IP WLS BF H R ER SO BB IBB HBP BLK WP HR S P ERA WHIP	IP WLS BF H R ER SO BB IBB HBP BLK WP HR S P ERA WHIP
Ricky Bones, R ERA: 3.38	8.0	33	10	5	4	4	0	0	0	0	0	0	0	0	0	0	4.50	1.500					
Mike Fetters, R ERA: 2.76	1.0	3	0	0	0	0	0	0	0	0	0	0	0	0	0	0	0.00	0.000					

Batter	1	2	3	4	5	6	7	8	9	AB	R	H	RBI	BB	SO	LOB	TOP				
Jody Reed, R OBP: 0.359, SLG: 0.324	F8	F9		G6-3			FC1-6 1B		P6	5	0	1	0	0	0	3					
Turner Ward, S OBP: 0.328, SLG: 0.372	BB 1B	P3			L6		FC1-6 1B HR		F8	5	2	1	0	0	0	3					
Kevin Seitzer, R OBP: 0.351, SLG: 0.449	F9			BB	G5-3		HR 1B		P5	4	1	1	0	1	0	1					
Greg Vaughn, R OBP: 0.366, SLG: 0.532	1B CS BB			F9		1B	P3			3	1	1	0	1	0	3					
Dave Nilsson, L OBP: 0.325, SLG: 0.483	CS 1B			K		1B	HR			4	1	3	4	0	1	1					
Troy O'Leary, L OBP: 0.295, SLG: 0.333	K			G1-3		G3-1	G6-3			4	0	0	0	0	1	4					
Matt Mieske, R OBP: 0.341, SLG: 0.473		E5		F8		G1-3		G4-3		4	0	0	0	0	0	0					
Jeff Cirillo, R OBP: 0.329, SLG: 0.403		K			BB BB	L5		F9		3	0	0	0	1	1	1					
Jose Valentin, S OBP: 0.325, SLG: 0.433								F8		0	0	0	0	2	0	0					
Bill Spiers, L OBP: 0.329, SLG: 0.312				E S BB		K				2	0	0	0	0	1	0					
Inning Stats	R: 2 E: 0 K: 1 S: 12	H: 2 LOB: 1 BB: 1 P: 20	R: 0 E: 1 K: 13	H: 0 LOB: 2 BB: 1 P: 21	R: 0 E: 0 K: 1 S: 9	H: 0 LOB: 1 BB: 1 P: 16	R: 0 E: 0 K: 0 S: 10	H: 2 LOB: 2 BB: 0 P: 17	R: 0 E: 0 K: 1 S: 6	H: 0 LOB: 0 BB: 0 P: 10	R: 3 E: 0 K: 0 S: 9	H: 3 LOB: 0 BB: 0 P: 16	R: 0 E: 0 K: 0 S: 4	H: 0 LOB: 0 BB: 0 P: 6	R: 0 E: 0 K: 0 S: 8	H: 0 LOB: 0 BB: 0 P: 15	1B: 6 2B: 0 3B: 0 HR: 1	SF: 0 SAC: 0 DP: 0 HBP: 0	WP: 0 PB: 0 SB: 1 CS: 2	PA: 39	
PITCHER	IP WLS BF H R ER SO BB IBB HBP BLK WP HR S P ERA WHIP	IP WLS BF H R ER SO BB IBB HBP BLK WP HR S P ERA WHIP	IP WLS BF H R ER SO BB IBB HBP BLK WP HR S P ERA WHIP	IP WLS BF H R ER SO BB IBB HBP BLK WP HR S P ERA WHIP	IP WLS BF H R ER SO BB IBB HBP BLK WP HR S P ERA WHIP	IP WLS BF H R ER SO BB IBB HBP BLK WP HR S P ERA WHIP	IP WLS BF H R ER SO BB IBB HBP BLK WP HR S P ERA WHIP	IP WLS BF H R ER SO BB IBB HBP BLK WP HR S P ERA WHIP	IP WLS BF H R ER SO BB IBB HBP BLK WP HR S P ERA WHIP	IP WLS BF H R ER SO BB IBB HBP BLK WP HR S P ERA WHIP	IP WLS BF H R ER SO BB IBB HBP BLK WP HR S P ERA WHIP	IP WLS BF H R ER SO BB IBB HBP BLK WP HR S P ERA WHIP	IP WLS BF H R ER SO BB IBB HBP BLK WP HR S P ERA WHIP	IP WLS BF H R ER SO BB IBB HBP BLK WP HR S P ERA WHIP	IP WLS BF H R ER SO BB IBB HBP BLK WP HR S P ERA WHIP	IP WLS BF H R ER SO BB IBB HBP BLK WP HR S P ERA WHIP	IP WLS BF H R ER SO BB IBB HBP BLK WP HR S P ERA WHIP	IP WLS BF H R ER SO BB IBB HBP BLK WP HR S P ERA WHIP	IP WLS BF H R ER SO BB IBB HBP BLK WP HR S P ERA WHIP	IP WLS BF H R ER SO BB IBB HBP BLK WP HR S P ERA WHIP	IP WLS BF H R ER SO BB IBB HBP BLK WP HR S P ERA WHIP

Milwaukee Brewers @ Toronto Blue Jays
SkyDome, Toronto, ON
Wed Jul 27 1994, 7:05 PM EDT
Att: 47,172 - Unknown

AB 34
R 5
H 7
RBI 4
BB 5
SO 4
LOB 16



Batter	1	2	3	4	5	6	7	8	9	AB	R	H	RBI	BB	SO	LOB	BOTTOM				
Devon White, S OBP: 0.326, SLG: 0.482	F8		K			FC6-4 1B		P6		4	0	1	0	0	1	2					
Roberto Alomar, S OBP: 0.382, SLG: 0.454	G4-3				G1-3		FC6-4 1B			2	0	0	0	0	0	0					
Domingo Cedeño, S OBP: 0.222, SLG: 0.272										2	0	0	0	0	1	2					
Paul Moltis, R OBP: 0.419, SLG: 0.531	G6-3				G4-3		F8			4	0	1	0	0	0	1					
Joe Carter, R OBP: 0.314, SLG: 0.511		G4-3								4	0	1	0	0	1	2					
John Olerud, L OBP: 0.383, SLG: 0.448		G3			G3					4	0	0	0	0	0	2					
Damell Coles, R OBP: 0.294, SLG: 0.356	F7									2	0	0	0	1	0	0					
Ed Sprague, R OBP: 0.279, SLG: 0.351					F9					3	0	0	0	0	1	1					
Dick Schofield, R OBP: 0.336, SLG: 0.363					G6-3					3	0	1	0	0	0	1					
Randy Knorr, R OBP: 0.278, SLG: 0.440						FC4-6 1B				3	0	1	0	0	1	2					
Inning Stats	R: 0 E: 0 K: 0 S: 7	H: 0 LOB: 0 BB: 0 P: 12	R: 0 E: 0 K: 0 S: 7	H: 0 LOB: 0 BB: 0 P: 11	R: 0 E: 0 K: 1 S: 12	H: 1 LOB: 1 BB: 0 P: 16	R: 0 E: 0 K: 0 S: 11	H: 1 LOB: 1 BB: 0 P: 14	R: 0 E: 0 K: 1 S: 7	H: 0 LOB: 1 BB: 1 P: 13	R: 0 E: 0 K: 1 S: 7	H: 1 LOB: 1 BB: 0 P: 10	R: 0 E: 0 K: 2 S: 10	H: 1 LOB: 1 BB: 0 P: 18	R: 0 E: 0 K: 0 S: 5	H: 1 LOB: 0 BB: 0 P: 8	1B: 3 2B: 2 3B: 0 HR: 0	SF: 0 SAC: 0 DP: 1 HBP: 0	WP: 0 PB: 0 SB: 0 CS: 0	PA: 32	
PITCHER	IP WLS BF H R ER SO BB IBB HBP BLK WP HR S P ERA WHIP	IP WLS BF H R ER SO BB IBB HBP BLK WP HR S P ERA WHIP	IP WLS BF H R ER SO BB IBB HBP BLK WP HR S P ERA WHIP	IP WLS BF H R ER SO BB IBB HBP BLK WP HR S P ERA WHIP	IP WLS BF H R ER SO BB IBB HBP BLK WP HR S P ERA WHIP	IP WLS BF H R ER SO BB IBB HBP BLK WP HR S P ERA WHIP	IP WLS BF H R ER SO BB IBB HBP BLK WP HR S P ERA WHIP	IP WLS BF H R ER SO BB IBB HBP BLK WP HR S P ERA WHIP	IP WLS BF H R ER SO BB IBB HBP BLK WP HR S P ERA WHIP	IP WLS BF H R ER SO BB IBB HBP BLK WP HR S P ERA WHIP	IP WLS BF H R ER SO BB IBB HBP BLK WP HR S P ERA WHIP	IP WLS BF H R ER SO BB IBB HBP BLK WP HR S P ERA WHIP	IP WLS BF H R ER SO BB IBB HBP BLK WP HR S P ERA WHIP	IP WLS BF H R ER SO BB IBB HBP BLK WP HR S P ERA WHIP	IP WLS BF H R ER SO BB IBB HBP BLK WP HR S P ERA WHIP	IP WLS BF H R ER SO BB IBB HBP BLK WP HR S P ERA WHIP	IP WLS BF H R ER SO BB IBB HBP BLK WP HR S P ERA WHIP	IP WLS BF H R ER SO BB IBB HBP BLK WP HR S P ERA WHIP	IP WLS BF H R ER SO BB IBB HBP BLK WP HR S P ERA WHIP	IP WLS BF H R ER SO BB IBB HBP BLK WP HR S P ERA WHIP	IP WLS BF H R ER SO BB IBB HBP BLK WP HR S P ERA WHIP

Milwaukee Brewers @ Toronto Blue Jays
SkyDome, Toronto, ON
Wed Jul 27 1994, 7:05 PM EDT
Att: 47,172 - Unknown

AB 31
R 0
H 5
RBI 0
BB 1
SO 5
LOB 13



Batter	1	2	3	4	5	6	7	8	9	AB	R	H	RBI	BB	SO	LOB	TOP					
Jody Reed, R OBP: 0.359, SLG: 0.324	F7	F8		L7					BB	4	1	1	0	1	0	2						
Turner Ward, S OBP: 0.329, SLG: 0.368	1B	G4-3			G4-3	G3-1			BB	3	1	0	0	2	0	4						
Kevin Seitzer, R OBP: 0.355, SLG: 0.451	1B									5	0	3	1	0	2	2						
Greg Vaughn, R OBP: 0.364, SLG: 0.527	G4-6-3			P6	F9				P4	5	0	1	1	0	0	3						
Dave Nilsson, L OBP: 0.328, SLG: 0.482	G4-6-3				F8					3	0	1	0	2	0	3						
Matt Mieske, R OBP: 0.343, SLG: 0.476										5	2	2	0	0	2	5						
Jeff Cirillo, R OBP: 0.322, SLG: 0.390										5	1	1	0	0	2	5						
Troy O'Leary, L OBP: 0.292, SLG: 0.333										3	0	1	2	0	0	0						
Alex Diaz, S OBP: 0.291, SLG: 0.375										0	0	0	0	0	0	0						
Jose Valentin, S OBP: 0.327, SLG: 0.434										4	0	2	1	0	0	0						
Inning Stats	R: 1 E: 0 K: 0 S: 10	H: 2 LOB: 1 BB: 1 P: 17	R: 2 E: 0 K: 1 S: 17	H: 4 LOB: 2 BB: 0 P: 25	R: 0 E: 0 K: 2 S: 13	H: 1 LOB: 1 BB: 0 P: 21	R: 0 E: 0 K: 0 S: 6	H: 0 LOB: 0 BB: 0 P: 9	R: 0 E: 0 K: 0 S: 10	H: 1 LOB: 1 BB: 0 P: 14	R: 1 E: 0 K: 0 S: 12	H: 2 LOB: 2 BB: 1 P: 21	R: 0 E: 0 K: 1 S: 9	H: 0 LOB: 1 BB: 1 P: 17	R: 0 E: 0 K: 1 S: 9	H: 0 LOB: 0 BB: 0 P: 14	R: 1 E: 0 K: 1 S: 15	H: 2 LOB: 2 BB: 2 P: 28	1B: 11 2B: 1 3B: 0 HR: 0	SF: 1 SAC: 0 DP: 1 HBP: 0	WP: 0 PB: 1 CS: 0	PA: 43
PITCHER	IP	WLS	BF	H	R	ER	SO	BB	IBB	HBP	BLK	WP	HR	S	P	ERA	WHIP					
Dave Stewart, R ERA: 5.44	(1, 1)	6.0		29	10	4	4	3	2	0	0	0	0	68	107	6.00	2.000					
Danny Cox, R ERA: 2.61	(7, 1)	3.0	L	14	2	1	1	3	2	1	0	0	0	33	59	3.00	1.333					

Milwaukee Brewers @ Toronto Blue Jays
SkyDome, Toronto, ON
Thu Jul 28 1994, 7:05 PM EDT
Att: 47,061 - Dome

AB	37
R	5
H	12
RBI	5
BB	5
SO	6
LOB	24



Batter	1	2	3	4	5	6	7	8	9	AB	R	H	RBI	BB	SO	LOB	BOTTOM				
Devon White, S OBP: 0.321, SLG: 0.475	P6	FC5							G4-3	5	0	0	0	0	1	4					
Roberto Alomar, S OBP: 0.382, SLG: 0.452	S	F8			F8				G5-3	4	2	1	0	1	0	4					
Paul Molitor, R OBP: 0.417, SLG: 0.528	K									4	0	1	0	0	3	2					
Joe Carter, R OBP: 0.318, SLG: 0.524	1B									4	2	3	3	0	0	1					
John Olerud, L OBP: 0.385, SLG: 0.447										3	0	1	1	1	1	1					
Darnell Coles, R OBP: 0.296, SLG: 0.344										4	0	0	0	0	0	3					
Rob Butler, L OBP: 0.224, SLG: 0.183	P3									0	0	0	0	0	0	0					
Ed Sprague, R OBP: 0.282, SLG: 0.356										4	0	2	0	0	0	1					
Domingo Cedenio, S OBP: 0.222, SLG: 0.272										0	0	0	0	0	0	0					
Pat Borders, R OBP: 0.292, SLG: 0.341										4	0	2	0	0	1	1					
Dick Schofield, R OBP: 0.336, SLG: 0.361										2	0	0	0	1	0	1					
Inning Stats	R: 2 E: 0 K: 1 S: 16	H: 3 LOB: 1 BB: 0 P: 25	R: 0 E: 0 K: 0 S: 12	H: 2 LOB: 2 BB: 0 P: 17	R: 0 E: 0 K: 1 S: 9	H: 1 LOB: 1 BB: 0 P: 14	R: 0 E: 0 K: 0 S: 6	H: 1 LOB: 0 BB: 0 P: 12	R: 0 E: 0 K: 0 S: 7	H: 0 LOB: 0 BB: 1 P: 14	R: 0 E: 0 K: 0 S: 6	H: 0 LOB: 0 BB: 0 P: 12	R: 2 E: 0 K: 2 S: 16	H: 1 LOB: 0 BB: 1 P: 24	R: 0 E: 0 K: 1 S: 11	H: 1 LOB: 2 BB: 1 P: 17	1B: 7 2B: 3 3B: 0 HR: 1	SF: 0 SAC: 1 DP: 2 HBP: 0	WP: 0 PB: 0 CS: 0	PA: 38	
PITCHER	IP	WLS	BF	H	R	ER	SO	BB	IBB	HBP	BLK	WP	HR	S	P	ERA	WHIP				
Bob Scanlan, R ERA: 4.4	(1, 1)	6.0		25	8	2	2	3	1	0	0	0	0	63	100	3.00	1.500				
Jose Mercedes, R ERA: 2.33	(7, 1)	1.1		6	1	2	2	1	1	0	0	0	1	16	28	13.50	1.500				
Jesse Orosco, L ERA: 5.05	(8, 1)	0.2	W	2	0	0	0	1	0	0	0	0	0	6	8	0.00	0.000				
Mike Fetters, R ERA: 2.7	(9, 1)	1.0	S	5	1	0	0	1	1	0	0	0	0	11	17	0.00	2.000				

Milwaukee Brewers @ Toronto Blue Jays
SkyDome, Toronto, ON
Thu Jul 28 1994, 7:05 PM EDT
Att: 47,061 - Dome

AB	34
R	4
H	10
RBI	4
BB	3
SO	6
LOB	18



Batter	1	2	3	4	5	6	7	8	9	AB	R	H	RBI	BB	SO	LOB	TOP			
Devon White, S OBP: 0.320, SLG: 0.472 (1, 8)										5	1	1	0	0	1	2				
Roberto Alomar, S OBP: 0.383, SLG: 0.454 (1, 4)										3	0	1	0	1	0	0				
Paul Molitor, R OBP: 0.418, SLG: 0.528 (1, 10)										4	2	2	1	0	0	2				
Joe Carter, R OBP: 0.317, SLG: 0.529 (1, 9)										4	1	1	2	0	2	2				
Darnell Coles, R OBP: 0.257, SLG: 0.352 (1, 3)										3	0	1	0	0	0	2				
John Olerud, L OBP: 0.384, SLG: 0.445 (8, PH)										1	0	0	0	0	0	0				
Ed Sprague, R OBP: 0.281, SLG: 0.355 (1, 5)										4	0	1	1	0	0	1				
Robert Perez, R OBP: 0.125, SLG: 0.125 (1, 7)										4	0	1	0	0	0	3				
Pat Borders, R OBP: 0.288, SLG: 0.336 (1, 2)										4	0	0	0	0	0	1				
Dick Schofield, R OBP: 0.334, SLG: 0.359 (1, 6)										4	0	1	0	0	0	1				
Inning Stats	R: 2 E: 0 K: 1 S: 19	H: 4 LOB: 2 BB: 0 P: 24	R: 0 E: 0 K: 1 S: 8	H: 0 LOB: 0 BB: 0 P: 13	R: 2 E: 0 K: 0 S: 12	H: 3 LOB: 1 BB: 0 P: 19	R: 0 E: 0 K: 0 S: 13	H: 0 LOB: 0 BB: 0 P: 18	R: 0 E: 0 K: 0 S: 8	H: 0 LOB: 0 BB: 0 P: 13	R: 0 E: 0 K: 0 S: 6	H: 1 LOB: 2 BB: 1 P: 15	R: 0 E: 0 K: 1 S: 10	H: 0 LOB: 0 BB: 0 P: 13	R: 0 E: 0 K: 0 S: 5	H: 1 LOB: 1 BB: 0 P: 6	1B: 6 2B: 2 3B: 0 HR: 1	SF: 0 SAC: 0 DP: 0 HBP: 0	WP: 0 PB: 0 SB: 0 CS: 0	PA: 37
PITCHER	IP WLS BF H R ER SO BB IBB HBP BLK WP HR S P ERA WHIP																			
Jamie Moyer, L ERA: 4.87 (1, 1)	6.2 L 29 8 4 4 2 1 0 0 0 0 1 71 109 5.40 1.350																			
Mark Eichhorn, R ERA: 2.01 (7, 1)	2.1 8 1 0 0 1 0 0 0 0 0 0 16 23 0.00 0.429																			

Toronto Blue Jays @ Baltimore Orioles
 Oriole Park at Camden Yards, Baltimore, MD
 Fri Jul 29 1994, 7:05 PM EDT
 Att: 47,497 - Cloudy - 79 F


AB 36
 R 4
 H 9
 RBI 4
 BB 1
 SO 3
 LOB 14



Batter	1	2	3	4	5	6	7	8	9	AB	R	H	RBI	BB	SO	LOB	BOTTOM					
Mark McLemore, S OBP: 0.357, SLG: 0.324 (1, 4)										5	0	0	0	0	1	4						
Jeffrey Hammonds, R OBP: 0.341, SLG: 0.498 (1, 7)										5	0	1	0	0	0	0						
Rafael Palmeiro, L OBP: 0.403, SLG: 0.574 (1, 3)										4	0	0	0	0	0	1						
Cal Ripken Jr., R OBP: 0.361, SLG: 0.458 (1, 6)										4	1	3	0	0	0	0						
Leo Gomez, R OBP: 0.376, SLG: 0.538 (1, 5)										3	0	0	0	1	2	4						
Brady Anderson, L OBP: 0.359, SLG: 0.425 (8, PR)										0	0	0	0	0	0	0						
Tim Lincecum, R OBP: 0.330, SLG: 0.365 (9, 5)										0	0	0	0	0	0	0						
Chris Sabo, R OBP: 0.321, SLG: 0.458 (1, 10)										4	1	1	1	0	0	1						
Chris Hoiles, R OBP: 0.369, SLG: 0.449 (1, 2)										3	1	1	0	1	0	1						
Lonnie Smith, R OBP: 0.349, SLG: 0.288 (1, 9)										3	0	1	0	1	1	2						
Mike Devereaux, R OBP: 0.254, SLG: 0.339 (1, 8)										2	0	1	2	1	0	0						
Harold Baines, L OBP: 0.354, SLG: 0.485 (9, PH)										1	0	0	0	0	1	0						
Inning Stats	R: 0 E: 0 K: 1 S: 11	H: 2 LOB: 2 BB: 0 P: 16	R: 0 E: 0 K: 0 S: 4	H: 0 LOB: 0 BB: 1 P: 9	R: 0 E: 0 K: 0 S: 6	H: 0 LOB: 0 BB: 0 P: 12	R: 3 E: 0 K: 0 S: 16	H: 4 LOB: 2 BB: 1 P: 28	R: 0 E: 0 K: 1 S: 7	H: 1 LOB: 1 BB: 0 P: 11	R: 0 E: 0 K: 1 S: 15	H: 1 LOB: 2 BB: 1 P: 24	R: 0 E: 0 K: 0 S: 8	H: 0 LOB: 0 BB: 0 P: 15	R: 0 E: 0 K: 1 S: 11	H: 0 LOB: 1 BB: 1 P: 19	R: 0 E: 0 K: 1 S: 7	H: 0 LOB: 0 BB: 0 P: 13	1B: 7 2B: 1 3B: 0 HR: 0	SF: 0 SAC: 0 DP: 1 HBP: 0	WP: 1 PB: 0 SB: 0 CS: 0	PA: 38
PITCHER	IP WLS BF H R ER SO BB IBB HBP BLK WP HR S P ERA WHIP																					
Al Leiter, L ERA: 4.56 (1, 1)	6.0 W 28 8 3 3 3 3 0 0 0 0 0 59 100 4.50 1.833																					
Tony Castillo, L ERA: 2.35 (7, 1)	2.0 7 0 0 0 1 1 0 0 0 0 0 19 34 0.00 0.500																					
Darren Hall, R ERA: 3.86 (9, 1)	1.0 S 3 0 0 0 1 0 0 0 0 0 0 7 13 0.00 0.000																					

Toronto Blue Jays @ Baltimore Orioles
 Oriole Park at Camden Yards, Baltimore, MD
 Fri Jul 29 1994, 7:05 PM EDT
 Att: 47,497 - Cloudy - 79 F

AB 34
 R 3
 H 8
 RBI 3
 BB 4
 SO 5
 LOB 13



Batter	1	2	3	4	5	6	7	8	9	AB	R	H	RBI	BB	SO	LOB	TOP				
Devon White, S OBP: 0.318, SLG: 0.476	P2		FC4-6			B1-3			L4	5	1	1	1	0	0	1					
Roberto Alomar, S OBP: 0.383, SLG: 0.451	G4-3		F8			1B		G4-3	G6-4-3 BB	4	0	1	0	1	0	1					
Paul Molitor, R OBP: 0.415, SLG: 0.524	F8		F9			FC6-4 1B		F9	G6-4-3	5	0	1	0	0	0	2					
Joe Carter, R OBP: 0.319, SLG: 0.537		G6-3				FC6-4				4	1	2	1	0	0	2					
John Olerud, L OBP: 0.385, SLG: 0.444		1B BB				F7		G4-3		3	1	1	0	1	0	1					
Ed Sprague, R OBP: 0.281, SLG: 0.354	L4					G5-3		F9	FC8-4 1B	4	0	1	0	0	0	2					
Rob Butler, L OBP: 0.239, SLG: 0.190						F8			FC8-6-4	3	1	1	0	1	0	1					
Pat Borders, R OBP: 0.288, SLG: 0.342		G6-3				K		F8		4	1	1	2	0	1	3					
Dick Schofield, R OBP: 0.333, SLG: 0.359						G6-3		SF8	P3	3	0	1	1	0	0	1					
Inning Stats	R: 0 E: 0 K: 0 S: 11	H: 0 LOB: 0 BB: 0 P: 16	R: 0 E: 0 K: 0 S: 16	H: 1 LOB: 2 BB: 1 P: 26	R: 0 E: 0 K: 0 S: 8	H: 1 LOB: 1 BB: 0 P: 14	R: 1 E: 0 K: 0 S: 5	H: 1 LOB: 0 BB: 0 P: 9	R: 1 E: 0 K: 1 S: 12	H: 3 LOB: 2 BB: 1 P: 14	R: 0 E: 0 K: 0 S: 6	H: 1 LOB: 1 BB: 0 P: 9	R: 0 E: 0 K: 0 S: 10	H: 1 LOB: 1 BB: 0 P: 14	R: 0 E: 0 K: 0 S: 6	H: 0 LOB: 0 BB: 1 P: 12	1B: 7 2B: 0 3B: 1 HR: 2	SF: 1 SAC: 0 DP: 1 HBP: 0	WP: 0 PB: 0 SB: 0 CS: 0	PA: 39	
PITCHER	IP	WLS	BF	H	R	ER	SO	BB	IBB	HBP	BLK	WP	HR	S	P	ERA	WHIP				
Mark Williamson, R ERA: 3.86	5.1		24	7	3	3	1	1	0	0	0	0	2	56	84	5.06	1.500				
Tom Bolton, L ERA: 5.4	0.0		1	0	0	0	0	1	0	0	0	0	0	4	8	∞	∞				
Mark Eichhorn, R ERA: 2.1	1.2	W	7	2	2	2	0	0	0	0	0	0	0	9	14	10.80	1.200				
Alan Mills, R ERA: 5.4	1.0		4	1	0	0	0	0	0	0	0	0	0	10	14	0.00	1.000				
Lee Smith, R ERA: 2.78	1.0	S	3	0	0	0	0	1	0	0	0	0	0	6	12	0.00	1.000				

Toronto Blue Jays @ Baltimore Orioles
Oriole Park at Camden Yards, Baltimore, MD

AB 35
R 5
H 10
RBI 5
BB 3
SO 1
LOB 14



WP: 0 PA: 39
PB: 0
SB: 0
CS: 0

Batter	1	2	3	4	5	6	7	8	9	AB	R	H	RBI	BB	SO	LOB	BOTTOM				
Brady Anderson, L OBP: 0.356, SLG: 0.423	K		K	G3		1B			K	5	0	1	0	0	3	4					
Jeffrey Hammonds, R OBP: 0.338, SLG: 0.490	F9		P2			1B		G3	F8	5	1	1	0	0	0	1					
Rafael Palmeiro, L OBP: 0.400, SLG: 0.570	P5		K			FC4-6 1B		G3	K	5	0	1	0	0	2	0					
Cal Ripken Jr., R OBP: 0.364, SLG: 0.463		K				HR		G3	F9	4	2	2	1	1	1	0					
Harold Baines, L OBP: 0.356, SLG: 0.495		1B				HR		K		4	1	2	2	0	1	3					
Leo Gomez, R OBP: 0.374, SLG: 0.545		F9				F8		G6-4-3	HR	4	1	1	2	0	0	3					
Dwight Smith, L OBP: 0.318, SLG: 0.445						G4-3			HR	4	2	3	0	0	0	0					
Mike Devereaux, R OBP: 0.254, SLG: 0.339		BB				1B		1B	WP	0	0	0	0	0	0	0					
Mark McLemore, S OBP: 0.364, SLG: 0.330						1B		G6-4-3	BB	3	0	3	1	1	0	0					
Jeff Tackett, R OBP: 0.315, SLG: 0.362		G5-3				1B		G6-4-3	BB	3	0	1	0	1	0	4					
Inning Stats	R: 0 E: 0 K: 1 S: 7	H: 2 LOB: 3 BB: 1 P: 27	R: 0 E: 0 K: 2 S: 10	H: 0 LOB: 0 BB: 0 P: 16	R: 2 E: 0 K: 0 S: 14	H: 4 LOB: 2 BB: 0 P: 21	R: 1 E: 0 K: 0 S: 10	H: 3 LOB: 1 BB: 0 P: 14	R: 1 E: 0 K: 0 S: 13	H: 3 LOB: 1 BB: 0 P: 18	R: 3 E: 0 K: 2 S: 19	H: 3 LOB: 2 BB: 2 P: 34	R: 0 E: 0 K: 1 S: 7	H: 0 LOB: 0 BB: 0 P: 10	R: 0 E: 0 K: 1 S: 7	H: 0 LOB: 0 BB: 0 P: 10	1B: 12 2B: 0 3B: 1 HR: 2	SF: 0 SAC: 0 DP: 2 HBP: 0	WP: 1 PB: 0 SB: 0 CS: 0	PA: 40	
PITCHER	IP	WLS	BF	H	R	ER	SO	BB	IBB	HBP	BLK	WP	HR	S	P	ERA	WHIP				
Todd Stottlemyre, R ERA: 4.23	6.0		29	12	4	4	4	1	0	0	0	0	1	71	107	6.00	2.167				
Dave Rightt, L ERA: 12.67	0.2		3	0	1	1	1	1	0	0	0	0	0	8	15	13.50	1.500				
Mike Timlin, R ERA: 5.5	0.1	L	5	3	2	2	1	1	0	0	0	1	1	11	19	54.00	12.000				
Woody Williams, R ERA: 4.24	1.0		3	0	0	0	1	0	0	0	0	0	0	7	10	0.00	0.000				

Toronto Blue Jays @ Baltimore Orioles
Oriole Park at Camden Yards, Baltimore, MD

AB 37
R 7
H 15
RBI 6
BB 3
SO 7
LOB 15



WP: 1 PA: 40
PB: 0
SB: 0
CS: 0

Batter	1	2	3	4	5	6	7	8	9	AB	R	H	RBI	BB	SO	LOB	TOP					
Devon White, S OBP: 0.317, SLG: 0.472 (1, 8)	P3			K2-3		FC6-4			K	5	0	1	1	0	2	3						
Roberto Alomar, S OBP: 0.389, SLG: 0.456 (1, 4)					F8				CS	3	0	2	0	2	0	0						
Paul Molitor, R OBP: 0.415, SLG: 0.521 (1, 10)	G5-4-3				F9	P4				4	0	1	1	1	0	4						
Joe Carter, R OBP: 0.318, SLG: 0.532 (1, 9)					G5-3				P3	5	1	1	0	0	1	2						
John Olerud, L OBP: 0.388, SLG: 0.461 (1, 3)						E8			CS	3	2	2	2	1	1	0						
Mike Huff, R OBP: 0.370, SLG: 0.420 (1, 7)										4	2	2	0	0	1	1						
Ed Sprague, R OBP: 0.281, SLG: 0.351 (1, 5)					G1-3				F8	3	0	0	0	1	0	1						
Dick Schofield, R OBP: 0.332, SLG: 0.355 (1, 6)									F8	3	0	0	0	1	1	3						
Randy Knorr, R OBP: 0.286, SLG: 0.437 (1, 2)										3	1	1	1	0	1	1						
Inning Stats	R: 0 E: 0 K: 0 S: 7	H: 1 LOB: 0 BB: 0 P: 10	R: 4 E: 0 K: 0 S: 23	H: 6 LOB: 2 BB: 1 P: 37	R: 0 E: 0 K: 0 S: 5	H: 0 LOB: 1 BB: 1 P: 12	R: 0 E: 0 K: 1 S: 7	H: 0 LOB: 0 BB: 1 P: 18	R: 0 E: 0 K: 0 S: 5	H: 0 LOB: 0 BB: 0 P: 10	R: 2 E: 1 K: 1 S: 17	H: 2 LOB: 3 BB: 2 P: 32	R: 0 E: 0 K: 3 S: 13	H: 0 LOB: 0 BB: 0 P: 21	R: 0 E: 0 K: 1 S: 6	H: 0 LOB: 0 BB: 0 P: 8	R: 0 E: 0 K: 1 S: 11	H: 1 LOB: 1 BB: 1 P: 18	1B: 7 2B: 1 3B: 1 HR: 1	SF: 0 SAC: 0 DP: 2 HBP: 1	WP: 1 PB: 0 SB: 1 CS: 1	PA: 41
PITCHER	IP	WLS	BF	H	R	ER	SO	BB	IBB	HBP	BLK	WP	HR	S	P	ERA	WHIP					
Ben McDonald, R ERA: 4.47 (1, 1)	5.0	L	24	9	6	6	1	3	0	0	0	1	1	50	91	10.80	2.400					
Armando Benitez, R ERA: (6, 1)	3.2		16	1	0	0	6	3	0	1	0	0	0	43	74	0.00	1.091					
Jim Poole, L ERA: 6.75 (9, 1)	0.1		0	0	0	0	0	0	0	0	0	0	0	1	1	0.00	0.000					

Toronto Blue Jays @ Baltimore Orioles
 Oriole Park at Camden Yards, Baltimore, MD
 Sun Jul 31 1994, 3:33 AM EDT
 Att: 47,684 - Sunny - 87 F

AB 33
 R 6
 H 10
 RBI 5
 BB 6
 SO 7
 LOB 15

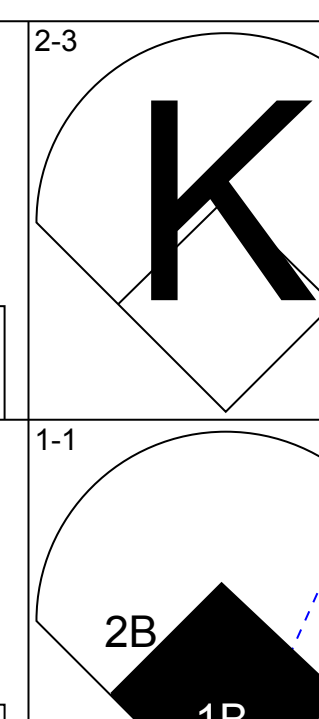
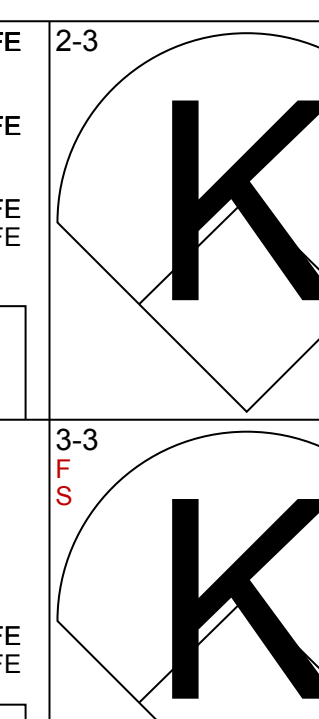
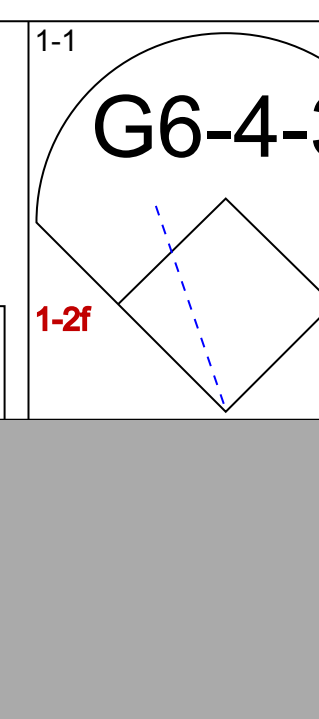
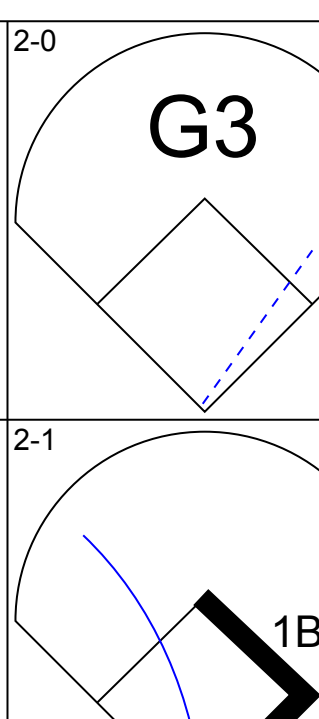
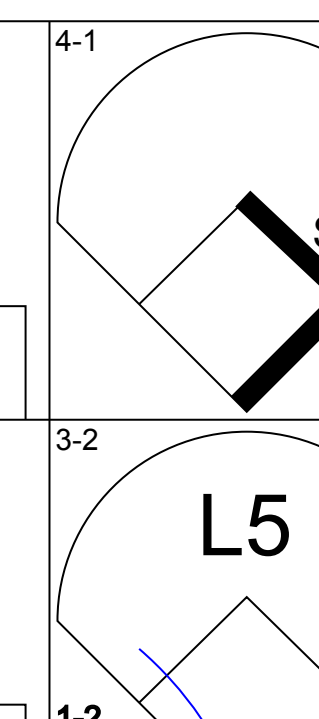
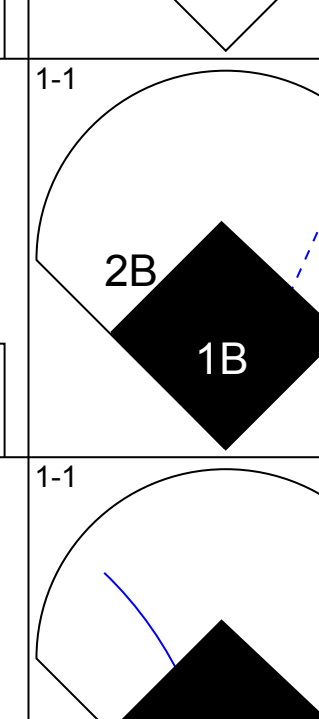
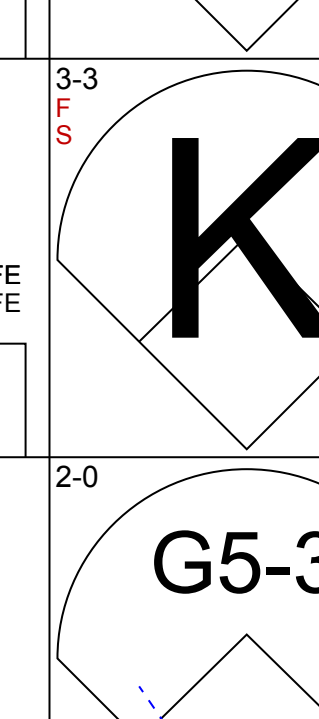
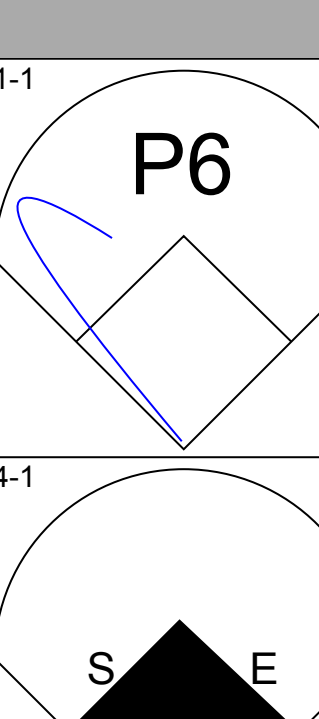
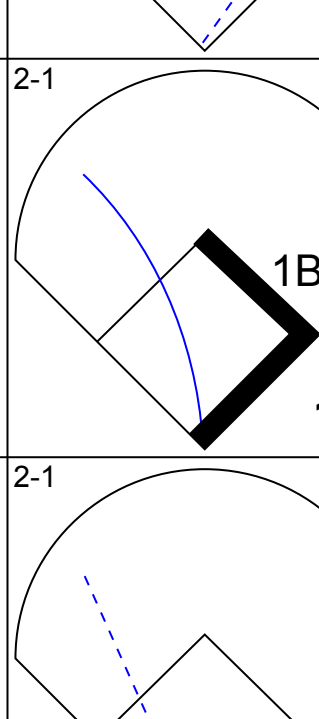
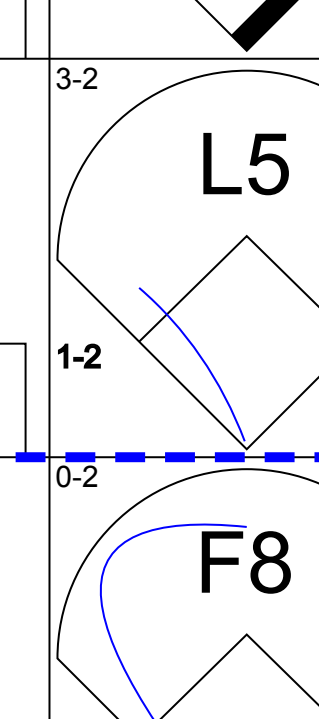
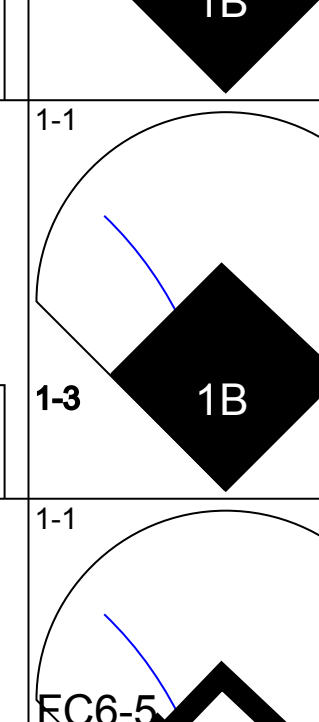
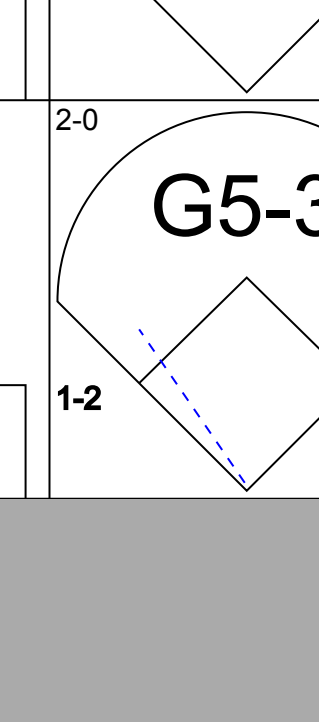
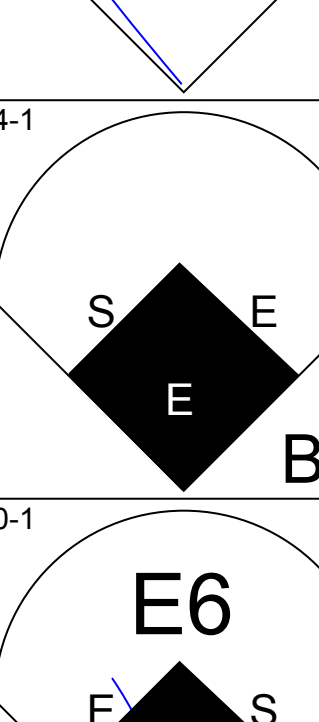
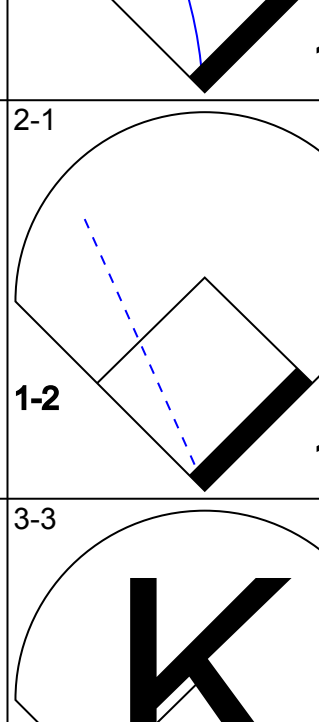
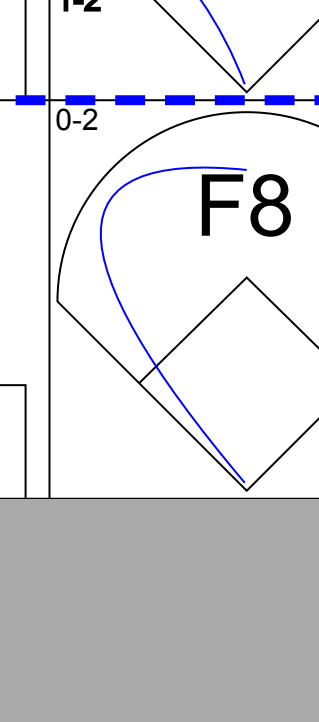
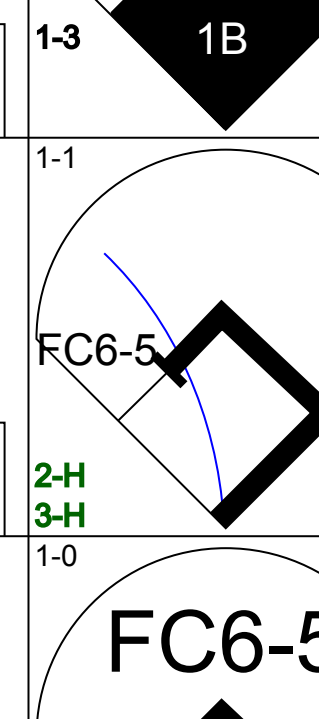
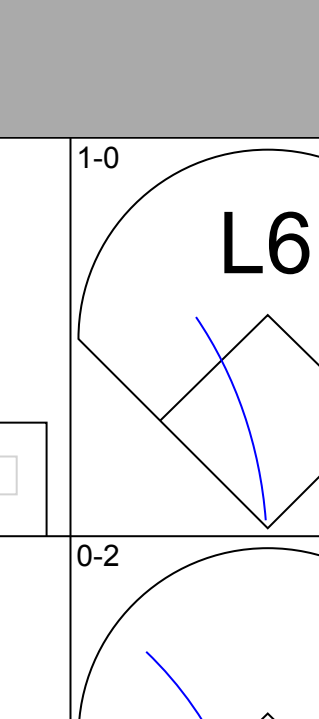
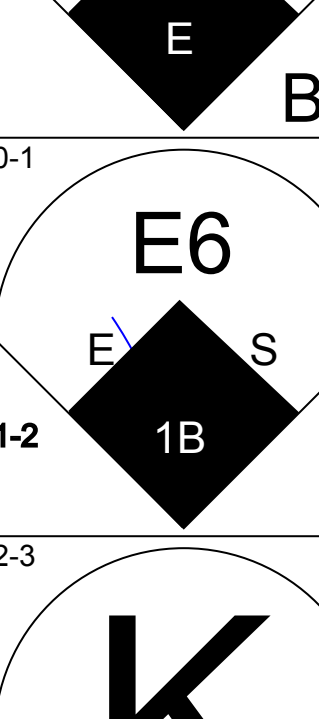
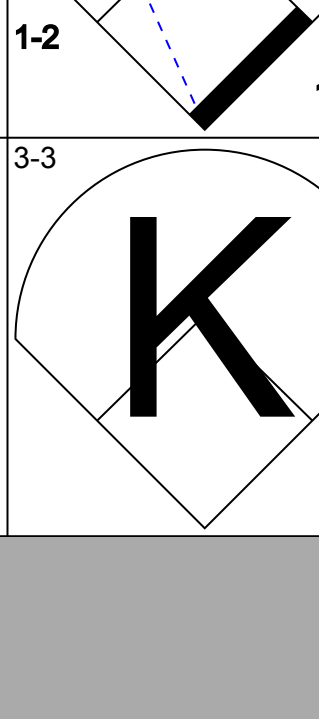
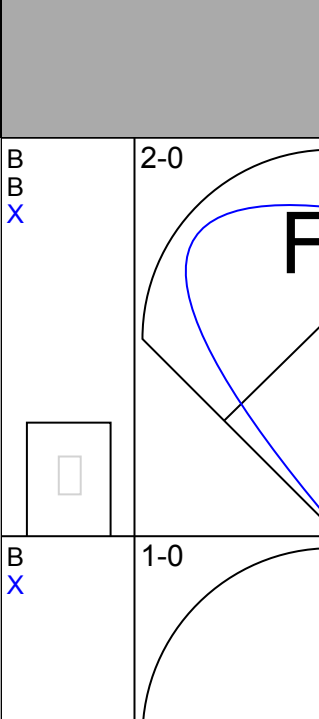
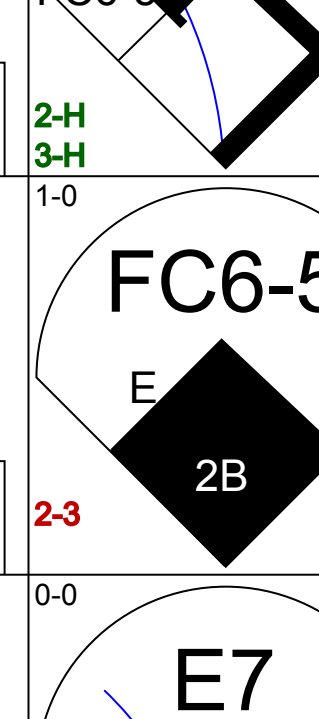
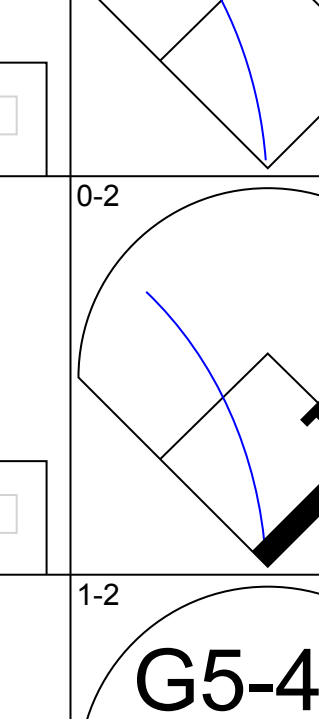
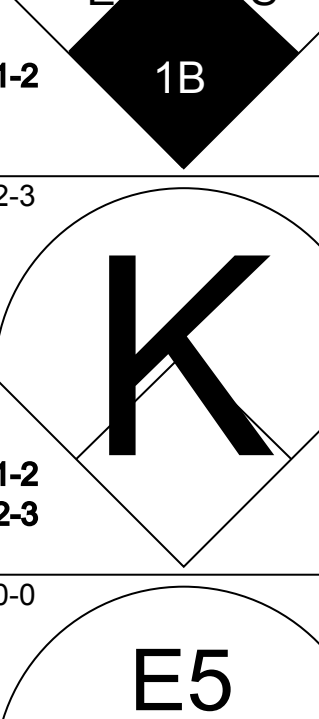
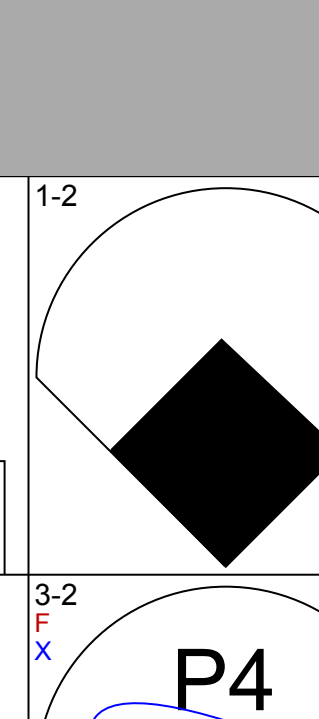
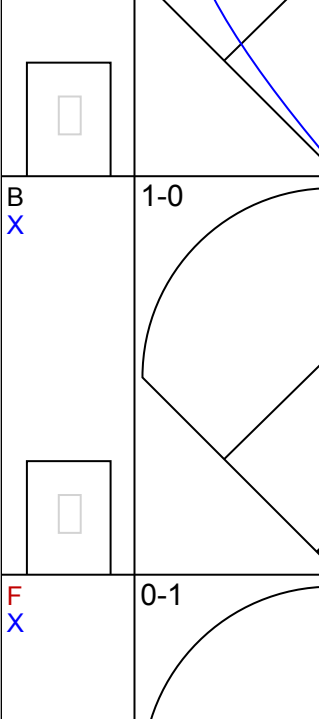
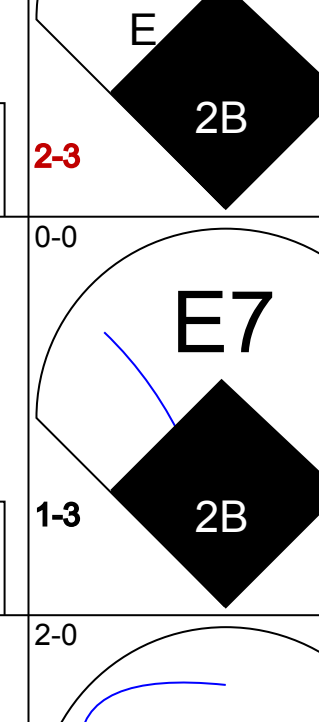
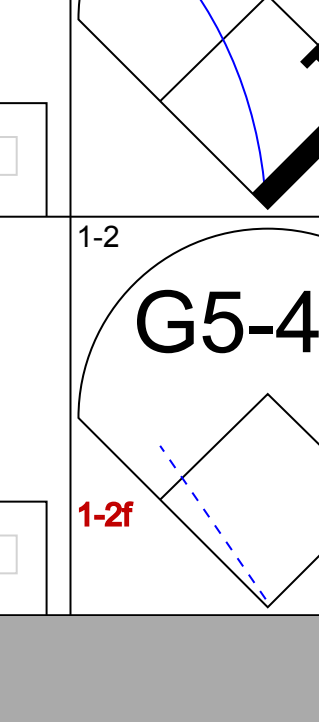
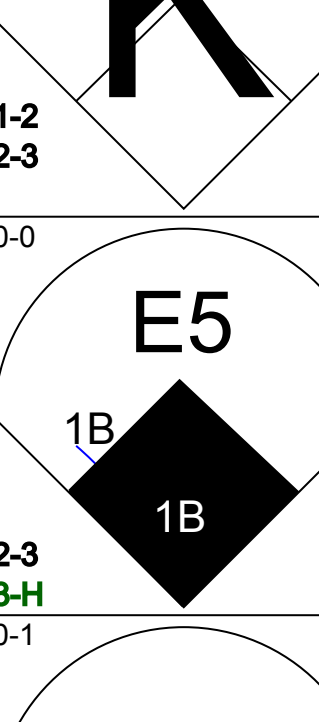
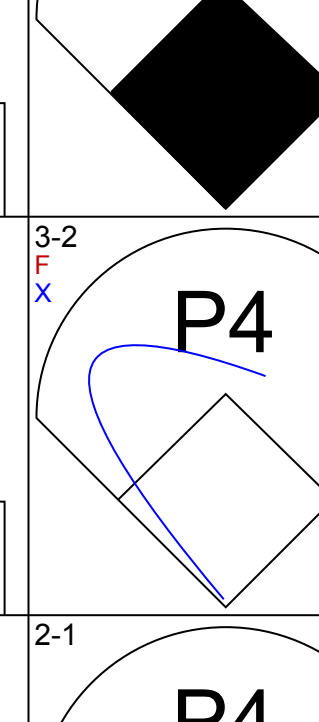
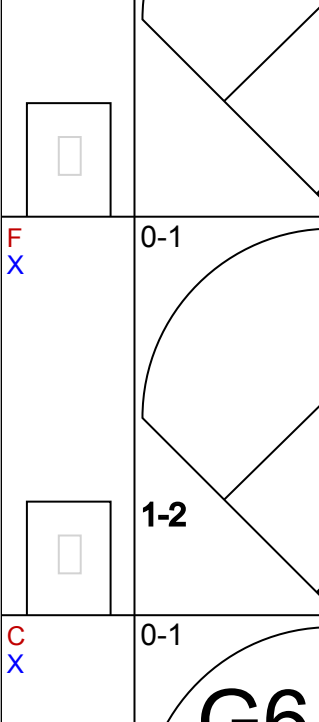
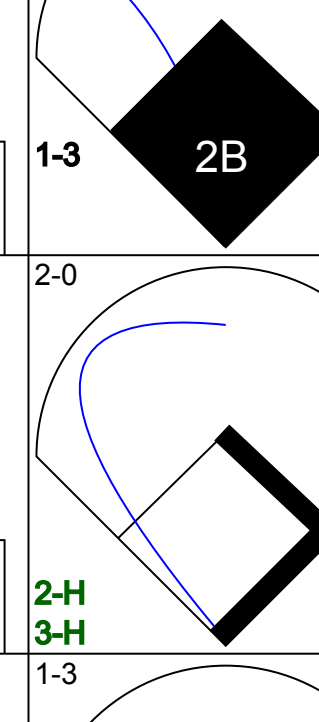
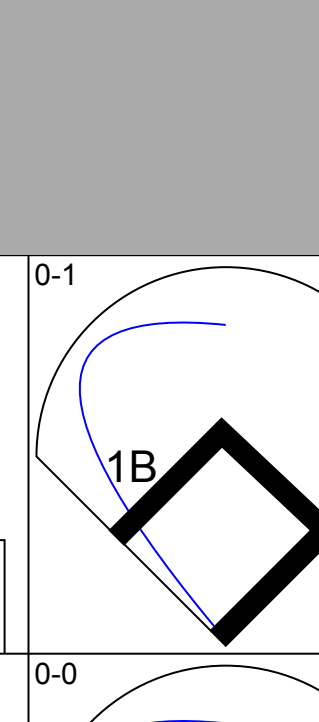
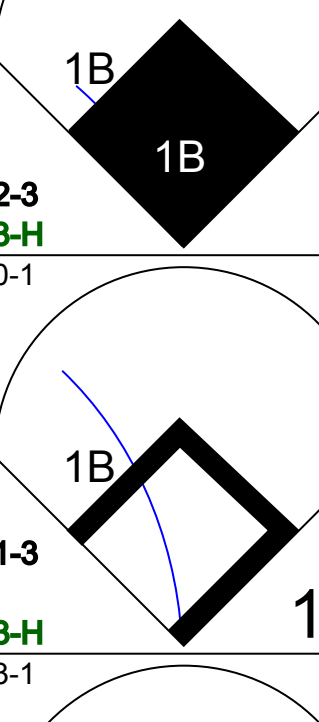
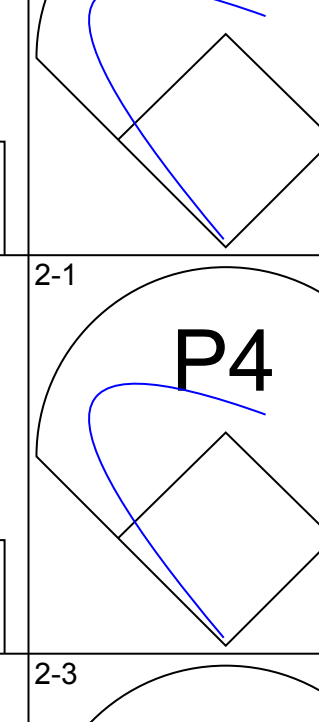
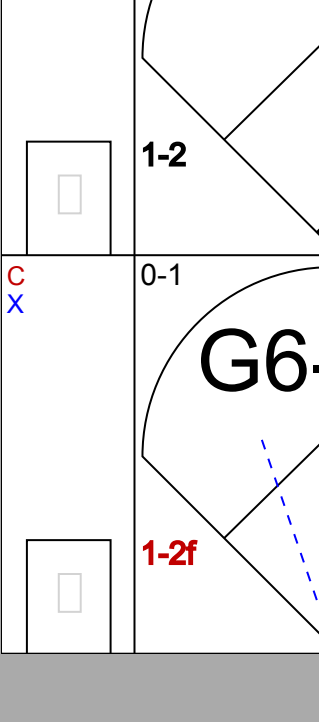
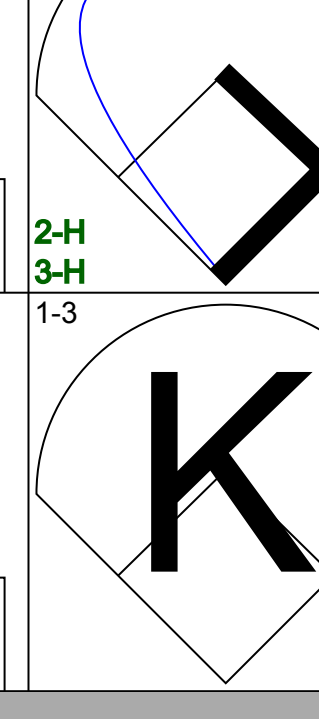
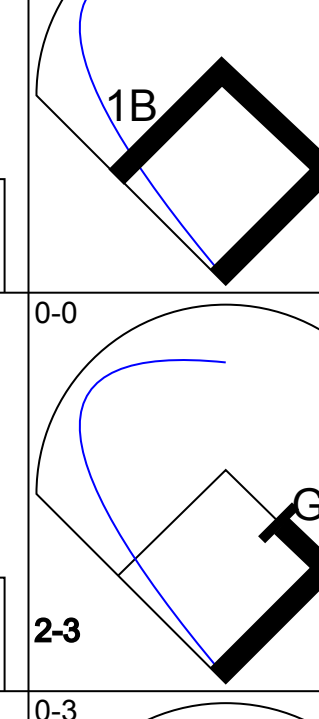
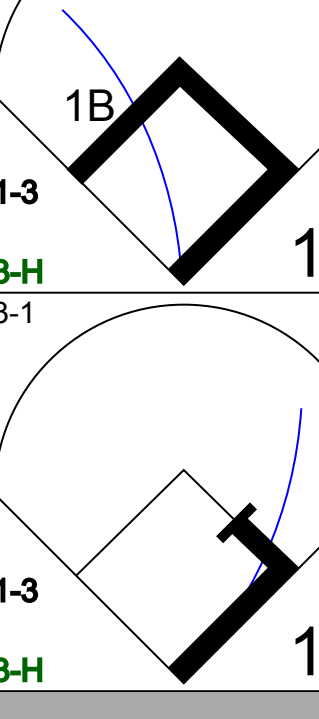
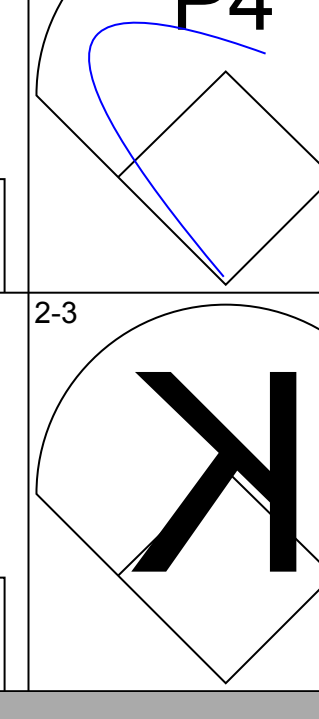
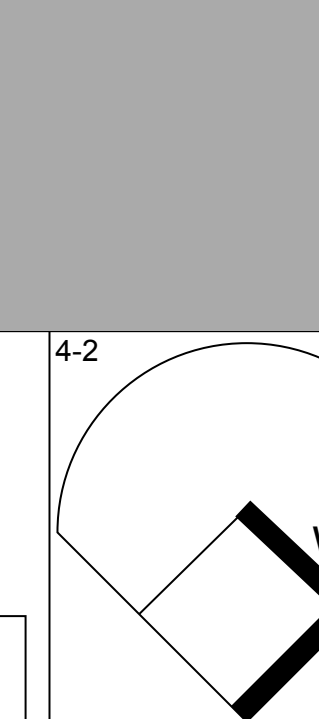
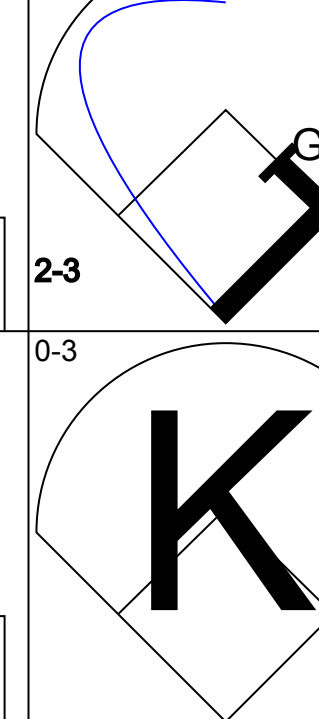
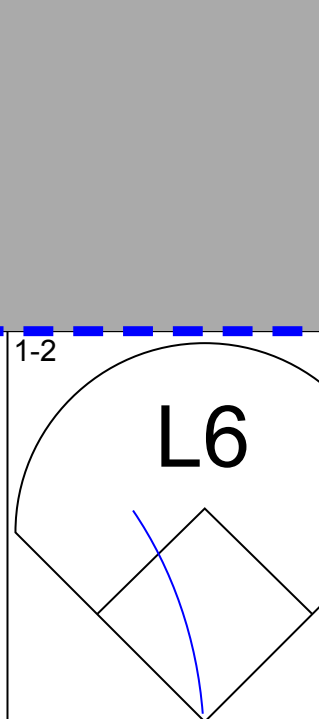
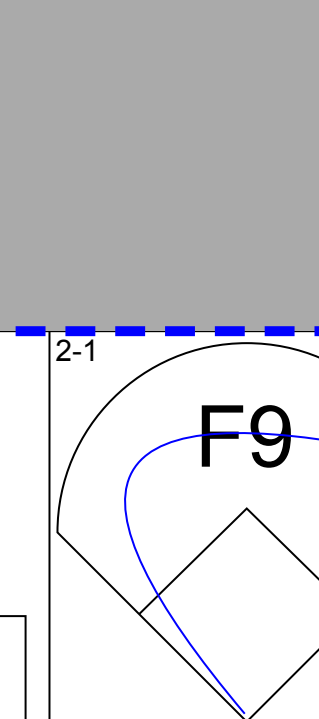


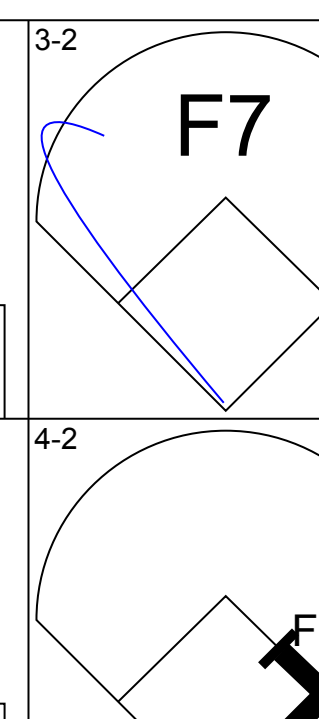
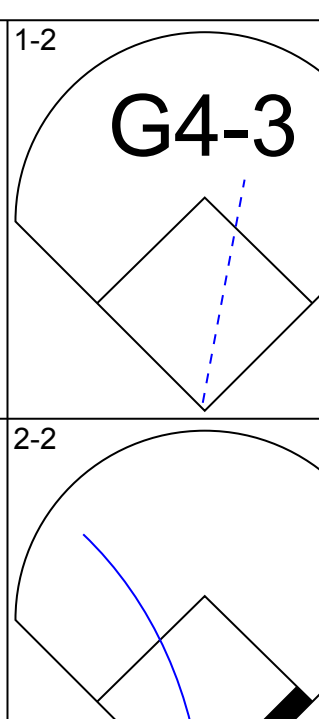
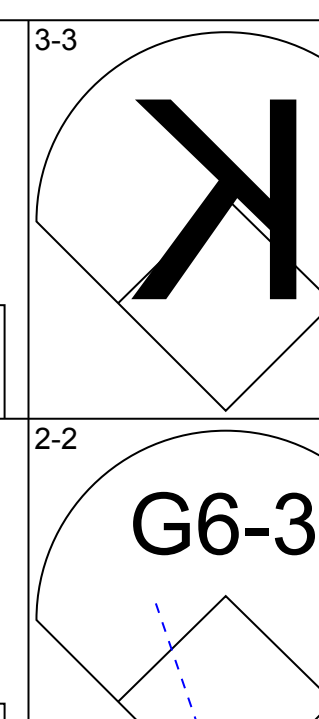
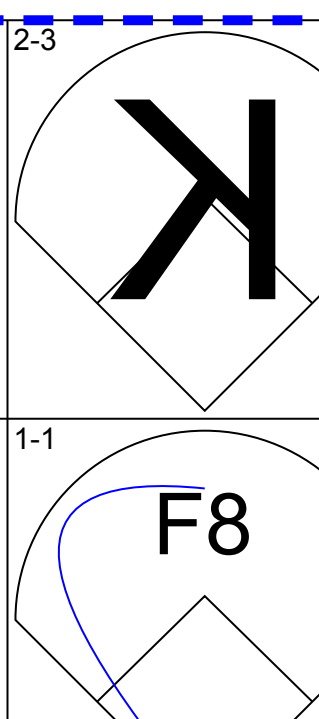
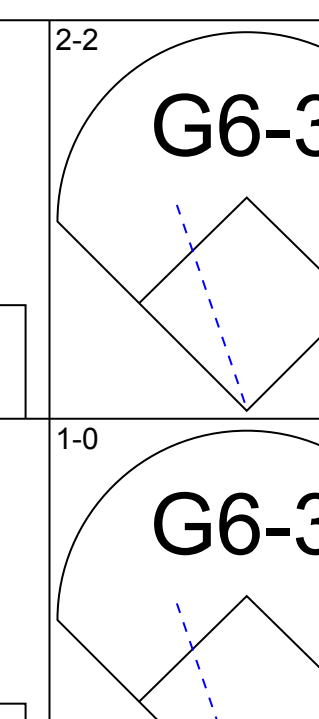
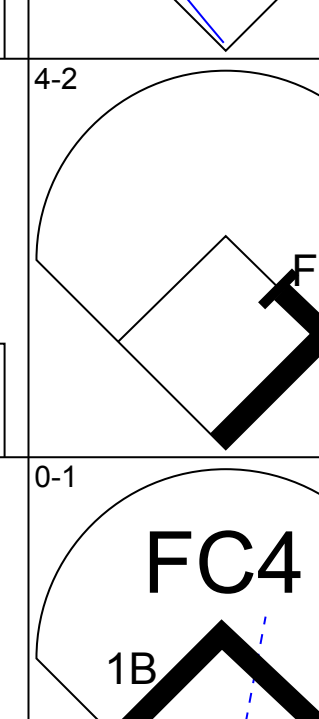
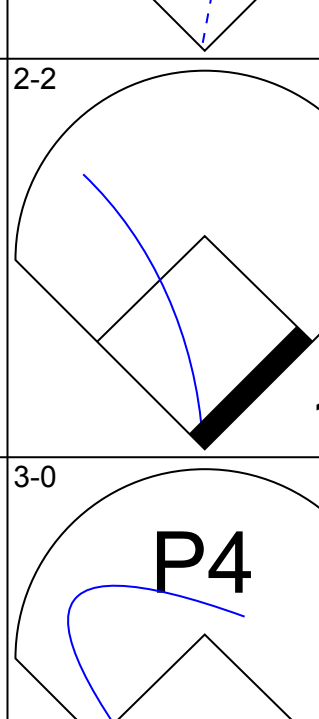
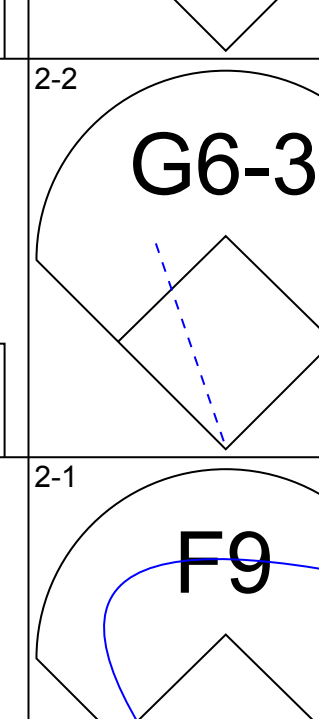
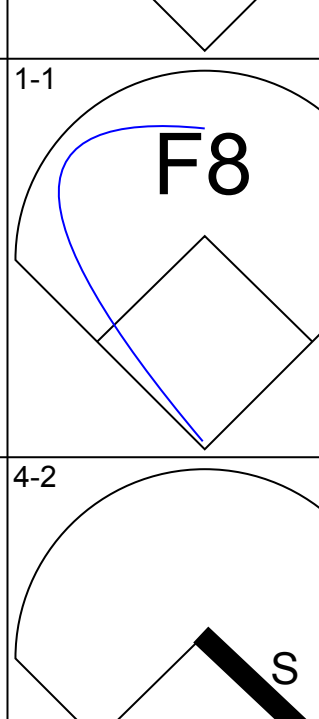
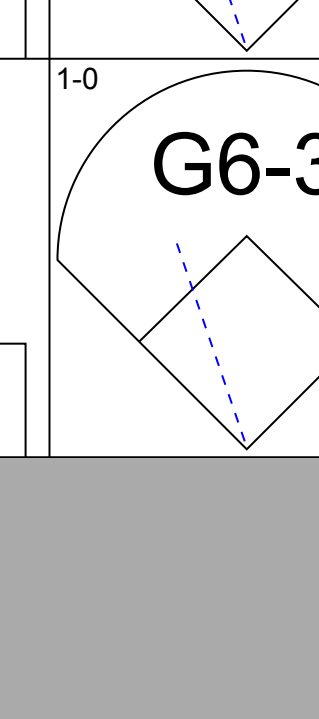
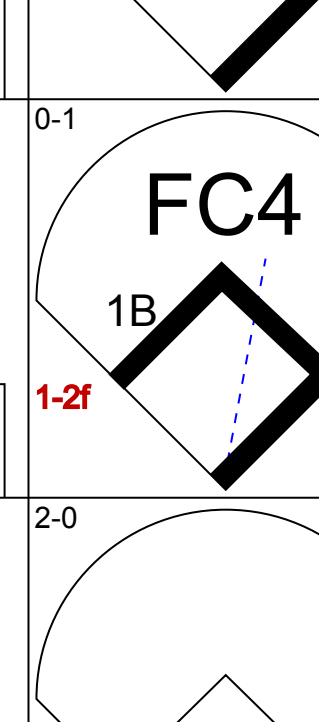
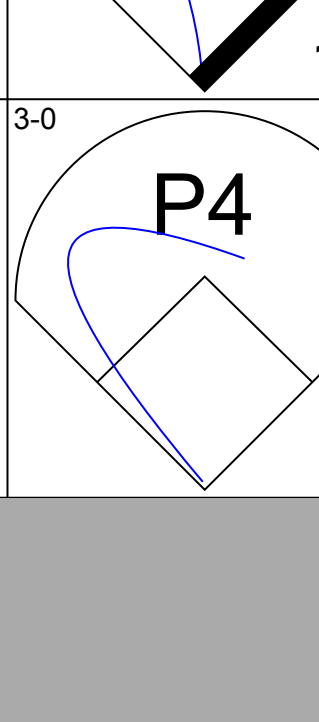
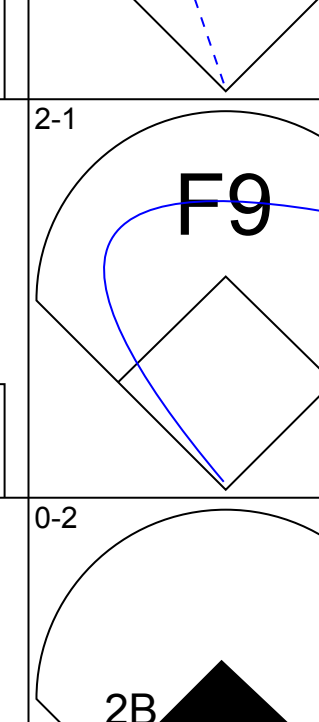
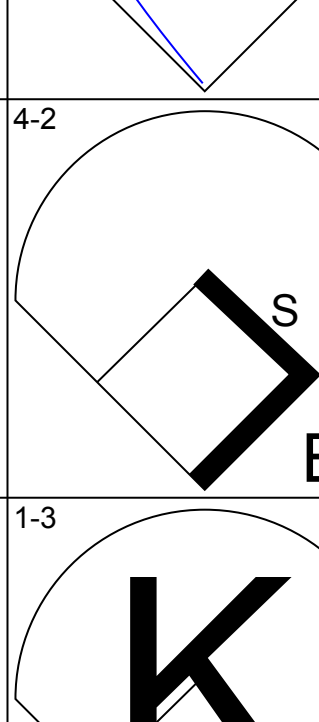
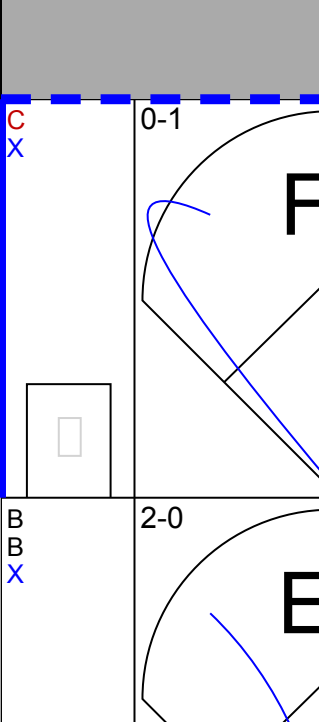
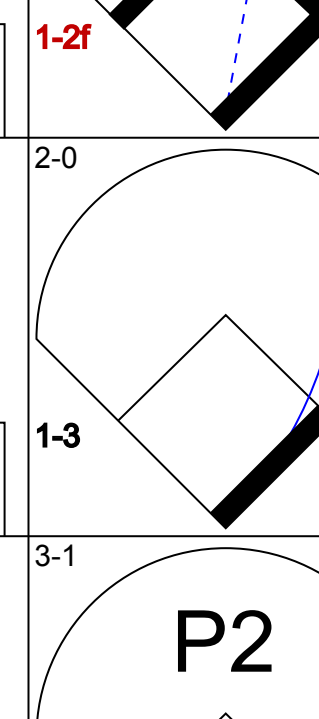
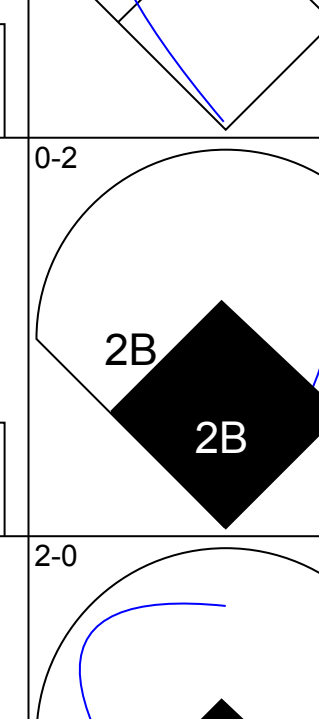
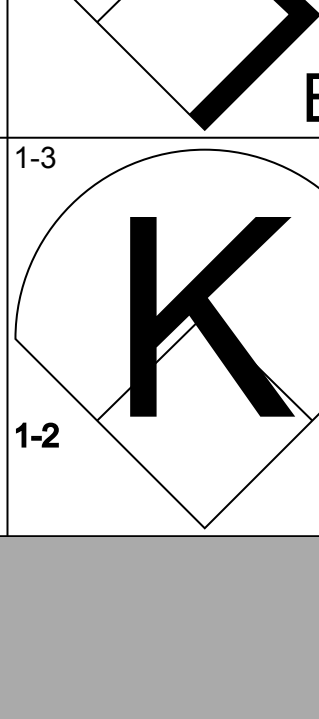
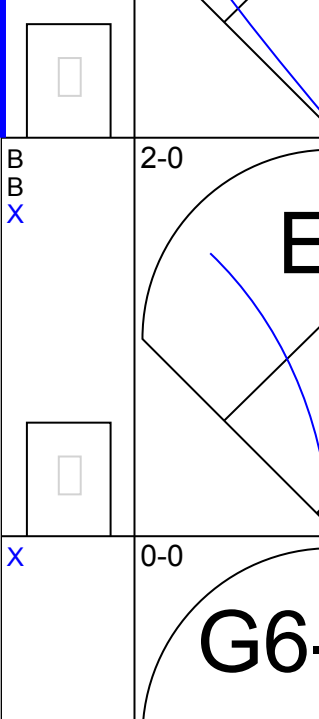
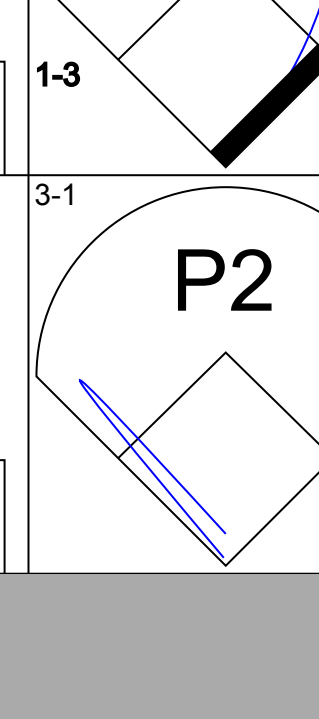
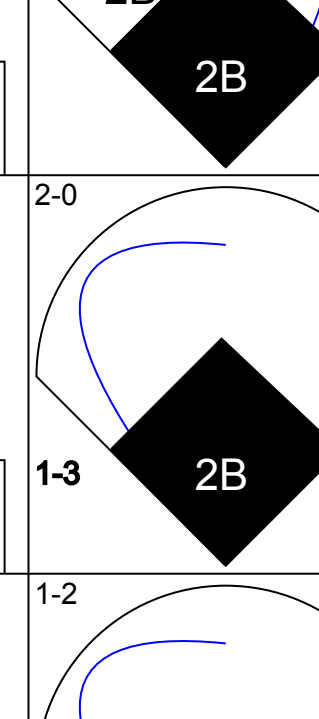
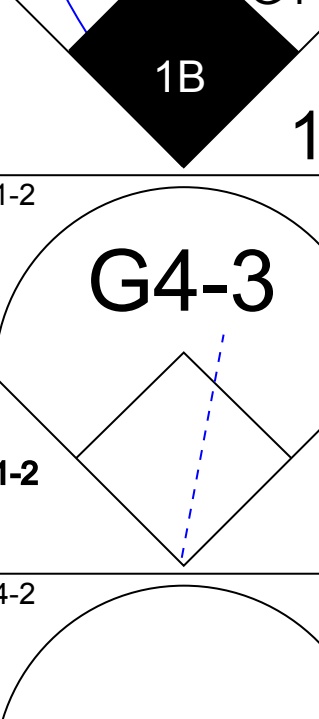

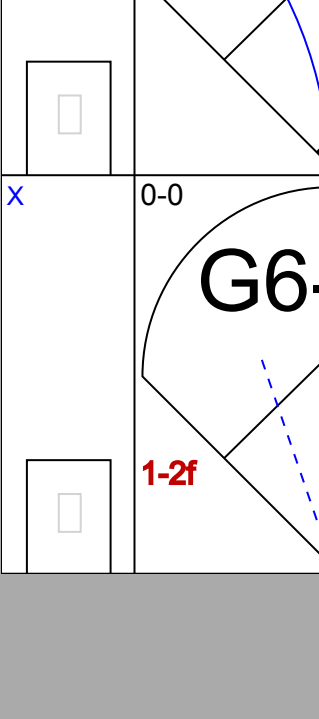

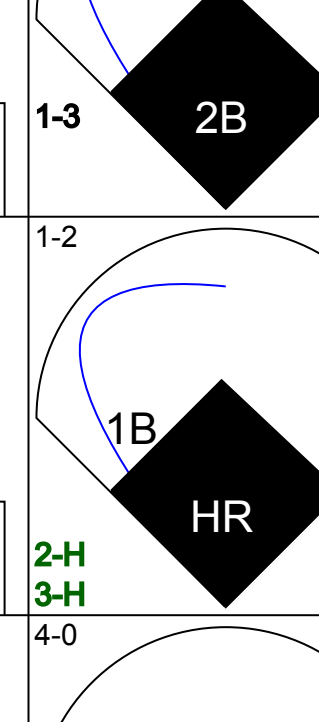
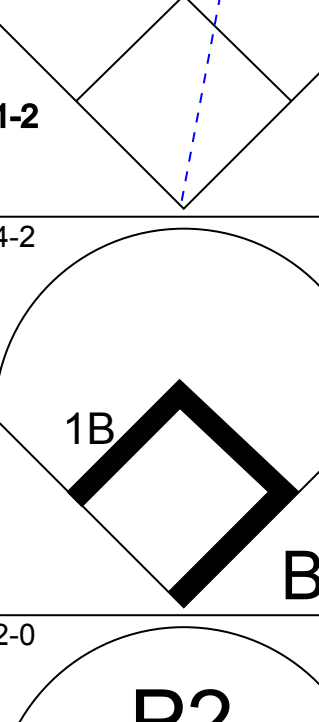


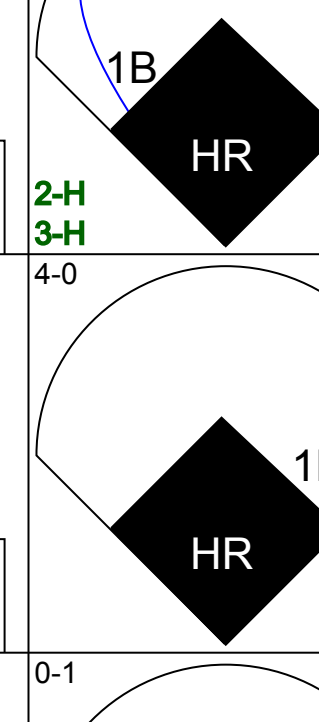
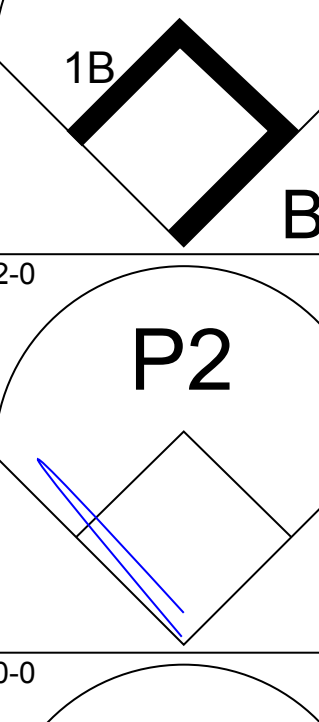



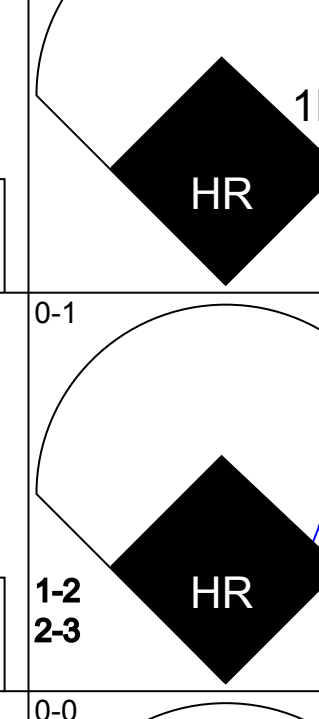
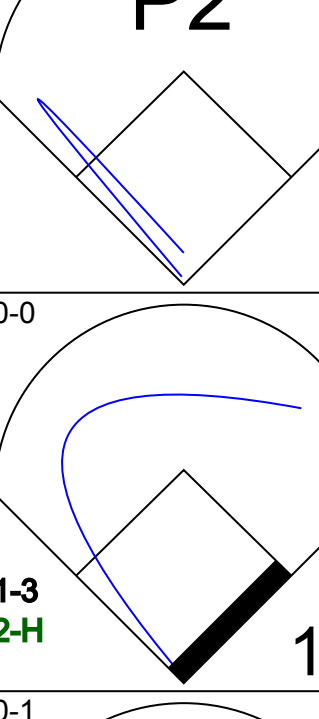
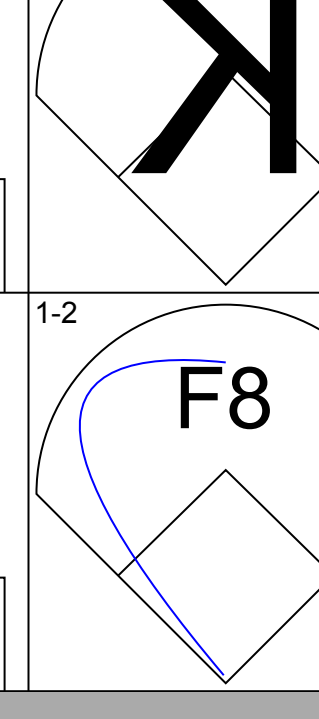

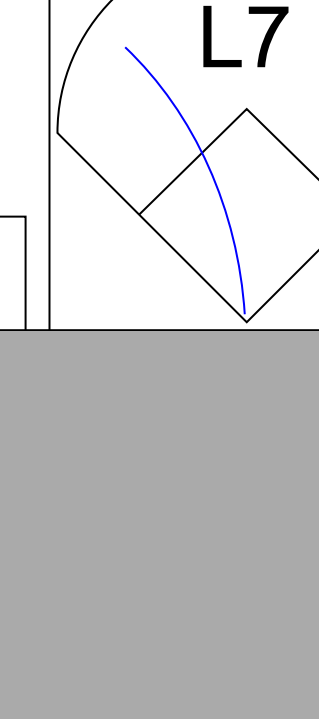
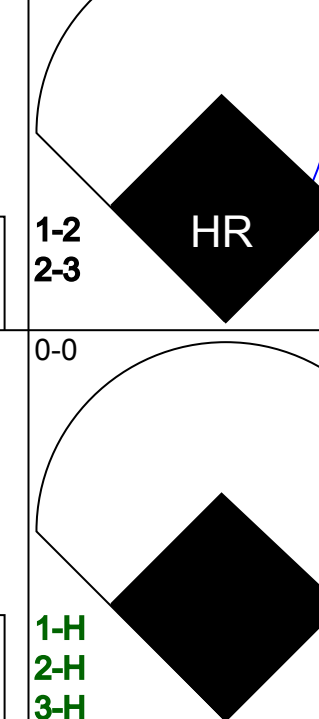
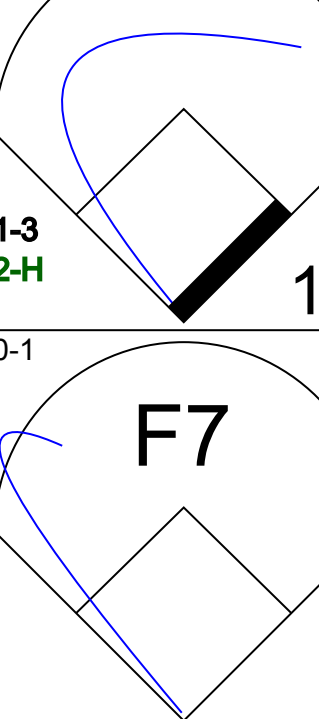

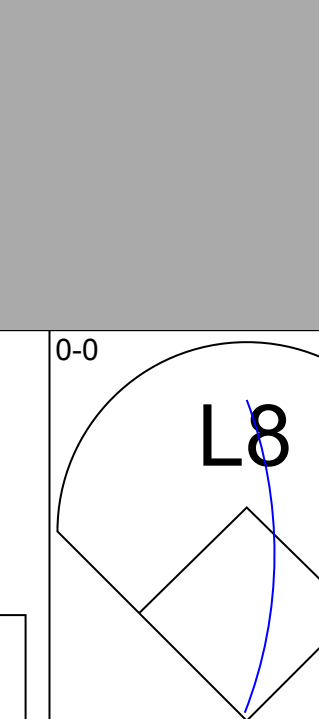

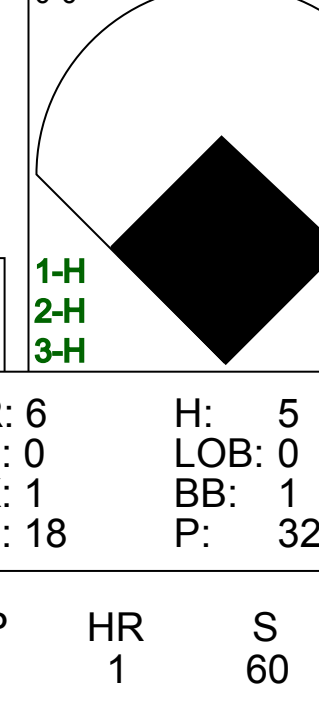
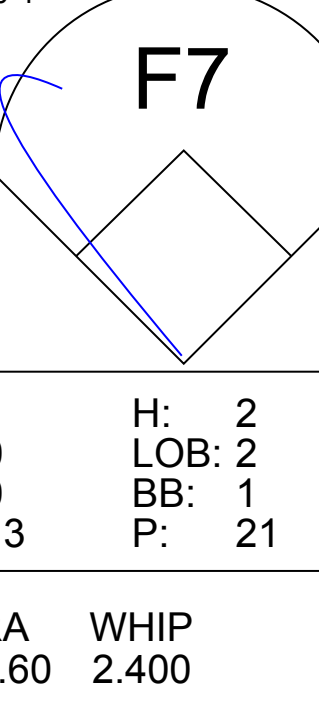
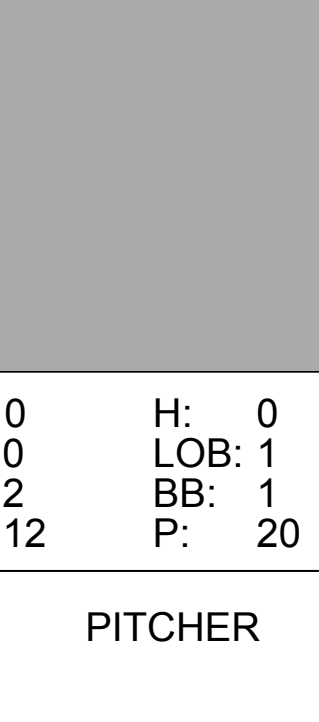
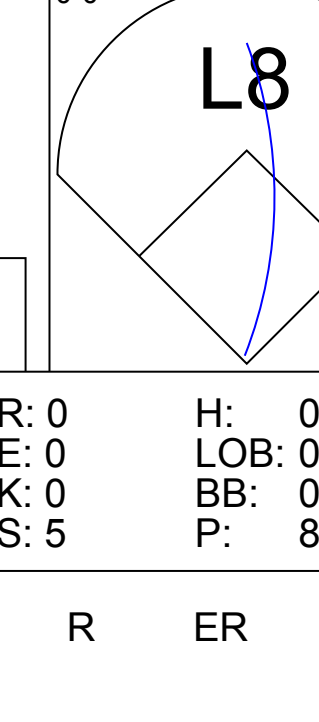
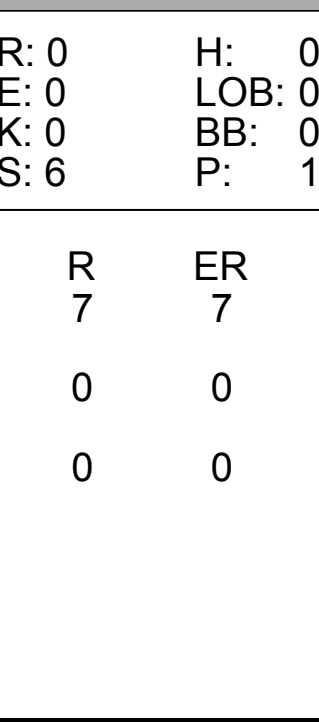
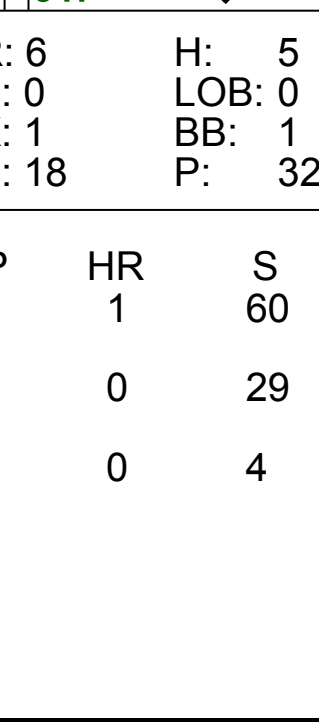
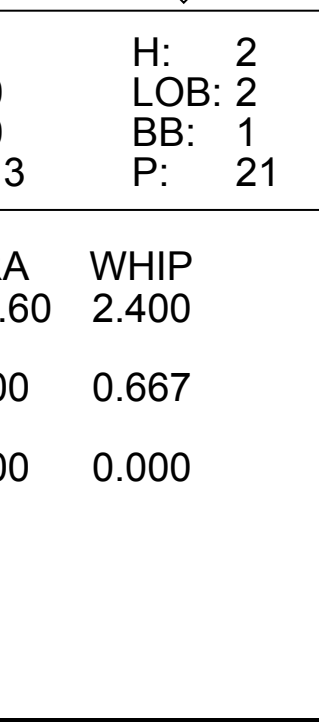
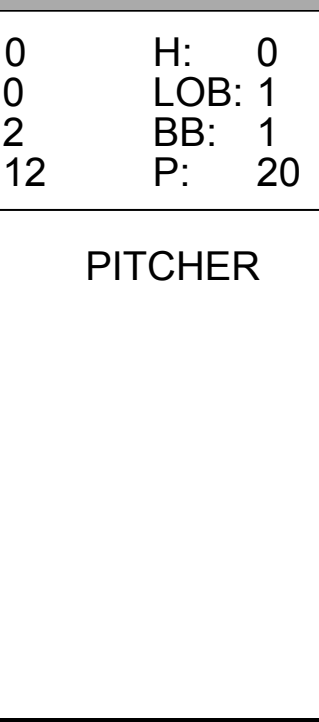
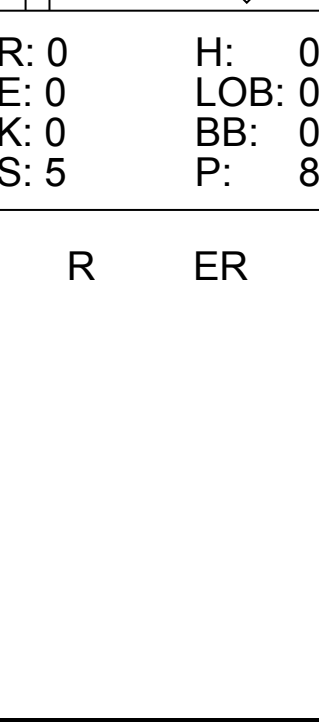




Batter	1	2	3	4	5	6	7	8	9	AB	R	H	RBI	BB	SO	LOB	BOTTOM					
Brady Anderson, L OBP: 0.352, SLG: 0.417 (1, 8)	F7					K			G3	5	0	0	0	0	2	2						
Jeffrey Hammonds, R OBP: 0.363, SLG: 0.498 (1, 9)									F8	5	1	3	0	0	0	1						
Rafael Palmeiro, L OBP: 0.401, SLG: 0.567 (1, 3)										2	0	0	0	2	0	2						
Cal Ripken Jr., R OBP: 0.365, SLG: 0.463 (1, 6)										3	1	1	0	0	0	3						
Harold Baines, L OBP: 0.352, SLG: 0.488 (1, 10)										4	0	0	1	0	1	6						
Leo Gomez, R OBP: 0.372, SLG: 0.540 (1, 5)										4	1	1	0	0	0	2						
Dwight Smith, L OBP: 0.318, SLG: 0.449 (1, 7)										3	1	1	1	0	0	0						
Chris Sabo, R OBP: 0.320, SLG: 0.456 (6, PH)										1	0	0	0	0	1	0						
Mike Devereaux, R OBP: 0.254, SLG: 0.339 (9, 8)										0	0	0	0	0	0	0						
Mark McLemore, S OBP: 0.363, SLG: 0.329 (1, 4)										4	0	1	2	0	0	0						
Jeff Tackett, R OBP: 0.304, SLG: 0.347 (1, 2)										2	0	0	0	0	1	0						
Chris Hoiles, R OBP: 0.367, SLG: 0.446 (6, PH)										2	0	0	0	0	1	1						
Inning Stats	R: 1 E: 0 K: 0 S: 11	H: 2 LOB: 2 BB: 1 P: 21	R: 0 E: 0 K: 1 S: 8	H: 0 LOB: 0 BB: 0 P: 15	R: 0 E: 0 K: 1 S: 11	H: 1 LOB: 2 BB: 1 P: 20	R: 0 E: 0 K: 0 S: 7	H: 0 LOB: 0 BB: 0 P: 10	R: 0 E: 0 K: 1 S: 7	H: 0 LOB: 1 BB: 0 P: 12	R: 3 E: 0 K: 0 S: 13	H: 3 LOB: 1 BB: 0 P: 28	R: 0 E: 0 K: 1 S: 14	H: 1 LOB: 1 BB: 0 P: 23	R: 0 E: 0 K: 1 S: 11	H: 0 LOB: 0 BB: 0 P: 17	R: 0 E: 0 K: 1 S: 7	H: 0 LOB: 0 BB: 0 P: 13	1B: 5 2B: 2 3B: 0 HR: 0	SF: 0 SAC: 0 DP: 0 HBP: 1	WP: 1 PB: 0 SB: 1 CS: 0	PA: 38
PITCHER	IP	WLS	BF	H	R	ER	SO	BB	IBB	HBP	BLK	WP	HR	S	P	ERA	WHIP					
Juan Guzman, R ERA: 5.82 (1, 1)	5.1	W	26	6	4	4	3	2	0	1	0	0	0	15	27	0.00	0.750					
Danny Cox, R ERA: 2.31 (6, 1)	1.1		5	1	0	0	0	0	0	0	0	0	0	15	23	0.00	0.000					
Tony Castillo, L ERA: 2.31 (7, 1)	1.1		4	0	0	0	2	0	0	0	0	0	0	15	23	0.00	0.000					
Darren Hall, R ERA: 3.71 (9, 1)	1.0	S	3	0	0	0	1	0	0	0	0	0	0	7	13	0.00	0.000					

Toronto Blue Jays @ Baltimore Orioles
 Oriole Park at Camden Yards, Baltimore, MD
 Sun Jul 31 1994, 3:33 AM EDT
 Att: 47,684 - Sunny - 87 F

AB 35
 R 4
 H 7
 RBI 4
 BB 2
 SO 6
 LOB 17



Batter	1	2	3	4	5	6	7	8	9	AB	R	H	RBI	BB	SO	LOB	TOP					
Devon White, S (1, 8) OBP: 0.316, SLG: 0.465										4	0	0	0	1	2	3	Toronto Blue Jays @ Boston Red Sox Fenway Park, Boston, MA Tue Aug 02 1994, 7:05 PM EDT Att: 32,976 - Unknown - 88 F					
Roberto Alomar, S (1, 4) OBP: 0.392, SLG: 0.467										5	1	2	0	0	1	2						
Paul Molitor, R (1, 10) OBP: 0.416, SLG: 0.518										4	2	2	0	1	0	2						
Joe Carter, R (1, 9) OBP: 0.321, SLG: 0.538										5	1	1	2	0	1	3						
John Olerud, L (1, 3) OBP: 0.387, SLG: 0.469										5	2	3	1	0	1	3						
Mike Huff, R (1, 7) OBP: 0.369, SLG: 0.411										5	2	1	0	0	0	3						
Ed Sprague, R (1, 5) OBP: 0.286, SLG: 0.359										5	0	3	3	0	0	2						
Pat Borders, R (1, 2) OBP: 0.291, SLG: 0.342										4	0	2	1	0	2	1						
Dick Schofield, R (1, 6) OBP: 0.327, SLG: 0.346										3	0	0	0	1	1	2						
Inning Stats	R: 4 E: 1 K: 2 S: 16	H: 4 LOB: 1 BB: 0 P: 25	R: 0 E: 0 K: 2 S: 12	H: 0 LOB: 1 BB: 1 P: 23	R: 0 E: 0 K: 0 S: 7	H: 1 LOB: 0 BB: 0 P: 9	R: 0 E: 0 K: 1 S: 8	H: 2 LOB: 1 BB: 0 P: 9	R: 3 E: 2 K: 1 S: 13	H: 2 LOB: 2 BB: 1 P: 23	R: 0 E: 0 K: 1 S: 13	H: 2 LOB: 0 BB: 0 P: 23	R: 1 E: 0 K: 1 S: 17	H: 1 LOB: 0 BB: 0 P: 25	R: 0 E: 0 K: 0 S: 9	H: 0 LOB: 1 BB: 0 P: 18	R: 0 E: 0 K: 0 S: 6	H: 2 LOB: 1 BB: 0 P: 9	1B: 10 2B: 3 3B: 0 HR: 1	SF: 0 SAC: 0 DP: 3 HBP: 0	WP: 1 PB: 0 SB: 3 CS: 0	PA: 43
PITCHER	IP	WLS	BF	H	R	ER	SO	BB	IBB	HBP	BLK	WP	HR	S	P	ERA	WHIP					
Joe Hesketh, L (1, 1) ERA: 4.58	5.0		26	9	7	2	6	2	0	0	0	1	0	56	89	3.60	2.200					
Scott Bankhead, R (6, 1) ERA: 3.34	2.0	L	9	3	1	1	2	0	0	0	0	0	1	30	48	4.50	1.500					
Chris Howard, L (8, 1) ERA: 3.38	0.2		3	0	0	0	0	1	0	0	0	0	0	6	15	0.00	1.500					
Jose Melendez, R (8, 1) ERA: 8.38	1.1		5	2	0	0	0	0	0	0	0	0	0	9	12	0.00	1.500					

Batter	1	2	3	4	5	6	7	8	9	AB	R	H	RBI	BB	SO	LOB	BOTTOM					
Otis Nixon, S (1, 8) OBP: 0.361, SLG: 0.316										5	0	0	0	0	2	0	Toronto Blue Jays @ Boston Red Sox Fenway Park, Boston, MA Tue Aug 02 1994, 7:05 PM EDT Att: 32,976 - Unknown - 88 F					
Carlos Rodriguez, S (1, 4) OBP: 0.307, SLG: 0.384										4	0	1	0	1	0	0						
John Valentin, R (1, 6) OBP: 0.411, SLG: 0.524										2	0	0	0	0	0	2						
Scott Fletcher, R (4, 5) OBP: 0.278, SLG: 0.313										1	0	0	0	1	0	0						
Mike Greenwell, L (9, PH) OBP: 0.348, SLG: 0.453										1	0	0	0	0	0	0						
Mo Vaughn, L (1, 3) OBP: 0.398, SLG: 0.575										5	2	3	0	0	1	1						
Lee Tinsley, S (9, PR) OBP: 0.301, SLG: 0.230										0	0	0	0	0	0	0						
Tim Lincecum, R (1, 10) OBP: 0.359, SLG: 0.437										5	1	1	0	0	1	4						
Scott Cooper, L (1, 5) OBP: 0.337, SLG: 0.458										3	1	2	2	1	0	0						
Tom Brunansky, R (1, 7) OBP: 0.305, SLG: 0.424										3	1	0	0	1	1	3						
Damon Berryhill, S (1, 2) OBP: 0.315, SLG: 0.431										4	1	2	1	0	0	1						
Wes Chamberlain, R (1, 9) OBP: 0.298, SLG: 0.401										4	1	1	4	0	1	2						
Inning Stats	R: 0 E: 0 K: 0 S: 11	H: 1 LOB: 2 BB: 1 P: 23	R: 0 E: 0 K: 0 S: 6	H: 0 LOB: 0 BB: 0 P: 11	R: 0 E: 0 K: 1 S: 12	H: 1 LOB: 1 BB: 0 P: 19	R: 6 E: 0 K: 1 S: 18	H: 5 LOB: 0 BB: 1 P: 32	R: 1 E: 0 K: 2 S: 12	H: 2 LOB: 1 BB: 1 P: 21	R: 0 E: 0 K: 2 S: 12	H: 0 LOB: 1 BB: 1 P: 20	R: 0 E: 0 K: 2 S: 12	H: 1 LOB: 1 BB: 0 P: 15	R: 0 E: 0 K: 0 S: 5	H: 0 LOB: 0 BB: 0 P: 8	R: 0 E: 1 K: 0 S: 4	H: 0 LOB: 1 BB: 0 P: 6	1B: 7 2B: 2 3B: 0 HR: 1	SF: 0 SAC: 0 DP: 1 HBP: 0	WP: 0 PB: 0 SB: 1 CS: 0	PA: 41
PITCHER	IP	WLS	BF	H	R	ER	SO	BB	IBB	HBP	BLK	WP	HR	S	P	ERA	WHIP					
Dave Stewart, R (1, 1) ERA: 5.73	5.0		27	9	7	2	6	3	0	0	0	0	0	60	106	12.60	2.400					
Danny Cox, R (6, 1) ERA: 1.84	3.0	W	11	1	0	0	4	1	0	0	0	0	0	29	43	0.00	0.667					
Darren Hall, R (9, 1) ERA: 3.58	1.0	S	3	0	0	0	0	0	0	0	0	0	0	4	6	0.00	0.000					



Batter	1	2	3	4	5	6	7	8	9	AB	R	H	RBI	BB	SO	LOB	TOP										
Devon White, S OBP: 0.313, SLG: 0.459 (1, 8)	G1-3		K		F6		G1-3		L3	5	0	0	0	0	1	3	Toronto Blue Jays @ Boston Red Sox Fenway Park, Boston, MA Wed Aug 03 1994, 3:33 AM EDT Att: 32,047 - Sunny - 83 F										
Roberto Alomar, S OBP: 0.393, SLG: 0.468 (1, 4)	1B		FC6-4 1B		FC5-2 1B 1-2 3-H		F8			4	0	2	0	0	0	3											
Paul Molitor, R OBP: 0.414, SLG: 0.516 (1, 10)	K		FC6-4 1-2		1B 1-3 2-H				G5-3	4	0	1	1	0	1	2											
Joe Carter, R OBP: 0.321, SLG: 0.534 (1, 9)	L5				F7		G3		BB S	3	0	0	0	1	0	3											
John Olerud, L OBP: 0.386, SLG: 0.465 (1, 3)		G3			F9		F9		BB 1-2	3	0	0	0	1	0	0											
Mike Huff, R OBP: 0.366, SLG: 0.425 (1, 7)	K				HR		F8		BB K	4	1	1	1	0	2	2											
Ed Sprague, R OBP: 0.286, SLG: 0.358 (1, 5)	1B				G5-3		F2		F7	4	0	1	0	0	0	2											
Dick Schofield, R OBP: 0.326, SLG: 0.345 (1, 6)	K						K		F8	4	0	1	0	0	2	1											
Randy Knorr, R OBP: 0.298, SLG: 0.438 (1, 2)			G5-3		1B FC5-2 1B		G1-3 1B		K	4	1	2	0	0	1	0											
Inning Stats	R: 0 E: 0 K: 1 S: 6	H: 1 LOB: 1 BB: 0 P: 6	R: 0 E: 0 K: 2 S: 8	H: 1 LOB: 1 BB: 0 P: 8	R: 0 E: 0 K: 1 S: 6	H: 1 LOB: 1 BB: 0 P: 6	R: 1 E: 0 K: 0 S: 4	H: 1 LOB: 0 BB: 0 P: 4	R: 1 E: 0 K: 0 S: 6	H: 3 LOB: 2 BB: 0 P: 6	R: 0 E: 0 K: 0 S: 3	H: 0 LOB: 0 BB: 0 P: 3	R: 0 E: 0 K: 1 S: 6	H: 1 LOB: 1 BB: 0 P: 6	R: 0 E: 0 K: 1 S: 5	H: 0 LOB: 2 BB: 2 P: 13	R: 0 E: 0 K: 1 S: 5	H: 0 LOB: 0 BB: 0 P: 5	1B: 7 2B: 0 3B: 0 HR: 1	SF: 0 SAC: 0 DP: 0 HBP: 0	WP: 0 PB: 0 SB: 1 CS: 0	PA: 37					
PITCHER	IP	WLS	BF	H	R	ER	SO	BB	IBB	HBP	BLK	WP	HR	S	P	ERA	WHIP										
Tim Van Emmond, R ERA: 6.34 (1, 1)	7.1	W	32	8	2	2	5	2	0	0	0	0	1	40	48	2.46	1.364										
Steve Farr, R ERA: 5.06 (8, 1)	1.2		5	0	0	0	2	0	0	0	0	0	0	9	9	0.00	0.000										

Batter	1	2	3	4	5	6	7	8	9	AB	R	H	RBI	BB	SO	LOB	BOTTOM										
Otis Nixon, S OBP: 0.364, SLG: 0.316 (1, 8)	FC1-6 1B		1B 2B BB		SH 1B BB		F8		G4-3	3	2	1	0	2	0	0	Toronto Blue Jays @ Boston Red Sox Fenway Park, Boston, MA Wed Aug 03 1994, 3:33 AM EDT Att: 32,047 - Sunny - 83 F										
Carlos Rodriguez, S OBP: 0.312, SLG: 0.387 (1, 6)	FC1-6 WP BB 1-2		2B 1B		SH 1B 1-2 2-3		HBP 1B		P4	4	1	2	0	0	0	1											
Tim Lincecum, R OBP: 0.363, SLG: 0.442 (1, 4)	WP BB 1-2		1-3 2-H 2B		HR 1B		K		K	4	1	2	3	1	2	1											
Mo Vaughn, L OBP: 0.399, SLG: 0.573 (1, 3)	K		K		HR 1B		K		K	3	1	1	1	0	2	4											
Tom Brunansky, R OBP: 0.303, SLG: 0.438 (1, 10)	G6-3		K		HR 1B		K		K	4	1	1	3	0	2	6											
Wes Chamberlain, R OBP: 0.293, SLG: 0.393 (1, 9)		F8		K2-3	K		G4-3			4	0	0	0	0	2	0											
Scott Cooper, L OBP: 0.333, SLG: 0.453 (1, 5)		K2-3		F8	K		F7			4	0	0	0	0	2	0											
Rich Rowland, R OBP: 0.265, SLG: 0.394 (1, 2)	P3		G6-3		1B		BB		BB	3	0	1	0	1	0	0											
Lee Tinsley, S OBP: 0.299, SLG: 0.238 (1, 7)			K		SH 2B G3		G1			4	1	1	0	0	1	2											
Inning Stats	R: 0 E: 0 K: 1 S: 6	H: 1 LOB: 2 BB: 1 P: 10	R: 0 E: 0 K: 1 S: 5	H: 0 LOB: 0 BB: 0 P: 5	R: 1 E: 0 K: 3 S: 11	H: 2 LOB: 1 BB: 1 P: 15	R: 0 E: 0 K: 1 S: 5	H: 0 LOB: 0 BB: 0 P: 5	R: 6 E: 0 K: 2 S: 13	H: 5 LOB: 1 BB: 1 P: 17	R: 0 E: 0 K: 2 S: 8	H: 1 LOB: 2 BB: 0 P: 9	R: 0 E: 0 K: 0 S: 3	H: 0 LOB: 1 BB: 1 P: 7	R: 0 E: 0 K: 1 S: 5	H: 0 LOB: 0 BB: 0 P: 5	1B: 6 2B: 2 3B: 0 HR: 1	SF: 0 SAC: 1 DP: 0 HBP: 1	WP: 1 PB: 0 SB: 0 CS: 0	PA: 39							
PITCHER	IP	WLS	BF	H	R	ER	SO	BB	IBB	HBP	BLK	WP	HR	S	P	ERA	WHIP										
Al Leiter, L ERA: 4.9 (1, 1)	4.0	L	22	6	6	6	6	3	0	0	0	0	0	31	43	13.50	2.250										
Tony Castillo, L ERA: 2.39 (5, 1)	2.0		10	3	1	1	4	0	0	1	0	0	1	17	18	4.50	1.500										
Mike Timlin, R ERA: 5.21 (7, 1)	1.0		4	0	0	0	0	1	0	0	0	0	0	3	7	0.00	1.000										
Dave Righetti, L ERA: 11.94 (8, 1)	1.0		3	0	0	0	1	0	0	0	0	0	0	5	5	0.00	0.000										

Batter	1	2	3	4	5	6	7	8	9	AB	R	H	RBI	BB	SO	LOB	TOP								
Devon White, S (1, 8) OBP: 0.314, SLG: 0.457	2-3 K		1 SAFE 1-2 CS	2-2 P6		3-2 G5-3	4-2 BB		1-1 1B	4	0	1	1	1	1	0									
Dick Schofield, R (1, 6) OBP: 0.333, SLG: 0.350	1-2 G6-3			4-1 2B		3-1 1B	1-2 G6-3		0-2 1B	4	2	3	1	1	0	1									
Paul Molitor, R (1, 10) OBP: 0.414, SLG: 0.515	0-0 G6-3			3-2 SF8		4-2 1B		0-2 L9	1-1 L7	4	1	1	0	1	0	3									
Joe Carter, R (1, 9) OBP: 0.320, SLG: 0.532		1-3 K		0-0 SF8		0-0 FC5-4		3-2 G5-3		3	0	1	1	0	1	0									
Rob Butler, L (8, 9) OBP: 0.297, SLG: 0.212				2-3 3-H		1-2 1B				0	0	0	0	0	0	0									
John Olerud, L (1, 3) OBP: 0.382, SLG: 0.459		2-2 G1-3		1-1 G3		1-1 FC5-4		2-2 G3		4	0	0	2	0	0	2									
Mike Huff, R (1, 7) OBP: 0.374, SLG: 0.429		2-1 L4			0-0 G6-4-3	1-2 HBP			0-1 SH1-3	3	1	2	0	0	0	0									
Ed Sprague, R (1, 5) OBP: 0.284, SLG: 0.355			1-3 K		0-0 G6-4-3	2-3 K			1-0 SH1-3	3	0	0	0	0	2	3									
Pat Borders, R (1, 2) OBP: 0.291, SLG: 0.340			0-3 K		3-1 1B		0-1 G4-3		3-2 P5	4	0	1	0	0	1	1									
Domingo Cedenio, S (1, 4) OBP: 0.227, SLG: 0.256			4-2 CS		2-3 K		1-3 K		4-0 1B	2	0	0	0	1	2	1									
Roberto Alomar, S (9, PH) OBP: 0.395, SLG: 0.468									1B	0	1	0	0	1	0	0									
Inning Stats	R: 0 E: 0 K: 1 S: 7	H: 1 LOB: 0 BB: 0 P: 10	R: 0 E: 0 K: 1 S: 8	H: 0 LOB: 0 BB: 0 P: 13	R: 0 E: 0 K: 2 S: 9	H: 0 LOB: 0 BB: 1 P: 16	R: 1 E: 0 K: 0 S: 12	H: 1 LOB: 1 BB: 1 P: 22	R: 0 E: 0 K: 1 S: 7	H: 2 LOB: 2 BB: 0 P: 12	R: 2 E: 0 K: 1 S: 14	H: 2 LOB: 2 BB: 1 P: 28	R: 0 E: 0 K: 1 S: 11	H: 0 LOB: 1 BB: 1 P: 17	R: 0 E: 0 K: 0 S: 12	H: 0 LOB: 0 BB: 0 P: 17	R: 2 E: 0 K: 0 S: 14	H: 3 LOB: 2 BB: 1 P: 24	1B: 8 2B: 1 3B: 0 HR: 0	SF: 1 SAC: 1 DP: 2 HBP: 1	WP: 0 PB: 0 SB: 0 CS: 1	PA: 40			
PITCHER	IP	WLS	BF	H	R	ER	SO	BB	IBB	HBP	BLK	WP	HR	S	P	ERA	WHIP								
Roger Clemens, R (1, 1) ERA: 2.8	8.0	L	32	6	3	3	7	4	0	1	0	0	0	80	135	3.38	1.250								
Jose Melendez, R (9, 1) ERA: 9.58	0.2		6	3	2	2	0	0	1	0	0	0	0	12	21	27.00	4.500								
Todd Frohwirth, R (9, 1) ERA: 10.23	0.1		1	0	0	0	0	0	0	0	0	0	0	2	3	0.00	0.000								

Toronto Blue Jays @ Boston Red Sox
Fenway Park, Boston, MA
Thu Aug 04 1994, 7:05 PM EDT
Att: 33,199 - Unknown - 86 F

AB 31
R 5
H 9
RBI 5
BB 5
SO 7
LOB 11



Batter	1	2	3	4	5	6	7	8	9	AB	R	H	RBI	BB	SO	LOB	BOTTOM								
Otis Nixon, S (1, 8) OBP: 0.366, SLG: 0.318	2-2 G5-3		3-2 G3		2-1 1B		0-0 SH1-4		2-1 G6-3	4	0	2	1	0	0	0									
Carlos Rodriguez, S (1, 5) OBP: 0.309, SLG: 0.377	1-0 F8		0-1 G3		4-2 1B		0-1 F9		1-1 G5-3	4	0	0	0	1	0	3									
John Valentin, R (1, 6) OBP: 0.406, SLG: 0.516	2-1 F8		0-0 F7		3-3 K		3-2 G5-3			4	0	0	0	0	1	5									
Mo Vaughn, L (1, 3) OBP: 0.397, SLG: 0.572		3-2 F8		1-3 K		1-3 K		1-0 2B		4	0	1	0	0	2	0									
Lee Tinsley, S (8, PR) OBP: 0.299, SLG: 0.238										0	0	0	0	0	0	0									
Tim Lincecum, R (1, 10) OBP: 0.365, SLG: 0.441		2-0 G6-3		4-2 CS		1-0 1B		2-3 K		3	0	1	0	1	1	1									
Damon Berryhill, S (1, 2) OBP: 0.314, SLG: 0.426		1-0 L6		4-2 BB		2-3 K		1-3 K		3	0	0	0	1	2	2									
Tom Brunansky, R (1, 7) OBP: 0.307, SLG: 0.447			1-1 2B		3-2 F8		2-3 K		4-2 BB	3	1	1	0	1	1	2									
Wes Chamberlain, R (1, 9) OBP: 0.301, SLG: 0.402			2-1 1B		0-0 L3		4-1 SH1-4		2-3 K	3	1	2	1	1	1	2									
Scott Fletcher, R (1, 4) OBP: 0.283, SLG: 0.314			3-1 2B		0-0 L3		4-2 SH1-4		0-1 G6-3	3	0	1	0	1	0	1									
Inning Stats	R: 0 E: 0 K: 0 S: 6	H: 0 LOB: 0 BB: 0 P: 11	R: 0 E: 0 K: 0 S: 6	H: 0 LOB: 0 BB: 0 P: 12	R: 2 E: 0 K: 0 S: 14	H: 4 LOB: 1 BB: 0 P: 20	R: 0 E: 0 K: 1 S: 10	H: 0 LOB: 1 BB: 2 P: 22	R: 0 E: 0 K: 3 S: 11	H: 2 LOB: 2 BB: 1 P: 20	R: 0 E: 0 K: 3 S: 11	H: 1 LOB: 1 BB: 0 P: 17	R: 0 E: 0 K: 0 S: 9	H: 0 LOB: 2 BB: 2 P: 20	R: 0 E: 0 K: 3 S: 13	H: 1 LOB: 2 BB: 1 P: 23	R: 0 E: 0 K: 0 S: 6	H: 0 LOB: 0 BB: 0 P: 9	1B: 5 2B: 3 3B: 1 HR: 0	SF: 0 SAC: 1 DP: 1 HBP: 0	WP: 0 PB: 0 SB: 2 CS: 1	PA: 38			
PITCHER	IP	WLS	BF	H	R	ER	SO	BB	IBB	HBP	BLK	WP	HR	S	P	ERA	WHIP								
Todd Stittlemire, R (1, 1) ERA: 4.14	7.0	W	30	7	2	2	5	5	0	0	0	0	0	67	122	2.57	1.714								
Dave Righetti, L (8, 1) ERA: 11.94	0.0		1	1	0	0	0	0	0	0	0	0	0	1	2	-	-								
Woody Williams, R (8, 1) ERA: 3.9	1.0		4	0	0	0	3	1	0	0	0	0	0	12	21	0.00	1.000								
Darren Hall, R (9, 1) ERA: 3.45	1.0	S	3	0	0	0	0	0	0	0	0	0	0	6	9	0.00	0.000								

Toronto Blue Jays @ Boston Red Sox
Fenway Park, Boston, MA
Thu Aug 04 1994, 7:05 PM EDT
Att: 33,199 - Unknown - 86 F

AB 31
R 2
H 8
RBI 2
BB 6
SO 8
LOB 16




Batter	1	2	3	4	5	6	7	8	9	AB R H RBI BB SO LOB	TOP												
Tony Phillips, S OBP: 0.408, SLG: 0.444 (1, 7)	4-1 1B S SF7 BB	4-2 BB			2-3 K		1-1 1B		3-3 K	3 1 1 0 2 2 2	Detroit Tigers @ Toronto Blue Jays SkyDome, Toronto, ON Fri Aug 05 1994, 7:05 PM EDT Att: 50,522 - Unknown - 63 F												
Alan Trammell, R OBP: 0.308, SLG: 0.412 (1, 6)	1-2 WP S 1B	1-0 F9			4-0 1B SF8 BB		2-0 P3		0-1 G1-6-3	4 1 1 0 1 0 5													
Travis Fryman, R OBP: 0.329, SLG: 0.483 (1, 5)	2-0 SF7		0-0 G6-3		1-1 E 1-3 1B		1-2 G3			3 0 1 1 0 0 1													
Cecil Fielder, R OBP: 0.331, SLG: 0.488 (1, 3)	2-2 G6-3		1-0 P4		3-1 SF8			4-2 FC3-6 BB		2 0 0 1 1 0 1													
Kirk Gibson, L OBP: 0.361, SLG: 0.552 (1, 10)	4-1 BB		2-3 K		3-H 2-3 1-3 K			2-2 FC3-6 BB		3 0 0 0 1 2 2													
Mickey Tettleton, S OBP: 0.415, SLG: 0.463 (8, PR)	3-2 F9			1-1 B1-3 1B		1-0 G3		4-1 BB		3 0 1 0 1 0 2													
Juan Samuel, R OBP: 0.361, SLG: 0.553 (8, PR)				3-2 F7		0-3 K		1-2 BB		0 0 0 0 0 0 0													
John Flaherty, R OBP: 0.167, SLG: 0.175 (8, 2)				1-2 B1-3		0-0 F7		0-1 G5-3		0 0 0 0 0 0 0													
Junior Felix, S OBP: 0.367, SLG: 0.527 (1, 9)		1-0 P2						2-3 BB		4 0 0 0 0 1 3													
Mitt Cuyler, S OBP: 0.339, SLG: 0.351 (1, 8)		3-2 S 1B		0-0 B1-3				4-0 1B BB		3 0 1 0 1 0 1													
Chris Gomez, R OBP: 0.339, SLG: 0.404 (1, 4)		2-3 K		0-0 G5-3			1-2 G6-3	0-1 G1-6-3 1-3 1B		3 0 0 0 0 1 2													
Lou Whitaker, L OBP: 0.369, SLG: 0.488 (9, PH)										1 0 1 0 0 0 0													
Inning Stats	R: 1 E: 0 K: 0 S: 12	H: 1 LOB: 2 BB: 2 P: 28	R: 0 E: 0 K: 1 S: 16	H: 1 LOB: 2 BB: 1 P: 26	R: 0 E: 0 K: 1 S: 5	H: 0 LOB: 0 BB: 0 P: 8	R: 0 E: 0 K: 0 S: 7	H: 1 LOB: 1 BB: 0 P: 11	R: 1 E: 1 K: 2 S: 11	H: 1 LOB: 1 BB: 1 P: 23	R: 0 E: 0 K: 1 S: 5	H: 0 LOB: 0 BB: 0 P: 6	R: 0 E: 0 K: 0 S: 9	H: 1 LOB: 0 BB: 0 P: 14	R: 0 E: 0 K: 0 S: 9	H: 0 LOB: 1 BB: 2 P: 19	R: 0 E: 0 K: 1 S: 9	H: 1 LOB: 1 BB: 1 P: 16	1B: 6 2B: 0 3B: 0 HR: 0	SF: 2 SAC: 0 DP: 2 HBP: 0	WP: 1 PB: 0 SB: 3 CS: 0	PA: 38	
PITCHER	IP WLS BF H R ER SO BB IBB HBP BLK WP HR S P ERA WHIP											PITCHER	IP WLS BF H R ER SO BB IBB HBP BLK WP HR S P ERA WHIP										
Juan Guzman, R ERA: 5.64 (1, 1)	7.1 W 32 5 2 2 5 5 0 0 0 1 0 71 128 2.46 1.364																						
Tony Castillo, L ERA: 2.35 (8, 1)	0.2 2 0 0 0 0 1 0 0 0 0 0 3 7 0.00 1.500																						
Darren Hall, R ERA: 3.34 (9, 1)	1.0 S 4 1 0 0 1 1 0 0 0 0 0 9 16 0.00 2.000																						

Batter	1	2	3	4	5	6	7	8	9	AB R H RBI BB SO LOB	BOTTOM												
Dick Schofield, R OBP: 0.332, SLG: 0.349 (1, 6)	2-2 P2	0-0 FC6-4			0-3 K		1-0 1B			4 0 1 1 0 1 1	Detroit Tigers @ Toronto Blue Jays SkyDome, Toronto, ON Fri Aug 05 1994, 7:05 PM EDT Att: 50,522 - Unknown - 63 F												
Roberto Alomar, S OBP: 0.391, SLG: 0.463 (1, 4)	0-0 F8		3-3 K		0-0 G6-3		3-H 2-0 F7			4 0 0 0 0 1 2													
Paul Molitor, R OBP: 0.413, SLG: 0.515 (1, 10)	1-1 P2		1-1 P4		1-0 2B			0-2 F9		4 0 1 0 0 0 0													
Joe Carter, R OBP: 0.319, SLG: 0.528 (1, 9)		2-2 P4	2-3 K		4-0 G4-6-3 IBB			1-2 P4		3 0 0 0 1 1 0													
John Olerud, L OBP: 0.384, SLG: 0.458 (1, 3)		0-1 BB 2B 1B		2-3 K		3-2 G4-6-3		4-1 1B BB		3 1 1 0 1 1 2													
Mike Huff, R OBP: 0.381, SLG: 0.432 (1, 7)		4-0 2B 1B		2-1 F8			0-1 1B	2-0 1B		3 2 2 0 1 0 0													
Ed Sprague, R OBP: 0.284, SLG: 0.357 (1, 5)		2-1 1B 2B		2-1 F7			1-1 F9	3-3 K		4 1 1 2 0 1 3													
Randy Knorr, R OBP: 0.306, SLG: 0.443 (1, 2)		2-2 FC6-4 2H 1B			1-0 F9		3-2 1B	1-3 1B		3 0 2 1 0 0 0													
Rob Butler, L OBP: 0.247, SLG: 0.203 (1, 8)		1-3 K			2-3 K			2-3 K		3 0 0 0 0 3 3													
Devon White, S OBP: 0.314, SLG: 0.457 (9, 8)										0 0 0 0 0 0 0													
Inning Stats	R: 0 E: 0 K: 0 S: 7	H: 0 LOB: 0 BB: 0 P: 10	R: 3 E: 0 K: 1 S: 15	H: 3 LOB: 1 BB: 1 P: 26	R: 0 E: 0 K: 2 S: 10	H: 0 LOB: 0 BB: 0 P: 16	R: 0 E: 0 K: 1 S: 7	H: 0 LOB: 0 BB: 0 P: 13	R: 0 E: 0 K: 2 S: 7	H: 0 LOB: 0 BB: 0 P: 10	R: 0 E: 0 K: 0 S: 9	H: 1 LOB: 1 BB: 1 P: 17	R: 1 E: 0 K: 1 S: 16	H: 3 LOB: 2 BB: 0 P: 25	R: 0 E: 0 K: 1 S: 11	H: 1 LOB: 2 BB: 1 P: 21	1B: 6 2B: 2 3B: 0 HR: 0	SF: 0 SAC: 0 DP: 1 HBP: 0	WP: 0 PB: 0 SB: 0 CS: 0	PA: 34			
PITCHER	IP WLS BF H R ER SO BB IBB HBP BLK WP HR S P ERA WHIP											PITCHER	IP WLS BF H R ER SO BB IBB HBP BLK WP HR S P ERA WHIP										
David Wells, L ERA: 4.31 (1, 1)	7.0 L 29 7 4 4 7 1 1 0 0 0 0 0 71 117 5.14 1.143																						
Gene Harris, R ERA: 6.56 (8, 1)	1.0 5 1 0 0 1 1 0 0 0 0 0 11 21 0.00 2.000																						

Batter	1	2	3	4	5	6	7	8	9	AB	R	H	RBI	BB	SO	LOB	TOP				
Tony Phillips, S OBP: 0.408, SLG: 0.450	F8		HR				F8			3	1	1	1	1	0	0					
Lou Whitaker, L OBP: 0.366, SLG: 0.485	1B		G4-3				G4-3			4	0	1	0	0	0	2					
Travis Fryman, R OBP: 0.327, SLG: 0.479	F9			L7			K			4	0	0	0	0	2	3					
Cecil Fielder, R OBP: 0.330, SLG: 0.493	F8			HR			F7			4	1	1	1	0	1	1					
Mickey Tettleton, S OBP: 0.416, SLG: 0.460		G1-3		K			2B			2	1	0	0	2	1	0					
Danny Bautista, R OBP: 0.261, SLG: 0.404	K			F9			2B			4	0	1	1	0	1	2					
Chad Kreuter, S OBP: 0.328, SLG: 0.290	K			G3-1			K			4	0	0	0	0	2	2					
Mitt Cuyler, S OBP: 0.327, SLG: 0.337			L8		E3		P4			4	0	0	0	0	0	1					
Chris Gomez, R OBP: 0.335, SLG: 0.399			K		SH3-4		K			3	0	0	0	0	2	0					
Inning Stats	R: 0 H: 1 E: 0 K: 0 S: 9	H: 1 LOB: 1 BB: 0 P: 14	R: 0 H: 0 E: 0 K: 2 S: 12	H: 0 LOB: 0 BB: 0 P: 17	R: 1 H: 1 E: 0 K: 1 S: 9	H: 1 LOB: 0 BB: 0 P: 16	R: 1 H: 1 E: 0 K: 1 S: 11	H: 1 LOB: 1 BB: 0 P: 16	R: 0 H: 0 E: 1 K: 1 S: 9	H: 0 LOB: 2 BB: 1 P: 15	R: 1 H: 1 E: 0 K: 1 S: 7	H: 1 LOB: 1 BB: 1 P: 13	R: 0 H: 0 E: 0 K: 2 S: 10	H: 0 LOB: 1 BB: 1 P: 19	R: 0 H: 0 E: 0 K: 0 S: 6	H: 0 LOB: 1 BB: 0 P: 14	1B: 1 2B: 1 3B: 0 HR: 2	SF: 0 SAC: 1 DP: 0 HBP: 0	WP: 1 PB: 0 SB: 0 CS: 0	PA: 36	
PITCHER	IP	WLS	BF	H	R	ER	SO	BB	IBB	HBP	BLK	WP	HR	S	P	ERA	WHIP				
Pat Hentgen, R ERA: 3.2	(1, 1)	8.0	L	33	4	3	3	9	3	0	0	0	1	2	76	122	3.38	0.875			
Danny Cox, R ERA: 1.72	(9, 1)	1.0		3	0	0	0	0	0	0	0	0	0	6	14	0.00	0.000				


Detroit Tigers @ Toronto Blue Jays
SkyDome, Toronto, ON
Sat Aug 06 1994, 7:05 PM EDT
Att: 50,512 - Unknown - 68 F

AB 32
R 3
H 4
RBI 3
BB 3
SO 9
LOB 11



Detroit Tigers @ Toronto Blue Jays
SkyDome, Toronto, ON
Sat Aug 06 1994, 7:05 PM EDT
Att: 50,512 - Unknown - 68 F

AB 32
R 2
H 8
RBI 2
BB 5
SO 2
LOB 20




Batter	1	2	3	4	5	6	7	8	9	AB	R	H	RBI	BB	SO	LOB	BOTTOM					
Devon White, S OBP: 0.315, SLG: 0.459	L8		G4-3		FC3-6		F9			5	0	2	0	0	1	2						
Roberto Alomar, S OBP: 0.389, SLG: 0.458	L8		G4-3		G4-3		F8			4	0	0	0	1	0	3						
Paul Molitor, R OBP: 0.411, SLG: 0.513	K		G4-3		G1-4-3		1B			4	0	1	0	0	1	4						
Joe Carter, R OBP: 0.321, SLG: 0.535	F8			1B			P4			4	2	2	1	0	0	2						
John Olerud, L OBP: 0.385, SLG: 0.457			P4		G5-4-3		L6			3	0	1	1	1	0	0						
Domingo Ceden0, S OBP: 0.227, SLG: 0.256					1B		CS			0	0	0	0	0	0	0						
Mike Huff, R OBP: 0.379, SLG: 0.426	F7		G5-4-3		G5-4-3		F9			3	0	0	0	1	0	2						
Ed Sprague, R OBP: 0.286, SLG: 0.357	1B		G5-3		G5-3		F8			3	0	1	0	1	0	1						
Dick Schofield, R OBP: 0.334, SLG: 0.349	F7				FC3-6		FC6-4			3	0	1	0	1	0	3						
Randy Knorr, R OBP: 0.299, SLG: 0.432			F9		F7		G4-3			3	0	0	0	0	0	3						
Rob Butler, L OBP: 0.247, SLG: 0.203										0	0	0	0	0	0	0						
Inning Stats	R: 0 H: 1 E: 0 K: 1 S: 9	H: 1 LOB: 1 BB: 0 P: 15	R: 0 H: 1 E: 0 K: 0 S: 9	H: 1 LOB: 1 BB: 0 P: 10	R: 0 H: 1 E: 0 K: 0 S: 9	H: 1 LOB: 0 BB: 0 P: 15	R: 1 H: 2 E: 0 K: 0 S: 9	H: 2 LOB: 0 BB: 0 P: 16	R: 0 H: 1 E: 0 K: 0 S: 12	H: 1 LOB: 2 BB: 1 P: 20	R: 1 H: 1 E: 0 K: 0 S: 13	H: 1 LOB: 1 BB: 2 P: 23	R: 0 H: 1 E: 0 K: 0 S: 12	H: 1 LOB: 1 BB: 0 P: 21	R: 0 H: 0 E: 0 K: 0 S: 3	H: 0 LOB: 1 BB: 1 P: 11	R: 0 H: 0 E: 0 K: 1 S: 9	H: 0 LOB: 1 BB: 1 P: 15	1B: 6 2B: 1 3B: 0 HR: 1	SF: 0 SAC: 1 DP: 1 HBP: 0	WP: 0 PB: 0 SB: 1 CS: 1	PA: 38
PITCHER	IP	WLS	BF	H	R	ER	SO	BB	IBB	HBP	BLK	WP	HR	S	P	ERA	WHIP					
Mike Moore, R ERA: 5.4	(1, 1)	7.0	W	31	8	2	2	1	3	0	0	0	0	1	73	120	2.57	1.571				
Greg Cadaret, L ERA: 5.02	(8, 1)	0.0		1	0	0	0	0	1	0	0	0	0	0	4							
Joe Boever, R ERA: 3.63	(8, 1)	2.0	S	6	0	0	0	1	1	0	0	0	0	12	22	0.00	0.500					

Batter	1	2	3	4	5	6	7	8	9	AB	R	H	RBI	BB	SO	LOB	TOP				
Tony Phillips, S OBP: 0.411, SLG: 0.466 (1, 7)										5	3	3	2	0	1	2					
Lou Whitaker, L OBP: 0.368, SLG: 0.487 (1, 4)										5	0	2	2	0	1	0					
Travis Fryman, R OBP: 0.325, SLG: 0.476 (1, 5)										5	0	1	1	0	1	1					
Cecil Fielder, R OBP: 0.333, SLG: 0.499 (8, PR)										3	1	1	1	2	1	3					
Juan Samuel, R OBP: 0.391, SLG: 0.553 (8, 2)										0	1	0	0	0	0	0					
John Flaherty, R OBP: 0.167, SLG: 0.175 (1, 10)										4	1	1	2	1	0	3					
Kirk Gibson, L OBP: 0.361, SLG: 0.558 (1, 2)										2	0	0	0	3	2	1					
Mickey Tettleton, S OBP: 0.418, SLG: 0.457 (8, 3)										5	0	1	0	0	1	7					
Danny Bautista, R OBP: 0.298, SLG: 0.394 (1, 9)										4	1	1	0	1	0	0					
Mitt Cuyler, S OBP: 0.331, SLG: 0.333 (1, 8)										5	1	1	0	0	1	2					
Chris Gomez, R OBP: 0.333, SLG: 0.396 (1, 6)																					
Inning Stats	R: 1 E: 0 K: 1 S: 17	H: 2 LOB: 3 BB: 2 P: 29	R: 3 E: 0 K: 1 S: 21	H: 4 LOB: 3 BB: 2 P: 35	R: 1 E: 0 K: 0 S: 12	H: 1 LOB: 0 BB: 1 P: 16	R: 0 E: 0 K: 1 S: 9	H: 0 LOB: 0 BB: 0 P: 16	R: 0 E: 0 K: 1 S: 12	H: 0 LOB: 1 BB: 1 P: 19	R: 0 E: 1 K: 2 S: 11	H: 2 LOB: 2 BB: 0 P: 18	R: 2 E: 0 K: 2 S: 12	H: 1 LOB: 1 BB: 1 P: 26	R: 0 E: 0 K: 0 S: 5	H: 0 LOB: 0 BB: 0 P: 9	1B: 6 2B: 1 3B: 0 HR: 4	SF: 0 SAC: 0 DP: 0 HBP: 0	WP: 0 PB: 0 SB: 0 CS: 0	PA: 45	
PITCHER	IP	WLS	BF	H	R	ER	SO	BB	IBB	HBP	BLK	WP	HR	S	P	ERA	WHIP				
Dave Stewart, R ERA: 5.87 (1, 1)	6.0		32	8	6	6	4	5	1	0	0	0	3	78	128	9.00	2.167				
Tony Castillo, L ERA: 2.55 (7, 1)	2.0	L	10	3	2	2	4	1	0	0	0	0	1	23	44	9.00	2.000				
Mike Timlin, R ERA: 5.08 (9, 1)	1.0		3	0	0	0	0	0	0	0	0	0	0	5	9	0.00	0.000				

Detroit Tigers @ Toronto Blue Jays
SkyDome, Toronto, ON
Sun Aug 07 1994, 3:33 AM EDT
Att: 50,509 - Sunny


AB 38
R 8
H 11
RBI 8
BB 7
SO 8
LOB 19



Batter	1	2	3	4	5	6	7	8	9	AB	R	H	RBI	BB	SO	LOB	BOTTOM					
Devon White, S OBP: 0.313, SLG: 0.457 (1, 8)										2	0	0	0	0	2	0						
Rob Butler, L OBP: 0.253, SLG: 0.214 (9, PH)										4	1	2	0	1	0	2						
Roberto Alomar, S OBP: 0.391, SLG: 0.461 (1, 4)										5	1	2	2	0	0	2						
Paul Molitor, R OBP: 0.411, SLG: 0.518 (1, 10)										5	1	2	2	0	0	2						
Joe Carter, R OBP: 0.320, SLG: 0.531 (1, 9)										5	1	1	0	0	0	3						
John Olerud, L OBP: 0.382, SLG: 0.462 (1, 3)										5	1	1	2	0	0	4						
Mike Huff, R OBP: 0.381, SLG: 0.443 (1, 7)										4	1	2	0	0	0	0						
Ed Sprague, R OBP: 0.288, SLG: 0.357 (1, 5)										3	1	1	0	1	0	2						
Pat Borders, R OBP: 0.290, SLG: 0.339 (1, 2)										4	0	1	1	0	1	1						
Dick Schofield, R OBP: 0.334, SLG: 0.352 (1, 6)										3	1	1	0	0	1	0						
Inning Stats	R: 0 E: 0 K: 1 S: 14	H: 2 LOB: 0 BB: 0 P: 21	R: 0 E: 0 K: 0 S: 4	H: 1 LOB: 0 BB: 0 P: 5	R: 4 E: 0 K: 1 S: 20	H: 5 LOB: 1 BB: 0 P: 33	R: 1 E: 0 K: 1 S: 13	H: 2 LOB: 1 BB: 0 P: 15	R: 0 E: 0 K: 0 S: 8	H: 0 LOB: 0 BB: 0 P: 10	R: 1 E: 0 K: 0 S: 7	H: 1 LOB: 1 BB: 1 P: 12	R: 0 E: 0 K: 0 S: 9	H: 0 LOB: 0 BB: 0 P: 14	R: 1 E: 0 K: 1 S: 10	H: 1 LOB: 0 BB: 0 P: 12	R: 0 E: 1 K: 1 S: 16	H: 0 LOB: 2 BB: 1 P: 26	1B: 6 2B: 3 3B: 1 HR: 2	SF: 1 SAC: 1 DP: 1 HBP: 0	WP: 0 PB: 0 SB: 0 CS: 0	PA: 41
PITCHER	IP	WLS	BF	H	R	ER	SO	BB	IBB	HBP	BLK	WP	HR	S	P	ERA	WHIP					
Bill Gullickson, R ERA: 5.93 (1, 1)	2.2		15	8	4	4	2	1	0	0	0	0	2	36	54	13.50	3.000					
Mike Gardner, R ERA: 4.24 (3, 1)	3.1		14	3	2	2	1	1	0	0	0	0	0	30	42	5.40	1.200					
Storm Davis, R ERA: 3.26 (7, 1)	2.0	W	7	1	1	1	1	0	0	0	0	0	0	19	26	4.50	0.500					
Buddy Groom, L ERA: 3.98 (9, 1)	0.1		2	0	0	0	1	1	0	0	0	0	0	8	14	0.00	3.000					
Gene Harris, R ERA: 6.46 (9, 1)	0.1		2	0	0	0	0	0	0	0	0	0	0	6	10	0.00	0.000					

Detroit Tigers @ Toronto Blue Jays
SkyDome, Toronto, ON
Sun Aug 07 1994, 3:33 AM EDT
Att: 50,509 - Sunny

AB 37
R 7
H 12
RBI 7
BB 2
SO 5
LOB 14



Batter	1	2	3	4	5	6	7	8	9	AB R H RBI BB SO LOB	TOP											
Kenny Lofton, L (1, 8) OBP: 0.414, SLG: 0.541	2-1 G4-3 3B		3-1 CS 2B		2-2 G4-3		3-2 G6-4-3 1B		0-0 P5	5 1 3 0 0 0 1	Cleveland Indians @ Toronto Blue Jays SkyDome, Toronto, ON Mon Aug 08 1994, 7:05 PM EDT Att: 50,515 - Unknown											
Omar Vizquel, S (1, 6) OBP: 0.321, SLG: 0.324	1-0 G4-3		1-1 CS	0-1 1B 2B	0-0 G1-3		1-1 F7			4 1 1 1 0 0 1												
Carlos Baerga, S (1, 4) OBP: 0.332, SLG: 0.526	3-2 G5-4-3 1B			1-2 G1-3	1-0 P2		1-1 G6-4-3			4 0 1 0 0 0 2												
Albert Belle, R (1, 7) OBP: 0.439, SLG: 0.721	0-0 G5-4-3 1-2			4-0 1B BB		4-1 L9-3 BB		0-1 G5-3		2 1 0 0 2 0 1												
Eddie Murray, S (1, 3)		1-0 G6-3		0-0 BB 1B 1-2 2-H		3-2 L9-3 1-2		3-2 G5-3		4 0 1 1 0 0 1												
Manny Ramirez, R (1, 9) OBP: 0.358, SLG: 0.524		0-0 G4-3		1-0 BB 1B 1-2 2-H		1-1 HR 2B		3-3 K		4 1 2 1 0 1 0												
Jim Thome, L (1, 5) OBP: 0.356, SLG: 0.524			3-3 K	4-1 G5-4-3 BB		1-2 HR		0-3 K		3 1 1 2 1 2 0												
Sandy Alomar Jr., R (1, 2) OBP: 0.343, SLG: 0.476			2-3 K	0-0 G5-4-3 1-2		0-0 1B		4-0 BB		3 0 1 0 1 1 3												
Ruben Amaro Jr., S (1, 10) OBP: 0.261, SLG: 0.381			2-2 F8		0-0 HR	2-1 F8		2-2 P4		4 1 1 1 0 0 2												
Inning Stats	R: 1 E: 0 K: 0 S: 9	H: 2 LOB: 0 BB: 0 P: 15	R: 0 E: 0 K: 1 S: 6	H: 0 LOB: 0 BB: 0 P: 10	R: 0 E: 0 K: 1 S: 9	H: 1 LOB: 0 BB: 0 P: 17	R: 2 E: 0 K: 0 S: 9	H: 3 LOB: 2 BB: 2 P: 19	R: 1 E: 0 K: 0 S: 6	H: 1 LOB: 0 BB: 0 P: 9	R: 2 E: 0 K: 0 S: 12	H: 3 LOB: 1 BB: 0 P: 23	R: 0 E: 0 K: 1 S: 7	H: 1 LOB: 0 BB: 0 P: 12	R: 0 E: 0 K: 1 S: 9	H: 0 LOB: 0 BB: 0 P: 15	R: 0 E: 0 K: 1 S: 8	H: 0 LOB: 1 BB: 1 P: 14	1B: 5 2B: 4 3B: 1 HR: 2	SF: 0 SAC: 0 DP: 4 HBP: 0	WP: 0 PB: 0 SB: 0 CS: 1	PA: 38
PITCHER	IP WLS BF H R ER SO BB IBB HBP BLK WP HR S P ERA WHIP											PITCHER	IP WLS BF H R ER SO BB IBB HBP BLK WP HR S P ERA WHIP									
Al Leiter, L (1, 1) ERA: 5.08	7.0 L 30 11 6 6 2 3 0 0 0 0 2 58 105 7.71 2.000											Dave Righetti, L (8, 1) ERA: 10.71	2.0 7 0 0 0 2 1 0 0 0 0 0 17 29 0.00 0.500									

Batter	1	2	3	4	5	6	7	8	9	AB R H RBI BB SO LOB	BOTTOM											
Dick Schofield, R (1, 6) OBP: 0.330, SLG: 0.346	0-0 G6-3		2-1 G4-3		2-0 F9		0-3 K		1-2 G5-3	5 0 0 0 0 1 1	Cleveland Indians @ Toronto Blue Jays SkyDome, Toronto, ON Mon Aug 08 1994, 7:05 PM EDT Att: 50,515 - Unknown											
Roberto Alomar, S (1, 4) OBP: 0.388, SLG: 0.456	1-1 G4-3		0-1 G6-3	2-1 F7	2-1 F7		2-2 F8			4 0 0 0 0 0 1												
Paul Molitor, R (1, 10) OBP: 0.412, SLG: 0.520	2-3 K			1B BB 2B	1-2 1B		0-1 F7			4 1 2 0 0 1 0												
Joe Carter, R (1, 9) OBP: 0.317, SLG: 0.526		0-3 K		1-0 F7	0-1 P5		0-3 K			4 0 0 0 0 2 3												
John Olerud, L (1, 3) OBP: 0.384, SLG: 0.462		0-0 G3		1-0 1B BB 2-3 1B		1-2 F8		2-2 1B		4 0 2 0 0 0 0												
Mike Huff, R (1, 8) OBP: 0.383, SLG: 0.441		3-2 1B		4-2 FC5 BB 1-2 BB		3-1 P4		3-1 F7		3 0 1 0 1 0 1												
Ed Sprague, R (1, 5) OBP: 0.290, SLG: 0.358		3-3 K		1-2 1-2 2-3 3-H 1B		2-1 BB 1B		2-3 K		4 0 2 1 0 2 2												
Pat Borders, R (1, 2) OBP: 0.289, SLG: 0.336			0-0 F8	1-2 FC5		4-2 BB		0-1 G3-1		3 0 0 0 1 0 3												
Rob Butler, L (1, 7) OBP: 0.253, SLG: 0.205			0-0 B1-3		1-2 1B HBP		1-2 G3		0-1 G4-3	3 0 0 0 0 0 2												
Inning Stats	R: 0 E: 0 K: 1 S: 6	H: 0 LOB: 0 BB: 0 P: 9	R: 0 E: 0 K: 2 S: 12	H: 1 LOB: 0 BB: 0 P: 18	R: 0 E: 0 K: 0 S: 4	H: 0 LOB: 0 BB: 0 P: 6	R: 1 E: 0 K: 0 S: 13	H: 3 LOB: 3 BB: 1 P: 21	R: 0 E: 0 K: 0 S: 9	H: 1 LOB: 2 BB: 0 P: 14	R: 0 E: 0 K: 0 S: 12	H: 1 LOB: 2 BB: 1 P: 23	R: 0 E: 0 K: 1 S: 9	H: 0 LOB: 0 BB: 0 P: 11	R: 0 E: 0 K: 2 S: 11	H: 1 LOB: 1 BB: 0 P: 18	R: 0 E: 0 K: 0 S: 7	H: 0 LOB: 0 BB: 0 P: 8	1B: 6 2B: 1 3B: 0 HR: 0	SF: 0 SAC: 0 DP: 0 HBP: 1	WP: 0 PB: 0 SB: 0 CS: 0	PA: 37
PITCHER	IP WLS BF H R ER SO BB IBB HBP BLK WP HR S P ERA WHIP											PITCHER	IP WLS BF H R ER SO BB IBB HBP BLK WP HR S P ERA WHIP									
Charles Nagy, R (1, 1) ERA: 3.45	7.0 W 30 6 1 1 4 2 0 0 0 0 0 65 102 1.29 1.143											Jason Grimsley, R (8, 1) ERA: 4.7	1.0 4 1 0 0 2 0 0 0 0 0 0 11 18 0.00 1.000									
Jeff Russell, R (9, 1) ERA: 5.09	1.0 3 0 0 0 0 0 0 0 0 0 0 7 8 0.00 0.000																					

Batter	1	2	3	4	5	6	7	8	9	AB	R	H	RBI	BB	SO	LOB	TOP											
Kenny Lofton, L OBP: 0.412, SLG: 0.537 Wayne Kirby, L OBP: 0.345, SLG: 0.409	1-2 G4-3	2-0 F8	2-0 G4-3	2-0 G4-3			4-2 G4-3 S BB		0-0 1B 2B	3	0	0	0	0	0	1	Cleveland Indians @ Toronto Blue Jays SkyDome, Toronto, ON Tue Aug 09 1994, 7:05 PM EDT Att: 50,527 - Unknown - 64 F											
Omar Vizquel, S OBP: 0.322, SLG: 0.325	2-3 K		1-2 F7		1-0 G6-4-3 1B		3-2 F7		2-0 1B 2H	5	0	2	1	0	1	1												
Carlos Baerga, S OBP: 0.333, SLG: 0.525 Alvaro Espinoza, R OBP: 0.258, SLG: 0.307	1-2 BB 1B		4-2 1B BB		0-3 K		1-2 G4-3		0-0 G5-3	3	0	1	0	1	1	2												
Albert Belle, R OBP: 0.440, SLG: 0.718	4-2 BB 1B		1-0 1B		0-2 G6-4-3		1-1 L7			3	0	1	0	1	0	2												
Eddie Murray, S OBP: 0.305, SLG: 0.429 Ruben Amaro Jr, S OBP: 0.280, SLG: 0.522	0-1 G3-1		0-2 F8			0-1 HR		2-2 G3		2	0	0	0	0	0	4												
Jim Thome, L OBP: 0.354, SLG: 0.521		2-2 1B 1B	3-3 K2-3			2-1 P5		3-2 K		4	1	1	0	0	2	2												
Manny Ramirez, R OBP: 0.357, SLG: 0.521		1-0 F9		2-1 K S 1B		2-0 P2		0-0 F7		4	0	1	0	0	0	1												
Paul Sorrento, L OBP: 0.344, SLG: 0.453		0-0 1B		3-3 K 1-3		2-2 HR		1-1 G4-3		4	1	2	1	0	1	1												
Sandy Alomar Jr, R OBP: 0.347, SLG: 0.490 Tony Peña, R OBP: 0.353, SLG: 0.450	0-1 1B		0-1 1B		2-1 HR		1-1 G4-3		0-0 G4-1	2	1	2	2	0	0	0												
Inning Stats	R: 0 E: 0 K: 1 S: 15	H: 1 LOB: 2 BB: 1 P: 23	R: 1 E: 0 K: 0 S: 8	H: 3 LOB: 1 BB: 0 P: 13	R: 0 E: 0 K: 1 S: 15	H: 1 LOB: 2 BB: 1 P: 24	R: 1 E: 0 K: 1 S: 10	H: 2 LOB: 0 BB: 0 P: 19	R: 0 E: 0 K: 1 S: 8	H: 1 LOB: 0 BB: 0 P: 9	R: 2 E: 0 K: 0 S: 10	H: 2 LOB: 0 BB: 0 P: 17	R: 0 E: 0 K: 1 S: 12	H: 0 LOB: 1 BB: 1 P: 21	R: 0 E: 0 K: 1 S: 8	H: 0 LOB: 0 BB: 0 P: 13		R: 1 E: 0 K: 0 S: 6	H: 2 LOB: 1 BB: 0 P: 9	1B: 8 2B: 1 3B: 0 HR: 3	SF: 0 SAC: 0 DP: 1 HBP: 0	WP: 0 PB: 0 SB: 2 CS: 0	PA: 39					
PITCHER	IP	WLS	BF	H	R	ER	SO	BB	IBB	HBP	BLK	WP	HR	S	P	ERA	WHIP											
Todd Stottlemyre, R ERA: 4.22	(1, 1)	6.0	W	27	10	4	4	4	2	0	0	0	0	3	66	105	6.00	2.000										
Woody Williams, R ERA: 3.77	(7, 1)	2.0		7	0	0	0	1	1	0	0	0	0	0	20	34	0.00	0.500										
Mike Timlin, R ERA: 5.18	(9, 1)	1.0		5	2	1	1	0	0	0	0	0	0	0	6	9	9.00	2.000										

Batter	1	2	3	4	5	6	7	8	9	AB	R	H	RBI	BB	SO	LOB	BOTTOM											
Dick Schofield, R OBP: 0.330, SLG: 0.344	2-1 F9	4-2 1B 1B BB	0-1 L9		1-0 FC4-6 1B 1B	2-2 K		3-2 P3		5	2	1	1	1	1	5	Cleveland Indians @ Toronto Blue Jays SkyDome, Toronto, ON Tue Aug 09 1994, 7:05 PM EDT Att: 50,527 - Unknown - 64 F											
Domingo Cadeno, S OBP: 0.245, SLG: 0.278	0-2 G4-3	0-0 1B 1B 1B		1-1 G3 1B	0-2 FC4-6 1B	0-1 SF8				4	1	3	3	0	0	0												
Paul Molitor, R OBP: 0.413, SLG: 0.520 Rob Butler, L OBP: 0.250, SLG: 0.203	0-1 G4-3	1-2 FC6-4 1B		2-1 G3 1B	1-0 FC4-6 BB 1B	1-2 G1-3				4	2	2	2	0	0	2												
Joe Carter, R OBP: 0.318, SLG: 0.524		HBP 1B FC6-4		0-0 P3	4-2 1B BB		0-0 F8			4	1	1	0	1	0	4												
John Olerud, L OBP: 0.386, SLG: 0.463		0-2 1B HBP BB 1B	4-2 BB 1B SF8 BB	1-0 G3	2-2 1B		2-3 K			4	2	2	2	1	1	2												
Mike Huff, R OBP: 0.392, SLG: 0.452		3-1 BB 1B HBP	1-2 SF8 BB 1B	2-2 1B 2B	1-1 L5		2-1 1B			4	1	3	2	0	0	2												
Darnell Coles, R OBP: 0.274, SLG: 0.358		3-3 K	4-1 BB	1-2 2-3 BB	1-0 2H 3H 1B		1-2 P3			4	1	2	0	1	1	4												
Ed Sprague, R OBP: 0.293, SLG: 0.361		1-2 BB 1B 1B	1-3 K		1-0 P4	1-2 BB 1B		0-0 G6-4-3 1B		5	1	3	1	0	1	3												
Randy Knorr, R OBP: 0.303, SLG: 0.425		1-0 P6	2-2 SF8		4-2 1B 1B FC4-6 BB	4-2 BB 1B		2-1 G6-4-3		2	1	0	1	2	0	4												
Inning Stats	R: 0 E: 0 K: 0 S: 8	H: 0 LOB: 0 BB: 0 P: 10	R: 5 E: 0 K: 1 S: 25	H: 5 LOB: 2 BB: 1 P: 40	R: 1 E: 0 K: 1 S: 16	H: 1 LOB: 2 BB: 2 P: 28	R: 2 E: 0 K: 0 S: 11	H: 4 LOB: 0 BB: 0 P: 18	R: 3 E: 0 K: 0 S: 17	H: 3 LOB: 2 BB: 2 P: 31	R: 1 E: 1 K: 1 S: 17	H: 2 LOB: 2 BB: 1 P: 26	R: 0 E: 0 K: 1 S: 10	H: 1 LOB: 1 BB: 0 P: 15	R: 0 E: 0 K: 0 S: 6	H: 1 LOB: 0 BB: 0 P: 11		1B: 16 2B: 1 3B: 0 HR: 0	SF: 2 SAC: 0 DP: 1 HBP: 1	WP: 0 PB: 0 SB: 0 CS: 0	PA: 46							
PITCHER	IP	WLS	BF	H	R	ER	SO	BB	IBB	HBP	BLK	WP	HR	S	P	ERA	WHIP											
Abie Lopez, R ERA: 4.24	(1, 1)	1.0	L	5	2	2	0	0	0	0	0	0	0	0	13	15	18.00	2.000										
Jerry Dipoto, R ERA: 8.04	(2, 1)	3.0		20	8	6	6	2	3	0	1	0	0	0	47	81	18.00	3.667										
Larry Casian, L ERA: 7.35	(5, 1)	1.0		11	5	4	4	0	3	0	0	0	0	24	44	36.00	8.000											
Jose Mesa, R ERA: 3.82	(6, 1)	1.0		3	0	0	0	1	0	0	0	0	0	10	13	0.00	0.000											
Derek Liliquist, L ERA: 4.91	(7, 1)	2.0		7	2	0	0	1	0	0	0	0	0	16	26	0.00	1.000											



Batter	1	2	3	4	5	6	7	8	9	AB	R	H	RBI	BB	SO	LOB	TOP										
Kenny Lofton, L OBP: 0.412, SLG: 0.536 (1, 8)										3	1	1	0	1	0	0	Cleveland Indians @ Toronto Blue Jays SkyDome, Toronto, ON Wed Aug 10 1994, 3:33 AM EDT Att: 50,510 - Unknown - 66 F										
Wayne Kirby, L OBP: 0.341, SLG: 0.403 (1, 9)										5	0	1	1	0	3	2											
Carlos Baerga, S OBP: 0.333, SLG: 0.525 (1, 4)										4	0	1	1	0	0	2											
Albert Belle, R OBP: 0.438, SLG: 0.714 (1, 7)										4	1	1	0	0	1	3											
Eddie Murray, S OBP: 0.302, SLG: 0.425 (1, 10)										4	0	0	0	0	1	2											
Jim Thome, L OBP: 0.359, SLG: 0.523 (1, 5)										4	1	3	0	0	1	0											
Alvaro Espinoza, R OBP: 0.258, SLG: 0.307 (8, 5)									0	0	0	0	0	0	0	0											
Paul Sorrento, L OBP: 0.345, SLG: 0.453 (1, 3)										4	0	2	1	0	0	1											
Tony Peña, R OBP: 0.341, SLG: 0.438 (1, 2)										3	0	0	1	0	0	3											
Omar Vizquel, S OBP: 0.325, SLG: 0.325 (1, 6)										3	2	1	0	1	1	1											
Inning Stats	R: 0 E: 0 K: 1 S: 6	H: 1 LOB: 1 BB: 0 P: 6	R: 1 E: 0 K: 1 S: 7	H: 2 LOB: 1 BB: 0 P: 7	R: 0 E: 0 K: 0 S: 3	H: 0 LOB: 0 BB: 0 P: 3	R: 1 E: 1 K: 0 S: 5	H: 2 LOB: 1 BB: 0 P: 5	R: 1 E: 0 K: 0 S: 5	H: 2 LOB: 1 BB: 0 P: 5	R: 0 E: 0 K: 1 S: 6	H: 2 LOB: 1 BB: 0 P: 6	R: 2 E: 0 K: 2 S: 8	H: 1 LOB: 1 BB: 2 P: 16	R: 0 E: 0 K: 1 S: 5	H: 0 LOB: 0 BB: 0 P: 5	R: 0 E: 0 K: 1 S: 5	H: 0 LOB: 0 BB: 0 P: 5	1B: 9 2B: 1 3B: 0 HR: 0	SF: 1 SAC: 1 DP: 1 HBP: 0	WP: 1 PB: 1 SB: 3 CS: 0	PA: 38					
PITCHER	IP	WLS	BF	H	R	ER	SO	BB	IBB	HBP	BLK	WP	HR	S	P	ERA	WHIP										
Juan Guzman, R ERA: 5.68 (1, 1)	7.0	L	32	10	5	5	5	2	0	0	1	1	0	40	48	6.43	1.714										
Tony Castillo, L ERA: 2.51 (8, 1)	1.0		3	0	0	0	1	0	0	0	0	0	0	5	5	0.00	0.000										
Dave Righetti, L ERA: 10.18 (9, 1)	1.0		3	0	0	0	1	0	0	0	0	0	0	5	5	0.00	0.000										

Batter	1	2	3	4	5	6	7	8	9	AB	R	H	RBI	BB	SO	LOB	BOTTOM										
Domingo Cedenio, S OBP: 0.252, SLG: 0.284 (1, 6)										5	1	2	0	0	2	2	Cleveland Indians @ Toronto Blue Jays SkyDome, Toronto, ON Wed Aug 10 1994, 3:33 AM EDT Att: 50,510 - Unknown - 66 F										
Roberto Alomar, S OBP: 0.389, SLG: 0.455 (1, 4)										3	2	1	0	1	2	1											
Paul Molitor, R OBP: 0.413, SLG: 0.522 (1, 10)										4	0	1	1	1	2	2											
Joe Carter, R OBP: 0.317, SLG: 0.520 (1, 9)										5	0	1	1	0	1	4											
John Olerud, L OBP: 0.389, SLG: 0.470 (1, 3)										3	0	2	1	1	0	1											
Mike Huff, R OBP: 0.390, SLG: 0.446 (1, 8)										3	0	0	0	1	0	1											
Darnell Coles, R OBP: 0.267, SLG: 0.348 (1, 7)										4	0	0	0	0	1	3											
Ed Sprague, R OBP: 0.295, SLG: 0.361 (1, 5)										3	0	1	0	1	1	1											
Randy Knorr, R OBP: 0.301, SLG: 0.427 (1, 2)										4	0	1	0	0	1	1											
Inning Stats	R: 0 E: 0 K: 1 S: 5	H: 1 LOB: 3 BB: 2 P: 13	R: 0 E: 1 K: 0 S: 4	H: 1 LOB: 1 BB: 0 P: 4	R: 1 E: 0 K: 0 S: 5	H: 2 LOB: 1 BB: 0 P: 5	R: 0 E: 0 K: 2 S: 8	H: 1 LOB: 2 BB: 1 P: 12	R: 1 E: 0 K: 1 S: 7	H: 2 LOB: 2 BB: 1 P: 11	R: 0 E: 0 K: 0 S: 3	H: 0 LOB: 0 BB: 0 P: 3	R: 0 E: 0 K: 2 S: 7	H: 0 LOB: 0 BB: 0 P: 7	R: 0 E: 0 K: 1 S: 6	H: 1 LOB: 1 BB: 0 P: 6	R: 1 E: 0 K: 3 S: 10	H: 1 LOB: 1 BB: 1 P: 14	1B: 5 2B: 3 3B: 1 HR: 0	SF: 0 SAC: 1 DP: 0 HBP: 0	WP: 0 PB: 0 SB: 2 CS: 0	PA: 40					
PITCHER	IP	WLS	BF	H	R	ER	SO	BB	IBB	HBP	BLK	WP	HR	S	P	ERA	WHIP										
Jason Grimsley, R ERA: 4.57 (1, 1)	6.0	W	29	4	0	2	4	4	0	0	0	0	0	32	48	3.00	1.833										
Eric Plunk, R ERA: 2.54 (7, 1)	3.0	S	12	2	1	1	6	1	0	0	0	0	0	23	27	3.00	1.000										



Batter	1	2	3	4	5	6	7	8	9	10	11	12	13	AB	R	H	RBI	BB	SO	LOB	TOP					
Dick Schofield, R OBP: 0.332, SLG: 0.342	G4-3		G4-3		BB		G4-3		K		F9		K	5	0	1	0	2	2	0						
Roberto Alomar, S OBP: 0.366, SLG: 0.452 Domingo Cedenio, S OBP: 0.261, SLG: 0.278	G1-3		F9		G3-1		G4-3		G4-3		G5-3		K	3	0	0	0	0	0	2						
Paul Molitor, R OBP: 0.410, SLG: 0.518	G5-3		L8				G4-3		G6-4-3		G6-4-3			6	1	1	0	0	0	4						
Joe Carter, R OBP: 0.317, SLG: 0.524		L6	P3				F8					L7		6	1	2	1	0	1	4						
John Olerud, L OBP: 0.393, SLG: 0.477		BB			G6-3									5	3	3	0	1	1	1						
Mike Huff, R OBP: 0.392, SLG: 0.449		BB			G5-3				G4-6-3					5	2	2	1	1	0	2						
Darnell Coles, R OBP: 0.263, SLG: 0.350					G6-3									5	0	1	2	0	1	5						
Ed Sprague, R OBP: 0.296, SLG: 0.373														6	1	2	3	0	1	3						
Pat Borders, R OBP: 0.284, SLG: 0.329	G1-3				G4-3									6	0	0	0	0	2	2						
Inning Stats	R: 0 E: 0 K: 0 S: 5	H: 0 LOB: 0 BB: 0 P: 6	R: 2 E: 0 K: 1 S: 11	H: 2 LOB: 1 BB: 1 P: 19	R: 0 E: 0 K: 0 S: 7	H: 0 LOB: 0 BB: 0 P: 8	R: 0 E: 0 K: 1 S: 17	H: 0 LOB: 1 BB: 1 P: 25	R: 3 E: 1 K: 1 S: 8	H: 2 LOB: 0 BB: 1 P: 18	R: 0 E: 0 K: 1 S: 8	H: 0 LOB: 0 BB: 0 P: 10	R: 0 E: 0 K: 2 S: 7	H: 2 LOB: 1 BB: 0 P: 8	R: 1 E: 0 K: 0 S: 7	H: 2 LOB: 1 BB: 0 P: 8	R: 1 E: 0 K: 2 S: 8	H: 1 LOB: 0 BB: 0 P: 13	1B: 6 2B: 2 3B: 2 HR: 2	SF: 1 SAC: 0 DP: 1 HBP: 0	WIP: 0 PB: 0 SB: 1 CS: 0	PA: 56				
PITCHER	IP WLS BF H R ER SO ERA WHIP	6.1 29 5 5 4 4 106 5.68 1.579	5 5 4 4 1 1 25 3.38 1.500	5 5 4 4 1 1 29 3.00 1.000	5 5 4 4 1 1 13 9.00 1.000	PITCHER																IP WLS BF H R ER SO ERA WHIP	6.1 29 5 5 4 4 106 5.68 1.579			
Melido Perez, R ERA: 4.1	6.1	29	5	5	4	4	106	5.68	1.579																	6.1
Bob Wickman, R ERA: 3.09	2.2	11	3	1	1	2	39	3.38	1.500																	2.2
Steve Howe, L ERA: 1.8	3.0	12	3	1	1	2	29	3.00	1.000																	3.0
Joe Ausanio, R ERA: 5.17	1.0	L	4	1	1	2	13	9.00	1.000																	1.0

Toronto Blue Jays @ New York Yankees
Yankee Stadium, Bronx, NY
Thu Aug 11 1994, 3:33 AM EDT
Att. 37,333 - Sunny - 76 F

AB 49
R 8
H 12
RBI 7
BB 6
SO 9
LOB 23



Batter	1	2	3	4	5	6	7	8	9	10	11	12	13	AB	R	H	RBI	BB	SO	LOB	BOTTOM					
Luis Polonia, L OBP: 0.363, SLG: 0.414	K		HR		G4-3	FC1-6			G4-3			BB		6	2	2	0	0	1	2						
Wade Boggs, L OBP: 0.453, SLG: 0.489	G6-3		SF8					F7						5	0	2	1	0	0	0						
Paul O'Neill, L OBP: 0.460, SLG: 0.603	G4-3		HR		F7			E4						5	1	0	0	1	0	2						
Danny Tartabull, R OBP: 0.360, SLG: 0.464		L7	HR					FC5-4						6	1	1	3	0	2	1						
Don Mattingly, L OBP: 0.397, SLG: 0.411 Gerald Williams, R OBP: 0.319, SLG: 0.523		FC6	L5					F8						5	0	1	0	1	0	1						
Mike Stanley, R OBP: 0.384, SLG: 0.545 Jim Leyritz, R OBP: 0.365, SLG: 0.518 Daryl Boston, L OBP: 0.250, SLG: 0.364		F9			K									2	0	0	0	0	1	1						
Bernie Williams, S OBP: 0.384, SLG: 0.453		FC6												6	1	1	0	0	1	3						
Mike Gallego, R OBP: 0.327, SLG: 0.359 Matt Nokes, L OBP: 0.323, SLG: 0.595					L4									3	0	0	0	1	1	0						
Pat Kelly, R OBP: 0.330, SLG: 0.399			BB											5	1	2	2	0	2	1						
Inning Stats	R: 0 E: 0 K: 1 S: 8	H: 0 LOB: 0 BB: 0 P: 11	R: 0 E: 0 K: 0 S: 9	H: 1 LOB: 1 BB: 0 P: 12	R: 0 E: 0 K: 1 S: 8	H: 0 LOB: 0 BB: 0 P: 12	R: 0 E: 0 K: 1 S: 9	H: 1 LOB: 1 BB: 1 P: 18	R: 2 E: 0 K: 1 S: 16	H: 2 LOB: 2 BB: 2 P: 27	R: 0 E: 1 K: 0 S: 12	H: 0 LOB: 1 BB: 0 P: 15	R: 0 E: 0 K: 2 S: 9	H: 2 LOB: 0 BB: 0 P: 14	R: 0 E: 0 K: 0 S: 10	H: 0 LOB: 0 BB: 0 P: 15	R: 1 E: 0 K: 0 S: 9	H: 2 LOB: 0 BB: 0 P: 17	R: 0 E: 0 K: 1 S: 9	H: 0 LOB: 2 BB: 1 P: 18	1B: 5 2B: 3 3B: 0 HR: 1	SF: 1 SAC: 0 DP: 1 HBP: 1	WIP: 0 PB: 0 SB: 0 CS: 0	PA: 53		
PITCHER	IP WLS BF H R ER SO ERA WHIP	6.0 28 7 6 6 4 108 9.00 1.667	7 6 6 4 1 1 27 4.50 1.000	6 6 4 4 1 1 29 0.00 0.000	6 6 4 4 1 1 18 4.50 1.500	PITCHER																IP WLS BF H R ER SO ERA WHIP	6.0 28 7 6 6 4 108 9.00 1.667			
Pat Hentgen, R ERA: 3.4	6.0	28	7	6	6	4	108	9.00	1.667																	6.0
Danny Cox, R ERA: 1.45	3.0	11	0	0	0	0	45	0.00	0.000																	3.0
Woody Williams, R ERA: 3.04	2.0	6	0	0	0	4	29	0.00	0.000																	2.0
Darren Hall, R ERA: 3.41	2.0	W	8	2	1	1	35	4.50	1.500																	2.0

Toronto Blue Jays @ New York Yankees
Yankee Stadium, Bronx, NY
Thu Aug 11 1994, 3:33 AM EDT
Att. 37,333 - Sunny - 76 F

AB 47
R 7
H 9
RBI 6
BB 4
SO 9
LOB 14

