

Toronto Blue Jays - 1995

Batter	1	2	3	4	5	6	7	8	9	AB	R	H	RBI	BB	SO	LOB	TOP										
Rickey Henderson, R OBP: 0.667, SLG: 1.000 Mike Aldrete, L (6, 7)	2-1 SF8 2B		4-1 1B S BB		3-2 F8		1-1 G5-3			2	1	1	0	1	0	0											
Stan Javier, S OBP: 0.250, SLG: 0.333	3-1 SF8 2H		2-2 G6-4-3 1B		1-2 G3-1			2-2 F7		3	0	1	1	0	0	0											
Geronimo Berroa, R OBP: 0.250, SLG: 0.250	2-3 K		0-1 G6-4-3		1-2 FC4-6 1B			1-2 F8		4	0	1	0	0	1	1											
Ruben Sierra, S Andy Tomberlin, L OBP: 1.000, SLG: 1.000	0-0 P5			0-0 L4		1-1 FC4-6 BB 1-2t		1-0 FC6-4 1B		3	0	0	0	0	0	1											
Mark McGwire, R		1-3 K		0-3 K		4-2 BB		1-2 FC6-4 1-2t		3	0	0	0	1	2	1											
Terry Steinbach, R Brian Harper, R		0-3 K		1-0 HBP 1B		2-1 F7		2-1 F8		2	0	1	0	0	1	0											
Scott Brosius, R OBP: 0.750, SLG: 0.500		1-2 E 1B		3-2 1B HBP		2-2 P4		4-2 BB		2	0	1	0	1	0	2											
Mike Gallego, R Brent Gates, S		1-2 E5		2-3 K			1-2 G6-3		0-1 F7	3	0	0	0	0	1	3											
Mike Bordick, R Craig Paquette, R		2-2 P4			0-0 F9		2-3 K		1-3 K	3	0	0	0	0	1	2											
Inning Stats	R: 1 E: 0 K: 1 S: 8	H: 1 LOB: 0 BB: 0 P: 15	R: 0 E: 1 K: 2 S: 16	H: 1 LOB: 0 BB: 1 P: 21	R: 0 E: 0 K: 0 S: 6	H: 1 LOB: 0 BB: 1 P: 12	R: 0 E: 0 K: 2 S: 12	H: 1 LOB: 0 BB: 0 P: 18	R: 0 E: 0 K: 0 S: 9	H: 0 LOB: 0 BB: 0 P: 13	R: 0 E: 0 K: 0 S: 12	H: 1 LOB: 2 BB: 1 P: 22	R: 0 E: 0 K: 1 S: 9	H: 0 LOB: 0 BB: 0 P: 13	R: 0 E: 0 K: 1 S: 13	H: 1 LOB: 1 BB: 0 P: 18	R: 0 E: 0 K: 1 S: 11	H: 0 LOB: 1 BB: 1 P: 18	1B: 5 2B: 1 3B: 0 HR: 0	SF: 1 SAC: 0 DP: 1 HBP: 1	WP: 0 PB: 0 SB: 2 CS: 0	PA: 36					
PITCHER	IP	WLS	BF	H	R	ER	SO	BB	IBB	HBP	BLK	WP	HR	S	P	ERA	WHIP										
David Cone, R ERA: 1.5	6.0	W	25	5	1	1	5	2	0	1	0	0	0	63	101	1.50	1.167										
Mike Timlin, R ERA	1.0		3	0	0	0	1	0	0	0	0	0	0	9	13	0.00	0.000										
Woody Williams, R ERA	1.0		4	1	0	0	1	0	0	0	0	0	0	13	18	0.00	1.000										
Tony Castillo, L ERA	1.0		4	0	0	0	1	1	0	0	0	0	0	11	18	0.00	1.000										

Oakland Athletics @ Toronto Blue Jays
SkyDome, Toronto, ON
Wed Apr 26 1995, 7:05 PM EDT
Att: 50,426 - Dome

AB 31
R 1
H 6
RBI 1
BB 3
SO 7
LOB 14



Batter	1	2	3	4	5	6	7	8	9	AB	R	H	RBI	BB	SO	LOB	BOTTOM										
Devon White, S OBP: 0.800, SLG: 1.500	3-2 G6-3 3B		4-0 1B BB			1-1 F7				4	2	3	4	1	0	1											
Alex Gonzalez, R OBP: 0.400, SLG: 0.600	3-2 G6-3		0-0 FC6		1-3 2H		2-1 G5-3			5	1	2	4	0	0	2											
Paul Molitor, R	1-0 F8	4-0 1B BB	2-2 FC6-4 HBP	1-3 K		0-0 G4-3				3	1	0	0	1	1	1											
Joe Carter, R OBP: 0.200, SLG: 0.200 Mike Huff, R	2-1 P2	3-1 1B BB	0-0 FC6-4 G3		1-3 K		0-0 P4			5	1	1	1	0	1	1											
John Olerud, L OBP: 0.400, SLG: 0.250		1-2 BB	0-1 G3		2-3 K		0-0 E5		1-2 G6-4-3	4	2	1	1	1	1	1											
Roberto Alomar, S OBP: 0.400, SLG: 0.250 Domingo Ceden, S		1-0 BB	4-1 BB		3-1 G4-3		0-0 G6-4-3		1-2t	4	1	1	0	1	0	3											
Shawn Green, L OBP: 0.200, SLG: 0.200		E4	1-2 F9		3-1 G3		2-2 F7			5	2	1	1	0	0	4											
Ed Sprague, R OBP: 0.750, SLG: 0.500		BB	4-2 BB BB		1-1 P3					2	3	1	2	2	0	0											
Lance Parrish, R OBP: 0.500, SLG: 0.667		K	3-3 K		0-0 2B					3	0	1	0	1	2	4											
Inning Stats	R: 1 E: 0 K: 0 S: 12	H: 8 LOB: 4 BB: 4 P: 65	R: 11 E: 1 K: 1 S: 36	H: 8 LOB: 2 BB: 1 P: 65	R: 0 E: 0 K: 0 S: 9	H: 0 LOB: 2 BB: 1 P: 16	R: 1 E: 0 K: 2 S: 9	H: 1 LOB: 1 BB: 2 P: 21	R: 0 E: 0 K: 2 S: 8	H: 0 LOB: 0 BB: 0 P: 14	R: 0 E: 0 K: 0 S: 7	H: 1 LOB: 1 BB: 0 P: 12	R: 0 E: 0 K: 0 S: 4	H: 0 LOB: 0 BB: 0 P: 6	R: 0 E: 1 K: 0 S: 5	H: 0 LOB: 0 BB: 0 P: 7	1B: 7 2B: 3 3B: 1 HR: 0	SF: 0 SAC: 0 DP: 1 HBP: 1	WP: 1 PB: 0 SB: 0 CS: 0	PA: 43							
PITCHER	IP	WLS	BF	H	R	ER	SO	BB	IBB	HBP	BLK	WP	HR	S	P	ERA	WHIP										
Dave Stewart, R ERA: 47.25	1.1	L	13	5	9	8	1	3	0	0	0	0	0	14	23	54.00	6.000										
Chris Eddy, L ERA: 81.0	0.1		6	4	3	2	0	1	0	0	0	0	0	20	40	3.86	1.714										
Carlos Reyes, R ERA: 3.86	2.1		11	1	1	1	2	3	0	1	0	0	0	24	39	0.00	0.250										
Todd Van Poppel, R ERA	4.0		13	1	0	0	2	0	0	0	0	0	0	24	39	0.00	0.250										

Oakland Athletics @ Toronto Blue Jays
SkyDome, Toronto, ON
Wed Apr 26 1995, 7:05 PM EDT
Att: 50,426 - Dome

AB 35
R 13
H 11
RBI 13
BB 7
SO 5
LOB 17



Batter	1	2	3	4	5	6	7	8	9	AB	R	H	RBI	BB	SO	LOB	TOP				
Rickey Henderson, R OBP: 0.429, SLG: 0.500	G4-3		F8			G5-3			1B E	4	1	1	0	0	0	0					
Stan Javier, S OBP: 0.375, SLG: 0.429	CS 1B			F8		G3			S 1B	4	0	2	0	0	0	0					
Ruben Sierra, S (1, 10)	SAFE 1-2 BB			K			F9		K	3	0	0	0	1	2	1					
Mark McGwire, R (1, 3)	SAFE K			K			FC4-6 BB		K	3	0	0	0	1	3	2					
Andy Tomberlin, L OBP: 0.200, SLG: 0.200		K			L3		FC4-6 S		K	4	0	0	0	0	2	2					
Terry Steinbach, R OBP: 0.200, SLG: 0.200	G5-3				F9		F9			3	0	0	0	0	0	1					
Scott Brosius, R OBP: 0.571, SLG: 0.400		F8						G3		3	0	1	0	0	0	0					
Mike Gallego, R (1, 4)			G5-3		F9			G5-3		3	0	0	0	0	0	1					
Mike Bordick, R (1, 6)			K2-3			F8		G6-3		3	0	0	0	0	1	0					
Inning Stats	R: 0 E: 0 K: 1 S: 10	H: 1 LOB: 1 BB: 1 P: 18	R: 0 E: 0 K: 1 S: 6	H: 0 LOB: 0 BB: 0 P: 11	R: 0 E: 0 K: 1 S: 7	H: 0 LOB: 0 BB: 0 P: 10	R: 0 E: 0 K: 2 S: 7	H: 0 LOB: 0 BB: 0 P: 9	R: 0 E: 0 K: 0 S: 8	H: 1 LOB: 1 BB: 0 P: 9	R: 0 E: 0 K: 0 S: 5	H: 0 LOB: 1 BB: 1 P: 10	R: 0 E: 0 K: 0 S: 6	H: 0 LOB: 0 BB: 0 P: 10	R: 1 E: 0 K: 3 S: 16	H: 2 LOB: 1 BB: 0 P: 26	1B: 4 2B: 0 3B: 0 HR: 0	SF: 0 SAC: 0 DP: 0 HBP: 0	WP: 0 PB: 0 SB: 3 CS: 1	PA: 32	
PITCHER	IP WLS BF H R ER SO BB IBB HBP BLK WP HR S P ERA WHIP	8.1 W 30 4 1 0 6 2 0 0 0 0 0 0 64 102 0.00 0.720	0.2 2 0 0 0 2 0 0 0 0 0 0 0 7 11 0.00 0.000																		

Oakland Athletics @ Toronto Blue Jays
SkyDome, Toronto, ON
Thu Apr 27 1995, 3:33 AM EDT
Att: 31,070 - Dome

AB	30
R	1
H	4
RBI	0
BB	2
SO	8
LOB	7



Batter	1	2	3	4	5	6	7	8	9	AB	R	H	RBI	BB	SO	LOB	BOTTOM				
Devon White, S OBP: 0.444, SLG: 0.750	G6-3		P6	K			G3-1			4	0	0	0	0	1	0					
Alex Gonzalez, R OBP: 0.333, SLG: 0.444	P6			BB 1B	G3		K			4	1	1	0	0	1	0					
Paul Molitor, R (1, 10)	G6-3			SAFE SAFE 1-2 BB	G4-3		F9			3	1	0	0	1	0	0					
Joe Carter, R OBP: 0.222, SLG: 0.222		F7		1B HR 1B	G5-3			K		4	1	1	1	0	1	0					
John Olerud, L OBP: 0.444, SLG: 0.500	G6-3 2B			K		F8		G1-6-3 1B		4	0	2	0	0	1	2					
Roberto Alomar, S OBP: 0.444, SLG: 0.286	G6-3			1-2 2-H 1B	1B	S 1B BB		G1-6-3		3	2	1	1	1	0	2					
Shawn Green, L OBP: 0.250, SLG: 0.250	G4-3			1-2 2-3 1B		L9				3	1	1	0	0	0	2					
Ed Sprague, R OBP: 0.714, SLG: 1.200		F8		1-H 2-H 3-H 1B		SAFE 1-H 1B				3	1	2	5	0	0	0					
Randy Knorr, R (1, 2)		G5-3		G5-3	F7		K			3	0	0	0	0	1	1					
Inning Stats	R: 0 E: 0 K: 0 S: 11	H: 0 LOB: 0 BB: 0 P: 17	R: 0 E: 0 K: 0 S: 9	H: 1 LOB: 1 BB: 0 P: 15	R: 0 E: 0 K: 0 S: 6	H: 0 LOB: 0 BB: 0 P: 13	R: 6 E: 0 K: 2 S: 20	H: 5 LOB: 0 BB: 1 P: 33	R: 0 E: 0 K: 0 S: 9	H: 0 LOB: 0 BB: 0 P: 15	R: 1 E: 0 K: 1 S: 12	H: 1 LOB: 1 BB: 1 P: 24	R: 0 E: 0 K: 1 S: 9	H: 0 LOB: 0 BB: 0 P: 12	R: 0 E: 0 K: 1 S: 7	H: 1 LOB: 0 BB: 0 P: 10	1B: 6 2B: 1 3B: 0 HR: 1	SF: 0 SAC: 0 DP: 1 HBP: 0	WP: 0 PB: 0 SB: 1 CS: 0	PA: 33	
PITCHER	IP WLS BF H R ER SO BB IBB HBP BLK WP HR S P ERA WHIP	4.0 L 19 6 6 6 2 1 0 0 0 0 0 1 46 78 13.50 1.750	1.0 3 0 0 0 0 0 0 0 0 0 0 0 9 15 0.00 0.000	1.0 5 1 1 1 1 1 0 0 0 0 0 0 12 24 9.00 2.000	1.0 3 0 0 0 1 0 0 0 0 0 0 0 9 12 0.00 0.000	1.0 3 1 0 0 0 1 0 0 0 0 0 0 7 10 0.00 1.000															

Oakland Athletics @ Toronto Blue Jays
SkyDome, Toronto, ON
Thu Apr 27 1995, 3:33 AM EDT
Att: 31,070 - Dome

AB	31
R	7
H	8
RBI	7
BB	2
SO	5
LOB	7



Batter	1	2	3	4	5	6	7	8	9	AB	R	H	RBI	BB	SO	LOB	TOP			
Tony Phillips, S OBP: 0.333, SLG: 0.167	G5-3		FC5-4 BB		G5-3		K		F7	4	0	0	0	1	1	3	California Angels @ Toronto Blue Jays SkyDome, Toronto, ON Sat Apr 29 1995, 3:33 AM EDT Att: 35,278 - Dome			
Damion Easley, R OBP: 0.385, SLG: 0.364	G4-3		FC5-4 FC6-4 1-2		G1-3			G4-3 HBP		3	0	0	0	0	0	1				
Eduardo Perez, R OBP: 0.500, SLG: 0.429			FC6-4 1-2			G5-3 BB		G4-3 1-2		2	0	0	0	2	0	2				
Chili Davis, S OBP: 0.385, SLG: 0.364	F8				G5-3	G5-3 1-2			1B	4	0	1	0	0	0	2				
Tim Salmon, R OBP: 0.538, SLG: 1.111		G6-3		FC5-4 1B BB				F7		2	0	0	0	2	0	1				
Jim Edmonds, L OBP: 0.250, SLG: 0.182		K2-3		FC5-4 1B		F8			2B 1B	4	0	2	0	0	1	2				
J.T. Snow, L OBP: 0.417, SLG: 0.500				FC5-4 1-2 1B		K		F8		4	0	1	0	0	1	5				
Andy Allanson, R OBP: 0.200, SLG: 0.800		G1-3		G5-3			G1-3		F8	2	0	0	0	0	0	3				
16 Garret Anderson, L (7, PH) Mark Dalesandro, R (7, 2) Spike Owen, S (9, PH)										1	0	0	0	0	0	0				
Gary Disarcina, R OBP: 0.333, SLG: 0.455			L7		B4-3					3	0	1	0	1	0	0				
Inning Stats	R: 0 E: 0 K: 0 S: 11	H: 0 LOB: 1 BB: 1 P: 18	R: 0 E: 0 K: 1 S: 10	H: 1 LOB: 1 BB: 0 P: 16	R: 0 E: 0 K: 0 S: 6	H: 0 LOB: 1 BB: 1 P: 13	R: 0 E: 0 K: 0 S: 9	H: 1 LOB: 2 BB: 1 P: 20	R: 0 E: 0 K: 1 S: 10	H: 0 LOB: 2 BB: 2 P: 11	R: 0 E: 0 K: 1 S: 11	H: 0 LOB: 1 BB: 1 P: 19	R: 0 E: 0 K: 0 S: 7	H: 1 LOB: 1 BB: 0 P: 14	R: 0 E: 0 K: 0 S: 10	H: 2 LOB: 2 BB: 0 P: 16	1B: 4 2B: 2 3B: 0 HR: 0	SF: 0 SAC: 0 DP: 2 HBP: 1	WP: 0 PB: 0 SB: 0 CS: 1	PA: 37
PITCHER	IP	WLS	BF	H	R	ER	SO	BB	IBB	HBP	BLK	WP	HR	S	P	ERA	WHIP			
Al Leiter, L (1, 1) ERA: 1.8	6.0	W	25	2	0	0	2	5	0	0	0	0	0	53	98	0.00	1.167			
Brad Cornett, R (7, 1) ERA: 4.5	2.0		7	1	0	0	1	1	0	1	0	0	0	18	33	0.00	1.000			
Darren Hall, R (9, 1) ERA: 2.0	1.0	S	5	2	0	0	0	0	0	0	0	0	0	10	16	0.00	2.000			

Batter	1	2	3	4	5	6	7	8	9	AB	R	H	RBI	BB	SO	LOB	BOTTOM			
Devon White, S OBP: 0.444, SLG: 0.625	G1-6-3 BB				F7	K				3	0	1	0	1	1	2	California Angels @ Toronto Blue Jays SkyDome, Toronto, ON Sat Apr 29 1995, 3:33 AM EDT Att: 35,278 - Dome			
Alex Gonzalez, R OBP: 0.353, SLG: 0.471	G1-6-3 1-2		F9		FC4-6 1B		G1			4	0	1	0	0	0	2				
Paul Moltor, R OBP: 0.333, SLG: 0.267	G6-3		F8		K		G1-3			4	0	0	0	0	1	3				
Joe Carter, R OBP: 0.444, SLG: 0.438		1B 1B		F7	FC4-6 1-2		F8			4	1	1	0	0	0	2				
John Olerud, L OBP: 0.389, SLG: 0.333		F8		1B 1B		FC1-6 BB		G4-3		3	0	1	0	1	0	1				
Roberto Alomar, S OBP: 0.333, SLG: 0.250			1B FC6-1 1B		F8		FC1-6 1B FC3-6 HBP		1B	4	1	2	0	0	0	2				
Shawn Green, L OBP: 0.462, SLG: 0.364		1B 1-3 2-H 1B		FC6-4 1B		1B E HBP		CS BB		2	1	2	1	1	0	0				
Ed Sprague, R OBP: 0.467, SLG: 0.583		FC6-1		FC6-4		FC3-6 1B		F8		4	0	1	0	0	0	6				
Randy Knorr, R OBP: 0.250, SLG: 0.375			G4-3			FC3-6				3	0	1	1	0	0	1				
Inning Stats	R: 0 E: 0 K: 0 S: 8	H: 3 LOB: 1 BB: 0 P: 13	R: 1 E: 0 K: 0 S: 12	H: 3 LOB: 1 BB: 0 P: 15	R: 0 E: 0 K: 0 S: 7	H: 1 LOB: 1 BB: 0 P: 12	R: 0 E: 0 K: 0 S: 12	H: 2 LOB: 2 BB: 0 P: 16	R: 0 E: 0 K: 1 S: 12	H: 2 LOB: 2 BB: 0 P: 18	R: 2 E: 1 K: 1 S: 11	H: 1 LOB: 1 BB: 1 P: 21	R: 0 E: 0 K: 0 S: 7	H: 0 LOB: 0 BB: 0 P: 8	R: 0 E: 0 K: 0 S: 10	H: 1 LOB: 1 BB: 1 P: 16		1B: 10 2B: 1 3B: 0 HR: 0	SF: 0 SAC: 0 DP: 1 HBP: 1	WP: 0 PB: 0 SB: 2 CS: 1
PITCHER	IP	WLS	BF	H	R	ER	SO	BB	IBB	HBP	BLK	WP	HR	S	P	ERA	WHIP			
Scott Sanderson, R (1, 1) ERA: 1.8	5.0	L	22	8	1	1	1	1	0	0	0	0	0	51	74	1.80	1.800			
Mike James, R (6, 1) ERA: 4.5	2.0		9	1	2	1	1	1	0	1	0	0	0	18	29	4.50	1.000			
Mitch Williams, L (8, 1) ERA: 2.0	1.0		4	1	0	0	0	1	0	0	0	0	0	10	16	0.00	2.000			

Batter	1	2	3	4	5	6	7	8	9	AB	R	H	RBI	BB	SO	LOB	TOP								
Tony Phillips, S OBP: 0.300, SLG: 0.125	L7		F8			1B BB	K		F9	4	1	0	0	1	1	1									
Damion Easley, R OBP: 0.294, SLG: 0.267	4-3			K		F9	K			4	0	0	0	0	2	2									
Jim Edmonds, L OBP: 0.250, SLG: 0.200	1-3			K		1B 1B	6-3			4	1	1	0	0	1	1									
Chili Davis, S OBP: 0.529, SLG: 0.500		G5-4-3 1B				BB 1B			CS 1B	3	0	3	2	1	0	0									
Tim Salmon, R OBP: 0.529, SLG: 0.917	G5-4-3 1-2			K		1B BB			1B	3	0	1	0	1	1	2									
J.T. Snow, L OBP: 0.313, SLG: 0.375	4-3					F7	K		K	4	0	0	0	0	2	3									
Spike Owen, S OBP: 0.313, SLG: 0.375			F8			K			6-3	3	1	0	0	1	1	1									
Andy Allanson, R OBP: 0.222, SLG: 0.500			F9			F9			F9	3	1	0	0	0	0	0									
Gary Disarcina, R OBP: 0.375, SLG: 0.800						3-1			4-3	4	1	2	3	0	0	0									
Inning Stats	R: 0 E: 0 K: 0 S: 3	H: 0 LOB: 0 BB: 0 P: 3	R: 0 E: 0 K: 0 S: 3	H: 1 LOB: 0 BB: 0 P: 3	R: 1 E: 0 K: 0 S: 4	H: 1 LOB: 0 BB: 0 P: 4	R: 0 E: 0 K: 3 S: 9	H: 0 LOB: 1 BB: 1 P: 13	R: 0 E: 0 K: 1 S: 5	H: 0 LOB: 0 BB: 0 P: 5	R: 2 E: 0 K: 1 S: 7	H: 2 LOB: 2 BB: 2 P: 15	R: 2 E: 0 K: 2 S: 8	H: 1 LOB: 1 BB: 1 P: 13	R: 0 E: 0 K: 1 S: 6	H: 2 LOB: 1 BB: 0 P: 6	R: 0 E: 0 K: 0 S: 3	H: 0 LOB: 0 BB: 0 P: 3	1B: 5 2B: 0 3B: 1 HR: 1	SF: 0 SAC: 0 DP: 1 HBP: 1	WP: 0 PB: 0 SB: 0 CS: 1	PA: 37			
PITCHER	IP	WLS	BF	H	R	ER	SO	BB	IBB	HBP	BLK	WP	HR	S	P	ERA	WHIP								
Danny Darwin, R ERA: 1.8	5.0		17	2	1	1	4	1	0	0	0	0	1	24	28	1.80	0.600								
Woody Williams, R ERA: 9.0	1.0		7	2	2	2	1	2	0	0	0	0	0	7	15	18.00	4.000								
Paul Menhart, R ERA: 13.5	0.2	L	5	1	2	2	2	1	0	1	0	0	0	7	12	27.00	3.000								
Mike Timlin, R ERA: 2.25	1.1		5	2	0	0	1	0	0	0	0	0	0	7	7	0.00	1.500								
Tony Castillo, L ERA: 2.25	1.0		3	0	0	0	0	0	0	0	0	0	0	3	3	0.00	0.000								

California Angels @ Toronto Blue Jays
SkyDome, Toronto, ON
Sun Apr 30 1995, 3:33 AM EDT
Att: 35,290 - Unknown

AB 32
R 5
H 7
RBI 5
BB 4
SO 8
LOB 10



Batter	1	2	3	4	5	6	7	8	9	AB	R	H	RBI	BB	SO	LOB	BOTTOM								
Devon White, S OBP: 0.364, SLG: 0.500	F9		4-3			F8			FC1-4-6 CS	4	0	0	0	0	0	1									
Alex Gonzalez, R OBP: 0.333, SLG: 0.400			F8			6-3			K	3	0	0	0	1	1	1									
Paul Moltis, R OBP: 0.364, SLG: 0.368	F8					K			CS	4	1	2	0	0	1	1									
Joe Carter, R OBP: 0.455, SLG: 0.650	1-3					HR 1B			2B	4	1	2	2	0	1	2									
John Olerud, L OBP: 0.409, SLG: 0.368			F9 1B SF9 1B			4-3			L7	4	1	2	0	0	0	2									
Roberto Alomar, S OBP: 0.318, SLG: 0.250			FC6-4			F8			5-3	4	0	1	0	0	0	3									
Mike Huff, R OBP: 0.429, SLG: 0.333			F9			6-3			F7	2	0	0	0	1	0	2									
Shawn Green, L OBP: 0.429, SLG: 0.333										1	0	0	0	0	0	0									
Ed Sprague, R OBP: 0.368, SLG: 0.467			SF9			F3			4-3	3	0	0	1	0	1	2									
Lance Parrish, R OBP: 0.400, SLG: 0.444			K			F8			L6	4	0	1	0	0	1	1									
Inning Stats	R: 0 E: 0 K: 0 S: 3	H: 0 LOB: 1 BB: 1 P: 7	R: 1 E: 0 K: 1 S: 7	H: 2 LOB: 1 BB: 0 P: 7	R: 2 E: 0 K: 0 S: 6	H: 3 LOB: 1 BB: 0 P: 6	R: 0 E: 0 K: 0 S: 3	H: 0 LOB: 0 BB: 0 P: 3	R: 0 E: 0 K: 1 S: 5	H: 0 LOB: 0 BB: 0 P: 5	R: 0 E: 0 K: 1 S: 6	H: 1 LOB: 2 BB: 1 P: 10	R: 0 E: 0 K: 1 S: 5	H: 1 LOB: 0 BB: 0 P: 5	R: 0 E: 0 K: 1 S: 6	H: 1 LOB: 1 BB: 0 P: 6	R: 0 E: 0 K: 0 S: 3	H: 0 LOB: 0 BB: 0 P: 3	1B: 5 2B: 2 3B: 0 HR: 1	SF: 1 SAC: 0 DP: 0 HBP: 0	WP: 0 PB: 0 SB: 0 CS: 1	PA: 37			
PITCHER	IP	WLS	BF	H	R	ER	SO	BB	IBB	HBP	BLK	WP	HR	S	P	ERA	WHIP								
Brian Anderson, L ERA: 4.76	5.2		25	6	3	3	2	2	0	0	0	0	1	27	35	4.76	1.412								
Mike Butcher, R ERA: 4.76	1.2	W	6	2	0	0	3	0	0	0	0	0	0	12	12	0.00	1.200								
Bob Patterson, L ERA: 4.76	0.2		2	0	0	0	0	0	0	0	0	0	0	2	2	0.00	0.000								
Lee Smith, R ERA: 4.76	1.0	S	3	0	0	0	0	0	0	0	0	0	0	3	3	0.00	0.000								

California Angels @ Toronto Blue Jays
SkyDome, Toronto, ON
Sun Apr 30 1995, 3:33 AM EDT
Att: 35,290 - Unknown

AB 33
R 3
H 8
RBI 3
BB 2
SO 5
LOB 15



Batter	1	2	3	4	5	6	7	8	9	AB	R	H	RBI	BB	SO	LOB	TOP										
Tony Phillips, S OBP: 0.375, SLG: 0.250 (1, 8)										4	0	3	0	0	1	0	California Angels @ Toronto Blue Jays SkyDome, Toronto, ON Mon May 01 1995, 3:33 AM EDT Att: 31,303 - Dome										
Damion Easley, R OBP: 0.333, SLG: 0.278 (1, 4)										3	1	1	0	1	2	2											
16 Garret Anderson, L (1, 7)										4	0	0	0	0	2	4											
Jim Edmonds, L OBP: 0.290, SLG: 0.200 (8, 8)										0	0	0	0	0	0	0											
Chili Davis, S OBP: 0.476, SLG: 0.412 (1, 10)										3	0	0	0	1	2	2											
Tim Salmon, R OBP: 0.476, SLG: 0.938 (1, 9)										4	1	1	1	0	1	2											
Eduardo Perez, R OBP: 0.438, SLG: 0.455 (1, 5)										4	0	1	0	0	2	0											
J.T. Snow, L OBP: 0.290, SLG: 0.300 (1, 3)										4	0	0	0	0	0	1											
Andy Allanson, R OBP: 0.154, SLG: 0.333 (1, 2)										4	0	0	0	0	0	1											
Gary Disarcina, R OBP: 0.316, SLG: 0.667 (1, 6)										3	0	0	0	0	0	1											
Inning Stats	R: 1 E: 0 K: 2 S: 10	H: 1 LOB: 0 BB: 0 P: 15	R: 1 E: 0 K: 1 S: 7	H: 1 LOB: 0 BB: 0 P: 11	R: 0 E: 0 K: 0 S: 10	H: 1 LOB: 2 BB: 1 P: 19	R: 0 E: 0 K: 2 S: 11	H: 0 LOB: 0 BB: 0 P: 15	R: 0 E: 0 K: 1 S: 15	H: 1 LOB: 1 BB: 0 P: 20	R: 0 E: 0 K: 2 S: 8	H: 0 LOB: 0 BB: 0 P: 14	R: 0 E: 0 K: 0 S: 8	H: 1 LOB: 1 BB: 0 P: 12	R: 0 E: 0 K: 2 S: 9	H: 1 LOB: 2 BB: 1 P: 16	R: 0 E: 0 K: 0 S: 10	H: 0 LOB: 0 BB: 0 P: 14	1B: 4 2B: 1 3B: 0 HR: 1	SF: 0 SAC: 0 DP: 0 HBP: 0	WP: 2 PB: 2 CS: 0	PA: 35					
PITCHER	IP	WLS	BF	H	R	ER	SO	BB	IBB	HBP	BLK	WP	HR	S	P	ERA	WHIP										
David Cone, R ERA: 1.38 (1, 1)	7.0	L	27	5	2	1	8	1	0	0	0	2	1	69	106	1.29	0.857										
Danny Cox, R ERA: (8, 1)	2.0		8	1	0	0	2	0	1	0	0	0	0	19	30	0.00	0.500										

AB	33
R	2
H	6
RBI	1
BB	2
SO	10
LOB	13



Batter	1	2	3	4	5	6	7	8	9	AB	R	H	RBI	BB	SO	LOB	BOTTOM										
Devon White, S OBP: 0.385, SLG: 0.583 (1, 8)										4	0	2	0	0	1	0	California Angels @ Toronto Blue Jays SkyDome, Toronto, ON Mon May 01 1995, 3:33 AM EDT Att: 31,303 - Dome										
Alex Gonzalez, R OBP: 0.280, SLG: 0.333 (1, 6)										4	0	0	0	0	3	3											
Paul Moltitor, R OBP: 0.308, SLG: 0.304 (1, 10)										4	0	0	0	0	3												
Joe Carter, R OBP: 0.385, SLG: 0.542 (1, 7)										4	0	0	0	0	1												
John Olerud, L OBP: 0.385, SLG: 0.348 (1, 3)										4	0	1	0	0	1												
Roberto Alomar, S OBP: 0.346, SLG: 0.261 (1, 4)										3	0	1	0	1	0												
Shawn Green, L OBP: 0.333, SLG: 0.250 (1, 9)										4	0	0	0	0	4												
Ed Sprague, R OBP: 0.318, SLG: 0.389 (1, 5)										3	0	0	0	0	2												
Randy Knorr, R OBP: 0.300, SLG: 0.400 (1, 2)										2	0	1	0	0	0												
Carlos Delgado, L (8, PH)										1	0	0	0	0	0												
Lance Parrish, R OBP: 0.400, SLG: 0.444 (9, 2)										0	0	0	0	0	0												
Inning Stats	R: 0 E: 0 K: 0 S: 12	H: 1 LOB: 1 BB: 0 P: 18	R: 0 E: 0 K: 0 S: 6	H: 0 LOB: 0 BB: 0 P: 10	R: 0 E: 0 K: 1 S: 8	H: 2 LOB: 2 BB: 0 P: 13	R: 0 E: 0 K: 0 S: 5	H: 0 LOB: 0 BB: 0 P: 7	R: 0 E: 0 K: 2 S: 8	H: 0 LOB: 0 BB: 0 P: 10	R: 0 E: 1 K: 0 S: 8	H: 1 LOB: 2 BB: 0 P: 11	R: 0 E: 0 K: 1 S: 7	H: 0 LOB: 0 BB: 0 P: 11	R: 0 E: 0 K: 0 S: 6	H: 1 LOB: 2 BB: 1 P: 11	1B: 4 2B: 0 3B: 1 HR: 0	SF: 0 SAC: 0 DP: 0 HBP: 0	WP: 0 PB: 0 CS: 0	PA: 34							
PITCHER	IP	WLS	BF	H	R	ER	SO	BB	IBB	HBP	BLK	WP	HR	S	P	ERA	WHIP										
Shawn Boskie, R ERA: (1, 1)	8.0	W	29	4	0	0	4	0	0	0	0	0	0	57	85	0.00	0.500										
Lee Smith, R ERA: (9, 1)	1.0	S	5	1	0	0	0	1	0	0	0	0	0	6	11	0.00	2.000										

AB	33
R	0
H	5
RBI	0
BB	1
SO	4
LOB	14



Batter	1	2	3	4	5	6	7	8	9	AB	R	H	RBI	BB	SO	LOB	TOP										
Ray Durham, S OBP: 0.290, SLG: 0.250 (1, 4)	1-2 FC5-4 1B	0-3 K		1-2 1B	4-0 BB		2-3 K		1-1 G4-3	5	0	2	0	1	2	1	Chicago White Sox @ Toronto Blue Jays SkyDome, Toronto, ON Tue May 02 1995, 7:05 PM EDT Att: 34,194 - Dome										
Tim Raines, S OBP: 0.423, SLG: 0.520 (1, 7)	0-0 FC5-4 BB E	1-0 FC5-4 1B		0-0 F8	2-0 P6		2-1 1B		1-1 F7	6	1	2	1	0	0	5											
Frank Thomas, R OBP: 0.483, SLG: 0.708 (1, 3)	2-3 K	0-0 FC5-4			4-0 2B BB	0-2 G6-3	0-0 1B			4	1	1	0	1	1	2											
Chris Sabo, R OBP: 0.241, SLG: 0.333 (1, 10)	4-1 E BB E		1-0 F9		1-1 2B	2-0 F8	0-3 K			4	2	1	0	1	1	2											
Robin Ventura, L OBP: 0.370, SLG: 0.400 (1, 5)	4-0 E BB		0-0 F7		3-2 G6-3 1B 2B	4-1 1B BB		2-2 G4-3		3	2	1	2	2	0	0											
Mike Devereaux, R OBP: 0.304, SLG: 0.409 (1, 9)	0-1 E6 E		3-2		3-2 G6-3	2-0 1B BB		0-2 G5-3		5	1	2	0	0	0	3											
Lance Johnson, L OBP: 0.320, SLG: 0.261 (1, 8)	0-1 E6		0-1 G4-3		4-0 S 1B IBB	1-0 G3		0-0		4	0	1	0	1	0	3											
Ron Karkovics, R OBP: 0.300, SLG: 0.375 (1, 2)	2-1 F8		3-2 L6		0-1 P3		2-0 F8	0-3 K		5	0	0	0	0	1	4											
Craig Grebeck, R OBP: 0.467, SLG: 0.538 (1, 6)		1-2 F7		1-0 P9	0-2 BB 1B		2-1 1B 2B		2-3 K	5	1	2	1	0	1	0											
Inning Stats	R: 4 E: 2 K: 1 S: 14	H: 1 LOB: 1 BB: 2 P: 27	R: 0 E: 0 K: 1 S: 8	H: 1 LOB: 1 BB: 0 P: 10	R: 0 E: 0 K: 0 S: 7	H: 1 LOB: 1 BB: 0 P: 11	R: 0 E: 0 K: 0 S: 9	H: 1 LOB: 1 BB: 0 P: 14	R: 3 E: 0 K: 0 S: 15	H: 3 LOB: 3 BB: 3 P: 36	R: 0 E: 0 K: 0 S: 7	H: 1 LOB: 2 BB: 1 P: 16	R: 1 E: 0 K: 2 S: 12	H: 3 LOB: 2 BB: 0 P: 20	R: 0 E: 0 K: 1 S: 10	H: 1 LOB: 1 BB: 0 P: 12		R: 0 E: 0 K: 1 S: 7	H: 0 LOB: 0 BB: 0 P: 11	1B: 9 2B: 3 3B: 0 HR: 0	SF: 0 SAC: 0 DP: 0 HBP: 0	WP: 0 PB: 0 SB: 1 CS: 0	PA: 47				
PITCHER	IP	WLS	BF	H	R	ER	SO	BB	IBB	HBP	BLK	WP	HR	S	P	ERA	WHIP										
Pat Hentgen, R ERA: 2.03	(1, 1)	5.0	29	7	7	3	2	4	1	0	0	0	0	53	98	5.40	2.200										
Woody Williams, R ERA: 6.75	(6, 1)	2.0	11	4	1	1	2	1	0	0	0	0	0	19	36	4.50	2.500										
Mike Timlin, R ERA:	(8, 1)	2.0	W	7	1	0	0	2	0	0	0	0	0	17	23	0.00	0.500										

Batter	1	2	3	4	5	6	7	8	9	AB	R	H	RBI	BB	SO	LOB	BOTTOM										
Devon White, S OBP: 0.355, SLG: 0.517 (1, 8)	0-1 F8			2-2 G3		1-1 F9		2-1 1B 1B 1B		5	1	1	1	0	1	2	Chicago White Sox @ Toronto Blue Jays SkyDome, Toronto, ON Tue May 02 1995, 7:05 PM EDT Att: 34,194 - Dome										
Alex Gonzalez, R OBP: 0.233, SLG: 0.276 (1, 6)	2-1 L6		2-3 K		1-1 E4 FC6-4	2-3 K		3-2 F9		5	0	0	0	0	2	2											
Paul Molitor, R OBP: 0.290, SLG: 0.286 (1, 10)	0-0 G6-3		0-0 E5		2-2 FC6-4 E 1B 1B	3-2 F9		0-1 1B		5	1	1	1	0	0	1											
Joe Carter, R OBP: 0.452, SLG: 0.586 (1, 7)		1-2 1B 1B	2-2 BB 1B		0-1 E 1B 1B		3-2 P4	0-2 1B		5	2	4	1	0	0	0											
John Olerud, L OBP: 0.323, SLG: 0.286 (1, 3)		3-1 P4	0-3 K		1-0 FC6 1B G6-3	1-1 G3-1		1-2 L8		5	1	0	0	0	1	7											
Roberto Alomar, S OBP: 0.419, SLG: 0.444 (1, 4)		3-2 FC4-6 1B	4-1 BB 1B		1-0 G6-3 1B	0-3 K		1-1 HR		4	2	3	3	1	1	0											
Shawn Green, L OBP: 0.333, SLG: 0.263 (1, 9)		0-0	0-2 K		1-3 2H 3H 1B	3-2 G6-3		3-2 BB 1B		3	0	1	2	0	1	4											
Mike Huff, R OBP: 0.444, SLG: 0.167 (6, PH) (9, 9)		1-2 FC4-6 1B			1-2 G6-3			1-2 BB 1B		1	1	1	0	0	0	0											
Ed Sprague, R OBP: 0.308, SLG: 0.333 (1, 5)		3-1 FC4-6 1B		0-1 P5	1-2 BB		1-1 F9			3	0	0	0	1	0	3											
Randy Knorr, R OBP: 0.308, SLG: 0.385 (1, 2)		0-0		1-2 G4-3	3-2 G6-3		4-1 BB 1B			3	0	1	1	0	0	2											
Lance Parrish, R OBP: 0.455, SLG: 0.444 (8, PH) (9, 2)		1-3 1B			1-2 G6-3		1-2 BB			0	1	0	0	1	0	0											
Inning Stats	R: 0 E: 0 K: 0 S: 5	H: 0 LOB: 0 BB: 0 P: 7	R: 2 E: 0 K: 1 S: 15	H: 4 LOB: 2 BB: 0 P: 24	R: 0 E: 1 K: 3 S: 15	H: 1 LOB: 3 BB: 1 P: 23	R: 0 E: 0 K: 0 S: 9	H: 0 LOB: 0 BB: 0 P: 12	R: 3 E: 2 K: 1 S: 16	H: 2 LOB: 2 BB: 1 P: 31	R: 0 E: 0 K: 1 S: 8	H: 0 LOB: 0 BB: 0 P: 14	R: 0 E: 0 K: 1 S: 12	H: 0 LOB: 0 BB: 0 P: 16	R: 3 E: 0 K: 0 S: 19	H: 4 LOB: 2 BB: 1 P: 35	R: 1 E: 0 K: 0 S: 2	H: 1 LOB: 0 BB: 0 P: 3	1B: 11 2B: 0 3B: 0 HR: 1	SF: 0 SAC: 0 DP: 0 HBP: 0	WP: 0 PB: 0 SB: 0 CS: 0	PA: 42					
PITCHER	IP	WLS	BF	H	R	ER	SO	BB	IBB	HBP	BLK	WP	HR	S	P	ERA	WHIP										
Alex Fernandez, R ERA: 7.04	(1, 1)	5.0	27	7	5	2	4	2	0	0	0	0	0	14	23	0.00	0.000										
Jose DelLeon, R ERA: 10.5	(6, 1)	1.1	4	0	0	0	1	0	0	0	0	0	0	6	7	0.00	0.000										
Tim Fortugno, L ERA: 2.25	(7, 1)	0.2	2	0	0	0	1	0	0	0	0	0	0	6	7	0.00	0.000										
Kirk McCaskill, R ERA: 9.82	(8, 1)	0.2	7	4	3	3	0	1	0	0	0	0	0	18	33	40.50	7.500										
Scott Radinsky, L ERA:	(8, 1)	0.1	1	0	0	0	0	0	0	0	0	0	0	1	2	0.00	0.000										

AB 41
R 8
H 12
RBI 4
BB 6
SO 6
LOB 20



AB 39
R 9
H 12
RBI 9
BB 3
SO 6
LOB 21



Batter	1	2	3	4	5	6	7	8	9	AB	R	H	RBI	BB	SO	LOB	TOP										
Devon White, S (1, 8) OBP: 0.366, SLG: 0.459	2-1 G6-3 SH1-3 1B		0-1 G4-3			1-3 K		3-3 K		4	0	1	0	0	2	0	Toronto Blue Jays @ Baltimore Orioles Oriole Park at Camden Yards, Baltimore, MD Fri May 05 1995, 7:05 PM EDT Att: 37,670 - Unknown - 71 F										
Alex Gonzalez, R (1, 6) OBP: 0.270, SLG: 0.265	1-0 SH1-3			2-2 G1-3		2-3 K		4-2 BB		2	0	0	0	1	1	0											
Paul Molitor, R (1, 10) OBP: 0.300, SLG: 0.306	1-2 G6-3			0-0 F9			0-0 HR 2B	2-0 F8		4	1	1	0	0	0	2											
Joe Carter, R (1, 7) OBP: 0.400, SLG: 0.568	3-2 G5-3			1-1 G6-3			0-1 HR	0-1 P3		4	1	1	2	0	0	2											
John Olerud, L (1, 3) OBP: 0.300, SLG: 0.270		2-2 G3-1			1-0 G6-4-3 1B		1-0 G4-3		0-0 P5	4	0	1	0	0	0	0											
Roberto Alomar, S (1, 4) OBP: 0.462, SLG: 0.636		0-0 G1-3			2-1 G6-4-3 1B		4-2 1B S BB		2-2 G5-3	3	0	1	0	1	0	0											
Shawn Green, L (1, 9) Mike Huff, R (9, PH) OBP: 0.385, SLG: 0.111		0-1 G3			0-0 G6-4-3 1B		1-2 HBP 1B		2-3 K	3	0	1	0	0	0	2											
Ed Sprague, R (1, 5) OBP: 0.353, SLG: 0.444			0-1 F9		2-3 K		1-1 SAFE SAFE	1-2 G4-6-3 HBP		2	0	0	0	0	1	1											
Randy Knorr, R (1, 2) Carlos Delgado, L (7, PH) Lance Parrish, R (7, 2) OBP: 0.357, SLG: 0.333			2-3 K			1-2 G4-3		3-1 G4-6-3		2	0	0	0	0	1	0											
Inning Stats	R: 0 E: 0 K: 0 S: 12	H: 1 LOB: 1 BB: 0 P: 19	R: 0 E: 0 K: 0 S: 6	H: 0 LOB: 0 BB: 0 P: 8	R: 0 E: 0 K: 1 S: 8	H: 0 LOB: 0 BB: 0 P: 10	R: 0 E: 0 K: 0 S: 6	H: 0 LOB: 0 BB: 0 P: 9	R: 0 E: 0 K: 1 S: 7	H: 2 LOB: 1 BB: 0 P: 12	R: 0 E: 0 K: 2 S: 9	H: 0 LOB: 0 BB: 0 P: 13	R: 2 E: 0 K: 0 S: 14	H: 3 LOB: 2 BB: 1 P: 24	R: 0 E: 0 K: 1 S: 12	H: 0 LOB: 0 BB: 0 P: 11		R: 0 E: 0 K: 1 S: 9	H: 0 LOB: 0 BB: 0 P: 13	1B: 4 2B: 1 3B: 0 HR: 1	SF: 0 SAC: 1 DP: 2 HBP: 1	WP: 0 PB: 0 SB: 1 CS: 0	PA: 34				
PITCHER	IP	WLS	BF	H	R	ER	SO	BB	IBB	HBP	BLK	WP	HR	S	P	ERA	WHIP										
Kevin Brown, R (1, 1) ERA: 4.73	7.0	W	27	6	2	2	4	1	0	1	0	0	1	62	95	2.57	1.000										
Armando Benitez, R (8, 1) ERA: 1.17	1.0		4	0	0	0	1	1	0	0	0	0	0	12	21	0.00	1.000										
Jamie Moyer, L (9, 1) ERA: 7.71	1.0		3	0	0	0	1	0	0	0	0	0	0	9	13	0.00	0.000										

AB	30
R	2
H	6
RBI	2
BB	2
SO	6
LOB	10



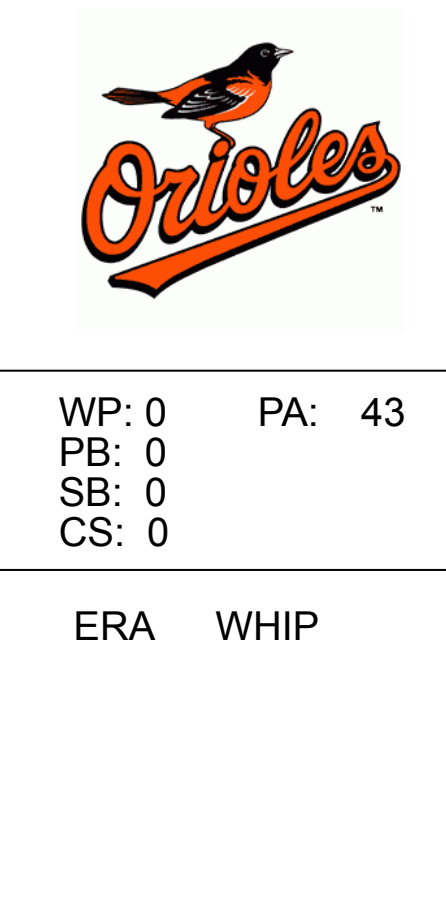
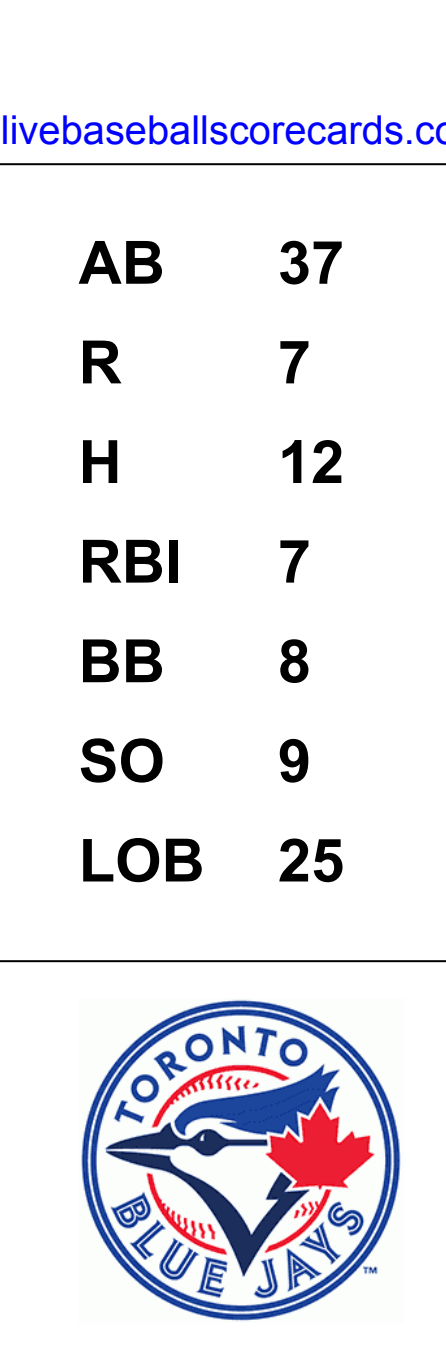
Batter	1	2	3	4	5	6	7	8	9	AB	R	H	RBI	BB	SO	LOB	BOTTOM										
Brady Anderson, L (1, 7) OBP: 0.442, SLG: 0.737	2-2 G4-3		4-2 1B 1B BB	1-2 G3-1		3-2 HR		2-2 E9 G4-3 HR 2B		4	3	2	2	1	0	0	Toronto Blue Jays @ Baltimore Orioles Oriole Park at Camden Yards, Baltimore, MD Fri May 05 1995, 7:05 PM EDT Att: 37,670 - Unknown - 71 F										
Bret Barberie, S (1, 4) Matt Nokes, L (8, PH) OBP: 0.100, SLG: 0.400	1-3 K		0-0 1B 1B	3-3 K		0-3 K		1-0 G4-3		4	1	1	0	0	3	0											
Rafael Palmeiro, L (1, 3) OBP: 0.349, SLG: 0.462	2-1 FC5-4 1B		1-3 K		1-2 2B		2-2 G4-3	0-0 HR		5	1	3	2	0	1	3											
Cal Ripken Jr., R (1, 6) OBP: 0.385, SLG: 0.412	0-0 FC5-4		2-1 1B 2H 3H	1-1 G5-3		0-1 P5		1-2 P5		5	0	1	2	0	0	4											
Sherman Obando, R (1, 10) OBP: 0.500, SLG: 0.444		2-1 PB 1B	2-2 S 1B	1-3 K		1-3 K		0-1 G4-3		4	0	2	1	0	1	1											
Chris Hoiles, R (1, 2) Manny Alexander, R (8, FR) OBP: 0.222, SLG: 0.176		2-3 K	1-3 K		4-0 FC4-6 IBB		4-1 1B WP BB			2	0	0	0	2	2	3											
Andy Van Slyke, L (1, 8) OBP: 0.294, SLG: 0.517	1-0 G6-3		4-2 BB		2-2 FC4-6		0-3 K			3	0	0	0	1	1	4											
Leo Gomez, R (1, 5) Harold Baines, L (8, PH) Jeff Manto, R (8, FR)	2-1 P6		1-3 K			3-3 K		2-1 WP 2B 1B		3	0	0	0	0	2	4											
Jeffrey Hammonds, R (1, 9) Damon Buford, R (8, 9)		2-1 1B 1B	1-1 1B 1B		2-2 P3		1-1 G5-3	4-1 2B E BB		3	1	1	0	0	0	0											
Inning Stats	R: 0 E: 0 K: 1 S: 9	H: 1 LOB: 1 BB: 0 P: 14	R: 0 E: 0 K: 1 S: 8	H: 1 LOB: 1 BB: 0 P: 15	R: 3 E: 0 K: 3 S: 21	H: 4 LOB: 3 BB: 2 P: 37	R: 0 E: 0 K: 1 S: 10	H: 0 LOB: 0 BB: 0 P: 16	R: 0 E: 0 K: 1 S: 11	H: 1 LOB: 2 BB: 1 P: 20	R: 1 E: 0 K: 2 S: 11	H: 1 LOB: 0 BB: 0 P: 18	R: 0 E: 0 K: 0 S: 7	H: 0 LOB: 0 BB: 0 P: 9	R: 5 E: 1 K: 1 S: 15	H: 3 LOB: 2 BB: 2 P: 29		1B: 7 2B: 2 3B: 0 HR: 2	SF: 0 SAC: 0 DP: 0 HBP: 0	WP: 1 PB: 1 SB: 1 CS: 0	PA: 40						
PITCHER	IP	WLS	BF	H	R	ER	SO	BB	IBB	HBP	BLK	WP	HR	S	P	ERA	WHIP										
Al Leiter, L (1, 1) ERA: 2.45	5.0	L	25	7	3	3	7	2	0	0	0	1	2	33	56	18.00	2.000										
Danny Cox, R (6, 1) ERA: 6.53	3.0		15	4	6	6	3	2	0	0	0	1	2	33	56	18.00	2.000										

AB	35
R	9
H	11
RBI	7
BB	5
SO	10
LOB	22



Batter	1	2	3	4	5	6	7	8	9	AB	R	H	RBI	BB	SO	LOB	TOP										
Devon White, S (1, 8) OBP: 0.413, SLG: 0.475	1-0 1B	2-0 BB	4-2 BB		4-0 BB		2-3 K			3	1	2	1	2	1	0	Toronto Blue Jays @ Baltimore Orioles Oriole Park at Camden Yards, Baltimore, MD Sat May 06 1995, 3:33 AM EDT Att: 40,173 - Sunny - 71 F livebaseballscores.com										
Alex Gonzalez, R (1, 6) OBP: 0.292, SLG: 0.237	0-3 K	4-1 1B	3-3 K		1-3 K		1-3 K			4	1	0	0	1	4	4											
Paul Molitor, R (1, 10) OBP: 0.311, SLG: 0.341	0-0 F9	1-0 FC6-4 1B	3-2 L8		2-0 L9			3-2 F8 2B		5	1	2	2	0	0	4											
Joe Carter, R (1, 7) OBP: 0.444, SLG: 0.585	0-0 1B	1-2 FC6-4 1B		3-2 G3 1B		4-1 S BB		0-2 F8 2-3		4	0	3	1	1	0	1											
John Olerud, L (1, 3) OBP: 0.267, SLG: 0.238	2-2 G4-3	2-2 FC6-4 1B		1-1 F8		3-2 G5-3		0-0 G3		5	0	0	0	0	0	7											
Roberto Alomar, S (1, 4) OBP: 0.455, SLG: 0.595				3-2 G3		4-0 G5-4-3 IBB		1-3 K		4	0	1	1	1	1	2											
Candy Maldonado, R (1, 9) OBP: 0.350, SLG: 0.600				4-1 BB		2-2 G5-4-3			1-3 K	3	1	0	0	2	2	4											
Ed Sprague, R (1, 5) OBP: 0.359, SLG: 0.419		4-1 1B	0-0 F9	1-0 F9			1-3 K		0-1 G5-4-3 1B	4	1	1	0	1	1	2											
Randy Knorr, R (1, 2) OBP: 0.350, SLG: 0.600		0-0 BB	1-2 2B		3-2 F7		2-2 HR		0-2 G5-4-3	5	2	3	2	0	0	1											
Inning Stats	R: 0 E: 0 K: 1 S: 9	H: 2 LOB: 2 BB: 0 P: 12	R: 6 E: 0 K: 1 S: 22	H: 5 LOB: 2 BB: 3 P: 46	R: 0 E: 0 K: 1 S: 14	H: 1 LOB: 2 BB: 1 P: 25	R: 0 E: 0 K: 0 S: 12	H: 1 LOB: 2 BB: 1 P: 24	R: 0 E: 0 K: 0 S: 7	H: 0 LOB: 1 BB: 2 P: 20	R: 1 E: 0 K: 3 S: 12	H: 1 LOB: 0 BB: 0 P: 18	R: 0 E: 0 K: 1 S: 13	H: 1 LOB: 1 BB: 0 P: 17	R: 0 E: 0 K: 1 S: 9	H: 1 LOB: 0 BB: 0 P: 10	1B: 9 2B: 2 3B: 0 HR: 1	SF: 0 SAC: 0 DP: 2 HBP: 0	WP: 0 PB: 0 SB: 1 CS: 1	PA: 45							
PITCHER	IP	WLS	BF	H	R	ER	SO	BB	IBB	HBP	BLK	WP	HR	S	P	ERA	WHIP										
Arthur Rhodes, L (1, 1) ERA: 11.57	1.1	L	12	5	6	6	1	3	0	0	0	0	0	19	39	40.50	6.000										
Mike Oquist, R (2, 1) ERA: 3.12	3.2		18	4	0	0	3	3	0	0	0	0	0	45	85	0.00	1.909										
Brad Pennington, L (6, 1) ERA: 8.1	2.0		8	1	1	1	3	1	1	0	0	0	1	19	38	4.50	1.000										
Jesse Orosco, L (8, 1) ERA: 3.38	2.0		7	2	0	0	2	0	0	0	0	0	0	22	27	0.00	1.000										

Batter	1	2	3	4	5	6	7	8	9	AB	R	H	RBI	BB	SO	LOB	BOTTOM											
Brady Anderson, L (1, 7) OBP: 0.417, SLG: 0.674	1-1 1B		2-2 P6		0-1 F8		1-0 P5	1-1 F7		5	1	1	0	0	0	1	Toronto Blue Jays @ Baltimore Orioles Oriole Park at Camden Yards, Baltimore, MD Sat May 06 1995, 3:33 AM EDT Att: 40,173 - Sunny - 71 F livebaseballscores.com											
Bret Barberie, S (1, 4) OBP: 0.440, SLG: 0.316	2-1 G4-6-3 1B		4-1 G3-1 BB		1-2 FC5 1B		4-0 HR BB	0-0 2B		3	1	3	0	2	0	0												
Rafael Palmeiro, L (1, 3) OBP: 0.375, SLG: 0.535	3-2 G4-6-3		0-0 G3-1		0-0 1B		0-2 HR	4-1 BB		4	1	2	2	1	0	2												
Cal Ripken Jr., R (1, 6) OBP: 0.364, SLG: 0.385	2-3 K		1-1 G6-3		0-0 FC5		1-0 BB	2-2 P5		5	0	1	0	0	1	6												
Harold Baines, L (1, 10) OBP: 0.378, SLG: 0.452		0-0 G3 2B		2-0 G4-3		4-2 BB	0-1 BB		1-3 K	2	0	1	0	1	0	0												
Sherman Obando, R (7, PH) OBP: 0.500, SLG: 0.455										2	0	1	0	0	1	0												
Matt Nokes, L (1, 2) OBP: 0.077, SLG: 0.308		1-0 G3		3-3 K		1-0 P5	4-1 BB		3-2 P3	3	0	0	0	0	1	2												
Chris Hoiles, R (7, PH) OBP: 0.452, SLG: 0.500										1	0	0	0	1	0	0												
Andy Van Slyke, L (1, 8) OBP: 0.308, SLG: 0.500										5	0	2	0	0	2	4												
Leo Gomez, R (1, 5) OBP: 0.229, SLG: 0.156		1-2 P4		3-2 P4		1-1 F9		2-2 G1-3		3	0	0	0	0	0	4												
Kevin Bass, S (8, PH) OBP: 0.300, SLG: 0.313										1	0	0	0	0	0	0												
Jeff Manto, R (9, 5) OBP: 0.250, SLG: 0.400										0	0	0	0	0	0	0												
Jeffrey Hammonds, R (1, 9) OBP: 0.250, SLG: 0.400										4	0	1	0	0	1	2												
Inning Stats	R: 1 E: 0 K: 1 S: 16	H: 2 LOB: 0 BB: 0 P: 23	R: 0 E: 0 K: 1 S: 12	H: 2 LOB: 0 BB: 0 P: 19	R: 0 E: 0 K: 0 S: 7	H: 0 LOB: 1 BB: 1 P: 14	R: 0 E: 0 K: 1 S: 9	H: 1 LOB: 1 BB: 0 P: 19	R: 0 E: 0 K: 0 S: 9	H: 2 LOB: 2 BB: 0 P: 10	R: 2 E: 0 K: 1 S: 14	H: 3 LOB: 3 BB: 2 P: 27	R: 0 E: 0 K: 0 S: 14	H: 2 LOB: 3 BB: 1 P: 24	R: 0 E: 0 K: 2 S: 9	H: 0 LOB: 0 BB: 0 P: 15	1B: 9 2B: 2 3B: 0 HR: 1	SF: 0 SAC: 0 DP: 1 HBP: 0	WP: 0 PB: 0 SB: 0 CS: 0	PA: 43								
PITCHER	IP	WLS	BF	H	R	ER	SO	BB	IBB	HBP	BLK	WP	HR	S	P	ERA	WHIP											
Danny Darwin, R (1, 1) ERA: 1.8	5.0	W	22	3	2	2	1	3	0	0	0	0	0	1	23	43	9.00	3.000										
Tony Castillo, L (6, 1) ERA: 3.12	2.0		12	3	2	2	1	3	0	0	0	0	0	14	24	0.00	3.000											
Woody Williams, R (8, 1) ERA: 5.4	1.0		6	2	0	0	0	1	0	0	0	0	0	9	15	0.00	0.000											
Darren Hall, R (9, 1) ERA:	1.0		3	0	0	0	2	0	0	0	0	0	0	9	15	0.00	0.000											



Batter	1	2	3	4	5	6	7	8	9	AB	R	H	RBI	BB	SO	LOB	TOP																						
Devon White, S (1, 8) OBP: 0.380, SLG: 0.432	G3-1			L4		K		P6		4	0	0	0	0	1	1	Toronto Blue Jays @ Baltimore Orioles Oriole Park at Camden Yards, Baltimore, MD Sun May 07 1995, 3:33 AM EDT Att: 44,304 - Sunny - 65 F																						
Alex Gonzalez, R (1, 6) OBP: 0.244, SLG: 0.220 Carlos Delgado, L (8, PH)	K			L9		F8		F9		3	0	0	0	0	1	0																							
Tomas Perez, S (8, 6) OBP: 1.000, SLG: 1.000	K			L9		F8		F9		1	0	0	0	0	0	1																							
Paul Molitor, R (1, 10) OBP: 0.327, SLG: 0.341	L3			L9		F8		F9		0	0	0	0	0	0	0																							
Joe Carter, R (1, 7) OBP: 0.408, SLG: 0.533		F8		G1-3		F8		F9		3	0	1	0	1	0	0																							
John Olerud, L (1, 3) OBP: 0.265, SLG: 0.239		G1-3		G1-3		K		G6-3		4	0	1	0	0	1	0																							
Roberto Alomar, S (1, 4) OBP: 0.438, SLG: 0.585		G6-3		G6-3		FC4-6		F9		4	1	1	0	0	0	1																							
Candy Maldonado, R (1, 9) OBP: 0.333, SLG: 0.571				G6-3		1B		F9		4	1	1	2	0	2	1																							
Ed Sprague, R (1, 5) OBP: 0.357, SLG: 0.412				K		K		K		4	1	1	2	0	2	1																							
Lance Parrish, R (1, 2) OBP: 0.353, SLG: 0.333				K		K		K		3	0	1	0	0	1	0																							
Inning Stats	R: 0 E: 0 K: 1 S: 6	H: 0 LOB: 0 BB: 0 P: 8	R: 0 E: 0 K: 0 S: 5	H: 0 LOB: 0 BB: 0 P: 6	R: 0 E: 0 K: 1 S: 7	H: 0 LOB: 0 BB: 0 P: 10	R: 0 E: 0 K: 0 S: 9	H: 1 LOB: 1 BB: 0 P: 13	R: 0 E: 0 K: 2 S: 15	H: 2 LOB: 2 BB: 0 P: 20	R: 0 E: 0 K: 1 S: 7	H: 0 LOB: 0 BB: 0 P: 12	R: 2 E: 0 K: 1 S: 14	H: 2 LOB: 0 BB: 0 P: 20	R: 0 E: 0 K: 0 S: 10	H: 1 LOB: 2 BB: 1 P: 17	R: 0 E: 0 K: 1 S: 10	H: 0 LOB: 0 BB: 0 P: 15	1B: 4 2B: 1 3B: 0 HR: 1	SF: 0 SAC: 0 DP: 0 HBP: 0	WP: 0 PB: 0 SB: 0 CS: 0	PA: 34																	
PITCHER	IP	WLS	BF	H	R	ER	SO	BB	IBB	HBP	BLK	WP	HR	S	P	ERA	WHIP	PITCHER				IP	WLS	BF	H	R	ER	SO	BB	IBB	HBP	BLK	WP	HR	S	P	ERA	WHIP	
35 Mike Mussina, R (1, 1) ERA: 3.94	7.0	W	26	5	2	2	6	0	0	0	0	0	1	63	89	2.57	0.714					7.0	W	26	5	2	2	6	0	0	0	0	0	0	1	63	89	2.57	0.714
Armando Benitez, R (8, 1) ERA: 1.94	1.0		5	1	0	0	0	1	0	0	0	0	0	10	17	0.00	2.000					1.0		5	1	0	0	0	1	0	0	0	0	0	10	17	0.00	2.000	
Doug Jones, R (9, 1) ERA: 7.94	1.0		3	0	0	0	1	0	0	0	0	0	0	10	15	0.00	0.000					1.0		3	0	0	0	1	0	0	0	0	0	10	15	0.00	0.000		

AB	33
R	2
H	6
RBI	2
BB	1
SO	7
LOB	9



Batter	1	2	3	4	5	6	7	8	9	AB	R	H	RBI	BB	SO	LOB	BOTTOM																					
Brady Anderson, L (1, 7) OBP: 0.442, SLG: 0.681	1B		F7		S		SH			4	2	3	0	0	0	0	Toronto Blue Jays @ Baltimore Orioles Oriole Park at Camden Yards, Baltimore, MD Sun May 07 1995, 3:33 AM EDT Att: 44,304 - Sunny - 65 F																					
Bret Barberie, S (1, 4) OBP: 0.429, SLG: 0.318	CS		G6-3		K		SH			3	1	1	0	0	1	1																						
Rafael Palmeiro, L (1, 3) OBP: 0.423, SLG: 0.614	WP				S					1	3	1	3	3	0	0																						
Cal Ripken Jr., R (1, 6) OBP: 0.375, SLG: 0.395	1B		P3		1B		G5-3			4	0	2	2	0	0	1																						
Harold Baines, L (1, 10) OBP: 0.390, SLG: 0.457	1B				F7		F7			4	0	2	1	0	0	0																						
Matt Nokes, L (1, 2) OBP: 0.059, SLG: 0.235	P2				K		K			4	0	0	0	0	2	4																						
Andy Van Slyke, L (1, 8) OBP: 0.302, SLG: 0.474			P9		1B		G5-3			4	0	1	0	0	0	0																						
Jeff Manto, R (1, 5) Leo Gomez, R (8, 5) OBP: 0.222, SLG: 0.152			K		F7		P4			3	0	0	0	0	1	1																						
Kevin Bass, S (1, 9) OBP: 0.261, SLG: 0.263 Damon Buford, R (7, 9)			G4-3		G3-1		K			1	0	0	0	0	1	0																						
Inning Stats	R: 1 E: 0 K: 0 S: 13	H: 4 LOB: 2 BB: 1 P: 25	R: 0 E: 0 K: 1 S: 8	H: 0 LOB: 0 BB: 0 P: 9	R: 0 E: 0 K: 0 S: 5	H: 0 LOB: 1 BB: 1 P: 11	R: 0 E: 0 K: 1 S: 11	H: 1 LOB: 1 BB: 0 P: 17	R: 2 E: 0 K: 1 S: 20	H: 3 LOB: 2 BB: 1 P: 38	R: 0 E: 0 K: 1 S: 7	H: 0 LOB: 0 BB: 0 P: 11	R: 3 E: 0 K: 1 S: 10	H: 2 LOB: 0 BB: 0 P: 14	R: 0 E: 0 K: 1 S: 7	H: 0 LOB: 0 BB: 0 P: 10	1B: 9 2B: 0 3B: 0 HR: 1	SF: 0 SAC: 1 DP: 0 HBP: 0	WP: 1 PB: 0 SB: 2 CS: 1	PA: 36																		
PITCHER	IP	WLS	BF	H	R	ER	SO	BB	IBB	HBP	BLK	WP	HR	S	P	ERA	WHIP	PITCHER				IP	WLS	BF	H	R	ER	SO	BB	IBB	HBP	BLK	WP	HR	S	P	ERA	WHIP
David Cone, R (1, 1) ERA: 3.6	7.0	L	33	10	6	6	5	3	0	0	0	0	0	74	125	7.71	1.857					7.0	L	33	10	6	6	5	3	0	0	0	0	0	74	125	7.71	1.857
Brad Cornett, R (8, 1) ERA: 2.7	1.0		3	0	0	0	1	0	0	0	0	0	0	7	10	0.00	0.000					1.0		3	0	0	0	1	0	0	0	0	0	7	10	0.00	0.000	



Batter	1	2	3	4	5	6	7	8	9	AB	R	H	RBI	BB	SO	LOB	TOP			
Luis Polonia, L OBP: 0.237, SLG: 0.229 Randy Velarde, R OBP: 0.538, SLG: 0.500				G4-3	G1-3	BB 1B		F8		4	0	2	1	0	1	0	New York Yankees @ Toronto Blue Jays SkyDome, Toronto, ON Tue May 09 1995, 7:05 PM EDT Att: 37,291 - Dome			
Tony Fernandez, S OBP: 0.354, SLG: 0.275				1B BB	G1-3	BB		L7		4	1	1	2	1	1					
Wade Boggs, L OBP: 0.497, SLG: 0.421	G4-3			1B BB					G4-3	3	1	1	0	2	0	0				
Jim Leyritz, R OBP: 0.325, SLG: 0.500		G5-3		1B	F8	K			K	5	0	1	1	0	2	5				
Dion James, L OBP: 0.556, SLG: 0.556	G3-1			1B		G3			1B	5	0	3	1	0	0	0				
Danny Tartabull, R OBP: 0.346, SLG: 0.432	L7			L7		HR			G3	5	1	1	1	0	1	4				
Mike Stanley, R OBP: 0.262, SLG: 0.270				P4		G6-3			K	4	0	0	0	0	2	3				
Bernie Williams, S OBP: 0.250, SLG: 0.367		G5-3			P5	1B			G4-3	4	1	1	0	0	0	1				
Pat Kelly, R OBP: 0.350, SLG: 0.265	K				G1-3	1B			P3	4	2	2	0	0	1	0				
Inning Stats	R: 0 H: 0 E: 0 K: 2 S: 9	H: 0 R: 0 ER: 0 LOB: 0 BB: 0 P: 12	R: 0 H: 0 E: 0 K: 0 S: 6	H: 0 R: 0 ER: 0 LOB: 0 BB: 0 P: 9	R: 0 H: 0 E: 0 K: 2 S: 9	H: 3 R: 0 ER: 0 LOB: 0 BB: 0 P: 15	R: 2 H: 3 E: 0 K: 0 S: 12	H: 3 R: 0 ER: 0 LOB: 2 BB: 1 P: 22	R: 1 H: 2 E: 0 K: 1 S: 15	H: 2 R: 0 ER: 0 LOB: 3 BB: 1 P: 22	R: 3 H: 5 E: 0 K: 1 S: 15	H: 1 R: 0 ER: 0 LOB: 1 BB: 0 P: 12	R: 0 H: 0 E: 0 K: 0 S: 5	H: 0 R: 0 ER: 0 LOB: 0 BB: 0 P: 10	R: 0 H: 1 E: 0 K: 1 S: 10	H: 1 R: 0 ER: 0 LOB: 1 BB: 0 P: 13		1B: 10 2B: 1 3B: 0 HR: 1	SF: 0 SAC: 0 DP: 0 HBP: 0	WP: 0 PB: 0 SB: 0 CS: 0
PITCHER	IP WLS BF H R ER SO BB IBB HBP BLK WP HR S P ERA WHIP																			
Pat Hentgen, R ERA: 4.26	(1, 1) 5.2 W 30 10 6 6 4 3 0 0 0 0 0 1 63 102 9.53 2.294																			
Mike Timlin, R ERA: 1.17	(6, 1) 1.2 6 1 0 0 3 0 0 0 0 0 0 0 16 23 0.00 0.600																			
Tony Castillo, L ERA: 2.79	(8, 1) 1.0 3 0 0 0 0 0 0 0 0 0 0 0 3 6 0.00 0.000																			
Darren Hall, R ERA:	(9, 1) 0.2 3 1 0 0 1 0 0 0 0 0 0 0 9 11 0.00 1.500																			
Batter	1	2	3	4	5	6	7	8	9	AB	R	H	RBI	BB	SO	LOB	BOTTOM			
Devon White, S OBP: 0.382, SLG: 0.469	G3	SF9-6 1B		1B 3B	K		P5			5	1	2	1	0	1	2	New York Yankees @ Toronto Blue Jays SkyDome, Toronto, ON Tue May 09 1995, 7:05 PM EDT Att: 37,291 - Dome			
Alex Gonzalez, R OBP: 0.280, SLG: 0.273	K	SF9-6		FC5-4 1B				CS BB		3	0	2	3	1	1	0				
Paul Molitor, R OBP: 0.296, SLG: 0.306	E6 BB 1B	L4		FC5-4 FC6-4	F9			G6-3		5	1	0	0	0	0	3				
Joe Carter, R OBP: 0.423, SLG: 0.542 Candy Maldonado, R OBP: 0.394, SLG: 0.500	1B BB WP 1B			L7				G6-3		3	1	2	0	0	0	1				
John Olerud, L OBP: 0.278, SLG: 0.240	WP 1B BB			FC6-4				G3		4	0	1	0	1	0	2				
Roberto Alomar, S OBP: 0.442, SLG: 0.644	WP 1B			K				F9		4	1	2	2	0	1	2				
Shawn Green, L OBP: 0.300, SLG: 0.222	K			F7				G3		3	1	0	0	1	1	4				
Ed Sprague, R OBP: 0.391, SLG: 0.500		2B 2B		K				F9 2B 2B		4	2	3	1	0	1	2				
Randy Knorr, R OBP: 0.375, SLG: 0.625		1B SF9-6 2B		3B 1B				F9		4	2	2	1	0	1	2				
Inning Stats	R: 2 H: 2 E: 1 K: 2 S: 17	H: 3 R: 2 ER: 0 LOB: 2 BB: 1 P: 30	R: 0 H: 2 E: 0 K: 0 S: 8	H: 3 R: 0 ER: 0 LOB: 0 BB: 0 P: 12	R: 0 H: 2 E: 0 K: 2 S: 11	H: 2 R: 0 ER: 0 LOB: 2 BB: 0 P: 17	R: 2 H: 3 E: 0 K: 0 S: 13	H: 3 R: 0 ER: 0 LOB: 1 BB: 0 P: 20	R: 3 H: 3 E: 0 K: 1 S: 9	H: 3 R: 0 ER: 0 LOB: 1 BB: 1 P: 18	R: 0 H: 0 E: 0 K: 0 S: 8	H: 1 R: 0 ER: 0 LOB: 1 BB: 0 P: 11	R: 0 H: 0 E: 0 K: 0 S: 6	H: 0 R: 0 ER: 0 LOB: 1 BB: 2 P: 18	R: 0 H: 1 E: 0 K: 1 S: 9	H: 1 R: 0 ER: 0 LOB: 1 BB: 0 P: 13		1B: 8 2B: 5 3B: 1 HR: 1	SF: 1 SAC: 0 DP: 1 HBP: 0	WP: 1 PB: 1 SB: 0 CS: 1
PITCHER	IP WLS BF H R ER SO BB IBB HBP BLK WP HR S P ERA WHIP																			
Jack McDowell, R ERA: 5.21	(1, 1) 4.0 L 26 12 9 7 4 2 0 0 0 0 0 0 1 52 87 15.75 3.500																			
Joe Auspiano, R ERA: 1.17	(5, 1) 1.1 5 1 0 0 1 0 0 0 0 0 0 0 10 17 0.00 0.750																			
Andy Pettitte, L ERA: 9.82	(6, 1) 1.0 3 0 0 0 0 0 0 0 0 0 0 0 5 8 0.00 0.000																			
Scott Bankhead, R ERA: 6.35	(7, 1) 1.1 6 1 0 0 1 2 0 0 0 0 0 0 13 25 0.00 2.250																			
Steve Howe, L ERA:	(8, 1) 0.1 1 0 0 0 0 0 0 0 0 0 0 0 1 2 0.00 0.000																			

Batter	1	2	3	4	5	6	7	8	9	AB	R	H	RBI	BB	SO	LOB	TOP								
Bernie Williams, S OBP: 0.286, SLG: 0.466	0-1 P3	1-0 G4-3		1-3 K		3-3 K	1-0 K		3-2 WP 1B HBP	5	1	1	4	0	2	3									
Randy Velarde, R OBP: 0.381, SLG: 0.333	2-2 BB BB	2-2 G6-3		1-3 K		0-0 L7	3-3 K		1-2 P3	6	0	1	0	0	2	5									
Jim Leyritz, R OBP: 0.360, SLG: 0.455	2-3 K		2-3 K	4-2 BB BB			4-2 E 1B BB	2-2 G5-3	2-3 K	4	1	0	0	2	3	2									
Mike Stanley, R OBP: 0.356, SLG: 0.318	4-2 BB BB		1-1 WP 1B	4-2 BB BB			1-0 E8 1B FC6-5 1B	0-0 F9	4-2 1B BB	3	2	2	1	3	0	0									
Danny Tartabull, R OBP: 0.355, SLG: 0.434	4-1 BB		2-1 F8	4-2 K			3-1 FC6-5 BB 1B	0-0 1B 2B	3-1 1B 2B 1B	5	2	3	2	1	1	4									
Tony Fernandez, S OBP: 0.494, SLG: 0.326	1-1 G6-3		0-2 1B		1-1 P4		4-1 BB FC6-5 3B BB	1-1 2H 3B 1B	3-1 WP 2B	3	1	1	0	1	0	3									
Dion James, L OBP: 0.571, SLG: 0.643			1-2 1B				1-2 3B BB	1-1 2H 3B 1B	1-1 1H 2H 2B	2	1	2	3	0	0	0									
Russ Davis, R OBP: 0.436, SLG: 0.435		2-3 K	1-0 P2		3-2 G5-3		2-2 FC6-5 BB 3B	2-2 1H 3B	2-2 G6-3	3	0	0	0	0	1	2	AB 42								
Gerald Williams, R OBP: 0.400, SLG: 0.700				2-1 1B BB		2-1 F9	4-0 3B BB			3	2	2	0	0	0	0	R 12								
Luis Polonia, L OBP: 0.304, SLG: 0.250		0-0 1B G4-3 1B		1-0 BB 2B			1-2 3B BB			0	1	0	0	2	0	0	H 15								
Pat Kelly, R OBP: 0.383, SLG: 0.415		1-0 G4-3 1B		1-0 BB BB			0-0 F9			3	0	2	0	0	0	0	RBI 12								
Don Mattingly, L OBP: 0.350, SLG: 0.500				2-3 1B						1	0	0	0	0	0	3	BB 9								
Kevin Elster, R OBP: 0.571, SLG: 0.643										1	0	0	0	0	0	2	SO 9								
Inning Stats	R: 0 E: 0 K: 1 S: 16	H: 1 LOB: 3 BB: 2 P: 29	R: 1 E: 0 K: 1 S: 12	H: 2 LOB: 1 BB: 0 P: 18	R: 0 E: 0 K: 1 S: 11	H: 2 LOB: 2 BB: 0 P: 17	R: 1 E: 0 K: 3 S: 17	H: 2 LOB: 3 BB: 2 P: 32	R: 0 E: 0 K: 0 S: 8	H: 0 LOB: 0 BB: 0 P: 14	R: 0 E: 0 K: 1 S: 5	H: 0 LOB: 0 BB: 0 P: 8	R: 5 E: 1 K: 1 S: 15	H: 3 LOB: 1 BB: 3 P: 37	R: 2 E: 0 K: 0 S: 12	H: 3 LOB: 2 BB: 1 P: 22	R: 3 E: 0 K: 1 S: 18	H: 2 LOB: 1 BB: 1 P: 36	1B: 10 2B: 3 3B: 2 HR: 0	SF: 0 SAC: 0 DP: 0 HBP: 1	WP: 3 PB: 1 SB: 0 CS: 0	PA: 52			
PITCHER	IP	WLS	BF	H	R	ER	SO	BB	IBB	HBP	BLK	WP	HR	S	P	ERA	WHIP								
Al Leiter, L ERA: 2.81	5.0		26	7	2	2	6	4	0	0	0	1	0	64	110	3.60	2.200								
Danny Cox, R ERA: 12.27	1.0		7	2	4	4	1	2	0	0	0	0	0	11	26	36.00	4.000								
Mike Timlin, R ERA: 3.72	2.0		12	4	3	3	1	1	1	0	0	0	0	21	41	13.50	2.500								
Duane Ward, R ERA: 40.5	0.2	L	6	2	3	3	1	1	0	1	0	1	0	15	31	40.50	4.500								
Paul Menhart, R ERA: 4.91	0.1		1	0	0	0	0	0	0	0	0	1	0	3	5	0.00	0.000								

New York Yankees @ Toronto Blue Jays
SkyDome, Toronto, ON
Thu May 11, 1995, 7:05 PM EDT
Att: 39,370 - Dome

AB 42
R 12
H 15
RBI 12
BB 9
SO 9
LOB 27





Batter	1	2	3	4	5	6	7	8	9	AB	R	H	RBI	BB	SO	LOB	BOTTOM								
Devon White, S OBP: 0.388, SLG: 0.567	2-2 F7		3-1 1B 2B	4-2 1B BB		0-2 F8		0-2 1B 3B	0-0 G4-3	5	2	2	1	1	0	1									
Alex Gonzalez, R OBP: 0.271, SLG: 0.264	1-0 G6-3		2-2 1B 2H	1-1 1B 1B		0-0 L7		3-2 P3		5	1	2	1	0	0	1									
Paul Molitor, R OBP: 0.313, SLG: 0.298	0-0 1B		4-2 1B E BB	1-3 K			2-1 G6-3	4-2 1B BB		3	1	1	0	2	1	2									
Joe Carter, R OBP: 0.452, SLG: 0.638	0-1 F8		1-0 E9 1H 2H 1B		0-0 F8		1-0 HR	1-1 1B 3H 1B		5	2	3	3	0	0	1									
Candy Maldonado, R OBP: 0.375, SLG: 0.769		3-2 G4-3	0-0 1H 2B		0-3 K		1-2 HR	2-3 K		5	1	2	2	0	2	2									
Roberto Alomar, S OBP: 0.488, SLG: 0.685		3-1 G6-3	4-0 IBB		2-2 1B		2-0 L8		0-0 HR	4	1	2	1	1	0	0									
Mike Huff, R OBP: 0.350, SLG: 0.313		2-1 G4-3	0-0 F9		2-2 G1-3		3-3 K		1-0 PB SF8 2B	5	0	1	0	0	1	3	AB 40								
Shawn Green, L OBP: 0.273, SLG: 0.200										0	1	0	0	0	0	0	R 11								
Ed Sprague, R OBP: 0.393, SLG: 0.674			0-1 L8	0-2 F8		2-2 HR		4-2 3B BB	2-2 SF8	3	2	1	2	1	0	0	H 14								
Lance Parrish, R OBP: 0.273, SLG: 0.250			2-2 L7	0-0 G5-3		1-0 F8		1-2 K	0-3 K	5	0	0	0	0	2	2	RBI 10								
Inning Stats	R: 0 E: 0 K: 0 S: 7	H: 1 LOB: 1 BB: 0 P: 10	R: 0 E: 0 K: 0 S: 7	H: 0 LOB: 0 BB: 0 P: 15	R: 4 E: 1 K: 0 S: 16	H: 4 LOB: 2 BB: 2 P: 32	R: 0 E: 0 K: 1 S: 12	H: 1 LOB: 2 BB: 1 P: 18	R: 0 E: 0 K: 0 S: 8	H: 1 LOB: 0 BB: 0 P: 11	R: 2 E: 0 K: 1 S: 11	H: 2 LOB: 0 BB: 0 P: 20	R: 2 E: 0 K: 2 S: 20	H: 2 LOB: 2 BB: 2 P: 35	R: 2 E: 0 K: 1 S: 9	H: 2 LOB: 1 BB: 0 P: 12	1B: 6 2B: 3 3B: 1 HR: 4	SF: 1 SAC: 0 DP: 0 HBP: 0	WP: 0 PB: 1 SB: 0 CS: 0	PA: 46					
PITCHER	IP	WLS	BF	H	R	ER	SO	BB	IBB	HBP	BLK	WP	HR	S	P	ERA	WHIP								
Jimmy Key, L ERA: 4.88	6.0		29	5	5	5	2	2	1	0	0	0	2	6	102	7.50	1.667								
Brian Boehringer, R ERA: 12.15	0.1		3	2	2	2	0	0	0	0	0	0	2	6	10	54.00	6.000								
Bob MacDonald, L ERA:	0.2		2	0	0	0	1	0	0	0	0	0	0	5	10	0.00	0.000								
Joe Ausanio, R ERA: 3.12	1.0	W	7	2	2	2	2	2	0	0	0	0	0	20	35	18.00	4.000								
Steve Howe, L ERA: 1.42	1.0	S	5	2	2	1	1	0	0	0	0	0	1	9	12	9.00	2.000								

New York Yankees @ Toronto Blue Jays
SkyDome, Toronto, ON
Thu May 11, 1995, 7:05 PM EDT
Att: 39,370 - Dome

AB 40
R 11
H 14
RBI 10
BB 5
SO 6
LOB 12



Batter	1	2	3	4	5	6	7	8	9	AB	R	H	RBI	BB	SO	LOB	TOP										
Devon White, S OBP: 0.389, SLG: 0.600 (1, 8)	0-0 HR	1-2 1B			2-3 K	1-0 P6			1-0 F8	5	1	2	1	0	1	2	Toronto Blue Jays @ Milwaukee Brewers Milwaukee County Stadium, Milwaukee, WI Fri May 12 1995, 8:05 PM EDT Att: 12,904 - Unknown - 69 F AB 38 R 5 H 12 RBI 5 BB 2 SO 7 LOB 21 										
Alex Gonzalez, R OBP: 0.286, SLG: 0.276 (1, 6)	0-0 G5-3	1-3 K			0-0 L5	3-2 L4			3-1 1B G5-3 2B	5	1	1	0	0	1	4											
Paul Molitor, R OBP: 0.333, SLG: 0.311 (1, 10)	1-2 1B HBP				0-1 G6-3			0-0 G5-4-3 1B	1-0 G5-3 1B	4	0	2	0	0	0	0											
Joe Carter, R OBP: 0.463, SLG: 0.651 (1, 7)	2-1 1B				3-2 F8 2B	0-1 BB 1B		2-0 G5-4-3	0-2 G5-3	5	1	3	1	0	0	2											
John Olerud, L OBP: 0.266, SLG: 0.220 (1, 3)	1-1 F9				0-0 F8	4-1 2B 1B BB		3-1 1B	0-3 K	4	1	1	0	1	1	4											
Roberto Alomar, S OBP: 0.455, SLG: 0.672 (1, 4)	3-1 L8				1-1 F8	1-1 1B BB		2-2 F9		4	1	1	1	0	0	4											
Shawn Green, L OBP: 0.297, SLG: 0.212 (1, 9)		0-1 1B 1B			2-1 F7	4-2 FC5-4 1B BB		2-3 K		3	0	1	0	1	1	0											
Ed Sprague, R OBP: 0.383, SLG: 0.640 (1, 5)		1-1 F9			1-0 G5-3	3-2 FC5-4 1B		0-3 K	0-3 G6-4-3	4	0	1	2	0	1	1											
Randy Knorr, R OBP: 0.303, SLG: 0.469 (1, 2)		3-3 K			0-3 K	0-1 FC5-4		0-0 G6-4-3		4	0	0	0	0	2	4											
Inning Stats	R: 1 E: 0 K: 0 S: 10	H: 2 LOB: 2 BB: 0 P: 17	R: 0 E: 0 K: 2 S: 15	H: 2 LOB: 2 BB: 0 P: 20	R: 0 E: 0 K: 0 S: 8	H: 1 LOB: 1 BB: 0 P: 15	R: 0 E: 0 K: 1 S: 6	H: 0 LOB: 0 BB: 0 P: 9	R: 0 E: 0 K: 1 S: 6	H: 0 LOB: 0 BB: 0 P: 8	R: 3 E: 0 K: 0 S: 19	H: 3 LOB: 2 BB: 2 P: 35	R: 0 E: 0 K: 0 S: 7	H: 2 LOB: 1 BB: 0 P: 14	R: 0 E: 0 K: 2 S: 7	H: 0 LOB: 0 BB: 0 P: 9	R: 1 E: 0 K: 1 S: 10	H: 2 LOB: 1 BB: 0 P: 15	1B: 8 2B: 3 3B: 0 HR: 1	SF: 0 SAC: 0 DP: 2 HBP: 1	WP: 1 PB: 0 SB: 0 CS: 0	PA: 41					
PITCHER	IP	WLS	BF	H	R	ER	SO	BB	IBB	HBP	BLK	WP	HR	S	P	ERA	WHIP										
Ricky Bones, R ERA: 2.13 (1, 1)	6.0		29	8	4	4	4	2	0	1	0	0	1	64	104	6.00	1.667										
Mike Ignasiak, R ERA: 3.97 (7, 1)	1.0	W	4	2	0	0	0	0	0	0	0	0	0	7	14	0.00	2.000										
Mark Kiefer, R ERA: 2.16 (8, 1)	1.0		3	0	0	0	2	0	0	0	0	1	0	7	9	0.00	0.000										
Mike Fetters, R ERA: 3.0 (9, 1)	1.0		5	2	1	1	1	0	0	0	0	0	0	10	15	9.00	2.000										

Batter	1	2	3	4	5	6	7	8	9	AB	R	H	RBI	BB	SO	LOB	BOTTOM										
Pat Listach, S OBP: 0.316, SLG: 0.315 (1, 4)	0-0 G4-6-3 1B				0-2 G5-3				0-0 SH1-4	4	0	2	0	0	1	2	Toronto Blue Jays @ Milwaukee Brewers Milwaukee County Stadium, Milwaukee, WI Fri May 12 1995, 8:05 PM EDT Att: 12,904 - Unknown - 69 F AB 36 R 14 H 18 RBI 12 BB 6 SO 3 LOB 13 										
Fernando Vina, L OBP: 0.222, SLG: 0.235 (8, PR)					1-3 K				0-0 SH1-3	0	1	0	0	0	0	0											
Darryl Hamilton, L OBP: 0.407, SLG: 0.286 (1, 8)	0-2 G4-6-3 1B				2-1 B2-3				2-2 SH1-3	3	2	1	3	1	0	1											
Matt Mieske, R OBP: 0.483, SLG: 0.520 (9, 9)					1-2 F9				4-1 1B BB	0	0	0	0	0	0	0											
Kevin Seitzer, R OBP: 0.514, SLG: 0.510 (1, 5)	0-1 F9				1-0 P3				0-0 SH1-3	4	0	2	1	0	0	0											
David Hulse, L OBP: 0.391, SLG: 0.429 (7, PR)					0-1 1B				0-1 1B BB	1	1	1	0	0	0	0											
Greg Vaughn, R OBP: 0.403, SLG: 0.444 (1, 10)					4-2 K				4-1 1B BB	2	1	0	0	3	1	2											
Derrick May, L OBP: 0.308, SLG: 0.270 (1, 7)					1-0 G3				1-1 G4-3	4	0	1	1	0	0	2											
Jeff Cirillo, R OBP: 0.476, SLG: 0.632 (8, 5)									1-2 1B 1B	1	1	1	1	0	0	0											
B.J. Surhoff, L OBP: 0.455, SLG: 0.500 (1, 3)									1-2 2B 1B	4	3	2	2	1	0	1											
Joe Oliver, R OBP: 0.114, SLG: 0.623 (1, 2)					0-1 L9				4-2 2B E BB	5	1	4	1	0	0	0											
Mike Matheny, R OBP: 0.167, SLG: 0.333 (9, 2)									0-0 E7	0	0	0	0	0	0	0											
Turner Ward, S OBP: 0.327, SLG: 0.341 (1, 9)					3-2 P2				0-2 G4-3	5	1	1	2	0	1	5											
Jose Valentin, S OBP: 0.265, SLG: 0.262 (1, 6)					4-2 BB				0-0 SH1-4	3	3	3	1	1	0	0											
Inning Stats	R: 0 E: 0 K: 0 S: 6	H: 1 LOB: 0 BB: 0 P: 6	R: 0 E: 0 K: 0 S: 8	H: 0 LOB: 1 BB: 1 P: 15	R: 0 E: 0 K: 1 S: 15	H: 0 LOB: 1 BB: 1 P: 22	R: 0 E: 0 K: 0 S: 6	H: 0 LOB: 1 BB: 1 P: 14	R: 4 E: 0 K: 1 S: 23	H: 5 LOB: 1 BB: 0 P: 28	R: 0 E: 0 K: 0 S: 5	H: 1 LOB: 1 BB: 0 P: 7	R: 5 E: 0 K: 0 S: 16	H: 5 LOB: 2 BB: 2 P: 27	R: 5 E: 1 K: 1 S: 25	H: 6 LOB: 2 BB: 1 P: 39	1B: 11 2B: 5 3B: 1 HR: 1	SF: 0 SAC: 2 DP: 3 HBP: 0	WP: 0 PB: 0 SB: 0 CS: 0	PA: 44							
PITCHER	IP	WLS	BF	H	R	ER	SO	BB	IBB	HBP	BLK	WP	HR	S	P	ERA	WHIP										
Danny Darwin, R ERA: 4.96 (1, 1)	6.1	L	30	9	7	7	2	4	0	0	0	0	0	71	104	9.95	2.053										
Woody Williams, R ERA: 7.71 (7, 1)	0.0		1	0	0	0	0	1	0	0	0	0	0	1	5	∞	∞										
Tony Castillo, L ERA: 3.38 (7, 1)	0.2		4	3	2	2	0	0	0	0	0	0	0	7	10	27.00	4.500										
Brad Cornett, R ERA: 9.0 (8, 1)	1.0		9	6	5	4	1	1	0	0	0	0	1	25	39	36.00	7.000										

Batter	1	2	3	4	5	6	7	8	9	AB	R	H	RBI	BB	SO	LOB	TOP				
Devon White, S OBP: 0.410, SLG: 0.609 (1, 8)	0-0 4-3		0-0 5-3 2H	4-0 1B BB	4-0 1B BB		0-0 F9		0-0 BB 1B	4	0	2	3	2	0	0	Toronto Blue Jays @ Milwaukee Brewers Milwaukee County Stadium, Milwaukee, WI Sat May 13 1995, 4:33 AM EDT Att: 17,984 - Unknown - 56 F livebaseballscorecards.com				
Alex Gonzalez, R OBP: 0.286, SLG: 0.279 (1, 6)	0-0 5-3		4-0 5-3 BB	0-0 SF7	0-0 1B BB		0-3 K		4-0 1-2 BB	3	0	1	2	2	1	0					
Paul Molitor, R OBP: 0.320, SLG: 0.299 (1, 10)	0-0 4-3		0-0 5-3	0-0 1B	0-0 K		0-0 4-3		0-0 L7	6	0	1	1	0	1	8					
Joe Carter, R OBP: 0.452, SLG: 0.612 (1, 7)		0-0 5-3	4-0 G4-6-3 IBB	0-0 F8		4-0 HR BB		0-0 6-3	0-0 G6-3	4	1	0	0	2	0	5					
John Olerud, L OBP: 0.290, SLG: 0.274 (1, 3)		4-0 BB BB	0-0 G4-6-3		4-0 BB 1B BB		0-0 3-1			3	2	1	2	2	0	3					
Roberto Alomar, S OBP: 0.437, SLG: 0.629 (1, 4)		0-0 P4		4-0 F9 BB BB	0-0 F8		0-0 5-3		0-0 F9	4	1	0	0	1	0	2					
Candy Maldonado, R OBP: 0.524, SLG: 0.800 (1, 9)		4-0 1-2 BB		0-0 BB BB 1B	4-0 FC4 1B BB		0-0 FC6-4		4-0 1B BB	2	3	2	0	3	0	0					
Ed Sprague, R OBP: 0.385, SLG: 0.618 (1, 5)		0-0 L9		0-0 F9	0-0 FC4 1B		0-0 F9		0-0 2B 1B	5	1	2	1	0	0	5					
Randy Knorr, R OBP: 0.342, SLG: 0.528 (1, 2)			0-0 2B	4-0 1-2 BB	0-0 FC4 1B BB		0-0 FC6-4		0-0 1B 2B	4	2	2	1	1	0	3					
Inning Stats	R: 0 E: 0 K: 0 S: 3	H: 0 LOB: 0 BB: 0 P: 3	R: 0 E: 0 K: 0 S: 3	H: 0 LOB: 2 BB: 2 P: 11	R: 1 E: 0 K: 0 S: 4	H: 2 LOB: 2 BB: 2 P: 12	R: 3 E: 0 K: 0 S: 5	H: 2 LOB: 2 BB: 3 P: 17	R: 2 E: 0 K: 1 S: 7	H: 2 LOB: 3 BB: 1 P: 9	R: 0 E: 0 K: 1 S: 5	H: 0 LOB: 0 BB: 0 P: 5	R: 0 E: 0 K: 0 S: 3	H: 0 LOB: 0 BB: 0 P: 3	R: 2 E: 0 K: 0 S: 5	H: 3 LOB: 2 BB: 2 P: 13	1B: 7 2B: 3 3B: 0 HR: 1	SF: 1 SAC: 0 DP: 2 HBP: 0	WP: 0 PB: 0 SB: 0 CS: 0	PA: 49	
PITCHER	IP WLS BF H R ER SO	IP WLS BF H R ER SO	IP WLS BF H R ER SO	IP WLS BF H R ER SO	IP WLS BF H R ER SO	IP WLS BF H R ER SO	IP WLS BF H R ER SO	IP WLS BF H R ER SO	IP WLS BF H R ER SO	IP WLS BF H R ER SO	IP WLS BF H R ER SO	IP WLS BF H R ER SO	IP WLS BF H R ER SO	IP WLS BF H R ER SO	IP WLS BF H R ER SO	IP WLS BF H R ER SO	ERA WHIP	ERA WHIP			
Angel Miranda, L ERA: 4.86 (1, 1)	3.2 L 20 3 4 4 0																				
Jose Mercedes, R ERA: 9.82 (4, 1)	1.1 10 3 2 2 1 3																				
Scott Karl, L ERA: 5.06 (6, 1)	3.0 12 2 2 2 1 1																				
Bill Wegman, R ERA: 10.13 (9, 1)	1.0 7 3 2 2 0 2																				

Batter	1	2	3	4	5	6	7	8	9	AB	R	H	RBI	BB	SO	LOB	BOTTOM					
Pat Listach, S OBP: 0.317, SLG: 0.316 (1, 4)	0-0 3-1 S 1B		0-0 F8		0-0 6-3			0-0 F7		3	0	1	0	0	0	0	Toronto Blue Jays @ Milwaukee Brewers Milwaukee County Stadium, Milwaukee, WI Sat May 13 1995, 4:33 AM EDT Att: 17,984 - Unknown - 56 F livebaseballscorecards.com					
Fernando Vina, L OBP: 0.211, SLG: 0.222 (7, 4)										1	0	0	0	0	0	0						
Darryl Hamilton, L OBP: 0.397, SLG: 0.304 (1, 8)	0-0 P5		0-0 P4				0-0 1-3		0-0 2B	4	0	1	0	0	0	1						
Matt Mieske, R OBP: 0.483, SLG: 0.520 (9, 9)										0	0	0	0	0	0	0						
Kevin Seitzer, R OBP: 0.410, SLG: 0.538 (1, 5)	4-0 1-2 BB		0-0 3-1 BB			4-0 BB		0-0 F8		1	0	1	0	2	0	0						
Jeff Cirillo, R OBP: 0.455, SLG: 0.600 (7, 5)										1	0	0	0	0	0	1						
Greg Vaughn, R OBP: 0.380, SLG: 0.414 (1, 10)	0-0 3-1		0-0 K			0-0 F8		0-0 F8		4	0	0	0	0	1	4						
Derrick May, L OBP: 0.279, SLG: 0.244 (1, 7)	0-0 1-3			0-0 L4		0-0 F9		0-0 F9		4	0	0	0	0	0	3						
B.J. Surhoff, L OBP: 0.385, SLG: 0.409 (1, 3)		0-0 L7		0-0 1-3			0-0 F9		0-0 4-3	4	0	0	0	0	0	0						
Turner Ward, S OBP: 0.327, SLG: 0.326 (1, 9)		4-0 BB		0-0 2-3			0-0 F7			2	0	0	0	1	0	0						
Jose Valentin, S OBP: 0.250, SLG: 0.244 (1, 6)			0-0 F8		0-3 K		0-0 F9			3	0	0	0	0	1	1						
Mike Matheny, R OBP: 0.111, SLG: 0.222 (1, 2)		0-0 F5			0-0 6-3			0-0 4-3		3	0	0	0	0	0	1						
Inning Stats	R: 0 E: 0 K: 0 S: 4	H: 1 LOB: 2 BB: 1 P: 8	R: 0 E: 0 K: 0 S: 3	H: 0 LOB: 1 BB: 1 P: 7	R: 0 E: 0 K: 1 S: 6	H: 1 LOB: 1 BB: 0 P: 6	R: 0 E: 0 K: 0 S: 3	H: 0 LOB: 0 BB: 0 P: 3	R: 0 E: 0 K: 1 S: 5	H: 0 LOB: 0 BB: 0 P: 5	R: 0 E: 0 K: 0 S: 3	H: 0 LOB: 1 BB: 1 P: 7	R: 0 E: 0 K: 0 S: 3	H: 0 LOB: 0 BB: 0 P: 3	R: 0 E: 0 K: 0 S: 4	H: 1 LOB: 1 BB: 0 P: 4	R: 0 E: 0 K: 0 S: 3	H: 0 LOB: 0 BB: 0 P: 3	1B: 1 2B: 2 3B: 0 HR: 0	SF: 0 SAC: 0 DP: 0 HBP: 0	WP: 0 PB: 0 SB: 1 CS: 0	PA: 33
PITCHER	IP WLS BF H R ER SO	IP WLS BF H R ER SO	IP WLS BF H R ER SO	IP WLS BF H R ER SO	IP WLS BF H R ER SO	IP WLS BF H R ER SO	IP WLS BF H R ER SO	IP WLS BF H R ER SO	IP WLS BF H R ER SO	IP WLS BF H R ER SO	IP WLS BF H R ER SO	IP WLS BF H R ER SO	IP WLS BF H R ER SO	IP WLS BF H R ER SO	IP WLS BF H R ER SO	IP WLS BF H R ER SO	ERA WHIP	ERA WHIP				
David Cone, R ERA: 2.48 (1, 1)	9.0 W 33 3 0 0 2																					

AB	35
R	10
H	11
RBI	10
BB	13
SO	2
LOB	26



Batter	1	2	3	4	5	6	7	8	9	AB	R	H	RBI	BB	SO	LOB	TOP								
Devon White, S OBP: 0.422, SLG: 0.597										3	0	1	1	2	0	1									
Alex Gonzalez, R OBP: 0.284, SLG: 0.266										3	0	0	0	1	2	5									
Paul Molitor, R OBP: 0.313, SLG: 0.292										5	1	1	0	0	0	2									
Joe Carter, R OBP: 0.436, SLG: 0.583										5	1	1	1	0	0	2									
John Olerud, L OBP: 0.324, SLG: 0.338										3	2	2	1	2	0	1									
Roberto Alomar, S OBP: 0.447, SLG: 0.701										5	2	3	3	0	1	1									
Shawn Green, L OBP: 0.310, SLG: 0.316										5	1	2	1	0	0	2									
Ed Sprague, R OBP: 0.386, SLG: 0.600										5	1	2	0	0	0	0									
Lance Parrish, R OBP: 0.296, SLG: 0.320										5	0	2	0	0	1	2									
Inning Stats	R: 0 E: 0 K: 0 S: 3	H: 0 LOB: 1 BB: 1 P: 7	R: 1 E: 0 K: 3 S: 12	H: 3 LOB: 3 BB: 1 P: 16	R: 0 E: 0 K: 0 S: 4	H: 1 LOB: 1 BB: 0 P: 4	R: 0 E: 0 K: 0 S: 4	H: 1 LOB: 1 BB: 0 P: 4	R: 5 E: 1 K: 1 S: 12	H: 7 LOB: 2 BB: 1 P: 12	R: 0 E: 0 K: 0 S: 4	H: 1 LOB: 0 BB: 0 P: 8	R: 0 E: 0 K: 0 S: 3	H: 0 LOB: 0 BB: 0 P: 3	R: 0 E: 0 K: 0 S: 2	H: 0 LOB: 0 BB: 1 P: 6	R: 2 E: 0 K: 0 S: 4	H: 1 LOB: 0 BB: 1 P: 8	1B: 9 2B: 1 3B: 1 HR: 3	SF: 0 SAC: 1 DP: 1 HBP: 0	WP: 1 PB: 0 SB: 1 CS: 0	PA: 45			
PITCHER	IP	WLS	BF	H	R	ER	SO	BB	IBB	HBP	BLK	WP	HR	S	P	ERA	WHIP								
21 Cal Eldred, R ERA: 3.42	4.2	L	25	9	5	5	3	2	0	0	0	0	2	29	37	9.64	2.357								
Mike Ignasiak, R ERA: 3.95	2.1		12	4	1	1	1	1	0	0	0	0	0	13	17	3.86	2.143								
Mark Kiefer, R ERA: 3.48	2.0		8	1	2	2	0	2	0	0	0	1	1	6	14	9.00	1.500								

Toronto Blue Jays @ Milwaukee Brewers
Milwaukee County Stadium, Milwaukee, WI
Sun May 14 1995, 4:33 AM EDT
Att: 13,447 - Cloudy - 62 F

AB	39
R	8
H	14
RBI	7
BB	5
SO	4
LOB	16



Batter	1	2	3	4	5	6	7	8	9	AB	R	H	RBI	BB	SO	LOB	BOTTOM								
Pat Listach, S OBP: 0.308, SLG: 0.323										5	0	1	0	0	0	2									
Darryl Hamilton, L OBP: 0.381, SLG: 0.294										5	0	1	0	0	0	4									
Kevin Seitzer, R OBP: 0.424, SLG: 0.561										5	1	3	0	0	0	0									
Greg Vaughn, R OBP: 0.373, SLG: 0.403										4	1	1	0	0	1	3									
Derrick May, L OBP: 0.277, SLG: 0.244										4	0	1	0	0	0	5									
B.J. Surhoff, L OBP: 0.367, SLG: 0.360										3	1	0	0	1	1	2									
David Hulse, L OBP: 0.407, SLG: 0.417										3	0	1	2	1	1	1									
Mike Matheny, R OBP: 0.231, SLG: 0.250										3	0	1	1	1	0	0									
Jose Valentin, S OBP: 0.232, SLG: 0.224										4	0	0	0	0	1	3									
Inning Stats	R: 0 E: 0 K: 0 S: 5	H: 2 LOB: 2 BB: 0 P: 5	R: 0 E: 0 K: 1 S: 4	H: 0 LOB: 1 BB: 2 P: 12	R: 0 E: 0 K: 0 S: 3	H: 0 LOB: 0 BB: 0 P: 3	R: 0 E: 0 K: 1 S: 6	H: 1 LOB: 1 BB: 0 P: 6	R: 0 E: 0 K: 0 S: 6	H: 1 LOB: 1 BB: 0 P: 6	R: 3 E: 1 K: 0 S: 8	H: 4 LOB: 3 BB: 1 P: 12	R: 0 E: 0 K: 1 S: 6	H: 1 LOB: 1 BB: 0 P: 6	R: 0 E: 0 K: 0 S: 3	H: 0 LOB: 0 BB: 0 P: 3	R: 0 E: 0 K: 0 S: 3	H: 0 LOB: 0 BB: 0 P: 3	1B: 7 2B: 2 3B: 0 HR: 0	SF: 0 SAC: 0 DP: 0 HBP: 0	WP: 0 PB: 0 SB: 0 CS: 1	PA: 39			
PITCHER	IP	WLS	BF	H	R	ER	SO	BB	IBB	HBP	BLK	WP	HR	S	P	ERA	WHIP								
Pat Hentgen, R ERA: 4.44	5.1	W	26	8	3	3	3	3	0	0	0	0	0	29	41	5.06	2.062								
Tony Castillo, L ERA: 2.54	2.0		8	1	0	0	1	0	0	0	0	0	0	10	10	0.00	0.500								
Mike Timlin, R ERA: 3.48	0.2		2	0	0	0	0	0	0	0	0	0	0	2	2	0.00	0.000								
Darren Hall, R ERA:	1.0		3	0	0	0	0	0	0	0	0	0	0	3	3	0.00	0.000								

Toronto Blue Jays @ Milwaukee Brewers
Milwaukee County Stadium, Milwaukee, WI
Sun May 14 1995, 4:33 AM EDT
Att: 13,447 - Cloudy - 62 F

AB	36
R	3
H	9
RBI	3
BB	3
SO	4
LOB	20



Batter	1	2	3	4	5	6	7	8	9	AB	R	H	RBI	BB	SO	LOB	TOP					
Devon White, S OBP: 0.420, SLG: 0.597 (1, 8)										5	0	2	1	0	0	1	<p>Toronto Blue Jays @ Texas Rangers The Ballpark at Arlington, Arlington, TX Mon May 15 1995, 8:05 PM EDT Att: 17,982 - Unknown - 87 F</p>					
Domingo Cadeno, S OBP: 0.600, SLG: 0.600 (1, 6)										5	2	3	0	0	0	2						
Paul Molitor, R OBP: 0.325, SLG: 0.307 (1, 10) Carlos Delgado, L (7, PH)										3	0	2	1	0	0	1						
Joe Carter, R OBP: 0.420, SLG: 0.560 Candy Maldonado, R OBP: 0.500, SLG: 0.750 (6, 7)										3	0	0	0	0	1	4						
John Olerud, L OBP: 0.321, SLG: 0.348 (1, 3)										4	1	1	1	0	0	1						
Roberto Alomar, S OBP: 0.438, SLG: 0.704 (1, 4)										4	0	1	1	0	0	0						
Shawn Green, L OBP: 0.283, SLG: 0.286 (1, 9)										4	0	0	0	0	2	1						
Ed Sprague, R OBP: 0.405, SLG: 0.641 (1, 5)										4	1	3	0	0	0	0						
Randy Knorr, R OBP: 0.310, SLG: 0.475 (1, 2)										4	0	0	0	0	0	3						
Inning Stats	R: 1 E: 0 K: 1 S: 7	H: 2 LOB: 1 BB: 0 P: 7	R: 0 E: 0 K: 0 S: 3	H: 0 LOB: 0 BB: 0 P: 3	R: 0 E: 0 K: 0 S: 5	H: 2 LOB: 2 BB: 0 P: 5	R: 0 E: 0 K: 0 S: 3	H: 0 LOB: 0 BB: 0 P: 3	R: 0 E: 0 K: 1 S: 8	H: 1 LOB: 1 BB: 0 P: 3	R: 2 E: 0 K: 1 S: 8	H: 3 LOB: 1 BB: 0 P: 8	R: 0 E: 0 K: 1 S: 7	H: 2 LOB: 2 BB: 0 P: 7	R: 0 E: 0 K: 0 S: 3	H: 0 LOB: 0 BB: 0 P: 3	R: 1 E: 0 K: 1 S: 7	H: 2 LOB: 1 BB: 0 P: 7	1B: 7 2B: 4 3B: 1 HR: 0	SF: 0 SAC: 0 DP: 1 HBP: 0	WP: 0 PB: 0 SB: 0 CS: 0	PA: 38
PITCHER	IP WLS BF H R ER SO BB IBB HBP BLK WP HR S P ERA WHIP	8.0 W 33 10 3 3 3 0 0 0 0 0 0 39 39 3.38 1.250	1.0 5 2 1 1 1 0 0 0 0 0 0 0 7 7 9.00 2.000	PITCHER										IP WLS BF H R ER SO BB IBB HBP BLK WP HR S P ERA WHIP								
Bob Tewksbury, R ERA: 4.44 (1, 1)											8.0 W 33 10 3 3 3 0 0 0 0 0 0 39 39 3.38 1.250											
Chris Nichting, R ERA: 9.0 (9, 1)											1.0 5 2 1 1 1 0 0 0 0 0 0 0 7 7 9.00 2.000											

Batter	1	2	3	4	5	6	7	8	9	AB	R	H	RBI	BB	SO	LOB	BOTTOM					
Otis Nixon, S OBP: 0.326, SLG: 0.298 (1, 8)										6	3	2	1	0	2	2	<p>Toronto Blue Jays @ Texas Rangers The Ballpark at Arlington, Arlington, TX Mon May 15 1995, 8:05 PM EDT Att: 17,982 - Unknown - 87 F</p>					
Jeff Eves, R OBP: 0.381, SLG: 0.384 (1, 4)										4	1	2	0	1	0	1						
Will Clark, L OBP: 0.362, SLG: 0.469 (1, 3)										3	2	0	0	2	2	3						
Mickey Tettleton, S OBP: 0.413, SLG: 0.578 (1, 10)										4	2	3	4	1	0	0						
Dean Palmer, R OBP: 0.413, SLG: 0.492 (1, 5)										3	1	1	1	1	1	2						
Mark McLemore, S OBP: 0.408, SLG: 0.456 (1, 7)										3	1	2	2	2	0	0						
29 Rusty Greer, L OBP: 0.288, SLG: 0.292 (1, 9)										4	0	1	0	1	3	4						
Dave Valle, R OBP: 0.304, SLG: 0.250 (1, 2)										4	1	1	0	1	0	3						
Benji Gil, R OBP: 0.359, SLG: 0.559 (1, 6)										5	1	2	1	0	2	1						
Inning Stats	R: 3 E: 0 K: 1 S: 6	H: 1 LOB: 2 BB: 4 P: 22	R: 3 E: 0 K: 1 S: 8	H: 3 LOB: 2 BB: 2 P: 16	R: 1 E: 0 K: 2 S: 9	H: 2 LOB: 1 BB: 0 P: 9	R: 1 E: 0 K: 1 S: 6	H: 1 LOB: 0 BB: 0 P: 6	R: 2 E: 0 K: 1 S: 7	H: 2 LOB: 2 BB: 2 P: 15	R: 2 E: 0 K: 0 S: 5	H: 3 LOB: 1 BB: 1 P: 9	R: 0 E: 0 K: 2 S: 9	H: 2 LOB: 2 BB: 0 P: 9	R: 0 E: 0 K: 2 S: 7	H: 0 LOB: 0 BB: 0 P: 7	R: 0 E: 0 K: 2 S: 7	H: 0 LOB: 0 BB: 0 P: 7	1B: 9 2B: 2 3B: 1 HR: 2	SF: 1 SAC: 0 DP: 1 HBP: 0	WP: 1 PB: 1 SB: 1 CS: 0	PA: 46
PITCHER	IP WLS BF H R ER SO BB IBB HBP BLK WP HR S P ERA WHIP	1.1 L 13 4 6 6 1 5 0 0 0 0 1 0 13 17 5.40 1.800	1.2 8 2 1 1 3 1 0 0 0 0 1 0 13 17 5.40 1.800	2.2 16 6 5 5 2 3 0 0 0 0 2 17 29 16.88 3.375	2.1 9 2 0 0 4 0 0 0 0 0 0 0 17 17 0.00 0.857	PITCHER										IP WLS BF H R ER SO BB IBB HBP BLK WP HR S P ERA WHIP						
Juan Guzman, R ERA: 9.78 (1, 1)											1.1 L 13 4 6 6 1 5 0 0 0 0 1 0 13 17 5.40 1.800											
Danny Cox, R ERA: 11.0 (2, 1)											1.2 8 2 1 1 3 1 0 0 0 0 1 0 13 17 5.40 1.800											
Paul Menhart, R ERA: 9.95 (4, 1)											2.2 16 6 5 5 2 3 0 0 0 0 2 17 29 16.88 3.375											
Woody Williams, R ERA: 5.79 (6, 1)											2.1 9 2 0 0 4 0 0 0 0 0 0 0 17 17 0.00 0.857											

AB	38
R	4
H	12
RBI	4
BB	0
SO	4
LOB	15



Batter	1	2	3	4	5	6	7	8	9	AB	R	H	RBI	BB	SO	LOB	TOP								
Devon White, S (1, 8) OBP: 0.413, SLG: 0.580	F8		FC5-4 1B		K			F9		4	0	1	0	0	1	1	<p>Toronto Blue Jays @ Texas Rangers The Ballpark at Arlington, Arlington, TX Tue May 16 1995, 8:05 PM EDT Att: 19,014 - Unknown - 87 F</p>								
Alex Gonzalez, R (1, 6) OBP: 0.282, SLG: 0.254	K		FC5-4 1-2			BB		G4-3		3	0	0	0	1	1										
Roberto Alomar, S (1, 4) OBP: 0.417, SLG: 0.667	F8				K			K		4	0	0	0	0	2										
Joe Carter, R (1, 7) OBP: 0.424, SLG: 0.557		L1			FC3-6 1B			P4		4	0	2	0	0	0										
John Olerud, L (1, 3) OBP: 0.305, SLG: 0.329		K			FC3-6 1-2			G3		4	0	0	0	0	1										
Candy Maldonado, R (1, 9) OBP: 0.423, SLG: 0.600		E1			K			G4-3		4	0	0	0	0	1										
Lance Parrish, R (1, 10) OBP: 0.290, SLG: 0.286		K				BB		G4-3		3	0	0	0	1	2										
Ed Sprague, R (1, 5) OBP: 0.403, SLG: 0.672			G5-3			F9		HR		3	1	1	1	0	0										
Randy Knorr, R (1, 2) OBP: 0.289, SLG: 0.442			K			F6		F9		3	0	0	0	0	1										
Inning Stats	R: 0 E: 0 K: 1 S: 5	H: 0 LOB: 0 BB: 0 P: 5	R: 0 E: 1 K: 2 S: 8	H: 0 LOB: 1 BB: 0 P: 8	R: 0 E: 0 K: 1 S: 6	H: 1 LOB: 1 BB: 0 P: 6	R: 0 E: 0 K: 2 S: 8	H: 1 LOB: 1 BB: 0 P: 8	R: 0 E: 0 K: 1 S: 5	H: 0 LOB: 1 BB: 1 P: 9	R: 0 E: 0 K: 0 S: 3	H: 0 LOB: 1 BB: 1 P: 7	R: 1 E: 0 K: 0 S: 4	H: 1 LOB: 0 BB: 0 P: 4	R: 0 E: 0 K: 1 S: 5	H: 0 LOB: 0 BB: 0 P: 5	R: 0 E: 1 K: 0 S: 4	H: 1 LOB: 1 BB: 0 P: 4	1B: 3 2B: 0 3B: 0 HR: 1	SF: 0 SAC: 0 DP: 0 HBP: 0	WP: 0 PB: 0 SB: 0 CS: 0	PA: 34			
PITCHER	IP	WLS	BF	H	R	ER	SO	BB	IBB	HBP	BLK	WP	HR	S	P	ERA	WHIP								
Kenny Rogers, L (1, 1) ERA: 2.22	5.0	W	20	2	0	0	7	2	0	0	0	0	0	32	40	0.00	0.800								
Terry Burrows, L (6, 1) ERA: 5.4	4.0	S	14	2	1	1	1	0	0	0	0	0	1	16	16	2.25	0.500								

Batter	1	2	3	4	5	6	7	8	9	AB	R	H	RBI	BB	SO	LOB	BOTTOM								
Otis Nixon, S (1, 8) OBP: 0.330, SLG: 0.295	G6-3		1B		G3			F8		4	1	1	1	1	0	4	<p>Toronto Blue Jays @ Texas Rangers The Ballpark at Arlington, Arlington, TX Tue May 16 1995, 8:05 PM EDT Att: 19,014 - Unknown - 87 F</p>								
Jeff Frye, R (1, 4) OBP: 0.371, SLG: 0.372	K2-3		BB		G6-3			G6-3		5	1	1	1	0	1	5									
Will Clark, L (1, 3) OBP: 0.349, SLG: 0.444	F8		E8 1B		P6			F8		5	1	1	1	0	1	0									
Mickey Tettleton, S (1, 10) OBP: 0.400, SLG: 0.544		G4-6-3 BB	K		K			F9		4	0	0	0	1	2	2									
Dean Palmer, R (1, 5) OBP: 0.418, SLG: 0.492		G4-6-3 1-2	1B		1B			F9		4	1	2	2	0	0	1									
Ivan Rodriguez, R (1, 2) OBP: 0.279, SLG: 0.350		BB 1B	2B 1B		F3			K		4	1	2	0	0	1	1									
Mark McLemore, S (1, 7) OBP: 0.438, SLG: 0.493		BB 1-2	BB 1B		G3 BB 1B			1B 1B		3	0	3	1	1	0	0									
Jack Voigt, R (1, 9) OBP: 0.250, SLG: 0.250 29 Rusty Greer, L (7, PH) OBP: 0.294, SLG: 0.288		K	K		F8			K		3	0	0	0	0	2	5									
Benji Gil, R (1, 6) OBP: 0.397, SLG: 0.590			BB 1B		G3 BB			1-3 1B		2	1	2	0	2	0	0									
Inning Stats	R: 0 E: 0 K: 1 S: 5	H: 0 LOB: 0 BB: 0 P: 5	R: 0 E: 0 K: 1 S: 5	H: 1 LOB: 2 BB: 2 P: 13	R: 6 E: 1 K: 2 S: 14	H: 7 LOB: 3 BB: 2 P: 22	R: 0 E: 0 K: 1 S: 6	H: 1 LOB: 1 BB: 0 P: 6	R: 0 E: 0 K: 0 S: 4	H: 1 LOB: 2 BB: 1 P: 8	R: 0 E: 0 K: 1 S: 5	H: 0 LOB: 0 BB: 0 P: 5	R: 0 E: 0 K: 2 S: 9	H: 2 LOB: 2 BB: 0 P: 9	R: 0 E: 0 K: 0 S: 3	H: 0 LOB: 0 BB: 0 P: 3	1B: 10 2B: 2 3B: 0 HR: 0	SF: 0 SAC: 0 DP: 1 HBP: 0	WP: 0 PB: 0 SB: 0 CS: 0	PA: 40					
PITCHER	IP	WLS	BF	H	R	ER	SO	BB	IBB	HBP	BLK	WP	HR	S	P	ERA	WHIP								
Al Leiter, L (1, 1) ERA: 4.5	6.0	L	32	10	6	6	6	5	0	0	0	0	0	39	59	9.00	2.500								
Mike Timlin, R (7, 1) ERA: 2.92	2.0		8	2	0	0	2	0	0	0	0	0	0	12	12	0.00	1.000								

AB	32
R	1
H	4
RBI	1
BB	2
SO	8
LOB	13



AB	35
R	6
H	12
RBI	6
BB	5
SO	8
LOB	19



Batter	1	2	3	4	5	6	7	8	9	AB	R	H	RBI	BB	SO	LOB	TOP					
Devon White, S OBP: 0.412, SLG: 0.605 (1, 8)	G3-1	HR		P6		2B		K		5	1	2	3	0	1	0						
Domingo Cadeno, S OBP: 0.600, SLG: 1.000 (1, 6)	G1-3	HR			1B	K		K		5	1	3	1	0	2	3						
Roberto Alomar, S OBP: 0.404, SLG: 0.650 (1, 4)	G1-3	K			P6			G6-3		5	0	1	2	0	1	2						
Joe Carter, R OBP: 0.400, SLG: 0.524 (1, 7)	G1-3			G4-3		F8		G6-3		5	0	0	0	0	0	4						
John Olerud, L OBP: 0.337, SLG: 0.395 (1, 3)		HR		FC4-6				G5-4-3		3	1	3	1	1	0	0						
Carlos Delgado, L (1, 10)		G4-3		K				K		4	0	0	0	0	3	4						
Shawn Green, L OBP: 0.286, SLG: 0.273 Candy Maldonado, R (7, PH) OBP: 0.407, SLG: 0.571 (7, 9)		HR		FC4-6		G4-3		G5-4-3		2	1	0	0	0	0	1						
Ed Sprague, R OBP: 0.395, SLG: 0.648 (1, 5)		K		K		1B		G6-3		4	1	1	0	0	2	1						
Randy Knorr, R OBP: 0.306, SLG: 0.435 (1, 2)		HR		G4-3		1B		L4		3	2	1	0	1	0	0						
Inning Stats	R: 0 E: 0 K: 0 S: 10	H: 1 LOB: 1 BB: 0 P: 16	R: 5 E: 0 K: 2 S: 15	H: 4 LOB: 0 BB: 0 P: 27	R: 0 E: 0 K: 1 S: 6	H: 1 LOB: 1 BB: 0 P: 8	R: 0 E: 0 K: 1 S: 8	H: 0 LOB: 0 BB: 0 P: 14	R: 0 E: 0 K: 1 S: 12	H: 1 LOB: 2 BB: 1 P: 23	R: 2 E: 0 K: 1 S: 13	H: 3 LOB: 2 BB: 1 P: 24	R: 0 E: 0 K: 1 S: 8	H: 1 LOB: 0 BB: 0 P: 11	R: 0 E: 0 K: 1 S: 8	H: 0 LOB: 0 BB: 0 P: 14	R: 0 E: 0 K: 1 S: 8	H: 0 LOB: 0 BB: 0 P: 13	1B: 6 2B: 2 3B: 0 HR: 3	SF: 0 SAC: 0 DP: 1 HBP: 1	WP: 0 PB: 0 SB: 0 CS: 0	PA: 40
PITCHER	IP	WLS	BF	H	R	ER	SO	BB	IBB	HBP	BLK	WP	HR	S	P	ERA	WHIP					
Kevin Gross, R ERA: 10.35 (1, 1)	5.1	W	27	8	7	7	5	2	0	1	0	0	3	55	99	11.81	1.875					
Chris Nichting, R ERA: 5.4 (6, 1)	0.2		4	2	0	0	1	0	0	0	0	0	0	9	13	0.00	3.000					
Ed Vosberg, L ERA: 1.13 (7, 1)	3.0	S	9	1	0	0	3	0	0	0	0	0	0	24	38	0.00	0.333					

Toronto Blue Jays @ Texas Rangers
The Ballpark at Arlington, Arlington, TX
Wed May 17 1995, 8:05 PM EDT
Att: 18,910 - Unknown - 83 F

AB	37
R	7
H	11
RBI	7
BB	2
SO	9
LOB	16



Batter	1	2	3	4	5	6	7	8	9	AB	R	H	RBI	BB	SO	LOB	BOTTOM					
Otis Nixon, S OBP: 0.333, SLG: 0.293 (1, 8)	F7	1B	S		G4-3		K			4	1	1	1	1	1	1						
Jeff Eves, R OBP: 0.383, SLG: 0.386 (1, 4)	K	1B	1B			WP	K			5	0	3	2	0	2	1						
Will Clark, L OBP: 0.338, SLG: 0.421 (1, 3)	F9	SF9	K			WP	P6			3	0	0	1	1	1	3						
Mickey Tettleton, S OBP: 0.400, SLG: 0.528 (1, 10)		HR	K		FC4-6	P1		P4		4	1	1	0	1	1	3						
Dean Palmer, R OBP: 0.417, SLG: 0.574 (1, 5)		HR	HR		FC4-6	K		G5-3		5	3	2	3	0	1	3						
Ivan Rodriguez, R OBP: 0.273, SLG: 0.354 (1, 2)	F8		P4			F8		F9		5	0	1	1	0	0	2						
Mark McLemore, S OBP: 0.452, SLG: 0.507 (1, 7)		1B	1B		G5-3					4	3	3	0	0	0	0						
29 Rusty Greer, L OBP: 0.308, SLG: 0.329 (1, 9)		1B	1B			P5		1B		4	2	3	0	0	0	0						
Benji Gil, R OBP: 0.403, SLG: 0.585 (1, 6)		1B	1B		FC6-5	K		E7		4	2	2	3	0	1	1						
Inning Stats	R: 0 E: 0 K: 1 S: 7	H: 0 LOB: 0 BB: 0 P: 11	R: 6 E: 0 K: 1 S: 22	H: 7 LOB: 1 BB: 0 P: 32	R: 3 E: 0 K: 1 S: 18	H: 4 LOB: 2 BB: 1 P: 30	R: 1 E: 0 K: 0 S: 6	H: 1 LOB: 0 BB: 1 P: 12	R: 0 E: 0 K: 1 S: 9	H: 0 LOB: 0 BB: 1 P: 13	R: 0 E: 0 K: 1 S: 8	H: 1 LOB: 2 BB: 1 P: 15	R: 2 E: 1 K: 2 S: 17	H: 3 LOB: 1 BB: 0 P: 25	R: 0 E: 0 K: 0 S: 10	H: 0 LOB: 0 BB: 0 P: 13	1B: 12 2B: 2 3B: 0 HR: 2	SF: 1 SAC: 0 DP: 0 HBP: 0	WP: 1 PB: 0 SB: 0 CS: 0	PA: 42		
PITCHER	IP	WLS	BF	H	R	ER	SO	BB	IBB	HBP	BLK	WP	HR	S	P	ERA	WHIP					
Danny Darwin, R ERA: 8.88 (1, 1)	2.1	L	17	10	9	9	2	2	0	0	0	0	0	26	44	3.38	1.500					
Tony Castillo, L ERA: 2.93 (3, 1)	2.2		11	2	1	1	2	2	0	0	0	0	0	26	44	3.38	1.500					
Danny Cox, R ERA: 9.9 (6, 1)	1.0		5	1	0	0	1	1	0	0	0	1	0	8	15	0.00	2.000					
Woody Williams, R ERA: 5.56 (7, 1)	2.0		9	3	2	1	2	0	0	0	0	0	0	27	38	4.50	1.500					

Toronto Blue Jays @ Texas Rangers
The Ballpark at Arlington, Arlington, TX
Wed May 17 1995, 8:05 PM EDT
Att: 18,910 - Unknown - 83 F

AB	38
R	12
H	16
RBI	11
BB	3
SO	7
LOB	14



Batter	1	2	3	4	5	6	7	8	9	AB	R	H	RBI	BB	SO	LOB	TOP					
Devon White, S OBP: 0.392, SLG: 0.571 (1, 8)	F8		G5-3		G3		K		G3	5	0	0	0	0	1	2						
Domingo Cadeno, S OBP: 0.500, SLG: 0.786 (1, 6) (8, 4)	G4-3		K			G5-3	G3-6-1			4	1	1	0	0	1	1						
Roberto Alomar, S OBP: 0.419, SLG: 0.667 Tomas Perez, S OBP: 1.000, SLG: 1.000 (1, 4) (8, 6)	BB 1B		F7			S 2B		CS 1B		4	1	3	0	0	0	0						
Joe Carter, R OBP: 0.394, SLG: 0.506 (1, 7)	1B BB			F8		G5-3		F9		3	0	0	1	1	0	2						
John Olerud, L OBP: 0.344, SLG: 0.400 (1, 3)				G4-3		3-H F9		1-2 1B		4	0	2	1	0	0	1						
Carlos Delgado, L OBP: 0.133, SLG: 0.071 (1, 10)	G1-3				1B		K		F7	4	0	1	0	0	1	4						
Shawn Green, L OBP: 0.283, SLG: 0.333 (1, 9)		G1-3			F7			HR		4	1	1	1	0	0	1						
Ed Sprague, R OBP: 0.388, SLG: 0.667 (1, 5)			K			F9		HR		4	1	1	1	0	2	0						
Lance Parrish, R OBP: 0.314, SLG: 0.290 (1, 2)			G6-3			P6		G3-6-1 1B		3	0	1	0	1	0	0						
Inning Stats	R: 1 E: 0 K: 0 S: 9	H: 2 LOB: 2 BB: 1 P: 17	R: 0 E: 0 K: 1 S: 7	H: 0 LOB: 0 BB: 0 P: 11	R: 0 E: 0 K: 1 S: 7	H: 0 LOB: 0 BB: 0 P: 10	R: 0 E: 0 K: 0 S: 4	H: 1 LOB: 1 BB: 0 P: 7	R: 0 E: 0 K: 0 S: 7	H: 0 LOB: 0 BB: 0 P: 12	R: 1 E: 0 K: 1 S: 15	H: 2 LOB: 1 BB: 0 P: 23	R: 2 E: 0 K: 1 S: 8	H: 3 LOB: 0 BB: 0 P: 12	R: 0 E: 0 K: 0 S: 7	H: 2 LOB: 1 BB: 1 P: 13	R: 0 E: 0 K: 1 S: 12	H: 0 LOB: 1 BB: 1 P: 21	1B: 7 2B: 1 3B: 0 HR: 2	SF: 0 SAC: 0 DP: 1 HBP: 0	WP: 0 PB: 0 SB: 1 CS: 1	PA: 37
PITCHER Mike Moore, R ERA: 5.05 (1, 1)	IP: 9.0 WLS: L BF: 37	H: 10 R: 4 ER: 4 SO: 5	BB: 2 IBB: 0 HBP: 0 BLK: 0	WP: 0 HR: 2 S: 76 P: 126	ERA: 4.00 WHIP: 1.333											PITCHER	IP: 9.0 WLS: W BF: 32	H: 4 R: 2 ER: 2 SO: 5	BB: 3 IBB: 0 HBP: 0 BLK: 0	WP: 0 HR: 1 S: 83 P: 134	ERA: 2.00 WHIP: 0.778	

Toronto Blue Jays @ Detroit Tigers
Tiger Stadium, Detroit, MI
Fri May 19 1995, 7:05 PM EDT
Att: 18,558 - Unknown - 78 F

AB 35
R 4
H 10
RBI 4
BB 2
SO 5
LOB 11



Batter	1	2	3	4	5	6	7	8	9	AB	R	H	RBI	BB	SO	LOB	BOTTOM					
Chad Curtis, R OBP: 0.361, SLG: 0.415 (1, 8)	F9		G6-3		P6			G1-4-3		4	0	0	0	0	0	2						
Lou Whitaker, L OBP: 0.286, SLG: 0.231 (1, 4)	P5			F9		F8		G6-3		4	0	0	0	0	0	0						
Alan Trammell, R OBP: 0.442, SLG: 0.353 (1, 6)	G6-3			HR BB		CS BB		K		2	1	0	0	2	1	0						
Cecil Fielder, R OBP: 0.286, SLG: 0.506 (1, 3)		G3		HR		G6-3		P2		4	1	1	2	0	0	1						
Kirk Gibson, L OBP: 0.438, SLG: 0.527 (1, 10)	L8			K		P3		F8		4	0	0	0	0	1	0						
Travis Fryman, R OBP: 0.318, SLG: 0.308 (1, 5)	L8			K		P3				3	0	0	0	0	1	0						
Bobby Higginson, L OBP: 0.333, SLG: 0.455 (1, 7)			G3		G5-4-3 1B		BB			2	0	1	0	1	0	0						
Rudy Pemberton, R OBP: 0.357, SLG: 0.519 (1, 9)			L9		G5-4-3		K			3	0	0	0	0	1	2						
John Flaherty, R OBP: 0.391, SLG: 0.500 (1, 2)								K		3	0	2	0	0	1	0						
Inning Stats	R: 0 E: 0 K: 0 S: 6	H: 0 LOB: 0 BB: 0 P: 12	R: 0 E: 0 K: 0 S: 7	H: 0 LOB: 0 BB: 0 P: 13	R: 0 E: 0 K: 0 S: 9	H: 1 LOB: 1 BB: 0 P: 15	R: 2 E: 0 K: 2 S: 15	H: 1 LOB: 0 BB: 1 P: 27	R: 0 E: 0 K: 0 S: 11	H: 2 LOB: 1 BB: 0 P: 12	R: 0 E: 0 K: 0 S: 9	H: 0 LOB: 0 BB: 1 P: 16	R: 0 E: 0 K: 1 S: 8	H: 0 LOB: 1 BB: 1 P: 14	R: 0 E: 0 K: 1 S: 9	H: 0 LOB: 0 BB: 0 P: 12	R: 0 E: 0 K: 1 S: 9	H: 0 LOB: 0 BB: 0 P: 13	1B: 2 2B: 1 3B: 0 HR: 1	SF: 0 SAC: 0 DP: 1 HBP: 0	WP: 0 PB: 0 SB: 0 CS: 1	PA: 32
PITCHER David Cone, R ERA: 2.37 (1, 1)	IP: 9.0 WLS: W BF: 32	H: 4 R: 2 ER: 2 SO: 5	BB: 3 IBB: 0 HBP: 0 BLK: 0	WP: 0 HR: 1 S: 83 P: 134	ERA: 2.00 WHIP: 0.778											PITCHER	IP: 9.0 WLS: W BF: 32	H: 4 R: 2 ER: 2 SO: 5	BB: 3 IBB: 0 HBP: 0 BLK: 0	WP: 0 HR: 1 S: 83 P: 134	ERA: 2.00 WHIP: 0.778	

Toronto Blue Jays @ Detroit Tigers
Tiger Stadium, Detroit, MI
Fri May 19 1995, 7:05 PM EDT
Att: 18,558 - Unknown - 78 F

AB 29
R 2
H 4
RBI 2
BB 3
SO 5
LOB 5



Batter	1	2	3	4	5	6	7	8	9	AB	R	H	RBI	BB	SO	LOB	TOP					
Devon White, S (1, 8) OBP: 0.393, SLG: 0.573	G6-3		1B	K		P5			1B	5	1	2	0	0	1	1	Toronto Blue Jays @ Detroit Tigers Tiger Stadium, Detroit, MI Sat May 20 1995, 3:33 AM EDT Att: 18,888 - Sunny - 78 F					
Alex Gonzalez, R (1, 6) OBP: 0.301, SLG: 0.278	G6-3		1B			G5-4-3			G5-4-3	5	1	3	2	0	0	0						
Paul Molitor, R (1, 10) OBP: 0.330, SLG: 0.304	G4-3		1B			G5-4-3			G5-4-3	4	0	1	0	1	0	1						
Joe Carter, R (1, 7) OBP: 0.381, SLG: 0.489		G5-3				G5-4-3				3	0	0	0	0	0	5						
Shawn Green, L (5, 9) OBP: 0.273, SLG: 0.320			P4						K	2	0	0	0	0	1	0						
John Olerud, L (1, 3) OBP: 0.362, SLG: 0.410					G5-4-3					3	2	2	0	1	1	0						
Roberto Alomar, S (1, 4) OBP: 0.412, SLG: 0.644										3	0	0	0	1	0	2						
Candy Maldonado, R (1, 9) OBP: 0.387, SLG: 0.520										4	0	1	2	0	1	1						
Ed Sprague, R (1, 5) OBP: 0.393, SLG: 0.654										3	2	1	0	1	0	2						
Randy Knorr, R (1, 2) OBP: 0.302, SLG: 0.420										4	0	1	2	0	1	1						
Inning Stats	R: 0 E: 0 K: 0 S: 5	H: 0 LOB: 0 BB: 0 P: 12	R: 0 E: 0 K: 1 S: 9	H: 0 LOB: 0 BB: 0 P: 15	R: 1 E: 0 K: 2 S: 14	H: 2 LOB: 3 BB: 2 P: 30	R: 2 E: 1 K: 1 S: 11	H: 3 LOB: 1 BB: 0 P: 18	R: 2 E: 0 K: 0 S: 7	H: 3 LOB: 2 BB: 2 P: 18	R: 0 E: 0 K: 0 S: 6	H: 0 LOB: 0 BB: 0 P: 11	R: 0 E: 0 K: 0 S: 10	H: 1 LOB: 1 BB: 0 P: 11	R: 0 E: 0 K: 0 S: 5	H: 0 LOB: 0 BB: 0 P: 9	R: 1 E: 0 K: 1 S: 10	H: 2 LOB: 0 BB: 0 P: 13	1B: 10 2B: 1 3B: 0 HR: 0	SF: 0 SAC: 0 DP: 2 HBP: 0	WP: 0 PB: 0 SB: 0 CS: 0	PA: 40
PITCHER	IP	WLS	BF	H	R	ER	SO	BB	IBB	HBP	BLK	WP	HR	S	P	ERA	WHIP					
Brian Bohanon, L (1, 1) ERA: 6.17	4.0		19	5	3	2	4	2	0	0	0	0	0	39	75	4.50	1.750					
John Doherty, R (5, 1) ERA: 7.89	5.0	W	21	6	3	3	1	2	0	0	0	0	0	38	62	5.40	1.600					

AB	36
R	6
H	11
RBI	6
BB	4
SO	5
LOB	13



Batter	1	2	3	4	5	6	7	8	9	AB	R	H	RBI	BB	SO	LOB	BOTTOM				
Chad Curtis, R (1, 8) OBP: 0.353, SLG: 0.395	G6-3	G4-3			L7			L8	L3-6	4	0	0	1	1	0	1	Toronto Blue Jays @ Detroit Tigers Tiger Stadium, Detroit, MI Sat May 20 1995, 3:33 AM EDT Att: 18,888 - Sunny - 78 F				
Lou Whitaker, L (1, 4) OBP: 0.313, SLG: 0.267					F8					4	2	2	0	0	0	1					
Scott Fletcher, R (8, 4) OBP: 0.222, SLG: 0.238		G3-1								0	0	0	0	0	0	0					
Juan Samuel, R (8, PR) OBP: 0.250, SLG: 0.294		1B								0	0	0	0	0	0	0					
Bobby Higginson, L (1, 7) OBP: 0.325, SLG: 0.429					G4-3			L3-6		4	1	0	0	1	1	3					
Cecil Fielder, R (1, 10) OBP: 0.302, SLG: 0.494					P3			P6		2	1	0	0	3	0	1					
Franklin Stubbs, L (1, 3) OBP: 0.517, SLG: 0.565					G3-1					4	1	2	2	0	0	1					
Travis Fryman, R (1, 5) OBP: 0.315, SLG: 0.296					F9					3	1	0	0	1	0	3					
Rudy Pemberton, R (1, 9) OBP: 0.323, SLG: 0.467										3	0	0	0	0	0	1					
Kirk Gibson, L (7, PH) OBP: 0.446, SLG: 0.536					G5-3					1	1	1	2	0	0	0					
Danny Bautista, R (8, 9) OBP: 0.359, SLG: 0.314										0	0	0	0	0	0	0					
Chris Gomez, R (1, 6) OBP: 0.268, SLG: 0.429										4	2	3	3	0	0	0					
John Flaherty, R (1, 2) OBP: 0.400, SLG: 0.553					G6-3					3	1	1	1	1	0	1					
Inning Stats	R: 1 E: 0 K: 1 S: 13	H: 2 LOB: 2 BB: 1 P: 23	R: 1 E: 0 K: 0 S: 17	H: 1 LOB: 1 BB: 1 P: 23	R: 0 E: 0 K: 0 S: 4	H: 0 LOB: 0 BB: 0 P: 9	R: 1 E: 0 K: 0 S: 12	H: 1 LOB: 0 BB: 0 P: 14	R: 0 E: 0 K: 0 S: 11	H: 0 LOB: 1 BB: 1 P: 18	R: 7 E: 0 K: 0 S: 19	H: 5 LOB: 1 BB: 3 P: 44	R: 0 E: 0 K: 0 S: 10	H: 0 LOB: 1 BB: 1 P: 19	R: 0 E: 0 K: 0 S: 10	H: 0 LOB: 1 BB: 1 P: 19	1B: 5 2B: 3 3B: 0 HR: 2	SF: 0 SAC: 0 DP: 1 HBP: 1	WP: 1 PB: 2 SB: 1 CS: 0	PA: 40	
PITCHER	IP	WLS	BF	H	R	ER	SO	BB	IBB	HBP	BLK	WP	HR	S	P	ERA	WHIP				
Pat Hentgen, R (1, 1) ERA: 5.23	6.2	L	30	6	6	6	1	4	0	0	1	1	2	79	125	8.10	1.500				
Mike Timlin, R (7, 1) ERA: 5.11	0.0		3	1	0	0	0	0	2	0	0	0	0	2	11	∞	∞				
Tony Castillo, L (7, 1) ERA: 3.45	0.1		3	2	4	4	0	0	0	0	0	0	0	8	13	108.00	6.000				
Woody Williams, R (8, 1) ERA: 5.11	1.0		4	0	0	0	0	1	0	1	0	0	0	10	19	0.00	1.000				



Batter	1	2	3	4	5	6	7	8	9	AB	R	H	RBI	BB	SO	LOB	TOP					
Devon White, S (1, 8) OBP: 0.378, SLG: 0.550	G2-3		K		K		K			4	0	0	0	0	3	2	Toronto Blue Jays @ Detroit Tigers Tiger Stadium, Detroit, MI Sun May 21 1995, 3:33 AM EDT Att. 19,144 - Sunny - 70 F					
Domingo Cadeno, S (1, 6) OBP: 0.500, SLG: 0.706	G6-3			WP PB 1B	G3			G4-6-3 BB		3	0	1	0	1	0	1						
Paul Molitor, R (1, 10) OBP: 0.326, SLG: 0.293	G4-3			B5		FC6-4 BB		P6		3	0	0	0	1	0	2						
John Olerud, L (1, 3) OBP: 0.357, SLG: 0.395		K		L7		FC6-4 BB		G4-6-3		3	0	0	0	1	1	2						
Roberto Alomar, S (1, 4) OBP: 0.406, SLG: 0.622	K			WP BB		FC6-4		K		3	0	0	0	1	2	2						
Candy Maldonado, R (1, 7) OBP: 0.343, SLG: 0.448	K			P6		K		G5-3		4	0	0	0	0	2	4						
Shawn Green, L (1, 9) OBP: 0.306, SLG: 0.389				FC4-6 1B		1B 2B		2B		4	1	3	0	0	1	2						
Ed Sprague, R (1, 5) OBP: 0.387, SLG: 0.634		FC4-6 FC1-4		WP 1B		L5		G4-3		4	0	1	1	0	0	2						
Lance Parrish, R (1, 2) OBP: 0.289, SLG: 0.265		FC1-4		F8		K				3	0	0	0	0	1	2						
Inning Stats	R: 0 E: 0 K: 0 S: 8	H: 0 LOB: 0 BB: 0 P: 14	R: 0 E: 0 K: 3 S: 10	H: 0 LOB: 0 BB: 0 P: 13	R: 0 E: 1 K: 1 S: 14	H: 1 LOB: 1 BB: 0 P: 18	R: 0 E: 0 K: 0 S: 13	H: 1 LOB: 2 BB: 1 P: 27	R: 1 E: 0 K: 1 S: 12	H: 2 LOB: 1 BB: 0 P: 19	R: 0 E: 0 K: 2 S: 8	H: 0 LOB: 0 BB: 0 P: 20	R: 0 E: 0 K: 1 S: 11	H: 0 LOB: 0 BB: 0 P: 16	R: 0 E: 0 K: 0 S: 6	H: 0 LOB: 0 BB: 1 P: 13		R: 0 E: 0 K: 1 S: 7	H: 1 LOB: 1 BB: 0 P: 11	1B: 3 2B: 2 3B: 0 HR: 0	SF: 0 SAC: 0 DP: 1 HBP: 0	WP: 2 PB: 1 SB: 0 CS: 0
PITCHER	IP	WLS	BF	H	R	ER	SO	BB	IBB	HBP	BLK	WP	HR	S	P	ERA	WHIP					
Sean Bergman, R (1, 1) ERA: 5.06	5.0		22	4	1	1	5	3	0	0	0	2	0	57	99	1.80	1.400					
Joe Boever, R (6, 1) ERA: 5.4	3.0	W	9	0	0	0	4	1	0	0	0	0	0	25	41	0.00	0.333					
Mike Henneman, R (9, 1) ERA: 1.13	1.0	S	4	1	0	0	1	0	0	0	0	0	0	7	11	0.00	1.000					

Batter	1	2	3	4	5	6	7	8	9	AB	R	H	RBI	BB	SO	LOB	BOTTOM					
Chad Curtis, R (1, 8) OBP: 0.358, SLG: 0.391	CS BB			G6-4-3 BB	P6		SF7			1	0	0	1	2	0	3	Toronto Blue Jays @ Detroit Tigers Tiger Stadium, Detroit, MI Sun May 21 1995, 3:33 AM EDT Att. 19,144 - Sunny - 70 F					
Chris Gomez, R (1, 4) OBP: 0.287, SLG: 0.415	G1-3			G6-4-3		G6-3 S 1B	G6-3			4	0	1	0	0	0	3						
Alan Trammell, R (1, 6) OBP: 0.426, SLG: 0.324	G6-3			BB		G6-3		G4-3		3	0	0	0	1	0	1						
Cecil Fielder, R (1, 10) OBP: 0.290, SLG: 0.470		P2		F7		K		K		4	0	0	0	0	2	2						
Travis Fryman, R (1, 5) OBP: 0.323, SLG: 0.289		K		SH1-4 BB		F9		2B		2	0	0	0	2	1	1						
Juan Samuel, R (1, 3) OBP: 0.333, SLG: 0.400		K		SH1-4 BB		F9 S 2B		2B		3	1	2	0	1	1	0						
Danny Bautista, R (1, 9) OBP: 0.350, SLG: 0.306				G5-3		SH1-4		2B		1	0	0	0	0	0	0						
Franklin Stubbs, L (7, PH) OBP: 0.548, SLG: 0.565				G5-3		SH1-4		2B		0	1	0	0	2	0	0						
Todd Stevenson, R (1, 7) OBP: 0.353, SLG: 0.231				F8		BB		P2		1	0	0	0	1	0	0						
Bobby Higginson, L (7, PH) OBP: 0.317, SLG: 0.417				F8		BB		P2		2	0	0	0	0	0	5						
Ron Tingley, R (1, 2) OBP: 0.296, SLG: 0.217				K		K		2B		2	0	0	0	0	2	3						
Lou Whitaker, L (7, PH) OBP: 0.333, SLG: 0.323				K		K		2B		1	0	1	1	0	0	0						
John Flaherty, R (8, 2) OBP: 0.400, SLG: 0.553				K		K		2B		0	0	0	0	0	0	0						
Inning Stats	R: 0 E: 0 K: 0 S: 6	H: 0 LOB: 0 BB: 1 P: 13	R: 0 E: 0 K: 2 S: 8	H: 0 LOB: 0 BB: 0 P: 13	R: 0 E: 0 K: 1 S: 8	H: 0 LOB: 0 BB: 0 P: 13	R: 0 E: 0 K: 0 S: 7	H: 0 LOB: 1 BB: 2 P: 19	R: 0 E: 0 K: 1 S: 17	H: 0 LOB: 3 BB: 3 P: 36	R: 0 E: 0 K: 1 S: 11	H: 1 LOB: 0 BB: 0 P: 19	R: 2 E: 0 K: 0 S: 18	H: 2 LOB: 1 BB: 1 P: 27	R: 0 E: 0 K: 1 S: 12	H: 1 LOB: 3 BB: 2 P: 23	R: 0 E: 0 K: 1 S: 12	H: 1 LOB: 2 BB: 2 P: 23	1B: 2 2B: 2 3B: 0 HR: 0	SF: 1 SAC: 1 DP: 1 HBP: 0	WP: 0 PB: 0 SB: 2 CS: 1	PA: 35
PITCHER	IP	WLS	BF	H	R	ER	SO	BB	IBB	HBP	BLK	WP	HR	S	P	ERA	WHIP					
Al Leiter, L (1, 1) ERA: 3.67	5.0		19	3	2	2	1	6	0	0	0	0	0	46	94	0.00	1.200					
Danny Cox, R (6, 1) ERA: 9.75	2.0	L	10	3	2	2	1	1	0	0	0	0	0	29	46	9.00	2.000					
Woody Williams, R (8, 1) ERA: 4.73	1.0		6	1	0	0	1	2	0	0	0	0	0	12	23	0.00	3.000					



Batter	1	2	3	4	5	6	7	8	9	AB	R	H	RBI	BB	SO	LOB	TOP								
Vince Coleman, S OBP: 0.333, SLG: 0.434	G6-3		F7		S	FC3-6		L5		5	1	1	0	0	0	2									
Tom Goodwin, L OBP: 0.280, SLG: 0.209	F8		1B		2B	G4-3			K	4	1	1	0	1	1	1									
Wally Joyner, L OBP: 0.372, SLG: 0.350	G6-3		1B		2B				G4-3	5	0	2	3	0	1	0									
Bob Hamelin, L OBP: 0.290, SLG: 0.207		HBP	G4-3		P6				G4-3	4	0	0	0	0	1	3									
Gary Gaetti, R OBP: 0.337, SLG: 0.482	K			SF8	K				E5	4	2	2	0	0	2	2									
Brent Mayne, L OBP: 0.393, SLG: 0.400	F8		1B		G1-3					4	0	2	1	0	0	2									
Michael Tucker, L OBP: 0.286, SLG: 0.266	L4		P6			HR			G4-3	4	1	1	0	0	0	4									
Greg Gagne, R OBP: 0.380, SLG: 0.500			1B	SF8		HR			G5-3	3	2	2	3	0	0	0									
David Howard, S OBP: 0.188, SLG: 0.226	L8		G4-3						K	4	0	1	0	0	1	2									
Inning Stats	R: 0 E: 0 K: 0 S: 8	H: 0 LOB: 0 BB: 0 P: 12	R: 0 E: 0 K: 1 S: 10	H: 0 LOB: 1 BB: 0 P: 16	R: 1 E: 0 K: 0 S: 14	H: 3 LOB: 2 BB: 0 P: 21	R: 1 E: 0 K: 0 S: 13	H: 2 LOB: 1 BB: 0 P: 17	R: 2 E: 0 K: 1 S: 12	H: 2 LOB: 1 BB: 1 P: 19	R: 2 E: 0 K: 0 S: 18	H: 3 LOB: 0 BB: 0 P: 25	R: 1 E: 1 K: 2 S: 15	H: 2 LOB: 1 BB: 0 P: 24	R: 0 E: 0 K: 1 S: 8	H: 0 LOB: 0 BB: 0 P: 14	R: 0 E: 0 K: 1 S: 9	H: 0 LOB: 0 BB: 0 P: 12	1B: 9 2B: 2 3B: 0 HR: 1	SF: 1 SAC: 0 DP: 1 HBP: 1	WP: 0 PB: 0 SB: 1 CS: 0	PA: 40			
PITCHER	IP	WLS	BF	H	R	ER	SO	BB	IBB	HBP	BLK	WP	HR	S	P	ERA	WHIP								
Danny Darwin, R ERA: 8.76	6.0	L	29	10	6	6	2	1	0	1	0	0	1	75	110	9.00	1.833								
Edwin Hurtado, R ERA:	2.0		8	2	1	0	3	0	0	0	0	0	0	23	38	0.00	1.000								
Darren Hall, R ERA:	1.0		3	0	0	0	1	0	0	0	0	0	0	9	12	0.00	0.000								

Kansas City Royals @ Toronto Blue Jays
SkyDome, Toronto, ON
Mon May 22, 1995, 3:33 AM EDT
Att: 39,255 - Dome

AB 37
R 7
H 12
RBI 7
BB 1
SO 6
LOB 16



Batter	1	2	3	4	5	6	7	8	9	AB	R	H	RBI	BB	SO	LOB	BOTTOM								
Devon White, S OBP: 0.374, SLG: 0.534	P3		HBP			K		G6-3		3	0	0	0	0	1	0									
Domingo Cadeno, S OBP: 0.409, SLG: 0.571	G4-3		K			G6-3		G4-3		4	0	0	0	0	1	1									
Paul Moltzer, R OBP: 0.323, SLG: 0.291	G6-3				G6-3	K			G6-3	4	0	1	0	0	1	0									
John Olerud, L OBP: 0.343, SLG: 0.378		F7			G6-3		G4-3		L7	4	0	0	0	0	0	1									
Roberto Alomar, S OBP: 0.390, SLG: 0.596		P5			F7		E4		G6-3	4	0	0	0	0	0	0									
Candy Maldonado, R OBP: 0.368, SLG: 0.433						K				1	0	0	0	2	1	0									
Shawn Green, L OBP: 0.290, SLG: 0.368							G3			3	0	0	0	0	0	3									
Ed Sprague, R OBP: 0.385, SLG: 0.624			K							3	0	1	0	0	2	2									
Randy Knorr, R OBP: 0.286, SLG: 0.396			P3						F9	3	0	0	0	0	1	1									
Inning Stats	R: 0 E: 0 K: 0 S: 8	H: 0 LOB: 0 BB: 0 P: 12	R: 0 E: 0 K: 0 S: 6	H: 0 LOB: 1 BB: 1 P: 15	R: 0 E: 0 K: 2 S: 11	H: 0 LOB: 1 BB: 0 P: 19	R: 0 E: 0 K: 0 S: 7	H: 1 LOB: 0 BB: 0 P: 10	R: 0 E: 0 K: 2 S: 12	H: 1 LOB: 1 BB: 0 P: 17	R: 0 E: 0 K: 2 S: 9	H: 0 LOB: 0 BB: 0 P: 16	R: 0 E: 1 K: 1 S: 12	H: 0 LOB: 2 BB: 1 P: 23	R: 0 E: 0 K: 0 S: 6	H: 0 LOB: 0 BB: 0 P: 7	R: 0 E: 0 K: 0 S: 11	H: 0 LOB: 0 BB: 0 P: 17	1B: 2 2B: 0 3B: 0 HR: 0	SF: 0 SAC: 0 DP: 1 HBP: 1	WP: 0 PB: 0 SB: 0 CS: 0	PA: 32			
PITCHER	IP	WLS	BF	H	R	ER	SO	BB	IBB	HBP	BLK	WP	HR	S	P	ERA	WHIP								
Kevin Appier, R ERA: 1.88	7.0	W	26	2	0	0	7	2	0	1	0	0	0	65	112	0.00	0.571								
Hipolito Pichardo, R ERA: 1.23	2.0		6	0	0	0	0	0	0	0	0	0	0	17	24	0.00	0.000								

Kansas City Royals @ Toronto Blue Jays
SkyDome, Toronto, ON
Mon May 22, 1995, 3:33 AM EDT
Att: 39,255 - Dome

AB 29
R 0
H 2
RBI 0
BB 2
SO 7
LOB 8



Batter	1	2	3	4	5	6	7	8	9	AB	R	H	RBI	BB	SO	LOB	TOP
Jon Nunnally, L (1.9) OBP: 0.376, SLG: 0.516	P6		K2-3		S		SH1-4		1B	3	2	1	1	2	1	0	Kansas City Royals @ Toronto Blue Jays SkyDome, Toronto, ON Wed May 24, 1995, 7:05 PM EDT Att: 37,277 - Dome
Tom Goodwin, L (1.8) OBP: 0.310, SLG: 0.230	PB		K		G4-3		SH1-4		2B	4	0	2	0	0	1	0	
Wally Joyner, L (1.3) OBP: 0.385, SLG: 0.398	PB				F9				L4	4	1	3	2	1	0	0	
Bob Hamelin, L (1.10) OBP: 0.304, SLG: 0.258	K				HR		K		K	5	0	0	0	0	5	6	
Gary Gaetti, R (1.5) OBP: 0.363, SLG: 0.516	F7				HR		P4			4	2	2	1	1	0	4	
Greg Gagne, R (1.6) OBP: 0.364, SLG: 0.493			K		K				L4	5	2	2	0	0	2	3	
Pat Borders, R (1.2) OBP: 0.316, SLG: 0.553	G4-3				F8					4	0	2	3	0	0	0	
Michael Tucker, L (1.7) OBP: 0.263, SLG: 0.243			K				F9		G6-3	4	0	0	0	0	2	2	
Jose Lind, R (1.4) OBP: 0.284, SLG: 0.282					F9		G4-3		G6-3	3	1	0	0	1	0	1	
Inning Stats	R: 0 H: 2 E: 0 K: 1 S: 12	H: 2 R: 0 ER: 0 K: 2 S: 11	H: 0 R: 0 ER: 0 K: 2 S: 11	H: 0 R: 0 ER: 0 K: 2 S: 7	H: 2 R: 2 ER: 0 K: 2 S: 14	H: 1 R: 0 ER: 0 K: 1 S: 10	H: 3 R: 0 ER: 0 K: 1 S: 12	H: 0 R: 0 ER: 0 K: 1 S: 8	H: 2 R: 1 ER: 0 K: 0 S: 11	H: 2 R: 1 ER: 0 K: 1 S: 9	1B: 6 2B: 4 3B: 1 HR: 2	SF: 0 SAC: 1 DP: 2 HBP: 0	WP: 0 PB: 1 CS: 2	PA: 42			
PITCHER	IP WLS BF H R ER SO BB IBB HBP BLK WP HR S P ERA WHIP																
David Cone, R (1.1) ERA: 3.27	6.0 L 27 8 6 6 9 1 0 0 0 0 2 66 110 9.00 1.500																
Woody Williams, R (7.1) ERA: 4.7	2.0 9 2 1 1 1 1 1 0 0 0 0 19 36 4.50 1.500																
Danny Cox, R (9.1) ERA: 9.69	1.0 6 2 1 1 1 1 1 0 0 0 0 9 19 9.00 3.000																

Batter	1	2	3	4	5	6	7	8	9	AB	R	H	RBI	BB	SO	LOB	BOTTOM
Devon White, S (1.8) OBP: 0.376, SLG: 0.518	K	WP		S		K		F8		4	1	1	0	1	2	0	Kansas City Royals @ Toronto Blue Jays SkyDome, Toronto, ON Wed May 24, 1995, 7:05 PM EDT Att: 37,277 - Dome
Alex Gonzalez, R (1.6) OBP: 0.344, SLG: 0.400	BB	G6-3		1B		BB			2B	3	2	2	1	2	0	2	
Roberto Alomar, S (1.4) OBP: 0.404, SLG: 0.594	BB		1B	K		BB			G4-3	3	1	2	1	2	1	1	
John Olerud, L (1.3) OBP: 0.357, SLG: 0.388	BB		1B	FC6-4		F9			G4-3	3	1	1	0	2	1	3	
Carlos Delgado, L (1.10) OBP: 0.190, SLG: 0.278	SF7		P6		F9		F9		BB	3	0	0	1	1	0	3	
Candy Maldonado, R (1.7) OBP: 0.326, SLG: 0.389	F8		K		SF8		P7		SF9	3	0	0	2	0	1	4	
Shawn Green, L (1.9) OBP: 0.310, SLG: 0.415		G3-1	FC6-4		1B		K		K	5	0	1	0	0	2	3	
Ed Sprague, R (1.5) OBP: 0.375, SLG: 0.598	1B	BB		G4-3		F7		F8		3	0	0	0	1	0	1	
Lance Parrish, R (1.2) OBP: 0.279, SLG: 0.282	F9			K		K		G6-3		4	0	0	0	0	2	1	
Inning Stats	R: 1 H: 0 E: 0 K: 1 S: 9	H: 1 R: 0 ER: 0 K: 0 S: 11	H: 1 R: 0 ER: 0 K: 1 S: 10	H: 1 R: 0 ER: 0 K: 2 S: 9	H: 1 R: 1 ER: 0 K: 2 S: 9	H: 2 R: 0 ER: 0 K: 0 S: 9	H: 0 R: 0 ER: 0 K: 3 S: 9	H: 0 R: 0 ER: 0 K: 1 S: 6	H: 0 R: 0 ER: 0 K: 0 S: 5	H: 2 R: 2 ER: 0 K: 1 S: 14	1B: 5 2B: 2 3B: 0 HR: 0	SF: 3 SAC: 0 DP: 0 HBP: 0	WP: 2 PB: 0 CS: 0	PA: 43			
PITCHER	IP WLS BF H R ER SO BB IBB HBP BLK WP HR S P ERA WHIP																
Tom Gordon, R (1.1) ERA: 6.87	5.0 W 26 5 3 3 4 6 0 0 0 0 0 6 17 5.40 2.200																
Dilson Torres, R (6.1) ERA: 6.3	0.2 4 0 0 0 2 2 0 0 0 0 0 6 17 0.00 3.000																
Billy Brewer, L (6.1) ERA: 1.86	1.1 4 0 0 0 2 0 0 0 0 0 0 9 15 0.00 0.000																
Jeff Montgomery, R (8.1) ERA: 4.91	2.0 9 2 2 2 1 1 0 0 0 0 0 19 30 9.00 1.500																

Batter	1	2	3	4	5	6	7	8	9	AB	R	H	RBI	BB	SO	LOB	TOP					
Kenny Lofton, L OBP: 0.355, SLG: 0.444 (1, 8)	L9		L8				G4-3		G3	5	0	1	0	0	0	3	Cleveland Indians @ Toronto Blue Jays SkyDome, Toronto, ON Fri May 26 1995, 7:05 PM EDT Att: 47,113 - Unknown - 58 F					
Omar Vizquel, S OBP: 0.280, SLG: 0.343 (1, 6)	2B		F9		CS	1B		HR	G4-3	5	1	3	1	0	0	1						
Carlos Baerga, S OBP: 0.398, SLG: 0.560 (1, 4)	P6			G3		F7		G3	G4-3	5	0	0	0	0	0	3						
Albert Belle, R OBP: 0.365, SLG: 0.548 (1, 7)	P5			F8		F8		G4-3	1B	4	1	1	0	0	0	2						
Eddie Murray, S OBP: 0.391, SLG: 0.540 (1, 10)		F8		F7		L8		G4-3		4	0	0	0	0	0	2						
Jim Thome, L OBP: 0.408, SLG: 0.570 (1, 5)					K					3	1	2	1	1	1	0						
Manny Ramirez, R Wayne Kirby, L OBP: 0.321, SLG: 0.261 (8, 9)	G6-4-3	BB						HR		4	2	2	3	0	0	2						
Paul Sorrento, L OBP: 0.355, SLG: 0.812 (1, 3)				HR				G3-1		3	2	2	2	1	0	0						
Tony Peña, R OBP: 0.268, SLG: 0.277 (1, 2)			F7		K				G4-3	3	0	0	0	1	2	2						
Inning Stats	R: 0 E: 0 K: 0 S: 6	H: 1 LOB: 1 BB: 0 P: 11	R: 0 E: 0 K: 0 S: 4	H: 0 LOB: 0 BB: 1 P: 12	R: 1 E: 0 K: 0 S: 11	H: 1 LOB: 0 BB: 0 P: 19	R: 0 E: 0 K: 0 S: 5	H: 0 LOB: 0 BB: 0 P: 8	R: 2 E: 0 K: 2 S: 12	H: 3 LOB: 0 BB: 0 P: 19	R: 0 E: 0 K: 0 S: 7	H: 1 LOB: 1 BB: 0 P: 10	R: 0 E: 0 K: 1 S: 12	H: 1 LOB: 2 BB: 1 P: 22	R: 4 E: 0 K: 0 S: 13	H: 4 LOB: 0 BB: 1 P: 21		R: 0 E: 0 K: 0 S: 7	H: 0 LOB: 1 BB: 1 P: 14	1B: 4 2B: 2 3B: 0 HR: 5	SF: 0 SAC: 0 DP: 1 HBP: 0	WP: 0 PB: 0 SB: 1 CS: 1
PITCHER	IP	WLS	BF	H	R	ER	SO	BB	IBB	HBP	BLK	WP	HR	S	P	ERA	WHIP					
Pat Hentgen, R ERA: 5.77 (1, 1)	8.0	L	35	11	7	7	3	2	0	0	1	0	5	70	122	7.88	1.625					
Mike Timlin, R ERA: 4.11 (9, 1)	1.0		4	0	0	0	0	1	0	0	0	0	0	7	14	0.00	1.000					

AB	36
R	7
H	11
RBI	7
BB	3
SO	3
LOB	15



Batter	1	2	3	4	5	6	7	8	9	AB	R	H	RBI	BB	SO	LOB	BOTTOM				
Devon White, S OBP: 0.369, SLG: 0.504 (1, 8)	K		K		K				K	5	0	1	0	0	4	2	Cleveland Indians @ Toronto Blue Jays SkyDome, Toronto, ON Fri May 26 1995, 7:05 PM EDT Att: 47,113 - Unknown - 58 F				
Alex Gonzalez, R OBP: 0.337, SLG: 0.381 (1, 6)	L6				E5		P6		K	4	0	0	0	1	1	1					
Roberto Alomar, S OBP: 0.403, SLG: 0.577 (1, 4)	G4-3				L8				G4-3	3	0	0	0	2	0	0					
Joe Carter, R OBP: 0.369, SLG: 0.469 (1, 7)		L7		G5-3	F7		F7			4	0	0	0	0	0	4					
John Olerud, L OBP: 0.362, SLG: 0.386 (1, 3)		G3			K					3	2	1	0	1	1	2					
Carlos Delgado, L OBP: 0.240, SLG: 0.364 (1, 10)					HR					4	1	2	1	0	2	0					
Shawn Green, L OBP: 0.307, SLG: 0.449 (1, 9)			K		HR		G3			4	1	1	3	0	1	1					
Ed Sprague, R OBP: 0.380, SLG: 0.589 (1, 5)					1B		F9			3	0	1	0	1	1	1					
Randy Knorr, R OBP: 0.290, SLG: 0.390 (1, 2)					BB		F9		L6	4	0	1	0	0	0	2					
Inning Stats	R: 0 E: 0 K: 1 S: 9	H: 0 LOB: 0 BB: 0 P: 14	R: 0 E: 0 K: 1 S: 7	H: 0 LOB: 0 BB: 0 P: 12	R: 0 E: 0 K: 2 S: 12	H: 1 LOB: 2 BB: 2 P: 23	R: 3 E: 0 K: 0 S: 18	H: 4 LOB: 1 BB: 0 P: 27	R: 0 E: 0 K: 1 S: 8	H: 0 LOB: 0 BB: 0 P: 10	R: 0 E: 0 K: 0 S: 9	H: 1 LOB: 2 BB: 1 P: 16	R: 1 E: 0 K: 1 S: 11	H: 1 LOB: 1 BB: 1 P: 20	R: 0 E: 0 K: 2 S: 8	H: 0 LOB: 0 BB: 0 P: 9		1B: 5 2B: 1 3B: 0 HR: 1	SF: 0 SAC: 0 DP: 0 HBP: 0	WP: 1 PB: 0 SB: 0 CS: 0	PA: 39
PITCHER	IP	WLS	BF	H	R	ER	SO	BB	IBB	HBP	BLK	WP	HR	S	P	ERA	WHIP				
Orel Hershiser, R ERA: 4.26 (1, 1)	7.0	W	31	6	3	3	7	4	0	0	0	0	0	5	11	27.00	6.000				
Jim Poole, L ERA: 2.57 (8, 1)	0.1		3	1	1	1	0	1	0	0	0	0	0	6	9	0.00	0.000				
Julian Tavarez, R ERA: 1.13 (8, 1)	0.2		2	0	0	0	1	0	0	0	0	0	0	8	9	0.00	0.000				
Jose Mesa, R ERA: 2.51 (9, 1)	1.0	S	3	0	0	0	2	0	0	0	0	0	0	8	9	0.00	0.000				



Batter	1	2	3	4	5	6	7	8	9	AB	R	H	RBI	BB	SO	LOB	TOP					
Kenny Lofton, L OBP: 0.342, SLG: 0.427 (1, 8)										4	0	0	0	0	3	1	Cleveland Indians @ Toronto Blue Jays SkyDome, Toronto, ON Sat May 27 1995, 3:33 AM EDT Att: 47,143 - Sunny - 70 F					
Omar Vizquel, S OBP: 0.297, SLG: 0.336 (1, 6)										2	0	0	0	2	0	0						
Carlos Baerga, S OBP: 0.385, SLG: 0.540 (1, 4)										4	0	0	0	0	1	3						
Albert Belle, R OBP: 0.361, SLG: 0.537 (1, 7)										4	0	1	0	0	1	0						
Eddie Murray, S OBP: 0.395, SLG: 0.538 (1, 3)										4	0	2	0	0	1	0						
Manny Ramirez, R OBP: 0.474, SLG: 0.812 (1, 9)										4	0	2	0	0	1	1						
Dave Winfield, R OBP: 0.316, SLG: 0.303 Paul Sorrento, L OBP: 0.351, SLG: 0.800 (9, PH)										3	0	1	0	0	0	2						
Jim Thome, L OBP: 0.396, SLG: 0.551 (1, 5)										3	0	0	0	0	1	1						
Scooter Tucker, R OBP: 0.214, SLG: 0.385 (1, 2)										2	0	0	0	1	0	0						
Inning Stats	R: 0 E: 0 K: 1 S: 6	H: 0 LOB: 0 BB: 0 P: 11	R: 0 E: 0 K: 1 S: 8	H: 2 LOB: 1 BB: 0 P: 14	R: 0 E: 0 K: 2 S: 7	H: 0 LOB: 0 BB: 0 P: 13	R: 0 E: 0 K: 1 S: 9	H: 0 LOB: 0 BB: 0 P: 16	R: 0 E: 0 K: 0 S: 8	H: 1 LOB: 1 BB: 0 P: 12	R: 0 E: 0 K: 1 S: 7	H: 0 LOB: 1 BB: 1 P: 15	R: 0 E: 0 K: 1 S: 12	H: 1 LOB: 1 BB: 0 P: 22	R: 0 E: 0 K: 0 S: 6	H: 0 LOB: 2 BB: 2 P: 17		R: 0 E: 0 K: 1 S: 7	H: 2 LOB: 1 BB: 0 P: 12	1B: 5 2B: 1 3B: 0 HR: 0	SF: 0 SAC: 0 DP: 1 HBP: 0	WP: 0 PB: 0 SB: 1 CS: 0
PITCHER	IP	WLS	BF	H	R	ER	SO	BB	IBB	HBP	BLK	WP	HR	S	P	ERA	WHIP					
Al Leiter, L ERA: 2.86 (1, 1)	7.2	W	29	4	0	0	7	3	0	0	0	0	0	60	116	0.00	0.913					
Tony Castillo, L ERA: 3.57 (8, 1)	0.1		1	0	0	0	0	0	0	0	0	0	0	3	4	0.00	0.000					
Darren Hall, R ERA: (9, 1)	1.0	S	4	2	0	0	1	0	0	0	0	0	0	7	12	0.00	2.000					

Batter	1	2	3	4	5	6	7	8	9	AB	R	H	RBI	BB	SO	LOB	BOTTOM					
Devon White, S OBP: 0.358, SLG: 0.488 (1, 8)										4	0	0	0	0	2	1	Cleveland Indians @ Toronto Blue Jays SkyDome, Toronto, ON Sat May 27 1995, 3:33 AM EDT Att: 47,143 - Sunny - 70 F					
Alex Gonzalez, R OBP: 0.337, SLG: 0.372 Carlos Delgado, L OBP: 0.231, SLG: 0.348 (8, PH)										2	0	0	0	1	1	0						
Roberto Alomar, S OBP: 0.398, SLG: 0.565 (1, 4)										4	0	1	0	0	1	1						
Joe Carter, R OBP: 0.364, SLG: 0.460 (1, 7)										4	1	1	0	0	1	1						
John Olerud, L OBP: 0.370, SLG: 0.394 (1, 3)										3	1	2	0	0	0	1						
Candy Maldonado, R OBP: 0.306, SLG: 0.359 (1, 9)										3	0	0	0	0	0	3						
Ed Sprague, R OBP: 0.369, SLG: 0.571 (1, 5)										3	0	0	0	0	2	3						
Lance Parrish, R OBP: 0.283, SLG: 0.357 (1, 2)										3	1	1	3	0	0	2						
Tomas Perez, S OBP: 0.500, SLG: 0.750 (1, 6)										3	0	1	0	0	1	0						
Inning Stats	R: 0 E: 0 K: 2 S: 8	H: 0 LOB: 0 BB: 0 P: 12	R: 0 E: 1 K: 1 S: 10	H: 1 LOB: 2 BB: 0 P: 18	R: 0 E: 0 K: 1 S: 6	H: 0 LOB: 0 BB: 0 P: 11	R: 0 E: 0 K: 0 S: 6	H: 1 LOB: 0 BB: 0 P: 8	R: 0 E: 0 K: 1 S: 7	H: 0 LOB: 0 BB: 0 P: 13	R: 0 E: 0 K: 2 S: 10	H: 0 LOB: 1 BB: 1 P: 17	R: 3 E: 0 K: 1 S: 22	H: 4 LOB: 1 BB: 0 P: 29	R: 0 E: 0 K: 1 S: 6	H: 0 LOB: 0 BB: 0 P: 9		1B: 4 2B: 1 3B: 0 HR: 1	SF: 0 SAC: 0 DP: 1 HBP: 0	WP: 0 PB: 0 SB: 1 CS: 0	PA: 31	
PITCHER	IP	WLS	BF	H	R	ER	SO	BB	IBB	HBP	BLK	WP	HR	S	P	ERA	WHIP					
Bud Black, L ERA: 7.59 (1, 1)	6.0		21	2	0	0	7	1	0	0	0	0	0	47	79	0.00	0.500					
Eric Plunk, R ERA: 1.95 (7, 1)	2.0	L	10	4	3	3	2	0	0	0	0	0	1	28	38	13.50	2.000					

AB	31
R	0
H	6
RBI	0
BB	3
SO	8
LOB	10



AB	30
R	3
H	6
RBI	3
BB	1
SO	9
LOB	12



Batter	1	2	3	4	5	6	7	8	9	AB	R	H	RBI	BB	SO	LOB	TOP					
Kenny Lofton, L OBP: 0.328, SLG: 0.407	1-1 G4-3		2-2 F8		1-1 G3		2-2 L8		1-2 F7	5	0	0	0	0	0	3	Cleveland Indians @ Toronto Blue Jays SkyDome, Toronto, ON Sun May 28 1995, 3:33 AM EDT Att: 42,365 - Dome - 70 F					
Omar Vizquel, S OBP: 0.291, SLG: 0.333	2-2 G4-3		2-2 L8		2-2 1B		4-2 BB		1-2 L7	4	0	1	1	1	0	1						
Carlos Baerga, S OBP: 0.373, SLG: 0.521	2-0 G3-1		1-2 G3		0-1 P6		0-3 K			4	0	0	0	0	1	3						
Albert Belle, R OBP: 0.358, SLG: 0.523		2-1 F9		4-1 G5-3 BB		1-0 F8		1-1 P3		3	0	0	0	1	0	0						
Eddie Murray, S OBP: 0.381, SLG: 0.519	0-0 G3		1-2 G5-3		0-0 P5		1-3 K			4	0	0	0	0	1	1						
Jim Thome, L OBP: 0.400, SLG: 0.576	0-3 K		3-2 L8		4-2 BB		3-0 HR			3	1	1	1	1	1	1						
Manny Ramirez, R OBP: 0.466, SLG: 0.819		2-0 HR		1-3 K		1-3 K		3-1 L8		4	1	1	1	0	2	2						
Wayne Kirby, L OBP: 0.321, SLG: 0.261										0	0	0	0	0	0	0						
Paul Sorrento, L OBP: 0.346, SLG: 0.767			4-2 HR BB		0-0 F8		1-3 K		0-0 G6-3	3	1	0	0	1	1	0						
Tony Peña, R OBP: 0.307, SLG: 0.343		2-2 HR		4-2 G3 1B BB		4-2 BB		0-0 1B		2	2	2	2	2	0	0						
Inning Stats	R: 0 E: 0 K: 0 S: 6	H: 0 LOB: 0 BB: 0 P: 11	R: 0 E: 0 K: 1 S: 6	H: 0 LOB: 0 BB: 0 P: 8	R: 3 E: 0 K: 0 S: 16	H: 2 LOB: 0 BB: 1 P: 29	R: 0 E: 0 K: 1 S: 13	H: 0 LOB: 1 BB: 1 P: 22	R: 1 E: 0 K: 1 S: 11	H: 1 LOB: 1 BB: 1 P: 18	R: 0 E: 0 K: 2 S: 8	H: 0 LOB: 1 BB: 2 P: 14	R: 0 E: 0 K: 2 S: 15	H: 0 LOB: 2 BB: 2 P: 26	R: 1 E: 0 K: 0 S: 10	H: 1 LOB: 0 BB: 0 P: 18	R: 0 E: 0 K: 0 S: 9	H: 1 LOB: 1 BB: 0 P: 11	1B: 2 2B: 0 3B: 0 HR: 3	SF: 0 SAC: 0 DP: 0 HBP: 0	WP: 0 PB: 0 CS: 0	PA: 38
PITCHER	IP	WLS	BF	H	R	ER	SO	BB	IBB	HBP	BLK	WP	HR	S	P	ERA	WHIP					
Danny Darwin, R ERA: 8.22	(1, 1)	6.0	L	25	3	4	4	3	4	0	0	0	0	2	60	102	6.00	1.167				
Woody Williams, R ERA: 4.42	(7, 1)	3.0		13	2	1	1	3	2	0	0	0	0	1	34	55	3.00	1.333				

AB 32
R 5
H 5
RBI 5
BB 6
SO 6
LOB 11



Batter	1	2	3	4	5	6	7	8	9	AB	R	H	RBI	BB	SO	LOB	BOTTOM					
Devon White, S OBP: 0.367, SLG: 0.492	1-2 FC6-4 1B		2-0 L6		4-2 SF7 1B BB		2-1 FC6-4 1B		0-1 SF7	3	0	2	1	1	0	0	Cleveland Indians @ Toronto Blue Jays SkyDome, Toronto, ON Sun May 28 1995, 3:33 AM EDT Att: 42,365 - Dome - 70 F					
Domingo Cadeno, S OBP: 0.407, SLG: 0.520	0-0 FC6-4 1B		4-2 BB		2-2 1B		1-1 FC6-4 FC4 1B		2-3 K	4	0	1	0	1	1	4						
Roberto Alomar, S OBP: 0.398, SLG: 0.563	2-2 1B		0-1 G4-3		1-1 SF7		2-0 FC4 S BB E 1B		0-1 WP 1B	4	2	2	1	0	0	2						
Joe Carter, R OBP: 0.375, SLG: 0.462	0-1 P3				1-2 FC3-6 1B		4-2 S 1B		1-2 SH1-4 1B	4	0	2	1	1	1	4						
John Olerud, L OBP: 0.371, SLG: 0.394	0-1 G4-3				2-1 FC3-6 1B		1-2 G1-3		3-2 SH1-4 1B	5	0	2	0	0	0	5						
Carlos Delgado, L OBP: 0.207, SLG: 0.308		1-2 L6		1-3 K		3-2 K		3-2 E8 BB SF7 1B		3	0	0	0	0	2	2						
Alex Gonzalez, R OBP: 0.333, SLG: 0.368										1	1	0	0	0	0	0						
Shawn Green, L OBP: 0.308, SLG: 0.458		1-3 K		1-2 FC3-6		1-2 2B		4-0 BB BB		3	0	1	0	0	1	2						
Candy Maldonado, R OBP: 0.333, SLG: 0.359				1-2 2-3				1-2 BB BB		0	0	0	0	2	0	0						
Ed Sprague, R OBP: 0.353, SLG: 0.544		3-3 K		2-3 K		3-3 K		1-3 K		5	0	0	0	0	4	8						
Randy Knorr, R OBP: 0.292, SLG: 0.377			2-3 K		4-2 1B BB SF7 BB		3-2 G6-3		4-2 BB	2	1	0	0	1	1	1						
Paul Molitor, R OBP: 0.324, SLG: 0.278										0	0	0	0	1	0	0						
Lance Parrish, R OBP: 0.283, SLG: 0.357										0	0	0	0	0	0	0						
Inning Stats	R: 0 E: 0 K: 0 S: 13	H: 2 LOB: 2 BB: 0 P: 16	R: 0 E: 0 K: 2 S: 11	H: 0 LOB: 0 BB: 0 P: 16	R: 0 E: 0 K: 1 S: 8	H: 0 LOB: 1 BB: 1 P: 16	R: 0 E: 0 K: 2 S: 14	H: 2 LOB: 2 BB: 0 P: 21	R: 1 E: 0 K: 1 S: 15	H: 1 LOB: 2 BB: 2 P: 29	R: 0 E: 0 K: 2 S: 15	H: 1 LOB: 1 BB: 0 P: 25	R: 1 E: 0 K: 0 S: 12	H: 1 LOB: 1 BB: 1 P: 22	R: 1 E: 1 K: 2 S: 16	H: 0 LOB: 2 BB: 2 P: 30	R: 1 E: 0 K: 0 S: 14	H: 3 LOB: 2 BB: 1 P: 22	1B: 9 2B: 1 3B: 0 HR: 0	SF: 2 SAC: 1 DP: 1 HBP: 0	WP: 1 PB: 0 CS: 0	PA: 44
PITCHER	IP	WLS	BF	H	R	ER	SO	BB	IBB	HBP	BLK	WP	HR	S	P	ERA	WHIP					
Charles Nagy, R ERA: 3.37	(1, 1)	6.0	W	27	6	1	1	8	3	0	0	0	0	76	123	1.50	1.500					
Julian Tavarez, R ERA: 1.08	(7, 1)	0.2		4	1	1	0	0	1	0	0	0	0	9	18	0.00	3.000					
Paul Assenmacher, L ERA: 1.86	(7, 1)	0.1		2	0	1	0	0	0	0	0	0	0	6	10	0.00	0.000					
Eric Plunk, R ERA: 1.86	(8, 1)	1.0		5	0	0	0	2	2	0	0	0	0	13	24	0.00	2.000					
Jose Mesa, R ERA: 3.93	(9, 1)	1.0	S	6	3	1	1	0	1	0	0	0	1	14	22	9.00	4.000					


AB 34
R 4
H 10
RBI 3
BB 7
SO 10
LOB 28



Batter	1	2	3	4	5	6	7	8	9	AB	R	H	RBI	BB	SO	LOB	TOP										
Chad Curtis, R OBP: 0.359, SLG: 0.438 (1, 8)	G1-3		K				G6-3		P3	5	0	1	1	0	1	0											
Lou Whitaker, L OBP: 0.439, SLG: 0.500 (1, 4)	1B				2B		F8		F9	4	0	2	0	1	0	1											
Alan Trammell, R OBP: 0.431, SLG: 0.333 (1, 6)	P4				BB		F7		FC3-6	2	0	0	0	3	0	1											
Cecil Fielder, R OBP: 0.323, SLG: 0.519 (8, PR)	F7				L4		G5-3		FC3-6	4	0	0	0	0	0	4											
Todd Stevers, R OBP: 0.333, SLG: 0.235 (8, 7)									G3	0	0	0	0	0	0	0											
Juan Samuel, R OBP: 0.382, SLG: 0.517 (8, PH)										1	0	0	0	0	0	2											
Kirk Gibson, L OBP: 0.430, SLG: 0.707 (1, 10)		P3			F8					3	0	1	0	1	0	2											
Travis Fryman, R OBP: 0.333, SLG: 0.307 (1, 5)	K				K					4	0	0	0	0	4	5											
Franklin Stubbs, L OBP: 0.421, SLG: 0.370 (8, 3)	K									4	0	1	0	0	1	0											
Bobby Higginson, L OBP: 0.343, SLG: 0.436 (1, 9)			K							4	3	2	0	0	1	1											
John Flaherty, R OBP: 0.382, SLG: 0.514 (1, 2)					G5-3					4	1	2	3	0	0	1											
Inning Stats	R: 0 E: 0 K: 0 S: 5	H: 1 LOB: 1 BB: 0 P: 8	R: 0 E: 0 K: 2 S: 10	H: 0 LOB: 0 BB: 0 P: 14	R: 0 E: 0 K: 2 S: 9	H: 0 LOB: 0 BB: 0 P: 15	R: 0 E: 0 K: 1 S: 9	H: 1 LOB: 2 BB: 0 P: 16	R: 1 E: 0 K: 0 S: 14	H: 2 LOB: 1 BB: 0 P: 23	R: 0 E: 0 K: 1 S: 11	H: 1 LOB: 1 BB: 0 P: 16	R: 1 E: 0 K: 0 S: 9	H: 2 LOB: 0 BB: 0 P: 17	R: 0 E: 0 K: 1 S: 9	H: 0 LOB: 2 BB: 2 P: 18	R: 2 E: 0 K: 0 S: 18	H: 2 LOB: 2 BB: 2 P: 30	1B: 6 2B: 2 3B: 0 HR: 1	SF: 0 SAC: 0 DP: 0 HBP: 0	WP: 1 PB: 0 SB: 0 CS: 0	PA: 40					
PITCHER	IP	WLS	BF	H	R	ER	SO	BB	IBB	HBP	BLK	WP	HR	S	P	ERA	WHIP										
David Cone, R ERA: 3.12 (1, 1)	8.0	W	33	7	2	2	7	3	0	0	0	1	0	76	127	2.25	1.250										
Darren Hall, R ERA: 2.7 (9, 1)	0.2		6	2	2	2	0	2	0	0	0	0	1	15	25	27.00	6.000										
Mike Timlin, R ERA: 4.02 (9, 1)	0.1	S	1	0	0	0	0	0	0	0	0	0	0	3	5	0.00	0.000										

Detroit Tigers @ Toronto Blue Jays
SkyDome, Toronto, ON
Mon May 29, 1995, 7:05 PM EDT
Att: 39,294 - Dome - 72 F


AB 35
R 4
H 9
RBI 4
BB 5
SO 7
LOB 17



Batter	1	2	3	4	5	6	7	8	9	AB	R	H	RBI	BB	SO	LOB	BOTTOM										
Devon White, S OBP: 0.375, SLG: 0.512 (1, 8)	HR				K					5	1	3	0	0	1	0											
Alex Gonzalez, R OBP: 0.349, SLG: 0.404 (1, 6)	HR		G1-3		1B					2	1	1	2	2	0	0											
Paul Molitor, R OBP: 0.321, SLG: 0.277 (1, 10)	P4		P6		1B					4	0	1	0	0	0	2											
Joe Carter, R OBP: 0.388, SLG: 0.467 (1, 7)	L5-3				K					3	0	2	0	1	1	2											
John Olerud, L OBP: 0.367, SLG: 0.384 (1, 3)	L5-3		F8		G3					3	0	0	0	1	0	4											
Roberto Alomar, S OBP: 0.394, SLG: 0.552 (1, 4)		G3			G5-3					4	0	1	0	0	0	3											
Shawn Green, L OBP: 0.317, SLG: 0.474 (1, 9)					K					4	1	2	0	0	1	1											
Ed Sprague, R OBP: 0.350, SLG: 0.528 (1, 5)		G6-3								3	0	0	0	0	0	3											
Lance Parrish, R OBP: 0.300, SLG: 0.500 (1, 2)					K					4	2	2	3	0	1	2											
Inning Stats	R: 2 E: 0 K: 0 S: 13	H: 3 LOB: 0 BB: 0 P: 15	R: 2 E: 0 K: 0 S: 11	H: 3 LOB: 0 BB: 0 P: 15	R: 0 E: 0 K: 2 S: 12	H: 1 LOB: 1 BB: 0 P: 10	R: 0 E: 0 K: 2 S: 12	H: 0 LOB: 1 BB: 0 P: 20	R: 0 E: 0 K: 0 S: 9	H: 1 LOB: 1 BB: 0 P: 14	R: 0 E: 0 K: 0 S: 9	H: 1 LOB: 3 BB: 3 P: 24	R: 1 E: 0 K: 0 S: 7	H: 2 LOB: 0 BB: 0 P: 8	1B: 7 2B: 3 3B: 1 HR: 3	SF: 0 SAC: 0 DP: 3 HBP: 1	WP: 0 PB: 0 SB: 1 CS: 1	PA: 38									
PITCHER	IP	WLS	BF	H	R	ER	SO	BB	IBB	HBP	BLK	WP	HR	S	P	ERA	WHIP										
Mike Moore, R ERA: 4.44 (1, 1)	6.0	L	29	10	4	4	4	2	0	1	0	0	0	78	118	6.00	2.000										
Brian Maxcy, R ERA: (7, 1)	1.0		4	0	0	0	0	1	1	0	0	0	0	3	13	0.00	1.000										
Joe Boever, R ERA: 4.3 (8, 1)	1.0		4	2	1	1	0	0	0	0	0	0	1	7	8	9.00	2.000										

Detroit Tigers @ Toronto Blue Jays
SkyDome, Toronto, ON
Mon May 29, 1995, 7:05 PM EDT
Att: 39,294 - Dome - 72 F

AB 32
R 5
H 12
RBI 5
BB 4
SO 4
LOB 17



Batter	1	2	3	4	5	6	7	8	9	AB	R	H	RBI	BB	SO	LOB	TOP					
Chad Curtis, R OBP: 0.367, SLG: 0.460 (1, 8)										3	3	1	2	2	1	1						
Lou Whitaker, L OBP: 0.435, SLG: 0.500 (1, 4)										4	1	1	2	1	1	1						
Travis Fryman, R OBP: 0.336, SLG: 0.305 (1, 5)										4	1	1	1	1	1	1						
Cecil Fielder, R OBP: 0.326, SLG: 0.519 (1, 3)										4	0	1	1	1	0	1						
Kirk Gibson, L OBP: 0.418, SLG: 0.674 (1, 10)										4	0	0	0	1	2	2						
Bobby Higginson, L OBP: 0.336, SLG: 0.418 (1, 7)										4	0	0	1	1	3	0						
Danny Bautista, R OBP: 0.308, SLG: 0.317 (1, 9)										4	1	1	0	0	2	3						
Chris Gomez, R OBP: 0.291, SLG: 0.391 (1, 6)										4	0	1	0	0	1	1						
John Flaherty, R OBP: 0.380, SLG: 0.507 (1, 2)										3	1	1	0	0	1	1						
Franklin Stubbs, L OBP: 0.431, SLG: 0.404 (8, PH)										1	1	1	1	0	0	0						
Ron Tingley, R OBP: 0.344, SLG: 0.259 (8, 2)										0	0	0	0	0	0	0						
Inning Stats	R: 1 E: 0 K: 1 S: 14	H: 1 LOB: 1 BB: 1 P: 26	R: 0 E: 0 K: 2 S: 7	H: 0 LOB: 0 BB: 0 P: 12	R: 2 E: 0 K: 2 S: 18	H: 1 LOB: 3 BB: 4 P: 40	R: 2 E: 0 K: 1 S: 10	H: 2 LOB: 0 BB: 0 P: 17	R: 0 E: 0 K: 2 S: 7	H: 0 LOB: 0 BB: 0 P: 11	R: 0 E: 0 K: 1 S: 9	H: 1 LOB: 1 BB: 0 P: 12	R: 0 E: 0 K: 0 S: 9	H: 0 LOB: 1 BB: 1 P: 16	R: 3 E: 0 K: 2 S: 13	H: 3 LOB: 1 BB: 1 P: 26	R: 0 E: 0 K: 1 S: 8	H: 0 LOB: 0 BB: 0 P: 13	1B: 4 2B: 3 3B: 0 HR: 1	SF: 0 SAC: 0 DP: 0 HBP: 0	WP: 0 PB: 0 SB: 2 CS: 0	PA: 42
PITCHER	IP	WLS	BF	H	R	ER	SO	BB	IBB	HBP	BLK	WP	HR	S	P	ERA	WHIP					
Paul Menhart, R ERA: 9.39 (1, 1)	4.0		21	4	5	4	6	4	1	0	0	0	1	49	95	9.00	2.000					
Danny Cox, R ERA: 9.18 (5, 1)	3.2	L	16	3	3	3	5	2	0	0	0	0	0	35	60	7.36	1.364					
Tony Castillo, L ERA: 3.5 (8, 1)	0.1		2	1	0	0	0	0	0	0	0	0	0	3	5	0.00	3.000					
Woody Williams, R ERA: 4.19 (9, 1)	1.0		3	0	0	0	1	0	0	0	0	0	0	8	13	0.00	0.000					

Detroit Tigers @ Toronto Blue Jays
SkyDome, Toronto, ON
Tue May 30 1995, 7:05 PM EDT
Att: 39,711 - Unknown - 68 F

AB 35
R 8
H 8
RBI 8
BB 7
SO 12
LOB 11



Batter	1	2	3	4	5	6	7	8	9	AB	R	H	RBI	BB	SO	LOB	BOTTOM					
Devon White, S OBP: 0.376, SLG: 0.507 (1, 8)										5	2	2	0	0	1	1						
Alex Gonzalez, R OBP: 0.380, SLG: 0.419 (1, 6)										4	1	2	2	1	0	1						
Paul Molitor, R OBP: 0.315, SLG: 0.273 (1, 10)										5	1	1	1	0	1	2						
Joe Carter, R OBP: 0.383, SLG: 0.459 (1, 7)										4	0	1	1	0	0	1						
John Olerud, L OBP: 0.356, SLG: 0.371 (1, 3)										4	0	0	1	0	2	1						
Roberto Alomar, S OBP: 0.382, SLG: 0.533 (1, 4)										4	0	0	0	0	1	1						
Candy Maldonado, R OBP: 0.345, SLG: 0.381 (1, 9)										3	0	1	0	1	1	0						
Ed Sprague, R OBP: 0.339, SLG: 0.509 (1, 5)										4	0	0	0	0	1	3						
Randy Knorr, R OBP: 0.324, SLG: 0.453 (1, 2)										3	2	3	1	0	0	0						
Shawn Green, L OBP: 0.313, SLG: 0.468 (8, PH)										1	0	0	0	0	1	0						
Inning Stats	R: 0 E: 0 K: 0 S: 5	H: 0 LOB: 0 BB: 0 P: 8	R: 0 E: 0 K: 1 S: 7	H: 0 LOB: 0 BB: 0 P: 11	R: 0 E: 0 K: 1 S: 10	H: 1 LOB: 1 BB: 0 P: 15	R: 2 E: 0 K: 1 S: 16	H: 3 LOB: 2 BB: 1 P: 25	R: 2 E: 0 K: 0 S: 11	H: 2 LOB: 0 BB: 0 P: 15	R: 0 E: 0 K: 1 S: 7	H: 0 LOB: 0 BB: 0 P: 11	R: 2 E: 0 K: 1 S: 17	H: 3 LOB: 1 BB: 0 P: 24	R: 0 E: 0 K: 1 S: 12	H: 1 LOB: 1 BB: 0 P: 18	R: 0 E: 0 K: 2 S: 8	H: 0 LOB: 1 BB: 1 P: 16	1B: 7 2B: 2 3B: 0 HR: 1	SF: 0 SAC: 0 DP: 0 HBP: 0	WP: 1 PB: 0 SB: 0 CS: 0	PA: 39
PITCHER	IP	WLS	BF	H	R	ER	SO	BB	IBB	HBP	BLK	WP	HR	S	P	ERA	WHIP					
Brian Bohanon, L ERA: 5.59 (1, 1)	5.0		22	6	4	4	3	0	0	0	0	0	0	24	35	9.00	1.500					
Felipe Lira, R ERA: 3.88 (6, 1)	2.0	W	9	3	2	2	2	0	0	0	0	0	0	8	14	0.00	1.500					
Joe Boever, R ERA: 4.18 (8, 1)	0.2		3	1	0	0	1	0	0	0	0	0	0	12	20	0.00	0.750					
Mike Henneman, R ERA: 0.75 (8, 1)	1.1	S	5	0	0	0	2	1	0	0	0	0	0	12	20	0.00	0.750					

Detroit Tigers @ Toronto Blue Jays
SkyDome, Toronto, ON
Tue May 30 1995, 7:05 PM EDT
Att: 39,711 - Unknown - 68 F


AB 37
R 6
H 10
RBI 6
BB 2
SO 8
LOB 10



Batter	1	2	3	4	5	6	7	8	9	AB	R	H	RBI	BB	SO	LOB	TOP					
Chad Curtis, R OBP: 0.355, SLG: 0.442 (1, 8)	L5	F8			K		F7		P5	5	0	0	0	0	1	3						
Lou Whitaker, L OBP: 0.359, SLG: 0.500 (1, 4)	G4-3			G4-3 1B	F8			2B G4-3 1B		4	1	2	0	0	0	0						
Travis Fryman, R OBP: 0.326, SLG: 0.295 (1, 5)	F9		F9		F9			F8		4	0	0	0	0	0	2						
Cecil Fielder, R OBP: 0.331, SLG: 0.554 (8, PR)										4	1	2	1	0	0	1						
Juan Samuel, R OBP: 0.392, SLG: 0.517 (8, 3)		HR	G4-3 1-2		G6-3			G4-3 1-3 2B		0	0	0	0	0	0	0						
Kirk Gibson, L OBP: 0.431, SLG: 0.667 (1, 10)										1	1	0	0	3	1	0						
		1B BB			G3 BB			G4-3 IBB														
Bobby Higginson, L OBP: 0.333, SLG: 0.412 (1, 7)										4	0	1	1	0	1	4						
		K			G3 1-2			G4-3 1-2 2-3 3-H														
Danny Bautista, R OBP: 0.319, SLG: 0.344 (1, 9)										4	0	2	1	0	1	3						
Chris Gomez, R OBP: 0.277, SLG: 0.370 (1, 6)										4	0	0	0	0	2	3						
Ron Tingley, R OBP: 0.343, SLG: 0.241 (9, PH)										2	0	0	0	1	1	1						
Todd Stevenson, R OBP: 0.318, SLG: 0.222 (9, PH)										1	0	0	0	0	0	0						
Inning Stats	R: 0 E: 0 K: 0 S: 3	H: 0 LOB: 0 BB: 0 P: 3	R: 1 E: 0 K: 2 S: 9	H: 2 LOB: 3 BB: 2 P: 17	R: 0 E: 0 K: 1 S: 3	H: 1 LOB: 1 BB: 1 P: 3	R: 1 E: 0 K: 0 S: 4	H: 1 LOB: 1 BB: 1 P: 8	R: 0 E: 0 K: 2 S: 5	H: 0 LOB: 0 BB: 0 P: 5	R: 0 E: 0 K: 1 S: 5	H: 0 LOB: 1 BB: 0 P: 8	R: 0 E: 0 K: 1 S: 5	H: 0 LOB: 0 BB: 0 P: 5	R: 1 E: 0 K: 0 S: 5	H: 2 LOB: 2 BB: 1 P: 9	R: 0 E: 0 K: 1 S: 5	H: 0 LOB: 0 BB: 0 P: 5	1B: 4 2B: 2 3B: 0 HR: 1	SF: 0 SAC: 0 DP: 1 HBP: 0	WP: 0 PB: 0 SB: 1 CS: 0	PA: 37
PITCHER Pat Hentgen, R ERA: 5.25 (1, 1)	IP: 9.0 WLS: W BF: 37 H: 7 R: 3 ER: 3 SO: 7 BB: 3 IBB: 1 HBP: 0 BLK: 0 WP: 0 HR: 1 S: 47 P: 63 ERA: 3.00 WHIP: 1.111															PITCHER						

Detroit Tigers @ Toronto Blue Jays
 SkyDome, Toronto, ON
 Wed May 31 1995, 3:33 AM EDT
 Att: 41,232 - Sunny - 78 F


AB 33
R 3
H 7
RBI 3
BB 4
SO 7
LOB 17



Batter	1	2	3	4	5	6	7	8	9	AB	R	H	RBI	BB	SO	LOB	BOTTOM			
Devon White, S OBP: 0.377, SLG: 0.500 (1, 8)	F8	G4-3					F8			4	0	1	1	1	0	2				
Alex Gonzalez, R OBP: 0.353, SLG: 0.402 (1, 6)	F8						P4			4	0	0	0	1	1	3				
Paul Molitor, R OBP: 0.310, SLG: 0.269 (1, 10)										5	0	1	0	0	0	3				
Joe Carter, R OBP: 0.379, SLG: 0.452 (1, 7)										4	0	1	0	0	0	1				
John Olerud, L OBP: 0.353, SLG: 0.375 (1, 3)										4	1	1	0	0	0	1				
Roberto Alomar, S OBP: 0.396, SLG: 0.569 (1, 4)										3	2	3	1	0	0	0				
Shawn Green, L OBP: 0.333, SLG: 0.519 (1, 9)										4	1	3	3	0	0	0				
Ed Sprague, R OBP: 0.344, SLG: 0.504 (1, 5)										3	1	1	0	1	0	2				
Lance Parrish, R OBP: 0.315, SLG: 0.500 (1, 2)										4	0	2	0	0	0	2				
Inning Stats	R: 0 E: 0 K: 0 S: 4	H: 1 LOB: 1 BB: 0 P: 4	R: 1 E: 0 K: 0 S: 6	H: 4 LOB: 2 BB: 0 P: 6	R: 0 E: 0 K: 1 S: 6	H: 1 LOB: 1 BB: 0 P: 6	R: 0 E: 0 K: 0 S: 5	H: 2 LOB: 3 BB: 1 P: 9	R: 0 E: 0 K: 0 S: 3	H: 0 LOB: 0 BB: 0 P: 3	R: 1 E: 0 K: 0 S: 4	H: 1 LOB: 0 BB: 0 P: 4	R: 0 E: 0 K: 0 S: 3	H: 0 LOB: 0 BB: 0 P: 3	R: 3 E: 0 K: 0 S: 7	H: 4 LOB: 3 BB: 2 P: 15	1B: 10 2B: 1 3B: 0 HR: 2	SF: 0 SAC: 1 DP: 0 HBP: 0	WP: 1 PB: 0 SB: 0 CS: 1	PA: 39
PITCHER Sean Bergman, R ERA: 4.95 (1, 1)	IP: 6.0 WLS: L BF: 27 H: 9 R: 2 ER: 2 SO: 2 BB: 0 IBB: 0 HBP: 0 BLK: 0 WP: 0 HR: 1 S: 28 P: 32 ERA: 3.00 WHIP: 1.500															PITCHER				
John Doherty, R ERA: 7.96 (7, 1)	1.2 L 9 3 3 3 0 1 0 0 0 0 1 8 12 16.20 2.400																			
Buddy Groom, L ERA: 6.75 (8, 1)	0.1 3 1 0 0 0 1 0 0 0 0 0 2 6 0.00 6.000																			

Detroit Tigers @ Toronto Blue Jays
 SkyDome, Toronto, ON
 Wed May 31 1995, 3:33 AM EDT
 Att: 41,232 - Sunny - 78 F

AB 35
R 5
H 13
RBI 5
BB 3
SO 1
LOB 14



Batter	1	2	3	4	5	6	7	8	9	AB	R	H	RBI	BB	SO	LOB	TOP											
Devon White, S OBP: 0.371, SLG: 0.490	1-1 F7	0-0 G4-3		2-2 E9			0-0 P6		0-0 P5	5	0	1	1	0	0	2	Toronto Blue Jays @ Cleveland Indians Jacobs Field, Cleveland, OH Fri Jun 02 1995, 7:05 PM EDT Att: 41,545 - Unknown - 77 F AB 37 R 5 H 9 RBI 4 BB 2 SO 7 LOB 15											
Alex Gonzalez, R OBP: 0.339, SLG: 0.382	2-3 K	0-1 G6-3		1-0 L6			1-2 P6		2-1 F8	5	0	0	0	0	1	3												
Paul Molitor, R OBP: 0.306, SLG: 0.266	1-2 HR		0-1 P3		1-3 K		0-0 F8		1-0 G1-3	5	1	1	0	0	1	1												
Joe Carter, R OBP: 0.383, SLG: 0.504	0-2 HR		2-1 G1-3		2-3 K			0-1 HR		4	2	2	3	0	1	0												
John Olerud, L OBP: 0.364, SLG: 0.398	2-1 E		4-1 BB		0-0 G3-1			1-0 WP		3	1	2	0	1	0	0												
Roberto Alomar, S OBP: 0.385, SLG: 0.551	3-2 E4		0-1 G4-3			2-0 F9		3-2 G5-3		4	0	0	0	0	0	2												
Shawn Green, L OBP: 0.330, SLG: 0.518	0-3 K			1-2 E		2-2 F7		2-3 K		4	1	1	0	0	2	2												
Ed Sprague, R OBP: 0.348, SLG: 0.513		3-2 L9		0-1 G6-3		1-2 FC5-4		2-3 K		4	0	2	0	0	1	2												
Lance Parrish, R OBP: 0.310, SLG: 0.472		0-0 L9		2-3 K		2-1 FC5-4		4-2 BB		3	0	0	0	1	1	3												
Inning Stats	R: 3 E: 1 K: 2 S: 19	H: 3 LOB: 1 BB: 0 P: 28	R: 0 E: 0 K: 0 S: 7	H: 1 LOB: 1 BB: 0 P: 10	R: 0 E: 0 K: 0 S: 7	H: 0 LOB: 1 BB: 1 P: 13	R: 1 E: 1 K: 1 S: 13	H: 2 LOB: 1 BB: 0 P: 19	R: 0 E: 0 K: 0 S: 9	H: 0 LOB: 0 BB: 0 P: 10	R: 0 E: 0 K: 0 S: 9	H: 1 LOB: 1 BB: 0 P: 16	R: 0 E: 0 K: 0 S: 6	H: 0 LOB: 0 BB: 0 P: 7	R: 1 E: 0 K: 2 S: 13	H: 2 LOB: 1 BB: 1 P: 21		R: 0 E: 0 K: 0 S: 8	H: 0 LOB: 1 BB: 1 P: 15	1B: 3 2B: 4 3B: 0 HR: 2	SF: 0 SAC: 0 DP: 0 HBP: 0	WP: 1 PB: 0 SB: 0 CS: 0	PA: 39					
PITCHER	IP	WLS	BF	H	R	ER	SO	BB	IBB	HBP	BLK	WP	HR	S	P	ERA	WHIP											
Charles Nagy, R ERA: 3.61	(1, 1)	7.0	L	31	8	5	4	5	1	0	0	0	0	2	70	105	5.14	1.286										
Jim Poole, L ERA: 2.35	(8, 1)	0.2		3	1	0	0	1	0	0	0	0	1	0	8	14	0.00	1.500										
Chad Ogea, R ERA:	(8, 1)	1.1		5	0	0	0	1	1	0	0	0	0	0	11	20	0.00	0.750										

Batter	1	2	3	4	5	6	7	8	9	AB	R	H	RBI	BB	SO	LOB	BOTTOM										
Kenny Lofton, L OBP: 0.331, SLG: 0.394	0-1 G1-3		2-2 CS		1-2 F8			4-2 1B		3	0	1	0	1	0	1	Toronto Blue Jays @ Cleveland Indians Jacobs Field, Cleveland, OH Fri Jun 02 1995, 7:05 PM EDT Att: 41,545 - Unknown - 77 F AB 27 R 0 H 3 RBI 0 BB 6 SO 3 LOB 11										
Omar Vizquel, S OBP: 0.295, SLG: 0.323	2-2 P3		3-1 CS	0-1 P5		0-1 F7		4-2 1B		3	0	0	0	1	0	0											
Carlos Baerga, S OBP: 0.372, SLG: 0.489	1-1 L1			2-1 G4-3		1-0 L7		1-2 1B		4	0	1	0	0	0	0											
Albert Belle, R OBP: 0.364, SLG: 0.555		4-0 L1-3		4-2 1B		1-2 G5-3		0-0 G5-3		2	0	0	0	2	0	3											
Eddie Murray, S OBP: 0.370, SLG: 0.500		1 SAFE L1-3		1-0 1B			0-0 G5-3		2-3 K	4	0	1	0	0	1	1											
Manny Ramirez, R OBP: 0.460, SLG: 0.765		1-2 HBP		2-2 F9			0-0 F8		4-1 G3-6-3	2	0	0	0	1	0	2											
Dave Winfield, R OBP: 0.306, SLG: 0.333		2-1 P6			4-0 BB		1-1 P4		1-0 G3-6-3	2	0	0	0	1	0	1											
Wayne Kirby, L OBP: 0.333, SLG: 0.280									1-2 G3-6-3	1	0	0	0	0	0	1											
Jim Thome, L OBP: 0.407, SLG: 0.636			2-1 P6		2-3 K			1-0 G4-3		3	0	0	0	0	1	1											
Tony Peña, R OBP: 0.307, SLG: 0.363			3-2 P3				0-0 F7		0-3 K	3	0	0	0	0	1	1											
Inning Stats	R: 0 E: 0 K: 0 S: 7	H: 0 LOB: 0 BB: 0 P: 10	R: 0 E: 0 K: 0 S: 7	H: 0 LOB: 1 BB: 1 P: 17	R: 0 E: 0 K: 0 S: 11	H: 1 LOB: 0 BB: 0 P: 21	R: 0 E: 0 K: 0 S: 11	H: 1 LOB: 2 BB: 1 P: 20	R: 0 E: 0 K: 1 S: 7	H: 0 LOB: 0 BB: 0 P: 9	R: 0 E: 0 K: 0 S: 4	H: 0 LOB: 0 BB: 0 P: 5	R: 0 E: 0 K: 1 S: 15	H: 1 LOB: 3 BB: 2 P: 25	R: 0 E: 0 K: 1 S: 5	H: 0 LOB: 0 BB: 1 P: 12	1B: 3 2B: 1 3B: 0 HR: 0	SF: 0 SAC: 0 DP: 2 HBP: 1	WP: 0 PB: 0 SB: 0 CS: 1	PA: 35							
PITCHER	IP	WLS	BF	H	R	ER	SO	BB	IBB	HBP	BLK	WP	HR	S	P	ERA	WHIP										
Al Leiter, L ERA: 2.34	(1, 1)	7.2		30	3	0	0	2	5	0	1	0	0	68	120	0.00	1.043										
Mike Timlin, R ERA: 3.71	(8, 1)	1.1	S	4	0	0	0	1	1	0	0	0	0	6	13	0.00	0.750										

Batter	1	2	3	4	5	6	7	8	9	AB	R	H	RBI	BB	SO	LOB	TOP										
Devon White, S OBP: 0.362, SLG: 0.476	1-3 K		0-2 F7		0-0 F8		0-1 L7			4	0	0	0	0	1	3											
Domingo Cadeno, S OBP: 0.387, SLG: 0.483	0-0 F9		2-1 1B		2-3 K			0-0 G4-3		4	0	1	0	0	1	2											
Paul Molitor, R OBP: 0.304, SLG: 0.274	2-2 WP		1-3 K		1-1 G3			0-2 G4-3		4	0	1	0	0	1	3											
Joe Carter, R OBP: 0.379, SLG: 0.492	4-2 BB				0-0 G5-3			0-1 G5-3		3	0	0	0	1	0	0											
John Olerud, L OBP: 0.354, SLG: 0.386	2-1 G5-3				2-1 F9			1-2 P5		4	0	0	0	0	0	2											
Roberto Alomar, S OBP: 0.381, SLG: 0.542		3-1 F8		0-2 1B			0-1 G4-3		0-1 G1-3	4	0	1	0	0	0	0											
Shawn Green, L OBP: 0.337, SLG: 0.517		1-1 G4-6-3		1-2 L9			0-0 L4		1-2 1B	4	0	2	0	0	0	1	AB 35										
Ed Sprague, R OBP: 0.360, SLG: 0.521		1-2 G4-6-3		1-1 1B			1-1 1B		0-1 1B	4	0	3	0	0	0	1	R 0										
Randy Knorr, R OBP: 0.319, SLG: 0.441			1-0 G5-3		0-2 1B		0-0 F9		0-0 G3-1	4	0	1	0	0	0	3	H 9										
Inning Stats	R: 0 E: 0 K: 1 S: 14	H: 1 LOB: 2 BB: 1 P: 23	R: 0 E: 0 K: 0 S: 11	H: 1 LOB: 0 BB: 0 P: 16	R: 0 E: 0 K: 1 S: 9	H: 1 LOB: 1 BB: 0 P: 13	R: 0 E: 0 K: 0 S: 9	H: 1 LOB: 1 BB: 0 P: 12	R: 0 E: 0 K: 1 S: 11	H: 2 LOB: 2 BB: 0 P: 15	R: 0 E: 0 K: 0 S: 7	H: 0 LOB: 0 BB: 0 P: 9	R: 0 E: 0 K: 0 S: 6	H: 1 LOB: 1 BB: 0 P: 7	R: 0 E: 0 K: 0 S: 6	H: 0 LOB: 0 BB: 0 P: 6	R: 0 E: 0 K: 0 S: 9	H: 2 LOB: 2 BB: 0 P: 12	1B: 8 2B: 1 3B: 0 HR: 0	SF: 0 SAC: 0 DP: 1 HBP: 0	WP: 1 PB: 0 SB: 0 CS: 0	PA: 36					
PITCHER Dennis Martinez, R ERA: 2.6	IP: 9.0	WLS: W	BF: 36	H: 9	R: 0	ER: 0	SO: 3	BB: 1	IBB: 0	HBP: 0	BLK: 0	WP: 1	HR: 0	S: 82	P: 113	ERA: 0.00	WHIP: 1.111										

Toronto Blue Jays @ Cleveland Indians
Jacobs Field, Cleveland, OH
Sat Jun 03 1995, 3:33 AM EDT
Att: 41,566 - Overcast - 69 F

AB 35
R 0
H 9
RBI 0
BB 1
SO 3
LOB 15



Batter	1	2	3	4	5	6	7	8	9	AB	R	H	RBI	BB	SO	LOB	BOTTOM										
Kenny Lofton, L OBP: 0.343, SLG: 0.427	0-0 FC5-4		0-0 HR		1-0 SF8		1-0 F8			4	2	3	0	0	0	0											
Omar Vizquel, S OBP: 0.288, SLG: 0.316	1-3 K		0-0 G3		0-1 SF8		0-1 G4-3			3	0	0	1	0	1	2											
Carlos Baerga, S OBP: 0.368, SLG: 0.504	2-0 F9		0-1 HR		3-H G4-3			1-0 G3		4	1	1	2	0	0	1											
Albert Belle, R OBP: 0.354, SLG: 0.538	2-1 FC5-4		0-3 K		1-2 F8			3-2 G5-3		4	0	0	0	0	1	1											
Eddie Murray, S OBP: 0.373, SLG: 0.508		0-0 G4-6-3		1-0 F7			1-1 2B		1-1 F7	4	0	2	0	0	0	0											
Jim Thome, L OBP: 0.405, SLG: 0.624		1-0 G4-6-3			2-2 G4-3		4-0 BB		G4-6-3	2	0	0	0	1	0	1											
Manny Ramirez, R OBP: 0.464, SLG: 0.758		4-2 BB		4-1 CS		0-3 K				1	0	0	0	2	1	2	AB 27										
Paul Sorrento, L OBP: 0.341, SLG: 0.756		3-2 BB		4-2 FC6-4		2-2 G4-6-3				2	0	1	0	1	0	2	R 3										
Tony Peña, R OBP: 0.297, SLG: 0.349		0-1 F9		2-1 FC6-4			1-1 F7			3	0	0	0	0	0	3	H 7										
Inning Stats	R: 0 E: 0 K: 1 S: 8	H: 1 LOB: 1 BB: 0 P: 13	R: 0 E: 0 K: 0 S: 14	H: 2 LOB: 2 BB: 1 P: 22	R: 2 E: 0 K: 1 S: 8	H: 2 LOB: 0 BB: 0 P: 9	R: 0 E: 0 K: 0 S: 11	H: 0 LOB: 1 BB: 2 P: 23	R: 1 E: 0 K: 0 S: 8	H: 1 LOB: 0 BB: 0 P: 10	R: 0 E: 0 K: 1 S: 9	H: 1 LOB: 1 BB: 1 P: 16	R: 0 E: 0 K: 0 S: 5	H: 0 LOB: 0 BB: 0 P: 7	R: 0 E: 0 K: 0 S: 7	H: 0 LOB: 0 BB: 0 P: 12	1B: 2 2B: 3 3B: 1 HR: 1	SF: 1 SAC: 0 DP: 2 HBP: 0	WP: 0 PB: 0 SB: 0 CS: 1	PA: 32							
PITCHER Danny Darwin, R ERA: 7.22	IP: 8.0	WLS: L	BF: 32	H: 7	R: 3	ER: 3	SO: 3	BB: 4	IBB: 0	HBP: 0	BLK: 0	WP: 0	HR: 1	S: 70	P: 112	ERA: 3.38	WHIP: 1.375										

Toronto Blue Jays @ Cleveland Indians
Jacobs Field, Cleveland, OH
Sat Jun 03 1995, 3:33 AM EDT
Att: 41,566 - Overcast - 69 F

AB 27
R 3
H 7
RBI 3
BB 4
SO 3
LOB 12



Batter	1	2	3	4	5	6	7	8	9	AB	R	H	RBI	BB	SO	LOB	TOP					
Devon White, S OBP: 0.357, SLG: 0.470										2	1	0	2	1	0	0	Toronto Blue Jays @ Cleveland Indians Jacobs Field, Cleveland, OH Sun Jun 04 1995, 3:33 AM EDT Att: 41,688 - Sunny - 65 F					
Alex Gonzalez, R OBP: 0.333, SLG: 0.368										4	1	0	0	1	1	3						
Paul Molitor, R OBP: 0.308, SLG: 0.274										4	1	1	0	1	2	2						
Joe Carter, R OBP: 0.380, SLG: 0.488										5	1	2	2	0	1	1						
John Olerud, L OBP: 0.356, SLG: 0.386										5	1	2	1	0	0	1						
Roberto Alomar, S OBP: 0.373, SLG: 0.530										3	0	0	0	0	0	1						
Shawn Green, L OBP: 0.354, SLG: 0.565										3	2	2	3	1	0	0						
Ed Sprague, R OBP: 0.364, SLG: 0.512										2	1	0	0	2	0	1						
Lance Parrish, R OBP: 0.306, SLG: 0.456										4	0	1	0	0	0	2						
Inning Stats	R: 7 E: 0 K: 0 S: 20	H: 4 LOB: 1 BB: 4 P: 44	R: 0 E: 0 K: 0 S: 8	H: 1 LOB: 1 BB: 0 P: 16	R: 1 E: 1 K: 1 S: 16	H: 0 LOB: 2 BB: 2 P: 26	R: 0 E: 0 K: 1 S: 7	H: 0 LOB: 0 BB: 0 P: 8	R: 0 E: 0 K: 0 S: 5	H: 0 LOB: 0 BB: 0 P: 6	R: 0 E: 0 K: 1 S: 8	H: 1 LOB: 1 BB: 0 P: 9	R: 0 E: 0 K: 0 S: 8	H: 1 LOB: 1 BB: 0 P: 14	R: 0 E: 0 K: 0 S: 9	H: 0 LOB: 0 BB: 0 P: 12	R: 0 E: 0 K: 1 S: 5	H: 1 LOB: 0 BB: 0 P: 9	1B: 6 2B: 1 3B: 0 HR: 1	SF: 2 SAC: 1 DP: 1 HBP: 0	WP: 0 PB: 0 SB: 1 CS: 0	PA: 41
PITCHER	IP	WLS	BF	H	R	ER	SO	BB	IBB	HBP	BLK	WP	HR	S	P	ERA	WHIP					
Jason Grimsley, R ERA: 7.23	(1, 1)	0.1	8	3	7	7	0	4	0	0	0	0	1	12	31	189.00	21.000					
Chad Ogea, R ERA: 0.73	(1, 1)	6.2	27	4	1	1	3	2	0	0	0	0	0	60	92	1.35	0.900					
Julian Tavarez, R ERA: 1.19	(8, 1)	2.0	W	6	1	0	0	1	0	0	0	0	0	14	21	0.00	0.500					


AB	32
R	8
H	8
RBI	8
BB	6
SO	4
LOB	11




Batter	1	2	3	4	5	6	7	8	9	AB	R	H	RBI	BB	SO	LOB	BOTTOM					
Kenny Lofton, L OBP: 0.352, SLG: 0.434										5	0	3	2	0	0	2	Toronto Blue Jays @ Cleveland Indians Jacobs Field, Cleveland, OH Sun Jun 04 1995, 3:33 AM EDT Att: 41,688 - Sunny - 65 F					
Omar Vizquel, S OBP: 0.285, SLG: 0.312										5	0	1	1	0	1	5						
Carlos Baerga, S OBP: 0.369, SLG: 0.507										5	0	2	0	0	0	0						
Albert Belle, R OBP: 0.362, SLG: 0.547										5	2	3	1	0	1	2						
Eddie Murray, S OBP: 0.381, SLG: 0.533										5	1	3	2	0	0	2						
Alvaro Espinoza, R OBP: 0.267, SLG: 0.357										0	0	0	0	0	0	0						
Jim Thome, L OBP: 0.405, SLG: 0.623										5	2	2	1	0	1	2						
Paul Sorrento, L OBP: 0.354, SLG: 0.776										3	2	1	2	2	0	1						
Wayne Kirby, L OBP: 0.364, SLG: 0.357										3	1	2	0	0	0	2						
Manny Ramirez, R OBP: 0.461, SLG: 0.752										1	0	0	0	0	0	0						
Scotter Tucker, R OBP: 0.238, SLG: 0.278										2	1	0	0	0	0	4						
Dave Winfield, R OBP: 0.300, SLG: 0.326										1	0	0	0	0	0	0						
Tony Peña, R OBP: 0.297, SLG: 0.349										0	0	0	0	0	0	0						
Inning Stats	R: 0 E: 0 K: 1 S: 7	H: 1 LOB: 0 BB: 0 P: 12	R: 0 E: 0 K: 1 S: 10	H: 1 LOB: 1 BB: 0 P: 17	R: 1 E: 0 K: 1 S: 16	H: 3 LOB: 2 BB: 1 P: 23	R: 2 E: 0 K: 0 S: 13	H: 3 LOB: 2 BB: 1 P: 20	R: 2 E: 0 K: 0 S: 11	H: 3 LOB: 1 BB: 1 P: 19	R: 1 E: 0 K: 0 S: 14	H: 2 LOB: 2 BB: 0 P: 22	R: 0 E: 0 K: 0 S: 7	H: 0 LOB: 0 BB: 0 P: 10	R: 0 E: 0 K: 0 S: 5	H: 1 LOB: 0 BB: 0 P: 7	R: 3 E: 0 K: 0 S: 7	H: 3 LOB: 1 BB: 0 P: 12	1B: 11 2B: 5 3B: 0 HR: 2	SF: 0 SAC: 0 DP: 2 HBP: 1	WP: 0 PB: 0 SB: 0 CS: 1	PA: 43
PITCHER	IP	WLS	BF	H	R	ER	SO	BB	IBB	HBP	BLK	WP	HR	S	P	ERA	WHIP					
David Cone, R ERA: 3.75	(1, 1)	5.2	31	13	6	6	3	2	0	1	0	0	1	70	11	9.53	2.647					
Tony Castillo, L ERA: 3.05	(6, 1)	2.2	8	1	0	0	0	0	0	0	0	0	0	15	23	0.00	0.375					
Darren Hall, R ERA: 6.43	(9, 1)	0.1	L	4	3	3	0	0	0	0	0	0	1	5	8	81.00	9.000					

AB	40
R	9
H	17
RBI	9
BB	2
SO	3
LOB	20



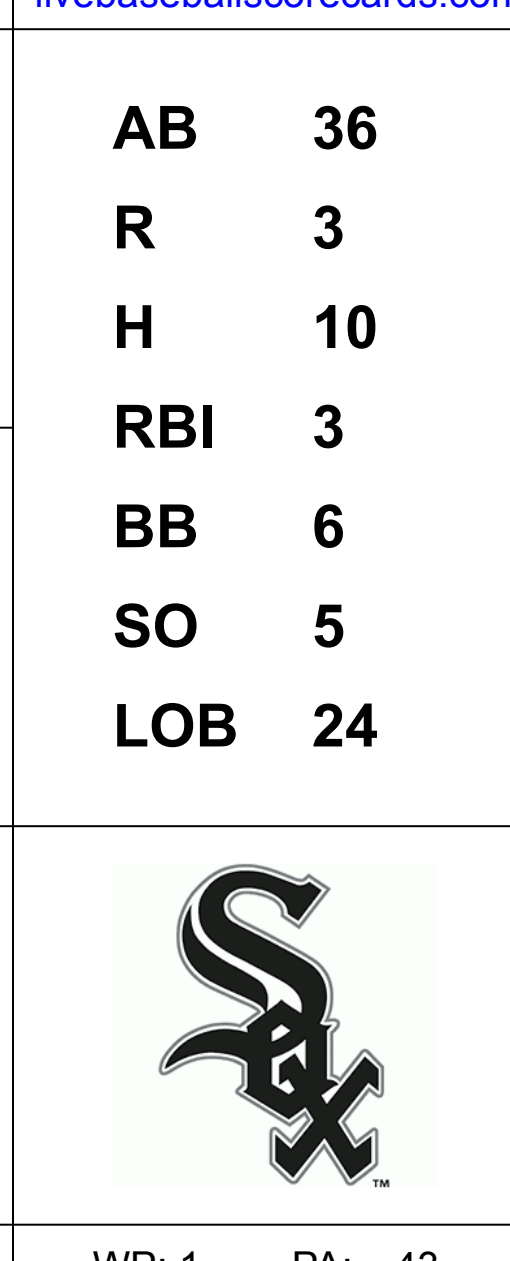
Batter	1	2	3	4	5	6	7	8	9	AB	R	H	RBI	BB	SO	LOB	TOP										
Mike Huff, R OBP: 0.346, SLG: 0.250 (1, 8)	F7	P3		2B BB		P3		F8		4	0	0	0	1	0	5	Toronto Blue Jays @ Chicago White Sox Comiskey Park, Chicago, IL Tue Jun 06 1995, 8:05 PM EDT Att: 18,428 - Unknown - 74 F AB 34 R 4 H 9 RBI 4 BB 5 SO 6 LOB 22 										
Paul Molitor, R OBP: 0.305, SLG: 0.286 (1, 10)	F8	BB		1-H 2B		G4-3		K		5	0	2	2	0	1	3											
Roberto Alomar, S OBP: 0.384, SLG: 0.528 (1, 4)	1B	1B		F7			G5-3 1B		1B	4	1	3	0	1	0	1											
Joe Carter, R OBP: 0.363, SLG: 0.485 (1, 7)	P2	K			L3		G5-3		K	5	0	0	0	0	2	6											
John Olerud, L OBP: 0.374, SLG: 0.374 (1, 3)		BB 1B	G3-1		F8		G4-3 1B		G1-3	4	1	1	1	1	0	1											
Shawn Green, L OBP: 0.359, SLG: 0.553 (1, 9)		SH1-3 1B	F8		WP 1B		G4-3		K	1	1	0	0	2	0	0											
Candy Maldonado, R OBP: 0.344, SLG: 0.362 (7, PH)		1B			BB					2	0	0	0	0	1	2											
Ed Sprague, R OBP: 0.374, SLG: 0.512 (1, 5)		SH1-3 1B			WP 1B			F7		3	1	2	1	0	0	0											
Randy Knorr, R OBP: 0.320, SLG: 0.437 (1, 2)		SH1-3	F7		K			F8		3	0	1	0	0	1	3											
Tomas Perez, S OBP: 0.500, SLG: 0.750 (8, PR)										0	0	0	0	0	0	0											
Lance Parrish, R OBP: 0.313, SLG: 0.475 (8, 2)										0	0	0	0	0	0	0											
Domingo Cedenio, S OBP: 0.371, SLG: 0.438 (1, 6)		1B						FC4		3	0	0	0	0	1	1											
Inning Stats	R: 0 E: 0 K: 0 S: 6	H: 1 LOB: 1 BB: 0 P: 10	R: 3 E: 0 K: 1 S: 19	H: 2 LOB: 3 BB: 3 P: 38	R: 0 E: 0 K: 0 S: 5	H: 0 LOB: 1 BB: 0 P: 11	R: 0 E: 0 K: 1 S: 8	H: 1 LOB: 1 BB: 1 P: 18	R: 0 E: 0 K: 0 S: 10	H: 2 LOB: 2 BB: 1 P: 17	R: 0 E: 0 K: 0 S: 7	H: 0 LOB: 0 BB: 0 P: 12	R: 1 E: 0 K: 0 S: 8	H: 2 LOB: 0 BB: 0 P: 13	R: 0 E: 1 K: 1 S: 16	H: 1 LOB: 3 BB: 0 P: 24	R: 0 E: 0 K: 2 S: 13	H: 1 LOB: 1 BB: 0 P: 19	1B: 8 2B: 1 3B: 0 HR: 0	SF: 0 SAC: 1 DP: 1 HBP: 2	WP: 1 PB: 0 SB: 1 CS: 0	PA: 42					
PITCHER	IP	WLS	BF	H	R	ER	SO	BB	IBB	HBP	BLK	WP	HR	S	P	ERA	WHIP										
Jason Bere, R ERA: 5.36 (1, 1)	5.0	W	26	5	3	3	3	5	0	2	0	1	0	48	94	5.40	2.000										
Scott Radinsky, L ERA: 6.08 (6, 1)	2.0		7	2	1	1	0	0	0	0	0	0	0	15	25	4.50	1.000										
Jose DeLeon, R ERA: 4.15 (8, 1)	1.1		7	2	0	0	2	0	0	0	0	0	0	22	32	0.00	1.500										
Tim Fortugno, L ERA: 3.44 (9, 1)	0.1		1	0	0	0	0	0	0	0	0	0	0	4	5	0.00	0.000										
Roberto Hernandez, R ERA: 4.41 (9, 1)	0.1	S	1	0	0	0	1	0	0	0	0	0	0	3	6	0.00	0.000										

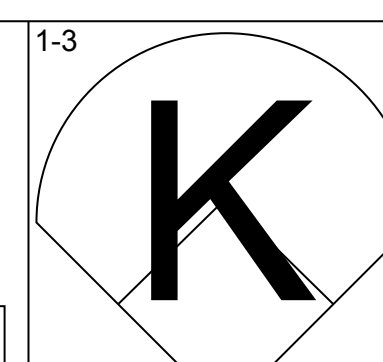
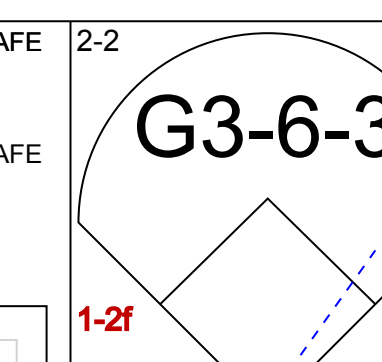
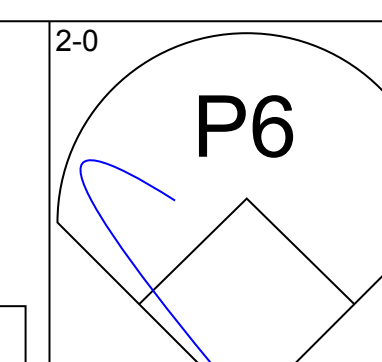
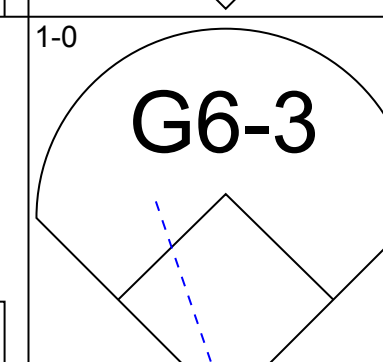
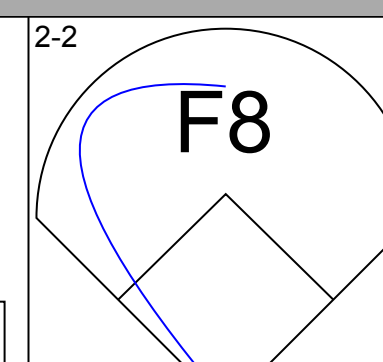
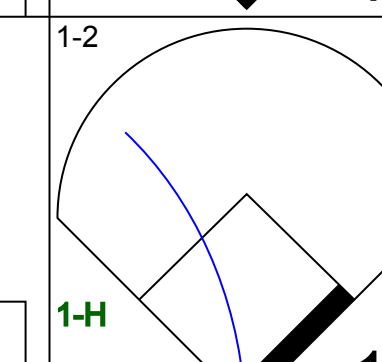
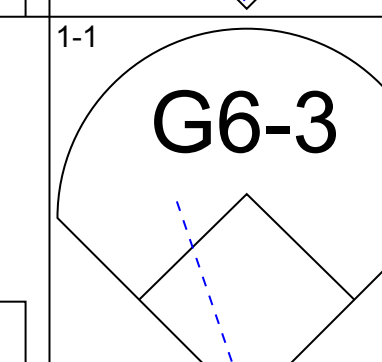
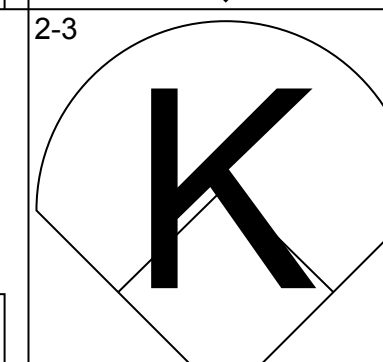
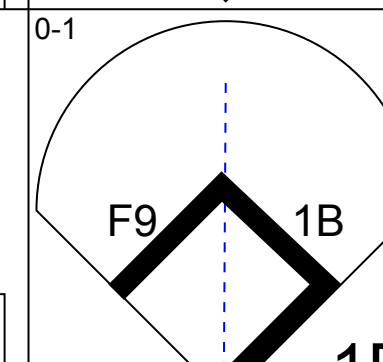
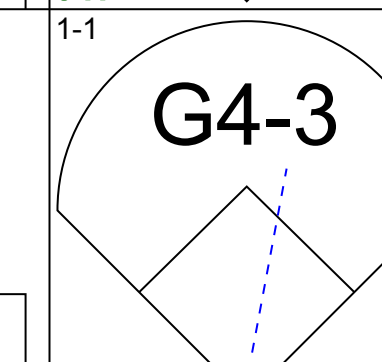
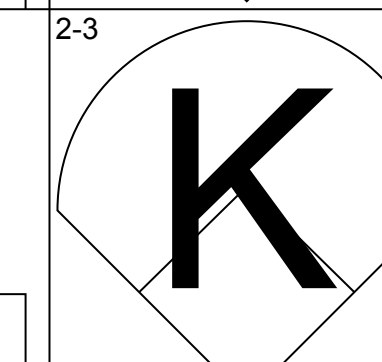
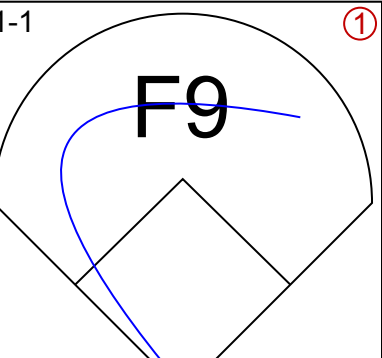
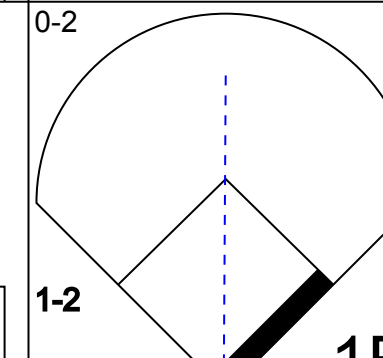
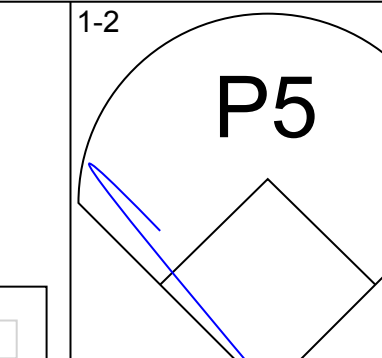
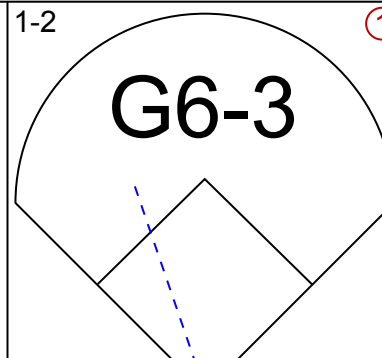
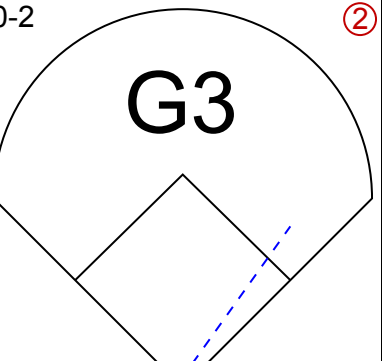
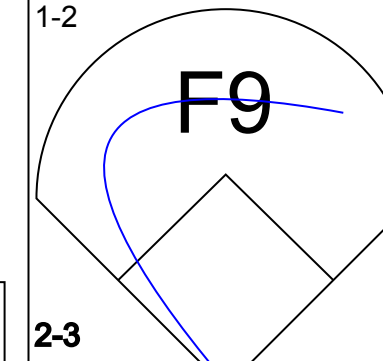
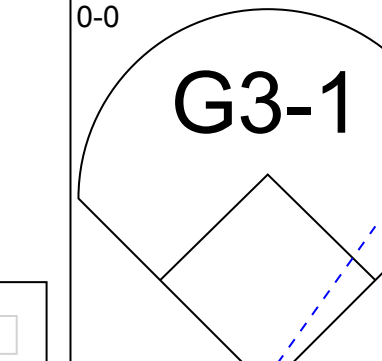
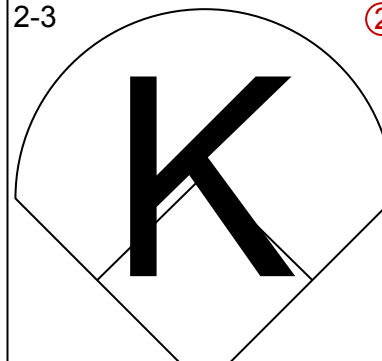
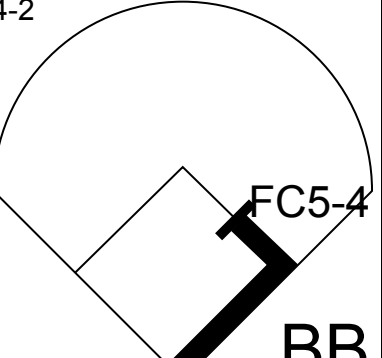
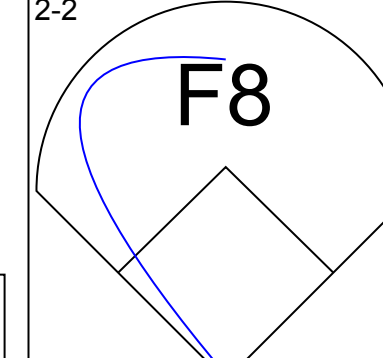
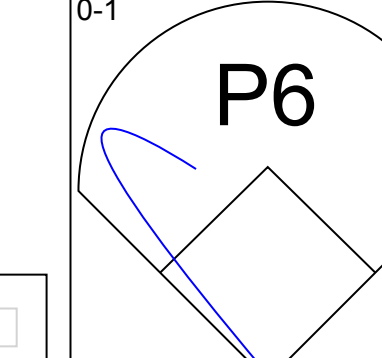
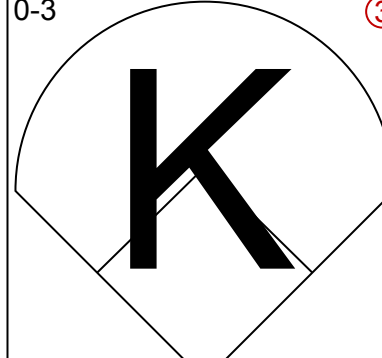
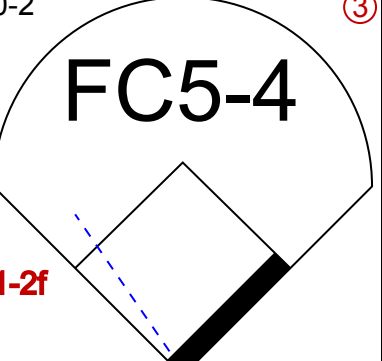
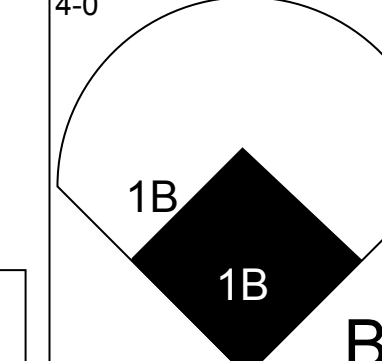
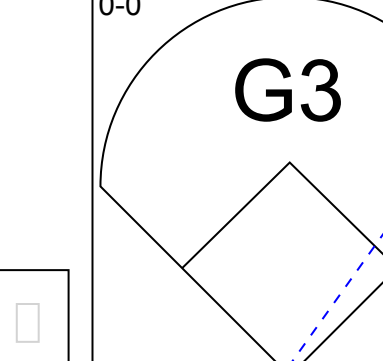
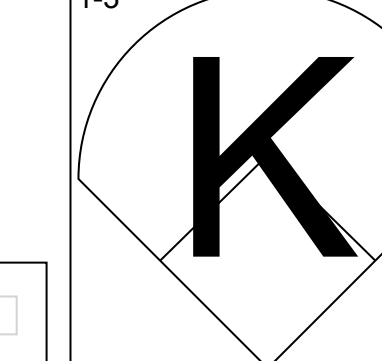
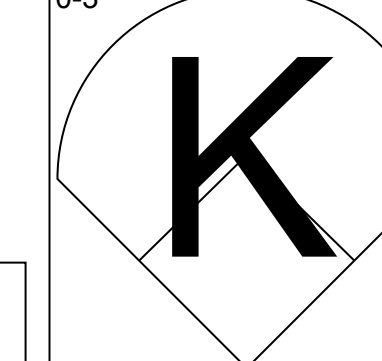
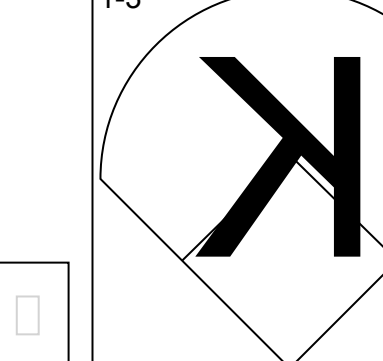
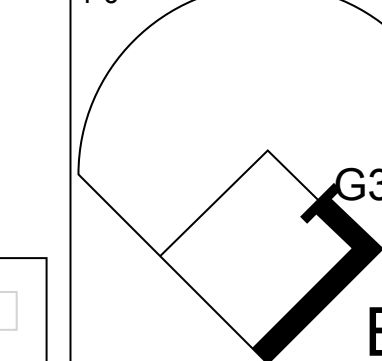
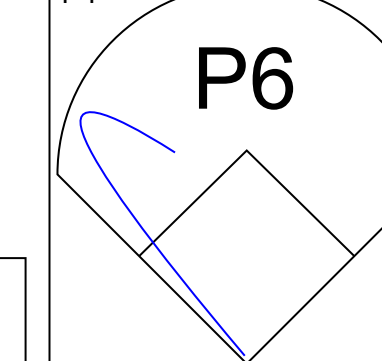
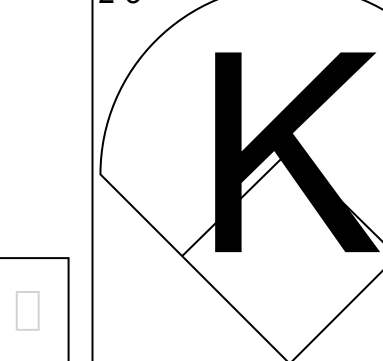
Batter	1	2	3	4	5	6	7	8	9	AB	R	H	RBI	BB	SO	LOB	BOTTOM										
Lance Johnson, L OBP: 0.313, SLG: 0.308 (1, 8)	BB 2B	G4-3			1B 1B	G5-3		G4-3		3	2	0	0	1	0	3	Toronto Blue Jays @ Chicago White Sox Comiskey Park, Chicago, IL Tue Jun 06 1995, 8:05 PM EDT Att: 18,428 - Unknown - 74 F AB 33 R 6 H 9 RBI 6 BB 3 SO 5 LOB 18 										
Tim Raines, S OBP: 0.386, SLG: 0.496 (1, 10)	P6		G4-3		1B 1B		G6-3			4	0	2	0	0	0	1											
Frank Thomas, R OBP: 0.497, SLG: 0.576 (1, 3)	BB 2B		P6		P4		F9			3	1	0	0	1	0	3											
Robin Ventura, L OBP: 0.392, SLG: 0.492 (1, 5)	E 2B		G4-3		1B		P3			4	1	2	3	0	0	1											
Dave Martinez, L OBP: 0.333, SLG: 0.478 (1, 9)	K		F9		G6-3			S 1B		4	1	1	0	0	1	4											
Warren Newson, L OBP: 0.446, SLG: 0.490 (1, 7)	E8 1B				K			K		4	1	2	1	0	2	1											
Ray Durham, S OBP: 0.347, SLG: 0.386 (1, 4)	G4-3				G6-3		P4			4	0	1	0	0	0	2											
Ron Karkovics, R OBP: 0.314, SLG: 0.461 (1, 2)		L5			K		G4-3			3	0	1	1	1	1	0											
Ozzie Guillen, L OBP: 0.343, SLG: 0.388 (1, 6)		G6-3			K		G4-3			4	0	0	1	0	1	3											
Inning Stats	R: 3 E: 1 K: 1 S: 12	H: 2 LOB: 1 BB: 2 P: 27	R: 0 E: 0 K: 0 S: 9	H: 0 LOB: 0 BB: 0 P: 16	R: 0 E: 0 K: 2 S: 10	H: 1 LOB: 1 BB: 0 P: 9	R: 0 E: 0 K: 2 S: 10	H: 0 LOB: 0 BB: 0 P: 12	R: 1 E: 0 K: 1 S: 13	H: 2 LOB: 2 BB: 0 P: 20	R: 1 E: 0 K: 0 S: 5	H: 2 LOB: 1 BB: 0 P: 7	R: 0 E: 0 K: 0 S: 7	H: 0 LOB: 0 BB: 0 P: 10	R: 1 E: 0 K: 1 S: 12	H: 2 LOB: 2 BB: 1 P: 19		R: 0 E: 0 K: 1 S: 13	H: 1 LOB: 1 BB: 0 P: 19	1B: 6 2B: 2 3B: 1 HR: 0	SF: 0 SAC: 0 DP: 0 HBP: 1	WP: 0 PB: 0 SB: 1 CS: 0	PA: 37				
PITCHER	IP	WLS	BF	H	R	ER	SO	BB	IBB	HBP	BLK	WP	HR	S	P	ERA	WHIP										
Pat Hentgen, R ERA: 5.53 (1, 1)	7.1	L	35	9	6	6	5	3	0	1	0	0	0	69	116	7.36	1.636										
Tony Castillo, L ERA: 2.95 (8, 1)	0.2		2	0	0	0	0	0	0	0	0	0	0	4	4	0.00	0.000										

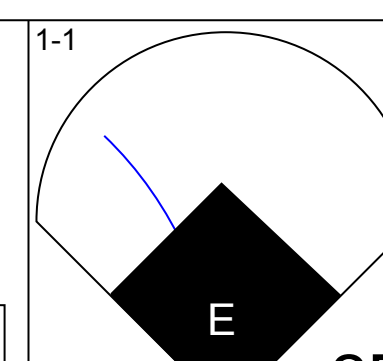
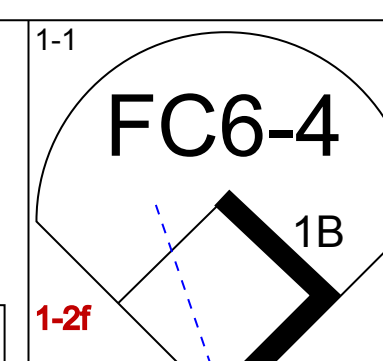
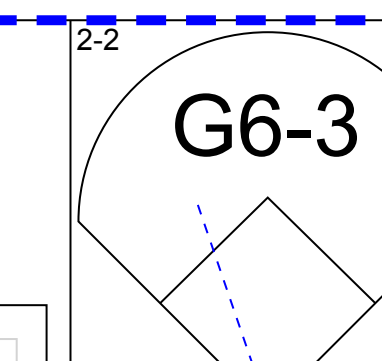
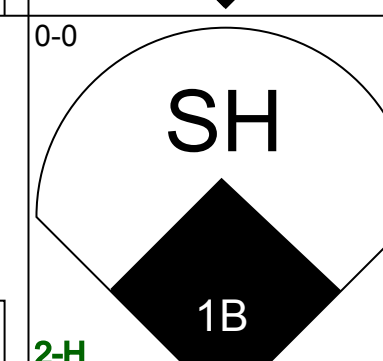
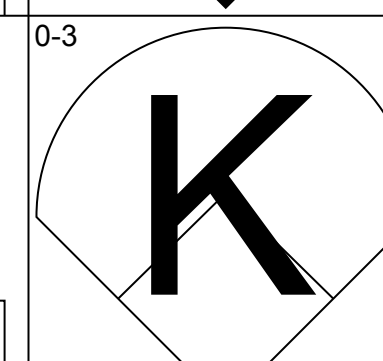
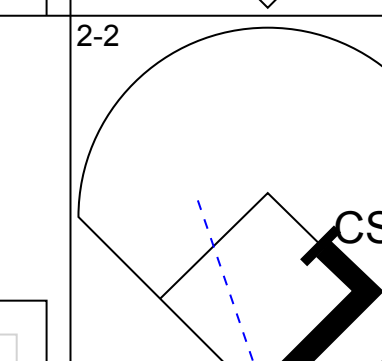
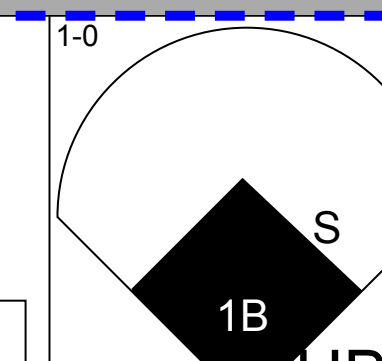
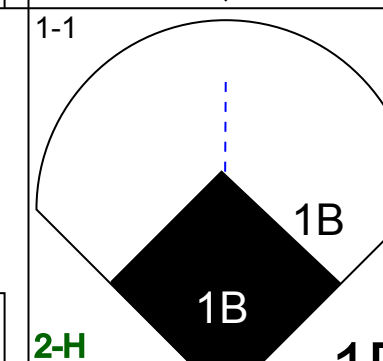
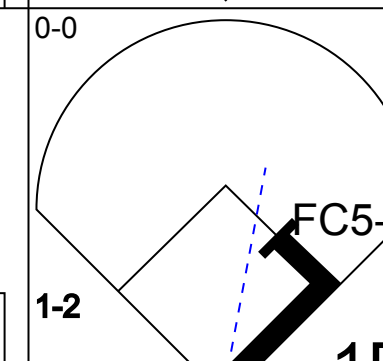
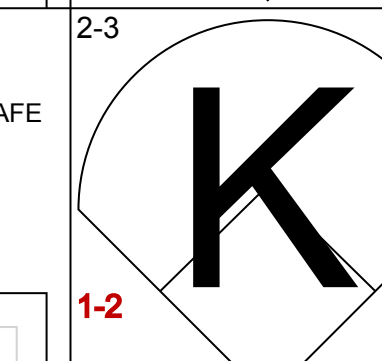
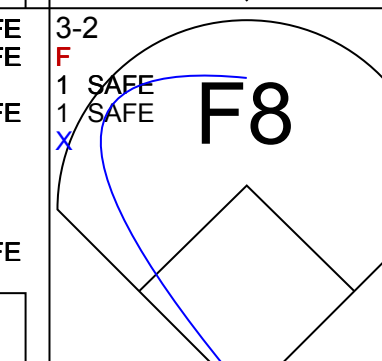
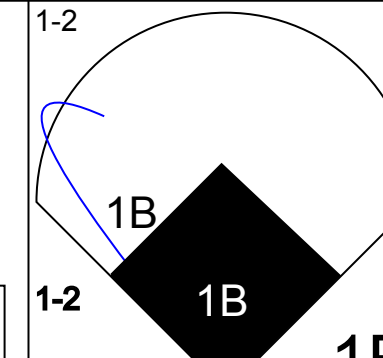
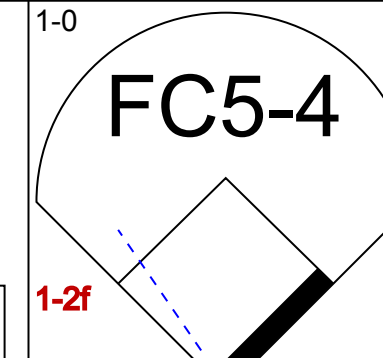
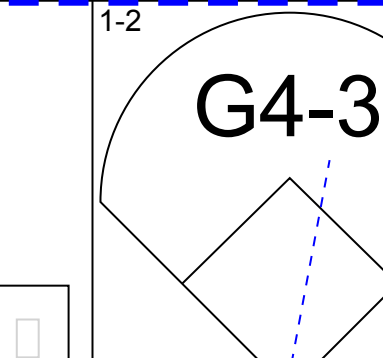
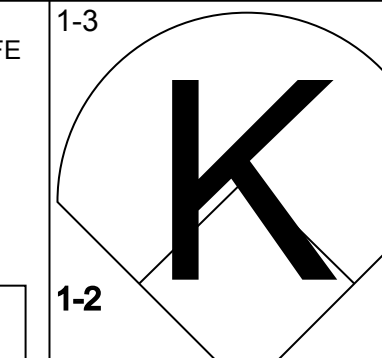
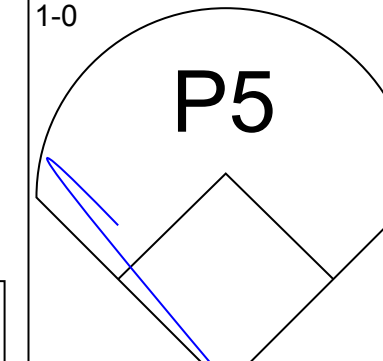
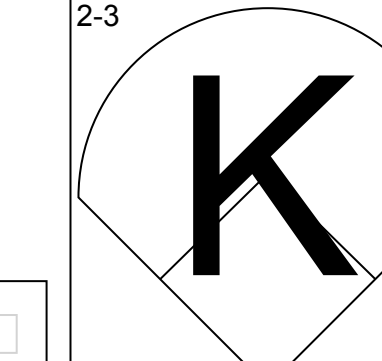
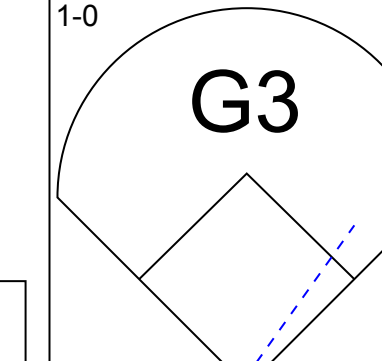
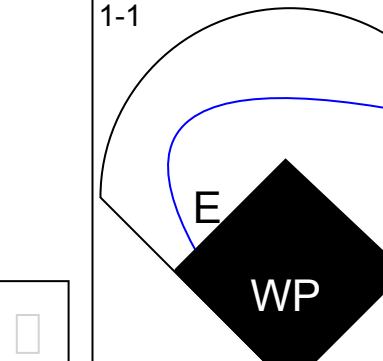
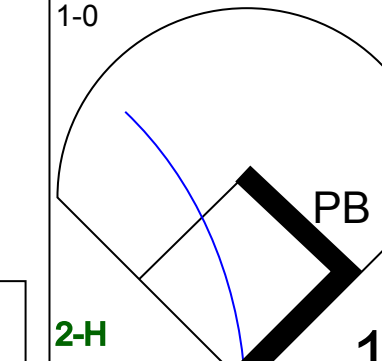
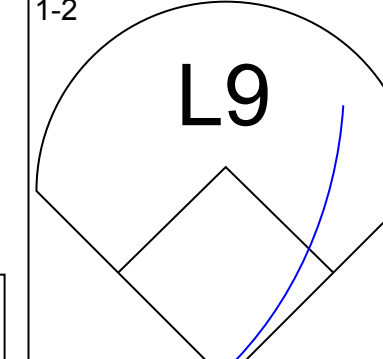
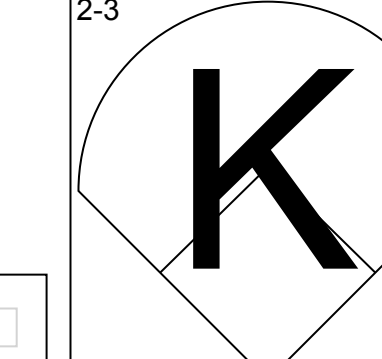
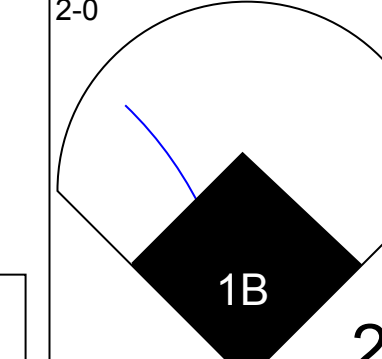
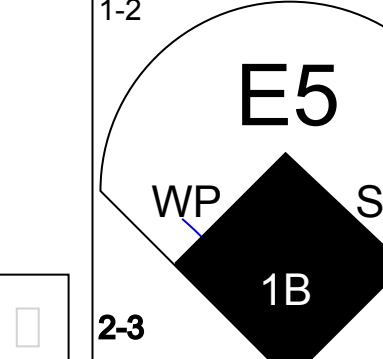
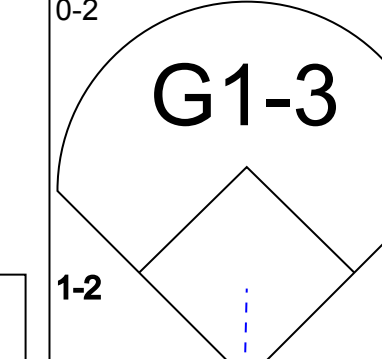
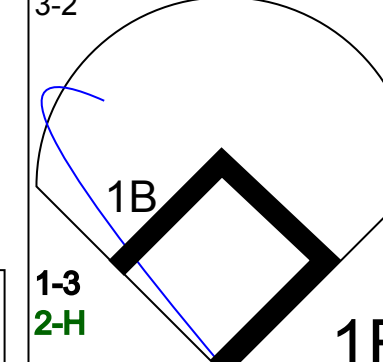
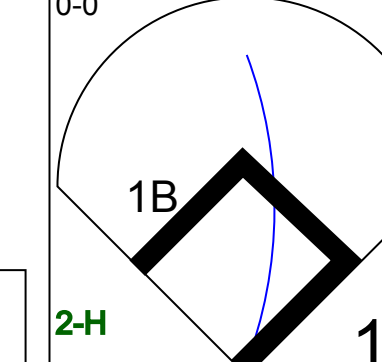
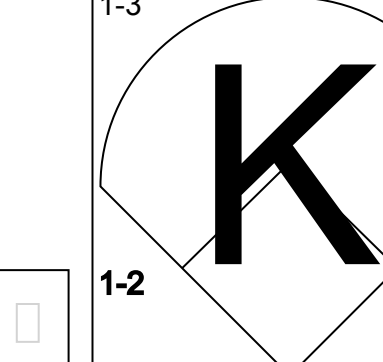
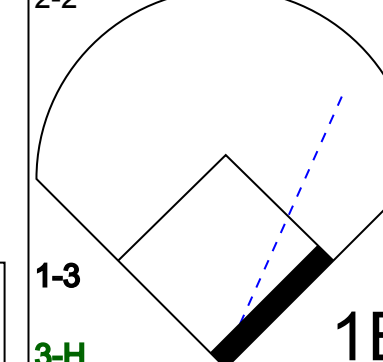
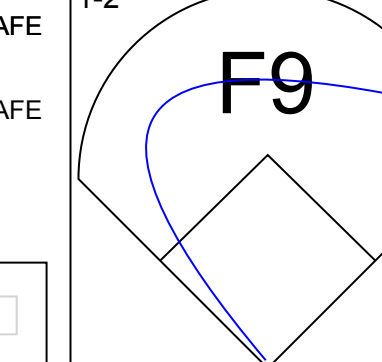
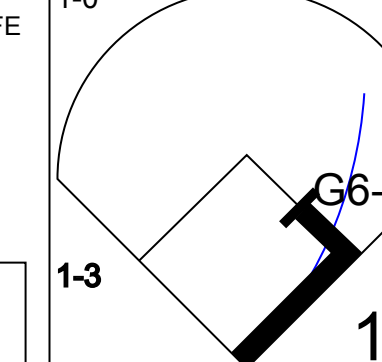
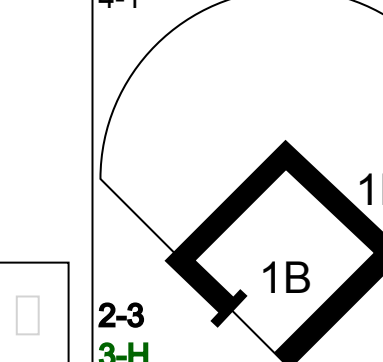
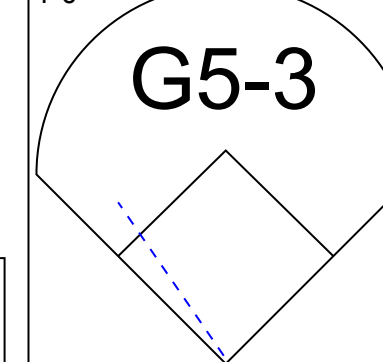
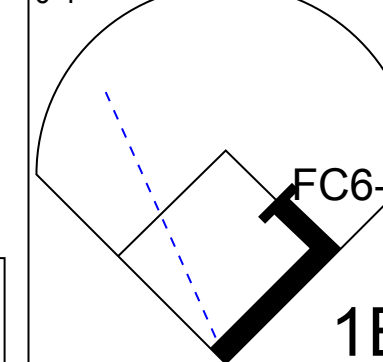
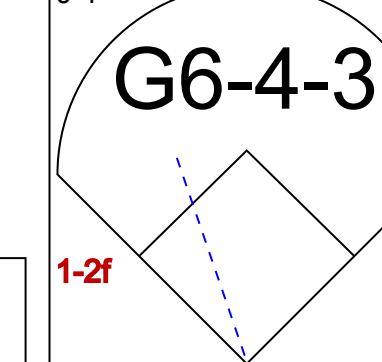
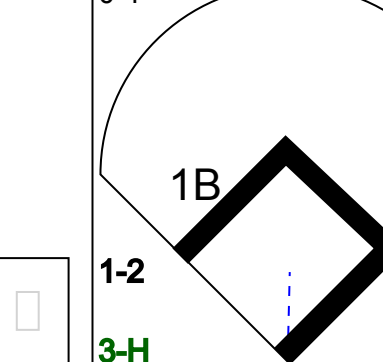
Batter	1	2	3	4	5	6	7	8	9	AB	R	H	RBI	BB	SO	LOB	TOP					
Devon White, S (1, 8) OBP: 0.358, SLG: 0.484										5	1	2	2	0	0	3	Toronto Blue Jays @ Chicago White Sox Comiskey Park, Chicago, IL Wed Jun 07 1995, 8:05 PM EDT Att: 19,749 - Unknown - 85 F					
Paul Mottler, R (1, 10) OBP: 0.313, SLG: 0.285									4	1	1	0	1	2	2							
Roberto Alomar, S (1, 4) OBP: 0.384, SLG: 0.537									5	1	2	1	0	1	2							
Joe Carter, R (1, 7) OBP: 0.358, SLG: 0.475									5	0	1	0	0	0	3							
John Olerud, L (1, 3) OBP: 0.350, SLG: 0.368									5	0	1	0	0	0	4							
Shawn Green, L (1, 9) OBP: 0.355, SLG: 0.561									4	0	1	0	0	0	1							
Ed Sprague, R (1, 5) OBP: 0.377, SLG: 0.508									3	0	1	0	1	0	1							
Lance Parrish, R (1, 2) OBP: 0.294, SLG: 0.444									4	0	0	0	0	1	3							
Domingo Cedenio, S (1, 6) OBP: 0.410, SLG: 0.457									3	1	2	0	1	0	0							
Inning Stats	R: 0 E: 0 K: 1 S: 11	H: 2 LOB: 2 P: 15	R: 0 E: 0 K: 0 S: 7	H: 0 LOB: 0 BB: 0 P: 12	R: 0 E: 0 K: 1 S: 13	H: 1 LOB: 1 BB: 0 P: 19	R: 0 E: 0 K: 1 S: 11	H: 1 LOB: 2 BB: 1 P: 21	R: 4 E: 0 K: 0 S: 14	H: 5 LOB: 1 BB: 0 P: 25	R: 0 E: 0 K: 0 S: 5	H: 0 LOB: 0 BB: 0 P: 7	R: 0 E: 0 K: 1 S: 10	H: 1 LOB: 1 BB: 0 P: 14	R: 0 E: 0 K: 0 S: 9	H: 1 LOB: 2 BB: 1 P: 16	R: 0 E: 0 K: 0 S: 4	H: 0 LOB: 1 BB: 1 P: 9	1B: 8 2B: 0 3B: 2 HR: 1	SF: 0 SAC: 0 DP: 0 HBP: 0	WP: 1 PB: 0 SB: 0 CS: 0	PA: 41
PITCHER	IP	WLS	BF	H	R	ER	SO	BB	IBB	HBP	BLK	WP	HR	S	P	ERA	WHIP					
Brian Keyser, R (1, 1) ERA: 5.91	4.2	L	24	9	4	4	3	1	0	0	1	0	1	55	90	7.71	2.143					
Tim Fortugno, L (5, 1) ERA: 3.0	2.2		9	1	0	0	1	0	0	0	1	0	0	17	24	0.00	0.375					
Rob Dibble, R (8, 1) ERA: 7.94	0.2		5	1	0	0	0	2	0	0	0	1	0	8	19	0.00	4.500					
Scott Radinsky, L (9, 1) ERA: 5.65	1.0		3	0	0	0	0	0	0	0	0	0	0	4	5	0.00	0.000					

Batter	1	2	3	4	5	6	7	8	9	AB	R	H	RBI	BB	SO	LOB	BOTTOM					
Lance Johnson, L (1, 8) OBP: 0.316, SLG: 0.306										4	1	1	0	1	0	2	Toronto Blue Jays @ Chicago White Sox Comiskey Park, Chicago, IL Wed Jun 07 1995, 8:05 PM EDT Att: 19,749 - Unknown - 85 F					
Tim Raines, S (1, 10) OBP: 0.361, SLG: 0.483									4	0	0	0	0	0	2							
Frank Thomas, R (1, 3) OBP: 0.500, SLG: 0.567									2	1	0	0	3	1	3							
Mike Devereaux, R (1, 9) OBP: 0.306, SLG: 0.342									5	0	1	1	0	1	3							
Robin Ventura, L (1, 5) Norberto Martin, R (9, PR) OBP: 0.152, SLG: 0.100									5	1	3	2	0	1	4							
Lyle Mouton, R (1, 7) Warren Newson, L (9, FH) OBP: 0.456, SLG: 0.500									2	0	0	0	2	0	2							
Ray Durham, S (1, 4) OBP: 0.342, SLG: 0.380									5	0	1	0	0	1	7							
Ron Karkovics, R (1, 2) OBP: 0.305, SLG: 0.446 Dave Martinez, L (7, PH) OBP: 0.327, SLG: 0.468 Michael LaValliere, L (8, 2) OBP: 0.333, SLG: 0.256									3	0	0	0	0	1	0							
Craig Grebeck, R (1, 6) OBP: 0.449, SLG: 0.488									4	0	3	0	0	0	0							
Inning Stats	R: 1 E: 0 K: 1 S: 16	H: 2 LOB: 1 BB: 1 P: 30	R: 0 E: 0 K: 0 S: 12	H: 1 LOB: 1 BB: 0 P: 18	R: 0 E: 1 K: 1 S: 14	H: 0 LOB: 3 BB: 2 P: 27	R: 0 E: 0 K: 1 S: 12	H: 1 LOB: 2 BB: 1 P: 23	R: 0 E: 0 K: 0 S: 6	H: 1 LOB: 1 BB: 1 P: 15	R: 0 E: 0 K: 0 S: 4	H: 1 LOB: 1 BB: 0 P: 7	R: 2 E: 0 K: 1 S: 23	H: 2 LOB: 1 BB: 1 P: 33	R: 0 E: 0 K: 0 S: 9	H: 0 LOB: 0 BB: 0 P: 15	R: 0 E: 0 K: 1 S: 11	H: 2 LOB: 2 BB: 0 P: 17	1B: 7 2B: 2 3B: 0 HR: 1	SF: 0 SAC: 0 DP: 2 HBP: 1	WP: 1 PB: 0 SB: 1 CS: 0	PA: 43
PITCHER	IP	WLS	BF	H	R	ER	SO	BB	IBB	HBP	BLK	WP	HR	S	P	ERA	WHIP					
Al Leiter, L (1, 1) ERA: 2.28	5.0	W	25	5	1	1	3	5	0	0	0	0	1	60	113	1.80	2.000					
Danny Cox, R (6, 1) ERA: 9.33	1.2		9	3	2	2	1	1	0	0	0	0	1	24	35	10.80	2.400					
Tony Castillo, L (7, 1) ERA: 2.78	1.1		4	0	0	0	0	0	0	0	0	0	0	12	20	0.00	0.000					
Mike Timlin, R (9, 1) ERA: 3.5	1.0	S	5	2	0	0	1	0	0	0	0	0	0	11	17	0.00	2.000					

AB	38
R	4
H	11
RBI	3
BB	3
SO	4
LOB	19



Batter	1	2	3	4	5	6	7	8	9	AB	R	H	RBI	BB	SO	LOB	TOP					
Devon White, S OBP: 0.356, SLG: 0.478 (1, 8)										4	1	1	0	0	1	1	Toronto Blue Jays @ Kansas City Royals Kauffman Stadium, Kansas City, MO Sat Jun 10 1995, 7:05 PM CDT Att: 20,883 - Unknown - 72 F					
Paul Molitor, R OBP: 0.311, SLG: 0.284 (1, 10)										4	0	1	2	0	0	0						
Roberto Alomar, S OBP: 0.381, SLG: 0.530 (1, 4)										4	0	1	0	0	2	1						
Joe Carter, R OBP: 0.355, SLG: 0.469 (1, 7)										4	0	1	0	0	0	0						
John Olerud, L OBP: 0.341, SLG: 0.358 (1, 3)										4	0	0	0	0	1	2						
Shawn Green, L OBP: 0.351, SLG: 0.545 (1, 9)										3	0	0	0	1	1	2						
Ed Sprague, R OBP: 0.377, SLG: 0.500 (1, 5)										2	1	0	0	1	0	1						
Lance Parrish, R OBP: 0.282, SLG: 0.424 (1, 2)										3	0	0	0	0	3	1						
Alex Gonzalez, R OBP: 0.326, SLG: 0.351 (1, 6)										2	0	0	0	1	1	1						
Inning Stats	R: 0 E: 0 K: 2 S: 8	H: 0 LOB: 0 BB: 0 P: 12	R: 0 E: 0 K: 0 S: 12	H: 0 LOB: 1 BB: 1 P: 17	R: 0 E: 0 K: 1 S: 6	H: 0 LOB: 0 BB: 1 P: 13	R: 0 E: 0 K: 0 S: 15	H: 2 LOB: 2 BB: 0 P: 20	R: 2 E: 0 K: 1 S: 12	H: 2 LOB: 1 BB: 1 P: 19	R: 0 E: 0 K: 0 S: 6	H: 0 LOB: 0 BB: 0 P: 7	R: 0 E: 0 K: 2 S: 7	H: 0 LOB: 0 BB: 0 P: 10	R: 0 E: 0 K: 1 S: 6	H: 0 LOB: 0 BB: 0 P: 11	R: 0 E: 0 K: 2 S: 10	H: 0 LOB: 0 BB: 0 P: 13	1B: 4 2B: 0 3B: 0 HR: 0	SF: 0 SAC: 0 DP: 1 HBP: 0	WP: 1 PB: 1 SB: 0 CS: 0	PA: 33
PITCHER Kevin Appier, R ERA: 2.12 (1, 1)	IP: 9.0 WLS: W BF: 33	H: 4 R: 2 ER: 2 SO: 9	BB: 3 IBB: 0 HBP: 0 BLK: 0	WP: 1 HR: 0 S: 82 P: 122	ERA: 2.00 WHIP: 0.778	PITCHER										IP: WLS: BF: H: R: ER: SO: BB: IBB: HBP: BLK: WP: HR: S: P: ERA: WHIP						

Batter	1	2	3	4	5	6	7	8	9	AB	R	H	RBI	BB	SO	LOB	BOTTOM			
Vince Coleman, S OBP: 0.400, SLG: 0.505 (1, 7)										5	1	2	0	0	1	1	Toronto Blue Jays @ Kansas City Royals Kauffman Stadium, Kansas City, MO Sat Jun 10 1995, 7:05 PM CDT Att: 20,883 - Unknown - 72 F			
Tom Goodwin, L OBP: 0.348, SLG: 0.311 (1, 8)										3	2	2	0	0	1	1				
Wally Joyner, L OBP: 0.396, SLG: 0.446 (1, 3)										5	1	2	1	0	2	3				
Gary Gaetti, R OBP: 0.358, SLG: 0.593 (1, 5)										5	1	1	0	0	1	4				
Keith Lockhart, L OBP: 0.389, SLG: 0.500 (1, 10)										5	1	2	1	0	1	2				
Greg Gagne, R OBP: 0.351, SLG: 0.446 (1, 6)										5	2	1	0	0	1	4				
Jon Nunnally, L OBP: 0.403, SLG: 0.652 (1, 9)										4	0	3	2	0	1	2				
Brent Mayne, L OBP: 0.337, SLG: 0.380 (1, 2)										3	0	2	1	1	0	1				
Edgar Caceres, S OBP: 0.600, SLG: 1.000 (1, 4)										4	0	2	1	0	0	4				
Inning Stats	R: 4 E: 1 K: 0 S: 20	H: 5 LOB: 2 BB: 0 P: 31	R: 0 E: 0 K: 2 S: 11	H: 1 LOB: 1 BB: 0 P: 13	R: 0 E: 0 K: 2 S: 13	H: 1 LOB: 1 BB: 0 P: 19	R: 0 E: 0 K: 1 S: 10	H: 2 LOB: 2 BB: 0 P: 11	R: 1 E: 0 K: 0 S: 6	H: 3 LOB: 1 BB: 0 P: 10	R: 0 E: 0 K: 1 S: 11	H: 1 LOB: 0 BB: 0 P: 17	R: 2 E: 1 K: 1 S: 18	H: 3 LOB: 2 BB: 1 P: 26	R: 1 E: 0 K: 1 S: 11	H: 1 LOB: 1 BB: 0 P: 17	1B: 13 2B: 4 3B: 0 HR: 0	SF: 0 SAC: 1 DP: 1 HBP: 1	WP: 1 PB: 1 SB: 2 CS: 1	PA: 42
PITCHER Danny Darwin, R ERA: 7.42 (1, 1)	IP: 5.0 WLS: L BF: 27	H: 12 R: 5 ER: 5 SO: 5	BB: 12 IBB: 5 HBP: 0 BLK: 0	WP: 0 HR: 0 S: 60 P: 84	ERA: 9.00 WHIP: 2.400	PITCHER										IP: WLS: BF: H: R: ER: SO: BB: IBB: HBP: BLK: WP: HR: S: P: ERA: WHIP				
Tony Castillo, L ERA: 2.66 (6, 1)	1.0	3	1	0	0	1	0	0	0	0	0	11	17	0.00	1.000					
Duane Ward, R ERA: 16.2 (7, 1)	1.0	7	3	2	0	1	1	0	0	0	1	0	18	26	0.00	4.000				
Woody Williams, R ERA: 3.7 (8, 1)	1.0	5	1	1	1	1	0	0	1	0	0	0	11	17	9.00	1.000				

AB	30
R	2
H	4
RBI	2
BB	3
SO	9
LOB	9



AB	39
R	8
H	17
RBI	6
BB	1
SO	8
LOB	22



Batter	1	2	3	4	5	6	7	8	9	10	AB	R	H	RBI	BB	SO	LOB	TOP	
Devon White, S OBP: 0.357, SLG: 0.476 (1, 8)	G3		HR					F9		FC6-4	5	1	2	0	0	0	1		
Paul Molitor, R OBP: 0.307, SLG: 0.302 (1, 10)	G1-3		HR					L1-4		FC6-4	5	1	1	2	0	0	3		
Roberto Alomar, S OBP: 0.390, SLG: 0.535 (1, 4)			FC6-4					F7		FC6-4	4	0	3	0	0	0	0		
Joe Carter, R OBP: 0.346, SLG: 0.456 (1, 7)	K		FC6-4					K		F7	4	0	0	0	0	2	3		
John Olerud, L OBP: 0.333, SLG: 0.349 (9, PR)		P5						K		FC6-4	4	0	0	0	0	1	1		
Alex Gonzalez, R OBP: 0.326, SLG: 0.351 (9, 5)								K		FC6-4	0	0	0	0	0	0	0		
Ed Sprague, R OBP: 0.273, SLG: 0.493 (9, 3)		G1-3						G5-3		FC6-4	4	0	1	0	0	0	1		
Candy Maldonado, R OBP: 0.338, SLG: 0.373 (1, 9)		G6-3						G4-3			4	0	1	0	0	1	0		
Randy Knorr, R OBP: 0.308, SLG: 0.419 (10, PH)			G5-3					K			3	0	0	0	0	2	1		
Shawn Green, L OBP: 0.348, SLG: 0.539 (10, 2)								K			1	0	0	0	0	1	0		
Lance Parrish, R OBP: 0.282, SLG: 0.424 (10, 2)								K			0	0	0	0	0	0	0		
Domingo Cedenio, S OBP: 0.419, SLG: 0.447 (1, 6)			G3					F9			3	0	1	0	1	0	0		
Inning Stats	R: 0 E: 0 K: 1 S: 10	H: 1 LOB: 1 BB: 0 P: 12	R: 0 E: 0 K: 0 S: 6	H: 0 LOB: 0 BB: 0 P: 9	R: 2 E: 0 K: 0 S: 18	H: 3 LOB: 1 BB: 0 P: 27	R: 0 E: 0 K: 0 S: 10	H: 2 LOB: 1 BB: 0 P: 16	R: 0 E: 0 K: 1 S: 9	H: 0 LOB: 0 BB: 0 P: 12	R: 0 E: 0 K: 1 S: 6	H: 0 LOB: 0 BB: 1 P: 11	R: 0 E: 0 K: 0 S: 10	H: 1 LOB: 1 BB: 0 P: 14	R: 0 E: 0 K: 2 S: 12	H: 2 LOB: 2 BB: 0 P: 18	1B: 7 2B: 2 3B: 0 HR: 1	SF: 0 SAC: 0 DP: 1 HBP: 0	WP: 0 PA: 38
PITCHER	IP WLS BF H R ER SO BB IBB HBP BLK WP HR S P ERA WHIP	IP WLS BF H R ER SO BB IBB HBP BLK WP HR S P ERA WHIP																	
Mark Gubicza, R ERA: 4.01	8.0	29	6	2	2	5	1	0	0	0	0	0	1	70	104	2.25	0.875		
Billy Brewer, L ERA: 4.4	0.2	3	1	0	0	0	0	0	0	0	0	0	0	9	13	0.00	1.500		
Hipolito Pichardo, R ERA: 5.06	1.1	6	2	0	0	2	0	0	0	0	0	0	0	13	19	0.00	1.500		

Toronto Blue Jays @ Kansas City Royals
Kauffman Stadium, Kansas City, MO
Sun Jun 11 1995, 3:33 AM CDT
Att. 16,881 - Sunny - 72 F

AB	37
R	2
H	9
RBI	2
BB	1
SO	7
LOB	10



Batter	1	2	3	4	5	6	7	8	9	10	AB	R	H	RBI	BB	SO	LOB	BOTTOM			
Vince Coleman, S OBP: 0.391, SLG: 0.490 (1, 7)	K		K		L5						5	0	1	0	0	2	0				
Tom Goodwin, L OBP: 0.357, SLG: 0.325 (1, 8)	S		G1-3		BB						4	2	2	0	1	1	1				
Wally Joyner, L OBP: 0.409, SLG: 0.451 (1, 3)	BB		G1-3		HBP						3	0	2	2	2	0	0				
Gary Gaetti, R OBP: 0.354, SLG: 0.577 (10, PR)	BB		G1-3		BB						4	0	0	0	1	2	6				
Les Norman, R OBP: 0.333, SLG: 0.273 (10, PR)	P4		G1-3		K						0	1	0	0	0	0	0				
Keith Lockhart, L OBP: 0.391, SLG: 0.444 (5, PR)	K		G3		FC6-4						2	0	0	0	0	1	3				
Edgar Caceres, S OBP: 0.429, SLG: 0.714 (6, 4)			G3		HBP						2	0	0	0	0	0	3				
Greg Gagne, R OBP: 0.359, SLG: 0.455 (1, 6)			FC6-4								4	0	2	0	1	0	2				
Jon Nunnally, L OBP: 0.402, SLG: 0.644 (1, 9)			BB		G4-3						4	0	1	1	1	1	1				
Pat Borders, R OBP: 0.288, SLG: 0.483 (1, 10)			F8		G5-3						4	0	0	0	0	0	3				
Brent Mayne, L OBP: 0.324, SLG: 0.365 (1, 2)			G1-6-3		F7						4	0	0	0	0	1	3				
Inning Stats	R: 1 E: 0 K: 2 S: 12	H: 1 LOB: 1 BB: 1 P: 21	R: 0 E: 0 K: 0 S: 4	H: 1 LOB: 1 BB: 1 P: 12	R: 0 E: 0 K: 1 S: 8	H: 1 LOB: 2 BB: 1 P: 15	R: 0 E: 1 K: 1 S: 11	H: 1 LOB: 1 BB: 0 P: 15	R: 1 E: 0 K: 1 S: 14	H: 2 LOB: 2 BB: 0 P: 19	R: 0 E: 0 K: 1 S: 7	H: 0 LOB: 0 BB: 0 P: 9	R: 0 E: 0 K: 2 S: 11	H: 1 LOB: 2 BB: 1 P: 18	R: 0 E: 0 K: 0 S: 7	H: 0 LOB: 0 BB: 0 P: 12	R: 1 E: 0 K: 0 S: 7	H: 1 LOB: 3 BB: 2 P: 18	1B: 5 2B: 3 3B: 0 HR: 0	SF: 0 SAC: 0 DP: 1 HBP: 1	WP: 0 PA: 43
PITCHER	IP WLS BF H R ER SO BB IBB HBP BLK WP HR S P ERA WHIP	IP WLS BF H R ER SO BB IBB HBP BLK WP HR S P ERA WHIP																			
David Cone, R ERA: 3.51	9.0	38	7	2	2	8	3	0	0	0	0	0	0	83	135	2.00	1.111				
Tony Castillo, L ERA: 2.63	0.1	1	0	0	0	0	0	0	0	0	0	0	0	3	5	0.00	0.000				
Darren Hall, R ERA: 7.36	0.1	3	0	0	0	0	2	0	0	0	0	0	0	3	12	0.00	6.000				
Mike Timlin, R ERA: 3.5	0.0	1	1	1	1	0	0	0	0	0	0	0	0	1	1	∞	∞				

Toronto Blue Jays @ Kansas City Royals
Kauffman Stadium, Kansas City, MO
Sun Jun 11 1995, 3:33 AM CDT
Att. 16,881 - Sunny - 72 F

AB	36
R	3
H	8
RBI	3
BB	6
SO	8
LOB	22



Batter	1	2	3	4	5	6	7	8	9	AB	R	H	RBI	BB	SO	LOB	TOP									
Lee Tinsley, S OBP: 0.377, SLG: 0.490										6	2	1	0	0	2	6										
John Valentin, R OBP: 0.442, SLG: 0.630										4	4	3	4	2	0	1										
Mo Vaughn, L OBP: 0.411, SLG: 0.572										5	0	0	0	0	3	4										
18 Reggie Jefferson, S OBP: 0.348, SLG: 0.531										5	3	3	4	0	0	1										
Mike Greenwell, L OBP: 0.366, SLG: 0.457										4	1	1	2	0	0	0										
Mark Whiten, S OBP: 0.243, SLG: 0.235										1	0	1	1	0	0	0										
Troy O'Leary, L OBP: 0.383, SLG: 0.524										2	0	2	0	3	0	0										
Chris Donnels, L OBP: 0.317, SLG: 0.243										4	0	0	0	1	0	5										
Mike Macfarlane, R OBP: 0.324, SLG: 0.403										4	0	0	0	1	1	1										
Luis Alica, S OBP: 0.356, SLG: 0.336										4	1	2	0	1	1	4										
Inning Stats	R: 4 E: 0 K: 0 S: 11	H: 4 LOB: 0 BB: 1 P: 19	R: 2 E: 0 K: 1 S: 12	H: 2 LOB: 1 BB: 0 P: 17	R: 0 E: 0 K: 2 S: 23	H: 0 LOB: 3 BB: 3 P: 41	R: 2 E: 0 K: 1 S: 12	H: 1 LOB: 1 BB: 2 P: 23	R: 0 E: 0 K: 0 S: 5	H: 0 LOB: 0 BB: 0 P: 10	R: 0 E: 0 K: 1 S: 7	H: 0 LOB: 0 BB: 0 P: 11	R: 0 E: 0 K: 0 S: 10	H: 1 LOB: 1 BB: 0 P: 13	R: 2 E: 0 K: 1 S: 12	H: 3 LOB: 2 BB: 1 P: 25	R: 1 E: 0 K: 1 S: 10	H: 2 LOB: 1 BB: 0 P: 19	1B: 6 2B: 4 3B: 1 HR: 3	SF: 0 SAC: 0 DP: 1 HBP: 1	WP: 0 PB: 0 SB: 4 CS: 0	PA: 48				
PITCHER	IP	WLS	BF	H	R	ER	SO	BB	IBB	HBP	BLK	WP	HR	S	P	ERA	WHIP									
Pat Hentgen, R ERA: 6.28	(1, 1)	2.0	L	13	6	6	6	1	1	0	0	0	0	2	23	36	27.00	3.500								
Woody Williams, R ERA: 3.69	(3, 1)	5.0		23	2	2	2	4	6	0	0	0	0	1	57	98	3.60	1.600								
Duane Ward, R ERA: 19.29	(8, 1)	0.2		6	3	2	2	1	1	0	0	0	0	0	9	21	27.00	6.000								
Darren Hall, R ERA: 7.27	(8, 1)	1.1		6	2	1	1	1	0	0	0	0	0	0	13	23	6.75	1.500								

Boston Red Sox @ Toronto Blue Jays
SkyDome, Toronto, ON
Tue Jun 13 1995, 7:05 PM EDT
Att: 36,297 - Unknown - 72 F

AB 39
R 11
H 13
RBI 11
BB 8
SO 7
LOB 22



Batter	1	2	3	4	5	6	7	8	9	AB	R	H	RBI	BB	SO	LOB	BOTTOM									
Devon White, S OBP: 0.357, SLG: 0.472										4	2	2	1	1	1	0										
Paul Molitor, R OBP: 0.323, SLG: 0.331										1	2	1	2	2	0	0										
Roberto Alomar, S OBP: 0.388, SLG: 0.536										5	0	2	2	0	1	4										
Joe Carter, R OBP: 0.347, SLG: 0.463										5	1	2	0	0	1	4										
John Olerud, L OBP: 0.343, SLG: 0.352										4	0	1	1	0	2	2										
Ed Sprague, R OBP: 0.377, SLG: 0.490										4	0	1	1	0	2	2										
Candy Maldonado, R OBP: 0.333, SLG: 0.364										4	1	1	0	0	1	1										
Randy Knorr, R OBP: 0.305, SLG: 0.403										3	1	0	0	1	0	0										
Alex Gonzalez, R OBP: 0.331, SLG: 0.375										4	0	0	0	0	2	2										
Inning Stats	R: 1 E: 1 K: 2 S: 13	H: 2 LOB: 2 BB: 1 P: 23	R: 2 E: 0 K: 1 S: 10	H: 2 LOB: 1 BB: 1 P: 21	R: 1 E: 0 K: 1 S: 12	H: 2 LOB: 0 BB: 0 P: 18	R: 0 E: 0 K: 0 S: 8	H: 0 LOB: 0 BB: 0 P: 15	R: 0 E: 0 K: 0 S: 7	H: 1 LOB: 1 BB: 1 P: 13	R: 0 E: 0 K: 1 S: 5	H: 0 LOB: 0 BB: 0 P: 7	R: 1 E: 0 K: 2 S: 11	H: 1 LOB: 1 BB: 0 P: 17	R: 0 E: 0 K: 2 S: 8	H: 0 LOB: 0 BB: 0 P: 13	R: 2 E: 0 K: 1 S: 18	H: 2 LOB: 1 BB: 1 P: 30	1B: 6 2B: 3 3B: 1 HR: 0	SF: 1 SAC: 0 DP: 2 HBP: 1	WP: 2 PB: 0 SB: 1 CS: 0	PA: 40				
PITCHER	IP	WLS	BF	H	R	ER	SO	BB	IBB	HBP	BLK	WP	HR	S	P	ERA	WHIP									
Vaughn Eshelman, L ERA: 4.11	(1, 1)	3.0		16	6	4	4	4	2	0	0	0	0	0	35	62	12.00	2.667								
Mike Maddux, R ERA: 5.16	(4, 1)	4.0	W	15	2	1	1	3	1	0	1	0	0	0	31	52	2.25	0.750								
Joe Hudson, R ERA: 4.91	(8, 1)	2.0		9	2	2	2	3	1	0	0	0	1	0	26	43	9.00	1.500								

Boston Red Sox @ Toronto Blue Jays
SkyDome, Toronto, ON
Tue Jun 13 1995, 7:05 PM EDT
Att: 36,297 - Unknown - 72 F

AB 34
R 7
H 10
RBI 7
BB 4
SO 10
LOB 15



Batter	1	2	3	4	5	6	7	8	9	AB	R	H	RBI	BB	SO	LOB	TOP					
Lee Tinsley, S OBP: 0.370, SLG: 0.477 (1, 8)										5	0	1	0	0	2	0						
John Valentin, R OBP: 0.443, SLG: 0.627 (1, 6)										4	1	2	0	0	0	2						
Mo Vaughn, L OBP: 0.413, SLG: 0.588 (1, 3)										4	2	2	1	0	0	1						
Tim Lincecum, R OBP: 0.445, SLG: 0.500 (1, 10)										3	0	0	0	1	0	2						
Mark Whiten, S OBP: 0.244, SLG: 0.236 (1, 9)										4	0	1	1	0	1	1						
Troy O'Leary, L OBP: 0.387, SLG: 0.523 (1, 7)										4	0	2	0	0	1	1						
Mike Macfarlane, R OBP: 0.329, SLG: 0.397 (1, 2)										2	0	0	0	2	0	2						
Luis Alicaia, S OBP: 0.353, SLG: 0.333 (1, 4)										4	0	1	0	0	0	3						
Chris Donnels, L OBP: 0.295, SLG: 0.225 (1, 5)										3	0	0	0	0	0	2						
Bill Haselman, R OBP: 0.365, SLG: 0.302 (9, PH)										1	0	0	0	0	0	0						
Inning Stats	R: 0 E: 0 K: 1 S: 9	H: 1 LOB: 0 BB: 0 P: 15	R: 0 E: 0 K: 1 S: 10	H: 1 LOB: 2 BB: 1 P: 20	R: 0 E: 0 K: 1 S: 8	H: 0 LOB: 0 BB: 0 P: 12	R: 1 E: 0 K: 1 S: 9	H: 1 LOB: 0 BB: 0 P: 14	R: 0 E: 0 K: 0 S: 7	H: 2 LOB: 2 BB: 0 P: 15	R: 0 E: 0 K: 0 S: 5	H: 0 LOB: 1 BB: 1 P: 14	R: 0 E: 0 K: 0 S: 5	H: 0 LOB: 0 BB: 1 P: 12	R: 2 E: 0 K: 0 S: 13	H: 4 LOB: 2 BB: 0 P: 19	R: 0 E: 0 K: 0 S: 6	H: 0 LOB: 0 BB: 0 P: 9	1B: 8 2B: 0 3B: 0 HR: 1	SF: 0 SAC: 0 DP: 1 HBP: 0	WP: 0 PB: 1 SB: 0 CS: 1	PA: 37
PITCHER	IP WLS BF H R ER SO BB IBB HBP BLK WP HR S P ERA WHIP																					
Al Leiter, L ERA: 2.45 (1, 1)	7.2 W 32 8 3 3 4 3 0 0 0 0 1 63 117 3.52 1.435																					
Tony Castillo, L ERA: 2.28 (8, 1)	1.1 S 5 1 0 0 0 0 0 0 0 0 0 9 13 0.00 0.750																					

Boston Red Sox @ Toronto Blue Jays
 SkyDome, Toronto, ON
 Wed Jun 14 1995, 7:05 PM EDT
 Att: 37,898 - Unknown - 68 F

AB	34
R	3
H	9
RBI	2
BB	3
SO	4
LOB	14



Batter	1	2	3	4	5	6	7	8	9	AB	R	H	RBI	BB	SO	LOB	BOTTOM			
Devon White, S OBP: 0.365, SLG: 0.483 (1, 8)										4	2	3	0	0	1	0				
Paul Molitor, R OBP: 0.321, SLG: 0.324 (1, 10)										3	1	0	0	1	1	2				
Roberto Alomar, S OBP: 0.390, SLG: 0.550 (1, 4)										3	0	2	1	0	0	2				
Joe Carter, R OBP: 0.345, SLG: 0.457 (1, 7)										4	1	1	1	0	0	4				
John Olerud, L OBP: 0.346, SLG: 0.358 (1, 3)										3	1	1	2	1	0	1				
Ed Sprague, R OBP: 0.374, SLG: 0.480 (1, 5)										3	0	0	0	1	0	3				
Shawn Green, L ERA: 1.12 (1, 9)										3	0	1	1	0	1	0				
Mike Huff, R OBP: 0.346, SLG: 0.250 (6, PH) (9, 9)										0	0	0	0	0	0	0				
Lance Parrish, R OBP: 0.247, SLG: 0.368 (1, 2)										4	0	0	0	0	1	2				
Tomas Perez, S OBP: 0.250, SLG: 0.375 (1, 6)										4	0	0	0	0	1	1				
Inning Stats	R: 4 E: 1 K: 0 S: 21	H: 4 LOB: 1 BB: 0 P: 26	R: 0 E: 0 K: 2 S: 12	H: 2 LOB: 0 BB: 0 P: 15	R: 0 E: 0 K: 1 S: 7	H: 0 LOB: 0 BB: 0 P: 13	R: 0 E: 0 K: 1 S: 7	H: 0 LOB: 0 BB: 0 P: 9	R: 0 E: 0 K: 1 S: 6	H: 1 LOB: 2 BB: 1 P: 16	R: 0 E: 0 K: 1 S: 8	H: 0 LOB: 0 BB: 0 P: 12	R: 1 E: 0 K: 0 S: 8	H: 1 LOB: 1 BB: 1 P: 16	R: 0 E: 0 K: 0 S: 7	H: 0 LOB: 1 BB: 1 P: 14	1B: 4 2B: 3 3B: 1 HR: 0	SF: 1 SAC: 1 DP: 0 HBP: 0	WP: 1 PB: 1 SB: 1 CS: 0	PA: 36
PITCHER	IP WLS BF H R ER SO BB IBB HBP BLK WP HR S P ERA WHIP																			
49 Tim Wakefield, R ERA: 4.96 (8, 1)	0.1 L 1 0 0 0 0 0 0 0 0 0 0 2 2 0.00 0.000																			
Ken Ryan, R ERA: 5.01 (8, 1)	0.2 2 0 0 0 0 0 0 0 0 0 0 4 7 0.00 0.000																			

Boston Red Sox @ Toronto Blue Jays
 SkyDome, Toronto, ON
 Wed Jun 14 1995, 7:05 PM EDT
 Att: 37,898 - Unknown - 68 F

AB	31
R	5
H	8
RBI	5
BB	3
SO	5
LOB	15



Batter	1	2	3	4	5	6	7	8	9	AB	R	H	RBI	BB	SO	LOB	TOP
Otis Nixon, S <small>OBP: 0.318, SLG: 0.292</small> (1, 8)										4 0 0 0 0 0 1							
29 Rusty Greer, L <small>OBP: 0.389, SLG: 0.475</small> (1, 7) (6, 9)										4 1 1 0 0 1 1							
Will Clark, L <small>OBP: 0.366, SLG: 0.418</small> (1, 3)										3 1 0 0 1 0 1							
Juan Gonzalez, R <small>OBP: 0.245, SLG: 0.500</small> Mark McLemore, S <small>OBP: 0.423, SLG: 0.419</small> (1, 10) (9, PR)										4 0 0 0 0 2 3 0 0 0 0 0 0 0							
Mickey Tettleton, S <small>OBP: 0.371, SLG: 0.426</small> Shawn Hare, L <small>OBP: 0.397, SLG: 0.292</small> (1, 9) (6, 7)										2 0 0 0 0 2 0 2 0 1 2 0 0 0							
Ivan Rodriguez, R <small>OBP: 0.324, SLG: 0.425</small> (1, 2)										4 0 0 0 0 1 2							
Mike Pagliarulo, L <small>OBP: 0.271, SLG: 0.318</small> (1, 5)										3 0 0 0 0 0 0							
Esteban Beltre, R <small>OBP: 0.231, SLG: 0.240</small> (1, 4)										3 0 0 0 0 1 0							
Benji Gil, R <small>OBP: 0.318, SLG: 0.455</small> (1, 6)										3 1 1 0 0 0 0							
Inning Stats	R: 0 H: 0 E: 1 LOB: 1 K: 1 BB: 0 S: 6 P: 6	R: 0 H: 0 E: 0 LOB: 0 K: 1 BB: 0 S: 5 P: 5	R: 0 H: 0 E: 0 LOB: 0 K: 0 BB: 0 S: 3 P: 3	R: 0 H: 0 E: 0 LOB: 0 K: 1 BB: 0 S: 5 P: 5	R: 0 H: 0 E: 0 LOB: 0 K: 1 BB: 0 S: 5 P: 5	R: 0 H: 0 E: 0 LOB: 0 K: 1 BB: 0 S: 5 P: 5	R: 0 H: 0 E: 0 LOB: 0 K: 1 BB: 0 S: 5 P: 5	R: 0 H: 0 E: 0 LOB: 0 K: 1 BB: 0 S: 5 P: 5	R: 3 H: 3 E: 1 LOB: 2 K: 2 BB: 1 S: 11 P: 15	1B: 3 SF: 0 2B: 0 SAC: 0 3B: 0 DP: 0 HR: 0 HBP: 0	WP: 0 PA: 33 FB: 0 SB: 1 CS: 0						
PITCHER David Cone, R <small>ERA: 3.09</small> (1, 1)	IP: 9.0 WLS: W BF: 33 H: 3 R: 3 ER: 0 SO: 7 BB: 1 IBB: 0 HBP: 0 BLK: 0 WP: 0 HR: 0 S: 46 P: 50 ERA: 0.00 WHIP: 0.444								PITCHER IP: WLS: BF: H: R: ER: SO: BB: IBB: HBP: BLK: WP: HR: S: P: ERA: WHIP								

Texas Rangers @ Toronto Blue Jays
 SkyDome, Toronto, ON
 Sat Jun 17 1995, 3:33 AM EDT
 Att: 45,229 - Cloudy - 85 F

AB	32
R	3
H	3
RBI	2
BB	1
SO	7
LOB	8



Batter	1	2	3	4	5	6	7	8	9	AB	R	H	RBI	BB	SO	LOB	BOTTOM
Devon White, S <small>OBP: 0.349, SLG: 0.460</small> (1, 8)										4 0 0 0 0 0 1							
Paul Molitor, R <small>OBP: 0.333, SLG: 0.348</small> (1, 10)										3 1 2 1 1 0 0							
Roberto Alomar, S <small>OBP: 0.388, SLG: 0.542</small> (1, 4)										4 1 1 0 0 1 3							
Joe Carter, R <small>OBP: 0.346, SLG: 0.450</small> (1, 3)										3 0 1 0 1 0 1							
Ed Sprague, R <small>OBP: 0.391, SLG: 0.506</small> (1, 5)										4 1 2 0 0 0 1							
Candy Maldonado, R <small>OBP: 0.356, SLG: 0.439</small> (1, 9)										2 1 2 3 1 0 0							
Mike Huff, R <small>OBP: 0.333, SLG: 0.217</small> (1, 7)										3 0 0 0 1 0 3							
Randy Knorr, R <small>OBP: 0.291, SLG: 0.383</small> (1, 2)										4 0 0 0 0 1 4							
Alex Gonzalez, R <small>OBP: 0.329, SLG: 0.378</small> (1, 6)										3 0 1 0 0 1 0							
Inning Stats	R: 0 H: 1 E: 0 LOB: 1 K: 0 BB: 0 S: 4 P: 4	R: 0 H: 0 E: 0 LOB: 0 K: 0 BB: 1 S: 2 P: 6	R: 0 H: 1 E: 0 LOB: 2 K: 0 BB: 1 S: 4 P: 8	R: 2 H: 2 E: 0 LOB: 0 K: 0 BB: 0 S: 5 P: 5	R: 1 H: 1 E: 0 LOB: 0 K: 1 BB: 0 S: 6 P: 6	R: 0 H: 1 E: 0 LOB: 2 K: 0 BB: 2 S: 3 P: 11	R: 0 H: 0 E: 0 LOB: 0 K: 1 BB: 0 S: 5 P: 5	R: 1 H: 3 E: 0 LOB: 2 K: 1 BB: 0 S: 8 P: 8	1B: 7 SF: 1 2B: 0 SAC: 0 3B: 0 DP: 2 HR: 2 HBP: 0	WP: 1 PA: 35 FB: 0 SB: 0 CS: 0							
PITCHER Kenny Rogers, L <small>ERA: 1.94</small> Matt Whiteside, R <small>ERA: 3.63</small> (8, 1)	IP: 7.0 WLS: L BF: 32 H: 9 R: 4 ER: 4 SO: 2 BB: 4 IBB: 0 HBP: 0 BLK: 0 WP: 1 HR: 1 S: 32 P: 48 ERA: 5.14 WHIP: 1.857								PITCHER IP: WLS: BF: H: R: ER: SO: BB: IBB: HBP: BLK: WP: HR: S: P: ERA: WHIP								

Texas Rangers @ Toronto Blue Jays
 SkyDome, Toronto, ON
 Sat Jun 17 1995, 3:33 AM EDT
 Att: 45,229 - Cloudy - 85 F

AB	30
R	4
H	9
RBI	4
BB	4
SO	3
LOB	13



Batter	1	2	3	4	5	6	7	8	9	AB	R	H	RBI	BB	SO	LOB	TOP	
Otis Nixon, S <small>OBP: 0.329, SLG: 0.298</small> 	G6-3 		SF9 	1B 			G5-4-3 		1B 	BB 	3	1	2	0	2	0	0	Texas Rangers @ Toronto Blue Jays SkyDome, Toronto, ON Sun Jun 18, 1995, 3:33 AM EDT Att: 40,215 - Sunny - 88 F
Jeff Eves, R <small>OBP: 0.372, SLG: 0.369</small> 	1B 		SH5-3 	F8 			G5-4-3 		1B 	BB 	4	0	2	0	0	0	2	
Will Clark, L <small>OBP: 0.361, SLG: 0.411</small> 	F8 		1B 			L9 			F9 	G4-3 	5	0	1	1	0	0	3	
Juan Gonzalez, R <small>OBP: 0.245, SLG: 0.490</small> 	K 		SF9 			P3 			1B 	FC5-4 	3	0	1	1	0	1	1	
Ivan Rodriguez, R <small>OBP: 0.329, SLG: 0.428</small> 		1B 	1B 			F8 			F7 	FC5-4 	4	0	2	0	0	0	1	
29 Rusty Greer, L <small>OBP: 0.386, SLG: 0.465</small> 	F7 		BB 			G3-1 			FC5-4 	FC6-4 	3	0	0	0	1	0	2	
Mark McLemore, S <small>OBP: 0.420, SLG: 0.411</small> 		BB 	G4-3 			G6-3 			FC6-4 	FC6-4 	3	0	0	0	1	0	4	
Mike Pagliarulo, L <small>OBP: 0.270, SLG: 0.314</small> 	P5 			P6 		P6 			G6-3 	G6-3 	4	0	1	0	0	0	1	
Benji Gil, R <small>OBP: 0.316, SLG: 0.450</small> 			1B 	K 		F7 			L5 	L5 	4	1	1	0	0	1	1	
Inning Stats <small>R: 0, H: 1, E: 0, LOB: 1, K: 1, BB: 0, S: 12, P: 18</small>	<small>R: 0, H: 1, E: 0, LOB: 1, K: 0, BB: 1, S: 11, P: 16</small>	<small>R: 2, H: 3, E: 0, LOB: 3, K: 0, BB: 2, S: 20, P: 37</small>	<small>R: 0, H: 1, E: 0, LOB: 1, K: 1, BB: 0, S: 13, P: 18</small>	<small>R: 0, H: 0, E: 0, LOB: 0, K: 0, BB: 0, S: 6, P: 10</small>	<small>R: 0, H: 1, E: 0, LOB: 1, K: 0, BB: 0, S: 6, P: 8</small>	<small>R: 0, H: 1, E: 0, LOB: 0, K: 0, BB: 0, S: 10, P: 17</small>	<small>R: 0, H: 1, E: 0, LOB: 1, K: 0, BB: 1, S: 11, P: 14</small>	<small>R: 0, H: 1, E: 0, LOB: 2, K: 0, BB: 1, S: 9, P: 15</small>	<small>1B: 10, SF: 1, 2B: 0, SAC: 1, 3B: 0, DP: 1, HR: 0, HBP: 0</small>	<small>WP: 0, PA: 39, PB: 0, SB: 2, CS: 1</small>								
PITCHER Juan Guzman, R <small>ERA: 7.6</small>	<small>IP: 5.0, WLS: W, BF: 23, H: 6, R: 2, ER: 2, SO: 2, BB: 3, IBB: 0, HBP: 0, BLK: 0, WP: 0, HR: 0, S: 62, P: 99, ERA: 3.60, WHIP: 1.800</small>	PITCHER Woody Williams, R <small>ERA: 3.45</small>	<small>IP: 2.0, WLS: 7, BF: 2, H: 0, R: 0, ER: 0, SO: 0, BB: 0, IBB: 0, HBP: 0, BLK: 0, WP: 0, HR: 16, S: 25, ERA: 0.00, WHIP: 1.000</small>	PITCHER Mike Timlin, R <small>ERA: 2.86</small>	<small>IP: 1.0, WLS: 4, BF: 1, H: 0, R: 0, ER: 0, SO: 0, BB: 0, IBB: 0, HBP: 0, BLK: 0, WP: 0, HR: 11, S: 14, ERA: 0.00, WHIP: 1.000</small>	PITCHER Darren Hall, R <small>ERA: 6.52</small>	<small>IP: 1.0, WLS: 5, BF: 1, H: 0, R: 0, ER: 0, SO: 0, BB: 1, IBB: 0, HBP: 0, BLK: 0, WP: 0, HR: 9, S: 15, ERA: 0.00, WHIP: 2.000</small>											

AB	33
R	2
H	10
RBI	2
BB	4
SO	2
LOB	15



Batter	1	2	3	4	5	6	7	8	9	AB	R	H	RBI	BB	SO	LOB	BOTTOM
Devon White, S <small>OBP: 0.341, SLG: 0.448</small> 	F7 		G3 	K 		K 		K 		5	0	0	0	0	3	5	Texas Rangers @ Toronto Blue Jays SkyDome, Toronto, ON Sun Jun 18, 1995, 3:33 AM EDT Att: 40,215 - Sunny - 88 F
Paul Molitor, R <small>OBP: 0.343, SLG: 0.346</small> 	G6-3 		BB 	3B 		G4-3 			G4-3 	1	1	0	1	3	0	0	
Roberto Alomar, S <small>OBP: 0.385, SLG: 0.547</small> 	G6-3 		FC4 	WP 		F7 			F7 	4	1	1	4	0	0	2	
Joe Carter, R <small>OBP: 0.344, SLG: 0.451</small> 	P4 		K 	G1-3 			F7 		F7 	4	0	1	0	0	1	3	
John Olerud, L <small>OBP: 0.337, SLG: 0.347</small> 	G4-3 		G4-3 	G1-3 		P6 			P6 	4	0	0	0	0	0	3	
Ed Sprague, R <small>OBP: 0.393, SLG: 0.506</small> 	BB 			P4 			K 		K 	4	1	2	0	0	1	1	
Shawn Green, L <small>OBP: 0.341, SLG: 0.496</small> 	G6-4-3 			SH 		G5-3 			F7 	2	1	0	0	2	0	0	
Lance Parrish, R <small>OBP: 0.273, SLG: 0.378</small> 	G6-4-3 			SH 			L4 		1B 	2	1	1	0	1	0	2	
Domingo Cedenno, S <small>OBP: 0.426, SLG: 0.463</small> 			G3 	BB 		L4 			K 	3	2	1	1	1	1	2	
Inning Stats <small>R: 0, H: 0, E: 0, LOB: 1, K: 0, BB: 1, S: 10, P: 20</small>	<small>R: 0, H: 1, E: 0, LOB: 1, K: 0, BB: 1, S: 6, P: 13</small>	<small>R: 1, H: 1, E: 1, LOB: 2, K: 1, BB: 1, S: 11, P: 17</small>	<small>R: 6, H: 3, E: 0, LOB: 1, K: 1, BB: 3, S: 23, P: 38</small>	<small>R: 0, H: 0, E: 0, LOB: 0, K: 0, BB: 1, S: 8, P: 13</small>	<small>R: 0, H: 0, E: 0, LOB: 0, K: 1, BB: 0, S: 8, P: 10</small>	<small>R: 0, H: 0, E: 0, LOB: 0, K: 1, BB: 0, S: 6, P: 8</small>	<small>R: 0, H: 1, E: 0, LOB: 1, K: 2, BB: 0, S: 11, P: 16</small>	<small>1B: 3, SF: 0, 2B: 3, SAC: 1, 3B: 1, DP: 2, HR: 0, HBP: 0</small>	<small>WP: 1, PA: 37, PB: 0, SB: 1, CS: 0</small>								
PITCHER Roger Pavlik, R <small>ERA: 5.43</small>	<small>IP: 3.1, WLS: L, BF: 20, H: 3, R: 6, ER: 6, SO: 2, BB: 6, IBB: 0, HBP: 0, BLK: 0, WP: 0, HR: 40, S: 76, ERA: 16.20, WHIP: 2.700</small>	PITCHER Hector Fajardo, R <small>ERA: 7.6</small>	<small>IP: 4.2, WLS: 17, BF: 3, H: 1, R: 1, ER: 1, SO: 4, BB: 1, IBB: 0, HBP: 0, BLK: 0, WP: 1, HR: 43, S: 59, ERA: 1.93, WHIP: 0.857</small>														

AB	29
R	7
H	6
RBI	6
BB	7
SO	6
LOB	18



Batter	1	2	3	4	5	6	7	8	9	AB	R	H	RBI	BB	SO	LOB	TOP				
David Hulse, L OBP: 0.322, SLG: 0.398 (1, 9)	G6-3		E5		G4-3	G4-3			G6-3	5	0	0	0	0	0	4					
Darryl Hamilton, L OBP: 0.355, SLG: 0.359 (1, 8)	2B		G4-6-3		G4-3		K		F7	5	1	2	1	0	1	1					
Kevin Seitzer, R OBP: 0.443, SLG: 0.509 Jeff Cirillo, R OBP: 0.375, SLG: 0.493 (9, PR)	1B		F8		G4-3		1B		1B	5	0	4	1	0	0	0					
Greg Vaughn, R OBP: 0.275, SLG: 0.344 (1, 10)	K				K		P3		P6	5	0	0	0	0	3	4					
John Jaha, R OBP: 0.371, SLG: 0.598 (1, 3)	G6-3				K		1B		1B	4	1	2	0	0	1	1					
B.J. Surhoff, L OBP: 0.383, SLG: 0.352 Matt Mieske, R OBP: 0.374, SLG: 0.395 (9, 9)		L9			HR		F8		F9	4	1	1	0	0	0	3					
Joe Oliver, R OBP: 0.365, SLG: 0.516 (1, 2)		K			HR		E		K	4	1	2	2	0	2	0					
Pat Listach, S OBP: 0.273, SLG: 0.261 Fernando Vina, L OBP: 0.314, SLG: 0.354 (8, 4)		E5			K		E		K	4	0	1	0	0	2	0					
Jose Valentin, S OBP: 0.275, SLG: 0.408 (1, 6)		P6					E1		F8	4	1	1	1	0	0	3					
Inning Stats	R: 1 E: 0 K: 1 S: 14	H: 2 LOB: 1 BB: 0 P: 18	R: 0 E: 1 K: 1 S: 11	H: 0 LOB: 1 BB: 0 P: 12	R: 0 E: 1 K: 0 S: 6	H: 0 LOB: 0 BB: 0 P: 11	R: 2 E: 0 K: 3 S: 15	H: 2 LOB: 0 BB: 0 P: 22	R: 1 E: 0 K: 0 S: 15	H: 3 LOB: 1 BB: 0 P: 23	R: 0 E: 0 K: 1 S: 9	H: 2 LOB: 2 BB: 0 P: 18	R: 0 E: 0 K: 2 S: 10	H: 0 LOB: 0 BB: 0 P: 12	R: 0 E: 0 K: 0 S: 8	H: 1 LOB: 1 BB: 0 P: 11	1B: 10 2B: 2 3B: 0 HR: 1	SF: 0 SAC: 0 DP: 2 HBP: 0	WP: 0 PB: 0 CS: 0	PA: 40	
PITCHER	IP	WLS	BF	H	R	ER	SO	BB	IBB	HBP	BLK	WP	HR	S	P	ERA	WHIP				
Pat Hentgen, R ERA: 6.33 Tony Castillo, L ERA: 2.1	(1, 1)	6.2	L	32	12	5	7	0	0	0	0	0	0	84	121	6.75	1.800				
	(7, 1)	2.1		8	1	0	2	0	0	0	0	0	0	19	25	0.00	0.429				

Milwaukee Brewers @ Toronto Blue Jays
SkyDome, Toronto, ON
Tue Jun 20 1995, 7:05 PM EDT
Att: 39,456 - Unknown - 78 F

AB 40
R 5
H 13
RBI 5
BB 0
SO 9
LOB 16



Batter	1	2	3	4	5	6	7	8	9	AB	R	H	RBI	BB	SO	LOB	BOTTOM					
Devon White, S OBP: 0.343, SLG: 0.464 Shawn Green, L OBP: 0.336, SLG: 0.487 (4, 9)	HR		G6-3		F9		P4			2	1	1	1	0	0	0						
Alex Gonzalez, R OBP: 0.340, SLG: 0.385 (1, 6)	G6-3		FC6-4		G6-4-3		K			3	0	2	0	1	1	0						
Roberto Alomar, S OBP: 0.382, SLG: 0.541 (1, 4)	L6-4		FC6-4		G6-4-3		F8			4	0	1	0	0	0	2						
Joe Carter, R OBP: 0.342, SLG: 0.447 (1, 10)	G6-3				P3		G1-3			4	0	1	0	0	0	2						
John Olerud, L OBP: 0.330, SLG: 0.339 (1, 3)	L6-4				F7		G3-1		L7	4	0	0	0	0	0	2						
Ed Sprague, R OBP: 0.396, SLG: 0.521 (1, 5)		F8			HR		BB		L9	3	1	1	1	1	0	0						
Candy Maldonado, R OBP: 0.364, SLG: 0.459 (4, 7)		P6			1B		P5		1B	4	1	2	0	0	0	1						
Mike Huff, R OBP: 0.324, SLG: 0.222 (4, 8)		G1-3			2B		G5-3		G5-3	4	0	1	1	0	0	1						
Lance Parrish, R OBP: 0.264, SLG: 0.365 (1, 2)			K		F8		K			3	0	0	0	0	2	1						
Inning Stats	R: 1 E: 0 K: 0 S: 12	H: 3 LOB: 1 BB: 0 P: 16	R: 0 E: 0 K: 0 S: 6	H: 0 LOB: 0 BB: 0 P: 11	R: 0 E: 0 K: 1 S: 8	H: 1 LOB: 1 BB: 0 P: 14	R: 2 E: 0 K: 0 S: 8	H: 3 LOB: 1 BB: 0 P: 15	R: 0 E: 0 K: 0 S: 4	H: 0 LOB: 0 BB: 1 P: 11	R: 0 E: 0 K: 0 S: 5	H: 0 LOB: 1 BB: 1 P: 12	R: 0 E: 0 K: 1 S: 10	H: 0 LOB: 0 BB: 0 P: 16	R: 0 E: 0 K: 1 S: 5	H: 1 LOB: 1 BB: 0 P: 6	R: 0 E: 0 K: 0 S: 5	H: 1 LOB: 1 BB: 0 P: 6	1B: 6 2B: 2 3B: 0 HR: 2	SF: 0 SAC: 0 DP: 2 HBP: 0	WP: 0 PB: 0 CS: 0	PA: 35
PITCHER	IP	WLS	BF	H	R	ER	SO	BB	IBB	HBP	BLK	WP	HR	S	P	ERA	WHIP					
Sid Roberson, L ERA: 4.25 Ron Rightnowar, R ERA: 4.5 Mike Fetters, R ERA: 0.87	(1, 1)	7.0	W	28	7	3	3	2	0	0	0	0	0	5	95	3.86	1.286					
	(8, 1)	1.0		3	1	0	0	1	0	0	0	0	0	5	6	0.00	1.000					
	(9, 1)	1.0	S	4	1	0	0	0	0	0	0	0	0	5	6	0.00	1.000					

Milwaukee Brewers @ Toronto Blue Jays
SkyDome, Toronto, ON
Tue Jun 20 1995, 7:05 PM EDT
Att: 39,456 - Unknown - 78 F

AB 33
R 3
H 9
RBI 3
BB 2
SO 3
LOB 9



Batter	1	2	3	4	5	6	7	8	9	AB	R	H	RBI	BB	SO	LOB	TOP								
Pat Listach, S OBP: 0.276, SLG: 0.253 Fernando Vina, L OBP: 0.314, SLG: 0.354	4-2 1B BB	0-0 E5 1B E	0-0 G4-3			4-0 S 1B BB		1-3 K	1-1 G6-3	4	1	0	0	2	1	3									
B.J. Surhoff, L OBP: 0.384, SLG: 0.355	2-3 K	2-0 E7 1B		2-2 L4		0-1 S 1B		1-2 G3-1		5	0	2	2	0	1	1									
Kevin Seitzer, R OBP: 0.437, SLG: 0.500 Jeff Cirillo, R OBP: 0.375, SLG: 0.493	2-1 BB 1B	2-3 K		2-2 P4		0-0 P3		2-2 F8		5	0	1	0	0	1	3									
Greg Vaughn, R OBP: 0.283, SLG: 0.341	4-1 BB 1B	2-0 P5		4-1 S 2B BB		1-1 P4		4-2 FC6-4 BB		2	1	0	0	3	0	3									
John Jaha, R OBP: 0.382, SLG: 0.600	1-3 K		4-0 HR BB	2-0 S 2B		4-0 BB		1-2 FC6-4 1B HR		3	2	1	1	2	1	4									
Joe Oliver, R OBP: 0.354, SLG: 0.500	1-3 K		1-1 F8	0-0 F8		1-3 K		2-3 K		5	0	0	0	0	3	9									
Matt Mieske, R OBP: 0.379, SLG: 0.438 Darryl Hamilton, L OBP: 0.359, SLG: 0.363		0-2 E 1B BB	0-0 HR		3-2 L6		0-0 G6-3	1-2 HR 1B		4	2	2	2	0	0	0									
David Hulse, L OBP: 0.325, SLG: 0.393		4-2 E 1B BB	0-2 G4-3		1-3 K2-3		0-3 K	0-0 HR 1B		4	2	1	0	1	2	0									
Jose Valentin, S OBP: 0.278, SLG: 0.429		0-3 K	0-1 1B		1-2 G6-3		2-3 K2-3	3-2 HR		5	1	2	4	0	2	2									
Inning Stats	R: 0 E: 0 K: 3 S: 15	H: 1 LOB: 3 BB: 2 P: 29	R: 3 E: 2 K: 2 S: 14	H: 2 LOB: 1 BB: 1 P: 24	R: 2 E: 0 K: 0 S: 9	H: 2 LOB: 1 BB: 1 P: 14	R: 1 E: 0 K: 0 S: 9	H: 1 LOB: 0 BB: 0 P: 19	R: 0 E: 0 K: 1 S: 8	H: 1 LOB: 3 BB: 2 P: 18	R: 0 E: 0 K: 2 S: 7	H: 0 LOB: 0 BB: 0 P: 9	R: 0 E: 0 K: 1 S: 9	H: 0 LOB: 0 BB: 0 P: 13	R: 4 E: 0 K: 1 S: 23	H: 3 LOB: 0 BB: 1 P: 35	1B: 7 2B: 1 3B: 0 HR: 2	SF: 0 SAC: 0 DP: 0 HBP: 0	WP: 0 PB: 0 SB: 3 CS: 0	PA: 46					
PITCHER	IP WLS BF H R ER SO BB IBB HBP BLK WP HR S P ERA WHIP	IP WLS BF H R ER SO BB IBB HBP BLK WP HR S P ERA WHIP	IP WLS BF H R ER SO BB IBB HBP BLK WP HR S P ERA WHIP	IP WLS BF H R ER SO BB IBB HBP BLK WP HR S P ERA WHIP	IP WLS BF H R ER SO BB IBB HBP BLK WP HR S P ERA WHIP	IP WLS BF H R ER SO BB IBB HBP BLK WP HR S P ERA WHIP	IP WLS BF H R ER SO BB IBB HBP BLK WP HR S P ERA WHIP	IP WLS BF H R ER SO BB IBB HBP BLK WP HR S P ERA WHIP	IP WLS BF H R ER SO BB IBB HBP BLK WP HR S P ERA WHIP	IP WLS BF H R ER SO BB IBB HBP BLK WP HR S P ERA WHIP	IP WLS BF H R ER SO BB IBB HBP BLK WP HR S P ERA WHIP	IP WLS BF H R ER SO BB IBB HBP BLK WP HR S P ERA WHIP	IP WLS BF H R ER SO BB IBB HBP BLK WP HR S P ERA WHIP	IP WLS BF H R ER SO BB IBB HBP BLK WP HR S P ERA WHIP	IP WLS BF H R ER SO BB IBB HBP BLK WP HR S P ERA WHIP	IP WLS BF H R ER SO BB IBB HBP BLK WP HR S P ERA WHIP	IP WLS BF H R ER SO BB IBB HBP BLK WP HR S P ERA WHIP	IP WLS BF H R ER SO BB IBB HBP BLK WP HR S P ERA WHIP	IP WLS BF H R ER SO BB IBB HBP BLK WP HR S P ERA WHIP	IP WLS BF H R ER SO BB IBB HBP BLK WP HR S P ERA WHIP	IP WLS BF H R ER SO BB IBB HBP BLK WP HR S P ERA WHIP	IP WLS BF H R ER SO BB IBB HBP BLK WP HR S P ERA WHIP			
Al Leiter, L ERA: 2.82 Woody Williams, R ERA: 3.67 Mike Timlin, R ERA: 3.63	(1, 1) 5.2 3.0 0.1	(1, 10) 5.2 3.0 0.1	(1, 6) 3.0 0.1	(1, 4) 2.2	(1, 7) 2.1	(1, 3) 0.0	(1, 8) 2.1	(1, 5) 2.0	(1, 9) 2.0	(1, 1) 5.2	(1, 6) 3.0	(1, 4) 2.2	(1, 7) 2.1	(1, 3) 0.0	(1, 8) 2.1	(1, 5) 2.0	(1, 9) 2.0	(1, 1) 5.2	(1, 6) 3.0	(1, 4) 2.2	(1, 7) 2.1	(1, 3) 0.0	(1, 8) 2.1	(1, 5) 2.0	(1, 9) 2.0

Milwaukee Brewers @ Toronto Blue Jays
 SkyDome, Toronto, ON
 Wed Jun 21 1995, 7:05 PM EDT
 Att: 40,296 - Unknown - 75 F

AB	38
R	10
H	10
RBI	9
BB	8
SO	11
LOB	25



Batter	1	2	3	4	5	6	7	8	9	AB	R	H	RBI	BB	SO	LOB	BOTTOM								
Alex Gonzalez, R OBP: 0.348, SLG: 0.415	2-3 K		2-1 FC9-6 1B	0-0 HR		1-1 1B 1B		0-1 F7		5	1	3	1	0	1	1									
Domingo Cadeno, S OBP: 0.404, SLG: 0.435	3-3 K		1-0 FC9-6 BB	2-3 K		2-1 F7		0-0 F9-6 1B		5	0	1	0	0	2	2									
Roberto Alomar, S OBP: 0.388, SLG: 0.540	2-2 F7		4-1 BB	1-1 S 2B 1B		3-1 F7		1-2 F9-6		4	1	2	0	1	0	2									
Joe Carter, R OBP: 0.338, SLG: 0.446		2-1 L6	3-2 L6		2-2 F8 FC6 2B	0-0 F7		0-2 G6-3		5	1	1	1	0	0	4									
John Olerud, L OBP: 0.332, SLG: 0.346		0-0 BB 2B 1B	2-0 G3		2-1 F8		0-0 F8		2-2 2B 2B	5	2	2	0	0	0	3									
Ed Sprague, R OBP: 0.396, SLG: 0.521		4-2 2B BB		3-1 G6-3	2-1 FC6		1-3 K		2-0 WP 2B	4	1	1	2	1	1	0									
Candy Maldonado, R OBP: 0.366, SLG: 0.515		2-1 2B		1-2 G5-3	3-0 F8		3-1 HR		1-3 K	5	1	2	3	0	1	2									
Mike Huff, R OBP: 0.308, SLG: 0.219		2-2 G6-3		0-0 HR 1B	1-3 K		3-1 G6-3		2-3 K	5	1	1	0	0	2	3									
Randy Knorr, R OBP: 0.300, SLG: 0.417		0-2 G6-3		1-2 HR		0-0 F8		4-2 F9-6 1B BB		3	1	1	2	1	0	1									
Inning Stats	R: 0 E: 0 K: 2 S: 9	H: 0 LOB: 0 BB: 0 P: 16	R: 2 E: 0 K: 0 S: 14	H: 2 LOB: 1 BB: 1 P: 24	R: 0 E: 0 K: 0 S: 8	H: 1 LOB: 2 BB: 1 P: 20	R: 3 E: 0 K: 1 S: 14	H: 3 LOB: 0 BB: 0 P: 21	R: 2 E: 0 K: 1 S: 14	H: 2 LOB: 1 BB: 0 P: 24	R: 0 E: 0 K: 0 S: 8	H: 2 LOB: 2 BB: 0 P: 14	R: 1 E: 0 K: 1 S: 8	H: 1 LOB: 0 BB: 0 P: 15	R: 0 E: 0 K: 0 S: 8	H: 1 LOB: 1 BB: 1 P: 13	R: 1 E: 0 K: 2 S: 16	H: 2 LOB: 1 BB: 0 P: 23	1B: 7 2B: 5 3B: 0 HR: 3	SF: 0 SAC: 0 DP: 1 HBP: 0	WP: 1 PB: 0 SB: 1 CS: 0	PA: 44			
PITCHER	IP WLS BF H R ER SO BB IBB HBP BLK WP HR S P ERA WHIP	IP WLS BF H R ER SO BB IBB HBP BLK WP HR S P ERA WHIP	IP WLS BF H R ER SO BB IBB HBP BLK WP HR S P ERA WHIP	IP WLS BF H R ER SO BB IBB HBP BLK WP HR S P ERA WHIP	IP WLS BF H R ER SO BB IBB HBP BLK WP HR S P ERA WHIP	IP WLS BF H R ER SO BB IBB HBP BLK WP HR S P ERA WHIP	IP WLS BF H R ER SO BB IBB HBP BLK WP HR S P ERA WHIP	IP WLS BF H R ER SO BB IBB HBP BLK WP HR S P ERA WHIP	IP WLS BF H R ER SO BB IBB HBP BLK WP HR S P ERA WHIP	IP WLS BF H R ER SO BB IBB HBP BLK WP HR S P ERA WHIP	IP WLS BF H R ER SO BB IBB HBP BLK WP HR S P ERA WHIP	IP WLS BF H R ER SO BB IBB HBP BLK WP HR S P ERA WHIP	IP WLS BF H R ER SO BB IBB HBP BLK WP HR S P ERA WHIP	IP WLS BF H R ER SO BB IBB HBP BLK WP HR S P ERA WHIP	IP WLS BF H R ER SO BB IBB HBP BLK WP HR S P ERA WHIP	IP WLS BF H R ER SO BB IBB HBP BLK WP HR S P ERA WHIP	IP WLS BF H R ER SO BB IBB HBP BLK WP HR S P ERA WHIP	IP WLS BF H R ER SO BB IBB HBP BLK WP HR S P ERA WHIP	IP WLS BF H R ER SO BB IBB HBP BLK WP HR S P ERA WHIP	IP WLS BF H R ER SO BB IBB HBP BLK WP HR S P ERA WHIP	IP WLS BF H R ER SO BB IBB HBP BLK WP HR S P ERA WHIP	IP WLS BF H R ER SO BB IBB HBP BLK WP HR S P ERA WHIP	IP WLS BF H R ER SO BB IBB HBP BLK WP HR S P ERA WHIP		
Angel Miranda, L ERA: 5.44 Mark Klefer, R ERA: 5.32 Bill Wegman, R ERA: 6.08 Mike Fetters, R ERA: 1.59	(1, 1) 4.0 2.0 2.0 1.0	(1, 1) 4.0 2.0 2.0 1.0	(5, 1) 2.0	(7, 1) 2.0	(9, 1) 1.0	(1, 1) 4.0	(5, 1) 2.0	(7, 1) 2.0	(9, 1) 1.0	(1, 1) 4.0	(5, 1) 2.0	(7, 1) 2.0	(9, 1) 1.0	(1, 1) 4.0	(5, 1) 2.0	(7, 1) 2.0	(9, 1) 1.0	(1, 1) 4.0	(5, 1) 2.0	(7, 1) 2.0	(9, 1) 1.0	(1, 1) 4.0	(5, 1) 2.0	(7, 1) 2.0	(9, 1) 1.0

Milwaukee Brewers @ Toronto Blue Jays
 SkyDome, Toronto, ON
 Wed Jun 21 1995, 7:05 PM EDT
 Att: 40,296 - Unknown - 75 F

AB	41
R	9
H	14
RBI	9
BB	3
SO	7
LOB	18



Batter	1	2	3	4	5	6	7	8	9	AB	R	H	RBI	BB	SO	LOB	TOP								
Mike Huff, R OBP: 0.327, SLG: 0.286 (1, 8)	1-1 F8		2-1 F8		4-2 BB		0-2 1B			3	0	1	0	1	0	1	Toronto Blue Jays @ New York Yankees Yankee Stadium, Bronx, NY Sat Jun 24 1995, 3:33 AM EDT Att: 28,950 - Overcast - 70 F								
Paul Molitor, R OBP: 0.337, SLG: 0.331 (1, 10)	2-2 F7		2-2 G3		3-1 P3		0-0 F8			4	0	0	0	0	0	4									
Roberto Alomar, S OBP: 0.382, SLG: 0.538 (1, 4)	2-1 G4-3			1-1 F7		3-2 G4-3	1-2 G4-3			4	1	2	0	0	0	2									
Joe Carter, R OBP: 0.338, SLG: 0.448 (1, 7)		0-0 HR		1-0 G5-3		4-2 G4-3		2-1 P6		3	1	1	1	1	0	1									
John Olerud, L OBP: 0.327, SLG: 0.333 (1, 3)		0-0 G4-3		0-0 F7		0-2 G4-3		3-2 G4-3		4	0	0	0	0	0	3									
Ed Sprague, R OBP: 0.392, SLG: 0.506 (1, 5)		1-1 G5-3		4-2 BB		2-1 SF8		2-3 K		2	0	0	1	1	1	0									
Shawn Green, L OBP: 0.329, SLG: 0.481 (1, 9)		0-1 G3		0-1 F9		3-H L3		0-1 G3-1		4	0	0	0	0	0	3									
Alex Gonzalez, R OBP: 0.345, SLG: 0.397 (1, 6)			4-1 BB		3-2 F8		0-0 F9		3-2 F9	3	0	0	0	1	0	0									
Sandy Martinez, L OBP: 0.250, SLG: 0.250 (1, 2)			0-0 L8		0-1 F9		0-0 F8	1B	1-0 F7	4	0	1	0	0	0	1									
Inning Stats	R: 0 E: 0 K: 0 S: 9	H: 0 LOB: 0 BB: 0 P: 14	R: 1 E: 0 K: 0 S: 6	H: 1 LOB: 0 BB: 7	R: 0 E: 0 K: 0 S: 7	H: 0 LOB: 1 BB: 1 P: 15	R: 0 E: 0 K: 0 S: 8	H: 1 LOB: 2 BB: 1 P: 14	R: 0 E: 0 K: 0 S: 12	H: 0 LOB: 1 BB: 1 P: 22	R: 1 E: 0 K: 0 S: 15	H: 1 LOB: 1 BB: 1 P: 24	R: 0 E: 0 K: 0 S: 14	H: 2 LOB: 2 BB: 0 P: 15	R: 0 E: 0 K: 1 S: 12	H: 0 LOB: 0 BB: 0 P: 19	R: 0 E: 0 K: 0 S: 6	H: 0 LOB: 0 BB: 0 P: 10	1B: 2 2B: 2 3B: 0 HR: 1	SF: 1 SAC: 0 DP: 0 HBP: 0	WP: 0 PB: 0 SB: 0 CS: 0	PA: 36			
PITCHER	IP	WLS	BF	H	R	ER	SO	BB	IBB	HBP	BLK	WP	HR	S	P	ERA	WHIP								
Melido Perez, R ERA: 5.05 (1, 1)	6.0	W	25	3	2	2	0	4	0	0	0	0	1	57	96	3.00	1.167								
Josias Manzanillo, R ERA: 4.97 (7, 1)	1.1		6	2	0	0	0	0	0	0	0	0	0	16	19	0.00	1.500								
Bob MacDonald, L ERA: 7.8 (8, 1)	0.2		2	0	0	0	1	0	0	0	0	0	0	10	15	0.00	0.000								
Scott Bankhead, R ERA: 5.04 (9, 1)	1.0		3	0	0	0	0	0	0	0	0	0	0	6	10	0.00	0.000								

Batter	1	2	3	4	5	6	7	8	9	AB	R	H	RBI	BB	SO	LOB	BOTTOM								
Luis Polonia, L OBP: 0.319, SLG: 0.354 (1, 7)	4-0 F8		0-0 1B	3-1 2B	2-1 G1-3			3-2 L9		4	2	2	0	1	0	1	Toronto Blue Jays @ New York Yankees Yankee Stadium, Bronx, NY Sat Jun 24 1995, 3:33 AM EDT Att: 28,950 - Overcast - 70 F								
Wade Boggs, L OBP: 0.394, SLG: 0.370 (1, 5)	4-1 G4-6-3		2-2 E1	3-2 G4-3		1-2 F7		2-1 2B		4	2	2	3	1	0	2									
Dion James, L OBP: 0.387, SLG: 0.403 (1, 10)	1-2 F8		2-1 E7	1-0 G4-3		1-2 G4-3		2-1 G3		5	2	2	2	0	0	3									
Paul O'Neill, L OBP: 0.420, SLG: 0.626 (1, 9)	2-2 G4-6-3		0-0 WP	2-3 G6-3		4-2 BB		0-0 G3		4	0	1	2	1	0	4									
Don Mattingly, L OBP: 0.316, SLG: 0.359 (1, 3)		1-2 G5-3		0-0 P6		1-0 G4-3		1-1 1B		5	0	1	1	0	0	3									
Dave Silvestri, R OBP: 0.273, SLG: 0.250 (8, PR) (9, 3)										0	0	0	0	0	0	0									
Tony Fernandez, S OBP: 0.316, SLG: 0.293 (1, 6)		2-0 L4		4-0 IBB		0-1 2B		4-2 G6-3		3	1	1	0	2	0	1									
Mike Stanley, R OBP: 0.365, SLG: 0.459 (1, 2)		1-3 K		2-3 K		2-2 1B		1-0 F8		4	0	1	1	0	2	3									
Bernie Williams, S OBP: 0.333, SLG: 0.462 (1, 8)			3-0 E	4-1 1B		2-2 F7		2-2 G6-3		3	2	1	0	1	0	2									
Randy Velarde, R OBP: 0.293, SLG: 0.348 (1, 4)			1-0 F9	1-0 HBP		0-0 F9		1-1 G4-3		3	1	0	0	0	0	3									
Inning Stats	R: 0 E: 0 K: 0 S: 10	H: 0 LOB: 2 BB: 2 P: 21	R: 0 E: 0 K: 1 S: 7	H: 0 LOB: 0 BB: 0 P: 11	R: 4 E: 2 K: 1 S: 14	H: 4 LOB: 2 BB: 1 P: 28	R: 3 E: 0 K: 0 S: 10	H: 2 LOB: 1 BB: 1 P: 22	R: 1 E: 0 K: 0 S: 12	H: 2 LOB: 1 BB: 0 P: 18	R: 0 E: 0 K: 0 S: 9	H: 0 LOB: 1 BB: 1 P: 16	R: 0 E: 0 K: 0 S: 9	H: 0 LOB: 1 BB: 1 P: 17	R: 2 E: 0 K: 0 S: 15	H: 3 LOB: 1 BB: 0 P: 25	1B: 6 2B: 5 3B: 0 HR: 0	SF: 0 SAC: 0 DP: 1 HBP: 1	WP: 1 PB: 0 SB: 0 CS: 0	PA: 42					
PITCHER	IP	WLS	BF	H	R	ER	SO	BB	IBB	HBP	BLK	WP	HR	S	P	ERA	WHIP								
Juan Guzman, R ERA: 7.81 (1, 1)	6.0	L	32	8	8	6	2	4	1	1	0	0	0	62	116	9.00	2.000								
Tim Crabtree, R ERA: (7, 1)	1.0		4	0	0	0	0	1	0	0	0	0	0	9	17	0.00	1.000								
Woody Williams, R ERA: 4.08 (8, 1)	1.0		6	3	2	2	0	0	0	0	0	0	0	15	25	18.00	3.000								

AB 31
R 2
H 5
RBI 2
BB 4
SO 1
LOB 15



AB 35
R 10
H 11
RBI 9
BB 6
SO 2
LOB 22



Batter	1	2	3	4	5	6	7	8	9	AB	R	H	RBI	BB	SO	LOB	TOP											
Mike Huff, R OBP: 0.339, SLG: 0.311 (1, 8)	G6-3		FC5-4 BB		3-1 2B			P4		3	0	1	0	1	0	0	Toronto Blue Jays @ New York Yankees Yankee Stadium, Bronx, NY Sun Jun 25 1995, 3:33 AM EDT Att: 26,340 - Overcast - 75 F											
Paul Molitor, R OBP: 0.330, SLG: 0.323 (1, 10)	F7		FC5-4 1-2f		G5-3			G6-3		4	0	0	0	0	0	2												
Roberto Alomar, S OBP: 0.380, SLG: 0.542 (1, 4)	HR		L9					F7		4	1	1	0	0	0	1												
Joe Carter, R OBP: 0.338, SLG: 0.462 Shawn Green, L OBP: 0.326, SLG: 0.477 (6, 9)	HR		F7					P3		3	1	1	2	0	0	1												
Ed Sprague, R OBP: 0.385, SLG: 0.494 (1, 5)	P6							P6		4	0	0	0	0	0	0												
Candy Maldonado, R OBP: 0.371, SLG: 0.507 (6, 7)			K					CS		3	0	2	0	0	1	0												
John Olerud, L OBP: 0.323, SLG: 0.328 (1, 3)			K					1B		3	0	0	0	0	2	2												
Lance Parrish, R OBP: 0.260, SLG: 0.344 (1, 2)			1B					K		3	0	1	0	0	2	0												
Alex Gonzalez, R OBP: 0.339, SLG: 0.389 (1, 6)	F9							K		3	0	0	0	0	1	1												
Inning Stats	R: 2 E: 0 K: 0 S: 5	H: 2 LOB: 0 BB: 0 P: 5	R: 0 E: 0 K: 2 S: 13	H: 1 LOB: 1 BB: 0 P: 22	R: 0 E: 0 K: 0 S: 11	H: 0 LOB: 1 BB: 1 P: 19	R: 0 E: 0 K: 0 S: 9	H: 1 LOB: 1 BB: 0 P: 15	R: 0 E: 0 K: 2 S: 10	H: 0 LOB: 0 BB: 0 P: 16	R: 0 E: 0 K: 2 S: 10	H: 1 LOB: 0 BB: 0 P: 15	R: 0 E: 0 K: 0 S: 5	H: 0 LOB: 0 BB: 0 P: 8	R: 0 E: 0 K: 1 S: 15	H: 0 LOB: 0 BB: 0 P: 22	1B: 3 2B: 2 3B: 1 HR: 1	SF: 0 SAC: 0 DP: 1 HBP: 0	WP: 0 PB: 0 SB: 0 CS: 1	PA: 32								
PITCHER	IP	WLS	BF	H	R	ER	SO	BB	IBB	HBP	BLK	WP	HR	S	P	ERA	WHIP											
Sterling Hitchcock, L ERA: 5.23	(1, 1)	6.2	W	26	6	2	2	5	1	0	0	0	0	1	64	104	2.70	1.050										
Bob Wickman, R ERA: 4.46	(7, 1)	1.1		4	0	0	0	1	0	0	0	0	0	0	9	12	0.00	0.000										
John Wetteland, R ERA: 2.59	(9, 1)	1.0		3	0	0	0	1	0	0	0	0	0	0	15	22	0.00	0.000										

Batter	1	2	3	4	5	6	7	8	9	AB	R	H	RBI	BB	SO	LOB	BOTTOM											
Luis Polonia, L OBP: 0.323, SLG: 0.353 Gerald Williams, R OBP: 0.338, SLG: 0.586 (8, PH)	G1-3		S		L7-4			1B		3	0	1	0	1	0	3	Toronto Blue Jays @ New York Yankees Yankee Stadium, Bronx, NY Sun Jun 25 1995, 3:33 AM EDT Att: 26,340 - Overcast - 75 F											
Wade Boggs, L OBP: 0.384, SLG: 0.376 (1, 5)	G5-3		K		1B			2B		5	2	2	1	0	2	4												
Dion James, L OBP: 0.360, SLG: 0.394 Danny Tartabull, R OBP: 0.356, SLG: 0.397 (8, PH)	F8		K		1B			1B		4	1	1	0	0	1	3												
Paul O'Neill, L OBP: 0.426, SLG: 0.637 (1, 9)	L9				1B			1B		4	1	2	2	1	1	2												
Don Mattingly, L OBP: 0.325, SLG: 0.363 (1, 3)	BB				1B			1B		4	1	2	1	1	1	4												
Tony Fernandez, S OBP: 0.318, SLG: 0.289 (1, 6)	L6				SF8			1B		2	0	0	1	2	0	3												
Jim Leyritz, R OBP: 0.394, SLG: 0.438 (1, 2)	F7				1B			1B		5	0	1	0	0	1	6												
Bernie Williams, S OBP: 0.336, SLG: 0.460 (1, 8)			1B		L7-4			1B		3	1	1	0	1	0	3												
Randy Velarde, R OBP: 0.305, SLG: 0.350 (1, 4)	K		K		BB			BB		2	1	1	1	2	1	1												
Inning Stats	R: 0 E: 0 K: 0 S: 6	H: 0 LOB: 0 BB: 0 P: 9	R: 0 E: 0 K: 0 S: 9	H: 0 LOB: 1 BB: 1 P: 17	R: 1 E: 0 K: 3 S: 17	H: 2 LOB: 1 BB: 0 P: 22	R: 2 E: 0 K: 0 S: 13	H: 3 LOB: 2 BB: 2 P: 26	R: 2 E: 0 K: 2 S: 16	H: 3 LOB: 2 BB: 1 P: 28	R: 0 E: 0 K: 1 S: 11	H: 0 LOB: 3 BB: 3 P: 26	R: 0 E: 0 K: 0 S: 7	H: 0 LOB: 0 BB: 1 P: 15	R: 3 E: 0 K: 1 S: 19	H: 5 LOB: 2 BB: 0 P: 26	1B: 10 2B: 3 3B: 1 HR: 0	SF: 1 SAC: 0 DP: 1 HBP: 0	WP: 0 PB: 0 SB: 2 CS: 1	PA: 44								
PITCHER	IP	WLS	BF	H	R	ER	SO	BB	IBB	HBP	BLK	WP	HR	S	P	ERA	WHIP											
Pat Hentgen, R ERA: 6.3	(1, 1)	6.0	L	32	8	5	4	6	5	2	0	0	0	0	72	128	6.00	2.167										
Danny Cox, R ERA: 7.01	(7, 1)	1.0		3	0	0	0	0	1	0	0	0	0	7	15	0.00	1.000											
Tony Castillo, L ERA: 2.9	(8, 1)	1.0		8	5	3	3	1	0	0	0	0	0	19	26	27.00	5.000											

Batter	1	2	3	4	5	6	7	8	9	AB	R	H	RBI	BB	SO	LOB	TOP										
Mike Huff, R OBP: 0.361, SLG: 0.327 Alex Gonzalez, R OBP: 0.339, SLG: 0.389	G5-3			FC4-6 BB		K		G1-3 1B	1-0 1B	4	0	2	2	1	1	1	Toronto Blue Jays @ Boston Red Sox Fenway Park, Boston, MA Mon Jun 26 1995, 7:05 PM EDT Att: 26,716 - Unknown - 68 F										
Paul Molitor, R OBP: 0.327, SLG: 0.320	F8			K		L7		G1-3 1B	2-0 1B 2-H 3-H 2-2	5	0	1	0	0	1	3											
Roberto Alomar, S OBP: 0.373, SLG: 0.532	K			FC4-6 1-2		E5		G1-3	2-0 1-2 2-3	4	0	0	0	0	1	4											
Joe Carter, R OBP: 0.336, SLG: 0.458				F7		F7		K	3-3	4	0	1	0	0	1	5											
John Olerud, L OBP: 0.321, SLG: 0.323	F9					P4		G3-1	4-2 1B 2B	3	1	0	0	1	0	1											
Ed Sprague, R OBP: 0.382, SLG: 0.489	G6-3					G4-3		P6	0-0 1-2 1B	4	1	1	0	0	0	1											
Candy Maldonado, R OBP: 0.387, SLG: 0.558				G5-3		2B		2B	3-2 1-3 2-H	4	1	3	1	0	0	0											
Lance Parrish, R OBP: 0.250, SLG: 0.330	F8			F8		F9		K	0-0 G5-3	4	0	0	0	0	1	4											
Domingo Cedeño, S OBP: 0.373, SLG: 0.396 Shawn Green, L OBP: 0.324, SLG: 0.473				K				G3	1-1 P6	3	0	1	0	0	1	0	Toronto Blue Jays										
Inning Stats	R: 0 E: 0 K: 1 S: 6	H: 0 LOB: 0 BB: 0 P: 9	R: 0 E: 0 K: 0 S: 7	H: 1 LOB: 0 BB: 0 P: 12	R: 0 E: 0 K: 1 S: 10	H: 0 LOB: 0 BB: 0 P: 14	R: 0 E: 0 K: 1 S: 8	H: 0 LOB: 1 BB: 1 P: 13	R: 0 E: 0 K: 0 S: 8	H: 1 LOB: 1 BB: 0 P: 15	R: 0 E: 1 K: 1 S: 11	H: 1 LOB: 2 BB: 0 P: 17	R: 0 E: 0 K: 1 S: 6	H: 1 LOB: 1 BB: 0 P: 10	R: 0 E: 0 K: 1 S: 8	H: 2 LOB: 2 BB: 0 P: 15		R: 3 E: 0 K: 0 S: 14	H: 3 LOB: 1 BB: 1 P: 25	1B: 6 2B: 3 3B: 0 HR: 0	SF: 0 SAC: 0 DP: 0 HBP: 0	WP: 0 PB: 0 SB: 0 CS: 1	PA: 38				
PITCHER	IP	WLS	BF	H	R	ER	SO	BB	IBB	HBP	BLK	WP	HR	S	P	ERA	WHIP										
Erik Hanson, R ERA: 2.91 Stan Belinda, R ERA: 2.25	8.0		33	7	2	2	6	2	0	0	0	0	0	67	112	2.25	1.125										

Batter	1	2	3	4	5	6	7	8	9	AB	R	H	RBI	BB	SO	LOB	BOTTOM										
Lee Tinsley, S OBP: 0.369, SLG: 0.455	L9			F7		L8		K		4	0	0	0	0	1	2	Toronto Blue Jays @ Boston Red Sox Fenway Park, Boston, MA Mon Jun 26 1995, 7:05 PM EDT Att: 26,716 - Unknown - 68 F										
John Valentin, R OBP: 0.404, SLG: 0.558	K			K		P5		K		4	0	0	0	0	3	1											
Mo Vaughn, L OBP: 0.390, SLG: 0.573	K			BB HBP		K		G4-3		3	0	0	0	0	2	0											
Jose Canseco, R OBP: 0.329, SLG: 0.338				P7		K2-3		L3		3	0	0	0	1	1	0											
Tim Lincecum, R OBP: 0.433, SLG: 0.491				HR		L9		L7		3	1	1	2	1	0	0											
Mike Greenwell, L OBP: 0.359, SLG: 0.442				BB		L3		L7		3	1	1	0	0	0	3											
Mike Macfarlane, R OBP: 0.346, SLG: 0.416				2B		L3		L7		3	1	1	0	0	0	3											
Troy O'Leary, L OBP: 0.381, SLG: 0.493				P6		HR		L8		4	1	1	1	0	1	2											
Luis Alicaia, S OBP: 0.365, SLG: 0.323				G4-3		L6		F8		4	0	0	0	0	2	Toronto Blue Jays											
Inning Stats	R: 0 E: 0 K: 2 S: 10	H: 0 LOB: 0 BB: 0 P: 18	R: 1 E: 0 K: 0 S: 17	H: 2 LOB: 1 BB: 0 P: 29	R: 1 E: 0 K: 1 S: 16	H: 1 LOB: 3 BB: 2 P: 30	R: 0 E: 0 K: 1 S: 10	H: 0 LOB: 1 BB: 1 P: 17	R: 0 E: 0 K: 0 S: 8	H: 0 LOB: 0 BB: 0 P: 16	R: 1 E: 0 K: 0 S: 7	H: 1 LOB: 0 BB: 0 P: 10	R: 0 E: 0 K: 2 S: 9	H: 0 LOB: 0 BB: 0 P: 13	R: 0 E: 0 K: 0 S: 9		H: 0 LOB: 0 BB: 0 P: 12	R: 1 E: 0 K: 0 S: 5	H: 1 LOB: 1 BB: 0 P: 11	1B: 2 2B: 1 3B: 0 HR: 2	SF: 0 SAC: 0 DP: 0 HBP: 2	WP: 0 PB: 0 SB: 1 CS: 0	PA: 36				
PITCHER	IP	WLS	BF	H	R	ER	SO	BB	IBB	HBP	BLK	WP	HR	S	P	ERA	WHIP										
Al Leiter, L ERA: 2.97 Tony Castillo, L ERA: 2.94	6.0		26	4	3	3	6	3	0	1	0	0	0	23	36	3.38	0.375										

Batter	1	2	3	4	5	6	7	8	9	AB	R	H	RBI	BB	SO	LOB	TOP					
Brady Anderson, L (1, 7) OBP: 0.354, SLG: 0.473	0-1 P4		3-2 G1-3			2-3 K		1-2 G4-3		4	0	0	0	0	1	0	Baltimore Orioles @ Toronto Blue Jays SkyDome, Toronto, ON Thu Jun 29 1995, 7:05 PM EDT Att: 40,173 - Dome - 72 F					
Manny Alexander, R (1, 4) OBP: 0.303, SLG: 0.324	3-2 F7		1-2 P5			2-2 P4		1-0 F8		4	0	0	0	0	0	0						
Rafael Palmeiro, L (1, 3) OBP: 0.378, SLG: 0.557	1-0 1B			1-3 K		1-0 P6		0-0 1B		4	0	2	0	0	1	0						
Cal Ripken Jr., R (1, 6) OBP: 0.335, SLG: 0.458	0-1 F9			0-1 2B			2-2 G5-3	1-0 F9		4	0	1	0	0	0	2						
Harold Baines, L (1, 10) OBP: 0.414, SLG: 0.545		0-1 G2-3 1B		2-0 G5-3			0-1 FC5-4 1B		2-1 HR	4	1	3	1	0	0	1						
Kevin Bass, S (1, 9) OBP: 0.373, SLG: 0.458		0-1 G2-3		0-0 G3-1			2-2 FC5-4 1B	1-2 G4-3		4	0	1	0	0	0	2						
Chris Hoiles, R (1, 2) OBP: 0.297, SLG: 0.322		0-3 K			2-3 K		2-1 FC5-4 1B	2-3 K		4	0	0	0	0	3	3						
Leo Gomez, R (1, 5) OBP: 0.287, SLG: 0.247		2-0 F9			2-3 K		4-0 BB	2-1 P2		3	0	0	0	1	1	1						
Curtis Goodwin, L (1, 8) OBP: 0.402, SLG: 0.384			3-1 P5		1-1 P6		3-3 K			3	0	0	0	0	1	3						
Inning Stats	R: 0 E: 0 K: 0 S: 10	H: 1 LOB: 1 BB: 0 P: 14	R: 0 E: 0 K: 1 S: 8	H: 1 LOB: 1 BB: 0 P: 10	R: 0 E: 0 K: 0 S: 11	H: 0 LOB: 0 BB: 0 P: 18	R: 0 E: 0 K: 1 S: 7	H: 1 LOB: 1 BB: 0 P: 10	R: 0 E: 0 K: 2 S: 11	H: 0 LOB: 0 BB: 0 P: 16	R: 0 E: 0 K: 1 S: 7	H: 0 LOB: 0 BB: 0 P: 12	R: 0 E: 0 K: 1 S: 13	H: 2 LOB: 3 BB: 1 P: 26	R: 0 E: 0 K: 0 S: 6	H: 1 LOB: 1 BB: 0 P: 9	R: 1 E: 0 K: 1 S: 11	H: 1 LOB: 0 BB: 0 P: 18	1B: 5 2B: 1 3B: 0 HR: 1	SF: 0 SAC: 0 DP: 0 HBP: 0	WP: 0 PB: 0 SB: 0 CS: 0	PA: 35
PITCHER Juan Guzman, R (1, 1) ERA: 6.57	IP: 9.0 WLS: W BF: 35 H: 7 R: 1 ER: 1 SO: 7 BB: 1 IBB: 0 HBP: 0 BLK: 0 WP: 0 HR: 1 S: 84 P: 133 ERA: 1.00 WHIP: 0.889															PITCHER						

Batter	1	2	3	4	5	6	7	8	9	AB	R	H	RBI	BB	SO	LOB	BOTTOM					
Alex Gonzalez, R (1, 6) OBP: 0.339, SLG: 0.396	0-3 K		1-3 K			0-0 HR		3-2 G6-3		5	1	2	0	0	2	2	Baltimore Orioles @ Toronto Blue Jays SkyDome, Toronto, ON Thu Jun 29 1995, 7:05 PM EDT Att: 40,173 - Dome - 72 F					
Paul Molitor, R (1, 10) OBP: 0.329, SLG: 0.335	1-3 K		2-1 1B		1-3 K	1-3 2B		0-1 G6-3		4	0	1	0	0	2	3						
Roberto Alomar, S (1, 4) OBP: 0.372, SLG: 0.535	2-1 F9		1-1 B2		3-1 HR		1-2 F8			4	1	1	2	0	0	1						
Joe Carter, R (1, 7) OBP: 0.333, SLG: 0.472		1-2 HR		1-2 HR		1-0 G6-3		0-2 F8		4	2	2	2	0	0	0						
John Olerud, L (1, 3) OBP: 0.328, SLG: 0.329		2-3 K		1-2 BB 1B		4-1 BB		0-1 G6-3		3	0	1	0	1	1	0						
Ed Sprague, R (1, 5) OBP: 0.367, SLG: 0.477		3-2 HR		1-2 L7		1-2 G5-3		4-2 BB BB		3	1	1	1	1	0	2						
Candy Maldonado, R (1, 9) OBP: 0.396, SLG: 0.529		3-1 G6-3		3-3 K		0-0 L7		3-1 F7		4	0	0	0	0	1	2						
Mike Huff, R (1, 8) OBP: 0.385, SLG: 0.320		1-3 K		4-1 BB		4-0 2B BB		4-0 BB		1	0	0	0	3	1	0						
Lance Parrish, R (1, 2) OBP: 0.241, SLG: 0.314			1-0 F8		2-0 P2		1-3 K		0-0 P4	4	0	0	0	0	1	5						
Inning Stats	R: 0 E: 0 K: 2 S: 9	H: 0 LOB: 0 BB: 0 P: 12	R: 2 E: 0 K: 2 S: 15	H: 2 LOB: 0 BB: 0 P: 25	R: 0 E: 0 K: 1 S: 8	H: 1 LOB: 1 BB: 0 P: 13	R: 1 E: 0 K: 1 S: 16	H: 2 LOB: 2 BB: 1 P: 28	R: 2 E: 0 K: 1 S: 11	H: 2 LOB: 1 BB: 1 P: 21	R: 0 E: 0 K: 1 S: 9	H: 1 LOB: 2 BB: 1 P: 17	R: 0 E: 0 K: 0 S: 9	H: 0 LOB: 0 BB: 0 P: 10	R: 0 E: 0 K: 0 S: 11	H: 0 LOB: 2 BB: 2 P: 25	R: 0 E: 0 K: 0 S: 11	H: 0 LOB: 0 BB: 0 P: 18	1B: 3 2B: 1 3B: 0 HR: 4	SF: 0 SAC: 0 DP: 0 HBP: 0	WP: 0 PB: 0 SB: 0 CS: 0	PA: 37
PITCHER Sid Fernandez, L (1, 1) ERA: 7.67	IP: 3.2 WLS: L BF: 17 H: 5 R: 3 ER: 2 SO: 6 BB: 1 IBB: 0 HBP: 0 BLK: 0 WP: 0 HR: 3 S: 47 P: 75 ERA: 4.91 WHIP: 1.636															PITCHER						
Scott Klingsbeck, R (4, 1) ERA: 4.57	3.1 BF: 15 H: 3 R: 2 ER: 2 SO: 2 BB: 0 IBB: 0 HBP: 0 BLK: 0 WP: 0 HR: 1 S: 30 P: 51 ERA: 5.40 WHIP: 1.500															PITCHER						
Mike Oquist, R (8, 1) ERA: 4.17	0.1 BF: 3 H: 0 R: 0 ER: 0 SO: 0 BB: 0 IBB: 0 HBP: 0 BLK: 0 WP: 0 HR: 0 S: 5 P: 16 ERA: 0.00 WHIP: 6.000															PITCHER						
Armando Benitez, R (8, 1) ERA: 4.74	0.2 BF: 2 H: 0 R: 0 ER: 0 SO: 0 BB: 0 IBB: 0 HBP: 0 BLK: 0 WP: 0 HR: 0 S: 6 P: 9 ERA: 0.00 WHIP: 0.000															PITCHER						

AB	34
R	1
H	7
RBI	1
BB	1
SO	7
LOB	12



AB	32
R	5
H	8
RBI	5
BB	5
SO	8
LOB	15



Batter	1	2	3	4	5	6	7	8	9	AB	R	H	RBI	BB	SO	LOB	TOP										
Brady Anderson, L OBP: 0.359, SLG: 0.473 (1, 7) C	0-1 F9 1B	1-0 1B		2-1 G4-3			4-1 G5-3 1B BB		1-1 SH3 1B	4	1	2	0	1	0	1	Baltimore Orioles @ Toronto Blue Jays SkyDome, Toronto, ON Fri Jun 30 1995, 7:05 PM EDT Att: 38,416 - Dome - 68 F										
Manny Alexander, R OBP: 0.305, SLG: 0.330 (1, 4) C	0-2 G4-3 1B	1-0 1B		1-3 K			3-1 P5		2-1 SH3	4	0	2	1	0	1	2											
Rafael Palmeiro, L OBP: 0.378, SLG: 0.553 (1, 3) X	0-0 G4-3 1B	1-0 G3		1-0 P4			2-0 G5-3 1B		0-0 P6	5	1	2	0	0	0	4											
Cal Ripken Jr., R OBP: 0.332, SLG: 0.466 (1, 6) X	1-0 G4-3						1-1 F8		0-0 G4-3	5	1	1	1	0	0	5											
Harold Baines, L OBP: 0.412, SLG: 0.537 Kevin Bass, S OBP: 0.377, SLG: 0.462 (7, PH) X	4-0 FC6-4 IBB			1-1 F7			0-1 G3		0-0 CS	2	0	0	0	1	0	0											
Jeffrey Hammonds, R OBP: 0.291, SLG: 0.422 (1, 9) X	0-0 FC6-4			0-0 P3			1-2 P4		3-2 CS	4	0	0	0	0	0	3											
Gregg Zaun, S OBP: 0.278, SLG: 0.294 Chris Hoiles, R OBP: 0.301, SLG: 0.347 (8, PH) X		3-2 F8		4-1 BB			2-1 G3		2-0 HR	2	0	0	0	1	0	0											
Leo Gomez, R OBP: 0.275, SLG: 0.235 (1, 5) X		2-2 F8		3-2 F7			3-2 G6-3		2-2 F8	4	0	0	0	0	0	1											
Curtis Goodwin, L OBP: 0.405, SLG: 0.388 (1, 8) X		0-0 1B		2-1 G4-3 1B			1-0 P5		3-2 G6-3	4	1	2	0	0	0	0											
Inning Stats	R: 0 E: 0 K: 0 S: 8	H: 2 LOB: 3 BB: 1 P: 13	R: 1 E: 0 K: 0 S: 10	H: 3 LOB: 2 BB: 0 P: 18	R: 1 E: 0 K: 0 S: 9	H: 1 LOB: 1 BB: 1 P: 17	R: 0 E: 0 K: 1 S: 8	H: 1 LOB: 0 BB: 0 P: 14	R: 0 E: 0 K: 0 S: 9	H: 0 LOB: 0 BB: 0 P: 15	R: 2 E: 0 K: 0 S: 9	H: 2 LOB: 0 BB: 1 P: 22	R: 1 E: 0 K: 0 S: 11	H: 1 LOB: 0 BB: 0 P: 21	R: 0 E: 0 K: 0 S: 6	H: 1 LOB: 1 BB: 0 P: 9		1B: 9 2B: 0 3B: 0 HR: 2	SF: 0 SAC: 1 DP: 0 HBP: 0	WP: 0 PB: 0 SB: 0 CS: 1	PA: 41						
PITCHER	IP	WLS	BF	H	R	ER	SO	BB	IBB	HBP	BLK	WP	HR	S	P	ERA	WHIP										
Pat Hentgen, R ERA: 6.22 (1, 1)	6.2		31	8	4	4	1	2	1	0	0	0	1	58	103	5.40	1.500										
Tony Castillo, L ERA: 2.97 (7, 1)	2.0		8	3	1	1	0	0	0	0	0	0	1	19	35	4.50	1.500										
Danny Cox, R ERA: 6.92 (9, 1)	0.1	W	1	0	0	0	0	0	0	0	0	0	0	1	1	0.00	0.000										

AB	36
R	5
H	11
RBI	5
BB	3
SO	1
LOB	16



Batter	1	2	3	4	5	6	7	8	9	AB	R	H	RBI	BB	SO	LOB	BOTTOM										
Alex Gonzalez, R OBP: 0.347, SLG: 0.411 (1, 6) X	2-1 F9		1-2 2B 1B		1-1 SH2-4		3-2 2B		3-2 1B	4	1	3	2	0	0	0	Baltimore Orioles @ Toronto Blue Jays SkyDome, Toronto, ON Fri Jun 30 1995, 7:05 PM EDT Att: 38,416 - Dome - 68 F										
Paul Molitor, R OBP: 0.327, SLG: 0.339 (1, 10) C	3-2 F8		3-2 1H 2B		1-3 K		0-0 G6-3			4	0	1	1	0	1	2											
Roberto Alomar, S OBP: 0.370, SLG: 0.529 (1, 4) X	2-3 K		1-0 G5-3		1-0 1B		1-2 G6-3			4	0	1	1	0	1	1											
Joe Carter, R OBP: 0.328, SLG: 0.463 (1, 7) X		0-3 K		1-2 F8		0-1 L9		1-0 P2		4	0	0	0	0	1	1											
John Olerud, L OBP: 0.331, SLG: 0.333 (1, 3) X		2-2 L8		4-2 HR BB		1-0 F7		1-0 2B		3	1	1	0	1	0	0											
Ed Sprague, R OBP: 0.361, SLG: 0.468 (1, 5) X		1-1 G6-3		2-2 F9		1-0 P3		0-3 K		4	0	0	0	0	1	2											
Candy Maldonado, R OBP: 0.409, SLG: 0.567 Domingo Ceden, S OBP: 0.373, SLG: 0.396 (9, PR) X			4-1 G5-3 1B BB		3-2 HR		1-0 P6		1-0 SH3-4 1B	3	2	2	2	1	0	0											
Mike Huff, R OBP: 0.368, SLG: 0.302 (1, 8) X		2-2 G5-3		2-2 F8			1-1 F9		0-0 SH3-4	3	0	0	0	0	0	1											
Randy Knorr, R OBP: 0.301, SLG: 0.407 Sandy Martinez, L OBP: 0.429, SLG: 1.000 Lance Parrish, R OBP: 0.248, SLG: 0.314 (9, PH) X			0-3 K		4-1 SH2-4 1B BB		1-3 K		1-1 1B HBP	2	1	0	0	1	2	1											
Inning Stats	R: 0 E: 0 K: 1 S: 8	H: 0 LOB: 0 BB: 0 P: 15	R: 0 E: 0 K: 1 S: 8	H: 0 LOB: 0 BB: 0 P: 11	R: 2 E: 0 K: 1 S: 15	H: 2 LOB: 1 BB: 1 P: 26	R: 2 E: 0 K: 0 S: 17	H: 1 LOB: 0 BB: 1 P: 29	R: 1 E: 0 K: 1 S: 11	H: 1 LOB: 0 BB: 1 P: 18	R: 0 E: 0 K: 0 S: 3	H: 0 LOB: 0 BB: 0 P: 6	R: 0 E: 0 K: 1 S: 9	H: 1 LOB: 1 BB: 0 P: 14	R: 0 E: 0 K: 1 S: 8	H: 1 LOB: 0 BB: 0 P: 11		R: 1 E: 0 K: 0 S: 7	H: 2 LOB: 2 BB: 0 P: 12	1B: 4 2B: 3 3B: 0 HR: 1	SF: 0 SAC: 2 DP: 0 HBP: 1	WP: 0 PB: 0 SB: 0 CS: 0	PA: 37				
PITCHER	IP	WLS	BF	H	R	ER	SO	BB	IBB	HBP	BLK	WP	HR	S	P	ERA	WHIP										
Arthur Rhodes, L ERA: 6.92 (1, 1)	6.1		26	4	5	5	4	3	0	0	0	0	0	17	25	4.50	1.500										
Terry Clark, R ERA: 1.93 (7, 1)	2.0	L	9	3	1	1	2	0	0	0	0	0	0	1	2	∞	∞										
Jesse Orosco, L ERA: 3.0 (9, 1)	0.0		1	0	0	0	0	0	0	1	0	0	0	1	2	∞	∞										
Armando Benitez, R ERA: 4.74 (9, 1)	0.0		1	1	0	0	0	0	0	0	0	0	0	4	7	∞	∞										



Batter	1	2	3	4	5	6	7	8	9	AB	R	H	RBI	BB	SO	LOB	TOP										
Curtis Goodwin, L (1, 8) OBP: 0.414, SLG: 0.435	2-2 F9 2B		2-3 K		1-1 HR		2-3 K		1-0 1B FC1-6	5	2	3	3	0	2	0	Baltimore Orioles @ Toronto Blue Jays SkyDome, Toronto, ON Sat Jul 01 1995, 3:33 AM EDT Att: 43,375 - Sunny - 75 F										
Manny Alexander, R (1, 4) OBP: 0.336, SLG: 0.364	4-0 BB		2-1 1B 3B		1-2 1B SF8		4-1 1B BB		1-1 1B FC1-6	3	2	3	0	2	0	0											
Rafael Palmeiro, L (1, 3) OBP: 0.382, SLG: 0.554	2-0 F7		0-0 1B		2-0 1B		2-0 1B		0-1 FC1-6	5	0	3	2	0	0	3											
Cal Ripken Jr., R (1, 6) OBP: 0.326, SLG: 0.458	2-1 F9 2-3		3-H 2-1 G4-3		2-2 SF8		1-1 F7		3-H 2-2 G4-3	4	0	0	1	0	0	6											
Jeffrey Hammonds, R (1, 9) Brady Anderson, L (9, 7) OBP: 0.283, SLG: 0.410 OBP: 0.359, SLG: 0.473	2-3 K			0-3 K					0-1 P4	4	0	0	0	0	3	3											
Kevin Bass, S (1, 7) OBP: 0.367, SLG: 0.450		0-0 P3		3-3 K					1-1 F8	4	0	0	0	0	1	0											
Chris Hoiles, R (1, 2) OBP: 0.294, SLG: 0.338		2-1 G5-3		1-0 F7					1-3 K	4	0	0	0	0	2	0											
Bret Barberie, S (1, 10) OBP: 0.339, SLG: 0.340		2-2 F8			1-2 P3				1-1 L8	4	1	1	0	0	0	0											
Leo Gomez, R (1, 5) OBP: 0.274, SLG: 0.226			2-2 F8		4-1 HR BB				1-2 G5-3	3	1	0	0	1	0	1											
Inning Stats	R: 0 E: 0 K: 1 S: 11	H: 1 LOB: 2 BB: 1 P: 23	R: 0 E: 0 K: 0 S: 6	H: 0 LOB: 0 BB: 0 P: 10	R: 1 E: 0 K: 1 S: 11	H: 2 LOB: 1 BB: 0 P: 19	R: 0 E: 0 K: 2 S: 7	H: 0 LOB: 0 BB: 0 P: 11	R: 3 E: 0 K: 1 S: 16	H: 3 LOB: 1 BB: 1 P: 29	R: 0 E: 0 K: 1 S: 7	H: 0 LOB: 0 BB: 0 P: 11	R: 0 E: 0 K: 1 S: 10	H: 1 LOB: 2 BB: 1 P: 19	R: 0 E: 0 K: 1 S: 7	H: 0 LOB: 0 BB: 0 P: 9		R: 2 E: 0 K: 0 S: 15	H: 3 LOB: 1 BB: 0 P: 22	1B: 7 2B: 1 3B: 1 HR: 1	SF: 1 SAC: 0 DP: 0 HBP: 0	WP: 0 PB: 0 CS: 0	PA: 40				
PITCHER	IP	WLS	BF	H	R	ER	SO	BB	IBB	HBP	BLK	WP	HR	S	P	ERA	WHIP										
Al Leiter, L (1, 1) ERA: 3.19	6.2	L	30	7	4	4	7	3	0	0	0	0	1	66	119	5.40	1.500										
Danny Darwin, R (7, 1) ERA: 7.53	1.2		8	3	2	2	1	0	0	0	0	0	0	18	26	10.80	1.800										
Ricardo Jordan, L (9, 1) ERA: 9.0	0.1		1	0	0	0	0	0	0	0	0	0	0	2	2	0.00	0.000										
Tim Crabtree, R (9, 1) ERA:	0.1		1	0	0	0	0	0	0	0	0	0	0	4	6	0.00	0.000										

Batter	1	2	3	4	5	6	7	8	9	AB	R	H	RBI	BB	SO	LOB	BOTTOM										
Alex Gonzalez, R (1, 6) OBP: 0.350, SLG: 0.419	0-1 G6-4-3 1B		2-2 1-H 2B		1-1 FC5-4			1-1 G5-3		4	0	2	1	0	0	1	Baltimore Orioles @ Toronto Blue Jays SkyDome, Toronto, ON Sat Jul 01 1995, 3:33 AM EDT Att: 43,375 - Sunny - 75 F										
Paul Molitor, R (1, 10) OBP: 0.326, SLG: 0.352	1-1 G6-4-3 1-2		1-1 G6-3			0-1 HR		0-2 F7		4	1	1	1	0	0	2											
Roberto Alomar, S (1, 4) OBP: 0.364, SLG: 0.520	1-1 F7		1-1 P4			1-1 G3		1-2 F9		4	0	0	0	0	0	1											
Joe Carter, R (1, 7) OBP: 0.322, SLG: 0.455		1-3 K		0-1 P5		1-3 K		0-1 G5-3		4	0	0	0	0	2	0											
John Olerud, L (1, 3) OBP: 0.333, SLG: 0.346		3-1 2B		1-0 P5		0-0 G3-1		3-1 BB 2B		4	0	2	0	0	0	0											
Ed Sprague, R (1, 5) OBP: 0.359, SLG: 0.461		2-0 P5		1-2 L4			0-1 G5-3		4-1 BB BB	3	0	0	0	1	0	1											
Candy Maldonado, R (1, 9) OBP: 0.404, SLG: 0.548			0-3 K				1-3 K		4-2 BB	3	0	0	0	1	2	1											
Mike Huff, R (1, 8) OBP: 0.347, SLG: 0.281			1-2 G5-3		1-1 G6-3		0-0 G5-3		2-1 L4	4	0	0	0	0	0	3											
Lance Parrish, R (1, 2) OBP: 0.259, SLG: 0.324			1-2 2B 1B		0-0 FC5-4 1B			3-2 G5-3		3	1	2	0	0	0	0											
Inning Stats	R: 0 E: 0 K: 0 S: 6	H: 1 LOB: 0 BB: 0 P: 8	R: 0 E: 0 K: 2 S: 10	H: 1 LOB: 0 BB: 0 P: 16	R: 1 E: 0 K: 0 S: 13	H: 2 LOB: 1 BB: 0 P: 19	R: 0 E: 0 K: 0 S: 6	H: 0 LOB: 0 BB: 0 P: 8	R: 0 E: 0 K: 1 S: 8	H: 1 LOB: 0 BB: 0 P: 10	R: 0 E: 0 K: 1 S: 6	H: 0 LOB: 0 BB: 0 P: 7	R: 0 E: 0 K: 0 S: 9	H: 0 LOB: 0 BB: 0 P: 13	R: 0 E: 0 K: 0 S: 12	H: 1 LOB: 3 BB: 2 P: 26		1B: 3 2B: 3 3B: 0 HR: 1	SF: 0 SAC: 0 DP: 1 HBP: 0	WP: 0 PB: 0 CS: 0	PA: 35						
PITCHER	IP	WLS	BF	H	R	ER	SO	BB	IBB	HBP	BLK	WP	HR	S	P	ERA	WHIP										
Jamie Moyer, L (1, 1) ERA: 4.24	7.1	W	27	6	2	2	4	0	0	0	0	0	1	59	83	2.46	0.818										
Terry Clark, R (8, 1) ERA: 1.84	0.2		2	0	0	0	0	0	0	0	0	0	0	5	6	0.00	0.000										
Doug Jones, R (9, 1) ERA: 3.96	1.0		6	1	0	0	0	2	0	0	0	0	0	12	26	0.00	3.000										

Batter	1	2	3	4	5	6	7	8	9	AB	R	H	RBI	BB	SO	LOB	TOP										
Brady Anderson, L (1, 7) OBP: 0.360, SLG: 0.467										3	1	0	0	2	3	0	Baltimore Orioles @ Toronto Blue Jays SkyDome, Toronto, ON Sun Jul 02 1995, 3:33 AM EDT Att: 42,226 - Sunny - 68 F										
Manny Alexander, R (1, 4) OBP: 0.336, SLG: 0.390										5	1	2	3	0	1	1											
Rafael Palmeiro, L (1, 3) OBP: 0.379, SLG: 0.547										5	1	1	0	0	1	1											
Cal Ripken Jr., R (1, 6) OBP: 0.324, SLG: 0.454										4	1	1	0	0	0	0											
Harold Baines, L (1, 10) OBP: 0.417, SLG: 0.544										2	0	1	0	1	0	0											
Jeffrey Hammonds, R (9, PH) OBP: 0.261, SLG: 0.410										0	0	0	1	0	0	0											
Kevin Bass, S (1, 9) OBP: 0.365, SLG: 0.444										4	1	1	0	0	1	3											
Jeff Huson, L (1, 5) OBP: 0.250, SLG: 0.250										3	0	0	0	0	0	2											
Bret Barberie, S (9, PH) OBP: 0.345, SLG: 0.346										1	1	1	0	0	0	0											
Gregg Zaun, S (1, 2) OBP: 0.286, SLG: 0.450										3	1	1	2	0	1	0											
Chris Holles, R (9, PH) OBP: 0.293, SLG: 0.336										1	1	0	0	0	0	0											
Curtis Goodwin, L (1, 8) OBP: 0.400, SLG: 0.420										4	1	0	0	0	1	1											
Inning Stats	R: 0 E: 0 K: 3 S: 13	H: 0 LOB: 0 BB: 0 P: 16	R: 0 E: 0 K: 0 S: 6	H: 1 LOB: 1 BB: 0 P: 9	R: 0 E: 0 K: 2 S: 10	H: 0 LOB: 0 BB: 0 P: 14	R: 0 E: 0 K: 0 S: 4	H: 0 LOB: 0 BB: 0 P: 8	R: 0 E: 0 K: 0 S: 11	H: 0 LOB: 0 BB: 1 P: 17	R: 0 E: 0 K: 0 S: 9	H: 0 LOB: 0 BB: 0 P: 14	R: 2 E: 0 K: 1 S: 10	H: 2 LOB: 0 BB: 0 P: 12	R: 7 E: 0 K: 1 S: 25	H: 5 LOB: 1 BB: 1 P: 40	1B: 5 2B: 1 3B: 0 HR: 2	SF: 1 SAC: 0 DP: 1 HBP: 0	WP: 1 PB: 0 SB: 0 CS: 0	PA: 39							
PITCHER	IP	WLS	BF	H	R	ER	SO	BB	IBB	HBP	BLK	WP	HR	S	P	ERA	WHIP										
Woody Williams, R (1, 1) ERA: 3.61	7.2		27	3	2	2	6	2	0	0	0	0	1	68	103	2.35	0.652										
Danny Cox, R (8, 1) ERA: 7.52	0.1		4	3	3	2	1	0	0	0	0	0	1	11	15	54.00	9.000										
Ricardo Jordan, L (9, 1) ERA: 6.75	0.2		2	0	0	0	1	0	0	0	0	0	0	6	6	0.00	0.000										
Tim Crabtree, R (9, 1) ERA:	0.1	L	6	2	4	0	0	1	0	0	0	1	0	11	23	0.00	9.000										

Batter	1	2	3	4	5	6	7	8	9	AB	R	H	RBI	BB	SO	LOB	BOTTOM										
Domingo Cedenno, S (1, 6) OBP: 0.375, SLG: 0.421										4	1	1	0	1	2	0	Baltimore Orioles @ Toronto Blue Jays SkyDome, Toronto, ON Sun Jul 02 1995, 3:33 AM EDT Att: 42,226 - Sunny - 68 F										
Paul Molitor, R (1, 10) OBP: 0.323, SLG: 0.350										4	1	1	1	0	0	2											
Roberto Alomar, S (1, 4) OBP: 0.371, SLG: 0.518										1	2	0	0	3	0	0											
Tomas Perez, S (9, 6) OBP: 0.222, SLG: 0.333										1	0	0	0	0	0	0											
Joe Carter, R (1, 7) OBP: 0.324, SLG: 0.465										4	1	1	3	1	1	1											
John Olerud, L (1, 3) OBP: 0.336, SLG: 0.343										2	1	0	0	2	0	2											
Ed Sprague, R (1, 5) OBP: 0.361, SLG: 0.481										4	1	2	3	0	0	1											
Shawn Green, L (1, 9) OBP: 0.310, SLG: 0.469										4	0	0	0	0	0	2											
Mike Huff, R (1, 8) OBP: 0.342, SLG: 0.276										1	0	0	0	0	0	0											
Candy Maldonado, R (4, 7) OBP: 0.402, SLG: 0.537										2	0	0	0	1	1	1											
Sandy Martinez, L (1, 2) OBP: 0.273, SLG: 0.636										4	0	0	0	0	2	1											
Inning Stats	R: 3 E: 0 K: 1 S: 10	H: 2 LOB: 0 BB: 1 P: 21	R: 0 E: 0 K: 0 S: 8	H: 0 LOB: 0 BB: 0 P: 12	R: 0 E: 0 K: 0 S: 9	H: 0 LOB: 2 BB: 2 P: 21	R: 1 E: 0 K: 0 S: 16	H: 1 LOB: 2 BB: 2 P: 33	R: 2 E: 0 K: 0 S: 11	H: 1 LOB: 1 BB: 2 P: 25	R: 1 E: 0 K: 1 S: 8	H: 1 LOB: 0 BB: 0 P: 11	R: 0 E: 0 K: 0 S: 10	H: 0 LOB: 1 BB: 1 P: 16	R: 0 E: 0 K: 3 S: 10	H: 0 LOB: 0 BB: 0 P: 16	R: 0 E: 0 K: 1 S: 9	H: 0 LOB: 0 BB: 0 P: 13	1B: 1 2B: 1 3B: 1 HR: 2	SF: 1 SAC: 0 DP: 0 HBP: 0	WP: 0 PB: 1 SB: 2 CS: 0	PA: 40					
PITCHER	IP	WLS	BF	H	R	ER	SO	BB	IBB	HBP	BLK	WP	HR	S	P	ERA	WHIP										
John DeSilva, R (1, 1) ERA: 7.27	3.1		17	3	4	4	1	4	0	0	0	0	0	21	43	10.80	2.100										
Mike Quast, R (4, 1) ERA: 4.49	1.2		9	1	2	2	0	2	1	0	0	0	0	21	43	10.80	1.800										
Mark Lee, L (6, 1) ERA: 3.55	2.0		8	1	1	1	1	1	0	0	0	0	0	18	27	4.50	1.000										
Armando Benitez, R (8, 1) ERA: 4.56	1.0	W	3	0	0	0	3	0	0	0	0	0	0	10	16	0.00	0.000										
Doug Jones, R (9, 1) ERA: 3.81	1.0	S	3	0	0	0	1	0	0	0	0	0	0	9	13	0.00	0.000										

AB	35
R	9
H	8
RBI	6
BB	3
SO	8
LOB	8





AB	31
R	7
H	5
RBI	7
BB	8
SO	6
LOB	10



Batter	1	2	3	4	5	6	7	8	9	AB R H RBI BB SO LOB	TOP											
Devon White, S (1, 8) OBP: 0.338, SLG: 0.455			L7	K			G1-3			5 0 1 0 0 2 4	Toronto Blue Jays @ California Angels Anaheim Stadium, Anaheim, CA Mon Jul 03 1995, 10:05 PM EDT Att: 17,848 - Unknown AB 35 R 2 H 7 RBI 2 BB 3 SO 10 LOB 17											
Paul Molitor, R (1, 10) OBP: 0.325, SLG: 0.348			G5-3		P3					4 0 1 1 1 0 1												
Roberto Alomar, S (1, 4) OBP: 0.369, SLG: 0.511		F9	G5-3		K					3 0 0 0 1 1 1												
Joe Carter, R (1, 7) OBP: 0.322, SLG: 0.465		FC5-4			L7					4 1 1 0 0 0 3												
John Olerud, L (1, 3) OBP: 0.335, SLG: 0.341		E1					L8			4 0 1 0 0 1 0												
Ed Sprague, R (1, 5) OBP: 0.360, SLG: 0.476				FC4			P4			4 0 1 1 0 1 1												
Candy Maldonado, R (1, 9) OBP: 0.388, SLG: 0.515							G6-3			4 0 0 0 0 2 3												
Lance Parrish, R (1, 2) OBP: 0.261, SLG: 0.324		P8								3 0 1 0 0 1 2												
Shawn Green, L (9, PH) OBP: 0.306, SLG: 0.465										1 0 0 0 0 1 0												
Alex Gonzalez, R (1, 6) OBP: 0.353, SLG: 0.423		F9					G1-3			3 1 1 0 1 1 2												
Inning Stats	R: 0 E: 0 K: 1 S: 8	H: 0 LOB: 1 BB: 1 P: 15	R: 0 E: 1 K: 0 S: 14	H: 1 LOB: 2 BB: 0 P: 24	R: 0 E: 0 K: 0 S: 7	H: 0 LOB: 0 BB: 0 P: 10	R: 1 E: 0 K: 2 S: 17	H: 3 LOB: 3 BB: 1 P: 29	R: 0 E: 0 K: 0 S: 7	H: 0 LOB: 0 BB: 0 P: 11	R: 0 E: 0 K: 0 S: 7	H: 0 LOB: 0 BB: 0 P: 13	R: 1 E: 0 K: 1 S: 14	H: 2 LOB: 2 BB: 1 P: 27	R: 0 E: 0 K: 3 S: 11	H: 0 LOB: 0 BB: 0 P: 15	R: 0 E: 0 K: 12 S: 12	H: 1 LOB: 1 BB: 0 P: 17	1B: 5 2B: 2 3B: 0 HR: 0	SF: 0 SAC: 0 DP: 0 HBP: 0	WP: 0 PB: 0 SB: 1 CS: 0	PA: 38
PITCHER	IP WLS BF H R ER SO BB IBB HBP BLK WP HR S P ERA WHIP											PITCHER	IP WLS BF H R ER SO BB IBB HBP BLK WP HR S P ERA WHIP									
Mark Langston, L (1, 1) ERA: 4.57	6.2 W 30 6 2 2 5 3 0 0 0 0 0 0 72 125 2.70 1.350																					
Troy Percival, R (7, 1) ERA: 2.51	1.1 4 0 0 0 3 0 0 0 0 0 0 0 13 19 0.00 0.000																					
Lee Smith, R (9, 1) ERA: 2.95	1.0 S 4 1 0 0 2 0 0 0 0 0 0 0 12 17 0.00 1.000																					

Batter	1	2	3	4	5	6	7	8	9	AB R H RBI BB SO LOB	BOTTOM									
Tony Phillips, S (1, 5) OBP: 0.413, SLG: 0.460			G4-3		F7					3 1 0 0 1 0 1	Toronto Blue Jays @ California Angels Anaheim Stadium, Anaheim, CA Mon Jul 03 1995, 10:05 PM EDT Att: 17,848 - Unknown AB 29 R 4 H 8 RBI 4 BB 1 SO 3 LOB 9									
Jim Edmonds, L (1, 8) OBP: 0.360, SLG: 0.502					F7			SH3-4		3 1 1 1 0 0 0										
Greg Myers, L (1, 10) OBP: 0.344, SLG: 0.459										4 1 2 2 0 0 0										
Tim Salmon, R (1, 9) OBP: 0.419, SLG: 0.545					P7			FC6-4		4 0 0 1 0 2 1										
J.T. Snow, L (1, 3) OBP: 0.366, SLG: 0.496								E6		3 0 3 0 0 0 0										
16 Garret Anderson, L (1, 7) OBP: 0.333, SLG: 0.448										3 0 0 0 0 1 3										
Spike Owen, S (1, 4) OBP: 0.306, SLG: 0.318										3 0 1 0 0 0 2										
Jorge Fabregas, L (1, 2) OBP: 0.313, SLG: 0.376					G6-3			B1-6-3		3 0 0 0 0 0 2										
Gary Disarcina, R (1, 6) OBP: 0.367, SLG: 0.487					B1-3			P3		3 1 1 0 0 0 0										
Inning Stats	R: 0 E: 0 K: 0 S: 5	H: 0 LOB: 0 BB: 0 P: 8	R: 0 E: 0 K: 1 S: 13	H: 1 LOB: 0 BB: 0 P: 21	R: 3 E: 0 K: 0 S: 9	H: 3 LOB: 0 BB: 0 P: 14	R: 0 E: 0 K: 0 S: 9	H: 1 LOB: 1 BB: 0 P: 10	R: 0 E: 0 K: 2 S: 8	H: 1 LOB: 1 BB: 0 P: 14		R: 0 E: 0 K: 0 S: 5	H: 1 LOB: 0 BB: 0 P: 8	R: 1 E: 0 K: 0 S: 7	H: 1 LOB: 0 BB: 1 P: 13	R: 0 E: 0 K: 0 S: 7	H: 1 LOB: 0 BB: 1 P: 13	1B: 6 2B: 1 3B: 0 HR: 1	SF: 0 SAC: 1 DP: 1 HBP: 0	WP: 0 PB: 0 SB: 0 CS: 1
PITCHER	IP WLS BF H R ER SO BB IBB HBP BLK WP HR S P ERA WHIP											PITCHER	IP WLS BF H R ER SO BB IBB HBP BLK WP HR S P ERA WHIP							
David Cone, R (1, 1) ERA: 3.49	8.0 L 31 8 4 4 3 1 0 0 0 0 0 0 1 65 100 4.50 1.125																			

Batter	1	2	3	4	5	6	7	8	9	AB	R	H	RBI	BB	SO	LOB	TOP										
Devon White, S OBP: 0.336, SLG: 0.451	G6-3		K			1-1 1B		F7		4	0	1	0	0	1	2	<p>Toronto Blue Jays @ California Angels Anaheim Stadium, Anaheim, CA</p> <p>Tue Jul 04, 1995, 10:05 PM EDT Att: 61,292 - Unknown - 74 F</p> <p>AB 30 R 0 H 3 RBI 0 BB 3 SO 6 LOB 16</p> 										
Paul Molitor, R OBP: 0.323, SLG: 0.346	P4			1-2 1B		1-2 F9		FC3-6		4	0	1	0	0	0	3											
Roberto Alomar, S OBP: 0.364, SLG: 0.594 Domingo Cadeno, S OBP: 0.369, SLG: 0.414	G5-3			G4-6-3 1B		1-3 K2-3		L9		3	0	0	0	0	1	3											
Joe Carter, R OBP: 0.323, SLG: 0.464 Shawn Green, L OBP: 0.306, SLG: 0.462		F7		K			2-2 1B		G6-3	3	0	1	0	0	1	0											
John Olerud, L OBP: 0.329, SLG: 0.335		G5-3			1-1 G4-3		2-1 F8		F8	4	0	0	0	0	0	1											
Ed Sprague, R OBP: 0.354, SLG: 0.468		F8			3-2 F9		2-2 E5		G6-3	4	0	0	0	0	0	1											
Candy Maldonado, R OBP: 0.379, SLG: 0.500			F8		3-2 G6-3		1-3 K			3	0	0	0	0	1	2											
Lance Parrish, R OBP: 0.262, SLG: 0.319			WP BB		2-2 G4-3		2-3 K			2	0	0	0	1	1	2											
Alex Gonzalez, R OBP: 0.358, SLG: 0.420			K		4-1 F9 1B BB			4-1 FC3-6 BB		1	0	0	0	2	1	1											
Inning Stats	R: 0 E: 0 K: 0 S: 8	H: 0 LOB: 0 BB: 0 P: 11	R: 0 E: 0 K: 0 S: 9	H: 0 LOB: 0 BB: 0 P: 15	R: 0 E: 0 K: 2 S: 9	H: 0 LOB: 1 BB: 1 P: 18	R: 0 E: 0 K: 1 S: 10	H: 1 LOB: 0 BB: 0 P: 15	R: 0 E: 0 K: 0 S: 10	H: 0 LOB: 0 BB: 0 P: 17	R: 0 E: 0 K: 1 S: 14	H: 1 LOB: 2 BB: 1 P: 23	R: 0 E: 1 K: 2 S: 15	H: 1 LOB: 2 BB: 0 P: 24	R: 0 E: 0 K: 0 S: 4	H: 0 LOB: 1 BB: 1 P: 10		R: 0 E: 0 K: 0 S: 7	H: 0 LOB: 0 BB: 0 P: 8	1B: 3 2B: 0 3B: 0 HR: 0	SF: 0 SAC: 0 DP: 1 HBP: 0	WP: 1 PB: 0 SB: 0 CS: 0	PA: 33				
PITCHER	IP	WLS	BF	H	R	ER	SO	BB	IBB	HBP	BLK	WP	HR	S	P	ERA	WHIP										
Chuck Finley, L ERA: 2.92	7.0	W	26	3	0	0	6	2	0	0	0	1	0	75	123	0.00	0.714										
Mike James, R ERA: 4.54	1.0		4	0	0	0	0	1	0	0	0	0	0	4	10	0.00	1.000										
Bob Patterson, L ERA: 2.3	1.0		3	0	0	0	0	0	0	0	0	0	0	7	8	0.00	0.000										

Batter	1	2	3	4	5	6	7	8	9	AB	R	H	RBI	BB	SO	LOB	BOTTOM										
Tony Phillips, S OBP: 0.415, SLG: 0.454 Carlos Martinez, R OBP: 0.266, SLG: 0.246	F9		FC3-6 BB	2B 1B BB		K		K		3	2	0	0	3	2	1	<p>Toronto Blue Jays @ California Angels Anaheim Stadium, Anaheim, CA</p> <p>Tue Jul 04, 1995, 10:05 PM EDT Att: 61,292 - Unknown - 74 F</p> <p>AB 40 R 14 H 15 RBI 14 BB 7 SO 6 LOB 26</p> 										
Jim Edmonds, L OBP: 0.362, SLG: 0.504 Orlando Palmeiro, L OBP: 0.667, SLG: 0.667	G6-3		FC3-6 BB 1B	1-2 1B	4-2 BB			G5-3		3	2	1	0	1	0	1											
Greg Myers, L OBP: 0.346, SLG: 0.446			G1-3 BB 1B	G6-3	0-1 P6			K		3	1	0	0	2	1	7											
Tim Salmon, R OBP: 0.415, SLG: 0.538	G5-3		G1-3	K	F9			1B		5	0	1	2	0	1	7											
J.T. Snow, L OBP: 0.371, SLG: 0.502		F7	16 1B 2B 1B	16 1B 2B 1B				G6-3		5	3	3	4	0	0	2											
16 Garrett Anderson, L OBP: 0.394, SLG: 0.465 Rex Hudler, R OBP: 0.247, SLG: 0.366		1B PB 1B	1B 2B 1B	1B 1B	1B 1B			E4 BB E		4	2	3	0	0	0	1											
Damion Easley, R OBP: 0.281, SLG: 0.295		K	1B 2B	1B 1B	1B 1B			F9		5	0	2	3	0	1	3											
Jorge Fabregas, L OBP: 0.317, SLG: 0.371			F7	L4				G5-3		4	1	1	1	1	0	3											
Gary Disarcina, R OBP: 0.372, SLG: 0.502		K		HR				E7 1B 1B		5	2	3	3	0	1	1											
Inning Stats	R: 0 E: 0 K: 0 S: 7	H: 0 LOB: 1 BB: 1 P: 16	R: 1 E: 0 K: 2 S: 15	H: 2 LOB: 1 BB: 0 P: 22	R: 4 E: 0 K: 0 S: 15	H: 3 LOB: 1 BB: 2 P: 25	R: 4 E: 0 K: 1 S: 21	H: 5 LOB: 2 BB: 1 P: 33	R: 0 E: 0 K: 1 S: 11	H: 1 LOB: 2 BB: 1 P: 17	R: 5 E: 2 K: 1 S: 21	H: 4 LOB: 2 BB: 2 P: 38	R: 0 E: 0 K: 0 S: 5	H: 0 LOB: 0 BB: 0 P: 9	R: 0 E: 0 K: 1 S: 9	H: 0 LOB: 0 BB: 0 P: 12		1B: 11 2B: 3 3B: 0 HR: 1	SF: 0 SAC: 0 DP: 0 HBP: 0	WP: 0 PB: 1 SB: 0 CS: 0	PA: 47						
PITCHER	IP	WLS	BF	H	R	ER	SO	BB	IBB	HBP	BLK	WP	HR	S	P	ERA	WHIP										
Juan Guzman, R ERA: 7.47	3.2	L	23	8	9	8	3	4	0	0	0	0	0	31	55	10.80	4.200										
Danny Darwin, R ERA: 7.02	1.2		14	5	5	2	1	2	1	0	0	0	0	13	20	0.00	1.200										
Ricardo Jordan, L ERA: 4.15	1.2		7	2	0	0	1	0	0	0	0	0	0	9	12	0.00	0.000										
Tim Crabtree, R ERA:	1.0		3	0	0	0	1	0	0	0	0	0	0	9	12	0.00	0.000										

Batter	1	2	3	4	5	6	7	8	9	AB	R	H	RBI	BB	SO	LOB	TOP					
Devon White, S (1, 8) OBP: 0.336, SLG: 0.458	2-1 BB 1B		0-0 P3		2-1 L8			0-0 HR		4	1	2	1	0	0	1						
Paul Molitor, R (1, 10) OBP: 0.311, SLG: 0.332	1-2 F8		1-1 G5-3			3-1 G5-3		1-3 K		4	0	0	0	0	1	1						
Roberto Alomar, S (1, 4) OBP: 0.367, SLG: 0.515	2-2 F9			0-2 F8		0-1 G5-3		0-0 G6-3		4	0	0	0	0	0	1						
Joe Carter, R (1, 7) OBP: 0.327, SLG: 0.473	4-2 SAFE BB			2-2 F8		2-0 P3			0-1 L1	3	0	0	0	1	0	0						
John Olerud, L (1, 3) OBP: 0.330, SLG: 0.332	2-2 G1-3			0-0 BB		1-2 G6-3		2-1 F9		4	0	1	0	0	0	2						
Ed Sprague, R (1, 5) OBP: 0.346, SLG: 0.462		0-0 F8		1-0 F9		0-2 G6-3		0-0 F8		4	0	0	0	0	0	1						
Candy Maldonado, R (1, 9) OBP: 0.386, SLG: 0.500		2-0 F8			4-2 BB		0-2 BB			2	0	1	0	1	0	0						
Lance Parrish, R (1, 2) OBP: 0.256, SLG: 0.310		1-3 K			0-3 K		0-1 F8			3	0	0	0	0	2	2						
Alex Gonzalez, R (1, 6) OBP: 0.346, SLG: 0.407			0-2 F8		0-0 F9			0-1 G6-3		3	0	0	0	0	0	1						
Inning Stats	R: 0 E: 0 K: 0 S: 15	H: 1 LOB: 2 BB: 1 P: 26	R: 0 E: 0 K: 1 S: 6	H: 0 LOB: 0 BB: 0 P: 9	R: 0 E: 0 K: 0 S: 7	H: 0 LOB: 0 BB: 0 P: 8	R: 0 E: 0 K: 0 S: 9	H: 1 LOB: 1 BB: 0 P: 12	R: 0 E: 0 K: 1 S: 9	H: 0 LOB: 1 BB: 1 P: 15	R: 0 E: 0 K: 0 S: 5	H: 0 LOB: 0 BB: 0 P: 10	R: 0 E: 0 K: 0 S: 12	H: 1 LOB: 1 BB: 0 P: 13	R: 1 E: 0 K: 1 S: 8	H: 1 LOB: 0 BB: 0 P: 9	R: 0 E: 0 K: 0 S: 5	H: 0 LOB: 0 BB: 0 P: 7	1B: 3 2B: 0 3B: 0 HR: 1	SF: 0 SAC: 0 DP: 0 HBP: 0	WP: 0 PB: 0 SB: 0 CS: 0	PA: 33
PITCHER	IP	WLS	BF	H	R	ER	SO	BB	IBB	HBP	BLK	WP	HR	S	P	ERA	WHIP					
Brian Anderson, L (1, 1) ERA: 4.19	7.0	W	26	3	0	0	2	2	0	0	0	0	0	63	93	0.00	0.714					
Mike James, R (8, 1) ERA: 4.94	1.0		4	1	1	1	1	0	0	0	0	0	1	8	9	9.00	1.000					
Mike Butcher, R (9, 1) ERA: 6.94	1.0		3	0	0	0	0	0	0	0	0	0	0	5	7	0.00	0.000					

Toronto Blue Jays @ California Angels
Anaheim Stadium, Anaheim, CA
Thu Jul 06 1995, 10:05 PM EDT
Att: 15,076 - Unknown - 72 F

AB 31
R 1
H 4
RBI 1
BB 2
SO 3
LOB 9





Batter	1	2	3	4	5	6	7	8	9	AB	R	H	RBI	BB	SO	LOB	BOTTOM					
Tony Phillips, S (1, 5) OBP: 0.421, SLG: 0.485	3-2 L4				2-0 F8			2-0 HR		5	2	2	1	1	0	3						
Jim Edmonds, L (1, 8) OBP: 0.356, SLG: 0.500	1-2 G6-3		1-1 BB	2-2 G3	0-0 F7	1-1 G4-3	3-2 G4-3	0-1 2B		6	1	2	2	0	0	1						
Rex Hudler, R (1, 7) OBP: 0.284, SLG: 0.396	0-0 F7		4-0 BB	2-1 WP	2-3 K2-3		3-1 BB	1-1 P4		5	3	2	0	1	1	3						
Tim Salmon, R (1, 9) OBP: 0.423, SLG: 0.535		4-2 L1-4	4-0 WP	2-0 WP		1-0 FC5	4-2 HBP			2	1	2	0	3	0	0						
J.T. Snow, L (1, 3) OBP: 0.373, SLG: 0.500		1-3 K	4-2 HR	2-2 F7		1-1 1B	4-1 HBP			3	1	1	1	2	1	3						
Carlos Martinez, R (1, 10) OBP: 0.273, SLG: 0.254		2-0 1B	1-2 HR	4-0 WP		1-2 1B	1-2 BB			2	0	1	0	0	1	2						
Greg Myers, L (4, FH) OBP: 0.351, SLG: 0.431		1-2 1B	1-2 K	1-2 IBB		0-3 K	2-0 HBP			1	0	0	1	1	1	2						
Damion Easley, R (1, 4) OBP: 0.282, SLG: 0.308		1-1 L1-4	0-0 HR	4-2 BB		1-1 F8	0-1 G6-3			4	1	1	3	1	0	7						
Andy Allanson, R (1, 2) OBP: 0.273, SLG: 0.400					1-0 F8					5	0	1	0	0	1	5						
Gary Disarcina, R (1, 6) OBP: 0.378, SLG: 0.506					1-0 1B					4	1	2	0	1	0	0						
Inning Stats	R: 0 E: 0 K: 0 S: 9	H: 0 LOB: 0 BB: 0 P: 13	R: 0 E: 0 K: 1 S: 8	H: 1 LOB: 1 BB: 1 P: 16	R: 7 E: 0 K: 2 S: 26	H: 4 LOB: 2 BB: 5 P: 53	R: 1 E: 0 K: 0 S: 15	H: 2 LOB: 3 BB: 2 P: 33	R: 0 E: 0 K: 1 S: 6	H: 1 LOB: 1 BB: 0 P: 11	R: 0 E: 0 K: 1 S: 9	H: 2 LOB: 2 BB: 0 P: 12	R: 2 E: 0 K: 0 S: 13	H: 2 LOB: 3 BB: 2 P: 32	R: 0 E: 0 K: 0 S: 9	H: 2 LOB: 2 BB: 0 P: 14	1B: 7 2B: 6 3B: 0 HR: 2	SF: 0 SAC: 0 DP: 1 HBP: 1	WP: 3 PB: 1 SB: 0 CS: 0	PA: 48		
PITCHER	IP	WLS	BF	H	R	ER	SO	BB	IBB	HBP	BLK	WP	HR	S	P	ERA	WHIP					
Al Leiter, L (1, 1) ERA: 3.91	2.2	L	16	4	7	7	3	5	0	0	0	1	1	34	66	23.62	3.375					
Danny Cox, R (3, 1) ERA: 7.22	2.1		14	4	1	1	1	2	1	0	0	2	0	30	60	3.86	2.571					
Darren Hall, R (6, 1) ERA: 5.91	1.0		5	2	0	0	1	0	0	0	0	0	0	9	12	0.00	2.000					
Ricardo Jordan, L (7, 1) ERA: 6.75	1.0		8	2	2	2	0	2	0	1	0	0	1	13	32	18.00	4.000					
Tim Crabtree, R (8, 1) ERA:	1.0		5	2	0	0	0	0	0	0	0	0	0	9	14	0.00	2.000					

Toronto Blue Jays @ California Angels
Anaheim Stadium, Anaheim, CA
Thu Jul 06 1995, 10:05 PM EDT
Att: 15,076 - Unknown - 72 F

AB 37
R 10
H 14
RBI 8
BB 10
SO 5
LOB 26



Batter	1	2	3	4	5	6	7	8	9	AB	R	H	RBI	BB	SO	LOB	TOP								
Devon White, S OBP: 0.338, SLG: 0.454	G3			WP 1B BB	K		K		FC4 1B	4	1	1	0	1	2	1	Toronto Blue Jays @ Oakland Athletics Oakland-Alameda County Coliseum, Oakland, CA Fri Jul 07 1995, 7:05 PM PDT Att: 14,522 - Unknown - 70 F AB 36 R 4 H 11 RBI 4 BB 2 SO 9 LOB 14 								
Paul Molitor, R OBP: 0.313, SLG: 0.335	G5-3			1B BB	P9		2B		FC4 1-2	4	1	1	0	1	0	2									
Roberto Alomar, S OBP: 0.365, SLG: 0.510	G5-3			F7		HR 1B	G6-3			4	1	1	0	0	0	3									
Joe Carter, R OBP: 0.330, SLG: 0.486		P8		1B		HR		L7		4	1	2	4	0	0	0									
John Olerud, L OBP: 0.332, SLG: 0.335	K			1B		HR	G4-6-3 1B	K		4	0	2	0	0	2	0									
Ed Sprague, R OBP: 0.347, SLG: 0.463	G6-3			1B	F8		G4-6-3 1-2	2B		4	0	1	0	0	0	3									
Shawn Green, L OBP: 0.310, SLG: 0.474			G1-3	G3			1B	F7		4	0	1	0	0	0	3									
Alex Gonzalez, R OBP: 0.344, SLG: 0.403			G5-3		K	K		CS 1B		4	0	1	0	0	2	1									
Sandy Martinez, L OBP: 0.316, SLG: 0.526			K				K		K	4	0	1	0	0	3	1									
Inning Stats	R: 0 E: 0 K: 0 S: 6	H: 0 LOB: 0 BB: 0 P: 8	R: 0 E: 0 K: 1 S: 8	H: 0 LOB: 0 BB: 0 P: 15	R: 0 E: 0 K: 1 S: 5	H: 0 LOB: 0 BB: 1 P: 10	R: 2 E: 0 K: 0 S: 9	H: 2 LOB: 2 BB: 2 P: 19	R: 0 E: 0 K: 1 S: 11	H: 1 LOB: 1 BB: 0 P: 17	R: 2 E: 0 K: 1 S: 13	H: 4 LOB: 1 BB: 0 P: 19	R: 0 E: 0 K: 1 S: 12	H: 1 LOB: 1 BB: 0 P: 19	R: 0 E: 0 K: 1 S: 9	H: 1 LOB: 1 BB: 0 P: 15	R: 0 E: 0 K: 1 S: 9	H: 2 LOB: 1 BB: 0 P: 15	1B: 8 2B: 2 3B: 0 HR: 1	SF: 0 SAC: 0 DP: 1 HBP: 0	WP: 2 PB: 2 SB: 0 CS: 1	PA: 38			
PITCHER	IP	WLS	BF	H	R	ER	SO	BB	IBB	HBP	BLK	WP	HR	S	P	ERA	WHIP								
Ariel Prieto, R ERA: 4.5	6.0	L	26	7	4	4	5	2	0	0	0	1	1	52	88	6.00	1.500								
Dave Leiper, L ERA: 3.57	1.0		4	1	0	0	2	0	0	0	0	0	0	12	19	0.00	1.000								
Mark Acie, R ERA: 5.04	1.0		4	1	0	0	1	0	0	0	0	0	0	9	15	0.00	1.000								
Carlos Reyes, R ERA: 3.9	1.0		4	2	0	0	1	0	0	0	0	0	0	9	15	0.00	2.000								

Batter	1	2	3	4	5	6	7	8	9	AB	R	H	RBI	BB	SO	LOB	BOTTOM								
Rickey Henderson, R OBP: 0.393, SLG: 0.398	P8		P4		F8			1B 2B	1B	5	1	2	0	0	0	2	Toronto Blue Jays @ Oakland Athletics Oakland-Alameda County Coliseum, Oakland, CA Fri Jul 07 1995, 7:05 PM PDT Att: 14,522 - Unknown - 70 F AB 37 R 2 H 8 RBI 2 BB 1 SO 6 LOB 16 								
Stan Javier, S OBP: 0.318, SLG: 0.345	K		L7		K			2B	1B	4	0	1	0	0	2	2									
Craig Paquette, R OBP: 0.267, SLG: 0.504								1B	P8	1	0	0	0	0	0	2									
Jason Giambi, L OBP: 0.294, SLG: 0.267	F7			P6		P4		3B 2B		4	0	1	1	0	0	0									
Mark McGwire, R OBP: 0.435, SLG: 0.659		HR		P3		F9		K		4	1	1	1	0	1	2									
Geronimo Berroa, R OBP: 0.363, SLG: 0.441		L8		E5 1B		WP 1B		F9		4	0	1	0	0	0	2									
Terry Steinbach, R OBP: 0.321, SLG: 0.472		G5-3		1B		K		K		4	0	1	0	0	2	3									
Brent Gates, S OBP: 0.295, SLG: 0.309		F9		G3-1			G1-3		G3	4	0	0	0	0	0	2									
Mike Bordick, R OBP: 0.323, SLG: 0.314			P3		P3		G6-3		E6 1B	4	0	0	0	0	0	0									
Ernie Young, R OBP: 0.500, SLG: 0.714				BB			F8		K	3	0	1	0	1	1	1									
Inning Stats	R: 0 E: 0 K: 1 S: 5	H: 1 LOB: 0 BB: 0 P: 7	R: 1 E: 0 K: 0 S: 8	H: 1 LOB: 0 BB: 0 P: 13	R: 0 E: 0 K: 0 S: 7	H: 0 LOB: 1 BB: 1 P: 13	R: 0 E: 1 K: 0 S: 14	H: 1 LOB: 2 BB: 0 P: 22	R: 0 E: 0 K: 1 S: 9	H: 1 LOB: 1 BB: 0 P: 15	R: 0 E: 0 K: 1 S: 6	H: 1 LOB: 1 BB: 0 P: 10	R: 0 E: 0 K: 0 S: 7	H: 0 LOB: 0 BB: 0 P: 11	R: 1 E: 0 K: 2 S: 14	H: 3 LOB: 2 BB: 0 P: 24	R: 0 E: 1 K: 1 S: 15	H: 1 LOB: 2 BB: 0 P: 23	1B: 5 2B: 2 3B: 0 HR: 1	SF: 0 SAC: 0 DP: 0 HBP: 0	WP: 1 PB: 0 SB: 0 CS: 0	PA: 38			
PITCHER	IP	WLS	BF	H	R	ER	SO	BB	IBB	HBP	BLK	WP	HR	S	P	ERA	WHIP								
Woody Williams, R ERA: 3.44	5.0	W	20	3	1	1	2	1	0	0	0	0	1	43	70	1.80	0.800								
Edwin Hurtado, R ERA: 2.25	2.0		10	4	1	1	1	0	0	0	0	1	0	18	30	4.50	2.000								
Tony Castillo, L ERA: 2.66	2.0	S	8	1	0	0	3	0	0	0	0	0	0	24	38	0.00	0.500								

Batter	1	2	3	4	5	6	7	8	9	AB	R	H	RBI	BB	SO	LOB	TOP										
Devon White, S OBP: 0.340, SLG: 0.465 (1, 8)	0-1 B1-3		1-2 1B		0-1 L4	1-3 K		2-2 HR		5	1	2	0	0	1	2	Toronto Blue Jays @ Oakland Athletics Oakland-Alameda County Coliseum, Oakland, CA Sat Jul 08 1995, 3:38 AM PDT Att: 25,103 - Cloudy - 71 F										
Paul Molitor, R OBP: 0.317, SLG: 0.364 (1, 10)	0-0 L6		1-2 P3		0-2 BB	2-0 FC6		2-2 HR		5	1	3	2	0	0	2											
Roberto Alomar, S OBP: 0.376, SLG: 0.516 Tomas Perez, S OBP: 0.182, SLG: 0.273 (1, 4) (5, 6)	4-2 BB		2-1 1B		2-3 K	1-1 FC6		2-2 G3		2	0	1	1	1	1	1											
Joe Carter, R OBP: 0.328, SLG: 0.488 (1, 7)	0-2 P3		1-2 3-H 2-3 K		0-0 BB	1-2 1B				5	0	1	0	0	1	3											
John Olerud, L OBP: 0.338, SLG: 0.347 (1, 3)		1-0 F8		1-2 FC6-4 BB	4-2 BB		3-2 WP		1-1 F9	4	0	2	0	1	0	0											
Ed Sprague, R OBP: 0.338, SLG: 0.445 (1, 5)		2-3 K		4-2 FC6-4 BB	2-2 P5		2-2 F8		2-2 F8	4	0	0	0	1	1	4											
Shawn Green, L OBP: 0.302, SLG: 0.462 (1, 9)		0-2 P6		0-2 FC6-4		1-0 F7		0-0 F8		4	0	0	0	0	0	3											
Sandy Martinez, L OBP: 0.304, SLG: 0.478 (1, 2)			2-3 K	0-0 P6	1-2 1B		2-1 F7			4	0	1	0	0	1	2											
Domingo Cedenio, S OBP: 0.377, SLG: 0.410 (5, 4)			3-2 1B	2-0 G4-3		4-2 1B		0-3 K		3	1	1	0	1	1	2											
Inning Stats	R: 0 E: 0 K: 0 S: 10	H: 0 LOB: 1 BB: 1 P: 14	R: 0 E: 0 K: 1 S: 10	H: 0 LOB: 0 BB: 0 P: 13	R: 1 E: 0 K: 2 S: 19	H: 3 LOB: 2 BB: 0 P: 30	R: 0 E: 0 K: 0 S: 14	H: 1 LOB: 2 BB: 1 P: 21	R: 0 E: 0 K: 1 S: 16	H: 2 LOB: 3 BB: 1 P: 22	R: 0 E: 0 K: 0 S: 12	H: 1 LOB: 1 BB: 0 P: 17	R: 2 E: 0 K: 1 S: 22	H: 2 LOB: 0 BB: 0 P: 30	R: 0 E: 0 K: 0 S: 8	H: 0 LOB: 0 BB: 0 P: 12	1B: 10 2B: 0 3B: 0 HR: 1	SF: 0 SAC: 0 DP: 0 HBP: 0	WP: 1 PB: 0 SB: 0 CS: 0	PA: 42							
PITCHER	IP	WLS	BF	H	R	ER	SO	BB	IBB	HBP	BLK	WP	HR	S	P	ERA	WHIP										
Dave Stewart, R ERA: 6.15 (1, 1)	5.1		27	7	1	1	4	4	0	0	0	0	0	75	114	1.69	2.062										
Todd Van Poppel, R ERA: 3.46 (6, 1)	2.1	W	10	3	1	1	2	0	0	0	0	1	0	31	44	3.86	1.286										
Dennis Eckersley, R ERA: 3.1 (8, 1)	1.1		5	1	1	1	0	0	0	0	0	0	1	19	27	6.75	0.750										

Batter	1	2	3	4	5	6	7	8	9	AB	R	H	RBI	BB	SO	LOB	BOTTOM										
Mike Bordick, R OBP: 0.337, SLG: 0.326 (1, 6)	1-0 1B		4-2 S		0-0 SH5-4			0-0 SH1-4		2	3	2	0	1	0	0	Toronto Blue Jays @ Oakland Athletics Oakland-Alameda County Coliseum, Oakland, CA Sat Jul 08 1995, 3:38 AM PDT Att: 25,103 - Cloudy - 71 F										
Brent Gates, S OBP: 0.298, SLG: 0.317 (1, 4)	3-2 1B		3-2 F8		2-3 K			0-0 SH1-4		3	1	1	0	0	1	2											
Jason Giambi, L OBP: 0.346, SLG: 0.435 (1, 5)	1-0 G6-4-3		1-2 F7		3-2 G6-3			4-0 1B		3	1	1	1	1	0	2											
Geronomo Berroa, R OBP: 0.363, SLG: 0.443 (1, 10)	0-1 G6-4-3		0-0 E6		3-2 F8			0-1 FC4-6		4	1	1	0	0	0	1											
Mike Aldrete, L OBP: 0.324, SLG: 0.362 (1, 3)	0-0 FC5-4		2-2 G4-3		2-1 G4-3			0-1 FC4-6		4	0	2	1	0	0	1											
Terry Steinbach, R OBP: 0.320, SLG: 0.468 (1, 2)	0-0 FC5-4			2-3 K		1-2 G4-3		0-0 FC4-6		4	0	1	1	0	1	1											
Craig Paquette, R OBP: 0.260, SLG: 0.492 Stan Javier, S OBP: 0.315, SLG: 0.344 (1, 7) (6, PH) (9, 7)		3-3 K		2-1 P3		2-2 G6-3		1-2 FC4-6		3	0	0	0	0	1	0											
Scott Brosius, R OBP: 0.332, SLG: 0.372 (1, 9)		1-0 G5-3		0-0 G5-3		2-2 F9		3-2 P2		4	0	0	0	0	0	2											
Ernie Young, R OBP: 0.412, SLG: 0.500 (1, 8)		0-1 F8			0-0 SH5-4		2-1 F9			3	0	1	0	0	0	0											
Inning Stats	R: 2 E: 0 K: 0 S: 10	H: 4 LOB: 1 BB: 0 P: 15	R: 0 E: 0 K: 1 S: 6	H: 0 LOB: 0 BB: 0 P: 10	R: 1 E: 1 K: 0 S: 15	H: 0 LOB: 1 BB: 1 P: 25	R: 0 E: 0 K: 1 S: 9	H: 0 LOB: 0 BB: 0 P: 13	R: 0 E: 0 K: 0 S: 8	H: 1 LOB: 1 BB: 0 P: 13	R: 0 E: 0 K: 0 S: 10	H: 0 LOB: 0 BB: 0 P: 16	R: 0 E: 0 K: 0 S: 8	H: 0 LOB: 0 BB: 0 P: 14	R: 3 E: 0 K: 0 S: 13	H: 4 LOB: 2 BB: 1 P: 21	1B: 9 2B: 0 3B: 0 HR: 0	SF: 0 SAC: 2 DP: 1 HBP: 0	WP: 0 PB: 0 SB: 1 CS: 0	PA: 35							
PITCHER	IP	WLS	BF	H	R	ER	SO	BB	IBB	HBP	BLK	WP	HR	S	P	ERA	WHIP										
Juan Guzman, R ERA: 7.23 (1, 1)	8.0	L	35	9	6	5	3	2	0	0	0	0	0	79	127	5.62	1.375										

AB	38
R	3
H	11
RBI	3
BB	4
SO	6
LOB	22



AB	31
R	6
H	9
RBI	4
BB	2
SO	3
LOB	11



Batter	1	2	3	4	5	6	7	8	9	AB R H RBI BB SO LOB	TOP									
Devon White, S OBP: 0.345, SLG: 0.485 (1, 8)	0-0 SH1-3 1B BB	1-2 WP 1B 2B		0-2 HR		0-1 F7			2-0 G4-3	5 3 3 1 0 0 1	Toronto Blue Jays @ Oakland Athletics Oakland-Alameda County Coliseum, Oakland, CA Sun Jul 09 1995, 3:33 AM PDT Att: 20,253 - Sunny - 68 F									
Paul Molitor, R OBP: 0.318, SLG: 0.365 (1, 10)	1-0 BB SH1-3 WP	3-2 2H 1B		2-3 K			2-2 F8	2-1 F7	5 1 2 1 0 1 0											
Roberto Alomar, S OBP: 0.375, SLG: 0.523 (1, 4)	0-1 SH1-3	0-2 L9			1-1 G4-3		2-2 HR	2-1 F8	4 1 1 1 0 0 1											
Joe Carter, R OBP: 0.331, SLG: 0.484 Shawn Green, L OBP: 0.302, SLG: 0.462 (8, 9)	4-2 WP BB SF8 BB		1-1 G6-3		4-1 FC6-4 BB		1-1 G6-3		2 1 0 0 2 0 0 0 0 0 0 0 0 0											
John Olerud, L OBP: 0.337, SLG: 0.343 (1, 3)	4-2 SF8 WP 1-2 2-3 3H BB		2-1 F7		0-1 F9		1-0 G4-3		3 0 0 1 1 0 1											
Ed Sprague, R OBP: 0.341, SLG: 0.458 (1, 5)	3-2 SF8		4-2 FC5-4 BB		0-2 FC6-4 1-2				2 1 1 2 1 0 1											
Candy Maldonado, R OBP: 0.363, SLG: 0.464 (8, 7)	0-2 F8		1-0 FC5-4 1-2		0-1 G6-3		1-3 K		4 0 0 0 0 1 2											
Alex Gonzalez, R OBP: 0.345, SLG: 0.407 (1, 6)		0-3 K		0-1 L7		0-2 E7 1B	3-3 K		4 0 1 0 0 2 0											
Sandy Martinez, L OBP: 0.259, SLG: 0.407 (1, 2)		3-3 K		0-3 K		2-2 G1-3	1-3 K		4 0 0 0 0 3 1											
Inning Stats	R: 3 E: 0 K: 0 S: 16	H: 2 LOB: 1 BB: 2 P: 28	R: 1 E: 0 K: 2 S: 19	H: 2 LOB: 1 BB: 0 P: 26	R: 0 E: 0 K: 0 S: 7	H: 0 LOB: 1 BB: 1 P: 15	R: 1 E: 0 K: 2 S: 11	H: 1 LOB: 0 BB: 0 P: 13	R: 0 E: 1 K: 0 S: 10	H: 1 LOB: 1 BB: 0 P: 12	R: 1 E: 0 K: 0 S: 10	H: 1 LOB: 0 BB: 0 P: 16	R: 1 E: 0 K: 3 S: 12	H: 1 LOB: 0 BB: 0 P: 18	R: 0 E: 0 K: 0 S: 5	H: 0 LOB: 0 BB: 0 P: 11	1B: 4 2B: 1 3B: 0 HR: 3	SF: 1 SAC: 1 DP: 0 HBP: 0	WP: 2 PB: 0 SB: 0 CS: 0	PA: 39
PITCHER	IP WLS BF H R ER SO BB IBB HBP BLK WP HR S P ERA WHIP											PITCHER	IP WLS BF H R ER SO BB IBB HBP BLK WP HR S P ERA WHIP							
Ron Darling, R ERA: 5.93 (1, 1)	5.2 L 27 6 5 5 4 4 0 0 0 0 2 1 69 105 7.94 1.765																			
Don Wengert, R ERA: 4.15 (6, 1)	2.0 8 2 2 2 2 0 0 0 0 0 0 2 21 32 9.00 1.000																			
Rick Honeycutt, L ERA: 3.32 (8, 1)	0.1 1 0 0 0 1 0 0 0 0 0 0 0 3 4 0.00 0.000																			
Carlos Reyes, R ERA: 3.71 (9, 1)	1.0 3 0 0 0 0 0 0 0 0 0 0 0 5 11 0.00 0.000																			

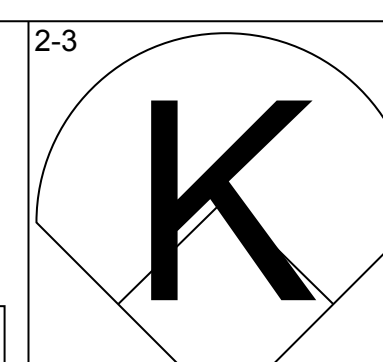
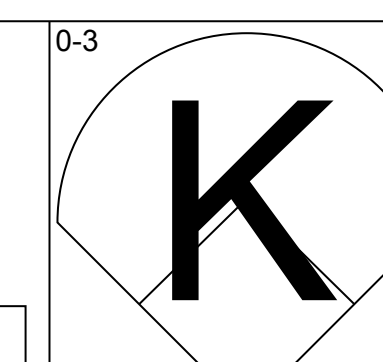
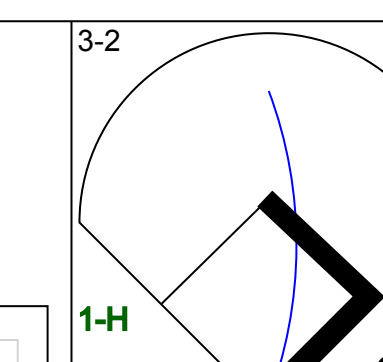
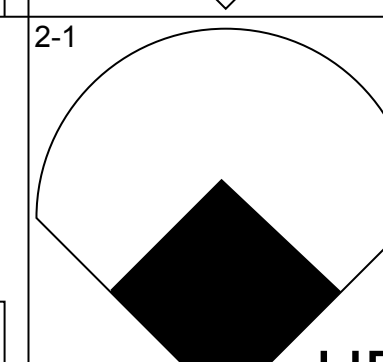
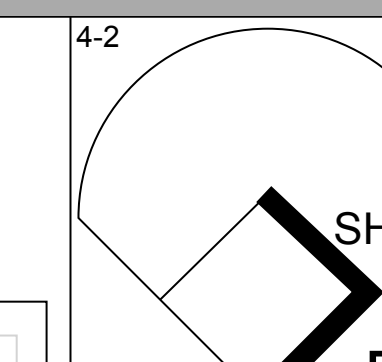
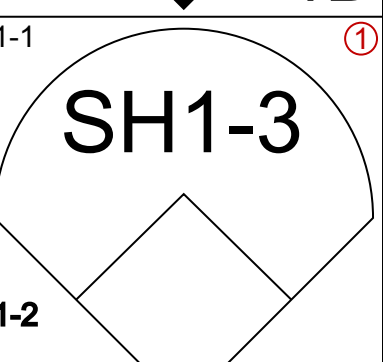
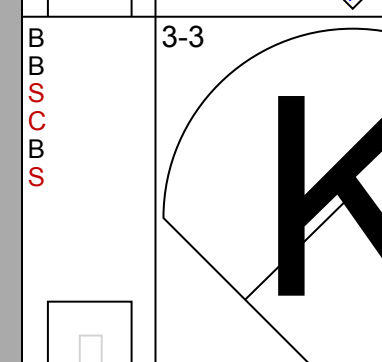
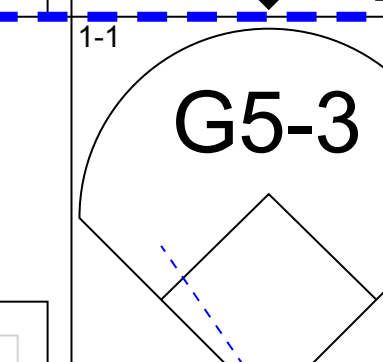
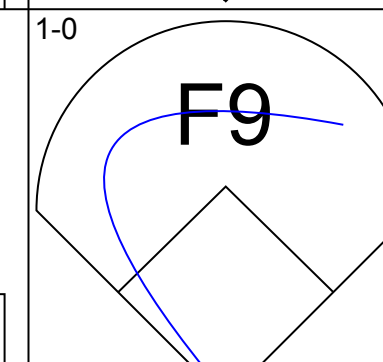
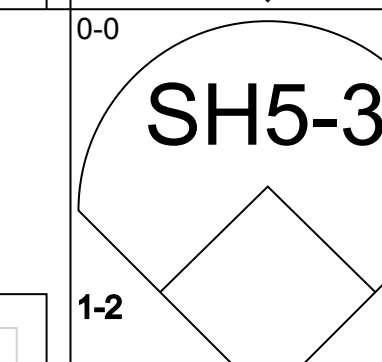
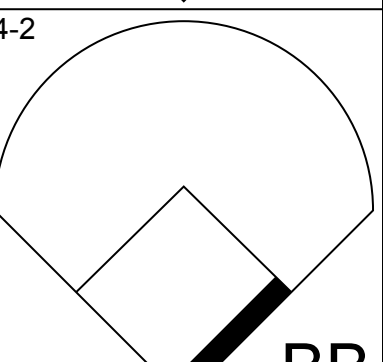
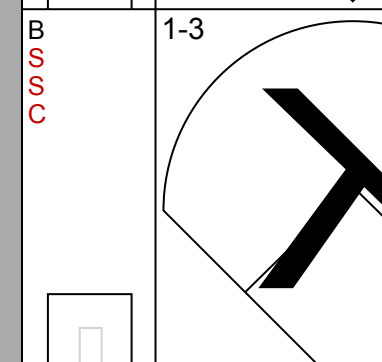
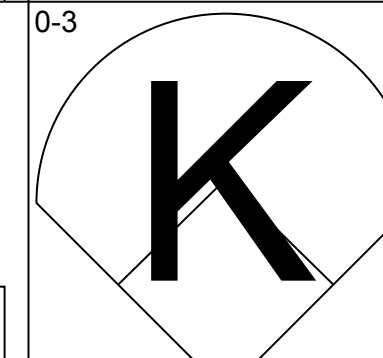
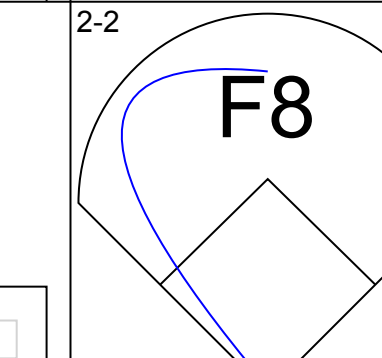
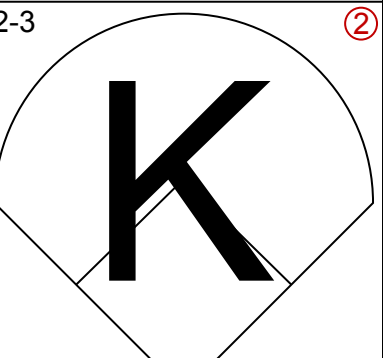
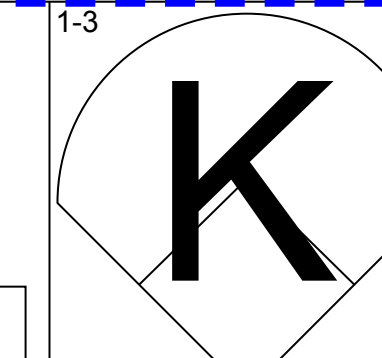
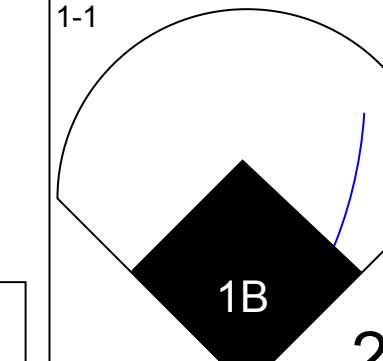
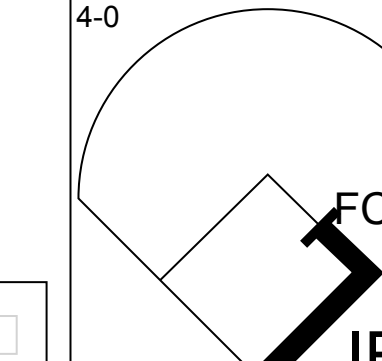
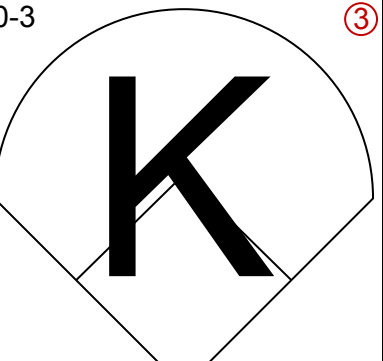
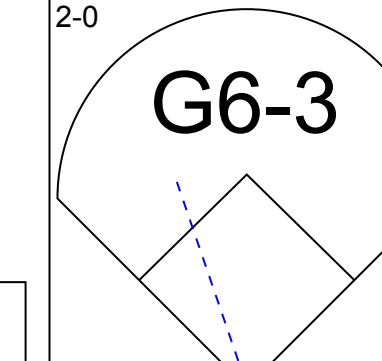

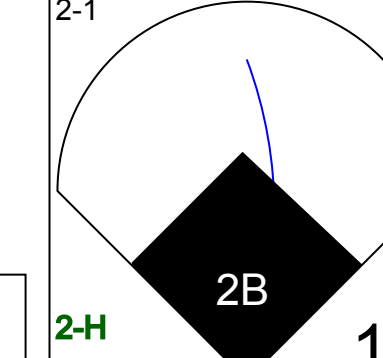
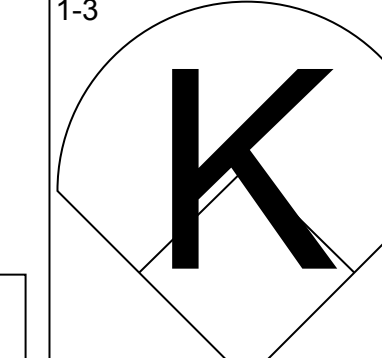
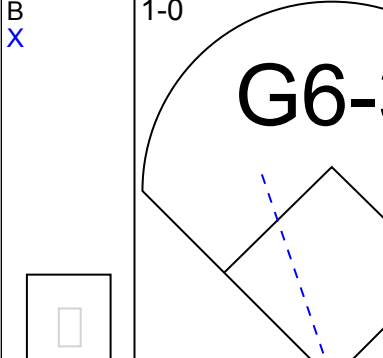

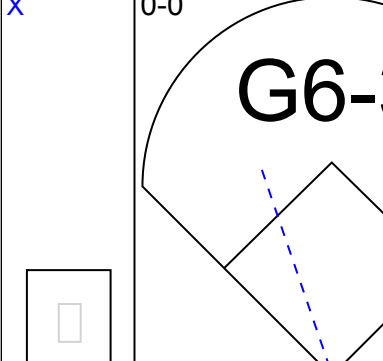
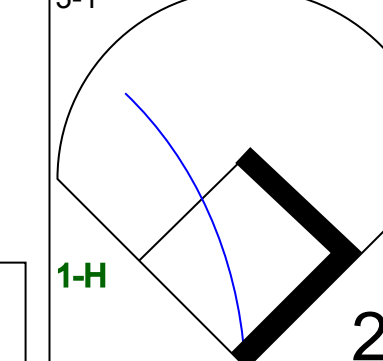
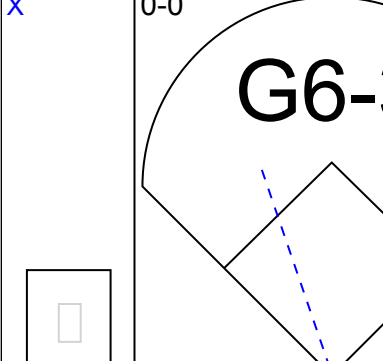
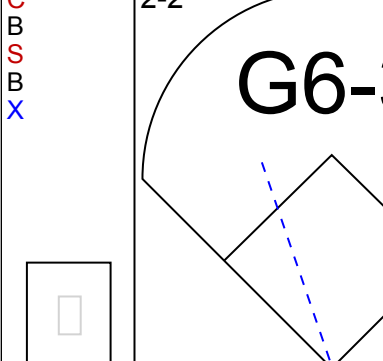

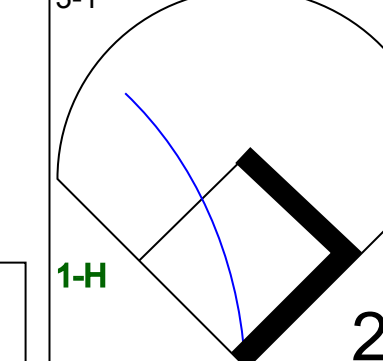
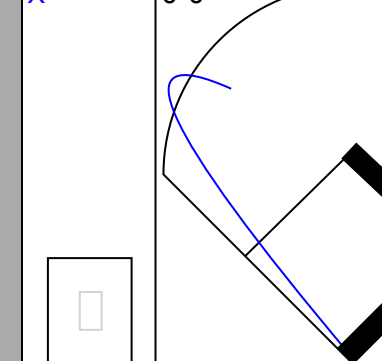
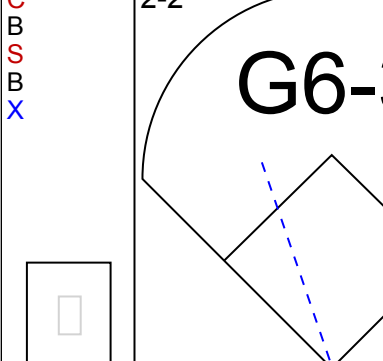
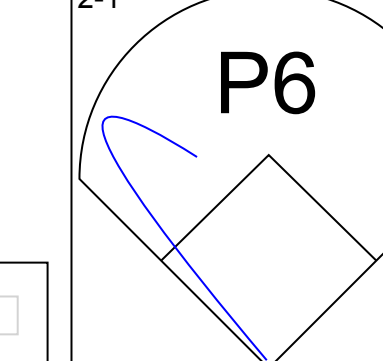

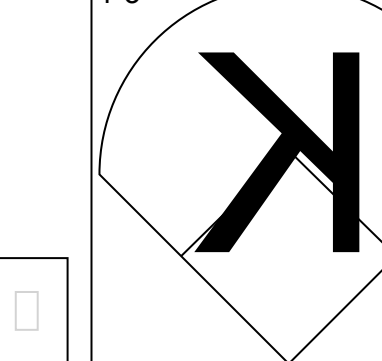
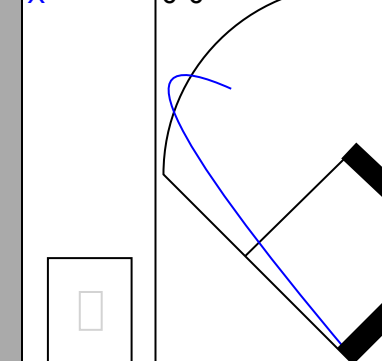
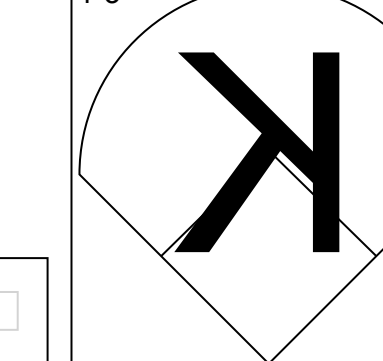
Batter	1	2	3	4	5	6	7	8	9	AB R H RBI BB SO LOB	BOTTOM											
Rickey Henderson, R OBP: 0.391, SLG: 0.419 (1, 7)	2-1 P3		3-2 G5-3 SAFE		1-3 K			2-0 HR		4 1 1 1 0 1 3	Toronto Blue Jays @ Oakland Athletics Oakland-Alameda County Coliseum, Oakland, CA Sun Jul 09 1995, 3:33 AM PDT Att: 20,253 - Sunny - 68 F											
Stan Javier, S OBP: 0.314, SLG: 0.347 (1, 8)	1-2 P5		1-0 E6 2H		2-2 G6-3		1-0 G4-3 2B		4 0 1 0 0 0 2													
Jason Giambi, L OBP: 0.333, SLG: 0.407 (1, 3)	2-2 1B		3-2 F8			3-2 F9	1-1 G4-3	2-3 L7	4 0 1 0 0 0 2													
Geronimo Berroa, R OBP: 0.362, SLG: 0.440 (1, 10)	0-1 F9			2-2 CS 1B		1-0 F8	0-0 L7		4 0 1 0 0 0 2													
Brent Gates, S OBP: 0.298, SLG: 0.316 (1, 4)		1-1 F7		2-3 K 1-2		1-1 G4-3		3-2 1B SF9 1B	4 1 1 0 0 1 1													
Terry Steinbach, R OBP: 0.319, SLG: 0.465 (1, 2)		1-3 K		0-3 K			1-0 G6-3	0-0 FC6-4 1B	4 0 1 0 0 2 0													
Scott Brosius, R OBP: 0.330, SLG: 0.369 (1, 5)		2-2 F8			1-2 E 1B		0-0 L6	1-2 P5	4 0 1 0 0 0 2													
Mike Bordick, R OBP: 0.335, SLG: 0.326 (1, 6)			2-2 G5-3 E 1B		2-2 P4		2-2 P3	0-1 SF9	3 1 1 1 0 0 1													
Ernie Young, R OBP: 0.333, SLG: 0.389 (1, 9)			1-0 F8		0-1 E5 1-2		1-0 L7	3-H FC6-4 1-2	4 0 0 0 0 0 3													
Inning Stats	R: 0 E: 0 K: 0 S: 12	H: 1 LOB: 0 BB: 0 P: 17	R: 0 E: 0 K: 1 S: 8	H: 0 LOB: 0 BB: 0 P: 12	R: 1 E: 1 K: 0 S: 14	H: 1 LOB: 1 BB: 0 P: 24	R: 0 E: 0 K: 2 S: 10	H: 1 LOB: 0 BB: 0 P: 14	R: 0 E: 1 K: 1 S: 15	H: 1 LOB: 2 BB: 0 P: 21	R: 0 E: 0 K: 0 S: 6	H: 0 LOB: 0 BB: 0 P: 11	R: 0 E: 0 K: 0 S: 5	H: 0 LOB: 0 BB: 0 P: 8	R: 1 E: 0 K: 0 S: 6	H: 2 LOB: 1 BB: 0 P: 11	R: 1 E: 0 K: 0 S: 13	H: 2 LOB: 1 BB: 0 P: 17	1B: 6 2B: 1 3B: 0 HR: 1	SF: 1 SAC: 0 DP: 0 HBP: 0	WP: 0 PB: 0 SB: 0 CS: 1	PA: 36
PITCHER	IP WLS BF H R ER SO BB IBB HBP BLK WP HR S P ERA WHIP											PITCHER	IP WLS BF H R ER SO BB IBB HBP BLK WP HR S P ERA WHIP									
Pat Hentgen, R ERA: 5.86 (1, 1)	7.1 W 28 5 2 1 4 0 0 0 0 0 0 1 72 112 1.23 0.682																					
Tony Castillo, L ERA: 2.76 (8, 1)	1.2 8 3 1 1 0 0 0 0 0 0 0 0 17 23 5.40 1.800																					

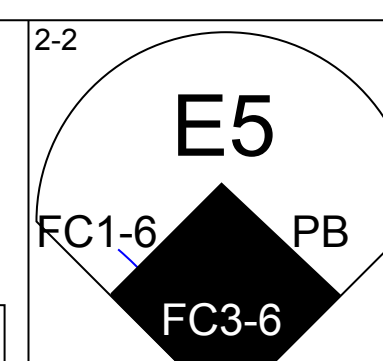
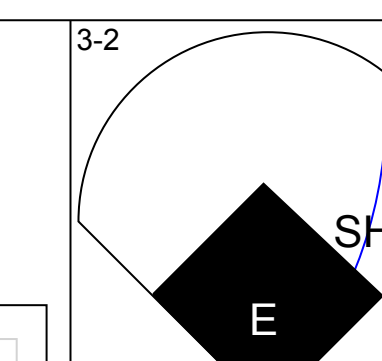
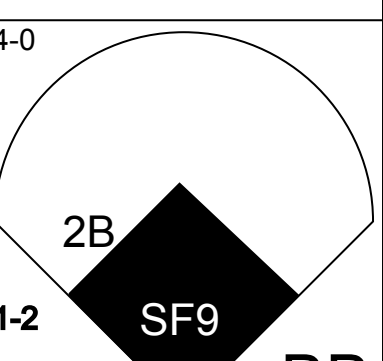

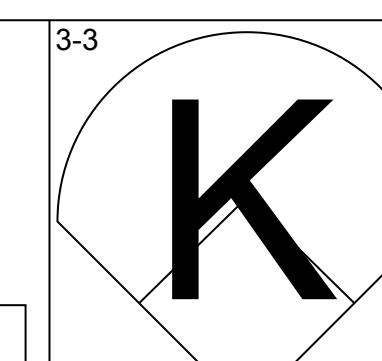
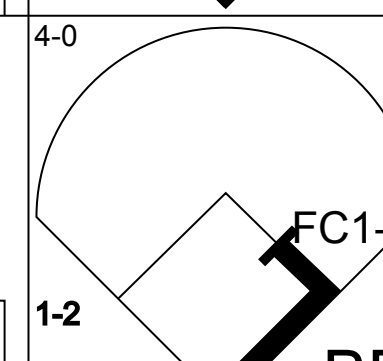
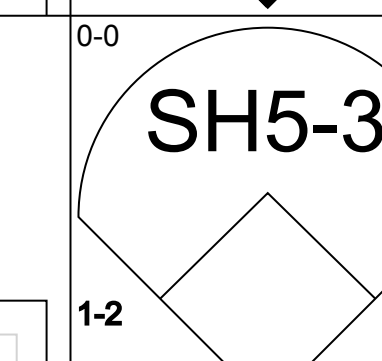
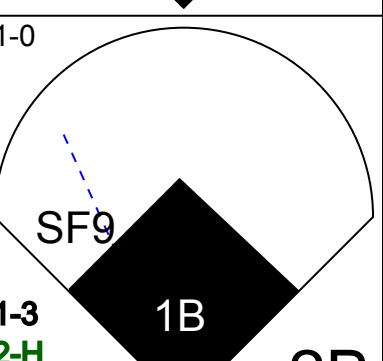

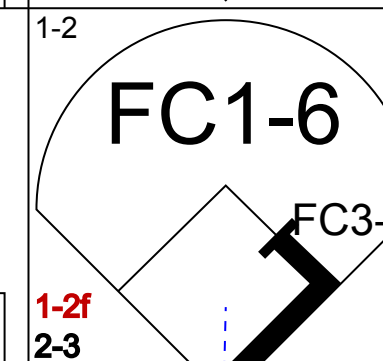
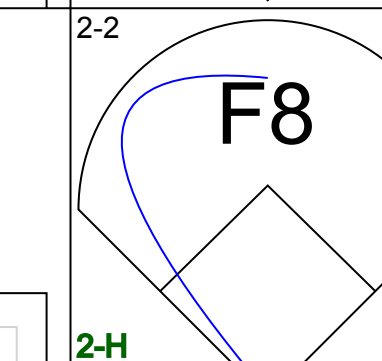
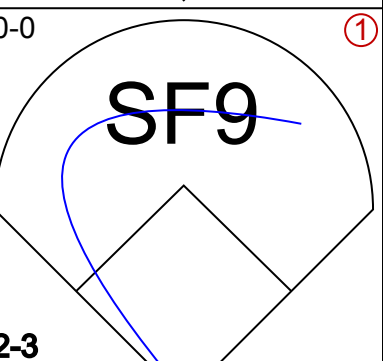

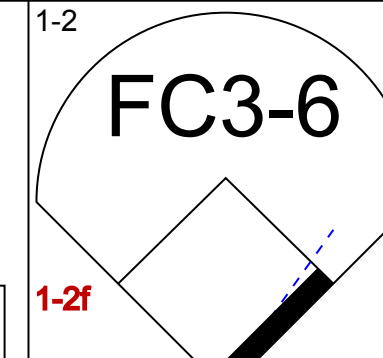
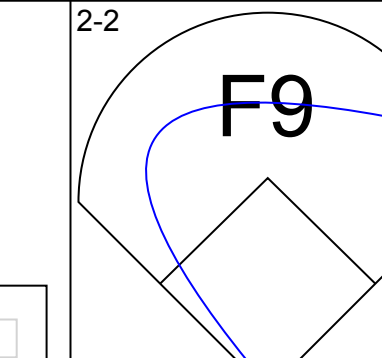
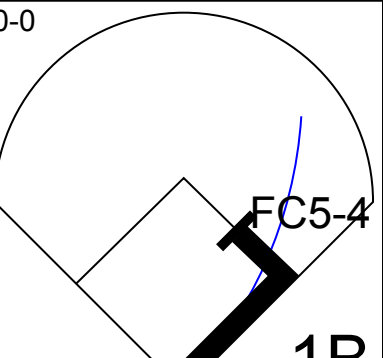

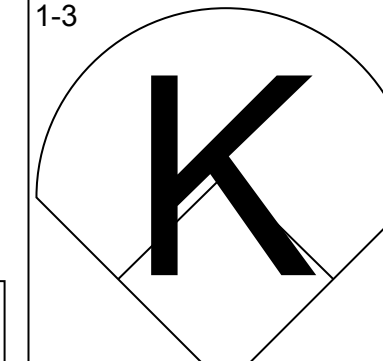
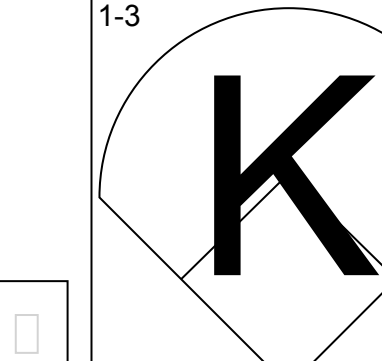
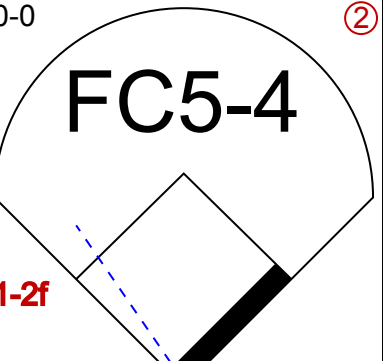
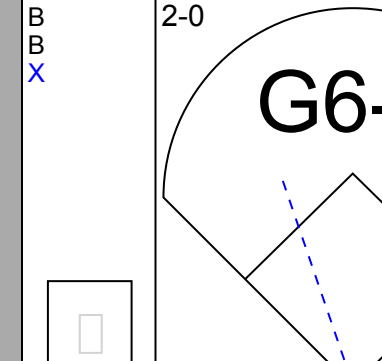
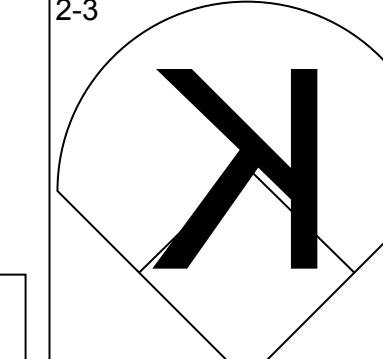
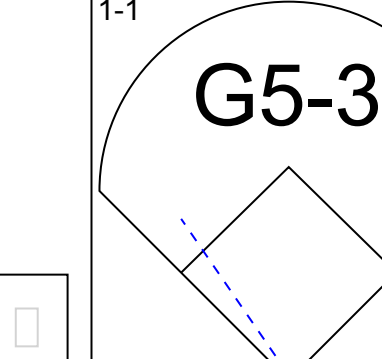
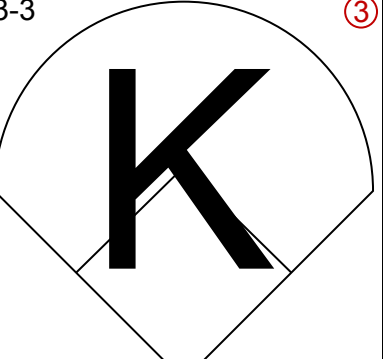
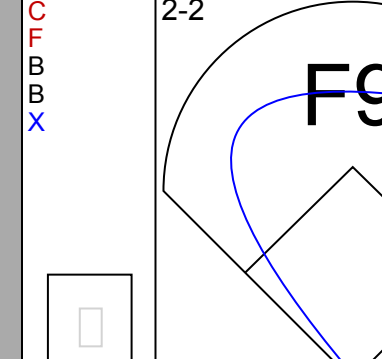
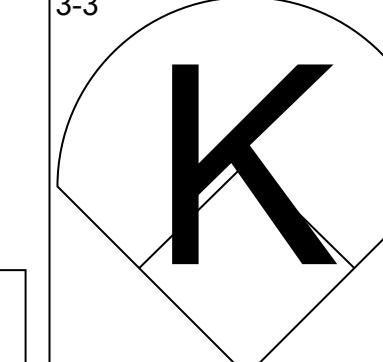
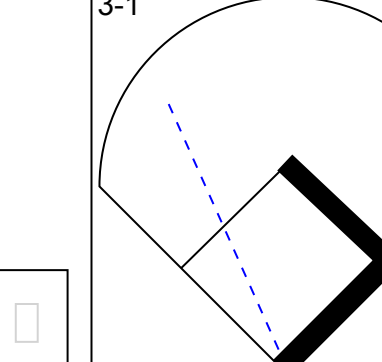
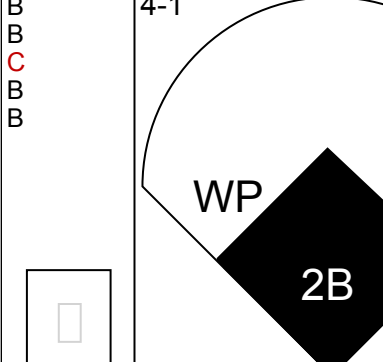
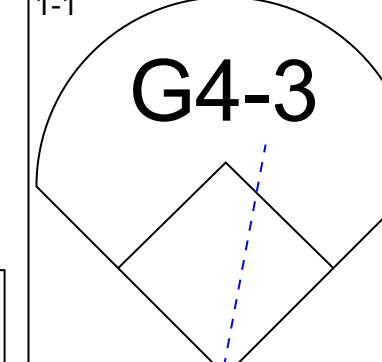
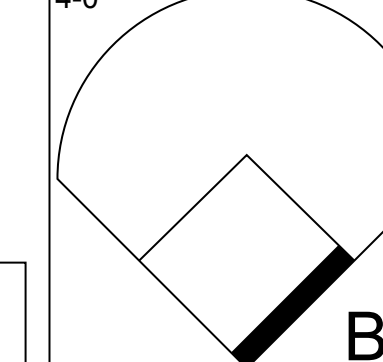
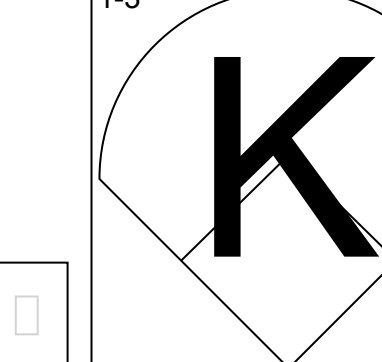
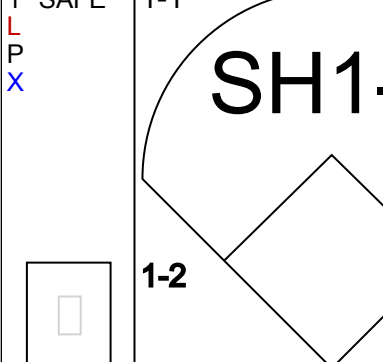
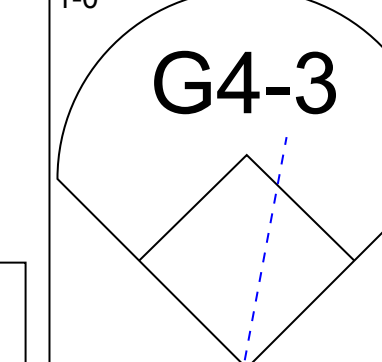

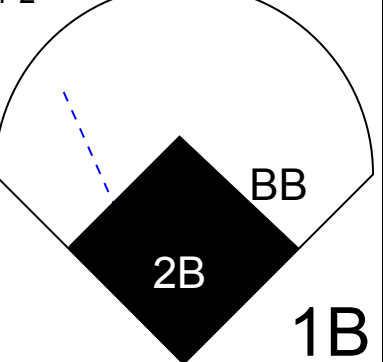
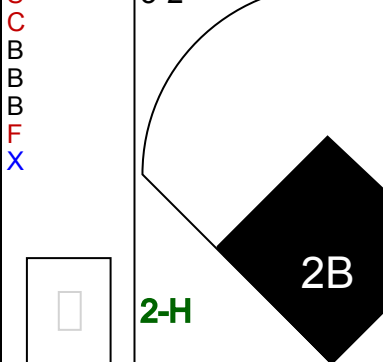
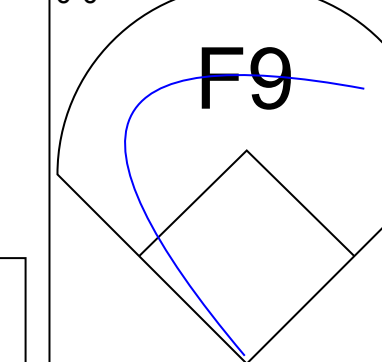
AB	33
R	7
H	8
RBI	6
BB	4
SO	7
LOB	7

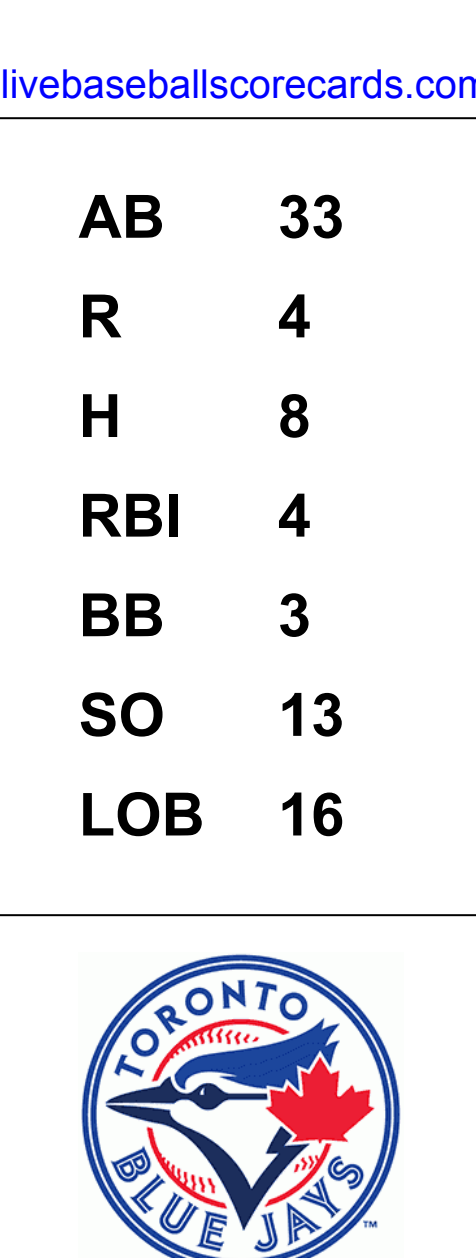


AB	35
R	3
H	8
RBI	2
BB	0
SO	4
LOB	16



Batter	1	2	3	4	5	6	7	8	9	AB	R	H	RBI	BB	SO	LOB	TOP								
Devon White, S OBP: 0.348, SLG: 0.487 (1, 8)										5	0	2	1	0	2	2	Toronto Blue Jays @ Oakland Athletics Oakland-Alameda County Coliseum, Oakland, CA Wed Jul 12 1995, 3:33 AM PDT Att: 11,343 - Sunny - 66 F AB 33 R 4 H 8 RBI 4 BB 3 SO 13 LOB 16								
Alex Gonzalez, R OBP: 0.348, SLG: 0.421 (1, 6)										3	1	1	1	1	1	2									
Paul Molitor, R OBP: 0.318, SLG: 0.362 (1, 10)										2	0	0	0	1	1	1									
Joe Carter, R OBP: 0.326, SLG: 0.477 (1, 7)										4	0	0	0	0	3	3									
John Olerud, L OBP: 0.339, SLG: 0.347 (1, 3)										3	1	1	0	1	1	2									
Ed Sprague, R OBP: 0.339, SLG: 0.455 (1, 5)										4	1	1	1	0	1	2									
Shawn Green, L OBP: 0.301, SLG: 0.456 (1, 9)										4	1	1	0	0	1	1									
Sandy Martinez, L OBP: 0.258, SLG: 0.419 (1, 2)										4	0	1	1	0	0	1									
Domingo Cedenio, S OBP: 0.370, SLG: 0.415 (1, 4)										4	0	1	0	0	3	2									
Inning Stats	R: 1 E: 0 K: 2 S: 9	H: 1 LOB: 0 BB: 0 P: 14	R: 2 E: 0 K: 2 S: 13	H: 3 LOB: 1 BB: 0 P: 21	R: 0 E: 0 K: 0 S: 9	H: 0 LOB: 2 BB: 2 P: 20	R: 0 E: 0 K: 2 S: 8	H: 0 LOB: 0 BB: 1 P: 10	R: 0 E: 0 K: 0 S: 11	H: 1 LOB: 2 BB: 1 P: 18	R: 0 E: 0 K: 0 S: 5	H: 0 LOB: 0 BB: 0 P: 8	R: 0 E: 0 K: 2 S: 9	H: 1 LOB: 1 BB: 0 P: 14	R: 0 E: 0 K: 2 S: 7	H: 0 LOB: 0 BB: 0 P: 11	R: 1 E: 0 K: 1 S: 14	H: 2 LOB: 1 BB: 0 P: 24	1B: 3 2B: 4 3B: 0 HR: 1	SF: 0 SAC: 2 DP: 0 HBP: 0	WP: 0 PB: 0 SB: 0 CS: 0	PA: 38			
PITCHER	IP	WLS	BF	H	R	ER	SO	BB	IBB	HBP	BLK	WP	HR	S	P	ERA	WHIP								
Todd Stottlemire, R ERA: 3.84 (1, 1)	7.0	W	30	6	3	3	10	2	1	0	0	0	1	64	105	3.86	1.143								
Todd Van Poppel, R ERA: 3.53 (8, 1)	1.2		7	2	1	1	3	0	0	0	0	0	0	19	32	5.40	1.200								
Dennis Eckersley, R ERA: 3.07 (9, 1)	0.1	S	1	0	0	0	0	0	0	0	0	0	0	2	3	0.00	0.000								

Batter	1	2	3	4	5	6	7	8	9	AB	R	H	RBI	BB	SO	LOB	BOTTOM								
Rickey Henderson, R OBP: 0.395, SLG: 0.425 (1, 7)										4	3	2	1	1	1	0	Toronto Blue Jays @ Oakland Athletics Oakland-Alameda County Coliseum, Oakland, CA Wed Jul 12 1995, 3:33 AM PDT Att: 11,343 - Sunny - 66 F AB 29 R 7 H 7 RBI 6 BB 5 SO 8 LOB 12								
Stan Javier, S OBP: 0.322, SLG: 0.355 (1, 8)										1	1	1	1	2	0	0									
Mike Bordick, R OBP: 0.328, SLG: 0.321 (1, 6)										3	0	0	1	0	0	4									
Geronimo Berroa, R OBP: 0.360, SLG: 0.437 (1, 10)										4	0	1	2	0	1	3									
Terry Steinbach, R OBP: 0.313, SLG: 0.457 (1, 2)										4	0	0	0	0	2	2									
Scott Brosius, R OBP: 0.325, SLG: 0.362 (1, 3)										4	0	0	0	0	2	1									
Brent Gates, S OBP: 0.301, SLG: 0.321 (1, 4)										3	1	1	0	1	1	0									
Craig Paquette, R OBP: 0.262, SLG: 0.483 (1, 5)										2	0	0	0	1	1	1									
Ernie Young, R OBP: 0.360, SLG: 0.455 (1, 9)										4	2	2	1	0	0	1									
Inning Stats	R: 1 E: 1 K: 1 S: 12	H: 0 LOB: 1 BB: 1 P: 21	R: 0 E: 0 K: 2 S: 9	H: 0 LOB: 1 BB: 1 P: 19	R: 1 E: 0 K: 0 S: 13	H: 1 LOB: 0 BB: 0 P: 20	R: 0 E: 0 K: 2 S: 10	H: 1 LOB: 1 BB: 0 P: 16	R: 3 E: 0 K: 1 S: 12	H: 3 LOB: 1 BB: 1 P: 21	R: 2 E: 0 K: 1 S: 14	H: 2 LOB: 2 BB: 2 P: 29	R: 0 E: 0 K: 0 S: 6	H: 0 LOB: 0 BB: 0 P: 11	R: 0 E: 0 K: 1 S: 6	H: 0 LOB: 0 BB: 0 P: 10	1B: 3 2B: 4 3B: 0 HR: 0	SF: 1 SAC: 2 DP: 0 HBP: 0	WP: 1 PB: 1 SB: 0 CS: 0	PA: 37					
PITCHER	IP	WLS	BF	H	R	ER	SO	BB	IBB	HBP	BLK	WP	HR	S	P	ERA	WHIP								
Al Leiter, L ERA: 4.0 (1, 1)	5.0	L	24	5	5	3	6	3	0	0	0	1	0	56	97	5.40	1.600								
Edwin Hurtado, R ERA: 4.5 (6, 1)	2.0		10	2	2	2	1	1	1	0	0	1	0	20	40	9.00	1.500								
Tim Crabtree, R ERA: (8, 1)	1.0		3	0	0	0	1	0	0	0	0	0	0	6	10	0.00	0.000								



Batter	1	2	3	4	5	6	7	8	9	AB	R	H	RBI	BB	SO	LOB	TOP								
Devon White, S OBP: 0.345, SLG: 0.483	G3-1			G5-3		K		WP FC4-6 1B		4	1	1	1	0	1	0	Toronto Blue Jays @ Seattle Mariners The Kingdom, Seattle, WA Thu Jul 13 1995, 10:05 PM EDT Att: 18,616 - Dome								
Paul Molitor, R OBP: 0.314, SLG: 0.357	P3			G6-3		E4		SF9		3	0	0	1	0	0	0									
Roberto Alomar, S OBP: 0.376, SLG: 0.521	G3			E5 1B		F7		FC4-6 BB		3	0	1	0	1	0	1									
Joe Carter, R OBP: 0.322, SLG: 0.470		P2		K				FC4-6 BB		4	0	0	1	0	1	2									
John Olerud, L OBP: 0.345, SLG: 0.360	P6				HR			BB		2	1	1	1	2	0	0									
Ed Sprague, R OBP: 0.335, SLG: 0.447	K				P5			P2		4	0	0	0	0	1	3									
Shawn Green, L OBP: 0.300, SLG: 0.451			K		K		G6-3		B1-6-3 1B	4	0	1	0	0	2	1									
Alex Gonzalez, R OBP: 0.346, SLG: 0.418			K		K			E4 1B	B1-6-3 1B	4	1	1	0	0	2	0									
Sandy Martinez, L OBP: 0.229, SLG: 0.371			P3			P6		E3 1B SF9	B1-6-3	4	1	0	0	0	0	3									
Inning Stats	R: 0 E: 0 K: 0 S: 11	H: 0 LOB: 0 BB: 0 P: 19	R: 0 E: 0 K: 1 S: 6	H: 0 LOB: 0 BB: 0 P: 8	R: 0 E: 0 K: 2 S: 8	H: 0 LOB: 0 BB: 0 P: 9	R: 0 E: 1 K: 1 S: 9	H: 1 LOB: 1 BB: 0 P: 12	R: 1 E: 0 K: 2 S: 8	H: 1 LOB: 0 BB: 0 P: 10	R: 0 E: 1 K: 1 S: 8	H: 0 LOB: 1 BB: 0 P: 14	R: 0 E: 0 K: 0 S: 7	H: 0 LOB: 1 BB: 1 P: 13	R: 3 E: 2 K: 0 S: 13	H: 1 LOB: 2 BB: 2 P: 24	R: 0 E: 0 K: 0 S: 6	H: 2 LOB: 0 BB: 0 P: 11	1B: 4 2B: 0 3B: 1 HR: 1	SF: 1 SAC: 0 DP: 0 HBP: 0	WP: 1 PB: 0 SB: 0 CS: 0	PA: 36			
PITCHER	IP	WLS	BF	H	R	ER	SO	BB	IBB	HBP	BLK	WP	HR	S	P	ERA	WHIP								
Tim Belcher, R ERA: 4.4	8.0	L	35	5	4	1	7	3	0	0	0	1	1	75	119	1.12	1.000								
Jeff Nelson, R ERA: 1.46	1.0		1	0	0	0	0	0	0	0	0	0	0	1	1	0.00	0.000								

AB	32
R	4
H	5
RBI	4
BB	3
SO	7
LOB	10



Batter	1	2	3	4	5	6	7	8	9	AB	R	H	RBI	BB	SO	LOB	BOTTOM								
Joey Cora, S OBP: 0.330, SLG: 0.337	G6-3		F8			P5		K		4	0	0	0	0	1	0	Toronto Blue Jays @ Seattle Mariners The Kingdom, Seattle, WA Thu Jul 13 1995, 10:05 PM EDT Att: 18,616 - Dome								
Alex Diaz, S OBP: 0.297, SLG: 0.357	1B		F8			G6-3		G4-3		4	0	1	0	0	0	0									
Edgar Martinez, R OBP: 0.477, SLG: 0.634	K			FC3-6 1B		BB		G6-3		3	0	1	0	1	1	1									
Tino Martinez, L OBP: 0.379, SLG: 0.597	BB			FC3-6 1-2		G4-3		1B F9-3-2 BB		2	0	0	0	2	0	2									
Jay Buhner, R OBP: 0.316, SLG: 0.527	F9			K		HR		P3		4	1	1	1	0	1	4									
Chad Kreuter, S OBP: 0.295, SLG: 0.338	L7			K		BB		1B		3	0	1	0	1	1	1									
Mike Blowers, R OBP: 0.281, SLG: 0.371					F7			1B		4	0	1	0	0	0	1									
Gary Thurman, R OBP: 0.409, SLG: 0.500					F9		FC3-6 1B	1B		0	0	0	0	0	0	0									
Darren Bragg, L OBP: 0.327, SLG: 0.340					G3			E 1B		3	0	1	0	0	1	0									
Rich Amaral, R OBP: 0.350, SLG: 0.395						K		F9-3-2 1B		1	0	0	0	0	0	3									
Luis Sojo, R OBP: 0.300, SLG: 0.376			L8			K		G6-3		3	0	0	0	0	1	1									
Inning Stats	R: 0 E: 0 K: 1 S: 11	H: 1 LOB: 2 BB: 1 P: 22	R: 0 E: 0 K: 0 S: 4	H: 0 LOB: 0 BB: 0 P: 7	R: 0 E: 0 K: 0 S: 10	H: 0 LOB: 0 BB: 0 P: 15	R: 0 E: 0 K: 2 S: 11	H: 1 LOB: 1 BB: 0 P: 16	R: 0 E: 0 K: 0 S: 8	H: 0 LOB: 1 BB: 1 P: 14	R: 1 E: 1 K: 0 S: 10	H: 2 LOB: 1 BB: 1 P: 18	R: 0 E: 0 K: 1 S: 9	H: 0 LOB: 0 BB: 0 P: 14	R: 0 E: 0 K: 0 S: 16	H: 2 LOB: 2 BB: 1 P: 25	1B: 5 2B: 1 3B: 0 HR: 1	SF: 0 SAC: 0 DP: 1 HBP: 0	WP: 0 PB: 0 SB: 1 CS: 0	PA: 35					
PITCHER	IP	WLS	BF	H	R	ER	SO	BB	IBB	HBP	BLK	WP	HR	S	P	ERA	WHIP								
David Cone, R ERA: 3.46	8.0	W	30	4	1	1	6	3	0	0	0	0	0	71	121	1.12	0.875								
Tony Castillo, L ERA: 2.7	1.0	S	5	2	0	0	0	1	0	0	0	0	0	16	25	0.00	3.000								

AB	31
R	1
H	6
RBI	1
BB	4
SO	6
LOB	13




Batter	1	2	3	4	5	6	7	8	9	AB	R	H	RBI	BB	SO	LOB	TOP					
Devon White, S OBP: 0.338, SLG: 0.474 (1, 8)	F7		F7		L9		G4-3	K		5	0	0	0	0	1	4						
Paul Molitor, R OBP: 0.322, SLG: 0.379 (1, 10)	1B		E		G6-3		1B		2B	5	3	4	0	0	0	0						
Roberto Alomar, S OBP: 0.384, SLG: 0.534 Domingo Cadeno, S OBP: 0.370, SLG: 0.415 (9, 4)	1B		E9		1B		SF8		2B	3	1	3	3	1	0	0						
Joe Carter, R OBP: 0.323, SLG: 0.466 (1, 7)	F9		1B		G5-3		P3		G4-3	4	0	1	1	1	0	4						
John Olerud, L OBP: 0.346, SLG: 0.364 (1, 3)	FC6-4		K		F7		1B		G4-3	5	0	2	1	0	1	2						
Ed Sprague, R OBP: 0.332, SLG: 0.440 (1, 5)	FC6-4		P9		F8		F9		BB	4	0	0	0	1	0	4						
Shawn Green, L OBP: 0.303, SLG: 0.450 (1, 9)			F8		K		FC3-2		F9	5	0	2	0	0	1	2						
Alex Gonzalez, R OBP: 0.345, SLG: 0.412 (1, 6)			K		G6-3		K		FC3-2	3	0	0	0	1	2	1						
Sandy Martinez, L OBP: 0.256, SLG: 0.385 (1, 2)			G4-3				1B		FC3-2	4	1	2	0	0	0	3						
Inning Stats	R: 1 E: 0 K: 0 S: 9	H: 2 LOB: 2 BB: 1 P: 20	R: 0 E: 0 K: 1 S: 8	H: 0 LOB: 0 BB: 0 P: 12	R: 2 E: 1 K: 1 S: 14	H: 3 LOB: 1 BB: 0 P: 19	R: 0 E: 0 K: 1 S: 6	H: 1 LOB: 1 BB: 0 P: 8	R: 0 E: 0 K: 0 S: 9	H: 1 LOB: 1 BB: 0 P: 15	R: 0 E: 0 K: 1 S: 8	H: 1 LOB: 1 BB: 0 P: 13	R: 1 E: 0 K: 0 S: 14	H: 2 LOB: 1 BB: 0 P: 21	R: 0 E: 0 K: 1 S: 12	H: 2 LOB: 3 BB: 1 P: 26	R: 1 E: 0 K: 0 S: 10	H: 2 LOB: 2 BB: 2 P: 21	1B: 8 2B: 6 3B: 0 HR: 0	SF: 1 SAC: 0 DP: 0 HBP: 0	WP: 0 PB: 0 SB: 1 CS: 0	PA: 43
PITCHER	IP	WLS	BF	H	R	ER	SO	BB	IBB	HBP	BLK	WP	HR	S	P	ERA	WHIP					
Chris Bosio, R ERA: 4.87 (1, 1)	7.0	L	31	10	4	4	4	1	0	0	0	0	0	68	108	5.14	1.571					
Steve Frey, L ERA: 4.5 (8, 1)	0.1		3	2	0	0	0	0	0	0	0	0	0	5	11	0.00	6.000					
Bob Wells, R ERA: 6.5 (8, 1)	1.2		9	2	1	1	1	3	0	0	0	0	0	17	36	5.40	3.000					

Toronto Blue Jays @ Seattle Mariners
The Kingdome, Seattle, WA
Fri Jul 14 1995, 10:05 PM EDT
Att. 14,850 - Dome

livebaseballscores.com

AB	38
R	5
H	14
RBI	5
BB	4
SO	5
LOB	20




Batter	1	2	3	4	5	6	7	8	9	AB	R	H	RBI	BB	SO	LOB	BOTTOM					
Joey Cora, S OBP: 0.325, SLG: 0.330 (1, 4)	L7		FC4		G4-3			F7		4	0	0	0	0	0	1						
Alex Diaz, S OBP: 0.290, SLG: 0.349 (1, 8)	G4-3		G4-3		G3-1		P3			4	0	0	1	0	0	1						
Edgar Martinez, R OBP: 0.480, SLG: 0.637 (1, 10)	2B		BB		G5-3		BB		BB	2	0	1	0	2	0	0						
Tino Martinez, L OBP: 0.380, SLG: 0.592 (1, 3)	BB		K		G4-3		BB		BB	2	0	0	0	2	1	1						
Jay Buhner, R OBP: 0.311, SLG: 0.517 (1, 9)	K				K		F9		F7	4	0	0	0	0	2	4						
Doug Strange, S OBP: 0.337, SLG: 0.372 Rich Amaral, R OBP: 0.347, SLG: 0.392 (9, FH)			G1-3		P6		G3		G3	3	0	0	0	0	0	0						
Mike Blowers, R OBP: 0.280, SLG: 0.365 (1, 5)			K		1B		F7		K	3	0	0	0	1	2	0						
Dan Wilson, R OBP: 0.321, SLG: 0.366 (1, 2)			K		1B		F9		F9	4	0	1	0	0	1	0						
Luis Sojo, R OBP: 0.301, SLG: 0.382 (1, 6)			FC4		K		G4-3			3	1	1	0	0	1	2						
Inning Stats	R: 0 E: 0 K: 1 S: 12	H: 1 LOB: 2 BB: 1 P: 22	R: 0 E: 0 K: 2 S: 7	H: 0 LOB: 0 BB: 0 P: 11	R: 1 E: 0 K: 1 S: 10	H: 1 LOB: 1 BB: 1 P: 20	R: 0 E: 0 K: 2 S: 10	H: 1 LOB: 2 BB: 1 P: 18	R: 0 E: 0 K: 0 S: 8	H: 0 LOB: 0 BB: 0 P: 12	R: 0 E: 0 K: 0 S: 8	H: 0 LOB: 0 BB: 0 P: 11	R: 0 E: 0 K: 0 S: 10	H: 0 LOB: 2 BB: 2 P: 22	R: 0 E: 0 K: 1 S: 9	H: 0 LOB: 0 BB: 0 P: 9	1B: 1 2B: 2 3B: 0 HR: 0	SF: 0 SAC: 0 DP: 0 HBP: 0	WP: 0 PB: 0 SB: 0 CS: 1	PA: 35		
PITCHER	IP	WLS	BF	H	R	ER	SO	BB	IBB	HBP	BLK	WP	HR	S	P	ERA	WHIP					
Juan Guzman, R ERA: 6.52 (1, 1)	8.0	W	32	3	1	1	6	5	0	0	0	0	0	74	129	1.12	1.000					
Tony Castillo, L ERA: 2.64 (9, 1)	1.0		3	0	0	0	1	0	0	0	0	0	0	9	9	0.00	0.000					

Toronto Blue Jays @ Seattle Mariners
The Kingdome, Seattle, WA
Fri Jul 14 1995, 10:05 PM EDT
Att. 14,850 - Dome

livebaseballscores.com

AB	30
R	1
H	3
RBI	1
BB	5
SO	7
LOB	9



Batter	1	2	3	4	5	6	7	8	9	AB	R	H	RBI	BB	SO	LOB	TOP			
Devon White, S (1, 8) OBP: 0.333, SLG: 0.466										4	0	0	0	0	3	2				
Paul Molitor, R (1, 10) OBP: 0.321, SLG: 0.374										3	0	0	0	1	0	0				
Roberto Alomar, S (1, 4) OBP: 0.382, SLG: 0.528										3	0	0	0	1	2	0				
Joe Carter, R (1, 7) OBP: 0.318, SLG: 0.460										4	0	0	0	0	1	3				
Ed Sprague, R (1, 3) OBP: 0.332, SLG: 0.439										3	0	1	0	0	2	0				
Candy Maldonado, R (1, 9) OBP: 0.355, SLG: 0.452										3	0	0	0	0	2	1				
Alex Gonzalez, R (1, 5) OBP: 0.340, SLG: 0.406										3	0	0	0	0	2	0				
Lance Parrish, R (1, 2) OBP: 0.258, SLG: 0.298										3	0	0	0	0	3	0				
Domingo Cedenio, S (1, 6) OBP: 0.382, SLG: 0.426										3	0	2	0	0	1	0				
Inning Stats	R: 0 H: 0 E: 0 K: 2 S: 13	H: 0 LOB: 0 BB: 0 P: 19	R: 0 H: 0 E: 0 K: 2 S: 10	H: 0 LOB: 0 BB: 1 P: 14	R: 0 H: 1 E: 1 K: 1 S: 8	LOB: 1 BB: 0 P: 13	R: 0 H: 0 E: 0 K: 2 S: 7	H: 0 LOB: 0 BB: 0 P: 10	R: 0 H: 1 E: 0 K: 1 S: 7	LOB: 3 BB: 2 P: 12	R: 0 H: 0 E: 0 K: 3 S: 12	H: 0 LOB: 0 BB: 0 P: 17	R: 0 H: 0 E: 0 K: 3 S: 9	H: 0 LOB: 0 BB: 0 P: 14	R: 0 H: 0 E: 0 K: 0 S: 11	H: 0 LOB: 0 BB: 0 P: 14	1B: 3 2B: 1 3B: 0 HR: 0	SF: 0 SAC: 0 DP: 1 HBP: 0	WP: 0 PB: 0 SB: 0 CS: 0	PA: 31
PITCHER Randy Johnson, L (1, 1) ERA: 2.66	IP: 9.0 WLS: W BF: 31 H: 3 R: 0 ER: 0 SO: 16 BB: 2 IBB: 0 HBP: 0 BLK: 0 WP: 0 HR: 0 S: 94 P: 140 ERA: 0.00 WHIP: 0.556															PITCHER				

Toronto Blue Jays @ Seattle Mariners
The Kingdome, Seattle, WA
Sat Jul 15 1995, 10:05 PM EDT
Att: 36,037 - Dome

AB 29
R 0
H 3
RBI 0
BB 2
SO 16
LOB 6

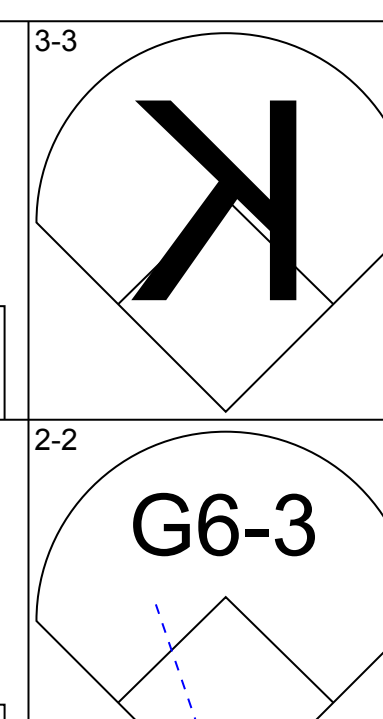
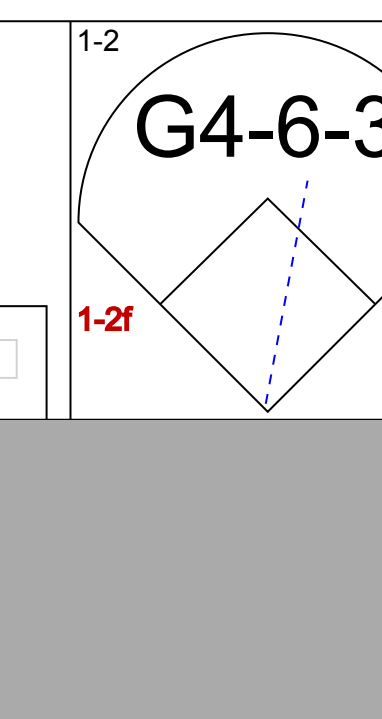
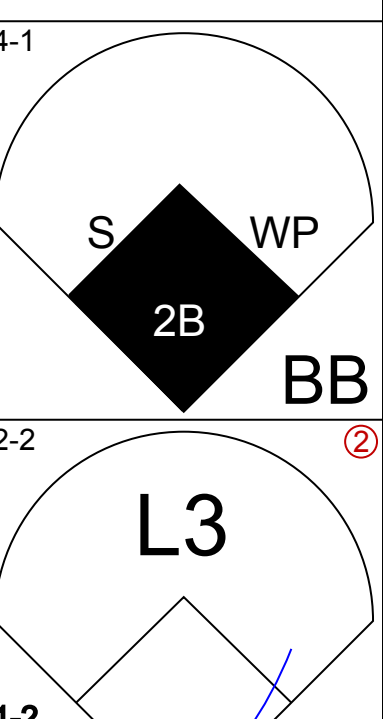

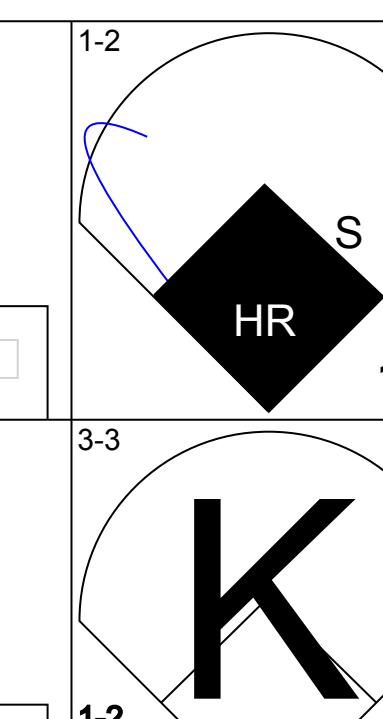
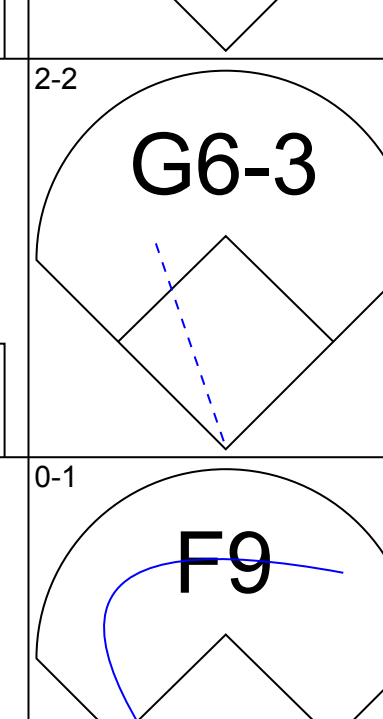
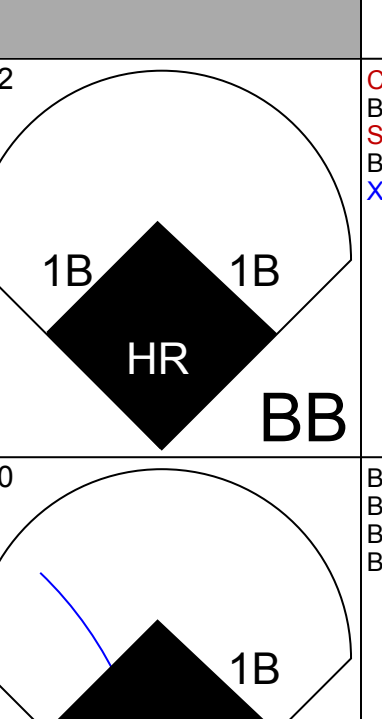
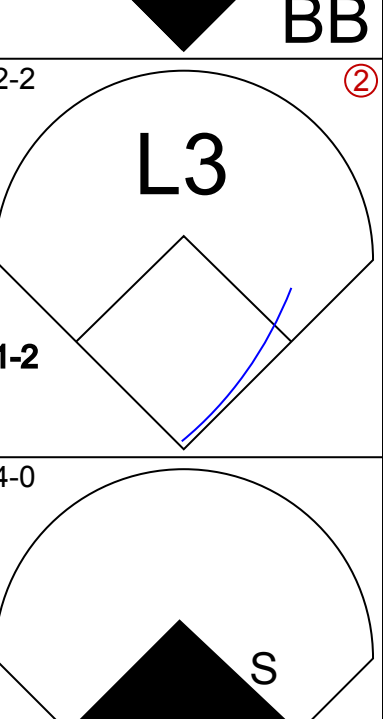
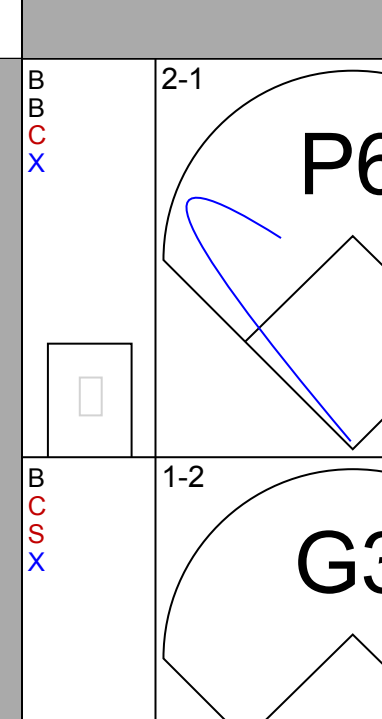
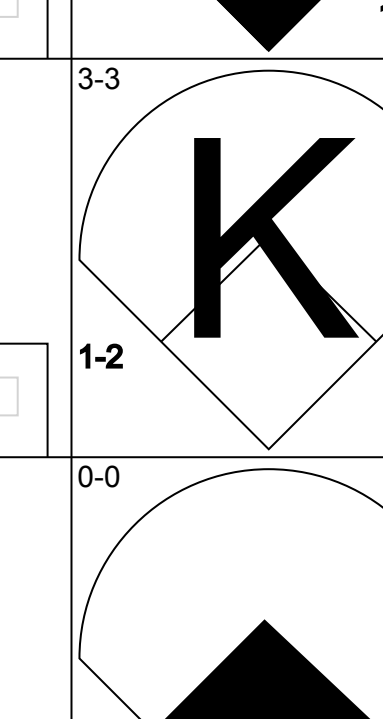
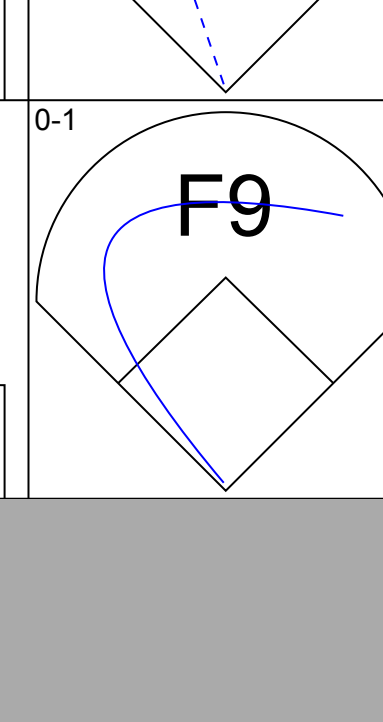
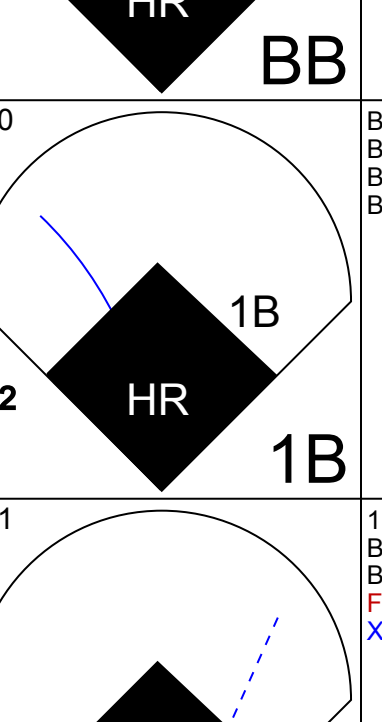
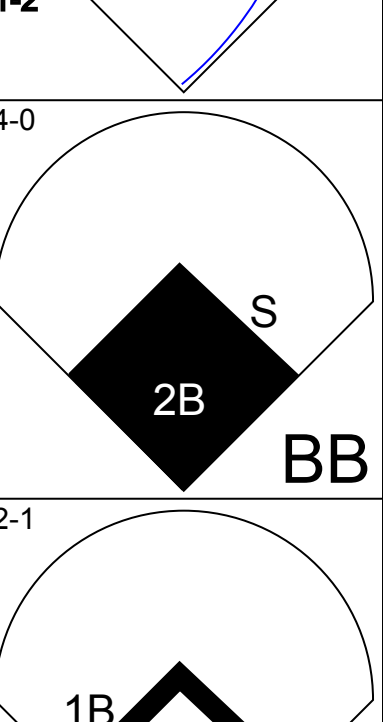
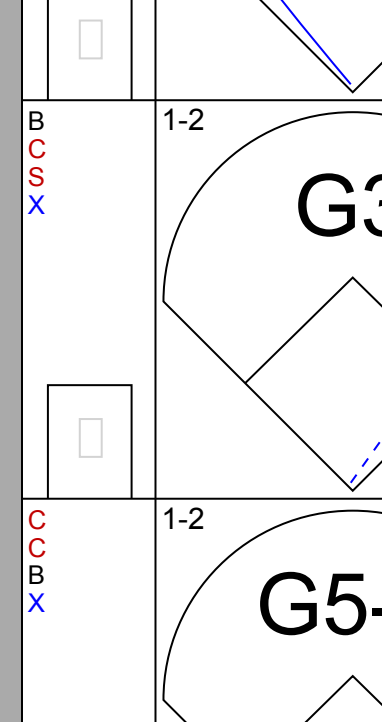
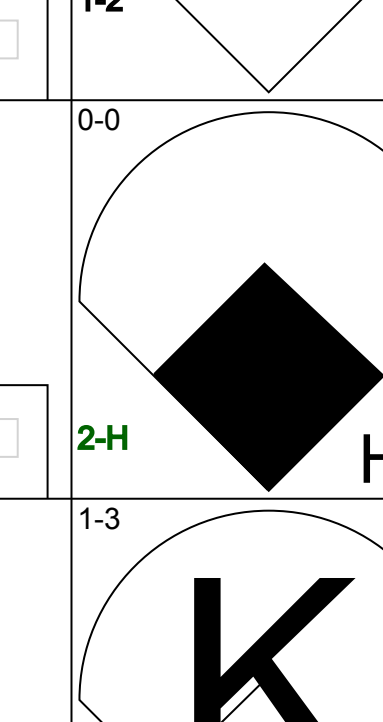
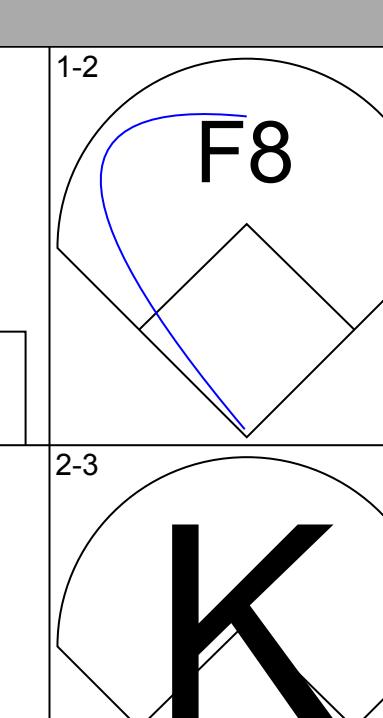
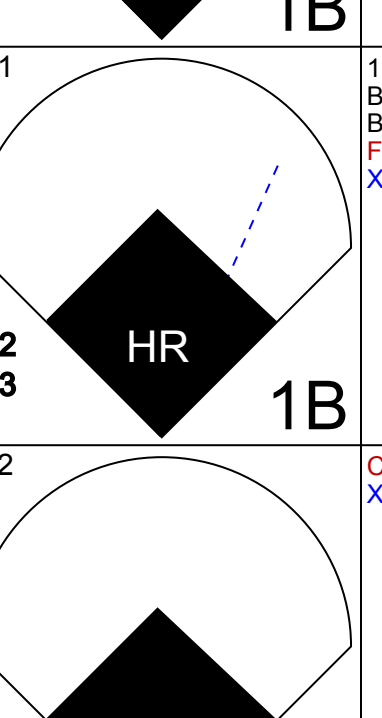
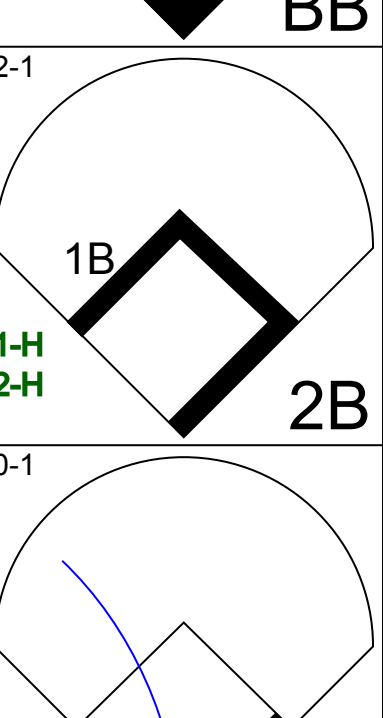
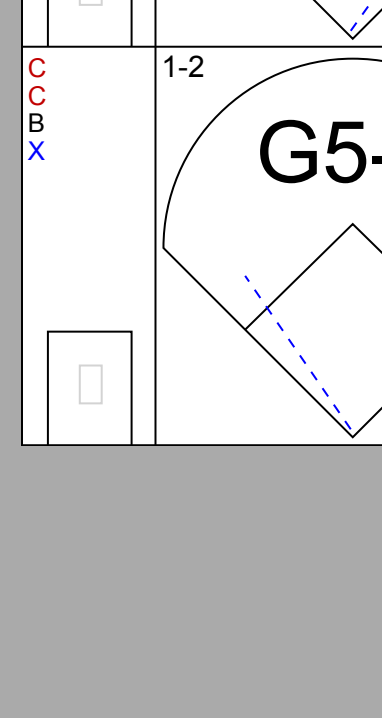
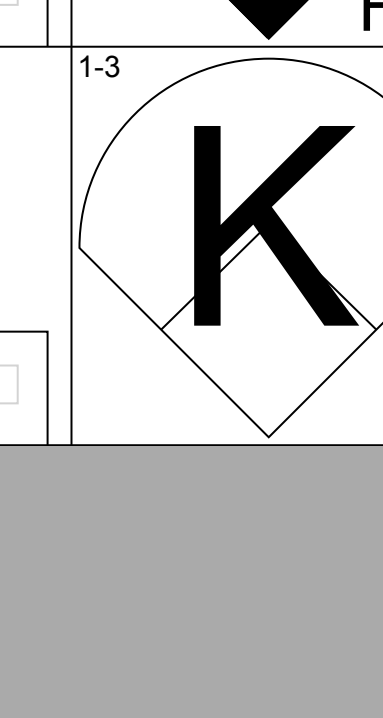
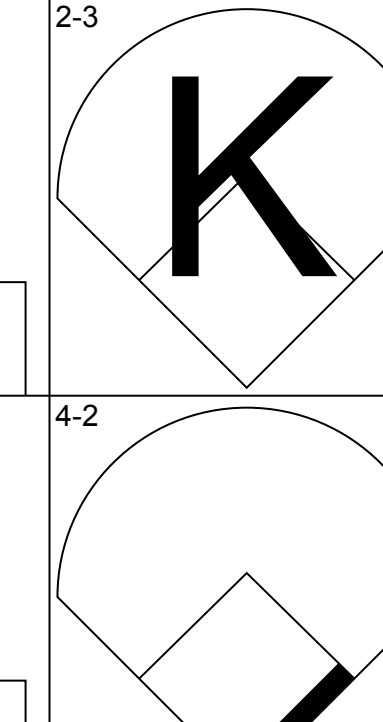
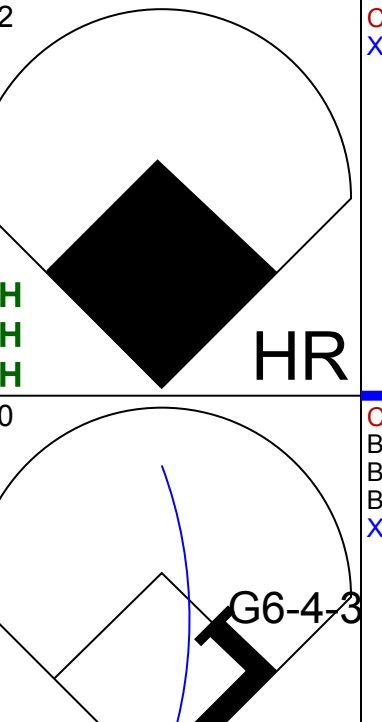
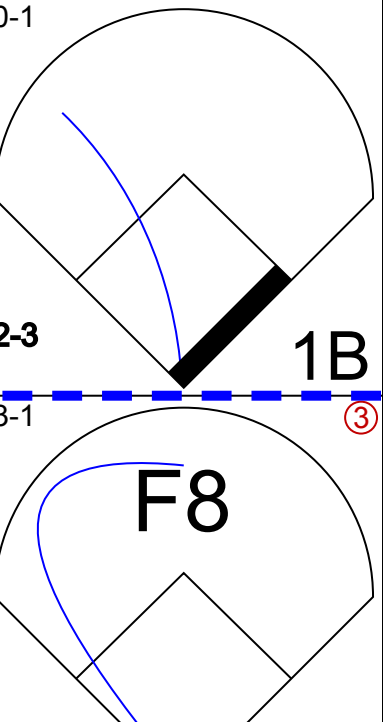
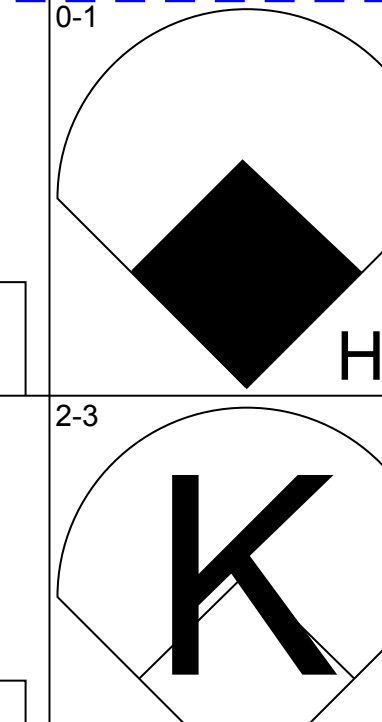
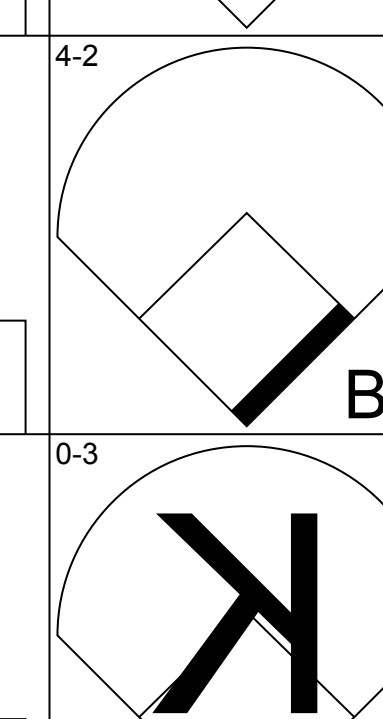
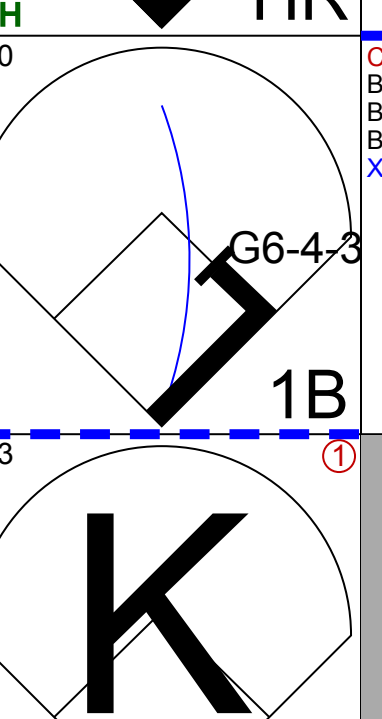
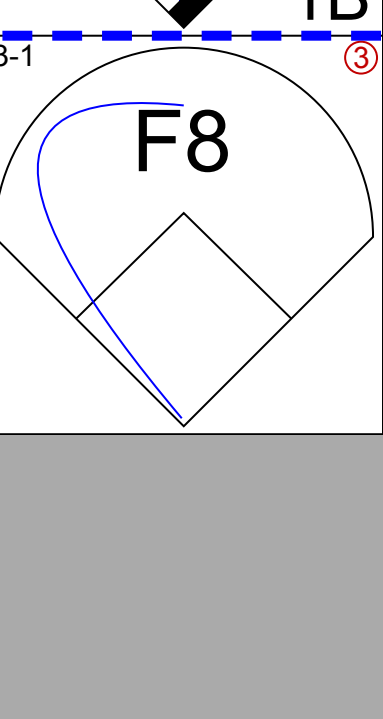
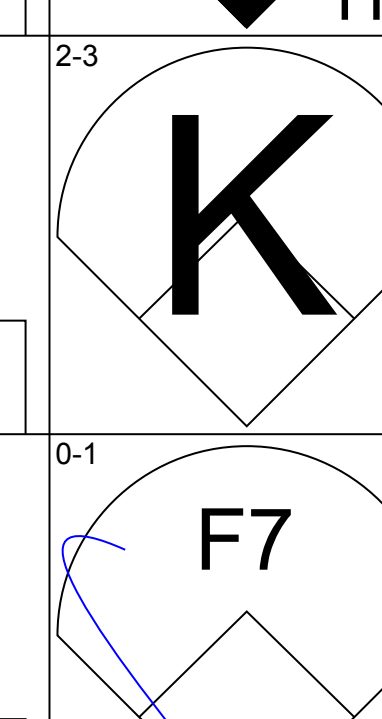
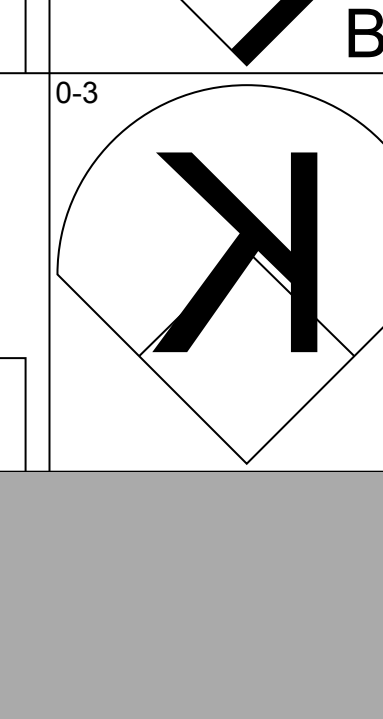
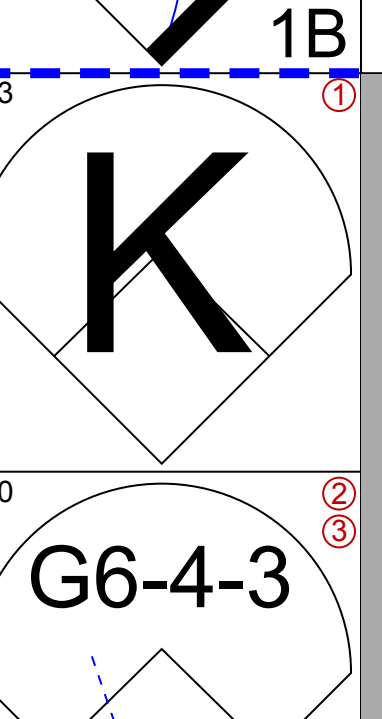
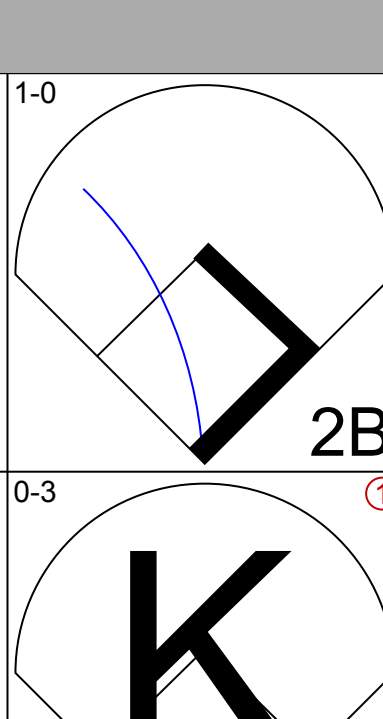
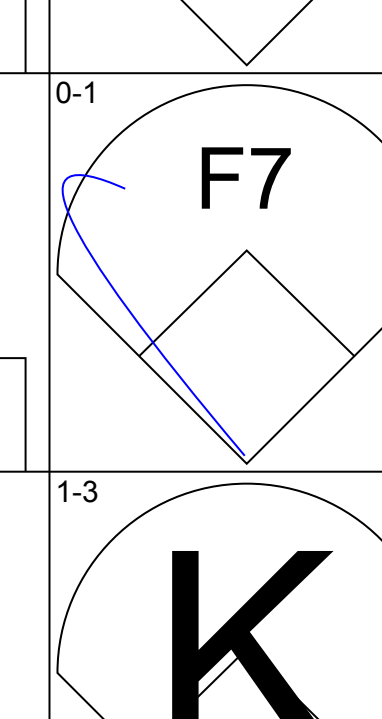
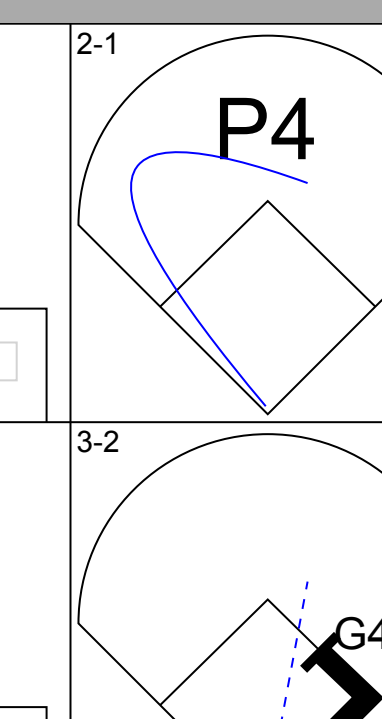
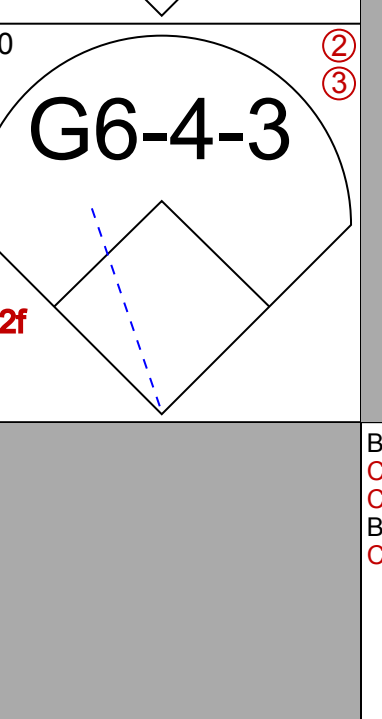
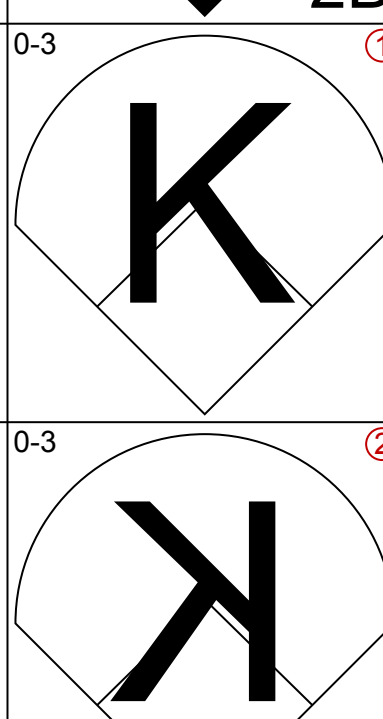
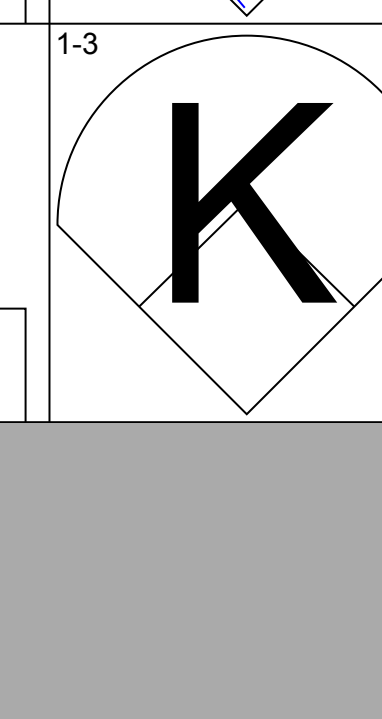
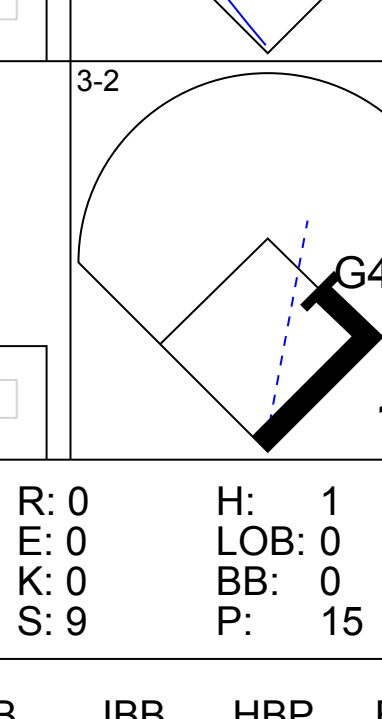
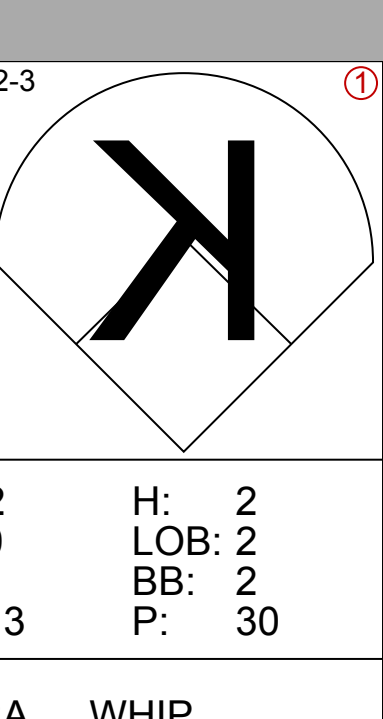
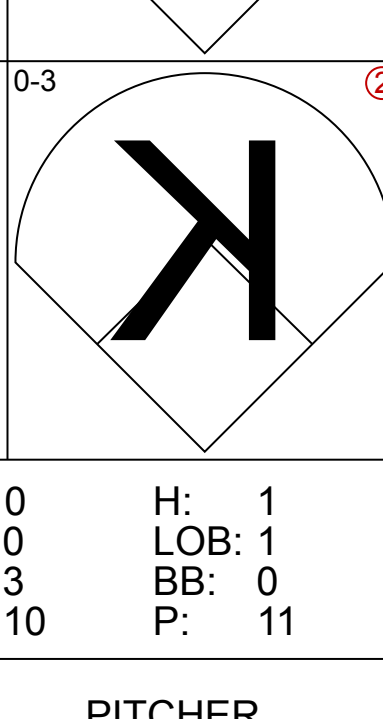
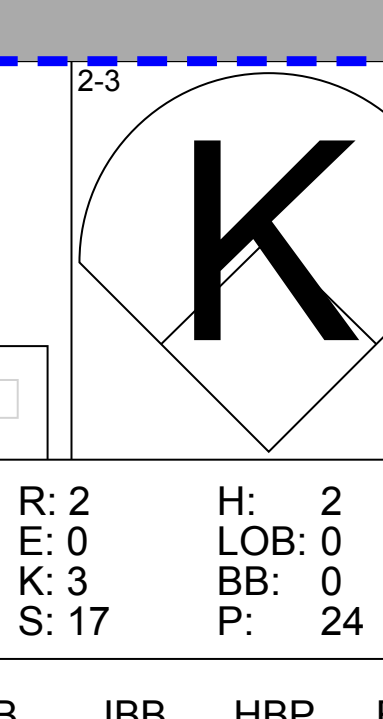


Batter	1	2	3	4	5	6	7	8	9	AB	R	H	RBI	BB	SO	LOB	BOTTOM			
Joey Cora, S (1, 4) OBP: 0.326, SLG: 0.332										5	1	2	0	0	1	4				
Luis Sejo, R (1, 6) OBP: 0.310, SLG: 0.389										5	0	3	0	0	0	2				
Edgar Martinez, R (1, 10) OBP: 0.482, SLG: 0.637										3	0	1	1	2	1	0				
Tino Martinez, L (1, 3) OBP: 0.377, SLG: 0.582										4	1	0	0	1	2	6				
Jay Buhner, R (1, 9) OBP: 0.318, SLG: 0.515										1	1	0	0	3	1	2				
Alex Diaz, S (1, 8) OBP: 0.284, SLG: 0.341										4	0	0	0	0	0	10				
Mike Blowers, R (1, 5) OBP: 0.284, SLG: 0.365										3	0	1	1	1	1	0				
Dan Wilson, R (1, 2) OBP: 0.325, SLG: 0.362										2	0	0	0	2	0	2				
Darren Bragg, L (1, 7) OBP: 0.323, SLG: 0.336										2	0	0	0	0	1	2				
Doug Strange, S (5, PH) OBP: 0.344, SLG: 0.379										1	0	1	1	0	0	0				
Gary Thurman, R (6, 7) OBP: 0.391, SLG: 0.476										1	0	0	0	0	1	1				
Inning Stats	R: 1 H: 3 E: 0 K: 2 S: 13	H: 3 LOB: 2 BB: 0 P: 19	R: 0 H: 0 E: 0 K: 0 S: 5	H: 0 LOB: 1 BB: 1 P: 12	R: 0 H: 1 E: 0 K: 1 S: 7	LOB: 3 BB: 2 P: 18	R: 0 H: 1 E: 0 K: 1 S: 10	H: 1 LOB: 2 BB: 1 P: 18	R: 2 H: 2 E: 0 K: 1 S: 15	LOB: 3 BB: 3 P: 33	R: 0 H: 1 E: 0 K: 0 S: 15	H: 0 LOB: 1 BB: 2 P: 28	R: 0 H: 0 E: 0 K: 3 S: 12	H: 0 LOB: 1 BB: 0 P: 14	R: 0 H: 0 E: 0 K: 0 S: 5	H: 0 LOB: 0 BB: 0 P: 10	1B: 7 2B: 1 3B: 0 HR: 0	SF: 0 SAC: 0 DP: 2 HBP: 0	WP: 1 PB: 0 SB: 0 CS: 0	PA: 40
PITCHER Pat Hentgen, R (1, 1) ERA: 5.77	IP: 6.0 WLS: L BF: 33 H: 8 R: 3 ER: 3 SO: 3 BB: 9 IBB: 0 HBP: 0 BLK: 0 WP: 0 HR: 0 S: 65 P: 128 ERA: 4.50 WHIP: 2.833															PITCHER				
Danny Cox, R (7, 1) ERA: 6.75	IP: 2.0 WLS: 7 BF: 7 H: 0 R: 0 ER: 0 SO: 3 BB: 0 IBB: 0 HBP: 0 BLK: 0 WP: 1 HR: 0 S: 17 P: 24 ERA: 0.00 WHIP: 0.000															PITCHER				

Toronto Blue Jays @ Seattle Mariners
The Kingdome, Seattle, WA
Sat Jul 15 1995, 10:05 PM EDT
Att: 36,037 - Dome

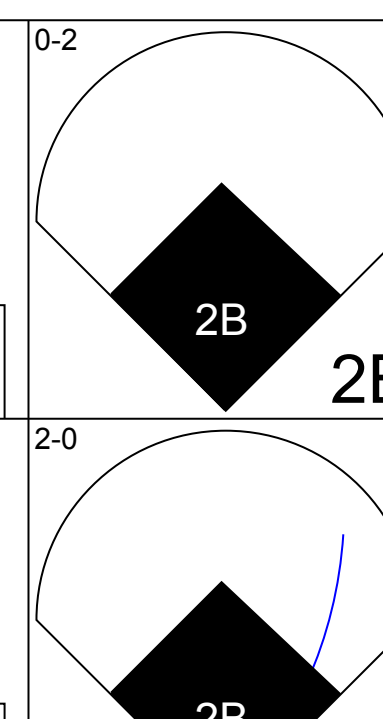
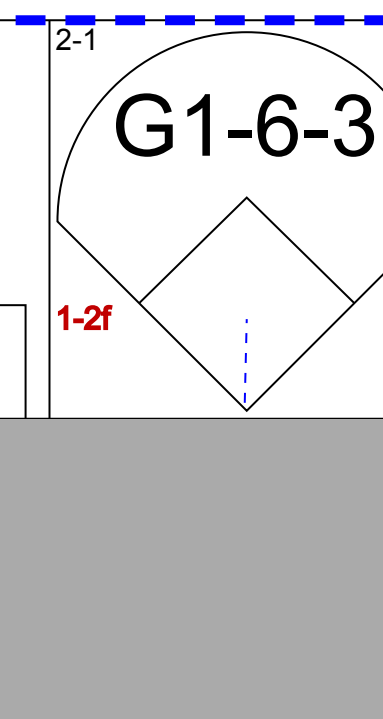
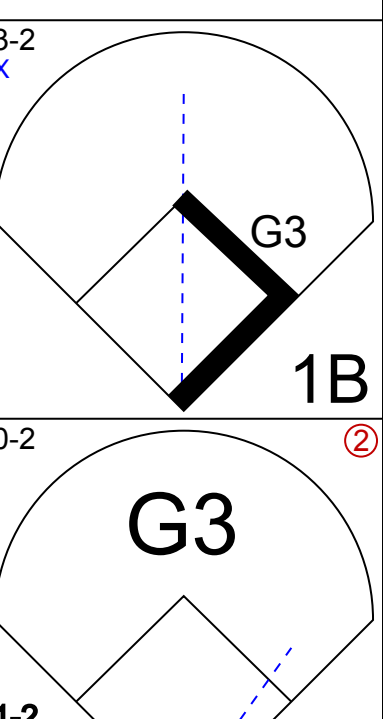
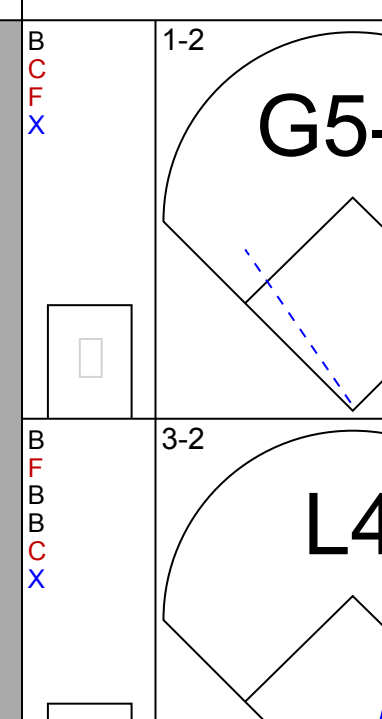
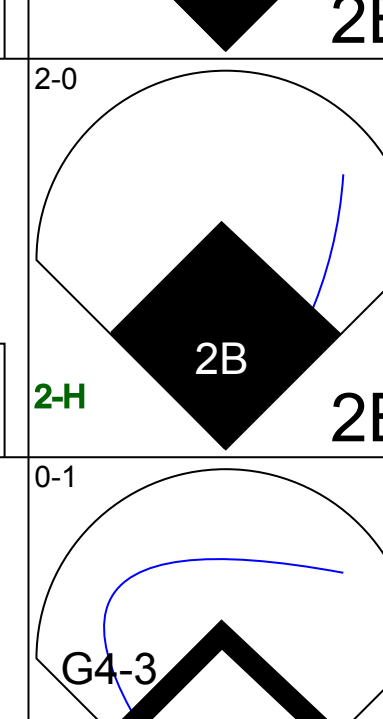
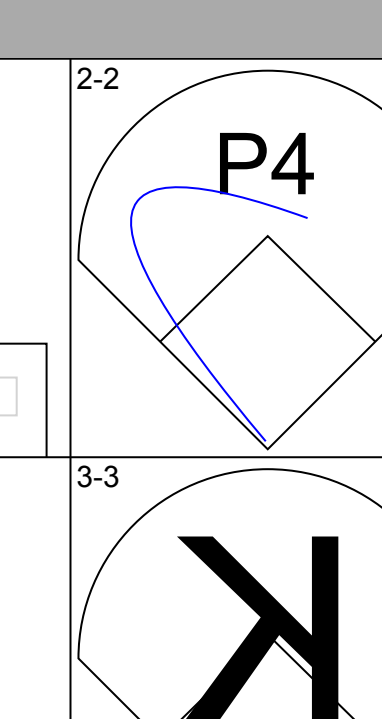
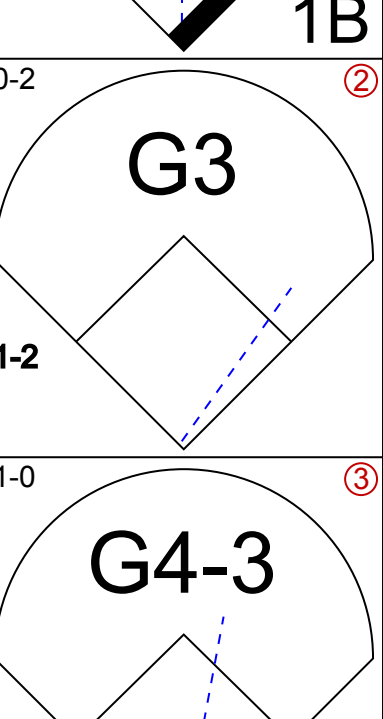
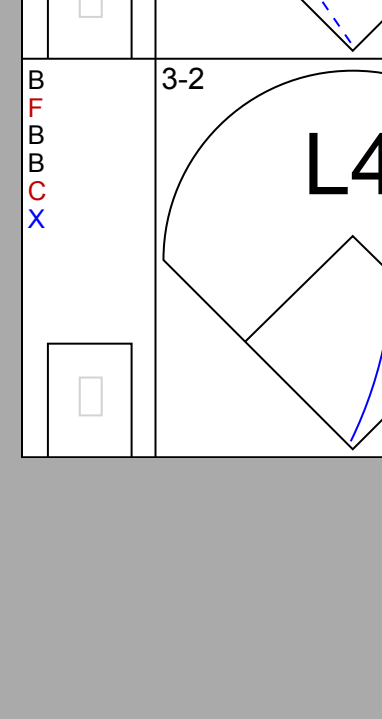
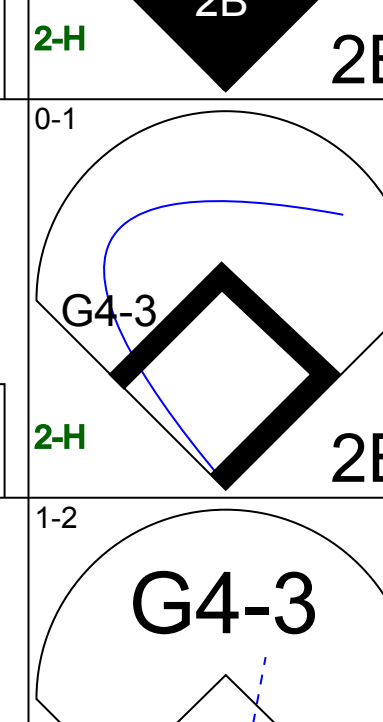
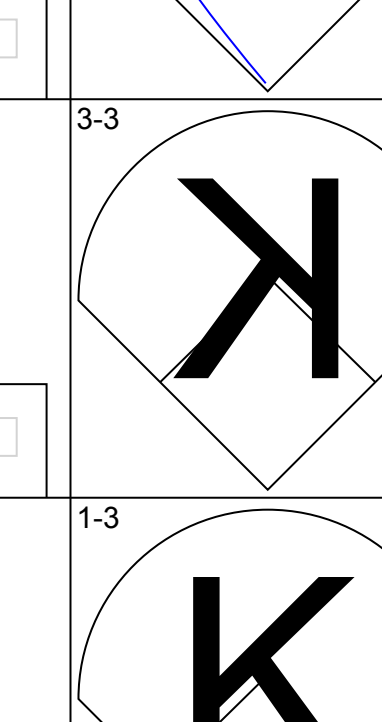
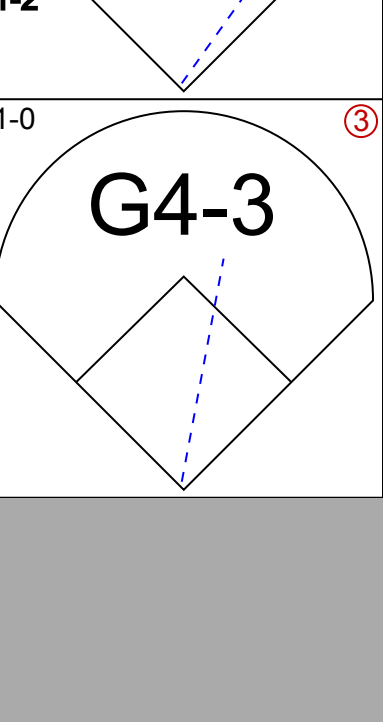
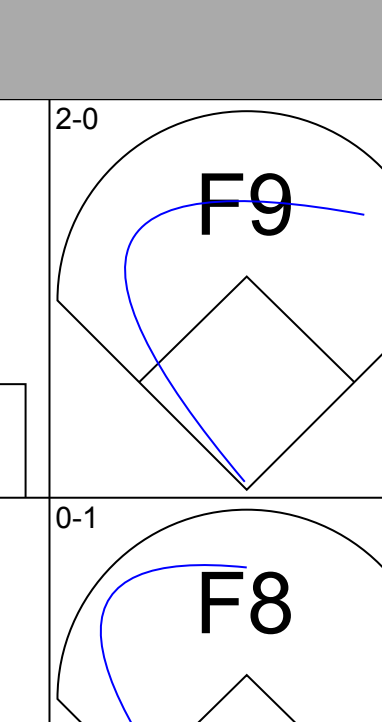
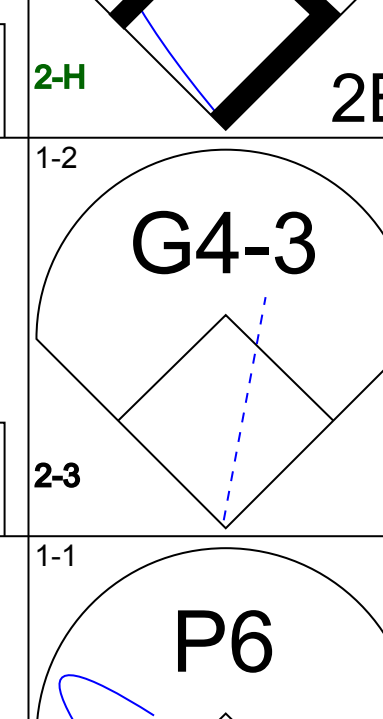
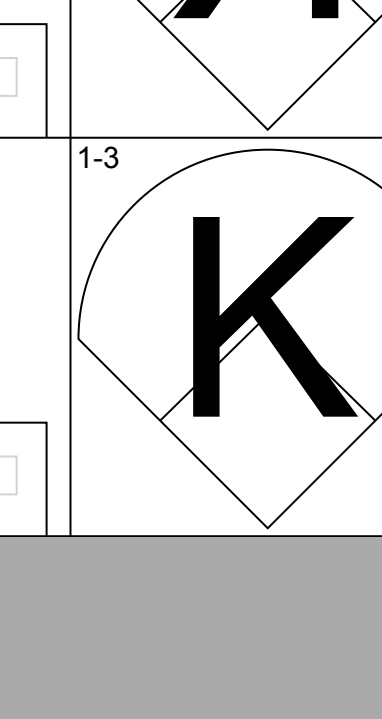
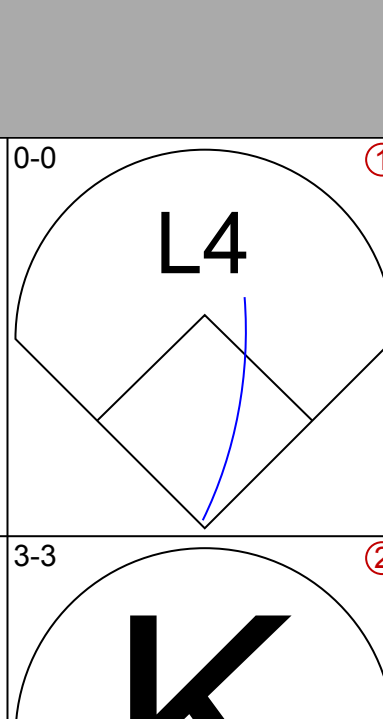
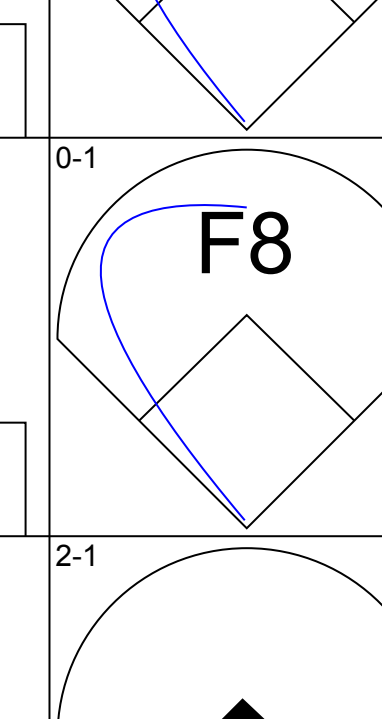
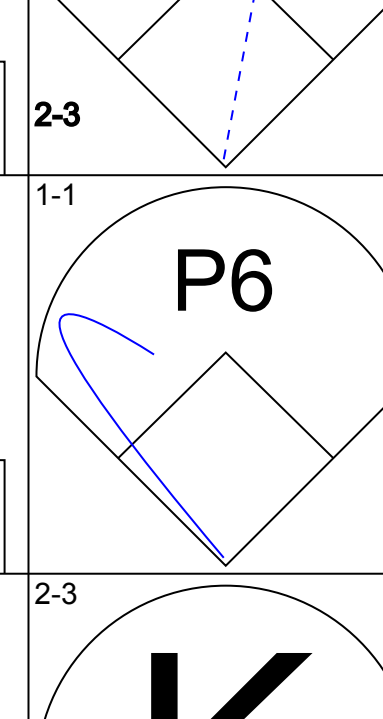
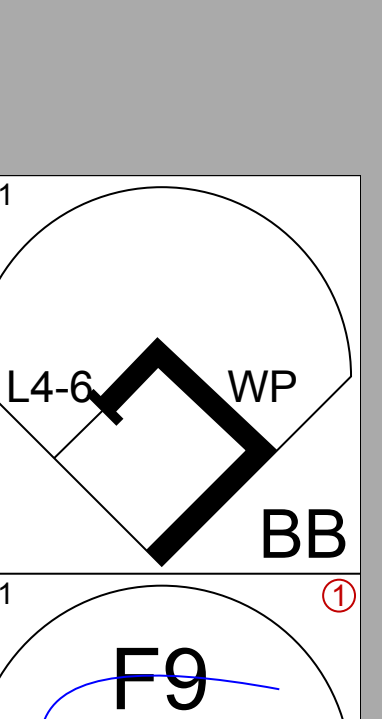
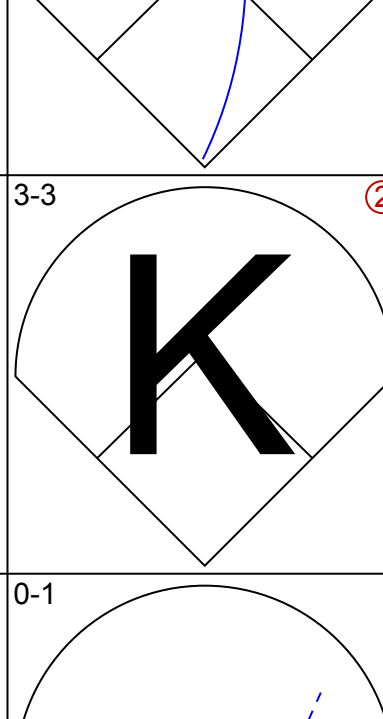
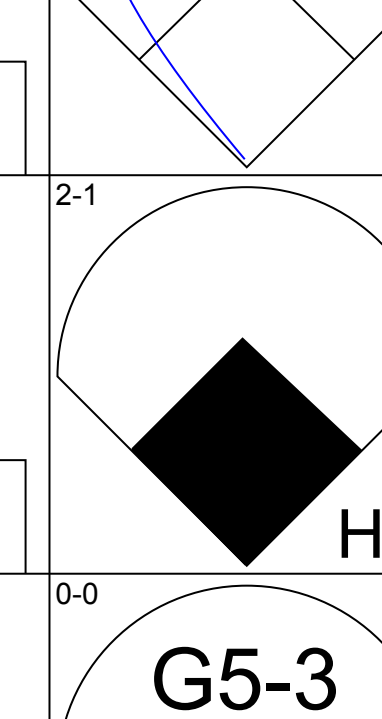
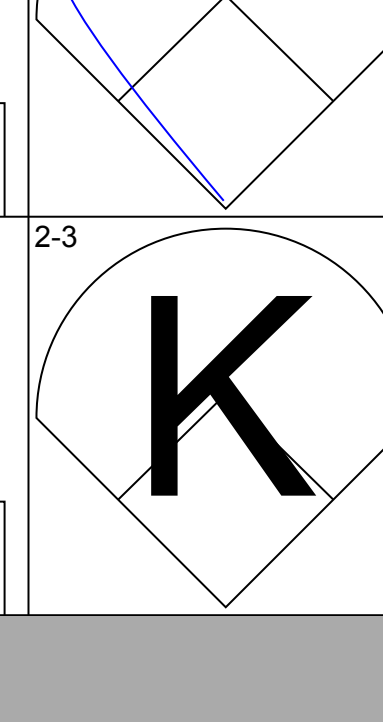
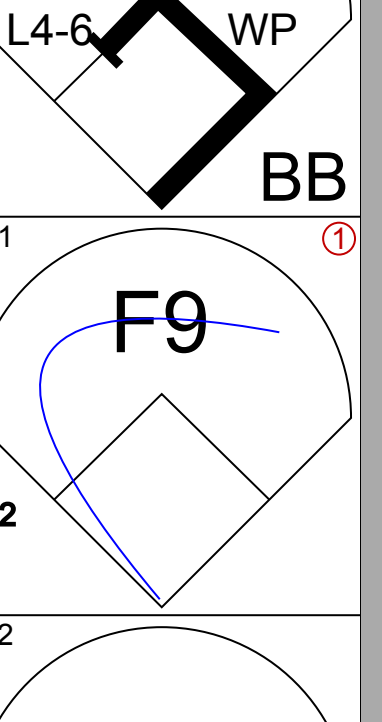
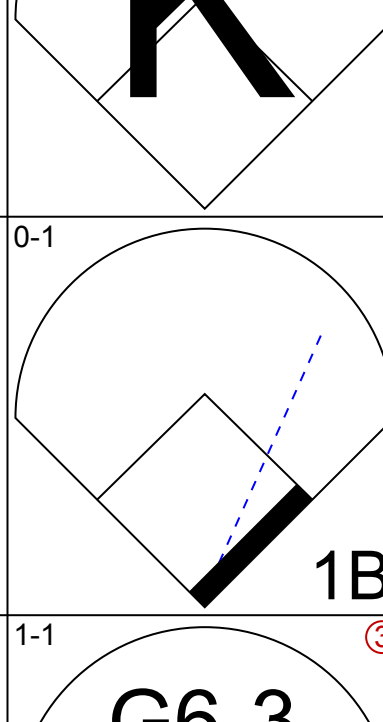
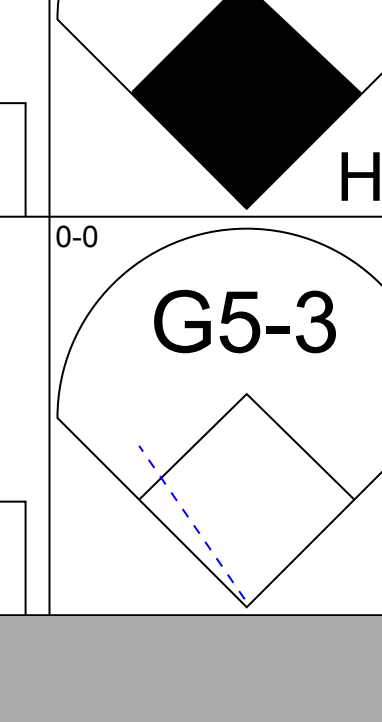
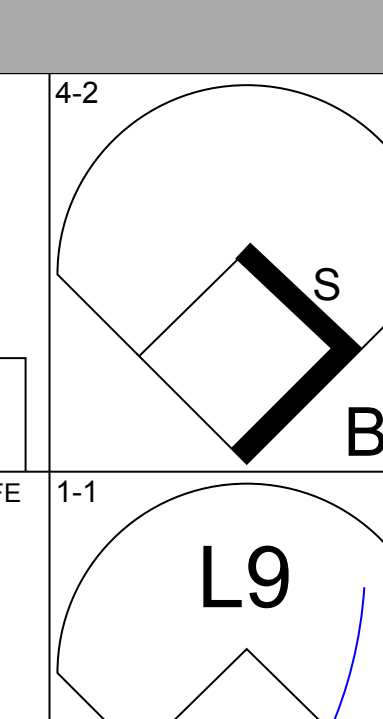
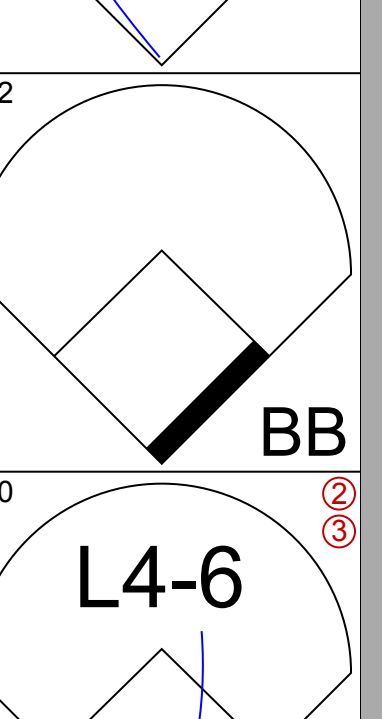
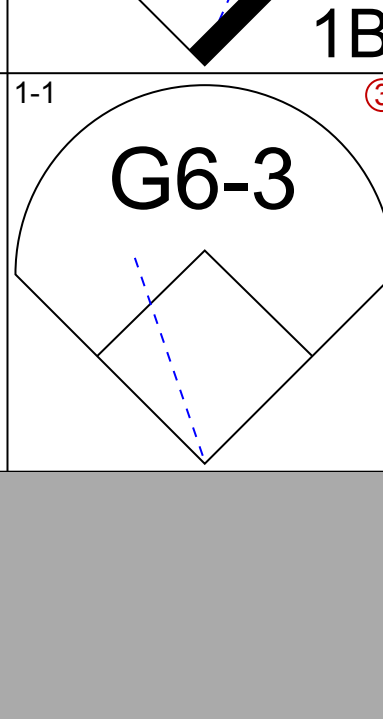
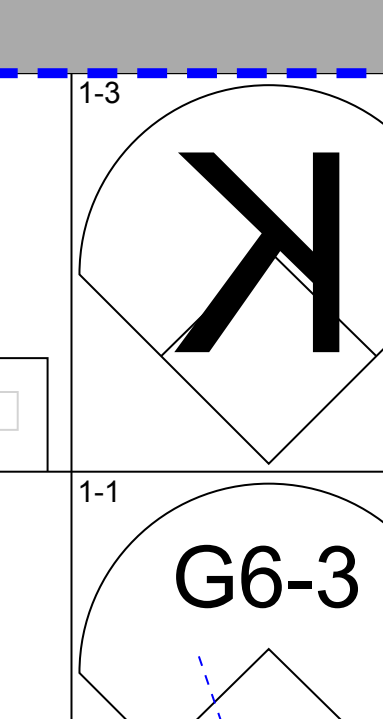
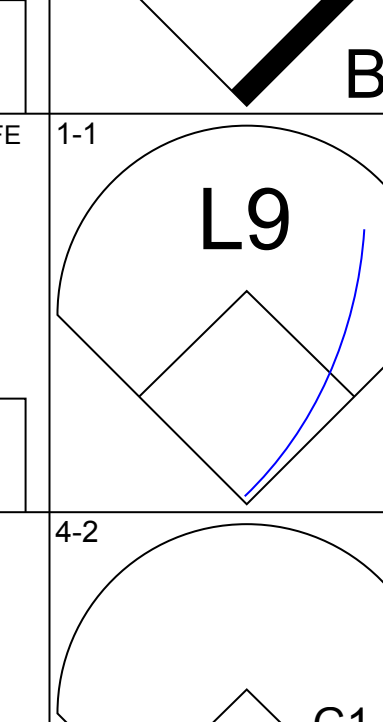
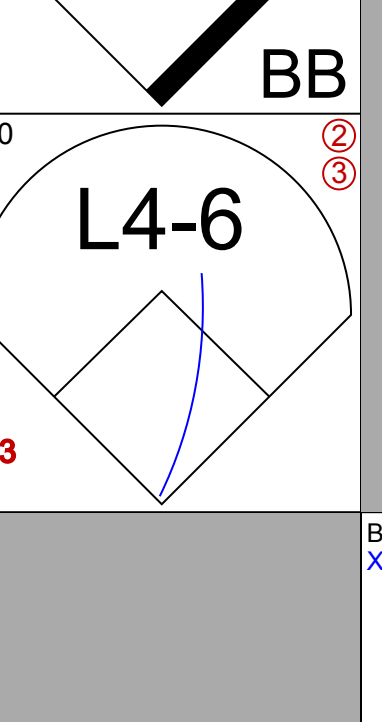
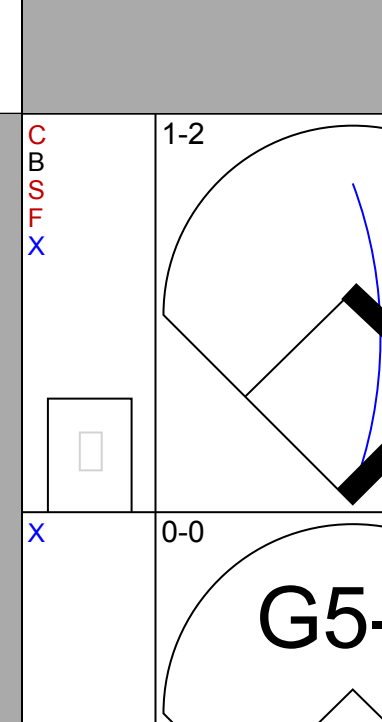
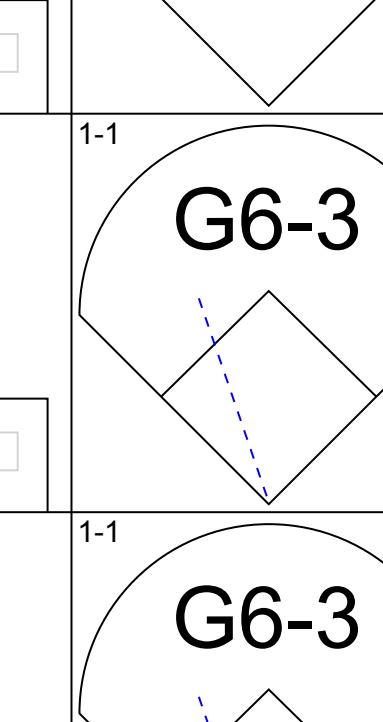
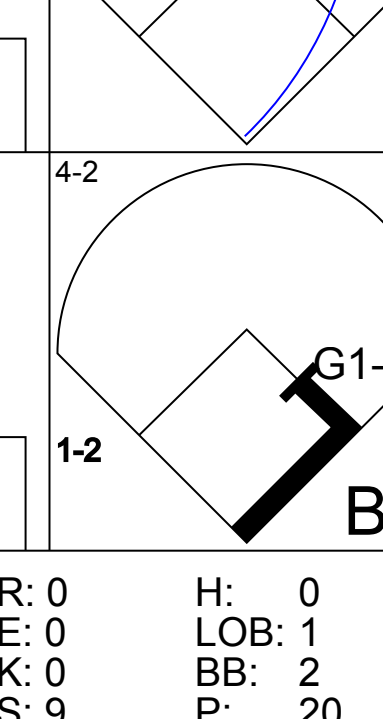
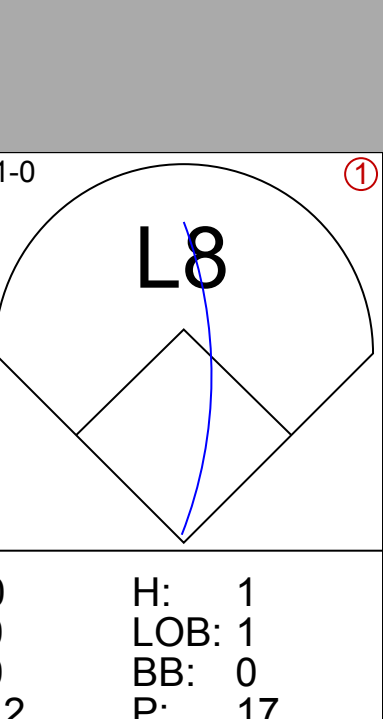
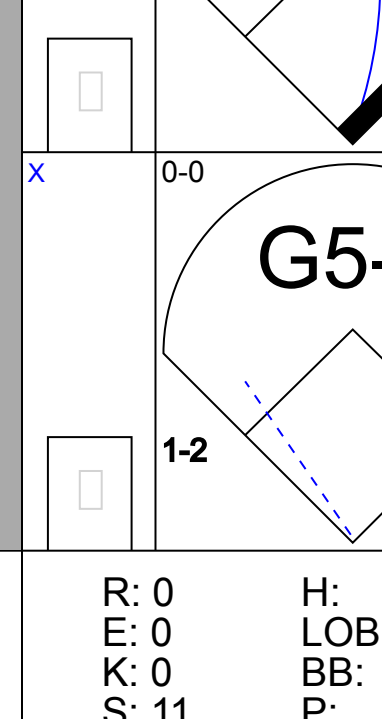
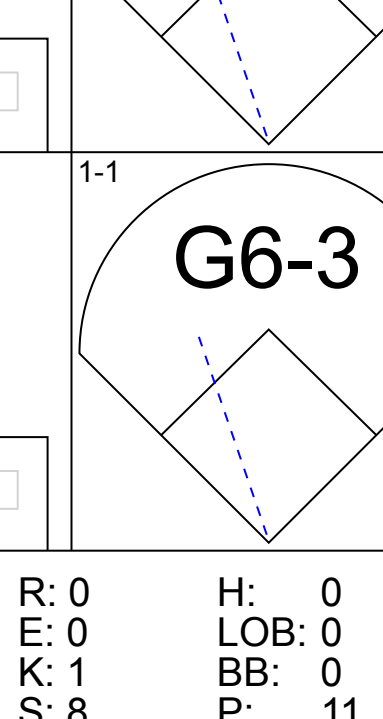
AB 31
R 3
H 8
RBI 3
BB 9
SO 8
LOB 29



Batter	1	2	3	4	5	6	7	8	9	AB	R	H	RBI	BB	SO	LOB	TOP											
Devon White, S OBP: 0.335, SLG: 0.463 (1, 8)										4	2	1	0	1	2	2	Toronto Blue Jays @ Seattle Mariners The Kingdom, Seattle, WA Sun Jul 16 1995, 6:33 AM EDT Att: 17,632 - Dome											
Paul Molitor, R OBP: 0.319, SLG: 0.368 (1, 10)										4	1	0	0	1	1	2												
Roberto Alomar, S OBP: 0.385, SLG: 0.539 (1, 4)										4	3	2	2	1	0	0												
Joe Carter, R OBP: 0.320, SLG: 0.462 (1, 7)										5	1	2	2	0	1	0												
John Olerud, L OBP: 0.351, SLG: 0.393 (1, 3)										4	2	3	5	0	1	0												
Ed Sprague, R OBP: 0.334, SLG: 0.438 (1, 5)										3	0	1	0	1	1	2												
Shawn Green, L OBP: 0.302, SLG: 0.451 (1, 9)										4	0	1	0	0	2	2												
Alex Gonzalez, R OBP: 0.335, SLG: 0.398 (1, 6)										4	0	0	0	0	2	2												
Sandy Martinez, L OBP: 0.256, SLG: 0.372 (1, 2)										4	0	1	0	0	3	1												
Inning Stats	R: 0 E: 0 K: 1 S: 9	H: 0 LOB: 0 BB: 0 P: 14	R: 0 E: 0 K: 2 S: 14	H: 0 LOB: 1 BB: 1 P: 21	R: 0 E: 0 K: 0 S: 9	H: 1 LOB: 0 BB: 0 P: 15	R: 4 E: 0 K: 1 S: 13	H: 4 LOB: 0 BB: 1 P: 21	R: 2 E: 0 K: 3 S: 10	H: 2 LOB: 1 BB: 0 P: 11	R: 0 E: 0 K: 0 S: 8	H: 0 LOB: 0 BB: 0 P: 12	R: 1 E: 0 K: 2 S: 10	H: 1 LOB: 0 BB: 0 P: 13	R: 2 E: 0 K: 3 S: 17	H: 2 LOB: 0 BB: 0 P: 24	1B: 6 2B: 2 3B: 0 HR: 3	SF: 0 SAC: 0 DP: 2 HBP: 0	WP: 1 PB: 0 SB: 3 CS: 0	PA: 40								
PITCHER	IP	WLS	BF	H	R	ER	SO	BB	IBB	HBP	BLK	WP	HR	S	P	ERA	WHIP											
Rafael Carmona, R ERA: 6.53 (1, 1)	3.0	L	15	5	4	4	3	2	0	0	0	0	1	0	15	29	12.00	2.333										
Norm Charlton, L ERA: 7.51 (4, 1)	1.2		8	2	2	2	2	2	0	0	0	0	0	0	20	28	10.80	2.400										
Jeff Nelson, R ERA: 1.37 (5, 1)	2.1		8	1	0	0	3	0	0	0	0	0	0	0	15	28	0.00	0.429										
Bill Risley, R ERA: 1.65 (8, 1)	1.0		4	1	1	1	2	0	0	0	0	0	1	10	13	9.00	1.000											
Bobby Ayala, R ERA: 3.6 (9, 1)	1.0		5	2	2	2	3	0	0	0	0	0	1	17	24	18.00	2.000											

AB	36
R	9
H	11
RBI	9
BB	4
SO	13
LOB	11



Batter	1	2	3	4	5	6	7	8	9	AB	R	H	RBI	BB	SO	LOB	BOTTOM											
Joey Cora, S OBP: 0.329, SLG: 0.339 (1, 4)										4	1	2	0	0	0	3	Toronto Blue Jays @ Seattle Mariners The Kingdom, Seattle, WA Sun Jul 16 1995, 6:33 AM EDT Att: 17,632 - Dome											
Luis Sojo, R OBP: 0.309, SLG: 0.392 (1, 7)										4	1	1	1	0	0	2												
Edgar Martinez, R OBP: 0.479, SLG: 0.635 (1, 10)										4	0	1	1	0	1	1												
Tino Martinez, L OBP: 0.372, SLG: 0.573 (1, 3)										4	0	0	0	0	1	1												
Jay Buhner, R OBP: 0.322, SLG: 0.526 (1, 9)										3	1	1	1	1	1	1												
Chad Kreuter, S OBP: 0.293, SLG: 0.333 (1, 2)										4	0	1	0	0	1	2												
Mike Blowers, R OBP: 0.288, SLG: 0.361 (1, 5)										2	0	0	0	2	1	1												
Felix Fermin, R OBP: 0.221, SLG: 0.215 (1, 6)										4	0	1	0	0	0	3												
Rich Amaral, R OBP: 0.345, SLG: 0.383 (1, 8)										3	0	0	0	1	0	1												
Inning Stats	R: 2 E: 0 K: 1 S: 17	H: 3 LOB: 1 BB: 0 P: 23	R: 0 E: 0 K: 0 S: 9	H: 0 LOB: 2 BB: 2 P: 20	R: 0 E: 0 K: 2 S: 9	H: 0 LOB: 0 BB: 0 P: 15	R: 0 E: 0 K: 0 S: 6	H: 0 LOB: 1 BB: 2 P: 15	R: 0 E: 0 K: 1 S: 9	H: 1 LOB: 1 BB: 0 P: 13	R: 0 E: 0 K: 0 S: 11	H: 1 LOB: 0 BB: 0 P: 16	R: 1 E: 0 K: 0 S: 6	H: 1 LOB: 0 BB: 0 P: 10	R: 0 E: 0 K: 1 S: 8	H: 0 LOB: 0 BB: 0 P: 11	1B: 3 2B: 4 3B: 0 HR: 1	SF: 0 SAC: 0 DP: 2 HBP: 0	WP: 1 PB: 0 SB: 1 CS: 0	PA: 36								
PITCHER	IP	WLS	BF	H	R	ER	SO	BB	IBB	HBP	BLK	WP	HR	S	P	ERA	WHIP											
Woody Williams, R ERA: 3.69 (1, 1)	1.1		9	3	2	2	1	2	0	0	0	0	1	1	55	90	1.35	0.900										
Edwin Hurtado, R ERA: 2.54 (2, 1)	6.2	W	24	4	1	1	3	2	0	0	0	0	1	1	55	90	1.35	0.900										
Tim Crabtree, R ERA: (9, 1)	1.0		3	0	0	0	1	0	0	0	0	0	0	8	11	0.00	0.000											



Batter	1	2	3	4	5	6	7	8	9	AB	R	H	RBI	BB	SO	LOB	TOP								
Devon White, S OBP: 0.336, SLG: 0.462 (1, 8)										5	1	2	1	0	1	0									
Paul Molitor, R OBP: 0.322, SLG: 0.368 (1, 10)										3	0	1	0	1	0	0									
Roberto Alomar, S OBP: 0.387, SLG: 0.542 (1, 4)										4	0	2	0	0	0	1									
Joe Carter, R OBP: 0.316, SLG: 0.456 (1, 7)										4	0	0	1	0	0	4									
John Olerud, L OBP: 0.353, SLG: 0.396 (1, 3)										3	2	1	0	1	0	2									
Ed Sprague, R OBP: 0.333, SLG: 0.438 (1, 5)										4	1	1	1	0	2	3									
Shawn Green, L OBP: 0.311, SLG: 0.475 (1, 9)										4	2	3	2	0	0	0									
Alex Gonzalez, R OBP: 0.331, SLG: 0.393 (1, 6)										3	0	0	0	0	0	1									
Sandy Martinez, L OBP: 0.234, SLG: 0.340 (1, 2)										4	0	0	0	0	3	1									
Inning Stats	R: 1 E: 0 K: 1 S: 11	H: 3 LOB: 2 BB: 0 P: 20	R: 0 E: 0 K: 1 S: 8	H: 0 LOB: 0 BB: 0 P: 13	R: 0 E: 0 K: 0 S: 8	H: 0 LOB: 1 BB: 1 P: 17	R: 2 E: 0 K: 0 S: 9	H: 3 LOB: 0 BB: 0 P: 15	R: 0 E: 0 K: 1 S: 13	H: 1 LOB: 1 BB: 0 P: 19	R: 2 E: 0 K: 2 S: 15	H: 1 LOB: 0 BB: 23	R: 0 E: 0 K: 0 S: 7	H: 0 LOB: 0 BB: 0 P: 12	R: 0 E: 0 K: 0 S: 6	H: 0 LOB: 0 BB: 8	R: 1 E: 0 K: 1 S: 8	H: 2 LOB: 1 BB: 0 P: 9	1B: 6 2B: 3 HR: 1	SF: 0 SAC: 1 DP: 1 HBP: 0	WP: 1 PB: 0 SB: 0 CS: 0	PA: 37			
PITCHER	IP	WLS	BF	H	R	ER	SO	BB	IBB	HBP	BLK	WP	HR	S	P	ERA	WHIP								
Greg Harris, R ERA: 6.17 (1, 1)	6.0	L	27	8	5	5	5	2	0	0	0	1	1	64	107	7.50	1.667								
Pat Mahomes, R ERA: 7.35 (7, 1)	3.0		10	2	1	1	1	0	0	0	0	0	0	21	29	3.00	0.667								

Toronto Blue Jays @ Minnesota Twins
Hubert H. Humphrey Metrodome, Minneapolis, MN
Mon Jul 17 1995, 8:05 PM EDT
Att: 15,415 - Dome - 68 F

AB 34
R 6
H 10
RBI 5
BB 2
SO 6
LOB 12



Batter	1	2	3	4	5	6	7	8	9	AB	R	H	RBI	BB	SO	LOB	BOTTOM								
Chuck Knoblauch, R OBP: 0.404, SLG: 0.423 (1, 4)										5	0	2	0	0	1	2									
Pat Meares, R OBP: 0.318, SLG: 0.484 (1, 6)										5	0	1	0	0	1	2									
Kirby Puckett, R OBP: 0.346, SLG: 0.461 (1, 9)										4	1	1	0	1	2	1									
Pedro Munoz, R OBP: 0.346, SLG: 0.569 (1, 10)										4	0	1	0	1	0	3									
Marty Cordova, R OBP: 0.353, SLG: 0.494 (1, 7)										2	1	2	0	2	0	0									
Scott Leius, R OBP: 0.331, SLG: 0.359 (1, 5)										4	1	2	0	0	0	3									
Jerald Clark, R OBP: 0.354, SLG: 0.550 (1, 3)										1	0	0	0	0	0	2									
Dan Masteller, L OBP: 0.271, SLG: 0.196 (4, 3)										3	0	0	0	0	0	3									
Matt Walbeck, S OBP: 0.294, SLG: 0.306 (1, 2)										4	0	3	2	0	0	0									
Rich Becker, L OBP: 0.308, SLG: 0.273 (1, 8)										3	0	0	0	1	1	2									
Inning Stats	R: 0 E: 0 K: 1 S: 6	H: 0 LOB: 0 BB: 0 P: 8	R: 0 E: 0 K: 0 S: 5	H: 1 LOB: 1 BB: 1 P: 11	R: 0 E: 0 K: 1 S: 6	H: 1 LOB: 0 BB: 0 P: 9	R: 0 E: 1 K: 1 S: 13	H: 0 LOB: 2 BB: 2 P: 22	R: 0 E: 0 K: 1 S: 12	H: 2 LOB: 2 BB: 0 P: 16	R: 3 E: 1 K: 0 S: 17	H: 5 LOB: 2 BB: 1 P: 33	R: 0 E: 0 K: 1 S: 7	H: 0 LOB: 0 BB: 0 P: 10	R: 0 E: 0 K: 0 S: 5	H: 1 LOB: 0 BB: 0 P: 7	R: 0 E: 0 K: 0 S: 12	H: 2 LOB: 3 BB: 1 P: 23	1B: 10 2B: 2 HR: 0	SF: 0 SAC: 0 DP: 3 HBP: 0	WP: 0 PB: 0 SB: 0 CS: 1	PA: 40			
PITCHER	IP	WLS	BF	H	R	ER	SO	BB	IBB	HBP	BLK	WP	HR	S	P	ERA	WHIP								
Al Leiter, L ERA: 4.05 (1, 1)	5.2	W	27	9	3	3	4	4	0	0	0	0	0	13	20	0.00	0.500								
Darren Hall, R ERA: 4.73 (6, 1)	2.0		6	1	0	0	1	0	0	0	0	0	0	13	20	0.00	0.500								
Tony Castillo, L ERA: 2.56 (8, 1)	1.1	S	7	2	0	0	0	1	0	0	0	0	0	13	24	0.00	2.250								

Toronto Blue Jays @ Minnesota Twins
Hubert H. Humphrey Metrodome, Minneapolis, MN
Mon Jul 17 1995, 8:05 PM EDT
Att: 15,415 - Dome - 68 F

AB 35
R 3
H 12
RBI 2
BB 5
SO 5
LOB 18



Batter	1	2	3	4	5	6	7	8	9	AB R H RBI BB SO LOB	TOP											
Tony Phillips, S OBP: 0.414, SLG: 0.500 (1, 5)	G3	2B 1B BB		3B 1B		K		K		4 2 1 0 1 2 2	California Angels @ Toronto Blue Jays SkyDome, Toronto, ON Wed Jul 19 1995, 7:05 PM EDT Att: 39,139 - Unknown - 70 F											
Jim Edmonds, L OBP: 0.393, SLG: 0.546 (1, 8)	G4-3	1B 2B		1B					G6-3	5 2 3 2 0 0 0												
Tim Salmon, R OBP: 0.428, SLG: 0.534 (1, 9)	F8	1B		K					HR 1B	5 1 3 2 0 1 1												
Chili Davis, S OBP: 0.450, SLG: 0.563 (1, 10)		P5							HR HR	5 1 1 2 0 1 3												
J.T. Snow, L OBP: 0.378, SLG: 0.510 (1, 3)		1B 2B 1B	P3						F8	5 1 2 1 0 0 0												
16 Garret Anderson, L OBP: 0.341, SLG: 0.536 (1, 7)		2B 3B 1B	K						G4-3	4 1 1 0 1 1 0												
Damion Easley, R OBP: 0.283, SLG: 0.302 (1, 4)		F7	P5							4 0 0 0 0 0 4												
Jorge Fabregas, L OBP: 0.319, SLG: 0.364 (1, 2)		3B 2B		G3					K	4 1 2 1 0 1 0												
Rod Correia, R OBP: 0.333, SLG: 0.667 (1, 6)		2B 3B		F8					G6-3	4 1 2 2 0 0 0												
Inning Stats	R: 0 E: 0 K: 0 S: 6	H: 0 LOB: 0 BB: 0 P: 8	R: 6 E: 0 K: 0 S: 18	H: 6 LOB: 1 BB: 1 P: 32	R: 0 E: 0 K: 1 S: 8	H: 0 LOB: 0 BB: 0 P: 15	R: 1 E: 0 K: 1 S: 13	H: 2 LOB: 1 BB: 0 P: 22	R: 0 E: 0 K: 1 S: 5	H: 0 LOB: 0 BB: 0 P: 8	R: 0 E: 0 K: 1 S: 10	H: 2 LOB: 2 BB: 0 P: 19	R: 1 E: 0 K: 0 S: 9	H: 3 LOB: 1 BB: 1 P: 17	R: 0 E: 0 K: 2 S: 8	H: 0 LOB: 0 BB: 0 P: 10	R: 2 E: 0 K: 0 S: 13	H: 2 LOB: 0 BB: 0 P: 17	1B: 10 2B: 3 3B: 2 HR: 1	SF: 0 SAC: 0 DP: 2 HBP: 0	WP: 0 PB: 0 SB: 0 CS: 1	PA: 42
PITCHER	IP WLS BF H R ER SO BB IBB HBP BLK WP HR S P ERA WHIP											PITCHER	IP WLS BF H R ER SO BB IBB HBP BLK WP HR S P ERA WHIP									
Juan Guzman, R ERA: 7.1 (1, 1)	2.0 L 13 6 6 6 0 1 0 0 0 0 0 0 24 40 27.00 3.500																					
Ricardo Jordan, L ERA: 6.14 (3, 1)	2.0 8 2 1 1 2 0 0 0 0 0 0 0 21 37 4.50 1.000																					
Danny Cox, R ERA: 6.42 (5, 1)	3.0 13 5 1 1 2 1 0 0 0 0 0 0 24 44 3.00 2.000																					
Tim Crabtree, R ERA: 2.25 (8, 1)	2.0 8 2 2 2 2 0 0 0 0 0 0 1 21 27 9.00 1.000																					

Batter	1	2	3	4	5	6	7	8	9	AB R H RBI BB SO LOB	BOTTOM									
Devon White, S OBP: 0.333, SLG: 0.453 (1, 8)	F7									2 0 0 0 1 0 0	California Angels @ Toronto Blue Jays SkyDome, Toronto, ON Wed Jul 19 1995, 7:05 PM EDT Att: 39,139 - Unknown - 70 F									
Mike Huff, R OBP: 0.347, SLG: 0.271 (6, 8)			G5-3						F7	1 0 0 0 1 0 1										
Paul Molitor, R OBP: 0.328, SLG: 0.384 (1, 10)	FC3-6 1B		F8						F7	5 0 3 0 0 0 1										
Roberto Alomar, S OBP: 0.379, SLG: 0.532 (1, 4)	FC3-6 1-2			G6-3					G4-6-3	4 0 0 0 0 0 6										
Joe Carter, R OBP: 0.306, SLG: 0.441 (1, 7)	P3			F8					G4-3	4 0 0 0 0 0 2										
John Olerud, L OBP: 0.354, SLG: 0.391 (1, 3)				2B BB					F8	2 2 0 0 2 0 0										
Ed Sprague, R OBP: 0.344, SLG: 0.468 (1, 5)				HBP 2B					F7	3 0 2 1 0 0 0										
Shawn Green, L OBP: 0.308, SLG: 0.476 (1, 9)				K					F7	4 0 0 0 0 2 4										
Alex Gonzalez, R OBP: 0.332, SLG: 0.392 (1, 6)					K				E6	4 0 1 0 0 2 1										
Sandy Martinez, L OBP: 0.255, SLG: 0.364 (1, 2)									F8	4 0 1 0 0 0 3										
Inning Stats	R: 0 E: 0 K: 0 S: 7	H: 1 LOB: 1 BB: 0 P: 11	R: 0 E: 0 K: 1 S: 10	H: 0 LOB: 0 BB: 0 P: 19	R: 0 E: 0 K: 1 S: 9	H: 0 LOB: 0 BB: 0 P: 15	R: 1 E: 0 K: 1 S: 16	H: 1 LOB: 1 BB: 1 P: 24	R: 1 E: 0 K: 1 S: 14	H: 2 LOB: 2 BB: 1 P: 26	R: 0 E: 0 K: 0 S: 8	H: 1 LOB: 1 BB: 1 P: 17	R: 0 E: 0 K: 0 S: 6	H: 0 LOB: 0 BB: 0 P: 9	R: 0 E: 1 K: 0 S: 8	H: 0 LOB: 1 BB: 0 P: 16	1B: 5 2B: 2 3B: 0 HR: 0	SF: 0 SAC: 0 DP: 2 HBP: 1	WP: 0 PB: 1 SB: 0 CS: 0	PA: 38
PITCHER	IP WLS BF H R ER SO BB IBB HBP BLK WP HR S P ERA WHIP											PITCHER	IP WLS BF H R ER SO BB IBB HBP BLK WP HR S P ERA WHIP							
Russ Springer, R ERA: 5.4 (1, 1)	5.1 W 24 5 2 1 3 0 0 0 0 0 0 0 8 13 0.00 1.500																			
Mark Holzemer, L ERA: 3.81 (6, 1)	0.2 3 1 0 0 1 0 0 0 0 0 0 0 8 13 0.00 1.500																			
Mike James, R ERA: 3.81 (7, 1)	1.0 4 1 0 0 0 1 0 0 0 0 0 0 8 17 0.00 2.000																			
Bob Patterson, L ERA: 1.99 (8, 1)	1.0 3 0 0 0 0 0 0 0 0 0 0 0 6 9 0.00 0.000																			
Mike Butcher, R ERA: 6.15 (9, 1)	1.0 4 0 0 0 0 0 0 0 0 0 0 0 8 16 0.00 0.000																			

Batter	1	2	3	4	5	6	7	8	9	AB	R	H	RBI	BB	SO	LOB	TOP										
Tony Phillips, S (1, 5) OBP: 0.419, SLG: 0.500										4	2	2	0	2	0	1											
Jim Edmonds, L (1, 8) OBP: 0.390, SLG: 0.538										6	1	1	0	0	2	6											
Tim Salmon, R (1, 9) OBP: 0.426, SLG: 0.539										5	2	1	1	1	2	4											
Chili Davis, S (1, 10) OBP: 0.451, SLG: 0.557										4	1	1	1	2	0	3											
J.T. Snow, L (1, 3) OBP: 0.381, SLG: 0.512										3	1	2	2	0	0	2											
Carlos Martinez, R (4, 3) OBP: 0.265, SLG: 0.246										2	0	0	0	0	0	3											
16 Garret Anderson, L (1, 7) OBP: 0.344, SLG: 0.538										5	2	2	1	0	1	2											
Rex Hudler, R (1, 4) OBP: 0.317, SLG: 0.433										5	1	4	3	0	0	0											
Greg Myers, L (1, 2) OBP: 0.325, SLG: 0.387										5	0	1	0	0	2	6											
Gary Disarcina, R (1, 6) OBP: 0.362, SLG: 0.489										5	0	3	2	0	1	2											
Inning Stats	R: 6 E: 0 K: 0 S: 10	H: 7 LOB: 2 BB: 1 P: 14	R: 1 E: 0 K: 2 S: 9	H: 2 LOB: 2 BB: 1 P: 13	R: 1 E: 0 K: 0 S: 5	H: 2 LOB: 2 BB: 1 P: 9	R: 1 E: 0 K: 1 S: 7	H: 2 LOB: 1 BB: 0 P: 7	R: 0 E: 0 K: 1 S: 5	H: 0 LOB: 0 BB: 0 P: 5	R: 0 E: 1 K: 1 S: 6	H: 1 LOB: 1 BB: 0 P: 6	R: 0 E: 0 K: 1 S: 6	H: 1 LOB: 3 BB: 2 P: 14	R: 0 E: 0 K: 1 S: 6	H: 1 LOB: 1 BB: 0 P: 6	R: 1 E: 0 K: 1 S: 6	H: 1 LOB: 0 BB: 0 P: 6	1B: 14 2B: 2 3B: 0 HR: 1	SF: 0 SAC: 0 DP: 0 HBP: 0	WP: 0 PB: 0 SB: 0 CS: 0	PA: 49					
PITCHER	IP	WLS	BF	H	R	ER	SO	BB	IBB	HBP	BLK	WP	HR	S	P	ERA	WHIP										
Pat Hentgen, R (1, 1) ERA: 6.29	5.0	L	31	13	9	9	4	3	0	0	0	0	0	36	48	16.20	3.200										
Darren Hall, R (6, 1) ERA: 4.11	2.0		10	2	0	0	2	2	0	0	0	0	0	12	20	0.00	2.000										
Tim Crabtree, R (8, 1) ERA: 2.0	1.0		4	1	0	0	1	0	0	0	0	0	0	6	6	0.00	1.000										
Ken Robinson, R (9, 1) ERA: 9.0	1.0		4	1	1	1	1	0	0	0	0	0	1	6	6	9.00	1.000										

California Angels @ Toronto Blue Jays
SkyDome, Toronto, ON
Thu Jul 20 1995, 7:05 PM EDT
Att: 37,194 - Dome

livebaseballscores.com

AB 44
R 10
H 17
RBI 10
BB 5
SO 8
LOB 29



Batter	1	2	3	4	5	6	7	8	9	AB	R	H	RBI	BB	SO	LOB	BOTTOM										
Devon White, S (1, 8) OBP: 0.332, SLG: 0.450										4	0	1	0	0	1	1											
Paul Molitor, R (1, 10) OBP: 0.327, SLG: 0.380										3	1	0	0	1	2	1											
Roberto Alomar, S (1, 4) OBP: 0.377, SLG: 0.531										4	1	1	0	0	1	1											
Joe Carter, R (1, 3) OBP: 0.306, SLG: 0.440										3	1	1	1	0	2	0											
Ed Sprague, R (1, 5) OBP: 0.350, SLG: 0.470										3	0	2	0	1	0	0											
Candy Maldonado, R (1, 9) OBP: 0.345, SLG: 0.437										4	0	0	0	0	1	3											
Mike Huff, R (1, 7) OBP: 0.354, SLG: 0.262										2	0	0	0	2	1	2											
Alex Gonzalez, R (1, 6) OBP: 0.327, SLG: 0.385										4	0	0	0	0	2	4											
Lance Parrish, R (1, 2) OBP: 0.259, SLG: 0.298										3	0	1	0	0	0	1											
Inning Stats	R: 0 E: 0 K: 2 S: 7	H: 0 LOB: 0 BB: 0 P: 7	R: 1 E: 1 K: 2 S: 9	H: 2 LOB: 1 BB: 0 P: 9	R: 0 E: 0 K: 1 S: 5	H: 1 LOB: 0 BB: 0 P: 5	R: 0 E: 0 K: 1 S: 5	H: 0 LOB: 0 BB: 0 P: 5	R: 0 E: 0 K: 0 S: 3	H: 1 LOB: 0 BB: 0 P: 3	R: 0 E: 0 K: 1 S: 5	H: 0 LOB: 1 BB: 1 P: 9	R: 0 E: 0 K: 2 S: 7	H: 0 LOB: 0 BB: 0 P: 7	R: 2 E: 0 K: 1 S: 7	H: 2 LOB: 2 BB: 2 P: 15	1B: 5 2B: 1 3B: 0 HR: 0	SF: 1 SAC: 0 DP: 2 HBP: 0	WP: 1 PB: 0 SB: 0 CS: 0	PA: 35							
PITCHER	IP	WLS	BF	H	R	ER	SO	BB	IBB	HBP	BLK	WP	HR	S	P	ERA	WHIP										
Chuck Finley, L (1, 1) ERA: 3.59	2.0		8	2	1	0	0	0	0	0	0	0	0	16	16	0.00	1.000										
Mike Butcher, R (3, 1) ERA: 5.34	4.0	W	13	2	0	0	2	1	0	0	0	0	0	16	20	0.00	0.750										
Mike James, R (7, 1) ERA: 3.56	2.0		7	0	0	0	3	1	0	0	0	0	0	12	16	0.00	0.500										
Lee Smith, R (9, 1) ERA: 4.91	1.0		7	2	2	2	1	2	0	0	0	1	0	7	15	18.00	4.000										

California Angels @ Toronto Blue Jays
SkyDome, Toronto, ON
Thu Jul 20 1995, 7:05 PM EDT
Att: 37,194 - Dome

livebaseballscores.com

AB 30
R 3
H 6
RBI 1
BB 4
SO 10
LOB 13



Batter	1	2	3	4	5	6	7	8	9	AB	R	H	RBI	BB	SO	LOB	TOP								
Joey Cora, S OBP: 0.326, SLG: 0.329	0-0 P6	1-1 SAFE SAFE 1B		0-0 2B 1B 1B		0-2 F9			1-2 P6	5	1	2	0	0	0	0									
Alex Diaz, S OBP: 0.277, SLG: 0.338	0-1 F9	2-2 F8		1-2 SAFE SAFE 1B 2B		2-2 G3			4-0 CS BB BB	4	0	1	0	1	0	2									
Edgar Martinez, R OBP: 0.483, SLG: 0.623	1-2 2B		0-0 G5-3	0-1 G5-3		2-2 F7			4-1 SAFE SAFE SAFE 1-2 CS 2B BB	4	1	1	0	1	0	2									
Tino Martinez, L OBP: 0.385, SLG: 0.609	4-1 BB		1-2 HR	4-0 1B IBB			3-2 F9		3-2 1B 2B	3	1	2	2	2	0	0									
Jay Buhner, R OBP: 0.354, SLG: 0.551	2-1 G4-3		4-2 F9 1B BB	1-1 G4-6-3 1B		0-1 G6-3			4-0 1B IBB	3	1	1	1	2	0	2									
Warren Newson, L OBP: 0.390, SLG: 0.371		0-1 1B	4-0 1B BB	0-0 G4-6-3		2-3 K			0-1 1B	3	2	1	0	1	1	3									
Rich Amaral, R OBP: 0.354, SLG: 0.396			1-2 1B	1-2 1B					1-2 2-H	1	0	1	0	0	0	0									
Doug Strange, S OBP: 0.336, SLG: 0.385		0-0 CS 1B	3-2 F9		3-3 K			2-2 F8		3	0	1	1	0	1	2									
Mike Blowers, R OBP: 0.297, SLG: 0.385		2-H 1B	1-2 2-3							1	0	0	0	0	0	0									
Dan Wilson, R OBP: 0.321, SLG: 0.362		2-1 P4	0-0 2-H 3-H 1B	1-2 F9				0-3 K		4	0	1	2	0	1	1									
Alex Rodriguez, R OBP: 0.273, SLG: 0.407		1-2 1B	1-3 K	3-2 F9				2-2 G6-3		4	0	1	0	0	1	1									
Inning Stats	R: 0 E: 0 K: 0 S: 9	H: 1 LOB: 2 BB: 1 P: 16	R: 1 E: 0 K: 0 S: 15	H: 4 LOB: 2 BB: 0 P: 20	R: 3 E: 0 K: 1 S: 18	H: 2 LOB: 1 BB: 2 P: 31	R: 1 E: 0 K: 0 S: 11	H: 3 LOB: 2 BB: 1 P: 17	R: 0 E: 0 K: 1 S: 12	H: 0 LOB: 0 BB: 0 P: 19	R: 0 E: 0 K: 0 S: 11	H: 0 LOB: 0 BB: 0 P: 15	R: 0 E: 0 K: 1 S: 8	H: 0 LOB: 0 BB: 0 P: 13	R: 0 E: 0 K: 1 S: 9	H: 0 LOB: 0 BB: 0 P: 13	R: 1 E: 0 K: 0 S: 11	H: 2 LOB: 2 BB: 3 P: 27	1B: 7 2B: 4 3B: 0 HR: 1	SF: 0 SAC: 0 DP: 1 HBP: 0	WP: 0 PB: 0 SB: 0 CS: 3	PA: 42			
PITCHER	IP	WLS	BF	H	R	ER	SO	BB	IBB	HBP	BLK	WP	HR	S	P	ERA	WHIP								
David Cone, R ERA: 3.38	7.0	L	33	10	5	5	3	3	1	0	0	0	1	84	131	6.43	1.857								
Ricardo Jordan, L ERA: 5.97	0.1		1	0	0	0	0	0	0	0	0	0	0	3	5	0.00	0.000								
Darren Hall, R ERA: 4.41	1.0		5	0	1	1	1	2	0	0	0	0	0	11	22	9.00	2.000								
Tony Castillo, L ERA: 2.42	0.2		3	2	0	0	0	0	1	0	0	0	0	6	13	0.00	3.000								

Seattle Mariners @ Toronto Blue Jays
SkyDome, Toronto, ON
Sun Jul 23 1995, 3:33 AM EDT
Att: 39,163 - Overcast - 76 F

AB 35
R 6
H 12
RBI 6
BB 7
SO 4
LOB 13



Batter	1	2	3	4	5	6	7	8	9	AB	R	H	RBI	BB	SO	LOB	BOTTOM								
Devon White, S OBP: 0.338, SLG: 0.461	2-1 G5-3	1-0 G5-3		1-2 1B		1-2 G1		1-3 K		5	0	1	0	0	1	1									
Alex Gonzalez, R OBP: 0.331, SLG: 0.386	2-1 1B 2B	1-0 1B		2-0 P4		2-2 G6-3		2-1 FC6-4 BB HBP		4	0	2	0	0	0	1									
Paul Moltitor, R OBP: 0.323, SLG: 0.371	2-0 S 1B	3-2 F9		2-2 G1-3		2-1 BB 1B		4-1 FC6-4 BB		4	0	2	0	1	0	2									
Joe Carter, R OBP: 0.297, SLG: 0.423	0-2 P4	0-1 F8		4-2 FC5-4 BB		0-0 P2		0-1 FC6-4 G6-4-3		4	0	0	0	1	0	6									
Ed Sprague, R OBP: 0.342, SLG: 0.465	2-2 G5-3		1-0 F8	1-2 FC5-4		4-2 BB		2-2 G6-4-3		4	0	0	0	1	0	5									
Candy Maldonado, R OBP: 0.352, SLG: 0.459		1-0 2B 2B	0-1 2B	1-3 K		0-1 F7				3	1	2	0	0	1	1									
Roberto Alomar, S OBP: 0.376, SLG: 0.524		2-2 1B HR 2B	1-0 P4	3-2 P4				2-1 B2		4	1	1	1	0	0	2									
Shawn Green, L OBP: 0.311, SLG: 0.477		1-2 HR 1B	1-0 G5-3		0-0 F9		1-0 P4			4	1	1	0	0	0	1									
Mike Huff, R OBP: 0.349, SLG: 0.277		2-2 1B HR 2B	1-0 P4	3-2 P4				2-1 2B		4	1	1	1	0	0	2									
Lance Parrish, R OBP: 0.259, SLG: 0.290		1-2 HR 1B	1-0 G5-3		0-0 F9		1-0 P4			4	1	1	0	0	0	1									
Domingo Cedenio, S OBP: 0.388, SLG: 0.486		0-0 HR	1-0 F7		3-3 K		0-0 2B			4	1	2	3	0	1	0									
Inning Stats	R: 0 E: 0 K: 0 S: 11	H: 2 LOB: 0 BB: 0 P: 19	R: 4 E: 0 K: 0 S: 15	H: 5 LOB: 1 BB: 0 P: 24	R: 0 E: 0 K: 0 S: 5	H: 1 LOB: 1 BB: 0 P: 8	R: 0 E: 0 K: 0 S: 8	H: 1 LOB: 1 BB: 0 P: 14	R: 0 E: 0 K: 1 S: 7	H: 0 LOB: 0 BB: 0 P: 11	R: 0 E: 0 K: 0 S: 12	H: 1 LOB: 2 BB: 1 P: 20	R: 0 E: 0 K: 1 S: 7	H: 1 LOB: 1 BB: 0 P: 11	R: 0 E: 0 K: 0 S: 8	H: 0 LOB: 1 BB: 1 P: 16	1B: 5 2B: 5 3B: 0 HR: 1	SF: 0 SAC: 0 DP: 1 HBP: 1	WP: 0 PB: 0 SB: 1 CS: 0	PA: 41					
PITCHER	IP	WLS	BF	H	R	ER	SO	BB	IBB	HBP	BLK	WP	HR	S	P	ERA	WHIP								
Bill Krueger, L ERA: 7.41	1.1		11	7	4	4	0	0	0	0	0	0	0	21	35	27.00	5.250								
Bob Wells, R ERA: 5.53	5.0	W	19	3	0	0	2	1	0	0	0	0	0	45	74	0.00	0.800								
Bill Risle, R ERA: 1.42	0.2		3	0	0	0	0	1	0	0	0	0	0	7	11	0.00	1.500								
Bobby Ayala, R ERA: 3.92	2.0	S	8	1	0	0	1	1	0	1	0	0	0	15	27	0.00	1.000								

Seattle Mariners @ Toronto Blue Jays
SkyDome, Toronto, ON
Sun Jul 23 1995, 3:33 AM EDT
Att: 39,163 - Overcast - 76 F

AB 37
R 4
H 11
RBI 4
BB 3
SO 3
LOB 21



Batter	1	2	3	4	5	6	7	8	9	AB	R	H	RBI	BB	SO	LOB	TOP								
Chuck Knoblauch, R (1, 4) OBP: 0.413, SLG: 0.436	0-2 P4	3-2 E5		1-1 HR		0-1 E9 1B		1-1 HBP 1B		5	2	3	2	0	0	2	Minnesota Twins @ Toronto Blue Jays SkyDome, Toronto, ON Tue Jul 25 1995, 7:05 PM EDT Att: 37,609 - Unknown - 75 F								
Pat Meares, R (1, 6) OBP: 0.306, SLG: 0.459	1-3 K	3-1 G4-6-3		0-3 K		1-1 1B		1-0 1B		4	0	1	1	0	2	4									
Kirby Puckett, R (1, 8) OBP: 0.353, SLG: 0.459	4-2 BB		0-3 K		0-2 K			0-1 1B		4	0	1	1	1	2	2									
Pedro Munoz, R (1, 10) OBP: 0.352, SLG: 0.567	1-2 G5-3		1-0 WP 1B		3-2 FC4-6 1B			0-0 F9		5	0	2	0	0	0	3									
Marty Cordova, R (1, 7) OBP: 0.343, SLG: 0.487		0-0 HR	3-2 F8		1-1 FC4-6 1B		4-1 1B FC6-4 BB	0-1 G4-3		4	2	1	1	1	0	4									
Dan Masteller, L (1, 9) OBP: 0.352, SLG: 0.211		2-1 G4-3	1-3 K		0-1 G4-3		0-1 FC6-4 1B		2-0 G4-3	5	0	1	0	0	1	2									
Scott Leius, R (1, 5) OBP: 0.318, SLG: 0.341		1-0 1B 1B		2-2 F9		0-2 F9	1-0 FC6-4		0-0 P4	5	1	1	1	0	0	1									
Scott Stahoviak, L (1, 3) OBP: 0.327, SLG: 0.352		3-0 1B		3-2 HR 1B		1-0 L8	1-0 SAFE P4		2-1 G4-3	2	0	2	0	0	0	0									
Jeff Reboulet, R (4, PR) OBP: 0.350, SLG: 0.391		1-2 1B								3	1	0	0	0	0	1									
Matt Walbeck, S (1, 2) OBP: 0.305, SLG: 0.324		1-1 E 1B		2-3 K		2-2 E 1B 1B		1-2 G4-3		4	1	2	1	0	1	1									
Inning Stats	R: 0 E: 0 K: 1 S: 11	H: 0 LOB: 1 BB: 1 P: 17	R: 2 E: 1 K: 0 S: 14	H: 4 LOB: 2 BB: 0 P: 27	R: 0 E: 0 K: 2 S: 10	H: 1 LOB: 1 BB: 0 P: 15	R: 2 E: 0 K: 2 S: 19	H: 2 LOB: 1 BB: 0 P: 27	R: 0 E: 1 K: 1 S: 10	H: 1 LOB: 1 BB: 0 P: 14	R: 1 E: 1 K: 0 S: 12	H: 3 LOB: 2 BB: 0 P: 18	R: 1 E: 0 K: 0 S: 7	H: 1 LOB: 1 BB: 1 P: 15	R: 1 E: 0 K: 0 S: 10	H: 2 LOB: 2 BB: 0 P: 13	R: 0 E: 0 K: 0 S: 4	H: 0 LOB: 0 BB: 0 P: 8	1B: 12 2B: 0 3B: 0 HR: 2	SF: 0 SAC: 0 DP: 1 HBP: 1	WP: 1 PB: 0 SB: 0 CS: 0	PA: 44			
PITCHER	IP	WLS	BF	H	R	ER	SO	BB	IBB	HBP	BLK	WP	HR	S	P	ERA	WHIP								
Juan Guzman, R (1, 1) ERA: 7.13	6.0	L	30	11	5	5	6	1	0	0	0	1	2	76	118	7.50	2.000								
Ken Robinson, R (7, 1) ERA: 8.75	2.0		11	3	2	2	0	1	0	1	0	0	0	17	28	9.00	2.000								
Tim Crabtree, R (9, 1) ERA: 1.64	1.0		3	0	0	0	0	0	0	0	0	0	0	4	8	0.00	0.000								

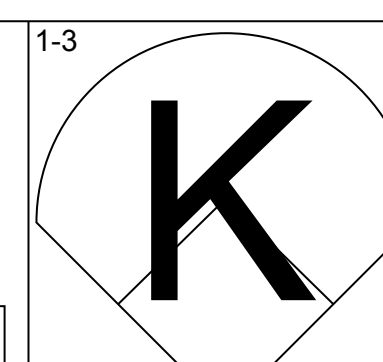
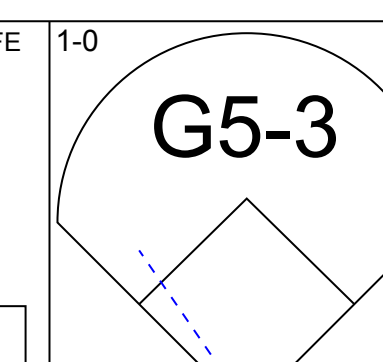
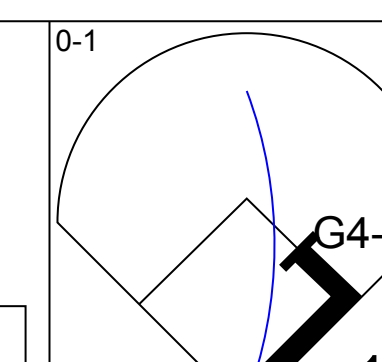
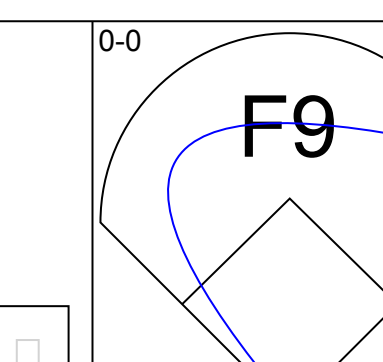
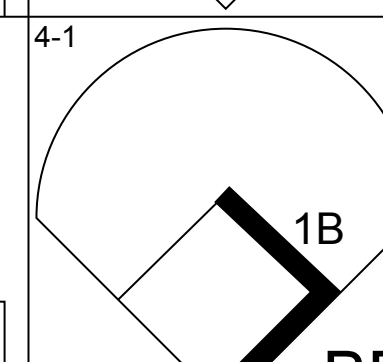
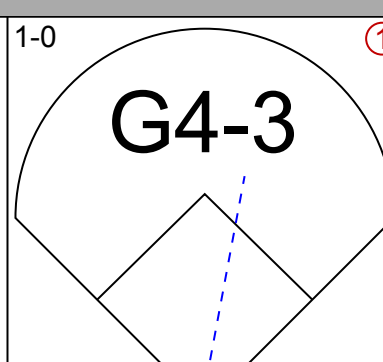
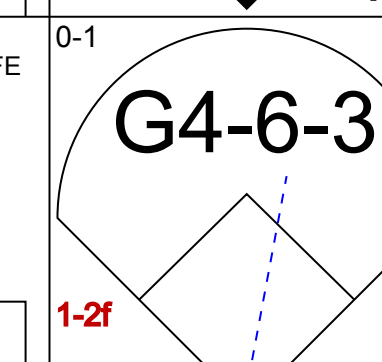
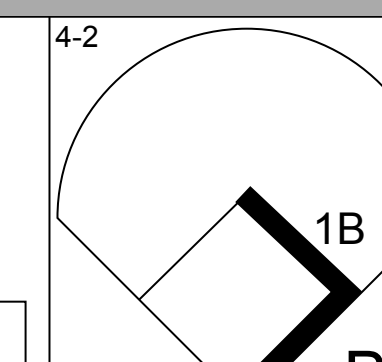
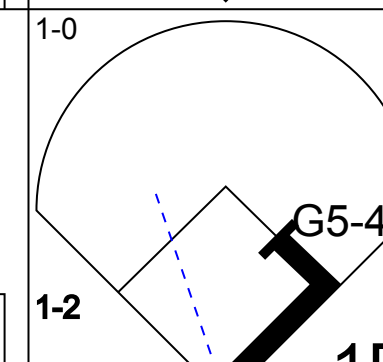
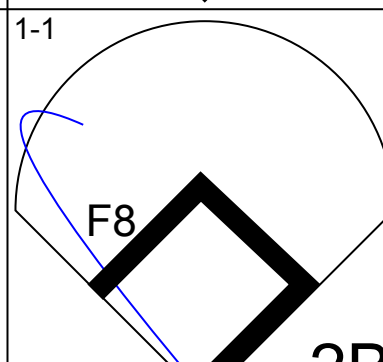
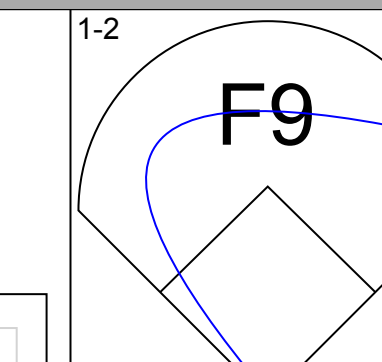
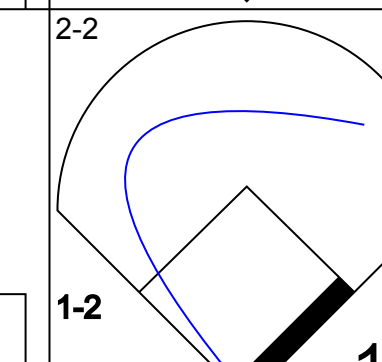
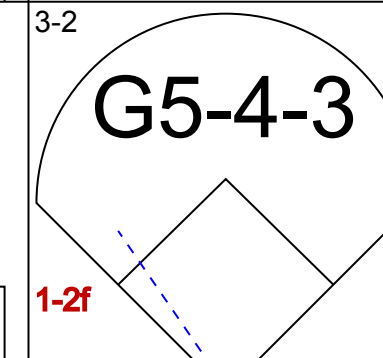
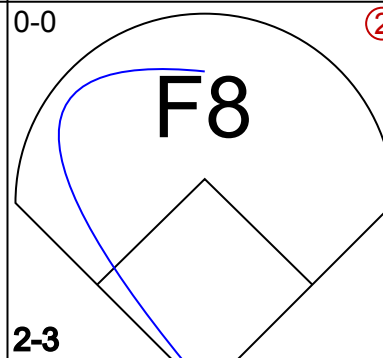
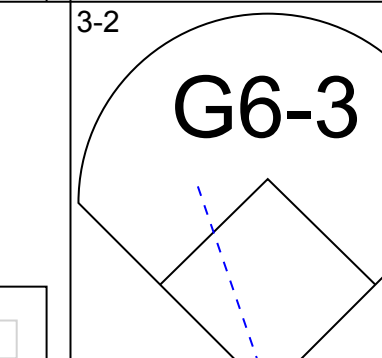
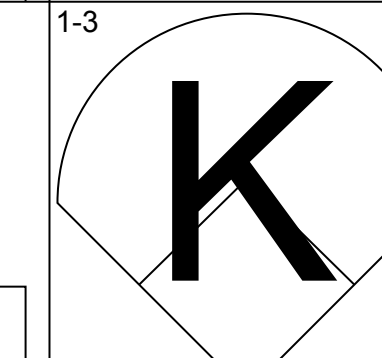
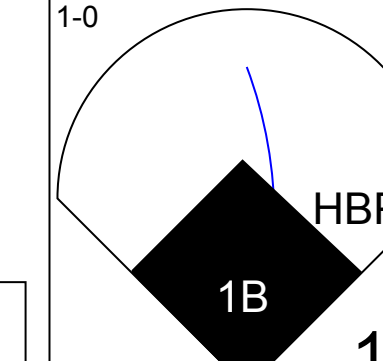
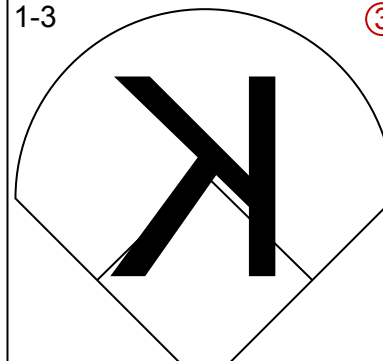
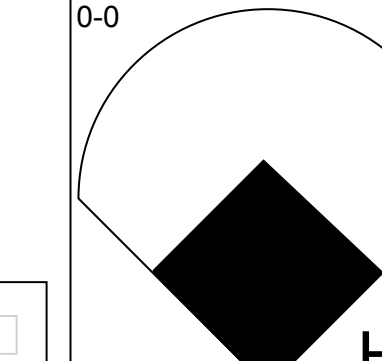
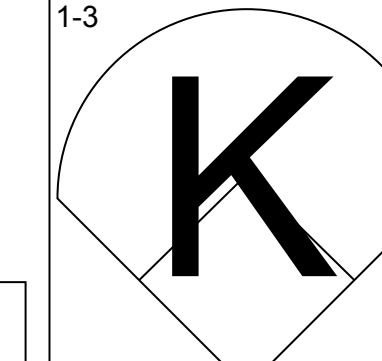
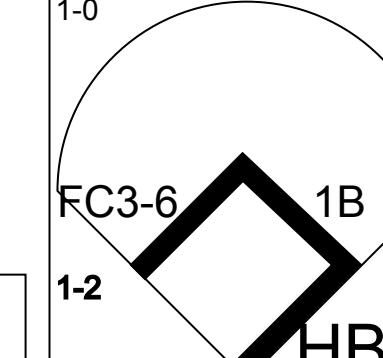
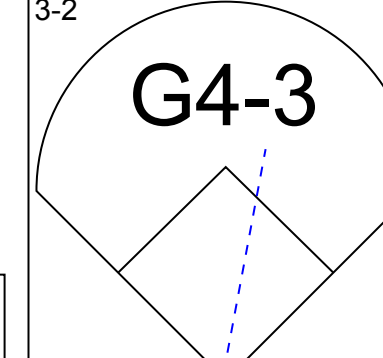
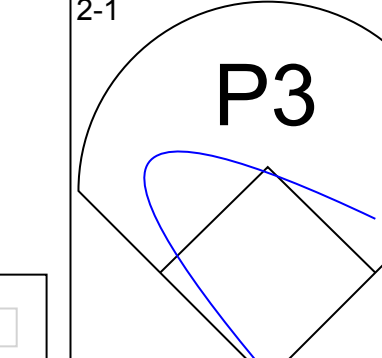
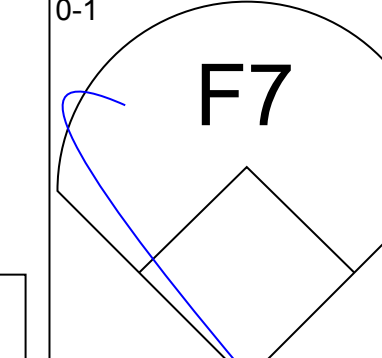
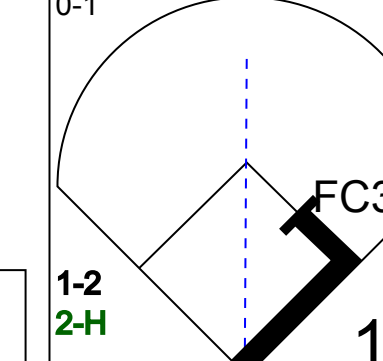
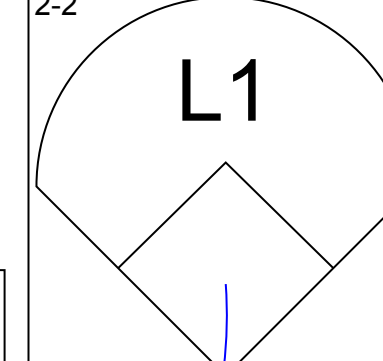
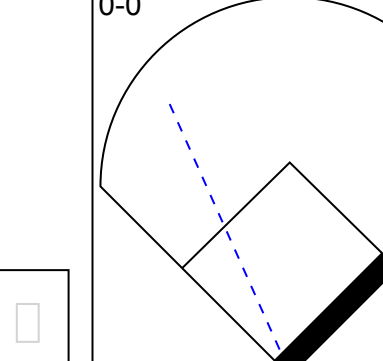
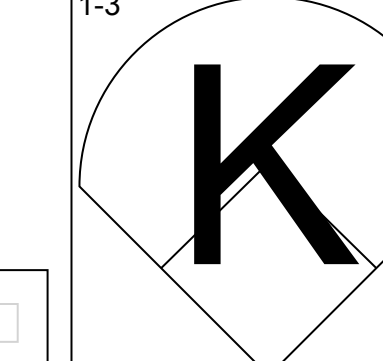
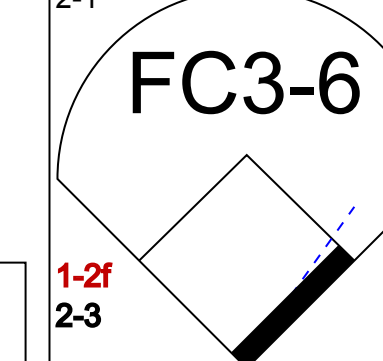
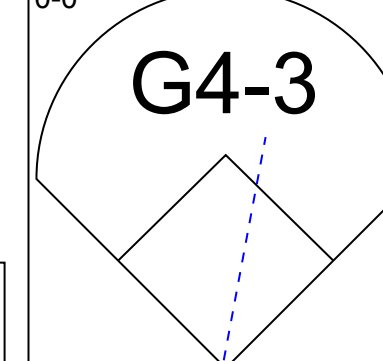
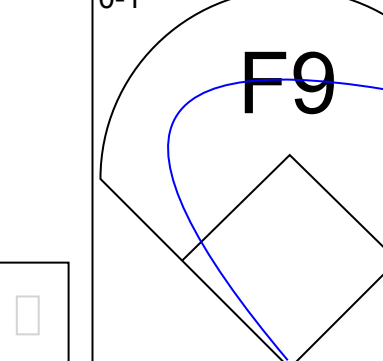
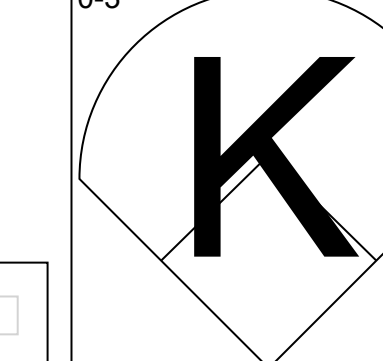
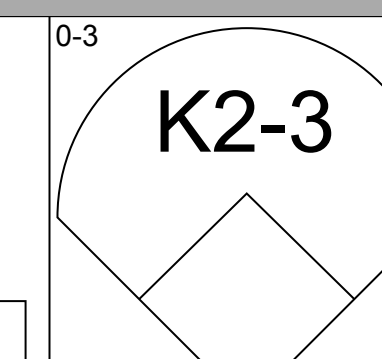
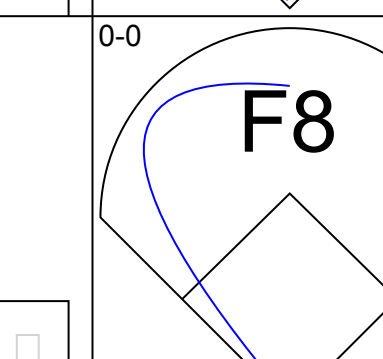
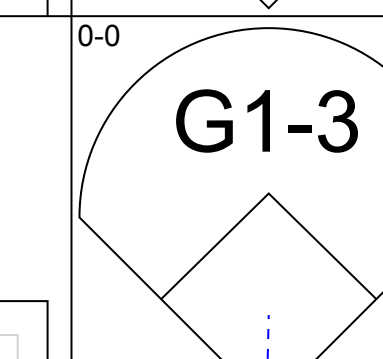
AB	41
R	7
H	14
RBI	7
BB	2
SO	6
LOB	20



Batter	1	2	3	4	5	6	7	8	9	AB	R	H	RBI	BB	SO	LOB	BOTTOM								
Devon White, S (1, 8) OBP: 0.335, SLG: 0.457	0-0 F9	2-1 G4-3		2-2 G3-6-1 1B			1-1 G6-3		2-3 K	5	0	1	0	0	1	0	Minnesota Twins @ Toronto Blue Jays SkyDome, Toronto, ON Tue Jul 25 1995, 7:05 PM EDT Att: 37,609 - Unknown - 75 F								
Paul Molitor, R (1, 10) OBP: 0.319, SLG: 0.365	1-0 F7		1-2 F8	3-1 F9			1-2 G5-3			4	0	0	0	0	0	2									
Roberto Alomar, S (1, 4) OBP: 0.375, SLG: 0.520	2-0 E4 2B BB		3-2 2B	1-2 G3-6-1 1B			3-2 F7			4	2	1	0	0	0	2									
Joe Carter, R (1, 7) OBP: 0.299, SLG: 0.430	1-1 BB		2-1 HBP SF8		2-3 K			2-2 E6		4	1	2	1	0	1	0									
John Olerud, L (1, 3) OBP: 0.356, SLG: 0.384	4-2 BB		4-2 HBP BB		1-0 G1-3			2-2 F7		2	0	0	0	2	0	1									
Ed Sprague, R (1, 5) OBP: 0.344, SLG: 0.461	4-2 FC4-6 BB		1-1 HBP		0-1 G4-3			2-3 K		2	0	0	1	1	1	1									
Shawn Green, L (1, 9) OBP: 0.305, SLG: 0.469	FC4-6		2-0 SF8		0-0 F9			2-3 K		3	0	0	1	0	1	4									
Sandy Martinez, L (1, 2) OBP: 0.242, SLG: 0.328		1-2 G3-1		1-3 K			1-0 G3-1		0-3 K	4	0	0	0	0	2	2									
Domingo Cedenio, S (1, 6) OBP: 0.381, SLG: 0.474		3-2 F7		0-0 1B			0-1 G4-3		0-1 F8	4	0	1	0	0	0	0									
Inning Stats	R: 1 E: 1 K: 0 S: 10	H: 1 LOB: 3 BB: 2 P: 23	R: 0 E: 0 K: 0 S: 9	H: 0 LOB: 0 BB: 0 P: 15	R: 2 E: 0 K: 1 S: 20	H: 2 LOB: 1 BB: 1 P: 33	R: 0 E: 0 K: 0 S: 10	H: 2 LOB: 0 BB: 0 P: 16	R: 0 E: 0 K: 1 S: 7	H: 0 LOB: 0 BB: 0 P: 10	R: 0 E: 0 K: 0 S: 4	H: 0 LOB: 0 BB: 0 P: 5	R: 0 E: 1 K: 2 S: 14	H: 0 LOB: 1 BB: 0 P: 22	R: 0 E: 0 K: 2 S: 8	H: 0 LOB: 0 BB: 0 P: 10		R: 0 E: 0 K: 2 S: 8	H: 0 LOB: 0 BB: 0 P: 10	1B: 3 2B: 2 3B: 0 HR: 0	SF: 1 SAC: 0 DP: 1 HBP: 1	WP: 0 PB: 0 SB: 0 CS: 0	PA: 37		
PITCHER	IP	WLS	BF	H	R	ER	SO	BB	IBB	HBP	BLK	WP	HR	S	P	ERA	WHIP								
Frankie Rodriguez, R (1, 1) ERA: 7.13	7.0	W	30	5	3	2	2	3	0	1	0	0	0	68	115	2.57	1.143								
Pat Mahomes, R (8, 1) ERA: 6.71	2.0		7	0	0	0	4	0	0	0	0	0	0	22	32	0.00	0.000								

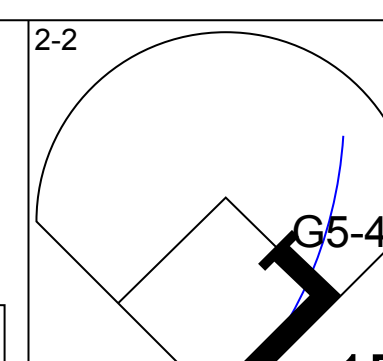
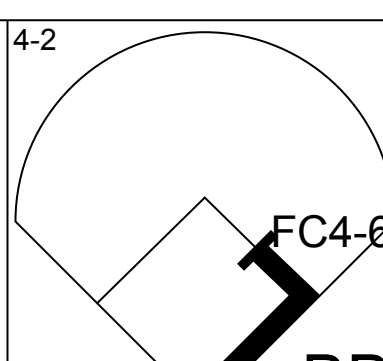
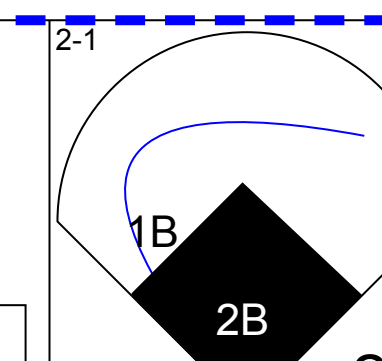
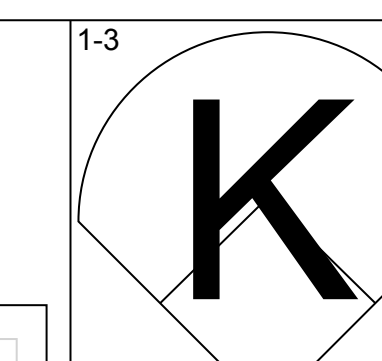
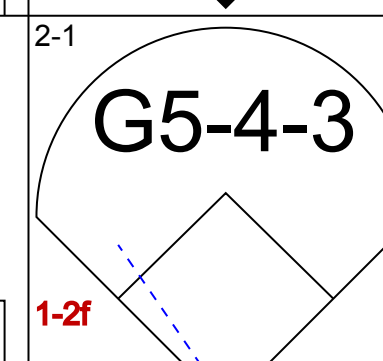
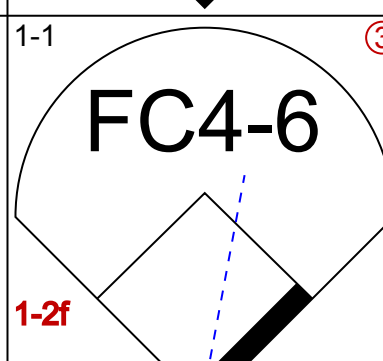
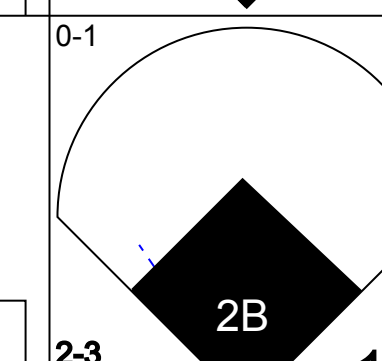
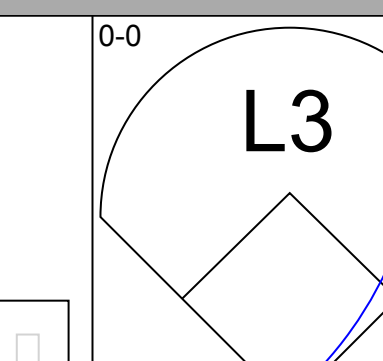
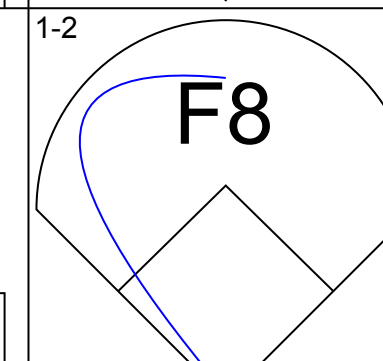
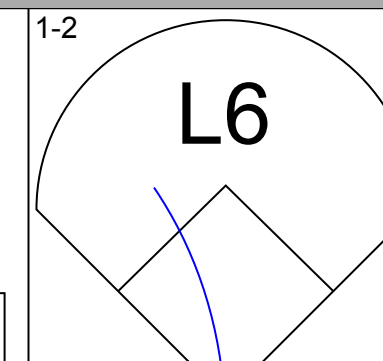
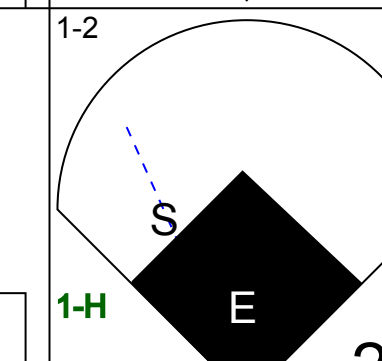
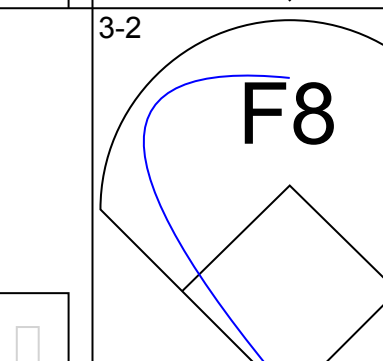
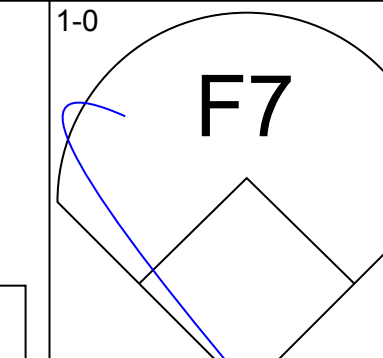
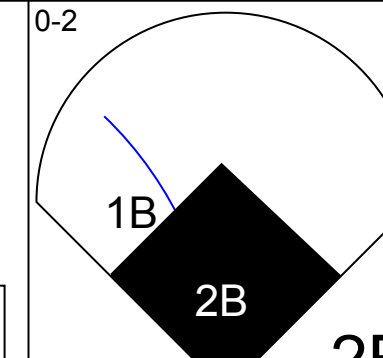
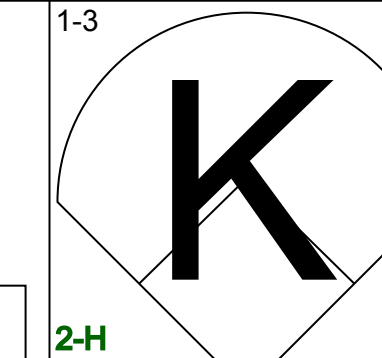
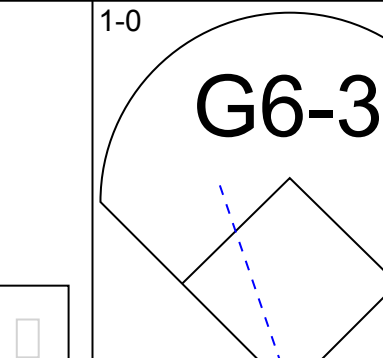
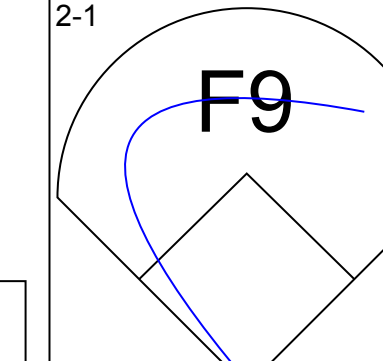
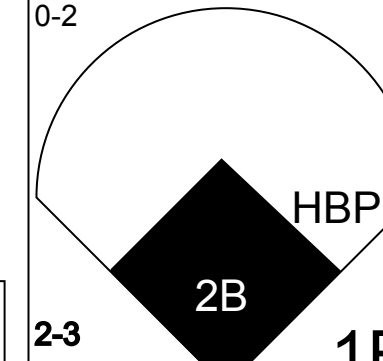
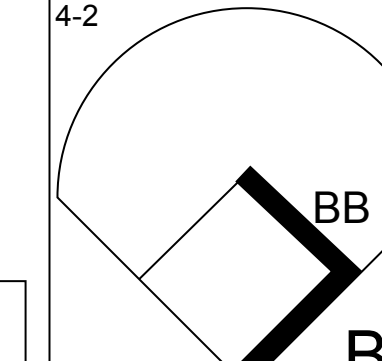
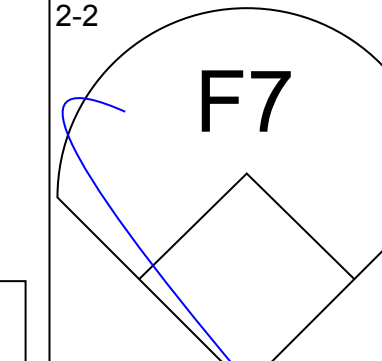
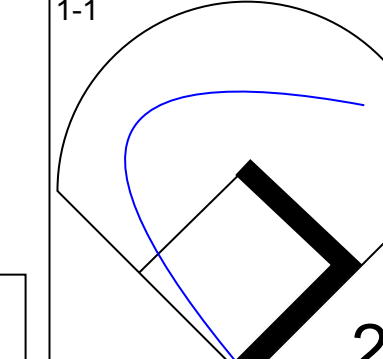
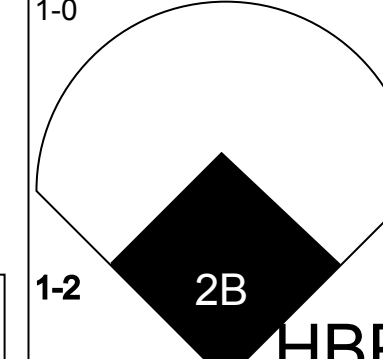
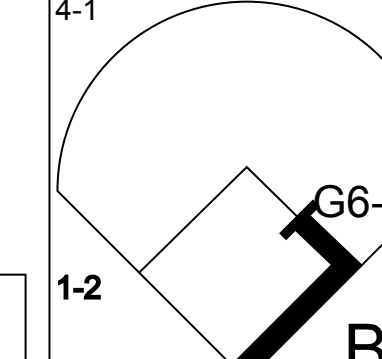
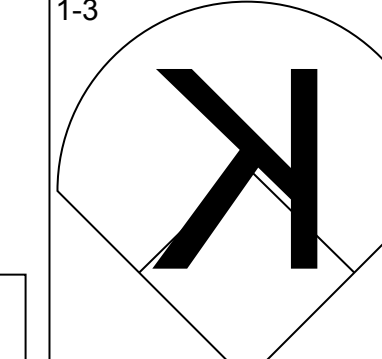
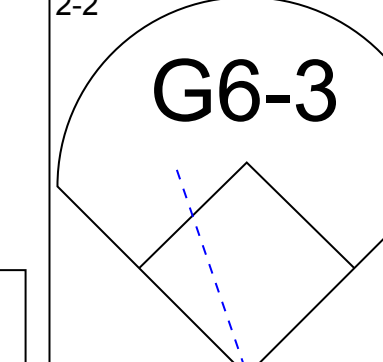
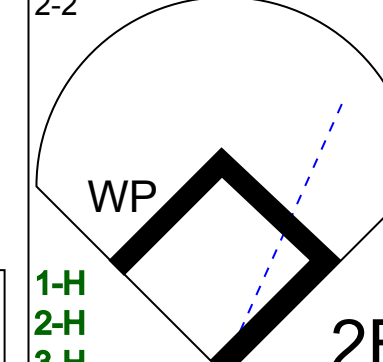
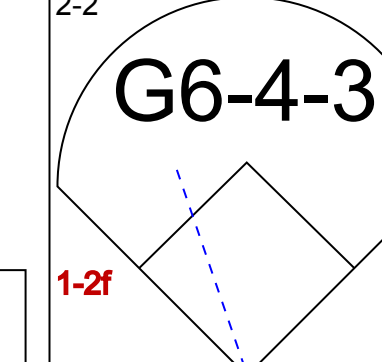
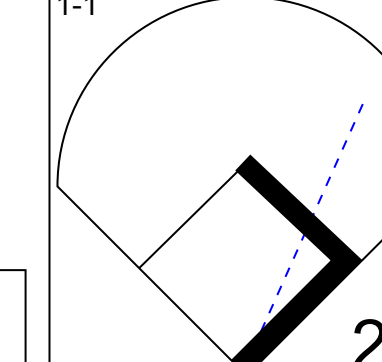
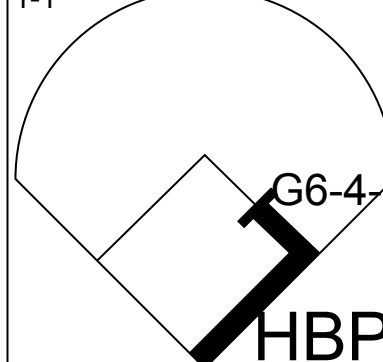
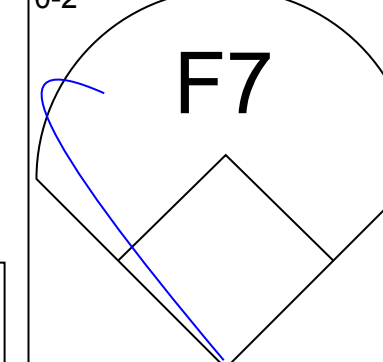
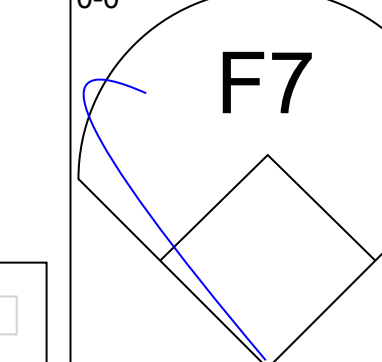
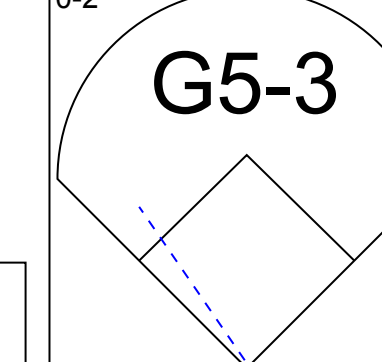
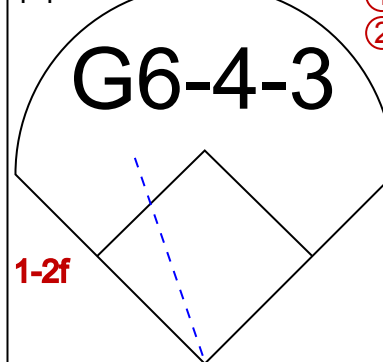
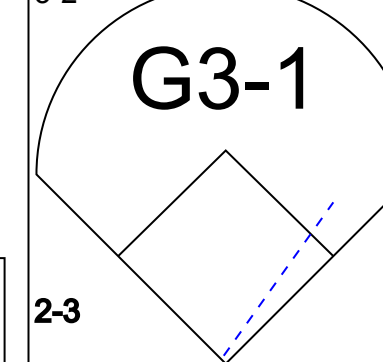
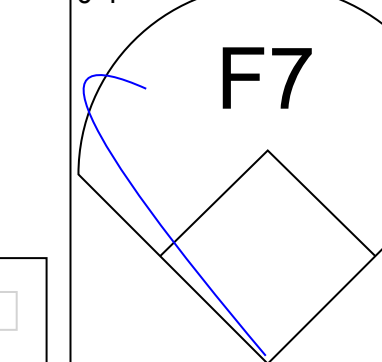
AB	32
R	3
H	5
RBI	3
BB	3
SO	6
LOB	12



Batter	1	2	3	4	5	6	7	8	9	AB	R	H	RBI	BB	SO	LOB	TOP																					
Chuck Knoblauch R (1,4) OBP: 0.411, SLG: 0.433										4	0	1	0	0	1	3	Minnesota Twins @ Toronto Blue Jays SkyDome, Toronto, ON Wed Jul 26 1995, 7:05 PM EDT Att: 37,150 - Unknown																					
Dan Masteller L (1,9) OBP: 0.261, SLG: 0.205										2	0	0	0	2	0	1																						
Kirby Puckett R (1,8) OBP: 0.357, SLG: 0.466										4	0	3	0	0	0	0																						
Pedro Munoz R (1,10) OBP: 0.346, SLG: 0.557										4	0	0	0	0	1	5																						
Marty Cordova R (1,7) OBP: 0.345, SLG: 0.498										4	2	2	1	0	2	3																						
Matt Merullo L (1,2) OBP: 0.326, SLG: 0.348										3	0	0	0	0	0	2																						
Scott Leius R (1,5) OBP: 0.321, SLG: 0.344										4	0	2	1	0	1	0																						
Scott Stahoviak L (1,3) OBP: 0.320, SLG: 0.344										4	0	0	0	0	1	3																						
Pat Meares R (1,6) OBP: 0.302, SLG: 0.452										3	0	0	0	0	2	3																						
Chip Hale L (9,PH) OBP: 0.370, SLG: 0.417										1	0	0	0	0	0	0																						
Inning Stats	R: 0 E: 0 K: 1 S: 8	H: 1 LOB: 1 BB: 1 P: 17	R: 1 E: 0 K: 1 S: 9	H: 2 LOB: 2 BB: 0 P: 14	R: 0 E: 0 K: 1 S: 7	H: 1 LOB: 1 BB: 0 P: 10	R: 0 E: 0 K: 0 S: 7	H: 0 LOB: 0 BB: 0 P: 12	R: 0 E: 0 K: 1 S: 7	H: 1 LOB: 0 BB: 0 P: 7	R: 1 E: 0 K: 0 S: 9	H: 1 LOB: 0 BB: 0 P: 15	R: 0 E: 0 K: 0 S: 5	H: 1 LOB: 1 BB: 0 P: 5	R: 0 E: 0 K: 2 S: 14	H: 1 LOB: 2 BB: 1 P: 22	R: 0 E: 0 K: 2 S: 7	H: 0 LOB: 0 BB: 0 P: 8	1B: 6 2B: 1 3B: 0 HR: 1	SF: 0 SAC: 0 DP: 2 HBP: 1	WP: 0 PB: 0 SB: 0 CS: 0	PA: 36																
PITCHER	IP	WLS	BF	H	R	ER	SO	BB	IBB	HBP	BLK	WP	HR	S	P	ERA	WHIP	PITCHER				IP	WLS	BF	H	R	ER	SO	BB	IBB	HBP	BLK	WP	HR	S	P	ERA	WHIP
Pat Hentgen R (1,1) ERA: 5.94	9.0	W	36	8	2	2	8	2	0	1	0	0	1	73	110	2.00	1.111																					

AB	33
R	2
H	8
RBI	2
BB	2
SO	8
LOB	20



Batter	1	2	3	4	5	6	7	8	9	AB	R	H	RBI	BB	SO	LOB	BOTTOM																					
Devon White S (1,8) OBP: 0.341, SLG: 0.462										3	1	2	0	1	1	0	Minnesota Twins @ Toronto Blue Jays SkyDome, Toronto, ON Wed Jul 26 1995, 7:05 PM EDT Att: 37,150 - Unknown																					
Paul Molitor R (1,10) OBP: 0.318, SLG: 0.364										4	1	1	0	0	0	2																						
Roberto Alomar S (1,4) OBP: 0.373, SLG: 0.520										4	1	1	2	0	0	0																						
Joe Carter R (1,7) OBP: 0.299, SLG: 0.431										4	1	1	0	0	1	0																						
John Olerud L (1,3) OBP: 0.358, SLG: 0.383										3	1	1	0	1	0	0																						
Ed Sprague R (1,5) OBP: 0.348, SLG: 0.465										2	1	1	0	1	1	0																						
Shawn Green L (1,9) OBP: 0.309, SLG: 0.480										4	0	2	3	0	0	3																						
Sandy Martinez L (1,2) OBP: 0.242, SLG: 0.313										3	0	0	0	0	0	2																						
Domingo Cedeño S (1,6) OBP: 0.368, SLG: 0.456										3	0	0	0	0	0	2																						
Inning Stats	R: 0 E: 0 K: 0 S: 9	H: 1 LOB: 0 BB: 0 P: 14	R: 0 E: 0 K: 0 S: 8	H: 1 LOB: 1 BB: 0 P: 14	R: 0 E: 0 K: 0 S: 8	H: 0 LOB: 1 BB: 1 P: 15	R: 3 E: 0 K: 0 S: 22	H: 3 LOB: 1 BB: 0 P: 29	R: 3 E: 0 K: 1 S: 19	H: 3 LOB: 1 BB: 2 P: 33	R: 0 E: 0 K: 1 S: 7	H: 0 LOB: 0 BB: 0 P: 8	R: 0 E: 0 K: 0 S: 5	H: 0 LOB: 0 BB: 0 P: 9	R: 0 E: 0 K: 1 S: 11	H: 1 LOB: 1 BB: 0 P: 15	R: 0 E: 0 K: 1 S: 7	H: 0 LOB: 0 BB: 0 P: 8	1B: 3 2B: 6 3B: 0 HR: 0	SF: 0 SAC: 0 DP: 3 HBP: 2	WP: 1 PB: 0 SB: 1 CS: 0	PA: 35																
PITCHER	IP	WLS	BF	H	R	ER	SO	BB	IBB	HBP	BLK	WP	HR	S	P	ERA	WHIP	PITCHER				IP	WLS	BF	H	R	ER	SO	BB	IBB	HBP	BLK	WP	HR	S	P	ERA	WHIP
Mike Trombley R (1,1) ERA: 5.5	4.0	L	18	5	3	3	0	1	0	2	0	0	0	19	33	18.00	5.000																					
Eddie Guardado L (5,1) ERA: 5.95	1.0		7	3	3	2	1	2	0	0	0	0	0	23	32	0.00	0.333																					
Erik Schullstrom R (6,1) ERA: 6.38	3.0		10	1	0	0	2	0	0	0	0	0	0	23	32	0.00	0.333																					


AB	30
R	6
H	9
RBI	5
BB	3
SO	3
LOB	9




Batter	1	2	3	4	5	6	7	8	9	AB	R	H	RBI	BB	SO	LOB	TOP
Chuck Knoblauch R (1,4) <small>OBP: 0.411, SLG: 0.435</small> Chip Hale L (6,4) <small>OBP: 0.364, SLG: 0.408</small>										3	1	1	0	0	0	0	Minnesota Twins @ Toronto Blue Jays SkyDome, Toronto, ON Thu Jul 27 1995, 3:33 AM EDT Att: 42,154 - Sunny - 81 F
Rich Becker L (1,8) <small>OBP: 0.284, SLG: 0.261</small>										4	0	0	0	0	1	1	
Kirby Puckett R (1,9) <small>OBP: 0.363, SLG: 0.478</small> Dan Masteller L (6,9) <small>OBP: 0.258, SLG: 0.203</small>										3	1	3	1	0	0	0	
Marty Cordova R (1,7) <small>OBP: 0.347, SLG: 0.497</small>										3	0	1	1	1	0	2	
Scott Leius R (1,5) <small>OBP: 0.320, SLG: 0.340</small>										3	0	0	0	0	1	3	
Scott Stahovik L (1,3)										4	0	1	0	0	0	1	
Riccardo Ingram R (1,10) <small>OBP: 0.333, SLG: 0.143</small>										3	0	0	0	1	0	2	
Matt Walbeck S (1,2) <small>OBP: 0.304, SLG: 0.327</small>										4	0	1	0	0	1	2	
Pat Meares R (1,6) <small>OBP: 0.298, SLG: 0.446</small>										3	0	0	0	0	1	1	
Inning Stats	R: 2 H: 3 E: 0 K: 2 S: 15	H: 0 LOB: 1 BB: 0 P: 22	R: 0 H: 0 E: 0 K: 1 S: 8	H: 0 LOB: 0 BB: 0 P: 11	R: 0 H: 0 E: 0 K: 0 S: 7	H: 2 LOB: 2 BB: 0 P: 17	R: 0 H: 0 E: 0 K: 0 S: 4	H: 1 LOB: 1 BB: 0 P: 10	R: 0 H: 1 E: 0 K: 1 S: 7	R: 0 H: 0 E: 0 K: 1 S: 10	R: 0 H: 0 E: 0 K: 0 S: 8	R: 0 H: 0 E: 0 K: 0 S: 17	1B: 3 2B: 6 3B: 0 HR: 0	SF: 0 SAC: 0 DP: 2 HBP: 1	WP: 0 PB: 0 SB: 0 CS: 1	PA: 35	
PITCHER Edwin Hurtado R (1,1) <small>ERA: 2.83</small>	IP: 9.0 WLS: W BF: 35 H: 7 R: 2 ER: 2 SO: 5 BB: 2 IBB: 0 HBP: 1 BLK: 0 WP: 0 HR: 0 S: 78 P: 112 ERA: 2.00 WHIP: 1.000																

Batter	1	2	3	4	5	6	7	8	9	AB	R	H	RBI	BB	SO	LOB	BOTTOM
Devon White S (1,8) <small>OBP: 0.346, SLG: 0.464</small> Mike Huff R (8,8) <small>OBP: 0.357, SLG: 0.288</small>										3	4	2	0	1	0	0	Minnesota Twins @ Toronto Blue Jays SkyDome, Toronto, ON Thu Jul 27 1995, 3:33 AM EDT Att: 42,154 - Sunny - 81 F
Paul Molitor R (1,10) <small>OBP: 0.328, SLG: 0.368</small>										2	2	2	0	3	0	0	
Roberto Alomar S (1,4) <small>OBP: 0.375, SLG: 0.520</small> Tomas Perez S (8,4) <small>OBP: 0.133, SLG: 0.200</small>										4	1	2	3	0	1	3	
Joe Carter R (1,7) <small>OBP: 0.298, SLG: 0.429</small> Candy Maldonado R (8,7) <small>OBP: 0.356, SLG: 0.459</small>										4	0	1	1	0	0	4	
John Olerud L (1,3) <small>OBP: 0.355, SLG: 0.380</small>										5	0	1	1	0	0	5	
Ed Sprague R (1,5) <small>OBP: 0.347, SLG: 0.462</small>										4	0	1	2	0	0	1	
Shawn Green L (1,9) <small>OBP: 0.308, SLG: 0.480</small>										4	1	1	0	0	0	2	
Alex Gonzalez R (1,6) <small>OBP: 0.326, SLG: 0.380</small>										4	0	0	0	0	0	1	
Lance Parrish R (1,2) <small>OBP: 0.259, SLG: 0.296</small>										4	1	1	1	0	2	0	
Inning Stats	R: 2 H: 1 E: 1 K: 1 S: 12	H: 4 LOB: 2 BB: 1 P: 23	R: 0 H: 0 E: 0 K: 0 S: 4	H: 0 LOB: 0 BB: 0 P: 7	R: 3 H: 5 E: 0 K: 1 S: 18	H: 1 LOB: 1 BB: 1 P: 25	R: 0 H: 0 E: 0 K: 0 S: 5	R: 0 H: 0 E: 0 K: 0 S: 8	R: 0 H: 1 E: 0 K: 0 S: 7	R: 0 H: 0 E: 0 K: 0 S: 8	R: 0 H: 0 E: 0 K: 0 S: 17	R: 0 H: 1 E: 0 K: 0 S: 7	1B: 10 2B: 2 3B: 0 HR: 0	SF: 0 SAC: 0 DP: 1 HBP: 0	WP: 1 PB: 1 SB: 1 CS: 0	PA: 41	
PITCHER Greg Harris R (1,1) <small>ERA: 7.98</small> Scott Klinglebeck R (4,1) <small>ERA: 5.4</small> Dave Stevens R (8,1) <small>ERA: 4.68</small>	IP: 3.2 WLS: L BF: 24 H: 10 R: 8 ER: 6 SO: 2 BB: 2 IBB: 0 HBP: 0 BLK: 0 WP: 0 HR: 0 S: 45 P: 75 ERA: 14.73 WHIP: 3.273																

AB 32
R 2
H 7
RBI 2
BB 2
SO 5
LOB 12



AB 36
R 9
H 12
RBI 8
BB 5
SO 3
LOB 18



Batter	1	2	3	4	5	6	7	8	9	AB	R	H	RBI	BB	SO	LOB	TOP					
Rickey Henderson, R OBP: 0.399, SLG: 0.447	(1, 7) G3		(1, 0) P4			(3, 2) F8		(3, 2) F8		4	0	0	0	0	0	1	Oakland Athletics @ Toronto Blue Jays SkyDome, Toronto, ON Fri Jul 28 1995, 7:05 PM EDT Att: 40,461 - Dome					
Brent Gates, S OBP: 0.297, SLG: 0.330	(1, 4) L7			(2, 3) K		(2, 0) E6 G4-3		(2, 2) L7		4	0	0	0	0	1	1						
Mike Bordick, R OBP: 0.304, SLG: 0.292	(1, 6) K			(2, 3) K		(2, 2) G4-3 1-2 2-3			(2, 2) F9	4	0	0	0	0	2	2						
Geronimo Berroa, R OBP: 0.349, SLG: 0.435		(1, 10) P3		(1, 0) K		(1, 3) K			(2, 2) F8	4	0	1	0	0	1	2						
Terry Steinbach, R OBP: 0.310, SLG: 0.446		(1, 2) 1B		(1, 3) K			(4, 2) BB		(1, 1) 1B	3	0	2	0	1	1	1						
Scott Brosius, R OBP: 0.332, SLG: 0.387	(1, 5) K				(0, 3) K		(0, 0) P5		(2, 2) G2-3	4	0	0	0	0	2	3						
Stan Javier, S OBP: 0.301, SLG: 0.347	(1, 8) F8				(2, 2) L5		(1, 2) F8			3	0	0	0	0	0	2						
Craig Paquette, R OBP: 0.247, SLG: 0.445	(1, 3) K		(3, 3) K		(3, 2) G6-3		(3, 2) K			3	0	0	0	0	2	1						
Ernie Young, R OBP: 0.286, SLG: 0.409	(1, 9) P4		(1, 1) P4			(0, 0) G4-3 2B		(0, 0) F7		3	0	1	0	0	0	0						
Inning Stats	R: 0 E: 0 K: 1 S: 9	H: 0 LOB: 0 BB: 0 P: 15	R: 0 E: 0 K: 1 S: 7	H: 1 LOB: 1 BB: 0 P: 11	R: 0 E: 0 K: 1 S: 7	H: 0 LOB: 0 BB: 0 P: 12	R: 0 E: 0 K: 3 S: 10	H: 1 LOB: 1 BB: 0 P: 16	R: 0 E: 0 K: 1 S: 9	H: 0 LOB: 0 BB: 0 P: 14	R: 0 E: 1 K: 1 S: 13	H: 1 LOB: 2 BB: 0 P: 22	R: 0 E: 0 K: 1 S: 9	H: 0 LOB: 1 BB: 1 P: 17	R: 0 E: 0 K: 0 S: 10	H: 0 LOB: 0 BB: 0 P: 15	R: 0 E: 0 K: 0 S: 12	H: 1 LOB: 1 BB: 0 P: 19	1B: 2 2B: 2 3B: 0 HR: 0	SF: 0 SAC: 0 DP: 0 HBP: 0	WP: 0 PB: 0 SB: 0 CS: 0	PA: 33
PITCHER	IP WLS BF H R ER SO BB IBB HBP BLK WP HR S P ERA WHIP																					
Al Leiter, L ERA: 3.82	(1, 1) 6.1 W 24 3 0 0 8 1 0 0 0 0 0 0 58 97 0.00 0.632																					
Tony Castillo, L ERA: 2.29	(7, 1) 2.2 S 9 1 0 0 1 0 0 0 0 0 0 0 28 44 0.00 0.375																					

Batter	1	2	3	4	5	6	7	8	9	AB	R	H	RBI	BB	SO	LOB	BOTTOM			
Devon White, S OBP: 0.348, SLG: 0.465	(1, 8) F9		(1, 2) 1B				(3, 3) K			4	0	2	0	0	1	0	Oakland Athletics @ Toronto Blue Jays SkyDome, Toronto, ON Fri Jul 28 1995, 7:05 PM EDT Att: 40,461 - Dome			
Paul Molitor, R OBP: 0.330, SLG: 0.368	(1, 10) G6-3		(2, 1) 1B		(0, 2) F9			(3, 2) F9 BB HBP		3	0	1	0	0	0	1				
Roberto Alomar, S OBP: 0.373, SLG: 0.515	(1, 4) L7		(1, 1) G6-4-3 1-2		(1, 2) F7			(4, 2) BB E		3	0	0	0	1	0	3				
Joe Carter, R OBP: 0.294, SLG: 0.424	(1, 7) F7		(1, 1) F7		(2, 0) F9		(1, 2) F9	(1, 1) F9		4	0	0	0	0	0	2				
John Olerud, L OBP: 0.354, SLG: 0.378	(1, 3) L7		(0, 2) L7		(0, 0) HR 1B		(0, 1) G5-3	(1, 1) F9		4	1	1	0	0	0	2				
Ed Sprague, R OBP: 0.355, SLG: 0.479	(1, 5) 2B		(1, 1) 2B		(2, 0) HR 1H		(4, 2) BB	(4, 0) IBB		2	2	2	2	2	0	0				
Shawn Green, L OBP: 0.308, SLG: 0.483	(1, 9) 2B		(0, 0) 2B		(1, 2) G6-3		(0, 0) G4-3	(0, 0) P3		3	0	1	1	0	0	1				
Mike Huff, R OBP: 0.353, SLG: 0.284	(6, PH) (9, 9) 2B		(2, H) 2B		(1, 2) G6-3					1	0	0	0	0	0	3				
Alex Gonzalez, R OBP: 0.322, SLG: 0.375	(1, 6) G5-3		(2, 2) G5-3		(2, 3) K		(1, 3) K			3	0	0	0	0	2	1				
Sandy Martinez, L OBP: 0.232, SLG: 0.299	(1, 2) G4-3		(2, 1) G4-3		(3, 1) P3-1		(0, 1) F8			3	0	0	0	0	0	0				
Inning Stats	R: 0 E: 0 K: 0 S: 8	H: 0 LOB: 0 BB: 0 P: 11	R: 1 E: 0 K: 0 S: 12	H: 2 LOB: 1 BB: 0 P: 16	R: 0 E: 0 K: 0 S: 10	H: 2 LOB: 1 BB: 0 P: 16	R: 2 E: 0 K: 1 S: 12	H: 2 LOB: 0 BB: 0 P: 19	R: 0 E: 0 K: 0 S: 11	H: 1 LOB: 1 BB: 0 P: 16	R: 0 E: 0 K: 0 S: 8	H: 0 LOB: 1 BB: 1 P: 13	R: 0 E: 0 K: 2 S: 8	H: 0 LOB: 0 BB: 0 P: 12	R: 0 E: 1 K: 0 S: 11	H: 0 LOB: 3 BB: 2 P: 24	1B: 4 2B: 2 3B: 0 HR: 1	SF: 0 SAC: 0 DP: 1 HBP: 1	WP: 0 PB: 0 SB: 0 CS: 0	PA: 34
PITCHER	IP WLS BF H R ER SO BB IBB HBP BLK WP HR S P ERA WHIP																			
Todd Van Poppel, R ERA: 3.3	(1, 1) 7.1 L 31 7 3 3 3 2 0 1 0 0 0 0 77 119 3.68 1.227																			
Steve Wojciechowski, L ERA: 2.79	(8, 1) 0.2 3 0 0 0 0 0 1 0 0 0 0 0 3 8 0.00 0.000																			

AB	32
R	0
H	4
RBI	0
BB	1
SO	9
LOB	13



AB	30
R	3
H	7
RBI	3
BB	3
SO	3
LOB	13



Batter	1	2	3	4	5	6	7	8	9	AB	R	H	RBI	BB	SO	LOB	TOP								
Rickey Henderson, R OBP: 0.400, SLG: 0.445 Scott Brosius, R OBP: 0.330, SLG: 0.395	1-3 K	0-1 S 1B		3-3 K		1-0 P9		3-2 1B		5	0	2	2	0	2	1									
Brent Gates, S OBP: 0.296, SLG: 0.326	3-2 G3	0-1 G3-1 1-2		1-3 K			4-2 1B 2B BB	1-0 P6		4	1	0	0	1	1	3									
Danny Tartabull, R OBP: 0.328, SLG: 0.371	0-3 K		2-3 K		1-3 K		0-2 F7	0-1 L1		5	0	0	0	0	3	2									
Jason Giambi, L OBP: 0.385, SLG: 0.388		4-1 1B BB BB	1-1 HR	2B	2-2 1B		1 SAFE 1 SAFE 1 SAFE 2-1 2B 1B	3-2 HR 1B		4	4	0	1	0	0										
Geronimo Berroa, R OBP: 0.349, SLG: 0.454 Ernie Young, R OBP: 0.315, SLG: 0.404		1-3 K	0-1 HR	2B	0-0 P3		0-1 1B 2B	3-3 K		4	1	2	4	0	1	2									
Mike Aldrete, L OBP: 0.355, SLG: 0.406		1-3 K	3-2 G4-3	HR	2B	0-2 F9	3-2 1B	0-0 HR		5	1	2	3	0	1	2									
Terry Steinbach, R OBP: 0.314, SLG: 0.447		1-0 BB BB 1B	2-2 E1 1B	1B		3-2 F9	0-1 G4-6-3 1B	2-1 G6-3		5	2	3	0	0	0	0									
Stan Javier, S OBP: 0.308, SLG: 0.353		4-1 BB 1B	2-2 1B	1B		1-3 K	3-1 G4-6-3	1-2 K		4	1	1	1	1	2	2									
Mike Bordick, R OBP: 0.307, SLG: 0.301		4-2 1B BB		3-3 K		3-1 2B		2-3 K		3	0	1	1	1	2	0									
Inning Stats	R: 0 E: 0 K: 2 S: 9	H: 0 LOB: 0 BB: 0 P: 13	R: 3 E: 0 K: 2 S: 18	H: 2 LOB: 2 BB: 3 P: 33	R: 3 E: 1 K: 1 S: 17	H: 4 LOB: 1 BB: 0 P: 27	R: 0 E: 0 K: 3 S: 9	H: 0 LOB: 0 BB: 0 P: 16	R: 0 E: 0 K: 1 S: 10	H: 1 LOB: 1 BB: 0 P: 13	R: 0 E: 0 K: 1 S: 11	H: 1 LOB: 1 BB: 0 P: 19	R: 3 E: 0 K: 0 S: 18	H: 4 LOB: 1 BB: 1 P: 30	R: 0 E: 0 K: 1 S: 9	H: 1 LOB: 1 BB: 0 P: 15	R: 2 E: 0 K: 2 S: 15	H: 2 LOB: 0 BB: 0 P: 24	1B: 10 2B: 3 HR: 2	SF: 0 SAC: 0 DP: 1 HBP: 0	WP: 0 PB: 0 SB: 1 CS: 0	PA: 44			
PITCHER	IP	WLS	BF	H	R	ER	SO	BB	IBB	HBP	BLK	WP	HR	S	P	ERA	WHIP								
Juan Guzman, R ERA: 7.16	6.0	L	28	8	6	5	10	3	0	0	0	0	1	74	121	7.50	1.833								
Paul Menhart, R ERA: 9.87	2.0		11	5	3	3	1	1	0	0	0	0	0	27	45	13.50	3.000								
Jimmy Rogers, R ERA: 18.0	1.0		5	2	2	2	2	0	0	0	0	0	1	15	24	18.00	2.000								

Oakland Athletics @ Toronto Blue Jays
SkyDome, Toronto, ON
Sun Jul 30 1995, 3:33 AM EDT
Att: 40,312 - Sunny - 80 F

AB	40
R	11
H	15
RBI	11
BB	4
SO	13
LOB	13



Batter	1	2	3	4	5	6	7	8	9	AB	R	H	RBI	BB	SO	LOB	BOTTOM								
Devon White, S OBP: 0.355, SLG: 0.469 Mike Huff, R OBP: 0.349, SLG: 0.279	1-1 F8		2-2 G1-6-3 1B		0-0 BB 1B		1-3 K		0-0 F7	4	0	2	0	0	1	0									
Paul Molitor, R OBP: 0.331, SLG: 0.366	1-0 G6-3		2-2 G1-6-3		4-2 1B		0-1 1B		2-2 1B	4	0	2	1	1	0	2									
Roberto Alomar, S OBP: 0.368, SLG: 0.506	2-3 K		1-0 F9		1-0 F8		3-2 G4-3		0-1 G4-3	5	0	0	0	0	1	5									
Joe Carter, R OBP: 0.298, SLG: 0.430 Candy Maldonado, R OBP: 0.367, SLG: 0.468		2-2 P5		1-2 HR		4-2 1B BB		0-2 G4-3		2	1	1	1	1	0	0									
John Olerud, L OBP: 0.361, SLG: 0.385		2-2 WP HBP G3-1 1B		1-0 F8		0-1 1B		1-3 K		4	1	2	0	0	1	0									
Ed Sprague, R OBP: 0.358, SLG: 0.477 Tomas Perez, S OBP: 0.286, SLG: 0.450		2-2 G3-1 WP HBP		3-2 G5-3		3-3 K		0-2 1B		2	0	0	0	0	1	2									
Shawn Green, L OBP: 0.313, SLG: 0.488		2-0 G3-1		2-2 L4		1-3 K		2-2 G5-3		4	0	0	1	0	1	4									
Alex Gonzalez, R OBP: 0.325, SLG: 0.395		1-3 K		0-1 G1		2-3 K		0-3 K		4	0	0	0	0	3	3									
Sandy Martinez, L OBP: 0.247, SLG: 0.324			1-1 G1-6-3 1B		1-1 G3		0-2 G4-3		1-1 1B 2B	4	1	2	0	0	0	0									
Inning Stats	R: 0 E: 0 K: 1 S: 6	H: 0 LOB: 0 BB: 0 P: 10	R: 1 E: 0 K: 1 S: 14	H: 1 LOB: 1 BB: 0 P: 23	R: 0 E: 0 K: 0 S: 9	H: 2 LOB: 0 BB: 0 P: 15	R: 1 E: 0 K: 0 S: 13	H: 1 LOB: 0 BB: 0 P: 20	R: 0 E: 0 K: 0 S: 8	H: 1 LOB: 2 BB: 1 P: 14	R: 0 E: 0 K: 3 S: 18	H: 1 LOB: 2 BB: 1 P: 28	R: 0 E: 0 K: 1 S: 13	H: 1 LOB: 1 BB: 0 P: 17	R: 0 E: 0 K: 1 S: 13	H: 1 LOB: 1 BB: 0 P: 16	R: 1 E: 0 K: 1 S: 11	H: 2 LOB: 1 BB: 0 P: 14	1B: 8 2B: 1 HR: 1	SF: 0 SAC: 0 DP: 1 HBP: 1	WP: 1 PB: 0 SB: 0 CS: 0	PA: 39			
PITCHER	IP	WLS	BF	H	R	ER	SO	BB	IBB	HBP	BLK	WP	HR	S	P	ERA	WHIP								
Ron Darling, R ERA: 6.15	5.0	W	22	5	2	2	2	2	0	1	0	0	1	56	92	3.60	1.400								
Mark Acne, R ERA: 5.66	2.0		8	2	0	0	4	0	0	0	0	0	0	25	35	0.00	1.000								
Rick Honeycutt, L ERA: 2.51	1.0		4	1	0	0	1	0	0	0	0	0	0	13	16	0.00	1.000								
Dennis Eckersley, R ERA: 4.28	1.0		5	2	1	1	1	0	0	0	0	0	0	11	14	9.00	2.000								

Oakland Athletics @ Toronto Blue Jays
SkyDome, Toronto, ON
Sun Jul 30 1995, 3:33 AM EDT
Att: 40,312 - Sunny - 80 F


AB	36
R	3
H	10
RBI	3
BB	2
SO	8
LOB	17




Batter	1	2	3	4	5	6	7	8	9	AB	R	H	RBI	BB	SO	LOB	TOP					
Devon White, S (1, 8) OBP: 0.351, SLG: 0.458	G4-3		G3					G4-3		3	0	0	0	1	0	0	Toronto Blue Jays @ Baltimore Orioles Oriole Park at Camden Yards, Baltimore, MD Wed Aug 02 1995, 7:05 PM EDT Att: 40,023 - Unknown - 97 F					
Domingo Cadeno, S (1, 6) OBP: 0.344, SLG: 0.455	K		K					K		4	0	0	0	0	3	2						
Roberto Alomar, S (1, 4) OBP: 0.369, SLG: 0.497	L7									4	0	1	0	0	0	0						
Joe Carter, R (1, 10) OBP: 0.297, SLG: 0.427		P4								4	0	1	0	0	0	1						
John Olerud, L (1, 3) OBP: 0.367, SLG: 0.388		BB 1B								4	0	1	0	0	1	2						
Ed Sprague, R (1, 5) OBP: 0.357, SLG: 0.474		F9								3	0	0	0	0	1	2						
Candy Maldonado, R (1, 7) OBP: 0.376, SLG: 0.465		BB								2	0	0	0	1	0	0						
Shawn Green, L (1, 9) OBP: 0.310, SLG: 0.480	G4-3									3	0	0	0	0	0	2						
Sandy Martinez, L (1, 2) OBP: 0.284, SLG: 0.351			K							3	0	1	0	0	1	0						
Inning Stats	R: 0 E: 0 K: 1 S: 8	H: 0 LOB: 0 BB: 0 P: 11	R: 0 E: 0 K: 0 S: 14	H: 1 LOB: 2 BB: 1 P: 22	R: 0 E: 0 K: 2 S: 9	H: 0 LOB: 0 BB: 0 P: 13	R: 0 E: 0 K: 0 S: 6	H: 1 LOB: 1 BB: 0 P: 8	R: 0 E: 0 K: 0 S: 12	H: 1 LOB: 2 BB: 1 P: 21	R: 0 E: 0 K: 1 S: 7	H: 0 LOB: 0 BB: 0 P: 11	R: 0 E: 0 K: 1 S: 13	H: 0 LOB: 0 BB: 0 P: 18	R: 0 E: 0 K: 1 S: 8	H: 0 LOB: 0 BB: 0 P: 13	R: 0 E: 0 K: 0 S: 9	H: 1 LOB: 0 BB: 0 P: 9	1B: 3 2B: 1 3B: 0 HR: 0	SF: 0 SAC: 0 DP: 1 HBP: 0	WP: 0 PB: 0 SB: 0 CS: 0	PA: 32
PITCHER 35 Mike Mussina, R (1, 1) ERA: 4.14	IP: 9.0 WLS: W BF: 32 H: 4 R: 0 ER: 0 SO: 6 BB: 2 IBB: 0 HBP: 0 BLK: 0 WP: 0 HR: 0 S: 86 P: 126 ERA: 0.00 WHIP: 0.667															PITCHER						

Batter	1	2	3	4	5	6	7	8	9	AB	R	H	RBI	BB	SO	LOB	BOTTOM					
Brady Anderson, L (1, 8) OBP: 0.375, SLG: 0.449	G3		G3					G3		3	0	0	0	1	0	0	Toronto Blue Jays @ Baltimore Orioles Oriole Park at Camden Yards, Baltimore, MD Wed Aug 02 1995, 7:05 PM EDT Att: 40,023 - Unknown - 97 F					
Bret Barberie, S (1, 4) OBP: 0.350, SLG: 0.369	K									2	0	0	0	1	1	0						
Rafael Palmeiro, L (1, 3) OBP: 0.369, SLG: 0.558	F7									2	0	0	0	1	0	0						
Bobby Bonilla, S (1, 9) OBP: 0.377, SLG: 0.584		F9								3	0	0	0	0	0	3						
Cal Ripken Jr., R (1, 6) OBP: 0.332, SLG: 0.440		G5-3								3	0	0	0	0	0	0						
Harold Baines, L (1, 10) OBP: 0.410, SLG: 0.556		HR								2	1	1	1	1	1	0						
Chris Hoiles, R (1, 2) OBP: 0.311, SLG: 0.405		K								3	0	0	0	0	1	1						
Kevin Bass, S (1, 7) OBP: 0.325, SLG: 0.364			G4-3							3	0	0	0	0	0	0						
Jeff Huson, L (1, 5) OBP: 0.381, SLG: 0.351			F8							3	0	0	0	0	0	0						
Inning Stats	R: 0 E: 0 K: 1 S: 5	H: 0 LOB: 0 BB: 0 P: 8	R: 1 E: 0 K: 1 S: 12	H: 1 LOB: 0 BB: 0 P: 19	R: 0 E: 0 K: 0 S: 3	H: 0 LOB: 0 BB: 0 P: 8	R: 0 E: 0 K: 0 S: 6	H: 0 LOB: 0 BB: 0 P: 12	R: 0 E: 0 K: 0 S: 6	H: 0 LOB: 3 BB: 3 P: 11	R: 0 E: 0 K: 0 S: 7	H: 0 LOB: 0 BB: 1 P: 14	R: 0 E: 0 K: 0 S: 10	H: 0 LOB: 0 BB: 0 P: 14	R: 0 E: 0 K: 0 S: 10	H: 0 LOB: 0 BB: 0 P: 14	R: 0 E: 0 K: 0 S: 10	H: 0 LOB: 0 BB: 0 P: 14	1B: 0 2B: 0 3B: 0 HR: 1	SF: 0 SAC: 0 DP: 1 HBP: 0	WP: 0 PB: 0 SB: 1 CS: 0	PA: 28
PITCHER Paul Menhart, R (1, 1) ERA: 7.11	IP: 8.0 WLS: L BF: 28 H: 1 R: 1 ER: 1 SO: 3 BB: 4 IBB: 0 HBP: 0 BLK: 0 WP: 0 HR: 1 S: 55 P: 107 ERA: 1.12 WHIP: 0.625															PITCHER						

AB 30
R 0
H 4
RBI 0
BB 2
SO 6
LOB 9





AB 24
R 1
H 1
RBI 1
BB 4
SO 3
LOB 4



livebaseballscores.com

livebaseballscores.com

Batter	1	2	3	4	5	6	7	8	9	10	AB	R	H	RBI	BB	SO	LOB	TOP	
Devon White, S OBP: 0.349, SLG: 0.454 (1, 8)	F8		F7		L5			F7		SF9 WP SF8 1B	5	1	1	0	0	0	1	Toronto Blue Jays @ Baltimore Orioles Oriole Park at Camden Yards, Baltimore, MD Thu Aug 03 1995, 7:05 PM EDT Att: 43,325 - Unknown - 97 F AB 36 R 8 H 8 RBI 7 BB 4 SO 4 LOB 10 	
Alex Gonzalez, R OBP: 0.325, SLG: 0.388 (1, 5)	BLK BB		K		K			G5-3		HR BB	3	1	0	0	2	2	0		
Roberto Alomar, S OBP: 0.364, SLG: 0.491 (1, 4)	F7		F7		F8			G4-3		SF9	4	0	0	1	0	0	1		
Joe Carter, R OBP: 0.293, SLG: 0.422 (1, 10)	P5				P4			G5-3		SF8	4	0	0	1	0	0	1		
Ed Sprague, R OBP: 0.300, SLG: 0.489 (1, 3)					L5					G6-3	5	3	3	2	0	0	0		
Candy Maldonado, R OBP: 0.377, SLG: 0.466 (1, 9)	F7				G5-3			SH5-4 2H		HR	4	0	1	1	1	0	1		
Mike Huff, R OBP: 0.359, SLG: 0.288 (1, 7)	K							SH5-4 2H		BB	4	1	1	0	0	1	2		
Lance Parrish, R OBP: 0.264, SLG: 0.310 Tomas Perez, S OBP: 0.318, SLG: 0.476 Sandy Martinez, L OBP: 0.284, SLG: 0.351 (1, 2)								F8		1B FC4 WP 1B	3	0	1	1	0	1	1		
Domingo Cedeño, S OBP: 0.340, SLG: 0.440 (1, 6)	F8							P5		FC4 WP 1B SF9	3	1	0	1	1	0	3		
Inning Stats	R: 0 E: 0 K: 0 S: 3	H: 0 LOB: 1 BB: 1 P: 7	R: 1 E: 0 K: 1 S: 7	H: 2 LOB: 1 BB: 0 P: 7	R: 0 E: 0 K: 1 S: 5	H: 0 LOB: 0 BB: 0 P: 5	R: 0 E: 0 K: 1 S: 5	H: 0 LOB: 1 BB: 0 P: 9	R: 0 E: 0 K: 0 S: 3	H: 2 LOB: 1 BB: 0 P: 5	R: 0 E: 0 K: 0 S: 3	H: 0 LOB: 0 BB: 0 P: 3	R: 0 E: 0 K: 0 S: 3	H: 0 LOB: 0 BB: 0 P: 3	R: 6 E: 0 K: 0 S: 8	H: 4 LOB: 1 BB: 2 P: 16	1B: 4 2B: 3 3B: 0 HR: 1		SF: 2 SAC: 1 DP: 0 HBP: 0
PITCHER	IP WLS BF H R ER SO BB IBB HBP BLK WP HR S P ERA WHIP	IP WLS BF H R ER SO BB IBB HBP BLK WP HR S P ERA WHIP	IP WLS BF H R ER SO BB IBB HBP BLK WP HR S P ERA WHIP	IP WLS BF H R ER SO BB IBB HBP BLK WP HR S P ERA WHIP	IP WLS BF H R ER SO BB IBB HBP BLK WP HR S P ERA WHIP	IP WLS BF H R ER SO BB IBB HBP BLK WP HR S P ERA WHIP	IP WLS BF H R ER SO BB IBB HBP BLK WP HR S P ERA WHIP	IP WLS BF H R ER SO BB IBB HBP BLK WP HR S P ERA WHIP	IP WLS BF H R ER SO BB IBB HBP BLK WP HR S P ERA WHIP	IP WLS BF H R ER SO BB IBB HBP BLK WP HR S P ERA WHIP	IP WLS BF H R ER SO BB IBB HBP BLK WP HR S P ERA WHIP	IP WLS BF H R ER SO BB IBB HBP BLK WP HR S P ERA WHIP	IP WLS BF H R ER SO BB IBB HBP BLK WP HR S P ERA WHIP	IP WLS BF H R ER SO BB IBB HBP BLK WP HR S P ERA WHIP	IP WLS BF H R ER SO BB IBB HBP BLK WP HR S P ERA WHIP	IP WLS BF H R ER SO BB IBB HBP BLK WP HR S P ERA WHIP	IP WLS BF H R ER SO BB IBB HBP BLK WP HR S P ERA WHIP	IP WLS BF H R ER SO BB IBB HBP BLK WP HR S P ERA WHIP	
Rick Kynda, L ERA: 3.71 Terry Clark, R ERA: 2.25 Jesse Orosco, L ERA: 3.26 Mike Oquist, R ERA: 4.24 (1, 1)	6.0	L	10	1	1	1	0	0	0	0	0	10	10	3.00	0.333				
(7, 1)	3.0																		
(10, 1)	0.1																		
(10, 1)	0.2																		

Batter	1	2	3	4	5	6	7	8	9	10	AB	R	H	RBI	BB	SO	LOB	BOTTOM			
Brady Anderson, L OBP: 0.370, SLG: 0.443 (1, 8)	P6		L9		K			F9		K	5	0	0	0	0	2	4	Toronto Blue Jays @ Baltimore Orioles Oriole Park at Camden Yards, Baltimore, MD Thu Aug 03 1995, 7:05 PM EDT Att: 43,325 - Unknown - 97 F AB 34 R 2 H 4 RBI 2 BB 4 SO 8 LOB 13 			
Bret Barberie, S OBP: 0.340, SLG: 0.358 (1, 4)	G5-3				F9			G4-3		L5	5	0	0	0	0	1	1				
Rafael Palmeiro, L OBP: 0.368, SLG: 0.554 (1, 3)	K				L8			HR 1B		K	4	1	1	0	0	2	0				
Bobby Bonilla, S OBP: 0.379, SLG: 0.592 (1, 9)								HR		F9	4	1	2	2	0	1	0				
Cal Ripken Jr., R OBP: 0.329, SLG: 0.434 (1, 6)	P4				K			L8		G5-3	4	0	0	0	0	1	1				
Harold Baines, L OBP: 0.413, SLG: 0.554 Jeff Manto, R OBP: 0.295, SLG: 0.514 (1, 10)								F8		F6	1	0	0	0	2	0	0				
Kevin Bass, S OBP: 0.324, SLG: 0.362 (1, 7)								BB		F9	1	0	0	0	0	0	0				
Chris Hoiles, R OBP: 0.314, SLG: 0.401 (1, 2)											4	0	1	0	0	1	1				
Jeff Huson, L OBP: 0.356, SLG: 0.325 Manny Alexander, R OBP: 0.325, SLG: 0.361 (1, 5)											2	0	0	0	2	0	2				
											3	0	0	0	0	0	3				
Inning Stats	R: 0 E: 0 K: 1 S: 5	H: 0 LOB: 0 BB: 0 P: 5	R: 0 E: 0 K: 2 S: 7	H: 0 LOB: 1 BB: 1 P: 11	R: 0 E: 0 K: 0 S: 3	H: 0 LOB: 0 BB: 0 P: 3	R: 0 E: 0 K: 1 S: 6	H: 1 LOB: 1 BB: 0 P: 6	R: 0 E: 0 K: 1 S: 6	H: 1 LOB: 2 BB: 1 P: 10	R: 2 E: 0 K: 0 S: 5	H: 2 LOB: 0 BB: 0 P: 5	R: 0 E: 0 K: 2 S: 7	H: 0 LOB: 0 BB: 0 P: 7	R: 0 E: 0 K: 0 S: 3	H: 0 LOB: 0 BB: 0 P: 3	R: 0 E: 0 K: 1 S: 5	H: 0 LOB: 1 BB: 1 P: 9	1B: 3 2B: 0 3B: 0 HR: 1	SF: 0 SAC: 0 DP: 0 HBP: 0	WP: 0 PA: 38 PB: 0 SB: 0 CS: 0
PITCHER	IP WLS BF H R ER SO BB IBB HBP BLK WP HR S P ERA WHIP	IP WLS BF H R ER SO BB IBB HBP BLK WP HR S P ERA WHIP	IP WLS BF H R ER SO BB IBB HBP BLK WP HR S P ERA WHIP	IP WLS BF H R ER SO BB IBB HBP BLK WP HR S P ERA WHIP	IP WLS BF H R ER SO BB IBB HBP BLK WP HR S P ERA WHIP	IP WLS BF H R ER SO BB IBB HBP BLK WP HR S P ERA WHIP	IP WLS BF H R ER SO BB IBB HBP BLK WP HR S P ERA WHIP	IP WLS BF H R ER SO BB IBB HBP BLK WP HR S P ERA WHIP	IP WLS BF H R ER SO BB IBB HBP BLK WP HR S P ERA WHIP	IP WLS BF H R ER SO BB IBB HBP BLK WP HR S P ERA WHIP	IP WLS BF H R ER SO BB IBB HBP BLK WP HR S P ERA WHIP	IP WLS BF H R ER SO BB IBB HBP BLK WP HR S P ERA WHIP	IP WLS BF H R ER SO BB IBB HBP BLK WP HR S P ERA WHIP	IP WLS BF H R ER SO BB IBB HBP BLK WP HR S P ERA WHIP	IP WLS BF H R ER SO BB IBB HBP BLK WP HR S P ERA WHIP	IP WLS BF H R ER SO BB IBB HBP BLK WP HR S P ERA WHIP	IP WLS BF H R ER SO BB IBB HBP BLK WP HR S P ERA WHIP	IP WLS BF H R ER SO BB IBB HBP BLK WP HR S P ERA WHIP			
Giovanni Carrara, R ERA: 5.73 Jimmy Rogers, R ERA: 6.0 Ricardo Jordan, L ERA: 3.97 Tony Castillo, L ERA: 2.36 (1, 1)	6.0		24	4	2	2	5	0	1	0	0	0	0	0	0	3	7	0.00	1.000		
(7, 1)	1.0																				
(8, 1)	2.0	W	6	0	0	0	2	0	0	0	0	0	0	0	0	10	10	0.00	0.000		
(10, 1)	1.0		4	0	0	0	1	1	0	0	0	0	0	0	5	9	0.00	1.000			

Batter	1	2	3	4	5	6	7	8	9	AB	R	H	RBI	BB	SO	LOB	TOP					
Lee Tinsley, S OBP: 0.362, SLG: 0.418 (1, 8)	F7		G6-3		G4-3		K			5	1	1	0	0	1	1	Boston Red Sox @ Toronto Blue Jays SkyDome, Toronto, ON Fri Aug 04 1995, 7:05 PM EDT Att: 40,137 - Dome - 75 F					
John Valentin, R OBP: 0.393, SLG: 0.522 (1, 6)	F8		P4			1B		WP	BB	4	3	2	1	1	0	0						
Mo Vaughn, L OBP: 0.393, SLG: 0.581 (1, 3)				G4-3		G4-3		BB	WP	3	1	1	0	2	0	1						
Jose Canseco, R OBP: 0.364, SLG: 0.490 (1, 10)					G4-3	K		BB	SF9	2	1	0	0	3	2	2						
Mike Greenwell, L OBP: 0.374, SLG: 0.474 (1, 7)		L8		G4-3		G4-3		K		5	1	1	3	0	1	5						
Tim Lincecum, R OBP: 0.418, SLG: 0.458 (1, 5)		WP		L7					G3	3	0	1	1	2	0	1						
Troy O'Leary, L Willie McGee, S OBP: 0.354, SLG: 0.527 (8, PH) (8, 9)	F8				K	F8		SF9		3	0	0	0	0	1	3						
Bill Haselman, R OBP: 0.343, SLG: 0.382 (1, 2)			G6-3		F9		K	G5-3		4	0	0	0	0	1	3						
Luis Alicaia, S OBP: 0.370, SLG: 0.363 (1, 4)			G3			WP		F8	F9	4	0	1	0	0	0	0						
Inning Stats	R: 0 E: 0 K: 1 S: 9	H: 0 LOB: 1 BB: 1 P: 15	R: 0 E: 0 K: 0 S: 11	H: 1 LOB: 1 BB: 0 P: 17	R: 0 E: 0 K: 0 S: 7	H: 0 LOB: 1 BB: 1 P: 12	R: 0 E: 0 K: 0 S: 9	H: 0 LOB: 1 BB: 1 P: 15	R: 0 E: 0 K: 2 S: 10	H: 1 LOB: 2 BB: 0 P: 17	R: 1 E: 0 K: 1 S: 12	H: 2 LOB: 2 BB: 1 P: 23	R: 0 E: 0 K: 2 S: 9	H: 0 LOB: 0 BB: 0 P: 14	R: 2 E: 0 K: 1 S: 16	H: 0 LOB: 2 BB: 4 P: 39		R: 4 E: 0 K: 0 S: 12	H: 3 LOB: 0 BB: 1 P: 21	1B: 5 2B: 1 3B: 0 HR: 1	SF: 1 SAC: 0 DP: 0 HBP: 0	WP: 3 PB: 1 SB: 1 CS: 0
PITCHER	IP	WLS	BF	H	R	ER	SO	BB	IBB	HBP	BLK	WP	HR	S	P	ERA	WHIP					
Juan Guzman, R ERA: 6.7 (1, 1)	7.0		28	4	1	1	5	3	0	0	0	2	0	67	113	1.29	1.000					
Jimmy Rogers, R ERA: 18.0 (8, 1)	0.0	L	2	0	2	2	0	2	0	0	0	0	0	2	10	∞	∞					
Tim Crabtree, R ERA: 2.13 (8, 1)	0.1		3	0	0	0	1	2	0	0	0	1	0	8	18	0.00	6.000					
Ricardo Jordan, L ERA: 6.23 (8, 1)	1.2		9	3	4	4	0	0	1	0	0	0	1	18	32	21.60	1.800					

Batter	1	2	3	4	5	6	7	8	9	AB	R	H	RBI	BB	SO	LOB	BOTTOM					
Devon White, S OBP: 0.348, SLG: 0.451 (1, 8)	G4-3		G3		K		L4			4	1	1	0	0	1	1	Boston Red Sox @ Toronto Blue Jays SkyDome, Toronto, ON Fri Aug 04 1995, 7:05 PM EDT Att: 40,137 - Dome - 75 F					
Paul Molitor, R OBP: 0.330, SLG: 0.360 (1, 10)	L7		G3					L7		4	0	1	0	0	0	1						
Roberto Alomar, S OBP: 0.360, SLG: 0.486 (1, 4)	G4-3		SF9		G3-1			G4-3		3	0	0	1	0	0	1						
Joe Carter, R OBP: 0.295, SLG: 0.423 (1, 7)		BB		K2-3		FC4-6		P4		4	0	2	0	0	1	0						
John Olerud, L OBP: 0.365, SLG: 0.386 (1, 3)		BB		P6		FC4-6		G3-1		4	0	1	0	0	0	1						
Ed Sprague, R OBP: 0.360, SLG: 0.486 (1, 5)				G4-3		G4-6-3				2	0	0	0	1	0	1						
Tomas Perez, S OBP: 0.348, SLG: 0.500 (8, 6)								G4-6-3		1	0	1	0	0	0	0						
Shawn Green, L OBP: 0.309, SLG: 0.473 (1, 9)							K2-3		G4-6-3	3	0	0	0	1	2	4						
Alex Gonzalez, R OBP: 0.322, SLG: 0.384 (8, 5)							K			3	0	0	0	0	3	4						
Sandy Martinez, L OBP: 0.286, SLG: 0.342 (1, 2)		G6-3			P5					2	0	0	0	1	0	3						
Inning Stats	R: 0 E: 0 K: 0 S: 8	H: 2 LOB: 3 BB: 1 P: 22	R: 0 E: 0 K: 2 S: 14	H: 2 LOB: 1 BB: 1 P: 22	R: 1 E: 0 K: 1 S: 14	H: 1 LOB: 0 BB: 0 P: 18	R: 0 E: 0 K: 1 S: 9	H: 0 LOB: 1 BB: 1 P: 16	R: 0 E: 0 K: 1 S: 9	H: 1 LOB: 1 BB: 0 P: 13	R: 0 E: 0 K: 0 S: 5	H: 1 LOB: 0 BB: 0 P: 10	R: 0 E: 0 K: 2 S: 11	H: 0 LOB: 1 BB: 1 P: 17	R: 0 E: 0 K: 0 S: 6	H: 0 LOB: 0 BB: 0 P: 7	R: 0 E: 0 K: 0 S: 4	H: 1 LOB: 0 BB: 0 P: 7	1B: 5 2B: 1 3B: 0 HR: 0	SF: 1 SAC: 0 DP: 2 HBP: 0	WP: 0 PB: 0 SB: 1 CS: 0	PA: 34
PITCHER	IP	WLS	BF	H	R	ER	SO	BB	IBB	HBP	BLK	WP	HR	S	P	ERA	WHIP					
Erik Hanson, R ERA: 3.43 (1, 1)	8.0	W	31	5	1	1	7	3	0	0	0	0	0	76	116	1.12	1.000					
Mike Stanton, L ERA: 5.64 (9, 1)	1.0		3	1	0	0	0	0	0	0	0	0	0	4	7	0.00	1.000					

Batter	1	2	3	4	5	6	7	8	9	AB	R	H	RBI	BB	SO	LOB	TOP	
Lee Tinsley, S OBP: 0.360, SLG: 0.411 (1, 8)										4	2	0	0	1	0	2	Boston Red Sox @ Toronto Blue Jays SkyDome, Toronto, ON Sat Aug 05 1995, 7:05 PM EDT Att: 41,454 - Dome - 72 F	
John Valentin, R OBP: 0.391, SLG: 0.517 (1, 6)										5	1	1	0	0	2	3		
Mo Vaughn, L OBP: 0.395, SLG: 0.593 (1, 3)										5	2	3	4	0	2	0		
Jose Canseco, R OBP: 0.370, SLG: 0.492 (1, 10)										5	1	3	2	0	0	0		
Mike Greenwell, L OBP: 0.353, SLG: 0.466 (1, 7)										5	0	0	0	0	0	5		
Tim Lincecum, R OBP: 0.418, SLG: 0.460 (1, 5)										5	1	2	1	0	0	1		
Troy O'Leary, L OBP: 0.376, SLG: 0.545 (1, 9)										2	1	0	0	2	0	1		
Mike MacFarlane, R OBP: 0.338, SLG: 0.418 (1, 2)										4	1	1	0	0	1	4		
Luis Alicea, S OBP: 0.368, SLG: 0.361 (1, 4)										4	0	1	2	0	1	3		
Inning Stats	R: 5 E: 1 K: 1 S: 21	H: 5 LOB: 2 BB: 1 P: 42	R: 1 E: 0 K: 1 S: 12	H: 2 LOB: 1 BB: 0 P: 14	R: 3 E: 0 K: 2 S: 18	H: 3 LOB: 2 BB: 2 P: 29	R: 0 E: 0 K: 0 S: 5	H: 0 LOB: 0 BB: 0 P: 11	R: 0 E: 0 K: 1 S: 9	H: 1 LOB: 1 BB: 0 P: 12	R: 0 E: 0 K: 1 S: 6	H: 0 LOB: 0 BB: 0 P: 11	R: 0 E: 0 K: 0 S: 5	H: 0 LOB: 0 BB: 0 P: 6	1B: 8 2B: 2 3B: 0 HR: 1	SF: 0 SAC: 0 DP: 0 HBP: 0	WP: 0 PB: 0 SB: 0 CS: 0	PA: 42
PITCHER	IP WLS BF H R ER SO BB IBB HBP BLK WP HR S P ERA WHIP																	
Pat Hentgen, R ERA: 5.99 (1, 1)	3.0 L 23 10 9 6 4 2 1 0 0 0 0 1 51 85 18.00 4.000																	
Ken Robinson, R ERA: 6.94 (4, 1)	3.0 9 0 0 0 1 0 0 0 0 0 0 0 22 35 0.00 0.000																	
Jimmy Rogers, R ERA: 9.0 (7, 1)	2.0 7 1 0 0 1 0 0 0 0 0 0 0 15 23 0.00 0.500																	
Tim Crabtree, R ERA: 1.98 (9, 1)	1.0 3 0 0 0 0 0 0 0 0 0 0 0 5 6 0.00 0.000																	

Batter	1	2	3	4	5	6	7	8	9	AB	R	H	RBI	BB	SO	LOB	BOTTOM			
Devon White, S OBP: 0.344, SLG: 0.446 (1, 8)										4	0	0	0	0	3	1	Boston Red Sox @ Toronto Blue Jays SkyDome, Toronto, ON Sat Aug 05 1995, 7:05 PM EDT Att: 41,454 - Dome - 72 F			
Paul Molitor, R OBP: 0.331, SLG: 0.365 (1, 10)										4	1	2	0	0	0	0				
Roberto Alomar, S OBP: 0.362, SLG: 0.487 (1, 4)										4	1	2	0	0	1	1				
Joe Carter, R OBP: 0.295, SLG: 0.421 (1, 7)										4	1	1	1	0	1	1				
Ed Sprague, R OBP: 0.356, SLG: 0.480 (1, 5)										4	0	0	0	0	2	2				
John Olerud, L OBP: 0.394, SLG: 0.384 (1, 3)										4	0	1	1	0	0	0				
Candy Maldonado, R OBP: 0.373, SLG: 0.460 (1, 9)										4	0	1	1	0	0	0				
Lance Parrish, R OBP: 0.259, SLG: 0.304 (1, 2)										3	0	0	0	0	1	2				
Alex Gonzalez, R OBP: 0.322, SLG: 0.387 (1, 6)										3	0	1	0	0	1	2				
Inning Stats	R: 0 E: 0 K: 1 S: 6	H: 0 LOB: 0 BB: 0 P: 11	R: 0 E: 0 K: 2 S: 10	H: 0 LOB: 0 BB: 0 P: 17	R: 0 E: 0 K: 1 S: 5	H: 0 LOB: 0 BB: 0 P: 9	R: 0 E: 0 K: 2 S: 10	H: 1 LOB: 1 BB: 0 P: 13	R: 0 E: 0 K: 0 S: 7	H: 1 LOB: 1 BB: 0 P: 14	R: 3 E: 0 K: 2 S: 17	H: 5 LOB: 2 BB: 0 P: 23	R: 0 E: 0 K: 1 S: 10	H: 1 LOB: 1 BB: 0 P: 14	R: 0 E: 0 K: 0 S: 9	H: 0 LOB: 0 BB: 0 P: 13	1B: 6 2B: 3 3B: 0 HR: 0	SF: 0 SAC: 0 DP: 1 HBP: 0	WP: 0 PB: 0 SB: 0 CS: 0	PA: 34
PITCHER	IP WLS BF H R ER SO BB IBB HBP BLK WP HR S P ERA WHIP																			
Rheal Cormier, L ERA: 3.4 (1, 1)	6.1 W 24 6 3 3 7 0 0 0 0 0 0 0 54 86 4.26 0.947																			
Joe Hudson, R ERA: 3.95 (7, 1)	1.2 7 2 0 0 2 0 0 0 0 0 0 0 16 22 0.00 1.200																			
Rick Aguilera, R ERA: 3.03 (9, 1)	1.0 3 0 0 0 0 0 0 0 0 0 0 0 9 13 0.00 0.000																			

Batter	1	2	3	4	5	6	7	8	9	AB	R	H	RBI	BB	SO	LOB	TOP					
Willie McGee, S OBP: 0.357, SLG: 0.513 (1, 8)										4	1	1	1	1	2	4						
John Valentin, R OBP: 0.393, SLG: 0.527 (1, 6)										5	2	3	3	0	0	0						
Mo Vaughn, L OBP: 0.400, SLG: 0.599 (1, 3)										5	0	4	2	0	0	0						
Jose Canseco, R OBP: 0.366, SLG: 0.483 (1, 10)										4	0	0	0	1	2	3						
Mike Greenwell, L OBP: 0.348, SLG: 0.458 (1, 7)										5	0	0	0	0	0	4						
Tim Lincecum, R OBP: 0.422, SLG: 0.461 (1, 5)										2	0	1	0	2	0	0						
Troy O'Leary, L OBP: 0.371, SLG: 0.537 (8, PR)										4	0	0	0	0	0	3						
Lee Tinsley, S OBP: 0.360, SLG: 0.411 (8, 8)										0	0	0	0	0	0	0						
Mike Macfarlane, R OBP: 0.340, SLG: 0.417 (1, 2)										3	2	1	0	0	0	1						
Luis Alicaia, S OBP: 0.370, SLG: 0.358 (1, 4)										2	1	0	0	2	0	1						
Inning Stats	R: 0 E: 0 K: 1 S: 9	H: 1 LOB: 1 BB: 0 P: 17	R: 0 E: 0 K: 0 S: 8	H: 0 LOB: 0 BB: 1 P: 13	R: 2 E: 0 K: 0 S: 15	H: 3 LOB: 2 BB: 1 P: 22	R: 2 E: 0 K: 0 S: 15	H: 2 LOB: 0 BB: 2 P: 30	R: 0 E: 0 K: 0 S: 6	H: 0 LOB: 0 BB: 0 P: 14	R: 0 E: 0 K: 0 S: 3	H: 0 LOB: 0 BB: 0 P: 3	R: 2 E: 0 K: 1 S: 14	H: 1 LOB: 1 BB: 1 P: 22	R: 0 E: 0 K: 1 S: 7	H: 1 LOB: 3 BB: 1 P: 16	R: 0 E: 0 K: 1 S: 8	H: 1 LOB: 1 BB: 0 P: 13	1B: 8 2B: 1 3B: 0 HR: 1	SF: 0 SAC: 0 DP: 1 HBP: 1	WP: 1 PB: 1 SB: 0 CS: 1	PA: 41
PITCHER	IP	WLS	BF	H	R	ER	SO	BB	IBB	HBP	BLK	WP	HR	S	P	ERA	WHIP					
Edwin Hurtado, R ERA: 5.31 (1, 1)	7.0	L	31	8	6	6	2	5	0	0	0	1	1	70	121	7.71	1.857					
Paul Menhart, R ERA: 6.59 (8, 1)	2.0		10	2	0	0	2	1	0	1	0	0	0	15	29	0.00	1.500					

Boston Red Sox @ Toronto Blue Jays
 SkyDome, Toronto, ON
 Sun Aug 06 1995, 7:05 PM EDT
 Att: 38,194 - Unknown - 72 F

AB 34
R 6
H 10
RBI 6
BB 6
SO 4
LOB 16



Batter	1	2	3	4	5	6	7	8	9	AB	R	H	RBI	BB	SO	LOB	BOTTOM					
Devon White, S OBP: 0.342, SLG: 0.445 (1, 8)										5	0	1	0	0	2	1						
Paul Molitor, R OBP: 0.327, SLG: 0.360 (1, 10)										5	0	0	0	0	0	2						
Roberto Alomar, S OBP: 0.365, SLG: 0.491 (1, 4)										5	1	3	1	0	1	0						
Joe Carter, R OBP: 0.299, SLG: 0.425 (1, 7)										4	1	2	1	1	0	1						
Ed Sprague, R OBP: 0.356, SLG: 0.480 (1, 5)										4	0	1	0	1	1	1						
Alex Gonzalez, R OBP: 0.322, SLG: 0.387 (8, PR)										0	0	0	0	0	0	0						
John Olerud, L OBP: 0.367, SLG: 0.389 (1, 3)										4	0	2	1	1	0	5						
Mike Huff, R OBP: 0.354, SLG: 0.286 (1, 9)										4	0	1	0	0	0	2						
Lance Parrish, R OBP: 0.267, SLG: 0.327 (8, PH)										2	1	1	1	1	1	1						
Shawn Green, L OBP: 0.307, SLG: 0.471 (9, 2)										1	0	0	0	0	0	2						
Sandy Martinez, L OBP: 0.286, SLG: 0.342 (9, 2)										0	0	0	0	0	0	0						
Tomas Perez, S OBP: 0.333, SLG: 0.500 (1, 6)										4	1	1	0	0	2	4						
Inning Stats	R: 0 E: 0 K: 1 S: 9	H: 0 LOB: 0 BB: 0 P: 13	R: 1 E: 0 K: 1 S: 11	H: 2 LOB: 1 BB: 0 P: 19	R: 2 E: 0 K: 1 S: 19	H: 4 LOB: 0 BB: 0 P: 32	R: 1 E: 0 K: 1 S: 13	H: 2 LOB: 1 BB: 0 P: 20	R: 0 E: 0 K: 0 S: 6	H: 0 LOB: 0 BB: 0 P: 9	R: 0 E: 0 K: 0 S: 10	H: 1 LOB: 1 BB: 1 P: 17	R: 0 E: 0 K: 0 S: 7	H: 1 LOB: 1 BB: 0 P: 11	R: 0 E: 0 K: 2 S: 8	H: 1 LOB: 2 BB: 1 P: 14	R: 0 E: 0 K: 1 S: 18	H: 1 LOB: 3 BB: 2 P: 30	1B: 5 2B: 6 3B: 0 HR: 1	SF: 0 SAC: 0 DP: 1 HBP: 0	WP: 0 PB: 0 SB: 3 CS: 0	PA: 42
PITCHER	IP	WLS	BF	H	R	ER	SO	BB	IBB	HBP	BLK	WP	HR	S	P	ERA	WHIP					
Zane Smith, L ERA: 5.19 (1, 1)	1.1		5	1	1	1	1	0	0	0	0	0	0	14	23	6.75	0.750					
Mike Maddux, R ERA: 4.03 (2, 1)	2.1	13	6	3	3	3	3	0	0	0	0	0	1	33	53	11.57	2.571					
Vaughn Eshelman, L ERA: 5.74 (4, 1)	3.0	W	12	3	0	0	0	1	0	0	0	0	0	27	43	0.00	1.333					
Joe Hudson, R ERA: 3.74 (7, 1)	0.2		4	1	0	0	1	1	0	0	0	0	0	5	10	0.00	3.000					
Stan Belinda, R ERA: 3.49 (8, 1)	0.2		2	0	0	0	1	0	0	0	0	0	0	4	6	0.00	0.000					

Boston Red Sox @ Toronto Blue Jays
 SkyDome, Toronto, ON
 Sun Aug 06 1995, 7:05 PM EDT
 Att: 38,194 - Unknown - 72 F

AB 38
R 4
H 12
RBI 4
BB 4
SO 7
LOB 19



Batter	1	2	3	4	5	6	7	8	9	10	AB	R	H	RBI	BB	SO	LOB	TOP								
Willie McGee, S OBP: 0.360, SLG: 0.512 (1.8)	 1-3		 0-0		 0-2		 0-0		 0-2		4	1	2	1	0	1	0	Boston Red Sox @ Toronto Blue Jays SkyDome, Toronto, ON Mon Aug 07 1995, 3:33 AM EDT Att. 42,135 - Cloudy - 72 F								
John Valentin, R OBP: 0.396, SLG: 0.525 (1.6)	 2-2		 4-2		 3-2		 0-0		 4-1		3	1	1	0	2	0	1									
Mo Vaughn, L OBP: 0.400, SLG: 0.598 (1.3)	 0-0		 0-0		 4-1		 2-3		 1-0		4	0	1	1	1	1	3									
Jose Canseco, R OBP: 0.307, SLG: 0.476 (1.10)		 1-1	 4-0		 2-3			 0-1		 1-2		3	1	0	0	1	1									
Dave Hollins, S OBP: 0.391, SLG: 0.394 (1.9)		 4-0	 2-3		 2-3			 1-3		 4-1		2	1	0	0	1	2									
Lee Tinsley, S OBP: 0.361, SLG: 0.410 (7.8)		 4-0	 2-3		 2-3			 1-3		 4-1		1	0	0	0	1	1									
Mike Greenwell, L OBP: 0.349, SLG: 0.455 (1.7)	 3-2		 1-3		 1-3			 2-1		 4-1		4	0	1	0	1	1									
Tim Lincecum, R OBP: 0.419, SLG: 0.455 (1.5)	 4-2		 0-1		 1-0			 3-1		 1-2		4	0	0	0	1	1									
Bill Haselman, R OBP: 0.352, SLG: 0.385 (9. PH)	 2-2		 3-3		 4-1			 3-2		 0-0		2	1	1	1	1	1									
Mike Macfarlane, R OBP: 0.339, SLG: 0.417 (9.2)	 1-3		 3-3		 3-2			 2-2		 1-2		1	0	0	0	0	0									
Luis Alica, S OBP: 0.364, SLG: 0.352 (1.4)		 3-2		 1-1		 3-2		 2-2		 0-1		5	0	0	0	0	3									
Inning Stats	R: 0 E: 0 K: 1 S: 7	H: 0 LOB: 0 BB: 0 P: 10	R: 1 E: 0 K: 10 S: 10	H: 1 LOB: 2 BB: 2 P: 24	R: 1 E: 0 K: 1 S: 13	H: 1 LOB: 2 BB: 0 P: 26	R: 0 E: 0 K: 2 S: 8	H: 0 LOB: 0 BB: 0 P: 12	R: 1 E: 0 K: 1 S: 12	H: 1 LOB: 1 BB: 1 P: 22	R: 0 E: 0 K: 1 S: 5	H: 0 LOB: 0 BB: 0 P: 9	R: 1 E: 0 K: 1 S: 10	H: 1 LOB: 1 BB: 1 P: 19	R: 0 E: 0 K: 1 S: 10	H: 1 LOB: 1 BB: 0 P: 16	R: 0 E: 0 K: 0 S: 11	H: 1 LOB: 2 BB: 1 P: 20	R: 1 E: 1 K: 1 S: 11	H: 0 LOB: 2 BB: 2 P: 21	1B: 5 2B: 1 3B: 0 HR: 0	SF: 2 SAC: 0 DP: 0 HBP: 1	WP: 3 PB: 1 SB: 1 CS: 0	PA: 45		
PITCHER	IP 7.0	WLS L	BF 30	H 4	R 4	ER 3	SO 7	BB 6	IBB 0	HBP 0	BLK 0	WP 1	HR 0	S 65	P 122	ERA 3.82	WHIP 1.429									
Al Leiter, L ERA: 3.82 (1.1)																										
Tim Lincecum, R ERA: 2.3 (8.1)																										
Ricardo Jordan, L ERA: 6.23 (10.1)																										
Jimmy Rogers, R ERA: 7.2 (10.1)																										

Batter	1	2	3	4	5	6	7	8	9	10	AB	R	H	RBI	BB	SO	LOB	BOTTOM								
Devon White, S OBP: 0.343, SLG: 0.456 (1.8)	 0-2		 1-2	 2-3			 1-2	 2-1			5	2	2	3	0	1	1	Boston Red Sox @ Toronto Blue Jays SkyDome, Toronto, ON Mon Aug 07 1995, 3:33 AM EDT Att. 42,135 - Cloudy - 72 F								
Paul Molitor, R OBP: 0.331, SLG: 0.366 (1.10)	 1-1		 1-0		 2-1		 2-0	 1-2			5	0	3	0	0	0	1									
Roberto Alomar, S OBP: 0.365, SLG: 0.488 (1.4)	 0-3		 3-1		 0-0		 4-2		 2-1		4	0	1	1	1	2										
Joe Carter, R OBP: 0.300, SLG: 0.423 (1.7)	 4-0		 1-0		 0-0		 1-0		 1-3		4	0	1	0	1	2										
John Olerud, L OBP: 0.365, SLG: 0.384 (1.3)	 2-1		 2-0		 3-2		 0-0		 1-1		4	0	0	0	0	6										
Ed Sprague, R OBP: 0.352, SLG: 0.473 (1.5)		 2-1	 2-1		 1-1		 0-0		 1-1		5	0	0	0	0	2										
Shawn Green, L OBP: 0.308, SLG: 0.474 (9.9)	 1-0		 0-3		 3-2		 4-0		 1-3		3	0	1	0	0	1										
Alex Gonzalez, R OBP: 0.327, SLG: 0.386 (1.6)	 4-1		 3-3		 3-2		 4-0		 1-1		3	1	1	0	2	1										
Sandy Martinez, L OBP: 0.287, SLG: 0.341 (1.2)	 3-1		 1-0		 1-3		 2-2		 1-0		3	0	1	0	0	1										
Mike Huff, R OBP: 0.351, SLG: 0.282 (8. PH)		 1-2		 1-2							1	0	0	0	0	2										
Lance Parrish, R OBP: 0.265, SLG: 0.325 (9.2)											1	0	0	0	0	1										
Inning Stats	R: 0 E: 1 K: 1 S: 11	H: 1 LOB: 1 BB: 1 P: 18	R: 0 E: 0 K: 0 S: 6	H: 0 LOB: 1 BB: 1 P: 16	R: 1 E: 0 K: 0 S: 9	H: 2 LOB: 2 BB: 0 P: 19	R: 0 E: 0 K: 3 S: 11	H: 1 LOB: 1 BB: 0 P: 17	R: 0 E: 0 K: 0 S: 7	H: 1 LOB: 1 BB: 1 P: 12	R: 0 E: 0 K: 1 S: 11	H: 1 LOB: 1 BB: 0 P: 19	R: 3 E: 0 K: 0 S: 9	H: 2 LOB: 2 BB: 1 P: 16	R: 0 E: 0 K: 1 S: 7	H: 0 LOB: 0 BB: 0 P: 11	R: 0 E: 0 K: 1 S: 8	H: 1 LOB: 1 BB: 0 P: 12	1B: 6 2B: 3 3B: 0 HR: 1	SF: 0 SAC: 0 DP: 1 HBP: 1	WP: 0 PB: 0 SB: 2 CS: 0	PA: 45				
PITCHER	IP 6.1	WLS L	BF 31	H 8	R 1	ER 2	SO 5	BB 3	IBB 0	HBP 0	BLK 0	WP 0	HR 0	S 62	P 116	ERA 1.42	WHIP 1.737									
Roger Clemens, R ERA: 5.21 (7.1)																										
Mike Stanton, L ERA: 6.17 (8.1)																										
Stan Belinda, R ERA: 3.48 (8.1)																										



Batter	1	2	3	4	5	6	7	8	9	AB	R	H	RBI	BB	SO	LOB	TOP			
Devon White, S OBP: 0.349, SLG: 0.463	G3		G5-3	2H 2B			1B BB	FC6-4 BB		4	1	2	1	1	0	0	Toronto Blue Jays @ Milwaukee Brewers Milwaukee County Stadium, Milwaukee, WI Wed Aug 09 1995, 8:05 PM EDT Att: 18,417 - Unknown - 74 F livebaseballscorecards.com			
Paul Molitor, R OBP: 0.339, SLG: 0.379	1B		G6-3 BB	P2			F7	FC6-4		4	1	1	0	1	0	3				
Roberto Alomar, S OBP: 0.365, SLG: 0.486 Alex Gonzalez, R OBP: 0.321, SLG: 0.379	L5		G6-3		L3		BB SF8	1B	L6	4	1	1	0	0	0	2				
Joe Carter, R OBP: 0.305, SLG: 0.422	1B		1B	2H 1B	P4		BB	BB	BB HR	4	1	3	1	1	0	0				
John Olerud, L OBP: 0.369, SLG: 0.384	G4-3		1B		BB		BB	BB	K	3	0	1	1	2	1	3				
Ed Sprague, R OBP: 0.348, SLG: 0.464		L9	L8		G4-3		SF8		HR BB	3	1	0	1	1	0	3				
Candy Maldonado, R OBP: 0.382, SLG: 0.490		PB 2B		G6-4-3		K	F9		HR	5	1	3	3	0	1	2				
Lance Parrish, R OBP: 0.260, SLG: 0.318 Sandy Martinez, L OBP: 0.266, SLG: 0.315	F9		G6-4-3		F7		F8		K	3	0	0	0	0	0	2				
Domingo Cedeño, S OBP: 0.337, SLG: 0.442	F8			2B		L5		G6-3		4	1	1	0	0	0	1				
Inning Stats	R: 0 E: 0 K: 0 S: 13	H: 2 LOB: 2 BB: 0 P: 24	R: 0 E: 0 K: 0 S: 12	H: 1 LOB: 1 BB: 0 P: 20	R: 1 E: 0 K: 0 S: 13	H: 2 LOB: 2 BB: 1 P: 24	R: 1 E: 0 K: 0 S: 11	H: 3 LOB: 1 BB: 0 P: 18	R: 0 E: 0 K: 1 S: 6	H: 0 LOB: 0 BB: 0 P: 13	R: 2 E: 0 K: 0 S: 12	H: 2 LOB: 2 BB: 2 P: 26	R: 0 E: 0 K: 0 S: 7	H: 0 LOB: 1 BB: 1 P: 15	R: 3 E: 0 K: 2 S: 12	H: 2 LOB: 0 BB: 1 P: 23		1B: 8 2B: 3 3B: 0 HR: 1	SF: 1 SAC: 0 DP: 1 HBP: 0	WP: 0 PB: 1 SB: 1 CS: 0
PITCHER	IP WLS BF H R ER SO BB IBB HBP BLK WP HR S P ERA WHIP																			
Scott Karl, L ERA: 4.83	6.0 W 27 8 2 2 1 2 2 0 0 0 0 0 64 117 3.00 1.667																			
Jamie McAndrew, R ERA: 5.65	0.1 5 2 2 2 0 2 0 0 0 0 0 0 8 21 54.00 12.000																			
Rob Dibble, R ERA: 5.63	1.2 6 0 0 0 0 1 0 0 0 0 0 0 11 20 0.00 0.600																			
Sid Roberson, L ERA: 6.14	1.0 6 2 3 3 2 1 0 0 0 0 0 1 12 23 27.00 3.000																			

Batter	1	2	3	4	5	6	7	8	9	AB	R	H	RBI	BB	SO	LOB	BOTTOM			
Darryl Hamilton, L OBP: 0.373, SLG: 0.389 David Hulse, L OBP: 0.306, SLG: 0.355	BB BB FC5	F7		1B		E 1B BB		1B 1B		3	2	2	2	2	0	0	Toronto Blue Jays @ Milwaukee Brewers Milwaukee County Stadium, Milwaukee, WI Wed Aug 09 1995, 8:05 PM EDT Att: 18,417 - Unknown - 74 F livebaseballscorecards.com			
Kevin Seitzer, R OBP: 0.407, SLG: 0.431	BB BB			1B		BB		1B 1B		4	1	3	1	1	0	1				
Mike Matheny, R OBP: 0.293, SLG: 0.322	BB BB	1B				1B		WP 1B		0	0	0	0	0	0	0				
B.J. Surhoff, L OBP: 0.408, SLG: 0.534 Pat Listach, S OBP: 0.286, SLG: 0.254	BB BB FC5	G6-3			K	L8		BB WP BB		3	2	1	1	2	1	1				
Dave Nilsson, L OBP: 0.386, SLG: 0.549	BB BB FC5	G6-3			FC6-4 1B		HR	BB BB FC5-6		4	3	2	2	1	0	4				
Greg Vaughn, R OBP: 0.313, SLG: 0.401	BB BB				FC6-4 1B		P6	P2		3	1	1	0	2	0	2				
John Jaha, R OBP: 0.377, SLG: 0.592 Fernando Vina, L OBP: 0.317, SLG: 0.335	BB BB		G5-3		FC6-4		F7	FC5-6 BB		3	0	0	1	1	0	3				
Jeff Cirillo, R OBP: 0.386, SLG: 0.486	SF7		G4-3		G4-3		G6-3	FC5-6 BB		3	0	0	2	1	0	2				
Matt Mieske, R OBP: 0.359, SLG: 0.472	1B				G6-3		K	BB		4	1	1	2	1	1	2				
Jose Valentin, S OBP: 0.283, SLG: 0.396	G6-3						G4-3			4	1	1	0	1	0	4				
Inning Stats	R: 4 E: 0 K: 0 S: 17	H: 1 LOB: 5 BB: 3 P: 38	R: 0 E: 0 K: 0 S: 5	H: 1 LOB: 1 BB: 1 P: 13	R: 0 E: 0 K: 0 S: 8	H: 0 LOB: 0 BB: 1 P: 14	R: 0 E: 0 K: 0 S: 10	H: 1 LOB: 1 BB: 1 P: 17	R: 0 E: 0 K: 1 S: 11	H: 2 LOB: 2 BB: 0 P: 16	R: 1 E: 1 K: 1 S: 8	H: 1 LOB: 1 BB: 1 P: 14	R: 1 E: 0 K: 0 S: 6	H: 1 LOB: 0 BB: 0 P: 9	R: 6 E: 0 K: 0 S: 22	H: 4 LOB: 2 BB: 4 P: 50	1B: 9 2B: 1 3B: 0 HR: 1	SF: 1 SAC: 0 DP: 1 HBP: 0	WP: 1 PB: 0 SB: 0 CS: 1	PA: 45
PITCHER	IP WLS BF H R ER SO BB IBB HBP BLK WP HR S P ERA WHIP																			
Juan Guzman, R ERA: 7.0	0.0 L 31 7 3 2 2 6 0 0 0 0 0 1 57 101 2.57 1.857																			
Paul Menhart, R ERA: 5.77	7.0 31 7 3 2 2 6 0 0 0 0 0 1 57 101 2.57 1.857																			
Tim Crabtree, R ERA: 4.6	0.0 4 3 4 4 0 1 0 0 0 0 0 0 11 20 ∞ ∞																			
Ricardo Jordan, L ERA: 6.91	0.1 5 1 1 1 0 3 0 0 0 0 1 0 8 24 27.00 12.000																			
Ken Robinson, R ERA: 6.39	0.2 2 0 1 1 0 0 0 0 0 0 0 0 3 6 13.50 0.000																			

Batter	1	2	3	4	5	6	7	8	9	AB	R	H	RBI	BB	SO	LOB	TOP								
Mike Huff, R OBP: 0.376, SLG: 0.321 (1, 8)										3	1	3	0	1	0	0	Toronto Blue Jays @ Milwaukee Brewers Milwaukee County Stadium, Milwaukee, WI Thu Aug 10 1995, 4:33 AM EDT Att: 17,661 - Cloudy - 82 F								
Paul Molitor, R OBP: 0.340, SLG: 0.385 (1, 10)										5	2	2	2	0	0	3									
Roberto Alomar, S OBP: 0.365, SLG: 0.483 (1, 4)										4	1	1	0	1	0	4									
Joe Carter, R OBP: 0.309, SLG: 0.425 Candy Maldonado, R OBP: 0.379, SLG: 0.489 (7, 7)										4	1	3	1	0	0	1									
John Olerud, L OBP: 0.372, SLG: 0.390 (1, 3)										5	2	3	1	0	1	4									
Ed Sprague, R OBP: 0.351, SLG: 0.468 (1, 5)										4	0	2	1	0	2	3									
Shawn Green, L OBP: 0.319, SLG: 0.489 (1, 9)										4	0	2	3	1	0	3									
Sandy Martinez, L OBP: 0.253, SLG: 0.298 (1, 2)										5	0	0	0	0	2	5									
Domingo Cedenio, S OBP: 0.330, SLG: 0.440 (1, 6)										5	1	1	0	0	0	1									
Inning Stats	R: 0 E: 0 K: 0 S: 3	H: 1 LOB: 0 BB: 0 P: 3	R: 0 E: 0 K: 1 S: 7	H: 2 LOB: 2 BB: 0 P: 7	R: 3 E: 0 K: 1 S: 8	H: 4 LOB: 2 BB: 1 P: 13	R: 0 E: 0 K: 0 S: 3	H: 0 LOB: 1 BB: 1 P: 7	R: 0 E: 0 K: 0 S: 4	H: 2 LOB: 2 BB: 0 P: 4	R: 0 E: 0 K: 2 S: 2	H: 0 LOB: 0 BB: 1 P: 6	R: 4 E: 0 K: 2 S: 12	H: 5 LOB: 1 BB: 0 P: 12	R: 0 E: 1 K: 1 S: 7	H: 1 LOB: 2 BB: 0 P: 7	R: 1 E: 0 K: 1 S: 7	H: 2 LOB: 1 BB: 0 P: 7	1B: 11 2B: 6 3B: 0 HR: 0	SF: 0 SAC: 1 DP: 2 HBP: 1	WP: 1 PB: 0 SB: 1 CS: 0	PA: 45			
PITCHER	IP WLS BF H R ER SO BB IBB HBP BLK WP HR S P ERA WHIP	IP WLS BF H R ER SO BB IBB HBP BLK WP HR S P ERA WHIP	IP WLS BF H R ER SO BB IBB HBP BLK WP HR S P ERA WHIP	IP WLS BF H R ER SO BB IBB HBP BLK WP HR S P ERA WHIP	IP WLS BF H R ER SO BB IBB HBP BLK WP HR S P ERA WHIP	IP WLS BF H R ER SO BB IBB HBP BLK WP HR S P ERA WHIP	IP WLS BF H R ER SO BB IBB HBP BLK WP HR S P ERA WHIP	IP WLS BF H R ER SO BB IBB HBP BLK WP HR S P ERA WHIP	IP WLS BF H R ER SO BB IBB HBP BLK WP HR S P ERA WHIP	IP WLS BF H R ER SO BB IBB HBP BLK WP HR S P ERA WHIP	IP WLS BF H R ER SO BB IBB HBP BLK WP HR S P ERA WHIP	IP WLS BF H R ER SO BB IBB HBP BLK WP HR S P ERA WHIP	IP WLS BF H R ER SO BB IBB HBP BLK WP HR S P ERA WHIP	IP WLS BF H R ER SO BB IBB HBP BLK WP HR S P ERA WHIP	IP WLS BF H R ER SO BB IBB HBP BLK WP HR S P ERA WHIP	IP WLS BF H R ER SO BB IBB HBP BLK WP HR S P ERA WHIP	IP WLS BF H R ER SO BB IBB HBP BLK WP HR S P ERA WHIP	IP WLS BF H R ER SO BB IBB HBP BLK WP HR S P ERA WHIP	IP WLS BF H R ER SO BB IBB HBP BLK WP HR S P ERA WHIP	IP WLS BF H R ER SO BB IBB HBP BLK WP HR S P ERA WHIP	IP WLS BF H R ER SO BB IBB HBP BLK WP HR S P ERA WHIP	IP WLS BF H R ER SO BB IBB HBP BLK WP HR S P ERA WHIP	IP WLS BF H R ER SO BB IBB HBP BLK WP HR S P ERA WHIP	IP WLS BF H R ER SO BB IBB HBP BLK WP HR S P ERA WHIP	IP WLS BF H R ER SO BB IBB HBP BLK WP HR S P ERA WHIP

AB	40
R	8
H	17
RBI	8
BB	3
SO	6
LOB	26



Batter	1	2	3	4	5	6	7	8	9	AB	R	H	RBI	BB	SO	LOB	BOTTOM								
Darryl Hamilton, L OBP: 0.377, SLG: 0.400 (1, 8)										5	2	3	0	0	1	2	Toronto Blue Jays @ Milwaukee Brewers Milwaukee County Stadium, Milwaukee, WI Thu Aug 10 1995, 4:33 AM EDT Att: 17,661 - Cloudy - 82 F								
Kevin Seitzer, R OBP: 0.404, SLG: 0.426 (1, 5)										4	0	0	0	1	0	4									
B.J. Surhoff, L OBP: 0.415, SLG: 0.540 (1, 7)										5	0	4	2	0	0	0									
Dave Nilsson, L OBP: 0.372, SLG: 0.528 (9, 2)										5	0	0	0	0	2	5									
Greg Vaughn, R OBP: 0.311, SLG: 0.397 (1, 10)										4	1	0	0	1	1	1									
John Jaha, R OBP: 0.371, SLG: 0.579 (1, 3)										5	1	1	0	0	1	4									
Jose Valentin, S OBP: 0.286, SLG: 0.396 (1, 6)										3	0	1	1	1	0	2									
Pat Listach, S OBP: 0.289, SLG: 0.256 (1, 4)										3	0	1	0	1	1	2									
Mike Matheny, R OBP: 0.295, SLG: 0.322 Matt Mieske, R OBP: 0.357, SLG: 0.469 (8, PH) (9, 9)										3	0	1	1	0	0	3									
Inning Stats	R: 0 E: 0 K: 2 S: 8	H: 1 LOB: 1 BB: 0 P: 8	R: 1 E: 0 K: 0 S: 6	H: 3 LOB: 2 BB: 0 P: 6	R: 0 E: 0 K: 0 S: 3	H: 1 LOB: 0 BB: 0 P: 3	R: 0 E: 0 K: 0 S: 3	H: 1 LOB: 0 BB: 0 P: 3	R: 0 E: 0 K: 2 S: 8	H: 1 LOB: 0 BB: 0 P: 8	R: 1 E: 0 K: 1 S: 6	H: 1 LOB: 0 BB: 0 P: 6	R: 0 E: 0 K: 1 S: 5	H: 0 LOB: 2 BB: 2 P: 13	R: 1 E: 0 K: 0 S: 4	H: 2 LOB: 2 BB: 2 P: 12	R: 1 E: 0 K: 0 S: 4	H: 2 LOB: 2 BB: 2 P: 12	1B: 10 2B: 0 3B: 1 HR: 0	SF: 0 SAC: 0 DP: 3 HBP: 0	WP: 0 PB: 1 SB: 0 CS: 0	PA: 42			
PITCHER	IP WLS BF H R ER SO BB IBB HBP BLK WP HR S P ERA WHIP	IP WLS BF H R ER SO BB IBB HBP BLK WP HR S P ERA WHIP	IP WLS BF H R ER SO BB IBB HBP BLK WP HR S P ERA WHIP	IP WLS BF H R ER SO BB IBB HBP BLK WP HR S P ERA WHIP	IP WLS BF H R ER SO BB IBB HBP BLK WP HR S P ERA WHIP	IP WLS BF H R ER SO BB IBB HBP BLK WP HR S P ERA WHIP	IP WLS BF H R ER SO BB IBB HBP BLK WP HR S P ERA WHIP	IP WLS BF H R ER SO BB IBB HBP BLK WP HR S P ERA WHIP	IP WLS BF H R ER SO BB IBB HBP BLK WP HR S P ERA WHIP	IP WLS BF H R ER SO BB IBB HBP BLK WP HR S P ERA WHIP	IP WLS BF H R ER SO BB IBB HBP BLK WP HR S P ERA WHIP	IP WLS BF H R ER SO BB IBB HBP BLK WP HR S P ERA WHIP	IP WLS BF H R ER SO BB IBB HBP BLK WP HR S P ERA WHIP	IP WLS BF H R ER SO BB IBB HBP BLK WP HR S P ERA WHIP	IP WLS BF H R ER SO BB IBB HBP BLK WP HR S P ERA WHIP	IP WLS BF H R ER SO BB IBB HBP BLK WP HR S P ERA WHIP	IP WLS BF H R ER SO BB IBB HBP BLK WP HR S P ERA WHIP	IP WLS BF H R ER SO BB IBB HBP BLK WP HR S P ERA WHIP	IP WLS BF H R ER SO BB IBB HBP BLK WP HR S P ERA WHIP	IP WLS BF H R ER SO BB IBB HBP BLK WP HR S P ERA WHIP	IP WLS BF H R ER SO BB IBB HBP BLK WP HR S P ERA WHIP	IP WLS BF H R ER SO BB IBB HBP BLK WP HR S P ERA WHIP	IP WLS BF H R ER SO BB IBB HBP BLK WP HR S P ERA WHIP	IP WLS BF H R ER SO BB IBB HBP BLK WP HR S P ERA WHIP	IP WLS BF H R ER SO BB IBB HBP BLK WP HR S P ERA WHIP

AB	38
R	4
H	11
RBI	4
BB	4
SO	6
LOB	25



Batter	1	2	3	4	5	6	7	8	9	AB	R	H	RBI	BB	SO	LOB	TOP					
Devon White, S (1, 8) Mike Huff, R (9, 8) OBP: 0.346, SLG: 0.458 OBP: 0.376, SLG: 0.321	G3-1	K			L3		K	G1-3		6	0	1	1	0	2	4						
Paul Molitor, R (1, 10) OBP: 0.369, SLG: 0.393	BB WP 1B		G1-3	G6-3	G4-3			HR	G6-3	6	2	2	1	0	0	5						
Roberto Alomar, S (1, 4) Tomas Perez, S (9, 4) OBP: 0.315, SLG: 0.483 OBP: 0.333, SLG: 0.500	WP BB 2B BB		L8		BB BB 1B			1B SF8 1B	FC6-4 BB	4	3	2	0	2	0	0						
Joe Carter, R (1, 7) Candy Maldonado, R (9, 7) OBP: 0.315, SLG: 0.426 OBP: 0.379, SLG: 0.486	WP BB 2B BB		G6-3		BB BB 1B			WP G3-1 1B	FC6-4 PB BB	4	4	2	0	2	0	1						
John Olerud, L (1, 3) OBP: 0.376, SLG: 0.395				G6-4-3 1B	1B BB 2B BB			SF8	PB BB	3	1	2	3	2	0	1						
Ed Sprague, R (1, 5) OBP: 0.351, SLG: 0.474	G5-3			G6-4-3 1B	1B BB 2B			G3-1	G3-1	6	2	2	4	0	0	5						
Shawn Green, L (1, 9) OBP: 0.324, SLG: 0.490	F7			1B WP 1B	2B 1B			G4-3	1B BB	4	2	2	0	1	0	1						
Sandy Martinez, L (1, 2) OBP: 0.269, SLG: 0.316		G6-3		SAFE 1B SAFE 1B SAFE BB	2B			F9	1B	4	0	2	3	1	0	0						
Domingo Cedenio, S (1, 6) OBP: 0.333, SLG: 0.438		K		1B	G4-3			K	1B	5	0	2	1	0	2	2						
Inning Stats	R: 3 E: 0 K: 0 S: 18	H: 2 LOB: 1 BB: 2 P: 35	R: 0 E: 0 K: 2 S: 10	H: 0 LOB: 0 BB: 0 P: 12	R: 0 E: 0 K: 0 S: 6	H: 0 LOB: 0 BB: 0 P: 10	R: 1 E: 0 K: 0 S: 15	H: 4 LOB: 3 BB: 1 P: 25	R: 4 E: 0 K: 0 S: 20	H: 4 LOB: 2 BB: 2 P: 33	R: 2 E: 0 K: 2 S: 9	H: 2 LOB: 0 BB: 0 P: 10	R: 0 E: 0 K: 2 S: 9	H: 0 LOB: 0 BB: 0 P: 11	R: 4 E: 0 K: 0 S: 12	H: 5 LOB: 2 BB: 2 P: 26	R: 0 E: 0 K: 0 S: 11	H: 0 LOB: 2 BB: 2 P: 25	1B: 13 2B: 2 3B: 0 HR: 2	SF: 1 SAC: 0 DP: 1 HBP: 0	WP: 3 PB: 1 SB: 0 CS: 0	PA: 51
PITCHER	IP WLS BF H R ER SO BB IBB HBP BLK WP HR S P ERA WHIP																					
Roger Pavlik, R (1, 1) ERA: 5.33	4.0 L 23 7 7 7 2 5 0 0 0 0 2 0 54 95 15.75 3.000																					
Mark Brandenburg, R (5, 1) ERA: 6.63	3.0 17 8 6 6 2 0 0 0 0 0 0 2 37 48 18.00 2.667																					
Chris Nichting, R (8, 1) ERA: 5.56	2.0 11 2 1 1 0 3 0 0 0 0 1 0 19 44 4.50 2.500																					

Toronto Blue Jays @ Texas Rangers
The Ballpark at Arlington, Arlington, TX
Fri Aug 11 1995, 8:05 PM EDT
Att: 31,269 - Unknown

AB	42
R	14
H	17
RBI	13
BB	8
SO	4
LOB	19



Batter	1	2	3	4	5	6	7	8	9	AB	R	H	RBI	BB	SO	LOB	BOTTOM					
Otis Nixon, S (1, 8) Jeff Frye, R (9, 4) OBP: 0.345, SLG: 0.331 OBP: 0.336, SLG: 0.373	F7			L4-3 1B		FC6-4 1B HR BB	G6-3			3	1	1	0	1	0	0						
Lou Frazier, S (1, 7) OBP: 0.322, SLG: 0.267	G3			L4-3 1B		FC6-4 1B	G4-3			4	0	1	0	0	0	1						
Will Clark, L (1, 3) Jack Voigt, R (9, 3) OBP: 0.362, SLG: 0.473 OBP: 0.275, SLG: 0.322	G3-1			BB		FC6-4 HR	FC3-6 1B			3	1	1	0	1	0	2						
Mickey Tettleton, S (1, 10) OBP: 0.390, SLG: 0.487		F8		G3		HR	FC3-6 1B			4	1	1	3	0	0	2						
Ivan Rodriguez, R (1, 2) Dave Valle, R (9, 2) OBP: 0.345, SLG: 0.475 OBP: 0.306, SLG: 0.277		G4-3				G4-3	F8			4	0	1	0	0	0	1						
29 Rusty Greer, L (1, 9) OBP: 0.344, SLG: 0.378		L8				F7	FC5-4 BB		K	3	0	0	0	1	1	1						
Mark McLemore, S (1, 4) OBP: 0.352, SLG: 0.351				G4-3		FC3-6 1B	FC5-4 HR		G4-3	4	1	0	0	0	2							
Mike Pagliarulo, L (1, 5) OBP: 0.275, SLG: 0.341				L7		P6			G4-3	4	1	1	2	0	0	1						
Benji Gil, R (1, 6) OBP: 0.271, SLG: 0.353				F8		K	G5-3			3	0	0	0	0	1	0						
Inning Stats	R: 0 E: 0 K: 0 S: 8	H: 0 LOB: 0 BB: 0 P: 14	R: 0 E: 0 K: 0 S: 5	H: 0 LOB: 0 BB: 0 P: 11	R: 0 E: 0 K: 0 S: 10	H: 0 LOB: 0 BB: 0 P: 15	R: 0 E: 0 K: 0 S: 5	H: 1 LOB: 1 BB: 1 P: 13	R: 0 E: 0 K: 0 S: 6	H: 1 LOB: 1 BB: 0 P: 8	R: 3 E: 0 K: 1 S: 13	H: 2 LOB: 0 BB: 1 P: 21	R: 2 E: 0 K: 0 S: 11	H: 1 LOB: 0 BB: 1 P: 20	R: 0 E: 0 K: 0 S: 7	H: 1 LOB: 1 BB: 0 P: 9	R: 0 E: 0 K: 1 S: 7	H: 0 LOB: 0 BB: 0 P: 11	1B: 4 2B: 1 3B: 0 HR: 2	SF: 0 SAC: 0 DP: 1 HBP: 0	WP: 0 PB: 0 SB: 0 CS: 0	PA: 35
PITCHER	IP WLS BF H R ER SO BB IBB HBP BLK WP HR S P ERA WHIP																					
Edwin Hurtado, R (1, 1) ERA: 5.36	8.0 W 32 6 5 5 1 3 0 0 0 0 0 2 65 111 5.62 1.125																					
Tim Crabtree, R (9, 1) ERA: 4.32	1.0 3 0 0 0 1 0 0 0 0 0 0 0 7 11 0.00 0.000																					

Toronto Blue Jays @ Texas Rangers
The Ballpark at Arlington, Arlington, TX
Fri Aug 11 1995, 8:05 PM EDT
Att: 31,269 - Unknown

AB	32
R	5
H	6
RBI	5
BB	3
SO	2
LOB	10



Batter	1	2	3	4	5	6	7	8	9	AB	R	H	RBI	BB	SO	LOB	TOP								
Devon White, S OBP: 0.342, SLG: 0.452 (1, 8)	F3		F8			F8	5-3		G4-3	5	0	0	0	0	0	0									
Paul Molitor, R OBP: 0.341, SLG: 0.393 (1, 10)	1B		F9			1B	5-3		G1-4-3	5	0	2	0	0	0	0									
Roberto Alomar, S OBP: 0.370, SLG: 0.481 (1, 4)	K			F5		1B	1B		G4-3	4	0	1	0	1	1	1									
Joe Carter, R OBP: 0.314, SLG: 0.424 (1, 7)	K			G5-3		K	1B			4	0	1	0	0	2	3									
John Olerud, L OBP: 0.377, SLG: 0.393 (1, 3)		F8		BB		1B	K			2	0	0	0	2	1	2									
Ed Sprague, R OBP: 0.350, SLG: 0.472 (8, PR) Alex Gonzalez, R OBP: 0.321, SLG: 0.379 (8, 5)	F7			F7		K		1B		4	0	1	0	0	1	4									
Shawn Green, L OBP: 0.327, SLG: 0.494 (1, 9)	2B				4-3		1B	K		4	1	2	0	0	1	1									
Sandy Martinez, L OBP: 0.269, SLG: 0.314 (1, 2)	G4-3				K		1B	K		4	1	1	0	0	2	2									
Domingo Cedeño, S OBP: 0.331, SLG: 0.459 (1, 6)			K		4-3		HR	F7		4	1	1	3	0	1	1									
Inning Stats	R: 0 E: 0 K: 2 S: 8	H: 1 LOB: 1 BB: 0 P: 8	R: 0 E: 0 K: 0 S: 4	H: 1 LOB: 1 BB: 0 P: 4	R: 0 E: 0 K: 1 S: 5	H: 0 LOB: 0 BB: 1 P: 5	R: 0 E: 0 K: 0 S: 3	H: 0 LOB: 1 BB: 1 P: 7	R: 0 E: 0 K: 1 S: 5	H: 0 LOB: 1 BB: 0 P: 5	R: 0 E: 0 K: 2 S: 8	H: 1 LOB: 3 BB: 2 P: 16	R: 3 E: 0 K: 1 S: 10	H: 5 LOB: 2 BB: 0 P: 10	R: 0 E: 0 K: 2 S: 8	H: 1 LOB: 1 BB: 0 P: 8	R: 0 E: 0 K: 0 S: 3	H: 0 LOB: 0 BB: 0 P: 3	1B: 7 2B: 1 3B: 0 HR: 1	SF: 0 SAC: 0 DP: 0 HBP: 0	WP: 0 PB: 0 SB: 3 CS: 0	PA: 39			
PITCHER	IP	WLS	BF	H	R	ER	SO	BB	IBB	HBP	BLK	WP	HR	S	P	ERA	WHIP								
Bobby Witt, R ERA: 3.86 (1, 1)	6.0	W	26	5	2	2	6	2	1	0	0	0	0	35	47	3.00	1.167								
Dennis Cook, L ERA: 4.47 (7, 1)	0.2		4	2	1	1	0	0	0	0	0	0	1	4	4	13.50	3.000								
Roger McDowell, R ERA: 3.84 (7, 1)	2.1	S	9	2	0	0	3	0	0	0	0	0	0	15	15	0.00	0.857								

Toronto Blue Jays @ Texas Rangers
The Ballpark at Arlington, Arlington, TX
Sat Aug 12 1995, 8:05 PM EDT
Att: 40,040 - Unknown - 91 F

AB	36
R	3
H	9
RBI	3
BB	3
SO	9
LOB	14



Batter	1	2	3	4	5	6	7	8	9	AB	R	H	RBI	BB	SO	LOB	BOTTOM								
Otis Nixon, S OBP: 0.346, SLG: 0.328 (1, 8)	G6-4-3		L8		B2		S	F9		3	0	0	0	2	0	3									
Lou Frazier, S OBP: 0.312, SLG: 0.257 (1, 7)	G6-4-3		F8		FC5-4		K			4	0	0	0	0	1	5									
Will Clark, L OBP: 0.393, SLG: 0.487 (1, 3)	F6			1B	2B		HR	5-3		4	2	2	1	0	0	1									
Ivan Rodriguez, R OBP: 0.350, SLG: 0.475 (1, 2)		F8		FC5-4	1B	2B	1B	BB	BB	2	1	1	1	2	0	0									
Mickey Tettleton, S OBP: 0.386, SLG: 0.481 (1, 10)	P2		P6			K	K			4	0	0	0	0	2	4									
Luis Ortiz, R OBP: 0.292, SLG: 0.381 (1, 5) Mike Pagliarulo, L OBP: 0.274, SLG: 0.339 (7, 5)	K2-3		FC5-4		2B	1B		G4-3		3	1	1	0	0	1	1									
Mark McLemore, S OBP: 0.356, SLG: 0.565 (1, 9)			G4-3	1B	G5-3		1B	HR		4	1	3	1	0	0	1									
Jeff Frye, R OBP: 0.342, SLG: 0.389 (1, 4)			G4-3		FC4-6	BB	CS	HR		3	1	2	3	1	0	1									
Benji Gil, R OBP: 0.271, SLG: 0.349 (1, 6)			BB		FC4-6	FC5-4	K			3	0	0	0	1	2	3									
Inning Stats	R: 0 E: 0 K: 0 S: 2	H: 0 LOB: 0 BB: 1 P: 6	R: 0 E: 0 K: 1 S: 5	H: 0 LOB: 0 BB: 0 P: 5	R: 0 E: 0 K: 0 S: 4	H: 1 LOB: 2 BB: 1 P: 8	R: 1 E: 0 K: 0 S: 5	H: 2 LOB: 1 BB: 0 P: 5	R: 0 E: 0 K: 0 S: 3	H: 0 LOB: 1 BB: 1 P: 7	R: 3 E: 0 K: 2 S: 10	H: 4 LOB: 2 BB: 1 P: 14	R: 0 E: 0 K: 2 S: 7	H: 0 LOB: 2 BB: 2 P: 15	R: 2 E: 0 K: 1 S: 7	H: 2 LOB: 0 BB: 0 P: 7	R: 0 E: 0 K: 0 S: 3	H: 0 LOB: 0 BB: 0 P: 3	1B: 4 2B: 3 3B: 1 HR: 2	SF: 0 SAC: 0 DP: 2 HBP: 0	WP: 0 PB: 0 SB: 1 CS: 1	PA: 37			
PITCHER	IP	WLS	BF	H	R	ER	SO	BB	IBB	HBP	BLK	WP	HR	S	P	ERA	WHIP								
Al Leiter, L ERA: 3.9 (1, 1)	7.0	L	32	7	4	4	5	6	0	0	0	0	1	7	7	5.14	1.857								
Tony Castillo, L ERA: 2.61 (8, 1)	1.0		5	2	2	2	1	0	0	0	0	0	1	7	7	18.00	2.000								

Toronto Blue Jays @ Texas Rangers
The Ballpark at Arlington, Arlington, TX
Sat Aug 12 1995, 8:05 PM EDT
Att: 40,040 - Unknown - 91 F

AB	31
R	6
H	9
RBI	6
BB	6
SO	6
LOB	19



Batter	1	2	3	4	5	6	7	8	9	AB	R	H	RBI	BB	SO	LOB	TOP	
Devon White, S OBP: 0.341, SLG: 0.451 Mike Huff, R OBP: 0.375, SLG: 0.345	K		FC4-6			1B 3B		G1-4-3		1	0	0	0	0	1	0		
Paul Molitor, R OBP: 0.340, SLG: 0.391	G4-3			F8		1B			K	4	0	1	1	0	1	0		
Roberto Alomar, S OBP: 0.369, SLG: 0.478	K			1B		L6			F7	4	0	1	0	0	1	1		
Joe Carter, R OBP: 0.313, SLG: 0.422		P6		F7		P3			1B	4	0	1	0	0	0	2		
John Olerud, L OBP: 0.373, SLG: 0.389	L3			G6			K		K	4	0	0	0	0	2	2		
Ed Sprague, R OBP: 0.347, SLG: 0.468	G5-3				L9		F7			3	0	0	0	0	0	0		
Shawn Green, L OBP: 0.323, SLG: 0.488			L8		G6-3		F7			3	0	0	0	0	0	0		
Sandy Martinez, L OBP: 0.270, SLG: 0.314			FC4-6 1B		F8			G3		3	0	1	0	0	0	0		
Domingo Cedeño, S OBP: 0.331, SLG: 0.455			P6			K		G1-4-3 1B		3	0	1	0	0	1	1		
Inning Stats	R: 0 H: 0 E: 0 K: 2 S: 10	H: 0 LOB: 0 BB: 0 P: 12	R: 0 H: 0 E: 0 K: 0 S: 7	H: 0 LOB: 0 BB: 0 P: 10	R: 0 H: 1 E: 0 K: 0 S: 8	LOB: 1 BB: 0 P: 9	R: 0 H: 1 E: 0 K: 0 S: 7	H: 1 LOB: 0 BB: 0 P: 9	R: 0 H: 0 E: 0 K: 1 S: 6	H: 0 LOB: 0 BB: 0 P: 10	R: 0 H: 1 E: 0 K: 2 S: 9	H: 1 LOB: 1 BB: 0 P: 10	R: 0 H: 1 E: 0 K: 2 S: 9	H: 1 LOB: 1 BB: 0 P: 10	1B: 5 2B: 0 3B: 1 HR: 0	SF: 0 SAC: 0 DP: 1 HBP: 0	WP: 0 PB: 0 SB: 0 CS: 0	PA: 32
PITCHER Kevin Gross, R ERA: 6.02	IP: 9.0 WLS: W BF: 32 H: 6 R: 1 ER: 1 SO: 6 BB: 0 IBB: 0 HBP: 0 BLK: 0 WP: 0 HR: 0 S: 77 P: 102 ERA: 1.00 WHIP: 0.667																	

Toronto Blue Jays @ Texas Rangers
The Ballpark at Arlington, Arlington, TX
Sun Aug 13 1995, 8:05 PM EDT
Att: 25,308 - Unknown - 90 F

AB	32
R	1
H	6
RBI	1
BB	0
SO	6
LOB	8



Batter	1	2	3	4	5	6	7	8	9	AB	R	H	RBI	BB	SO	LOB	BOTTOM
Otis Nixon, S OBP: 0.347, SLG: 0.330	B1-3			G6-3			G3 1B			4	1	2	1	0	0	0	
Lou Frazier, S OBP: 0.302, SLG: 0.248	G6-3			G4-3			G3			4	0	0	0	0	0	3	
Will Clark, L OBP: 0.394, SLG: 0.500	2B			G6-3			G5-3			4	2	2	3	0	0	1	
Mickey Tettleton, S OBP: 0.387, SLG: 0.478	2B			K				29 PB 29 SF8 1B BB		2	1	0	0	2	1	0	
Ivan Rodriguez, R OBP: 0.352, SLG: 0.479	2B		L5	G5-3				29 PB 1B		4	0	2	1	0	0	0	
29 Rusty Greer, L OBP: 0.343, SLG: 0.378	F8			1B			K	SF8		3	0	1	1	0	1	2	
Mark McLemore, S OBP: 0.360, SLG: 0.368				F9				1-2 2-H		3	1	2	0	1	0	1	
Mike Pagliarulo, L OBP: 0.273, SLG: 0.337				F7			G3			4	1	1	0	0	1	4	
Esteban Beltre, R OBP: 0.269, SLG: 0.369				K			G6-3			3	0	0	0	0	1	2	
Inning Stats	R: 1 H: 2 E: 0 K: 0 S: 11	H: 4 LOB: 4 BB: 0 P: 14	R: 0 H: 1 E: 0 K: 0 S: 6	LOB: 1 BB: 0 P: 9	R: 0 H: 0 E: 0 K: 1 S: 8	LOB: 0 BB: 0 P: 12	R: 0 H: 1 E: 0 K: 1 S: 10	LOB: 0 BB: 0 P: 19	R: 0 H: 1 E: 0 K: 1 S: 9	H: 1 LOB: 2 BB: 2 P: 23	R: 1 H: 1 E: 0 K: 1 S: 9	H: 1 LOB: 2 BB: 2 P: 23	1B: 7 2B: 2 3B: 0 HR: 1	SF: 1 SAC: 1 DP: 0 HBP: 0	WP: 0 PB: 1 SB: 0 CS: 1	PA: 36	
PITCHER Giovanni Carrara, R ERA: 5.33	IP: 8.0 WLS: L BF: 36 H: 10 R: 6 ER: 5 SO: 4 BB: 2 IBB: 1 HBP: 0 BLK: 0 WP: 0 HR: 1 S: 71 P: 120 ERA: 5.62 WHIP: 1.500																

Toronto Blue Jays @ Texas Rangers
The Ballpark at Arlington, Arlington, TX
Sun Aug 13 1995, 8:05 PM EDT
Att: 25,308 - Unknown - 90 F

AB	31
R	6
H	10
RBI	6
BB	3
SO	4
LOB	13



Batter	1	2	3	4	5	6	7	8	9	AB	R	H	RBI	BB	SO	LOB	TOP										
Devon White, S (1, 8) OBP: 0.344, SLG: 0.451	G6-3		FC4-6 HBP	1B		1B		L8		4	1	2	0	0	0	0											
Paul Molitor, R (1, 10) OBP: 0.338, SLG: 0.389	G6-3		F9	1B		F9		F8		5	0	1	1	0	0	3											
Roberto Alomar, S (1, 4) OBP: 0.369, SLG: 0.477	1B		FC4-6 2B 1-2	P6		1B		K		5	0	2	1	0	1	3											
Joe Carter, R (1, 7) OBP: 0.317, SLG: 0.427	P4					G5-4-3 1B				5	0	3	1	0	0	1											
John Olerud, L (1, 3) OBP: 0.379, SLG: 0.393						G5-4-3 1B		G4-3		4	1	3	0	1	0	2											
Ed Sprague, R (1, 5) OBP: 0.345, SLG: 0.467						G5-4-3 1B				5	1	1	0	0	0	6											
Shawn Green, L (1, 9) OBP: 0.320, SLG: 0.482										3	0	0	1	0	0	2											
Candy Maldonado, R (7, PH) OBP: 0.381, SLG: 0.486	G4-3			G3-1		L8		G6-3		2	0	1	0	0	0	0											
Alex Gonzalez, R (1, 6) OBP: 0.323, SLG: 0.379	SF7			1B				K		3	1	1	1	1	1	2											
Sandy Martinez, L (1, 2) OBP: 0.270, SLG: 0.306	F8			P4				G4-3		3	1	0	0	1	0	2											
Inning Stats	R: 0 E: 0 K: 0 S: 16	H: 1 LOB: 1 BB: 0 P: 20	R: 2 E: 0 K: 0 S: 12	H: 2 LOB: 0 BB: 0 P: 23	R: 0 E: 0 K: 0 S: 9	H: 1 LOB: 3 BB: 1 P: 20	R: 1 E: 0 K: 0 S: 8	H: 3 LOB: 2 BB: 0 P: 12	R: 0 E: 0 K: 0 S: 10	H: 2 LOB: 1 BB: 0 P: 11	R: 2 E: 0 K: 1 S: 23	H: 3 LOB: 2 BB: 1 P: 35	R: 0 E: 0 K: 0 S: 13	H: 0 LOB: 1 BB: 1 P: 21	R: 0 E: 0 K: 1 S: 10	H: 0 LOB: 0 BB: 0 P: 13	R: 0 E: 0 K: 0 S: 15	H: 2 LOB: 2 BB: 0 P: 22	1B: 12 2B: 2 3B: 0 HR: 0	SF: 1 SAC: 0 DP: 1 HBP: 1	WP: 0 PB: 0 SB: 0 CS: 0	PA: 44					
PITCHER	IP	WLS	BF	H	R	ER	SO	BB	IBB	HBP	BLK	WP	HR	S	P	ERA	WHIP										
Felipe Lira, R (1, 1) ERA: 4.05	4.0		21	7	3	3	0	0	1	1	0	0	0	45	75	6.75	1.750										
Joe Boever, R (5, 1) ERA: 5.89	1.2		10	5	2	2	1	1	0	0	0	0	0	32	44	10.80	3.600										
Brian Bohanon, L (6, 1) ERA: 6.45	1.1	W	5	0	0	0	1	0	0	0	0	0	0	14	23	0.00	0.750										
John Doherty, R (8, 1) ERA: 5.21	2.0		8	2	0	0	1	0	0	0	0	0	0	25	35	0.00	1.000										

Toronto Blue Jays @ Detroit Tigers
Tiger Stadium, Detroit, MI
Tue Aug 15, 1995, 7:05 PM EDT
Att: 19,173 - Unknown - 85 F

AB 39
R 5
H 14
RBI 5
BB 3
SO 2
LOB 21



Batter	1	2	3	4	5	6	7	8	9	AB	R	H	RBI	BB	SO	LOB	BOTTOM										
Chad Curtis, R (1, 8) OBP: 0.366, SLG: 0.469	F9		F9	F8				E6 2B		4	1	0	0	1	0	2											
Scott Fletcher, R (1, 4) OBP: 0.328, SLG: 0.319			G6-3			F9		L4		4	1	1	0	1	0	2											
Travis Fryman, R (1, 5) OBP: 0.361, SLG: 0.426	F8			1B		HR		P2		4	3	2	0	1	0	3											
Cecil Fielder, R (1, 3) OBP: 0.358, SLG: 0.484	F9			P3		HR		K		4	1	1	2	1	1	3											
Derrick White, R (8, PR) OBP: 0.276, SLG: 0.310						HR		2B		0	0	0	0	0	0	0											
Lou Whitaker, L (1, 10) OBP: 0.367, SLG: 0.495				2B				K		4	1	1	0	0	1	1											
Juan Samuel, R (8, PH) OBP: 0.382, SLG: 0.551				3B				K		1	0	1	2	0	0	0											
Bobby Higginson, L (1, 9) OBP: 0.338, SLG: 0.404				1B				2B		5	2	2	1	0	1	3											
Chris Gomez, R (1, 6) OBP: 0.318, SLG: 0.398				2B				K		5	1	2	1	0	1	5											
Milt Cuyler, S (1, 7) OBP: 0.194, SLG: 0.333				3B				F8		4	1	2	4	0	1	1											
Ron Tingley, R (1, 2) OBP: 0.315, SLG: 0.390				1B				G1-3		3	0	2	1	1	0	1											
Inning Stats	R: 0 E: 0 K: 0 S: 8	H: 1 LOB: 1 BB: 0 P: 13	R: 0 E: 0 K: 0 S: 14	H: 1 LOB: 0 BB: 0 P: 19	R: 0 E: 0 K: 0 S: 11	H: 1 LOB: 0 BB: 0 P: 19	R: 4 E: 0 K: 1 S: 14	H: 5 LOB: 1 BB: 0 P: 21	R: 2 E: 0 K: 1 S: 7	H: 2 LOB: 0 BB: 0 P: 12	R: 0 E: 0 K: 1 S: 10	H: 0 LOB: 2 BB: 2 P: 22	R: 3 E: 0 K: 2 S: 14	H: 3 LOB: 1 BB: 1 P: 27	R: 2 E: 1 K: 1 S: 18	H: 1 LOB: 3 BB: 2 P: 32	R: 0 E: 0 K: 1 S: 15	H: 7 LOB: 4 3B: 2 HR: 1	SF: 0 SAC: 0 DP: 0 HBP: 0	WP: 0 PB: 0 SB: 1 CS: 1	PA: 43						
PITCHER	IP	WLS	BF	H	R	ER	SO	BB	IBB	HBP	BLK	WP	HR	S	P	ERA	WHIP										
Pat Hentgen, R (1, 1) ERA: 5.9	6.0	L	29	10	6	6	2	2	0	0	0	0	0	64	106	9.00	2.000										
Jimmy Rogers, R (7, 1) ERA: 12.79	1.0		7	3	3	3	2	1	0	0	0	0	0	14	27	27.00	4.000										
Ken Robinson, R (8, 1) ERA: 6.92	0.1		4	0	2	1	0	2	0	0	0	0	0	11	22	27.00	6.000										
Ricardo Jordan, L (8, 1) ERA: 6.6	0.2		3	1	0	0	1	0	0	0	0	0	0	7	10	0.00	1.500										

Toronto Blue Jays @ Detroit Tigers
Tiger Stadium, Detroit, MI
Tue Aug 15, 1995, 7:05 PM EDT
Att: 19,173 - Unknown - 85 F

AB 38
R 11
H 14
RBI 11
BB 5
SO 5
LOB 21



Batter	1	2	3	4	5	6	7	8	9	AB	R	H	RBI	BB	SO	LOB	TOP					
Devon White, S OBP: 0.345, SLG: 0.450										5	0	2	0	0	2	1						
Paul Molitor, R OBP: 0.339, SLG: 0.385										3	1	0	0	2	1	1						
Roberto Alomar, S OBP: 0.369, SLG: 0.484										5	2	2	1	0	0	3						
Joe Carter, R OBP: 0.314, SLG: 0.424										3	0	0	1	0	2	1						
John Olerud, L OBP: 0.380, SLG: 0.390										2	2	0	0	2	0	0						
Ed Sprague, R OBP: 0.348, SLG: 0.475										4	1	3	2	0	0	0						
Shawn Green, L OBP: 0.320, SLG: 0.480										3	1	1	0	0	1	1						
Mike Huff, R OBP: 0.371, SLG: 0.341										1	0	0	0	0	0	1						
Alex Gonzalez, R OBP: 0.322, SLG: 0.384										4	0	1	0	0	1	3						
Sandy Martinez, L OBP: 0.269, SLG: 0.306										3	0	1	2	0	2	1						
Inning Stats	R: 0 E: 0 K: 2 S: 13	H: 1 LOB: 1 BB: 0 P: 19	R: 2 E: 1 K: 0 S: 14	H: 3 LOB: 1 BB: 1 P: 24	R: 1 E: 0 K: 0 S: 9	H: 1 LOB: 0 BB: 0 P: 14	R: 1 E: 0 K: 1 S: 9	H: 2 LOB: 0 BB: 0 P: 15	R: 0 E: 0 K: 1 S: 7	H: 0 LOB: 0 BB: 0 P: 10	R: 0 E: 0 K: 2 S: 8	H: 0 LOB: 0 BB: 0 P: 10	R: 0 E: 0 K: 1 S: 10	H: 0 LOB: 1 BB: 1 P: 25	R: 3 E: 0 K: 0 S: 10	H: 2 LOB: 1 BB: 1 P: 24	R: 0 E: 0 K: 1 S: 14	H: 1 LOB: 2 BB: 1 P: 24	1B: 7 2B: 1 3B: 2 HR: 1	SF: 2 SAC: 0 DP: 1 HBP: 0	WP: 0 PB: 0 SB: 2 CS: 0	PA: 39
PITCHER	IP	WLS	BF	H	R	ER	SO	BB	IBB	HBP	BLK	WP	HR	S	P	ERA	WHIP					
Mike Moore, R ERA: 7.29	7.0		27	7	4	3	7	1	0	0	0	0	1	67	102	3.86	1.143					
Brian Maxcy, R ERA: 8.21	0.2	L	6	2	3	3	0	1	1	0	0	0	0	9	21	40.50	4.500					
Kevin Wickander, L ERA: 1.84	1.1		6	1	0	0	2	1	0	0	0	0	0	15	28	0.00	1.500					

Toronto Blue Jays @ Detroit Tigers
Tiger Stadium, Detroit, MI
Wed Aug 16 1995, 7:05 PM EDT
Att: 17,551 - Unknown - 89 F

AB 33
R 7
H 10
RBI 6
BB 4
SO 9
LOB 12



Batter	1	2	3	4	5	6	7	8	9	AB	R	H	RBI	BB	SO	LOB	BOTTOM					
Chad Curtis, R OBP: 0.366, SLG: 0.468										5	0	2	0	0	1	5						
Scott Fletcher, R OBP: 0.331, SLG: 0.316										4	1	1	0	1	0	3						
Travis Fryman, R OBP: 0.359, SLG: 0.422										4	0	0	1	1	0	3						
Cecil Fielder, R OBP: 0.359, SLG: 0.483										5	0	2	0	0	1	4						
Lou Whitaker, L OBP: 0.365, SLG: 0.488										3	1	0	0	1	0	3						
Derrick White, R OBP: 0.267, SLG: 0.300										1	0	0	0	0	0	0						
Bobby Higginson, L OBP: 0.343, SLG: 0.419										4	1	3	3	0	0	1						
Juan Samuel, R OBP: 0.380, SLG: 0.547										1	0	0	0	0	0	0						
Chris Gomez, R OBP: 0.314, SLG: 0.392										4	0	0	0	0	1	2						
Mitt Cuyler, S OBP: 0.257, SLG: 0.364										3	1	2	0	1	0	1						
Ron Tingley, R OBP: 0.302, SLG: 0.372										4	0	0	0	0	2	4						
Inning Stats	R: 0 E: 0 K: 0 S: 8	H: 2 LOB: 2 BB: 0 P: 15	R: 0 E: 1 K: 1 S: 14	H: 2 LOB: 2 BB: 0 P: 19	R: 3 E: 0 K: 0 S: 10	H: 2 LOB: 0 BB: 1 P: 23	R: 0 E: 0 K: 0 S: 5	H: 0 LOB: 1 BB: 1 P: 12	R: 0 E: 0 K: 1 S: 12	H: 1 LOB: 1 BB: 0 P: 18	R: 1 E: 1 K: 1 S: 13	H: 1 LOB: 3 BB: 2 P: 27	R: 0 E: 0 K: 1 S: 7	H: 1 LOB: 1 BB: 0 P: 10	R: 0 E: 0 K: 1 S: 11	H: 1 LOB: 1 BB: 0 P: 18	R: 0 E: 0 K: 1 S: 9	H: 0 LOB: 0 BB: 0 P: 12	1B: 9 2B: 0 3B: 0 HR: 1	SF: 0 SAC: 0 DP: 0 HBP: 0	WP: 0 PB: 0 SB: 1 CS: 0	PA: 42
PITCHER	IP	WLS	BF	H	R	ER	SO	BB	IBB	HBP	BLK	WP	HR	S	P	ERA	WHIP					
Edwin Hurtado, R ERA: 5.17	7.0	W	35	9	4	3	3	4	0	0	0	0	0	69	124	3.86	1.857					
Tim Lincecum, R ERA: 4.08	1.0		4	1	0	0	1	0	0	0	0	0	0	11	18	0.00	1.000					
Tony Castillo, L ERA: 2.76	1.0	S	3	0	0	0	1	0	0	0	0	0	0	9	12	0.00	0.000					

Toronto Blue Jays @ Detroit Tigers
Tiger Stadium, Detroit, MI
Wed Aug 16 1995, 7:05 PM EDT
Att: 17,551 - Unknown - 89 F

AB 38
R 4
H 10
RBI 4
BB 4
SO 5
LOB 26



Batter	1	2	3	4	5	6	7	8	9	AB	R	H	RBI	BB	SO	LOB	TOP								
Devon White, S (1, 8) OBP: 0.344, SLG: 0.451										4	1	1	0	0	0	1									
Paul Molitor, R (1, 10) OBP: 0.338, SLG: 0.384										4	0	1	1	0	0	1									
Roberto Alomar, S (1, 4) OBP: 0.371, SLG: 0.486										3	0	1	1	1	0	0									
Joe Carter, R (1, 7) OBP: 0.311, SLG: 0.420										4	0	0	0	0	0	3									
John Olerud, L (1, 3) OBP: 0.379, SLG: 0.387										3	0	0	0	1	0	2									
Ed Sprague, R (1, 5) OBP: 0.348, SLG: 0.471										3	0	0	0	0	1	2									
Shawn Green, L (1, 9) OBP: 0.315, SLG: 0.473										4	0	0	0	0	2	1									
Candy Maldonado, R (9, 9) OBP: 0.381, SLG: 0.486										0	0	0	0	0	0	0									
Alex Gonzalez, R (1, 6) OBP: 0.324, SLG: 0.389										4	1	2	0	0	1	0									
Randy Knorr, R (1, 2) OBP: 0.302, SLG: 0.416										3	1	1	1	0	0	0									
Inning Stats	R: 1 E: 0 K: 0 S: 15	H: 1 LOB: 0 BB: 0 P: 22	R: 0 E: 0 K: 1 S: 8	H: 0 LOB: 0 BB: 0 P: 9	R: 0 E: 0 K: 1 S: 6	H: 0 LOB: 0 BB: 0 P: 8	R: 0 E: 0 K: 0 S: 9	H: 1 LOB: 2 BB: 1 P: 15	R: 0 E: 0 K: 0 S: 5	H: 0 LOB: 0 BB: 0 P: 8	R: 0 E: 0 K: 0 S: 9	H: 0 LOB: 1 BB: 0 P: 16	R: 0 E: 0 K: 0 S: 10	H: 0 LOB: 0 BB: 0 P: 14	R: 2 E: 0 K: 0 S: 12	H: 3 LOB: 2 BB: 1 P: 23	R: 0 E: 0 K: 2 S: 10	H: 1 LOB: 0 BB: 0 P: 18	1B: 2 2B: 4 3B: 0 HR: 0	SF: 0 SAC: 0 DP: 0 HBP: 1	WP: 0 PB: 0 SB: 0 CS: 1	PA: 36			
PITCHER	IP	WLS	BF	H	R	ER	SO	BB	IBB	HBP	BLK	WP	HR	S	P	ERA	WHIP								
Jose Lima, R (1, 1) ERA: 6.5	7.1	L	28	4	3	3	2	0	1	1	0	0	0	65	96	3.68	0.545								
Joe Boever, R (8, 1) ERA: 5.86	0.1		3	1	0	0	0	1	0	0	0	0	0	8	17	0.00	6.000								
Brian Bohanon, L (8, 1) ERA: 6.42	0.1		1	0	0	0	0	0	0	0	0	0	0	1	2	0.00	0.000								
Mike Christopher, R (9, 1) ERA: 3.64	1.0		3	1	0	0	2	0	0	0	0	0	0	10	18	0.00	1.000								

Toronto Blue Jays @ Detroit Tigers
Tiger Stadium, Detroit, MI
Thu Aug 17 1995, 7:05 PM EDT
Att: 14,629 - Unknown - 77 F

AB	32
R	3
H	6
RBI	3
BB	2
SO	4
LOB	10



Batter	1	2	3	4	5	6	7	8	9	AB	R	H	RBI	BB	SO	LOB	BOTTOM								
Chad Curtis, R (1, 8) OBP: 0.363, SLG: 0.464										4	0	0	0	0	1	3									
Chris Gomez, R (1, 4) OBP: 0.313, SLG: 0.390										4	0	1	0	0	1	2									
Travis Fryman, R (1, 5) OBP: 0.360, SLG: 0.421										3	0	1	0	1	1	1									
Cecil Fielder, R (1, 10) OBP: 0.357, SLG: 0.478										3	0	0	0	1	0	2									
Derrick White, R (9, PR) OBP: 0.297, SLG: 0.300										0	0	0	0	0	0	0									
Juan Samuel, R (1, 3) OBP: 0.377, SLG: 0.539										4	0	1	0	0	1	1									
Alan Trammell, R (1, 6) OBP: 0.370, SLG: 0.377										4	0	1	0	0	0	1									
John Flaherty, R (1, 2) OBP: 0.312, SLG: 0.464										3	0	0	0	1	0	3									
Bobby Higginson, L (1, 9) OBP: 0.343, SLG: 0.416										2	0	0	0	1	0	1									
Mitt Cuyler, S (1, 7) OBP: 0.289, SLG: 0.371										2	0	1	0	1	0	0									
Inning Stats	R: 0 E: 0 K: 1 S: 11	H: 1 LOB: 1 BB: 0 P: 16	R: 0 E: 0 K: 1 S: 8	H: 0 LOB: 1 BB: 1 P: 16	R: 0 E: 0 K: 0 S: 15	H: 1 LOB: 1 BB: 1 P: 27	R: 0 E: 0 K: 0 S: 7	H: 0 LOB: 0 BB: 1 P: 17	R: 0 E: 0 K: 0 S: 5	H: 0 LOB: 0 BB: 0 P: 7	R: 0 E: 0 K: 1 S: 8	H: 0 LOB: 0 BB: 0 P: 12	R: 0 E: 0 K: 0 S: 8	H: 0 LOB: 0 BB: 0 P: 13	R: 0 E: 0 K: 1 S: 11	H: 1 LOB: 2 BB: 1 P: 21	R: 0 E: 0 K: 0 S: 12	H: 2 LOB: 3 BB: 1 P: 20	1B: 5 2B: 0 3B: 0 HR: 0	SF: 0 SAC: 0 DP: 2 HBP: 0	WP: 1 PB: 1 SB: 0 CS: 0	PA: 34			
PITCHER	IP	WLS	BF	H	R	ER	SO	BB	IBB	HBP	BLK	WP	HR	S	P	ERA	WHIP								
Al Leiter, L (1, 1) ERA: 3.64	8.0	W	29	3	0	0	4	4	0	0	0	0	0	73	129	0.00	0.875								
Tony Castillo, L (9, 1) ERA: 2.72	1.0	S	5	2	0	0	0	1	0	0	0	0	0	12	20	0.00	3.000								

Toronto Blue Jays @ Detroit Tigers
Tiger Stadium, Detroit, MI
Thu Aug 17 1995, 7:05 PM EDT
Att: 14,629 - Unknown - 77 F

AB	29
R	0
H	5
RBI	0
BB	5
SO	4
LOB	14



Batter	1	2	3	4	5	6	7	8	9	AB	R	H	RBI	BB	SO	LOB	TOP		
Johnny Damon, L (1,8) OBP: 0.370, SLG: 0.385	L5		F3				6-3		F8	4	0	0	0	1	0	1	Kansas City Royals @ Toronto Blue Jays SkyDome, Toronto, ON Sun Aug 20 1995, 3:33 AM EDT Att: 39,103 - Unknown		
Tom Goodwin, L (1,7) OBP: 0.342, SLG: 0.337	4-3					K				4	0	2	0	0	1	3			
Gary Gaetti, R (1,5) OBP: 0.348, SLG: 0.557									F8	3	1	1	0	0	0	1			
Wally Joyner, L (1,3) OBP: 0.387, SLG: 0.421	4-3									4	0	1	0	0	0	2			
Jon Nunnally, L (1,9) OBP: 0.356, SLG: 0.532			G3							4	1	1	0	0	2	1			
Michael Tucker, L (1,10) OBP: 0.313, SLG: 0.347										2	1	1	3	2	1	0			
Keith Lockhart, L (1,4) OBP: 0.351, SLG: 0.468										4	0	0	0	0	0	2			
David Howard, S (1,6) OBP: 0.293, SLG: 0.356										4	0	1	0	0	1	0			
Brent Mayne, L (1,2) OBP: 0.272, SLG: 0.284										2	0	0	0	1	1	2			
Henry Mercedes, R (7,2)										1	0	0	0	0	0	0			
Inning Stats	R: 0 E: 0 K: 0 S: 3	H: 0 LOB: 1 BB: 0 P: 4	R: 0 E: 0 K: 1 S: 5	H: 0 LOB: 0 BB: 0 P: 5	R: 0 E: 0 K: 0 S: 3	H: 1 LOB: 2 BB: 1 P: 7	R: 0 E: 0 K: 1 S: 5	H: 1 LOB: 1 BB: 0 P: 5	R: 0 E: 0 K: 1 S: 6	H: 1 LOB: 3 BB: 2 P: 14	R: 0 E: 0 K: 1 S: 6	H: 1 LOB: 1 BB: 0 P: 6	R: 0 E: 0 K: 1 S: 5	H: 0 LOB: 1 BB: 1 P: 9	R: 0 E: 0 K: 0 S: 3	H: 0 LOB: 0 BB: 0 P: 3	1B: 5 2B: 2 3B: 0 HR: 1	SF: 0 SAC: 0 DP: 1 HBP: 1	WP: 0 PA: 37 PB: 0 SB: 0 CS: 1
PITCHER	IP	WLS	BF	H	R	ER	SO	BB	IBB	HBP	BLK	WP	HR	S	P	ERA	WHIP		
Pat Hentgen, R (1,1) ERA: 5.76	8.0		34	7	3	3	6	4	0	1	0	0	1	41	58	3.38	1.375		
Mike Timlin, R (9,1) ERA: 3.42	1.0	W	3	0	0	0	0	0	0	0	0	0	0	3	3	0.00	0.000		

Batter	1	2	3	4	5	6	7	8	9	AB	R	H	RBI	BB	SO	LOB	BOTTOM						
Devon White, S (1,8) OBP: 0.338, SLG: 0.444	F7		5-3							4	0	0	0	0	2	1	Kansas City Royals @ Toronto Blue Jays SkyDome, Toronto, ON Sun Aug 20 1995, 3:33 AM EDT Att: 39,103 - Unknown						
Paul Molitor, R (1,10) OBP: 0.334, SLG: 0.388	F7		F9							4	0	0	0	0	0	0							
Roberto Alomar, S (1,4) OBP: 0.376, SLG: 0.485										4	0	1	0	0	0	0							
Joe Carter, R (1,3) OBP: 0.315, SLG: 0.440										4	2	2	2	0	2	1							
Ed Sprague, R (1,5) OBP: 0.344, SLG: 0.465										4	0	1	0	0	1	0							
Candy Maldonado, R (1,7) OBP: 0.376, SLG: 0.497										4	1	1	1	0	1	1							
Mike Huff, R (1,9) OBP: 0.365, SLG: 0.337										4	1	3	0	0	0	0							
Alex Gonzalez, R (1,6) OBP: 0.323, SLG: 0.385										3	0	1	0	1	1	2							
Randy Knorr, R (1,2) OBP: 0.293, SLG: 0.402										3	0	0	0	0	1	2							
John Olerud, L (9,PH) OBP: 0.381, SLG: 0.389										1	0	1	1	0	0	0							
Inning Stats	R: 0 E: 0 K: 0 S: 3	H: 0 LOB: 0 BB: 0 P: 3	R: 1 E: 0 K: 2 S: 9	H: 2 LOB: 1 BB: 0 P: 9	R: 0 E: 0 K: 0 S: 3	H: 0 LOB: 0 BB: 0 P: 3	R: 1 E: 0 K: 0 S: 4	H: 2 LOB: 0 BB: 0 P: 4	R: 0 E: 0 K: 2 S: 8	H: 1 LOB: 1 BB: 0 P: 8	R: 1 E: 0 K: 1 S: 6	H: 1 LOB: 0 BB: 0 P: 6	R: 0 E: 0 K: 0 S: 4	H: 1 LOB: 1 BB: 0 P: 4	R: 0 E: 0 K: 2 S: 8	H: 1 LOB: 0 BB: 0 P: 8	R: 0 E: 0 K: 2 S: 6	H: 1 LOB: 1 BB: 0 P: 8	R: 1 E: 0 K: 1 S: 6	H: 2 LOB: 2 BB: 1 P: 10	1B: 7 2B: 0 3B: 0 HR: 3	SF: 0 SAC: 0 DP: 1 HBP: 0	WP: 0 PA: 36 PB: 0 SB: 0 CS: 0
PITCHER	IP	WLS	BF	H	R	ER	SO	BB	IBB	HBP	BLK	WP	HR	S	P	ERA	WHIP						
Jason Jacome, L (1,1) ERA: 7.25	7.2		30	8	3	3	6	0	0	0	0	0	0	9	13	9.00	2.000						
Gregg Olson, R (8,1) ERA: 3.94	1.0	L	6	2	1	1	2	0	1	0	0	0	0	9	13	9.00	2.000						

Batter	1	2	3	4	5	6	7	8	9	AB	R	H	RBI	BB	SO	LOB	TOP									
Kenny Lofton, L OBP: 0.361, SLG: 0.487	4-2 G3 S BB	3-2 E6 S P5 3-H	1-2 G5-3		2-2 G4-3		0-0 F8			4	0	1	1	0	6											
Omar Vizquel, S OBP: 0.317, SLG: 0.335	2-3 K	0-0 P5		3-2 F8		0-1 FC3-6 1B		2-1 F9		5	0	1	0	0	1	3										
Carlos Baerga, S OBP: 0.364, SLG: 0.483	1-1 G3	2-0 SF7		0-1 G4-3		1-1 FC3-6 2B 1-2		1-0 P5		4	0	0	1	0	2											
Albert Belle, R OBP: 0.397, SLG: 0.627	4-2 BB	3-3 K		0-0 P3		1-0 2B		2-2 L8		4	0	1	0	1	1											
Eddie Murray, S OBP: 0.356, SLG: 0.505	2-1 G6-3		1-0 G4-3		3-2 WP S 1B		3-3 K		2-2 F9 HBP 1B	5	1	2	0	0	1	4										
Jim Thome, L OBP: 0.452, SLG: 0.577		4-2 BB 2B	1-2 G3-1		1-2 F7		2-1 P5		3-0 G5-3 1B HBP	3	1	0	0	1	0	3										
Manny Ramirez, R OBP: 0.421, SLG: 0.621		4-0 2B 1B	4-0 HR		4-1 WP BB		4-2 BB		1-0 F9	1	2	0	0	4	0	2										
Paul Sorrento, L OBP: 0.343, SLG: 0.519		3-2 1B E 2B	1-0 HR		4-0 1-2 IBB		3-3 K		0-1 1-2 1B	4	2	3	4	1	1	1										
Sandy Alomar Jr., R OBP: 0.325, SLG: 0.458		0-1 E SF7 1B	2-2 HBP		2-2 P6		2-2 L7		2-1 G5-3	4	1	1	1	0	0	6										
Inning Stats	R: 0 E: 0 K: 1 S: 13	H: 0 LOB: 2 BB: 2 P: 26	R: 4 E: 1 K: 1 S: 18	H: 2 LOB: 1 BB: 2 P: 37	R: 2 E: 0 K: 0 S: 10	H: 1 LOB: 1 BB: 1 P: 20	R: 0 E: 0 K: 0 S: 6	H: 0 LOB: 0 BB: 0 P: 9	R: 0 E: 0 K: 1 S: 16	H: 1 LOB: 3 BB: 2 P: 32	R: 0 E: 0 K: 1 S: 10	H: 2 LOB: 2 BB: 0 P: 17	R: 0 E: 0 K: 1 S: 10	H: 0 LOB: 1 BB: 1 P: 19	R: 0 E: 0 K: 0 S: 6	H: 0 LOB: 0 BB: 0 P: 11	R: 1 E: 0 K: 0 S: 8	H: 2 LOB: 1 BB: 0 P: 16	1B: 5 2B: 2 3B: 0 HR: 1	SF: 1 SAC: 0 DP: 1 HBP: 2	WP: 1 PB: 0 SB: 3 CS: 0	PA: 45				
PITCHER	IP	WLS	BF	H	R	ER	SO	BB	IBB	HBP	BLK	WP	HR	S	P	ERA	WHIP									
Edwin Hurtado, R ERA: 5.49	(1, 1)	5.0	L	28	4	6	5	2	6	1	1	0	1	1	63	124	9.00	2.000								
Ken Robinson, R ERA: 4.59	(6, 1)	3.0		12	2	0	0	2	1	0	0	0	0	0	26	47	0.00	1.000								
Tim Crabtree, R ERA: 4.82	(9, 1)	1.0		5	2	1	1	0	0	0	1	0	0	0	8	16	9.00	2.000								

Cleveland Indians @ Toronto Blue Jays
SkyDome, Toronto, ON
Mon Aug 21 1995, 7:05 PM EDT
Att: 39,187 - Unknown - 80 F

AB 34
R 7
H 8
RBI 7
BB 8
SO 4
LOB 28



Batter	1	2	3	4	5	6	7	8	9	AB	R	H	RBI	BB	SO	LOB	BOTTOM								
Devon White, S OBP: 0.342, SLG: 0.447	1-1 FC6-4 1B		2-2 G4-6-3 1B		1-1 FC3-4-6 1B		0-0 L8			4	0	3	0	0	0	0									
Paul Molitor, R OBP: 0.331, SLG: 0.384	2-3 K		0-0 G4-6-3 1-2		0-1 FC3-4-6 1B 1-2 2-3		0-0 F8			4	0	0	0	0	1	4									
Roberto Alomar, S OBP: 0.374, SLG: 0.482	1-1 FC6-4 1-2			1-0 G4-3	1-2 1-3 3-H 1B		0-3 K			4	0	1	1	0	1	1									
Joe Carter, R OBP: 0.313, SLG: 0.436	1-3 K			1-3 K	1-0 L8		0-0 G5-3			4	0	0	0	0	2	3									
John Olerud, L OBP: 0.382, SLG: 0.396		0-1 G3		1-1 1B 2B	1-1 G3		3-1 2B			4	1	2	0	0	0	2									
Ed Sprague, R OBP: 0.345, SLG: 0.465		0-1 1B		2-1 1B		1-3 K		1-1 P6		4	0	2	1	0	1	1									
Shawn Green, L OBP: 0.314, SLG: 0.466		2-3 K		0-0 G4-3		2-3 K			2-3 K	3	0	0	0	0	2	2									
Candy Maldonado, R OBP: 0.374, SLG: 0.493										1	0	0	0	0	1	0									
Alex Gonzalez, R OBP: 0.322, SLG: 0.393		0-3 K			2-1 HR		1-3 K		0-3 K	4	1	1	1	0	3	1									
Sandy Martinez, L OBP: 0.262, SLG: 0.295			0-1 G4-3		0-0 FC3-4-6 1B 1B		1-1 P6		1-0 P2	3	1	1	0	0	0	0									
Mike Huff, R OBP: 0.362, SLG: 0.333										1	0	0	0	0	0	0									
Inning Stats	R: 0 E: 0 K: 2 S: 13	H: 1 LOB: 1 BB: 0 P: 18	R: 0 E: 0 K: 2 S: 10	H: 1 LOB: 0 BB: 0 P: 12	R: 0 E: 0 K: 0 S: 7	H: 1 LOB: 0 BB: 0 P: 9	R: 1 E: 0 K: 1 S: 9	H: 2 LOB: 1 BB: 0 P: 14	R: 2 E: 0 K: 0 S: 13	H: 4 LOB: 2 BB: 0 P: 19	R: 0 E: 0 K: 3 S: 10	H: 0 LOB: 0 BB: 0 P: 14	R: 0 E: 0 K: 0 S: 4	H: 0 LOB: 0 BB: 0 P: 5	R: 0 E: 0 K: 1 S: 9	H: 1 LOB: 1 BB: 0 P: 13	R: 0 E: 0 K: 2 S: 7	H: 0 LOB: 0 BB: 0 P: 10	1B: 7 2B: 2 3B: 0 HR: 1	SF: 0 SAC: 0 DP: 1 HBP: 0	WP: 0 PB: 0 SB: 0 CS: 0	PA: 36			
PITCHER	IP	WLS	BF	H	R	ER	SO	BB	IBB	HBP	BLK	WP	HR	S	P	ERA	WHIP								
Orel Hershiser, R ERA: 4.32	(1, 1)	7.0	W	29	9	3	3	8	0	0	0	0	0	66	91	3.86	1.286								
Alan Embree, L ERA: 2.39	(8, 1)	2.0	S	7	1	0	0	3	0	0	0	0	0	16	23	0.00	0.500								

Cleveland Indians @ Toronto Blue Jays
SkyDome, Toronto, ON
Mon Aug 21 1995, 7:05 PM EDT
Att: 39,187 - Unknown - 80 F

AB 36
R 3
H 10
RBI 3
BB 0
SO 11
LOB 14



Batter	1	2	3	4	5	6	7	8	9	AB	R	H	RBI	BB	SO	LOB	TOP			
Wayne Kirby, L OBP: 0.238, SLG: 0.288 (1, 8)	K2-3		FC5-4 1B		K		F7		K	5	0	1	0	0	3	2	Cleveland Indians @ Toronto Blue Jays SkyDome, Toronto, ON Tue Aug 22 1995, 7:05 PM EDT Att: 39,293 - Unknown - 76 F			
Omar Vizquel, S OBP: 0.319, SLG: 0.346 (1, 6)	G6-3		K		K		F9			4	2	2	1	0	1	2				
Carlos Baerga, S OBP: 0.363, SLG: 0.480 (1, 4)	G6-3		FC5-4		K			CS BB		3	0	0	1	1	1	2				
Albert Belle, R OBP: 0.396, SLG: 0.623 (1, 7)	L5		K			4-1 HR BB		K		3	1	0	0	1	2	3				
Eddie Murray, S OBP: 0.352, SLG: 0.498 (1, 10)		K		G6-3		P3		G6-3		4	0	0	0	0	1	2				
Manny Ramirez, R OBP: 0.424, SLG: 0.629 (1, 9)	F9			1B		2-0 HR			4-1 SH2-4 BB	3	1	2	2	1	0	0				
Herbert Perry, R OBP: 0.383, SLG: 0.494 (1, 3)				1B		2-1 HR			0-1 SH2-4	2	0	1	0	0	0	0				
Alvaro Espinoza, R OBP: 0.278, SLG: 0.348 (9, PH)				1B		0-3 K			4-2 BB	3	0	0	0	0	1	3				
Jim Thome, L OBP: 0.453, SLG: 0.577 (9, 5)	G6-3		G5-4-3		K					0	0	0	0	1	0	0				
Tony Peña, R OBP: 0.279, SLG: 0.344 (9, PH)			FC5-4 1B		F8				1-1 P4	3	0	1	0	0	0	0				
Sandy Alomar Jr., R OBP: 0.353, SLG: 0.455 (9, 2)			1B							1	0	0	0	0	0	2				
Inning Stats	R: 1 E: 0 K: 1 S: 12	H: 1 LOB: 0 BB: 0 P: 20	R: 0 E: 0 K: 1 S: 10	H: 0 LOB: 1 BB: 0 P: 15	R: 0 E: 0 K: 2 S: 12	H: 2 LOB: 2 BB: 0 P: 16	R: 0 E: 0 K: 0 S: 7	H: 2 LOB: 1 BB: 0 P: 10	R: 1 E: 0 K: 2 S: 12	H: 1 LOB: 0 BB: 1 P: 19	R: 0 E: 0 K: 0 S: 7	H: 0 LOB: 0 BB: 0 P: 10	R: 0 E: 0 K: 1 S: 7	H: 0 LOB: 0 BB: 1 P: 14	R: 0 E: 0 K: 1 S: 13	H: 0 LOB: 2 BB: 2 P: 23	1B: 4 2B: 1 3B: 0 HR: 2	SF: 0 SAC: 1 DP: 1 HBP: 1	WP: 0 PB: 1 SB: 1 CS: 1	PA: 37
PITCHER	IP WLS BF H R ER SO BB IBB HBP BLK WP HR S P ERA WHIP	IP WLS BF H R ER SO BB IBB HBP BLK WP HR S P ERA WHIP	IP WLS BF H R ER SO BB IBB HBP BLK WP HR S P ERA WHIP	IP WLS BF H R ER SO BB IBB HBP BLK WP HR S P ERA WHIP	IP WLS BF H R ER SO BB IBB HBP BLK WP HR S P ERA WHIP	IP WLS BF H R ER SO BB IBB HBP BLK WP HR S P ERA WHIP	IP WLS BF H R ER SO BB IBB HBP BLK WP HR S P ERA WHIP	IP WLS BF H R ER SO BB IBB HBP BLK WP HR S P ERA WHIP	IP WLS BF H R ER SO BB IBB HBP BLK WP HR S P ERA WHIP	IP WLS BF H R ER SO BB IBB HBP BLK WP HR S P ERA WHIP	IP WLS BF H R ER SO BB IBB HBP BLK WP HR S P ERA WHIP	IP WLS BF H R ER SO BB IBB HBP BLK WP HR S P ERA WHIP	IP WLS BF H R ER SO BB IBB HBP BLK WP HR S P ERA WHIP	IP WLS BF H R ER SO BB IBB HBP BLK WP HR S P ERA WHIP	IP WLS BF H R ER SO BB IBB HBP BLK WP HR S P ERA WHIP	IP WLS BF H R ER SO BB IBB HBP BLK WP HR S P ERA WHIP				
Al Leiter, L ERA: 3.7 (1, 1)	8.0	32	7	4	4	8	2	0	0	0	0	0	0	0	0	0	4.50	1.125		
Jimmy Rogers, R ERA: 6.94 (9, 1)	0.1	2	0	0	0	0	1	0	0	0	0	0	0	3	7	0.00	3.000			
Tony Castillo, L ERA: 2.66 (9, 1)	0.2	W	3	0	0	0	1	0	0	0	0	0	0	10	16	0.00	1.500			

Batter	1	2	3	4	5	6	7	8	9	AB	R	H	RBI	BB	SO	LOB	BOTTOM			
Devon White, S OBP: 0.340, SLG: 0.442 (1, 8)	K	F9			P6		F7			4	0	0	0	0	1	2	Cleveland Indians @ Toronto Blue Jays SkyDome, Toronto, ON Tue Aug 22 1995, 7:05 PM EDT Att: 39,293 - Unknown - 76 F			
Paul Molitor, R OBP: 0.330, SLG: 0.384 (1, 10)	G6-3		K		2B		G6-3		K	5	0	1	0	0	2	3				
Roberto Alomar, S OBP: 0.373, SLG: 0.479 (1, 4)	L7		BB 1B		G6-3		G4-3		G6-3	5	0	1	0	0	0	1				
Joe Carter, R OBP: 0.316, SLG: 0.444 (1, 7)		P6	P3		BB			HR	E 1B	4	2	2	1	1	0	1				
John Olerud, L OBP: 0.382, SLG: 0.393 (1, 3)	G3 1B BB		FC6-4 BB		F7			K	L7	3	1	0	0	2	1	3				
Ed Sprague, R OBP: 0.347, SLG: 0.464 (8, FR)	G3 1B		FC6-4				G1-3		E5	3	1	1	0	1	0	2				
Tomas Perez, S OBP: 0.310, SLG: 0.464 (9, 6)	G3 1B							FC6-4 BB		1	0	0	0	0	0	0				
Shawn Green, L OBP: 0.316, SLG: 0.467 (1, 9)	G3				G4-6-3 1B		G4-3 1B		FC6-4 1B WP	4	1	2	0	0	0	3				
Alex Gonzalez, R OBP: 0.321, SLG: 0.389 (9, 5)	1B BB				G4-6-3		G4-3		K HBP 1B	3	0	0	0	1	1	3				
Sandy Martinez, L OBP: 0.269, SLG: 0.302 (1, 2)					F9		F7		HBP 1B	4	0	2	3	0	0	1				
Inning Stats	R: 0 E: 0 K: 1 S: 8	H: 0 LOB: 0 BB: 0 P: 13	R: 2 E: 0 K: 0 S: 15	H: 2 LOB: 2 BB: 2 P: 31	R: 0 E: 0 K: 1 S: 12	H: 1 LOB: 0 BB: 1 P: 22	R: 0 E: 0 K: 0 S: 8	H: 1 LOB: 0 BB: 0 P: 13	R: 0 E: 0 K: 0 S: 11	H: 1 LOB: 1 BB: 0 P: 12	R: 0 E: 0 K: 0 S: 4	H: 0 LOB: 0 BB: 0 P: 9	R: 2 E: 0 K: 3 S: 19	H: 2 LOB: 3 BB: 1 P: 31	R: 1 E: 1 K: 0 S: 7	H: 1 LOB: 1 BB: 0 P: 12	1B: 7 2B: 1 3B: 0 HR: 1	SF: 0 SAC: 0 DP: 1 HBP: 1	WP: 1 PB: 0 SB: 0 CS: 0	PA: 42
PITCHER	IP WLS BF H R ER SO BB IBB HBP BLK WP HR S P ERA WHIP	IP WLS BF H R ER SO BB IBB HBP BLK WP HR S P ERA WHIP	IP WLS BF H R ER SO BB IBB HBP BLK WP HR S P ERA WHIP	IP WLS BF H R ER SO BB IBB HBP BLK WP HR S P ERA WHIP	IP WLS BF H R ER SO BB IBB HBP BLK WP HR S P ERA WHIP	IP WLS BF H R ER SO BB IBB HBP BLK WP HR S P ERA WHIP	IP WLS BF H R ER SO BB IBB HBP BLK WP HR S P ERA WHIP	IP WLS BF H R ER SO BB IBB HBP BLK WP HR S P ERA WHIP	IP WLS BF H R ER SO BB IBB HBP BLK WP HR S P ERA WHIP	IP WLS BF H R ER SO BB IBB HBP BLK WP HR S P ERA WHIP	IP WLS BF H R ER SO BB IBB HBP BLK WP HR S P ERA WHIP	IP WLS BF H R ER SO BB IBB HBP BLK WP HR S P ERA WHIP	IP WLS BF H R ER SO BB IBB HBP BLK WP HR S P ERA WHIP	IP WLS BF H R ER SO BB IBB HBP BLK WP HR S P ERA WHIP	IP WLS BF H R ER SO BB IBB HBP BLK WP HR S P ERA WHIP	IP WLS BF H R ER SO BB IBB HBP BLK WP HR S P ERA WHIP				
Dennis Martinez, R ERA: 3.04 (7, 1)	1.2	9	2	2	2	2	1	0	0	0	1	1	16	29	10.80	1.800				
Paul Assenmacher, L ERA: 2.22 (8, 1)	0.0	1	0	0	0	0	0	0	1	0	0	0	2	4	∞	∞				
Julian Tavarez, R ERA: 1.99 (8, 1)	1.0	L	5	1	0	1	0	0	0	0	0	0	12	19	0.00	1.000				

AB	31
R	4
H	7
RBI	4
BB	4
SO	9
LOB	16

AB	36
R	5
H	9
RBI	4
BB	5
SO	5
LOB	19



Batter	1	2	3	4	5	6	7	8	9	AB	R	H	RBI	BB	SO	LOB	TOP				
Lance Johnson, L OBP: 0.334, SLG: 0.401										5	2	2	2	0	0	4	Chicago White Sox @ Toronto Blue Jays SkyDome, Toronto, ON Fri Aug 25 1995, 7:05 PM EDT Att: 38,684 - Unknown				
Dave Martinez, L OBP: 0.382, SLG: 0.455										5	1	3	0	0	1	2					
Tim Raines, S OBP: 0.382, SLG: 0.459 Craig Grebeck, R OBP: 0.377, SLG: 0.372										1	0	0	1	0	0	1					
Frank Thomas, R OBP: 0.480, SLG: 0.651										3	1	0	0	2	0	1					
Robin Ventura, L OBP: 0.378, SLG: 0.509										5	1	0	1	0	1	3					
Lyle Mouton, R OBP: 0.376, SLG: 0.484										3	1	1	0	1	2	0					
Ray Durham, S OBP: 0.324, SLG: 0.423										3	1	1	4	1	0	1					
Ron Karkovics, R OBP: 0.326, SLG: 0.409										3	0	0	0	1	2	1					
Ozzie Guillen, L OBP: 0.273, SLG: 0.307										4	1	2	0	0	0	2					
Inning Stats	R: 1 E: 0 K: 0 S: 13	H: 2 LOB: 1 BB: 0 P: 19	R: 0 E: 0 K: 2 S: 11	H: 0 LOB: 0 BB: 0 P: 18	R: 0 E: 0 K: 0 S: 8	H: 0 LOB: 0 BB: 1 P: 11	R: 0 E: 0 K: 0 S: 3	H: 2 LOB: 2 BB: 1 P: 10	R: 7 E: 1 K: 2 S: 20	H: 5 LOB: 1 BB: 2 P: 34	R: 0 E: 0 K: 1 S: 8	H: 0 LOB: 0 BB: 0 P: 12	R: 0 E: 0 K: 1 S: 12	H: 0 LOB: 2 BB: 2 P: 22	R: 0 E: 0 K: 1 S: 6	H: 0 LOB: 0 BB: 0 P: 7	1B: 3 2B: 4 3B: 0 HR: 2	SF: 0 SAC: 1 DP: 1 HBP: 0	WP: 0 PB: 0 CS: 0	PA: 41	
PITCHER	IP WLS BF H R ER SO BB IBB HBP BLK WP HR S P ERA WHIP	6.0 L 30 9 8 5 4 3 0 0 0 0 2 62 102 7.50 2.000	2.0 8 0 0 0 2 2 0 0 0 0 0 20 34 0.00 1.000	1.0 3 0 0 0 1 0 0 0 0 0 0 6 7 0.00 0.000																	

Batter	1	2	3	4	5	6	7	8	9	AB	R	H	RBI	BB	SO	LOB	BOTTOM						
Devon White, S OBP: 0.341, SLG: 0.448										4	1	1	4	1	2	2	Chicago White Sox @ Toronto Blue Jays SkyDome, Toronto, ON Fri Aug 25 1995, 7:05 PM EDT Att: 38,684 - Unknown						
Paul Molitor, R OBP: 0.331, SLG: 0.386										4	0	1	0	1	0	2							
Roberto Alomar, S OBP: 0.377, SLG: 0.481										5	1	3	0	0	0	1							
Joe Carter, R OBP: 0.309, SLG: 0.433										5	0	0	0	0	2	5							
John Olerud, L OBP: 0.385, SLG: 0.392 Alex Gonzalez, R OBP: 0.320, SLG: 0.388										3	1	1	0	2	1	2							
Ed Sprague, R OBP: 0.347, SLG: 0.466										4	1	0	0	1	1	2							
Shawn Green, L OBP: 0.318, SLG: 0.471 Candy Maldonado, R OBP: 0.373, SLG: 0.490										2	0	0	0	0	0	0							
Sandy Martinez, L OBP: 0.281, SLG: 0.351 Randy Knorr, R OBP: 0.307, SLG: 0.426										2	1	1	0	0	1	3							
Tomas Perez, S OBP: 0.297, SLG: 0.429										4	1	2	0	0	0	1							
Inning Stats	R: 0 E: 0 K: 2 S: 17	H: 2 LOB: 2 BB: 0 P: 24	R: 0 E: 0 K: 1 S: 8	H: 0 LOB: 0 BB: 0 P: 13	R: 0 E: 0 K: 1 S: 10	H: 0 LOB: 0 BB: 0 P: 14	R: 0 E: 0 K: 0 S: 11	H: 2 LOB: 1 BB: 0 P: 19	R: 0 E: 0 K: 3 S: 21	H: 3 LOB: 2 BB: 2 P: 35	R: 0 E: 0 K: 0 S: 8	H: 0 LOB: 0 BB: 1 P: 16	R: 4 E: 0 K: 0 S: 16	H: 4 LOB: 0 BB: 0 P: 30	R: 0 E: 0 K: 1 S: 7	H: 0 LOB: 1 BB: 1 P: 18	1B: 9 2B: 2 3B: 0 HR: 1	SF: 0 SAC: 0 DP: 2 HBP: 0	WP: 0 PB: 0 CS: 0	PA: 42			
PITCHER	IP WLS BF H R ER SO BB IBB HBP BLK WP HR S P ERA WHIP	5.1 W 24 6 3 3 5 3 0 0 0 0 0 0 3 5 5.06 1.688	0.1 1 0 0 0 1 0 0 0 0 0 0 0 3 5 0.00 0.000	1.1 6 2 0 0 1 1 0 0 0 0 0 0 15 25 0.00 2.250	0.2 6 4 4 4 0 0 0 0 0 0 0 1 14 25 54.00 6.000	1.1 S 5 0 0 0 1 1 0 0 0 0 0 0 9 23 0.00 0.750																	

Batter	1	2	3	4	5	6	7	8	9	AB	R	H	RBI	BB	SO	LOB	TOP							
Lance Johnson, L OBP: 0.335, SLG: 0.401	1-1 G3 1B		0-1 G6-3				2-0 G3		1-0 P6	5	1	2	0	0	0	0								
Tim Raines, S OBP: 0.380, SLG: 0.454	1-0 G3		4-2 FC1-6 BB				0-0 G4-3		2-1 G5-3	4	0	0	0	1	0	2								
Dave Martinez, L OBP: 0.371, SLG: 0.466	4-2 G4-6-3 BB		2-2 FC1-6 PB HBP 1-2				1-2 1B		2-0 1B	4	0	3	1	1	0	1								
Frank Thomas, R OBP: 0.477, SLG: 0.645	1-2 G4-6-3		2-0 PB HBP				1-1 F8		1-1 L9	4	0	0	0	0	0	5								
Robin Ventura, L OBP: 0.377, SLG: 0.505		2-1 G6-3	4-0 1-2 2-3 IBB				2-0 F8		3-1 F9	3	0	0	0	1	0	0								
Lyle Mouton, R OBP: 0.385, SLG: 0.478		2-2 FC4-6 HBP	1-1 F8				1-0 G4-3 1B		0-2 G6-3	3	1	1	0	0	0	3								
Ray Durham, S OBP: 0.323, SLG: 0.421		0-0 FC4-6 1-2		0-1 P5			0-1 G4-3		0-0 1B	4	0	1	0	0	0	2								
Michael LaValliere, L OBP: 0.268, SLG: 0.233		4-1 SAFE BB BB BB	0-1 G4-3				1-0 G4-3 1B		2-1 1B	3	0	2	1	1	0	0								
Ozzie Guillen, L OBP: 0.270, SLG: 0.303		0-0 L7	0-2 F8				1-0 F8		1-1 F9	4	0	0	0	0	0	4								
Inning Stats	R: 0 E: 0 K: 0 S: 9	H: 1 LOB: 1 BB: 1 P: 16	R: 0 E: 0 K: 0 S: 8	H: 0 LOB: 2 BB: 1 P: 16	R: 0 E: 0 K: 0 S: 10	H: 0 LOB: 3 BB: 2 P: 23	R: 0 E: 0 K: 0 S: 7	H: 0 LOB: 0 BB: 0 P: 7	R: 0 E: 0 K: 0 S: 7	H: 1 LOB: 1 BB: 0 P: 11	R: 1 E: 0 K: 0 S: 5	H: 2 LOB: 1 BB: 0 P: 9	R: 1 E: 0 K: 0 S: 6	H: 2 LOB: 1 BB: 0 P: 12	R: 0 E: 0 K: 0 S: 11	H: 2 LOB: 2 BB: 0 P: 17	R: 0 E: 0 K: 0 S: 6	H: 1 LOB: 1 BB: 0 P: 12	1B: 8 2B: 1 3B: 0 HR: 0	SF: 0 SAC: 0 DP: 1 HBP: 2	WP: 0 PB: 1 SB: 0 CS: 0	PA: 40		
PITCHER	IP WLS BF H R ER SO BB IBB HBP BLK WP HR S P ERA WHIP	8.0 36 8 2 2 0 3 1 2 0 0 0 63 111 2.25 1.375	1.0 W 4 1 0 0 0 0 0 0 0 0 6 12 0.00 1.000																					

Chicago White Sox @ Toronto Blue Jays
SkyDome, Toronto, ON
Sat Aug 26 1995, 3:33 AM EDT
Att: 45,624 - Sunny - 75 F

livebaseballscorecards.com

AB 34
R 2
H 9
RBI 2
BB 4
SO 0
LOB 17



Batter	1	2	3	4	5	6	7	8	9	AB	R	H	RBI	BB	SO	LOB	BOTTOM							
Devon White, S OBP: 0.339, SLG: 0.443	1-3 K	2-3 K			3-3 K 1-2		3-2 F9		4-2 1B BB	4	0	0	0	1	3	4								
Paul Molitor, R OBP: 0.338, SLG: 0.399	2-1 G4-3 2B		0-2 1B		2-2 3B			4-2 G6-3 WP BB	0-0 1-2 2-H 1B	4	0	4	1	1	0	0								
Roberto Alomar, S OBP: 0.374, SLG: 0.476	1-2 G4-3		1-1 F7		1-1 G3-1			3-2 P5	1-2 1B	4	0	0	0	0	0	4								
Joe Carter, R OBP: 0.306, SLG: 0.429	2-0 P6		2-0 F8				0-3 K	3-2 G6-3	2-3 1B	4	0	0	0	0	1	3								
John Olerud, L OBP: 0.384, SLG: 0.393		1-0 1B 2B	1-2 G4-1				2-2 G3-1	2-2 F8		4	1	1	0	0	0	2								
Ed Sprague, R OBP: 0.344, SLG: 0.461		1-3 K		1-3 K			1-3 K	0-0 F8		4	0	0	0	0	3	1								
Shawn Green, L OBP: 0.320, SLG: 0.482		0-1 1B		1-3 K			0-3 K	0-0 HR		4	1	2	1	0	2	0								
Sandy Martinez, L OBP: 0.287, SLG: 0.356		2-0 1B		0-2 F8			1-3 K	1-2 E1 1B		4	0	2	1	0	1	0								
Alex Gonzalez, R OBP: 0.320, SLG: 0.388		2-3 3-H 1B						0-3 1B		0	1	0	0	0	0	0								
Tomas Perez, S OBP: 0.317, SLG: 0.421		1-3 K		4-2 CS BB			1-2 1B			3	0	1	0	1	2	3								
Inning Stats	R: 0 E: 0 K: 1 S: 11	H: 1 LOB: 1 BB: 0 P: 17	R: 1 E: 0 K: 3 S: 17	H: 3 LOB: 2 BB: 0 P: 24	R: 0 E: 0 K: 2 S: 9	H: 0 LOB: 0 BB: 0 P: 13	R: 0 E: 0 K: 2 S: 12	H: 0 LOB: 0 BB: 0 P: 11	R: 0 E: 0 K: 1 S: 12	H: 1 LOB: 1 BB: 1 P: 22	R: 0 E: 0 K: 2 S: 12	H: 0 LOB: 0 BB: 0 P: 15	R: 0 E: 0 K: 2 S: 12	H: 1 LOB: 1 BB: 0 P: 17	R: 0 E: 0 K: 0 S: 16	H: 0 LOB: 1 BB: 1 P: 28	R: 2 E: 1 K: 1 S: 13	H: 3 LOB: 2 BB: 1 P: 18	1B: 6 2B: 3 3B: 1 HR: 1	SF: 0 SAC: 0 DP: 1 HBP: 0	WP: 1 PB: 0 SB: 0 CS: 1	PA: 38		
PITCHER	IP WLS BF H R ER SO BB IBB HBP BLK WP HR S P ERA WHIP	7.0 28 3 0 0 0 1 0 0 0 0 0 3 23 0.00 1.500	0.2 3 0 0 0 0 1 0 0 0 0 0 3 5 0.00 0.000	0.1 1 0 0 0 0 0 0 0 0 0 0 3 5 0.00 0.000	0.2 L 6 3 2 2 1 1 0 0 0 0 1 13 18 27.00 6.000																			

Chicago White Sox @ Toronto Blue Jays
SkyDome, Toronto, ON
Sat Aug 26 1995, 3:33 AM EDT
Att: 45,624 - Sunny - 75 F

livebaseballscorecards.com

AB 35
R 3
H 10
RBI 3
BB 3
SO 12
LOB 17



Batter	1	2	3	4	5	6	7	8	9	AB	R	H	RBI	BB	SO	LOB	TOP										
Tim Raines, S OBP: 0.384, SLG: 0.455 (1, 10)	1-1 FC5-4 1B		4-2 SAFE SAFE 1-2 BB		3-1 P4			4-2 SH3-4 BB		2	0	1	0	2	0	1											
Mike Cameron, R (1, 8) (8, 9)	2-2 FC5-4 1-2		1-3 K			1-1 F9		0-0 SH3-4 1-2		3	0	0	0	0	1	3											
Frank Thomas, R OBP: 0.475, SLG: 0.648 (1, 3)	2-1 F9		0-0 F7			3-0 HR		2-3 K		4	1	1	1	0	1	4											
Lyle Mouton, R OBP: 0.370, SLG: 0.457 Lance Johnson, L OBP: 0.334, SLG: 0.400 (8, PH) (8, 8)	0-3 K				2-3 K		0-0 P4	0-3 K		3	0	0	0	0	2	1											
Ray Durham, S OBP: 0.320, SLG: 0.416 (1, 4)		2-0 L8		2-2 F8		2-2 L9			0-2 F9	4	0	0	0	0	0	0											
Robin Ventura, L OBP: 0.376, SLG: 0.501 (1, 5)		3-3 K		0-1 F8			4-1 BB		1-1 P1	3	0	0	0	1	1	0											
Craig Grebeck, R OBP: 0.368, SLG: 0.362 (1, 6)		0-1 L9			3-2 P6		1-2 F8		1-1 G4-3	4	0	0	0	0	0	1											
Ron Karkovics, R OBP: 0.324, SLG: 0.406 (1, 2)			0-1 F8		4-2 BB		0-3 K			2	0	0	0	1	1	1											
Dave Martinez, L OBP: 0.371, SLG: 0.464 (1, 7)			1-0 BB 1B		0-3 K		1-3 K			3	0	1	0	0	2	2											
Inning Stats	R: 0 E: 0 K: 1 S: 10	H: 1 LOB: 1 BB: 0 P: 15	R: 0 E: 0 K: 1 S: 7	H: 0 LOB: 0 BB: 0 P: 12	R: 0 E: 0 K: 1 S: 10	H: 1 LOB: 2 BB: 1 P: 16	R: 0 E: 0 K: 1 S: 8	H: 0 LOB: 0 BB: 0 P: 12	R: 0 E: 0 K: 1 S: 10	H: 0 LOB: 1 BB: 1 P: 20	R: 1 E: 0 K: 0 S: 7	H: 1 LOB: 0 BB: 0 P: 13	R: 0 E: 0 K: 2 S: 14	H: 0 LOB: 1 BB: 1 P: 19	R: 0 E: 0 K: 2 S: 11	H: 0 LOB: 1 BB: 1 P: 17	R: 0 E: 0 K: 0 S: 8	H: 0 LOB: 0 BB: 0 P: 10	1B: 2 2B: 0 3B: 0 HR: 1	SF: 0 SAC: 1 DP: 0 HBP: 0	WP: 0 PB: 0 SB: 0 CS: 0	PA: 34					
PITCHER	IP	WLS	BF	H	R	ER	SO	BB	IBB	HBP	BLK	WP	HR	S	P	ERA	WHIP										
Al Leiter, L ERA: 3.56 (1, 1)	7.1	W	29	3	1	1	7	4	0	0	0	0	1	69	114	1.23	0.955										
Mike Timlin, R ERA: 3.12 (8, 1)	0.1		1	0	0	0	1	0	0	0	0	0	0	3	5	0.00	0.000										
Tony Castillo, L ERA: 2.6 (8, 1)	1.1	S	4	0	0	0	1	0	0	0	0	0	0	13	15	0.00	0.000										

Chicago White Sox @ Toronto Blue Jays
SkyDome, Toronto, ON
Sun Aug 27 1995, 3:33 AM EDT
Att: 40,179 - Sunny - 76 F

livebaseballscores.com

AB 29
R 1
H 3
RBI 1
BB 4
SO 9
LOB 14



Batter	1	2	3	4	5	6	7	8	9	AB	R	H	RBI	BB	SO	LOB	BOTTOM										
Devon White, S OBP: 0.336, SLG: 0.439 (1, 8)	1-2 P8		3-1 P4		2-2 G4-3		2-2 G5-3			4	0	0	0	0	0	0											
Alex Gonzalez, R OBP: 0.326, SLG: 0.391 (1, 6)	4-1 1B BB		2-2 2B E 1B		2-2 F8		0-0 1B			3	1	2	0	1	0	0											
Paul Moltis, R OBP: 0.344, SLG: 0.415 (1, 10)	0-2 1B		1-0 E7 1H 2B		1-0 HR		1-0 1B			4	1	4	1	0	0	0											
Joe Carter, R OBP: 0.304, SLG: 0.425 (1, 3)	2-2 F7		2-3 K		2-0 F8		1-3 K			4	0	0	0	0	2	4											
Ed Sprague, R OBP: 0.343, SLG: 0.459 (1, 5)	1-0 L7		2-0 G6-3		0-2 1B		3-3 K			4	0	1	0	0	1	3											
Candy Maldonado, R OBP: 0.370, SLG: 0.484 (1, 7)		3-3 K		2-3 K		2-2 1B HBP		2-3 K		4	0	1	0	0	3	0											
Mike Huff, R OBP: 0.350, SLG: 0.314 Shawn Green, L OBP: 0.321, SLG: 0.480 (6, PH) (7, 9)		3-2 P3		3-3 K		1-0 FC4-6 HBP		2-2 L8		2	0	0	0	0	1	0											
Randy Knorr, R OBP: 0.308, SLG: 0.423 (1, 2)	2-2 1B		1-0 L8		2-2 K					3	0	1	0	0	1	3											
Domingo Cedeño, S OBP: 0.310, SLG: 0.425 (1, 4)	1-0 G5-3				1-3 K		1-0 FC4-6			3	0	0	0	0	1	4											
Inning Stats	R: 0 E: 0 K: 0 S: 11	H: 1 LOB: 2 BB: 1 P: 19	R: 0 E: 0 K: 1 S: 12	H: 1 LOB: 0 BB: 0 P: 21	R: 1 E: 1 K: 1 S: 11	H: 2 LOB: 1 BB: 0 P: 21	R: 0 E: 0 K: 2 S: 12	H: 0 LOB: 0 BB: 0 P: 18	R: 0 E: 0 K: 1 S: 10	H: 0 LOB: 0 BB: 0 P: 15	R: 1 E: 0 K: 0 S: 14	H: 3 LOB: 3 BB: 0 P: 23	R: 0 E: 0 K: 1 S: 8	H: 2 LOB: 1 BB: 0 P: 12	R: 0 E: 0 K: 2 S: 11	H: 0 LOB: 0 BB: 0 P: 18	R: 0 E: 0 K: 0 S: 8	H: 0 LOB: 0 BB: 0 P: 10	1B: 7 2B: 1 3B: 0 HR: 1	SF: 0 SAC: 0 DP: 0 HBP: 1	WP: 0 PB: 0 SB: 0 CS: 0	PA: 34					
PITCHER	IP	WLS	BF	H	R	ER	SO	BB	IBB	HBP	BLK	WP	HR	S	P	ERA	WHIP										
Dave Righetti, L ERA: 4.08 (1, 1)	5.1	L	24	7	2	1	5	1	0	0	0	0	0	65	108	1.69	1.500										
41 Bill Simas, R ERA: 4.25 (6, 1)	2.2		10	2	0	0	4	0	0	1	0	0	0	24	39	0.00	0.750										

Chicago White Sox @ Toronto Blue Jays
SkyDome, Toronto, ON
Sun Aug 27 1995, 3:33 AM EDT
Att: 40,179 - Sunny - 76 F

livebaseballscores.com

AB 32
R 2
H 9
RBI 1
BB 1
SO 9
LOB 14



Batter	1	2	3	4	5	6	7	8	9	AB	R	H	RBI	BB	SO	LOB	TOP		
Devon White, S (1, 8) OBP: 0.337, SLG: 0.438	F7		G3			L4		F9	F9	4	0	0	0	0	0	0	Toronto Blue Jays @ Cleveland Indians Jacobs Field, Cleveland, OH Tue Aug 29 1995, 7:05 PM EDT Att: 41,257 - Unknown - 81 F		
Paul Molitor, R (1, 10) OBP: 0.345, SLG: 0.419	L7			BB		F9		HR		3	1	1	1	1	0				
Roberto Alomar, S (1, 4) OBP: 0.368, SLG: 0.467	G3			B2		F9		G5-3		4	0	0	0	0	1				
Joe Carter, R (1, 7) OBP: 0.303, SLG: 0.422		1B		F9		F8		K		4	0	1	0	0	1				
John Olerud, L (1, 3) OBP: 0.387, SLG: 0.394	P5			BB		G3-1				2	0	0	0	1	0				
Ed Sprague, R (1, 5) OBP: 0.342, SLG: 0.456	P4			BB		G1-3				3	0	0	0	0	1				
Shawn Green, L (1, 9) OBP: 0.317, SLG: 0.474	F8					G3		G1-4-3 1B		3	0	1	0	0	0				
Alex Gonzalez, R (1, 6) OBP: 0.328, SLG: 0.391			G5-3		G1-3			G1-4-3 1-2		3	0	0	0	0	0				
Sandy Martinez, L (1, 2) OBP: 0.277, SLG: 0.343	G3				G3			F9		3	0	0	0	0	0				
Inning Stats	R: 0 H: 0 E: 0 K: 0 S: 7	H: 0 LOB: 0 BB: 0 P: 11	R: 0 H: 1 E: 0 K: 0 S: 4	LOB: 1 BB: 0 P: 8	R: 0 H: 0 E: 0 K: 0 S: 6	LOB: 0 BB: 0 P: 9	R: 0 H: 0 E: 0 K: 0 S: 12	LOB: 2 BB: 2 P: 24	R: 0 H: 0 E: 0 K: 0 S: 4	LOB: 0 BB: 0 P: 6	R: 0 H: 0 E: 0 K: 0 S: 6	LOB: 0 BB: 0 P: 11	R: 0 H: 0 E: 0 K: 0 S: 7	LOB: 0 BB: 0 P: 9	R: 1 H: 1 E: 0 K: 1 S: 7	LOB: 0 BB: 0 P: 12	1B: 2 2B: 0 3B: 0 HR: 1	SF: 0 SAC: 0 DP: 1 HBP: 0	WP: 0 PA: 31 PB: 0 SB: 1 CS: 0
PITCHER Mark Clark, R (1, 1) ERA: 5.62	IP: 9.0 WLS: W BF: 31 H: 3 R: 1 ER: 1 SO: 2 BB: 2 IBB: 0 HBP: 0 BLK: 0 WP: 0 HR: 1 S: 60 P: 101 ERA: 1.00 WHIP: 0.556																		

Batter	1	2	3	4	5	6	7	8	9	AB	R	H	RBI	BB	SO	LOB	BOTTOM		
Kenny Lofton, L (1, 8) OBP: 0.365, SLG: 0.481	F9		F8		G4-3		BB			4	0	1	1	0	0	0	Toronto Blue Jays @ Cleveland Indians Jacobs Field, Cleveland, OH Tue Aug 29 1995, 7:05 PM EDT Att: 41,257 - Unknown - 81 F		
Omar Vizquel, S (1, 6) OBP: 0.323, SLG: 0.340	BB		G4-3			F8	1B			2	0	0	0	2	0				
Carlos Baerga, S (1, 4) OBP: 0.361, SLG: 0.471	K2-3			G5-3 1B		G6-3	G4-3			4	1	1	0	0	1				
Albert Belle, R (1, 7) OBP: 0.398, SLG: 0.629	BB			G5-3		F8		P3		3	0	0	0	1	0				
Eddie Murray, S (1, 10) OBP: 0.365, SLG: 0.506	K			1B			1B	2B FC5-4 1B		3	2	2	1	1	1				
Jim Thome, L (1, 5) OBP: 0.456, SLG: 0.570	K			K			E BB	FC5-4 1B		4	0	2	0	0	2				
Paul Sorrento, L (1, 3) OBP: 0.345, SLG: 0.523							FC4-2 1B	FC5-4 2B		2	0	0	0	2	1				
Herbert Perry, R (9, 3) OBP: 0.374, SLG: 0.484							K	FC5-4 IBB		0	0	0	0	0	0				
Sandy Alomar Jr., R (1, 2) OBP: 0.319, SLG: 0.449	G6-4-3				G6-3		E8 FC4-2 1B	FC5-4		4	1	1	2	0	0				
Wayne Kirby, L (1, 9) OBP: 0.236, SLG: 0.283				K		G1-3	FC4-2 BB 1B	G4-3		4	0	0	0	0	1				
Inning Stats	R: 0 H: 0 E: 0 K: 2 S: 13	H: 0 LOB: 2 BB: 2 P: 24	R: 0 H: 0 E: 0 K: 1 S: 7	LOB: 0 BB: 1 P: 14	R: 0 H: 0 E: 0 K: 1 S: 5	LOB: 0 BB: 0 P: 9	R: 1 H: 2 E: 1 K: 1 S: 12	LOB: 1 BB: 0 P: 16	R: 0 H: 0 E: 0 K: 0 S: 10	LOB: 0 BB: 0 P: 12	R: 0 H: 0 E: 0 K: 0 S: 10	LOB: 0 BB: 0 P: 16	R: 2 H: 3 E: 1 K: 1 S: 17	LOB: 3 BB: 2 P: 33	R: 1 H: 2 E: 0 K: 0 S: 12	LOB: 2 BB: 1 P: 21	1B: 6 2B: 1 3B: 0 HR: 0	SF: 0 SAC: 0 DP: 1 HBP: 0	WP: 0 PA: 36 PB: 0 SB: 1 CS: 0
PITCHER Juan Guzman, R (1, 1) ERA: 6.73 Jimmy Rogers, R (7, 1) ERA: 5.87	IP: 6.1 WLS: L BF: 26 H: 4 R: 3 ER: 2 SO: 6 BB: 4 IBB: 3 HBP: 2 BLK: 0 WP: 0 HR: 0 S: 70 P: 114 ERA: 2.84 WHIP: 1.263																		

Batter	1	2	3	4	5	6	7	8	9	10	11	12	13	14	AB	R	H	RBI	BB	SO	LOB	TOP	
Devon White, S OBP: 0.337, SLG: 0.435 (1, 8)															5	1	1	0	1	1	2		
Paul Molitor, R OBP: 0.346, SLG: 0.418 (1, 10)															6	0	2	0	0	0	2		
Roberto Alomar, S OBP: 0.367, SLG: 0.466 (1, 4)															7	1	2	0	0	0	5		
Joe Carter, R OBP: 0.309, SLG: 0.428 (1, 7)															6	0	4	0	1	0	1		
John Olerud, L OBP: 0.388, SLG: 0.395 (1, 3)															7	0	3	0	0	1	5		
Ed Sprague, R OBP: 0.341, SLG: 0.450 (1, 5)															5	0	0	0	2	3	5		
Shawn Green, L OBP: 0.324, SLG: 0.491 (8, PH)															2	1	2	1	1	0	0		
Mike Huff, R OBP: 0.344, SLG: 0.311 (8, 9)															3	0	1	1	0	0	4		
Randy Knorr, R OBP: 0.303, SLG: 0.412 (7, PR)															3	0	1	0	0	1	4		
Alex Gonzalez, R OBP: 0.328, SLG: 0.391 (8, PH)															3	0	0	0	0	0	0		
Sandy Martinez, L OBP: 0.271, SLG: 0.343 (8, 2)															2	0	0	0	0	0	2		
Candy Maldonado, R OBP: 0.308, SLG: 0.481 (8, 2)															2	0	0	0	0	0	2		
Lance Parrish, R OBP: 0.257, SLG: 0.314 (1, 6)															5	0	2	0	0	0	4		
Domingo Cedenio, S OBP: 0.313, SLG: 0.424 (1, 6)															5	0	2	0	0	0	4		
Inning Stats	R: 0 E: 0 K: 0 S: 3	H: 0 LOB: 0 BB: 0 P: 3	R: 0 E: 0 K: 1 S: 7	H: 2 LOB: 3 BB: 1 P: 14	R: 1 E: 0 K: 0 S: 7	H: 1 LOB: 1 BB: 2 P: 17	R: 0 E: 0 K: 1 S: 8	H: 1 LOB: 1 BB: 0 P: 11	R: 0 E: 0 K: 0 S: 5	H: 0 LOB: 0 BB: 0 P: 6	R: 0 E: 0 K: 0 S: 12	H: 0 LOB: 0 BB: 0 P: 17	R: 0 E: 0 K: 1 S: 7	H: 2 LOB: 1 BB: 0 P: 11	R: 0 E: 0 K: 1 S: 8	H: 2 LOB: 2 BB: 0 P: 13	R: 0 E: 0 K: 1 S: 8	H: 3 LOB: 2 BB: 0 P: 12	R: 1 E: 0 K: 1 S: 12	H: 2 LOB: 2 BB: 1 P: 20	1B: 14 SF: 1 2B: 4 3B: 0 HR: 1	WP: 0 PB: 0 SB: 1 CS: 2	PA: 62
PITCHER	IP	WLS	BF	H	R	ER	SO	BB	IBB	HBP	BLK	WP	HR	S	P	ERA	WHIP						
Dennis Martinez, R ERA: 2.96	7.0		30	6	2	0	2	0	0	0	0	0	0	52	87	1.29	1.286						
Eric Plunk, R ERA: 2.95	0.1		3	1	0	0	0	1	0	0	0	0	0	7	14	0.00	6.000						
Alan Embree, L ERA: 1.69	1.2		6	2	0	0	0	0	0	0	0	0	0	13	16	0.00	1.200						
Julian Tavarez, R ERA: 1.8	3.0		12	4	0	0	3	0	0	0	0	0	0	27	41	0.00	1.333						
Jose Mesa, R ERA: 1.2	1.0		5	3	0	0	0	0	0	0	0	0	0	8	12	0.00	3.000						
Paul Assenmacher, L ERA: 2.17	1.0		6	2	1	1	1	0	0	0	0	0	0	10	20	9.00	2.000						

Toronto Blue Jays @ Cleveland Indians
Jacobs Field, Cleveland, OH
Wed Aug 30 1995, 7:05 PM EDT
Att: 41,807 - Unknown - 80 F

AB: 52
R: 3
H: 18
RBI: 2
BB: 5
SO: 6
LOB: 38



Batter	1	2	3	4	5	6	7	8	9	10	11	12	13	14	AB	R	H	RBI	BB	SO	LOB	BOTTOM
Kenny Lofton, L OBP: 0.364, SLG: 0.483 (1, 8)															7	2	2	0	0	0	1	
Omar Vizquel, S OBP: 0.323, SLG: 0.340 (1, 6)															6	0	2	1	0	0	1	
Carlos Baerga, S OBP: 0.358, SLG: 0.467 (1, 4)															6	0	1	1	0	0	2	
Albert Belle, R OBP: 0.396, SLG: 0.630 (1, 7)															6	1	1	1	1	1	1	
Eddie Murray, S OBP: 0.362, SLG: 0.499 (13, PR)															5	0	0	0	1	1	1	
Wayne Kirby, L OBP: 0.289, SLG: 0.283 (1, 3)															6	0	1	1	0	0	2	
Albert Belle, R OBP: 0.396, SLG: 0.630 (1, 7)															6	1	1	1	1	1	1	
Eddie Murray, S OBP: 0.362, SLG: 0.499 (13, PR)															5	0	0	0	1	1	1	
Jim Thome, L OBP: 0.456, SLG: 0.571 (1, 5)															6	0	1	1	0	0	2	
Manny Ramirez, R OBP: 0.421, SLG: 0.613 (1, 9)															6	0	1	1	0	0	2	
Herbert Perry, R OBP: 0.390, SLG: 0.505 (1, 3)															6	1	1	1	1	1	1	
Eddie Murray, S OBP: 0.362, SLG: 0.499 (13, PR)															5	0	0	0	1	1	1	
Wayne Kirby, L OBP: 0.289, SLG: 0.283 (1, 3)															6	0	1	1	0	0	2	
Albert Belle, R OBP: 0.396, SLG: 0.630 (1, 7)															6	1	1	1	1	1	1	
Eddie Murray, S OBP: 0.362, SLG: 0.499 (13, PR)															5	0	0	0	1	1	1	
Jim Thome, L OBP: 0.456, SLG: 0.571 (1, 5)															6	0	1	1	0	0	2	
Manny Ramirez, R OBP: 0.421, SLG: 0.613 (1, 9)															6	0	1	1	0	0	2	
Herbert Perry, R OBP: 0.390, SLG: 0.505 (1, 3)															6	1	1	1	1	1	1	
Eddie Murray, S OBP: 0.362, SLG: 0.499 (13, PR)															5	0	0	0	1	1	1	
Wayne Kirby, L OBP: 0.289, SLG: 0.283 (1, 3)															6	0	1	1	0	0	2	
Albert Belle, R OBP: 0.396, SLG: 0.630 (1, 7)															6	1	1	1	1	1	1	
Eddie Murray, S OBP: 0.362, SLG: 0.499 (13, PR)															5	0	0	0	1	1	1	
Wayne Kirby, L OBP: 0.289, SLG: 0.283 (1, 3)															6	0	1	1	0	0	2	
Albert Belle, R OBP: 0.396, SLG: 0.630 (1, 7)																						

Batter	1	2	3	4	5	6	7	8	9	10	AB	R	H	RBI	BB	SO	LOB	TOP								
Devon White, S OBP: 0.334, SLG: 0.431 Joe Carter, R OBP: 0.308, SLG: 0.427	G5-3		F2		G6-3		K			K	4	0	0	0	0	1	3	Toronto Blue Jays @ Cleveland Indians Jacobs Field, Cleveland, OH Thu Aug 31 1995, 7:05 PM EDT Att: 41,746 - Unknown - 83 F								
Paul Molitor, R OBP: 0.347, SLG: 0.420	F9			1B 2B	F8					K	5	1	2	0	0	1	0									
Roberto Alomar, S OBP: 0.365, SLG: 0.463	G1-3			WP G6-3 1B		G6-3				F8	5	1	1	0	0	0	1									
John Olerud, L OBP: 0.389, SLG: 0.395		G4-3			WP 3B 1B						3	1	1	1	1	0	0									
Ed Sprague, R OBP: 0.338, SLG: 0.446		P6			G6-3					BB	4	0	0	1	0	0	3									
Shawn Green, L OBP: 0.326, SLG: 0.498		G3-1									4	0	2	1	0	0	0									
Mike Huff, R OBP: 0.344, SLG: 0.321			K		K2-3						3	1	1	0	0	2	1									
Sandy Martinez, L OBP: 0.283, SLG: 0.347					G3-1						4	0	2	1	0	0	2									
Domingo Cedeño, S OBP: 0.312, SLG: 0.419			F7							G4-3	4	0	1	0	0	0	3									
										G3																
Inning Stats	R: 0 E: 0 K: 0 S: 3	H: 0 LOB: 0 BB: 0 P: 3	R: 0 E: 0 K: 0 S: 3	H: 0 LOB: 0 BB: 0 P: 3	R: 0 E: 0 K: 1 S: 6	H: 1 LOB: 1 BB: 0 P: 6	R: 3 E: 0 K: 1 S: 9	H: 4 LOB: 1 BB: 0 P: 9	R: 0 E: 0 K: 0 S: 3	H: 0 LOB: 0 BB: 0 P: 3	R: 1 E: 0 K: 1 S: 7	H: 2 LOB: 1 BB: 0 P: 7	R: 0 E: 0 K: 0 S: 3	H: 1 LOB: 1 BB: 1 P: 7	R: 0 E: 0 K: 0 S: 4	H: 1 LOB: 1 BB: 0 P: 4	R: 0 E: 0 K: 2 S: 7	H: 0 LOB: 0 BB: 0 P: 7	1B: 7 2B: 2 3B: 1 HR: 0	SF: 0 SAC: 1 DP: 1 HBP: 0	WP: 1 PB: 0 SB: 0 CS: 1	PA: 39				
PITCHER	IP 9.0	WLS 36	H 10	R 4	ER 4	SO 3	BB 1	IBB 0	HBP 0	BLK 0	WP 1	HR 0	S 41	P 45	ERA 4.00	WHIP 1.222										
Ken Hill, R ERA: 4.95 Jose Mesa, R ERA: 1.18	(1, 1) (10, 1)	1.0 W	3 0	0 0	0 0	2 0	0 0	0 0	0 0	0 0	0 0	0 0	7 7	0.00 0.000												

Toronto Blue Jays @ Cleveland Indians
 Jacobs Field, Cleveland, OH
 Thu Aug 31 1995, 7:05 PM EDT
 Att: 41,746 - Unknown - 83 F

AB 37
 R 4
 H 10
 RBI 4
 BB 1
 SO 5
 LOB 13



Batter	1	2	3	4	5	6	7	8	9	10	AB	R	H	RBI	BB	SO	LOB	BOTTOM								
Kenny Lofton, L OBP: 0.362, SLG: 0.479	WP G4-3 1B		F8		G3		K			G4-3	5	1	1	0	0	1	3	Toronto Blue Jays @ Cleveland Indians Jacobs Field, Cleveland, OH Thu Aug 31 1995, 7:05 PM EDT Att: 41,746 - Unknown - 83 F								
Omar Vizquel, S OBP: 0.326, SLG: 0.341	G4-3 SF8 1B									G6-3	4	1	2	0	1	1	0									
Jim Thome, L OBP: 0.450, SLG: 0.567	G4-3		F7								4	1	1	1	1	0	2									
Albert Belle, R OBP: 0.396, SLG: 0.638	SF8		CS		G5-3						4	2	2	3	0	0	1									
Eddie Murray, S OBP: 0.366, SLG: 0.501	WP 1B										4	0	3	1	0	0	1									
Manny Ramirez, R OBP: 0.422, SLG: 0.611 Wayne Kirby, L OBP: 0.236, SLG: 0.283	G5-3				K2-3						3	0	1	0	1	1	2									
											0	1	0	0	0	0	0									
Sandy Alomar Jr., R OBP: 0.313, SLG: 0.444		G5-3			F8						4	0	1	0	0	0	3									
Herbert Perry, R OBP: 0.385, SLG: 0.505		K									4	0	1	0	0	3	3									
Alvaro Espinoza, R OBP: 0.250, SLG: 0.309 Carlos Baerga, S OBP: 0.357, SLG: 0.467	G4-3				F7						3	0	0	0	0	0	1									
											0	0	0	1	0	0	0									
Inning Stats	R: 2 E: 0 K: 0 S: 6	H: 3 LOB: 1 BB: 0 P: 6	R: 0 E: 0 K: 1 S: 5	H: 0 LOB: 0 BB: 0 P: 5	R: 0 E: 0 K: 0 S: 2	H: 0 LOB: 0 BB: 1 P: 6	R: 0 E: 0 K: 1 S: 6	H: 1 LOB: 1 BB: 0 P: 6	R: 0 E: 0 K: 1 S: 5	H: 0 LOB: 0 BB: 0 P: 5	R: 1 E: 0 K: 1 S: 7	H: 2 LOB: 2 BB: 0 P: 11	R: 0 E: 0 K: 0 S: 3	H: 1 LOB: 0 BB: 0 P: 3	R: 1 E: 0 K: 1 S: 7	H: 2 LOB: 2 BB: 0 P: 7	R: 2 E: 0 K: 0 S: 2	H: 1 LOB: 0 BB: 1 P: 6	1B: 8 2B: 3 3B: 0 HR: 1	SF: 2 SAC: 0 DP: 1 HBP: 0	WP: 4 PB: 2 SB: 0 CS: 1	PA: 41				
PITCHER	IP 6.0	WLS 25	H 6	R 3	ER 3	SO 4	BB 2	IBB 0	HBP 0	BLK 0	WP 3	HR 0	S 31	P 39	ERA 4.50	WHIP 1.333										
Edwin Hurtado, R ERA: 5.08 Danny Cox, R ERA: 7.05 Tony Castillo, L ERA: 2.83 Jimmy Rogers, R ERA: 6.89	(1, 1) (7, 1) (9, 1) (10, 1)	2.1 0.2 0.1	L	3	1	2	2	0	1	0	0	0	2	6	54.00	6.000										



Batter	1	2	3	4	5	6	7	8	9	AB	R	H	RBI	BB	SO	LOB	TOP					
Shannon Stewart, R OBP: 0.600, SLG: 0.333	G6-3		3B BB		FC6-4 1B		L4		G1-6-3 BB	3	1	1	0	2	0	1						
Paul Molitor, R OBP: 0.348, SLG: 0.422	1B BB		1B 3B		L9		F9		G1-6-3 1-2	4	1	1	1	1	0	4						
Roberto Alomar, S OBP: 0.366, SLG: 0.462	1B		1B		FC6-4 1-2		K			4	1	2	1	0	1	2						
Joe Carter, R OBP: 0.310, SLG: 0.434	G4-6-3 1B		K		1B				HR	4	1	3	1	0	1	1						
John Olerud, L OBP: 0.390, SLG: 0.393	G4-6-3 1-2		1B		G5-3				G4-3	4	0	1	1	0	0	5						
Ed Sprague, R OBP: 0.335, SLG: 0.438		K	K						K	4	0	0	0	0	4	1						
Robert Perez, R OBP: 0.335, SLG: 0.394	G6-3				B5-3				G6-3	4	0	0	0	0	1	0						
Alex Gonzalez, R OBP: 0.330, SLG: 0.394	K				F8				BB 1B	4	0	1	0	0	1	0						
Randy Knorr, R OBP: 0.302, SLG: 0.413			P8		F8				K	4	0	1	0	0	1	1						
Inning Stats	R: 0 E: 0 K: 0 S: 18	H: 2 LOB: 2 BB: 1 P: 29	R: 0 E: 0 K: 2 S: 10	H: 0 LOB: 0 BB: 0 P: 13	R: 3 E: 0 K: 2 S: 22	H: 3 LOB: 1 BB: 1 P: 35	R: 0 E: 0 K: 0 S: 4	H: 0 LOB: 0 BB: 0 P: 6	R: 0 E: 0 K: 2 S: 10	H: 2 LOB: 2 BB: 0 P: 16	R: 0 E: 0 K: 2 S: 10	H: 0 LOB: 0 BB: 0 P: 13	R: 0 E: 0 K: 1 S: 7	H: 1 LOB: 1 BB: 0 P: 12	R: 1 E: 0 K: 1 S: 10	H: 1 LOB: 0 BB: 0 P: 15	R: 0 E: 0 K: 1 S: 13	H: 1 LOB: 1 BB: 1 P: 19	1B: 8 2B: 0 3B: 1 HR: 1	SF: 0 SAC: 0 DP: 2 HBP: 0	WP: 0 PB: 0 SB: 1 CS: 1	PA: 38
PITCHER	IP	WLS	BF	H	R	ER	SO	BB	IBB	HBP	BLK	WP	HR	S	P	ERA	WHIP					
Wilson Alvarez, L ERA: 4.37	(1, 1)	7.0	W	30	8	3	3	7	2	0	0	0	0	81	124	3.86	1.429					
Jeff Shaw, R ERA: 4.88	(8, 1)	2.0		8	2	1	1	2	1	0	0	0	0	1	23	4.50	1.500					

Toronto Blue Jays @ Chicago White Sox
Comiskey Park, Chicago, IL
Sat Sep 02 1995, 8:05 PM EDT
Att: 24,369 - Unknown - 81 F

AB	35
R	4
H	10
RBI	4
BB	3
SO	9
LOB	15



Batter	1	2	3	4	5	6	7	8	9	AB	R	H	RBI	BB	SO	LOB	BOTTOM					
Lance Johnson, L OBP: 0.339, SLG: 0.418	1B 3B	S 1B	S 1B		1B 3B		G3			5	4	4	1	0	0	0						
Tim Raines, S OBP: 0.384, SLG: 0.450	BB 1B	F7	CS BB		1B		K			3	1	2	2	1	0	1						
Mike Cameron, R OBP: 0.333, SLG: 0.455	3H 1B		BB		1B					1	0	0	0	0	1	0						
Dave Martinez, L OBP: 0.367, SLG: 0.451	1B BB	1B BB	1B		P6				G1-3	4	2	2	1	1	0	1						
Frank Thomas, R OBP: 0.476, SLG: 0.636	FC3-6 1B	1B FC3-6	K		F9				G1-3	3	1	1	1	1	1	2						
Barry Lyons, R OBP: 0.365, SLG: 0.750	1-2 2-3	1-2 2-H	FC3-6 1B							1	0	0	0	0	0	0						
Robin Ventura, L OBP: 0.378, SLG: 0.503	K	BB E 1B			L4				K	5	1	1	1	0	2	3						
Lyle Mouton, R OBP: 0.410, SLG: 0.495	FC3-6 1B	FC3-6 BB			L9				F9	3	0	1	2	1	0	0						
Ray Durham, S OBP: 0.318, SLG: 0.407	FC3-6 BB	FC3-6 WP			L4				E8 1B	4	0	1	1	0	0	3						
Ron Karkovics, R OBP: 0.326, SLG: 0.420	1B BB	G5-3			K				G1-3	3	0	0	0	1	1	2						
Ozzie Guillen, L OBP: 0.272, SLG: 0.304	L5		P6		3B 1B				G3	4	1	1	0	0	0	3						
Inning Stats	R: 3 E: 0 K: 1 S: 21	H: 4 LOB: 3 BB: 2 P: 42	R: 4 E: 1 K: 0 S: 17	H: 3 LOB: 1 BB: 2 P: 32	R: 1 E: 0 K: 1 S: 14	H: 2 LOB: 1 BB: 1 P: 25	R: 0 E: 0 K: 0 S: 7	H: 0 LOB: 0 BB: 0 P: 12	R: 2 E: 0 K: 1 S: 13	H: 3 LOB: 1 BB: 0 P: 21	R: 0 E: 1 K: 0 S: 6	H: 1 LOB: 1 BB: 0 P: 11	R: 0 E: 0 K: 1 S: 6	H: 0 LOB: 0 BB: 0 P: 8	R: 0 E: 0 K: 1 S: 7	H: 0 LOB: 0 BB: 0 P: 12	1B: 11 2B: 0 3B: 2 HR: 0	SF: 0 SAC: 0 DP: 0 HBP: 0	WP: 1 PB: 0 SB: 3 CS: 1	PA: 41		
PITCHER	IP	WLS	BF	H	R	ER	SO	BB	IBB	HBP	BLK	WP	HR	S	P	ERA	WHIP					
Jeff Ware, R ERA: 40.5	(1, 1)	1.1	L	14	7	7	6	1	3	0	0	0	0	31	60	40.50	7.500					
Giovanni Carrara, R ERA: 7.78	(2, 1)	3.2		17	5	3	3	2	2	0	0	0	0	41	72	7.36	1.909					
Tim Crabtree, R ERA: 3.8	(6, 1)	3.0		10	1	0	0	2	0	0	0	0	0	19	31	0.00	0.333					

Toronto Blue Jays @ Chicago White Sox
Comiskey Park, Chicago, IL
Sat Sep 02 1995, 8:05 PM EDT
Att: 24,369 - Unknown - 81 F

AB	36
R	10
H	13
RBI	9
BB	5
SO	5
LOB	15



Batter	1	2	3	4	5	6	7	8	9	AB	R	H	RBI	BB	SO	LOB	TOP																								
Shannon Stewart, R OBP: 0.300, SLG: 0.125	L8	G6-3			G6-3		B3		G6-3	5	0	0	0	0	0	2	Toronto Blue Jays @ Chicago White Sox Comiskey Park, Chicago, IL Sun Sep 03 1995, 8:05 PM EDT Att: 23,428 - Unknown - 78 F																								
Paul Molitor, R OBP: 0.346, SLG: 0.419	F8		G6-3		1B		G4-3		G6-3	5	0	1	1	0	0	1																									
Roberto Alomar, S OBP: 0.371, SLG: 0.469	2B		G1-3		1B				E	4	1	3	0	1	0	0																									
Joe Carter, R OBP: 0.307, SLG: 0.429	G4-3		K		K		K		E4	5	0	0	0	0	3	5																									
John Olerud, L OBP: 0.394, SLG: 0.399		1B			WP		K			4	1	3	0	1	1	0																									
Ed Sprague, R OBP: 0.333, SLG: 0.436	2B	1B			L7		G3		F9	5	1	1	0	0	1	4																									
Shawn Green, L OBP: 0.327, SLG: 0.498		1B			K		F8			4	1	2	1	0	1	2																									
Lance Parrish, R OBP: 0.257, SLG: 0.313		1B			G4-3		K		F8	4	0	1	2	0	1	3																									
Tomas Perez, S OBP: 0.313, SLG: 0.422	G4-3				G1				G6-3	4	1	2	0	0	0	1																									
Inning Stats	R: 0 E: 0 K: 0 S: 8	H: 1 LOB: 1 BB: 0 P: 11	R: 3 E: 0 K: 0 S: 14	H: 4 LOB: 0 BB: 0 P: 19	R: 0 E: 0 K: 1 S: 6	H: 0 LOB: 0 BB: 0 P: 9	R: 0 E: 0 K: 1 S: 10	H: 1 LOB: 1 BB: 0 P: 16	R: 0 E: 0 K: 1 S: 11	H: 2 LOB: 2 BB: 0 P: 14	R: 0 E: 0 K: 1 S: 9	H: 1 LOB: 1 BB: 0 P: 14	R: 0 E: 0 K: 1 S: 8	H: 1 LOB: 2 BB: 1 P: 14	R: 0 E: 0 K: 1 S: 9	H: 1 LOB: 1 BB: 0 P: 14	R: 2 E: 1 K: 1 S: 15	H: 2 LOB: 2 BB: 1 P: 25	1B: 8 2B: 5 3B: 0 HR: 0	SF: 0 SAC: 0 DP: 1 HBP: 0	WP: 1 PB: 0 SB: 0 CS: 0	PA: 42																			
PITCHER	IP	WLS	BF	H	R	ER	SO	BB	IBB	HBP	BLK	WP	HR	S	P	ERA	WHIP	PITCHER				IP	WLS	BF	H	R	ER	SO	BB	IBB	HBP	BLK	WP	HR	S	P	ERA	WHIP			
Kirk McCaskill, R ERA: 5.4	(1, 1)	5.0		22	8	3	3	3	0	0	0	0	1	0	49	69	5.40	1.600	Roberto Hernandez, R ERA: 4.3				(9, 1)	1.0	S	7	2	2	1	1	0	1	0	0	0	0	0	15	25	9.00	2.000
Scott Radinsky, L ERA: 6.3	(6, 1)	0.2		3	1	0	0	0	0	0	0	0	0	0	6	9	0.00	1.500																							
41 Bill Simas, R ERA: 2.7	(6, 1)	1.1	W	6	1	0	0	2	1	0	0	0	0	0	11	19	0.00	1.500																							
Larry Thomas, L ERA: 2.57	(8, 1)	0.2		3	1	0	0	1	0	0	0	0	0	0	8	13	0.00	1.500																							
Matt Karchner, R ERA: 1.33	(8, 1)	0.1		1	0	0	0	0	0	0	0	0	0	0	1	1	0.00	0.000																							
Inning Stats	R: 0 E: 0 K: 1 S: 10	H: 1 LOB: 1 BB: 0 P: 14	R: 0 E: 0 K: 0 S: 5	H: 0 LOB: 0 BB: 0 P: 10	R: 1 E: 0 K: 0 S: 7	H: 1 LOB: 0 BB: 0 P: 13	R: 2 E: 0 K: 2 S: 19	H: 3 LOB: 1 BB: 0 P: 29	R: 0 E: 0 K: 0 S: 11	H: 1 LOB: 2 BB: 1 P: 20	R: 1 E: 0 K: 1 S: 9	H: 2 LOB: 1 BB: 0 P: 14	R: 2 E: 0 K: 0 S: 11	H: 3 LOB: 2 BB: 2 P: 23	R: 0 E: 0 K: 1 S: 9	H: 0 LOB: 0 BB: 0 P: 13	R: 0 E: 0 K: 1 S: 9	H: 0 LOB: 0 BB: 0 P: 13	1B: 6 2B: 2 3B: 0 HR: 3	SF: 0 SAC: 0 DP: 1 HBP: 0	WP: 0 PB: 1 SB: 2 CS: 0	PA: 37																			
PITCHER	IP	WLS	BF	H	R	ER	SO	BB	IBB	HBP	BLK	WP	HR	S	P	ERA	WHIP	PITCHER				IP	WLS	BF	H	R	ER	SO	BB	IBB	HBP	BLK	WP	HR	S	P	ERA	WHIP			
Juan Guzman, R ERA: 6.84	(1, 1)			31	9	6	6	4	3	0	0	0	0	3	66	115	8.53	1.895																							
Tony Castillo, L ERA: 2.5	(7, 1)	0.2		3	2	0	0	0	0	0	0	0	0	6	8	0.00	3.000																								
Ken Robinson, R ERA: 3.81	(8, 1)	1.0		3	0	0	0	1	0	0	0	0	0	9	13	0.00	0.000																								
Inning Stats	R: 0 E: 0 K: 1 S: 10	H: 1 LOB: 1 BB: 0 P: 14	R: 0 E: 0 K: 0 S: 5	H: 0 LOB: 0 BB: 0 P: 10	R: 1 E: 0 K: 0 S: 7	H: 1 LOB: 0 BB: 0 P: 13	R: 2 E: 0 K: 2 S: 19	H: 3 LOB: 1 BB: 0 P: 29	R: 0 E: 0 K: 0 S: 11	H: 1 LOB: 2 BB: 1 P: 20	R: 1 E: 0 K: 1 S: 9	H: 2 LOB: 1 BB: 0 P: 14	R: 2 E: 0 K: 0 S: 11	H: 3 LOB: 2 BB: 2 P: 23	R: 0 E: 0 K: 1 S: 9	H: 0 LOB: 0 BB: 0 P: 13	R: 0 E: 0 K: 1 S: 9	H: 0 LOB: 0 BB: 0 P: 13	1B: 6 2B: 2 3B: 0 HR: 3	SF: 0 SAC: 0 DP: 1 HBP: 0	WP: 0 PB: 1 SB: 2 CS: 0	PA: 37																			
PITCHER	IP	WLS	BF	H	R	ER	SO	BB	IBB	HBP	BLK	WP	HR	S	P	ERA	WHIP	PITCHER				IP	WLS	BF	H	R	ER	SO	BB	IBB	HBP	BLK	WP	HR	S	P	ERA	WHIP			
Juan Guzman, R ERA: 6.84	(1, 1)			31	9	6	6	4	3	0	0	0	0	3	66	115	8.53	1.895																							
Tony Castillo, L ERA: 2.5	(7, 1)	0.2		3	2	0	0	0	0	0	0	0	0	6	8	0.00	3.000																								
Ken Robinson, R ERA: 3.81	(8, 1)	1.0		3	0	0	0	1	0	0	0	0	0	9	13	0.00	0.000																								

AB	40
R	5
H	13
RBI	4
BB	2
SO	7
LOB	18



AB	34
R	6
H	11
RBI	6
BB	3
SO	5
LOB	10



Batter	1	2	3	4	5	6	7	8	9	AB R H RBI BB SO LOB	TOP																
Roberto Alomar, S (1, 4) OBP: 0.373, SLG: 0.478	0-1 2B 1B		1-2 HR	2-0 G6-3			2-1 1B SF9 2B		3-2 G4-6-3	5 3 3 3 0 0 3	Toronto Blue Jays @ Kansas City Royals Kauffman Stadium, Kansas City, MO Mon Sep 04 1995, 7:05 PM CDT Att: 19,905 - Unknown - 86 F																
Paul Molitor, R (1, 10) OBP: 0.353, SLG: 0.437	2-0 1B		2-0 G5-3	1-0 P6			0-1 FC6-4 1B		0-3 K	5 0 2 0 0 1 2																	
Joe Carter, R (1, 8) OBP: 0.308, SLG: 0.427	0-3 K		1-2 P4		4-2 G6-4-3 BB		2-1 SF9			2 0 0 1 1 1 2																	
John Olerud, L (1, 3) OBP: 0.391, SLG: 0.402	0-1 2B		1-1 L4		1-0 F7		3-1 P5			4 0 1 1 0 0 2																	
Ed Sprague, R (1, 5) OBP: 0.331, SLG: 0.433	1-1 G6-4-3				0-0 G6-4-3		1-2 FC6-4			4 1 1 0 0 0 4																	
Shawn Green, L (1, 9) OBP: 0.327, SLG: 0.513		0-0 B2-3			0-0 G3		1-0 HR		1-1 G4-1	4 1 1 1 0 0 1																	
Carlos Delgado, L (1, 7) OBP: 0.212, SLG: 0.300		0-0 G3-1		2-1 1B BB G6-3		0-0 F8		2-3 K		4 1 1 1 0 1 0																	
Randy Knorr, R (1, 2) OBP: 0.300, SLG: 0.402		1-3 K		4-2 G6-3 1B BB		2-2 G6-3		1-0 L4		3 0 0 0 1 1 0																	
Tomas Perez, S (1, 6) OBP: 0.375, SLG: 0.462			1-2 HR		0-0 G6-3 1B		1-2 F7		1-1 G4-6-3 1B	4 1 3 0 0 0 0																	
Inning Stats	R: 1 E: 0 K: 1 S: 10	H: 3 LOB: 1 BB: 0 P: 13	R: 0 E: 0 K: 1 S: 5	H: 0 LOB: 0 BB: 0 P: 6	R: 2 E: 0 K: 0 S: 13	H: 2 LOB: 0 BB: 0 P: 19	R: 2 E: 1 K: 0 S: 10	H: 3 LOB: 2 BB: 1 P: 19	R: 0 E: 0 K: 0 S: 5	H: 0 LOB: 0 BB: 0 P: 10	R: 1 E: 0 K: 0 S: 9	H: 1 LOB: 0 BB: 0 P: 13	R: 1 E: 0 K: 0 S: 11	H: 2 LOB: 1 BB: 0 P: 19	R: 0 E: 0 K: 1 S: 6	H: 0 LOB: 0 BB: 0 P: 10	R: 0 E: 0 K: 1 S: 9	H: 1 LOB: 0 BB: 0 P: 13	1B: 8 2B: 2 3B: 0 HR: 2	SF: 1 SAC: 0 DP: 3 HBP: 0	WP: 0 PB: 0 SB: 0 CS: 0	PA: 38					
PITCHER	IP WLS BF H R ER SO BB IBB HBP BLK WP HR S P ERA WHIP											PITCHER	IP WLS BF H R ER SO BB IBB HBP BLK WP HR S P ERA WHIP														
Dilson Torres, R (1, 1) ERA: 5.83	3.1	17	7	5	5	2	1	0	0	0	0	0	1	35	51	13.50	2.400										
Rusty Meacham, R (4, 1) ERA: 5.39	3.0	13	4	2	2	0	1	0	0	0	0	0	1	23	39	6.00	1.667										
Mike Magnante, L (7, 1) ERA: 3.03	1.2	W	5	0	0	0	1	0	0	0	0	0	0	11	19	0.00	0.000										
Jeff Montgomery, R (9, 1) ERA: 2.95	1.0	S	3	1	0	0	1	0	0	0	0	0	0	9	13	0.00	1.000										

Batter	1	2	3	4	5	6	7	8	9	AB R H RBI BB SO LOB	BOTTOM																
Johnny Damon, L (1, 8) OBP: 0.391, SLG: 0.535	0-0 L9		0-0 B3		2-1 G6-3		1-1 1B WP	0-0 1B		5 1 2 1 0 0 3	Toronto Blue Jays @ Kansas City Royals Kauffman Stadium, Kansas City, MO Mon Sep 04 1995, 7:05 PM CDT Att: 19,905 - Unknown - 86 F																
Tom Goodwin, L (1, 7) OBP: 0.348, SLG: 0.347	4-2 1B SF9 BB		3-1 F7		1-2 G4-3		2-1 WP E 1B	0-0 P6		4 2 1 0 1 0 3																	
Wally Joyner, L (1, 3) OBP: 0.390, SLG: 0.428	0-0 1B		2-2 F8			0-0 G4-3	2-2 E3 HR	3-3 K		5 1 1 0 0 1 2																	
Gary Gaetti, R (1, 5) OBP: 0.351, SLG: 0.568	1-1 SF9			0-0 G5-3		1-0 2B 1B	0-0 HR			3 2 2 3 0 0 0																	
Keith Lockhart, L (1, 4) OBP: 0.350, SLG: 0.451	0-0 PO		0-0 F8		0-1 G4-3	1-2 G4-3 2B	1-0 L9			4 0 1 1 0 0 0																	
Bob Hamelin, L (1, 10) OBP: 0.278, SLG: 0.296		4-2 BB		0-0 E9		0-1 G4-3		2-2 F9		2 0 0 0 1 0 1																	
Brent Cookson, R (8, PH) OBP: 0.316, SLG: 0.294						2-3 K				1 0 0 0 0 0 0																	
Jon Nunnally, L (1, 9) OBP: 0.354, SLG: 0.498		2-3 K		2-3 K		0-0 F7		3-2 1B HBP		3 0 0 0 0 2 3																	
Joe Vitiello, R (8, PH) OBP: 0.333, SLG: 0.366										0 0 0 0 0 0 0																	
Michael Tucker, L (8, FPR) OBP: 0.325, SLG: 0.354										0 1 0 0 0 0 0																	
Henry Mercedes, R (9, 2) OBP: 0.400, SLG: 0.348										0 0 0 0 0 0 0																	
Greg Gagne, R (1, 6) OBP: 0.327, SLG: 0.405		1-3 K			0-0 G6-3 1B		0-1 G4-3 1B	1-2 3B 1B		4 1 3 0 0 1 1																	
Brent Mayne, L (1, 2) OBP: 0.273, SLG: 0.286			2-1 2B		0-0 G6-3 1B		0-0 G4-3 1B	1-0 1B		3 0 2 0 0 0 1																	
Les Norman, R (8, PH) OBP: 0.388, SLG: 0.412					1-2 1B		1-2 1B	1-1 3B		1 1 1 2 0 0 0																	
Inning Stats	R: 1 E: 0 K: 0 S: 6	H: 1 LOB: 0 BB: 1 P: 11	R: 0 E: 0 K: 2 S: 10	H: 0 LOB: 1 BB: 1 P: 19	R: 0 E: 0 K: 1 S: 7	H: 1 LOB: 0 BB: 0 P: 9	R: 0 E: 0 K: 0 S: 9	H: 2 LOB: 1 BB: 0 P: 11	R: 4 E: 1 K: 0 S: 14	H: 4 LOB: 0 BB: 0 P: 20	R: 3 E: 0 K: 1 S: 20	H: 3 LOB: 1 BB: 0 P: 30	1B: 9 2B: 2 3B: 1 HR: 1	SF: 1 SAC: 0 DP: 2 HBP: 1	WP: 2 PB: 0 SB: 0 CS: 0	PA: 40											
PITCHER	IP WLS BF H R ER SO BB IBB HBP BLK WP HR S P ERA WHIP											PITCHER	IP WLS BF H R ER SO BB IBB HBP BLK WP HR S P ERA WHIP														
Paul Menhart, R (1, 1) ERA: 4.61	7.0	32	10	6	2	3	2	0	0	0	0	0	0	20	30	27.00	3.000										
Tony Castillo, L (8, 1) ERA: 3.17	1.0	L	7	3	3	3	1	0	0	0	0	0	0	20	30	27.00	3.000										

AB	35
R	7
H	12
RBI	7
BB	2
SO	4
LOB	14



Batter	1	2	3	4	5	6	7	8	9	AB	R	H	RBI	BB	SO	LOB	TOP							
Roberto Alomar, S OBP: 0.371, SLG: 0.473 (1, 4)	G6-3	G5-3					L3		G5-3 2B	5	1	2	0	0	0	2								
Paul Molitor, R OBP: 0.352, SLG: 0.435 (1, 10)				1B			G6-3		G5-3	4	0	1	0	1	0	2								
Joe Carter, R OBP: 0.306, SLG: 0.428 (1, 8) (8, 7)	K				E6 1B		G6-3		L1-4-3	5	1	1	2	0	1	2								
John Olerud, L OBP: 0.393, SLG: 0.401 (1, 3)								G1-3	2B	3	0	1	1	2	0	2								
Ed Sprague, R OBP: 0.323, SLG: 0.434 (1, 5)	K		G5-3				G6-3		G6-3	5	0	1	1	0	1	3								
Shawn Green, L OBP: 0.325, SLG: 0.511 (1, 9)							P5			4	2	2	0	1	0	0								
Carlos Delgado, L OBP: 0.238, SLG: 0.368 (8, PR)										3	1	1	0	1	0	0								
Mike Huff, R OBP: 0.328, SLG: 0.307 (8, 8)							L7		K	1	0	0	0	0	1	3								
Sandy Martinez, L OBP: 0.288, SLG: 0.344 (1, 2)										3	1	1	1	0	0	0								
Robert Perez, R OBP: 0.300, SLG: 0.400 (8, PH)							F7			1	0	1	1	0	0	0								
Lance Parrish, R OBP: 0.257, SLG: 0.313 (8, 2)										0	0	0	0	0	0	0								
Tomas Perez, S OBP: 0.344, SLG: 0.417 (1, 6)							K		G4-3	4	0	0	0	0	1	4								
Inning Stats	R: 0 E: 0 K: 2 S: 10	H: 1 LOB: 2 BB: 1 P: 17	R: 3 E: 0 K: 0 S: 13	H: 3 LOB: 2 BB: 2 P: 24	R: 0 E: 0 K: 0 S: 9	H: 0 LOB: 0 BB: 0 P: 9	R: 0 E: 0 K: 0 S: 11	H: 1 LOB: 1 BB: 0 P: 14	R: 1 E: 0 K: 0 S: 9	H: 1 LOB: 0 BB: 0 P: 13	R: 0 E: 0 K: 0 S: 6	H: 0 LOB: 0 BB: 0 P: 7	R: 0 E: 0 K: 0 S: 9	H: 0 LOB: 0 BB: 0 P: 11	R: 1 E: 0 K: 0 S: 11	H: 3 LOB: 2 BB: 2 P: 14	R: 1 E: 0 K: 1 S: 11	H: 2 LOB: 3 BB: 2 P: 23	1B: 9 2B: 2 3B: 0 HR: 0	SF: 0 SAC: 0 DP: 1 HBP: 0	WP: 0 PB: 1 SB: 0 CS: 0	PA: 43		
PITCHER	IP	WLS	BF	H	R	ER	SO	BB	IBB	HBP	BLK	WP	HR	S	P	ERA	WHIP							
Tom Gordon, R ERA: 4.18 (1, 1)	7.2	L	34	8	5	4	3	3	0	0	0	0	0	75	105	4.70	1.435							
Mike Magnante, L ERA: 3.0 (8, 1)	0.1		2	1	0	0	0	0	0	0	0	0	0	3	4	0.00	3.000							
Hipolito Pichardo, R ERA: 4.4 (8, 1)	1.0		7	2	1	1	1	0	2	0	0	0	0	11	23	9.00	2.000							

Toronto Blue Jays @ Kansas City Royals
Kauffman Stadium, Kansas City, MO

AB 38
R 6
H 11
RBI 6
BB 5
SO 4
LOB 18



Wed Sep 06 1995, 7:05 PM CDT
Att: 13,030 - Unknown - 77 F

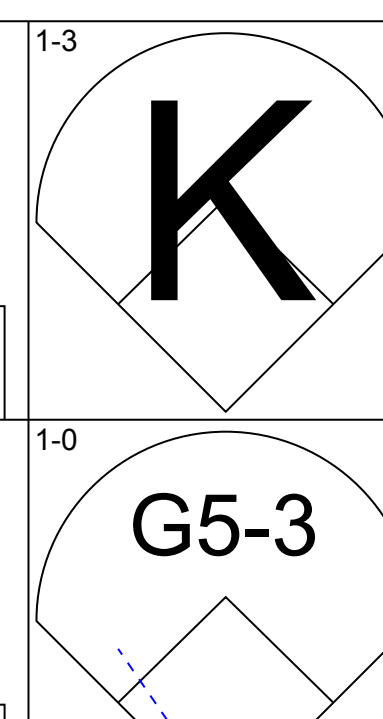
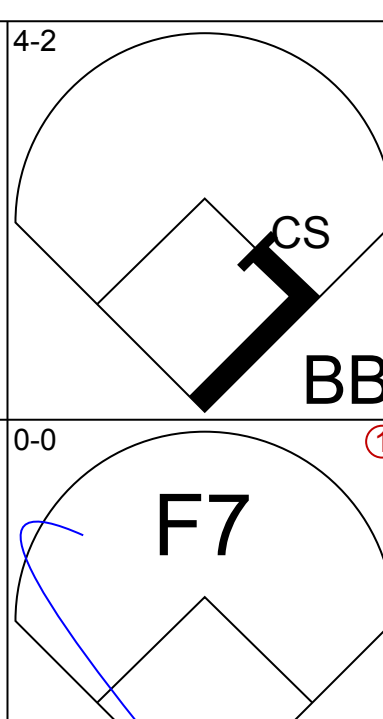
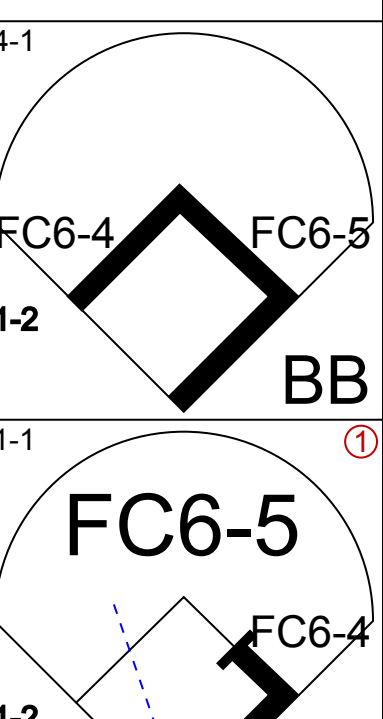
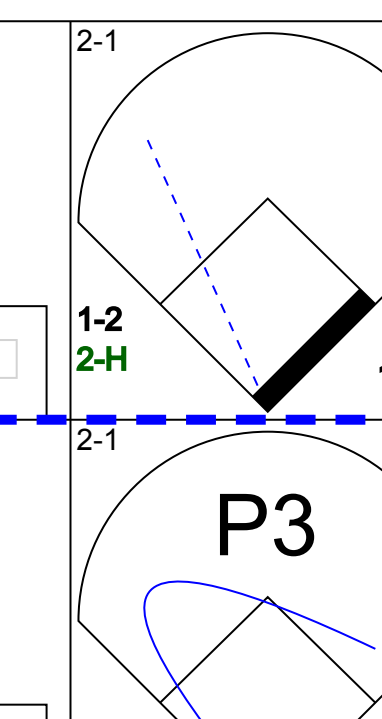
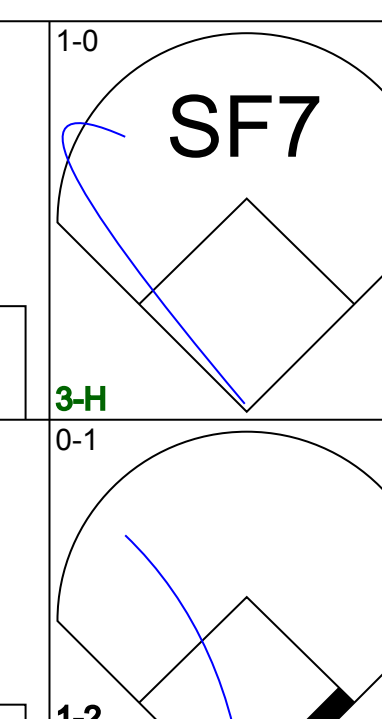
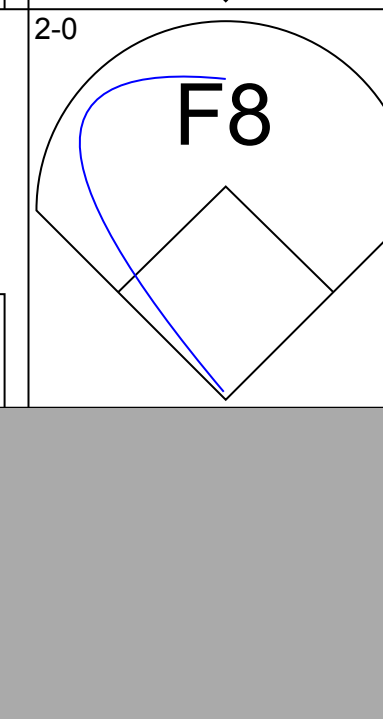
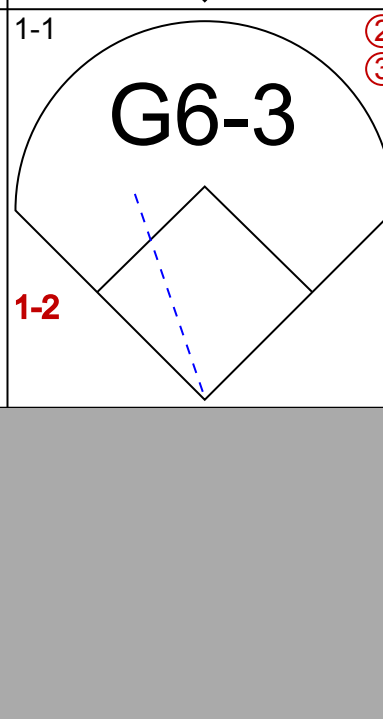
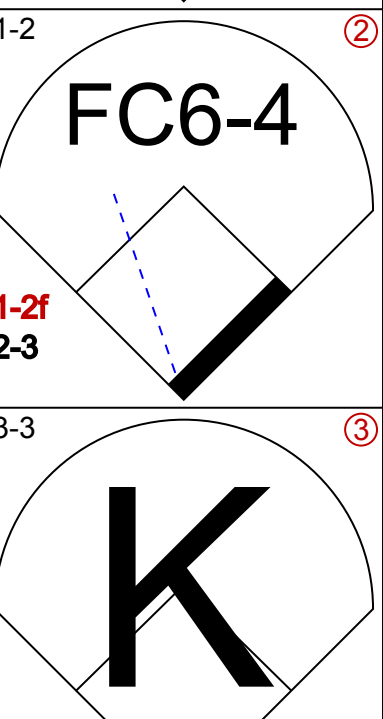

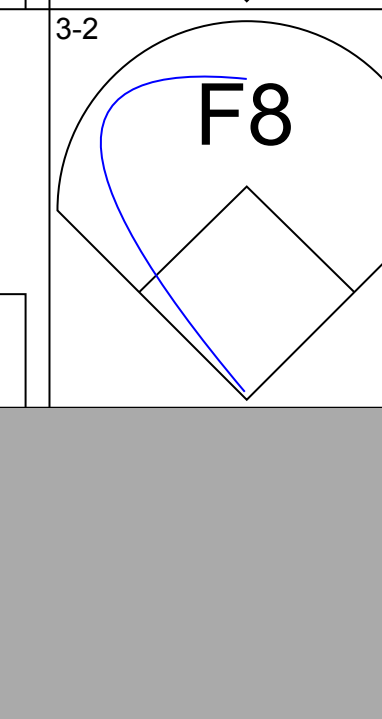



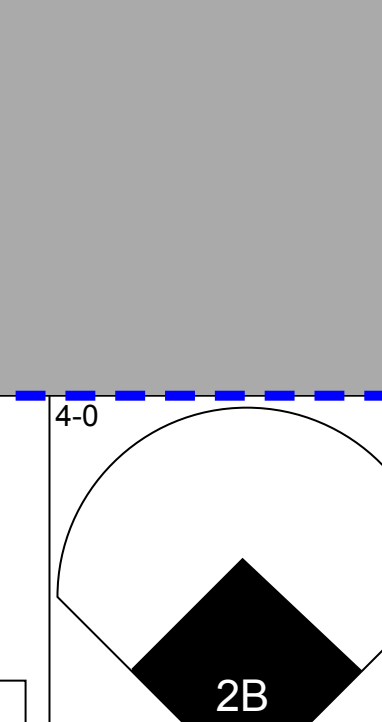
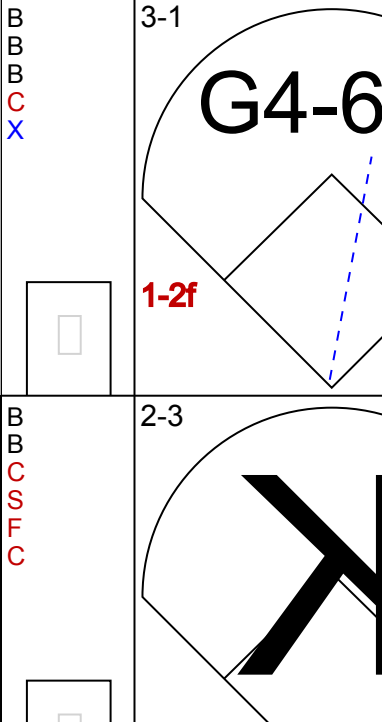
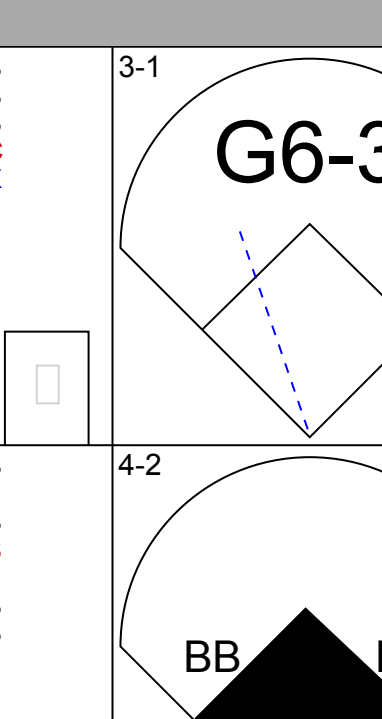
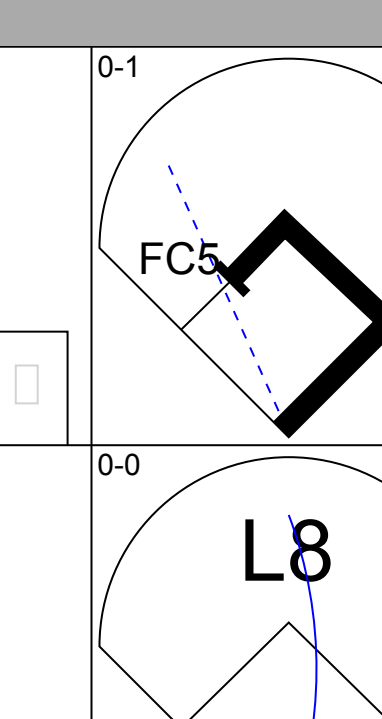
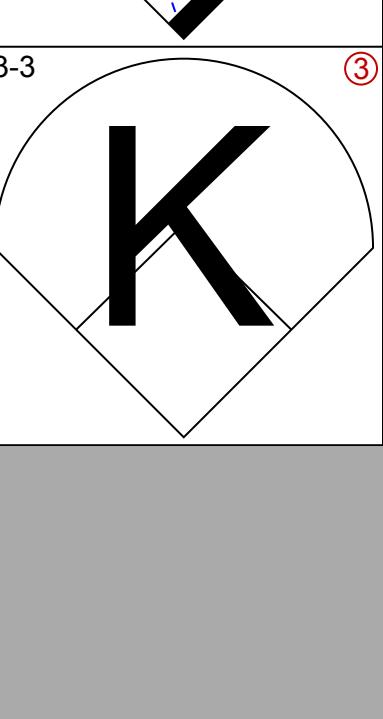
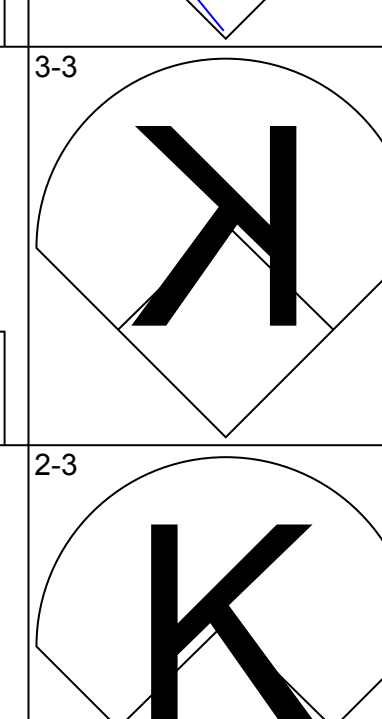
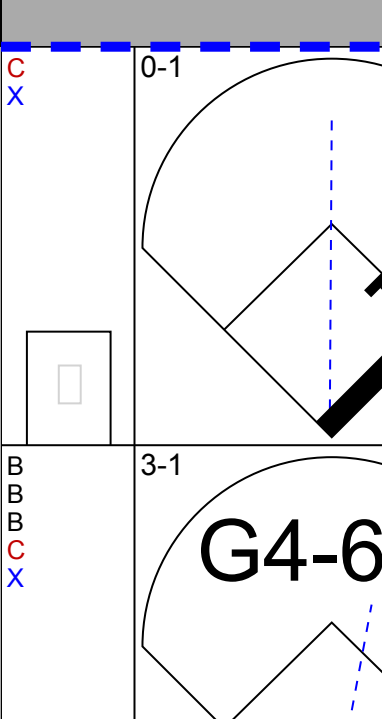
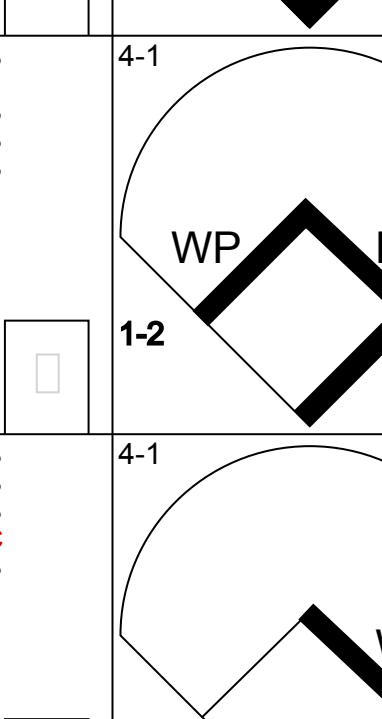
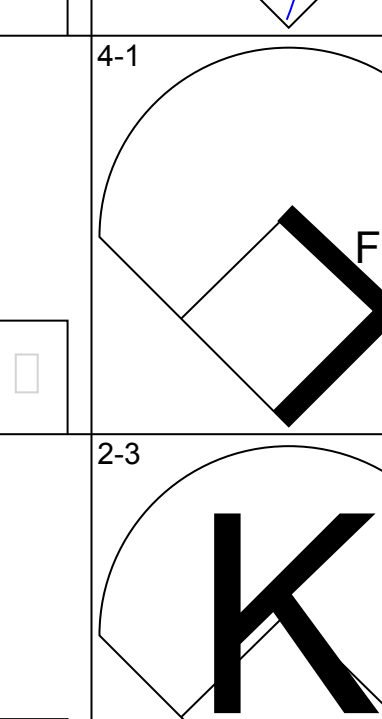
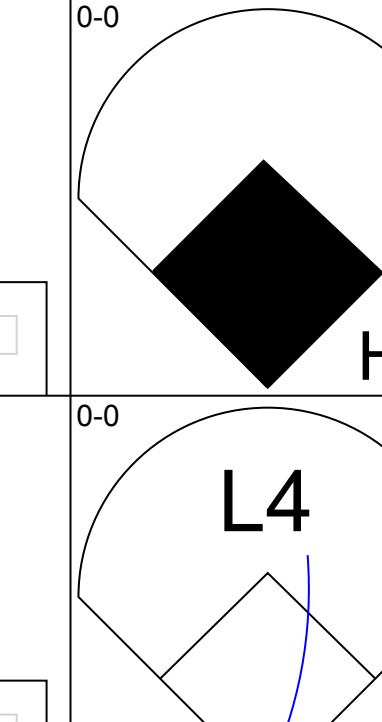

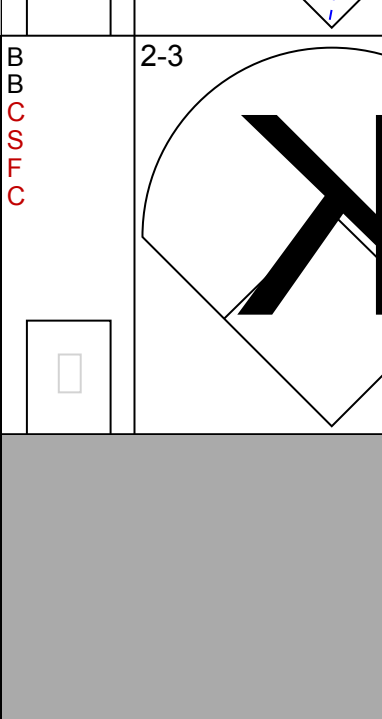
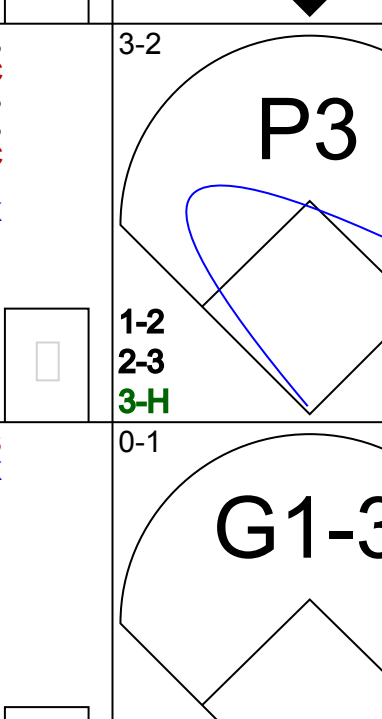
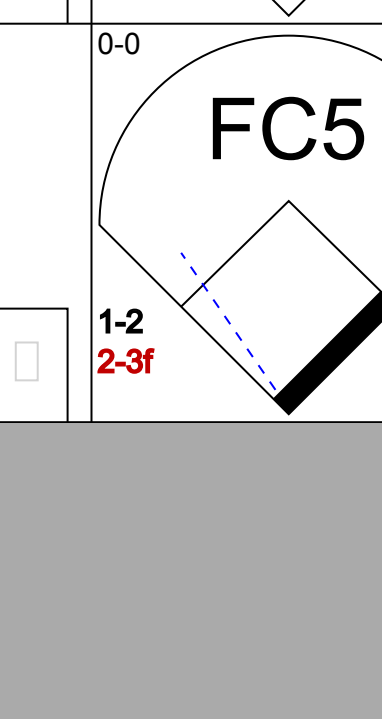
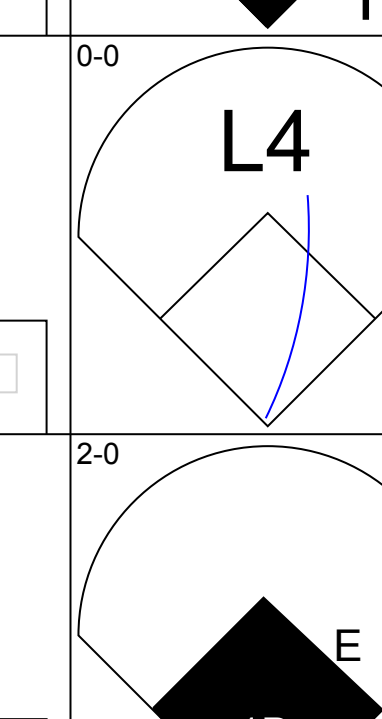
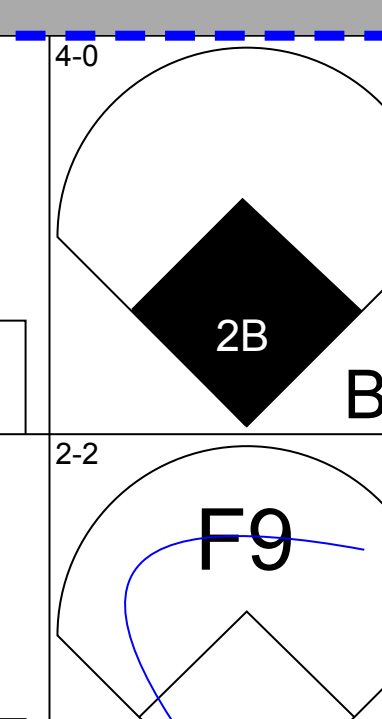

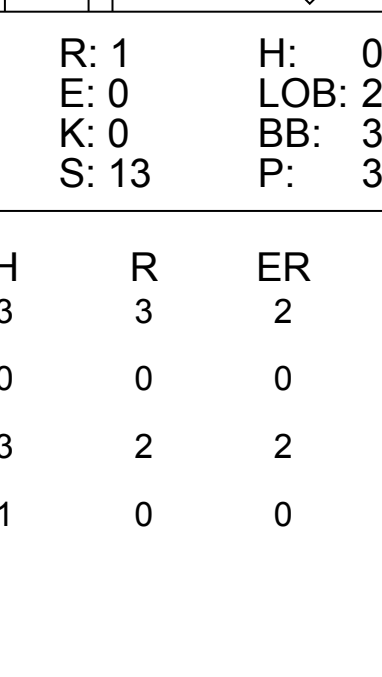
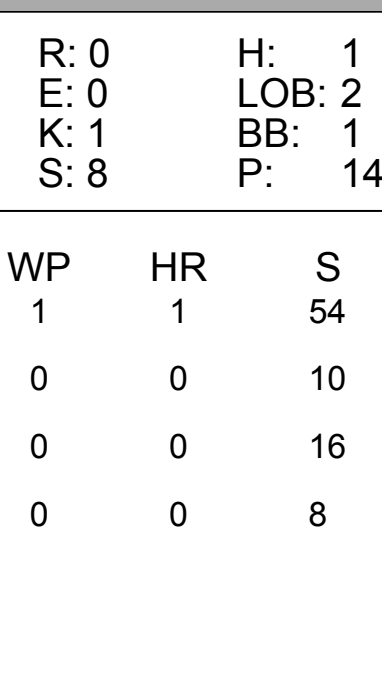
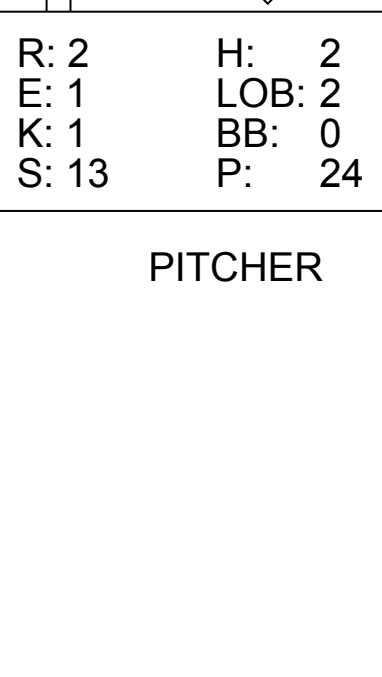
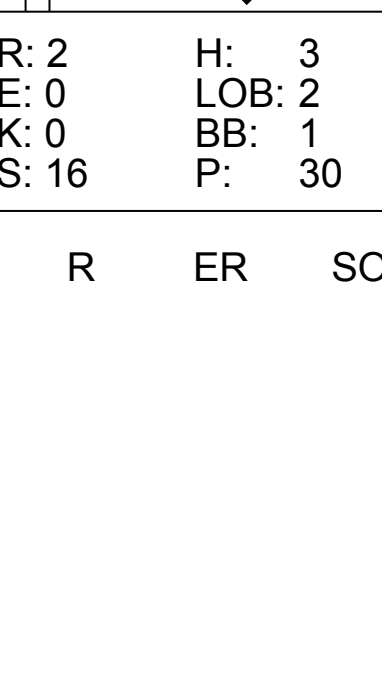
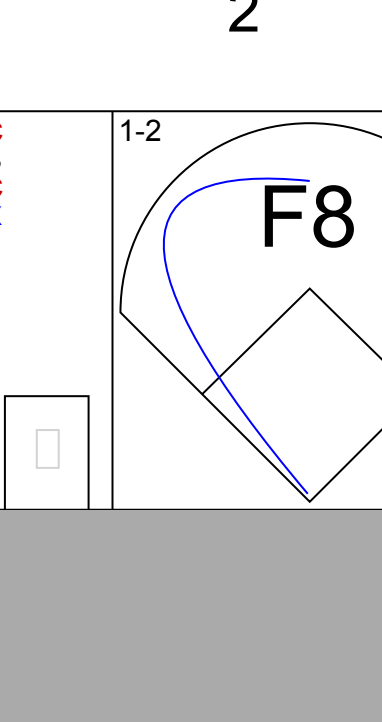
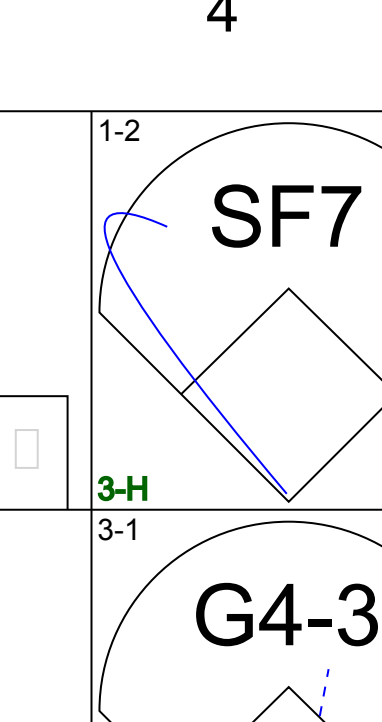
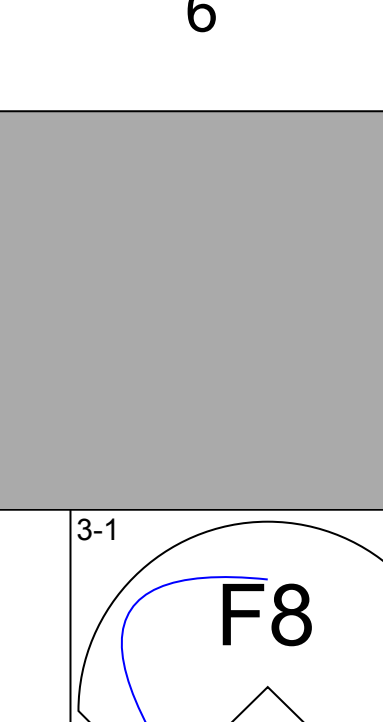
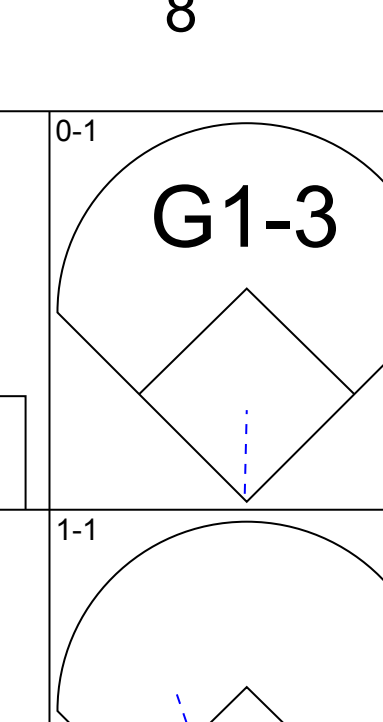

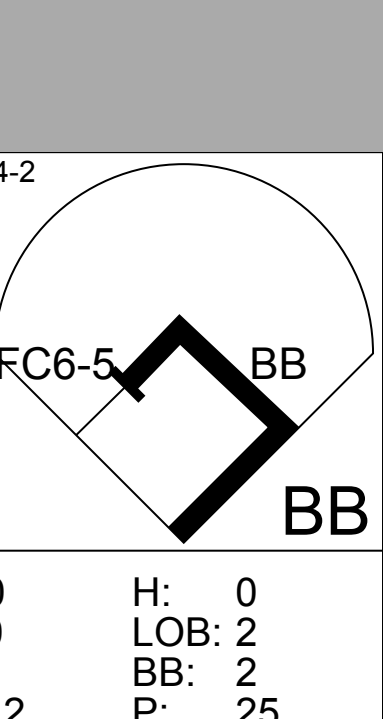
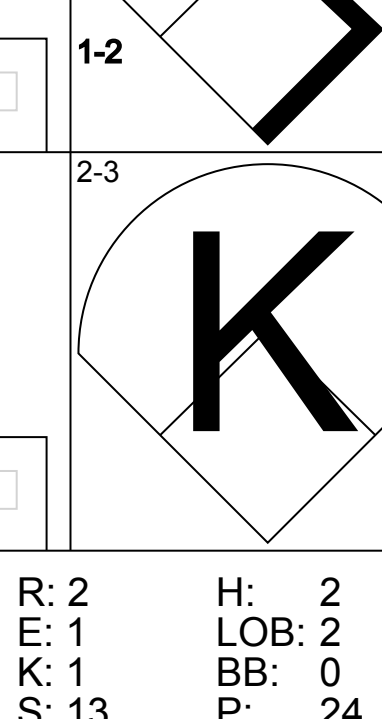
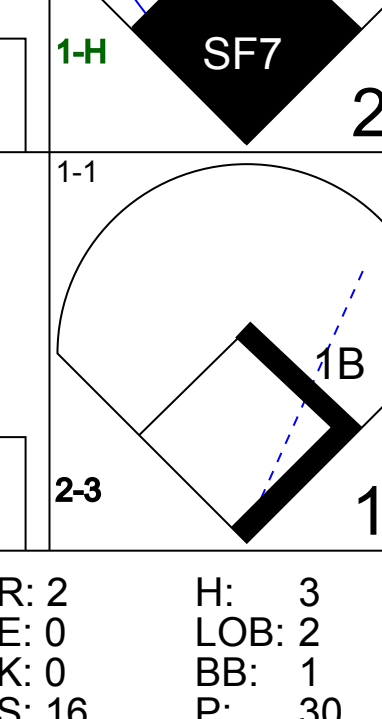
Batter	1	2	3	4	5	6	7	8	9	AB	R	H	RBI	BB	SO	LOB	BOTTOM							
David Howard, S OBP: 0.307, SLG: 0.343 (1, 4)	WP SH1-4 BB						F9		2B	2	1	1	0	3	0	0								
Wally Joyner, L OBP: 0.391, SLG: 0.437 (1, 3)	SH1-4						G6-3		P5	4	0	2	0	0	1	2								
Greg Gagne, R OBP: 0.326, SLG: 0.399 (1, 6)	P4						G6-3		P4	5	0	0	0	0	1	6								
Gary Gaetti, R OBP: 0.354, SLG: 0.573 (1, 5)	G4-3									3	1	2	2	1	0	1								
Joe Vitiello, R OBP: 0.330, SLG: 0.360 (1, 10)										4	0	1	0	0	1	5								
Keith Lockhart, L OBP: 0.346, SLG: 0.443 (8, PH)										1	0	0	0	0	0	1								
Brent Cookson, R OBP: 0.304, SLG: 0.286 (1, 7)										4	0	1	0	0	1	4								
Les Norman, R OBP: 0.304, SLG: 0.333 (1, 9)										4	0	0	0	0	0	2								
Henry Mercedes, R OBP: 0.412, SLG: 0.370 (1, 2)										4	0	2	0	0	1	1								
Johnny Damon, L OBP: 0.378, SLG: 0.514 (1, 8)										4	0	0	0	0	0	3								
Inning Stats	R: 0 E: 0 K: 0 S: 6	H: 0 LOB: 1 BB: 1 P: 11	R: 0 E: 0 K: 1 S: 9	H: 1 LOB: 1 BB: 0 P: 14	R: 0 E: 0 K: 2 S: 13	H: 1 LOB: 0 BB: 0 P: 19	R: 1 E: 0 K: 1 S: 17	H: 3 LOB: 2 BB: 0 P: 26	R: 0 E: 0 K: 0 S: 11	H: 1 LOB: 3 BB: 1 P: 23	R: 0 E: 0 K: 0 S: 7	H: 0 LOB: 0 BB: 0 P: 10	R: 0 E: 0 K: 0 S: 11	H: 1 LOB: 2 BB: 1 P: 18	R: 0 E: 0 K: 0 S: 7	H: 1 LOB: 1 BB: 0 P: 13	R: 1 E: 0 K: 0 S: 10	H: 1 LOB: 1 BB: 1 P: 15	1B: 7 2B: 1 3B: 0 HR: 1	SF: 0 SAC: 1 DP: 0 HBP: 1	WP: 3 PB: 0 SB: 0 CS: 0	PA: 41		
PITCHER	IP	WLS	BF	H	R	ER	SO	BB	IBB	HBP	BLK	WP	HR	S	P	ERA	WHIP							
Al Leiter, L ERA: 3.54 (1, 1)	8.0	W	36	8	1	1	5	3	0	1	0	0	1	81	134	1.12	1.375							
Jimmy Rogers, R ERA: 7.02 (8, 1)	1.0		5	1	1	1	0	1	0	0	0	0	0	10	15	9.00	2.000							

Toronto Blue Jays @ Kansas City Royals
Kauffman Stadium, Kansas City, MO

AB 35
R 2
H 9
RBI 2
BB 4
SO 5
LOB 25




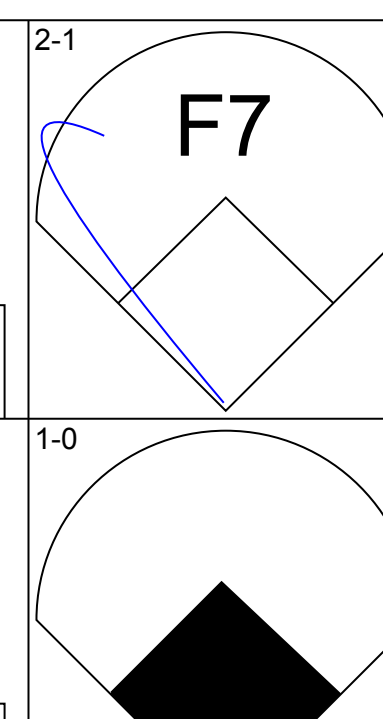
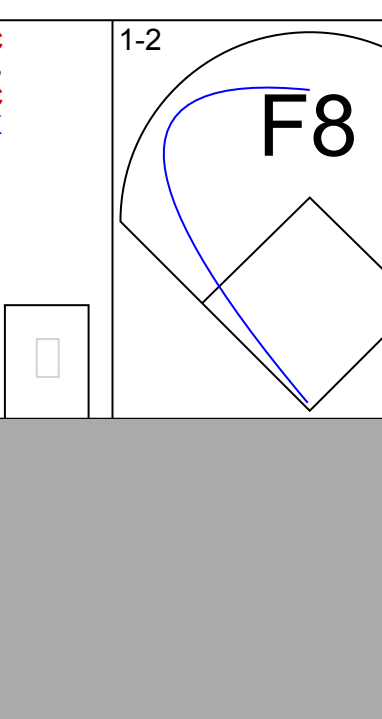
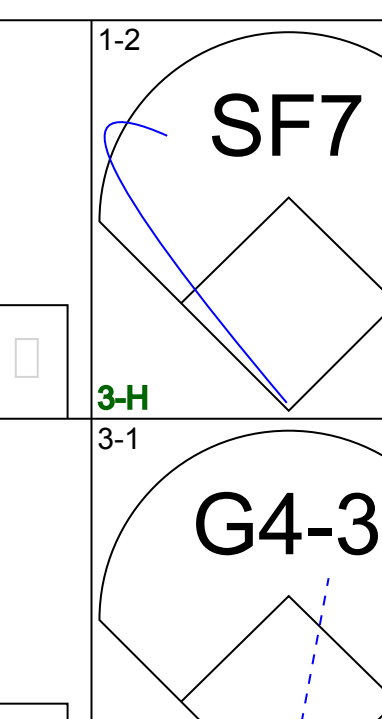
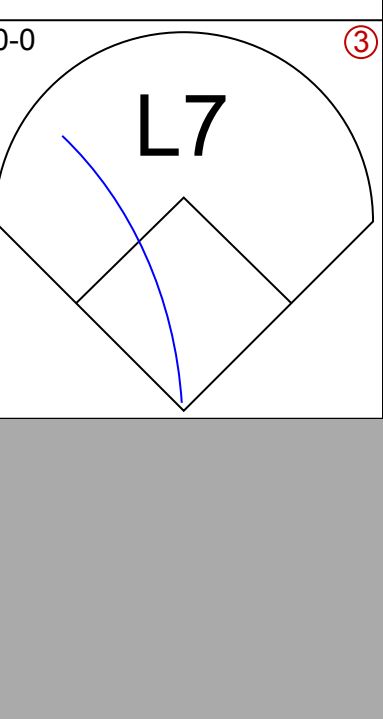
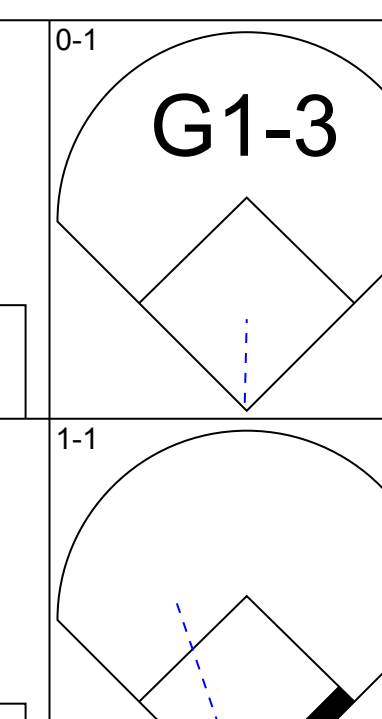
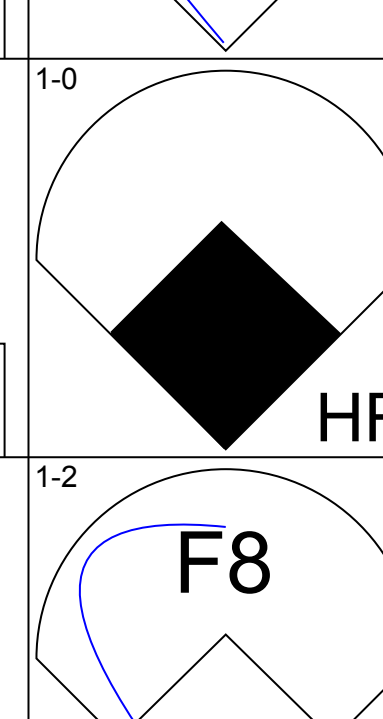
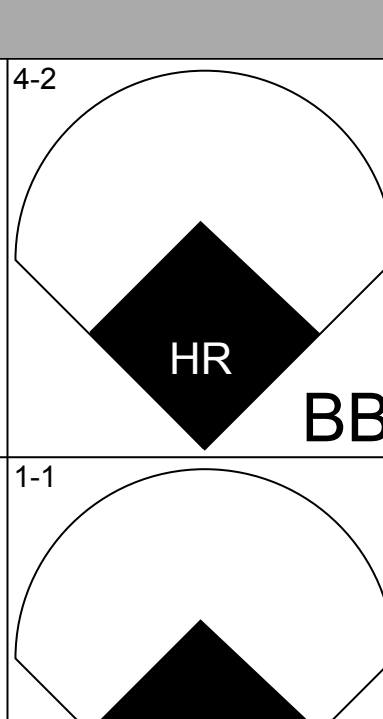

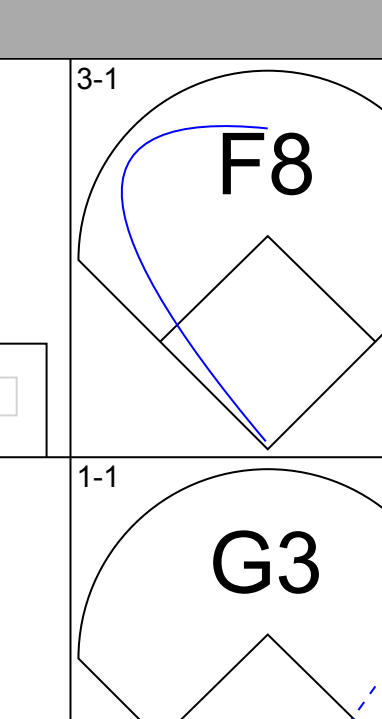
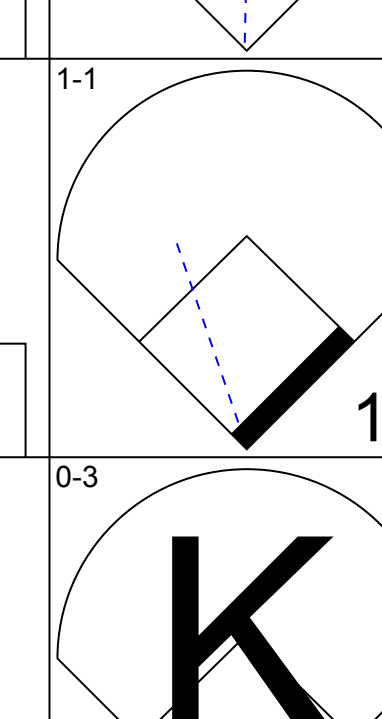
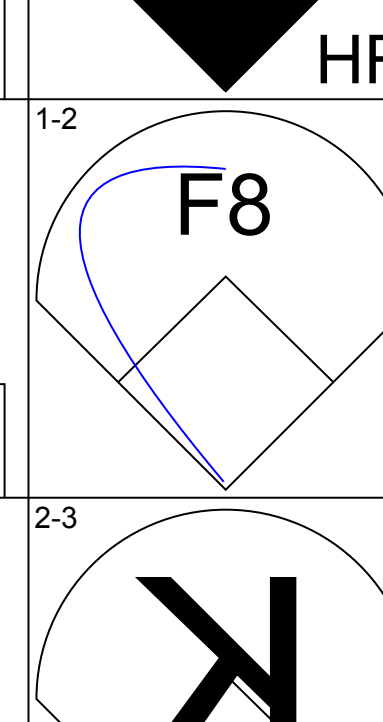
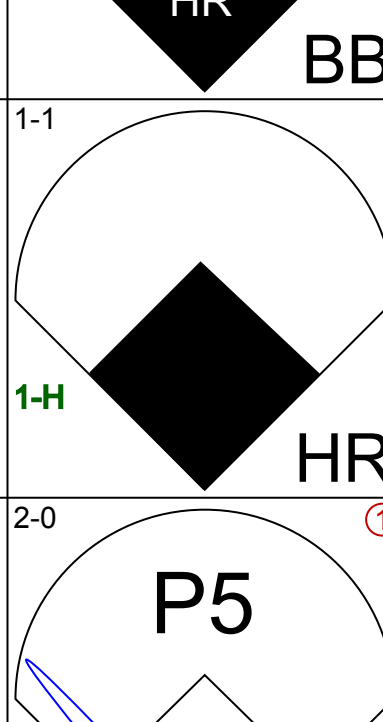
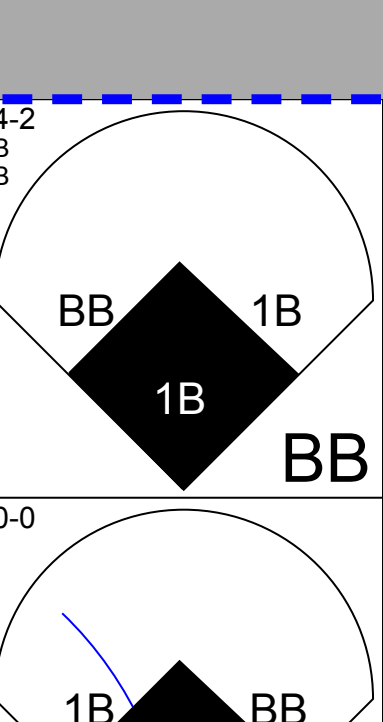
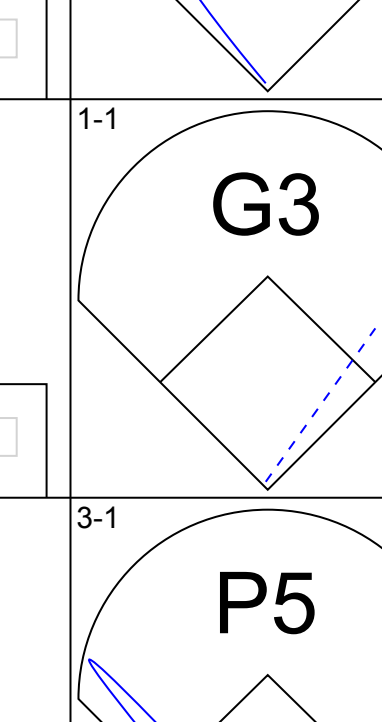
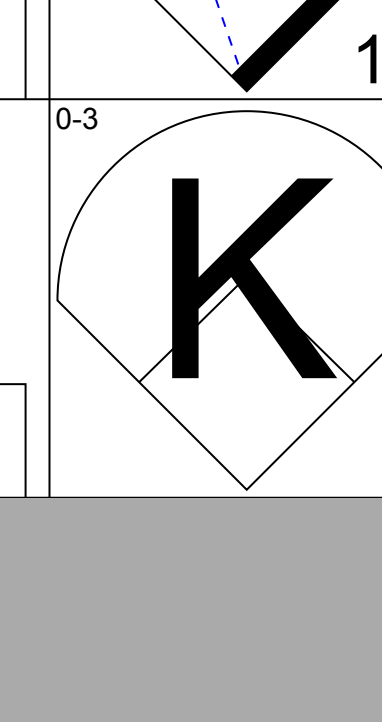
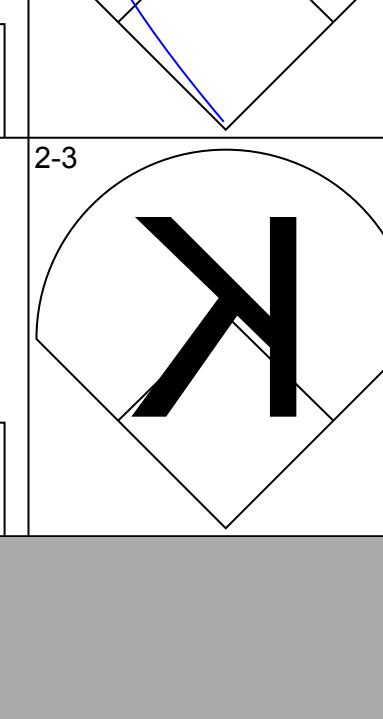
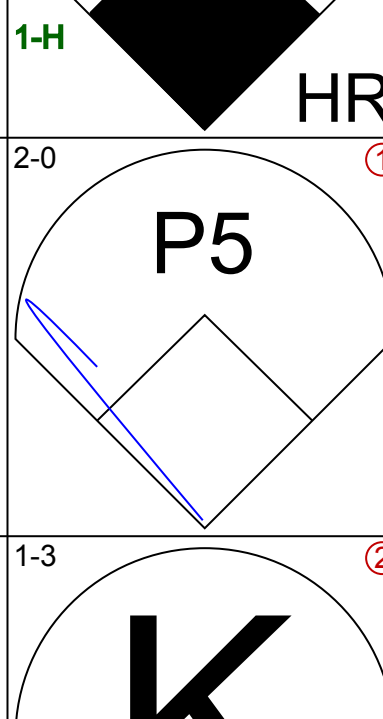
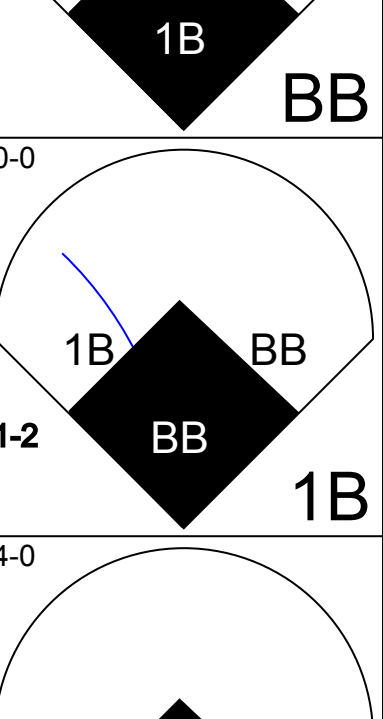
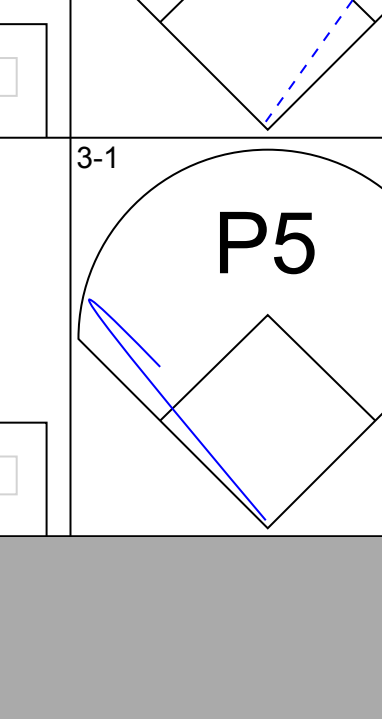
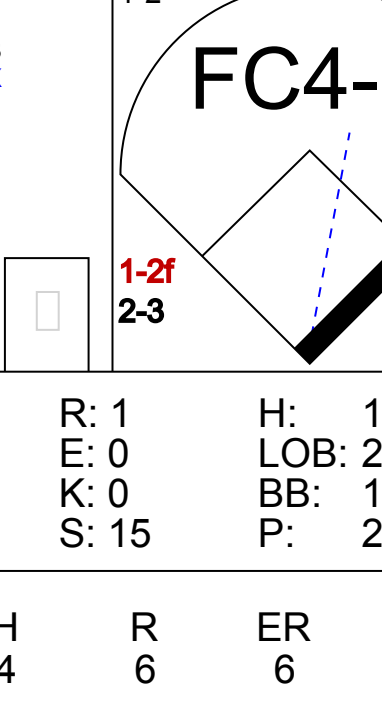
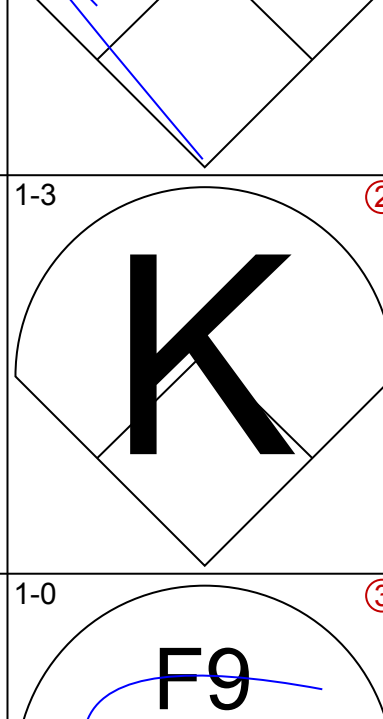
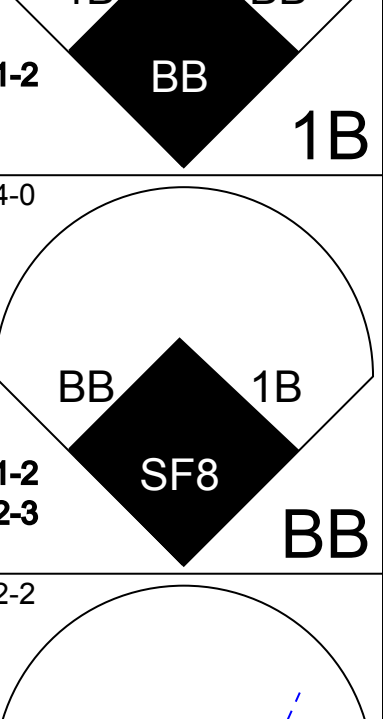


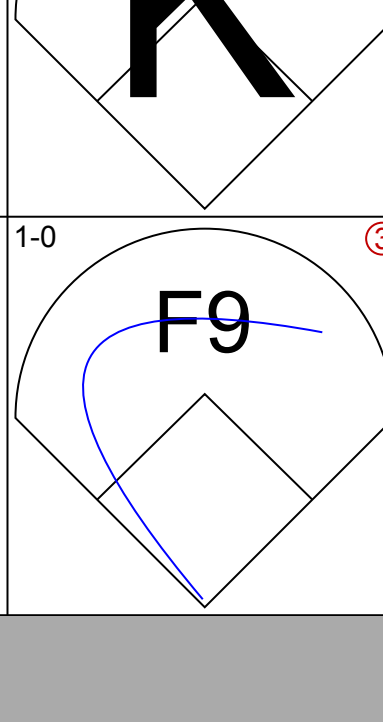
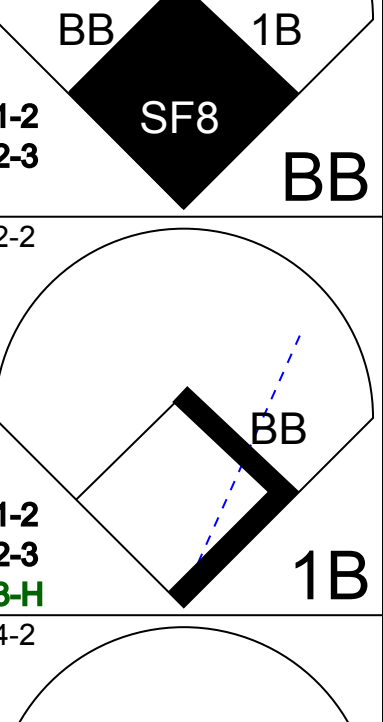

Wed Sep 06 1995, 7:05 PM CDT
Att: 13,030 - Unknown - 77 F

Batter	1	2	3	4	5	6	7	8	9	AB	R	H	RBI	BB	SO	LOB	TOP					
Chad Curtis, R OBP: 0.351, SLG: 0.453 (1, 8)										2	0	1	2	2	1	0						
Chris Gomez, R OBP: 0.301, SLG: 0.371 (1, 6)										5	0	1	0	0	0	5						
Travis Fryman, R OBP: 0.354, SLG: 0.410 (1, 5)										5	0	0	0	0	0	5						
Cecil Fielder, R OBP: 0.358, SLG: 0.495 Derrick White, R OBP: 0.196, SLG: 0.239 (9, PR)										5	0	2	0	0	2	2						
Tony Clark, S OBP: 0.381, SLG: 0.600 (1, 3)										4	2	1	1	1	1	2						
Bobby Higginson, L OBP: 0.332, SLG: 0.406 (1, 9)										2	1	0	0	3	1	1						
Phil Nevin, R OBP: 0.280, SLG: 0.195 (1, 7)										2	1	0	0	1	1	3						
Scott Fletcher, R OBP: 0.330, SLG: 0.331 (1, 4)										4	1	1	1	0	0	5						
Ron Tingley, R OBP: 0.317, SLG: 0.430 (1, 2)										3	0	1	0	1	1	4						
Inning Stats	R: 0 E: 0 K: 1 S: 5	H: 0 LOB: 0 BB: 0 P: 9	R: 1 E: 0 K: 0 S: 13	H: 0 LOB: 2 BB: 3 P: 31	R: 0 E: 0 K: 0 S: 5	H: 0 LOB: 0 BB: 1 P: 10	R: 0 E: 0 K: 1 S: 8	H: 1 LOB: 2 BB: 1 P: 14	R: 0 E: 0 K: 1 S: 12	H: 0 LOB: 2 BB: 2 P: 25	R: 2 E: 1 K: 1 S: 13	H: 2 LOB: 2 BB: 0 P: 24	R: 0 E: 0 K: 2 S: 8	H: 0 LOB: 0 BB: 0 P: 13	R: 2 E: 0 K: 0 S: 16	H: 3 LOB: 2 BB: 1 P: 30	R: 0 E: 0 K: 1 S: 8	H: 1 LOB: 1 BB: 0 P: 13	1B: 4 2B: 2 3B: 0 HR: 1	SF: 1 SAC: 0 DP: 1 HBP: 1	WP: 1 PB: 0 SB: 0 CS: 1	PA: 42
PITCHER	IP	WLS	BF	H	R	ER	SO	BB	IBB	HBP	BLK	WP	HR	S	P	ERA	WHIP					
Jeff Ware, R ERA: 10.29 Ken Robinson, R ERA: 3.99 Giovanni Carrara, R ERA: 9.02 Tim Crabtree, R ERA: 3.65	(1, 1)	5.2	W	28	3	3	2	4	7	0	1	0	1	1	54	109	3.18	1.765				
	(6, 1)	1.1		4	0	0	0	2	0	0	0	0	0	0	10	17	0.00	0.000				
	(8, 1)	1.0		7	3	2	2	0	1	0	0	0	0	0	16	30	18.00	4.000				
	(9, 1)	1.0		3	1	0	0	1	0	0	0	0	0	8	13	0.00	1.000					

Detroit Tigers @ Toronto Blue Jays
SkyDome, Toronto, ON
Fri Sep 08 1995, 7:05 PM EDT
Att: 36,490 - Dome - 72 F


AB 32
R 5
H 7
RBI 4
BB 8
SO 7
LOB 27



Batter	1	2	3	4	5	6	7	8	9	AB	R	H	RBI	BB	SO	LOB	BOTTOM					
Roberto Alomar, S OBP: 0.367, SLG: 0.469 (1, 4)										4	0	0	1	0	0	4						
Paul Molitor, R OBP: 0.355, SLG: 0.442 (1, 10)										4	2	2	1	1	0	0						
Joe Carter, R OBP: 0.307, SLG: 0.434 Shannon Stewart, R OBP: 0.333, SLG: 0.111 (8, 8)										3	2	1	2	1	0	0						
John Olerud, L OBP: 0.392, SLG: 0.400 Robert Perez, R OBP: 0.300, SLG: 0.400 (8, 7)										4	1	1	0	0	1	0						
Ed Sprague, R OBP: 0.334, SLG: 0.432 (1, 5)										2	2	0	0	1	1	0						
Shawn Green, L OBP: 0.331, SLG: 0.511 (1, 9)										4	0	2	1	0	0	0						
Carlos Delgado, L OBP: 0.261, SLG: 0.350 (8, 3)										2	0	0	2	2	0	1						
Lance Parrish, R OBP: 0.263, SLG: 0.311 (1, 2)										1	1	0	1	2	0	1						
Tomás Perez, S OBP: 0.338, SLG: 0.438 (1, 6)										4	1	1	1	0	0	4						
Inning Stats	R: 1 E: 0 K: 1 S: 10	H: 1 LOB: 0 BB: 0 P: 16	R: 1 E: 0 K: 0 S: 15	H: 1 LOB: 2 BB: 1 P: 25	R: 2 E: 0 K: 1 S: 11	H: 1 LOB: 0 BB: 1 P: 20	R: 2 E: 0 K: 0 S: 13	H: 1 LOB: 0 BB: 1 P: 23	R: 3 E: 0 K: 0 S: 20	H: 2 LOB: 2 BB: 3 P: 36	R: 0 E: 0 K: 0 S: 6	H: 0 LOB: 0 BB: 1 P: 13	R: 0 E: 0 K: 0 S: 8	H: 0 LOB: 1 BB: 1 P: 14	R: 0 E: 0 K: 1 S: 10	H: 1 LOB: 1 BB: 0 P: 13	1B: 4 2B: 0 3B: 1 HR: 2	SF: 2 SAC: 0 DP: 0 HBP: 1	WP: 0 PB: 0 SB: 0 CS: 0	PA: 39		
PITCHER	IP	WLS	BF	H	R	ER	SO	BB	IBB	HBP	BLK	WP	HR	S	P	ERA	WHIP					
Felipe Lira, R ERA: 4.43 Ben Blomdahl, R ERA: 10.68 Brian Maxcy, R ERA: 7.01	(1, 1)	4.0	L	20	4	6	6	2	3	0	1	0	0	0	14	28	∞	∞				
	(5, 1)	0.0		5	2	3	3	0	3	0	0	0	0	0	30	48	0.00	0.500				

Detroit Tigers @ Toronto Blue Jays
SkyDome, Toronto, ON
Fri Sep 08 1995, 7:05 PM EDT
Att: 36,490 - Dome - 72 F


AB 29
R 9
H 7
RBI 9
BB 7
SO 3
LOB 11



Batter	1	2	3	4	5	6	7	8	9	AB	R	H	RBI	BB	SO	LOB	TOP					
Chad Curtis, R OBP: 0.349, SLG: 0.456 (1, 8)										5	1	1	1	0	1	3						
Chris Gomez, R OBP: 0.300, SLG: 0.368 (1, 6)										3	0	0	0	1	1	0						
Travis Fryman, R OBP: 0.355, SLG: 0.414 (1, 5)										4	1	2	0	0	1	1						
Cecil Fielder, R OBP: 0.357, SLG: 0.500 (1, 10)										4	1	1	2	0	1	2						
Tony Clark, S OBP: 0.320, SLG: 0.500 Derrick White, R OBP: 0.196, SLG: 0.239 (1, 3) (9, 3)										4	0	0	0	0	2	1						
Bobby Higginson, L OBP: 0.331, SLG: 0.404 (1, 9)										4	1	1	0	0	1	0						
Phil Nevin, R OBP: 0.270, SLG: 0.212 Mitt Cuyler, S OBP: 0.277, SLG: 0.314 (9, PR) (9, 7)										3	0	1	0	1	1	0						
Scott Fletcher, R OBP: 0.328, SLG: 0.335 (1, 4)										4	0	1	2	0	1	1						
John Flaherty, R OBP: 0.296, SLG: 0.435 (1, 2)										4	0	1	0	0	0	3						
Inning Stats	R: 1 E: 0 K: 0 S: 10	H: 1 LOB: 1 BB: 1 P: 21	R: 0 E: 0 K: 2 S: 10	H: 1 LOB: 1 BB: 0 P: 13	R: 0 E: 0 K: 2 S: 8	H: 0 LOB: 0 BB: 0 P: 10	R: 0 E: 0 K: 2 S: 7	H: 0 LOB: 0 BB: 0 P: 13	R: 0 E: 0 K: 1 S: 11	H: 1 LOB: 1 BB: 0 P: 14	R: 2 E: 0 K: 2 S: 11	H: 2 LOB: 0 BB: 0 P: 18	R: 0 E: 0 K: 0 S: 5	H: 0 LOB: 0 BB: 0 P: 7	R: 0 E: 0 K: 0 S: 7	H: 1 LOB: 1 BB: 1 P: 11	R: 2 E: 0 K: 0 S: 10	H: 2 LOB: 2 BB: 1 P: 19	1B: 3 2B: 2 3B: 1 HR: 2	SF: 0 SAC: 0 DP: 0 HBP: 0	WP: 0 PB: 0 SB: 0 CS: 0	PA: 37
PITCHER Juan Guzman, R ERA: 6.69 (1, 1)	IP: 9.0 WLS: L BF: 37 H: 8 R: 5 ER: 5 SO: 9 BB: 2 IBB: 0 HBP: 0 BLK: 0 WP: 0 HR: 2 S: 79 P: 126 ERA: 5.00 WHIP: 1.111															PITCHER	IP: WLS: BF: H: R: ER: SO: BB: IBB: HBP: BLK: WP: HR: S: P: ERA: WHIP:					

Detroit Tigers @ Toronto Blue Jays
SkyDome, Toronto, ON
Sat Sep 09 1995, 3:33 AM EDT
Att: 43,127 - Sunny


AB 35
R 5
H 8
RBI 5
BB 2
SO 9
LOB 11



Batter	1	2	3	4	5	6	7	8	9	AB	R	H	RBI	BB	SO	LOB	BOTTOM					
Roberto Alomar, S OBP: 0.366, SLG: 0.467 (1, 4)										4	0	1	0	0	0	4						
Paul Molitor, R OBP: 0.352, SLG: 0.438 (1, 10)										4	1	0	0	0	1	2						
Joe Carter, R OBP: 0.309, SLG: 0.436 (1, 8) (9, 7)										4	1	2	0	0	2	1						
John Olerud, L OBP: 0.393, SLG: 0.400 Mike Huff, R OBP: 0.328, SLG: 0.307 (9, PR) (9, 8)										3	0	1	2	1	2	1						
Ed Sprague, R OBP: 0.331, SLG: 0.428 (1, 5)										4	0	0	0	0	1	4						
Shawn Green, L OBP: 0.330, SLG: 0.511 (1, 9)										4	0	1	0	0	0	0						
Carlos Delgado, L OBP: 0.260, SLG: 0.326 (1, 7) (9, 3)										3	0	0	0	1	1	0						
Sandy Martinez, L OBP: 0.287, SLG: 0.342 (1, 2)										4	0	1	0	0	3	2						
Tomás Perez, S OBP: 0.347, SLG: 0.433 (1, 6)										3	0	1	0	1	0	3						
Inning Stats	R: 0 E: 0 K: 1 S: 11	H: 1 LOB: 2 BB: 1 P: 17	R: 0 E: 0 K: 1 S: 15	H: 1 LOB: 1 BB: 1 P: 24	R: 0 E: 0 K: 1 S: 9	H: 1 LOB: 1 BB: 0 P: 14	R: 0 E: 0 K: 1 S: 8	H: 0 LOB: 0 BB: 0 P: 10	R: 0 E: 0 K: 1 S: 7	H: 0 LOB: 0 BB: 1 P: 13	R: 0 E: 0 K: 3 S: 10	H: 0 LOB: 0 BB: 0 P: 12	R: 0 E: 0 K: 1 S: 10	H: 0 LOB: 0 BB: 0 P: 13	R: 2 E: 0 K: 0 S: 12	H: 3 LOB: 1 BB: 0 P: 18	R: 0 E: 0 K: 1 S: 11	H: 1 LOB: 1 BB: 0 P: 17	1B: 5 2B: 2 3B: 0 HR: 0	SF: 0 SAC: 0 DP: 1 HBP: 0	WP: 0 PB: 0 SB: 2 CS: 0	PA: 36
PITCHER Sean Bergman, R ERA: 4.94 Brian Bohanon, L ERA: 5.84 John Doherty, R ERA: 5.06 Dwayne Henry, R ERA: (1, 1) (8, 1) (8, 1) (9, 1)	IP: 7.2 WLS: W BF: 30 H: 5 R: 2 ER: 2 SO: 9 BB: 3 IBB: 0 HBP: 0 BLK: 0 WP: 0 HR: 0 S: 0 P: 119 ERA: 2.35 WHIP: 1.043															PITCHER	IP: WLS: BF: H: R: ER: SO: BB: IBB: HBP: BLK: WP: HR: S: P: ERA: WHIP:					

Detroit Tigers @ Toronto Blue Jays
SkyDome, Toronto, ON
Sat Sep 09 1995, 3:33 AM EDT
Att: 43,127 - Sunny

AB 33
R 2
H 7
RBI 2
BB 3
SO 10
LOB 17



Batter	1	2	3	4	5	6	7	8	9	10	AB	R	H	RBI	BB	SO	LOB	TOP				
Chad Curtis, R OBP: 0.350, SLG: 0.450 (1, 8)	L3			G6-3			FC6-4 BB		F9		3	0	0	0	2	0	2					
Chris Gomez, R OBP: 0.297, SLG: 0.361 (1, 6)	G5-3		G6-3			P4	FC6-4 BB		K		5	0	0	0	0	1	5					
Travis Fryman, R OBP: 0.357, SLG: 0.423 (1, 5)	1B 2B					K			G6-4-3 1B		5	2	4	1	0	1	0					
Cecil Fielder, R OBP: 0.358, SLG: 0.499 (1, 10)						F8			G6-4-3 1-2		4	0	1	1	1	1	1					
Tony Clark, S OBP: 0.224, SLG: 0.531 Derrick White, R OBP: 0.191, SLG: 0.234 (8, PR) (8, 3)	G4-3					K			F8		4	0	1	0	0	1	3					
Bobby Higginson, L OBP: 0.333, SLG: 0.401 (1, 9)			G4-3	P6			G4-3		1B		3	0	0	0	2	0	3					
Phil Nevin, R OBP: 0.257, SLG: 0.194 Mitt Cuyler, S OBP: 0.274, SLG: 0.310 (9, PR) (9, 7)			K	K			F8				3	0	0	0	1	2	3					
Steve Rodriguez, R OBP: 0.294, SLG: 0.214 (1, 4)							F8		SH1-3 BB		2	1	1	0	1	0	0					
John Flaherty, R OBP: 0.294, SLG: 0.430 Franklin Stubbs, L OBP: 0.368, SLG: 0.411 Ron Tingley, R OBP: 0.314, SLG: 0.426 (9, PH) (9, 2)						K			G4-3		3	0	1	1	0	1	1					
Inning Stats	R: 1 E: 0 K: 0 S: 8	H: 2 LOB: 1 P: 18	R: 1 E: 0 K: 1 S: 11	H: 2 LOB: 2 P: 23	R: 0 E: 1 K: 2 S: 9	H: 1 LOB: 2 P: 16	R: 0 E: 0 K: 1 S: 4	H: 0 LOB: 0 P: 10	R: 0 E: 0 K: 1 S: 7	H: 0 LOB: 0 P: 9	R: 0 E: 0 K: 0 S: 5	H: 0 LOB: 0 P: 11	R: 0 E: 0 K: 0 S: 6	H: 2 LOB: 2 P: 23	R: 0 E: 0 K: 1 S: 7	H: 0 LOB: 2 P: 18	R: 1 E: 0 K: 2 S: 17	H: 1 LOB: 1 P: 31	1B: 5 2B: 2 3B: 0 HR: 1	SF: 0 SAC: 1 DP: 1 HBP: 0	WP: 0 PB: 0 SB: 1 CS: 2	PA: 43
PITCHER	IP	WLS	BF	H	R	ER	SO	BB	IBB	HBP	BLK	WP	HR	S	P	ERA	WHIP					
Paul Menhart, R ERA: 4.53 Danny Cox, R ERA: 6.34 Jimmy Rogers, R ERA: 6.75	(1, 1) (6, 1) (9, 1)	5.0 3.0 2.0	L W	22 11 10	5 2 1	2 0 1	2 0 3	3 0 1	0 0 0	0 0 0	0 0 0	0 0 1	0 0 1	39 27 24	76 45 49	3.60 0.00 4.50	1.600 1.333 1.500					

Detroit Tigers @ Toronto Blue Jays
SkyDome, Toronto, ON
Mon Sep 11 1995, 7:05 PM EDT
Att: 32,135 - Unknown


AB 34
R 3
H 8
RBI 3
BB 8
SO 8
LOB 19

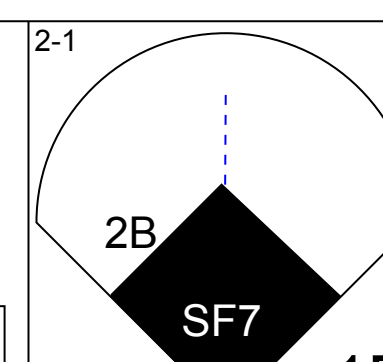
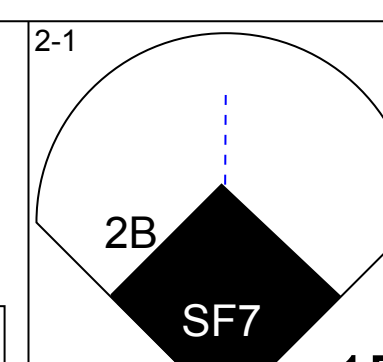
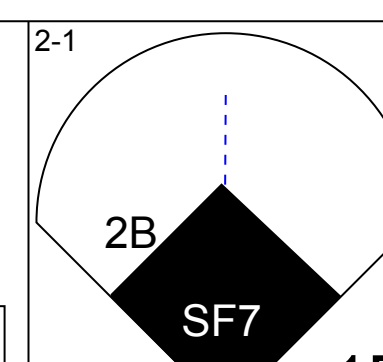
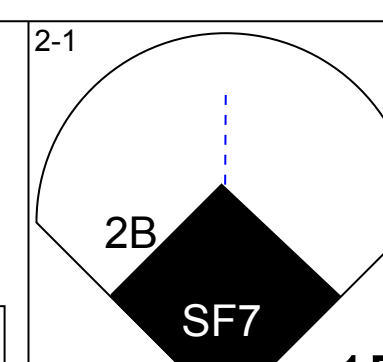
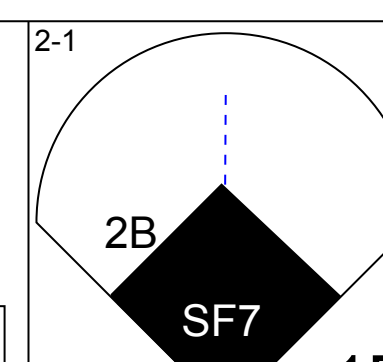
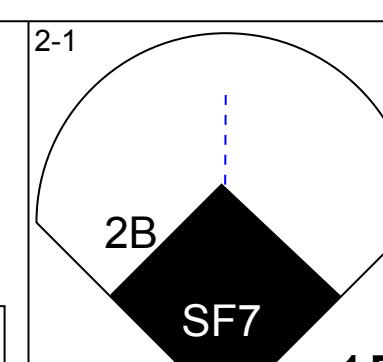
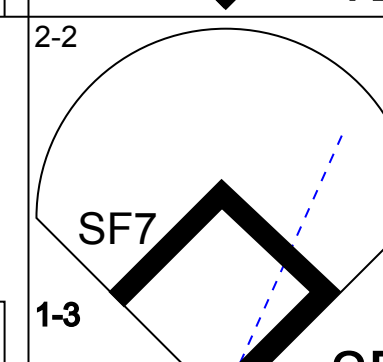
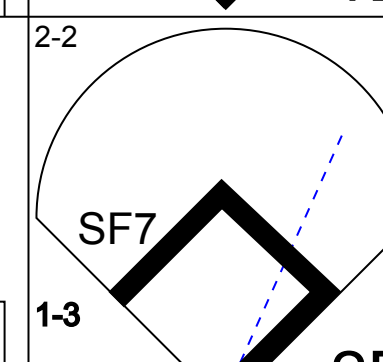
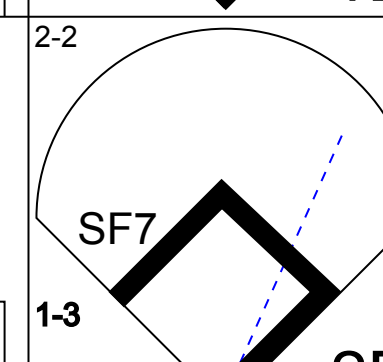
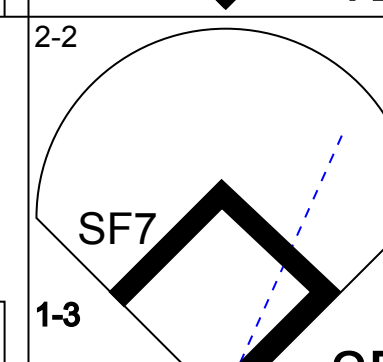
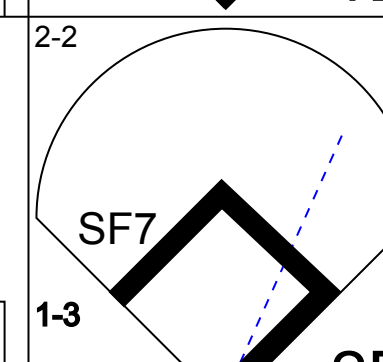
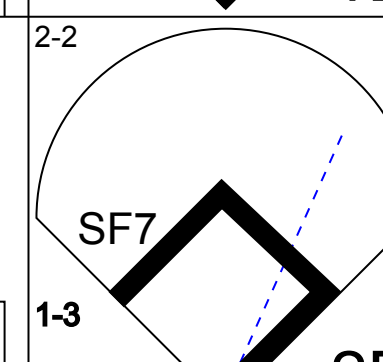
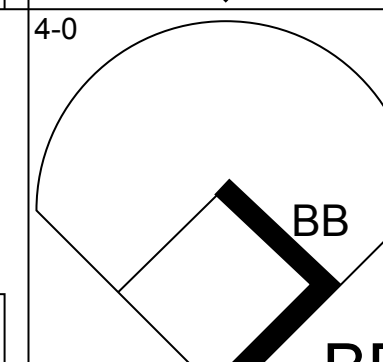
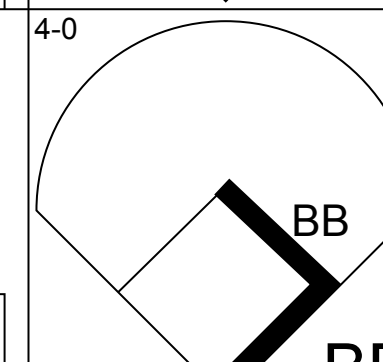
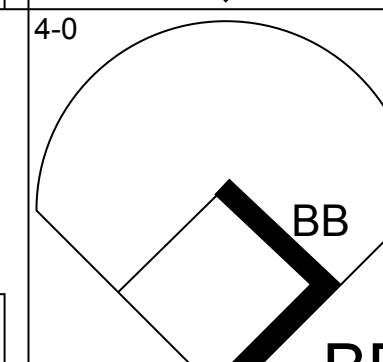
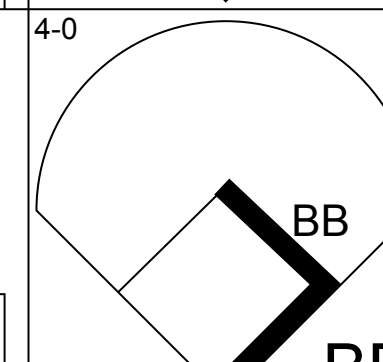
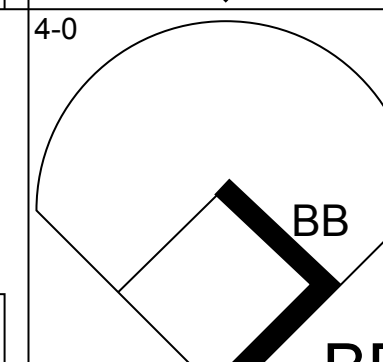
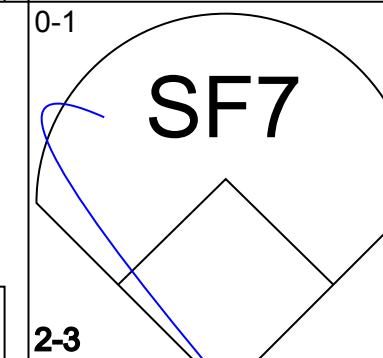
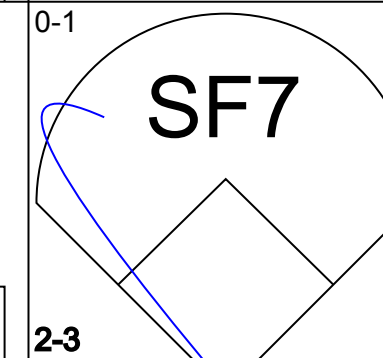
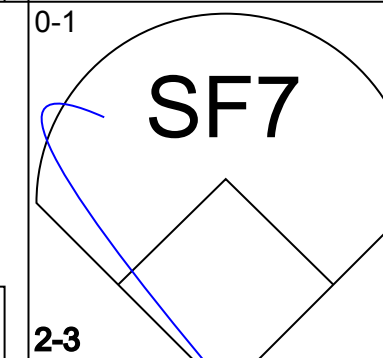
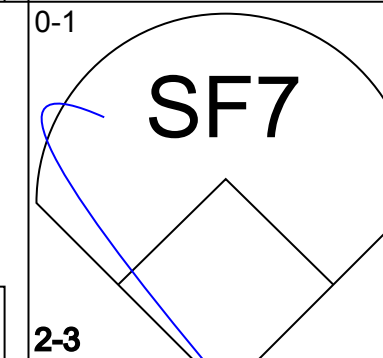
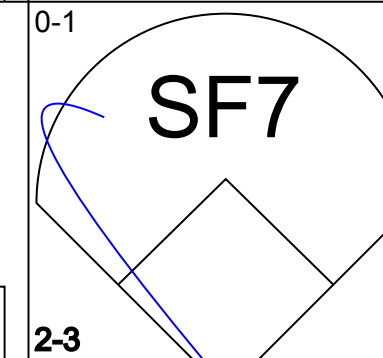
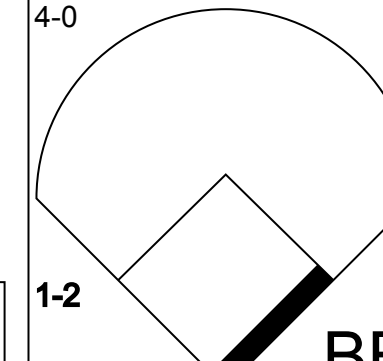
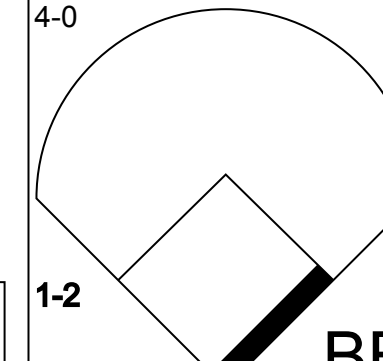
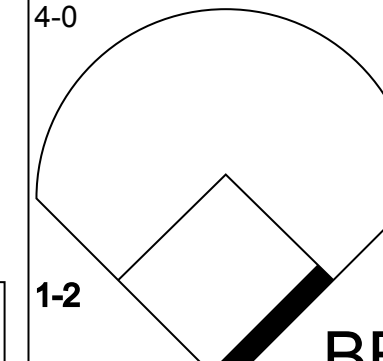
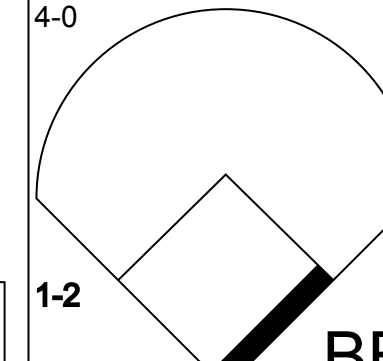
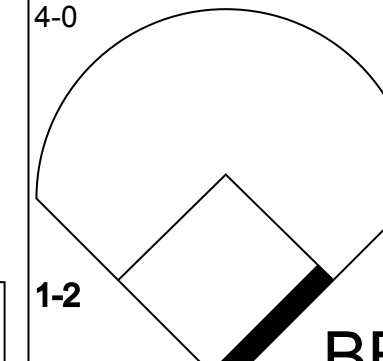
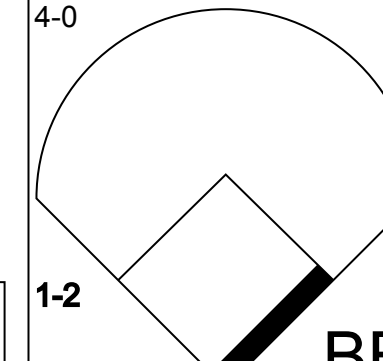
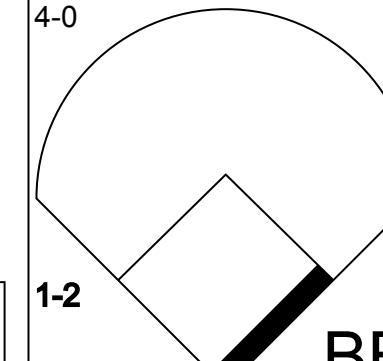
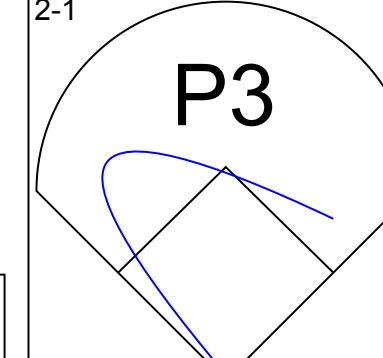
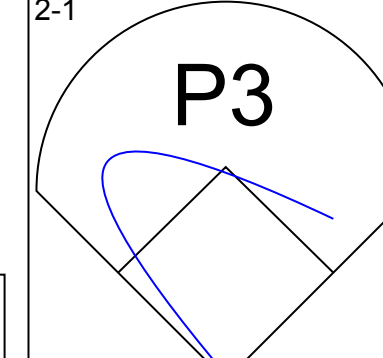
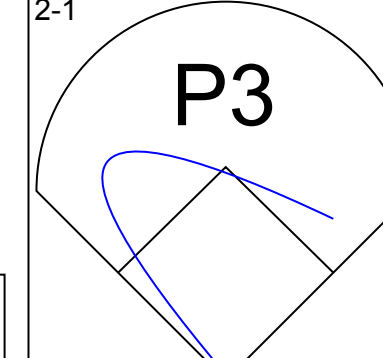
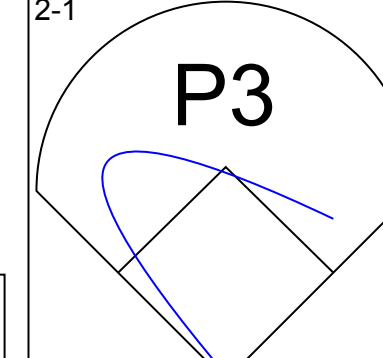
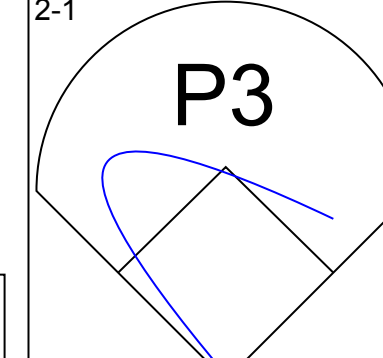
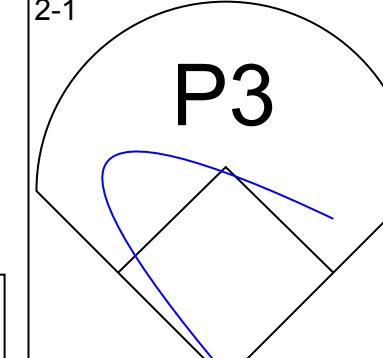
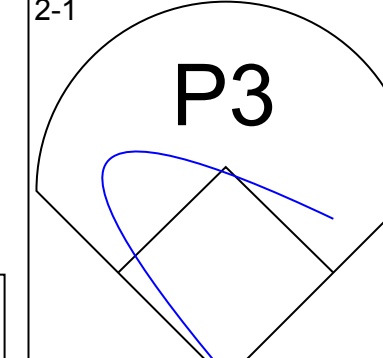
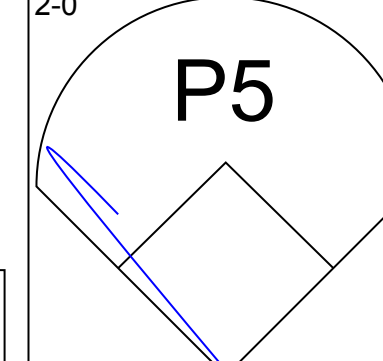
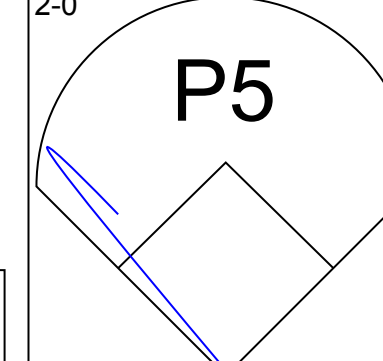
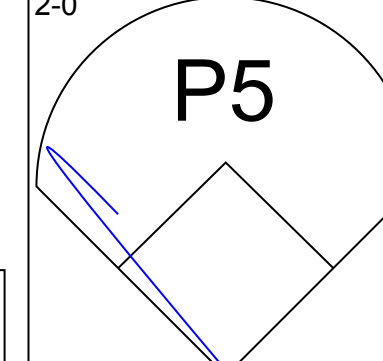
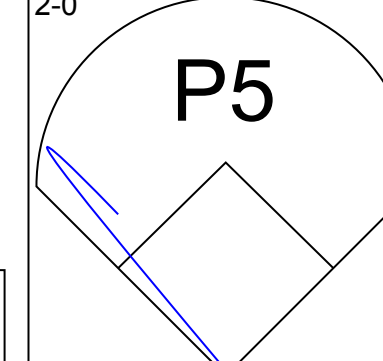
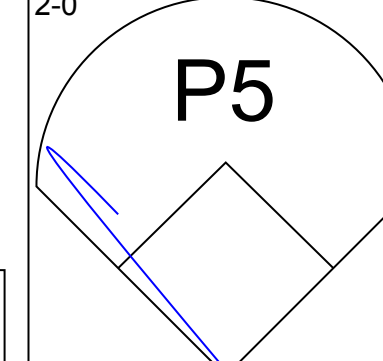
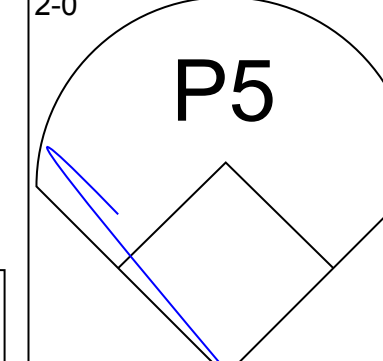
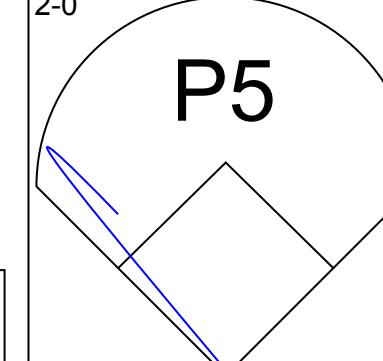
















Batter	1	2	3	4	5	6	7	8	9	10	AB	R	H	RBI	BB	SO	LOB	BOTTOM						
Roberto Alomar, S OBP: 0.364, SLG: 0.463 (1, 4)	F9					G5-3	F8		K		5	0	1	0	0	1	5							
Alex Gonzalez, R OBP: 0.325, SLG: 0.387 John Olerud, L OBP: 0.392, SLG: 0.400 Lance Parrish, R OBP: 0.267, SLG: 0.315 (8, PH) (9, 2)	K		K			G5-3			F9	G4-3	4	0	0	0	0	2	2							
Paul Molitor, R OBP: 0.350, SLG: 0.432 (1, 10)	G1-3					G3-1			K		4	0	0	0	1	1	0							
Joe Carter, R OBP: 0.312, SLG: 0.450 (1, 7)									F8		5	2	3	2	0	0	3							
Ed Sprague, R OBP: 0.337, SLG: 0.434 (1, 3)									F9		5	0	2	0	0	1	3							
Robert Perez, R OBP: 0.313, SLG: 0.375 Shawn Green, L OBP: 0.332, SLG: 0.517 (10, PH) S: 6									F8		4	0	2	0	0	0	3							
Howard Battle, R (1, 5) Carlos Delgado, L OBP: 0.241, SLG: 0.298 (10, PH)									F9		1	0	1	0	0	0	0							
Randy Knorr, R OBP: 0.301, SLG: 0.395 Tomas Perez, S OBP: 0.342, SLG: 0.403 (8, PH) (9, 6)									F8		2	0	0	0	1	1	2							
Shannon Stewart, R OBP: 0.438, SLG: 0.182 Mike Huff, R OBP: 0.329, SLG: 0.308 (10, PH)									F9		5	0	2	0	0	1	3							
Inning Stats	R: 0 E: 0 K: 1 S: 6	H: 0 LOB: 0 P: 10	R: 1 E: 0 K: 2 S: 13	H: 2 LOB: 1 P: 19	R: 0 E: 0 K: 1 S: 12	H: 2 LOB: 3 P: 24	R: 0 E: 0 K: 1 S: 13	H: 1 LOB: 1 P: 21	R: 0 E: 0 K: 0 S: 8	H: 0 LOB: 0 P: 15	R: 1 E: 0 K: 1 S: 18	H: 2 LOB: 2 P: 31	R: 0 E: 0 K: 1 S: 11	H: 2 LOB: 2 P: 17	R: 0 E: 0 K: 1 S: 10	H: 0 LOB: 2 P: 20	R: 0 E: 0 K: 0 S: 7	H: 0 LOB: 0 P: 11	R: 0 E: 0 K: 2 S: 11	H: 1 LOB: 1 P: 18	1B: 7 2B: 1 3B: 0 HR: 2	SF: 0 SAC: 0 DP: 0 HBP: 0	WP: 1 PB: 0 SB: 0 CS: 0	PA: 45
PITCHER	IP	WLS	BF	H	R	ER	SO	BB	IBB	HBP	BLK	WP	HR	S	P	ERA	WHIP							
C.J. Nitkowski, L ERA: 7.05 Ben Blomdahl, R ERA: 10.29 Brian Maxcy, R ERA: 6.0 Joe Roeyer, R ERA: 6.22 Mike Christopher, R ERA: 4.2	(1, 1) (2, 1) (3, 1) (6, 1) (8, 1)	1.0 1.1 2.2 2.0 2.0	W	3 9 9 12 9	0 4 1 1 1	0 1 0 1 0	0 1 0 2 1	0 0 0 0 0	0 0 0 0 0	0 0 0 0 0	0 0 0 0 0	0 0 0 0 0	0 1 1 29 20	0 1 0 1 0	6 20 26 48 34	0.00 6.75 0.00 4.50 0.00	0.000 3.750 0.375 3.000 1.500							

Detroit Tigers @ Toronto Blue Jays
SkyDome, Toronto, ON
Mon Sep 11 1995, 7:05 PM EDT
Att: 32,135 - Unknown

AB 40
R 2
H 10
RBI 2
BB 5
SO 10
LOB 28



Batter	1	2	3	4	5	6	7	8	9	AB	R	H	RBI	BB	SO	LOB	TOP
Otis Nixon, S <small>OBP: 0.348, SLG: 0.324</small> 										4	1	1	0	1	1	0	Texas Rangers @ Toronto Blue Jays SkyDome, Toronto, ON Tue Sep 12 1995, 7:05 PM EDT Att: 32,178 - Unknown - 73 F
Mark McLemore, S <small>OBP: 0.359, SLG: 0.371</small> 									5	1	2	1	0	1	2		
Will Clark, L <small>OBP: 0.361, SLG: 0.468</small> 									4	0	0	0	1	1	0		
Juan Gonzalez, R <small>OBP: 0.310, SLG: 0.609</small> 									4	2	2	2	0	1	0		
Mickey Tettleton, S <small>OBP: 0.373, SLG: 0.479</small> Lou Frazier, S <small>OBP: 0.292, SLG: 0.237</small> 									3	0	3	0	1	0	0		
Ivan Rodriguez, R <small>OBP: 0.336, SLG: 0.458</small> 									4	1	1	1	0	0	5		
Candy Maldonado, R <small>OBP: 0.299, SLG: 0.497</small> Mike Pagliarulo, L <small>OBP: 0.258, SLG: 0.315</small> 									4	0	0	0	0	1	7		
Craig Worthington, R <small>OBP: 0.299, SLG: 0.423</small> 29 Rusty Greer, L <small>OBP: 0.349, SLG: 0.413</small> 									3	0	1	0	0	0	0		
Benji Gil, R <small>OBP: 0.271, SLG: 0.355</small> 									4	0	0	0	0	3	4		
Inning Stats R: 1 H: 2 E: 0 LOB: 3 K: 0 BB: 2 S: 10 P: 26	R: 0 H: 0 E: 0 LOB: 0 K: 1 BB: 0 S: 7 P: 10	R: 1 H: 2 E: 0 LOB: 1 K: 0 BB: 0 S: 12 P: 15	R: 0 H: 0 E: 0 LOB: 0 K: 2 BB: 0 S: 9 P: 14	R: 0 H: 0 E: 0 LOB: 0 K: 0 BB: 0 S: 10 P: 17	R: 1 H: 3 E: 0 LOB: 2 K: 1 BB: 0 S: 19 P: 26	R: 0 H: 0 E: 0 LOB: 0 K: 0 BB: 0 S: 8 P: 11	R: 3 H: 3 E: 1 LOB: 2 K: 2 BB: 1 S: 15 P: 26	R: 0 H: 0 E: 0 LOB: 0 K: 3 BB: 0 S: 9 P: 13	1B: 5 SF: 1 2B: 3 SAC: 0 3B: 0 DP: 0 HR: 2 HBP: 0	WP: 1 PA: 41 FB: 0 SB: 0 CS: 0							
PITCHER Al Leiter, L <small>ERA: 3.67</small> Tim Crabtree, R <small>ERA: 3.5</small> Tony Castillo, L <small>ERA: 3.14</small> Ken Robinson, R <small>ERA: 3.86</small>	IP: 7.0 WLS: 32 BF: 9 H: 5 R: 5 ER: 5 SO: 4 BB: 2 IBB: 0 HBP: 0 BLK: 0 WP: 1 HR: 2 S: 80 P: 128 ERA: 6.43 WHIP: 1.571	PITCHER IP: 1.0 WLS: 1 BF: 4 H: 1 R: 1 ER: 1 SO: 2 BB: 1 IBB: 0 HBP: 0 BLK: 0 WP: 0 HR: 0 S: 8 P: 15 ERA: 0.00 WHIP: 1.500	PITCHER IP: 1.0 WLS: 3 BF: 3 H: 0 R: 0 ER: 0 SO: 3 BB: 0 IBB: 0 HBP: 0 BLK: 0 WP: 0 HR: 0 S: 9 P: 13 ERA: 0.00 WHIP: 0.000	PITCHER IP: 1.0 WLS: 1 BF: 3 H: 0 R: 0 ER: 0 SO: 3 BB: 0 IBB: 0 HBP: 0 BLK: 0 WP: 0 HR: 0 S: 9 P: 13 ERA: 0.00 WHIP: 0.000													

Texas Rangers @ Toronto Blue Jays
 SkyDome, Toronto, ON
 Tue Sep 12 1995, 7:05 PM EDT
 Att: 32,178 - Unknown - 73 F

AB	37
R	6
H	10
RBI	5
BB	3
SO	9
LOB	19



Texas Rangers @ Toronto Blue Jays
 SkyDome, Toronto, ON
 Tue Sep 12 1995, 7:05 PM EDT
 Att: 32,178 - Unknown - 73 F


AB	35
R	5
H	11
RBI	5
BB	2
SO	10
LOB	11



Batter	1	2	3	4	5	6	7	8	9	10	11	AB	R	H	RBI	BB	SO	LOB	TOP
Otis Nixon, S <small>OBP: 0.352, SLG: 0.328</small> 												4	1	3	0	1	1	0	
Mark McLemore, S <small>OBP: 0.358, SLG: 0.369</small> 												5	0	1	0	0	0	4	
Craig Worthington, R <small>OBP: 0.299, SLG: 0.423</small> 												0	0	0	0	0	0	0	
Will Clark, L <small>OBP: 0.381, SLG: 0.467</small> 												5	1	2	1	0	0	1	
Juan Gonzalez, R <small>OBP: 0.311, SLG: 0.604</small> 												4	1	1	0	1	0	1	
Mickey Tettleton, S <small>OBP: 0.387, SLG: 0.474</small> 												4	0	0	0	0	2	2	
Jeff Frye, R <small>OBP: 0.329, SLG: 0.365</small> 												5	0	3	2	0	1	0	
29 Rusty Greer, L <small>OBP: 0.350, SLG: 0.411</small> 												4	0	1	0	1	1	3	
Mike Pagliarulo, L <small>OBP: 0.258, SLG: 0.314</small> 												4	0	1	0	0	2	2	
Lou Frazier, S <small>OBP: 0.291, SLG: 0.235</small> 												3	0	0	0	0	2	2	
Benji Gil, R <small>OBP: 0.269, SLG: 0.352</small> 																			
Inning Stats <small>R: 2, H: 3, E: 0, LOB: 2, K: 1, BB: 1, S: 14, P: 29</small>	<small>R: 0, H: 1, E: 0, LOB: 1, K: 2, BB: 0, S: 12, P: 21</small>	<small>R: 0, H: 0, E: 0, LOB: 0, K: 0, BB: 0, S: 8, P: 14</small>	<small>R: 0, H: 1, E: 0, LOB: 1, K: 2, BB: 0, S: 9, P: 13</small>	<small>R: 0, H: 0, E: 0, LOB: 0, K: 0, BB: 0, S: 6, P: 14</small>	<small>R: 0, H: 0, E: 0, LOB: 0, K: 0, BB: 0, S: 5, P: 9</small>	<small>R: 0, H: 1, E: 0, LOB: 0, K: 0, BB: 0, S: 6, P: 9</small>	<small>R: 0, H: 1, E: 0, LOB: 1, K: 0, BB: 0, S: 7, P: 12</small>	<small>R: 0, H: 2, E: 0, LOB: 1, K: 0, BB: 0, S: 4, P: 8</small>	<small>R: 1, H: 3, E: 0, LOB: 2, K: 0, BB: 1, S: 8, P: 17</small>	<small>1B: 11, 2B: 1, 3B: 0, HR: 0, SF: 0, SAC: 1, DP: 3, HBP: 0</small>	<small>WP: 0, PB: 0, SB: 0, CS: 0, PA: 44</small>								
PITCHER <small>ERA: 6.43</small> Jeff Ware, R <small>ERA: 2.37</small> Mike Timlin, R <small>ERA: 2.37</small>	<small>IP: 7.0, WLS: 4.0, BF: 27, H: 6, R: 1, ER: 1, SO: 6, BB: 2, IBB: 0, HBP: 0, BLK: 0, WP: 0, HR: 0, S: 109, ERA: 2.57, WHIP: 1.143</small>	<small>IP: 8.1, WLS: 4.0, BF: 17, H: 6, R: 1, ER: 1, SO: 3, BB: 0, IBB: 0, HBP: 0, BLK: 0, WP: 0, HR: 0, S: 29, ERA: 2.25, WHIP: 1.500</small>	PITCHER <small>IP: 7.0, WLS: 4.0, BF: 27, H: 6, R: 1, ER: 1, SO: 6, BB: 2, IBB: 0, HBP: 0, BLK: 0, WP: 0, HR: 0, S: 109, ERA: 2.57, WHIP: 1.143</small>	<small>IP: 8.1, WLS: 4.0, BF: 17, H: 6, R: 1, ER: 1, SO: 3, BB: 0, IBB: 0, HBP: 0, BLK: 0, WP: 0, HR: 0, S: 29, ERA: 2.25, WHIP: 1.500</small>															

Texas Rangers @ Toronto Blue Jays
SkyDome, Toronto, ON
Wed Sep 13 1995, 7:05 PM EDT
Att: 32,130 - Dome

AB	40
R	3
H	12
RBI	3
BB	3
SO	9
LOB	20



Batter	1	2	3	4	5	6	7	8	9	10	11	AB	R	H	RBI	BB	SO	LOB	BOTTOM
Roberto Alomar, S <small>OBP: 0.360, SLG: 0.457</small> 												4	0	0	0	0	0	1	
Domingo Cadeno, S <small>OBP: 0.312, SLG: 0.412</small> 												5	0	2	0	0	0	0	
Paul Molitor, R <small>OBP: 0.349, SLG: 0.431</small> 												4	0	0	0	1	1	2	
Joe Carter, R <small>OBP: 0.310, SLG: 0.445</small> 												4	1	2	0	0	0	2	
John Olerud, L <small>OBP: 0.394, SLG: 0.407</small> 												4	0	0	0	1	2	4	
Ed Sprague, R <small>OBP: 0.333, SLG: 0.427</small> 												4	0	0	0	1	2	4	
Shawn Green, L <small>OBP: 0.329, SLG: 0.518</small> 												3	0	0	0	0	2	2	
Robert Perez, R <small>OBP: 0.294, SLG: 0.353</small> 												1	0	0	0	0	1	2	
Carlos Delgado, L <small>OBP: 0.262, SLG: 0.389</small> 												3	1	1	2	0	2	0	
Mike Huff, R <small>OBP: 0.331, SLG: 0.311</small> 												1	0	0	0	0	2		
Sandy Martinez, L <small>OBP: 0.278, SLG: 0.335</small> 												3	0	1	0	0	1	0	
Lance Parrish, R <small>OBP: 0.265, SLG: 0.313</small> 												1	0	0	0	0	0	0	
Alex Gonzalez, R <small>OBP: 0.329, SLG: 0.401</small> 												4	0	0	0	0	2	1	
Inning Stats <small>R: 0, H: 0, E: 0, LOB: 0, K: 1, BB: 0, S: 6, P: 10</small>	<small>R: 2, H: 2, E: 0, LOB: 0, K: 2, BB: 0, S: 10, P: 14</small>	<small>R: 0, H: 0, E: 0, LOB: 0, K: 1, BB: 0, S: 6, P: 10</small>	<small>R: 0, H: 0, E: 0, LOB: 0, K: 0, BB: 0, S: 9, P: 17</small>	<small>R: 0, H: 1, E: 0, LOB: 1, K: 1, BB: 0, S: 8, P: 12</small>	<small>R: 0, H: 1, E: 0, LOB: 1, K: 1, BB: 0, S: 10, P: 13</small>	<small>R: 0, H: 0, E: 0, LOB: 0, K: 3, BB: 0, S: 11, P: 16</small>	<small>R: 0, H: 1, E: 0, LOB: 1, K: 0, BB: 0, S: 8, P: 10</small>	<small>R: 0, H: 2, E: 0, LOB: 2, K: 1, BB: 0, S: 12, P: 22</small>	<small>R: 0, H: 0, E: 0, LOB: 0, K: 1, BB: 0, S: 6, P: 7</small>	<small>R: 0, H: 1, E: 0, LOB: 1, K: 0, BB: 0, S: 10, P: 11</small>	<small>1B: 5, 2B: 1, 3B: 0, HR: 1, SF: 0, SAC: 0, DP: 1, HBP: 0</small>	<small>WP: 0, PB: 0, SB: 0, CS: 0, PA: 41</small>							
PITCHER <small>ERA: 4.50</small> Roger Pavlik, R <small>ERA: 3.18</small> Ed Vosberg, L <small>ERA: 4.37</small> Matt Whiteside, R <small>ERA: 4.37</small>	<small>IP: 8.1, WLS: 0.2, BF: 32, H: 6, R: 0, ER: 0, SO: 9, BB: 2, IBB: 0, HBP: 0, BLK: 1, WP: 0, HR: 1, S: 74, ERA: 2.16, WHIP: 0.960</small>	<small>IP: 10.1, WLS: 2.0, BF: 7, H: 1, R: 0, ER: 0, SO: 1, BB: 0, IBB: 0, HBP: 0, BLK: 0, WP: 0, HR: 0, S: 16, ERA: 0.00, WHIP: 0.500</small>	PITCHER <small>IP: 8.1, WLS: 0.2, BF: 32, H: 6, R: 0, ER: 0, SO: 9, BB: 2, IBB: 0, HBP: 0, BLK: 1, WP: 0, HR: 1, S: 74, ERA: 2.16, WHIP: 0.960</small>	<small>IP: 10.1, WLS: 2.0, BF: 7, H: 1, R: 0, ER: 0, SO: 1, BB: 0, IBB: 0, HBP: 0, BLK: 0, WP: 0, HR: 0, S: 16, ERA: 0.00, WHIP: 0.500</small>															

Texas Rangers @ Toronto Blue Jays
SkyDome, Toronto, ON
Wed Sep 13 1995, 7:05 PM EDT
Att: 32,130 - Dome

AB	39
R	2
H	7
RBI	2
BB	2
SO	11
LOB	16



Batter	1	2	3	4	5	6	7	8	9	AB	R	H	RBI	BB	SO	LOB	TOP					
Otis Nixon, S (1, 8) <small>OBP: 0.352, SLG: 0.328</small>										5	0	2	0	0	0	5	Texas Rangers @ Toronto Blue Jays SkyDome, Toronto, ON Thu Sep 14 1995, 7:05 PM EDT Att: 32,143 - Dome - 72 F					
Mark McLemore, S (1, 4) <small>OBP: 0.354, SLG: 0.365</small>										5	0	0	0	0	2	3						
Will Clark, L (1, 3) <small>OBP: 0.361, SLG: 0.466</small>										5	1	2	0	0	0	1						
Juan Gonzalez, R (1, 10) <small>OBP: 0.310, SLG: 0.597</small>										5	0	1	0	0	1	3						
Mickey Tettleton, S (1, 9) <small>OBP: 0.388, SLG: 0.475</small> Lou Frazier, S (8, PR) <small>OBP: 0.289, SLG: 0.234</small>										3	1	1	0	1	0	1						
Ivan Rodriguez, R (1, 2) <small>OBP: 0.342, SLG: 0.466</small>										5	2	3	2	0	0	2						
29 Rusty Greer, L (1, 7) <small>OBP: 0.356, SLG: 0.420</small>										4	1	4	2	0	0	0						
Mike Pagliarulo, L (1, 5) <small>OBP: 0.258, SLG: 0.311</small>										2	0	0	1	1	0	3						
Benji Gil, R (1, 6) <small>OBP: 0.269, SLG: 0.351</small>										4	0	1	0	0	1	4						
Inning Stats	R: 0 E: 0 K: 0 S: 9	H: 1 LOB: 1 BB: 0 P: 15	R: 3 E: 1 K: 1 S: 21	H: 4 LOB: 1 BB: 0 P: 34	R: 0 E: 0 K: 1 S: 6	H: 0 LOB: 0 BB: 0 P: 11	R: 0 E: 0 K: 1 S: 16	H: 2 LOB: 2 BB: 0 P: 22	R: 0 E: 0 K: 0 S: 11	H: 1 LOB: 0 BB: 0 P: 17	R: 0 E: 0 K: 0 S: 6	H: 1 LOB: 0 BB: 0 P: 7	R: 3 E: 0 K: 0 S: 14	H: 3 LOB: 3 BB: 2 P: 30	R: 0 E: 1 K: 1 S: 11	H: 1 LOB: 2 BB: 0 P: 14		1B: 11 2B: 3 3B: 0 HR: 0	SF: 1 SAC: 0 DP: 1 HBP: 0	WP: 3 PB: 0 SB: 1 CS: 1	PA: 42	
PITCHER	IP WLS BF H R ER SO BB IBB HBP BLK WP HR S P ERA WHIP	IP WLS BF H R ER SO BB IBB HBP BLK WP HR S P ERA WHIP	IP WLS BF H R ER SO BB IBB HBP BLK WP HR S P ERA WHIP	IP WLS BF H R ER SO BB IBB HBP BLK WP HR S P ERA WHIP	IP WLS BF H R ER SO BB IBB HBP BLK WP HR S P ERA WHIP	IP WLS BF H R ER SO BB IBB HBP BLK WP HR S P ERA WHIP	IP WLS BF H R ER SO BB IBB HBP BLK WP HR S P ERA WHIP	IP WLS BF H R ER SO BB IBB HBP BLK WP HR S P ERA WHIP	IP WLS BF H R ER SO BB IBB HBP BLK WP HR S P ERA WHIP	IP WLS BF H R ER SO BB IBB HBP BLK WP HR S P ERA WHIP	IP WLS BF H R ER SO BB IBB HBP BLK WP HR S P ERA WHIP	IP WLS BF H R ER SO BB IBB HBP BLK WP HR S P ERA WHIP	IP WLS BF H R ER SO BB IBB HBP BLK WP HR S P ERA WHIP	IP WLS BF H R ER SO BB IBB HBP BLK WP HR S P ERA WHIP	IP WLS BF H R ER SO BB IBB HBP BLK WP HR S P ERA WHIP	IP WLS BF H R ER SO BB IBB HBP BLK WP HR S P ERA WHIP	IP WLS BF H R ER SO BB IBB HBP BLK WP HR S P ERA WHIP	IP WLS BF H R ER SO BB IBB HBP BLK WP HR S P ERA WHIP	IP WLS BF H R ER SO BB IBB HBP BLK WP HR S P ERA WHIP	IP WLS BF H R ER SO BB IBB HBP BLK WP HR S P ERA WHIP	IP WLS BF H R ER SO BB IBB HBP BLK WP HR S P ERA WHIP	IP WLS BF H R ER SO BB IBB HBP BLK WP HR S P ERA WHIP

AB	39
R	6
H	14
RBI	5
BB	2
SO	4
LOB	24



Batter	1	2	3	4	5	6	7	8	9	AB	R	H	RBI	BB	SO	LOB	BOTTOM					
Domingo Cedeño, S (1, 4) <small>OBP: 0.303, SLG: 0.400</small>										4	0	0	0	0	0	4	Texas Rangers @ Toronto Blue Jays SkyDome, Toronto, ON Thu Sep 14 1995, 7:05 PM EDT Att: 32,143 - Dome - 72 F					
Paul Molitor, R (1, 10) <small>OBP: 0.349, SLG: 0.430</small> Howard Battle, R (4, FH)										1	0	0	0	0	1	0						
Joe Carter, R (1, 8) <small>OBP: 0.308, SLG: 0.441</small>										4	0	0	0	0	1	0						
John Olerud, L (1, 3) <small>OBP: 0.394, SLG: 0.408</small>										3	0	1	0	0	1	0						
Ed Sprague, R (1, 5) <small>OBP: 0.332, SLG: 0.426</small>										4	0	1	0	0	2	2						
Shawn Green, L (1, 9) <small>OBP: 0.328, SLG: 0.515</small>										4	1	1	0	0	1	2						
Carlos Delgado, L (1, 7) <small>OBP: 0.277, SLG: 0.414</small>										4	0	2	0	0	1	1						
Sandy Martinez, L (1, 2) <small>OBP: 0.283, SLG: 0.351</small>										4	0	2	1	0	1	2						
Alex Gonzalez, R (1, 6) <small>OBP: 0.326, SLG: 0.397</small>										3	0	0	0	0	3	4						
Inning Stats	R: 0 E: 0 K: 1 S: 9	H: 0 LOB: 0 BB: 0 P: 13	R: 0 E: 0 K: 3 S: 11	H: 0 LOB: 0 BB: 0 P: 16	R: 0 E: 0 K: 1 S: 9	H: 1 LOB: 1 BB: 0 P: 14	R: 0 E: 0 K: 2 S: 11	H: 1 LOB: 1 BB: 0 P: 16	R: 1 E: 0 K: 2 S: 10	H: 3 LOB: 2 BB: 0 P: 15	R: 0 E: 0 K: 1 S: 9	H: 0 LOB: 1 BB: 0 P: 13	R: 0 E: 0 K: 1 S: 10	H: 1 LOB: 1 BB: 0 P: 15	R: 0 E: 0 K: 1 S: 9	H: 0 LOB: 0 BB: 0 P: 13		R: 0 E: 0 K: 2 S: 13	H: 1 LOB: 1 BB: 0 P: 22	1B: 3 2B: 4 3B: 0 HR: 0	SF: 0 SAC: 0 DP: 0 HBP: 1	WP: 2 PB: 0 SB: 0 CS: 0
PITCHER	IP WLS BF H R ER SO BB IBB HBP BLK WP HR S P ERA WHIP	IP WLS BF H R ER SO BB IBB HBP BLK WP HR S P ERA WHIP	IP WLS BF H R ER SO BB IBB HBP BLK WP HR S P ERA WHIP	IP WLS BF H R ER SO BB IBB HBP BLK WP HR S P ERA WHIP	IP WLS BF H R ER SO BB IBB HBP BLK WP HR S P ERA WHIP	IP WLS BF H R ER SO BB IBB HBP BLK WP HR S P ERA WHIP	IP WLS BF H R ER SO BB IBB HBP BLK WP HR S P ERA WHIP	IP WLS BF H R ER SO BB IBB HBP BLK WP HR S P ERA WHIP	IP WLS BF H R ER SO BB IBB HBP BLK WP HR S P ERA WHIP	IP WLS BF H R ER SO BB IBB HBP BLK WP HR S P ERA WHIP	IP WLS BF H R ER SO BB IBB HBP BLK WP HR S P ERA WHIP	IP WLS BF H R ER SO BB IBB HBP BLK WP HR S P ERA WHIP	IP WLS BF H R ER SO BB IBB HBP BLK WP HR S P ERA WHIP	IP WLS BF H R ER SO BB IBB HBP BLK WP HR S P ERA WHIP	IP WLS BF H R ER SO BB IBB HBP BLK WP HR S P ERA WHIP	IP WLS BF H R ER SO BB IBB HBP BLK WP HR S P ERA WHIP	IP WLS BF H R ER SO BB IBB HBP BLK WP HR S P ERA WHIP	IP WLS BF H R ER SO BB IBB HBP BLK WP HR S P ERA WHIP	IP WLS BF H R ER SO BB IBB HBP BLK WP HR S P ERA WHIP	IP WLS BF H R ER SO BB IBB HBP BLK WP HR S P ERA WHIP	IP WLS BF H R ER SO BB IBB HBP BLK WP HR S P ERA WHIP	IP WLS BF H R ER SO BB IBB HBP BLK WP HR S P ERA WHIP

AB	34
R	1
H	7
RBI	1
BB	0
SO	14
LOB	17



Batter	1	2	3	4	5	6	7	8	9	10	11	12	13	14	15	AB	R	H	RBI	BB	SO	LOB	TOP				
Pat Listach, S OBP: 0.284, SLG: 0.256 (10, 4)			G5-3		E7 G6-3 1B		K			F8			F7			7	1	2	1	0	2	0					
Kevin Seitzer, R OBP: 0.395, SLG: 0.423 Jose Valentin, S OBP: 0.283, SLG: 0.402 Darryl Hamilton, L OBP: 0.356, SLG: 0.398 (15, PH)					G6-3				F9	F3						6	0	3	1	0	0	1					
B.J. Surhoff, L OBP: 0.363, SLG: 0.603 Duane Singleton, L (11, PH)			F8		K2-3				F7		FC3-6 BB		F7		K	3	0	0	0	1	1	2					
John Jaha, R OBP: 0.380, SLG: 0.589	K			K					G6-3		FC3-6 G4-3		G3			7	1	2	3	0	2	4					
Jeff Cirillo, R OBP: 0.389, SLG: 0.480	L5				G4-3				L4		G4-3			P4			6	0	1	0	1	0	4				
Matt Mieske, R OBP: 0.324, SLG: 0.439		 1B			K				F8		K			G5-3			7	0	2	0	0	3	4				
David Hulise, L OBP: 0.336, SLG: 0.373		G4-6-3 1-2		G6-3		G3				1B			G4-3		L7		6	0	1	0	0	0	3				
Mike Matheny, R OBP: 0.313, SLG: 0.328 Dave Nilsson, L OBP: 0.341, SLG: 0.474 Joe Oliver, R OBP: 0.334, SLG: 0.459		G4-3			K			G1-3					G4-3		K	3	0	0	0	0	1	0					
Fernando Vina, L OBP: 0.316, SLG: 0.346 Mark Loretta, R OBP: 0.214, SLG: 0.385 (10, PH)			F8		 1B			G4-3			F9		F9		E5 3B	3	1	1	0	0	0	0					
Inning Stats	R: 0 E: 0 K: 13	H: 1 LOB: 2 BB: 0 P: 20	R: 0 E: 0 K: 8	H: 1 LOB: 0 BB: 0 P: 9	R: 0 E: 0 K: 7	H: 1 LOB: 1 BB: 0 P: 10	R: 0 E: 0 K: 2	H: 1 LOB: 1 BB: 0 P: 16	R: 1 E: 1 K: 2	H: 2 LOB: 1 BB: 0 P: 21	R: 0 E: 0 K: 1	H: 2 LOB: 1 BB: 0 P: 9	R: 0 E: 0 K: 1	H: 0 LOB: 2 BB: 1 P: 17	R: 0 E: 0 K: 5	H: 0 LOB: 0 BB: 0 P: 11	R: 4 E: 1 K: 3	H: 2 LOB: 1 BB: 2 P: 39	1B: 7 2B: 3 3B: 1 HR: 1	SF: 0 SAC: 0 DP: 2 HBP: 1	WP: 0 PB: 0 SH: 1 CS: 0	PA: 60					
PITCHER	IP: 9.0 ERA: 5.1	WLS: 3 BF: 35	H: 0 R: 1 ER: 1 SO: 8	BB: 0 IBB: 0 HBP: 0 BLK: 0	WP: 0 HR: 0 S: 79 P: 126	ERA: 1.00 WHIP: 1.000	PITCHER	IP: 9.0 ERA: 5.1	WLS: 3 BF: 35	H: 0 R: 1 ER: 1 SO: 8	BB: 0 IBB: 0 HBP: 0 BLK: 0	WP: 0 HR: 0 S: 79 P: 126	ERA: 1.00 WHIP: 1.000	PITCHER	IP: 9.0 ERA: 5.1	WLS: 3 BF: 35	H: 0 R: 1 ER: 1 SO: 8	BB: 0 IBB: 0 HBP: 0 BLK: 0	WP: 0 HR: 0 S: 79 P: 126	ERA: 1.00 WHIP: 1.000	PITCHER	IP: 9.0 ERA: 5.1	WLS: 3 BF: 35	H: 0 R: 1 ER: 1 SO: 8	BB: 0 IBB: 0 HBP: 0 BLK: 0	WP: 0 HR: 0 S: 79 P: 126	ERA: 1.00 WHIP: 1.000

Milwaukee Brewers @ Toronto Blue Jays
SkyDome, Toronto, ON
Fri Sep 15 1995, 7:05 PM EDT
Att. 34,164 - Dome - 72 F

AB 56
R 5
H 12
RBI 5
BB 3
SO 12
LOB 22



Batter	1	2	3	4	5	6	7	8	9	10	11	12	13	14	15	AB	R	H	RBI	BB	SO	LOB	BOTTOM								
Alex Gonzalez, R OBP: 0.326, SLG: 0.394 (12, 5)	 1B		G1-4-3 1-2		K			SH5-4 1-2					K		K	5	0	1	0	1	3	3									
Domingo Cedeño, S OBP: 0.303, SLG: 0.390	G5-4-3 1-2			HBP BB 1B	G1-3			G3		K					F7	6	1	1	0	1	1	3									
Paul Molitor, R OBP: 0.348, SLG: 0.426	F8			BB FC3-2 HBP BB	P3			G5-3		K			F8		 BB	5	0	0	0	2	1	2									
Joe Carter, R OBP: 0.306, SLG: 0.437		 1B		K				G1-3		F7			G6-3		F7	7	0	1	0	0	1	4									
John Olerud, L OBP: 0.396, SLG: 0.407 Tomás Pérez, S OBP: 0.273, SLG: 0.392 (12, PH)		F9		FC3-2 HBP BB	G3			G3					F9		FC4-6	2	0	0	0	2	0	1									
Ed Sprague, R OBP: 0.336, SLG: 0.426 (12, 3)		FC4-6 1-2		FC3-2 BB				L4					F9			4	0	2	1	2	0	2									
Robert Pérez, R OBP: 0.228, SLG: 0.386 Shawn Green, L OBP: 0.326, SLG: 0.512 (12, 9)		L8		FC3-2 BB				G5-4-3 1B		L4			F9			4	0	0	0	0	1	6									
Randy Knorr, R OBP: 0.302, SLG: 0.388 Carlos Delgado, L OBP: 0.273, SLG: 0.407 Lance Parrish, R OBP: 0.262, SLG: 0.309				FC3-2 BB	K			G5-4-3		L9			G6-3		K	2	0	0	0	1	1	4									
Shannon Stewart, R OBP: 0.435, SLG: 0.235		F9			L6			G3 SH5-4 BB		F8			G5-3			5	0	1	0	1	0	1									
Inning Stats	R: 0 E: 0 K: 8	H: 1 LOB: 0 BB: 0 P: 12	R: 0 E: 0 K: 8	H: 1 LOB: 0 BB: 1 P: 15	R: 0 E: 0 K: 7	H: 0 LOB: 0 BB: 1 P: 16	R: 0 E: 0 K: 2	H: 1 LOB: 3 BB: 2 P: 30	R: 0 E: 0 K: 1	H: 0 LOB: 0 BB: 0 P: 9	R: 0 E: 0 K: 6	H: 0 LOB: 0 BB: 0 P: 8	R: 0 E: 0 K: 10	H: 1 LOB: 1 BB: 1 P: 13	R: 0 E: 0 K: 9	H: 0 LOB: 0 BB: 0 P: 17	R: 0 E: 0 K: 1	H: 0 LOB: 1 BB: 1 P: 14	R: 0 E: 0 K: 7	H: 0 LOB: 2 BB: 2 P: 23	R: 0 E: 0 K: 6	H: 0 LOB: 0 BB: 0 P: 9	R: 0 E: 0 K: 11	H: 2 LOB: 2 BB: 0 P: 16	R: 0 E: 0 K: 8	H: 0 LOB: 1 BB: 1 P: 16	1B: 6 2B: 0 3B: 0 HR: 0	SF: 0 SAC: 1 DP: 3 HBP: 1	WP: 0 PB: 0 SH: 1 CS: 0	PA: 59	
PITCHER	IP: 7.0 ERA: 4.3	WLS: 4 BF: 27	H: 0 R: 1 ER: 1 SO: 4	BB: 0 IBB: 0 HBP: 0 BLK: 0	WP: 0 HR: 0 S: 60 P: 108	ERA: 1.29 WHIP: 1.143	PITCHER	IP: 7.0 ERA: 4.3	WLS: 4 BF: 27	H: 0 R: 1 ER: 1 SO: 4	BB: 0 IBB: 0 HBP: 0 BLK: 0	WP: 0 HR: 0 S: 60 P: 108	ERA: 1.29 WHIP: 1.143	PITCHER	IP: 7.0 ERA: 4.3	WLS: 4 BF: 27	H: 0 R: 1 ER: 1 SO: 4	BB: 0 IBB: 0 HBP: 0 BLK: 0	WP: 0 HR: 0 S: 60 P: 108	ERA: 1.29 WHIP: 1.143	PITCHER	IP: 7.0 ERA: 4.3	WLS: 4 BF: 27	H: 0 R: 1 ER: 1 SO: 4	BB: 0 IBB: 0 HBP: 0 BLK: 0	WP: 0 HR: 0 S: 60 P: 108	ERA: 1.29 WHIP: 1.143				

Milwaukee Brewers @ Toronto Blue Jays
SkyDome, Toronto, ON
Fri Sep 15 1995, 7:05 PM EDT
Att. 34,164 - Dome - 72 F

AB 47
R 1
H 6
RBI 1
BB 10
SO 10
LOB 32



Batter	1	2	3	4	5	6	7	8	9	10	11	AB	R	H	RBI	BB	SO	LOB	TOP										
Pat Listach, S OBP: 0.282, SLG: 0.255 (1.6)	G4-3	G1-3		K			F7						5	0	1	0	0	1	1										
Fernando Vina, L OBP: 0.325, SLG: 0.367 (1.4)	WF G3			FC5-4 BB			G4-3					5	1	4	0	0	0	0	0										
Kevin Seitzer, R OBP: 0.393, SLG: 0.419 (1.3)	G3			FC5-4 BB			G6-3			G4-3		4	0	0	1	1	1	1	3										
John Jaha, R OBP: 0.374, SLG: 0.578 (1.10)	K			FC5-4 BB			G6-3			F8		5	0	0	0	0	2	5											
Jeff Cirillo, R OBP: 0.366, SLG: 0.475 (1.5)				K			G6-3			G5-3		5	1	1	0	0	1	3											
David Hulce, L OBP: 0.323, SLG: 0.367 (1.7)				F7			G4-3			G6-3		5	0	0	0	0	1	3											
Joe Oliver, R OBP: 0.335, SLG: 0.455 (1.2)				K			F7			G5-3		3	1	0	0	2	1	0											
Jose Valentin, S OBP: 0.293, SLG: 0.402 (11, PR)				HR BB			F9			L3		3	1	1	3	1	0	0											
Mike Matheny, R OBP: 0.313, SLG: 0.328 (11.2)				HR BB			G4-3			F8		4	0	0	0	0	0	1											
Matt Mieske, R OBP: 0.327, SLG: 0.451 (1.9)				G3			G4-3																						
Duane Singleton, L (1.8)				G3			G4-3																						
Inning Stats	R: 1 E: 0 K: 1 S: 11	H: 1 LOB: 0 BB: 0 P: 18	R: 3 E: 0 K: 0 S: 10	H: 2 LOB: 0 BB: 1 P: 18	R: 0 E: 0 K: 1 S: 9	H: 1 LOB: 2 BB: 1 P: 17	R: 0 E: 0 K: 2 S: 11	H: 0 LOB: 1 BB: 1 P: 18	R: 0 E: 0 K: 0 S: 8	H: 1 LOB: 1 BB: 0 P: 12	R: 0 E: 0 K: 0 S: 4	H: 0 LOB: 0 BB: 0 P: 6	R: 0 E: 0 K: 0 S: 5	H: 0 LOB: 0 BB: 0 P: 9	R: 0 E: 0 K: 0 S: 9	H: 0 LOB: 0 BB: 0 P: 13	R: 0 E: 0 K: 2 S: 16	H: 2 LOB: 2 BB: 0 P: 25	R: 0 E: 0 K: 1 S: 8	H: 0 LOB: 1 BB: 1 P: 14	1B: 4 2B: 1 3B: 1 HR: 1	SF: 0 SAC: 0 DP: 0 HBP: 0	WP: 1 PB: 0 SB: 0 CS: 1	PA: 44					
PITCHER	IP ERA WLS BF H R ER SO BB IBB HBP BLK WP HR S P ERA WHIP																												
Paul Menhart, R ERA: 4.52 (1.1)	8.0	32	5	4	4	3	1	0	0	0	0	0	0	0	33	52	0.00	1.000											
Giovanni Carrara, R ERA: 7.49 (9.1)	3.0	W	11	2	0	0	3	1	0	0	0	0	0	0	0	0	0.00	1.000											

Milwaukee Brewers @ Toronto Blue Jays
SkyDome, Toronto, ON
Sat Sep 16 1995, 3:33 AM EDT
Att: 43,164 - Sunny - 70 F

AB	39
R	4
H	7
RBI	4
BB	4
SO	7
LOB	16





Batter	1	2	3	4	5	6	7	8	9	10	11	AB	R	H	RBI	BB	SO	LOB	BOTTOM										
Roberto Alomar, S OBP: 0.361, SLG: 0.458 (1.4)	G3			WP BB			G1-3					4	2	1	0	1	0	0											
Paul Molitor, R OBP: 0.350, SLG: 0.426 (1.10)	G4-3			S BB			P3			G6-3		4	0	2	3	1	0	0											
Joe Carter, R OBP: 0.305, SLG: 0.434 (1.8)	G4-3			P4			F9			L4-3		4	0	0	0	1	0	3											
John Olerud, L OBP: 0.394, SLG: 0.404 (1.3)				G3			F9			F9		5	0	1	0	0	0	1											
Mike Huff, R OBP: 0.331, SLG: 0.311 (11, PR)				G3			F9			F9		0	1	0	0	0	0	0											
Ed Sprague, R OBP: 0.337, SLG: 0.426 (1.5)				P6			F9			F9		3	0	1	0	1	0	0											
Howard Battle, R (10.5)				P6			F9			F9		0	1	0	0	1	0	0											
Shawn Green, L OBP: 0.327, SLG: 0.510 (1.9)				G6-3			G6-3			G3		5	0	2	0	0	0	1											
Carlos Delgado, L OBP: 0.282, SLG: 0.406 (1.7)				K			K2-3			G3		5	0	2	1	0	2	3											
Lance Parrish, R OBP: 0.266, SLG: 0.318 (1.2)				WP BB			P3			G5-3		5	1	2	1	0	0	5											
Tomas Perez, S OBP: 0.318, SLG: 0.372 (1.6)				G2-3			B1-3			G6-3		4	0	0	0	0	1	3											
Inning Stats	R: 0 E: 0 K: 0 S: 4	H: 1 LOB: 0 BB: 0 P: 6	R: 0 E: 0 K: 0 S: 5	H: 0 LOB: 0 BB: 0 P: 8	R: 2 E: 0 K: 1 S: 13	H: 2 LOB: 1 BB: 1 P: 21	R: 0 E: 0 K: 0 S: 4	H: 0 LOB: 0 BB: 0 P: 5	R: 0 E: 0 K: 0 S: 8	H: 0 LOB: 0 BB: 0 P: 9	R: 0 E: 0 K: 0 S: 9	H: 3 LOB: 2 BB: 0 P: 12	R: 1 E: 0 K: 1 S: 18	H: 1 LOB: 1 BB: 1 P: 30	R: 1 E: 0 K: 0 S: 13	H: 1 LOB: 1 BB: 1 P: 21	R: 0 E: 0 K: 0 S: 6	H: 0 LOB: 0 BB: 1 P: 10	R: 1 E: 0 K: 0 S: 11	H: 3 LOB: 3 BB: 1 P: 23	1B: 9 2B: 3 3B: 0 HR: 0	SF: 0 SAC: 0 DP: 3 HBP: 0	WP: 1 PB: 0 SB: 2 CS: 0	PA: 44					
PITCHER	IP ERA WLS BF H R ER SO BB IBB HBP BLK WP HR S P ERA WHIP																												
Bob Scantlan, R ERA: 5.67 (8.1)	7.1	28	7	3	3	0	1	0	0	0	0	0	0	0	8	15	0.00	3.000											
Rob Dibble, R ERA: 7.46 (8.1)	0.1	2	0	0	0	0	0	0	0	0	0	0	0	0	5	7	0.00	0.000											
Angel Miranda, L ERA: 5.38 (8.1)	0.1	1	0	0	0	0	0	0	0	0	0	0	0	0	13	21	9.00	2.000											
Mike Fetters, R ERA: 3.48 (9.1)	1.0	5	1	1	1	0	1	0	0	0	0	0	0	0	17	33	6.75	3.750											
Bill Wegman, R ERA: 5.46 (10.1)	1.1	L	8	3	1	1	0	2	0	0	0	0	0	0	17	33	6.75	3.750											


Milwaukee Brewers @ Toronto Blue Jays
SkyDome, Toronto, ON
Sat Sep 16 1995, 3:33 AM EDT
Att: 43,164 - Sunny - 70 F


AB	39
R	5
H	11
RBI	5
BB	5
SO	3
LOB	16



Batter	1	2	3	4	5	6	7	8	9	AB	R	H	RBI	BB	SO	LOB	TOP							
Pat Listach, S OBP: 0.288, SLG: 0.268	1-1 F9		2-2 1B			3-2 S 1B 1B		2-2 3B		4	0	3	0	0	0	0	Milwaukee Brewers @ Toronto Blue Jays SkyDome, Toronto, ON Sun Sep 17 1995, 3:33 AM EDT Att: 38,191 - Cloudy - 66 F							
Jeff Cirillo, R OBP: 0.382, SLG: 0.469	1-3 K		1-1 F9			2-3 K		1-1 F9		4	0	0	0	0	2	3								
Kevin Seitzer, R OBP: 0.396, SLG: 0.421	2-0 FC6-4 1B			2-0 F9		0-0 S 1B			4-2 BB	3	0	2	0	1	0	0								
Joe Oliver, R OBP: 0.334, SLG: 0.450	1-0 FC6-4 1-2			4-2 CS BB		2-2 L7			1-3 K	3	0	0	0	1	1	4								
Matt Mieske, R OBP: 0.326, SLG: 0.447		1-0 F7		1-3 K			3-2 CS 1B		2-2 F7	4	0	1	0	0	1	2								
David Hulse, L OBP: 0.300, SLG: 0.362		2-3 K		1-1 CS	0-3 K2-3				0-0 L9	4	0	0	0	0	3	2								
Mike Matheny, R OBP: 0.307, SLG: 0.320		1-0 G6-3			0-0 F7		3-3 K			3	0	0	0	0	1	1								
Mark Loretta, R OBP: 0.176, SLG: 0.313			0-3 K2-3		1-0 G5-3			1-2 F9		3	0	0	0	0	1	0								
Duane Singleton, L (1, 8)			2-3 K			0-0 G1-3		2-1 L9		3	0	0	0	0	1	0								
Inning Stats	R: 0 E: 0 K: 1 S: 7	H: 1 LOB: 1 BB: 0 P: 12	R: 0 E: 0 K: 1 S: 6	H: 0 LOB: 0 BB: 0 P: 10	R: 0 E: 0 K: 2 S: 13	H: 1 LOB: 1 BB: 0 P: 18	R: 0 E: 0 K: 1 S: 7	H: 0 LOB: 0 BB: 1 P: 15	R: 0 E: 0 K: 1 S: 5	H: 2 LOB: 2 BB: 0 P: 19	R: 0 E: 0 K: 2 S: 13	H: 1 LOB: 1 BB: 0 P: 21	R: 0 E: 0 K: 0 S: 11	H: 1 LOB: 1 BB: 0 P: 17	R: 0 E: 0 K: 1 S: 13	H: 0 LOB: 1 BB: 1 P: 20		1B: 5 2B: 1 3B: 1 HR: 0	SF: 0 SAC: 0 DP: 1 HBP: 0	WP: 0 PB: 0 CS: 2	PA: 34			
PITCHER Al Leiter, L ERA: 3.48	(1, 1)	IP: 9.0 WLS: W BF: 33 H: 6 R: 0 ER: 0 SO: 10 BB: 2 IBB: 0 HBP: 0 BLK: 0 WP: 0 HR: 0 S: 87 P: 138 ERA: 0.00 WHIP: 0.889											PITCHER	IP: 9.0 WLS: W BF: 33 H: 6 R: 0 ER: 0 SO: 10 BB: 2 IBB: 0 HBP: 0 BLK: 0 WP: 0 HR: 0 S: 87 P: 138 ERA: 0.00 WHIP: 0.889										

Batter	1	2	3	4	5	6	7	8	9	AB	R	H	RBI	BB	SO	LOB	BOTTOM							
Shannon Stewart, R OBP: 0.393, SLG: 0.227	1-1 FC8-4 BB 1B		3-1 L1-3		1-0 G6-3		0-3 K	1-2 F7		5	0	1	0	0	1	2	Milwaukee Brewers @ Toronto Blue Jays SkyDome, Toronto, ON Sun Sep 17 1995, 3:33 AM EDT Att: 38,191 - Cloudy - 66 F							
Paul Molitor, R OBP: 0.352, SLG: 0.424	4-0 FC8-4 BB		4-2 2B BB		0-1 G6-3		4-1 BB	1-2 F8		2	1	0	0	3	0	2								
Joe Carter, R OBP: 0.306, SLG: 0.436	1-0 P6		0-0 1-H 2B		2-1 2B 1B		1-2 F8			4	1	2	1	0	0	3								
John Olerud, L OBP: 0.395, SLG: 0.406	2-0 FC8-4 FC5-4 1-2 2-3		4-1 FC5-4 BB		2-0 1-H 2B		1 SAFE 2-1 F8			3	0	1	1	1	0	3								
Ed Sprague, R OBP: 0.336, SLG: 0.424 Howard Battle, R (9, 5)	1-0 FC5-4 1-2		0-0 FC5-4 1-2		1-1 G3			3-2 3B 1B		4	1	1	0	0	0	5								
Robert Perez, R OBP: 0.280, SLG: 0.480		1-2 G4-3		0-0 HR		0-1 2B		1-2 F9		4	1	2	1	0	0	1								
Alex Gonzalez, R OBP: 0.325, SLG: 0.398		1-3 K		2-3 K		1-3 K		3-1 1-H 2B 3B		4	1	1	1	0	3	1								
Lance Parrish, R OBP: 0.266, SLG: 0.322		1-3 K		2-2 G3		0-1 P6		1-0 1B 2B		4	0	1	1	0	1	1								
Domingo Cedenro, S OBP: 0.301, SLG: 0.386			2-3 K		0-3 K		2-3 K	3-H 2B 2-3 1B		4	0	1	0	0	3	1								
Inning Stats	R: 0 E: 0 K: 0 S: 5	H: 1 LOB: 2 BB: 1 P: 14	R: 0 E: 0 K: 2 S: 9	H: 0 LOB: 0 BB: 0 P: 12	R: 1 E: 0 K: 1 S: 11	H: 1 LOB: 2 BB: 2 P: 24	R: 1 E: 0 K: 2 S: 12	H: 1 LOB: 0 BB: 0 P: 16	R: 1 E: 0 K: 0 S: 8	H: 2 LOB: 1 BB: 0 P: 14	R: 0 E: 0 K: 2 S: 10	H: 1 LOB: 1 BB: 0 P: 13	R: 0 E: 0 K: 1 S: 9	H: 0 LOB: 1 BB: 1 P: 16	R: 2 E: 0 K: 0 S: 18	H: 4 LOB: 2 BB: 0 P: 28		1B: 4 2B: 4 3B: 1 HR: 1	SF: 0 SAC: 0 DP: 0 HBP: 0	WP: 0 PB: 0 CS: 0	PA: 38			
PITCHER Brian Givens, L ERA: 4.68 Sid Roberson, L ERA: 6.09	(1, 1)	IP: 7.0 WLS: L BF: 32 H: 7 R: 4 ER: 4 SO: 8 BB: 4 IBB: 0 HBP: 0 BLK: 0 WP: 0 HR: 1 S: 67 P: 115 ERA: 5.14 WHIP: 1.571											PITCHER	IP: 8.1 WLS: L BF: 6 H: 3 R: 1 ER: 1 SO: 0 BB: 0 IBB: 0 HBP: 0 BLK: 0 WP: 0 HR: 0 S: 15 P: 22 ERA: 9.00 WHIP: 3.000										

Batter	1	2	3	4	5	6	7	8	9	AB	R	H	RBI	BB	SO	LOB	TOP											
Roberto Alomar, S OBP: 0.359, SLG: 0.455 (1, 4)	F8			F7	F7			WP 1B	K	5	0	1	0	0	1	3	Toronto Blue Jays @ New York Yankees Yankee Stadium, Bronx, NY Mon Sep 18 1995, 7:05 PM EDT Att: 15,224 - Unknown - 71 F livebaseballscorecards.com											
Paul Molitor, R OBP: 0.352, SLG: 0.423 (1, 10)	P6			F8		1B		G6-3		4	0	1	0	0	0	1												
Joe Carter, R OBP: 0.306, SLG: 0.435 (1, 8)	K			BB 1B		F8		P6		4	0	1	0	0	1	2												
John Olerud, L OBP: 0.394, SLG: 0.403 (1, 3)		K		BB 1B		K		F7		3	0	0	0	1	2	2												
Ed Sprague, R OBP: 0.338, SLG: 0.424 (1, 5)	F8			BB 1B		F9		G1-3 1B 1B		3	1	1	0	1	0	1												
Shawn Green, L OBP: 0.325, SLG: 0.519 (1, 9)	G6-3			BB 1B		K		HR		4	1	2	1	0	1	3												
Carlos Delgado, L OBP: 0.287, SLG: 0.382 (1, 7)			F9			K		F9		4	0	0	0	0	1	2												
Sandy Martinez, L OBP: 0.288, SLG: 0.354 (1, 2)			G4-6-3 1B			G3		G4-3		4	0	2	1	0	0	0												
Tomas Perez, S OBP: 0.315, SLG: 0.366 (1, 6)			G4-6-3 1-2					G1-5-3		4	0	1	0	0	0	3												
Inning Stats	R: 0 E: 0 K: 1 S: 6	H: 0 LOB: 0 BB: 0 P: 11	R: 0 E: 0 K: 1 S: 9	H: 0 LOB: 0 BB: 0 P: 11	R: 0 E: 0 K: 0 S: 12	H: 1 LOB: 0 BB: 0 P: 17	R: 0 E: 0 K: 1 S: 16	H: 1 LOB: 3 BB: 2 P: 33	R: 0 E: 0 K: 1 S: 8	H: 1 LOB: 1 BB: 0 P: 14	R: 0 E: 0 K: 0 S: 9	H: 1 LOB: 1 BB: 0 P: 9	R: 1 E: 0 K: 0 S: 12	H: 1 LOB: 0 BB: 0 P: 15	R: 0 E: 0 K: 0 S: 10	H: 1 LOB: 1 BB: 0 P: 14		R: 1 E: 0 K: 1 S: 9	H: 3 LOB: 2 BB: 0 P: 13	1B: 8 2B: 0 3B: 0 HR: 1	SF: 0 SAC: 0 DP: 1 HBP: 0	WP: 1 PB: 0 CS: 0	PA: 37					
PITCHER	IP	WLS	BF	H	R	ER	SO	BB	IBB	HBP	BLK	WP	HR	S	P	ERA	WHIP											
David Cone, R ERA: 3.71 Steve Howe, L ERA: 4.53	(1, 1)	8.0	W	31	6	1	1	5	2	0	0	0	0	0	0	124	1.12	1.000										
(9, 1)	1.0		6	3	1	1	1	0	0	0	0	0	0	9	13	9.00	3.000											

Batter	1	2	3	4	5	6	7	8	9	AB	R	H	RBI	BB	SO	LOB	BOTTOM											
Wade Boggs, L OBP: 0.309, SLG: 0.427 Russ Davis, R OBP: 0.373, SLG: 0.462 (8, PR)	K	K			PB 2B		E 1B BB	1B SF7 1B		4	1	2	2	1	2	2	Toronto Blue Jays @ New York Yankees Yankee Stadium, Bronx, NY Mon Sep 18 1995, 7:05 PM EDT Att: 15,224 - Unknown - 71 F livebaseballscorecards.com											
Bernie Williams, S OBP: 0.395, SLG: 0.498 (1, 8)	BB 1B		PB F7 1B		PB BB		E1 1B SF7	2B 1B		4	2	3	1	1	0	1												
Paul O'Neill, L OBP: 0.391, SLG: 0.538 (1, 9)	K		F7		G4-3		1-2 2-H 3-H	SF7 1B		4	0	1	2	0	1	4												
Ruben Sierra, S OBP: 0.326, SLG: 0.447 (1, 10)	BB		K		G6-3		1-3 2-H	1B		4	1	1	1	1	2	5												
Dion James, L OBP: 0.354, SLG: 0.374 Gerald Williams, R OBP: 0.333, SLG: 0.485 Daryl Strawberry, L OBP: 0.384, SLG: 0.462 Ruben Rivera, R (8, PR)	L6		F7				F8	SF7		3	0	0	1	0	0	3												
Don Mattingly, L OBP: 0.331, SLG: 0.395 (1, 3)		WP G1-2-3 2B		G6-3		1B		F7		5	0	2	0	0	0	3												
Mike Stanley, R OBP: 0.360, SLG: 0.496 (1, 2)		G1-2-3 WP BB		G5-4-3 BB		BB		1B E5		2	1	1	0	3	0	2												
Randy Velarde, R OBP: 0.365, SLG: 0.366 (1, 6)		G1-2-3 BB		G5-4-3 1-2		P4		1B L8		4	1	1	0	1	0	5												
Pat Kelly, R OBP: 0.312, SLG: 0.329 (1, 4)		G1-2-3		K			E1 BB E	1B BB		3	2	0	0	1	1	3												
Inning Stats	R: 0 E: 0 K: 2 S: 10	H: 1 LOB: 2 BB: 1 P: 18	R: 0 E: 0 K: 1 S: 9	H: 1 LOB: 2 BB: 2 P: 22	R: 0 E: 0 K: 1 S: 11	H: 1 LOB: 1 BB: 0 P: 20	R: 0 E: 0 K: 0 S: 9	H: 0 LOB: 0 BB: 1 P: 18	R: 0 E: 0 K: 1 S: 13	H: 1 LOB: 2 BB: 1 P: 22	R: 0 E: 0 K: 0 S: 6	H: 1 LOB: 1 BB: 1 P: 16	R: 3 E: 2 K: 1 S: 16	H: 1 LOB: 1 BB: 1 P: 30	R: 6 E: 1 K: 0 S: 22	H: 6 LOB: 3 BB: 1 P: 41			1B: 7 2B: 5 3B: 0 HR: 0	SF: 2 SAC: 0 DP: 2 HBP: 0	WP: 1 PB: 2 CS: 0	PA: 44						
PITCHER	IP	WLS	BF	H	R	ER	SO	BB	IBB	HBP	BLK	WP	HR	S	P	ERA		WHIP										
Jeff Ware, R ERA: 4.5 Danny Cox, R ERA: 7.5 Tim Crabtree, R ERA: 3.58	(1, 1)	6.0	L	26	5	8	6	1	2	0	0	0	0	25	49	54.00		7.000										
(8, 1)	1.0		6	2	1	1	0	0	0	0	0	0	0	13	22	9.00		2.000										

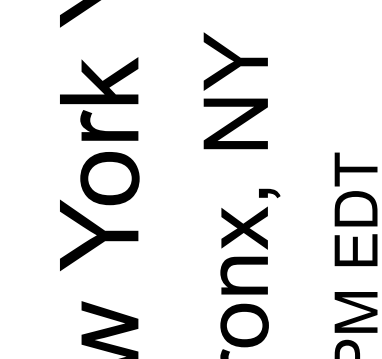
Batter	1	2	3	4	5	6	7	8	9	AB	R	H	RBI	BB	SO	LOB	TOP
Alex Gonzalez, R OBP: 0.321, SLG: 0.401										4	0	0	0	0	2	1	Toronto Blue Jays @ New York Yankees Yankee Stadium, Bronx, NY Wed Sep 20 1995, 7:05 PM EDT Att: 20,541 - Unknown - 69 F
Paul Molitor, R OBP: 0.349, SLG: 0.418										4	0	1	0	0	0	0	
Joe Carter, R OBP: 0.305, SLG: 0.438										4	1	0	0	0	0	1	
John Olerud, L OBP: 0.394, SLG: 0.406										3	0	1	0	1	0	0	
Ed Sprague, R OBP: 0.338, SLG: 0.422 Howard Battle, R (9, PR)										4	0	2	1	0	0	1	
Mike Huff, R OBP: 0.322, SLG: 0.296										4	0	0	0	0	1	3	
Robert Perez, R OBP: 0.250, SLG: 0.406										4	0	1	0	0	0	2	
Domingo Cedeño, S OBP: 0.302, SLG: 0.380										3	0	1	0	0	0	1	
Randy Knorr, R OBP: 0.295, SLG: 0.378										3	0	0	0	0	0	2	
Inning Stats	R: 1 H: 2 E: 0 K: 1 S: 18	H: 2 BB: 1 P: 30	R: 0 H: 1 E: 0 K: 0 S: 8	H: 1 LOB: 1 BB: 0 P: 10	R: 0 H: 1 E: 0 K: 0 S: 5	H: 0 LOB: 0 BB: 0 P: 6	R: 0 H: 0 E: 0 K: 0 S: 9	H: 0 LOB: 0 BB: 0 P: 17	R: 0 H: 0 E: 0 K: 1 S: 7	H: 1 LOB: 1 BB: 0 P: 13	R: 0 H: 0 E: 0 K: 1 S: 9	H: 1 LOB: 2 BB: 0 P: 13	1B: 5 2B: 1 3B: 0 HR: 0	SF: 0 SAC: 0 DP: 0 HBP: 0	WP: 0 PB: 0 SB: 1 CS: 0	PA: 34	
PITCHER Sterling Hitchcock, L ERA: 4.9	IP: 9.0 WLS: W BF: 34 H: 6 R: 1 ER: 1 SO: 3 BB: 1 IBB: 0 HBP: 0 BLK: 0 WP: 0 HR: 0 S: 76 P: 115 ERA: 1.00 WHIP: 0.778																

Batter	1	2	3	4	5	6	7	8	9	AB	R	H	RBI	BB	SO	LOB	BOTTOM			
Wade Boggs, L OBP: 0.306, SLG: 0.422										4	0	0	0	0	1	0	Toronto Blue Jays @ New York Yankees Yankee Stadium, Bronx, NY Wed Sep 20 1995, 7:05 PM EDT Att: 20,541 - Unknown - 69 F			
Bernie Williams, S OBP: 0.395, SLG: 0.494										4	1	1	0	0	1	0				
Paul O'Neill, L OBP: 0.392, SLG: 0.533										2	1	0	0	2	2	0				
Darryl Strawberry, L OBP: 0.368, SLG: 0.446 Jim Leyritz, R OBP: 0.383, SLG: 0.406										3	0	1	0	0	0	0				
Dion James, L OBP: 0.352, SLG: 0.368 Gerald Williams, R OBP: 0.333, SLG: 0.485										3	0	0	1	0	0	2				
Don Mattingly, L OBP: 0.333, SLG: 0.394										3	0	2	1	0	1	0				
Mike Stanley, R OBP: 0.360, SLG: 0.493										2	0	0	0	1	1	0				
Randy Velarde, R OBP: 0.366, SLG: 0.365										2	0	1	0	1	1	2				
Pat Kelly, R OBP: 0.307, SLG: 0.321										3	0	0	0	0	0	2				
Inning Stats	R: 2 H: 3 E: 0 K: 0 S: 12	H: 3 LOB: 2 BB: 1 P: 23	R: 0 H: 1 E: 0 K: 1 S: 7	H: 1 LOB: 0 BB: 0 P: 11	R: 0 H: 0 E: 0 K: 2 S: 7	H: 1 LOB: 2 BB: 1 P: 12	R: 0 H: 0 E: 0 K: 1 S: 13	H: 1 LOB: 2 BB: 1 P: 20	R: 0 H: 0 E: 0 K: 1 S: 8	H: 0 LOB: 0 BB: 0 P: 14	R: 0 H: 0 E: 0 K: 1 S: 12	H: 0 LOB: 1 BB: 1 P: 20	R: 0 H: 0 E: 0 K: 1 S: 9	H: 0 LOB: 1 BB: 1 P: 19	R: 0 H: 0 E: 0 K: 0 S: 8	H: 0 LOB: 1 BB: 1 P: 16	1B: 5 2B: 0 3B: 0 HR: 0	SF: 0 SAC: 0 DP: 1 HBP: 0	WP: 0 PB: 0 SB: 0 CS: 0	PA: 31
PITCHER Pat Hentgen, R ERA: 5.01 Tony Castillo, L ERA: 3.04	IP: 7.0 WLS: L BF: 27 H: 5 R: 2 ER: 2 SO: 7 BB: 3 IBB: 0 HBP: 0 BLK: 0 WP: 0 HR: 0 S: 68 P: 119 ERA: 2.57 WHIP: 1.143																			

AB 33
R 1
H 6
RBI 1
BB 1
SO 3
LOB 11



AB 27
R 2
H 5
RBI 2
BB 4
SO 7
LOB 7



Batter	1	2	3	4	5	6	7	8	9	AB	R	H	RBI	BB	SO	LOB	TOP										
Roberto Alomar, S OBP: 0.359, SLG: 0.457 (1, 4)										5	2	2	0	0	0	0	Toronto Blue Jays @ New York Yankees Yankee Stadium, Bronx, NY Thu Sep 21 1995, 7:05 PM EDT Att: 17,766 - Unknown - 72 F										
Paul Molitor, R OBP: 0.346, SLG: 0.415 (1, 10)										4	0	0	0	0	0	1											
Joe Carter, R OBP: 0.305, SLG: 0.436 (1, 8) (6, 7)										4	0	1	0	0	0	3											
John Olerud, L OBP: 0.396, SLG: 0.408 (1, 3)										3	1	2	3	1	0	1											
Ed Sprague, R OBP: 0.337, SLG: 0.419 (1, 5)										3	0	0	0	1	2	2											
Shawn Green, L OBP: 0.332, SLG: 0.528 (1, 9)										4	0	3	1	0	0	2											
Carlos Delgado, L OBP: 0.256, SLG: 0.366 (6, PH)										2	0	0	0	0	1	2											
Mike Huff, R OBP: 0.318, SLG: 0.291 (6, 8)										2	0	0	0	0	1	1											
Sandy Martinez, L OBP: 0.284, SLG: 0.346 (1, 2)										4	0	0	0	0	0	3											
Tomas Perez, S OBP: 0.312, SLG: 0.360 (1, 6)										4	1	1	0	0	2	1											
Inning Stats	R: 1 E: 0 K: 1 S: 16	H: 2 LOB: 1 BB: 0 P: 23	R: 0 E: 0 K: 0 S: 9	H: 1 LOB: 1 BB: 0 P: 14	R: 0 E: 0 K: 0 S: 10	H: 0 LOB: 0 BB: 0 P: 12	R: 1 E: 0 K: 2 S: 13	H: 1 LOB: 1 BB: 1 P: 21	R: 2 E: 0 K: 0 S: 12	H: 3 LOB: 2 BB: 1 P: 19	R: 0 E: 0 K: 2 S: 8	H: 0 LOB: 0 BB: 0 P: 12	R: 0 E: 0 K: 0 S: 14	H: 1 LOB: 1 BB: 0 P: 19	R: 0 E: 0 K: 0 S: 4	H: 1 LOB: 1 BB: 0 P: 7	R: 0 E: 0 K: 1 S: 9	H: 0 LOB: 0 BB: 0 P: 13	1B: 5 2B: 4 3B: 0 HR: 0	SF: 0 SAC: 1 DP: 0 HBP: 0	WP: 1 PB: 0 SB: 0 CS: 0	PA: 38					
PITCHER	IP	WLS	BF	H	R	ER	SO	BB	IBB	HBP	BLK	WP	HR	S	P	ERA	WHIP										
Jack McDowell, R ERA: 3.93 (1, 1)	5.0		24	7	4	4	3	2	0	0	0	1	0	60	89	7.20	1.800										
Bob MacDonald, L ERA: 4.86 (6, 1)	1.1		4	0	0	0	2	0	0	0	0	0	0	14	20	0.00	0.000										
Bob Wickman, R ERA: 4.13 (7, 1)	1.0		4	1	0	0	0	0	0	0	0	0	0	9	13	0.00	1.000										
Steve Howe, L ERA: 4.47 (8, 1)	0.2	W	3	1	0	0	0	0	0	0	0	0	0	3	5	0.00	1.500										
John Wetteland, R ERA: 3.16 (9, 1)	1.0	S	3	0	0	0	1	0	0	0	0	0	0	9	13	0.00	0.000										

Batter	1	2	3	4	5	6	7	8	9	AB	R	H	RBI	BB	SO	LOB	BOTTOM										
Wade Boggs, L OBP: 0.308, SLG: 0.422 (1, 5)										4	0	2	0	1	1	1	Toronto Blue Jays @ New York Yankees Yankee Stadium, Bronx, NY Thu Sep 21 1995, 7:05 PM EDT Att: 17,766 - Unknown - 72 F										
Bernie Williams, S OBP: 0.394, SLG: 0.492 (1, 8)										4	1	1	1	0	0	3											
Paul O'Neill, L OBP: 0.395, SLG: 0.533 (1, 9)										2	1	1	0	2	0	1											
Ruben Sierra, S OBP: 0.327, SLG: 0.456 (1, 10)										4	1	2	3	0	0	4											
Dion James, L OBP: 0.350, SLG: 0.365 (1, 7)										4	0	1	0	0	0	3											
Gerald Williams, R OBP: 0.333, SLG: 0.485 (8, PR) (9, 7)										0	1	0	0	0	0	0											
Don Mattingly, L OBP: 0.332, SLG: 0.395 (1, 3)										4	1	1	0	0	1	1											
Mike Stanley, R OBP: 0.359, SLG: 0.493 (1, 2)										4	0	1	0	0	1	4											
Randy Velarde, R OBP: 0.370, SLG: 0.371 (1, 6)										3	1	2	1	0	0	0											
Pat Kelly, R OBP: 0.303, SLG: 0.316 (1, 4)										4	0	0	1	0	1	4											
Inning Stats	R: 0 E: 0 K: 0 S: 14	H: 1 LOB: 2 BB: 1 P: 21	R: 0 E: 0 K: 1 S: 12	H: 1 LOB: 1 BB: 0 P: 21	R: 0 E: 0 K: 0 S: 8	H: 1 LOB: 0 BB: 0 P: 15	R: 0 E: 0 K: 0 S: 8	H: 1 LOB: 1 BB: 0 P: 11	R: 1 E: 0 K: 0 S: 8	H: 1 LOB: 2 BB: 2 P: 17	R: 0 E: 0 K: 0 S: 6	H: 0 LOB: 0 BB: 0 P: 10	R: 0 E: 0 K: 1 S: 5	H: 0 LOB: 0 BB: 0 P: 8	R: 5 E: 0 K: 2 S: 17	H: 6 LOB: 1 BB: 0 P: 23	R: 0 E: 0 K: 1 S: 9	H: 0 LOB: 0 BB: 0 P: 13	1B: 6 2B: 4 3B: 0 HR: 1	SF: 0 SAC: 0 DP: 2 HBP: 1	WP: 1 PB: 0 SB: 0 CS: 0	PA: 37					
PITCHER	IP	WLS	BF	H	R	ER	SO	BB	IBB	HBP	BLK	WP	HR	S	P	ERA	WHIP										
Paul Menhart, R ERA: 4.83 (1, 1)	7.0	L	33	10	6	6	2	3	0	0	0	1	1	67	112	7.71	1.857										
Mike Timlin, R ERA: 2.25 (8, 1)	1.0		4	1	0	0	2	0	0	0	0	0	0	11	14	0.00	1.000										

AB	35
R	4
H	9
RBI	4
BB	2
SO	6
LOB	16



AB	33
R	6
H	11
RBI	6
BB	3
SO	4
LOB	21



Batter	1	2	3	4	5	6	7	8	9	AB	R	H	RBI	BB	SO	LOB	TOP			
Roberto Alomar, S OBP: 0.357, SLG: 0.453 (1, 4)	G3			G5-3		G3-1	L8			4	0	0	0	0	0	2	Toronto Blue Jays @ Boston Red Sox Fenway Park, Boston, MA Sat Sep 23 1995, 3:33 AM EDT Att: 32,791 - Cloudy - 61 F			
Paul Molitor, R OBP: 0.347, SLG: 0.416 (1, 10)	K			G5-3		BB 1B		G6-4-3 1B		4	0	2	0	0	1	0				
Joe Carter, R OBP: 0.306, SLG: 0.439 (1, 8) (7, 7)	K			0-1		BB		G6-4-3 1-2f		4	0	2	0	0	1	1				
John Olerud, L OBP: 0.397, SLG: 0.406 (1, 3)		F7		L6				WP BB		2	0	0	0	2	0	1				
Ed Sprague, R OBP: 0.337, SLG: 0.416 (1, 5)	K				G1-3	L8		WP BB		3	0	0	0	1	1	3				
Shawn Green, L OBP: 0.334, SLG: 0.528 (1, 9)	F8				1B			G4-3		4	0	2	0	0	0	2				
Carlos Delgado, L OBP: 0.247, SLG: 0.351 Lance Parrish, R OBP: 0.265, SLG: 0.320 (7, 2)			K		F7		F7		K	3	0	0	0	0	1	2				
Sandy Martinez, L OBP: 0.279, SLG: 0.343 Mike Huff, R OBP: 0.327, SLG: 0.297 (7, PH) (7, 8)			G3		G1-3		1-2 1B	G6-4-3 BB		2	0	0	0	0	0	1				
Tomas Perez, S OBP: 0.299, SLG: 0.344 (1, 6)			K			G4-3		G6-4-3 1-2f		4	0	0	0	0	2	3				
Inning Stats	R: 0 E: 0 K: 2 S: 9	H: 0 LOB: 0 BB: 0 P: 12	R: 0 E: 0 K: 1 S: 7	H: 0 LOB: 0 BB: 0 P: 13	R: 0 E: 0 K: 2 S: 13	H: 0 LOB: 0 BB: 0 P: 21	R: 0 E: 0 K: 0 S: 7	H: 1 LOB: 1 BB: 0 P: 11	R: 0 E: 0 K: 0 S: 13	H: 1 LOB: 1 BB: 0 P: 19	R: 0 E: 0 K: 1 S: 14	H: 2 LOB: 2 BB: 0 P: 21	R: 0 E: 0 K: 0 S: 10	H: 1 LOB: 2 BB: 2 P: 19	R: 0 E: 0 K: 1 S: 5	H: 0 LOB: 0 BB: 1 P: 12		1B: 6 2B: 1 3B: 0 HR: 0	SF: 0 SAC: 0 DP: 2 HBP: 0	WP: 1 PB: 0 SB: 0 CS: 0
PITCHER	IP	WLS	BF	H	R	ER	SO	BB	IBB	HBP	BLK	WP	HR	S	P	ERA	WHIP			
Roger Clemens, R ERA: 4.07 Eric Gunderson, L ERA: 4.17 Rheal Cormier, L ERA: 4.05 Stan Belinda, R ERA: 3.02 Mike Stanton, L ERA: 4.59	(1, 1)	6.0	W	23	4	0	5	1	0	0	0	0	0	60	95	0.00	0.833			
PITCHER	IP	WLS	BF	H	R	ER	SO	BB	IBB	HBP	BLK	WP	HR	S	P	ERA	WHIP			
Joe Hudson, R ERA: 3.61	(9, 1)	1.0		3	0	0	1	1	0	0	0	0	0	5	12	0.00	1.000			

AB	32
R	0
H	7
RBI	0
BB	4
SO	7
LOB	15



Batter	1	2	3	4	5	6	7	8	9	AB	R	H	RBI	BB	SO	LOB	BOTTOM			
Dwayne Hosey, S OBP: 0.423, SLG: 0.533 (1, 9)	F8		FC5-4 1B		G6-3		WP 1B	K		5	1	2	0	0	1	0	Toronto Blue Jays @ Boston Red Sox Fenway Park, Boston, MA Sat Sep 23 1995, 3:33 AM EDT Att: 32,791 - Cloudy - 61 F			
Lee Tinsley, S OBP: 0.360, SLG: 0.407 (1, 8)	P4		FC5-4 1-2f			2B	P8			4	1	1	0	0	4					
John Valentin, R OBP: 0.391, SLG: 0.520 (1, 6)	2B		P4 2-2f			WP 2B	1B BB			3	1	2	2	1	0	1				
Tim Lincecum, R OBP: 0.415, SLG: 0.443 (1, 5)	G6-3					K	BB 1B			2	0	0	0	2	1	2				
Chris James, R OBP: 0.329, SLG: 0.400 (1, 10)		G4-3		F9		K	BB 1B			4	0	1	1	0	1	2				
Bill Haselman, R OBP: 0.323, SLG: 0.403 (1, 2)		1B		K		G5-3	BB			3	0	1	1	1	1	2				
Troy O'Leary, L OBP: 0.359, SLG: 0.497 (1, 7)		1B		P6			K			4	1	2	0	0	1	4				
Carlos Rodriguez, S OBP: 0.385, SLG: 0.417 (1, 4)		P4			L7		SH3-4	F7		3	0	0	0	0	0	2				
Chris Donnels, L OBP: 0.311, SLG: 0.315 (1, 3)		G4-3			L4		K 1B	L7		4	1	0	0	0	1	3				
Inning Stats	R: 0 E: 0 K: 0 S: 9	H: 1 LOB: 1 BB: 0 P: 15	R: 0 E: 0 K: 0 S: 10	H: 2 LOB: 2 BB: 0 P: 15	R: 0 E: 1 K: 0 S: 5	H: 1 LOB: 0 BB: 0 P: 8	R: 0 E: 0 K: 1 S: 5	H: 0 LOB: 1 BB: 1 P: 15	R: 0 E: 0 K: 0 S: 7	H: 0 LOB: 0 BB: 0 P: 11	R: 1 E: 0 K: 2 S: 13	H: 2 LOB: 1 BB: 0 P: 19	R: 4 E: 0 K: 2 S: 16	H: 3 LOB: 3 BB: 3 P: 31	R: 0 E: 0 K: 1 S: 6	H: 0 LOB: 0 BB: 0 P: 7		1B: 6 2B: 4 3B: 0 HR: 0	SF: 0 SAC: 1 DP: 1 HBP: 0	WP: 6 PB: 0 SB: 0 CS: 0
PITCHER	IP	WLS	BF	H	R	ER	SO	BB	IBB	HBP	BLK	WP	HR	S	P	ERA	WHIP			
Al Leiter, L ERA: 3.6 Tim Lincecum, R ERA: 3.41	(1, 1)	6.2	L	32	9	5	4	3	0	0	0	0	0	62	107	6.75	1.800			
PITCHER	IP	WLS	BF	H	R	ER	SO	BB	IBB	HBP	BLK	WP	HR	S	P	ERA	WHIP			
	(7, 1)	1.1		5	0	0	2	1	0	0	0	0	0	9	14	0.00	0.750			



Batter	1	2	3	4	5	6	7	8	9	AB	R	H	RBI	BB	SO	LOB	TOP				
Shannon Stewart, R OBP: 0.394, SLG: 0.259 (1, 8)	L6		P3				L8			5	1	2	1	0	0	2	Toronto Blue Jays @ Boston Red Sox Fenway Park, Boston, MA Sat Sep 23 1995, 7:05 PM EDT Att: 21,266 - Unknown - 61 F				
Alex Gonzalez, R OBP: 0.327, SLG: 0.406 (1, 6)	1B SF7		FC3-6 1B					G1-3		5	3	4	1	0	0	0					
Shawn Green, L OBP: 0.332, SLG: 0.523 (1, 9)	1B		FC3-6 1-2					F8		5	1	1	0	0	0	5					
Ed Sprague, R OBP: 0.337, SLG: 0.419 (1, 10)	SF7		P3					K		4	1	2	3	0	1	1					
Carlos Delgado, L OBP: 0.233, SLG: 0.329 (1, 3)	G6-3							K		5	0	0	0	0	1	2					
Robert Perez, R OBP: 0.216, SLG: 0.351 (1, 7)								G4-3		5	0	0	0	0	0	1					
Howard Battle, R OBP: 0.385, SLG: 0.111 (1, 5)								G1-3		3	1	1	0	2	1	1					
Domingo Cedenio, S OBP: 0.299, SLG: 0.374 (1, 4)								G1-3		5	1	1	0	0	0	4					
Randy Knorr, R OBP: 0.293, SLG: 0.369 (1, 2)	F8									3	0	0	0	1	1	3					
Inning Stats	R: 1 E: 0 K: 0 S: 12	H: 2 LOB: 1 BB: 0 P: 18	R: 0 E: 0 K: 0 S: 4	H: 1 LOB: 1 BB: 0 P: 8	R: 0 E: 0 K: 1 S: 10	H: 1 LOB: 1 BB: 0 P: 14	R: 0 E: 0 K: 1 S: 11	H: 0 LOB: 1 BB: 0 P: 14	R: 3 E: 1 K: 0 S: 12	H: 3 LOB: 1 BB: 0 P: 15	R: 4 E: 0 K: 1 S: 20	H: 4 LOB: 1 BB: 1 P: 35	R: 0 E: 0 K: 1 S: 11	H: 0 LOB: 1 BB: 1 P: 20	R: 0 E: 0 K: 1 S: 7	H: 0 LOB: 1 BB: 1 P: 12	1B: 10 2B: 1 3B: 0 HR: 0	SF: 1 SAC: 0 DP: 0 HBP: 0	WP: 1 PB: 0 SB: 4 CS: 0	PA: 44	
PITCHER	IP	WLS	BF	H	R	ER	SO	BB	IBB	HBP	BLK	WP	HR	S	P	ERA	WHIP				
49 Tim Wakefield, R ERA: 2.86 (1, 1)	6.0	L	32	11	8	5	2	1	0	0	0	1	0	69	104	7.50	2.000				
Mike Maddux, R ERA: 4.23 (7, 1)	3.0		12	0	0	0	2	2	0	0	0	0	0	23	41	0.00	0.667				

AB	40
R	8
H	11
RBI	5
BB	3
SO	4
LOB	19



Batter	1	2	3	4	5	6	7	8	9	AB	R	H	RBI	BB	SO	LOB	BOTTOM					
Willie McGee, S OBP: 0.317, SLG: 0.410 (1, 9)	G6-3		SH5-4 2B						F9	4	2	1	0	1	0	1	Toronto Blue Jays @ Boston Red Sox Fenway Park, Boston, MA Sat Sep 23 1995, 7:05 PM EDT Att: 21,266 - Unknown - 61 F					
Lee Tinsley, S OBP: 0.356, SLG: 0.406 (1, 8)	G4-3		SH5-4 1-2						K	1	0	0	0	0	0	0						
Dwayne Hosey, S OBP: 0.418, SLG: 0.521 (4, 8)										3	1	1	0	0	1	1						
Mo Vaughn, L OBP: 0.388, SLG: 0.574 (1, 3)	L8		G4-3 1B							4	1	2	3	0	1	0						
Mike Greenwell, L OBP: 0.351, SLG: 0.465 (1, 7)			G4-3							4	1	1	2	0	0	2						
18 Reggie Jefferson, S OBP: 0.330, SLG: 0.459 (1, 10)										2	0	0	0	1	0	0						
Chris James, R OBP: 0.339, SLG: 0.395 (7, PH)										1	0	0	0	0	0	1						
Chris Donnels, L OBP: 0.305, SLG: 0.313 (1, 5)										4	0	1	1	0	1	0						
Mike Macfarlane, R OBP: 0.320, SLG: 0.492 (1, 2)										4	0	1	0	0	1	2						
Luis Alicea, S OBP: 0.372, SLG: 0.373 (1, 4)										3	0	0	0	1	0	1						
Carlos Rodriguez, S OBP: 0.353, SLG: 0.375 (1, 6)										4	1	1	0	0	0	1						
Inning Stats	R: 0 E: 0 K: 0 S: 5	H: 0 LOB: 0 BB: 0 P: 9	R: 1 E: 0 K: 0 S: 9	H: 2 LOB: 1 BB: 0 P: 15	R: 3 E: 0 K: 1 S: 12	H: 3 LOB: 2 BB: 2 P: 27	R: 0 E: 0 K: 0 S: 6	H: 0 LOB: 1 BB: 1 P: 18	R: 0 E: 0 K: 0 S: 9	H: 0 LOB: 0 BB: 0 P: 13	R: 0 E: 0 K: 0 S: 5	H: 0 LOB: 0 BB: 0 P: 7	R: 2 E: 0 K: 0 S: 17	H: 3 LOB: 1 BB: 0 P: 26	R: 0 E: 0 K: 1 S: 7	H: 0 LOB: 0 BB: 0 P: 13	R: 0 E: 0 K: 1 S: 8	H: 0 LOB: 0 BB: 0 P: 11	1B: 6 2B: 1 3B: 0 HR: 1	SF: 0 SAC: 1 DP: 0 HBP: 0	WP: 0 PB: 0 SB: 1 CS: 0	PA: 38
PITCHER	IP	WLS	BF	H	R	ER	SO	BB	IBB	HBP	BLK	WP	HR	S	P	ERA	WHIP					
Jeff Ware, R ERA: 5.47 (1, 1)	6.1	W	29	7	6	6	2	3	0	0	0	0	0	24	38	8.53	1.579					
Tony Castillo, L ERA: 2.93 (7, 1)	2.2	S	9	1	0	0	2	0	0	0	0	0	0	24	38	0.00	0.375					

AB	34
R	6
H	8
RBI	6
BB	3
SO	4
LOB	9



Batter	1	2	3	4	5	6	7	8	9	AB R H RBI BB SO LOB	TOP	
Curtis Goodwin, L OBP: 0.301, SLG: 0.332 (1, 8)	F7	1B BB			SH4-3 F9-2 2B		B2		G5-3	4 0 1 0 1 0 1	Baltimore Orioles @ Toronto Blue Jays SkyDome, Toronto, ON Tue Sep 26 1995, 7:05 PM EDT Att: 35,414 - Dome - 68 F	
Brady Anderson, L OBP: 0.373, SLG: 0.443 (1, 7)	L7				SH4-3		2B BB	F9	3 1 1 1 1 0 0			
Rafael Palmeiro, L OBP: 0.379, SLG: 0.591 (1, 3)	BB 1B	P5			BB		L3	BB 1B	4 0 2 0 1 0 4			
Bobby Bonilla, S OBP: 0.381, SLG: 0.570 (1, 5)	BB 1B				F8		BB 1B 2B	G4-3	4 0 1 2 1 0 3			
Cal Ripken Jr., R OBP: 0.322, SLG: 0.424 (1, 6)	P6				P3		P2		4 0 1 0 0 0 2			
Harold Baines, L OBP: 0.394, SLG: 0.528 (1, 10)		BB 2B			P6		G6-3 L3		3 1 0 0 1 0 2			
Chris Hoiles, R OBP: 0.363, SLG: 0.450 (1, 2)		P4			G1-3		F7	BB 1B	4 0 1 0 0 0 1			
Jeff Huson, L OBP: 0.336, SLG: 0.343 (1, 4)		WP 1B 2B			F7		BB 2B	P5	4 2 2 1 0 0 0			
Mark Smith, R OBP: 0.314, SLG: 0.363 (1, 9)	P2				K		BB 2B	G6-3	4 1 1 1 0 1 1			
Inning Stats	R: 0 H: 1 E: 0 LOB: 2 K: 0 BB: 1 S: 10	R: 2 H: 2 E: 0 LOB: 2 K: 0 BB: 2 S: 18	R: 0 H: 0 E: 0 LOB: 0 K: 1 BB: 0 S: 6	R: 0 H: 0 E: 0 LOB: 0 K: 1 BB: 0 S: 9	R: 0 H: 1 E: 0 LOB: 1 K: 0 BB: 1 S: 8	R: 0 H: 0 E: 0 LOB: 0 K: 0 BB: 0 S: 5	R: 3 H: 4 E: 0 LOB: 2 K: 0 BB: 1 S: 14	R: 0 H: 1 E: 0 LOB: 0 K: 0 BB: 0 S: 7	R: 0 H: 1 E: 0 LOB: 1 K: 0 BB: 0 S: 10	1B: 5 2B: 6 3B: 0 HR: 0	SF: 0 SAC: 1 DP: 1 HBP: 0	WP: 1 PA: 40 PB: 0 SB: 0 CS: 0
PITCHER	IP WLS BF H R ER SO BB IBB HBP BLK WP HR S P ERA WHIP											
Pat Hentgen, R ERA: 5.6 (1, 1)	7.0 L 33 8 5 5 1 5 0 0 0 0 1 0 70 114 6.43 1.857											
Giovanni Carrara, R ERA: 7.17 (8, 1)	2.0 7 2 0 0 0 0 0 0 0 0 0 0 0 17 27 0.00 1.000											

Batter	1	2	3	4	5	6	7	8	9	AB R H RBI BB SO LOB	BOTTOM	
Roberto Alomar, S OBP: 0.354, SLG: 0.449 (1, 4)	K		F8			F7		B1-3		4 0 0 0 0 1 0	Baltimore Orioles @ Toronto Blue Jays SkyDome, Toronto, ON Tue Sep 26 1995, 7:05 PM EDT Att: 35,414 - Dome - 68 F	
Paul Molitor, R OBP: 0.348, SLG: 0.420 (1, 10)	P4				1B 2B	G6-3		BB 2B		4 0 2 0 0 0 0		
Joe Carter, R OBP: 0.365, SLG: 0.436 (1, 8)					BB 2B			BB 2B		1 0 0 0 0 1 0		
Shannon Stewart, R OBP: 0.350, SLG: 0.235 (3, 8)	K				K			G5-3		3 0 1 0 0 1 2		
John Olerud, L OBP: 0.397, SLG: 0.406 (1, 3)		G1-6-3 BB 1B			BB 1B			L7		4 0 2 0 0 1 2		
Ed Sprague, R OBP: 0.336, SLG: 0.415 (1, 5)		G1-6-3 BB			P4			F7		3 0 0 0 1 0 3		
Shawn Green, L OBP: 0.332, SLG: 0.520 (1, 9)		G1-6-3			P4			G1-6-3		3 0 0 0 0 0 4		
Carlos Delgado, L OBP: 0.222, SLG: 0.317 (1, 7)		P2			K			G4-3		3 0 0 0 0 1 1		
Sandy Martinez, L OBP: 0.275, SLG: 0.337 (1, 2)					F8			G4-3		3 0 0 0 0 0 0		
Alex Gonzalez, R OBP: 0.327, SLG: 0.402 (1, 6)					K			F7		3 0 0 0 0 1 0		
Inning Stats	R: 0 H: 0 E: 0 LOB: 0 K: 2 BB: 0 S: 13	R: 0 H: 1 E: 0 LOB: 1 K: 0 BB: 1 S: 11	R: 0 H: 0 E: 0 LOB: 0 K: 1 BB: 0 S: 9	R: 0 H: 2 E: 0 LOB: 2 K: 1 BB: 0 S: 11	R: 0 H: 0 E: 0 LOB: 0 K: 1 BB: 0 S: 6	R: 0 H: 1 E: 0 LOB: 1 K: 1 BB: 0 S: 7	R: 0 H: 0 E: 0 LOB: 0 K: 0 BB: 0 S: 5	R: 0 H: 0 E: 0 LOB: 0 K: 0 BB: 0 S: 7	R: 0 H: 1 E: 0 LOB: 1 K: 0 BB: 0 S: 9	1B: 3 2B: 2 3B: 0 HR: 0	SF: 0 SAC: 0 DP: 1 HBP: 0	WP: 0 PA: 32 PB: 0 SB: 0 CS: 0
PITCHER	IP WLS BF H R ER SO BB IBB HBP BLK WP HR S P ERA WHIP											
35 Mike Mussina, R ERA: 3.43 (1, 1)	9.0 W 32 5 0 0 6 1 0 0 0 0 0 0 78 117 0.00 0.667											

AB	34
R	5
H	10
RBI	5
BB	5
SO	1
LOB	14



