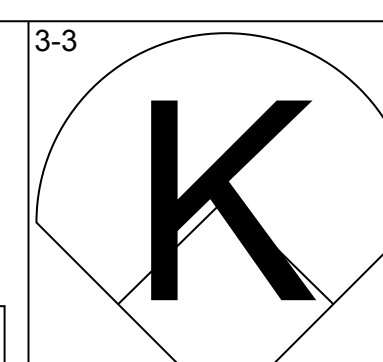
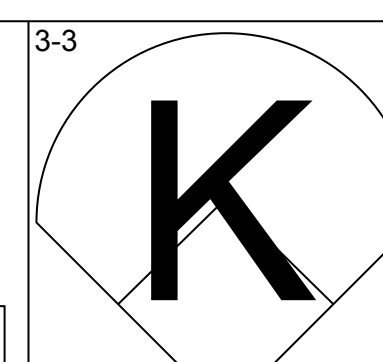
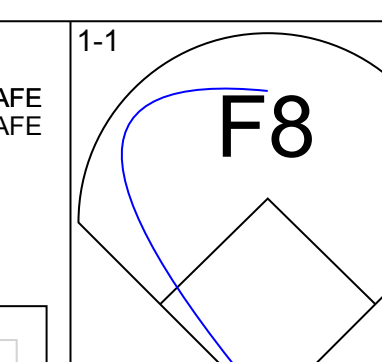
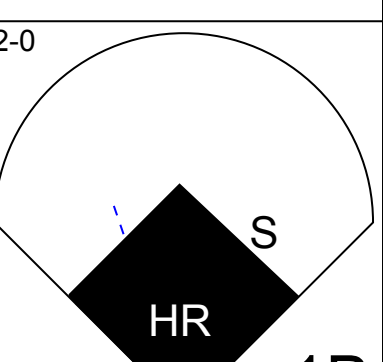
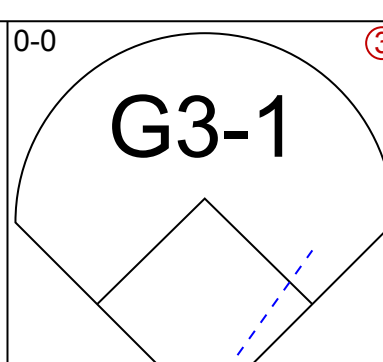
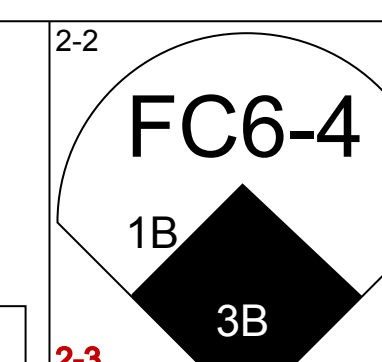
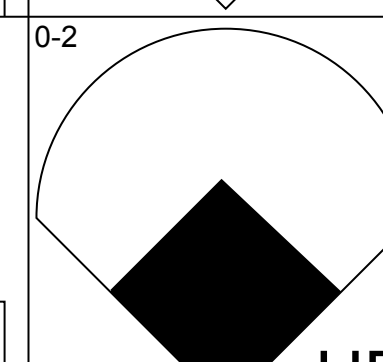
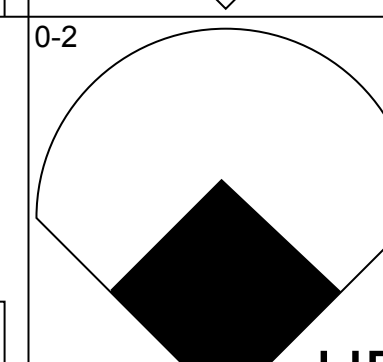
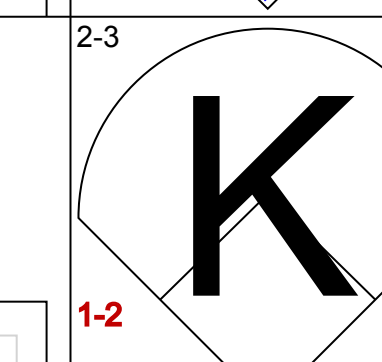
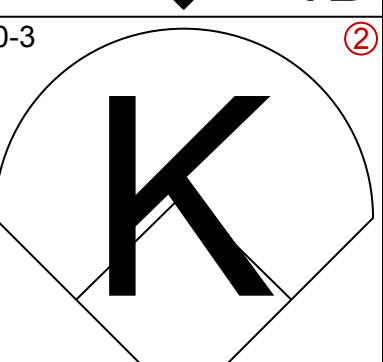
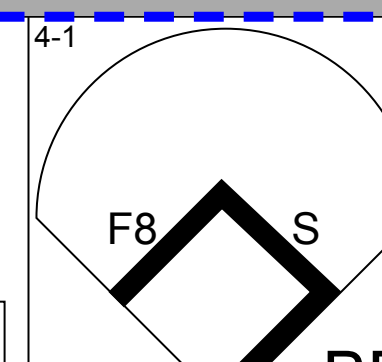
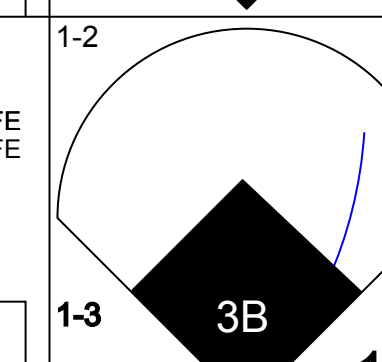
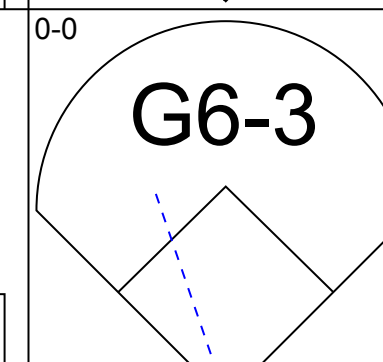
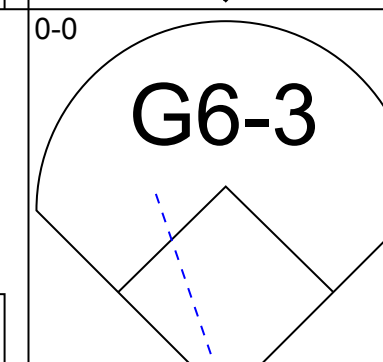
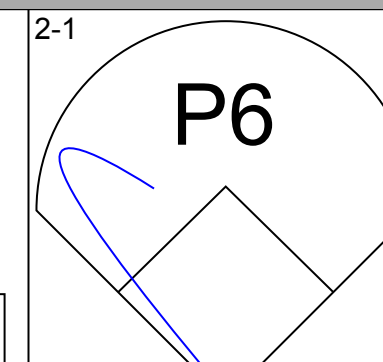
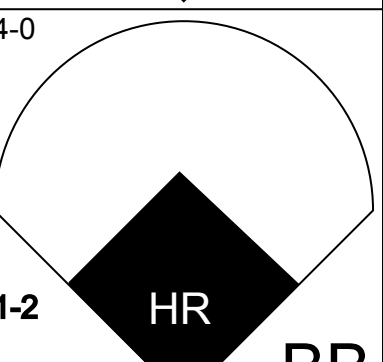
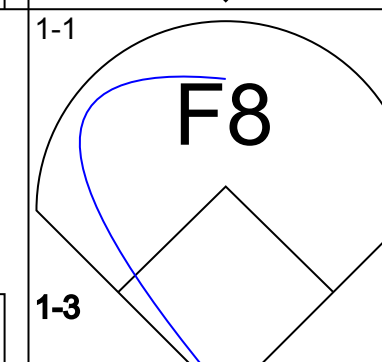
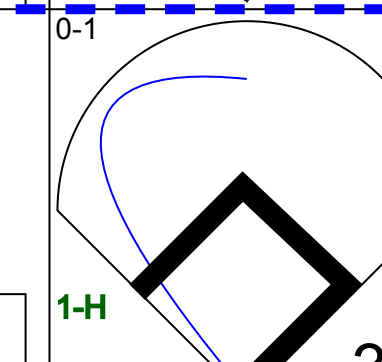
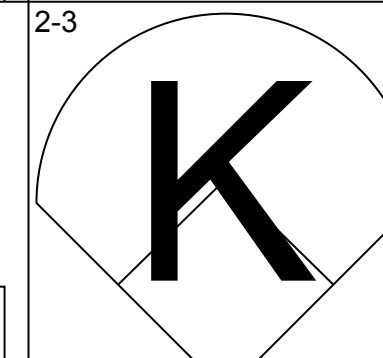
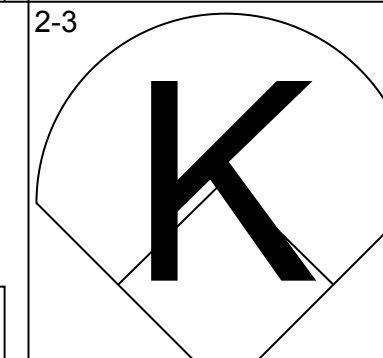
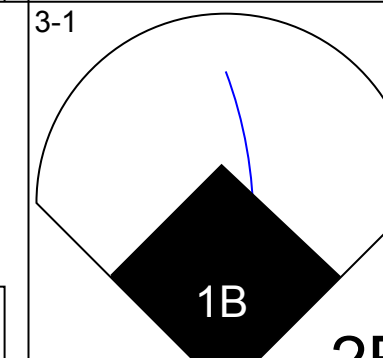
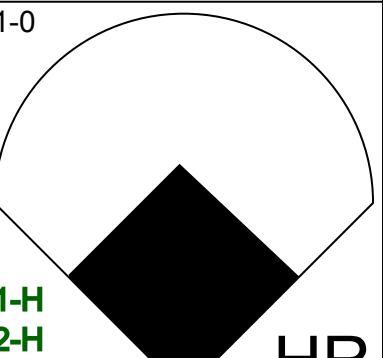
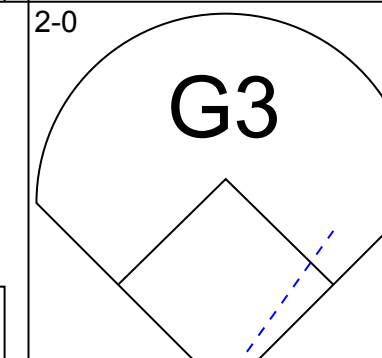
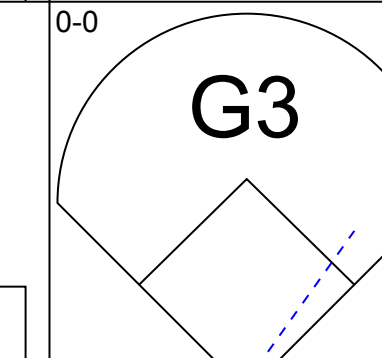
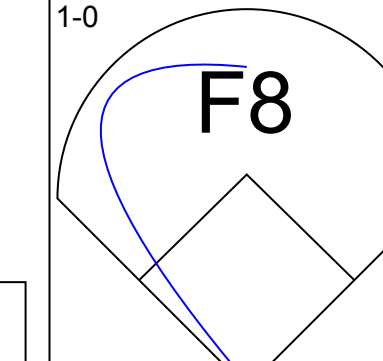
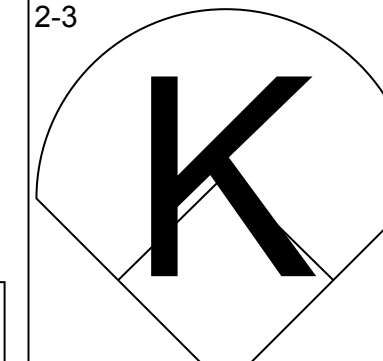
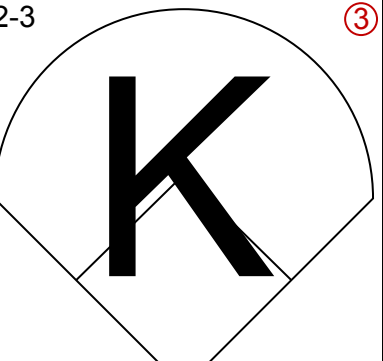
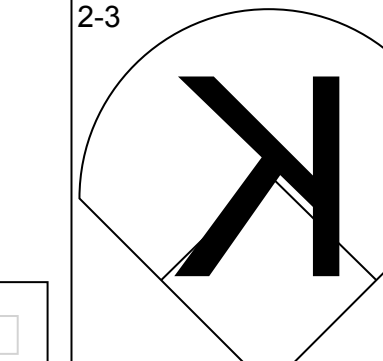
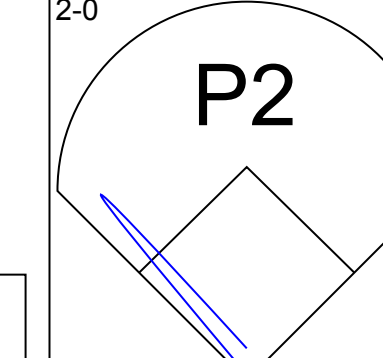
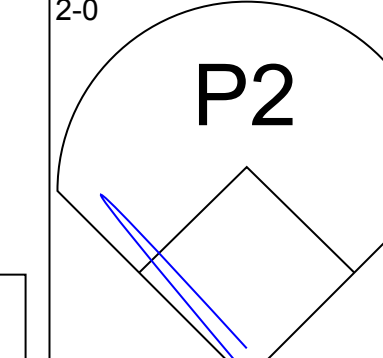
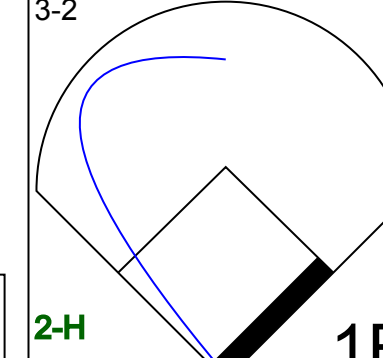
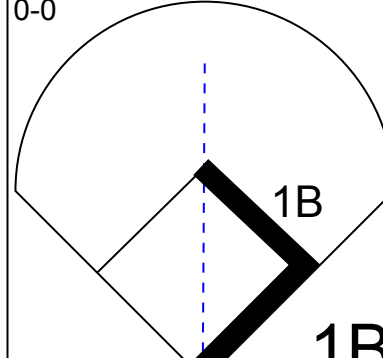
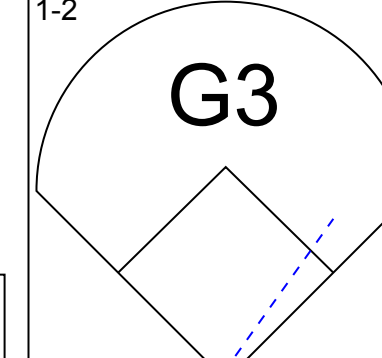
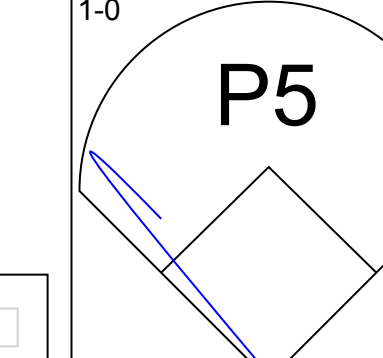
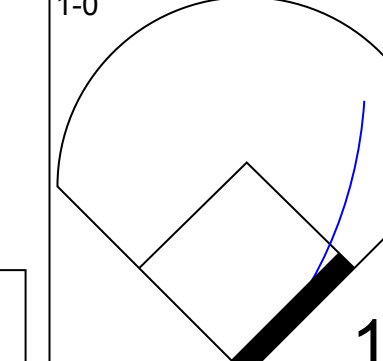
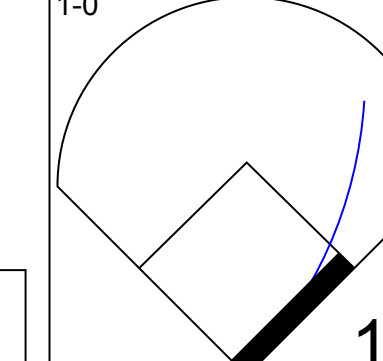
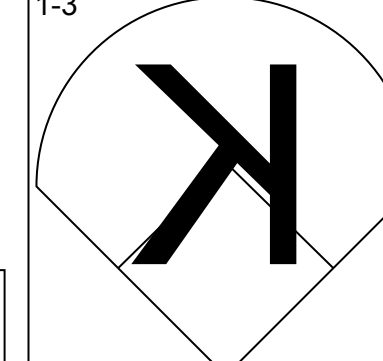
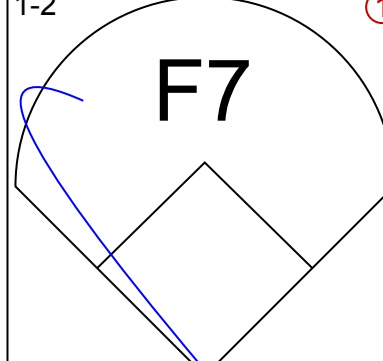
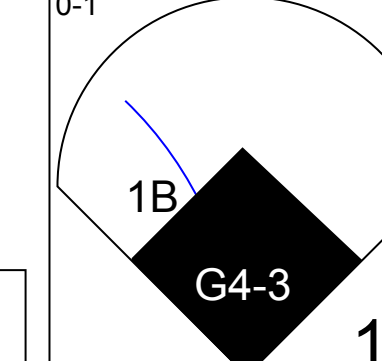
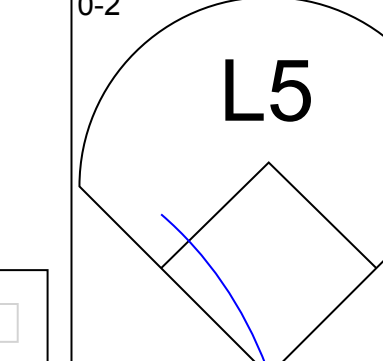
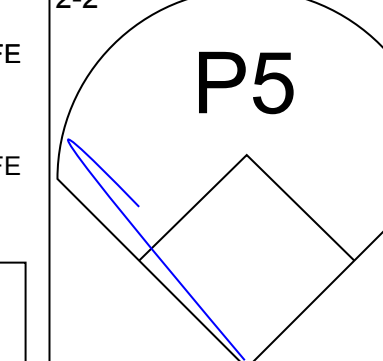
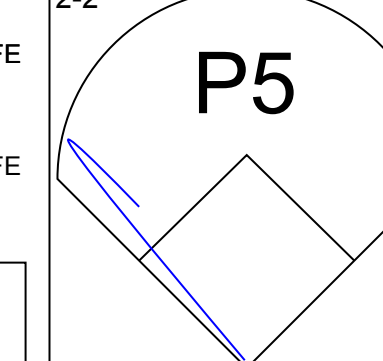
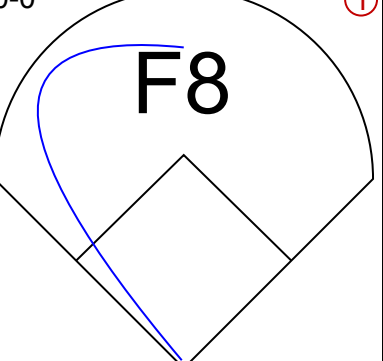
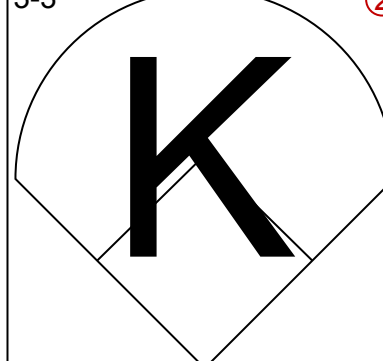
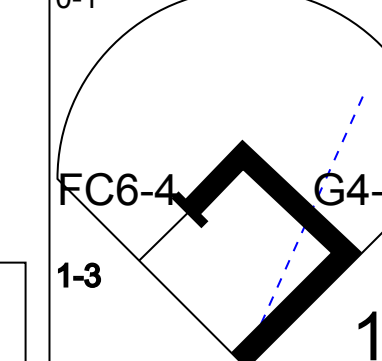
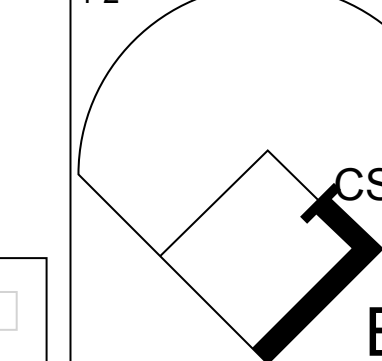
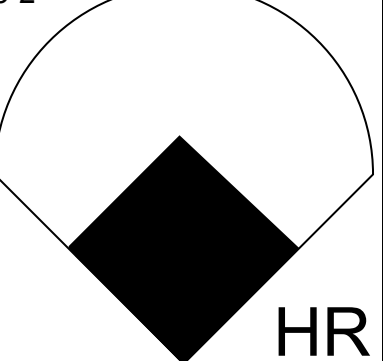
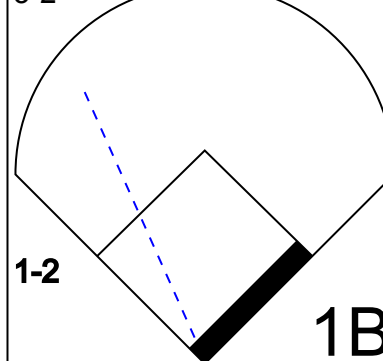
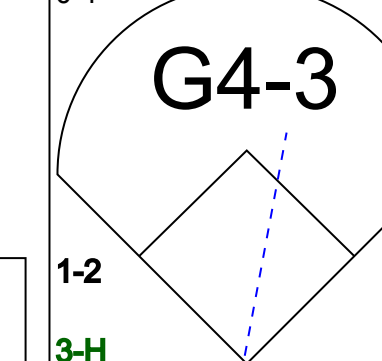
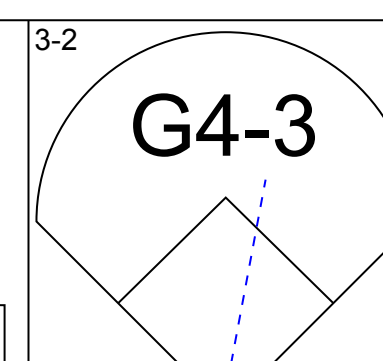
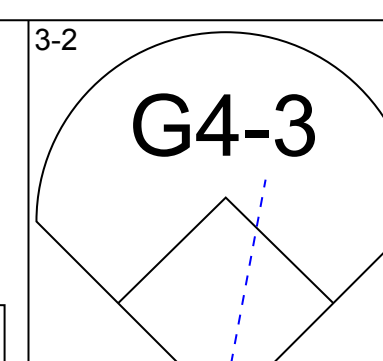
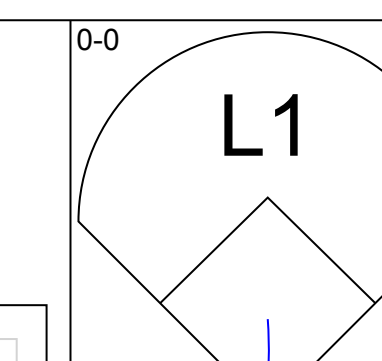
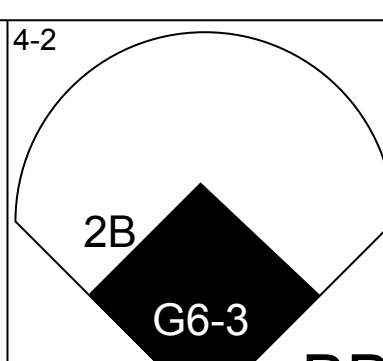
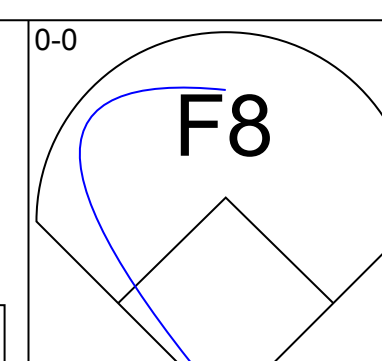
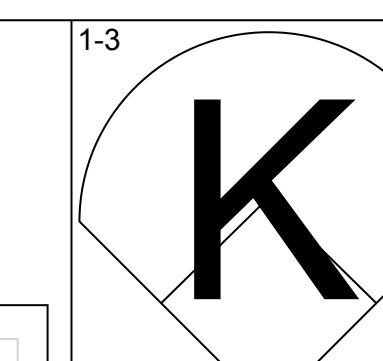
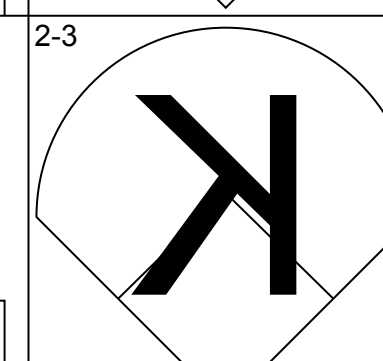
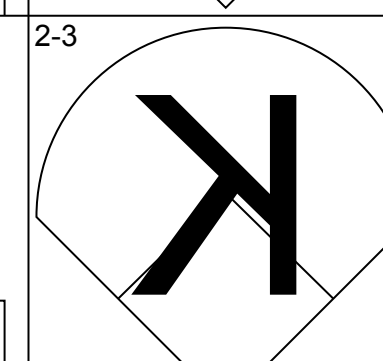
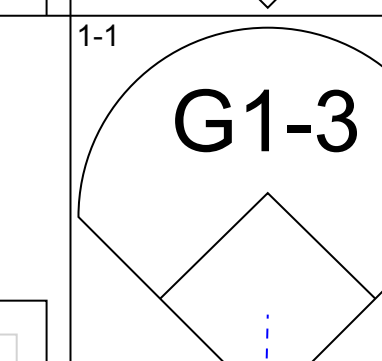
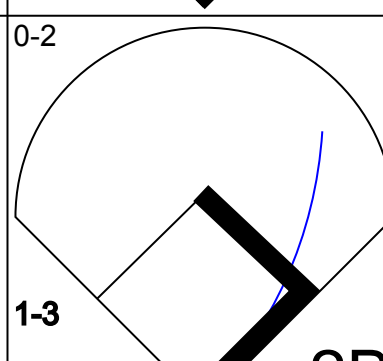
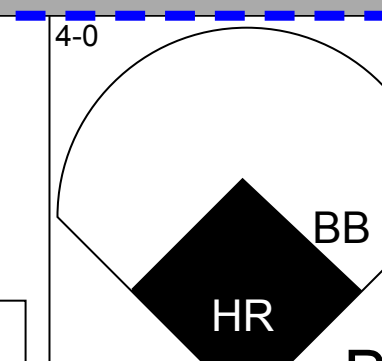
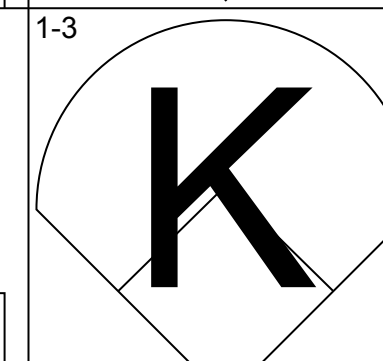
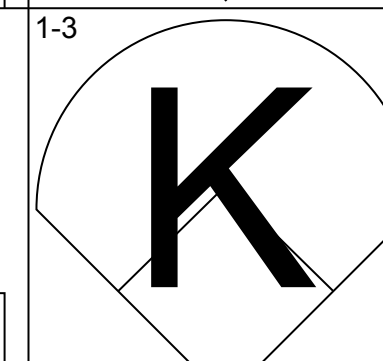
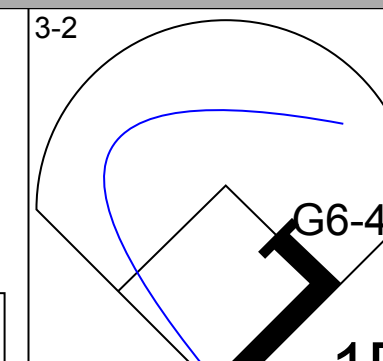
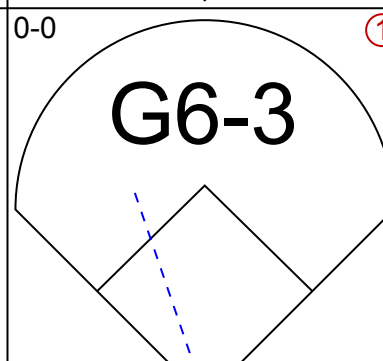
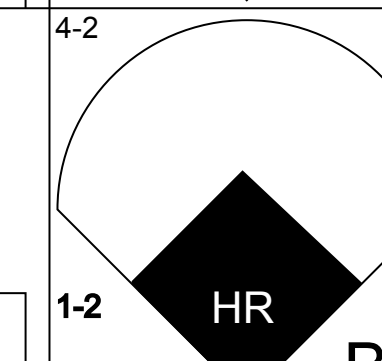
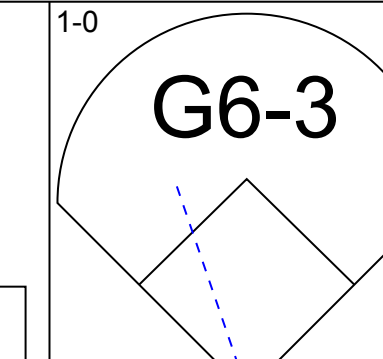
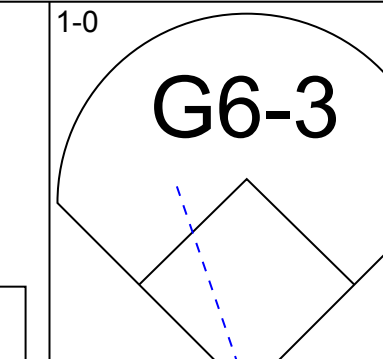
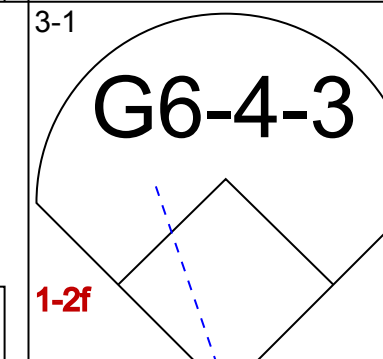
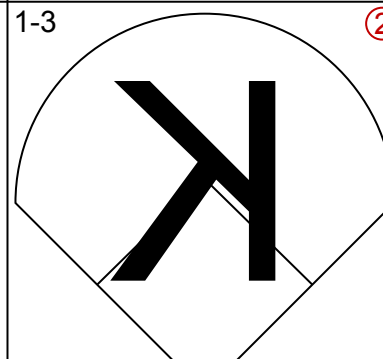
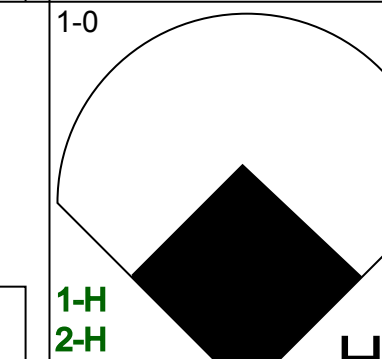
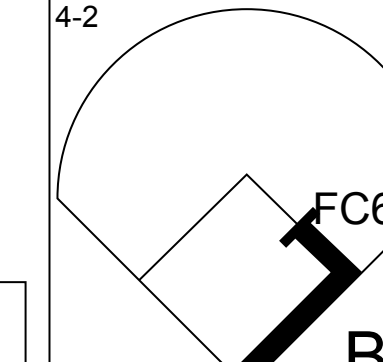
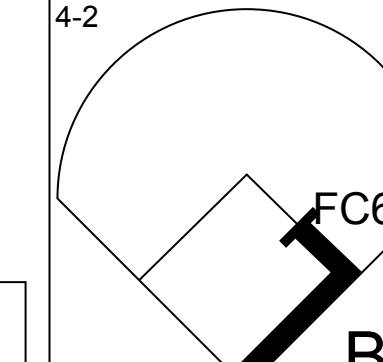
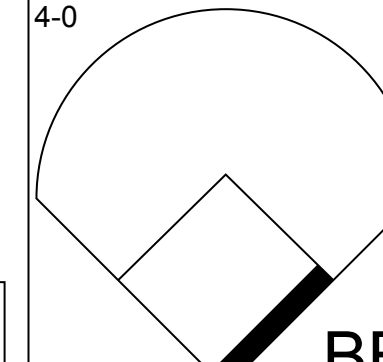
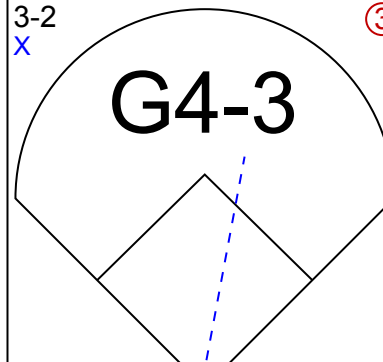
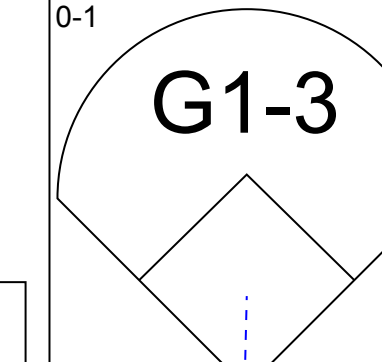
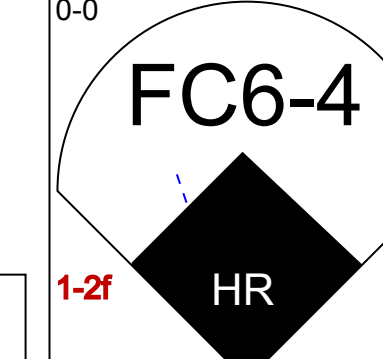
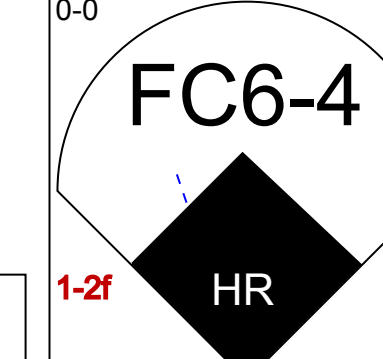
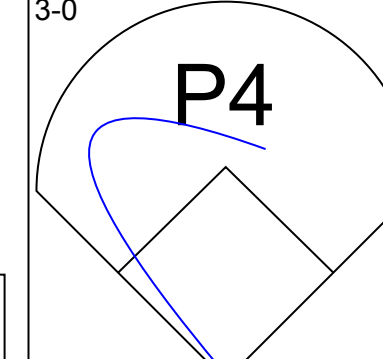
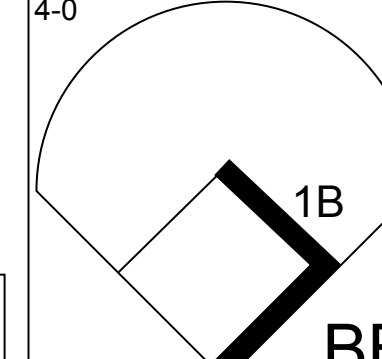
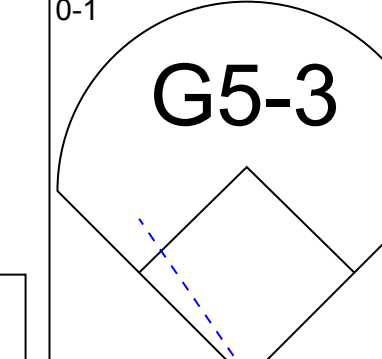
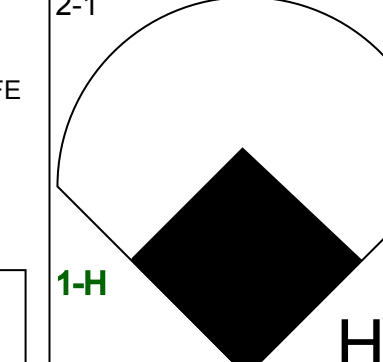
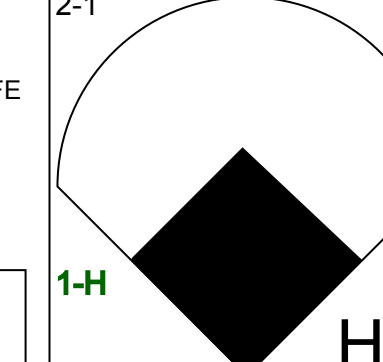
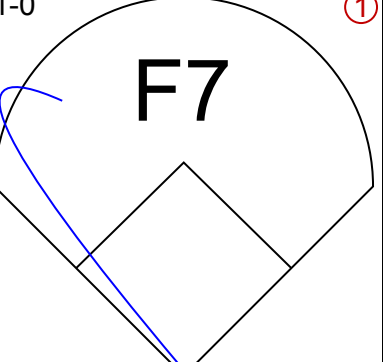
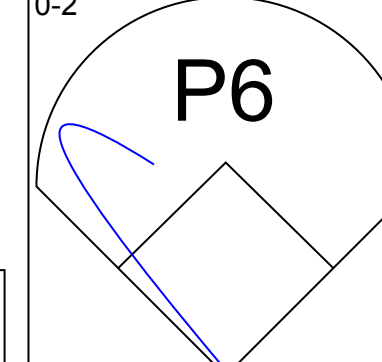
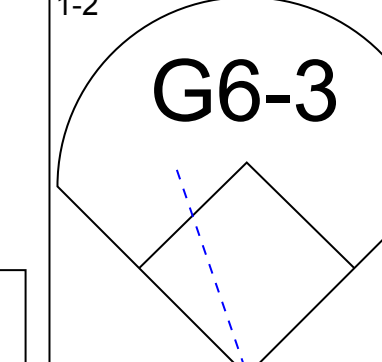
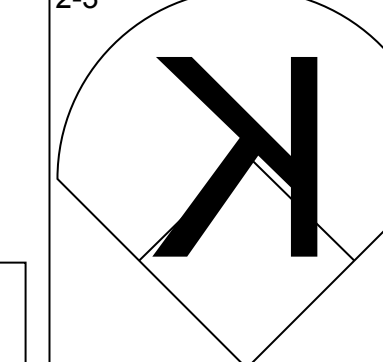
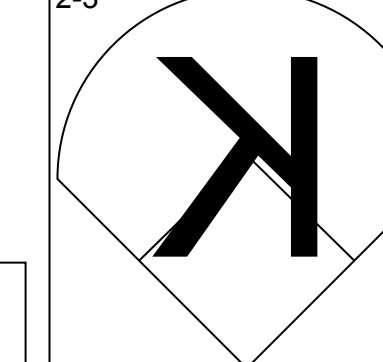
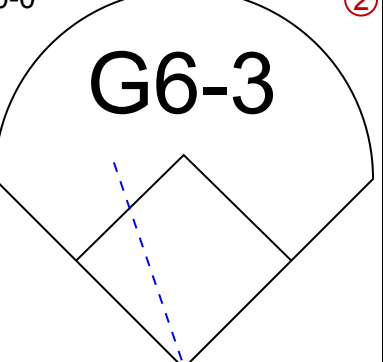
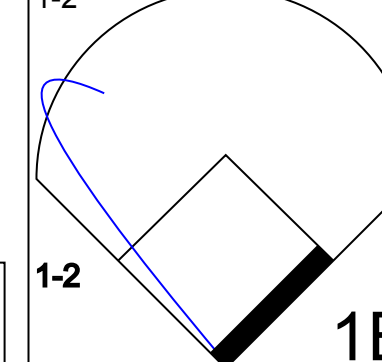
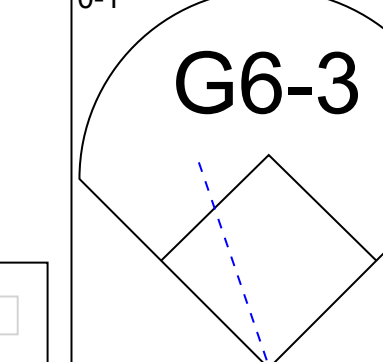
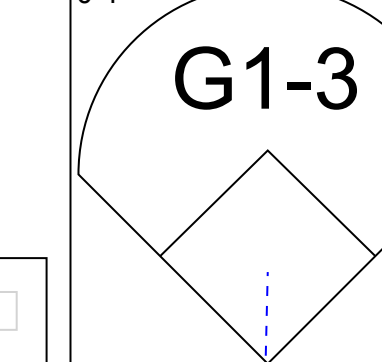
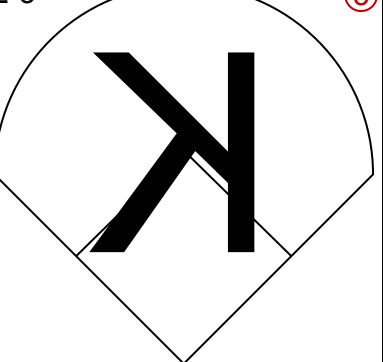
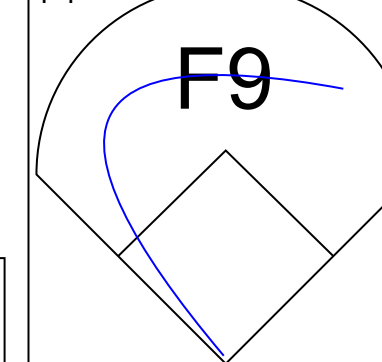
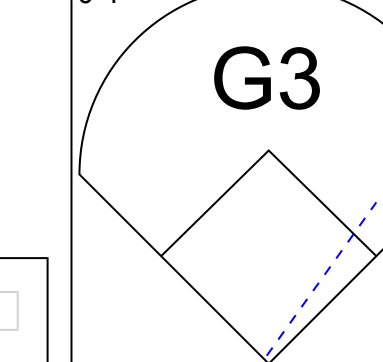



Toronto Blue Jays - 1996

Batter	1	2	3	4	5	6	7	8	9	AB	R	H	RBI	BB	SO	LOB	TOP	
Otis Nixon, S <small>OBP: 0.200, SLG: 0.200</small> 										5	2	1	0	0	1	4	Toronto Blue Jays @ Oakland Athletics Cashman Field, Las Vegas, NV <small>Mon Apr 01 1996, 10:05 PM EST Att: 7,294 - Unknown</small>	
Domingo Cadeno, S <small>OBP: 0.333, SLG: 1.333</small> Tilson Brito, R <small>(7, PH) OBP: 1.000, SLG: 1.000</small> 										3	1	1	1	0	2	2		
Joe Carter, R <small>OBP: 0.400, SLG: 0.750</small> 										4	1	1	2	1	0	1		
John Olerud, L <small>OBP: 0.400, SLG: 1.200</small> 										5	2	2	3	0	1	2		
Ed Sprague, R 											4	0	0	0	1	3		1
Carlos Delgado, L <small>OBP: 0.400, SLG: 0.400</small> 											5	0	2	1	0	0		2
Shawn Green, L <small>OBP: 0.400, SLG: 0.400</small> 											5	1	2	0	0	1		2
Sandy Martinez, L <small>OBP: 0.250, SLG: 0.250</small> 										4	0	1	0	0	1	2		
Alex Gonzalez, R <small>OBP: 0.750, SLG: 1.667</small> 										3	1	2	2	1	0	1		
Inning Stats <small>R: 1 H: 1 E: 0 LOB: 0 K: 2 S: 11</small>	<small>R: 0 H: 1 E: 0 LOB: 1 K: 0 S: 7</small>	<small>R: 0 H: 0 E: 0 LOB: 0 K: 1 S: 9</small>	<small>R: 1 H: 2 E: 0 LOB: 1 K: 2 S: 13</small>	<small>R: 4 H: 3 E: 0 LOB: 0 K: 2 S: 14</small>	<small>R: 0 H: 2 E: 0 LOB: 2 K: 1 S: 14</small>	<small>R: 0 H: 0 E: 0 LOB: 2 K: 0 S: 9</small>	<small>R: 3 H: 4 E: 0 LOB: 1 K: 0 S: 17</small>	<small>R: 0 H: 0 E: 0 LOB: 0 K: 1 S: 8</small>	<small>1B: 8 SF: 0 2B: 1 SAC: 0 3B: 1 DP: 0 HR: 3 HBP: 0</small>	<small>WP: 0 PA: 43</small>								
PITCHER Carlos Reyes, R <small>ERA: 10.8</small> Mike Mohler, L <small>ERA:</small> John Briscoe, R <small>ERA:</small> Buddy Groom, L <small>ERA: 27.0</small> Don Wengert, R <small>ERA:</small>	<small>IP: 5.0 WLS: L BF: 23 H: 7 R: 6 ER: 6 SO: 7 BB: 2 IBB: 0 HBP: 0 BLK: 0 WP: 0 HR: 3 S: 54 P: 93 ERA: 10.80 WHIP: 1.800</small>																	

Batter	1	2	3	4	5	6	7	8	9	AB	R	H	RBI	BB	SO	LOB	BOTTOM
Ernie Young, R <small>(1, 8)</small> 											4	1	0	0	1	1	2
Brent Gates, S <small>OBP: 0.500, SLG: 0.667</small> 										3	1	1	0	1	1	0	
Jason Giambi, L <small>OBP: 0.500, SLG: 0.333</small> 										3	1	1	1	1	1	1	
Geronimo Berroa, R <small>OBP: 0.250, SLG: 1.000</small> 										4	1	1	3	0	1	2	
Phil Plantier, L <small>(1, 7)</small> 										2	0	0	0	2	0	1	
Pedro Munoz, R <small>(1, 9)</small> 										3	1	0	0	1	0	2	
Terry Steinbach, R <small>OBP: 0.250, SLG: 1.000</small> 										4	1	1	2	0	0	1	
Torey Lovullo, S <small>OBP: 0.250, SLG: 0.250</small> 											4	0	1	0	0	1	0
Mike Bordick, R Matt Stairs, L <small>(8, PH)</small> 											3	0	0	0	0	1	2
Inning Stats <small>R: 0 H: 0 E: 0 LOB: 0 K: 2 S: 12</small>	<small>R: 2 H: 1 E: 0 LOB: 1 K: 1 S: 9</small>	<small>R: 0 H: 0 E: 0 LOB: 0 K: 0 S: 5</small>	<small>R: 0 H: 1 E: 0 LOB: 1 K: 0 S: 6</small>	<small>R: 0 H: 0 E: 0 LOB: 0 K: 1 S: 5</small>	<small>R: 1 H: 1 E: 0 LOB: 1 K: 1 S: 16</small>	<small>R: 0 H: 1 E: 0 LOB: 2 K: 0 S: 11</small>	<small>R: 3 H: 1 E: 0 LOB: 0 K: 0 S: 11</small>	<small>R: 0 H: 0 E: 0 LOB: 0 K: 1 S: 7</small>	<small>1B: 2 SF: 0 2B: 1 SAC: 0 3B: 0 DP: 1 HR: 2 HBP: 0</small>	<small>WP: 0 PA: 37</small>							
PITCHER Erik Hanson, R <small>ERA: 3.86</small> Tony Castillo, L <small>ERA: 27.0</small> Mike Timlin, R <small>ERA:</small>	<small>IP: 7.0 WLS: W BF: 28 H: 4 R: 3 ER: 3 SO: 5 BB: 4 IBB: 0 HBP: 0 BLK: 0 WP: 0 HR: 1 S: 64 P: 110 ERA: 3.86 WHIP: 1.143</small>																


livebaseballscores.com


AB 39
R 9
H 13
RBI 9
BB 4
SO 9
LOB 17




livebaseballscores.com

AB 31
R 6
H 5
RBI 6
BB 6
SO 6
LOB 11



Batter	1	2	3	4	5	6	7	8	9	AB	R	H	RBI	BB	SO	LOB	TOP										
Otis Nixon, S <small>OBP: 0.273, SLG: 0.111</small> (1, 8)	L5		BB 1B				F9		G4-3	4	1	0	0	2	1	2	Toronto Blue Jays @ Oakland Athletics Cashman Field, Las Vegas, NV Wed Apr 03 1996, 10:05 PM EST Alt. 8,050 - Unknown - 67 F livebaseballscorecards.com										
Tilson Brito, R <small>OBP: 0.625, SLG: 0.400</small> (1, 4)	FC4-6 1B BB		1B BB				BB 1B WP		G4-3	4	2	1	0	2	2	3											
Joe Carter, R <small>OBP: 0.455, SLG: 0.600</small> (1, 7)	FC4-6 1B		BB 1B	F8			WP BB HR 1B		G6-3 G5-3	6	1	3	1	0	0	3											
John Olerud, L <small>OBP: 0.600, SLG: 1.000</small> (1, 10)	FC4-6 FC6-4 1-2 2-3		BB				HR 1B		1B BB	2	3	1	0	3	0	2											
Ed Sprague, R <small>OBP: 0.400, SLG: 0.571</small> (1, 5)	FC6-4 1-2		BB				HR BB		F8	3	2	1	4	2	0	3											
Carlos Delgado, L <small>OBP: 0.500, SLG: 0.778</small> (1, 3)		L4-3 BB	K				HR		1B	4	1	2	3	1	2	3											
Shawn Green, L <small>OBP: 0.400, SLG: 0.333</small> (1, 9)	L4-3 1-2		P6				G4-3 BB		1B	4	0	1	1	1	1	4											
Sandy Martinez, L <small>OBP: 0.222, SLG: 0.222</small> (1, 2)	F9						G4-3		K	5	0	1	0	0	1	3											
Alex Gonzalez, R <small>OBP: 0.500, SLG: 0.857</small> (1, 6)			G6-3	SH2-3 1B			K		G4-3 1B	4	0	1	0	0	2	1	 WP: 1 PA: 48 RB: 0 SB: 0 CS: 0										
Inning Stats	R: 0 E: 0 K: 0 S: 9	H: 1 LOB: 2 BB: 1 P: 14	R: 0 E: 0 K: 0 S: 5	H: 0 LOB: 0 BB: 1 P: 11	R: 2 E: 0 K: 1 S: 14	H: 1 LOB: 3 BB: 4 P: 33	R: 0 E: 0 K: 1 S: 9	H: 1 LOB: 2 BB: 1 P: 21	R: 3 E: 0 K: 2 S: 18	H: 2 LOB: 1 BB: 2 P: 33	R: 4 E: 0 K: 2 S: 21	H: 3 LOB: 0 BB: 1 P: 32	R: 0 E: 0 K: 2 S: 8	H: 0 LOB: 0 BB: 0 P: 14	R: 1 E: 0 K: 1 S: 13	H: 2 LOB: 2 BB: 1 P: 23		R: 0 E: 0 K: 0 S: 10	H: 1 LOB: 1 BB: 0 P: 14	1B: 9 2B: 1 3B: 0 HR: 2	SF: 0 SAC: 1 DP: 1 HBP: 0						
PITCHER	IP	WLS	BF	H	R	ER	SO	BB	IBB	HBP	BLK	WP	HR	S	P	ERA	WHIP										
Ariel Prieto, R (1, 1)	4.0	L	24	5	5	5	2	8	0	0	0	0	1	45	91	11.25	3.250										
Steve Montgomery, R (5, 1)	1.0		8	3	4	4	2	2	0	0	0	1	1	22	41	36.00	5.000										
Mike Mohler, L (6, 1)	2.0		6	0	0	0	4	0	0	0	0	0	0	17	26	0.00	0.000										
Aaron Small, R (8, 1)	2.0		10	3	1	1	1	1	0	0	0	0	0	23	37	4.50	2.000										

Batter	1	2	3	4	5	6	7	8	9	AB	R	H	RBI	BB	SO	LOB	BOTTOM										
Ernie Young, R (1, 8)	K		F8				FC6-4 1B		G6-3	2	0	0	0	0	1	1	Toronto Blue Jays @ Oakland Athletics Cashman Field, Las Vegas, NV Wed Apr 03 1996, 10:05 PM EST Alt. 8,050 - Unknown - 67 F livebaseballscorecards.com										
Allen Battle, R <small>OBP: 0.667, SLG: 0.500</small> (4, 8)			FC4-6 BB				FC6-4 BB		G4-3	5	1	0	0	0	0	4											
Brent Gates, S <small>OBP: 0.222, SLG: 0.250</small> (1, 4)	G5-3		1-2 BB				2B G3		G4-3	3	0	1	1	2	1	0											
Jason Giambi, L <small>OBP: 0.556, SLG: 0.500</small> (1, 3)	F8		BB				G3 2B		K	4	0	0	1	0	1	5											
Geronomo Berroa, R <small>OBP: 0.125, SLG: 0.500</small> (1, 10)		F7	G4-3				G3		K	4	0	0	1	0	1	5											
Phil Plantier, L <small>OBP: 0.500, SLG: 0.800</small> (1, 7)		PB 1B BB					K		P5	3	2	1	1	1	1	3											
Pedro Munoz, R <small>OBP: 0.375, SLG: 0.286</small> (1, 9)		G6-3					F7		1B	4	0	2	0	0	0	1											
Terry Steinbach, R <small>OBP: 0.250, SLG: 0.625</small> (1, 2)		2H 1B					K		K	4	0	1	1	0	3	2											
Scott Brosius, R <small>OBP: 0.250, SLG: 0.250</small> (1, 5)		K					K		F8	4	0	1	0	0	2	2											
Mike Bordick, R (1, 6)			FC4-6 BB				FC6-4 1B 2B BB		G4-6-3 1B	2	1	0	0	2	1	3	 WP: 1 PA: 39 RB: 1 SB: 0 CS: 0										
Inning Stats	R: 0 E: 0 K: 1 S: 8	H: 0 LOB: 0 BB: 0 P: 13	R: 1 E: 0 K: 1 S: 13	H: 1 LOB: 1 BB: 1 P: 23	R: 0 E: 0 K: 0 S: 6	H: 0 LOB: 2 BB: 2 P: 17	R: 1 E: 0 K: 2 S: 14	H: 1 LOB: 0 BB: 0 P: 19	R: 2 E: 0 K: 1 S: 13	H: 2 LOB: 1 BB: 1 P: 26	R: 0 E: 0 K: 1 S: 9	H: 2 LOB: 1 BB: 0 P: 16	R: 0 E: 0 K: 1 S: 7	H: 0 LOB: 2 BB: 2 P: 18	R: 0 E: 0 K: 2 S: 9	H: 1 LOB: 0 BB: 0 P: 11		R: 0 E: 0 K: 1 S: 8	H: 0 LOB: 0 BB: 0 P: 11	1B: 5 2B: 1 3B: 0 HR: 1	SF: 0 SAC: 0 DP: 1 HBP: 0						
PITCHER	IP	WLS	BF	H	R	ER	SO	BB	IBB	HBP	BLK	WP	HR	S	P	ERA	WHIP										
Pat Hentgen, R (1, 1)	6.0	W	27	6	4	3	6	4	0	0	0	0	1	63	114	4.50	1.667										
Brian Bohannon, L (7, 1)	1.0		5	0	0	0	1	2	0	0	0	1	0	7	18	0.00	2.000										
Giovanni Carrara, R (8, 1)	1.0		4	1	0	0	2	0	0	0	0	0	0	9	11	0.00	1.000										
Tim Crabtree, R (9, 1)	1.0		3	0	0	0	1	0	0	0	0	0	0	8	11	0.00	0.000										

Batter	1	2	3	4	5	6	7	8	9	AB	R	H	RBI	BB	SO	LOB	TOP																																																																									
Otis Nixon, S <small>OBP: 0.375, SLG: 0.429</small> (1, 8) X	 E7 WP BB 1B	 K			 G1-3		 SH1-4 2B	 1-3 2-H 2B		5	1	3	1	0	1	1	Toronto Blue Jays @ Cleveland Indians Jacobs Field, Cleveland, OH Fri Apr 05 1996, 7:05 PM EST Att: 41,782 - Unknown - 33 F																																																																									
Tilson Brito, R <small>OBP: 0.500, SLG: 0.250</small> (1, 4) B	 WP BB G3 BB	 K			 F9		 SH1-4 2-3	 K		3	1	0	0	1	2	3																																																																										
Joe Carter, R <small>OBP: 0.438, SLG: 0.500</small> (1, 7) B	 G3 WP 1-2 2-3 BB BB		 G6-3		 F9 WP 2B 1B		 P6	 K		4	2	1	0	1	1	1																																																																										
John Olerud, L <small>OBP: 0.400, SLG: 0.583</small> (1, 10) X	 G3 1-3 2-H 3-H		 G5-3		 F9 1-3		 F7	 G1-3		5	0	0	1	0	0	3																																																																										
Ed Sprague, R <small>OBP: 0.400, SLG: 0.833</small> (1, 5) X	 G6-3		 G5-3		 WP E 2B		 HR	 G1-3		5	2	2	2	0	0	1																																																																										
Carlos Delgado, L <small>OBP: 0.500, SLG: 0.667</small> (1, 3) X	 G3-6-3 BB 3-H		 G3-6-3 BB 1-2		 E3 FC5 1B 2-H		 F9		3	0	1	2	1	0	0																																																																											
Shawn Green, L <small>OBP: 0.357, SLG: 0.308</small> (1, 9) X	 L4 3-H		 G3-6-3 1-2		 1-2 1B		 K	 K		4	0	1	0	0	1	2																																																																										
Charlie O'Brien, R (1, 2) X		 G5-3		 K		 F8		 1B 2B BB		3	1	0	0	1	1	2																																																																										
Alex Gonzalez, R <small>OBP: 0.500, SLG: 0.727</small> (1, 6) X		 1B		 G3		 FC5 2-3		 2B 1-2 1B		4	0	2	0	0	0	2																																																																										
Inning Stats	R: 3 H: 2 E: 1 K: 0 S: 5	WLS: 2 BF: 30 LOB: 1 BB: 2 P: 13	R: 0 H: 1 E: 0 K: 2 S: 8	LOB: 1 BB: 0 P: 8	R: 0 H: 0 E: 0 K: 1 S: 3	LOB: 0 BB: 1 P: 3	R: 0 H: 0 E: 0 K: 1 S: 4	LOB: 0 BB: 0 P: 8	R: 0 H: 0 E: 0 K: 0 S: 3	LOB: 0 BB: 0 P: 3	R: 2 H: 3 E: 1 K: 0 S: 7	LOB: 3 BB: 2 P: 7	R: 0 H: 1 E: 0 K: 0 S: 4	LOB: 1 BB: 0 P: 4	R: 2 H: 3 E: 0 K: 2 S: 10	LOB: 2 BB: 1 P: 14	R: 0 H: 0 E: 0 K: 1 S: 5	LOB: 0 BB: 0 P: 5	1B: 6 2B: 3 3B: 0 HR: 1	SF: 0 SAC: 1 DP: 1 HBP: 0	WP: 3 PA: 41 PB: 0 SB: 0 CS: 0																																																																					
PITCHER	IP WLS BF H R ER SO BB IBB HBP BLK WP HR S P ERA WHIP	IP WLS BF H R ER SO BB IBB HBP BLK WP HR S P ERA WHIP	IP WLS BF H R ER SO BB IBB HBP BLK WP HR S P ERA WHIP	IP WLS BF H R ER SO BB IBB HBP BLK WP HR S P ERA WHIP	IP WLS BF H R ER SO BB IBB HBP BLK WP HR S P ERA WHIP	IP WLS BF H R ER SO BB IBB HBP BLK WP HR S P ERA WHIP	IP WLS BF H R ER SO BB IBB HBP BLK WP HR S P ERA WHIP	IP WLS BF H R ER SO BB IBB HBP BLK WP HR S P ERA WHIP	IP WLS BF H R ER SO BB IBB HBP BLK WP HR S P ERA WHIP	IP WLS BF H R ER SO BB IBB HBP BLK WP HR S P ERA WHIP	IP WLS BF H R ER SO BB IBB HBP BLK WP HR S P ERA WHIP	IP WLS BF H R ER SO BB IBB HBP BLK WP HR S P ERA WHIP	IP WLS BF H R ER SO BB IBB HBP BLK WP HR S P ERA WHIP	IP WLS BF H R ER SO BB IBB HBP BLK WP HR S P ERA WHIP	IP WLS BF H R ER SO BB IBB HBP BLK WP HR S P ERA WHIP	IP WLS BF H R ER SO BB IBB HBP BLK WP HR S P ERA WHIP	IP WLS BF H R ER SO BB IBB HBP BLK WP HR S P ERA WHIP	IP WLS BF H R ER SO BB IBB HBP BLK WP HR S P ERA WHIP	IP WLS BF H R ER SO BB IBB HBP BLK WP HR S P ERA WHIP	IP WLS BF H R ER SO BB IBB HBP BLK WP HR S P ERA WHIP	IP WLS BF H R ER SO BB IBB HBP BLK WP HR S P ERA WHIP	IP WLS BF H R ER SO BB IBB HBP BLK WP HR S P ERA WHIP	IP WLS BF H R ER SO BB IBB HBP BLK WP HR S P ERA WHIP	IP WLS BF H R ER SO BB IBB HBP BLK WP HR S P ERA WHIP	IP WLS BF H R ER SO BB IBB HBP BLK WP HR S P ERA WHIP	IP WLS BF H R ER SO BB IBB HBP BLK WP HR S P ERA WHIP	IP WLS BF H R ER SO BB IBB HBP BLK WP HR S P ERA WHIP	IP WLS BF H R ER SO BB IBB HBP BLK WP HR S P ERA WHIP	IP WLS BF H R ER SO BB IBB HBP BLK WP HR S P ERA WHIP	IP WLS BF H R ER SO BB IBB HBP BLK WP HR S P ERA WHIP	IP WLS BF H R ER SO BB IBB HBP BLK WP HR S P ERA WHIP	IP WLS BF H R ER SO BB IBB HBP BLK WP HR S P ERA WHIP	IP WLS BF H R ER SO BB IBB HBP BLK WP HR S P ERA WHIP	IP WLS BF H R ER SO BB IBB HBP BLK WP HR S P ERA WHIP	IP WLS BF H R ER SO BB IBB HBP BLK WP HR S P ERA WHIP	IP WLS BF H R ER SO BB IBB HBP BLK WP HR S P ERA WHIP	IP WLS BF H R ER SO BB IBB HBP BLK WP HR S P ERA WHIP	IP WLS BF H R ER SO BB IBB HBP BLK WP HR S P ERA WHIP	IP WLS BF H R ER SO BB IBB HBP BLK WP HR S P ERA WHIP	IP WLS BF H R ER SO BB IBB HBP BLK WP HR S P ERA WHIP	IP WLS BF H R ER SO BB IBB HBP BLK WP HR S P ERA WHIP	IP WLS BF H R ER SO BB IBB HBP BLK WP HR S P ERA WHIP	IP WLS BF H R ER SO BB IBB HBP BLK WP HR S P ERA WHIP	IP WLS BF H R ER SO BB IBB HBP BLK WP HR S P ERA WHIP	IP WLS BF H R ER SO BB IBB HBP BLK WP HR S P ERA WHIP	IP WLS BF H R ER SO BB IBB HBP BLK WP HR S P ERA WHIP	IP WLS BF H R ER SO BB IBB HBP BLK WP HR S P ERA WHIP	IP WLS BF H R ER SO BB IBB HBP BLK WP HR S P ERA WHIP	IP WLS BF H R ER SO BB IBB HBP BLK WP HR S P ERA WHIP	IP WLS BF H R ER SO BB IBB HBP BLK WP HR S P ERA WHIP	IP WLS BF H R ER SO BB IBB HBP BLK WP HR S P ERA WHIP	IP WLS BF H R ER SO BB IBB HBP BLK WP HR S P ERA WHIP	IP WLS BF H R ER SO BB IBB HBP BLK WP HR S P ERA WHIP	IP WLS BF H R ER SO BB IBB HBP BLK WP HR S P ERA WHIP	IP WLS BF H R ER SO BB IBB HBP BLK WP HR S P ERA WHIP	IP WLS BF H R ER SO BB IBB HBP BLK WP HR S P ERA WHIP	IP WLS BF H R ER SO BB IBB HBP BLK WP HR S P ERA WHIP	IP WLS BF H R ER SO BB IBB HBP BLK WP HR S P ERA WHIP	IP WLS BF H R ER SO BB IBB HBP BLK WP HR S P ERA WHIP	IP WLS BF H R ER SO BB IBB HBP BLK WP HR S P ERA WHIP	IP WLS BF H R ER SO BB IBB HBP BLK WP HR S P ERA WHIP	IP WLS BF H R ER SO BB IBB HBP BLK WP HR S P ERA WHIP	IP WLS BF H R ER SO BB IBB HBP BLK WP HR S P ERA WHIP	IP WLS BF H R ER SO BB IBB HBP BLK WP HR S P ERA WHIP	IP WLS BF H R ER SO BB IBB HBP BLK WP HR S P ERA WHIP	IP WLS BF H R ER SO BB IBB HBP BLK WP HR S P ERA WHIP	IP WLS BF H R ER SO BB IBB HBP BLK WP HR S P ERA WHIP	IP WLS BF H R ER SO BB IBB HBP BLK WP HR S P ERA WHIP	IP WLS BF H R ER SO BB IBB HBP BLK WP HR S P ERA WHIP	IP WLS BF H R ER SO BB IBB HBP BLK WP HR S P ERA WHIP	IP WLS BF H R ER SO BB IBB HBP BLK WP HR S P ERA WHIP	IP WLS BF H R ER SO BB IBB HBP BLK WP HR S P ERA WHIP	IP WLS BF H R ER SO BB IBB HBP BLK WP HR S P ERA WHIP	IP WLS BF H R ER SO BB IBB HBP BLK WP HR S P ERA WHIP	IP WLS BF H R ER SO BB IBB HBP BLK WP HR S P ERA WHIP	IP WLS BF H R ER SO BB IBB HBP BLK WP HR S P ERA WHIP	IP WLS BF H R ER SO BB IBB HBP BLK WP HR S P ERA WHIP	IP WLS BF H R ER SO BB IBB HBP BLK WP HR S P ERA WHIP	IP WLS BF H R ER SO BB IBB HBP BLK WP HR S P ERA WHIP	IP WLS BF H R ER SO BB IBB HBP BLK WP HR S P ERA WHIP	IP WLS BF H R ER SO BB IBB HBP BLK WP HR S P ERA WHIP	IP WLS BF H R ER SO BB IBB HBP BLK WP HR S P ERA WHIP	IP WLS BF H R ER SO BB IBB HBP BLK WP HR S P ERA WHIP	IP WLS BF H R ER SO BB IBB HBP BLK WP HR S P ERA WHIP	IP WLS BF H R ER SO BB IBB HBP BLK WP HR S P ERA WHIP	IP WLS BF H R ER SO BB IBB HBP BLK WP HR S P ERA WHIP	IP WLS BF H R ER SO BB IBB HBP BLK WP HR S P ERA WHIP	IP WLS BF H R ER SO BB IBB HBP BLK WP HR S P ERA WHIP	IP WLS BF H R ER SO BB IBB HBP BLK WP HR S P ERA WHIP	IP WLS BF H R ER SO BB IBB HBP BLK WP

Batter	1	2	3	4	5	6	7	8	9	AB	R	H	RBI	BB	SO	LOB	TOP					
Otis Nixon, S <small>OBP: 0.333, SLG: 0.333</small> <small>(1, 8)</small>	G6-3		FC1-6		FC6-4		E7			4	1	0	0	1	0	2	Toronto Blue Jays @ Cleveland Indians Jacobs Field, Cleveland, OH Sat Apr 06 1996, 3:33 AM EST Att: 41,852 - Sunny - 37 F					
Tilson Brito, R <small>OBP: 0.412, SLG: 0.308</small> <small>(1, 4)</small>	G1-3		F8				K			5	0	1	0	0	1	3						
Joe Carter, R <small>OBP: 0.381, SLG: 0.421</small> <small>(1, 7)</small>	G5-3						G5-3			5	0	1	1	0	1	3						
John Olerud, L <small>OBP: 0.400, SLG: 0.688</small> <small>(1, 10)</small>		K					G4-3			4	1	1	1	1	1	1						
Ed Sprague, R <small>OBP: 0.368, SLG: 0.667</small> <small>(1, 5)</small>										3	0	0	0	1	1	2						
Carlos Delgado, L <small>OBP: 0.444, SLG: 0.533</small> <small>(1, 3)</small>										3	0	0	0	1	1	3						
Shawn Green, L <small>OBP: 0.278, SLG: 0.235</small> <small>(1, 9)</small>										4	0	0	0	0	1	5						
Sandy Martinez, L <small>OBP: 0.333, SLG: 0.333</small> <small>(8, PH)</small>										3	0	2	0	0	0	0						
Juan Samuel, R <small>(8, PH)</small>										1	0	0	0	0	0	1						
Charlie O'Brien, R <small>(8, 2)</small>										0	0	0	0	0	0	0						
Alex Gonzalez, R <small>OBP: 0.500, SLG: 0.867</small> <small>(1, 6)</small>										4	1	2	1	0	1	3						
Inning Stats	R: 0 E: 0 K: 0 S: 7	H: 0 LOB: 0 BB: 0 P: 10	R: 0 E: 0 K: 1 S: 10	H: 0 LOB: 1 BB: 1 P: 20	R: 0 E: 0 K: 0 S: 7	H: 1 LOB: 1 BB: 0 P: 10	R: 0 E: 0 K: 2 S: 10	H: 1 LOB: 2 BB: 1 P: 19	R: 0 E: 0 K: 0 S: 13	H: 2 LOB: 2 BB: 0 P: 18	R: 1 E: 1 K: 2 S: 16	H: 2 LOB: 2 BB: 0 P: 26	R: 1 E: 1 K: 1 S: 10	H: 0 LOB: 0 BB: 1 P: 17	R: 0 E: 0 K: 0 S: 5	H: 0 LOB: 1 BB: 1 P: 11	R: 1 E: 0 K: 1 S: 10	H: 1 LOB: 1 BB: 1 P: 20	1B: 4 2B: 1 3B: 0 HR: 2	SF: 0 SAC: 0 DP: 0 HBP: 0	WP: 0 PB: 0 SB: 2 CS: 0	PA: 40
PITCHER	IP WLS BF H R ER SO BB IBB HBP BLK WP HR S P ERA WHIP																					
Charles Nagy, R <small>ERA: 1.5</small> <small>(1, 1)</small>	6.0 W 27 6 1 1 5 2 0 0 0 0 0 1 63 103 1.50 1.333																					
Julian Tavarez, R <small>ERA: 2.7</small> <small>(7, 1)</small>	1.1 6 0 1 0 1 1 0 0 0 0 0 0 13 24 0.00 0.750																					
Paul Assenmacher, L <small>ERA: 5.4</small> <small>(8, 1)</small>	0.2 2 0 0 0 0 0 0 0 0 0 0 0 2 4 0.00 0.000																					
Jose Mesa, R <small>ERA: 4.5</small> <small>(9, 1)</small>	1.0 S 5 1 1 1 1 1 0 0 0 0 0 1 10 20 9.00 2.000																					

Batter	1	2	3	4	5	6	7	8	9	AB	R	H	RBI	BB	SO	LOB	BOTTOM					
Kenny Lofton, L <small>OBP: 0.235, SLG: 0.133</small> <small>(1, 8)</small>	G6-3									3	0	1	1	1	0	2	Toronto Blue Jays @ Cleveland Indians Jacobs Field, Cleveland, OH Sat Apr 06 1996, 3:33 AM EST Att: 41,852 - Sunny - 37 F					
Omar Vizquel, S <small>OBP: 0.188, SLG: 0.200</small> <small>(1, 6)</small>										3	0	1	0	1	0	3						
Carlos Baerga, S <small>OBP: 0.313, SLG: 0.333</small> <small>(1, 4)</small>										4	1	1	0	0	0	5						
Albert Belle, R <small>OBP: 0.250, SLG: 0.214</small> <small>(1, 7)</small>										4	1	1	0	0	0	1						
Eddie Murray, S <small>OBP: 0.250, SLG: 0.143</small> <small>(1, 10)</small>										4	0	0	1	0	1	2						
Julio Franco, R <small>OBP: 0.438, SLG: 0.615</small> <small>(1, 3)</small>										3	1	1	0	1	0	2						
Jim Thome, L <small>OBP: 0.400, SLG: 0.100</small> <small>(9, 5)</small>										3	1	0	0	1	0	2						
Alvaro Espinoza, R <small>(9, 5)</small>										0	0	0	0	0	0	0						
Manny Ramirez, R <small>OBP: 0.250, SLG: 0.286</small> <small>(1, 9)</small>										2	0	0	1	1	0	0						
Tony Peña, R <small>OBP: 0.750, SLG: 0.667</small> <small>(1, 2)</small>										3	1	2	0	1	0	0						
Inning Stats	R: 0 E: 0 K: 0 S: 4	H: 0 LOB: 1 BB: 1 P: 10	R: 4 E: 1 K: 1 S: 24	H: 2 LOB: 3 BB: 3 P: 46	R: 1 E: 2 K: 0 S: 10	H: 1 LOB: 1 BB: 0 P: 16	R: 0 E: 0 K: 0 S: 12	H: 2 LOB: 1 BB: 1 P: 22	R: 0 E: 0 K: 0 S: 11	H: 1 LOB: 1 BB: 0 P: 18	R: 0 E: 0 K: 0 S: 5	H: 1 LOB: 2 BB: 1 P: 16	R: 0 E: 0 K: 0 S: 6	H: 0 LOB: 0 BB: 0 P: 9	R: 0 E: 0 K: 0 S: 4	H: 0 LOB: 0 BB: 0 P: 10	R: 0 E: 0 K: 0 S: 4	H: 0 LOB: 0 BB: 0 P: 10	1B: 4 2B: 4 3B: 0 HR: 0	SF: 1 SAC: 0 DP: 2 HBP: 0	WP: 1 PB: 1 SB: 0 CS: 1	PA: 36
PITCHER	IP WLS BF H R ER SO BB IBB HBP BLK WP HR S P ERA WHIP																					
Erik Hanson, R <small>ERA: 4.5</small> <small>(1, 1)</small>	5.0 L 25 5 5 3 1 5 0 0 0 0 0 0 61 112 5.40 2.200																					
Jeff Ware, R <small>ERA:</small> <small>(6, 1)</small>	3.0 11 1 0 0 0 1 0 0 0 0 0 0 15 35 0.00 0.667																					



Batter	1	2	3	4	5	6	7	8	9	AB	R	H	RBI	BB	SO	LOB	TOP					
Otis Nixon, S <small>OBP: 0.360, SLG: 0.409</small> 										4	0	2	0	0	1	1	Toronto Blue Jays @ Cleveland Indians Jacobs Field, Cleveland, OH Sun Apr 07 1996, 3:33 AM EDT Att: 41,689 - Sunny - 33 F					
Tilson Brito, R <small>OBP: 0.333, SLG: 0.235</small> 										4	0	0	0	0	2							
Joe Carter, R <small>OBP: 0.360, SLG: 0.391</small> 										4	0	1	0	0	1							
John Olerud, L <small>OBP: 0.375, SLG: 0.579</small> 										3	1	0	0	1	0							
Ed Sprague, R <small>OBP: 0.348, SLG: 0.579</small> 										4	1	1	0	0	0							
Carlos Delgado, L <small>OBP: 0.455, SLG: 0.526</small> 										4	1	2	0	0	1	0						
Shawn Green, L <small>OBP: 0.318, SLG: 0.250</small> 										3	0	1	1	0	0	1						
Charlie O'Brien, R <small>OBP: 0.250, SLG: 0.286</small> 										4	0	1	1	0	0	3						
Alex Gonzalez, R <small>OBP: 0.421, SLG: 0.722</small> 										3	0	0	0	0	1	2						
Inning Stats	R: 0 E: 0 K: 0 S: 8	H: 1 LOB: 0 BB: 0 P: 12	R: 2 E: 0 K: 0 S: 13	H: 2 LOB: 1 BB: 1 P: 23	R: 0 E: 0 K: 1 S: 9	H: 1 LOB: 0 BB: 0 P: 13	R: 0 E: 0 K: 0 S: 9	H: 0 LOB: 0 BB: 0 P: 14	R: 0 E: 0 K: 0 S: 8	H: 1 LOB: 1 BB: 0 P: 8	R: 0 E: 0 K: 0 S: 7	H: 0 LOB: 0 BB: 0 P: 11	R: 1 E: 0 K: 1 S: 13	H: 2 LOB: 1 BB: 0 P: 21	R: 0 E: 0 K: 0 S: 3	H: 0 LOB: 0 BB: 0 P: 4	R: 0 E: 0 K: 1 S: 7	H: 1 LOB: 1 BB: 0 P: 11	1B: 6 2B: 3 3B: 0 HR: 0	SF: 0 SAC: 0 DP: 2 HBP: 1	WP: 0 PB: 0 SB: 0 CS: 0	PA: 35
PITCHER	IP WLS BF H R ER SO BB IBB HBP BLK WP HR S P ERA WHIP																					
Dennis Martinez, R <small>ERA: 3.21</small>	7.0 W 28 7 3 3 2 1 0 1 0 0 0 67 102 3.86 1.143																					
Julian Tavarez, R <small>ERA: 2.09</small>	1.0 3 0 0 0 0 0 0 0 0 0 0 3 4 0.00 0.000																					
Jose Mesa, R <small>ERA: 3.0</small>	1.0 4 1 0 0 1 0 0 0 0 0 0 7 11 0.00 1.000																					

AB 33
R 3
H 8
RBI 2
BB 1
SO 3
LOB 11



Batter	1	2	3	4	5	6	7	8	9	AB	R	H	RBI	BB	SO	LOB	BOTTOM			
Kenny Lofton, L <small>OBP: 0.238, SLG: 0.167</small> 										3	0	1	2	0	0	0	Toronto Blue Jays @ Cleveland Indians Jacobs Field, Cleveland, OH Sun Apr 07 1996, 3:33 AM EDT Att: 41,689 - Sunny - 33 F			
Omar Vizquel, S <small>OBP: 0.150, SLG: 0.167</small> 										3	0	0	1	0	2	0				
Carlos Baerga, S <small>OBP: 0.350, SLG: 0.526</small> 										4	2	2	1	0	0	1				
Albert Belle, R <small>OBP: 0.300, SLG: 0.611</small> Wayne Kirby, L <small>(9, 7)</small> 										4	2	2	2	0	0	1				
Eddie Murray, S <small>OBP: 0.250, SLG: 0.118</small> 										3	0	0	0	1	1	1				
Julio Franco, R <small>OBP: 0.400, SLG: 0.529</small> 										4	0	1	1	0	0	1				
Jim Thome, L <small>OBP: 0.316, SLG: 0.071</small> Scott Leius, R <small>(9, 5)</small> 										4	0	0	0	0	2	1				
Manny Ramirez, R <small>OBP: 0.368, SLG: 0.706</small> 										3	3	3	1	0	0	0				
Sandy Alomar Jr., R <small>OBP: 0.417, SLG: 0.667</small> 										3	1	1	0	0	0	1				
Inning Stats	R: 0 E: 0 K: 0 S: 7	H: 0 LOB: 0 BB: 0 P: 12	R: 0 E: 0 K: 1 S: 12	H: 0 LOB: 1 BB: 1 P: 21	R: 1 E: 0 K: 1 S: 12	H: 1 LOB: 0 BB: 0 P: 18	R: 1 E: 0 K: 0 S: 11	H: 2 LOB: 0 BB: 0 P: 15	R: 1 E: 0 K: 0 S: 7	H: 1 LOB: 0 BB: 0 P: 13	R: 2 E: 0 K: 1 S: 13	H: 2 LOB: 0 BB: 0 P: 19	R: 2 E: 1 K: 0 S: 11	H: 3 LOB: 1 BB: 0 P: 20	R: 1 E: 0 K: 2 S: 12	H: 1 LOB: 0 BB: 0 P: 16	1B: 5 2B: 0 3B: 1 HR: 4	SF: 2 SAC: 0 DP: 0 HBP: 0	WP: 0 PB: 0 SB: 1 CS: 1	PA: 35
PITCHER	IP WLS BF H R ER SO BB IBB HBP BLK WP HR S P ERA WHIP																			
Paul Quantrill, R <small>ERA: 8.53</small>	6.1 L 27 8 7 6 3 1 0 0 0 0 0 3 69 108 8.53 1.421																			
Brian Bohanon, L <small>ERA: 4.5</small>	0.2 3 1 0 0 0 0 0 0 0 0 0 4 10 0.00 1.500																			
Mike Timlin, R <small>ERA: 4.5</small>	1.0 4 1 1 1 2 0 0 0 0 0 0 1 12 9.00 1.000																			

AB 31
R 8
H 10
RBI 8
BB 1
SO 5
LOB 6



Batter	1	2	3	4	5	6	7	8	9	AB	R	H	RBI	BB	SO	LOB	TOP					
Randy Velarde, R OBP: 0.417, SLG: 0.300 (1, 4)										3	0	0	0	1	2	2	California Angels @ Toronto Blue Jays SkyDome, Toronto, ON Tue Apr 09 1996, 3:33 AM EDT Att: 36,616 - Dome					
Jim Edmonds, L OBP: 0.321, SLG: 0.714 (1, 8)										4	0	1	0	0	0	5						
Tim Salmon, R OBP: 0.321, SLG: 0.704 (1, 9)										4	0	0	0	0	0	1						
Chili Davis, S OBP: 0.250, SLG: 0.444 (1, 10)										4	0	2	0	0	1	0						
J.T. Snow, L OBP: 0.360, SLG: 0.238 (1, 3)										4	0	1	0	0	1	1						
16 Garret Anderson, L OBP: 0.308, SLG: 0.250 (1, 7)										4	0	0	0	0	0	3						
George Arias, R OBP: 0.400, SLG: 0.357 Jack Howell, L OBP: 0.375, SLG: 0.714 (0, PH)										3	0	0	0	0	2	2						
Jorge Fabregas, L OBP: 0.333, SLG: 0.313 (1, 2)										3	0	1	0	0	0	1						
Gary Disarcina, R OBP: 0.227, SLG: 0.158 (1, 6)										1	0	0	0	2	0	0						
Inning Stats	R: 0 E: 0 K: 1 S: 10	H: 0 LOB: 0 BB: 0 P: 16	R: 0 E: 0 K: 2 S: 8	H: 1 LOB: 1 BB: 0 P: 11	R: 0 E: 0 K: 0 S: 7	H: 1 LOB: 1 BB: 1 P: 16	R: 0 E: 0 K: 1 S: 10	H: 0 LOB: 0 BB: 0 P: 17	R: 0 E: 0 K: 0 S: 11	H: 0 LOB: 3 BB: 2 P: 22	R: 0 E: 0 K: 0 S: 5	H: 0 LOB: 0 BB: 0 P: 10	R: 0 E: 0 K: 1 S: 5	H: 0 LOB: 0 BB: 0 P: 6	R: 0 E: 0 K: 1 S: 14	H: 1 LOB: 1 BB: 0 P: 18		R: 0 E: 0 K: 0 S: 13	H: 2 LOB: 1 BB: 0 P: 18	1B: 5 2B: 0 3B: 0 HR: 0	SF: 0 SAC: 0 DP: 2 HBP: 0	WP: 0 PB: 0 SB: 0 CS: 0
PITCHER Pat Hentgen, R ERA: 1.8 (1, 1)	IP: 9.0 WLS: W BF: 34 H: 5 R: 0 ER: 0 SO: 6 BB: 3 IBB: 0 HBP: 0 BLK: 0 WP: 0 HR: 0 S: 83 P: 134 ERA: 0.00 WHIP: 0.889																					

AB	31
R	0
H	5
RBI	0
BB	3
SO	6
LOB	16



Batter	1	2	3	4	5	6	7	8	9	AB	R	H	RBI	BB	SO	LOB	BOTTOM					
Otis Nixon, S OBP: 0.310, SLG: 0.346 (1, 8)										4	0	0	0	0	0	2	California Angels @ Toronto Blue Jays SkyDome, Toronto, ON Tue Apr 09 1996, 3:33 AM EDT Att: 36,616 - Dome					
Tilson Brito, R OBP: 0.320, SLG: 0.238 (1, 4)										4	0	1	0	0	0	0						
Joe Carter, R OBP: 0.345, SLG: 0.370 (1, 7)										4	0	1	0	0	2	1						
John Olerud, L OBP: 0.357, SLG: 0.500 (1, 3)										3	0	0	0	1	1	1						
Ed Sprague, R OBP: 0.333, SLG: 0.522 (1, 5)										4	0	1	0	0	1	0						
Juan Samuel, R OBP: 0.600, SLG: 0.600 (1, 10)										4	1	3	0	0	0	3						
Robert Perez, R OBP: 0.500, SLG: 0.750 (1, 9)										4	2	2	1	0	0	1						
Charlie O'Brien, R OBP: 0.333, SLG: 0.636 (1, 2)										4	2	2	3	0	1	2						
Alex Gonzalez, R OBP: 0.391, SLG: 0.682 (1, 6)										4	0	1	1	0	1	3						
Inning Stats	R: 0 E: 0 K: 1 S: 7	H: 1 LOB: 1 BB: 0 P: 10	R: 2 E: 0 K: 2 S: 14	H: 2 LOB: 0 BB: 0 P: 21	R: 0 E: 0 K: 1 S: 9	H: 0 LOB: 0 BB: 0 P: 11	R: 3 E: 0 K: 1 S: 16	H: 4 LOB: 1 BB: 0 P: 24	R: 0 E: 0 K: 0 S: 8	H: 2 LOB: 2 BB: 1 P: 17	R: 0 E: 0 K: 1 S: 7	H: 0 LOB: 1 BB: 0 P: 10	R: 0 E: 0 K: 0 S: 5	H: 0 LOB: 0 BB: 0 P: 8	R: 0 E: 0 K: 0 S: 12	H: 2 LOB: 2 BB: 0 P: 19		R: 0 E: 0 K: 0 S: 13	H: 2 LOB: 1 BB: 0 P: 18	1B: 8 2B: 2 3B: 0 HR: 1	SF: 0 SAC: 0 DP: 1 HBP: 0	WP: 1 PB: 0 SB: 3 CS: 0
PITCHER Mark Langston, L ERA: 3.14 Dennis Springer, R ERA: (8, 1)	IP: 7.0 WLS: L BF: 31 H: 9 R: 5 ER: 5 SO: 6 BB: 1 IBB: 0 HBP: 0 BLK: 0 WP: 1 HR: 1 S: 66 P: 101 ERA: 6.43 WHIP: 1.429																					

AB	35
R	5
H	11
RBI	5
BB	1
SO	6
LOB	13



Batter	1	2	3	4	5	6	7	8	9	AB	R	H	RBI	BB	SO	LOB	TOP					
Randy Velarde, R (1, 4) OBP: 0.357, SLG: 0.250										4	0	0	0	0	3	1	California Angels @ Toronto Blue Jays SkyDome, Toronto, ON Wed Apr 10 1996, 7:05 PM EDT Att: 25,446 - Dome					
Jim Edmonds, L (1, 8) OBP: 0.313, SLG: 0.688										4	0	1	0	0	1	1						
Tim Salmon, R (1, 9) OBP: 0.281, SLG: 0.613										4	0	0	0	0	3	1						
Chili Davis, S (1, 10) OBP: 0.281, SLG: 0.467										3	0	1	0	1	0	0						
J.T. Snow, L (1, 3) OBP: 0.345, SLG: 0.208										3	0	0	0	1	0	2						
16 Garret Anderson, L (1, 7) OBP: 0.333, SLG: 0.429										4	1	2	1	0	0	2						
George Arias, R (1, 5) Jack Howell, L (7, PH) OBP: 0.300, SLG: 0.556										2	0	0	0	0	2	3						
Don Slaught, R (1, 2) OBP: 0.333, SLG: 0.833										3	0	1	0	0	0	0						
Gary Disarcina, R (1, 6) OBP: 0.217, SLG: 0.150 Mike Aldrete, L (8, PH) OBP: 0.667, SLG: 2.000 Dick Schofield, R (8, 6)										1	0	0	0	0	0	0						
Inning Stats	R: 0 E: 0 K: 3 S: 9	H: 0 LOB: 0 BB: 0 P: 9	R: 0 E: 0 K: 1 S: 6	H: 1 LOB: 1 BB: 0 P: 6	R: 0 E: 0 K: 1 S: 6	H: 1 LOB: 1 BB: 0 P: 6	R: 0 E: 0 K: 2 S: 8	H: 1 LOB: 2 BB: 1 P: 12	R: 0 E: 0 K: 1 S: 5	H: 0 LOB: 0 BB: 0 P: 5	R: 0 E: 0 K: 0 S: 5	H: 1 LOB: 1 BB: 0 P: 9	R: 0 E: 0 K: 0 S: 3	H: 0 LOB: 0 BB: 0 P: 3	R: 1 E: 0 K: 0 S: 4	H: 1 LOB: 0 BB: 0 P: 4		R: 1 E: 0 K: 0 S: 4	H: 1 LOB: 0 BB: 0 P: 4	1B: 1 2B: 4 3B: 0 HR: 2	SF: 0 SAC: 1 DP: 1 HBP: 0	WP: 0 PB: 0 SB: 0 CS: 0
PITCHER Juan Guzman, R (1, 1) ERA: 1.59	IP: 9.0 WLS: L BF: 34 H: 6 R: 2 ER: 2 SO: 9 BB: 2 IBB: 0 HBP: 0 BLK: 0 WP: 0 HR: 2 S: 50 P: 58 ERA: 2.00 WHIP: 0.889															PITCHER						

Batter	1	2	3	4	5	6	7	8	9	AB	R	H	RBI	BB	SO	LOB	BOTTOM					
Otis Nixon, S (1, 8) OBP: 0.324, SLG: 0.387										5	1	2	0	0	1	1	California Angels @ Toronto Blue Jays SkyDome, Toronto, ON Wed Apr 10 1996, 7:05 PM EDT Att: 25,446 - Dome					
Domingo Cadeno, S (1, 4) OBP: 0.375, SLG: 0.750										5	0	2	1	0	1	1						
Joe Carter, R (1, 7) OBP: 0.333, SLG: 0.387										4	0	1	0	0	1	2						
John Olerud, L (1, 3) OBP: 0.344, SLG: 0.440										3	0	0	0	1	0	2						
Ed Sprague, R (1, 5) OBP: 0.355, SLG: 0.500										3	0	1	0	0	2	1						
Carlos Delgado, L (1, 10) OBP: 0.482, SLG: 0.476										2	0	0	0	2	1	1						
Shawn Green, L (1, 9) OBP: 0.269, SLG: 0.208										4	0	0	0	0	0	4						
Charlie O'Brien, R (1, 2) OBP: 0.375, SLG: 0.538										2	0	0	0	0	0	1						
Alex Gonzalez, R (1, 6) OBP: 0.333, SLG: 0.577										4	0	0	0	0	2	2						
Inning Stats	R: 1 E: 0 K: 1 S: 7	H: 2 LOB: 1 BB: 0 P: 7	R: 0 E: 0 K: 1 S: 5	H: 0 LOB: 0 BB: 0 P: 6	R: 0 E: 0 K: 2 S: 8	H: 1 LOB: 1 BB: 0 P: 8	R: 0 E: 0 K: 1 S: 5	H: 0 LOB: 1 BB: 1 P: 9	R: 0 E: 0 K: 0 S: 3	H: 0 LOB: 0 BB: 0 P: 3	R: 0 E: 0 K: 1 S: 6	H: 1 LOB: 1 BB: 0 P: 6	R: 0 E: 0 K: 0 S: 3	H: 0 LOB: 0 BB: 0 P: 4	R: 0 E: 0 K: 1 S: 5	H: 1 LOB: 3 BB: 2 P: 14		R: 0 E: 0 K: 1 S: 6	H: 1 LOB: 1 BB: 0 P: 6	1B: 4 2B: 2 3B: 0 HR: 0	SF: 0 SAC: 0 DP: 0 HBP: 3	WP: 0 PB: 0 SB: 1 CS: 0
PITCHER Shawn Boskie, R (1, 1) ERA: 5.11 Mark Holzemer, L (8, 1) ERA: 7.71 Troy Percival, R (9, 1) ERA:	IP: 7.2 WLS: W BF: 33 H: 5 R: 1 ER: 1 SO: 7 BB: 2 IBB: 1 HBP: 3 BLK: 0 WP: 0 HR: 0 S: 41 P: 56 ERA: 1.17 WHIP: 0.913															PITCHER						

Batter	1	2	3	4	5	6	7	8	9	AB	R	H	RBI	BB	SO	LOB	TOP										
Rex Hudler, R (1, 4) OBP: 0.300, SLG: 0.700 Jack Howell, L (9, PH) OBP: 0.364, SLG: 0.600	K2-3		G6-3	G4-3		F8			G4-3 G3 1B	4	0	0	0	0	1	2	California Angels @ Toronto Blue Jays SkyDome, Toronto, ON Thu Apr 11 1996, 7:05 PM EDT Att: 25,512 - Dome - 68 F										
Jim Edmonds, L (1, 8) OBP: 0.324, SLG: 0.629	1B BB		G6-3 1B BB		G3		K		G3 1-2	3	2	0	0	2	1												
Tim Salmon, R (1, 9) OBP: 0.297, SLG: 0.583	1B		G6-3		2-0 1B		F8		G4-3	5	0	2	0	0	0	2											
Chili Davis, S (1, 10) OBP: 0.297, SLG: 0.441	K		2B 1B		F7				L6	4	1	1	1	1	1	4											
J.T. Snow, L (1, 3) OBP: 0.364, SLG: 0.286	1-2 3H 1B		2B		G5-3		K			4	0	2	2	0	1	2											
16 Garrett Anderson, L (1, 7) OBP: 0.324, SLG: 0.406	G1-3		F9						P6	4	1	1	0	0	0	3											
Tim Wallach, R (1, 5) OBP: 0.375, SLG: 0.714		K			G4-3 1B				F9	4	0	1	0	0	2	1											
Jorge Fabregas, L (1, 2) OBP: 0.364, SLG: 0.316		F7			G4-3					3	0	1	0	1	0	1											
Gary Disarcina, R (1, 6) OBP: 0.192, SLG: 0.130 Mike Aldrete, L (8, PH) OBP: 0.500, SLG: 1.333 Dick Schofield, R (8, 6)	G4-3		G4-3		G6-3		FC4		F7	3	0	0	1	0	0	2											
Inning Stats	R: 1 E: 0 K: 2 S: 15	H: 2 LOB: 2 BB: 1 P: 22	R: 0 E: 0 K: 1 S: 8	H: 0 LOB: 0 BB: 0 P: 13	R: 2 E: 0 K: 0 S: 8	H: 2 LOB: 1 BB: 1 P: 16	R: 0 E: 0 K: 0 S: 8	H: 1 LOB: 1 BB: 0 P: 13	R: 0 E: 0 K: 0 S: 8	H: 1 LOB: 1 BB: 0 P: 15	R: 1 E: 0 K: 1 S: 9	H: 2 LOB: 1 BB: 0 P: 12	R: 0 E: 0 K: 2 S: 11	H: 0 LOB: 1 BB: 1 P: 21	R: 0 E: 0 K: 0 S: 9	H: 0 LOB: 1 BB: 1 P: 16		R: 0 E: 0 K: 0 S: 8	H: 1 LOB: 1 BB: 0 P: 10	1B: 8 2B: 1 3B: 0 HR: 0	SF: 0 SAC: 0 DP: 0 HBP: 0	WP: 0 PB: 0 SB: 0 CS: 0	PA: 40				
PITCHER	IP	WLS	BF	H	R	ER	SO	BB	IBB	HBP	BLK	WP	HR	S	P	ERA	WHIP										
Erik Hanson, R (1, 1) ERA: 4.74	7.0	W	32	8	4	4	6	3	0	0	0	0	0	67	112	5.14	1.571										
Tim Crabtree, R (8, 1) ERA:	1.0		4	0	0	0	0	1	0	0	0	0	0	9	16	0.00	1.000										
Mike Timlin, R (9, 1) ERA: 3.0	1.0	S	4	1	0	0	0	0	0	0	0	0	0	8	10	0.00	1.000										

Batter	1	2	3	4	5	6	7	8	9	AB	R	H	RBI	BB	SO	LOB	BOTTOM										
Otis Nixon, S (1, 8) OBP: 0.368, SLG: 0.412	CS G1-3 BB		1B HBP SF7 1B	CS	E6 FC5-4		2B 1B			3	2	2	1	1	0	0	California Angels @ Toronto Blue Jays SkyDome, Toronto, ON Thu Apr 11 1996, 7:05 PM EDT Att: 25,512 - Dome - 68 F										
Tilson Brito, R (1, 4) OBP: 0.345, SLG: 0.292	L4		1B HBP		FC5-4 G6-4-3		2B 2B			3	1	1	1	0	0	2											
Joe Carter, R (1, 7) OBP: 0.351, SLG: 0.429	G1-3		G4-6-3 1B		G6-4-3		2B			4	0	2	1	0	0	2											
Ed Sprague, R (1, 5) OBP: 0.343, SLG: 0.483	CS	K	SF7				F8			3	0	1	1	0	1	1											
Carlos Delgado, L (1, 10) OBP: 0.433, SLG: 0.560	G4-3	G4-6-3					F9		HR	4	1	1	1	0	0	3											
Juan Samuel, R (1, 3) OBP: 0.625, SLG: 1.125 John Olerud, L (8, 3) OBP: 0.333, SLG: 0.423	2B		HR				K		G3	3	1	2	1	0	1	1											
Shawn Green, L (1, 9) OBP: 0.233, SLG: 0.179	G1-3		F8				FC4-6		K	4	0	0	0	0	1	2											
Sandy Martinez, L (1, 2) OBP: 0.313, SLG: 0.375			2B 2B		G4-3		F8		K	4	1	1	0	0	1	0											
Alex Gonzalez, R (1, 6) OBP: 0.367, SLG: 0.621			1B 2B				G5-3			3	1	2	1	0	0	0											
Inning Stats	R: 0 E: 0 K: 0 S: 7	H: 0 LOB: 0 BB: 1 P: 15	R: 0 E: 0 K: 1 S: 16	H: 1 LOB: 1 BB: 0 P: 25	R: 3 E: 0 K: 0 S: 9	H: 4 LOB: 1 BB: 0 P: 15	R: 1 E: 0 K: 0 S: 6	H: 2 LOB: 0 BB: 0 P: 11	R: 0 E: 0 K: 0 S: 4	H: 0 LOB: 0 BB: 0 P: 5	R: 0 E: 0 K: 1 S: 9	H: 1 LOB: 1 BB: 0 P: 13	R: 2 E: 0 K: 0 S: 13	H: 3 LOB: 1 BB: 0 P: 21	R: 1 E: 0 K: 2 S: 10	H: 1 LOB: 0 BB: 0 P: 16		R: 0 E: 0 K: 0 S: 8	H: 1 LOB: 1 BB: 0 P: 10	1B: 5 2B: 5 3B: 0 HR: 2	SF: 1 SAC: 0 DP: 2 HBP: 1	WP: 0 PB: 0 SB: 0 CS: 2	PA: 37				
PITCHER	IP	WLS	BF	H	R	ER	SO	BB	IBB	HBP	BLK	WP	HR	S	P	ERA	WHIP										
Jim Abbott, L (1, 1) ERA: 8.03	6.2	L	30	11	6	6	2	1	0	0	0	0	0	61	99	8.10	1.800										
Mark Eichhorn, R (7, 1) ERA: 5.79	0.1		1	0	0	0	0	0	0	0	0	0	0	3	6	0.00	0.000										
Mark Holzemer, L (8, 1) ERA: 8.1	1.0		4	1	1	1	2	0	0	0	0	0	1	10	16	9.00	1.000										

Batter	1	2	3	4	5	6	7	8	9	AB	R	H	RBI	BB	SO	LOB	TOP					
Joey Cora, S OBP: 0.333, SLG: 0.581 (1, 4)	F7	L6		L8		CS	1B HR BB	3B		4	1	1	0	1	0	1						
Rich Amaral, R OBP: 0.235, SLG: 0.200 (1, 7)	1B E BB		F9				1B HR	K		4	2	1	0	1	2	1						
Ken Griffey Jr., L OBP: 0.366, SLG: 0.743 (1, 8)	1B E			HR		G4-3	1B HR			4	3	3	4	1	0	0						
Edgar Martinez, R OBP: 0.378, SLG: 0.474 (1, 10)	E6 1B SF7		G1-3			HR	K	F9		5	2	1	1	0	1	3						
Jay Buhner, R OBP: 0.432, SLG: 0.471 (1, 9)	1B						HR			4	1	3	2	1	1	0						
Paul Sorrento, L OBP: 0.281, SLG: 0.407 (1, 3)	SF7		G3		G4-3		F8			4	0	0	1	0	0	2						
Russ Davis, R OBP: 0.378, SLG: 0.500 (1, 5)	F8			SH1-4 BB		G4-3	1B			4	0	2	0	1	0	1						
Dan Wilson, R OBP: 0.294, SLG: 0.581 (1, 2)		L4		SH1-4			K			4	0	1	0	0	1	2						
Alex Rodriguez, R OBP: 0.289, SLG: 0.441 (1, 6)					K		FC6-4 1B CS	P2		4	0	1	0	0	1	2						
Inning Stats	R: 3 H: 2 E: 1 K: 0 S: 21	H: 2 R: 1 ER: 0 LOB: 1 BB: 1 P: 32	R: 0 H: 1 E: 0 K: 0 S: 5	H: 1 R: 0 ER: 0 LOB: 1 BB: 0 P: 6	R: 1 H: 2 E: 0 K: 1 S: 11	H: 2 R: 0 ER: 0 LOB: 1 BB: 1 P: 21	R: 0 H: 0 E: 0 K: 1 S: 9	H: 0 R: 0 ER: 0 LOB: 1 BB: 1 P: 18	R: 1 H: 1 E: 0 K: 1 S: 12	H: 1 R: 0 ER: 0 LOB: 0 BB: 0 P: 20	R: 0 H: 1 E: 0 K: 2 S: 9	H: 1 R: 0 ER: 0 LOB: 1 BB: 1 P: 11	R: 4 H: 4 E: 0 K: 2 S: 21	H: 4 R: 0 ER: 0 LOB: 0 BB: 1 P: 38	R: 0 H: 1 E: 0 K: 1 S: 10	H: 1 R: 0 ER: 0 LOB: 2 BB: 1 P: 20	R: 0 H: 1 E: 0 K: 1 S: 10	H: 1 R: 0 ER: 0 LOB: 1 BB: 0 P: 15	1B: 7 2B: 1 3B: 1 HR: 4	SF: 1 SAC: 1 DP: 0 HBP: 0	WP: 0 PB: 0 SB: 0 CS: 1	PA: 45
PITCHER	IP WLS BF H R ER SO BB IBB HBP BLK WP HR S P ERA WHIP																					
Paul Quantill, R ERA: 7.15 (1, 1)	5.0 L 24 6 5 3 2 3 0 0 0 0 2 58 97 5.40 1.800																					
Giovanni Carrara, R ERA: 12.0 (6, 1)	2.0 11 5 4 4 2 1 0 0 0 0 2 30 49 18.00 3.000																					
Bill Risley, R ERA: (8, 1)	2.0 9 2 0 0 2 1 0 0 0 0 0 20 35 0.00 1.500																					

Seattle Mariners @ Toronto Blue Jays
SkyDome, Toronto, ON
Fri Apr 12 1996, 7:05 PM EDT
Att: 31,293 - Dome - 70 F

AB 37
R 9
H 13
RBI 8
BB 5
SO 6
LOB 12



Batter	1	2	3	4	5	6	7	8	9	AB	R	H	RBI	BB	SO	LOB	BOTTOM			
Otis Nixon, S OBP: 0.395, SLG: 0.405 (1, 8)	CS 1B				G3-1 1B BB	G6-3		G6-3		3	1	1	0	2	0	3				
Tilson Brito, R OBP: 0.353, SLG: 0.345 (1, 4)	1B	G6-3			G3-1 1B		P6			5	1	2	0	0	1	3				
Joe Carter, R OBP: 0.341, SLG: 0.410 Robert Perez, R OBP: 0.400, SLG: 0.600 (6, 7)				F8	F7		G6-3		F8	4	0	1	0	0	0	2				
John Olerud, L OBP: 0.342, SLG: 0.516 (1, 3)	1B			G3	G3-1		HR		HR 1B	5	2	2	1	0	1	4				
Ed Sprague, R OBP: 0.375, SLG: 0.588 (1, 5)							F7			5	1	3	4	0	1	2				
Carlos Delgado, L OBP: 0.400, SLG: 0.483 (1, 10)					K			K		4	0	0	0	1	4	2				
Juan Samuel, R OBP: 0.500, SLG: 0.917 (1, 9)		FC4-6 BB BB			F8		G6-3			4	1	1	0	0	0	1				
Charlie O'Brien, R OBP: 0.350, SLG: 0.438 (1, 2)		F7			F7		G4-3			3	0	0	0	1	0	1				
Alex Gonzalez, R OBP: 0.412, SLG: 0.613 (1, 6)					K					2	0	1	1	1	1	0				
Inning Stats	R: 0 H: 3 E: 0 K: 2 S: 17	H: 0 R: 0 ER: 0 LOB: 3 BB: 3 P: 27	R: 0 H: 1 E: 0 K: 1 S: 9	H: 1 R: 0 ER: 0 LOB: 1 BB: 0 P: 13	R: 0 H: 0 E: 0 K: 1 S: 6	H: 0 R: 0 ER: 0 LOB: 0 BB: 1 P: 7	R: 2 H: 2 E: 0 K: 1 S: 13	H: 2 R: 0 ER: 0 LOB: 1 BB: 1 P: 24	R: 0 H: 0 E: 0 K: 0 S: 10	H: 0 R: 0 ER: 0 LOB: 0 BB: 0 P: 18	R: 1 H: 1 E: 0 K: 0 S: 10	H: 1 R: 0 ER: 0 LOB: 0 BB: 0 P: 19	R: 1 H: 2 E: 0 K: 1 S: 12	H: 2 R: 0 ER: 0 LOB: 1 BB: 1 P: 23	R: 2 H: 2 E: 0 K: 2 S: 11	H: 2 R: 0 ER: 0 LOB: 0 BB: 0 P: 14	1B: 7 2B: 2 3B: 0 HR: 2	SF: 0 SAC: 0 DP: 1 HBP: 1	WP: 0 PB: 0 SB: 0 CS: 1	PA: 42
PITCHER	IP WLS BF H R ER SO BB IBB HBP BLK WP HR S P ERA WHIP																			
Sterling Hitchcock, L ERA: 2.08 (1, 1)	6.2 W 31 7 3 3 5 4 0 1 0 0 0 0 73 130 4.05 1.650																			
Rafael Carmona, R ERA: 13.5 (7, 1)	0.2 4 1 1 1 1 1 0 0 0 0 0 0 13 24 13.50 3.000																			
Bobby Ayala, R ERA: 4.91 (8, 1)	1.2 7 3 2 2 2 0 0 0 0 0 1 13 18 10.80 1.800																			

Seattle Mariners @ Toronto Blue Jays
SkyDome, Toronto, ON
Fri Apr 12 1996, 7:05 PM EDT
Att: 31,293 - Dome - 70 F

AB 36
R 6
H 11
RBI 6
BB 5
SO 8
LOB 18



Batter	1	2	3	4	5	6	7	8	9	AB	R	H	RBI	BB	SO	LOB	TOP					
Joey Cora, S (1,4) <small>OBP: 0.342, SLG: 0.529</small> Doug Strange, S (9,PH) <small>OBP: 0.291, SLG: 0.500</small>	4-0 F9 2B BB	4-1 BB 1B BB		2-2 P4		1-2 F9 2-3	0-0 G6-3		2-2 F7	3 2 0 0 0 2 0 2												
Rich Amaral, R (1,7) <small>OBP: 0.291, SLG: 0.211</small>	4-2 2B BB	3-1 BB 1B BB		0-0 L6		0-0 SF9		0-0 F9	3 3 1 1 1 1 0													
Ken Griffey Jr., L (1,8) <small>OBP: 0.333, SLG: 0.667</small> Alex Diaz, S (7,8) <small>OBP: 0.211, SLG: 0.235</small>	3-1 F9 2-3	0-1 F7		1-1 P6		3-H 2-1 P6		4-2 FC6-4 1B BB	4 0 0 0 0 0 4													
Edgar Martinez, R (1,10) <small>OBP: 0.400, SLG: 0.500</small>	3-2 1-H 3-H 1B 2B	4-1 1B BB			2-1 F9		1-1 P6	0-0 FC6-4 1B	4 1 2 2 1 0 0													
Jay Buhner, R (1,9) <small>OBP: 0.449, SLG: 0.474</small>	1-0 1B HR	1-0 1B			3-1 P4		4-1 2B BB	2-2 FC6-4 BB BB	4 2 2 3 1 0 2													
Paul Sorrento, L (1,3) <small>OBP: 0.278, SLG: 0.387</small> Ricky Jordan, R (8,PH) <small>OBP: 0.300, SLG: 0.556</small>	2-2 HR 1B	2-1 G6-4-3			0-1 E4		0-1 F8	4-0 BB BB	4 1 1 0 0 0 3													
Russ Davis, R (1,5) <small>OBP: 0.405, SLG: 0.528</small>	2-1 P4			2-2 G5-4-3 1B		0-3 K		4-2 1-3 2B BB	4 1 2 1 1 1 3													
Dan Wilson, R (1,2) <small>OBP: 0.333, SLG: 0.657</small> John Marzano, R (8,2)	2-1 1-H 2-H HR			0-3 K		1-1 2B 1B		2-1 L4	4 3 2 3 1 1 4													
Alex Rodriguez, R (1,6) <small>OBP: 0.302, SLG: 0.487</small>	2-0 P2			3-1 G5-4-3		1 SAFE 3-2 1-H SF9 2B		1-1 F8	5 1 2 4 0 0 1													
Inning Stats	R: 6 E: 0 K: 0 S: 18	H: 4 LOB: 0 BB: 2 P: 41	R: 2 E: 0 K: 0 S: 9	H: 2 LOB: 1 BB: 2 P: 23	R: 0 E: 0 K: 1 S: 8	H: 1 LOB: 0 BB: 0 P: 13	R: 0 E: 0 K: 0 S: 7	H: 0 LOB: 0 BB: 0 P: 10	R: 0 E: 1 K: 1 S: 9	H: 0 LOB: 1 BB: 0 P: 14	R: 2 E: 0 K: 0 S: 12	H: 2 LOB: 0 BB: 0 P: 19	R: 3 E: 0 K: 0 S: 10	H: 2 LOB: 1 BB: 2 P: 21	R: 1 E: 0 K: 0 S: 12	H: 1 LOB: 3 BB: 3 P: 28	R: 0 E: 0 K: 1 S: 12	H: 0 LOB: 0 BB: 0 P: 18	1B: 7 2B: 4 3B: 0 HR: 1	SF: 1 SAC: 0 DP: 2 HBP: 0	WP: 1 PB: 0 SB: 0 CS: 0	PA: 47
PITCHER	IP WLS BF H R ER SO BB IBB HBP BLK WP HR S P ERA WHIP	IP WLS BF H R ER SO BB IBB HBP BLK WP HR S P ERA WHIP																				
Jeff Ware, R (1,1) <small>ERA: 18.0</small> Tony Castillo, L (2,1) <small>ERA: 7.94</small> Brian Bohanon, L (6,1) <small>ERA: 8.31</small> Tim Crabtree, R (9,1) <small>ERA:</small>	1.0 L 11 5 8 8 0 3 0 0 0 0 1 0 21 51 72.00 8.000	4.1 3 17 4 2 2 2 1 0 0 0 0 0 0 39 64 4.15 1.154	2.2 3 16 3 4 4 0 5 0 0 0 0 0 0 25 54 13.50 3.000	1.0 3 0 0 0 0 1 0 0 0 0 0 0 0 12 18 0.00 0.000																		

Seattle Mariners @ Toronto Blue Jays
SkyDome, Toronto, ON
Sat Apr 13 1996, 3:33 AM EDT
Att: 33,645 - Dome

AB	37
R	14
H	12
RBI	14
BB	9
SO	3
LOB	19



Batter	1	2	3	4	5	6	7	8	9	AB	R	H	RBI	BB	SO	LOB	BOTTOM					
Otis Nixon, S (1,8) <small>OBP: 0.383, SLG: 0.390</small> Robert Perez, R (9,9) <small>OBP: 0.400, SLG: 0.600</small>	2-1 G6-3		1-1 HR 1B		3-1 G5-4-3			1-1 G6-3	4 1 1 0 0 0 0 1													
Tilson Brito, R (1,4) <small>OBP: 0.395, SLG: 0.452</small>	2-3 K		0-1 1-H HR			4-0 CS BB		4-1 BB BB	2 1 1 2 2 1 0													
Joe Carter, R (1,7) <small>OBP: 0.311, SLG: 0.372</small>	1-1 G3-1		2-1 F8			0-0 P6		1-2 L9	4 0 0 0 0 0 2													
John Olerud, L (1,10) <small>OBP: 0.333, SLG: 0.471</small>		1-0 F9		2-2 G4-3		2-1 P5		4-2 BB	3 0 0 0 1 0 1													
Ed Sprague, R (1,5) <small>OBP: 0.364, SLG: 0.541</small>		2-1 F8		1-3 K		2-1 CS		1-2 K	3 0 0 0 1 2 1													
Carlos Delgado, L (1,3) <small>OBP: 0.410, SLG: 0.576</small>		2-0 HR		2-1 1B		2-3 K		0-3 K	4 1 2 1 0 2 2													
Shawn Green, L (1,9) <small>OBP: 0.206, SLG: 0.156</small>		1-0 L4		2-0 G3		0-0 FC3-6		0-0 F7	4 0 0 0 0 0 3													
Sandy Martinez, L (1,2) <small>OBP: 0.316, SLG: 0.333</small>			2-2 G1-3		4-0 FC6-4 BB		3-3 K		2 0 0 0 1 1 1													
Alex Gonzalez, R (1,6) <small>OBP: 0.378, SLG: 0.559</small>			1-3 K		1-0 FC6-4		3-3 K		3 0 0 0 0 2 1													
Inning Stats	R: 0 E: 1 K: 1 S: 7	H: 0 LOB: 0 BB: 0 P: 12	R: 1 E: 0 K: 0 S: 5	H: 1 LOB: 0 BB: 0 P: 11	R: 2 E: 0 K: 1 S: 12	H: 2 LOB: 0 BB: 0 P: 18	R: 0 E: 0 K: 1 S: 9	H: 1 LOB: 1 BB: 0 P: 16	R: 0 E: 0 K: 0 S: 3	H: 0 LOB: 0 BB: 1 P: 11	R: 0 E: 0 K: 0 S: 4	H: 0 LOB: 0 BB: 1 P: 12	R: 0 E: 0 K: 2 S: 18	H: 0 LOB: 1 BB: 1 P: 27	R: 0 E: 0 K: 1 S: 9	H: 0 LOB: 1 BB: 1 P: 18	R: 0 E: 0 K: 2 S: 9	H: 0 LOB: 1 BB: 1 P: 14	1B: 2 2B: 0 3B: 0 HR: 2	SF: 0 SAC: 0 DP: 1 HBP: 0	WP: 0 PB: 0 SB: 0 CS: 1	PA: 35
PITCHER	IP WLS BF H R ER SO BB IBB HBP BLK WP HR S P ERA WHIP	IP WLS BF H R ER SO BB IBB HBP BLK WP HR S P ERA WHIP																				
Chris Bosio, R (1,1) <small>ERA: 5.06</small> Bob Wells, R (6,1) <small>ERA: 2.39</small> Rafael Carmona, R (9,1) <small>ERA: 5.4</small>	5.1 W 21 4 3 3 3 2 0 0 0 0 0 0 30 52 0.00 0.750	2.2 9 0 0 0 3 2 0 0 0 0 0 0 9 14 0.00 1.000	1.0 4 0 0 0 2 1 0 0 0 0 0 0 9 14 0.00 1.000																			

Seattle Mariners @ Toronto Blue Jays
SkyDome, Toronto, ON
Sat Apr 13 1996, 3:33 AM EDT
Att: 33,645 - Dome

AB	29
R	3
H	4
RBI	3
BB	5
SO	8
LOB	12



Batter	1	2	3	4	5	6	7	8	9	AB	R	H	RBI	BB	SO	LOB	TOP					
Joey Cora, S OBP: 0.349, SLG: 0.615 (1, 4)			L1-3			G3-1		HR	F9	5	2	2	2	0	0	2						
Alex Diaz, S OBP: 0.167, SLG: 0.182 (1, 7)	G4-3			G3		G3		G5-3	F8	5	0	0	0	0	0	3						
Ken Griffey Jr., L OBP: 0.327, SLG: 0.634 (1, 8)	SF8			L5-4 BB			F7	P6		2	0	0	1	1	0	1						
Edgar Martinez, R OBP: 0.407, SLG: 0.533 (1, 10)	F9			L5-4 BB			G4-3		1B 3B	3	1	1	0	1	0	0						
Jay Buhner, R OBP: 0.434, SLG: 0.452 (1, 9)		K		L5-4			F8		2B HR 1B	4	1	1	1	0	1	2						
Paul Sorrento, L OBP: 0.282, SLG: 0.412 (8, PR)	G4-3					P6		1B	HR 2B	3	0	1	0	0	0	0						
Rich Amaral, R OBP: 0.292, SLG: 0.300 (8, 3)								2B	HR 2B	1	2	1	0	0	0	0						
Doug Strange, S OBP: 0.333, SLG: 0.750 (1, 5)	G3-1					G4-3		1B SH3-4	HR	4	2	2	4	0	0	0						
Dan Wilson, R OBP: 0.357, SLG: 0.649 (1, 2)			L1-3			F8		1B SH3-4	G3-4-3 BB	2	0	1	0	1	0	0						
Luis Sojo, R OBP: 0.444, SLG: 0.563 (1, 6)			P3			F9		HR 1B	G3-4-3	4	1	1	1	0	0	2						
Inning Stats	R: 1 E: 0 K: 0 S: 7	H: 1 LOB: 0 BB: 0 P: 11	R: 0 E: 0 K: 1 S: 6	H: 0 LOB: 0 BB: 8 P: 8	R: 0 E: 0 K: 0 S: 7	H: 1 LOB: 0 BB: 0 P: 14	R: 0 E: 0 K: 0 S: 8	H: 0 LOB: 1 BB: 2 P: 17	R: 0 E: 0 K: 0 S: 4	H: 0 LOB: 0 BB: 0 P: 7	R: 0 E: 0 K: 0 S: 6	H: 0 LOB: 0 BB: 0 P: 10	R: 0 E: 0 K: 0 S: 4	H: 0 LOB: 0 BB: 0 P: 9	R: 4 E: 0 K: 0 S: 8	H: 4 LOB: 1 BB: 0 P: 11	R: 4 E: 0 K: 0 S: 12	H: 4 LOB: 1 BB: 1 P: 18	1B: 4 2B: 5 3B: 1 HR: 2	SF: 1 SAC: 1 DP: 2 HBP: 0	WP: 0 PB: 0 SB: 0 CS: 0	PA: 38
PITCHER	IP WLS BF H R ER SO BB IBB HBP BLK WP HR S P ERA WHIP																					
Pat Hentgen, R ERA: 3.13 (1, 1)	8.0 L 30 6 5 5 1 2 0 0 0 0 1 50 87 5.62 1.000																					
Bill Risley, R ERA: 9.0 (9, 1)	1.0 8 4 4 3 0 1 0 0 0 0 1 12 18 27.00 5.000																					

Seattle Mariners @ Toronto Blue Jays
SkyDome, Toronto, ON
Sun Apr 14 1996, 3:33 AM EDT
Att: 29,301 - Dome

AB 33
R 9
H 10
RBI 9
BB 3
SO 1
LOB 10



Batter	1	2	3	4	5	6	7	8	9	AB	R	H	RBI	BB	SO	LOB	BOTTOM			
Otis Nixon, S OBP: 0.385, SLG: 0.391 (1, 8)	SH1-3 1B	K			G6-3			1B	G4-3	5	0	2	0	0	1	1				
Tilson Brito, R OBP: 0.366, SLG: 0.412 (1, 4)	SH1-3		K		F7			K		3	0	0	0	0	2	1				
Joe Carter, R OBP: 0.306, SLG: 0.362 (1, 7)	P6		L9			P3		1B		4	0	1	0	0	0	1				
John Olerud, L OBP: 0.326, SLG: 0.432 (1, 3)	BB		G3-1			L7		F7		3	0	0	0	1	0	2				
Ed Sprague, R OBP: 0.333, SLG: 0.488 (1, 5)	K		G5-3			P6			P6	4	0	0	0	0	1	2				
Carlos Delgado, L OBP: 0.418, SLG: 0.543 (1, 10)		F7		BB		F9		FC5-4 BB		2	0	0	0	2	0	0				
Shawn Green, L OBP: 0.211, SLG: 0.194 (1, 9)	1B 2B		F8			G3		1B	FC5-4 1B	4	2	1	0	0	0	2				
Charlie O'Brien, R OBP: 0.375, SLG: 0.450 (1, 2)	1B		K			F9		HR 1B		4	1	2	2	0	1	1				
Alex Gonzalez, R OBP: 0.366, SLG: 0.605 (1, 6)	F8		F9					K	HR	4	1	1	2	0	1	1				
Inning Stats	R: 0 E: 0 K: 1 S: 11	H: 1 LOB: 2 BB: 1 P: 21	R: 1 E: 0 K: 1 S: 19	H: 2 LOB: 1 BB: 0 P: 27	R: 0 E: 0 K: 1 S: 5	H: 0 LOB: 0 BB: 0 P: 7	R: 0 E: 0 K: 1 S: 9	H: 0 LOB: 1 BB: 1 P: 17	R: 0 E: 0 K: 0 S: 10	H: 0 LOB: 0 BB: 0 P: 14	R: 0 E: 0 K: 0 S: 4	H: 0 LOB: 0 BB: 0 P: 5	R: 0 E: 0 K: 2 S: 12	H: 2 LOB: 2 BB: 0 P: 18	R: 3 E: 0 K: 0 S: 15	H: 2 LOB: 0 BB: 1 P: 29	1B: 5 2B: 1 3B: 0 HR: 1	SF: 0 SAC: 1 DP: 0 HBP: 0	WP: 0 PB: 0 SB: 0 CS: 0	PA: 37
PITCHER	IP WLS BF H R ER SO BB IBB HBP BLK WP HR S P ERA WHIP																			
Bob Wolcott, R ERA: 6.75 (1, 1)	7.0 W 26 3 1 1 4 2 0 0 0 0 0 0 62 98 1.29 0.714																			
Michael Jackson, R ERA: (8, 1)	1.0 5 2 0 0 2 0 0 0 0 0 0 0 12 18 0.00 2.000																			
Bobby Ayala, R ERA: 9.64 (9, 1)	1.0 6 2 3 3 0 1 0 0 0 0 0 1 15 29 27.00 3.000																			

Seattle Mariners @ Toronto Blue Jays
SkyDome, Toronto, ON
Sun Apr 14 1996, 3:33 AM EDT
Att: 29,301 - Dome

AB 33
R 4
H 7
RBI 4
BB 3
SO 6
LOB 11



Batter	1	2	3	4	5	6	7	8	9	AB	R	H	RBI	BB	SO	LOB	TOP	
Chad Curtis, R OBP: 0.406, SLG: 0.446 (1, 8)	G6-3		G6-3		F9			F7		4	0	0	0	0	0	1	Detroit Tigers @ Toronto Blue Jays SkyDome, Toronto, ON Mon Apr 15 1996, 7:05 PM EDT Att: 26,127 - Dome	
Bobby Higginson, L OBP: 0.408, SLG: 0.585 (1, 9)	F8		K			F7		F9		4	0	0	0	0	1	0		
Travis Fryman, R OBP: 0.323, SLG: 0.446 (1, 5)	K		K			F8		F8		4	0	0	0	0	2	0		
Cecil Fielder, R OBP: 0.328, SLG: 0.566 (1, 3)		P2		P3		2B	BB	K		3	0	0	0	1	1	0		
Melvin Nieves, S OBP: 0.381, SLG: 0.649 (1, 7)		WP 1B		K		2B		2B		4	1	3	0	0	1	0		
Eddie Williams, R OBP: 0.304, SLG: 0.333 (1, 10)		WP 1B		G1-3		K		P3		2	1	0	0	0	1	2		
Tim Hyers, L (9, PH)		BB								1	0	0	0	0	0	1		
Mark Lewis, R OBP: 0.333, SLG: 0.421 (1, 4)		K				F9		G4-3		4	0	1	0	0	1	2		
Mark Parent, R OBP: 0.316, SLG: 0.667 (1, 2)						K		P6		4	0	1	2	0	2	2		
Alan Trammell, R OBP: 0.351, SLG: 0.400 (1, 6)								K		3	0	1	0	0	2	1		
Inning Stats	R: 0 E: 0 K: 1 S: 5	H: 0 LOB: 0 BB: 0 P: 9	R: 2 E: 0 K: 2 S: 16	H: 2 LOB: 1 BB: 1 P: 27	R: 0 E: 0 K: 2 S: 8	H: 0 LOB: 0 BB: 0 P: 11	R: 0 E: 0 K: 1 S: 7	H: 0 LOB: 0 BB: 0 P: 9	R: 0 E: 0 K: 1 S: 12	H: 1 LOB: 2 BB: 0 P: 22	R: 0 E: 0 K: 1 S: 6	H: 0 LOB: 0 BB: 0 P: 8	R: 0 E: 0 K: 0 S: 6	H: 2 LOB: 2 BB: 0 P: 18	1B: 3 2B: 3 3B: 0 HR: 0	SF: 0 SAC: 0 DP: 0 HBP: 0	WP: 1 PB: 0 SB: 0 CS: 0	PA: 35
PITCHER Juan Guzman, R ERA: 1.73 (1, 1)	IP: 9.0 WLS: W BF: 35 H: 6 R: 2 ER: 2 SO: 11 BB: 2 IBB: 0 HBP: 0 BLK: 0 WP: 1 HR: 0 S: 79 P: 122 ERA: 2.00 WHIP: 0.889																	

Batter	1	2	3	4	5	6	7	8	9	AB	R	H	RBI	BB	SO	LOB	BOTTOM			
Otis Nixon, S OBP: 0.386, SLG: 0.380 (1, 8)	K		K		S	FC6-5		F7		4	1	1	1	1	2	2	Detroit Tigers @ Toronto Blue Jays SkyDome, Toronto, ON Mon Apr 15 1996, 7:05 PM EDT Att: 26,127 - Dome			
Tilson Brito, R OBP: 0.326, SLG: 0.359 (1, 4)	G4-3		G5-3		G5-3	G5-3		F7		5	0	0	0	0	0	5				
Carlos Delgado, L OBP: 0.417, SLG: 0.525 (1, 10)	K				FC6-4			L4		5	0	2	2	0	2	1				
Joe Carter, R OBP: 0.302, SLG: 0.353 (1, 7)		P4		FC6-4		P6		G5-3		4	0	1	0	0	0	2				
Ed Sprague, R OBP: 0.346, SLG: 0.500 (1, 5)		G6-3		G4-3		F9		G5-3		3	1	1	0	0	0	1				
John Olerud, L OBP: 0.320, SLG: 0.400 (1, 3)		F7		G4-3		F9		BB		3	0	0	0	1	0	3				
Shawn Green, L OBP: 0.262, SLG: 0.256 (1, 9)								G3		3	3	2	0	1	0	2				
Charlie O'Brien, R OBP: 0.429, SLG: 0.652 (1, 2)								FC4-6		3	2	2	4	1	0	1				
Alex Gonzalez, R OBP: 0.333, SLG: 0.548 (1, 6)								FC4-6		4	1	0	1	0	0	2				
Inning Stats	R: 0 E: 0 K: 2 S: 10	H: 0 LOB: 0 BB: 0 P: 17	R: 0 E: 0 K: 0 S: 7	H: 0 LOB: 0 BB: 0 P: 12	R: 1 E: 1 K: 1 S: 8	H: 1 LOB: 1 BB: 0 P: 13	R: 0 E: 0 K: 0 S: 6	H: 1 LOB: 1 BB: 0 P: 10	R: 3 E: 0 K: 0 S: 16	H: 3 LOB: 1 BB: 1 P: 27	R: 3 E: 1 K: 0 S: 17	H: 2 LOB: 1 BB: 1 P: 33	R: 0 E: 0 K: 1 S: 8	H: 1 LOB: 1 BB: 1 P: 14	R: 1 E: 0 K: 0 S: 10	H: 1 LOB: 1 BB: 1 P: 19	1B: 5 2B: 3 3B: 0 HR: 1	SF: 0 SAC: 0 DP: 1 HBP: 1	WP: 0 PB: 0 SB: 3 CS: 0	PA: 39
PITCHER Omar Olivares, R ERA: 5.4 (1, 1)	IP: 5.1 WLS: L BF: 25 H: 6 R: 6 ER: 6 SO: 3 BB: 1 IBB: 1 HBP: 1 BLK: 0 WP: 0 HR: 0 S: 53 P: 94 ERA: 10.12 WHIP: 1.312																			
PITCHER Randy Veres, R ERA: 10.8 (6, 1)	IP: 2.2 WLS: L BF: 14 H: 3 R: 2 ER: 2 SO: 1 BB: 2 IBB: 0 HBP: 0 BLK: 0 WP: 0 HR: 1 S: 29 P: 51 ERA: 6.75 WHIP: 1.875																			



Batter	1	2	3	4	5	6	7	8	9	AB	R	H	RBI	BB	SO	LOB	TOP								
Chad Curtis, R OBP: 0.427, SLG: 0.475 (1, 8)	G6-3		2B	FC5-4	G6-3			G4-6-3		5	1	3	3	1	0	1	Detroit Tigers @ Toronto Blue Jays SkyDome, Toronto, ON Tue Apr 16 1996, 3:33 AM EDT Att: 25,503 - Dome - 68 F								
Bobby Higginson, L OBP: 0.435, SLG: 0.614 (1, 9)	BB		2B	FC5-4				1B	G3-1	3	1	2	0	3	0	1									
Travis Fryman, R OBP: 0.314, SLG: 0.443 (1, 5)	F7		HR	FC5-4				G4-6-3		5	2	1	2	0	0	5									
Cecil Fielder, R OBP: 0.362, SLG: 0.737 (1, 10)	K		HR							4	3	3	5	1	1	1									
Melvin Nieves, S OBP: 0.397, SLG: 0.639 (1, 7)	F7		1B					G4-6-3		4	1	2	0	1	0	2									
Tim Hyers, L OBP: 0.425, SLG: 0.200 (1, 3)	G4-3		1B					G4-6-3		4	0	1	0	1	0	1									
Mark Lewis, R OBP: 0.338, SLG: 0.419 (1, 4)	G4-3		1B							5	0	2	1	0	1	2									
John Flaherty, R OBP: 0.302, SLG: 0.421 (1, 2)			1B					G5-4-3		5	3	3	2	0	0	3									
Chris Gomez, R OBP: 0.455, SLG: 0.313 (1, 6)			2B							3	2	1	0	2	1	2									
Inning Stats	R: 0 E: 0 K: 1 S: 8	H: 0 LOB: 1 BB: 1 P: 14	R: 0 E: 0 K: 0 S: 6	H: 0 LOB: 0 BB: 0 P: 12	R: 7 E: 0 K: 0 S: 24	H: 9 LOB: 1 BB: 0 P: 37	R: 2 E: 0 K: 0 S: 12	H: 2 LOB: 2 BB: 3 P: 27	R: 1 E: 0 K: 0 S: 11	H: 2 LOB: 1 BB: 1 P: 20	R: 1 E: 0 K: 0 S: 7	H: 1 LOB: 0 BB: 1 P: 15	R: 0 E: 0 K: 1 S: 9	H: 1 LOB: 0 BB: 0 P: 14	R: 0 E: 0 K: 0 S: 7	H: 1 LOB: 2 BB: 2 P: 18	R: 2 E: 0 K: 1 S: 13	H: 2 LOB: 1 BB: 1 P: 24	1B: 9 2B: 4 3B: 0 HR: 5	SF: 0 SAC: 0 DP: 6 HBP: 0	WP: 1 PB: 0 SB: 1 CS: 0	PA: 47			
PITCHER	IP	WLS	BF	H	R	ER	SO	BB	IBB	HBP	BLK	WP	HR	S	P	ERA	WHIP								
Erik Hanson, R ERA: 6.88 (1, 1)	2.0	L	13	6	6	6	1	1	0	0	0	0	1	26	47	27.00	3.500								
Giovanni Carrara, R ERA: 12.6 (3, 1)	2.0		12	5	3	3	0	2	1	0	0	0	1	24	43	13.50	3.500								
Bill Riskey, R ERA: 5.0 (5, 1)	2.0		8	3	2	2	0	2	0	0	0	0	2	18	35	9.00	2.500								
Brian Bohanon, L ERA: 7.36 (7, 1)	3.0		14	4	2	2	2	2	1	0	0	0	1	29	56	6.00	2.000								

Batter	1	2	3	4	5	6	7	8	9	AB	R	H	RBI	BB	SO	LOB	BOTTOM									
Otis Nixon, S OBP: 0.403, SLG: 0.434 (1, 8)	F7	K			HR			BB		3	1	1	1	2	1	2	Detroit Tigers @ Toronto Blue Jays SkyDome, Toronto, ON Tue Apr 16 1996, 3:33 AM EDT Att: 25,503 - Dome - 68 F									
Tilson Brito, R OBP: 0.373, SLG: 0.405 (1, 4)	G4-6-3		HR		K			FC		3	1	2	1	1	1	0										
Carlos Delgado, L OBP: 0.396, SLG: 0.523 (1, 10)	G4-6-3		K		2B			FC		4	0	1	1	0	2	4										
Joe Carter, R OBP: 0.310, SLG: 0.400 (1, 7)		P4			G5-3			FC		4	1	1	2	1	0	3										
Ed Sprague, R OBP: 0.333, SLG: 0.469 (1, 5)		1B			F9			FC		5	1	1	0	0	1	4										
John Olerud, L OBP: 0.345, SLG: 0.511 (1, 3)		3B			G4-3					5	2	3	1	0	0	0										
Shawn Green, L OBP: 0.255, SLG: 0.233 (1, 9)	L6				G4-3			HR		4	1	0	0	0	1	3										
Sandy Martinez, L OBP: 0.292, SLG: 0.391 (1, 2)		3B			F9			F7		5	0	1	2	0	0	2										
Alex Gonzalez, R OBP: 0.347, SLG: 0.533 (1, 6)		HBP			K			G5-3		3	1	1	0	0	1	0										
Inning Stats	R: 0 E: 0 K: 0 S: 8	H: 0 LOB: 0 BB: 0 P: 11	R: 2 E: 0 K: 1 S: 14	H: 3 LOB: 2 BB: 0 P: 23	R: 2 E: 0 K: 1 S: 10	H: 2 LOB: 0 BB: 0 P: 16	R: 0 E: 0 K: 1 S: 6	H: 0 LOB: 0 BB: 0 P: 8	R: 1 E: 0 K: 0 S: 12	H: 2 LOB: 1 BB: 0 P: 17	R: 0 E: 0 K: 0 S: 9	H: 0 LOB: 0 BB: 0 P: 16	R: 0 E: 0 K: 1 S: 18	H: 0 LOB: 3 BB: 3 P: 34	R: 3 E: 0 K: 0 S: 12	H: 3 LOB: 2 BB: 1 P: 26	R: 0 E: 0 K: 2 S: 11	H: 1 LOB: 1 BB: 0 P: 16	1B: 4 2B: 3 3B: 1 HR: 3	SF: 1 SAC: 0 DP: 1 HBP: 3	WP: 0 PB: 0 SB: 0 CS: 0	PA: 44				
PITCHER	IP	WLS	BF	H	R	ER	SO	BB	IBB	HBP	BLK	WP	HR	S	P	ERA	WHIP									
Greg Gohr, R ERA: 9.0 (1, 1)	5.0	W	23	7	5	5	4	0	0	2	0	0	0	1	34	67	11.57	2.571								
Greg Keagle, R ERA: 4.85 (6, 1)	2.1		14	2	3	3	2	4	0	1	0	0	1	34	67	11.57	2.571									
Richie Lewis, R ERA: (8, 1)	1.2	S	7	2	0	0	2	0	0	0	0	0	0	16	25	0.00	1.200									

AB	38
R	13
H	18
RBI	13
BB	9
SO	3
LOB	18

AB	36
R	8
H	11
RBI	8
BB	4
SO	7
LOB	18



Batter	1	2	3	4	5	6	7	8	9	AB	R	H	RBI	BB	SO	LOB	TOP								
Otis Nixon, S <small>OBP: 0.379, SLG: 0.404</small> 										4	0	0	0	0	1	0									
Miguel Cairo, R <small>OBP: 0.250, SLG: 0.500</small> 										4	1	1	0	0	2	0									
Juan Samuel, R <small>OBP: 0.375, SLG: 0.688</small> 										4	0	0	0	0	2	1									
Joe Carter, R <small>OBP: 0.323, SLG: 0.397</small> 										3	0	1	1	1	0	0									
Ed Sprague, R <small>OBP: 0.317, SLG: 0.442</small> 										3	0	0	0	0	1	2									
Carlos Delgado, L <small>OBP: 0.393, SLG: 0.500</small> 										2	0	0	0	1	2	0									
Robert Perez, R <small>OBP: 0.375, SLG: 0.500</small> 										3	0	1	0	0	1	1									
Charlie O'Brien, R <small>OBP: 0.387, SLG: 0.577</small> 										3	0	0	0	0	0	1									
Alex Gonzalez, R <small>OBP: 0.327, SLG: 0.500</small> 										3	0	0	0	0	1	1									
Inning Stats	R: 1 E: 0 K: 1 S: 11	H: 2 LOB: 1 BB: 0 P: 15	R: 0 E: 0 K: 2 S: 9	H: 0 LOB: 0 BB: 0 P: 14	R: 0 E: 0 K: 1 S: 8	H: 0 LOB: 0 BB: 0 P: 14	R: 0 E: 0 K: 1 S: 6	H: 0 LOB: 1 BB: 0 P: 13	R: 0 E: 0 K: 2 S: 8	H: 1 LOB: 1 BB: 0 P: 11	R: 0 E: 0 K: 0 S: 7	H: 0 LOB: 0 BB: 0 P: 11	R: 0 E: 0 K: 0 S: 6	H: 0 LOB: 1 BB: 1 P: 12	R: 0 E: 0 K: 1 S: 5	H: 0 LOB: 0 BB: 0 P: 5	R: 0 E: 0 K: 1 S: 8	H: 0 LOB: 0 BB: 0 P: 9	1B: 2 2B: 1 3B: 0 HR: 0	SF: 0 SAC: 0 DP: 0 HBP: 0	WP: 0 PB: 0 SB: 0 CS: 1	PA: 31			
PITCHER Chuck Finley, L <small>ERA: 6.12</small>	IP: 9.0 WLS: W BF: 31	H: 3 R: 1 ER: 1 SO: 10	BB: 2 IBB: 0 HBP: 0 BLK: 0	WP: 0 HR: 0 S: 68 P: 104	ERA: 1.00 WHIP: 0.556																				

Toronto Blue Jays @ California Angels
Anaheim Stadium, Anaheim, CA
Wed Apr 17 1996, 10:05 PM EDT
Att: 15,361 - Unknown - 63 F

AB 29
R 1
H 3
RBI 1
BB 2
SO 10
LOB 6



Batter	1	2	3	4	5	6	7	8	9	AB	R	H	RBI	BB	SO	LOB	BOTTOM								
Randy Velarde, R <small>OBP: 0.356, SLG: 0.346</small> 										5	1	3	2	0	0	0									
Jim Edmonds, L <small>OBP: 0.375, SLG: 0.625</small> 										3	0	1	1	2	1	0									
Tim Salmon, R <small>OBP: 0.333, SLG: 0.446</small> 										4	0	0	0	0	1	6									
Mike Aldrete, L <small>OBP: 0.429, SLG: 1.273</small> Tim Wallach, R <small>OBP: 0.296, SLG: 0.462</small> 										3	0	0	0	0	1	2									
J.T. Snow, L <small>OBP: 0.339, SLG: 0.269</small> 										4	0	1	0	0	1	0									
16 Garret Anderson, L <small>OBP: 0.345, SLG: 0.404</small> 										4	1	2	0	0	0	1									
George Arias, R <small>OBP: 0.293, SLG: 0.270</small> 										2	1	0	0	2	1	2									
Jorge Fabregas, L <small>OBP: 0.394, SLG: 0.321</small> 										3	2	1	0	1	0	2									
Gary Disarcina, R <small>OBP: 0.234, SLG: 0.227</small> 										3	0	1	2	0	1	0									
Inning Stats	R: 0 E: 0 K: 0 S: 10	H: 0 LOB: 0 BB: 0 P: 16	R: 3 E: 0 K: 2 S: 18	H: 3 LOB: 3 BB: 3 P: 36	R: 0 E: 0 K: 2 S: 13	H: 1 LOB: 1 BB: 0 P: 18	R: 1 E: 0 K: 0 S: 12	H: 2 LOB: 2 BB: 1 P: 22	R: 0 E: 0 K: 0 S: 9	H: 0 LOB: 1 BB: 1 P: 19	R: 1 E: 0 K: 0 S: 12	H: 2 LOB: 1 BB: 0 P: 20	R: 0 E: 0 K: 0 S: 8	H: 1 LOB: 0 BB: 0 P: 12	R: 0 E: 0 K: 2 S: 10	H: 0 LOB: 0 BB: 0 P: 13	R: 0 E: 0 K: 2 S: 8	H: 0 LOB: 0 BB: 0 P: 9	1B: 9 2B: 0 3B: 0 HR: 0	SF: 0 SAC: 1 DP: 0 HBP: 0	WP: 0 PB: 0 SB: 0 CS: 0	PA: 38			
PITCHER Paul Quantrill, R <small>ERA: 7.41</small>	IP: 5.2 WLS: L BF: 30	H: 8 R: 5 ER: 5 SO: 4	BB: 5 IBB: 0 HBP: 0 BLK: 0	WP: 0 HR: 0 S: 72 P: 127	ERA: 7.94 WHIP: 2.294																				
Tony Castillo, L <small>ERA: 7.5</small>	IP: 0.1 WLS: L BF: 1	H: 0 R: 0 ER: 0 SO: 0	BB: 0 IBB: 0 HBP: 0 BLK: 0	WP: 0 HR: 0 S: 2 P: 4	ERA: 0.00 WHIP: 0.000																				
Tim Crabtree, R <small>ERA: 7.5</small>	IP: 1.0 WLS: L BF: 4	H: 1 R: 0 ER: 0 SO: 0	BB: 0 IBB: 0 HBP: 0 BLK: 0	WP: 0 HR: 0 S: 8 P: 12	ERA: 0.00 WHIP: 1.000																				
Mike Timlin, R <small>ERA: 2.25</small>	IP: 1.0 WLS: L BF: 3	H: 0 R: 0 ER: 0 SO: 2	BB: 0 IBB: 0 HBP: 0 BLK: 0	WP: 0 HR: 0 S: 10 P: 13	ERA: 0.00 WHIP: 0.000																				

Toronto Blue Jays @ California Angels
Anaheim Stadium, Anaheim, CA
Wed Apr 17 1996, 10:05 PM EDT
Att: 15,361 - Unknown - 63 F

AB 32
R 5
H 9
RBI 5
BB 5
SO 6
LOB 14



Batter	1	2	3	4	5	6	7	8	9	AB	R	H	RBI	BB	SO	LOB	TOP
Otis Nixon, S <small>OBP: 0.366, SLG: 0.387</small> 										5	1	1	0	0	0	5	Toronto Blue Jays @ California Angels Anaheim Stadium, Anaheim, CA <small>Thu Apr 18 1996, 10:05 PM EDT Att: 25,083 - Unknown - 70 F</small>
Tilson Brito, R <small>OBP: 0.375, SLG: 0.391</small> 										4	0	1	1	1	0	1	
Carlos Delgado, L <small>OBP: 0.377, SLG: 0.471</small> 										5	0	1	2	0	2	3	
Joe Carter, R <small>OBP: 0.343, SLG: 0.452</small> 										4	1	2	1	1	0	4	
Ed Sprague, R <small>OBP: 0.308, SLG: 0.421</small> 										5	1	1	0	0	1	2	
John Olerud, L <small>OBP: 0.367, SLG: 0.500</small> 										3	2	1	0	1	0	1	
Shawn Green, L <small>OBP: 0.255, SLG: 0.217</small> 										3	0	0	0	0	1	2	
Sandy Martinez, L <small>OBP: 0.286, SLG: 0.346</small> 										3	0	0	1	1	0	2	
Alex Gonzalez, R <small>OBP: 0.339, SLG: 0.500</small> 										4	1	2	0	0	0	2	
Inning Stats <small>R: 0, H: 2, E: 0, LOB: 1, K: 1, BB: 0, S: 6</small>	<small>R: 0, H: 0, E: 0, LOB: 0, K: 1, BB: 0, S: 5</small>	<small>R: 0, H: 1, E: 0, LOB: 1, K: 0, BB: 0, S: 4</small>	<small>R: 3, H: 3, E: 1, LOB: 2, K: 0, BB: 1, S: 6</small>	<small>R: 0, H: 0, E: 1, LOB: 1, K: 0, BB: 1, S: 3</small>	<small>R: 0, H: 0, E: 0, LOB: 0, K: 0, BB: 0, S: 3</small>	<small>R: 0, H: 0, E: 0, LOB: 0, K: 0, BB: 0, S: 3</small>	<small>R: 0, H: 0, E: 0, LOB: 0, K: 0, BB: 0, S: 3</small>	<small>R: 0, H: 1, E: 0, LOB: 1, K: 1, BB: 0, S: 6</small>	<small>R: 0, H: 0, E: 0, LOB: 0, K: 0, BB: 0, S: 6</small>	<small>1B: 8, SF: 0, 2B: 0, SAC: 0, 3B: 0, DP: 2, HR: 1, HBP: 2</small>	<small>WP: 1, PA: 42, FB: 0, SB: 0, CS: 0</small>						
PITCHER Scott Sanderson, R <small>ERA: 9.72</small>	<small>IP: 3.1, WLS: 17, BF: 6, R: 3, ER: 3, SO: 2, BB: 1, IBB: 0, HBP: 1, BLK: 0, WP: 0, HR: 1, S: 19, P: 24, ERA: 8.10, WHIP: 2.100</small>	Todd Frohwrth, R <small>ERA: 4.1</small>	<small>IP: 2.1, WLS: 12, BF: 1, R: 3, ER: 0, SO: 0, BB: 2, IBB: 0, HBP: 1, BLK: 0, WP: 1, HR: 0, S: 9, P: 18, ERA: 0.00, WHIP: 1.286</small>	Mike James, R <small>ERA: 6.1</small>	<small>IP: 2.1, WLS: 9, BF: 1, R: 1, ER: 0, SO: 1, BB: 1, IBB: 0, HBP: 0, BLK: 0, WP: 0, HR: 0, S: 10, P: 14, ERA: 0.00, WHIP: 0.857</small>	Troy Percival, R <small>ERA: 9.1</small>	<small>IP: 1.0, WLS: 4, BF: 1, R: 0, ER: 0, SO: 1, BB: 0, IBB: 0, HBP: 0, BLK: 0, WP: 0, HR: 0, S: 6, P: 6, ERA: 0.00, WHIP: 1.000</small>	PITCHER <small>IP: 0.0, WLS: 0, BF: 0, R: 0, ER: 0, SO: 0, BB: 0, IBB: 0, HBP: 0, BLK: 0, WP: 0, HR: 0, S: 0, P: 0, ERA: 0.00, WHIP: 0.000</small>	PITCHER <small>IP: 0.0, WLS: 0, BF: 0, R: 0, ER: 0, SO: 0, BB: 0, IBB: 0, HBP: 0, BLK: 0, WP: 0, HR: 0, S: 0, P: 0, ERA: 0.00, WHIP: 0.000</small>	<small>1B: 8, SF: 0, 2B: 0, SAC: 0, 3B: 0, DP: 2, HR: 1, HBP: 2</small>	<small>WP: 1, PA: 42, FB: 0, SB: 0, CS: 0</small>						

Batter	1	2	3	4	5	6	7	8	9	AB	R	H	RBI	BB	SO	LOB	BOTTOM
Randy Velarde, R <small>OBP: 0.381, SLG: 0.382</small> 										3	2	2	0	0	0	0	Toronto Blue Jays @ California Angels Anaheim Stadium, Anaheim, CA <small>Thu Apr 18 1996, 10:05 PM EDT Att: 25,083 - Unknown - 70 F</small>
Jim Edmonds, L <small>OBP: 0.406, SLG: 0.650</small> 									4	2	3	2	1	0	2		
Tim Salmon, R <small>OBP: 0.353, SLG: 0.450</small> 									4	2	2	0	1	0	3		
Mike Aldrete, L <small>OBP: 0.412, SLG: 1.077</small>									2	0	0	0	1	0	3		
Tim Lincecum, R <small>OBP: 0.297, SLG: 0.429</small>									1	0	0	0	0	1			
Jack Howell, L <small>OBP: 0.357, SLG: 0.538</small>									1	0	1	1	0	0	0		
J.T. Snow, L <small>OBP: 0.344, SLG: 0.268</small> 										4	1	1	2	0	0	3	
16 Garret Anderson, L <small>OBP: 0.350, SLG: 0.421</small> 									5	0	2	1	0	0	7		
George Arias, R <small>OBP: 0.289, SLG: 0.341</small> 										4	1	1	3	0	0	2	
Jorge Fabregas, L <small>OBP: 0.351, SLG: 0.281</small> 										4	0	0	0	0	1		
Gary Disarcina, R <small>OBP: 0.235, SLG: 0.229</small> 										4	1	1	0	0	0	0	
Inning Stats <small>R: 5, H: 5, E: 1, LOB: 0, K: 0, BB: 0, S: 8</small>	<small>R: 1, H: 1, E: 0, LOB: 3, K: 0, BB: 2, S: 4</small>	<small>R: 0, H: 1, E: 0, LOB: 2, K: 0, BB: 0, S: 4</small>	<small>R: 1, H: 1, E: 0, LOB: 1, K: 0, BB: 1, S: 4</small>	<small>R: 0, H: 0, E: 0, LOB: 0, K: 0, BB: 0, S: 3</small>	<small>R: 0, H: 1, E: 0, LOB: 0, K: 0, BB: 0, S: 3</small>	<small>R: 0, H: 1, E: 0, LOB: 1, K: 0, BB: 0, S: 4</small>	<small>R: 0, H: 3, E: 1, LOB: 2, K: 0, BB: 0, S: 7</small>	<small>1B: 9, SF: 0, 2B: 4, SAC: 1, 3B: 0, DP: 1, HR: 1, HBP: 2</small>	<small>WP: 0, PA: 42, FB: 0, SB: 0, CS: 0</small>								
PITCHER Jeff Ware, R <small>ERA: 16.88</small>	<small>IP: 4.0, WLS: 25, BF: 8, R: 7, ER: 7, SO: 0, BB: 3, IBB: 0, HBP: 2, BLK: 0, WP: 0, HR: 1, S: 20, P: 34, ERA: 15.75, WHIP: 2.750</small>	Tony Castillo, L <small>ERA: 5.79</small>	<small>IP: 3.1, WLS: 14, BF: 4, R: 2, ER: 1, SO: 0, BB: 0, IBB: 0, HBP: 0, BLK: 0, WP: 0, HR: 0, S: 14, P: 14, ERA: 2.70, WHIP: 1.200</small>	Tim Crabtree, R <small>ERA: 8.1</small>	<small>IP: 0.2, WLS: 3, BF: 1, R: 0, ER: 0, SO: 0, BB: 0, IBB: 0, HBP: 0, BLK: 0, WP: 0, HR: 0, S: 3, P: 3, ERA: 0.00, WHIP: 1.500</small>	PITCHER <small>IP: 0.0, WLS: 0, BF: 0, R: 0, ER: 0, SO: 0, BB: 0, IBB: 0, HBP: 0, BLK: 0, WP: 0, HR: 0, S: 0, P: 0, ERA: 0.00, WHIP: 0.000</small>	PITCHER <small>IP: 0.0, WLS: 0, BF: 0, R: 0, ER: 0, SO: 0, BB: 0, IBB: 0, HBP: 0, BLK: 0, WP: 0, HR: 0, S: 0, P: 0, ERA: 0.00, WHIP: 0.000</small>	<small>1B: 9, SF: 0, 2B: 4, SAC: 1, 3B: 0, DP: 1, HR: 1, HBP: 2</small>	<small>WP: 0, PA: 42, FB: 0, SB: 0, CS: 0</small>								

AB	36
R	6
H	9
RBI	5
BB	4
SO	4
LOB	22



Batter	1	2	3	4	5	6	7	8	9	AB	R	H	RBI	BB	SO	LOB	TOP					
Otis Nixon, S <small>OBP: 0.368, SLG: 0.388</small> 										5	1	2	0	0	0	1						
Domingo Cadeno, S <small>OBP: 0.462, SLG: 0.769</small> 										5	2	3	0	0	1	3						
Carlos Delgado, L <small>OBP: 0.394, SLG: 0.527</small> 										4	3	2	3	1	0	3						
Joe Carter, R <small>OBP: 0.347, SLG: 0.537</small> 										5	2	2	4	0	1	3						
Ed Sprague, R <small>OBP: 0.300, SLG: 0.393</small> 										4	1	0	0	1	1	0						
John Olerud, L <small>OBP: 0.359, SLG: 0.481</small> 										4	0	1	2	0	0	0						
Shawn Green, L <small>OBP: 0.255, SLG: 0.245</small> 										3	0	1	1	0	0	0						
Charlie O'Brien, R <small>OBP: 0.400, SLG: 0.536</small> 										2	0	0	0	0	0	2						
Alex Gonzalez, R <small>OBP: 0.339, SLG: 0.491</small> 										3	1	1	0	0	0	2						
Inning Stats	R: 2 E: 0 K: 0 S: 10	H: 2 LOB: 0 BB: 0 P: 16	R: 0 E: 0 K: 0 S: 7	H: 1 LOB: 1 BB: 0 P: 10	R: 0 E: 0 K: 0 S: 18	H: 2 LOB: 1 BB: 0 P: 23	R: 0 E: 0 K: 0 S: 5	H: 0 LOB: 0 BB: 0 P: 8	R: 0 E: 0 K: 0 S: 10	H: 0 LOB: 1 BB: 0 P: 15	R: 2 E: 0 K: 0 S: 12	H: 1 LOB: 0 BB: 0 P: 21	R: 0 E: 0 K: 0 S: 6	H: 0 LOB: 0 BB: 0 P: 9	R: 3 E: 0 K: 1 S: 15	H: 3 LOB: 1 BB: 0 P: 23	R: 3 E: 0 K: 2 S: 13	H: 3 LOB: 0 BB: 0 P: 18	1B: 7 2B: 2 3B: 0 HR: 3	SF: 1 SAC: 1 DP: 1 HBP: 2	WP: 0 PB: 0 SB: 0 CS: 0	PA: 41
PITCHER	IP WLS BF H R ER SO BB IBB HBP BLK WP HR S P ERA WHIP																					
Bob Wolcott, R <small>ERA: 6.23</small>	7.0 L 28 6 4 4 0 1 0 2 0 0 2 68 102 5.14 1.000																					
Bobby Ayala, R <small>ERA: 13.5</small>	2.0 13 6 6 6 3 1 0 0 0 0 1 28 41 27.00 3.500																					

Toronto Blue Jays @ Seattle Mariners
The Kingdom, Seattle, WA
Fri Apr 19 1996, 10:05 PM EDT
Att: 32,189 - Dome - 68 F

AB 35
R 10
H 12
RBI 10
BB 2
SO 3
LOB 14



Batter	1	2	3	4	5	6	7	8	9	AB	R	H	RBI	BB	SO	LOB	BOTTOM					
Joey Cora, S <small>OBP: 0.349, SLG: 0.534</small> 										4	1	1	0	1	0	2						
Alex Diaz, S <small>OBP: 0.229, SLG: 0.242</small> 										5	1	2	0	0	0	2						
Ken Griffey Jr., L <small>OBP: 0.329, SLG: 0.492</small> 										4	1	1	0	1	0	4						
Edgar Martinez, R <small>OBP: 0.474, SLG: 0.661</small> 										4	1	2	4	1	1	2						
Jay Buhner, R <small>OBP: 0.429, SLG: 0.458</small> 										4	0	0	0	1	2	4						
Paul Sorrento, L <small>OBP: 0.352, SLG: 0.535</small>										1	0	0	0	2	0	1						
Ricky Jordan, R <small>OBP: 0.313, SLG: 0.429</small> 										2	0	1	0	0	1	1						
Russ Davis, R <small>OBP: 0.377, SLG: 0.453</small> 										5	0	0	0	0	4	5						
Dan Wilson, R <small>OBP: 0.350, SLG: 0.593</small> 										3	0	1	0	1	0	1						
Alex Rodriguez, R <small>OBP: 0.339, SLG: 0.596</small> 										4	0	1	0	0	1	4						
Inning Stats	R: 0 E: 0 K: 0 S: 9	H: 0 LOB: 1 BB: 1 P: 18	R: 0 E: 0 K: 1 S: 10	H: 0 LOB: 2 BB: 2 P: 26	R: 0 E: 0 K: 1 S: 11	H: 1 LOB: 1 BB: 1 P: 19	R: 0 E: 0 K: 1 S: 11	H: 0 LOB: 1 BB: 1 P: 22	R: 2 E: 0 K: 1 S: 15	H: 3 LOB: 2 BB: 1 P: 24	R: 0 E: 0 K: 1 S: 10	H: 1 LOB: 1 BB: 0 P: 12	R: 0 E: 0 K: 3 S: 10	H: 0 LOB: 1 BB: 1 P: 19	R: 0 E: 0 K: 0 S: 9	H: 1 LOB: 1 BB: 0 P: 15	R: 2 E: 0 K: 1 S: 12	H: 3 LOB: 1 BB: 0 P: 15	1B: 7 2B: 1 3B: 0 HR: 1	SF: 0 SAC: 0 DP: 0 HBP: 0	WP: 1 PB: 0 SB: 2 CS: 0	PA: 43
PITCHER	IP WLS BF H R ER SO BB IBB HBP BLK WP HR S P ERA WHIP																					
Pat Hentgen, R <small>ERA: 3.1</small>	6.0 W 29 5 2 2 2 5 1 0 0 0 0 66 121 3.00 1.667																					
Bill Risle, R <small>ERA: 7.94</small>	0.2 3 0 0 0 2 1 0 0 0 0 0 7 16 0.00 1.500																					
Brian Bohanon, L <small>ERA: 7.45</small>	2.1 S 11 4 2 2 2 0 0 0 0 0 0 1 24 33 7.71 1.714																					

Toronto Blue Jays @ Seattle Mariners
The Kingdom, Seattle, WA
Fri Apr 19 1996, 10:05 PM EDT
Att: 32,189 - Dome - 68 F

AB 36
R 4
H 9
RBI 4
BB 7
SO 9
LOB 26



Batter	1	2	3	4	5	6	7	8	9	AB	R	H	RBI	BB	SO	LOB	TOP							
Otis Nixon, S <small>OBP: 0.358, SLG: 0.366</small> 										4	1	0	0	1	1	2								
Domingo Cadeno, S <small>OBP: 0.529, SLG: 0.750</small> 										3	0	2	0	1	1	1								
Carlos Delgado, L <small>OBP: 0.371, SLG: 0.492</small> 										4	0	0	0	0	0	5								
Joe Carter, R <small>OBP: 0.342, SLG: 0.521</small> 										4	0	1	1	0	1	1								
Ed Sprague, R <small>OBP: 0.311, SLG: 0.415</small> 										4	1	2	0	0	1	1								
John Olerud, L <small>OBP: 0.353, SLG: 0.455</small> 										3	0	0	0	1	0	3								
Shawn Green, L <small>OBP: 0.271, SLG: 0.340</small> 										4	1	2	2	0	0	1								
Sandy Martinez, L <small>OBP: 0.281, SLG: 0.367</small> 										4	0	1	0	0	0	2								
Alex Gonzalez, R <small>OBP: 0.333, SLG: 0.492</small> 										4	0	1	0	0	0	1								
Inning Stats	R: 1 H: 2 E: 0 K: 0 S: 18	H: 2 LOB: 2 BB: 2 P: 32	R: 1 H: 1 E: 0 K: 0 S: 7	H: 1 LOB: 0 BB: 0 P: 13	R: 0 H: 1 E: 1 K: 2 S: 11	H: 1 LOB: 1 BB: 0 P: 15	R: 0 H: 0 E: 0 K: 0 S: 5	H: 0 LOB: 0 BB: 1 P: 10	R: 0 H: 1 E: 0 K: 1 S: 10	H: 1 LOB: 1 BB: 0 P: 14	R: 1 H: 2 E: 0 K: 0 S: 13	H: 2 LOB: 1 BB: 0 P: 17	R: 0 H: 1 E: 0 K: 0 S: 9	H: 1 LOB: 1 BB: 0 P: 12	R: 0 H: 0 E: 0 K: 0 S: 8	H: 0 LOB: 0 BB: 0 P: 11	R: 0 H: 1 E: 0 K: 1 S: 8	H: 1 LOB: 1 BB: 0 P: 10	1B: 4 2B: 4 3B: 0 HR: 1	SF: 0 SAC: 0 DP: 2 HBP: 0	WP: 0 PB: 0 SB: 0 CS: 0	PA: 37		
PITCHER	IP WLS BF H R ER SO BB IBB HBP BLK WP HR S P ERA WHIP	6.0 L 26 7 3 3 3 3 0 0 0 0 0 1 64 101 4.50 1.667	3.0 S 11 2 0 0 1 0 0 0 0 0 0 0 25 33 0.00 0.667																					

Toronto Blue Jays @ Seattle Mariners
The Kingdome, Seattle, WA
Sat Apr 20 1996, 10:05 PM EDT
Att: 47,487 - Dome - 68 F

AB	34
R	3
H	9
RBI	3
BB	3
SO	4
LOB	17



Batter	1	2	3	4	5	6	7	8	9	AB	R	H	RBI	BB	SO	LOB	BOTTOM							
Joey Cora, S <small>OBP: 0.328, SLG: 0.500</small> 										4	0	0	0	0	0	1								
Luis Sojo, R <small>OBP: 0.346, SLG: 0.417</small> 										4	0	1	0	0	0	1								
Ken Griffey Jr., L <small>OBP: 0.325, SLG: 0.523</small> 										4	1	1	1	0	1	2								
Edgar Martinez, R <small>OBP: 0.476, SLG: 0.646</small> 										3	0	1	0	1	0	1								
Jay Buhner, R <small>OBP: 0.407, SLG: 0.429</small> 										4	0	0	0	0	2	3								
Paul Sorrento, L <small>OBP: 0.362, SLG: 0.522</small> 										3	0	1	0	1	0	0								
Doug Strange, S <small>OBP: 0.276, SLG: 0.556</small> 										3	0	0	0	0	1	4								
John Marzano, R 										3	0	0	0	0	2	0								
Rich Amaral, R <small>OBP: 0.317, SLG: 0.265</small> 										3	0	1	0	0	2	0								
Inning Stats	R: 1 H: 1 E: 1 K: 0 S: 15	H: 1 LOB: 3 BB: 2 P: 28	R: 0 H: 0 E: 1 K: 1 S: 9	H: 0 LOB: 0 BB: 0 P: 14	R: 0 H: 1 E: 0 K: 1 S: 11	H: 1 LOB: 1 BB: 0 P: 17	R: 0 H: 0 E: 0 K: 2 S: 9	H: 0 LOB: 0 BB: 0 P: 14	R: 0 H: 1 E: 0 K: 1 S: 10	H: 1 LOB: 0 BB: 0 P: 16	R: 0 H: 1 E: 0 K: 1 S: 6	H: 1 LOB: 0 BB: 0 P: 8	R: 0 H: 1 E: 0 K: 0 S: 9	H: 1 LOB: 1 BB: 0 P: 13	R: 0 H: 0 E: 0 K: 1 S: 7	H: 0 LOB: 0 BB: 0 P: 10	R: 0 H: 0 E: 0 K: 1 S: 7	H: 0 LOB: 0 BB: 0 P: 10	1B: 4 2B: 0 3B: 0 HR: 1	SF: 0 SAC: 0 DP: 2 HBP: 0	WP: 0 PB: 0 SB: 0 CS: 0	PA: 33		
PITCHER	IP WLS BF H R ER SO BB IBB HBP BLK WP HR S P ERA WHIP	8.0 W 30 5 1 1 7 2 0 0 0 0 1 78 126 1.12 0.875	1.0 S 3 0 0 0 1 0 0 0 0 0 0 7 10 0.00 0.000																					

Toronto Blue Jays @ Seattle Mariners
The Kingdome, Seattle, WA
Sat Apr 20 1996, 10:05 PM EDT
Att: 47,487 - Dome - 68 F

AB	31
R	1
H	5
RBI	1
BB	2
SO	8
LOB	12



Batter	1	2	3	4	5	6	7	8	9	AB	R	H	RBI	BB	SO	LOB	TOP					
Otis Nixon, S <small>OBP: 0.372, SLG: 0.373</small> <small>(1, 8)</small>	G1-3		K				1B		1B	4	1	2	0	1	1	1	Toronto Blue Jays @ Seattle Mariners The Kingdome, Seattle, WA Sun Apr 21 1996, 6:33 AM EDT Att: 34,915 - Dome - 68 F					
Tilson Brito, R <small>OBP: 0.373, SLG: 0.375</small> <small>(1, 10)</small>	K								1B	2	0	0	0	1	2	1						
Carlos Delgado, L <small>OBP: 0.375, SLG: 0.500</small> <small>(7, PH)</small>			BB						SF8	1	0	1	1	0	0	0						
Juan Samuel, R <small>OBP: 0.333, SLG: 0.714</small> <small>(1, 7)</small>	P4		K						K	5	1	1	2	0	3	5						
Joe Carter, R <small>OBP: 0.338, SLG: 0.507</small> <small>(1, 3)</small>		L7								4	1	1	0	0	0	2						
Ed Sprague, R <small>OBP: 0.321, SLG: 0.403</small> <small>(1, 5)</small>										2	0	0	0	2	2	0						
Robert Perez, R <small>OBP: 0.364, SLG: 0.545</small> <small>(8, PH)</small>										3	1	1	0	0	0	3						
Shawn Green, L <small>OBP: 0.267, SLG: 0.333</small> <small>(8, 9)</small>										1	0	0	0	0	0	0						
Charlie O'Brien, R <small>OBP: 0.385, SLG: 0.531</small> <small>(1, 2)</small>										4	0	1	1	0	0	1						
Alex Gonzalez, R <small>OBP: 0.328, SLG: 0.492</small> <small>(1, 6)</small>										4	1	1	0	0	1	2						
Miguel Cairo, R <small>OBP: 0.250, SLG: 0.500</small> <small>(1, 4)</small>										4	0	1	0	0	1	1						
Inning Stats	R: 0 E: 0 K: 1 S: 10	H: 0 LOB: 0 BB: 0 P: 19	R: 1 E: 1 K: 1 S: 11	H: 1 LOB: 0 BB: 0 P: 20	R: 0 E: 0 K: 2 S: 13	H: 1 LOB: 2 BB: 1 P: 21	R: 1 E: 0 K: 1 S: 13	H: 2 LOB: 1 BB: 1 P: 26	R: 2 E: 0 K: 1 S: 8	H: 2 LOB: 0 BB: 0 P: 16	R: 0 E: 0 K: 1 S: 13	H: 1 LOB: 2 BB: 1 P: 20	R: 0 E: 0 K: 1 S: 7	H: 0 LOB: 0 BB: 0 P: 9	R: 1 E: 0 K: 2 S: 14	H: 2 LOB: 1 BB: 0 P: 21	1B: 4 2B: 4 3B: 0 HR: 1	SF: 1 SAC: 0 DP: 1 HBP: 0	WP: 0 PB: 0 SB: 0 CS: 0	PA: 39		
PITCHER	IP	WLS	BF	H	R	ER	SO	BB	IBB	HBP	BLK	WP	HR	S	P	ERA	WHIP					
Randy Johnson, L <small>ERA: 2.91</small>	(1, 1)	5.0	W	22	6	4	3	6	2	0	0	0	0	1	60	106	5.40	1.600				
Bob Wells, R <small>ERA: 1.89</small>	(6, 1)	3.0		12	1	0	0	2	2	0	0	0	0	0	28	45	0.00	1.000				
Norm Charlton, L <small>ERA: 3.86</small>	(9, 1)	1.0		5	2	1	1	2	0	0	0	0	0	0	14	21	9.00	2.000				

AB	34
R	5
H	9
RBI	4
BB	4
SO	10
LOB	16



Batter	1	2	3	4	5	6	7	8	9	AB	R	H	RBI	BB	SO	LOB	BOTTOM					
Joey Cora, S <small>OBP: 0.306, SLG: 0.463</small> <small>(1, 4)</small>	F8		P6							5	0	0	0	0	0	4	Toronto Blue Jays @ Seattle Mariners The Kingdome, Seattle, WA Sun Apr 21 1996, 6:33 AM EDT Att: 34,915 - Dome - 68 F					
Alex Diaz, S <small>OBP: 0.250, SLG: 0.270</small> <small>(1, 7)</small>			G4-6-3							4	2	1	1	0	0	3						
Ken Griffey Jr., L <small>OBP: 0.341, SLG: 0.609</small> <small>(1, 8)</small>										4	3	2	3	1	0	1						
Edgar Martinez, R <small>OBP: 0.494, SLG: 0.754</small> <small>(1, 10)</small>										4	2	3	2	1	0	0						
Jay Buhner, R <small>OBP: 0.412, SLG: 0.433</small> <small>(1, 9)</small>										4	0	2	2	0	0	1						
Paul Sorrento, L <small>OBP: 0.355, SLG: 0.490</small> <small>(1, 3)</small>										3	0	0	0	1	1	3						
Russ Davis, R <small>OBP: 0.385, SLG: 0.491</small> <small>(1, 5)</small>										4	1	2	0	0	1	2						
Dan Wilson, R <small>OBP: 0.359, SLG: 0.579</small> <small>(1, 2)</small>										3	0	1	0	1	1	1						
Alex Rodriguez, R <small>OBP: 0.349, SLG: 0.603</small> <small>(3, 6)</small>										1	1	1	1	0	0	0						
Luis Sojo, R <small>OBP: 0.345, SLG: 0.407</small> <small>(3, 6)</small>										3	0	1	0	0	0	1						
Inning Stats	R: 1 E: 0 K: 0 S: 9	H: 1 LOB: 2 BB: 1 P: 17	R: 5 E: 1 K: 2 S: 22	H: 6 LOB: 1 BB: 0 P: 33	R: 0 E: 0 K: 0 S: 9	H: 2 LOB: 2 BB: 1 P: 15	R: 2 E: 0 K: 0 S: 13	H: 2 LOB: 0 BB: 0 P: 16	R: 0 E: 0 K: 1 S: 17	H: 1 LOB: 2 BB: 2 P: 31	R: 0 E: 0 K: 0 S: 5	H: 1 LOB: 0 BB: 0 P: 8	R: 0 E: 0 K: 0 S: 7	H: 0 LOB: 0 BB: 0 P: 10	R: 1 E: 0 K: 2 S: 14	H: 2 LOB: 1 BB: 0 P: 21	1B: 5 2B: 4 3B: 0 HR: 4	SF: 0 SAC: 0 DP: 2 HBP: 1	WP: 0 PB: 0 SB: 1 CS: 0	PA: 40		
PITCHER	IP	WLS	BF	H	R	ER	SO	BB	IBB	HBP	BLK	WP	HR	S	P	ERA	WHIP					
Erik Hanson, R <small>ERA: 8.64</small>	(1, 1)	4.0	L	25	11	8	8	2	2	0	1	0	0	4	53	81	18.00	3.250				
Giovanni Carrara, R <small>ERA: 8.0</small>	(5, 1)	4.0		15	2	1	1	1	1	1	0	0	0	0	36	59	2.25	0.750				

AB	35
R	9
H	13
RBI	9
BB	4
SO	3
LOB	16



Batter	1	2	3	4	5	6	7	8	9	AB	R	H	RBI	BB	SO	LOB	TOP											
Ernie Young, R OBP: 0.338, SLG: 0.327 (1, 8)										4	0	1	1	1	1	2	Oakland Athletics @ Toronto Blue Jays SkyDome, Toronto, ON Wed Apr 24 1996, 7:05 PM EDT Att: 28,029 - Dome											
Jason Giambi, L OBP: 0.443, SLG: 0.514 (1, 3)										5	0	1	0	0	3	4												
Geronimo Berroa, R OBP: 0.262, SLG: 0.531 (1, 7)										5	0	0	0	0	0	2												
Phil Plantier, L OBP: 0.276, SLG: 0.313 (9, 7)										0	0	0	0	0	0	0												
Mark McGwire, R (1, 10)										3	1	0	0	2	1	2												
Torey Lovullo, S OBP: 0.308, SLG: 0.308 (9, PR)										0	0	0	0	0	0	0												
Pedro Munoz, R OBP: 0.390, SLG: 0.486 (8, 7)										3	0	0	0	1	0	0												
Allen Battle, R OBP: 0.333, SLG: 0.350 (9, 8)										1	0	0	0	0	1	1												
Terry Steinbach, R OBP: 0.375, SLG: 0.483 (1, 2)										5	2	2	0	0	0	3												
Scott Brosius, R OBP: 0.488, SLG: 0.662 (1, 5)										3	3	2	1	1	1	1												
Brent Gates, S OBP: 0.312, SLG: 0.289 (1, 4)										4	1	3	2	0	0	2												
Mike Bordick, R OBP: 0.395, SLG: 0.413 (1, 6)										3	0	2	3	1	0	1												
Inning Stats	R: 0 E: 0 K: 1 S: 5	H: 0 LOB: 0 BB: 0 P: 5	R: 2 E: 0 K: 0 S: 4	H: 2 LOB: 1 BB: 2 P: 12	R: 0 E: 0 K: 2 S: 8	H: 1 LOB: 1 BB: 0 P: 8	R: 2 E: 0 K: 1 S: 8	H: 3 LOB: 1 BB: 0 P: 8	R: 0 E: 0 K: 0 S: 3	H: 0 LOB: 0 BB: 0 P: 3	R: 2 E: 0 K: 1 S: 8	H: 3 LOB: 1 BB: 0 P: 8	R: 0 E: 0 K: 0 S: 3	H: 1 LOB: 0 BB: 3 P: 3	R: 1 E: 0 K: 1 S: 6	H: 1 LOB: 3 BB: 3 P: 18	R: 0 E: 0 K: 1 S: 5	H: 0 LOB: 1 BB: 1 P: 9	1B: 7 2B: 4 3B: 0 HR: 0	SF: 0 SAC: 0 DP: 2 HBP: 0	WP: 0 PB: 0 SB: 1 CS: 0	PA: 42						
PITCHER	IP	WLS	BF	H	R	ER	SO	BB	IBB	HBP	BLK	WP	HR	S	P	ERA	WHIP	PITCHER										
Pat Hentgen, R ERA: 4.11 (1, 1)	6.0	L	29	10	6	6	5	2	0	0	0	0	0	0	37	45	9.00	2.000										
Bill Riskey, R ERA: 6.48 (7, 1)	1.2		8	1	1	1	0	3	0	0	0	0	0	5	17	5.40	2.400											
Brian Bohanon, L ERA: 8.18 (8, 1)	0.1		1	0	0	0	1	0	0	0	0	0	0	3	3	0.00	0.000											
Giovanni Carrara, R ERA: 7.2 (9, 1)	1.0		4	0	0	0	1	1	0	0	0	0	0	5	9	0.00	1.000											
Batter	1	2	3	4	5	6	7	8	9	AB	R	H	RBI	BB	SO	LOB	BOTTOM											
Otis Nixon, S OBP: 0.385, SLG: 0.373 (1, 8)										4	1	1	0	1	0	2	Oakland Athletics @ Toronto Blue Jays SkyDome, Toronto, ON Wed Apr 24 1996, 7:05 PM EDT Att: 28,029 - Dome											
Domingo Cadeno, S OBP: 0.500, SLG: 0.739 (1, 4)										4	0	1	0	0	0	1												
Carlos Delgado, L OBP: 0.373, SLG: 0.456 (1, 10)										5	1	1	1	0	2	2												
Joe Carter, R OBP: 0.356, SLG: 0.600 (1, 7)										5	1	2	2	0	1	2												
Ed Sprague, R OBP: 0.352, SLG: 0.545 (1, 5)										4	1	2	0	0	1	1												
John Olerud, L OBP: 0.351, SLG: 0.429 (1, 3)										4	1	2	0	0	0	1												
Shawn Green, L OBP: 0.290, SLG: 0.377 (1, 9)										3	1	1	1	1	0	2												
Sandy Martinez, L OBP: 0.306, SLG: 0.364 (1, 2)										3	0	1	1	1	1	2												
Alex Gonzalez, R OBP: 0.303, SLG: 0.451 (1, 6)										3	0	0	1	0	3	3												
Inning Stats	R: 0 E: 0 K: 1 S: 5	H: 4 LOB: 1 BB: 1 P: 10	R: 0 E: 0 K: 1 S: 5	H: 0 LOB: 0 BB: 0 P: 5	R: 0 E: 0 K: 2 S: 9	H: 2 LOB: 2 BB: 0 P: 9	R: 2 E: 0 K: 0 S: 5	H: 2 LOB: 1 BB: 1 P: 9	R: 0 E: 0 K: 1 S: 5	H: 0 LOB: 0 BB: 0 P: 5	R: 0 E: 0 K: 1 S: 6	H: 1 LOB: 1 BB: 0 P: 6	R: 1 E: 0 K: 2 S: 8	H: 1 LOB: 1 BB: 1 P: 12	R: 0 E: 0 K: 0 S: 4	H: 1 LOB: 1 BB: 0 P: 4		1B: 6 2B: 3 3B: 0 HR: 2	SF: 1 SAC: 1 DP: 1 HBP: 0	WP: 0 PB: 0 SB: 0 CS: 0	PA: 40							
PITCHER	IP	WLS	BF	H	R	ER	SO	BB	IBB	HBP	BLK	WP	HR	S	P	ERA	WHIP	PITCHER										
Ariel Prieto, R ERA: 5.76 (1, 1)	5.0	W	24	8	0	0	0	2	0	0	0	0	0	8	38	9.00	2.000											
Buddy Groom, L ERA: 5.4 (6, 1)	1.2		6	1	0	0	1	0	0	0	0	0	0	8	8	0.00	0.600											
Jim Corsi, R ERA: 3.75 (7, 1)	2.1	S	10	2	1	1	3	1	0	0	0	0	1	15	19	3.86	1.286											

Batter	1	2	3	4	5	6	7	8	9	10	11	AB	R	H	RBI	BB	SO	LOB	TOP							
Ernie Young, R OBP: 0.328, SLG: 0.339 (1, 8)	3-1 2B		1-0 P3		2-2 SF9			2-1 G1-3		2-3 K		4	1	1	1	0	1	2								
Jason Giambi, L OBP: 0.430, SLG: 0.506 (1, 3)	1-2 F9 FC6-5 2B		0-0 F9		3-3 K			2-2 G3-1		0-2 G3		5	0	1	1	0	1	3								
Gerónimo Berroa, R OBP: 0.261, SLG: 0.518 (1, 9)	0-0 F9				1-0 L5			0-2 F9		0-2 1B		4	0	1	0	0	0	1								
Allen Battle, R OBP: 0.329, SLG: 0.344 (9, 8)	2-3 F9										1-1 F8		1	0	0	0	0	0								
Pedro Muñoz, R OBP: 0.378, SLG: 0.459 (1, 10)	1-0 FC6-5				0-0 G6-3			1-1 G3		1-1 F8		4	1	0	0	1	0	2								
Phil Plantier, L OBP: 0.270, SLG: 0.321 (1, 7)	2-1 P4				2-3 K			0-3 K		2-3 K		5	0	1	1	0	3	2								
Terry Steinbach, R OBP: 0.364, SLG: 0.506 (1, 2)			0-0 F9		3-1 HR			1-2 G6-3		2-1 G5-3		5	1	1	1	0	0	3								
Scott Brosius, R OBP: 0.472, SLG: 0.629 (1, 5)			2-3 K		2-2 G4-3			0-0 G6-3		1-1 1B PB 1B		5	0	1	0	0	1	1								
Brent Gates, S OBP: 0.309, SLG: 0.287 (1, 4)			2-3 K		1-0 WP SF9 1B			0-3 K		3-3 K		4	1	1	0	0	3	1								
Mike Bordick, R OBP: 0.400, SLG: 0.418 (1, 6)			2-1 F9		3-2 WP 1B			0-3 K2-3		0-0 1B		4	0	2	0	0	1	0								
Inning Stats	R: 1 E: 0 K: 0 S: 9	H: 2 LOB: 1 BB: 0 P: 16	R: 0 E: 0 K: 2 S: 10	H: 0 LOB: 0 BB: 0 P: 14	R: 0 E: 0 K: 0 S: 4	H: 0 LOB: 0 BB: 0 P: 7	R: 0 E: 0 K: 1 S: 5	H: 0 LOB: 0 BB: 0 P: 8	R: 2 E: 0 K: 1 S: 16	H: 3 LOB: 1 BB: 0 P: 30	R: 0 E: 0 K: 1 S: 8	H: 0 LOB: 0 BB: 0 P: 9	R: 0 E: 0 K: 1 S: 7	H: 0 LOB: 0 BB: 0 P: 8	R: 0 E: 0 K: 1 S: 8	H: 1 LOB: 2 BB: 0 P: 12	R: 0 E: 0 K: 1 S: 11	H: 2 LOB: 2 BB: 0 P: 15	R: 0 E: 0 K: 2 S: 13	H: 1 LOB: 1 BB: 1 P: 20	1B: 5 2B: 3 3B: 0 HR: 1	SF: 1 SAC: 0 DP: 0 HBP: 0	WP: 1 PB: 1 SB: 1 CS: 0	PA: 43		
PITCHER	IP 9.0	WLS 2.0	BF 10	H 3	R 1	ER 1	SO 2	BB 1	IBB 0	HBP 0	BLK 0	WP 0	HR 0	S 24	P 39	ERA 4.50	WHIP 2.000									
Juan Guzman, R ERA: 1.88 (1, 1)																										
Tim Crabtree, R ERA: 1.23 (10, 1)																										

Oakland Athletics @ Toronto Blue Jays
SkyDome, Toronto, ON
Thu Apr 25 1996, 7:05 PM EDT
Att: 26,163 - Dome - 68 F

AB 41
R 4
H 9
RBI 4
BB 1
SO 10
LOB 15



Batter	1	2	3	4	5	6	7	8	9	10	11	AB	R	H	RBI	BB	SO	LOB	BOTTOM							
Otis Nixon, S OBP: 0.376, SLG: 0.356 (1, 8)	0-1 B1-3				0-0 G5-3			1-2 FC6-4		0-1 G6-3		4	0	0	0	1	0	3								
Domingo Cedeño, S OBP: 0.463, SLG: 0.714 (1, 4)	0-0 2B				0-0 P6			0-0 B4-3		0-3 K		5	0	2	0	0	1	3								
Carlos Delgado, L OBP: 0.364, SLG: 0.431 (1, 3)	1-2 L4				2-1 P6			4-0 L4-6 BB		1-1 G3-6-3		4	0	0	0	1	1	1								
Joe Carter, R OBP: 0.358, SLG: 0.580 (1, 7)					0-0 F8			4-1 SAFE BB		4-2 BB		3	0	0	0	2	0	0								
Ed Sprague, R OBP: 0.344, SLG: 0.524 (1, 5)					0-0 1B			2-0 L4-6		0-2 P4		5	1	1	0	0	0	3								
John Olerud, L OBP: 0.354, SLG: 0.418 (1, 10)					4-2 1B BB			3-2 F7		3-2 HBP 1B		4	1	1	0	1	1	0								
Shawn Green, L OBP: 0.301, SLG: 0.431 (1, 9)					1-1 BB 1B			1-1 HR		0-1 P5		4	1	2	2	0	0	1								
Robert Perez, R OBP: 0.308, SLG: 0.462 (11, PH)					1-2 2H 1B					2-2 F8		1	0	0	0	0	0	0								
Charlie O'Brien, R OBP: 0.429, SLG: 0.561 (1, 2)					0-0 P3			3-2 2B		1-3 K		4	0	1	0	0	1	2								
Alex Gonzalez, R OBP: 0.300, SLG: 0.440 (1, 6)					1-2 1B			0-0 F8		0-3 K		4	0	1	1	0	1	3								
Inning Stats	R: 0 E: 0 K: 0 S: 6	H: 1 LOB: 0 BB: 0 P: 7	R: 2 E: 0 K: 0 S: 15	H: 3 LOB: 3 BB: 2 P: 26	R: 0 E: 0 K: 0 S: 6	H: 0 LOB: 0 BB: 0 P: 9	R: 1 E: 0 K: 0 S: 14	H: 2 LOB: 1 BB: 0 P: 21	R: 0 E: 0 K: 0 S: 3	H: 1 LOB: 2 BB: 0 P: 19	R: 0 E: 0 K: 1 S: 10	H: 1 LOB: 1 BB: 1 P: 15	R: 0 E: 0 K: 1 S: 8	H: 0 LOB: 0 BB: 0 P: 12	R: 0 E: 0 K: 1 S: 9	H: 0 LOB: 0 BB: 0 P: 12	R: 0 E: 0 K: 1 S: 11	H: 0 LOB: 0 BB: 0 P: 16	R: 0 E: 0 K: 1 S: 9	H: 0 LOB: 0 BB: 0 P: 12	1B: 5 2B: 3 3B: 0 HR: 1	SF: 0 SAC: 0 DP: 2 HBP: 1	WP: 0 PB: 0 SB: 0 CS: 0	PA: 44		
PITCHER	IP 6.0	WLS 2.0	BF 28	H 7	R 3	ER 3	SO 1	BB 4	IBB 0	HBP 0	BLK 0	WP 0	HR 1	S 58	P 95	ERA 4.50	WHIP 1.833									
Todd Van Poppel, R ERA: 8.64 (7, 1)																										
Don Wengert, R ERA: 4.32 (9, 1)																										

Oakland Athletics @ Toronto Blue Jays
SkyDome, Toronto, ON
Thu Apr 25 1996, 7:05 PM EDT
Att: 26,163 - Dome - 68 F

AB 38
R 3
H 8
RBI 3
BB 5
SO 5
LOB 16



Batter	1	2	3	4	5	6	7	8	9	AB	R	H	RBI	BB	SO	LOB	TOP										
Kenny Lofton, L OBP: 0.354, SLG: 0.386 (1, 8)	1-3		2-1	3-1			2-3		0-1	5	0	1	1	0	2	1											
Julio Franco, R OBP: 0.388, SLG: 0.415 (1, 3)	0-0		4-1		1-0		3-2		1-1	4	1	1	0	1	0	2											
Carlos Baerga, S OBP: 0.319, SLG: 0.402 (1, 4)	1-0		2-0		0-2			0-2		4	1	1	0	0	0	1											
Albert Belle, R OBP: 0.394, SLG: 0.675 (1, 7)	0-0		4-2		2-0			3-1		3	1	0	0	1	0	1											
Eddie Murray, S OBP: 0.292, SLG: 0.253 (1, 10)		0-0	0-0			0-0		1-2		4	0	2	2	0	0	0											
Manny Ramirez, R OBP: 0.358, SLG: 0.597 (1, 9)		1-2	1-0			1-2			2-1	4	0	1	1	0	0	1											
Jim Thome, L OBP: 0.474, SLG: 0.544 (1, 5)		3-2	0-0			4-2			4-2	2	2	0	0	2	0	2											
Sandy Alomar Jr., R OBP: 0.365, SLG: 0.433 (1, 2)		0-1		0-0			3-2		0-3	4	1	2	0	0	1	2											
Omar Vizquel, S OBP: 0.325, SLG: 0.467 (1, 6)	1-1		0-1			0-0			2-0	4	0	2	1	0	0	1											
Inning Stats	R: 0 E: 0 K: 1 S: 6	H: 1 LOB: 1 BB: 0 P: 8	R: 2 E: 2 K: 0 S: 11	H: 3 LOB: 1 BB: 0 P: 16	R: 3 E: 0 K: 0 S: 9	H: 3 LOB: 1 BB: 2 P: 22	R: 0 E: 0 K: 0 S: 5	H: 1 LOB: 0 BB: 0 P: 8	R: 0 E: 0 K: 0 S: 10	H: 0 LOB: 0 BB: 0 P: 18	R: 0 E: 0 K: 1 S: 7	H: 0 LOB: 0 BB: 0 P: 12	R: 0 E: 0 K: 0 S: 8	H: 0 LOB: 0 BB: 0 P: 12	R: 1 E: 0 K: 1 S: 13	H: 2 LOB: 2 BB: 1 P: 22	1B: 9 2B: 1 3B: 0 HR: 0	SF: 0 SAC: 0 DP: 3 HBP: 0	WP: 0 PB: 0 SB: 2 CS: 0	PA: 38							
PITCHER	IP	WLS	BF	H	R	ER	SO	BB	IBB	HBP	BLK	WP	HR	S	P	ERA	WHIP										
Erik Hanson, R ERA: 7.26 (1, 1)	8.0	L	32	8	5	3	2	3	0	0	0	0	0	61	104	3.38	1.375										
Giovanni Carrara, R ERA: 7.59 (9, 1)	0.2		4	1	1	1	1	1	0	0	0	0	0	9	17	13.50	3.000										
Brian Bohannon, L ERA: 8.18 (9, 1)	0.0		1	1	0	0	0	0	0	0	0	0	0	2	2	∞	∞										
Mike Timlin, R ERA: 1.69 (9, 1)	0.1		1	0	0	0	0	0	0	0	0	0	0	2	3	0.00	0.000										

Cleveland Indians @ Toronto Blue Jays
SkyDome, Toronto, ON
Fri Apr 26 1996, 7:05 PM EDT
Att: 30,227 - Dome

AB 34
R 6
H 10
RBI 5
BB 4
SO 3
LOB 11



Batter	1	2	3	4	5	6	7	8	9	AB	R	H	RBI	BB	SO	LOB	BOTTOM											
Otis Nixon, S OBP: 0.362, SLG: 0.341 (1, 8)	0-0		0-1		2-1		3-3			4	0	0	0	0	1	1												
Domingo Cadenas, S OBP: 0.424, SLG: 0.625 (1, 4)	3-3		0-0			2-2		3-1		4	0	0	0	0	1	0												
Carlos Delgado, L OBP: 0.370, SLG: 0.434 (1, 10)	1-1		2-0			2-1		0-3		4	1	2	0	0	1	0												
Joe Carter, R OBP: 0.354, SLG: 0.598 (1, 7)	1-1			1-3		0-0		2-3		4	1	1	2	0	2	1												
Ed Sprague, R OBP: 0.340, SLG: 0.547 (1, 5)		1-2		1-2		1-1		3-2		4	1	1	1	0	0	0												
John Olerud, L OBP: 0.372, SLG: 0.429 (1, 3)		2-2		0-1		2-0		1-1		3	0	2	0	0	0	0												
Shawn Green, L OBP: 0.299, SLG: 0.420 (1, 9)		0-0		1-1		0-0		3-3		4	0	1	0	0	1	2												
Sandy Martinez, L OBP: 0.308, SLG: 0.361 (1, 2)		1-3			2-2		0-0			3	0	1	0	0	1	2												
Alex Gonzalez, R OBP: 0.289, SLG: 0.423 (1, 6)		2-3		0-0		1-3				3	0	0	0	0	2	3												
Inning Stats	R: 0 E: 0 K: 1 S: 9	H: 1 LOB: 1 BB: 0 P: 14	R: 0 E: 0 K: 2 S: 12	H: 1 LOB: 2 BB: 0 P: 18	R: 0 E: 0 K: 0 S: 4	H: 0 LOB: 0 BB: 0 P: 6	R: 1 E: 0 K: 1 S: 10	H: 2 LOB: 0 BB: 0 P: 13	R: 0 E: 0 K: 0 S: 7	H: 1 LOB: 0 BB: 0 P: 11	R: 2 E: 0 K: 0 S: 11	H: 3 LOB: 1 BB: 0 P: 18	R: 0 E: 0 K: 2 S: 9	H: 0 LOB: 0 BB: 0 P: 14	R: 0 E: 0 K: 1 S: 10	H: 0 LOB: 0 BB: 0 P: 17	1B: 6 2B: 0 3B: 0 HR: 2	SF: 0 SAC: 0 DP: 1 HBP: 1	WP: 0 PB: 0 SB: 0 CS: 1	PA: 34								
PITCHER	IP	WLS	BF	H	R	ER	SO	BB	IBB	HBP	BLK	WP	HR	S	P	ERA	WHIP											
Orel Hershiser, R ERA: 5.65 (1, 1)	7.0	W	28	8	3	3	6	8	3	3	0	0	0	1	0	93	3.86	1.143										
Eric Plunk, R ERA: 4.22 (8, 1)	1.0		3	0	0	0	2	0	0	0	0	0	0	9	14	0.00	0.000											
Jose Mesa, R ERA: 1.5 (9, 1)	1.0	S	3	0	0	0	1	0	0	0	0	0	0	10	17	0.00	0.000											

Cleveland Indians @ Toronto Blue Jays
SkyDome, Toronto, ON
Fri Apr 26 1996, 7:05 PM EDT
Att: 30,227 - Dome

AB 33
R 3
H 8
RBI 3
BB 0
SO 9
LOB 9



Batter	1	2	3	4	5	6	7	8	9	AB	R	H	RBI	BB	SO	LOB	TOP				
Kenny Lofton, L OBP: 0.355, SLG: 0.385 Wayne Kirby, L OBP: 0.286, SLG: 0.286										4	2	2	2	0	0	1	Cleveland Indians @ Toronto Blue Jays SkyDome, Toronto, ON Sun Apr 28 1996, 3:33 AM EDT Att: 31,143 - Dome				
Julio Franco, R OBP: 0.398, SLG: 0.457										6	2	4	0	0	1	1					
Carlos Baerga, S OBP: 0.333, SLG: 0.421 Scott Leius, R OBP: 0.286, SLG: 0.286											4	2	2	1	0	0		3			
Albert Belle, R OBP: 0.417, SLG: 0.701 Jeremy Burnitz, L OBP: 0.400, SLG: 0.500											3	3	3	3	1	0		0			
Eddie Murray, S OBP: 0.306, SLG: 0.256										4	1	2	1	1	1	2					
Manny Ramirez, R OBP: 0.360, SLG: 0.590										3	1	1	2	1	0	2					
Sandy Alomar Jr., R OBP: 0.353, SLG: 0.499										4	1	1	4	0	1	3					
Jim Thome, L OBP: 0.460, SLG: 0.523										5	2	2	0	0	2	1					
Omar Vizquel, S OBP: 0.345, SLG: 0.481 Alvaro Espinoza, R OBP: 0.444, SLG: 0.750										2	1	1	0	0	0	0					
Inning Stats	R: 6 E: 1 K: 1 S: 20	H: 5 LOB: 1 BB: 0 P: 30	R: 3 E: 0 K: 0 S: 23	H: 3 LOB: 1 BB: 1 P: 37	R: 0 E: 0 K: 0 S: 8	H: 1 LOB: 1 BB: 0 P: 14	R: 1 E: 0 K: 0 S: 10	H: 1 LOB: 0 BB: 1 P: 20	R: 4 E: 0 K: 3 S: 19	H: 5 LOB: 2 BB: 1 P: 31	R: 2 E: 0 K: 0 S: 11	H: 2 LOB: 0 BB: 0 P: 19	R: 0 E: 0 K: 1 S: 13	H: 0 LOB: 0 BB: 0 P: 15	R: 1 E: 0 K: 0 S: 11	H: 2 LOB: 0 BB: 0 P: 14	1B: 14 2B: 3 3B: 0 HR: 3	SF: 2 SAC: 0 DP: 3 HBP: 1	WP: 0 PB: 0 SB: 0 CS: 0	PA: 49	
PITCHER	IP WLS BF H R ER SO BB IBB HBP BLK WP HR S P ERA WHIP	IP WLS BF H R ER SO BB IBB HBP BLK WP HR S P ERA WHIP	IP WLS BF H R ER SO BB IBB HBP BLK WP HR S P ERA WHIP	IP WLS BF H R ER SO BB IBB HBP BLK WP HR S P ERA WHIP	IP WLS BF H R ER SO BB IBB HBP BLK WP HR S P ERA WHIP	IP WLS BF H R ER SO BB IBB HBP BLK WP HR S P ERA WHIP	IP WLS BF H R ER SO BB IBB HBP BLK WP HR S P ERA WHIP	IP WLS BF H R ER SO BB IBB HBP BLK WP HR S P ERA WHIP	IP WLS BF H R ER SO BB IBB HBP BLK WP HR S P ERA WHIP	IP WLS BF H R ER SO BB IBB HBP BLK WP HR S P ERA WHIP	IP WLS BF H R ER SO BB IBB HBP BLK WP HR S P ERA WHIP	IP WLS BF H R ER SO BB IBB HBP BLK WP HR S P ERA WHIP	IP WLS BF H R ER SO BB IBB HBP BLK WP HR S P ERA WHIP	IP WLS BF H R ER SO BB IBB HBP BLK WP HR S P ERA WHIP	IP WLS BF H R ER SO BB IBB HBP BLK WP HR S P ERA WHIP	IP WLS BF H R ER SO BB IBB HBP BLK WP HR S P ERA WHIP	IP WLS BF H R ER SO BB IBB HBP BLK WP HR S P ERA WHIP	IP WLS BF H R ER SO BB IBB HBP BLK WP HR S P ERA WHIP	IP WLS BF H R ER SO BB IBB HBP BLK WP HR S P ERA WHIP	IP WLS BF H R ER SO BB IBB HBP BLK WP HR S P ERA WHIP	IP WLS BF H R ER SO BB IBB HBP BLK WP HR S P ERA WHIP
Frank Viola, L ERA: 20.25	4.0 L 25 10 10 9 1 2 0 0 1 0 0 0 2 61 101 20.25 3.000																				
Giovanni Carrara, R ERA: 10.66	2.0 14 7 6 6 3 1 0 0 0 0 0 1 30 50 27.00 4.000																				
Brian Bohanon, L ERA: 0.92	2.0 6 1 0 0 1 0 0 0 0 0 0 0 19 22 0.00 0.500																				
Mike Timlin, R ERA: 2.84	1.0 4 2 1 1 0 0 0 0 0 0 0 0 11 14 9.00 2.000																				

Batter	1	2	3	4	5	6	7	8	9	AB	R	H	RBI	BB	SO	LOB	BOTTOM					
Otis Nixon, S OBP: 0.363, SLG: 0.343 Robert Perez, R OBP: 0.267, SLG: 0.400										3	0	0	0	0	2	3	Cleveland Indians @ Toronto Blue Jays SkyDome, Toronto, ON Sun Apr 28 1996, 3:33 AM EDT Att: 31,143 - Dome					
Domingo Cadeno, S OBP: 0.452, SLG: 0.605										4	0	2	0	1	1	0						
Carlos Delgado, L OBP: 0.392, SLG: 0.553										5	1	3	1	0	0	2						
Joe Carter, R OBP: 0.364, SLG: 0.590 Juan Samuel, R OBP: 0.333, SLG: 0.667										3	0	1	0	0	0	1						
Ed Sprague, R OBP: 0.352, SLG: 0.565 Felipe Crespo, S										2	0	0	0	0	1	4						
John Olerud, L OBP: 0.347, SLG: 0.392										4	0	0	0	0	0	7						
Shawn Green, L OBP: 0.314, SLG: 0.421										3	0	0	0	1	0	3						
Sandy Martinez, L OBP: 0.302, SLG: 0.425										4	1	1	1	0	1	2						
Alex Gonzalez, R OBP: 0.319, SLG: 0.434										2	0	0	0	2	2	0						
Inning Stats	R: 0 E: 0 K: 1 S: 7	H: 1 LOB: 3 BB: 2 P: 10	R: 0 E: 0 K: 1 S: 9	H: 1 LOB: 3 BB: 2 P: 18	R: 0 E: 0 K: 1 S: 14	H: 2 LOB: 3 BB: 1 P: 23	R: 1 E: 0 K: 1 S: 11	H: 1 LOB: 0 BB: 0 P: 18	R: 2 E: 0 K: 0 S: 11	H: 2 LOB: 0 BB: 0 P: 16	R: 0 E: 0 K: 1 S: 9	H: 0 LOB: 0 BB: 0 P: 13	R: 0 E: 0 K: 1 S: 15	H: 2 LOB: 2 BB: 1 P: 27	R: 0 E: 0 K: 1 S: 10	H: 0 LOB: 1 BB: 1 P: 22	R: 0 E: 0 K: 0 S: 12	H: 1 LOB: 1 BB: 0 P: 16	1B: 7 2B: 0 3B: 0 HR: 3	SF: 0 SAC: 0 DP: 1 HBP: 0	WP: 0 PB: 0 SB: 0 CS: 0	PA: 41
PITCHER	IP WLS BF H R ER SO BB IBB HBP BLK WP HR S P ERA WHIP	IP WLS BF H R ER SO BB IBB HBP BLK WP HR S P ERA WHIP	IP WLS BF H R ER SO BB IBB HBP BLK WP HR S P ERA WHIP	IP WLS BF H R ER SO BB IBB HBP BLK WP HR S P ERA WHIP	IP WLS BF H R ER SO BB IBB HBP BLK WP HR S P ERA WHIP	IP WLS BF H R ER SO BB IBB HBP BLK WP HR S P ERA WHIP	IP WLS BF H R ER SO BB IBB HBP BLK WP HR S P ERA WHIP	IP WLS BF H R ER SO BB IBB HBP BLK WP HR S P ERA WHIP	IP WLS BF H R ER SO BB IBB HBP BLK WP HR S P ERA WHIP	IP WLS BF H R ER SO BB IBB HBP BLK WP HR S P ERA WHIP	IP WLS BF H R ER SO BB IBB HBP BLK WP HR S P ERA WHIP	IP WLS BF H R ER SO BB IBB HBP BLK WP HR S P ERA WHIP	IP WLS BF H R ER SO BB IBB HBP BLK WP HR S P ERA WHIP	IP WLS BF H R ER SO BB IBB HBP BLK WP HR S P ERA WHIP	IP WLS BF H R ER SO BB IBB HBP BLK WP HR S P ERA WHIP	IP WLS BF H R ER SO BB IBB HBP BLK WP HR S P ERA WHIP	IP WLS BF H R ER SO BB IBB HBP BLK WP HR S P ERA WHIP	IP WLS BF H R ER SO BB IBB HBP BLK WP HR S P ERA WHIP	IP WLS BF H R ER SO BB IBB HBP BLK WP HR S P ERA WHIP	IP WLS BF H R ER SO BB IBB HBP BLK WP HR S P ERA WHIP	IP WLS BF H R ER SO BB IBB HBP BLK WP HR S P ERA WHIP	
Albie Lopez, R ERA: 5.91	6.0 W 31 3 3 3 5 4 0 0 0 0 0 3 71 116 4.50 2.167																					
Alan Embree, L ERA: 9.0	2.0 6 0 0 0 2 1 0 0 0 0 0 0 15 31 0.00 0.500																					
Eric Plunk, R ERA: 3.86	1.0 4 1 0 0 0 0 0 0 0 0 0 0 12 16 0.00 1.000																					



Batter	1	2	3	4	5	6	7	8	9	AB	R	H	RBI	BB	SO	LOB	TOP				
Pat Listach, S OBP: 0.351, SLG: 0.418 (1, 8)	G6-3	F9-2		K			F8	G3		5	0	0	0	0	1	4					
Fernando Vina, L OBP: 0.392, SLG: 0.604 (1, 4)	G3		G4-3	F8			G6-3		F8	5	1	1	0	0	0	2					
Kevin Seitzer, R OBP: 0.438, SLG: 0.554 (9, PR)	F8						G6-3			3	0	1	0	0	0	1					
Tim Unroe, R OBP: 0.500, SLG: 0.333 (9, 3)				HBP						0	0	0	0	0	0	0					
Greg Vaughn, R OBP: 0.388, SLG: 0.605 (8, 7)										4	2	2	1	0	2	2					
David Hulse, L OBP: 0.200, SLG: 0.179 (1, 10)										1	0	0	0	0	0	1					
John Jaha, R OBP: 0.363, SLG: 0.416 (1, 10)										5	2	2	1	0	0	4					
Jose Valentin, S OBP: 0.398, SLG: 0.547 (1, 6)										3	3	2	3	1	0	1					
Matt Mieske, R OBP: 0.382, SLG: 0.567 (1, 9)										4	0	2	1	0	0	0					
Mark Loretta, R OBP: 0.414, SLG: 0.346 (8, 5)										4	0	1	1	0	2	2					
Jef Cirillo, R OBP: 0.356, SLG: 0.432 (1, 2)										0	0	0	0	0	0	0					
Mike Matheny, R OBP: 0.301, SLG: 0.426 (1, 2)										4	0	1	1	0	0	2					
Inning Stats	R: 0 E: 0 K: 0 S: 11	H: 0 LOB: 0 BB: 0 P: 19	R: 3 E: 0 K: 1 S: 18	H: 5 LOB: 1 BB: 0 P: 24	R: 0 E: 0 K: 1 S: 8	H: 0 LOB: 1 BB: 0 P: 15	R: 1 E: 0 K: 1 S: 19	H: 2 LOB: 2 BB: 1 P: 29	R: 0 E: 0 K: 1 S: 12	H: 0 LOB: 0 BB: 0 P: 8	R: 4 E: 0 K: 0 S: 21	H: 4 LOB: 0 BB: 0 P: 36	R: 0 E: 0 K: 0 S: 10	H: 0 LOB: 0 BB: 0 P: 14	R: 0 E: 0 K: 0 S: 10	H: 0 LOB: 2 BB: 0 P: 18	1B: 7 2B: 5 3B: 0 HR: 1	SF: 0 SAC: 0 DP: 1 HBP: 2	WP: 0 PB: 0 CS: 0	PA: 41	
PITCHER	IP	WLS	BF	H	R	ER	SO	BB	IBB	HBP	BLK	WP	HR	S	P	ERA	WHIP				
Pat Hentgen, R ERA: 4.39 (1, 1)	6.0		27	8	4	4	5	1	0	0	0	0	0	74	115	6.00	1.500				
Tony Castillo, L ERA: 5.63 (7, 1)	1.0		7	4	4	4	0	0	0	0	0	0	1	21	36	36.00	4.000				
Tim Crabtree, R ERA: 0.87 (8, 1)	2.0	W	7	0	0	0	0	0	0	1	0	0	0	20	32	0.00	0.000				

Milwaukee Brewers @ Toronto Blue Jays
SkyDome, Toronto, ON
Tue Apr 30 1996, 7:05 PM EDT
Att: 25,467 - Dome - 68 F

AB	38
R	8
H	12
RBI	8
BB	1
SO	5
LOB	19



Batter	1	2	3	4	5	6	7	8	9	AB	R	H	RBI	BB	SO	LOB	BOTTOM					
Otis Nixon, S OBP: 0.364, SLG: 0.340 (1, 8)	K		B1-3	SH5-3			F9			4	1	1	0	1	1	1						
Domingo Cadeno, S OBP: 0.438, SLG: 0.605 (1, 4)	F8		F7							5	1	1	0	1	0	3						
Carlos Delgado, L OBP: 0.417, SLG: 0.578 (1, 10)										5	0	4	3	1	0	1						
Joe Carter, R OBP: 0.366, SLG: 0.577 (1, 7)										4	0	1	1	0	1	4						
Ed Sprague, R OBP: 0.364, SLG: 0.625 (1, 5)										4	2	2	2	1	1	3						
John Olerud, L OBP: 0.380, SLG: 0.434 (1, 3)										4	2	2	1	1	1	1						
Shawn Green, L OBP: 0.319, SLG: 0.432 (1, 9)										5	1	2	0	0	0	3						
Charlie O'Brien, R OBP: 0.407, SLG: 0.560 (1, 2)										4	1	1	1	0	0	5						
Alex Gonzalez, R OBP: 0.313, SLG: 0.420 (1, 6)										5	1	1	1	0	1	3						
Inning Stats	R: 0 E: 0 K: 1 S: 12	H: 1 LOB: 2 BB: 0 P: 21	R: 0 E: 0 K: 1 S: 10	H: 0 LOB: 0 BB: 0 P: 16	R: 0 E: 0 K: 1 S: 8	H: 1 LOB: 1 BB: 0 P: 11	R: 5 E: 0 K: 0 S: 16	H: 5 LOB: 1 BB: 1 P: 28	R: 2 E: 0 K: 0 S: 18	H: 3 LOB: 2 BB: 1 P: 30	R: 0 E: 0 K: 2 S: 10	H: 0 LOB: 1 BB: 1 P: 19	R: 0 E: 0 K: 0 S: 9	H: 1 LOB: 1 BB: 0 P: 15	R: 1 E: 0 K: 0 S: 8	H: 2 LOB: 3 BB: 2 P: 19	R: 1 E: 0 K: 0 S: 10	H: 2 LOB: 1 BB: 0 P: 12	1B: 9 2B: 2 3B: 1 HR: 3	SF: 0 SAC: 1 DP: 1 HBP: 2	WP: 1 PB: 0 CS: 0	PA: 48
PITCHER	IP	WLS	BF	H	R	ER	SO	BB	IBB	HBP	BLK	WP	HR	S	P	ERA	WHIP					
Ben McDonald, R ERA: 4.15 (1, 1)	4.2		28	10	7	7	3	2	0	2	0	0	0	21	38	0.00	0.857					
Mike Potts, L ERA: 4.15 (5, 1)	2.1		9	1	0	0	2	1	0	0	0	0	0	2	4	27.00	3.000					
Graeme Lloyd, L ERA: 2.25 (8, 1)	0.1		2	1	1	1	0	0	0	0	0	0	0	2	4	27.00	3.000					
Marshall Boze, R ERA: 3.38 (8, 1)	1.1	L	9	3	1	1	0	1	1	0	0	1	0	16	27	6.75	3.000					

Milwaukee Brewers @ Toronto Blue Jays
SkyDome, Toronto, ON
Tue Apr 30 1996, 7:05 PM EDT
Att: 25,467 - Dome - 68 F

AB	40
R	9
H	15
RBI	9
BB	5
SO	5
LOB	24



Batter	1	2	3	4	5	6	7	8	9	AB	R	H	RBI	BB	SO	LOB	TOP					
Jeff Cirillo, R OBP: 0.362, SLG: 0.464 (1, 5)	G1-6-3 BB		K			HR		G5-3		3	1	1	2	1	1	1	Milwaukee Brewers @ Toronto Blue Jays SkyDome, Toronto, ON Wed May 01 1996, 7:05 PM EDT Att: 25,684 - Dome - 72 F					
Fernando Vina, L OBP: 0.364, SLG: 0.558 (1, 4)	G1-6-3			L3		G4-3		G4-3		4	0	0	0	0	0	1						
Kevin Seitzer, R Turner Ward, S OBP: 0.535, SLG: 0.290 (1, 3) (6, 7)	K					G5-3		E6 FC5-4		3	0	0	0	1	1	0						
Greg Vaughn, R Tim Unroe, R OBP: 0.374, SLG: 0.578 (1, 7) (8, 3)		K		K		K		FC5-4		4	0	0	0	0	3	2						
John Jaha, R OBP: 0.358, SLG: 0.402 (1, 10)		G6-3		P4					G6-3	3	1	0	0	1	0	1						
Jose Valentin, S OBP: 0.392, SLG: 0.528 (1, 6)						K			G3-1	3	0	0	0	1	2	1						
Matt Mieske, R OBP: 0.375, SLG: 0.547 (1, 9)						F8			K	4	0	1	1	0	1	1						
David Hulse, L OBP: 0.209, SLG: 0.190 (1, 8)						G1-4-3			K	3	0	1	0	0	0	1						
Mike Matheny, R OBP: 0.303, SLG: 0.423 (1, 2)									K	3	1	1	0	0	1	2						
Inning Stats	R: 0 E: 0 K: 1 S: 7	H: 0 LOB: 0 BB: 1 P: 13	R: 0 E: 0 K: 1 S: 11	H: 0 LOB: 1 BB: 1 P: 17	R: 0 E: 0 K: 2 S: 9	H: 1 LOB: 0 BB: 0 P: 12	R: 0 E: 0 K: 1 S: 9	H: 0 LOB: 1 BB: 1 P: 18	R: 0 E: 0 K: 1 S: 7	H: 0 LOB: 0 BB: 0 P: 8	R: 2 E: 0 K: 1 S: 11	H: 2 LOB: 0 BB: 0 P: 15	R: 1 E: 0 K: 1 S: 11	H: 1 LOB: 1 BB: 1 P: 20	R: 0 E: 1 K: 0 S: 10	H: 0 LOB: 1 BB: 0 P: 13		R: 0 E: 0 K: 1 S: 10	H: 0 LOB: 0 BB: 0 P: 14	1B: 3 2B: 0 3B: 0 HR: 1	SF: 0 SAC: 0 DP: 1 HBP: 0	WP: 1 PB: 0 CS: 0
PITCHER	IP	WLS	BF	H	R	ER	SO	BB	IBB	HBP	BLK	WP	HR	S	P	ERA	WHIP					
Juan Guzman, R ERA: 2.12 (1, 1)	8.0	W	31	4	3	3	8	4	0	0	0	1	1	75	116	3.38	1.000					
Bill Risley, R ERA: 6.97 (9, 1)	1.0		3	0	0	0	1	0	0	0	0	0	0	10	14	0.00	0.000					


Batter	1	2	3	4	5	6	7	8	9	AB	R	H	RBI	BB	SO	LOB	BOTTOM				
Otis Nixon, S OBP: 0.352, SLG: 0.327 (1, 8)	P4		B1-3		G6-3	G5-3				4	0	0	0	0	0	1	Milwaukee Brewers @ Toronto Blue Jays SkyDome, Toronto, ON Wed May 01 1996, 7:05 PM EDT Att: 25,684 - Dome - 72 F				
Domingo Cedeno, S OBP: 0.423, SLG: 0.574 (1, 4)			F8			G4-3	F8			4	0	1	0	0	0	0					
Carlos Delgado, L OBP: 0.420, SLG: 0.628 (1, 3)			K2-3			1B 3B	HR			4	2	2	1	0	2	1					
Joe Carter, R OBP: 0.371, SLG: 0.574 (1, 7)		E6 BB			F7	FC5-4 1B	CS 1B			4	1	2	1	0	0	0					
Ed Sprague, R OBP: 0.360, SLG: 0.606 (1, 5)		E BB			G4-3	FC5-4 1B	K			3	2	0	0	1	1	2					
Juan Samuel, R OBP: 0.357, SLG: 0.679 (1, 10)		E6 SF7			WP 2B	2B 1B		K		4	2	2	0	0	1	0					
Robert Perez, R OBP: 0.283, SLG: 0.444 (1, 9)		SF7			L4	2B 2B		F7		3	1	1	2	0	0	1					
Sandy Martinez, L OBP: 0.298, SLG: 0.432 (1, 2)		K			F7	3B 2B		G4-3		4	1	1	2	0	1	0					
Alex Gonzalez, R OBP: 0.313, SLG: 0.440 (1, 6)		G5-3			F8	3B				3	0	1	1	0	0	0					
Inning Stats	R: 0 E: 0 K: 1 S: 9	H: 1 LOB: 0 BB: 0 P: 14	R: 3 E: 2 K: 1 S: 15	H: 0 LOB: 0 BB: 1 P: 24	R: 0 E: 0 K: 1 S: 7	H: 0 LOB: 0 BB: 0 P: 9	R: 0 E: 0 K: 0 S: 10	H: 1 LOB: 0 BB: 0 P: 15	R: 0 E: 0 K: 0 S: 7	H: 0 LOB: 0 BB: 0 P: 13	R: 5 E: 0 K: 0 S: 16	H: 6 LOB: 1 BB: 0 P: 24	R: 1 E: 0 K: 1 S: 8	H: 2 LOB: 1 BB: 0 P: 13	R: 0 E: 0 K: 1 S: 7	H: 0 LOB: 0 BB: 0 P: 8		1B: 4 2B: 4 3B: 2 HR: 1	SF: 1 SAC: 0 DP: 1 HBP: 0	WP: 1 PB: 0 CS: 2	PA: 35
PITCHER	IP	WLS	BF	H	R	ER	SO	BB	IBB	HBP	BLK	WP	HR	S	P	ERA	WHIP				
Angel Miranda, L ERA: 3.68 (1, 1)	5.2	L	27	8	8	5	3	1	0	0	0	0	0	62	96	7.94	1.588				
Ramon Garcia, R ERA: 3.86 (6, 1)	2.1		8	2	1	1	2	0	0	0	0	0	1	17	24	3.86	0.857				


AB	30
R	3
H	4
RBI	3
BB	4
SO	9
LOB	10



AB	33
R	9
H	10
RBI	7
BB	1
SO	5
LOB	5



Batter	1	2	3	4	5	6	7	8	9	AB	R	H	RBI	BB	SO	LOB	TOP					
Jeff Cirillo, R OBP: 0.354, SLG: 0.449 (1, 5)	G6-3		E5 1B			K			K	5	1	1	0	0	2	0	Milwaukee Brewers @ Toronto Blue Jays SkyDome, Toronto, ON Thu May 02 1996, 3:33 AM EDT Att: 31,299 - Dome					
Fernando Vina, L OBP: 0.350, SLG: 0.518 (1, 4)	P6		CS BB			G5-3			G4-3	4	0	0	0	1	1	2						
Kevin Seitzer, R OBP: 0.430, SLG: 0.517 (1, 10)	K		1B BB			P3			K	3	0	0	0	2	2	0						
Greg Vaughn, R OBP: 0.387, SLG: 0.581 (1, 7)										3	1	2	2	1	1	0						
Jose Valentin, S OBP: 0.396, SLG: 0.554 (1, 6)										3	2	1	1	1	1	5						
Turner Ward, S OBP: 0.326, SLG: 0.286 (1, 9)										4	0	1	0	0	2	4						
Pat Listach, S OBP: 0.338, SLG: 0.400 (1, 8)										3	0	0	1	0	2	1						
Mike Matheny, R OBP: 0.300, SLG: 0.419 (1, 2)										3	0	1	1	0	0	0						
Tim Lincecum, R OBP: 0.455, SLG: 0.250 John Jaha, R OBP: 0.355, SLG: 0.398 (8, PH) (8, 3)	G5-3					P4			G1-6-3	2	1	0	0	1	0	1						
										1	0	0	0	0	0	2						
Inning Stats	R: 0 E: 0 K: 1 S: 5	H: 0 LOB: 0 BB: 0 P: 6	R: 2 E: 0 K: 0 S: 13	H: 1 LOB: 1 BB: 1 P: 22	R: 1 E: 2 K: 2 S: 11	H: 1 LOB: 2 BB: 2 P: 23	R: 0 E: 0 K: 0 S: 7	H: 0 LOB: 0 BB: 0 P: 10	R: 0 E: 0 K: 1 S: 5	H: 0 LOB: 0 BB: 0 P: 6	R: 1 E: 0 K: 3 S: 10	H: 1 LOB: 0 BB: 0 P: 20	R: 1 E: 0 K: 1 S: 12	H: 1 LOB: 3 BB: 3 P: 31	R: 0 E: 0 K: 1 S: 9	H: 2 LOB: 1 BB: 0 P: 14		R: 0 E: 0 K: 2 S: 9	H: 0 LOB: 0 BB: 0 P: 11	1B: 5 2B: 0 3B: 0 HR: 1	SF: 1 SAC: 1 DP: 1 HBP: 0	WP: 0 PB: 0 CS: 1
PITCHER	IP WLS BF H R ER SO BB IBB HBP BLK WP HR S P ERA WHIP	IP WLS BF H R ER SO BB IBB HBP BLK WP HR S P ERA WHIP	IP WLS BF H R ER SO BB IBB HBP BLK WP HR S P ERA WHIP	IP WLS BF H R ER SO BB IBB HBP BLK WP HR S P ERA WHIP	IP WLS BF H R ER SO BB IBB HBP BLK WP HR S P ERA WHIP	IP WLS BF H R ER SO BB IBB HBP BLK WP HR S P ERA WHIP	IP WLS BF H R ER SO BB IBB HBP BLK WP HR S P ERA WHIP	IP WLS BF H R ER SO BB IBB HBP BLK WP HR S P ERA WHIP	IP WLS BF H R ER SO BB IBB HBP BLK WP HR S P ERA WHIP	IP WLS BF H R ER SO BB IBB HBP BLK WP HR S P ERA WHIP	IP WLS BF H R ER SO BB IBB HBP BLK WP HR S P ERA WHIP	IP WLS BF H R ER SO BB IBB HBP BLK WP HR S P ERA WHIP	IP WLS BF H R ER SO BB IBB HBP BLK WP HR S P ERA WHIP	IP WLS BF H R ER SO BB IBB HBP BLK WP HR S P ERA WHIP	IP WLS BF H R ER SO BB IBB HBP BLK WP HR S P ERA WHIP	IP WLS BF H R ER SO BB IBB HBP BLK WP HR S P ERA WHIP						
Erik Hanson, R ERA: 7.03	(1, 1)	6.2	W	30	4	5	4	8	5	0	0	0	0	0	0	0	0	1	59	108	5.40	1.350
Giovanni Carrara, R ERA: 10.66	(7, 1)	0.0		1	0	0	0	0	1	0	0	0	0	0	0	0	0	0	2	6	*	*
Brian Bohanon, L ERA: 0.75	(7, 1)	0.1		1	0	0	0	0	0	0	0	0	0	0	0	0	0	0	2	4	0.00	0.000
Tim Crabtree, R ERA: 0.79	(8, 1)	1.0		4	2	0	0	1	0	0	0	0	0	0	0	0	0	0	9	14	0.00	2.000
Mike Timlin, R ERA: 2.45	(9, 1)	1.0	S	3	0	0	0	2	0	0	0	0	0	0	0	0	0	0	9	11	0.00	0.000

Batter	1	2	3	4	5	6	7	8	9	AB	R	H	RBI	BB	SO	LOB	BOTTOM					
Otis Nixon, S OBP: 0.349, SLG: 0.324 (1, 8)	G1-3		L4			L9				4	0	1	0	0	0	0	Milwaukee Brewers @ Toronto Blue Jays SkyDome, Toronto, ON Thu May 02 1996, 3:33 AM EDT Att: 31,299 - Dome					
Domingo Cedeno, S OBP: 0.411, SLG: 0.549 (1, 4)	3B		L1			L3			G4-3	4	1	1	0	0	0	0						
Carlos Delgado, L OBP: 0.414, SLG: 0.643 (1, 3)	K		K							4	1	1	1	0	3	1						
Joe Carter, R OBP: 0.375, SLG: 0.598 (1, 7)										4	1	2	1	0	1	0						
Ed Sprague, R OBP: 0.356, SLG: 0.588 (1, 5)										3	0	0	0	1	0	1						
Juan Samuel, R OBP: 0.344, SLG: 0.688 (1, 10)	K									4	1	1	1	0	1	2						
Robert Perez, R OBP: 0.348, SLG: 0.476 (1, 9)										3	2	2	1	1	0	0						
Charlie O'Brien, R OBP: 0.429, SLG: 0.615 (1, 2)										2	1	1	2	1	0	0						
Alex Gonzalez, R OBP: 0.311, SLG: 0.432 (1, 6)										4	0	1	1	0	0	2						
Inning Stats	R: 1 E: 0 K: 2 S: 14	H: 2 LOB: 2 BB: 1 P: 24	R: 0 E: 0 K: 0 S: 4	H: 0 LOB: 0 BB: 0 P: 7	R: 0 E: 0 K: 1 S: 8	H: 0 LOB: 0 BB: 0 P: 10	R: 0 E: 0 K: 0 S: 7	H: 0 LOB: 0 BB: 0 P: 12	R: 2 E: 0 K: 1 S: 9	H: 1 LOB: 1 BB: 1 P: 20	R: 3 E: 0 K: 1 S: 18	H: 5 LOB: 2 BB: 1 P: 35	R: 1 E: 0 K: 1 S: 14	H: 1 LOB: 0 BB: 0 P: 16	R: 0 E: 0 K: 0 S: 5	H: 1 LOB: 1 BB: 0 P: 9		1B: 5 2B: 2 3B: 2 HR: 2	SF: 0 SAC: 0 DP: 1 HBP: 1	WP: 0 PB: 0 CS: 0	PA: 36	
PITCHER	IP WLS BF H R ER SO BB IBB HBP BLK WP HR S P ERA WHIP	IP WLS BF H R ER SO BB IBB HBP BLK WP HR S P ERA WHIP	IP WLS BF H R ER SO BB IBB HBP BLK WP HR S P ERA WHIP	IP WLS BF H R ER SO BB IBB HBP BLK WP HR S P ERA WHIP	IP WLS BF H R ER SO BB IBB HBP BLK WP HR S P ERA WHIP	IP WLS BF H R ER SO BB IBB HBP BLK WP HR S P ERA WHIP	IP WLS BF H R ER SO BB IBB HBP BLK WP HR S P ERA WHIP	IP WLS BF H R ER SO BB IBB HBP BLK WP HR S P ERA WHIP	IP WLS BF H R ER SO BB IBB HBP BLK WP HR S P ERA WHIP	IP WLS BF H R ER SO BB IBB HBP BLK WP HR S P ERA WHIP	IP WLS BF H R ER SO BB IBB HBP BLK WP HR S P ERA WHIP	IP WLS BF H R ER SO BB IBB HBP BLK WP HR S P ERA WHIP	IP WLS BF H R ER SO BB IBB HBP BLK WP HR S P ERA WHIP	IP WLS BF H R ER SO BB IBB HBP BLK WP HR S P ERA WHIP	IP WLS BF H R ER SO BB IBB HBP BLK WP HR S P ERA WHIP	IP WLS BF H R ER SO BB IBB HBP BLK WP HR S P ERA WHIP						
Scott Karl, L ERA: 4.76	(1, 1)	5.2	L	26	6	6	6	4	3	0	0	0	0	0	0	0	0	1	56	102	9.53	1.588
Marshall Boze, R ERA: 3.6	(6, 1)	2.1		10	4	1	1	1	0	0	1	23	31	3.86	1.714							

Batter	1	2	3	4	5	6	7	8	9	AB	R	H	RBI	BB	SO	LOB	TOP
Otis Nixon, S <small>OBP: 0.344, SLG: 0.313</small> 										4	0	0	0	1	1	4	Toronto Blue Jays @ Boston Red Sox Fenway Park, Boston, MA Fri May 03 1996, Postponed Att: 25,570 - Unknown - 53 F livebaseballscorecards.com
Domingo Cadeno, S <small>OBP: 0.410, SLG: 0.536</small> 										5	1	2	0	0	0	1	
Carlos Delgado, L <small>OBP: 0.405, SLG: 0.621</small> 										5	0	1	0	0	1	4	
Joe Carter, R <small>OBP: 0.384, SLG: 0.647</small> 										4	3	2	2	1	1	3	
Ed Sprague, R <small>OBP: 0.366, SLG: 0.577</small> 										2	1	0	0	3	0	0	
John Olerud, L <small>OBP: 0.365, SLG: 0.430</small> Tilson Brito, R <small>OBP: 0.371, SLG: 0.360</small> Juan Samuel, R <small>OBP: 0.333, SLG: 0.667</small> 										3	0	1	0	1	1	0	
Shawn Green, L <small>OBP: 0.333, SLG: 0.429</small> 										3	0	1	2	2	0	3	
Sandy Martinez, L <small>OBP: 0.300, SLG: 0.426</small> Felipe Crespo, S <small>OBP: 0.422, SLG: 0.604</small> 										3	1	1	0	0	0	1	
Alex Gonzalez, R <small>OBP: 0.318, SLG: 0.459</small> 										3	1	1	2	1	0	2	
Inning Stats <small>R: 0 H: 0 E: 0 K: 1 S: 9</small>	<small>R: 1 H: 1 E: 0 K: 0 S: 11</small>	<small>R: 0 H: 1 E: 0 K: 1 S: 14</small>	<small>R: 0 H: 1 E: 0 K: 1 S: 14</small>	<small>R: 0 H: 0 E: 0 K: 1 S: 9</small>	<small>R: 0 H: 0 E: 0 K: 0 S: 6</small>	<small>R: 0 H: 1 E: 0 K: 0 S: 9</small>	<small>R: 2 H: 2 E: 0 K: 0 S: 8</small>	<small>R: 2 H: 2 E: 1 K: 1 S: 12</small>	<small>R: 2 H: 2 E: 0 K: 1 S: 20</small>	<small>1B: 6 SF: 0 2B: 1 3B: 0 HR: 3</small>	<small>WP: 0 PA: 44</small>						
PITCHER Aaron Sele, R <small>ERA: 5.76</small> Jamie Moyer, L <small>ERA: 5.45</small> Stan Belinda, R <small>ERA: 10.13</small> Mike Stanton, L <small>ERA: 6.94</small> Rich Garces, R <small>ERA: 0.00</small>	<small>IP: 2.1 WLS: 11 BF: 2 H: 1 R: 1 ER: 0 SO: 1 BB: 2 IBB: 0 HBP: 0 BLK: 0 WP: 0 HR: 1 S: 26 P: 49 ERA: 3.86 WHIP: 1.714</small>	<small>IP: 1.0 WLS: 7 BF: 2 H: 2 R: 2 ER: 2 SO: 1 BB: 2 IBB: 0 HBP: 0 BLK: 0 WP: 0 HR: 0 S: 20 P: 33 ERA: 18.00 WHIP: 4.000</small>	<small>IP: 1.0 WLS: 7 BF: 2 H: 2 R: 2 ER: 2 SO: 1 BB: 2 IBB: 0 HBP: 0 BLK: 0 WP: 0 HR: 0 S: 20 P: 33 ERA: 18.00 WHIP: 4.000</small>	<small>IP: 1.0 WLS: 7 BF: 2 H: 2 R: 2 ER: 2 SO: 1 BB: 2 IBB: 0 HBP: 0 BLK: 0 WP: 0 HR: 0 S: 20 P: 33 ERA: 18.00 WHIP: 4.000</small>	<small>IP: 1.0 WLS: 7 BF: 2 H: 2 R: 2 ER: 2 SO: 1 BB: 2 IBB: 0 HBP: 0 BLK: 0 WP: 0 HR: 0 S: 20 P: 33 ERA: 18.00 WHIP: 4.000</small>	<small>IP: 1.0 WLS: 7 BF: 2 H: 2 R: 2 ER: 2 SO: 1 BB: 2 IBB: 0 HBP: 0 BLK: 0 WP: 0 HR: 0 S: 20 P: 33 ERA: 18.00 WHIP: 4.000</small>	<small>IP: 1.0 WLS: 7 BF: 2 H: 2 R: 2 ER: 2 SO: 1 BB: 2 IBB: 0 HBP: 0 BLK: 0 WP: 0 HR: 0 S: 20 P: 33 ERA: 18.00 WHIP: 4.000</small>	<small>IP: 1.0 WLS: 7 BF: 2 H: 2 R: 2 ER: 2 SO: 1 BB: 2 IBB: 0 HBP: 0 BLK: 0 WP: 0 HR: 0 S: 20 P: 33 ERA: 18.00 WHIP: 4.000</small>	<small>IP: 1.0 WLS: 7 BF: 2 H: 2 R: 2 ER: 2 SO: 1 BB: 2 IBB: 0 HBP: 0 BLK: 0 WP: 0 HR: 0 S: 20 P: 33 ERA: 18.00 WHIP: 4.000</small>	<small>IP: 1.0 WLS: 7 BF: 2 H: 2 R: 2 ER: 2 SO: 1 BB: 2 IBB: 0 HBP: 0 BLK: 0 WP: 0 HR: 0 S: 20 P: 33 ERA: 18.00 WHIP: 4.000</small>							

Toronto Blue Jays @ Boston Red Sox
 Fenway Park, Boston, MA
 Fri May 03 1996, Postponed
 Att: 25,570 - Unknown - 53 F

AB 35
 R 7
 H 9
 RBI 6
 BB 9
 SO 5
 LOB 25



Batter	1	2	3	4	5	6	7	8	9	AB	R	H	RBI	BB	SO	LOB	BOTTOM
Alex Cole, L <small>OBP: 0.326, SLG: 0.378</small> 										3	1	1	2	1	0	0	Toronto Blue Jays @ Boston Red Sox Fenway Park, Boston, MA Fri May 03 1996, Postponed Att: 25,570 - Unknown - 53 F livebaseballscorecards.com
John Valentin, R <small>OBP: 0.336, SLG: 0.313</small> 										4	2	1	0	1	2	3	
Mo Vaughn, L <small>OBP: 0.409, SLG: 0.581</small> 										3	2	2	2	1	1	1	
18 Reggie Jefferson, S <small>OBP: 0.489, SLG: 0.805</small> Bill Hasselman, R <small>OBP: 0.385, SLG: 0.520</small> 										4	0	2	1	0	1	1	
Mike Stanley, R <small>OBP: 0.439, SLG: 0.500</small> 										3	1	1	0	2	0	3	
Troy O'Leary, L <small>OBP: 0.335, SLG: 0.481</small> 										5	0	2	0	0	0	6	
Wil Cordero, R <small>OBP: 0.286, SLG: 0.326</small> 										5	1	2	1	0	0	4	
Bill Selby, L <small>OBP: 0.405, SLG: 0.500</small> Tim Lincecum, R <small>OBP: 0.333, SLG: 0.467</small> 										1	1	0	0	1	0	2	
Mitt Cuyler, S <small>OBP: 0.250, SLG: 0.273</small> 										2	0	0	0	0	1	2	
Inning Stats <small>R: 1 H: 1 E: 0 K: 0 S: 16</small>	<small>R: 2 H: 2 E: 0 K: 1 S: 12</small>	<small>R: 1 H: 2 E: 0 K: 1 S: 14</small>	<small>R: 0 H: 0 E: 0 K: 2 S: 9</small>	<small>R: 1 H: 2 E: 1 K: 1 S: 12</small>	<small>R: 1 H: 3 E: 0 K: 0 S: 9</small>	<small>R: 0 H: 0 E: 0 K: 0 S: 4</small>	<small>R: 2 H: 2 E: 0 K: 0 S: 12</small>	<small>R: 2 H: 2 E: 0 K: 0 S: 12</small>	<small>1B: 9 SF: 2 2B: 4 3B: 0 HR: 0</small>	<small>WP: 1 PA: 43</small>							
PITCHER Paul Quantrill, R <small>ERA: 6.88</small> Tony Castillo, L <small>ERA: 5.12</small> Giovanni Carrara, R <small>ERA: 10.29</small> Brian Bohannon, L <small>ERA: 7.07</small>	<small>IP: 2.2 WLS: 16 BF: 5 H: 4 R: 2 ER: 4 SO: 3 BB: 4 IBB: 0 HBP: 0 BLK: 0 WP: 0 HR: 1 S: 16 P: 72 ERA: 13.50 WHIP: 3.375</small>	<small>IP: 3.1 WLS: 17 BF: 5 H: 2 R: 1 ER: 1 SO: 3 BB: 0 IBB: 0 HBP: 0 BLK: 0 WP: 0 HR: 0 S: 17 P: 56 ERA: 2.70 WHIP: 1.500</small>	<small>IP: 1.1 WLS: 5 BF: 2 H: 1 R: 1 ER: 1 SO: 0 BB: 1 IBB: 0 HBP: 0 BLK: 0 WP: 0 HR: 0 S: 7 P: 17 ERA: 6.75 WHIP: 0.750</small>	<small>IP: 0.2 WLS: 5 BF: 2 H: 1 R: 1 ER: 1 SO: 0 BB: 0 IBB: 0 HBP: 0 BLK: 0 WP: 0 HR: 0 S: 7 P: 17 ERA: 13.50 WHIP: 3.000</small>	<small>IP: 1.1 WLS: 5 BF: 2 H: 1 R: 1 ER: 1 SO: 0 BB: 0 IBB: 0 HBP: 0 BLK: 0 WP: 0 HR: 0 S: 7 P: 17 ERA: 13.50 WHIP: 3.000</small>	<small>IP: 1.1 WLS: 5 BF: 2 H: 1 R: 1 ER: 1 SO: 0 BB: 0 IBB: 0 HBP: 0 BLK: 0 WP: 0 HR: 0 S: 7 P: 17 ERA: 13.50 WHIP: 3.000</small>	<small>IP: 1.1 WLS: 5 BF: 2 H: 1 R: 1 ER: 1 SO: 0 BB: 0 IBB: 0 HBP: 0 BLK: 0 WP: 0 HR: 0 S: 7 P: 17 ERA: 13.50 WHIP: 3.000</small>	<small>IP: 1.1 WLS: 5 BF: 2 H: 1 R: 1 ER: 1 SO: 0 BB: 0 IBB: 0 HBP: 0 BLK: 0 WP: 0 HR: 0 S: 7 P: 17 ERA: 13.50 WHIP: 3.000</small>	<small>IP: 1.1 WLS: 5 BF: 2 H: 1 R: 1 ER: 1 SO: 0 BB: 0 IBB: 0 HBP: 0 BLK: 0 WP: 0 HR: 0 S: 7 P: 17 ERA: 13.50 WHIP: 3.000</small>	<small>IP: 1.1 WLS: 5 BF: 2 H: 1 R: 1 ER: 1 SO: 0 BB: 0 IBB: 0 HBP: 0 BLK: 0 WP: 0 HR: 0 S: 7 P: 17 ERA: 13.50 WHIP: 3.000</small>							

Toronto Blue Jays @ Boston Red Sox
 Fenway Park, Boston, MA
 Fri May 03 1996, Postponed
 Att: 25,570 - Unknown - 53 F

AB 32
 R 8
 H 12
 RBI 8
 BB 6
 SO 5
 LOB 22



Batter	1	2	3	4	5	6	7	8	9	AB	R	H	RBI	BB	SO	LOB	TOP					
Otis Nixon, S (1, 8) <small>OBP: 0.352, SLG: 0.315</small> Juan Samuel, R (9, PH) <small>OBP: 0.324, SLG: 0.478</small>	F8		K	1B	FC4-6		K		K	5	1	1	1	0	2	4						
Domingo Cadeno, S (1, 6) <small>OBP: 0.394, SLG: 0.478</small>	B2-3		K	1B		G3	K		G6-4-3	6	1	1	1	0	2	3						
Carlos Delgado, L (1, 3) <small>OBP: 0.389, SLG: 0.589</small>	G5-3		F8	HR			G4-3			4	2	1	2	1	0	2						
Joe Carter, R (1, 7) <small>OBP: 0.393, SLG: 0.661</small> Robert Perez, R (8, 7) <small>OBP: 0.320, SLG: 0.435</small>		K				P3			G6-3	5	2	2	2	0	1	1						
Ed Sprague, R (1, 5) <small>OBP: 0.391, SLG: 0.598</small>		1B				E4				4	2	2	1	1	0	1						
John Olerud, L (1, 10) <small>OBP: 0.377, SLG: 0.419</small>		1B								4	1	2	0	1	2	2						
Shawn Green, L (1, 9) <small>OBP: 0.317, SLG: 0.402</small>	L5									5	1	1	1	0	0	4						
Sandy Martinez, L (1, 2) <small>OBP: 0.309, SLG: 0.412</small>	K									4	1	1	0	1	2	5						
Felipe Crespo, S (1, 4)										1	0	0	0	4	0	2						
Inning Stats	R: 0 E: 0 K: 0 S: 7	H: 0 LOB: 0 BB: 0 P: 13	R: 0 E: 0 K: 2 S: 15	H: 2 LOB: 2 BB: 0 P: 19	R: 0 E: 0 K: 2 S: 11	H: 0 LOB: 1 BB: 1 P: 18	R: 3 E: 1 K: 1 S: 22	H: 6 LOB: 0 BB: 1 P: 36	R: 0 E: 0 K: 1 S: 12	H: 1 LOB: 2 BB: 1 P: 22	R: 3 E: 2 K: 0 S: 16	H: 1 LOB: 1 BB: 2 P: 30	R: 0 E: 0 K: 2 S: 9	H: 0 LOB: 1 BB: 1 P: 18	R: 0 E: 0 K: 1 S: 14	H: 1 LOB: 2 BB: 1 P: 23	R: 0 E: 0 K: 1 S: 4	H: 0 LOB: 0 BB: 1 P: 10	1B: 8 2B: 2 3B: 0 HR: 1	SF: 0 SAC: 0 DP: 1 HBP: 0	WP: 0 PB: 1 SB: 0 CS: 0	PA: 47
PITCHER	IP	WLS	BF	H	R	ER	SO	BB	IBB	HBP	BLK	WP	HR	S	P	ERA	WHIP					
49 Tim Wakefield, R (1, 1) <small>ERA: 5.24</small> Mike Maddux, R (6, 1) <small>ERA: 4.96</small> Brad Pennington, L (8, 1) <small>ERA: 2.77</small>	5.2	L	33	10	11	1	6	5	0	0	0	0	1	80	131	1.59	2.647					

Toronto Blue Jays @ Boston Red Sox
Fenway Park, Boston, MA
Sun May 05 1996, 3:33 AM EDT
Att: 29,866 - Sunny - 60 F

AB 39
R 11
H 11
RBI 8
BB 8
SO 10
LOB 25



Batter	1	2	3	4	5	6	7	8	9	AB	R	H	RBI	BB	SO	LOB	BOTTOM					
Alex Cole, L (1, 8) <small>OBP: 0.321, SLG: 0.348</small>	G6-4-3	G3			F8		F6		G5-3	5	0	1	0	0	0	2						
John Valentin, R (1, 6) <small>OBP: 0.341, SLG: 0.322</small>	G6-4-3		1B		F8		F9		G4-3	4	1	1	0	1	0	1						
Mo Vaughn, L (1, 3) <small>OBP: 0.426, SLG: 0.628</small>	HR				L7				G4-3	5	1	3	1	0	0	1						
18 Reggie Jefferson, S (1, 10) <small>OBP: 0.460, SLG: 0.739</small>	G5-3		G4-6-3				P6		K	5	0	1	0	0	1	3						
Mike Stanley, R (1, 2) <small>OBP: 0.434, SLG: 0.483</small>		F9				F8		E5		3	1	0	0	1	0	1						
Troy O'Leary, L (1, 7) <small>OBP: 0.333, SLG: 0.455</small>					F6		G4-3		G3	3	1	0	0	1	0	3						
Wil Cordero, R (1, 4) <small>OBP: 0.311, SLG: 0.353</small>					F8				G6-3	4	0	2	0	0	0	1						
Tim Lincecum, R (1, 5) <small>OBP: 0.341, SLG: 0.432</small>					G1-3					3	0	2	2	1	0	0						
Mitt Cuyler, S (1, 9) <small>OBP: 0.262, SLG: 0.263</small> Bill Selby, L (6, PH) <small>OBP: 0.386, SLG: 0.474</small>	P4				G3		FC4-6		G3	2	0	0	0	0	0	2						
Bill Selby, L (6, PH) <small>OBP: 0.386, SLG: 0.474</small>										2	0	0	0	0	0	4						
Inning Stats	R: 1 E: 0 K: 0 S: 11	H: 2 LOB: 0 BB: 0 P: 16	R: 1 E: 0 K: 0 S: 13	H: 2 LOB: 2 BB: 1 P: 26	R: 1 E: 0 K: 0 S: 6	H: 2 LOB: 1 BB: 1 P: 14	R: 0 E: 0 K: 0 S: 7	H: 0 LOB: 0 BB: 0 P: 10	R: 0 E: 0 K: 0 S: 4	H: 0 LOB: 0 BB: 0 P: 5	R: 0 E: 0 K: 0 S: 12	H: 2 LOB: 3 BB: 1 P: 22	R: 0 E: 0 K: 0 S: 6	H: 1 LOB: 1 BB: 0 P: 13	R: 1 E: 1 K: 0 S: 11	H: 1 LOB: 1 BB: 0 P: 19	R: 0 E: 0 K: 1 S: 11	H: 0 LOB: 1 BB: 1 P: 19	1B: 8 2B: 1 3B: 0 HR: 1	SF: 0 SAC: 0 DP: 2 HBP: 0	WP: 0 PB: 0 SB: 0 CS: 0	PA: 40
PITCHER	IP	WLS	BF	H	R	ER	SO	BB	IBB	HBP	BLK	WP	HR	S	P	ERA	WHIP					
Pat Hentgen, R (1, 1) <small>ERA: 4.31</small> Tim Lincecum, R (8, 1) <small>ERA: 0.73</small> Mike Timlin, R (9, 1) <small>ERA: 2.16</small>	7.0	W	31	9	3	3	0	0	0	0	0	0	0	11	19	0.00	1.000					

Toronto Blue Jays @ Boston Red Sox
Fenway Park, Boston, MA
Sun May 05 1996, 3:33 AM EDT
Att: 29,866 - Sunny - 60 F


AB 36
R 4
H 10
RBI 3
BB 4
SO 1
LOB 18



Batter	1	2	3	4	5	6	7	8	9	AB	R	H	RBI	BB	SO	LOB	TOP					
Otis Nixon, S (1, 8) <small>OBP: 0.349, SLG: 0.307</small>	G4-3		CS BB			P4		L8		3	0	0	0	1	0	2						
Domingo Cadeno, S (1, 4) <small>OBP: 0.394, SLG: 0.451</small>	G6-3		K			G6-3		G4-3		4	0	0	0	0	1	3						
Carlos Delgado, L (1, 3) <small>OBP: 0.378, SLG: 0.569</small>	G4-3		CS	K		L8			F9	4	0	0	0	0	1	0						
Joe Carter, R (1, 7) <small>OBP: 0.388, SLG: 0.664</small>		1B 3B		G6-3			G5-3		L6-3	4	1	1	0	0	0	0						
Ed Sprague, R (1, 5) <small>OBP: 0.394, SLG: 0.591</small>		G3 1B		L8			F8			3	0	1	1	1	0	0						
Juan Samuel, R (1, 10) <small>OBP: 0.285, SLG: 0.579</small>			K		K		G6-3			4	0	0	0	0	3	2						
Robert Perez, R (1, 9) Shawn Green, L (8, PH) <small>OBP: 0.314, SLG: 0.398</small>	G3							E5 1B		2	0	1	0	0	0	1	AB 31					
Charlie O'Brien, R (1, 2) <small>OBP: 0.431, SLG: 0.583</small>										3	0	1	0	0	1	2	R 1					
Alex Gonzalez, R (1, 6) <small>OBP: 0.339, SLG: 0.495</small>										3	0	1	0	0	1	3	H 5					
Inning Stats	R: 0 E: 0 K: 0 S: 10	H: 0 LOB: 0 BB: 0 P: 15	R: 1 E: 0 K: 1 S: 12	H: 2 LOB: 1 BB: 0 P: 18	R: 0 E: 0 K: 1 S: 10	H: 1 LOB: 0 BB: 1 P: 18	R: 0 E: 0 K: 1 S: 7	H: 0 LOB: 0 BB: 0 P: 9	R: 0 E: 0 K: 2 S: 8	H: 1 LOB: 1 BB: 0 P: 12	R: 0 E: 0 K: 0 S: 6	H: 0 LOB: 0 BB: 0 P: 11	R: 0 E: 0 K: 0 S: 6	H: 0 LOB: 0 BB: 0 P: 9	R: 0 E: 1 K: 1 S: 14	H: 1 LOB: 2 BB: 0 P: 19	R: 0 E: 0 K: 1 S: 8	H: 0 LOB: 1 BB: 1 P: 14	1B: 4 2B: 0 3B: 1 HR: 0	SF: 0 SAC: 0 DP: 0 HBP: 0	WP: 0 PB: 0 SB: 0 CS: 1	PA: 34
PITCHER	IP	WLS	BF	H	R	ER	SO	BB	IBB	HBP	BLK	WP	HR	S	P	ERA	WHIP					
Darren Oliver, L (1, 1) <small>ERA: 4.33</small>	7.0	W	24	4	1	1	5	1	0	0	0	0	0	59	92	1.29	0.714					
Jeff Russell, R (8, 1) <small>ERA:</small>	2.0		9	1	0	0	2	1	0	0	0	0	0	22	33	0.00	1.000					

Toronto Blue Jays @ Texas Rangers
The Ballpark at Arlington, Arlington, TX
Tue May 07 1996, 8:05 PM EDT
Att: 23,005 - Unknown - 82 F


AB	31
R	1
H	5
RBI	1
BB	2
SO	7
LOB	13



Batter	1	2	3	4	5	6	7	8	9	AB	R	H	RBI	BB	SO	LOB	BOTTOM				
Darryl Hamilton, L (1, 8) <small>OBP: 0.355, SLG: 0.358</small>	K			G6-3 1B		1B 1B	HR 1B			4	2	3	0	0	1	0					
Ivan Rodriguez, R (1, 2) <small>OBP: 0.382, SLG: 0.473</small>	K			G6-3		BB 29 BB 1B	P4			4	1	1	0	0	1	3					
Will Clark, L (1, 3) <small>OBP: 0.429, SLG: 0.505</small>	K			F8		K	HR			4	1	1	3	0	2	3					
Juan Gonzalez, R (1, 9) Damon Buford, R (3, 9) <small>OBP: 0.423, SLG: 0.409</small>		G4-3		K		BB 29 BB 1B	K			1	0	0	0	0	0	0					
Warren Newson, L (1, 10) <small>OBP: 0.426, SLG: 0.444</small>		G4-3			K	BB 29 BB	F8			3	0	0	0	1	1	0					
Dean Palmer, R (1, 5) <small>OBP: 0.397, SLG: 0.557</small>		L3			BB 29 1B	P5		K		3	0	0	0	1	1	3					
29 Rusty Greer, L (1, 7) <small>OBP: 0.358, SLG: 0.410</small>			F7					G4-3		3	0	1	1	1	0	0	AB 32				
Mark McLemore, S (1, 4) <small>OBP: 0.395, SLG: 0.344</small>			F8		L8	G4-3		F9		4	0	0	0	0	0	5	R 5				
Kevin Elster, R (1, 6) <small>OBP: 0.287, SLG: 0.538</small>			F7		F9		HR 1B			3	1	1	0	0	0	2	H 8				
Inning Stats	R: 0 E: 0 K: 3 S: 12	H: 0 LOB: 0 BB: 0 P: 13	R: 0 E: 0 K: 0 S: 5	H: 0 LOB: 0 BB: 0 P: 7	R: 0 E: 0 K: 0 S: 5	H: 0 LOB: 0 BB: 0 P: 8	R: 0 E: 0 K: 1 S: 9	H: 1 LOB: 1 BB: 0 P: 13	R: 0 E: 0 K: 1 S: 12	H: 1 LOB: 2 BB: 1 P: 26	R: 2 E: 0 K: 1 S: 16	H: 3 LOB: 3 BB: 2 P: 28	R: 3 E: 0 K: 1 S: 14	H: 3 LOB: 0 BB: 0 P: 22	R: 0 E: 0 K: 1 S: 7	H: 0 LOB: 0 BB: 0 P: 12	1B: 7 2B: 0 3B: 0 HR: 1	SF: 0 SAC: 0 DP: 0 HBP: 0	WP: 0 PB: 0 SB: 0 CS: 0	PA: 35	
PITCHER	IP	WLS	BF	H	R	ER	SO	BB	IBB	HBP	BLK	WP	HR	S	P	ERA	WHIP				
Juan Guzman, R (1, 1) <small>ERA: 2.64</small>	7.0	L	32	8	5	5	7	3	0	0	0	0	0	73	117	6.43	1.571				
Brian Bohanon, L (8, 1) <small>ERA: 6.6</small>	1.0		3	0	0	0	1	0	0	0	0	0	0	7	12	0.00	0.000				

Toronto Blue Jays @ Texas Rangers
The Ballpark at Arlington, Arlington, TX
Tue May 07 1996, 8:05 PM EDT
Att: 23,005 - Unknown - 82 F

AB	32
R	5
H	8
RBI	5
BB	3
SO	8
LOB	17



Batter	1	2	3	4	5	6	7	8	9	AB	R	H	RBI	BB	SO	LOB	TOP							
Otis Nixon, S <small>OBP: 0.351, SLG: 0.305</small> 										4	0	1	0	1	1	1								
Domingo Cadeno, S <small>OBP: 0.366, SLG: 0.447</small> 										5	1	2	0	0	2	3								
Carlos Delgado, L <small>OBP: 0.381, SLG: 0.563</small> 										3	0	1	0	0	2	0								
Joe Carter, R <small>OBP: 0.378, SLG: 0.644</small> 										4	0	0	0	0	1	4								
Ed Sprague, R <small>OBP: 0.397, SLG: 0.588</small> 										4	0	2	1	0	2	2								
John Olerud, L <small>OBP: 0.376, SLG: 0.427</small> Juan Samuel, R <small>OBP: 0.282, SLG: 0.564</small> 										3	0	1	0	0	0	0								
Shawn Green, L <small>OBP: 0.306, SLG: 0.385</small> Felipe Crespo, S 										3	0	0	0	0	1	2								
Sandy Martinez, L <small>OBP: 0.310, SLG: 0.407</small> Charlie O'Brien, R <small>OBP: 0.436, SLG: 0.583</small> 										3	1	1	0	0	0	0								
Alex Gonzalez, R <small>OBP: 0.336, SLG: 0.495</small> 										4	0	1	1	0	2	1								
Inning Stats	R: 0 E: 0 K: 3 S: 10	H: 0 LOB: 0 BB: 0 P: 14	R: 0 E: 0 K: 1 S: 5	H: 0 LOB: 0 BB: 0 P: 6	R: 0 E: 0 K: 1 S: 6	H: 0 LOB: 0 BB: 0 P: 8	R: 0 E: 0 K: 1 S: 15	H: 3 LOB: 2 BB: 0 P: 19	R: 1 E: 0 K: 0 S: 8	H: 2 LOB: 2 BB: 1 P: 15	R: 0 E: 0 K: 3 S: 12	H: 2 LOB: 2 BB: 0 P: 16	R: 0 E: 0 K: 0 S: 9	H: 0 LOB: 0 BB: 0 P: 13	R: 1 E: 0 K: 2 S: 21	H: 2 LOB: 2 BB: 0 P: 29	R: 0 E: 0 K: 2 S: 12	H: 0 LOB: 1 BB: 1 P: 20	1B: 7 2B: 2 3B: 0 HR: 0	SF: 0 SAC: 0 DP: 0 HBP: 1	WP: 0 PB: 0 SB: 0 CS: 1	PA: 38		
PITCHER	IP WLS BF H R ER SO BB IBB HBP BLK WP HR S P ERA WHIP	IP WLS BF H R ER SO BB IBB HBP BLK WP HR S P ERA WHIP	IP WLS BF H R ER SO BB IBB HBP BLK WP HR S P ERA WHIP	IP WLS BF H R ER SO BB IBB HBP BLK WP HR S P ERA WHIP	IP WLS BF H R ER SO BB IBB HBP BLK WP HR S P ERA WHIP	IP WLS BF H R ER SO BB IBB HBP BLK WP HR S P ERA WHIP	IP WLS BF H R ER SO BB IBB HBP BLK WP HR S P ERA WHIP	IP WLS BF H R ER SO BB IBB HBP BLK WP HR S P ERA WHIP	IP WLS BF H R ER SO BB IBB HBP BLK WP HR S P ERA WHIP	IP WLS BF H R ER SO BB IBB HBP BLK WP HR S P ERA WHIP	IP WLS BF H R ER SO BB IBB HBP BLK WP HR S P ERA WHIP	IP WLS BF H R ER SO BB IBB HBP BLK WP HR S P ERA WHIP	IP WLS BF H R ER SO BB IBB HBP BLK WP HR S P ERA WHIP	IP WLS BF H R ER SO BB IBB HBP BLK WP HR S P ERA WHIP	IP WLS BF H R ER SO BB IBB HBP BLK WP HR S P ERA WHIP	IP WLS BF H R ER SO BB IBB HBP BLK WP HR S P ERA WHIP	IP WLS BF H R ER SO BB IBB HBP BLK WP HR S P ERA WHIP	IP WLS BF H R ER SO BB IBB HBP BLK WP HR S P ERA WHIP	IP WLS BF H R ER SO BB IBB HBP BLK WP HR S P ERA WHIP	IP WLS BF H R ER SO BB IBB HBP BLK WP HR S P ERA WHIP	IP WLS BF H R ER SO BB IBB HBP BLK WP HR S P ERA WHIP	IP WLS BF H R ER SO BB IBB HBP BLK WP HR S P ERA WHIP	IP WLS BF H R ER SO BB IBB HBP BLK WP HR S P ERA WHIP	IP WLS BF H R ER SO BB IBB HBP BLK WP HR S P ERA WHIP

Toronto Blue Jays @ Texas Rangers
The Ballpark at Arlington, Arlington, TX
Wed May 08 1996, 8:05 PM EDT
Att: 20,694 - Unknown - 83 F

AB 35
R 2
H 9
RBI 2
BB 2
SO 13
LOB 17

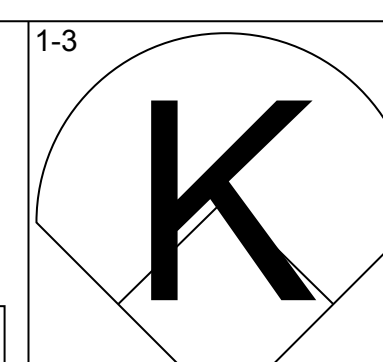
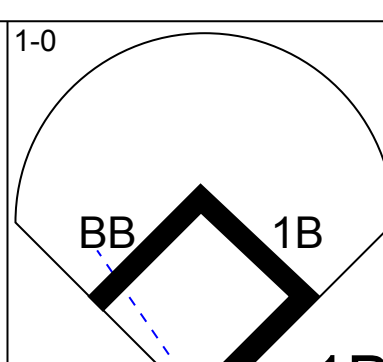
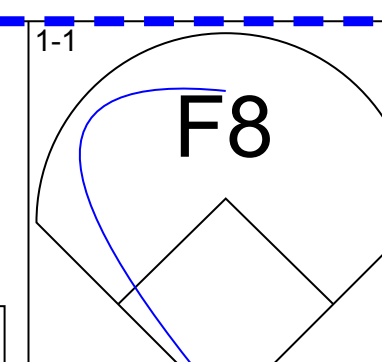
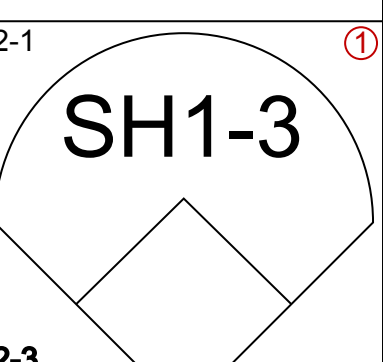
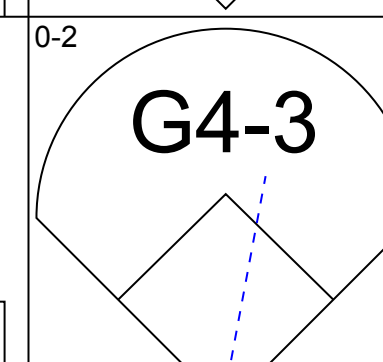
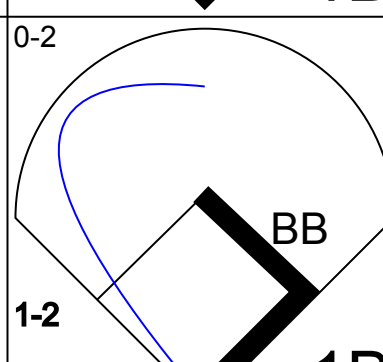
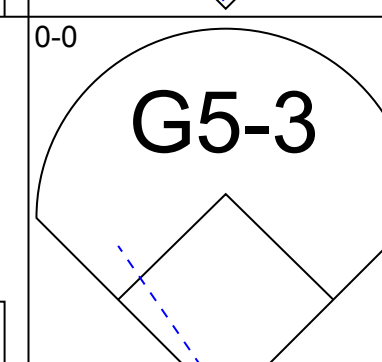
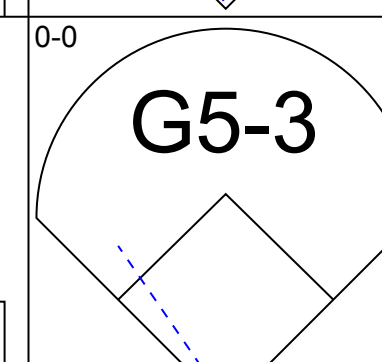
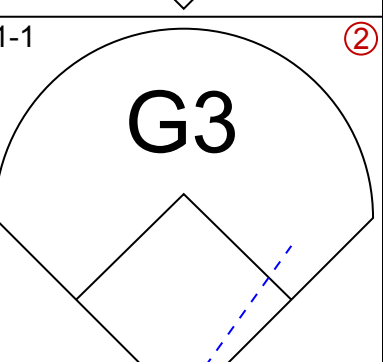
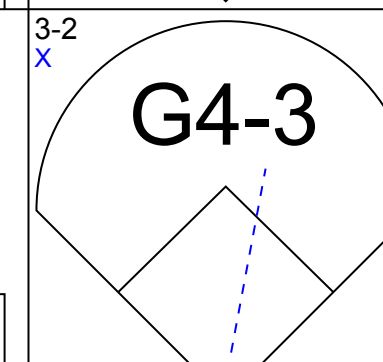
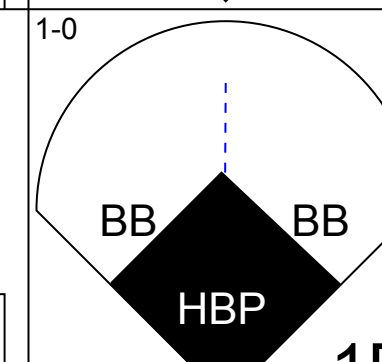
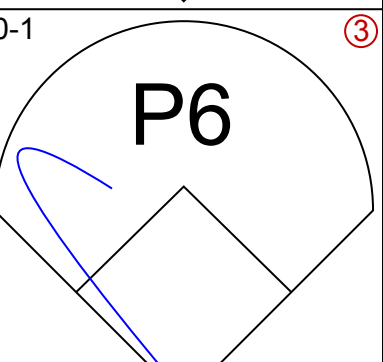
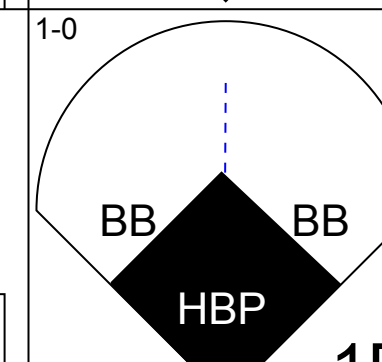
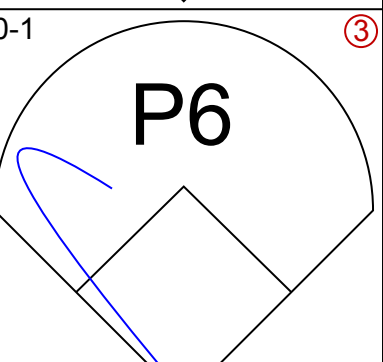
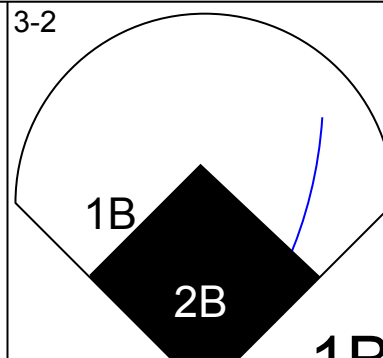
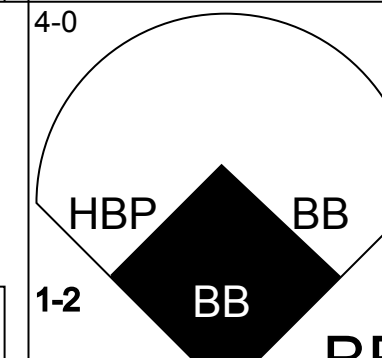
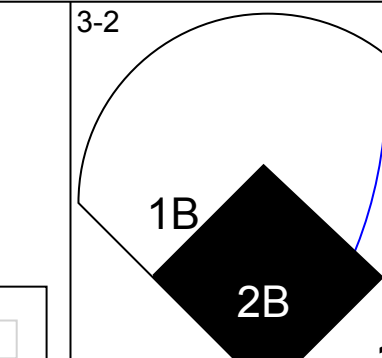
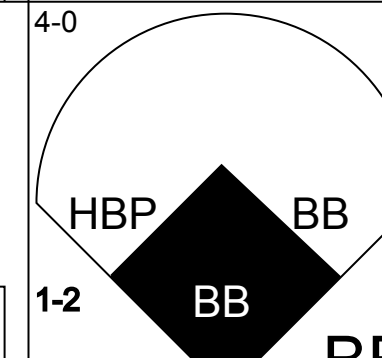
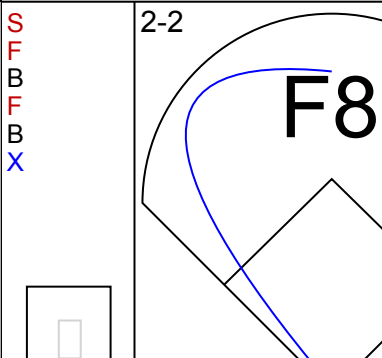
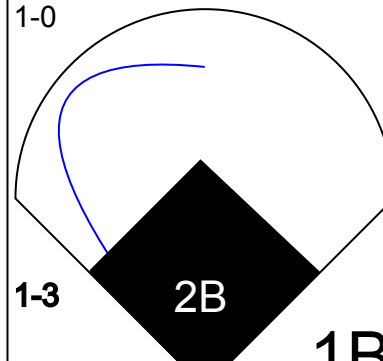
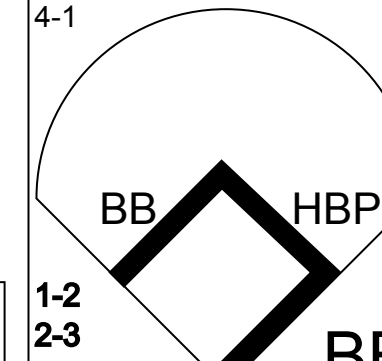
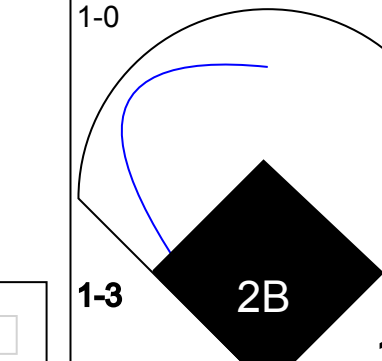
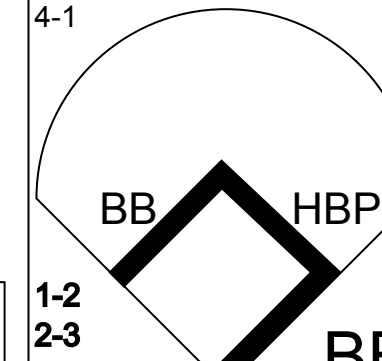
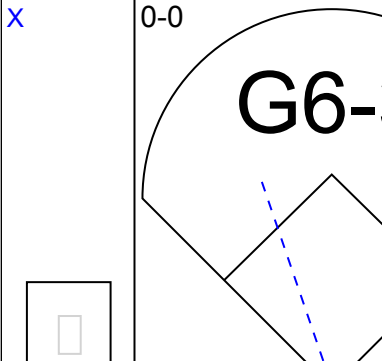
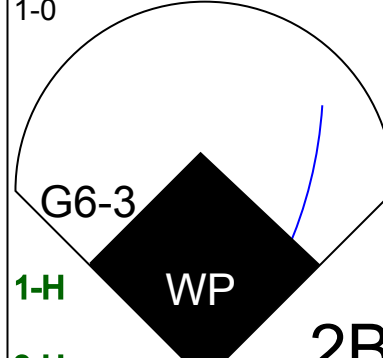
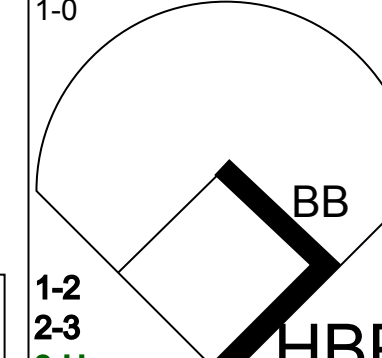
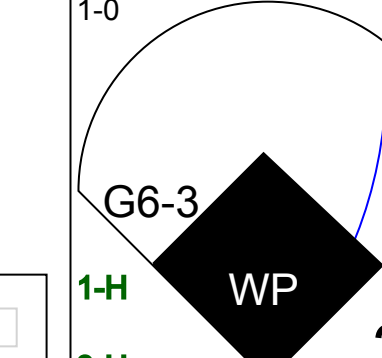
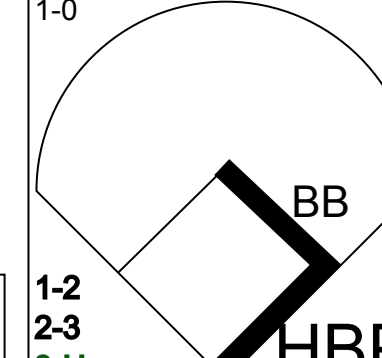
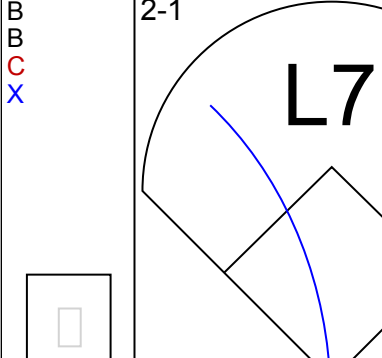
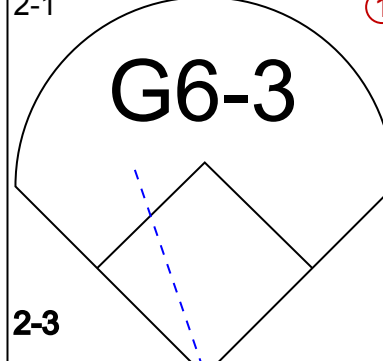
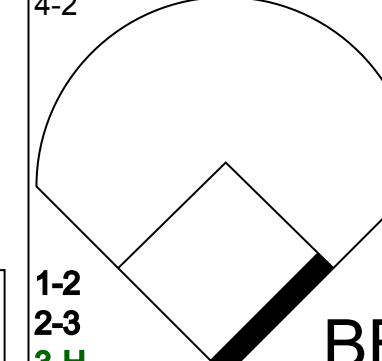
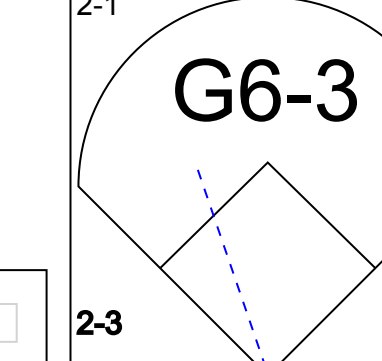
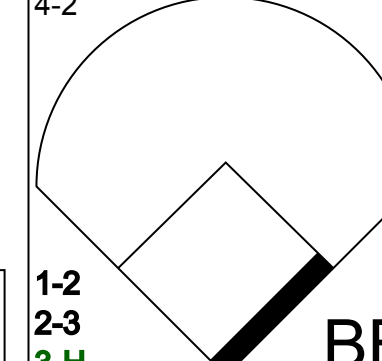
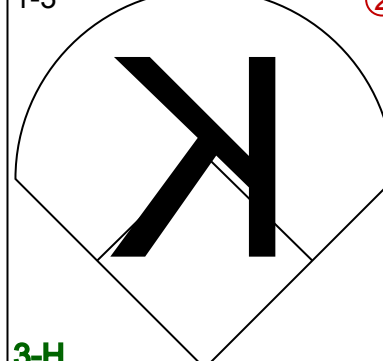
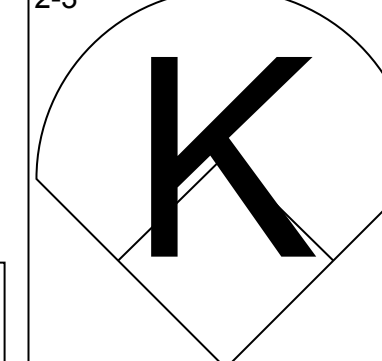
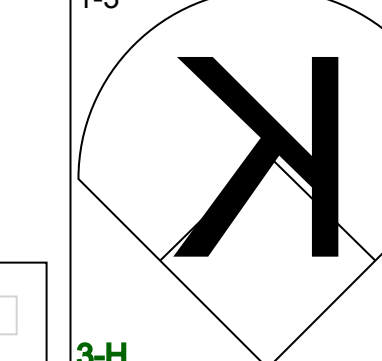
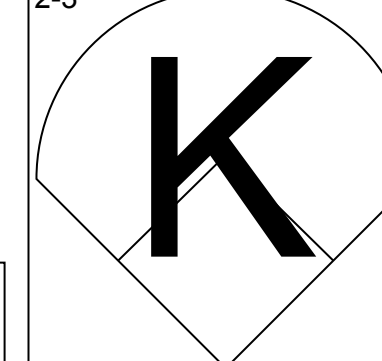
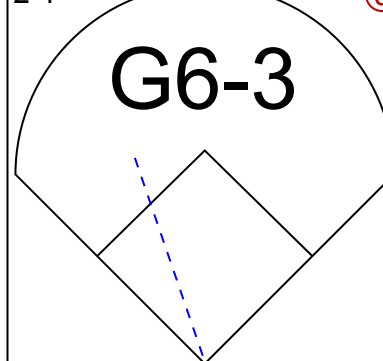
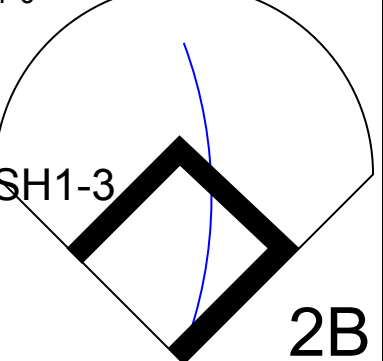


Batter	1	2	3	4	5	6	7	8	9	AB	R	H	RBI	BB	SO	LOB	BOTTOM							
Darryl Hamilton, L <small>OBP: 0.369, SLG: 0.369</small> 										4	2	3	0	1	0	2								
Ivan Rodriguez, R <small>OBP: 0.349, SLG: 0.467</small> 										4	2	1	0	0	0	3								
Will Clark, L <small>OBP: 0.438, SLG: 0.504</small> 										2	0	1	2	2	0	0								
Mickey Tettleton, S <small>OBP: 0.434, SLG: 0.518</small> 										3	0	1	2	0	1	2								
Warren Newson, L <small>OBP: 0.400, SLG: 0.410</small> Damon Buford, R <small>OBP: 0.407, SLG: 0.391</small> 										3	0	0	0	0	1	2								
Dean Palmer, R <small>OBP: 0.383, SLG: 0.541</small> 										3	0	0	0	1	0	0								
29 Rusty Greer, L <small>OBP: 0.355, SLG: 0.405</small> 										4	0	1	0	0	2	1								
Kurt Stillwell, S <small>OBP: 0.379, SLG: 0.423</small> 										4	0	1	0	0	1	2								
Kevin Elster, R <small>OBP: 0.286, SLG: 0.523</small> 										3	0	0	0	1	2	0								
Inning Stats	R: 1 E: 1 K: 0 S: 4	H: 1 LOB: 0 BB: 0 P: 4	R: 0 E: 0 K: 1 S: 10	H: 0 LOB: 1 BB: 1 P: 20	R: 1 E: 0 K: 1 S: 15	H: 1 LOB: 2 BB: 2 P: 26	R: 0 E: 0 K: 1 S: 5	H: 0 LOB: 0 BB: 0 P: 7	R: 0 E: 0 K: 2 S: 9	H: 1 LOB: 1 BB: 1 P: 16	R: 0 E: 0 K: 0 S: 9	H: 1 LOB: 1 BB: 0 P: 15	R: 2 E: 0 K: 1 S: 13	H: 3 LOB: 1 BB: 0 P: 21	R: 0 E: 0 K: 1 S: 9	H: 1 LOB: 2 BB: 1 P: 17	1B: 8 2B: 0 3B: 0 HR: 0	SF: 1 SAC: 0 DP: 0 HBP: 0	WP: 0 PB: 0 SB: 0 CS: 0	PA: 37				
PITCHER	IP WLS BF H R ER SO BB IBB HBP BLK WP HR S P ERA WHIP	IP WLS BF H R ER SO BB IBB HBP BLK WP HR S P ERA WHIP	IP WLS BF H R ER SO BB IBB HBP BLK WP HR S P ERA WHIP	IP WLS BF H R ER SO BB IBB HBP BLK WP HR S P ERA WHIP	IP WLS BF H R ER SO BB IBB HBP BLK WP HR S P ERA WHIP	IP WLS BF H R ER SO BB IBB HBP BLK WP HR S P ERA WHIP	IP WLS BF H R ER SO BB IBB HBP BLK WP HR S P ERA WHIP	IP WLS BF H R ER SO BB IBB HBP BLK WP HR S P ERA WHIP	IP WLS BF H R ER SO BB IBB HBP BLK WP HR S P ERA WHIP	IP WLS BF H R ER SO BB IBB HBP BLK WP HR S P ERA WHIP	IP WLS BF H R ER SO BB IBB HBP BLK WP HR S P ERA WHIP	IP WLS BF H R ER SO BB IBB HBP BLK WP HR S P ERA WHIP	IP WLS BF H R ER SO BB IBB HBP BLK WP HR S P ERA WHIP	IP WLS BF H R ER SO BB IBB HBP BLK WP HR S P ERA WHIP	IP WLS BF H R ER SO BB IBB HBP BLK WP HR S P ERA WHIP	IP WLS BF H R ER SO BB IBB HBP BLK WP HR S P ERA WHIP	IP WLS BF H R ER SO BB IBB HBP BLK WP HR S P ERA WHIP	IP WLS BF H R ER SO BB IBB HBP BLK WP HR S P ERA WHIP	IP WLS BF H R ER SO BB IBB HBP BLK WP HR S P ERA WHIP	IP WLS BF H R ER SO BB IBB HBP BLK WP HR S P ERA WHIP	IP WLS BF H R ER SO BB IBB HBP BLK WP HR S P ERA WHIP	IP WLS BF H R ER SO BB IBB HBP BLK WP HR S P ERA WHIP	IP WLS BF H R ER SO BB IBB HBP BLK WP HR S P ERA WHIP	IP WLS BF H R ER SO BB IBB HBP BLK WP HR S P ERA WHIP

Toronto Blue Jays @ Texas Rangers
The Ballpark at Arlington, Arlington, TX
Wed May 08 1996, 8:05 PM EDT
Att: 20,694 - Unknown - 83 F

AB 31
R 4
H 8
RBI 4
BB 5
SO 7
LOB 13

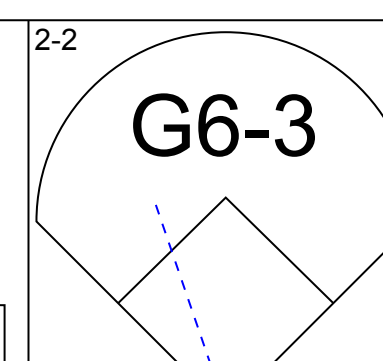
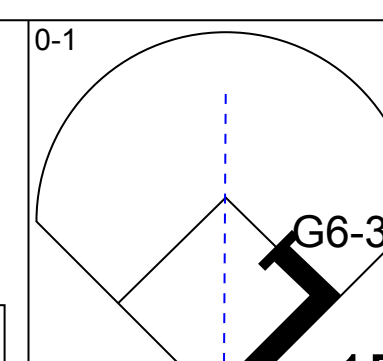
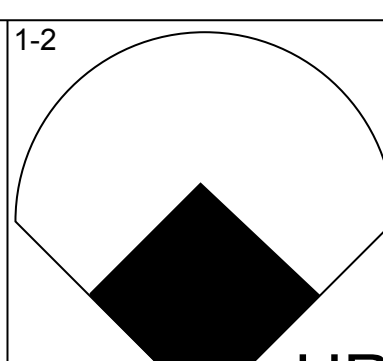
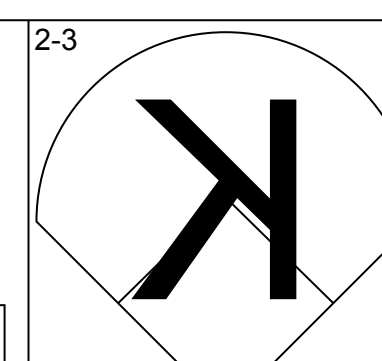
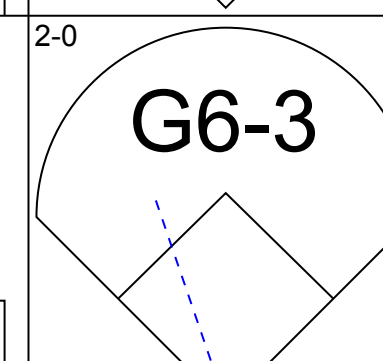
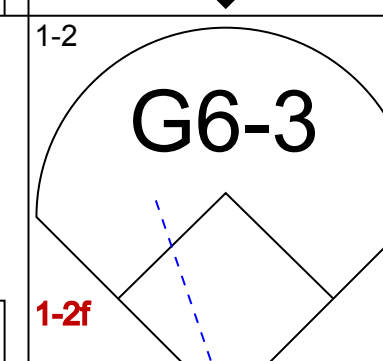
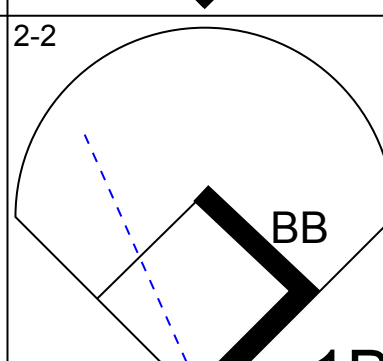
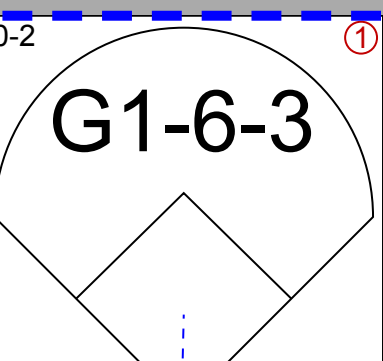
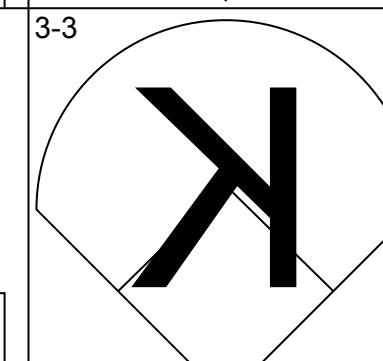
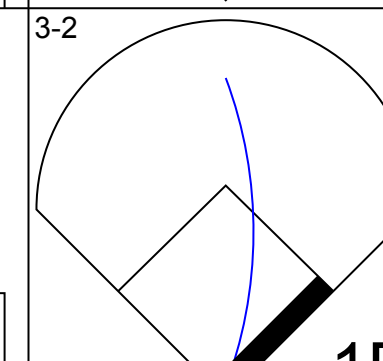
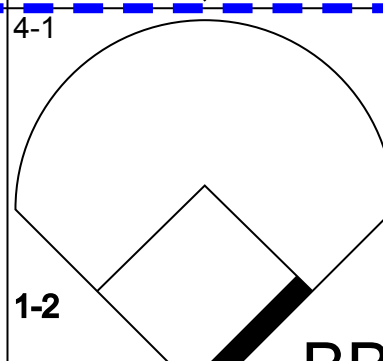
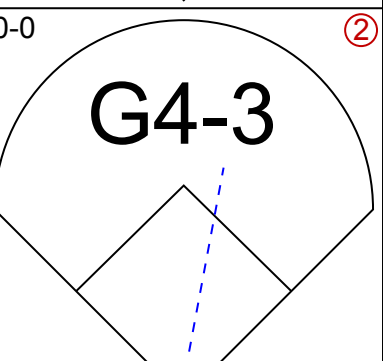
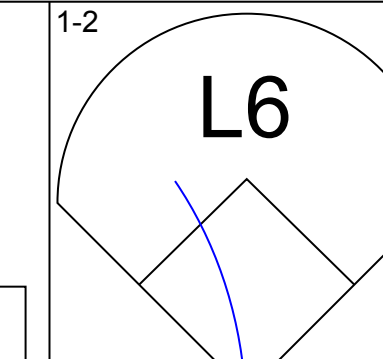
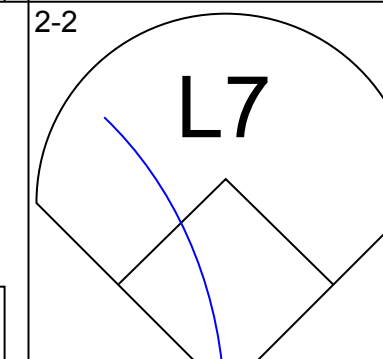
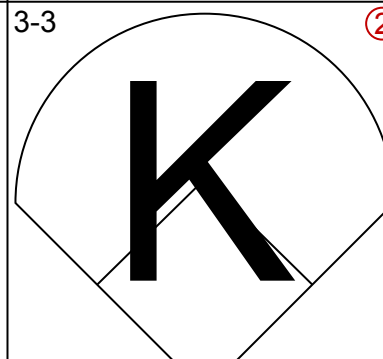
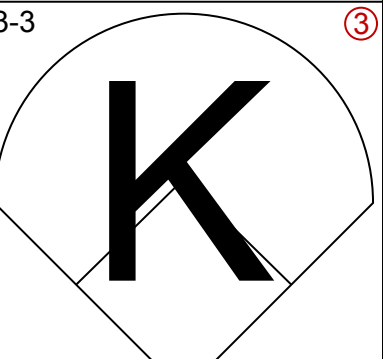
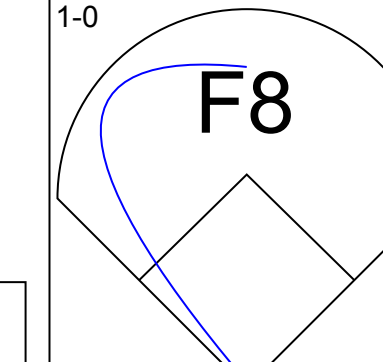
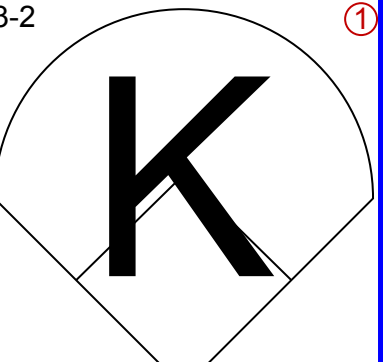
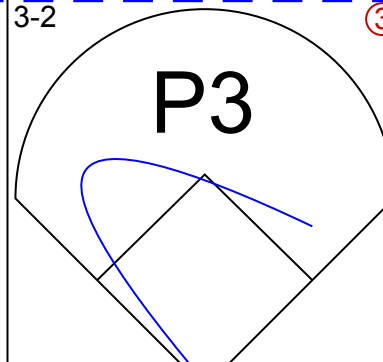




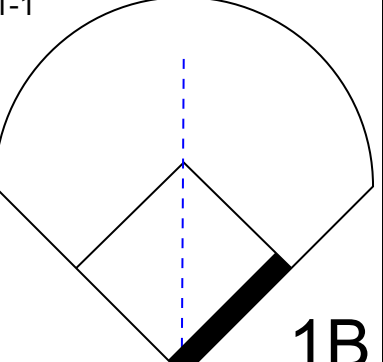

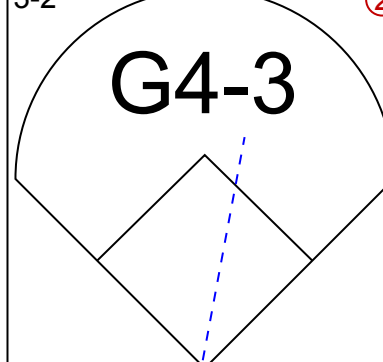
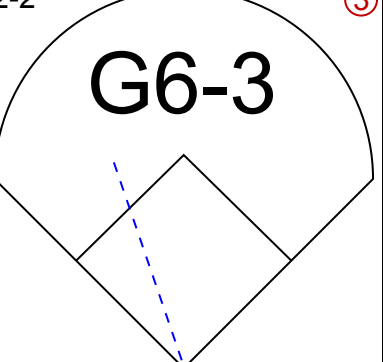
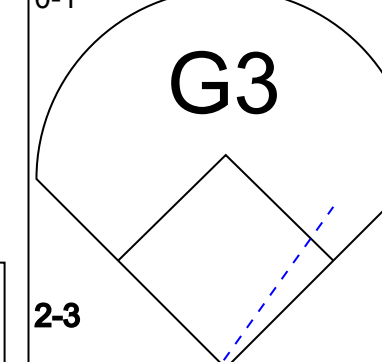

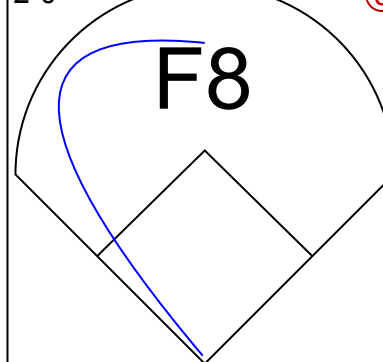

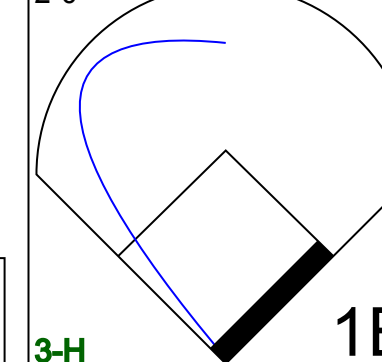
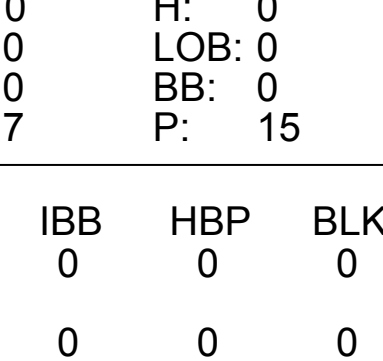
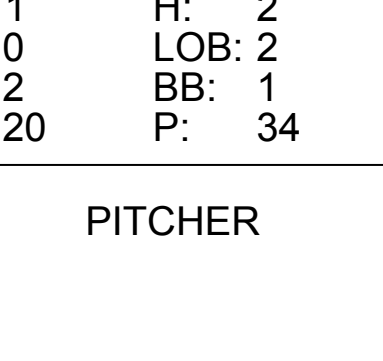
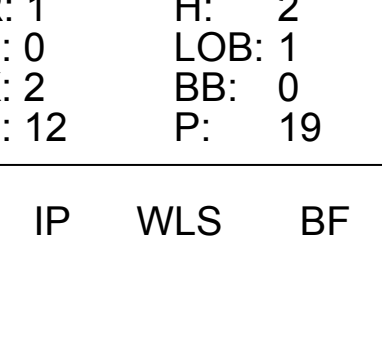


Batter	1	2	3	4	5	6	7	8	9	AB	R	H	RBI	BB	SO	LOB	TOP					
Otis Nixon, S <small>OBP: 0.355, SLG: 0.306</small> 										3	0	1	0	1	1	0						
Domingo Cadeno, S <small>OBP: 0.356, SLG: 0.432</small> 										5	0	1	0	0	0	2						
Carlos Delgado, L <small>OBP: 0.375, SLG: 0.548</small> 										5	1	1	0	0	1	4						
Joe Carter, R <small>OBP: 0.385, SLG: 0.637</small> 										3	2	1	0	2	0	0						
Ed Sprague, R <small>OBP: 0.397, SLG: 0.577</small> 										4	1	1	0	1	1	3						
John Olerud, L <small>OBP: 0.385, SLG: 0.440</small> 										4	1	2	3	0	0	0						
Shawn Green, L <small>OBP: 0.321, SLG: 0.394</small> 										3	0	2	1	1	0	1						
Sandy Martinez, L <small>OBP: 0.290, SLG: 0.379</small> 										4	0	0	0	0	2	6						
Alex Gonzalez, R <small>OBP: 0.333, SLG: 0.496</small> 										4	0	1	0	0	0	0						
Inning Stats	R: 0 E: 0 K: 1 S: 13	H: 0 LOB: 0 BB: 0 P: 17	R: 0 E: 0 K: 0 S: 11	H: 2 LOB: 2 BB: 0 P: 16	R: 0 E: 0 K: 2 S: 12	H: 2 LOB: 3 BB: 1 P: 20	R: 0 E: 0 K: 0 S: 4	H: 1 LOB: 0 BB: 0 P: 4	R: 0 E: 0 K: 0 S: 9	H: 0 LOB: 1 BB: 1 P: 20	R: 3 E: 0 K: 1 S: 12	H: 3 LOB: 0 BB: 0 P: 22	R: 2 E: 0 K: 1 S: 10	H: 1 LOB: 3 BB: 3 P: 27	R: 0 E: 0 K: 0 S: 7	H: 1 LOB: 0 BB: 0 P: 11	R: 0 E: 0 K: 0 S: 7	H: 0 LOB: 0 BB: 0 P: 11	1B: 8 2B: 2 3B: 0 HR: 0	SF: 0 SAC: 1 DP: 1 HBP: 1	WP: 1 PB: 0 SB: 0 CS: 0	PA: 42
PITCHER	IP	WLS	BF	H	R	ER	SO	BB	IBB	HBP	BLK	WP	HR	S	P	ERA	WHIP					
Ken Hill, R	(1, 1)	6.0	L	27	8	3	3	4	2	0	0	0	1	0	61	99	4.50	1.667				
Dennis Cook, L	(7, 1)	1.0		8	1	2	2	1	3	0	1	0	0	0	10	27	18.00	4.000				
Gil Heredia, R	(8, 1)	2.0		7	1	0	0	0	0	0	0	0	0	0	14	22	0.00	0.500				

Toronto Blue Jays @ Texas Rangers
The Ballpark at Arlington, Arlington, TX
Thu May 09 1996, 8:05 PM EDT
Att: 34,451 - Unknown - 82 F

AB	35
R	5
H	10
RBI	4
BB	5
SO	5
LOB	16



Batter	1	2	3	4	5	6	7	8	9	AB	R	H	RBI	BB	SO	LOB	BOTTOM				
Darryl Hamilton, L <small>OBP: 0.373, SLG: 0.393</small> 										4	1	2	1	0	1	1					
Ivan Rodriguez, R <small>OBP: 0.347, SLG: 0.460</small> 										4	0	1	0	0	0	1					
Will Clark, L <small>OBP: 0.439, SLG: 0.500</small> 										3	0	1	0	1	1	0					
Mickey Tettleton, S <small>OBP: 0.419, SLG: 0.494</small> 										4	0	0	0	0	2	3					
Warren Newson, L <small>OBP: 0.385, SLG: 0.390</small> 										2	0	0	0	0	1	0					
Damon Buford, R <small>OBP: 0.379, SLG: 0.360</small> 										2	0	0	0	0	1	2					
Dean Palmer, R <small>OBP: 0.352, SLG: 0.522</small> 										4	0	0	0	0	2	0					
29 Rusty Greer, L <small>OBP: 0.359, SLG: 0.416</small> 										4	1	2	0	0	0	0					
Mark McLemore, S <small>OBP: 0.385, SLG: 0.333</small> 										3	0	0	0	0	0	2					
Kevin Elster, R <small>OBP: 0.287, SLG: 0.518</small> 										3	0	1	1	0	1	0					
Inning Stats	R: 0 E: 0 K: 1 S: 7	H: 0 LOB: 0 BB: 0 P: 14	R: 0 E: 0 K: 0 S: 7	H: 0 LOB: 0 BB: 0 P: 11	R: 0 E: 0 K: 0 S: 7	H: 0 LOB: 0 BB: 0 P: 15	R: 0 E: 0 K: 0 S: 13	H: 2 LOB: 1 BB: 0 P: 19	R: 0 E: 0 K: 2 S: 20	H: 1 LOB: 2 BB: 1 P: 34	R: 1 E: 0 K: 2 S: 12	H: 2 LOB: 1 BB: 0 P: 19	R: 0 E: 0 K: 1 S: 7	H: 0 LOB: 0 BB: 0 P: 10	R: 0 E: 0 K: 2 S: 8	H: 0 LOB: 0 BB: 0 P: 13	1B: 5 2B: 1 3B: 0 HR: 1	SF: 0 SAC: 0 DP: 1 HBP: 0	WP: 0 PB: 0 SB: 0 CS: 0	PA: 34	
PITCHER	IP	WLS	BF	H	R	ER	SO	BB	IBB	HBP	BLK	WP	HR	S	P	ERA	WHIP				
Paul Quantrill, R	(1, 1)	5.1	W	20	5	1	1	3	1	0	0	0	0	5	12	0.00	3.000				
Brian Bohanon, L	(6, 1)	0.1		2	0	0	0	1	1	0	0	0	0	5	12	0.00	3.000				
Bill Risley, R	(6, 1)	1.1		6	2	1	1	2	0	0	0	0	0	15	25	6.75	1.500				
Tim Crabtree, R	(8, 1)	1.0		3	0	0	0	1	0	0	0	0	0	7	10	0.00	0.000				
Mike Timlin, R	(9, 1)	1.0	S	3	0	0	0	2	0	0	0	0	0	8	13	0.00	0.000				

Toronto Blue Jays @ Texas Rangers
The Ballpark at Arlington, Arlington, TX
Thu May 09 1996, 8:05 PM EDT
Att: 34,451 - Unknown - 82 F

AB	33
R	2
H	7
RBI	2
BB	1
SO	9
LOB	9




Batter	1	2	3	4	5	6	7	8	9	AB R H RBI BB SO LOB	TOP											
Otis Nixon, S <small>OBP: 0.368, SLG: 0.320</small>	G4-3			G4-3 G1-3 1B	G1-3	G6-3	K		K	5 0 3 1 0 1 0	Toronto Blue Jays @ Minnesota Twins Hubert H. Humphrey Metrodome, Minneapolis, MN Tue May 14 1996, 8:05 PM EDT Att: 13,483 - Dome AB 34 R 4 H 7 RBI 4 BB 5 SO 11 LOB 18											
Domingo Cadeno, S <small>OBP: 0.370, SLG: 0.426</small>	G4-3			G1-3	G6-3	K		K	5 0 0 0 0 2 4													
Carlos Delgado, L <small>OBP: 0.376, SLG: 0.518</small>	F7			G4-3		G5-3 3B BB		K	4 1 0 0 1 2 2													
Joe Carter, R <small>OBP: 0.375, SLG: 0.589</small>		L4		K		F9		BB S BB	3 0 0 0 1 1 2													
Ed Sprague, R <small>OBP: 0.386, SLG: 0.551</small>		K			FC1-5 1B BB	G5-3		K	3 0 0 0 1 2 2													
Juan Samuel, R <small>OBP: 0.300, SLG: 0.542</small>		F9			1-2 1B BB	2-0 1B BB		BB BB	3 2 2 1 1 0 0													
Robert Perez, R <small>OBP: 0.364, SLG: 0.433</small>			G1-3		FC1-5 1B 2B	0-1 1B		BB BB	3 1 1 1 1 0 2													
Charlie O'Brien, R <small>OBP: 0.422, SLG: 0.600</small>			G3-1		2B 1B	K		F9	4 0 1 1 0 1 4													
Alex Gonzalez, R <small>OBP: 0.312, SLG: 0.469</small>			K		K		P4	F7	4 0 0 0 0 2 2													
Inning Stats	R: 0 E: 0 K: 0 S: 7	H: 0 LOB: 0 BB: 0 P: 11	R: 0 E: 0 K: 1 S: 6	H: 0 LOB: 0 BB: 0 P: 10	R: 0 E: 0 K: 1 S: 8	H: 0 LOB: 0 BB: 0 P: 12	R: 0 E: 0 K: 1 S: 11	H: 1 LOB: 1 BB: 0 P: 15	R: 2 E: 0 K: 1 S: 15	H: 3 LOB: 2 BB: 1 P: 28	R: 2 E: 0 K: 1 S: 15	H: 2 LOB: 1 BB: 1 P: 29	R: 0 E: 0 K: 2 S: 9	H: 0 LOB: 0 BB: 0 P: 15	R: 0 E: 0 K: 2 S: 10	H: 0 LOB: 3 BB: 0 P: 29	R: 0 E: 0 K: 2 S: 8	H: 1 LOB: 1 BB: 0 P: 11	1B: 5 2B: 1 3B: 1 HR: 0	SF: 0 SAC: 0 DP: 0 HBP: 0	WP: 0 PB: 0 SB: 1 CS: 0	PA: 39
PITCHER	IP WLS BF H R ER SO BB IBB HBP BLK WP HR S P ERA WHIP											PITCHER	IP WLS BF H R ER SO BB IBB HBP BLK WP HR S P ERA WHIP									
Rich Robertson, L <small>ERA: 6.36</small>	5.2 L 24 5 4 4 4 2 0 0 0 0 0 0 55 95 6.35 1.235																					
Dan Neault, R <small>ERA: 1.53</small>	2.0 10 1 0 0 5 3 0 0 0 0 0 0 24 50 0.00 2.000																					
Erik Bennett, R <small>ERA: 5.64</small>	0.2 2 0 0 0 0 0 0 0 0 0 0 0 3 6 0.00 0.000																					
Mike Milchin, L <small>ERA:</small>	0.2 3 1 0 0 2 0 0 0 0 0 0 0 7 9 0.00 1.500																					

Batter	1	2	3	4	5	6	7	8	9	AB R H RBI BB SO LOB	BOTTOM											
Chuck Knoblauch, R <small>OBP: 0.410, SLG: 0.474</small>	G4-3		G4-6-3			F8		G6-3		4 0 0 0 0 0 2	Toronto Blue Jays @ Minnesota Twins Hubert H. Humphrey Metrodome, Minneapolis, MN Tue May 14 1996, 8:05 PM EDT Att: 13,483 - Dome AB 35 R 2 H 9 RBI 2 BB 0 SO 6 LOB 15											
Rich Becker, L <small>OBP: 0.315, SLG: 0.301</small>	G6-3			G3		K		G6-3		4 0 0 0 0 1 1												
Paul Mollitor, R <small>OBP: 0.398, SLG: 0.476</small>	L4			2B		1B 1B		FC4-6 1B		4 0 3 0 0 0 0												
Marty Cordova, R <small>OBP: 0.429, SLG: 0.527</small>		1B		F7		1B 1B		FC4-6 1B 2B		4 1 2 1 0 0 2												
Greg Myers, L <small>OBP: 0.333, SLG: 0.500</small>		K		K		F8		2B 1B		4 0 1 0 0 2 4												
Roberto Kelly, R <small>OBP: 0.337, SLG: 0.348</small>					G6-3			1B		3 0 0 0 0 0 1												
Chip Hale, L <small>OBP: 0.524, SLG: 0.737</small>		P2						2B		1 0 1 1 0 0 0												
Denny Hocking, S <small>OBP: 0.233, SLG: 0.211</small>										0 0 0 0 0 0 0												
Dave Hollins, S <small>OBP: 0.392, SLG: 0.479</small>		G5-3			G6-3		K	K		4 0 0 0 0 2 3												
Pat Meares, R <small>OBP: 0.318, SLG: 0.471</small>				K						3 0 0 0 0 1 0												
Scott Stahowiak, L <small>OBP: 0.395, SLG: 0.554</small>					F7		F7	L6		1 0 0 0 0 0 2												
Jeff Reboulet, R <small>OBP: 0.253, SLG: 0.217</small>						1B 1B		G6-3		3 1 2 0 0 0 0												
Inning Stats	R: 0 E: 0 K: 0 S: 7	H: 0 LOB: 0 BB: 0 P: 12	R: 0 E: 0 K: 1 S: 11	H: 1 LOB: 0 BB: 0 P: 17	R: 0 E: 0 K: 1 S: 12	H: 1 LOB: 0 BB: 0 P: 18	R: 0 E: 0 K: 1 S: 8	H: 1 LOB: 1 BB: 0 P: 12	R: 0 E: 0 K: 0 S: 4	H: 0 LOB: 0 BB: 0 P: 7	R: 1 E: 0 K: 1 S: 21	H: 3 LOB: 2 BB: 0 P: 34	R: 0 E: 0 K: 1 S: 5	H: 0 LOB: 0 BB: 0 P: 11	R: 0 E: 0 K: 0 S: 7	H: 0 LOB: 0 BB: 0 P: 10	R: 1 E: 0 K: 1 S: 12	H: 3 LOB: 2 BB: 0 P: 16	1B: 7 2B: 2 3B: 0 HR: 0	SF: 0 SAC: 0 DP: 1 HBP: 0	WP: 0 PB: 0 SB: 0 CS: 0	PA: 35
PITCHER	IP WLS BF H R ER SO BB IBB HBP BLK WP HR S P ERA WHIP											PITCHER	IP WLS BF H R ER SO BB IBB HBP BLK WP HR S P ERA WHIP									
Erik Hanson, R <small>ERA: 5.94</small>	7.0 W 26 6 1 1 1 0 0 0 0 0 0 0 68 111 1.29 0.857																					
Tim Crabtree, R <small>ERA: 0.96</small>	1.0 3 0 0 0 0 0 0 0 0 0 0 0 7 10 0.00 0.000																					
Mike Timlin, R <small>ERA: 2.92</small>	1.0 S 6 3 1 1 1 0 0 0 0 0 0 0 12 16 9.00 3.000																					

Batter	1	2	3	4	5	6	7	8	9	AB	R	H	RBI	BB	SO	LOB	TOP					
Otis Nixon, S <small>OBP: 0.377, SLG: 0.327</small> 										3	1	2	0	1	0	1	Toronto Blue Jays @ Minnesota Twins Hubert H. Humphrey Metrodome, Minneapolis, MN <small>Wed May 15 1996, 8:05 PM EDT</small> <small>Att: 11,793 - Dome - 68 F</small>					
Domingo Cadeno, S <small>OBP: 0.366, SLG: 0.419</small> 										4	0	1	0	0	4							
Carlos Delgado, L <small>OBP: 0.373, SLG: 0.514</small> 										3	0	1	1	0	4							
Joe Carter, R <small>OBP: 0.366, SLG: 0.574</small> 										4	0	0	0	0	1							
Ed Sprague, R <small>OBP: 0.382, SLG: 0.539</small> 										3	0	0	0	1	1							
John Olerud, L <small>OBP: 0.373, SLG: 0.437</small> 										4	0	0	0	0	1							
Shawn Green, L <small>OBP: 0.306, SLG: 0.363</small> 										4	0	0	0	0	3							
Charlie O'Brien, R <small>OBP: 0.430, SLG: 0.630</small> 										3	0	2	0	0	0							
Alex Gonzalez, R <small>OBP: 0.306, SLG: 0.459</small> 										3	0	0	0	0	3							
Inning Stats	R: 1 E: 1 K: 0 S: 9	H: 2 LOB: 0 BB: 0 P: 13	R: 0 E: 0 K: 1 S: 9	H: 0 LOB: 0 BB: 0 P: 15	R: 0 E: 1 K: 0 S: 12	H: 1 LOB: 2 BB: 0 P: 15	R: 0 E: 0 K: 0 S: 9	H: 0 LOB: 1 BB: 1 P: 17	R: 0 E: 0 K: 0 S: 10	H: 1 LOB: 2 BB: 1 P: 16	R: 0 E: 0 K: 1 S: 8	H: 0 LOB: 0 BB: 0 P: 8	R: 0 E: 0 K: 1 S: 11	H: 1 LOB: 1 BB: 0 P: 15	R: 0 E: 0 K: 0 S: 6	H: 1 LOB: 0 BB: 0 P: 9	R: 0 E: 0 K: 1 S: 5	H: 0 LOB: 0 BB: 0 P: 7	1B: 4 2B: 3 3B: 0 HR: 0	SF: 1 SAC: 0 DP: 2 HBP: 0	WP: 0 PB: 0 SB: 0 CS: 0	PA: 34
PITCHER	IP: 9.0 WLS: W BF: 34 ERA: 5.84	H: 6 R: 1 ER: 0 SO: 4	BB: 2 IBB: 0 HBP: 0 BLK: 0	WP: 0 HR: 0 S: 79 P: 115	ERA: 0.00 WHIP: 0.889																	

Batter	1	2	3	4	5	6	7	8	9	AB	R	H	RBI	BB	SO	LOB	BOTTOM			
Rich Becker, L <small>OBP: 0.301, SLG: 0.286</small> 										4	0	0	0	0	0	3	Toronto Blue Jays @ Minnesota Twins Hubert H. Humphrey Metrodome, Minneapolis, MN <small>Wed May 15 1996, 8:05 PM EDT</small> <small>Att: 11,793 - Dome - 68 F</small>			
Paul Molitor, R <small>OBP: 0.400, SLG: 0.483</small> 										4	2	2	0	0	0					
Chip Hale, L <small>OBP: 0.460, SLG: 0.696</small> Pat Meares, R <small>OBP: 0.318, SLG: 0.471</small> 										4	0	1	0	0	2					
Marty Cordova, R <small>OBP: 0.423, SLG: 0.518</small> 										4	0	1	2	0	1					
Greg Myers, L <small>OBP: 0.330, SLG: 0.491</small> 										4	0	1	0	0	2					
Dave Hollins, S <small>OBP: 0.391, SLG: 0.472</small> 										2	0	0	0	1	1					
Scott Stahoviak, L <small>OBP: 0.405, SLG: 0.559</small> 										3	0	2	0	0	1					
Jeff Reboulet, R <small>OBP: 0.259, SLG: 0.214</small> 										1	0	0	0	1	0					
Denny Hocking, S <small>OBP: 0.217, SLG: 0.195</small> 										3	0	0	0	0	3					
Inning Stats	R: 0 E: 0 K: 0 S: 4	H: 0 LOB: 0 BB: 0 P: 5	R: 0 E: 0 K: 3 S: 12	H: 0 LOB: 1 BB: 1 P: 22	R: 0 E: 0 K: 0 S: 7	H: 0 LOB: 0 BB: 0 P: 12	R: 1 E: 0 K: 0 S: 7	H: 2 LOB: 0 BB: 0 P: 11	R: 0 E: 0 K: 0 S: 11	H: 1 LOB: 2 BB: 1 P: 19	R: 1 E: 0 K: 1 S: 11	H: 2 LOB: 1 BB: 0 P: 22	R: 0 E: 0 K: 0 S: 6	H: 1 LOB: 1 BB: 0 P: 6	R: 0 E: 0 K: 1 S: 7	H: 1 LOB: 1 BB: 0 P: 7	1B: 5 2B: 2 3B: 0 HR: 0	SF: 0 SAC: 1 DP: 1 HBP: 0	WP: 0 PB: 0 SB: 0 CS: 0	PA: 32
PITCHER	IP: 8.0 WLS: L BF: 32 ERA: 3.94	H: 7 R: 2 ER: 2 SO: 5	BB: 2 IBB: 0 HBP: 0 BLK: 0	WP: 0 HR: 0 S: 65 P: 104	ERA: 2.25 WHIP: 1.125															

AB 31
R 1
H 6
RBI 1
BB 2
SO 4
LOB 15



AB 29
R 2
H 7
RBI 2
BB 2
SO 5
LOB 13



Batter	1	2	3	4	5	6	7	8	9	AB	R	H	RBI	BB	SO	LOB	TOP											
Otis Nixon, S <small>OBP: 0.374, SLG: 0.325</small> 										4	0	1	0	0	0	0	Toronto Blue Jays @ Minnesota Twins Hubert H. Humphrey Metrodome, Minneapolis, MN <small>Thu May 16 1996, 4:33 AM EDT Att: 13,538 - Dome - 70 F</small>											
Felipe Crespo, S <small>OBP: 0.462, SLG: 0.125</small> 										3	0	1	0	0	0	0												
Carlos Delgado, L <small>OBP: 0.370, SLG: 0.507</small> 										4	0	1	0	0	0	3												
Joe Carter, R <small>OBP: 0.364, SLG: 0.572</small> 										4	0	1	0	0	1	2												
Ed Sprague, R <small>OBP: 0.374, SLG: 0.524</small> 										4	0	0	0	0	0	1												
John Olerud, L <small>OBP: 0.377, SLG: 0.434</small> 										3	0	1	0	1	0	0												
Shawn Green, L <small>OBP: 0.295, SLG: 0.350</small> 										4	0	0	0	0	1	3												
Sandy Martinez, L <small>OBP: 0.284, SLG: 0.348</small> 										3	0	0	0	0	1	3												
Alex Gonzalez, R <small>OBP: 0.306, SLG: 0.456</small> 										3	1	1	0	0	0	0												
Inning Stats	R: 0 E: 0 K: 0 S: 8	H: 0 LOB: 0 BB: 0 P: 14	R: 0 E: 0 K: 1 S: 10	H: 1 LOB: 2 BB: 1 P: 20	R: 0 E: 0 K: 0 S: 9	H: 1 LOB: 0 BB: 0 P: 16	R: 0 E: 0 K: 0 S: 9	H: 0 LOB: 0 BB: 0 P: 15	R: 0 E: 0 K: 1 S: 6	H: 0 LOB: 0 BB: 0 P: 8	R: 0 E: 0 K: 0 S: 9	H: 1 LOB: 1 BB: 0 P: 13	R: 0 E: 0 K: 0 S: 8	H: 1 LOB: 1 BB: 0 P: 12	R: 1 E: 0 K: 1 S: 11	H: 2 LOB: 1 BB: 0 P: 16		R: 0 E: 0 K: 0 S: 7	H: 0 LOB: 0 BB: 0 P: 9	1B: 5 2B: 1 3B: 0 HR: 0	SF: 0 SAC: 0 DP: 1 HBP: 1	WP: 0 PB: 1 CS: 0	PA: 34					
PITCHER	IP	WLS	BF	H	R	ER	SO	BB	IBB	HBP	BLK	WP	HR	S	P	ERA	WHIP											
Brad Radke, R	(1, 1)	7.0	W	28	6	1	1	2	1	0	0	0	0	0	64	106	1.29	1.000										
Eddie Guardado, L	(8, 1)	0.2		2	0	0	0	0	0	0	1	0	0	0	3	4	0.00	0.000										
Erik Bennett, R	(8, 1)	0.1		1	0	0	0	1	0	0	0	0	0	0	3	4	0.00	0.000										
Dave Stevens, R	(9, 1)	1.0	S	3	0	0	0	0	0	0	0	0	0	7	9	0.00	0.000											

Batter	1	2	3	4	5	6	7	8	9	AB	R	H	RBI	BB	SO	LOB	BOTTOM										
Chuck Knoblauch, R <small>OBP: 0.413, SLG: 0.483</small> 										4	1	2	1	0	0	0	Toronto Blue Jays @ Minnesota Twins Hubert H. Humphrey Metrodome, Minneapolis, MN <small>Thu May 16 1996, 4:33 AM EDT Att: 13,538 - Dome - 70 F</small>										
Rich Becker, L <small>OBP: 0.313, SLG: 0.300</small> 										3	0	2	0	0	0	0											
Paul Moltzer, R <small>OBP: 0.391, SLG: 0.471</small> 										4	0	0	0	0	0	5											
Greg Myers, L <small>OBP: 0.328, SLG: 0.491</small> 										4	1	1	0	0	2	1											
Marty Cordova, R <small>OBP: 0.418, SLG: 0.517</small> 										4	0	1	1	0	0	1											
Scott Stahowiak, L <small>OBP: 0.386, SLG: 0.528</small> 										4	0	0	0	0	1	1											
Pat Meares, R <small>OBP: 0.319, SLG: 0.468</small> 										3	1	1	0	0	0	1											
Jeff Reboulet, R <small>OBP: 0.250, SLG: 0.205</small> 										3	0	0	0	0	1	2											
Denny Hocking, S <small>OBP: 0.224, SLG: 0.227</small> 										3	1	1	1	0	1	0											
Inning Stats	R: 0 E: 0 K: 0 S: 4	H: 0 LOB: 0 BB: 0 P: 6	R: 1 E: 0 K: 0 S: 14	H: 2 LOB: 1 BB: 0 P: 21	R: 0 E: 0 K: 1 S: 8	H: 1 LOB: 0 BB: 0 P: 12	R: 0 E: 0 K: 2 S: 7	H: 0 LOB: 0 BB: 0 P: 13	R: 0 E: 0 K: 0 S: 9	H: 0 LOB: 0 BB: 0 P: 14	R: 1 E: 1 K: 1 S: 14	H: 1 LOB: 1 BB: 0 P: 20	R: 2 E: 0 K: 1 S: 14	H: 4 LOB: 2 BB: 0 P: 20	R: 0 E: 0 K: 0 S: 4	H: 0 LOB: 0 BB: 0 P: 7		1B: 4 2B: 4 3B: 0 HR: 0	SF: 0 SAC: 0 DP: 0 HBP: 0	WP: 1 PB: 0 CS: 0	PA: 33						
PITCHER	IP	WLS	BF	H	R	ER	SO	BB	IBB	HBP	BLK	WP	HR	S	P	ERA	WHIP										
Paul Quantrill, R	(1, 1)	7.0	L	30	8	4	3	5	0	0	0	0	0	70	106	3.86	1.143										
Jeff Ware, R	(8, 1)	1.0		3	0	0	0	0	0	0	0	0	0	4	7	0.00	0.000										

Batter	1	2	3	4	5	6	7	8	9	AB	R	H	RBI	BB	SO	LOB	TOP			
Otis Nixon, S <small>OBP: 0.377, SLG: 0.329</small> 										4	0	2	0	0	0	0	Toronto Blue Jays @ Kansas City Royals Kauffman Stadium, Kansas City, MO Fri May 17 1996, 7:05 PM CDT Att: 20,079 - Unknown - 87 F livebaseballscores.com			
Domingo Cadeno, S <small>OBP: 0.362, SLG: 0.407</small> 										3	0	0	0	1	1	2				
Carlos Delgado, L <small>OBP: 0.367, SLG: 0.500</small> 										4	0	1	0	0	1	1				
Joe Carter, R <small>OBP: 0.356, SLG: 0.558</small> 										4	0	0	0	0	1	2				
Ed Sprague, R <small>OBP: 0.371, SLG: 0.537</small> 										4	1	1	1	0	1	1				
John Olerud, L <small>OBP: 0.387, SLG: 0.464</small> 										3	1	2	1	1	0	0				
Shawn Green, L <small>OBP: 0.294, SLG: 0.347</small> 										4	0	1	0	0	1	3				
Sandy Martinez, L <small>OBP: 0.269, SLG: 0.329</small> 										4	0	0	0	0	1	2				
Alex Gonzalez, R <small>OBP: 0.300, SLG: 0.446</small> 										3	0	0	0	0	0	1				
Inning Stats	R: 0 E: 0 K: 1 S: 11	H: 0 LOB: 1 BB: 1 P: 15	R: 0 E: 0 K: 0 S: 8	H: 0 LOB: 0 BB: 0 P: 10	R: 0 E: 0 K: 2 S: 9	H: 1 LOB: 1 BB: 0 P: 13	R: 0 E: 1 K: 2 S: 12	H: 0 LOB: 2 BB: 1 P: 21	R: 0 E: 0 K: 0 S: 6	H: 1 LOB: 1 BB: 0 P: 9	R: 0 E: 0 K: 0 S: 11	H: 1 LOB: 1 BB: 0 P: 15	R: 0 E: 0 K: 1 S: 8	H: 0 LOB: 0 BB: 0 P: 12	R: 2 E: 0 K: 0 S: 12	H: 3 LOB: 0 BB: 0 P: 17	1B: 5 2B: 0 3B: 0 HR: 2	SF: 0 SAC: 0 DP: 2 HBP: 0	WP: 0 PB: 0 SB: 1 CS: 1	PA: 35
PITCHER	IP WLS BF H R ER SO BB IBB HBP BLK WP HR S P ERA WHIP																			
Tim Belcher, R <small>ERA: 4.12</small>	8.1 W 33 6 2 2 6 2 0 0 0 0 2 82 120 2.16 0.960																			
Jeff Montgomery, R <small>ERA: 2.52</small>	0.2 S 2 1 0 0 0 0 0 0 0 0 0 4 5 0.00 1.500																			

Batter	1	2	3	4	5	6	7	8	9	AB	R	H	RBI	BB	SO	LOB	BOTTOM			
Bip Roberts, S <small>OBP: 0.358, SLG: 0.400</small> 										2	1	1	2	2	0	0	Toronto Blue Jays @ Kansas City Royals Kauffman Stadium, Kansas City, MO Fri May 17 1996, 7:05 PM CDT Att: 20,079 - Unknown - 87 F livebaseballscores.com			
Tom Goodwin, L <small>OBP: 0.307, SLG: 0.300</small> 										4	0	0	1	0	0	3				
Keith Lockhart, L <small>OBP: 0.382, SLG: 0.463</small> 										4	1	3	0	0	0	0				
Bob Hamelin, L <small>OBP: 0.389, SLG: 0.341</small> 										4	0	0	0	0	2	4				
Michael Tucker, L <small>OBP: 0.304, SLG: 0.426</small> 											3	0	0	1	1	1		2		
Jose Offerman, S <small>OBP: 0.359, SLG: 0.374</small> 										4	0	1	0	0	0	2				
Craig Paquette, R <small>OBP: 0.245, SLG: 0.286</small> 										3	0	0	0	1	1	1				
Johnny Damon, L <small>OBP: 0.302, SLG: 0.378</small> 										4	1	1	0	0	0	2				
Mike Macfarlane, R <small>OBP: 0.263, SLG: 0.371</small> 										3	1	2	0	0	0	0				
Inning Stats	R: 1 E: 1 K: 0 S: 8	H: 1 LOB: 0 BB: 1 P: 16	R: 0 E: 0 K: 1 S: 9	H: 1 LOB: 0 BB: 0 P: 14	R: 2 E: 0 K: 1 S: 22	H: 4 LOB: 2 BB: 0 P: 35	R: 0 E: 0 K: 1 S: 6	H: 0 LOB: 0 BB: 0 P: 10	R: 0 E: 0 K: 0 S: 10	H: 0 LOB: 0 BB: 0 P: 12	R: 0 E: 0 K: 1 S: 7	H: 0 LOB: 1 BB: 1 P: 14	R: 0 E: 0 K: 0 S: 7	H: 1 LOB: 2 BB: 1 P: 16	R: 1 E: 1 K: 0 S: 13	H: 1 LOB: 2 BB: 1 P: 22	1B: 5 2B: 3 3B: 0 HR: 0	SF: 0 SAC: 0 DP: 1 HBP: 0	WP: 0 PB: 0 SB: 1 CS: 1	PA: 35
PITCHER	IP WLS BF H R ER SO BB IBB HBP BLK WP HR S P ERA WHIP																			
Juan Guzman, R <small>ERA: 3.17</small>	7.0 L 29 7 3 2 4 7 3 0 0 0 0 69 117 2.57 1.286																			
Brian Bohanon, L <small>ERA: 6.27</small>	1.0 6 1 1 1 0 0 1 0 0 0 0 13 22 9.00 1.000																			

Batter	1	2	3	4	5	6	7	8	9	AB	R	H	RBI	BB	SO	LOB	TOP			
Otis Nixon, S <small>OBP: 0.380, SLG: 0.327</small> 										3	0	1	0	1	0	0	Toronto Blue Jays @ Kansas City Royals Kauffman Stadium, Kansas City, MO Sun May 19 1996, 3:33 AM CDT Att: 15,039 - Cloudy - 85 F			
Domingo Cadeno, S <small>OBP: 0.360, SLG: 0.402</small> 										4	0	2	0	0	0	1				
Carlos Delgado, L <small>OBP: 0.366, SLG: 0.491</small> 										4	0	0	0	0	1	2				
Joe Carter, R <small>OBP: 0.365, SLG: 0.587</small> 										4	2	2	0	0	0	0				
Ed Sprague, R <small>OBP: 0.380, SLG: 0.561</small> 										3	1	3	3	0	0	0				
John Olerud, L <small>OBP: 0.380, SLG: 0.459</small> 										4	0	0	0	0	0	2				
Shawn Green, L <small>OBP: 0.299, SLG: 0.344</small> 										4	0	2	0	0	0	1				
Sandy Martinez, L <small>OBP: 0.259, SLG: 0.316</small> 										3	0	0	0	0	1	2				
Alex Gonzalez, R <small>OBP: 0.299, SLG: 0.434</small> 										3	0	0	0	0	0	1				
Inning Stats	R: 0 E: 0 K: 0 S: 7	H: 1 LOB: 0 BB: 0 P: 10	R: 1 E: 0 K: 1 S: 13	H: 2 LOB: 1 BB: 0 P: 18	R: 0 E: 0 K: 0 S: 10	H: 1 LOB: 0 BB: 0 P: 16	R: 0 E: 0 K: 0 S: 6	H: 1 LOB: 1 BB: 0 P: 11	R: 0 E: 0 K: 0 S: 5	H: 1 LOB: 0 BB: 0 P: 6	R: 2 E: 0 K: 0 S: 8	H: 2 LOB: 0 BB: 0 P: 11	R: 0 E: 0 K: 1 S: 7	H: 1 LOB: 1 BB: 0 P: 15	R: 0 E: 0 K: 0 S: 6	H: 1 LOB: 1 BB: 0 P: 9	1B: 7 2B: 3 3B: 1 HR: 1	SF: 1 SAC: 0 DP: 3 HBP: 0	WP: 0 PB: 0 SB: 1 CS: 1	PA: 34
PITCHER	IP WLS BF H R ER SO BB IBB HBP BLK WP HR S P ERA WHIP	IP WLS BF H R ER SO BB IBB HBP BLK WP HR S P ERA WHIP																		
Mark Gubicza, R <small>ERA: 5.43</small>	Jason Jacome, L <small>ERA: 6.65</small>	Hipolito Pichardo, R <small>ERA: 6.55</small>																		

Batter	1	2	3	4	5	6	7	8	9	AB	R	H	RBI	BB	SO	LOB	BOTTOM				
Johnny Damon, L <small>OBP: 0.303, SLG: 0.373</small> 										4	1	1	1	1	0	1	Toronto Blue Jays @ Kansas City Royals Kauffman Stadium, Kansas City, MO Sun May 19 1996, 3:33 AM CDT Att: 15,039 - Cloudy - 85 F				
Tom Goodwin, L <small>OBP: 0.310, SLG: 0.304</small> 										5	0	3	0	0	1	0					
Keith Lockhart, L <small>OBP: 0.391, SLG: 0.464</small> 										3	0	1	0	1	1	4					
Bob Hamelin, L <small>OBP: 0.389, SLG: 0.330</small> 										2	0	0	0	2	0	3					
Craig Paquette, R <small>OBP: 0.250, SLG: 0.339</small> 										4	0	1	1	0	2	3					
Michael Tucker, L <small>OBP: 0.301, SLG: 0.416</small> 										4	0	0	0	0	1	3					
Jose Offerman, S <small>OBP: 0.353, SLG: 0.366</small> 										4	0	0	0	0	1	0					
Mike Macfarlane, R <small>OBP: 0.263, SLG: 0.376</small> 										4	1	1	0	0	0	0					
David Howard, S <small>OBP: 0.287, SLG: 0.333</small> 										3	0	1	0	0	1	0					
Inning Stats	R: 0 E: 0 K: 0 S: 7	H: 1 LOB: 2 BB: 2 P: 18	R: 0 E: 0 K: 1 S: 8	H: 0 LOB: 0 BB: 0 P: 14	R: 0 E: 0 K: 2 S: 7	H: 0 LOB: 0 BB: 0 P: 11	R: 2 E: 0 K: 1 S: 19	H: 4 LOB: 3 BB: 1 P: 31	R: 0 E: 0 K: 0 S: 9	H: 1 LOB: 1 BB: 0 P: 16	R: 0 E: 0 K: 1 S: 9	H: 1 LOB: 0 BB: 0 P: 13	R: 0 E: 0 K: 0 S: 9	H: 0 LOB: 0 BB: 0 P: 13	R: 0 E: 0 K: 2 S: 11	H: 0 LOB: 0 BB: 0 P: 16	1B: 7 2B: 1 3B: 0 HR: 0	SF: 0 SAC: 1 DP: 0 HBP: 0	WP: 1 PB: 0 SB: 1 CS: 1	PA: 38	
PITCHER	IP WLS BF H R ER SO BB IBB HBP BLK WP HR S P ERA WHIP	IP WLS BF H R ER SO BB IBB HBP BLK WP HR S P ERA WHIP																			
Erik Hanson, R <small>ERA: 5.61</small>	Tony Castillo, L <small>ERA: 4.32</small>	Tim Crabtree, R <small>ERA: 0.9</small>	Mike Timlin, R <small>ERA: 3.14</small>																		

Batter	1	2	3	4	5	6	7	8	9	AB	R	H	RBI	BB	SO	LOB	TOP								
Otis Nixon, S (1, 8) <small>OBP: 0.381, SLG: 0.341</small> Felipe Crespo, S (4, PR) <small>OBP: 0.400, SLG: 0.100</small>	G6-3			1B 3B		G6-3		G6-3		2	0	1	0	0	0	0	Toronto Blue Jays @ Kansas City Royals Kauffman Stadium, Kansas City, MO Mon May 20 1996, 7:05 PM CDT Att: 14,303 - Unknown - 63 F livebaseballscorecards.com								
Domingo Cadeno, S (1, 4) <small>OBP: 0.349, SLG: 0.388</small>	F9		F9	F9		F7		P3		4	0	0	0	0	0	1									
Juan Samuel, R (1, 3) <small>OBP: 0.296, SLG: 0.519</small>	K			3H 1B		G4-3		P4		4	0	1	1	0	1	0									
Joe Carter, R (1, 10) <small>OBP: 0.363, SLG: 0.585</small>		F8		K		F8		HR 2B		4	1	1	0	0	1	2									
Ed Sprague, R (1, 5) <small>OBP: 0.382, SLG: 0.585</small>	K			F9		1B 2B		HR		4	2	2	2	0	1	2									
Jacob Brumfield, R (1, 9) <small>OBP: 0.289, SLG: 0.429</small>	F8				F9	1B 1B		K		4	0	1	1	0	1	0									
Robert Perez, R (1, 7) John Olerud, L (9, PH) <small>OBP: 0.377, SLG: 0.455</small>			P3		G6-3	2H 1B		F8		3	0	1	0	0	0	0									
Charlie O'Brien, R (1, 2) <small>OBP: 0.398, SLG: 0.575</small>			G5-3		F9	K				3	0	0	0	0	1	2									
Alex Gonzalez, R (1, 6) <small>OBP: 0.294, SLG: 0.426</small>			G4-3			G5-3		P4		3	0	0	0	0	0	0									
Inning Stats	R: 0 E: 0 K: 1 S: 6	H: 0 LOB: 0 BB: 0 P: 7	R: 0 E: 0 K: 1 S: 7	H: 0 LOB: 0 BB: 0 P: 9	R: 0 E: 0 K: 0 S: 8	H: 0 LOB: 0 BB: 0 P: 9	R: 1 E: 0 K: 1 S: 13	H: 2 LOB: 2 BB: 0 P: 15	R: 0 E: 0 K: 0 S: 4	H: 0 LOB: 0 BB: 0 P: 7	R: 0 E: 0 K: 0 S: 4	H: 0 LOB: 0 BB: 0 P: 6	R: 1 E: 0 K: 1 S: 18	H: 3 LOB: 2 BB: 0 P: 22	R: 0 E: 0 K: 0 S: 7	H: 0 LOB: 0 BB: 0 P: 10	R: 2 E: 0 K: 1 S: 8	H: 2 LOB: 0 BB: 0 P: 9	1B: 3 2B: 2 3B: 1 HR: 1	SF: 0 SAC: 0 DP: 0 HBP: 0	WP: 0 PB: 0 SB: 0 CS: 0	PA: 34			
PITCHER	IP	WLS	BF	H	R	ER	SO	BB	IBB	HBP	BLK	WP	HR	S	P	ERA	WHIP								
Chris Haney, L (1, 1) <small>ERA: 4.9</small> Jeff Montgomery, R (9, 1) <small>ERA: 2.45</small>	8.1	W	32	7	4	4	4	0	0	0	0	0	1	70	89	4.32	0.840								

Batter	1	2	3	4	5	6	7	8	9	AB	R	H	RBI	BB	SO	LOB	BOTTOM								
Bip Roberts, S (1, 4) <small>OBP: 0.353, SLG: 0.392</small>	P5		1 SAFE FC1-6 1B		K			B3		4	0	1	0	0	1	0	Toronto Blue Jays @ Kansas City Royals Kauffman Stadium, Kansas City, MO Mon May 20 1996, 7:05 PM CDT Att: 14,303 - Unknown - 63 F livebaseballscorecards.com								
Tom Goodwin, L (1, 7) <small>OBP: 0.305, SLG: 0.303</small>	F9		2 SAFE FC1-6 1B WP 1-2 2-3		CS 1B			K		4	1	1	0	0	1	2									
Keith Lockhart, L (1, 5) <small>OBP: 0.394, SLG: 0.466</small>	F7		2 SAFE 1B		CS		P5		4	0	2	0	0	0	0										
Joe Vitiello, R (1, 10) <small>OBP: 0.398, SLG: 0.442</small>		2B 2B	2-3 K		1-2 3H		K		4	1	1	0	0	3	2										
Michael Tucker, L (1, 9) <small>OBP: 0.308, SLG: 0.424</small>		SH1-3 2H G3 2B		2B E BB		F9			2	2	1	1	1	0	0										
Jose Offerman, S (1, 3) <small>OBP: 0.348, SLG: 0.360</small>		SH1-3		K			F9		2	0	0	0	0	1	1										
Johnny Damon, L (1, 8) <small>OBP: 0.304, SLG: 0.391</small>		G3		P5			HR		3	1	1	2	0	0	1										
Mike Macfarlane, R (1, 2) <small>OBP: 0.265, SLG: 0.385</small>		3H F7		E 6-2 2B			F9		3	0	1	0	0	0	0										
David Howard, S (1, 6) <small>OBP: 0.288, SLG: 0.328</small>			4-2 FC1-6 1B BB		2-0 6-2 2B		P7		2	0	0	0	1	0	0										
Inning Stats	R: 0 E: 0 K: 0 S: 14	H: 0 LOB: 0 BB: 0 P: 21	R: 2 E: 0 K: 0 S: 7	H: 2 LOB: 0 BB: 0 P: 11	R: 1 E: 0 K: 1 S: 17	H: 2 LOB: 1 BB: 1 P: 27	R: 1 E: 1 K: 1 S: 9	H: 1 LOB: 1 BB: 1 P: 18	R: 0 E: 0 K: 1 S: 10	H: 1 LOB: 0 BB: 0 P: 14	R: 0 E: 0 K: 1 S: 5	H: 0 LOB: 0 BB: 0 P: 10	R: 1 E: 0 K: 0 S: 11	H: 1 LOB: 0 BB: 0 P: 16	R: 0 E: 0 K: 2 S: 10	H: 1 LOB: 1 BB: 0 P: 12	1B: 4 2B: 3 3B: 0 HR: 1	SF: 0 SAC: 1 DP: 0 HBP: 0	WP: 1 PB: 0 SB: 1 CS: 1	PA: 32					
PITCHER	IP	WLS	BF	H	R	ER	SO	BB	IBB	HBP	BLK	WP	HR	S	P	ERA	WHIP								
Pat Hentgen, R (1, 1) <small>ERA: 4.06</small> Brian Bohanon, L (8, 1) <small>ERA: 5.95</small>	7.0	L	28	7	5	4	4	2	0	0	0	0	0	10	12	0.00	1.000								

Batter	1	2	3	4	5	6	7	8	9	AB	R	H	RBI	BB	SO	LOB	TOP				
Felipe Crespo, S OBP: 0.368, SLG: 0.077 (1, 4)	G4-3	F9			K					3	0	0	0	1	1	1	Toronto Blue Jays @ Chicago White Sox Comiskey Park, Chicago, IL Tue May 21 1996, 8:05 PM EDT Att: 17,483 - Unknown - 77 F livebaseballscorecards.com				
Domingo Cadeno, S OBP: 0.338, SLG: 0.376 (1, 6)	F7		F7		G4-3		F7			4	0	0	0	0	2						
Carlos Delgado, L OBP: 0.368, SLG: 0.494 (1, 10)	1B		K			G3-1		G5-4-3		3	0	1	0	1	1	0					
Joe Carter, R OBP: 0.365, SLG: 0.579 (1, 7)	1B					P3		G5-4-3		2	0	0	0	2	0	1					
Ed Sprague, R OBP: 0.385, SLG: 0.583 (1, 5)	1B		G5-3			1B		K		4	0	2	0	0	1	1					
John Olerud, L OBP: 0.374, SLG: 0.445 (1, 3)		G4-3			G5-3		G3			3	1	0	0	1	0	1					
Shawn Green, L OBP: 0.297, SLG: 0.348 (1, 9)	G4-3		P6				SH5-3		G3	4	0	1	0	0	0	1					
Jacob Brumfield, R OBP: 0.280, SLG: 0.414 (1, 8)	G6-3		G5-3				SH5-3		P4	3	0	0	0	0	0	1					
Sandy Martinez, L OBP: 0.262, SLG: 0.316 (1, 2)					F8		K			3	0	1	1	0	1	1					
Inning Stats	R: 0 E: 0 K: 0 S: 15	H: 2 LOB: 2 BB: 1 P: 22	R: 1 E: 0 K: 0 S: 11	H: 1 LOB: 1 BB: 1 P: 18	R: 0 E: 0 K: 1 S: 9	H: 0 LOB: 1 BB: 1 P: 18	R: 0 E: 0 K: 0 S: 8	H: 0 LOB: 0 BB: 0 P: 11	R: 0 E: 0 K: 1 S: 9	H: 1 LOB: 1 BB: 0 P: 12	R: 0 E: 0 K: 1 S: 12	H: 1 LOB: 2 BB: 1 P: 18	R: 0 E: 0 K: 0 S: 9	H: 0 LOB: 0 BB: 1 P: 18	R: 0 E: 0 K: 0 S: 7	H: 0 LOB: 0 BB: 0 P: 12	1B: 3 2B: 2 3B: 0 HR: 0	SF: 0 SAC: 1 DP: 1 HBP: 0	WP: 0 PB: 0 SB: 0 CS: 0	PA: 35	
PITCHER	IP	WLS	BF	H	R	ER	SO	BB	IBB	HBP	BLK	WP	HR	S	P	ERA	WHIP				
Kevin Tapani, R ERA: 3.97 (1, 1)	7.0	W	29	5	1	1	3	4	0	0	0	0	0	73	112	1.29	1.286				
Matt Karchner, R ERA: 1.75 (8, 1)	1.0		3	0	0	0	1	1	0	0	0	0	0	9	18	0.00	1.000				
Roberto Hernandez, R ERA: 0.41 (9, 1)	1.0	S	3	0	0	0	0	0	0	0	0	0	0	7	12	0.00	0.000				

Batter	1	2	3	4	5	6	7	8	9	AB	R	H	RBI	BB	SO	LOB	BOTTOM				
Tony Phillips, S OBP: 0.412, SLG: 0.434 (1, 7)	WP		B5-3		G1-3					2	1	0	0	2	0	2	Toronto Blue Jays @ Chicago White Sox Comiskey Park, Chicago, IL Tue May 21 1996, 8:05 PM EDT Att: 17,483 - Unknown - 77 F livebaseballscorecards.com				
Darren Lewis, R OBP: 0.350, SLG: 0.367 (1, 8)	P9					G6-3		FC1-4		4	0	1	1	0	0	2					
Frank Thomas, R OBP: 0.443, SLG: 0.644 (1, 3)	G5-3		P2			G5-3		FC5-4		4	0	1	1	0	0	2					
Harold Baines, L OBP: 0.409, SLG: 0.592 (1, 10)	G5-3					K			P6	2	0	0	0	2	1	0					
Robin Ventura, L OBP: 0.335, SLG: 0.423 (1, 5)	G5-3		P4				P6		P9	4	0	0	0	0	0	4					
Danny Tartabull, R OBP: 0.335, SLG: 0.359 (1, 9)	G6-3				P6		K			3	0	0	0	1	1	2					
Chad Kreuter, S OBP: 0.258, SLG: 0.250 (1, 2)			K							3	0	0	0	1	3	1					
Ron Karkovics, R OBP: 0.297, SLG: 0.301 (9, 2)					WP				K	0	0	0	0	0	0	0					
Ray Durham, S OBP: 0.415, SLG: 0.536 (1, 4)					L7				SH3-4	2	1	0	0	1	1	1					
Ozzie Guillen, L OBP: 0.281, SLG: 0.341 (1, 6)									SH3-4	1	0	0	0	1	0	0					
Inning Stats	R: 1 E: 0 K: 0 S: 14	H: 1 LOB: 2 BB: 2 P: 25	R: 0 E: 0 K: 2 S: 9	H: 0 LOB: 0 BB: 0 P: 15	R: 0 E: 0 K: 0 S: 7	H: 1 LOB: 2 BB: 1 P: 15	R: 0 E: 0 K: 0 S: 12	H: 0 LOB: 2 BB: 2 P: 24	R: 0 E: 0 K: 1 S: 7	H: 0 LOB: 0 BB: 0 P: 12	R: 0 E: 0 K: 2 S: 8	H: 0 LOB: 1 BB: 2 P: 11	R: 1 E: 0 K: 0 S: 6	H: 0 LOB: 1 BB: 2 P: 17	R: 0 E: 0 K: 1 S: 6	H: 0 LOB: 1 BB: 1 P: 12	1B: 0 2B: 2 3B: 0 HR: 0	SF: 0 SAC: 1 DP: 0 HBP: 0	WP: 2 PB: 0 SB: 1 CS: 0	PA: 34	
PITCHER	IP	WLS	BF	H	R	ER	SO	BB	IBB	HBP	BLK	WP	HR	S	P	ERA	WHIP				
Jeff Ware, R ERA: 9.98 (1, 1)	6.1	L	27	2	2	2	5	6	0	0	0	0	0	58	108	2.84	1.263				
Tony Castillo, L ERA: 4.05 (7, 1)	1.2		7	0	0	0	1	2	0	0	0	0	0	11	23	0.00	1.200				

Batter	1	2	3	4	5	6	7	8	9	10	11	AB	R	H	RBI	BB	SO	LOB	TOP					
Felipe Crespo, S OBP: 0.360, SLG: 0.167 Domingo Cadena, S OBP: 0.338, SLG: 0.376	1-3 K		4-1 BB		1-1 L6		2-2 G3-1		1-2 P6	1-2 P6 SAFE SAFE SAFE	2-2 2B	5	0	1	0	1	1	1	1					
Juan Samuel, R OBP: 0.267, SLG: 0.466	3-2 F9		2-1 L9		0-0 L9		2-3 K		1-3 K	1-3 K	0-1 G3-1	6	0	0	0	0	2	4						
Carlos Delgado, L OBP: 0.389, SLG: 0.488	2-1 G3-1		2-3 K		2-1 1B				2-2 P5	1-0 FC5 1B HBP		4	0	1	0	0	1	1						
Joe Carter, R OBP: 0.366, SLG: 0.574		0-2 F8		1-1 BB HBP 1B	0-1 P4				0-1 P3			5	0	2	0	0	0	1						
Ed Sprague, R OBP: 0.385, SLG: 0.572		3-2 P3		2-2 BB HBP		1-0 L8			4-2 BB		1-2 FC5	3	0	0	0	1	0	2						
John Olerud, L OBP: 0.371, SLG: 0.440 Jacob Brumfield, R OBP: 0.287, SLG: 0.420	0-2 BB 1B		1-1 F8		2-2 G3-1				2-3 K		1-1 G4-3 SH1-3 1B	4	0	1	0	0	1	3						
Charlie O'Brien, R OBP: 0.392, SLG: 0.554	4-1 BB		1-1 F8		1-3 K				0-3 K		0-0 SH1-3	3	0	0	0	1	2	2						
Shawn Green, L OBP: 0.303, SLG: 0.348 Robert Perez, R OBP: 0.351, SLG: 0.412	1-3 K		4-2 BB		1-2 BB 1B		2-1 G3-1 SH1-3 1B		1-2 L8		1-1 G4-3	3	0	1	0	1	1	2						
Alex Gonzalez, R OBP: 0.293, SLG: 0.421			2-3 K		2-3 K		2-1 SH1-3		1-3 K		2-2 2B 1B 3H	4	0	1	1	0	3	3						
Inning Stats	R: 0 E: 0 K: 1 S: 9	H: 0 LOB: 0 BB: 0 P: 15	R: 0 E: 0 K: 1 S: 13	H: 1 LOB: 2 BB: 1 P: 21	R: 0 E: 0 K: 2 S: 10	H: 0 LOB: 1 BB: 1 P: 20	R: 0 E: 0 K: 1 S: 18	H: 1 LOB: 3 BB: 0 P: 29	R: 0 E: 0 K: 0 S: 7	H: 0 LOB: 0 BB: 0 P: 13	R: 0 E: 0 K: 1 S: 10	H: 1 LOB: 1 BB: 0 P: 18	R: 0 E: 0 K: 1 S: 13	H: 0 LOB: 0 BB: 0 P: 21	R: 0 E: 0 K: 2 S: 9	H: 1 LOB: 2 BB: 0 P: 17	R: 0 E: 0 K: 1 S: 13	H: 3 LOB: 2 BB: 0 P: 19	1B: 7 2B: 1 3B: 0 HR: 0	SF: 0 SAC: 2 DP: 0 HBP: 2	WP: 0 PB: 0 SB: 0 CS: 0	PA: 47		
PITCHER	IP 7.0	WLS 29	BF 29	H 4	R 0	ER 0	SO 7	BB 3	IBB 0	HBP 0	BLK 0	WP 0	HR 0	S 76	P 126	ERA 0.00	WHIP 1.000							
Alex Fernandez, R ERA: 3.42																								
41 Bill Simas, R ERA: 4.13	0.2	3	0	0	0	0	0	1	0	0	0	0	0	10	16	0.00	1.500							
Larry Thomas, L ERA: 4.15	0.1	1	0	0	0	1	0	0	0	0	0	0	0	3	5	0.00	0.000							
Matt Karchner, R ERA: 1.63	2.0	8	1	0	0	3	0	0	1	0	0	0	0	22	28	0.00	0.500							
Joe Magrane, L ERA: 5.57	0.1	2	1	1	1	0	0	0	0	0	0	0	0	3	4	27.00	3.000							
PITCHER	IP 7.0	WLS 29	BF 29	H 4	R 0	ER 0	SO 7	BB 3	IBB 0	HBP 0	BLK 0	WP 0	HR 0	S 76	P 126	ERA 0.00	WHIP 1.000							
Kirk McCaskill, R ERA: 6.52	0.2	4	2	2	2	0	0	0	0	0	0	0	0	4	4	6.52	3.000							

Toronto Blue Jays @ Chicago White Sox
Comiskey Park, Chicago, IL
Wed May 22 1996, 4:33 AM EDT
Att: 17,862 - Sunny - 78 F

AB 39
R 1
H 8
RBI 1
BB 4
SO 11
LOB 20



Batter	1	2	3	4	5	6	7	8	9	10	11	AB	R	H	RBI	BB	SO	LOB	BOTTOM							
Tony Phillips, S OBP: 0.411, SLG: 0.426	3-3 K		1-1 PO		0-2 G3-1		4-0 SH3-4 BB		4-1 BB BB		2-3 K	3	0	0	0	2	2	0								
Darren Lewis, R OBP: 0.368, SLG: 0.370 Dave Martinez, L OBP: 0.398, SLG: 0.516	0-0 G5-3		1-2 1B 1B		1-2 SH3-4		0-1 SH3-4		4-1 BB BB		1-0 F8	2	0	1	0	1	0	0								
Frank Thomas, R OBP: 0.437, SLG: 0.628	3-1 F9		1-3 K		1-2 G1-3		1-2 G1-3		0-2 L5		4-0 1B 3B BB	4	1	0	0	1	1	5								
Harold Baines, L OBP: 0.403, SLG: 0.578		1-2 G3		1-0 1B		2-0 F9			2-1 G4-3		2-0 F7	5	0	1	0	0	0	2								
Robin Ventura, L OBP: 0.332, SLG: 0.416		2-2 P5		3-2 L9					1-2 L4		0-0 3B 1B	5	1	1	0	0	0	2								
Lyle Mouton, R OBP: 0.328, SLG: 0.426		3-3 K							2-0 P7		1-2 3B 1B	5	0	3	2	0	1	0								
Ron Karkovice, R OBP: 0.303, SLG: 0.308			1-0 G3-6-3 1B		2-1 G3 1B		0-0 G6-4-3		2-3 K		2-1 3B 1B	4	0	2	0	0	1	2								
Jose Munoz, S OBP: 0.379, SLG: 0.280 Ray Durham, S OBP: 0.410, SLG: 0.528	1-0 G3-6-3		1-0 G3		1-2 G3		2-2 L4		2-2 L4		2-2 K	2	0	0	0	0	0	2								
Ozzie Guillen, L OBP: 0.290, SLG: 0.338			1-0 E4		0-0 G6-3				3-2 BB L5 1B WP		0-0 G1-3	4	0	1	0	0	0	1								
Inning Stats	R: 0 E: 0 K: 1 S: 8	H: 0 LOB: 0 BB: 0 P: 14	R: 0 E: 0 K: 1 S: 11	H: 0 LOB: 0 BB: 0 P: 17	R: 0 E: 1 K: 0 S: 4	H: 1 LOB: 0 BB: 8 P: 8	R: 0 E: 0 K: 1 S: 14	H: 2 LOB: 2 BB: 0 P: 20	R: 0 E: 0 K: 0 S: 7	H: 1 LOB: 1 BB: 0 P: 12	R: 0 E: 0 K: 0 S: 6	H: 1 LOB: 2 BB: 2 P: 13	R: 0 E: 0 K: 0 S: 5	H: 1 LOB: 0 BB: 0 P: 10	R: 0 E: 0 K: 0 S: 14	H: 1 LOB: 2 BB: 2 P: 27	R: 0 E: 0 K: 1 S: 11	H: 1 LOB: 1 BB: 0 P: 18	R: 0 E: 0 K: 2 S: 8	H: 0 LOB: 0 BB: 0 P: 12	R: 2 E: 0 K: 0 S: 5	H: 2 LOB: 1 BB: 1 P: 14	1B: 8 2B: 1 3B: 1 HR: 0	SF: 0 SAC: 1 DP: 3 HBP: 0	WP: 1 PB: 0 SB: 0 CS: 0	PA: 43
PITCHER	IP 7.0	WLS 25	BF 25	H 5	R 0	ER 0	SO 3	BB 1	IBB 0	HBP 0	BLK 0	WP 0	HR 0	S 55	P 94	ERA 0.00	WHIP 0.857									
Juan Guzman, R ERA: 2.88																										
Brian Bohanon, L ERA: 5.85	0.1	3	1	0	0	0	0	1	0	0	0	0	0	9	18	0.00	6.000									
Tim Crabtree, R ERA: 0.75	2.2	9	1	0	0	3	1	0	0	0	0	0	0	24	39	0.00	0.750									
Mike Timlin, R ERA: 4.2	0.2	L	5	2	2	2	0	1	0	0	0	0	0	5	14	27.00	4.500									

Toronto Blue Jays @ Chicago White Sox
Comiskey Park, Chicago, IL
Wed May 22 1996, 4:33 AM EDT
Att: 17,862 - Sunny - 78 F

AB 37
R 2
H 9
RBI 2
BB 4
SO 6
LOB 14



Batter	1	2	3	4	5	6	7	8	9	AB	R	H	RBI	BB	SO	LOB	TOP								
Chuck Knoblauch R (1,4) OBP: 0.409, SLG: 0.523	2-1 1B 2B	4-2 1B BB		1-0 1-3 2B	0-0 1-2 3-H 1B			0-0 L8		4	1	3	1	1	0	0	Minnesota Twins @ Toronto Blue Jays SkyDome, Toronto, ON Fri May 24 1996, 7:05 PM EDT Att: 33,141 - Dome - 72 F								
Rich Becker L (1,8) OBP: 0.312, SLG: 0.370	0-0 1B SF8	3-2 FC6-4 1B		2-3 K	3-2 G4-3			0-0 2B		5	1	3	0	0	1	4									
Paul Molitor R (1,10) OBP: 0.373, SLG: 0.428	0-1 BB 1B	2-1 FC6-4		4-0 IBB				0-0 L8		4	0	1	1	1	0	3									
Greg Myers L (1,2) OBP: 0.324, SLG: 0.478	0-2 SF8			4-2 G6-3 G6-3 BB	3-3 K			1-2 G3-1		3	0	0	1	1	1	4									
Marty Cordova R (1,7) OBP: 0.396, SLG: 0.493	4-2 FC6-4 BB			3-2 G6-3				0-0 K		4	0	1	0	1	1	1									
Dave Hollins S (1,5) OBP: 0.382, SLG: 0.422	0-3 K			2-1 G6-3				0-0 P6		4	1	1	0	1	1	4									
Roberto Kelly R (1,9) OBP: 0.347, SLG: 0.400	0-0 FC6-4			2-1 F9				1-1 G6-3		5	0	0	0	0	1	6									
Scott Stahoviak L (1,3) OBP: 0.393, SLG: 0.500				2-1 2B 1B				3-1 G1-3		4	1	1	0	1	1	2									
Jeff Reboulet R (1,6) OBP: 0.230, SLG: 0.182	0-3 K			2-1 F9				2-2 G5-3		4	0	1	1	0	1	1									
Inning Stats	R: 2 E: 0 K: 1 S: 14	H: 3 LOB: 2 BB: 1 P: 20	R: 0 E: 0 K: 2 S: 13	H: 1 LOB: 2 BB: 1 P: 25	R: 0 E: 0 K: 2 S: 11	H: 0 LOB: 1 BB: 1 P: 22	R: 0 E: 0 K: 2 S: 11	H: 2 LOB: 3 BB: 1 P: 25	R: 2 E: 0 K: 2 S: 14	H: 3 LOB: 2 BB: 1 P: 24	R: 0 E: 0 K: 0 S: 6	H: 1 LOB: 1 BB: 0 P: 8	R: 0 E: 0 K: 0 S: 8	H: 0 LOB: 0 BB: 0 P: 14	R: 0 E: 0 K: 0 S: 4	H: 1 LOB: 1 BB: 1 P: 5	R: 0 E: 1 K: 0 S: 10	H: 0 LOB: 1 BB: 1 P: 15	1B: 6 2B: 5 3B: 0 HR: 0	SF: 1 SAC: 0 DP: 1 HBP: 0	WP: 0 PB: 0 SB: 0 CS: 0	PA: 44			
PITCHER	IP	WLS	BF	H	R	ER	SO	BB	IBB	HBP	BLK	WP	HR	S	P	ERA	WHIP								
Erik Hanson R (1,1) ERA: 5.74	5.0	L	29	9	4	4	7	3	2	0	0	0	0	63	116	7.20	2.400								
Jeff Ware R (6,1) ERA: 7.91	4.0		15	2	0	0	0	1	0	0	0	0	0	28	42	0.00	0.750								

AB	37
R	4
H	11
RBI	4
BB	6
SO	7
LOB	25



Batter	1	2	3	4	5	6	7	8	9	AB	R	H	RBI	BB	SO	LOB	BOTTOM								
Jacob Brumfield R (1,8) OBP: 0.291, SLG: 0.464	3-2 G6-3 1B							2-2 FC5-4		4	0	2	0	0	0	3	Minnesota Twins @ Toronto Blue Jays SkyDome, Toronto, ON Fri May 24 1996, 7:05 PM EDT Att: 33,141 - Dome - 72 F								
Domingo Cadeno S (1,6) OBP: 0.324, SLG: 0.358	0-2 G6-3							0-3 K		4	0	0	0	0	1	4									
Juan Samuel R (1,7) OBP: 0.266, SLG: 0.443	3-3 K							0-3 K		3	0	0	0	1	2	0									
Joe Carter R (1,10) OBP: 0.360, SLG: 0.568								4-1 BB		4	0	1	0	0	0	1									
Ed Sprague R (1,5) OBP: 0.373, SLG: 0.554								0-0 P3		4	0	0	0	0	1	2									
John Olerud L (1,3) OBP: 0.375, SLG: 0.463								1-2 P3		4	0	0	0	0	2	2									
Robert Perez R (1,9) OBP: 0.350, SLG: 0.405								0-3 K		4	0	0	0	0	2	2									
Robert Perez R (1,9) OBP: 0.350, SLG: 0.405								1-1 G5-3		3	0	1	0	0	0	0									
Sandy Martinez L (1,2) OBP: 0.264, SLG: 0.298								4-2 FC5-4 BB		2	0	0	0	1	1	1									
Felipe Crespo S (1,4) OBP: 0.357, SLG: 0.150								4-0 FC5-4 BB		2	0	0	0	1	1	1									
Inning Stats	R: 0 E: 0 K: 1 S: 11	H: 1 LOB: 0 BB: 0 P: 17	R: 0 E: 0 K: 0 S: 5	H: 0 LOB: 0 BB: 0 P: 10	R: 0 E: 0 K: 1 S: 7	H: 1 LOB: 1 BB: 0 P: 9	R: 0 E: 0 K: 0 S: 3	H: 0 LOB: 0 BB: 0 P: 5	R: 0 E: 0 K: 1 S: 5	H: 0 LOB: 0 BB: 0 P: 7	R: 0 E: 0 K: 1 S: 8	H: 1 LOB: 1 BB: 0 P: 14	R: 0 E: 0 K: 2 S: 9	H: 1 LOB: 1 BB: 0 P: 13	R: 0 E: 0 K: 1 S: 11	H: 0 LOB: 2 BB: 2 P: 22	R: 0 E: 0 K: 1 S: 7	H: 0 LOB: 1 BB: 1 P: 14	1B: 2 2B: 1 3B: 1 HR: 0	SF: 0 SAC: 0 DP: 1 HBP: 0	WP: 0 PB: 0 SB: 1 CS: 0	PA: 33			
PITCHER	IP	WLS	BF	H	R	ER	SO	BB	IBB	HBP	BLK	WP	HR	S	P	ERA	WHIP								
Rich Robertson L (1,1) ERA: 4.73	9.0	W	33	4	0	0	8	3	0	0	0	0	0	66	111	0.00	0.778								



Batter	1	2	3	4	5	6	7	8	9	10	AB	R	H	RBI	BB	SO	LOB	TOP						
Chuck Knoblauch, R <small>(1, 4) OBP: 0.408, SLG: 0.519</small> Jeff Reboulet, R <small>(4, 4) OBP: 0.235, SLG: 0.189</small> Denny Hocking, S <small>(9, PR) OBP: 0.196, SLG: 0.196</small> <small>(9, 4)</small>	F9		2B	BB			G5-3		FC1-6	G5-3	3	1	1	0	0	1	1							
Rich Becker, L <small>(1, 8) OBP: 0.336, SLG: 0.387</small>	1B		2B	G3			BB		FC1-6		3	1	2	1	3	0	1							
Paul Molitor, R <small>(1, 10) OBP: 0.361, SLG: 0.435</small>			G3	SF9			G5-4-3		BB		4	1	2	1	2	0	2							
Greg Myers, L <small>(1, 2) OBP: 0.322, SLG: 0.467</small> Ron Coomer, R <small>(9, PH) OBP: 0.343, SLG: 0.484</small> Mike Durant, R <small>(9, PR) OBP: 0.363, SLG: 0.357</small> <small>(9, 2)</small>	K		G3				P6		FC6-4		3	0	0	1	1	1	5							
Marty Cordova, R <small>(1, 7) OBP: 0.391, SLG: 0.487</small>			P3	SF9			G4-3		K		4	1	1	1	0	1	4							
Dave Hollins, S <small>(1, 5) OBP: 0.358, SLG: 0.411</small>	1B		K				F8		G3		4	0	0	0	1	1	4							
Roberto Kelly, R <small>(1, 9) OBP: 0.357, SLG: 0.417</small>			G4-3				F9				5	1	3	1	0	0	0							
Scott Stahoviak, L <small>(1, 3) OBP: 0.393, SLG: 0.500</small>	P5						G4-3				4	1	1	1	1	1	3							
Pat Meares, R <small>(1, 6) OBP: 0.306, SLG: 0.432</small>	K						P4				5	0	0	0	0	3	5							
Inning Stats	R: 0 E: 0 K: 1 S: 13	H: 2 LOB: 1 BB: 0 P: 18	R: 0 E: 0 K: 1 S: 11	H: 1 LOB: 2 BB: 1 P: 19	R: 3 E: 0 K: 1 S: 8	H: 2 LOB: 0 BB: 1 P: 17	R: 0 E: 0 K: 1 S: 10	H: 0 LOB: 1 BB: 1 P: 18	R: 0 E: 0 K: 0 S: 8	H: 0 LOB: 2 BB: 0 P: 13	R: 0 E: 0 K: 1 S: 5	H: 0 LOB: 2 BB: 2 P: 16	R: 1 E: 0 K: 1 S: 13	H: 2 LOB: 1 BB: 0 P: 20	R: 0 E: 0 K: 1 S: 16	H: 1 LOB: 3 BB: 2 P: 28	R: 2 E: 0 K: 1 S: 15	H: 3 LOB: 1 BB: 0 P: 21	1B: 7 2B: 4 3B: 0 HR: 0	SF: 1 SAC: 0 DP: 1 HBP: 0	WP: 0 PB: 0 SB: 2 CS: 1	PA: 48		
PITCHER	IP	WLS	BF	H	R	ER	SO	BB	IBB	HBP	BLK	WP	HR	S	P	ERA	WHIP							
Pat Hentgen, R <small>(1, 1) ERA: 4.06</small> Brian Bohanon, L <small>(7, 1) ERA: 5.75</small> Tim Crabtree, R <small>(8, 1) ERA: 1.14</small> Tony Castillo, L <small>(9, 1) ERA: 4.4</small>	6.2	0.1	1	0	0	0	0	0	0	0	0	0	0	1	3	0.00	0.000							
	2.0	L	12	4	2	2	2	2	0	0	0	0	0	31	49	9.00	3.000							

Minnesota Twins @ Toronto Blue Jays
SkyDome, Toronto, ON
Sat May 25 1996, 3:33 AM EDT
Alt. 34,118 - Sunny - 60 F

AB 38
R 6
H 11
RBI 6
BB 9
SO 8
LOB 26



Batter	1	2	3	4	5	6	7	8	9	10	AB	R	H	RBI	BB	SO	LOB	BOTTOM						
Jacob Brumfield, R <small>(1, 8) OBP: 0.306, SLG: 0.465</small>	2B		SH1-3				L8		L5		4	1	2	0	1	0	1							
Domingo Cedenio, S <small>(1, 6) OBP: 0.322, SLG: 0.362</small>	G3-1		SH1-3				K				4	1	1	1	0	2	2							
Carlos Delgado, L <small>(1, 10) OBP: 0.371, SLG: 0.494</small>	G3-1		K				CS				5	1	1	0	0	3	2							
Joe Carter, R <small>(1, 7) OBP: 0.356, SLG: 0.563</small>	P5		G5-3				L7				5	1	1	0	0	1	3							
Ed Sprague, R <small>(1, 5) OBP: 0.300, SLG: 0.556</small>							G3				3	0	2	1	1	0	0							
John Olerud, L <small>(1, 3) OBP: 0.372, SLG: 0.457</small>	G3						FC3-6				2	0	0	2	1	0	2							
Charlie O'Brien, R <small>(1, 2) OBP: 0.382, SLG: 0.534</small>			E5				P3				4	0	0	0	0	0	3							
Shawn Green, L <small>(1, 9) OBP: 0.297, SLG: 0.340</small> Robert Perez, R <small>(7, PH) OBP: 0.333, SLG: 0.385</small> <small>(8, 9)</small>	G3-6-3						L5				2	0	0	0	0	1	2							
Felipe Crespo, S <small>(1, 4) OBP: 0.344, SLG: 0.130</small>	G3-1						F7				3	0	0	0	1	0	0							
Inning Stats	R: 2 E: 0 K: 0 S: 14	H: 3 LOB: 1 BB: 0 P: 21	R: 0 E: 1 K: 0 S: 6	H: 0 LOB: 0 BB: 0 P: 11	R: 0 E: 0 K: 1 S: 8	H: 0 LOB: 1 BB: 1 P: 17	R: 0 E: 0 K: 1 S: 11	H: 0 LOB: 1 BB: 1 P: 18	R: 0 E: 0 K: 0 S: 6	H: 1 LOB: 0 BB: 0 P: 11	R: 1 E: 0 K: 0 S: 13	H: 2 LOB: 1 BB: 0 P: 13	R: 0 E: 0 K: 1 S: 7	H: 0 LOB: 1 BB: 1 P: 13	R: 1 E: 0 K: 1 S: 7	H: 1 LOB: 1 BB: 1 P: 14	R: 0 E: 0 K: 0 S: 5	H: 0 LOB: 0 BB: 0 P: 7	R: 0 E: 0 K: 3 S: 13	H: 0 LOB: 0 BB: 0 P: 20	1B: 4 2B: 3 3B: 0 HR: 0	SF: 1 SAC: 1 DP: 1 HBP: 0	WP: 1 PB: 1 SB: 1 CS: 1	PA: 41
PITCHER	IP	WLS	BF	H	R	ER	SO	BB	IBB	HBP	BLK	WP	HR	S	P	ERA	WHIP							
Frankie Rodriguez, R <small>(1, 1) ERA: 5.4</small> Eddie Guardado, L <small>(7, 1) ERA: 3.77</small> Dave Stevens, R <small>(10, 1) ERA: 4.58</small>	6.0	3.0	W	12	1	1	1	2	1	1	0	0	1	0	19	3.00	0.667							
	1.0	S	3	0	0	0	3	0	0	0	0	0	0	13	20	0.00	0.000							

Minnesota Twins @ Toronto Blue Jays
SkyDome, Toronto, ON
Sat May 25 1996, 3:33 AM EDT
Alt. 34,118 - Sunny - 60 F

AB 34
R 4
H 7
RBI 4
BB 4
SO 7
LOB 15



Batter	1	2	3	4	5	6	7	8	9	AB	R	H	RBI	BB	SO	LOB	TOP				
Chuck Knoblauch , R OBP: 0.418, SLG: 0.531 (1, 4)	2-2 G4-3 1B		0-1 FC4-6 1B		1-2 BB		1-3 K		1-0 2B	4	1	3	0	1	1	0	Minnesota Twins @ Toronto Blue Jays SkyDome, Toronto, ON Sun May 26 1996, 3:33 AM EDT Att: 30,170 - Cloudy - 51 F				
Denny Hocking , S OBP: 0.197, SLG: 0.250 (1, 9)	1-3 K		0-0 FC4-6 1-2		1-0 F7		3-2 HR		2-0 G6-3	5	1	1	1	0	1	5					
Paul Molitor , R OBP: 0.361, SLG: 0.439 (1, 10)	1-2 G4-3 1-2			0-0 2B 1B	3-1 G6-3		1-0 G3		2-1 1B 2B	5	1	2	1	0	0	3					
Marty Cordova , R OBP: 0.391, SLG: 0.487 (1, 7)		0-0 F9		3-1 F9		0-0 3B 2B		1-0 F9	4	2	1	0	1	0	1						
Greg Myers , L OBP: 0.338, SLG: 0.500 (1, 2)	1-1 1B		1-0 2B		0-1 2H SF9 3B		0-2 G6-3		3-2 1B 1B	5	2	4	2	0	0	0					
Dave Hollins , S OBP: 0.364, SLG: 0.414 (1, 5)	3-2 G5-4-3 1B		4-0 G6-4-3 IBB		1-0 G6-3		2-1 P2		2-1 1B 1B	4	0	2	1	1	0	1					
Roberto Kelly , R OBP: 0.356, SLG: 0.415 (1, 8)	0-0 G5-4-3 1-2		3-1 G6-4-3 1-2		3-2 SF9				HR BB 1B	3	1	1	2	1	0	5					
Scott Stahoviak , L OBP: 0.383, SLG: 0.485 (9, PH)		2-3 K		2-2 F8		1-1 L9			HR BB 1B	3	0	0	0	0	1	0					
Ron Coomer , R OBP: 0.361, SLG: 0.540 (9, 3)		1-1 G6-3		0-0 BB 1B		1-0 F7			F8 K	5	0	1	0	0	1	3					
Pat Meares , R OBP: 0.303, SLG: 0.425 (1, 6)																					
Inning Stats	R: 0 E: 0 K: 1 S: 12	H: 1 LOB: 0 BB: 0 P: 16	R: 0 E: 0 K: 0 S: 7	H: 2 LOB: 1 BB: 0 P: 11	R: 0 E: 0 K: 1 S: 8	H: 1 LOB: 1 BB: 0 P: 11	R: 0 E: 0 K: 0 S: 6	H: 2 LOB: 2 BB: 1 P: 17	R: 0 E: 0 K: 0 S: 9	H: 1 LOB: 2 BB: 1 P: 18	R: 1 E: 0 K: 1 S: 9	H: 1 LOB: 0 BB: 0 P: 15	R: 0 E: 0 K: 0 S: 6	H: 0 LOB: 0 BB: 0 P: 9	R: 6 E: 0 K: 1 S: 20	H: 6 LOB: 3 BB: 3 P: 46	1B: 9 2B: 4 3B: 1 HR: 2	SF: 1 SAC: 0 DP: 2 HBP: 0	WP: 0 PB: 0 SB: 0 CS: 0	PA: 45	
PITCHER	IP	WLS	BF	H	R	ER	SO	BB	IBB	HBP	BLK	WP	HR	S	P	ERA	WHIP				
Paul Quantrill , R ERA: 6.33 (1, 1)	7.0		30	10	3	3	3	1	1	0	0	0	1	59	102	3.86	1.571				
Brian Bohanon , L ERA: 7.77 (8, 1)	1.2	L	14	6	6	6	0	2	1	0	0	0	1	23	52	32.40	4.800				
Mike Timlin , R ERA: 4.11 (9, 1)	0.1		1	0	0	0	1	0	0	0	0	0	0	3	3	0.00	0.000				

AB 39
R 9
H 16
RBI 9
BB 5
SO 4
LOB 18



Batter	1	2	3	4	5	6	7	8	9	AB	R	H	RBI	BB	SO	LOB	BOTTOM					
Otis Nixon , S OBP: 0.384, SLG: 0.337 (1, 8)	4-0 CS BB		3-2 F9		2-2 G4-3			4-2 G4-3 1B BB		2	1	0	0	2	0	0	Minnesota Twins @ Toronto Blue Jays SkyDome, Toronto, ON Sun May 26 1996, 3:33 AM EDT Att: 30,170 - Cloudy - 51 F					
Domingo Cadenho , S OBP: 0.327, SLG: 0.366 (1, 4)	2-0 1-2 1B		0-0 1B SF9 1B		1-2 F8		0-2 G4-3		1-2 1B	4	1	2	0	0	0	1						
Carlos Delgado , L OBP: 0.373, SLG: 0.494 (1, 10)	2-2 P6		2-2 2B 1B		0-2 1B		0-3 K		0-3 K	4	1	2	0	0	1	2						
Joe Carter , R OBP: 0.355, SLG: 0.560 (1, 7)	1-0 P6		1-0 SF9		1-0 F7		1-0 F7		2-1 1B	3	0	1	2	0	0	2						
Ed Sprague , R OBP: 0.376, SLG: 0.555 (1, 5)		1-0 F7		3-2 2B		2-3 K		2-0 F8		4	0	1	1	0	1	2						
John Olerud , L OBP: 0.370, SLG: 0.448 (1, 3)	3-2 P2		4-2 BB		3-1 F7				0-2 L1	3	0	0	0	1	0	1						
Shawn Green , L OBP: 0.296, SLG: 0.338 (1, 9)	0-0 P6		3-3 K		2-1 P6				2-2 FC4 1B	4	0	1	0	0	1	2						
Sandy Martinez , L OBP: 0.253, SLG: 0.284 (1, 2)			0-3 K		1-3 K		2-3 K		2-1 F7	4	0	0	0	0	3	3						
Alex Gonzalez , R OBP: 0.291, SLG: 0.413 (1, 6)			2-1 F8		0-0 G4-3		1-3 K		0-2 FC4	4	0	0	0	0	1	1						
Inning Stats	R: 0 E: 0 K: 0 S: 5	H: 1 LOB: 1 BB: 1 P: 14	R: 0 E: 0 K: 0 S: 5	H: 0 LOB: 0 BB: 0 P: 9	R: 0 E: 0 K: 1 S: 9	H: 0 LOB: 0 BB: 0 P: 14	R: 2 E: 0 K: 2 S: 18	H: 3 LOB: 2 BB: 1 P: 32	R: 0 E: 0 K: 0 S: 9	H: 0 LOB: 0 BB: 0 P: 12	R: 0 E: 0 K: 1 S: 10	H: 1 LOB: 1 BB: 0 P: 16	R: 0 E: 0 K: 2 S: 8	H: 0 LOB: 0 BB: 0 P: 13	R: 1 E: 0 K: 1 S: 12	H: 1 LOB: 1 BB: 1 P: 20		R: 0 E: 0 K: 0 S: 11	H: 1 LOB: 1 BB: 0 P: 15	1B: 6 2B: 1 3B: 0 HR: 0	SF: 1 SAC: 0 DP: 0 HBP: 0	WP: 0 PB: 0 SB: 0 CS: 1
PITCHER	IP	WLS	BF	H	R	ER	SO	BB	IBB	HBP	BLK	WP	HR	S	P	ERA	WHIP					
Brad Radke , R ERA: 4.5 (1, 1)	7.0		27	5	2	2	6	2	0	0	0	0	0	64	110	2.57	1.000					
Mike Milchin , L ERA: 3.39 (8, 1)	0.2		3	0	1	1	1	1	0	0	0	0	0	9	13	13.50	1.500					
Dan Naulty , R ERA: 2.3 (8, 1)	0.1	W	2	1	0	0	0	0	0	0	0	0	0	3	7	0.00	3.000					
Greg Hansell , R ERA: 5.06 (9, 1)	1.0		4	1	0	0	0	0	0	0	0	0	0	11	15	0.00	1.000					

AB 32
R 3
H 7
RBI 3
BB 3
SO 7
LOB 14



Batter	1	2	3	4	5	6	7	8	9	AB R H RBI BB SO LOB	TOP											
Tony Phillips, S (1, 7) OBP: 0.428, SLG: 0.449	1-0 HR		4-2 1B BB	2-3 K		1-1 BB HBP		2-0 G6-4-3 BB 1B	4-1 BB	3 3 2 1 2 1 0	Chicago White Sox @ Toronto Blue Jays SkyDome, Toronto, ON Tue May 28 1996, 7:05 PM EDT Att: 30,104 - Unknown - 66 F											
Darren Lewis, R (1, 8) OBP: 0.401, SLG: 0.414	2-1 F8		4-2 1B SF9 BB	0-1 1B		4-1 BB BB		4-1 G6-4-3 BB	2-3 K	3 1 1 0 3 1 2												
Frank Thomas, R (1, 3) OBP: 0.443, SLG: 0.641	4-1 BB BB		1-1 2B 1B	1-2 L8		0-0 F8		3-0 G6-4-3		4 0 1 1 1 0 6												
Chris Snopce, R (1, 5) Robin Ventura, L (7, PH) OBP: 0.298, SLG: 0.524 OBP: 0.363, SLG: 0.500	1-1 F8		0-1 SF9		3-2 G6-3		0-1 HR	3-1 HR		2 0 0 1 0 0 1 2 2 2 3 0 0 0												
Danny Tartabull, R (1, 9) OBP: 0.324, SLG: 0.351	4-2 BB		3-0 2B	1-3 2B	1-1 F9	0-3 K	1-0 E4			4 0 1 0 1 1 0												
Lyle Mouton, R (1, 10) OBP: 0.342, SLG: 0.422	2-3 K		4-0 G4-6-3 IBB	2-2 L9	2-2 L9	1-3 K	0-0 G4-3			4 0 0 0 1 2 3												
Chad Kreuter, S (1, 2) OBP: 0.302, SLG: 0.288		2-3 K	2-1 G4-6-3			4-1 BB HBP BB	4-2 BB		2-2 F9	3 0 0 0 2 1 3												
Ray Durham, S (1, 4) OBP: 0.378, SLG: 0.479		2-3 K		1-0 B1-3		0-0 F8	1-2 P3		0-0 G1	5 0 0 0 0 1 2												
Ozzie Guillen, L (1, 6) OBP: 0.287, SLG: 0.356		0-0 B5-3		2-1 HR		0-0 P2		1-0 BB G6-4-3 1B	1-0 BB 1B	5 2 3 1 0 0 1												
Inning Stats	R: 1 E: 0 K: 1 S: 11	H: 1 LOB: 2 BB: 2 P: 25	R: 0 E: 0 K: 2 S: 7	H: 0 LOB: 0 BB: 0 P: 11	R: 2 E: 0 K: 0 S: 13	H: 2 LOB: 2 BB: 3 P: 31	R: 1 E: 0 K: 1 S: 11	H: 2 LOB: 1 BB: 0 P: 17	R: 0 E: 0 K: 0 S: 9	H: 0 LOB: 0 BB: 0 P: 15	R: 0 E: 0 K: 0 S: 6	H: 0 LOB: 3 BB: 2 P: 15	R: 1 E: 0 K: 2 S: 13	H: 1 LOB: 1 BB: 1 P: 19	R: 3 E: 1 K: 0 S: 8	H: 3 LOB: 1 BB: 1 P: 20	R: 0 E: 0 K: 1 S: 9	H: 1 LOB: 2 BB: 1 P: 18	1B: 5 2B: 1 3B: 0 HR: 4	SF: 1 SAC: 0 DP: 2 HBP: 1	WP: 0 PB: 0 SB: 0 CS: 0	PA: 47
PITCHER	IP WLS BF H R ER SO BB IBB HBP BLK WP HR S P ERA WHIP											PITCHER	IP WLS BF H R ER SO BB IBB HBP BLK WP HR S P ERA WHIP									
Frank Viola, L (1, 1) ERA: 7.71	5.2 L 28 5 4 4 4 5 1 1 0 0 2 55 108 6.35 1.765																					
Jeff Ware, R (6, 1) ERA: 8.44	2.0 11 3 3 3 2 3 0 0 0 0 1 19 39 13.50 3.000																					
Tony Castillo, L (8, 1) ERA: 4.5	1.1 8 2 1 1 1 1 0 0 0 0 1 13 24 6.75 2.250																					

Batter	1	2	3	4	5	6	7	8	9	AB R H RBI BB SO LOB	BOTTOM											
Otis Nixon, S (1, 8) OBP: 0.382, SLG: 0.333	2-2 L7		0-2 G3		1-2 G1-3	3-2 F7			1-2 E1 1B	5 1 1 0 0 0 2	Chicago White Sox @ Toronto Blue Jays SkyDome, Toronto, ON Tue May 28 1996, 7:05 PM EDT Att: 30,104 - Unknown - 66 F											
Domingo Cadeno, S (1, 4) OBP: 0.346, SLG: 0.389	4-0 BLK BB		1-2 1B		1-3 K		1-2 2B 1B	0-0 2B 1B	0-0 2B 1B	4 2 3 1 1 1 0												
Carlos Delgado, L (1, 10) OBP: 0.381, SLG: 0.500	3-2 K		1-2 L8		1-2 HBP 1B		0-1 L6	0-1 2B	0-1 2B	5 0 2 1 0 1 3												
Joe Carter, R (1, 7) OBP: 0.358, SLG: 0.553	4-2 BB		1-0 G1-3		1-1 HBP		0-0 2B	0-0 P3	0-0 P3	3 0 1 1 1 0 2												
Ed Sprague, R (1, 5) OBP: 0.363, SLG: 0.529	0-3 K			1-1 G5-3	3-3 K		3-2 L8	3-3 K	3-3 K	5 0 0 0 0 3 6												
John Olerud, L (1, 3) OBP: 0.389, SLG: 0.488		2-2 1B		1-0 3B 1B		1-0 1B		0-2 G6-3	1-0 F7	5 1 3 0 0 0 2												
Shawn Green, L (1, 9) ERA: 3.95		3-3 K		1-0 G4-3 3B		0-3 K		0-0 G4-3		2 1 1 1 0 1 1 2 0 0 0 0 1 1												
Jacob Brumfield, R (6, PH) OBP: 0.300, SLG: 0.456		1-2 K		1-H G4-3 3B		0-1 K		2-2 L7		4 0 1 1 0 1 1												
Sandy Martinez, L (1, 2) OBP: 0.243, SLG: 0.271		3-3 K		0-0 G4-3		1-2 1B		3-3 K		4 0 0 0 0 3 3												
Alex Gonzalez, R (1, 6) OBP: 0.278, SLG: 0.393		1-3 K		3-H K		2-2 F8				4 0 0 0 0 3 3												
Inning Stats	R: 0 E: 0 K: 2 S: 13	H: 0 LOB: 2 BB: 2 P: 26	R: 0 E: 0 K: 3 S: 13	H: 1 LOB: 1 BB: 0 P: 22	R: 0 E: 0 K: 0 S: 10	H: 1 LOB: 1 BB: 0 P: 13	R: 2 E: 0 K: 1 S: 8	H: 2 LOB: 0 BB: 0 P: 11	R: 0 E: 0 K: 2 S: 15	H: 1 LOB: 2 BB: 0 P: 22	R: 0 E: 0 K: 1 S: 13	H: 2 LOB: 2 BB: 0 P: 19	R: 1 E: 0 K: 0 S: 12	H: 2 LOB: 1 BB: 0 P: 16	R: 0 E: 0 K: 1 S: 7	H: 0 LOB: 0 BB: 0 P: 12	R: 2 E: 1 K: 1 S: 12	H: 3 LOB: 1 BB: 0 P: 17	1B: 9 2B: 2 3B: 1 HR: 0	SF: 0 SAC: 0 DP: 0 HBP: 1	WP: 0 PB: 0 SB: 1 CS: 0	PA: 42
PITCHER	IP WLS BF H R ER SO BB IBB HBP BLK WP HR S P ERA WHIP											PITCHER	IP WLS BF H R ER SO BB IBB HBP BLK WP HR S P ERA WHIP									
James Baldwin, R (1, 1) ERA: 3.93	5.0 W 23 2 2 2 8 2 0 0 0 0 0 59 94 3.60 1.400																					
Larry Thomas, L (6, 1) ERA: 3.95	0.0 1 1 0 0 0 0 0 0 0 0 0 1 2 ∞ ∞																					
41 Bill Simas, R (6, 1) ERA: 4.1	1.1 7 3 1 1 1 1 0 0 0 0 0 0 18 24 6.75 2.250																					
Matt Karchner, R (7, 1) ERA: 2.84	1.2 5 0 0 0 1 0 0 0 0 0 0 13 21 0.00 0.000																					
Brian Keyser, R (9, 1) ERA: 2.93	0.0 3 3 2 2 0 0 0 0 0 0 0 6 7 ∞ ∞																					

Batter	1	2	3	4	5	6	7	8	9	AB	R	H	RBI	BB	SO	LOB	TOP			
Tony Phillips, S OBP: 0.420, SLG: 0.438 (1, 4)										5	0	0	0	0	4	2				
Dave Martinez, L OBP: 0.404, SLG: 0.525 (1, 7)										5	1	2	2	0	0	0				
Frank Thomas, R OBP: 0.443, SLG: 0.640 (1, 3)										5	0	2	1	0	1	0				
Robin Ventura, L OBP: 0.361, SLG: 0.492 (1, 5)										3	0	0	0	1	2	2				
Harold Baines, L OBP: 0.409, SLG: 0.595 (1, 10)										3	1	1	0	1	0	4				
Danny Tartabull, R OBP: 0.328, SLG: 0.375 (1, 9)										4	1	2	2	0	0	2				
Ron Karkovics, R OBP: 0.299, SLG: 0.315 (1, 2)										3	1	0	0	1	0	2				
Darren Lewis, R OBP: 0.404, SLG: 0.417 (1, 8)										4	1	2	0	0	0	0				
Chris Snopce, R OBP: 0.275, SLG: 0.478 (1, 6)										4	0	0	0	0	0	4				
Inning Stats	R: 0 E: 1 K: 1 S: 12	H: 0 LOB: 1 BB: 0 P: 21	R: 4 E: 0 K: 1 S: 25	H: 4 LOB: 3 BB: 3 P: 44	R: 0 E: 0 K: 0 S: 6	H: 2 LOB: 1 BB: 0 P: 12	R: 0 E: 0 K: 1 S: 8	H: 0 LOB: 0 BB: 0 P: 14	R: 0 E: 0 K: 0 S: 7	H: 0 LOB: 0 BB: 0 P: 12	R: 1 E: 0 K: 1 S: 12	H: 2 LOB: 1 BB: 0 P: 19	R: 0 E: 0 K: 2 S: 9	H: 0 LOB: 0 BB: 0 P: 14	R: 0 E: 0 K: 2 S: 9	H: 0 LOB: 0 BB: 0 P: 14	1B: 6 2B: 2 3B: 0 HR: 1	SF: 0 SAC: 0 DP: 1 HBP: 0	WP: 0 PB: 0 CS: 0	PA: 39
PITCHER	IP	WLS	BF	H	R	ER	SO	BB	IBB	HBP	BLK	WP	HR	S	P	ERA	WHIP			
Erik Hanson, R ERA: 5.76 (1, 1)	6.0	W	28	7	4	4	4	3	0	0	0	0	1	67	115	6.00	1.667			
Tony Castillo, L ERA: 4.5 (7, 1)	2.0		8	2	1	1	1	0	0	0	0	0	0	19	30	4.50	1.000			
Mike Timlin, R ERA: 4.15 (9, 1)	1.0	S	3	0	0	0	2	0	0	0	0	0	0	9	14	0.00	0.000			

Chicago White Sox @ Toronto Blue Jays
SkyDome, Toronto, ON
Wed May 29 1996, 7:05 PM EDT
Att: 31,074 - Dome - 72 F

AB 36
R 5
H 9
RBI 5
BB 3
SO 7
LOB 16

Batter	1	2	3	4	5	6	7	8	9	AB	R	H	RBI	BB	SO	LOB	BOTTOM			
Otis Nixon, S OBP: 0.379, SLG: 0.328 (1, 8)										3	0	0	0	1	0	3				
Alex Gonzalez, R OBP: 0.383, SLG: 0.407 (1, 6)										4	0	2	0	0	0	1				
Juan Samuel, R OBP: 0.265, SLG: 0.477 (1, 10)										4	1	1	1	0	2	2				
Joe Carter, R OBP: 0.356, SLG: 0.548 (1, 3) (4, 7)										4	1	1	0	0	1	1				
Ed Sprague, R OBP: 0.365, SLG: 0.533 Domingo Ceden, S OBP: 0.346, SLG: 0.389 (8, PR) (9, 4)										4	2	2	0	0	0	1				
Jacob Brumfield, R OBP: 0.313, SLG: 0.505 John Olerud, L OBP: 0.390, SLG: 0.485 (1, 9) (4, 3)										2	2	2	3	0	0	0				
Charlie O'Brien, R OBP: 0.368, SLG: 0.511 (1, 2)										4	0	0	0	0	0	4				
Robert Perez, R OBP: 0.356, SLG: 0.405 (1, 7) (4, 9)										3	0	2	1	0	0	0				
Shawn Green, L OBP: 0.296, SLG: 0.349 (8, PH) (9, 9)										1	0	0	0	0	1	2				
Tomas Perez, S OBP: 0.250, SLG: 0.250 (1, 4) (9, 5)										4	0	1	0	0	1	3				
Inning Stats	R: 0 E: 0 K: 0 S: 6	H: 0 LOB: 0 BB: 1 P: 13	R: 2 E: 0 K: 1 S: 18	H: 4 LOB: 2 BB: 0 P: 23	R: 4 E: 1 K: 1 S: 17	H: 4 LOB: 1 BB: 0 P: 23	R: 0 E: 0 K: 1 S: 7	H: 1 LOB: 1 BB: 0 P: 13	R: 0 E: 0 K: 0 S: 6	H: 0 LOB: 0 BB: 0 P: 11	R: 0 E: 1 K: 0 S: 7	H: 0 LOB: 0 BB: 0 P: 7	R: 0 E: 0 K: 1 S: 8	H: 1 LOB: 0 BB: 1 P: 19	R: 0 E: 1 K: 1 S: 8	H: 1 LOB: 2 BB: 1 P: 19	1B: 5 2B: 4 3B: 0 HR: 2	SF: 0 SAC: 0 DP: 2 HBP: 0	WP: 1 PB: 0 CS: 0	PA: 36
PITCHER	IP	WLS	BF	H	R	ER	SO	BB	IBB	HBP	BLK	WP	HR	S	P	ERA	WHIP			
Joe Magrane, L ERA: 4.91 (1, 1)	6.0	L	29	10	6	4	0	1	0	0	0	0	2	62	91	6.00	1.833			
41 Bill Simas, R ERA: 3.95 (7, 1)	1.0		3	1	0	0	1	0	0	0	0	0	0	10	14	0.00	1.000			
Larry Thomas, L ERA: 3.86 (8, 1)	0.0		1	0	0	0	0	1	0	0	0	0	0	4	4	∞	∞			
Matt Karchner, R ERA: 2.76 (8, 1)	1.0		3	0	0	0	1	0	0	0	0	0	0	5	10	0.00	0.000			

Chicago White Sox @ Toronto Blue Jays
SkyDome, Toronto, ON
Wed May 29 1996, 7:05 PM EDT
Att: 31,074 - Dome - 72 F

AB 34
R 6
H 11
RBI 5
BB 2
SO 5
LOB 17

Batter	1	2	3	4	5	6	7	8	9	AB	R	H	RBI	BB	SO	LOB	TOP										
Bip Roberts, S (1,4) OBP: 0.338, SLG: 0.372	F7	1-1 BB		G1-3			P6		G3	5	0	1	1	0	0	2											
Tom Goodwin, L (1,7) OBP: 0.319, SLG: 0.296	1B	FC3-6	1-2 2-H		F7		F8			3	1	1	0	1	0	0											
Keith Lockhart, L (1,5) OBP: 0.381, SLG: 0.472	FC3-6	1B	1-2 2-3		G4-3				G4-3	4	0	1	0	0	0	3											
Bob Hamelin, L (1,10) OBP: 0.392, SLG: 0.346	FC3-6			K					K	3	0	0	1	1	2	1											
Jose Offerman, S (1,3) OBP: 0.363, SLG: 0.342	G4-3			G4-3			F7		P6	4	0	0	0	0	0	1											
Johnny Damon, L (1,8) OBP: 0.327, SLG: 0.402																											
Les Norman, R (3, PR) OBP: 0.229, SLG: 0.129		P3					K			1	0	0	0	0	0	0											
Joe Randa, R (9, PH) OBP: 0.342, SLG: 0.394					HBP					1	0	0	0	0	0	0											
Michael Tucker, L (1,9) OBP: 0.297, SLG: 0.381		1B	BB		F7				G3	3	1	1	0	1	0	1											
Sal Fasano, R (1,2) OBP: 0.247, SLG: 0.286										3	0	0	0	0	1	2											
Mike MacLarnan, R (9, PH) OBP: 0.236, SLG: 0.417		F9			P6				1B	1	0	1	0	0	0	0											
David Howard, S (1,6) OBP: 0.287, SLG: 0.339										3	0	1	0	0	1	0											
Joe Vitello, R (9, PH) OBP: 0.401, SLG: 0.464					G4-3					1	0	1	0	0	0	0											
Chris Stynes, R (9, PR) OBP: 0.367, SLG: 0.400		BB	1B						1B	0	0	0	0	0	0	0											
Inning Stats	R: 1 E: 0 K: 0 S: 7	H: 2 LOB: 1 BB: 0 P: 12	R: 1 E: 0 K: 0 S: 11	H: 2 LOB: 3 BB: 2 P: 24	R: 0 E: 0 K: 1 S: 10	H: 0 LOB: 1 BB: 0 P: 14	R: 0 E: 0 K: 0 S: 3	H: 0 LOB: 0 BB: 1 P: 6	R: 0 E: 0 K: 2 S: 12	H: 1 LOB: 1 BB: 0 P: 19	R: 0 E: 0 K: 1 S: 8	H: 0 LOB: 0 BB: 0 P: 9	R: 0 E: 0 K: 1 S: 8	H: 0 LOB: 0 BB: 0 P: 10	R: 0 E: 0 K: 0 S: 13	H: 2 LOB: 2 BB: 0 P: 19	1B: 7 2B: 0 3B: 0 HR: 0	SF: 0 SAC: 0 DP: 0 HBP: 1	WP: 0 PA: 38 PB: 0 SB: 0 CS: 1								
PITCHER	IP	WLS	BF	H	R	ER	SO	BB	IBB	HBP	BLK	WP	HR	S	P	ERA	WHIP										
Pat Hentgen, R (1,1) ERA: 3.86	8.2	W	35	6	2	2	5	3	0	1	0	0	0	73	120	2.08	1.038										
Mike Timlin, R (9,1) ERA: 4.08	0.1	S	2	1	0	0	0	0	0	0	0	0	0	5	6	0.00	3.000										

Kansas City Royals @ Toronto Blue Jays
SkyDome, Toronto, ON
Fri May 31 1996, 7:05 PM EDT
Att: 33,194 - Unknown - 68 F

AB 33
R 2
H 7
RBI 2
BB 3
SO 5
LOB 10



Batter	1	2	3	4	5	6	7	8	9	AB	R	H	RBI	BB	SO	LOB	BOTTOM										
Otis Nixon, S (1,8) OBP: 0.375, SLG: 0.321	K					G6-3			F8	4	0	0	0	1	2	1											
Domingo Cadeno, S (1,4) OBP: 0.337, SLG: 0.379	P5			BB						4	0	0	0	0	0	2											
Carlos Delgado, L (1,10) OBP: 0.378, SLG: 0.495	1B									4	0	1	0	0	0	2											
Joe Carter, R (1,7) OBP: 0.359, SLG: 0.561	G4-3				F8					4	1	2	1	0	0	1											
Ed Sprague, R (1,5) OBP: 0.372, SLG: 0.540										3	2	2	0	1	1	0											
John Olerud, L (1,3) OBP: 0.397, SLG: 0.494	G4-3				1B	1B				3	1	2	1	1	0	0											
Shawn Green, L (1,9) OBP: 0.291, SLG: 0.342										3	0	0	0	0	1	3											
Robert Perez, R (7, PH) OBP: 0.348, SLG: 0.395	G4-3				F9					1	0	0	0	0	0	3											
Sandy Martinez, L (1,2) OBP: 0.262, SLG: 0.293										3	0	2	2	0	0	0											
Tomas Perez, S (1,6) OBP: 0.125, SLG: 0.125										4	0	0	0	0	0	4											
Inning Stats	R: 0 E: 0 K: 1 S: 9	H: 1 LOB: 1 BB: 0 P: 17	R: 0 E: 0 K: 1 S: 7	H: 0 LOB: 0 BB: 0 P: 13	R: 0 E: 0 K: 0 S: 10	H: 0 LOB: 2 BB: 1 P: 18	R: 1 E: 0 K: 0 S: 11	H: 3 LOB: 2 BB: 0 P: 18	R: 0 E: 0 K: 1 S: 6	H: 0 LOB: 0 BB: 0 P: 10	R: 3 E: 0 K: 1 S: 17	H: 4 LOB: 1 BB: 0 P: 28	R: 0 E: 0 K: 0 S: 14	H: 1 LOB: 3 BB: 2 P: 25	R: 0 E: 0 K: 0 S: 10	H: 0 LOB: 0 BB: 0 P: 15	1B: 5 2B: 3 3B: 0 HR: 1	SF: 0 SAC: 0 DP: 0 HBP: 1	WP: 0 PA: 37 PB: 0 SB: 0 CS: 0								
PITCHER	IP	WLS	BF	H	R	ER	SO	BB	IBB	HBP	BLK	WP	HR	S	P	ERA	WHIP										
Mark Gubicza, R (1,1) ERA: 4.85	6.0	L	28	8	4	4	4	1	0	0	0	0	0	9	15	0.00	3.000										
Julio Valera, R (7,1) ERA: 4.42	0.2		4	1	0	0	0	1	0	0	0	0	0	2	6	∞	∞										
Jason Jacome, L (7,1) ERA: 6.46	0.0		1	0	0	0	0	1	0	0	0	0	0	2	6	∞	∞										
Tim Pugh, R (7,1) ERA: 8.75	1.1		4	0	0	0	0	0	0	0	0	0	0	13	19	0.00	0.000										

Kansas City Royals @ Toronto Blue Jays
SkyDome, Toronto, ON
Fri May 31 1996, 7:05 PM EDT
Att: 33,194 - Unknown - 68 F

AB 33
R 4
H 9
RBI 4
BB 3
SO 4
LOB 16



Batter	1	2	3	4	5	6	7	8	9	AB	R	H	RBI	BB	SO	LOB	TOP					
Bip Roberts, S (1, 4) OBP: 0.349, SLG: 0.385	0-0 SH2-3 SF8 2B	0-0 F8		1-2 G3-1		4-0 IBB		2-2 E 2B	1-2 G3-6-1	5	1	2	0	1	0	2						
Tom Goodwin, L (1, 8) OBP: 0.315, SLG: 0.303	0-0 SH2-3 2-3	3-2		0-0		1-0 F8		1-3 K		4	0	2	0	0	1	3						
Keith Lockhart, L (1, 5) OBP: 0.382, SLG: 0.467	0-2 SF8	0-0 G4-3		1-0 F7			1-1 HR	4-0 S IBB		3	1	1	1	1	0	2						
Joe Vitiello, R (1, 10) OBP: 0.395, SLG: 0.487	1-2 3B		0-2 F9		1-1 L6		2-1 HR	1-3 K		5	1	2	2	0	1	2						
Jose Offerman, S (1, 6) (9, 3)	1-0 1B		4-2 1B S BB		0-0 G1-5-3		2-2 1B	4-2 BB		3	0	2	0	2	0	0						
Johnny Damon, L (1, 9) OBP: 0.335, SLG: 0.425	0-0 G3		2-2 HR		2-2 G3		2-1 1B	0-0 G4-3		5	1	2	0	0	0	5						
Bob Hamelin, L (1, 3) David Howard, S (9, 6) OBP: 0.286, SLG: 0.337		0-0 F8		1-1 HR		4-2 WP BB	3-1 F7	3-3 K		4	1	1	2	1	1	2	AB 38					
Mike Macfarlane, R (1, 2) OBP: 0.312, SLG: 0.422		1-0 HR		0-0 F9		0-1 B3	1-2 P4	4-0 1B BB		4	1	1	0	1	0	3	R 7					
Craig Paquette, R (1, 7) Les Norman, R (9, PR) OBP: 0.229, SLG: 0.129		1-0 HR		0-2 G6-3		0-1 F7	1-3 K	2-0 G3-6-1 1B		5	1	2	2	0	1	3	H 15					
Inning Stats	R: 1 E: 0 K: 0 S: 10	H: 3 LOB: 2 BB: 0 P: 12	R: 2 E: 0 K: 0 S: 8	H: 3 LOB: 1 BB: 0 P: 13	R: 2 E: 0 K: 0 S: 12	H: 2 LOB: 0 BB: 1 P: 19	R: 0 E: 0 K: 0 S: 8	H: 1 LOB: 1 BB: 0 P: 10	R: 0 E: 0 K: 0 S: 7	H: 0 LOB: 0 BB: 0 P: 10	R: 0 E: 0 K: 0 S: 8	H: 0 LOB: 2 BB: 2 P: 17	R: 2 E: 0 K: 1 S: 17	H: 4 LOB: 0 BB: 0 P: 29	R: 0 E: 1 K: 2 S: 16	H: 1 LOB: 3 BB: 2 P: 28	R: 0 E: 0 K: 1 S: 9	H: 1 LOB: 2 BB: 1 P: 19	1B: 8 2B: 2 3B: 2 HR: 3	SF: 1 SAC: 1 DP: 1 HBP: 0	WP: 1 PB: 0 SB: 2 CS: 0	PA: 46
PITCHER	IP	WLS	BF	H	R	ER	SO	BB	IBB	HBP	BLK	WP	HR	S	P	ERA	WHIP					
Marty Janzen, R (1, 1) ERA: 4.35	6.0	L	32	12	7	7	0	2	1	0	0	1	3	60	93	10.50	2.3333					
Woody Williams, R (7, 1) ERA:	2.0		10	2	0	0	3	1	1	0	0	0	0	26	45	0.00	1.500					
Paul Spoljaric, L (9, 1) ERA:	1.0		4	1	0	0	1	1	0	0	0	0	0	9	19	0.00	2.000					

Kansas City Royals @ Toronto Blue Jays
SkyDome, Toronto, ON
Sun Jun 02 1996, 3:33 AM EDT
Att: 32,253 - Overcast

AB 38
R 7
H 15
RBI 7
BB 6
SO 4
LOB 22



Batter	1	2	3	4	5	6	7	8	9	AB	R	H	RBI	BB	SO	LOB	BOTTOM				
Otis Nixon, S (1, 8) OBP: 0.367, SLG: 0.307	4-1 FC3-6 HBP BB		4-0 BB HBP 2B BB		1-2 F7		3-2 G4-3		0-0 G1-3	3	1	0	1	2	0	0					
Domingo Cadeno, S (1, 4) OBP: 0.341, SLG: 0.374	3-2 FC3-6 HBP		2-2 BB HBP 2B		0-0 G4-3		3-H 2-3 K			2	1	0	0	0	1	0					
Carlos Delgado, L (1, 10) OBP: 0.372, SLG: 0.480	0-2 FC3-6 1-2 2-3		4-2 2B BB		2-3 K		1-3 K			3	0	0	0	1	2	2					
Joe Carter, R (1, 7) OBP: 0.362, SLG: 0.578	1-3 K		1-1 2B		0-2 CS 1B		1-1 F8			4	0	2	2	0	1	2					
Ed Sprague, R (1, 5) OBP: 0.364, SLG: 0.529	1-3 K		0-3 K		1-1 L7		2-1 G5-3			4	0	0	0	0	2	5					
John Olerud, L (1, 3) OBP: 0.397, SLG: 0.506		1-2 G1-3		1-2 P4		4-2 BB		2-3 K		3	0	0	0	1	1	2					
Shawn Green, L (1, 9) OBP: 0.294, SLG: 0.358		0-2 G5-3		0-0 L4		2-3 K		1-0 HR		4	1	1	1	0	1	1	AB 31				
Sandy Martinez, L (1, 2) OBP: 0.261, SLG: 0.291		2-0 F8		3-2 F9			1-0 3B 1B	0-0 G4-3		4	1	1	0	0	0	0	R 5				
Alex Gonzalez, R (1, 6) OBP: 0.280, SLG: 0.409			0-2 F9		0-2 G3-1		1-0 G4-3 3B	1-3 K		4	1	1	1	0	1	0	H 5				
Inning Stats	R: 0 E: 0 K: 2 S: 14	H: 0 LOB: 2 BB: 1 P: 23	R: 0 E: 0 K: 0 S: 9	H: 0 LOB: 0 BB: 0 P: 12	R: 2 E: 0 K: 1 S: 19	H: 1 LOB: 2 BB: 2 P: 31	R: 0 E: 0 K: 0 S: 7	H: 0 LOB: 0 BB: 0 P: 10	R: 0 E: 0 K: 1 S: 14	H: 1 LOB: 1 BB: 1 P: 21	R: 2 E: 0 K: 2 S: 12	H: 2 LOB: 0 BB: 0 P: 20	R: 0 E: 0 K: 1 S: 7	H: 0 LOB: 0 BB: 0 P: 12	R: 1 E: 0 K: 1 S: 6	H: 1 LOB: 0 BB: 0 P: 8	1B: 2 2B: 1 3B: 1 HR: 1	SF: 0 SAC: 0 DP: 0 HBP: 2	WP: 0 PB: 0 SB: 0 CS: 1	PA: 37	
PITCHER	IP	WLS	BF	H	R	ER	SO	BB	IBB	HBP	BLK	WP	HR	S	P	ERA	WHIP				
Tim Lincecum, R (1, 1) ERA: 4.04	7.0	W	30	4	4	4	7	4	0	2	0	0	0	83	128	5.14	1.143				
Hipolito Pichardo, R (8, 1) ERA: 5.74	1.0		3	0	0	0	1	0	0	0	0	0	0	7	12	0.00	0.000				
Jeff Montgomery, R (9, 1) ERA: 2.94	1.0	S	4	1	1	1	1	0	0	0	0	0	1	6	8	9.00	1.000				

Kansas City Royals @ Toronto Blue Jays
SkyDome, Toronto, ON
Sun Jun 02 1996, 3:33 AM EDT
Att: 32,253 - Overcast

AB 31
R 5
H 5
RBI 5
BB 4
SO 9
LOB 12



Batter	1	2	3	4	5	6	7	8	9	AB	R	H	RBI	BB	SO	LOB	TOP								
Otis Nixon, S (1, 8) <small>OBP: 0.374, SLG: 0.313</small> Jacob Brumfield, R (8, 8) <small>OBP: 0.313, SLG: 0.500</small>	 2B 1B	 G1-3			 1B BB	 FC4-6 1B		 SH5-4 1-2 2-3		3	2	2	0	1	0	0									
Domingo Cadeno, S (1, 4) <small>OBP: 0.343, SLG: 0.381</small>	 1B 2B		 L8		 1B 1B	 FC4-6 1-2		 K		5	2	2	1	0	1	4									
Carlos Delgado, L (1, 10) <small>OBP: 0.373, SLG: 0.483</small>	 BB 1B 3-H		 K		 K		 G4-3 2B	 K		5	0	2	1	0	3	5									
Joe Carter, R (1, 7) <small>OBP: 0.359, SLG: 0.575</small>	 F8		 2B		 G5-3		 G4-3 2-3		 F7 1-0	5	0	1	0	0	0	4									
Ed Sprague, R (1, 5) <small>OBP: 0.360, SLG: 0.521</small>	 F7		 K		 WP 1B 2-H 3-H		 P4		 L8 2-2	5	0	1	2	0	1	3									
John Olerud, L (1, 3) <small>OBP: 0.402, SLG: 0.500</small>	 1-2 BB			 F7	 1-2 IBB		 FC4-6 IBB		 F7 1-2	2	0	0	0	3	0	0									
Shawn Green, L (1, 9) <small>OBP: 0.287, SLG: 0.350</small>	 G1-3			 G3	 K		 FC4-6 1-2			4	0	0	0	0	1	6									
Sandy Martinez, L (1, 2) <small>OBP: 0.270, SLG: 0.292</small> Thomas Perez, S (8, PR) <small>OBP: 0.167, SLG: 0.167</small> Charlie O'Brien, R (8, 2) <small>OBP: 0.373, SLG: 0.516</small>			 K	 BB		 K		 SH5-4 1B 1B		3	0	1	0	1	2	0									
Alex Gonzalez, R (1, 6) <small>OBP: 0.279, SLG: 0.405</small>		 K		 K		 F9		 SH5-4 1-2 1B		4	0	1	0	0	2	1									
Inning Stats	R: 2 E: 0 K: 0 S: 15	H: 3 LOB: 2 BB: 1 P: 25	R: 0 E: 0 K: 2 S: 11	H: 0 LOB: 0 BB: 0 P: 15	R: 0 E: 0 K: 2 S: 13	H: 1 LOB: 1 BB: 0 P: 21	R: 0 E: 0 K: 1 S: 11	H: 0 LOB: 1 BB: 1 P: 22	R: 2 E: 0 K: 2 S: 13	H: 2 LOB: 2 BB: 2 P: 28	R: 0 E: 0 K: 1 S: 9	H: 1 LOB: 1 BB: 0 P: 13	R: 0 E: 0 K: 0 S: 15	H: 1 LOB: 2 BB: 1 P: 20	R: 0 E: 0 K: 2 S: 17	H: 2 LOB: 3 BB: 0 P: 20	R: 0 E: 0 K: 0 S: 8	H: 0 LOB: 0 BB: 0 P: 12	1B: 7 2B: 3 3B: 0 HR: 0	SF: 0 SAC: 1 DP: 0 HBP: 0	WP: 1 PB: 0 SB: 1 CS: 0	PA: 42			
PITCHER	IP	WLS	BF	H	R	ER	SO	BB	IBB	HBP	BLK	WP	HR	S	P	ERA	WHIP								
Dwight Gooden, R (1, 1) ERA: 4.72	5.2	W	28	7	4	4	8	3	1	0	0	1	0	71	123	6.35	1.765								
Steve Howe, L (6, 1) ERA: 5.79	0.1		2	1	0	0	0	0	0	0	0	0	0	2	2	0.00	3.000								
42 Mariano Rivera, R (7, 1) ERA: 1.35	2.0		9	2	0	0	2	0	1	0	0	0	0	31	39	0.00	1.000								
John Wetteland, R (9, 1) ERA: 2.78	1.0	S	3	0	0	0	0	0	0	0	0	0	0	8	12	0.00	0.000								

Toronto Blue Jays @ New York Yankees
 Yankee Stadium, Bronx, NY
 Tue Jun 04 1996, 7:05 PM EDT
 Att: 17,368 - Unknown - 69 F

AB	36
R	4
H	10
RBI	4
BB	5
SO	10
LOB	23



Batter	1	2	3	4	5	6	7	8	9	AB	R	H	RBI	BB	SO	LOB	BOTTOM								
Wade Boggs, L (1, 5) <small>OBP: 0.401, SLG: 0.418</small>	 L4	 HR 1-H			 SH3-4 1B 1B		 K			4	2	2	2	0	1	0									
Joe Girardi, R (1, 2) <small>OBP: 0.326, SLG: 0.329</small>	 F8	 K			 SH3-4 1-2		 F9			3	0	0	0	0	1	0									
Paul O'Neill, L (1, 9) <small>OBP: 0.470, SLG: 0.522</small>	 BB		 P6		 L3		 P2			3	0	0	0	1	0	1									
Bernie Williams, S (1, 10) <small>OBP: 0.397, SLG: 0.510</small>	 G4-3		 P3		 CS 1B 2-H		 G4-3			4	0	1	1	0	0	1									
Tino Martinez, L (1, 3) <small>OBP: 0.343, SLG: 0.429</small>		 HR 1B	 F8		 CS 1-2	 G3	 G4-3			4	1	1	0	0	0	0									
Mariano Duncan, R (1, 4) <small>OBP: 0.331, SLG: 0.468</small> Andy Fox, L (9, 4) <small>OBP: 0.260, SLG: 0.185</small>		 HR		 1B		 P4				3	1	2	2	0	0	0									
Gerald Williams, R (1, 7) <small>OBP: 0.403, SLG: 0.549</small>		 G6-3		 F9		 1B				3	0	1	0	0	0	1									
Ruben Rivera, R (1, 8) <small>OBP: 0.500, SLG: 0.581</small>		 K		 P6		 G4-3				3	0	0	0	0	1	2									
Derek Jeter, R (1, 6) <small>OBP: 0.378, SLG: 0.365</small>		 HR 1B		 F9		 B1-3				3	1	1	0	0	0	1									
Inning Stats	R: 0 E: 0 K: 0 S: 12	H: 0 LOB: 1 BB: 1 P: 24	R: 4 E: 0 K: 2 S: 19	H: 4 LOB: 0 BB: 0 P: 31	R: 0 E: 0 K: 0 S: 8	H: 0 LOB: 0 BB: 0 P: 13	R: 0 E: 0 K: 0 S: 6	H: 1 LOB: 1 BB: 0 P: 8	R: 1 E: 0 K: 0 S: 9	H: 2 LOB: 0 BB: 0 P: 13	R: 0 E: 0 K: 0 S: 9	H: 1 LOB: 1 BB: 0 P: 16	R: 0 E: 0 K: 1 S: 5	H: 0 LOB: 0 BB: 0 P: 6	R: 0 E: 0 K: 0 S: 3	H: 0 LOB: 0 BB: 0 P: 4	1B: 6 2B: 0 3B: 0 HR: 2	SF: 0 SAC: 1 DP: 0 HBP: 0	WP: 0 PB: 0 SB: 0 CS: 1	PA: 33					
PITCHER	IP	WLS	BF	H	R	ER	SO	BB	IBB	HBP	BLK	WP	HR	S	P	ERA	WHIP								
Erik Hanson, R (1, 1) ERA: 5.74	8.0	L	32	8	5	5	3	1	0	0	0	0	2	71	115	5.62	1.125								

Toronto Blue Jays @ New York Yankees
 Yankee Stadium, Bronx, NY
 Tue Jun 04 1996, 7:05 PM EDT
 Att: 17,368 - Unknown - 69 F

AB	30
R	5
H	8
RBI	5
BB	1
SO	3
LOB	6



Batter	1	2	3	4	5	6	7	8	9	AB	R	H	RBI	BB	SO	LOB	TOP					
Jacob Brumfield, R OBP: 0.314, SLG: 0.487										5	1	1	0	1	0	2	Toronto Blue Jays @ New York Yankees Yankee Stadium, Bronx, NY Wed Jun 05 1996, 7:05 PM EDT Att: 17,142 - Unknown - 78 F					
Alex Gonzalez, R OBP: 0.291, SLG: 0.426										5	3	3	2	1	0	2						
Juan Samuel, R OBP: 0.274, SLG: 0.486										5	2	2	2	0	0	1						
Joe Carter, R OBP: 0.361, SLG: 0.571										3	1	1	1	0	0	1						
John Olerud, L OBP: 0.400, SLG: 0.497										1	1	0	0	0	0	0						
Ed Sprague, R OBP: 0.365, SLG: 0.535										4	2	3	1	0	0	0						
Robert Perez, R OBP: 0.315, SLG: 0.373										5	0	0	1	0	0	3						
Charlie O'Brien, R OBP: 0.365, SLG: 0.495										4	0	0	0	1	2	4						
Domingo Cedeño, S OBP: 0.345, SLG: 0.388										5	1	2	0	0	2	3						
Tomas Perez, S OBP: 0.294, SLG: 0.353										5	1	3	0	0	0	3						
Inning Stats	R: 4 E: 1 K: 0 S: 20	H: 4 LOB: 2 BB: 1 P: 33	R: 0 E: 0 K: 0 S: 6	H: 1 LOB: 1 BB: 0 P: 8	R: 0 E: 0 K: 1 S: 10	H: 0 LOB: 1 BB: 1 P: 19	R: 2 E: 0 K: 0 S: 11	H: 2 LOB: 0 BB: 0 P: 18	R: 2 E: 1 K: 1 S: 20	H: 3 LOB: 1 BB: 0 P: 28	R: 4 E: 0 K: 0 S: 14	H: 3 LOB: 1 BB: 1 P: 24	R: 0 E: 0 K: 0 S: 3	H: 0 LOB: 0 BB: 0 P: 6	R: 0 E: 0 K: 0 S: 6	H: 0 LOB: 0 BB: 0 P: 10	R: 0 E: 0 K: 2 S: 16	H: 1 LOB: 2 BB: 1 P: 29	1B: 9 2B: 3 3B: 0 HR: 2	SF: 0 SAC: 0 DP: 0 HBP: 1	WP: 0 PB: 1 CS: 0	PA: 47
PITCHER	IP WLS BF H R ER SO BB IBB HBP BLK WP HR S P ERA WHIP																					
Jimmy Key, L ERA: 7.06	(1, 1) 4.2 L 26 9 8 7 2 2 0 0 0 0 0 1 58 91 13.50 2.357																					
Mark Hutton, R ERA: 13.5	(5, 1) 0.1 5 2 3 3 0 1 0 0 1 0 0 0 14 28 81.00 9.000																					
Bob Wickman, R ERA: 4.71	(6, 1) 1.0 5 2 1 1 0 0 0 0 0 0 0 1 9 11 9.00 2.000																					
Steve Howe, L ERA: 5.06	(7, 1) 2.0 6 0 0 0 0 0 0 0 0 0 0 0 9 16 0.00 0.000																					
Jeff Nelson, R ERA: 5.32	(9, 1) 1.0 5 1 0 0 2 1 0 0 0 0 0 0 16 29 0.00 2.000																					

Batter	1	2	3	4	5	6	7	8	9	AB	R	H	RBI	BB	SO	LOB	BOTTOM					
Wade Boggs, L OBP: 0.398, SLG: 0.415										4	1	1	0	0	0	0	Toronto Blue Jays @ New York Yankees Yankee Stadium, Bronx, NY Wed Jun 05 1996, 7:05 PM EDT Att: 17,142 - Unknown - 78 F					
Matt Howard, R OBP: 0.211, SLG: 0.235										4	1	1	0	1	0	1						
Joe Girardi, R OBP: 0.328, SLG: 0.327										4	1	1	0	1	0	2						
Paul O'Neill, L OBP: 0.469, SLG: 0.516										4	0	0	0	0	1	5						
Tino Martinez, L OBP: 0.338, SLG: 0.421										1	0	0	0	0	0	0						
Andy Fox, L OBP: 0.257, SLG: 0.182										4	0	0	0	0	0	0						
Ruben Sierra, S OBP: 0.344, SLG: 0.420										4	0	1	2	1	1	0						
Mariano Duncan, R OBP: 0.331, SLG: 0.465										3	1	1	0	0	0	3						
Jim Leyritz, R OBP: 0.354, SLG: 0.441										1	0	0	0	0	1	0						
Gerald Williams, R OBP: 0.406, SLG: 0.556										4	1	2	0	0	1	3						
Ruben Rivera, R OBP: 0.457, SLG: 0.529										3	0	0	1	0	2	1						
Derek Jeter, R OBP: 0.380, SLG: 0.386										4	2	2	2	0	1	1						
Inning Stats	R: 0 E: 0 K: 0 S: 8	H: 0 LOB: 1 BB: 1 P: 17	R: 1 E: 0 K: 1 S: 13	H: 2 LOB: 0 BB: 0 P: 16	R: 2 E: 0 K: 0 S: 11	H: 2 LOB: 1 BB: 1 P: 19	R: 0 E: 0 K: 1 S: 9	H: 0 LOB: 0 BB: 0 P: 15	R: 1 E: 1 K: 2 S: 19	H: 2 LOB: 3 BB: 1 P: 30	R: 1 E: 0 K: 0 S: 10	H: 1 LOB: 0 BB: 0 P: 17	R: 0 E: 0 K: 1 S: 8	H: 0 LOB: 0 BB: 0 P: 11	R: 2 E: 1 K: 2 S: 14	H: 3 LOB: 1 BB: 0 P: 22	R: 0 E: 0 K: 0 S: 6	H: 0 LOB: 0 BB: 0 P: 6	1B: 7 2B: 2 3B: 0 HR: 1	SF: 1 SAC: 0 DP: 0 HBP: 0	WP: 2 PB: 0 CS: 0	PA: 41
PITCHER	IP WLS BF H R ER SO BB IBB HBP BLK WP HR S P ERA WHIP																					
Pat Hentgen, R ERA: 4.0	(1, 1) 6.0 W 29 7 5 4 4 4 0 0 0 0 0 0 70 114 6.00 1.667																					
Tony Castillo, L ERA: 4.09	(7, 1) 1.0 3 0 0 0 1 0 0 0 0 0 0 0 8 11 0.00 0.000																					
Tim Lincecum, R ERA: 1.69	(8, 1) 1.0 6 3 2 2 2 0 0 0 0 0 0 0 14 22 18.00 3.000																					
Mike Timlin, R ERA: 3.86	(9, 1) 1.0 3 0 0 0 0 0 0 0 0 0 0 0 6 6 0.00 0.000																					

AB	42
R	12
H	14
RBI	9
BB	4
SO	4
LOB	19



AB	37
R	7
H	10
RBI	6
BB	3
SO	7
LOB	16



Batter	1	2	3	4	5	6	7	8	9	AB	R	H	RBI	BB	SO	LOB	TOP					
Otis Nixon, S (1, 8) <small>OBP: 0.373, SLG: 0.318</small> Juan Samuel, R (7, 9) <small>OBP: 0.270, SLG: 0.479</small>										3	0	1	0	0	1	0	Toronto Blue Jays @ New York Yankees Yankee Stadium, Bronx, NY Thu Jun 06 1996, 7:05 PM EDT Att: 18,475 - Unknown - 74 F					
Alex Gonzalez, R (1, 6) <small>OBP: 0.285, SLG: 0.418</small>										4	0	0	0	0	3	3						
Carlos Delgado, L (1, 3) <small>OBP: 0.367, SLG: 0.474</small>										4	0	0	0	0	0	0						
Joe Carter, R (1, 10) <small>OBP: 0.359, SLG: 0.564</small>										3	1	0	0	1	1	0						
Ed Sprague, R (1, 5) <small>OBP: 0.371, SLG: 0.546</small>										3	0	2	0	1	0	0						
Jacob Brumfield, R (1, 9) <small>OBP: 0.304, SLG: 0.470</small>										4	0	0	1	0	0	3						
Charlie O'Brien, R (1, 2) <small>OBP: 0.361, SLG: 0.485</small>										4	0	1	0	0	2	2						
Robert Perez, R (1, 7) <small>OBP: 0.333, SLG: 0.389</small>										3	0	2	0	0	0	1						
Tomás Pérez, S (1, 4) <small>OBP: 0.250, SLG: 0.300</small>										3	0	0	0	0	1	2						
Inning Stats	R: 0 E: 0 K: 2 S: 10	H: 0 LOB: 0 BB: 0 P: 12	R: 0 E: 0 K: 0 S: 9	H: 0 LOB: 0 BB: 0 P: 11	R: 0 E: 0 K: 2 S: 16	H: 2 LOB: 0 BB: 0 P: 20	R: 0 E: 0 K: 1 S: 9	H: 0 LOB: 1 BB: 1 P: 14	R: 0 E: 0 K: 0 S: 8	H: 1 LOB: 0 BB: 0 P: 12	R: 0 E: 0 K: 1 S: 9	H: 0 LOB: 0 BB: 0 P: 16	R: 0 E: 0 K: 1 S: 10	H: 1 LOB: 1 BB: 0 P: 17	R: 0 E: 0 K: 0 S: 6	H: 1 LOB: 1 BB: 0 P: 7	R: 1 E: 0 K: 1 S: 13	H: 1 LOB: 1 BB: 1 P: 19	1B: 3 2B: 3 3B: 0 HR: 0	SF: 0 SAC: 0 DP: 1 HBP: 0	WP: 0 PB: 0 SB: 0 CS: 0	PA: 34
PITCHER	IP WLS BF H R ER SO BB IBB HBP BLK WP HR S P ERA WHIP																					
Andy Pettitte, L (1, 1) <small>ERA: 4.15</small>	9.0 W 34 6 1 1 8 2 0 0 0 0 0 0 90 128 1.00 0.889																					

Batter	1	2	3	4	5	6	7	8	9	AB	R	H	RBI	BB	SO	LOB	BOTTOM			
Wade Boggs, L (1, 5) <small>OBP: 0.400, SLG: 0.417</small> Matt Howard, R (8, FH) <small>OBP: 0.200, SLG: 0.222</small>										4	2	2	0	0	0	0	Toronto Blue Jays @ New York Yankees Yankee Stadium, Bronx, NY Thu Jun 06 1996, 7:05 PM EDT Att: 18,475 - Unknown - 74 F			
Bernie Williams, S (1, 8) <small>OBP: 0.404, SLG: 0.529</small>										4	1	3	2	0	1	0				
Paul O'Neill, L (1, 9) <small>OBP: 0.465, SLG: 0.510</small>										4	1	1	1	0	1	2				
Tino Martínez, L (1, 3) <small>OBP: 0.340, SLG: 0.427</small>										4	1	2	2	0	1	0				
Ruben Sierra, S (1, 10) <small>OBP: 0.338, SLG: 0.411</small>										4	0	0	0	0	2	2				
Jim Leyritz, R (1, 2) <small>OBP: 0.359, SLG: 0.434</small>										2	1	0	0	2	1	0				
Mariano Duncan, R (1, 4) <small>OBP: 0.338, SLG: 0.470</small> Andy Fox, L (7, PR) <small>OBP: 0.267, SLG: 0.239</small>										3	0	2	0	0	1	0				
Gerald Williams, R (1, 7) <small>OBP: 0.408, SLG: 0.554</small>										4	0	2	0	0	0	1				
Derek Jeter, R (1, 6) <small>OBP: 0.378, SLG: 0.383</small>										4	1	1	0	0	1	4				
Inning Stats	R: 0 E: 0 K: 1 S: 9	H: 1 LOB: 0 BB: 0 P: 14	R: 0 E: 0 K: 2 S: 10	H: 1 LOB: 0 BB: 0 P: 16	R: 2 E: 0 K: 1 S: 18	H: 4 LOB: 1 BB: 0 P: 27	R: 0 E: 0 K: 0 S: 9	H: 0 LOB: 0 BB: 0 P: 12	R: 0 E: 0 K: 0 S: 11	H: 0 LOB: 0 BB: 0 P: 17	R: 0 E: 0 K: 0 S: 6	H: 1 LOB: 0 BB: 0 P: 11	R: 0 E: 0 K: 2 S: 17	H: 2 LOB: 3 BB: 1 P: 26	R: 6 E: 0 K: 2 S: 26	H: 6 LOB: 1 BB: 1 P: 46	1B: 10 2B: 4 3B: 0 HR: 1	SF: 0 SAC: 0 DP: 3 HBP: 0	WP: 0 PB: 0 SB: 0 CS: 1	PA: 37
PITCHER	IP WLS BF H R ER SO BB IBB HBP BLK WP HR S P ERA WHIP																			
Paul Quantrill, R (1, 1) <small>ERA: 5.69</small> Woody Williams, R (7, 1) <small>ERA: 7.71</small> Paul Spoljaric, L (8, 1) <small>ERA: 18.0</small>	6.2 L 26 8 2 2 2 0 0 0 0 0 0 0 10 14 2.70 1.350	0.1 3 2 2 2 0 0 0 0 0 0 0 0 10 14 54.00 6.000	1.0 8 4 4 4 2 0 1 0 0 0 0 1 21 39 36.00 4.000																	

AB	32
R	1
H	6
RBI	1
BB	2
SO	8
LOB	12



AB	35
R	8
H	14
RBI	8
BB	2
SO	9
LOB	10



Batter	1	2	3	4	5	6	7	8	9	AB	R	H	RBI	BB	SO	LOB	TOP					
Jacob Brumfield, R OBP: 0.299, SLG: 0.456 (1, 8)	F3		G4-3		G6-4-3			K		4	0	0	0	0	1	2						
Alex Gonzalez, R OBP: 0.284, SLG: 0.414 (1, 6)	K					G3		K		4	0	1	0	0	2	0						
Juan Samuel, R OBP: 0.256, SLG: 0.453 (1, 9)	G1-3					L6		G6-3		4	0	0	0	0	1	1						
Joe Carter, R OBP: 0.351, SLG: 0.550 (1, 3)		F8				E4			L7	4	0	1	0	0	0	0						
Ed Sprague, R OBP: 0.367, SLG: 0.549 (1, 10)	F8					F5				4	0	1	0	0	0	3						
Charlie O'Brien, R OBP: 0.358, SLG: 0.472 (1, 2)	G6-3								L7	3	0	0	0	0	0	1						
Robert Perez, R OBP: 0.323, SLG: 0.373 (1, 7)			G5-3		G5-3			L5		4	0	0	0	0	0	4						
Domingo Cedeño, S OBP: 0.351, SLG: 0.393 (1, 4)										3	0	2	0	0	0	0						
Tomas Perez, S OBP: 0.222, SLG: 0.259 (1, 5)										3	0	0	0	0	0	3						
Inning Stats	R: 0 E: 0 K: 1 S: 8	H: 0 LOB: 0 BB: 0 P: 10	R: 0 E: 0 K: 0 S: 8	H: 0 LOB: 0 BB: 0 P: 12	R: 0 E: 0 K: 0 S: 8	H: 1 LOB: 1 BB: 0 P: 9	R: 0 E: 0 K: 1 S: 19	H: 2 LOB: 3 BB: 0 P: 28	R: 0 E: 0 K: 0 S: 4	H: 1 LOB: 0 BB: 0 P: 4	R: 0 E: 1 K: 0 S: 11	H: 0 LOB: 1 BB: 0 P: 13	R: 0 E: 1 K: 0 S: 10	H: 0 LOB: 1 BB: 0 P: 12	R: 0 E: 0 K: 2 S: 8	H: 0 LOB: 0 BB: 0 P: 11	R: 0 E: 0 K: 0 S: 11	H: 1 LOB: 1 BB: 0 P: 15	1B: 5 2B: 0 3B: 0 HR: 0	SF: 0 SAC: 0 DP: 1 HBP: 1	WP: 0 PB: 0 SB: 0 CS: 0	PA: 34
PITCHER Darren Oliver, L ERA: 3.88 (1, 1)	IP: 9.0 WLS: W BF: 34 H: 5 R: 0 ER: 0 SO: 4 BB: 0 IBB: 0 HBP: 1 BLK: 0 WP: 0 HR: 0 S: 87 P: 114 ERA: 0.00 WHIP: 0.556											PITCHER	IP: 9.0 WLS: W BF: 34 H: 5 R: 0 ER: 0 SO: 4 BB: 0 IBB: 0 HBP: 1 BLK: 0 WP: 0 HR: 0 S: 87 P: 114 ERA: 0.00 WHIP: 0.556									

Toronto Blue Jays @ Texas Rangers
The Ballpark at Arlington, Arlington, TX
Sat Jun 08 1996, 8:05 PM EDT
Att: 43,439 - Unknown - 74 F

AB	33
R	0
H	5
RBI	0
BB	0
SO	4
LOB	14

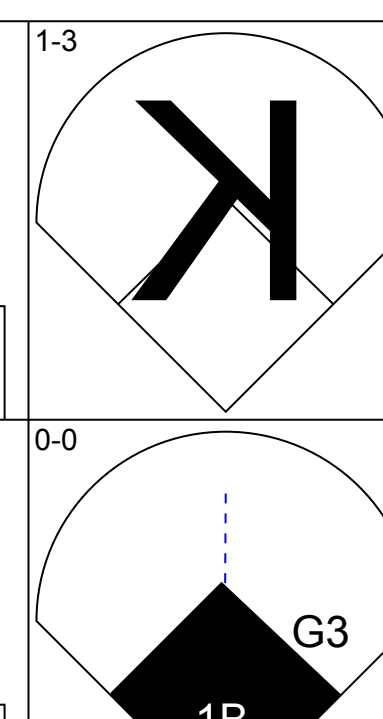
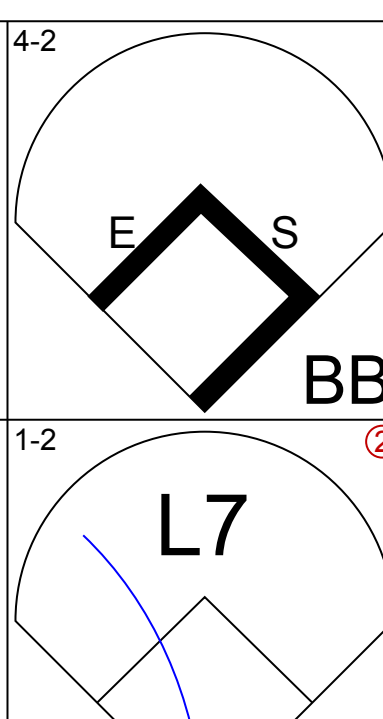
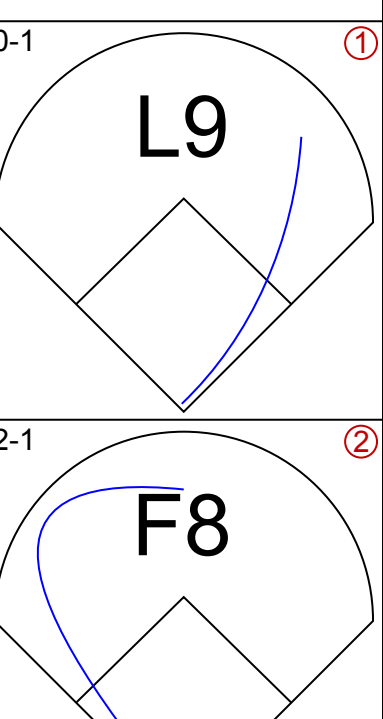
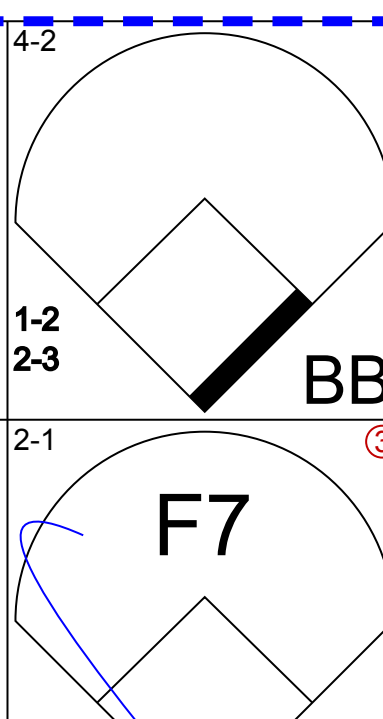
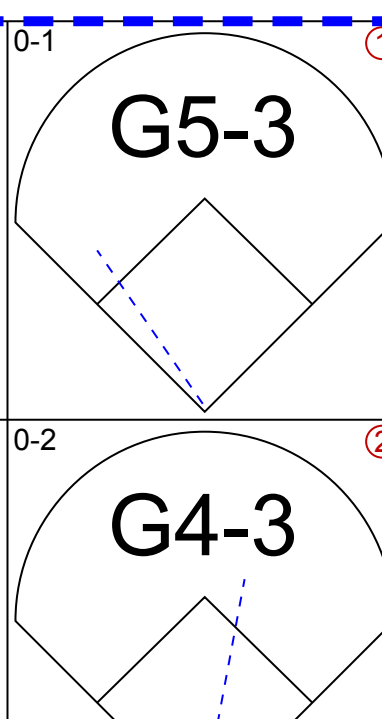
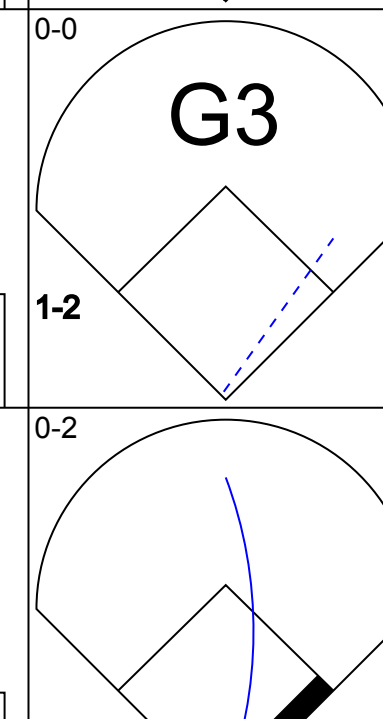
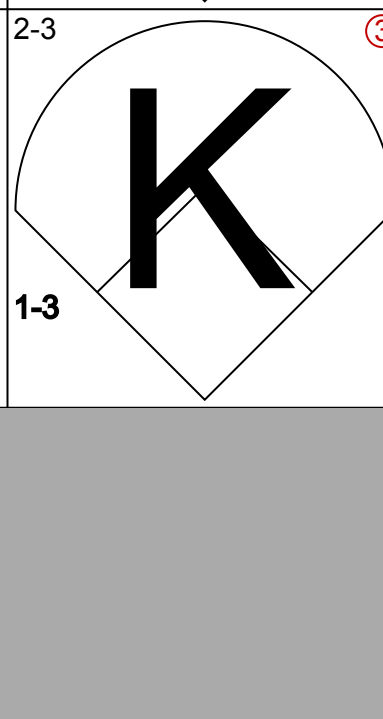

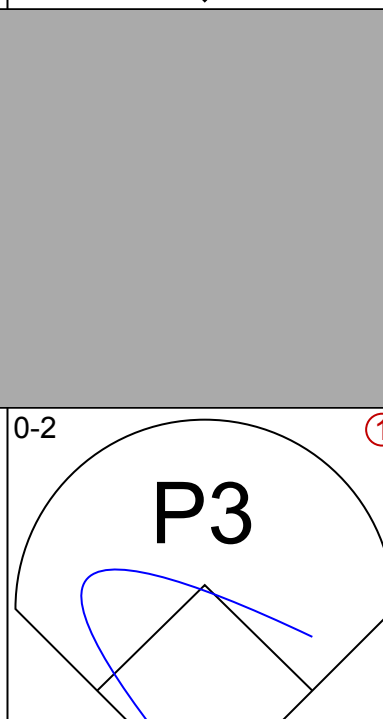
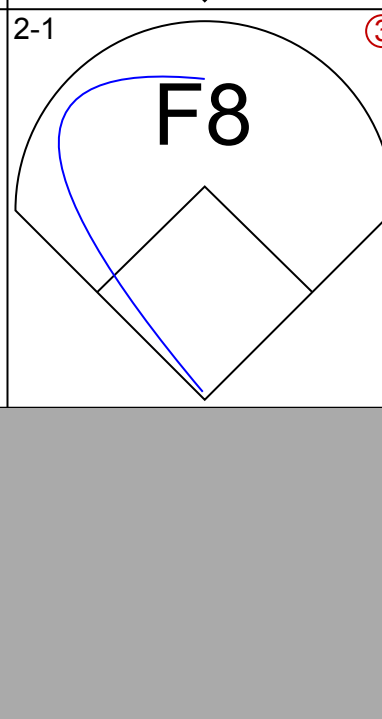
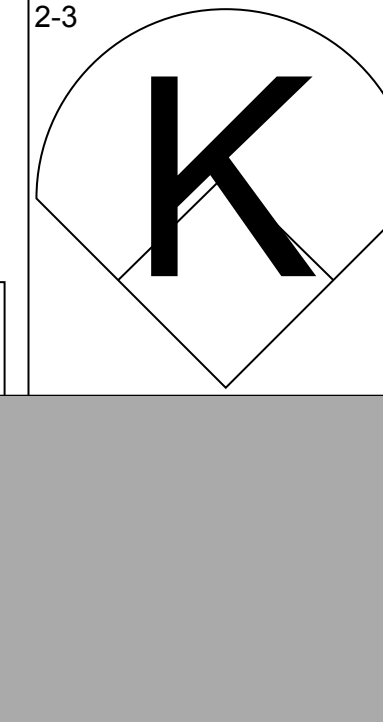




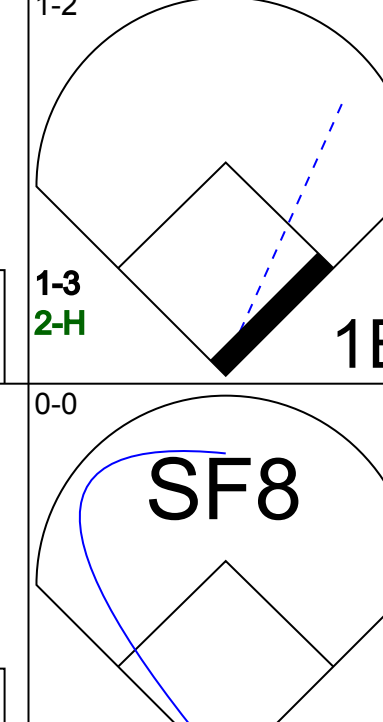
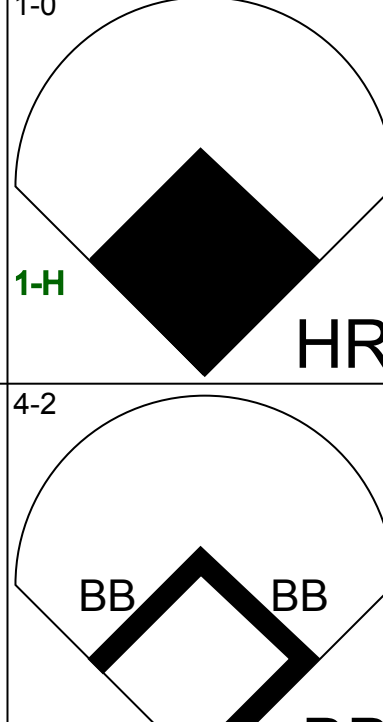


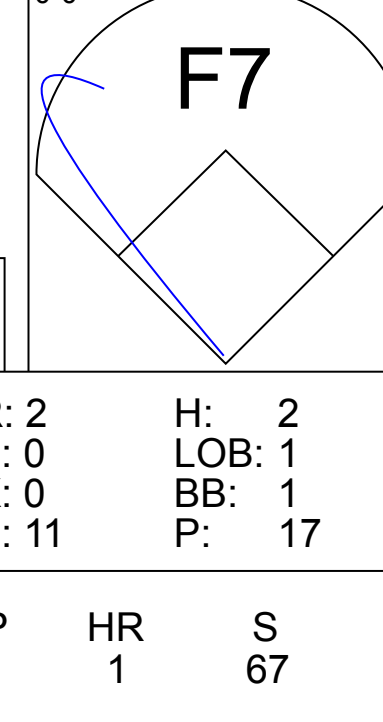
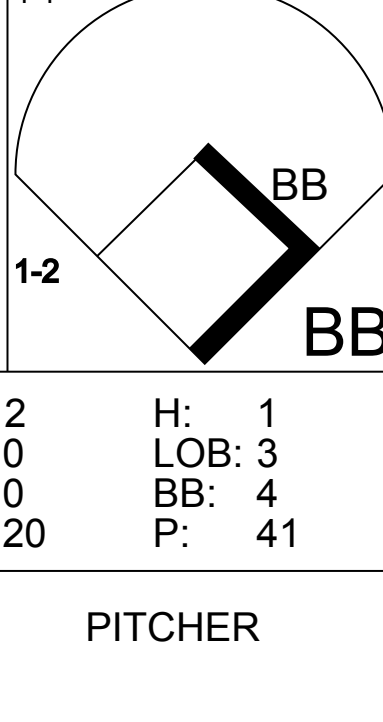

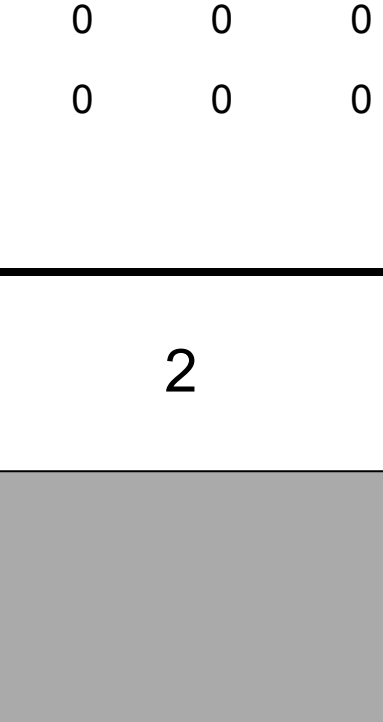
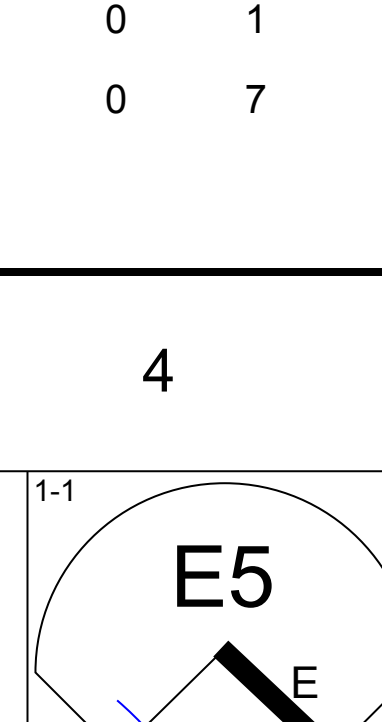
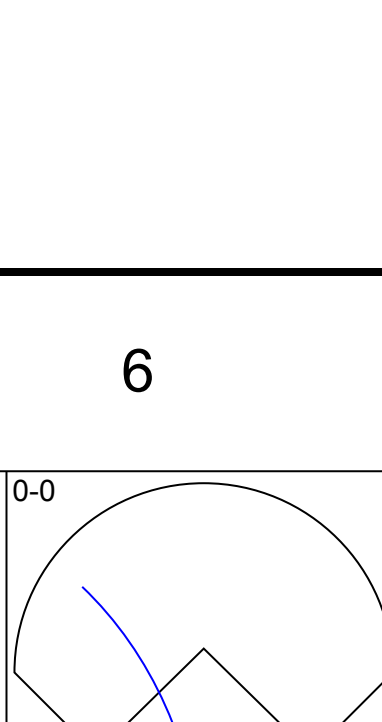
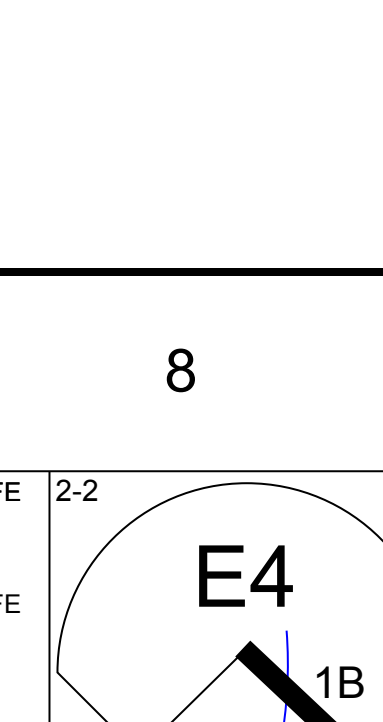

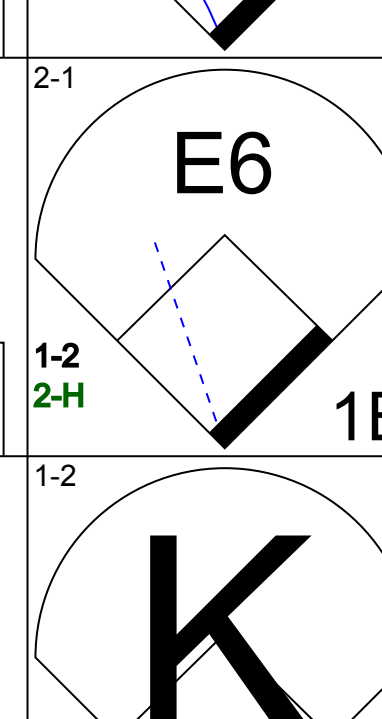
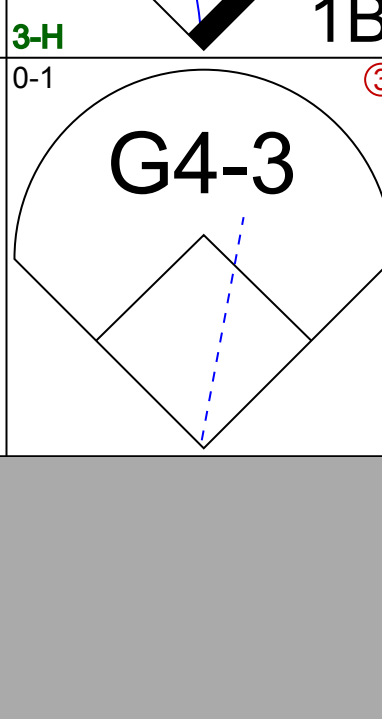
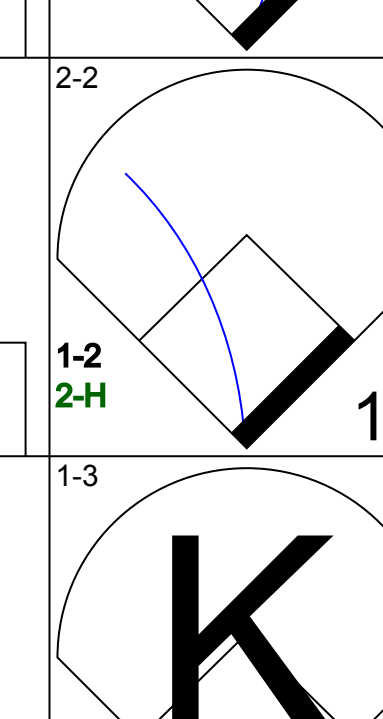
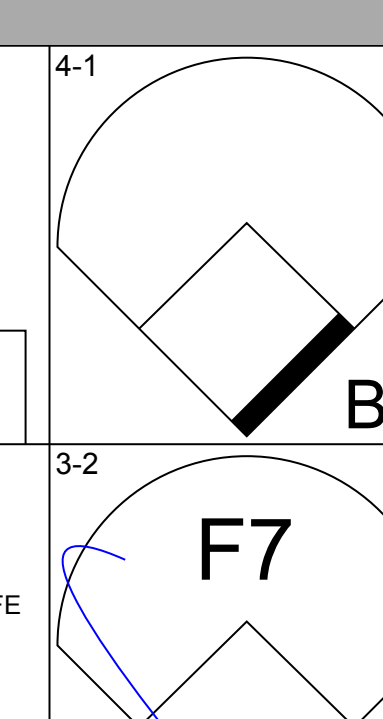




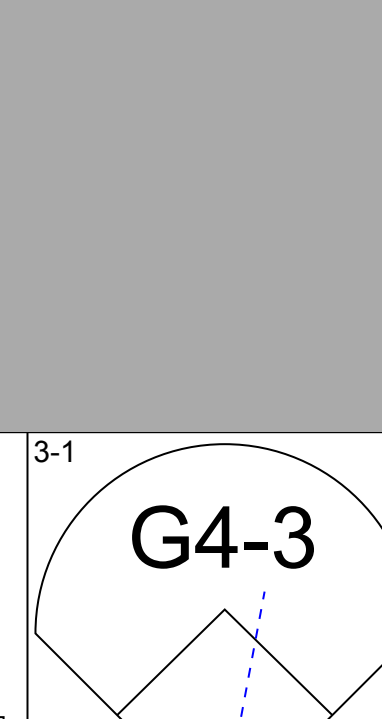
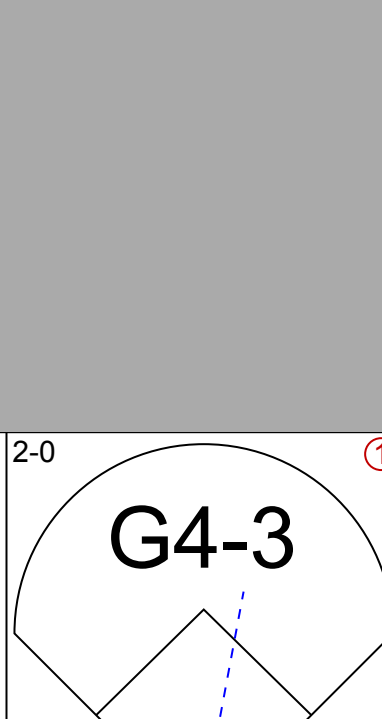
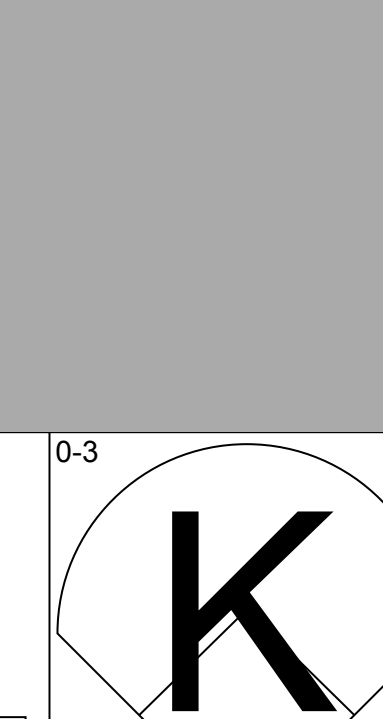


Batter	1	2	3	4	5	6	7	8	9	AB	R	H	RBI	BB	SO	LOB	BOTTOM			
Darryl Hamilton, L OBP: 0.370, SLG: 0.402 (1, 8)	G4-3		G4-6-3				G4-3			4	0	0	0	0	1	3				
Ivan Rodriguez, R OBP: 0.351, SLG: 0.474 (1, 2)								G6-3		4	1	1	0	0	1	0				
29 Rusty Greer, L OBP: 0.393, SLG: 0.500 (1, 7)										3	1	1	1	1	0	0				
Juan Gonzalez, R OBP: 0.338, SLG: 0.511 Lou Frazier, S OBP: 0.342, SLG: 0.371 (8, PR)										4	0	0	0	0	0	2				
Mickey Tettleton, S OBP: 0.417, SLG: 0.508 (1, 3)										3	0	0	0	1	1	3				
Dean Palmer, R OBP: 0.353, SLG: 0.538 (1, 5)										3	0	2	1	1	1	0				
Warren Newson, L OBP: 0.414, SLG: 0.469 (1, 9)										3	0	1	0	1	0	2				
Mark McLemore, S OBP: 0.386, SLG: 0.370 (1, 4)										2	0	0	0	0	1	3				
Kevin Elster, R OBP: 0.284, SLG: 0.481 (1, 6)										2	0	0	0	1	1	2				
Inning Stats	R: 1 E: 0 K: 1 S: 18	H: 2 LOB: 1 BB: 0 P: 29	R: 0 E: 0 K: 2 S: 10	H: 0 LOB: 0 BB: 0 P: 14	R: 0 E: 0 K: 1 S: 10	H: 0 LOB: 0 BB: 1 P: 15	R: 0 E: 0 K: 0 S: 18	H: 1 LOB: 3 BB: 2 P: 31	R: 0 E: 0 K: 1 S: 8	H: 0 LOB: 0 BB: 0 P: 13	R: 0 E: 0 K: 0 S: 9	H: 0 LOB: 0 BB: 0 P: 14	R: 0 E: 0 K: 1 S: 11	H: 1 LOB: 2 BB: 1 P: 20	R: 1 E: 1 K: 0 S: 10	H: 1 LOB: 2 BB: 1 P: 16	1B: 3 2B: 2 3B: 0 HR: 0	SF: 0 SAC: 1 DP: 1 HBP: 0	WP: 0 PB: 0 SB: 0 CS: 0	PA: 34
PITCHER Juan Guzman, R ERA: 2.82 Tony Castillo, L ERA: 3.95 Tim Crabtree, R ERA: 1.63 (1, 1) (6, 1) (8, 1)	IP: 5.0 WLS: L BF: 20 H: 3 R: 1 ER: 1 SO: 5 BB: 3 IBB: 0 HBP: 0 BLK: 0 WP: 0 HR: 0 S: 64 P: 102 ERA: 1.80 WHIP: 1.200											PITCHER	IP: 5.0 WLS: L BF: 20 H: 3 R: 1 ER: 1 SO: 5 BB: 3 IBB: 0 HBP: 0 BLK: 0 WP: 0 HR: 0 S: 64 P: 102 ERA: 1.80 WHIP: 1.200							

Toronto Blue Jays @ Texas Rangers
The Ballpark at Arlington, Arlington, TX
Sat Jun 08 1996, 8:05 PM EDT
Att: 43,439 - Unknown - 74 F

AB	28
R	2
H	5
RBI	2
BB	5
SO	6
LOB	15

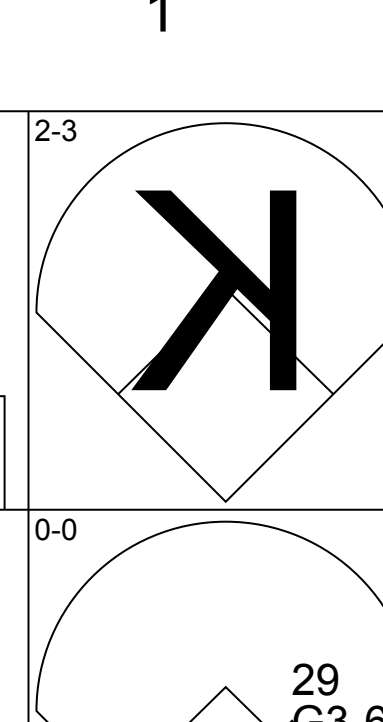
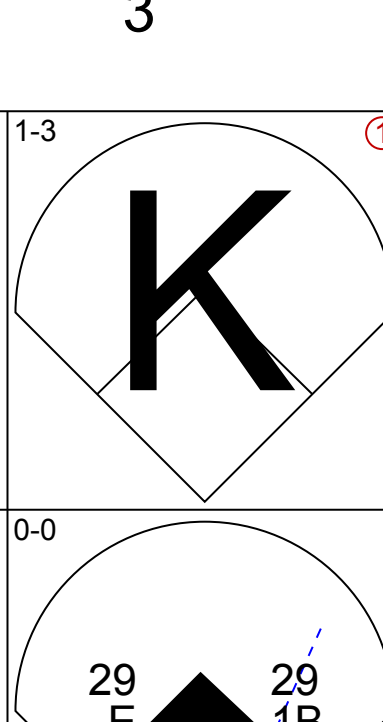
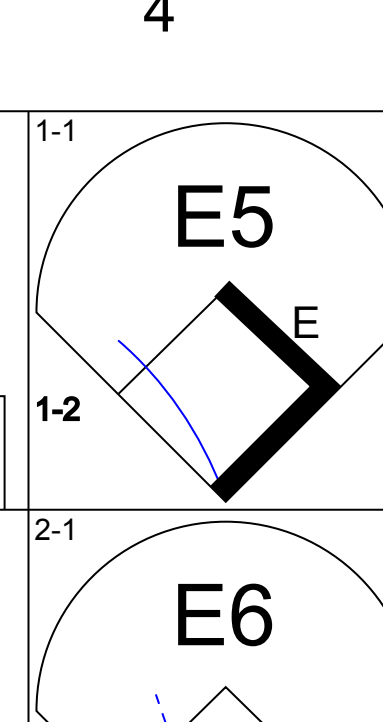
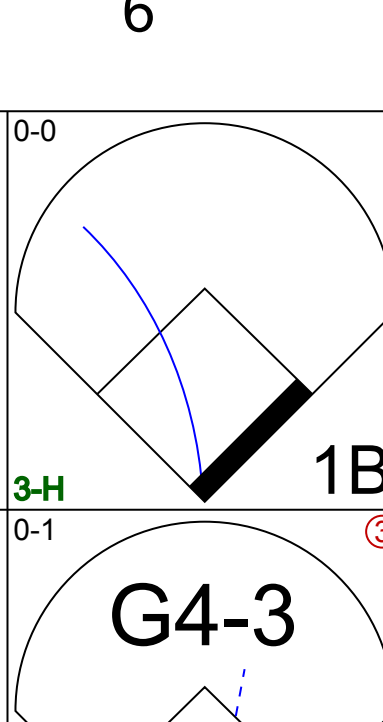
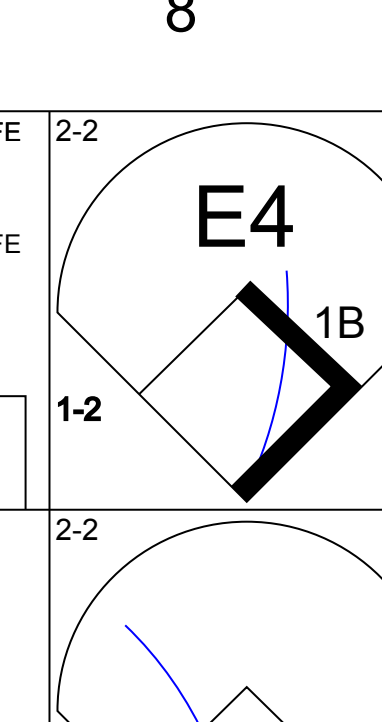
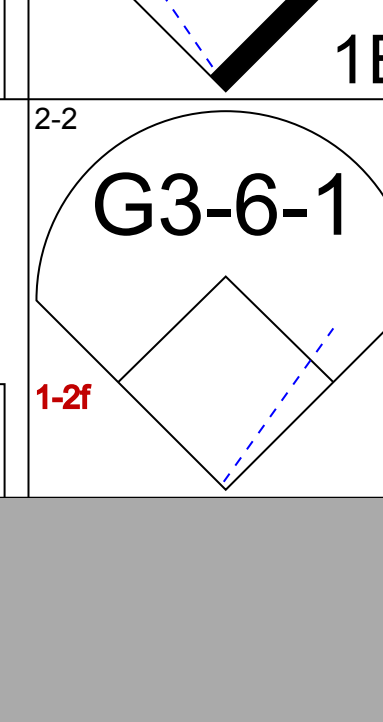
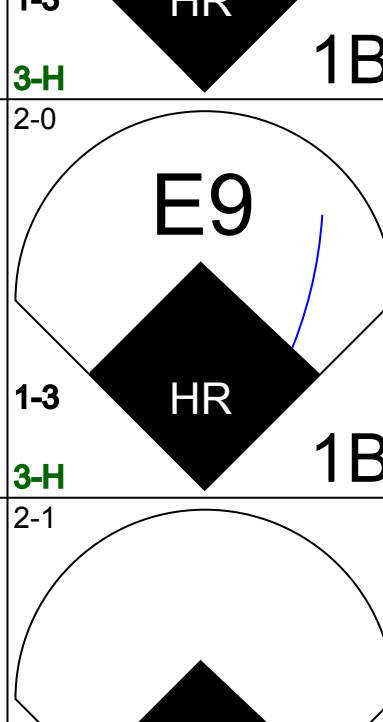
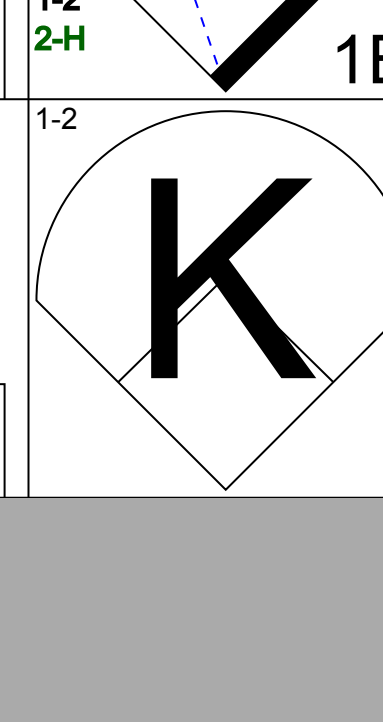

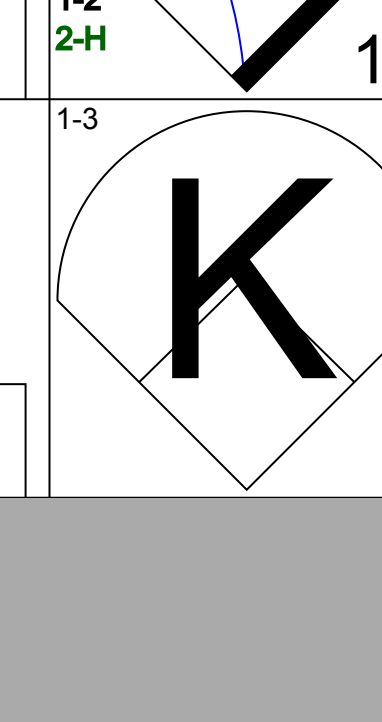

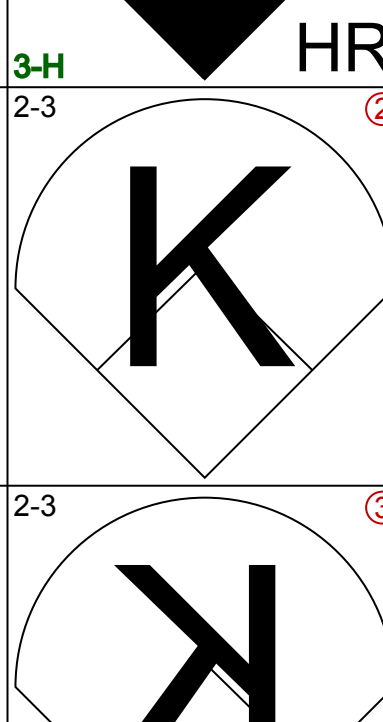



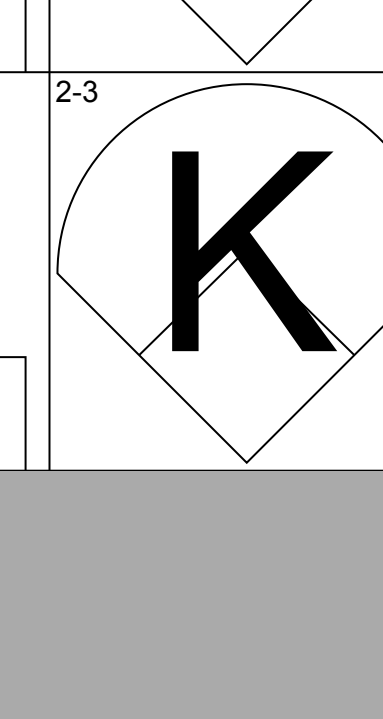
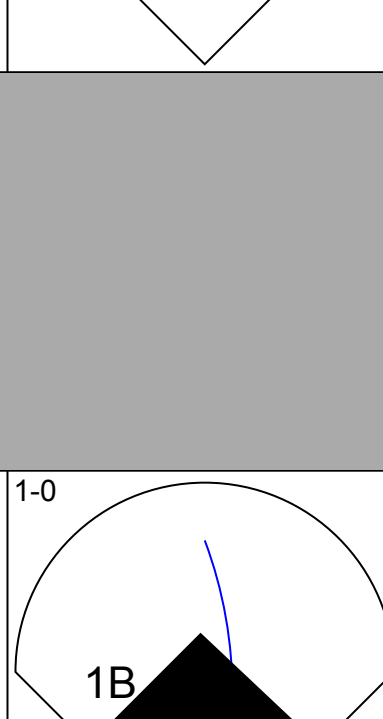


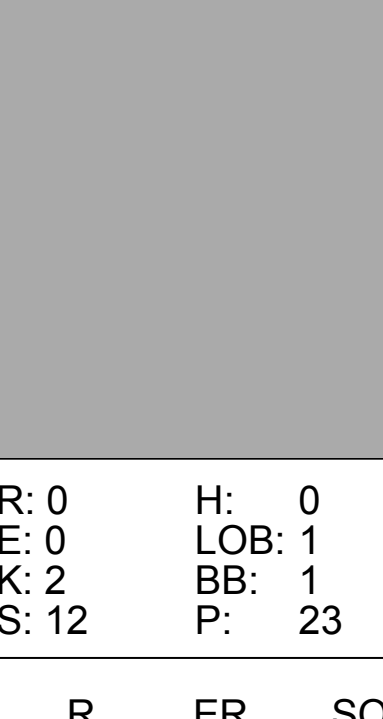
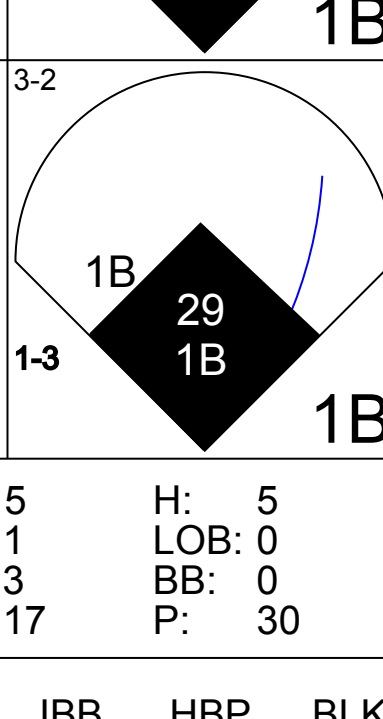
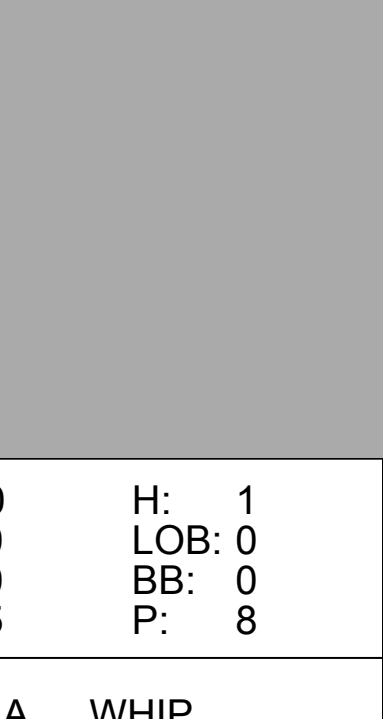
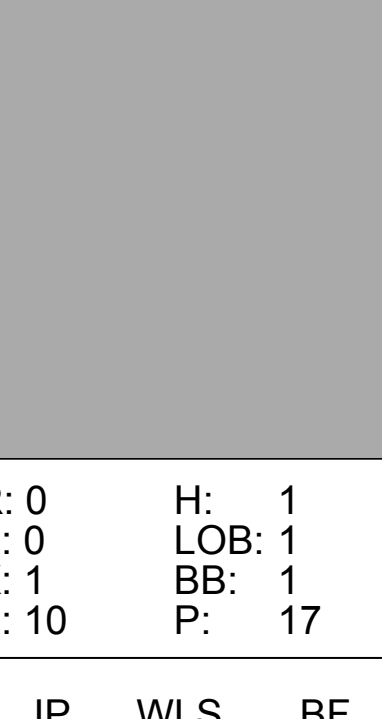


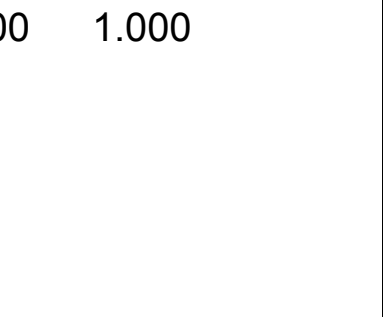



Batter	1	2	3	4	5	6	7	8	9	AB	R	H	RBI	BB	SO	LOB	TOP					
Jacob Brumfield, R OBP: 0.302, SLG: 0.445										3	0	0	0	2	1	0						
Domingo Cadeno, S OBP: 0.347, SLG: 0.388										5	1	1	0	0	0	4						
Carlos Delgado, L OBP: 0.368, SLG: 0.493										5	0	0	0	0	3	2						
Joe Carter, R OBP: 0.353, SLG: 0.553										4	1	2	1	0	0	0						
Ed Sprague, R OBP: 0.369, SLG: 0.544										2	1	0	0	2	1	1						
John Olerud, L OBP: 0.385, SLG: 0.475										4	1	0	0	0	0	3						
Shawn Green, L OBP: 0.289, SLG: 0.367										3	1	2	3	0	0	0						
Robert Perez, R OBP: 0.317, SLG: 0.367										2	1	1	2	1	0	0						
Charlie O'Brien, R OBP: 0.362, SLG: 0.500										3	0	0	0	1	1	1						
Alex Gonzalez, R OBP: 0.284, SLG: 0.408																						
Inning Stats	R: 1 E: 0 K: 2 S: 11	H: 2 LOB: 1 BB: 0 P: 14	R: 0 E: 0 K: 0 S: 7	H: 0 LOB: 0 BB: 0 P: 13	R: 0 E: 0 K: 2 S: 18	H: 0 LOB: 1 BB: 1 P: 28	R: 2 E: 0 K: 0 S: 11	H: 2 LOB: 1 BB: 1 P: 17	R: 0 E: 0 K: 1 S: 7	H: 0 LOB: 0 BB: 0 P: 9	R: 2 E: 0 K: 0 S: 20	H: 1 LOB: 3 BB: 4 P: 41	R: 0 E: 0 K: 1 S: 6	H: 0 LOB: 0 BB: 0 P: 9	R: 1 E: 0 K: 1 S: 14	H: 1 LOB: 0 BB: 0 P: 17	R: 0 E: 0 K: 0 S: 7	H: 0 LOB: 0 BB: 0 P: 9	1B: 3 2B: 1 3B: 0 HR: 2	SF: 1 SAC: 0 DP: 0 HBP: 0	WP: 0 PB: 0 SB: 2 CS: 0	PA: 39
PITCHER	IP WLS BF H R ER SO BB IBB HBP BLK WP HR S P ERA WHIP																					
Bobby Witt, R ERA: 6.16	(1, 1) 5.2 W 27 5 5 5 5 5 0 0 0 0 0 1 67 109 7.94 1.765																					
Dennis Cook, L ERA: 3.0	(6, 1) 2.0 8 1 1 1 2 1 0 0 0 0 0 1 26 38 4.50 1.000																					
Jeff Russell, R ERA: 3.79	(8, 1) 0.1 1 0 0 0 0 0 0 0 0 0 0 0 1 1 0.00 0.000																					
Mike Henneman, R ERA: 5.66	(9, 1) 1.0 S 3 0 0 0 0 0 0 0 0 0 0 0 7 9 0.00 0.000																					

Toronto Blue Jays @ Texas Rangers
The Ballpark at Arlington, Arlington, TX
Sun Jun 09 1996, 4:33 AM EDT
Att: 41,605 - Sunny - 85 F

AB 32
R 6
H 6
RBI 6
BB 6
SO 7
LOB 11



Batter	1	2	3	4	5	6	7	8	9	AB	R	H	RBI	BB	SO	LOB	BOTTOM					
Darryl Hamilton, L OBP: 0.367, SLG: 0.398										5	0	1	1	0	2	4						
Mark McLemore, S OBP: 0.395, SLG: 0.381										5	1	4	2	0	0	1						
29 Rusty Greer, L OBP: 0.394, SLG: 0.495										4	1	1	1	1	2	5						
Juan Gonzalez, R OBP: 0.355, SLG: 0.543										3	1	3	3	1	0	0						
Mickey Tettleton, S OBP: 0.409, SLG: 0.497										4	0	0	0	0	2	4						
Dean Palmer, R OBP: 0.347, SLG: 0.528										4	0	0	0	0	2	3						
Warren Newson, L OBP: 0.400, SLG: 0.451										4	0	0	0	0	2	1						
Dave Valle, R OBP: 0.382, SLG: 0.414										2	1	1	0	0	1	0						
Ivan Rodriguez, R OBP: 0.352, SLG: 0.479										2	1	1	0	0	1	0						
Rene Gonzales, R OBP: 0.429, SLG: 0.385										4	3	3	0	0	0	1						
Inning Stats	R: 0 E: 0 K: 1 S: 8	H: 1 LOB: 0 BB: 0 P: 12	R: 0 E: 0 K: 2 S: 12	H: 0 LOB: 1 BB: 1 P: 23	R: 5 E: 1 K: 3 S: 17	H: 5 LOB: 0 BB: 0 P: 30	R: 1 E: 2 K: 2 S: 15	H: 2 LOB: 2 BB: 0 P: 23	R: 0 E: 0 K: 0 S: 5	H: 1 LOB: 0 BB: 0 P: 8	R: 1 E: 0 K: 0 S: 8	H: 2 LOB: 1 BB: 0 P: 12	R: 0 E: 0 K: 1 S: 10	H: 1 LOB: 1 BB: 1 P: 17	R: 1 E: 1 K: 3 S: 18	H: 2 LOB: 2 BB: 0 P: 24	R: 0 E: 0 K: 0 S: 7	H: 0 LOB: 0 BB: 0 P: 9	1B: 12 2B: 1 3B: 0 HR: 1	SF: 0 SAC: 0 DP: 3 HBP: 0	WP: 0 PB: 0 SB: 0 CS: 0	PA: 39
PITCHER	IP WLS BF H R ER SO BB IBB HBP BLK WP HR S P ERA WHIP																					
Erik Hanson, R ERA: 5.98	(1, 1) 6.0 L 31 12 7 6 8 2 0 0 0 0 0 0 67 114 9.00 2.333																					
Tim Crabtree, R ERA: 1.52	(7, 1) 2.0 8 2 1 0 4 0 0 0 0 0 0 0 26 35 0.00 1.000																					

Toronto Blue Jays @ Texas Rangers
The Ballpark at Arlington, Arlington, TX
Sun Jun 09 1996, 4:33 AM EDT
Att: 41,605 - Sunny - 85 F

AB 37
R 8
H 14
RBI 7
BB 2
SO 12
LOB 19



Batter	1	2	3	4	5	6	7	8	9	AB	R	H	RBI	BB	SO	LOB	TOP										
Jacob Brumfield, R OBP: 0.291, SLG: 0.459	1-0 HR	2-1 G6-3			2-2 G6-3		2-2 P3		1-2 FC6-4	5	1	1	1	0	0	2											
Alex Gonzalez, R OBP: 0.360, SLG: 0.414	4-2 1B BB		1-3 K			2-2 G6-3	1-2 2B			3	1	1	0	1	1	0											
Juan Samuel, R OBP: 0.276, SLG: 0.458	0-0 1-H 1B		1-3 K			1-3 K	1-3 K			4	0	1	1	0	3	1											
Joe Carter, R OBP: 0.356, SLG: 0.561	3-2 G6-3		0-1 F7			2-2 1B 1B		2-2 G5-4-3 1B		4	1	2	0	0	0	1											
Ed Sprague, R OBP: 0.363, SLG: 0.539	3-1 G1-3			0-0 F4		0-0 1B 1B		0-1 G5-4-3 1B		4	1	1	0	0	0	2											
Robert Perez, R OBP: 0.324, SLG: 0.368	1-3 K			1-1 G5-3		3-2 WP HBP 1B		3-3 K		3	0	1	1	0	1	1											
Shawn Green, L OBP: 0.289, SLG: 0.381						1-3 2-H 1B				1	0	0	0	0	1	0											
Charlie O'Brien, R OBP: 0.360, SLG: 0.478		1-0 F7		0-1 F8		3-2 WP HBP			0-0 L4	2	0	0	0	0	0	0											
John Olerud, L OBP: 0.384, SLG: 0.476						1-2 1B				1	0	0	0	0	0	0											
Domingo Cedeño, S OBP: 0.338, SLG: 0.376		0-0 L7			0-2 G6-3	2-3 K			0-0 FC6-4 1B	4	0	1	0	0	1	2											
Tomas Perez, S OBP: 0.206, SLG: 0.265		3-2 2B			2-3 K				1-3 K	3	0	1	0	0	1	0											
Carlos Delgado, L OBP: 0.369, SLG: 0.496							2-1 G4-3			1	0	0	0	0	1	1											
Inning Stats	R: 2 E: 1 K: 1 S: 13	H: 2 LOB: 1 BB: 1 P: 25	R: 0 E: 0 K: 0 S: 7	H: 1 LOB: 1 BB: 0 P: 13	R: 0 E: 0 K: 2 S: 8	H: 0 LOB: 0 BB: 0 P: 10	R: 0 E: 0 K: 0 S: 5	H: 0 LOB: 0 BB: 0 P: 6	R: 0 E: 0 K: 1 S: 11	H: 0 LOB: 0 BB: 0 P: 15	R: 2 E: 0 K: 2 S: 19	H: 3 LOB: 2 BB: 0 P: 32	R: 0 E: 0 K: 1 S: 15	H: 1 LOB: 1 BB: 0 P: 21	R: 0 E: 0 K: 1 S: 10	H: 1 LOB: 0 BB: 0 P: 15	R: 0 E: 0 K: 1 S: 9	H: 1 LOB: 1 BB: 0 P: 11	1B: 6 2B: 2 3B: 0 HR: 1	SF: 0 SAC: 0 DP: 1 HBP: 1	WP: 1 PB: 0 SB: 0 CS: 0	PA: 37					
PITCHER	IP	WLS	BF	H	R	ER	SO	BB	IBB	HBP	BLK	WP	HR	S	P	ERA	WHIP										
Chuck Finley, L ERA: 4.15	6.0	W	26	6	4	3	6	1	0	1	0	1	1	63	101	4.50	1.167										
Rich Monteleone, R ERA:	2.0		7	2	0	0	2	0	0	0	0	0	0	25	36	0.00	1.000										
Mike James, R ERA: 1.56	1.0	S	4	1	0	0	1	0	0	0	0	0	0	9	11	0.00	1.000										

Toronto Blue Jays @ California Angels
Anaheim Stadium, Anaheim, CA
Thu Jun 13 1996, 10:05 PM EDT
Att: 20,528 - Unknown - 72 F

AB 35
R 4
H 9
RBI 3
BB 1
SO 9
LOB 10

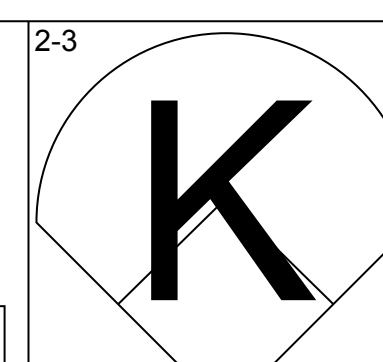


Batter	1	2	3	4	5	6	7	8	9	AB	R	H	RBI	BB	SO	LOB	BOTTOM										
Orlando Palmeiro, L OBP: 0.324, SLG: 0.267	3-2 16 G3-1 1B		3-2 G4-6-3 1B		0-0 B5-3	0-2 E6		2 SAFE 4-1		4	0	2	0	1	0	2											
Don Slaught, R OBP: 0.379, SLG: 0.508	1-3 K		1-0 G4-6-3		2-1 G4-3	1-0 P6		0-0 BB		4	0	0	1	0	1	5											
16 Garret Anderson, L OBP: 0.320, SLG: 0.443	0-0 G3-1		0-1 HR		0-1 F7		0-3 K	0-1 G6-3		5	1	1	1	0	1	3											
Tim Salmon, R OBP: 0.357, SLG: 0.492	2-1 G6-3		2-1 G6-3			0-0 HR				4	1	1	1	0	1	1											
Chili Davis, S OBP: 0.389, SLG: 0.534		2-2 G4-3		3-2 F9 E 1B		1-0 G5-3		1-1 FC6-4 1B		4	0	2	0	0	0	0											
Tim Lincecum, R OBP: 0.325, SLG: 0.458		0-0		1-3 K		1-3 K		2-2 FC6-4		4	1	1	0	0	2	2											
Randy Velarde, R OBP: 0.351, SLG: 0.381		HR 1B						1-2 FC6-4		0	0	0	0	0	0	0											
Jack Howell, L OBP: 0.307, SLG: 0.521		3-3 K		1-1 E1		3-2 HBP BB E 1B		0-0 G6-3		4	1	1	0	0	1	2											
Damon Easley, R OBP: 0.297, SLG: 0.424		0-0 HR		0-1 F9		4-0 E HBP BB		1-0 BB 1B SF9 1B		3	2	2	2	1	0	2											
Gary Disarcina, R OBP: 0.250, SLG: 0.266		1-0 G5-3		0-0 G4-3		1-2 E HBP		1-2 SF9 BB 1B		3	0	1	0	0	0	2											
Inning Stats	R: 0 E: 0 K: 1 S: 12	H: 1 LOB: 1 BB: 0 P: 18	R: 2 E: 0 K: 1 S: 9	H: 2 LOB: 0 BB: 0 P: 15	R: 1 E: 0 K: 0 S: 9	H: 2 LOB: 0 BB: 0 P: 15	R: 0 E: 0 K: 1 S: 12	H: 1 LOB: 2 BB: 0 P: 17	R: 0 E: 0 K: 1 S: 5	H: 0 LOB: 0 BB: 0 P: 7	R: 2 E: 0 K: 1 S: 17	H: 2 LOB: 3 BB: 1 P: 28	R: 0 E: 0 K: 2 S: 13	H: 1 LOB: 1 BB: 0 P: 17	R: 1 E: 0 K: 0 S: 9	H: 2 LOB: 2 BB: 1 P: 15	1B: 8 2B: 0 3B: 0 HR: 3	SF: 1 SAC: 0 DP: 1 HBP: 1	WP: 0 PB: 0 SB: 1 CS: 0	PA: 39							
PITCHER	IP	WLS	BF	H	R	ER	SO	BB	IBB	HBP	BLK	WP	HR	S	P	ERA	WHIP										
Juan Guzman, R ERA: 3.03	6.0	L	29	8	5	4	4	1	0	1	0	0	0	22	32	4.50	2.000										
Tim Crabtree, R ERA: 1.02	2.0		10	3	1	1	2	1	0	0	0	0	0	22	32	4.50	2.000										

Toronto Blue Jays @ California Angels
Anaheim Stadium, Anaheim, CA
Thu Jun 13 1996, 10:05 PM EDT
Att: 20,528 - Unknown - 72 F

AB 35
R 6
H 11
RBI 5
BB 2
SO 6
LOB 19




Batter	1	2	3	4	5	6	7	8	9	AB	R	H	RBI	BB	SO	LOB	TOP					
Alex Gonzalez, R OBP: 0.289, SLG: 0.405			G5-3			F7			WP 1B	5	0	2	1	0	1	0	Toronto Blue Jays @ California Angels Anaheim Stadium, Anaheim, CA Sun Jun 16 1996, 6:33 AM EDT Att: 22,979 - Sunny - 80 F					
Mike Huff, R OBP: 0.125, SLG: 0.125	HR 1B		K			G5-3			2-H 1B	5	1	1	0	0	3	2						
Juan Samuel, R OBP: 0.269, SLG: 0.438 John Olerud, L OBP: 0.380, SLG: 0.466	F9		G5-3			HR 1B			1-2	3	1	1	0	0	0	1						
Joe Carter, R OBP: 0.359, SLG: 0.585	HR			L5		P4				4	1	1	2	0	0	1						
Ed Sprague, R OBP: 0.362, SLG: 0.542	1B			G6-3 E BB		HR			G5-3	3	2	2	2	1	0	0						
Robert Perez, R OBP: 0.321, SLG: 0.360	L5			G6-3 1-2		2B 1B			L7	4	0	1	0	0	0	2						
Sandy Martinez, L OBP: 0.292, SLG: 0.338 Charlie O'Brien, R OBP: 0.371, SLG: 0.487		L7		E7 2-H 1B		2B			1B 2B	3	0	2	1	0	0	0						
Domingo Cedeño, S OBP: 0.327, SLG: 0.362	L7			F4		F8			L8	4	0	0	0	0	0	4						
Tomas Perez, S OBP: 0.238, SLG: 0.268	G6-3			G5-3		F8			G6-3	4	0	0	0	0	0	3						
Inning Stats	R: 2 E: 0 K: 1 S: 19	H: 3 LOB: 1 BB: 0 P: 29	R: 0 E: 0 K: 0 S: 7	H: 0 LOB: 0 BB: 0 P: 9	R: 0 E: 0 K: 1 S: 9	H: 0 LOB: 0 BB: 0 P: 11	R: 1 E: 1 K: 0 S: 10	H: 1 LOB: 1 BB: 1 P: 21	R: 0 E: 0 K: 0 S: 5	H: 0 LOB: 0 BB: 0 P: 9	R: 2 E: 0 K: 0 S: 12	H: 4 LOB: 2 BB: 0 P: 18	R: 0 E: 0 K: 1 S: 6	H: 1 LOB: 0 BB: 0 P: 10	R: 0 E: 0 K: 0 S: 9	H: 0 LOB: 0 BB: 0 P: 13	R: 1 E: 0 K: 1 S: 15	H: 2 LOB: 1 BB: 0 P: 19	1B: 7 2B: 2 3B: 0 HR: 2	SF: 0 SAC: 0 DP: 1 HBP: 0	WP: 1 PB: 0 SB: 0 CS: 0	PA: 38
PITCHER	IP WLS BF H R ER SO BB IBB HBP BLK WP HR S P ERA WHIP																					
Jim Abbott, L ERA: 7.67	(1, 1) 5.1 L 25 8 5 5 2 1 0 0 0 0 0 2 57 88 8.44 1.688																					
Ryan Hancock, R ERA:	(6, 1) 2.2 8 1 0 0 1 0 0 0 0 0 0 0 20 32 0.00 0.375																					
Chuck McElroy, L ERA: 4.84	(9, 1) 0.2 3 1 1 1 0 0 0 0 0 0 0 0 7 7 13.50 1.500																					
Mike James, R ERA: 1.55	(9, 1) 0.1 2 1 0 0 1 0 0 0 0 0 1 0 8 12 0.00 3.000																					

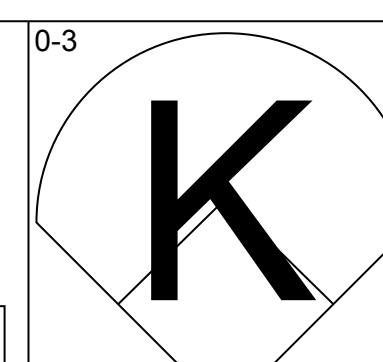
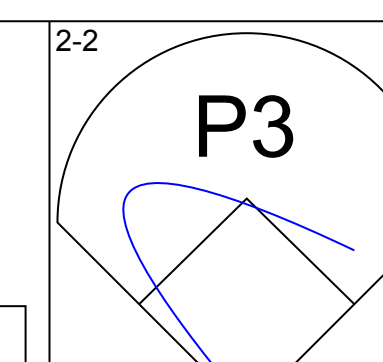
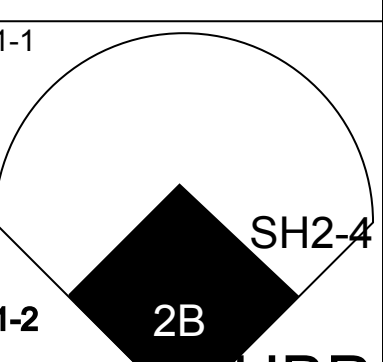
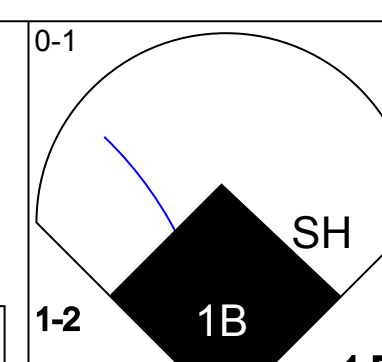
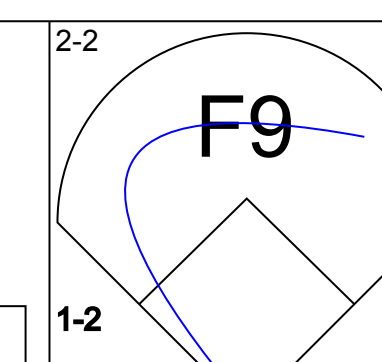
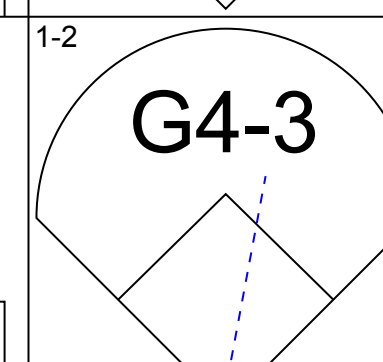
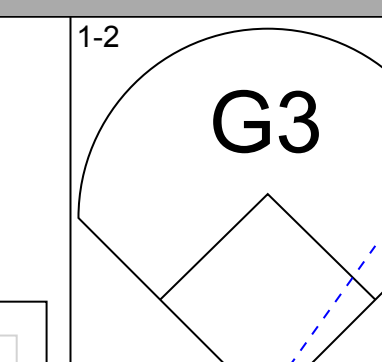
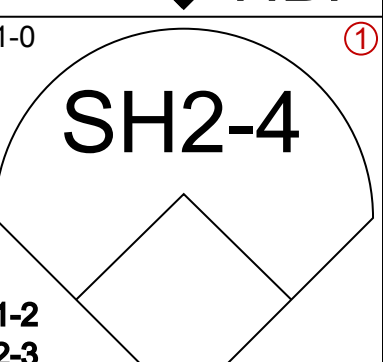
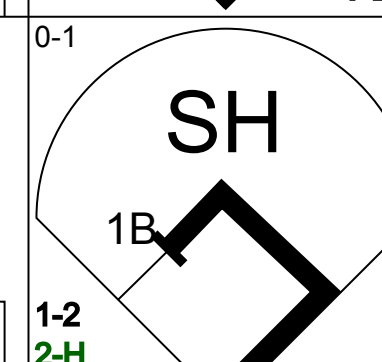
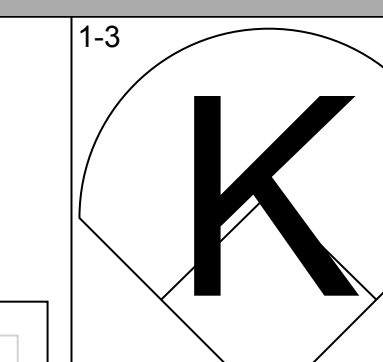
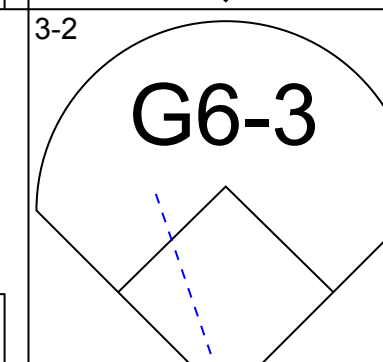
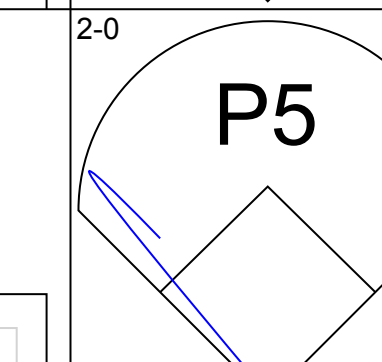
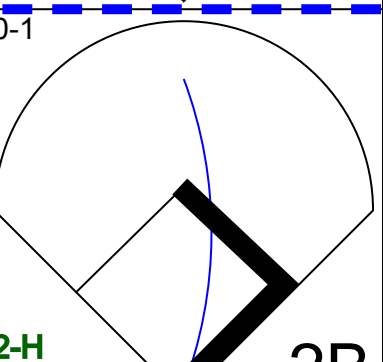
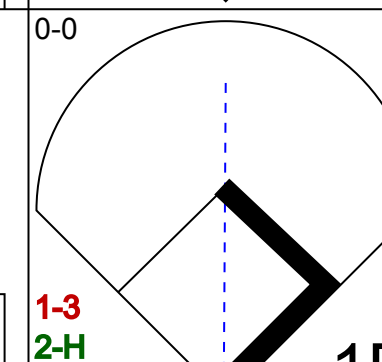
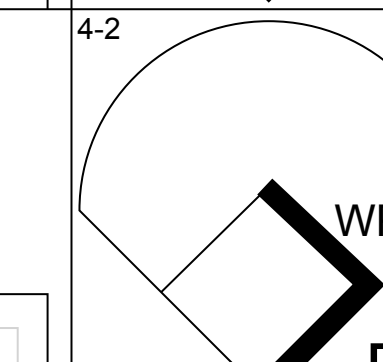
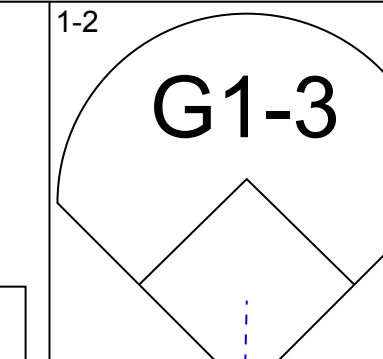
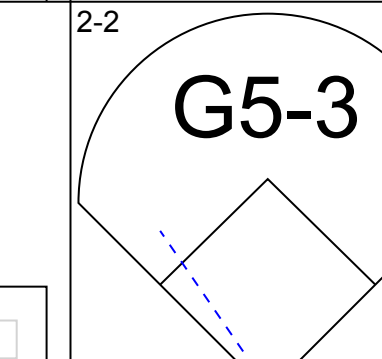
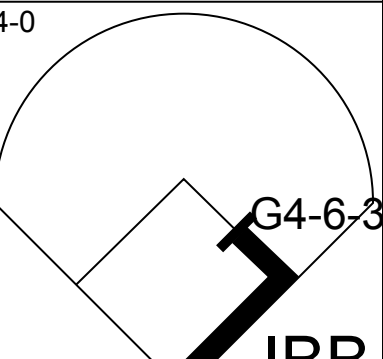
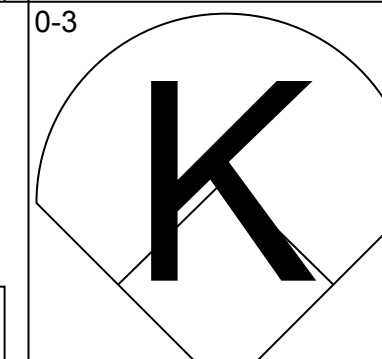
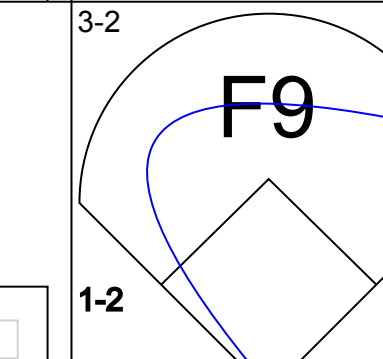
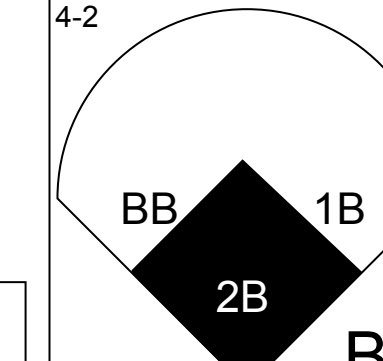
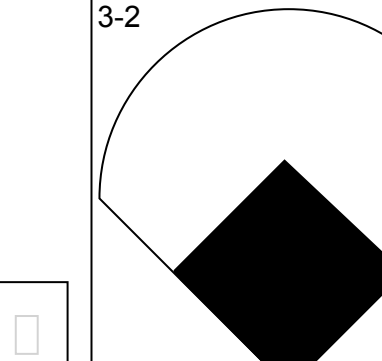
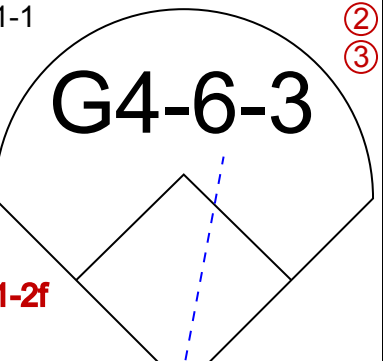
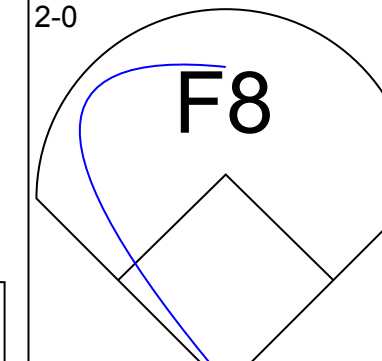
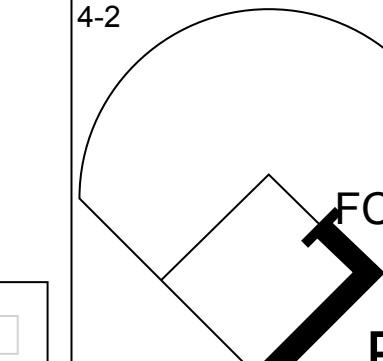
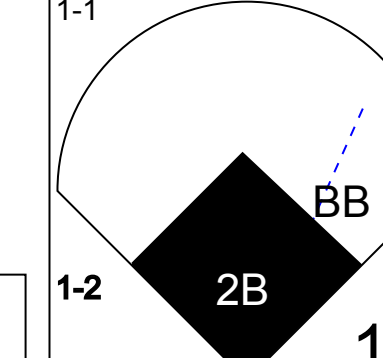
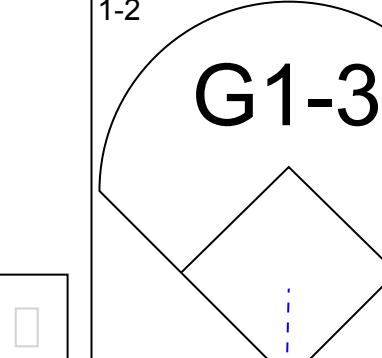
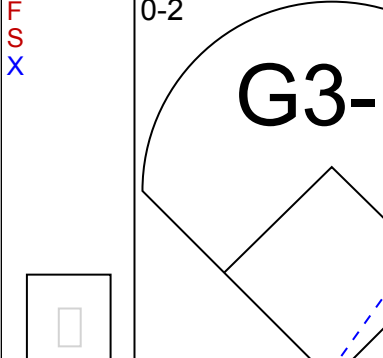
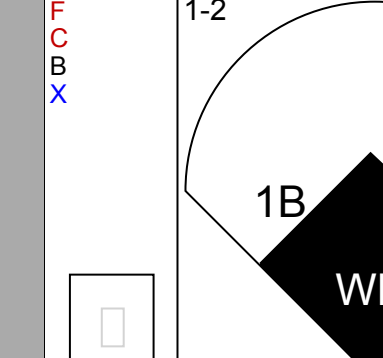
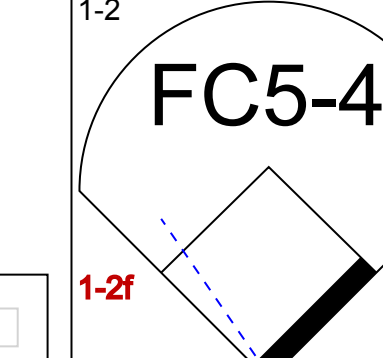
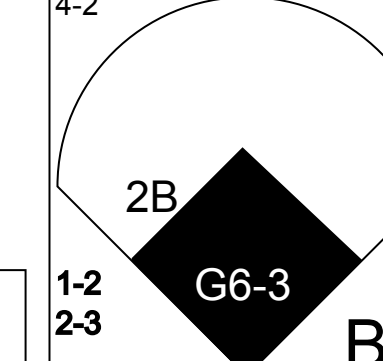
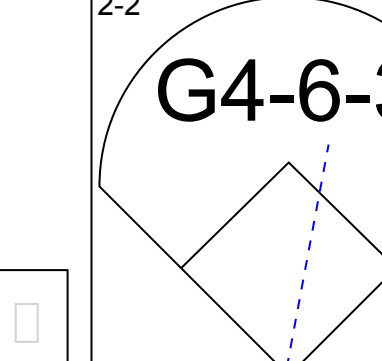
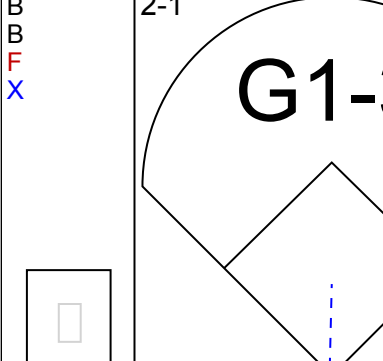
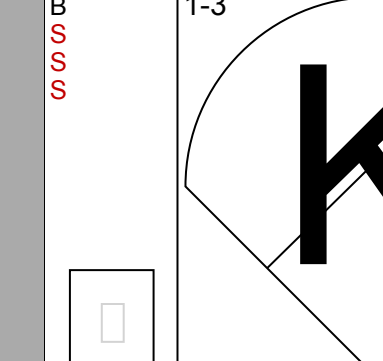
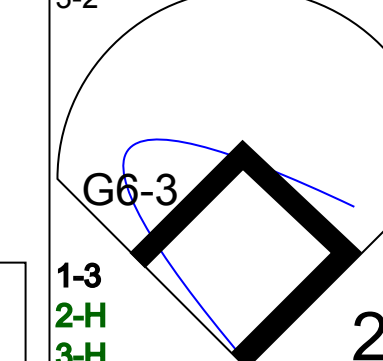
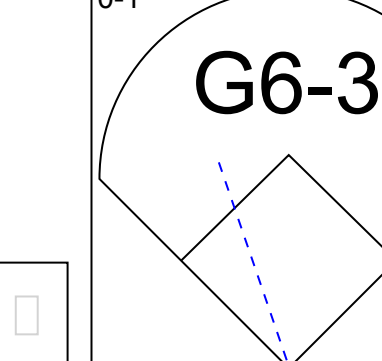
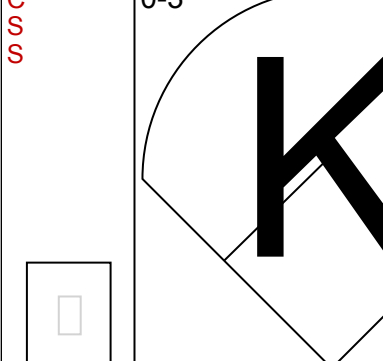
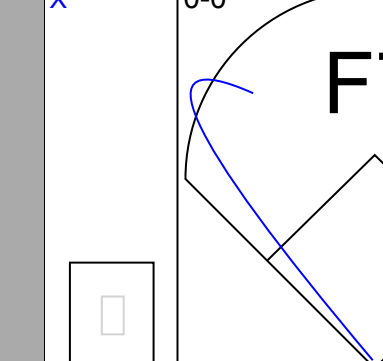
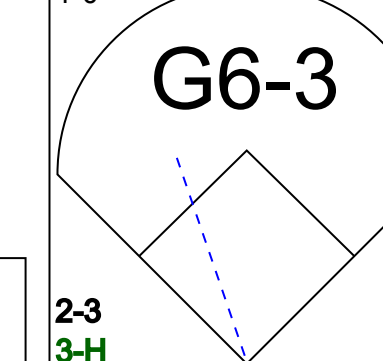
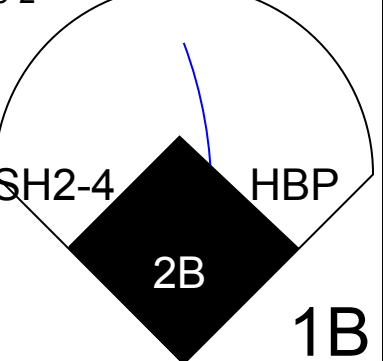
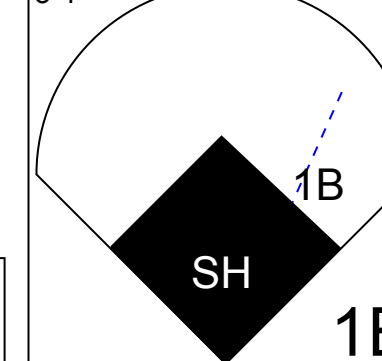
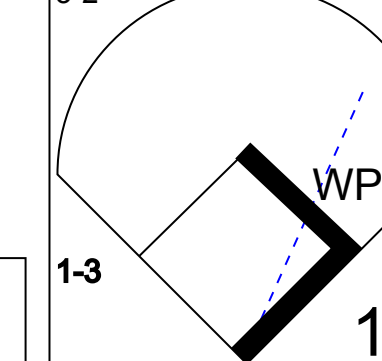
Batter	1	2	3	4	5	6	7	8	9	AB	R	H	RBI	BB	SO	LOB	BOTTOM					
Darin Erstad, L OBP: 0.231, SLG: 0.091 Rex Hudler, R OBP: 0.336, SLG: 0.589	F7		G6-3			16 BLK 1B			G3	3	0	1	0	0	0	0	Toronto Blue Jays @ California Angels Anaheim Stadium, Anaheim, CA Sun Jun 16 1996, 6:33 AM EDT Att: 22,979 - Sunny - 80 F					
Randy Velarde, R OBP: 0.354, SLG: 0.403	K		1B			L8			F8	5	0	1	0	0	1	1						
16 Garret Anderson, L OBP: 0.319, SLG: 0.444	L8		F7			K			K	4	0	0	0	0	2	2						
Tim Salmon, R OBP: 0.366, SLG: 0.520		K		1B		HR			HR	4	2	3	2	0	1	0						
Chili Davis, S OBP: 0.391, SLG: 0.542	F7			FC4-6 1B		HR			F9	4	1	2	1	0	0	0						
J.T. Snow, L OBP: 0.366, SLG: 0.408	HR		K			HR			G5-3 FC5-4 1B	4	1	2	1	0	1	2						
Tim Wallach, R OBP: 0.313, SLG: 0.453		BB		FC4-6 1-2		K			F8	3	0	0	0	1	1	3						
Jorge Fabregas, L OBP: 0.331, SLG: 0.316 Don Slaught, R OBP: 0.380, SLG: 0.523	L7		G1-3			1B			FC5-4 1-2	3	0	1	0	0	0	3						
Gary Disarcina, R OBP: 0.246, SLG: 0.261 Orlando Palmeiro, L OBP: 0.314, SLG: 0.258			F8			F9			G4-3	3	0	0	0	0	0	1						
Inning Stats	R: 0 E: 0 K: 1 S: 8	H: 0 LOB: 0 BB: 0 P: 14	R: 1 E: 0 K: 1 S: 16	H: 1 LOB: 1 BB: 1 P: 27	R: 0 E: 0 K: 0 S: 8	H: 1 LOB: 0 BB: 0 P: 14	R: 0 E: 0 K: 1 S: 13	H: 2 LOB: 2 BB: 0 P: 20	R: 0 E: 0 K: 1 S: 7	H: 1 LOB: 1 BB: 0 P: 13	R: 2 E: 0 K: 1 S: 10	H: 3 LOB: 1 BB: 0 P: 15	R: 0 E: 0 K: 1 S: 8	H: 0 LOB: 0 BB: 0 P: 12	R: 1 E: 0 K: 0 S: 9	H: 2 LOB: 1 BB: 0 P: 13	R: 0 E: 0 K: 0 S: 9	H: 0 LOB: 0 BB: 0 P: 13	1B: 6 2B: 0 3B: 0 HR: 4	SF: 0 SAC: 0 DP: 0 HBP: 0	WP: 0 PB: 0 SB: 0 CS: 0	PA: 38
PITCHER	IP WLS BF H R ER SO BB IBB HBP BLK WP HR S P ERA WHIP																					
Paul Quantrill, R ERA: 5.55	(1, 1) 5.0 W 22 6 2 2 2 4 1 0 0 0 0 0 2 54 92 3.60 1.400																					
Tony Castillo, L ERA: 3.98	(6, 1) 2.2 12 4 2 2 2 0 0 0 0 0 0 2 23 33 6.75 1.500																					
Mike Timlin, R ERA: 3.43	(8, 1) 1.1 S 4 0 0 0 0 0 0 0 0 0 0 0 11 16 0.00 0.000																					

AB	37
R	6
H	11
RBI	6
BB	1
SO	4
LOB	14



AB	37
R	4
H	10
RBI	4
BB	1
SO	6
LOB	13

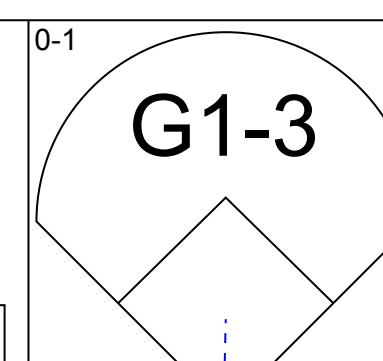
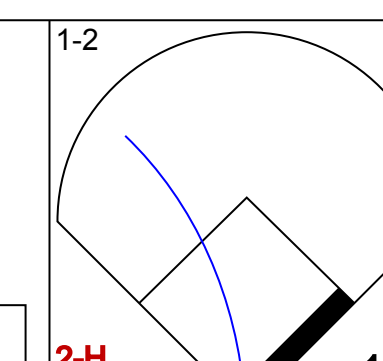
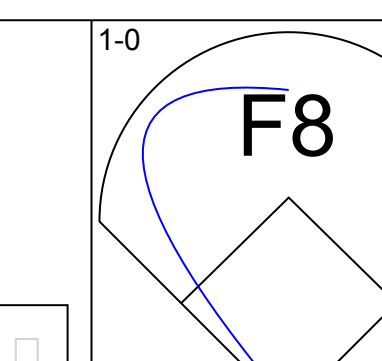
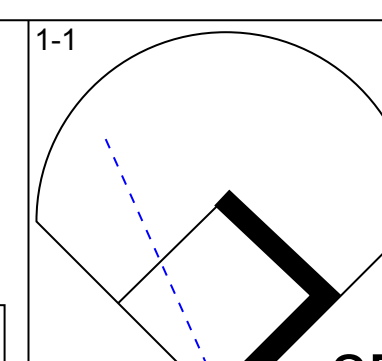
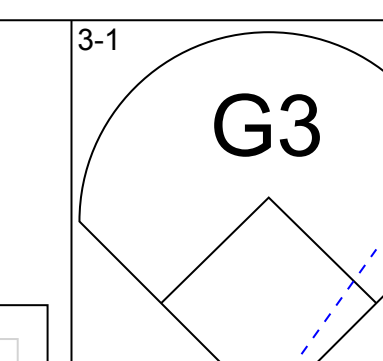
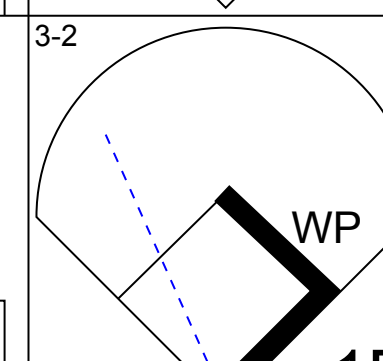
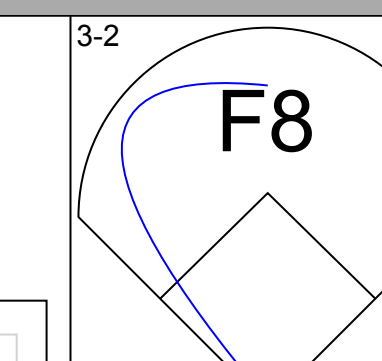
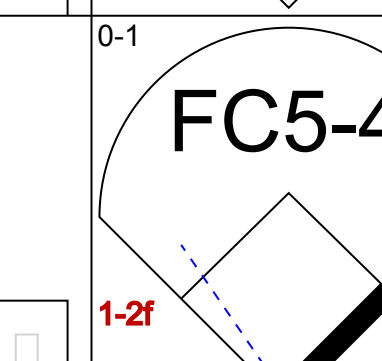
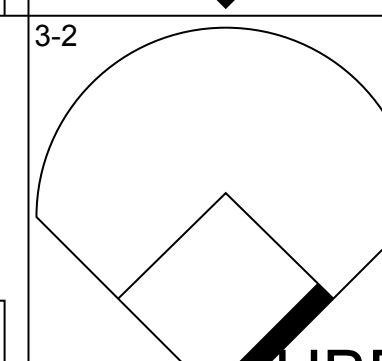
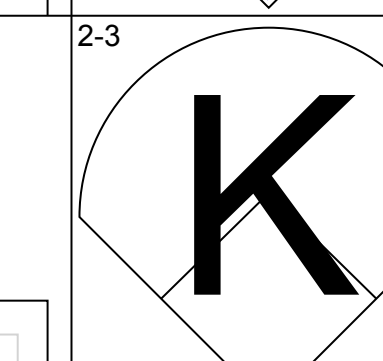
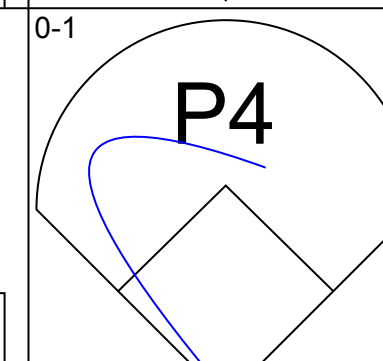
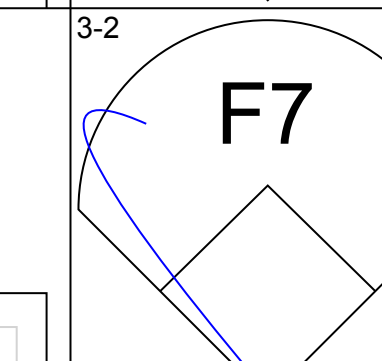
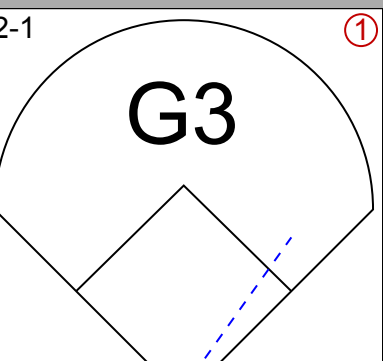
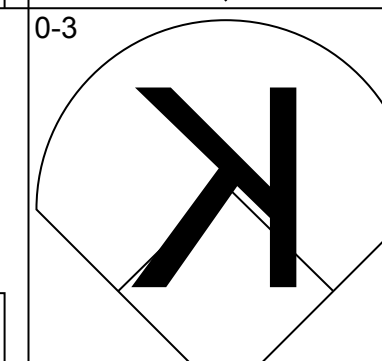
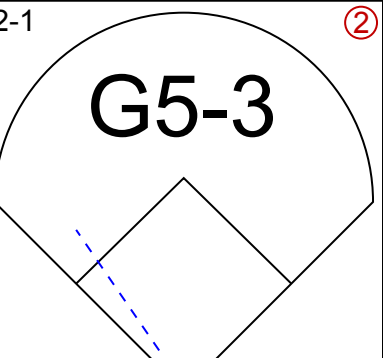
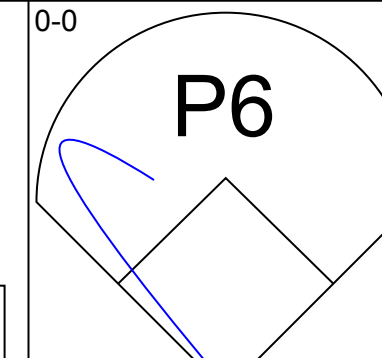
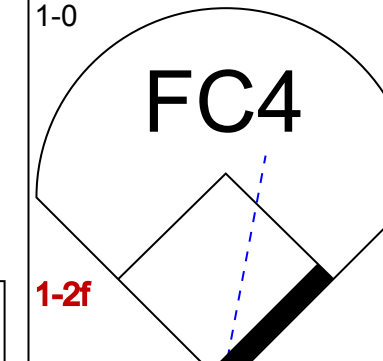
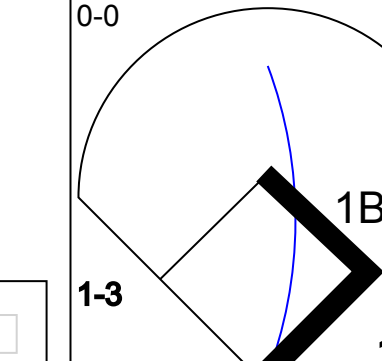
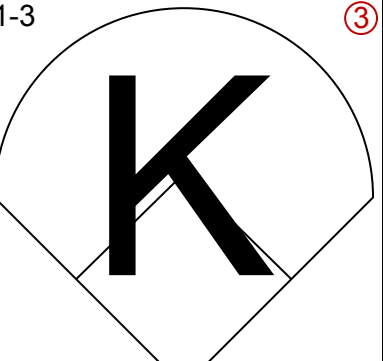
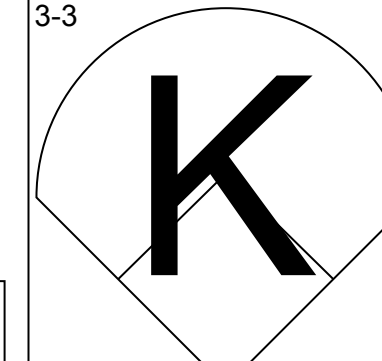

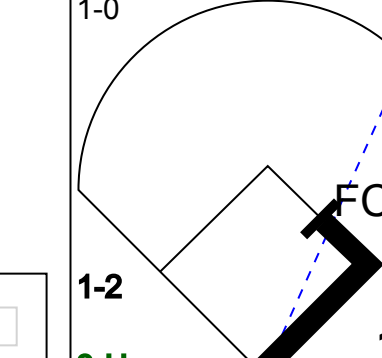


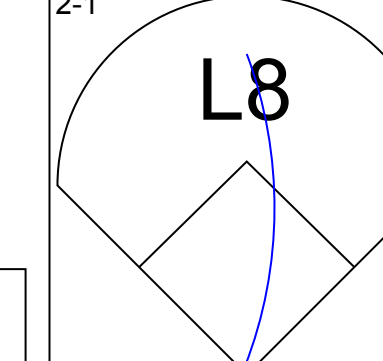
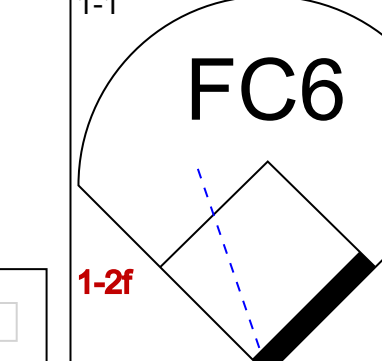
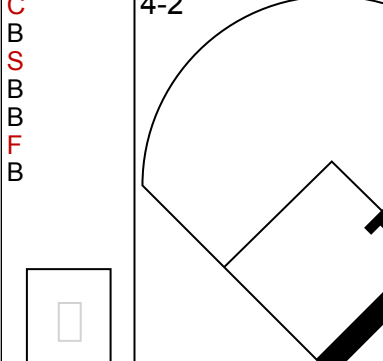
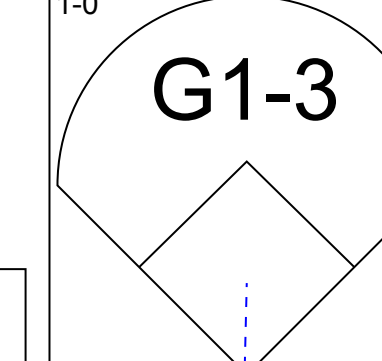
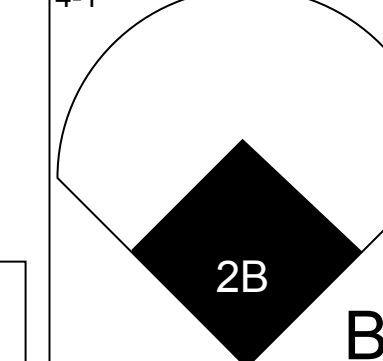

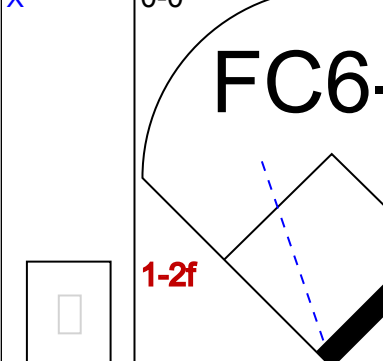
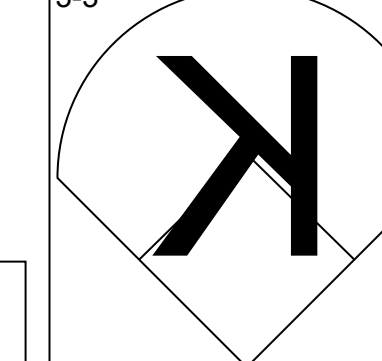
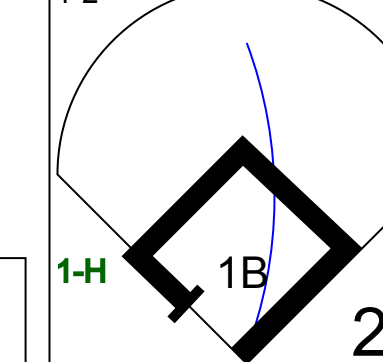
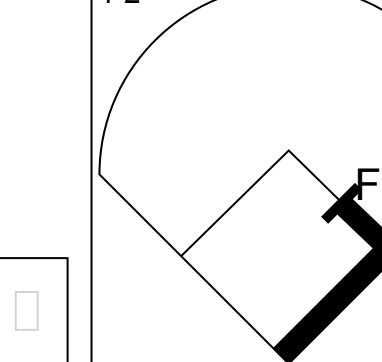
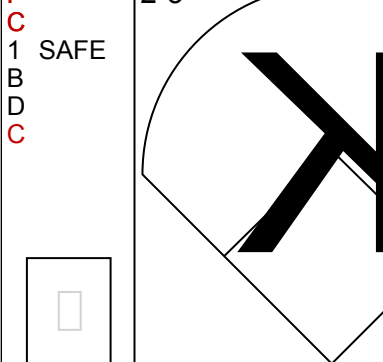

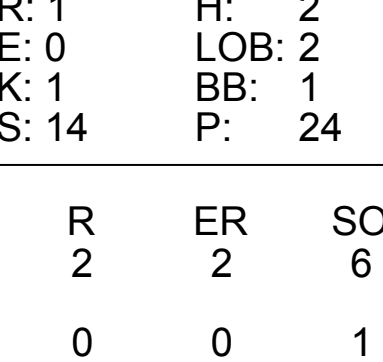
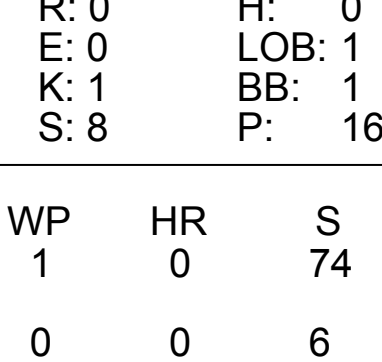
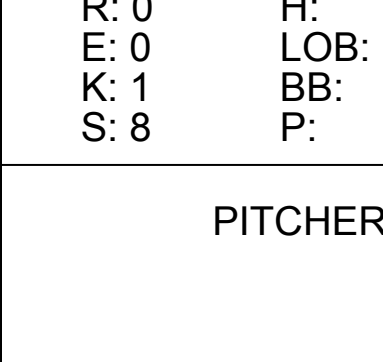
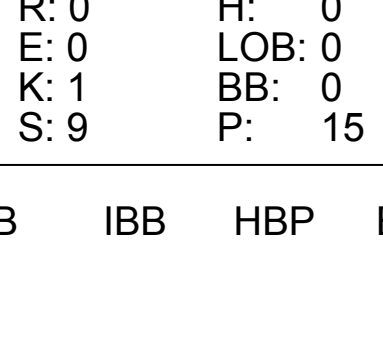


Batter	1	2	3	4	5	6	7	8	9	AB	R	H	RBI	BB	SO	LOB	TOP					
Jacob Brumfield, R OBP: 0.305, SLG: 0.472 (1, 8)										4	2	1	0	0	1	2						
Domingo Cadeno, S OBP: 0.320, SLG: 0.358 (1, 4)										3	0	0	0	0	1	0						
Carlos Delgado, L OBP: 0.378, SLG: 0.510 (1, 3)										4	0	2	3	1	0	0						
Joe Carter, R OBP: 0.355, SLG: 0.582 (1, 7)										4	0	0	0	1	1	2						
Robert Perez, R OBP: 0.321, SLG: 0.359 (9, 7)										0	0	0	0	0	0	0						
John Olerud, L OBP: 0.385, SLG: 0.472 (1, 10)										3	2	1	1	2	0	3						
Shawn Green, L OBP: 0.293, SLG: 0.390 (1, 9)										5	2	2	0	0	0	2						
Sandy Martinez, L OBP: 0.285, SLG: 0.346 (1, 2)										3	1	0	0	1	1	1						
Alex Gonzalez, R OBP: 0.283, SLG: 0.398 (1, 6)										4	0	1	2	0	1	1						
Tomas Perez, S OBP: 0.306, SLG: 0.333 (1, 5)										4	2	3	1	0	0	1						
Inning Stats	R: 0 E: 0 K: 1 S: 10	H: 0 LOB: 0 BB: 0 P: 14	R: 3 E: 0 K: 0 S: 21	H: 2 LOB: 1 BB: 2 P: 37	R: 0 E: 0 K: 0 S: 8	H: 0 LOB: 0 BB: 0 P: 13	R: 1 E: 0 K: 0 S: 13	H: 1 LOB: 0 BB: 0 P: 19	R: 2 E: 0 K: 0 S: 9	H: 2 LOB: 1 BB: 1 P: 19	R: 0 E: 0 K: 1 S: 8	H: 0 LOB: 0 BB: 0 P: 10	R: 2 E: 1 K: 1 S: 11	H: 3 LOB: 1 BB: 0 P: 16	R: 1 E: 0 K: 1 S: 13	H: 2 LOB: 1 BB: 0 P: 20	R: 0 E: 0 K: 1 S: 15	H: 0 LOB: 2 BB: 2 P: 28	1B: 7 2B: 2 3B: 0 HR: 1	SF: 0 SAC: 2 DP: 1 HBP: 1	WP: 2 PB: 0 SB: 0 CS: 0	PA: 42
PITCHER	IP WLS BF H R ER SO	BB IBB HBP BLK	WP HR S P	ERA WHIP	PITCHER										IP WLS BF H R ER SO	BB IBB HBP BLK	WP HR S P	ERA WHIP				
Tim Harikkala, R ERA: 12.46 (1, 1)	4.1 L 20 4 6 6 1	2 0 1 0	0 1 57 93	12.46 1.385											0 0 14 16	0 0 0 0	0 0 9 19	0.00 0.750				
Lee Guetterman, L ERA: 4.32 (5, 1)	1.1 3 7 1	0 2 2 2	0 0 14 19	13.50 2.250											0 0 28 48	0 0 0 0	2 0 4 16	4.50 2.000				
Rafael Carmona, R ERA: 4.38 (6, 1)	2.0 10 2 1	1 1 2 2	2 0 0 0	4.50 2.000																		
Bias Minor, R ERA: 4.25 (8, 1)																						

Toronto Blue Jays @ Seattle Mariners
The Kingdome, Seattle, WA
Wed Jun 19 1996, 10:05 PM EDT
Att: 26,265 - Dome - 68 F

AB	34
R	9
H	10
RBI	7
BB	5
SO	5
LOB	12



Batter	1	2	3	4	5	6	7	8	9	AB	R	H	RBI	BB	SO	LOB	BOTTOM			
Joey Cora, S OBP: 0.304, SLG: 0.390 (1, 4)										5	0	2	0	0	0	1				
Alex Rodriguez, R OBP: 0.385, SLG: 0.614 (1, 6)										4	0	1	0	0	1	1				
Ken Griffey Jr., L OBP: 0.388, SLG: 0.628 (3, PH)										1	0	0	0	0	0	1				
Darren Bragg, L OBP: 0.373, SLG: 0.415 (4, 8)										3	0	0	0	0	1	2				
Edgar Martinez, R OBP: 0.464, SLG: 0.694 (1, 10)										3	1	1	0	1	0	2				
Jay Buhner, R OBP: 0.392, SLG: 0.634 (1, 9)										4	0	1	0	0	2	4				
Paul Sorrento, L OBP: 0.394, SLG: 0.555 (1, 3)										4	0	1	1	0	1	0				
Dan Wilson, R OBP: 0.350, SLG: 0.514 (1, 2)										3	0	0	0	1	0	2				
Brian Hunter, R OBP: 0.418, SLG: 0.500 (1, 7)										3	1	0	0	1	2	1				
Luis Sojo, R OBP: 0.250, SLG: 0.262 (1, 5)										3	0	1	1	1	1	1				
Inning Stats	R: 0 E: 0 K: 0 S: 10	H: 1 LOB: 2 BB: 1 P: 18	R: 1 E: 0 K: 1 S: 14	H: 2 LOB: 2 BB: 1 P: 24	R: 1 E: 0 K: 0 S: 12	H: 3 LOB: 2 BB: 0 P: 22	R: 0 E: 0 K: 1 S: 8	H: 0 LOB: 1 BB: 1 P: 16	R: 0 E: 0 K: 1 S: 7	H: 0 LOB: 0 BB: 0 P: 12	R: 0 E: 0 K: 2 S: 15	H: 0 LOB: 2 BB: 0 P: 22	R: 0 E: 0 K: 1 S: 6	H: 0 LOB: 0 BB: 0 P: 10	R: 0 E: 0 K: 1 S: 9	H: 0 LOB: 0 BB: 0 P: 15	1B: 5 2B: 2 3B: 0 HR: 0	SF: 0 SAC: 0 DP: 0 HBP: 1	WP: 1 PB: 0 SB: 0 CS: 0	PA: 38
PITCHER	IP WLS BF H R ER SO	BB IBB HBP BLK	WP HR S P	ERA WHIP	PITCHER										IP WLS BF H R ER SO	BB IBB HBP BLK	WP HR S P	ERA WHIP		
Erik Hanson, R ERA: 6.07 (1, 1)	7.0 W 32 7 2 2 6	4 0 1 0	0 0 6 10	0.00 0.000											0 0 9 15	0 0 0 0	0 0 6 10	0.00 0.000		
Tim Crabtree, R ERA: 2.29 (8, 1)	1.0 3 0 0	0 0 0 1	0 0 0 0	0.00 0.000																
Mike Timlin, R ERA: 3.27 (9, 1)	1.0 3 0 0	0 0 0 1	0 0 0 0	0.00 0.000																

Toronto Blue Jays @ Seattle Mariners
The Kingdome, Seattle, WA
Wed Jun 19 1996, 10:05 PM EDT
Att: 26,265 - Dome - 68 F

AB	33
R	2
H	7
RBI	2
BB	4
SO	8
LOB	15



Batter	1	2	3	4	5	6	7	8	9	AB	R	H	RBI	BB	SO	LOB	TOP				
Jacob Brumfield, R OBP: 0.308, SLG: 0.467	0-0 1B	2-0 G5-3			0-0 G5-3		4-2 BB		0-0 G6-3	4	0	1	0	1	0	2					
Domingo Cadeno, S OBP: 0.322, SLG: 0.359	0-0 1B		0-2 F8		1-3 K		1-2 G4-3		3-2 CS 1B	5	0	2	0	0	1	2					
Carlos Delgado, L OBP: 0.373, SLG: 0.502	3-1 F7		1-3 K		2-2 G4-3			1-2 F7	1-2 CS	4	0	0	0	0	1	2					
Joe Carter, R OBP: 0.354, SLG: 0.577	1-3 K		1-2 3B 1B		1-2 F7			3-2 G5-3		4	1	1	0	0	1	2					
Ed Sprague, R OBP: 0.361, SLG: 0.545	1-0 G4-3		2-2 1-H 3B		2-1 G6-3			3-1 E 1B 1B		4	0	2	1	0	0	2					
John Olerud, L OBP: 0.387, SLG: 0.470		4-1 FC3-6 BB	3-3 K		0-0 P7			1-0 E 1B		3	0	1	0	1	1	1					
Shawn Green, L OBP: 0.292, SLG: 0.393		1-1 FC3-6 1B 1-2		1-0 P6			3-2 G6-3 2B	0-0 E1		4	0	1	0	0	0	3					
Sandy Martinez, L OBP: 0.279, SLG: 0.338		0-3 K		2-2 G1-4-3			0-0 P6	1-1 P3		3	0	0	0	0	1	2					
Charlie O'Brien, R OBP: 0.471, SLG: 0.471										1	0	0	0	0	0	3					
Alex Gonzalez, R OBP: 0.282, SLG: 0.396		2-2 1B		1-2 P3			0-1 G6-3	0-1 G6-3		4	0	1	0	0	0	1					
Inning Stats	R: 0 H: 2 E: 0 K: 1 S: 8	WLS: 2 BF: 13 LOB: 2 BB: 0 P: 13	R: 0 H: 1 E: 0 K: 1 S: 11	WLS: 1 BF: 20 LOB: 2 BB: 1 P: 20	R: 1 H: 2 E: 0 K: 2 S: 18	WLS: 2 BF: 25 LOB: 1 BB: 0 P: 25	R: 0 H: 0 E: 0 K: 0 S: 7	WLS: 0 BF: 11 LOB: 0 BB: 0 P: 11	R: 0 H: 0 E: 0 K: 0 S: 9	WLS: 0 BF: 12 LOB: 0 BB: 0 P: 12	R: 0 H: 1 E: 0 K: 0 S: 13	WLS: 1 BF: 21 LOB: 2 BB: 1 P: 21	R: 0 H: 2 E: 1 K: 0 S: 13	WLS: 2 BF: 22 LOB: 3 BB: 0 P: 22	R: 0 H: 1 E: 0 K: 0 S: 9	WLS: 1 BF: 13 LOB: 0 BB: 0 P: 13	1B: 7 2B: 1 3B: 1 HR: 0	SF: 0 SAC: 0 DP: 0 HBP: 0	WP: 0 PA: 39 PB: 0 SB: 0 CS: 1		
PITCHER	IP WLS BF H R ER SO BB IBB HBP BLK WP HR S P ERA WHIP	IP WLS BF H R ER SO BB IBB HBP BLK WP HR S P ERA WHIP	IP WLS BF H R ER SO BB IBB HBP BLK WP HR S P ERA WHIP	IP WLS BF H R ER SO BB IBB HBP BLK WP HR S P ERA WHIP	IP WLS BF H R ER SO BB IBB HBP BLK WP HR S P ERA WHIP	IP WLS BF H R ER SO BB IBB HBP BLK WP HR S P ERA WHIP	IP WLS BF H R ER SO BB IBB HBP BLK WP HR S P ERA WHIP	IP WLS BF H R ER SO BB IBB HBP BLK WP HR S P ERA WHIP	IP WLS BF H R ER SO BB IBB HBP BLK WP HR S P ERA WHIP	IP WLS BF H R ER SO BB IBB HBP BLK WP HR S P ERA WHIP	IP WLS BF H R ER SO BB IBB HBP BLK WP HR S P ERA WHIP	IP WLS BF H R ER SO BB IBB HBP BLK WP HR S P ERA WHIP	IP WLS BF H R ER SO BB IBB HBP BLK WP HR S P ERA WHIP	IP WLS BF H R ER SO BB IBB HBP BLK WP HR S P ERA WHIP	IP WLS BF H R ER SO BB IBB HBP BLK WP HR S P ERA WHIP	IP WLS BF H R ER SO BB IBB HBP BLK WP HR S P ERA WHIP	IP WLS BF H R ER SO BB IBB HBP BLK WP HR S P ERA WHIP	IP WLS BF H R ER SO BB IBB HBP BLK WP HR S P ERA WHIP	IP WLS BF H R ER SO BB IBB HBP BLK WP HR S P ERA WHIP		
Don Wengert, R ERA: 4.54	(1, 1)	7.2	L	32	7	1	1	5	2	0	0	0	0	0	0	0	0	81	127	1.17	1.174
Buddy Groom, L ERA: 3.29	(8, 1)	0.1		3	1	0	0	0	0	0	0	0	0	0	0	0	0	4	6	0.00	3.000
Jim Corsi, R ERA: 3.06	(9, 1)	1.0		3	1	0	0	0	0	0	0	0	0	0	0	0	0	9	13	0.00	1.000

Toronto Blue Jays @ Oakland Athletics
Oakland-Alameda County Coliseum, Oakland, CA

AB 36
R 1
H 9
RBI 1
BB 2
SO 5
LOB 20



Thu Jun 20 1996, 7:05 PM PDT
Att: 8,027 - Unknown - 68 F

Batter	1	2	3	4	5	6	7	8	9	AB	R	H	RBI	BB	SO	LOB	BOTTOM			
Jose Herrera, L OBP: 0.313, SLG: 0.370	3-2 F8			0-0 F9		2-2 FC1-2 E		1-3 K		4	0	0	0	0	1	1				
Rafael Bourquiel, R OBP: 0.359, SLG: 0.403	4-1 G3-6-3 BB			2-2 F9		2-2 E6		1-2 G6-3		3	0	0	0	1	0	1				
Jason Giambi, L OBP: 0.380, SLG: 0.506	0-1 G3-6-3			2-1 P7		3-1 F8		0-1 G1-3		4	0	0	0	0	0	3				
Mark McGwire, R OBP: 0.476, SLG: 0.767		3-3 K			0-0 G6-3		2-3 K		1-3 K	4	0	0	0	0	3	0				
Geronimo Berroa, R OBP: 0.324, SLG: 0.526		1-3 K			1-1 G3		2-2 BB 1B			3	0	1	0	0	1	0				
Terry Steinbach, R OBP: 0.350, SLG: 0.491		2-3 K			4-2 FC4 BB		4-1 G4-6-3 BB			1	0	0	0	2	1	0				
Phil Plantier, L OBP: 0.300, SLG: 0.320			3-2 F8		0-2 FC4		1-2 G4-6-3			3	0	0	0	0	0	3				
Ernie Young, R OBP: 0.315, SLG: 0.450			2-0 P9			0-0 FC1-2 2B		1-0 G6-3		3	0	1	0	0	0	0				
Mike Bordick, R OBP: 0.299, SLG: 0.295			0-1 P9			2-2 G3		3-2 G6-3		3	0	0	0	0	0	1				
Inning Stats	R: 0 H: 0 E: 0 K: 0 S: 7	WLS: 0 BF: 14 LOB: 0 BB: 1 P: 14	R: 0 H: 0 E: 0 K: 3 S: 9	WLS: 0 BF: 15 LOB: 0 BB: 0 P: 15	R: 0 H: 0 E: 0 K: 0 S: 6	WLS: 0 BF: 11 LOB: 0 BB: 0 P: 11	R: 0 H: 0 E: 0 K: 0 S: 6	WLS: 0 BF: 10 LOB: 0 BB: 0 P: 10	R: 0 H: 1 E: 1 K: 0 S: 15	WLS: 1 BF: 24 LOB: 2 BB: 0 P: 24	R: 0 H: 1 E: 0 K: 1 S: 11	WLS: 1 BF: 20 LOB: 1 BB: 1 P: 20	R: 0 H: 0 E: 0 K: 1 S: 7	WLS: 0 BF: 12 LOB: 0 BB: 0 P: 12	R: 0 H: 0 E: 0 K: 1 S: 9	WLS: 0 BF: 11 LOB: 0 BB: 0 P: 11	1B: 1 2B: 1 3B: 0 HR: 0	SF: 0 SAC: 0 DP: 2 HBP: 0	WP: 0 PA: 31 PB: 0 SB: 0 CS: 0	
PITCHER	IP WLS BF H R ER SO BB IBB HBP BLK WP HR S P ERA WHIP	IP WLS BF H R ER SO BB IBB HBP BLK WP HR S P ERA WHIP	IP WLS BF H R ER SO BB IBB HBP BLK WP HR S P ERA WHIP	IP WLS BF H R ER SO BB IBB HBP BLK WP HR S P ERA WHIP	IP WLS BF H R ER SO BB IBB HBP BLK WP HR S P ERA WHIP	IP WLS BF H R ER SO BB IBB HBP BLK WP HR S P ERA WHIP	IP WLS BF H R ER SO BB IBB HBP BLK WP HR S P ERA WHIP	IP WLS BF H R ER SO BB IBB HBP BLK WP HR S P ERA WHIP	IP WLS BF H R ER SO BB IBB HBP BLK WP HR S P ERA WHIP	IP WLS BF H R ER SO BB IBB HBP BLK WP HR S P ERA WHIP	IP WLS BF H R ER SO BB IBB HBP BLK WP HR S P ERA WHIP	IP WLS BF H R ER SO BB IBB HBP BLK WP HR S P ERA WHIP	IP WLS BF H R ER SO BB IBB HBP BLK WP HR S P ERA WHIP	IP WLS BF H R ER SO BB IBB HBP BLK WP HR S P ERA WHIP	IP WLS BF H R ER SO BB IBB HBP BLK WP HR S P ERA WHIP	IP WLS BF H R ER SO BB IBB HBP BLK WP HR S P ERA WHIP	IP WLS BF H R ER SO BB IBB HBP BLK WP HR S P ERA WHIP	IP WLS BF H R ER SO BB IBB HBP BLK WP HR S P ERA WHIP	IP WLS BF H R ER SO BB IBB HBP BLK WP HR S P ERA WHIP	
Pat Hentgen, R ERA: 3.86	(1, 1)	8.0	W	28	2	0	0	5	3	0	0	0	0	0	0	0	70	120	0.00	0.625
Mike Timlin, R ERA: 3.13	(9, 1)	1.0	S	3	0	0	0	1	0	0	0	0	0	0	0	0	9	11	0.00	0.000

Toronto Blue Jays @ Oakland Athletics
Oakland-Alameda County Coliseum, Oakland, CA

AB 28
R 0
H 2
RBI 0
BB 3
SO 6
LOB 9



Thu Jun 20 1996, 7:05 PM PDT
Att: 8,027 - Unknown - 68 F

Batter	1	2	3	4	5	6	7	8	9	AB	R	H	RBI	BB	SO	LOB	TOP											
Jacob Brumfield, R OBP: 0.311, SLG: 0.480	L7		G6-3		G5-3		HR			4	1	1	3	0	0	2												
Alex Gonzalez, R OBP: 0.284, SLG: 0.395	1B		K			HR	G1-3			4	1	2	0	0	1	0												
Juan Samuel, R OBP: 0.280, SLG: 0.469	1B		F8			HR	G4-3			4	1	2	2	0	0	0												
Joe Carter, R OBP: 0.348, SLG: 0.556	F7			P4		F9		G4-3		4	0	0	0	0	0	2												
Robert Perez, R OBP: 0.330, SLG: 0.376	1B			F8		G4-3		G4-3		4	0	1	0	0	0	0												
Charlie O'Brien, R OBP: 0.386, SLG: 0.457	K			L7		P7		P4		4	0	0	0	0	1	3												
Mike Huff, R OBP: 0.286, SLG: 0.385		P8			F7		HR	G6-3		3	1	1	0	0	0	0												
Domingo Cedeno, S OBP: 0.322, SLG: 0.353										1	0	0	0	0	0	0												
Shawn Green, L OBP: 0.291, SLG: 0.393	L4-6				G5-3	1B	F7	K		3	0	1	0	0	1	1												
Tomas Perez, S OBP: 0.306, SLG: 0.333	L4-6							G4-3		3	1	1	0	1	0	1												
Inning Stats	R: 0 H: 3 E: 0 K: 1 S: 10	H: 3 LOB: 3 BB: 0 P: 14	R: 0 H: 1 E: 0 K: 0 S: 6	H: 1 LOB: 0 BB: 0 P: 9	R: 0 H: 0 E: 0 K: 1 S: 8	H: 0 LOB: 0 BB: 0 P: 12	R: 0 H: 0 E: 0 K: 0 S: 4	H: 0 LOB: 0 BB: 0 P: 5	R: 0 H: 1 E: 0 K: 0 S: 5	H: 1 LOB: 1 BB: 0 P: 7	R: 2 H: 2 E: 0 K: 0 S: 9	H: 2 LOB: 0 BB: 0 P: 14	R: 3 H: 2 E: 0 K: 0 S: 11	H: 2 LOB: 0 BB: 1 P: 20	R: 0 H: 0 E: 0 K: 0 S: 4	H: 0 LOB: 0 BB: 0 P: 8	R: 0 H: 0 E: 0 K: 1 S: 7	H: 0 LOB: 0 BB: 0 P: 10	1B: 4 2B: 3 3B: 1 HR: 2	SF: 0 SAC: 0 DP: 2 HBP: 1	WP: 0 PB: 0 SB: 0 CS: 0	PA: 36						
PITCHER	IP	WLS	BF	H	R	ER	SO	BB	IBB	HBP	BLK	WP	HR	S	P	ERA	WHIP											
Steve Wojciechowski, L ERA: 5.02	(1, 1)	6.1	L	27	8	4	4	2	1	0	1	0	0	1	47	72	5.68	1.421										
Jim Corsi, R ERA: 3.18	(7, 1)	1.2		6	1	1	1	0	0	0	0	0	0	1	10	17	5.40	0.600										
Buddy Groom, L ERA: 3.12	(9, 1)	1.0		3	0	0	0	1	0	0	0	0	0	0	7	10	0.00	0.000										

Toronto Blue Jays @ Oakland Athletics
Oakland-Alameda County Coliseum, Oakland, CA
Sun Jun 23 1996, 3:33 AM PDT
Att: 14,407 - Sunny - 67 F

AB	34
R	5
H	9
RBI	5
BB	1
SO	3
LOB	9



Batter	1	2	3	4	5	6	7	8	9	AB	R	H	RBI	BB	SO	LOB	BOTTOM											
Rafael Bourquard, R OBP: 0.333, SLG: 0.407	G6-3		P6		1B		F7			4	0	1	0	0	0	1												
Torey Lovullo, S OBP: 0.314, SLG: 0.400	G4-6-3		L4		P7		G4-3			3	0	0	0	1	0	3												
Jason Giambi, L OBP: 0.373, SLG: 0.500	G4-6-3			G6-3		BB		G5-3		3	0	0	0	1	0	1												
Mark McGwire, R OBP: 0.468, SLG: 0.751		P8		K		K		K		4	0	0	0	0	3	1												
Geronimo Berroa, R OBP: 0.325, SLG: 0.523		HR	1B		K		K		K	4	1	1	0	0	3	1												
Terry Steinbach, R OBP: 0.347, SLG: 0.508	HR				F8		K		P9	4	1	1	2	0	1	1												
Phil Plantier, L OBP: 0.311, SLG: 0.353	G3				L3		E7	1B	G6-3	4	1	2	0	0	0	0												
Ernie Young, R OBP: 0.320, SLG: 0.446						S	G4-3		G6-3	3	1	0	0	1	1	2												
Mike Bordick, R OBP: 0.303, SLG: 0.300						1B			G6-3	3	0	2	2	0	0	0												
Jose Herrera, L OBP: 0.310, SLG: 0.367			G6-3			1B			G4-3	1	0	0	0	0	0	1												
Inning Stats	R: 0 H: 0 E: 0 K: 0 S: 8	H: 0 LOB: 1 BB: 1 P: 14	R: 2 H: 2 E: 0 K: 1 S: 11	H: 2 LOB: 0 BB: 0 P: 18	R: 0 H: 0 E: 0 K: 2 S: 10	H: 0 LOB: 0 BB: 0 P: 13	R: 1 H: 2 E: 0 K: 0 S: 14	H: 2 LOB: 2 BB: 1 P: 22	R: 0 H: 0 E: 0 K: 3 S: 10	H: 0 LOB: 1 BB: 1 P: 16	R: 1 H: 2 E: 1 K: 0 S: 12	H: 2 LOB: 1 BB: 0 P: 18	R: 0 H: 0 E: 0 K: 2 S: 10	H: 0 LOB: 0 BB: 0 P: 17	R: 0 H: 1 E: 0 K: 0 S: 10	H: 1 LOB: 1 BB: 0 P: 14	1B: 6 2B: 0 3B: 0 HR: 1	SF: 0 SAC: 0 DP: 1 HBP: 0	WP: 0 PB: 0 SB: 2 CS: 0	PA: 36								
PITCHER	IP	WLS	BF	H	R	ER	SO	BB	IBB	HBP	BLK	WP	HR	S	P	ERA	WHIP											
Juan Guzman, R ERA: 3.2	(1, 1)	6.2	W	28	6	4	3	6	3	0	0	0	0	1	71	111	4.05	1.350										
Tim Crabtree, R ERA: 2.39	(7, 1)	1.1		4	0	0	0	2	0	0	0	0	0	12	20	0.00	0.000											
Mike Timlin, R ERA: 2.88	(9, 1)	1.0	S	4	1	0	0	0	0	0	0	0	0	10	14	0.00	1.000											

Toronto Blue Jays @ Oakland Athletics
Oakland-Alameda County Coliseum, Oakland, CA
Sun Jun 23 1996, 3:33 AM PDT
Att: 14,407 - Sunny - 67 F

AB	33
R	4
H	7
RBI	4
BB	3
SO	8
LOB	11



Batter	1	2	3	4	5	6	7	8	9	AB	R	H	RBI	BB	SO	LOB	TOP								
Joey Cora, S OBP: 0.308, SLG: 0.387	P5		G1-4-3			K		G5-4-3		5	1	1	0	0	1	2	Seattle Mariners @ Toronto Blue Jays SkyDome, Toronto, ON Tue Jun 25 1996, 7:05 PM EDT Att: 31,420 - Unknown - 72 F								
Alex Rodriguez, R OBP: 0.393, SLG: 0.626	K		P3			HR			G6-3	5	1	2	3	0	1	0									
Edgar Martinez, R OBP: 0.455, SLG: 0.668	G4-3				G6-3	HR		F8		3	1	0	0	2	0	1									
Jay Buhner, R OBP: 0.392, SLG: 0.608		G4-3			HR	K		F9		5	1	1	0	0	2	3									
Paul Sorrento, L OBP: 0.396, SLG: 0.577	K				F8			G4-3		4	0	0	0	1	1	2									
Dan Wilson, R OBP: 0.359, SLG: 0.506					HR			G6-3		3	1	2	0	1	0	0									
Darren Bragg, L OBP: 0.398, SLG: 0.426					G1-3			G6-3		3	0	0	0	1	0	3									
Andy Sheets, R OBP: 0.327, SLG: 0.370					G4-3			G1-3		2	0	0	0	0	1	2									
Doug Strange, S OBP: 0.254, SLG: 0.318					K					2	0	1	2	0	0	0									
Rich Amaral, R OBP: 0.352, SLG: 0.325										4	2	3	0	0	1	2									
Inning Stats	R: 0 E: 0 K: 1 S: 8	H: 0 LOB: 0 BB: 0 P: 16	R: 0 E: 0 K: 1 S: 9	H: 0 LOB: 1 BB: 1 P: 17	R: 1 E: 0 K: 0 S: 8	H: 1 LOB: 0 BB: 0 P: 15	R: 1 E: 0 K: 1 S: 12	H: 2 LOB: 2 BB: 1 P: 23	R: 5 E: 0 K: 2 S: 28	H: 5 LOB: 2 BB: 2 P: 46	R: 0 E: 0 K: 1 S: 12	H: 1 LOB: 1 BB: 0 P: 17	R: 0 E: 0 K: 0 S: 5	H: 0 LOB: 0 BB: 0 P: 7	R: 0 E: 0 K: 0 S: 4	H: 1 LOB: 0 BB: 0 P: 5	R: 0 E: 0 K: 1 S: 11	H: 0 LOB: 1 BB: 1 P: 17	1B: 7 2B: 2 3B: 0 HR: 1	SF: 0 SAC: 0 DP: 1 HBP: 0	WP: 2 PB: 0 SB: 0 CS: 0	PA: 41			
PITCHER	IP	WLS	BF	H	R	ER	SO	BB	IBB	HBP	BLK	WP	HR	S	P	ERA	WHIP								
Erik Hanson, R ERA: 6.37	4.0		21	6	6	6	3	3	0	0	0	2	1	46	88	13.50	2.250								
Bill Riskey, R ERA: 4.54	1.0		6	2	1	1	2	1	0	0	0	0	0	19	29	9.00	3.000								
Tony Castillo, L ERA: 3.66	3.0		10	2	0	0	1	0	0	0	0	0	0	21	29	0.00	0.667								
Tim Crabtree, R ERA: 2.33	1.0	W	4	0	0	0	1	1	0	0	0	0	0	11	17	0.00	1.000								

AB	36
R	7
H	10
RBI	5
BB	5
SO	7
LOB	15



Batter	1	2	3	4	5	6	7	8	9	AB	R	H	RBI	BB	SO	LOB	BOTTOM								
Jacob Brumfield, R OBP: 0.308, SLG: 0.489	K			F8						5	1	1	2	0	2	0	Seattle Mariners @ Toronto Blue Jays SkyDome, Toronto, ON Tue Jun 25 1996, 7:05 PM EDT Att: 31,420 - Unknown - 72 F								
Alex Gonzalez, R OBP: 0.287, SLG: 0.394					P3					3	1	1	0	1	1	0									
Carlos Delgado, L OBP: 0.376, SLG: 0.500					2B					4	1	1	1	0	3	1									
Joe Carter, R OBP: 0.346, SLG: 0.550	F8				HBP					3	1	0	0	1	0	1									
Robert Perez, R OBP: 0.330, SLG: 0.375					SH					3	0	1	0	0	0	0									
Mike Huff, R OBP: 0.276, SLG: 0.353					P3					4	1	1	0	0	0	4									
Charlie O'Brien, R OBP: 0.369, SLG: 0.450					HR					2	1	0	1	1	0	1									
Shawn Green, L OBP: 0.291, SLG: 0.389										2	0	0	1	1	0	2									
Juan Samuel, R OBP: 0.277, SLG: 0.464										1	0	0	0	0	1	0									
Tomas Perez, S OBP: 0.318, SLG: 0.381										3	2	1	3	1	1	3									
Inning Stats	R: 0 E: 0 K: 2 S: 9	H: 0 LOB: 1 BB: 1 P: 17	R: 3 E: 0 K: 0 S: 17	H: 2 LOB: 0 BB: 1 P: 29	R: 3 E: 1 K: 0 S: 11	H: 2 LOB: 2 BB: 2 P: 21	R: 0 E: 0 K: 1 S: 5	H: 0 LOB: 0 BB: 0 P: 8	R: 0 E: 0 K: 0 S: 6	H: 0 LOB: 0 BB: 0 P: 8	R: 0 E: 0 K: 1 S: 13	H: 0 LOB: 0 BB: 0 P: 16	R: 0 E: 0 K: 3 S: 10	H: 0 LOB: 0 BB: 0 P: 14	R: 0 E: 0 K: 0 S: 12	H: 1 LOB: 1 BB: 0 P: 18	R: 2 E: 0 K: 1 S: 9	H: 1 LOB: 0 BB: 1 P: 15	1B: 3 2B: 1 3B: 0 HR: 2	SF: 0 SAC: 1 DP: 1 HBP: 1	WP: 0 PB: 0 SB: 0 CS: 0	PA: 37			
PITCHER	IP	WLS	BF	H	R	ER	SO	BB	IBB	HBP	BLK	WP	HR	S	P	ERA	WHIP								
Sterling Hitchcock, L ERA: 4.99	3.0		18	4	6	5	2	4	0	1	0	0	1	37	67	15.00	2.667								
Rusty Meacham, R ERA:	5.0		16	1	0	0	5	0	0	0	0	0	0	46	64	0.00	0.200								
Norm Charlton, L ERA: 9.38	0.1	L	3	1	2	2	1	1	0	0	0	0	1	9	15	54.00	6.000								

AB	30
R	8
H	6
RBI	8
BB	5
SO	8
LOB	12



Batter	1	2	3	4	5	6	7	8	9	AB	R	H	RBI	BB	SO	LOB	TOP										
Joey Cora, S OBP: 0.302, SLG: 0.379	F8	G3			L9	L4			L5	5	0	0	0	0	0	3											
Alex Rodriguez, R OBP: 0.393, SLG: 0.623	F8		PB G6-3		WP BB		F8		G6-3	4	1	1	0	1	0	0											
Edgar Martinez, R OBP: 0.455, SLG: 0.663	K		G6-3		WP BB		WP BB			2	0	0	1	2	1	0											
Jay Buhner, R OBP: 0.394, SLG: 0.606		F7 WP BB			SF8		G6-4-3			1	1	0	1	2	0	0											
Paul Sorrento, L OBP: 0.398, SLG: 0.571	WP F7 1B BB		F9		3-H 4-0		G6-4-3			2	1	0	0	2	0	2											
Dan Wilson, R OBP: 0.354, SLG: 0.498	F7			P6	K			F8		4	0	0	0	0	1	5											
Doug Strange, S OBP: 0.267, SLG: 0.329	L7	3B 1B		L7		SH3-4 1B		G1-3		4	1	2	1	0	0	0											
Darren Bragg, L OBP: 0.391, SLG: 0.417	L8		F9		SH3-4			K		3	0	0	0	0	1	1											
Rich Amaral, R OBP: 0.349, SLG: 0.339	K			E6 BB SF8	L9			K		4	1	1	1	0	1	1											
Inning Stats	R: 0 E: 0 K: 1 S: 6	H: 0 LOB: 0 BB: 0 P: 10	R: 3 E: 0 K: 0 S: 20	H: 2 LOB: 1 BB: 2 P: 41	R: 1 E: 0 K: 0 S: 8	H: 1 LOB: 0 BB: 0 P: 12	R: 0 E: 0 K: 0 S: 9	H: 0 LOB: 0 BB: 0 P: 12	R: 1 E: 1 K: 1 S: 8	H: 0 LOB: 3 BB: 3 P: 23	R: 0 E: 0 K: 0 S: 8	H: 1 LOB: 1 BB: 0 P: 12	R: 0 E: 0 K: 1 S: 6	H: 0 LOB: 0 BB: 2 P: 17	R: 0 E: 0 K: 1 S: 5	H: 0 LOB: 0 BB: 0 P: 9	R: 0 E: 0 K: 1 S: 7	H: 0 LOB: 0 BB: 0 P: 9	1B: 2 2B: 1 3B: 1 HR: 0	SF: 1 SAC: 1 DP: 1 HBP: 0	WP: 4 PB: 1 SB: 0 CS: 0	PA: 38					
PITCHER	IP	WLS	BF	H	R	ER	SO	BB	IBB	HBP	BLK	WP	HR	S	P	ERA	WHIP										
Pat Hentgen, R ERA: 3.89	6.0		28	4	5	3	2	4	1	0	0	2	0	59	110	4.50	1.333										
Jeff Ware, R ERA: 8.44	1.0	W	4	0	0	0	0	2	0	0	0	1	0	6	17	0.00	2.000										
Tim Crabtree, R ERA: 2.21	2.0	S	6	0	0	0	2	0	0	0	0	0	0	12	18	0.00	0.000										

Seattle Mariners @ Toronto Blue Jays
SkyDome, Toronto, ON
Wed Jun 26 1996, 7:05 PM EDT
Att: 30,158 - Unknown - 72 F

AB 29
R 5
H 4
RBI 4
BB 7
SO 4
LOB 12



Batter	1	2	3	4	5	6	7	8	9	AB	R	H	RBI	BB	SO	LOB	BOTTOM										
Otis Nixon, S OBP: 0.375, SLG: 0.332	1B SF8	G6-3			B1-3		2B 1B			4	2	2	1	0	0	1											
Jacob Brunfield, R OBP: 0.312, SLG: 0.495			P3		F9		G6-3			4	0	2	2	0	0	0											
Carlos Delgado, L OBP: 0.371, SLG: 0.494	SF8		K			F8	G6-3			3	0	0	1	0	1	1											
Joe Carter, R OBP: 0.342, SLG: 0.543	F7		F8			K	P4			4	0	0	0	0	1	3											
Ed Sprague, R OBP: 0.365, SLG: 0.576	K			K		HR		P4		4	1	1	1	0	2	1											
John Olerud, L OBP: 0.375, SLG: 0.452	F8			F7		L8		G1-3		4	0	0	0	0	0	0											
Sandy Martinez, L OBP: 0.293, SLG: 0.341										2	1	2	0	1	0	0											
Domingo Cedenio, S OBP: 0.322, SLG: 0.353										0	1	0	0	0	0	0											
Charlie O'Brien, R OBP: 0.373, SLG: 0.450		2B BB					SH5-4 1B	1B BB		0	0	0	0	1	0	0											
Alex Gonzalez, R OBP: 0.290, SLG: 0.398		1-H 2B					1B SH5-4 2B BB	F9		3	1	1	1	1	1	2											
Tomás Perez, S OBP: 0.309, SLG: 0.369					F9		SH5-4			2	0	0	0	0	0	1											
Inning Stats	R: 1 E: 0 K: 1 S: 11	H: 2 LOB: 1 BB: 0 P: 19	R: 1 E: 0 K: 0 S: 14	H: 1 LOB: 1 BB: 1 P: 26	R: 0 E: 0 K: 1 S: 8	H: 0 LOB: 0 BB: 0 P: 8	R: 0 E: 0 K: 2 S: 19	H: 1 LOB: 1 BB: 0 P: 29	R: 0 E: 0 K: 0 S: 5	H: 0 LOB: 0 BB: 0 P: 7	R: 1 E: 0 K: 1 S: 9	H: 1 LOB: 0 BB: 0 P: 12	R: 3 E: 0 K: 0 S: 16	H: 3 LOB: 2 BB: 1 P: 25	R: 0 E: 0 K: 0 S: 7	H: 0 LOB: 1 BB: 1 P: 11	1B: 4 2B: 3 3B: 0 HR: 1	SF: 1 SAC: 1 DP: 0 HBP: 0	WP: 0 PB: 0 SB: 0 CS: 0	PA: 35							
PITCHER	IP	WLS	BF	H	R	ER	SO	BB	IBB	HBP	BLK	WP	HR	S	P	ERA	WHIP										
Matt Wagner, R ERA: 5.81	6.0		26	6	5	5	5	2	0	0	0	0	0	72	112	7.50	1.333										
Bobby Ayala, R ERA: 9.77	2.0	L	9	2	1	1	0	1	0	0	0	0	0	17	25	4.50	1.500										

Seattle Mariners @ Toronto Blue Jays
SkyDome, Toronto, ON
Wed Jun 26 1996, 7:05 PM EDT
Att: 30,158 - Unknown - 72 F

AB 30
R 6
H 8
RBI 6
BB 3
SO 5
LOB 9



Batter	1	2	3	4	5	6	7	8	9	AB	R	H	RBI	BB	SO	LOB	TOP			
Joey Cora, S OBP: 0.304, SLG: 0.383										5	1	2	0	0	0	4				
Alex Rodriguez, R OBP: 0.390, SLG: 0.621										4	1	1	1	0	1	1				
Edgar Martinez, R OBP: 0.452, SLG: 0.653										4	1	0	1	1	0	2				
Jay Buhner, R OBP: 0.397, SLG: 0.604										4	2	2	1	1	1	1				
Paul Sorrento, L OBP: 0.402, SLG: 0.589										4	2	2	4	1	2	1				
Brian Hunter, R OBP: 0.443, SLG: 0.563										5	0	2	1	0	1	2				
Doug Strange, S OBP: 0.288, SLG: 0.338										4	0	2	0	1	0	1				
John Marzano, R OBP: 0.311, SLG: 0.341										4	1	2	1	1	0	1				
Manny Martinez, R OBP: 0.308, SLG: 0.200										3	0	0	0	0	2	6				
Rich Amaral, R OBP: 0.351, SLG: 0.336										1	1	0	0	1	0	1				
Inning Stats	R: 0 H: 1 E: 0 K: 1 S: 13	H: 1 LOB: 1 BB: 0 P: 19	R: 1 H: 3 E: 0 K: 1 S: 19	LOB: 3 BB: 0 P: 27	R: 2 H: 1 E: 0 K: 2 S: 24	H: 1 LOB: 3 BB: 4 P: 44	R: 2 H: 3 E: 0 K: 2 S: 15	H: 3 LOB: 1 BB: 0 P: 21	R: 0 H: 1 E: 0 K: 0 S: 6	H: 0 LOB: 0 BB: 0 P: 8	R: 0 H: 1 E: 0 K: 1 S: 8	H: 1 LOB: 0 BB: 0 P: 12	R: 4 H: 2 E: 1 K: 0 S: 26	H: 2 LOB: 1 BB: 2 P: 45	R: 0 H: 1 E: 0 K: 0 S: 8	H: 1 LOB: 0 BB: 0 P: 10	1B: 8 2B: 4 3B: 0 HR: 1	SF: 1 SAC: 0 DP: 2 HBP: 0	WP: 0 PB: 1 SB: 1 CS: 0	PA: 45
PITCHER	IP WLS BF H R ER SO BB IBB HBP BLK WP HR S P ERA WHIP																			
Paul Quantrill, R ERA: 5.88	(1, 1) 3.1 L 22 8 5 5 4 4 0 0 0 0 1 65 102 13.50 3.600																			
Paul Spoljaric, L ERA: 3.48	(4, 1) 4.1 17 2 3 1 3 2 0 0 0 0 0 45 69 2.08 0.923																			
Tony Castillo, L ERA: 3.75	(8, 1) 1.1 6 3 1 0 0 0 0 0 0 0 0 17 26 0.00 2.250																			

Seattle Mariners @ Toronto Blue Jays
SkyDome, Toronto, ON
Thu Jun 27 1996, 3:33 AM EDT
Att: 31,108 - Sunny - 73 F

AB 38
R 9
H 13
RBI 9
BB 6
SO 7
LOB 20



Batter	1	2	3	4	5	6	7	8	9	AB	R	H	RBI	BB	SO	LOB	BOTTOM					
Otis Nixon, S OBP: 0.376, SLG: 0.333										5	1	2	0	0	0	5						
Jacob Brunfield, R OBP: 0.305, SLG: 0.482										5	0	0	0	0	1	4						
Carlos Delgado, L OBP: 0.375, SLG: 0.496										3	0	1	0	1	0	0						
Joe Carter, R OBP: 0.340, SLG: 0.537										5	0	1	0	0	0	5						
Ed Sprague, R OBP: 0.366, SLG: 0.575										4	0	1	1	1	1	2						
Shawn Green, L OBP: 0.291, SLG: 0.386										4	0	1	0	0	2	5						
Charlie O'Brien, R OBP: 0.383, SLG: 0.474										4	0	3	0	0	0	1						
Alex Gonzalez, R OBP: 0.290, SLG: 0.393										3	0	0	0	1	2	3						
Tomas Perez, S OBP: 0.306, SLG: 0.362										4	0	1	0	0	0	4						
Inning Stats	R: 1 H: 2 E: 0 K: 2 S: 17	H: 2 LOB: 2 BB: 0 P: 24	R: 0 H: 1 E: 0 K: 1 S: 9	H: 1 LOB: 0 BB: 0 P: 10	R: 0 H: 0 E: 0 K: 1 S: 9	H: 0 LOB: 1 BB: 1 P: 15	R: 0 H: 2 E: 0 K: 1 S: 11	H: 2 LOB: 2 BB: 0 P: 16	R: 0 H: 1 E: 0 K: 0 S: 4	H: 1 LOB: 1 BB: 0 P: 7	R: 0 H: 1 E: 0 K: 0 S: 8	H: 1 LOB: 3 BB: 0 P: 9	R: 0 H: 2 E: 0 K: 1 S: 18	H: 2 LOB: 1 BB: 1 P: 29	R: 0 H: 1 E: 0 K: 0 S: 10	H: 1 LOB: 2 BB: 1 P: 19	R: 0 H: 0 E: 0 K: 0 S: 11	H: 0 LOB: 0 BB: 0 P: 15	1B: 6 2B: 4 3B: 0 HR: 0	SF: 0 SAC: 0 DP: 0 HBP: 1	WP: 0 PB: 1 SB: 1 CS: 0	PA: 41
PITCHER	IP WLS BF H R ER SO BB IBB HBP BLK WP HR S P ERA WHIP																					
Bob Wells, R ERA: 3.1	(1, 1) 6.1 W 30 9 1 1 5 1 0 1 0 0 0 66 93 1.42 1.579																					
Michael Jackson, R ERA: 4.93	(7, 1) 0.2 3 0 0 0 1 1 0 0 0 0 0 10 17 0.00 1.500																					
Bias Minor, R ERA: 3.98	(8, 1) 2.0 8 1 0 0 0 1 0 0 0 0 0 21 34 0.00 1.000																					

Seattle Mariners @ Toronto Blue Jays
SkyDome, Toronto, ON
Thu Jun 27 1996, 3:33 AM EDT
Att: 31,108 - Sunny - 73 F

AB 37
R 1
H 10
RBI 1
BB 3
SO 6
LOB 29



Batter	1	2	3	4	5	6	7	8	9	AB	R	H	RBI	BB	SO	LOB	TOP					
Fernando Vina, L OBP: 0.376, SLG: 0.441 (1, 4)										5	1	3	1	0	1	0	Milwaukee Brewers @ Toronto Blue Jays SkyDome, Toronto, ON Fri Jun 28 1996, 7:05 PM EDT Att: 31,333 - Unknown - 71 F					
Jeff Cirillo, R OBP: 0.399, SLG: 0.510 (1, 5)										5	0	2	1	0	1	1						
Dave Nilsson, L OBP: 0.412, SLG: 0.601 (1, 10)										4	0	0	0	0	4	3						
Greg Vaughn, R OBP: 0.410, SLG: 0.615 (1, 7)										3	2	2	1	1	0	0						
John Jaha, R OBP: 0.389, SLG: 0.524 (1, 3)										4	0	1	1	0	2	1						
Jose Valentin, S OBP: 0.333, SLG: 0.480 (1, 6)										4	0	1	0	0	2	2						
Matt Mieske, R OBP: 0.350, SLG: 0.520 (1, 9)										4	0	0	0	0	2	2						
Jesse Levis, L OBP: 0.309, SLG: 0.284 (1, 2)										4	1	1	0	0	0	0						
Kevin Koslofski, L OBP: 0.261, SLG: 0.409 (1, 8)										4	1	1	1	0	0	0						
Inning Stats	R: 2 E: 0 K: 2 S: 13	H: 2 LOB: 1 BB: 1 P: 25	R: 0 E: 0 K: 1 S: 6	H: 0 LOB: 0 BB: 0 P: 10	R: 0 E: 0 K: 1 S: 5	H: 0 LOB: 0 BB: 0 P: 6	R: 0 E: 0 K: 1 S: 9	H: 1 LOB: 1 BB: 0 P: 17	R: 0 E: 0 K: 1 S: 8	H: 0 LOB: 0 BB: 0 P: 10	R: 1 E: 0 K: 1 S: 7	H: 2 LOB: 2 BB: 0 P: 14	R: 2 E: 0 K: 2 S: 16	H: 4 LOB: 0 BB: 0 P: 25	R: 0 E: 0 K: 2 S: 11	H: 1 LOB: 1 BB: 0 P: 12	R: 0 E: 0 K: 1 S: 10	H: 1 LOB: 1 BB: 0 P: 14	1B: 5 2B: 5 3B: 0 HR: 2	SF: 0 SAC: 0 DP: 1 HBP: 0	WP: 0 PB: 0 CS: 1	PA: 38
PITCHER	IP WLS BF H R ER SO BB IBB HBP BLK WP HR S P ERA WHIP	IP WLS BF H R ER SO BB IBB HBP BLK WP HR S P ERA WHIP															IP WLS BF H R ER SO BB IBB HBP BLK WP HR S P ERA WHIP					
Juan Guzman, R ERA: 3.38 (1, 1)	8.0 L 34 10 5 5 11	1.0 4 1 0 0 1															1.0 4 1 0 0 1					
Scott Brow, R ERA: (9, 1)																						

Batter	1	2	3	4	5	6	7	8	9	AB	R	H	RBI	BB	SO	LOB	BOTTOM					
Otis Nixon, S OBP: 0.384, SLG: 0.335 (1, 8)										2	1	1	0	3	1	1	Milwaukee Brewers @ Toronto Blue Jays SkyDome, Toronto, ON Fri Jun 28 1996, 7:05 PM EDT Att: 31,333 - Unknown - 71 F					
Domingo Cadeno, S OBP: 0.320, SLG: 0.346 (1, 4)										4	0	0	0	1	2	5						
Carlos Delgado, L OBP: 0.373, SLG: 0.490 (1, 10)										3	0	0	0	1	1	2						
Joe Carter, R OBP: 0.342, SLG: 0.534 (1, 7) (8, 3)										2	0	0	0	2	0	2						
Ed Sprague, R OBP: 0.364, SLG: 0.569 (1, 5)										3	0	0	0	1	1	2						
John Olerud, L OBP: 0.373, SLG: 0.448 Robert Perez, R OBP: 0.323, SLG: 0.367 (7, PH) (8, 7)										2	0	0	0	0	1	0						
Shawn Green, L OBP: 0.293, SLG: 0.388 Jacob Brumfield, R OBP: 0.302, SLG: 0.477 (7, PH) (8, 9)										2	0	0	0	0	0	0						
Sandy Martinez, L OBP: 0.295, SLG: 0.343 Charlie O'Brien, R OBP: 0.394, SLG: 0.474 (7, PH) (8, 2)										2	0	1	0	0	0	1						
Tomas Perez, S OBP: 0.289, SLG: 0.342 (1, 6)										4	0	0	0	0	0	3						
Inning Stats	R: 0 E: 0 K: 1 S: 7	H: 0 LOB: 2 BB: 2 P: 17	R: 0 E: 0 K: 1 S: 6	H: 0 LOB: 0 BB: 0 P: 11	R: 0 E: 0 K: 1 S: 10	H: 0 LOB: 0 BB: 0 P: 16	R: 0 E: 0 K: 1 S: 10	H: 0 LOB: 0 BB: 0 P: 15	R: 0 E: 0 K: 1 S: 9	H: 1 LOB: 1 BB: 0 P: 12	R: 0 E: 0 K: 1 S: 18	H: 0 LOB: 2 BB: 3 P: 34	R: 0 E: 0 K: 1 S: 7	H: 0 LOB: 0 BB: 0 P: 8	R: 1 E: 1 K: 0 S: 16	H: 0 LOB: 3 BB: 3 P: 32	R: 0 E: 0 K: 1 S: 12	H: 2 LOB: 2 BB: 0 P: 17	1B: 4 2B: 0 3B: 0 HR: 0	SF: 0 SAC: 0 DP: 0 HBP: 0	WP: 1 PB: 0 CS: 3	PA: 38
PITCHER	IP WLS BF H R ER SO BB IBB HBP BLK WP HR S P ERA WHIP	IP WLS BF H R ER SO BB IBB HBP BLK WP HR S P ERA WHIP															IP WLS BF H R ER SO BB IBB HBP BLK WP HR S P ERA WHIP					
Jeff D'Amico, R ERA: (1, 1)	5.2 W 21	0.1 2 0 0 0															0.1 2 0 0 0					
Jose Mercedes, R ERA: 5.23 (6, 1)																						
Mike Potts, L ERA: 6.46 (7, 1)	1.2 S 8	1 0 1															1 0 1					
Mike Fetters, R ERA: 2.2 (8, 1)	1.1 S 7	2 0 0															1 0 0					

Batter	1	2	3	4	5	6	7	8	9	AB	R	H	RBI	BB	SO	LOB	TOP								
Roberto Alomar, S (1, 4) OBP: 0.432, SLG: 0.554	0-1 FC6-5 2B		2-1 G1-3		0-1 G5-3	4-0 IBB		0-3 K		4	0	1	0	1	1	3	Baltimore Orioles @ Toronto Blue Jays SkyDome, Toronto, ON Tue Jul 02 1996, 7:05 PM EDT Att: 32,150 - Unknown - 64 F								
Brady Anderson, L (1, 8) OBP: 0.405, SLG: 0.686	3-2 K		2-2 P4		0-1 3B	0-3 K			3-0 HR	5	1	2	1	0	2	4									
Cal Ripken Jr., R (1, 6) OBP: 0.364, SLG: 0.492	2-2 FC6-5 2B		4-1 HR		2-3 K		1-2 G6-3		2-0 G6-4-3 1B	4	2	1	0	1	1	2									
Rafael Palmeiro, L (1, 3) OBP: 0.400, SLG: 0.575	3-2 1-H 2B		0-0 HR		1-1 F7		0-2 K		0-0 G6-4-3 1-2	5	1	2	4	0	1	2									
Bobby Bonilla, S (1, 9) OBP: 0.355, SLG: 0.445	1-3 K		2-0 HR			1-0 1B 2B		0-0 G3-1	2-2 1B	5	2	3	1	0	1	1									
B.J. Surhoff, L (1, 5) OBP: 0.345, SLG: 0.494		3-2 G4-3 1B	2-2 G3-1			1-1 2B 1B		2-2 G5-3 G3 1B		4	1	3	1	0	0	0									
Mike Devereaux, R (1, 7) OBP: 0.323, SLG: 0.340		2-2 F9		1-0 G6-3		2-1 F9 1-H 2B		0-1 G3		4	0	1	1	0	0	2									
Luis Polonia, L (1, 10) OBP: 0.264, SLG: 0.283		2-2 G4-3		1-0 G4-3		1-1 P3		4-0 G5-3 BB		2	0	0	0	0	0	1									
Mark Smith, R (6, PH) OBP: 0.241, SLG: 0.411		1-2								1	0	0	0	1	0	1									
Chris Hoiles, R (1, 2) OBP: 0.328, SLG: 0.413			3-1 HR 2B		0-0 F9		3-2 F9		0-1 G5-3	4	1	1	0	0	0	3									
Inning Stats	R: 1 E: 0 K: 2 S: 16	H: 2 LOB: 1 BB: 0 P: 25	R: 0 E: 0 K: 0 S: 10	H: 1 LOB: 0 BB: 0 P: 17	R: 4 E: 0 K: 0 S: 14	H: 3 LOB: 0 BB: 1 P: 29	R: 0 E: 0 K: 0 S: 3	H: 0 LOB: 0 BB: 0 P: 5	R: 0 E: 0 K: 1 S: 9	H: 1 LOB: 1 BB: 0 P: 12	R: 2 E: 0 K: 1 S: 14	H: 3 LOB: 2 BB: 1 P: 26	R: 0 E: 0 K: 1 S: 7	H: 0 LOB: 0 BB: 0 P: 8	R: 0 E: 0 K: 1 S: 10	H: 1 LOB: 2 BB: 1 P: 16	R: 1 E: 0 K: 0 S: 6	H: 3 LOB: 1 BB: 0 P: 13	1B: 5 2B: 5 3B: 1 HR: 3	SF: 0 SAC: 0 DP: 2 HBP: 0	WP: 0 PB: 0 SB: 0 CS: 0	PA: 41			
PITCHER	IP	WLS	BF	H	R	ER	SO	BB	IBB	HBP	BLK	WP	HR	S	P	ERA	WHIP								
Paul Quantrill, R (1, 1) ERA: 6.2	3.0	L	15	6	5	5	2	1	0	0	0	0	2	40	71	15.00	2.333								
Tony Castillo, L (4, 1) ERA: 3.89	3.0		14	4	2	2	2	0	1	0	0	0	0	26	43	6.00	1.333								
Scott Brow, R (7, 1) ERA: 2.25	3.0		12	4	1	1	2	1	0	0	0	0	1	23	37	3.00	1.667								

Batter	1	2	3	4	5	6	7	8	9	AB	R	H	RBI	BB	SO	LOB	BOTTOM								
Otis Nixon, S (1, 8) OBP: 0.393, SLG: 0.341	3-1 2B 1B		2-3 K		4-2 S BB		1-2 G5-3		0-1 1-2 1B	4	1	2	0	1	1	2	Baltimore Orioles @ Toronto Blue Jays SkyDome, Toronto, ON Tue Jul 02 1996, 7:05 PM EDT Att: 32,150 - Unknown - 64 F								
Alex Gonzalez, R (1, 6) OBP: 0.294, SLG: 0.404	0-0 S 1-H 2B		0-0 G4-6-3		1-3 K			1-1 G1-4-3 S 1B	0-0 F9	5	0	2	1	0	1	4									
Carlos Delgado, L (1, 10) OBP: 0.369, SLG: 0.487	2-2 F8			2-3 K		2-3 K		3-3 K	1-2 K	4	0	0	0	0	3	2									
Joe Carter, R (1, 7) OBP: 0.343, SLG: 0.546	4-2 G5-4-3 BB			0-0 1B		3-2 P4		2-2 G1-4-3		3	0	1	0	1	0	1									
Ed Sprague, R (1, 5) OBP: 0.365, SLG: 0.563	0-2 G5-4-3			0-1 1-2 1B		0-1 P1		4-2 BB		3	0	1	0	1	0	2									
John Olerud, L (1, 3) OBP: 0.383, SLG: 0.487		2-2 G4-3		1-2 F7			0-0 HBP G3-6-1 2B	3-3 K		3	1	1	0	0	0	2									
Mike Huff, R (8, PH) OBP: 0.217, SLG: 0.273										1	0	0	0	0	1	2									
Jacob Brunfield, R (1, 9) OBP: 0.303, SLG: 0.468		0-3 K		1-3 K			3-2 G3-6-1 HBP 1B		4-1 FC6-4 BB	3	0	1	0	1	2	2									
Sandy Martinez, L (1, 2) OBP: 0.306, SLG: 0.359			2-3 K		1-0 G4-3		2-1 G3-6-1 HBP		0-3 K	2	0	0	0	0	1	0									
Charlie O'Brien, R (9, PH) OBP: 0.374, SLG: 0.458							1-2 2-3 3-H		1-2 FC6-4 1B	1	0	0	0	0	1	1									
Tomas Perez, S (1, 4) OBP: 0.304, SLG: 0.356			0-1 G4-6-3 1B		1-0 G4-3		0-0 G3-6-1		1-2 1-2	4	0	1	0	0	0	3									
Inning Stats	R: 1 E: 0 K: 0 S: 13	H: 2 LOB: 1 BB: 1 P: 22	R: 0 E: 0 K: 2 S: 11	H: 0 LOB: 0 BB: 0 P: 15	R: 0 E: 0 K: 1 S: 6	H: 1 LOB: 0 BB: 0 P: 8	R: 0 E: 0 K: 2 S: 13	H: 2 LOB: 2 BB: 0 P: 17	R: 0 E: 0 K: 1 S: 9	H: 0 LOB: 1 BB: 1 P: 16	R: 0 E: 0 K: 1 S: 8	H: 0 LOB: 0 BB: 0 P: 13	R: 1 E: 0 K: 0 S: 10	H: 2 LOB: 1 BB: 0 P: 16	R: 0 E: 0 K: 2 S: 15	H: 1 LOB: 2 BB: 1 P: 28	R: 0 E: 0 K: 1 S: 10	H: 1 LOB: 2 BB: 1 P: 15	1B: 7 2B: 2 3B: 0 HR: 0	SF: 0 SAC: 0 DP: 3 HBP: 1	WP: 0 PB: 0 SB: 3 CS: 0	PA: 38			
PITCHER	IP	WLS	BF	H	R	ER	SO	BB	IBB	HBP	BLK	WP	HR	S	P	ERA	WHIP								
Scott Erickson, R (1, 1) ERA: 4.73	7.0	W	28	7	2	2	7	2	0	1	0	0	0	70	107	2.57	1.286								
Alan Mills, R (8, 1) ERA: 4.42	0.2		4	1	0	0	1	1	0	0	0	0	0	12	22	0.00	3.000								
Jesse Orosco, L (8, 1) ERA: 5.81	1.1		6	1	0	0	2	1	0	0	0	0	0	13	21	0.00	1.500								

AB	38
R	8
H	14
RBI	8
BB	3
SO	6
LOB	19



AB	33
R	2
H	9
RBI	1
BB	4
SO	10
LOB	21



Batter	1	2	3	4	5	6	7	8	9	AB	R	H	RBI	BB	SO	LOB	TOP																						
Roberto Alomar, S (1, 4) OBP: 0.429, SLG: 0.549	F8	F8		P6			L5			5	0	1	0	0	0	5	Baltimore Orioles @ Toronto Blue Jays SkyDome, Toronto, ON Wed Jul 03 1996, 7:05 PM EDT Att: 32,365 - Unknown - 62 F																						
Brady Anderson, L (1, 8) OBP: 0.402, SLG: 0.677	G5-4-3 BB		K		P5		F8		P6	4	0	0	0	1	1	2																							
Cal Ripken Jr., R (1, 6) OBP: 0.364, SLG: 0.500	G5-4-3				G5-3				F8	5	1	2	1	0	0	3																							
Rafael Palmeiro, L (1, 3) OBP: 0.398, SLG: 0.569		BB 1B BB	P6		G1-3				P5	3	1	0	0	1	0	1																							
Bobby Bonilla, S (1, 10) OBP: 0.354, SLG: 0.443		1B BB FC5-2	P6				K		K	4	0	1	0	0	2	1																							
B.J. Surhoff, L (1, 5) OBP: 0.347, SLG: 0.494					1B		F7			4	0	2	0	0	1	2																							
Mike Devereaux, R (1, 9) OBP: 0.326, SLG: 0.345		FC5-2 1B BB		K					G4-3	3	0	1	0	1	1	2																							
Luis Polonia, L (1, 7) OBP: 0.272, SLG: 0.291									G3-4-1	4	0	2	1	0	1	1																							
Gregg Zaun, S (1, 2) OBP: 0.303, SLG: 0.322	FC5-2			K			F7		1B BB	3	0	0	0	1	1	5																							
Inning Stats	R: 0 E: 0 K: 0 S: 7	H: 0 LOB: 0 BB: 1 P: 14	R: 1 E: 0 K: 1 S: 18	H: 2 LOB: 3 BB: 2 P: 32	R: 0 E: 0 K: 1 S: 8	H: 1 LOB: 1 BB: 0 P: 14	R: 0 E: 0 K: 2 S: 10	H: 2 LOB: 2 BB: 0 P: 14	R: 0 E: 0 K: 2 S: 13	H: 1 LOB: 1 BB: 0 P: 21	R: 0 E: 0 K: 0 S: 6	H: 0 LOB: 0 BB: 0 P: 9	R: 1 E: 0 K: 1 S: 14	H: 2 LOB: 1 BB: 1 P: 18	R: 0 E: 0 K: 0 S: 12	H: 1 LOB: 2 BB: 1 P: 20	1B: 7 2B: 1 3B: 0 HR: 1	SF: 0 SAC: 0 DP: 1 HBP: 0	WP: 0 PA: 39 PB: 0 SB: 0 CS: 0																				
PITCHER	IP	WLS	BF	H	R	ER	SO	BB	IBB	HBP	BLK	WP	HR	S	P	ERA	WHIP	PITCHER		IP	WLS	BF	H	R	ER	SO	BB	IBB	HBP	BLK	WP	HR	S	P	ERA	WHIP			
Juan Guzman, R (1, 1) ERA: 3.25	7.0	W	29	6	1	1	6	3	0	0	0	0	0	65	108	1.29	1.286			7.0	L	23	6	5	4	7	2	0	0	0	0	0	0	0	0	0	0		
Tim Crabtree, R (8, 1) ERA: 2.32	1.0	S	5	2	1	1	1	0	0	0	0	0	1	14	18	9.00	2.000			3.1	L	13	2	0	0	1	1	0	0	0	0	0	0	0	0	0	0	0	
Mike Timlin, R (9, 1) ERA: 2.67	1.0	S	5	1	0	0	0	1	0	0	0	0	0	12	20	0.00	2.000			5.1	L	13	2	0	0	1	1	0	0	0	0	0	0	0	0	0	0	0	0

Batter	1	2	3	4	5	6	7	8	9	AB	R	H	RBI	BB	SO	LOB	BOTTOM																						
Alex Gonzalez, R (1, 6) OBP: 0.290, SLG: 0.399	K		G6-3		K		F9			4	0	0	0	0	2	1	Baltimore Orioles @ Toronto Blue Jays SkyDome, Toronto, ON Wed Jul 03 1996, 7:05 PM EDT Att: 32,365 - Unknown - 62 F																						
Domingo Cadenas, S (1, 5) OBP: 0.328, SLG: 0.356			K		BB HR 1B		FC6-4 BB			3	1	2	0	1	1	0																							
Jacob Brunfield, R (1, 9) OBP: 0.302, SLG: 0.464					F7		F8			4	1	1	0	0	1	2																							
Joe Carter, R (1, 3) OBP: 0.345, SLG: 0.547					E 2B		F9			3	2	1	0	1	1	2																							
Ed Sprague, R (1, 10) OBP: 0.364, SLG: 0.568					E5 FC6-5		FC6-4			4	1	1	4	0	0	1																							
Robert Perez, R (1, 7) OBP: 0.346, SLG: 0.384					FC6-5 BB		F9			3	0	1	0	1	1	0																							
Charlie O'Brien, R (1, 2) OBP: 0.371, SLG: 0.459					FC6-5		L4		L9	4	0	1	0	0	0	3																							
Mike Huff, R (1, 8) OBP: 0.185, SLG: 0.231					F7		F8		F9	4	0	0	0	0	0	4																							
Tomas Perez, S (1, 4) OBP: 0.302, SLG: 0.352					F8		K			4	0	1	0	0	2	1																							
Inning Stats	R: 0 E: 0 K: 3 S: 13	H: 1 LOB: 1 BB: 0 P: 17	R: 0 E: 0 K: 1 S: 10	H: 1 LOB: 0 BB: 0 P: 18	R: 0 E: 0 K: 1 S: 7	H: 0 LOB: 0 BB: 0 P: 10	R: 1 E: 1 K: 0 S: 12	H: 1 LOB: 2 BB: 1 P: 20	R: 4 E: 0 K: 2 S: 16	H: 3 LOB: 0 BB: 1 P: 25	R: 0 E: 0 K: 0 S: 7	H: 1 LOB: 1 BB: 0 P: 9	R: 0 E: 0 K: 0 S: 5	H: 0 LOB: 1 BB: 1 P: 13	R: 0 E: 0 K: 1 S: 9	H: 1 LOB: 1 BB: 0 P: 11	1B: 5 2B: 2 3B: 0 HR: 1	SF: 0 SAC: 0 DP: 0 HBP: 0	WP: 0 PA: 36 PB: 0 SB: 0 CS: 0																				
PITCHER	IP	WLS	BF	H	R	ER	SO	BB	IBB	HBP	BLK	WP	HR	S	P	ERA	WHIP	PITCHER		IP	WLS	BF	H	R	ER	SO	BB	IBB	HBP	BLK	WP	HR	S	P	ERA	WHIP			
Rick Krivda, L (1, 1) ERA: 4.67	4.2	L	23	6	5	4	7	2	0	0	0	0	0	56	87	7.71	1.714			3.1	L	13	2	0	0	1	1	0	0	0	0	0	0	0	0	0	0		
Jimmy Haynes, R (5, 1) ERA: 6.72	3.1	L	13	2	0	0	1	1	0	0	0	0	0	23	36	0.00	0.900			5.1	L	13	2	0	0	1	1	0	0	0	0	0	0	0	0	0	0	0	0



Batter	1	2	3	4	5	6	7	8	9	AB	R	H	RBI	BB	SO	LOB	TOP	
Otis Nixon, S <small>OBP: 0.396, SLG: 0.341</small> (1, 8)											3	0	1	0	2	1	1	Toronto Blue Jays @ Detroit Tigers Tiger Stadium, Detroit, MI Thu Jul 04 1996, 7:05 PM EDT Att: 10,557 - Unknown - 79 F
Alex Gonzalez, R <small>OBP: 0.371, SLG: 0.456</small> (1, 6)										4	1	0	0	1	1	6		
Jacob Brunfield, R <small>OBP: 0.301, SLG: 0.460</small> (1, 10)										4	0	1	0	0	0	3		
Joe Carter, R <small>OBP: 0.347, SLG: 0.545</small> (1, 3) (8, 7)										3	0	1	1	1	1	1		
Ed Sprague, R <small>OBP: 0.362, SLG: 0.563</small> (1, 5)										3	0	0	0	1	2	2		
Robert Perez, R <small>OBP: 0.346, SLG: 0.382</small> Shawn Green, L <small>OBP: 0.297, SLG: 0.387</small> (8, PH) (8, 9)										3	0	1	0	0	0	3		
Charlie O'Brien, R <small>OBP: 0.311, SLG: 0.363</small> Sandy Martinez, L <small>OBP: 0.311, SLG: 0.363</small> (8, PH) (8, 2)										3	0	1	0	0	0	1		
Mike Huff, R <small>OBP: 0.200, SLG: 0.241</small> Carlos Delgado, L <small>OBP: 0.368, SLG: 0.485</small> (8, PH) (8, 3)										3	0	1	0	0	1	1		
Tomas Perez, S <small>OBP: 0.300, SLG: 0.340</small> (1, 4)										3	0	0	0	1	0	3		
Inning Stats	R: 0 H: 0 E: 0 LOB: 3 K: 0 BB: 3 S: 10 P: 27	R: 0 H: 1 E: 0 LOB: 1 K: 0 BB: 0 S: 10 P: 16	R: 1 H: 1 E: 0 LOB: 0 K: 1 BB: 1 S: 11 P: 20	R: 0 H: 2 E: 0 LOB: 3 K: 0 BB: 0 S: 11 P: 24	R: 0 H: 1 E: 0 LOB: 0 K: 0 BB: 0 S: 8 P: 14	R: 0 H: 0 E: 0 LOB: 2 K: 1 BB: 0 S: 6 P: 9	R: 0 H: 1 E: 0 LOB: 1 K: 0 BB: 1 S: 12 P: 19	R: 0 H: 1 E: 0 LOB: 2 K: 2 BB: 0 S: 12 P: 19	R: 0 H: 0 E: 0 LOB: 0 K: 2 BB: 0 S: 8 P: 12	1B: 7 SF: 0 2B: 0 SAC: 0 3B: 0 DP: 2 HR: 0 HBP: 0	WP: 1 PA: 38 PB: 0 SB: 2 CS: 1							
PITCHER	IP WLS BF H R ER SO BB IBB HBP BLK WP HR S P ERA WHIP											IP WLS BF H R ER SO BB IBB HBP BLK WP HR S P ERA WHIP						
C.J. Nitkowski, L <small>ERA: 1.29</small> (1, 1)	7.0 W 30 6 1 1 2 6 0 0 0 0 1 0 68 129 1.29 1.714																	
Jose Lima, R <small>ERA: 7.52</small> (8, 1)	0.2 4 1 0 0 2 1 0 0 0 0 0 9 14 0.00 3.000																	
Mike Myers, L <small>ERA: 5.95</small> (8, 1)	1.1 S 4 0 0 0 3 0 0 0 0 0 0 0 11 17 0.00 0.000																	

AB	31
R	1
H	7
RBI	1
BB	7
SO	7
LOB	23



Batter	1	2	3	4	5	6	7	8	9	AB	R	H	RBI	BB	SO	LOB	BOTTOM
Curtis Pride, L <small>OBP: 0.350, SLG: 0.488</small> Kimera Barteo, R <small>OBP: 0.328, SLG: 0.333</small> (8, 8)										4	1	1	0	0	0	0	Toronto Blue Jays @ Detroit Tigers Tiger Stadium, Detroit, MI Thu Jul 04 1996, 7:05 PM EDT Att: 10,557 - Unknown - 79 F
Chad Curtis, R <small>OBP: 0.346, SLG: 0.380</small> (1, 8) (8, 7)										4	2	2	1	0	1	2	
Travis Fryman, R <small>OBP: 0.326, SLG: 0.468</small> (1, 5)										4	1	1	3	0	2	1	
Cecil Fielder, R <small>OBP: 0.344, SLG: 0.450</small> (1, 10)										4	0	0	1	0	2	1	
Bobby Higginson, L <small>OBP: 0.392, SLG: 0.585</small> (1, 9)										4	1	2	1	0	0	1	
Tony Clark, S <small>OBP: 0.303, SLG: 0.495</small> (1, 3)										4	0	1	0	0	0	1	
Mark Lewis, R <small>OBP: 0.337, SLG: 0.443</small> (1, 4)										3	0	0	0	0	2		
Andujar Cedeno, R <small>OBP: 0.257, SLG: 0.293</small> (1, 6)										3	0	1	0	0	0		
Brad Ausmus, R <small>OBP: 0.272, SLG: 0.227</small> (1, 2)										3	1	1	0	0	1	1	
Inning Stats	R: 0 H: 0 E: 0 LOB: 0 K: 1 BB: 0 S: 7 P: 8	R: 0 H: 0 E: 0 LOB: 0 K: 0 BB: 0 S: 4 P: 6	R: 0 H: 1 E: 0 LOB: 0 K: 0 BB: 0 S: 3 P: 5	R: 1 H: 1 E: 0 LOB: 0 K: 2 BB: 0 S: 13 P: 19	R: 1 H: 1 E: 0 LOB: 0 K: 0 BB: 0 S: 7 P: 12	R: 3 H: 5 E: 0 LOB: 2 K: 2 BB: 0 S: 16 P: 28	R: 0 H: 0 E: 0 LOB: 0 K: 1 BB: 0 S: 7 P: 12	R: 1 H: 1 E: 1 LOB: 1 K: 0 BB: 0 S: 9 P: 17	1B: 6 SF: 0 2B: 0 SAC: 0 3B: 0 DP: 1 HR: 3 HBP: 0	WP: 0 PA: 33 PB: 0 SB: 0 CS: 1							
PITCHER	IP WLS BF H R ER SO BB IBB HBP BLK WP HR S P ERA WHIP											IP WLS BF H R ER SO BB IBB HBP BLK WP HR S P ERA WHIP					
Marty Janzen, R <small>ERA: 6.33</small> (1, 1)	6.0 L 25 8 5 5 5 0 0 0 0 0 0 3 50 78 7.50 1.333																
Scott Brow, R <small>ERA: 1.69</small> (7, 1)	1.1 6 1 1 0 1 0 0 0 0 0 0 0 13 23 0.00 0.750																
Paul Spoljaric, L <small>ERA: 3.21</small> (8, 1)	0.2 2 0 0 0 0 0 0 0 0 0 0 0 3 6 0.00 0.000																

AB	33
R	6
H	9
RBI	6
BB	0
SO	6
LOB	9



Batter	1	2	3	4	5	6	7	8	9	AB	R	H	RBI	BB	SO	LOB	TOP			
Otis Nixon, S OBP: 0.400, SLG: 0.340 (1, 8)										3	1	1	0	2	0	3				
Alex Gonzalez, R OBP: 0.297, SLG: 0.393 (1, 6)										5	0	1	1	0	1	6				
Carlos Delgado, L OBP: 0.370, SLG: 0.495 Jacob Brumfield, R OBP: 0.300, SLG: 0.458 (1, 10) (8, PH)										3	1	1	1	1	1	2				
Joe Carter, R OBP: 0.348, SLG: 0.542 (1, 7)											4	0	1	0	1	0	2			
Ed Sprague, R OBP: 0.363, SLG: 0.382 Domingo Cedenio, S OBP: 0.328, SLG: 0.356 (1, 5) (9, PR)											4	0	1	1	1	1	2			
John Olerud, L OBP: 0.383, SLG: 0.480 (1, 3)											3	0	0	0	2	1	1			
Shawn Green, L OBP: 0.317, SLG: 0.382 Robert Perez, R OBP: 0.358, SLG: 0.394 (1, 9) (8, PH) (8, 9)										3	0	0	0	0	0	5				
Sandy Martinez, L OBP: 0.317, SLG: 0.365 Charlie O'Brien, R OBP: 0.397, SLG: 0.450 (1, 2) (8, PH) (8, 2)										2	0	1	0	1	0	0				
Tomas Perez, S OBP: 0.308, SLG: 0.340 (1, 4)										3	0	1	0	0	0	2				
Inning Stats	R: 1 E: 0 K: 0 S: 13	H: 2 LOB: 3 BB: 2 P: 26	R: 0 E: 0 K: 0 S: 8	H: 1 LOB: 1 BB: 0 P: 11	R: 0 E: 0 K: 2 S: 12	H: 0 LOB: 2 BB: 2 P: 24	R: 0 E: 0 K: 1 S: 8	H: 0 LOB: 0 BB: 2 P: 21	R: 0 E: 0 K: 0 S: 9	H: 1 LOB: 2 BB: 1 P: 16	R: 1 E: 0 K: 0 S: 8	H: 1 LOB: 0 BB: 0 P: 12	R: 1 E: 0 K: 2 S: 17	H: 2 LOB: 2 BB: 0 P: 23	R: 0 E: 0 K: 1 S: 13	H: 1 LOB: 2 BB: 1 P: 21	1B: 6 2B: 2 3B: 0 HR: 1	SF: 0 SAC: 0 DP: 1 HBP: 1	WP: 0 PB: 1 SB: 1 CS: 0	PA: 44
PITCHER	IP WLS BF H R ER SO BB IBB HBP BLK WP HR S P ERA WHIP																			
A.J. Sager, R ERA: 3.95	(1, 1) 6.0 W 29 5 1 1 4 7 0 0 0 0 0 0 55 107 1.50 2.000																			
Mike Walker, R ERA: 7.4	(7, 1) 0.2 3 1 1 1 0 0 0 0 0 0 0 1 5 9 13.50 1.500																			
Tom Urbani, L ERA: 8.77	(7, 1) 0.1 2 1 1 1 0 0 0 0 0 0 0 0 6 7 27.00 3.000																			
Jose Lima, R ERA: 7.43	(8, 1) 0.2 4 1 0 0 1 0 0 0 1 0 0 0 8 11 0.00 1.500																			
Mike Myers, L ERA: 5.9	(8, 1) 0.1 1 0 0 0 1 0 0 0 0 0 0 0 6 8 0.00 0.000																			
PITCHER	IP WLS BF H R ER SO BB IBB HBP BLK WP HR S P ERA WHIP																			
Gregg Olson, R ERA: 4.26	(9, 1) 1.0 S 5 1 0 0 1 1 0 0 0 0 0 0 13 21 0.00 2.000																			

Toronto Blue Jays @ Detroit Tigers
Tiger Stadium, Detroit, MI
Fri Jul 05 1996, 7:05 PM EDT
Att: 20,808 - Unknown - 86 F

AB 35
R 3
H 9
RBI 3
BB 8
SO 7
LOB 28



Batter	1	2	3	4	5	6	7	8	9	AB	R	H	RBI	BB	SO	LOB	BOTTOM			
Bobby Higginson, L OBP: 0.394, SLG: 0.599 (1, 7) (9, 9)										4	1	2	2	0	1	3				
Chad Curtis, R OBP: 0.347, SLG: 0.379 (1, 8) (9, 7)										3	0	1	0	1	0	0				
Travis Fryman, R OBP: 0.322, SLG: 0.463 (1, 5)										4	0	0	0	0	1	3				
Cecil Fielder, R OBP: 0.346, SLG: 0.447 (1, 3)										2	0	0	0	2	1	0				
Tony Clark, S OBP: 0.301, SLG: 0.479 (1, 10)										3	1	0	0	1	2	4				
Melvin Nieves, S OBP: 0.329, SLG: 0.447 Kimera Barteel, R OBP: 0.328, SLG: 0.333 (1, 9) (9, 8)										3	1	1	0	1	1	3				
Mark Lewis, R OBP: 0.339, SLG: 0.442 (1, 4)										3	0	1	1	1	0	1				
Alan Trammell, R OBP: 0.295, SLG: 0.284 (1, 6)										4	1	0	1	0	1	3				
Brad Ausmus, R OBP: 0.273, SLG: 0.228 (1, 2)										3	0	1	0	0	0	2				
Inning Stats	R: 0 E: 0 K: 1 S: 13	H: 2 LOB: 3 BB: 1 P: 22	R: 0 E: 0 K: 0 S: 11	H: 0 LOB: 1 BB: 1 P: 18	R: 0 E: 0 K: 2 S: 9	H: 0 LOB: 0 BB: 1 P: 18	R: 4 E: 0 K: 0 S: 11	H: 3 LOB: 0 BB: 1 P: 24	R: 0 E: 0 K: 0 S: 10	H: 0 LOB: 0 BB: 0 P: 14	R: 0 E: 0 K: 1 S: 9	H: 1 LOB: 2 BB: 1 P: 16	R: 0 E: 0 K: 0 S: 12	H: 0 LOB: 1 BB: 1 P: 22	R: 0 E: 0 K: 2 S: 9	H: 0 LOB: 0 BB: 0 P: 11	1B: 4 2B: 2 3B: 0 HR: 1	SF: 0 SAC: 0 DP: 1 HBP: 0	WP: 1 PB: 0 SB: 0 CS: 1	PA: 35
PITCHER	IP WLS BF H R ER SO BB IBB HBP BLK WP HR S P ERA WHIP																			
Erik Hanson, R ERA: 6.11	(1, 1) 6.0 L 28 6 4 4 4 5 0 0 0 0 0 0 12 112 6.00 1.833																			
Paul Quantrill, R ERA: 6.13	(7, 1) 1.0 4 0 0 0 1 1 0 0 0 0 0 0 12 22 0.00 1.000																			
Tim Crabtree, R ERA: 2.27	(8, 1) 1.0 3 0 0 0 2 0 0 0 0 0 0 0 9 11 0.00 0.000																			

Toronto Blue Jays @ Detroit Tigers
Tiger Stadium, Detroit, MI
Fri Jul 05 1996, 7:05 PM EDT
Att: 20,808 - Unknown - 86 F

AB 29
R 4
H 6
RBI 4
BB 6
SO 7
LOB 19



Batter	1	2	3	4	5	6	7	8	9	AB	R	H	RBI	BB	SO	LOB	TOP								
Otis Nixon, S (1, 8) <small>OBP: 0.404, SLG: 0.343</small> Jacob Brumfield, R (7, 8) <small>OBP: 0.303, SLG: 0.460</small>	G5-3	F8		BB		E9	HBP			4	2	2	1	1	0	1	Toronto Blue Jays @ Detroit Tigers Tiger Stadium, Detroit, MI Sat Jul 06 1996, 3:33 AM EDT Att: 16,228 - Sunny - 85 F								
Shawn Green, L (1, 9) <small>OBP: 0.296, SLG: 0.400</small>	2B		F7	F8		HR	HR	F9		5	2	2	2	0	0	3									
Carlos Delgado, L (1, 10) <small>OBP: 0.375, SLG: 0.518</small>	P3		HR		HR	P6	HR		G5-3	5	4	3	4	1	0	1									
Joe Carter, R (1, 7) <small>OBP: 0.351, SLG: 0.553</small> Robert Perez, R (7, PR) <small>OBP: 0.355, SLG: 0.390</small>	G6-3		G5-3	BB	HR	F8			G5-3	4	1	2	2	1	0	1									
Ed Sprague, R (1, 5) <small>OBP: 0.363, SLG: 0.569</small> Domingo Cedeno, S (7, 5) <small>OBP: 0.327, SLG: 0.355</small>		HR	G5-3		G5-3	HBP	P5	F8		5	1	2	1	0	0	2									
John Olerud, L (1, 3) <small>OBP: 0.389, SLG: 0.498</small>	1B	2B	BB		K	HBP		F8		4	2	2	2	1	1	0									
Charlie O'Brien, R (1, 2) <small>OBP: 0.360, SLG: 0.439</small>	G6-3	SH1-3	P5		K	P3		F7	G6-3	6	0	1	1	0	1	4									
Alex Gonzalez, R (1, 6) <small>OBP: 0.290, SLG: 0.398</small>	SH1-3			P3		1B	G5-3	1B		4	2	2	0	0	0	0									
Tomas Perez, S (1, 4) <small>OBP: 0.312, SLG: 0.343</small>	G6-3		F8			1B	F8	1B		5	1	2	0	0	0	1									
Inning Stats	R: 0 E: 0 K: 0 S: 8	H: 1 LOB: 1 BB: 0 P: 14	R: 2 E: 0 K: 0 S: 13	H: 3 LOB: 1 BB: 0 P: 22	R: 1 E: 0 K: 0 S: 10	H: 1 LOB: 2 BB: 1 P: 26	R: 0 E: 0 K: 0 S: 5	H: 0 LOB: 1 BB: 1 P: 12	R: 2 E: 0 K: 2 S: 12	H: 2 LOB: 0 BB: 0 P: 20	R: 4 E: 1 K: 0 S: 23	H: 5 LOB: 2 BB: 0 P: 33	R: 3 E: 0 K: 0 S: 12	H: 3 LOB: 1 BB: 0 P: 21	R: 1 E: 0 K: 0 S: 13	H: 3 LOB: 2 BB: 0 P: 20	R: 2 E: 0 K: 0 S: 9	H: 1 LOB: 0 BB: 1 P: 17	1B: 9 2B: 4 3B: 0 HR: 6	SF: 0 SAC: 1 DP: 0 HBP: 2	WP: 0 PB: 0 SB: 0 CS: 0	PA: 52			
PITCHER	IP	WLS	BF	H	R	ER	SO	BB	IBB	HBP	BLK	WP	HR	S	P	ERA	WHIP								
Omar Olivares, R (1, 1) ERA: 4.72	4.0	L	22	7	5	5	0	3	0	0	0	0	3	40	79	11.25	2.500								
Greg Keagle, R (5, 1) ERA: 9.05	2.2		18	8	7	7	2	0	0	2	0	0	2	41	67	23.62	3.000								
Mike Walker, R (7, 1) ERA: 7.76	2.1		12	4	3	3	0	1	0	0	0	0	1	24	39	11.57	2.143								

AB	45
R	15
H	19
RBI	14
BB	4
SO	2
LOB	15



Batter	1	2	3	4	5	6	7	8	9	AB	R	H	RBI	BB	SO	LOB	BOTTOM								
Bobby Higginson, L (1, 7) <small>OBP: 0.393, SLG: 0.593</small> Curtis Pride, L (8, 7) <small>OBP: 0.348, SLG: 0.484</small>	1B		F8			F9		K		2	0	0	0	1	0	1	Toronto Blue Jays @ Detroit Tigers Tiger Stadium, Detroit, MI Sat Jul 06 1996, 3:33 AM EDT Att: 16,228 - Sunny - 85 F								
Chad Curtis, R (1, 8) <small>OBP: 0.347, SLG: 0.379</small> Kimera Barteo, R (8, 8) <small>OBP: 0.322, SLG: 0.328</small>	BB		F8			F8			G1-3	3	0	1	0	0	0	1									
Travis Fryman, R (1, 5) <small>OBP: 0.318, SLG: 0.457</small>	1B		E6			F9			F8	4	0	0	0	0	1	2									
Cecil Fielder, R (1, 10) <small>OBP: 0.345, SLG: 0.443</small>	IBB		FC6-4			L5			K	3	0	0	0	1	1	2									
Tony Clark, S (1, 3) <small>OBP: 0.295, SLG: 0.469</small> Eddie Williams, R (7, PH) <small>OBP: 0.306, SLG: 0.367</small>	G4-3		P5			L8				2	0	0	0	0	0	2									
Melvin Nieves, S (1, 9) <small>OBP: 0.325, SLG: 0.440</small>			K			F9				3	0	0	0	0	1	0									
Mark Lewis, R (1, 4) <small>OBP: 0.336, SLG: 0.438</small>			K			G6-3				3	0	0	0	0	1	0									
Mark Parent, R (1, 2) <small>OBP: 0.289, SLG: 0.500</small>	G1-3					G5-3			G1-6-3	3	0	1	0	0	0	0									
Andujar Cedeno, R (1, 6) <small>OBP: 0.258, SLG: 0.294</small>			E			P5			G1-6-3	3	0	1	0	0	0	1									
Inning Stats	R: 0 E: 0 K: 1 S: 10	H: 1 LOB: 2 BB: 2 P: 19	R: 0 E: 0 K: 2 S: 8	H: 0 LOB: 0 BB: 0 P: 11	R: 0 E: 1 K: 0 S: 9	H: 1 LOB: 2 BB: 0 P: 14	R: 0 E: 0 K: 0 S: 6	H: 0 LOB: 0 BB: 0 P: 10	R: 0 E: 0 K: 0 S: 7	H: 0 LOB: 0 BB: 0 P: 8	R: 0 E: 0 K: 0 S: 7	H: 0 LOB: 0 BB: 0 P: 13	R: 0 E: 0 K: 1 S: 11	H: 1 LOB: 0 BB: 0 P: 17	R: 0 E: 0 K: 1 S: 8	H: 0 LOB: 0 BB: 0 P: 10	1B: 3 2B: 0 3B: 0 HR: 0	SF: 0 SAC: 0 DP: 1 HBP: 0	WP: 0 PB: 0 SB: 0 CS: 0	PA: 31					
PITCHER	IP	WLS	BF	H	R	ER	SO	BB	IBB	HBP	BLK	WP	HR	S	P	ERA	WHIP								
Pat Hentgen, R (1, 1) ERA: 3.86	9.0	W	31	3	0	0	5	1	1	0	0	0	0	75	117	0.00	0.444								

AB	29
R	0
H	3
RBI	0
BB	2
SO	5
LOB	9



Batter	1	2	3	4	5	6	7	8	9	AB	R	H	RBI	BB	SO	LOB	TOP					
Otis Nixon, S <small>OBP: 0.398, SLG: 0.337</small> 										4	0	0	0	0	0	2	Toronto Blue Jays @ Detroit Tigers Tiger Stadium, Detroit, MI Sun Jul 07 1996, 3:33 AM EDT Att: 15,784 - Overcast - 88 F					
Shawn Green, L <small>OBP: 0.298, SLG: 0.397</small> 										4	0	1	0	0	0	0						
Carlos Delgado, L <small>OBP: 0.373, SLG: 0.512</small> 										3	0	0	0	1	1	1						
Joe Carter, R <small>OBP: 0.352, SLG: 0.556</small> 										4	0	2	0	0	0	4						
Ed Sprague, R <small>OBP: 0.362, SLG: 0.565</small> 										4	0	1	0	0	1	2						
John Olerud, L <small>OBP: 0.384, SLG: 0.489</small> 										4	0	0	0	0	0	3						
Sandy Martinez, L <small>OBP: 0.311, SLG: 0.358</small> 										3	0	0	0	0	1	2						
Alex Gonzalez, R <small>OBP: 0.287, SLG: 0.394</small> 										3	0	0	0	0	1	2						
Tomas Perez, S <small>OBP: 0.321, SLG: 0.352</small> 										3	0	2	0	0	0	0						
Inning Stats	R: 0 H: 0 E: 0 K: 0 S: 9	H: 0 LOB: 0 BB: 0 P: 15	R: 0 H: 2 E: 0 K: 2 S: 13	H: 2 LOB: 2 BB: 0 P: 21	R: 0 H: 2 E: 0 K: 0 S: 7	H: 2 LOB: 2 BB: 1 P: 14	R: 0 H: 0 E: 0 K: 1 S: 6	H: 0 LOB: 0 BB: 0 P: 10	R: 0 H: 1 E: 0 K: 0 S: 9	H: 1 LOB: 0 BB: 0 P: 12	R: 0 H: 0 E: 1 K: 1 S: 11	H: 0 LOB: 1 BB: 0 P: 15	R: 0 H: 0 E: 0 K: 0 S: 9	H: 0 LOB: 0 BB: 0 P: 14	R: 0 H: 0 E: 0 K: 0 S: 6	H: 0 LOB: 0 BB: 0 P: 11	R: 0 H: 1 E: 0 K: 0 S: 13	H: 1 LOB: 1 BB: 0 P: 18	1B: 5 2B: 2 3B: 0 HR: 0	SF: 0 SAC: 0 DP: 2 HBP: 0	WP: 1 PB: 1 SB: 0 CS: 0	PA: 33
PITCHER	IP WLS BF H R ER SO BB IBB HBP BLK WP HR S P ERA WHIP																					
Felipe Lira, R <small>ERA: 5.61</small>	(1, 1)	9.0 W 33 6 0 0 4 1 0 0 0 1 0 83 130 0.00 0.778																				

Batter	1	2	3	4	5	6	7	8	9	AB	R	H	RBI	BB	SO	LOB	BOTTOM					
Bobby Higginson, L <small>OBP: 0.389, SLG: 0.581</small> 										4	1	0	0	1	0	1	Toronto Blue Jays @ Detroit Tigers Tiger Stadium, Detroit, MI Sun Jul 07 1996, 3:33 AM EDT Att: 15,784 - Overcast - 88 F					
Brad Ausmus, R <small>OBP: 0.276, SLG: 0.233</small> 										5	1	2	1	0	2	0						
Travis Fryman, R <small>OBP: 0.319, SLG: 0.454</small> 										4	2	1	0	1	1	1						
Cecil Fielder, R <small>OBP: 0.349, SLG: 0.453</small> 										2	2	1	4	2	0	0						
Tony Clark, S <small>OBP: 0.303, SLG: 0.495</small> 										3	1	1	1	1	0	1						
Mark Lewis, R <small>OBP: 0.341, SLG: 0.443</small> 										3	1	2	2	1	0	0						
Melvin Nieves, S <small>OBP: 0.324, SLG: 0.434</small> 										3	0	0	0	1	1	2						
Andujar Cedeno, R <small>OBP: 0.258, SLG: 0.302</small> 										4	0	1	1	0	1	3						
Kimera Batee, R <small>OBP: 0.317, SLG: 0.311</small> 										3	1	0	0	1	1	4						
Inning Stats	R: 4 H: 2 E: 0 K: 0 S: 13	H: 2 LOB: 2 BB: 2 P: 26	R: 1 H: 1 E: 0 K: 1 S: 9	H: 1 LOB: 1 BB: 1 P: 18	R: 2 H: 2 E: 0 K: 2 S: 15	H: 2 LOB: 1 BB: 1 P: 21	R: 0 H: 0 E: 0 K: 2 S: 11	H: 0 LOB: 0 BB: 0 P: 17	R: 0 H: 1 E: 0 K: 0 S: 7	H: 1 LOB: 1 BB: 1 P: 13	R: 0 H: 0 E: 0 K: 0 S: 6	H: 0 LOB: 0 BB: 0 P: 6	R: 2 H: 2 E: 0 K: 0 S: 10	H: 2 LOB: 3 BB: 3 P: 27	R: 0 H: 0 E: 0 K: 1 S: 9	H: 0 LOB: 0 BB: 0 P: 14	R: 0 H: 0 E: 0 K: 1 S: 9	H: 0 LOB: 0 BB: 0 P: 14	1B: 4 2B: 1 3B: 1 HR: 2	SF: 0 SAC: 0 DP: 1 HBP: 0	WP: 0 PB: 0 SB: 1 CS: 0	PA: 39
PITCHER	IP WLS BF H R ER SO BB IBB HBP BLK WP HR S P ERA WHIP																					
Jeff Ware, R <small>ERA: 9.09</small>	(1, 1)	2.2 L 17 5 7 0 0 3 4 0 0 0 0 0 21 34 62 0.00 3.375																				
Tony Castillo, L <small>ERA: 3.71</small>	(3, 1)	2.1 8 1 0 0 3 1 0 0 0 0 0 0 21 33 0.00 0.857																				
Scott Brow, R <small>ERA: 3.68</small>	(6, 1)	2.0 11 2 2 2 0 2 1 0 0 0 0 0 16 33 9.00 2.000																				
Mike Timlin, R <small>ERA: 2.57</small>	(8, 1)	1.0 3 0 0 0 1 0 0 0 0 0 0 0 9 14 0.00 0.000																				

Batter	1	2	3	4	5	6	7	8	9	AB	R	H	RBI	BB	SO	LOB	TOP
Otis Nixon, S <small>OBP: 0.391, SLG: 0.331</small> 										5	0	0	0	0	1	0	
Tomas Perez, S <small>OBP: 0.328, SLG: 0.358</small> 										4	1	2	0	0	2	0	
Carlos Delgado, L <small>OBP: 0.369, SLG: 0.505</small> 										4	0	0	0	0	1	2	
Joe Carter, R <small>OBP: 0.351, SLG: 0.552</small> 										4	1	1	1	0	0	0	
Ed Sprague, R <small>OBP: 0.361, SLG: 0.564</small> 										4	1	1	0	0	1	0	
John Olerud, L <small>OBP: 0.382, SLG: 0.483</small> 										3	0	0	0	0	0	0	
Shawn Green, L <small>OBP: 0.301, SLG: 0.403</small> 										4	1	2	1	0	1	0	
Charlie O'Brien, R <small>OBP: 0.368, SLG: 0.481</small> 										3	2	2	3	1	1	0	
Alex Gonzalez, R <small>OBP: 0.283, SLG: 0.389</small> 										4	0	0	0	0	0	3	
Inning Stats <small>R: 0, H: 0, E: 0, LOB: 0, K: 2, S: 8</small>	<small>R: 0, H: 0, E: 0, LOB: 0, K: 0, S: 8</small>	<small>R: 2, H: 3, E: 0, LOB: 1, K: 0, S: 16</small>	<small>R: 0, H: 0, E: 0, LOB: 0, K: 1, S: 12</small>	<small>R: 0, H: 0, E: 0, LOB: 0, K: 0, S: 11</small>	<small>R: 3, H: 4, E: 1, LOB: 3, K: 0, S: 24</small>	<small>R: 0, H: 0, E: 0, LOB: 0, K: 1, S: 7</small>	<small>R: 0, H: 0, E: 0, LOB: 0, K: 1, S: 10</small>	<small>R: 1, H: 1, E: 0, LOB: 0, K: 1, S: 8</small>	<small>1B: 4, SF: 0, 2B: 2, 3B: 0, HR: 2</small>	<small>WP: 0, PA: 37, FB: 0, SB: 1, CS: 0</small>							
PITCHER <small>IP WLS BF H R ER SO BB IBB HBP BLK WP HR S P ERA WHIP</small>	<small>IP WLS BF H R ER SO BB IBB HBP BLK WP HR S P ERA WHIP</small>	<small>IP WLS BF H R ER SO BB IBB HBP BLK WP HR S P ERA WHIP</small>	<small>IP WLS BF H R ER SO BB IBB HBP BLK WP HR S P ERA WHIP</small>	<small>IP WLS BF H R ER SO BB IBB HBP BLK WP HR S P ERA WHIP</small>	<small>IP WLS BF H R ER SO BB IBB HBP BLK WP HR S P ERA WHIP</small>	<small>IP WLS BF H R ER SO BB IBB HBP BLK WP HR S P ERA WHIP</small>	<small>IP WLS BF H R ER SO BB IBB HBP BLK WP HR S P ERA WHIP</small>	<small>IP WLS BF H R ER SO BB IBB HBP BLK WP HR S P ERA WHIP</small>	<small>IP WLS BF H R ER SO BB IBB HBP BLK WP HR S P ERA WHIP</small>								

Toronto Blue Jays @ Milwaukee Brewers
 Milwaukee County Stadium, Milwaukee, WI
 Thu Jul 11 1996, 8:05 PM EDT
 Att: 16,019 - Unknown - 73 F

AB	35
R	6
H	8
RBI	5
BB	1
SO	7
LOB	5



Batter	1	2	3	4	5	6	7	8	9	AB	R	H	RBI	BB	SO	LOB	BOTTOM
Fernando Vina, L <small>OBP: 0.375, SLG: 0.431</small> 										4	0	1	0	0	0	2	
Matt Mieske, R <small>OBP: 0.333, SLG: 0.493</small> 										4	0	0	0	0	1	4	
Kevin Seitzer, R <small>OBP: 0.441, SLG: 0.513</small> 										3	0	0	0	1	1	2	
Dave Nilsson, L <small>OBP: 0.408, SLG: 0.571</small> 										3	0	0	0	1	1	1	
John Jaha, R <small>OBP: 0.391, SLG: 0.510</small> 										3	1	0	0	1	1	1	
Jose Valentin, S <small>OBP: 0.338, SLG: 0.489</small> 										4	1	1	0	0	2	1	
Jeff Cirillo, R <small>OBP: 0.394, SLG: 0.507</small> 										3	1	1	2	1	0	0	
David Hulse, L <small>OBP: 0.304, SLG: 0.264</small> 										4	0	1	0	0	1	0	
Pat Listach, S <small>OBP: 0.341, SLG: 0.344</small> 										3	0	0	1	1	0	2	
Jesse Levis, L <small>OBP: 0.309, SLG: 0.262</small> 										1	0	0	0	2	0	0	
Greg Vaughn, R <small>OBP: 0.390, SLG: 0.564</small> 										0	0	0	0	1	0	0	
Inning Stats <small>R: 0, H: 0, E: 0, LOB: 0, K: 0, S: 4</small>	<small>R: 0, H: 0, E: 0, LOB: 0, K: 1, S: 7</small>	<small>R: 0, H: 1, E: 0, LOB: 2, K: 1, S: 10</small>	<small>R: 0, H: 0, E: 0, LOB: 0, K: 2, S: 14</small>	<small>R: 0, H: 0, E: 0, LOB: 0, K: 0, S: 6</small>	<small>R: 0, H: 0, E: 0, LOB: 0, K: 0, S: 8</small>	<small>R: 2, H: 2, E: 0, LOB: 1, K: 1, S: 17</small>	<small>R: 0, H: 0, E: 0, LOB: 2, K: 0, S: 17</small>	<small>R: 1, H: 1, E: 0, LOB: 3, K: 1, S: 15</small>	<small>1B: 2, SF: 0, 2B: 1, 3B: 0, HR: 1</small>	<small>WP: 0, PA: 37, FB: 0, SB: 1, CS: 0</small>							
PITCHER <small>IP WLS BF H R ER SO BB IBB HBP BLK WP HR S P ERA WHIP</small>	<small>IP WLS BF H R ER SO BB IBB HBP BLK WP HR S P ERA WHIP</small>	<small>IP WLS BF H R ER SO BB IBB HBP BLK WP HR S P ERA WHIP</small>	<small>IP WLS BF H R ER SO BB IBB HBP BLK WP HR S P ERA WHIP</small>	<small>IP WLS BF H R ER SO BB IBB HBP BLK WP HR S P ERA WHIP</small>	<small>IP WLS BF H R ER SO BB IBB HBP BLK WP HR S P ERA WHIP</small>	<small>IP WLS BF H R ER SO BB IBB HBP BLK WP HR S P ERA WHIP</small>	<small>IP WLS BF H R ER SO BB IBB HBP BLK WP HR S P ERA WHIP</small>	<small>IP WLS BF H R ER SO BB IBB HBP BLK WP HR S P ERA WHIP</small>	<small>IP WLS BF H R ER SO BB IBB HBP BLK WP HR S P ERA WHIP</small>								

Toronto Blue Jays @ Milwaukee Brewers
 Milwaukee County Stadium, Milwaukee, WI
 Thu Jul 11 1996, 8:05 PM EDT
 Att: 16,019 - Unknown - 73 F

AB	30
R	3
H	4
RBI	3
BB	7
SO	6
LOB	15



Batter	1	2	3	4	5	6	7	8	9	AB	R	H	RBI	BB	SO	LOB	TOP										
Otis Nixon, S (1, 8) <small>OBP: 0.387, SLG: 0.327</small> Robert Perez, R (7, PH) <small>OBP: 0.357, SLG: 0.393</small>	F7	K			P4		G6-4-3 1B	P3		3	0	0	0	0	1	2											
Tomas Perez, S (1, 4) <small>OBP: 0.331, SLG: 0.354</small>	F8 BB		G4-3		G6-3		G6-4-3 1B	E6 FC3-4		4	0	1	0	1	0	1											
Carlos Delgado, L (1, 10) <small>OBP: 0.370, SLG: 0.512</small>			F4			HR	G6-4-3	K		4	1	1	1	1	1	3											
Joe Carter, R (1, 7) <small>OBP: 0.350, SLG: 0.549</small> Jacob Brumfield, R (3, 7) <small>OBP: 0.303, SLG: 0.458</small>	F8		P4			K		FC3-4		2	0	0	0	0	0	2											
Ed Sprague, R (1, 5) <small>OBP: 0.359, SLG: 0.557</small>	K				G6-3		G1-3	K		4	0	0	0	1	2	4											
John Olerud, L (1, 3) <small>OBP: 0.381, SLG: 0.492</small>		HR			F8		K	L6		4	1	1	1	0	1	1											
Shawn Green, L (1, 9) <small>OBP: 0.300, SLG: 0.401</small>		G4-3			G1-3		G4-3	1B		4	0	1	0	0	0	1											
Sandy Martinez, L (1, 2) <small>OBP: 0.310, SLG: 0.355</small>		G3			G3-1		G6-4-3 1B	F9		4	1	1	0	0	0	1											
Alex Gonzalez, R (1, 6) <small>OBP: 0.292, SLG: 0.395</small>							G6-4-3 1B			3	1	3	0	1	0	0											
Inning Stats	R: 0 E: 0 K: 1 S: 18	H: 0 LOB: 2 BB: 2 P: 31	R: 1 E: 0 K: 1 S: 11	H: 1 LOB: 1 BB: 1 P: 21	R: 0 E: 0 K: 0 S: 9	H: 0 LOB: 0 BB: 0 P: 14	R: 0 E: 0 K: 0 S: 7	H: 0 LOB: 0 BB: 0 P: 11	R: 0 E: 0 K: 0 S: 10	H: 1 LOB: 1 BB: 0 P: 14	R: 1 E: 0 K: 2 S: 10	H: 1 LOB: 1 BB: 1 P: 15	R: 3 E: 0 K: 0 S: 20	H: 5 LOB: 1 BB: 0 P: 29	R: 0 E: 0 K: 0 S: 12	H: 2 LOB: 2 BB: 0 P: 15	R: 0 E: 1 K: 2 S: 9	H: 0 LOB: 1 BB: 0 P: 13	1B: 8 2B: 0 3B: 0 HR: 2	SF: 0 SAC: 0 DP: 1 HBP: 0	WP: 0 PB: 0 SB: 1 CS: 0	PA: 41					
PITCHER	IP	WLS	BF	H	R	ER	SO	BB	IBB	HBP	BLK	WP	HR	S	P	ERA	WHIP										
Ben McDonald, R (1, 1) <small>ERA: 3.88</small> Mike Potts, L (7, 1) <small>ERA: 6.96</small> Graeme Lloyd, L (7, 1) <small>ERA: 2.03</small> Mike Fetters, R (9, 1) <small>ERA: 1.97</small>	6.0	W	25	3	2	2	4	4	0	0	0	0	0	14	20	3.00	1.167										

Toronto Blue Jays @ Milwaukee Brewers
Milwaukee County Stadium, Milwaukee, WI

AB 37
R 5
H 10
RBI 4
BB 4
SO 6
LOB 18



WP: 0 PA: 41
PB: 0
SB: 1
CS: 0

Batter	1	2	3	4	5	6	7	8	9	AB	R	H	RBI	BB	SO	LOB	BOTTOM										
Fernando Vina, L (1, 4) <small>OBP: 0.375, SLG: 0.434</small> Mark Loretta, R (9, 4) <small>OBP: 0.369, SLG: 0.333</small>	L4			G1-3		G4-6-3 BB 1B		FC4-6 BB 1B		5	2	2	2	0	0	1											
Jeff Cirillo, R (1, 5) <small>OBP: 0.401, SLG: 0.509</small>				G5-3		G4-6-3 BB		1B BB		3	0	2	2	2	0	0											
Kevin Seitzer, R (1, 10) <small>OBP: 0.441, SLG: 0.509</small>	G6-3	G6-3				FC4 FC5-4 BB	G4-6-3	1B BB		4	1	1	1	1	0	3											
Dave Nilsson, L (1, 9) <small>OBP: 0.410, SLG: 0.574</small> Matt Mieske, R (8, PH) <small>OBP: 0.332, SLG: 0.491</small>		K				FC4 1B	G3	L9		4	1	2	0	0	1	1											
Greg Vaughn, R (1, 7) <small>OBP: 0.390, SLG: 0.565</small> David Hulse, L (9, 7) <small>OBP: 0.304, SLG: 0.264</small>		BB 1B				FC4 FC5-4	K	K		5	1	2	1	0	2	4											
John Jaha, R (1, 3) <small>OBP: 0.395, SLG: 0.522</small>						FC5-4 2B 1B		HR		3	3	2	2	1	0	1											
Jose Valentin, S (1, 6) <small>OBP: 0.340, SLG: 0.490</small>		2B BB				FC5-4 2B 1B		K		3	2	1	0	1	1	2											
Pat Listach, S (1, 8) <small>OBP: 0.344, SLG: 0.352</small>		2B BB				FC5-4 1B 2B		F7		4	1	2	4	0	0	1											
Mike Matheny, R (1, 2) <small>OBP: 0.251, SLG: 0.326</small>		2B 1B BB				F9	G6-3	FC4-6 1B		3	1	1	0	1	0	1											
Inning Stats	R: 0 E: 0 K: 0 S: 7	H: 1 LOB: 0 BB: 0 P: 9	R: 6 E: 0 K: 1 S: 16	H: 5 LOB: 0 BB: 2 P: 30	R: 1 E: 0 K: 0 S: 4	H: 2 LOB: 1 BB: 1 P: 8	R: 0 E: 0 K: 0 S: 4	H: 0 LOB: 0 BB: 0 P: 5	R: 3 E: 0 K: 0 S: 14	H: 3 LOB: 1 BB: 1 P: 25	R: 0 E: 0 K: 0 S: 5	H: 1 LOB: 1 BB: 1 P: 10	R: 1 E: 0 K: 2 S: 11	H: 1 LOB: 0 BB: 0 P: 17	R: 1 E: 0 K: 1 S: 10	H: 2 LOB: 2 BB: 1 P: 19	1B: 9 2B: 5 3B: 0 HR: 1	SF: 0 SAC: 0 DP: 3 HBP: 0	WP: 0 PB: 0 SB: 0 CS: 0	PA: 41							
PITCHER	IP	WLS	BF	H	R	ER	SO	BB	IBB	HBP	BLK	WP	HR	S	P	ERA	WHIP										
Erik Hanson, R (1, 1) <small>ERA: 6.55</small> Scott Brow, R (3, 1) <small>ERA: 4.73</small> Paul Spoljaric, L (7, 1) <small>ERA: 3.94</small>	2.0	L	15	4	3	3	0	2	0	0	1	0	0	25	42	6.75	1.500										

Toronto Blue Jays @ Milwaukee Brewers
Milwaukee County Stadium, Milwaukee, WI

AB 35
R 12
H 15
RBI 12
BB 6
SO 4
LOB 16



WP: 0 PA: 41
PB: 0
SB: 0
CS: 0

Batter	1	2	3	4	5	6	7	8	9	AB	R	H	RBI	BB	SO	LOB	TOP
Otis Nixon, S <small>OBP: 0.386, SLG: 0.327</small> 									6 0 2 1 0 0 1								
Domingo Cadeno, S <small>OBP: 0.328, SLG: 0.356</small> 									5 2 2 0 0 1 3								
Juan Samuel, R <small>OBP: 0.299, SLG: 0.460</small> 									3 3 1 0 2 1 2								
Joe Carter, R <small>OBP: 0.353, SLG: 0.558</small> 									5 2 3 2 0 0 3								
Ed Sprague, R <small>OBP: 0.362, SLG: 0.570</small> 									5 2 3 5 0 1 1								
Jacob Brumfield, R <small>OBP: 0.305, SLG: 0.455</small> 									4 1 1 1 1 1 3								
Charlie O'Brien, R <small>OBP: 0.369, SLG: 0.503</small> 									5 2 2 3 0 1 4								
Robert Perez, R <small>OBP: 0.376, SLG: 0.464</small> 									5 3 4 3 0 0 0								
Alex Gonzalez, R <small>OBP: 0.294, SLG: 0.391</small> 									3 0 0 0 2 0 1								
Inning Stats <small>R: 0, H: 1, E: 0, LOB: 0, K: 1, BB: 0, S: 7</small>	<small>R: 4, H: 4, E: 0, LOB: 0, K: 0, BB: 0, S: 13</small>	<small>R: 3, H: 3, E: 0, LOB: 0, K: 0, BB: 0, S: 13</small>	<small>R: 1, H: 1, E: 0, LOB: 0, K: 0, BB: 0, S: 9</small>	<small>R: 4, H: 3, E: 0, LOB: 2, K: 2, BB: 1, S: 16</small>	<small>R: 2, H: 3, E: 0, LOB: 2, K: 2, BB: 1, S: 16</small>	<small>R: 0, H: 0, E: 0, LOB: 1, K: 1, BB: 1, S: 9</small>	<small>R: 0, H: 1, E: 0, LOB: 2, K: 1, BB: 0, S: 12</small>	<small>R: 1, H: 2, E: 0, LOB: 1, K: 0, BB: 1, S: 12</small>	<small>R: 1, H: 2, E: 0, LOB: 1, K: 0, BB: 1, S: 12</small>	<small>1B: 11, SF: 0, 2B: 2, SAC: 1, 3B: 0, DP: 2, HR: 5, HBP: 1</small>	<small>WP: 0, PA: 48, FB: 1, CS: 1, ER: 1</small>						
PITCHER <small>IP WLS BF H R ER SO BB IBB HBP BLK WP HR S P ERA WHIP</small>	<small>IP WLS BF H R ER SO BB IBB HBP BLK WP HR S P ERA WHIP</small>	<small>IP WLS BF H R ER SO BB IBB HBP BLK WP HR S P ERA WHIP</small>	<small>IP WLS BF H R ER SO BB IBB HBP BLK WP HR S P ERA WHIP</small>	<small>IP WLS BF H R ER SO BB IBB HBP BLK WP HR S P ERA WHIP</small>	<small>IP WLS BF H R ER SO BB IBB HBP BLK WP HR S P ERA WHIP</small>	<small>IP WLS BF H R ER SO BB IBB HBP BLK WP HR S P ERA WHIP</small>	<small>IP WLS BF H R ER SO BB IBB HBP BLK WP HR S P ERA WHIP</small>	<small>IP WLS BF H R ER SO BB IBB HBP BLK WP HR S P ERA WHIP</small>	<small>IP WLS BF H R ER SO BB IBB HBP BLK WP HR S P ERA WHIP</small>	<small>IP WLS BF H R ER SO BB IBB HBP BLK WP HR S P ERA WHIP</small>	<small>IP WLS BF H R ER SO BB IBB HBP BLK WP HR S P ERA WHIP</small>	<small>IP WLS BF H R ER SO BB IBB HBP BLK WP HR S P ERA WHIP</small>	<small>IP WLS BF H R ER SO BB IBB HBP BLK WP HR S P ERA WHIP</small>	<small>IP WLS BF H R ER SO BB IBB HBP BLK WP HR S P ERA WHIP</small>	<small>IP WLS BF H R ER SO BB IBB HBP BLK WP HR S P ERA WHIP</small>	<small>IP WLS BF H R ER SO BB IBB HBP BLK WP HR S P ERA WHIP</small>	<small>IP WLS BF H R ER SO BB IBB HBP BLK WP HR S P ERA WHIP</small>
Scott Karl, L <small>ERA: 5.02</small>	Steve Sparks, R <small>ERA: 6.92</small>	Marshall Boze, R <small>ERA: 7.79</small>	Mike Potts, L <small>ERA: 7.01</small>														

Toronto Blue Jays @ Milwaukee Brewers
 Milwaukee County Stadium, Milwaukee, WI

AB 41
 R 15
 H 18
 RBI 15
 BB 5
 SO 5
 LOB 18



WP: 0 PA: 48
 FB: 1 CS: 1
 ER: 1

Sat Jul 13, 1996, 8:05 PM EDT
 Att: 29,383 - Unknown - 73 F

livebaseballscorecards.com

Batter	1	2	3	4	5	6	7	8	9	AB	R	H	RBI	BB	SO	LOB	BOTTOM
Fernando Vina, L <small>OBP: 0.372, SLG: 0.433</small> 									5 2 1 0 0 1 2								
Jeff Cirillo, R <small>OBP: 0.404, SLG: 0.510</small> 									5 1 3 0 0 1 1								
Kevin Seitzer, R <small>OBP: 0.440, SLG: 0.506</small> 									4 0 1 1 1 0 3								
Dave Nilsson, L <small>OBP: 0.410, SLG: 0.570</small> 									5 1 2 1 0 1 2								
Greg Vaughn, R <small>OBP: 0.391, SLG: 0.572</small>	David Hulse, L <small>OBP: 0.300, SLG: 0.260</small>																
John Jaha, R <small>OBP: 0.395, SLG: 0.530</small> 									5 1 2 1 0 1 3								
Jose Valentin, S <small>OBP: 0.339, SLG: 0.487</small> 									4 0 1 0 0 0 1								
Pat Listach, S <small>OBP: 0.338, SLG: 0.345</small> 									4 1 0 0 0 1 2								
Mike Matheny, R <small>OBP: 0.252, SLG: 0.331</small>	Jesse Levis, L <small>OBP: 0.316, SLG: 0.271</small>																
Inning Stats <small>R: 1, H: 2, E: 0, LOB: 2, K: 1, BB: 1, S: 10</small>	<small>R: 0, H: 0, E: 0, LOB: 0, K: 1, BB: 0, S: 8</small>	<small>R: 0, H: 2, E: 0, LOB: 2, K: 1, BB: 0, S: 13</small>	<small>R: 1, H: 2, E: 0, LOB: 1, K: 1, BB: 0, S: 13</small>	<small>R: 3, H: 4, E: 0, LOB: 1, K: 0, BB: 0, S: 14</small>	<small>R: 0, H: 0, E: 0, LOB: 0, K: 0, BB: 0, S: 8</small>	<small>R: 0, H: 0, E: 0, LOB: 1, K: 1, BB: 1, S: 10</small>	<small>R: 2, H: 3, E: 2, LOB: 1, K: 0, BB: 0, S: 15</small>	<small>R: 0, H: 0, E: 0, LOB: 0, K: 0, BB: 0, S: 6</small>	<small>R: 0, H: 0, E: 0, LOB: 0, K: 1, BB: 0, S: 6</small>	<small>1B: 9, SF: 0, 2B: 2, SAC: 0, 3B: 0, DP: 0, HR: 2, HBP: 0</small>	<small>WP: 0, PA: 42, FB: 0, CS: 0, ER: 0</small>						
PITCHER <small>IP WLS BF H R ER SO BB IBB HBP BLK WP HR S P ERA WHIP</small>	<small>IP WLS BF H R ER SO BB IBB HBP BLK WP HR S P ERA WHIP</small>	<small>IP WLS BF H R ER SO BB IBB HBP BLK WP HR S P ERA WHIP</small>	<small>IP WLS BF H R ER SO BB IBB HBP BLK WP HR S P ERA WHIP</small>	<small>IP WLS BF H R ER SO BB IBB HBP BLK WP HR S P ERA WHIP</small>	<small>IP WLS BF H R ER SO BB IBB HBP BLK WP HR S P ERA WHIP</small>	<small>IP WLS BF H R ER SO BB IBB HBP BLK WP HR S P ERA WHIP</small>	<small>IP WLS BF H R ER SO BB IBB HBP BLK WP HR S P ERA WHIP</small>	<small>IP WLS BF H R ER SO BB IBB HBP BLK WP HR S P ERA WHIP</small>	<small>IP WLS BF H R ER SO BB IBB HBP BLK WP HR S P ERA WHIP</small>	<small>IP WLS BF H R ER SO BB IBB HBP BLK WP HR S P ERA WHIP</small>	<small>IP WLS BF H R ER SO BB IBB HBP BLK WP HR S P ERA WHIP</small>	<small>IP WLS BF H R ER SO BB IBB HBP BLK WP HR S P ERA WHIP</small>	<small>IP WLS BF H R ER SO BB IBB HBP BLK WP HR S P ERA WHIP</small>	<small>IP WLS BF H R ER SO BB IBB HBP BLK WP HR S P ERA WHIP</small>	<small>IP WLS BF H R ER SO BB IBB HBP BLK WP HR S P ERA WHIP</small>	<small>IP WLS BF H R ER SO BB IBB HBP BLK WP HR S P ERA WHIP</small>	
Pat Hentgen, R <small>ERA: 3.99</small>	Paul Quantrill, R <small>ERA: 6.16</small>	Tim Crabtree, R <small>ERA: 2.35</small>															

Toronto Blue Jays @ Milwaukee Brewers
 Milwaukee County Stadium, Milwaukee, WI

AB 40
 R 7
 H 13
 RBI 5
 BB 2
 SO 6
 LOB 17



WP: 0 PA: 42
 FB: 0 CS: 0
 ER: 0

Sat Jul 13, 1996, 8:05 PM EDT
 Att: 29,383 - Unknown - 73 F

livebaseballscorecards.com

Batter	1	2	3	4	5	6	7	8	9	AB	R	H	RBI	BB	SO	LOB	TOP					
Otis Nixon, S <small>OBP: 0.390, SLG: 0.331</small> 										5	0	1	0	0	3	3	Toronto Blue Jays @ Baltimore Orioles Oriole Park at Camden Yards, Baltimore, MD Mon Jul 15 1996, 7:05 PM EDT Att: 43,192 - Unknown - 87 F					
Tomas Perez, S <small>OBP: 0.338, SLG: 0.350</small> 										4	1	1	1	1	0	1						
Juan Samuel, R <small>OBP: 0.306, SLG: 0.485</small> 										3	2	1	3	1	1	2						
Joe Carter, R <small>OBP: 0.350, SLG: 0.550</small> 										4	0	0	0	0	0	3						
Ed Sprague, R <small>OBP: 0.356, SLG: 0.558</small> 										4	0	1	0	0	1	1						
Jacob Brumfield, R <small>OBP: 0.300, SLG: 0.456</small> 										4	1	1	2	0	1	1						
Charlie O'Brien, R <small>OBP: 0.372, SLG: 0.500</small> 										3	0	1	0	0	0	0						
Robert Perez, R <small>OBP: 0.380, SLG: 0.474</small> 										4	1	2	0	0	0	2						
Alex Gonzalez, R <small>OBP: 0.291, SLG: 0.385</small> 										3	1	1	0	0	1	0						
Inning Stats	R: 0 E: 0 K: 1 S: 8	H: 0 LOB: 0 BB: 0 P: 13	R: 0 E: 0 K: 1 S: 7	H: 0 LOB: 0 BB: 0 P: 11	R: 4 E: 0 K: 1 S: 25	H: 4 LOB: 0 BB: 0 P: 32	R: 0 E: 0 K: 0 S: 10	H: 1 LOB: 1 BB: 0 P: 13	R: 0 E: 0 K: 0 S: 4	H: 0 LOB: 0 BB: 0 P: 6	R: 2 E: 0 K: 1 S: 11	H: 1 LOB: 2 BB: 1 P: 19	R: 0 E: 0 K: 2 S: 10	H: 1 LOB: 1 BB: 1 P: 18	R: 0 E: 0 K: 0 S: 6	H: 1 LOB: 0 BB: 0 P: 12	R: 0 E: 0 K: 1 S: 8	H: 1 LOB: 1 BB: 0 P: 13	1B: 6 2B: 1 3B: 0 HR: 2	SF: 0 SAC: 1 DP: 1 HBP: 1	WP: 1 PB: 0 SB: 1 CS: 0	PA: 38
PITCHER	IP WLS BF H R ER SO BB IBB HBP BLK WP HR S P ERA WHIP																					
Rick Krivda, L <small>ERA: 5.22</small>	(1, 1) 5.2 24 6 6 6 4 1 0 0 0 1 2 61 87 9.53 1.235																					
Jimmy Haynes, R <small>ERA: 6.42</small>	(6, 1) 3.1 W 14 3 0 0 3 1 0 1 0 0 0 28 50 0.00 1.200																					

AB	34
R	6
H	9
RBI	6
BB	2
SO	7
LOB	13



Batter	1	2	3	4	5	6	7	8	9	AB	R	H	RBI	BB	SO	LOB	BOTTOM					
Brady Anderson, L <small>OBP: 0.399, SLG: 0.663</small> 										4	0	1	0	0	0	0	Toronto Blue Jays @ Baltimore Orioles Oriole Park at Camden Yards, Baltimore, MD Mon Jul 15 1996, 7:05 PM EDT Att: 43,192 - Unknown - 87 F					
Billy Ripken, R <small>OBP: 0.281, SLG: 0.364</small> 										4	0	0	0	0	1							
Cal Ripken Jr., R <small>OBP: 0.354, SLG: 0.489</small> 										4	2	0	0	0	0							
Rafael Palmeiro, L <small>OBP: 0.397, SLG: 0.553</small> 										4	2	2	2	0	1	0						
Bobby Bonilla, S <small>OBP: 0.349, SLG: 0.436</small> 										4	1	1	3	0	0	0						
B.J. Surhoff, L <small>OBP: 0.348, SLG: 0.490</small> 										3	0	0	0	0	1	0						
Mark Smith, R <small>OBP: 0.214, SLG: 0.397</small> Luis Polonia, L <small>OBP: 0.293, SLG: 0.321</small> 										3	1	1	1	0	1	1						
Chris Hoiles, R <small>OBP: 0.333, SLG: 0.433</small> 										4	1	1	2	0	2	0						
Manny Alexander, R <small>OBP: 0.209, SLG: 0.150</small> 										3	0	0	0	0	2	0						
Inning Stats	R: 0 E: 0 K: 0 S: 7	H: 0 LOB: 0 BB: 0 P: 12	R: 0 E: 0 K: 1 S: 7	H: 0 LOB: 0 BB: 0 P: 13	R: 1 E: 0 K: 2 S: 10	H: 1 LOB: 0 BB: 0 P: 15	R: 2 E: 1 K: 0 S: 11	H: 1 LOB: 0 BB: 0 P: 14	R: 0 E: 0 K: 2 S: 9	H: 0 LOB: 0 BB: 0 P: 15	R: 0 E: 0 K: 0 S: 5	H: 0 LOB: 1 BB: 0 P: 8	R: 0 E: 0 K: 1 S: 9	H: 0 LOB: 1 BB: 0 P: 16	R: 0 E: 0 K: 0 S: 12	H: 1 LOB: 0 BB: 0 P: 17	R: 5 E: 1 K: 1 S: 11	H: 4 LOB: 0 BB: 0 P: 14	1B: 3 2B: 0 3B: 0 HR: 4	SF: 0 SAC: 0 DP: 0 HBP: 1	WP: 0 PB: 1 SB: 0 CS: 0	PA: 35
PITCHER	IP WLS BF H R ER SO BB IBB HBP BLK WP HR S P ERA WHIP																					
Huck Flener, L <small>ERA: 3.0</small>	(1, 1) 6.0 21 2 3 2 5 0 0 0 0 0 0 21 33 3.00 0.333																					
Tony Castillo, L <small>ERA: 3.56</small>	(7, 1) 2.0 8 1 0 0 1 0 0 1 0 0 0 21 33 0.00 0.500																					
Mike Timlin, R <small>ERA: 3.64</small>	(9, 1) 0.1 L 6 4 5 4 1 0 0 0 0 0 0 2 11 14 108.00 12.000																					

AB	34
R	8
H	7
RBI	8
BB	0
SO	7
LOB	2



Batter	1	2	3	4	5	6	7	8	9	AB R H RBI BB SO LOB	TOP										
Otis Nixon, S <small>OBP: 0.397, SLG: 0.332</small> (1, 8) X	 G4-3 1B 2B	 K 1-H		 G4-3 2-3		 G1-4-3 1-2			 K 2-3	5 1 1 0 0 2 5	Toronto Blue Jays @ Baltimore Orioles Oriole Park at Camden Yards, Baltimore, MD Tue Jul 16 1996, 7:05 PM EDT Att: 45,851 - Unknown - 91 F livebaseballscorecards.com										
Tomas Perez, S <small>OBP: 0.333, SLG: 0.339</small> (1, 4) X	 G1-3		 G3 2-3	 K 2-3			 G6-3 2-1	 1B BB 3-H 2-3	4 0 0 0 1 1 2												
Carlos Delgado, L <small>OBP: 0.373, SLG: 0.523</small> (1, 10) B X	 G4-3 2-3		 2B BB 4-2		 1B 0-1		 2B 1-0 3-2	 K 2-3 3-H	4 1 2 0 1 1 2												
Joe Carter, R <small>OBP: 0.355, SLG: 0.556</small> (1, 7) B X	 1B 3-H		 2B 1-3		 1B S 0-1		 G5-3 3-2	 1B 0-0 1-3	5 1 4 1 0 0 1												
Ed Sprague, R <small>OBP: 0.357, SLG: 0.557</small> (1, 5) F X	 F9 0-2		 G3-1 2-H 3-H		 1B BB G6-4-3 1-2		 K 2-3 3-2	 G5-3 0-0 1-3	4 0 1 2 1 1 4												
John Olerud, L <small>OBP: 0.378, SLG: 0.488</small> (1, 3)		 2B 1B 2-2	 G3-1 2-3		 G6-4-3 1-2			 G3-1 1-1 0-0	4 1 1 0 0 0 3												
Shawn Green, L <small>OBP: 0.306, SLG: 0.403</small> (1, 9)		 2B 1-3 2-2	 G6-3 1-2			 FC4-6 BB 4-1		 P5 0-0	3 1 1 0 1 0 1												
Sandy Martinez, L <small>OBP: 0.313, SLG: 0.364</small> (1, 2)		 FC1-5 2B 0-1 2-H 3-H		 G4-3 2B 1-2		 FC4-6 1B 1-2		 G5-3 0-1	4 0 2 2 0 0 1												
Alex Gonzalez, R <small>OBP: 0.293, SLG: 0.390</small> (1, 6)		 FC1-5 2B 2-1 2-1		 G5-3 0-2		 G1-4-3 1B 1-2		 S WP 2B 3-1	4 1 2 0 0 0 2												
Inning Stats	R: 1 E: 0 K: 0 S: 7	H: 2 LOB: 1 BB: 0 P: 10	R: 2 E: 0 K: 1 S: 18	H: 3 LOB: 1 BB: 0 P: 27	R: 2 E: 0 K: 0 S: 11	H: 2 LOB: 1 BB: 1 P: 19	R: 0 E: 0 K: 1 S: 10	H: 1 LOB: 1 BB: 0 P: 13	R: 0 E: 0 K: 0 S: 7	H: 2 LOB: 1 BB: 1 P: 12	R: 0 E: 0 K: 1 S: 9	H: 1 LOB: 1 BB: 0 P: 17	R: 0 E: 0 K: 0 S: 5	H: 0 LOB: 0 BB: 0 P: 6	R: 1 E: 0 K: 2 S: 11	H: 2 LOB: 2 BB: 1 P: 20	1B: 6 2B: 8 3B: 0 HR: 0	SF: 0 SAC: 0 DP: 2 HBP: 0	WP: 1 PB: 0 SB: 3 CS: 0	PA: 41	
PITCHER	IP WLS BF H R ER SO BB IBB HBP BLK WP HR S P ERA WHIP	7.0 L 32 12 5 5 3 3 0 0 0 0 0 0 69 110 6.43 2.143	1.0 3 0 0 0 0 0 0 0 0 0 0 0 5 6 0.00 0.000	1.0 6 2 1 1 2 1 0 0 0 1 0 0 11 20 9.00 3.000																	

Batter	1	2	3	4	5	6	7	8	9	AB R H RBI BB SO LOB	BOTTOM											
Brady Anderson, L <small>OBP: 0.397, SLG: 0.657</small> (1, 8) C X	 F9 0-1		 1-2 HBP		 G4-6-3 1-2			 L9 2-2		3 0 0 0 0 0 2	Toronto Blue Jays @ Baltimore Orioles Oriole Park at Camden Yards, Baltimore, MD Tue Jul 16 1996, 7:05 PM EDT Att: 45,851 - Unknown - 91 F livebaseballscorecards.com											
Luis Polonia, L <small>OBP: 0.292, SLG: 0.319</small> (1, 7) B X	 K 3-2		 F7 1-1			 WP 1B 0-1		 L6 0-1	4 0 1 0 0 1 2													
Cal Ripken Jr., R <small>OBP: 0.350, SLG: 0.483</small> (1, 5) F B X	 P4 3-1			 G6-3 2-2		 F9 1-0 1 SAFE		 G1-3 0-0	4 0 0 0 0 0 1													
Rafael Palmeiro, L <small>OBP: 0.393, SLG: 0.547</small> (1, 3)		 G4-1 2-1		 G3-1 2-2		 P2 1-0		 P6 3-2	4 0 0 0 0 0 1													
Bobby Bonilla, S <small>OBP: 0.348, SLG: 0.434</small> (1, 9)		 P5 1-2		 1B 3-1		 G4-3 1-2 1-2		 F8 3-2	4 0 1 0 0 0 1													
B.J. Surhoff, L <small>OBP: 0.346, SLG: 0.485</small> (1, 10)		 G3 2-2		 G3 0-0			 K 0-3		3 0 0 0 0 1 1													
Chris Hoiles, R <small>OBP: 0.330, SLG: 0.427</small> (1, 2)			 F8 0-2		 F9 3-2		 K 3-3		3 0 0 0 0 1 0													
Jeff Huson, L <small>OBP: 0.333, SLG: 0.273</small> (1, 4)			 HBP 1B 3-1		 1B 3-2		 G3 1-1		3 0 2 0 0 0 0													
Manny Alexander, R <small>OBP: 0.217, SLG: 0.163</small> (1, 6)			 K 1-3		 G4-6-3 1B 1-2		 B2 2-1		3 0 1 0 0 1 1													
Inning Stats	R: 0 E: 0 K: 1 S: 7	H: 0 LOB: 0 BB: 0 P: 13	R: 0 E: 0 K: 0 S: 11	H: 0 LOB: 0 BB: 0 P: 16	R: 0 E: 0 K: 1 S: 10	H: 1 LOB: 2 BB: 0 P: 16	R: 0 E: 0 K: 0 S: 11	H: 1 LOB: 1 BB: 0 P: 18	R: 0 E: 0 K: 0 S: 12	H: 2 LOB: 1 BB: 0 P: 19	R: 0 E: 0 K: 0 S: 7	H: 1 LOB: 1 BB: 0 P: 10	R: 0 E: 0 K: 2 S: 14	H: 0 LOB: 0 BB: 0 P: 18	R: 0 E: 0 K: 0 S: 7	H: 0 LOB: 0 BB: 0 P: 11	R: 0 E: 0 K: 0 S: 8	H: 0 LOB: 0 BB: 0 P: 14	1B: 5 2B: 0 3B: 0 HR: 0	SF: 0 SAC: 0 DP: 1 HBP: 1	WP: 1 PB: 0 SB: 0 CS: 0	PA: 32
PITCHER	IP WLS BF H R ER SO BB IBB HBP BLK WP HR S P ERA WHIP	9.0 W 32 5 0 0 4 0 0 0 1 0 0 0 87 135 0.00 0.556																				



Batter	1	2	3	4	5	6	7	8	9	AB	R	H	RBI	BB	SO	LOB	TOP				
Otis Nixon, S <small>OBP: 0.390, SLG: 0.337</small>										5	2	3	0	0	0	0	Toronto Blue Jays @ Baltimore Orioles Oriole Park at Camden Yards, Baltimore, MD Wed Jul 17 1996, 7:05 PM EDT Att: 45,955 - Unknown - 93 F				
Tomas Perez, S <small>OBP: 0.336, SLG: 0.349</small>										5	1	2	1	0	1	2					
Juan Samuel, R <small>OBP: 0.310, SLG: 0.481</small>										3	1	1	1	1	1	0					
Joe Carter, R <small>OBP: 0.354, SLG: 0.551</small>										5	0	1	1	0	2	3					
Ed Sprague, R <small>OBP: 0.355, SLG: 0.550</small>										4	0	0	0	1	1	2					
Jacob Brumfield, R <small>OBP: 0.310, SLG: 0.466</small>										4	2	3	1	1	0	1					
Charlie O'Brien, R <small>OBP: 0.374, SLG: 0.517</small>										4	1	2	2	0	0	1					
Domingo Cedeño, S <small>OBP: 0.328, SLG: 0.356</small>										0	1	0	0	0	0	0					
Sandy Martinez, L <small>OBP: 0.311, SLG: 0.362</small>										1	0	0	0	0	1	1					
Robert Perez, R <small>OBP: 0.376, SLG: 0.475</small>										4	1	1	0	0	0	1					
Alex Gonzalez, R <small>OBP: 0.299, SLG: 0.402</small>										3	1	2	3	1	1	1					
Inning Stats	R: 2 E: 0 K: 0 S: 18	H: 2 LOB: 1 BB: 1 P: 28	R: 1 E: 1 K: 2 S: 11	H: 1 LOB: 1 BB: 0 P: 16	R: 3 E: 0 K: 0 S: 13	H: 2 LOB: 0 BB: 1 P: 21	R: 1 E: 0 K: 0 S: 8	H: 1 LOB: 0 BB: 0 P: 13	R: 0 E: 0 K: 0 S: 10	H: 1 LOB: 1 BB: 1 P: 18	R: 0 E: 0 K: 3 S: 12	H: 0 LOB: 0 BB: 0 P: 15	R: 3 E: 0 K: 1 S: 17	H: 6 LOB: 2 BB: 0 P: 30	R: 0 E: 0 K: 1 S: 11	H: 0 LOB: 1 BB: 1 P: 17	1B: 10 2B: 3 3B: 0 HR: 2	SF: 1 SAC: 1 DP: 0 HBP: 0	WP: 0 PB: 0 SB: 5 CS: 1	PA: 44	
PITCHER	IP WLS BF H R ER SO BB IBB HBP BLK WP HR S P ERA WHIP	IP WLS BF H R ER SO BB IBB HBP BLK WP HR S P ERA WHIP	IP WLS BF H R ER SO BB IBB HBP BLK WP HR S P ERA WHIP	IP WLS BF H R ER SO BB IBB HBP BLK WP HR S P ERA WHIP	IP WLS BF H R ER SO BB IBB HBP BLK WP HR S P ERA WHIP	IP WLS BF H R ER SO BB IBB HBP BLK WP HR S P ERA WHIP	IP WLS BF H R ER SO BB IBB HBP BLK WP HR S P ERA WHIP	IP WLS BF H R ER SO BB IBB HBP BLK WP HR S P ERA WHIP	IP WLS BF H R ER SO BB IBB HBP BLK WP HR S P ERA WHIP	IP WLS BF H R ER SO BB IBB HBP BLK WP HR S P ERA WHIP	IP WLS BF H R ER SO BB IBB HBP BLK WP HR S P ERA WHIP	IP WLS BF H R ER SO BB IBB HBP BLK WP HR S P ERA WHIP	IP WLS BF H R ER SO BB IBB HBP BLK WP HR S P ERA WHIP	IP WLS BF H R ER SO BB IBB HBP BLK WP HR S P ERA WHIP	IP WLS BF H R ER SO BB IBB HBP BLK WP HR S P ERA WHIP	IP WLS BF H R ER SO BB IBB HBP BLK WP HR S P ERA WHIP	IP WLS BF H R ER SO BB IBB HBP BLK WP HR S P ERA WHIP	IP WLS BF H R ER SO BB IBB HBP BLK WP HR S P ERA WHIP	IP WLS BF H R ER SO BB IBB HBP BLK WP HR S P ERA WHIP	IP WLS BF H R ER SO BB IBB HBP BLK WP HR S P ERA WHIP	IP WLS BF H R ER SO BB IBB HBP BLK WP HR S P ERA WHIP
Kent Mercker, L <small>ERA: 7.76</small>	Alan Mills, R <small>ERA: 3.91</small>	Jimmy Haynes, R <small>ERA: 6.6</small>	Jesse Orosco, L <small>ERA: 5.1</small>	Rocky Coppinger, R <small>ERA: 5.2</small>																	

Batter	1	2	3	4	5	6	7	8	9	AB	R	H	RBI	BB	SO	LOB	BOTTOM				
Brady Anderson, L <small>OBP: 0.398, SLG: 0.652</small>										4	2	1	0	1	1	0	Toronto Blue Jays @ Baltimore Orioles Oriole Park at Camden Yards, Baltimore, MD Wed Jul 17 1996, 7:05 PM EDT Att: 45,955 - Unknown - 93 F				
Mike Devereaux, R <small>OBP: 0.325, SLG: 0.362</small>										3	3	2	2	1	0	0					
Roberto Alomar, S <small>OBP: 0.421, SLG: 0.528</small>										4	0	1	0	1	1	3					
Cal Ripken Jr., R <small>OBP: 0.351, SLG: 0.481</small>										2	1	1	3	3	0	1					
Rafael Palmeiro, L <small>OBP: 0.398, SLG: 0.555</small>										4	1	2	2	0	1	1					
Bobby Bonilla, S <small>OBP: 0.349, SLG: 0.438</small>										4	1	2	2	0	1	1					
B.J. Surhoff, L <small>OBP: 0.344, SLG: 0.482</small>										4	1	1	0	0	0	1					
Chris Hoiles, R <small>OBP: 0.328, SLG: 0.437</small>										4	1	1	3	0	1	0					
Jeff Huson, L <small>OBP: 0.357, SLG: 0.308</small>										2	1	1	0	0	1	0					
Billy Ripken, R <small>OBP: 0.276, SLG: 0.358</small>										2	0	0	0	0	1	0					
Manny Alexander, R <small>OBP: 0.208, SLG: 0.156</small>										2	0	0	0	0	2	0					
Luis Polonia, L <small>OBP: 0.297, SLG: 0.324</small>										1	1	1	0	0	0	0					
Inning Stats	R: 1 E: 0 K: 0 S: 7	H: 1 LOB: 2 BB: 2 P: 20	R: 6 E: 0 K: 2 S: 19	H: 5 LOB: 1 BB: 1 P: 35	R: 0 E: 0 K: 2 S: 12	H: 0 LOB: 0 BB: 0 P: 19	R: 0 E: 0 K: 2 S: 10	H: 0 LOB: 0 BB: 0 P: 11	R: 0 E: 0 K: 0 S: 6	H: 0 LOB: 0 BB: 0 P: 8	R: 1 E: 0 K: 1 S: 11	H: 2 LOB: 1 BB: 0 P: 20	R: 1 E: 0 K: 1 S: 14	H: 1 LOB: 0 BB: 0 P: 20	R: 2 E: 0 K: 0 S: 8	H: 2 LOB: 2 BB: 2 P: 22	1B: 7 2B: 1 3B: 0 HR: 3	SF: 2 SAC: 1 DP: 1 HBP: 0	WP: 0 PB: 1 SB: 3 CS: 0	PA: 41	
PITCHER	IP WLS BF H R ER SO BB IBB HBP BLK WP HR S P ERA WHIP	IP WLS BF H R ER SO BB IBB HBP BLK WP HR S P ERA WHIP	IP WLS BF H R ER SO BB IBB HBP BLK WP HR S P ERA WHIP	IP WLS BF H R ER SO BB IBB HBP BLK WP HR S P ERA WHIP	IP WLS BF H R ER SO BB IBB HBP BLK WP HR S P ERA WHIP	IP WLS BF H R ER SO BB IBB HBP BLK WP HR S P ERA WHIP	IP WLS BF H R ER SO BB IBB HBP BLK WP HR S P ERA WHIP	IP WLS BF H R ER SO BB IBB HBP BLK WP HR S P ERA WHIP	IP WLS BF H R ER SO BB IBB HBP BLK WP HR S P ERA WHIP	IP WLS BF H R ER SO BB IBB HBP BLK WP HR S P ERA WHIP	IP WLS BF H R ER SO BB IBB HBP BLK WP HR S P ERA WHIP	IP WLS BF H R ER SO BB IBB HBP BLK WP HR S P ERA WHIP	IP WLS BF H R ER SO BB IBB HBP BLK WP HR S P ERA WHIP	IP WLS BF H R ER SO BB IBB HBP BLK WP HR S P ERA WHIP	IP WLS BF H R ER SO BB IBB HBP BLK WP HR S P ERA WHIP	IP WLS BF H R ER SO BB IBB HBP BLK WP HR S P ERA WHIP	IP WLS BF H R ER SO BB IBB HBP BLK WP HR S P ERA WHIP	IP WLS BF H R ER SO BB IBB HBP BLK WP HR S P ERA WHIP	IP WLS BF H R ER SO BB IBB HBP BLK WP HR S P ERA WHIP	IP WLS BF H R ER SO BB IBB HBP BLK WP HR S P ERA WHIP	IP WLS BF H R ER SO BB IBB HBP BLK WP HR S P ERA WHIP
Erik Hanson, R <small>ERA: 7.0</small>	Paul Spoljaric, L <small>ERA: 3.29</small>	Tony Castillo, L <small>ERA: 3.59</small>	Tim Crabtree, R <small>ERA: 2.76</small>	Mike Timlin, R <small>ERA: 4.15</small>																	


AB	38
R	10
H	15
RBI	9
BB	4
SO	7
LOB	12



Batter	1	2	3	4	5	6	7	8	9	AB	R	H	RBI	BB	SO	LOB	TOP										
Bobby Higginson, L (1, 7) OBP: 0.387, SLG: 0.563	4-0 BB G5-4-3		3-3 SAFE K 1-2			4-1 1B 1B BB		2-2 G3-1		2	1	0	0	2	1	1											
Chad Curtis, R (1, 8) OBP: 0.347, SLG: 0.393	1-2 SAFE G5-4-3			2-2 G4-3		1-2 1B BB		1-3 K		4	1	1	0	0	1	1											
Travis Fryman, R (1, 5) OBP: 0.310, SLG: 0.430	1-1 F8			0-0 F8		0-2 1B SF7 1B		0-1 G5-3		4	1	1	1	0	0	0											
Cecil Fielder, R (1, 10) OBP: 0.343, SLG: 0.447		1-2 P4		1-0 G6-3		0-0 1B			1-3 K	4	0	1	2	0	1	0											
Tony Clark, S (1, 3) OBP: 0.281, SLG: 0.477		2-1 E 1B			2-3 K	0-1 SF7			0-3 K	3	0	1	1	0	2	0											
Melvin Nieves, S (1, 9) OBP: 0.332, SLG: 0.478		1-1 P6			1-3 K	3-H 2-3 K			1-3 K	4	0	0	0	0	3	2											
Mark Lewis, R (1, 4) OBP: 0.345, SLG: 0.442		1-0 E4 PO			3-3 K		2-3 K			3	0	0	0	0	2	1											
Andujar Cedeno, R (1, 6) OBP: 0.253, SLG: 0.302		1-2 PO	0-1 G6-3			0-2 F8	0-1 F8			3	0	0	0	0	0	0											
Brad Ausmus, R (1, 2) OBP: 0.279, SLG: 0.256			4-2 CS BB			1-2 E9 1B	0-0 F9			2	1	0	0	1	0	0											
Inning Stats	R: 0 E: 0 K: 0 S: 6	H: 0 LOB: 0 BB: 1 P: 12	R: 0 E: 1 K: 0 S: 10	H: 1 LOB: 1 BB: 0 P: 16	R: 0 E: 0 K: 1 S: 9	H: 0 LOB: 1 BB: 1 P: 16	R: 0 E: 0 K: 3 S: 6	H: 0 LOB: 0 BB: 0 P: 9	R: 0 E: 0 K: 3 S: 10	H: 0 LOB: 0 BB: 0 P: 16	R: 4 E: 1 K: 1 S: 23	H: 3 LOB: 1 BB: 1 P: 31	R: 0 E: 0 K: 1 S: 6	H: 0 LOB: 0 BB: 0 P: 8	R: 0 E: 0 K: 3 S: 9	H: 0 LOB: 0 BB: 0 P: 12	R: 0 E: 0 K: 3 S: 9	H: 0 LOB: 0 BB: 0 P: 11	1B: 4 2B: 1 3B: 0 HR: 0	SF: 1 SAC: 0 DP: 2 HBP: 0	WP: 0 PB: 0 SB: 0 CS: 1	PA: 34					
PITCHER	IP	WLS	BF	H	R	ER	SO	BB	IBB	HBP	BLK	WP	HR	S	P	ERA	WHIP										
Pat Hentgen, R (1, 1) ERA: 3.89	8.0	W	30	4	4	2	7	3	0	0	0	0	0	79	120	2.25	0.875										
Paul Quantrill, R (9, 1) ERA: 6.09	1.0		3	0	0	0	3	0	0	0	0	0	0	9	11	0.00	0.000										

Detroit Tigers @ Toronto Blue Jays
SkyDome, Toronto, ON
 Thu Jul 18 1996, 7:05 PM EDT
 Att: 31,202 - Unknown - 73 F


AB 29
 R 4
 H 4
 RBI 4
 BB 3
 SO 10
 LOB 5



Batter	1	2	3	4	5	6	7	8	9	AB	R	H	RBI	BB	SO	LOB	BOTTOM										
Otis Nixon, S (1, 8) OBP: 0.387, SLG: 0.332	2-1 F9		2-3 SAFE K	4-0 3B BB		3-2 G4-3		0-2 G1		4	1	0	0	1	1	3											
Tomas Perez, S (1, 4) OBP: 0.338, SLG: 0.373	1-1 B1-3			F8		1-2 G4-3		1-2 2B		5	0	2	2	0	0	2											
Juan Samuel, R (1, 10) OBP: 0.311, SLG: 0.477	2-3 K			HR 1B		4-2 2B 1B BB		0-0 G4-3		3	1	1	0	0	2	1											
Carlos Delgado, L (7, PH) OBP: 0.374, SLG: 0.521				K						1	1	0	0	1	0	1											
Joe Carter, R (1, 3) OBP: 0.355, SLG: 0.561		1-3 K		0-0 HR	2-1 F9		0-0 1B 2B			4	1	2	2	0	1	0											
Ed Sprague, R (1, 5) OBP: 0.354, SLG: 0.545		2-0 F8		4-2 1B BB	3-3 K		2-1 F7			3	1	0	0	1	1	2											
Jacob Brunfield, R (1, 9) OBP: 0.313, SLG: 0.466		0-2 F7		1-0 S 1B	0-3 K		0-0 WP 1B			4	1	2	1	0	1	0											
Charlie O'Brien, R (1, 2) OBP: 0.382, SLG: 0.520			0-0 L8-4-5 1B	1-3 K		1-2 BLK 1B	4-1 G4-6-3 BB			3	0	2	0	1	1	2											
Robert Perez, R (1, 7) OBP: 0.388, SLG: 0.484			0-0 1B	1-2 3B 1B		1-2 BLK 1B	0-1 G4-6-3			4	1	3	2	0	0	3											
Alex Gonzalez, R (1, 6) OBP: 0.298, SLG: 0.406			3-1 L8-4-5	1-1 3B		0-3 K	2-3 K			4	1	1	1	0	2	4											
Inning Stats	R: 0 E: 0 K: 1 S: 7	H: 0 LOB: 0 BB: 0 P: 12	R: 0 E: 0 K: 1 S: 8	H: 0 LOB: 0 BB: 0 P: 11	R: 0 E: 0 K: 1 S: 8	H: 2 LOB: 1 BB: 0 P: 13	R: 7 E: 0 K: 2 S: 23	H: 6 LOB: 2 BB: 2 P: 44	R: 0 E: 0 K: 2 S: 8	H: 0 LOB: 0 BB: 0 P: 13	R: 0 E: 0 K: 1 S: 15	H: 2 LOB: 2 BB: 0 P: 21	R: 1 E: 0 K: 0 S: 10	H: 2 LOB: 2 BB: 2 P: 20	R: 0 E: 0 K: 1 S: 11	H: 1 LOB: 1 BB: 0 P: 14	1B: 8 2B: 3 3B: 2 HR: 1	SF: 0 SAC: 0 DP: 2 HBP: 0	WP: 1 PB: 0 SB: 1 CS: 0	PA: 39							
PITCHER	IP	WLS	BF	H	R	ER	SO	BB	IBB	HBP	BLK	WP	HR	S	P	ERA	WHIP										
C.J. Nitkowski, L (1, 1) ERA: 8.8	3.2	L	20	8	7	7	4	2	0	0	0	0	0	1	42	73	2.727										
Richie Lewis, R (4, 1) ERA: 4.19	2.1		9	2	0	0	4	0	0	0	1	0	0	27	41	0.00	0.857										
Jose Lima, R (7, 1) ERA: 6.88	2.0		10	3	1	1	1	2	0	0	0	1	0	21	34	4.50	2.500										

Detroit Tigers @ Toronto Blue Jays
SkyDome, Toronto, ON
 Thu Jul 18 1996, 7:05 PM EDT
 Att: 31,202 - Unknown - 73 F

AB 35
 R 8
 H 13
 RBI 8
 BB 4
 SO 9
 LOB 18



Batter	1	2	3	4	5	6	7	8	9	AB	R	H	RBI	BB	SO	LOB	TOP										
Curtis Pride, L (1, 7) OBP: 0.342, SLG: 0.485	1-3 K	1-3 K															3 0 0 0 0 3 4										
Eddie Williams, R (8, PH) OBP: 0.304, SLG: 0.363																	1 0 0 0 0 0 1										
Kimera Barbee, R (8, 8) OBP: 0.282, SLG: 0.275																	0 0 0 0 0 0 0										
Chad Curtis, R (1, 8) OBP: 0.353, SLG: 0.406	4-0 BB																4 3 3 2 1 0 1										
Travis Fryman, R (1, 5) OBP: 0.311, SLG: 0.428	2-1 F8-6-3																4 1 1 0 1 2 2										
Cecil Fielder, R (1, 3) OBP: 0.344, SLG: 0.453																	4 1 1 3 1 0 1										
Bobby Higginson, L (1, 9) OBP: 0.387, SLG: 0.556																	3 1 0 0 2 0 1										
Tony Clark, S (1, 10) OBP: 0.278, SLG: 0.462																	4 0 0 0 1 2 3										
Mark Lewis, R (1, 4) OBP: 0.346, SLG: 0.440																	4 0 1 0 1 2 3										
Andujar Cedeno, R (1, 6) OBP: 0.249, SLG: 0.297																	4 0 0 0 0 4 4										
Brad Ausmus, R (1, 2) OBP: 0.287, SLG: 0.262																	3 2 2 1 1 0 0										
Inning Stats	R: 0 E: 0 K: 1 S: 5	H: 0 LOB: 0 BB: 1 P: 12	R: 1 E: 0 K: 2 S: 19	H: 1 LOB: 3 BB: 3 P: 34	R: 3 E: 0 K: 1 S: 14	H: 3 LOB: 0 BB: 0 P: 19	R: 2 E: 0 K: 2 S: 18	H: 2 LOB: 1 BB: 1 P: 31	R: 0 E: 0 K: 2 S: 8	H: 0 LOB: 1 BB: 1 P: 19	R: 1 E: 0 K: 1 S: 12	H: 1 LOB: 0 BB: 0 P: 15	R: 0 E: 0 K: 2 S: 11	H: 0 LOB: 1 BB: 1 P: 20	R: 0 E: 1 K: 1 S: 9	H: 0 LOB: 0 BB: 0 P: 13	R: 1 E: 1 K: 1 S: 14	H: 1 LOB: 2 BB: 1 P: 25	1B: 6 2B: 1 3B: 0 HR: 2	SF: 0 SAC: 1 DP: 1 HBP: 0	WP: 3 PB: 0 SB: 2 CS: 1	PA: 43					
PITCHER	IP	WLS	BF	H	R	ER	SO	BB	IBB	HBP	BLK	WP	HR	S	P	ERA	WHIP										
Marty Janzen, R (1, 1) ERA: 6.52	4.0	L	22	6	6	6	6	5	0	0	0	1	2	56	96	13.50	2.750										
Scott Brow, R (5, 1) ERA: 4.51	2.1		10	1	1	1	3	2	0	0	0	1	0	24	44	3.86	1.286										
Tony Castillo, L (7, 1) ERA: 3.49	1.2		5	0	0	0	3	0	0	0	0	0	0	16	23	0.00	0.000										
Tim Crabtree, R (9, 1) ERA: 2.7	1.0		6	1	1	0	1	1	0	0	0	1	0	14	25	0.00	2.000										

Detroit Tigers @ Toronto Blue Jays
SkyDome, Toronto, ON
Fri Jul 19 1996, 7:05 PM EDT
Att: 30,123 - Dome - 66 F

AB 34
R 8
H 8
RBI 6
BB 8
SO 13
LOB 20



Batter	1	2	3	4	5	6	7	8	9	AB	R	H	RBI	BB	SO	LOB	BOTTOM										
Otis Nixon, S (1, 8) OBP: 0.387, SLG: 0.329	0-0 G5-3	1-3 K															3 1 0 0 2 1 2										
Tomas Perez, S (1, 4) OBP: 0.347, SLG: 0.387	0-1 BB	1 SAFE															3 0 1 0 2 1 2										
Carlos Delgado, L (1, 10) OBP: 0.307, SLG: 0.521	2-3 K	3-1 BB															4 0 1 2 0 2 3										
Jacob Brumfield, R (9, PH) OBP: 0.311, SLG: 0.464		1-3 2H															1 0 0 0 0 1 0										
Joe Carter, R (1, 7) OBP: 0.353, SLG: 0.559	2-1 F8	3-3 K															5 1 1 0 0 1 5										
Ed Sprague, R (1, 5) OBP: 0.352, SLG: 0.539		1-1 G5-3	2-1 G6-3														4 0 0 0 1 2 1										
John Olerud, L (1, 3) OBP: 0.385, SLG: 0.498		2-2 BB	3-2 BB														5 1 4 1 0 0 0										
Juan Samuel, R (9, FR) OBP: 0.311, SLG: 0.477		1B	1B	1B													0 0 0 0 0 0 0										
Shawn Green, L (1, 9) OBP: 0.313, SLG: 0.364		1-3 K	0-0 BB														2 0 1 0 0 1 1										
Robert Perez, R (5, PH) OBP: 0.386, SLG: 0.480		K	1-2 BB														3 0 1 0 0 0 1										
Sandy Martinez, L (1, 2) OBP: 0.313, SLG: 0.364		0-0 BB	0-3 BB														2 1 1 0 0 1 2										
Charlie O'Brien, R (5, PH) OBP: 0.351, SLG: 0.534		1-2 WP	1B														3 1 1 1 0 0 4										
Alex Gonzalez, R (1, 6) OBP: 0.300, SLG: 0.407		1-1 WP	2B	1B													4 1 2 1 0 2 2										
Inning Stats	R: 0 E: 0 K: 1 S: 8	H: 1 LOB: 1 BB: 0 P: 12	R: 4 E: 0 K: 3 S: 24	H: 4 LOB: 2 BB: 1 P: 40	R: 0 E: 0 K: 2 S: 14	H: 2 LOB: 0 BB: 0 P: 21	R: 0 E: 0 K: 1 S: 6	H: 0 LOB: 0 BB: 1 P: 13	R: 1 E: 0 K: 1 S: 13	H: 2 LOB: 1 BB: 0 P: 23	R: 0 E: 0 K: 1 S: 10	H: 1 LOB: 2 BB: 1 P: 20	R: 0 E: 0 K: 1 S: 5	H: 0 LOB: 0 BB: 0 P: 7	R: 1 E: 0 K: 1 S: 8	H: 1 LOB: 0 BB: 1 P: 14	R: 0 E: 0 K: 1 S: 23	H: 2 LOB: 3 BB: 1 P: 33	1B: 8 2B: 3 3B: 1 HR: 1	SF: 0 SAC: 0 DP: 1 HBP: 0	WP: 1 PB: 0 SB: 1 CS: 0	PA: 44					
PITCHER	IP	WLS	BF	H	R	ER	SO	BB	IBB	HBP	BLK	WP	HR	S	P	ERA	WHIP										
Felipe Lira, R (1, 1) ERA: 5.87	4.1	W	6	1	0	0	1	1	0	0	0	0	0	12	24	0.00	1.500										
Tom Urbani, L (5, 1) ERA: 7.59	1.2		7	1	1	1	2	1	0	0	1	0	1	15	26	5.40	1.200										
Richie Lewis, R (6, 1) ERA: 4.22	0.2		1	0	0	0	0	0	0	0	0	0	0	1	1	0.00	0.000										
Mike Myers, L (8, 1) ERA: 5.76	1.0	S	6	2	0	0	1	1	0	0	0	0	0	23	33	0.00	3.000										

Detroit Tigers @ Toronto Blue Jays
SkyDome, Toronto, ON
Fri Jul 19 1996, 7:05 PM EDT
Att: 30,123 - Dome - 66 F

AB 39
R 6
H 13
RBI 5
BB 5
SO 12
LOB 23



Batter	1	2	3	4	5	6	7	8	9	10	AB	R	H	RBI	BB	SO	LOB	TOP	
Chad Curtis, R OBP: 0.351, SLG: 0.403 (1.7) (8, 8)	G5-3		G5-3			K		FC6-4		WP	5	2	1	1	0	1	2	Detroit Tigers @ Toronto Blue Jays SkyDome, Toronto, ON Sat Jul 20 1996, 3:33 AM EDT Alt. 36,220 - Sunny - 74 F	
Mark Lewis, R OBP: 0.344, SLG: 0.435 (1.4)	F8			F9				K		FC1-5	4	0	0	0	1	1	4		
Travis Fryman, R OBP: 0.314, SLG: 0.427 (1.5)				F9				E7		FC1-6	3	0	1	1	2	1	1		
Cecil Fielder, R OBP: 0.344, SLG: 0.451 (1.3)	L1									K	4	0	1	0	1	1	3		
Eddie Williams, R OBP: 0.296, SLG: 0.352 (1.10)		F8			F8			G5-4-3		G6-3	5	0	0	0	0	0	4		
Melvin Nieves, S OBP: 0.331, SLG: 0.486 (1.9)		G3									4	1	1	1	0	1	0		
Brad Ausmus, R OBP: 0.290, SLG: 0.267 (1.2)		F8								HR	3	1	1	0	1	0	0		
Fausto Cruz, R OBP: 0.333, SLG: 0.333 (1.6)											4	1	1	0	0	1	1		
Kimera Bartee, R OBP: 0.274, SLG: 0.288 Tony Clark, S OBP: 0.253, SLG: 0.462 Bobby Higginson, L OBP: 0.389, SLG: 0.557 (1.8) (8, PH) (8, 7)											2	0	0	0	0	0	0		
Inning Stats	R: 0 E: 0 K: 0 S: 8	H: 0 LOB: 1 BB: 1 P: 18	R: 0 E: 0 K: 0 S: 7	H: 0 LOB: 0 BB: 0 P: 11	R: 0 E: 0 K: 1 S: 9	H: 0 LOB: 0 BB: 0 P: 14	R: 0 E: 0 K: 0 S: 8	H: 0 LOB: 1 BB: 1 P: 19	R: 0 E: 0 K: 1 S: 7	H: 1 LOB: 0 BB: 0 P: 10	R: 3 E: 1 K: 1 S: 15	H: 3 LOB: 1 BB: 1 P: 20	R: 1 E: 0 K: 0 S: 8	H: 1 LOB: 1 BB: 1 P: 16	R: 1 E: 1 K: 1 S: 13	H: 2 LOB: 2 BB: 1 P: 23	1B: 5 2B: 1 3B: 0 HR: 1		SF: 0 SAC: 0 DP: 1 HBP: 0
PITCHER	IP	WLS	BF	H	R	ER	SO	BB	IBB	HBP	BLK	WP	HR	S	P	ERA	WHIP		
Huck Flener, L ERA: 2.77 (1.1)	7.0		27	3	3	2	4	4	0	0	0	0	0	61	104	2.57	1.000		
Paul Quantrill, R ERA: 6.03 (8, 1)	2.1	L	11	4	2	1	1	1	0	0	0	0	1	21	34	3.86	2.143		
Mike Timlin, R ERA: 4.06 (10, 1)	0.2		3	0	0	0	1	1	0	0	0	1	0	8	13	0.00	1.500		

Batter	1	2	3	4	5	6	7	8	9	10	AB	R	H	RBI	BB	SO	LOB	BOTTOM	
Jacob Brumfield, R OBP: 0.309, SLG: 0.456 (1.8)	G4-3		G1-3					F7			4	0	0	0	1	1	1	Detroit Tigers @ Toronto Blue Jays SkyDome, Toronto, ON Sat Jul 20 1996, 3:33 AM EDT Alt. 36,220 - Sunny - 74 F	
Tomas Perez, S OBP: 0.335, SLG: 0.373 (1.4)	F8							G4-3		P3	5	0	0	0	0	1	4		
Carlos Delgado, L OBP: 0.373, SLG: 0.516 (1.10)										G3	3	0	0	0	2	1	3		
Joe Carter, R OBP: 0.349, SLG: 0.552 (1.7) (10, 3)	G5-3				P2						5	0	0	0	0	2	2		
Ed Sprague, R OBP: 0.352, SLG: 0.537 (1.5)		G6-3									5	1	2	0	0	1	0		
John Olerud, L OBP: 0.385, SLG: 0.494 Juan Samuel, R OBP: 0.306, SLG: 0.468 (1.3) (9, PH) (10, 7)											2	0	0	0	1	0	0		
Shawn Green, L OBP: 0.311, SLG: 0.411 Robert Perez, R OBP: 0.388, SLG: 0.481 (1.9) (9, PH) (10, 9)											2	0	0	0	0	0	2		
Charlie O'Brien, R OBP: 0.383, SLG: 0.555 Domingo Cedenio, S OBP: 0.328, SLG: 0.356 Sandy Martinez, L OBP: 0.313, SLG: 0.384 (1.2) (9, PR) (10, 2)											4	1	2	4	0	1	1		
Alex Gonzalez, R OBP: 0.303, SLG: 0.411 (1.6)											4	0	2	0	0	0	1		
Inning Stats	R: 0 E: 0 K: 0 S: 7	H: 2 LOB: 0 BB: 0 P: 21	R: 2 E: 0 K: 0 S: 12	H: 2 LOB: 0 BB: 0 P: 21	R: 0 E: 0 K: 2 S: 7	H: 0 LOB: 0 BB: 0 P: 9	R: 0 E: 0 K: 1 S: 9	H: 0 LOB: 1 BB: 1 P: 16	R: 0 E: 0 K: 1 S: 10	H: 1 LOB: 1 BB: 0 P: 11	R: 0 E: 0 K: 1 S: 10	H: 0 LOB: 1 BB: 1 P: 18	R: 2 E: 0 K: 0 S: 19	H: 4 LOB: 3 BB: 1 P: 31	R: 0 E: 0 K: 2 S: 11	H: 1 LOB: 1 BB: 0 P: 14	1B: 5 2B: 3 3B: 0 HR: 1		SF: 0 SAC: 0 DP: 0 HBP: 0
PITCHER	IP	WLS	BF	H	R	ER	SO	BB	IBB	HBP	BLK	WP	HR	S	P	ERA	WHIP		
A.J. Sager, R ERA: 4.23 (1.1)	8.0		32	5	3	3	6	3	0	0	0	0	0	73	117	3.38	1.000		
Mike Myers, L ERA: 5.72 (9, 1)	0.1		0	0	0	0	0	0	0	0	0	0	0	1	1	0.00	0.000		
Gregg Olson, R ERA: 4.5 (9, 1)	0.2	W	6	3	1	1	0	0	1	0	0	0	0	14	25	13.50	4.500		
Jose Lima, R ERA: 6.69 (10, 1)	1.0	S	4	1	0	0	2	0	0	0	0	0	0	11	14	0.00	1.000		

AB	35
R	5
H	7
RBI	3
BB	6
SO	6
LOB	15

AB	39
R	4
H	9
RBI	4
BB	4
SO	8
LOB	16



Batter	1	2	3	4	5	6	7	8	9	10	11	12	AB	R	H	RBI	BB	SO	LOB	TOP								
Bobby Higginson, L OBP: 0.389, SLG: 0.563 (1, 7)	3-2 2B		1-2 F7		1-0 G3-1		0-2 1B 2B			0-1 F7			5	0	2	1	0	0	0									
Chad Curtis, R OBP: 0.349, SLG: 0.400 (1, 8)	2-3 K			2-2 G1-3		1-3 K	3-H 1B 2B			3-2 F9			5	0	1	0	0	2	1									
Travis Fryman, R OBP: 0.311, SLG: 0.422 (1, 5)	3-3 K			3-1 F9		1-3 K				3-2 F9			5	0	0	0	0	3	1									
Cecil Fielder, R OBP: 0.343, SLG: 0.447 (1, 10)	2-3 K			0-1 BB 1B		1-3 K			1-0 P4				5	0	1	0	0	3	1									
Tony Clark, S OBP: 0.287, SLG: 0.456 (1, 3)		3-3 K		4-0 1B			1-2 1B		0-0 P6				4	0	1	0	1	1	0									
Melvin Nieves, S OBP: 0.329, SLG: 0.480 (1, 9)		1-1 G4-3		3-2 G4-3			1-0 1B 3B 1B		2-3 K				5	1	1	0	0	1	2									
Mark Lewis, R OBP: 0.342, SLG: 0.432 (1, 4)		2-3 K				1-3 K	2-0 3B 1B		1-0 F9			3-2 P4	5	1	1	0	0	2	0									
Mark Parent, R OBP: 0.291, SLG: 0.524 (7, PH)			0-0 P6		3-2 HR		3-3 SAFE K		0-0 E4			3-2 L4	2	1	1	1	0	0	0									
Brad Ausmus, R OBP: 0.292, SLG: 0.269 (7, 2)							1-2 K		0-1 1B				2	0	1	0	0	0	0									
Andujar Cedeno, R OBP: 0.246, SLG: 0.303 (1, 6)			0-0 F9		0-0 G5-3		3-1 2B 3B		0-1 F8			1-3 K	5	1	1	2	0	1	1									
Inning Stats	R: 0 E: 0 K: 3 S: 16	H: 1 LOB: 1 BB: 0 P: 26	R: 0 E: 0 K: 2 S: 9	H: 0 LOB: 0 BB: 0 P: 15	R: 0 E: 0 K: 0 S: 5	H: 0 LOB: 0 BB: 1 P: 6	R: 0 E: 0 K: 2 S: 10	H: 1 LOB: 2 BB: 1 P: 22	R: 1 E: 0 K: 1 S: 9	H: 1 LOB: 0 BB: 0 P: 14	R: 0 E: 0 K: 3 S: 10	H: 0 LOB: 0 BB: 0 P: 13	R: 3 E: 0 K: 1 S: 18	H: 6 LOB: 2 BB: 0 P: 29	R: 0 E: 0 K: 1 S: 6	H: 0 LOB: 0 BB: 0 P: 9	R: 0 E: 0 K: 1 S: 8	H: 1 LOB: 1 BB: 0 P: 11	R: 0 E: 0 K: 0 S: 9	H: 0 LOB: 0 BB: 0 P: 15	R: 0 E: 0 K: 1 S: 7	H: 0 LOB: 0 BB: 0 P: 14	R: 0 E: 0 K: 1 S: 9	H: 0 LOB: 0 BB: 0 P: 16	1B: 6 2B: 2 3B: 1 HR: 1	SF: 0 SAC: 0 DP: 0 HBP: 0	WP: 0 PB: 0 SB: 1 CS: 0	PA: 45
PITCHER	IP	WLS	BF	H	R	ER	SO	BB	IBB	HBP	BLK	WP	HR	S	P	ERA	WHIP											
Juan Guzman, R ERA: 2.92 (1, 1)	3.1		11	1	0	0	5	0	0	0	0	0	0	7	17	0.00	3.000											
Scott Brow, R ERA: 4.4 (4, 1)	0.2		4	1	0	0	0	1	0	0	0	0	0	7	17	0.00	3.000											
Tony Castillo, L ERA: 3.79 (5, 1)	2.1		10	4	3	3	4	0	0	0	0	0	1	24	36	11.57	1.714											
Tim Crabbree, R ERA: 2.73 (7, 1)	2.2		11	4	1	1	3	0	0	0	0	0	0	27	40	3.38	1.500											
Paul Spoljaric, L ERA: 2.62 (10, 1)	3.0	W	9	0	0	0	2	0	0	0	0	0	0	25	45	0.00	0.000											

Detroit Tigers @ Toronto Blue Jays
SkyDome, Toronto, ON
Sun Jul 21 1996, 3:33 AM EDT
Att. 33,238 - Sunny - 78 F

AB	44
R	4
H	10
RBI	4
BB	1
SO	14
LOB	8



Batter	1	2	3	4	5	6	7	8	9	10	11	12	AB	R	H	RBI	BB	SO	LOB	BOTTOM								
Otis Nixon, S OBP: 0.389, SLG: 0.330 (1, 8)	1-1 P4 BB 1B		4-1 G4-1 SH1-3 1B BB	0-1 G5-3			3-2 G5-4-3 1B		1-0 FC1 FC2-2 FC5-2		0-1 B1-3		5	1	2	0	1	0	2									
Tomas Perez, S OBP: 0.350, SLG: 0.386 (1, 4)	4-1 BB		0-0 SH1-3		0-1 1B		0-0 G5-4-3		4-2 FC5-2 FC6-2 BB		0-0 2B		3	0	2	0	2	0	1									
Carlos Delgado, L OBP: 0.369, SLG: 0.510 (9, PH)	1-3 K		1-2 G4-1		2-3 K		1-1 F8		0-2 FC6-2 FC5-2		1-1 E5		4	0	0	0	0	2	4									
Juan Samuel, R OBP: 0.301, SLG: 0.460 (9, PH)			2-3 G4-1						1-2 2-3 3-H FC5-2				2	0	0	0	0	0	4									
Joe Carter, R OBP: 0.349, SLG: 0.547 (9, 3)	3-1 P4		1-1 E 1B		0-3 K			4-0 HR BB	1-2 2-3 3-H FC5-2 FC6		1-3 K		5	1	1	1	1	2	8									
Ed Sprague, R OBP: 0.352, SLG: 0.542 (1, 5)		2-2 P6	1-0 E9		2-0 1B		1-1 HR		1-2 2-3 3-H FC6		0-0 G5-3		6	1	2	2	0	0	6									
John Olerud, L OBP: 0.384, SLG: 0.496 (8, PH)		2-1 2B	1-1 L7		1-0 G3		2-1 G4-3		1-2 G6-3		0-0 SH1-3 1B		3	1	1	0	0	0	4									
Jacob Brumfield, R OBP: 0.309, SLG: 0.455 (9, 9)		2B											3	1	1	0	0	0	0									
Shawn Green, L OBP: 0.312, SLG: 0.414 (8, PH)		2-0 G4-3 2B		1-0 G3		1-1 G3		0-2 G1-3		4-1 S BB		0-0 SH1-3	3	0	1	1	0	0	0									
Robert Perez, R OBP: 0.350, SLG: 0.477 (9, 7)		2H G4-3 2B										1-2	1	0	0	0	1	0	0									
Sandy Martinez, L OBP: 0.303, SLG: 0.351 (1, 2)		2-2 G4-3		0-0 G3		1-1 G4-3		3-1 G4-3		2-1 SAFE F7		1-1 P6	6	0	0	0	0	0	3									
Alex Gonzalez, R OBP: 0.306, SLG: 0.413 (1, 6)		2-3 K		3-2 1B		0-0 P5			0-0 FC1 FC6-2 1B		1-2 K		6	0	3	1	0	2	2									
Inning Stats	R: 0 E: 0 K: 1 S: 11	H: 1 LOB: 1 BB: 1 P: 20	R: 1 E: 0 K: 1 S: 14	H: 2 LOB: 1 BB: 0 P: 25	R: 1 E: 1 K: 0 S: 11	H: 1 LOB: 2 BB: 1 P: 19	R: 0 E: 0 K: 0 S: 7	H: 1 LOB: 0 BB: 0 P: 11	R: 0 E: 0 K: 2 S: 10	H: 2 LOB: 2 BB: 0 P: 15	R: 0 E: 0 K: 0 S: 5	H: 0 LOB: 0 BB: 0 P: 7	R: 0 E: 0 K: 0 S: 6	H: 1 LOB: 0 BB: 0 P: 10	R: 2 E: 0 K: 0 S: 9	H: 1 LOB: 0 BB: 1 P: 19	R: 0 E: 1 K: 0 S: 16	H: 1 LOB: 3 BB: 1 P: 23	R: 0 E: 0 K: 1 S: 9	H: 0 LOB: 1 BB: 1 P: 17	R: 0 E: 1 K: 0 S: 9	H: 1 LOB: 2 BB: 0 P: 11	R: 1 E: 0 K: 0 S: 6	H: 2 LOB: 1 BB: 0 P: 7	1B: 9 2B: 3 3B: 0 HR: 1	SF: 0 SAC: 2 DP: 1 HBP: 0	WP: 0 PB: 0 SB: 1 CS: 0	PA: 54
PITCHER	IP	WLS	BF	H	R	ER	SO	BB	IBB	HBP	BLK	WP	HR	S	P	ERA	WHIP											
Brian Williams, R ERA: 5.39 (8, 1)	7.0		32	9	4	4	4	3	0	0	0	0	1	66	114	5.14	1.714											
Mike Myers, L ERA: 5.59 (9, 1)	1.0		6	1	0	0	0	1	0	0	0	0	0	13	23	0.00	2.000											
Riche Lewis, R ERA: 4.07 (8, 1)	2.0		7	0	0	0	1	1	0	0	0	0	0	19	29	0.00	0.500											
Jose Lima, R ERA: 6.63 (11, 1)	1.2	L	9	3	1	1	1	0	0	0	0	0	0	15	18	5.40	1.800											

Detroit Tigers @ Toronto Blue Jays
SkyDome, Toronto, ON
Sun Jul 21 1996, 3:33 AM EDT
Att. 33,238 - Sunny - 78 F

AB	47
R	5
H	13
RBI	5
BB	5
SO	6
LOB	34



Batter	1	2	3	4	5	6	7	8	9	AB	R	H	RBI	BB	SO	LOB	TOP				
Kenny Lofton, L OBP: 0.377, SLG: 0.446 (1, 8)	G4-3		F8		G4-3		G4-3			4	0	0	0	0	0	1	Cleveland Indians @ Toronto Blue Jays SkyDome, Toronto, ON Mon Jul 22 1996, 7:05 PM EDT Att: 35,517 - Unknown - 71 F				
Omar Vizquel, S OBP: 0.397, SLG: 0.427 (1, 6)	F9		2B		G6-4-3			P5		4	1	2	0	0	0	0					
Jim Thome, L OBP: 0.443, SLG: 0.591 Alvaro Espinoza, R OBP: 0.275, SLG: 0.404 (1, 5) (9, 5)	G3		2B		G6-4-3			1B		3	2	1	0	1	0	1					
Albert Belle, R OBP: 0.408, SLG: 0.640 (1, 7)			2B					2B		0	0	0	0	0	0	0					
Manny Ramirez, R OBP: 0.385, SLG: 0.598 (1, 9)	G4-3		F8		G5-3			F8		4	0	0	0	0	0	3					
Jeremy Burnitz, L OBP: 0.416, SLG: 0.583 (1, 10)	1B				L3			K		4	0	1	0	0	2	2					
Carlos Baerga, S OBP: 0.300, SLG: 0.387 (1, 4)	G4-3				G6-3			G6-3		4	0	0	0	0	0	2					
Mark Carreon, R OBP: 0.333, SLG: 0.460 (1, 3)			F9					F9		3	0	0	0	1	0	0					
Sandy Alomar Jr., R OBP: 0.309, SLG: 0.383 (1, 2)			1B		F9			P3		4	1	1	0	0	0	1					
Inning Stats	R: 0 E: 0 K: 0 S: 8	H: 0 LOB: 0 BB: 0 P: 9	R: 0 E: 0 K: 0 S: 10	H: 1 LOB: 1 BB: 0 P: 15	R: 3 E: 0 K: 0 S: 12	H: 3 LOB: 1 BB: 1 P: 24	R: 0 E: 0 K: 0 S: 8	H: 0 LOB: 1 BB: 1 P: 18	R: 0 E: 0 K: 1 S: 4	H: 1 LOB: 0 BB: 0 P: 6	R: 0 E: 0 K: 0 S: 7	H: 0 LOB: 0 BB: 0 P: 13	R: 1 E: 0 K: 1 S: 15	H: 2 LOB: 1 BB: 0 P: 23	R: 0 E: 0 K: 0 S: 5	H: 0 LOB: 0 BB: 0 P: 5	1B: 5 2B: 2 3B: 1 HR: 0	SF: 0 SAC: 0 DP: 1 HBP: 0	WP: 0 PB: 0 SB: 1 CS: 0	PA: 36	
PITCHER	IP	WLS	BF	H	R	ER	SO	BB	IBB	HBP	BLK	WP	HR	S	P	ERA	WHIP				
Erik Hanson, R ERA: 6.84 (1, 1)	8.0	L	33	8	4	4	2	2	0	0	0	0	0	72	119	4.50	1.250				
Paul Quantrill, R ERA: 5.97 (9, 1)	1.0		3	0	0	0	0	0	0	0	0	0	0	5	5	0.00	0.000				

Batter	1	2	3	4	5	6	7	8	9	AB	R	H	RBI	BB	SO	LOB	BOTTOM				
Otis Nixon, S OBP: 0.385, SLG: 0.325 (1, 8)	G1-3		G1-3		G6-3		K			4	0	0	0	0	1	2	Cleveland Indians @ Toronto Blue Jays SkyDome, Toronto, ON Mon Jul 22 1996, 7:05 PM EDT Att: 35,517 - Unknown - 71 F				
Tomas Perez, S OBP: 0.341, SLG: 0.376 (1, 4)	B1-3				G5-3		G4-3			4	0	0	0	0	1	1					
Carlos Delgado, L OBP: 0.371, SLG: 0.508 Robert Perez, R OBP: 0.387, SLG: 0.473 (1, 10) (6, PH)	HBP				1B					1	1	0	0	1	0	0					
Joe Carter, R OBP: 0.348, SLG: 0.544 (1, 7)	K				1B					4	0	1	0	0	3	1					
Ed Sprague, R OBP: 0.349, SLG: 0.536 (1, 5)			P3		K					4	0	0	0	0	2	2					
John Olerud, L OBP: 0.389, SLG: 0.504 (1, 3)					G6-4-3					4	1	3	1	0	1	0					
Charlie O'Brien, R OBP: 0.376, SLG: 0.543 (1, 2)	G6-4-3				FC6-4					4	0	0	0	0	2	4					
Shawn Green, L OBP: 0.312, SLG: 0.411 (1, 9)			G4-3							2	0	0	0	0	0	1					
Alex Gonzalez, R OBP: 0.303, SLG: 0.409 (1, 6)			K							3	0	0	0	0	1	1					
Inning Stats	R: 0 E: 0 K: 1 S: 12	H: 0 LOB: 1 BB: 0 P: 18	R: 0 E: 0 K: 0 S: 5	H: 1 LOB: 0 BB: 0 P: 8	R: 0 E: 0 K: 1 S: 8	H: 0 LOB: 0 BB: 0 P: 9	R: 1 E: 0 K: 1 S: 10	H: 2 LOB: 2 BB: 1 P: 22	R: 0 E: 0 K: 2 S: 7	H: 0 LOB: 0 BB: 0 P: 11	R: 1 E: 1 K: 2 S: 13	H: 1 LOB: 1 BB: 0 P: 20	R: 0 E: 0 K: 2 S: 9	H: 0 LOB: 0 BB: 0 P: 12	R: 0 E: 0 K: 2 S: 11	H: 0 LOB: 0 BB: 0 P: 17	1B: 3 2B: 1 3B: 0 HR: 0	SF: 0 SAC: 0 DP: 1 HBP: 2	WP: 0 PB: 0 SB: 0 CS: 0	PA: 34	
PITCHER	IP	WLS	BF	H	R	ER	SO	BB	IBB	HBP	BLK	WP	HR	S	P	ERA	WHIP				
Orel Hershiser, R ERA: 3.71 (1, 1)	7.0	W	28	4	2	1	7	1	0	2	0	0	0	60	99	1.29	0.714				
Paul Assenmacher, L ERA: 1.98 (8, 1)	0.1		1	0	0	0	1	0	0	0	0	0	0	5	5	0.00	0.000				
Jose Mesa, R ERA: 4.17 (8, 1)	1.2	S	5	0	0	0	3	0	0	0	0	0	0	15	24	0.00	0.000				

Batter	1	2	3	4	5	6	7	8	9	AB	R	H	RBI	BB	SO	LOB	TOP											
Kenny Lofton, L OBP: 0.376, SLG: 0.441	4-1 CS BB	3-1 G4-3		3-2 L7		1-0 G4-3		1-0 G4-6-3		4	0	0	0	1	0	2												
Omar Vizquel, S OBP: 0.396, SLG: 0.434	1-1 L7		1-0 HR		2-2 G4-3		2-1 F7			4	1	1	1	0	0	1												
Jim Thome, L OBP: 0.441, SLG: 0.585	4-0 1B BB		2-0 P5		3-3 K		0-0 P6			3	0	0	0	1	1	0												
Albert Belle, R OBP: 0.414, SLG: 0.642	2-1 BB		4-2 BB		4-2 FC6-4 BB			0-0 1B		2	0	2	0	2	0	0												
Manny Ramirez, R OBP: 0.386, SLG: 0.594	4-1 BB		4-2 BB		1-1 FC6-4		1-0 P4			2	0	0	0	2	0	2												
Jeremy Burnitz, L OBP: 0.404, SLG: 0.563	1-3 K		0-1 P5			3-2 P6		1-2 K		3	0	0	0	0	1	5												
Alvaro Espinoza, R OBP: 0.272, SLG: 0.400										1	0	0	0	0	1	1												
Carlos Baerga, S OBP: 0.300, SLG: 0.386		0-2 G6-3	1-0 G5-3			0-1 1B		0-0 F8		4	0	1	0	0	0	3												
Mark Carreon, R OBP: 0.335, SLG: 0.462		0-0 2B		2-0 P6		1-0 F7		4-2 G4-6-3 BB		3	0	1	0	1	0	1												
Sandy Alomar Jr., R OBP: 0.306, SLG: 0.379		1-0 P6		1-1 G2		0-1 F9		1-0 F8		3	0	0	0	0	0	2												
Brian Giles, L OBP: 0.300, SLG: 0.900										1	0	0	0	0	0	1												
Inning Stats	R: 0 E: 0 K: 1 S: 11	H: 1 LOB: 3 BB: 3 P: 27	R: 0 E: 0 K: 0 S: 7	H: 1 LOB: 1 BB: 0 P: 11	R: 1 E: 0 K: 0 S: 10	H: 1 LOB: 2 BB: 2 P: 22	R: 0 E: 0 K: 0 S: 8	H: 0 LOB: 0 BB: 0 P: 14	R: 0 E: 0 K: 1 S: 10	H: 0 LOB: 1 BB: 1 P: 20	R: 0 E: 0 K: 0 S: 8	H: 1 LOB: 1 BB: 0 P: 12	R: 0 E: 0 K: 0 S: 4	H: 0 LOB: 0 BB: 0 P: 7	R: 0 E: 0 K: 1 S: 6	H: 1 LOB: 1 BB: 0 P: 8	R: 0 E: 0 K: 0 S: 5	H: 0 LOB: 0 BB: 1 P: 11	1B: 3 2B: 1 3B: 0 HR: 1	SF: 0 SAC: 0 DP: 1 HBP: 0	WP: 0 PB: 0 SB: 0 CS: 1	PA: 37						
PITCHER	IP	WLS	BF	H	R	ER	SO	BB	IBB	HBP	BLK	WP	HR	S	P	ERA	WHIP											
Pat Hentgen, R ERA: 3.77	(1, 1)	7.1	W	32	5	1	1	2	6	0	0	0	0	1	60	116	1.23	1.500										
Tony Castillo, L ERA: 3.75	(8, 1)	0.2		2	0	0	0	1	0	0	0	0	0	4	5	0.00	0.000											
Mike Timlin, R ERA: 3.94	(9, 1)	1.0	S	3	0	0	0	0	1	0	0	0	0	5	11	0.00	1.000											

Cleveland Indians @ Toronto Blue Jays
SkyDome, Toronto, ON
Tue Jul 23 1996, 7:05 PM EDT
Att: 35,194 - Unknown - 79 F

AB 30
R 1
H 5
RBI 1
BB 7
SO 3
LOB 18



Batter	1	2	3	4	5	6	7	8	9	AB	R	H	RBI	BB	SO	LOB	BOTTOM										
Otis Nixon, S OBP: 0.380, SLG: 0.321	1-0 G5-3		1-1 G4-3			2-2 G5-3	0-0 F9			4	0	0	0	0	0	1											
Tomas Perez, S OBP: 0.338, SLG: 0.373	0-2 P5			0-1 P6		2-2 E9 FC3-6 1B		0-1 P3		4	0	1	0	0	0	0											
Carlos Delgado, L OBP: 0.370, SLG: 0.503	3-3 K			3-1 G6-3		4-0 FC3-6 BB		0-0 L8		3	0	0	0	1	1	0											
Joe Carter, R OBP: 0.347, SLG: 0.549			0-1 HR		3-3 K		0-0 FC3-6 BB		0-1 P3	4	1	1	1	0	1	2											
Ed Sprague, R OBP: 0.348, SLG: 0.533		1-0 F9			3-2 G5-3	4-1 BB		1-2 BB		2	0	0	0	1	0	0											
John Olerud, L OBP: 0.389, SLG: 0.506		2-0 P5			0-2 HR		0-0 G1-3			3	1	1	0	0	0	3											
Shawn Green, L OBP: 0.312, SLG: 0.422		1-1 G4-3			0-0 HR		1-0 F9			3	1	1	2	0	0	0											
Sandy Martinez, L OBP: 0.298, SLG: 0.345			2-3 K		2-1 G1-3		0-3 K			3	0	0	0	0	2	0											
Alex Gonzalez, R OBP: 0.304, SLG: 0.409			2-2 L7		1-2 G5-3		2-2 1B			3	0	1	0	0	0	0											
Inning Stats	R: 0 E: 0 K: 1 S: 7	H: 0 LOB: 0 BB: 0 P: 11	R: 1 E: 0 K: 0 S: 6	H: 1 LOB: 0 BB: 0 P: 10	R: 0 E: 0 K: 1 S: 9	H: 0 LOB: 0 BB: 0 P: 14	R: 0 E: 0 K: 1 S: 7	H: 0 LOB: 0 BB: 0 P: 13	R: 2 E: 0 K: 0 S: 15	H: 2 LOB: 0 BB: 0 P: 21	R: 0 E: 1 K: 0 S: 9	H: 1 LOB: 3 BB: 2 P: 21	R: 0 E: 0 K: 1 S: 8	H: 1 LOB: 1 BB: 0 P: 11	R: 0 E: 0 K: 0 S: 5	H: 0 LOB: 0 BB: 0 P: 5	1B: 2 2B: 1 3B: 0 HR: 2	SF: 0 SAC: 0 DP: 0 HBP: 0	WP: 0 PB: 0 SB: 0 CS: 0	PA: 31							
PITCHER	IP	WLS	BF	H	R	ER	SO	BB	IBB	HBP	BLK	WP	HR	S	P	ERA	WHIP										
Chad Ogea, R ERA: 6.02	(1, 1)	5.2	L	23	4	3	3	3	2	0	0	0	0	0	89	4.76	1.059										
Alan Embree, L ERA: 5.69	(6, 1)	2.0		7	1	0	0	1	0	0	0	0	0	12	15	0.00	0.500										
Danny Graves, R ERA: 3.48	(8, 1)	0.1		1	0	0	0	0	0	0	0	0	0	2	2	0.00	0.000										

Cleveland Indians @ Toronto Blue Jays
SkyDome, Toronto, ON
Tue Jul 23 1996, 7:05 PM EDT
Att: 35,194 - Unknown - 79 F

AB 29
R 3
H 5
RBI 3
BB 2
SO 4
LOB 6



Batter	1	2	3	4	5	6	7	8	9	AB	R	H	RBI	BB	SO	LOB	TOP					
Damon Mashore, R OBP: 0.382, SLG: 0.425 (1, 9)	G5-3		FC		K		K		L1	5	0	0	0	0	2	4	Oakland Athletics @ Toronto Blue Jays SkyDome, Toronto, ON Thu Jul 25 1996, 7:05 PM EDT Att: 30,174 - Unknown - 74 F					
Rafael Bourquard, R OBP: 0.318, SLG: 0.380 (1, 4)	F9		K		G3		5-3			4	0	0	1	0	1	3						
Scott Brosius, R OBP: 0.469, SLG: 0.675 (1, 5)			F8				P6			3	0	1	0	1	0	3						
Mark McGwire, R OBP: 0.480, SLG: 0.802 (1, 3)	K			HR	F7				F8	4	1	1	1	0	1	2						
Geromimo Berroa, R OBP: 0.345, SLG: 0.551 (1, 10)		F9		F8		L4		6-3		4	0	0	0	0	0	0						
Terry Steinbach, R OBP: 0.354, SLG: 0.565 (1, 2)	G6-3			1B FC5-4 1B		G6-3		K		4	1	1	0	0	1	0						
Jason Giambi, L OBP: 0.376, SLG: 0.551 Jose Herrera, L OBP: 0.306, SLG: 0.372 (9, PR)	F7			FC5-4 1B		F3				4	0	2	0	0	0	0						
Ernie Young, R OBP: 0.327, SLG: 0.436 (1, 8)			FC	FC5-4			E 1B 5-3 BB	G1-3		3	1	1	1	1	0	2						
Mike Bordick, R OBP: 0.307, SLG: 0.307 (1, 6)			F3	F8			E5 5-3 1-3 1B	K		4	0	1	0	0	1	3						
Inning Stats	R: 0 E: 0 K: 1 S: 6	H: 1 LOB: 1 P: 6	R: 0 E: 0 K: 0 S: 3	H: 0 LOB: 0 BB: 3 P: 3	R: 0 E: 0 K: 1 S: 7	H: 1 LOB: 2 BB: 0 P: 7	R: 2 E: 0 K: 0 S: 6	H: 3 LOB: 1 BB: 0 P: 6	R: 0 E: 0 K: 1 S: 5	H: 0 LOB: 1 BB: 1 P: 9	R: 0 E: 0 K: 0 S: 3	H: 0 LOB: 0 BB: 0 P: 3	R: 1 E: 1 K: 1 S: 6	H: 1 LOB: 1 BB: 1 P: 10	R: 0 E: 0 K: 1 S: 5	H: 0 LOB: 0 BB: 5 P: 5		R: 0 E: 0 K: 1 S: 6	H: 1 LOB: 1 BB: 0 P: 6	1B: 3 2B: 3 3B: 0 HR: 1	SF: 0 SAC: 0 DP: 0 HBP: 0	WP: 0 PB: 0 SB: 1 CS: 0
PITCHER	IP	WLS	BF	H	R	ER	SO	BB	IBB	HBP	BLK	WP	HR	S	P	ERA	WHIP					
Huck Flener, L ERA: 2.84 Paul Quanttrill, R ERA: 5.9 Tim Crabtree, R ERA: 2.63	(1, 1)	6.0	25	5	2	2	3	1	0	0	0	0	1	30	34	3.00	1.000					

AB 35
R 3
H 7
RBI 3
BB 2
SO 6
LOB 17



Batter	1	2	3	4	5	6	7	8	9	AB	R	H	RBI	BB	SO	LOB	BOTTOM					
Otis Nixon, S OBP: 0.372, SLG: 0.313 (1, 8)	G1-3		G4-3		F8		5-3		K	5	0	0	0	0	1	2	Oakland Athletics @ Toronto Blue Jays SkyDome, Toronto, ON Thu Jul 25 1996, 7:05 PM EDT Att: 30,174 - Unknown - 74 F					
Domingo Cedeno, S OBP: 0.324, SLG: 0.348 (1, 4)	F7		G4-3		G4-3		FC5-2-6-5		HR BB	4	1	0	0	1	0	2						
Carlos Delgado, L OBP: 0.376, SLG: 0.511 Jacob Brumfield, R OBP: 0.306, SLG: 0.449 (7, PH)			1B				2-3 3-H K		K	2	0	2	0	1	0	0						
Joe Carter, R OBP: 0.347, SLG: 0.552 (9, 3)							F7			4	1	2	2	1	0	1						
Ed Sprague, R OBP: 0.345, SLG: 0.534 (1, 5)	P5		F7				L6		HR	4	1	1	1	0	0	5						
John Olerud, L OBP: 0.389, SLG: 0.502 Robert Perez, R OBP: 0.384, SLG: 0.470 (8, PR)			K		G6-4-3 1B		F8		1B 1B	4	0	2	0	0	1	1						
Charlie O'Brien, R OBP: 0.378, SLG: 0.542 (1, 2)					G6-4-3 1-2				1B 2B 1B	4	1	2	0	0	1	2						
Shawn Green, L OBP: 0.313, SLG: 0.420 Juan Samuel, R OBP: 0.306, SLG: 0.465 (8, PH)			K		K				2B 1-3 FC5-2-6-5 1B	3	0	1	0	0	2	1						
Alex Gonzalez, R OBP: 0.301, SLG: 0.406 (1, 6)			K2-3						1-3 FC5-2-6-5 2B	1	0	1	1	0	1	3						
Inning Stats	R: 0 E: 0 K: 0 S: 4	H: 1 LOB: 2 BB: 1 P: 8	R: 0 E: 0 K: 3 S: 10	H: 1 LOB: 1 BB: 0 P: 10	R: 0 E: 0 K: 0 S: 5	H: 2 LOB: 0 BB: 0 P: 5	R: 0 E: 0 K: 1 S: 5	H: 1 LOB: 0 BB: 0 P: 5	R: 0 E: 0 K: 0 S: 3	H: 0 LOB: 0 BB: 0 P: 3	R: 0 E: 0 K: 0 S: 3	H: 0 LOB: 1 BB: 1 P: 7	R: 1 E: 0 K: 1 S: 8	H: 3 LOB: 2 BB: 0 P: 8	R: 0 E: 0 K: 1 S: 8	H: 3 LOB: 3 BB: 0 P: 8		R: 2 E: 0 K: 2 S: 7	H: 1 LOB: 0 BB: 1 P: 11	1B: 8 2B: 2 3B: 0 HR: 2	SF: 0 SAC: 0 DP: 1 HBP: 0	WP: 0 PB: 0 SB: 1 CS: 0
PITCHER	IP	WLS	BF	H	R	ER	SO	BB	IBB	HBP	BLK	WP	HR	S	P	ERA	WHIP					
Dave Telgheder, R ERA: 3.5 Mike Mohler, L ERA: 2.51 Jay Witasick, R ERA: 4.15	(1, 1)	6.0	27	8	1	1	4	2	0	0	0	0	1	12	12	5.40	1.800					

AB 37
R 4
H 12
RBI 4
BB 3
SO 8
LOB 20



Batter	1	2	3	4	5	6	7	8	9	AB	R	H	RBI	BB	SO	LOB	TOP										
Jose Herrera, L OBP: 0.304, SLG: 0.365 (1, 9)	G1-3		G4-1					F8	FC6-4 BB	4	0	0	0	1	1	2	Oakland Athletics @ Toronto Blue Jays SkyDome, Toronto, ON Fri Jul 26 1996, 7:05 PM EDT Att: 32,241 - Unknown - 72 F										
Rafael Bourimial, R OBP: 0.313, SLG: 0.354 Mark McGwire, R OBP: 0.481, SLG: 0.814 Tony Batista, R OBP: 0.315, SLG: 0.472 (1, 4) (8, PH) (8, 4)	F8			K	F8				FC6-4 1-2	3	0	0	0	0	1	2											
Jason Giambi, L OBP: 0.377, SLG: 0.558 (1, 3)	HR			F7		F8		1B BB		3	1	1	1	1	0	0											
Geronimo Berroa, R OBP: 0.349, SLG: 0.556 (1, 10)	F8			1B 2B		CS 1B		1B		4	1	3	0	0	0	0											
Scott Brosius, R OBP: 0.465, SLG: 0.667 (1, 5)	G1-3			2H 1B		1-2 K		P3		4	0	1	1	0	1	3											
Terry Steinbach, R OBP: 0.353, SLG: 0.561 (1, 2)	K			L7			G1-3	HR	1B	4	1	1	0	0	1	1											
Matt Stairs, L OBP: 0.390, SLG: 0.566 Damon Mashore, R OBP: 0.378, SLG: 0.419 (9, PH) (9, 7)	K				1B BB		K		K	2	0	0	0	1	2	0											
Ernie Young, R OBP: 0.326, SLG: 0.443 (1, 8)			K		K		G6-3	HR		4	1	1	2	0	2	1											
Mike Bordick, R OBP: 0.307, SLG: 0.307 (1, 6)			K				G5-3	K		4	0	1	0	0	2	0											
Inning Stats	R: 1 E: 0 K: 0 S: 11	H: 1 LOB: 0 BB: 0 P: 18	R: 0 E: 0 K: 2 S: 7	H: 0 LOB: 0 BB: 0 P: 13	R: 0 E: 0 K: 2 S: 9	H: 0 LOB: 0 BB: 0 P: 13	R: 1 E: 0 K: 1 S: 12	H: 2 LOB: 1 BB: 0 P: 20	R: 0 E: 0 K: 2 S: 12	H: 1 LOB: 2 BB: 1 P: 22	R: 0 E: 0 K: 1 S: 5	H: 0 LOB: 0 BB: 0 P: 8	R: 1 E: 0 K: 0 S: 10	H: 2 LOB: 2 BB: 1 P: 19	R: 2 E: 0 K: 2 S: 17	H: 2 LOB: 1 BB: 1 P: 30		1B: 5 2B: 1 3B: 0 HR: 3	SF: 0 SAC: 0 DP: 0 HBP: 0	WP: 0 PB: 0 SB: 0 CS: 1	PA: 38						
PITCHER	IP	WLS	BF	H	R	ER	SO	BB	IBB	HBP	BLK	WP	HR	S	P	ERA	WHIP										
Juan Guzman, R ERA: 2.9 (1, 1)	7.0		26	5	2	2	9	1	0	0	0	0	1	63	104	2.57	0.857										
Paul Quantrill, R ERA: 5.96 (8, 1)	0.2	W	5	2	1	1	0	1	0	0	0	0	1	9	17	13.50	4.500										
Tony Castillo, L ERA: 3.96 (8, 1)	1.1	L	7	2	2	2	2	1	0	0	0	0	1	18	32	13.50	2.250										

AB	35
R	5
H	9
RBI	5
BB	3
SO	11
LOB	11



Batter	1	2	3	4	5	6	7	8	9	AB	R	H	RBI	BB	SO	LOB	BOTTOM										
Otis Nixon, S OBP: 0.373, SLG: 0.313 (1, 8)	G4-3 1B		S SH1-3 BB		K			F9		3	0	1	0	1	1	0	Oakland Athletics @ Toronto Blue Jays SkyDome, Toronto, ON Fri Jul 26 1996, 7:05 PM EDT Att: 32,241 - Unknown - 72 F										
Tomas Perez, S OBP: 0.326, SLG: 0.356 (1, 4)	K		SH1-3		K			F9		3	0	0	0	0	2	1											
Carlos Delgado, L OBP: 0.373, SLG: 0.506 Robert Perez, R OBP: 0.381, SLG: 0.466 (9, PH) (9, 7)	G4-3		P5						F7	3	0	0	0	0	1	2											
Joe Carter, R OBP: 0.344, SLG: 0.546 (1, 7)	K		B1-3						G6-3	4	0	0	0	0	2	2											
Ed Sprague, R OBP: 0.347, SLG: 0.540 (1, 5)				HR						3	1	1	1	1	2	0											
John Olerud, L OBP: 0.388, SLG: 0.496 (1, 3)		HR BB		K				P7	F7	3	1	0	0	1	1	1											
Shawn Green, L OBP: 0.313, SLG: 0.430 (1, 9)					K			G3-1		3	1	1	2	0	1	0											
Sandy Martinez, L OBP: 0.299, SLG: 0.344 (1, 2)					G3-1			G4-3		3	0	1	0	0	0	0											
Alex Gonzalez, R OBP: 0.298, SLG: 0.403 (1, 6)	G5-4-3				G4-3			K		3	0	0	0	0	1	1											
Inning Stats	R: 0 E: 0 K: 2 S: 14	H: 1 LOB: 1 BB: 0 P: 18	R: 2 E: 0 K: 1 S: 11	H: 2 LOB: 0 BB: 1 P: 19	R: 0 E: 0 K: 0 S: 9	H: 0 LOB: 1 BB: 1 P: 16	R: 1 E: 0 K: 2 S: 10	H: 1 LOB: 0 BB: 0 P: 15	R: 0 E: 0 K: 2 S: 11	H: 0 LOB: 0 BB: 0 P: 16	R: 0 E: 0 K: 3 S: 10	H: 0 LOB: 0 BB: 0 P: 15	R: 0 E: 0 K: 0 S: 6	H: 0 LOB: 0 BB: 0 P: 9	R: 0 E: 0 K: 1 S: 8	H: 0 LOB: 0 BB: 0 P: 12		R: 0 E: 0 K: 0 S: 9	H: 0 LOB: 1 BB: 1 P: 16	1B: 2 2B: 0 3B: 0 HR: 2	SF: 0 SAC: 1 DP: 1 HBP: 0	WP: 0 PB: 0 SB: 2 CS: 0	PA: 33				
PITCHER	IP	WLS	BF	H	R	ER	SO	BB	IBB	HBP	BLK	WP	HR	S	P	ERA	WHIP										
Willie Adams, R ERA: 4.73 (1, 1)	7.1		27	4	3	3	11	2	0	0	0	0	2	74	112	3.68	0.818										
Buddy Groom, L ERA: 2.95 (8, 1)	0.2	W	2	0	0	0	0	0	0	0	0	0	0	5	8	0.00	0.000										
Billy Taylor, R ERA: 3.77 (9, 1)	1.0	S	4	0	0	0	0	1	0	0	0	0	0	9	16	0.00	1.000										

AB	29
R	3
H	4
RBI	3
BB	3
SO	11
LOB	7



Batter	1	2	3	4	5	6	7	8	9	AB	R	H	RBI	BB	SO	LOB	TOP	
Jose Herrera, L (1, 9) OBP: 0.298, SLG: 0.357										4	0	0	0	0	2	0	Oakland Athletics @ Toronto Blue Jays SkyDome, Toronto, ON Sun Jul 28 1996, 3:33 AM EDT Att: 31,150 - Sunny - 78 F	
Tony Batista, R (1, 4) OBP: 0.238, SLG: 0.446										3	0	0	0	0	1	0		
Terry Steinbach, R (9, PH) OBP: 0.359, SLG: 0.560										1	0	1	0	0	0	0		
Rafael Bourimigal, R (9, PR) OBP: 0.322, SLG: 0.359										0	0	0	0	0	0	0		
Jason Giambi, L (1, 3) OBP: 0.373, SLG: 0.551										4	0	1	0	0	0	1		
Geronimo Berroa, R (1, 10) OBP: 0.348, SLG: 0.561										3	0	1	0	0	0	1		
Scott Brosius, R (1, 5) OBP: 0.460, SLG: 0.654										3	0	0	0	0	1	1		
Matt Stairs, L (1, 7) OBP: 0.394, SLG: 0.593										2	0	0	0	1	1	0		
Ernie Young, R (1, 8) OBP: 0.319, SLG: 0.433										3	0	0	0	0	1	1		
George Williams, S (1, 2) OBP: 0.336, SLG: 0.280										3	0	0	0	0	0	1		
Mike Bordick, R (1, 6) OBP: 0.306, SLG: 0.304										3	0	0	0	0	1	0		
Inning Stats	R: 0 E: 0 K: 0 S: 4	H: 1 LOB: 1 BB: 0 P: 4	R: 0 E: 0 K: 1 S: 5	H: 0 LOB: 0 BB: 0 P: 5	R: 0 E: 0 K: 1 S: 6	H: 1 LOB: 1 BB: 0 P: 6	R: 0 E: 0 K: 0 S: 2	H: 0 LOB: 0 BB: 1 P: 6	R: 0 E: 0 K: 1 S: 5	H: 0 LOB: 0 BB: 0 P: 5	R: 0 E: 0 K: 1 S: 5	H: 0 LOB: 0 BB: 0 P: 5	R: 0 E: 0 K: 1 S: 6	H: 1 LOB: 1 BB: 0 P: 6	1B: 1 2B: 2 3B: 0 HR: 0	SF: 0 SAC: 0 DP: 1 HBP: 0	WP: 0 PB: 0 SB: 0 CS: 0	PA: 30
PITCHER Pat Hentgen, R (1, 1) ERA: 3.56	IP: 9.0 WLS: W BF: 30	H: 3 R: 0 ER: 0 SO: 7	BB: 1 IBB: 0 HBP: 0 BLK: 0	WP: 0 HR: 0 S: 43 P: 47	ERA: 0.00 WHIP: 0.444	PITCHER												

AB	29
R	0
H	3
RBI	0
BB	1
SO	7
LOB	5



Batter	1	2	3	4	5	6	7	8	9	AB	R	H	RBI	BB	SO	LOB	BOTTOM			
Otis Nixon, S (1, 8) OBP: 0.371, SLG: 0.311										4	0	1	0	0	1	1	Oakland Athletics @ Toronto Blue Jays SkyDome, Toronto, ON Sun Jul 28 1996, 3:33 AM EDT Att: 31,150 - Sunny - 78 F			
Tomas Perez, S (1, 4) OBP: 0.322, SLG: 0.347										4	0	0	0	0	1	1				
Carlos Delgado, L (1, 10) OBP: 0.371, SLG: 0.509										4	1	1	1	0	1	1				
Joe Carter, R (1, 7) OBP: 0.341, SLG: 0.547										3	0	0	0	0	0	0				
Ed Sprague, R (1, 5) OBP: 0.350, SLG: 0.541										2	0	1	0	1	0	0				
John Olerud, L (1, 3) OBP: 0.389, SLG: 0.489										3	0	0	0	0	0	2				
Shawn Green, L (1, 9) OBP: 0.313, SLG: 0.432										3	0	1	0	0	0	2				
Sandy Martinez, L (1, 2) OBP: 0.296, SLG: 0.341										2	0	0	0	0	2	2				
Alex Gonzalez, R (1, 6) OBP: 0.294, SLG: 0.396										3	0	0	0	0	0	1				
Inning Stats	R: 0 E: 0 K: 1 S: 5	H: 0 LOB: 0 BB: 0 P: 5	R: 0 E: 1 K: 1 S: 7	H: 1 LOB: 2 BB: 0 P: 7	R: 0 E: 1 K: 0 S: 4	H: 1 LOB: 1 BB: 0 P: 4	R: 0 E: 0 K: 0 S: 3	H: 0 LOB: 0 BB: 0 P: 3	R: 0 E: 1 K: 0 S: 4	H: 1 LOB: 1 BB: 0 P: 4	R: 1 E: 0 K: 0 S: 4	H: 1 LOB: 1 BB: 1 P: 8	R: 0 E: 0 K: 1 S: 5	H: 0 LOB: 0 BB: 0 P: 5	R: 0 E: 0 K: 2 S: 7	H: 0 LOB: 0 BB: 0 P: 7	1B: 3 2B: 0 3B: 0 HR: 1	SF: 0 SAC: 1 DP: 0 HBP: 0	WP: 0 PB: 0 SB: 0 CS: 0	PA: 30
PITCHER Ariel Prieto, R (1, 1) ERA: 5.74	IP: 6.0 WLS: L BF: 24	H: 4 R: 1 ER: 1 SO: 2	BB: 1 IBB: 0 HBP: 0 BLK: 0	WP: 0 HR: 1 S: 27 P: 31	ERA: 1.50 WHIP: 0.833	PITCHER														
Mike Mohler, L (7, 1) ERA: 2.43	IP: 2.0 WLS: L BF: 6	H: 0 R: 0 ER: 0 SO: 3	BB: 0 IBB: 0 HBP: 0 BLK: 0	WP: 0 HR: 0 S: 12 P: 12	ERA: 0.00 WHIP: 0.000	PITCHER														

AB	28
R	1
H	4
RBI	1
BB	1
SO	5
LOB	10



Batter	1	2	3	4	5	6	7	8	9	AB	R	H	RBI	BB	SO	LOB	TOP
Otis Nixon, S <small>OBP: 0.374, SLG: 0.311</small> 									3 1 1 1 2 1 2								
Tomas Perez, S <small>OBP: 0.318, SLG: 0.343</small> 									5 1 1 0 0 0 5								
Carlos Delgado, L <small>OBP: 0.376, SLG: 0.510</small> Juan Samuel, R <small>OBP: 0.304, SLG: 0.461</small> 									3 0 1 1 0 0 1 1 0 0 0 0 0 1								
Joe Carter, R <small>OBP: 0.341, SLG: 0.546</small> Robert Perez, R <small>OBP: 0.391, SLG: 0.466</small> 									4 0 1 1 0 1 1 0 0 0 0 0 0 0								
Ed Sprague, R <small>OBP: 0.349, SLG: 0.541</small> 									4 0 1 0 0 2 2								
John Olerud, L <small>OBP: 0.384, SLG: 0.482</small> 									4 0 0 0 0 1 2								
Charlie O'Brien, R <small>OBP: 0.376, SLG: 0.531</small> 									4 1 1 0 0 0 0								
Shawn Green, L <small>OBP: 0.316, SLG: 0.433</small> 									4 0 2 0 0 0 0								
Alex Gonzalez, R <small>OBP: 0.296, SLG: 0.394</small> 									2 0 0 0 2 1 1								
Inning Stats <small>R: 1, H: 1, E: 0, LOB: 0, K: 1, S: 14</small>	<small>R: 1, H: 2, E: 0, LOB: 3, K: 0, S: 16</small>	<small>R: 0, H: 1, E: 0, LOB: 1, K: 0, S: 9</small>	<small>R: 0, H: 0, E: 0, LOB: 1, K: 0, S: 6</small>	<small>R: 1, H: 2, E: 0, LOB: 1, K: 2, S: 13</small>	<small>R: 0, H: 1, E: 0, LOB: 1, K: 1, S: 17</small>	<small>R: 0, H: 1, E: 0, LOB: 1, K: 1, S: 7</small>	<small>R: 0, H: 0, E: 0, LOB: 0, K: 0, S: 11</small>	<small>R: 0, H: 0, E: 0, LOB: 1, K: 1, S: 7</small>	<small>R: 0, H: 0, E: 0, LOB: 1, K: 0, S: 15</small>	<small>1B: 5, 2B: 3, 3B: 0, HR: 0</small>	<small>SF: 1, SAC: 0, DP: 0, HBP: 0</small>	<small>WP: 0, PB: 0, SB: 3, CS: 0</small>	<small>PA: 39</small>				
PITCHER Dennis Martinez, R <small>ERA: 4.37</small> Danny Graves, R <small>ERA: 3.38</small> Paul Assenmacher, L <small>ERA: 1.99</small> Eric Plunk, R <small>ERA: 2.45</small>	<small>IP: 5.0, WLS: 2, BF: 24, H: 6, R: 3, ER: 2, SO: 3, BB: 3, IBB: 0, HBP: 0, BLK: 0, WP: 0, HR: 0, S: 58, P: 102, ERA: 3.60, WHIP: 1.800</small>	<small>IP: 6.1, WLS: 1, BF: 13, H: 2, R: 0, ER: 0, SO: 3, BB: 1, IBB: 0, HBP: 0, BLK: 0, WP: 0, HR: 30, S: 46, ERA: 0.00, WHIP: 0.900</small>	<small>IP: 0.1, WLS: 0, BF: 1, H: 0, R: 0, ER: 0, SO: 0, BB: 0, IBB: 0, HBP: 0, BLK: 0, WP: 0, HR: 2, S: 4, ERA: 0.00, WHIP: 0.000</small>	<small>IP: 0.1, WLS: 0, BF: 1, H: 0, R: 0, ER: 0, SO: 0, BB: 0, IBB: 0, HBP: 0, BLK: 0, WP: 0, HR: 1, S: 2, ERA: 0.00, WHIP: 0.000</small>	PITCHER <small>IP: 5.0, WLS: 1, BF: 24, H: 6, R: 3, ER: 2, SO: 3, BB: 3, IBB: 0, HBP: 0, BLK: 0, WP: 0, HR: 0, S: 58, P: 102, ERA: 3.60, WHIP: 1.800</small>	<small>IP: 6.1, WLS: 1, BF: 13, H: 2, R: 0, ER: 0, SO: 3, BB: 1, IBB: 0, HBP: 0, BLK: 0, WP: 0, HR: 30, S: 46, ERA: 0.00, WHIP: 0.900</small>	<small>IP: 0.1, WLS: 0, BF: 1, H: 0, R: 0, ER: 0, SO: 0, BB: 0, IBB: 0, HBP: 0, BLK: 0, WP: 0, HR: 2, S: 4, ERA: 0.00, WHIP: 0.000</small>	<small>IP: 0.1, WLS: 0, BF: 1, H: 0, R: 0, ER: 0, SO: 0, BB: 0, IBB: 0, HBP: 0, BLK: 0, WP: 0, HR: 1, S: 2, ERA: 0.00, WHIP: 0.000</small>	<small>IP: 5.0, WLS: 1, BF: 24, H: 6, R: 3, ER: 2, SO: 3, BB: 3, IBB: 0, HBP: 0, BLK: 0, WP: 0, HR: 0, S: 58, P: 102, ERA: 3.60, WHIP: 1.800</small>	<small>1B: 5, 2B: 3, 3B: 0, HR: 0</small>	<small>SF: 1, SAC: 0, DP: 0, HBP: 0</small>	<small>WP: 0, PB: 0, SB: 3, CS: 0</small>	<small>PA: 39</small>				

Toronto Blue Jays @ Cleveland Indians
 Jacobs Field, Cleveland, OH
 Tue Jul 30 1996, 7:05 PM EDT
 Att: 42,355 - Unknown - 75 F

AB 34
 R 3
 H 8
 RBI 3
 BB 4
 SO 6
 LOB 15



Batter	1	2	3	4	5	6	7	8	9	AB	R	H	RBI	BB	SO	LOB	BOTTOM
Kenny Lofton, L <small>OBP: 0.374, SLG: 0.435</small> 										4 0 0 0 0 0 1							
Jose Vizcaino, S <small>OBP: 0.355, SLG: 0.376</small> 										4 0 1 0 0 0 1							
Julio Franco, R <small>OBP: 0.421, SLG: 0.481</small> 										3 1 1 0 1 1 0							
Albert Belle, R <small>OBP: 0.417, SLG: 0.650</small> 										3 0 1 0 1 1 2							
Manny Ramirez, R <small>OBP: 0.391, SLG: 0.587</small> 										4 0 1 0 0 0 2							
Jeff Kent, R <small>OBP: 0.328, SLG: 0.433</small> Brian Giles, L <small>OBP: 0.529, SLG: 0.967</small> 										2 0 0 1 0 0 2 1 0 0 0 0 0 0							
Mark Carreon, R <small>OBP: 0.333, SLG: 0.454</small> 									3 0 0 0 0 0 1								
Jim Thome, L <small>OBP: 0.443, SLG: 0.582</small> 									3 0 0 0 0 1 0								
Tony Peña, R <small>OBP: 0.293, SLG: 0.277</small> 									2 0 0 0 1 0 0								
Inning Stats <small>R: 0, H: 2, E: 0, LOB: 1, K: 0, S: 8</small>	<small>R: 0, H: 0, E: 0, LOB: 0, K: 0, S: 7</small>	<small>R: 0, H: 0, E: 0, LOB: 1, K: 1, S: 7</small>	<small>R: 1, H: 1, E: 0, LOB: 1, K: 0, S: 8</small>	<small>R: 0, H: 0, E: 0, LOB: 0, K: 0, S: 11</small>	<small>R: 0, H: 0, E: 0, LOB: 2, K: 0, S: 9</small>	<small>R: 0, H: 0, E: 0, LOB: 0, K: 1, S: 11</small>	<small>R: 0, H: 0, E: 0, LOB: 0, K: 1, S: 13</small>	<small>R: 0, H: 0, E: 0, LOB: 0, K: 1, S: 7</small>	<small>1B: 3, 2B: 1, 3B: 0, HR: 0</small>	<small>SF: 1, SAC: 0, DP: 1, HBP: 0</small>	<small>WP: 0, PB: 0, SB: 0, CS: 0</small>	<small>PA: 33</small>					
PITCHER Huck Flener, L <small>ERA: 2.39</small> Tim Lincecum, R <small>ERA: 2.51</small> Mike Timlin, R <small>ERA: 3.71</small>	<small>IP: 7.1, WLS: 2, BF: 28, H: 4, R: 1, ER: 1, SO: 1, BB: 3, IBB: 0, HBP: 0, BLK: 0, WP: 0, HR: 0, S: 61, P: 109, ERA: 1.23, WHIP: 0.955</small>	<small>IP: 0.2, WLS: 0, BF: 2, H: 0, R: 0, ER: 0, SO: 1, BB: 0, IBB: 0, HBP: 0, BLK: 0, WP: 0, HR: 8, S: 9, ERA: 0.00, WHIP: 0.000</small>	<small>IP: 1.0, WLS: 0, BF: 3, H: 0, R: 0, ER: 0, SO: 1, BB: 0, IBB: 0, HBP: 0, BLK: 0, WP: 0, HR: 7, S: 8, ERA: 0.00, WHIP: 0.000</small>	PITCHER <small>IP: 5.0, WLS: 1, BF: 24, H: 6, R: 3, ER: 2, SO: 3, BB: 3, IBB: 0, HBP: 0, BLK: 0, WP: 0, HR: 0, S: 58, P: 102, ERA: 3.60, WHIP: 1.800</small>	<small>IP: 6.1, WLS: 1, BF: 13, H: 2, R: 0, ER: 0, SO: 3, BB: 1, IBB: 0, HBP: 0, BLK: 0, WP: 0, HR: 30, S: 46, ERA: 0.00, WHIP: 0.900</small>	<small>IP: 0.1, WLS: 0, BF: 1, H: 0, R: 0, ER: 0, SO: 0, BB: 0, IBB: 0, HBP: 0, BLK: 0, WP: 0, HR: 2, S: 4, ERA: 0.00, WHIP: 0.000</small>	<small>IP: 0.1, WLS: 0, BF: 1, H: 0, R: 0, ER: 0, SO: 0, BB: 0, IBB: 0, HBP: 0, BLK: 0, WP: 0, HR: 1, S: 2, ERA: 0.00, WHIP: 0.000</small>	<small>IP: 5.0, WLS: 1, BF: 24, H: 6, R: 3, ER: 2, SO: 3, BB: 3, IBB: 0, HBP: 0, BLK: 0, WP: 0, HR: 0, S: 58, P: 102, ERA: 3.60, WHIP: 1.800</small>	<small>1B: 3, 2B: 1, 3B: 0, HR: 0</small>	<small>SF: 1, SAC: 0, DP: 1, HBP: 0</small>	<small>WP: 0, PB: 0, SB: 0, CS: 0</small>	<small>PA: 33</small>					

Toronto Blue Jays @ Cleveland Indians
 Jacobs Field, Cleveland, OH
 Tue Jul 30 1996, 7:05 PM EDT
 Att: 42,355 - Unknown - 75 F

AB 29
 R 1
 H 4
 RBI 1
 BB 3
 SO 3
 LOB 9



Batter	1	2	3	4	5	6	7	8	9	AB	R	H	RBI	BB	SO	LOB	TOP			
Otis Nixon, S <small>OBP: 0.375, SLG: 0.314</small> 																			4 0 2 1 0 0 1 5 0 0 0 0 2 6 4 1 1 0 1 1 1 4 0 1 0 0 1 1 3 0 0 0 1 1 2 2 1 1 0 1 0 1 1 0 0 1 0 0 1	Toronto Blue Jays @ Cleveland Indians Jacobs Field, Cleveland, OH Wed Jul 31 1996, 7:05 PM EDT Att: 42,301 - Unknown - 72 F
Inning Stats <small>R: 0 H: 1 E: 0 LOB: 1 K: 1 BB: 1 S: 5</small>	<small>R: 1 H: 2 E: 0 LOB: 3 K: 1 BB: 2 S: 7</small>	<small>R: 0 H: 0 E: 0 LOB: 0 K: 1 BB: 0 S: 7</small>	<small>R: 0 H: 0 E: 0 LOB: 1 K: 1 BB: 1 S: 5</small>	<small>R: 0 H: 0 E: 0 LOB: 0 K: 0 BB: 0 S: 3</small>	<small>R: 0 H: 1 E: 0 LOB: 2 K: 0 BB: 1 S: 4</small>	<small>R: 0 H: 1 E: 0 LOB: 0 K: 0 BB: 0 S: 3</small>	<small>R: 1 H: 2 E: 0 LOB: 2 K: 1 BB: 0 S: 8</small>	<small>R: 0 H: 1 E: 0 LOB: 1 K: 2 BB: 0 S: 8</small>	<small>R: 0 H: 1 E: 0 LOB: 0 K: 1 BB: 1 S: 8</small>	<small>R: 0 H: 1 E: 0 LOB: 0 K: 1 BB: 1 S: 8</small>	<small>R: 0 H: 1 E: 0 LOB: 0 K: 1 BB: 1 S: 8</small>	<small>R: 0 H: 1 E: 0 LOB: 0 K: 1 BB: 1 S: 8</small>	<small>R: 0 H: 1 E: 0 LOB: 0 K: 1 BB: 1 S: 8</small>	<small>R: 0 H: 1 E: 0 LOB: 0 K: 1 BB: 1 S: 8</small>	<small>R: 0 H: 1 E: 0 LOB: 0 K: 1 BB: 1 S: 8</small>	<small>R: 0 H: 1 E: 0 LOB: 0 K: 1 BB: 1 S: 8</small>	<small>1B: 7 SF: 0 2B: 1 SAC: 1 3B: 0 DP: 1 HR: 0 HBP: 0</small>	<small>WP: 0 PA: 39 PB: 0 SB: 0 CS: 1</small>		
PITCHER <small>Charles Nagy, R (1, 1) ERA: 3.57</small> <small>Paul Shuey, R (6, 1) ERA: 3.34</small> <small>Greg Swindell, L (7, 1) ERA: 7.5</small> <small>Eric Plunk, R (8, 1) ERA: 2.44</small> <small>Paul Assenmacher, L (8, 1) ERA: 1.89</small>	<small>IP: 5.0 WLS: 21 BF: 3 H: 1 R: 1 ER: 1 SO: 5 BB: 4 IBB: 0 HBP: 0 BLK: 0 WP: 0 HR: 0 S: 27 P: 43 ERA: 1.80 WHIP: 1.400</small> <small>IP: 1.0 WLS: 5 BF: 1 H: 0 R: 0 ER: 0 SO: 1 BB: 0 IBB: 0 HBP: 0 BLK: 0 WP: 0 HR: 4 S: 4 P: 8 ERA: 0.00 WHIP: 2.000</small> <small>IP: 1.0 WLS: 4 BF: 2 H: 1 R: 1 ER: 1 SO: 0 BB: 0 IBB: 0 HBP: 0 BLK: 0 WP: 0 HR: 4 S: 4 P: 4 ERA: 9.00 WHIP: 2.000</small> <small>IP: 0.1 WLS: 2 BF: 1 H: 0 R: 0 ER: 0 SO: 0 BB: 0 IBB: 0 HBP: 0 BLK: 0 WP: 0 HR: 2 S: 2 P: 2 ERA: 0.00 WHIP: 3.000</small> <small>IP: 1.2 WLS: 7 BF: 1 H: 0 R: 0 ER: 0 SO: 3 BB: 0 IBB: 0 HBP: 0 BLK: 0 WP: 0 HR: 13 S: 13 P: 13 ERA: 0.00 WHIP: 0.600</small>	PITCHER <small>IP: 5.0 WLS: 21 BF: 3 H: 1 R: 1 ER: 1 SO: 5 BB: 4 IBB: 0 HBP: 0 BLK: 0 WP: 0 HR: 0 S: 27 P: 43 ERA: 1.80 WHIP: 1.400</small> <small>IP: 1.0 WLS: 5 BF: 1 H: 0 R: 0 ER: 0 SO: 1 BB: 0 IBB: 0 HBP: 0 BLK: 0 WP: 0 HR: 4 S: 4 P: 8 ERA: 0.00 WHIP: 2.000</small> <small>IP: 1.0 WLS: 4 BF: 2 H: 1 R: 1 ER: 1 SO: 0 BB: 0 IBB: 0 HBP: 0 BLK: 0 WP: 0 HR: 4 S: 4 P: 4 ERA: 9.00 WHIP: 2.000</small> <small>IP: 0.1 WLS: 2 BF: 1 H: 0 R: 0 ER: 0 SO: 0 BB: 0 IBB: 0 HBP: 0 BLK: 0 WP: 0 HR: 2 S: 2 P: 2 ERA: 0.00 WHIP: 3.000</small> <small>IP: 1.2 WLS: 7 BF: 1 H: 0 R: 0 ER: 0 SO: 3 BB: 0 IBB: 0 HBP: 0 BLK: 0 WP: 0 HR: 13 S: 13 P: 13 ERA: 0.00 WHIP: 0.600</small>																		

Batter	1	2	3	4	5	6	7	8	9	AB	R	H	RBI	BB	SO	LOB	BOTTOM			
Kenny Lofton, L <small>OBP: 0.377, SLG: 0.434</small> 																			3 1 1 0 2 1 2 4 1 2 0 1 0 1 5 0 2 0 0 0 6 5 1 1 4 0 1 5 3 0 0 0 1 0 2 0 0 0 0 0 0 0 0 0 0 0 0 0 0 0 0 0 0 3 0 0 4 0 0 0 0 0 6 3 0 1 0 0 0 1 1 1 1 0 0 0 0 4 0 1 0 0 1 2	Toronto Blue Jays @ Cleveland Indians Jacobs Field, Cleveland, OH Wed Jul 31 1996, 7:05 PM EDT Att: 42,301 - Unknown - 72 F
Inning Stats <small>R: 0 H: 1 E: 0 LOB: 2 K: 0 BB: 1 S: 4</small>	<small>R: 0 H: 1 E: 0 LOB: 1 K: 1 BB: 1 S: 5</small>	<small>R: 0 H: 1 E: 0 LOB: 1 K: 1 BB: 0 S: 6</small>	<small>R: 0 H: 0 E: 0 LOB: 0 K: 0 BB: 1 S: 2</small>	<small>R: 0 H: 1 E: 0 LOB: 1 K: 0 BB: 0 S: 4</small>	<small>R: 0 H: 1 E: 0 LOB: 1 K: 0 BB: 0 S: 3</small>	<small>R: 0 H: 1 E: 0 LOB: 2 K: 1 BB: 1 S: 6</small>	<small>R: 0 H: 1 E: 0 LOB: 2 K: 0 BB: 1 S: 4</small>	<small>R: 0 H: 1 E: 0 LOB: 3 K: 0 BB: 1 S: 4</small>	<small>R: 4 H: 2 E: 0 LOB: 0 K: 0 BB: 2 S: 4</small>	<small>R: 0 H: 1 E: 0 LOB: 0 K: 0 BB: 0 S: 4</small>	<small>R: 0 H: 1 E: 0 LOB: 0 K: 0 BB: 0 S: 4</small>	<small>R: 0 H: 1 E: 0 LOB: 0 K: 0 BB: 0 S: 4</small>	<small>R: 0 H: 1 E: 0 LOB: 0 K: 0 BB: 0 S: 4</small>	<small>R: 0 H: 1 E: 0 LOB: 0 K: 0 BB: 0 S: 4</small>	<small>R: 0 H: 1 E: 0 LOB: 0 K: 0 BB: 0 S: 4</small>	<small>R: 0 H: 1 E: 0 LOB: 0 K: 0 BB: 0 S: 4</small>	<small>1B: 5 SF: 0 2B: 3 SAC: 0 3B: 0 DP: 3 HR: 1 HBP: 1</small>	<small>WP: 1 PA: 40 PB: 0 SB: 3 CS: 0</small>		
PITCHER <small>Juan Guzman, R (1, 1) ERA: 2.86</small> <small>Tony Castillo, L (3, 1) ERA: 3.72</small> <small>Paul Quantrill, R (7, 1) ERA: 5.89</small> <small>Tim Crabtree, R (8, 1) ERA: 2.47</small> <small>Mike Timlin, R (9, 1) ERA: 4.46</small>	<small>IP: 2.0 WLS: 9 BF: 2 H: 0 R: 0 ER: 0 SO: 1 BB: 1 IBB: 0 HBP: 0 BLK: 0 WP: 0 HR: 0 S: 15 P: 19 ERA: 0.00 WHIP: 1.000</small> <small>IP: 1.0 WLS: 5 BF: 1 H: 0 R: 0 ER: 0 SO: 1 BB: 0 IBB: 0 HBP: 0 BLK: 0 WP: 0 HR: 6 S: 6 P: 10 ERA: 0.00 WHIP: 2.000</small> <small>IP: 1.0 WLS: 6 BF: 1 H: 0 R: 0 ER: 0 SO: 1 BB: 0 IBB: 0 HBP: 0 BLK: 0 WP: 0 HR: 4 S: 9 P: 9 ERA: 0.00 WHIP: 2.000</small> <small>IP: 0.1 WLS: 4 BF: 1 H: 3 R: 3 ER: 3 SO: 2 BB: 0 IBB: 0 HBP: 0 BLK: 0 WP: 0 HR: 2 S: 10 P: 10 ERA: 81.00 WHIP: 9.000</small>	PITCHER <small>IP: 2.0 WLS: 9 BF: 2 H: 0 R: 0 ER: 0 SO: 1 BB: 1 IBB: 0 HBP: 0 BLK: 0 WP: 0 HR: 0 S: 15 P: 19 ERA: 0.00 WHIP: 1.000</small> <small>IP: 1.0 WLS: 5 BF: 1 H: 0 R: 0 ER: 0 SO: 1 BB: 0 IBB: 0 HBP: 0 BLK: 0 WP: 0 HR: 6 S: 6 P: 10 ERA: 0.00 WHIP: 2.000</small> <small>IP: 1.0 WLS: 6 BF: 1 H: 0 R: 0 ER: 0 SO: 1 BB: 0 IBB: 0 HBP: 0 BLK: 0 WP: 0 HR: 4 S: 9 P: 9 ERA: 0.00 WHIP: 2.000</small> <small>IP: 0.1 WLS: 4 BF: 1 H: 3 R: 3 ER: 3 SO: 2 BB: 0 IBB: 0 HBP: 0 BLK: 0 WP: 0 HR: 2 S: 10 P: 10 ERA: 81.00 WHIP: 9.000</small>																		

Batter	1	2	3	4	5	6	7	8	9	AB	R	H	RBI	BB	SO	LOB	TOP					
Otis Nixon, S OBP: 0.374, SLG: 0.313 (1, 8)	F7		1B 2B		F7			B1-3		4	1	1	0	0	0	1	Toronto Blue Jays @ Cleveland Indians Jacobs Field, Cleveland, OH Thu Aug 01 1996, 7:05 PM EDT Att: 42,249 - Unknown - 72 F					
Domingo Cadeno, S OBP: 0.321, SLG: 0.344 (1, 4)	K		1B 2B			G4-6-3		K		4	1	2	0	0	2	0						
Carlos Delgado, L OBP: 0.369, SLG: 0.510 (1, 10)	F7		2B		G4-6-3			G4-3		4	0	1	3	0	0	1						
Joe Carter, R OBP: 0.339, SLG: 0.548 (1, 7)		L5	P4		F7			HR		4	1	1	1	0	0	1						
Ed Sprague, R OBP: 0.345, SLG: 0.531 (1, 5)	F9			P4			F7		P4	4	0	0	0	0	0	0						
John Olerud, L OBP: 0.391, SLG: 0.495 (1, 3)	F8			G6-4-3			HR		BB	3	1	2	1	1	0	0						
Charlie O'Brien, R OBP: 0.372, SLG: 0.522 (1, 2)			G6-3	G6-4-3			K		F7	4	0	0	0	0	1	2						
Shawn Green, L OBP: 0.316, SLG: 0.429 (1, 9)			G4-3		G4-3		L3			3	0	0	0	0	0	0						
Alex Gonzalez, R OBP: 0.295, SLG: 0.392 (1, 6)			1B 2B		CS			G5-3		3	1	2	0	0	0	0						
Inning Stats	R: 0 E: 0 K: 1 S: 8	H: 0 LOB: 0 BB: 0 P: 14	R: 0 E: 0 K: 0 S: 5	H: 0 LOB: 0 BB: 0 P: 6	R: 3 E: 0 K: 0 S: 23	H: 4 LOB: 1 BB: 0 P: 33	R: 0 E: 0 K: 0 S: 5	H: 1 LOB: 0 BB: 0 P: 6	R: 0 E: 0 K: 0 S: 11	H: 1 LOB: 0 BB: 0 P: 17	R: 0 E: 0 K: 0 S: 9	H: 1 LOB: 0 BB: 0 P: 11	R: 1 E: 0 K: 1 S: 13	H: 1 LOB: 0 BB: 0 P: 20	R: 0 E: 0 K: 1 S: 6	H: 0 LOB: 0 BB: 0 P: 10	R: 1 E: 0 K: 0 S: 15	H: 1 LOB: 1 BB: 1 P: 25	1B: 6 2B: 1 3B: 0 HR: 2	SF: 0 SAC: 0 DP: 2 HBP: 0	WP: 0 PB: 0 SB: 0 CS: 1	PA: 34
PITCHER	IP	WLS	BF	H	R	ER	SO	BB	IBB	HBP	BLK	WP	HR	S	P	ERA	WHIP					
Albie Lopez, R ERA: 7.46 (1, 1)	8.0	L	29	8	4	4	3	0	0	0	0	0	1	80	117	4.50	1.000					
Jose Mesa, R ERA: 4.01 (9, 1)	1.0		5	1	1	1	0	1	0	0	0	0	1	15	25	9.00	2.000					

AB	33
R	5
H	9
RBI	5
BB	1
SO	3
LOB	5



Batter	1	2	3	4	5	6	7	8	9	AB	R	H	RBI	BB	SO	LOB	BOTTOM					
Kenny Lofton, L OBP: 0.375, SLG: 0.431 (1, 8)	F8		P2	1B		G1-6-3			L6	5	0	1	1	0	0	3	Toronto Blue Jays @ Cleveland Indians Jacobs Field, Cleveland, OH Thu Aug 01 1996, 7:05 PM EDT Att: 42,249 - Unknown - 72 F					
Omar Vizquel, S OBP: 0.385, SLG: 0.435 (1, 6)	G4-3		G4-3	F7			G3		L6	5	0	0	0	0	0	3						
Jim Thome, L OBP: 0.443, SLG: 0.580 (1, 5)	BB		FC4-6	1B		G4-3		K		3	0	1	1	1	1	0						
Albert Belle, R OBP: 0.411, SLG: 0.645 (1, 7)	G6-3		FC4-6			G6-3		G6-3		4	0	0	0	0	0	2						
Julio Franco, R OBP: 0.423, SLG: 0.480 (1, 3)		G3-6-3	1B	FC5	1B	WP		K		4	1	3	0	0	1	0						
Jeremy Burnitz, L OBP: 0.402, SLG: 0.541 (1, 9)	G3-6-3		FC5	1B		G4-3		G4-3		4	0	1	0	0	0	2						
Brian Giles, L OBP: 0.500, SLG: 0.868 (1, 10)				FC5	1B		G6-3			4	1	3	0	0	0	0						
Sandy Alomar Jr., R OBP: 0.314, SLG: 0.384 (1, 2)				1B						3	0	1	1	0	0	3						
Casey Candaele, S OBP: 0.333, SLG: 0.500 (8, PH)	G5-3			FC5				F7		1	0	0	0	0	0	1						
Tony Peña, R OBP: 0.250, SLG: 0.277 (9, 2)				1B						0	0	0	0	0	0	0						
Jose Vizcaino, S OBP: 0.355, SLG: 0.379 (1, 4)			G4-3	1B					G1-6-3	4	1	2	0	0	1	2						
Inning Stats	R: 0 E: 0 K: 0 S: 8	H: 2 LOB: 1 BB: 1 P: 18	R: 0 E: 0 K: 0 S: 8	H: 2 LOB: 1 BB: 0 P: 15	R: 1 E: 0 K: 0 S: 15	H: 2 LOB: 1 BB: 0 P: 21	R: 2 E: 0 K: 1 S: 17	H: 4 LOB: 2 BB: 0 P: 27	R: 0 E: 0 K: 0 S: 13	H: 1 LOB: 1 BB: 0 P: 18	R: 0 E: 0 K: 0 S: 7	H: 2 LOB: 1 BB: 0 P: 10	R: 0 E: 0 K: 1 S: 9	H: 0 LOB: 0 BB: 0 P: 12	R: 0 E: 0 K: 1 S: 13	H: 1 LOB: 1 BB: 0 P: 20	R: 0 E: 0 K: 0 S: 5	H: 0 LOB: 0 BB: 0 P: 7	1B: 9 2B: 3 3B: 0 HR: 0	SF: 0 SAC: 0 DP: 2 HBP: 0	WP: 1 PB: 0 SB: 0 CS: 0	PA: 38
PITCHER	IP	WLS	BF	H	R	ER	SO	BB	IBB	HBP	BLK	WP	HR	S	P	ERA	WHIP					
Erik Hanson, R ERA: 6.59 (1, 1)	7.0	W	31	11	3	3	2	1	0	0	0	0	0	77	121	3.86	1.714					
Tim Crabtree, R ERA: 2.43 (8, 1)	1.0		4	1	0	0	1	0	0	0	0	0	0	13	20	0.00	1.000					
Mike Timlin, R ERA: 4.33 (9, 1)	1.0	S	3	0	0	0	0	0	0	0	0	0	0	5	7	0.00	0.000					



Batter	1	2	3	4	5	6	7	8	9	AB	R	H	RBI	BB	SO	LOB	TOP					
Randy Velarde, R (1, 4) OBP: 0.377, SLG: 0.405	1-3 K	1-3 K																				
Darin Erstad, L (9, PH) OBP: 0.335, SLG: 0.356																						
Gary Disarcina, R (1, 6) OBP: 0.297, SLG: 0.356	0-2 G5-3		2-1 F8																			
Jim Edmonds, L (1, 8) OBP: 0.380, SLG: 0.592	2-1 HR		2-1 G5-4-3 1B																			
Tim Salmon, R (1, 9) OBP: 0.387, SLG: 0.525	1-2 1B		1-0 G5-4-3 1-2																			
Chili Davis, S (1, 10) OBP: 0.377, SLG: 0.493	0-0 F9																					
16 Garrett Anderson, L (1, 7) OBP: 0.325, SLG: 0.427																						
J.T. Snow, L (1, 3) OBP: 0.345, SLG: 0.401																						
Don Slaught, R (1, 2) OBP: 0.361, SLG: 0.453																						
George Arias, R (1, 5) OBP: 0.286, SLG: 0.301																						
Jack Howell, L (9, PH) OBP: 0.311, SLG: 0.512																						
Inning Stats	R: 1 E: 0 K: 1 S: 15	H: 2 LOB: 1 BB: 0 P: 19	R: 0 E: 0 K: 3 S: 17	H: 1 LOB: 2 BB: 1 P: 26	R: 0 E: 0 K: 0 S: 5	H: 1 LOB: 0 BB: 0 P: 10	R: 1 E: 1 K: 0 S: 9	H: 2 LOB: 0 BB: 0 P: 14	R: 0 E: 0 K: 1 S: 7	H: 0 LOB: 1 BB: 1 P: 16	R: 0 E: 0 K: 0 S: 4	H: 1 LOB: 1 BB: 1 P: 9	R: 0 E: 1 K: 1 S: 12	H: 1 LOB: 2 BB: 0 P: 17	R: 0 E: 0 K: 0 S: 11	H: 1 LOB: 2 BB: 1 P: 20	R: 0 E: 0 K: 0 S: 17	H: 1 LOB: 2 BB: 1 P: 27	1B: 8 2B: 1 3B: 0 HR: 1	SF: 0 SAC: 0 DP: 2 HBP: 0	WP: 0 PB: 0 SB: 1 CS: 1	PA: 40
PITCHER	IP	WLS	BF	H	R	ER	SO	BB	IBB	HBP	BLK	WP	HR	S	P	ERA	WHIP					
Pat Hentgen, R (1, 1) ERA: 3.45	8.0	W	35	9	2	1	6	4	0	0	0	0	1	80	131	1.12	1.625					
Paul Quantrill, R (9, 1) ERA: 5.63	1.0		5	1	0	0	0	1	0	0	0	0	0	17	27	0.00	2.000					

California Angels @ Toronto Blue Jays
SkyDome, Toronto, ON
Fri Aug 02 1996, 7:05 PM EDT
Att: 30,261 - Unknown - 70 F

AB 35
R 2
H 10
RBI 2
BB 5
SO 6
LOB 25



Batter	1	2	3	4	5	6	7	8	9	AB	R	H	RBI	BB	SO	LOB	BOTTOM				
Otis Nixon, S (1, 8) OBP: 0.377, SLG: 0.315																					
Domingo Cedeno, S (1, 4) OBP: 0.322, SLG: 0.345	0-2 2B	0-3 K																			
Juan Samuel, R (1, 10) OBP: 0.321, SLG: 0.508	0-0 SF9	3-2 G6-3																			
Joe Carter, R (1, 3) OBP: 0.335, SLG: 0.541	2-1 FC5-2-5 SF9 1B	2-2 F9																			
Ed Sprague, R (1, 5) OBP: 0.344, SLG: 0.537	1-1 SF9																				
Jacob Brunfield, R (1, 9) OBP: 0.311, SLG: 0.452	4-1 1B																				
Charlie O'Brien, R (1, 2) OBP: 0.370, SLG: 0.517	2-2 E FC5 1B	3-2 F7																			
Robert Perez, R (1, 7) OBP: 0.371, SLG: 0.453	0-1 FC5 1B																				
Alex Gonzalez, R (1, 6) OBP: 0.300, SLG: 0.394	2-2 1B																				
Inning Stats	R: 5 E: 1 K: 1 S: 21	H: 5 LOB: 2 BB: 1 P: 33	R: 0 E: 0 K: 1 S: 17	H: 0 LOB: 0 BB: 0 P: 22	R: 0 E: 0 K: 0 S: 7	H: 1 LOB: 1 BB: 0 P: 11	R: 0 E: 0 K: 2 S: 10	H: 1 LOB: 0 BB: 0 P: 10	R: 1 E: 0 K: 1 S: 10	H: 1 LOB: 1 BB: 0 P: 15	R: 0 E: 0 K: 0 S: 17	H: 2 LOB: 3 BB: 1 P: 26	R: 1 E: 0 K: 1 S: 10	H: 1 LOB: 0 BB: 0 P: 15	R: 2 E: 0 K: 1 S: 10	H: 1 LOB: 0 BB: 1 P: 17	1B: 7 2B: 3 3B: 0 HR: 2	SF: 1 SAC: 0 DP: 0 HBP: 2	WP: 0 PB: 0 SB: 3 CS: 1	PA: 40	
PITCHER	IP	WLS	BF	H	R	ER	SO	BB	IBB	HBP	BLK	WP	HR	S	P	ERA	WHIP				
Chuck Finley, L (1, 1) ERA: 4.71	7.0	L	35	11	7	5	6	2	0	1	0	0	2	92	132	6.43	1.857				
Troy Percival, R (8, 1) ERA: 2.09	1.0		5	1	2	2	1	1	0	1	0	0	0	10	17	18.00	2.000				

California Angels @ Toronto Blue Jays
SkyDome, Toronto, ON
Fri Aug 02 1996, 7:05 PM EDT
Att: 30,261 - Unknown - 70 F

AB 34
R 9
H 12
RBI 8
BB 3
SO 7
LOB 15



Batter	1	2	3	4	5	6	7	8	9	AB	R	H	RBI	BB	SO	LOB	TOP					
Rex Hudler, R OBP: 0.353, SLG: 0.574 Jack Howell, L OBP: 0.319, SLG: 0.518	0-1 1B 2B		1-2 BB HBP	1-2 G4-3			0-3 K		1-1 1B	3	1	1	0	0	1	1						
Gary Disarcina, R OBP: 0.294, SLG: 0.349	2-2 F8		1-2 L8		0-0 L8		0-0 G6-3		0-1 G4-3	5	0	0	0	0	0	3						
Jim Edmonds, L OBP: 0.377, SLG: 0.588	1-3 K		1-1 P4		2-2 K2 1B			3-1 P5		4	0	1	0	0	1	2						
Tim Salmon, R OBP: 0.387, SLG: 0.521	2-1 1B 2H 1B		4-0 BB		3-3 K2 1-2			2-3 K		3	0	1	1	1	2	1						
Chili Davis, S OBP: 0.397, SLG: 0.508	2-1 1B		4-2 BB			0-2 G4-3		4-2 16 2B BB		2	0	1	0	2	0	0						
16 Garret Anderson, L OBP: 0.333, SLG: 0.435	2-1 G5-3		1-3 K			2-3 K		1-2 BB		4	0	1	0	0	2	5						
J.T. Snow, L OBP: 0.342, SLG: 0.398		2-0 F7		1-2 1B		3-2 1B		1-1 F8		4	0	2	0	0	0	2						
George Arias, R OBP: 0.298, SLG: 0.302 Orlando Palmeiro, L OBP: 0.365, SLG: 0.364		3-2 G6-4-3 1B		0-1 F8		0-0 F8			1-2 K	3	0	1	0	0	0	2						
Todd Greene, R OBP: 0.300, SLG: 0.556		1-1 G6-4-3		1-1 P2			2-2 F8		2-3 K	4	0	0	0	0	1	2						
Inning Stats	R: 1 E: 0 K: 1 S: 16	H: 3 LOB: 2 BB: 0 P: 25	R: 0 E: 0 K: 0 S: 6	H: 1 LOB: 0 BB: 0 P: 12	R: 0 E: 0 K: 1 S: 12	H: 0 LOB: 3 BB: 2 P: 24	R: 0 E: 0 K: 0 S: 12	H: 1 LOB: 1 BB: 0 P: 15	R: 0 E: 0 K: 1 S: 9	H: 1 LOB: 1 BB: 0 P: 14	R: 0 E: 0 K: 1 S: 13	H: 1 LOB: 0 BB: 0 P: 18	R: 0 E: 0 K: 1 S: 7	H: 0 LOB: 0 BB: 0 P: 9	R: 0 E: 0 K: 1 S: 14	H: 1 LOB: 2 BB: 1 P: 25	R: 0 E: 0 K: 2 S: 10	H: 1 LOB: 1 BB: 0 P: 14	1B: 7 2B: 3 3B: 0 HR: 0	SF: 0 SAC: 0 DP: 2 HBP: 1	WP: 0 PB: 0 SB: 0 CS: 0	PA: 38
PITCHER	IP WLS BF H R ER SO BB IBB HBP BLK WP HR S P ERA WHIP	IP WLS BF H R ER SO BB IBB HBP BLK WP HR S P ERA WHIP																				
Huck Flener, L ERA: 2.12 Tim Crabtree, R ERA: 2.37	(1, 1) 7.2 W 33 8 1 1 6 3 0 1 0 0 0 0 87 139 1.17 1.435	(8, 1) 1.1 5 1 0 0 2 0 0 0 0 0 0 0 0 12 17 0.00 0.750																				

California Angels @ Toronto Blue Jays
SkyDome, Toronto, ON
Sun Aug 04 1996, 3:33 AM EDT
Att: 30,253 - Sunny - 79 F

AB 34
R 1
H 9
RBI 1
BB 3
SO 8
LOB 18



Batter	1	2	3	4	5	6	7	8	9	AB	R	H	RBI	BB	SO	LOB	BOTTOM			
Otis Nixon, S OBP: 0.376, SLG: 0.314	1-0 G1-3		4-2 BB G4-6-3			1-0 SH HBP BB 1B		0-1 G6-3		3	1	1	0	1	0	0				
Domingo Cadeno, S OBP: 0.320, SLG: 0.342	0-2 E 1B		0-2 G4-6-3			1-0 SH HBP BB 1B		0-1 G6-3		3	1	1	0	0	0	1				
Juan Samuel, R OBP: 0.333, SLG: 0.524 John Olerud, L OBP: 0.390, SLG: 0.493	2-1 E9 G5-4-3 1B		2-2 F8			4-2 HBP BB 1B		3-1 E4 G4-6-3		2	1	1	0	1	0	0				
Joe Carter, R OBP: 0.330, SLG: 0.533	2-1 G5-4-3		0-2 P2			2-2 SF7		1-0 G4-6-3		3	0	0	1	0	0	3				
Ed Sprague, R OBP: 0.348, SLG: 0.542 Tomas Perez, S OBP: 0.317, SLG: 0.341		1-0 G5-3		1-1 G5-3		3-2 1B 3B HBP		1-2 G4-3		2	1	0	0	0	0	0				
Jacob Brumfield, R OBP: 0.310, SLG: 0.450		1-3 K2-3			0-2 F9		1-1 BB 1B		1-1 P3	4	1	1	2	0	1	0				
Robert Perez, R OBP: 0.377, SLG: 0.462		2-0 2B			1-0 P4		1-2 3B 1B		1-0 2B 1B	4	1	3	0	0	0	0				
Alex Gonzalez, R OBP: 0.306, SLG: 0.408		1-2 F8			4-1 BB		0-1 SF9 3B		0-0 2B	3	1	2	3	1	0	1				
Sandy Martinez, L OBP: 0.296, SLG: 0.337			1-0 F8			1-0 L9		0-2 SF9		0-0 L3	3	0	0	1	0	0	3			
Inning Stats	R: 0 E: 1 K: 0 S: 8	H: 2 LOB: 1 BB: 0 P: 13	R: 0 E: 0 K: 1 S: 8	H: 1 LOB: 0 BB: 0 P: 13	R: 0 E: 0 K: 0 S: 6	H: 0 LOB: 0 BB: 1 P: 11	R: 0 E: 0 K: 0 S: 8	H: 0 LOB: 0 BB: 0 P: 11	R: 0 E: 0 K: 0 S: 6	H: 0 LOB: 1 BB: 1 P: 12	R: 7 E: 1 K: 0 S: 25	H: 4 LOB: 0 BB: 1 P: 37	R: 0 E: 1 K: 0 S: 5	H: 0 LOB: 0 BB: 0 P: 9	R: 0 E: 0 K: 0 S: 8	H: 2 LOB: 2 BB: 0 P: 11	1B: 6 2B: 2 3B: 1 HR: 0	SF: 2 SAC: 1 DP: 3 HBP: 1	WP: 0 PB: 0 SB: 0 CS: 0	PA: 36
PITCHER	IP WLS BF H R ER SO BB IBB HBP BLK WP HR S P ERA WHIP	IP WLS BF H R ER SO BB IBB HBP BLK WP HR S P ERA WHIP																		
Jim Abbott, L ERA: 7.31 Jason Grimsley, R ERA: 6.2 Greg Gohr, R ERA: 7.55	(1, 1) 5.1 L 25 6 1 1 1 0 0 0 0 0 0 0 0 14 19 5.40 0.600	(6, 1) 1.2 6 1 1 1 0 0 0 0 0 0 0 0 8 11 0.00 2.000																		

California Angels @ Toronto Blue Jays
SkyDome, Toronto, ON
Sun Aug 04 1996, 3:33 AM EDT
Att: 30,253 - Sunny - 79 F

AB 29
R 7
H 9
RBI 7
BB 3
SO 1
LOB 8



Batter	1	2	3	4	5	6	7	8	9	AB	R	H	RBI	BB	SO	LOB	TOP			
Otis Nixon, S <small>OBP: 0.372, SLG: 0.310</small> (1, 8)										4	0	0	0	0	2	0	Toronto Blue Jays @ Boston Red Sox Fenway Park, Boston, MA Mon Aug 05 1996, 7:05 PM EDT Att: 23,884 - Unknown - 78 F			
Tomas Perez, S <small>OBP: 0.316, SLG: 0.339</small> (1, 4)										4	0	1	0	0	0	0				
Carlos Delgado, L <small>OBP: 0.368, SLG: 0.510</small> (1, 10)										4	0	1	0	0	2	1				
Joe Carter, R <small>OBP: 0.327, SLG: 0.528</small> (1, 7)										4	0	0	0	0	2	2				
Ed Sprague, R <small>OBP: 0.345, SLG: 0.536</small> (1, 5)										4	0	0	0	0	1	0				
John Olerud, L <small>OBP: 0.388, SLG: 0.500</small> (1, 3)										4	1	1	1	0	0	0				
Shawn Green, L <small>OBP: 0.318, SLG: 0.433</small> (1, 9)										4	0	2	0	0	0	0				
Alex Gonzalez, R <small>OBP: 0.309, SLG: 0.408</small> (1, 6)										2	0	1	0	1	0	0				
Sandy Martinez, L <small>OBP: 0.292, SLG: 0.332</small> (1, 2)										3	0	0	0	0	1	4				
Inning Stats	R: 0 H: 0 E: 0 K: 2 S: 10	H: 0 LOB: 0 BB: 0 P: 13	R: 0 H: 0 E: 0 K: 0 S: 6	H: 0 LOB: 0 BB: 0 P: 8	R: 0 H: 0 E: 0 K: 0 S: 8	H: 1 LOB: 1 BB: 0 P: 15	R: 0 H: 1 E: 0 K: 1 S: 11	H: 1 LOB: 2 BB: 1 P: 23	R: 0 H: 0 E: 0 K: 2 S: 10	H: 0 LOB: 0 BB: 0 P: 13	R: 1 H: 3 E: 0 K: 0 S: 12	H: 3 LOB: 2 BB: 0 P: 15	R: 0 H: 1 E: 0 K: 1 S: 9	H: 1 LOB: 1 BB: 0 P: 10	R: 0 H: 0 E: 0 K: 0 S: 6	H: 0 LOB: 0 BB: 0 P: 10	1B: 3 2B: 2 3B: 0 HR: 1	SF: 0 SAC: 0 DP: 0 HBP: 0	WP: 0 PB: 0 SB: 0 CS: 0	PA: 34
PITCHER	IP WLS BF H R ER SO BB IBB HBP BLK WP HR S P ERA WHIP																			
49 Tim Wakefield, R <small>ERA: 5.8</small> (1, 1)	9.0 W 34 6 1 1 8 1 0 0 0 0 1 85 117 1.00 0.778																			

AB	33
R	1
H	6
RBI	1
BB	1
SO	8
LOB	7



Batter	1	2	3	4	5	6	7	8	9	AB	R	H	RBI	BB	SO	LOB	BOTTOM			
Darren Bragg, L <small>OBP: 0.371, SLG: 0.438</small> (1, 8)										3	0	2	1	1	0	0	Toronto Blue Jays @ Boston Red Sox Fenway Park, Boston, MA Mon Aug 05 1996, 7:05 PM EDT Att: 23,884 - Unknown - 78 F			
Troy O'Leary, L <small>OBP: 0.323, SLG: 0.411</small> (1, 9)										4	0	0	0	0	2	4				
18 Reggie Jefferson, S <small>OBP: 0.382, SLG: 0.616</small> (1, 10)										4	0	0	0	0	2	1				
Mo Vaughn, L <small>OBP: 0.426, SLG: 0.607</small> (1, 3)										3	1	1	0	1	0	0				
Tim Lincecum, R <small>OBP: 0.377, SLG: 0.470</small> (1, 5)										3	0	0	0	1	3	3				
Mike Greenwell, L <small>OBP: 0.320, SLG: 0.386</small> (1, 7)										4	1	1	0	0	0	1				
Lee Tinsley, S <small>OBP: 0.288, SLG: 0.284</small> (9, 8)										0	0	0	0	0	0	0				
Mike Stanley, R <small>OBP: 0.387, SLG: 0.509</small> (1, 2)										1	0	0	0	0	0	1				
Bill Haselman, R <small>OBP: 0.295, SLG: 0.379</small> (2, PR)										2	1	1	0	0	0	0				
Jeff Frye, R <small>OBP: 0.366, SLG: 0.322</small> (1, 4)										3	0	1	0	0	1	2				
Tony Rodriguez, R <small>OBP: 0.333, SLG: 0.320</small> (1, 6)										3	0	1	0	0	1	2				
Inning Stats	R: 0 H: 0 E: 0 K: 2 S: 8	H: 4 LOB: 2 BB: 1 P: 17	R: 3 H: 1 E: 1 K: 2 S: 26	H: 4 LOB: 0 BB: 0 P: 41	R: 0 H: 0 E: 0 K: 2 S: 9	H: 0 LOB: 0 BB: 0 P: 11	R: 0 H: 1 E: 0 K: 1 S: 6	H: 1 LOB: 1 BB: 0 P: 11	R: 0 H: 1 E: 0 K: 0 S: 12	H: 1 LOB: 2 BB: 1 P: 22	R: 0 H: 1 E: 0 K: 0 S: 12	H: 1 LOB: 1 BB: 0 P: 17	R: 0 H: 0 E: 0 K: 1 S: 6	H: 0 LOB: 0 BB: 0 P: 11	R: 0 H: 0 E: 0 K: 0 S: 4	H: 0 LOB: 0 BB: 1 P: 10	1B: 7 2B: 0 3B: 0 HR: 0	SF: 0 SAC: 0 DP: 1 HBP: 0	WP: 0 PB: 0 SB: 4 CS: 0	PA: 33
PITCHER	IP WLS BF H R ER SO BB IBB HBP BLK WP HR S P ERA WHIP																			
Juan Guzman, R <small>ERA: 2.73</small> (1, 1)	7.0 L 30 7 3 0 0 0 1 0 0 0 0 0 79 130 0.00 1.143																			
Mike Timlin, R <small>ERA: 4.21</small> (8, 1)	1.0 3 0 0 0 0 1 0 0 0 0 0 4 10 0.00 1.000																			

AB	30
R	3
H	7
RBI	1
BB	3
SO	9
LOB	14



Batter	1	2	3	4	5	6	7	8	9	AB	R	H	RBI	BB	SO	LOB	TOP					
Otis Nixon, S <small>OBP: 0.372, SLG: 0.311</small> 	1-1 B1-3 		3-3 K 		1-1 2B 1B 		0-2 G1-3 		0-1 S 1B 	5	1	2	1	0	1	0	Toronto Blue Jays @ Boston Red Sox Fenway Park, Boston, MA Tue Aug 06 1996, 7:05 PM EDT Att: 25,264 - Unknown - 81 F AB 35 R 2 H 9 RBI 2 BB 2 SO 7 LOB 18 					
Tomas Perez, S <small>OBP: 0.323, SLG: 0.354</small> 	4-1 		0-1 G4 		2-0 		0-0 	2-3 3-H 1B 	4	0	2	0	1	0	2							
Carlos Delgado, L <small>OBP: 0.367, SLG: 0.507</small> 	2-3 K 			1-1 L8 	0-2 			2-3 K 	4	0	1	1	0	2	2							
Joe Carter, R <small>OBP: 0.327, SLG: 0.530</small> 	2-1 F8 			0-1 	1-2 3-H 1B 			1-2 K 	4	0	1	0	0	1	4							
Ed Sprague, R <small>OBP: 0.342, SLG: 0.531</small> 		1-3 K 		1-0 G6-3 		0-0 L1 		0-1 G3-1 	4	0	0	0	0	1	2							
John Olerud, L <small>OBP: 0.395, SLG: 0.507</small> 	0-0 			2-1 		3-1 G1-4-3 1B 		4-2 G3 1B BB 	2	1	2	0	1	0	0							
Charlie O'Brien, R <small>OBP: 0.358, SLG: 0.498</small> 	0-0 F7 			0-0 G5-3 		1-1 G1-4-3 1-2 		0-3 K 	4	0	0	0	0	1	5							
Shawn Green, L <small>OBP: 0.317, SLG: 0.431</small> 	1-1 G3-1 				1-2 G6-3 		3-3 K 	2-2 1B G3 1B 	4	0	1	0	0	1	1							
Alex Gonzalez, R <small>OBP: 0.306, SLG: 0.404</small> 			0-1 G5-3 		0-0 G5-3 		1-1 F7 	1-2 G3 	4	0	0	0	0	0	2							
Inning Stats	R: 0 E: 0 K: 1 S: 8	H: 0 LOB: 1 BB: 1 P: 17	R: 0 E: 0 K: 1 S: 7	H: 1 LOB: 1 BB: 0 P: 9	R: 0 E: 0 K: 1 S: 7	H: 0 LOB: 0 BB: 0 P: 10	R: 0 E: 0 K: 0 S: 7	H: 1 LOB: 2 BB: 0 P: 11	R: 1 E: 0 K: 0 S: 13	H: 3 LOB: 2 BB: 0 P: 18	R: 0 E: 0 K: 1 S: 5	H: 1 LOB: 0 BB: 0 P: 9	R: 0 E: 0 K: 1 S: 10	H: 0 LOB: 0 BB: 0 P: 14	R: 0 E: 0 K: 2 S: 14	H: 1 LOB: 1 BB: 0 P: 17	R: 1 E: 0 K: 1 S: 26	H: 2 LOB: 2 BB: 1 P: 34	1B: 5 2B: 3 3B: 1 HR: 0	SF: 0 SAC: 0 DP: 1 HBP: 1	WP: 0 PB: 0 SB: 1 CS: 0	PA: 38
PITCHER	IP WLS BF H R ER SO BB IBB HBP BLK WP HR S P ERA WHIP																					
Mike Maddux, R <small>ERA: 3.91</small>	(1, 1) 6.0 W 25 6 1 1 3 1 0 1 0 0 0 0 47 74 1.50 1.167																					
Mark Brandenburg, R <small>ERA: 3.08</small>	(7, 1) 2.0 7 1 0 0 3 0 0 0 0 0 0 0 24 31 0.00 0.500																					
Heathcliff Slocumb, R <small>ERA: 4.12</small>	(9, 1) 1.0 S 6 2 1 1 1 1 0 0 0 0 0 0 0 26 34 9.00 3.000																					

Batter	1	2	3	4	5	6	7	8	9	AB	R	H	RBI	BB	SO	LOB	BOTTOM			
Darren Bragg, L <small>OBP: 0.373, SLG: 0.447</small> 	0-1 E4 2B G4-3 		1-3 K 			1-0 		1 SAFE G6-3 1-H 2B 	4	2	2	1	0	1	0	Toronto Blue Jays @ Boston Red Sox Fenway Park, Boston, MA Tue Aug 06 1996, 7:05 PM EDT Att: 25,264 - Unknown - 81 F AB 29 R 3 H 4 RBI 3 BB 2 SO 9 LOB 9 				
Jeff Fyfe, R <small>OBP: 0.368, SLG: 0.335</small> 	1-0 		0-3 K 			1-0 		1-1 G6-3 	4	0	2	1	0	1	1					
Mo Vaughn, L <small>OBP: 0.423, SLG: 0.601</small> 	0-1 G4-3 			2-2 G4-3 		1-3 K 		2-3 K 	4	0	0	1	0	2	3					
Tim Lincecum, R <small>OBP: 0.376, SLG: 0.466</small> 	2-3 3-H 2-3 K 			0-0 F8 		4-1 		1-3 K 	3	0	0	0	1	2	2					
18 Reggie Jefferson, S <small>OBP: 0.387, SLG: 0.611</small> 	3-1 L7 			2-2 G5-3 		3-2 G6-3 			3	0	0	0	0	0	3					
Bill Haselman, R <small>OBP: 0.288, SLG: 0.370</small> 		2-2 G4-3 			1-3 K 		1-0 P5 	3	0	0	0	0	1	0						
Mike Greenwell, L <small>OBP: 0.314, SLG: 0.378</small> 	2-1 G3 				1-1 F9 		1-1 G3 	3	0	0	0	0	0	0	0					
Arquimedes Pozo, R <small>OBP: 0.222, SLG: 0.364</small> 	0-0 G6-3 				2-3 K 		1-3 K2-3 	2	0	0	0	0	1	0	1					
Tony Rodriguez, R <small>OBP: 0.333, SLG: 0.296</small> 			2-1 G6-3 			0-0 L5 		4-2 2B BB 	2	1	0	0	1	0	0					
Inning Stats	R: 1 E: 1 K: 1 S: 10	H: 1 LOB: 0 BB: 0 P: 16	R: 0 E: 0 K: 0 S: 6	H: 0 LOB: 0 BB: 0 P: 10	R: 0 E: 0 K: 2 S: 8	H: 0 LOB: 0 BB: 0 P: 11	R: 0 E: 0 K: 0 S: 8	H: 0 LOB: 0 BB: 0 P: 12	R: 0 E: 0 K: 2 S: 8	H: 0 LOB: 0 BB: 0 P: 12	R: 1 E: 0 K: 1 S: 10	H: 2 LOB: 1 BB: 1 P: 20	R: 0 E: 0 K: 1 S: 6	H: 0 LOB: 0 BB: 0 P: 9	R: 1 E: 0 K: 2 S: 12	H: 1 LOB: 1 BB: 1 P: 22	1B: 0 2B: 4 3B: 0 HR: 0	SF: 0 SAC: 0 DP: 0 HBP: 0	WP: 0 PB: 0 SB: 0 CS: 0	PA: 31
PITCHER	IP WLS BF H R ER SO BB IBB HBP BLK WP HR S P ERA WHIP																			
Erik Hanson, R <small>ERA: 6.35</small>	(1, 1) 8.0 L 31 4 3 2 9 2 0 0 0 0 0 0 0 68 112 2.25 0.750																			

Batter	1	2	3	4	5	6	7	8	9	AB	R	H	RBI	BB	SO	LOB	TOP					
Otis Nixon, S <small>OBP: 0.369, SLG: 0.308</small> 										4	0	0	0	0	1	3						
Domingo Cadeno, S <small>OBP: 0.316, SLG: 0.337</small> 										4	0	0	0	0	2	1						
John Olerud, L <small>OBP: 0.390, SLG: 0.500</small> 										4	0	0	0	0	1	0						
Joe Carter, R <small>OBP: 0.324, SLG: 0.525</small> 										4	0	0	0	0	1	0						
Carlos Delgado, L <small>OBP: 0.364, SLG: 0.503</small> 										3	0	0	0	0	0	0						
Ed Sprague, R <small>OBP: 0.342, SLG: 0.530</small> 										3	0	1	0	0	1	0						
Shawn Green, L <small>OBP: 0.318, SLG: 0.433</small> 										3	0	1	0	0	0	1						
Charlie O'Brien, R <small>OBP: 0.357, SLG: 0.495</small> 										3	0	1	0	0	1	0						
Thomas Perez, S <small>OBP: 0.318, SLG: 0.348</small> 										3	0	0	0	0	1	2						
Inning Stats	R: 0 E: 0 K: 1 S: 8	H: 0 LOB: 0 BB: 0 P: 15	R: 0 E: 0 K: 1 S: 9	H: 0 LOB: 0 BB: 0 P: 14	R: 0 E: 0 K: 1 S: 13	H: 0 LOB: 0 BB: 0 P: 15	R: 0 E: 0 K: 2 S: 9	H: 0 LOB: 0 BB: 0 P: 14	R: 0 E: 0 K: 0 S: 12	H: 1 LOB: 1 BB: 0 P: 19	R: 0 E: 1 K: 1 S: 11	H: 0 LOB: 1 BB: 0 P: 16	R: 0 E: 0 K: 0 S: 7	H: 0 LOB: 0 BB: 0 P: 12	R: 0 E: 0 K: 1 S: 13	H: 2 LOB: 2 BB: 0 P: 18	R: 0 E: 0 K: 1 S: 7	H: 0 LOB: 0 BB: 0 P: 8	1B: 2 2B: 1 3B: 0 HR: 0	SF: 0 SAC: 0 DP: 0 HBP: 0	WP: 0 PB: 0 SB: 0 CS: 0	PA: 31
PITCHER Tom Gordon, R <small>ERA: 5.56</small>	IP: 9.0 WLS: W BF: 31 H: 3 R: 0 ER: 0 SO: 8 BB: 0 IBB: 0 HBP: 0 BLK: 0 WP: 0 HR: 0 S: 89 P: 131 ERA: 0.00 WHIP: 0.333															PITCHER						

Toronto Blue Jays @ Boston Red Sox
Fenway Park, Boston, MA
Wed Aug 07 1996, 7:05 PM EDT
Att: 30,443 - Unknown - 83 F

AB	31
R	0
H	3
RBI	0
BB	0
SO	8
LOB	7



Batter	1	2	3	4	5	6	7	8	9	AB	R	H	RBI	BB	SO	LOB	BOTTOM			
Darren Bragg, L <small>OBP: 0.371, SLG: 0.444</small> 										4	1	1	0	0	2	0				
Jeff Fyfe, R <small>OBP: 0.370, SLG: 0.338</small> 										4	1	2	0	0	0	0				
Mo Vaughn, L <small>OBP: 0.421, SLG: 0.605</small> 										4	1	1	2	0	1	2				
18 Reggie Jefferson, S <small>OBP: 0.389, SLG: 0.608</small> 										3	1	1	1	0	0	0				
Mike Stanley, R <small>OBP: 0.383, SLG: 0.503</small> 										4	0	0	0	0	1	3				
Mike Greenwell, L <small>OBP: 0.319, SLG: 0.401</small> Lee Tinsley, S <small>OBP: 0.287, SLG: 0.283</small> 										4	2	2	1	0	0	0				
Troy O'Leary, L <small>OBP: 0.322, SLG: 0.407</small> 										3	1	0	0	1	0	0				
Arquimedez Pozo, R <small>OBP: 0.231, SLG: 0.343</small> 										2	0	0	1	0	1	0				
Tony Rodriguez, R <small>OBP: 0.364, SLG: 0.433</small> 										3	1	2	3	0	0	0				
Inning Stats	R: 1 E: 0 K: 0 S: 10	H: 3 LOB: 1 BB: 0 P: 11	R: 0 E: 0 K: 1 S: 6	H: 0 LOB: 0 BB: 0 P: 9	R: 0 E: 0 K: 1 S: 12	H: 0 LOB: 0 BB: 0 P: 17	R: 3 E: 0 K: 0 S: 10	H: 2 LOB: 2 BB: 1 P: 20	R: 0 E: 0 K: 0 S: 5	H: 0 LOB: 0 BB: 0 P: 13	R: 0 E: 0 K: 0 S: 5	H: 0 LOB: 0 BB: 0 P: 8	R: 1 E: 0 K: 1 S: 8	H: 1 LOB: 1 BB: 0 P: 10	R: 3 E: 0 K: 1 S: 10	H: 3 LOB: 0 BB: 0 P: 15	1B: 6 2B: 0 3B: 0 HR: 3	SF: 0 SAC: 0 DP: 1 HBP: 2	WP: 0 PB: 0 SB: 0 CS: 0	PA: 34
PITCHER Pat Hentgen, R <small>ERA: 3.89</small>	IP: 8.0 WLS: L BF: 34 H: 9 R: 8 ER: 8 SO: 5 BB: 1 IBB: 0 HBP: 2 BLK: 0 WP: 0 HR: 3 S: 69 P: 103 ERA: 9.00 WHIP: 1.250															PITCHER				

Toronto Blue Jays @ Boston Red Sox
Fenway Park, Boston, MA
Wed Aug 07 1996, 7:05 PM EDT
Att: 30,443 - Unknown - 83 F

AB	31
R	8
H	9
RBI	8
BB	1
SO	5
LOB	5



Batter	1	2	3	4	5	6	7	8	9	AB	R	H	RBI	BB	SO	LOB	TOP					
Otis Nixon, S OBP: 0.368, SLG: 0.308	0-1 G6-3	0-0 BB 1B		2-1 G6-3	0-0 1-2 3-H 1B			0-1 G5-3	2-3 K	6	0	2	1	0	1	2						
Tomas Perez, S OBP: 0.320, SLG: 0.349	1-2 1B 1B	0-3 K		0-0 1B	2-2 G5-3			3-2 G4-3		5	1	2	0	0	1	3						
Carlos Delgado, L OBP: 0.369, SLG: 0.508	0-1 1B 1B	4-1 BB			1-2 F9	3-2 1B		0-2 2B		4	1	3	0	1	0	0						
Joe Carter, R OBP: 0.325, SLG: 0.524	0-0 BB SF7 1B	2-3 K			2-0 HBP 2B 1B	1-3 K		1-1 F7		5	2	2	1	0	2	4						
Ed Sprague, R OBP: 0.342, SLG: 0.527	1-2 BB 1B	1-2 P4			4-2 2B 1B HBP	1-2 F7		0-1 G5-3		4	2	1	1	0	0	3						
John Olerud, L OBP: 0.393, SLG: 0.507	4-2 1B BB		2-2 G3-1		2-1 1B 2B	1-2 G1-3		1-0 2B		4	2	2	1	1	0	1						
Shawn Green, L OBP: 0.320, SLG: 0.437	1-2 SF7		1-2 L6-4 2B		4-0 FC4-6 1B IBB		3-2 G4-3	4-2 2B BB		2	1	1	1	1	0	0						
Jacob Brumfield, R OBP: 0.312, SLG: 0.450	3-H 1B		2-2 L6-4		3-2 FC4-6 1B		0-1 1B	0-2 2B		5	0	4	4	0	0	1						
Alex Gonzalez, R OBP: 0.312, SLG: 0.412	1-3 2-H 1B		2-2 1B		1-2 FC4-6 1B		1-0 1B	1-3 2-H 2B		5	0	0	0	0	1	6						
Sandy Martinez, L OBP: 0.285, SLG: 0.323	2-1 P5			2-3 K	0-0 FC4-6 1B		1-0 G1-3	0-0 P6		5	0	0	0	0	1	6						
Inning Stats	R: 4 E: 0 K: 0 S: 24	H: 5 LOB: 2 BB: 1 P: 34	R: 0 E: 0 K: 2 S: 12	H: 1 LOB: 2 BB: 1 P: 18	R: 0 E: 0 K: 0 S: 10	H: 1 LOB: 0 BB: 0 P: 15	R: 0 E: 0 K: 1 S: 6	H: 1 LOB: 1 BB: 0 P: 10	R: 4 E: 0 K: 0 S: 19	H: 4 LOB: 2 BB: 1 P: 37	R: 0 E: 0 K: 1 S: 16	H: 1 LOB: 1 BB: 0 P: 22	R: 0 E: 0 K: 0 S: 8	H: 1 LOB: 0 BB: 0 P: 12	R: 0 E: 0 K: 0 S: 13	H: 1 LOB: 1 BB: 0 P: 17	R: 1 E: 0 K: 1 S: 14	H: 2 LOB: 2 BB: 1 P: 21	1B: 12 2B: 6 3B: 0 HR: 0	SF: 1 SAC: 0 DP: 1 HBP: 1	WP: 0 PB: 0 SB: 0 CS: 0	PA: 46
PITCHER	IP WLS BF H R ER SO BB IBB HBP BLK WP HR S P ERA WHIP															IP WLS BF H R ER SO BB IBB HBP BLK WP HR S P ERA WHIP						
Aaron Sele, R ERA: 5.62	4.1 L 26 11 8 8 3 2 1 1 0 0 0 65 106 16.61 3.000																					
Joe Hudson, R ERA: 4.12	3.2 4 0 0 1 0 0 0 0 0 0 0 43 59 0.00 1.091																					
Ken Grundt, L ERA: 27.0	0.1 2 1 1 0 0 0 0 0 0 0 0 3 4 27.00 3.000																					
Stan Belinda, R ERA: 7.77	0.2 4 1 0 0 1 1 0 0 0 0 0 11 17 0.00 3.000																					

Toronto Blue Jays @ Boston Red Sox
Fenway Park, Boston, MA
Thu Aug 08 1996, 3:33 AM EDT
Att: 32,696 - Sunny - 86 F

AB 40
R 9
H 17
RBI 9
BB 4
SO 5
LOB 20

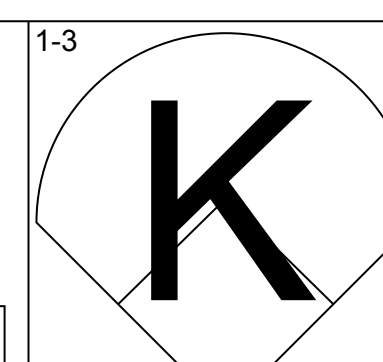
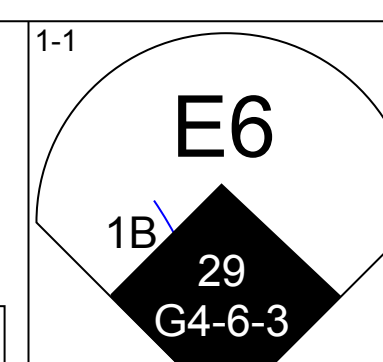
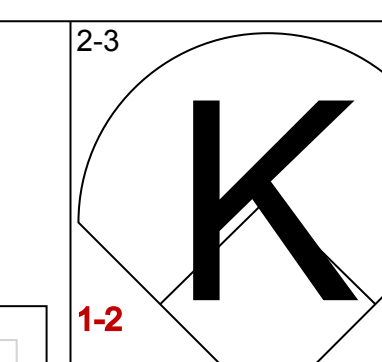
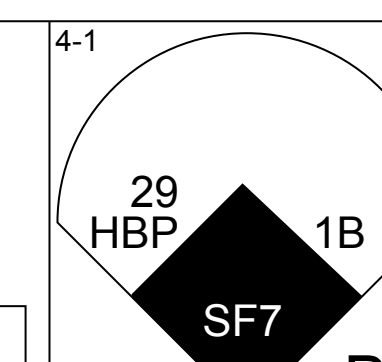
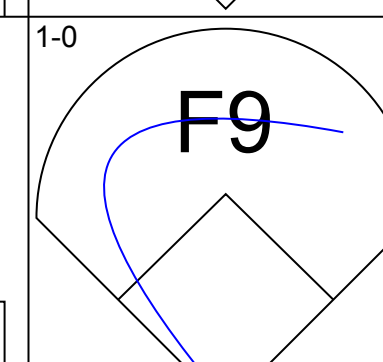
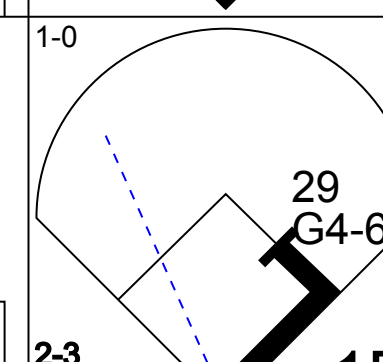
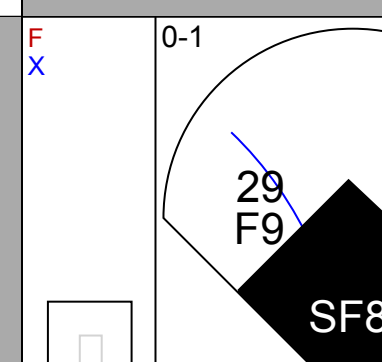
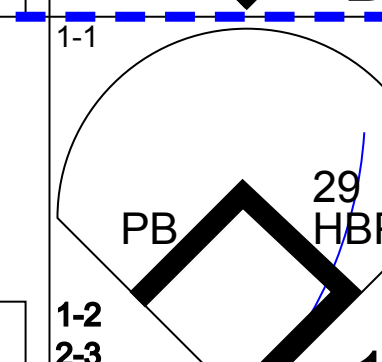
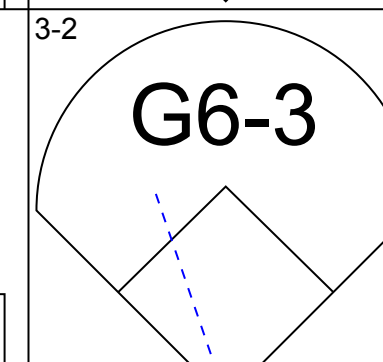
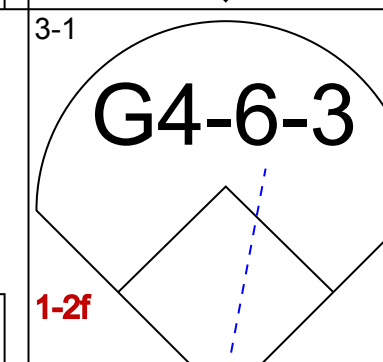
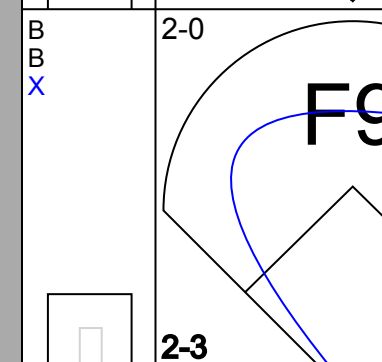
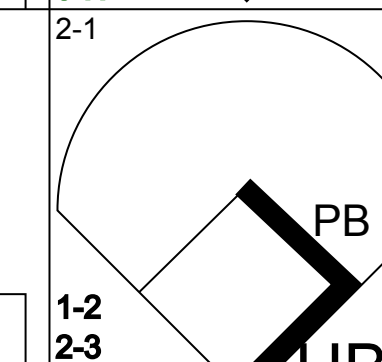
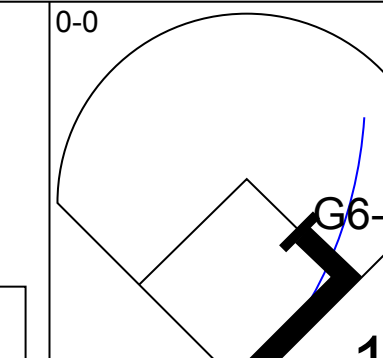
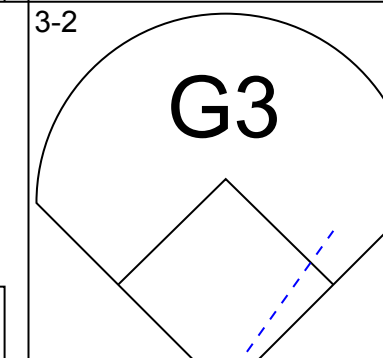
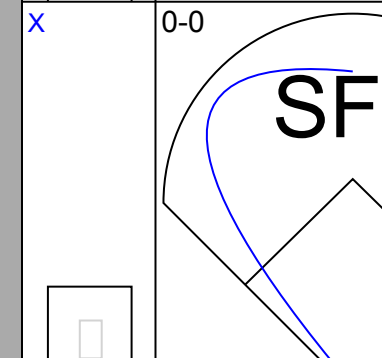
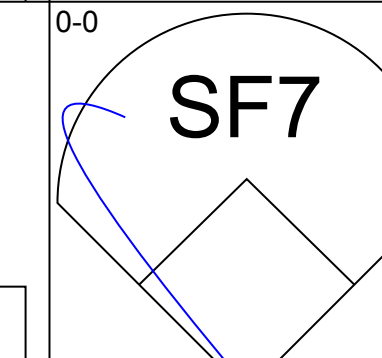
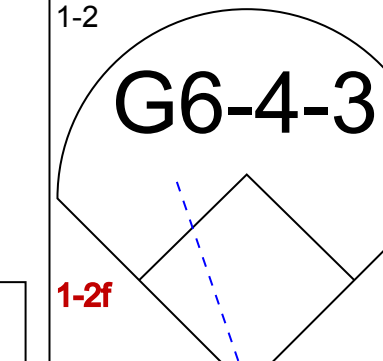
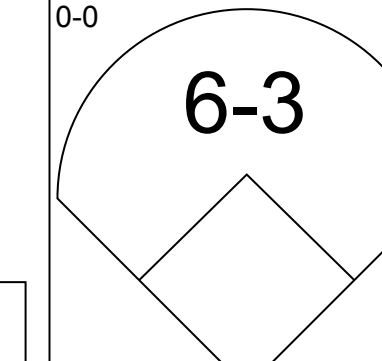
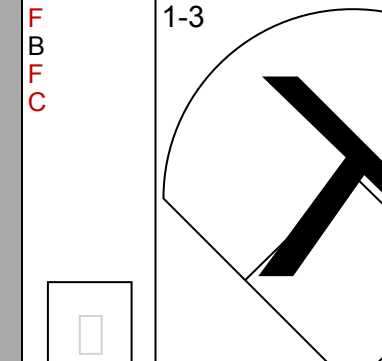
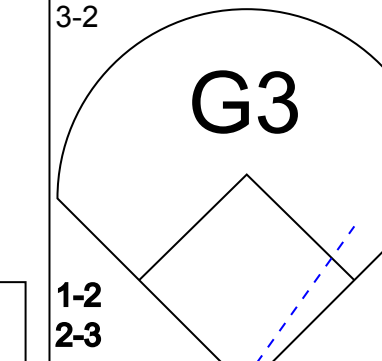
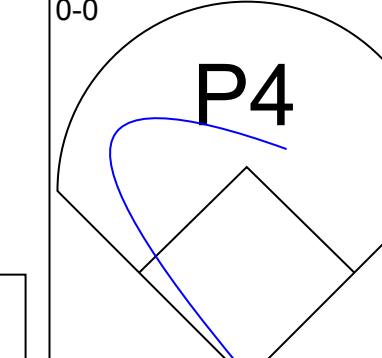
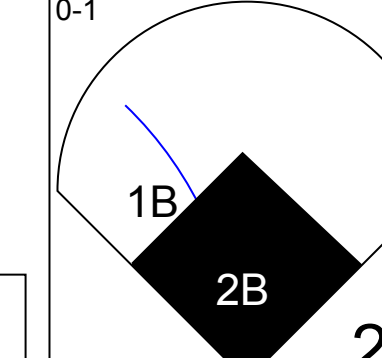
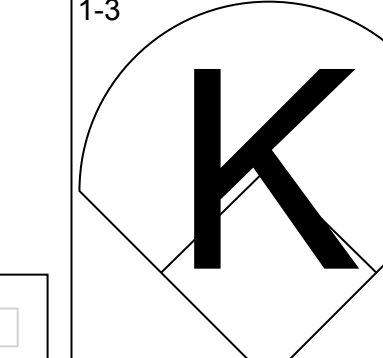
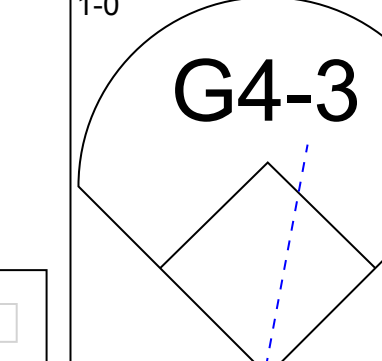
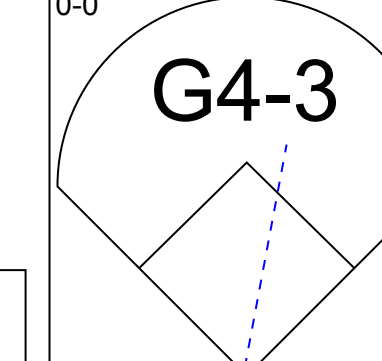
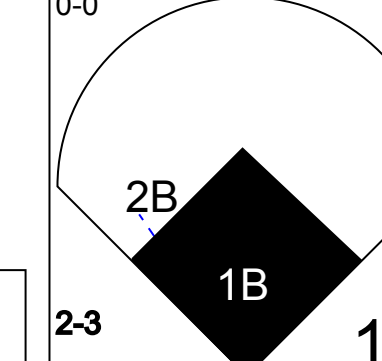
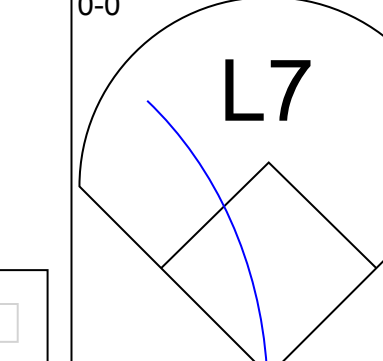
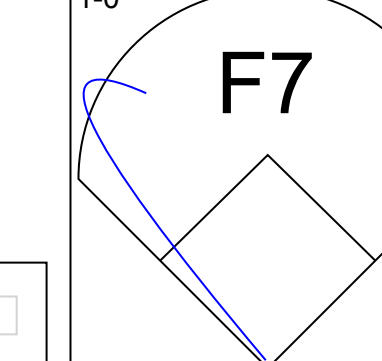
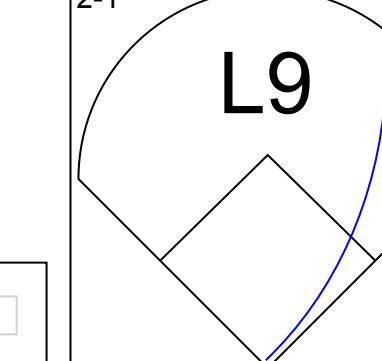
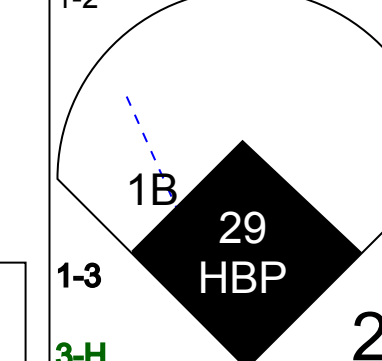
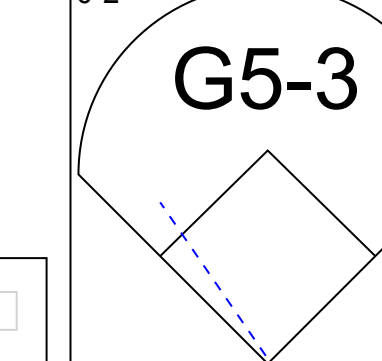
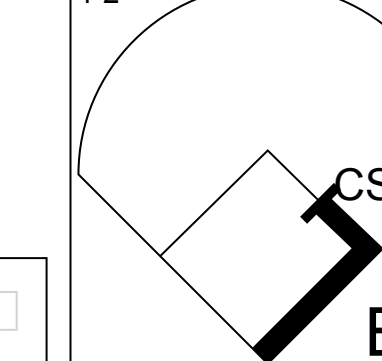
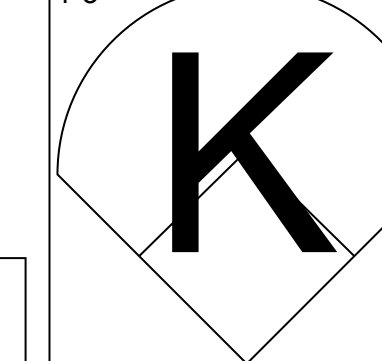
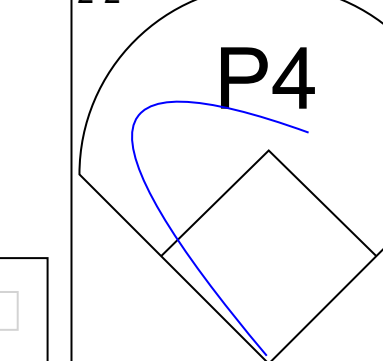


Batter	1	2	3	4	5	6	7	8	9	AB	R	H	RBI	BB	SO	LOB	BOTTOM					
Darren Bragg, L OBP: 0.371, SLG: 0.453	3-2 HR		4-1 BB		3-1 P5	1-0 FC6			1-2 G3	4	1	1	1	1	0	3						
Jeff Frye, R OBP: 0.397, SLG: 0.335	1-0 L9		1-1 F7		2-1 FC5		2-1 F9	2-1 G4-6-3 1B		5	0	1	0	0	0	3						
Mo Vaughn, L OBP: 0.419, SLG: 0.600	1-0 1B 1B		1-3 K		1-0 F8		0-0 G6-3	0-0 G4-6-3		5	1	1	0	0	1	4						
18 Reggie Jefferson, S OBP: 0.384, SLG: 0.598	3-3 K		1-3 K		2-3 K		0-0 G4-3			4	0	0	0	0	3	2						
Mike Stanley, R OBP: 0.384, SLG: 0.512	2-2 1B			0-0 F8		0-0 HR		1-2 G5-3		4	1	2	2	0	0	0						
Mike Greenwell, L OBP: 0.323, SLG: 0.411	2-1 G4-3			0-0 G4-3		0-0 3B 1B		0-1 1B 2B		4	2	2	0	0	0	1						
Tim Lincecum, R OBP: 0.372, SLG: 0.461		1-0 F8		2-0 P6		0-1 E6 3B		1-3 K		4	1	0	0	0	1	2						
Troy O'Leary, L OBP: 0.327, SLG: 0.417		2-2 L3			1-0 FC5 1B	1-2 FC1-2 3B		0-1 1B		4	0	3	3	0	0	0						
Tony Rodriguez, R OBP: 0.333, SLG: 0.394		2-1 P1			0-0 E6 FC5	0-1 FC1-2 FC6		3-3 K		3	0	0	0	0	0	2						
Greg Pirkki, R OBP: 0.182, SLG: 0.364					1-2 FC5					1	0	0	0	0	1	1						
Arquimede Pozo, R OBP: 0.231, SLG: 0.343										0	0	0	0	0	0	0						
Inning Stats	R: 2 E: 0 K: 1 S: 19	H: 3 LOB: 0 BB: 0 P: 31	R: 0 E: 0 K: 0 S: 6	H: 0 LOB: 0 BB: 0 P: 11	R: 0 E: 0 K: 2 S: 10	H: 0 LOB: 1 BB: 1 P: 17	R: 0 E: 0 K: 0 S: 3	H: 0 LOB: 0 BB: 0 P: 5	R: 0 E: 1 K: 1 S: 7	H: 1 LOB: 2 BB: 0 P: 14	R: 3 E: 1 K: 1 S: 15	H: 3 LOB: 1 BB: 0 P: 19	R: 0 E: 0 K: 0 S: 4	H: 0 LOB: 0 BB: 0 P: 6	R: 1 E: 0 K: 2 S: 14	H: 2 LOB: 1 BB: 0 P: 19	R: 0 E: 0 K: 0 S: 6	H: 1 LOB: 0 BB: 0 P: 9	1B: 6 2B: 1 3B: 1 HR: 2	SF: 0 SAC: 0 DP: 1 HBP: 0	WP: 0 PB: 0 SB: 1 CS: 0	PA: 39
PITCHER	IP WLS BF H R ER SO BB IBB HBP BLK WP HR S P ERA WHIP															IP WLS BF H R ER SO BB IBB HBP BLK WP HR S P ERA WHIP						
Woody Williams, R ERA: 4.91	5.0 W 21 4 2 2 3 1 0 0 0 0 1 19 25 9.00 1.500																					
Tony Castillo, L ERA: 4.31	2.0 3 3 2 1 0 0 0 0 0 0 0 1 19 25 9.00 1.500																					
Tim Crabtree, R ERA: 2.48	1.0 S 3 1 0 0 0 0 0 0 0 0 14 19 9.00 2.000																					
Mike Timlin, R ERA: 4.1	1.0 3 1 0 0 0 0 0 0 0 0 0 6 9 0.00 1.000																					

Toronto Blue Jays @ Boston Red Sox
Fenway Park, Boston, MA
Thu Aug 08 1996, 3:33 AM EDT
Att: 32,696 - Sunny - 86 F

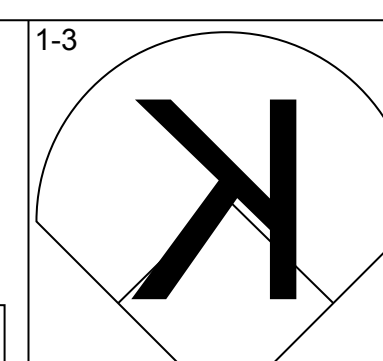
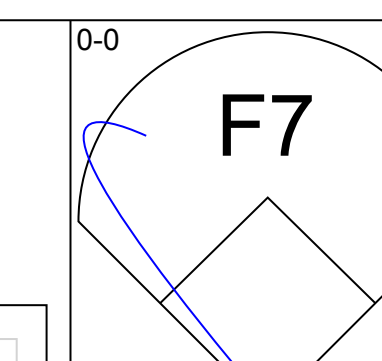
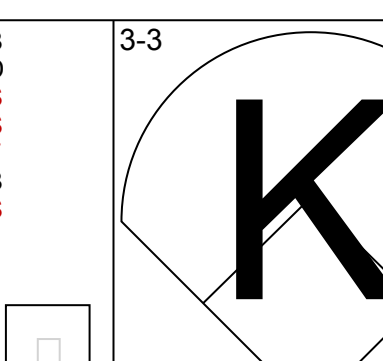
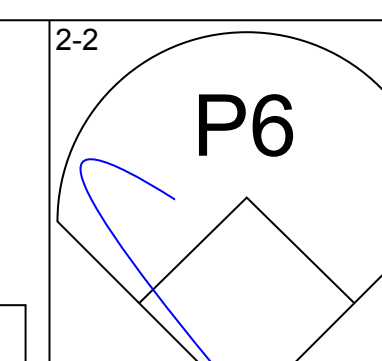
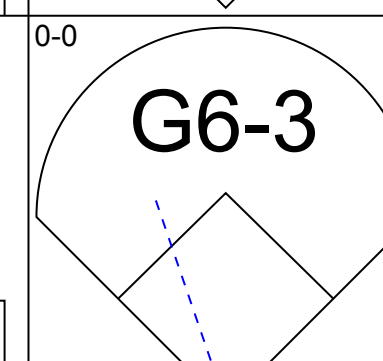
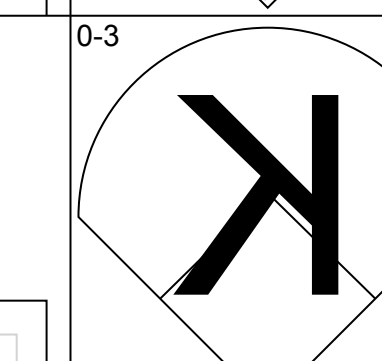
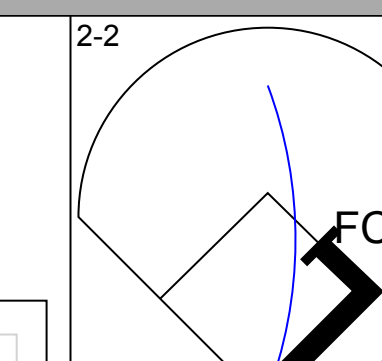
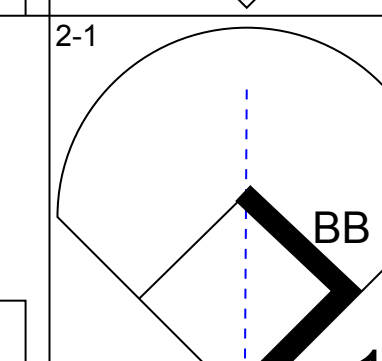
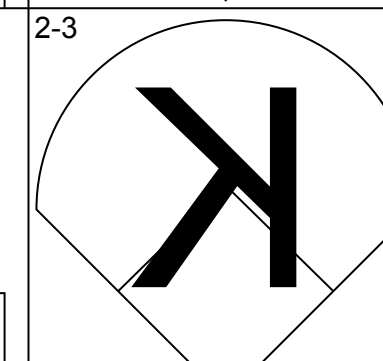
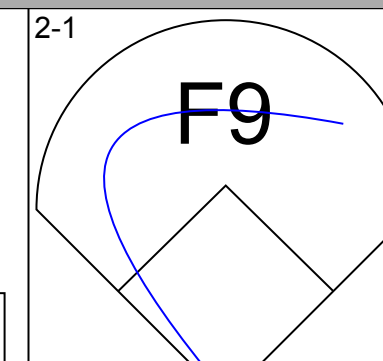
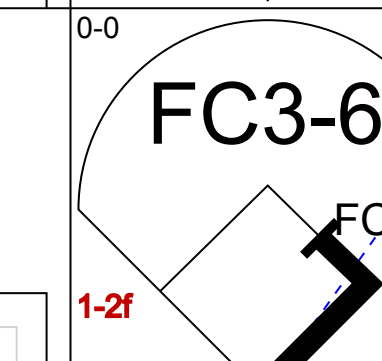
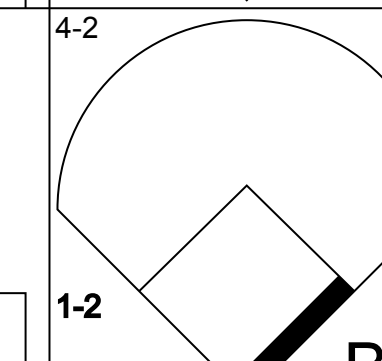
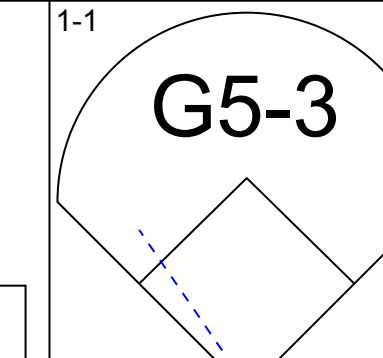
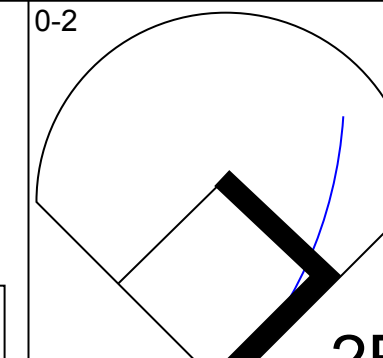
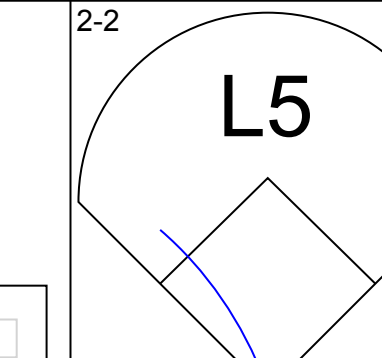
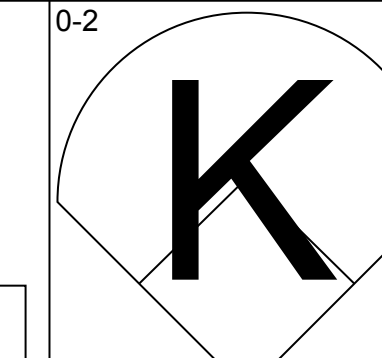
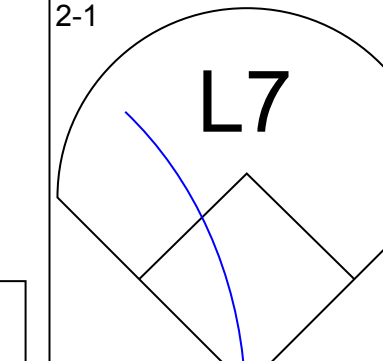
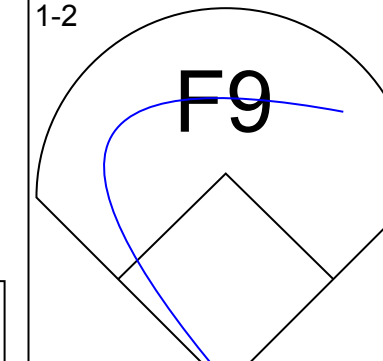
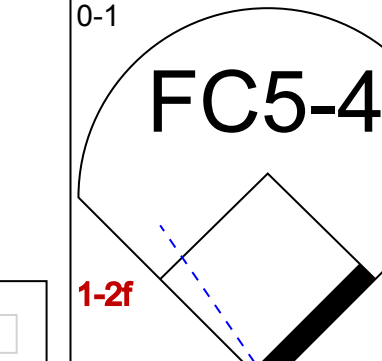
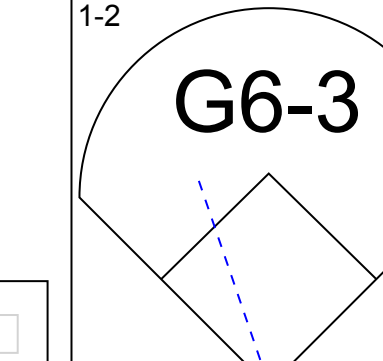
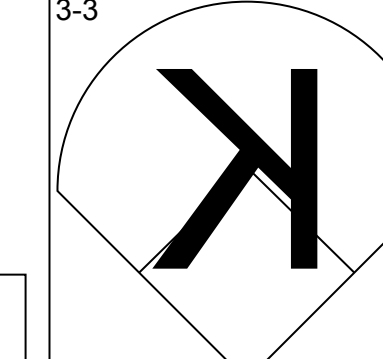
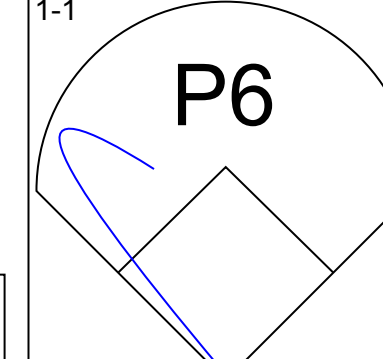
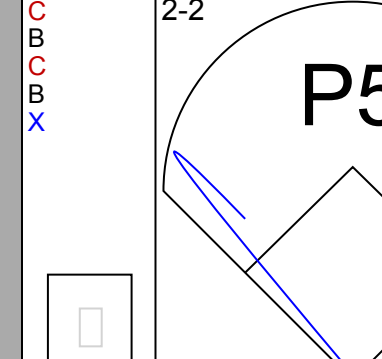
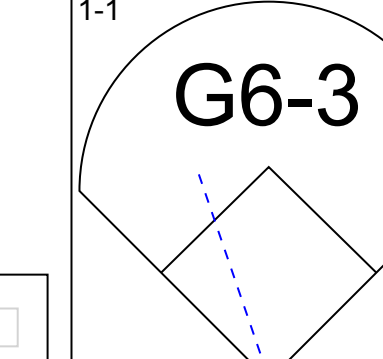
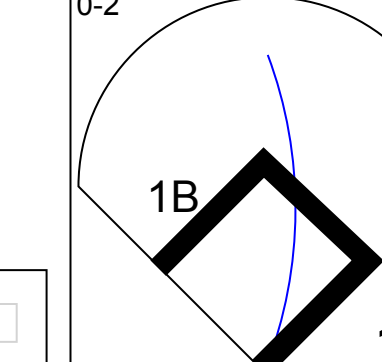
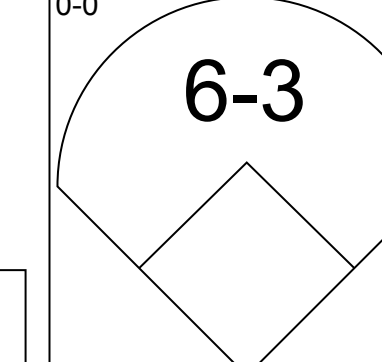
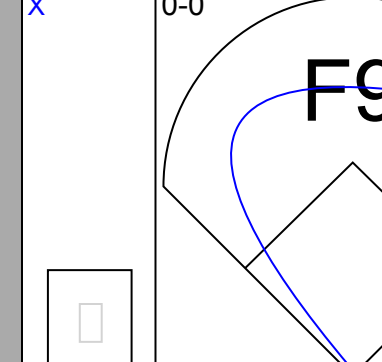
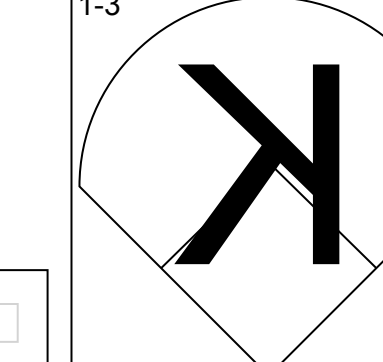
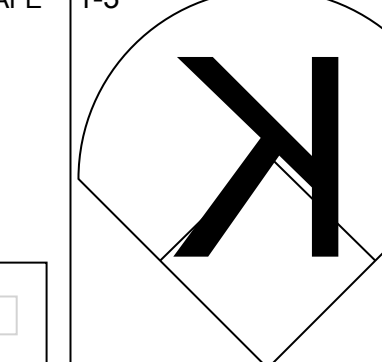
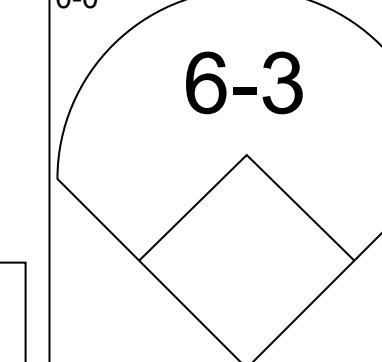
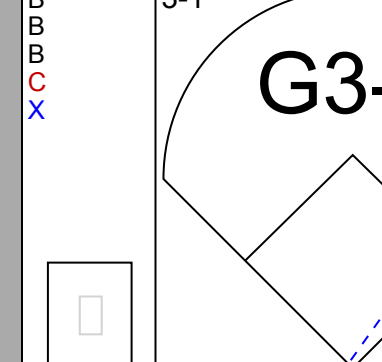
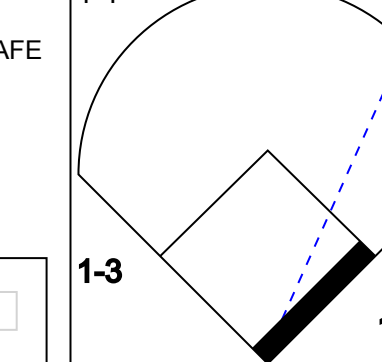
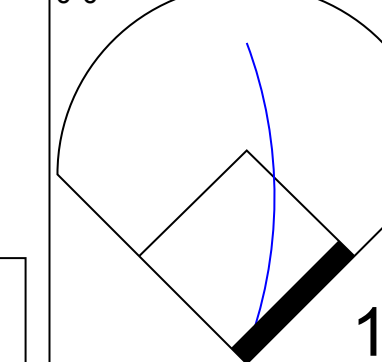
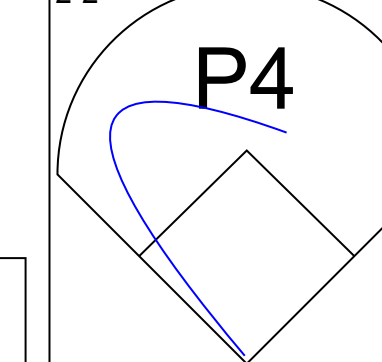
AB 38
R 6
H 10
RBI 6
BB 1
SO 6
LOB 18



Batter	1	2	3	4	5	6	7	8	9	AB	R	H	RBI	BB	SO	LOB	TOP					
Darryl Hamilton, L (1.8) OBP: 0.359, SLG: 0.383										3	2	0	0	1	2	1	<p>Texas Rangers @ Toronto Blue Jays</p> <p>SkyDome, Toronto, ON</p> <p>Sun Aug 11 1996, 3:33 AM EDT</p> <p>Att: 32,162 - Sunny - 73 F</p>					
Ivan Rodriguez, R (1.10) OBP: 0.370, SLG: 0.530										4	1	3	1	0	0	0						
29 Rusty Greer, L (1.7) OBP: 0.390, SLG: 0.515										3	0	0	1	0	0	2						
Juan Gonzalez, R (1.9) OBP: 0.394, SLG: 0.673										2	0	1	2	0	0	0						
Will Clark, L (1.3) OBP: 0.365, SLG: 0.404										4	0	0	0	0	1	3						
Dean Palmer, R (1.5) OBP: 0.357, SLG: 0.535										4	1	1	0	0	2	0						
Mark McLemore, S (1.4) OBP: 0.396, SLG: 0.399										4	1	1	0	0	0	0						
Dave Valle, R (1.2) OBP: 0.376, SLG: 0.431										3	1	1	1	1	0	0						
Kevin Elster, R (1.6) OBP: 0.325, SLG: 0.480										3	0	0	0	1	1	3						
Inning Stats	R: 0 E: 0 K: 1 S: 7	H: 0 LOB: 0 BB: 0 P: 12	R: 0 E: 0 K: 1 S: 7	H: 1 LOB: 0 BB: 0 P: 10	R: 0 E: 0 K: 0 S: 5	H: 0 LOB: 0 BB: 0 P: 7	R: 1 E: 1 K: 0 S: 9	H: 1 LOB: 0 BB: 0 P: 17	R: 0 E: 0 K: 0 S: 3	H: 0 LOB: 0 BB: 0 P: 3	R: 0 E: 0 K: 1 S: 8	H: 0 LOB: 0 BB: 1 P: 16	R: 1 E: 0 K: 1 S: 7	H: 1 LOB: 0 BB: 0 P: 10	R: 4 E: 0 K: 1 S: 19	H: 4 LOB: 2 BB: 1 P: 31	R: 0 E: 0 K: 1 S: 9	H: 0 LOB: 1 BB: 1 P: 16	1B: 4 2B: 3 3B: 0 HR: 0	SF: 2 SAC: 0 DP: 2 HBP: 1	WP: 0 PB: 1 SB: 0 CS: 1	PA: 36
PITCHER	IP WLS BF H R ER SO BB IBB HBP BLK WP HR S P ERA WHIP																					
Erik Hanson, R (1.1) ERA: 6.34	7.1 L 28 6 6 5 5 2 0 0 0 0 0 0 58 93 6.14 1.091																					
Tim Crabtree, R (8.1) ERA: 2.45	0.2 4 1 0 0 0 0 0 0 1 0 0 0 7 13 0.00 1.500																					
Bill Risley, R (9.1) ERA: 4.74	1.0 4 0 0 0 0 1 1 0 0 0 0 0 9 16 0.00 1.000																					

AB	30
R	6
H	7
RBI	5
BB	3
SO	6
LOB	9



Batter	1	2	3	4	5	6	7	8	9	AB	R	H	RBI	BB	SO	LOB	BOTTOM					
Otis Nixon, S (1.8) OBP: 0.364, SLG: 0.305										4	0	0	0	0	2	3	<p>Texas Rangers @ Toronto Blue Jays</p> <p>SkyDome, Toronto, ON</p> <p>Sun Aug 11 1996, 3:33 AM EDT</p> <p>Att: 32,162 - Sunny - 73 F</p>					
Domingo Cadeno, S (1.4) OBP: 0.318, SLG: 0.339										4	0	2	0	0	1	2						
Carlos Delgado, L (1.10) OBP: 0.369, SLG: 0.504										3	0	0	0	1	1	1						
Joe Carter, R (1.7) OBP: 0.318, SLG: 0.514										4	0	1	0	0	1	3						
Ed Sprague, R (1.5) OBP: 0.340, SLG: 0.521										4	0	0	0	0	0	2						
John Olerud, L (1.3) OBP: 0.394, SLG: 0.510										3	0	0	0	0	1	1						
Robert Perez, R (9.7) OBP: 0.372, SLG: 0.453										1	0	0	0	0	0	0						
Shawn Green, L (1.9) OBP: 0.318, SLG: 0.435										4	0	1	0	0	1	0						
Alex Gonzalez, R (1.6) OBP: 0.309, SLG: 0.403										3	0	0	0	0	1	1						
Sandy Martinez, L (1.2) OBP: 0.290, SLG: 0.328										3	0	2	0	0	0	0						
Inning Stats	R: 0 E: 0 K: 2 S: 9	H: 0 LOB: 0 BB: 0 P: 12	R: 0 E: 0 K: 1 S: 8	H: 0 LOB: 0 BB: 0 P: 14	R: 0 E: 0 K: 2 S: 12	H: 2 LOB: 2 BB: 0 P: 14	R: 0 E: 0 K: 0 S: 10	H: 1 LOB: 1 BB: 0 P: 14	R: 0 E: 0 K: 0 S: 7	H: 1 LOB: 1 BB: 0 P: 10	R: 0 E: 0 K: 0 S: 10	H: 1 LOB: 1 BB: 0 P: 14	R: 0 E: 0 K: 1 S: 6	H: 0 LOB: 0 BB: 0 P: 11	R: 0 E: 0 K: 1 S: 13	H: 1 LOB: 2 BB: 1 P: 23	R: 0 E: 0 K: 1 S: 9	H: 0 LOB: 0 BB: 0 P: 12	1B: 5 2B: 1 3B: 0 HR: 0	SF: 0 SAC: 0 DP: 0 HBP: 0	WP: 0 PB: 0 SB: 0 CS: 0	PA: 34
PITCHER	IP WLS BF H R ER SO BB IBB HBP BLK WP HR S P ERA WHIP																					
John Burkett, R (1.1) ERA: 4.09	9.0 W 34 6 0 0 8 1 0 0 0 0 0 0 84 124 0.00 0.778																					

AB	33
R	0
H	6
RBI	0
BB	1
SO	8
LOB	13



Batter	1	2	3	4	5	6	7	8	9	AB	R	H	RBI	BB	SO	LOB	TOP					
Darren Bragg, L OBP: 0.377, SLG: 0.445	G4-3	G4-3		L9			G4-3			5	0	1	1	0	0	4	Boston Red Sox @ Toronto Blue Jays SkyDome, Toronto, ON Mon Aug 12 1996, 7:05 PM EDT Att: 33,250 - Unknown - 70 F					
Jeff Fyfe, R OBP: 0.374, SLG: 0.363	1B BB		F9		F8		G4-3		L8	4	0	0	0	1	0	1						
18 Reggie Jefferson, S OBP: 0.377, SLG: 0.660				BB 1B					P5	4	0	2	0	0	1	0						
Mo Vaughn, L OBP: 0.414, SLG: 0.584				BB 1B					FC5-4 1B	3	0	2	0	1	1	2						
Mike Greenwell, L OBP: 0.309, SLG: 0.376	F8		G1-4-6-3		F8				P4	4	0	0	0	0	0	6						
Mike Stanley, R OBP: 0.377, SLG: 0.506		K			L7				FC5-4	4	0	0	0	0	1	1						
Tim Lincecum, R OBP: 0.365, SLG: 0.449		1B BB			G5-3				L7	3	1	1	0	1	0	0						
Troy O'Leary, L OBP: 0.326, SLG: 0.420					L8				L8	4	0	2	0	0	1	1						
Tony Rodriguez, R OBP: 0.321, SLG: 0.333					1B				K	3	0	1	0	0	1	2						
Lee Tinsley, S OBP: 0.285, SLG: 0.295					1B				K	1	0	0	0	0	1	1						
Inning Stats	R: 0 E: 0 K: 7 S: 7	H: 1 LOB: 2 BB: 1 P: 13	R: 0 E: 0 K: 2 S: 10	H: 1 LOB: 2 BB: 1 P: 20	R: 0 E: 0 K: 0 S: 5	H: 1 LOB: 1 BB: 1 P: 11	R: 0 E: 0 K: 0 S: 13	H: 2 LOB: 2 BB: 0 P: 16	R: 0 E: 0 K: 1 S: 9	H: 1 LOB: 1 BB: 0 P: 13	R: 0 E: 0 K: 0 S: 7	H: 0 LOB: 0 BB: 0 P: 12	R: 0 E: 0 K: 0 S: 7	H: 0 LOB: 0 BB: 0 P: 9	R: 0 E: 0 K: 0 S: 9	H: 1 LOB: 1 BB: 0 P: 14	R: 1 E: 0 K: 2 S: 16	H: 2 LOB: 1 BB: 0 P: 24	1B: 8 2B: 1 3B: 0 HR: 0	SF: 0 SAC: 0 DP: 1 HBP: 0	WP: 0 PB: 0 SB: 0 CS: 0	PA: 38
PITCHER Pat Hentgen, R ERA: 3.57	IP: 9.0 WLS: W BF: 38	H: 9 R: 1 ER: 1 SO: 6	BB: 3 IBB: 0 HBP: 0 BLK: 0	WP: 0 HR: 0 S: 83 P: 132	ERA: 1.00 WHIP: 1.333																	

Batter	1	2	3	4	5	6	7	8	9	AB	R	H	RBI	BB	SO	LOB	BOTTOM			
Otis Nixon, S OBP: 0.365, SLG: 0.306	S 1B BB	FC6-5		G6-3			E1 SF7 1B			3	2	1	0	1	0	2	Boston Red Sox @ Toronto Blue Jays SkyDome, Toronto, ON Mon Aug 12 1996, 7:05 PM EDT Att: 33,250 - Unknown - 70 F			
Alex Gonzalez, R OBP: 0.306, SLG: 0.399	K	K			G6-3		G6-3			4	0	0	0	0	2	4				
Carlos Delgado, L OBP: 0.368, SLG: 0.503	K			FC5-4 1B	G3		SF7			3	0	1	1	0	1	1				
Joe Carter, R OBP: 0.318, SLG: 0.511	1B BB			K	F9		K			3	0	0	0	1	2	1				
Ed Sprague, R OBP: 0.343, SLG: 0.526					FC5-4 1B		K			4	1	3	1	0	1	0				
Shawn Green, L OBP: 0.317, SLG: 0.433	L7				FC5-4		G3 HR 1B			4	1	1	0	0	0	5				
Robert Perez, R OBP: 0.372, SLG: 0.453					FC5-4		G3		G6-3	0	0	0	0	0	0	0				
Charlie O'Brien, R OBP: 0.356, SLG: 0.504		K		G1-3			G3		F8	4	0	0	0	0	1	4				
Jacob Brumfield, R OBP: 0.317, SLG: 0.468		FC6-5 2B			P8		HR			4	1	3	3	0	0	0				
Tomas Perez, S OBP: 0.320, SLG: 0.350					G4-3		K		G4-3	3	0	0	0	1	1	1				
Inning Stats	R: 1 E: 0 K: 2 S: 18	H: 1 LOB: 2 BB: 2 P: 36	R: 0 E: 0 K: 2 S: 10	H: 1 LOB: 2 BB: 1 P: 20	R: 0 E: 0 K: 1 S: 18	H: 2 LOB: 0 BB: 0 P: 25	R: 0 E: 0 K: 0 S: 4	H: 0 LOB: 0 BB: 0 P: 8	R: 0 E: 0 K: 0 S: 6	H: 0 LOB: 0 BB: 0 P: 7	R: 2 E: 0 K: 1 S: 13	H: 2 LOB: 0 BB: 0 P: 20	R: 1 E: 1 K: 1 S: 8	H: 1 LOB: 0 BB: 0 P: 15	R: 1 E: 0 K: 0 S: 10	H: 2 LOB: 1 BB: 0 P: 15	1B: 5 2B: 3 3B: 0 HR: 1	SF: 1 SAC: 0 DP: 0 HBP: 0	WP: 0 PB: 0 SB: 1 CS: 0	PA: 36
PITCHER Tom Gordon, R ERA: 5.51	IP: 6.0 WLS: L BF: 27	H: 6 R: 3 ER: 3 SO: 7	BB: 3 IBB: 0 HBP: 0 BLK: 0	WP: 0 HR: 1 S: 69 P: 116	ERA: 4.50 WHIP: 1.500															
Joe Hudson, R ERA: 4.14	IP: 2.0 WLS: 9 BF: 9	H: 3 R: 2 ER: 1 SO: 1	BB: 0 IBB: 0 HBP: 0 BLK: 0	WP: 0 HR: 0 S: 18 P: 30	ERA: 4.50 WHIP: 1.500															



Batter	1	2	3	4	5	6	7	8	9	AB	R	H	RBI	BB	SO	LOB	TOP										
Darren Bragg, L OBP: 0.377, SLG: 0.448 (1, 8)	3-2 SH1-3 2B	1-0 SF8		2-2 F7	3-2 G1-6-3		3-1 1B		1-2 K	5	1	2	1	0	1	2											
Jeff Frye, R OBP: 0.378, SLG: 0.365 (1, 4)	2-1 SH1-3	1-2 E6 1B		2-1 2B	1-1 G1-3		1-1 1B		1-1 HBP	4	2	2	0	0	0	0											
Mo Vaughn, L OBP: 0.415, SLG: 0.586 (1, 3)	0-1 2B	3-H 1B		0-0 1B	1-3 2B		0-0 K		2-3 K	5	1	2	1	1	2	4											
Wil Cordero, R OBP: 0.320, SLG: 0.395 (1, 10)	2-2 F8	2-2 1B		2-2 1B			0-1 E3 BB		0-1 F9	5	0	2	2	0	0	1											
18 Reggie Jefferson, S OBP: 0.377, SLG: 0.600 Lee Tinsley, S OBP: 0.285, SLG: 0.295 (1, 7) (8, 7)	2-2 F7	1-0 F8		1-1 2B			2-0 FC5-2 BB		0-3 K	5	0	2	1	0	1	3											
Mike Stanley, R OBP: 0.380, SLG: 0.513 (1, 2)		1-0 HR		2-1 F9			4-2 FC5-2 BB		4-1 FC5-4 BB	3	1	1	1	2	0	2											
Tim Lincecum, R OBP: 0.368, SLG: 0.450 (1, 5)		3-1 SH1-4 SF8 1B		0-1 G5-3 1B			3-2 FC5-2		0-0 FC5-4	4	1	2	0	1	0	4											
Troy O'Leary, L OBP: 0.325, SLG: 0.415 (1, 9)		4-0 SF8 SH1-4 E BB		1-2 G5-3			1-2 2-3 3-H F8		0-2 G1	4	1	0	0	1	0	7											
Tony Rodriguez, R OBP: 0.333, SLG: 0.346 (1, 6)		0-1 SH1-4		1-1 G6-3			1-2 G1-6-3 1B		1-1 PB HBP 1B	4	0	2	0	0	0	1											
Inning Stats	R: 1 E: 0 K: 0 S: 13	H: 2 LOB: 1 BB: 0 P: 22	R: 4 E: 1 K: 0 S: 19	H: 3 LOB: 2 BB: 2 P: 36	R: 0 E: 0 K: 0 S: 9	H: 1 LOB: 1 BB: 0 P: 13	R: 2 E: 0 K: 0 S: 15	H: 4 LOB: 3 BB: 1 P: 26	R: 0 E: 0 K: 1 S: 16	H: 1 LOB: 0 BB: 0 P: 13	R: 0 E: 0 K: 1 S: 16	H: 2 LOB: 1 BB: 0 P: 15	R: 0 E: 0 K: 1 S: 7	H: 0 LOB: 1 BB: 1 P: 11	R: 0 E: 0 K: 2 S: 14	H: 1 LOB: 2 BB: 0 P: 19	1B: 10 2B: 4 3B: 0 HR: 1	SF: 1 SAC: 2 DP: 2 HBP: 1	WP: 1 PB: 1 SB: 0 CS: 0	PA: 48							
PITCHER	IP	WLS	BF	H	R	ER	SO	BB	IBB	HBP	BLK	WP	HR	S	P	ERA	WHIP										
Woody Williams, R ERA: 6.75 (1, 1)	2.0	L	14	5	5	3	0	2	0	0	0	1	1	32	58	13.50	3.500										
Paul Quantrill, R ERA: 5.77 (3, 1)	3.2		20	7	2	2	1	2	0	0	0	0	0	47	77	4.91	2.455										
Tony Castillo, L ERA: 4.23 (6, 1)	1.1		5	2	0	0	0	0	0	0	0	0	0	9	17	0.00	1.500										
Tim Lincecum, R ERA: 2.42 (8, 1)	1.0		4	0	0	0	1	1	0	0	0	0	0	7	11	0.00	1.000										
Mike Timlin, R ERA: 3.99 (9, 1)	1.0		5	1	0	0	2	0	0	1	0	0	0	14	19	0.00	1.000										

Boston Red Sox @ Toronto Blue Jays
SkyDome, Toronto, ON
Tue Aug 13 1996, 7:05 PM EDT
Att: 30,502 - Unknown - 75 F

AB 39
R 7
H 15
RBI 6
BB 5
SO 4
LOB 24



Batter	1	2	3	4	5	6	7	8	9	AB	R	H	RBI	BB	SO	LOB	BOTTOM										
Otis Nixon, S OBP: 0.366, SLG: 0.303 (1, 8)	2-3 K		4-1 S PB SF7 BB	0-0 L6		4-0 S BB WP BB		1-2 P5		3	2	0	0	2	1	1											
Alex Gonzalez, R OBP: 0.307, SLG: 0.396 (1, 6)	2-3 K		1-0 G4-3	4-0 BB		4-1 WP BB		0-0 F8		3	0	0	0	2	1	1											
Carlos Delgado, L OBP: 0.370, SLG: 0.501 Juan Samuel, R OBP: 0.331, SLG: 0.508 (1, 10) (6, PH)	4-0 BB		4-2 HBP BB	2-2 G4-3		2-3 K		2-3 K		1	0	0	0	2	0	2											
Joe Carter, R OBP: 0.315, SLG: 0.506 (1, 3)	1-3 K		1-0 SF7		1-0 P6	2-1 F7		1-2 G5-3		4	0	0	1	0	1	2											
Ed Sprague, R OBP: 0.342, SLG: 0.521 (1, 5)		0-1 G6-3	2-1 HBP		2-2 G4-3		2-3 K		1-3 K	4	0	0	0	0	2	0											
Shawn Green, L OBP: 0.322, SLG: 0.447 (1, 9)	1-2 2B 1B		1-0 F7		2-0 HR		3-2 B1-3 1B			4	2	3	1	0	0	2											
Jacob Brunfield, R OBP: 0.323, SLG: 0.485 (1, 7)	1-2 F8 2B			2-1 HR	4-2 BB		1 SAFE B1-3			3	1	2	2	1	0	1											
Sandy Martinez, L OBP: 0.285, SLG: 0.322 (1, 2)	1-0 F8		0-0 F8		1-0 G4-3		1-0 G4-3			4	0	0	0	0	0	3											
Tomas Perez, S OBP: 0.318, SLG: 0.345 (1, 4)	2-1 G4-3		4-1 BB BB		0-2 G6-3		3-3 K			3	0	0	0	1	1	1											
Inning Stats	R: 0 E: 0 K: 3 S: 11	H: 0 LOB: 1 BB: 1 P: 20	R: 1 E: 0 K: 0 S: 11	H: 2 LOB: 0 BB: 0 P: 16	R: 1 E: 0 K: 0 S: 7	H: 0 LOB: 2 BB: 2 P: 20	R: 1 E: 0 K: 0 S: 9	H: 1 LOB: 2 BB: 2 P: 21	R: 1 E: 0 K: 1 S: 9	H: 0 LOB: 1 BB: 2 P: 21	R: 0 E: 0 K: 1 S: 11	H: 1 LOB: 0 BB: 0 P: 17	R: 0 E: 0 K: 1 S: 7	H: 0 LOB: 0 BB: 0 P: 11	R: 0 E: 0 K: 2 S: 10	H: 0 LOB: 0 BB: 0 P: 14	1B: 2 2B: 1 3B: 0 HR: 2	SF: 1 SAC: 0 DP: 0 HBP: 1	WP: 1 PB: 1 SB: 2 CS: 0	PA: 41							
PITCHER	IP	WLS	BF	H	R	ER	SO	BB	IBB	HBP	BLK	WP	HR	S	P	ERA	WHIP										
Aaron Sele, R ERA: 5.6 (1, 1)	2.0		9	2	1	1	3	1	0	0	0	0	0	22	36	4.50	1.500										
Mike Maddux, R ERA: 4.18 (3, 1)	2.2		14	1	2	2	0	4	0	1	0	0	1	20	48	6.75	1.875										
Vaughn Eshelman, L ERA: 6.65 (5, 1)	1.1		8	1	2	2	1	3	0	0	0	1	1	14	33	13.50	3.000										
Mark Brandenburg, R ERA: 3.21 (7, 1)	2.0	W	7	1	0	0	2	0	0	0	0	0	0	18	28	0.00	0.500										
Heathcliff Slocumb, R ERA: 3.97 (9, 1)	1.0	S	3	0	0	0	2	0	0	0	0	0	0	10	14	0.00	0.000										

Boston Red Sox @ Toronto Blue Jays
SkyDome, Toronto, ON
Tue Aug 13 1996, 7:05 PM EDT
Att: 30,502 - Unknown - 75 F


AB 31
R 5
H 5
RBI 4
BB 8
SO 8
LOB 15



Batter	1	2	3	4	5	6	7	8	9	AB	R	H	RBI	BB	SO	LOB	TOP										
Darren Bragg, L OBP: 0.380, SLG: 0.449 (1, 9) X	L8		F7			SF9 1B		2B 1B	PB E 1B IBB	4	3	2	0	1	0	0											
Jeff Frys, R OBP: 0.375, SLG: 0.361 (1, 7) X	K		G3-1			G5-4-3 1B		P3	E1 PB 1B	5	1	1	0	0	1	4											
Mo Vaughn, L OBP: 0.417, SLG: 0.588 (1, 3) X	BB		G3-1			SF9		2B 2B	1B IBB	2	1	1	3	2	0	0											
Wil Cordero, R OBP: 0.322, SLG: 0.401 (1, 10) X	K			K		G5-4-3		2B 2B	1B IBB	5	0	2	3	0	2	2											
Mike Stanley, R OBP: 0.375, SLG: 0.506 (1, 2) X		K		L7				F8	L6 G5-3	5	0	0	0	0	1	3											
Tim Lincecum, R OBP: 0.370, SLG: 0.457 (1, 5) X	1B BB			K				HR	F9	3	1	1	1	1	1	1											
Arquimedez Pozo, R OBP: 0.286, SLG: 0.286 (9, PH)			F7							3	0	0	0	0	2	1											
Troy O'Leary, L OBP: 0.326, SLG: 0.415 (9, 9)						K			E PB SH3-4 BB	0	1	0	0	1	0	0											
Tony Rodriguez, R OBP: 0.333, SLG: 0.345 (1, 6) X						G6-3		F6	SH3-4	3	0	1	0	0	0	0											
Lee Tinsley, S OBP: 0.286, SLG: 0.300 (9, PH)						F9				3	1	1	0	0	1	2											
18 Reggie Jefferson, S OBP: 0.376, SLG: 0.558 (9, 7) X								1B 2B 2B	K	1	0	0	0	0	1	1											
Inning Stats	R: 0 E: 0 K: 2 S: 11	H: 0 LOB: 1 BB: 1 P: 17	R: 0 E: 0 K: 2 S: 12	H: 1 LOB: 2 BB: 1 P: 19	R: 0 E: 0 K: 0 S: 7	H: 0 LOB: 0 BB: 0 P: 8	R: 0 E: 0 K: 2 S: 9	H: 0 LOB: 0 BB: 0 P: 11	R: 0 E: 0 K: 1 S: 8	H: 0 LOB: 0 BB: 0 P: 11	R: 1 E: 0 K: 0 S: 9	H: 2 LOB: 0 BB: 0 P: 14	R: 1 E: 0 K: 1 S: 9	H: 1 LOB: 0 BB: 0 P: 13	R: 3 E: 0 K: 0 S: 16	H: 4 LOB: 1 BB: 0 P: 26	R: 3 E: 1 K: 1 S: 17	H: 1 LOB: 2 BB: 3 P: 36	1B: 5 2B: 3 3B: 0 HR: 1	SF: 1 SAC: 1 DP: 1 HBP: 0	WP: 0 PB: 1 SB: 0 CS: 0	PA: 41					
PITCHER	IP	WLS	BF	H	R	ER	SO	BB	IBB	HBP	BLK	WP	HR	S	P	ERA	WHIP										
Huck Flener, L ERA: 3.23	7.1		30	7	5	5	8	2	0	0	0	0	1	75	110	6.14	1.227										
Tim Crabtree, R ERA: 2.35	1.2	L	11	2	3	0	1	1	2	0	0	0	0	23	45	0.00	1.800										

Boston Red Sox @ Toronto Blue Jays
SkyDome, Toronto, ON
Wed Aug 14 1996, 7:05 PM EDT
Att: 32,354 - Unknown - 77 F


AB 34
R 8
H 9
RBI 7
BB 5
SO 9
LOB 14

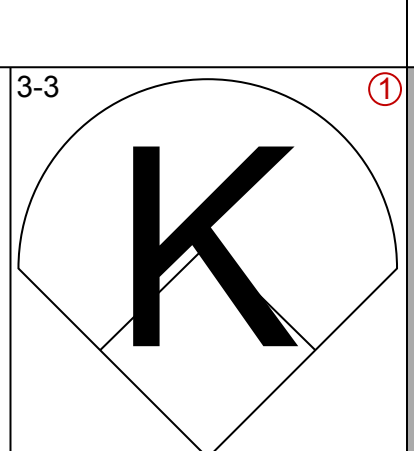
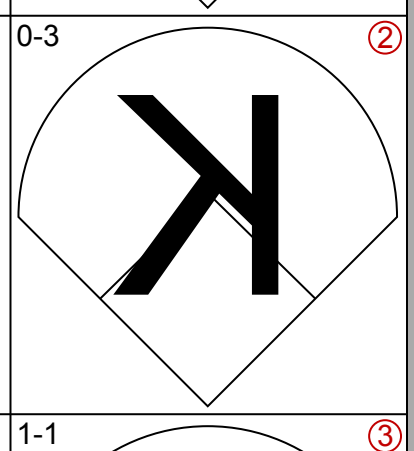
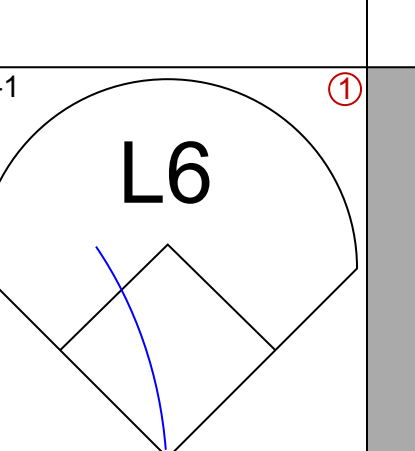
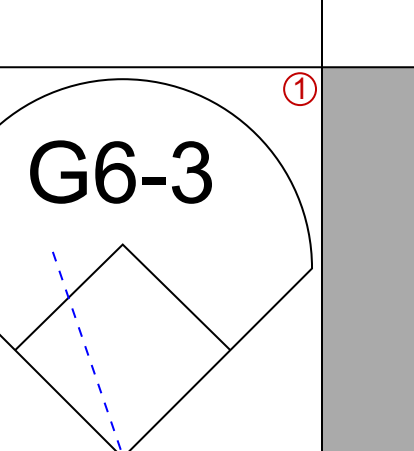
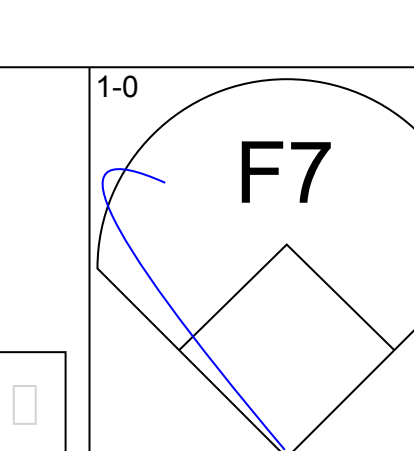
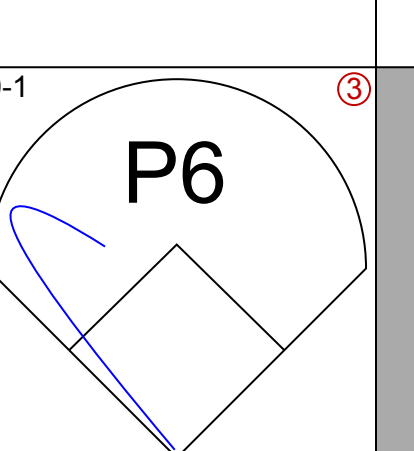
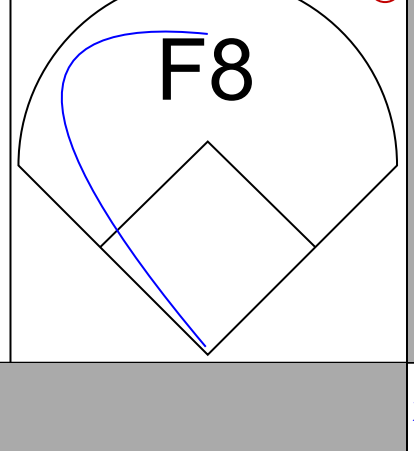

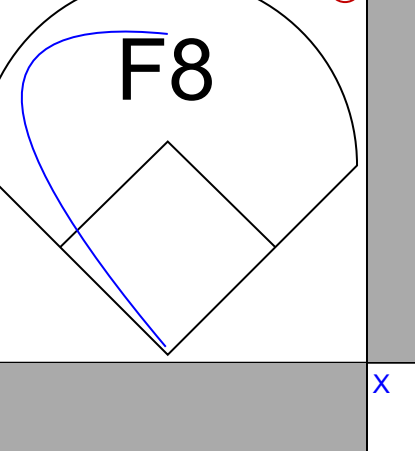
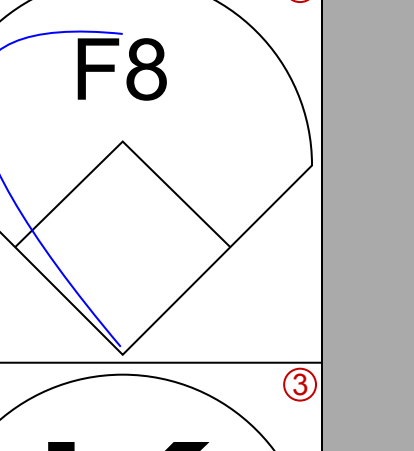
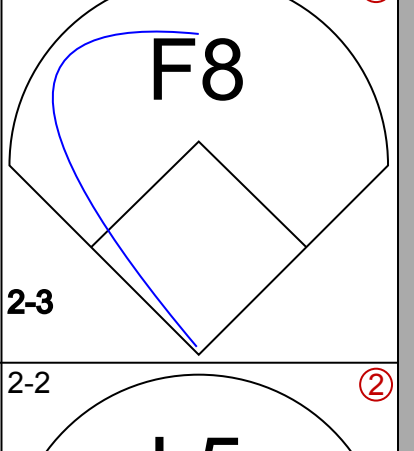
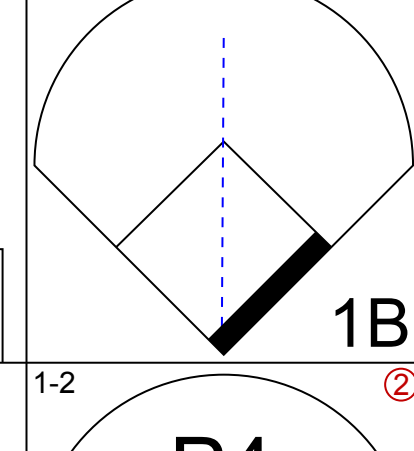


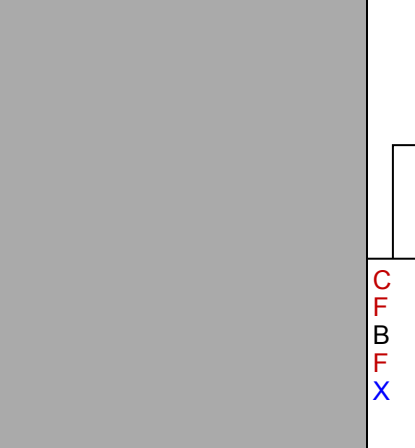
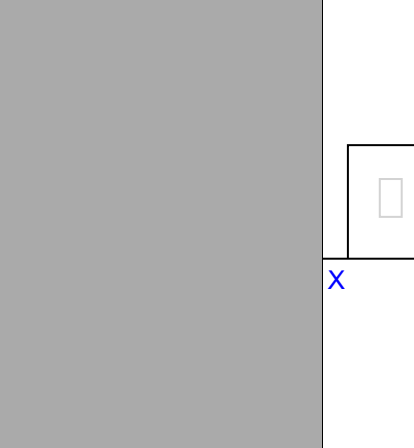
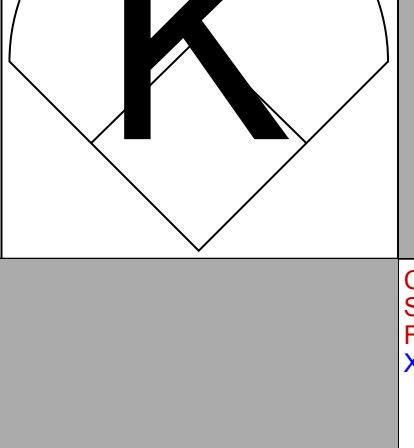
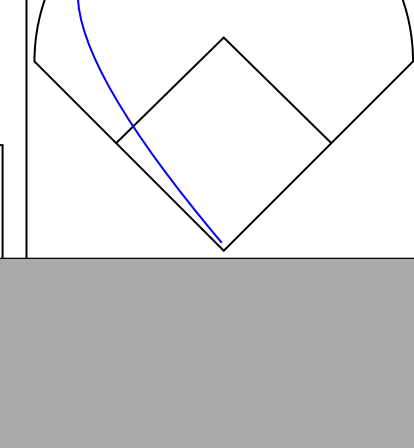

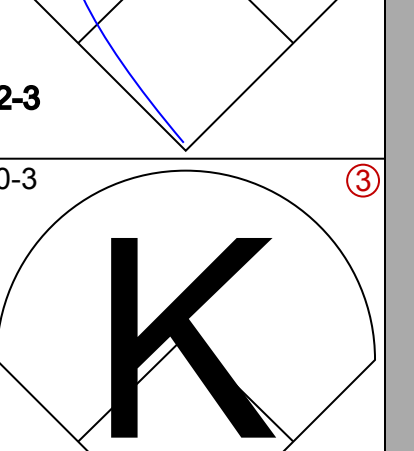
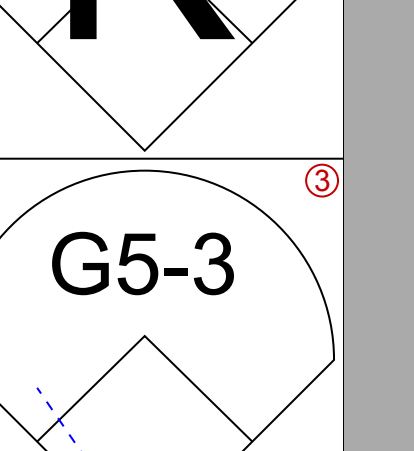




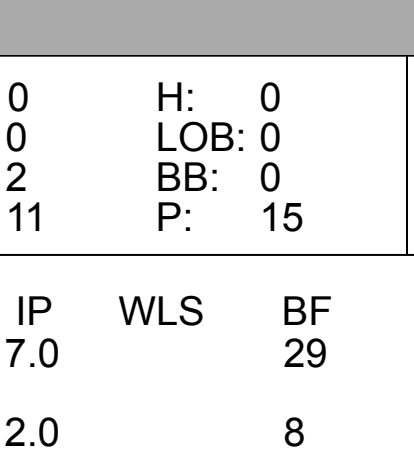
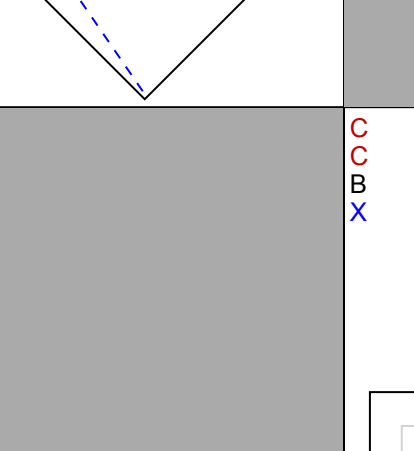
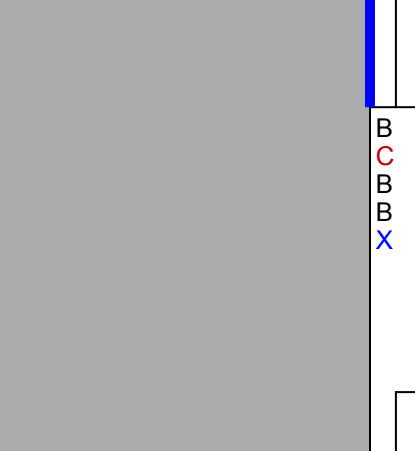

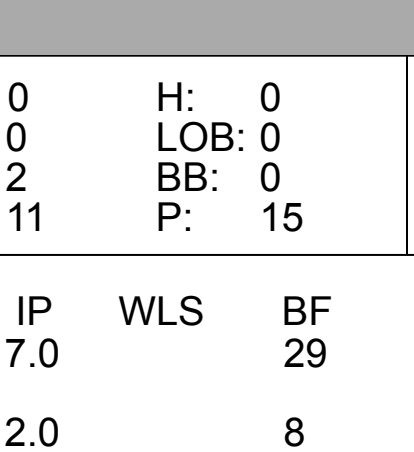
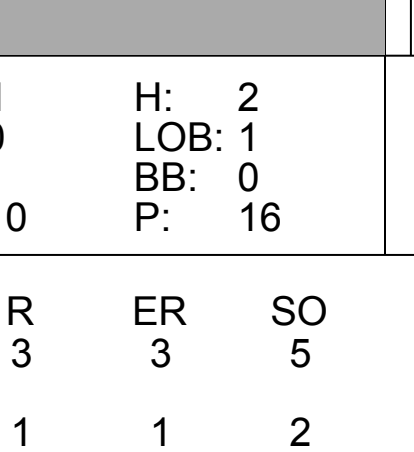
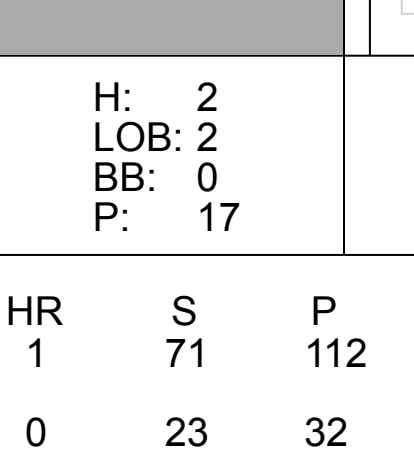
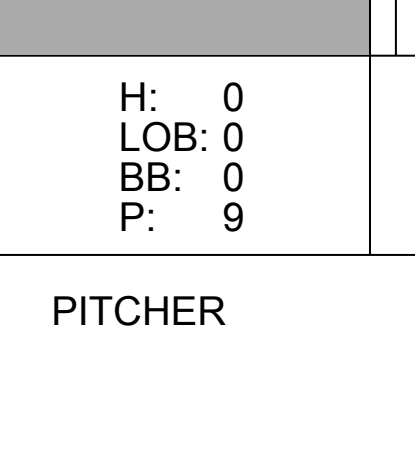





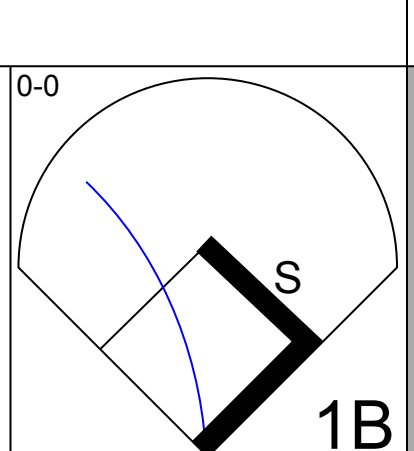
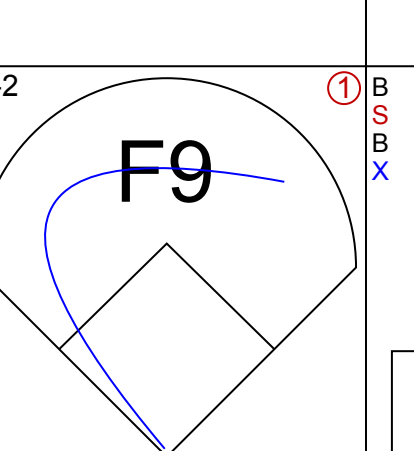


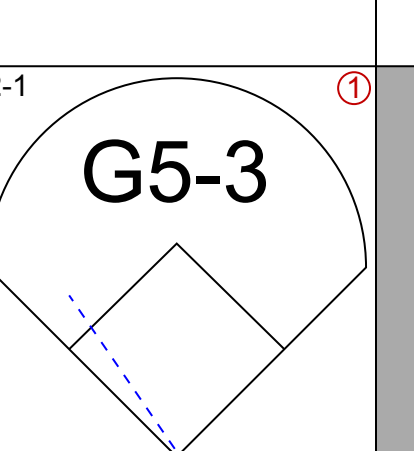


Batter	1	2	3	4	5	6	7	8	9	AB	R	H	RBI	BB	SO	LOB	BOTTOM										
Otis Nixon, S OBP: 0.368, SLG: 0.305 (1, 8) X	G6-3		S 1B			WP HR BB		FC4-2 HR	D 1B	4	3	2	0	1	0	2											
Jacob Brunfield, R OBP: 0.328, SLG: 0.509 (1, 7) X	FC3-6 1B		K			HR		HR	K	5	2	3	5	0	2	2											
Carlos Delgado, L OBP: 0.370, SLG: 0.499 (1, 10) X	FC3-6 1-2		WP BB			G6-3		G3	1B	4	0	1	1	1	0	1											
Joe Carter, R OBP: 0.314, SLG: 0.502 (1, 3) X	G6-3		K			CS BB		F8	F9	4	0	0	0	1	1	4											
Ed Sprague, R OBP: 0.345, SLG: 0.520 (1, 5) X			K			BB		G3-6-3 1B	K	3	0	1	0	2	2	1											
Shawn Green, L OBP: 0.319, SLG: 0.441 (1, 9) X	G4-3		G4-3			G1-3		G3-6-3		4	0	0	0	0	0	5											
Charlie O'Brien, R OBP: 0.358, SLG: 0.502 (1, 2) X	BB 1B					K		WP FC3-2 HBP	P3	3	0	1	0	0	1	0											
Alex Gonzalez, R OBP: 0.309, SLG: 0.395 (1, 6) X			G6-3			G6-3		FC3-2 FC4-2 1B	G6-3	3	0	1	0	1	0	0											
Tomas Perez, S OBP: 0.313, SLG: 0.338 (1, 4) X	K		F9			FC3-2 HR		FC3-2 F7		4	1	0	0	0	1	4											
Inning Stats	R: 0 E: 0 K: 0 S: 10	H: 1 LOB: 2 BB: 1 P: 14	R: 0 E: 0 K: 2 S: 13	H: 1 LOB: 3 BB: 1 P: 19	R: 0 E: 0 K: 2 S: 14	H: 1 LOB: 3 BB: 2 P: 28	R: 0 E: 0 K: 1 S: 7	H: 0 LOB: 0 BB: 0 P: 8	R: 2 E: 0 K: 0 S: 16	H: 1 LOB: 1 BB: 3 P: 29	R: 3 E: 0 K: 0 S: 11	H: 2 LOB: 0 BB: 0 P: 19	R: 0 E: 0 K: 0 S: 7	H: 1 LOB: 0 BB: 0 P: 13	R: 0 E: 0 K: 0 S: 6	H: 0 LOB: 0 BB: 0 P: 7	R: 1 E: 0 K: 2 S: 13	H: 2 LOB: 1 BB: 0 P: 20	1B: 7 2B: 0 3B: 0 HR: 2	SF: 0 SAC: 0 DP: 1 HBP: 1	WP: 3 PB: 0 SB: 4 CS: 1	PA: 41					
PITCHER	IP	WLS	BF	H	R	ER	SO	BB	IBB	HBP	BLK	WP	HR	S	P	ERA	WHIP										
Jeff Suppan, R ERA: 6.14	6.0		30	6	5	5	5	6	0	1	0	0	0	7	13	0.00	1.000										
Joe Hudson, R ERA: 4.04	1.0		3	1	0	0	0	0	0	0	0	0	0	6	7	0.00	0.000										
Stan Belinda, R ERA: 0.83	1.0	W	3	0	0	0	0	0	0	0	0	0	0	6	7	0.00	0.000										
Heathcliff Stocumb, R ERA: 4.06	1.0	S	5	2	1	1	2	0	0	0	0	0	0	13	20	9.00	2.000										

Boston Red Sox @ Toronto Blue Jays
SkyDome, Toronto, ON
Wed Aug 14 1996, 7:05 PM EDT
Att: 32,354 - Unknown - 77 F

AB 34
R 6
H 9
RBI 6
BB 6
SO 7
LOB 19

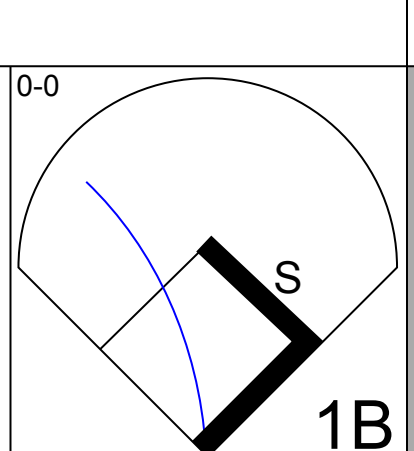
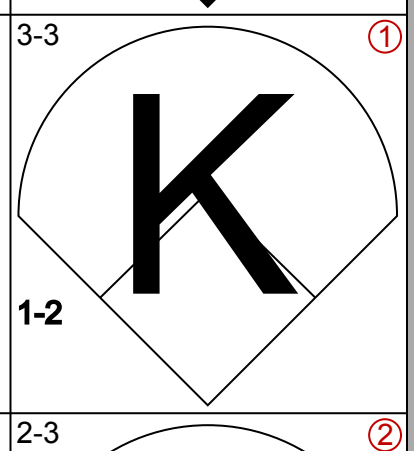
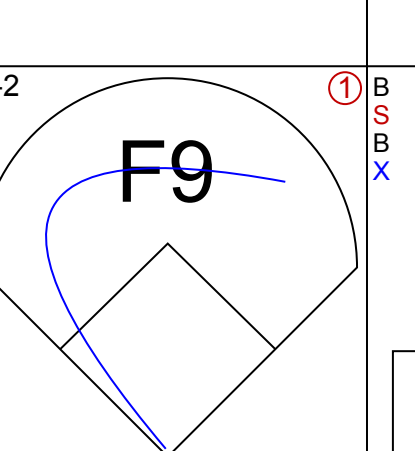
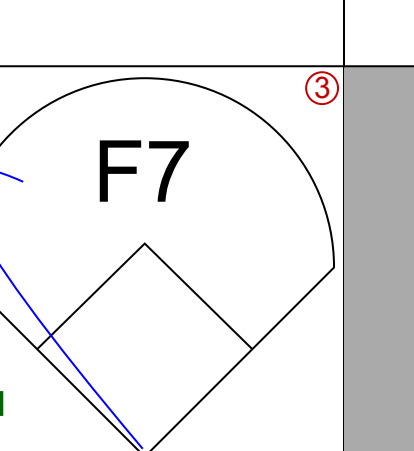
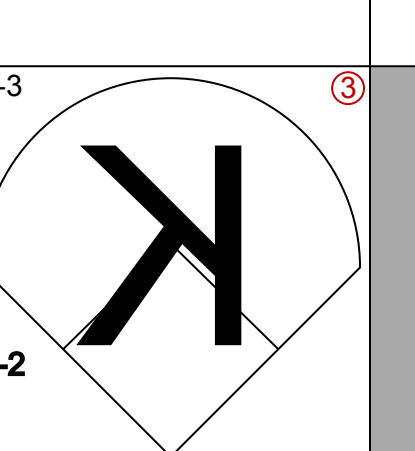
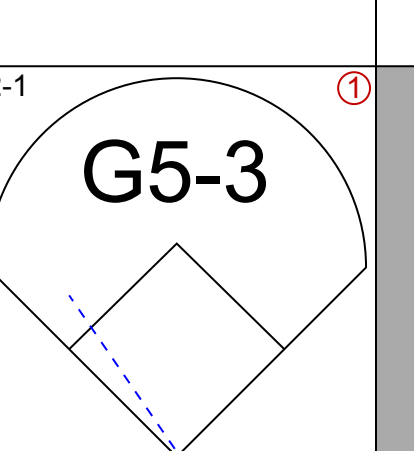
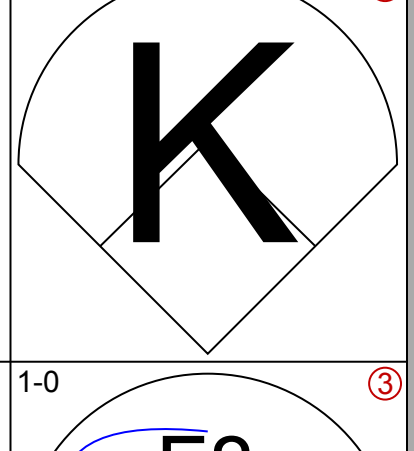
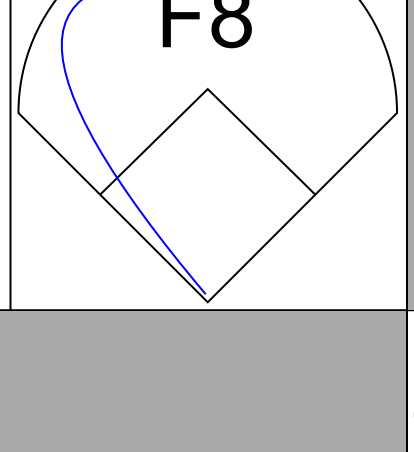
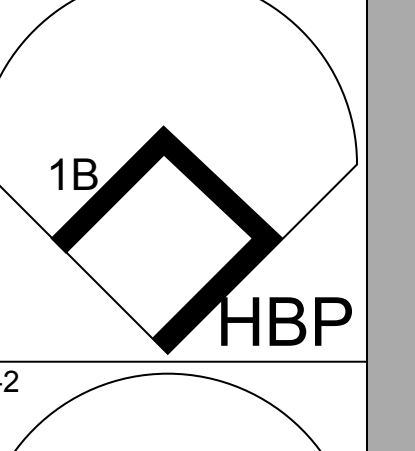
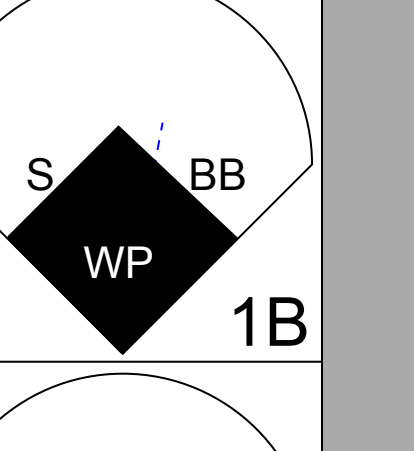
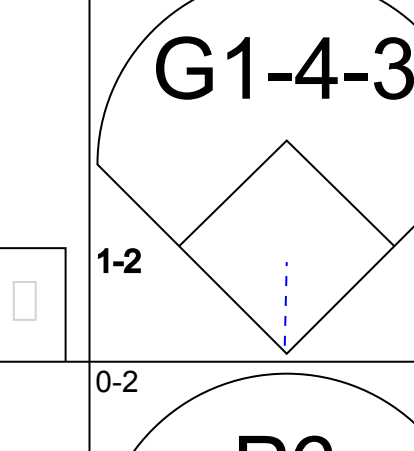
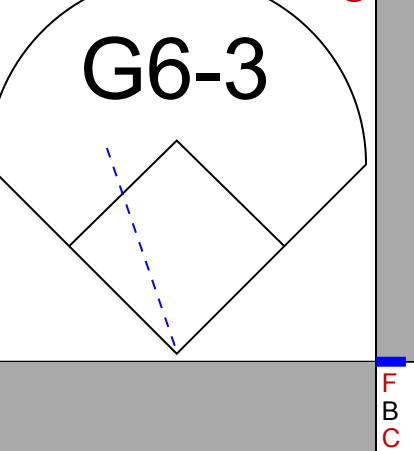


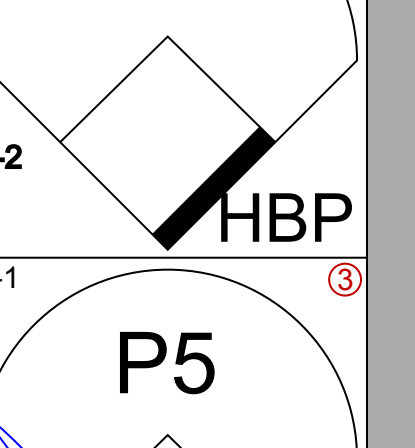
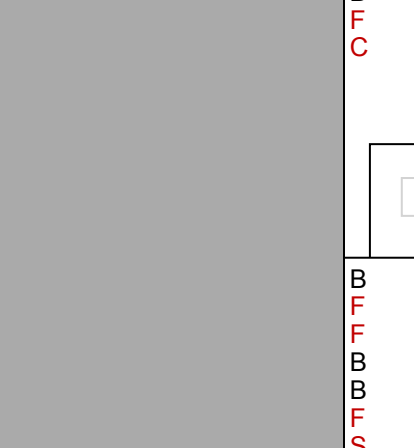
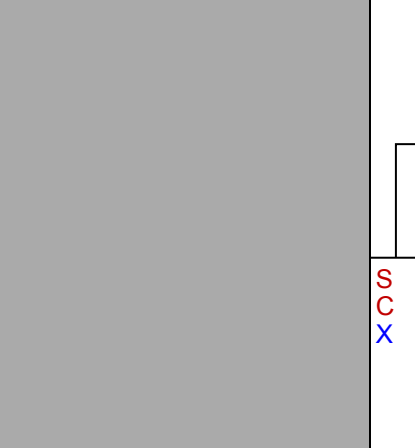

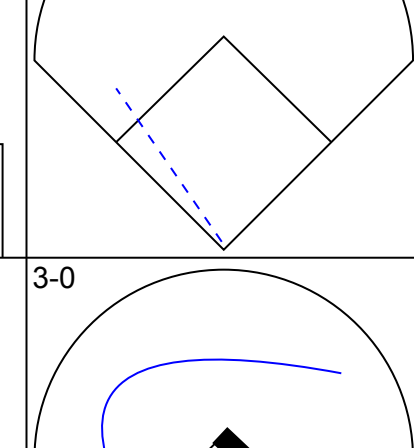


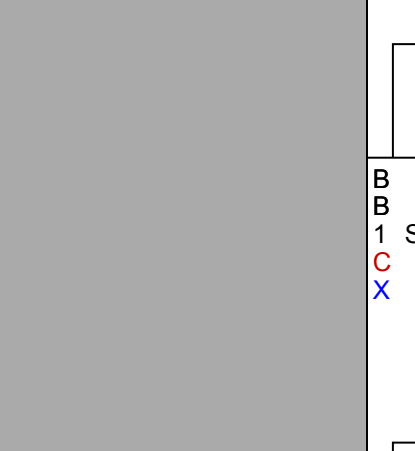
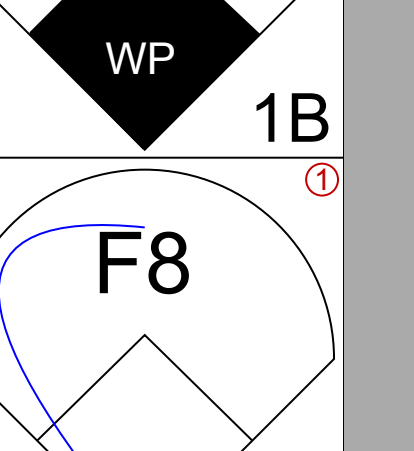
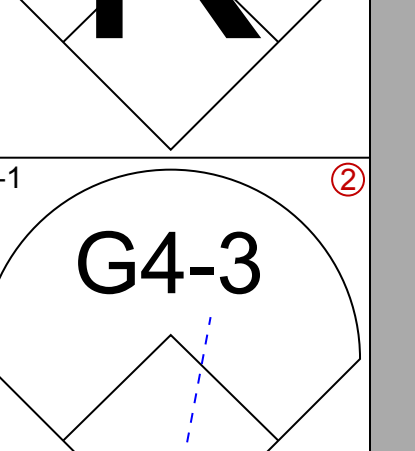
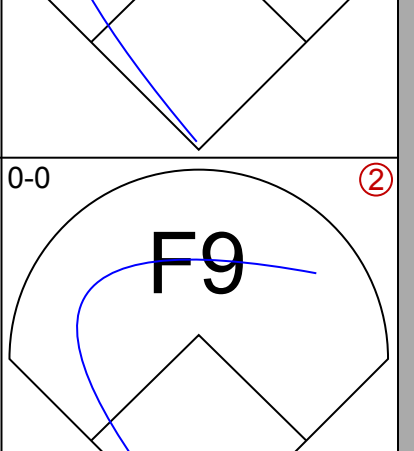

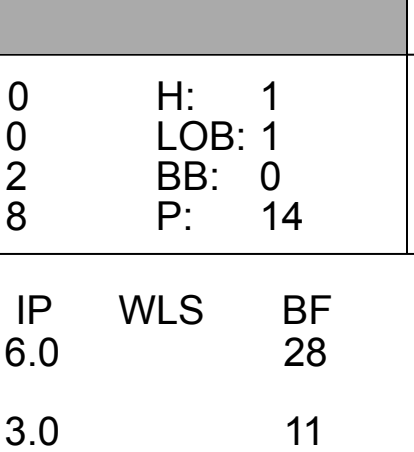
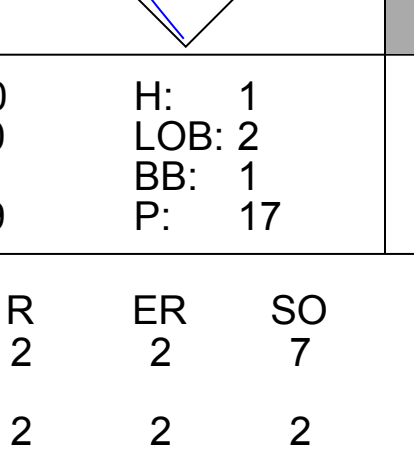
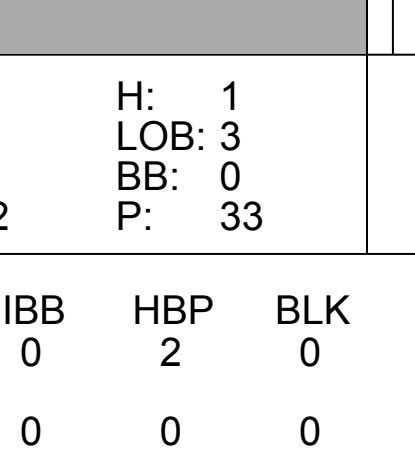
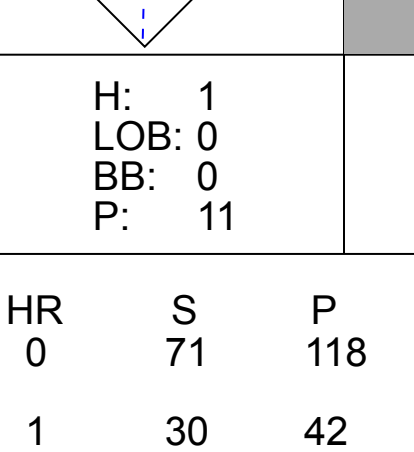
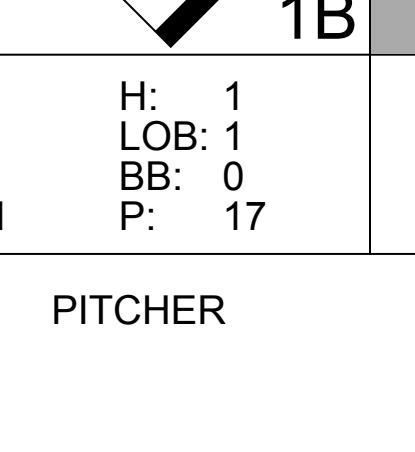
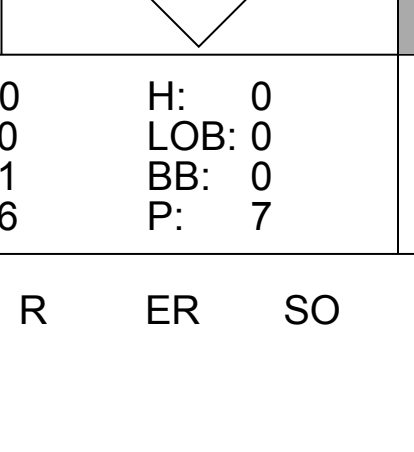
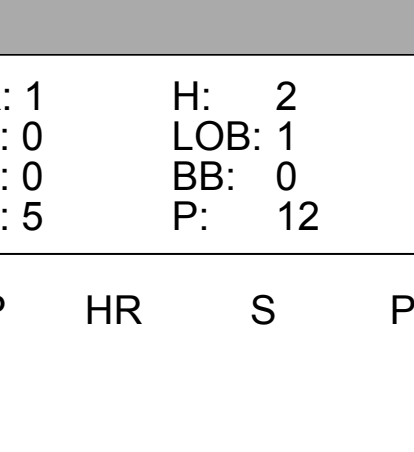








Batter	1	2	3	4	5	6	7	8	9	10	AB	R	H	RBI	BB	SO	LOB	TOP
Otis Nixon, S <small>OBP: 0.364, SLG: 0.301</small> 											5	0	0	0	0	1	2	
Jacob Brumfield, R <small>OBP: 0.329, SLG: 0.511</small> 											3	0	1	1	1	1	0	
Carlos Delgado, L <small>OBP: 0.369, SLG: 0.495</small> 											5	0	1	0	0	0	2	
Joe Carter, R <small>OBP: 0.313, SLG: 0.501</small> 											5	1	1	0	0	1	3	
Ed Sprague, R <small>OBP: 0.283, SLG: 0.516</small> 											5	0	1	0	0	1	3	
Shawn Green, L <small>OBP: 0.324, SLG: 0.448</small> 											4	1	3	1	0	0	0	
Domingo Cedeño, S <small>OBP: 0.315, SLG: 0.336</small> John Olerud, L <small>OBP: 0.396, SLG: 0.515</small> Tomas Perez, S <small>OBP: 0.313, SLG: 0.338</small> Sandy Martinez, L <small>OBP: 0.283, SLG: 0.319</small> Charlie O'Brien, R <small>OBP: 0.356, SLG: 0.498</small>											3	0	0	0	0	1	3	
Alex Gonzalez, R <small>OBP: 0.310, SLG: 0.408</small> 											4	2	2	1	0	0	1	
Inning Stats <small>R: 0 H: 0 E: 0 K: 2 S: 11</small>	<small>R: 1 H: 2 E: 0 K: 1 S: 10</small>	<small>R: 1 H: 1 E: 0 K: 0 S: 10</small>	<small>R: 0 H: 1 E: 0 K: 0 S: 14</small>	<small>R: 1 H: 1 E: 0 K: 1 S: 9</small>	<small>R: 0 H: 0 E: 0 K: 0 S: 7</small>	<small>R: 0 H: 0 E: 0 K: 0 S: 6</small>	<small>R: 0 H: 1 E: 0 K: 1 S: 14</small>	<small>R: 1 H: 2 E: 0 K: 1 S: 13</small>	<small>R: 0 H: 1 E: 0 K: 0 S: 10</small>	<small>1B: 3 2B: 5 3B: 1 HR: 1</small>	<small>SF: 1 SAC: 0 DP: 0 HBP: 0</small>	<small>WP: 1 PB: 0 SB: 1 CS: 0</small>	<small>PA: 41</small>					
PITCHER Brad Radke, R <small>ERA: 4.62</small> Mike Trombley, R <small>ERA: 3.17</small> Jose Parra, R <small>ERA: 6.04</small>	<small>IP: 7.0 WLS: 29 BF: 7 H: 3 R: 3 ER: 5 SO: 5 BB: 0 IBB: 0 HBP: 0 BLK: 0 WP: 1 HR: 1 S: 71 P: 112 ERA: 3.86 WHIP: 1.143</small>						<small>IP: 2.0 WLS: 8 BF: 2 H: 1 R: 1 ER: 2 SO: 0 BB: 0 IBB: 0 HBP: 0 BLK: 0 WP: 0 HR: 0 S: 23 P: 32 ERA: 4.50 WHIP: 1.000</small>	<small>IP: 1.0 WLS: 4 BF: 1 H: 0 R: 0 ER: 0 SO: 0 BB: 0 IBB: 0 HBP: 0 BLK: 0 WP: 0 HR: 0 S: 10 P: 15 ERA: 0.00 WHIP: 1.000</small>										

Toronto Blue Jays @ Minnesota Twins
 Hubert H. Humphrey Metrodome, Minneapolis, MN
 Fri Aug 16 1996, 8:05 PM EDT
 Att. 19,838 - Dome

AB	39
R	4
H	10
RBI	4
BB	1
SO	7
LOB	18



Batter	1	2	3	4	5	6	7	8	9	10	AB	R	H	RBI	BB	SO	LOB	BOTTOM
Chuck Knoblauch, R <small>OBP: 0.448, SLG: 0.540</small> 											5	0	1	0	0	1	1	
Rich Becker, L <small>OBP: 0.356, SLG: 0.428</small> 											4	1	0	0	1	2	1	
Paul Molitor, R <small>OBP: 0.386, SLG: 0.457</small> 											4	1	1	0	0	1	2	
Scott Stahowiak, L <small>OBP: 0.405, SLG: 0.492</small> 											4	1	2	0	1	0	2	
Marty Cordova, R <small>OBP: 0.373, SLG: 0.472</small> 											4	1	1	2	0	1	2	
Dave Hollins, S <small>OBP: 0.366, SLG: 0.388</small> 											5	0	2	1	0	1	4	
Roberto Kelly, R <small>OBP: 0.369, SLG: 0.427</small> 											3	1	1	0	1	1	0	
Matt Walbeck, S <small>OBP: 0.254, SLG: 0.336</small> 											4	0	0	0	0	1	3	
Pat Meares, R <small>OBP: 0.300, SLG: 0.401</small> 											4	0	1	0	0	1	3	
Inning Stats <small>R: 0 H: 1 E: 0 K: 2 S: 8</small>	<small>R: 0 H: 1 E: 0 K: 1 S: 9</small>	<small>R: 0 H: 2 E: 0 K: 1 S: 9</small>	<small>R: 0 H: 1 E: 0 K: 0 S: 22</small>	<small>R: 1 H: 1 E: 0 K: 0 S: 7</small>	<small>R: 1 H: 1 E: 0 K: 2 S: 14</small>	<small>R: 0 H: 1 E: 0 K: 2 S: 11</small>	<small>R: 2 H: 1 E: 0 K: 1 S: 14</small>	<small>R: 0 H: 0 E: 0 K: 1 S: 6</small>	<small>R: 0 H: 2 E: 0 K: 1 S: 10</small>	<small>1B: 5 2B: 3 3B: 0 HR: 1</small>	<small>SF: 0 SAC: 0 DP: 0 HBP: 2</small>	<small>WP: 3 PB: 0 SB: 4 CS: 0</small>	<small>PA: 42</small>					
PITCHER Juan Guzman, R <small>ERA: 3.1</small> Bill Risley, R <small>ERA: 4.88</small> Paul Quantrill, R <small>ERA: 5.84</small>	<small>IP: 6.0 WLS: 28 BF: 6 H: 2 R: 2 ER: 2 SO: 7 BB: 2 IBB: 0 HBP: 0 BLK: 0 WP: 2 HR: 0 S: 71 P: 118 ERA: 3.00 WHIP: 1.333</small>						<small>IP: 3.0 WLS: 11 BF: 1 H: 2 R: 2 ER: 2 SO: 0 BB: 0 IBB: 0 HBP: 0 BLK: 0 WP: 0 HR: 1 S: 30 P: 42 ERA: 6.00 WHIP: 0.667</small>	<small>IP: 0.1 WLS: 3 BF: 2 H: 1 R: 1 ER: 0 SO: 0 BB: 0 IBB: 0 HBP: 0 BLK: 0 WP: 0 HR: 0 S: 5 P: 12 ERA: 27.00 WHIP: 6.000</small>										

Toronto Blue Jays @ Minnesota Twins
 Hubert H. Humphrey Metrodome, Minneapolis, MN
 Fri Aug 16 1996, 8:05 PM EDT
 Att. 19,838 - Dome

AB	37
R	5
H	9
RBI	3
BB	3
SO	9
LOB	18



Batter	1	2	3	4	5	6	7	8	9	AB	R	H	RBI	BB	SO	LOB	TOP				
Otis Nixon, S <small>OBP: 0.365, SLG: 0.303</small> (1, 8)										4	0	2	0	0	1	1					
Jacob Brumfield, R <small>OBP: 0.331, SLG: 0.509</small> (1, 9) (6, 7)										3	0	1	0	0	0	1					
Juan Samuel, R <small>OBP: 0.390, SLG: 0.500</small> Carlos Delgado, L <small>OBP: 0.368, SLG: 0.493</small> (1, 10) (7, PH)										2	1	0	0	1	1	3					
Joe Carter, R <small>OBP: 0.312, SLG: 0.498</small> (1, 3)										3	0	0	0	1	0	1					
Ed Sprague, R <small>OBP: 0.341, SLG: 0.514</small> (1, 5)										4	0	0	0	0	2	2					
Charlie O'Brien, R <small>OBP: 0.356, SLG: 0.494</small> Julio Mosquera, R (7, 2)										2	0	0	0	1	1	0					
Robert Perez, R <small>OBP: 0.380, SLG: 0.457</small> Shawn Green, L <small>OBP: 0.325, SLG: 0.447</small> (6, PH) (6, 9)										1	0	1	0	1	0	0					
Alex Gonzalez, R <small>OBP: 0.308, SLG: 0.404</small> (1, 6)										4	0	0	0	0	1	5					
Tomas Perez, S <small>OBP: 0.307, SLG: 0.332</small> (1, 4)										4	0	0	0	0	0	1					
Inning Stats	R: 0 E: 0 K: 0 S: 3	H: 1 LOB: 1 BB: 0 P: 4	R: 0 E: 0 K: 0 S: 4	H: 1 LOB: 1 BB: 0 P: 4	R: 0 E: 0 K: 2 S: 8	H: 0 LOB: 0 BB: 0 P: 8	R: 0 E: 0 K: 1 S: 5	H: 0 LOB: 1 BB: 1 P: 9	R: 1 E: 0 K: 0 S: 5	H: 0 LOB: 3 BB: 4 P: 21	R: 0 E: 0 K: 0 S: 4	H: 1 LOB: 0 BB: 0 P: 4	R: 0 E: 0 K: 1 S: 5	H: 0 LOB: 0 BB: 0 P: 5	R: 0 E: 0 K: 1 S: 5	H: 0 LOB: 0 BB: 0 P: 5	1B: 4 2B: 0 3B: 0 HR: 0	SF: 0 SAC: 0 DP: 1 HBP: 1	WP: 0 PB: 0 SB: 1 CS: 0	PA: 36	
PITCHER	IP WLS BF H R ER SO BB IBB HBP BLK WP HR S P ERA WHIP	IP WLS BF H R ER SO BB IBB HBP BLK WP HR S P ERA WHIP	IP WLS BF H R ER SO BB IBB HBP BLK WP HR S P ERA WHIP	IP WLS BF H R ER SO BB IBB HBP BLK WP HR S P ERA WHIP	IP WLS BF H R ER SO BB IBB HBP BLK WP HR S P ERA WHIP	IP WLS BF H R ER SO BB IBB HBP BLK WP HR S P ERA WHIP	IP WLS BF H R ER SO BB IBB HBP BLK WP HR S P ERA WHIP	IP WLS BF H R ER SO BB IBB HBP BLK WP HR S P ERA WHIP	IP WLS BF H R ER SO BB IBB HBP BLK WP HR S P ERA WHIP	IP WLS BF H R ER SO BB IBB HBP BLK WP HR S P ERA WHIP	IP WLS BF H R ER SO BB IBB HBP BLK WP HR S P ERA WHIP	IP WLS BF H R ER SO BB IBB HBP BLK WP HR S P ERA WHIP	IP WLS BF H R ER SO BB IBB HBP BLK WP HR S P ERA WHIP	IP WLS BF H R ER SO BB IBB HBP BLK WP HR S P ERA WHIP	IP WLS BF H R ER SO BB IBB HBP BLK WP HR S P ERA WHIP	IP WLS BF H R ER SO BB IBB HBP BLK WP HR S P ERA WHIP	IP WLS BF H R ER SO BB IBB HBP BLK WP HR S P ERA WHIP	IP WLS BF H R ER SO BB IBB HBP BLK WP HR S P ERA WHIP	IP WLS BF H R ER SO BB IBB HBP BLK WP HR S P ERA WHIP	IP WLS BF H R ER SO BB IBB HBP BLK WP HR S P ERA WHIP	IP WLS BF H R ER SO BB IBB HBP BLK WP HR S P ERA WHIP

Toronto Blue Jays @ Minnesota Twins
 Hubert H. Humphrey Metrodome, Minneapolis, MN
 Sat Aug 17 1996, 8:05 PM EDT
 Att: 20,354 - Dome

AB 30
 R 1
 H 4
 RBI 1
 BB 5
 SO 7
 LOB 15



Batter	1	2	3	4	5	6	7	8	9	AB	R	H	RBI	BB	SO	LOB	BOTTOM				
Chuck Knoblauch, R <small>OBP: 0.451, SLG: 0.539</small> Jeff Reboulet, R <small>OBP: 0.285, SLG: 0.246</small> (1, 4) (7, PR) (8, 4)										1	1	0	0	4	1	0					
Rich Becker, L <small>OBP: 0.357, SLG: 0.426</small> (1, 8)										4	1	1	1	1	1	3					
Paul Molitor, R <small>OBP: 0.386, SLG: 0.456</small> Ron Coomer, R <small>OBP: 0.348, SLG: 0.500</small> (1, 3) (8, 3)										5	1	2	2	0	0	4					
Scott Stahoviak, L <small>OBP: 0.409, SLG: 0.493</small> Chip Hale, L <small>OBP: 0.411, SLG: 0.453</small> (1, 10) (8, PH)										3	1	2	0	1	0	1					
Marty Cordova, R <small>OBP: 0.377, SLG: 0.477</small> (1, 7)										4	2	3	2	1	1	0					
Dave Hollins, S <small>OBP: 0.386, SLG: 0.396</small> (1, 5)										4	2	2	2	1	0	4					
Matt Lawton, L <small>OBP: 0.330, SLG: 0.344</small> (1, 9)										5	1	0	1	0	0	2					
Matt Walbeck, S <small>OBP: 0.266, SLG: 0.348</small> (1, 2)										4	1	2	1	1	2	0					
Pat Meares, R <small>OBP: 0.299, SLG: 0.398</small> (1, 6)										5	1	1	0	0	1	5					
Inning Stats	R: 0 E: 0 K: 1 S: 5	H: 2 LOB: 2 BB: 1 P: 9	R: 5 E: 2 K: 1 S: 10	H: 3 LOB: 3 BB: 3 P: 22	R: 0 E: 0 K: 2 S: 7	H: 0 LOB: 0 BB: 0 P: 7	R: 0 E: 0 K: 1 S: 5	H: 0 LOB: 1 BB: 1 P: 9	R: 2 E: 0 K: 0 S: 4	H: 2 LOB: 0 BB: 1 P: 8	R: 2 E: 0 K: 0 S: 4	H: 1 LOB: 2 BB: 2 P: 12	R: 1 E: 0 K: 1 S: 7	H: 2 LOB: 2 BB: 1 P: 11	R: 1 E: 0 K: 0 S: 6	H: 3 LOB: 3 BB: 0 P: 6	1B: 10 2B: 2 3B: 0 HR: 1	SF: 0 SAC: 0 DP: 1 HBP: 0	WP: 1 PB: 0 SB: 0 CS: 1	PA: 45	
PITCHER	IP WLS BF H R ER SO BB IBB HBP BLK WP HR S P ERA WHIP	IP WLS BF H R ER SO BB IBB HBP BLK WP HR S P ERA WHIP	IP WLS BF H R ER SO BB IBB HBP BLK WP HR S P ERA WHIP	IP WLS BF H R ER SO BB IBB HBP BLK WP HR S P ERA WHIP	IP WLS BF H R ER SO BB IBB HBP BLK WP HR S P ERA WHIP	IP WLS BF H R ER SO BB IBB HBP BLK WP HR S P ERA WHIP	IP WLS BF H R ER SO BB IBB HBP BLK WP HR S P ERA WHIP	IP WLS BF H R ER SO BB IBB HBP BLK WP HR S P ERA WHIP	IP WLS BF H R ER SO BB IBB HBP BLK WP HR S P ERA WHIP	IP WLS BF H R ER SO BB IBB HBP BLK WP HR S P ERA WHIP	IP WLS BF H R ER SO BB IBB HBP BLK WP HR S P ERA WHIP	IP WLS BF H R ER SO BB IBB HBP BLK WP HR S P ERA WHIP	IP WLS BF H R ER SO BB IBB HBP BLK WP HR S P ERA WHIP	IP WLS BF H R ER SO BB IBB HBP BLK WP HR S P ERA WHIP	IP WLS BF H R ER SO BB IBB HBP BLK WP HR S P ERA WHIP	IP WLS BF H R ER SO BB IBB HBP BLK WP HR S P ERA WHIP	IP WLS BF H R ER SO BB IBB HBP BLK WP HR S P ERA WHIP	IP WLS BF H R ER SO BB IBB HBP BLK WP HR S P ERA WHIP	IP WLS BF H R ER SO BB IBB HBP BLK WP HR S P ERA WHIP	IP WLS BF H R ER SO BB IBB HBP BLK WP HR S P ERA WHIP	IP WLS BF H R ER SO BB IBB HBP BLK WP HR S P ERA WHIP

Toronto Blue Jays @ Minnesota Twins
 Hubert H. Humphrey Metrodome, Minneapolis, MN
 Sat Aug 17 1996, 8:05 PM EDT
 Att: 20,354 - Dome

AB 36
 R 11
 H 13
 RBI 9
 BB 9
 SO 6
 LOB 19



Batter	1	2	3	4	5	6	7	8	9	AB R H RBI BB SO LOB	TOP											
Otis Nixon, S <small>OBP: 0.364, SLG: 0.303</small> (1, 8) X										4 1 1 0 0 0 1	Toronto Blue Jays @ Minnesota Twins Hubert H. Humphrey Metrodome, Minneapolis, MN Sun Aug 18 1996, 4:33 AM EDT Att: 18,010 - Dome - 72 F AB 37 R 6 H 12 RBI 6 BB 2 SO 10 LOB 13											
Jacob Brumfield, R <small>OBP: 0.329, SLG: 0.504</small> (1, 7) B										5 1 1 0 0 0 3 3												
Carlos Delgado, L <small>OBP: 0.370, SLG: 0.501</small> (1, 10) C										4 1 2 3 1 1 1 1												
Joe Carter, R <small>OBP: 0.313, SLG: 0.500</small> (1, 3) X										4 1 2 1 0 0 0 0												
Ed Sprague, R <small>OBP: 0.339, SLG: 0.517</small> (1, 5) C										5 1 1 2 0 2 3												
Shawn Green, L <small>OBP: 0.327, SLG: 0.453</small> (1, 9) B										4 0 2 0 0 0 0 0												
Charlie O'Brien, R <small>OBP: 0.354, SLG: 0.490</small> (1, 2) C										4 0 1 0 0 2 1												
Alex Gonzalez, R <small>OBP: 0.307, SLG: 0.401</small> (1, 6) C										3 0 0 0 1 2 1												
Tomas Perez, S <small>OBP: 0.311, SLG: 0.340</small> (1, 4) C										4 1 2 0 0 0 3												
Inning Stats	R: 1 E: 0 K: 1 S: 16	H: 1 LOB: 1 BB: 1 P: 24	R: 0 E: 0 K: 2 S: 7	H: 0 LOB: 0 BB: 0 P: 9	R: 0 E: 0 K: 2 S: 12	H: 1 LOB: 1 BB: 0 P: 20	R: 0 E: 0 K: 0 S: 12	H: 2 LOB: 3 BB: 1 P: 21	R: 0 E: 0 K: 0 S: 6	H: 0 LOB: 0 BB: 0 P: 10	R: 2 E: 0 K: 1 S: 13	H: 2 LOB: 0 BB: 0 P: 19	R: 2 E: 0 K: 1 S: 7	H: 2 LOB: 0 BB: 0 P: 12	R: 0 E: 0 K: 2 S: 13	H: 1 LOB: 1 BB: 0 P: 19	R: 1 E: 0 K: 1 S: 15	H: 3 LOB: 2 BB: 0 P: 19	1B: 7 2B: 2 3B: 1 HR: 2	SF: 1 SAC: 1 DP: 0 HBP: 0	WP: 1 PB: 0 SB: 1 CS: 0	PA: 41
PITCHER	IP WLS BF H R ER SO BB IBB HBP BLK WP HR S P ERA WHIP											PITCHER	IP WLS BF H R ER SO BB IBB HBP BLK WP HR S P ERA WHIP									
Rick Aguilera, R <small>ERA: 5.65</small> (1, 1)	7.0 L 31 8 5 5 7 2 0 0 0 0 1 2 73 115 6.43 1.429																					
Jose Parra, R <small>ERA: 5.92</small> (8, 1)	1.0 4 1 0 0 2 0 0 0 0 0 0 13 19 0.00 1.000																					
Eddie Guardado, L <small>ERA: 5.02</small> (9, 1)	0.2 4 2 1 1 1 0 0 0 0 0 0 11 13 13.50 3.000																					
Greg Hansell, R <small>ERA: 5.32</small> (9, 1)	0.1 2 1 0 0 0 0 0 0 0 0 0 4 6 0.00 3.000																					

Batter	1	2	3	4	5	6	7	8	9	AB R H RBI BB SO LOB	BOTTOM											
Chuck Knoblauch, R <small>OBP: 0.451, SLG: 0.540</small> (1, 4) C										3 1 1 1 0 1 1 1	Toronto Blue Jays @ Minnesota Twins Hubert H. Humphrey Metrodome, Minneapolis, MN Sun Aug 18 1996, 4:33 AM EDT Att: 18,010 - Dome - 72 F AB 31 R 2 H 6 RBI 2 BB 0 SO 7 LOB 9											
Chip Hale, L <small>OBP: 0.405, SLG: 0.446</small> (8, FH) (9, 4) C										1 0 0 0 0 1 0												
Rich Becker, L <small>OBP: 0.356, SLG: 0.424</small> (1, 8) B										4 0 1 0 0 1 2												
Paul Moltitor, R <small>OBP: 0.385, SLG: 0.457</small> (1, 10) X										3 0 1 1 0 0 2												
Scott Stahoviak, L <small>OBP: 0.404, SLG: 0.487</small> (1, 3) B										4 0 0 0 0 0 2												
Marty Cordova, R <small>OBP: 0.376, SLG: 0.475</small> (1, 7) C										4 0 1 0 0 2 1												
Greg Myers, L <small>OBP: 0.338, SLG: 0.463</small> (1, 2) C										3 0 0 0 0 1 1												
Dave Hollins, S <small>OBP: 0.365, SLG: 0.393</small> (1, 5) B										3 0 0 0 0 1 0												
Matt Lawton, L <small>OBP: 0.330, SLG: 0.344</small> (1, 9) C										3 1 1 0 0 0 0												
Jeff Reboulet, R <small>OBP: 0.286, SLG: 0.247</small> (1, 6) C										3 0 1 0 0 0 0												
Inning Stats	R: 0 E: 0 K: 1 S: 13	H: 1 LOB: 0 BB: 0 P: 17	R: 0 E: 0 K: 3 S: 11	H: 0 LOB: 0 BB: 0 P: 15	R: 1 E: 0 K: 0 S: 10	H: 2 LOB: 1 BB: 0 P: 16	R: 0 E: 0 K: 1 S: 8	H: 0 LOB: 0 BB: 0 P: 14	R: 0 E: 0 K: 0 S: 6	H: 0 LOB: 0 BB: 0 P: 8	R: 1 E: 0 K: 0 S: 9	H: 1 LOB: 0 BB: 0 P: 16	R: 0 E: 0 K: 0 S: 7	H: 1 LOB: 0 BB: 0 P: 11	R: 0 E: 0 K: 1 S: 8	H: 0 LOB: 0 BB: 0 P: 9	R: 0 E: 0 K: 1 S: 12	H: 1 LOB: 1 BB: 0 P: 16	1B: 4 2B: 2 3B: 0 HR: 0	SF: 1 SAC: 0 DP: 1 HBP: 0	WP: 0 PB: 0 SB: 1 CS: 0	PA: 32
PITCHER	IP WLS BF H R ER SO BB IBB HBP BLK WP HR S P ERA WHIP											PITCHER	IP WLS BF H R ER SO BB IBB HBP BLK WP HR S P ERA WHIP									
Pat Hentgen, R <small>ERA: 3.49</small> (1, 1)	9.0 W 32 6 2 2 7 0 0 0 0 0 0 84 122 2.00 0.667																					

Batter	1	2	3	4	5	6	7	8	9	AB	R	H	RBI	BB	SO	LOB	TOP
Otis Nixon, S <small>OBP: 0.363, SLG: 0.302</small> 										4	0	1	0	0	0	2	Toronto Blue Jays @ Kansas City Royals Kauffman Stadium, Kansas City, MO Mon Aug 19 1996, 7:05 PM CDT Att: 16,862 - Unknown - 88 F livebaseballscorecards.com
Jacob Brumfield, R <small>OBP: 0.325, SLG: 0.497</small> 										4	0	0	0	0	2		
Juan Samuel, R <small>OBP: 0.329, SLG: 0.500</small> 										4	1	1	0	0	2	1	
Joe Carter, R <small>OBP: 0.313, SLG: 0.502</small> 										4	1	1	0	0	2	2	
Ed Sprague, R <small>OBP: 0.338, SLG: 0.514</small> 										2	0	0	1	1	0	0	
Charlie O'Brien, R <small>OBP: 0.349, SLG: 0.483</small> 										3	0	0	1	0	0	0	
Robert Perez, R <small>OBP: 0.377, SLG: 0.452</small> 										4	0	1	0	0	0	1	
Alex Gonzalez, R <small>OBP: 0.305, SLG: 0.399</small> 										3	0	0	0	0	1	1	
Tomas Perez, S <small>OBP: 0.315, SLG: 0.344</small> 										3	0	2	0	0	0	0	
Inning Stats <small>R: 0, H: 1, E: 0, LOB: 1, K: 1, BB: 0, S: 13</small>	<small>R: 0, H: 1, E: 0, LOB: 1, K: 1, BB: 0, S: 11</small>	<small>R: 0, H: 1, E: 0, LOB: 1, K: 1, BB: 0, S: 11</small>	<small>R: 0, H: 0, E: 0, LOB: 0, K: 0, BB: 0, S: 9</small>	<small>R: 1, H: 1, E: 0, LOB: 0, K: 0, BB: 0, S: 7</small>	<small>R: 0, H: 1, E: 0, LOB: 1, K: 0, BB: 0, S: 10</small>	<small>R: 0, H: 0, E: 0, LOB: 0, K: 0, BB: 0, S: 3</small>	<small>R: 0, H: 0, E: 0, LOB: 0, K: 0, BB: 0, S: 4</small>	<small>R: 0, H: 1, E: 0, LOB: 1, K: 0, BB: 0, S: 7</small>	<small>R: 1, H: 1, E: 0, LOB: 1, K: 1, BB: 1, S: 11</small>	<small>1B: 4, SF: 2, 2B: 1, SAC: 0, 3B: 1, DP: 0, HR: 0, HBP: 0</small>	<small>WP: 1, PA: 34, FB: 0, SB: 1, CS: 0</small>						
PITCHER 50 José Rosado, L <small>ERA: 2.51</small>	<small>IP: 9.0, WLS: L, BF: 34, H: 6, R: 2, ER: 2, SO: 3, BB: 0, IBB: 1, HBP: 0, BLK: 0, WP: 1, HR: 0, S: 75, P: 116, ERA: 2.00, WHIP: 0.667</small>											PITCHER <small>IP: WLS: BF: H: R: ER: SO: BB: IBB: HBP: BLK: WP: HR: S: P: ERA: WHIP</small>					

Batter	1	2	3	4	5	6	7	8	9	AB	R	H	RBI	BB	SO	LOB	BOTTOM
Jose Offerman, S <small>OBP: 0.376, SLG: 0.404</small> 										4	0	1	1	0	1	0	Toronto Blue Jays @ Kansas City Royals Kauffman Stadium, Kansas City, MO Mon Aug 19 1996, 7:05 PM CDT Att: 16,862 - Unknown - 88 F livebaseballscorecards.com
Tom Goodwin, L <small>OBP: 0.333, SLG: 0.331</small> 										4	0	1	0	0	2		
Keith Lockhart, L <small>OBP: 0.335, SLG: 0.419</small> 										3	0	1	0	1	2		
Bob Hamelin, L <small>OBP: 0.387, SLG: 0.421</small> 										4	0	0	0	0	3	3	
Craig Paquette, R <small>OBP: 0.313, SLG: 0.477</small> 										4	0	1	0	0	0	1	
Michael Tucker, L <small>OBP: 0.343, SLG: 0.431</small> 										2	0	0	0	2	1	0	
29 Mike Sweeney, R <small>OBP: 0.375, SLG: 0.367</small> 										4	0	1	0	0	0	3	
Johnny Damon, L <small>OBP: 0.325, SLG: 0.391</small> 										4	1	1	0	0	1	3	
David Howard, S <small>OBP: 0.296, SLG: 0.327</small> 										2	0	0	0	1	0	0	
Inning Stats <small>R: 0, H: 0, E: 0, LOB: 0, K: 1, BB: 0, S: 6</small>	<small>R: 0, H: 0, E: 0, LOB: 0, K: 1, BB: 0, S: 9</small>	<small>R: 1, H: 3, E: 0, LOB: 2, K: 0, BB: 1, S: 7</small>	<small>R: 0, H: 1, E: 0, LOB: 1, K: 1, BB: 1, S: 16</small>	<small>R: 0, H: 1, E: 0, LOB: 2, K: 1, BB: 1, S: 12</small>	<small>R: 0, H: 0, E: 0, LOB: 0, K: 1, BB: 1, S: 6</small>	<small>R: 0, H: 0, E: 0, LOB: 0, K: 0, BB: 0, S: 6</small>	<small>R: 0, H: 1, E: 0, LOB: 1, K: 1, BB: 0, S: 7</small>	<small>R: 0, H: 0, E: 0, LOB: 0, K: 0, BB: 0, S: 5</small>	<small>1B: 6, SF: 0, 2B: 0, SAC: 0, 3B: 0, DP: 1, HR: 0, HBP: 0</small>	<small>WP: 0, PA: 35, FB: 1, SB: 3, CS: 0</small>							
PITCHER Woody Williams, R <small>ERA: 4.41</small>	<small>IP: 7.0, WLS: W, BF: 29, H: 5, R: 1, ER: 1, SO: 1, BB: 4, IBB: 0, HBP: 0, BLK: 0, WP: 0, HR: 0, S: 7, P: 103, ERA: 1.29, WHIP: 1.286</small>											PITCHER <small>IP: WLS: BF: H: R: ER: SO: BB: IBB: HBP: BLK: WP: HR: S: P: ERA: WHIP</small>					
Paul Spoljaric, L <small>ERA: 3.51</small>	<small>IP: 1.0, WLS: S, BF: 3, H: 1, R: 0, ER: 0, SO: 1, BB: 0, IBB: 0, HBP: 0, BLK: 0, WP: 0, HR: 0, S: 7, P: 8, ERA: 0.00, WHIP: 1.000</small>																
Mike Timlin, R <small>ERA: 3.89</small>	<small>IP: 1.0, WLS: S, BF: 3, H: 0, R: 0, ER: 0, SO: 0, BB: 0, IBB: 0, HBP: 0, BLK: 0, WP: 0, HR: 0, S: 5, P: 7, ERA: 0.00, WHIP: 0.000</small>																

Batter	1	2	3	4	5	6	7	8	9	10	11	12	13	14	AB	R	H	RBI	BB	SO	LOB	TOP					
Olis Nixon, S OBP: 0.364, SLG: 0.304 (1, 8)															7	0	3	0	0	1	0						
Shawn Green, L OBP: 0.330, SLG: 0.465 (1, 9)															3	2	2	1	0	0	1						
Joe Carter, R OBP: 0.311, SLG: 0.499 (8, PH)															3	0	0	0	0	0	1						
Juan Samuel, R OBP: 0.329, SLG: 0.496 (8, 7)															3	0	1	0	0	1	4						
John Olerud, L OBP: 0.392, SLG: 0.511 (1, 3)															6	0	1	1	0	0	1						
Ed Sprague, R OBP: 0.338, SLG: 0.513 (2, 5)															1	0	0	0	0	1	0						
Dominic Cadeno, S OBP: 0.320, SLG: 0.351 (1, 10)															5	1	2	1	1	1	1						
Carlos Delgado, L OBP: 0.372, SLG: 0.508 (1, 10)															6	0	1	0	0	2	1						
Charlie O'Brien, R OBP: 0.345, SLG: 0.476 (1, 2)															5	1	2	1	0	0	0						
Alex Gonzalez, R OBP: 0.308, SLG: 0.406 (1, 6)															5	1	2	1	0	0	0						
Tomas Perez, S OBP: 0.311, SLG: 0.336 (1, 4)															5	0	0	0	1	0	3						
Inning Stats	R: 0 E: 0 K: 0 S: 7	H: 1 LOB: 0 BB: 0 P: 9	R: 0 E: 0 K: 1 S: 6	H: 0 LOB: 0 BB: 0 P: 10	R: 0 E: 0 K: 1 S: 6	H: 0 LOB: 0 BB: 0 P: 8	R: 1 E: 0 K: 0 S: 9	H: 1 LOB: 0 BB: 0 P: 13	R: 1 E: 0 K: 1 S: 11	H: 3 LOB: 1 BB: 0 P: 14	R: 0 E: 0 K: 0 S: 8	H: 1 LOB: 1 BB: 0 P: 17	R: 0 E: 0 K: 0 S: 10	H: 1 LOB: 1 BB: 0 P: 14	R: 1 E: 0 K: 0 S: 7	H: 1 LOB: 0 BB: 0 P: 11	R: 1 E: 0 K: 0 S: 5	H: 1 LOB: 0 BB: 0 P: 11	R: 1 E: 0 K: 0 S: 7	H: 1 LOB: 0 BB: 0 P: 9	R: 1 E: 0 K: 0 S: 7	H: 1 LOB: 0 BB: 0 P: 9	1B: 10 2B: 3 3B: 0 HR: 4	SF: 0 SAC: 1 DP: 4 HBP: 0	WP: 0 PB: 0 SB: 1 CS: 0	PA: 56	
PITCHER	IP	WLS	BF	H	R	ER	SO	BB	IBB	HBP	BLK	WP	HR	S	P	ERA	WHIP										
Doug Linton, R ERA: 5.4	(1, 1)	6.0	23	7	3	3	3	0	0	0	0	0	0	1	52	7.3	1.167										
Jeff Gantner, L ERA: 6.99	(7, 1)	0.0	1	0	0	0	0	1	0	0	0	0	0	0	6	-	-										
Jaime Blum, R ERA: 6.79	(7, 1)	1.0	3	1	0	0	0	0	0	0	0	0	0	6	11	0.00	1.000										
Jason Jacome, L ERA: 4.43	(8, 1)	0.1	1	0	0	0	0	0	0	0	0	0	0	1	1	0.00	0.000										
Hipolito Pichardo, R ERA: 5.23	(8, 1)	0.1	2	1	0	0	1	0	0	0	0	0	0	8	11	0.00	3.000										
PITCHER	IP	WLS	BF	H	R	ER	SO	BB	IBB	HBP	BLK	WP	HR	S	P	ERA	WHIP										
Mike Magnante, L ERA: 5.14	(8, 1)	0.1	0	0	0	0	0	0	0	0	0	0	0	1	2	0.00	0.000										
Jeff Montgomery, R ERA: 4.1	(9, 1)	2.0	8	2	1	1	2	0	0	0	0	0	1	20	31	4.50	1.000										
Rick Huisman, R ERA: 2.61	(11, 1)	4.0	17	4	2	2	1	1	0	0	0	0	2	28	48	4.50	1.250										

Toronto Blue Jays @ Kansas City Royals
Kauffman Stadium, Kansas City, MO
Tue Aug 20 1996, 7:05 PM CDT
Att. 14,568 - Unknown - 76 F

AB	53
R	6
H	15
RBI	5
BB	2
SO	7
LOB	16



Batter	1	2	3	4	5	6	7	8	9	10	11	12	13	14	AB	R	H	RBI	BB	SO	LOB	BOTTOM						
Jose Offerman, S OBP: 0.376, SLG: 0.407 (9, 3)															5	2	2	1	1	0	2							
Joe Randa, R OBP: 0.337, SLG: 0.419 (1, 5)															5	0	2	1	1	0	3							
Craig Paquette, R OBP: 0.315, SLG: 0.485 (1, 7)															7	1	3	2	0	0	4							
Mike Macfarlane, R OBP: 0.342, SLG: 0.522 (1, 2)															7	0	1	0	0	1	4							
Michael Tucker, L OBP: 0.344, SLG: 0.432 (1, 9)															6	0	2	0	1	1	2							
29 Mike Sweeney, R OBP: 0.366, SLG: 0.349 (10, PR)															4	0	0	0	0	0	2							
Tom Goodwin, L OBP: 0.334, SLG: 0.331 (10, PR)															0	0	0	0	1	0	0							
Kevin Young, R OBP: 0.340, SLG: 0.500 (8, PH)															3	2	2	1	0	0	2							
Keith Lockhart, L OBP: 0.334, SLG: 0.417 (8, 4)															4	0	1	0	0	1	4							
Johnny Damon, L OBP: 0.325, SLG: 0.389 (1, 8)															5	0	1	0	0	1	3							
David Howard, S OBP: 0.298, SLG: 0.328 (1, 6)															4	0	1	0	1	1	1							
Inning Stats	R: 1 E: 0 K: 1 S: 8	H: 1 LOB: 0 BB: 0 P: 16	R: 1 E: 0 K: 0 S: 6	H: 1 LOB: 0 BB: 0 P: 9	R: 1 E: 0 K: 0 S: 18	H: 3 LOB: 2 BB: 0 P: 27	R: 1 E: 0 K: 0 S: 10	H: 2 LOB: 2 BB: 1 P: 16	R: 0 E: 0 K: 0 S: 13	H: 1 LOB: 1 BB: 0 P: 13	R: 0 E: 0 K: 1 S: 7	H: 0 LOB: 0 BB: 0 P: 14	R: 0 E: 0 K: 0 S: 12	H: 1 LOB: 1 BB: 0 P: 15	R: 0 E: 0 K: 0 S: 12	H: 0 LOB: 0 BB: 0 P: 16	R: 0 E: 0 K: 0 S: 5	H: 0 LOB: 2 BB: 1 P: 10	R: 0 E: 0 K: 0 S: 5	H: 0 LOB: 2 BB: 2 P: 18	R: 1 E: 0 K: 0 S: 11	H: 3 LOB: 0 BB: 0 P: 11	R: 0 E: 0 K: 0 S: 7	H: 1 LOB: 0 BB: 0 P: 10	1B: 10 2B: 4 3B: 0 HR: 2	SF: 1 SAC: 3 DP: 2 HBP: 2	WP: 0 PB: 0 SB: 2 CS: 1	PA: 61
PITCHER	IP	WLS	BF	H	R	ER	SO	BB	IBB	HBP	BLK	WP	HR	S	P	ERA	WHIP											
Huck Flenner, L ERA: 3.66	(1, 1)	4.1	23	9	4	4	1	0	0	0	0	0	0	50	74	0.00	0.529											
Paul Quantrill, R ERA: 5.53	(5, 1)	5.2	20	2	0	0	3	1	0	1	0	0	0	14	29	0.00	1.500											
Paul Spoljaric, L ERA: 3.25	(11, 1)	2.0	10	0	0	0	1	3	0	0	0	0	0	18	21	4.50	2.000											
Mike Timlin, R ERA: 3.92	(13, 1)	2.0	W	8	4	1	1	0	0	0	0	0	0	18	21	4.50	2.000											

Toronto Blue Jays @ Kansas City Royals
Kauffman Stadium, Kansas City, MO
Tue Aug 20 1996, 7:05 PM CDT
Att. 14,568 - Unknown - 76 F


AB	50
R	5
H	15
RBI	5
BB	5
SO	5
LOB	27



Batter	1	2	3	4	5	6	7	8	9	AB	R	H	RBI	BB	SO	LOB	TOP			
Otis Nixon, S OBP: 0.364, SLG: 0.305	0-3 K		0-0 FC6-4			0-0 1B SF7				3	1	1	0	0	1	1				
Shawn Green, L OBP: 0.330, SLG: 0.463	0-0 G4-3		0-1 G3			3-2 FC4-6				3	0	1	0	0	0	1				
Jacob Brumfield, R OBP: 0.319, SLG: 0.485	1-0 F8			2-1 P6		0-0 SF7				2	0	0	1	0	0	0				
John Olerud, L OBP: 0.390, SLG: 0.506		0-0 F9		1-2 P5		3-H FC4-6				3	0	0	0	0	0	1				
Ed Sprague, R OBP: 0.342, SLG: 0.512		4-1 BB		0-0 P5			2-2 1B			2	0	1	0	1	0	0				
Carlos Delgado, L OBP: 0.370, SLG: 0.504		2-1 F8		0-0 F7						2	0	0	0	0	0	1				
Charlie O'Brien, R OBP: 0.343, SLG: 0.472		3-2 G5-3		1-3 K						2	0	0	0	0	1	1				
Tilson Brito, R OBP: 0.359, SLG: 0.346			1-1 G5-3		0-0 L1					2	0	0	0	0	0	0				
Tomas Perez, S OBP: 0.308, SLG: 0.332			0-1 FC6-4			2-2 G1-3				2	0	1	0	0	0	0				
Inning Stats	R: 0 H: 0 E: 0 K: 1 S: 5	H: 0 LOB: 0 BB: 0 P: 6	R: 0 H: 0 E: 0 K: 0 S: 7	H: 0 LOB: 1 BB: 1 P: 16	R: 0 H: 1 E: 0 K: 0 S: 7	H: 0 LOB: 0 BB: 0 P: 8	R: 0 H: 0 E: 0 K: 0 S: 6	H: 0 LOB: 0 BB: 0 P: 9	R: 0 H: 0 E: 0 K: 1 S: 6	H: 0 LOB: 0 BB: 0 P: 7	R: 1 H: 2 E: 0 K: 0 S: 11	H: 2 LOB: 1 BB: 0 P: 16	R: 0 H: 1 E: 0 K: 0 S: 5	H: 1 LOB: 1 BB: 0 P: 7				1B: 4 2B: 0 3B: 0 HR: 0	SF: 1 SAC: 0 DP: 0 HBP: 0	WP: 0 PA: 23 CS: 0
PITCHER Alex Fernandez, R ERA: 3.55	IP: 6.0 WLS: L BF: 23	H: 4 R: 1 ER: 1 SO: 2	BB: 1 IBB: 0 HBP: 0 BLK: 0	WP: 0 HR: 0 S: 47 P: 69	ERA: 1.50 WHIP: 0.833															

Toronto Blue Jays @ Chicago White Sox
Comiskey Park, Chicago, IL
Thu Aug 22 1996, 8:05 PM EDT
Att: 22,394 - Unknown - 86 F


AB 21
R 1
H 4
RBI 1
BB 1
SO 2
LOB 5



Batter	1	2	3	4	5	6	7	8	9	AB	R	H	RBI	BB	SO	LOB	BOTTOM	
Tony Phillips, S OBP: 0.418, SLG: 0.416	4-2 F8 BB		2-3 K		1-1 CS	2-1 G4-3				2	0	0	0	1	1	0		
Ray Durham, S OBP: 0.397, SLG: 0.430	4-2 F8 BB		0-2 P6			3-2 K				2	0	0	0	1	1	0		
Frank Thomas, R OBP: 0.467, SLG: 0.608	0-0 L4			3-2 G4-3		0-0 F8				3	0	0	0	0	0	2		
Harold Baines, L OBP: 0.379, SLG: 0.505	2-1 F8			1-1 2B						2	0	1	0	0	0	2		
Robin Ventura, L OBP: 0.376, SLG: 0.534	3-1 G1-3			1-1 F7						2	0	0	0	0	0	3		
Danny Tartabull, R OBP: 0.335, SLG: 0.460		4-1 G4-6-3 BB		3-1 2B						1	0	1	0	1	0	0		
Darren Lewis, R OBP: 0.318, SLG: 0.307		2-1 G4-6-3		1-1 B5-3						2	0	0	0	0	0	1		
Ron Karkovice, R OBP: 0.270, SLG: 0.369		0-1 G6-3		0-3 K						2	0	0	0	0	1	0		
Ozzie Guillen, L OBP: 0.277, SLG: 0.370			0-3 K		1-2 CS					2	0	1	0	0	1	0		
Inning Stats	R: 0 H: 0 E: 0 K: 0 S: 9	H: 0 LOB: 2 BB: 2 P: 22	R: 0 H: 0 E: 0 K: 0 S: 5	H: 0 LOB: 0 BB: 1 P: 11	R: 0 H: 0 E: 0 K: 2 S: 10	H: 0 LOB: 0 BB: 0 P: 12	R: 0 H: 2 E: 0 K: 0 S: 10	H: 2 LOB: 0 BB: 0 P: 18	R: 0 H: 1 E: 0 K: 1 S: 9	H: 1 LOB: 0 BB: 0 P: 12	R: 0 H: 0 E: 0 K: 1 S: 6	H: 0 LOB: 0 BB: 0 P: 11				1B: 2 2B: 1 3B: 0 HR: 0	SF: 0 SAC: 0 DP: 1 HBP: 0	WP: 0 PA: 22 CS: 1
PITCHER Erik Hanson, R ERA: 6.08	IP: 6.0 WLS: W BF: 21	H: 3 R: 0 ER: 0 SO: 4	BB: 3 IBB: 0 HBP: 0 BLK: 0	WP: 0 HR: 0 S: 49 P: 86	ERA: 0.00 WHIP: 1.000													

Toronto Blue Jays @ Chicago White Sox
Comiskey Park, Chicago, IL
Thu Aug 22 1996, 8:05 PM EDT
Att: 22,394 - Unknown - 86 F

AB 18
R 0
H 3
RBI 0
BB 3
SO 4
LOB 8




Batter	1	2	3	4	5	6	7	8	9	AB	R	H	RBI	BB	SO	LOB	TOP				
Otis Nixon, S OBP: 0.367, SLG: 0.308 (1, 8)										5	1	3	0	0	0	4	Toronto Blue Jays @ Chicago White Sox Comiskey Park, Chicago, IL Fri Aug 23, 1996, 8:05 PM EDT Att: 19,132 - Unknown - 75 F				
Shawn Green, L OBP: 0.333, SLG: 0.464 (1, 9)										4	1	2	0	1	0	3					
Joe Carter, R OBP: 0.369, SLG: 0.494 Jacob Brumfield, R OBP: 0.319, SLG: 0.485 (9, 7)										5	0	1	1	0	1	2					
John Olerud, L OBP: 0.393, SLG: 0.506 (1, 3)										4	1	2	1	1	0	1					
Ed Sprague, R OBP: 0.341, SLG: 0.515 (1, 5)										5	1	1	2	0	0	4					
Carlos Delgado, L OBP: 0.365, SLG: 0.500 (1, 10)										3	0	0	0	1	2	1					
Charlie O'Brien, R OBP: 0.343, SLG: 0.468 (1, 2)										2	0	0	0	0	0	0					
Alex Gonzalez, R OBP: 0.307, SLG: 0.401 (1, 6)										2	0	0	0	2	1	2					
Tomas Perez, S OBP: 0.307, SLG: 0.330 (1, 4)										4	0	1	0	0	0	4					
Inning Stats	R: 1 E: 0 K: 0 S: 11	H: 2 LOB: 1 BB: 0 P: 19	R: 0 E: 0 K: 1 S: 13	H: 0 LOB: 2 BB: 1 P: 21	R: 3 E: 0 K: 2 S: 14	H: 3 LOB: 0 BB: 0 P: 22	R: 0 E: 0 K: 0 S: 14	H: 1 LOB: 2 BB: 0 P: 27	R: 0 E: 0 K: 0 S: 6	H: 1 LOB: 1 BB: 0 P: 9	R: 0 E: 0 K: 0 S: 4	H: 0 LOB: 0 BB: 0 P: 7	R: 0 E: 0 K: 1 S: 7	H: 0 LOB: 1 BB: 1 P: 11	R: 0 E: 0 K: 0 S: 11	H: 2 LOB: 2 BB: 1 P: 20	1B: 9 2B: 0 3B: 0 HR: 1	SF: 0 SAC: 1 DP: 0 HBP: 1	WP: 1 PB: 1 SB: 3 CS: 2	PA: 41	
PITCHER	IP	WLS	BF	H	R	ER	SO	BB	IBB	HBP	BLK	WP	HR	S	P	ERA	WHIP				
Scott Ruffcorn, R ERA: 11.81 (1, 1)	5.0	L	25	7	4	4	3	3	0	0	0	1	1	58	98	7.20	2.000				
Jeff Darwin, R ERA: 1.53 (6, 1)	3.0		12	1	0	0	1	1	0	1	0	0	0	20	32	0.00	0.667				
Tony Castillo, L ERA: 4.17 (9, 1)	1.0		5	2	0	0	0	1	0	0	0	0	0	11	20	0.00	3.000				

Batter	1	2	3	4	5	6	7	8	9	AB	R	H	RBI	BB	SO	LOB	BOTTOM				
Tony Phillips, S OBP: 0.415, SLG: 0.413 (1, 7)										4	0	0	0	0	1	1	Toronto Blue Jays @ Chicago White Sox Comiskey Park, Chicago, IL Fri Aug 23, 1996, 8:05 PM EDT Att: 19,132 - Unknown - 75 F				
Dave Martinez, L OBP: 0.385, SLG: 0.469 (1, 8)										4	1	1	0	0	0	1					
Frank Thomas, R OBP: 0.465, SLG: 0.604 (1, 3)										4	0	1	0	0	0	0					
Harold Baines, L OBP: 0.378, SLG: 0.502 Norberto Martin, R OBP: 0.392, SLG: 0.438 (9, PR)										4	0	1	0	0	0	0					
Robin Ventura, L OBP: 0.373, SLG: 0.530 (1, 5)										3	0	0	1	0	0	1					
Danny Tartabull, R OBP: 0.332, SLG: 0.455 (1, 9)										4	0	0	0	0	2	3					
Ray Durham, S OBP: 0.366, SLG: 0.431 (1, 4)										4	0	1	0	0	1	1					
Pat Borders, R OBP: 0.280, SLG: 0.371 (1, 2)										3	1	1	1	0	0	1					
Ozzie Guillen, L OBP: 0.277, SLG: 0.370 (1, 6)										3	0	1	0	0	2	1					
Inning Stats	R: 1 E: 0 K: 0 S: 13	H: 3 LOB: 2 BB: 0 P: 20	R: 1 E: 0 K: 1 S: 12	H: 2 LOB: 1 BB: 0 P: 20	R: 0 E: 0 K: 0 S: 7	H: 0 LOB: 0 BB: 0 P: 11	R: 0 E: 0 K: 1 S: 6	H: 0 LOB: 0 BB: 0 P: 8	R: 0 E: 0 K: 0 S: 6	H: 0 LOB: 0 BB: 0 P: 7	R: 0 E: 0 K: 0 S: 6	H: 0 LOB: 0 BB: 0 P: 11	R: 0 E: 0 K: 1 S: 5	H: 0 LOB: 0 BB: 0 P: 8	R: 0 E: 1 K: 1 S: 6	H: 0 LOB: 1 BB: 0 P: 11	1B: 4 2B: 1 3B: 0 HR: 1	SF: 1 SAC: 0 DP: 0 HBP: 0	WP: 0 PB: 0 SB: 0 CS: 0	PA: 34	
PITCHER	IP	WLS	BF	H	R	ER	SO	BB	IBB	HBP	BLK	WP	HR	S	P	ERA	WHIP				
Pat Hentgen, R ERA: 3.43 (1, 1)	9.0	W	34	6	2	2	6	0	0	0	0	0	1	70	106	2.00	0.667				

AB	34
R	4
H	10
RBI	4
BB	5
SO	4
LOB	21



AB	33
R	2
H	6
RBI	2
BB	0
SO	6
LOB	9



Batter	1	2	3	4	5	6	7	8	9	AB	R	H	RBI	BB	SO	LOB	TOP								
Otis Nixon, S (1, 8) OBP: 0.367, SLG: 0.310 Robert Perez, R (9, 7) OBP: 0.330, SLG: 0.449	F9	L7		G4-3				2B 1B		4	1	1	1	1	0	2									
Shawn Green, L (1, 9) OBP: 0.334, SLG: 0.469	3B 2B		L7	L4		K		1B 2B		5	2	2	1	0	1	3									
Jacob Brumfield, R (1, 7) OBP: 0.326, SLG: 0.495	G6-3 2H		G6-3		G4-6-3 1B		CS BB	1B		4	1	3	3	1	0	0									
John Olerud, L (1, 3) OBP: 0.390, SLG: 0.502	G6-3 3H		G6-3		G4-6-3 1-2		1B	P5		5	0	1	1	0	0	2									
Ed Sprague, R (1, 5) OBP: 0.341, SLG: 0.515	2B				F8		F8		K	4	1	1	0	1	1	1									
Carlos Delgado, L (1, 10) OBP: 0.385, SLG: 0.494	G3			K		G4-3	K		G3	5	0	0	0	0	2	3									
Charlie O'Brien, R (1, 2) OBP: 0.344, SLG: 0.465		K		HR BB		2B 1B		K	G6-3	4	2	1	0	1	2	0									
Alex Gonzalez, R (1, 6) OBP: 0.312, SLG: 0.411		1B		HR		2B BB		G4-3 2B BB		2	2	2	3	2	0	0									
Tomas Perez, S (1, 4) OBP: 0.306, SLG: 0.333	F9			G4-3 2B		F9		G4-3		4	0	1	0	0	0	4									
Inning Stats	R: 2 E: 0 K: 0 S: 14	H: 3 LOB: 1 BB: 0 P: 24	R: 0 E: 0 K: 1 S: 10	H: 1 LOB: 1 BB: 0 P: 16	R: 0 E: 0 K: 0 S: 7	H: 0 LOB: 0 BB: 0 P: 14	R: 3 E: 0 K: 1 S: 17	H: 2 LOB: 1 BB: 2 P: 36	R: 0 E: 0 K: 0 S: 9	H: 1 LOB: 0 BB: 0 P: 15	R: 1 E: 0 K: 1 S: 13	H: 2 LOB: 2 BB: 1 P: 23	R: 0 E: 0 K: 1 S: 14	H: 1 LOB: 1 BB: 1 P: 21	R: 3 E: 0 K: 1 S: 17	H: 2 LOB: 1 BB: 2 P: 31	R: 0 E: 0 K: 1 S: 6	H: 0 LOB: 0 BB: 0 P: 8	1B: 5 2B: 5 3B: 1 HR: 1	SF: 0 SAC: 0 DP: 1 HBP: 0	WP: 0 PB: 0 SB: 0 CS: 1	PA: 43			
PITCHER	IP	WLS	BF	H	R	ER	SO	BB	IBB	HBP	BLK	WP	HR	S	P	ERA	WHIP								
James Baldwin, R (1, 1) ERA: 4.37 Mike Bertotti, L (4, 1) ERA: 5.74 41 Bill Simas, R (7, 1) ERA: 4.87 Al Levine, R (9, 1) ERA: 4.5	3.1	L	18	6	5	5	2	2	0	0	0	0	0	1	43	81	13.50	2.400							

Toronto Blue Jays @ Chicago White Sox
 Comiskey Park, Chicago, IL
 Sat Aug 24 1996, 8:05 PM EDT
 Att: 29,413 - Unknown - 80 F

AB	37
R	9
H	12
RBI	9
BB	6
SO	6
LOB	15

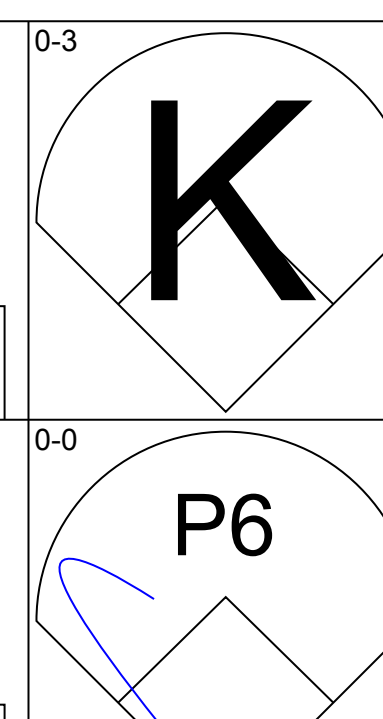
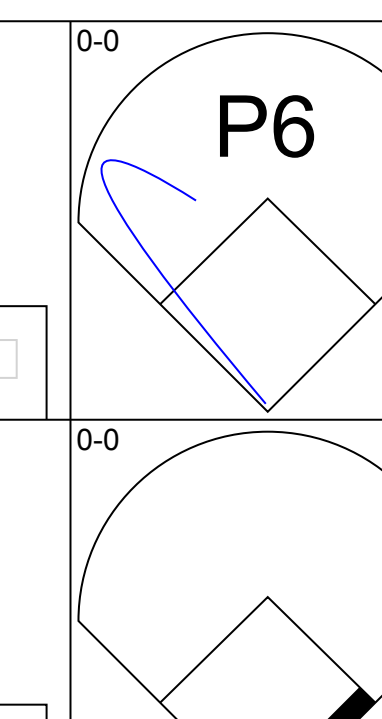
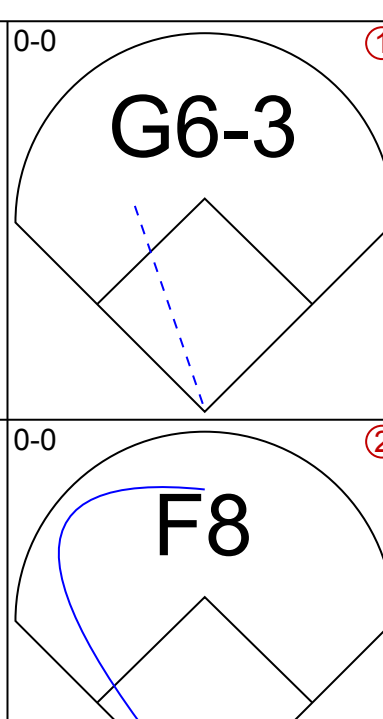
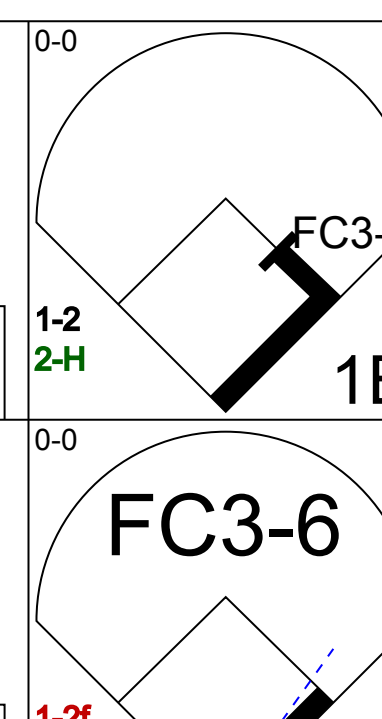
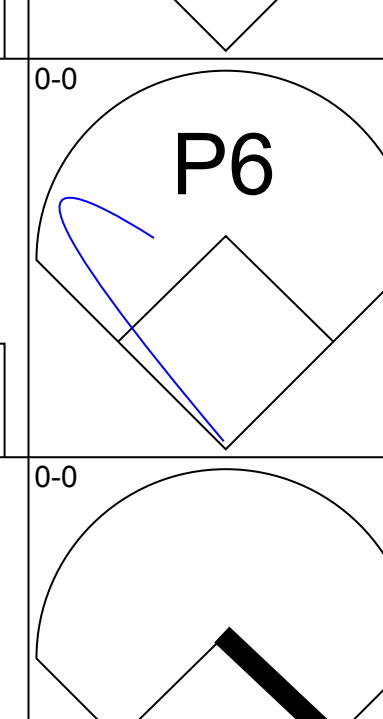
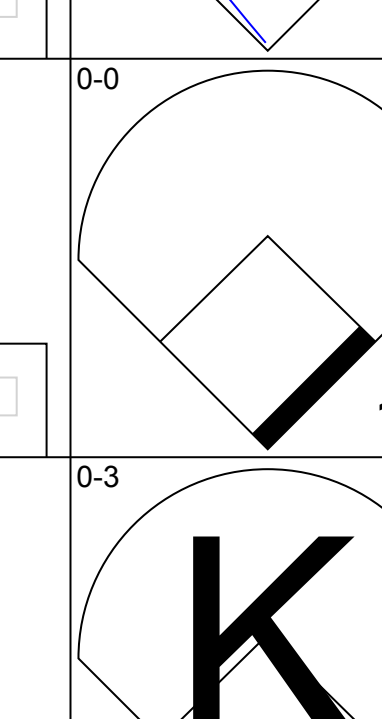
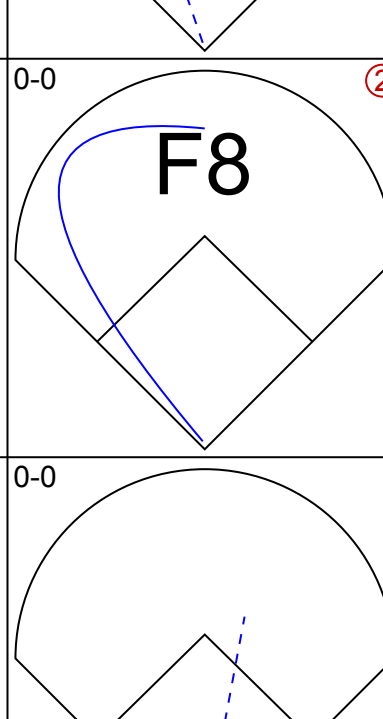
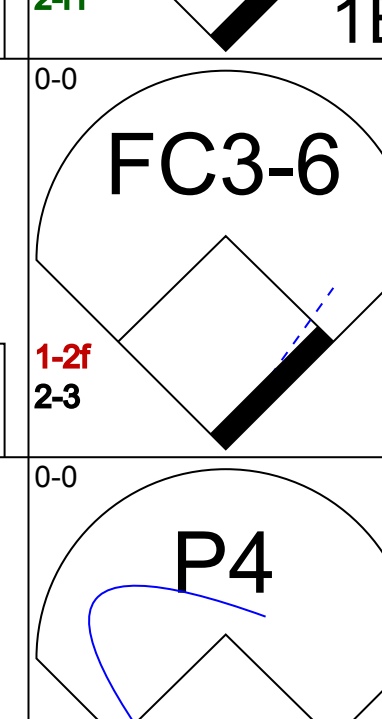
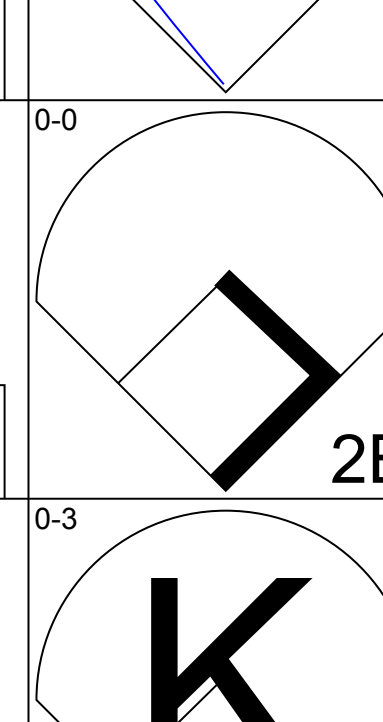
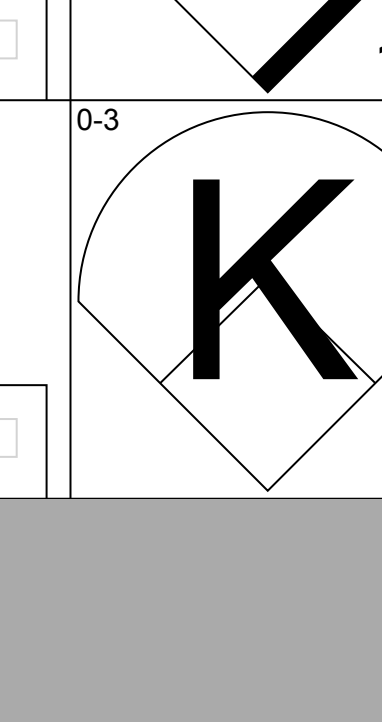
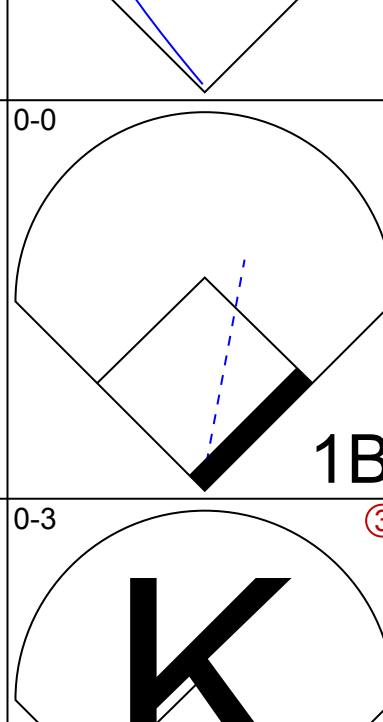
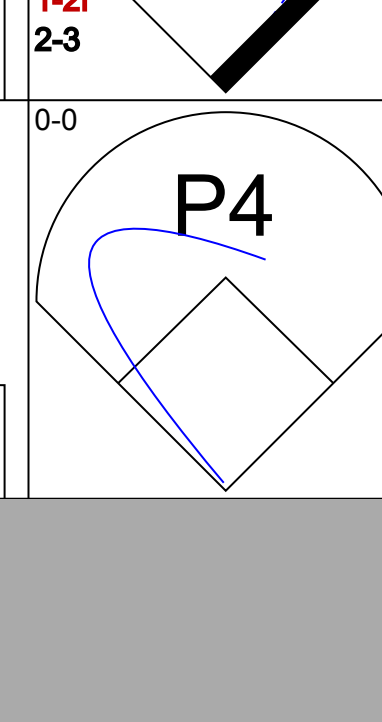
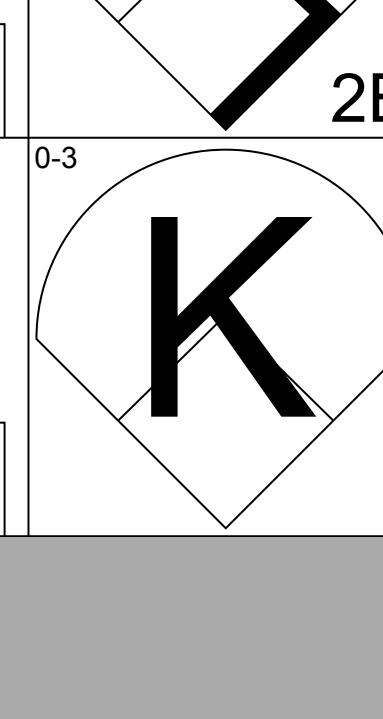
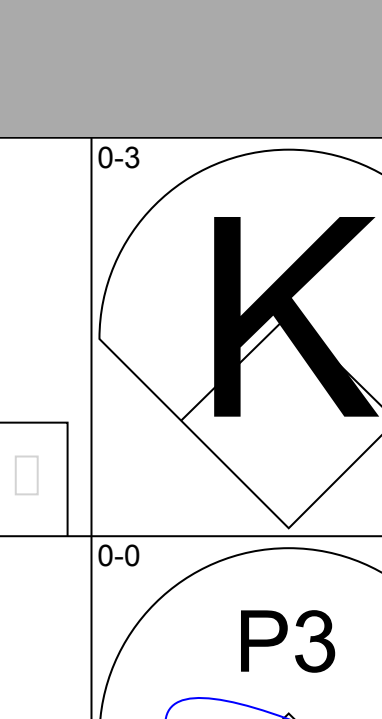
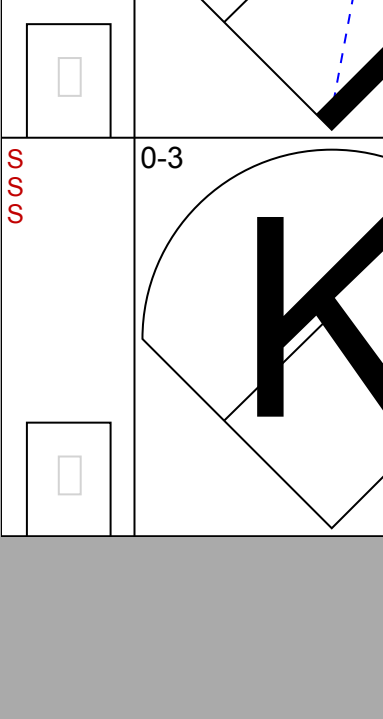
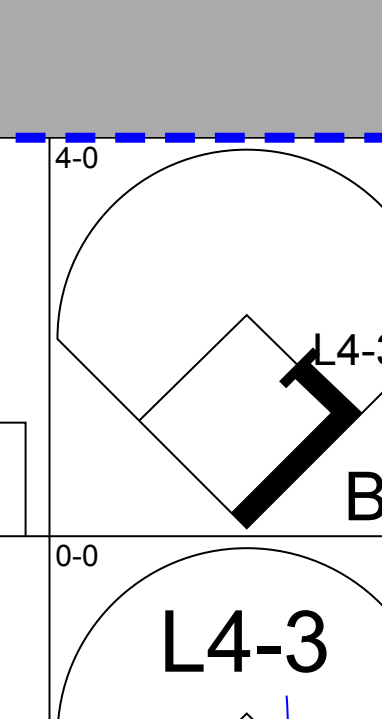

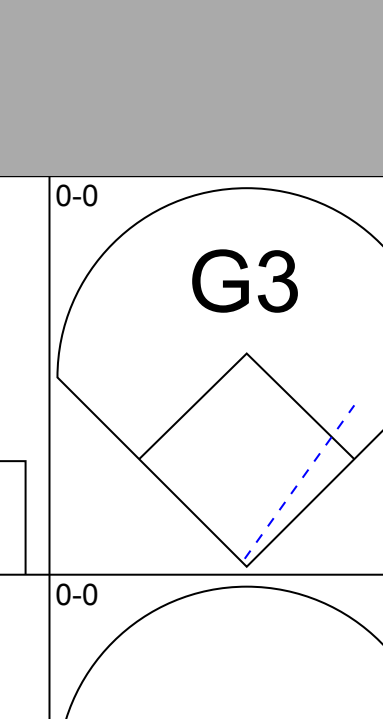
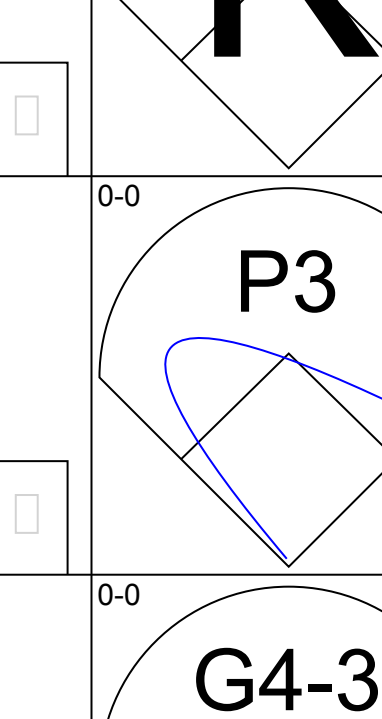
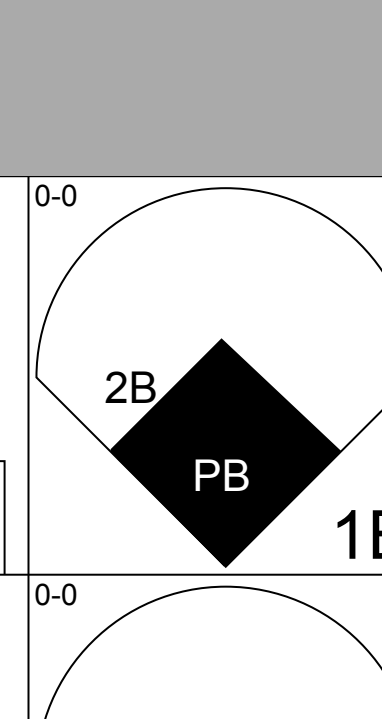
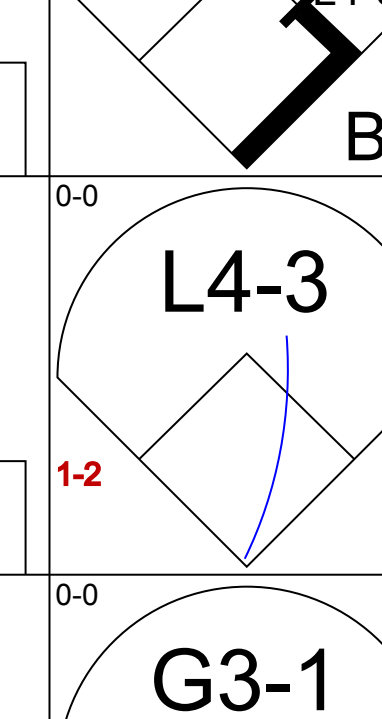

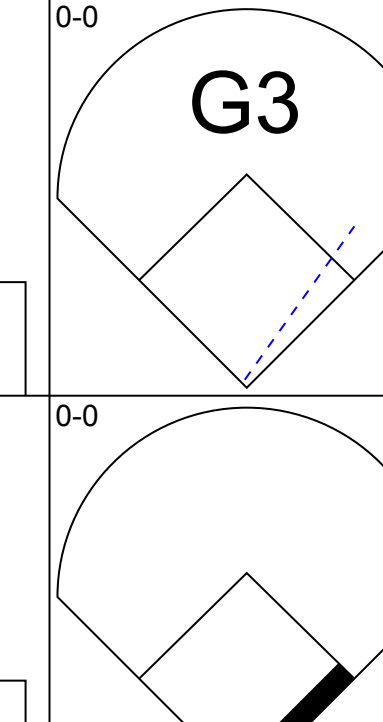
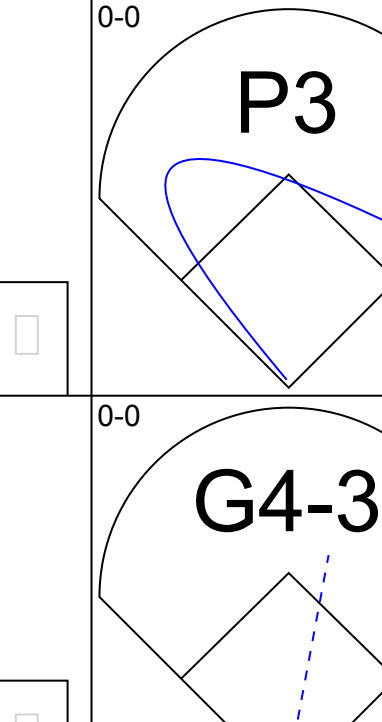
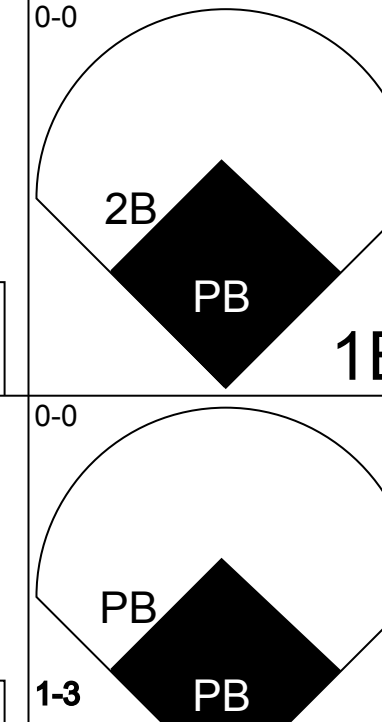
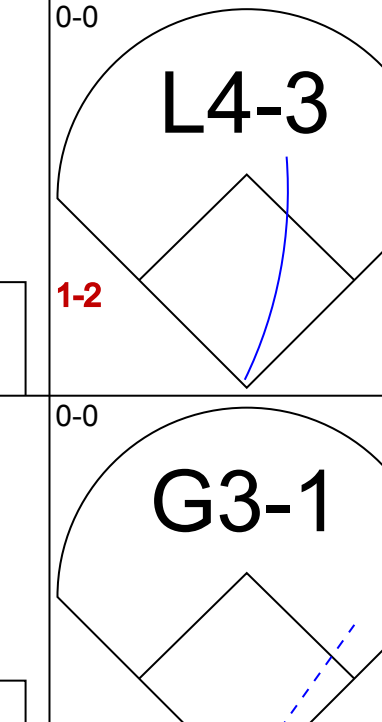

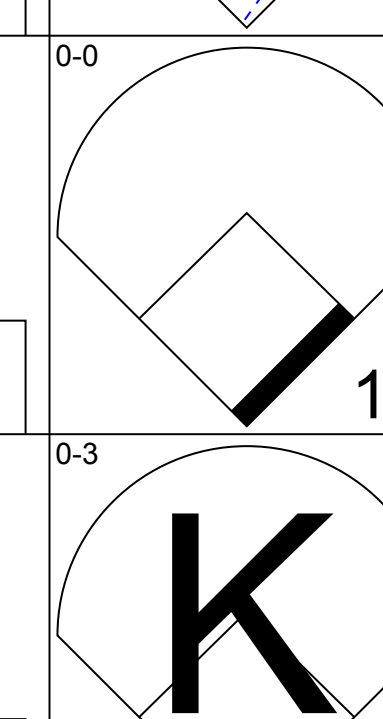
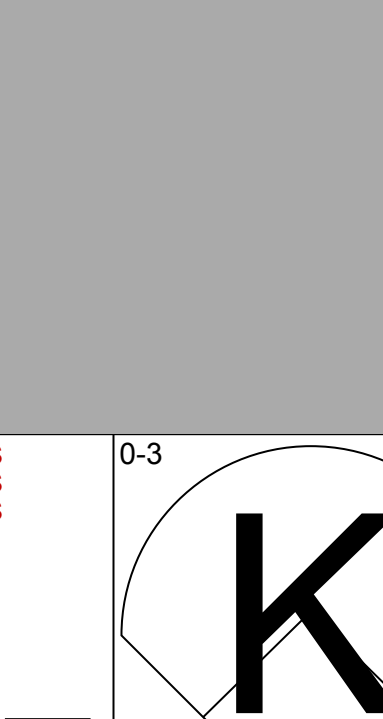
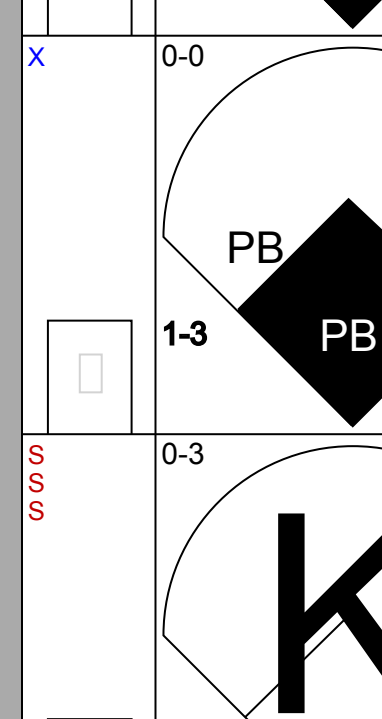
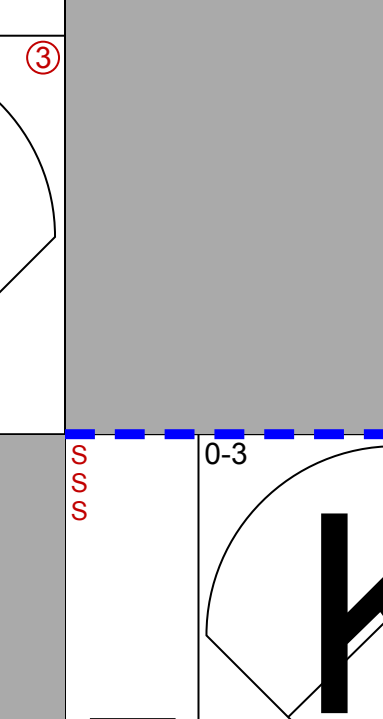
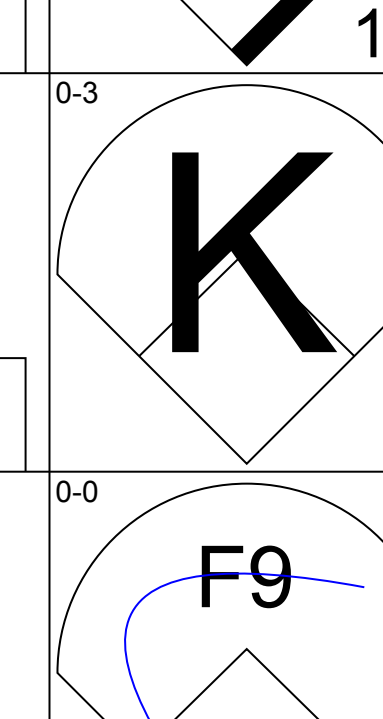
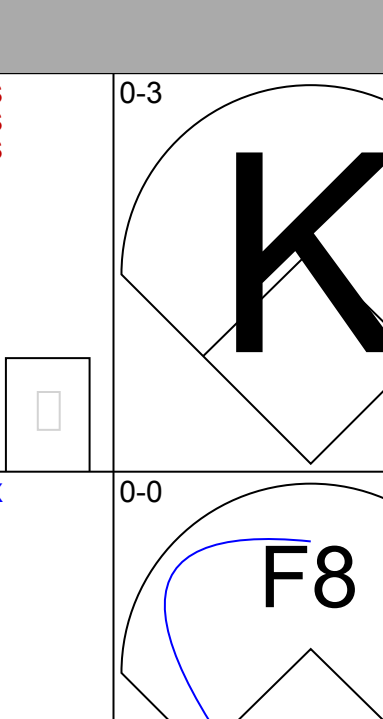
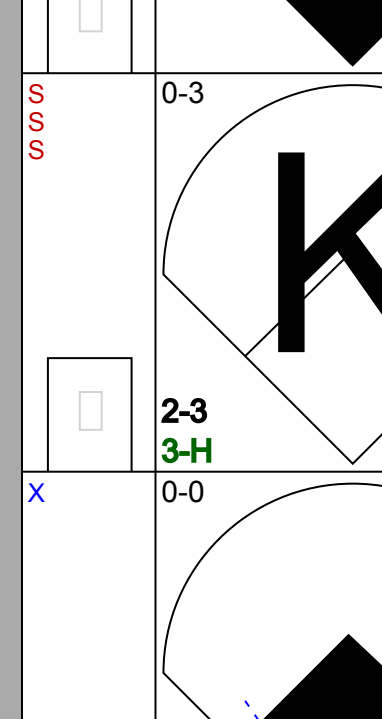
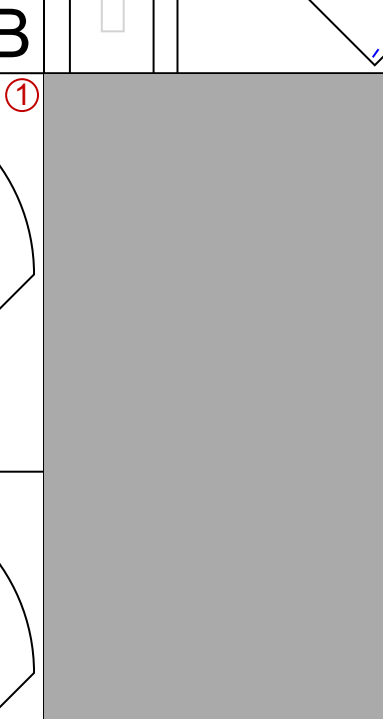
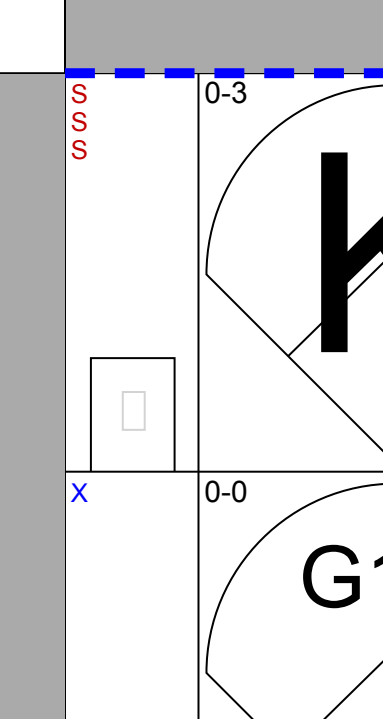

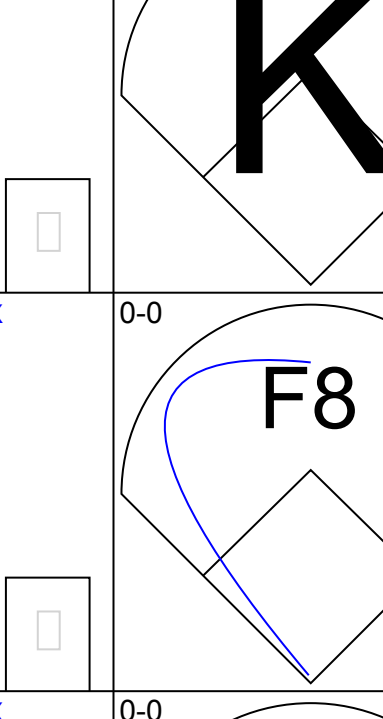
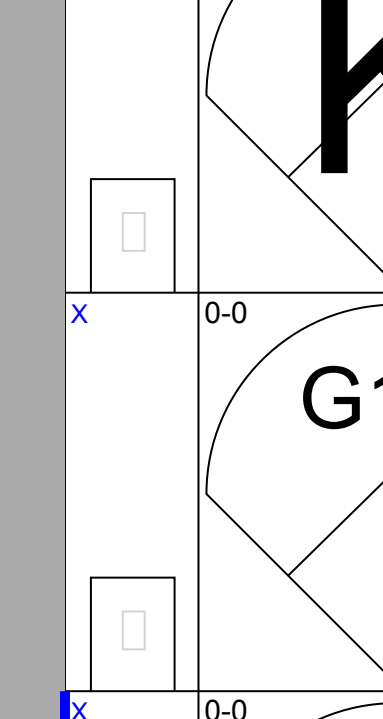
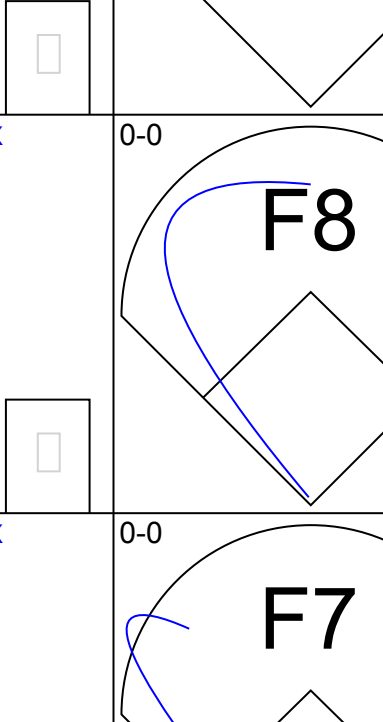
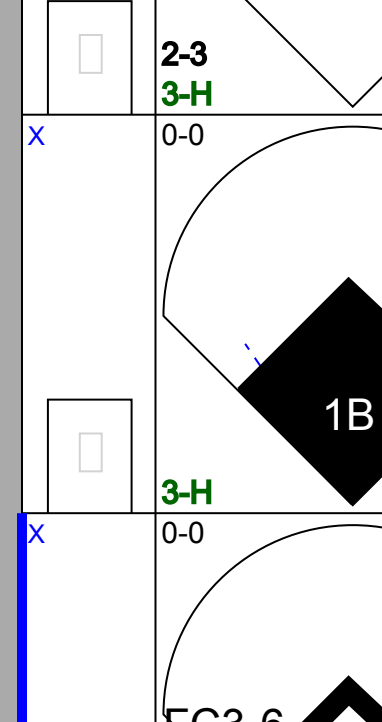
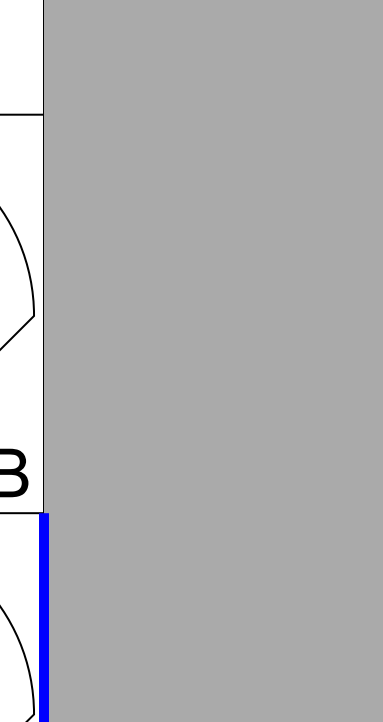


Batter	1	2	3	4	5	6	7	8	9	AB	R	H	RBI	BB	SO	LOB	BOTTOM								
Tony Phillips, S (1, 7) OBP: 0.416, SLG: 0.413	P6	G3			2B 1B				4-0 BB	4	0	2	0	1	0	0									
Dave Martinez, L (1, 8) OBP: 0.385, SLG: 0.468 Lyle Mouton, R (7, PH) OBP: 0.378, SLG: 0.434 Darren Lewis, R (8, 8) OBP: 0.317, SLG: 0.306	K			BB 1B	P5		K		G3-1	3	0	1	0	0	1	1									
Frank Thomas, R (1, 3) OBP: 0.465, SLG: 0.606	1B 1B			F9	2B 1H		P4			4	1	2	0	0	0	3									
Harold Baines, L (1, 10) OBP: 0.379, SLG: 0.501	1B 1B			G3-6-1 BB	F7			G6-3		3	1	1	0	1	0	1									
Robin Ventura, L (1, 5) OBP: 0.372, SLG: 0.528	1B 1B			G3-6-1			F9	L9		4	0	1	1	0	0	2									
Danny Tartabull, R (1, 9) OBP: 0.333, SLG: 0.456	1B 1B			F7			K	1B		4	0	2	1	0	1	0									
Ray Durham, S (1, 4) OBP: 0.363, SLG: 0.427	P6			G4-3			K	G5-3		4	0	0	0	0	1	3									
Pat Borders, R (1, 2) OBP: 0.280, SLG: 0.368		K			1B			G4-3	K	4	0	1	0	0	2	0									
Ozzie Guillen, L (1, 6) OBP: 0.277, SLG: 0.370 Domingo Cedeno, S (9, PH) OBP: 0.319, SLG: 0.350	F8				F9			1B 1B	L7	3	0	1	0	0	0	1									
Inning Stats	R: 2 E: 0 K: 1 S: 22	H: 4 LOB: 2 BB: 0 P: 32	R: 0 E: 0 K: 1 S: 11	H: 0 LOB: 0 BB: 0 P: 18	R: 0 E: 0 K: 0 S: 5	H: 1 LOB: 1 BB: 1 P: 13	R: 0 E: 0 K: 0 S: 7	H: 1 LOB: 1 BB: 0 P: 10	R: 0 E: 0 K: 2 S: 8	H: 0 LOB: 0 BB: 0 P: 15	R: 0 E: 0 K: 1 S: 10	H: 2 LOB: 2 BB: 0 P: 11	R: 0 E: 0 K: 0 S: 5	H: 1 LOB: 1 BB: 0 P: 10	R: 0 E: 0 K: 1 S: 8	H: 0 LOB: 1 BB: 1 P: 15	1B: 10 2B: 1 3B: 0 HR: 0	SF: 0 SAC: 0 DP: 1 HBP: 0	WP: 0 PB: 0 SB: 0 CS: 0	PA: 38					
PITCHER	IP	WLS	BF	H	R	ER	SO	BB	IBB	HBP	BLK	WP	HR	S	P	ERA	WHIP								
Woody Williams, R (1, 1) ERA: 4.22 Paul Spoljaric, L (6, 1) ERA: 3.03 Dane Johnson, R (8, 1) ERA: Mike Timlin, R (9, 1) ERA: 3.83	5.0	W	22	8	2	2	2	1	0	0	0	0	0	0	18	26	0.00	1.000							

Toronto Blue Jays @ Chicago White Sox
 Comiskey Park, Chicago, IL
 Sat Aug 24 1996, 8:05 PM EDT
 Att: 29,413 - Unknown - 80 F

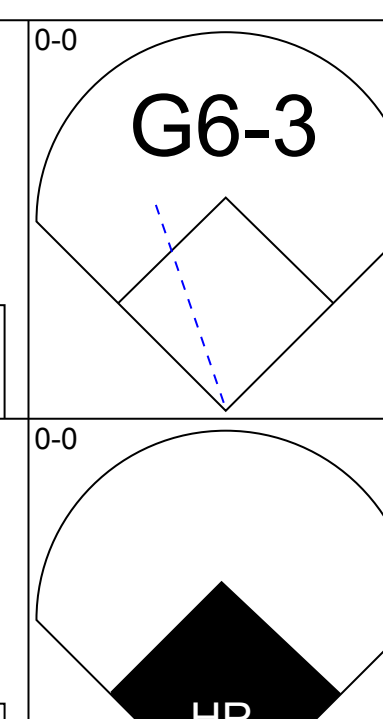
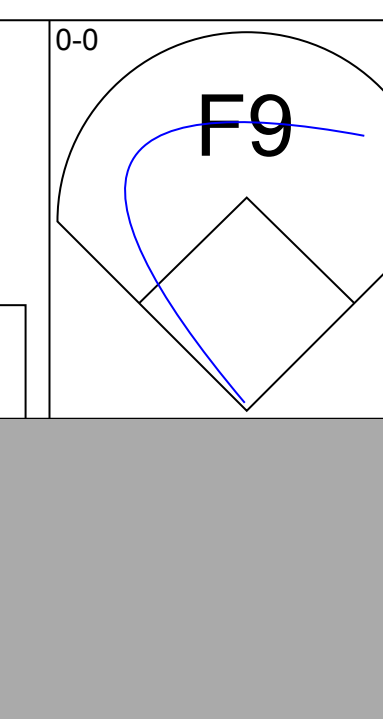
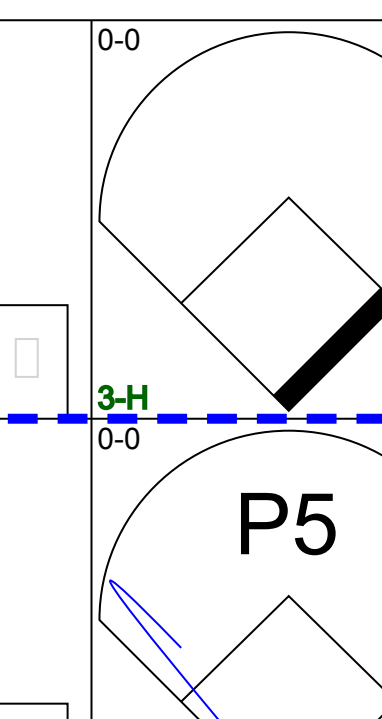
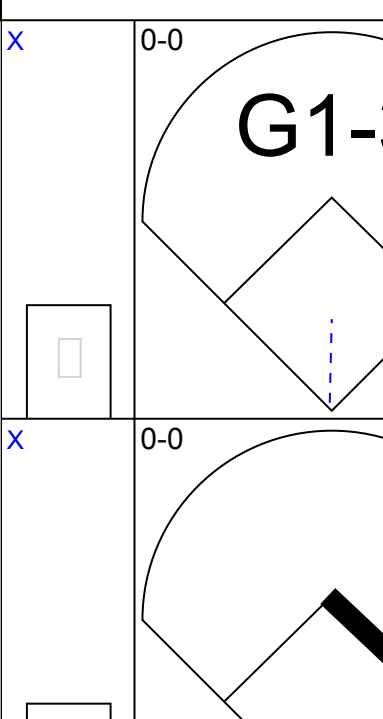
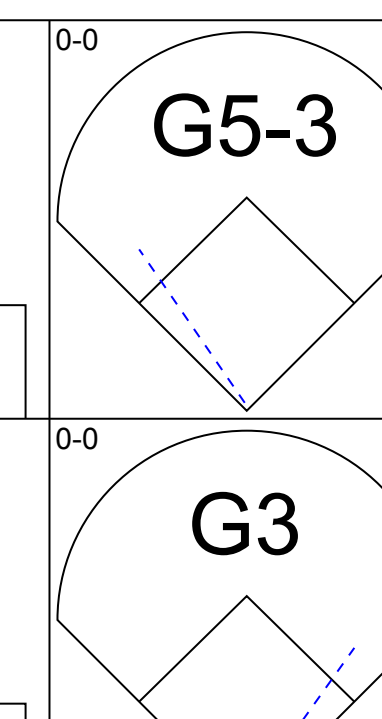
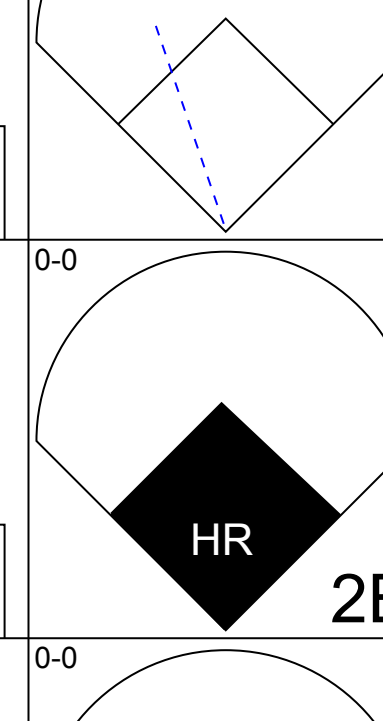
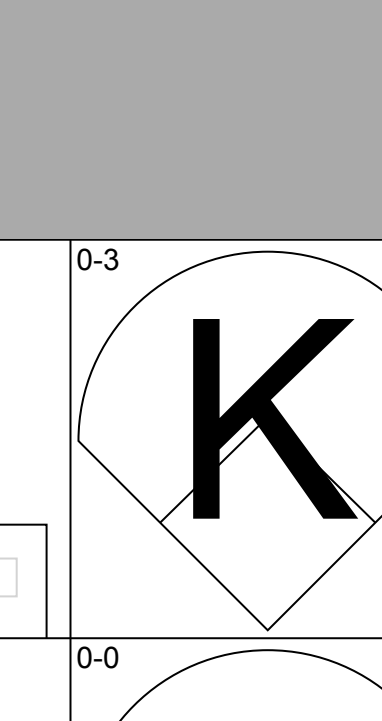
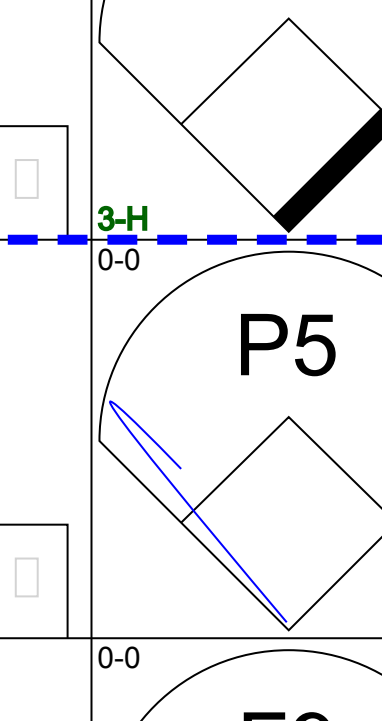
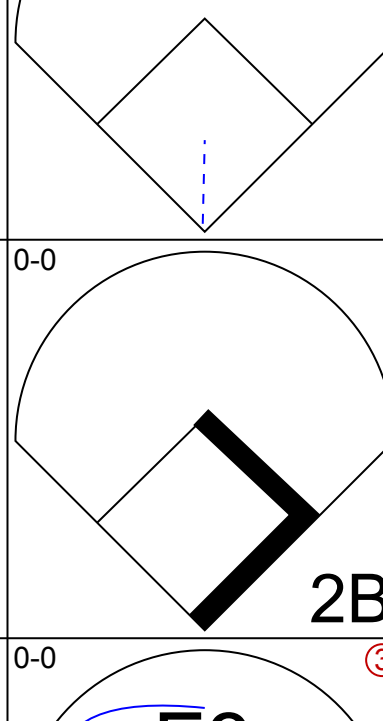
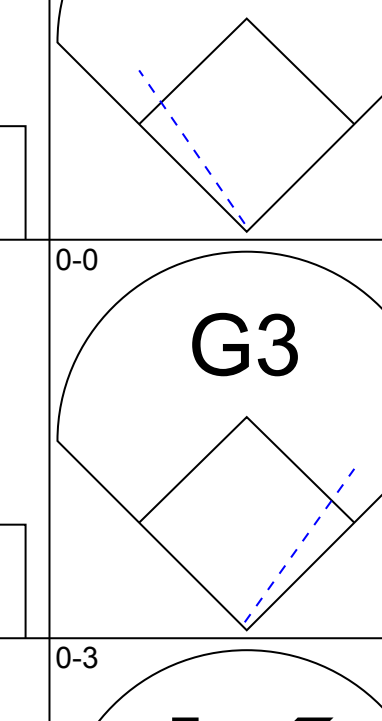
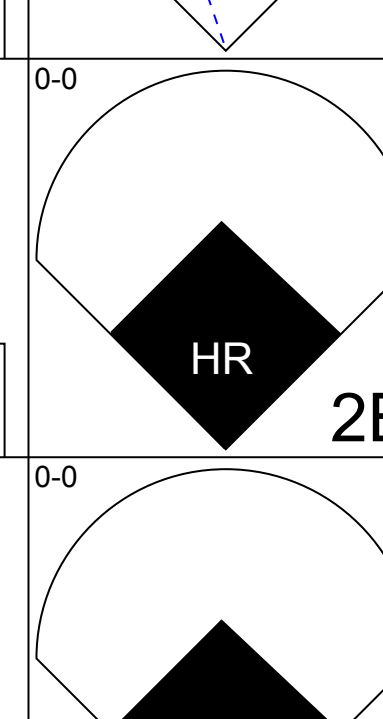
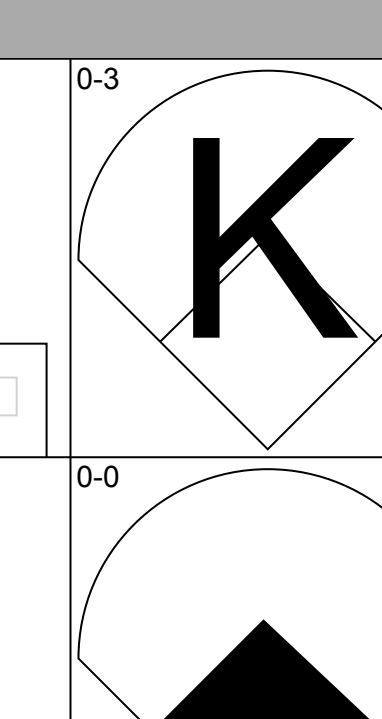
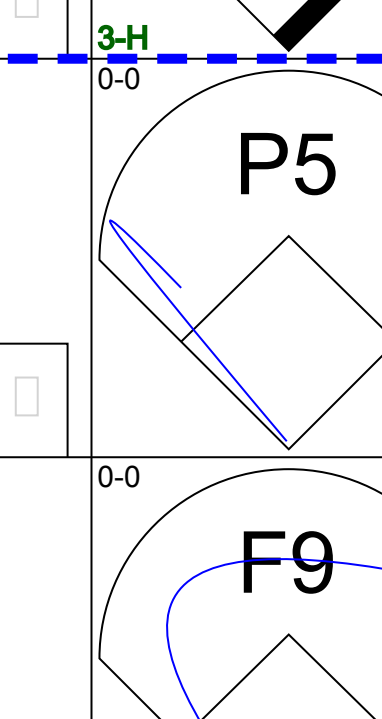
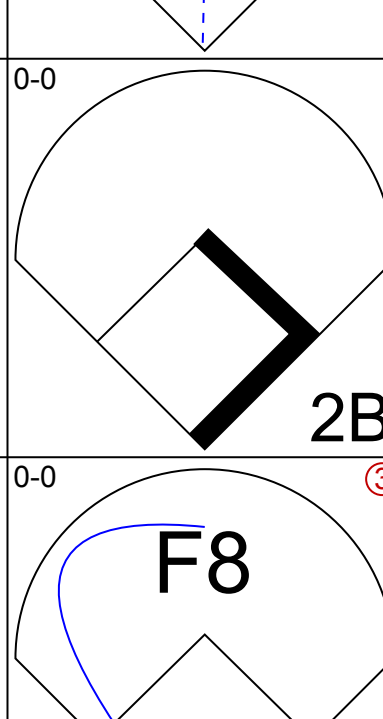
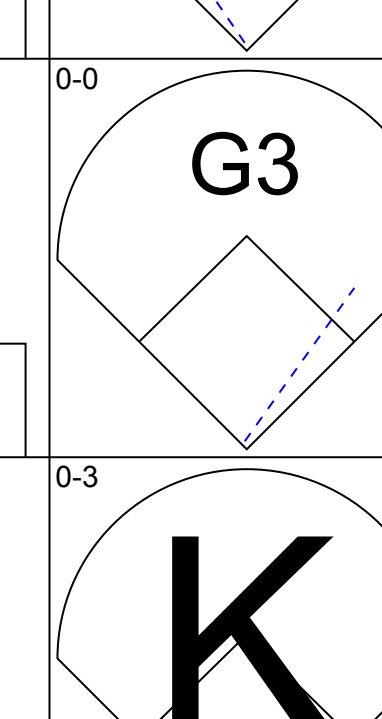
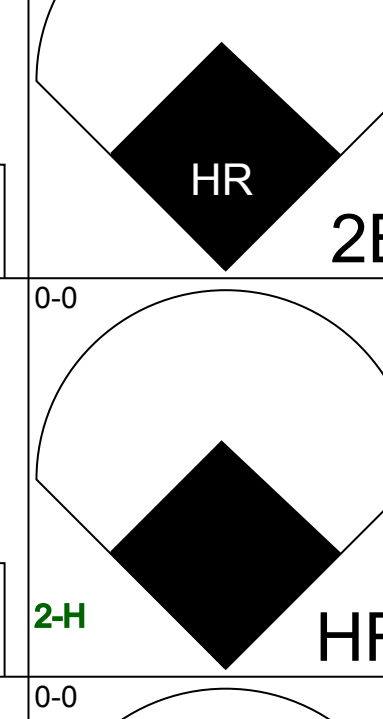
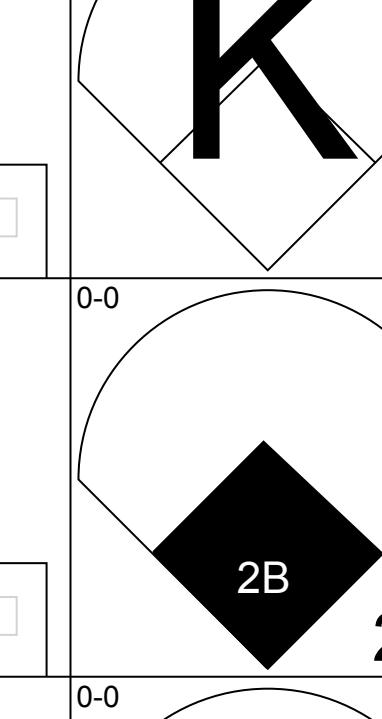
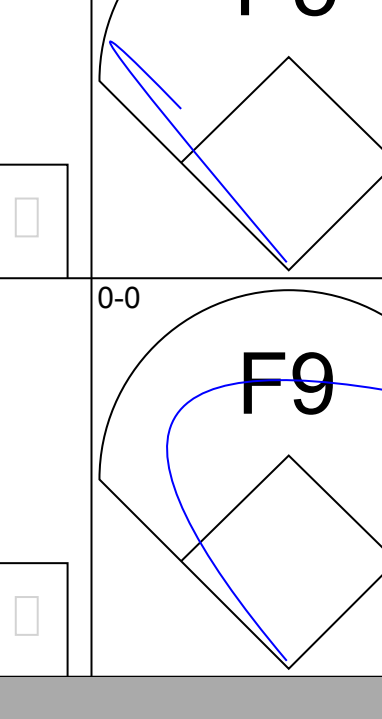
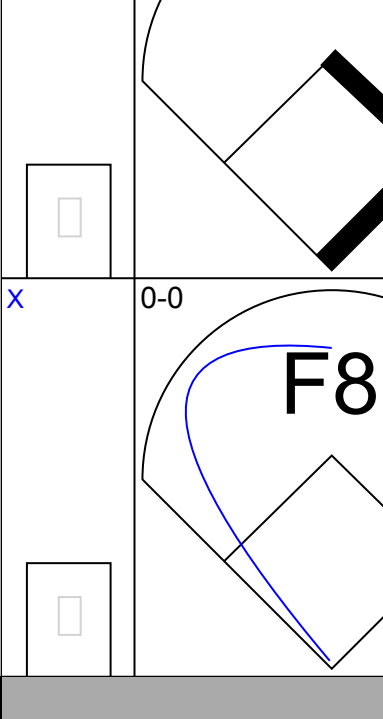
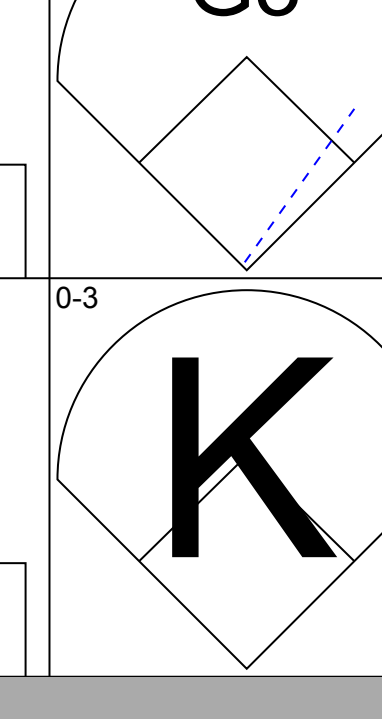
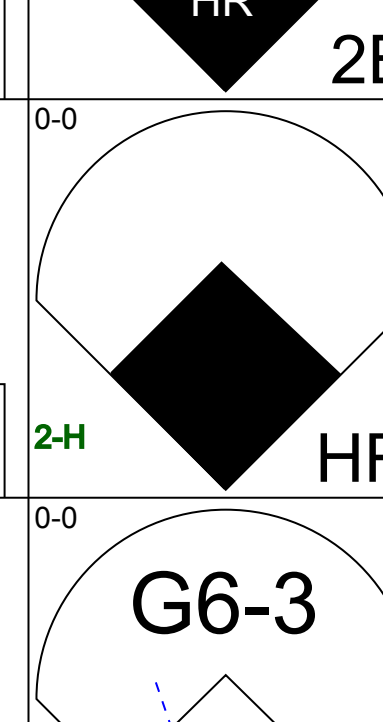
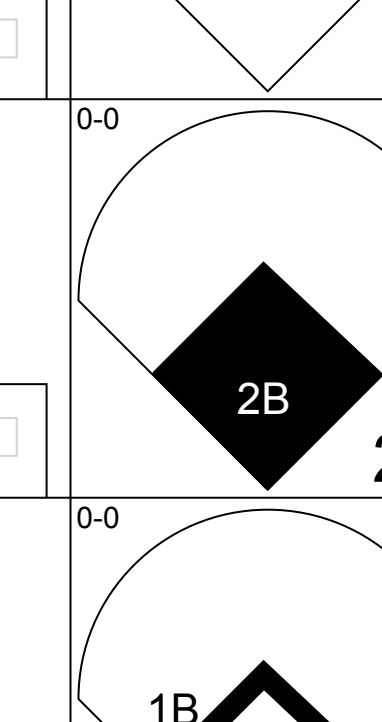
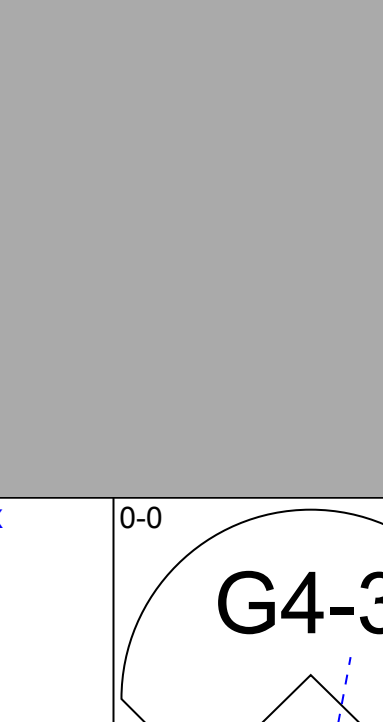
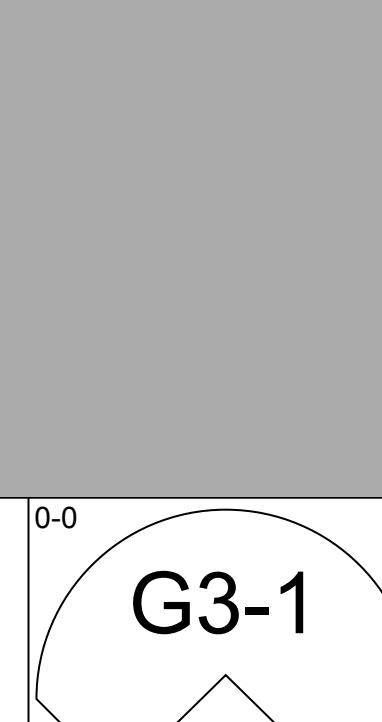
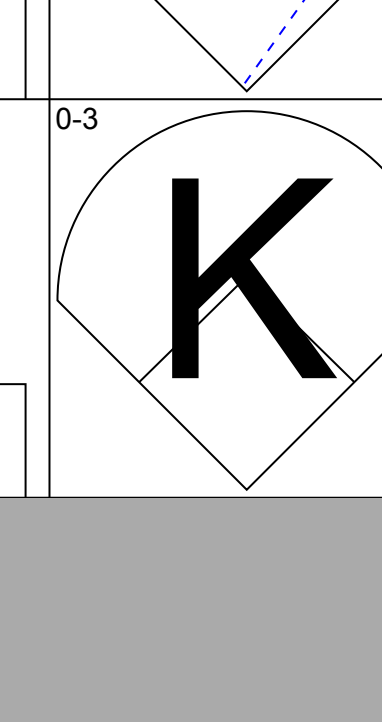


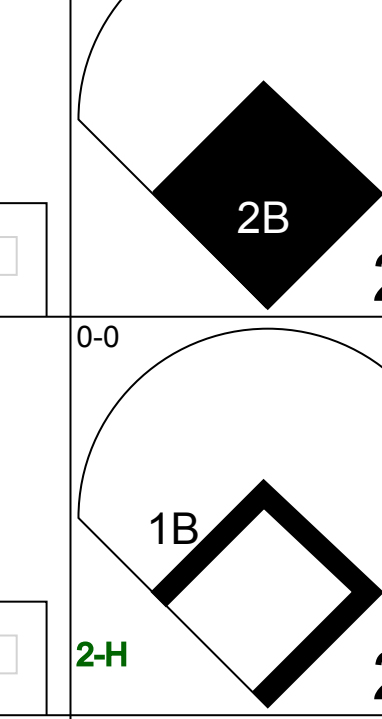
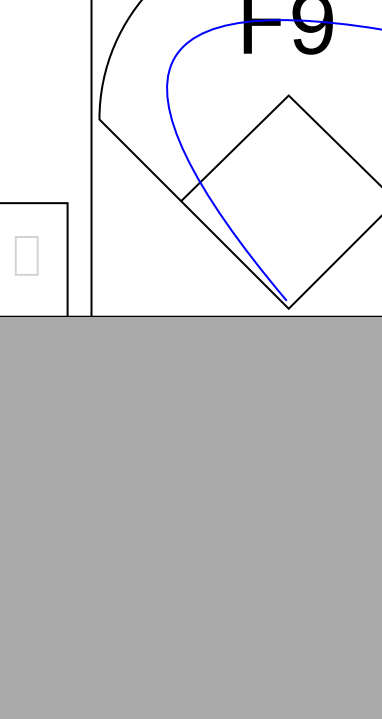
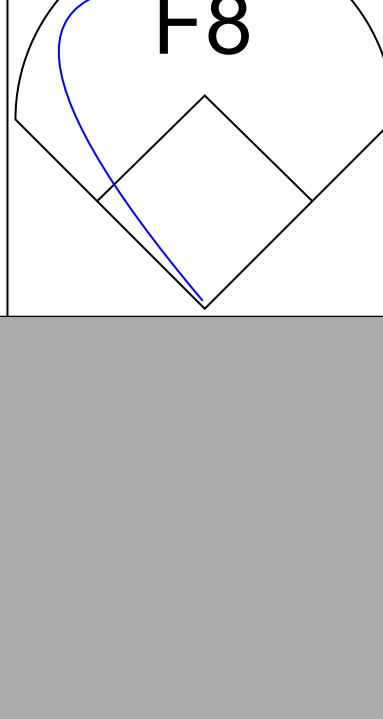
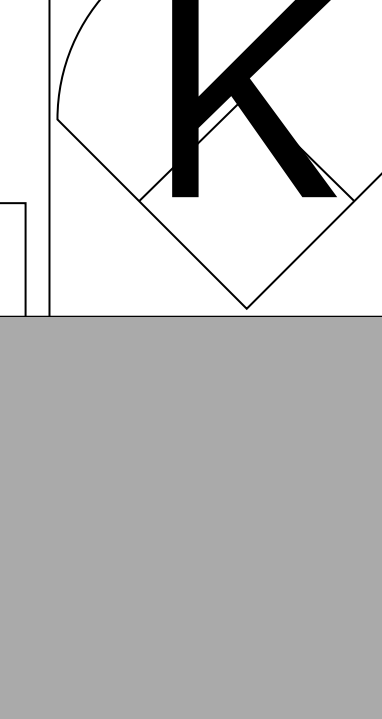

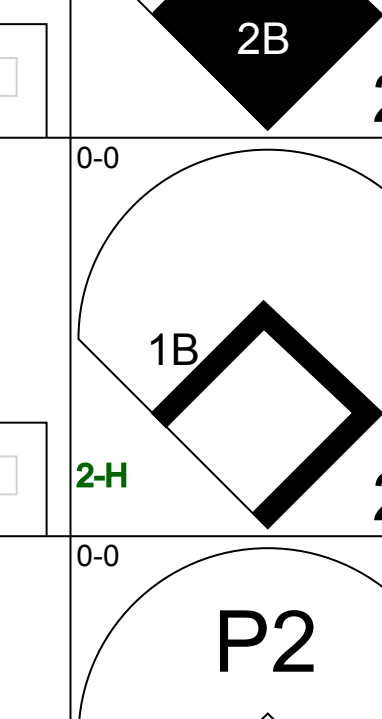
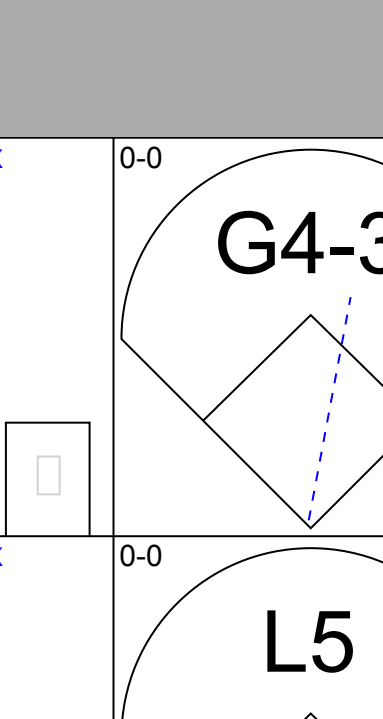
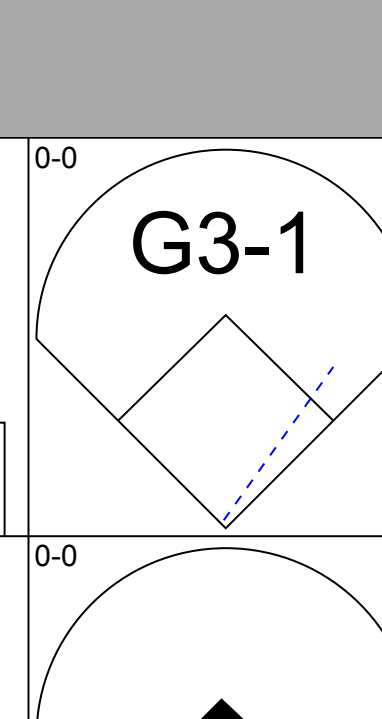




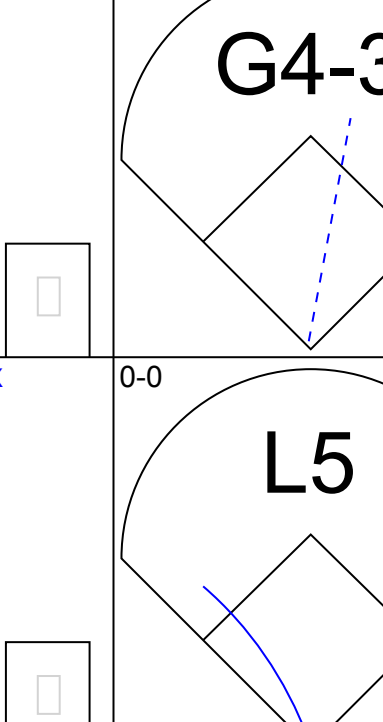






AB	36
R	2
H	11
RBI	2
BB	2
SO	6
LOB	14



Batter	1	2	3	4	5	6	7	8	9	AB	R	H	RBI	BB	SO	LOB	TOP			
Chuck Knoblauch, R OBP: 0.450, SLG: 0.527 (1, 4)										4	0	1	1	0	1	0	Minnesota Twins @ Toronto Blue Jays SkyDome, Toronto, ON Mon Aug 26 1996, 7:05 PM EDT Att: 31,134 - Dome - 68 F			
Rich Becker, L OBP: 0.355, SLG: 0.419 (1, 8)										4	0	1	0	0	0	2				
Paul Mollitor, R OBP: 0.389, SLG: 0.466 (1, 10)										4	0	2	0	0	1	3				
Scott Stahoviak, L OBP: 0.397, SLG: 0.481 (1, 3)										3	0	0	0	1	3	2				
Marty Cordova, R OBP: 0.370, SLG: 0.483 (1, 7)										4	1	1	0	0	0	1				
Greg Myers, L OBP: 0.333, SLG: 0.452 (1, 2)										4	1	2	0	0	0	0				
Dave Hollins, S OBP: 0.366, SLG: 0.399 (1, 5)										4	0	0	0	0	4	2				
Roberto Kelly, R OBP: 0.372, SLG: 0.442 (1, 9)										4	1	1	0	0	0	1				
Pat Meares, R OBP: 0.297, SLG: 0.397 (1, 6)										2	0	0	0	0	0	0				
Matt Lawton, L OBP: 0.351, SLG: 0.376 (7, PH)										1	0	1	0	0	0	0				
Jeff Reboulet, R OBP: 0.282, SLG: 0.243 (7, 6)										0	0	0	0	0	0	0				
Chip Hale, L OBP: 0.397, SLG: 0.435 (9, PH)										1	0	0	0	0	0	0				
Inning Stats	R: 0 E: 0 K: 2 S: 8	H: 1 LOB: 1 BB: 0 P: 8	R: 0 E: 0 K: 1 S: 6	H: 1 LOB: 1 BB: 0 P: 6	R: 0 E: 0 K: 1 S: 6	H: 0 LOB: 0 BB: 0 P: 5	R: 0 E: 0 K: 1 S: 5	H: 0 LOB: 0 BB: 0 P: 5	R: 0 E: 0 K: 1 S: 6	H: 1 LOB: 1 BB: 0 P: 6	R: 3 E: 0 K: 1 S: 10	H: 5 LOB: 2 BB: 0 P: 10	R: 0 E: 0 K: 0 S: 2	H: 0 LOB: 0 BB: 1 P: 6	R: 0 E: 0 K: 1 S: 5	H: 0 LOB: 0 BB: 0 P: 5	1B: 7 2B: 3 3B: 0 HR: 0	SF: 0 SAC: 0 DP: 1 HBP: 0	WP: 0 PB: 2 SB: 0 CS: 0	PA: 36
PITCHER	IP	WLS	BF	H	R	ER	SO	BB	IBB	HBP	BLK	WP	HR	S	P	ERA	WHIP			
Juan Guzman, R ERA: 3.02 (1, 1)	7.0	W	30	9	3	3	8	0	0	0	0	0	0	46	46	3.86	1.286			
Dane Johnson, R ERA: (8, 1)	1.0		3	0	0	0	0	1	0	0	0	0	0	2	6	0.00	1.000			
Mike Timlin, R ERA: 4.03 (9, 1)	1.0	S	3	0	0	0	1	0	0	0	0	0	0	5	5	0.00	0.000			

AB	35
R	3
H	9
RBI	1
BB	1
SO	9
LOB	11



Batter	1	2	3	4	5	6	7	8	9	AB	R	H	RBI	BB	SO	LOB	BOTTOM			
Otis Nixon, S OBP: 0.363, SLG: 0.305 (1, 8)										5	0	1	1	0	0	1	Minnesota Twins @ Toronto Blue Jays SkyDome, Toronto, ON Mon Aug 26 1996, 7:05 PM EDT Att: 31,134 - Dome - 68 F			
Shawn Green, L OBP: 0.338, SLG: 0.474 (1, 9)										5	1	2	0	0	1	1				
Joe Carter, R OBP: 0.311, SLG: 0.497 (1, 7)										5	2	2	2	0	1	2				
John Olerud, L OBP: 0.394, SLG: 0.515 (1, 3)										4	0	1	1	0	0	0				
Ed Sprague, R OBP: 0.342, SLG: 0.512 (1, 5)										4	0	1	0	0	0	1				
Carlos Delgado, L OBP: 0.368, SLG: 0.504 (1, 10)										4	1	3	1	0	1	1				
Alex Gonzalez, R OBP: 0.315, SLG: 0.417 (1, 6)										3	0	1	0	1	0	2				
Tilson Brito, R OBP: 0.366, SLG: 0.373 (1, 4)										4	1	2	0	0	1	2				
Julio Mosquera, R OBP: 0.222, SLG: 0.250 (1, 2)										4	0	1	0	0	0	4				
Inning Stats	R: 2 E: 0 K: 0 S: 5	H: 2 LOB: 0 BB: 0 P: 5	R: 1 E: 0 K: 0 S: 5	H: 2 LOB: 1 BB: 0 P: 5	R: 1 E: 0 K: 1 S: 8	H: 3 LOB: 2 BB: 0 P: 8	R: 1 E: 0 K: 0 S: 5	H: 2 LOB: 1 BB: 0 P: 5	R: 0 E: 0 K: 1 S: 7	H: 2 LOB: 2 BB: 0 P: 7	R: 0 E: 0 K: 0 S: 4	H: 1 LOB: 1 BB: 1 P: 4	R: 0 E: 0 K: 1 S: 7	H: 2 LOB: 3 BB: 1 P: 11	R: 0 E: 0 K: 1 S: 5	H: 0 LOB: 0 BB: 0 P: 5		1B: 6 2B: 6 3B: 0 HR: 2	SF: 0 SAC: 0 DP: 0 HBP: 0	WP: 0 PB: 0 SB: 0 CS: 0
PITCHER	IP	WLS	BF	H	R	ER	SO	BB	IBB	HBP	BLK	WP	HR	S	P	ERA	WHIP			
Brad Radke, R ERA: 4.7 (1, 1)	3.1	L	19	9	5	5	1	0	0	0	0	0	0	21	21	13.50	2.700			
Rich Robertson, L ERA: 4.74 (4, 1)	4.2		20	5	0	0	3	1	0	0	0	0	0	25	29	0.00	1.286			

AB	38
R	5
H	14
RBI	5
BB	1
SO	4
LOB	14



Batter	1	2	3	4	5	6	7	8	9	AB	R	H	RBI	BB	SO	LOB	TOP					
Chuck Knoblauch R (1, 4) OBP: 0.450, SLG: 0.522										3	0	0	0	1	1	0	Minnesota Twins @ Toronto Blue Jays SkyDome, Toronto, ON Wed Aug 28 1996, 7:05 PM EDT Att: 30,106 - Unknown - 70 F					
Rich Becker L (1, 8) OBP: 0.357, SLG: 0.419										4	0	1	0	0	0	1						
Paul Molitor R (1, 10) OBP: 0.393, SLG: 0.468										3	0	0	0	1	0	1						
Scott Stahoviak L (1, 3)										4	0	0	0	0	1	1						
Marty Cordova R (1, 7) OBP: 0.367, SLG: 0.477										4	1	1	0	0	0	1						
Greg Myers L (1, 2) OBP: 0.339, SLG: 0.458										3	0	2	0	1	0	1						
Roberto Kelly R (1, 9) OBP: 0.370, SLG: 0.442										4	0	1	1	0	0	4						
Dave Hollins S (1, 5) OBP: 0.364, SLG: 0.396										3	0	0	0	0	1	2						
Pat Meares R (1, 6) OBP: 0.297, SLG: 0.395										2	0	0	0	0	0	0						
Chip Hale L (8, PH) OBP: 0.392, SLG: 0.429										1	0	0	0	0	0	0						
Jeff Reboulet R (8, 6) OBP: 0.285, SLG: 0.243										0	0	0	0	0	0	0						
Inning Stats	R: 0 E: 0 K: 1 S: 9	H: 0 LOB: 0 BB: 0 P: 11	R: 1 E: 0 K: 1 S: 12	H: 2 LOB: 1 BB: 0 P: 18	R: 0 E: 0 K: 0 S: 4	H: 0 LOB: 0 BB: 1 P: 10	R: 0 E: 0 K: 0 S: 9	H: 1 LOB: 2 BB: 1 P: 18	R: 0 E: 0 K: 0 S: 7	H: 0 LOB: 0 BB: 0 P: 7	R: 0 E: 0 K: 0 S: 7	H: 0 LOB: 0 BB: 0 P: 13	R: 0 E: 0 K: 1 S: 10	H: 0 LOB: 1 BB: 1 P: 18	R: 0 E: 0 K: 0 S: 8	H: 1 LOB: 1 BB: 0 P: 9	R: 0 E: 0 K: 0 S: 6	H: 1 LOB: 1 BB: 0 P: 8	1B: 2 2B: 3 3B: 0 HR: 0	SF: 0 SAC: 0 DP: 1 HBP: 0	WP: 0 PB: 0 SB: 0 CS: 0	PA: 34
PITCHER	IP	WLS	BF	H	R	ER	SO	BB	IBB	HBP	BLK	WP	HR	S	P	ERA	WHIP					
Pat Hentgen R (1, 1) ERA: 3.33	9.0	W	34	5	1	1	3	3	0	0	0	0	0	72	112	1.00	0.889					

Batter	1	2	3	4	5	6	7	8	9	AB	R	H	RBI	BB	SO	LOB	BOTTOM				
Otis Nixon S (1, 8) OBP: 0.363, SLG: 0.310										5	0	3	2	0	0	0	Minnesota Twins @ Toronto Blue Jays SkyDome, Toronto, ON Wed Aug 28 1996, 7:05 PM EDT Att: 30,106 - Unknown - 70 F				
Shawn Green L (1, 9) OBP: 0.342, SLG: 0.476										4	0	1	0	1	3	3					
Joe Carter R (1, 7) OBP: 0.312, SLG: 0.493										4	1	1	0	1	1	4					
John Olerud L (1, 3) OBP: 0.392, SLG: 0.510										5	0	1	0	0	0	5					
Ed Sprague R (1, 5) OBP: 0.341, SLG: 0.506									4	0	1	0	0	1	4						
Carlos Delgado L (1, 10) OBP: 0.368, SLG: 0.510									3	2	2	2	1	0	1						
Charlie O'Brien R (1, 2) OBP: 0.337, SLG: 0.448									4	1	1	0	0	1	3						
Alex Gonzalez R (1, 6) OBP: 0.313, SLG: 0.412									3	1	0	0	1	1	3						
Tomas Perez S (1, 4) OBP: 0.307, SLG: 0.335										4	1	2	2	0	0	0					
Inning Stats	R: 0 E: 1 K: 0 S: 14	H: 1 LOB: 2 BB: 1 P: 23	R: 1 E: 0 K: 0 S: 11	H: 1 LOB: 0 BB: 0 P: 14	R: 0 E: 0 K: 1 S: 8	H: 0 LOB: 1 BB: 0 P: 11	R: 0 E: 0 K: 1 S: 7	H: 1 LOB: 0 BB: 0 P: 10	R: 0 E: 0 K: 1 S: 12	H: 2 LOB: 1 BB: 0 P: 18	R: 4 E: 0 K: 2 S: 18	H: 3 LOB: 1 BB: 2 P: 34	R: 1 E: 0 K: 1 S: 13	H: 3 LOB: 2 BB: 0 P: 16	R: 0 E: 0 K: 1 S: 13	H: 1 LOB: 2 BB: 1 P: 23	1B: 10 2B: 1 3B: 0 HR: 1	SF: 0 SAC: 0 DP: 1 HBP: 0	WP: 0 PB: 0 SB: 2 CS: 0	PA: 40	
PITCHER	IP	WLS	BF	H	R	ER	SO	BB	IBB	HBP	BLK	WP	HR	S	P	ERA	WHIP				
Rick Aguilera R (1, 1) ERA: 5.45	5.2	L	28	8	5	5	4	3	0	0	0	0	0	66	104	7.94	1.941				
Jose Parra R (6, 1) ERA: 6.12	1.1		7	3	1	1	2	0	0	0	0	0	0	17	22	6.75	2.250				
Dave Stevens R (8, 1) ERA: 5.4	1.0		5	1	0	0	1	1	0	0	0	0	0	13	23	0.00	2.000				

AB 31
R 1
H 5
RBI 1
BB 3
SO 3
LOB 11



AB 36
R 6
H 12
RBI 6
BB 4
SO 7
LOB 23



Batter	1	2	3	4	5	6	7	8	9	AB	R	H	RBI	BB	SO	LOB	TOP								
Tony Phillips, S OBP: 0.413, SLG: 0.411 (1, 7)	3-2 BB 1B		0-0 1B	1-0 L3		3-3 K		0-3 K	3-1 G4-3	6	2	2	0	0	2	3									
Dave Martinez, L OBP: 0.381, SLG: 0.457 (1, 8) (9, 9)	4-1 G4-6-3 1B 1-2 BB		0-0 HR	0-2 F7		4-2 BB		0-1 F9		3	2	1	1	2	0	0									
Frank Thomas, R OBP: 0.465, SLG: 0.605 (1, 3)	0-2 G4-6-3 1-2 2-H 1B		1-0 HR		0-3 K	2-1 G4-3		3-2 1B 1B 2B 1B		5	2	3	3	0	1	2									
Harold Baines, L OBP: 0.387, SLG: 0.512 (1, 10)	0-0 G4-6-3 1-2 2-3		0-1 FC6-4 1B FC4-6 1B		2-0 HR		2-1 F8	1-0 1B 1-2 2B 1B		5	3	3	1	0	0	2									
Robin Ventura, L OBP: 0.375, SLG: 0.525 (1, 5)	0-0 1B		1-1 FC6-4 1-2 1B		4-2 1B BB		0-2 G6-3	0-0 1-2 2-3 1B		4	1	3	1	1	0	0									
Danny Tartabull, R OBP: 0.336, SLG: 0.457 Darren Lewis, R OBP: 0.319, SLG: 0.309 (1, 9) (9, 8)	1-0 F9		1-1 FC6-4 FC4-6 1-2 2-3 1B		0-0 G5-4-3 1-3 1B		4-2 BB	0-0 1-1 2-H 2-H 2B 2B		4	1	2	3	1	0	3									
Ray Durham, S OBP: 0.359, SLG: 0.423 (1, 4)		1-2 G4-6-3 1B	0-0 FC4-6 1-2 3-H		0-2 G5-4-3 1-2		1-0 P3	0-0 P6		5	0	1	1	0	0	5									
Pat Borders, R OBP: 0.282, SLG: 0.363 (1, 2)		0-2 G4-6-3 1-2	0-0 G4-3		1-2 1B		0-1 G5-3	4-2 2B BB		4	0	1	0	1	0	2									
Ozzie Guillen, L OBP: 0.278, SLG: 0.374 (1, 6)		0-3 K		0-0 G6-3		0-0 1B		1-0 G4-3	2-1 1-3 2-H 2B	5	0	2	1	0	1	0									
Inning Stats	R: 2 E: 0 K: 0 S: 10	H: 3 LOB: 1 BB: 1 P: 18	R: 0 E: 0 K: 1 S: 10	H: 1 LOB: 0 BB: 0 P: 11	R: 4 E: 0 K: 0 S: 11	H: 5 LOB: 1 BB: 0 P: 14	R: 0 E: 0 K: 0 S: 5	H: 0 LOB: 0 BB: 0 P: 6	R: 1 E: 0 K: 1 S: 11	H: 2 LOB: 1 BB: 1 P: 17	R: 0 E: 0 K: 1 S: 12	H: 2 LOB: 2 BB: 1 P: 22	R: 0 E: 0 K: 1 S: 9	H: 0 LOB: 1 BB: 1 P: 16	R: 0 E: 0 K: 1 S: 6	H: 0 LOB: 0 BB: 0 P: 7	R: 4 E: 0 K: 0 S: 17	H: 5 LOB: 2 BB: 1 P: 30	1B: 13 2B: 3 3B: 0 HR: 2	SF: 0 SAC: 0 DP: 3 HBP: 0	WP: 0 PB: 0 SB: 0 CS: 0	PA: 46			
PITCHER	IP	WLS	BF	H	R	ER	SO	BB	IBB	HBP	BLK	WP	HR	S	P	ERA	WHIP								
Woody Williams, R ERA: 6.17 (1, 1)	2.0	L	14	9	6	6	1	1	0	0	0	0	1	27	38	27.00	5.000								
Paul Quantrill, R ERA: 5.34 (3, 1)	5.0		20	4	1	1	2	3	0	0	0	0	1	41	66	1.80	1.400								
Dane Johnson, R ERA: (8, 1)	1.0		3	0	0	0	1	0	0	0	0	0	0	6	7	0.00	0.000								
Scott Brow, R ERA: 5.91 (9, 1)	1.0		9	5	4	4	0	1	0	0	0	0	0	17	30	36.00	6.000								

Chicago White Sox @ Toronto Blue Jays
SkyDome, Toronto, ON
Fri Aug 30 1996, 7:05 PM EDT
Att: 30,072 - Unknown - 73 F

AB 41
R 11
H 18
RBI 11
BB 5
SO 4
LOB 17



Batter	1	2	3	4	5	6	7	8	9	AB	R	H	RBI	BB	SO	LOB	BOTTOM								
Otis Nixon, S OBP: 0.362, SLG: 0.307 (1, 8)	4-1 S 2B BB		3-1 G6-3		0-0 G1-3		1-3 K		2-1 G6-3	4	1	0	0	1	1	1									
Shawn Green, L OBP: 0.344, SLG: 0.473 (1, 9)	4-2 2B BB		4-2 1B BB		1-3 K		3-2 G6-3			2	1	0	0	2	1	0									
Joe Carter, R OBP: 0.312, SLG: 0.491 (1, 7)	2-3 K		0-0 F8		4-2 BB		0-0 F7			3	0	0	0	1	1	3									
John Olerud, L OBP: 0.395, SLG: 0.516 (1, 3)	1-2 1-H 2-H 2B		0-0 1B		0-0 G4-3		1-1 1B			4	0	3	2	0	0	1									
Ed Sprague, R OBP: 0.340, SLG: 0.504 (1, 5)	1-1 F8		3-2 F8		1-3 K		1-1 1B			4	0	1	0	0	1	3									
Carlos Delgado, L OBP: 0.388, SLG: 0.510 (1, 10)	3-3 K		2-2 G4-3		0-2 2B		0-1 P4			4	0	1	0	0	1	5									
Charlie O'Brien, R OBP: 0.335, SLG: 0.445 (1, 2)		0-0 P5		0-0 G5-4-3 1B		0-1 G6-3		3-2 L4		4	0	1	0	0	0	3									
Alex Gonzalez, R OBP: 0.311, SLG: 0.409 (1, 6)		1-2 G4-3		0-0 G5-4-3 1-2		3-2 F9		1-0 G5-3		4	0	0	0	0	2										
Tomas Perez, S OBP: 0.306, SLG: 0.333 (1, 4)		2-1 E4 1B		3-2 G4-3		1-2 G4-3		0-2 G6-3		4	0	1	0	0	0										
Inning Stats	R: 2 E: 0 K: 2 S: 14	H: 1 LOB: 2 BB: 2 P: 29	R: 0 E: 1 K: 0 S: 9	H: 1 LOB: 0 BB: 0 P: 15	R: 0 E: 0 K: 0 S: 7	H: 1 LOB: 0 BB: 0 P: 10	R: 0 E: 0 K: 1 S: 7	H: 0 LOB: 1 BB: 1 P: 12	R: 0 E: 0 K: 1 S: 12	H: 1 LOB: 1 BB: 0 P: 16	R: 0 E: 0 K: 1 S: 9	H: 0 LOB: 0 BB: 0 P: 14	R: 0 E: 0 K: 0 S: 13	H: 2 LOB: 2 BB: 0 P: 18	R: 0 E: 0 K: 0 S: 6	H: 0 LOB: 0 BB: 0 P: 9	1B: 5 2B: 2 3B: 0 HR: 0	SF: 0 SAC: 0 DP: 1 HBP: 0	WP: 0 PB: 0 SB: 1 CS: 0	PA: 37					
PITCHER	IP	WLS	BF	H	R	ER	SO	BB	IBB	HBP	BLK	WP	HR	S	P	ERA	WHIP								
Kevin Tapani, R ERA: 4.32 (1, 1)	7.1	W	31	6	2	2	5	4	0	0	0	0	0	10	14	2.46	1.364								
Tony Castillo, L ERA: 4.19 (8, 1)	0.2		3	1	0	0	0	0	0	0	0	0	0	6	9	0.00	1.500								
41 Bill Simas, R ERA: 4.79 (9, 1)	1.0		3	0	0	0	0	0	0	0	0	0	0	6	9	0.00	0.000								

Chicago White Sox @ Toronto Blue Jays
SkyDome, Toronto, ON
Fri Aug 30 1996, 7:05 PM EDT
Att: 30,072 - Unknown - 73 F

AB 33
R 2
H 7
RBI 2
BB 4
SO 5
LOB 18




Batter	1	2	3	4	5	6	7	8	9	AB	R	H	RBI	BB	SO	LOB	TOP								
Tony Phillips, S OBP: 0.413, SLG: 0.409 (1, 7)										3	1	0	0	2	2	0	Chicago White Sox @ Toronto Blue Jays SkyDome, Toronto, ON Sat Aug 31 1996, 3:33 AM EDT Att: 32,141 - Sunny - 79 F								
Ray Durham, S OBP: 0.392, SLG: 0.426 (1, 4)										4	2	2	0	1	0	2									
Frank Thomas, R OBP: 0.464, SLG: 0.601 (1, 3)										4	0	1	1	1	0	1									
Danny Tartabull, R OBP: 0.339, SLG: 0.459 Dave Martinez, L OBP: 0.391, SLG: 0.457 (9, 9)										3	0	1	2	2	1	0									
Robin Ventura, L OBP: 0.375, SLG: 0.529 (1, 5)										5	2	2	1	0	0	6									
Lyle Mouton, R OBP: 0.374, SLG: 0.432 Harold Baines, L OBP: 0.390, SLG: 0.514 (7, PH)										3	0	0	0	0	1	4									
Norberto Martin, R OBP: 0.400, SLG: 0.462 Ozzie Guillen, L OBP: 0.280, SLG: 0.375 (7, 6)										4	0	3	1	0	1	0									
Pat Borders, R OBP: 0.276, SLG: 0.354 (1, 2)										4	0	0	0	0	0	5									
Darren Lewis, R OBP: 0.316, SLG: 0.306 (1, 8)										4	0	0	0	0	1	1									
Inning Stats	R: 1 E: 0 K: 2 S: 13	H: 2 LOB: 2 BB: 1 P: 24	R: 0 E: 0 K: 0 S: 9	H: 1 LOB: 0 BB: 0 P: 13	R: 0 E: 0 K: 1 S: 10	H: 0 LOB: 0 BB: 2 P: 24	R: 0 E: 0 K: 1 S: 5	H: 0 LOB: 0 BB: 0 P: 5	R: 2 E: 0 K: 0 S: 9	H: 2 LOB: 2 BB: 2 P: 23	R: 0 E: 0 K: 1 S: 10	H: 1 LOB: 2 BB: 1 P: 17	R: 1 E: 0 K: 0 S: 14	H: 3 LOB: 2 BB: 0 P: 19	R: 0 E: 0 K: 0 S: 5	H: 0 LOB: 0 BB: 0 P: 7		R: 1 E: 0 K: 1 S: 14	H: 3 LOB: 2 BB: 0 P: 22	1B: 8 2B: 4 3B: 0 HR: 1	SF: 0 SAC: 1 DP: 1 HBP: 0	WP: 0 PB: 0 SB: 0 CS: 0	PA: 44		
PITCHER	IP	WLS	BF	H	R	ER	SO	BB	IBB	HBP	BLK	WP	HR	S	P	ERA	WHIP								
Huck Flener, L ERA: 4.76 (1, 1)	5.0	L	24	5	3	3	4	5	0	0	0	0	0	46	89	5.40	2.000								
Bill Riskey, R ERA: 4.54 (6, 1)	3.0		14	4	1	1	1	1	0	0	0	0	0	29	43	3.00	1.667								
Paul Spoljaric, L ERA: 3.23 (9, 1)	1.0		6	3	1	1	1	0	0	0	0	0	1	14	22	9.00	3.000								

Batter	1	2	3	4	5	6	7	8	9	AB	R	H	RBI	BB	SO	LOB	BOTTOM								
Otis Nixon, S OBP: 0.365, SLG: 0.309 (1, 8)										3	1	2	0	1	0	0	Chicago White Sox @ Toronto Blue Jays SkyDome, Toronto, ON Sat Aug 31 1996, 3:33 AM EDT Att: 32,141 - Sunny - 79 F								
Jacob Brunfield, R OBP: 0.331, SLG: 0.506 (1, 9)										4	0	2	1	0	0	1									
Juan Samuel, R OBP: 0.324, SLG: 0.494 (1, 3)										4	0	1	0	0	3	2									
Joe Carter, R OBP: 0.310, SLG: 0.487 (1, 10)										4	0	0	0	0	0	2									
Ed Sprague, R OBP: 0.341, SLG: 0.505 (1, 5)										3	0	1	0	1	0	0									
Charlie O'Brien, R OBP: 0.334, SLG: 0.440 (1, 2)										3	0	0	0	1	1	2									
Robert Perez, R ERA: 3.84 OBP: 0.394, SLG: 0.457 Shawn Green, L OBP: 0.343, SLG: 0.472 (9, PH)										3	0	1	0	0	0	2									
Alex Gonzalez, R OBP: 0.308, SLG: 0.405 (1, 6)										4	0	0	0	0	2	3									
Tilson Brito, R OBP: 0.351, SLG: 0.355 (1, 4)										3	0	0	0	0	0	2									
Inning Stats	R: 0 E: 0 K: 0 S: 8	H: 1 LOB: 1 BB: 0 P: 14	R: 0 E: 0 K: 0 S: 5	H: 0 LOB: 1 BB: 1 P: 10	R: 1 E: 0 K: 1 S: 7	H: 1 LOB: 1 BB: 1 P: 14	R: 0 E: 0 K: 0 S: 8	H: 2 LOB: 2 BB: 0 P: 15	R: 0 E: 0 K: 1 S: 9	H: 2 LOB: 0 BB: 0 P: 14	R: 0 E: 0 K: 0 S: 8	H: 0 LOB: 1 BB: 1 P: 15	R: 0 E: 0 K: 1 S: 12	H: 1 LOB: 1 BB: 0 P: 16	R: 0 E: 0 K: 1 S: 11	H: 0 LOB: 0 BB: 0 P: 14		R: 0 E: 0 K: 3 S: 10	H: 0 LOB: 0 BB: 0 P: 12	1B: 5 2B: 2 3B: 0 HR: 0	SF: 0 SAC: 0 DP: 0 HBP: 0	WP: 0 PB: 0 SB: 0 CS: 1	PA: 35		
PITCHER	IP	WLS	BF	H	R	ER	SO	BB	IBB	HBP	BLK	WP	HR	S	P	ERA	WHIP								
Wilson Alvarez, L ERA: 1.01 (1, 1)	8.0	W	32	7	1	1	4	3	0	0	0	0	0	68	112	1.12	1.250								
Roberto Hernandez, R ERA: 1.01 (9, 1)	1.0		3	0	0	0	3	0	0	0	0	0	0	10	12	0.00	0.000								

Batter	1	2	3	4	5	6	7	8	9	10	11	AB	R	H	RBI	BB	SO	LOB	TOP	
Tony Phillips, S OBP: 0.411, SLG: 0.405 (1, 7)	F7			G4-3		K			K			4	1	0	0	1	2	0		
Dave Martinez, L OBP: 0.363, SLG: 0.458 (11, 3)	K			G4-6-3 1B			P6					4	1	2	0	1	1	0		
Frank Thomas, R OBP: 0.464, SLG: 0.597 Darren Lewis, R OBP: 0.316, SLG: 0.306 (11, 8)	G5-3			G4-6-3 1-2					F9			3	1	0	0	0	0	2		
Harold Baines, L OBP: 0.388, SLG: 0.509 Norberto Martin, R OBP: 0.400, SLG: 0.462 (11, PR)		P6				F9-5 WP BB			L4			4	0	0	0	1	0	4		
Robin Ventura, L OBP: 0.372, SLG: 0.524 (1, 5)	G4-3					F9-5 1-3			F7			5	0	0	0	0	1	4		
Danny Tartabull, R OBP: 0.337, SLG: 0.464 Mike Cameron, R OBP: 0.250, SLG: 0.250 (11, 9)	P4								F8			4	1	1	2	0	0	0		
Ray Durham, S OBP: 0.384, SLG: 0.425 (1, 4)			G3			G5-3						3	0	1	0	2	0	0		
Pat Borders, R OBP: 0.280, SLG: 0.352 (1, 2)			G4-3						F8			4	0	1	0	1	0	3		
Ozzie Guillen, L OBP: 0.277, SLG: 0.372 (1, 6)				F8		L6-3 1B			F2			4	0	0	0	0	0	4		
Inning Stats	R: 0 E: 0 K: 1 S: 5	H: 0 LOB: 0 BB: 0 P: 5	R: 0 E: 0 K: 0 S: 3	H: 0 LOB: 0 BB: 0 P: 3	R: 0 E: 0 K: 0 S: 3	H: 0 LOB: 0 BB: 0 P: 3	R: 0 E: 0 K: 0 S: 3	H: 1 LOB: 0 BB: 0 P: 3	R: 1 E: 0 K: 0 S: 3	H: 1 LOB: 0 BB: 1 P: 7	R: 0 E: 0 K: 1 S: 5	H: 1 LOB: 0 BB: 0 P: 5	R: 0 E: 0 K: 0 S: 3	H: 0 LOB: 2 BB: 2 P: 11	R: 3 E: 1 K: 1 S: 6	H: 0 LOB: 2 BB: 3 P: 19	1B: 4 2B: 2 3B: 0 HR: 1	SF: 1 SAC: 0 DP: 3 HBP: 2	WP: 3 SB: 0 CS: 0	PA: 44
PITCHER	IP 9.0	WLS 31	BF 5	H 1	R 1	ER 1	SO 3	BB 1	IBB 0	HBP 0	BLK 0	WP 0	HR 1	S 35	P 40	ERA 1.00	WHIP 0.667			
Juan Guzman, R ERA: 2.93 Paul Spoljaric, L ERA: 3.41 Mike Timlin, R ERA: 3.94	(1, 1)	(10, 1)	(11, 1)																	

Chicago White Sox @ Toronto Blue Jays
SkyDome, Toronto, ON
Sun Sep 01 1996, 3:33 AM EDT
Att: 30,156 - Sunny - 78 F

AB 35
R 4
H 5
RBI 2
BB 6
SO 4
LOB 17



Batter	1	2	3	4	5	6	7	8	9	10	11	AB	R	H	RBI	BB	SO	LOB	BOTTOM			
Otis Nixon, S OBP: 0.369, SLG: 0.312 (1, 8)	F7			G3-1 S 1B		S G3 1B						3	2	2	0	2	0	0				
Shawn Green, L OBP: 0.341, SLG: 0.468 (1, 9)	F8			G3-1 1-3		G3 1-2			L1			5	0	1	1	0	0	3				
Joe Carter, R OBP: 0.309, SLG: 0.484 (1, 7)	K					G5-3 1B			G2-3			5	0	1	1	0	1	2				
John Olerud, L OBP: 0.393, SLG: 0.511 (1, 3)		P6				G6-3 FC4-6 1B			G4-3			5	0	1	0	0	1	2				
Ed Sprague, R OBP: 0.340, SLG: 0.503 (1, 5)						F3			K			4	0	1	0	0	1	2				
Carlos Delgado, L OBP: 0.365, SLG: 0.505 (1, 10)						G1-6-3 1B			G6-3			4	0	0	0	0	1	3				
Tilson Brito, R OBP: 0.333, SLG: 0.333 (1, 4)						F5			K			4	0	0	0	0	1	0				
Tomas Perez, S OBP: 0.302, SLG: 0.328 (1, 6)						G5-3			K			4	0	0	0	0	1	0				
Julio Mosquera, R OBP: 0.107, SLG: 0.182 Sandy Martinez, L OBP: 0.281, SLG: 0.317 (11, PH)						F9			L4			3	0	0	0	0	0	0				
Inning Stats	R: 0 E: 0 K: 1 S: 5	H: 0 LOB: 0 BB: 0 P: 5	R: 0 E: 0 K: 0 S: 3	H: 1 LOB: 0 BB: 0 P: 3	R: 0 E: 0 K: 0 S: 3	H: 0 LOB: 0 BB: 0 P: 3	R: 1 E: 0 K: 0 S: 6	H: 3 LOB: 2 BB: 0 P: 6	R: 0 E: 0 K: 0 S: 4	H: 1 LOB: 1 BB: 0 P: 4	R: 0 E: 0 K: 3 S: 9	H: 0 LOB: 0 BB: 0 P: 9	R: 0 E: 0 K: 1 S: 5	H: 0 LOB: 0 BB: 0 P: 9	R: 0 E: 0 K: 0 S: 3	H: 0 LOB: 0 BB: 0 P: 3	R: 1 E: 0 K: 2 S: 8	H: 1 LOB: 1 BB: 1 P: 12	1B: 6 2B: 0 3B: 0 HR: 0	SF: 0 SAC: 0 DP: 1 HBP: 0	WP: 0 SB: 2 CS: 0	PA: 40
PITCHER	IP 9.0	WLS 8	BF 1	H 1	R 1	ER 1	SO 2	BB 1	IBB 0	HBP 0	BLK 0	WP 0	HR 0	S 11	P 15	ERA 4.50	WHIP 1.000					
Alex Fernandez, R ERA: 3.47 Roberto Hernandez, R ERA: 1.11	(1, 1)	(10, 1)																				

Chicago White Sox @ Toronto Blue Jays
SkyDome, Toronto, ON
Sun Sep 01 1996, 3:33 AM EDT
Att: 30,156 - Sunny - 78 F

AB 38
R 2
H 6
RBI 2
BB 2
SO 7
LOB 12



Batter	1	2	3	4	5	6	7	8	9	AB	R	H	RBI	BB	SO	LOB	TOP					
Jose Offerman, S OBP: 0.374, SLG: 0.403	3-2 CS 1B		3-2 G4-3			2-0 E S 1B		0-1 F7		4	1	2	0	0	0	1						
Tom Goodwin, L OBP: 0.330, SLG: 0.329	2-2 G4-3		2-3 K			0-1 1-H G6-4-3 1B		0-0 G3		4	0	1	1	0	1	2						
Keith Lockhart, L OBP: 0.321, SLG: 0.404	4-2 CS BB			1-3 K		0-0 G6-4-3 1-2		0-1 F8		3	0	0	0	1	1	1						
Craig Paquette, R OBP: 0.311, SLG: 0.473	0-1 CS 1-2	1-0 F9		1-1 F8		3-3 K		0-0 F9		4	0	0	0	0	1	0						
Jon Nunnally, L OBP: 0.250, SLG: 0.378		3-2 F8		2-2 HR		1-3 K				3	1	1	1	0	1	0						
29 Mike Sweeney, R OBP: 0.376, SLG: 0.372		2-1 1B		0-0 P6		0-0 G5-3				3	0	1	0	0	0	0						
Johnny Damon, L OBP: 0.315, SLG: 0.369		1-0 P5		1-2 G4-3		1-3 K				3	0	0	0	0	1	1						
Mike Macfarlane, R OBP: 0.330, SLG: 0.488			1-0 G5-3	4-2 G4-6-3 BB		1-0 P4				2	0	0	0	1	0	0						
Joe Randa, R OBP: 0.341, SLG: 0.413		2-1 G4-3 1B		0-1 G4-6-3 1-2		2-3 K				3	0	1	0	0	1	1						
Inning Stats	R: 0 E: 0 K: 0 S: 10	H: 1 LOB: 0 BB: 1 P: 19	R: 0 E: 0 K: 0 S: 7	H: 1 LOB: 1 BB: 0 P: 14	R: 0 E: 0 K: 1 S: 9	H: 1 LOB: 1 BB: 0 P: 17	R: 1 E: 0 K: 1 S: 11	H: 1 LOB: 0 BB: 0 P: 15	R: 0 E: 0 K: 0 S: 7	H: 0 LOB: 0 BB: 1 P: 12	R: 1 E: 0 K: 0 S: 7	H: 2 LOB: 0 BB: 0 P: 12	R: 0 E: 0 K: 2 S: 8	H: 0 LOB: 0 BB: 0 P: 10	R: 0 E: 0 K: 1 S: 6	H: 0 LOB: 0 BB: 0 P: 9	R: 0 E: 0 K: 0 S: 4	H: 0 LOB: 0 BB: 0 P: 4	1B: 5 2B: 0 3B: 0 HR: 1	SF: 0 SAC: 0 DP: 2 HBP: 0	WP: 0 PB: 0 CS: 2	PA: 32
PITCHER Erik Hanson, R ERA: 5.87	IP: 9.0 WLS: L BF: 31	H: 6 R: 2 ER: 2 SO: 6	BB: 2 IBB: 0 HBP: 0 BLK: 0	WP: 0 HR: 1 S: 69 P: 112	ERA: 2.00 WHIP: 0.889																	

Kansas City Royals @ Toronto Blue Jays
SkyDome, Toronto, ON
 Mon Sep 02 1996, 3:33 AM EDT
 Att: 28,177 - Sunny - 80 F

AB 29
 R 2
 H 6
 RBI 2
 BB 2
 SO 6
 LOB 6



livebaseballscorecards.com


Batter	1	2	3	4	5	6	7	8	9	AB	R	H	RBI	BB	SO	LOB	BOTTOM					
Otis Nixon, S OBP: 0.366, SLG: 0.309	0-2 F8			0-1 G4-3		0-0 G6-3			1-0 G1-3	4	0	0	0	0	0	0						
Shawn Green, L OBP: 0.340, SLG: 0.466	2-2 P6			2-3 K			0-0 G4-3		0-1 1B	4	0	1	0	0	1	0						
Joe Carter, R OBP: 0.310, SLG: 0.484	0-2 F8			0-1 1B			0-0 F7		0-2 1B	4	0	2	0	0	0	0						
John Olerud, L OBP: 0.391, SLG: 0.508		0-1 G3		0-0 G4-3			1-2 1B		1-1 F8	4	0	1	0	0	0	3						
Ed Sprague, R OBP: 0.339, SLG: 0.500		1-0 F7			1-2 G5-3		1-3 K			3	0	0	0	0	1	1						
Carlos Delgado, L OBP: 0.363, SLG: 0.501			2-2 G4-3		2-2 F7			0-1 G4-3		3	0	0	0	0	0	0						
Charlie O'Brien, R OBP: 0.331, SLG: 0.436			0-3 K		0-3 K			0-2 F9		3	0	0	0	0	2	0						
Alex Gonzalez, R OBP: 0.306, SLG: 0.403			2-1 F8			1-2 F9		0-1 G4-3		3	0	0	0	0	0	0						
Tomas Perez, S OBP: 0.300, SLG: 0.325			2-0 G3-1			0-1 G4-3			0-3 K	2	0	0	0	0	0	0						
Robert Perez, R OBP: 0.382, SLG: 0.455										1	0	0	0	0	1	0						
Inning Stats	R: 0 E: 0 K: 0 S: 9	H: 0 LOB: 0 BB: 0 P: 11	R: 0 E: 0 K: 0 S: 7	H: 0 LOB: 0 BB: 0 P: 10	R: 0 E: 0 K: 1 S: 6	H: 0 LOB: 0 BB: 0 P: 10	R: 0 E: 0 K: 1 S: 8	H: 1 LOB: 1 BB: 0 P: 10	R: 0 E: 0 K: 1 S: 9	H: 0 LOB: 0 BB: 0 P: 12	R: 0 E: 0 K: 0 S: 6	H: 0 LOB: 0 BB: 0 P: 7	R: 0 E: 0 K: 1 S: 8	H: 1 LOB: 1 BB: 0 P: 10	R: 0 E: 0 K: 0 S: 7	H: 0 LOB: 0 BB: 0 P: 7	R: 0 E: 0 K: 1 S: 11	H: 2 LOB: 2 BB: 0 P: 13	1B: 4 2B: 0 3B: 0 HR: 0	SF: 0 SAC: 0 DP: 0 HBP: 0	WP: 0 PB: 0 CS: 0	PA: 31
PITCHER Tim Belcher, R ERA: 3.76	IP: 9.0 WLS: W BF: 31	H: 4 R: 0 ER: 0 SO: 5	BB: 0 IBB: 0 HBP: 0 BLK: 0	WP: 0 HR: 0 S: 71 P: 90	ERA: 0.00 WHIP: 0.444																	


Kansas City Royals @ Toronto Blue Jays
SkyDome, Toronto, ON
 Mon Sep 02 1996, 3:33 AM EDT
 Att: 28,177 - Sunny - 80 F

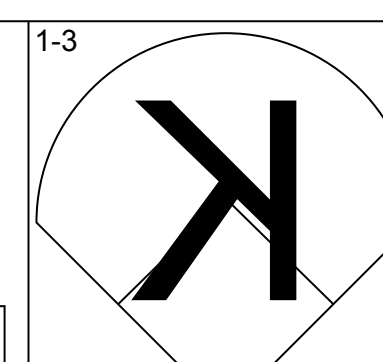
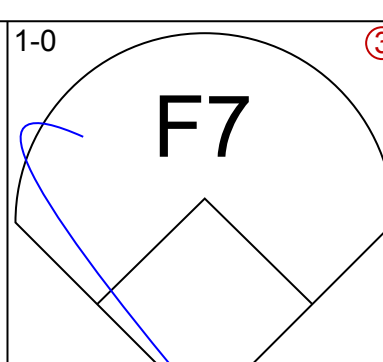
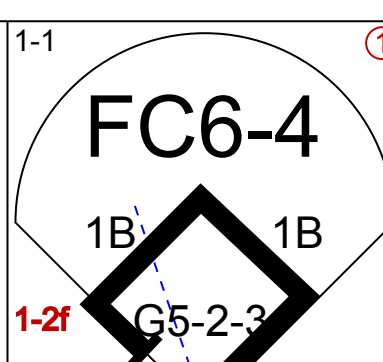
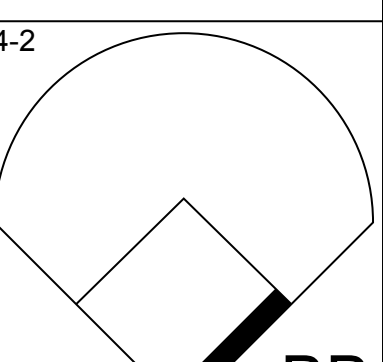
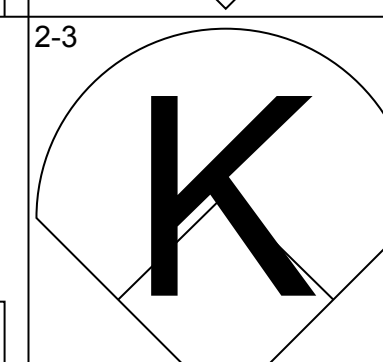
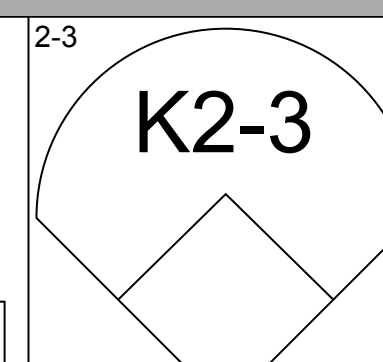
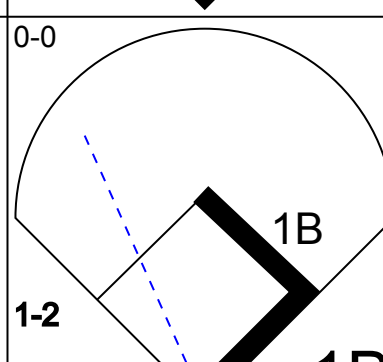
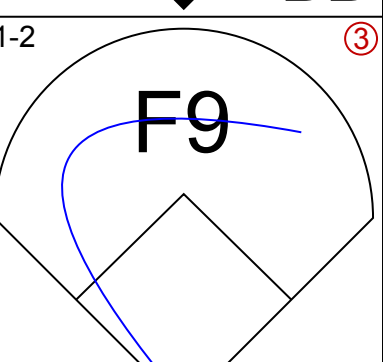
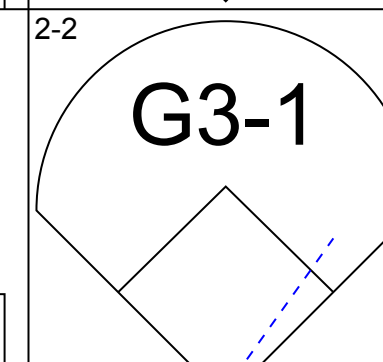
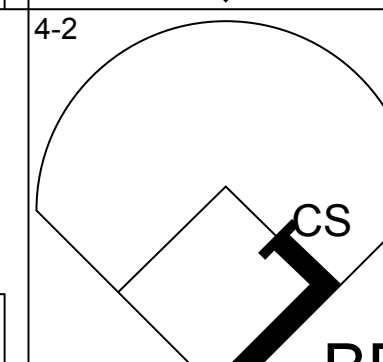
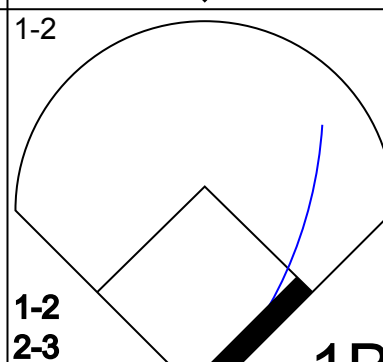

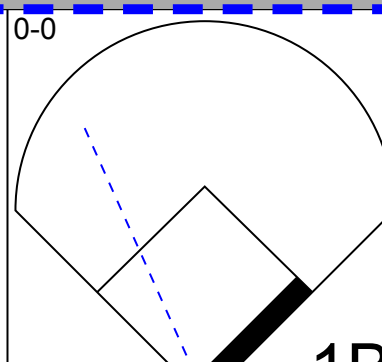
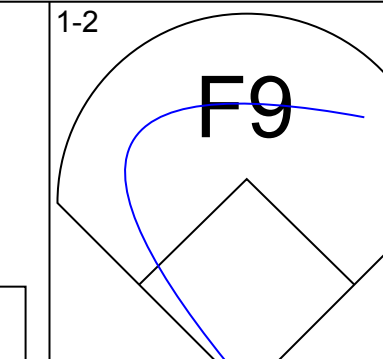

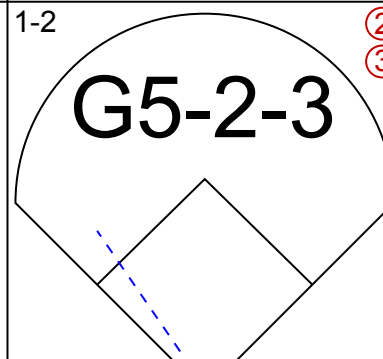

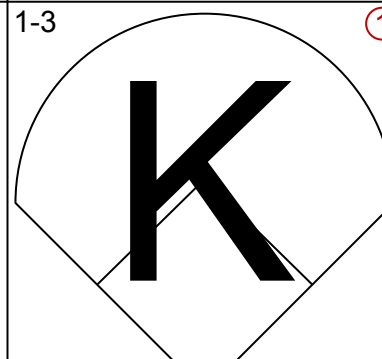

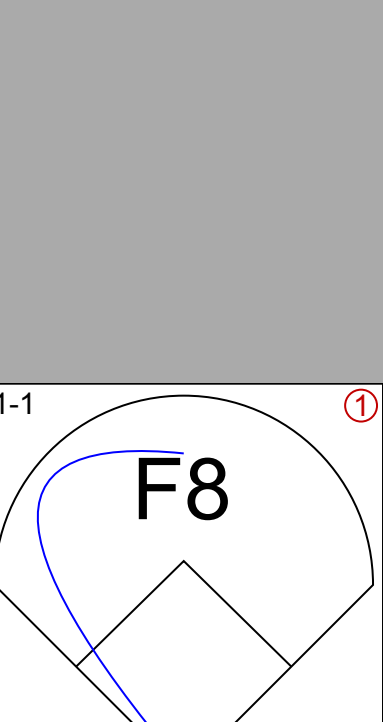

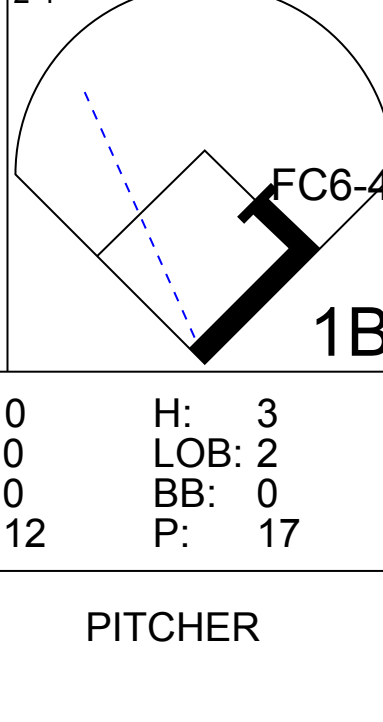
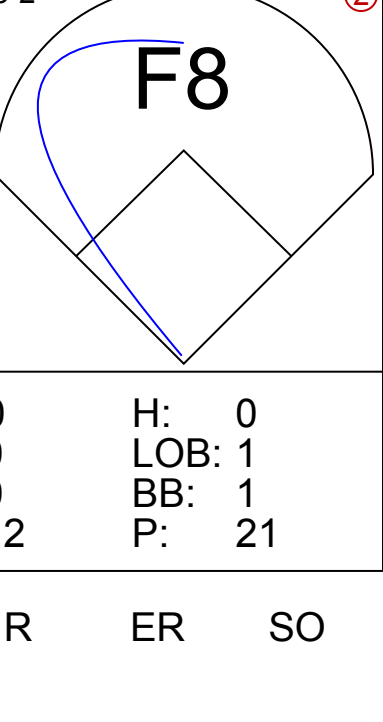
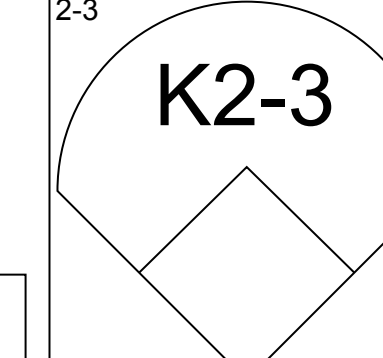


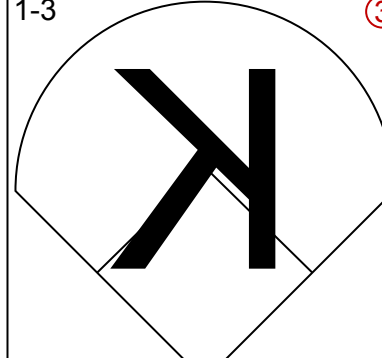
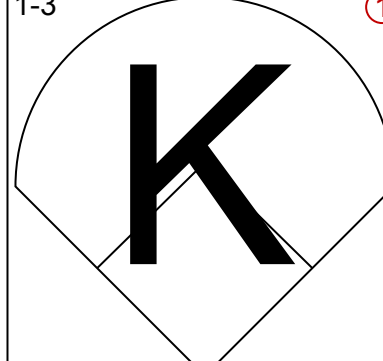
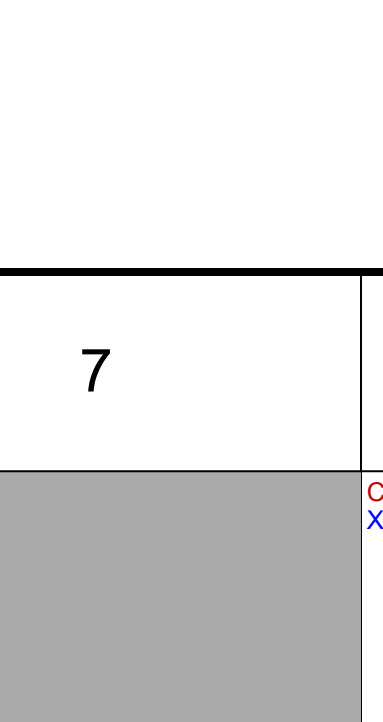
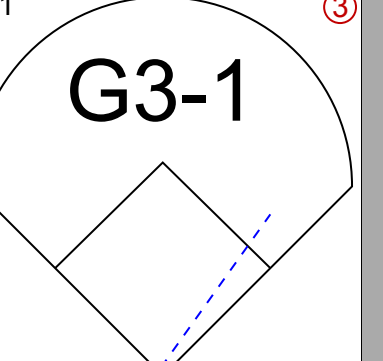
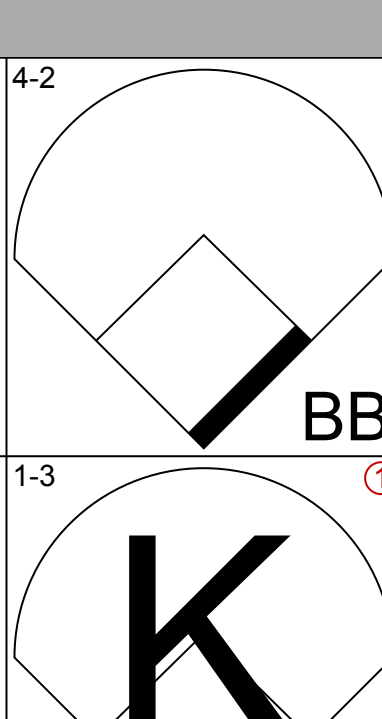
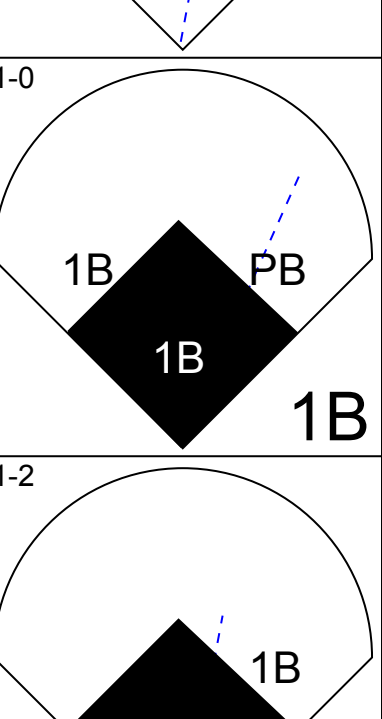
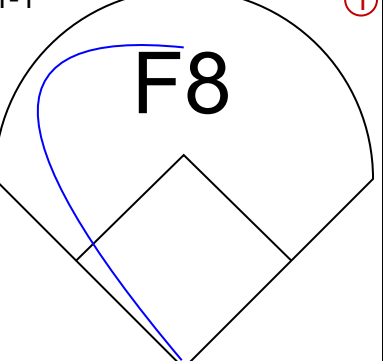

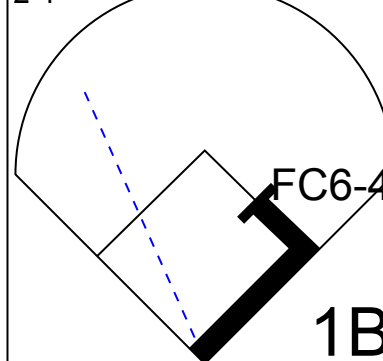
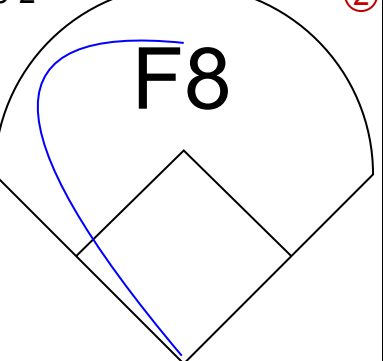
AB 31
 R 0
 H 4
 RBI 0
 BB 0
 SO 5
 LOB 4



livebaseballscorecards.com

Batter	1	2	3	4	5	6	7	8	9	AB R H RBI BB SO LOB	TOP											
Jose Offerman, S (1, 3) OBP: 0.374, SLG: 0.402	F8		FC4-6 BB		K		F9		G1-3 1B	4 0 1 0 1 1 2	Kansas City Royals @ Toronto Blue Jays SkyDome, Toronto, ON Tue Sep 03 1996, 7:05 PM EDT Att: 25,729 - Unknown - 79 F livebaseballscorecards.com AB 38 R 5 H 12 RBI 5 BB 1 SO 7 LOB 16 											
Tom Goodwin, L (1, 7) OBP: 0.330, SLG: 0.330	CS 1B		FC4-6 1-2			F7 1B 2B 1B	K		G1-3 1-2	5 1 2 0 0 1 4												
Keith Lockhart, L (1, 4) OBP: 0.320, SLG: 0.402	F8 1-2			K		2B 1-2 1B		L3	K	5 0 1 0 0 2 2												
Mike Macfarlane, R (1, 2)		G1-3		G5-3		F7		1B HR 1B		4 1 1 0 0 0 2												
Craig Paquette, R (1, 6) OBP: 0.311, SLG: 0.470		G6-3		K		K		1B HR 1B		4 1 1 0 0 2 2												
Jon Nunnally, L (1, 9) OBP: 0.285, SLG: 0.469		G3			K			1B HR		4 1 2 4 0 1 0												
29 Mike Sweeney, R (1, 10) OBP: 0.372, SLG: 0.368			G6-3		2B 1B	P3		F8		4 1 1 0 0 0 2												
Johnny Damon, L (1, 8) OBP: 0.316, SLG: 0.372			P3		1-1 2B		G1-3 1B	G1-3		4 0 2 1 0 0 0												
Joe Randa, R (1, 5) OBP: 0.340, SLG: 0.411			BB 1B		F9		G1-3 1-2		F8	4 0 1 0 0 0 2												
Inning Stats	R: 0 E: 0 K: 0 S: 6	H: 1 LOB: 0 BB: 0 P: 10	R: 0 E: 0 K: 0 S: 6	H: 0 LOB: 0 BB: 0 P: 10	R: 0 E: 0 K: 2 S: 8	H: 1 LOB: 2 BB: 1 P: 15	R: 0 E: 0 K: 2 S: 10	H: 0 LOB: 0 BB: 0 P: 14	R: 1 E: 0 K: 2 S: 9	H: 2 LOB: 1 BB: 0 P: 16	R: 1 E: 0 K: 1 S: 12	H: 3 LOB: 2 BB: 0 P: 16	R: 0 E: 0 K: 1 S: 11	H: 1 LOB: 1 BB: 0 P: 17	R: 3 E: 0 K: 0 S: 11	H: 3 LOB: 0 BB: 0 P: 22	R: 0 E: 0 K: 1 S: 13	H: 1 LOB: 1 BB: 0 P: 20	1B: 9 2B: 2 3B: 0 HR: 1	SF: 0 SAC: 0 DP: 0 HBP: 0	WP: 0 PB: 0 SB: 0 CS: 1	PA: 39
PITCHER	IP WLS BF H R ER SO BB IBB HBP BLK WP HR S P ERA WHIP											IP WLS BF H R ER SO BB IBB HBP BLK WP HR S P ERA WHIP										
Pat Hentgen, R (1, 1) ERA: 3.41	8.0 L 35 11 5 5 6 1 0 0 0 0 1 73 120 5.62 1.500																					
Paul Quantrill, R (9, 1) ERA: 5.29	1.0 4 1 0 0 1 0 0 0 0 0 0 13 20 0.00 1.000																					

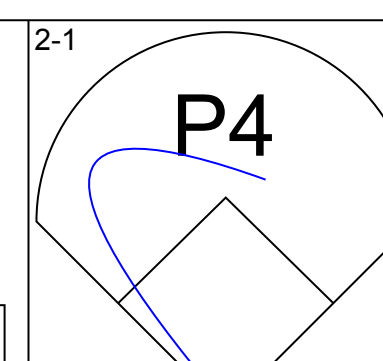
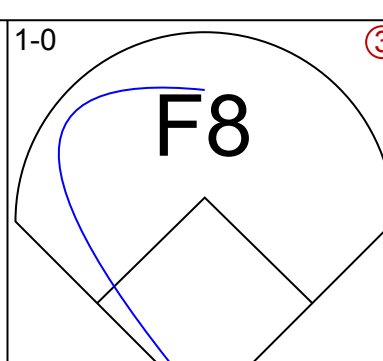
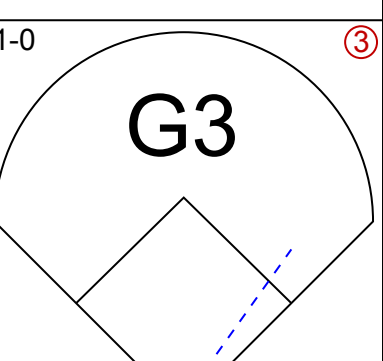

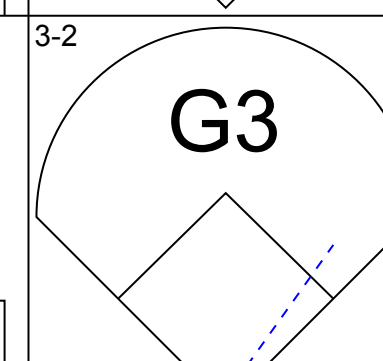
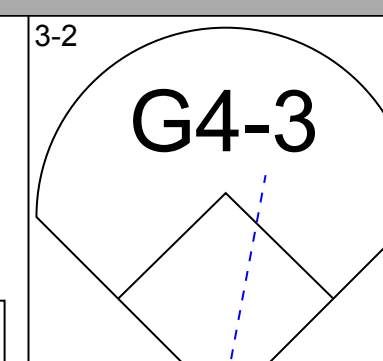
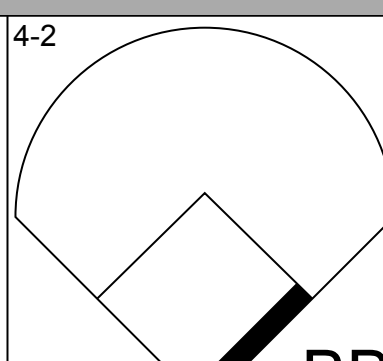
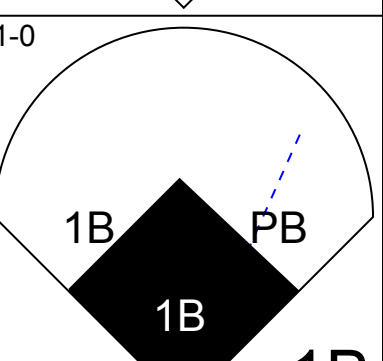
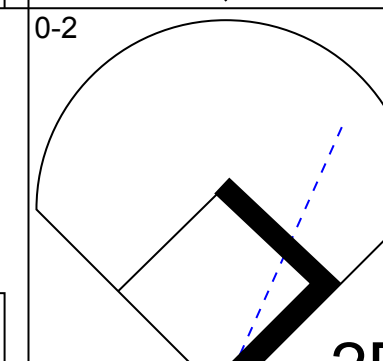
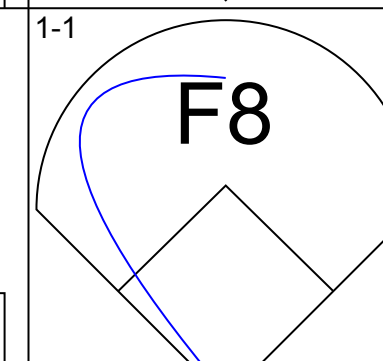
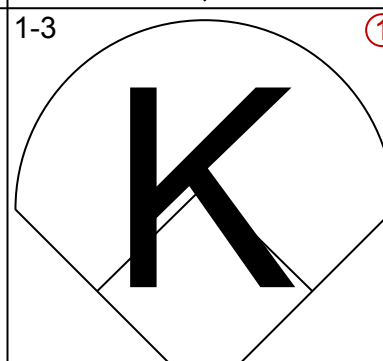
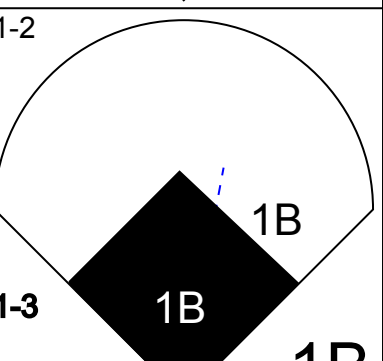
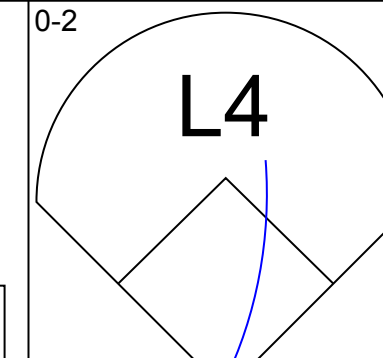
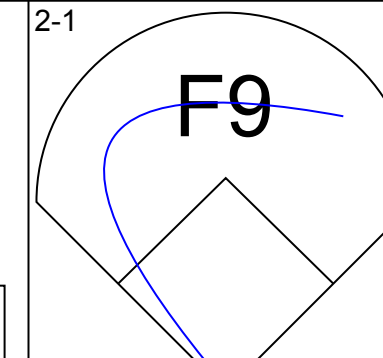
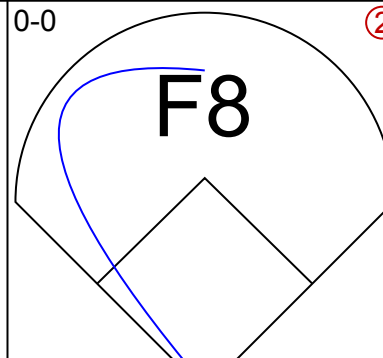
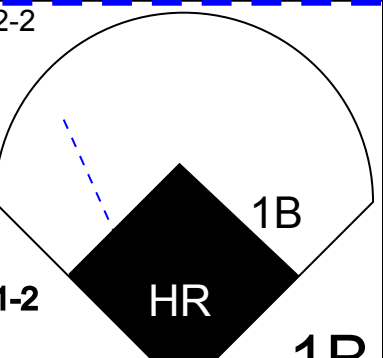
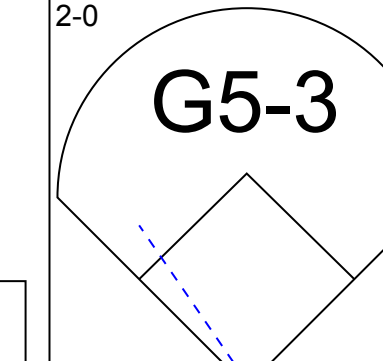
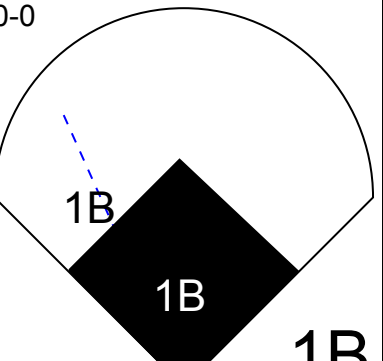
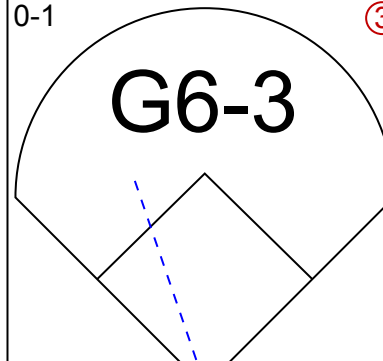
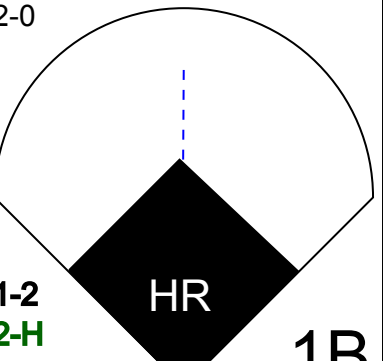
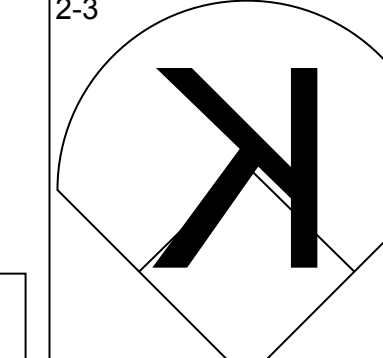
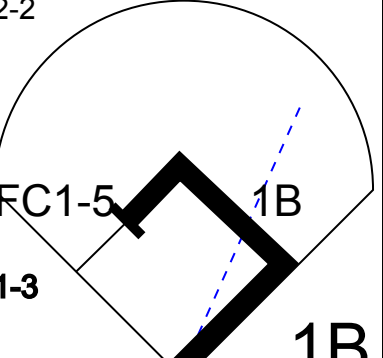
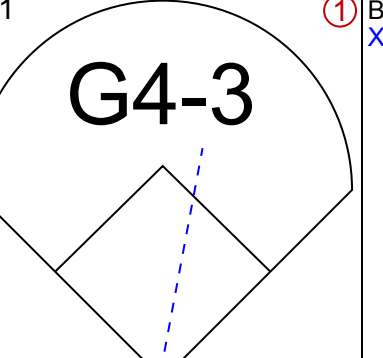
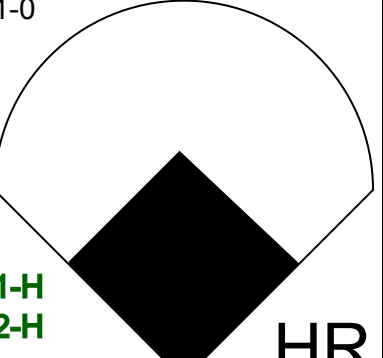
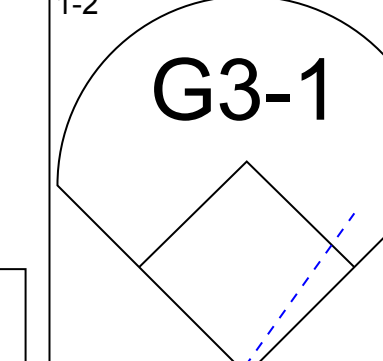
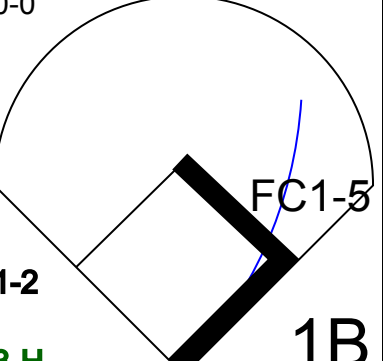
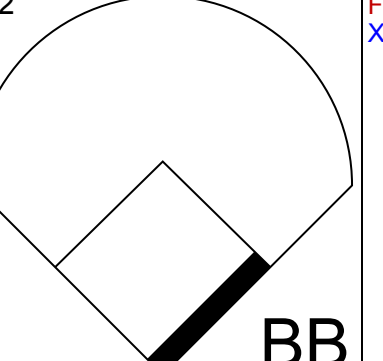
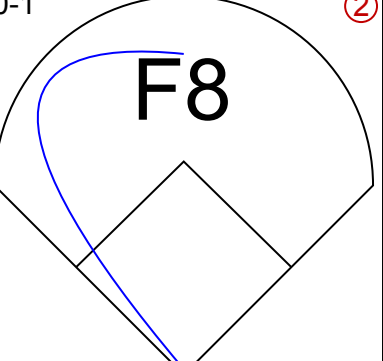
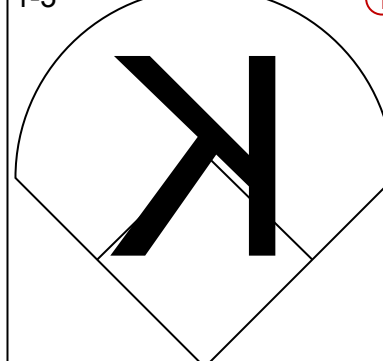
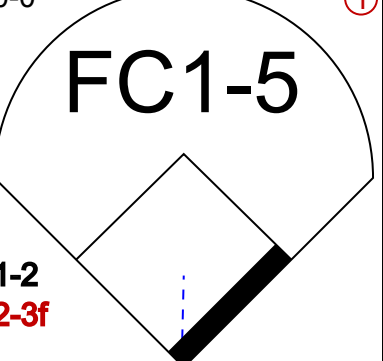
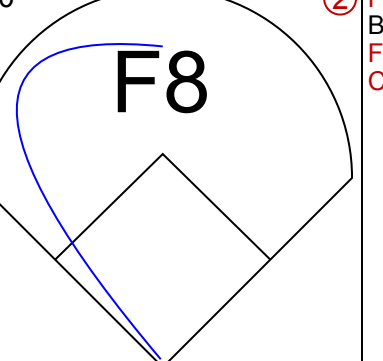
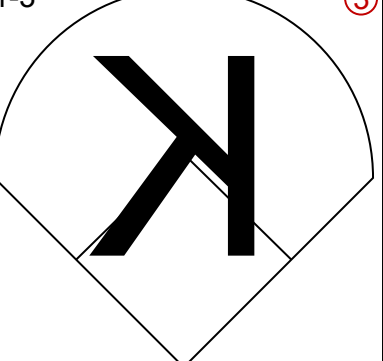
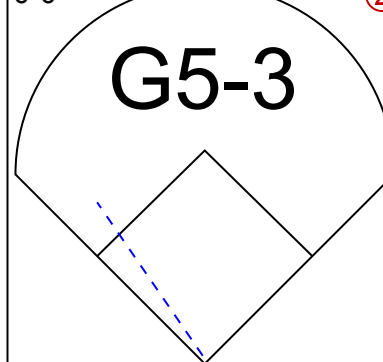
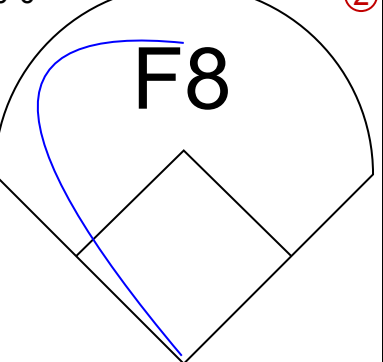
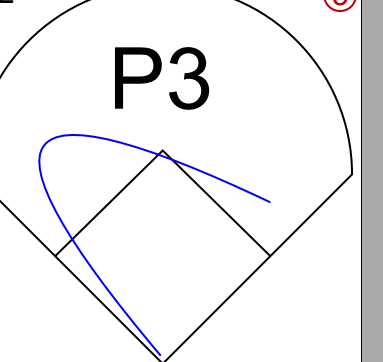
Batter	1	2	3	4	5	6	7	8	9	AB R H RBI BB SO LOB	BOTTOM											
Otis Nixon, S (1, 8) OBP: 0.369, SLG: 0.311	1B 2B 1B		S S BB		K			1B 1B		3 1 2 0 1 1 0	Kansas City Royals @ Toronto Blue Jays SkyDome, Toronto, ON Tue Sep 03 1996, 7:05 PM EDT Att: 25,729 - Unknown - 79 F livebaseballscorecards.com AB 31 R 2 H 7 RBI 2 BB 2 SO 12 LOB 15 											
Shawn Green, L (1, 9) OBP: 0.339, SLG: 0.463	2B SF8 1B		K		F8			F7		4 1 1 0 0 1 2												
Joe Carter, R (1, 7) OBP: 0.311, SLG: 0.486	1-2 1-3 3-H 2B		K			K		G6-4-3 1B		4 0 2 1 0 2 1												
John Olerud, L (1, 3) OBP: 0.390, SLG: 0.506	P4		P6			1B		G6-4-3 1-2		4 0 1 0 0 0 5												
Ed Sprague, R (1, 5) OBP: 0.336, SLG: 0.497	SF8				K		K		F8	3 0 0 1 0 2 1												
Carlos Delgado, L (1, 10) OBP: 0.362, SLG: 0.499	K		K		K		K		G5-4-3 1B	4 0 1 0 0 3 2												
Charlie O'Brien, R (1, 2) OBP: 0.327, SLG: 0.430		K		K			P6		G5-4-3 1-2	4 0 0 0 0 2 2												
Alex Gonzalez, R (1, 6) OBP: 0.306, SLG: 0.401		G4-3		K			L4-3 BB			2 0 0 0 1 1 1												
Tomás Perez, S (1, 4) OBP: 0.296, SLG: 0.322		G6-3			G6-3		L4-3			3 0 0 0 0 0 1												
Inning Stats	R: 2 E: 0 K: 1 S: 14	H: 3 LOB: 1 BB: 0 P: 17	R: 0 E: 0 K: 1 S: 8	H: 0 LOB: 0 BB: 0 P: 11	R: 0 E: 0 K: 2 S: 10	H: 0 LOB: 1 BB: 1 P: 19	R: 0 E: 0 K: 4 S: 14	H: 0 LOB: 0 BB: 0 P: 18	R: 0 E: 0 K: 1 S: 6	H: 0 LOB: 0 BB: 0 P: 11	R: 0 E: 0 K: 3 S: 17	H: 1 LOB: 1 BB: 0 P: 20	R: 0 E: 0 K: 0 S: 4	H: 0 LOB: 0 BB: 1 P: 8	R: 0 E: 0 K: 0 S: 8	H: 2 LOB: 1 BB: 0 P: 11	R: 0 E: 0 K: 0 S: 8	H: 1 LOB: 0 BB: 0 P: 8	1B: 6 2B: 2 3B: 0 HR: 0	SF: 1 SAC: 0 DP: 3 HBP: 0	WP: 1 PB: 0 SB: 2 CS: 0	PA: 34
PITCHER	IP WLS BF H R ER SO BB IBB HBP BLK WP HR S P ERA WHIP											IP WLS BF H R ER SO BB IBB HBP BLK WP HR S P ERA WHIP										
Kevin Appier, R (1, 1) ERA: 3.31	9.0 W 34 7 2 2 12 2 0 0 0 1 0 89 123 2.00 1.000																					

Batter	1	2	3	4	5	6	7	8	9	AB	R	H	RBI	BB	SO	LOB	TOP					
Jose Offerman, S OBP: 0.373, SLG: 0.400 (1, 8)										3	0	0	0	1	1	2						
Johnny Damon, L OBP: 0.315, SLG: 0.371 (1, 9)										4	0	1	0	0	2	1						
Keith Lockhart, L OBP: 0.324, SLG: 0.404 (1, 4)										3	0	2	0	1	0	0						
Joe Vitiello, R OBP: 0.339, SLG: 0.406 (1, 3)										4	0	0	0	0	1	5						
Bob Hamelin, L OBP: 0.391, SLG: 0.436 (1, 10)										4	0	1	0	0	1	1						
Craig Paquette, R OBP: 0.307, SLG: 0.465 (1, 6)										4	0	0	0	0	3	2						
Jon Nunnally, L OBP: 0.254, SLG: 0.442 (1, 7)										3	0	0	0	0	2	1						
29 Mike Sweeney, R OBP: 0.371, SLG: 0.367 (1, 2)										3	0	1	0	0	0	1						
Joe Randa, R OBP: 0.340, SLG: 0.410 (1, 5)										3	0	1	0	0	1	1						
Inning Stats	R: 0 H: 0 E: 0 K: 2 S: 10	H: 0 LOB: 0 BB: 0 P: 15	R: 0 H: 0 E: 0 K: 1 S: 7	H: 0 LOB: 0 BB: 0 P: 11	R: 0 H: 1 E: 0 K: 2 S: 12	H: 1 LOB: 1 BB: 0 P: 15	R: 0 H: 0 E: 0 K: 1 S: 10	H: 0 LOB: 0 BB: 1 P: 20	R: 0 H: 1 E: 0 K: 2 S: 11	H: 1 LOB: 1 BB: 0 P: 16	R: 0 H: 3 E: 0 K: 0 S: 12	H: 3 LOB: 2 BB: 0 P: 17	R: 0 H: 0 E: 0 K: 1 S: 6	H: 0 LOB: 0 BB: 0 P: 8	R: 0 H: 0 E: 0 K: 0 S: 12	H: 0 LOB: 1 BB: 1 P: 21	R: 0 H: 1 E: 0 K: 2 S: 11	H: 1 LOB: 1 BB: 0 P: 15	1B: 6 2B: 0 3B: 0 HR: 0	SF: 0 SAC: 0 DP: 1 HBP: 0	WP: 0 PB: 0 SB: 0 CS: 1	PA: 34
PITCHER	IP	WLS	BF	H	R	ER	SO	BB	IBB	HBP	BLK	WP	HR	S	P	ERA	WHIP					
Woody Williams, R ERA: 4.6 (1, 1)	8.0	W	29	5	0	0	9	2	0	0	0	0	0	80	123	0.00	0.875					
Mike Timlin, R ERA: 3.66 (9, 1)	1.0		4	1	0	0	2	0	0	0	0	0	0	11	15	0.00	1.000					

Kansas City Royals @ Toronto Blue Jays
SkyDome, Toronto, ON
Wed Sep 04 1996, 7:05 PM EDT
Att: 25,827 - Unknown - 77 F

AB 31
R 0
H 6
RBI 0
BB 2
SO 11
LOB 14



Batter	1	2	3	4	5	6	7	8	9	AB	R	H	RBI	BB	SO	LOB	BOTTOM					
Alex Gonzalez, R OBP: 0.304, SLG: 0.397 (1, 6)										4	0	0	0	0	0	2						
Shawn Green, L OBP: 0.341, SLG: 0.462 (1, 9)										3	1	1	0	1	0	0						
Jacob Brunfield, R OBP: 0.333, SLG: 0.509 (1, 8)										4	1	2	0	0	1	1						
Joe Carter, R OBP: 0.311, SLG: 0.485 (1, 3)										4	1	1	1	1	0	2						
Ed Sprague, R OBP: 0.337, SLG: 0.497 (1, 5)										4	2	2	1	0	0	1						
Carlos Delgado, L OBP: 0.363, SLG: 0.506 (1, 10)										4	1	2	3	0	1	0						
Robert Perez, R OBP: 0.384, SLG: 0.452 (1, 7)										3	0	1	1	1	0	0						
Sandy Martinez, L OBP: 0.276, SLG: 0.311 (1, 2)										4	0	0	0	0	2	3						
Miguel Cairo, R OBP: 0.182, SLG: 0.364 (1, 4)										3	0	0	0	0	0	3						
Inning Stats	R: 0 H: 1 E: 0 K: 0 S: 11	H: 1 LOB: 1 BB: 0 P: 16	R: 0 H: 0 E: 0 K: 1 S: 8	H: 0 LOB: 0 BB: 0 P: 13	R: 0 H: 0 E: 0 K: 1 S: 5	H: 0 LOB: 0 BB: 0 P: 7	R: 0 H: 0 E: 0 K: 0 S: 7	H: 0 LOB: 0 BB: 0 P: 13	R: 1 H: 3 E: 0 K: 0 S: 11	H: 3 LOB: 2 BB: 0 P: 14	R: 0 H: 0 E: 0 K: 1 S: 9	H: 0 LOB: 1 BB: 1 P: 14	R: 0 H: 0 E: 0 K: 0 S: 9	H: 0 LOB: 1 BB: 1 P: 17	R: 5 H: 5 E: 0 K: 1 S: 16	H: 5 LOB: 0 BB: 0 P: 24	R: 0 H: 1 E: 0 K: 2 S: 11	H: 1 LOB: 1 BB: 0 P: 15	1B: 7 2B: 1 3B: 0 HR: 1	SF: 0 SAC: 0 DP: 0 HBP: 0	WP: 0 PB: 1 SB: 0 CS: 0	PA: 35
PITCHER	IP	WLS	BF	H	R	ER	SO	BB	IBB	HBP	BLK	WP	HR	S	P	ERA	WHIP					
50 José Rosado, L ERA: 2.68 (1, 1)	7.1	L	30	6	3	3	3	2	0	0	0	0	0	66	102	3.68	1.091					
Hipolito Pichardo, R ERA: 5.68 (8, 1)	0.2		5	3	3	3	1	0	0	0	0	0	1	10	16	40.50	4.500					

Kansas City Royals @ Toronto Blue Jays
SkyDome, Toronto, ON
Wed Sep 04 1996, 7:05 PM EDT
Att: 25,827 - Unknown - 77 F

AB 33
R 6
H 9
RBI 6
BB 2
SO 4
LOB 12



Batter	1	2	3	4	5	6	7	8	9	AB	R	H	RBI	BB	SO	LOB	TOP							
Otis Nixon, S <small>OBP: 0.372, SLG: 0.314</small> (1, 8)										3	0	2	1	1	0	1	Toronto Blue Jays @ New York Yankees Yankee Stadium, Bronx, NY Fri Sep 06 1996, 7:05 PM EDT Att: 21,528 - Unknown - 70 F livebaseballscores.com							
Jacob Brunfield, R <small>OBP: 0.330, SLG: 0.503</small> (1, 9) (7, 7)										4	0	0	0	0	1	5								
Juan Samuel, R <small>OBP: 0.316, SLG: 0.481</small> (1, 3)										4	0	0	0	0	1	3								
Joe Carter, R <small>OBP: 0.312, SLG: 0.485</small> (1, 10)										4	0	2	0	0	0	0								
Ed Sprague, R <small>OBP: 0.337, SLG: 0.497</small> (1, 5)										4	0	1	0	0	1	1								
Robert Perez, R <small>OBP: 0.380, SLG: 0.447</small> Shawn Green, L <small>OBP: 0.341, SLG: 0.463</small> (7, PH) (7, 9)										2	0	0	0	0	1	2								
Charlie O'Brien, R Sandy Martinez, L <small>OBP: 0.281, SLG: 0.330</small> (1, 2) (2, 2)										1	0	0	0	0	0	2								
Alex Gonzalez, R <small>OBP: 0.304, SLG: 0.395</small> (1, 6)										3	0	0	0	1	1	0								
Miguel Cairo, R John Olerud, L Tomas Perez, S <small>OBP: 0.296, SLG: 0.322</small> (1, 4) (7, PH) (7, PR) (7, 4)										1	0	1	0	1	0	0								
Carlos Delgado, L <small>OBP: 0.281, SLG: 0.505</small> (9, PH)										1	0	0	0	0	0	0								
Inning Stats	R: 0 E: 0 K: 0 S: 10	H: 0 LOB: 0 BB: 1 P: 17	R: 0 E: 0 K: 1 S: 11	H: 2 LOB: 1 BB: 0 P: 18	R: 0 E: 0 K: 0 S: 8	H: 1 LOB: 0 BB: 0 P: 11	R: 0 E: 0 K: 0 S: 11	H: 1 LOB: 1 BB: 0 P: 16	R: 1 E: 0 K: 0 S: 11	H: 2 LOB: 2 BB: 1 P: 22	R: 0 E: 0 K: 0 S: 4	H: 0 LOB: 0 BB: 0 P: 6	R: 2 E: 0 K: 2 S: 24	H: 3 LOB: 2 BB: 1 P: 40	R: 0 E: 0 K: 2 S: 10	H: 0 LOB: 0 BB: 0 P: 12		R: 0 E: 0 K: 2 S: 9	H: 0 LOB: 0 BB: 0 P: 12	1B: 7 2B: 3 3B: 0 HR: 1	SF: 0 SAC: 1 DP: 3 HBP: 0	WP: 0 PA: 36 CS: 0		
PITCHER	IP WLS BF H R ER SO BB IBB HBP BLK WP HR S P ERA WHIP																							
Jimmy Key, L <small>ERA: 4.67</small> 42 Mariano Rivera, R <small>ERA: 1.96</small> (1, 1) (7, 1)	6.0 W 23	6 1 1 1	1 2 2 6	2 0 0 0	0 0 0 0	0 0 43 64	1.50 6.00	1.333 1.333																

Batter	1	2	3	4	5	6	7	8	9	AB	R	H	RBI	BB	SO	LOB	BOTTOM							
Tim Lincecum, S <small>OBP: 0.362, SLG: 0.375</small> (1, 7)										2	1	1	0	2	0	1	Toronto Blue Jays @ New York Yankees Yankee Stadium, Bronx, NY Fri Sep 06 1996, 7:05 PM EDT Att: 21,528 - Unknown - 70 F livebaseballscores.com							
Derek Jeter, R <small>OBP: 0.368, SLG: 0.413</small> (1, 6)										3	0	0	0	1	0	4								
Bernie Williams, S <small>OBP: 0.379, SLG: 0.512</small> (1, 8)										4	0	0	0	0	1	5								
Cecil Fielder, R <small>OBP: 0.356, SLG: 0.490</small> (1, 10)										3	2	2	2	1	0	0								
Tino Martinez, L <small>OBP: 0.369, SLG: 0.489</small> (1, 3)										3	0	0	1	1	0	0								
Charlie Hayes, R <small>OBP: 0.295, SLG: 0.373</small> (1, 5)										4	0	0	0	0	2	3								
Mariano Duncan, R Andy Fox, L <small>OBP: 0.269, SLG: 0.246</small> (1, 4) (7, 4)										3	1	1	0	0	0	0								
Joe Girardi, R <small>OBP: 0.355, SLG: 0.384</small> (1, 2)										3	0	1	1	0	1	0								
Ruben Rivera, R Daryl Strawberry, L <small>OBP: 0.375, SLG: 0.404</small> <small>OBP: 0.363, SLG: 0.506</small> (1, 9) (7, PH) (8, 9)										2	0	0	0	0	1	2								
Inning Stats	R: 1 E: 0 K: 1 S: 18	H: 1 LOB: 2 BB: 3 P: 34	R: 1 E: 0 K: 0 S: 8	H: 2 LOB: 1 BB: 1 P: 15	R: 1 E: 0 K: 0 S: 8	H: 1 LOB: 0 BB: 0 P: 12	R: 0 E: 1 K: 1 S: 13	H: 0 LOB: 1 BB: 0 P: 21	R: 0 E: 0 K: 0 S: 6	H: 0 LOB: 0 BB: 0 P: 8	R: 0 E: 0 K: 2 S: 10	H: 0 LOB: 0 BB: 0 P: 15	R: 0 E: 0 K: 1 S: 9	H: 0 LOB: 1 BB: 1 P: 15	R: 1 E: 0 K: 1 S: 9	H: 1 LOB: 0 BB: 0 P: 14		1B: 2 2B: 1 3B: 1 HR: 2	SF: 0 SAC: 0 DP: 1 HBP: 0	WP: 0 PA: 34 CS: 0				
PITCHER	IP WLS BF H R ER SO BB IBB HBP BLK WP HR S P ERA WHIP																							
Huck Flener, L <small>ERA: 4.95</small> Luis Andujar, R <small>ERA: 7.71</small> Bill Risley, R <small>ERA: 4.3</small> (1, 1) (2, 1) (5, 1)	1.1 L 14	3 2 2 1	1 1 1 4	0 0 0 0	0 0 1 34	24 36 52	3.38 2.25	0.375 0.500																

Batter	1	2	3	4	5	6	7	8	9	AB	R	H	RBI	BB	SO	LOB	TOP								
Otis Nixon, S <small>OBP: 0.373, SLG: 0.317</small> 										4	1	2	0	0	0	2									
Shawn Green, L <small>OBP: 0.341, SLG: 0.463</small> 										4	1	1	1	0	0	1									
Joe Carter, R <small>OBP: 0.312, SLG: 0.488</small> 										4	1	1	2	0	2	0									
John Olerud, L <small>OBP: 0.388, SLG: 0.500</small> 										3	0	0	0	1	1	0									
Ed Sprague, R <small>OBP: 0.336, SLG: 0.497</small> 										4	0	1	0	0	1	0									
Carlos Delgado, L <small>OBP: 0.380, SLG: 0.500</small> 										4	0	0	0	0	2	2									
Alex Gonzalez, R <small>OBP: 0.303, SLG: 0.392</small> 										3	0	0	0	1	1	0									
Sandy Martinez, L <small>OBP: 0.282, SLG: 0.327</small> 										2	0	0	0	0	1	1									
Tomas Perez, S <small>OBP: 0.297, SLG: 0.319</small> 										2	0	0	0	1	1	2									
Inning Stats	R: 3 H: 3 E: 0 K: 2 S: 11	H: 3 LOB: 0 BB: 0 P: 16	R: 0 H: 0 E: 0 K: 1 S: 5	H: 0 LOB: 0 BB: 0 P: 10	R: 0 H: 1 E: 0 K: 1 S: 8	H: 1 LOB: 0 BB: 0 P: 11	R: 0 H: 0 E: 0 K: 1 S: 6	H: 0 LOB: 0 BB: 0 P: 10	R: 0 H: 0 E: 0 K: 1 S: 7	H: 0 LOB: 1 BB: 1 P: 16	R: 0 H: 1 E: 0 K: 1 S: 18	H: 1 LOB: 2 BB: 1 P: 27	R: 0 H: 0 E: 0 K: 1 S: 6	H: 0 LOB: 1 BB: 1 P: 12	R: 0 H: 0 E: 0 K: 0 S: 6	H: 0 LOB: 0 BB: 0 P: 11	R: 0 H: 0 E: 0 K: 1 S: 10	H: 0 LOB: 0 BB: 0 P: 13	1B: 1 2B: 3 3B: 0 HR: 1	SF: 0 SAC: 0 DP: 1 HBP: 1	WP: 1 PB: 0 SB: 0 CS: 0	PA: 34			
PITCHER	IP	WLS	BF	H	R	ER	SO	BB	IBB	HBP	BLK	WP	HR	S	P	ERA	WHIP								
David Cone, R <small>ERA: 2.0</small>	7.0	L	28	5	3	3	8	3	0	1	0	1	1	61	102	3.86	1.143								
Jeff Nelson, R <small>ERA: 4.71</small>	1.0		3	0	0	0	0	0	0	0	0	0	0	6	11	0.00	0.000								
John Wetteland, R <small>ERA: 3.35</small>	1.0		3	0	0	0	1	0	0	0	0	0	0	10	13	0.00	0.000								

Toronto Blue Jays @ New York Yankees
 Yankee Stadium, Bronx, NY
 Sat Sep 07 1996, 7:05 PM EDT
 Att: 27,069 - Unknown - 77 F

AB	30
R	3
H	5
RBI	3
BB	3
SO	9
LOB	8



Batter	1	2	3	4	5	6	7	8	9	AB	R	H	RBI	BB	SO	LOB	BOTTOM								
Tim Lincecum, S <small>OBP: 0.359, SLG: 0.394</small> 										4	1	1	2	0	0	0									
Wade Boggs, L <small>OBP: 0.386, SLG: 0.390</small> 										4	0	1	0	0	1	1									
Andy Fox, L <small>OBP: 0.269, SLG: 0.246</small> 										0	0	0	0	0	0	0									
Darryl Strawberry, L <small>OBP: 0.360, SLG: 0.500</small> 										4	0	1	0	0	1	2									
Cecil Fielder, R <small>OBP: 0.356, SLG: 0.489</small> 										4	0	1	0	0	0	2									
Tino Martinez, L <small>OBP: 0.366, SLG: 0.485</small> 										4	0	0	0	0	0	2									
Bernie Williams, S <small>OBP: 0.376, SLG: 0.507</small> 										4	0	0	0	0	0	0									
Mariano Duncan, R <small>OBP: 0.342, SLG: 0.491</small> 										4	0	2	0	0	0	0									
Joe Girardi, R <small>OBP: 0.352, SLG: 0.381</small> 										3	0	0	0	0	1	2									
Derek Jeter, R <small>OBP: 0.368, SLG: 0.413</small> 										3	1	1	0	0	1	1									
Inning Stats	R: 0 H: 0 E: 1 K: 0 S: 12	H: 0 LOB: 1 BB: 0 P: 21	R: 0 H: 1 E: 0 K: 1 S: 11	H: 1 LOB: 0 BB: 0 P: 19	R: 0 H: 0 E: 0 K: 1 S: 10	H: 0 LOB: 0 BB: 0 P: 14	R: 0 H: 0 E: 0 K: 0 S: 3	H: 0 LOB: 0 BB: 0 P: 6	R: 0 H: 1 E: 0 K: 0 S: 6	H: 1 LOB: 1 BB: 0 P: 9	R: 0 H: 2 E: 0 K: 1 S: 12	H: 2 LOB: 2 BB: 0 P: 19	R: 0 H: 0 E: 0 K: 0 S: 4	H: 0 LOB: 0 BB: 0 P: 6	R: 2 H: 3 E: 0 K: 1 S: 14	H: 3 LOB: 1 BB: 0 P: 22	R: 0 H: 0 E: 0 K: 0 S: 4	H: 0 LOB: 0 BB: 0 P: 5	1B: 6 2B: 0 3B: 0 HR: 1	SF: 0 SAC: 0 DP: 1 HBP: 0	WP: 0 PB: 0 SB: 1 CS: 0	PA: 34			
PITCHER	IP	WLS	BF	H	R	ER	SO	BB	IBB	HBP	BLK	WP	HR	S	P	ERA	WHIP								
Paul Quantrill, R <small>ERA: 5.04</small>	6.0	W	23	4	0	0	3	0	0	0	0	0	0	54	88	0.00	0.667								
Tim Lincecum, R <small>ERA: 2.59</small>	1.0		5	2	2	2	0	0	0	0	0	0	1	11	15	18.00	2.000								
Paul Spoljaric, L <small>ERA: 3.38</small>	0.1		2	1	0	0	1	0	0	0	0	0	0	4	7	0.00	3.000								
Mike Timlin, R <small>ERA: 3.72</small>	1.2	S	4	0	0	0	0	0	0	0	0	0	0	7	11	0.00	0.000								

Toronto Blue Jays @ New York Yankees
 Yankee Stadium, Bronx, NY
 Sat Sep 07 1996, 7:05 PM EDT
 Att: 27,069 - Unknown - 77 F

AB	34
R	2
H	7
RBI	2
BB	0
SO	4
LOB	10



Batter	1	2	3	4	5	6	7	8	9	AB	R	H	RBI	BB	SO	LOB	TOP			
Otis Nixon, S (1, 8) <small>OBP: 0.372, SLG: 0.317</small>	B3		G2-3		G4-3		1B			4	0	1	0	0	0	0	Toronto Blue Jays @ New York Yankees Yankee Stadium, Bronx, NY Sun Sep 08 1996, 3:33 AM EDT Att: 28,575 - Overcast - 73 F			
Jacob Brumfield, R (1, 9) <small>OBP: 0.326, SLG: 0.497</small>	K		G5-3		G5-3		F7			4	0	0	0	0	1	1				
Juan Samuel, R (1, 10) <small>OBP: 0.316, SLG: 0.475</small> Carlos Delgado, L (8, PH) <small>OBP: 0.329, SLG: 0.499</small>	K			1B HR BB	K			P2		2	1	0	0	1	2	0				
Joe Carter, R (1, 3) <small>OBP: 0.313, SLG: 0.488</small>		P5		1-1 SAFE SAFE 1-1 SAFE SAFE 1-1 SAFE SAFE	1B HR		FC5-4 1B		F8		4	1	2	0	0	0		0		
Ed Sprague, R (1, 5) <small>OBP: 0.337, SLG: 0.509</small>		HR		1-1 H 2H	HR		FC5-4 1-2		K		4	2	4	0	1	1				
Robert Perez, R (1, 7) <small>OBP: 0.374, SLG: 0.439</small> John Olerud, L (9, PH) <small>OBP: 0.387, SLG: 0.499</small>		P5		L8			K		F8		3	0	0	0	0	1		1		
Charlie O'Brien, R (1, 2) <small>OBP: 0.328, SLG: 0.427</small>		1B					F7		G5-3		3	0	1	0	1	0		1		
Alex Gonzalez, R (1, 6) <small>OBP: 0.301, SLG: 0.389</small>		L7					G4-3		K		4	0	0	0	2	2				
Miguel Cairo, R (1, 4) <small>OBP: 0.250, SLG: 0.333</small>			K2-3		G5-3		G4-3				3	0	0	0	0	1		1		
Inning Stats	R: 0 E: 0 K: 2 S: 8	H: 0 LOB: 0 BB: 0 P: 10	R: 1 E: 0 K: 0 S: 16	H: 2 LOB: 1 BB: 0 P: 26	R: 0 E: 0 K: 1 S: 5	H: 0 LOB: 0 BB: 0 P: 7	R: 3 E: 0 K: 1 S: 15	H: 2 LOB: 1 BB: 2 P: 28	R: 0 E: 0 K: 1 S: 11	H: 1 LOB: 1 BB: 0 P: 16	R: 0 E: 0 K: 0 S: 6	H: 1 LOB: 0 BB: 0 P: 9	R: 0 E: 0 K: 1 S: 8	H: 0 LOB: 0 BB: 0 P: 12	R: 0 E: 0 K: 1 S: 10	H: 0 LOB: 0 BB: 0 P: 16		1B: 4 2B: 0 3B: 0 HR: 2	SF: 0 SAC: 0 DP: 0 HBP: 0	WP: 0 PB: 0 CS: 0
PITCHER Andy Pettitte, L (1, 1) <small>ERA: 4.25</small> Jeff Nelson, R (8, 1) <small>ERA: 4.57</small>	IP: 7.0 WLS: L BF: 29	H: 6 R: 4 ER: 4 SO: 6	BB: 2 IBB: 0 HBP: 0 BLK: 0	WP: 0 HR: 2 S: 69 P: 105	ERA: 5.14 WHIP: 1.143											ERA: 0.00 WHIP: 0.000				

Batter	1	2	3	4	5	6	7	8	9	AB	R	H	RBI	BB	SO	LOB	BOTTOM					
Tim Raines, S (1, 7) <small>OBP: 0.366, SLG: 0.401</small>	L8						1B		L3	5	0	3	0	0	0	1	Toronto Blue Jays @ New York Yankees Yankee Stadium, Bronx, NY Sun Sep 08 1996, 3:33 AM EDT Att: 28,575 - Overcast - 73 F					
Wade Boggs, L (1, 5) <small>OBP: 0.384, SLG: 0.388</small> Charlie Hayes, R (7, PH) <small>OBP: 0.301, SLG: 0.375</small>	F7		1B		L9		1B			3	0	0	0	0	3	3						
Paul O'Neill, L (1, 9) <small>OBP: 0.408, SLG: 0.471</small>	K									3	0	0	0	1	3	0						
Cecil Fielder, R (1, 10) <small>OBP: 0.353, SLG: 0.485</small>		F9			G5-3		L9		L8	4	0	0	0	0	3							
Tino Martinez, L (1, 3) <small>OBP: 0.369, SLG: 0.485</small>		1B BB					1B		K	2	0	1	0	2	1	0						
Bernie Williams, S (1, 8) <small>OBP: 0.377, SLG: 0.507</small>		G6-4-3 1B			G6-3				K	4	1	2	0	0	1	1						
2 Derek Jeter, R (1, 6) <small>OBP: 0.369, SLG: 0.415</small>		G6-4-3 1-2					FC6-4 1B		G5-3	4	1	2	0	0	0	2						
Jim Leyritz, R (1, 2) <small>OBP: 0.354, SLG: 0.388</small> Joe Girardi, R (9, PR) <small>OBP: 0.352, SLG: 0.381</small>			P3		FC6-4 FC6-4		K		L3 BB	3	0	0	0	1	1	3						
Luis Sojo, R (1, 4) <small>OBP: 0.242, SLG: 0.263</small> Mike Adrele, L (7, PH) <small>OBP: 0.317, SLG: 0.455</small> Andy Fox, L (8, 4) <small>OBP: 0.259, SLG: 0.246</small> Darryl Strawberry, L (9, PH) <small>OBP: 0.359, SLG: 0.497</small>			P3		FC6-4 1-2		G3		K	2	0	0	0	0	1	1						
Inning Stats	R: 0 E: 0 K: 1 S: 8	H: 0 LOB: 0 BB: 0 P: 14	R: 0 E: 0 K: 0 S: 12	H: 1 LOB: 1 BB: 1 P: 20	R: 0 E: 0 K: 0 S: 11	H: 1 LOB: 1 BB: 0 P: 19	R: 0 E: 0 K: 1 S: 10	H: 0 LOB: 1 BB: 1 P: 16	R: 0 E: 0 K: 0 S: 9	H: 2 LOB: 2 BB: 0 P: 14	R: 0 E: 0 K: 1 S: 6	H: 1 LOB: 0 BB: 0 P: 10	R: 2 E: 0 K: 1 S: 23	H: 4 LOB: 3 BB: 1 P: 37	R: 0 E: 0 K: 2 S: 7	H: 0 LOB: 0 BB: 0 P: 12		R: 0 E: 0 K: 1 S: 6	H: 0 LOB: 1 BB: 1 P: 12	1B: 8 2B: 2 3B: 0 HR: 0	SF: 0 SAC: 0 DP: 2 HBP: 0	WP: 1 PB: 0 CS: 0
PITCHER Erik Hanson, R (1, 1) <small>ERA: 5.76</small> Paul Spoljaric, L (7, 1) <small>ERA: 3.58</small> Tim Crabtree, R (7, 1) <small>ERA: 2.54</small> Mike Timlin, R (9, 1) <small>ERA: 3.85</small>	IP: 6.2 WLS: W BF: 28	H: 8 R: 2 ER: 2 SO: 4	BB: 2 IBB: 0 HBP: 0 BLK: 0	WP: 1 HR: 0 S: 71 P: 116	ERA: 2.70 WHIP: 1.500											ERA: 0.00 WHIP: 0.000						

AB	33
R	4
H	6
RBI	4
BB	2
SO	8
LOB	7



AB	33
R	2
H	9
RBI	1
BB	4
SO	7
LOB	16



Batter	1	2	3	4	5	6	7	8	9	AB	R	H	RBI	BB	SO	LOB	TOP
Darryl Hamilton, L (1, 8) OBP: 0.356, SLG: 0.387	G6-3			G6-3	1B		G6-3			4	0	1	1	0	0	0	<p>Texas Rangers @ Toronto Blue Jays</p> <p>SkyDome, Toronto, ON</p> <p>Mon Sep 09 1996, 7:05 PM EDT</p> <p>Att: 25,825 - Dome - 68 F</p>
Ivan Rodriguez, R (1, 2) OBP: 0.355, SLG: 0.497	K			G4-3	P4			G4-3		4	0	0	0	0	1	2	
Will Clark, L (1, 3) OBP: 0.374, SLG: 0.421	K			F8				G6-3		4	1	1	0	0	1	0	
Juan Gonzalez, R (1, 9) OBP: 0.387, SLG: 0.687				F7	1B			G6-3		4	1	1	0	0	1	1	
Mickey Tettleton, S (1, 10) OBP: 0.373, SLG: 0.451				G3	1B			P4		4	1	2	1	0	0	0	
Dean Palmer, R (1, 5) OBP: 0.355, SLG: 0.531				P4	1B			G3-1		4	1	1	0	0	1	1	
Warren Newson, L (1, 7) OBP: 0.347, SLG: 0.444				K	1B			K		4	0	0	0	0	4	4	
Mark McLemore, S (1, 4) OBP: 0.396, SLG: 0.389				G4-3	1B			G4-3		3	0	1	2	0	0	0	
Kevin Elster, R (1, 6) OBP: 0.310, SLG: 0.460				K	P4			K		3	0	0	0	0	2	2	
Inning Stats	R: 0 H: 0 E: 0 K: 2 S: 7	H: 0 LOB: 0 BB: 0 P: 10	R: 0 H: 0 E: 0 K: 0 S: 5	H: 0 LOB: 0 BB: 0 P: 9	R: 0 H: 0 E: 0 K: 2 S: 11	H: 0 LOB: 0 BB: 0 P: 17	R: 0 H: 0 E: 0 K: 0 S: 4	H: 0 LOB: 0 BB: 0 P: 5	R: 3 H: 5 E: 0 K: 1 S: 16	H: 2 LOB: 1 BB: 0 P: 17	R: 0 H: 0 E: 0 K: 1 S: 7	H: 0 LOB: 0 BB: 0 P: 13	R: 0 H: 0 E: 0 K: 1 S: 8	H: 0 LOB: 0 BB: 0 P: 14	1B: 6 2B: 1 3B: 0 HR: 0	SF: 0 SAC: 0 DP: 0 HBP: 0	WP: 0 PA: 34 PB: 0 SB: 0 CS: 0
PITCHER Pat Hentgen, R (1, 1) ERA: 3.43	IP: 9.0 WLS: L BF: 34 H: 7 R: 4 ER: 4 SO: 10 BB: 0 IBB: 0 HBP: 0 BLK: 0 WP: 0 HR: 0 S: 75 P: 117 ERA: 4.00 WHIP: 0.778																

Batter	1	2	3	4	5	6	7	8	9	AB	R	H	RBI	BB	SO	LOB	BOTTOM
Otis Nixon, S (1, 8) OBP: 0.372, SLG: 0.318	K	2B		G6-4-3	1B		K		F9	5	1	2	1	0	2	1	<p>Texas Rangers @ Toronto Blue Jays</p> <p>SkyDome, Toronto, ON</p> <p>Mon Sep 09 1996, 7:05 PM EDT</p> <p>Att: 25,825 - Dome - 68 F</p>
Shawn Green, L (1, 9) OBP: 0.344, SLG: 0.470	G4-3	1B		G6-4-3	1B		1B		K	3	0	2	1	1	0	2	
Jacob Brumfield, R (9, PH) OBP: 0.325, SLG: 0.495	2B	2B		G6-4-3	1B		BB		K	1	0	0	0	0	1	0	
Joe Carter, R (1, 7) OBP: 0.314, SLG: 0.488	G4-3	K			1B		1B		K	5	0	2	0	0	2	2	
John Olerud, L (1, 3) OBP: 0.387, SLG: 0.496	BB			F8	G3-1		G4-3		K	4	0	1	0	1	0	3	
Shannon Stewart, R (9, PR)					G3-1		G4-3		FC5-4	0	0	0	0	0	0	0	
Ed Sprague, R (1, 5) OBP: 0.334, SLG: 0.504	K			G5-3	G5-3		F7		FC5-4	5	0	0	0	0	1	4	
Carlos Delgado, L (1, 10) OBP: 0.380, SLG: 0.498				F7	1B		K		K	3	0	1	0	1	1	0	
Charlie O'Brien, R (1, 2) OBP: 0.327, SLG: 0.423	P5			K	BB		K		K	3	0	0	0	1	2	1	
Alex Gonzalez, R (1, 6) OBP: 0.301, SLG: 0.394		HR		G5-3	K				G3	4	1	1	1	0	1	3	
Tomas Perez, S (1, 4) OBP: 0.297, SLG: 0.319				E3			E4		G5-3	3	1	1	0	0	0	0	
Robert Perez, R (8, PH) OBP: 0.372, SLG: 0.437		E5								1	0	0	0	0	0	0	
Miguel Cairo, R (9, 4) OBP: 0.250, SLG: 0.333		1B								0	0	0	0	0	0	0	
Inning Stats	R: 0 H: 1 E: 0 K: 2 S: 17	H: 4 LOB: 1 BB: 0 P: 27	R: 3 H: 4 E: 1 K: 1 S: 21	H: 1 LOB: 1 BB: 0 P: 9	R: 0 H: 1 E: 1 K: 0 S: 9	H: 1 LOB: 1 BB: 0 P: 16	R: 0 H: 1 E: 0 K: 1 S: 11	H: 1 LOB: 2 BB: 2 P: 22	R: 0 H: 1 E: 1 K: 1 S: 8	H: 1 LOB: 2 BB: 1 P: 18	R: 0 H: 0 E: 0 K: 2 S: 8	H: 0 LOB: 0 BB: 0 P: 11	R: 0 H: 0 E: 0 K: 0 S: 8	H: 1 LOB: 1 BB: 0 P: 11	1B: 7 2B: 3 3B: 0 HR: 1	SF: 0 SAC: 0 DP: 2 HBP: 0	WP: 0 PA: 41 PB: 0 SB: 0 CS: 1
PITCHER Roger Pavlik, R (1, 1) ERA: 4.98	IP: 4.2 WLS: W BF: 25 H: 8 R: 3 ER: 3 SO: 4 BB: 1 IBB: 0 HBP: 0 BLK: 0 WP: 0 HR: 1 S: 62 P: 102 ERA: 5.79 WHIP: 2.143																
Kevin Gross, R (5, 1) ERA: 5.22	2.1 W 9 1 0 0 4 1 0 0 0 0 0 19 32 0.00 0.857																
Mike Stanton, L (8, 1) ERA: 3.62	1.0 S 3 0 0 0 0 0 0 0 0 0 8 11 0.00 0.000																
Mike Henneman, R (9, 1) ERA: 6.28	1.0 S 4 1 0 0 2 0 0 0 0 0 9 11 0.00 1.000																

AB	34
R	4
H	7
RBI	4
BB	0
SO	10
LOB	10



AB	37
R	3
H	10
RBI	3
BB	4
SO	10
LOB	16



Batter	1	2	3	4	5	6	7	8	9	AB	R	H	RBI	BB	SO	LOB	TOP									
Darryl Hamilton, L OBP: 0.354, SLG: 0.386	F7		1B HR	F7		E1 1B SF8	G4-3			5	2	1	0	0	0	2										
Ivan Rodriguez, R OBP: 0.355, SLG: 0.497	K		HR	FC5-4		SF8 1B		G4-3		5	1	2	2	0	1	1										
Will Clark, L OBP: 0.376, SLG: 0.432	F9		HR			SF8		FC6-4 1B		4	2	3	4	0	0	0										
Juan Gonzalez, R OBP: 0.387, SLG: 0.683		P3	1B		F7	G6-4-3 1B		FC6-4 1B		4	0	1	0	1	0	2										
Mickey Tettleton, S OBP: 0.373, SLG: 0.457	K		1B			G6-4-3		F8		5	1	2	2	0	1	3										
Dean Palmer, R OBP: 0.355, SLG: 0.531		2B BB	K2-3-2 1B		F7			G6-3		4	1	1	0	1	1	2										
Lee Stevens, L OBP: 0.339, SLG: 0.526										4	1	2	2	0	0	1										
Damon Buford, R OBP: 0.343, SLG: 0.445										1	0	0	0	0	1	0										
Mark McLemore, S OBP: 0.394, SLG: 0.385										4	1	0	0	1	0	2										
Kevin Elster, R OBP: 0.314, SLG: 0.462										3	2	2	0	1	0	0										
Inning Stats	R: 0 E: 0 K: 1 S: 7	H: 0 LOB: 0 BB: 0 P: 9	R: 0 E: 0 K: 1 S: 16	H: 1 LOB: 2 BB: 1 P: 26	R: 4 E: 0 K: 1 S: 19	H: 6 LOB: 1 BB: 0 P: 26	R: 0 E: 0 K: 0 S: 10	H: 1 LOB: 1 BB: 0 P: 17	R: 2 E: 0 K: 0 S: 8	H: 2 LOB: 0 BB: 0 P: 14	R: 3 E: 1 K: 0 S: 9	H: 1 LOB: 0 BB: 3 P: 26	R: 2 E: 0 K: 0 S: 10	H: 2 LOB: 0 BB: 0 P: 17	R: 0 E: 0 K: 0 S: 7	H: 1 LOB: 1 BB: 0 P: 12	R: 0 E: 0 K: 1 S: 10	H: 0 LOB: 0 BB: 0 P: 15	1B: 9 2B: 3 3B: 0 HR: 3	SF: 1 SAC: 0 DP: 2 HBP: 0	WP: 0 PB: 0 SB: 0 CS: 0	PA: 44				
PITCHER	IP	WLS	BF	H	R	ER	SO	BB	IBB	HBP	BLK	WP	HR	S	P	ERA	WHIP									
Woody Williams, R ERA: 5.45	(1, 1)	5.0	L	25	10	6	6	3	1	0	0	0	0	2	60	92	10.80	2.200								
Huck Flener, L ERA: 5.02	(6, 1)	1.0		7	1	3	1	0	2	1	0	0	0	0	9	26	9.00	3.000								
Jose Silva, R ERA: 18.0	(7, 1)	1.0		5	2	2	2	0	0	0	0	0	1	10	17	18.00	2.000									
Dane Johnson, R ERA:	(8, 1)	1.0		4	1	0	0	0	0	0	0	0	0	7	12	0.00	1.000									
Scott Brow, R ERA: 5.73	(9, 1)	1.0		3	0	0	0	1	0	0	0	0	0	10	15	0.00	0.000									

Texas Rangers @ Toronto Blue Jays
SkyDome, Toronto, ON
Tue Sep 10 1996, 7:05 PM EDT
Att: 26,286 - Unknown - 70 F

AB 39
R 11
H 14
RBI 10
BB 4
SO 4
LOB 13



Batter	1	2	3	4	5	6	7	8	9	AB	R	H	RBI	BB	SO	LOB	BOTTOM									
Otis Nixon, S OBP: 0.375, SLG: 0.318	HBP 1B BB		G4-3			G1-4-3 1B		G5-3	G5-3	2	1	1	0	2	0	1										
Shannon Stewart, R OBP: 0.326, SLG: 0.492		BB								2	0	0	0	0	0	3										
Jacob Brumfield, R OBP: 0.326, SLG: 0.492	1B HBP BB				P5	G1-4-3 1B		1B G4-3		4	1	1	1	1	0	3										
Juan Samuel, R OBP: 0.330, SLG: 0.479										3	1	2	0	1	0	0										
Joe Carter, R OBP: 0.313, SLG: 0.486										4	0	1	0	0	1	7										
Carlos Delgado, L OBP: 0.359, SLG: 0.497	K									1	0	0	1	0	0	1										
Ed Sprague, R OBP: 0.337, SLG: 0.511										4	2	3	3	0	0	1										
Felipe Crespo, S OBP: 0.333, SLG: 0.125										1	0	0	0	0	0	1										
Robert Perez, R OBP: 0.369, SLG: 0.433										4	1	1	0	0	2	3										
Shawn Green, L OBP: 0.346, SLG: 0.471	K									1	0	1	0	0	0	0										
Charlie O'Brien, R OBP: 0.328, SLG: 0.422	K									5	0	2	0	0	2	3										
Alex Gonzalez, R OBP: 0.300, SLG: 0.392										5	1	1	0	0	0	4										
Tomas Perez, S OBP: 0.297, SLG: 0.322										4	1	1	1	0	1	1										
John Olerud, L OBP: 0.386, SLG: 0.495	K									1	0	0	0	0	0	2										
Inning Stats	R: 1 E: 0 K: 3 S: 20	H: 1 LOB: 3 BB: 2 P: 33	R: 0 E: 0 K: 1 S: 15	H: 1 LOB: 3 BB: 2 P: 28	R: 2 E: 1 K: 0 S: 12	H: 3 LOB: 1 BB: 0 P: 19	R: 0 E: 0 K: 0 S: 7	H: 1 LOB: 1 BB: 0 P: 9	R: 0 E: 0 K: 0 S: 11	H: 0 LOB: 0 BB: 0 P: 14	R: 0 E: 0 K: 0 S: 6	H: 1 LOB: 0 BB: 0 P: 10	R: 2 E: 0 K: 1 S: 12	H: 2 LOB: 0 BB: 0 P: 17	R: 3 E: 1 K: 0 S: 17	H: 3 LOB: 1 BB: 0 P: 25	R: 0 E: 0 K: 0 S: 11	H: 2 LOB: 2 BB: 0 P: 13	1B: 12 2B: 1 3B: 0 HR: 1	SF: 0 SAC: 0 DP: 2 HBP: 1	WP: 0 PB: 0 SB: 0 CS: 0	PA: 46				
PITCHER	IP	WLS	BF	H	R	ER	SO	BB	IBB	HBP	BLK	WP	HR	S	P	ERA	WHIP									
Darren Oliver, L ERA: 4.86	(1, 1)	6.0	W	29	5	3	2	5	4	0	0	0	0	1	25	34	3.00	1.833								
Gil Heredia, R ERA: 5.91	(7, 1)	1.1		10	5	5	3	1	0	0	0	0	1	25	34	20.25	3.750									
Dennis Cook, L ERA: 4.1	(8, 1)	0.2		2	0	0	0	0	0	0	0	0	0	4	8	0.00	0.000									
Jeff Russell, R ERA: 3.71	(9, 1)	0.1		3	2	0	0	0	0	0	0	0	0	9	11	0.00	6.000									
Ed Vosberg, L ERA: 2.41	(9, 1)	0.1		1	0	0	0	0	0	0	0	0	0	1	1	0.00	0.000									

Texas Rangers @ Toronto Blue Jays
SkyDome, Toronto, ON
Tue Sep 10 1996, 7:05 PM EDT
Att: 26,286 - Unknown - 70 F

AB 41
R 8
H 14
RBI 6
BB 4
SO 6
LOB 30



Batter	1	2	3	4	5	6	7	8	9	AB	R	H	RBI	BB	SO	LOB	TOP										
Darryl Hamilton, L (1, 8) OBP: 0.354, SLG: 0.385	G4-3		1B		G4-3		G4-3			4	0	1	0	0	0	1	<p>Texas Rangers @ Toronto Blue Jays</p> <p>SkyDome, Toronto, ON</p> <p>Wed Sep 11, 1996, 7:05 PM EDT</p> <p>Att: 27,262 - Dome - 72 F</p>										
Ivan Rodriguez, R (1, 2) OBP: 0.354, SLG: 0.500	HR		F9		G6-3		G6-3			4	1	1	1	0	0	1											
Will Clark, L (1, 3) OBP: 0.375, SLG: 0.438	K		L7		HR			F8		4	1	1	1	0	1	1											
Juan Gonzalez, R (1, 9) OBP: 0.388, SLG: 0.681	G5-3		1B		1B			F4		4	0	2	0	0	0	0											
Mickey Tettleton, S (1, 10)		F9	G3		G3			G6-3		4	0	0	0	0	0	3											
Dean Palmer, R (1, 5)		WP 1B			SF9		G6-4-3	F8		4	1	3	0	0	0	0											
Lee Stevens, L (1, 7)		P5			SF9		F7	P5		3	0	0	1	0	0	2											
Mark McLemore, S (1, 4)		WP 1B			L6		G6-4-3	G4-3		4	0	1	0	0	0	1											
Kevin Elster, R (1, 6)		F8			K			G4-3		2	0	0	0	1	1	2											
Inning Stats	R: 1 E: 0 K: 1 S: 8	H: 1 LOB: 0 BB: 0 P: 15	R: 0 E: 0 K: 0 S: 9	H: 2 LOB: 2 BB: 0 P: 18	R: 0 E: 0 K: 0 S: 8	H: 2 LOB: 2 BB: 0 P: 12	R: 1 E: 0 K: 1 S: 8	H: 1 LOB: 1 BB: 0 P: 14	R: 1 E: 0 K: 0 S: 10	H: 2 LOB: 1 BB: 0 P: 15	R: 0 E: 0 K: 0 S: 6	H: 1 LOB: 0 BB: 0 P: 12	R: 0 E: 0 K: 0 S: 9	H: 0 LOB: 0 BB: 1 P: 14	R: 0 E: 0 K: 0 S: 6	H: 0 LOB: 0 BB: 0 P: 8	R: 0 E: 0 K: 0 S: 5	H: 0 LOB: 0 BB: 0 P: 7	1B: 6 2B: 0 3B: 1 HR: 2	SF: 1 SAC: 0 DP: 2 HBP: 0	WP: 1 PB: 0 SB: 0 CS: 0	PA: 35					
PITCHER	IP	WLS	BF	H	R	ER	SO	BB	IBB	HBP	BLK	WP	HR	S	P	ERA	WHIP										
Luis Andujar, R (1, 1) ERA: 6.89	7.0	W	29	9	3	3	2	1	0	0	0	1	2	58	100	3.86	1.429										
Paul Spoljaric, L (8, 1) ERA: 3.27	1.0		3	0	0	0	0	0	0	0	0	0	0	6	8	0.00	0.000										
Mike Timlin, R (9, 1) ERA: 3.58	1.0		3	0	0	0	0	0	0	0	0	0	0	5	7	0.00	0.000										

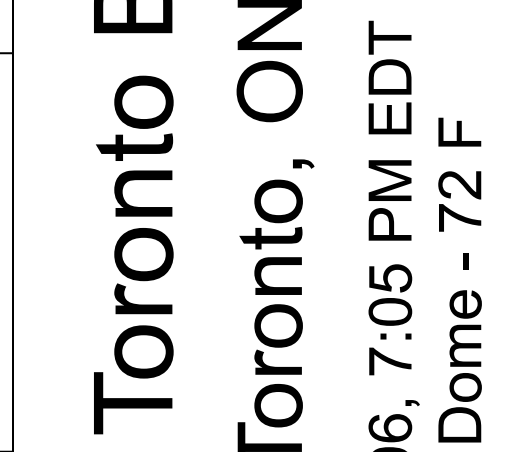
Batter	1	2	3	4	5	6	7	8	9	AB	R	H	RBI	BB	SO	LOB	BOTTOM										
Otis Nixon, S (1, 8) OBP: 0.379, SLG: 0.324	G3-1		G5-3		BB					4	1	3	2	1	0	0	<p>Texas Rangers @ Toronto Blue Jays</p> <p>SkyDome, Toronto, ON</p> <p>Wed Sep 11, 1996, 7:05 PM EDT</p> <p>Att: 27,262 - Dome - 72 F</p>										
Shawn Green, L (1, 9) OBP: 0.346, SLG: 0.470	G3-1		1B		K					3	0	1	0	0	1	4											
Jacob Brumfield, R (7, PH) OBP: 0.327, SLG: 0.492			1B				FC4-6			2	1	1	0	0	0	2											
Joe Carter, R (1, 7) OBP: 0.314, SLG: 0.487	K		1B		G6-3		BB	K		5	1	2	1	0	2	1											
John Olerud, L (1, 3) OBP: 0.384, SLG: 0.491			P5		G1-3		BB	BB		3	0	0	0	0	1	3											
Juan Samuel, R (7, PH) OBP: 0.337, SLG: 0.500							BB	HR		1	2	1	1	1	0	0											
Ed Sprague, R (1, 5) OBP: 0.338, SLG: 0.512		1B	P4		1B		K	F7		5	1	2	0	0	1	5											
Carlos Delgado, L (1, 10) OBP: 0.380, SLG: 0.494		1B			K		K	F4		4	1	1	1	1	2	1											
Alex Gonzalez, R (1, 6) OBP: 0.299, SLG: 0.391		1B			P3		P2	E5		4	1	1	2	0	0	1											
Sandy Martinez, L (1, 2) OBP: 0.283, SLG: 0.324		G6-4-3					BB	1B		2	0	0	0	1	1	2											
Charlie O'Brien, R (7, PH) OBP: 0.330, SLG: 0.422		L9			BB		K	1B		0	0	0	0	1	0	0											
Tomas Perez, S (1, 4) OBP: 0.296, SLG: 0.321		G6-4-3			BB		L9	P2		4	0	1	0	0	0	5											
Inning Stats	R: 0 E: 0 K: 2 S: 11	H: 1 LOB: 1 BB: 0 P: 16	R: 1 E: 0 K: 0 S: 11	H: 3 LOB: 1 BB: 0 P: 15	R: 0 E: 0 K: 0 S: 10	H: 2 LOB: 2 BB: 0 P: 17	R: 0 E: 0 K: 2 S: 20	H: 1 LOB: 3 BB: 2 P: 33	R: 0 E: 0 K: 1 S: 7	H: 1 LOB: 1 BB: 0 P: 10	R: 0 E: 0 K: 1 S: 16	H: 0 LOB: 0 BB: 0 P: 23	R: 6 E: 1 K: 1 S: 17	H: 4 LOB: 2 BB: 3 P: 37	R: 1 E: 0 K: 1 S: 12	H: 1 LOB: 0 BB: 0 P: 13	1B: 9 2B: 3 3B: 0 HR: 1	SF: 0 SAC: 0 DP: 1 HBP: 0	WP: 0 PB: 0 SB: 0 CS: 0	PA: 42							
PITCHER	IP	WLS	BF	H	R	ER	SO	BB	IBB	HBP	BLK	WP	HR	S	P	ERA	WHIP										
John Burkett, R (1, 1) ERA: 4.24	6.0		27	8	1	1	6	2	0	0	0	0	0	75	114	1.50	1.667										
Ed Vosberg, L (7, 1) ERA: 3.13	0.0	L	4	3	4	3	0	1	0	0	0	0	0	7	14	∞	∞										
Matt Whiteside, R (7, 1) ERA: 7.98	0.1		1	0	0	0	1	0	0	0	0	0	0	3	4	0.00	0.000										
Dennis Cook, L (7, 1) ERA: 4.05	0.2		6	1	2	0	0	1	1	0	0	0	0	7	19	0.00	3.000										
Gil Heredia, R (8, 1) ERA: 5.99	1.0		4	1	1	1	1	0	0	0	0	0	1	12	13	9.00	1.000										

AB	33
R	3
H	9
RBI	3
BB	1
SO	2
LOB	11



WP	1	PA	35
PB	0		
SB	0		
CS	0		

AB	37
R	8
H	13
RBI	7
BB	5
SO	8
LOB	24



WP	0	PA	42
PB	0		
SB	0		
CS	0		


Batter	1	2	3	4	5	6	7	8	9	AB	R	H	RBI	BB	SO	LOB	TOP					
Tim Raines, S OBP: 0.370, SLG: 0.383 (1, 7)										5	0	0	0	0	2	3	New York Yankees @ Toronto Blue Jays SkyDome, Toronto, ON Sat Sep 14 1996, 3:33 AM EDT Att: 43,397 - Dome - 72 F					
Bernie Williams, S OBP: 0.381, SLG: 0.517 (1, 8)										4	1	2	0	0	1	0						
Paul O'Neill, L OBP: 0.347, SLG: 0.472 Ruben Rivera, R OBP: 0.397, SLG: 0.410 (6, PR) (8, 9)										3	0	2	1	0	0	1						
Cecil Fielder, R OBP: 0.356, SLG: 0.478 Pat Kelly, R OBP: 0.200, SLG: 0.111 (8, PR)										4	0	1	1	0	0	3						
Tino Martinez, L OBP: 0.363, SLG: 0.473 (1, 3)										4	0	1	0	0	1	0						
Charlie Hayes, R OBP: 0.300, SLG: 0.375 (1, 5)										4	1	1	0	0	0	2						
Mariano Duncan, R OBP: 0.214, SLG: 0.264 Luis Sojo, R OBP: 0.242, SLG: 0.263 (9, PR)										4	0	3	0	0	1	0						
Joe Girardi, R OBP: 0.347, SLG: 0.376 (1, 2)										4	0	0	0	0	1	4						
2 Derek Jeter, R OBP: 0.372, SLG: 0.423 (1, 6)										4	0	1	1	0	1	0						
Inning Stats	R: 0 E: 0 K: 1 S: 8	H: 1 LOB: 1 BB: 0 P: 13	R: 0 E: 0 K: 1 S: 6	H: 0 LOB: 0 BB: 0 P: 7	R: 0 E: 0 K: 0 S: 8	H: 0 LOB: 0 BB: 0 P: 11	R: 0 E: 0 K: 0 S: 14	H: 2 LOB: 2 BB: 0 P: 21	R: 0 E: 0 K: 1 S: 7	H: 1 LOB: 1 BB: 0 P: 8	R: 0 E: 1 K: 0 S: 9	H: 0 LOB: 1 BB: 0 P: 17	R: 0 E: 0 K: 0 S: 8	H: 1 LOB: 1 BB: 0 P: 14	R: 2 E: 0 K: 2 S: 15	H: 3 LOB: 2 BB: 0 P: 20		R: 1 E: 0 K: 1 S: 12	H: 3 LOB: 3 BB: 0 P: 17	1B: 7 2B: 4 3B: 0 HR: 0	SF: 0 SAC: 0 DP: 0 HBP: 1	WP: 0 PB: 0 SB: 0 CS: 2
PITCHER	IP WLS BF H R ER SO BB IBB HBP BLK WP HR S P ERA WHIP																					
Pat Hentgen, R ERA: 3.42 Bill Riskey, R ERA: 4.26 (1, 1) (9, 1)	8.2 L 36 11 3 3 7 0 0 0 0 0 0 0 1 1 3.12 1.269																					


Batter	1	2	3	4	5	6	7	8	9	AB	R	H	RBI	BB	SO	LOB	BOTTOM					
Otis Nixon, S OBP: 0.378, SLG: 0.324 (1, 8)										3	0	1	0	0	1	0	New York Yankees @ Toronto Blue Jays SkyDome, Toronto, ON Sat Sep 14 1996, 3:33 AM EDT Att: 43,397 - Dome - 72 F					
Jacob Brunfield, R OBP: 0.325, SLG: 0.487 (1, 9) (8, 7)										4	1	1	0	0	2	2						
Juan Samuel, R OBP: 0.370, SLG: 0.480 Carlos Delgado, L OBP: 0.359, SLG: 0.493 (6, PH)										3	0	0	0	0	1	1						
Joe Carter, R OBP: 0.310, SLG: 0.480 (1, 3)										4	0	0	0	0	1	1						
Ed Sprague, R OBP: 0.337, SLG: 0.510 (1, 5)										4	0	2	1	0	2	0						
Charlie O'Brien, R OBP: 0.335, SLG: 0.423 John Olerud, L OBP: 0.383, SLG: 0.489 (1, 2) (9, PH)										1	0	0	0	1	0	1						
Robert Perez, R OBP: 0.370, SLG: 0.432 Shawn Green, L OBP: 0.344, SLG: 0.468 (7, PH) (8, 9)										2	0	0	0	0	0	3						
Alex Gonzalez, R OBP: 0.296, SLG: 0.386 (1, 6)										3	0	0	0	0	1	1						
Tomas Perez, S OBP: 0.300, SLG: 0.325 (1, 4)										3	0	1	0	0	0	0						
Inning Stats	R: 0 E: 0 K: 0 S: 5	H: 1 LOB: 0 BB: 0 P: 10	R: 0 E: 0 K: 0 S: 9	H: 1 LOB: 1 BB: 0 P: 16	R: 0 E: 0 K: 0 S: 5	H: 0 LOB: 0 BB: 0 P: 7	R: 1 E: 0 K: 1 S: 16	H: 2 LOB: 2 BB: 0 P: 26	R: 0 E: 0 K: 2 S: 9	H: 0 LOB: 0 BB: 0 P: 13	R: 0 E: 0 K: 1 S: 7	H: 0 LOB: 0 BB: 0 P: 12	R: 0 E: 0 K: 2 S: 8	H: 0 LOB: 1 BB: 1 P: 20	R: 0 E: 0 K: 1 S: 10	H: 1 LOB: 1 BB: 0 P: 13		R: 0 E: 0 K: 3 S: 13	H: 0 LOB: 0 BB: 0 P: 15	1B: 4 2B: 1 3B: 0 HR: 0	SF: 0 SAC: 1 DP: 1 HBP: 1	WP: 1 PB: 0 SB: 1 CS: 0
PITCHER	IP WLS BF H R ER SO BB IBB HBP BLK WP HR S P ERA WHIP																					
Kenny Rogers, L ERA: 4.84 Brian Boehringer, R ERA: 5.27 42 Mariano Rivera, R ERA: 1.86 John Wetteland, R ERA: 3.12 (1, 1) (5, 1) (8, 1) (9, 1)	4.0 W 10 0 0 0 5 1 0 0 0 0 0 0 0 24 45 0.00 0.333																					

Batter	1	2	3	4	5	6	7	8	9	AB	R	H	RBI	BB	SO	LOB	TOP																					
Wade Boggs, L (1,5) OBP: 0.387, SLG: 0.387 Andy Fox, L (6,FR) OBP: 0.277, SLG: 0.272	L5		HR		HR			G3		1	2	0	0	3	0	0	New York Yankees @ Toronto Blue Jays SkyDome, Toronto, ON Mon Sep 16 1996, 7:05 PM EDT Att: 30,115 - Unknown - 63 F																					
Tim Lincecum, S (1,7) OBP: 0.363, SLG: 0.411	G4-3		HR		HR		F8	G3		5	2	2	6	0	0	4																						
Paul O'Neill, L (1,9) OBP: 0.404, SLG: 0.468 Ruben Rivera, R (7,PH) OBP: 0.400, SLG: 0.460	K		G4-3		P5			F9		3	0	0	0	0	1	0																						
Tino Martinez, L (1,3) OBP: 0.362, SLG: 0.472 Mike Aldrete, L (7,3) OBP: 0.314, SLG: 0.449		L8			F9	F8		G5-4-3	F7	4	0	1	0	0	0	0																						
Bernie Williams, S (1,8) OBP: 0.381, SLG: 0.517		G4-6-3			SF8	G3		G5-4-3	G5-3	5	1	2	0	0	0	1																						
Darryl Strawberry, L (1,10) OBP: 0.354, SLG: 0.491		G4-6-3			SF8			K	K	4	1	1	1	0	2	1																						
Mariano Duncan, R (1,4) OBP: 0.343, SLG: 0.491 Luis Sojo, R (7,4) OBP: 0.245, SLG: 0.266			P2			G4-3		1B	G1-3	2	0	0	0	1	0	1																						
Jim Leyritz, R (1,2) OBP: 0.351, SLG: 0.382			K		K			G1-3		3	0	0	0	0	2	2																						
Derek Jeter, R (1,6) OBP: 0.373, SLG: 0.432 Matt Howard, R (8,PH) OBP: 0.228, SLG: 0.278			HR			HR		G3		3	2	2	1	0	0	1																						
Inning Stats	R: 0 E: 0 K: 1 S: 8	H: 0 LOB: 0 BB: 0 P: 13	R: 0 E: 0 K: 0 S: 9	H: 1 LOB: 0 BB: 0 P: 16	R: 3 E: 0 K: 1 S: 11	H: 2 LOB: 0 BB: 1 P: 20	R: 1 E: 0 K: 1 S: 9	H: 1 LOB: 1 BB: 1 P: 19	R: 3 E: 0 K: 0 S: 12	H: 2 LOB: 0 BB: 1 P: 21	R: 1 E: 0 K: 0 S: 9	H: 1 LOB: 2 BB: 1 P: 22	R: 1 E: 0 K: 1 S: 11	H: 2 LOB: 0 BB: 0 P: 18	R: 1 E: 0 K: 0 S: 15	H: 3 LOB: 2 BB: 0 P: 24		R: 0 E: 0 K: 1 S: 7	H: 0 LOB: 0 BB: 0 P: 12	1B: 6 2B: 2 3B: 1 HR: 3	SF: 1 SAC: 0 DP: 2 HBP: 1	WP: 0 PB: 0 SB: 0 CS: 0	PA: 42															
PITCHER	IP	WLS	BF	H	R	ER	SO	BB	IBB	HBP	BLK	WP	HR	S	P	ERA	WHIP	PITCHER				IP	WLS	BF	H	R	ER	SO	BB	IBB	HBP	BLK	WP	HR	S	P	ERA	WHIP
Paul Quantrill, R (1,1) ERA: 5.33	5.0	L	23	6	7	7	3	3	0	0	0	0	2	49	89	12.60	1.800					5.0	L	23	6	7	7	3	3	0	0	0	0	2	49	89	12.60	1.800
Marty Janzen, R (6,1) ERA: 6.91	1.0		6	1	1	1	0	1	0	1	0	0	0	9	22	9.00	2.000					1.0		6	1	1	1	0	1	0	1	0	9	22	9.00	2.000		
Huck Flener, L (7,1) ERA: 5.08	1.0		4	2	1	1	0	0	0	0	0	0	1	11	18	9.00	2.000					1.0		4	2	1	1	0	0	0	0	1	11	18	9.00	2.000		
Jose Silva, R (8,1) ERA: 13.5	1.0		6	3	1	1	0	0	0	0	0	0	0	15	24	9.00	3.000					1.0		6	3	1	1	0	0	0	0	0	15	24	9.00	3.000		
Scott Brown, R (9,1) ERA: 5.59	1.0		3	0	0	0	1	0	0	0	0	0	0	7	12	0.00	0.000					1.0		3	0	0	0	1	0	0	0	0	7	12	0.00	0.000		

Batter	1	2	3	4	5	6	7	8	9	AB	R	H	RBI	BB	SO	LOB	BOTTOM																					
Otis Nixon, S (1,8) OBP: 0.375, SLG: 0.323 Shannon Stewart, R (9,8)	G4-3			P9		L9			K	3	0	0	0	0	0	1	New York Yankees @ Toronto Blue Jays SkyDome, Toronto, ON Mon Sep 16 1996, 7:05 PM EDT Att: 30,115 - Unknown - 63 F																					
Jacob Brumfield, R (1,9) OBP: 0.323, SLG: 0.482	K			G6-3				F8		3	0	0	0	0	1	0																						
Juan Samuel, R (1,3) OBP: 0.320, SLG: 0.472	K			G6-3				G4-3		3	0	0	0	0	1	0																						
Joe Carter, R (1,10) OBP: 0.310, SLG: 0.483		L9			F6			L8		3	0	0	0	0	0	0																						
Ed Sprague, R (1,5) OBP: 0.333, SLG: 0.504 Felipe Crespo, S (9,5) OBP: 0.333, SLG: 0.125		P3			L7			G5-3		3	0	0	0	0	0	0																						
Charlie O'Brien, R (1,2) OBP: 0.335, SLG: 0.422 Julio Mosquera, R (9,2) OBP: 0.167, SLG: 0.182		G1-3			F8			G6-4-3	1B	3	0	1	0	0	0	0																						
Robert Perez, R (1,7) OBP: 0.364, SLG: 0.425			G1-3			G5-3		G6-4-3		3	0	0	0	0	0	1																						
Alex Gonzalez, R (1,6) OBP: 0.292, SLG: 0.381			L1			K			F9	3	0	0	0	0	1	0																						
Tomas Perez, S (1,4) OBP: 0.304, SLG: 0.329			K					G6-3		3	0	1	0	0	1	0																						
Inning Stats	R: 0 E: 0 K: 2 S: 12	H: 0 LOB: 0 BB: 0 P: 17	R: 0 E: 0 K: 0 S: 10	H: 0 LOB: 0 BB: 0 P: 15	R: 0 E: 0 K: 1 S: 9	H: 0 LOB: 0 BB: 0 P: 16	R: 0 E: 0 K: 0 S: 5	H: 0 LOB: 0 BB: 0 P: 10	R: 0 E: 0 K: 1 S: 12	H: 1 LOB: 1 BB: 0 P: 16	R: 0 E: 0 K: 0 S: 6	H: 0 LOB: 0 BB: 0 P: 10	R: 0 E: 0 K: 0 S: 4	H: 1 LOB: 0 BB: 0 P: 7	R: 0 E: 0 K: 1 S: 7	H: 0 LOB: 0 BB: 0 P: 9		1B: 2 2B: 0 3B: 0 HR: 0	SF: 0 SAC: 0 DP: 1 HBP: 0	WP: 0 PB: 0 SB: 0 CS: 0	PA: 28																	
PITCHER	IP	WLS	BF	H	R	ER	SO	BB	IBB	HBP	BLK	WP	HR	S	P	ERA	WHIP	PITCHER				IP	WLS	BF	H	R	ER	SO	BB	IBB	HBP	BLK	WP	HR	S	P	ERA	WHIP
Jimmy Key, L (1,1) ERA: 4.42	8.0	W	25	2	0	0	4	0	0	0	0	0	0	66	104	0.00	0.250					8.0	W	25	2	0	0	0	4	0	0	0	0	66	104	0.00	0.250	
David Weathers, R (9,1) ERA: 5.77	1.0		3	0	0	0	1	0	0	0	0	0	0	7	9	0.00	0.000					1.0		3	0	0	0	1	0	0	0	0	7	9	0.00	0.000		



Batter	1	2	3	4	5	6	7	8	9	AB	R	H	RBI	BB	SO	LOB	TOP										
Otis Nixon, S OBP: 0.376, SLG: 0.325 (1, 8)	G3-1 2B		G5-3 BB			G5-3		FC6 1-2F		3	0	1	0	1	0	1	Toronto Blue Jays @ Milwaukee Brewers Milwaukee County Stadium, Milwaukee, WI Tue Sep 17 1996, 8:05 PM EDT Att: 10,184 - Unknown - 61 F AB 30 R 0 H 3 RBI 0 BB 1 SO 10 LOB 7 										
Shawn Green, L OBP: 0.338, SLG: 0.458 (1, 9)	G3-1		K			K			F9	4	0	0	0	0	2	2											
Joe Carter, R OBP: 0.308, SLG: 0.480 (1, 7)	P4				G5-3				P3	4	0	0	0	0	0	1											
John Olerud, L OBP: 0.383, SLG: 0.484 (1, 3)	K								F9	4	0	1	0	0	1	1											
Ed Sprague, R OBP: 0.331, SLG: 0.501 (1, 5)		G5-3							L4	3	0	0	0	0	1	1											
Carlos Delgado, L OBP: 0.358, SLG: 0.492 (1, 10)		K2-3							P2	3	0	0	0	0	2	1											
Felipe Crespo, S OBP: 0.306, SLG: 0.111 (1, 4)		L3							P2	3	0	0	0	0	0	0											
Sandy Martinez, L OBP: 0.284, SLG: 0.329 (1, 2)			K						K	3	0	0	0	0	2	0											
Tilson Brito, R OBP: 0.333, SLG: 0.333 (1, 6)			K						FC6 1B	3	0	1	0	0	2	0											
Inning Stats	R: 0 H: 1 E: 0 K: 1 S: 11	H: 1 LOB: 1 BB: 0 P: 16	R: 0 H: 0 E: 0 K: 1 S: 9	H: 0 LOB: 0 BB: 0 P: 11	R: 0 H: 0 E: 0 K: 3 S: 12	H: 0 LOB: 1 BB: 1 P: 20	R: 0 H: 1 E: 0 K: 2 S: 12	H: 1 LOB: 1 BB: 0 P: 15	R: 0 H: 0 E: 0 K: 1 S: 10	H: 0 LOB: 0 BB: 0 P: 15	R: 0 H: 0 E: 0 K: 0 S: 7	H: 0 LOB: 0 BB: 0 P: 11	R: 0 H: 0 E: 0 K: 0 S: 7	H: 0 LOB: 0 BB: 0 P: 9	R: 0 H: 1 E: 0 K: 1 S: 9	H: 1 LOB: 1 BB: 0 P: 11	R: 0 H: 0 E: 0 K: 0 S: 7	H: 0 LOB: 0 BB: 0 P: 12	1B: 2 2B: 1 3B: 0 HR: 0	SF: 0 SAC: 0 DP: 0 HBP: 0	WP: 0 PB: 0 SB: 1 CS: 1	PA: 31					
PITCHER	IP	WLS	BF	H	R	ER	SO	BB	IBB	HBP	BLK	WP	HR	S	P	ERA	WHIP										
Ben McDonald, R ERA: 3.86 (1, 1)	8.0	W	28	3	0	0	10	1	0	0	0	0	0	77	108	0.00	0.500										
Angel Miranda, L ERA: 4.94 (9, 1)	1.0		3	0	0	0	0	0	0	0	0	0	0	7	12	0.00	0.000										

Batter	1	2	3	4	5	6	7	8	9	AB	R	H	RBI	BB	SO	LOB	BOTTOM										
Fernando Vina, L OBP: 0.345, SLG: 0.396 (1, 4)	FC4 1B		F7					G3		4	0	2	2	0	0	0	Toronto Blue Jays @ Milwaukee Brewers Milwaukee County Stadium, Milwaukee, WI Tue Sep 17 1996, 8:05 PM EDT Att: 10,184 - Unknown - 61 F AB 27 R 4 H 5 RBI 4 BB 1 SO 3 LOB 7 										
Jeff Cirillo, R OBP: 0.390, SLG: 0.508 (1, 5)	FC4 1B SF		G6-3					F8		3	1	0	0	1	0	1											
Dave Nilsson, L OBP: 0.408, SLG: 0.533 (1, 10)	SF 1B				F7			F7		4	0	1	0	0	0	2											
John Jaha, R OBP: 0.390, SLG: 0.529 (1, 3)	SF				F7			P6		2	0	0	1	0	0	0											
Jose Valentin, S OBP: 0.333, SLG: 0.485 (1, 6)		P5						G4-3		3	0	0	0	0	1	0											
Marc Newfield, R OBP: 0.332, SLG: 0.451 (1, 7)										2	2	1	1	0	0	0											
Matt Mieske, R OBP: 0.318, SLG: 0.473 (9, 7)								F8 1B 3B HBP		0	0	0	0	0	0	0											
Jeremy Burnitz, L OBP: 0.380, SLG: 0.459 (1, 9)								K 3B 1B		3	1	1	0	0	1	0											
Gerald Williams, R OBP: 0.290, SLG: 0.382 (1, 8)								F8		3	0	0	0	0	0	2											
Jesse Levis, L OBP: 0.358, SLG: 0.293 (1, 2)								G4-3		3	0	0	0	0	1	2											
Inning Stats	R: 1 H: 2 E: 0 K: 0 S: 12	H: 2 LOB: 0 BB: 0 P: 22	R: 1 H: 1 E: 0 K: 0 S: 13	H: 1 LOB: 0 BB: 0 P: 19	R: 0 H: 0 E: 0 K: 1 S: 14	H: 0 LOB: 0 BB: 0 P: 20	R: 0 H: 0 E: 0 K: 1 S: 8	H: 0 LOB: 0 BB: 0 P: 13	R: 2 H: 2 E: 0 K: 0 S: 11	H: 2 LOB: 2 BB: 1 P: 23	R: 0 H: 0 E: 0 K: 0 S: 6	H: 0 LOB: 0 BB: 0 P: 8	R: 0 H: 0 E: 0 K: 1 S: 7	H: 0 LOB: 0 BB: 0 P: 10	R: 0 H: 0 E: 0 K: 0 S: 9	H: 0 LOB: 0 BB: 0 P: 16	1B: 3 2B: 1 3B: 1 HR: 1	SF: 1 SAC: 0 DP: 1 HBP: 1	WP: 0 PB: 0 SB: 0 CS: 0	PA: 30							
PITCHER	IP	WLS	BF	H	R	ER	SO	BB	IBB	HBP	BLK	WP	HR	S	P	ERA	WHIP										
Luis Andujar, R ERA: 6.99 (1, 1)	4.2	L	18	4	4	4	2	4	4	4	2	0	0	11	21	0.00	1.500										
Bill Riskey, R ERA: 4.12 (5, 1)	1.1		6	1	0	0	0	1	0	0	0	0	0	7	10	0.00	0.000										
Scott Brow, R ERA: 5.4 (7, 1)	1.0		3	0	0	0	1	0	0	0	0	0	0	9	16	0.00	0.000										
Paul Spoljaric, L ERA: 3.15 (8, 1)	1.0		3	0	0	0	0	0	0	0	0	0	0	9	16	0.00	0.000										

Batter	1	2	3	4	5	6	7	8	9	AB	R	H	RBI	BB	SO	LOB	TOP								
Shannon Stewart, R (1, 8) C X	0-1 F7		2-1 FC6-4 1-2f			1-0 F7		0-2 F8		4	0	0	0	0	0	2									
Miguel Cairo, R (1, 4) OBP: 0.250, SLG: 0.316 C F P S	1-3 K			2-2 G4-3 1B		0-1 F8		1-3 K		4	0	1	0	0	2	1									
Carlos Delgado, L (1, 3) OBP: 0.397, SLG: 0.490 B C X	1-1 G4-3			2-2 G4-3 1-2			2-2 1B		2-2 G3-1	4	0	1	0	0	0	1									
Ed Sprague, R (1, 10) OBP: 0.329, SLG: 0.497 B F P S		2-3 K		2-2 F7			2-0 F8 1B		0-1 F7	4	0	0	0	0	1	2									
Jacob Brumfield, R (1, 7) OBP: 0.322, SLG: 0.478 B F X	1-1 E5 G4-6-3			0-0 G4-3			3-2 F9		4-0 S BB	3	0	0	0	1	0	2									
Shawn Green, L (1, 9) OBP: 0.335, SLG: 0.454 1 SAFE B B X	2-0 G4-6-3 1-2f				3-1 F9		2-2 F8		2-3 K 1-2	4	0	0	0	0	1	3									
Felipe Crespo, S (1, 5) OBP: 0.333, SLG: 0.172 B B B			4-0 S FC4-2 BB		0-3 K			3-1 1B 2B		2	1	1	0	1	1	0									
Tilson Brito, R (1, 6) OBP: 0.321, SLG: 0.319 B X			1-0 G1-3		0-0 F7			0-3 K		3	0	0	0	0	1	2									
Julio Mosquera, R (1, 2) OBP: 0.143, SLG: 0.154 John Olerud, L (8, PH) OBP: 0.394, SLG: 0.486 Tomas Perez, S (8, PR) OBP: 0.304, SLG: 0.329 Charlie O'Brien, R (8, 2) OBP: 0.335, SLG: 0.422 C F P S			2-2 FC4-2 2-H			2-2 P5		2-1 1B 2-H		2	0	0	0	0	0	1									
Inning Stats	R: 0 E: 0 K: 1 S: 7	H: 0 LOB: 0 BB: 0 P: 9	R: 0 E: 1 K: 1 S: 6	H: 0 LOB: 0 BB: 0 P: 11	R: 0 E: 0 K: 0 S: 7	H: 0 LOB: 1 BB: 1 P: 16	R: 0 E: 0 K: 0 S: 15	H: 1 LOB: 1 BB: 0 P: 21	R: 0 E: 0 K: 1 S: 6	H: 0 LOB: 0 BB: 0 P: 9	R: 0 E: 0 K: 0 S: 7	H: 0 LOB: 0 BB: 0 P: 10	R: 0 E: 0 K: 0 S: 11	H: 1 LOB: 1 BB: 0 P: 20	R: 1 E: 0 K: 2 S: 14	H: 2 LOB: 1 BB: 0 P: 20	R: 0 E: 0 K: 1 S: 10	H: 0 LOB: 1 BB: 1 P: 18	1B: 3 2B: 1 3B: 0 HR: 0	SF: 0 SAC: 0 DP: 1 HBP: 0	WP: 0 PB: 0 SB: 2 CS: 0	PA: 33			
PITCHER	IP	WLS	BF	H	R	ER	SO	BB	IBB	HBP	BLK	WP	HR	S	P	ERA	WHIP								
21 Cal Eldred, R (1, 1) ERA: 4.3	7.0		24	2	0	0	3	1	0	0	0	0	0	59	96	0.00	0.429								
Tim Van Egmond, R (8, 1) ERA: 4.22	0.1		2	1	1	1	1	0	0	0	0	0	0	5	8	27.00	3.000								
Angel Miranda, L (8, 1) ERA: 4.94	0.0		1	1	0	0	0	0	0	0	0	0	0	2	4	∞	∞								
Mike Fetters, R (8, 1) ERA: 2.93	1.2	W	6	0	0	0	2	1	0	0	0	0	0	17	26	0.00	0.600								

Toronto Blue Jays @ Milwaukee Brewers
 Milwaukee County Stadium, Milwaukee, WI
 Wed Sep 18 1996, 4:33 AM EDT
 Att: 9,550 - Sunny - 64 F

AB 31
 R 1
 H 4
 RBI 1
 BB 2
 SO 6
 LOB 14



Batter	1	2	3	4	5	6	7	8	9	AB	R	H	RBI	BB	SO	LOB	BOTTOM								
Fernando Vina, L (1, 4) OBP: 0.345, SLG: 0.394 C X	0-1 G6-3		2-3 K		1-1 L9			4-2 FC1-5 BB	4-1 1B DI	3	0	0	0	2	1	0									
Jeff Cirillo, R (1, 5) OBP: 0.392, SLG: 0.509 C X	0-1 F8		1-3 K			2-1 L4-6 2B		4-2 FC1-5 BB	1-2 1B	4	0	2	1	1	1	0									
Dave Nilsson, L (1, 10) OBP: 0.407, SLG: 0.533 C C X	1-2 2B		0-0 G6-3			1-1 L4-6 2-3		1-0 FC1-5 1-2 2-3f		4	0	1	0	0	0	3									
John Jaha, R (1, 3) OBP: 0.393, SLG: 0.531 B B B	4-0 BB			0-0 G4-3 2B		4-2 WP BB		1-3 K		2	0	1	0	2	1	2									
Jose Valentin, S (1, 6) OBP: 0.333, SLG: 0.482 C F P S	1-2 L7			1-1 G4-3		4-2 1-2 BB		1-1 F8		3	0	0	0	1	0	5									
Matt Mieske, R (1, 7) OBP: 0.317, SLG: 0.471 X		0-0 G5-3 1B		3-2 G4-3		0-1 P3			0-3 K	4	0	1	0	0	1	3									
Jeremy Burnitz, L (1, 9) OBP: 0.378, SLG: 0.455 B 1 SAFE S X		1-1 L5		1-1 G3-1			2-2 G3-1		2-2 2B 1B	4	1	1	0	0	0	2									
Gerald Williams, R (1, 8) OBP: 0.287, SLG: 0.378 Turner Ward, S (9, PH) OBP: 0.342, SLG: 0.373 B B X		2-1 G5-3			2-3 K		3-3 K		0-0 G6-3 1-H 1B 2B	3	0	0	0	0	2	1									
Jesse Levis, L (1, 2) OBP: 0.352, SLG: 0.288 X		0-0 G4-3			1-0 F7		1-3 K		0-1 G6-3	4	0	0	0	0	1	2									
Inning Stats	R: 0 E: 0 K: 0 S: 11	H: 1 LOB: 2 BB: 1 P: 17	R: 0 E: 0 K: 0 S: 6	H: 1 LOB: 0 BB: 0 P: 9	R: 0 E: 0 K: 2 S: 7	H: 0 LOB: 0 BB: 0 P: 10	R: 0 E: 0 K: 0 S: 8	H: 1 LOB: 1 BB: 0 P: 13	R: 0 E: 0 K: 1 S: 7	H: 0 LOB: 0 BB: 0 P: 11	R: 0 E: 0 K: 0 S: 13	H: 1 LOB: 2 BB: 2 P: 24	R: 0 E: 0 K: 2 S: 11	H: 0 LOB: 0 BB: 0 P: 17	R: 0 E: 0 K: 1 S: 13	H: 0 LOB: 2 BB: 2 P: 24	R: 2 E: 0 K: 1 S: 15	H: 3 LOB: 2 BB: 1 P: 22	1B: 3 2B: 5 3B: 0 HR: 0	SF: 0 SAC: 0 DP: 1 HBP: 0	WP: 1 PB: 0 SB: 0 CS: 0	PA: 38			
PITCHER	IP	WLS	BF	H	R	ER	SO	BB	IBB	HBP	BLK	WP	HR	S	P	ERA	WHIP								
Erik Hanson, R (1, 1) ERA: 5.54	7.0		27	4	0	0	5	3	0	0	0	0	0	63	101	0.00	1.000								
Paul Spoljaric, L (8, 1) ERA: 3.12	0.1		3	0	0	0	0	2	0	0	0	0	0	8	17	0.00	6.000								
Dane Johnson, R (8, 1) ERA:	0.2		2	0	0	0	1	0	0	0	0	0	0	5	7	0.00	0.000								
Mike Timlin, R (9, 1) ERA: 3.81	0.2	L	6	3	2	2	1	0	1	0	0	0	0	15	22	27.00	4.500								

Toronto Blue Jays @ Milwaukee Brewers
 Milwaukee County Stadium, Milwaukee, WI
 Wed Sep 18 1996, 4:33 AM EDT
 Att: 9,550 - Sunny - 64 F

AB 32
 R 2
 H 7
 RBI 2
 BB 6
 SO 7
 LOB 18



Batter	1	2	3	4	5	6	7	8	9	AB	R	H	RBI	BB	SO	LOB	TOP										
Otis Nixon, S OBP: 0.377, SLG: 0.327 (1, 8)	G1-3			G6-3					SH1-4	4	0	2	2	0	0	1											
Jacob Brumfield, R OBP: 0.323, SLG: 0.479 (1, 9)	E	P6			G4-3		P5		BB	4	1	1	0	1	0	4											
Juan Samuel, R OBP: 0.320, SLG: 0.469 John Olerud, L OBP: 0.382, SLG: 0.483 (7, PH) (7, 3)	E9			F8		K			P3	3	0	1	0	0	1	0											
Joe Carter, R OBP: 0.307, SLG: 0.483 (1, 10)	G4-3				G1-3				K	5	1	1	1	0	1	4											
Ed Sprague, R OBP: 0.329, SLG: 0.495 (1, 5)				P2						4	1	1	0	0	1	1											
Charlie O'Brien, R OBP: 0.331, SLG: 0.417 (1, 2)				L7						4	0	0	0	0	1	2											
Robert Perez, R OBP: 0.357, SLG: 0.416 (1, 7)										4	0	0	0	0	1	2											
Alex Gonzalez, R OBP: 0.295, SLG: 0.383 (1, 6)										3	2	2	0	1	0	0											
Tomas Perez, S OBP: 0.313, SLG: 0.343 (1, 4)										3	0	3	1	1	0	0											
Inning Stats	R: 1 E: 1 K: 0 S: 11	H: 2 LOB: 0 BB: 0 P: 15	R: 2 E: 0 K: 2 S: 20	H: 3 LOB: 2 BB: 1 P: 33	R: 1 E: 0 K: 0 S: 15	H: 1 LOB: 0 BB: 0 P: 23	R: 1 E: 0 K: 0 S: 11	H: 2 LOB: 0 BB: 0 P: 15	R: 0 E: 0 K: 1 S: 8	H: 0 LOB: 0 BB: 0 P: 13	R: 0 E: 0 K: 0 S: 8	H: 0 LOB: 0 BB: 0 P: 9	R: 0 E: 0 K: 0 S: 8	H: 1 LOB: 2 BB: 1 P: 15	R: 0 E: 2 K: 1 S: 14	H: 0 LOB: 1 BB: 0 P: 18	R: 0 E: 0 K: 1 S: 11	H: 2 LOB: 3 BB: 1 P: 20	1B: 8 2B: 1 3B: 1 HR: 1	SF: 0 SAC: 1 DP: 1 HBP: 0	WP: 2 PB: 0 SB: 2 CS: 1	PA: 40					
PITCHER	IP	WLS	BF	H	R	ER	SO	BB	IBB	HBP	BLK	WP	HR	S	P	ERA	WHIP										
Rick Krivda, L ERA: 5.11 (1, 1)	6.1	L	28	9	5	4	3	2	0	0	0	2	1	78	118	5.68	1.737										
Armando Benitez, R ERA: 3.95 (7, 1)	1.2		6	0	0	0	1	0	0	0	0	0	0	17	23	0.00	0.000										
Mike Milchin, L ERA: 7.71 (9, 1)	0.2		5	2	0	0	0	1	0	0	0	0	0	8	16	0.00	4.500										
Nerio Rodriguez, R ERA: 5.23 (9, 1)	0.1		1	0	0	0	1	0	0	0	0	0	0	3	4	0.00	0.000										

Toronto Blue Jays @ Baltimore Orioles
Oriole Park at Camden Yards, Baltimore, MD

AB 36
R 5
H 11
RBI 4
BB 3
SO 5
LOB 19



WP: 2 PA: 40
PB: 0
SB: 2
CS: 1

Fri Sep 20 1996, 7:05 PM EDT
Att: 47,026 - Unknown - 79 F

livebaseballscorecards.com

Batter	1	2	3	4	5	6	7	8	9	AB	R	H	RBI	BB	SO	LOB	BOTTOM										
Brady Anderson, L OBP: 0.395, SLG: 0.634 (1, 8)							G4-3			5	0	2	0	0	2	6											
Roberto Alomar, S OBP: 0.413, SLG: 0.528 (1, 4)	FC1-5-6		F8		F8		G1-3		BB	4	0	0	0	1	0	3											
Todd Zeile, R OBP: 0.361, SLG: 0.459 (1, 5)					F9				P6	3	0	0	1	2	1	1											
Rafael Palmeiro, L OBP: 0.383, SLG: 0.545 (1, 3)					F7					4	0	0	0	1	2	6											
Bobby Bonilla, S OBP: 0.368, SLG: 0.510 (1, 9)										4	0	2	0	0	1	0											
Cal Ripken Jr., R OBP: 0.339, SLG: 0.456 (1, 6)										4	0	1	0	0	1	3											
Eddie Murray, S OBP: 0.332, SLG: 0.422 (1, 10)										4	1	1	0	0	0	2											
B.J. Surhoff, L OBP: 0.350, SLG: 0.479 (1, 7)										4	0	1	0	0	0	3											
Chris Hoiles, R OBP: 0.358, SLG: 0.484 (1, 2)										2	0	1	0	2	0	2											
Inning Stats	R: 0 E: 0 K: 2 S: 10	H: 1 LOB: 1 BB: 0 P: 13	R: 0 E: 0 K: 1 S: 13	H: 2 LOB: 0 BB: 0 P: 22	R: 0 E: 0 K: 0 S: 8	H: 1 LOB: 1 BB: 1 P: 15	R: 0 E: 1 K: 1 S: 15	H: 1 LOB: 3 BB: 1 P: 26	R: 0 E: 0 K: 0 S: 7	H: 0 LOB: 0 BB: 0 P: 9	R: 0 E: 0 K: 1 S: 10	H: 0 LOB: 0 BB: 0 P: 12	R: 0 E: 0 K: 0 S: 11	H: 1 LOB: 1 BB: 0 P: 14	R: 0 E: 0 K: 0 S: 10	H: 1 LOB: 1 BB: 1 P: 17	R: 1 E: 0 K: 2 S: 12	H: 1 LOB: 3 BB: 3 P: 27	1B: 6 2B: 2 3B: 0 HR: 0	SF: 0 SAC: 0 DP: 2 HBP: 0	WP: 0 PB: 0 SB: 0 CS: 0	PA: 40					
PITCHER	IP	WLS	BF	H	R	ER	SO	BB	IBB	HBP	BLK	WP	HR	S	P	ERA	WHIP										
Pat Hentgen, R ERA: 3.34 (1, 1)	8.1	W	36	8	1	1	5	4	0	0	0	0	0	88	137	1.08	1.440										
Dane Johnson, R ERA: (9, 1)	0.1		3	0	0	0	1	2	0	0	0	0	0	5	14	0.00	6.000										
Paul Spoljaric, L ERA: 3.09 (9, 1)	0.1	S	1	0	0	0	1	0	0	0	0	0	0	3	4	0.00	0.000										

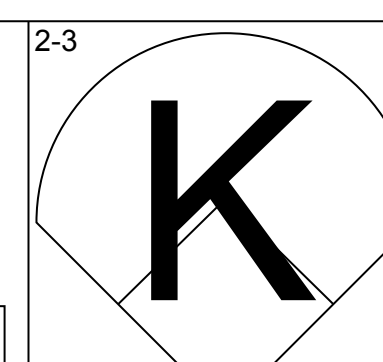
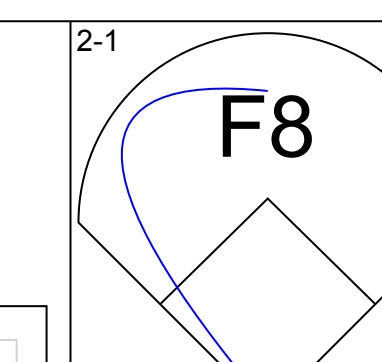
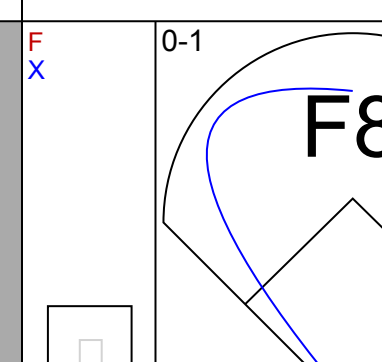
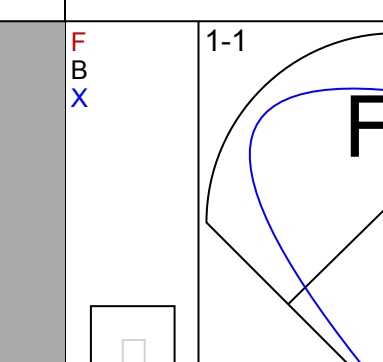
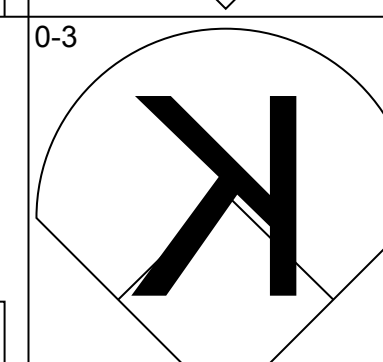
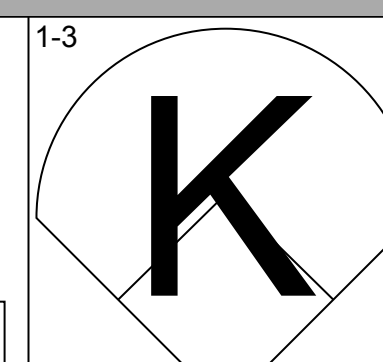
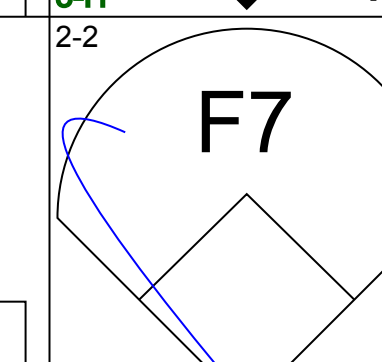
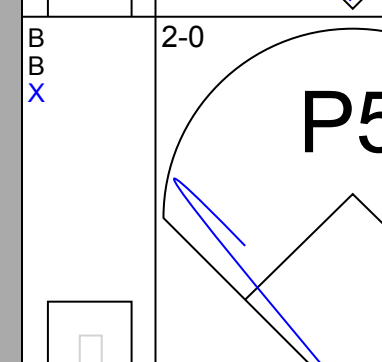
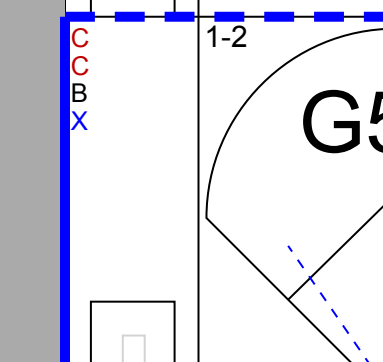
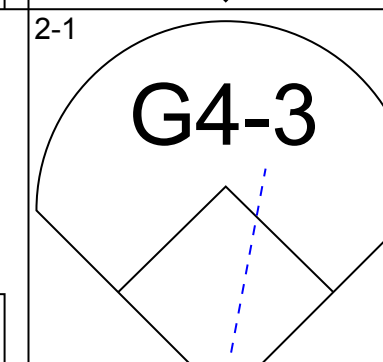
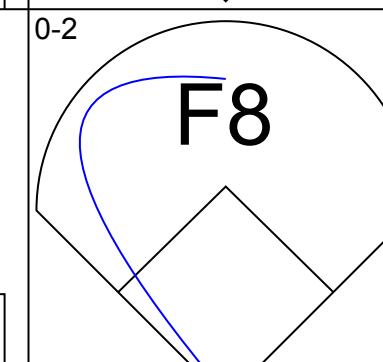
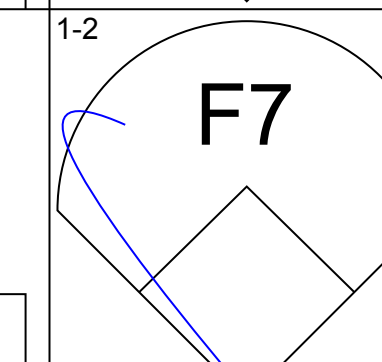
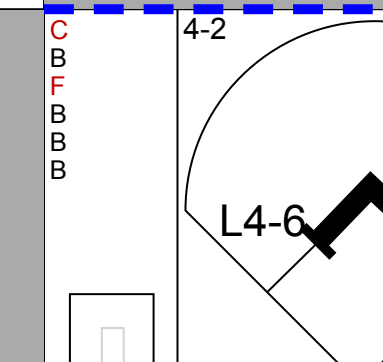
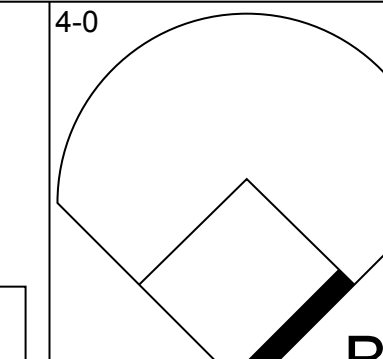
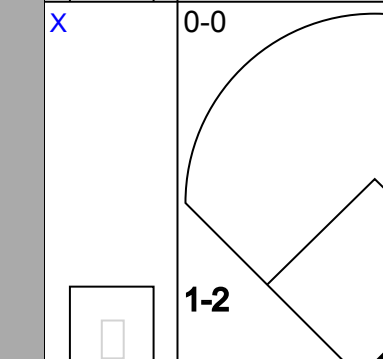
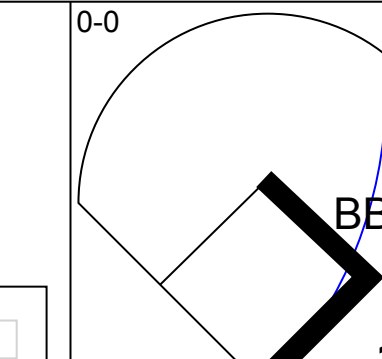
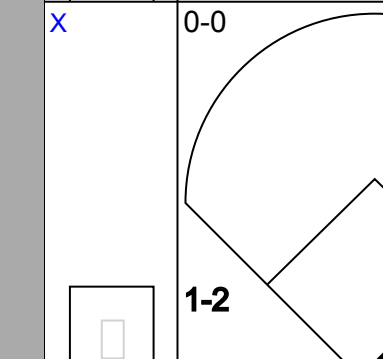
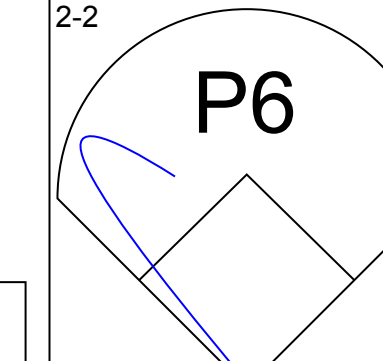
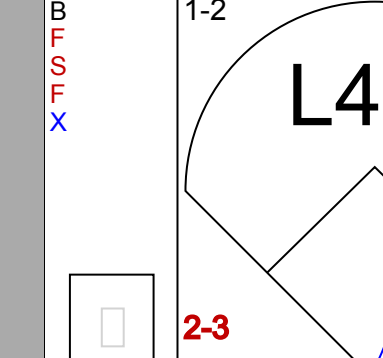
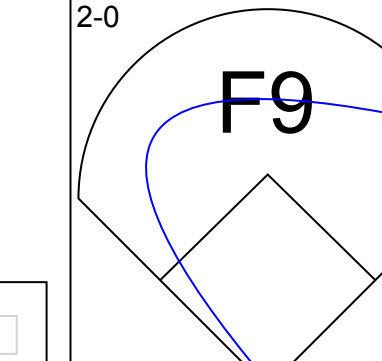
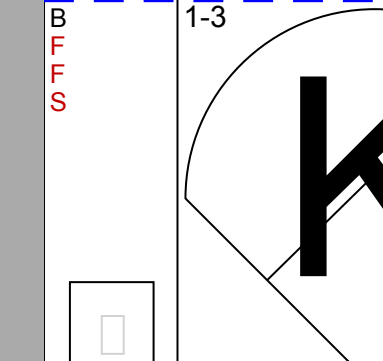
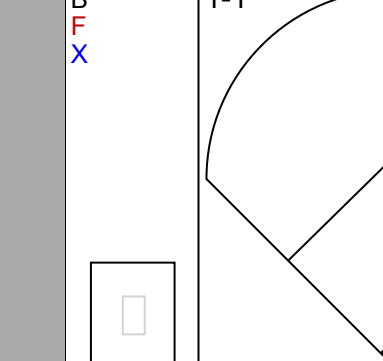
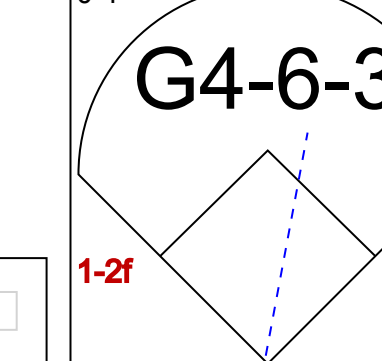
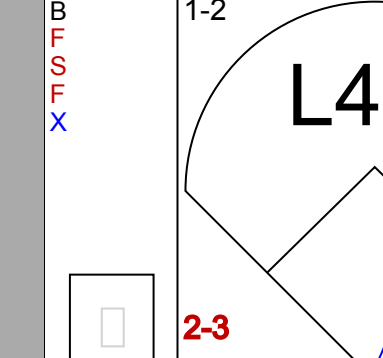
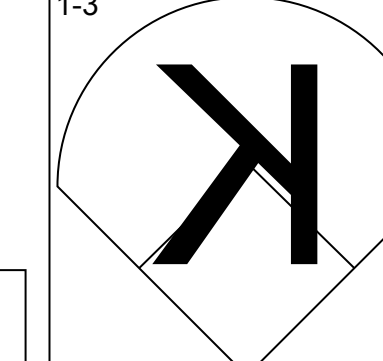
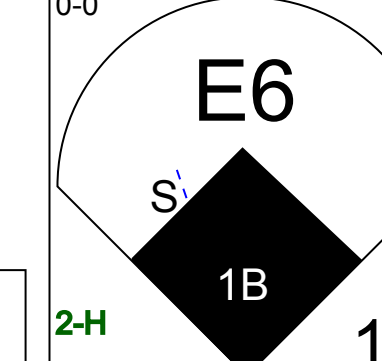
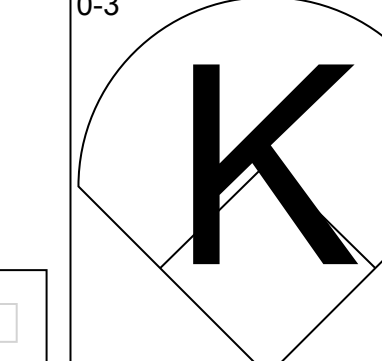
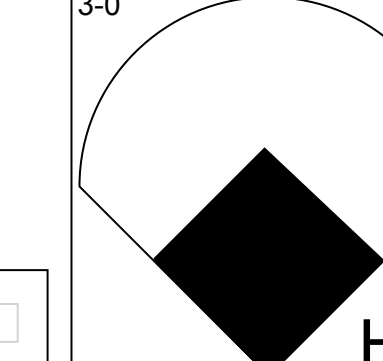
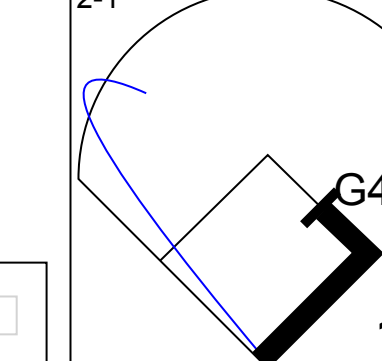
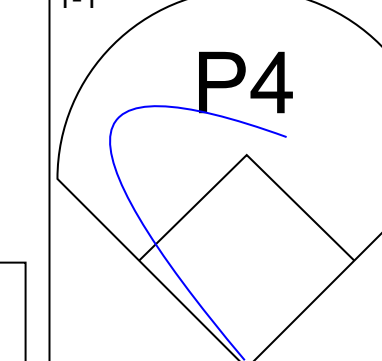
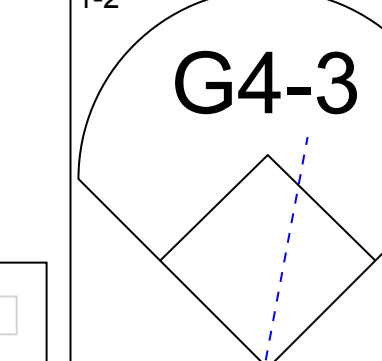
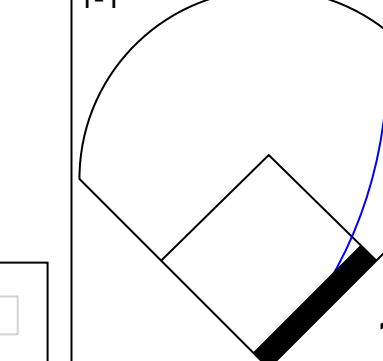
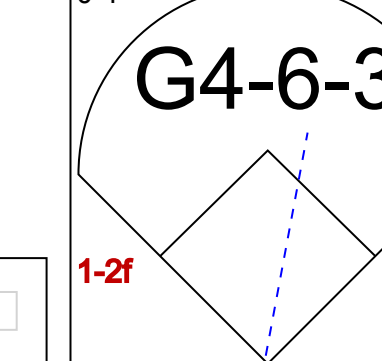
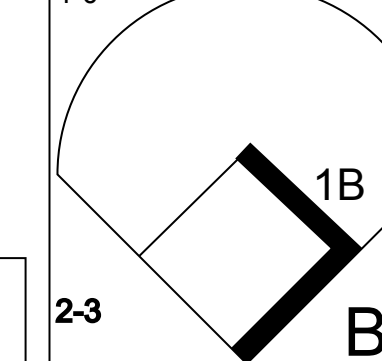
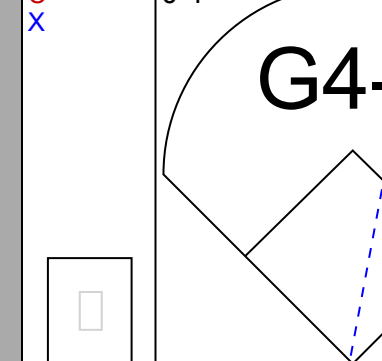
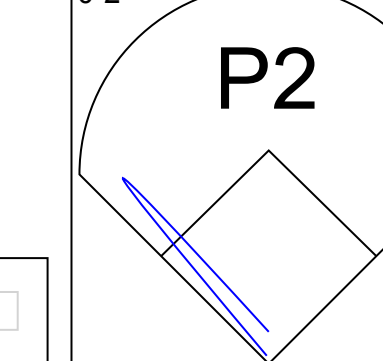
Toronto Blue Jays @ Baltimore Orioles
Oriole Park at Camden Yards, Baltimore, MD

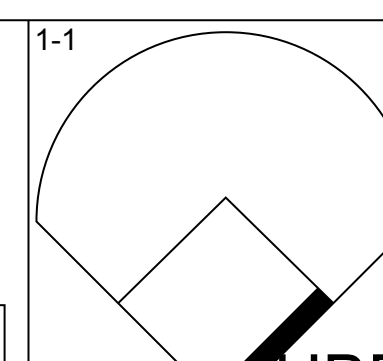
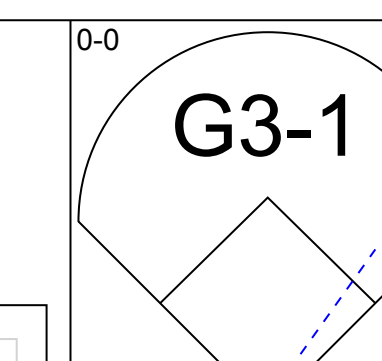
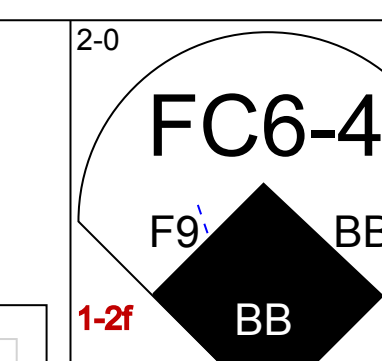
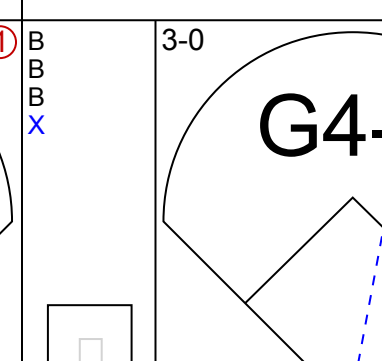
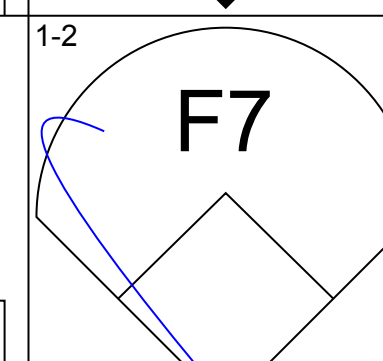
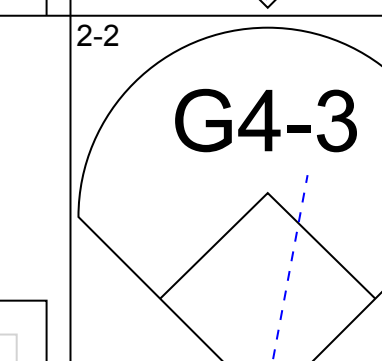
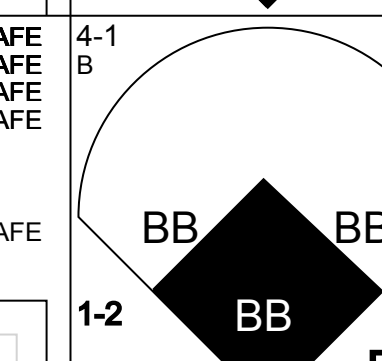
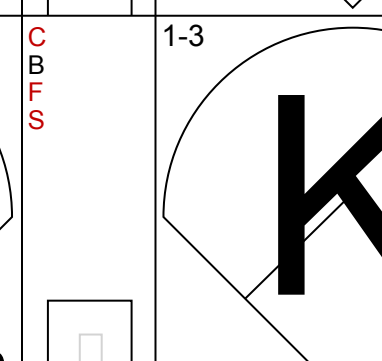
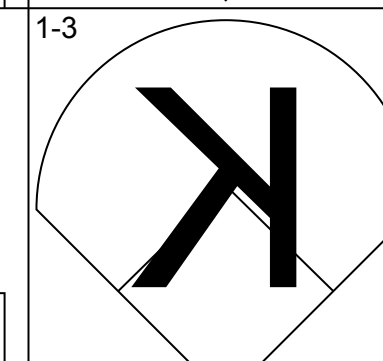
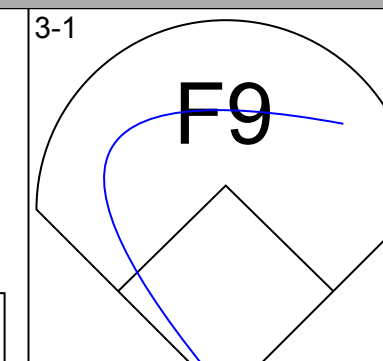
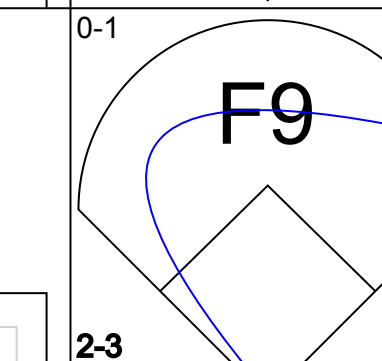
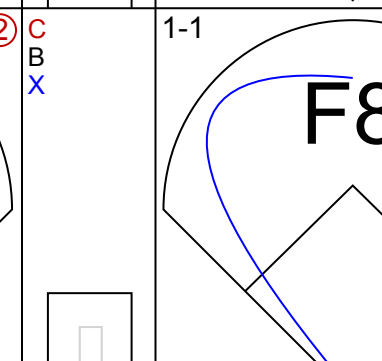
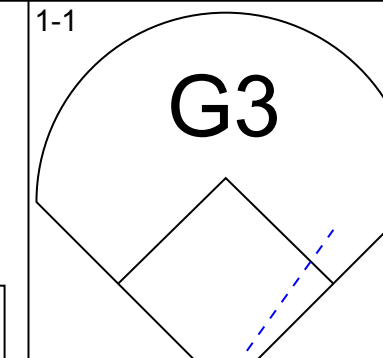
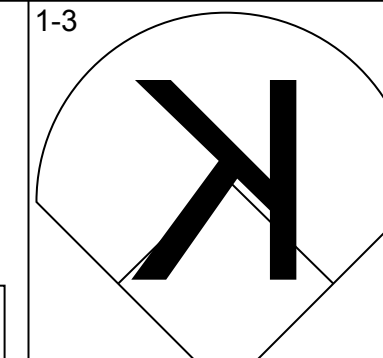
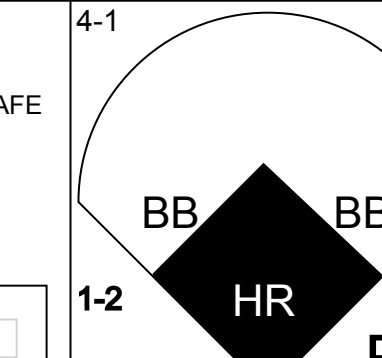

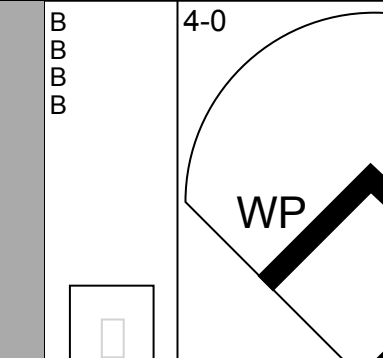

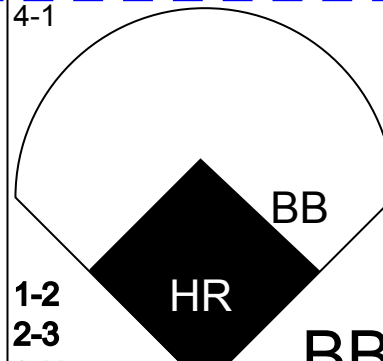
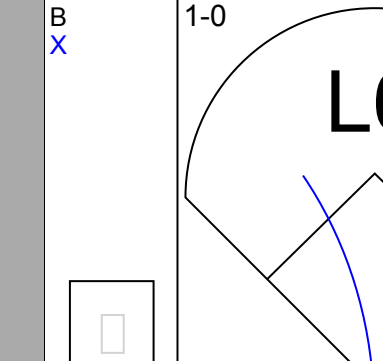
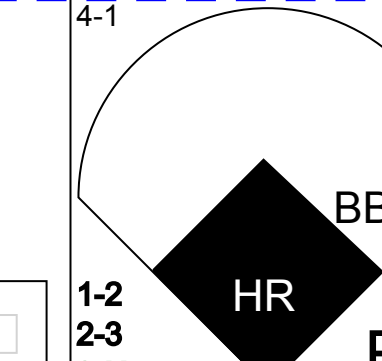

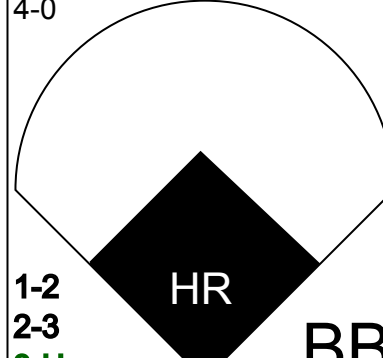
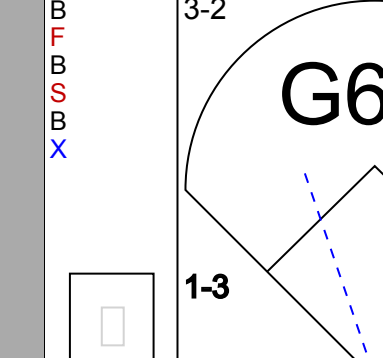
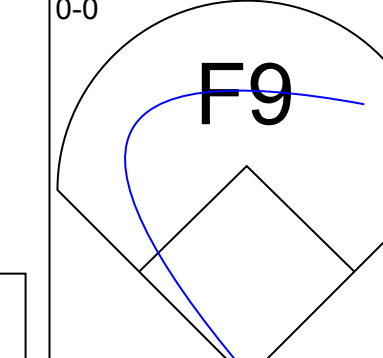
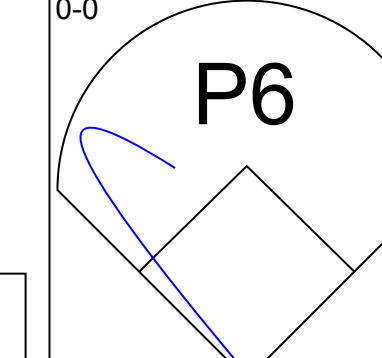
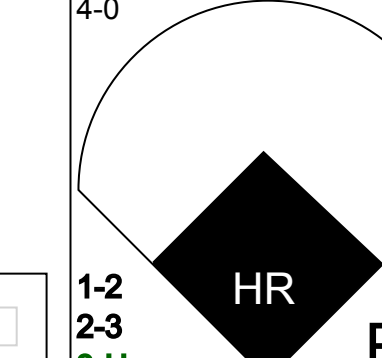


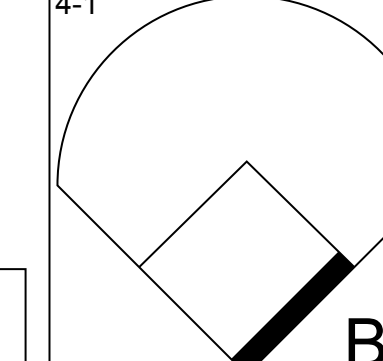
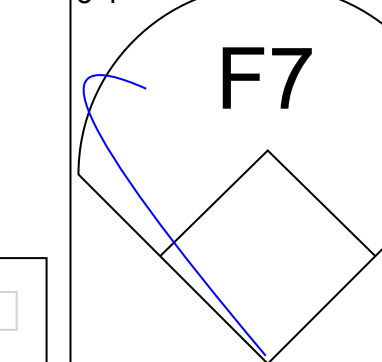
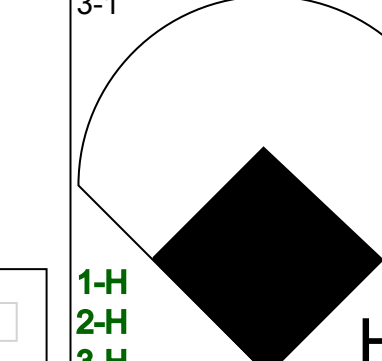


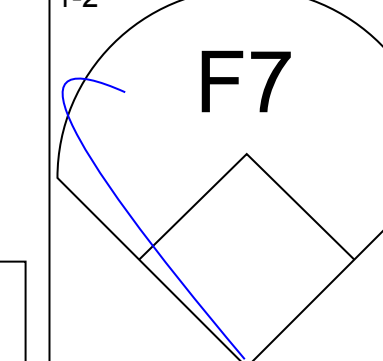
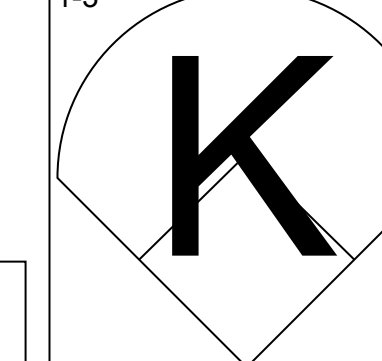
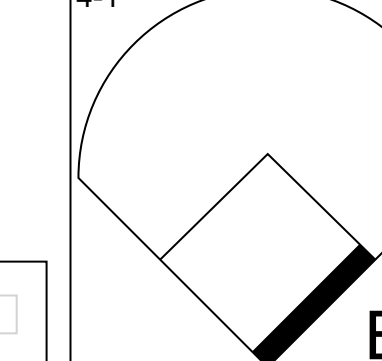
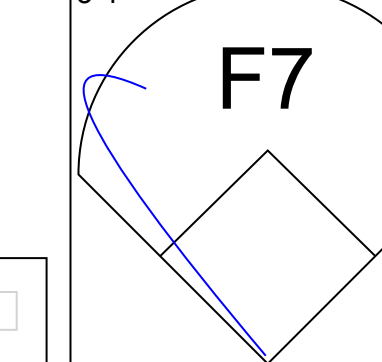
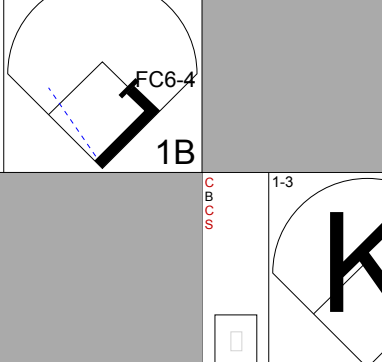
AB 34
R 1
H 8
RBI 1
BB 6
SO 7
LOB 26



Fri Sep 20 1996, 7:05 PM EDT
Att: 47,026 - Unknown - 79 F

livebaseballscorecards.com

Batter	1	2	3	4	5	6	7	8	9	AB	R	H	RBI	BB	SO	LOB	TOP					
Jacob Brumfield, R OBP: 0.321, SLG: 0.475 (1, 8)										5	0	1	1	0	1	1	<p>Toronto Blue Jays @ Baltimore Orioles Oriole Park at Camden Yards, Baltimore, MD</p> <p>Sat Sep 21 1996, 7:05 PM EDT Att: 47,270 - Unknown - 77 F</p> <p>livebaseballscores.com</p>					
Shawn Green, L OBP: 0.332, SLG: 0.449 Juan Samuel, R OBP: 0.318, SLG: 0.467 (1, 9)										4	0	0	0	0	2	2						
Joe Carter, R OBP: 0.307, SLG: 0.480 (1, 7)										3	0	0	0	1	0	2						
John Olerud, L OBP: 0.388, SLG: 0.486 (1, 3)										2	0	2	0	2	0	0						
Ed Sprague, R OBP: 0.327, SLG: 0.492 (1, 5)										4	0	0	0	0	2	5						
Carlos Delgado, L OBP: 0.356, SLG: 0.487 (1, 10)										3	1	0	0	1	0	3						
Alex Gonzalez, R OBP: 0.297, SLG: 0.389 (1, 6)										4	2	2	1	0	2	3						
Sandy Martinez, L OBP: 0.287, SLG: 0.332 (1, 2)										4	0	2	0	0	0	3						
Tomas Perez, S OBP: 0.312, SLG: 0.339 (1, 4)										3	0	0	0	1	0	2						
Inning Stats	R: 0 E: 0 K: 2 S: 8	H: 0 LOB: 0 BB: 0 P: 12	R: 0 E: 0 K: 1 S: 9	H: 0 LOB: 1 BB: 1 P: 16	R: 0 E: 0 K: 0 S: 6	H: 1 LOB: 0 BB: 0 P: 10	R: 0 E: 0 K: 2 S: 10	H: 0 LOB: 1 BB: 1 P: 15	R: 2 E: 2 K: 0 S: 11	H: 2 LOB: 2 BB: 1 P: 23	R: 0 E: 0 K: 1 S: 8	H: 0 LOB: 0 BB: 0 P: 7	R: 0 E: 0 K: 1 S: 10	H: 1 LOB: 1 BB: 1 P: 16	R: 1 E: 0 K: 0 S: 11	H: 2 LOB: 1 BB: 0 P: 17	1B: 6 2B: 1 3B: 0 HR: 1	SF: 0 SAC: 0 DP: 2 HBP: 0	WP: 0 PB: 0 SB: 1 CS: 0	PA: 38		
PITCHER	IP	WLS	BF	H	R	ER	SO	BB	IBB	HBP	BLK	WP	HR	S	P	ERA	WHIP					
Rocky Coppinger, R ERA: 5.48 Jesse Orosco, L ERA: 3.63 Alan Mills, R ERA: 4.17 Randy Myers, L ERA: 3.74	7.0	W	29	4	2	1	6	4	0	0	0	0	0	57	98	1.29	1.143					
	0.0		2	1	0	0	0	1	0	0	0	0	0	3	7	∞	∞					
	1.2		6	2	1	1	1	0	0	0	0	0	0	1	15	22	5.40	1.200				
	0.1	S	1	0	0	0	0	0	0	0	0	0	0	3	4	0.00	0.000					

Batter	1	2	3	4	5	6	7	8	9	AB	R	H	RBI	BB	SO	LOB	BOTTOM				
Brady Anderson, L OBP: 0.394, SLG: 0.630 (1, 8)										3	1	0	0	0	0	1	<p>Toronto Blue Jays @ Baltimore Orioles Oriole Park at Camden Yards, Baltimore, MD</p> <p>Sat Sep 21 1996, 7:05 PM EDT Att: 47,270 - Unknown - 77 F</p> <p>livebaseballscores.com</p>				
Roberto Alomar, S OBP: 0.412, SLG: 0.525 (1, 4)										3	1	0	0	1	1	1					
Todd Zeile, R OBP: 0.359, SLG: 0.456 (1, 5)										4	0	0	0	0	1	3					
Rafael Palmeiro, L OBP: 0.383, SLG: 0.544 (1, 3)										2	1	0	0	2	1	1					
Bobby Bonilla, S OBP: 0.367, SLG: 0.507 Mike Devereaux, R OBP: 0.307, SLG: 0.353 (1, 9)										3	1	0	1	1	0	1					
Cal Ripken Jr., R OBP: 0.339, SLG: 0.454 (1, 6)										3	1	0	1	1	0	1					
Eddie Murray, S OBP: 0.333, SLG: 0.428 (1, 10)										3	1	1	4	1	0	1					
B.J. Surhoff, L OBP: 0.350, SLG: 0.477 (1, 7)										2	0	0	0	1	1	1					
Chris Hoiles, R OBP: 0.358, SLG: 0.483 (1, 2)										3	0	1	0	0	1	1					
Inning Stats	R: 0 E: 0 K: 1 S: 9	H: 0 LOB: 1 BB: 0 P: 13	R: 0 E: 0 K: 0 S: 11	H: 0 LOB: 1 BB: 1 P: 18	R: 0 E: 0 K: 0 S: 7	H: 0 LOB: 0 BB: 0 P: 12	R: 0 E: 0 K: 1 S: 6	H: 0 LOB: 0 BB: 0 P: 10	R: 6 E: 0 K: 1 S: 14	H: 2 LOB: 1 BB: 5 P: 41	R: 0 E: 0 K: 1 S: 6	H: 0 LOB: 0 BB: 0 P: 11	R: 0 E: 0 K: 0 S: 5	H: 0 LOB: 1 BB: 1 P: 13	1B: 1 2B: 0 3B: 0 HR: 1	SF: 0 SAC: 0 DP: 0 HBP: 1	WP: 1 PB: 0 SB: 1 CS: 0	PA: 34			
PITCHER	IP	WLS	BF	H	R	ER	SO	BB	IBB	HBP	BLK	WP	HR	S	P	ERA	WHIP				
Woody Williams, R ERA: 4.86 Scott Brow, R ERA: 5.54	5.2	L	22	1	3	3	3	3	0	1	0	0	0	47	81	4.76	0.706				
	2.1		12	1	3	3	2	4	0	0	0	1	1	18	47	11.57	2.143				

Batter	1	2	3	4	5	6	7	8	9	AB	R	H	RBI	BB	SO	LOB	TOP								
Jacob Brumfield, R (1, 8) OBP: 0.320, SLG: 0.469	4-1 S BB		2-2 F7		1-0 G1-3		2-1 G5-3		1-2 G5-3	4	0	0	0	1	0	1	Toronto Blue Jays @ Baltimore Orioles Oriole Park at Camden Yards, Baltimore, MD Sun Sep 22 1996, 3:33 AM EDT Att: 46,035 - Sunny - 75 F livebaseballscorecards.com								
Alex Gonzalez, R (1, 6) OBP: 0.297, SLG: 0.394	3-3 SAFE K		1-2 HR		0-0 G4-3		1-3 K			4	1	1	1	0	2	1									
Joe Carter, R (1, 7) OBP: 0.306, SLG: 0.480	1-2 F7		0-0 2B			1-3 K	0-1 P2			4	0	1	0	0	1	1									
John Olerud, L (1, 3) OBP: 0.385, SLG: 0.482 Juan Samuel, R (8, PH) OBP: 0.317, SLG: 0.464 (8, 3)	3-3 K		0-0 P5			1-1 G3-1		1-3 K		3	0	0	0	0	1	2									
Ed Sprague, R (1, 5) OBP: 0.328, SLG: 0.496		0-0 F8		1-1 3B 2B		1-2 2B 2B		1-3 K		4	2	2	0	0	1	0									
Carlos Delgado, L (1, 10) OBP: 0.358, SLG: 0.499		2-0 HR		2-2 G5-3-2 3B		4-0 2B IBB		0-3 K		3	1	2	2	1	1	0									
Charlie O'Brien, R (1, 2) OBP: 0.333, SLG: 0.421		1-1 G4-6-3 1B		0-0 G5-3		0-0 2B		2-3 K		4	0	2	1	0	1	1									
Shawn Green, L (1, 9) OBP: 0.332, SLG: 0.447 Robert Perez, R (9, PH) OBP: 0.355, SLG: 0.414		1-2 G4-6-3		2-1 G5-3-2		3-1 HBP		1-0 B1-3		2	0	0	0	0	0	2									
Tomas Perez, S (1, 4) OBP: 0.309, SLG: 0.336 Felipe Crespo, S (9, PH) OBP: 0.350, SLG: 0.172			2-3 K		0-0 G6-3	1-1 P4		4-1 BB		3	0	0	0	0	1	3									
										0	0	0	0	0	1	0									
Inning Stats	R: 0 E: 0 K: 2 S: 10	H: 0 LOB: 1 BB: 1 P: 21	R: 1 E: 0 K: 0 S: 7	H: 2 LOB: 0 BB: 0 P: 11	R: 1 E: 0 K: 1 S: 13	H: 2 LOB: 1 BB: 1 P: 18	R: 1 E: 0 K: 0 S: 8	H: 2 LOB: 0 BB: 0 P: 13	R: 0 E: 0 K: 0 S: 3	H: 0 LOB: 0 BB: 0 P: 4	R: 1 E: 0 K: 1 S: 13	H: 2 LOB: 3 BB: 1 P: 24	R: 0 E: 0 K: 1 S: 7	H: 0 LOB: 0 BB: 0 P: 10	R: 0 E: 0 K: 3 S: 12	H: 0 LOB: 0 BB: 0 P: 14	R: 0 E: 0 K: 1 S: 9	H: 0 LOB: 1 BB: 1 P: 17	1B: 1 2B: 5 3B: 1 HR: 2	SF: 0 SAC: 0 DP: 2 HBP: 1	WP: 0 PB: 0 SB: 1 CS: 0	PA: 37			
PITCHER	IP WLS BF ERA WHIP	WLS BF ERA WHIP	IP WLS BF ERA WHIP	IP WLS BF ERA WHIP	IP WLS BF ERA WHIP	IP WLS BF ERA WHIP	IP WLS BF ERA WHIP	IP WLS BF ERA WHIP	IP WLS BF ERA WHIP	IP WLS BF ERA WHIP	IP WLS BF ERA WHIP	IP WLS BF ERA WHIP	IP WLS BF ERA WHIP	IP WLS BF ERA WHIP	IP WLS BF ERA WHIP	IP WLS BF ERA WHIP	IP WLS BF ERA WHIP	IP WLS BF ERA WHIP	IP WLS BF ERA WHIP	IP WLS BF ERA WHIP	IP WLS BF ERA WHIP	IP WLS BF ERA WHIP	IP WLS BF ERA WHIP		
Scott Erickson, R (1, 1) ERA: 5.05	7.0 W 30 5.14 1.286	4 0 0 0.00 0.000	0.2 S 3 0.00 1.500	0.0 0 0 0.00 0.000	0.0 0 0 0.00 0.000	0.0 0 0 0.00 0.000	0.0 0 0 0.00 0.000	0.0 0 0 0.00 0.000	0.0 0 0 0.00 0.000	0.0 0 0 0.00 0.000	0.0 0 0 0.00 0.000	0.0 0 0 0.00 0.000	0.0 0 0 0.00 0.000	0.0 0 0 0.00 0.000	0.0 0 0 0.00 0.000	0.0 0 0 0.00 0.000	0.0 0 0 0.00 0.000	0.0 0 0 0.00 0.000	0.0 0 0 0.00 0.000	0.0 0 0 0.00 0.000	0.0 0 0 0.00 0.000	0.0 0 0 0.00 0.000	0.0 0 0 0.00 0.000		
Jesse Orosco, L (8, 1) ERA: 3.54	1.1 4 0 0.00 0.000	0 0 0 0.00 0.000	0 0 0 0.00 0.000	0 0 0 0.00 0.000	0 0 0 0.00 0.000	0 0 0 0.00 0.000	0 0 0 0.00 0.000	0 0 0 0.00 0.000	0 0 0 0.00 0.000	0 0 0 0.00 0.000	0 0 0 0.00 0.000	0 0 0 0.00 0.000	0 0 0 0.00 0.000	0 0 0 0.00 0.000	0 0 0 0.00 0.000	0 0 0 0.00 0.000	0 0 0 0.00 0.000	0 0 0 0.00 0.000	0 0 0 0.00 0.000	0 0 0 0.00 0.000	0 0 0 0.00 0.000	0 0 0 0.00 0.000	0 0 0 0.00 0.000	0 0 0 0.00 0.000	
Armando Benitez, R (9, 1) ERA: 3.65	0.2 S 3 0.00 1.500	0 0 0 0.00 0.000	0 0 0 0.00 0.000	0 0 0 0.00 0.000	0 0 0 0.00 0.000	0 0 0 0.00 0.000	0 0 0 0.00 0.000	0 0 0 0.00 0.000	0 0 0 0.00 0.000	0 0 0 0.00 0.000	0 0 0 0.00 0.000	0 0 0 0.00 0.000	0 0 0 0.00 0.000	0 0 0 0.00 0.000	0 0 0 0.00 0.000	0 0 0 0.00 0.000	0 0 0 0.00 0.000	0 0 0 0.00 0.000	0 0 0 0.00 0.000	0 0 0 0.00 0.000	0 0 0 0.00 0.000	0 0 0 0.00 0.000	0 0 0 0.00 0.000	0 0 0 0.00 0.000	0 0 0 0.00 0.000

Batter	1	2	3	4	5	6	7	8	9	AB	R	H	RBI	BB	SO	LOB	BOTTOM							
Brady Anderson, L (1, 8) OBP: 0.394, SLG: 0.627	3-1 2B G4-3 1B		1-1 F7		1-1 G3-1		2-3 K			4	1	1	0	0	1	3	Toronto Blue Jays @ Baltimore Orioles Oriole Park at Camden Yards, Baltimore, MD Sun Sep 22 1996, 3:33 AM EDT Att: 46,035 - Sunny - 75 F livebaseballscorecards.com							
Roberto Alomar, S (1, 4) OBP: 0.414, SLG: 0.527	3-2 SAFE G4-3 SF9 2B		4-2 2B SF7 BB		1-0 F7		0-2 BB 1B			3	2	2	1	1	0	0								
Todd Zeile, R (1, 5) OBP: 0.360, SLG: 0.457	2-1 G4-3		2-1 2B		2-1 F8		4-1 BB			3	0	1	2	1	0	1								
Rafael Palmeiro, L (1, 3) OBP: 0.381, SLG: 0.542	2-3 3-H SF9		1-3 2-H 2B			0-1 G4-3 F9				2	0	0	2	0	0	3								
Bobby Bonilla, S (1, 9) OBP: 0.365, SLG: 0.503 Brent Bowers, L (9, 7) OBP: 0.308, SLG: 0.359	3-H K		3-H K			0-3 K		1-3 K		4	0	0	0	0	4	1								
Cal Ripken Jr., R (1, 6) OBP: 0.338, SLG: 0.454		1-1 G5-3		2-1 E5 FC1-6		1-2 G5-3		3-2 G6-3 2B		4	0	1	0	0	0	0								
Eddie Murray, S (1, 10) OBP: 0.331, SLG: 0.424		2-2 F8		1-2 FC1-6 G1-3			3-1 G5-3	2-1 G6-3		4	0	0	0	0	0	2								
B.J. Surhoff, L (1, 7) OBP: 0.349, SLG: 0.476 Pete Incaviglia, R (7, PH) OBP: 0.318, SLG: 0.465 Mike Devereaux, R (8, 7) OBP: 0.306, SLG: 0.352 (9, 9)	1-0 G1-3		2-0 G1-3			1-2 BB 1B		1-3 K		2	0	0	0	0	0	1								
Mark Parent, R (1, 2) OBP: 0.252, SLG: 0.459 Chris Hoiles, R (7, PH) OBP: 0.359, SLG: 0.483 (8, 2)			2-2 BB 2B 1B		0-3 K		4-1 1B BB			2	1	1	0	0	1	1								
										0	0	0	0	1	0	0								
Inning Stats	R: 2 E: 0 K: 1 S: 14	H: 2 LOB: 0 BB: 0 P: 24	R: 0 E: 0 K: 0 S: 6	H: 0 LOB: 0 BB: 0 P: 10	R: 2 E: 0 K: 1 S: 14	H: 2 LOB: 1 BB: 1 P: 24	R: 0 E: 1 K: 1 S: 10	H: 0 LOB: 1 BB: 0 P: 15	R: 0 E: 0 K: 0 S: 5	H: 0 LOB: 0 BB: 0 P: 9	R: 0 E: 0 K: 1 S: 8	H: 0 LOB: 0 BB: 0 P: 9	R: 1 E: 0 K: 1 S: 14	H: 2 LOB: 3 BB: 2 P: 29	R: 0 E: 0 K: 2 S: 11	H: 1 LOB: 1 BB: 0 P: 18	1B: 4 2B: 3 3B: 0 HR: 0	SF: 2 SAC: 0 DP: 0 HBP: 0	WP: 0 PB: 0 SB: 0 CS: 0	PA: 35				
PITCHER	IP WLS BF ERA WHIP	IP WLS BF ERA WHIP	IP WLS BF ERA WHIP	IP WLS BF ERA WHIP	IP WLS BF ERA WHIP	IP WLS BF ERA WHIP	IP WLS BF ERA WHIP	IP WLS BF ERA WHIP	IP WLS BF ERA WHIP	IP WLS BF ERA WHIP	IP WLS BF ERA WHIP	IP WLS BF ERA WHIP	IP WLS BF ERA WHIP	IP WLS BF ERA WHIP	IP WLS BF ERA WHIP	IP WLS BF ERA WHIP	IP WLS BF ERA WHIP	IP WLS BF ERA WHIP	IP WLS BF ERA WHIP	IP WLS BF ERA WHIP	IP WLS BF ERA WHIP	IP WLS BF ERA WHIP	IP WLS BF ERA WHIP	
Paul Quantrill, R (1, 1) ERA: 5.48	3.0 L 20 12.00 1.667	4 1 1 1.93 1.071	0 0 0 0.00 0.000	0 0 0 0.00 0.000	0 0 0 0.00 0.000	0 0 0 0.00 0.000	0 0 0 0.00 0.000	0 0 0 0.00 0.000	0 0 0 0.00 0.000	0 0 0 0.00 0.000	0 0 0 0.00 0.000	0 0 0 0.00 0.000	0 0 0 0.00 0.000	0 0 0 0.00 0.000	0 0 0 0.00 0.000	0 0 0 0.00 0.000	0 0 0 0.00 0.000	0 0 0 0.00 0.000	0 0 0 0.00 0.000	0 0 0 0.00 0.000	0 0 0 0.00 0.000	0 0 0 0.00 0.000	0 0 0 0.00 0.000	
Huck Flener, L (4, 1) ERA: 4.86	4.2 L 20 1.93 1.071	3 1 1 1.93 1.071	0 0 0 0.00 0.000	0 0 0 0.00 0.000	0 0 0 0.00 0.000	0 0 0 0.00 0.000	0 0 0 0.00 0.000	0 0 0 0.00 0.000	0 0 0 0.00 0.000	0 0 0 0.00 0.000	0 0 0 0.00 0.000	0 0 0 0.00 0.000	0 0 0 0.00 0.000	0 0 0 0.00 0.000	0 0 0 0.00 0.000	0 0 0 0.00 0.000	0 0 0 0.00 0.000	0 0 0 0.00 0.000	0 0 0 0.00 0.000	0 0 0 0.00 0.000	0 0 0 0.00 0.000	0 0 0 0.00 0.000	0 0 0 0.00 0.000	
Dane Johnson, R (8, 1) ERA:	0.1 1 0 0.00 0.000	0 0 0 0.00 0.000	0 0 0 0.00 0.000	0 0 0 0.00 0.000	0 0 0 0.00 0.000	0 0 0 0.00 0.000	0 0 0 0.00 0.000	0 0 0 0.00 0.000	0 0 0 0.00 0.000	0 0 0 0.00 0.000	0 0 0 0.00 0.000	0 0 0 0.00 0.000	0 0 0 0.00 0.000	0 0 0 0.00 0.000	0 0 0 0.00 0.000	0 0 0 0.00 0.000	0 0 0 0.00 0.000	0 0 0 0.00 0.000	0 0 0 0.00 0.000	0 0 0 0.00 0.000	0 0 0 0.00 0.000	0 0 0 0.00 0.000	0 0 0 0.00 0.000	0 0 0 0.00 0.000

AB 33
R 4
H 8
RBI 4
BB 3
SO 9
LOB 11



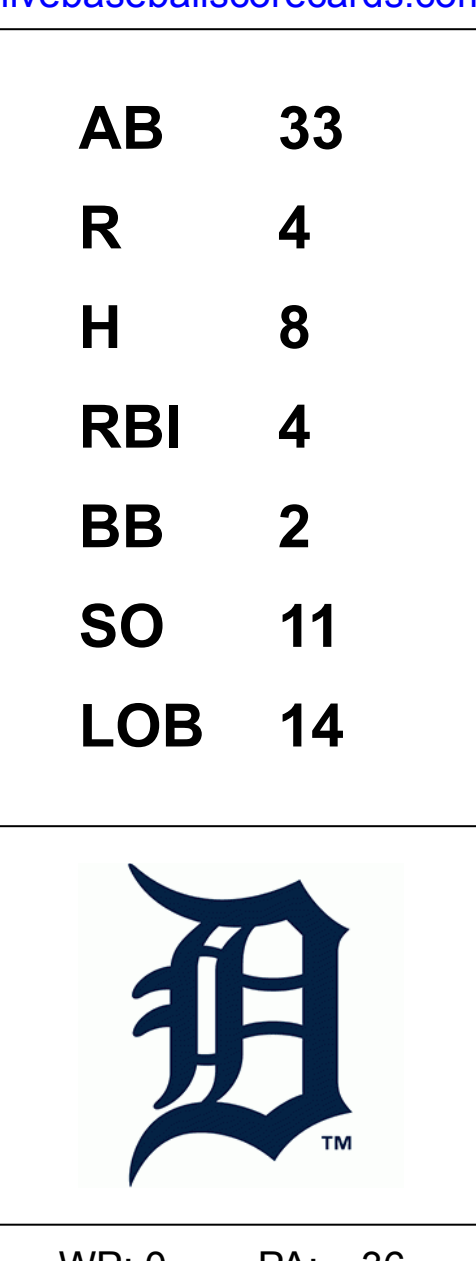
AB 30
R 5
H 7
RBI 5
BB 3
SO 7
LOB 13



Batter	1	2	3	4	5	6	7	8	9	AB	R	H	RBI	BB	SO	LOB	TOP																	
Shannon Stewart, R (1, 8) OBP: 0.083, SLG: 0.083	1-2 G5-4-3 1B		1-3 K	0-3 K		0-1 G1-6-3			2-2 F8	5	0	1	0	0	2	4	Toronto Blue Jays @ Detroit Tigers Tiger Stadium, Detroit, MI Mon Sep 23 1996, 7:05 PM EDT Att. 9,678 - Unknown - 66 F																	
Miguel Cairo, R (1, 4) OBP: 0.280, SLG: 0.304	0-2 G5-4-3 1-2f		2-0 E3		4-0 1B G5-4-3 BB		0-2 1B FC5-4 1B		0-3 K	4	2	1	0	1	1	2																		
Carlos Delgado, L (1, 3) OBP: 0.362, SLG: 0.499	2-2 HBP		0-0 G4-3		0-0 1-3 1B		0-0 1-3 1B		1-3 K	4	0	2	0	0	1	2																		
Ed Sprague, R (1, 5) OBP: 0.327, SLG: 0.494	3-2 L6			2-1 FC1-5 1B	2-0 G5-4-3		1-1 FC5-4 1B			4	0	1	1	0	0	3																		
Jacob Brumfield, R (1, 9) OBP: 0.319, SLG: 0.467		2-3 K		3-1 FC1-5 1B	2-2 G5-3		2-2 F8			4	1	1	0	0	1	1																		
Shawn Green, L (1, 10) OBP: 0.331, SLG: 0.444		2-3 K		0-0 FC1-5 1B 2B		4-0 1B S BB		2-2 F8		3	2	0	0	1	1	3																		
Robert Perez, R (1, 7) OBP: 0.358, SLG: 0.415		1-1 F9		1-0 2B 1B		3-2 1B E		2-3 K2-3		4	1	2	2	0	1	0																		
Tilson Brito, R (1, 6) OBP: 0.330, SLG: 0.342			1-2 E G4-3 1B	3-2 G4-3 1H 3H 2B		1-3 K		3-2 P3		4	0	2	2	0	1	1																		
Julio Mosquera, R (1, 2) OBP: 0.111, SLG: 0.118			0-1 G4-3	3-2 G4-3		0-0 E5 G1-6-3		1-3 K		4	0	0	0	0	1	3																		
Inning Stats	R: 0 E: 0 K: 0 S: 13	H: 1 LOB: 1 BB: 0 P: 19	R: 0 E: 0 K: 2 S: 8	H: 0 LOB: 0 BB: 0 P: 13	R: 0 E: 1 K: 1 S: 10	H: 1 LOB: 2 BB: 0 P: 14	R: 3 E: 0 K: 1 S: 15	H: 4 LOB: 1 BB: 0 P: 27	R: 1 E: 0 K: 0 S: 6	H: 1 LOB: 0 BB: 1 P: 14	R: 1 E: 1 K: 1 S: 13	H: 1 LOB: 1 BB: 1 P: 21	R: 1 E: 0 K: 0 S: 10	H: 2 LOB: 1 BB: 0 P: 14	R: 0 E: 0 K: 2 S: 9	H: 0 LOB: 0 BB: 0 P: 15	R: 0 E: 0 K: 2 S: 10	H: 0 LOB: 0 BB: 0 P: 13	1B: 9 2B: 1 3B: 0 HR: 0	SF: 0 SAC: 0 DP: 3 HBP: 1	WP: 0 PB: 0 SB: 1 CS: 0	PA: 39												
PITCHER	IP WLS BF H R ER SO BB IBB HBP BLK WP HR S P ERA WHIP																	PITCHER	IP WLS BF H R ER SO BB IBB HBP BLK WP HR S P ERA WHIP															
Justin Thompson, L (1, 1) ERA: 4.67	5.0	23	7	4	4	4	1	0	0	0	0	0	0	0	20	30	7.20	1.600																
A.J. Sager, R (6, 1) ERA: 4.99	1.2	L	9	3	2	2	1	1	0	0	0	0	0	0	20	30	10.80	2.400																
Joey Eischen, L (7, 1) ERA: 4.21	0.1		1	0	0	0	0	0	0	0	0	0	0	3	5	0.00	0.000																	
Richie Lewis, R (8, 1) ERA: 4.16	2.0		6	0	0	0	4	0	0	0	0	0	0	19	28	0.00	0.000																	

Batter	1	2	3	4	5	6	7	8	9	AB	R	H	RBI	BB	SO	LOB	BOTTOM																	
Curtis Pride, L (1, 10) OBP: 0.361, SLG: 0.502	2-1 G3-1		2-0 HR		1-1 G3		4-2 G6-4-3 BB			3	1	1	1	1	0	2	Toronto Blue Jays @ Detroit Tigers Tiger Stadium, Detroit, MI Mon Sep 23 1996, 7:05 PM EDT Att. 9,678 - Unknown - 66 F																	
Alan Trammell, R (1, 4) OBP: 0.284, SLG: 0.254	3-3 K		1-0 G3		2-1 SF8		0-0 G6-4-3			3	0	0	1	0	1	3																		
Travis Fryman, R (1, 6) OBP: 0.329, SLG: 0.440	2-1 G5-3			1-1 HR 1B	2-0 P4					4	1	2	0	0	0	1																		
Bobby Higginson, L (1, 7) OBP: 0.309, SLG: 0.588		3-2 G3 FC4-2 2B		1-1 HR		3-2 F9		2-1 F7		4	1	2	2	0	0	1																		
Tony Clark, S (1, 3) OBP: 0.294, SLG: 0.473		1-1 G3		2-3 K		2-2 G3-1		0-3 K		4	0	0	0	0	2	2																		
Melvin Nieves, S (1, 9) OBP: 0.321, SLG: 0.486		1-0 FC4-2		1-3 K		2-3 K		0-3 K		4	0	0	0	0	3	2																		
Phil Nevin, R (1, 5) OBP: 0.322, SLG: 0.486		3-H P4		1-0 F7			2-1 BB 2B		2-3 K	4	0	1	0	0	1	1																		
Brad Ausmus, R (1, 2) OBP: 0.302, SLG: 0.310			1-3 K		4-1 G3 1B SF8 BB		1-2 BB 1B		1-3 K	3	1	1	0	1	2	0																		
Kimera Batee, R (1, 8) OBP: 0.321, SLG: 0.319			3-3 K		1-1 E G3 1B		2-3 K		3-1 F7	3	0	1	0	0	2	2																		
Ruben Sierra, S (9, PH) OBP: 0.322, SLG: 0.377										1	0	0	0	0	0	0																		
Inning Stats	R: 0 E: 0 K: 1 S: 7	H: 0 LOB: 0 BB: 0 P: 14	R: 0 E: 0 K: 0 S: 10	H: 1 LOB: 0 BB: 0 P: 16	R: 1 E: 0 K: 2 S: 8	H: 1 LOB: 0 BB: 0 P: 15	R: 2 E: 0 K: 2 S: 12	H: 2 LOB: 0 BB: 0 P: 18	R: 1 E: 1 K: 0 S: 8	H: 1 LOB: 1 BB: 1 P: 18	R: 0 E: 0 K: 1 S: 9	H: 0 LOB: 0 BB: 0 P: 16	R: 0 E: 0 K: 1 S: 13	H: 2 LOB: 2 BB: 1 P: 22	R: 0 E: 0 K: 2 S: 14	H: 1 LOB: 0 BB: 0 P: 17	R: 0 E: 0 K: 2 S: 8	H: 0 LOB: 0 BB: 0 P: 14	1B: 4 2B: 2 3B: 0 HR: 2	SF: 1 SAC: 0 DP: 1 HBP: 0	WP: 0 PB: 0 SB: 0 CS: 0	PA: 36												
PITCHER	IP WLS BF H R ER SO BB IBB HBP BLK WP HR S P ERA WHIP																	PITCHER	IP WLS BF H R ER SO BB IBB HBP BLK WP HR S P ERA WHIP															
Erik Hanson, R (1, 1) ERA: 5.53	7.0	W	29	7	4	4	7	2	0	0	0	0	0	0	14	17	5.14	1.286																
Paul Spoljaric, L (8, 1) ERA: 3.0	1.0		4	1	0	0	2	0	0	0	0	0	0	14	17	0.00	1.000																	
Mike Timlin, R (9, 1) ERA: 3.74	1.0	S	3	0	0	0	2	0	0	0	0	0	0	8	14	0.00	0.000																	

AB	36
R	6
H	10
RBI	5
BB	2
SO	9
LOB	19



Batter	1	2	3	4	5	6	7	8	9	AB	R	H	RBI	BB	SO	LOB	TOP								
Shannon Stewart, R OBP: 0.222, SLG: 0.235 (1, 8)	F9	F7		1B		BB	K		BB	5	2	2	2	1	1	3									
Felipe Crespo, S OBP: 0.420, SLG: 0.257 (1, 5)	K		HR	1B		F8			BB	4	1	2	2	2	1	1									
Carlos Delgado, L OBP: 0.359, SLG: 0.501 (1, 3)	F7		HR	F8		K	G4-6-3		G4-6-3	6	1	1	2	0	1	5									
Ed Sprague, R OBP: 0.327, SLG: 0.496 (1, 10)		G5-3	F9			HR			K	5	1	2	2	0	1	0									
Jacob Brumfield, R OBP: 0.321, SLG: 0.464 (1, 7)		HBP	K	G6-4-3		HR			E8	4	2	1	0	1	1	2									
Shawn Green, L OBP: 0.336, SLG: 0.447 (1, 9)		HBP	HBP			1B			G1-3	4	1	3	1	0	0	1									
Tilson Brito, R OBP: 0.344, SLG: 0.363 (1, 6)		HBP	P3			1B			G4-3	4	1	2	0	0	0	2									
Miguel Cairo, R OBP: 0.300, SLG: 0.296 (1, 4)	K			1B		L5-3			K	4	2	1	1	0	2	5									
Julio Mosquera, R OBP: 0.281, SLG: 0.318 (1, 2)				2B		G4-3			1B	5	2	4	2	0	0	1									
Inning Stats	R: 0 E: 0 K: 1 S: 6	H: 0 LOB: 0 BB: 0 P: 10	R: 1 E: 0 K: 1 S: 21	H: 2 LOB: 3 BB: 1 P: 35	R: 2 E: 0 K: 1 S: 9	H: 2 LOB: 1 BB: 0 P: 16	R: 3 E: 0 K: 0 S: 15	H: 4 LOB: 1 BB: 0 P: 23	R: 0 E: 0 K: 0 S: 12	H: 2 LOB: 0 BB: 1 P: 15	R: 6 E: 0 K: 1 S: 21	H: 6 LOB: 0 BB: 1 P: 30	R: 0 E: 0 K: 1 S: 14	H: 0 LOB: 0 BB: 1 P: 10	R: 0 E: 1 K: 1 S: 14	H: 0 LOB: 1 BB: 0 P: 21	R: 1 E: 0 K: 1 S: 8	H: 2 LOB: 1 BB: 1 P: 14	1B: 12 2B: 5 3B: 0 HR: 2	SF: 0 SAC: 0 DP: 4 HBP: 3	WP: 0 PB: 1 SB: 2 CS: 1	PA: 49			
PITCHER	IP	WLS	BF	H	R	ER	SO	BB	IBB	HBP	BLK	WP	HR	S	P	ERA	WHIP								
C.J. Nitkowski, L ERA: 8.08 (1, 1)	3.0		20	7	6	6	3	1	0	3	0	0	1	42	71	18.00	2.667								
John Cummings, L ERA: 5.0 (4, 1)	2.2	L	13	6	4	4	1	1	0	0	0	0	1	35	50	13.50	2.625								
Richie Lewis, R ERA: 4.2 (6, 1)	1.1		6	3	2	1	1	1	0	0	0	0	0	12	18	6.75	3.000								
Jose Lima, R ERA: 5.7 (8, 1)	2.0		9	2	1	1	2	1	0	0	0	0	0	22	35	4.50	1.500								

Toronto Blue Jays @ Detroit Tigers
Tiger Stadium, Detroit, MI
Wed Sep 25 1996, 3:33 AM EDT
Att: 8,055 - Cloudy - 61 F

AB 41
R 13
H 18
RBI 12
BB 4
SO 7
LOB 20



Batter	1	2	3	4	5	6	7	8	9	AB	R	H	RBI	BB	SO	LOB	BOTTOM								
Curtis Pride, L OBP: 0.369, SLG: 0.514 (1, 10)	L7		F7		HR	2B		BB	FC6-4	4	2	2	4	2	0	0									
Mark Lewis, R OBP: 0.328, SLG: 0.400 (1, 4)	K		G5-3		G3	G6-3		P4	FC6-4	6	0	1	1	0	1	3									
Travis Fryman, R OBP: 0.333, SLG: 0.444 (1, 6)	1B		1B		1B	G6-3		BB	P3	5	1	3	0	1	0	3									
Bobby Higginson, L OBP: 0.305, SLG: 0.580 (1, 7)	F7		F7		2B	FC1-2-5-3		P4		5	1	1	0	0	0	5									
Tony Clark, S OBP: 0.300, SLG: 0.485 (1, 3)		HR		L9	HR	P5			1B	5	3	3	2	0	0	1									
Phil Nevin, R OBP: 0.323, SLG: 0.496 (1, 5)	K		K		HR			G4-3	BB	4	2	1	2	1	2	0									
Melvin Nieves, S OBP: 0.321, SLG: 0.481 (1, 9)		FC6-4		K		BB		P5	1B	4	1	2	0	1	1	0									
Raul Casanova, S OBP: 0.244, SLG: 0.338 (7, PH)	F7				1B				1B	2	1	1	0	1	0	1									
Brad Ausmus, R OBP: 0.304, SLG: 0.307 (8, 2)								K	BB	1	0	0	1	1	1	0									
Kimera Batee, R OBP: 0.313, SLG: 0.310 (8, PH)	FC6-4								1B	3	0	0	0	0	2	4									
Ruben Sierra, S OBP: 0.321, SLG: 0.375 (9, 7)								G4-3	K	2	0	0	0	0	1	3									
Inning Stats	R: 0 E: 0 K: 1 S: 10	H: 1 LOB: 1 BB: 0 P: 13	R: 1 E: 0 K: 1 S: 11	H: 1 LOB: 1 BB: 1 P: 18	R: 0 E: 0 K: 0 S: 8	H: 1 LOB: 1 BB: 0 P: 12	R: 0 E: 0 K: 2 S: 10	H: 0 LOB: 0 BB: 0 P: 15	R: 6 E: 0 K: 2 S: 28	H: 7 LOB: 2 BB: 1 P: 47	R: 1 E: 0 K: 0 S: 10	H: 1 LOB: 1 BB: 1 P: 15	R: 0 E: 0 K: 1 S: 11	H: 0 LOB: 0 BB: 0 P: 13	R: 0 E: 0 K: 0 S: 8	H: 0 LOB: 2 BB: 2 P: 20	R: 3 E: 0 K: 1 S: 16	H: 3 LOB: 2 BB: 2 P: 30	1B: 9 2B: 2 3B: 0 HR: 3	SF: 0 SAC: 0 DP: 0 HBP: 0	WP: 0 PB: 1 SB: 0 CS: 0	PA: 48			
PITCHER	IP	WLS	BF	H	R	ER	SO	BB	IBB	HBP	BLK	WP	HR	S	P	ERA	WHIP								
Marty Janzen, R ERA: 7.33 (5, 1)	1.1	W	8	2	1	1	1	2	0	0	0	0	0	17	30	6.75	3.000								
Scott Brow, R ERA: 5.59 (7, 1)	2.0		8	0	0	0	1	2	0	0	0	0	0	19	33	0.00	1.000								
Dane Johnson, R ERA: 3.52 (9, 1)	0.1		5	2	3	3	1	2	0	0	0	0	0	12	25	81.00	12.000								
Mike Timlin, R ERA: 3.62 (9, 1)	0.2	S	3	1	0	0	0	0	0	0	0	0	0	4	5	0.00	1.500								

Toronto Blue Jays @ Detroit Tigers
Tiger Stadium, Detroit, MI
Wed Sep 25 1996, 3:33 AM EDT
Att: 8,055 - Cloudy - 61 F

AB 41
R 11
H 14
RBI 10
BB 7
SO 8
LOB 20



Batter	1	2	3	4	5	6	7	8	9	AB	R	H	RBI	BB	SO	LOB	TOP					
Brady Anderson, L (1, 8) OBP: 0.392, SLG: 0.627	0-0 HR		0-0 B1-6 1B	0-3 K			0-0 1B			4	1	3	1	0	1	1	Baltimore Orioles @ Toronto Blue Jays SkyDome, Toronto, ON Thu Sep 26 1996, 7:05 PM EDT Att: 30,141 - Dome - 68 F					
Roberto Alomar, S (1, 4) OBP: 0.413, SLG: 0.526	4-0 BB		0-0 B1-6 1-3F		0-0 F7		0-0 F9			3	0	0	0	1	0	2						
Todd Zeile, R (1, 5) OBP: 0.353, SLG: 0.445	0-0 P4		0-3 K		0-3 K			0-0 F7		4	0	0	0	0	2	1						
Rafael Palmeiro, L (1, 3) OBP: 0.381, SLG: 0.550	0-0 P5			0-0 WP HR 2B	0-3 K			0-0 G6-3 2B		4	1	2	0	0	1	1						
Bobby Bonilla, S (1, 9) OBP: 0.365, SLG: 0.497 Mike Devereaux, R (8, 9) OBP: 0.305, SLG: 0.351	0-0 F9			4-0 HR BB		0-0 P5		0-0 G6-3 2-3		3	1	0	0	1	0	2						
Cal Ripken Jr., R (1, 6) OBP: 0.340, SLG: 0.464		0-0 P5		0-0 HR 1-H 3-H		0-0 G1-3		0-0 P4		4	1	1	3	0	0	1						
Eddie Murray, S (1, 10) OBP: 0.329, SLG: 0.419		0-0 F7		0-0 G3-1		0-0 F8			0-3 K	4	0	0	0	0	1	0						
B.J. Surhoff, L (1, 7) OBP: 0.350, SLG: 0.475		0-0 1B		0-0 2B		0-3 K2-3		0-0 F9		4	0	2	0	0	1	0						
Chris Hoiles, R (1, 2) OBP: 0.359, SLG: 0.479		0-0 P6		0-0 F9		0-0 P4		0-0 P4		4	0	0	0	0	0	2						
Inning Stats	R: 1 E: 0 K: 0 S: 4	H: 1 LOB: 1 BB: 1 P: 8	R: 0 E: 0 K: 0 S: 4	H: 1 LOB: 1 BB: 0 P: 4	R: 0 E: 0 K: 1 S: 5	H: 1 LOB: 0 BB: 0 P: 5	R: 3 E: 0 K: 1 S: 8	H: 3 LOB: 1 BB: 1 P: 12	R: 0 E: 0 K: 2 S: 7	H: 0 LOB: 0 BB: 0 P: 7	R: 0 E: 0 K: 0 S: 3	H: 0 LOB: 0 BB: 0 P: 3	R: 0 E: 0 K: 1 S: 6	H: 1 LOB: 1 BB: 0 P: 6	R: 0 E: 0 K: 0 S: 4	H: 1 LOB: 1 BB: 0 P: 4		R: 0 E: 0 K: 1 S: 5	H: 0 LOB: 0 BB: 0 P: 5	1B: 3 2B: 4 3B: 0 HR: 2	SF: 0 SAC: 0 DP: 1 HBP: 0	WP: 1 PB: 0 SB: 1 CS: 0
PITCHER Woody Williams, R (1, 1) ERA: 4.73	IP: 9.0 WLS: L BF: 36 H: 8 R: 4 ER: 4 SO: 6 BB: 2 IBB: 0 HBP: 0 BLK: 0 WP: 1 HR: 2 S: 46 P: 54 ERA: 4.00 WHIP: 1.111															PITCHER						

Batter	1	2	3	4	5	6	7	8	9	AB	R	H	RBI	BB	SO	LOB	BOTTOM							
Jacob Brumfield, R (1, 8) OBP: 0.320, SLG: 0.461	0-0 F8			0-0 P4			0-3 K		0-0 DI E 1B	4	1	1	0	0	1	0	Baltimore Orioles @ Toronto Blue Jays SkyDome, Toronto, ON Thu Sep 26 1996, 7:05 PM EDT Att: 30,141 - Dome - 68 F							
Shawn Green, L (1, 9) OBP: 0.338, SLG: 0.447	0-0 F8			0-3 K			0-0 2B 1B		0-0 E9 FC3-6 1B 1-H	4	0	2	0	0	1	0								
Carlos Delgado, L (1, 10) OBP: 0.357, SLG: 0.497	0-0 G3-1			0-0 F7			0-0 F9		0-0 FC3-6 1-2F	4	0	0	0	0	0	2								
Joe Carter, R (1, 7) OBP: 0.305, SLG: 0.477		0-0 P4		0-3 K CS			0-0 2B 1-3		0-0 L4	4	0	1	0	0	1	1								
Ed Sprague, R (1, 5) OBP: 0.325, SLG: 0.493		0-0 P2		0-3 K 1-2			0-3 K			3	0	0	0	0	2	3								
John Olerud, L (1, 3) OBP: 0.383, SLG: 0.478		0-0 P6		0-0 F7				0-0 G3		3	0	0	0	0	0	0								
Charlie O'Brien, R (1, 2) OBP: 0.337, SLG: 0.420			0-3 K			0-3 K		0-0 G5-3		3	0	0	0	0	2	0								
Alex Gonzalez, R (1, 6) OBP: 0.296, SLG: 0.395			0-0 2B			0-0 G6-3		0-0 P3		3	0	1	0	0	0	0								
Tomas Perez, S (1, 4) OBP: 0.311, SLG: 0.332 Felipe Crespo, S (8, PH) OBP: 0.412, SLG: 0.250			0-0 G6-3			0-0 G4-3		0-0 L3		2	0	0	0	0	0	0								
Inning Stats	R: 0 E: 0 K: 0 S: 3	H: 0 LOB: 0 BB: 0 P: 3	R: 0 E: 0 K: 0 S: 3	H: 0 LOB: 0 BB: 0 P: 3	R: 0 E: 0 K: 1 S: 5	H: 1 LOB: 0 BB: 0 P: 5	R: 0 E: 0 K: 1 S: 5	H: 0 LOB: 0 BB: 0 P: 5	R: 0 E: 0 K: 1 S: 5	H: 0 LOB: 0 BB: 0 P: 5	R: 0 E: 0 K: 2 S: 7	H: 0 LOB: 0 BB: 0 P: 7	R: 0 E: 0 K: 1 S: 5	H: 0 LOB: 0 BB: 0 P: 5	R: 0 E: 0 K: 2 S: 9	H: 2 LOB: 2 BB: 0 P: 9		R: 0 E: 0 K: 0 S: 3	H: 0 LOB: 0 BB: 0 P: 3	R: 1 E: 1 K: 0 S: 5	H: 2 LOB: 1 BB: 0 P: 5	1B: 3 2B: 2 3B: 0 HR: 0	SF: 0 SAC: 0 DP: 0 HBP: 0	WP: 1 PB: 0 SB: 0 CS: 1
PITCHER Rocky Coppinger, R (1, 1) ERA: 5.18 Jesse Orosco, L (8, 1) ERA: 3.44 Armando Benitez, R (8, 1) ERA: 3.21	IP: 8.1 WLS: W BF: 29 H: 5 R: 1 ER: 1 SO: 7 BB: 0 IBB: 0 HBP: 0 BLK: 0 WP: 1 HR: 0 S: 43 P: 43 ERA: 1.08 WHIP: 0.600															PITCHER								



Batter	1	2	3	4	5	6	7	8	9	AB	R	H	RBI	BB	SO	LOB	TOP			
Brady Anderson, L (1, 8) OBP: 0.393, SLG: 0.631										4	1	2	1	0	1	1	Baltimore Orioles @ Toronto Blue Jays SkyDome, Toronto, ON Fri Sep 27 1996, 7:05 PM EDT Att: 30,116 - Dome - 72 F			
Roberto Alomar, S (1, 4) OBP: 0.413, SLG: 0.525										1	0	0	0	0	1	0				
Billy Ripken, R (1, 4) OBP: 0.287, SLG: 0.341										3	0	1	0	0	0	2				
Todd Zeile, R (1, 5) OBP: 0.351, SLG: 0.442										4	0	0	0	0	0	2				
Rafael Palmeiro, L (1, 3) OBP: 0.381, SLG: 0.548										4	0	1	0	0	0	1				
Bobby Bonilla, S (1, 9) OBP: 0.364, SLG: 0.495										3	0	0	0	1	0	1				
Mike Devereaux, R (9, PR) OBP: 0.305, SLG: 0.351										0	1	0	0	0	0	0				
Cal Ripken Jr., R (1, 6) OBP: 0.339, SLG: 0.463										4	0	1	0	0	1	2				
Eddie Murray, S (1, 10) OBP: 0.329, SLG: 0.420									4	0	1	1	0	0	2					
Tony Tarasco, L (9, PR) OBP: 0.299, SLG: 0.313									0	0	0	0	0	0	0					
B.J. Surhoff, L (1, 7) OBP: 0.351, SLG: 0.475										3	0	1	0	1	0	2				
Mark Parent, R (1, 2) OBP: 0.252, SLG: 0.474										3	0	0	0	0	0	2				
Chris Hoiles, R (9, PH) OBP: 0.358, SLG: 0.478										1	0	0	0	0	1	2				
Inning Stats	R: 0 E: 0 K: 2 S: 10	H: 0 LOB: 0 BB: 0 P: 17	R: 0 E: 0 K: 0 S: 12	H: 1 LOB: 1 BB: 0 P: 17	R: 1 E: 0 K: 0 S: 11	H: 2 LOB: 1 BB: 0 P: 20	R: 0 E: 0 K: 0 S: 8	H: 1 LOB: 1 BB: 0 P: 14	R: 0 E: 0 K: 0 S: 6	H: 0 LOB: 0 BB: 0 P: 10	R: 0 E: 0 K: 0 S: 7	H: 0 LOB: 1 BB: 1 P: 14	R: 0 E: 0 K: 0 S: 7	H: 1 LOB: 1 BB: 0 P: 8	R: 1 E: 0 K: 2 S: 9	H: 1 LOB: 2 BB: 1 P: 15	1B: 4 2B: 2 3B: 0 HR: 1	SF: 0 SAC: 0 DP: 0 HBP: 0	WP: 0 PB: 0 SB: 0 CS: 0	PA: 36
PITCHER	IP WLS BF H R ER SO BB IBB HBP BLK WP HR S P ERA WHIP																			
Paul Quantrill, R (1, 1) ERA: 5.43	3.0		12	3	1	1	2	0	0	0	0	0	0	0	1	33	54	3.00	1.000	
Huck Flener, L (4, 1) ERA: 4.59	4.0	W	15	2	0	0	0	1	0	0	0	0	0	0	0	28	51	0.00	0.750	
Paul Spoljanc, L (8, 1) ERA: 2.92	1.0		4	1	0	0	0	0	0	0	0	0	0	0	7	8	0.00	1.000		
Mike Timlin, R (9, 1) ERA: 3.72	1.0	S	5	1	1	1	2	1	0	0	0	0	0	0	9	15	9.00	2.000		

Batter	1	2	3	4	5	6	7	8	9	AB	R	H	RBI	BB	SO	LOB	BOTTOM			
Jacob Brumfield, R (1, 8) OBP: 0.317, SLG: 0.456										4	0	0	0	0	1	2	Baltimore Orioles @ Toronto Blue Jays SkyDome, Toronto, ON Fri Sep 27 1996, 7:05 PM EDT Att: 30,116 - Dome - 72 F			
Felipe Crespo, S (1, 4) OBP: 0.400, SLG: 0.250										4	1	1	0	0	1	1				
Tomas Perez, S (9, 4) OBP: 0.311, SLG: 0.332										0	0	0	0	0	0	0				
Carlos Delgado, L (1, 10) OBP: 0.356, SLG: 0.495										4	0	1	0	0	1	2				
Joe Carter, R (1, 7) OBP: 0.306, SLG: 0.477										2	0	1	1	0	0	1				
Robert Perez, R (3, PR) OBP: 0.351, SLG: 0.406										2	0	1	0	0	1	0				
Ed Sprague, R (1, 5) OBP: 0.326, SLG: 0.494										3	1	1	0	0	1	1				
John Olerud, L (1, 3) OBP: 0.385, SLG: 0.480										1	0	1	2	0	0	0				
Juan Samuel, R (4, 3) OBP: 0.320, SLG: 0.460										2	0	0	0	0	2	1				
Charlie O'Brien, R (1, 2) OBP: 0.334, SLG: 0.416										3	0	0	0	0	1	4				
Shawn Green, L (1, 9) OBP: 0.340, SLG: 0.447										2	0	1	0	1	0	1				
Alex Gonzalez, R (1, 6) OBP: 0.298, SLG: 0.394										1	1	0	0	2	0	1				
Inning Stats	R: 0 E: 0 K: 0 S: 6	H: 1 LOB: 1 BB: 0 P: 8	R: 1 E: 0 K: 1 S: 9	H: 2 LOB: 0 BB: 0 P: 12	R: 2 E: 0 K: 1 S: 16	H: 2 LOB: 3 BB: 1 P: 26	R: 0 E: 0 K: 0 S: 3	H: 0 LOB: 0 BB: 1 P: 7	R: 0 E: 0 K: 2 S: 8	H: 0 LOB: 0 BB: 0 P: 12	R: 0 E: 0 K: 1 S: 7	H: 0 LOB: 0 BB: 0 P: 10	R: 0 E: 0 K: 0 S: 6	H: 1 LOB: 1 BB: 1 P: 14	R: 0 E: 0 K: 3 S: 15	H: 1 LOB: 1 BB: 0 P: 21	1B: 6 2B: 1 3B: 0 HR: 0	SF: 0 SAC: 0 DP: 2 HBP: 2	WP: 0 PB: 0 SB: 1 CS: 1	PA: 33
PITCHER	IP WLS BF H R ER SO BB IBB HBP BLK WP HR S P ERA WHIP																			
Scott Erickson, R (1, 1) ERA: 5.02	6.2	L	28	6	3	3	5	3	0	0	0	0	0	0	53	85	4.05	1.350		
Jesse Orosco, L (7, 1) ERA: 3.4	0.2		2	0	0	0	1	0	0	0	0	0	0	5	9	0.00	0.000			
Terry Mathews, R (8, 1) ERA: 4.52	0.2		3	1	0	0	2	0	0	0	0	0	0	12	16	0.00	1.500			



Batter	1	2	3	4	5	6	7	8	9	10	AB	R	H	RBI	BB	SO	LOB	TOP									
Brady Anderson, L OBP: 0.393, SLG: 0.628	1-1 G6-4-3 1B		4-0 FC6-4 BB			3-2 P4	2-2 G4-3			2-3 K	4	0	1	0	1	1	0										
Roberto Alomar, S OBP: 0.411, SLG: 0.527	0-1 G6-4-3		1-1 FC6-4			1-0 G6-3		1-3 K		0-0 HR	5	1	1	1	0	1	3										
Todd Zeile, R OBP: 0.350, SLG: 0.439	0-3 K		0-0 G4-3			4-0 BB 1B WP		3-3 K		2-2 P3	4	1	0	0	1	2	2										
Rafael Palmeiro, L OBP: 0.351, SLG: 0.547		0-0 G4-6-3 1B		1-2 F9		0-0 WP 1B BB		2-0 F7			4	0	2	0	0	0	0										
Bobby Bonilla, S OBP: 0.353, SLG: 0.492		2-2 G4-6-3		3-2 G3		4-2 WP 1B BB		2-1 G6-3			3	0	0	0	1	0	1										
Mark Parent, R OBP: 0.252, SLG: 0.474		1-2 G4-6-3				1-2 WP BB		1-2 2-3 L6			0	0	0	0	0	0	0										
Cal Ripken Jr., R OBP: 0.340, SLG: 0.465		0-0 2B		1-2 G4-3		2-1 L6				0-0 1B	4	0	2	0	0	0	2										
Eddie Murray, S OBP: 0.327, SLG: 0.417		2-1 P6				2-3 K		1-2 G3		0-0 F9	4	0	0	0	0	1	2										
B.J. Surhoff, L OBP: 0.352, SLG: 0.482			2-1 2B			1-0 G5-3		2-1 HR		1-3 K	4	1	2	1	0	1	1										
Chris Hoiles, R OBP: 0.356, SLG: 0.474			2-3 K			1-3 K		1-0 P4		1-2 G3-1	3	0	0	0	0	2	1										
Mike Devereaux, R OBP: 0.304, SLG: 0.350											1	0	0	0	0	0	0										
Inning Stats	R: 0 E: 0 K: 1 S: 7	H: 1 LOB: 0 BB: 0 P: 8	R: 0 E: 0 K: 0 S: 7	H: 2 LOB: 1 BB: 0 P: 11	R: 0 E: 0 K: 1 S: 8	H: 1 LOB: 2 BB: 1 P: 17	R: 0 E: 0 K: 2 S: 10	H: 0 LOB: 0 BB: 0 P: 15	R: 0 E: 0 K: 2 S: 7	H: 0 LOB: 0 BB: 0 P: 11	R: 1 E: 0 K: 0 S: 9	H: 1 LOB: 2 BB: 2 P: 23	R: 1 E: 0 K: 2 S: 10	H: 1 LOB: 0 BB: 0 P: 16	R: 0 E: 0 K: 2 S: 9	H: 0 LOB: 0 BB: 0 P: 15	R: 0 E: 0 K: 1 S: 7	H: 1 LOB: 1 BB: 0 P: 10	R: 1 E: 0 K: 1 S: 12	H: 1 LOB: 0 BB: 0 P: 17	1B: 4 2B: 2 3B: 0 HR: 2	SF: 0 SAC: 0 DP: 2 HBP: 0	WP: 1 PB: 0 SB: 0 CS: 0	PA: 39			
PITCHER	IP 8.0	WLS 31	BF 6	H 2	R 2	ER 2	SO 6	BB 3	IBB 0	HBP 0	BLK 0	WP 1	HR 1	S 67	P 116	ERA 2.25	WHIP 1.125										
Erik Hanson, R ERA: 5.41	(1, 1)																										
Dane Johnson, R ERA: 3.0	(9, 1)	1.1	5	1	0	0	1	0	0	0	0	0	0	11	15	0.00	0.750										
Paul Spoljaric, L ERA: 3.11	(10, 1)	0.2	L	3	1	1	1	1	0	0	0	0	0	1	8	12	13.50	1.500									

Baltimore Orioles @ Toronto Blue Jays
SkyDome, Toronto, ON
Sat Sep 28 1996, 3:33 AM EDT
Att. 36,316 - Dome - 72 F

AB 36
R 3
H 8
RBI 2
BB 3
SO 8
LOB 12



Batter	1	2	3	4	5	6	7	8	9	10	AB	R	H	RBI	BB	SO	LOB	BOTTOM									
Jacob Brumfield, R OBP: 0.314, SLG: 0.451	1-0 G6-3		1-2 G6-4-3			2-1 G5-3		1-3 K		2-3 K	5	0	0	0	0	2	2										
Felipe Crespo, S OBP: 0.367, SLG: 0.222	1-3 K			3-3 K		2-3 K		1-1 P4		2-3 K	5	0	0	0	0	4	0										
Carlos Delgado, L OBP: 0.355, SLG: 0.493	3-2 F8			1-3 K		0-1 1B 1B		0-2 F8			4	1	1	0	0	1	0										
Joe Carter, R OBP: 0.307, SLG: 0.477		1-0 G5-3		4-2 FC5-4 BB		1-0 1B 1B		1-2 1B		2-3 K	3	0	1	0	1	1	0										
Ed Sprague, R OBP: 0.327, SLG: 0.499		1-3 K		0-0 FC5-4		1-1 1B		1-2 1B		1-0 HR	4	1	2	2	0	1	1										
John Olerud, L OBP: 0.383, SLG: 0.476			1-1 G4-3			0-0 P3		2-1 F9		0-0 P3	3	0	0	0	0	0	2										
Juan Samuel, R OBP: 0.319, SLG: 0.457						2-1 F9					1	0	0	0	0	0	0										
Shawn Green, L OBP: 0.340, SLG: 0.445			4-2 FC4-6 BB			2-3 K		0-1 F8		4-1 BB	2	0	0	0	1	1	0										
Robert Perez, R OBP: 0.354, SLG: 0.406			1-2 FC4-6 1B			2-2 K		2-3 K		3-2 L4	3	0	0	0	0	1	2										
Alex Gonzalez, R OBP: 0.288, SLG: 0.392			1-2 FC4-6 1B			2-2 HBP					3	0	0	0	0	1	2										
Sandy Martinez, L OBP: 0.288, SLG: 0.332			2-0 G6-4-3 1B			0-1 F7		3-3 K		1-0 P5	3	0	1	0	0	1	1										
Charlie O'Brien, R OBP: 0.333, SLG: 0.414											1	0	0	0	0	0	0										
Inning Stats	R: 0 E: 0 K: 1 S: 8	H: 0 LOB: 0 BB: 0 P: 13	R: 0 E: 0 K: 1 S: 6	H: 0 LOB: 0 BB: 0 P: 9	R: 0 E: 0 K: 0 S: 10	H: 1 LOB: 1 BB: 1 P: 18	R: 0 E: 0 K: 2 S: 10	H: 0 LOB: 1 BB: 1 P: 18	R: 0 E: 0 K: 1 S: 10	H: 0 LOB: 1 BB: 0 P: 14	R: 1 E: 0 K: 1 S: 12	H: 3 LOB: 2 BB: 0 P: 20	R: 0 E: 0 K: 2 S: 10	H: 0 LOB: 0 BB: 0 P: 15	R: 0 E: 0 K: 1 S: 8	H: 0 LOB: 0 BB: 0 P: 10	R: 1 E: 0 K: 1 S: 9	H: 1 LOB: 1 BB: 0 P: 19	R: 0 E: 0 K: 2 S: 7	H: 0 LOB: 0 BB: 0 P: 12	1B: 4 2B: 0 3B: 0 HR: 1	SF: 0 SAC: 0 DP: 1 HBP: 1	WP: 0 PB: 0 SB: 0 CS: 0	PA: 38			
PITCHER	IP 8.0	WLS 30	BF 4	H 1	R 1	ER 1	SO 9	BB 2	IBB 0	HBP 1	BLK 0	WP 0	HR 0	S 74	P 117	ERA 1.12	WHIP 0.750										
35 Mike Mussina, R ERA: 4.81	(1, 1)																										
Armando Benitez, R ERA: 3.77	(9, 1)	0.1	2	1	1	1	1	0	0	0	0	0	0	1	4	7	27.00	3.000									
Randy Myers, L ERA: 3.53	(9, 1)	1.2	W	6	0	0	2	1	0	0	0	0	0	0	12	24	0.00	0.600									

Baltimore Orioles @ Toronto Blue Jays
SkyDome, Toronto, ON
Sat Sep 28 1996, 3:33 AM EDT
Att. 36,316 - Dome - 72 F

AB 34
R 2
H 5
RBI 2
BB 3
SO 12
LOB 8



Batter	1	2	3	4	5	6	7	8	9	AB	R	H	RBI	BB	SO	LOB	TOP										
Brady Anderson, L (1, 8) OBP: 0.396, SLG: 0.637	2-2 HR		0-0 1B			4-2 BB		1-1 2B		3	1	3	1	1	0	0	Baltimore Orioles @ Toronto Blue Jays SkyDome, Toronto, ON Sun Sep 29 1996, 3:33 AM EDT Att: 38,267 - Overcast - 68 F										
Todd Zeile, R (1, 5) OBP: 0.348, SLG: 0.436	0-2 F8		2-0 F9			1-2 F7		2-2 G5-3		4	0	0	0	0	0	3											
Rafael Palmeiro, L (1, 10) OBP: 0.381, SLG: 0.546	0-3 K			1-1 1B		0-1 G4-3		3-2 F7		3	0	1	0	0	1	1											
Pete Incaviglia, R (6, PH) OBP: 0.318, SLG: 0.464						1-2 G4-3				1	0	0	0	0	0	1											
Bobby Bonilla, S (1, 3) OBP: 0.363, SLG: 0.491	0-0 G3			2-1 1B		2-2 G4-3			2-1 P4	4	0	1	0	0	0	1											
Cal Ripken Jr., R (1, 6) OBP: 0.341, SLG: 0.466		0-0 1B		0-0 F9-6			1-2 L6		1-3 K	1	0	1	0	0	0	0											
Billy Ripken, R (3, 4) OBP: 0.281, SLG: 0.333				1-2 2-3 1B						3	0	0	0	0	1	2											
Tony Tarasco, L (1, 9) OBP: 0.297, SLG: 0.310		0-0 G6-3		2-1 P5			2-2 E S 1B		2-3 K	4	0	1	0	0	1	2											
Mike Devereaux, R (1, 7) OBP: 0.305, SLG: 0.350		1-3 K			1-2 G5-4-3 1B					3	0	1	0	0	1	1											
Brent Bowers, L (8, 7) OBP: 0.308, SLG: 0.359										0	0	0	0	0	0	0											
Cesar Devezar, R (1, 2) OBP: 0.158, SLG: 0.222			0-2 G1-3		0-1 F7		3-3 K2-3			3	0	0	0	0	1	2											
Mark Parent, R (8, 2) OBP: 0.252, SLG: 0.474							1-3			0	0	0	0	0	0	0											
Manny Alexander, R (1, 4) OBP: 0.141, SLG: 0.103			0-2 F9		1-2 G5-4-3			2-3 K		3	0	0	0	0	1	1											
Inning Stats	R: 1 E: 0 K: 1 S: 10	H: 1 LOB: 0 BB: 0 P: 12	R: 0 E: 0 K: 1 S: 5	H: 1 LOB: 0 BB: 0 P: 6	R: 0 E: 0 K: 0 S: 8	H: 1 LOB: 1 BB: 0 P: 10	R: 0 E: 0 K: 0 S: 7	H: 2 LOB: 1 BB: 0 P: 12	R: 0 E: 0 K: 0 S: 8	H: 1 LOB: 0 BB: 0 P: 10	R: 0 E: 0 K: 0 S: 10	H: 0 LOB: 1 BB: 1 P: 17	R: 0 E: 0 K: 1 S: 13	H: 1 LOB: 0 BB: 0 P: 18	R: 0 E: 0 K: 1 S: 13	H: 1 LOB: 1 BB: 0 P: 21	R: 0 E: 0 K: 2 S: 8	H: 0 LOB: 0 BB: 0 P: 13	1B: 6 2B: 2 3B: 0 HR: 1	SF: 0 SAC: 0 DP: 3 HBP: 0	WP: 0 PB: 0 SB: 1 CS: 0	PA: 33					
PITCHER	IP	WLS	BF	H	R	ER	SO	BB	IBB	HBP	BLK	WP	HR	S	P	ERA	WHIP										
Pat Hentgen, R (1, 1) ERA: 3.22	7.1	W	27	7	1	1	4	1	0	0	0	0	1	66	92	1.23	1.091										
Paul Spoljaric, L (8, 1) ERA: 3.08	0.1		2	1	0	0	0	0	0	0	0	0	0	5	8	0.00	3.000										
Bill Risley, R (8, 1) ERA: 3.89	0.1		1	0	0	0	0	0	0	0	0	0	0	3	6	0.00	0.000										
Mike Timlin, R (9, 1) ERA: 3.85	1.0	S	3	0	0	0	2	0	0	0	0	0	0	8	13	0.00	0.000										

Batter	1	2	3	4	5	6	7	8	9	AB	R	H	RBI	BB	SO	LOB	BOTTOM										
Felipe Crespo, S (1, 4) OBP: 0.375, SLG: 0.265	0-0 FC6-4 1B	1-3 K			2-1 P6		1-0 2B			4	0	2	2	0	1	1	Baltimore Orioles @ Toronto Blue Jays SkyDome, Toronto, ON Sun Sep 29 1996, 3:33 AM EDT Att: 38,267 - Overcast - 68 F										
Jacob Brunfield, R (1, 8) OBP: 0.311, SLG: 0.446	1-2 FC6-4 1B		3-1 P5		2-1 F8		3-3 K			4	1	0	0	0	1	2											
Joe Carter, R (1, 7) OBP: 0.306, SLG: 0.475	3-2 BB 1B		1-3 K2-3			1-1 F7		1-1 F7		4	0	1	1	0	1	0											
John Olerud, L (1, 3) OBP: 0.382, SLG: 0.472	4-0 BB		2-1 P3			0-0 F7		2-2 G4-3		3	0	0	0	1	0	0											
Ed Sprague, R (1, 5) OBP: 0.325, SLG: 0.496	2-3 K			1-1 F7		2-1 F7		3-3 K		4	0	0	0	0	2	2											
Carlos Delgado, L (1, 10) OBP: 0.353, SLG: 0.490	1-0 F8			3-3 K			0-3 K			3	0	0	0	0	2	2											
Charlie O'Brien, R (1, 2) OBP: 0.331, SLG: 0.410		2-2 G6-3		0-1 G6-3			2-0 P4			3	0	0	0	0	0	0											
Shawn Green, L (1, 9) OBP: 0.342, SLG: 0.448		2-0 L4			0-0 E6 2B		4-2 BB 2B			2	2	1	0	1	0	0											
Alex Gonzalez, R (1, 6) OBP: 0.300, SLG: 0.391		4-1 BB			3-2 P5		4-1 BB 2B			1	1	0	0	2	0	0											
Inning Stats	R: 1 E: 0 K: 1 S: 13	H: 2 LOB: 2 BB: 1 P: 24	R: 0 E: 0 K: 1 S: 9	H: 0 LOB: 1 BB: 1 P: 18	R: 0 E: 0 K: 1 S: 7	H: 0 LOB: 0 BB: 0 P: 13	R: 0 E: 0 K: 1 S: 7	H: 0 LOB: 0 BB: 0 P: 11	R: 1 E: 1 K: 0 S: 8	H: 1 LOB: 0 BB: 0 P: 15	R: 0 E: 0 K: 0 S: 5	H: 0 LOB: 0 BB: 0 P: 8	R: 2 E: 0 K: 2 S: 12	H: 1 LOB: 1 BB: 2 P: 26	R: 0 E: 0 K: 1 S: 8	H: 0 LOB: 0 BB: 0 P: 14		R: 0 E: 0 K: 1 S: 8	H: 0 LOB: 0 BB: 0 P: 14	1B: 2 2B: 2 3B: 0 HR: 0	SF: 0 SAC: 0 DP: 0 HBP: 0	WP: 0 PB: 0 SB: 1 CS: 0	PA: 32				
PITCHER	IP	WLS	BF	H	R	ER	SO	BB	IBB	HBP	BLK	WP	HR	S	P	ERA	WHIP										
Nerio Rodriguez, R (1, 1) ERA: 4.32	6.0	L	23	3	2	1	4	1	0	0	0	0	0	6	12	13.50	1.500										
Mike Milchin, L (7, 1) ERA: 7.44	0.2		3	0	1	1	1	1	0	0	0	0	0	6	12	13.50	1.500										
Archie Corbin, R (7, 1) ERA: 2.3	0.1		3	1	1	1	1	1	0	0	0	0	0	6	14	27.00	6.000										
Arthur Rhodes, L (8, 1) ERA: 4.08	0.2		2	0	0	0	0	0	0	0	0	0	0	5	8	0.00	0.000										
Alan Mills, R (8, 1) ERA: 4.28	0.1		1	0	0	0	1	0	0	0	0	0	0	3	6	0.00	0.000										

AB	32
R	1
H	8
RBI	1
BB	1
SO	6
LOB	14



AB	28
R	4
H	4
RBI	3
BB	4
SO	7
LOB	7

