

Toronto Blue Jays - 1997

Batter	1	2	3	4	5	6	7	8	9	10	AB	R	H	RBI	BB	SO	LOB	TOP							
Tony Phillips, S OBP: 0.800, SLG: 1.000	(1, 9) 1-1 1B 2B 1B		(4, 2) G5-3 BB		(0, 2) FC6-4 1B		(0, 1) P5		(0, 2) 2B		4	1	3	0	1	0	2								
Dave Martinez, L OBP: 0.800, SLG: 1.000	(1, 8) 3-2 SAFE F8		(1, 2) K		(1, 0) F8		(0, 0) F7		(2, 1) F7		5	0	0	0	0	1	6								
Frank Thomas, R OBP: 0.600, SLG: 0.500	(1, 3) 0-0 2B 1B		(2, 1) G5-3		(1, 0) FC6-4 1-2f			(3, 1) HR 1B	(4, 2) BB		4	2	2	0	1	0	2								
Albert Belle, R OBP: 0.400, SLG: 1.200	(1, 7) 0-1 1B 2B		(1, 2) F8			(0, 0) F8		(1, 0) HR 1B	(0, 1) P6		5	1	2	3	0	0	3								
Harold Baines, L OBP: 1.000, SLG: 0.500	(1, 10) 0-0 Lyle Mouton, R (10, PH)			(2, 1) 1B		(2, 0) F7		(1, 3) K		(0, 1) F7	4	0	2	1	0	1	0								
Chris Snopek, R OBP: 0.800, SLG: 1.000	(1, 5) 0-0 2-3 5-4 1B			(0, 0) P3		(0, 2) F9		(1, 3) K		(2, 2) F7	5	0	0	0	0	1	3								
Ray Durham, S OBP: 0.800, SLG: 1.000	(1, 4) 3-2 SAFE CS 1-2	(1, 3) K		(1, 0) L9			(1, 2) 1B HBP	(2, 1) G3		(4, 1) 1B BB	3	1	0	0	1	1									
Ron Karkovics, R OBP: 0.333, SLG: 0.333	(1, 2) 0-0		(0, 0) P4		(1, 2) P6		(0, 0) 1B		(0, 0) HR	(1, 2) E6 1B	3	0	1	0	0	0	1								
Norberto Martin, R OBP: 1.000, SLG: 4.000	(9, PH)										1	1	1	1	0	0	0								
Tony Peña, R OBP: 1.000, SLG: 1.000	(9, 2)										1	0	1	0	0	0	0								
Ozzie Guillen, L OBP: 0.800, SLG: 1.000	(1, 6) 2-1		(2, 1) G4-3			(1, 0) G6-3		(0, 1) F7	(0, 1) G3-1	(0, 0) G5-3	5	0	0	0	0	0	3								
Inning Stats	R: 2 E: 0 K: 0 S: 12	H: 4 LOB: 1 BB: 0 P: 19	R: 0 E: 0 K: 1 S: 6	H: 0 LOB: 0 BB: 1 P: 9	R: 0 E: 0 K: 1 S: 13	H: 0 LOB: 1 BB: 1 P: 21	R: 0 E: 0 K: 0 S: 7	H: 1 LOB: 1 BB: 0 P: 11	R: 0 E: 0 K: 0 S: 5	H: 0 LOB: 0 BB: 0 P: 7	R: 0 E: 0 K: 0 S: 8	H: 1 LOB: 2 BB: 0 P: 9	R: 2 E: 0 K: 0 S: 11	H: 2 LOB: 0 BB: 0 P: 19	R: 1 E: 0 K: 0 S: 12	H: 2 LOB: 2 BB: 1 P: 18	R: 1 E: 1 K: 0 S: 12	H: 1 LOB: 1 BB: 1 P: 19	1B: 8 2B: 2 3B: 0 HR: 2	SF: 0 SAC: 0 DP: 0 HBP: 1	WP: 0 PB: 0 SB: 0 CS: 1	PA: 46			
PITCHER	IP WLS BF H R ER SO ERA WHIP	IP WLS BF H R ER SO ERA WHIP	IP WLS BF H R ER SO ERA WHIP	IP WLS BF H R ER SO ERA WHIP	IP WLS BF H R ER SO ERA WHIP	IP WLS BF H R ER SO ERA WHIP	IP WLS BF H R ER SO ERA WHIP	IP WLS BF H R ER SO ERA WHIP	IP WLS BF H R ER SO ERA WHIP	IP WLS BF H R ER SO ERA WHIP	IP WLS BF H R ER SO ERA WHIP	IP WLS BF H R ER SO ERA WHIP	IP WLS BF H R ER SO ERA WHIP	IP WLS BF H R ER SO ERA WHIP	IP WLS BF H R ER SO ERA WHIP	IP WLS BF H R ER SO ERA WHIP	IP WLS BF H R ER SO ERA WHIP	IP WLS BF H R ER SO ERA WHIP	IP WLS BF H R ER SO ERA WHIP	IP WLS BF H R ER SO ERA WHIP	IP WLS BF H R ER SO ERA WHIP	IP WLS BF H R ER SO ERA WHIP	IP WLS BF H R ER SO ERA WHIP	IP WLS BF H R ER SO ERA WHIP	IP WLS BF H R ER SO ERA WHIP

Chicago White Sox @ Toronto Blue Jays
SkyDome, Toronto, ON
Tue Apr 01 1997, 3:33 AM EST
Att. 40,299 - Dome


AB	41
R	6
H	12
RBI	5
BB	3
SO	4
LOB	21

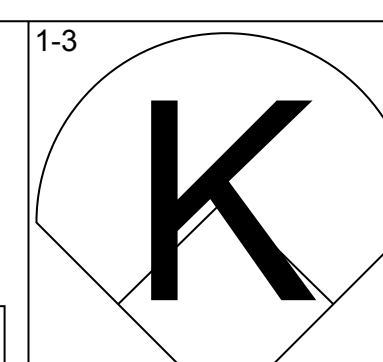
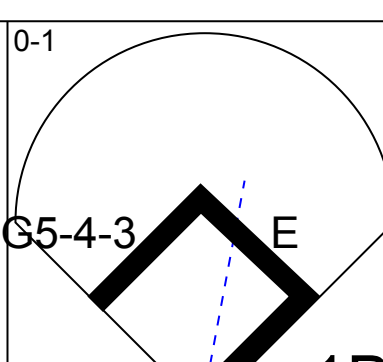
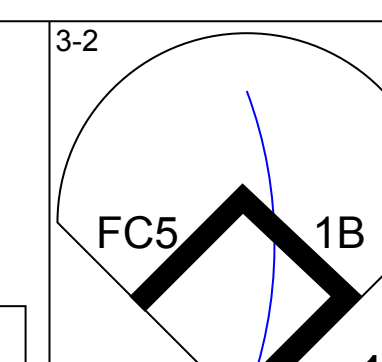
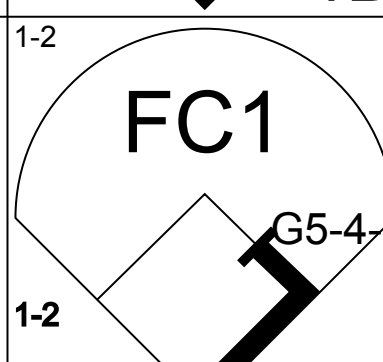
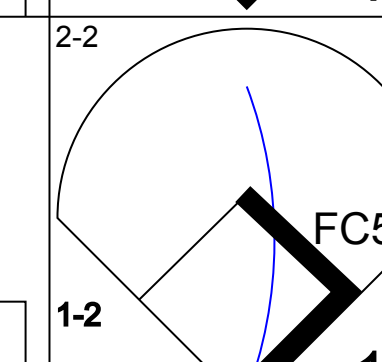
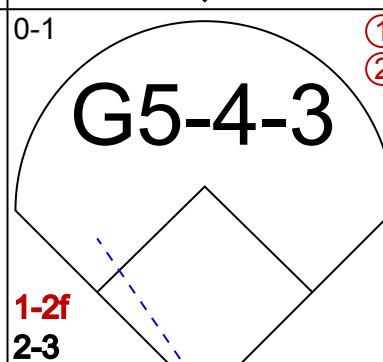
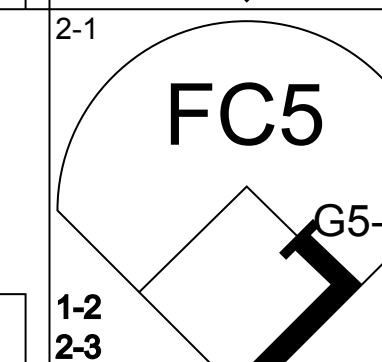
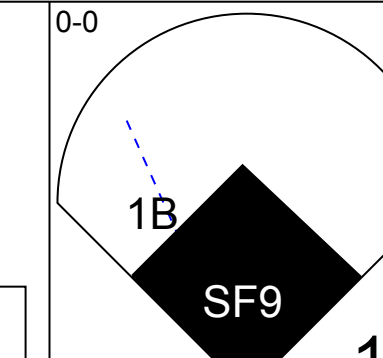
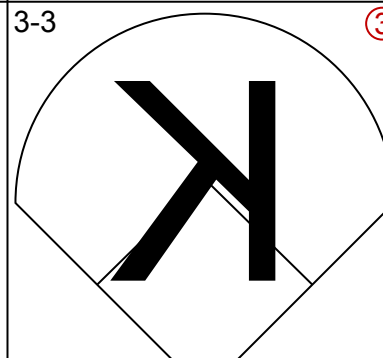
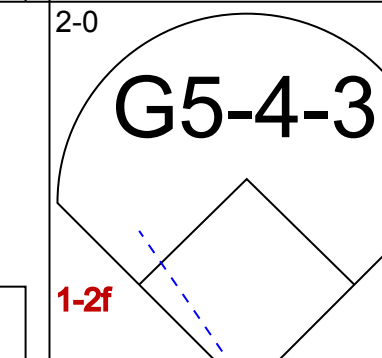


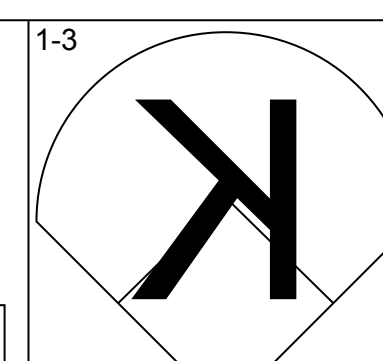
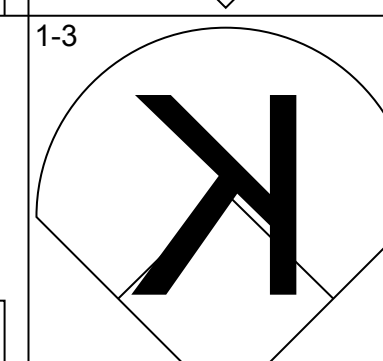
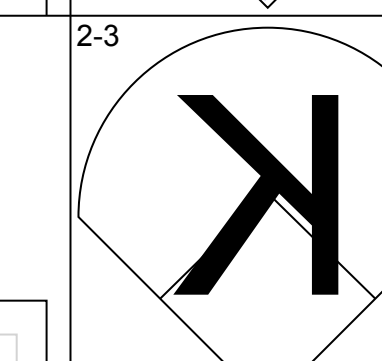
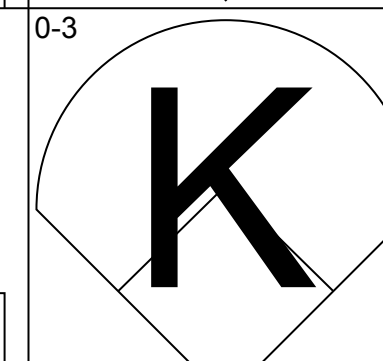
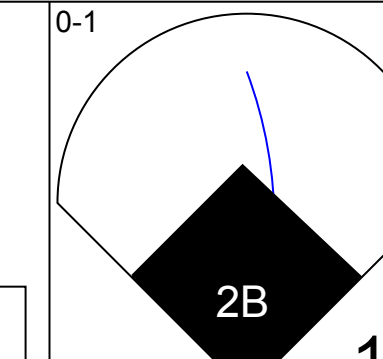
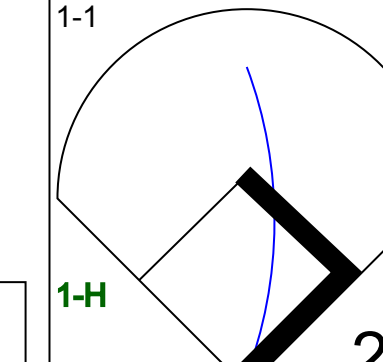
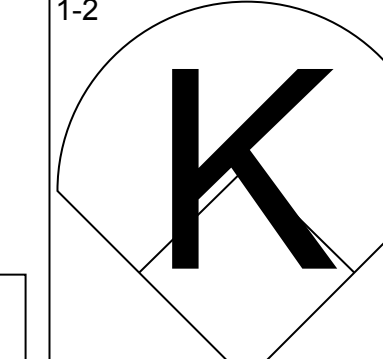
Batter	1	2	3	4	5	6	7	8	9	10	AB	R	H	RBI	BB	SO	LOB	BOTTOM							
Otis Nixon, S OBP: 0.600, SLG: 0.333	(1, 8) 4-2 L9-3 BB		(2, 2) WP 1B 1B	(0, 3) K		(4, 2) FC4-6 BB		(3, 2) G5-3			3	1	1	0	2	1	1								
Carlos Garcia, R OBP: 0.800, SLG: 1.000	(1, 4) 1-1 SAFE L9-3 1-2		(2, 3) K	(0, 0) F7		(0, 0) FC4-6 S 1-2f		(2, 0) F8			5	0	0	1	0	1	4								
Orlando Merced, S OBP: 0.600, SLG: 0.333	(1, 9) 4-2 BB		(1, 0) 1B 1B		(4, 2) 1B BB	(3, 3) K 1-2			(1, 3) K		3	1	1	1	2	2	1								
Joe Carter, R OBP: 0.800, SLG: 1.000	(1, 3) 1-2 P2		(0, 1) E5 1B		(0, 1) F8		(0, 1) F7		(1, 0) G1-3		5	0	0	0	0	0	3								
Ed Sprague, R OBP: 0.800, SLG: 1.000	(1, 5) 1-0 F9		(1, 0) F8		(3, 3) K		(1, 0) F8		(3, 3) K		5	0	0	0	0	2	3								
Carlos Delgado, L OBP: 0.800, SLG: 1.500	(1, 10) 1-0 HR		(1, 1) 1B		(1, 1) 1B		(4, 1) WP BB			(0, 2) P2	4	1	3	2	1	0	0								
Benito Santiago, R OBP: 0.800, SLG: 1.000	(1, 2) 2-3 K		(0, 3) K		(3, 3) K		(2, 3) K			(3, 2) G6-3	5	0	0	0	0	4	5								
Shawn Green, L OBP: 0.600, SLG: 0.333	(1, 7) 4-2 BB		(2, 3) K			(2, 1) G4-3 FC4-6 1B		(4, 2) SH1-3 BB		(2, 3) K	3	1	1	0	2	2	0								
Alex Gonzalez, R OBP: 0.333, SLG: 1.333	(1, 6) 3-2 G6-3			(2, 0) HR		(2, 0) G4-3		(1, 1) SH1-3			3	1	1	1	0	0	2								
Inning Stats	R: 0 E: 0 K: 0 S: 12	H: 0 LOB: 1 BB: 2 P: 22	R: 1 E: 0 K: 1 S: 11	H: 1 LOB: 1 BB: 1 P: 22	R: 2 E: 1 K: 2 S: 15	H: 3 LOB: 2 BB: 0 P: 22	R: 1 E: 0 K: 2 S: 9	H: 1 LOB: 0 BB: 0 P: 13	R: 0 E: 0 K: 2 S: 12	H: 1 LOB: 2 BB: 1 P: 23	R: 1 E: 0 K: 1 S: 9	H: 1 LOB: 1 BB: 1 P: 20	R: 0 E: 0 K: 1 S: 8	H: 0 LOB: 1 BB: 0 P: 15	R: 0 E: 0 K: 0 S: 11	H: 0 LOB: 1 BB: 1 P: 21	R: 0 E: 0 K: 2 S: 11	H: 0 LOB: 0 BB: 0 P: 16	R: 0 E: 0 K: 1 S: 11	H: 0 LOB: 0 BB: 0 P: 16	1B: 5 2B: 1 3B: 0 HR: 2	SF: 0 SAC: 1 DP: 1 HBP: 0	WP: 3 PB: 1 SB: 1 CS: 0	PA: 44	
PITCHER	IP WLS BF H R ER SO ERA WHIP	IP WLS BF H R ER SO ERA WHIP	IP WLS BF H R ER SO ERA WHIP	IP WLS BF H R ER SO ERA WHIP	IP WLS BF H R ER SO ERA WHIP	IP WLS BF H R ER SO ERA WHIP	IP WLS BF H R ER SO ERA WHIP	IP WLS BF H R ER SO ERA WHIP	IP WLS BF H R ER SO ERA WHIP	IP WLS BF H R ER SO ERA WHIP	IP WLS BF H R ER SO ERA WHIP	IP WLS BF H R ER SO ERA WHIP	IP WLS BF H R ER SO ERA WHIP	IP WLS BF H R ER SO ERA WHIP	IP WLS BF H R ER SO ERA WHIP	IP WLS BF H R ER SO ERA WHIP	IP WLS BF H R ER SO ERA WHIP	IP WLS BF H R ER SO ERA WHIP	IP WLS BF H R ER SO ERA WHIP	IP WLS BF H R ER SO ERA WHIP	IP WLS BF H R ER SO ERA WHIP	IP WLS BF H R ER SO ERA WHIP	IP WLS BF H R ER SO ERA WHIP	IP WLS BF H R ER SO ERA WHIP	IP WLS BF H R ER SO ERA WHIP

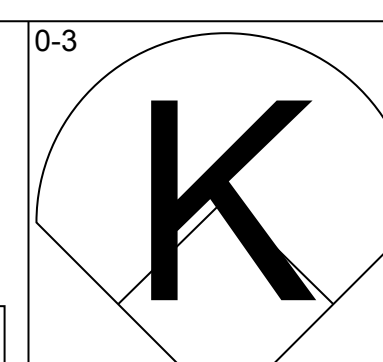
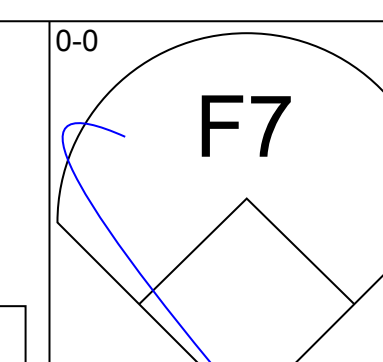
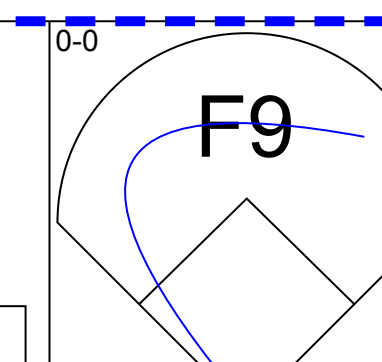
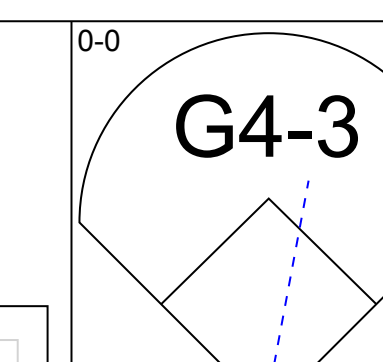
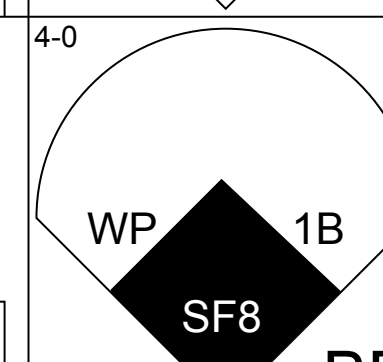
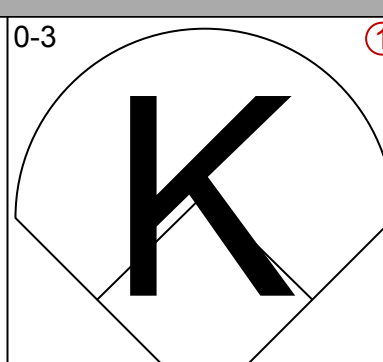
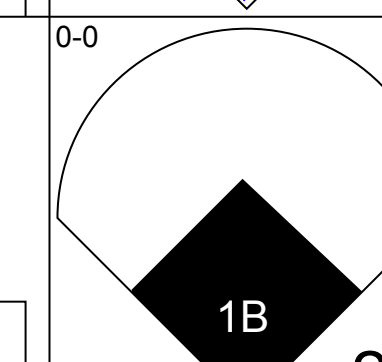
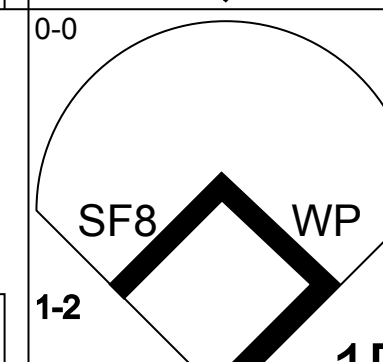
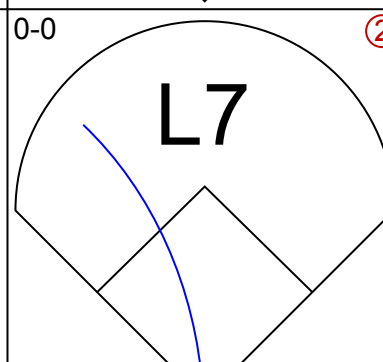
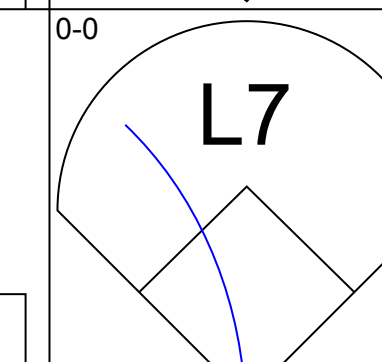
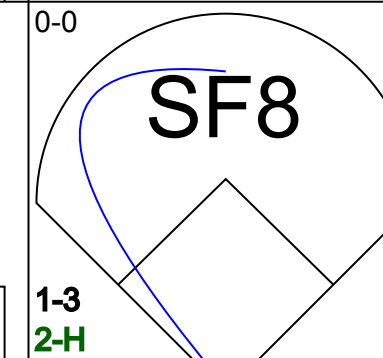
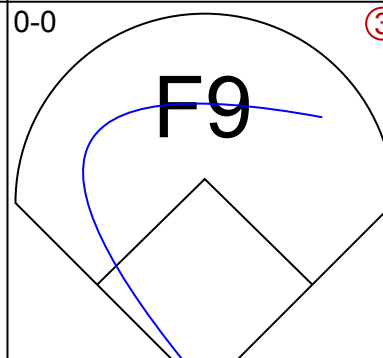
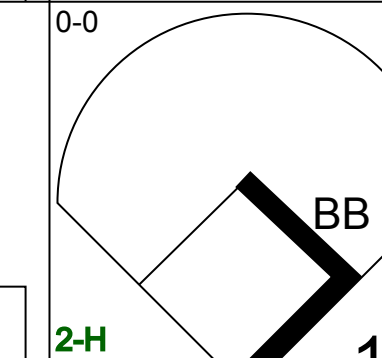
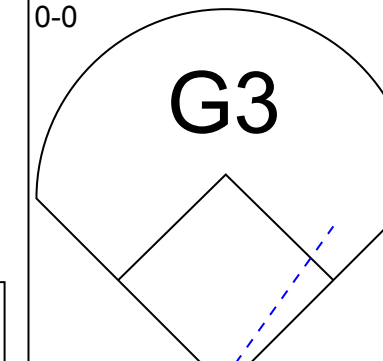
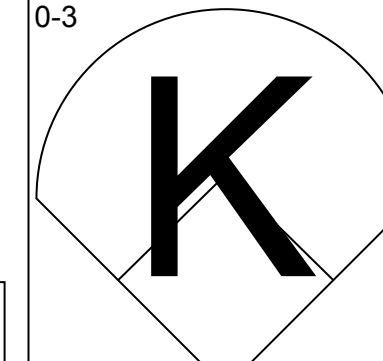
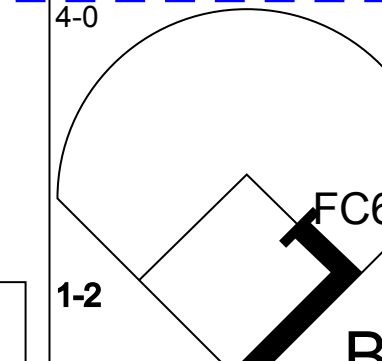
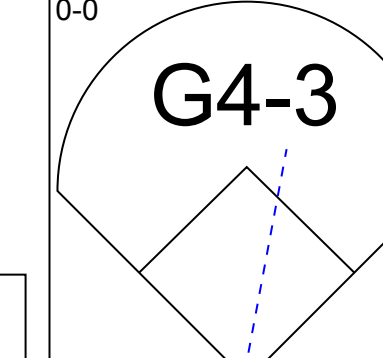
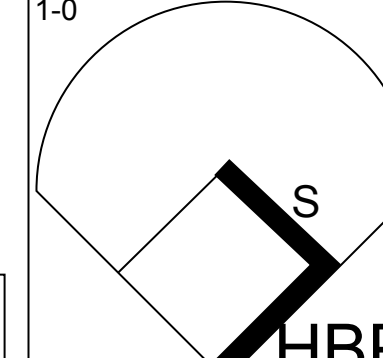
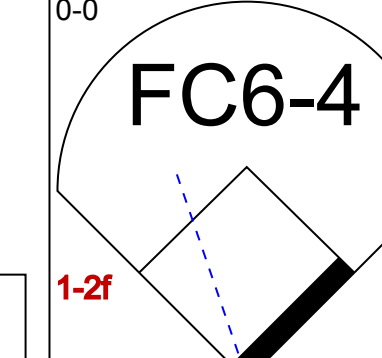
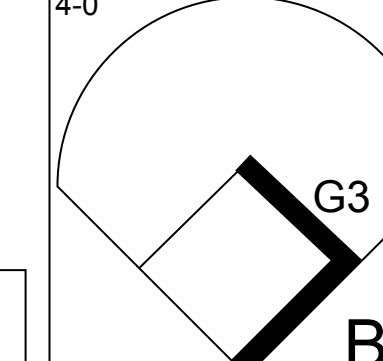
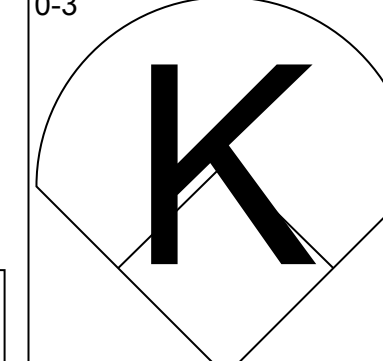
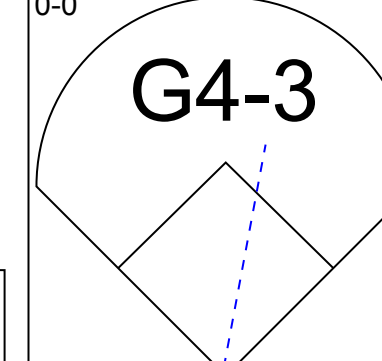
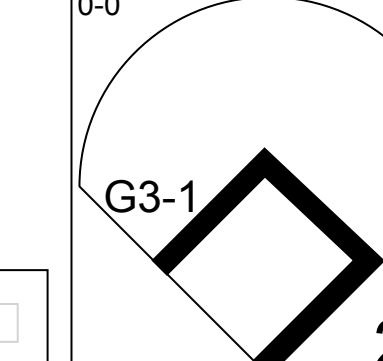
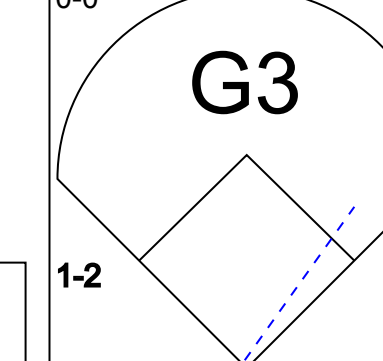
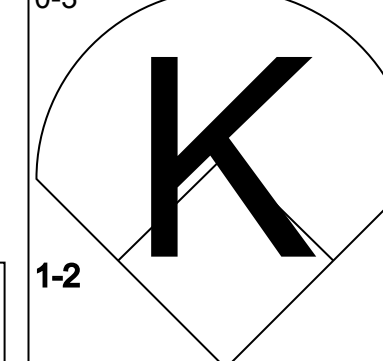
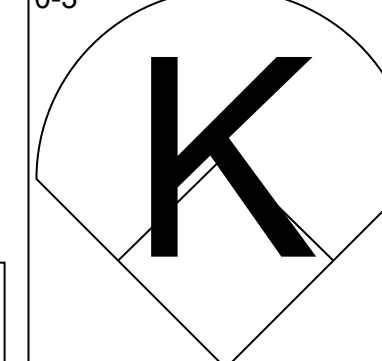
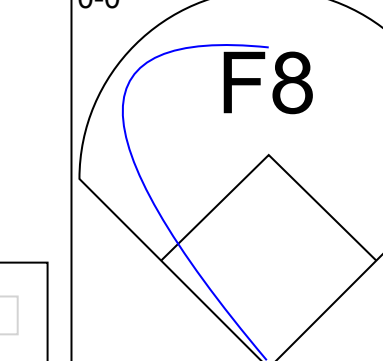
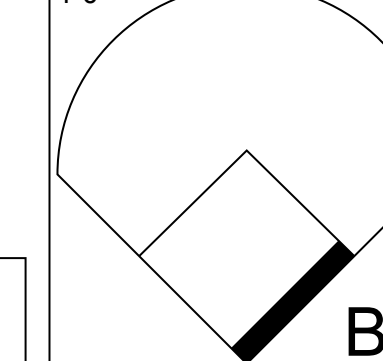
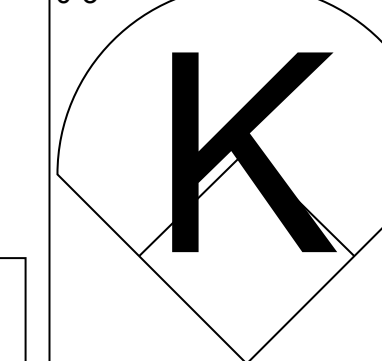
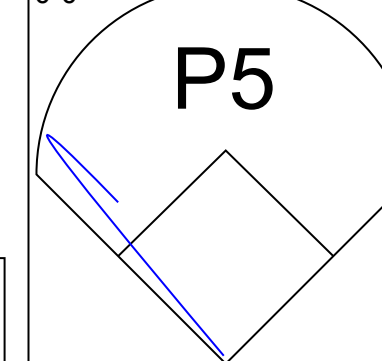
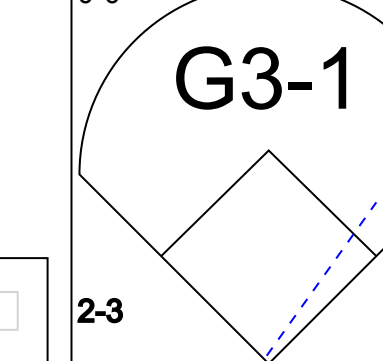
Chicago White Sox @ Toronto Blue Jays
SkyDome, Toronto, ON
Tue Apr 01 1997, 3:33 AM EST
Att. 40,299 - Dome

AB	36
R	5
H	7
RBI	5
BB	7
SO	12
LOB	19



Batter	1	2	3	4	5	6	7	8	9	AB	R	H	RBI	BB	SO	LOB	TOP					
Tony Phillips, S OBP: 0.667, SLG: 0.750			G1-3							4	0	2	0	0	1	0	Chicago White Sox @ Toronto Blue Jays SkyDome, Toronto, ON Wed Apr 02 1997, 7:05 PM EST Att: 31,310 - Dome					
Dave Martinez, L OBP: 0.111, SLG: 0.111	G3		P2			FC1				4	0	1	0	0	0	1						
Frank Thomas, R OBP: 0.333, SLG: 0.250	G3					G5-4-3		FC5		4	0	0	0	0	0	4						
Albert Belle, R OBP: 0.444, SLG: 1.000										4	1	2	0	0	1	4						
Harold Baines, L OBP: 0.375, SLG: 0.375						G4-3				4	0	1	0	0	1	1						
Chris Snopce, R (1, 5)		SF9								2	0	0	1	1	2	1						
Ray Durham, S (1, 4)										4	0	0	0	0	2	2						
Ron Karkovics, R OBP: 0.200, SLG: 0.200										2	0	0	0	0	0	1						
Lyle Mouton, R (7, PH)										1	0	0	0	0	1	1						
Tony Peña, R OBP: 1.000, SLG: 1.000										0	0	0	0	0	0	0						
Ozzie Guillen, L (1, 6)										3	0	0	0	0	1	0						
Inning Stats	R: 0 E: 0 K: 1 S: 8	H: 0 LOB: 0 BB: 0 P: 12	R: 1 E: 0 K: 1 S: 10	H: 2 LOB: 1 BB: 0 P: 15	R: 0 E: 0 K: 1 S: 7	H: 0 LOB: 0 BB: 0 P: 9	R: 0 E: 0 K: 1 S: 7	H: 1 LOB: 1 BB: 0 P: 13	R: 0 E: 0 K: 0 S: 5	H: 0 LOB: 0 BB: 0 P: 7	R: 0 E: 1 K: 1 S: 11	H: 0 LOB: 1 BB: 0 P: 15	R: 0 E: 0 K: 2 S: 11	H: 0 LOB: 1 BB: 1 P: 17	R: 0 E: 0 K: 0 S: 11	H: 2 LOB: 2 BB: 0 P: 20	R: 0 E: 0 K: 2 S: 10	H: 0 LOB: 0 BB: 0 P: 14	1B: 5 2B: 1 3B: 0 HR: 0	SF: 1 SAC: 0 DP: 2 HBP: 0	WP: 0 PB: 0 CS: 0	PA: 34
PITCHER Rogier Clemens, R ERA: 1.0	IP: 9.0 WLS: W BF: 34	H: 6 R: 1 ER: 1 SO: 9	BB: 1 IBB: 0 HBP: 0 BLK: 0	WP: 0 HR: 0 S: 80 P: 122	ERA: 1.00 WHIP: 0.778	PITCHER										IP: 9.0 WLS: W BF: 34	H: 6 R: 1 ER: 1 SO: 9	BB: 1 IBB: 0 HBP: 0 BLK: 0	WP: 0 HR: 0 S: 80 P: 122	ERA: 1.00 WHIP: 0.778		

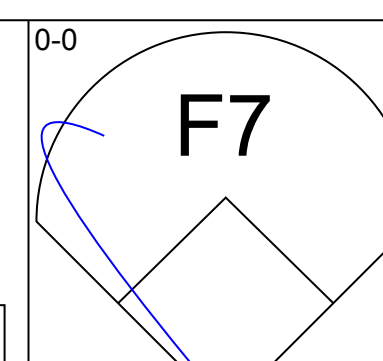
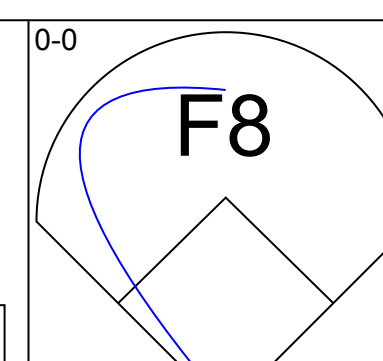
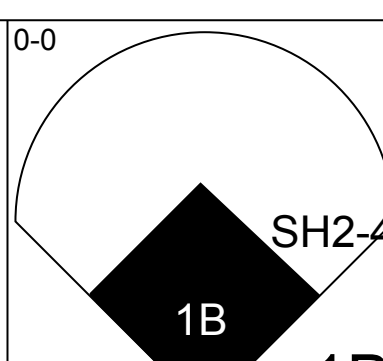
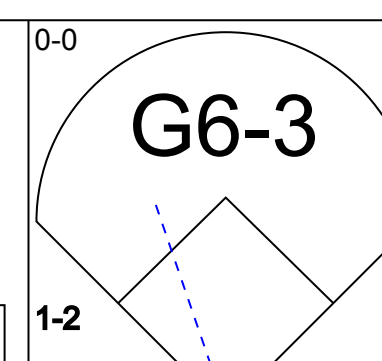
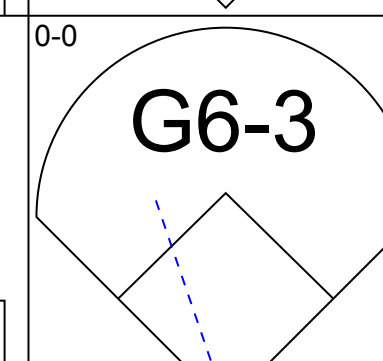
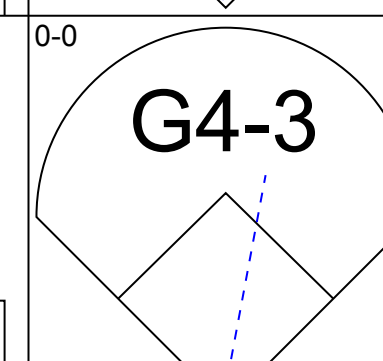
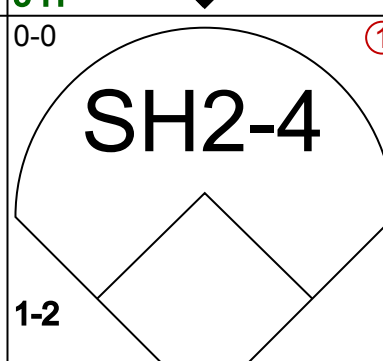
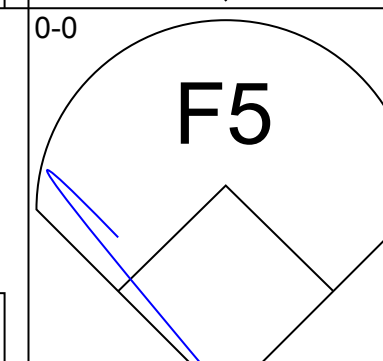
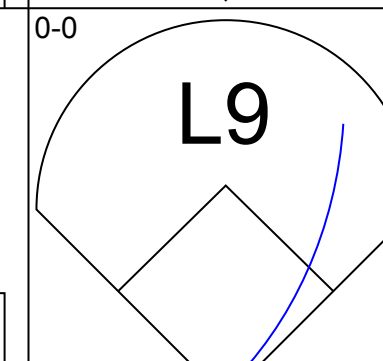
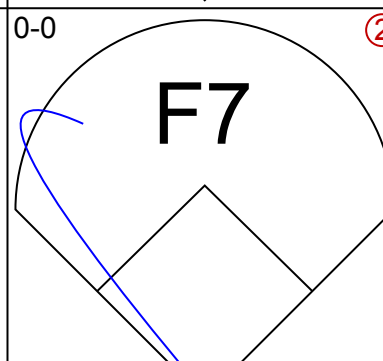
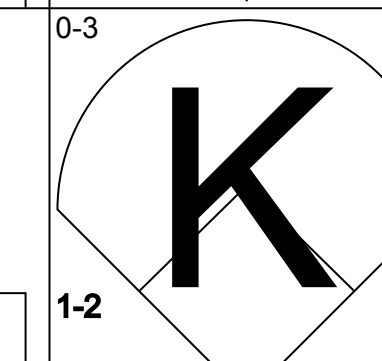
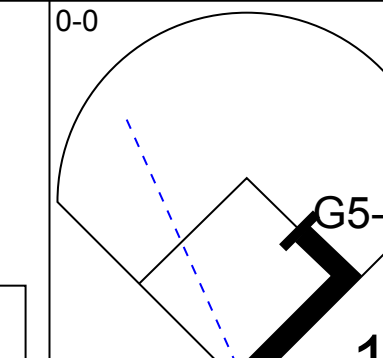
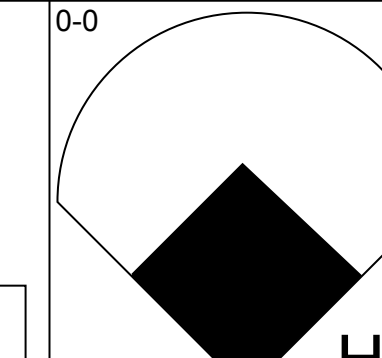
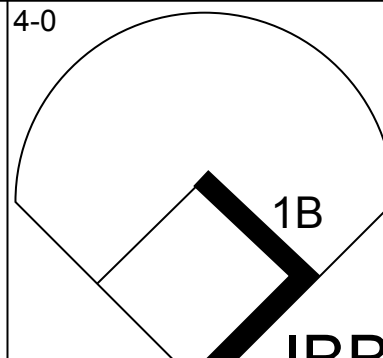
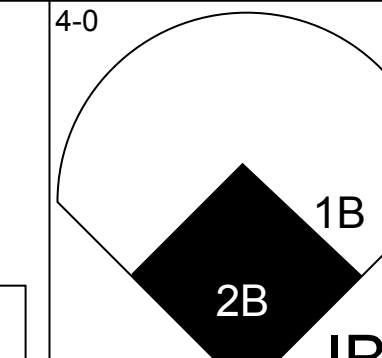
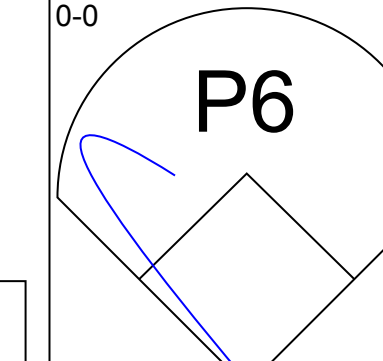
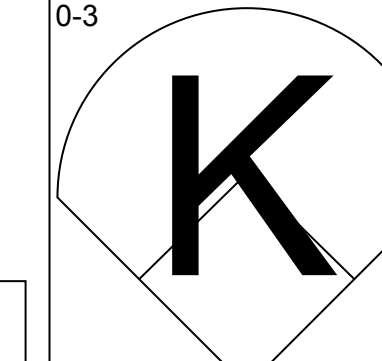
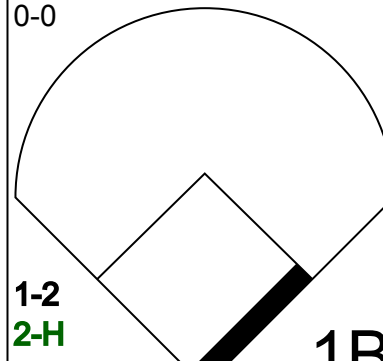
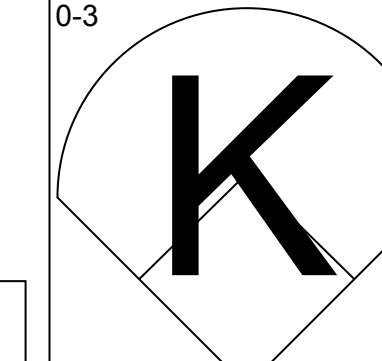
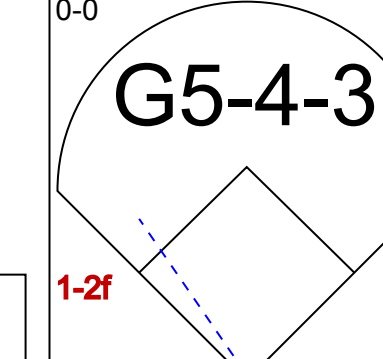
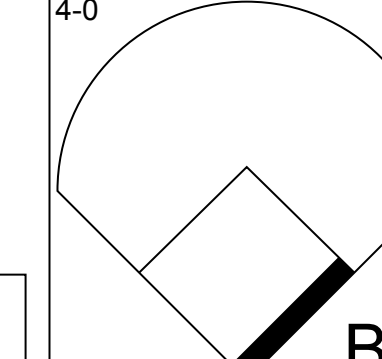
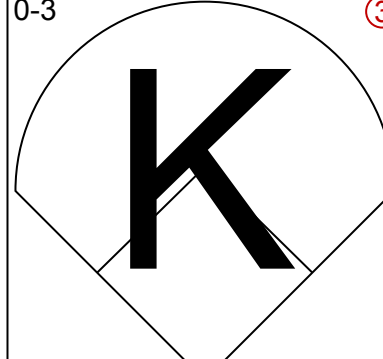
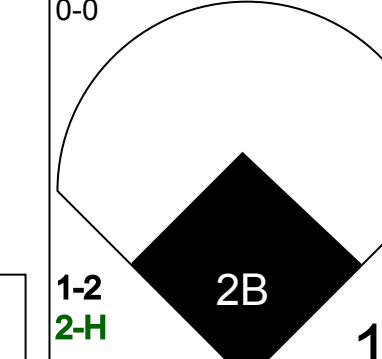
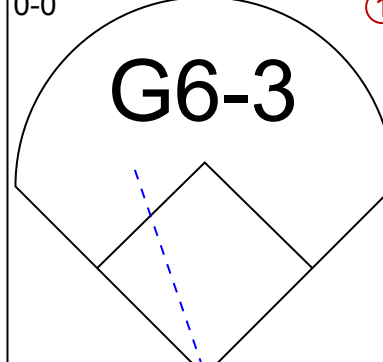
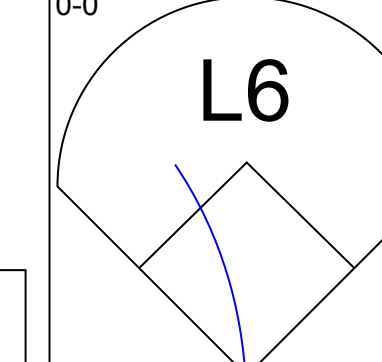
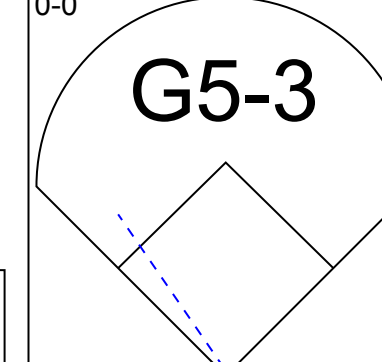
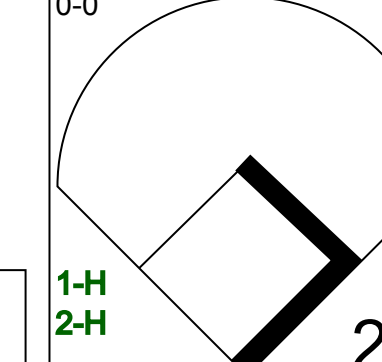
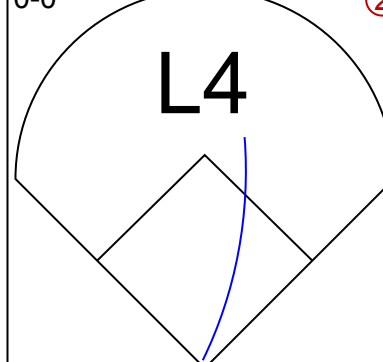
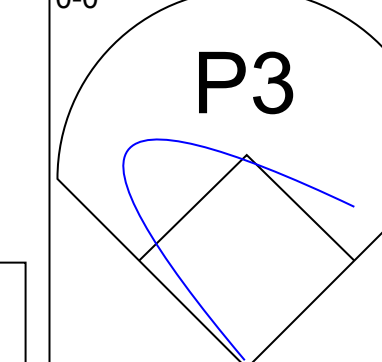
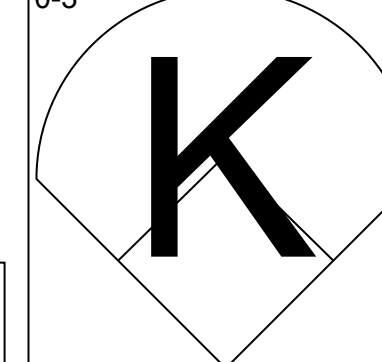
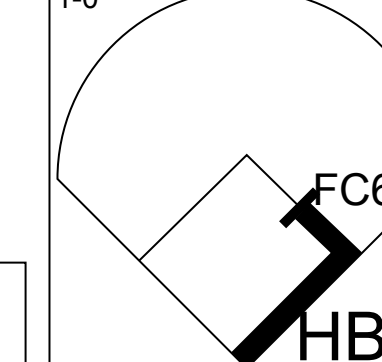
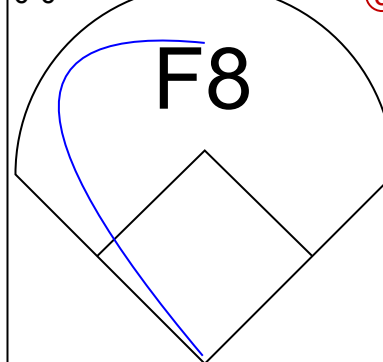
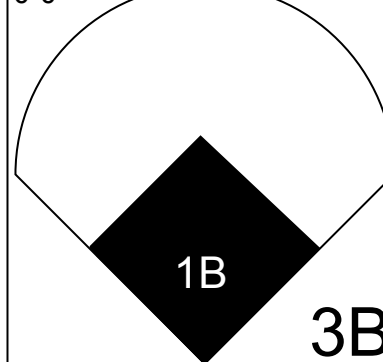
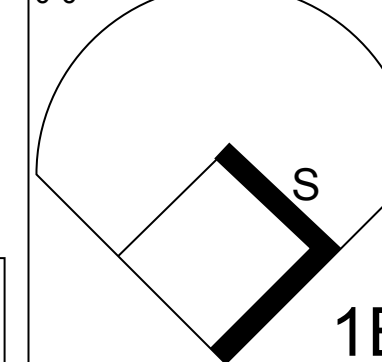
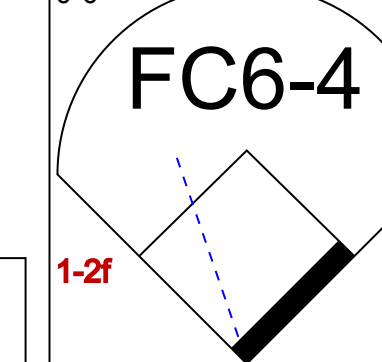
Batter	1	2	3	4	5	6	7	8	9	AB	R	H	RBI	BB	SO	LOB	BOTTOM			
Otis Nixon, S OBP: 0.333, SLG: 0.143			F9							4	1	0	0	0	1	4	Chicago White Sox @ Toronto Blue Jays SkyDome, Toronto, ON Wed Apr 02 1997, 7:05 PM EST Att: 31,310 - Dome			
Carlos Garcia, R (1, 4)										4	1	0	0	0	2	4				
Orlando Merced, S OBP: 0.444, SLG: 0.429			F9							4	0	1	3	0	1	2				
Joe Carter, R OBP: 0.111, SLG: 0.111										4	1	1	0	0	2	1				
Ed Sprague, R OBP: 0.111, SLG: 0.222										4	0	1	1	0	1	1				
Juan Samuel, R OBP: 0.667, SLG: 0.500										2	1	1	0	1	1	1				
Carlos Delgado, L OBP: 0.667, SLG: 1.200										1	0	0	0	0	1	0				
Benito Santiago, R OBP: 0.111, SLG: 0.444										4	1	1	2	0	1	2				
Robert Perez, R OBP: 0.333, SLG: 0.333										3	0	1	0	0	0	1				
Shawn Green, L OBP: 0.667, SLG: 0.333										0	0	0	0	1	0	0				
Alex Gonzalez, R OBP: 0.571, SLG: 1.167										3	1	2	0	0	0	1				
Inning Stats	R: 0 E: 0 K: 3 S: 13	H: 0 LOB: 0 BB: 0 P: 15	R: 1 E: 0 K: 1 S: 10	H: 2 LOB: 1 BB: 0 P: 13	R: 0 E: 0 K: 1 S: 13	H: 1 LOB: 1 BB: 0 P: 22	R: 2 E: 0 K: 1 S: 18	H: 1 LOB: 0 BB: 1 P: 25	R: 0 E: 0 K: 0 S: 7	H: 0 LOB: 1 BB: 0 P: 10	R: 0 E: 0 K: 2 S: 13	H: 1 LOB: 1 BB: 0 P: 21	R: 3 E: 1 K: 1 S: 17	H: 3 LOB: 1 BB: 0 P: 22	R: 0 E: 0 K: 1 S: 10	H: 0 LOB: 1 BB: 1 P: 18	1B: 4 2B: 3 3B: 0 HR: 1	SF: 0 SAC: 0 DP: 0 HBP: 1	WP: 1 PB: 0 SB: 2 CS: 0	PA: 36
PITCHER Wilson Alvarez, L ERA: 7.11	IP: 6.1 WLS: L BF: 29	H: 7 R: 6 ER: 5 SO: 8	BB: 1 IBB: 0 HBP: 1 BLK: 0	WP: 0 HR: 1 S: 82 P: 116	ERA: 7.11 WHIP: 1.263	PITCHER										IP: 6.1 WLS: L BF: 29	H: 7 R: 6 ER: 5 SO: 8	BB: 1 IBB: 0 HBP: 1 BLK: 0	WP: 0 HR: 1 S: 82 P: 116	ERA: 7.11 WHIP: 1.263
Mike Bertotti, L ERA	(7, 1)	0.0	1	1	0	0	0	0	0	0	0	1	2	∞	∞					
41 Bill Simas, R ERA	(7, 1)	0.2	2	0	0	1	0	0	0	0	1	0	8	10	0.00	0.000				
Carlos Castillo, R ERA	(8, 1)	1.0	4	0	0	1	1	0	0	0	0	0	10	18	0.00	1.000				

Batter	1	2	3	4	5	6	7	8	9	AB	R	H	RBI	BB	SO	LOB	TOP										
Fernando Vina, L OBP: 0.300, SLG: 0.500										5	0	0	0	0	1	3											
Jeff Cirillo, R OBP: 0.697, SLG: 0.500										3	2	1	0	1	1	0											
Dave Nilsson, L OBP: 0.111, SLG: 0.125										4	0	1	0	0	0	1											
John Jaha, R OBP: 0.250, SLG: 0.286										3	0	2	2	0	0	0											
Jose Valentin, S OBP: 0.286, SLG: 0.167 Marc Newfield, R (8, PH) Mark Loretta, R (8, PR)										3	0	0	0	0	2	2											
Gerald Williams, R (1, 7)										3	0	0	0	0	0	3											
Jeremy Burnitz, L OBP: 0.375, SLG: 0.429										3	0	1	0	1	1	1											
Chuck Carr, S OBP: 0.125, SLG: 0.125										4	0	0	0	0	2	3											
Mike Matheny, R OBP: 0.400, SLG: 0.250 Jesse Levis, L (9, PH)										2	0	0	0	1	1	0											
Inning Stats	R: 1 E: 0 K: 1 S: 6	H: 1 LOB: 1 BB: 1 P: 10	R: 0 E: 0 K: 0 S: 3	H: 0 LOB: 2 BB: 2 P: 11	R: 0 E: 0 K: 1 S: 5	H: 0 LOB: 0 BB: 0 P: 5	R: 0 E: 0 K: 3 S: 9	H: 0 LOB: 1 BB: 0 P: 10	R: 0 E: 0 K: 1 S: 5	H: 1 LOB: 0 BB: 0 P: 6	R: 0 E: 0 K: 1 S: 5	H: 0 LOB: 0 BB: 0 P: 5	R: 1 E: 0 K: 0 S: 5	H: 2 LOB: 2 BB: 1 P: 9	R: 0 E: 0 K: 0 S: 4	H: 1 LOB: 1 BB: 0 P: 4	1B: 3 2B: 2 3B: 0 HR: 0	SF: 1 SAC: 0 DP: 0 HBP: 1	WP: 1 PB: 0 SB: 1 CS: 0	PA: 37							
PITCHER	IP	WLS	BF	H	R	ER	SO	BB	IBB	HBP	BLK	WP	HR	S	P	ERA	WHIP										
Juan Guzman, R ERA: 1.29	(1, 1)	7.0	W	27	2	1	1	8	3	0	1	0	0	39	52	1.29	0.714										
Dan Plesac, L ERA: 5.4	(8, 1)	0.2		4	2	1	1	0	0	0	0	0	0	4	4	13.50	3.000										
Tim Crabtree, R ERA:	(8, 1)	1.1	S	6	1	0	0	0	1	0	0	0	0	5	9	0.00	1.500										

Milwaukee Brewers @ Toronto Blue Jays
SkyDome, Toronto, ON
Fri Apr 04 1997, 7:05 PM EST
Att: 26,331 - Dome

AB 31
R 2
H 5
RBI 2
BB 4
SO 8
LOB 14



Batter	1	2	3	4	5	6	7	8	9	AB	R	H	RBI	BB	SO	LOB	BOTTOM										
Otis Nixon, S OBP: 0.308, SLG: 0.182										4	1	1	1	0	0	1											
Carlos Garcia, R OBP: 0.083, SLG: 0.083										3	1	1	0	0	0	0											
Orlando Merced, S OBP: 0.308, SLG: 0.273										4	0	0	0	0	1	2											
Joe Carter, R OBP: 0.385, SLG: 0.545										2	2	2	1	2	0	0											
Ed Sprague, R OBP: 0.154, SLG: 0.231										4	0	1	1	0	2	3											
Juan Samuel, R OBP: 0.600, SLG: 0.333 Carlos Delgado, L OBP: 0.625, SLG: 1.000										1	0	0	0	1	0	1											
Benito Santiago, R OBP: 0.154, SLG: 0.462										4	0	1	2	0	0	1											
Robert Perez, R OBP: 0.200, SLG: 0.200 Shawn Green, L OBP: 0.625, SLG: 0.250										2	0	0	0	0	0	1											
Alex Gonzalez, R OBP: 0.545, SLG: 1.100										4	1	2	0	0	0	2											
Inning Stats	R: 0 E: 0 K: 0 S: 3	H: 0 LOB: 0 BB: 0 P: 3	R: 0 E: 0 K: 0 S: 3	H: 1 LOB: 0 BB: 0 P: 3	R: 0 E: 0 K: 0 S: 3	H: 0 LOB: 0 BB: 0 P: 3	R: 0 E: 0 K: 0 S: 3	H: 0 LOB: 0 BB: 0 P: 3	R: 1 E: 0 K: 1 S: 6	H: 1 LOB: 1 BB: 1 P: 10	R: 2 E: 0 K: 1 S: 8	H: 3 LOB: 2 BB: 1 P: 12	R: 0 E: 0 K: 1 S: 6	H: 1 LOB: 0 BB: 0 P: 6	R: 3 E: 0 K: 2 S: 10	H: 3 LOB: 2 BB: 1 P: 15	1B: 6 2B: 1 3B: 1 HR: 1	SF: 0 SAC: 1 DP: 1 HBP: 1	WP: 0 PB: 0 SB: 2 CS: 0	PA: 36							
PITCHER	IP	WLS	BF	H	R	ER	SO	BB	IBB	HBP	BLK	WP	HR	S	P	ERA	WHIP										
Scott Karl, L ERA: 4.76	(1, 1)	5.2	L	23	5	3	3	3	1	1	0	0	0	23	31	4.76	1.059										
Bryce Florie, R ERA: 9.0	(6, 1)	2.0		9	2	2	2	4	0	1	0	0	0	16	20	9.00	1.000										
Ron Villone, L ERA: 9.0	(8, 1)	0.0		1	1	0	0	0	0	0	0	0	0	1	1	∞	∞										
Bob Wickman, R ERA:	(8, 1)	0.1		3	1	1	1	0	0	0	1	0	0	2	3	27.00	3.000										


Milwaukee Brewers @ Toronto Blue Jays
SkyDome, Toronto, ON
Fri Apr 04 1997, 7:05 PM EST
Att: 26,331 - Dome

AB 31
R 6
H 9
RBI 6
BB 3
SO 5
LOB 13



Batter	1	2	3	4	5	6	7	8	9	AB	R	H	RBI	BB	SO	LOB	TOP			
Fernando Vina, L OBP: 0.333, SLG: 0.533 (1, 4)										5	1	2	0	0	0	0	Milwaukee Brewers @ Toronto Blue Jays SkyDome, Toronto, ON Sat Apr 05 1997, 3:33 AM EST Att: 31,226 - Dome			
Jeff Cirillo, R OBP: 0.643, SLG: 0.625 (1, 5)										4	2	2	1	1	0	0				
Dave Nilsson, L OBP: 0.214, SLG: 0.167 Doug Jones, R (9, 1)										4	1	1	0	1	0	2				
John Jaha, R OBP: 0.308, SLG: 0.273 (1, 10)										4	0	1	1	1	0	2				
Jose Valentin, S OBP: 0.300, SLG: 0.125 Marc Newfield, R OBP: 1.000, SLG: 1.000 Mark Loretta, R (8, PH) (8, PR) (8, 6)										2	0	0	0	1	1	1				
Gerald Williams, R OBP: 0.250, SLG: 0.545 (1, 7)										4	1	2	2	0	1	3				
Jeremy Burnitz, L OBP: 0.333, SLG: 0.300 (1, 9)										3	0	0	0	1	2	5				
Chuck Carr, S OBP: 0.083, SLG: 0.083 (1, 8)										4	0	0	0	0	2	4				
Mike Matheny, R OBP: 0.222, SLG: 0.125 (1, 2)										4	0	0	0	0	1	1				
Inning Stats	R: 1 E: 0 K: 1 S: 6	H: 1 LOB: 1 BB: 1 P: 10	R: 0 E: 0 K: 1 S: 5	H: 0 LOB: 1 BB: 1 P: 9	R: 0 E: 0 K: 0 S: 3	H: 0 LOB: 0 BB: 0 P: 3	R: 1 E: 0 K: 1 S: 6	H: 1 LOB: 0 BB: 0 P: 6	R: 0 E: 0 K: 0 S: 5	H: 2 LOB: 2 BB: 1 P: 9	R: 0 E: 0 K: 0 S: 3	H: 1 LOB: 1 BB: 0 P: 3	R: 1 E: 0 K: 3 S: 11	H: 2 LOB: 3 BB: 2 P: 19	R: 1 E: 0 K: 0 S: 5	H: 2 LOB: 1 BB: 0 P: 5		1B: 5 2B: 3 3B: 0 HR: 1	SF: 0 SAC: 0 DP: 0 HBP: 0	WP: 0 PB: 0 CS: 2
PITCHER	IP WLS BF H R ER SO BB IBB HBP BLK WP HR S P ERA WHIP																			
Woody Williams, R ERA: 4.5 (1, 1)	6.0 L 25 4 3 3 4 2 1 0 0 0 1 30 42 4.50 1.000																			
Robert Person, R ERA: 9.0 (7, 1)	1.0 6 2 1 1 0 2 0 0 0 0 0 0 4 12 9.00 4.000																			
Dan Plesac, L ERA: 3.38 (8, 1)	1.0 4 1 0 0 3 0 0 0 0 0 0 0 10 10 0.00 1.000																			
Paul Quantrill, R ERA: 9.0 (9, 1)	1.0 5 2 1 1 0 0 0 0 0 0 0 0 5 5 9.00 2.000																			

Batter	1	2	3	4	5	6	7	8	9	AB	R	H	RBI	BB	SO	LOB	BOTTOM			
Otis Nixon, S OBP: 0.294, SLG: 0.143 (1, 8)										3	0	0	0	1	0	1	Milwaukee Brewers @ Toronto Blue Jays SkyDome, Toronto, ON Sat Apr 05 1997, 3:33 AM EST Att: 31,226 - Dome			
Carlos Garcia, R OBP: 0.125, SLG: 0.125 (1, 4)										4	0	1	0	0	0	0				
Orlando Merced, S OBP: 0.353, SLG: 0.333 (1, 9)										4	0	2	0	0	1	0				
Joe Carter, R OBP: 0.353, SLG: 0.467 (1, 10)										4	0	1	0	0	0	3				
Ed Sprague, R OBP: 0.235, SLG: 0.313 (1, 5)										3	1	1	0	0	0	2				
Carlos Delgado, L OBP: 0.417, SLG: 0.636 (1, 3)										4	0	0	1	0	2	2				
Charlie O'Brien, R OBP: 0.750, SLG: 1.000 (1, 2)										2	1	1	0	1	1	0				
Shawn Green, L OBP: 0.500, SLG: 0.250 (1, 7)										4	0	1	0	0	0	2				
Alex Gonzalez, R OBP: 0.467, SLG: 0.857 (1, 6)										4	0	1	1	0	0	2				
Inning Stats	R: 0 E: 0 K: 0 S: 4	H: 1 LOB: 1 BB: 0 P: 4	R: 2 E: 0 K: 0 S: 6	H: 3 LOB: 1 BB: 0 P: 6	R: 0 E: 0 K: 1 S: 6	H: 1 LOB: 2 BB: 1 P: 10	R: 0 E: 0 K: 0 S: 4	H: 2 LOB: 2 BB: 1 P: 8	R: 0 E: 0 K: 1 S: 3	H: 0 LOB: 0 BB: 0 P: 5	R: 0 E: 0 K: 0 S: 3	H: 0 LOB: 0 BB: 0 P: 3	R: 0 E: 0 K: 1 S: 5	H: 1 LOB: 1 BB: 0 P: 6	R: 0 E: 0 K: 1 S: 5	H: 0 LOB: 0 BB: 0 P: 5		1B: 6 2B: 2 3B: 0 HR: 0	SF: 0 SAC: 0 DP: 1 HBP: 2	WP: 0 PB: 1 CS: 2
PITCHER	IP WLS BF H R ER SO BB IBB HBP BLK WP HR S P ERA WHIP																			
Jamie McAndrew, R ERA: 3.6 (1, 1)	5.0 W 23 7 2 2 1 2 0 0 0 0 0 0 23 31 3.60 1.800																			
Angel Miranda, L ERA: (6, 1)	3.0 10 1 0 0 2 0 0 2 0 0 0 0 12 14 0.00 0.333																			
Doug Jones, R ERA: (9, 1)	1.0 S 3 0 0 0 1 0 0 0 0 0 0 0 5 5 0.00 0.000																			

Batter	1	2	3	4	5	6	7	8	9	AB	R	H	RBI	BB	SO	LOB	TOP																			
Fernando Vina, L (1,4) OBP: 0.350, SLG: 0.550	G1-3		CS SH3 1B			2B 2B	F9		G4-3	5	1	2	0	0	0	1	Milwaukee Brewers @ Toronto Blue Jays SkyDome, Toronto, ON Sun Apr 06 1997, 3:33 AM EDT Att: 29,106 - Dome																			
Jeff Cirillo, R (1,5) OBP: 0.588, SLG: 0.636	K		SH3			F7	PO			3	0	1	2	0	1																					
Dave Nilsson, L (1,10) OBP: 0.222, SLG: 0.250	F9		CS	G3-1		E	PO	P5		4	0	1	1	0	0																					
John Jaha, R (1,3) OBP: 0.294, SLG: 0.467		F9		K		E5		HR		4	1	1	1	0	1																					
Jose Valentin, S (1,6) OBP: 0.214, SLG: 0.083	F8		P6			P5		P6		4	0	0	0	0	2																					
Jeremy Burnitz, L (1,9) OBP: 0.438, SLG: 0.385	S				G4-3			S		3	0	2	0	1	0																					
Gerald Williams, R (1,7) OBP: 0.250, SLG: 0.467	K					IBB		1B		4	0	1	0	0	1																					
Chuck Carr, S (1,8) OBP: 0.063, SLG: 0.063			G3			F7		G4-3	G6-3	4	0	0	0	0	1																					
Jesse Levis, L (1,2) OBP: 0.429, SLG: 0.333			SH3 1B			P5		2B 1B	L1-5-3	4	2	2	0	0	0	1																				
Inning Stats	R: 0 E: 0 K: 1 S: 6	H: 0 LOB: 0 BB: 0 P: 10	R: 0 E: 0 K: 1 S: 13	H: 1 LOB: 1 BB: 0 P: 22	R: 1 E: 0 K: 0 S: 9	H: 2 LOB: 0 BB: 0 P: 14	R: 0 E: 0 K: 1 S: 6	H: 0 LOB: 0 BB: 0 P: 8	R: 0 E: 0 K: 0 S: 8	H: 1 LOB: 1 BB: 0 P: 12	R: 1 E: 0 K: 0 S: 13	H: 2 LOB: 3 BB: 1 P: 26	R: 1 E: 0 K: 0 S: 9	H: 2 LOB: 0 BB: 0 P: 14	R: 1 E: 0 K: 0 S: 12	H: 2 LOB: 1 BB: 0 P: 20	R: 0 E: 0 K: 0 S: 5	H: 0 LOB: 0 BB: 0 P: 6	1B: 6 2B: 3 HR: 1	SF: 0 SAC: 1 DP: 0 HBP: 0	WP: 0 PB: 0 CS: 2	PA: 39														
PITCHER	IP	WLS	BF	H	R	ER	SO	BB	IBB	HBP	BLK	WP	HR	S	P	ERA	WHIP	PITCHER		IP	WLS	BF	H	R	ER	SO	BB	IBB	HBP	BLK	WP	HR	S	P	ERA	WHIP
Pat Hentgen, R (1,1) ERA: 4.5	8.0	L	34	10	4	4	3	0	1	0	0	0	1	76	126	4.50	1.250			8.0	L	34	10	4	4	3	0	1	0	0	0	1	76	126	4.50	1.250
Mike Timlin, R (9,1) ERA: 4.5	1.0		3	0	0	0	0	0	0	0	0	0	0	5	6	0.00	0.000			1.0		3	0	0	0	0	0	0	0	0	0	5	6	0.00	0.000	

Batter	1	2	3	4	5	6	7	8	9	AB	R	H	RBI	BB	SO	LOB	BOTTOM																			
Otis Nixon, S (1,8) OBP: 0.333, SLG: 0.222	F8 S 1B		K				G4-3			4	0	2	0	0	1	1	Milwaukee Brewers @ Toronto Blue Jays SkyDome, Toronto, ON Sun Apr 06 1997, 3:33 AM EDT Att: 29,106 - Dome																			
Carlos Garcia, R (1,4) OBP: 0.150, SLG: 0.105	G6-4-3 BB		G4-3			K	G5-3			3	0	0	0	1	1	2																				
Orlando Merced, S (1,9) OBP: 0.286, SLG: 0.263	F8		F9			G4-3				4	0	0	0	0	1	3																				
Joe Carter, R (1,3) OBP: 0.333, SLG: 0.389	G6-4-3			2B BB		F7		G6-3		3	0	0	0	1	0	2																				
Ed Sprague, R (1,5) OBP: 0.238, SLG: 0.350		G5-3				E5 F9		G1-3		4	0	1	0	0	0	0																				
Carlos Delgado, L (1,10) OBP: 0.375, SLG: 0.533		HR 1B		K		F9			K	4	1	1	0	0	2	3																				
Benito Santiago, R (1,2) OBP: 0.118, SLG: 0.353	F7		L4			K			G6-3	4	0	0	0	0	1	4																				
Shawn Green, L (1,7) OBP: 0.438, SLG: 0.500		HR		K				G4-3	G4-3	4	1	1	2	0	1	2																				
Alex Gonzalez, R (1,6) OBP: 0.444, SLG: 0.750	K					K		G4-3 S BB		2	0	0	0	1	2	0																				
Inning Stats	R: 0 E: 0 K: 0 S: 12	H: 1 LOB: 1 BB: 1 P: 21	R: 2 E: 0 K: 1 S: 13	H: 2 LOB: 0 BB: 0 P: 20	R: 0 E: 0 K: 1 S: 6	H: 0 LOB: 0 BB: 0 P: 9	R: 0 E: 0 K: 2 S: 16	H: 1 LOB: 2 BB: 1 P: 28	R: 0 E: 0 K: 2 S: 12	H: 1 LOB: 1 BB: 0 P: 15	R: 0 E: 1 K: 1 S: 9	H: 0 LOB: 1 BB: 0 P: 13	R: 0 E: 0 K: 0 S: 9	H: 0 LOB: 1 BB: 1 P: 18	R: 0 E: 0 K: 1 S: 9	H: 0 LOB: 0 BB: 0 P: 12	R: 0 E: 0 K: 1 S: 6	H: 0 LOB: 0 BB: 0 P: 6	1B: 3 2B: 1 3B: 0 HR: 1	SF: 0 SAC: 0 DP: 1 HBP: 0	WP: 0 PB: 0 CS: 0	PA: 35														
PITCHER	IP	WLS	BF	H	R	ER	SO	BB	IBB	HBP	BLK	WP	HR	S	P	ERA	WHIP	PITCHER		IP	WLS	BF	H	R	ER	SO	BB	IBB	HBP	BLK	WP	HR	S	P	ERA	WHIP
Ben McDonald, R (1,1) ERA: 5.54	6.0	W	25	5	2	2	7	2	0	0	0	0	1	68	106	3.00	1.167			6.0	W	25	5	2	2	7	2	0	0	0	1	68	106	3.00	1.167	
Bob Wickman, R (7,1) ERA:	2.0		7	0	0	0	1	1	0	0	0	0	0	18	30	0.00	0.500			2.0		7	0	0	0	1	1	0	0	0	18	30	0.00	0.500		
Doug Jones, R (9,1) ERA:	1.0	S	3	0	0	0	1	0	0	0	0	0	0	6	6	0.00	0.000			1.0	S	3	0	0	0	1	0	0	0	0	6	6	0.00	0.000		



Batter	1	2	3	4	5	6	7	8	9	AB R H RBI BB SO LOB	TOP	
Otis Nixon, S OBP: 0.423, SLG: 0.318 (1, 8)										4 2 3 0 1 0 1	Toronto Blue Jays @ Chicago White Sox Comiskey Park, Chicago, IL Wed Apr 09 1997, 4:33 AM EDT Att: 746 - Sunny - 34 F	
Carlos Garcia, R OBP: 0.167, SLG: 0.091 (1, 4)										3 1 0 0 1 1 3		
Orlando Merced, S OBP: 0.240, SLG: 0.227 (1, 9)										3 0 0 1 0 2 3		
Joe Carter, R OBP: 0.400, SLG: 0.455 (1, 3)										4 1 3 2 0 0 0		
Ed Sprague, R OBP: 0.240, SLG: 0.375 (1, 5)										4 0 1 2 0 2 3		
Juan Samuel, R OBP: 0.500, SLG: 0.333 Carlos Delgado, L OBP: 0.353, SLG: 0.500 (8, PH)										3 0 1 0 0 2 0 1 0 0 0 0 1 0		
Benito Santiago, R OBP: 0.143, SLG: 0.333 (1, 2)										4 0 1 0 0 1 1		
Robert Perez, R OBP: 0.125, SLG: 0.125 Shawn Green, L OBP: 0.412, SLG: 0.462 (9, PH)										3 0 0 0 0 2 1 1 0 0 0 0 1 1		
Alex Gonzalez, R OBP: 0.409, SLG: 0.650 (1, 6)										4 1 1 0 0 2 1		
Inning Stats	R: 1 H: 1 E: 0 LOB: 1 K: 2 BB: 1 S: 13 P: 21	R: 0 H: 0 E: 0 LOB: 0 K: 2 BB: 0 S: 9 P: 14	R: 4 H: 4 E: 0 LOB: 0 K: 1 BB: 1 S: 14 P: 20	R: 0 H: 0 E: 0 LOB: 0 K: 2 BB: 0 S: 8 P: 10	R: 0 H: 2 E: 0 LOB: 2 K: 1 BB: 0 S: 13 P: 19	R: 0 H: 1 E: 0 LOB: 1 K: 2 BB: 0 S: 9 P: 17	R: 0 H: 1 E: 0 LOB: 1 K: 2 BB: 0 S: 10 P: 16	R: 0 H: 0 E: 0 LOB: 0 K: 1 BB: 0 S: 6 P: 10	R: 0 H: 1 E: 0 LOB: 1 K: 1 BB: 0 S: 10 P: 15	1B: 9 SF: 1 2B: 1 SAC: 0 3B: 0 DP: 0 HR: 0 HBP: 0		WP: 0 PA: 38 PB: 0 SB: 1 CS: 1
PITCHER	IP WLS BF H R ER SO BB IBB HBP BLK WP HR S P ERA WHIP	IP WLS BF H R ER SO BB IBB HBP BLK WP HR S P ERA WHIP										
Wilson Alvarez, L ERA: 6.75	7.0 L 30 9 5 5 12 2 0 0 0 0 0 0 76 117 6.43 1.571											
41 Bill Simas, R ERA:	1.0 3 0 0 0 1 0 0 0 0 0 0 0 6 10 0.00 0.000											
Carlos Castillo, R ERA:	1.0 4 1 0 0 1 0 0 0 0 0 0 0 10 15 0.00 1.000											

Batter	1	2	3	4	5	6	7	8	9	AB R H RBI BB SO LOB	BOTTOM	
Tony Phillips, S OBP: 0.600, SLG: 0.667 (1, 9)										3 0 0 0 1 3 0	Toronto Blue Jays @ Chicago White Sox Comiskey Park, Chicago, IL Wed Apr 09 1997, 4:33 AM EDT Att: 746 - Sunny - 34 F	
Dave Martinez, L OBP: 0.207, SLG: 0.207 (1, 8)										4 0 1 0 0 1 1		
Frank Thomas, R OBP: 0.393, SLG: 0.304 (1, 3)										3 0 1 0 1 0 1		
Albert Belle, R OBP: 0.296, SLG: 0.462 (1, 7)										4 0 0 0 0 0 3		
Harold Baines, L OBP: 0.385, SLG: 0.238 (1, 10)										3 0 0 0 1 0 0		
Chris Snopce, R OBP: 0.360, SLG: 0.476 (1, 5)										3 0 0 0 0 2 1		
Ray Durham, S OBP: 0.385, SLG: 0.476 (1, 4)										2 0 1 0 1 1 0		
Ron Karkovics, R OBP: 0.313, SLG: 0.667 (1, 2)										3 0 0 0 0 2 3		
Ozzie Guillen, L OBP: 0.250, SLG: 0.333 (1, 6)										3 0 0 0 0 0 0		
Inning Stats	R: 0 H: 1 E: 0 LOB: 1 K: 1 BB: 1 S: 9 P: 16	R: 0 H: 1 E: 0 LOB: 0 K: 1 BB: 0 S: 8 P: 10	R: 0 H: 0 E: 0 LOB: 1 K: 0 BB: 1 S: 8 P: 17	R: 0 H: 0 E: 0 LOB: 0 K: 1 BB: 0 S: 12 P: 20	R: 0 H: 0 E: 0 LOB: 0 K: 2 BB: 0 S: 10 P: 14	R: 0 H: 0 E: 0 LOB: 0 K: 2 BB: 0 S: 9 P: 14	R: 0 H: 0 E: 0 LOB: 2 K: 1 BB: 2 S: 14 P: 25	R: 0 H: 0 E: 0 LOB: 0 K: 1 BB: 0 S: 9 P: 13	R: 0 H: 1 E: 0 LOB: 0 K: 0 BB: 0 S: 10 P: 15	1B: 3 SF: 0 2B: 0 SAC: 0 3B: 0 DP: 2 HR: 0 HBP: 0		WP: 0 PA: 32 PB: 0 SB: 1 CS: 0
PITCHER	IP WLS BF H R ER SO BB IBB HBP BLK WP HR S P ERA WHIP	IP WLS BF H R ER SO BB IBB HBP BLK WP HR S P ERA WHIP										
Roger Clemens, R ERA: 0.61	5.2 W 20 2 0 0 7 2 0 0 0 0 0 0 53 87 0.00 0.706											
Luis Andujar, R ERA:	1.1 6 0 0 0 1 2 0 0 0 0 0 0 17 29 0.00 1.500											
Dan Plesac, L ERA: 2.45	1.0 3 0 0 0 1 0 0 0 0 0 0 0 9 13 0.00 0.000											
Tim Crabtree, R ERA:	1.0 3 1 0 0 0 0 0 0 0 0 0 0 10 15 0.00 1.000											

Batter	1	2	3	4	5	6	7	8	9	AB	R	H	RBI	BB	SO	LOB	TOP
Otis Nixon, S <small>OBP: 0.397, SLG: 0.269</small> (1, 8)	F7	K			B2			G4-3	L3 BB	4	0	0	1	1	1	2	
Carlos Garcia, R <small>OBP: 0.138, SLG: 0.074</small> (1, 4)	F9		G1-3		F9			K	L3	5	0	0	0	0	1	3	
Orlando Merced, S <small>OBP: 0.241, SLG: 0.269</small> (1, 9)	G4-3		F7		G1-4-3				2B	4	0	1	0	0	0	0	
Joe Carter, R <small>OBP: 0.345, SLG: 0.385</small> (1, 3)		P5	G6-3		F9			F7		4	0	0	0	0	0	1	
Ed Sprague, R <small>OBP: 0.276, SLG: 0.407</small> (1, 5)		BB 1B BB			F8				2B	3	2	1	0	1	0	0	
Carlos Delgado, L <small>OBP: 0.400, SLG: 0.500</small> Juan Samuel, R <small>OBP: 0.444, SLG: 0.286</small> (9, PH)		BB WP BB 1B			F6				P5	2	1	1	0	1	0	0	
Benito Santiago, R <small>OBP: 0.200, SLG: 0.333</small> (1, 2)		WP BB BB						G6-3	E5 2B BB	3	1	1	0	1	0	1	
Shawn Green, L <small>OBP: 0.400, SLG: 0.400</small> Robert Perez, R <small>OBP: 0.222, SLG: 0.333</small> (9, PH)		WP BB			F7			P6	BB 2B	2	0	0	1	1	0	2	
Alex Gonzalez, R <small>OBP: 0.385, SLG: 0.565</small> (1, 6)		K			K			F8	BB IBB	3	0	0	0	1	2	4	
Inning Stats	R: 0 H: 0 E: 0 K: 0 S: 7	H: 1 LOB: 2 BB: 3 P: 35	R: 0 H: 0 E: 0 K: 0 S: 11	H: 0 LOB: 0 BB: 1 P: 14	R: 0 H: 1 E: 0 K: 1 S: 10	H: 0 LOB: 2 BB: 1 P: 18	R: 0 H: 0 E: 0 K: 0 S: 5	H: 0 LOB: 0 BB: 0 P: 10	R: 0 H: 0 E: 0 K: 1 S: 4	H: 1 LOB: 1 BB: 0 P: 17	R: 2 H: 2 E: 1 K: 0 S: 10	H: 2 LOB: 2 BB: 2 P: 22	1B: 2 2B: 4 3B: 0 HR: 0	SF: 0 SAC: 0 DP: 1 HBP: 0	WP: 1 PB: 0 SB: 0 CS: 0	PA: 38	
PITCHER	IP WLS BF H R ER SO BB IBB HBP BLK WP HR S P ERA WHIP	IP WLS BF H R ER SO BB IBB HBP BLK WP HR S P ERA WHIP	IP WLS BF H R ER SO BB IBB HBP BLK WP HR S P ERA WHIP	IP WLS BF H R ER SO BB IBB HBP BLK WP HR S P ERA WHIP	IP WLS BF H R ER SO BB IBB HBP BLK WP HR S P ERA WHIP	IP WLS BF H R ER SO BB IBB HBP BLK WP HR S P ERA WHIP	IP WLS BF H R ER SO BB IBB HBP BLK WP HR S P ERA WHIP	IP WLS BF H R ER SO BB IBB HBP BLK WP HR S P ERA WHIP	IP WLS BF H R ER SO BB IBB HBP BLK WP HR S P ERA WHIP	IP WLS BF H R ER SO BB IBB HBP BLK WP HR S P ERA WHIP	IP WLS BF H R ER SO BB IBB HBP BLK WP HR S P ERA WHIP	IP WLS BF H R ER SO BB IBB HBP BLK WP HR S P ERA WHIP	IP WLS BF H R ER SO BB IBB HBP BLK WP HR S P ERA WHIP	IP WLS BF H R ER SO BB IBB HBP BLK WP HR S P ERA WHIP	IP WLS BF H R ER SO BB IBB HBP BLK WP HR S P ERA WHIP	IP WLS BF H R ER SO BB IBB HBP BLK WP HR S P ERA WHIP	IP WLS BF H R ER SO BB IBB HBP BLK WP HR S P ERA WHIP
James Baldwin, R <small>ERA: 2.93</small> Tony Castillo, L <small>ERA: 15.75</small>	8.0 L 31 3 2 2 4 4 0 0 0 1 0 74 118 2.25 0.875	1.0 7 2 2 1 0 1 1 0 0 0 0 0 10 22 9.00 3.000															

Toronto Blue Jays @ Chicago White Sox
 Comiskey Park, Chicago, IL
 Thu Apr 10 1997, 4:33 AM EDT
 Att: 14,180 - Cloudy - 39 F

AB	32
R	4
H	5
RBI	3
BB	6
SO	4
LOB	14



Batter	1	2	3	4	5	6	7	8	9	AB	R	H	RBI	BB	SO	LOB	BOTTOM	
Tony Phillips, S <small>OBP: 0.559, SLG: 0.600</small> (1, 9)	BB 1B		F7		G6-3			F8		4	0	1	0	0	0	2		
Norberto Martin, R <small>OBP: 0.333, SLG: 0.800</small> (1, 4)	F9		K				G4-3	G5-3		4	0	0	0	0	1	1		
Frank Thomas, R <small>OBP: 0.375, SLG: 0.269</small> (1, 3)	G6-4-3 BB				E6		P2	F9		3	0	0	0	1	0	0		
Albert Belle, R <small>OBP: 0.258, SLG: 0.400</small> (1, 7)	G6-4-3		L8				P3		K	4	0	0	0	0	1	3		
Harold Baines, L <small>OBP: 0.333, SLG: 0.200</small> (1, 10)		P5			K		P6	G6-3		4	0	0	0	0	1	1		
Chris Snopce, R <small>OBP: 0.378, SLG: 0.520</small> (1, 5)	P5		G4-3				2B	BB 1B		4	0	2	0	0	0	1		
Darren Lewis, R (1, 8)							G1-3		BB 1B	2	0	0	0	1	1	1		
Ray Durham, S <small>OBP: 0.407, SLG: 0.476</small> (9, PH)					K				BB	0	0	0	0	1	0	0		
Ron Karkovics, R <small>OBP: 0.333, SLG: 0.625</small> Dave Martinez, L <small>OBP: 0.233, SLG: 0.207</small> (7, PH)		P3							F7	1	0	0	0	1	0	1		
Tony Peña, R <small>OBP: 0.333, SLG: 0.250</small> (8, 2)					1B					0	0	0	0	0	0	0		
Chad Kreuter, S (9, PH)					BB					1	0	0	0	0	0	2		
Ozzie Guillen, L <small>OBP: 0.259, SLG: 0.333</small> (1, 6)			F9				P5			3	0	1	0	0	0	2		
Inning Stats	R: 0 H: 1 E: 0 K: 0 S: 7	H: 0 LOB: 1 BB: 1 P: 13	R: 0 H: 0 E: 0 K: 0 S: 11	H: 0 LOB: 0 BB: 1 P: 18	R: 0 H: 0 E: 1 K: 1 S: 10	H: 0 LOB: 1 BB: 0 P: 16	R: 0 H: 0 E: 0 K: 1 S: 9	H: 1 LOB: 1 BB: 1 P: 15	R: 0 H: 0 E: 0 K: 0 S: 14	H: 1 LOB: 2 BB: 1 P: 22	R: 0 H: 0 E: 0 K: 0 S: 10	H: 0 LOB: 0 BB: 0 P: 14	R: 0 H: 1 E: 0 K: 1 S: 12	H: 1 LOB: 2 BB: 1 P: 17	1B: 3 2B: 1 3B: 0 HR: 0	SF: 0 SAC: 0 DP: 2 HBP: 0	WP: 0 PB: 0 SB: 2 CS: 0	PA: 35
PITCHER	IP WLS BF H R ER SO BB IBB HBP BLK WP HR S P ERA WHIP	IP WLS BF H R ER SO BB IBB HBP BLK WP HR S P ERA WHIP	IP WLS BF H R ER SO BB IBB HBP BLK WP HR S P ERA WHIP	IP WLS BF H R ER SO BB IBB HBP BLK WP HR S P ERA WHIP	IP WLS BF H R ER SO BB IBB HBP BLK WP HR S P ERA WHIP	IP WLS BF H R ER SO BB IBB HBP BLK WP HR S P ERA WHIP	IP WLS BF H R ER SO BB IBB HBP BLK WP HR S P ERA WHIP	IP WLS BF H R ER SO BB IBB HBP BLK WP HR S P ERA WHIP	IP WLS BF H R ER SO BB IBB HBP BLK WP HR S P ERA WHIP	IP WLS BF H R ER SO BB IBB HBP BLK WP HR S P ERA WHIP	IP WLS BF H R ER SO BB IBB HBP BLK WP HR S P ERA WHIP	IP WLS BF H R ER SO BB IBB HBP BLK WP HR S P ERA WHIP	IP WLS BF H R ER SO BB IBB HBP BLK WP HR S P ERA WHIP	IP WLS BF H R ER SO BB IBB HBP BLK WP HR S P ERA WHIP	IP WLS BF H R ER SO BB IBB HBP BLK WP HR S P ERA WHIP	IP WLS BF H R ER SO BB IBB HBP BLK WP HR S P ERA WHIP	IP WLS BF H R ER SO BB IBB HBP BLK WP HR S P ERA WHIP	
Juan Guzman, R <small>ERA: 0.64</small> Dan Plesac, L <small>ERA: 2.08</small> Tim Crabtree, R <small>ERA:</small> Mike Timlin, R <small>ERA: 3.0</small>	7.0 W 27 3 0 0 0 0 0 0 0 0 0 6 7 0.00 0.000	0.2 2 0 0 0 0 0 0 0 0 0 0 0 4 7 0.00 0.000																

Toronto Blue Jays @ Chicago White Sox
 Comiskey Park, Chicago, IL
 Thu Apr 10 1997, 4:33 AM EDT
 Att: 14,180 - Cloudy - 39 F

AB	30
R	0
H	4
RBI	0
BB	5
SO	4
LOB	14



Batter	1	2	3	4	5	6	7	8	9	AB	R	H	RBI	BB	SO	LOB	TOP
Otis Nixon, S <small>OBP: 0.412, SLG: 0.259</small> 										1	0	0	0	2	0	0	Toronto Blue Jays @ Milwaukee Brewers Milwaukee County Stadium, Milwaukee, WI Sun Apr 13 1997, 4:33 AM EDT Att: 19,143 - Sunny - 40 F
Carlos Garcia, R <small>OBP: 0.156, SLG: 0.100</small> 										3	0	1	1	0	0	1	
Orlando Merced, S <small>OBP: 0.212, SLG: 0.233</small> 										4	0	0	0	0	1	4	
Joe Carter, R <small>OBP: 0.364, SLG: 0.414</small> 										3	0	1	0	1	0	0	
Ed Sprague, R <small>OBP: 0.303, SLG: 0.452</small> 										4	0	2	1	0	1	2	
Carlos Delgado, L <small>OBP: 0.333, SLG: 0.409</small> 										4	0	0	0	0	0	2	
Benito Santiago, R <small>OBP: 0.172, SLG: 0.286</small> 										4	0	0	0	0	1	2	
Shawn Green, L <small>OBP: 0.375, SLG: 0.368</small> 										4	1	1	0	0	0	0	
Alex Gonzalez, R <small>OBP: 0.407, SLG: 0.565</small> Tilson Brito, R <small>OBP: 0.500, SLG: 0.500</small> 										0	0	0	0	0	0	0	
Inning Stats <small>R: 0 H: 1 E: 0 LOB: 0 K: 0 BB: 0 S: 5</small>	<small>R: 0 H: 1 E: 0 LOB: 1 K: 0 BB: 0 S: 10</small>	<small>R: 1 H: 1 E: 0 LOB: 1 K: 1 BB: 0 S: 8</small>	<small>R: 0 H: 1 E: 0 LOB: 1 K: 2 BB: 0 S: 8</small>	<small>R: 0 H: 0 E: 0 LOB: 0 K: 1 BB: 1 S: 6</small>	<small>R: 0 H: 0 E: 0 LOB: 0 K: 0 BB: 0 S: 12</small>	<small>R: 0 H: 0 E: 0 LOB: 0 K: 0 BB: 0 S: 4</small>	<small>R: 1 H: 2 E: 0 LOB: 2 K: 0 BB: 2 S: 12</small>	<small>R: 0 H: 0 E: 0 LOB: 0 K: 0 BB: 0 S: 4</small>	<small>R: 0 H: 0 E: 0 LOB: 0 K: 0 BB: 0 S: 4</small>	<small>1B: 4 SF: 0 2B: 2 SAC: 2 3B: 0 DP: 1 HR: 0</small>	<small>WP: 0 PA: 36</small>						
PITCHER Ben McDonald, R <small>ERA: 4.5</small> Angel Miranda, L <small>ERA:</small> Bob Wickman, R <small>ERA:</small>	<small>IP: 7.0 WLS: 28 BF: 5 R: 2 ER: 2 SO: 4 BB: 2 IBB: 0 HBP: 1 BLK: 0 WP: 0 HR: 0 S: 59 P: 102 ERA: 2.57 WHIP: 1.000</small>						<small>IP: 1.1 WLS: 4 BF: 1 R: 0 ER: 0 SO: 0 BB: 0 IBB: 0 HBP: 0 BLK: 0 WP: 0 HR: 0 S: 6 P: 7 ERA: 0.00 WHIP: 0.750</small>										

Batter	1	2	3	4	5	6	7	8	9	AB	R	H	RBI	BB	SO	LOB	BOTTOM
Fernando Vina, L <small>OBP: 0.273, SLG: 0.394</small> 										5	0	1	1	0	0	4	Toronto Blue Jays @ Milwaukee Brewers Milwaukee County Stadium, Milwaukee, WI Sun Apr 13 1997, 4:33 AM EDT Att: 19,143 - Sunny - 40 F
Jeff Cirillo, R <small>OBP: 0.448, SLG: 0.455</small> 										3	1	0	0	1	1	0	
Dave Nilsson, L <small>OBP: 0.267, SLG: 0.259</small> 										4	0	2	0	0	1	1	
John Jaha, R <small>OBP: 0.250, SLG: 0.385</small> 										4	0	1	0	0	2	2	
Marc Newfield, R <small>OBP: 0.500, SLG: 0.545</small> Chuck Carr, S <small>OBP: 0.059, SLG: 0.059</small> 										3	0	2	0	0	1	1	
Jeremy Burnitz, L <small>OBP: 0.482, SLG: 0.278</small> 										1	0	0	0	2	0	1	
Jose Valentin, S <small>OBP: 0.250, SLG: 0.100</small> Mark Loretta, R <small>OBP: 0.444, SLG: 0.286</small> 										1	0	0	0	0	1	2	
Gerald Williams, R <small>OBP: 0.333, SLG: 0.560</small> 										4	1	3	1	0	0	2	
Mike Matheny, R <small>OBP: 0.250, SLG: 0.400</small> Jesse Lewis, L <small>OBP: 0.444, SLG: 0.286</small> 										2	0	1	0	0	0	0	
Inning Stats <small>R: 0 H: 1 E: 0 LOB: 1 K: 1 BB: 0 S: 11</small>	<small>R: 0 H: 1 E: 0 LOB: 1 K: 1 BB: 1 S: 12</small>	<small>R: 0 H: 0 E: 0 LOB: 0 K: 0 BB: 0 S: 4</small>	<small>R: 0 H: 1 E: 0 LOB: 1 K: 2 BB: 0 S: 13</small>	<small>R: 0 H: 2 E: 0 LOB: 1 K: 0 BB: 0 S: 8</small>	<small>R: 0 H: 0 E: 0 LOB: 0 K: 1 BB: 0 S: 9</small>	<small>R: 1 H: 2 E: 1 LOB: 3 K: 1 BB: 1 S: 10</small>	<small>R: 1 H: 1 E: 1 LOB: 2 K: 2 BB: 2 S: 13</small>	<small>R: 1 H: 2 E: 1 LOB: 2 K: 0 BB: 0 S: 5</small>	<small>1B: 7 SF: 0 2B: 2 SAC: 2 3B: 1 DP: 0 HR: 0</small>	<small>WP: 0 PA: 38</small>							
PITCHER Pat Hentgen, R <small>ERA: 3.52</small> Dan Plesac, L <small>ERA: 1.93</small> Tim Crabtree, R <small>ERA: 2.7</small>	<small>IP: 7.0 WLS: 29 BF: 7 R: 2 ER: 1 SO: 6 BB: 3 IBB: 0 HBP: 0 BLK: 0 WP: 0 HR: 0 S: 70 P: 115 ERA: 1.29 WHIP: 1.429</small>					<small>IP: 0.1 WLS: 1 BF: 0 R: 0 ER: 0 SO: 1 BB: 0 IBB: 0 HBP: 0 BLK: 0 WP: 0 HR: 0 S: 3 P: 5 ERA: 0.00 WHIP: 0.000</small>	<small>IP: 0.2 WLS: 7 BF: 3 R: 1 ER: 1 SO: 1 BB: 1 IBB: 0 HBP: 0 BLK: 0 WP: 0 HR: 0 S: 12 P: 20 ERA: 13.50 WHIP: 4.500</small>										

Batter	1	2	3	4	5	6	7	8	9	AB	R	H	RBI	BB	SO	LOB	TOP								
Johnny Damon, L (1, 7) OBP: 0.385, SLG: 0.636	4-1 G4-6-3 BB		0-3 K			1-2 L6		2-1 1B 1B		3	1	1	0	1	1	0	Kansas City Royals @ Toronto Blue Jays SkyDome, Toronto, ON Mon Apr 14 1997, 7:05 PM EDT Att: 25,642 - Dome								
Tom Goodwin, L (1, 8) OBP: 0.281, SLG: 0.244	1-1 G4-6-3		1-3 K			2-1 F7		2-1 1B		3	0	0	0	0	1	1									
Bip Roberts, S (8, PH) OBP: 0.385, SLG: 0.500	1-2							1-H 1B		1	0	1	1	0	0	0									
Jay Bell, R (1, 6) OBP: 0.386, SLG: 0.690	2-2 HR					1-1 F8		0-0 F9		4	2	2	2	0	0	1									
Jeff King, R (1, 3) OBP: 0.409, SLG: 0.515	1-3 K					0-1 1B		1-2 HR B1-3		3	0	1	0	1	1	0									
Chili Davis, S (1, 10)		2-2 F9				2-2 F8		0-1 BB BB		4	0	0	0	0	0	2									
Craig Paquette, R (1, 5) OBP: 0.317, SLG: 0.513	1-0 2B					0-1 F8		1-0 F8		4	0	1	0	0	0	2									
Jermaine Dye, R (1, 9) OBP: 0.194, SLG: 0.229	1-0 P3					0-1 F8		1-2 G6-3		3	0	0	0	0	0	1									
Mike Macfarlane, R (1, 2)	2-2 P6					1-0 F7		1-3 K		3	0	0	0	0	1	1									
David Howard, S (1, 4) OBP: 0.429, SLG: 0.353			1-3 K			2-3 K		2-1 G6-3		3	0	0	0	0	2	0									
Inning Stats	R: 1 E: 0 K: 1 S: 11	H: 1 LOB: 0 BB: 1 P: 19	R: 0 E: 0 K: 0 S: 10	H: 1 LOB: 1 BB: 0 P: 16	R: 0 E: 0 K: 3 S: 10	H: 0 LOB: 0 BB: 0 P: 12	R: 0 E: 0 K: 0 S: 9	H: 1 LOB: 1 BB: 0 P: 12	R: 0 E: 0 K: 1 S: 6	H: 0 LOB: 0 BB: 0 P: 9	R: 1 E: 0 K: 0 S: 10	H: 1 LOB: 0 BB: 0 P: 16	R: 0 E: 0 K: 0 S: 8	H: 0 LOB: 0 BB: 0 P: 12	R: 1 E: 0 K: 1 S: 10	H: 2 LOB: 1 BB: 0 P: 17	R: 0 E: 0 K: 0 S: 3	H: 0 LOB: 0 BB: 1 P: 7	1B: 3 2B: 1 3B: 0 HR: 2	SF: 0 SAC: 0 DP: 2 HBP: 0	WP: 0 PB: 0 SB: 0 CS: 0	PA: 33			
PITCHER	IP	WLS	BF	H	R	ER	SO	BB	IBB	HBP	BLK	WP	HR	S	P	ERA	WHIP								
Woody Williams, R (1, 1) ERA: 3.46	7.0		25	4	2	2	5	1	0	0	0	0	2	64	96	2.57	0.714								
Paul Quantrill, R (8, 1) ERA: 10.9	0.2	L	3	1	1	1	1	0	0	0	0	0	0	7	12	13.50	1.500								
Dan Plesac, L (8, 1) ERA: 1.8	0.1		2	1	0	0	0	0	0	0	0	0	0	3	5	0.00	3.000								
Luis Andujar, R (9, 1) ERA:	1.0		3	0	0	0	0	1	0	0	0	0	0	3	7	0.00	1.000								

Batter	1	2	3	4	5	6	7	8	9	AB	R	H	RBI	BB	SO	LOB	BOTTOM								
Otis Nixon, S (1, 8) OBP: 0.359, SLG: 0.219	0-0 G4-3		1-0 B1-3			1-1 F9		0-2 G6-3		5	0	0	0	0	0	1	Kansas City Royals @ Toronto Blue Jays SkyDome, Toronto, ON Mon Apr 14 1997, 7:05 PM EDT Att: 25,642 - Dome								
Carlos Garcia, R (1, 4) OBP: 0.167, SLG: 0.118	0-2 P4		1-2 G6-3			1-0 BB 1B		1-0 F8		4	1	1	0	0	0	0									
Orlando Merced, S (1, 9) OBP: 0.216, SLG: 0.212	0-0 G3		2-3 K			4-2 BB 1B		1-0 F8		3	0	0	0	1	1	0									
Joe Carter, R (1, 3) OBP: 0.378, SLG: 0.424		2-0 G6-3				2-1 2B G6-3 1B		1-2 2H 1B		4	1	2	1	0	1	0									
Ed Sprague, R (1, 5) OBP: 0.297, SLG: 0.457		1-0 G4-3				2-2 1B 2B		0-0 F7		4	0	1	0	0	0	2									
Juan Samuel, R (1, 10) OBP: 0.417, SLG: 0.300		1-2 2B				1-0 G6-3		0-3 K		3	0	1	1	0	1	1									
Carlos Delgado, L (8, PH) OBP: 0.320, SLG: 0.391		2B 1B				3-H G6-3		0-1 K		1	0	0	0	0	0	0									
Robert Perez, R (1, 7) OBP: 0.250, SLG: 0.417		2-2 1B				0-1 F8		0-0 F8		3	0	1	0	0	0	1									
Shawn Green, L (9, PH) OBP: 0.375, SLG: 0.368		1-3 2B				0-1 F8		0-1 F8		0	0	0	0	0	0	0									
Shannon Stewart, R (9, PH) ERA:		1-3 2B				0-1 F8		0-1 F8		1	0	0	0	0	0	0									
Charlie O'Brien, R (1, 2) OBP: 0.625, SLG: 0.800		4-1 BB				0-0 P4		1-1 2B		3	0	1	0	1	1	1									
Alex Gonzalez, R (1, 6) OBP: 0.387, SLG: 0.500		0-3 K				1-1 F9		1-3 K		3	0	0	0	1	2	4									
Inning Stats	R: 0 E: 0 K: 0 S: 5	H: 2 LOB: 3 BB: 1 P: 23	R: 0 E: 0 K: 1 S: 13	H: 0 LOB: 0 BB: 0 P: 11	R: 1 E: 0 K: 0 S: 9	H: 2 LOB: 1 BB: 0 P: 14	R: 1 E: 0 K: 0 S: 12	H: 2 LOB: 2 BB: 1 P: 20	R: 0 E: 0 K: 2 S: 9	H: 1 LOB: 1 BB: 0 P: 11	R: 0 E: 0 K: 0 S: 6	H: 0 LOB: 0 BB: 0 P: 8	R: 0 E: 0 K: 1 S: 6	H: 0 LOB: 0 BB: 0 P: 8	R: 0 E: 0 K: 1 S: 9	H: 0 LOB: 1 BB: 1 P: 16	1B: 4 2B: 3 3B: 0 HR: 0	SF: 0 SAC: 0 DP: 0 HBP: 0	WP: 0 PB: 0 SB: 0 CS: 0	PA: 37					
PITCHER	IP	WLS	BF	H	R	ER	SO	BB	IBB	HBP	BLK	WP	HR	S	P	ERA	WHIP								
Glendon Rusch, L (1, 1) ERA: 1.2	7.0	W	30	7	2	2	4	2	0	0	0	0	0	61	92	2.57	1.286								
Brian Bewil, R (8, 1) ERA: 5.4	1.0		3	0	0	0	1	0	0	0	0	0	0	6	8	0.00	0.000								
Jamie Walker, L (9, 1) ERA: 3.0	0.1		1	0	0	0	0	0	0	0	0	0	0	2	2	0.00	0.000								
Hipolito Pichardo, R (9, 1) ERA:	0.2	S	3	0	0	0	1	1	0	0	0	0	0	7	14	0.00	1.500								

AB	31
R	3
H	6
RBI	3
BB	2
SO	6
LOB	8



Batter	1	2	3	4	5	6	7	8	9	AB	R	H	RBI	BB	SO	LOB	TOP								
Bip Roberts, S (1, 7) OBP: 0.386, SLG: 0.488										5	2	2	0	0	2	1	Kansas City Royals @ Toronto Blue Jays SkyDome, Toronto, ON Tue Apr 15 1997, 7:05 PM EDT Att: 25,582 - Dome - 72 F								
Tom Goodwin, L (1, 8) OBP: 0.280, SLG: 0.250										3	1	1	0	1	0	0									
Jay Bell, R (1, 6) OBP: 0.367, SLG: 0.630										4	0	0	1	0	1	2									
Jeff King, R (1, 3) OBP: 0.429, SLG: 0.632										5	2	3	3	0	0	0									
Chili Davis, S (1, 10) OBP: 0.500, SLG: 0.429									3	2	3	1	1	0	0	0									
Shane Halter, R (8, PR) OBP: 0.500, SLG: 0.500									0	0	0	0	0	0	0	0									
Craig Paquette, R (1, 5) OBP: 0.311, SLG: 0.476									3	0	0	0	1	0	3										
Mike Macfarlane, R (1, 2)										4	0	0	0	0	2	7									
David Howard, S (1, 4) OBP: 0.400, SLG: 0.333										4	0	1	2	0	0	3									
Johnny Damon, L (1, 9) OBP: 0.353, SLG: 0.500										3	0	0	0	1	0	3									
Inning Stats	R: 0 E: 0 K: 1 S: 8	H: 0 LOB: 0 BB: 0 P: 13	R: 1 E: 0 K: 1 S: 14	H: 1 LOB: 2 BB: 2 P: 27	R: 0 E: 0 K: 1 S: 7	H: 0 LOB: 0 BB: 0 P: 10	R: 2 E: 1 K: 1 S: 18	H: 2 LOB: 1 BB: 0 P: 24	R: 3 E: 0 K: 0 S: 11	H: 3 LOB: 1 BB: 1 P: 18	R: 0 E: 0 K: 1 S: 9	H: 0 LOB: 0 BB: 1 P: 16	R: 0 E: 0 K: 0 S: 8	H: 1 LOB: 0 BB: 0 P: 10	R: 0 E: 0 K: 0 S: 9	H: 1 LOB: 2 BB: 0 P: 16	R: 1 E: 0 K: 0 S: 10	H: 2 LOB: 2 BB: 0 P: 13	1B: 8 2B: 1 3B: 0 HR: 1	SF: 0 SAC: 1 DP: 0 HBP: 1	WP: 0 PB: 2 SB: 2 CS: 2	PA: 40			
PITCHER	IP	WLS	BF	H	R	ER	SO	BB	IBB	HBP	BLK	WP	HR	S	P	ERA	WHIP								
Juan Guzman, R (1, 1) ERA: 2.84	5.0	L	25	6	6	5	4	3	0	0	0	0	1	58	92	9.00	1.800								
Paul Quantrill, R (6, 1) ERA: 3.85	3.0		10	2	0	0	1	1	0	0	0	0	0	26	42	0.00	1.000								
Mike Timlin, R (9, 1) ERA: 2.25	1.0		5	2	1	0	0	0	0	1	0	0	0	10	13	0.00	2.000								

Batter	1	2	3	4	5	6	7	8	9	AB	R	H	RBI	BB	SO	LOB	BOTTOM								
Otis Nixon, S (1, 8) OBP: 0.341, SLG: 0.194										4	0	0	0	1	1	2	Kansas City Royals @ Toronto Blue Jays SkyDome, Toronto, ON Tue Apr 15 1997, 7:05 PM EDT Att: 25,582 - Dome - 72 F								
Carlos Garcia, R (1, 4) OBP: 0.195, SLG: 0.132										4	0	1	1	1	1	0									
Orlando Merced, S (1, 9) OBP: 0.262, SLG: 0.289										5	1	3	0	0	2	2									
Joe Carter, R (1, 3) OBP: 0.357, SLG: 0.421										5	0	1	1	0	1	6									
Ed Sprague, R (1, 5) OBP: 0.317, SLG: 0.526										3	1	1	1	1	0	0									
Juan Samuel, R (1, 10) OBP: 0.333, SLG: 0.231										3	0	0	0	0	0	3									
Felipe Crespo, S (8, PH)										1	0	0	0	0	1	0									
Robert Perez, R (1, 7) ERA: 2.93									2	0	1	0	0	0	1										
Shawn Green, L (6, PH) OBP: 0.360, SLG: 0.350									1	0	0	0	0	0	0										
Shannon Stewart, R (8, PH) ERA: 18.9									4	1	1	2	0	0	2										
Charlie O'Brien, R (1, 2) OBP: 0.500, SLG: 0.889									4	1	1	2	0	0	2										
Alex Gonzalez, R (1, 6) OBP: 0.371, SLG: 0.500										4	1	1	0	0	1	1									
Inning Stats	R: 0 E: 0 K: 1 S: 11	H: 0 LOB: 1 BB: 2 P: 21	R: 0 E: 1 K: 0 S: 12	H: 0 LOB: 1 BB: 0 P: 18	R: 1 E: 1 K: 0 S: 15	H: 2 LOB: 1 BB: 0 P: 26	R: 1 E: 0 K: 0 S: 10	H: 2 LOB: 1 BB: 0 P: 14	R: 1 E: 0 K: 2 S: 20	H: 2 LOB: 2 BB: 1 P: 29	R: 0 E: 0 K: 1 S: 10	H: 0 LOB: 0 BB: 0 P: 16	R: 0 E: 0 K: 2 S: 15	H: 0 LOB: 1 BB: 0 P: 22	R: 2 E: 0 K: 1 S: 11	H: 2 LOB: 1 BB: 1 P: 19	R: 0 E: 0 K: 0 S: 4	H: 1 LOB: 0 BB: 0 P: 9	1B: 4 2B: 3 3B: 0 HR: 2	SF: 0 SAC: 0 DP: 3 HBP: 0	WP: 2 PB: 0 SB: 2 CS: 0	PA: 40			
PITCHER	IP	WLS	BF	H	R	ER	SO	BB	IBB	HBP	BLK	WP	HR	S	P	ERA	WHIP								
50 José Rosado, L (1, 1) ERA: 2.93	5.0	W	24	6	3	2	3	3	0	0	0	0	0	68	108	3.60	1.800								
Randy Veres, R (6, 1) ERA: 18.9	2.1		8	0	0	0	3	0	0	0	0	2	0	27	41	0.00	0.000								
Jamie Walker, L (8, 1) ERA: 5.4	0.1		2	0	0	0	1	1	0	0	0	0	0	4	9	0.00	3.000								
Jeff Montgomery, R (8, 1) ERA: 18.9	0.1		3	2	2	2	0	0	0	0	0	0	1	5	7	54.00	6.000								
Hipolito Pichardo, R (9, 1) ERA: 18.9	1.0	S	3	1	0	0	0	0	0	0	0	0	0	4	9	0.00	1.000								

AB	34
R	7
H	10
RBI	7
BB	4
SO	5
LOB	19



AB	36
R	5
H	9
RBI	5
BB	4
SO	7
LOB	17



Batter	1	2	3	4	5	6	7	8	9	AB	R	H	RBI	BB	SO	LOB	TOP								
Damon Mashore, R OBP: 0.370, SLG: 0.400	1-3 K		1-0 E 2B 1B		3-2 X 1B		0-3 K		3-2 SH3-4 1B	5	1	3	0	0	2	1	Oakland Athletics @ Toronto Blue Jays SkyDome, Toronto, ON Wed Apr 16 1997, 7:05 PM EDT Att: 26,139 - Dome								
Dave Magadan, L OBP: 0.315, SLG: 0.375	4-2 1B BB		4-2 2B BB		1 SAFE 2-2 F8		0-1 1B		1-1 SH3-4	2	0	1	0	2	0	1									
Jason Giambi, L OBP: 0.323, SLG: 0.423 Ernie Young, R OBP: 0.250, SLG: 0.250	2-2 P5		1-2 P5		1 SAFE 3-1 P4		0-0 1B		2-0 F8	5	0	1	0	0	0	5									
Jose Canseco, R OBP: 0.318, SLG: 0.397	3-2 1B		0-0 F8		1-1 F7		1-2 SF7		3-3 K	4	0	1	1	0	1	4									
Matt Stairs, L OBP: 0.364, SLG: 0.400	2-0 P6		3-2 2B		1-0 F9		3-3 K			4	0	1	1	0	1	4									
Scott Brosius, R OBP: 0.237, SLG: 0.192		1-0 G4-3	1-1 F8		4-1 L6-4 BB		1-1 G6-3			3	0	0	0	1	0	2									
Scott Spiezio, S OBP: 0.333, SLG: 0.412		1-3 K		1-0 G4-3		4-2 BB		2-1 F7		3	0	0	0	1	1	0									
Rafael Bourimigal, R OBP: 0.500, SLG: 0.462 Mark McQuire, R OBP: 0.483, SLG: 0.690	0-2 FC6-4 1B		1-1 G5-3		0-0 L6-4		0-1 HR			3	0	1	0	0	0	2									
Izzy Molina, R OBP: 0.138, SLG: 0.138	0-0 FC6-4		1-2 L6		0-0 1B SF7 1B		1-1 G4-3			4	1	1	0	0	0	1									
Inning Stats	R: 0 E: 0 K: 1 S: 15	H: 1 LOB: 2 BB: 1 P: 27	R: 0 E: 0 K: 1 S: 8	H: 1 LOB: 1 BB: 0 P: 10	R: 1 E: 1 K: 0 S: 14	H: 2 LOB: 2 BB: 1 P: 24	R: 0 E: 0 K: 0 S: 6	H: 0 LOB: 0 BB: 0 P: 9	R: 0 E: 0 K: 0 S: 18	H: 1 LOB: 1 BB: 0 P: 26	R: 0 E: 0 K: 0 S: 6	H: 0 LOB: 1 BB: 2 P: 15	R: 1 E: 0 K: 2 S: 13	H: 3 LOB: 2 BB: 0 P: 17	R: 1 E: 0 K: 0 S: 8	H: 1 LOB: 0 BB: 0 P: 12		R: 0 E: 0 K: 1 S: 9	H: 1 LOB: 1 BB: 0 P: 18	1B: 8 2B: 2 3B: 0 HR: 1	SF: 1 SAC: 1 DP: 1 HBP: 0	WP: 0 PB: 0 SB: 0 CS: 0	PA: 40		
PITCHER	IP WLS BF H R ER SO BB IBB HBP BLK WP HR S P ERA WHIP	5.0 22 5 1 1 2 2 0 0 0 0 0 61 96 1.80 1.400	2.0 10 3 1 1 2 2 0 0 0 0 0 19 32 4.50 2.500	2.0 W 8 2 1 1 1 0 0 0 0 0 1 17 30 4.50 1.000																					

AB	34
R	3
H	10
RBI	3
BB	4
SO	5
LOB	20



Batter	1	2	3	4	5	6	7	8	9	AB	R	H	RBI	BB	SO	LOB	BOTTOM								
Otis Nixon, S OBP: 0.327, SLG: 0.195	1-1 F9		1-1 G4-6-3		1-1 FC4-6 FC6-4		1-3 K		2-1 1B	5	0	1	2	0	1	3	Oakland Athletics @ Toronto Blue Jays SkyDome, Toronto, ON Wed Apr 16 1997, 7:05 PM EDT Att: 26,139 - Dome								
Carlos Garcia, R OBP: 0.200, SLG: 0.190	3-2 G4-3 3B		0-1 P3		0-1 FC6-4		1-0 G6-3			4	1	1	0	0	0	2									
Orlando Merced, S OBP: 0.239, SLG: 0.262	1-1 G4-3		1-0 G4-3		2-1 G3-1		2-1 G3-1			4	0	0	1	0	0	0									
Joe Carter, R OBP: 0.348, SLG: 0.390	0-1 G6-3		0-0 F7		2-3 K		4-2 S BB			3	0	0	0	1	1	0									
Ed Sprague, R OBP: 0.311, SLG: 0.500		2-3 K		0-1 F8		3-1 1B 1B		1-1 G6-3		4	0	1	0	0	1	1									
Juan Samuel, R OBP: 0.385, SLG: 0.313 Carlos Delgado, L OBP: 0.346, SLG: 0.417	2-0 L6		1-1 2B 1B		2-2 1B 1B		2-2 E 1B 1B			3	1	2	0	0	0	0									
Robert Perez, R OBP: 0.353 Shawn Green, L OBP: 0.346, SLG: 0.333	1-2 G6-3		0-3 K		0-3 K		0-0 E4 1B			3	0	0	0	0	2	3									
Charlie O'Brien, R OBP: 0.563, SLG: 0.909			4-1 G4-6-3 1B BB		2-2 1B FC4-6 2B		0-0 P4		4-0 1B IBB	2	1	1	1	2	0	0									
Alex Gonzalez, R OBP: 0.385, SLG: 0.500			1-0 G4-6-3 1B		2-1 FC4-6 1B		1-0 F9		0-3 K	4	0	2	0	0	1	3									
Inning Stats	R: 1 E: 0 K: 0 S: 10	H: 1 LOB: 0 BB: 0 P: 15	R: 0 E: 0 K: 1 S: 7	H: 0 LOB: 0 BB: 0 P: 12	R: 0 E: 0 K: 0 S: 6	H: 1 LOB: 1 BB: 1 P: 12	R: 0 E: 0 K: 0 S: 4	H: 0 LOB: 0 BB: 0 P: 5	R: 2 E: 0 K: 1 S: 13	H: 3 LOB: 1 BB: 0 P: 21	R: 0 E: 0 K: 2 S: 13	H: 2 LOB: 2 BB: 0 P: 22	R: 0 E: 0 K: 1 S: 5	H: 0 LOB: 0 BB: 0 P: 7	R: 0 E: 0 K: 0 S: 7	H: 0 LOB: 1 BB: 1 P: 15		R: 1 E: 1 K: 1 S: 10	H: 2 LOB: 3 BB: 1 P: 18	1B: 7 2B: 1 3B: 1 HR: 0	SF: 0 SAC: 0 DP: 1 HBP: 0	WP: 0 PB: 0 SB: 1 CS: 0	PA: 37		
PITCHER	IP WLS BF H R ER SO BB IBB HBP BLK WP HR S P ERA WHIP	7.2 31 7 3 3 5 2 0 0 0 0 0 0 12 21 13.50 3.000	0.2 L 6 2 1 1 1 0 1 0 0 0 0 0 12 21 13.50 3.000																						

AB	34
R	4
H	9
RBI	4
BB	3
SO	6
LOB	13



Batter	1	2	3	4	5	6	7	8	9	AB	R	H	RBI	BB	SO	LOB	TOP										
Otis Nixon, S <small>(1, 8)</small> <small>OBP: 0.356, SLG: 0.224</small>										3	1	0	0	2	0	2											
Carlos Garcia, R <small>(1, 4)</small> <small>OBP: 0.200, SLG: 0.176</small>										4	1	0	0	1	0	5											
Orlando Merced, S <small>(1, 9)</small> <small>OBP: 0.286, SLG: 0.431</small>										4	2	1	1	1	1	0											
Joe Carter, R <small>(1, 3)</small> <small>OBP: 0.339, SLG: 0.367</small>										4	1	1	1	1	1	0											
Ed Sprague, R <small>(1, 5)</small> <small>OBP: 0.309, SLG: 0.460</small>										4	1	1	2	1	1	1											
Carlos Delgado, L <small>(1, 10)</small> <small>OBP: 0.385, SLG: 0.406</small>										3	0	0	1	1	1	1											
Charlie O'Brien, R <small>(1, 2)</small> <small>OBP: 0.500, SLG: 0.611</small>										3	0	1	1	2	1	4											
Shawn Green, L <small>(1, 7)</small> <small>OBP: 0.394, SLG: 0.346</small>										3	0	0	0	0	0	4											
Robert Perez, R <small>(8, PH)</small> <small>OBP: 0.222, SLG: 0.333</small>										1	0	0	0	0	0	1											
Alex Gonzalez, R <small>(1, 6)</small> <small>OBP: 0.383, SLG: 0.450</small>										2	0	0	0	2	0	1											
Inning Stats	R: 5 E: 0 K: 0 S: 20	H: 2 LOB: 3 BB: 6 P: 50	R: 0 E: 0 K: 1 S: 9	H: 0 LOB: 0 BB: 0 P: 12	R: 0 E: 0 K: 1 S: 7	H: 0 LOB: 1 BB: 1 P: 14	R: 0 E: 0 K: 1 S: 5	H: 0 LOB: 0 BB: 0 P: 6	R: 0 E: 0 K: 0 S: 6	H: 0 LOB: 0 BB: 1 P: 14	R: 0 E: 0 K: 0 S: 8	H: 0 LOB: 0 BB: 0 P: 10	R: 1 E: 0 K: 0 S: 7	H: 1 LOB: 0 BB: 0 P: 15	R: 0 E: 0 K: 2 S: 8	H: 0 LOB: 2 BB: 2 P: 19	R: 0 E: 0 K: 2 S: 10	H: 1 LOB: 2 BB: 1 P: 21	1B: 1 2B: 2 3B: 0 HR: 1	SF: 0 SAC: 0 DP: 0 HBP: 1	WP: 1 PB: 0 SB: 0 CS: 0	PA: 43					
PITCHER	IP WLS BF H R ER SO BB IBB HBP BLK WP HR S P ERA WHIP	IP WLS BF H R ER SO BB IBB HBP BLK WP HR S P ERA WHIP	IP WLS BF H R ER SO BB IBB HBP BLK WP HR S P ERA WHIP	IP WLS BF H R ER SO BB IBB HBP BLK WP HR S P ERA WHIP	IP WLS BF H R ER SO BB IBB HBP BLK WP HR S P ERA WHIP	IP WLS BF H R ER SO BB IBB HBP BLK WP HR S P ERA WHIP	IP WLS BF H R ER SO BB IBB HBP BLK WP HR S P ERA WHIP	IP WLS BF H R ER SO BB IBB HBP BLK WP HR S P ERA WHIP	IP WLS BF H R ER SO BB IBB HBP BLK WP HR S P ERA WHIP	IP WLS BF H R ER SO BB IBB HBP BLK WP HR S P ERA WHIP	IP WLS BF H R ER SO BB IBB HBP BLK WP HR S P ERA WHIP	IP WLS BF H R ER SO BB IBB HBP BLK WP HR S P ERA WHIP	IP WLS BF H R ER SO BB IBB HBP BLK WP HR S P ERA WHIP	IP WLS BF H R ER SO BB IBB HBP BLK WP HR S P ERA WHIP	IP WLS BF H R ER SO BB IBB HBP BLK WP HR S P ERA WHIP	IP WLS BF H R ER SO BB IBB HBP BLK WP HR S P ERA WHIP	IP WLS BF H R ER SO BB IBB HBP BLK WP HR S P ERA WHIP	IP WLS BF H R ER SO BB IBB HBP BLK WP HR S P ERA WHIP	IP WLS BF H R ER SO BB IBB HBP BLK WP HR S P ERA WHIP	IP WLS BF H R ER SO BB IBB HBP BLK WP HR S P ERA WHIP	IP WLS BF H R ER SO BB IBB HBP BLK WP HR S P ERA WHIP	IP WLS BF H R ER SO BB IBB HBP BLK WP HR S P ERA WHIP	IP WLS BF H R ER SO BB IBB HBP BLK WP HR S P ERA WHIP	IP WLS BF H R ER SO BB IBB HBP BLK WP HR S P ERA WHIP			
Roger Pavlik, R <small>(1, 1)</small> <small>ERA: 12.1</small>	0.1 L 7 2 5 5 0 4 0 0 0 0 0 0 16 37 135.00 18.000	0.1 L 7 2 5 5 0 4 0 0 0 0 0 0 16 37 135.00 18.000	0.1 L 7 2 5 5 0 4 0 0 0 0 0 0 16 37 135.00 18.000	0.1 L 7 2 5 5 0 4 0 0 0 0 0 0 16 37 135.00 18.000	0.1 L 7 2 5 5 0 4 0 0 0 0 0 0 16 37 135.00 18.000	0.1 L 7 2 5 5 0 4 0 0 0 0 0 0 16 37 135.00 18.000	0.1 L 7 2 5 5 0 4 0 0 0 0 0 0 16 37 135.00 18.000	0.1 L 7 2 5 5 0 4 0 0 0 0 0 0 16 37 135.00 18.000	0.1 L 7 2 5 5 0 4 0 0 0 0 0 0 16 37 135.00 18.000	0.1 L 7 2 5 5 0 4 0 0 0 0 0 0 16 37 135.00 18.000	0.1 L 7 2 5 5 0 4 0 0 0 0 0 0 16 37 135.00 18.000	0.1 L 7 2 5 5 0 4 0 0 0 0 0 0 16 37 135.00 18.000	0.1 L 7 2 5 5 0 4 0 0 0 0 0 0 16 37 135.00 18.000	0.1 L 7 2 5 5 0 4 0 0 0 0 0 0 16 37 135.00 18.000	0.1 L 7 2 5 5 0 4 0 0 0 0 0 0 16 37 135.00 18.000	0.1 L 7 2 5 5 0 4 0 0 0 0 0 0 16 37 135.00 18.000	0.1 L 7 2 5 5 0 4 0 0 0 0 0 0 16 37 135.00 18.000	0.1 L 7 2 5 5 0 4 0 0 0 0 0 0 16 37 135.00 18.000	0.1 L 7 2 5 5 0 4 0 0 0 0 0 0 16 37 135.00 18.000	0.1 L 7 2 5 5 0 4 0 0 0 0 0 0 16 37 135.00 18.000	0.1 L 7 2 5 5 0 4 0 0 0 0 0 0 16 37 135.00 18.000	0.1 L 7 2 5 5 0 4 0 0 0 0 0 0 16 37 135.00 18.000	0.1 L 7 2 5 5 0 4 0 0 0 0 0 0 16 37 135.00 18.000	0.1 L 7 2 5 5 0 4 0 0 0 0 0 0 16 37 135.00 18.000			
Julio Santana, R <small>(1, 1)</small> <small>ERA: 3.97</small>	6.1 25 1 1 1 3 4 0 0 1 0 0 1 44 81 1.42 0.789	6.1 25 1 1 1 3 4 0 0 1 0 0 1 44 81 1.42 0.789	6.1 25 1 1 1 3 4 0 0 1 0 0 1 44 81 1.42 0.789	6.1 25 1 1 1 3 4 0 0 1 0 0 1 44 81 1.42 0.789	6.1 25 1 1 1 3 4 0 0 1 0 0 1 44 81 1.42 0.789	6.1 25 1 1 1 3 4 0 0 1 0 0 1 44 81 1.42 0.789	6.1 25 1 1 1 3 4 0 0 1 0 0 1 44 81 1.42 0.789	6.1 25 1 1 1 3 4 0 0 1 0 0 1 44 81 1.42 0.789	6.1 25 1 1 1 3 4 0 0 1 0 0 1 44 81 1.42 0.789	6.1 25 1 1 1 3 4 0 0 1 0 0 1 44 81 1.42 0.789	6.1 25 1 1 1 3 4 0 0 1 0 0 1 44 81 1.42 0.789	6.1 25 1 1 1 3 4 0 0 1 0 0 1 44 81 1.42 0.789	6.1 25 1 1 1 3 4 0 0 1 0 0 1 44 81 1.42 0.789	6.1 25 1 1 1 3 4 0 0 1 0 0 1 44 81 1.42 0.789	6.1 25 1 1 1 3 4 0 0 1 0 0 1 44 81 1.42 0.789	6.1 25 1 1 1 3 4 0 0 1 0 0 1 44 81 1.42 0.789	6.1 25 1 1 1 3 4 0 0 1 0 0 1 44 81 1.42 0.789	6.1 25 1 1 1 3 4 0 0 1 0 0 1 44 81 1.42 0.789	6.1 25 1 1 1 3 4 0 0 1 0 0 1 44 81 1.42 0.789	6.1 25 1 1 1 3 4 0 0 1 0 0 1 44 81 1.42 0.789	6.1 25 1 1 1 3 4 0 0 1 0 0 1 44 81 1.42 0.789	6.1 25 1 1 1 3 4 0 0 1 0 0 1 44 81 1.42 0.789	6.1 25 1 1 1 3 4 0 0 1 0 0 1 44 81 1.42 0.789	6.1 25 1 1 1 3 4 0 0 1 0 0 1 44 81 1.42 0.789	6.1 25 1 1 1 3 4 0 0 1 0 0 1 44 81 1.42 0.789	6.1 25 1 1 1 3 4 0 0 1 0 0 1 44 81 1.42 0.789	
Eric Gunderson, L <small>(7, 1)</small> <small>ERA: 0.38</small>	0.1 2 0 0 0 0 1 0 0 0 0 0 0 5 10 0.00 3.000	0.1 2 0 0 0 0 1 0 0 0 0 0 0 5 10 0.00 3.000	0.1 2 0 0 0 0 1 0 0 0 0 0 0 5 10 0.00 3.000	0.1 2 0 0 0 0 1 0 0 0 0 0 0 5 10 0.00 3.000	0.1 2 0 0 0 0 1 0 0 0 0 0 0 5 10 0.00 3.000	0.1 2 0 0 0 0 1 0 0 0 0 0 0 5 10 0.00 3.000	0.1 2 0 0 0 0 1 0 0 0 0 0 0 5 10 0.00 3.000	0.1 2 0 0 0 0 1 0 0 0 0 0 0 5 10 0.00 3.000	0.1 2 0 0 0 0 1 0 0 0 0 0 0 5 10 0.00 3.000	0.1 2 0 0 0 0 1 0 0 0 0 0 0 5 10 0.00 3.000	0.1 2 0 0 0 0 1 0 0 0 0 0 0 5 10 0.00 3.000	0.1 2 0 0 0 0 1 0 0 0 0 0 0 5 10 0.00 3.000	0.1 2 0 0 0 0 1 0 0 0 0 0 0 5 10 0.00 3.000	0.1 2 0 0 0 0 1 0 0 0 0 0 0 5 10 0.00 3.000	0.1 2 0 0 0 0 1 0 0 0 0 0 0 5 10 0.00 3.000	0.1 2 0 0 0 0 1 0 0 0 0 0 0 5 10 0.00 3.000	0.1 2 0 0 0 0 1 0 0 0 0 0 0 5 10 0.00 3.000	0.1 2 0 0 0 0 1 0 0 0 0 0 0 5 10 0.00 3.000	0.1 2 0 0 0 0 1 0 0 0 0 0 0 5 10 0.00 3.000	0.1 2 0 0 0 0 1 0 0 0 0 0 0 5 10 0.00 3.000	0.1 2 0 0 0 0 1 0 0 0 0 0 0 5 10 0.00 3.000	0.1 2 0 0 0 0 1 0 0 0 0 0 0 5 10 0.00 3.000	0.1 2 0 0 0 0 1 0 0 0 0 0 0 5 10 0.00 3.000	0.1 2 0 0 0 0 1 0 0 0 0 0 0 5 10 0.00 3.000	0.1 2 0 0 0 0 1 0 0 0 0 0 0 5 10 0.00 3.000	0.1 2 0 0 0 0 1 0 0 0 0 0 0 5 10 0.00 3.000	0.1 2 0 0 0 0 1 0 0 0 0 0 0 5 10 0.00 3.000
Xavier Hernandez, R <small>(8, 1)</small> <small>ERA: 3.24</small>	2.0 9 1 0 0 2 1 1 0 0 1 0 0 15 33 0.00 1.000	2.0 9 1 0 0 2 1 1 0 0 1 0 0 15 33 0.00 1.000	2.0 9 1 0 0 2 1 1 0 0 1 0 0 15 33 0.00 1.000	2.0 9 1 0 0 2 1 1 0 0 1 0 0 15 33 0.00 1.000	2.0 9 1 0 0 2 1 1 0 0 1 0 0 15 33 0.00 1.000	2.0 9 1 0 0 2 1 1 0 0 1 0 0 15 33 0.00 1.000	2.0 9 1 0 0 2 1 1 0 0 1 0 0 15 33 0.00 1.000	2.0 9 1 0 0 2 1 1 0 0 1 0 0 15 33 0.00 1.000	2.0 9 1 0 0 2 1 1 0 0 1 0 0 15 33 0.00 1.000	2.0 9 1 0 0 2 1 1 0 0 1 0 0 15 33 0.00 1.000	2.0 9 1 0 0 2 1 1 0 0 1 0 0 15 33 0.00 1.000	2.0 9 1 0 0 2 1 1 0 0 1 0 0 15 33 0.00 1.000	2.0 9 1 0 0 2 1 1 0 0 1 0 0 15 33 0.00 1.000	2.0 9 1 0 0 2 1 1 0 0 1 0 0 15 33 0.00 1.000	2.0 9 1 0 0 2 1 1 0 0 1 0 0 15 33 0.00 1.000	2.0 9 1 0 0 2 1 1 0 0 1 0 0 15 33 0.00 1.000	2.0 9 1 0 0 2 1 1 0 0 1 0 0 15 33 0.00 1.000	2.0 9 1 0 0 2 1 1 0 0 1 0 0 15 33 0.00 1.000	2.0 9 1 0 0 2 1 1 0 0 1 0 0 15 33 0.00 1.000	2.0 9 1 0 0 2 1 1 0 0 1 0 0 15 33 0.00 1.000	2.0 9 1 0 0 2 1 1 0 0 1 0 0 15 33 0.00 1.000	2.0 9 1 0 0 2 1 1 0 0 1 0 0 15 33 0.00 1.000	2.0 9 1 0 0 2 1 1 0 0 1 0 0 15 33 0.00 1.000	2.0 9 1 0 0 2 1 1 0 0 1 0 0 15 33 0.00 1.000	2.0 9 1 0 0 2 1 1 0 0 1 0 0 15 33 0.00 1.000	2.0 9 1 0 0 2 1 1 0 0 1 0 0 15 33 0.00 1.000	2.0 9 1 0 0 2 1 1 0 0 1 0 0 15 33 0.00 1.000

Toronto Blue Jays @ Texas Rangers
The Ballpark at Arlington, Arlington, TX
Fri Apr 18 1997, 8:05 PM EDT
Att: 30,452 - Unknown - 70 F

AB	31
R	6
H	4
RBI	6
BB	11
SO	5
LOB	19



Batter	1	2	3	4	5	6	7	8	9	AB	R	H	RBI	BB	SO	LOB	BOTTOM
Mark McLemore, S <small>(1, 4)</small> <small>OBP: 0.245, SLG: 0.167</small>										5	0	0	0	0	2	1	
Ivan Rodriguez, R <small>(1, 2)</small> <small>OBP: 0.315, SLG: 0.370</small>										4	0	1	0	0	0	0	
29 Rusty Greer, L <small>(1, 7)</small> <small>OBP: 0.434, SLG: 0.465</small>										4	0	0	0	0	1	2	
Lee Stevens, L <small>(1, 3)</small> <small>OBP: 0.375, SLG: 0.595</small>										4	1	1	0	0	1	0	
Dean Palmer, R <small>(1, 5)</small> <small>OBP: 0.302, SLG: 0.404</small>										4	2	2	1	0	1	1	
Mike Simms, R <small>(1, 10)</small> <small>OBP: 0.294, SLG: 0.563</small>																	

Batter	1	2	3	4	5	6	7	8	9	AB	R	H	RBI	BB	SO	LOB	TOP							
Otis Nixon, S <small>OBP: 0.344, SLG: 0.222</small>										5	0	1	0	0	0	1								
Carlos Garcia, R <small>OBP: 0.217, SLG: 0.232</small>										5	0	2	1	0	0	1								
Orlando Merced, S <small>OBP: 0.295, SLG: 0.418</small>										4	1	1	0	1	0	4								
Joe Carter, R <small>OBP: 0.350, SLG: 0.377</small>										4	1	2	0	0	0	3								
Ed Sprague, R <small>OBP: 0.322, SLG: 0.481</small>										4	1	2	2	0	0	3								
Carlos Delgado, L <small>OBP: 0.400, SLG: 0.486</small>										3	1	1	2	1	1	1								
Charlie O'Brien, R <small>OBP: 0.433, SLG: 0.500</small>										4	0	0	0	0	1	3								
Shawn Green, L <small>OBP: 0.378, SLG: 0.433</small>										4	1	1	1	0	2	1								
Alex Gonzalez, R <small>OBP: 0.392, SLG: 0.500</small>										4	1	2	0	0	1	0								
Inning Stats	R: 4 E: 0 K: 0 S: 15	H: 4 LOB: 0 BB: 0 P: 23	R: 2 E: 0 K: 0 S: 10	H: 4 LOB: 1 BB: 0 P: 15	R: 0 E: 0 K: 1 S: 9	H: 1 LOB: 1 BB: 0 P: 13	R: 0 E: 0 K: 0 S: 9	H: 0 LOB: 0 BB: 0 P: 15	R: 0 E: 0 K: 0 S: 12	H: 1 LOB: 2 BB: 2 P: 23	R: 0 E: 0 K: 2 S: 7	H: 0 LOB: 0 BB: 0 P: 9	R: 0 E: 0 K: 0 S: 8	H: 1 LOB: 1 BB: 0 P: 11	R: 0 E: 0 K: 2 S: 7	H: 0 LOB: 0 BB: 0 P: 11	R: 0 E: 0 K: 0 S: 9	H: 1 LOB: 1 BB: 0 P: 17	1B: 6 2B: 3 3B: 1 HR: 2	SF: 0 SAC: 0 DP: 2 HBP: 0	WP: 0 PB: 0 SB: 0 CS: 0	PA: 39		
PITCHER	IP WLS BF H R ER SO BB IBB HBP BLK WP HR S P ERA WHIP	7.0 L 32 11 6 6 3 2 0 0 0 0 2 70 109 7.71 1.857	1.0 3 0 0 0 2 0 0 0 0 0 0 0 7 11 0.00 0.000	1.0 4 1 0 0 0 0 0 0 0 0 0 0 9 17 0.00 1.000																				

Toronto Blue Jays @ Texas Rangers
The Ballpark at Arlington, Arlington, TX
Sat Apr 19 1997, 8:05 PM EDT
Att: 44,206 - Unknown - 66 F

livebaseballscorecards.com

AB 37
R 6
H 12
RBI 6
BB 2
SO 5
LOB 17

Batter	1	2	3	4	5	6	7	8	9	AB	R	H	RBI	BB	SO	LOB	BOTTOM							
Mark McLemore, S <small>OBP: 0.226, SLG: 0.152</small>										4	0	0	0	0	0	0								
Ivan Rodriguez, R <small>OBP: 0.316, SLG: 0.368</small>										3	0	1	0	0	0	0								
Henry Mercedes, R <small>OBP: 1.000, SLG: 1.500</small>										1	0	1	0	0	0	0								
29 Rusty Greer, L <small>OBP: 0.421, SLG: 0.435</small>										3	0	0	0	1	1	2								
Lee Stevens, L <small>OBP: 0.346, SLG: 0.543</small>										4	0	0	0	0	2	3								
Dean Palmer, R <small>OBP: 0.316, SLG: 0.400</small>										3	0	1	0	1	1	1								
Will Clark, L <small>OBP: 0.400, SLG: 0.250</small>										3	0	1	0	1	0	2								
Marc Sagmoen, L <small>OBP: 0.250, SLG: 0.333</small>										3	0	0	0	1	2	5								
Damon Buford, R <small>OBP: 0.241, SLG: 0.286</small>										3	0	0	0	0	0	3								
Benji Gil, R <small>OBP: 0.143, SLG: 0.179</small>										4	0	0	0	0	1	3								
Inning Stats	R: 0 E: 0 K: 1 S: 9	H: 0 LOB: 0 BB: 0 P: 15	R: 0 E: 0 K: 1 S: 11	H: 0 LOB: 2 BB: 2 P: 23	R: 0 E: 0 K: 0 S: 9	H: 0 LOB: 0 BB: 0 P: 12	R: 0 E: 0 K: 1 S: 14	H: 1 LOB: 2 BB: 1 P: 23	R: 0 E: 0 K: 0 S: 6	H: 0 LOB: 0 BB: 0 P: 9	R: 0 E: 0 K: 1 S: 10	H: 1 LOB: 1 BB: 0 P: 18	R: 0 E: 0 K: 0 S: 8	H: 0 LOB: 1 BB: 1 P: 13	R: 0 E: 0 K: 0 S: 10	H: 1 LOB: 1 BB: 0 P: 14	R: 0 E: 0 K: 3 S: 13	H: 1 LOB: 2 BB: 0 P: 19	1B: 3 2B: 1 3B: 0 HR: 0	SF: 0 SAC: 0 DP: 0 HBP: 1	WP: 0 PB: 0 SB: 0 CS: 0	PA: 36		
PITCHER	IP WLS BF H R ER SO BB IBB HBP BLK WP HR S P ERA WHIP	7.0 W 27 4 0 0 0 4 0 0 0 0 0 10 14 0.00 1.000	1.0 4 1 0 0 0 0 0 0 0 0 0 0 10 14 0.00 1.000	1.0 5 1 0 0 3 0 0 1 0 0 0 0 13 19 0.00 1.000																				

Toronto Blue Jays @ Texas Rangers
The Ballpark at Arlington, Arlington, TX
Sat Apr 19 1997, 8:05 PM EDT
Att: 44,206 - Unknown - 66 F

livebaseballscorecards.com

AB 31
R 0
H 4
RBI 0
BB 4
SO 7
LOB 19

Batter	1	2	3	4	5	6	7	8	9	AB	R	H	RBI	BB	SO	LOB	TOP																				
Jacob Brumfield, R OBP: 0.400, SLG: 0.400	G5-3					G6-3		G6-3		5	0	2	2	0	0	0																					
Carlos Garcia, R OBP: 0.215, SLG: 0.230	L9		F8			K			FC6	5	0	1	0	0	1	2																					
Orlando Merced, S OBP: 0.303, SLG: 0.450	P3								FC6	5	0	2	0	0	1	1																					
Joe Carter, R OBP: 0.354, SLG: 0.431		HR				K			F8	5	1	2	1	0	2	3																					
Ed Sprague, R OBP: 0.328, SLG: 0.483		1B	L9						FC6-4	4	2	1	0	1	0	3																					
Carlos Delgado, L OBP: 0.432, SLG: 0.579		1B			F8					3	2	2	2	1	0	0																					
Alex Gonzalez, R OBP: 0.382, SLG: 0.479		1B			P9					4	0	1	0	0	2	2																					
Shawn Green, L OBP: 0.366, SLG: 0.441										4	0	1	0	0	2	3																					
Julio Mosquera, R OBP: 0.250, SLG: 0.250										4	0	1	0	0	2	4																					
Inning Stats	R: 0 E: 0 K: 0 S: 8	H: 0 LOB: 0 BB: 0 P: 11	R: 3 E: 0 K: 2 S: 17	H: 4 LOB: 2 BB: 1 P: 27	R: 0 E: 0 K: 1 S: 11	H: 1 LOB: 1 BB: 0 P: 14	R: 0 E: 0 K: 0 S: 8	H: 1 LOB: 1 BB: 0 P: 11	R: 0 E: 0 K: 2 S: 13	H: 4 LOB: 2 BB: 0 P: 22	R: 0 E: 0 K: 1 S: 15	H: 1 LOB: 2 BB: 1 P: 22	R: 0 E: 0 K: 1 S: 6	H: 0 LOB: 0 BB: 0 P: 9	R: 0 E: 0 K: 0 S: 7	H: 1 LOB: 1 BB: 0 P: 10	1B: 7 2B: 4 3B: 0 HR: 2	SF: 0 SAC: 0 DP: 0 HBP: 0	WP: 1 PB: 0 SB: 0 CS: 0	PA: 41																	
PITCHER	IP	WLS	BF	H	R	ER	SO	BB	IBB	HBP	BLK	WP	HR	S	P	ERA	WHIP	PITCHER			IP	WLS	BF	H	R	ER	SO	BB	IBB	HBP	BLK	WP	HR	S	P	ERA	WHIP
Bobby Witt, R ERA: 2.74	(1, 1)	6.0	W	29	11	5	5	7	1	0	0	0	0	2	68	101	7.50	2.000																			
Danny Patterson, R ERA: 1.35	(7, 1)	2.0		8	1	0	0	3	1	0	0	0	1	0	21	31	0.00	1.000																			
John Wetteland, R ERA:	(9, 1)	1.0		4	1	0	0	0	0	0	0	0	0	0	7	10	0.00	1.000																			

Toronto Blue Jays @ Texas Rangers
The Ballpark at Arlington, Arlington, TX
Sun Apr 20 1997, 4:33 AM EDT
Att: 34,333 - Sunny - 84 F

AB 39
R 5
H 13
RBI 5
BB 2
SO 10
LOB 18



Batter	1	2	3	4	5	6	7	8	9	AB	R	H	RBI	BB	SO	LOB	BOTTOM																					
Mark McLemore, S OBP: 0.224, SLG: 0.140	G3		FC3-6	G3		G4-3				4	0	0	0	1	0	2																						
Ivan Rodriguez, R OBP: 0.355, SLG: 0.443	L9		29 1B HR			HR				4	2	3	2	1	0	0																						
29 Rusty Greer, L OBP: 0.435, SLG: 0.510						1B				5	3	3	1	0	0	4																						
Will Clark, L OBP: 0.444, SLG: 0.286	L6-3					1B				3	1	1	0	1	0	0																						
Dean Palmer, R OBP: 0.328, SLG: 0.519		HR				P3				4	2	2	5	0	0	2																						
Lee Stevens, L OBP: 0.339, SLG: 0.520										4	0	1	1	0	3	0																						
Warren Newson, L OBP: 0.375, SLG: 0.167										3	0	0	0	1	0	2																						
Marc Sogmoen, L OBP: 0.250, SLG: 0.333	G6-3					L7				0	0	0	0	0	0	0																						
Damon Buford, R OBP: 0.241, SLG: 0.269	G5-3					FC5				3	2	0	0	1	0	3																						
Benji Gil, R OBP: 0.219, SLG: 0.250										4	0	3	1	0	0	0																						
Inning Stats	R: 1 E: 0 K: 0 S: 6	H: 1 LOB: 0 BB: 0 P: 9	R: 1 E: 0 K: 1 S: 12	H: 1 LOB: 0 BB: 0 P: 19	R: 4 E: 0 K: 1 S: 14	H: 3 LOB: 2 BB: 2 P: 26	R: 1 E: 0 K: 0 S: 9	H: 1 LOB: 0 BB: 1 P: 18	R: 2 E: 0 K: 0 S: 20	H: 4 LOB: 2 BB: 0 P: 31	R: 0 E: 0 K: 1 S: 8	H: 1 LOB: 1 BB: 0 P: 16	R: 0 E: 0 K: 1 S: 9	H: 0 LOB: 0 BB: 0 P: 14	R: 1 E: 0 K: 0 S: 11	H: 2 LOB: 2 BB: 2 P: 26	1B: 9 2B: 0 3B: 0 HR: 4	SF: 0 SAC: 0 DP: 1 HBP: 0	WP: 0 PB: 0 SB: 1 CS: 1	PA: 39																		
PITCHER	IP	WLS	BF	H	R	ER	SO	BB	IBB	HBP	BLK	WP	HR	S	P	ERA	WHIP	PITCHER			IP	WLS	BF	H	R	ER	SO	BB	IBB	HBP	BLK	WP	HR	S	P	ERA	WHIP	
Juan Guzman, R ERA: 5.79	(1, 1)	4.1	L	24	10	9	9	2	3	0	0	0	0	0	14	23	0.00	0.750																				
Paul Quantrill, R ERA: 2.0	(5, 1)	1.1		5	1	0	0	0	0	0	0	0	0	0	10	17	0.00	0.000																				
Paul Spoljaric, L ERA:	(6, 1)	1.1		4	0	0	0	1	0	0	0	0	0	0	10	17	0.00	0.000																				
Tim Crabtree, R ERA: 3.88	(8, 1)	1.0		6	2	1	1	0	2	0	0	0	0	0	11	26	9.00	4.000																				

Toronto Blue Jays @ Texas Rangers
The Ballpark at Arlington, Arlington, TX
Sun Apr 20 1997, 4:33 AM EDT
Att: 34,333 - Sunny - 84 F

AB 34
R 10
H 13
RBI 10
BB 5
SO 3
LOB 13



Batter	1	2	3	4	5	6	7	8	9	10	11	12	13	AB	R	H	RBI	BB	SO	LOB	TOP																	
Olis Nixon, S OBP: 0.329, SLG: 0.203 (1.8)	1-3		CS SH1-3 BB		F8			F7		G5-3		K		5	0	0	0	1	1	3																		
Carlos Garcia, R OBP: 0.200, SLG: 0.212 (1.4)	6-3		SH1-3		6-3			K			K		K	5	0	0	0	0	3	0																		
Oriando Merced, S OBP: 0.319, SLG: 0.453 (1.9)	K		CS BB		F7			4-3			E 2B		BB	4	0	1	0	2	1	0																		
Joe Carter, R OBP: 0.324, SLG: 0.391 (1.3)		K	6-3		K			F7		F7		E6 G6-4-3	F3	6	0	0	0	0	2	4																		
Ed Sprague, R OBP: 0.329, SLG: 0.508 (1.5)		1B HR BB			F9			5-3			G6-4-3 1-2		K	5	2	1	1	1	1	3																		
Juan Samuel, R OBP: 0.381, SLG: 0.316 (9. PH) Carlos Delgado, L OBP: 0.435, SLG: 0.576 (9. PH) Felipe Crespo, S (12. PR)		1-2 HR 1B			K			K				1B 1B		3	1	1	0	0	2	0																		
Jacob Brumfield, R OBP: 0.400, SLG: 0.700 (1.7)		1-2 HR		L6			6-3			E5 1B		F8		5	1	2	3	0	0	1																		
Charlie O'Brien, R OBP: 0.400, SLG: 0.444 (1.2)		1-2 HR		6-3						P6		F3		5	0	1	0	0	0	2																		
Alex Gonzalez, R OBP: 0.367, SLG: 0.453 (1.6)		1-2 HR		6-3				F7		K			1-2 1B	5	0	1	0	0	2	2																		
Inning Stats	R: 0 E: 0 K: 1 S: 5	H: 0 LOB: 0 BB: 0 P: 5	R: 3 E: 0 K: 2 S: 9	H: 2 LOB: 0 BB: 1 P: 13	R: 0 E: 0 K: 0 S: 2	H: 0 LOB: 1 BB: 2 P: 10	R: 1 E: 0 K: 1 S: 6	H: 1 LOB: 0 BB: 0 P: 6	R: 0 E: 0 K: 0 S: 3	H: 0 LOB: 0 BB: 0 P: 5	R: 0 E: 0 K: 1 S: 5	H: 0 LOB: 0 BB: 0 P: 5	R: 0 E: 0 K: 1 S: 6	H: 1 LOB: 1 BB: 0 P: 6	R: 0 E: 1 K: 1 S: 6	H: 1 LOB: 1 BB: 0 P: 6	R: 0 E: 0 K: 1 S: 7	H: 2 LOB: 2 BB: 0 P: 7	R: 0 E: 0 K: 2 S: 7	H: 0 LOB: 1 BB: 1 P: 11	1B: 5 2B: 1 3B: 0 HR: 2	SF: 0 SAC: 1 DP: 1 HBP: 0	W/P: 0 PB: 0 SB: 0 CS: 2	PA: 50														
PITCHER	IP 6.2	WLS 26	BF 4	H 4	ER 4	SO 6	BB 3	IBB 0	HBP 0	BLK 0	WP 0	HR 2	S 35	P 47	ERA 5.40	WHIP 1.050																						
Chuck Finley, L ERA: 8.31											Rich DeLucia, R ERA: 3.18 (12.1)	IP 1.1	WLS 1	BF 5	H 0	R 0	ER 0	SO 3	BB 1	IBB 0	HBP 0	BLK 0	WP 0	HR 0	S 10	P 14	ERA 0.00	WHIP 0.750										
Pop Harris, R ERA: 1.72 (7.1)	2.0	6	0	0	0	1	0	0	0	0	0	0	8	8	0.00	0.000																						
Mike Holtz, L ERA: 1.17 (9.1)	0.1	1	0	0	0	1	0	0	0	0	0	0	3	3	0.00	0.000																						
Mike James, R ERA: 1.59 (10.1)	2.0	8	2	0	0	2	0	0	0	0	0	0	12	12	0.00	1.000																						
Chuck McElroy, L ERA: 3.16 (12.1)	0.2	4	2	0	0	0	0	0	0	0	0	0	4	4	0.00	3.000																						

Toronto Blue Jays @ Anaheim Angels
Anaheim Stadium, Anaheim, CA
Mon Apr 21 1997, 10:05 PM EDT
Att. 13,413 - Unknown - 70 F

AB 45
R 4
H 8
RBI 4
BB 4
SO 13
LOB 15



Batter	1	2	3	4	5	6	7	8	9	10	11	12	13	AB	R	H	RBI	BB	SO	LOB	BOTTOM																	
Darin Erstad, L OBP: 0.390, SLG: 0.443 (1.3)	5-3		F7		F8						6-3		FC	7	0	2	2	0	0	2																		
Jim Edmonds, L OBP: 0.319, SLG: 0.469 (1.8)	4-3		F8		F8		1-3 3H 1B				K			6	0	0	0	0	2	5																		
Dave Hollins, S OBP: 0.392, SLG: 0.400 (1.5)	F2		K		4-3			16 E 1B		K		P5		6	1	1	0	0	2	2																		
Jim Levrutz, R OBP: 0.434, SLG: 0.653 (1.2)		F9 16 1B 2B		K2-3		6-3		K			1-2 2H 1B		BB	5	1	2	1	1	2	1																		
Tim Salmon, R OBP: 0.329, SLG: 0.373 (1.9)		F9 2-3		P4		5-3		16 E 1B		K		K		6	0	1	0	0	2	4																		
16 Garret Anderson, L OBP: 0.390, SLG: 0.419 (1.7)		1B						FC6-4 1B 1B		E5			F7	5	1	3	1	1	0	2																		
Eddie Murray, S OBP: 0.351, SLG: 0.400 (1.1)		1B		P5				FC6-4 1B 1B		F7		F9	G1-6-3 1B	6	0	1	0	0	0	5																		
Luis Alcega, S OBP: 0.386, SLG: 0.362 (1.4)		1-2 1B		F7				FC6-4 1B 1B		F7		F7	K	6	1	3	0	0	1	4																		
Gary Descaria, R OBP: 0.281, SLG: 0.361 (9. PH) Oriando Palmeiro, L OBP: 0.286, SLG: 0.308 (10.6) Craig Grebeck, S OBP: 0.321, SLG: 0.143 (10.6)		6-3						FC6-4 1B 1B		FC6-4 1B 1B			K	3	0	0	0	0	5																			
Inning Stats	R: 0 E: 0 K: 0 S: 3	H: 0 LOB: 0 BB: 0 P: 3	R: 1 E: 0 K: 0 S: 6	H: 3 LOB: 2 BB: 0 P: 6	R: 0 E: 0 K: 1 S: 5	H: 0 LOB: 1 BB: 1 P: 9	R: 0 E: 0 K: 0 S: 5	H: 0 LOB: 0 BB: 0 P: 3	R: 1 E: 0 K: 1 S: 8	H: 3 LOB: 2 BB: 0 P: 8	R: 1 E: 0 K: 3 S: 12	H: 2 LOB: 2 BB: 0 P: 12	R: 0 E: 0 K: 1 S: 5	H: 1 LOB: 0 BB: 0 P: 5	R: 0 E: 0 K: 1 S: 5	H: 0 LOB: 0 BB: 0 P: 5	R: 0 E: 0 K: 1 S: 5	H: 0 LOB: 1 BB: 1 P: 9	R: 1 E: 0 K: 0 S: 3	H: 1 LOB: 2 BB: 2 P: 7	1B: 12 2B: 2 3B: 0 HR: 0	SF: 0 SAC: 0 DP: 1 HBP: 0	W/P: 0 PB: 0 SB: 0 CS: 0	PA: 55														
PITCHER	IP 6.2	WLS 28	BF 7	H 2	ER 2	SO 2	BB 1	IBB 0	HBP 0	BLK 0	WP 0	HR 0	S 31	P 35	ERA 2.70	WHIP 1.200																						
Woody Williams, R ERA: 3.2 (1.1)											PITCHER	IP 1.1	WLS 1	BF 5	H 0	R 0	ER 0	SO 3	BB 1	IBB 0	HBP 0	BLK 0	WP 0	HR 0	S 10	P 14	ERA 0.00	WHIP 0.750										
Dan Plesac, L ERA: 2.35 (7.1)	1.1	7	2	1	0	2	0	0	0	0	0	0	11	11	0.00	1.500																						
Mike Timlin, R ERA: 2.16 (9.1)	2.1	10	4	1	1	5	0	0	0	0	0	0	20	20	3.86	1.714																						
Paul Spoljaric, L ERA: 2.08 (11.1)	2.0	L 10	1	1	1	1	1	1	0	1	0	0	10	18	4.50	1.000																						

Toronto Blue Jays @ Anaheim Angels
Anaheim Stadium, Anaheim, CA
Mon Apr 21 1997, 10:05 PM EDT
Att. 13,413 - Unknown - 70 F

AB 52
R 5
H 14
RBI 4
BB 3
SO 10
LOB 30



Batter	1	2	3	4	5	6	7	8	9	AB	R	H	RBI	BB	SO	LOB	TOP																																																																											
Otis Nixon, S <small>OBP: 0.333, SLG: 0.206</small> (1, 8)										4	2	1	0	1	1	1																																																																												
Carlos Garcia, R <small>OBP: 0.213, SLG: 0.239</small> (1, 4)										5	1	2	3	0	0	1																																																																												
Orlando Merced, S <small>OBP: 0.299, SLG: 0.420</small> (1, 9)									5	0	0	0	0	1	3																																																																													
Joe Carter, R <small>OBP: 0.307, SLG: 0.373</small> (1, 3)									3	0	0	1	0	0	0																																																																													
Ed Sprague, R <small>OBP: 0.351, SLG: 0.567</small> (1, 5)									4	2	3	1	0	0	0																																																																													
Jacob Brumfield, R <small>OBP: 0.357, SLG: 0.643</small> (1, 7)									4	0	1	1	0	1	1																																																																													
Robert Perez, R <small>OBP: 0.190, SLG: 0.286</small> Carlos Delgado, L <small>OBP: 0.447, SLG: 0.585</small> (9, PH)								3	0	0	0	0	0	0	1																																																																													
Charlie O'Brien, R <small>OBP: 0.395, SLG: 0.467</small> (1, 2)								3	0	1	0	0	1	0																																																																														
Alex Gonzalez, R <small>OBP: 0.365, SLG: 0.500</small> Shawn Green, L <small>OBP: 0.357, SLG: 0.429</small> Tilson Brito, R <small>OBP: 0.500, SLG: 0.500</small> (9, 6)								3	1	1	1	0	1	1																																																																														
Inning Stats	R: 3 H: 4 E: 0 K: 0 S: 15	H: 4 LOB: 1 BB: 0 P: 28	R: 0 H: 1 E: 0 K: 2 S: 10	LOB: 1 BB: 0 P: 12	R: 0 H: 0 E: 0 K: 0 S: 10	LOB: 0 BB: 0 P: 14	R: 0 H: 0 E: 0 K: 0 S: 10	LOB: 0 BB: 0 P: 13	R: 0 H: 0 E: 1 K: 1 S: 10	LOB: 1 BB: 0 P: 15	R: 1 H: 1 E: 0 K: 0 S: 10	LOB: 0 BB: 0 P: 17	R: 1 H: 1 E: 0 K: 1 S: 9	LOB: 0 BB: 0 P: 17	R: 0 H: 1 E: 0 K: 1 S: 7	LOB: 1 BB: 0 P: 12	R: 2 H: 2 E: 0 K: 0 S: 12	LOB: 1 BB: 1 P: 23	1B: 5 2B: 3 3B: 0 HR: 2	SF: 1 SAC: 1 DP: 0 HBP: 0	WP: 0 PA: 39 PB: 0 SB: 3 CS: 1																																																																							
PITCHER	IP WLS BF H R ER SO BB IBB HBP BLK WP HR S P ERA WHIP	IP WLS BF H R ER SO BB IBB HBP BLK WP HR S P ERA WHIP	IP WLS BF H R ER SO BB IBB HBP BLK WP HR S P ERA WHIP	IP WLS BF H R ER SO BB IBB HBP BLK WP HR S P ERA WHIP	IP WLS BF H R ER SO BB IBB HBP BLK WP HR S P ERA WHIP	IP WLS BF H R ER SO BB IBB HBP BLK WP HR S P ERA WHIP	IP WLS BF H R ER SO BB IBB HBP BLK WP HR S P ERA WHIP	IP WLS BF H R ER SO BB IBB HBP BLK WP HR S P ERA WHIP	IP WLS BF H R ER SO BB IBB HBP BLK WP HR S P ERA WHIP	IP WLS BF H R ER SO BB IBB HBP BLK WP HR S P ERA WHIP	IP WLS BF H R ER SO BB IBB HBP BLK WP HR S P ERA WHIP	IP WLS BF H R ER SO BB IBB HBP BLK WP HR S P ERA WHIP	IP WLS BF H R ER SO BB IBB HBP BLK WP HR S P ERA WHIP	IP WLS BF H R ER SO BB IBB HBP BLK WP HR S P ERA WHIP	IP WLS BF H R ER SO BB IBB HBP BLK WP HR S P ERA WHIP	IP WLS BF H R ER SO BB IBB HBP BLK WP HR S P ERA WHIP	IP WLS BF H R ER SO BB IBB HBP BLK WP HR S P ERA WHIP	IP WLS BF H R ER SO BB IBB HBP BLK WP HR S P ERA WHIP	IP WLS BF H R ER SO BB IBB HBP BLK WP HR S P ERA WHIP	IP WLS BF H R ER SO BB IBB HBP BLK WP HR S P ERA WHIP	IP WLS BF H R ER SO BB IBB HBP BLK WP HR S P ERA WHIP	IP WLS BF H R ER SO BB IBB HBP BLK WP HR S P ERA WHIP	IP WLS BF H R ER SO BB IBB HBP BLK WP HR S P ERA WHIP	IP WLS BF H R ER SO BB IBB HBP BLK WP HR S P ERA WHIP	IP WLS BF H R ER SO BB IBB HBP BLK WP HR S P ERA WHIP	IP WLS BF H R ER SO BB IBB HBP BLK WP HR S P ERA WHIP	IP WLS BF H R ER SO BB IBB HBP BLK WP HR S P ERA WHIP	IP WLS BF H R ER SO BB IBB HBP BLK WP HR S P ERA WHIP	IP WLS BF H R ER SO BB IBB HBP BLK WP HR S P ERA WHIP	IP WLS BF H R ER SO BB IBB HBP BLK WP HR S P ERA WHIP	IP WLS BF H R ER SO BB IBB HBP BLK WP HR S P ERA WHIP	IP WLS BF H R ER SO BB IBB HBP BLK WP HR S P ERA WHIP	IP WLS BF H R ER SO BB IBB HBP BLK WP HR S P ERA WHIP	IP WLS BF H R ER SO BB IBB HBP BLK WP HR S P ERA WHIP	IP WLS BF H R ER SO BB IBB HBP BLK WP HR S P ERA WHIP	IP WLS BF H R ER SO BB IBB HBP BLK WP HR S P ERA WHIP	IP WLS BF H R ER SO BB IBB HBP BLK WP HR S P ERA WHIP	IP WLS BF H R ER SO BB IBB HBP BLK WP HR S P ERA WHIP	IP WLS BF H R ER SO BB IBB HBP BLK WP HR S P ERA WHIP	IP WLS BF H R ER SO BB IBB HBP BLK WP HR S P ERA WHIP	IP WLS BF H R ER SO BB IBB HBP BLK WP HR S P ERA WHIP	IP WLS BF H R ER SO BB IBB HBP BLK WP HR S P ERA WHIP	IP WLS BF H R ER SO BB IBB HBP BLK WP HR S P ERA WHIP	IP WLS BF H R ER SO BB IBB HBP BLK WP HR S P ERA WHIP	IP WLS BF H R ER SO BB IBB HBP BLK WP HR S P ERA WHIP	IP WLS BF H R ER SO BB IBB HBP BLK WP HR S P ERA WHIP	IP WLS BF H R ER SO BB IBB HBP BLK WP HR S P ERA WHIP	IP WLS BF H R ER SO BB IBB HBP BLK WP HR S P ERA WHIP	IP WLS BF H R ER SO BB IBB HBP BLK WP HR S P ERA WHIP	IP WLS BF H R ER SO BB IBB HBP BLK WP HR S P ERA WHIP	IP WLS BF H R ER SO BB IBB HBP BLK WP HR S P ERA WHIP	IP WLS BF H R ER SO BB IBB HBP BLK WP HR S P ERA WHIP	IP WLS BF H R ER SO BB IBB HBP BLK WP HR S P ERA WHIP	IP WLS BF H R ER SO BB IBB HBP BLK WP HR S P ERA WHIP	IP WLS BF H R ER SO BB IBB HBP BLK WP HR S P ERA WHIP	IP WLS BF H R ER SO BB IBB HBP BLK WP HR S P ERA WHIP	IP WLS BF H R ER SO BB IBB HBP BLK WP HR S P ERA WHIP	IP WLS BF H R ER SO BB IBB HBP BLK WP HR S P ERA WHIP	IP WLS BF H R ER SO BB IBB HBP BLK WP HR S P ERA WHIP	IP WLS BF H R ER SO BB IBB HBP BLK WP HR S P ERA WHIP	IP WLS BF H R ER SO BB IBB HBP BLK WP HR S P ERA WHIP	IP WLS BF H R ER SO BB IBB HBP BLK WP HR S P ERA WHIP	IP WLS BF H R ER SO BB IBB HBP BLK WP HR S P ERA WHIP	IP WLS BF H R ER SO BB IBB HBP BLK WP HR S P ERA WHIP	IP WLS BF H R ER SO BB IBB HBP BLK WP HR S P ERA WHIP	IP WLS BF H R ER SO BB IBB HBP BLK WP HR S P ERA WHIP	IP WLS BF H R ER SO BB IBB HBP BLK WP HR S P ERA WHIP	IP WLS BF H R ER SO BB IBB HBP BLK WP HR S P ERA WHIP	IP WLS BF H R ER SO BB IBB HBP BLK WP HR S P ERA WHIP	IP WLS BF H R ER SO BB IBB HBP BLK WP HR S P ERA WHIP	IP WLS BF H R ER SO BB IBB HBP BLK WP HR S P ERA WHIP	IP WLS BF H R ER SO BB IBB HBP BLK WP HR S P ERA WHIP	IP WLS BF H R ER SO BB IBB HBP BLK WP HR S P ERA WHIP	IP WLS BF H R ER SO BB IBB HBP BLK WP HR S P ERA WHIP	IP WLS BF H R ER SO BB IBB HBP BLK WP HR S P ERA WHIP	IP WLS BF H R ER SO BB IBB HBP BLK WP HR S P ERA WHIP	IP WLS BF H R ER SO BB IBB HBP BLK WP HR S P ERA WHIP	IP WLS BF H R ER SO BB IBB HBP BLK WP HR S P ERA WHIP	IP WLS BF H R ER SO BB IBB HBP BLK WP HR S P ERA WHIP	IP WLS BF H R ER SO BB IBB HBP BLK WP HR S P ERA WHIP	IP WLS BF H R ER SO BB IBB HBP BLK WP HR S P ERA WHIP	IP WLS BF H R ER SO BB IBB HBP BLK WP HR S P ERA WHIP	IP WLS BF H R ER SO BB IBB HBP BLK WP HR S P ERA WHIP	IP WLS BF H R ER SO BB IBB HBP BLK WP HR S P ERA WHIP	IP WLS BF H R ER SO BB IBB HBP BLK WP HR S P ERA WHIP	IP WLS BF H R ER SO BB IBB HBP BLK WP HR S P ERA WHIP	IP WLS BF H R ER SO BB IBB HBP BLK WP HR S P ERA WHIP	IP WLS BF H R ER SO BB IBB HBP BLK WP HR S P ERA WHIP	IP WLS BF H R ER SO BB IBB HBP BLK WP HR S P ERA WHIP	IP WLS BF H R ER SO BB IBB HBP BLK WP HR S P ERA WHIP	IP WLS BF H R ER SO BB IBB HBP BLK WP HR S P ERA WHIP	IP WLS BF H R ER SO BB IBB HBP BLK WP HR S P ERA WHIP

Batter	1	2	3	4	5	6	7	8	9	10	AB	R	H	RBI	BB	SO	LOB	TOP				
Otis Nixon, S <small>(1, 8) OBP: 0.325, SLG: 0.194</small>	L9	G1-3					G1-3		F7		4	0	0	0	1	0	4	Toronto Blue Jays @ Anaheim Angels Anaheim Stadium, Anaheim, CA Wed Apr 23 1997, 10:05 PM EDT Att: 13,117 - Unknown - 70 F				
Carlos Garcia, R <small>(1, 4) OBP: 0.200, SLG: 0.224</small>	G5-3		G1-3	L8			F9		K		5	0	0	0	0	1	5					
Orlando Merced, S <small>(1, 9) OBP: 0.305, SLG: 0.452</small>	G1-3			CS			P7		K		4	1	1	1	1	1	0					
Joe Carter, R <small>(1, 3) OBP: 0.300, SLG: 0.361</small>		1B	L6				P3		P4		5	1	1	0	0	1	1					
Ed Sprague, R <small>(1, 5) OBP: 0.300, SLG: 0.611</small>		1B	CS	SH3			K		2B		5	2	4	0	0	1	0					
Jacob Brumfield, R <small>(1, 7) OBP: 0.333, SLG: 0.556</small>		1B		SH3			K		K		4	0	1	0	0	2	2					
Juan Samuel, R <small>(1, 10) OBP: 0.375, SLG: 0.318</small> Carlos Delgado, L <small>(8, PH) OBP: 0.438, SLG: 0.571</small>	K			BB			F9		G4-3		3	0	1	1	0	1	3					
Charlie O'Brien, R <small>(1, 2) OBP: 0.381, SLG: 0.438</small> Robert Perez, R <small>(9, PR) OBP: 0.190, SLG: 0.286</small> Julio Mosquera, R <small>(9, 2) OBP: 0.250, SLG: 0.250</small>	SF8			F8			G5-3		SH1-3	HBP	2	0	0	1	0	0	1					
Alex Gonzalez, R <small>(1, 6) OBP: 0.379, SLG: 0.508</small>				BB			F7		SH1-3		3	0	2	1	0	0	0					
Inning Stats	R: 0 E: 0 K: 0 S: 4	H: 0 LOB: 0 BB: 0 P: 6	R: 2 E: 0 K: 1 S: 14	H: 4 LOB: 2 BB: 0 P: 23	R: 0 E: 0 K: 0 S: 8	H: 0 LOB: 0 BB: 1 P: 15	R: 1 E: 0 K: 0 S: 12	H: 3 LOB: 3 BB: 1 P: 22	R: 1 E: 0 K: 2 S: 17	H: 1 LOB: 0 BB: 0 P: 24	R: 0 E: 0 K: 0 S: 6	H: 0 LOB: 0 BB: 0 P: 10	R: 0 E: 0 K: 1 S: 8	H: 1 LOB: 1 BB: 0 P: 15	R: 0 E: 0 K: 1 S: 11	H: 0 LOB: 2 BB: 0 P: 19	R: 0 E: 0 K: 2 S: 9		H: 1 LOB: 1 BB: 0 P: 15	1B: 7 2B: 2 3B: 0 HR: 1	SF: 1 SAC: 2 DP: 0 HBP: 1	WP: 0 PB: 0 SB: 0 CS: 1
PITCHER Mark Langston, L <small>(1, 1) ERA: 4.66</small> Rich DeLucia, R <small>(8, 1) ERA: 2.08</small>	IP	WLS	BF	H	R	ER	SO	BB	IBB	HBP	BLK	WP	HR	S	P	ERA	WHIP					
	7.0		30	8	4	4	3	2	0	0	0	0	1	69	113	5.14	1.429					
	3.0	W	12	2	0	0	4	0	0	1	0	0	0	28	49	0.00	0.667					

AB	36
R	4
H	10
RBI	4
BB	2
SO	7
LOB	17



Batter	1	2	3	4	5	6	7	8	9	10	AB	R	H	RBI	BB	SO	LOB	BOTTOM						
Darin Erstad, L <small>(1, 3) OBP: 0.381, SLG: 0.442</small> Dave Hollins, S <small>(5, PR) OBP: 0.400, SLG: 0.400</small> <small>(6, 5)</small>	F9		G3-1						F7		3	0	1	2	0	0	0	Toronto Blue Jays @ Anaheim Angels Anaheim Stadium, Anaheim, CA Wed Apr 23 1997, 10:05 PM EDT Att: 13,117 - Unknown - 70 F						
Luis Alica, S <small>(1, 4) OBP: 0.348, SLG: 0.321</small>	F8			K			F9		G3-1		5	0	0	0	0	1	3							
Jim Edmonds, L <small>(1, 8) OBP: 0.346, SLG: 0.507</small>	G4-3						L9				5	1	3	1	0	0	0							
Jim Leyritz, R <small>(1, 2) OBP: 0.393, SLG: 0.632</small> <small>(10, 3)</small>		G6-3		G4-6-3			K		K		4	0	0	0	0	2	2							
Tim Salmon, R <small>(1, 9) OBP: 0.333, SLG: 0.387</small>							G6-3		G6-3		4	0	2	0	0	0	0							
16 Garret Anderson, L <small>(1, 7) OBP: 0.376, SLG: 0.492</small>									FC3-6		4	2	2	0	0	0	3							
Eddie Murray, S <small>(1, 10) OBP: 0.344, SLG: 0.389</small>											4	1	1	0	0	1	4							
Jack Howell, L <small>(1, 5) OBP: 0.389, SLG: 0.588</small> <small>(6, 3)</small>											3	0	1	0	0	0	2							
Craig Grebeck, R <small>(9, PH) OBP: 0.310, SLG: 0.136</small> Jorge Fabregas, L <small>(10, 2) OBP: 0.111, SLG: 0.059</small>											1	0	0	0	0	0	0							
Gary Disarcina, R <small>(1, 6) OBP: 0.278, SLG: 0.397</small>											3	1	1	2	0	1	0							
Inning Stats	R: 0 E: 0 K: 0 S: 4	H: 0 LOB: 0 BB: 0 P: 5	R: 0 E: 0 K: 0 S: 16	H: 1 LOB: 1 BB: 0 P: 21	R: 0 E: 0 K: 0 S: 9	H: 0 LOB: 0 BB: 0 P: 12	R: 0 E: 0 K: 1 S: 10	H: 1 LOB: 0 BB: 0 P: 15	R: 3 E: 0 K: 0 S: 18	H: 4 LOB: 1 BB: 0 P: 30	R: 0 E: 0 K: 1 S: 13	H: 0 LOB: 0 BB: 0 P: 19	R: 1 E: 0 K: 1 S: 10	H: 3 LOB: 2 BB: 0 P: 14	R: 0 E: 0 K: 1 S: 12	H: 2 LOB: 2 BB: 0 P: 18	R: 0 E: 0 K: 1 S: 6	H: 0 LOB: 0 BB: 0 P: 7	R: 1 E: 0 K: 0 S: 5	H: 1 LOB: 0 BB: 0 P: 9	1B: 10 2B: 1 3B: 0 HR: 1	SF: 1 SAC: 0 DP: 1 HBP: 0	WP: 0 PB: 0 SB: 1 CS: 0	PA: 39
PITCHER Pat Hentgen, R <small>(1, 1) ERA: 4.17</small> Huck Flener, L <small>(8, 1) ERA: 1.74</small> Paul Quantrill, R <small>(8, 1) ERA: 1.74</small> Paul Spoljaric, L <small>(8, 1) ERA: 2.84</small>	IP	WLS	BF	H	R	ER	SO	BB	IBB	HBP	BLK	WP	HR	S	P	ERA	WHIP							
	7.0		29	9	4	4	3	0	0	0	0	0	0	80	116	5.14	1.286							
	0.0		1	1	0	0	0	0	0	0	0	0	0	3	6	∞	∞							
	0.1		2	1	0	0	1	0	0	0	0	0	0	5	7	0.00	3.000							
	2.0	L	7	1	1	1	1	0	0	0	0	0	1	15	21	4.50	0.500							

AB	38
R	5
H	12
RBI	5
BB	0
SO	5
LOB	14



Batter	1	2	3	4	5	6	7	8	9	AB	R	H	RBI	BB	SO	LOB	TOP									
Joey Cora, S OBP: 0.367, SLG: 0.338										5	2	1	1	0	2											
Alex Rodriguez, R OBP: 0.411, SLG: 0.551										5	2	3	3	0	0	1										
Ken Griffey Jr., L OBP: 0.474, SLG: 0.938										5	3	3	3	0	0	3										
Edgar Martinez, R OBP: 0.396, SLG: 0.512										5	1	1	1	0	1	0										
Jay Buhner, R OBP: 0.418, SLG: 0.392										3	2	0	0	2	2	0										
Paul Sorrento, L OBP: 0.338, SLG: 0.478										3	0	3	2	0	0	0										
Mike Blowers, R OBP: 0.200, SLG: 0.278										2	0	0	1	0	0	2										
Brent Gates, S OBP: 0.333, SLG: 0.346										2	1	1	2	0	0	1										
Russ Davis, R OBP: 0.405, SLG: 0.620										4	1	1	0	0	0	2										
Dan Wilson, R OBP: 0.413, SLG: 0.457										4	1	1	0	0	0	2										
Lee Tinsley, S OBP: 0.263, SLG: 0.296										3	0	0	0	0	1	2										
Rich Amaral, R OBP: 0.500, SLG: 0.524										2	1	2	0	0	0	0										
Inning Stats	R: 4 E: 0 K: 0 S: 22	H: 3 LOB: 1 BB: 2 P: 37	R: 0 E: 0 K: 0 S: 8	H: 1 LOB: 0 BB: 0 P: 9	R: 1 E: 0 K: 1 S: 13	H: 2 LOB: 1 BB: 0 P: 22	R: 0 E: 0 K: 1 S: 14	H: 0 LOB: 0 BB: 0 P: 21	R: 0 E: 0 K: 0 S: 9	H: 1 LOB: 0 BB: 0 P: 14	R: 0 E: 0 K: 0 S: 8	H: 1 LOB: 0 BB: 0 P: 15	R: 1 E: 0 K: 0 S: 10	H: 1 LOB: 0 BB: 0 P: 13	R: 7 E: 0 K: 3 S: 23	H: 6 LOB: 0 BB: 1 P: 37	R: 0 E: 0 K: 0 S: 11	H: 2 LOB: 2 BB: 0 P: 14	1B: 12 2B: 0 3B: 0 HR: 5	SF: 1 SAC: 0 DP: 1 HBP: 1	WP: 0 PB: 0 SB: 0 CS: 1	PA: 47				
PITCHER	IP	WLS	BF	H	R	ER	SO	BB	IBB	HBP	BLK	WP	HR	S	P	ERA	WHIP									
Roger Clemens, R ERA: 2.2	(1, 1)	7.0		31	9	6	6	2	2	0	0	0	0	2	84	131	7.71	1.571								
Tim Lincecum, R ERA: 4.91	(8, 1)	0.0		1	0	1	1	0	1	0	0	0	0	0	0	4	∞	∞								
Dan Plesac, L ERA: 6.0	(8, 1)	0.1	L	5	4	2	2	0	0	0	0	0	0	1	11	19	54.00	12.000								
Mike Timlin, R ERA: 4.0	(8, 1)	0.2		4	2	4	4	2	0	0	0	0	2	12	14	54.00	3.000									
Huck Flener, L ERA:	(9, 1)	1.0		5	2	0	0	0	0	0	0	0	0	11	14	0.00	2.000									

Seattle Mariners @ Toronto Blue Jays
SkyDome, Toronto, ON
Fri Apr 25 1997, 7:05 PM EDT
Att: 31,215 - Dome - 70 F

AB 41
R 13
H 17
RBI 13
BB 3
SO 5
LOB 14



Batter	1	2	3	4	5	6	7	8	9	AB	R	H	RBI	BB	SO	LOB	BOTTOM									
Otis Nixon, S OBP: 0.329, SLG: 0.197										4	0	1	0	1	0	1										
Carlos Garcia, R OBP: 0.212, SLG: 0.247										5	2	2	0	0	0	2										
Orlando Merced, S OBP: 0.310, SLG: 0.442										4	1	1	1	1	0	1										
Joe Carter, R OBP: 0.294, SLG: 0.351										5	1	1	0	0	1	3										
Ed Sprague, R OBP: 0.373, SLG: 0.587										3	1	0	1	1	1	1										
Carlos Delgado, L OBP: 0.482, SLG: 0.636										2	1	1	4	2	0	0										
Charlie O'Brien, R OBP: 0.348, SLG: 0.389										4	0	0	0	0	1	3										
Shawn Green, L OBP: 0.370, SLG: 0.590										4	2	2	2	0	0	0										
Alex Gonzalez, R OBP: 0.386, SLG: 0.508										4	0	2	0	0	0	0										
Inning Stats	R: 5 E: 1 K: 0 S: 16	H: 2 LOB: 0 BB: 2 P: 29	R: 0 E: 0 K: 0 S: 11	H: 1 LOB: 1 BB: 1 P: 20	R: 0 E: 0 K: 0 S: 11	H: 0 LOB: 1 BB: 1 P: 18	R: 1 E: 0 K: 0 S: 8	H: 1 LOB: 0 BB: 0 P: 13	R: 0 E: 0 K: 0 S: 6	H: 1 LOB: 2 BB: 1 P: 13	R: 1 E: 0 K: 0 S: 9	H: 2 LOB: 0 BB: 0 P: 18	R: 0 E: 0 K: 1 S: 6	H: 0 LOB: 0 BB: 0 P: 8	R: 0 E: 0 K: 1 S: 6	H: 0 LOB: 0 BB: 0 P: 7	R: 1 E: 0 K: 1 S: 13	H: 3 LOB: 1 BB: 0 P: 20	1B: 6 2B: 1 3B: 0 HR: 3	SF: 0 SAC: 0 DP: 1 HBP: 0	WP: 0 PB: 0 SB: 2 CS: 2	PA: 41				
PITCHER	IP	WLS	BF	H	R	ER	SO	BB	IBB	HBP	BLK	WP	HR	S	P	ERA	WHIP									
Dennis Martinez, R ERA: 6.75	(1, 1)	6.0		29	7	6	6	0	5	0	0	0	0	3	61	111	9.00	2.000								
Bobby Ayala, R ERA: 5.14	(7, 1)	1.0	W	3	0	0	0	1	0	0	0	0	0	6	8	0.00	0.000									
40 Greg McCarthy, L ERA: 2.89	(8, 1)	1.0		3	0	0	0	1	0	0	0	0	0	6	7	0.00	0.000									
Scott Sanders, R ERA: 9.38	(9, 1)	1.0		5	3	1	1	1	0	0	0	0	0	13	20	9.00	3.000									

Seattle Mariners @ Toronto Blue Jays
SkyDome, Toronto, ON
Fri Apr 25 1997, 7:05 PM EDT
Att: 31,215 - Dome - 70 F

AB 35
R 8
H 10
RBI 8
BB 5
SO 3
LOB 11



Batter	1	2	3	4	5	6	7	8	9	AB	R	H	RBI	BB	SO	LOB	TOP										
Joey Cora, S (1,4) OBP: 0.357, SLG: 0.329	2-2 2B 1B		1-2 F8		0-1 P3		3-1 F7		2-2 G4-3	5	1	1	0	0	0	4											
Alex Rodriguez, R (1,6) OBP: 0.396, SLG: 0.529	2-3 SAFE K		1-2 F9			0-3 K		2-2 G5-3	4	0	0	0	0	0	2	1											
Ken Griffey Jr., L (1,8) OBP: 0.465, SLG: 0.918	3-2 F8 1-H 2B		2-0 G3			0-1 G1-3		0-3 K	4	0	1	1	0	1	0												
Edgar Martinez, R (1,10) OBP: 0.400, SLG: 0.506	4-1 FC6-4 BB		1-2 F8			2-2 F9		2-1 1B	3	0	1	0	1	0	0												
Jay Buhner, R (1,9) OBP: 0.402, SLG: 0.372	0-1 F8		3-3 K			1-0 G6-3		1-3 K	4	0	0	0	0	2	3												
Paul Sorrento, L (1,3) OBP: 0.320, SLG: 0.452	1-0 FC6-4 1-2		0-2 F8			0-3 K		1-1 L4	4	0	0	0	0	1	2												
Dan Wilson, R (1,2) OBP: 0.417, SLG: 0.473 Lee Tinsley, S (9, PR) OBP: 0.263, SLG: 0.296 John Marzano, R (9, 2) OBP: 0.222, SLG: 0.125	2-3 K		3-2 E9 F9 WP			2-1 1B 1B 2B		3-1 FC5-4 1B	4	2	2	0	0	1	0		AB 36										
Russ Davis, R (1,5) OBP: 0.396, SLG: 0.600	1-1 F8		2-2 F9			1-1 1B		0-2 FC5-4 1B	4	0	1	0	0	0	2		R 3										
Rich Amaral, R (1,7) OBP: 0.500, SLG: 0.520	3-2 F8		2-1 F8			0-1 1-2 3H 1B		0-0 1-2 1B	4	0	2	1	0	0	0		H 8										
Inning Stats	R: 1 E: 0 K: 1 S: 13	H: 2 LOB: 2 BB: 1 P: 25	R: 0 E: 0 K: 1 S: 12	H: 0 LOB: 0 BB: 0 P: 18	R: 0 E: 0 K: 0 S: 8	H: 0 LOB: 0 BB: 0 P: 12	R: 0 E: 0 K: 1 S: 11	H: 0 LOB: 0 BB: 0 P: 15	R: 1 E: 1 K: 0 S: 14	H: 0 LOB: 0 BB: 0 P: 21	R: 0 E: 0 K: 1 S: 9	H: 0 LOB: 0 BB: 0 P: 11	R: 0 E: 0 K: 1 S: 12	H: 3 LOB: 2 BB: 0 P: 19	R: 0 E: 0 K: 2 S: 11	H: 1 LOB: 1 BB: 0 P: 16	R: 0 E: 0 K: 0 S: 11	H: 2 LOB: 2 BB: 0 P: 17	1B: 6 2B: 2 3B: 0 HR: 0	SF: 0 SAC: 0 DP: 0 HBP: 0	WP: 1 PB: 0 SB: 0 CS: 0	PA: 37					
PITCHER	IP	WLS	BF	H	R	ER	SO	BB	IBB	HBP	BLK	WP	HR	S	P	ERA	WHIP										
Woody Williams, R (1,1) ERA: 3.04	7.0		28	5	3	2	5	1	0	0	0	1	0	79	121	2.57	0.857										
Paul Quantrill, R (8,1) ERA: 1.46	2.0	W	9	3	0	0	2	0	0	0	0	0	0	22	33	0.00	1.500										

Seattle Mariners @ Toronto Blue Jays
SkyDome, Toronto, ON
Sat Apr 26 1997, 3:33 AM EDT
Att: 31,420 - Sunny - 55 F

AB	36
R	3
H	8
RBI	2
BB	1
SO	7
LOB	12



Batter	1	2	3	4	5	6	7	8	9	AB	R	H	RBI	BB	SO	LOB	BOTTOM										
Otis Nixon, S (1,8) OBP: 0.322, SLG: 0.197	3-2 G5-3		1-2 G1-6-3		3-2 G6-3	1-0 B1-3			0-0 S 1B	5	1	1	0	0	0	1											
Carlos Garcia, R (1,4) OBP: 0.222, SLG: 0.267	3-2 F9			1-1 F7	2-0 S 1B 2B		0-0 G4-3		1-1 1B 1-2 1B	5	1	2	0	0	0												
Orlando Merced, S (1,9) OBP: 0.326, SLG: 0.444	2-0 L6			2-1 2B E 1B	4-0 F8 1B BB		1-1 G5-3 1B		1-1 F7	4	1	2	0	1	0	2											
Joe Carter, R (1,10) OBP: 0.322, SLG: 0.383		1-1 CS HBP		1-1 E 1B 2B	1-2 F8 1B		0-0 G5-3		1-1 1B 1-2 2H 1B	4	1	3	2	0	0	1											
Ed Sprague, R (1,5) OBP: 0.356, SLG: 0.557		1-3 K		1-2 E5 1B 1B	0-0 F8		2-3 K			4	0	0	1	0	2	5											
Carlos Delgado, L (1,3) OBP: 0.482, SLG: 0.660	3-3 K			2-3 3H 1B	1-2 2-3 3H 1B		4-2 FC6-4 BB		2-0 FC5-3 2B	3	0	2	1	1	1												
Shawn Green, L (1,7) OBP: 0.375, SLG: 0.585 Jacob Brumfield, R (6, PH) OBP: 0.300, SLG: 0.500			1-3 K		1-2 2-3 1B		2-2 FC6-4		2-3 K	2	0	1	0	0	1	0	AB 37										
Julio Mosquera, R (1,2) OBP: 0.250, SLG: 0.375			2-2 2B		0-1 P6		2-2 G4-3		2-0 FC5-3	4	0	1	0	0	0	4	R 4										
Alex Gonzalez, R (1,6) OBP: 0.365, SLG: 0.478			2-2 G5-6-3		0-0 F8		2-2 G5-3		2-0 G5-3	4	0	0	0	0	0	4	H 12										
Inning Stats	R: 0 E: 0 K: 0 S: 8	H: 0 LOB: 0 BB: 0 P: 16	R: 0 E: 0 K: 2 S: 9	H: 0 LOB: 1 BB: 0 P: 14	R: 0 E: 0 K: 1 S: 15	H: 1 LOB: 1 BB: 0 P: 21	R: 2 E: 1 K: 0 S: 19	H: 4 LOB: 3 BB: 0 P: 27	R: 1 E: 0 K: 0 S: 13	H: 2 LOB: 3 BB: 2 P: 29	R: 0 E: 0 K: 1 S: 7	H: 0 LOB: 0 BB: 0 P: 12	R: 0 E: 0 K: 1 S: 7	H: 1 LOB: 1 BB: 0 P: 10	R: 0 E: 0 K: 1 S: 5	H: 1 LOB: 0 BB: 0 P: 10	R: 1 E: 0 K: 0 S: 8	H: 3 LOB: 2 BB: 0 P: 13	1B: 8 2B: 6 3B: 0 HR: 0	SF: 0 SAC: 0 DP: 2 HBP: 1	WP: 0 PB: 0 SB: 0 CS: 1	PA: 40					
PITCHER	IP	WLS	BF	H	R	ER	SO	BB	IBB	HBP	BLK	WP	HR	S	P	ERA	WHIP										
Bob Wolcott, R (1,1) ERA: 6.15	4.2		24	7	3	3	3	2	0	0	0	0	0	2	4	0.00	0.000										
40 Greg McCarthy, L (5,1) ERA: 2.79	0.1		1	0	0	0	0	0	0	0	0	0	0	2	4	0.00	0.000										
Derek Lowe, R (6,1) ERA: 2.7	3.1	L	13	4	1	1	2	0	0	0	0	0	0	23	39	2.70	1.200										
Norm Charlton, L (9,1) ERA: 4.26	0.1		2	1	0	0	0	0	0	0	0	0	0	4	6	0.00	3.000										

Seattle Mariners @ Toronto Blue Jays
SkyDome, Toronto, ON
Sat Apr 26 1997, 3:33 AM EDT
Att: 31,420 - Sunny - 55 F

AB	37
R	4
H	12
RBI	4
BB	2
SO	5
LOB	22



Batter	1	2	3	4	5	6	7	8	9	AB R H RBI BB SO LOB	TOP											
Joey Cora, S (1,4) OBP: 0.352, SLG: 0.351	P6		1B 3B		L7			G5-3		4 1 1 0 0 0 1	Seattle Mariners @ Toronto Blue Jays SkyDome, Toronto, ON Sun Apr 27 1997, 3:33 AM EDT Att: 32,160 - Dome - 70 F											
Alex Rodriguez, R (1,6) OBP: 0.400, SLG: 0.557	HR		1B		L9			F9		4 1 2 2 0 0 0												
Ken Griffey Jr., L (1,8) OBP: 0.448, SLG: 0.876	K		G4-3		P5			G5-3		4 0 0 0 0 1 1												
Edgar Martinez, R (1,10) OBP: 0.394, SLG: 0.494	F9				K			F9		4 0 1 0 0 1 0												
Jay Buhner, R (1,9) OBP: 0.397, SLG: 0.354			K		K			L8		4 0 0 0 0 2 1												
Paul Sorrento, L (1,3) OBP: 0.304, SLG: 0.429	K		G6-3		F7			K		4 0 0 0 0 2 0												
Dan Wilson, R (1,2) OBP: 0.414, SLG: 0.468	F8				CS 1B			P2		3 0 1 0 0 0 0												
Russ Davis, R (1,5) OBP: 0.395, SLG: 0.584			K		K			BB		2 0 0 0 1 2 1												
Rich Amaral, R (1,7) OBP: 0.484, SLG: 0.500	G4-3		G4-3		S 1B			F9		3 0 1 0 0 0 1												
Inning Stats	R: 1 E: 0 K: 1 S: 8	H: 1 LOB: 0 BB: 0 P: 14	R: 0 E: 0 K: 2 S: 7	H: 0 LOB: 0 BB: 0 P: 9	R: 1 E: 0 K: 1 S: 13	H: 2 LOB: 1 BB: 0 P: 20	R: 0 E: 0 K: 2 S: 9	H: 0 LOB: 0 BB: 0 P: 15	R: 0 E: 0 K: 1 S: 18	H: 2 LOB: 1 BB: 0 P: 27	R: 0 E: 0 K: 0 S: 8	H: 1 LOB: 1 BB: 0 P: 12	R: 0 E: 0 K: 0 S: 8	H: 0 LOB: 1 BB: 1 P: 14	R: 0 E: 0 K: 1 S: 7	H: 0 LOB: 0 BB: 0 P: 10	R: 0 E: 0 K: 1 S: 7	H: 0 LOB: 0 BB: 0 P: 10	1B: 4 2B: 1 3B: 1 HR: 1	SF: 0 SAC: 0 DP: 1 HBP: 0	WP: 0 PB: 0 SB: 1 CS: 1	PA: 33
PITCHER	IP WLS BF H R ER SO BB IBB HBP BLK WP HR S P ERA WHIP																					
Robert Person, R (1,1) ERA: 2.77	7.0 L 27 6 2 2 7 1 0 0 0 0 1 71 111 2.57 1.000																					
Tim Crabtree, R (8,1) ERA: 4.5	0.2 2 0 0 0 0 0 0 0 0 0 0 6 7 0.00 0.000																					
Paul Spoljaric, L (8,1) ERA: 2.7	0.0 0 0 0 0 0 0 0 0 0 0 0 0 0 0.00 0.000																					
Mike Timlin, R (9,1) ERA: 3.6	1.0 3 0 0 0 1 0 0 0 0 0 0 7 10 0.00 0.000																					

Batter	1	2	3	4	5	6	7	8	9	AB R H RBI BB SO LOB	BOTTOM									
Carlos Garcia, R (1,4) OBP: 0.213, SLG: 0.256	G4-3		K		G3			K		4 0 0 0 0 2 0	Seattle Mariners @ Toronto Blue Jays SkyDome, Toronto, ON Sun Apr 27 1997, 3:33 AM EDT Att: 32,160 - Dome - 70 F									
Jacob Brumfield, R (1,8) OBP: 0.333, SLG: 0.478	1B FC4-6 BB		1B		L5			K		3 1 1 0 1 1 0										
Joe Carter, R (1,3) OBP: 0.340, SLG: 0.400	1B FC4-6		1B		P6			E 1B		4 0 3 0 0 0 0										
Ed Sprague, R (1,5) OBP: 0.341, SLG: 0.530	1B FC4-6		G6-3		K			E5		4 0 0 1 0 1 4										
Juan Samuel, R (1,10) OBP: 0.397, SLG: 0.346	F9		K		2B			P4		4 0 1 0 0 1 3										
Robert Perez, R (1,9) OBP: 0.160, SLG: 0.240			L8		P6			G4-3		4 0 0 0 0 0 1										
Charlie O'Brien, R (1,2) OBP: 0.340, SLG: 0.425	G5-3		G5-3		3B			P6		4 0 1 0 0 1 0										
Shawn Green, L (1,7) OBP: 0.365, SLG: 0.556	G4-3		G4-3		K			G3		4 0 1 0 0 1 1										
Alex Gonzalez, R (1,6) OBP: 0.346, SLG: 0.451	K		K		G6-3			K		4 0 0 0 0 2 1										
Inning Stats	R: 1 E: 0 K: 0 S: 11	H: 1 LOB: 1 BB: 1 P: 19	R: 0 E: 0 K: 0 S: 5	H: 0 LOB: 0 BB: 0 P: 5	R: 0 E: 0 K: 2 S: 11	H: 2 LOB: 2 BB: 0 P: 17	R: 0 E: 0 K: 2 S: 10	H: 1 LOB: 1 BB: 0 P: 13	R: 0 E: 0 K: 1 S: 12	H: 0 LOB: 0 BB: 0 P: 6	R: 0 E: 0 K: 1 S: 12	H: 1 LOB: 1 BB: 0 P: 14	R: 0 E: 1 K: 2 S: 12	H: 1 LOB: 2 BB: 0 P: 22	R: 0 E: 0 K: 0 S: 7	H: 1 LOB: 1 BB: 0 P: 9	1B: 5 2B: 1 3B: 1 HR: 0	SF: 0 SAC: 0 DP: 0 HBP: 0	WP: 0 PB: 0 SB: 0 CS: 0	PA: 36
PITCHER	IP WLS BF H R ER SO BB IBB HBP BLK WP HR S P ERA WHIP																			
Randy Johnson, L (1,1) ERA: 2.73	8.0 W 32 6 1 1 9 1 0 0 0 0 0 75 115 1.12 0.875																			
Norm Charlton, L (9,1) ERA: 3.95	1.0 S 4 1 0 0 0 0 0 0 0 0 0 7 9 0.00 1.000																			

Batter	1	2	3	4	5	6	7	8	9	AB	R	H	RBI	BB	SO	LOB	TOP
Otis Nixon, S (1, 8) <small>OBP: 0.323, SLG: 0.224</small>										4	0	1	0	0	1	0	Toronto Blue Jays @ Kansas City Royals Kauffman Stadium, Kansas City, MO <small>Wed Apr 30 1997, 7:05 PM CDT</small> <small>Att: 13,004 - Unknown - 56 F</small>
Alex Gonzalez, R (1, 6) <small>OBP: 0.333, SLG: 0.432</small>										3	0	0	0	0	0		
Orlando Merced, S (1, 9) <small>OBP: 0.330, SLG: 0.472</small>										4	0	1	0	0	2		
Joe Carter, R (1, 3) <small>OBP: 0.324, SLG: 0.370</small>										4	0	0	0	2	3		
Ed Sprague, R (1, 5) <small>OBP: 0.343, SLG: 0.593</small>										4	0	1	0	0	1		
Carlos Delgado, L (1, 10) <small>OBP: 0.438, SLG: 0.636</small>										4	1	1	1	0	1		
Benito Santiago, R (1, 2) <small>OBP: 0.212, SLG: 0.290</small>										3	0	1	0	1	1		
Shawn Green, L (1, 7) <small>OBP: 0.345, SLG: 0.521</small>										3	0	0	0	0	2		
Carlos Garcia, R (1, 4) <small>OBP: 0.196, SLG: 0.235</small>										3	0	0	0	0	1		
Inning Stats	R: 0 H: 1 E: 0 LOB: 1 K: 1 BB: 0 S: 8 P: 10	R: 1 H: 1 E: 0 LOB: 1 K: 0 BB: 1 S: 4 P: 12	R: 0 H: 1 E: 0 LOB: 1 K: 1 BB: 0 S: 12 P: 18	R: 0 H: 1 E: 0 LOB: 0 K: 2 BB: 0 S: 14 P: 17	R: 0 H: 0 E: 0 LOB: 0 K: 0 BB: 0 S: 7 P: 11	R: 0 H: 1 E: 0 LOB: 1 K: 1 BB: 0 S: 11 P: 14	R: 0 H: 0 E: 0 LOB: 0 K: 2 BB: 0 S: 9 P: 15	R: 0 H: 0 E: 1 LOB: 1 K: 0 BB: 0 S: 7 P: 12	R: 0 H: 0 E: 0 LOB: 0 K: 0 BB: 0 S: 3 P: 8	1B: 2 SF: 0 2B: 2 SAC: 1 3B: 0 DP: 0 HR: 1 HBP: 0	WP: 0 PA: 34 SB: 0 CS: 0						
PITCHER Kevin Appier, R (1, 1) <small>ERA: 2.56</small>	IP: 9.0 WLS: L BF: 34 H: 5 R: 1 ER: 1 SO: 7 BB: 1 IBB: 0 HBP: 0 BLK: 0 WP: 0 HR: 1 S: 75 P: 117 ERA: 1.00 WHIP: 0.667																

Batter	1	2	3	4	5	6	7	8	9	AB	R	H	RBI	BB	SO	LOB	BOTTOM
Jose Offerman, S (1, 4) <small>OBP: 0.346, SLG: 0.542</small>										4	0	1	0	0	1	1	Toronto Blue Jays @ Kansas City Royals Kauffman Stadium, Kansas City, MO <small>Wed Apr 30 1997, 7:05 PM CDT</small> <small>Att: 13,004 - Unknown - 56 F</small>
Tom Goodwin, L (1, 8) <small>OBP: 0.209, SLG: 0.179</small>										3	0	1	0	1	0		
Jay Bell, R (1, 6) <small>OBP: 0.350, SLG: 0.527</small>										2	0	0	0	1	2		
Jeff King, R (1, 3) <small>OBP: 0.485, SLG: 0.571</small> Bip Roberts, S (9, PR) <small>OBP: 0.416, SLG: 0.500</small>										3	0	1	0	1	2		
Chili Davis, S (1, 10) <small>OBP: 0.390, SLG: 0.440</small>										0	0	0	0	0	0		
Joe Vitiello, R (1, 9) <small>OBP: 0.472, SLG: 0.419</small>										4	0	0	0	2	3		
Joe Vitiello, R (1, 9) <small>OBP: 0.472, SLG: 0.419</small>										3	0	0	0	1	0		
Craig Paquette, R (1, 5) <small>OBP: 0.298, SLG: 0.449</small>										3	0	0	0	1	0		
Mike Macfarlane, R (1, 2) <small>OBP: 0.160, SLG: 0.191</small>										3	0	0	0	2	0		
Johnny Damon, L (1, 7) <small>OBP: 0.340, SLG: 0.455</small>										3	0	1	0	0	0		
Inning Stats	R: 0 H: 0 E: 0 LOB: 0 K: 2 BB: 0 S: 9 P: 13	R: 0 H: 0 E: 0 LOB: 0 K: 0 BB: 0 S: 5 P: 8	R: 0 H: 0 E: 0 LOB: 0 K: 1 BB: 0 S: 6 P: 12	R: 0 H: 2 E: 0 LOB: 2 K: 1 BB: 1 S: 11 P: 22	R: 0 H: 0 E: 0 LOB: 0 K: 2 BB: 0 S: 10 P: 15	R: 0 H: 1 E: 0 LOB: 2 K: 0 BB: 1 S: 8 P: 16	R: 0 H: 0 E: 0 LOB: 0 K: 1 BB: 0 S: 8 P: 11	R: 0 H: 0 E: 0 LOB: 0 K: 0 BB: 0 S: 8 P: 12	R: 0 H: 1 E: 0 LOB: 1 K: 1 BB: 1 S: 8 P: 17	1B: 4 SF: 0 2B: 0 SAC: 1 3B: 0 DP: 0 HR: 0 HBP: 0	WP: 0 PA: 32 SB: 0 CS: 1						
PITCHER Roger Clemens, R (1, 1) <small>ERA: 1.72</small> Dan Plesac, L (9, 1) <small>ERA: 5.79</small> Paul Quantrill, R (9, 1) <small>ERA: 1.98</small> Paul Spoljaric, L (9, 1) <small>ERA: 2.57</small>	IP: 8.0 WLS: W BF: 28 H: 3 R: 0 ER: 0 SO: 7 BB: 2 IBB: 0 HBP: 0 BLK: 0 WP: 0 HR: 0 S: 65 P: 109 ERA: 0.00 WHIP: 0.625																



Batter	1	2	3	4	5	6	7	8	9	AB	R	H	RBI	BB	SO	LOB	TOP										
Jacob Brumfield, R OBP: 0.281, SLG: 0.419	G5-3		P6		F7			L8		4	0	0	0	0	0	2	Toronto Blue Jays @ Kansas City Royals Kauffman Stadium, Kansas City, MO Thu May 01 1997, 7:05 PM CDT Att: 12,046 - Unknown - 57 F										
Alex Gonzalez, R OBP: 0.341, SLG: 0.429	1B		F9 BB		G4-3-6			P4		3	0	1	0	1	0	1											
Orlando Merced, S OBP: 0.317, SLG: 0.452	K		F9		G3-1			L4		4	0	0	0	0	1	3											
Joe Carter, R OBP: 0.321, SLG: 0.385	L9		K		G5-3			G5-3		4	0	1	0	0	1	3											
Ed Sprague, R OBP: 0.350, SLG: 0.585	G5-3		WP BB		K			G5-4-3 1B		3	0	1	0	1	1	1											
Juan Samuel, R OBP: 0.313, SLG: 0.300	P6		F8		G6-3			G5-4-3		4	0	0	0	0	0	3											
Benito Santiago, R OBP: 0.222, SLG: 0.294	E7 1B		K					K		3	0	1	0	0	2	1											
Robert Perez, R OBP: 0.143, SLG: 0.214	E7		G6-3					P8		3	0	0	0	0	0	2											
Carlos Garcia, R OBP: 0.210, SLG: 0.232			F9 S BB		G4-3-6 BB			G6-3		1	0	0	0	2	0	0											
Inning Stats	R: 0 E: 0 K: 1 S: 8	H: 1 LOB: 1 BB: 0 P: 10	R: 0 E: 1 K: 0 S: 7	H: 1 LOB: 1 BB: 0 P: 10	R: 0 E: 0 K: 1 S: 12	H: 0 LOB: 2 BB: 2 P: 25	R: 0 E: 0 K: 1 S: 10	H: 0 LOB: 1 BB: 1 P: 17	R: 0 E: 0 K: 0 S: 4	H: 1 LOB: 0 BB: 0 P: 9	R: 0 E: 0 K: 1 S: 11	H: 0 LOB: 0 BB: 0 P: 21	R: 0 E: 0 K: 1 S: 5	H: 0 LOB: 0 BB: 0 P: 7	R: 0 E: 0 K: 0 S: 14	H: 1 LOB: 0 BB: 0 P: 19	R: 0 E: 0 K: 0 S: 4	H: 1 LOB: 0 BB: 0 P: 4	1B: 3 2B: 0 3B: 1 HR: 0	SF: 0 SAC: 0 DP: 2 HBP: 0	WP: 1 PB: 0 SB: 1 CS: 0	PA: 33					
PITCHER	IP	WLS	BF	H	R	ER	SO	BB	IBB	HBP	BLK	WP	HR	S	P	ERA	WHIP										
50 José Rosado, L ERA: 2.08	7.2	W	29	3	0	0	5	4	0	0	0	1	0	67	113	0.00	0.913										
Mitch Williams, L ERA: 12.27	0.1		1	0	0	0	0	0	0	0	0	0	0	4	5	0.00	0.000										
Jim Converse, R ERA:	1.0		3	1	0	0	0	0	0	0	0	0	0	4	4	0.00	1.000										

Batter	1	2	3	4	5	6	7	8	9	AB	R	H	RBI	BB	SO	LOB	BOTTOM										
Jose Offerman, S OBP: 0.387, SLG: 0.643	F9 BB BB		F8		29 F8 1B 2B			F8		4	1	2	3	1	0	1	Toronto Blue Jays @ Kansas City Royals Kauffman Stadium, Kansas City, MO Thu May 01 1997, 7:05 PM CDT Att: 12,046 - Unknown - 57 F										
Bjo Roberts, S OBP: 0.424, SLG: 0.500			F8		1B 2B			F8		2	1	1	0	1	1	1											
29 Mike Sweeney, R (6, FH) OBP: 0.286, SLG: 0.385			2B		K			1B		1	0	0	0	0	0	1											
Shane Halter, R OBP: 0.400, SLG: 0.308			1B					1B		1	0	1	0	0	0	0											
Jay Bell, R OBP: 0.361, SLG: 0.541	F9		2B		G5-3			1B		5	0	3	3	0	0	3											
Jeff King, R OBP: 0.471, SLG: 0.541	K		F7		G5-3			1B		4	1	0	0	1	1	6											
Chili Davis, S OBP: 0.381, SLG: 0.481	F8		K		HR			F8		4	1	1	2	0	1	4											
Mike Macfarlane, R OBP: 0.187, SLG: 0.180	G3				1B 3B BB			G5-3		3	1	0	0	1	0	0											
Craig Paquette, R OBP: 0.286, SLG: 0.430	K		K		G4-3			G6-3		4	0	0	0	0	2	1											
Tom Goodwin, L OBP: 0.221, SLG: 0.193	P6				1B 3B 1B			G1-3		4	1	2	0	0	0	0											
Johnny Damon, L OBP: 0.353, SLG: 0.458			1B 2B 1B		1B 3B 1B			K		4	2	2	0	0	1	1											
Inning Stats	R: 0 E: 0 K: 1 S: 14	H: 0 LOB: 2 BB: 2 P: 27	R: 0 E: 0 K: 1 S: 8	H: 0 LOB: 0 BB: 0 P: 10	R: 2 E: 0 K: 1 S: 15	H: 3 LOB: 1 BB: 0 P: 22	R: 3 E: 0 K: 2 S: 18	H: 3 LOB: 1 BB: 1 P: 28	R: 2 E: 0 K: 0 S: 11	H: 2 LOB: 1 BB: 1 P: 19	R: 1 E: 0 K: 0 S: 10	H: 2 LOB: 1 BB: 0 P: 15	R: 0 E: 0 K: 0 S: 5	H: 0 LOB: 0 BB: 0 P: 6	R: 0 E: 0 K: 1 S: 15	H: 2 LOB: 2 BB: 0 P: 21	1B: 8 2B: 2 3B: 1 HR: 1	SF: 0 SAC: 0 DP: 0 HBP: 0	WP: 0 PB: 0 SB: 0 CS: 0	PA: 40							
PITCHER	IP	WLS	BF	H	R	ER	SO	BB	IBB	HBP	BLK	WP	HR	S	P	ERA	WHIP										
Woody Williams, R ERA: 4.2	3.1	L	19	6	5	5	4	3	0	0	0	0	1	29	44	10.12	1.875										
Huck Flener, L ERA: 7.39	2.2		13	4	3	3	1	1	0	0	0	0	0	5	6	0.00	0.000										
Mike Timlin, R ERA: 3.27	1.0		3	0	0	0	0	0	0	0	0	0	0	5	6	0.00	0.000										
Tim Crabtree, R ERA: 4.0	1.0		5	2	0	0	1	0	0	0	0	0	0	15	21	0.00	2.000										

AB 29
R 0
H 4
RBI 0
BB 4
SO 5
LOB 16



AB 36
R 8
H 12
RBI 8
BB 4
SO 6
LOB 18




Batter	1	2	3	4	5	6	7	8	9	10	AB	R	H	RBI	BB	SO	LOB								
Chuck Knoblauch, R OBP: 0.415, SLG: 0.414 (1, 4)	F8		SF8 2H 3B		K			F9		1B	5	1	2	2	0	1	2								
Rich Becker, L OBP: 0.327, SLG: 0.281 (1, 8)	K		SF8			P6		1B		1B	4	0	2	1	0	1	0								
Matt Lawton, L OBP: 0.410, SLG: 0.500 (1, 7)	BB		K			P2		F7		1B	3	0	0	0	1	1	2								
Terry Steinbach, R OBP: 0.309, SLG: 0.317 (1, 2)	F9			G1-3		F8			K		4	0	0	0	0	1	1								
Greg Myers, L OBP: 0.292, SLG: 0.256 (1, 10)		G6-3		K			G3		P6		4	0	0	0	0	1	0								
Greg Colbrunn, R OBP: 0.324, SLG: 0.421 (1, 3)		P4		G6-3			G5-3		G6-3		4	0	0	0	0	0	0								
Todd Walker, L OBP: 0.333, SLG: 0.333 Denny Hocking, S OBP: 0.408, SLG: 0.488 (1, 5) (10, 5)		F9			K		P6			G6-3 SH1-4 1B	4	1	1	0	0	1	0								
Pat Meares, R OBP: 0.302, SLG: 0.437 (1, 6)			K		F8			P3		SH1-4	3	0	0	0	0	1	0								
Brent Brede, L OBP: 0.359, SLG: 0.351 (1, 9)			3B 2B					1B 1B		G6-3	3	1	2	0	1	0	1								
Inning Stats	R: 0 E: 0 K: 1 S: 9	H: 0 LOB: 1 BB: 1 P: 15	R: 0 E: 0 K: 0 S: 6	H: 0 LOB: 0 BB: 0 P: 9	R: 2 E: 0 K: 2 S: 16	H: 2 LOB: 0 BB: 0 P: 25	R: 0 E: 0 K: 1 S: 7	H: 0 LOB: 0 BB: 0 P: 10	R: 0 E: 0 K: 2 S: 11	H: 0 LOB: 1 BB: 1 P: 19	R: 0 E: 0 K: 0 S: 6	H: 0 LOB: 0 BB: 0 P: 9	R: 0 E: 0 K: 0 S: 4	H: 0 LOB: 0 BB: 0 P: 7	R: 0 E: 0 K: 0 S: 10	H: 2 LOB: 2 BB: 0 P: 14	R: 0 E: 0 K: 1 S: 9	H: 0 LOB: 0 BB: 0 P: 15	R: 1 E: 0 K: 0 S: 9	H: 3 LOB: 2 BB: 0 P: 12	1B: 5 2B: 1 3B: 1 HR: 0	SF: 1 SAC: 1 DP: 0 HBP: 0	WP: 0 PA: 38 PB: 0 SB: 0 CS: 0		
PITCHER	IP	WLS	BF	H	R	ER	SO	BB	IBB	HBP	BLK	WP	HR	S	P	ERA	WHIP								
Robert Person, R ERA: 2.57 (1, 1)	8.0		30	4	2	2	6	2	0	0	0	0	0	69	108	2.25	0.750								
Tim Crabtree, R ERA: 4.09 (9, 1)	2.0	L	8	3	1	1	1	0	0	0	0	0	0	18	27	4.50	1.500								

TOP

Minnesota Twins @ Toronto Blue Jays
SkyDome, Toronto, ON
Fri May 02 1997, 7:05 PM EDT
Att: 30,226 - Dome

AB	34
R	3
H	7
RBI	3
BB	2
SO	7
LOB	6




Batter	1	2	3	4	5	6	7	8	9	10	AB	R	H	RBI	BB	SO	LOB								
Otis Nixon, S OBP: 0.320, SLG: 0.225 (1, 8)	F7		K			1B 1B		E6 FC6-4		CS	4	1	1	0	0	1	0								
Alex Gonzalez, R OBP: 0.348, SLG: 0.444 (1, 6)	2B 2B		G5-3			1B 1B		FC6-4 1-2r			4	1	2	1	0	0	1								
Orlando Merced, S OBP: 0.315, SLG: 0.454 (1, 9)	2B 2B			G6-3		F8		G3			4	0	1	1	0	0	2								
Joe Carter, R OBP: 0.318, SLG: 0.380 (1, 10)	K			F8		1B 1B			K		4	0	1	0	0	2	1								
Ed Sprague, R OBP: 0.336, SLG: 0.561 (1, 5)	G4-3			P3		G6-3			K		4	0	0	0	0	1	3								
Carlos Delgado, L OBP: 0.412, SLG: 0.593 (1, 3)		K			G4-3		K		F7		4	0	0	0	0	2	0								
Shawn Green, L OBP: 0.322, SLG: 0.481 (1, 7)		F9			K		L5			G4-3	4	0	0	0	0	1	0								
Charlie O'Brien, R OBP: 0.328, SLG: 0.396 Juan Samuel, R OBP: 0.313, SLG: 0.300 (1, 2) (10, PR)		G5-3			G6-3		F7			CS 1B	4	0	1	0	0	0	0								
Carlos Garcia, R OBP: 0.204, SLG: 0.225 Jacob Brumfield, R OBP: 0.273, SLG: 0.406 (1, 4) (10, PH)			G6-3			P4		K		K	3	0	0	0	0	1	0								
Inning Stats	R: 1 E: 0 K: 1 S: 14	H: 2 LOB: 1 BB: 0 P: 22	R: 0 E: 0 K: 1 S: 9	H: 0 LOB: 0 BB: 0 P: 12	R: 0 E: 0 K: 1 S: 7	H: 0 LOB: 0 BB: 0 P: 11	R: 0 E: 0 K: 0 S: 6	H: 0 LOB: 0 BB: 0 P: 9	R: 0 E: 0 K: 1 S: 7	H: 0 LOB: 0 BB: 0 P: 9	R: 1 E: 0 K: 0 S: 11	H: 3 LOB: 2 BB: 0 P: 17	R: 0 E: 0 K: 1 S: 8	H: 0 LOB: 0 BB: 0 P: 9	R: 0 E: 0 K: 1 S: 10	H: 0 LOB: 1 BB: 0 P: 15	R: 0 E: 0 K: 2 S: 12	H: 0 LOB: 0 BB: 0 P: 19	R: 0 E: 0 K: 1 S: 9	H: 1 LOB: 1 BB: 0 P: 13	1B: 4 2B: 2 3B: 0 HR: 0	SF: 0 SAC: 0 DP: 0 HBP: 0	WP: 0 PA: 37 PB: 0 SB: 2 CS: 1		
PITCHER	IP	WLS	BF	H	R	ER	SO	BB	IBB	HBP	BLK	WP	HR	S	P	ERA	WHIP								
Brad Radke, R ERA: 4.57 (1, 1)	9.0	W	33	5	2	2	8	0	0	0	0	0	0	84	123	2.00	0.556								
Rick Aguilera, R ERA: 6.57 (10, 1)	1.0	S	3	1	0	0	1	0	0	0	0	0	0	9	13	0.00	1.000								

BOTTOM

Minnesota Twins @ Toronto Blue Jays
SkyDome, Toronto, ON
Fri May 02 1997, 7:05 PM EDT
Att: 30,226 - Dome

AB	36
R	2
H	6
RBI	2
BB	0
SO	9
LOB	8



Batter	1	2	3	4	5	6	7	8	9	AB	R	H	RBI	BB	SO	LOB	TOP								
Chuck Knoblauch, R (1, 4) OBP: 0.422, SLG: 0.417	4-0 S 1B BB		2-2 P4		3-2 2H 1B		1-2 1B		0-0 FC4-6	4	1	2	2	1	0	1	Minnesota Twins @ Toronto Blue Jays SkyDome, Toronto, ON Sat May 03 1997, 7:05 PM EDT Att: 29,150 - Dome								
Rich Becker, L (1, 8) OBP: 0.314, SLG: 0.267	2-3 K		1-1 G4-3		0-0 G4-3		1-3 K		2-1 F7	5	0	0	0	0	2	5									
Paul Molitor, R (1, 10) OBP: 0.308, SLG: 0.383	1-3 K			1-3 K		0-1 L3		1-1 G4-3		4	0	0	0	0	2	1									
Greg Myers, L (1, 2) OBP: 0.288, SLG: 0.255	2-2 1B			1-1 G4-3		1-0 F8		2-0 F8		4	0	1	1	0	0	0									
Matt Lawton, L (1, 7) OBP: 0.405, SLG: 0.500	1-2 G4-3			0-0 2B		3-1 F8		1-1 F7		4	0	1	0	0	0	1									
Roberto Kelly, R (1, 9) OBP: 0.305, SLG: 0.426		0-1 F9		2-3 K		0-0 S 1B		1-1 SH1-4 1B		4	2	2	0	0	1	1									
Brent Brede, L (1, 3) OBP: 0.368, SLG: 0.361		0-1 G6-3			3-2 S 1B		1-0 L5		0-2 1B SH1-4 FC4-6 1B	4	2	2	0	0	0	1									
Denny Hocking, S (1, 6) (9, 5) OBP: 0.385, SLG: 0.457		1-3 K		1-3 K		1-2 K		0-0 SH1-4		3	0	0	0	0	2	2									
Todd Walker, L (1, 5) OBP: 0.329, SLG: 0.329			0-1 F9		0-3 K		1-0 1B		0-0 FC4-6 1B	1	0	0	0	0	0	0									
Ron Coomer, R (5, PH) OBP: 0.347, SLG: 0.522							2-H 1B		2-3 3-H	3	0	2	2	0	1	1									
Pat Meares, R (9, PR) OBP: 0.302, SLG: 0.437										0	0	0	0	0	0	0									
Inning Stats	R: 1 E: 0 K: 2 S: 12	H: 1 LOB: 1 BB: 1 P: 22	R: 0 E: 0 K: 1 S: 7	H: 0 LOB: 0 BB: 0 P: 8	R: 0 E: 0 K: 0 S: 7	H: 0 LOB: 0 BB: 0 P: 10	R: 0 E: 0 K: 2 S: 9	H: 1 LOB: 1 BB: 0 P: 13	R: 1 E: 0 K: 1 S: 14	H: 2 LOB: 1 BB: 0 P: 21	R: 0 E: 0 K: 0 S: 5	H: 0 LOB: 0 BB: 0 P: 9	R: 1 E: 0 K: 1 S: 14	H: 3 LOB: 2 BB: 0 P: 20	R: 0 E: 0 K: 0 S: 5	H: 0 LOB: 0 BB: 0 P: 9	R: 2 E: 0 K: 0 S: 11	H: 3 LOB: 1 BB: 0 P: 14	1B: 9 2B: 1 3B: 0 HR: 0	SF: 0 SAC: 1 DP: 0 HBP: 0	WP: 0 PB: 0 SB: 4 CS: 0	PA: 38			
PITCHER	IP	WLS	BF	H	R	ER	SO	BB	IBB	HBP	BLK	WP	HR	S	P	ERA	WHIP								
Juan Guzman, R (1, 1) ERA: 5.27	4.0		15	2	1	1	5	1	0	0	0	0	0	35	53	2.25	0.750								
Paul Spoljaric, L (5, 1) ERA: 3.72	2.2		11	3	2	2	2	0	0	0	0	0	0	26	40	6.75	1.125								
Mike Timlin, R (7, 1) ERA: 2.92	1.1		6	2	0	0	1	0	0	0	0	0	0	12	19	0.00	1.500								
Paul Quantrill, R (9, 1) ERA: 3.07	1.0	W	6	3	2	2	0	0	0	0	0	0	0	11	14	18.00	3.000								

AB	36
R	5
H	10
RBI	5
BB	1
SO	8
LOB	13



Batter	1	2	3	4	5	6	7	8	9	AB	R	H	RBI	BB	SO	LOB	BOTTOM								
Otis Nixon, S (1, 8) OBP: 0.315, SLG: 0.217	0-0 G5-3	1-1 G6-3			0-0 B1-3		1-1 SF8		4-1 BB SH1-4 BB	3	1	0	1	1	0	2	Minnesota Twins @ Toronto Blue Jays SkyDome, Toronto, ON Sat May 03 1997, 7:05 PM EDT Att: 29,150 - Dome								
Alex Gonzalez, R (1, 6) OBP: 0.344, SLG: 0.435	2-2 G3		0-0 P4		0-0 P5		1-0 1B SF8		0-1 SH1-4	4	1	1	1	0	0	0									
Orlando Merced, S (1, 9) OBP: 0.327, SLG: 0.471	3-1 2B		1-3 K		2-2 1B G6-4-3		1-2 1B		0-2 G5-3	5	0	3	1	0	1	1									
Joe Carter, R (1, 3) OBP: 0.322, SLG: 0.373	3-1 F9		4-0 CS BB		1-0 G6-4-3		2-1 SF8		4-0 BB BB IBB	2	0	0	1	2	0	2									
Ed Sprague, R (1, 5) OBP: 0.357, SLG: 0.570		2-0 F9 1B 2B	0-0 CS	4-1 BB		4-2 BB	2-3 K		4-1 BB BB	2	1	1	0	3	1	1									
Juan Samuel, R (1, 10) OBP: 0.286, SLG: 0.273		1-0 F9		1-1 F8		2-3 K		2-0 G5-3 2B		3	0	0	0	0	1	3									
Carlos Delgado, L (8, PH) OBP: 0.429, SLG: 0.617		2-3							1-2 2-3 BB	1	0	1	1	1	0	0									
Benito Santiago, R (1, 2) OBP: 0.250, SLG: 0.316		0-0 1B 1B		2-2 F9		2-1 BB SF8 1B		1-2 P3		4	1	2	1	0	0	2									
Jacob Brumfield, R (1, 7) OBP: 0.270, SLG: 0.389		3-H F7		0-0 G1-3		1-2 SF8 1B 1B		1-0 G5-3		4	1	1	0	0	0	3									
Carlos Garcia, R (1, 4) OBP: 0.214, SLG: 0.229		0-0 1B			1-3 K		4-0 1B BB		0-0 G6-3	3	1	1	0	1	1	1									
Inning Stats	R: 0 E: 0 K: 0 S: 8	H: 1 LOB: 1 BB: 0 P: 16	R: 1 E: 0 K: 0 S: 7	H: 3 LOB: 2 BB: 0 P: 11	R: 0 E: 0 K: 1 S: 4	H: 0 LOB: 1 BB: 1 P: 9	R: 0 E: 0 K: 0 S: 12	H: 0 LOB: 1 BB: 1 P: 21	R: 0 E: 0 K: 1 S: 5	H: 0 LOB: 0 BB: 0 P: 6	R: 0 E: 0 K: 1 S: 11	H: 1 LOB: 1 BB: 1 P: 20	R: 4 E: 0 K: 1 S: 18	H: 4 LOB: 1 BB: 1 P: 32	R: 0 E: 0 K: 0 S: 7	H: 1 LOB: 1 BB: 0 P: 11	R: 1 E: 0 K: 0 S: 7	H: 0 LOB: 3 BB: 4 P: 23	1B: 7 2B: 3 3B: 0 HR: 0	SF: 2 SAC: 1 DP: 1 HBP: 0	WP: 0 PB: 0 SB: 0 CS: 1	PA: 43			
PITCHER	IP	WLS	BF	H	R	ER	SO	BB	IBB	HBP	BLK	WP	HR	S	P	ERA	WHIP								
Rich Robertson, L (1, 1) ERA: 6.23	6.0		25	6	2	2	3	3	0	0	0	0	0	49	87	3.00	1.500								
Mike Trombley, R (7, 1) ERA: 4.24	0.0		2	1	0	0	0	1	0	0	0	0	0	3	8										
Eddie Guardado, L (7, 1) ERA: 5.87	0.1		1	0	0	0	0	0	0	0	0	0	0	2	3	0.00	0.000								
Dan Naulty, R (7, 1) ERA: 5.11	0.2		4	2	3	3	1	0	0	0	0	0	0	11	17	40.50	3.000								
Todd Ritchie, R (8, 1) ERA: 4.2	1.0	L	5	1	1	1	0	1	0	0	0	0	0	8	16	9.00	2.000								
PITCHER	IP	WLS	BF	H	R	ER	SO	BB	IBB	HBP	BLK	WP	HR	S	P	ERA	WHIP								
Greg Swindell, L (9, 1) ERA: 4.24	0.2		3	0	0	0	0	2	0	0	0	0	0	5	9	0.00	0.000								
Gregg Olson, R (9, 1) ERA: 20.86	0.0		2	0	0	0	0	0	0	0	0	0	0	1	9										

AB	31
R	6
H	10
RBI	6
BB	8
SO	4
LOB	15

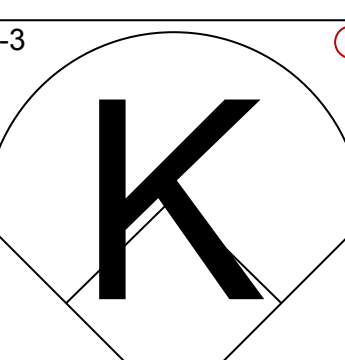
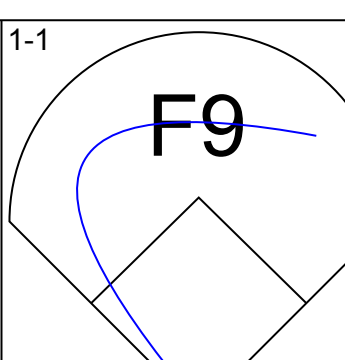
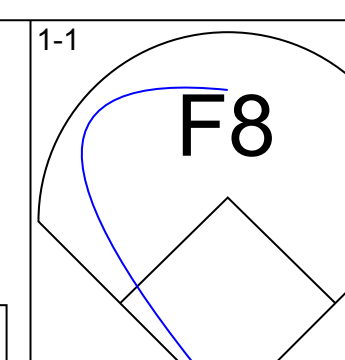
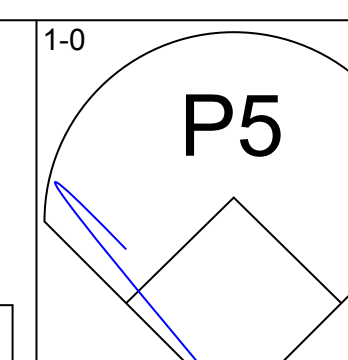
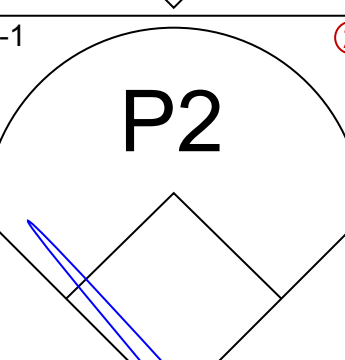
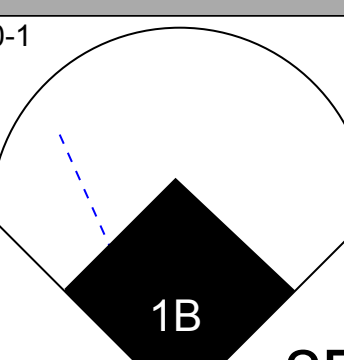
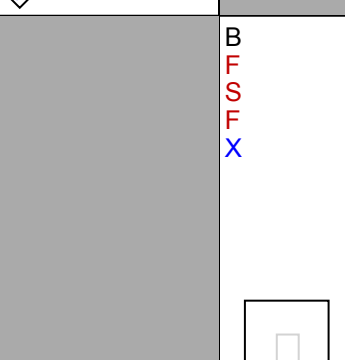
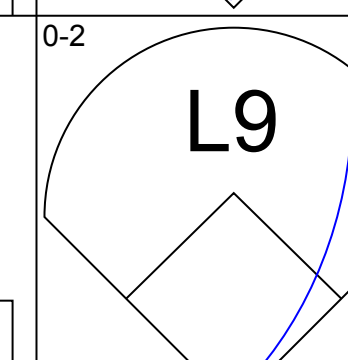
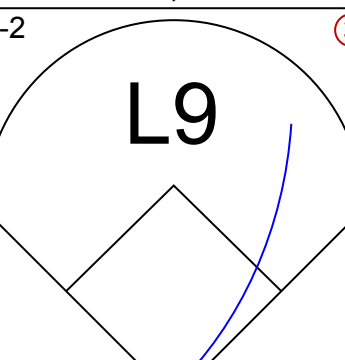
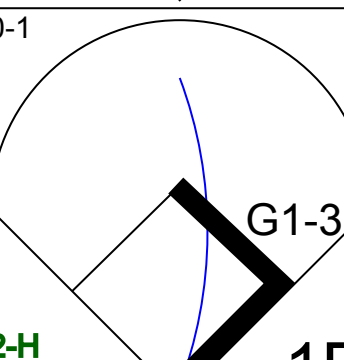

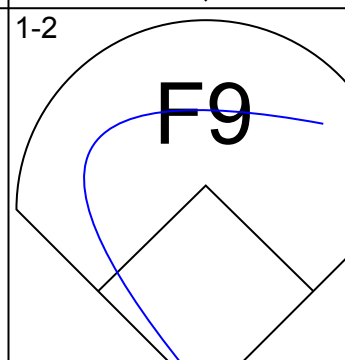
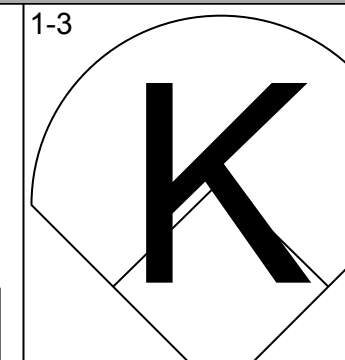
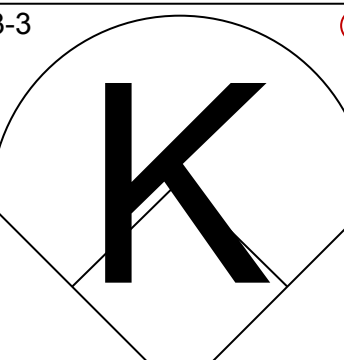
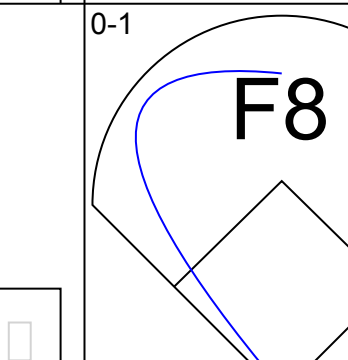
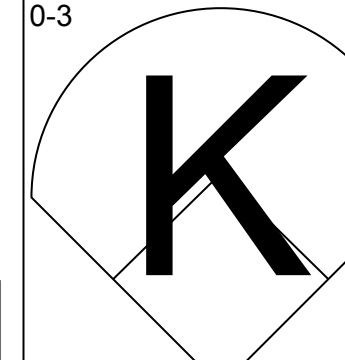
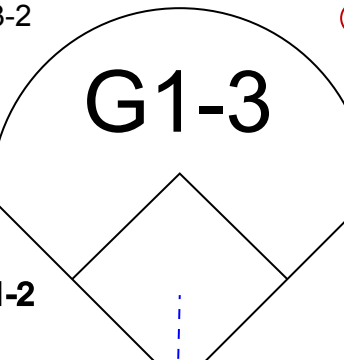
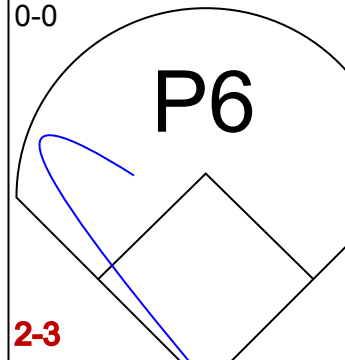
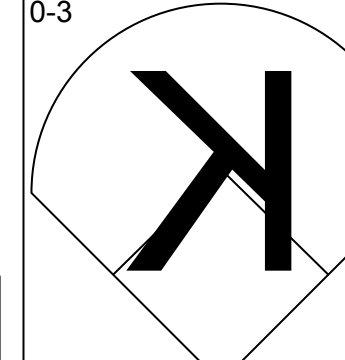
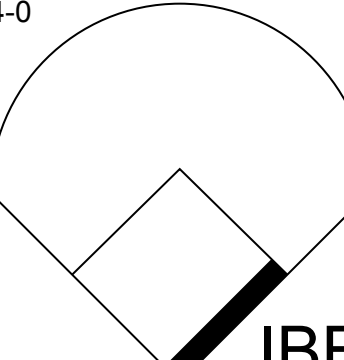
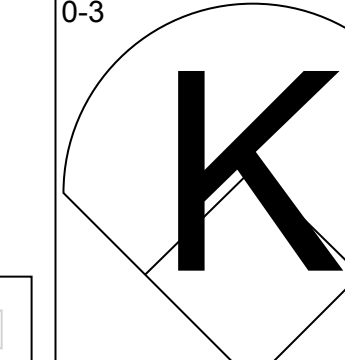
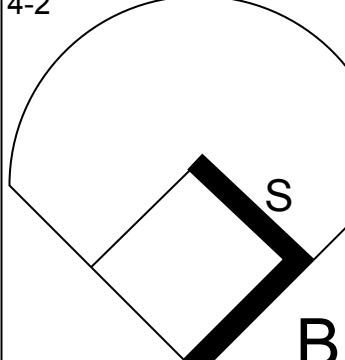
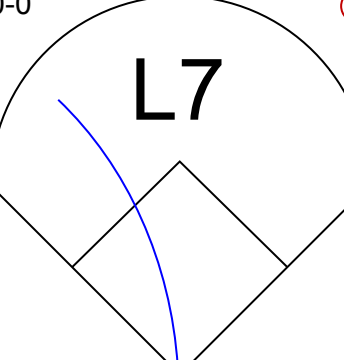
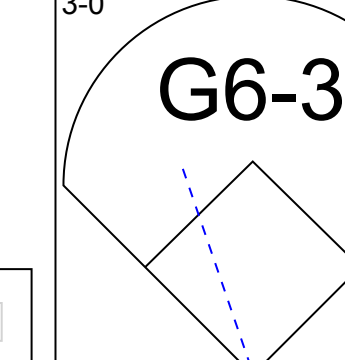
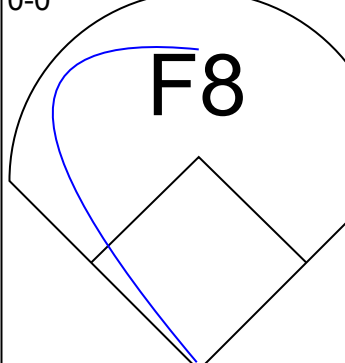
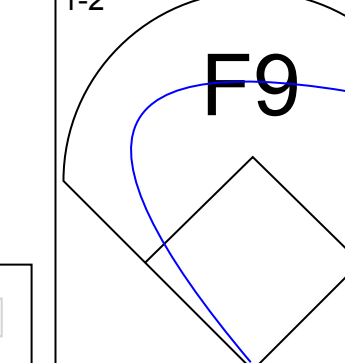
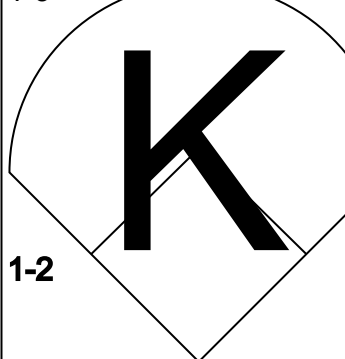

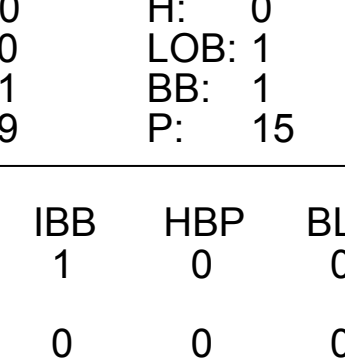
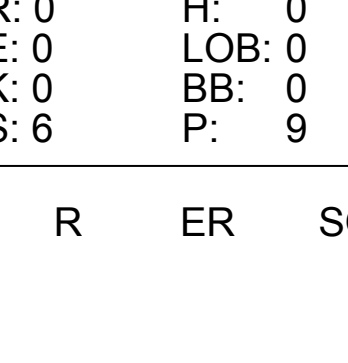



Batter	1	2	3	4	5	6	7	8	9	AB	R	H	RBI	BB	SO	LOB	TOP			
Chuck Knoblauch R (1,4) OBP: 0.417, SLG: 0.411	1-2 1B		0-2 F9			1-1 G1-3		3-3 K		4	0	1	0	0	1	1	Minnesota Twins @ Toronto Blue Jays SkyDome, Toronto, ON Sun May 04 1997, 3:33 AM EDT Att: 29,114 - Dome - 68 F			
Brent Brade L (1,7) OBP: 0.361, SLG: 0.354	1-1 F8		2-2 L7			0-0 G1			0-2 HBP 1B	4	0	1	0	0	0	1				
Paul Molitor R (1,10) OBP: 0.286, SLG: 0.353	1-1 L7			3-2 P4			1-3 K		0-0 F7	4	0	0	0	0	1	2				
Matt Lawton L (1,8) OBP: 0.415, SLG: 0.500	3-2 FC6-4 1B			1-0 P6			4-2 BB		3-2 HBP	2	0	1	0	1	0	0				
Terry Steinbach R (1,2) OBP: 0.296, SLG: 0.302	0-1 FC6-4			2-3 K			0-0 F8		1-1 L9	4	0	0	0	0	1	5				
Todd Walker L (1,5) OBP: 0.313, SLG: 0.311		1-1 F7			2-1 G3-1			1-3 K	1-3 K	4	0	0	0	0	2	3				
Roberto Kelly R (1,9) Rich Becker L (8, PH) OBP: 0.319, SLG: 0.275		0-3 K			0-0 P3			1-0 S 1B		2	0	0	0	0	1	0				
Ron Coomer R (1,3) Greg Myers L (8, PH) Pat Meares R (8,6) OBP: 0.302, SLG: 0.437		0-3 K			0-0 G1-3			2-3 K		2	0	0	0	0	1	0				
Denny Hocking S (1,6) OBP: 0.364, SLG: 0.429			3-1 F8				1-3 K	0-3 K		3	0	0	0	0	2	1				
Inning Stats	R: 0 E: 0 K: 0 S: 12	H: 2 LOB: 2 BB: 0 P: 18	R: 0 E: 0 K: 2 S: 8	H: 0 LOB: 0 BB: 0 P: 9	R: 0 E: 0 K: 1 S: 8	H: 0 LOB: 0 BB: 0 P: 13	R: 0 E: 0 K: 1 S: 8	H: 0 LOB: 0 BB: 0 P: 14	R: 0 E: 0 K: 0 S: 4	H: 0 LOB: 1 BB: 1 P: 6	R: 0 E: 0 K: 2 S: 10	H: 0 LOB: 1 BB: 1 P: 16	R: 0 E: 0 K: 3 S: 10	H: 1 LOB: 1 BB: 0 P: 16	R: 0 E: 0 K: 1 S: 14	H: 1 LOB: 2 BB: 0 P: 19		1B: 4 2B: 0 3B: 0 HR: 0	SF: 0 SAC: 0 DP: 0 HBP: 1	WP: 0 PB: 0 SB: 1 CS: 0
PITCHER Pat Hentgen R (1,1) ERA: 3.89	IP: 9.0 WLS: W BF: 33 H: 4 R: 0 ER: 0 SO: 10 BB: 1 IBB: 0 HBP: 1 BLK: 0 WP: 0 HR: 0 S: 80 P: 119 ERA: 0.00 WHIP: 0.556											PITCHER	IP: 9.0 WLS: W BF: 33 H: 4 R: 0 ER: 0 SO: 10 BB: 1 IBB: 0 HBP: 1 BLK: 0 WP: 0 HR: 0 S: 80 P: 119 ERA: 0.00 WHIP: 0.556							

Batter	1	2	3	4	5	6	7	8	9	AB	R	H	RBI	BB	SO	LOB	BOTTOM			
Otis Nixon S (1,8) OBP: 0.313, SLG: 0.219	2-1 E6 F8 SH2-3		1-2 G4-3			0-0 FC6-4		0-1 BB 1B		4	0	1	0	0	0	1	Minnesota Twins @ Toronto Blue Jays SkyDome, Toronto, ON Sun May 04 1997, 3:33 AM EDT Att: 29,114 - Dome - 68 F			
Alex Gonzalez R (1,6) OBP: 0.333, SLG: 0.420	0-1 SH2-3		0-1 F7		0-0 F8		0-3 K			3	0	0	0	0	1	2				
Orlando Merced S (1,9) OBP: 0.342, SLG: 0.481	4-1 BB			1-0 1B 2B		3-2 G4-3		4-0 BB		2	1	1	0	2	0	0				
Joe Carter R (1,10) OBP: 0.311, SLG: 0.358	2-0 F8			0-1 F7		1-1 P2		0-1 L8		4	0	0	0	0	0	5				
Ed Sprague R (1,5) OBP: 0.348, SLG: 0.553	2-0 P6			3-2 P2		0-3 K				3	0	0	0	0	1	3				
Carlos Delgado L (1,3) OBP: 0.425, SLG: 0.603		0-1 F8		2-0 1B			0-1 L9			3	0	1	1	0	0	0				
Benito Santiago R (1,2) OBP: 0.233, SLG: 0.293		2-2 G5-3		0-1 F9			0-0 G1-3			3	0	0	0	0	0	1				
Shawn Green L (1,7) OBP: 0.306, SLG: 0.455		3-2 G4-3			1-2 G3		1-2 L5			3	0	0	0	0	0	0				
Carlos Garcia R (1,4) OBP: 0.217, SLG: 0.231			0-1 G2-3		2-0 FC6-4 1B		0-0 G5-3			3	0	1	0	0	0	0				
Inning Stats	R: 0 E: 1 K: 0 S: 7	H: 0 LOB: 2 BB: 1 P: 17	R: 0 E: 0 K: 0 S: 9	H: 0 LOB: 0 BB: 0 P: 14	R: 0 E: 0 K: 0 S: 7	H: 0 LOB: 0 BB: 0 P: 8	R: 1 E: 0 K: 0 S: 9	H: 2 LOB: 1 BB: 0 P: 15	R: 0 E: 0 K: 1 S: 9	H: 1 LOB: 1 BB: 0 P: 9	R: 0 E: 0 K: 1 S: 7	H: 0 LOB: 0 BB: 0 P: 8	R: 0 E: 0 K: 1 S: 8	H: 1 LOB: 2 BB: 1 P: 12	R: 0 E: 0 K: 0 S: 8	H: 1 LOB: 0 BB: 0 P: 12		1B: 3 2B: 1 3B: 0 HR: 0	SF: 0 SAC: 1 DP: 0 HBP: 0	WP: 0 PB: 0 SB: 0 CS: 0
PITCHER Bob Tewksbury R (1,1) ERA: 3.35	IP: 8.0 WLS: L BF: 31 H: 4 R: 1 ER: 1 SO: 2 BB: 2 IBB: 0 HBP: 0 BLK: 0 WP: 0 HR: 0 S: 62 P: 96 ERA: 1.12 WHIP: 0.750											PITCHER	IP: 8.0 WLS: L BF: 31 H: 4 R: 1 ER: 1 SO: 2 BB: 2 IBB: 0 HBP: 0 BLK: 0 WP: 0 HR: 0 S: 62 P: 96 ERA: 1.12 WHIP: 0.750							


Batter	1	2	3	4	5	6	7	8	9	AB	R	H	RBI	BB	SO	LOB	TOP					
Brian Hunter, R OBP: 0.299, SLG: 0.336 (1, 8)										4	0	1	0	0	2	1	Detroit Tigers @ Toronto Blue Jays SkyDome, Toronto, ON Mon May 05 1997, 7:05 PM EDT Att: 27,169 - Dome - 68 F					
Bobby Higginson, L OBP: 0.347, SLG: 0.388 (1, 7)										4	0	1	0	0	1	0						
Travis Fryman, R OBP: 0.361, SLG: 0.509 (1, 5)										4	0	0	0	0	1	1						
Tony Clark, S OBP: 0.374, SLG: 0.584 (1, 3)										4	1	1	0	0	2	0						
Curtis Pride, L OBP: 0.310, SLG: 0.288 (1, 10)										3	0	0	0	0	0	1						
Melvin Nieves, S OBP: 0.360, SLG: 0.487 (1, 9)										3	0	1	1	0	2	0						
Damion Easley, R OBP: 0.356, SLG: 0.422 (1, 6)										3	0	1	0	0	1	1						
Brian Johnson, R OBP: 0.270, SLG: 0.344 (1, 2)										2	0	0	0	0	1	1						
Jody Reed, R OBP: 0.341, SLG: 0.229 (1, 4)										3	0	0	0	0	0	1						
Inning Stats	R: 0 E: 0 K: 3 S: 12	H: 0 LOB: 0 BB: 0 P: 17	R: 1 E: 0 K: 2 S: 13	H: 2 LOB: 1 BB: 0 P: 18	R: 0 E: 0 K: 0 S: 6	H: 2 LOB: 1 BB: 0 P: 9	R: 0 E: 0 K: 2 S: 9	H: 0 LOB: 0 BB: 0 P: 14	R: 0 E: 0 K: 0 S: 6	H: 0 LOB: 0 BB: 0 P: 8	R: 0 E: 0 K: 0 S: 9	H: 0 LOB: 0 BB: 0 P: 15	R: 0 E: 0 K: 2 S: 11	H: 0 LOB: 0 BB: 0 P: 14	R: 0 E: 0 K: 1 S: 7	H: 1 LOB: 1 BB: 0 P: 12	R: 0 E: 0 K: 0 S: 6	H: 0 LOB: 0 BB: 0 P: 9	1B: 2 2B: 2 3B: 1 HR: 0	SF: 0 SAC: 1 DP: 0 HBP: 0	WP: 0 PB: 0 SB: 0 CS: 1	PA: 31
PITCHER Roger Clemens, R ERA: 1.58 (1, 1)	IP: 9.0 WLS: W BF: 31 H: 5 R: 1 ER: 1 SO: 10 BB: 0 IBB: 0 HBP: 0 BLK: 0 WP: 0 HR: 0 S: 79 P: 116 ERA: 1.00 WHIP: 0.556															PITCHER						

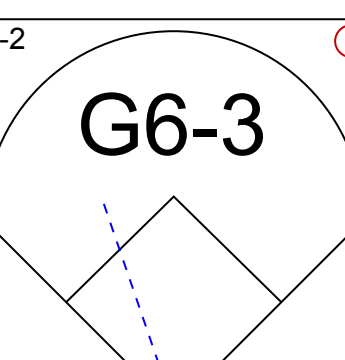
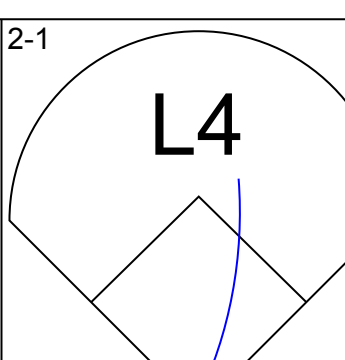
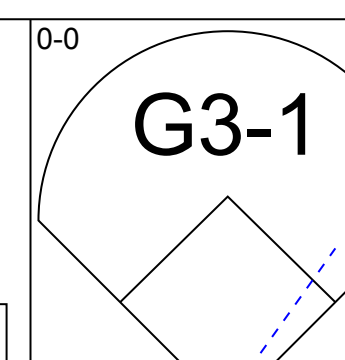
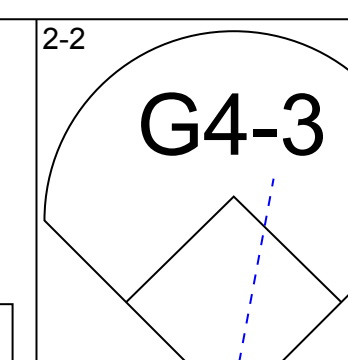
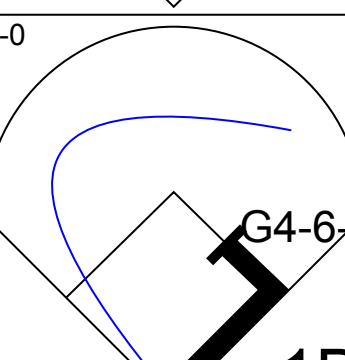
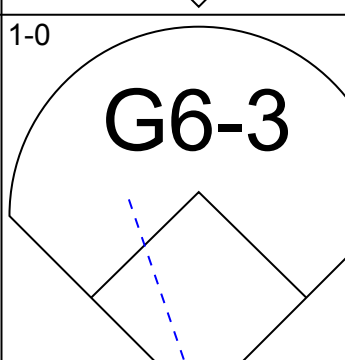
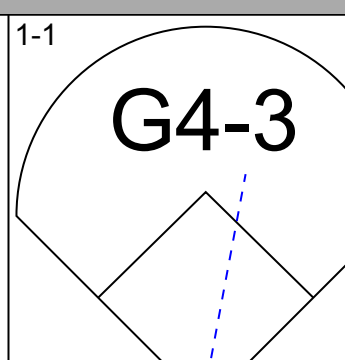
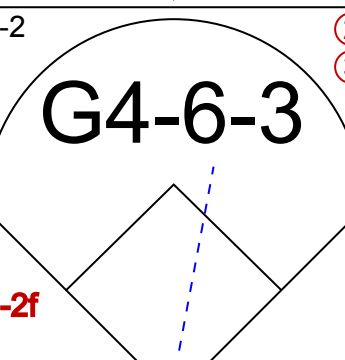
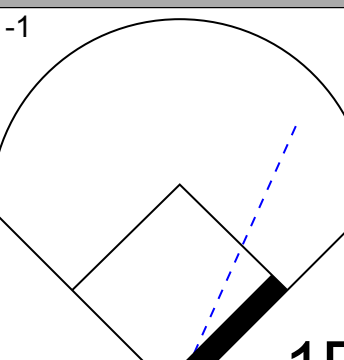
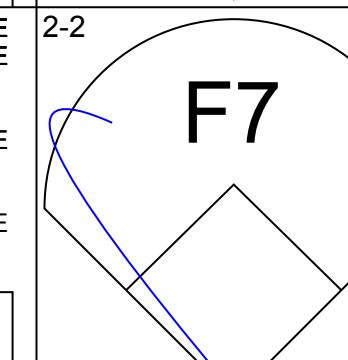
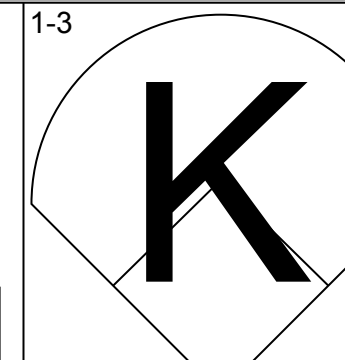
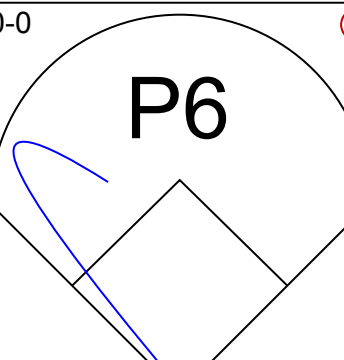
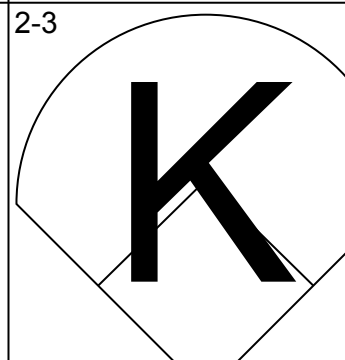
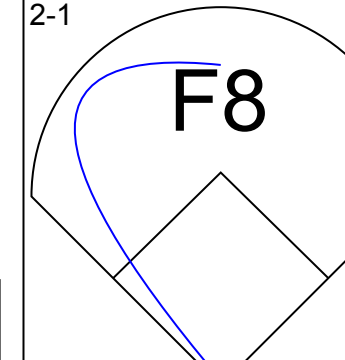
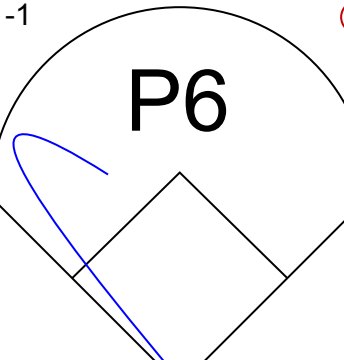
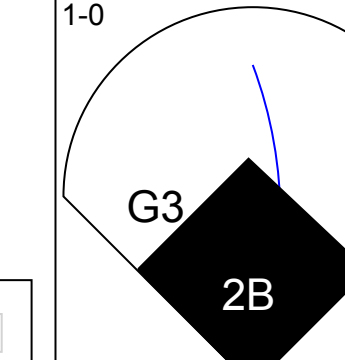
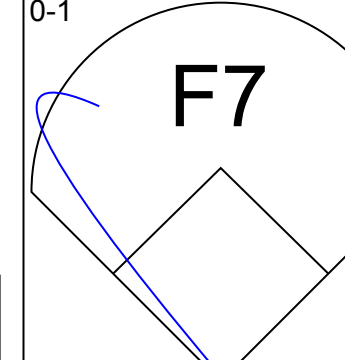
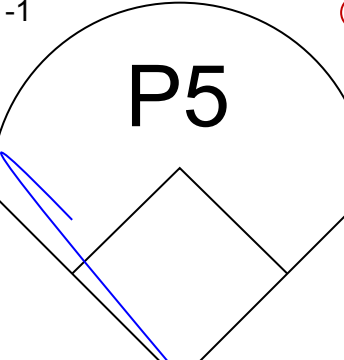
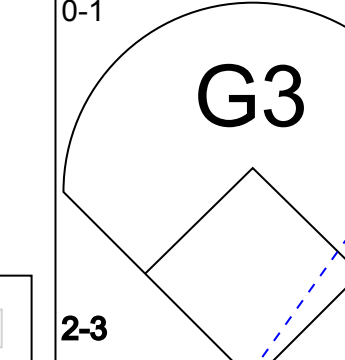
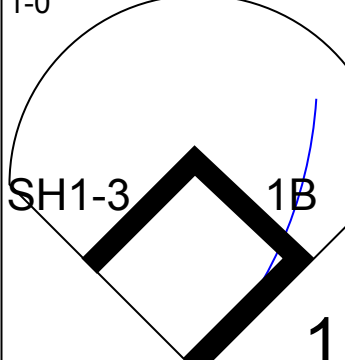
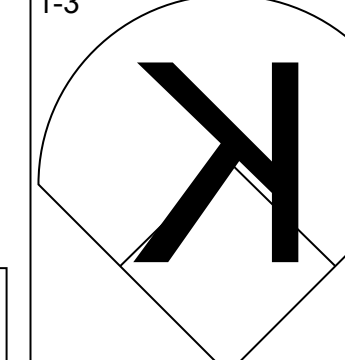
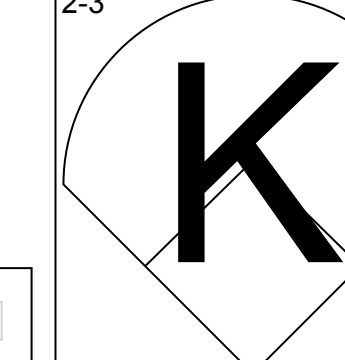
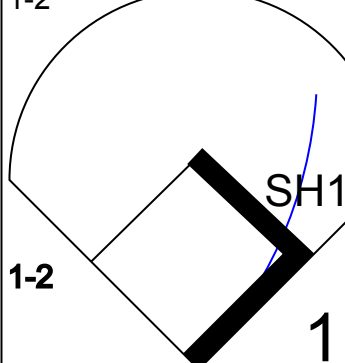
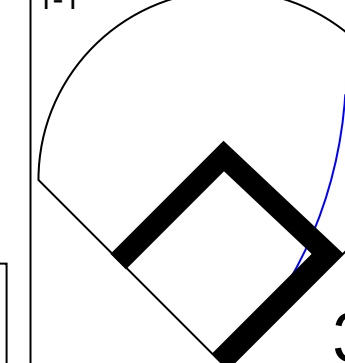
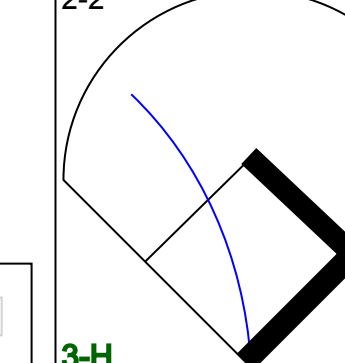
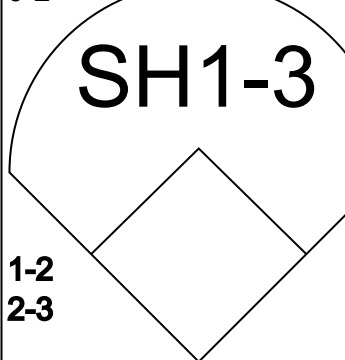
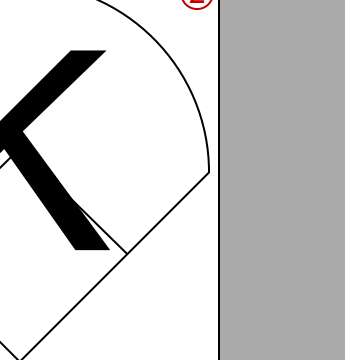
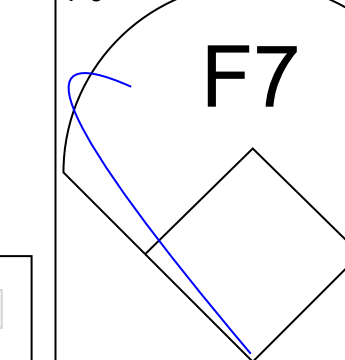
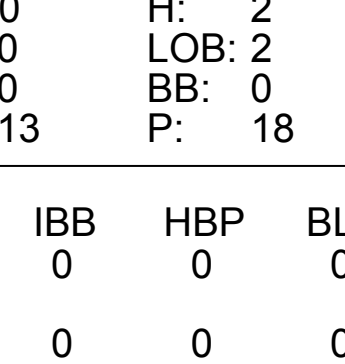
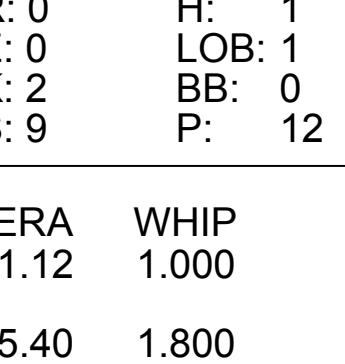
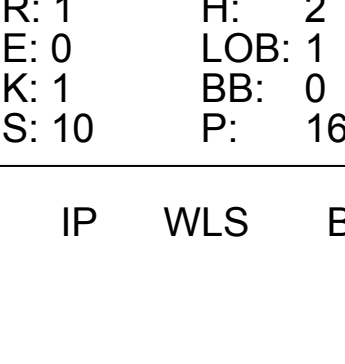
Batter	1	2	3	4	5	6	7	8	9	AB	R	H	RBI	BB	SO	LOB	BOTTOM					
Otis Nixon, S OBP: 0.310, SLG: 0.220 (1, 8)										4	1	1	0	0	1	1	Detroit Tigers @ Toronto Blue Jays SkyDome, Toronto, ON Mon May 05 1997, 7:05 PM EDT Att: 27,169 - Dome - 68 F					
Alex Gonzalez, R OBP: 0.323, SLG: 0.407 (1, 6)										3	0	0	0	0	1	0						
Orlando Merced, S OBP: 0.347, SLG: 0.477 (1, 9)										3	0	1	0	1	0	0						
Joe Carter, R OBP: 0.301, SLG: 0.349 (1, 3)										3	0	0	1	0	0	1						
Ed Sprague, R OBP: 0.345, SLG: 0.542 (1, 5)										4	0	1	0	0	0	2						
Carlos Delgado, L OBP: 0.421, SLG: 0.606 (1, 10)										3	1	1	0	0	0	1						
Benito Santiago, R OBP: 0.239, SLG: 0.295 (1, 2)										3	1	1	0	0	2	1						
Shawn Green, L OBP: 0.308, SLG: 0.448 (1, 7)										3	0	1	0	0	1	2						
Carlos Garcia, R OBP: 0.220, SLG: 0.243 (1, 4)										3	0	1	2	0	0	1						
Inning Stats	R: 0 E: 0 K: 0 S: 6	H: 0 LOB: 0 BB: 0 P: 10	R: 0 E: 0 K: 1 S: 12	H: 1 LOB: 0 BB: 0 P: 19	R: 0 E: 0 K: 1 S: 5	H: 0 LOB: 0 BB: 0 P: 8	R: 0 E: 0 K: 0 S: 9	H: 0 LOB: 0 BB: 0 P: 12	R: 2 E: 0 K: 1 S: 17	H: 3 LOB: 1 BB: 0 P: 28	R: 0 E: 0 K: 1 S: 12	H: 1 LOB: 1 BB: 0 P: 19	R: 0 E: 0 K: 1 S: 8	H: 1 LOB: 1 BB: 0 P: 12	R: 1 E: 0 K: 0 S: 8	H: 1 LOB: 1 BB: 1 P: 18	R: 0 E: 0 K: 0 S: 6	H: 0 LOB: 0 BB: 0 P: 9	1B: 5 2B: 2 3B: 0 HR: 0	SF: 1 SAC: 1 DP: 0 HBP: 0	WP: 0 PB: 0 SB: 1 CS: 0	PA: 32
PITCHER Omar Olivares, R ERA: 3.65 (1, 1)	IP: 7.1 WLS: L BF: 29 H: 7 R: 3 ER: 3 SO: 5 BB: 0 IBB: 0 HBP: 0 BLK: 0 WP: 0 HR: 0 S: 71 P: 111 ERA: 3.68 WHIP: 0.955															PITCHER						
Mike Myers, L ERA: 6.14 (8, 1)	0.0	1	0	0	0	0	0	0	0	0	0	1	5	∞	∞							
Todd Jones, R ERA: 4.05 (8, 1)	0.2	2	0	0	0	0	0	0	0	0	0	5	10	0.00	0.000							

Batter	1	2	3	4	5	6	7	8	9	10	AB	R	H	RBI	BB	SO	LOB	TOP				
Brian Hunter, R OBP: 0.291, SLG: 0.326 (1, 8)											4	0	0	0	0	1	1					
Damion Easley, R OBP: 0.361, SLG: 0.443 (1, 4)											4	1	2	0	0	0	0					
Travis Fryman, R OBP: 0.358, SLG: 0.500 (1, 5)											4	0	1	1	0	0	1					
Tony Clark, S OBP: 0.370, SLG: 0.569 (1, 3)											3	0	0	0	1	2	1					
Bobby Higginson, L OBP: 0.336, SLG: 0.374 (1, 7)											4	0	0	0	0	1	3					
Melvin Nieves, S OBP: 0.366, SLG: 0.481 (1, 10)											3	0	1	0	1	2	0					
Bubba Trammell, R OBP: 0.375, SLG: 0.439 (1, 9)											2	0	0	0	1	0	2					
Jody Reed, R OBP: 0.333, SLG: 0.222 (10, PH)											1	0	0	0	0	0	1					
Brian Johnson, R OBP: 0.254, SLG: 0.323 (1, 2)											4	0	0	0	0	0	1					
Deivi Cruz, R OBP: 0.218, SLG: 0.282 (1, 6)											3	0	0	0	0	1	1					
Curtis Pride, L OBP: 0.310, SLG: 0.288 (10, 7)											0	0	0	0	0	0	0					
Inning Stats	R: 0 E: 0 K: 1 S: 9	H: 0 LOB: 0 BB: 0 P: 14	R: 0 E: 0 K: 3 S: 11	H: 0 LOB: 0 BB: 0 P: 12	R: 0 E: 0 K: 1 S: 9	H: 0 LOB: 1 BB: 1 P: 15	R: 1 E: 0 K: 1 S: 11	H: 2 LOB: 2 BB: 1 P: 21	R: 0 E: 0 K: 0 S: 5	H: 0 LOB: 0 BB: 0 P: 7	R: 0 E: 0 K: 0 S: 11	H: 1 LOB: 1 BB: 1 P: 17	R: 0 E: 0 K: 1 S: 7	H: 0 LOB: 0 BB: 0 P: 11	R: 0 E: 0 K: 0 S: 6	H: 0 LOB: 0 BB: 0 P: 9	R: 0 E: 0 K: 0 S: 8	H: 1 LOB: 0 BB: 0 P: 13	1B: 2 2B: 2 3B: 0 HR: 0	SF: 0 SAC: 0 DP: 0 HBP: 0	WP: 0 PB: 0 SB: 1 CS: 1	PA: 35
PITCHER	IP	WLS	BF	H	R	ER	SO	BB	IBB	HBP	BLK	WP	HR	S	P	ERA	WHIP					
Woody Williams, R ERA: 3.48 (1, 1)	9.0		32	3	1	1	7	2	0	0	0	0	0	75	113	1.00	0.556					
Tim Crabtree, R ERA: 3.75 (10, 1)	1.0	W	3	1	0	0	0	0	0	0	0	0	0	8	13	0.00	1.000					

Detroit Tigers @ Toronto Blue Jays
SkyDome, Toronto, ON
Tue May 06 1997, 7:05 PM EDT
Att. 26,294 - Dome - 68 F


AB 32
R 1
H 4
RBI 1
BB 3
SO 7
LOB 11



Batter	1	2	3	4	5	6	7	8	9	10	AB	R	H	RBI	BB	SO	LOB	BOTTOM						
Otis Nixon, S OBP: 0.306, SLG: 0.219 (1, 8)											5	0	1	0	0	0	3							
Alex Gonzalez, R OBP: 0.327, SLG: 0.406 (1, 6)											5	0	2	0	0	0	4							
Orlando Merced, S OBP: 0.349, SLG: 0.468 (1, 9)											4	0	1	0	1	1	2							
Joe Carter, R OBP: 0.305, SLG: 0.345 (1, 3)											4	0	1	1	1	2	1							
Ed Sprague, R OBP: 0.341, SLG: 0.541 (1, 5)											4	1	1	0	0	1	2							
Carlos Delgado, L OBP: 0.400, SLG: 0.571 (1, 10)											4	0	0	0	0	0	3							
Benito Santiago, R OBP: 0.240, SLG: 0.292 (1, 2)											4	0	1	0	0	2	2							
Robert Perez, R OBP: 0.226, SLG: 0.387 (1, 7)											3	0	3	1	0	0	0							
Shawn Green, L OBP: 0.303, SLG: 0.441 (10, PH)											1	0	0	0	0	1	0							
Carlos Garcia, R OBP: 0.223, SLG: 0.246 (1, 4)											3	1	1	0	0	1	2							
Inning Stats	R: 0 E: 0 K: 0 S: 8	H: 1 LOB: 0 BB: 0 P: 10	R: 0 E: 0 K: 1 S: 8	H: 0 LOB: 0 BB: 0 P: 11	R: 0 E: 0 K: 0 S: 13	H: 2 LOB: 2 BB: 0 P: 18	R: 0 E: 0 K: 0 S: 7	H: 1 LOB: 1 BB: 0 P: 10	R: 0 E: 0 K: 2 S: 9	H: 1 LOB: 1 BB: 0 P: 12	R: 0 E: 0 K: 2 S: 12	H: 0 LOB: 0 BB: 0 P: 16	R: 1 E: 0 K: 1 S: 10	H: 2 LOB: 1 BB: 0 P: 16	R: 0 E: 0 K: 0 S: 14	H: 1 LOB: 0 BB: 0 P: 20	R: 0 E: 0 K: 1 S: 9	H: 1 LOB: 1 BB: 0 P: 13	R: 1 E: 0 K: 1 S: 10	H: 2 LOB: 3 BB: 2 P: 21	1B: 8 2B: 2 3B: 1 HR: 0	SF: 0 SAC: 1 DP: 1 HBP: 0	WP: 0 PB: 0 SB: 0 CS: 1	PA: 41
PITCHER	IP	WLS	BF	H	R	ER	SO	BB	IBB	HBP	BLK	WP	HR	S	P	ERA	WHIP							
Justin Thompson, L ERA: 3.91 (1, 1)	8.0		30	8	1	1	6	0	0	0	0	0	0	81	113	1.12	1.000							
Todd Jones, R ERA: 4.2 (9, 1)	1.2	L	8	3	1	1	2	0	0	0	0	0	0	18	25	5.40	1.800							
Mike Myers, L ERA: 6.14 (10, 1)	0.0		1	0	0	0	0	1	0	0	0	0	0	4	5	∞	∞							
Dan Miceli, R ERA: 9.18 (10, 1)	0.0		1	0	0	0	0	1	0	0	0	0	0	1	5	∞	∞							

Detroit Tigers @ Toronto Blue Jays
SkyDome, Toronto, ON
Tue May 06 1997, 7:05 PM EDT
Att. 26,294 - Dome - 68 F

AB 37
R 2
H 11
RBI 2
BB 2
SO 8
LOB 19



Batter	1	2	3	4	5	6	7	8	9	AB	R	H	RBI	BB	SO	LOB	TOP				
Otis Nixon, S <small>OBP: 0.302, SLG: 0.211</small> (1, 8)	G4-3		FC5-4 BB		B1		L7		K	4	0	0	0	1	1	2					
Alex Gonzalez, R <small>OBP: 0.312, SLG: 0.386</small> (1, 6)	K		FC5-4 1-2		F8		G5-3		F9	5	0	0	0	0	1	4					
Orlando Merced, S <small>OBP: 0.346, SLG: 0.461</small> (1, 9)	L8			F7	G4-3			2B 1B		4	0	1	0	0	0	0					
Joe Carter, R <small>OBP: 0.311, SLG: 0.359</small> (1, 10)		F8		2B BB 1B		F8		2-2 2B		4	1	2	0	0	0	0					
Ed Sprague, R <small>OBP: 0.346, SLG: 0.544</small> (1, 5)		F8		BB 1-3 2B				1-3 2B		3	0	1	0	1	1	2					
Carlos Delgado, L <small>OBP: 0.381, SLG: 0.541</small> (1, 3)				F7				K		4	0	0	0	0	3	5					
Charlie O'Brien, R <small>OBP: 0.323, SLG: 0.373</small> (1, 2)			K	BB HBP		P2		F4		3	0	0	0	0	1	3					
Shawn Green, L <small>OBP: 0.329, SLG: 0.484</small> (1, 7)			2B	1-2 2-3 3-H BB			G3-1		2B	3	0	2	1	1	0	0					
Carlos Garcia, R <small>OBP: 0.224, SLG: 0.254</small> (1, 4)			K					2B		4	0	1	0	0	3	5					
Inning Stats	R: 0 E: 0 K: 1 S: 7	H: 0 LOB: 0 BB: 0 P: 10	R: 0 E: 0 K: 1 S: 13	H: 0 LOB: 0 BB: 0 P: 18	R: 0 E: 0 K: 2 S: 13	H: 1 LOB: 2 BB: 1 P: 24	R: 1 E: 0 K: 1 S: 12	H: 2 LOB: 3 BB: 1 P: 20	R: 0 E: 0 K: 0 S: 7	H: 0 LOB: 1 BB: 0 P: 12	R: 0 E: 0 K: 0 S: 8	H: 1 LOB: 1 BB: 0 P: 12	R: 0 E: 0 K: 2 S: 17	H: 2 LOB: 2 BB: 0 P: 22	R: 0 E: 0 K: 2 S: 10	H: 1 LOB: 1 BB: 0 P: 13	1B: 2 2B: 5 3B: 0 HR: 0	SF: 0 SAC: 0 DP: 0 HBP: 1	WP: 0 PB: 0 SB: 0 CS: 0	PA: 38	
PITCHER	IP	WLS	BF	H	R	ER	SO	BB	IBB	HBP	BLK	WP	HR	S	P	ERA	WHIP				
Jack McDowell, R <small>ERA: 5.45</small> (1, 1)	8.0	W	34	6	1	1	8	3	0	1	0	0	0	84	127	1.12	1.125				
Jose Mesa, R <small>ERA: 5.19</small> (9, 1)	1.0		4	1	0	0	2	0	0	0	0	0	0	10	13	0.00	1.000				

Toronto Blue Jays @ Cleveland Indians
 Jacobs Field, Cleveland, OH
 Wed May 07 1997, 7:05 PM EDT
 Att: 42,463 - Unknown - 55 F

AB	34
R	1
H	7
RBI	1
BB	3
SO	10
LOB	21



Batter	1	2	3	4	5	6	7	8	9	AB	R	H	RBI	BB	SO	LOB	BOTTOM				
Marquis Grissom, R <small>OBP: 0.317, SLG: 0.384</small> (1, 8)	P3		G6-3		HR			G6-3		5	1	2	1	0	0	1					
Tony Fernandez, S <small>OBP: 0.338, SLG: 0.500</small> (1, 4)	HR		2B		1B HR		G4-3			4	2	3	1	0	0	1					
Jim Thome, L <small>OBP: 0.500, SLG: 0.579</small> (1, 3)	HR		K		1B HR		FC3-6 CS 1B			4	2	3	1	0	1	1					
Matt Williams, R <small>OBP: 0.341, SLG: 0.540</small> (1, 5)	K		G6-3		F9		FC3-6 1B			4	0	1	0	0	1	3					
David Justice, L <small>OBP: 0.472, SLG: 0.752</small> (1, 7)	K			F9	HR		FC3-6 1-2 2-3			4	1	1	3	0	1	2					
Manny Ramirez, R <small>OBP: 0.384, SLG: 0.537</small> (1, 9)		K		F9	K		K			3	0	0	0	0	2	0					
Brian Giles, L <small>OBP: 0.379, SLG: 0.537</small> (6, 9)				F9	K		K			1	0	0	0	0	1	2					
Julio Franco, R <small>OBP: 0.462, SLG: 0.449</small> (1, 10)		WP 1B		2B 1B			K		G5-4-3 1B	4	1	3	0	0	1	0					
Sandy Alomar Jr., R <small>OBP: 0.389, SLG: 0.711</small> (1, 2)		K		1-H 2B			F8		G5-4-3 1-2	4	0	1	1	0	1	2					
Pat Borders, R <small>OBP: 0.400, SLG: 0.667</small> (9, 2)				1-H 2B						0	0	0	0	0	0	0					
Omar Vizquel, S <small>OBP: 0.370, SLG: 0.398</small> (1, 6)		F7		F7			G6-3		1B	4	0	1	0	0	0	2					
Inning Stats	R: 2 E: 0 K: 2 S: 12	H: 2 LOB: 0 BB: 0 P: 15	R: 0 E: 0 K: 2 S: 13	H: 1 LOB: 0 BB: 0 P: 19	R: 0 E: 0 K: 1 S: 8	H: 1 LOB: 1 BB: 0 P: 11	R: 1 E: 0 K: 0 S: 16	H: 2 LOB: 1 BB: 0 P: 27	R: 4 E: 0 K: 2 S: 16	H: 4 LOB: 0 BB: 0 P: 26	R: 0 E: 0 K: 1 S: 12	H: 1 LOB: 1 BB: 0 P: 7	R: 0 E: 0 K: 1 S: 12	H: 2 LOB: 2 BB: 0 P: 16	R: 0 E: 0 K: 0 S: 11	H: 2 LOB: 1 BB: 0 P: 17	1B: 9 2B: 3 3B: 0 HR: 4	SF: 0 SAC: 0 DP: 2 HBP: 0	WP: 1 PB: 0 SB: 0 CS: 1	PA: 37	
PITCHER	IP	WLS	BF	H	R	ER	SO	BB	IBB	HBP	BLK	WP	HR	S	P	ERA	WHIP				
Robert Person, R <small>ERA: 3.22</small> (1, 1)	1.1	L	6	2	2	2	3	0	0	0	0	1	1	38	64	13.50	2.625				
Huck Flener, L <small>ERA: 9.95</small> (2, 1)	2.2		15	7	4	4	2	0	0	0	0	0	1	28	37	3.00	1.333				
Mike Timlin, R <small>ERA: 2.93</small> (5, 1)	3.0		12	4	1	1	3	0	0	0	0	0	1	11	17	0.00	2.000				
Paul Quantrill, R <small>ERA: 2.87</small> (8, 1)	1.0		4	2	0	0	0	0	0	0	0	0	0	11	17	0.00	2.000				

Toronto Blue Jays @ Cleveland Indians
 Jacobs Field, Cleveland, OH
 Wed May 07 1997, 7:05 PM EDT
 Att: 42,463 - Unknown - 55 F

AB	37
R	7
H	15
RBI	7
BB	0
SO	8
LOB	14



Batter	1	2	3	4	5	6	7	8	9	AB R H RBI BB SO LOB	TOP																																																																																																			
Otis Nixon, S <small>OBP: 0.321, SLG: 0.230</small>										4 2 3 0 1 0 0	Toronto Blue Jays @ Cleveland Indians Jacobs Field, Cleveland, OH Thu May 08 1997, 7:05 PM EDT Att: 42,567 - Overcast - 53 F																																																																																																			
Alex Gonzalez, R <small>OBP: 0.307, SLG: 0.377</small>										5 0 1 1 0 2 2																																																																																																				
Orlando Merced, S <small>OBP: 0.351, SLG: 0.462</small>										4 0 2 1 0 0 0																																																																																																				
Joe Carter, R <small>OBP: 0.301, SLG: 0.347</small>										4 0 0 0 0 1 3																																																																																																				
Ed Sprague, R <small>OBP: 0.344, SLG: 0.530</small>										3 0 0 0 1 0 1																																																																																																				
Carlos Delgado, L <small>OBP: 0.375, SLG: 0.538</small>										4 1 1 0 0 1 2																																																																																																				
Benito Santiago, R <small>OBP: 0.222, SLG: 0.269</small>										4 0 0 0 0 0 3																																																																																																				
Shawn Green, L <small>OBP: 0.351, SLG: 0.492</small>										3 1 2 1 1 0 0																																																																																																				
Tilson Brito, R <small>OBP: 0.200, SLG: 0.200</small>										4 0 1 1 0 2 2																																																																																																				
Inning Stats	R: 1 E: 0 K: 1 S: 12	H: 0 LOB: 0 BB: 1 P: 20	R: 1 E: 0 K: 1 S: 15	H: 2 LOB: 1 BB: 0 P: 25	R: 1 E: 0 K: 0 S: 9	H: 3 LOB: 1 BB: 0 P: 16	R: 0 E: 0 K: 0 S: 8	H: 1 LOB: 0 BB: 0 P: 8	R: 0 E: 0 K: 1 S: 10	H: 0 LOB: 0 BB: 0 P: 12	R: 1 E: 1 K: 1 S: 14	H: 2 LOB: 1 BB: 1 P: 23	R: 0 E: 0 K: 0 S: 7	H: 1 LOB: 2 BB: 1 P: 12	R: 0 E: 0 K: 2 S: 14	H: 1 LOB: 1 BB: 0 P: 17	1B: 9 2B: 1 3B: 0 HR: 0	SF: 0 SAC: 0 DP: 1 HBP: 0	WP: 0 PA: 38 PB: 0 SB: 3 CS: 0																																																																																											
PITCHER	IP WLS BF H R ER SO BB IBB HBP BLK WP HR S P ERA WHIP	<table border="1"> <thead> <tr> <th>PITCHER</th> <th>IP</th> <th>WLS</th> <th>BF</th> <th>H</th> <th>R</th> <th>ER</th> <th>SO</th> <th>BB</th> <th>IBB</th> <th>HBP</th> <th>BLK</th> <th>WP</th> <th>HR</th> <th>S</th> <th>P</th> <th>ERA</th> <th>WHIP</th> </tr> </thead> <tbody> <tr> <td>Chad Ogea, R</td> <td>7.0</td> <td>L</td> <td>29</td> <td>8</td> <td>4</td> <td>3</td> <td>4</td> <td>2</td> <td>0</td> <td>0</td> <td>0</td> <td>0</td> <td>0</td> <td>74</td> <td>112</td> <td>3.86</td> <td>1.429</td> </tr> <tr> <td>Steve Kline, L</td> <td>0.0</td> <td></td> <td>1</td> <td>1</td> <td>0</td> <td>0</td> <td>0</td> <td>0</td> <td>0</td> <td>0</td> <td>0</td> <td>0</td> <td>0</td> <td>1</td> <td>1</td> <td>∞</td> <td>∞</td> </tr> <tr> <td>Jose Mesa, R</td> <td>1.0</td> <td></td> <td>4</td> <td>0</td> <td>0</td> <td>0</td> <td>0</td> <td>1</td> <td>0</td> <td>0</td> <td>0</td> <td>0</td> <td>0</td> <td>6</td> <td>11</td> <td>0.00</td> <td>1.000</td> </tr> <tr> <td>Albie Lopez, R</td> <td>1.0</td> <td></td> <td>4</td> <td>1</td> <td>0</td> <td>0</td> <td>2</td> <td>0</td> <td>0</td> <td>0</td> <td>0</td> <td>0</td> <td>0</td> <td>14</td> <td>17</td> <td>0.00</td> <td>1.000</td> </tr> </tbody> </table>																			PITCHER	IP	WLS	BF	H	R	ER	SO	BB	IBB	HBP	BLK	WP	HR	S	P	ERA	WHIP	Chad Ogea, R	7.0	L	29	8	4	3	4	2	0	0	0	0	0	74	112	3.86	1.429	Steve Kline, L	0.0		1	1	0	0	0	0	0	0	0	0	0	1	1	∞	∞	Jose Mesa, R	1.0		4	0	0	0	0	1	0	0	0	0	0	6	11	0.00	1.000	Albie Lopez, R	1.0		4	1	0	0	2	0	0	0	0	0	0	14	17	0.00	1.000
PITCHER	IP	WLS	BF	H	R	ER	SO	BB	IBB	HBP	BLK	WP	HR	S	P	ERA	WHIP																																																																																													
Chad Ogea, R	7.0	L	29	8	4	3	4	2	0	0	0	0	0	74	112	3.86	1.429																																																																																													
Steve Kline, L	0.0		1	1	0	0	0	0	0	0	0	0	0	1	1	∞	∞																																																																																													
Jose Mesa, R	1.0		4	0	0	0	0	1	0	0	0	0	0	6	11	0.00	1.000																																																																																													
Albie Lopez, R	1.0		4	1	0	0	2	0	0	0	0	0	0	14	17	0.00	1.000																																																																																													

Batter	1	2	3	4	5	6	7	8	9	AB R H RBI BB SO LOB	BOTTOM																																																																																																			
Marquis Grissom, R <small>OBP: 0.302, SLG: 0.364</small>										4 0 0 0 0 0 1	Toronto Blue Jays @ Cleveland Indians Jacobs Field, Cleveland, OH Thu May 08 1997, 7:05 PM EDT Att: 42,567 - Overcast - 53 F																																																																																																			
Tony Fernandez, S <small>OBP: 0.321, SLG: 0.475</small>										4 0 0 0 0 0 1																																																																																																				
Jim Thome, L <small>OBP: 0.493, SLG: 0.566</small>										4 1 1 0 0 1 0																																																																																																				
Matt Williams, R <small>OBP: 0.345, SLG: 0.535</small>										3 1 1 0 1 2 0																																																																																																				
David Justice, L <small>OBP: 0.473, SLG: 0.771</small>										4 1 2 3 0 0 0																																																																																																				
Julio Franco, R <small>OBP: 0.483, SLG: 0.451</small>										4 0 2 0 0 0 0																																																																																																				
Brian Giles, L <small>OBP: 0.377, SLG: 0.544</small>										3 0 1 0 0 0 3																																																																																																				
Sandy Alomar Jr., R <small>OBP: 0.384, SLG: 0.691</small>										4 0 1 0 0 0 3																																																																																																				
Omar Vizquel, S <small>OBP: 0.359, SLG: 0.385</small>										4 0 0 0 0 0 2																																																																																																				
Inning Stats	R: 0 E: 0 K: 0 S: 6	H: 0 LOB: 0 BB: 0 P: 11	R: 0 E: 1 K: 1 S: 10	H: 1 LOB: 2 BB: 0 P: 17	R: 0 E: 0 K: 0 S: 7	H: 0 LOB: 0 BB: 0 P: 8	R: 0 E: 0 K: 1 S: 7	H: 0 LOB: 0 BB: 0 P: 9	R: 0 E: 0 K: 0 S: 5	H: 0 LOB: 0 BB: 0 P: 7	R: 0 E: 0 K: 0 S: 4	H: 0 LOB: 0 BB: 0 P: 8	R: 0 E: 0 K: 1 S: 11	H: 2 LOB: 1 BB: 1 P: 22	R: 0 E: 0 K: 0 S: 6	H: 1 LOB: 1 BB: 0 P: 11	R: 3 E: 0 K: 0 S: 14	H: 4 LOB: 1 BB: 0 P: 19	1B: 6 2B: 1 3B: 0 HR: 1	SF: 0 SAC: 1 DP: 1 HBP: 0	WP: 0 PA: 36 PB: 0 SB: 0 CS: 0																																																																																									
PITCHER	IP WLS BF H R ER SO BB IBB HBP BLK WP HR S P ERA WHIP	<table border="1"> <thead> <tr> <th>PITCHER</th> <th>IP</th> <th>WLS</th> <th>BF</th> <th>H</th> <th>R</th> <th>ER</th> <th>SO</th> <th>BB</th> <th>IBB</th> <th>HBP</th> <th>BLK</th> <th>WP</th> <th>HR</th> <th>S</th> <th>P</th> <th>ERA</th> <th>WHIP</th> </tr> </thead> <tbody> <tr> <td>Juan Guzman, R</td> <td>7.0</td> <td>W</td> <td>25</td> <td>3</td> <td>0</td> <td>0</td> <td>3</td> <td>1</td> <td>0</td> <td>0</td> <td>0</td> <td>0</td> <td>0</td> <td>50</td> <td>82</td> <td>0.00</td> <td>0.571</td> </tr> <tr> <td>Tim Lincecum, R</td> <td>1.0</td> <td></td> <td>6</td> <td>3</td> <td>2</td> <td>2</td> <td>0</td> <td>0</td> <td>0</td> <td>0</td> <td>0</td> <td>0</td> <td>0</td> <td>8</td> <td>13</td> <td>18.00</td> <td>3.000</td> </tr> <tr> <td>Dan Plesac, L</td> <td>0.1</td> <td></td> <td>3</td> <td>2</td> <td>1</td> <td>1</td> <td>0</td> <td>0</td> <td>0</td> <td>0</td> <td>0</td> <td>0</td> <td>1</td> <td>6</td> <td>9</td> <td>27.00</td> <td>6.000</td> </tr> <tr> <td>Paul Quantrill, R</td> <td>0.2</td> <td>S</td> <td>2</td> <td>0</td> <td>0</td> <td>0</td> <td>0</td> <td>0</td> <td>0</td> <td>0</td> <td>0</td> <td>0</td> <td>0</td> <td>6</td> <td>8</td> <td>0.00</td> <td>0.000</td> </tr> </tbody> </table>																			PITCHER	IP	WLS	BF	H	R	ER	SO	BB	IBB	HBP	BLK	WP	HR	S	P	ERA	WHIP	Juan Guzman, R	7.0	W	25	3	0	0	3	1	0	0	0	0	0	50	82	0.00	0.571	Tim Lincecum, R	1.0		6	3	2	2	0	0	0	0	0	0	0	8	13	18.00	3.000	Dan Plesac, L	0.1		3	2	1	1	0	0	0	0	0	0	1	6	9	27.00	6.000	Paul Quantrill, R	0.2	S	2	0	0	0	0	0	0	0	0	0	0	6	8	0.00	0.000
PITCHER	IP	WLS	BF	H	R	ER	SO	BB	IBB	HBP	BLK	WP	HR	S	P	ERA	WHIP																																																																																													
Juan Guzman, R	7.0	W	25	3	0	0	3	1	0	0	0	0	0	50	82	0.00	0.571																																																																																													
Tim Lincecum, R	1.0		6	3	2	2	0	0	0	0	0	0	0	8	13	18.00	3.000																																																																																													
Dan Plesac, L	0.1		3	2	1	1	0	0	0	0	0	0	1	6	9	27.00	6.000																																																																																													
Paul Quantrill, R	0.2	S	2	0	0	0	0	0	0	0	0	0	0	6	8	0.00	0.000																																																																																													



Batter	1	2	3	4	5	6	7	8	9	AB	R	H	RBI	BB	SO	LOB	TOP
Otis Nixon, S <small>OBP: 0.316, SLG: 0.222</small> (1, 8)										4	0	0	0	1	0	2	
Tilson Brito, R <small>OBP: 0.214, SLG: 0.214</small> (1, 6)										4	0	1	1	0	1	0	
Orlando Merced, S <small>OBP: 0.341, SLG: 0.447</small> (1, 9)										4	0	0	0	0	0	2	
Joe Carter, R <small>OBP: 0.307, SLG: 0.352</small> (1, 10)										4	2	2	0	0	0	0	
Ed Sprague, R <small>OBP: 0.341, SLG: 0.517</small> (1, 5)										3	1	0	0	0	0	1	
Carlos Delgado, L <small>OBP: 0.370, SLG: 0.524</small> (1, 3)										4	0	1	1	0	1	1	
Benito Santiago, R <small>OBP: 0.224, SLG: 0.268</small> (1, 2)										4	0	1	1	0	1	2	
Shawn Green, L <small>OBP: 0.346, SLG: 0.478</small> (1, 7)										4	1	1	0	0	2	2	
Carlos Garcia, R <small>OBP: 0.234, SLG: 0.264</small> (1, 4)										3	0	2	0	0	0	2	
Inning Stats	R: 0 H: 0 E: 0 LOB: 0 K: 0 BB: 0 S: 6	R: 2 H: 3 E: 0 LOB: 1 K: 1 BB: 0 S: 11	R: 0 H: 0 E: 0 LOB: 0 K: 1 BB: 0 S: 8	R: 0 H: 0 E: 0 LOB: 0 K: 0 BB: 0 S: 5	R: 0 H: 1 E: 0 LOB: 1 K: 0 BB: 0 S: 16	R: 1 H: 1 E: 2 LOB: 2 K: 0 BB: 0 S: 16	R: 1 H: 2 E: 0 LOB: 1 K: 0 BB: 1 S: 7	R: 0 H: 0 E: 0 LOB: 0 K: 1 BB: 0 S: 8	R: 0 H: 1 E: 0 LOB: 1 K: 0 BB: 0 S: 11	1B: 8 2B: 0 3B: 0 HR: 0	SF: 0 SAC: 1 DP: 2 HBP: 1	WP: 0 PA: 37 FB: 1 SB: 1 CS: 0					
PITCHER	IP: 6.1 WLS: L BF: 28 H: 6 R: 4 ER: 2 SO: 2 BB: 1 IBB: 0 HBP: 1 BLK: 0 WP: 0 HR: 0 S: 58 P: 91 ERA: 2.84 WHIP: 1.105					PITCHER	IP: 2.2 WLS: S BF: 9 H: 2 R: 0 ER: 0 SO: 3 BB: 0 IBB: 0 HBP: 0 BLK: 0 WP: 0 HR: 0 S: 22 P: 31 ERA: 0.00 WHIP: 0.750										
Frankie Rodriguez, R <small>ERA: 7.09</small> (1, 1)																	
Mike Trombley, R <small>ERA: 3.57</small> (7, 1)																	

Toronto Blue Jays @ Minnesota Twins
 Hubert H. Humphrey Metrodome, Minneapolis, MN

AB 34
 R 4
 H 8
 RBI 3
 BB 1
 SO 5
 LOB 12



Fri May 09 1997, 8:05 PM EDT
 Att: 13,277 - Dome

Batter	1	2	3	4	5	6	7	8	9	AB	R	H	RBI	BB	SO	LOB	BOTTOM
Chuck Knoblauch, R <small>OBP: 0.423, SLG: 0.411</small> (1, 4)										3	0	1	0	1	0	1	
Brent Bredt, L <small>OBP: 0.344, SLG: 0.366</small> (1, 9)										4	0	1	0	0	0	1	
Paul Moltis, R <small>OBP: 0.308, SLG: 0.343</small> (1, 10)										4	0	1	0	0	1	3	
Matt Lawton, L <small>OBP: 0.375, SLG: 0.454</small> (1, 7)										4	0	0	0	0	1	3	
Terry Steinbach, R <small>OBP: 0.270, SLG: 0.294</small> (1, 2)										4	1	0	0	0	2	3	
Rich Becker, L <small>OBP: 0.326, SLG: 0.292</small> (1, 8)										4	0	1	0	0	1	1	
Greg Colbrunn, R <small>OBP: 0.295, SLG: 0.429</small> (1, 3)										4	0	1	1	0	1	0	
Todd Walker, L <small>OBP: 0.290, SLG: 0.298</small> (1, 5)										3	0	0	0	0	0	2	
Pat Meares, R <small>OBP: 0.328, SLG: 0.495</small> (1, 6)										3	0	1	0	0	0	0	
Inning Stats	R: 0 H: 2 E: 0 LOB: 2 K: 2 BB: 0 S: 11	R: 0 H: 0 E: 0 LOB: 0 K: 0 BB: 0 S: 8	R: 0 H: 0 E: 0 LOB: 1 K: 1 BB: 1 S: 13	R: 1 H: 2 E: 1 LOB: 1 K: 0 BB: 0 S: 13	R: 0 H: 0 E: 0 LOB: 0 K: 0 BB: 0 S: 5	R: 0 H: 1 E: 0 LOB: 1 K: 1 BB: 0 S: 12	R: 0 H: 1 E: 0 LOB: 1 K: 1 BB: 0 S: 10	R: 0 H: 0 E: 0 LOB: 0 K: 1 BB: 0 S: 8	R: 0 H: 0 E: 0 LOB: 0 K: 1 BB: 0 S: 9	1B: 6 2B: 0 3B: 0 HR: 0	SF: 0 SAC: 0 DP: 1 HBP: 0	WP: 0 PA: 34 FB: 0 SB: 1 CS: 0					
PITCHER	IP: 8.0 WLS: W BF: 31 H: 8 R: 1 ER: 0 SO: 5 BB: 1 IBB: 0 HBP: 0 BLK: 0 WP: 0 HR: 0 S: 80 P: 124 ERA: 0.00 WHIP: 0.875					PITCHER	IP: 1.0 WLS: S BF: 3 H: 0 R: 0 ER: 0 SO: 1 BB: 0 IBB: 0 HBP: 0 BLK: 0 WP: 0 HR: 0 S: 9 P: 12 ERA: 0.00 WHIP: 0.000										
Pat Hentgen, R <small>ERA: 3.21</small> (1, 1)																	
Mike Timlin, R <small>ERA: 2.76</small> (9, 1)																	

Toronto Blue Jays @ Minnesota Twins
 Hubert H. Humphrey Metrodome, Minneapolis, MN

AB 33
 R 1
 H 6
 RBI 1
 BB 1
 SO 6
 LOB 14




Fri May 09 1997, 8:05 PM EDT
 Att: 13,277 - Dome


Batter	1	2	3	4	5	6	7	8	9	AB R H RBI BB SO LOB	TOP											
Otis Nixon, S (1, 8) <small>OBP: 0.319, SLG: 0.246</small>										5 0 2 1 0 2 0	Toronto Blue Jays @ Minnesota Twins Hubert H. Humphrey Metrodome, Minneapolis, MN Sat May 10 1997, 8:05 PM EDT Att: 20,932 - Dome											
Alex Gonzalez, R (1, 6) <small>OBP: 0.303, SLG: 0.364</small>										4 0 0 0 1 1 1												
Orlando Merced, S (1, 9) <small>OBP: 0.329, SLG: 0.430</small>										5 0 0 0 0 2 4												
Joe Carter, R (1, 3) <small>OBP: 0.306, SLG: 0.349</small>										4 1 1 0 0 0 2												
Ed Sprague, R (1, 5) <small>OBP: 0.338, SLG: 0.516</small>										4 1 1 0 0 1 3												
Juan Samuel, R (1, 10) Carlos Delgado, L (5, FH) <small>OBP: 0.372, SLG: 0.560</small>										2 0 0 0 0 0 2 2 1 1 1 0 0 0												
Benito Santiago, R (1, 2) <small>OBP: 0.242, SLG: 0.383</small>										4 2 2 4 0 2 0												
Jacob Brumfield, R (1, 7) <small>OBP: 0.268, SLG: 0.375</small>										4 0 1 0 0 1 0												
Carlos Garcia, R (1, 4) <small>OBP: 0.235, SLG: 0.258</small>										3 1 0 0 1 1 1												
Inning Stats	R: 0 E: 0 K: 1 S: 6	H: 0 LOB: 0 BB: 0 P: 8	R: 2 E: 0 K: 1 S: 15	H: 3 LOB: 1 BB: 0 P: 22	R: 0 E: 1 K: 1 S: 11	H: 0 LOB: 1 BB: 0 P: 15	R: 3 E: 0 K: 0 S: 14	H: 3 LOB: 2 BB: 2 P: 28	R: 0 E: 0 K: 0 S: 5	H: 0 LOB: 0 BB: 0 P: 9	R: 0 E: 0 K: 3 S: 8	H: 1 LOB: 2 BB: 0 P: 12	R: 0 E: 1 K: 3 S: 12	H: 1 LOB: 2 BB: 0 P: 22	R: 1 E: 0 K: 2 S: 11	H: 1 LOB: 0 BB: 0 P: 16	R: 0 E: 0 K: 1 S: 6	H: 0 LOB: 0 BB: 0 P: 7	1B: 3 2B: 1 3B: 1 HR: 3	SF: 0 SAC: 0 DP: 0 HBP: 0	WP: 0 PB: 0 SB: 0 CS: 2	PA: 39
PITCHER	IP WLS BF H R ER SO BB IBB HBP BLK WP HR S P ERA WHIP											PITCHER	IP WLS BF H R ER SO BB IBB HBP BLK WP HR S P ERA WHIP									
Greg Swindell, L (1, 1) <small>ERA: 5.11</small>	3.2 L 19 6 5 5 3 1 0 0 0 0 0 2 43 64 12.27 1.909																					
Kevin Jarvis, R (4, 1) <small>ERA: 8.44</small>	2.2 10 1 0 0 2 1 0 0 0 0 0 0 20 37 0.00 0.750																					
Eddie Guardado, L (7, 1) <small>ERA: 5.0</small>	0.1 1 0 0 0 1 0 0 0 0 0 0 0 3 5 0.00 0.000																					
Dan Naulty, R (7, 1) <small>ERA: 5.94</small>	2.1 9 1 1 1 4 0 0 0 0 0 0 1 22 33 3.86 0.429																					

Batter	1	2	3	4	5	6	7	8	9	AB R H RBI BB SO LOB	BOTTOM											
Chuck Knoblauch, R (1, 4) <small>OBP: 0.424, SLG: 0.408</small>										1 0 0 0 0 1 0 3 0 1 0 0 1 1	Toronto Blue Jays @ Minnesota Twins Hubert H. Humphrey Metrodome, Minneapolis, MN Sat May 10 1997, 8:05 PM EDT Att: 20,932 - Dome											
Rich Becker, L (1, 8) <small>OBP: 0.317, SLG: 0.282</small>										4 0 0 0 0 4 2												
Paul Moltis, R (1, 10) <small>OBP: 0.317, SLG: 0.342</small>										3 0 1 0 1 1 1												
Roberto Kelly, R (1, 9) <small>OBP: 0.361, SLG: 0.438</small>										4 2 3 0 0 1 1												
Ron Coomer, R (1, 5) <small>OBP: 0.328, SLG: 0.459</small>										4 0 0 0 0 3 4												
Greg Colbrunn, R (1, 3) <small>OBP: 0.293, SLG: 0.431</small>										4 1 1 1 0 1 2												
Terry Steinbach, R (1, 2) <small>OBP: 0.286, SLG: 0.349</small>										4 1 3 3 0 0 0												
Matt Lawton, L (1, 7) <small>OBP: 0.372, SLG: 0.448</small>										4 0 1 0 0 1 2												
Pat Meares, R (1, 6) <small>OBP: 0.317, SLG: 0.477</small>										4 0 0 0 0 2 1												
Inning Stats	R: 0 E: 0 K: 3 S: 10	H: 1 LOB: 1 BB: 0 P: 15	R: 1 E: 0 K: 2 S: 10	H: 1 LOB: 0 BB: 0 P: 15	R: 0 E: 0 K: 2 S: 13	H: 0 LOB: 1 BB: 0 P: 21	R: 1 E: 0 K: 1 S: 12	H: 2 LOB: 1 BB: 0 P: 20	R: 0 E: 0 K: 3 S: 9	H: 0 LOB: 0 BB: 0 P: 14	R: 2 E: 0 K: 1 S: 14	H: 3 LOB: 1 BB: 0 P: 20	R: 0 E: 0 K: 2 S: 7	H: 1 LOB: 0 BB: 0 P: 8	R: 0 E: 0 K: 1 S: 9	H: 1 LOB: 1 BB: 1 P: 17	R: 0 E: 0 K: 0 S: 7	H: 1 LOB: 1 BB: 0 P: 11	1B: 7 2B: 2 3B: 0 HR: 1	SF: 0 SAC: 0 DP: 1 HBP: 1	WP: 2 PB: 0 SB: 1 CS: 1	PA: 37
PITCHER	IP WLS BF H R ER SO BB IBB HBP BLK WP HR S P ERA WHIP											PITCHER	IP WLS BF H R ER SO BB IBB HBP BLK WP HR S P ERA WHIP									
Roger Clemens, R (1, 1) <small>ERA: 2.05</small>	7.0 W 29 8 4 4 14 0 0 0 0 0 1 1 75 113 5.14 1.143																					
Tim Lincecum, R (8, 1) <small>ERA: 4.2</small>	2.0 S 8 2 0 0 1 1 0 0 0 0 1 0 16 28 0.00 1.500																					

livebaseballscores.com



livebaseballscores.com



Batter	1	2	3	4	5	6	7	8	9	AB	R	H	RBI	BB	SO	LOB	TOP										
Otis Nixon, S <small>OBP: 0.324, SLG: 0.262</small> 										4	0	2	1	0	0	1	Toronto Blue Jays @ Minnesota Twins Hubert H. Humphrey Metrodome, Minneapolis, MN Sun May 11, 1997, 8:05 PM EDT Att. 32,552 - Dome										
Alex Gonzalez, R <small>OBP: 0.309, SLG: 0.372</small> 										3	1	1	0	1	0	2											
Orlando Merced, S <small>OBP: 0.320, SLG: 0.417</small> 										4	0	0	0	0	2	3											
Joe Carter, R <small>OBP: 0.297, SLG: 0.338</small> 										4	0	0	0	0	2	0											
Ed Sprague, R <small>OBP: 0.336, SLG: 0.516</small> 										4	1	1	0	0	1	0											
Carlos Delgado, L <small>OBP: 0.397, SLG: 0.545</small> 										4	0	1	1	0	0	0											
Benito Santiago, R <small>OBP: 0.227, SLG: 0.359</small> 										4	0	0	0	0	1	1											
Jacob Brumfield, R <small>OBP: 0.267, SLG: 0.364</small> 										4	1	1	0	0	1	0											
Carlos Garcia, R <small>OBP: 0.237, SLG: 0.260</small> 										3	0	1	0	0	0	0											
Inning Stats	R: 1 E: 0 K: 0 S: 7	H: 1 LOB: 0 BB: 0 P: 12	R: 0 E: 0 K: 1 S: 9	H: 0 LOB: 0 BB: 0 P: 13	R: 0 E: 0 K: 1 S: 11	H: 1 LOB: 2 BB: 1 P: 19	R: 0 E: 0 K: 1 S: 7	H: 0 LOB: 0 BB: 0 P: 11	R: 1 E: 0 K: 0 S: 17	H: 2 LOB: 1 BB: 0 P: 22	R: 0 E: 0 K: 0 S: 11	H: 1 LOB: 1 BB: 0 P: 17	R: 0 E: 0 K: 0 S: 7	H: 0 LOB: 0 BB: 0 P: 8	R: 0 E: 0 K: 1 S: 8	H: 0 LOB: 0 BB: 0 P: 13	1B: 4 2B: 3 3B: 0 HR: 0	SF: 0 SAC: 0 DP: 0 HBP: 0	WP: 2 PB: 0 SB: 0 CS: 0	PA: 35							
PITCHER	IP	WLS	BF	H	R	ER	SO	BB	IBB	HBP	BLK	WP	HR	S	P	ERA	WHIP										
Scott Aldred, L <small>ERA: 5.91</small>	(1, 1)	7.0	L	29	7	3	3	4	1	0	0	0	0	69	106	3.86	1.143										
Mike Trombley, R <small>ERA: 3.28</small>	(8, 1)	2.0		6	0	0	0	3	0	0	0	0	0	15	21	0.00	0.000										



Batter	1	2	3	4	5	6	7	8	9	AB	R	H	RBI	BB	SO	LOB	BOTTOM										
Chuck Knoblauch, R <small>OBP: 0.420, SLG: 0.403</small> 										4	0	1	0	0	0	2	Toronto Blue Jays @ Minnesota Twins Hubert H. Humphrey Metrodome, Minneapolis, MN Sun May 11, 1997, 8:05 PM EDT Att. 32,552 - Dome										
Brent Bredt, L <small>OBP: 0.340, SLG: 0.360</small> 										4	0	1	0	0	1	1											
Paul Molitor, R <small>OBP: 0.314, SLG: 0.338</small> 										4	0	1	0	0	0	0											
Roberto Kelly, R <small>OBP: 0.349, SLG: 0.421</small> 										3	0	0	0	0	1	0											
Greg Myers, L <small>OBP: 0.288, SLG: 0.245</small> 										1	0	0	0	0	0	2											
Denny Hocking, S <small>OBP: 0.344, SLG: 0.397</small> 										0	0	0	0	0	0	0											
Matt Lawton, L <small>OBP: 0.375, SLG: 0.453</small> 										3	1	1	0	1	0	0											
Terry Steinbach, R <small>OBP: 0.301, SLG: 0.367</small> 										3	1	2	0	1	0	1											
Todd Walker, L <small>OBP: 0.292, SLG: 0.310</small> 										3	0	1	1	0	0	3											
Pat Meares, R <small>OBP: 0.315, SLG: 0.469</small> 										4	0	1	1	0	1	3											
Rich Becker, L <small>OBP: 0.319, SLG: 0.280</small> 										1	0	0	0	1	0	0											
Ron Coomer, R <small>OBP: 0.323, SLG: 0.452</small> 										1	0	0	0	0	0	1											
Inning Stats	R: 0 E: 0 K: 1 S: 7	H: 1 LOB: 0 BB: 0 P: 10	R: 1 E: 0 K: 1 S: 11	H: 2 LOB: 1 BB: 0 P: 20	R: 0 E: 0 K: 0 S: 6	H: 0 LOB: 0 BB: 0 P: 10	R: 0 E: 0 K: 0 S: 6	H: 0 LOB: 0 BB: 0 P: 8	R: 0 E: 0 K: 1 S: 6	H: 0 LOB: 2 BB: 0 P: 24	R: 0 E: 0 K: 0 S: 6	H: 0 LOB: 1 BB: 0 P: 10	R: 1 E: 0 K: 0 S: 11	H: 2 LOB: 1 BB: 0 P: 19	R: 0 E: 0 K: 0 S: 9	H: 2 LOB: 1 BB: 0 P: 16	R: 0 E: 0 K: 0 S: 7	H: 1 LOB: 1 BB: 1 P: 12	1B: 5 2B: 4 3B: 0 HR: 0	SF: 0 SAC: 1 DP: 2 HBP: 0	WP: 1 PB: 0 SB: 0 CS: 0	PA: 35					
PITCHER	IP	WLS	BF	H	R	ER	SO	BB	IBB	HBP	BLK	WP	HR	S	P	ERA	WHIP										
Woody Williams, R <small>ERA: 3.35</small>	(1, 1)	6.2	W	26	5	2	2	3	2	0	0	0	0	57	98	2.70	1.050										
Paul Spoljaric, L <small>ERA: 3.5</small>	(7, 1)	0.1		1	0	0	0	0	0	0	0	0	0	2	3	0.00	0.000										
Paul Quantrill, R <small>ERA: 2.6</small>	(8, 1)	1.0		4	2	0	0	0	0	0	0	0	0	9	16	0.00	2.000										
Dan Plesac, L <small>ERA: 6.52</small>	(9, 1)	0.0		1	0	0	0	0	1	0	0	0	0	1	5	∞	∞										
Mike Timlin, R <small>ERA: 2.6</small>	(9, 1)	1.0	S	3	1	0	0	0	0	0	0	0	0	6	7	0.00	1.000										



Batter	1	2	3	4	5	6	7	8	9	AB	R	H	RBI	BB	SO	LOB	TOP											
Otis Nixon, S <small>OBP: 0.327, SLG: 0.267</small> 			G4-3 		F9 				G6-3 	5	0	2	0	0	0	1	Toronto Blue Jays @ Minnesota Twins Hubert H. Humphrey Metrodome, Minneapolis, MN <small>Mon May 12, 1997, 8:05 PM EDT</small> <small>Att: 10,830 - Dome</small>											
Alex Gonzalez, R <small>OBP: 0.307, SLG: 0.368</small> 										4	0	1	0	0	3	3												
Orlando Merced, S <small>OBP: 0.318, SLG: 0.407</small> 										3	0	0	0	1	1													
Joe Carter, R <small>OBP: 0.309, SLG: 0.380</small> 										4	2	3	1	0	0	1												
Ed Sprague, R <small>OBP: 0.340, SLG: 0.523</small> 										4	0	2	1	0	0	2												
Carlos Delgado, L <small>OBP: 0.353, SLG: 0.522</small> 										4	0	0	0	0	1	5												
Benito Santiago, R <small>OBP: 0.214, SLG: 0.338</small> 										4	0	0	0	0	1	3												
Shawn Green, L <small>OBP: 0.341, SLG: 0.466</small> 										4	0	1	0	0	0	1												
Carlos Garcia, R <small>OBP: 0.237, SLG: 0.260</small> 										4	0	1	0	0	1	1												
Inning Stats	R: 0 E: 0 K: 1 S: 10	H: 1 LOB: 0 BB: 0 P: 17	R: 1 E: 0 K: 1 S: 12	H: 2 LOB: 1 BB: 0 P: 17	R: 0 E: 0 K: 1 S: 9	H: 0 LOB: 0 BB: 0 P: 11	R: 1 E: 0 K: 1 S: 9	H: 1 LOB: 1 BB: 0 P: 12	R: 0 E: 0 K: 0 S: 6	H: 2 LOB: 2 BB: 0 P: 11	R: 0 E: 0 K: 1 S: 12	H: 2 LOB: 2 BB: 0 P: 21	R: 0 E: 0 K: 0 S: 8	H: 1 LOB: 2 BB: 1 P: 15	R: 0 E: 0 K: 0 S: 7	H: 0 LOB: 0 BB: 0 P: 9	1B: 7 2B: 2 3B: 0 HR: 1	SF: 0 SAC: 0 DP: 0 HBP: 0	WP: 0 PB: 0 SB: 0 CS: 1	PA: 37								
PITCHER	IP	WLS	BF	H	R	ER	SO	BB	IBB	HBP	BLK	WP	HR	S	P	ERA	WHIP											
Brad Radke, R <small>ERA: 5.1</small>	(1, 1)	7.0	W	29	9	2	2	7	0	0	0	0	0	1	66	97	2.57	1.286										
Todd Ritchie, R <small>ERA: 4.34</small>	(8, 1)	1.0		5	1	0	0	0	1	0	0	0	0	0	8	15	0.00	2.000										
Rick Aguilera, R <small>ERA: 6.46</small>	(9, 1)	1.0		3	0	0	0	0	0	0	0	0	0	0	7	9	0.00	0.000										

Batter	1	2	3	4	5	6	7	8	9	AB	R	H	RBI	BB	SO	LOB	BOTTOM											
Chuck Knoblauch, R <small>OBP: 0.420, SLG: 0.403</small> 										5	2	2	0	0	0	3	Toronto Blue Jays @ Minnesota Twins Hubert H. Humphrey Metrodome, Minneapolis, MN <small>Mon May 12, 1997, 8:05 PM EDT</small> <small>Att: 10,830 - Dome</small>											
Pat Meares, R <small>OBP: 0.312, SLG: 0.465</small> 									4	1	1	1	2	0	2													
Rich Becker, L <small>OBP: 0.327, SLG: 0.279</small> 										5	1	1	1	0	1	7												
Paul Mollitor, R <small>OBP: 0.308, SLG: 0.341</small> Ron Coomer, R <small>OBP: 0.318, SLG: 0.444</small> 									1	0	0	0	0	0	0													
Greg Myers, L <small>OBP: 0.328, SLG: 0.328</small> 									5	4	4	2	0	0	0													
Roberto Kelly, R <small>OBP: 0.363, SLG: 0.432</small> Brent Brede, L <small>OBP: 0.340, SLG: 0.360</small> 									5	1	3	2	0	1	1													
									0	0	0	0	0	0	0													
Matt Lawton, L <small>OBP: 0.382, SLG: 0.454</small> 									4	1	2	0	1	1	2													
Greg Colbrunn, R <small>OBP: 0.314, SLG: 0.447</small> 									5	2	4	2	0	1	2													
Todd Walker, L <small>OBP: 0.287, SLG: 0.308</small> 									4	0	1	1	0	2	4													
Denny Hocking, S <small>OBP: 0.348, SLG: 0.397</small> 										5	0	2	1	0	1	4												
Inning Stats	R: 3 E: 0 K: 2 S: 17	H: 3 LOB: 2 BB: 2 P: 30	R: 3 E: 0 K: 2 S: 19	H: 4 LOB: 1 BB: 0 P: 27	R: 1 E: 1 K: 1 S: 15	H: 1 LOB: 2 BB: 1 P: 21	R: 4 E: 0 K: 0 S: 18	H: 6 LOB: 2 BB: 0 P: 33	R: 1 E: 0 K: 2 S: 14	H: 2 LOB: 1 BB: 0 P: 19	R: 0 E: 0 K: 0 S: 8	H: 1 LOB: 1 BB: 0 P: 9	R: 0 E: 0 K: 0 S: 9	H: 3 LOB: 3 BB: 0 P: 13	R: 0 E: 0 K: 0 S: 5	H: 0 LOB: 0 BB: 0 P: 9	1B: 17 2B: 3 3B: 0 HR: 0	SF: 1 SAC: 0 DP: 0 HBP: 0	WP: 1 PB: 1 SB: 0 CS: 0	PA: 48								
PITCHER	IP	WLS	BF	H	R	ER	SO	BB	IBB	HBP	BLK	WP	HR	S	P	ERA	WHIP											
Chris Carpenter, R <small>ERA: 15.0</small>	(1, 1)	3.0	L	21	8	7	5	5	3	0	0	0	0	0	51	78	15.00	3.667										
Huck Flener, L <small>ERA: 9.53</small>	(4, 1)	5.0		27	12	5	5	2	0	0	0	0	0	54	83	9.00	2.400											

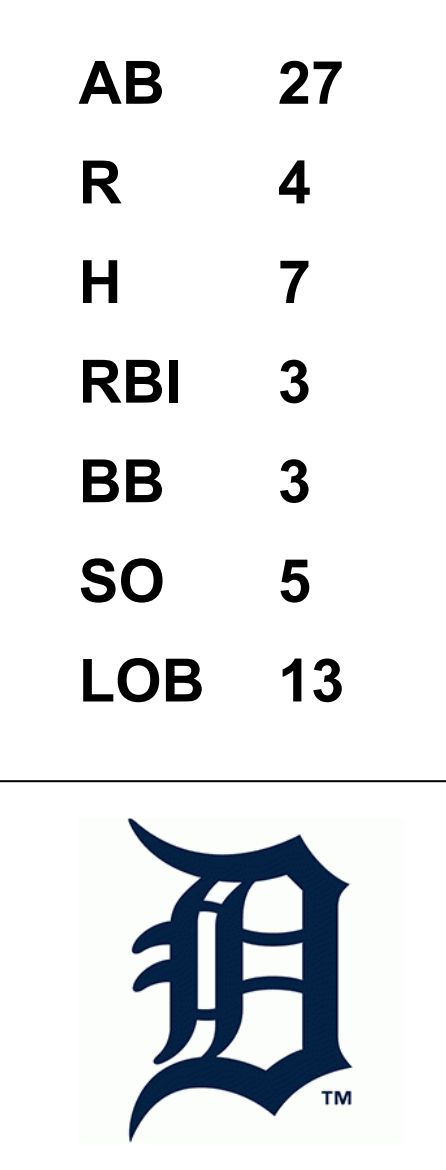
AB 36
R 2
H 10
RBI 2
BB 1
SO 7
LOB 18

AB 44
R 12
H 20
RBI 10
BB 3
SO 7
LOB 25

Batter	1	2	3	4	5	6	7	8	9	AB	R	H	RBI	BB	SO	LOB	TOP					
Otis Nixon, S <small>OBP: 0.325, SLG: 0.267</small> 										4	0	1	0	0	0	0	Toronto Blue Jays @ Detroit Tigers Tiger Stadium, Detroit, MI Tue May 13 1997, 7:05 PM EDT Att. 9,992 - Unknown - 58 F					
Alex Gonzalez, R <small>OBP: 0.313, SLG: 0.367</small> 										3	0	1	0	1	1							
Orlando Merced, S <small>OBP: 0.310, SLG: 0.396</small> 										4	0	0	0	0	3							
Joe Carter, R <small>OBP: 0.301, SLG: 0.369</small> 										4	0	0	0	2	1							
Ed Sprague, R <small>OBP: 0.338, SLG: 0.515</small> 										4	0	1	0	0	1							
Carlos Delgado, L <small>OBP: 0.340, SLG: 0.500</small> 										4	0	0	0	2	1							
Benito Santiago, R <small>OBP: 0.219, SLG: 0.338</small> 										3	0	1	0	0	1							
Shawn Green, L <small>OBP: 0.329, SLG: 0.447</small> 										3	0	0	0	0	1							
Tilson Brito, R <small>OBP: 0.176, SLG: 0.176</small> 										3	0	0	0	0	2							
Inning Stats	R: 0 E: 0 K: 0 S: 12	H: 1 LOB: 1 BB: 0 P: 17	R: 0 E: 0 K: 1 S: 10	H: 0 LOB: 0 BB: 0 P: 12	R: 0 E: 0 K: 1 S: 10	H: 1 LOB: 2 BB: 1 P: 21	R: 0 E: 0 K: 2 S: 11	H: 1 LOB: 1 BB: 0 P: 15	R: 0 E: 0 K: 0 S: 7	H: 0 LOB: 0 BB: 0 P: 10	R: 0 E: 0 K: 3 S: 9	H: 0 LOB: 0 BB: 0 P: 13	R: 0 E: 1 K: 1 S: 9	H: 1 LOB: 2 BB: 0 P: 12	R: 0 E: 0 K: 1 S: 8	H: 0 LOB: 0 BB: 0 P: 14	R: 0 E: 0 K: 1 S: 7	H: 0 LOB: 0 BB: 0 P: 9	1B: 4 2B: 0 3B: 0 HR: 0	SF: 0 SAC: 0 DP: 0 HBP: 0	WP: 0 PB: 0 SB: 3 CS: 0	PA: 33
PITCHER	IP WLS BF H R ER SO BB IBB HBP BLK WP HR S P ERA WHIP																					
Felipe Lira, R <small>ERA: 4.75</small>	9.0 W 33 4 0 0 10 1 0 0 0 0 0 83 123 0.00 0.556																					

Batter	1	2	3	4	5	6	7	8	9	AB	R	H	RBI	BB	SO	LOB	BOTTOM					
Brian Hunter, R <small>OBP: 0.298, SLG: 0.316</small> 										3	1	1	0	0	0	0	Toronto Blue Jays @ Detroit Tigers Tiger Stadium, Detroit, MI Tue May 13 1997, 7:05 PM EDT Att. 9,992 - Unknown - 58 F					
Damion Easley, R <small>OBP: 0.383, SLG: 0.431</small> 									2	1	1	0	1	0	0							
Bobby Higginson, L <small>OBP: 0.349, SLG: 0.431</small> 									4	0	0	0	2	5								
Tony Clark, S <small>OBP: 0.373, SLG: 0.616</small> 										3	0	0	1	1	1							
Travis Fryman, R <small>OBP: 0.358, SLG: 0.486</small> 										2	0	1	1	1	0							
Melvin Nieves, S <small>OBP: 0.356, SLG: 0.457</small> 										4	0	0	0	2	4							
Bob Hamelin, L <small>OBP: 0.316, SLG: 0.588</small> 										3	2	2	2	0	1							
Raul Casanova, S <small>OBP: 0.333, SLG: 0.290</small> 										3	0	1	0	0	1							
Jody Reed, R <small>OBP: 0.347, SLG: 0.256</small> Deivi Cruz, R <small>OBP: 0.231, SLG: 0.314</small> 										3	0	1	0	0	1							
Inning Stats	R: 2 E: 0 K: 0 S: 15	H: 1 LOB: 2 BB: 2 P: 31	R: 1 E: 0 K: 0 S: 9	H: 2 LOB: 0 BB: 0 P: 14	R: 0 E: 0 K: 1 S: 12	H: 0 LOB: 0 BB: 0 P: 19	R: 0 E: 0 K: 0 S: 9	H: 1 LOB: 1 BB: 0 P: 14	R: 0 E: 1 K: 0 S: 7	H: 1 LOB: 1 BB: 0 P: 12	R: 0 E: 0 K: 1 S: 7	H: 0 LOB: 0 BB: 0 P: 11	R: 1 E: 0 K: 0 S: 7	H: 1 LOB: 2 BB: 0 P: 10	R: 0 E: 0 K: 3 S: 12	H: 1 LOB: 2 BB: 1 P: 18	R: 0 E: 0 K: 3 S: 12	H: 1 LOB: 2 BB: 1 P: 18	1B: 4 2B: 1 3B: 0 HR: 2	SF: 1 SAC: 1 DP: 2 HBP: 1	WP: 1 PB: 0 SB: 3 CS: 0	PA: 33
PITCHER	IP WLS BF H R ER SO BB IBB HBP BLK WP HR S P ERA WHIP																					
Juan Guzman, R <small>ERA: 4.72</small>	0.0 L 2 1 2 2 0 1 0 0 0 0 0 4 11 2.25 1.000																					
Paul Spoljaric, L <small>ERA: 3.21</small>	4.0 15 3 1 1 1 1 0 0 0 0 1 1 41 67 2.25 1.000																					
Paul Quantrill, R <small>ERA: 2.33</small>	2.0 7 1 0 0 1 0 0 1 0 0 0 14 23 0.00 0.500																					
Tim Crabtree, R <small>ERA: 4.5</small>	1.0 4 1 1 1 0 0 0 0 0 0 1 7 10 9.00 1.000																					
Dan Plesac, L <small>ERA: 5.91</small>	1.0 5 1 0 0 3 0 1 0 0 0 0 12 18 0.00 1.000																					

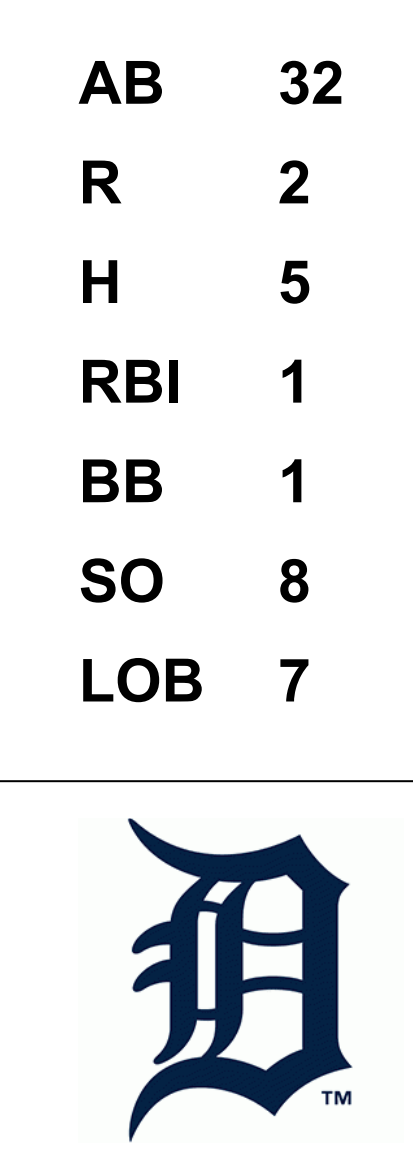
AB	32
R	0
H	4
RBI	0
BB	1
SO	10
LOB	9



Batter	1	2	3	4	5	6	7	8	9	AB	R	H	RBI	BB	SO	LOB	TOP				
Otis Nixon, S <small>OBP: 0.327, SLG: 0.279</small> 										5	1	2	0	0	0	0	Toronto Blue Jays @ Detroit Tigers Tiger Stadium, Detroit, MI Wed May 14 1997, 3:33 AM EDT Att: 11,788 - Cloudy - 52 F				
Jacob Brumfield, R <small>OBP: 0.260, SLG: 0.367</small> 										5	0	1	1	0	1	2					
Orlando Merced, S <small>OBP: 0.313, SLG: 0.396</small> 										5	1	2	0	0	1	1					
Joe Carter, R <small>OBP: 0.311, SLG: 0.384</small> 										5	3	3	0	0	2	2					
Ed Sprague, R <small>OBP: 0.340, SLG: 0.504</small> 										3	1	0	0	2	1	3					
Carlos Delgado, L <small>OBP: 0.336, SLG: 0.485</small> 										3	0	0	0	1	2	6					
Charlie O'Brien, R <small>OBP: 0.333, SLG: 0.444</small> 										3	1	2	6	0	0	0					
Tilson Brito, R <small>OBP: 0.238, SLG: 0.238</small> 										4	0	2	0	0	1	1					
Carlos Garcia, R <small>OBP: 0.231, SLG: 0.252</small> 										4	0	0	0	0	0	1					
Inning Stats	R: 0 H: 0 E: 0 K: 2 S: 9	H: 0 LOB: 0 BB: 0 P: 12	R: 1 H: 1 E: 0 K: 1 S: 13	H: 1 LOB: 1 BB: 1 P: 18	R: 0 H: 0 E: 0 K: 0 S: 3	H: 3 LOB: 2 BB: 0 P: 18	R: 0 H: 0 E: 0 K: 0 S: 8	H: 1 LOB: 1 BB: 0 P: 18	R: 0 H: 2 E: 0 K: 0 S: 7	H: 3 LOB: 1 BB: 0 P: 24	R: 4 H: 3 E: 0 K: 1 S: 18	H: 2 LOB: 1 BB: 0 P: 22	1B: 8 2B: 3 3B: 0 HR: 1	SF: 1 SAC: 0 DP: 0 HBP: 0	WP: 0 PB: 0 SB: 1 CS: 0	PA: 41					
PITCHER	IP WLS BF H R ER SO BB IBB HBP BLK WP HR S P ERA WHIP																				
Brian Moehler, R <small>ERA: 3.63</small>	7.0	L	32	9	5	5	6	2	1	0	0	0	0	0	0	0	0	0	0	6.43	1.571
Mike Myers, L <small>ERA: 4.79</small>	1.0		4	1	1	1	1	0	0	0	0	0	0	0	0	0	0	0	0	9.00	1.000
Todd Jones, R <small>ERA: 4.5</small>	1.0		5	2	1	1	1	0	0	0	0	0	0	0	0	0	0	0	0	9.00	2.000

Batter	1	2	3	4	5	6	7	8	9	AB	R	H	RBI	BB	SO	LOB	BOTTOM				
Brian Hunter, R <small>OBP: 0.291, SLG: 0.308</small> 										4	0	0	0	0	0	0	Toronto Blue Jays @ Detroit Tigers Tiger Stadium, Detroit, MI Wed May 14 1997, 3:33 AM EDT Att: 11,788 - Cloudy - 52 F				
Damion Easley, R <small>OBP: 0.360, SLG: 0.421</small> 									3	1	0	0	1	0	0						
Bobby Higginson, L <small>OBP: 0.346, SLG: 0.425</small> 									4	0	1	0	0	2	0						
Tony Clark, S <small>OBP: 0.364, SLG: 0.599</small> 									4	1	0	0	0	2	1						
Travis Fryman, R <small>OBP: 0.355, SLG: 0.479</small> 									4	0	1	1	0	2	0						
Melvin Nieves, S <small>OBP: 0.364, SLG: 0.458</small> 									4	0	2	0	0	0	0						
Bob Hamelin, L <small>OBP: 0.318, SLG: 0.550</small> 									3	0	1	0	0	0	3						
Brian Johnson, R <small>OBP: 0.221, SLG: 0.280</small>									2	0	0	0	0	1	1						
Raul Casanova, S <small>OBP: 0.324, SLG: 0.281</small>									1	0	0	0	0	1	1						
Deivi Cruz, R <small>OBP: 0.224, SLG: 0.305</small> 									3	0	0	0	0	0	1						
Inning Stats	R: 2 H: 3 E: 1 K: 0 S: 15	H: 3 LOB: 2 BB: 1 P: 24	R: 0 H: 0 E: 0 K: 1 S: 12	H: 0 LOB: 0 BB: 0 P: 16	R: 0 H: 0 E: 0 K: 2 S: 9	H: 0 LOB: 0 BB: 0 P: 14	R: 0 H: 1 E: 0 K: 0 S: 8	H: 1 LOB: 1 BB: 0 P: 12	R: 0 H: 0 E: 0 K: 0 S: 7	H: 0 LOB: 0 BB: 0 P: 10	R: 0 H: 1 E: 0 K: 1 S: 12	H: 0 LOB: 1 BB: 0 P: 16	R: 0 H: 0 E: 0 K: 1 S: 8	H: 0 LOB: 0 BB: 0 P: 10	R: 0 H: 0 E: 0 K: 1 S: 9	H: 0 LOB: 0 BB: 0 P: 12	1B: 5 2B: 0 3B: 0 HR: 0	SF: 0 SAC: 0 DP: 0 HBP: 0	WP: 0 PB: 0 SB: 0 CS: 2	PA: 33	
PITCHER	IP WLS BF H R ER SO BB IBB HBP BLK WP HR S P ERA WHIP																				
Pat Hentgen, R <small>ERA: 2.8</small>	9.0	W	33	5	2	0	8	1	0	0	0	0	0	0	0	0	0	0	0	0.00	0.667

AB	37
R	7
H	12
RBI	7
BB	3
SO	8
LOB	16



Batter	1	2	3	4	5	6	7	8	9	AB	R	H	RBI	BB	SO	LOB	TOP										
Marquis Grissom, R (1, 8) OBP: 0.291, SLG: 0.308 Brian Giles, L (9, FH) OBP: 0.379, SLG: 0.471										2	1	0	0	1	0	3											
Tony Fernandez, S (1, 4) OBP: 0.319, SLG: 0.444										4	0	0	0	0	1	3											
Jim Thome, L (1, 3) OBP: 0.456, SLG: 0.533										4	0	1	0	0	1	0											
Matt Williams, R (1, 5) OBP: 0.333, SLG: 0.565										3	1	2	2	1	1	1											
David Justice, L (1, 7) OBP: 0.463, SLG: 0.731										4	0	1	0	0	1	2											
Manny Ramirez, R (1, 9) OBP: 0.369, SLG: 0.513										4	0	0	0	0	0	2											
Julio Franco, R (1, 10) OBP: 0.451, SLG: 0.443										3	0	1	0	1	0	2											
Sandy Alomar Jr., R (1, 2) OBP: 0.373, SLG: 0.622										3	0	1	0	1	1	2											
Omar Vizquel, S (1, 6) OBP: 0.335, SLG: 0.350										4	0	1	0	0	0	3											
Inning Stats	R: 1 E: 0 K: 0 S: 11	H: 2 LOB: 1 BB: 0 P: 24	R: 0 E: 0 K: 0 S: 13	H: 1 LOB: 2 BB: 1 P: 21	R: 0 E: 1 K: 3 S: 10	H: 0 LOB: 0 BB: 0 P: 19	R: 0 E: 0 K: 1 S: 13	H: 1 LOB: 1 BB: 0 P: 20	R: 0 E: 0 K: 0 S: 8	H: 0 LOB: 0 BB: 1 P: 12	R: 0 E: 0 K: 0 S: 11	H: 1 LOB: 1 BB: 1 P: 19	R: 0 E: 0 K: 0 S: 9	H: 1 LOB: 0 BB: 0 P: 11	R: 1 E: 0 K: 1 S: 7	H: 1 LOB: 0 BB: 0 P: 9	R: 0 E: 0 K: 0 S: 12	H: 0 LOB: 1 BB: 1 P: 20	1B: 6 2B: 0 3B: 0 HR: 1	SF: 0 SAC: 0 DP: 2 HBP: 1	WP: 0 PB: 0 SB: 0 CS: 0	PA: 37					
PITCHER	IP	WLS	BF	H	R	ER	SO	BB	IBB	HBP	BLK	WP	HR	S	P	ERA	WHIP										
Roger Clemens, R (1, 1) ERA: 1.96	7.0	W	29	6	1	1	4	3	0	1	0	0	0	75	126	1.29	1.286										
Dan Plesac, L (8, 1) ERA: 6.35	0.2		3	1	1	1	1	0	0	0	0	0	1	6	8	13.50	1.500										
Tim Crabtree, R (8, 1) ERA: 4.41	0.1		1	0	0	0	0	0	0	0	0	0	0	1	1	0.00	0.000										
Mike Timlin, R (9, 1) ERA: 2.45	1.0	S	4	0	0	0	0	1	0	0	0	0	0	12	20	0.00	1.000										

Cleveland Indians @ Toronto Blue Jays
SkyDome, Toronto, ON
Fri May 16 1997, 7:05 PM EDT
Att: 35,195 - Dome

AB 32
R 2
H 7
RBI 2
BB 4
SO 5
LOB 19



Batter	1	2	3	4	5	6	7	8	9	AB	R	H	RBI	BB	SO	LOB	BOTTOM										
Otis Nixon, S (1, 10) OBP: 0.331, SLG: 0.285										4	1	2	0	0	0	0											
Alex Gonzalez, R (1, 6) OBP: 0.311, SLG: 0.387										4	1	1	2	0	1	1											
Orlando Merced, S (1, 9) OBP: 0.317, SLG: 0.401										3	0	1	0	1	0	0											
Ed Sprague, R (1, 5) OBP: 0.350, SLG: 0.531										4	2	3	1	0	0	1											
Carlos Delgado, L (1, 3) OBP: 0.342, SLG: 0.515										4	1	2	1	0	1	2											
Jacob Brumfield, R (1, 8) OBP: 0.276, SLG: 0.373										2	0	1	1	0	0	1											
Benito Santiago, R (1, 2) OBP: 0.221, SLG: 0.324										3	0	0	0	1	1	2											
Shawn Green, L (1, 7) OBP: 0.326, SLG: 0.430										3	0	0	0	1	1	2											
Carlos Garcia, R (1, 4) OBP: 0.224, SLG: 0.245										4	0	0	0	0	0	4											
Inning Stats	R: 0 E: 0 K: 0 S: 7	H: 1 LOB: 1 BB: 0 P: 11	R: 0 E: 0 K: 0 S: 9	H: 1 LOB: 2 BB: 1 P: 18	R: 0 E: 0 K: 1 S: 8	H: 0 LOB: 0 BB: 0 P: 12	R: 0 E: 0 K: 0 S: 5	H: 0 LOB: 0 BB: 0 P: 8	R: 2 E: 0 K: 0 S: 9	H: 2 LOB: 0 BB: 0 P: 13	R: 2 E: 0 K: 0 S: 12	H: 2 LOB: 0 BB: 0 P: 17	R: 1 E: 0 K: 2 S: 10	H: 2 LOB: 2 BB: 1 P: 19	R: 0 E: 0 K: 0 S: 9	H: 0 LOB: 0 BB: 0 P: 11	1B: 5 2B: 2 3B: 1 HR: 2	SF: 1 SAC: 0 DP: 2 HBP: 1	WP: 0 PB: 0 SB: 1 CS: 0	PA: 36							
PITCHER	IP	WLS	BF	H	R	ER	SO	BB	IBB	HBP	BLK	WP	HR	S	P	ERA	WHIP										
Orel Hershiser, R (1, 1) ERA: 5.5	7.0	L	30	8	4	4	2	2	0	1	0	0	1	59	96	5.14	1.429										
Eric Plunk, R (8, 1) ERA: 5.64	1.0		6	2	1	1	2	0	1	0	0	0	1	10	19	9.00	2.000										

Cleveland Indians @ Toronto Blue Jays
SkyDome, Toronto, ON
Fri May 16 1997, 7:05 PM EDT
Att: 35,195 - Dome

AB 31
R 5
H 10
RBI 5
BB 3
SO 4
LOB 13



Batter	1	2	3	4	5	6	7	8	9	AB	R	H	RBI	BB	SO	LOB	TOP																					
Marquis Grissom, R OBP: 0.295, SLG: 0.299	F9		HR		F8	BB		F9		3	1	0	0	2	0	1	Cleveland Indians @ Toronto Blue Jays SkyDome, Toronto, ON Sat May 17 1997, 3:33 AM EDT Att: 36,220 - Dome																					
Julio Franco, R OBP: 0.449, SLG: 0.437	G5-3		F9		BB	BB		F8	BB	4	2	1	0	1	1	6																						
Jim Thome, L OBP: 0.460, SLG: 0.553	F8		HR		BB			F8	FC6-4	3	1	1	4	2	0	0																						
Matt Williams, R OBP: 0.335, SLG: 0.561 Kevin Seitzer, R OBP: 0.296, SLG: 0.421		PO	K		BB			F8	FC6-4	1	0	0	0	0	1	0																						
Manny Ramirez, R OBP: 0.356, SLG: 0.492	K				BB			FC6-4	BB	3	1	2	2	0	0	2																						
Brian Giles, L OBP: 0.391, SLG: 0.473	F7				BB			BB	BB	5	0	0	1	0	3	5																						
Tony Fernandez, S OBP: 0.314, SLG: 0.442	PO		F7		G3			F9	F8	4	0	2	1	1	0	1																						
Pat Borders, R OBP: 0.333, SLG: 0.514			BB	HR	BB			K		4	1	1	0	0	1	2																						
Omar Vizquel, S OBP: 0.340, SLG: 0.349			BB	HR	BB	S		F9		3	2	1	0	1	0	2																						
Inning Stats	R: 0 E: 0 K: 0 S: 7	H: 0 LOB: 0 BB: 0 P: 14	R: 0 E: 0 K: 1 S: 7	H: 0 LOB: 0 BB: 0 P: 10	R: 4 E: 0 K: 1 S: 17	H: 3 LOB: 0 BB: 1 P: 29	R: 0 E: 0 K: 1 S: 10	H: 0 LOB: 0 BB: 0 P: 13	R: 2 E: 0 K: 1 S: 26	H: 1 LOB: 2 BB: 3 P: 42	R: 0 E: 0 K: 1 S: 12	H: 2 LOB: 1 BB: 1 P: 24	R: 1 E: 0 K: 0 S: 6	H: 2 LOB: 1 BB: 0 P: 8	R: 0 E: 0 K: 1 S: 6	H: 0 LOB: 0 BB: 0 P: 12	R: 1 E: 0 K: 0 S: 7	H: 1 LOB: 2 BB: 2 P: 20	1B: 6 2B: 2 3B: 0 HR: 1	SF: 0 SAC: 0 DP: 0 HBP: 1	WP: 0 PB: 0 SB: 1 CS: 0	PA: 44																
PITCHER	IP	WLS	BF	H	R	ER	SO	BB	IBB	HBP	BLK	WP	HR	S	P	ERA	WHIP	PITCHER				IP	WLS	BF	H	R	ER	SO	BB	IBB	HBP	BLK	WP	HR	S	P	ERA	WHIP
Woody Williams, R ERA: 4.09	(1, 1)	5.0	L	23	4	6	6	4	4	0	1	0	0	1	67	10.80	1.600																					
Huck Flener, L ERA: 8.22	(6, 1)	4.0		20	5	2	2	2	3	0	0	0	0	0	31	4.50	2.000																					

Batter	1	2	3	4	5	6	7	8	9	AB	R	H	RBI	BB	SO	LOB	BOTTOM																					
Otis Nixon, S OBP: 0.329, SLG: 0.279	G5-3		G5-3		BB		G6-3			3	0	0	0	1	0	3	Cleveland Indians @ Toronto Blue Jays SkyDome, Toronto, ON Sat May 17 1997, 3:33 AM EDT Att: 36,220 - Dome																					
Alex Gonzalez, R OBP: 0.302, SLG: 0.375	F9		K		F8			K		4	0	0	0	0	2	3																						
Orlando Merced, S OBP: 0.321, SLG: 0.404	1B				F7		G6-4-3	K		4	0	2	0	0	1	0																						
Ed Sprague, R OBP: 0.348, SLG: 0.524	K				F9		G6-4-3	WP	3B	4	1	1	0	0	1	2																						
Carlos Delgado, L OBP: 0.356, SLG: 0.538	F9				HBP		1B	1B		3	0	2	1	0	0	0																						
Jacob Brumfield, R OBP: 0.299, SLG: 0.345	G5-3				G6-3		P3	P6		4	0	0	0	0	0	3																						
Charlie O'Brien, R OBP: 0.314, SLG: 0.414	G6-3				K			F9		4	0	0	0	0	2	0																						
Shawn Green, L OBP: 0.323, SLG: 0.422			K		F7		1B	K		4	0	1	0	0	2	0																						
Carlos Garcia, R OBP: 0.238, SLG: 0.266	G5-3				BB		G6-3	P4		4	0	3	0	0	0	0																						
Inning Stats	R: 0 E: 0 K: 1 S: 8	H: 1 LOB: 1 BB: 0 P: 10	R: 0 E: 0 K: 0 S: 8	H: 0 LOB: 0 BB: 0 P: 15	R: 0 E: 0 K: 2 S: 10	H: 1 LOB: 1 BB: 0 P: 13	R: 0 E: 0 K: 0 S: 5	H: 0 LOB: 1 BB: 0 P: 13	R: 0 E: 0 K: 1 S: 14	H: 1 LOB: 2 BB: 1 P: 27	R: 0 E: 0 K: 0 S: 7	H: 2 LOB: 1 BB: 0 P: 12	R: 0 E: 0 K: 1 S: 6	H: 2 LOB: 1 BB: 0 P: 12	R: 1 E: 0 K: 2 S: 16	H: 2 LOB: 1 BB: 0 P: 26	R: 0 E: 0 K: 1 S: 10	H: 0 LOB: 0 BB: 0 P: 16	1B: 7 2B: 1 3B: 1 HR: 0	SF: 0 SAC: 0 DP: 2 HBP: 1	WP: 2 PB: 0 SB: 0 CS: 0	PA: 36																
PITCHER	IP	WLS	BF	H	R	ER	SO	BB	IBB	HBP	BLK	WP	HR	S	P	ERA	WHIP	PITCHER				IP	WLS	BF	H	R	ER	SO	BB	IBB	HBP	BLK	WP	HR	S	P	ERA	WHIP
Albie Lopez, R ERA: 6.04	(1, 1)	5.0	W	20	3	0	0	4	1	0	0	0	0	45	78	0.00	0.800																					
Steve Kline, L ERA: 4.57	(6, 1)	3.0		13	6	1	1	3	0	0	0	0	1	0	29	3.00	2.000																					
Jose Mesa, R ERA: 4.5	(9, 1)	1.0		3	0	0	0	1	0	0	0	0	0	0	10	0.00	0.000																					



Batter	1	2	3	4	5	6	7	8	9	AB	R	H	RBI	BB	SO	LOB	TOP										
Marquis Grissom, R OBP: 0.299, SLG: 0.297	4-2 FC5-4 BB	1-3 G6-3 1B	1-3 K			2-2 G6-3		2-0 P3		4	0	1	0	1	1	3											
Kevin Seitzer, R OBP: 0.255, SLG: 0.372	0-1 FC5-4 HR	0-0 G6-3	2-0 G3			3-1 F9			2-2 G1-3	5	1	0	0	0	0	5											
Jim Thome, L OBP: 0.452, SLG: 0.563	3-0 F7	1-3 K		2-3 K		1-0 HR			3-2 P2	5	1	1	1	0	2	1											
Matt Williams, R OBP: 0.337, SLG: 0.594	1-2 HR		1-1 HR	0-3 K		1-2 P6			1-3 K	5	2	2	3	0	2	0											
David Justice, L OBP: 0.470, SLG: 0.729	1-1 1B		4-2 1B 2B BB	3-2 1B			0-1 G4-3			3	1	2	0	1	0	0											
Manny Ramirez, R OBP: 0.353, SLG: 0.484	2-1 F8		0-2 2B 1B	0-3 K			2-2 G4-3			4	0	1	0	0	1	2											
Julio Franco, R OBP: 0.444, SLG: 0.431		1-1 HR 1B	0-3 K		3-2 G3		1-3 K2-3			4	1	1	0	0	2	2	AB 37										
Sandy Alomar Jr., R OBP: 0.377, SLG: 0.652		2-2 HR	2-1 2B		0-1 F8			0-1 G5-3		4	1	2	3	0	0	0	R 8										
Omar Vizquel, S OBP: 0.343, SLG: 0.349		2-1 1B G6-3 1B	4-1 BB		0-0 G6-3			0-3 K		3	1	1	0	1	1	0	H 11										
Inning Stats	R: 2 E: 0 K: 0 S: 13	H: 2 LOB: 1 BB: 1 P: 24	R: 3 E: 0 K: 1 S: 13	H: 4 LOB: 0 BB: 0 P: 19	R: 2 E: 0 K: 2 S: 19	H: 3 LOB: 3 BB: 2 P: 33	R: 0 E: 0 K: 3 S: 13	H: 1 LOB: 1 BB: 0 P: 18	R: 0 E: 0 K: 0 S: 7	H: 0 LOB: 0 BB: 0 P: 10	R: 1 E: 0 K: 0 S: 9	H: 1 LOB: 0 BB: 0 P: 16	R: 0 E: 0 K: 1 S: 12	H: 0 LOB: 0 BB: 0 P: 15	R: 0 E: 0 K: 1 S: 6	H: 0 LOB: 0 BB: 0 P: 8	R: 0 E: 0 K: 1 S: 10	H: 0 LOB: 0 BB: 0 P: 16	1B: 6 2B: 1 3B: 0 HR: 4	SF: 0 SAC: 0 DP: 1 HBP: 0	WP: 0 PB: 0 SB: 0 CS: 0	PA: 40					
PITCHER	IP	WLS	BF	H	R	ER	SO	BB	IBB	HBP	BLK	WP	HR	S	P	ERA	WHIP										
Chris Carpenter, R ERA: 20.25	2.1	L	17	9	7	7	2	2	0	0	0	0	3	39	63	27.00	4.714										
Paul Quantrill, R ERA: 2.35	3.2		14	2	1	1	4	1	0	0	0	0	1	35	57	2.46	0.818										
Tim Crabtree, R ERA: 4.15	7.1		3	0	0	0	1	0	0	0	0	0	0	12	15	0.00	0.000										
Paul Spoljaric, L ERA: 2.81	8.1		6	0	0	0	2	0	0	0	0	0	0	16	24	0.00	0.000										

Cleveland Indians @ Toronto Blue Jays
SkyDome, Toronto, ON
Sun May 18 1997, 3:33 AM EDT
Att: 31,137 - Dome - 72 F

livebaseballscores.com

AB 37
R 8
H 11
RBI 7
BB 3
SO 9
LOB 13



Batter	1	2	3	4	5	6	7	8	9	AB	R	H	RBI	BB	SO	LOB	BOTTOM										
Otis Nixon, S OBP: 0.326, SLG: 0.276	3-2 F7		0-0 E6 HBP BB 1B	0-1 F8			0-0 F9 2H HR 1B		1-1 B3	5	2	1	1	0	0	0											
Orlando Merced, S OBP: 0.324, SLG: 0.419	1-2 HR		4-1 1B HBP BB		3-3 K		1-1 F9 1-3		1-1 G4-3	4	1	1	1	1	1	1											
Joe Carter, R OBP: 0.309, SLG: 0.400	0-2 F8		0-0 F7		2-2 F8		1-0 HR			4	1	1	2	0	0	2											
Ed Sprague, R OBP: 0.351, SLG: 0.540	1-0 HR		1-0 1B HBP		0-0 F9		3H G4-3			3	1	1	1	0	0	0											
Carlos Delgado, L OBP: 0.361, SLG: 0.541	4-1 BB		1-1 P3			2-1 G3-1		3-2 2B		3	0	1	0	1	0	3											
Benito Santiago, R OBP: 0.235, SLG: 0.333	1-1 G3		1-0 1B		1-0 G4-6-3 1B		1-0 F9		0-0 F9	4	0	2	1	0	0	2											
Shawn Green, L OBP: 0.309, SLG: 0.402		0-0 F7	0-0 K		1-2 2-3 3H		1-2 G4-6-3 1B		1-3 K	4	0	0	0	0	2	5	AB 35										
Alex Gonzalez, R OBP: 0.301, SLG: 0.379		2-2 G1-3		0-0 F9			1-2 1B 2B		1-0 L4	4	1	1	0	0	0	1	R 6										
Carlos Garcia, R OBP: 0.232, SLG: 0.259		1-3 K		0-0 G5-3			1-3 K		0-0 G1-3	4	0	0	0	0	2	1	H 8										
Inning Stats	R: 2 E: 0 K: 0 S: 13	H: 2 LOB: 1 BB: 1 P: 23	R: 0 E: 0 K: 1 S: 9	H: 0 LOB: 0 BB: 0 P: 12	R: 1 E: 1 K: 1 S: 12	H: 1 LOB: 3 BB: 1 P: 22	R: 0 E: 0 K: 0 S: 4	H: 0 LOB: 0 BB: 0 P: 4	R: 0 E: 0 K: 1 S: 9	H: 0 LOB: 0 BB: 0 P: 14	R: 0 E: 0 K: 0 S: 6	H: 1 LOB: 0 BB: 0 P: 10	R: 3 E: 0 K: 1 S: 11	H: 3 LOB: 0 BB: 0 P: 16	R: 0 E: 0 K: 1 S: 8	H: 1 LOB: 1 BB: 0 P: 13	R: 0 E: 0 K: 0 S: 5	H: 0 LOB: 0 BB: 0 P: 7	1B: 3 2B: 2 3B: 0 HR: 3	SF: 0 SAC: 0 DP: 1 HBP: 1	WP: 0 PB: 0 SB: 1 CS: 0	PA: 38					
PITCHER	IP	WLS	BF	H	R	ER	SO	BB	IBB	HBP	BLK	WP	HR	S	P	ERA	WHIP										
Chad Ogea, R ERA: 5.91	6.1	W	28	6	5	4	4	2	0	1	0	0	2	60	94	5.68	1.263										
Alvin Morman, L ERA:	0.1		1	0	0	0	0	0	0	0	0	0	0	2	3	0.00	0.000										
Eric Plunk, R ERA: 5.96	0.1		2	1	1	1	0	0	0	0	0	0	1	2	4	27.00	3.000										
Paul Assenmacher, L ERA: 8.64	0.0		1	1	0	0	0	0	0	0	0	0	0	3	6	=	=										
Michael Jackson, R ERA: 2.66	2.0	S	6	0	0	0	1	0	0	0	0	0	0	10	14	0.00	0.000										

Cleveland Indians @ Toronto Blue Jays
SkyDome, Toronto, ON
Sun May 18 1997, 3:33 AM EDT
Att: 31,137 - Dome - 72 F

livebaseballscores.com

AB 35
R 6
H 8
RBI 6
BB 2
SO 5
LOB 15



Batter	1	2	3	4	5	6	7	8	9	AB	R	H	RBI	BB	SO	LOB	TOP								
Otis Nixon, S <small>OBP: 0.320, SLG: 0.271</small> (1, 8)										3	1	0	0	0	0	0									
Orlando Merced, S <small>OBP: 0.322, SLG: 0.415</small> (1, 9)										4	0	1	1	0	1	1									
Joe Carter, R <small>OBP: 0.308, SLG: 0.396</small> (1, 3)										4	0	1	1	0	0	1									
Ed Sprague, R <small>OBP: 0.353, SLG: 0.539</small> Tilson Brito, R <small>OBP: 0.217, SLG: 0.217</small> (4, 5)										2	0	1	0	0	0	0									
Jacob Brumfield, R <small>OBP: 0.274, SLG: 0.356</small> (1, 7)										4	0	2	0	0	1	2									
Robert Perez, R <small>OBP: 0.235, SLG: 0.382</small> Carlos Delgado, L <small>OBP: 0.366, SLG: 0.545</small> (9, PH)										3	0	1	0	0	0	3									
Benito Santiago, R <small>OBP: 0.235, SLG: 0.321</small> (1, 2)										3	0	0	0	1	1	2									
Alex Gonzalez, R <small>OBP: 0.299, SLG: 0.370</small> (1, 6)										3	0	0	0	1	1	3									
Carlos Garcia, R <small>OBP: 0.233, SLG: 0.265</small> (1, 4)										4	1	1	0	0	1	2									
Inning Stats	R: 0 E: 0 K: 0 S: 9	H: 0 LOB: 0 BB: 0 P: 12	R: 0 E: 0 K: 0 S: 13	H: 2 LOB: 2 BB: 1 P: 22	R: 0 E: 0 K: 1 S: 11	H: 0 LOB: 0 BB: 0 P: 15	R: 0 E: 0 K: 0 S: 7	H: 1 LOB: 1 BB: 0 P: 8	R: 0 E: 0 K: 1 S: 8	H: 0 LOB: 0 BB: 0 P: 12	R: 1 E: 2 K: 0 S: 7	H: 1 LOB: 1 BB: 0 P: 11	R: 0 E: 0 K: 0 S: 3	H: 1 LOB: 0 BB: 0 P: 5	R: 1 E: 0 K: 0 S: 13	H: 2 LOB: 1 BB: 1 P: 18	R: 0 E: 0 K: 3 S: 11	H: 1 LOB: 2 BB: 1 P: 18	1B: 7 2B: 1 3B: 0 HR: 0	SF: 0 SAC: 1 DP: 3 HBP: 0	WP: 0 PB: 0 CS: 0	PA: 36			
PITCHER	IP WLS BF H R ER SO BB IBB HBP BLK WP HR S P ERA WHIP	IP WLS BF H R ER SO BB IBB HBP BLK WP HR S P ERA WHIP	IP WLS BF H R ER SO BB IBB HBP BLK WP HR S P ERA WHIP	IP WLS BF H R ER SO BB IBB HBP BLK WP HR S P ERA WHIP	IP WLS BF H R ER SO BB IBB HBP BLK WP HR S P ERA WHIP	IP WLS BF H R ER SO BB IBB HBP BLK WP HR S P ERA WHIP	IP WLS BF H R ER SO BB IBB HBP BLK WP HR S P ERA WHIP	IP WLS BF H R ER SO BB IBB HBP BLK WP HR S P ERA WHIP	IP WLS BF H R ER SO BB IBB HBP BLK WP HR S P ERA WHIP	IP WLS BF H R ER SO BB IBB HBP BLK WP HR S P ERA WHIP	IP WLS BF H R ER SO BB IBB HBP BLK WP HR S P ERA WHIP	IP WLS BF H R ER SO BB IBB HBP BLK WP HR S P ERA WHIP	IP WLS BF H R ER SO BB IBB HBP BLK WP HR S P ERA WHIP	IP WLS BF H R ER SO BB IBB HBP BLK WP HR S P ERA WHIP	IP WLS BF H R ER SO BB IBB HBP BLK WP HR S P ERA WHIP	IP WLS BF H R ER SO BB IBB HBP BLK WP HR S P ERA WHIP	IP WLS BF H R ER SO BB IBB HBP BLK WP HR S P ERA WHIP	IP WLS BF H R ER SO BB IBB HBP BLK WP HR S P ERA WHIP	IP WLS BF H R ER SO BB IBB HBP BLK WP HR S P ERA WHIP	IP WLS BF H R ER SO BB IBB HBP BLK WP HR S P ERA WHIP	IP WLS BF H R ER SO BB IBB HBP BLK WP HR S P ERA WHIP	IP WLS BF H R ER SO BB IBB HBP BLK WP HR S P ERA WHIP	IP WLS BF H R ER SO BB IBB HBP BLK WP HR S P ERA WHIP	IP WLS BF H R ER SO BB IBB HBP BLK WP HR S P ERA WHIP	IP WLS BF H R ER SO BB IBB HBP BLK WP HR S P ERA WHIP

Toronto Blue Jays @ New York Yankees
 Yankee Stadium, Bronx, NY
 Tue May 20 1997, 7:05 PM EDT
 Att: 20,220 - Unknown - 67 F

AB	33
R	2
H	8
RBI	2
BB	2
SO	5
LOB	17



Batter	1	2	3	4	5	6	7	8	9	AB	R	H	RBI	BB	SO	LOB	BOTTOM								
Tim Raines, S <small>OBP: 0.397, SLG: 0.412</small> (1, 7)										4	0	1	0	0	1	0									
Wade Boggs, L <small>OBP: 0.397, SLG: 0.307</small> (1, 5)										4	0	0	0	0	2	1									
Bernie Williams, S <small>OBP: 0.446, SLG: 0.562</small> (1, 8)										4	0	1	0	0	1	1									
Tino Martinez, L <small>OBP: 0.402, SLG: 0.672</small> (1, 3)										3	0	0	0	1	0	1									
Cecil Fielder, R <small>OBP: 0.335, SLG: 0.373</small> Joe Girardi, R <small>OBP: 0.239, SLG: 0.310</small> (9, PR)										4	0	1	0	0	1	3									
Paul O'Neill, L <small>OBP: 0.392, SLG: 0.589</small> (1, 9)										3	0	0	0	1	2	1									
Derek Jeter, R <small>OBP: 0.377, SLG: 0.436</small> (1, 6)										3	0	2	0	0	0	0									
Mariano Duncan, R <small>OBP: 0.308, SLG: 0.339</small> (1, 4)										3	0	0	0	0	1	1									
Jorge Posada, S <small>OBP: 0.344, SLG: 0.345</small> (1, 2)										3	0	0	0	0	0	0									
Inning Stats	R: 0 E: 0 K: 1 S: 10	H: 1 LOB: 2 BB: 1 P: 22	R: 0 E: 0 K: 1 S: 5	H: 0 LOB: 0 BB: 0 P: 8	R: 0 E: 0 K: 1 S: 7	H: 0 LOB: 0 BB: 0 P: 10	R: 0 E: 0 K: 0 S: 9	H: 2 LOB: 2 BB: 1 P: 19	R: 0 E: 0 K: 1 S: 10	H: 0 LOB: 0 BB: 0 P: 14	R: 0 E: 0 K: 1 S: 8	H: 0 LOB: 0 BB: 0 P: 14	R: 0 E: 0 K: 1 S: 7	H: 1 LOB: 1 BB: 0 P: 8	R: 0 E: 0 K: 1 S: 6	H: 0 LOB: 0 BB: 0 P: 8	R: 0 E: 0 K: 1 S: 10	H: 1 LOB: 1 BB: 0 P: 16	1B: 5 2B: 0 3B: 0 HR: 0	SF: 0 SAC: 0 DP: 0 HBP: 0	WP: 0 PB: 0 CS: 0	PA: 33			
PITCHER	IP WLS BF H R ER SO BB IBB HBP BLK WP HR S P ERA WHIP	IP WLS BF H R ER SO BB IBB HBP BLK WP HR S P ERA WHIP	IP WLS BF H R ER SO BB IBB HBP BLK WP HR S P ERA WHIP	IP WLS BF H R ER SO BB IBB HBP BLK WP HR S P ERA WHIP	IP WLS BF H R ER SO BB IBB HBP BLK WP HR S P ERA WHIP	IP WLS BF H R ER SO BB IBB HBP BLK WP HR S P ERA WHIP	IP WLS BF H R ER SO BB IBB HBP BLK WP HR S P ERA WHIP	IP WLS BF H R ER SO BB IBB HBP BLK WP HR S P ERA WHIP	IP WLS BF H R ER SO BB IBB HBP BLK WP HR S P ERA WHIP	IP WLS BF H R ER SO BB IBB HBP BLK WP HR S P ERA WHIP	IP WLS BF H R ER SO BB IBB HBP BLK WP HR S P ERA WHIP	IP WLS BF H R ER SO BB IBB HBP BLK WP HR S P ERA WHIP	IP WLS BF H R ER SO BB IBB HBP BLK WP HR S P ERA WHIP	IP WLS BF H R ER SO BB IBB HBP BLK WP HR S P ERA WHIP	IP WLS BF H R ER SO BB IBB HBP BLK WP HR S P ERA WHIP	IP WLS BF H R ER SO BB IBB HBP BLK WP HR S P ERA WHIP	IP WLS BF H R ER SO BB IBB HBP BLK WP HR S P ERA WHIP	IP WLS BF H R ER SO BB IBB HBP BLK WP HR S P ERA WHIP	IP WLS BF H R ER SO BB IBB HBP BLK WP HR S P ERA WHIP	IP WLS BF H R ER SO BB IBB HBP BLK WP HR S P ERA WHIP	IP WLS BF H R ER SO BB IBB HBP BLK WP HR S P ERA WHIP	IP WLS BF H R ER SO BB IBB HBP BLK WP HR S P ERA WHIP	IP WLS BF H R ER SO BB IBB HBP BLK WP HR S P ERA WHIP	IP WLS BF H R ER SO BB IBB HBP BLK WP HR S P ERA WHIP	IP WLS BF H R ER SO BB IBB HBP BLK WP HR S P ERA WHIP

Toronto Blue Jays @ New York Yankees
 Yankee Stadium, Bronx, NY
 Tue May 20 1997, 7:05 PM EDT
 Att: 20,220 - Unknown - 67 F

AB	31
R	0
H	5
RBI	0
BB	2
SO	8
LOB	8



Batter	1	2	3	4	5	6	7	8	9	AB	R	H	RBI	BB	SO	LOB	TOP										
Otis Nixon, S OBP: 0.324, SLG: 0.278 (1, 8)	G6-3		1B BB														3 1 1 0 1 1 0										
Orlando Merced, S OBP: 0.320, SLG: 0.411 (1, 9)	K		1B HR														4 1 1 0 0 1 1										
Joe Carter, R OBP: 0.312, SLG: 0.399 (1, 3)	1B		1B HR														4 1 2 1 0 0 1										
Ed Sprague, R OBP: 0.358, SLG: 0.558 (1, 10)	G6-3		HR														2 1 1 3 1 0 1										
Carlos Delgado, L OBP: 0.363, SLG: 0.541 (8, PH)																	1 0 0 0 0 0 0										
Jacob Brumfield, R OBP: 0.273, SLG: 0.349 (1, 7)			L9														4 0 1 0 0 0 2										
Benito Santiago, R OBP: 0.236, SLG: 0.318 (1, 2)	G5-3																4 0 1 0 0 1 0										
Alex Gonzalez, R OBP: 0.291, SLG: 0.360 (1, 6)	G1-3																4 0 0 0 0 1 1										
Tilson Brito, R OBP: 0.222, SLG: 0.222 (1, 5)			G4-3														4 0 1 0 0 1 0										
Carlos Garcia, R OBP: 0.235, SLG: 0.266 (1, 4)			1B														3 0 1 0 0 0 1										
Inning Stats	R: 0 H: 1 E: 0 K: 1 S: 10	H: 1 R: 0 ER: 0 LOB: 1 BB: 0 P: 16	R: 0 H: 0 E: 0 K: 0 S: 6	H: 0 R: 0 ER: 0 LOB: 0 BB: 0 P: 7	R: 4 H: 4 E: 0 K: 0 S: 14	H: 4 R: 0 ER: 0 LOB: 0 BB: 1 P: 26	R: 0 H: 1 E: 0 K: 0 S: 9	H: 1 R: 0 ER: 0 LOB: 1 BB: 0 P: 13	R: 0 H: 1 E: 0 K: 1 S: 8	H: 1 R: 0 ER: 0 LOB: 2 BB: 1 P: 16	R: 0 H: 0 E: 0 K: 1 S: 7	H: 0 R: 0 ER: 0 LOB: 0 BB: 0 P: 11	R: 0 H: 1 E: 0 K: 2 S: 12	H: 1 R: 0 ER: 0 LOB: 0 BB: 0 P: 17	R: 0 H: 0 E: 0 K: 2 S: 8	H: 0 R: 0 ER: 0 LOB: 0 BB: 0 P: 15	1B: 7 2B: 1 3B: 0 HR: 1	SF: 0 SAC: 0 DP: 1 HBP: 0	WP: 0 PB: 0 CS: 2	PA: 36							
PITCHER	IP	WLS	BF	H	R	ER	SO	BB	IBB	HBP	BLK	WP	HR	S	P	ERA	WHIP										
Kenny Rogers, L ERA: 4.97 (1, 1)	7.0	L	29	8	4	4	3	2	0	0	0	0	1	60	97	5.14	1.429										
Brian Boehringer, R ERA: 2.03 (8, 1)	2.0		6	1	0	0	2	0	0	0	0	0	0	20	32	0.00	0.500										

Toronto Blue Jays @ New York Yankees
Yankee Stadium, Bronx, NY
Wed May 21 1997, 7:05 PM EDT
Att: 19,863 - Unknown - 60 F

AB	33
R	4
H	9
RBI	4
BB	2
SO	5
LOB	7



Batter	1	2	3	4	5	6	7	8	9	AB	R	H	RBI	BB	SO	LOB	BOTTOM										
Tim Lincecum, S OBP: 0.386, SLG: 0.398 (1, 7)	K2-3		G4-3														4 0 0 0 0 2 2										
Wade Boggs, L OBP: 0.390, SLG: 0.316 (1, 5)	2B		G6-3														3 0 1 1 1 0 1										
Bernie Williams, S OBP: 0.438, SLG: 0.549 (1, 8)	K																4 0 0 0 0 3 3										
Tino Martinez, L OBP: 0.394, SLG: 0.658 (1, 3)	G3-1																4 0 0 0 0 0 1										
Paul O'Neill, L OBP: 0.388, SLG: 0.577 (1, 9)			WP BB														3 0 0 0 1 1 0										
Cecil Fielder, R OBP: 0.338, SLG: 0.373 (1, 10)			BB														3 0 1 0 1 1 0										
Derek Jeter, R OBP: 0.372, SLG: 0.429 (1, 6)			G4-6-3														3 0 0 0 0 2 3										
Mariano Duncan, R OBP: 0.309, SLG: 0.339 (1, 4)			K														3 1 1 0 0 2 1										
Joe Girardi, R OBP: 0.242, SLG: 0.310 (1, 2)			K														3 0 1 0 0 2 0										
Inning Stats	R: 0 H: 1 E: 0 K: 2 S: 9	H: 1 R: 0 ER: 0 LOB: 1 BB: 0 P: 13	R: 0 H: 0 E: 0 K: 1 S: 13	H: 0 R: 0 ER: 0 LOB: 2 BB: 2 P: 26	R: 0 H: 0 E: 0 K: 1 S: 7	H: 0 R: 0 ER: 0 LOB: 0 BB: 0 P: 9	R: 0 H: 0 E: 0 K: 2 S: 9	H: 0 R: 0 ER: 0 LOB: 0 BB: 0 P: 13	R: 0 H: 0 E: 0 K: 3 S: 11	H: 0 R: 0 ER: 0 LOB: 1 BB: 1 P: 17	R: 0 H: 1 E: 0 K: 1 S: 14	H: 1 R: 0 ER: 0 LOB: 1 BB: 0 P: 18	R: 1 H: 2 E: 0 K: 0 S: 9	H: 2 R: 0 ER: 0 LOB: 1 BB: 0 P: 12	R: 0 H: 0 E: 0 K: 1 S: 8	H: 0 R: 0 ER: 0 LOB: 0 BB: 0 P: 10	1B: 3 2B: 1 3B: 0 HR: 0	SF: 0 SAC: 0 DP: 1 HBP: 0	WP: 1 PB: 0 CS: 0	PA: 33							
PITCHER	IP	WLS	BF	H	R	ER	SO	BB	IBB	HBP	BLK	WP	HR	S	P	ERA	WHIP										
Roger Clemens, R ERA: 1.86 (1, 1)	8.0	W	30	4	1	1	12	3	0	0	0	0	0	85	126	1.12	0.875										
Dan Plesac, L ERA: 6.0 (9, 1)	0.2		2	0	0	0	0	0	0	0	0	0	0	4	5	0.00	0.000										
Mike Timlin, R ERA: 2.41 (9, 1)	0.1		1	0	0	0	1	0	0	0	0	0	0	4	5	0.00	0.000										

Toronto Blue Jays @ New York Yankees
Yankee Stadium, Bronx, NY
Wed May 21 1997, 7:05 PM EDT
Att: 19,863 - Unknown - 60 F

AB	30
R	1
H	4
RBI	1
BB	3
SO	13
LOB	11



Batter	1	2	3	4	5	6	7	8	9	AB	R	H	RBI	BB	SO	LOB	TOP				
Tony Phillips, S OBP: 0.441, SLG: 0.380 (1, 10)										5	1	1	0	0	0	4					
Darin Erstad, L OBP: 0.343, SLG: 0.449 (1, 3)										5	2	3	1	0	0	0					
Dave Hollins, S OBP: 0.386, SLG: 0.431 (1, 5)										5	0	1	0	0	1	3					
Jim Edmonds, L OBP: 0.384, SLG: 0.555 (1, 8)										4	0	1	1	0	0	3					
Tim Salmon, R OBP: 0.361, SLG: 0.418 (1, 9)										2	0	0	0	2	0	2					
16 Garret Anderson, L OBP: 0.377, SLG: 0.407 (1, 7)										3	0	0	1	0	0	2					
Chad Kreuter, S OBP: 0.339, SLG: 0.375 (1, 2)										4	0	1	0	0	2	2					
Luis Alicaia, S OBP: 0.396, SLG: 0.449 (1, 4)										3	0	2	0	0	1	0					
Gary Disarcina, R OBP: 0.262, SLG: 0.367 (1, 6)										3	0	0	0	0	0	3					
Inning Stats	R: 2 H: 3 E: 0 K: 1 S: 12	H: 3 LOB: 2 BB: 1 P: 24	R: 0 H: 0 E: 0 K: 1 S: 11	H: 0 LOB: 0 BB: 0 P: 17	R: 1 H: 1 E: 0 K: 1 S: 12	H: 1 LOB: 0 BB: 0 P: 18	R: 0 H: 1 E: 0 K: 1 S: 10	H: 1 LOB: 2 BB: 0 P: 13	R: 0 H: 1 E: 0 K: 0 S: 13	H: 1 LOB: 2 BB: 0 P: 17	R: 0 H: 1 E: 0 K: 0 S: 7	H: 1 LOB: 2 BB: 1 P: 15	R: 0 H: 1 E: 0 K: 0 S: 6	H: 1 LOB: 0 BB: 0 P: 9	R: 0 H: 0 E: 0 K: 0 S: 6	H: 0 LOB: 0 BB: 0 P: 8	1B: 7 2B: 1 3B: 0 HR: 1	SF: 1 SAC: 0 DP: 0 HBP: 2	WP: 0 PB: 0 SB: 0 CS: 1	PA: 40	
PITCHER	IP	WLS	BF	H	R	ER	SO	BB	IBB	HBP	BLK	WP	HR	S	P	ERA	WHIP				
Woody Williams, R ERA: 4.13 (1, 1)	6.0	L	28	7	3	3	4	1	0	2	0	0	0	67	103	4.50	1.333				
Paul Spoljarc, L ERA: 2.37 (7, 1)	3.0		11	2	0	0	0	0	1	0	0	0	0	19	32	0.00	0.667				

Anaheim Angels @ Toronto Blue Jays
SkyDome, Toronto, ON
Sat May 24 1997, 3:33 AM EDT
Att: 28,351 - Sunny - 64 F

AB 34
R 3
H 9
RBI 3
BB 2
SO 4
LOB 19



Batter	1	2	3	4	5	6	7	8	9	AB	R	H	RBI	BB	SO	LOB	BOTTOM					
Otis Nixon, S OBP: 0.328, SLG: 0.276 (1, 8)										3	0	1	0	1	1	1						
Orlando Merced, S OBP: 0.319, SLG: 0.412 (1, 9)										4	0	1	0	0	0	2						
Joe Carter, R OBP: 0.317, SLG: 0.400 (1, 3)										4	0	2	1	0	0	1						
Ed Sprague, R OBP: 0.350, SLG: 0.538 (1, 5)										4	0	0	0	0	1	4						
Ruben Sierra, S OBP: 0.280, SLG: 0.372 (1, 7)										4	0	0	0	0	1	3						
Jacob Brumfield, R OBP: 0.264, SLG: 0.324 (1, 10)										3	0	0	0	1	1	0						
Charlie O'Brien, R OBP: 0.297, SLG: 0.387 (1, 2)										4	0	0	0	0	0	2						
Alex Gonzalez, R OBP: 0.297, SLG: 0.359 (1, 6)										3	0	1	0	0	0	0						
Carlos Garcia, R OBP: 0.243, SLG: 0.286 (1, 4)										3	1	1	0	0	0	1						
Inning Stats	R: 0 H: 1 E: 0 K: 0 S: 12	H: 1 LOB: 2 BB: 1 P: 22	R: 0 H: 0 E: 0 K: 0 S: 10	H: 0 LOB: 0 BB: 0 P: 14	R: 0 H: 0 E: 0 K: 0 S: 6	H: 0 LOB: 0 BB: 0 P: 10	R: 0 H: 1 E: 0 K: 0 S: 12	H: 1 LOB: 2 BB: 1 P: 21	R: 0 H: 2 E: 0 K: 0 S: 5	H: 2 LOB: 1 BB: 0 P: 10	R: 0 H: 0 E: 0 K: 0 S: 5	H: 0 LOB: 0 BB: 0 P: 11	R: 0 H: 0 E: 0 K: 0 S: 9	H: 0 LOB: 0 BB: 0 P: 13	R: 1 H: 2 E: 1 K: 2 S: 14	H: 2 LOB: 1 BB: 0 P: 17	R: 0 H: 0 E: 0 K: 2 S: 11	H: 0 LOB: 0 BB: 0 P: 15	1B: 5 2B: 2 3B: 0 HR: 0	SF: 0 SAC: 0 DP: 1 HBP: 0	WP: 1 PB: 0 SB: 1 CS: 0	PA: 34
PITCHER	IP	WLS	BF	H	R	ER	SO	BB	IBB	HBP	BLK	WP	HR	S	P	ERA	WHIP					
Allen Watson, L ERA: 6.13 (1, 1)	7.0	W	26	4	0	0	0	2	0	0	0	0	0	59	101	0.00	0.857					
Mike James, R ERA: 2.53 (8, 1)	1.0		5	2	1	1	2	0	0	0	0	0	0	14	17	9.00	2.000					
Troy Percival, R ERA: 9.0 (9, 1)	1.0	S	3	0	0	0	2	0	0	0	0	0	0	11	15	0.00	0.000					

Anaheim Angels @ Toronto Blue Jays
SkyDome, Toronto, ON
Sat May 24 1997, 3:33 AM EDT
Att: 28,351 - Sunny - 64 F

AB 32
R 1
H 6
RBI 1
BB 2
SO 4
LOB 14



Batter	1	2	3	4	5	6	7	8	9	AB	R	H	RBI	BB	SO	LOB	TOP					
Warren Newson, L (1, 9) OBP: 0.375, SLG: 0.481	1-3 K		1-3 K		1-2 G4-3		1-2 1B			4	0	1	0	0	2	1	<p>Texas Rangers @ Toronto Blue Jays</p> <p>SkyDome, Toronto, ON</p> <p>Mon May 26 1997, 7:05 PM EDT</p> <p>Att: 28,113 - Dome</p>					
Ivan Rodriguez, R (1, 2) OBP: 0.376, SLG: 0.481	1-2 G6-3		4-2 BB		0-2 L9		1-2 G4-3			3	0	0	0	1	0	2						
29 Rusty Greer, L (1, 7) OBP: 0.407, SLG: 0.466	2-2 P6		2-0 P6			1-3 K		0-0 F7		4	0	0	0	0	1	2						
Juan Gonzalez, R (1, 10) OBP: 0.330, SLG: 0.602		1-0 G4-3		0-0 HR		1-1 G6-3		2-2 K		4	1	1	1	0	1	0						
Will Clark, L (1, 3) OBP: 0.463, SLG: 0.574		0-1 2B		3-3 K		4-0 BB		0-0 1B		3	0	2	0	1	1	0						
Dean Palmer, R (1, 5) OBP: 0.313, SLG: 0.397		2-3 K		4-2 G5-3 1B BB		0-0 G5-3		0-1 G1-3		3	0	0	0	1	1	3						
Domingo Cedenio, S (1, 4) OBP: 0.267, SLG: 0.310		2-3 K		0-0 1B			0-2 G4-3		3-2 L7	4	0	1	0	0	1	1						
Damon Buford, R (1, 8) OBP: 0.320, SLG: 0.382			3-2 K	1-2 G5-3			4-2 1B BB		0-3 K	3	0	0	0	1	2	2						
Benji Gil, R (1, 6) OBP: 0.259, SLG: 0.302			1-0 E4 BB		3-2 G5-3		1-1 F7		1-3 K	4	0	0	0	0	1	1						
Inning Stats	R: 0 E: 0 K: 1 S: 10	H: 0 LOB: 0 BB: 0 P: 14	R: 0 E: 0 K: 2 S: 10	H: 1 LOB: 1 BB: 0 P: 15	R: 0 E: 1 K: 2 S: 12	H: 0 LOB: 2 BB: 1 P: 23	R: 1 E: 0 K: 1 S: 12	H: 2 LOB: 1 BB: 1 P: 20	R: 0 E: 0 K: 0 S: 10	H: 0 LOB: 1 BB: 1 P: 12	R: 0 E: 0 K: 0 S: 16	H: 1 LOB: 2 BB: 1 P: 23	R: 0 E: 0 K: 1 S: 7	H: 1 LOB: 0 BB: 0 P: 9	R: 0 E: 0 K: 2 S: 12	H: 0 LOB: 0 BB: 0 P: 16		1B: 3 2B: 1 3B: 0 HR: 1	SF: 0 SAC: 0 DP: 1 HBP: 0	WP: 0 PB: 0 SB: 0 CS: 0	PA: 36	
PITCHER	IP WLS BF H R ER SO BB IBB HBP BLK WP HR S P ERA WHIP	7.0 W 29 4 1 1 7 4 0 0 0 0 0 1 76 121 1.29 1.143	2.0 L 7 1 0 0 3 0 0 0 0 0 0 0 19 25 0.00 0.500																			

AB	32
R	1
H	5
RBI	1
BB	4
SO	10
LOB	12



Batter	1	2	3	4	5	6	7	8	9	AB	R	H	RBI	BB	SO	LOB	BOTTOM				
Otis Nixon, S (1, 8) OBP: 0.333, SLG: 0.287	1-3 K	2-2 F9 HR	2-2 G6-3		0-2 1B			0-0 G5-3		4	1	2	0	0	1	0	<p>Texas Rangers @ Toronto Blue Jays</p> <p>SkyDome, Toronto, ON</p> <p>Mon May 26 1997, 7:05 PM EDT</p> <p>Att: 28,113 - Dome</p>				
Jacob Brumfield, R (8, FH) OBP: 0.260, SLG: 0.319										1	0	0	0	0	0	0					
Orlando Merced, S (1, 9) OBP: 0.315, SLG: 0.416	3-1 K	3-1 F9	2-2 G3-1		0-1 G4-3			1-2 F8		4	1	1	1	0	0	2					
Robert Perez, R (8, FH) OBP: 0.222, SLG: 0.361										1	0	0	0	0	0	0					
Joe Carter, R (1, 7) OBP: 0.312, SLG: 0.397	0-0 BB 1B	0-0 G3	1-0 P4			2-1 G4-3				4	1	1	0	0	0	1					
Shawn Green, L (9, 7) OBP: 0.297, SLG: 0.389										0	0	0	0	0	0	0					
Ed Sprague, R (1, 5) OBP: 0.349, SLG: 0.556	1-0 1B BB	1-2 1B		0-0 P4		2-0 G1-3				4	2	2	2	0	0	0					
Tilson Brito, R (9, 5) OBP: 0.214, SLG: 0.214	1-2 1B	3-H HR								0	0	0	0	0	0	0					
Carlos Delgado, L (1, 3) OBP: 0.380, SLG: 0.567	4-1 1B	1-1 1B		0-1 2B		2-2 G3-1				3	2	2	0	1	0	0					
Ruben Sierra, S (1, 10) OBP: 0.321, SLG: 0.410	1-2 1B	3-1 E		4-2 G6-3 BB			1-0 G6-4-3 1B			3	1	3	2	1	0	0					
Benito Santiago, R (1, 2) OBP: 0.245, SLG: 0.309	1-2 K	0-0 E6		3-2 G6-3			1-1 F9			4	0	0	0	0	1	6					
Alex Gonzalez, R (1, 6) OBP: 0.307, SLG: 0.366	3-1 1B	3-H 1B			2-1 P2		2-0 G6-4-3			4	0	2	2	0	0	1					
Carlos Garcia, R (1, 4) OBP: 0.239, SLG: 0.280	1-2 L1-3	1-2 G6-3			1-2 K			2-2 L9		4	0	0	0	0	1	4					
Inning Stats	R: 4 E: 0 K: 2 S: 20	H: 5 LOB: 2 BB: 1 P: 34	R: 4 E: 1 K: 0 S: 18	H: 5 LOB: 0 BB: 0 P: 29	R: 0 E: 0 K: 0 S: 8	H: 0 LOB: 0 BB: 0 P: 13	R: 0 E: 0 K: 0 S: 8	H: 1 LOB: 1 BB: 1 P: 15	R: 0 E: 0 K: 1 S: 10	H: 1 LOB: 1 BB: 0 P: 13	R: 0 E: 0 K: 0 S: 9	H: 0 LOB: 0 BB: 0 P: 15	R: 0 E: 0 K: 0 S: 4	H: 1 LOB: 0 BB: 0 P: 8	R: 0 E: 0 K: 0 S: 9	H: 0 LOB: 0 BB: 0 P: 12	1B: 7 2B: 3 3B: 1 HR: 2	SF: 0 SAC: 0 DP: 2 HBP: 0	WP: 0 PB: 0 SB: 0 CS: 0	PA: 38	
PITCHER	IP WLS BF H R ER SO BB IBB HBP BLK WP HR S P ERA WHIP	6.0 L 32 12 8 7 3 2 0 0 0 0 0 2 73 119 10.50 2.333	2.0 L 6 1 0 0 0 0 0 0 0 0 0 0 0 13 20 0.00 0.500																		

AB	36
R	8
H	13
RBI	7
BB	2
SO	3
LOB	14



Batter	1	2	3	4	5	6	7	8	9	AB	R	H	RBI	BB	SO	LOB	TOP					
2 Derek Jeter, R OBP: 0.349, SLG: 0.388 (1, 6)										5	0	0	0	0	0	0	New York Yankees @ Toronto Blue Jays SkyDome, Toronto, ON Wed May 28 1997, 7:05 PM EDT Att: 32,338 - Unknown - 65 F					
Charlie Hayes, R OBP: 0.374, SLG: 0.395 (1, 5)										5	1	1	0	0	3	0						
Bernie Williams, S OBP: 0.429, SLG: 0.529 (1, 8)										3	2	0	0	2	1	0						
Tino Martinez, L OBP: 0.383, SLG: 0.642 (1, 3)										4	2	2	2	0	1	2						
Paul O'Neill, L OBP: 0.400, SLG: 0.560 (1, 9)										2	1	0	0	2	0	1						
Cecil Fielder, R OBP: 0.341, SLG: 0.361 (8, PR)										3	0	1	1	1	0	2						
Scott Pose, L OBP: 0.333, SLG: 0.333 (8, PR)										0	0	0	0	0	0	0						
Mark Whiten, S OBP: 0.395, SLG: 0.485 (1, 7)										4	0	2	2	0	0	1						
Mariano Duncan, R OBP: 0.299, SLG: 0.348 (1, 4)										4	0	0	0	0	2	5						
Luis Sojo, R OBP: 0.262, SLG: 0.211 (8, 4)										0	0	0	0	0	0	0						
20 Jorge Posada, S OBP: 0.316, SLG: 0.328 (1, 2)										4	0	0	0	0	3	4						
Inning Stats	R: 0 E: 0 K: 1 S: 5	H: 0 LOB: 0 BB: 0 P: 8	R: 0 E: 0 K: 0 S: 7	H: 0 LOB: 1 BB: 1 P: 15	R: 0 E: 0 K: 0 S: 8	H: 0 LOB: 0 BB: 0 P: 14	R: 3 E: 1 K: 3 S: 16	H: 2 LOB: 2 BB: 2 P: 32	R: 2 E: 0 K: 0 S: 11	H: 1 LOB: 1 BB: 2 P: 27	R: 0 E: 0 K: 2 S: 7	H: 0 LOB: 0 BB: 0 P: 9	R: 0 E: 0 K: 1 S: 8	H: 0 LOB: 0 BB: 0 P: 13	R: 1 E: 0 K: 1 S: 18	H: 3 LOB: 2 BB: 0 P: 24	R: 0 E: 0 K: 2 S: 11	H: 0 LOB: 0 BB: 0 P: 16	1B: 5 2B: 0 3B: 0 HR: 1	SF: 0 SAC: 0 DP: 0 HBP: 0	WP: 1 PB: 0 SB: 0 CS: 0	PA: 39
PITCHER	IP WLS BF H R ER SO BB IBB HBP BLK WP HR S P ERA WHIP																					
Juan Guzman, R ERA: 4.87 (1, 1)	7.0 L 30 3 5 4 7 5 0 0 0 0 1 1 62 118 5.14 1.143																					
Dan Plesac, L ERA: 5.93 (8, 1)	0.1 2 1 1 1 0 0 0 0 0 0 0 0 8 10 27.00 3.000																					
Paul Quantrill, R ERA: 2.1 (8, 1)	0.2 4 2 0 0 1 0 0 0 0 0 0 0 10 14 0.00 3.000																					
Mike Timlin, R ERA: 2.38 (9, 1)	1.0 3 0 0 0 2 0 0 0 0 0 0 0 11 16 0.00 0.000																					

Batter	1	2	3	4	5	6	7	8	9	AB	R	H	RBI	BB	SO	LOB	BOTTOM			
Jacob Brumfield, R OBP: 0.241, SLG: 0.293 (1, 8)										4	0	0	0	0	2	3	New York Yankees @ Toronto Blue Jays SkyDome, Toronto, ON Wed May 28 1997, 7:05 PM EDT Att: 32,338 - Unknown - 65 F			
Juan Samuel, R OBP: 0.282, SLG: 0.231 (1, 10)										3	0	0	0	1	2	3				
Joe Carter, R OBP: 0.311, SLG: 0.406 (1, 3)										3	1	1	3	1	0	1				
Ed Sprague, R OBP: 0.342, SLG: 0.540 (1, 5)										4	0	0	0	0	2	3				
Ruben Sierra, S OBP: 0.316, SLG: 0.417 (1, 9)										4	0	1	0	0	1	1				
Benito Santiago, R OBP: 0.236, SLG: 0.297 (1, 2)										4	0	0	0	0	2	1				
Robert Perez, R OBP: 0.225, SLG: 0.375 (1, 7)										3	1	1	0	0	1	0				
Orlando Merced, S OBP: 0.318, SLG: 0.423 (9, PH)										1	0	0	0	0	0	0				
Alex Gonzalez, R OBP: 0.301, SLG: 0.363 (1, 6)										3	1	1	1	0	0	0				
Tilson Brito, R OBP: 0.281, SLG: 0.258 (1, 4)										2	1	1	0	0	0	0				
Inning Stats	R: 0 E: 0 K: 2 S: 11	H: 0 LOB: 0 BB: 0 P: 16	R: 0 E: 0 K: 0 S: 8	H: 0 LOB: 0 BB: 0 P: 12	R: 4 E: 0 K: 3 S: 18	H: 3 LOB: 0 BB: 0 P: 24	R: 0 E: 0 K: 0 S: 9	H: 1 LOB: 0 BB: 0 P: 11	R: 0 E: 0 K: 1 S: 10	H: 0 LOB: 1 BB: 1 P: 20	R: 0 E: 0 K: 2 S: 9	H: 0 LOB: 0 BB: 0 P: 15	R: 0 E: 0 K: 0 S: 8	H: 1 LOB: 2 BB: 1 P: 17	R: 0 E: 0 K: 2 S: 7	H: 0 LOB: 0 BB: 0 P: 11	1B: 2 2B: 2 3B: 0 HR: 1	SF: 0 SAC: 0 DP: 1 HBP: 1	WP: 0 PB: 0 SB: 0 CS: 0	PA: 34
PITCHER	IP WLS BF H R ER SO BB IBB HBP BLK WP HR S P ERA WHIP																			
David Wells, L ERA: 3.93 (1, 1)	7.2 W 29 5 4 4 8 1 0 1 0 0 1 1 75 113 4.70 0.783																			
42 Mariano Rivera, R ERA: 2.13 (8, 1)	1.1 S 5 0 0 0 2 1 0 0 0 0 0 0 10 20 0.00 0.750																			

Batter	1	2	3	4	5	6	7	8	9	AB	R	H	RBI	BB	SO	LOB	TOP								
Jacob Brumfield, R OBP: 0.247, SLG: 0.288 (1, 8)	G5-3		G5-4-3	1B			P3	F8		5	1	1	1	1	0	4	Toronto Blue Jays @ Oakland Athletics Oakland-Alameda County Coliseum, Oakland, CA Sat May 31, 1997, 3:33 AM PDT Att: 15,027 - Sunny - 75 F								
Orlando Merced, S OBP: 0.312, SLG: 0.423 Shawn Green, L OBP: 0.298, SLG: 0.387 (1, 9) (8, 7)	K		E4	HR	1B		L5		1B	5	1	1	2	0	2	4									
Joe Carter, R OBP: 0.314, SLG: 0.430 Robert Perez, R OBP: 0.220, SLG: 0.366 (1, 10) (9, PH)	F9		F7	HR			L7	L8	K	5	1	1	3	0	0	2									
Ed Sprague, R OBP: 0.352, SLG: 0.548 Carlos Garcia, R OBP: 0.232, SLG: 0.273 (1, 5) (8, 4)		G6		HR		G5-3		2B	P8	4	2	1	1	1	0	0									
Carlos Delgado, L OBP: 0.378, SLG: 0.580 (1, 3)		1B				P5		E	K	6	2	3	0	0	1	1									
Ruben Sierra, S OBP: 0.290, SLG: 0.380 (1, 7) (8, 9)	P3						F9	SF8		4	1	1	1	0	1	2									
Charlie O'Brien, R OBP: 0.337, SLG: 0.429 (1, 2)		1B		1B	BB		F9	G5-3	1B	4	2	3	1	1	0	0									
Alex Gonzalez, R OBP: 0.314, SLG: 0.386 (1, 6)	P4			1B	1B				G5-3	4	2	3	3	1	0	2									
Tilson Brito, R OBP: 0.326, SLG: 0.333 (1, 4) (8, 5)				1B	1B			G5-3		5	1	4	1	0	0	2									
Inning Stats	R: 0 E: 0 K: 1 S: 10	H: 0 LOB: 0 BB: 0 P: 13	R: 0 E: 0 K: 0 S: 12	H: 2 LOB: 2 BB: 0 P: 15	R: 0 E: 1 K: 0 S: 7	H: 1 LOB: 1 BB: 0 P: 11	R: 8 E: 0 K: 1 S: 21	H: 7 LOB: 0 BB: 1 P: 32	R: 0 E: 0 K: 1 S: 16	H: 2 LOB: 3 BB: 1 P: 28	R: 0 E: 0 K: 0 S: 6	H: 0 LOB: 0 BB: 0 P: 10	R: 3 E: 0 K: 0 S: 12	H: 4 LOB: 1 BB: 0 P: 16	R: 2 E: 1 K: 0 S: 13	H: 2 LOB: 2 BB: 2 P: 30	R: 0 E: 0 K: 2 S: 9	H: 1 LOB: 1 BB: 0 P: 11	1B: 13 2B: 3 3B: 0 HR: 3	SF: 1 SAC: 0 DP: 1 HBP: 0	WP: 0 PB: 0 SB: 0 CS: 0	PA: 50			
PITCHER	IP	WLS	BF	H	R	ER	SO	BB	IBB	HBP	BLK	WP	HR	S	P	ERA	WHIP								
Dave Telgheder, R ERA: 5.88 (1, 1)	3.1	L	20	9	7	7	2	1	0	0	0	0	1	45	65	18.90	3.000								
Carlos Reyes, R ERA: 3.79 (4, 1)	4.0		22	8	6	5	1	2	0	0	0	0	2	42	70	11.25	2.500								
Dane Johnson, R ERA: (8, 1)	1.2		8	2	0	0	2	1	0	0	0	0	0	19	31	0.00	1.800								

AB	45
R	13
H	19
RBI	13
BB	4
SO	5
LOB	19



Batter	1	2	3	4	5	6	7	8	9	AB	R	H	RBI	BB	SO	LOB	BOTTOM								
Damon Mashore, R OBP: 0.377, SLG: 0.347 Pat Lennon, R OBP: 0.440, SLG: 0.476 (1, 8) (6, 8)	2B				1B		F9			2	1	2	0	1	0	0	Toronto Blue Jays @ Oakland Athletics Oakland-Alameda County Coliseum, Oakland, CA Sat May 31, 1997, 3:33 AM PDT Att: 15,027 - Sunny - 75 F								
Jason Giambi, L OBP: 0.362, SLG: 0.492 (1, 7)		BB			1B					3	0	2	1	1	0	3									
Jose Canseco, R OBP: 0.315, SLG: 0.435 (1, 10)	G6-3		K		K			G5-4-3	BB	4	0	0	1	0	2	4									
Mark McGwire, R OBP: 0.394, SLG: 0.651 Dave Magadan, L OBP: 0.362, SLG: 0.369 (1, 3) (7, 3)	G5-3		P8		G5-4-3			G3		3	0	0	0	0	0	3									
Matt Stairs, L OBP: 0.429, SLG: 0.625 (1, 9)	L6		F7						1B	3	1	1	0	1	0	1									
Scott Spiezio, S OBP: 0.330, SLG: 0.452 Scott Sheldon, R OBP: 0.300, SLG: 0.421 (1, 4) (7, 6)	G6-3				K		G4-6-3		1B	3	0	0	0	0	1	1									
Scott Brosius, R OBP: 0.235, SLG: 0.235 (1, 5)	P3		K		K		F9		SF7	3	0	0	1	0	1	0									
Brent Mayne, L OBP: 0.316, SLG: 0.415 (1, 2)	1B				P5				1B	4	0	3	0	0	0	0									
Rafael Bourquigal, R OBP: 0.326, SLG: 0.298 (1, 6) (7, 4)		BB			1B		G6-4-3		G6-4-3	4	1	2	0	0	0	3									
Inning Stats	R: 1 E: 0 K: 0 S: 8	H: 2 LOB: 1 BB: 0 P: 15	R: 0 E: 0 K: 0 S: 12	H: 2 LOB: 3 BB: 1 P: 23	R: 0 E: 0 K: 1 S: 6	H: 0 LOB: 0 BB: 0 P: 11	R: 0 E: 0 K: 2 S: 8	H: 0 LOB: 0 BB: 0 P: 9	R: 1 E: 0 K: 1 S: 10	H: 3 LOB: 1 BB: 0 P: 17	R: 0 E: 0 K: 0 S: 7	H: 0 LOB: 0 BB: 1 P: 14	R: 0 E: 0 K: 0 S: 3	H: 1 LOB: 0 BB: 0 P: 5	R: 0 E: 0 K: 0 S: 8	H: 0 LOB: 0 BB: 1 P: 16	R: 1 E: 0 K: 0 S: 11	H: 3 LOB: 1 BB: 0 P: 19	1B: 9 2B: 2 3B: 0 HR: 0	SF: 1 SAC: 0 DP: 5 HBP: 0	WP: 0 PB: 0 SB: 0 CS: 0	PA: 36			
PITCHER	IP	WLS	BF	H	R	ER	SO	BB	IBB	HBP	BLK	WP	HR	S	P	ERA	WHIP								
Roger Clemens, R ERA: 1.85 (1, 1)	8.0	W	31	8	2	2	4	3	0	0	0	0	0	62	110	2.25	1.375								
Mike Timlin, R ERA: 2.66 (9, 1)	1.0		5	3	1	1	0	0	0	0	0	0	0	11	19	9.00	3.000								

AB	32
R	3
H	11
RBI	3
BB	3
SO	4
LOB	15



Batter	1	2	3	4	5	6	7	8	9	AB	R	H	RBI	BB	SO	LOB	TOP										
Otis Nixon, S <small>OBP: 0.349, SLG: 0.299</small> (1, 8)										4	0	2	2	1	0	0											
Orlando Merced, S <small>OBP: 0.314, SLG: 0.423</small> (1, 9)										5	0	2	0	0	0	3											
Joe Carter, R <small>OBP: 0.312, SLG: 0.421</small> (1, 10)										4	0	0	0	1	1	1											
Ed Sprague, R <small>OBP: 0.347, SLG: 0.539</small> Juan Samuel, R <small>OBP: 0.250, SLG: 0.220</small> (6, 5)										3	0	0	0	0	0	1											
Carlos Delgado, L <small>OBP: 0.390, SLG: 0.586</small> Robert Perez, R <small>OBP: 0.214, SLG: 0.357</small> (6, 9)										2	0	2	0	0	0	0											
Shawn Green, L <small>OBP: 0.296, SLG: 0.381</small> (1, 7)										4	0	1	0	0	0	2											
Benito Santiago, R <small>OBP: 0.237, SLG: 0.301</small> (1, 2)										4	1	2	0	0	0	3											
Alex Gonzalez, R <small>OBP: 0.314, SLG: 0.391</small> (1, 6)										3	1	1	0	0	1	1											
Tilson Brito, R <small>OBP: 0.298, SLG: 0.304</small> (1, 4)										4	0	0	0	0	2	5											
Inning Stats	R: 0 E: 0 K: 0 S: 8	H: 1 LOB: 1 BB: 0 P: 11	R: 0 E: 0 K: 0 S: 6	H: 1 LOB: 2 BB: 0 P: 14	R: 0 E: 0 K: 0 S: 4	H: 0 LOB: 0 BB: 0 P: 5	R: 0 E: 0 K: 0 S: 13	H: 1 LOB: 1 BB: 0 P: 19	R: 0 E: 0 K: 1 S: 9	H: 1 LOB: 1 BB: 0 P: 14	R: 0 E: 0 K: 1 S: 15	H: 1 LOB: 2 BB: 1 P: 22	R: 0 E: 0 K: 1 S: 10	H: 0 LOB: 0 BB: 0 P: 12	R: 2 E: 0 K: 0 S: 14	H: 4 LOB: 3 BB: 1 P: 25	1B: 9 2B: 1 3B: 0 HR: 0	SF: 0 SAC: 1 DP: 0 HBP: 1	WP: 0 PB: 0 SB: 0 CS: 0	PA: 40							
PITCHER	IP	WLS	BF	H	R	ER	SO	BB	IBB	HBP	BLK	WP	HR	S	P	ERA	WHIP										
Mike Quist, R <small>ERA: 3.91</small> (1, 1)	8.2	W	39	10	2	2	5	2	0	1	0	0	0	88	136	2.08	1.385										
Billy Taylor, R <small>ERA: 5.92</small> (9, 1)	0.1		1	0	0	0	0	0	0	0	0	0	0	4	5	0.00	0.000										

Toronto Blue Jays @ Oakland Athletics
 Oakland-Alameda County Coliseum, Oakland, CA
 Sun Jun 01 1997, 3:33 AM PDT
 Att: 21,127 - Cloudy - 73 F

AB 36
 R 2
 H 10
 RBI 2
 BB 2
 SO 5
 LOB 19

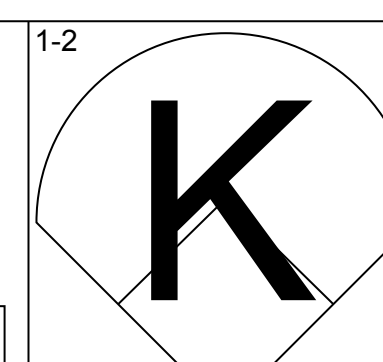
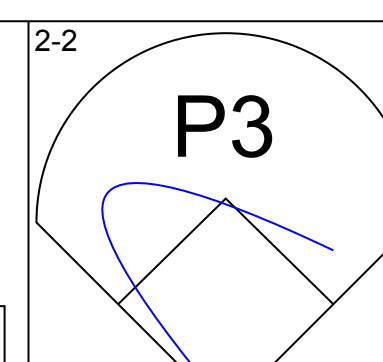
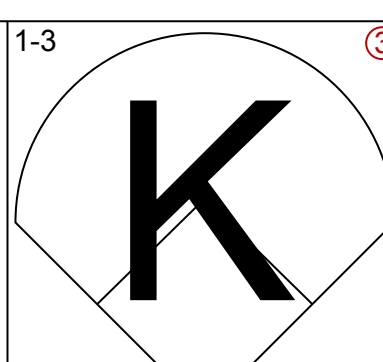
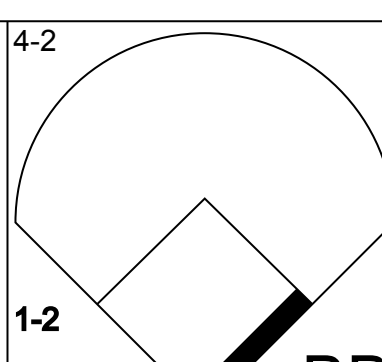
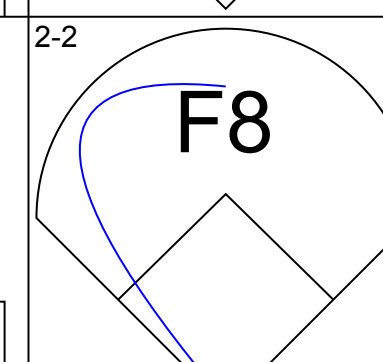
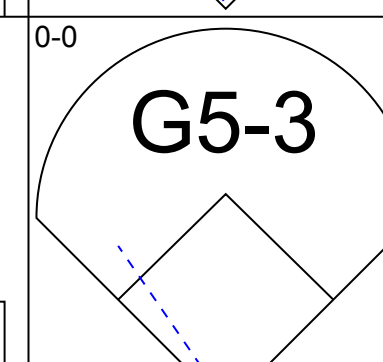
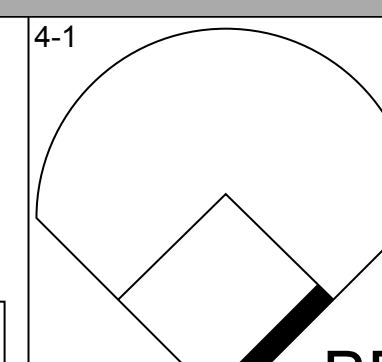
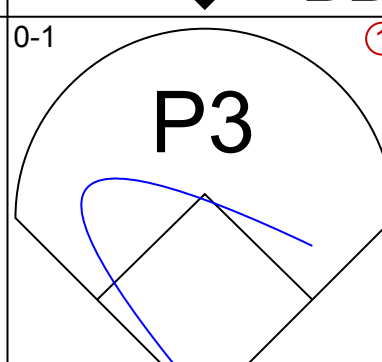
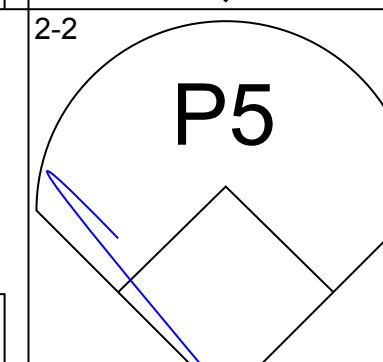
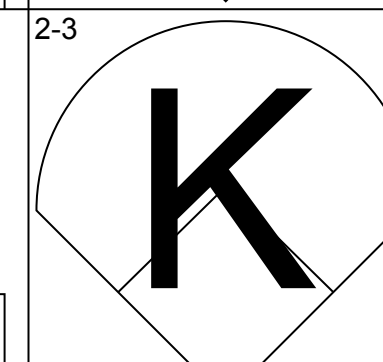
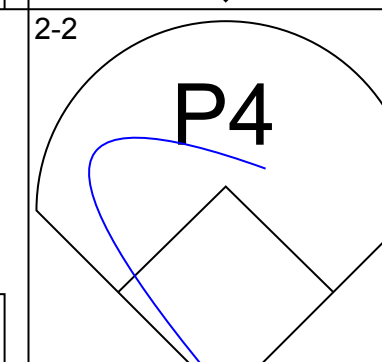
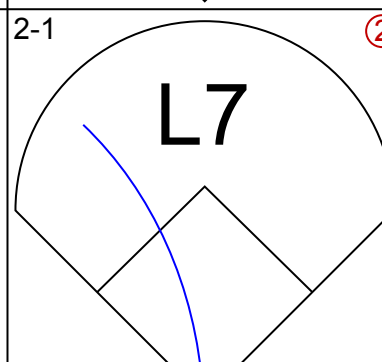
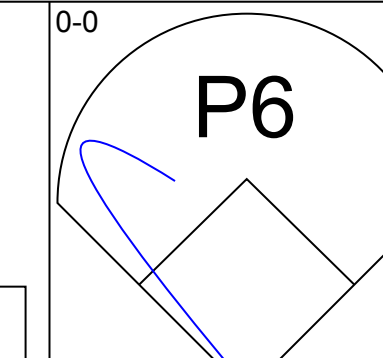
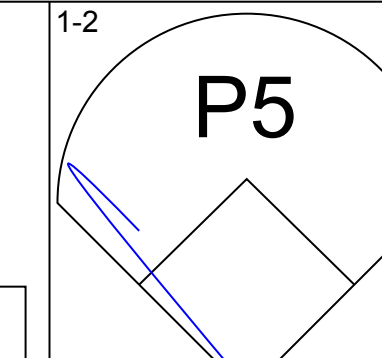
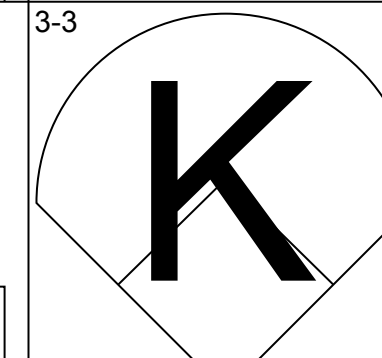
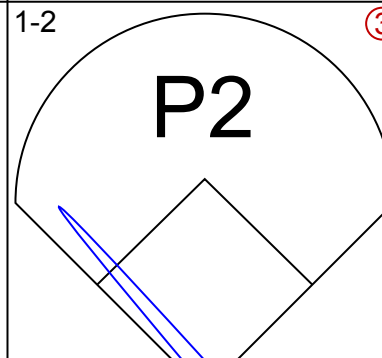
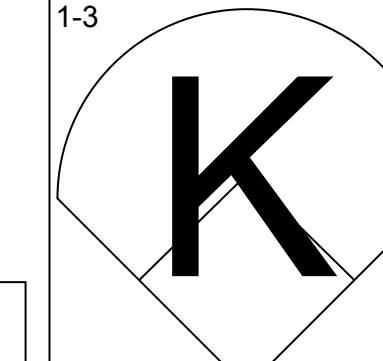
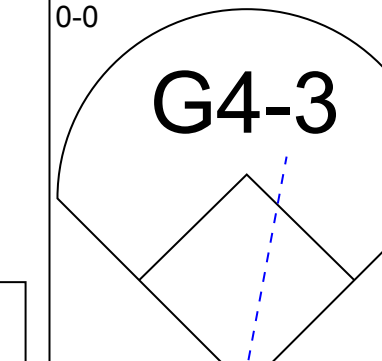
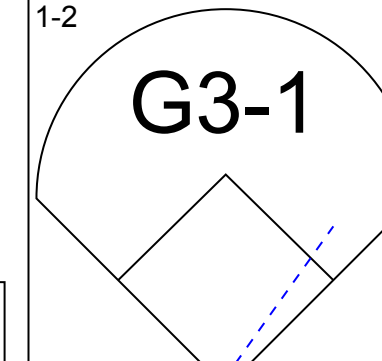
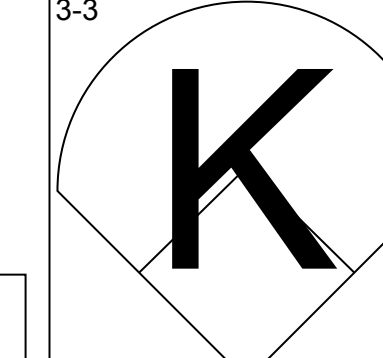
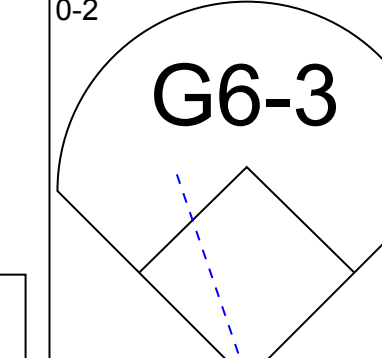
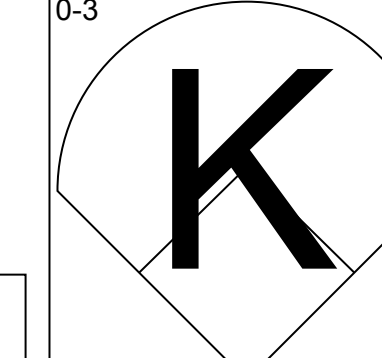
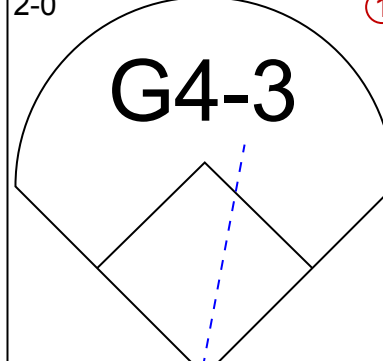
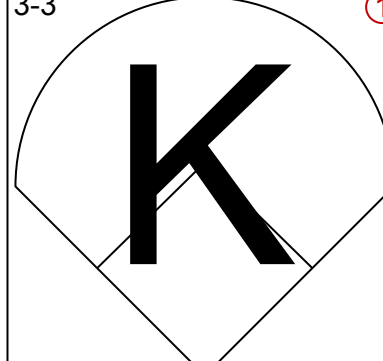
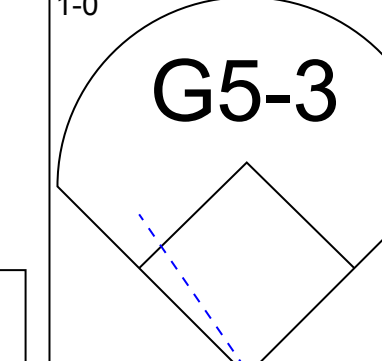
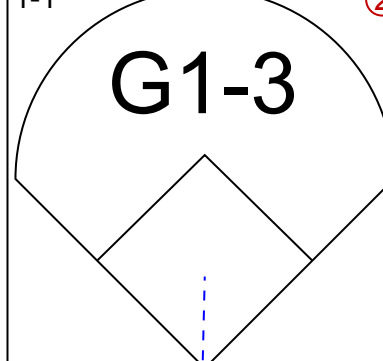
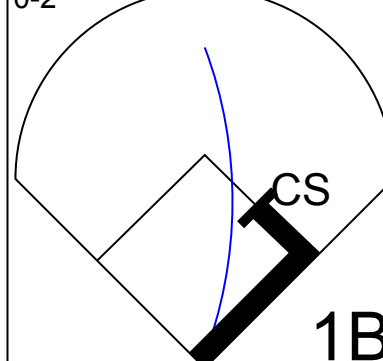
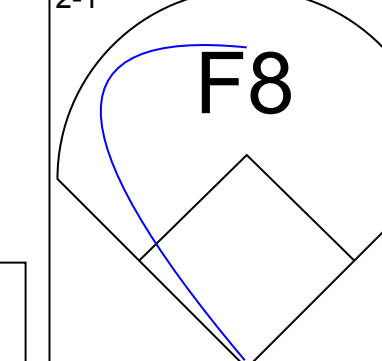

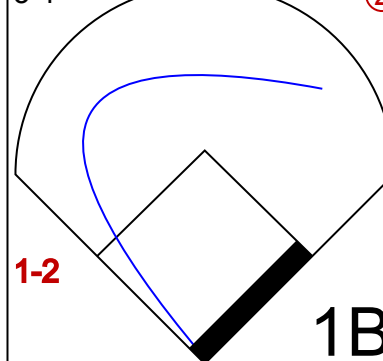
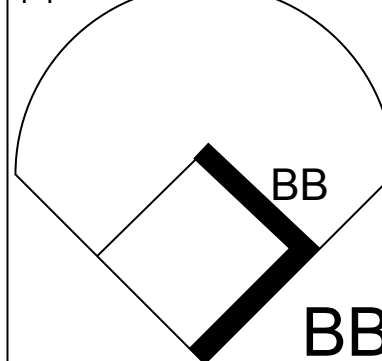


Batter	1	2	3	4	5	6	7	8	9	AB	R	H	RBI	BB	SO	LOB	BOTTOM										
Damon Mashore, R <small>OBP: 0.378, SLG: 0.345</small> (1, 8)										4	1	1	1	1	1	2											
Matt Stairs, L <small>OBP: 0.425, SLG: 0.667</small> Pat Lennon, R <small>OBP: 0.444, SLG: 0.455</small> (6, FH)										2	1	1	4	0	1	1											
Jason Giambi, L <small>OBP: 0.360, SLG: 0.492</small> (1, 7)										4	0	1	1	0	1	3											
Mark McGwire, R <small>OBP: 0.391, SLG: 0.658</small> Dave Magadan, L <small>OBP: 0.382, SLG: 0.369</small> (9, 3)										4	1	1	1	0	2	2											
Geronimo Berroa, R <small>OBP: 0.399, SLG: 0.544</small> (1, 9)										3	1	2	1	1	1	0											
Scott Spiezio, S <small>OBP: 0.325, SLG: 0.444</small> (1, 4)										4	0	0	0	0	1	3											
George Williams, S <small>OBP: 0.413, SLG: 0.310</small> (1, 2)										3	2	1	0	1	1	1											
Scott Brosius, R <small>OBP: 0.240, SLG: 0.245</small> (1, 5)										4	2	2	0	0	1	1											
Scott Sheldon, R <small>OBP: 0.292, SLG: 0.364</small> (1, 6)										3	0	0	0	0	0	2											
Inning Stats	R: 1 E: 0 K: 1 S: 14	H: 2 LOB: 2 BB: 1 P: 26	R: 3 E: 0 K: 0 S: 14	H: 2 LOB: 0 BB: 1 P: 27	R: 4 E: 0 K: 0 S: 28	H: 4 LOB: 2 BB: 1 P: 43	R: 0 E: 0 K: 2 S: 7	H: 0 LOB: 0 BB: 0 P: 8	R: 0 E: 0 K: 1 S: 7	H: 0 LOB: 0 BB: 0 P: 13	R: 0 E: 0 K: 3 S: 11	H: 0 LOB: 1 BB: 1 P: 19	R: 0 E: 0 K: 2 S: 14	H: 1 LOB: 1 BB: 0 P: 20	R: 0 E: 0 K: 0 S: 8	H: 0 LOB: 0 BB: 0 P: 12	1B: 4 2B: 2 3B: 0 HR: 3	SF: 1 SAC: 0 DP: 0 HBP: 1	WP: 1 PB: 0 SB: 0 CS: 0	PA: 38							
PITCHER	IP	WLS	BF	H	R	ER	SO	BB	IBB	HBP	BLK	WP	HR	S	P	ERA	WHIP										
Robert Person, R <small>ERA: 6.39</small> (1, 1)	5.0	L	27	8	8	8	4	3	0	1	0	0	0	11	19	0.00	1.000										
Paul Spoljaric, L <small>ERA: 2.31</small> (6, 1)	1.0		4	0	0	0	3	1	0	0	0	0	0	14	20	0.00	1.000										
Dan Plesac, L <small>ERA: 5.52</small> (7, 1)	1.0		4	1	0	0	2	0	0	0	0	0	0	8	12	0.00	0.000										
Paul Quantrill, R <small>ERA: 1.98</small> (8, 1)	1.0		3	0	0	0	0	0	0	0	0	0	0	8	12	0.00	0.000										

Toronto Blue Jays @ Oakland Athletics
 Oakland-Alameda County Coliseum, Oakland, CA
 Sun Jun 01 1997, 3:33 AM PDT
 Att: 21,127 - Cloudy - 73 F

AB 32
 R 8
 H 9
 RBI 8
 BB 4
 SO 9
 LOB 15

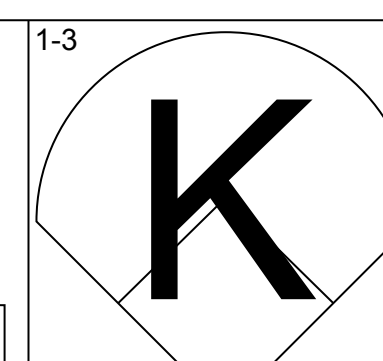
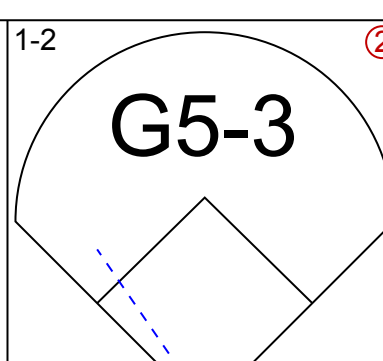
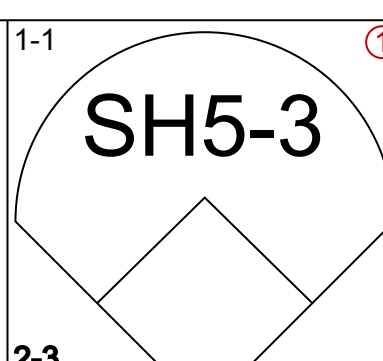
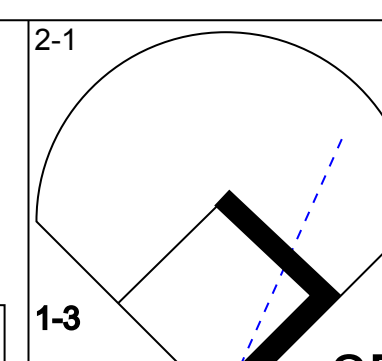

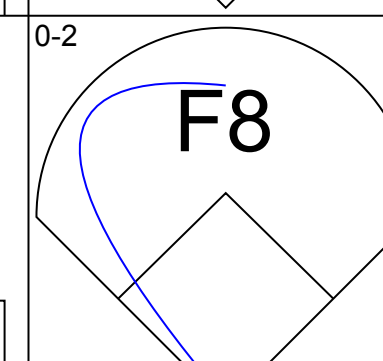
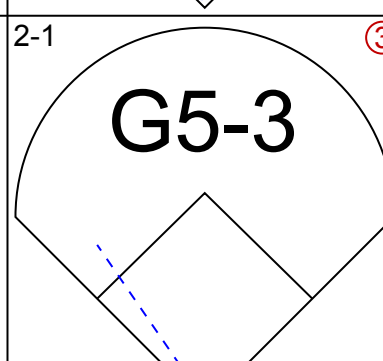
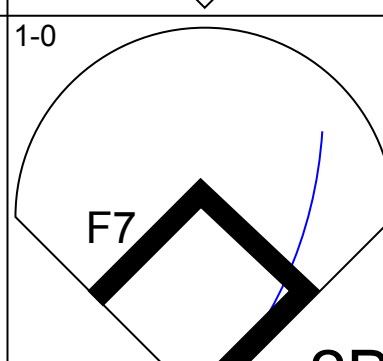
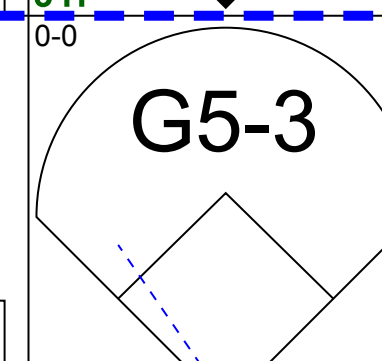
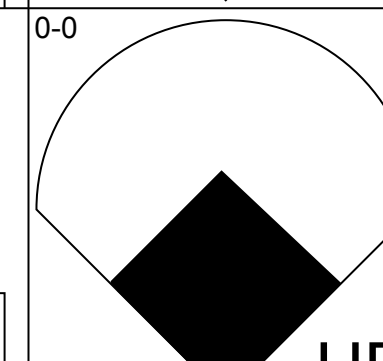
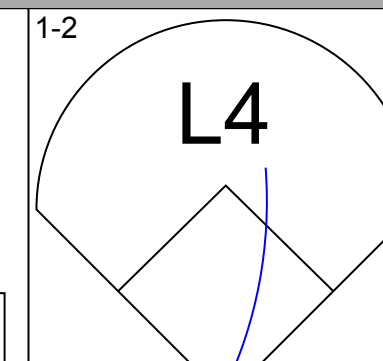
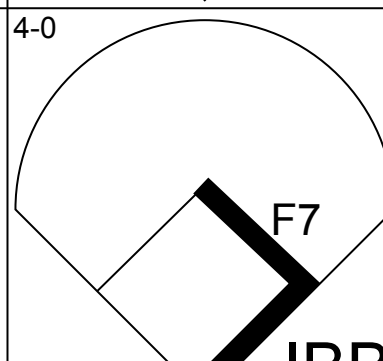
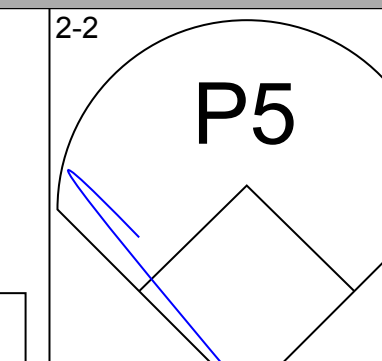
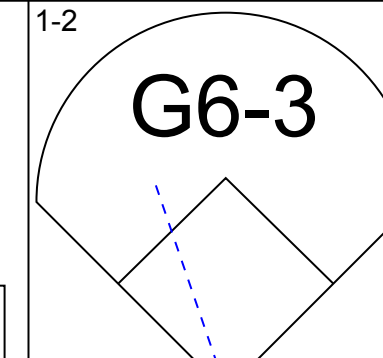
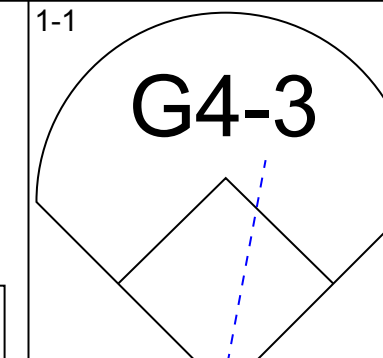
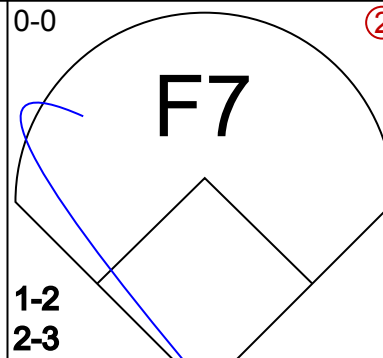
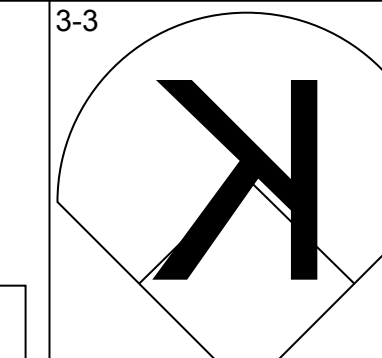
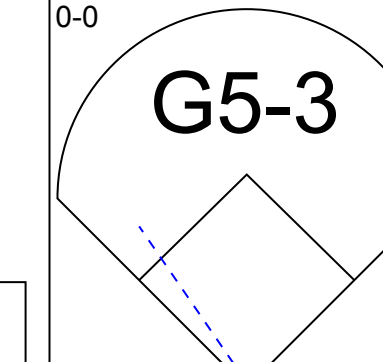
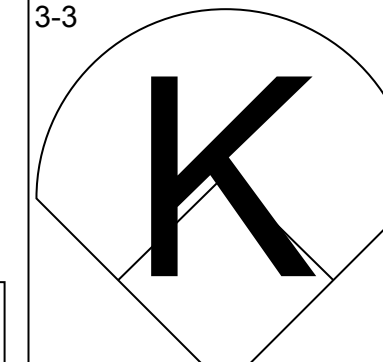
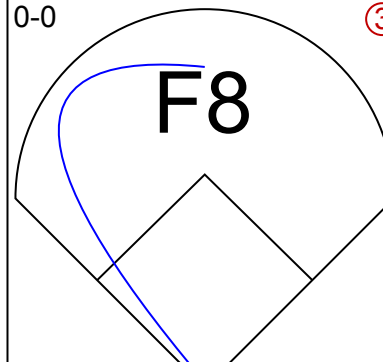
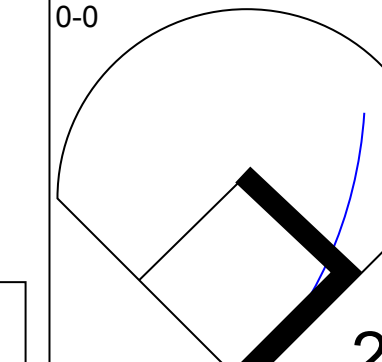
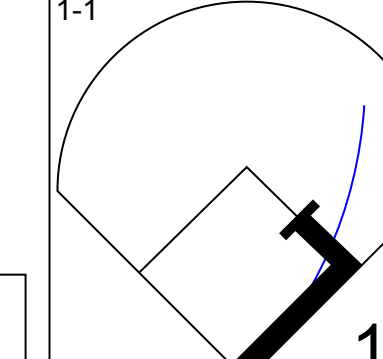
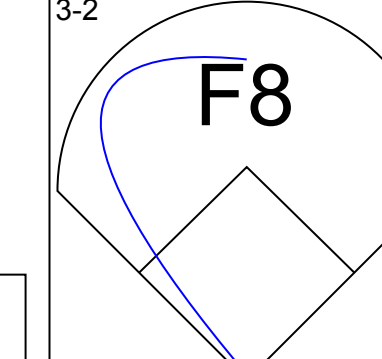
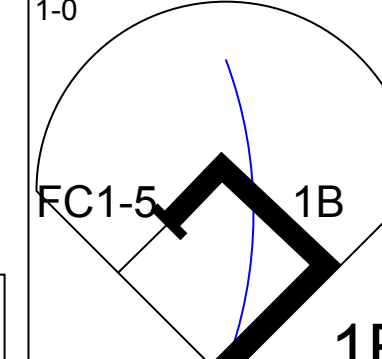
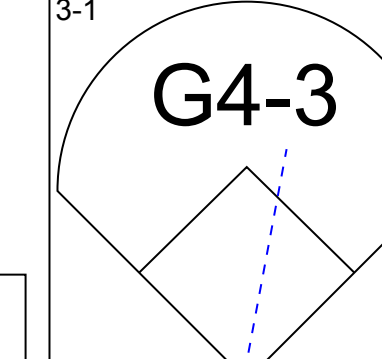
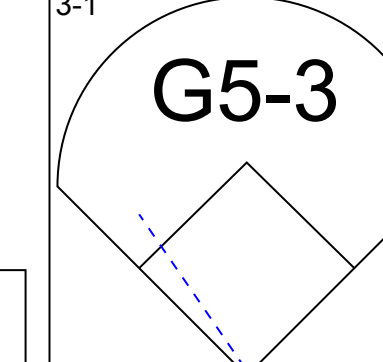
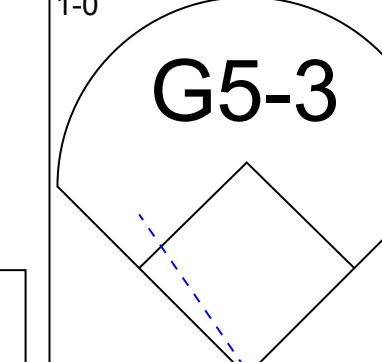
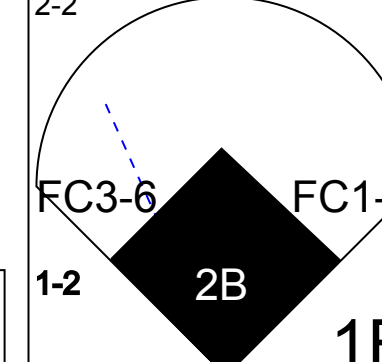
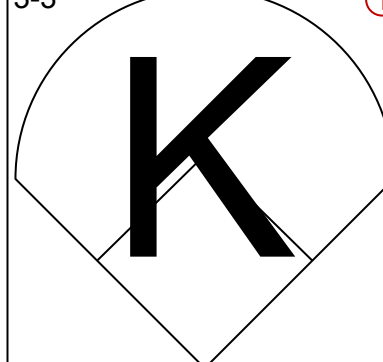
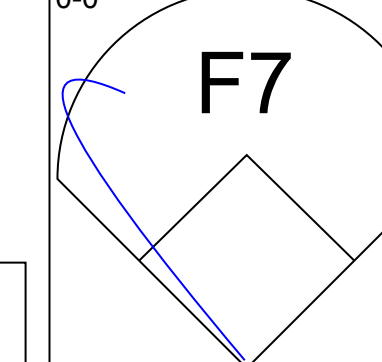
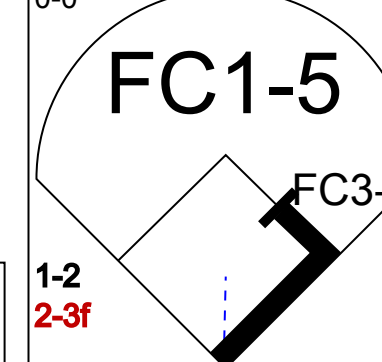
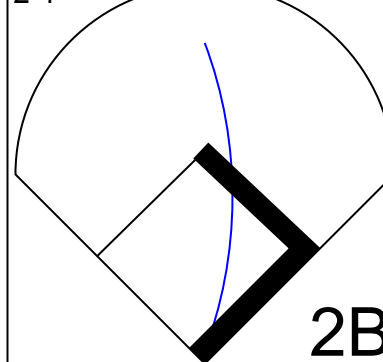
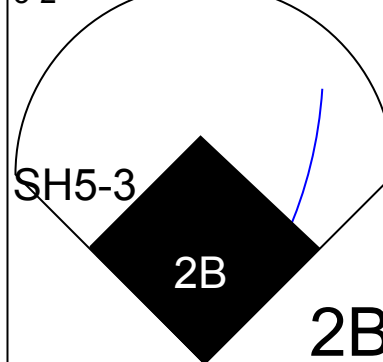
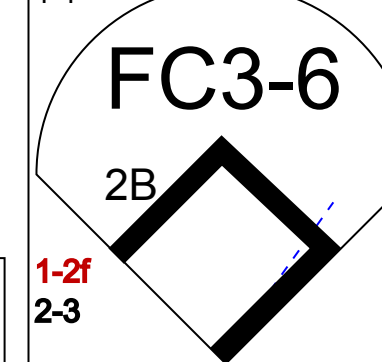


Batter	1	2	3	4	5	6	7	8	9	AB	R	H	RBI	BB	SO	LOB	TOP	
Otis Nixon, S (1, 8) <small>OBP: 0.347, SLG: 0.294</small>										3	0	0	0	1	2	1		
Jacob Brumfield, R (1, 9) <small>OBP: 0.247, SLG: 0.277</small>									3	0	0	0	1	0	2			
Joe Carter, R (1, 3) <small>OBP: 0.306, SLG: 0.413</small>									4	0	0	0	0	1	3			
Ed Sprague, R (1, 5) <small>OBP: 0.341, SLG: 0.528</small>									4	0	0	0	0	1	3			
Ruben Sierra, S (1, 10) <small>OBP: 0.284, SLG: 0.371</small>									3	0	0	0	0	1	1			
Robert Perez, R (1, 7) <small>OBP: 0.200, SLG: 0.333</small>									3	0	0	0	0	2	0			
Benito Santiago, R (1, 2) <small>OBP: 0.231, SLG: 0.293</small>									3	0	0	0	0	1	0			
Alex Gonzalez, R (1, 6) <small>OBP: 0.314, SLG: 0.390</small>									3	0	1	0	0	0	0			
Tilson Brito, R (1, 4) <small>OBP: 0.320, SLG: 0.313</small>									2	0	1	0	1	1	0			
Inning Stats	R: 0 H: 0 E: 0 K: 1 S: 9	H: 0 LOB: 0 BB: 0 P: 14	R: 0 H: 0 E: 0 K: 2 S: 8	H: 0 LOB: 0 BB: 0 P: 12	R: 0 H: 0 E: 0 K: 1 S: 7	H: 0 LOB: 0 BB: 0 P: 12	R: 0 H: 0 E: 0 K: 0 S: 10	H: 2 LOB: 1 BB: 0 P: 19	R: 0 H: 0 E: 0 K: 1 S: 12	H: 0 LOB: 1 BB: 1 P: 22	R: 0 H: 0 E: 0 K: 1 S: 6	H: 0 LOB: 0 BB: 0 P: 9	R: 0 H: 0 E: 0 K: 0 S: 12	H: 0 LOB: 2 BB: 2 P: 23	1B: 2 2B: 0 3B: 0 HR: 0	SF: 0 SAC: 0 DP: 0 HBP: 0	WP: 0 PA: 31	
PITCHER Randy Johnson, L (1, 1) <small>ERA: 2.68</small>	IP: 9.0	WLS: W	BF: 31	H: 2	R: 0	ER: 0	SO: 9	BB: 3	IBB: 0	HBP: 0	BLK: 0	WP: 0	HR: 0	S: 83	P: 133	ERA: 0.00	WHIP: 0.556	

Toronto Blue Jays @ Seattle Mariners
The Kingdom, Seattle, WA
Mon Jun 02 1997, 10:05 PM EDT
Att: 40,312 - Dome

AB 28
R 0
H 2
RBI 0
BB 3
SO 9
LOB 10



Batter	1	2	3	4	5	6	7	8	9	AB	R	H	RBI	BB	SO	LOB	BOTTOM	
Joey Cora, S (1, 4) <small>OBP: 0.431, SLG: 0.539</small>										3	0	1	1	0	1	1		
Alex Rodriguez, R (1, 6) <small>OBP: 0.380, SLG: 0.492</small>									4	0	1	1	0	0	3			
Ken Griffey Jr., L (1, 8) <small>OBP: 0.382, SLG: 0.705</small>									3	1	1	1	1	0	0			
Edgar Martinez, R (1, 10) <small>OBP: 0.435, SLG: 0.502</small>									4	0	0	0	0	1	2			
Jay Buhner, R (1, 9) <small>OBP: 0.382, SLG: 0.437</small>									4	0	1	0	0	1	2			
Paul Sorrento, L (1, 3) <small>OBP: 0.335, SLG: 0.457</small>									4	0	2	0	0	0	1			
Dan Wilson, R (1, 2) <small>OBP: 0.363, SLG: 0.454</small>									3	1	1	0	0	0	0			
Russ Davis, R (1, 5) <small>OBP: 0.331, SLG: 0.481</small>									3	0	0	0	0	1	2			
José Cruz Jr., S (1, 7) <small>OBP: 0.200, SLG: 0.400</small>									3	1	2	0	0	0	2			
Inning Stats	R: 1 H: 1 E: 0 K: 1 S: 11	H: 1 LOB: 0 BB: 0 P: 13	R: 0 H: 1 E: 0 K: 0 S: 5	H: 1 LOB: 0 BB: 0 P: 9	R: 0 H: 1 E: 0 K: 1 S: 11	H: 1 LOB: 1 BB: 0 P: 19	R: 0 H: 0 E: 0 K: 1 S: 10	H: 0 LOB: 0 BB: 0 P: 15	R: 0 H: 2 E: 0 K: 0 S: 8	H: 3 LOB: 2 BB: 1 P: 17	R: 1 H: 3 E: 0 K: 0 S: 10	H: 1 LOB: 1 BB: 0 P: 18	R: 0 H: 1 E: 0 K: 1 S: 10	H: 1 LOB: 1 BB: 0 P: 18	1B: 3 2B: 5 3B: 0 HR: 1	SF: 0 SAC: 1 DP: 0 HBP: 0	WP: 0 PA: 33	
PITCHER Luis Andujar, R (1, 1) <small>ERA: 3.27</small>	IP: 6.2	WLS: L	BF: 28	H: 8	R: 3	ER: 3	SO: 3	BB: 8	IBB: 3	HBP: 3	BLK: 3	WP: 0	HR: 1	S: 59	P: 97	ERA: 4.05	WHIP: 1.200	
Paul Quantrill, R (7, 1) <small>ERA: 1.88</small>	IP: 1.1	WLS: W	BF: 5	H: 1	R: 0	ER: 0	SO: 1	BB: 0	IBB: 0	HBP: 0	BLK: 0	WP: 0	HR: 0	S: 11	P: 19	ERA: 0.00	WHIP: 0.750	

Toronto Blue Jays @ Seattle Mariners
The Kingdom, Seattle, WA
Mon Jun 02 1997, 10:05 PM EDT
Att: 40,312 - Dome

AB 31
R 3
H 9
RBI 3
BB 1
SO 4
LOB 13



Batter	1	2	3	4	5	6	7	8	9	AB	R	H	RBI	BB	SO	LOB	TOP					
Jacob Brumfield, R OBP: 0.247, SLG: 0.267	P1		P3		G6-4-3			WP S BB		3	0	0	0	1	0	1	Toronto Blue Jays @ Seattle Mariners The Kingdome, Seattle, WA Tue Jun 03 1997, 6:33 AM EDT Att: 28,786 - Dome					
Orlando Merced, S OBP: 0.308, SLG: 0.415	G1-3		F9		F8			3-3 K		4	0	0	0	0	1	1						
Joe Carter, R OBP: 0.305, SLG: 0.410	1B		G5-3			P3		3-3 K		4	0	1	0	0	1	1						
Ed Sprague, R OBP: 0.344, SLG: 0.525	L6				1B BB G6-4-3			1-0 P3		3	1	1	0	1	0	2						
Carlos Delgado, L OBP: 0.399, SLG: 0.615		1B G6-3			1B BB G6-4-3			2-1 HR		3	2	2	1	1	1	1						
Juan Samuel, R OBP: 0.295, SLG: 0.227	F9				1B BB G6-4-3			0-2 K		3	0	1	0	0	0	2						
Shawn Green, L OBP: 0.294, SLG: 0.378					1B BB G6-4-3			1-0 K		1	0	0	0	0	1	0						
Benito Santiago, R OBP: 0.232, SLG: 0.292	G5-3				1B BB G6-4-3			2-2 G6-3		4	0	1	0	0	0	2						
Alex Gonzalez, R OBP: 0.308, SLG: 0.381	G5-3				G6-3			0-0 L7		4	0	0	1	0	0	2						
Tilson Brito, R OBP: 0.321, SLG: 0.314	G5-3				1B BB G6-4-3			3-2 L5		3	0	1	0	0	0	1						
Inning Stats	R: 0 E: 0 K: 0 S: 12	H: 1 LOB: 1 BB: 0 P: 17	R: 1 E: 0 K: 0 S: 11	H: 2 LOB: 1 BB: 0 P: 17	R: 0 E: 0 K: 0 S: 7	H: 0 LOB: 0 BB: 0 P: 10	R: 1 E: 0 K: 0 S: 6	H: 2 LOB: 1 BB: 1 P: 16	R: 0 E: 0 K: 1 S: 7	H: 0 LOB: 0 BB: 0 P: 12	R: 0 E: 0 K: 1 S: 6	H: 0 LOB: 1 BB: 1 P: 11	R: 0 E: 0 K: 0 S: 6	H: 0 LOB: 0 BB: 0 P: 9	R: 0 E: 0 K: 2 S: 12	H: 0 LOB: 1 BB: 1 P: 23	R: 1 E: 0 K: 1 S: 10	H: 1 LOB: 0 BB: 0 P: 14	1B: 5 2B: 1 3B: 0 HR: 1	SF: 0 SAC: 0 DP: 2 HBP: 0	WP: 1 PB: 0 SB: 1 CS: 0	PA: 35
PITCHER	IP WLS BF H R ER SO BB IBB HBP BLK WP HR S P ERA WHIP																					
Jamie Moyer, L ERA: 4.56	(1, 1) 6.0 W 24 6 2 2 1 2 2 0 0 0 0 0 0 0 0 49 83 3.00 1.333																					
Bob Wells, R ERA: 8.57	(7, 1) 1.0 4 0 0 0 0 1 0 0 0 0 0 0 0 0 8 15 0.00 1.000																					
40 Greg McCarthy, L ERA: 4.34	(8, 1) 0.1 1 0 0 0 1 0 0 0 0 0 1 0 4 7 0.00 0.000																					
Scott Sanders, R ERA: 7.42	(8, 1) 1.2 6 1 1 1 2 0 0 0 0 0 0 1 16 24 5.40 0.600																					

Batter	1	2	3	4	5	6	7	8	9	AB	R	H	RBI	BB	SO	LOB	BOTTOM			
Joey Cora, S OBP: 0.432, SLG: 0.544	F8					P6				4	0	2	0	0	0	0	Toronto Blue Jays @ Seattle Mariners The Kingdome, Seattle, WA Tue Jun 03 1997, 6:33 AM EDT Att: 28,786 - Dome			
Alex Rodriguez, R OBP: 0.382, SLG: 0.500	F8		P3		1B BB G6-4-3			S		4	0	2	1	0	0	2				
Ken Griffey Jr., L OBP: 0.380, SLG: 0.695	F8				F9			K		3	0	0	0	1	1	1				
Edgar Martinez, R OBP: 0.436, SLG: 0.500		G6-4-3			1B BB HR			2-3 K		3	1	1	0	1	1	3				
Jay Buhner, R OBP: 0.388, SLG: 0.472	G6-4-3				1B BB HR			4-0 HR		3	2	2	3	1	0	1				
Paul Sorrento, L OBP: 0.339, SLG: 0.476	L7				CS			K		4	1	2	1	0	1	2				
Dan Wilson, R OBP: 0.356, SLG: 0.444			K		G6-3			HR		4	0	0	0	0	1	1				
Russ Davis, R OBP: 0.330, SLG: 0.476			2B		1B			G6-3		4	0	1	0	0	2	0				
José Cruz Jr., S OBP: 0.286, SLG: 0.643			K		1B			G4-3		4	2	2	1	0	1	1				
Inning Stats	R: 0 E: 0 K: 0 S: 8	H: 0 LOB: 0 BB: 0 P: 11	R: 0 E: 0 K: 0 S: 6	H: 1 LOB: 0 BB: 0 P: 12	R: 0 E: 0 K: 2 S: 15	H: 2 LOB: 2 BB: 0 P: 21	R: 2 E: 0 K: 0 S: 12	H: 2 LOB: 0 BB: 1 P: 20	R: 1 E: 0 K: 0 S: 12	H: 3 LOB: 2 BB: 1 P: 22	R: 3 E: 0 K: 1 S: 18	H: 3 LOB: 0 BB: 0 P: 25	R: 0 E: 0 K: 3 S: 15	H: 1 LOB: 2 BB: 1 P: 21	R: 0 E: 0 K: 1 S: 7	H: 0 LOB: 0 BB: 0 P: 10	1B: 5 2B: 3 3B: 0 HR: 4	SF: 0 SAC: 0 DP: 1 HBP: 0	WP: 0 PB: 0 SB: 1 CS: 1	PA: 36
PITCHER	IP WLS BF H R ER SO BB IBB HBP BLK WP HR S P ERA WHIP																			
Woody Williams, R ERA: 4.61	(1, 1) 5.2 L 27 11 6 6 3 1 1 0 0 0 0 0 0 4 67 105 9.53 2.118																			
Paul Spoljaric, L ERA: 2.19	(6, 1) 1.1 6 1 0 0 3 0 1 0 0 0 0 0 19 27 0.00 0.750																			
Tim Crabtree, R ERA: 8.46	(8, 1) 1.0 3 0 0 0 1 0 0 0 0 0 0 0 7 10 0.00 0.000																			

AB	32
R	3
H	7
RBI	2
BB	3
SO	4
LOB	13



AB	33
R	6
H	12
RBI	6
BB	3
SO	7
LOB	11



Batter	1	2	3	4	5	6	7	8	9	AB	R	H	RBI	BB	SO	LOB	TOP											
Jason McDonald, S OBP: 0.200, SLG: 0.400 (1, 8)	G6-3 SAFE	PO 2-3	1B 2B		K			L8	F9	5	1	1	0	0	1	1												
Jason Giambi, L OBP: 0.363, SLG: 0.503 (1, 7)	WP 1B		1B		F7			F8		4	0	2	1	0	0	0												
Gerónimo Berroa, R OBP: 0.394, SLG: 0.527 Matt Stairs, L OBP: 0.439, SLG: 0.721 (8, 9)	FC5-4 BB		F7		G1-3			1B HR		3	1	1	0	1	0	0												
Mark McGwire, R OBP: 0.397, SLG: 0.682 Damon Mashore, R OBP: 0.330, SLG: 0.351 (8, 7)	F7		2B			F9		1B HR		4	0	2	0	0	0	2												
Jose Canseco, R OBP: 0.320, SLG: 0.447 (1, 10)	FC5-4 1-2		K			F7		1B HR		4	1	1	3	0	1	3												
Scott Spiezio, S OBP: 0.321, SLG: 0.433 (1, 4)		PO BB			K			F8		3	0	0	0	1	1													
Scott Brosius, R OBP: 0.250, SLG: 0.294 (7, 6)		P6			F9					4	0	1	0	0	0	1												
George Williams, S OBP: 0.419, SLG: 0.304 (1, 2)		SAFE BB	BB			F7		G6-3		2	0	0	0	2	0	1												
Rafael Bourquigal, R OBP: 0.323, SLG: 0.287 Dave Magadan, L OBP: 0.370, SLG: 0.348 (7, 5)		P6			F7			F7		2	0	0	0	0	0	3												
Inning Stats	R: 0 E: 0 K: 0 S: 12	H: 1 LOB: 2 BB: 1 P: 20	R: 0 E: 0 K: 0 S: 12	H: 0 LOB: 1 BB: 2 P: 22	R: 1 E: 0 K: 1 S: 12	H: 3 LOB: 1 BB: 0 P: 17	R: 0 E: 0 K: 1 S: 10	H: 0 LOB: 1 BB: 1 P: 16	R: 0 E: 0 K: 0 S: 8	H: 0 LOB: 0 BB: 0 P: 13	R: 0 E: 0 K: 0 S: 4	H: 0 LOB: 0 BB: 0 P: 6	R: 0 E: 0 K: 1 S: 8	H: 0 LOB: 0 BB: 0 P: 15	R: 3 E: 0 K: 0 S: 14	H: 3 LOB: 1 BB: 0 P: 22	R: 0 E: 0 K: 0 S: 10	H: 1 LOB: 1 BB: 0 P: 16	1B: 4 2B: 3 3B: 0 HR: 1	SF: 0 SAC: 0 DP: 0 HBP: 0	WP: 1 PB: 0 SB: 0 CS: 0	PA: 38						
PITCHER	IP	WLS	BF	H	R	ER	SO	BB	IBB	HBP	BLK	WP	HR	S	P	ERA	WHIP											
Pat Hentgen, R ERA: 3.04 Paul Quantrill, R ERA: 1.92 (1, 1)	8.0	L	33	7	4	4	4	4	4	0	0	0	1	1	80	131	4.50	1.375										
(9, 1)	1.0		4	1	0	0	0	0	0	0	0	0	0	10	16	0.00	1.000											

Oakland Athletics @ Toronto Blue Jays
SkyDome, Toronto, ON
Thu Jun 05 1997, 7:05 PM EDT
Att: 30,189 - Unknown - 69 F

AB 33
R 4
H 8
RBI 4
BB 4
SO 4
LOB 13



Batter	1	2	3	4	5	6	7	8	9	AB	R	H	RBI	BB	SO	LOB	BOTTOM										
Otis Nixon, S OBP: 0.348, SLG: 0.293 (1, 8)	1B FC5-4 BB		G4-3			G6-3		FC6-4		4	1	1	0	1	0	3											
Orlando Merced, S OBP: 0.310, SLG: 0.414 (1, 9)	FC5-4 1B		K		L8		BB 1B		F8	5	0	2	0	0	1	1											
Joe Carter, R OBP: 0.303, SLG: 0.405 (1, 7)	FC5-4 WP 1-2 3-H		FC5-4 1B		G5-3		P5		K	5	0	1	1	0	1	3											
Ed Sprague, R OBP: 0.341, SLG: 0.515 (1, 10)	WP BB		FC5-4			L6		K		4	0	0	0	1	1	2											
Carlos Delgado, L OBP: 0.401, SLG: 0.630 (1, 3)	K				G6-3		HR	BB		3	1	1	1	1	1	2											
Carlos Garcia, R OBP: 0.227, SLG: 0.267 (1, 4)	G5-3				G5-3		K2-3	F8		4	0	0	0	0	1	4											
Benito Santiago, R OBP: 0.240, SLG: 0.306 (1, 2)		G6-3			1B		2B	L5		4	1	2	0	0	0	0											
Alex Gonzalez, R OBP: 0.307, SLG: 0.384 (1, 6)		K			K		2B	K		4	0	1	1	0	3	1											
Tilson Brito, R OBP: 0.333, SLG: 0.302 (1, 5)		F8			G6-3		BB	FC6-4 BB		2	0	0	0	2	0	0											
Inning Stats	R: 1 E: 0 K: 1 S: 13	H: 1 LOB: 2 BB: 2 P: 25	R: 0 E: 0 K: 1 S: 8	H: 0 LOB: 0 BB: 0 P: 10	R: 0 E: 0 K: 1 S: 9	H: 1 LOB: 1 BB: 0 P: 13	R: 0 E: 0 K: 1 S: 8	H: 1 LOB: 1 BB: 0 P: 16	R: 0 E: 0 K: 0 S: 7	H: 1 LOB: 1 BB: 0 P: 11	R: 2 E: 0 K: 1 S: 16	H: 3 LOB: 2 BB: 1 P: 28	R: 0 E: 0 K: 1 S: 11	H: 1 LOB: 2 BB: 1 P: 19	R: 0 E: 0 K: 1 S: 10	H: 0 LOB: 1 BB: 1 P: 21	R: 0 E: 0 K: 1 S: 8	H: 0 LOB: 0 BB: 0 P: 11	1B: 5 2B: 2 3B: 0 HR: 1	SF: 0 SAC: 0 DP: 0 HBP: 0	WP: 1 PB: 0 SB: 1 CS: 0	PA: 40					
PITCHER	IP	WLS	BF	H	R	ER	SO	BB	IBB	HBP	BLK	WP	HR	S	P	ERA	WHIP										
Ariel Prieto, R ERA: 4.54 Buddy Groom, L ERA: 5.09 Carlos Reyes, R ERA: 3.32 Aaron Small, R ERA: 4.3 Mike Moehler, L ERA: 7.06 (1, 1)	6.2		31	8	3	3	6	3	0	0	0	0	0	3	7	6.2	1.650										
(7, 1)	0.0	1	0	0	0	0	0	1	0	0	0	0	0	3	7	∞	∞										
(7, 1)	0.1	W	1	0	0	0	0	0	0	0	0	0	0	1	2	0.00	0.000										
(8, 1)	1.0	4	0	0	0	1	1	0	0	0	0	0	0	10	21	0.00	1.000										
(9, 1)	0.1	1	0	0	0	0	0	0	0	0	0	0	0	3	5	0.00	0.000										
PITCHER	IP	WLS	BF	H	R	ER	SO	BB	IBB	HBP	BLK	WP	HR	S	P	ERA	WHIP										
Billy Taylor, R ERA: 6.66 (9, 1)	0.2		2	0	0	0	1	0	0	0	0	0	0	5	6	0.00	0.000										

Oakland Athletics @ Toronto Blue Jays
SkyDome, Toronto, ON
Thu Jun 05 1997, 7:05 PM EDT
Att: 30,189 - Unknown - 69 F

AB 35
R 3
H 8
RBI 3
BB 5
SO 8
LOB 16



Batter	1	2	3	4	5	6	7	8	9	AB	R	H	RBI	BB	SO	LOB	TOP										
Damon Mashore, R OBP: 0.377, SLG: 0.348 Jason McDonald, S OBP: 0.286, SLG: 0.571 (5, 8)	K		G4-6-3		L7			2B		2	0	0	0	0	1	1	Oakland Athletics @ Toronto Blue Jays SkyDome, Toronto, ON Fri Jun 06 1997, 7:05 PM EDT Att: 32,208 - Sunny - 73 F										
Matt Stairs, L OBP: 0.419, SLG: 0.681 (1, 9)	K			P5		G6-3		F9		4	0	0	0	0	1	1											
Jason Giambi, L OBP: 0.361, SLG: 0.498 (1, 7)	FC6-4 1B			K		G3		G6-3		4	0	1	0	0	1	1											
Mark McGwire, R OBP: 0.398, SLG: 0.691 (1, 3)	FC6-4 1-2			2B BB		K			HR	3	1	1	1	1	1	1											
Jose Canseco, R OBP: 0.323, SLG: 0.453 (1, 10)		K				G5-3		1B	1B	4	0	2	0	0	1	0											
Scott Spiezio, S OBP: 0.320, SLG: 0.427 (1, 4)	G4-3			K			BB	P4		3	0	0	0	1	1	3											
Brent Mayne, L OBP: 0.313, SLG: 0.400 Geronimo Berroa, R OBP: 0.397, SLG: 0.529 (8, PH)	K					F7		G1-6-3 1B		3	0	1	0	0	1	1											
Scott Brosius, R OBP: 0.246, SLG: 0.288 (8, 6)			P3		K			G1-6-3 1-2		4	0	0	0	0	1	4											
Rafael Bourquiel, R OBP: 0.327, SLG: 0.292 Dave Magadan, L OBP: 0.356, SLG: 0.343 (8, PH)			G4-6-3 1B		F7			G3		2	0	1	0	0	0	1											
										1	0	0	0	0	0	0											
Inning Stats	R: 0 E: 0 K: 2 S: 13	H: 1 LOB: 1 BB: 0 P: 19	R: 0 E: 0 K: 2 S: 12	H: 0 LOB: 0 BB: 0 P: 18	R: 0 E: 0 K: 0 S: 6	H: 1 LOB: 0 BB: 0 P: 9	R: 0 E: 0 K: 2 S: 14	H: 1 LOB: 2 BB: 1 P: 28	R: 0 E: 0 K: 1 S: 8	H: 0 LOB: 0 BB: 1 P: 14	R: 0 E: 0 K: 0 S: 10	H: 0 LOB: 1 BB: 0 P: 9	R: 0 E: 0 K: 0 S: 10	H: 1 LOB: 1 BB: 0 P: 18	R: 1 E: 0 K: 0 S: 11	H: 3 LOB: 1 BB: 0 P: 18	1B: 5 2B: 2 3B: 0 HR: 1	SF: 0 SAC: 0 DP: 2 HBP: 0	WP: 0 PB: 0 SB: 1 CS: 0	PA: 35							
PITCHER	IP	WLS	BF	H	R	ER	SO	BB	IBB	HBP	BLK	WP	HR	S	P	ERA	WHIP										
Roger Clemens, R ERA: 1.69 Mike Timlin, R ERA: 3.04 Dan Plesac, L ERA: 5.4 Paul Quantrill, R ERA: 1.78	(1, 1)	8.0	W	30	5	0	8	2	0	0	0	0	0	77	129	0.00	0.875										
	(9, 1)	0.0		2	2	1	1	0	0	0	0	0	1	5	6	∞	∞										
	(9, 1)	0.1		1	0	0	0	0	0	0	0	0	0	3	6	0.00	0.000										
	(9, 1)	0.2	S	2	1	0	0	0	0	0	0	0	0	3	6	0.00	1.500										

AB	33
R	1
H	8
RBI	1
BB	2
SO	8
LOB	14



Batter	1	2	3	4	5	6	7	8	9	AB	R	H	RBI	BB	SO	LOB	BOTTOM										
Otis Nixon, S OBP: 0.347, SLG: 0.292 (1, 8)	BB HR 1B	F7		G4-3		F8				4	1	1	0	0	0	3	Oakland Athletics @ Toronto Blue Jays SkyDome, Toronto, ON Fri Jun 06 1997, 7:05 PM EDT Att: 32,208 - Sunny - 73 F										
Orlando Merced, S OBP: 0.318, SLG: 0.420 (1, 9)	BB HR BB			BB		G4-3		2B		2	1	1	0	2	0	0											
Joe Carter, R OBP: 0.302, SLG: 0.399 (1, 7)	HR BB			F8		K		G2-3		3	1	0	0	1	1	2											
Ed Sprague, R OBP: 0.339, SLG: 0.507 (1, 10)	P3			F8		FC4-6 HBP		G5-3		3	0	0	0	0	0	4											
Carlos Delgado, L OBP: 0.398, SLG: 0.640 (1, 3)	HR			K		FC4-6 1-2		F8		4	1	1	4	0	1	3											
Benito Santiago, R OBP: 0.241, SLG: 0.305 (1, 2)	L4			G5-3		G5-3		FC6-4 1B		4	0	1	0	0	0	2											
Alex Gonzalez, R OBP: 0.300, SLG: 0.376 (1, 6)	L4			P6		G4-3		F7		4	0	0	0	0	0	1											
Carlos Garcia, R OBP: 0.228, SLG: 0.267 (1, 4)		K		2B 1B		E3		FC6-4 1-2		4	0	1	0	0	1	1											
Tilson Brito, R OBP: 0.333, SLG: 0.321 (1, 5)	F9			1B 2B		K				3	0	1	0	0	1	1											
										1B: 3 2B: 2 3B: 0 HR: 1	SF: 0 SAC: 0 DP: 0 HBP: 1	WP: 0 PB: 0 SB: 1 CS: 0	PA: 35														
Inning Stats	R: 4 E: 0 K: 0 S: 15	H: 2 LOB: 2 BB: 2 P: 26	R: 0 E: 0 K: 1 S: 8	H: 0 LOB: 0 BB: 0 P: 14	R: 0 E: 0 K: 1 S: 7	H: 0 LOB: 1 BB: 1 P: 15	R: 0 E: 0 K: 0 S: 10	H: 2 LOB: 2 BB: 0 P: 15	R: 0 E: 1 K: 1 S: 9	H: 0 LOB: 1 BB: 0 P: 12	R: 0 E: 0 K: 0 S: 4	H: 0 LOB: 0 BB: 0 P: 6	R: 0 E: 0 K: 0 S: 7	H: 1 LOB: 1 BB: 0 P: 11	R: 0 E: 0 K: 0 S: 11	H: 3 LOB: 1 BB: 0 P: 18	1B: 3 2B: 2 3B: 0 HR: 1	SF: 0 SAC: 0 DP: 0 HBP: 1	WP: 0 PB: 0 SB: 1 CS: 0	PA: 35							
PITCHER	IP	WLS	BF	H	R	ER	SO	BB	IBB	HBP	BLK	WP	HR	S	P	ERA	WHIP										
Mike Oquist, R ERA: 4.06	(1, 1)	8.0	L	35	6	4	4	3	0	1	0	0	1	73	121	4.50	1.125										



Batter	1	2	3	4	5	6	7	8	9	AB	R	H	RBI	BB	SO	LOB	TOP									
Jason McDonald, S OBP: 0.273, SLG: 0.545										4	0	1	0	0	1	1	Oakland Athletics @ Toronto Blue Jays SkyDome, Toronto, ON Sat Jun 07 1997, 3:33 AM EDT Att: 28,490 - Dome									
Jason Giambi, L OBP: 0.359, SLG: 0.498										4	0	1	1	0	0	1										
Geronimo Berroa, R OBP: 0.402, SLG: 0.531										3	0	2	0	1	1	0										
Mark McGwire, R OBP: 0.392, SLG: 0.678										4	0	0	0	0	2	4										
Jose Canseco, R OBP: 0.318, SLG: 0.445										4	0	0	0	0	1	1										
Dave Magadan, L OBP: 0.380, SLG: 0.338										4	0	1	0	0	0	1										
Scott Spiezio, S OBP: 0.316, SLG: 0.422										3	0	0	0	0	2	0										
Scott Brosius, R OBP: 0.247, SLG: 0.294										3	1	1	0	0	1	0										
George Williams, S OBP: 0.408, SLG: 0.295										3	0	0	0	0	1	1										
Inning Stats	R: 0 E: 0 K: 1 S: 6	H: 1 LOB: 1 BB: 0 P: 6	R: 0 E: 0 K: 2 S: 7	H: 0 LOB: 0 BB: 0 P: 7	R: 0 E: 0 K: 0 S: 3	H: 0 LOB: 0 BB: 0 P: 3	R: 0 E: 0 K: 1 S: 5	H: 0 LOB: 0 BB: 0 P: 5	R: 0 E: 0 K: 1 S: 5	H: 0 LOB: 0 BB: 0 P: 5	R: 1 E: 0 K: 1 S: 7	H: 2 LOB: 2 BB: 1 P: 11	R: 0 E: 0 K: 0 S: 3	H: 1 LOB: 0 BB: 0 P: 3	R: 0 E: 0 K: 2 S: 8	H: 1 LOB: 1 BB: 0 P: 8	R: 0 E: 0 K: 1 S: 6	H: 1 LOB: 1 BB: 0 P: 6	1B: 3 2B: 3 3B: 0 HR: 0	SF: 0 SAC: 0 DP: 0 HBP: 0	WP: 0 PB: 0 SB: 0 CS: 0	PA: 33				
PITCHER	IP	WLS	BF	H	R	ER	SO	BB	IBB	HBP	BLK	WP	HR	S	P	ERA	WHIP									
Robert Person, R ERA: 5.35	(1, 1)	7.2	W	28	5	1	1	8	1	0	0	0	0	0	43	47	1.17	0.783								
Paul Spoljaric, L ERA: 2.16	(8, 1)	0.1		1	0	0	0	0	0	0	0	0	0	1	1	0.00	0.000									
Paul Quantrill, R ERA: 1.72	(9, 1)	1.0	S	4	1	0	0	1	0	0	0	0	0	6	6	0.00	1.000									

AB	32
R	1
H	6
RBI	1
BB	1
SO	9
LOB	9



Batter	1	2	3	4	5	6	7	8	9	AB	R	H	RBI	BB	SO	LOB	BOTTOM									
Otis Nixon, S OBP: 0.349, SLG: 0.293										3	1	1	0	1	0	0	Oakland Athletics @ Toronto Blue Jays SkyDome, Toronto, ON Sat Jun 07 1997, 3:33 AM EDT Att: 28,490 - Dome									
Orlando Merced, S OBP: 0.321, SLG: 0.416										2	0	0	0	2	0	1										
Joe Carter, R OBP: 0.297, SLG: 0.392										4	0	0	1	0	0	3										
Ed Sprague, R OBP: 0.338, SLG: 0.502										4	0	1	0	0	2	0										
Carlos Delgado, L OBP: 0.394, SLG: 0.649										4	1	1	1	0	3	1										
Ruben Sierra, S OBP: 0.290, SLG: 0.398										4	1	2	1	0	1	0										
Benito Santiago, R OBP: 0.243, SLG: 0.305										3	0	1	0	0	1	0										
Alex Gonzalez, R OBP: 0.296, SLG: 0.370										3	0	0	0	0	1	2										
Carlos Garcia, R OBP: 0.224, SLG: 0.262										3	0	0	0	0	1	0										
Inning Stats	R: 1 E: 0 K: 1 S: 6	H: 1 LOB: 1 BB: 1 P: 10	R: 0 E: 0 K: 1 S: 5	H: 0 LOB: 0 BB: 0 P: 5	R: 0 E: 0 K: 1 S: 5	H: 0 LOB: 0 BB: 0 P: 5	R: 1 E: 0 K: 1 S: 8	H: 3 LOB: 2 BB: 0 P: 8	R: 0 E: 0 K: 0 S: 3	H: 0 LOB: 1 BB: 1 P: 7	R: 1 E: 0 K: 2 S: 8	H: 1 LOB: 0 BB: 0 P: 8	R: 0 E: 0 K: 0 S: 4	H: 1 LOB: 2 BB: 1 P: 8	R: 0 E: 0 K: 3 S: 9	H: 0 LOB: 0 BB: 0 P: 9	1B: 4 2B: 0 3B: 0 HR: 2	SF: 0 SAC: 0 DP: 0 HBP: 0	WP: 0 PB: 0 SB: 4 CS: 0	PA: 33						
PITCHER	IP	WLS	BF	H	R	ER	SO	BB	IBB	HBP	BLK	WP	HR	S	P	ERA	WHIP									
Steve Karsay, R ERA: 5.66	(1, 1)	6.0	L	25	5	3	3	6	2	0	0	0	0	0	35	43	4.50	1.167								
Dane Johnson, R ERA: 5.0	(7, 1)	1.1		6	1	0	0	1	1	0	0	0	0	7	11	0.00	1.500									
Buddy Groom, L ERA: 5.0	(8, 1)	0.1		1	0	0	0	1	0	0	0	0	0	3	3	0.00	0.000									
Carlos Reyes, R ERA: 3.26	(8, 1)	0.1		1	0	0	0	1	0	0	0	0	0	3	3	0.00	0.000									

AB	30
R	3
H	6
RBI	3
BB	3
SO	9
LOB	7



Batter	1	2	3	4	5	6	7	8	9	AB	R	H	RBI	BB	SO	LOB	TOP										
Jason McDonald, S OBP: 0.250, SLG: 0.400	G1-3		F8	1B HR BB	G4-3			K		4	1	0	0	1	1	1											
Jason Giambi, L OBP: 0.366, SLG: 0.502 Pat Lennon, R OBP: 0.414, SLG: 0.417	1B		HR	1B 1-2 2-H HR	G4-3			K		4	2	3	1	0	0	0											
Geronimo Berroa, R OBP: 0.399, SLG: 0.537 Matt Stairs, L OBP: 0.419, SLG: 0.681	K		F8	HR	G1-3			G6-3		5	1	1	3	0	1	2											
Mark McGwire, R OBP: 0.388, SLG: 0.681	F3		HR	K	F8			F7		5	1	1	2	0	1	1											
Jose Canseco, R OBP: 0.320, SLG: 0.448		F7		BB				K		3	0	1	0	1	1	0											
Dave Magadan, L OBP: 0.367, SLG: 0.338	1B		K	L4				G5-4-3 BB		3	0	1	0	1	1	2											
Scott Brosius, R OBP: 0.247, SLG: 0.293	1B		G6-3		K			G5-4-3		4	0	1	0	0	1	1											
George Williams, S OBP: 0.403, SLG: 0.286	K		K	CS 2B BB	G3-1			K		3	1	0	0	1	2	2											
Rafael Bourquigal, R OBP: 0.333, SLG: 0.312	K		K	1B 2B				P6		4	1	2	1	0	1	2											
Inning Stats	R: 0 E: 0 K: 1 S: 6	H: 1 LOB: 1 BB: 0 P: 6	R: 0 E: 0 K: 2 S: 9	H: 2 LOB: 2 BB: 0 P: 9	R: 2 E: 0 K: 1 S: 7	H: 2 LOB: 1 BB: 2 P: 11	R: 5 E: 0 K: 1 S: 9	H: 4 LOB: 1 BB: 2 P: 17	R: 0 E: 0 K: 0 S: 3	H: 0 LOB: 0 BB: 0 P: 3	R: 0 E: 0 K: 1 S: 4	H: 0 LOB: 0 BB: 1 P: 8	R: 0 E: 0 K: 2 S: 7	H: 0 LOB: 0 BB: 0 P: 7	R: 0 E: 0 K: 1 S: 5	H: 0 LOB: 0 BB: 0 P: 5	1B: 6 2B: 2 3B: 0 HR: 2	SF: 0 SAC: 0 DP: 1 HBP: 0	WP: 0 PB: 0 SB: 0 CS: 1	PA: 40							
PITCHER	IP	WLS	BF	H	R	ER	SO	BB	IBB	HBP	BLK	WP	HR	S	P	ERA	WHIP										
Luis Andujar, R ERA: 6.0	4.0	L	24	9	7	6	5	3	0	0	0	0	2	31	43	13.50	3.000										
Mike Timlin, R ERA: 2.51	2.0		7	1	0	0	1	0	0	0	0	0	0	9	9	0.00	0.500										
Paul Spoljaric, L ERA: 2.0	2.0		6	0	0	0	3	1	0	0	0	0	0	11	15	0.00	0.500										
Dan Plesac, L ERA: 5.06	1.0		3	0	0	0	1	0	0	0	0	0	0	5	5	0.00	0.000										

Oakland Athletics @ Toronto Blue Jays
SkyDome, Toronto, ON
Sun Jun 08 1997, 3:33 AM EDT
Att: 29,404 - Cloudy - 68 F

AB 36
R 7
H 10
RBI 7
BB 4
SO 10
LOB 11

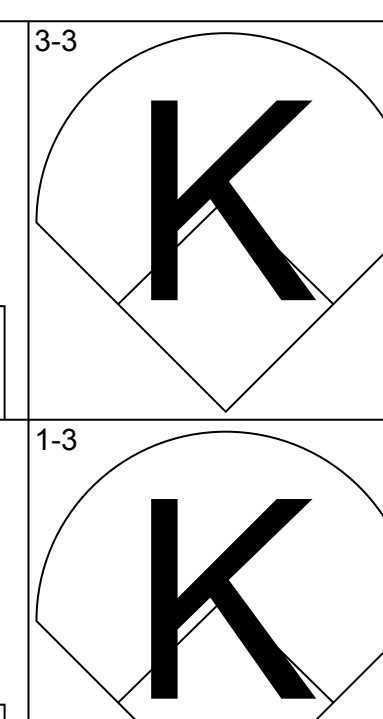
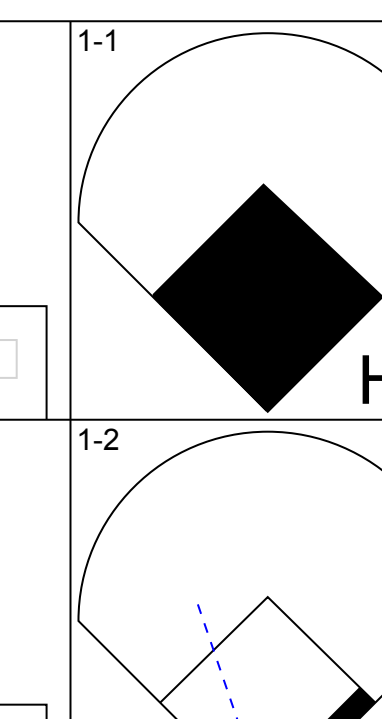
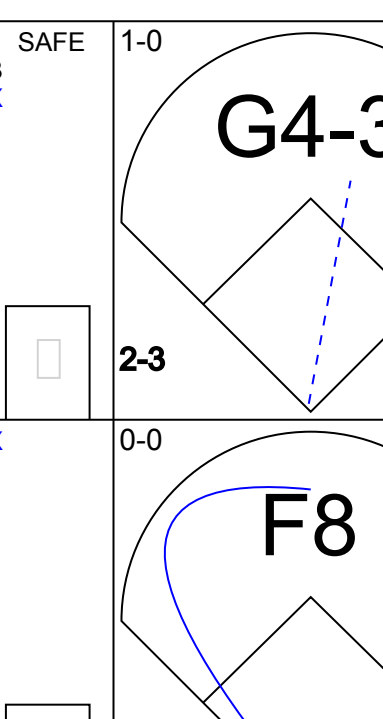
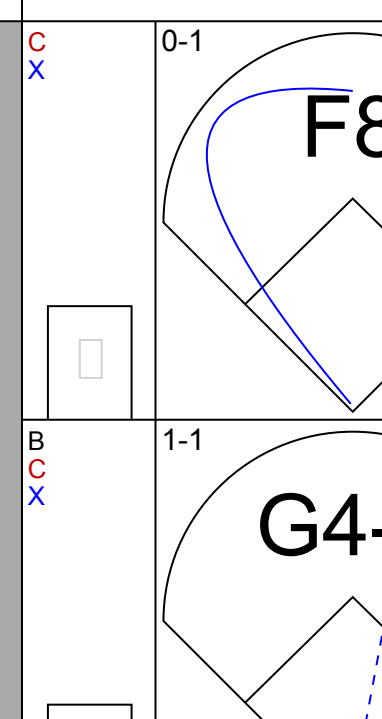
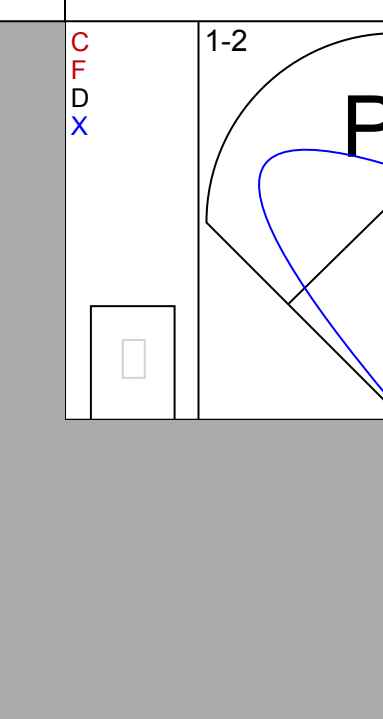
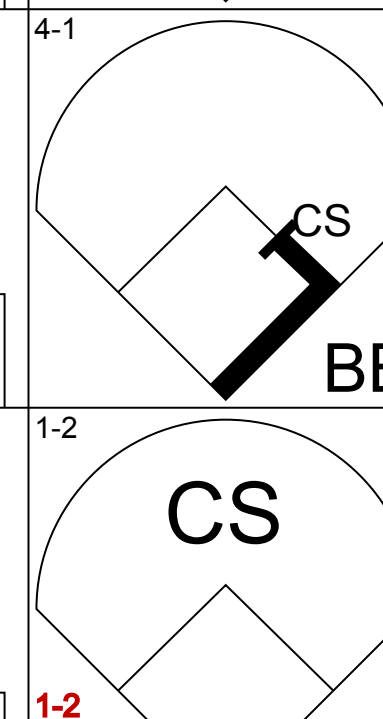
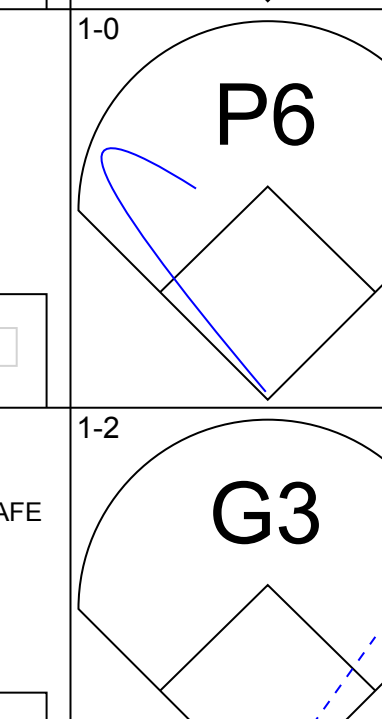




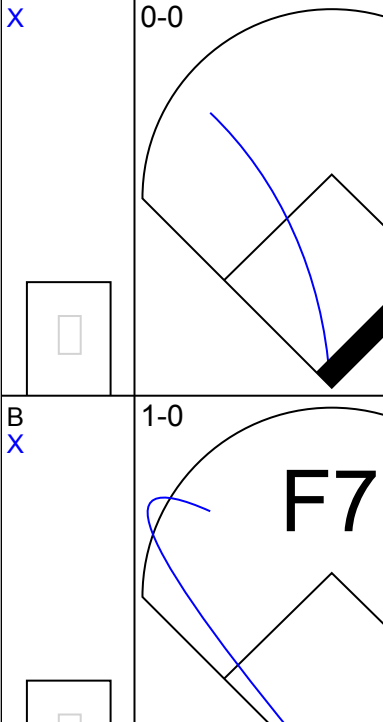
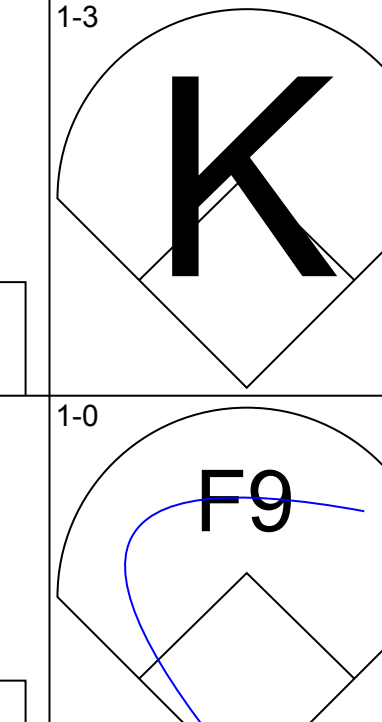

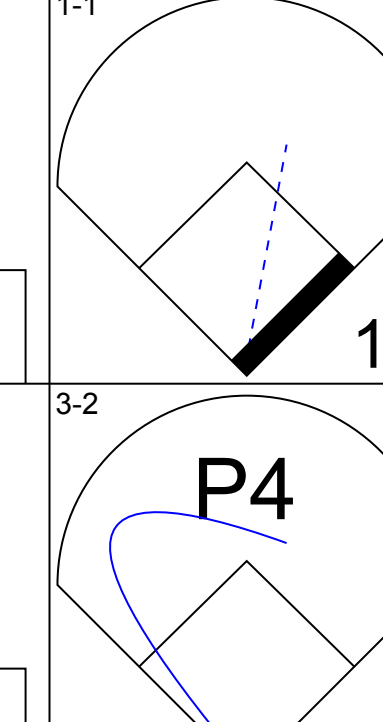

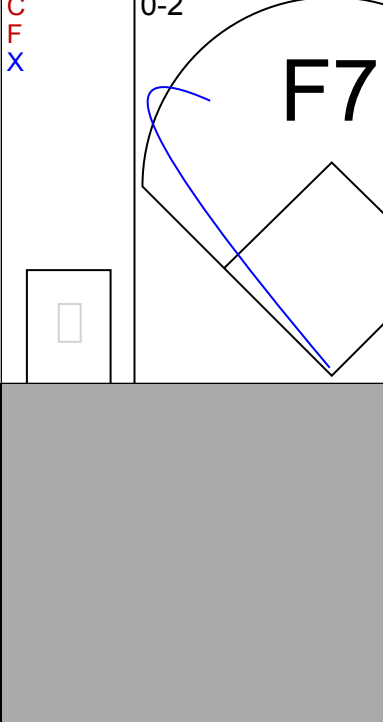

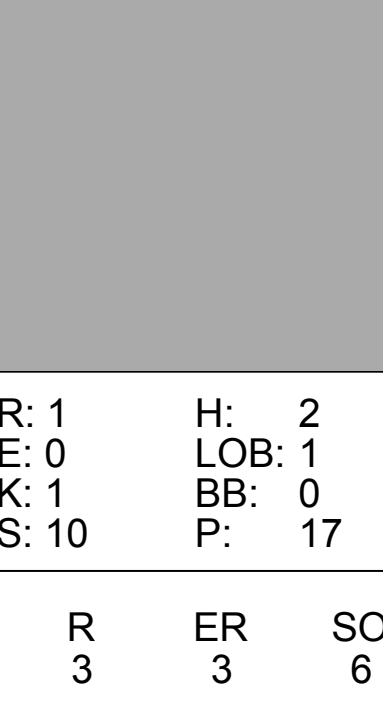

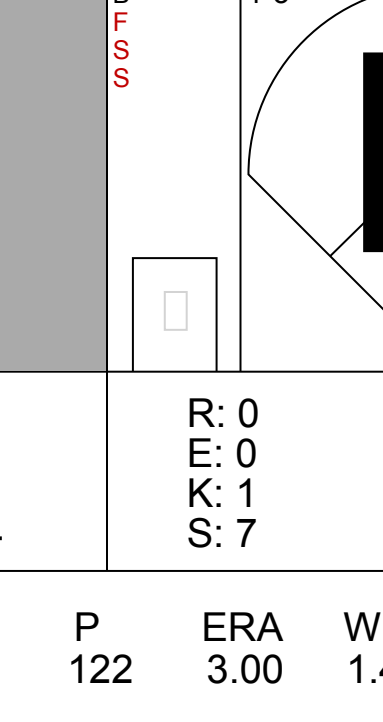
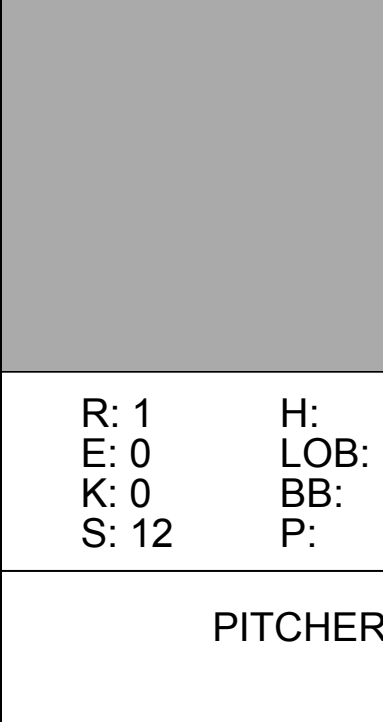
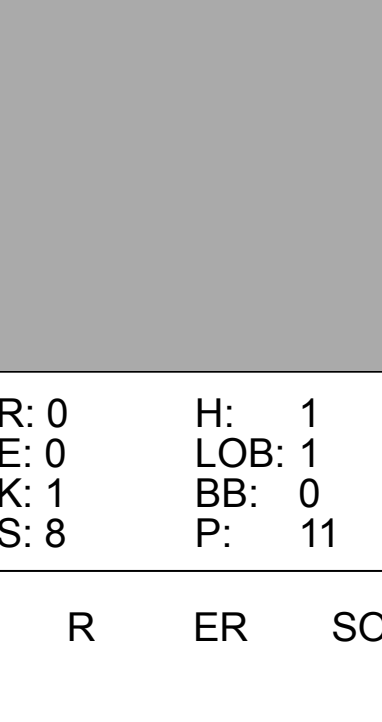
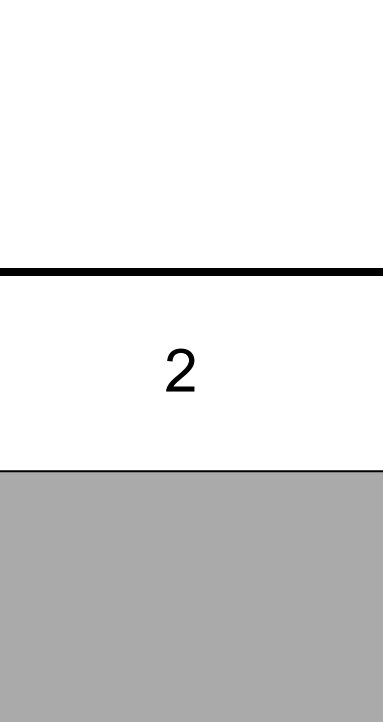

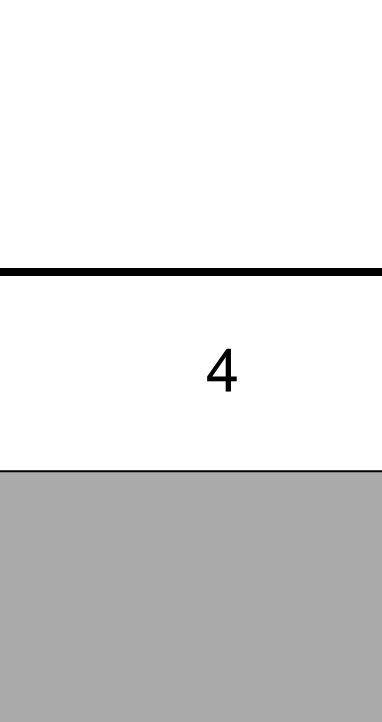
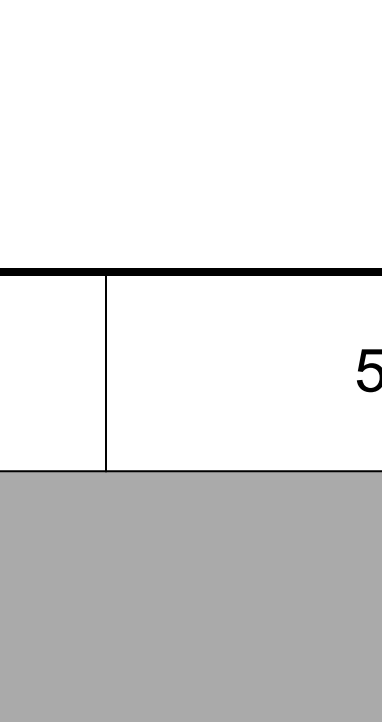
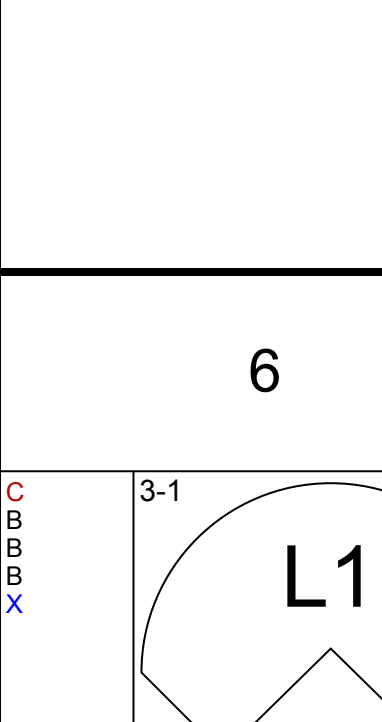
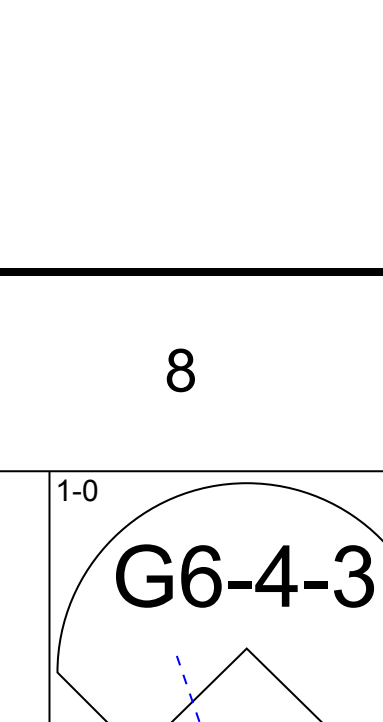


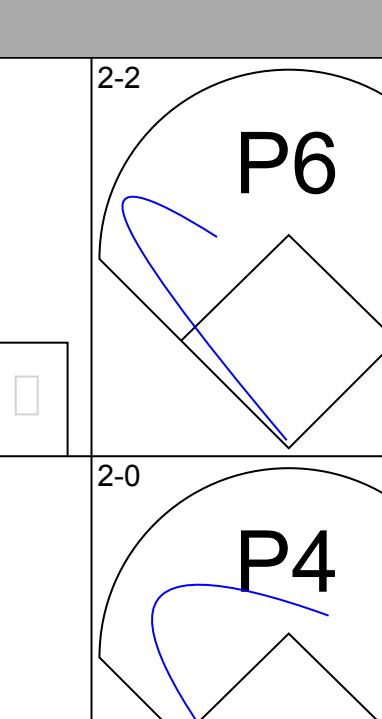
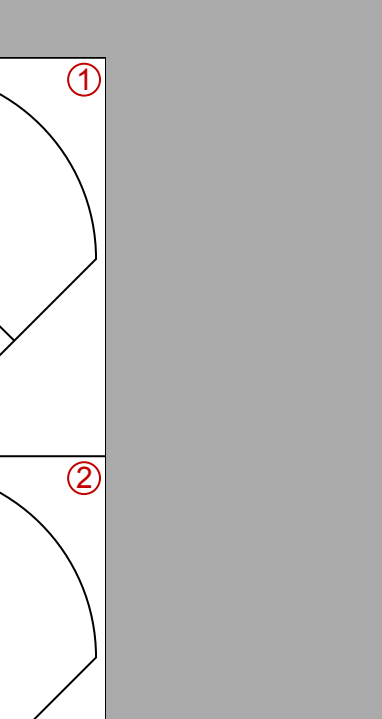

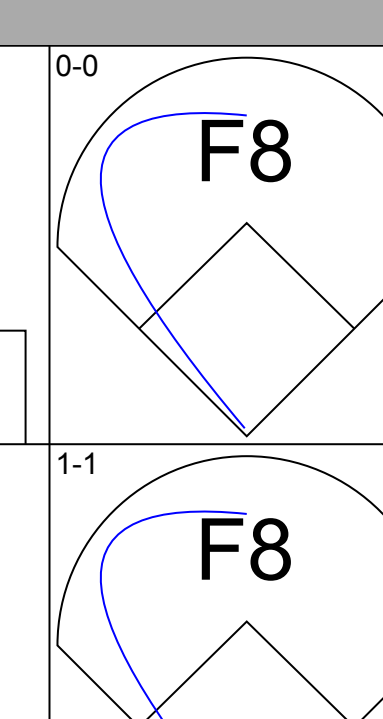

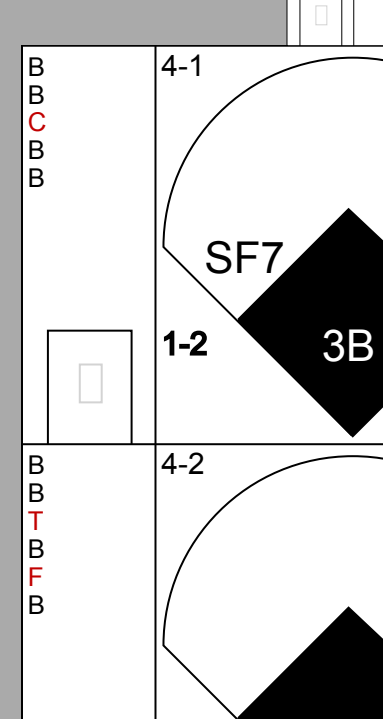
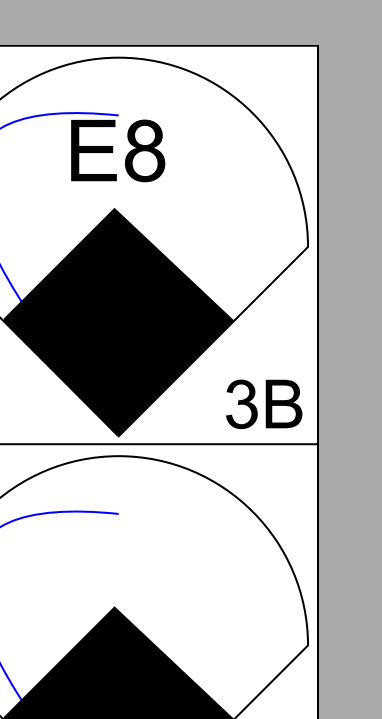

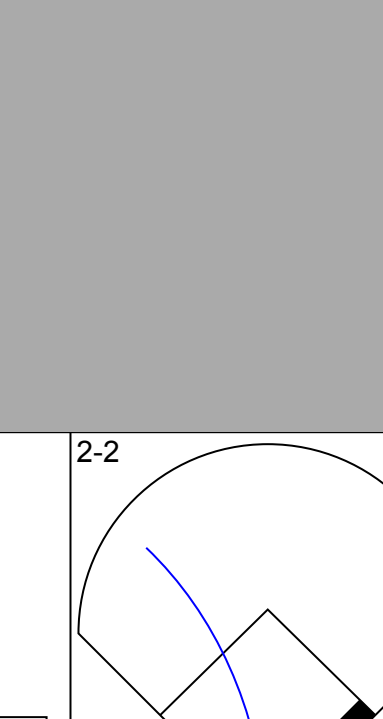
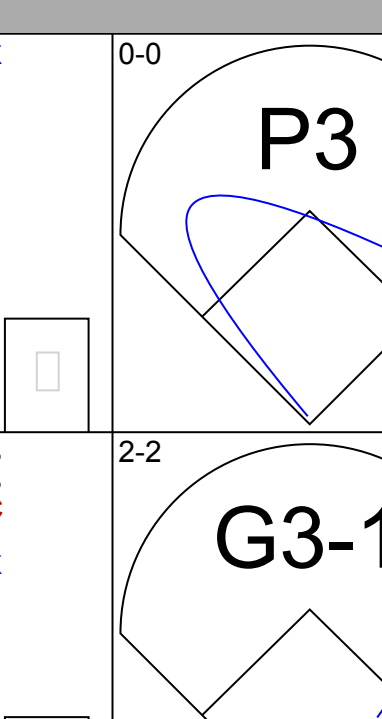
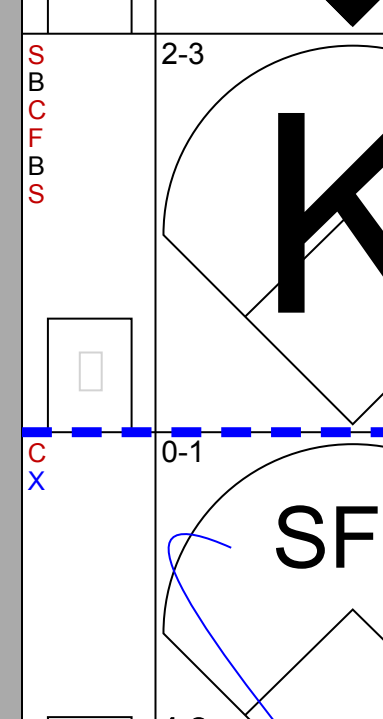
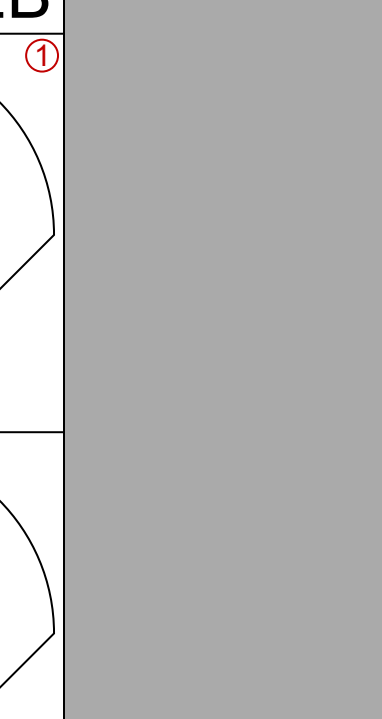


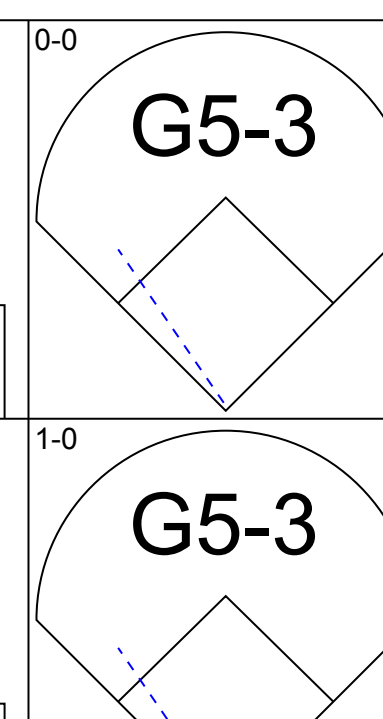
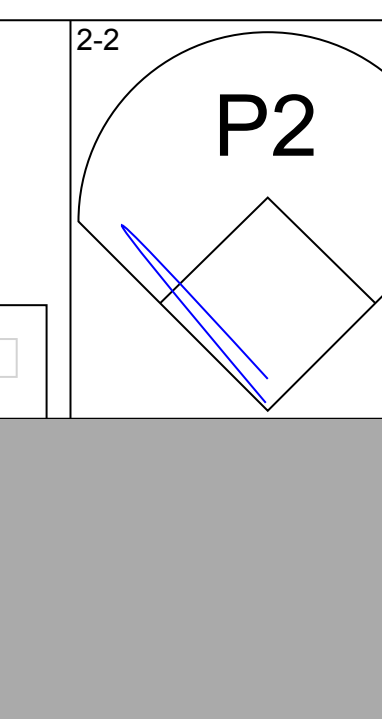
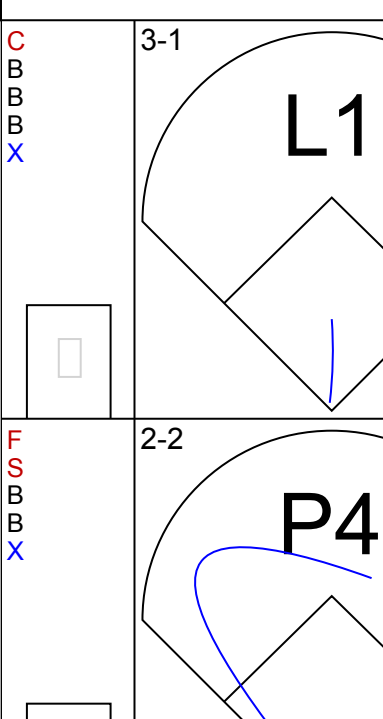
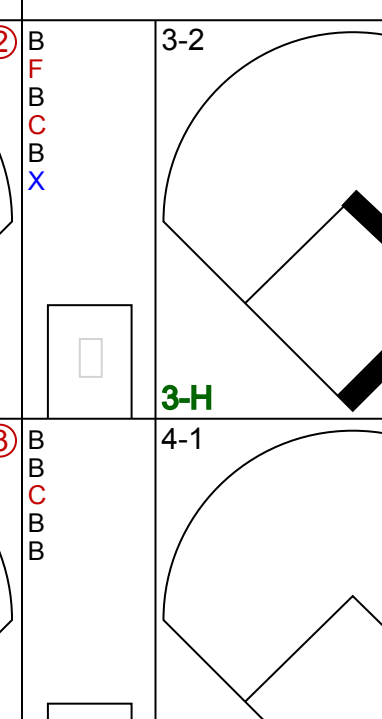
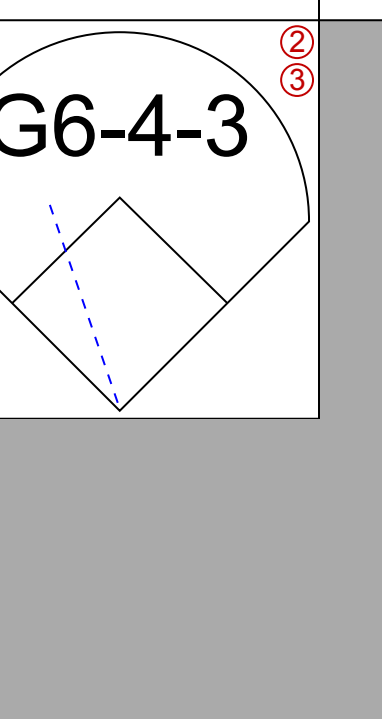
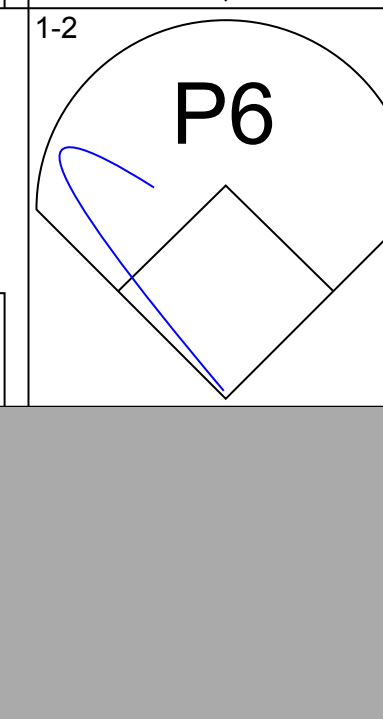
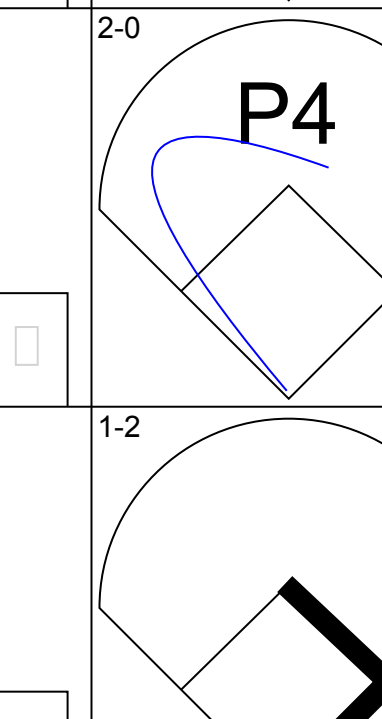

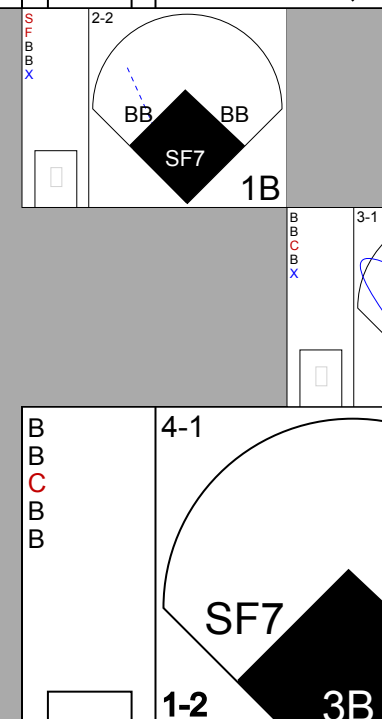

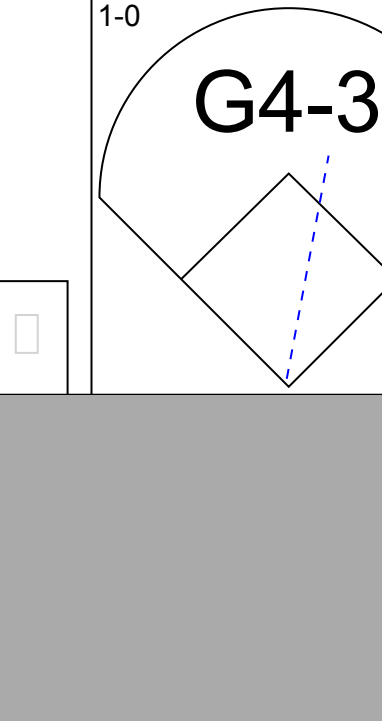

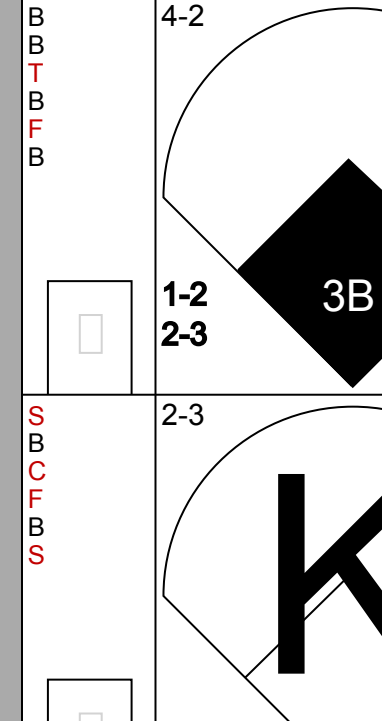


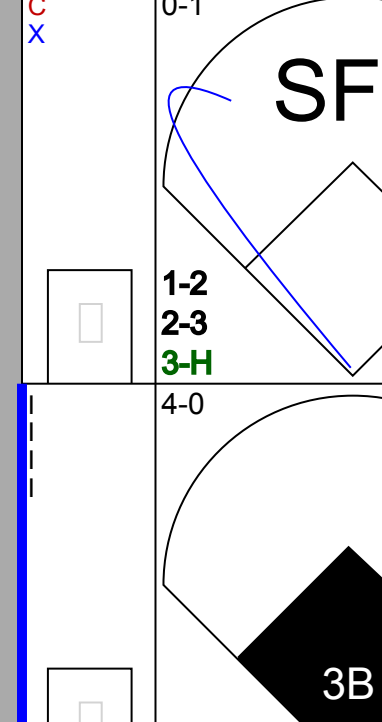
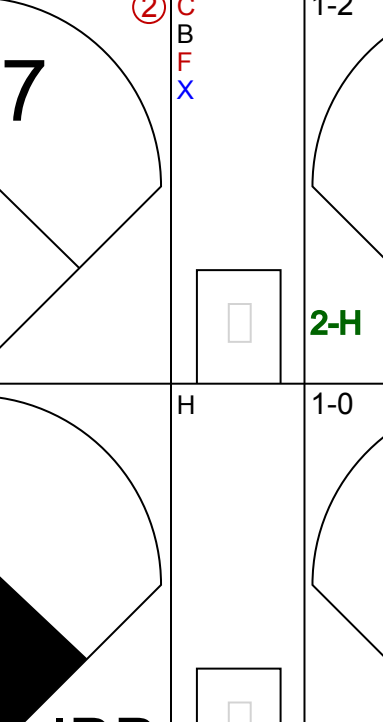
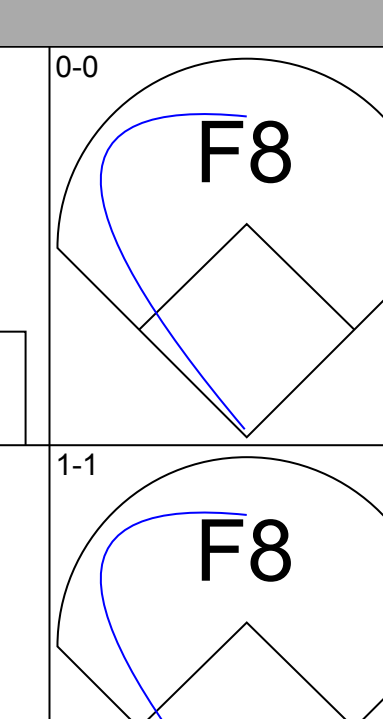
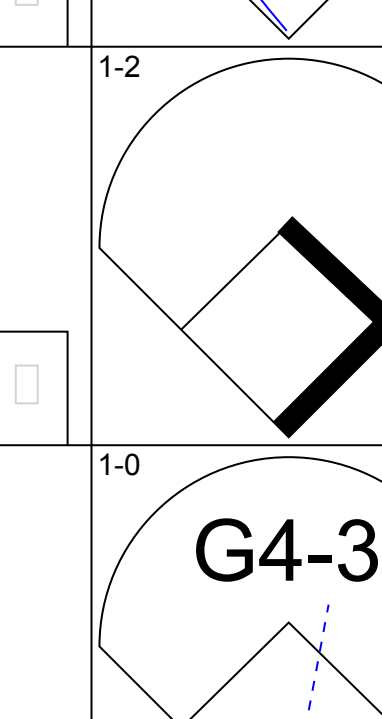
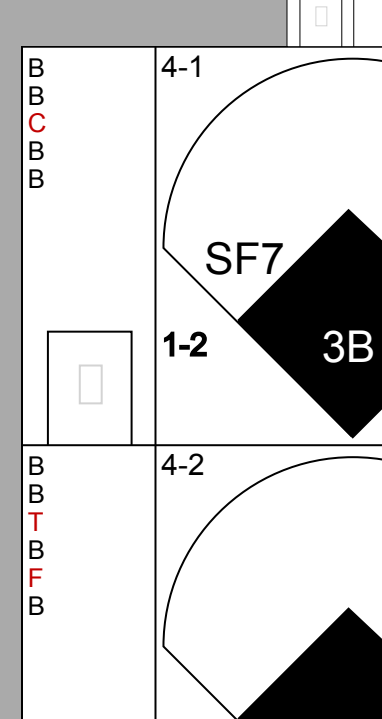
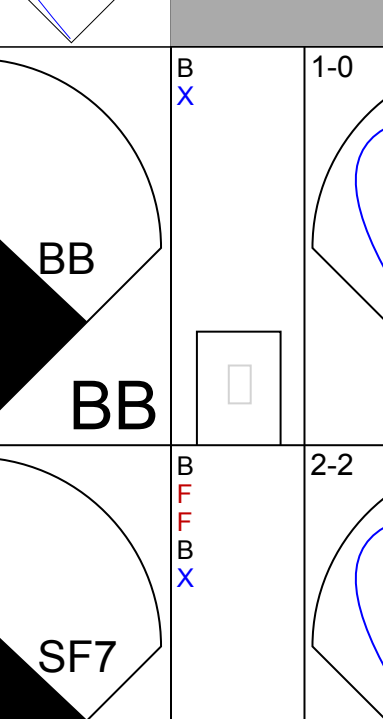
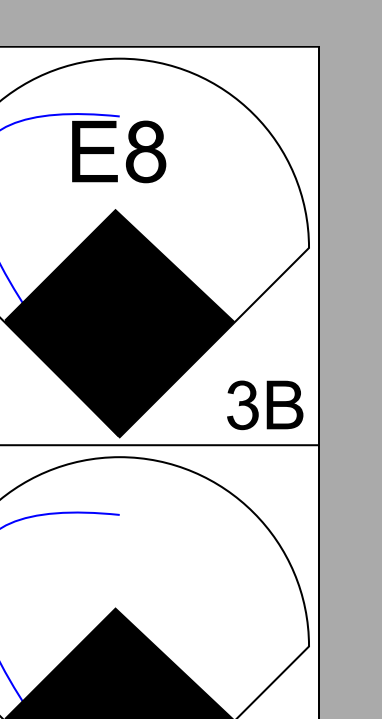
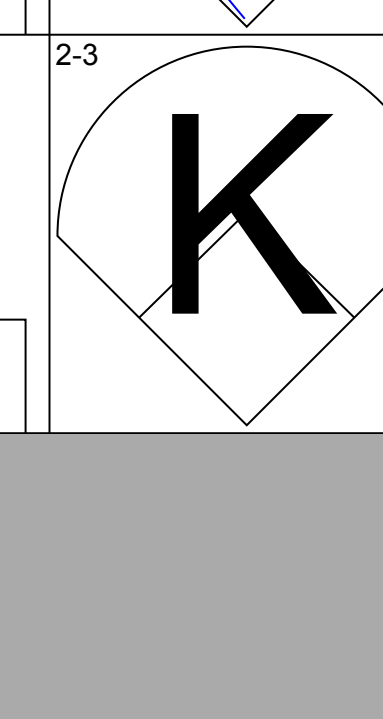

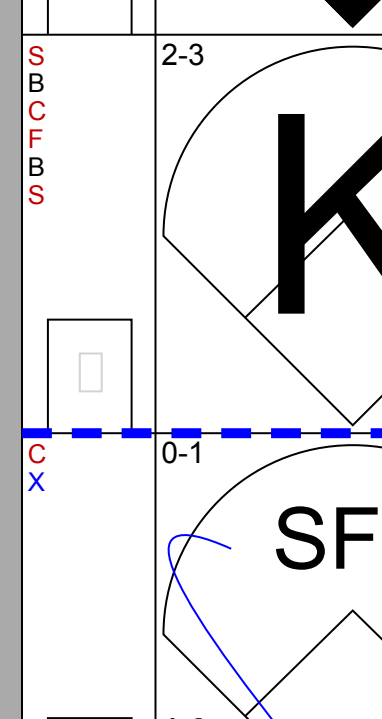
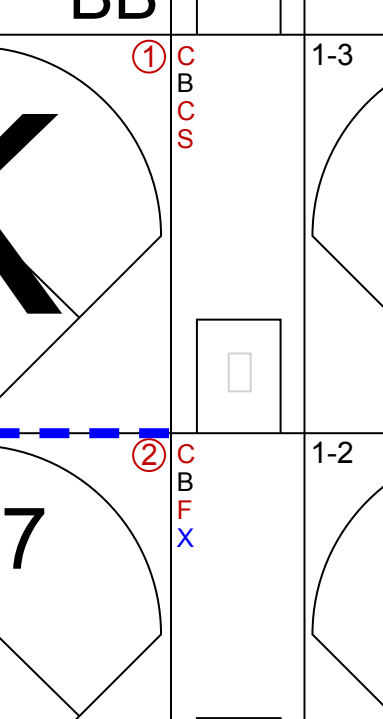
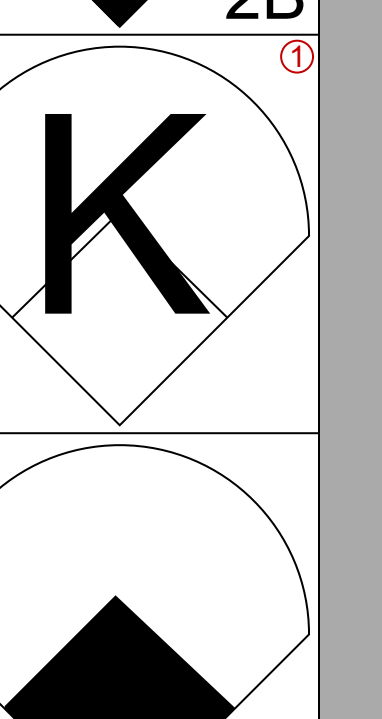

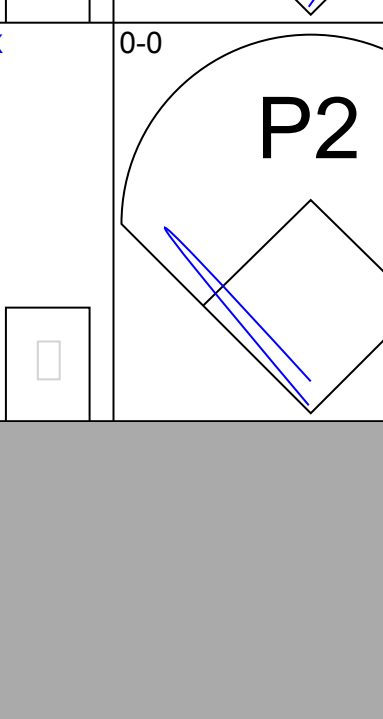
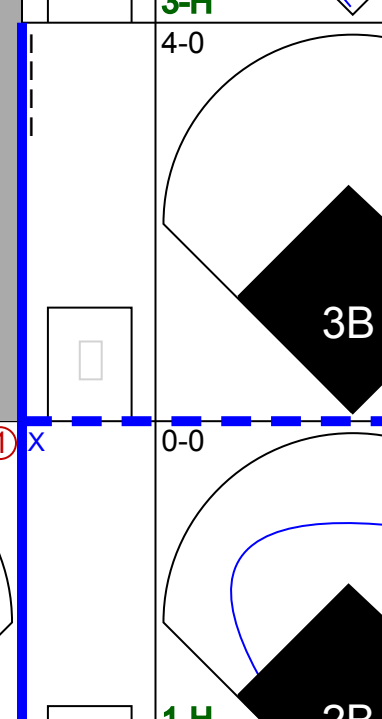
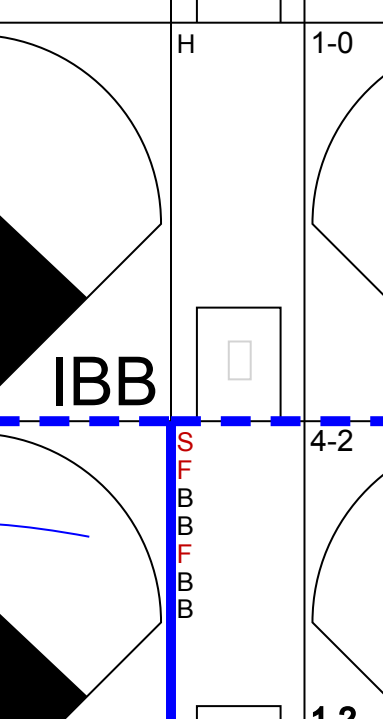
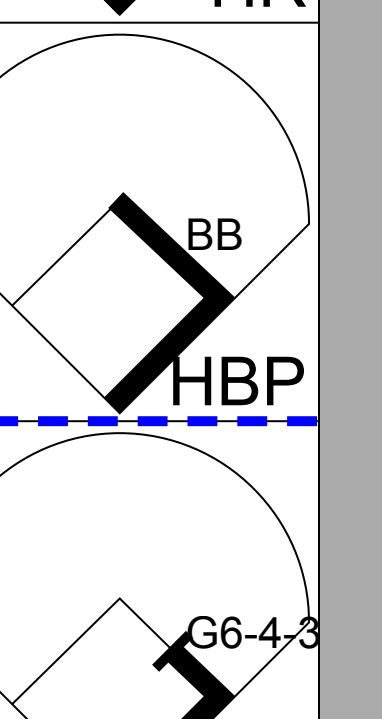
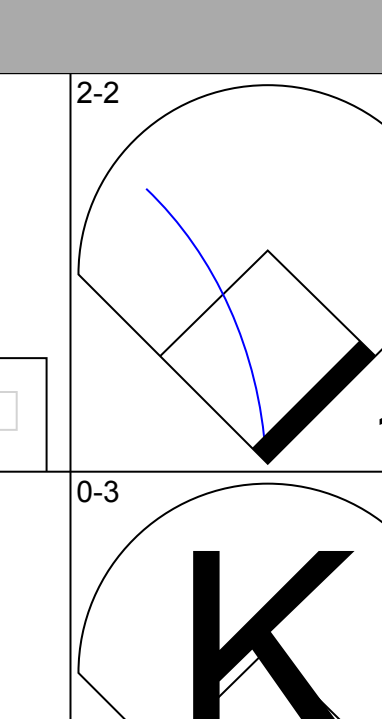
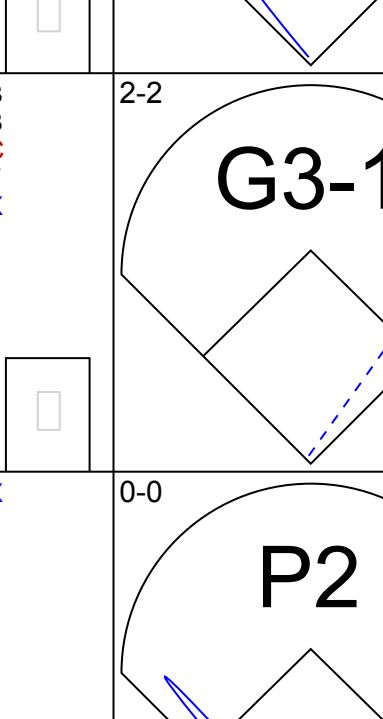
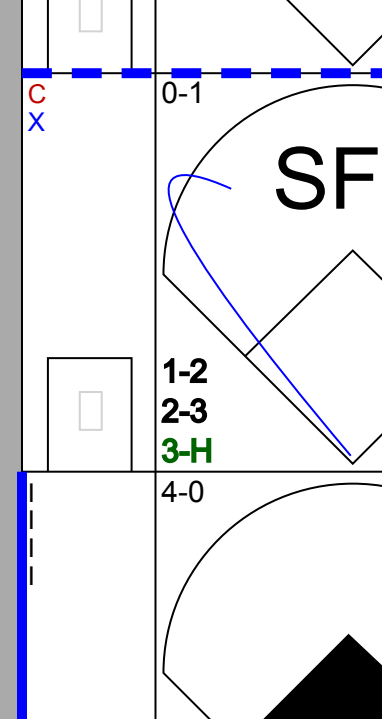
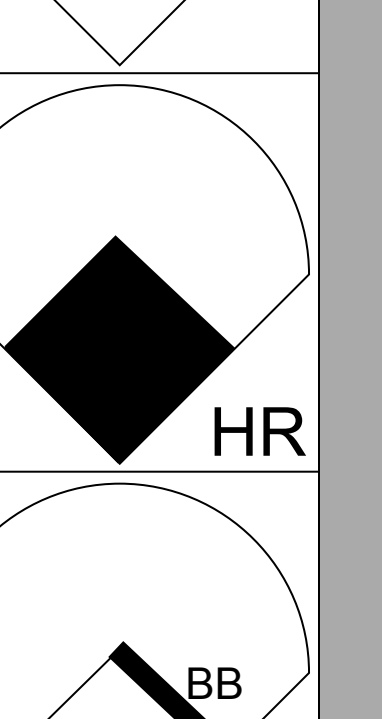
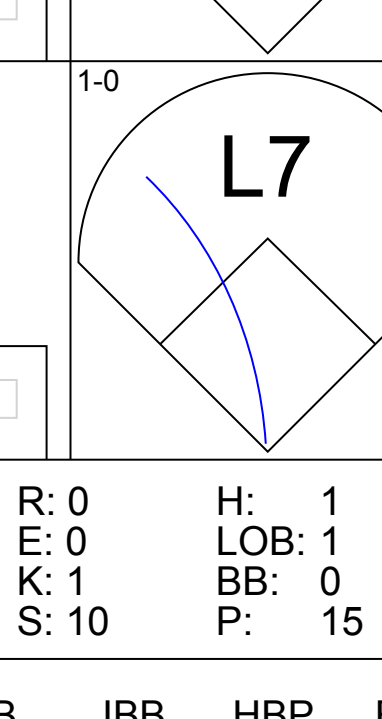
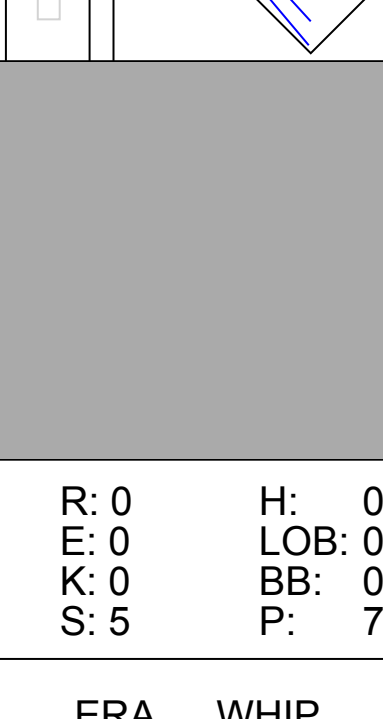
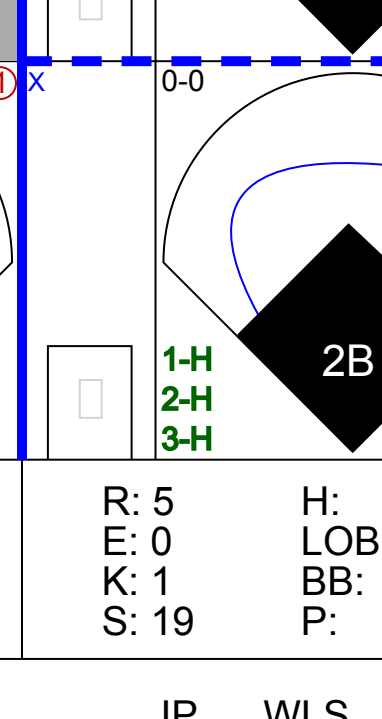
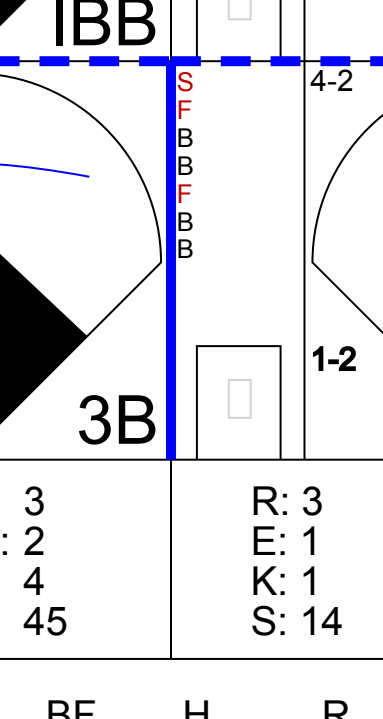

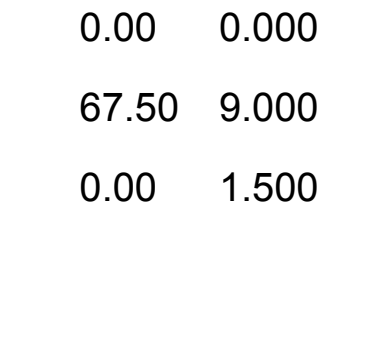


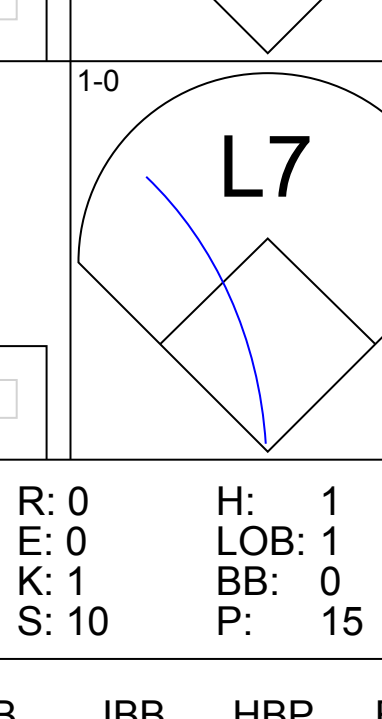
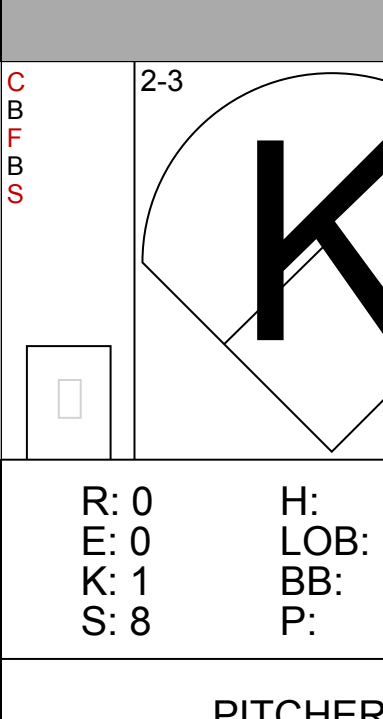
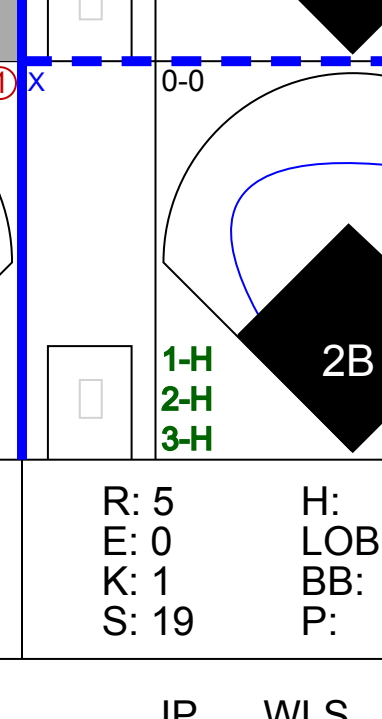
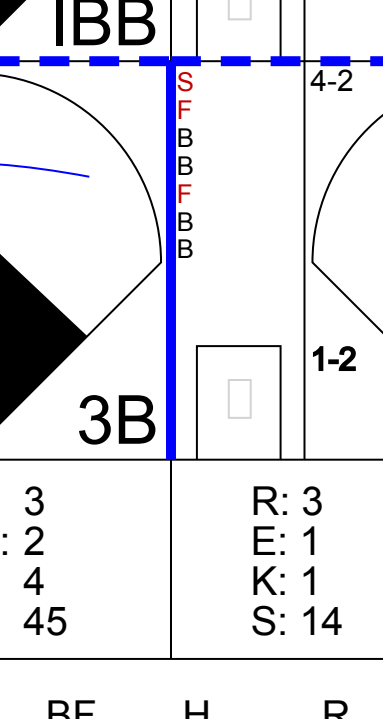



Batter	1	2	3	4	5	6	7	8	9	AB	R	H	RBI	BB	SO	LOB	BOTTOM										
Otis Nixon, S OBP: 0.355, SLG: 0.300	K		F8			G3 SF7 1B	1B 2B 1B		1B 1B	5	3	3	0	0	1	0											
Orlando Merced, S OBP: 0.322, SLG: 0.416	G6-3			G3-1		G3	2B 1B		G4-3 BB 1B	5	1	2	0	0	0	1											
Joe Carter, R OBP: 0.295, SLG: 0.389	K			P6		SF7	P3		BB G4-3 1B	4	0	1	2	0	1	2											
Ed Sprague, R OBP: 0.339, SLG: 0.502		K		F8		1B 1B BB	2B		G4-3	4	1	1	1	1	1	2											
Carlos Delgado, L OBP: 0.394, SLG: 0.639 Juan Samuel, R OBP: 0.255, SLG: 0.227	K				F5	WP 1B	F2		BB IBB	4	0	1	0	1	1	2											
Ruben Sierra, S OBP: 0.288, SLG: 0.395 Shawn Green, L OBP: 0.306, SLG: 0.384 Jacob Brumfield, R OBP: 0.242, SLG: 0.291		E1			FC4-6 BB	WP 1B			G4-3	1	0	0	0	0	0	0											
Charlie O'Brien, R OBP: 0.364, SLG: 0.444		P4			FC4-6 BB	1-2 2-3 BB			K	2	0	1	1	3	0	1											
Alex Gonzalez, R OBP: 0.289, SLG: 0.360			K		FC4-6	K			F7	5	0	0	0	0	3	9											
Carlos Garcia, R OBP: 0.219, SLG: 0.257			G6-3		F9				K	4	0	0	0	0	1	3											
Inning Stats	R: 0 E: 0 K: 2 S: 7	H: 0 LOB: 0 BB: 0 P: 7	R: 0 E: 0 K: 2 S: 8	H: 0 LOB: 1 BB: 0 P: 8	R: 0 E: 0 K: 1 S: 5	H: 0 LOB: 0 BB: 0 P: 5	R: 0 E: 0 K: 0 S: 3	H: 0 LOB: 0 BB: 0 P: 3	R: 0 E: 0 K: 0 S: 3	H: 0 LOB: 2 BB: 2 P: 11	R: 2 E: 0 K: 1 S: 8	H: 3 LOB: 3 BB: 2 P: 16	R: 1 E: 0 K: 0 S: 6	H: 3 LOB: 2 BB: 0 P: 6	R: 0 E: 0 K: 1 S: 6	H: 1 LOB: 1 BB: 0 P: 6	R: 2 E: 0 K: 2 S: 10	H: 3 LOB: 3 BB: 2 P: 18	1B: 8 2B: 2 3B: 0 HR: 0	SF: 1 SAC: 0 DP: 0 HBP: 0	WP: 1 PB: 0 SB: 1 CS: 0	PA: 44					
PITCHER	IP	WLS	BF	H	R	ER	SO	BB	IBB	HBP	BLK	WP	HR	S	P	ERA	WHIP										
Don Wengert, R ERA: 5.13	1.1		6	3	1	1	1	1	0	0	0	1	0	7	11	13.50	6.000										
Aaron Small, R ERA: 4.49	0.2		1	1	0	0	0	0	0	0	0	0	0	1	1	∞	∞										
Mike Mohler, L ERA: 7.06	0.0		1	1	0	0	0	0	0	0	0	0	0	2	2	0.00	3.000										
Carlos Reyes, R ERA: 3.2	0.1		2	1	0	0	0	0	0	0	0	0	0	9	9	13.50	2.250										
Buddy Groom, L ERA: 5.59	1.1		7	3	2	2	1	0	0	0	0	0	0	9	9	13.50	2.250										

Oakland Athletics @ Toronto Blue Jays
SkyDome, Toronto, ON
Sun Jun 08 1997, 3:33 AM EDT
Att: 29,404 - Cloudy - 68 F

AB 37
R 5
H 10
RBI 5
BB 6
SO 9
LOB 23



Batter	1	2	3	4	5	6	7	8	9	AB	R	H	RBI	BB	SO	LOB	TOP					
Joey Cora, S OBP: 0.421, SLG: 0.542 (1, 4)										5	1	1	1	0	1	3	Seattle Mariners @ Toronto Blue Jays SkyDome, Toronto, ON Tue Jun 10 1997, 7:05 PM EDT Att: 33,124 - Unknown - 82 F					
Alex Rodriguez, R OBP: 0.365, SLG: 0.511 (1, 6)										4	0	1	0	0	1	2						
Ken Griffey Jr., L OBP: 0.377, SLG: 0.672 (1, 8)										3	1	1	1	1	0	1						
Edgar Martinez, R OBP: 0.332, SLG: 0.485 (1, 10)										4	0	1	0	0	1	1						
Jay Buhner, R OBP: 0.380, SLG: 0.484 (1, 9)										3	1	2	1	1	1	1						
Paul Sorrento, L OBP: 0.333, SLG: 0.457 (1, 3)										4	0	1	0	0	0	2						
Dan Wilson, R OBP: 0.354, SLG: 0.456 (1, 2)										4	0	1	0	0	0	2						
José Cruz Jr., S OBP: 0.382, SLG: 0.727 (1, 7)										4	0	3	0	0	0	1						
Russ Davis, R OBP: 0.332, SLG: 0.494 (1, 5)										3	0	0	0	0	2	2						
Inning Stats	R: 0 E: 0 K: 2 S: 9	H: 0 LOB: 0 BB: 1 P: 18	R: 1 E: 0 K: 1 S: 10	H: 2 LOB: 1 BB: 0 P: 17	R: 1 E: 0 K: 1 S: 12	H: 2 LOB: 1 BB: 0 P: 18	R: 0 E: 0 K: 0 S: 9	H: 1 LOB: 1 BB: 0 P: 14	R: 0 E: 0 K: 1 S: 7	H: 1 LOB: 1 BB: 0 P: 9	R: 1 E: 0 K: 0 S: 12	H: 2 LOB: 1 BB: 0 P: 15	R: 0 E: 0 K: 1 S: 6	H: 1 LOB: 0 BB: 0 P: 7	R: 0 E: 0 K: 1 S: 8	H: 1 LOB: 1 BB: 0 P: 11	R: 0 E: 0 K: 0 S: 11	H: 1 LOB: 1 BB: 0 P: 13	1B: 7 2B: 1 3B: 0 HR: 3	SF: 0 SAC: 1 DP: 1 HBP: 0	WP: 0 PB: 0 SB: 0 CS: 1	PA: 38
PITCHER Pat Hentgen, R ERA: 3.04 (1, 1)	IP: 9.0 WLS: W BF: 37 H: 11 R: 3 ER: 3 SO: 6 BB: 2 IBB: 0 HBP: 0 BLK: 0 WP: 0 HR: 3 S: 84 P: 122 ERA: 3.00 WHIP: 1.444															PITCHER						

Batter	1	2	3	4	5	6	7	8	9	AB	R	H	RBI	BB	SO	LOB	BOTTOM			
Otis Nixon, S OBP: 0.351, SLG: 0.303 (1, 8)										5	0	1	1	0	0	3	Seattle Mariners @ Toronto Blue Jays SkyDome, Toronto, ON Tue Jun 10 1997, 7:05 PM EDT Att: 33,124 - Unknown - 82 F			
Jacob Brumfield, R OBP: 0.242, SLG: 0.253 (1, 9)										3	0	0	0	1	0	0				
Tilson Brito, R OBP: 0.333, SLG: 0.321 (8, 6)										0	0	0	0	0	0	0				
Joe Carter, R OBP: 0.284, SLG: 0.387 (1, 7)										4	1	1	0	0	0	2				
Ed Sprague, R OBP: 0.346, SLG: 0.519 (1, 5)										3	2	2	0	1	0	0				
Carlos Delgado, L OBP: 0.397, SLG: 0.640 (1, 3)										3	2	1	0	1	0	1				
Ruben Sierra, S OBP: 0.280, SLG: 0.383 (1, 10)										4	0	0	0	0	3	4				
Charlie O'Brien, R OBP: 0.370, SLG: 0.493 (1, 2)										3	1	2	3	0	0	0				
Alex Gonzalez, R OBP: 0.286, SLG: 0.357 (7, PH)										2	0	0	0	0	1	1				
Orlando Merced, S OBP: 0.326, SLG: 0.416 (8, 9)										0	1	0	0	1	0	0				
Carlos Garcia, R OBP: 0.217, SLG: 0.254 (7, PH)										2	0	0	0	0	1	1				
Shawn Green, L OBP: 0.306, SLG: 0.384 (7, PH)										0	0	0	0	0	0	0				
Juan Samuel, R OBP: 0.286, SLG: 0.289 (8, 4)										1	1	1	3	1	0	0				
Inning Stats	R: 0 E: 0 K: 0 S: 5	H: 0 LOB: 0 BB: 0 P: 7	R: 0 E: 0 K: 1 S: 7	H: 0 LOB: 0 BB: 0 P: 10	R: 0 E: 0 K: 1 S: 10	H: 1 LOB: 0 BB: 0 P: 15	R: 0 E: 0 K: 0 S: 8	H: 1 LOB: 0 BB: 0 P: 14	R: 0 E: 0 K: 1 S: 5	H: 0 LOB: 0 BB: 0 P: 7	R: 0 E: 0 K: 1 S: 8	H: 0 LOB: 0 BB: 0 P: 15	R: 5 E: 0 K: 1 S: 19	H: 3 LOB: 2 BB: 4 P: 45	R: 3 E: 1 K: 1 S: 14	H: 3 LOB: 1 BB: 1 P: 25	1B: 2 2B: 3 3B: 2 HR: 1	SF: 1 SAC: 0 DP: 1 HBP: 1	WP: 0 PB: 0 SB: 0 CS: 0	PA: 37
PITCHER Jamie Moyer, L ERA: 4.53 (1, 1)	IP: 6.1 WLS: L BF: 24 H: 3 R: 3 ER: 3 SO: 4 BB: 2 IBB: 0 HBP: 0 BLK: 0 WP: 0 HR: 0 S: 53 P: 90 ERA: 4.26 WHIP: 0.789															PITCHER				
Scott Sanders, R ERA: 7.5 (7, 1)	0.1	L	2	0	0	0	0	0	1	0	0	0	0	0	2	6	0.00	0.000		
Norm Charlton, L ERA: 8.19 (7, 1)	0.2	9	5	5	5	1	1	0	1	17	33	67.50	9.000							
Bob Wells, R ERA: 7.94 (8, 1)	0.2	2	0	0	0	0	1	0	0	0	4	9	0.00	1.500						

AB	34
R	3
H	11
RBI	3
BB	2
SO	6
LOB	15



AB	30
R	8
H	8
RBI	7
BB	5
SO	5
LOB	12



Batter	1	2	3	4	5	6	7	8	9	AB	R	H	RBI	BB	SO	LOB	TOP								
Joey Cora, S (1, 4) <small>OBP: 0.416, SLG: 0.535</small>	F8		K		F7		1B 2B BB	SF7		3	1	0	1	1	1	2									
Alex Rodriguez, R (1, 6) <small>OBP: 0.388, SLG: 0.513</small> Russ Davis, R (5, FR) <small>OBP: 0.333, SLG: 0.495</small>	E4 PB		1B		1B		2B 1B	FC6-4		3	1	2	1	0	0	0									
Ken Griffey Jr., L (1, 8) <small>OBP: 0.377, SLG: 0.669</small>	PB S BB		F8		G4-3		2B		K	4	0	1	2	1	1	3									
Edgar Martinez, R (1, 10) <small>OBP: 0.435, SLG: 0.483</small>	K		L5				G6-4-3 1B	G3	1B S 1B	5	0	2	0	0	1	6									
Jay Buhner, R (1, 9) <small>OBP: 0.376, SLG: 0.477</small>	K				F8		G6-4-3 1-2f	G5-3	1B	5	0	1	0	0	1	4									
Paul Sorrento, L (1, 3) <small>OBP: 0.337, SLG: 0.452</small> Rich Amaral, R (9, PH) <small>OBP: 0.314, SLG: 0.299</small>		P5			G1-3		HBP		BB SF7 HBP	2	1	0	0	0	0	0									
José Cruz Jr., S (1, 7) <small>OBP: 0.267, SLG: 0.340</small> Rob Ducey, L (8, 7)		K			P5		P6		K	4	0	0	0	0	2	2									
Brent Gates, S (1, 5) <small>OBP: 0.301, SLG: 0.418</small>		K					SH3-4 1B	1B SH1-4 2B 1B	SF7 BB BB	3	2	2	0	1	1	0									
John Marzano, R (1, 2) <small>OBP: 0.333, SLG: 0.214</small>					SH3-4 BB		SH3-4	SH1-4	FC6-4 BB	0	0	0	0	2	0	0									
Inning Stats	R: 1 E: 1 K: 2 S: 9	H: 0 LOB: 1 BB: 1 P: 22	R: 0 E: 0 K: 2 S: 11	H: 0 LOB: 0 BB: 0 P: 15	R: 0 E: 0 K: 1 S: 14	H: 1 LOB: 2 BB: 1 P: 23	R: 0 E: 0 K: 0 S: 9	H: 0 LOB: 0 BB: 0 P: 13	R: 1 E: 0 K: 0 S: 11	H: 2 LOB: 1 BB: 0 P: 15	R: 0 E: 0 K: 0 S: 6	H: 1 LOB: 1 BB: 0 P: 9	R: 2 E: 0 K: 0 S: 16	H: 3 LOB: 2 BB: 1 P: 28	R: 1 E: 0 K: 1 S: 13	H: 0 LOB: 2 BB: 2 P: 24	R: 0 E: 0 K: 1 S: 14	H: 2 LOB: 1 BB: 0 P: 21	1B: 8 2B: 2 3B: 0 HR: 0	SF: 1 SAC: 2 DP: 2 HBP: 2	WP: 0 PB: 1 SB: 3 CS: 0	PA: 42			
PITCHER	IP	WLS	BF	H	R	ER	SO	BB	IBB	HBP	BLK	WP	HR	S	P	ERA	WHIP								
Roger Clemens, R (1, 1) <small>ERA: 1.94</small>	7.0	L	33	7	5	4	5	3	0	2	0	0	0	76	126	5.14	1.429								
Paul Spoljaric, L (8, 1) <small>ERA: 1.98</small>	0.0		0	0	0	0	0	0	0	0	0	0	0	0	0	∞	∞								
Paul Quantrill, R (8, 1) <small>ERA: 1.67</small>	1.0		5	2	0	0	1	0	0	0	0	0	0	17	24	0.00	2.000								
Dan Plesac, L (9, 1) <small>ERA: 4.86</small>	0.2		1	0	0	0	0	0	0	0	0	0	0	4	5	0.00	0.000								

Seattle Mariners @ Toronto Blue Jays
SkyDome, Toronto, ON
Wed Jun 11 1997, 3:33 AM EDT
Att: 41,099 - Sunny - 82 F

AB 32
R 5
H 9
RBI 4
BB 5
SO 7
LOB 21



Batter	1	2	3	4	5	6	7	8	9	AB	R	H	RBI	BB	SO	LOB	BOTTOM								
Jacob Brumfield, R (1, 8) <small>OBP: 0.233, SLG: 0.242</small>	F9		K		P2		F9			4	0	0	0	0	1	6									
Orlando Merced, S (1, 9) <small>OBP: 0.323, SLG: 0.408</small>	K		K				G3-1		F7	4	0	0	0	0	2	2									
Joe Carter, R (1, 10) <small>OBP: 0.289, SLG: 0.380</small>	P2				P5		K		F8	4	0	0	0	0	1	0									
Ed Sprague, R (1, 5) <small>OBP: 0.340, SLG: 0.509</small>		P2			K		P2		F9	4	0	0	0	0	1	0									
Carlos Delgado, L (1, 3) <small>OBP: 0.399, SLG: 0.640</small>		P2			K				1B G4-3 WP HBP	3	1	1	0	0	1	0									
Ruben Sierra, S (1, 7) <small>OBP: 0.279, SLG: 0.380</small>					SH5-4 BB 1B		G4-3		P4	4	0	1	0	0	1	2									
Benito Santiago, R (1, 2) <small>OBP: 0.250, SLG: 0.306</small>					G6-3		SH5-4 BB		G5-3	3	0	1	0	1	0	1									
Alex Gonzalez, R (1, 6) <small>OBP: 0.287, SLG: 0.356</small>					1B		SH5-4		L4	3	0	1	0	0	0	3									
Carlos Garcia, R (1, 4) <small>OBP: 0.220, SLG: 0.257</small> Juan Samuel, R (7, PH) <small>OBP: 0.300, SLG: 0.289</small>					1B		G5-3		P4	2	0	1	0	0	0	2									
Inning Stats	R: 0 E: 0 K: 1 S: 6	H: 0 LOB: 0 BB: 0 P: 7	R: 0 E: 0 K: 1 S: 5	H: 0 LOB: 0 BB: 0 P: 6	R: 0 E: 0 K: 2 S: 12	H: 2 LOB: 2 BB: 0 P: 16	R: 0 E: 0 K: 2 S: 9	H: 0 LOB: 0 BB: 0 P: 14	R: 0 E: 0 K: 0 S: 7	H: 1 LOB: 2 BB: 1 P: 12	R: 0 E: 0 K: 1 S: 10	H: 0 LOB: 0 BB: 0 P: 11	R: 1 E: 0 K: 0 S: 11	H: 1 LOB: 2 BB: 1 P: 21	R: 0 E: 0 K: 0 S: 5	H: 0 LOB: 0 BB: 0 P: 9	R: 0 E: 0 K: 0 S: 7	H: 1 LOB: 1 BB: 0 P: 10	1B: 4 2B: 1 3B: 0 HR: 0	SF: 0 SAC: 1 DP: 0 HBP: 1	WP: 1 PB: 0 SB: 0 CS: 0	PA: 35			
PITCHER	IP	WLS	BF	H	R	ER	SO	BB	IBB	HBP	BLK	WP	HR	S	P	ERA	WHIP								
Jeff Fassero, L (1, 1) <small>ERA: 3.83</small>	8.1	W	33	5	1	1	7	2	0	1	0	0	0	69	102	1.08	0.840								
Bobby Ayala, R (9, 1) <small>ERA: 4.75</small>	0.2		2	0	0	0	0	0	0	0	0	0	0	3	4	0.00	0.000								

Seattle Mariners @ Toronto Blue Jays
SkyDome, Toronto, ON
Wed Jun 11 1997, 3:33 AM EDT
Att: 41,099 - Sunny - 82 F

AB 31
R 1
H 5
RBI 0
BB 2
SO 7
LOB 16



Batter	1	2	3	4	5	6	7	8	9	AB	R	H	RBI	BB	SO	LOB	TOP								
Otis Nixon, S <small>OBP: 0.348, SLG: 0.302</small> (1, 8)										4	0	1	1	0	1	0									
Orlando Merced, S <small>OBP: 0.325, SLG: 0.407</small> (1, 9)										3	1	1	0	1	0	1									
Joe Carter, R <small>OBP: 0.292, SLG: 0.386</small> (1, 7)										4	0	2	0	0	0	3									
Ed Sprague, R <small>OBP: 0.339, SLG: 0.509</small> (1, 5)										4	0	1	1	0	1	2									
Carlos Delgado, L <small>OBP: 0.396, SLG: 0.637</small> Juan Samuel, R <small>OBP: 0.300, SLG: 0.289</small> (8, PR)										4	0	1	0	0	2	1									
Bento Santiago, R <small>OBP: 0.250, SLG: 0.312</small> (1, 2)										4	0	1	0	0	3	2									
Alex Gonzalez, R <small>OBP: 0.222, SLG: 0.351</small> Shawn Green, L <small>OBP: 0.304, SLG: 0.380</small> (9, PH)										3	0	0	0	0	1	1									
Carlos Garcia, R <small>OBP: 0.222, SLG: 0.263</small> Ruben Sierra, S <small>OBP: 0.277, SLG: 0.377</small> (9, PH)										3	1	1	0	0	0	0									
Woody Williams, R <small>OBP: 0.500, SLG: 0.500</small> Paul Spoljaric, R (6, 1)										2	0	1	0	0	1	0									
Paul Quantrill, L (7, 1)										1	0	0	0	0	0	0									
Dan Plesac, L (7, 1)										0	0	0	0	0	0	0									
Robert Perez, R <small>OBP: 0.217, SLG: 0.413</small> (9, PH)										1	1	1	1	0	0	0									
Inning Stats	R: 0 E: 0 K: 1 S: 11	H: 1 LOB: 1 BB: 0 P: 13	R: 0 E: 0 K: 3 S: 12	H: 0 LOB: 0 BB: 0 P: 19	R: 0 E: 0 K: 1 S: 10	H: 0 LOB: 0 BB: 0 P: 12	R: 1 E: 0 K: 2 S: 15	H: 2 LOB: 1 BB: 0 P: 24	R: 1 E: 0 K: 0 S: 16	H: 2 LOB: 2 BB: 1 P: 29	R: 0 E: 0 K: 1 S: 9	H: 1 LOB: 1 BB: 0 P: 11	R: 0 E: 0 K: 0 S: 5	H: 1 LOB: 0 BB: 0 P: 9	R: 0 E: 0 K: 1 S: 10	H: 2 LOB: 2 BB: 0 P: 15	R: 1 E: 0 K: 2 S: 11	H: 1 LOB: 0 BB: 0 P: 15	1B: 4 2B: 5 3B: 0 HR: 1	SF: 1 SAC: 0 DP: 1 HBP: 0	WP: 0 PB: 0 SB: 1 CS: 0	PA: 37			
PITCHER	IP	WLS	BF	H	R	ER	SO	BB	IBB	HBP	BLK	WP	HR	S	P	ERA	WHIP								
Curt Schilling, R ERA: 2.99	(1, 1)	6.0	25	6	2	2	8	1	0	0	0	0	0	73	108	3.00	1.167								
Wayne Gomes, R ERA: 4.25	(7, 1)	1.0	W	4	1	0	0	0	0	0	0	0	0	5	9	0.00	1.000								
Jerry Spradlin, R ERA: 4.84	(8, 1)	0.2		2	1	0	0	0	0	0	0	0	0	5	7	0.00	1.500								
Erik Plantenberg, L ERA: 3.25	(8, 1)	0.0		1	1	0	0	0	0	0	0	0	0	2	5	=	=								
Ricky Bottalico, R ERA: 3.25	(8, 1)	1.1	S	5	1	1	1	3	0	0	0	0	1	14	18	6.75	0.750								

Toronto Blue Jays @ Philadelphia Phillies
 Veterans Stadium, Philadelphia, PA

AB 35
 R 3
 H 10
 RBI 3
 BB 1
 SO 11
 LOB 10



WP: 0 PA: 37
 PB: 0
 SB: 1
 CS: 0

Fri Jun 13 1997, 7:05 PM EDT
 Att: 26,799 - Unknown - 77 F

Batter	1	2	3	4	5	6	7	8	9	AB	R	H	RBI	BB	SO	LOB	BOTTOM								
Rob Butler, L <small>OBP: 0.379, SLG: 0.385</small> Ricky Otero, S <small>OBP: 0.261, SLG: 0.250</small> (7, PH)										2	0	0	0	1	0	1									
Mickey Morandini, L <small>OBP: 0.369, SLG: 0.405</small> (1, 4)										4	1	0	0	1	0	2									
Darren Daulton, L <small>OBP: 0.405, SLG: 0.491</small> Jerry Spradlin, S (8, 1)										3	1	1	0	1	1	0									
Erik Plantenberg, R (8, 1)										0	0	0	0	0	0	0									
Ricky Bottalico, L (8, 1)										0	0	0	0	0	0	0									
Ruben Amaro Jr, S <small>OBP: 0.328, SLG: 0.305</small> (8, 7)										0	0	0	0	0	0	0									
Scott Rolen, R <small>OBP: 0.369, SLG: 0.431</small> (1, 5)										2	1	0	0	2	1	1									
Rico Brogna, L <small>OBP: 0.300, SLG: 0.451</small> (1, 3)										4	0	2	0	0	1	3									
Gregg Jefferies, S <small>OBP: 0.323, SLG: 0.359</small> (1, 7)										4	0	2	3	0	0	2									
Mike Lieberthal, R <small>OBP: 0.232, SLG: 0.376</small> (1, 2)										4	0	0	0	0	1	4									
Kevin Stocker, S <small>OBP: 0.307, SLG: 0.315</small> (1, 6)										2	1	2	0	1	0	0									
Curt Schilling, R <small>OBP: 0.182, SLG: 0.194</small> 23 Kevin Jordan, R <small>OBP: 0.244, SLG: 0.513</small> Wayne Gomes, R (7, 1)										0	0	0	0	0	0	0									
Derrick May, L <small>OBP: 0.305, SLG: 0.392</small> (8, 9)										1	0	0	0	0	0	1									
Inning Stats	R: 0 E: 0 K: 1 S: 10	H: 0 LOB: 0 BB: 0 P: 18	R: 0 E: 0 K: 0 S: 6	H: 0 LOB: 0 BB: 0 P: 10	R: 0 E: 0 K: 1 S: 11	H: 1 LOB: 1 BB: 0 P: 15	R: 0 E: 0 K: 1 S: 12	H: 1 LOB: 2 BB: 1 P: 20	R: 0 E: 0 K: 0 S: 10	H: 0 LOB: 2 BB: 2 P: 19	R: 1 E: 0 K: 0 S: 12	H: 2 LOB: 3 BB: 1 P: 21	R: 2 E: 1 K: 1 S: 13	H: 2 LOB: 2 BB: 2 P: 25	R: 1 E: 0 K: 0 S: 9	H: 1 LOB: 0 BB: 0 P: 11	1B: 5 2B: 1 3B: 1 HR: 0	SF: 0 SAC: 2 DP: 0 HBP: 1	WP: 1 PB: 0 SB: 0 CS: 0	PA: 38					
PITCHER	IP	WLS	BF	H	R	ER	SO	BB	IBB	HBP	BLK	WP	HR	S	P	ERA	WHIP								
Woody Williams, R ERA: 4.4	(1, 1)	5.1	L	7	2	2	0	1	0	1	0	0	0	8	16	18.00	3.000								
Paul Spoljaric, L ERA: 2.54	(6, 1)	1.0		1	0	0	0	1	0	0	0	0	0	5	9	=	=								
Paul Quantrill, R ERA: 1.67	(7, 1)	0.0		1	0	0	0	1	0	0	0	0	0	5	9	=	=								
Dan Plesac, L ERA: 4.91	(7, 1)	1.2		2	1	1	1	0	0	0	0	1	0	15	21	5.40	1.200								

Toronto Blue Jays @ Philadelphia Phillies
 Veterans Stadium, Philadelphia, PA

AB 29
 R 4
 H 7
 RBI 3
 BB 6
 SO 4
 LOB 17



WP: 1 PA: 38
 PB: 0
 SB: 0
 CS: 0


Fri Jun 13 1997, 7:05 PM EDT
 Att: 26,799 - Unknown - 77 F


Batter	1	2	3	4	5	6	7	8	9	AB	R	H	RBI	BB	SO	LOB	TOP					
Otis Nixon, S <small>OBP: 0.349, SLG: 0.301</small> (1, 8)										4	1	1	0	1	0	3	Toronto Blue Jays @ Philadelphia Phillies Veterans Stadium, Philadelphia, PA Sat Jun 14 1997, 7:05 PM EDT Att: 22,582 - Unknown - 77 F					
Orlando Merced, S <small>OBP: 0.331, SLG: 0.413</small> (1, 9)										4	1	2	1	1	1	3						
Joe Carter, R <small>OBP: 0.296, SLG: 0.398</small> (1, 7)										3	1	1	2	1	0	1						
Ed Sprague, R <small>OBP: 0.333, SLG: 0.500</small> (1, 5)										4	0	0	0	0	1	3						
Carlos Delgado, L <small>OBP: 0.388, SLG: 0.622</small> (1, 3)										4	0	0	0	0	2	3						
Bento Santiago, R <small>OBP: 0.250, SLG: 0.317</small> (1, 2)										4	0	1	0	0	1	2						
Alex Gonzalez, R <small>OBP: 0.287, SLG: 0.354</small> (1, 6)										4	0	2	0	0	1	1						
Carlos Garcia, R <small>OBP: 0.227, SLG: 0.260</small> Paul Quantrill, L <small>OBP: 0.227, SLG: 0.260</small> (8, 1)										2	0	0	0	2	0	1						
Robert Person, R (1, 1)										3	0	0	0	0	1	5						
Paul Spoljaric, R (7, 1)										0	0	0	0	0	0	0						
Tilson Brito, R <small>OBP: 0.344, SLG: 0.321</small> (8, 4)										0	0	0	0	1	0	0						
Inning Stats	R: 1 E: 0 K: 0 S: 5	H: 2 LOB: 2 BB: 1 P: 9	R: 0 E: 0 K: 0 S: 3	H: 1 LOB: 1 BB: 1 P: 7	R: 0 E: 0 K: 0 S: 4	H: 1 LOB: 1 BB: 0 P: 4	R: 0 E: 0 K: 1 S: 6	H: 1 LOB: 3 BB: 2 P: 14	R: 0 E: 0 K: 2 S: 7	H: 0 LOB: 0 BB: 0 P: 7	R: 0 E: 0 K: 0 S: 4	H: 1 LOB: 1 BB: 0 P: 4	R: 2 E: 0 K: 1 S: 6	H: 1 LOB: 0 BB: 1 P: 10	R: 0 E: 0 K: 2 S: 7	H: 0 LOB: 0 BB: 0 P: 7	R: 0 E: 0 K: 1 S: 4	H: 0 LOB: 0 BB: 1 P: 8	1B: 4 2B: 2 3B: 0 HR: 1	SF: 0 SAC: 0 DP: 2 HBP: 0	WP: 0 PB: 0 SB: 0 CS: 0	PA: 38
PITCHER	IP WLS BF H R ER SO BB IBB HBP BLK WP HR S P ERA WHIP																					
Ryan Nye, R <small>ERA: 5.91</small> (1, 1)	7.0 L 32 7 3 3 4 5 0 0 0 0 0 1 35 55 3.86 1.714																					
Wayne Gomes, R <small>ERA: 4.11</small> (8, 1)	1.0 3 0 0 0 2 0 0 0 0 0 0 0 7 7 0.00 0.000																					
Jerry Spradlin, R <small>ERA: 4.11</small> (9, 1)	1.0 3 0 0 0 1 1 0 0 0 0 0 0 4 8 0.00 1.000																					

Batter	1	2	3	4	5	6	7	8	9	AB	R	H	RBI	BB	SO	LOB	BOTTOM					
Ricky Otero, S <small>OBP: 0.240, SLG: 0.227</small> (1, 8)										4	0	0	0	0	1	4	Toronto Blue Jays @ Philadelphia Phillies Veterans Stadium, Philadelphia, PA Sat Jun 14 1997, 7:05 PM EDT Att: 22,582 - Unknown - 77 F					
Mickey Morandini, L <small>OBP: 0.390, SLG: 0.404</small> (1, 4)										3	0	1	0	1	1	0						
Darren Daulton, L <small>OBP: 0.407, SLG: 0.506</small> (1, 9)										3	1	1	1	1	0	3						
Scott Rolen, R <small>OBP: 0.367, SLG: 0.428</small> (1, 5)										4	0	1	0	0	0	2						
Rico Brogna, L <small>OBP: 0.295, SLG: 0.443</small> (1, 3)										4	0	0	0	0	1	3						
Gregg Jefferies, S <small>OBP: 0.325, SLG: 0.361</small> (1, 7)										4	1	2	0	0	0	0						
Mike Lieberthal, R <small>OBP: 0.235, SLG: 0.374</small> Mark Parent, R <small>OBP: 0.212, SLG: 0.180</small> (6, 2)										1	0	0	0	1	0	0						
Kevin Sevcik, R <small>OBP: 0.240, SLG: 0.208</small> (1, 6)										4	0	2	0	0	0	2						
Ryan Nye, R (1, 1)										1	0	0	0	0	0	0						
23 Kevin Jordan, R <small>OBP: 0.262, SLG: 0.525</small> Wayne Gomes, R (8, 1)										1	0	1	1	0	0	0						
Jerry Spradlin, S (9, 1)										0	0	0	0	0	0	0						
Ruben Amaro Jr, S <small>OBP: 0.324, SLG: 0.300</small> (9, PH)										1	0	0	0	0	0	1						
Inning Stats	R: 0 E: 0 K: 1 S: 6	H: 1 LOB: 2 BB: 1 P: 10	R: 0 E: 0 K: 0 S: 3	H: 0 LOB: 0 BB: 0 P: 3	R: 0 E: 0 K: 1 S: 5	H: 0 LOB: 0 BB: 0 P: 5	R: 0 E: 0 K: 0 S: 3	H: 1 LOB: 0 BB: 0 P: 3	R: 0 E: 0 K: 0 S: 4	H: 1 LOB: 0 BB: 1 P: 8	R: 1 E: 0 K: 0 S: 4	H: 1 LOB: 0 BB: 0 P: 4	R: 1 E: 0 K: 1 S: 8	H: 3 LOB: 3 BB: 1 P: 12	R: 0 E: 0 K: 0 S: 3	H: 0 LOB: 0 BB: 0 P: 3	R: 0 E: 0 K: 0 S: 3	H: 1 LOB: 0 BB: 0 P: 3	1B: 7 2B: 2 3B: 0 HR: 1	SF: 0 SAC: 1 DP: 2 HBP: 0	WP: 0 PB: 0 SB: 0 CS: 0	PA: 36
PITCHER	IP WLS BF H R ER SO BB IBB HBP BLK WP HR S P ERA WHIP																					
Robert Person, R <small>ERA: 4.96</small> (1, 1)	6.2 W 29 7 2 2 3 3 0 0 0 0 0 1 32 44 2.70 1.500																					
Paul Spoljaric, L <small>ERA: 2.51</small> (7, 1)	0.1 1 0 0 0 0 0 0 0 0 0 0 0 1 1 0.00 0.000																					
Paul Quantrill, R <small>ERA: 1.57</small> (8, 1)	2.0 S 6 1 0 0 0 0 0 0 0 0 0 0 6 6 0.00 0.500																					

Batter	1	2	3	4	5	6	7	8	9	AB	R	H	RBI	BB	SO	LOB	TOP					
Otis Nixon, S (1, 8) <small>OBP: 0.360, SLG: 0.307</small> Jacob Brumfield, R (6, 8) <small>OBP: 0.231, SLG: 0.240</small>	4-2 2B	1-1 1B	0-0 1B			4-2 1B 2B	3-1 G5-3			2	2	1	2	0	0	0	Toronto Blue Jays @ Philadelphia Phillies Veterans Stadium, Philadelphia, PA Sun Jun 15 1997, 3:33 AM EDT Att: 30,516 - Sunny - 75 F					
Orlando Merced, S (1, 9) <small>OBP: 0.337, SLG: 0.421</small> Robert Perez, R (6, 9) <small>OBP: 0.213, SLG: 0.404</small>	0-0 2B	4-0 2B	1-3 K			2-1 2B SF8	1-2 F7			3	2	0	1	1	1	1						
Joe Carter, R (1, 7) <small>OBP: 0.295, SLG: 0.400</small> Shawn Green, L (6, 7) <small>OBP: 0.310, SLG: 0.396</small>	1-1 2B	0-1 P5		1-1 P3		0-3 K	1-0 1B			4	1	1	2	0	1	4						
Ed Sprague, R (1, 5) <small>OBP: 0.332, SLG: 0.500</small> Tilson Brito, R (7, 5) <small>OBP: 0.335, SLG: 0.333</small>	0-1 E5	1-2 L5		2-1 L7		1-2 2B	1-1 2B			4	1	1	1	0	0	3						
Carlos Delgado, L (1, 3) <small>OBP: 0.383, SLG: 0.608</small>	3-3 K		2-2 E4	0-0 G3-1		4-0 IBB	3-1 F8			4	1	0	0	1	1	3						
Charlie O'Brien, R (1, 2) <small>OBP: 0.381, SLG: 0.494</small>	3-1 P3		0-0 2B		0-1 P3	1-0 SF8	0-0 P4			4	1	1	2	0	0	3						
Alex Gonzalez, R (1, 6) <small>OBP: 0.294, SLG: 0.383</small>	1-2 2B		0-0 P3		1-2 HR	3-3 K		1-1 G4-3		5	2	3	4	0	1	2						
Carlos Garcia, R (1, 4) <small>OBP: 0.222, SLG: 0.254</small>	0-0 G6-3		0-2 P3		2-1 L9		1-0 G5-3	2-2 G5-3		5	0	0	0	0	0	2						
Pat Hentgen, R (1, 1)		1-2 G4-3	1-1 L6		0-0 L9		2-3 K	0-0 G4-3		5	0	0	0	0	1	1						
Inning Stats	R: 4 E: 1 K: 1 S: 20	H: 3 LOB: 1 BB: 1 P: 32	R: 0 E: 0 K: 0 S: 11	H: 1 LOB: 2 BB: 1 P: 18	R: 3 E: 1 K: 1 S: 15	H: 3 LOB: 1 BB: 0 P: 19	R: 0 E: 0 K: 0 S: 5	H: 0 LOB: 0 BB: 0 P: 8	R: 1 E: 0 K: 0 S: 8	H: 1 LOB: 0 BB: 0 P: 11	R: 2 E: 0 K: 2 S: 17	H: 2 LOB: 2 BB: 2 P: 32	R: 0 E: 0 K: 1 S: 6	H: 0 LOB: 0 BB: 0 P: 12	R: 1 E: 0 K: 0 S: 9	H: 2 LOB: 1 BB: 0 P: 15	R: 0 E: 0 K: 0 S: 6	H: 0 LOB: 0 BB: 0 P: 9	1B: 4 2B: 7 3B: 0 HR: 1	SF: 1 SAC: 0 DP: 0 HBP: 0	WP: 0 PB: 0 SB: 1 CS: 0	PA: 45
PITCHER	IP WLS BF H R ER SO BB IBB HBP BLK WP HR S P ERA WHIP																					
Mark Leiter, R (1, 1) <small>ERA: 5.98</small> Ron Blazler, R (3, 1) <small>ERA: 5.4</small> Reggie Harris, R (6, 1) <small>ERA: 5.25</small> Erik Plantenberg, L (8, 1) <small>ERA: 4.81</small>	2.0 L 16 6 7 3 1 2 0 0 0 0 0 0 1 23 31 13.50 4.000																					

Batter	1	2	3	4	5	6	7	8	9	AB	R	H	RBI	BB	SO	LOB	BOTTOM					
Ricky Otero, S (1, 8) <small>OBP: 0.241, SLG: 0.213</small> Erik Plantenberg, R (8, 1)	3-2 L9		1-1 G4-3		4-2 BB		0-0 L8			3	0	0	0	1	0	1	Toronto Blue Jays @ Philadelphia Phillies Veterans Stadium, Philadelphia, PA Sun Jun 15 1997, 3:33 AM EDT Att: 30,516 - Sunny - 75 F					
Kevin Sevcik, R (1, 6) <small>OBP: 0.241, SLG: 0.214</small>	0-0 E3			1-2 G6-4-3	1-3 K		0-0 G6-3			4	0	1	0	0	1	2						
Rico Brogna, L (1, 3) <small>OBP: 0.294, SLG: 0.440</small>	1-1 G4-3			0-0 G6-4-3		1-2 FC5-4	1-2 P4			4	0	1	0	0	0	2						
Scott Rolen, R (1, 5) <small>OBP: 0.369, SLG: 0.433</small>	2-3 K			0-0 1B		3-3 K	2-2 2B			4	0	2	0	0	2	2						
Derrick May, L (1, 9) <small>OBP: 0.291, SLG: 0.373</small>		3-0 P5		1-0 P4		0-0 FC5-4	2-1 P2			4	0	0	0	0	0	3						
Gregg Jefferies, S (1, 7) <small>OBP: 0.328, SLG: 0.361</small>		0-0 L9			1-0 E	1-2 L9		4-0 BB		3	1	1	0	1	0	1						
23 Kevin Jordan, R (1, 4) <small>OBP: 0.261, SLG: 0.500</small>		0-1 G5-3			0-1 P4		0-0 FC6-4	1-2 L9		4	0	1	0	0	0	2						
Mark Parent, R (1, 2) <small>OBP: 0.200, SLG: 0.169</small>			3-3 K		3-2 E5	0-0 FC6-4	1-3 K			4	0	0	0	0	2	3						
Mark Leiter, R (1, 1) <small>OBP: 0.207, SLG: 0.040</small> Ron Blazler, R (3, 1) <small>OBP: 0.333, SLG: 0.333</small> Rob Butler, L (5, PH) <small>OBP: 0.375, SLG: 0.377</small> Reggie Harris, R (6, 1) <small>OBP: 0.314, SLG: 0.250</small> Ruben Amaro Jr., S (7, PH) <small>OBP: 0.314, SLG: 0.250</small>			0-1 G4-3		0-0 FC6-4	0-3 K		3-2 G4-3		0	0	0	0	0	0	0						
Inning Stats	R: 0 E: 1 K: 1 S: 9	H: 0 LOB: 0 BB: 0 P: 15	R: 0 E: 0 K: 0 S: 4	H: 0 LOB: 0 BB: 0 P: 7	R: 0 E: 0 K: 1 S: 7	H: 0 LOB: 0 BB: 0 P: 11	R: 0 E: 0 K: 0 S: 6	H: 2 LOB: 1 BB: 0 P: 8	R: 1 E: 1 K: 1 S: 16	H: 1 LOB: 2 BB: 1 P: 25	R: 0 E: 0 K: 1 S: 11	H: 1 LOB: 1 BB: 0 P: 16	R: 0 E: 0 K: 1 S: 6	H: 1 LOB: 1 BB: 0 P: 6	R: 0 E: 0 K: 0 S: 9	H: 1 LOB: 1 BB: 0 P: 14	R: 0 E: 0 K: 1 S: 12	H: 0 LOB: 1 BB: 1 P: 21	1B: 5 2B: 1 3B: 0 HR: 0	SF: 0 SAC: 0 DP: 1 HBP: 0	WP: 0 PB: 0 SB: 1 CS: 0	PA: 36
PITCHER	IP WLS BF H R ER SO BB IBB HBP BLK WP HR S P ERA WHIP																					
Pat Hentgen, R (1, 1) <small>ERA: 2.81</small>	9.0 W 36 6 1 0 6																					

Batter	1	2	3	4	5	6	7	8	9	AB	R	H	RBI	BB	SO	LOB	TOP					
Kenny Lofton, L OBP: 0.399, SLG: 0.434	G5-3	F7			K			G4-6-3		4	0	1	0	0	1	2	Atlanta Braves @ Toronto Blue Jays SkyDome, Toronto, ON Mon Jun 16 1997, 7:05 PM EDT Att: 34,409 - Dome					
Michael Tucker, L OBP: 0.369, SLG: 0.455	F9		G3-6-3		K			F8		4	0	1	0	0	1	1						
Keith Lockhart, L OBP: 0.281, SLG: 0.370	F7		G3-6-3		K			G4-6-3		4	0	0	0	0	1	2						
10 Chipper Jones, S OBP: 0.376, SLG: 0.478		2B	F7					G4-3		4	2	2	1	0	0	0						
Ryan Klesko, L OBP: 0.323, SLG: 0.485		1B			K			K		4	1	1	1	0	3	0						
Andruw Jones, R OBP: 0.361, SLG: 0.429		2B			K			K		4	0	1	0	0	3	1						
Javy Lopez, R OBP: 0.386, SLG: 0.585		1B						G4-3		3	0	1	0	0	1	1						
Jeff Blausler, R OBP: 0.425, SLG: 0.545		1B			F8					3	0	0	0	0	1	3						
Mark Lemke, S OBP: 0.283, SLG: 0.317		1B			G6-3			K		3	0	1	1	0	1	0						
Inning Stats	R: 0 H: 0 E: 0 K: 0 S: 9	H: 0 LOB: 0 BB: 0 P: 13	R: 2 H: 4 E: 0 K: 2 S: 15	H: 4 LOB: 2 BB: 0 P: 22	R: 0 H: 1 E: 0 K: 0 S: 6	H: 1 LOB: 0 BB: 0 P: 10	R: 0 H: 0 E: 0 K: 2 S: 8	H: 0 LOB: 1 BB: 0 P: 13	R: 0 H: 0 E: 0 K: 1 S: 7	H: 0 LOB: 0 BB: 0 P: 8	R: 1 H: 1 E: 0 K: 3 S: 12	H: 1 LOB: 0 BB: 0 P: 16	R: 0 H: 0 E: 0 K: 1 S: 7	H: 0 LOB: 0 BB: 0 P: 10	R: 0 H: 1 E: 0 K: 0 S: 6	H: 1 LOB: 1 BB: 0 P: 9		R: 0 H: 1 E: 0 K: 1 S: 11	H: 1 LOB: 1 BB: 0 P: 14	1B: 6 2B: 1 3B: 0 HR: 1	SF: 0 SAC: 0 DP: 2 HBP: 1	WP: 0 PB: 0 SB: 1 CS: 0
PITCHER Roger Clemens, R ERA: 2.03	IP: 9.0 WLS: L BF: 34 H: 8 R: 3 ER: 3 SO: 12 BB: 0 IBB: 0 HBP: 1 BLK: 0 WP: 0 HR: 1 S: 81 P: 115 ERA: 3.00 WHIP: 0.889															PITCHER						

Batter	1	2	3	4	5	6	7	8	9	AB	R	H	RBI	BB	SO	LOB	BOTTOM					
Otis Nixon, S OBP: 0.354, SLG: 0.302	F8		G6-3			F9		FC4-6		4	0	0	0	0	0	2	Atlanta Braves @ Toronto Blue Jays SkyDome, Toronto, ON Mon Jun 16 1997, 7:05 PM EDT Att: 34,409 - Dome					
Orlando Merced, S OBP: 0.332, SLG: 0.414	F8				G1-6-3	F8		F7		4	0	0	0	0	0	2						
Joe Carter, R OBP: 0.294, SLG: 0.398	F8				F8			1B		4	0	1	0	0	0	0						
Ed Sprague, R OBP: 0.331, SLG: 0.496		F9			P6			1B		4	0	1	0	0	1	0						
Carlos Delgado, L OBP: 0.376, SLG: 0.594		F7			G1-4-3	F8		P3		4	0	0	0	0	0	2						
Benito Santiago, R OBP: 0.252, SLG: 0.317		1B			K			K		3	0	1	0	0	2	2						
Charlie O'Brien, R OBP: 0.350, SLG: 0.476		P5			F7			F8		3	0	0	0	0	0	3						
Alex Gonzalez, R OBP: 0.290, SLG: 0.378			F8			F7		K		3	0	0	0	0	1	0						
Carlos Garcia, R OBP: 0.228, SLG: 0.265			G5-3			2B		FC4-6		3	0	2	0	0	0	0						
Inning Stats	R: 0 H: 0 E: 0 K: 0 S: 10	H: 0 LOB: 0 BB: 0 P: 12	R: 0 H: 1 E: 0 K: 0 S: 8	H: 1 LOB: 1 BB: 0 P: 12	R: 0 H: 0 E: 0 K: 0 S: 5	H: 0 LOB: 0 BB: 0 P: 7	R: 0 H: 0 E: 0 K: 0 S: 12	H: 0 LOB: 0 BB: 0 P: 16	R: 0 H: 0 E: 0 K: 1 S: 7	H: 0 LOB: 0 BB: 0 P: 10	R: 0 H: 1 E: 0 K: 0 S: 10	H: 1 LOB: 1 BB: 0 P: 14	R: 0 H: 2 E: 0 K: 1 S: 11	H: 2 LOB: 2 BB: 0 P: 19	R: 0 H: 1 E: 0 K: 1 S: 11	H: 1 LOB: 1 BB: 0 P: 14		R: 0 H: 0 E: 0 K: 1 S: 7	H: 0 LOB: 0 BB: 0 P: 8	1B: 4 2B: 1 3B: 0 HR: 0	SF: 0 SAC: 0 DP: 0 HBP: 0	WP: 0 PB: 0 SB: 0 CS: 0
PITCHER Denny Neagle, L ERA: 2.87	IP: 9.0 WLS: W BF: 32 H: 5 R: 0 ER: 0 SO: 4 BB: 0 IBB: 0 HBP: 0 BLK: 0 WP: 0 HR: 0 S: 81 P: 112 ERA: 0.00 WHIP: 0.556															PITCHER						

Batter	1	2	3	4	5	6	7	8	9	AB	R	H	RBI	BB	SO	LOB	TOP								
Kenny Lofton, L OBP: 0.400, SLG: 0.435 Mike Mordecai, R OBP: 0.306, SLG: 0.318	3-1 WP E HR 1B	1-2 G6-3			3-3 K		1-1 1B 3B 1B		1-0 G5-3	4	1	2	1	0	1	2									
Michael Tucker, L OBP: 0.366, SLG: 0.450 Fred McGriff, L OBP: 0.343, SLG: 0.397	1-0 F7			1-1 G3	1-0 F7		3-2 3B 1B		0-0 G4-3	5	1	1	1	0	0	1									
Keith Lockhart, L OBP: 0.304, SLG: 0.424	0-1 E5 WP HR 1-2		1-1 10 G4-6-3 1B		2-0 P5		3-H 3B 1B		0-1 1B	5	1	3	2	0	0	1									
10 Chipper Jones, S OBP: 0.369, SLG: 0.468	0-2 L7		2-2 G4-6-3			1-3 K	1-3 K		1-1 L9	5	0	0	0	0	2	6									
Ryan Klesko, L OBP: 0.322, SLG: 0.495	1-1 HR			1-1 G1-3		2-0 G1-3	0-0 L3			4	1	1	3	0	0	2									
Andruw Jones, R OBP: 0.288, SLG: 0.423	2-3 K			1-1 1B SF7 1B		1-0 G6-3		1-1 G3		4	1	1	0	0	1	0									
Jeff Blauer, R OBP: 0.434, SLG: 0.556		1-0 1B 2B		0-0 1B			4-0 SH1-4 1B BB	2-0 S 1B		3	1	3	0	1	0	0									
Eddie Pérez, R OBP: 0.284, SLG: 0.381		1-0 G1-3		0-0 SF7			4-2 1B SH1-4 BB	1-3 K		2	1	0	1	1	1	2									
Mark Lemke, S OBP: 0.284, SLG: 0.317		1-2 G6-3 1B		0-3 K			0-1 SH1-4	3-1 G4-3		3	0	1	0	0	1	2									
Inning Stats	R: 3 E: 1 K: 1 S: 14	H: 2 LOB: 0 BB: 0 P: 21	R: 0 E: 0 K: 0 S: 10	H: 2 LOB: 1 BB: 0 P: 14	R: 0 E: 0 K: 0 S: 8	H: 1 LOB: 0 BB: 0 P: 12	R: 1 E: 0 K: 1 S: 9	H: 2 LOB: 1 BB: 0 P: 11	R: 0 E: 0 K: 1 S: 6	H: 0 LOB: 0 BB: 0 P: 12	R: 0 E: 0 K: 1 S: 5	H: 0 LOB: 0 BB: 0 P: 9	R: 4 E: 0 K: 1 S: 19	H: 3 LOB: 2 BB: 2 P: 34	R: 0 E: 0 K: 1 S: 9	H: 1 LOB: 1 BB: 0 P: 16	R: 0 E: 0 K: 0 S: 6	H: 1 LOB: 1 BB: 0 P: 8	1B: 9 2B: 1 3B: 1 HR: 1	SF: 1 SAC: 1 DP: 2 HBP: 0	WP: 1 PB: 0 SB: 1 CS: 0	PA: 40			
PITCHER	IP	WLS	BF	H	R	ER	SO	BB	IBB	HBP	BLK	WP	HR	S	P	ERA	WHIP								
Luis Andujar, R ERA: 5.21	4.0	L	18	7	4	1	2	0	0	0	0	1	1	41	58	2.25	1.750								
Paul Spoljaric, L ERA: 3.41	3.0		14	3	4	4	3	2	0	0	0	0	0	30	55	12.00	1.667								
Marty Janzen, R ERA:	1.0		4	1	0	0	1	0	0	0	0	0	0	9	16	0.00	1.000								
Mike Timlin, R ERA: 2.7	1.0		4	1	0	0	0	0	0	0	0	0	0	6	8	0.00	1.000								

Atlanta Braves @ Toronto Blue Jays
SkyDome, Toronto, ON
Tue Jun 17 1997, 7:05 PM EDT
Att: 31,356 - Unknown - 71 F

AB 36
R 8
H 12
RBI 8
BB 2
SO 6
LOB 16



Batter	1	2	3	4	5	6	7	8	9	AB	R	H	RBI	BB	SO	LOB	BOTTOM								
Otis Nixon, S OBP: 0.359, SLG: 0.308			0-1 SF8 G4-3 3B 1B		0-1 G4-6-3 1B		1-1 S 1B		2-3 K	5	1	3	1	0	2	1									
Orlando Merced, S OBP: 0.333, SLG: 0.411	0-2 1B		0-0 G4-3		0-0 G4-6-3		1-2 P3		4-1 G5-4-3 BB	4	0	1	0	1	0	4									
Joe Carter, R OBP: 0.289, SLG: 0.391	2-0 L8		1-0 SF8		0-1 G6-3			2-3 K	2-2 G5-4-3	4	0	0	1	0	1	3									
Ed Sprague, R OBP: 0.330, SLG: 0.500	2-2 G6-3		2-3 3-H 2-2 3B			0-1 L4		1-3 K		4	0	1	1	0	1	1									
Carlos Delgado, L OBP: 0.373, SLG: 0.603		1-3 K	0-3 K			0-1 G3		0-1 HR		4	1	1	1	0	2	1									
Benito Santiago, R OBP: 0.245, SLG: 0.309		0-1 G6-3		3-2 F9		1-3 K		0-2 E6 HR		4	1	0	0	0	1	0									
Shawn Green, L OBP: 0.325, SLG: 0.467		1-1 HR		2-3 K			0-2 S 1B	1-0 HR		4	3	3	3	0	1	0									
Alex Gonzalez, R OBP: 0.289, SLG: 0.376		2-0 G6-3		0-0 S 1B			1-3 K	0-0 G3		4	0	1	0	0	1	1									
Carlos Garcia, R OBP: 0.233, SLG: 0.269			0-0 G4-3 1B SF8 1B		2-2 F8		3-2 L9		0-0 WP S 1B	4	1	2	0	0	0	2									
Inning Stats	R: 0 E: 0 K: 1 S: 10	H: 1 LOB: 1 BB: 0 P: 15	R: 1 E: 0 K: 1 S: 8	H: 1 LOB: 0 BB: 0 P: 12	R: 2 E: 0 K: 1 S: 13	H: 3 LOB: 1 BB: 0 P: 16	R: 0 E: 0 K: 1 S: 13	H: 1 LOB: 1 BB: 0 P: 20	R: 0 E: 0 K: 1 S: 7	H: 0 LOB: 0 BB: 0 P: 8	R: 1 E: 0 K: 1 S: 19	H: 2 LOB: 1 BB: 0 P: 24	R: 3 E: 1 K: 2 S: 14	H: 2 LOB: 0 BB: 0 P: 18	R: 0 E: 0 K: 1 S: 9	H: 1 LOB: 1 BB: 1 P: 17	1B: 8 2B: 0 3B: 1 HR: 3	SF: 1 SAC: 0 DP: 2 HBP: 0	WP: 1 PB: 0 SB: 4 CS: 0	PA: 39					
PITCHER	IP	WLS	BF	H	R	ER	SO	BB	IBB	HBP	BLK	WP	HR	S	P	ERA	WHIP								
Greg Maddux, R ERA: 2.37	6.0	W	24	7	3	3	5	0	0	0	0	0	2	33	42	9.00	2.000								
Mike Bielecki, R ERA: 2.95	2.0		11	4	4	2	3	0	0	0	0	0	2	33	42	9.00	2.000								
Mark Wohlers, R ERA: 2.1	1.0	S	4	1	0	0	1	1	0	0	0	1	0	9	17	0.00	2.000								

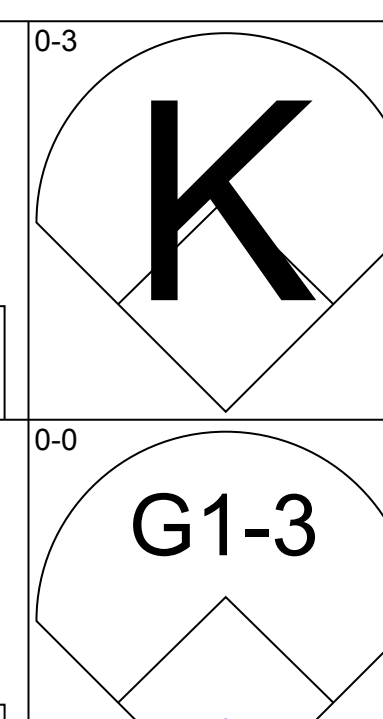
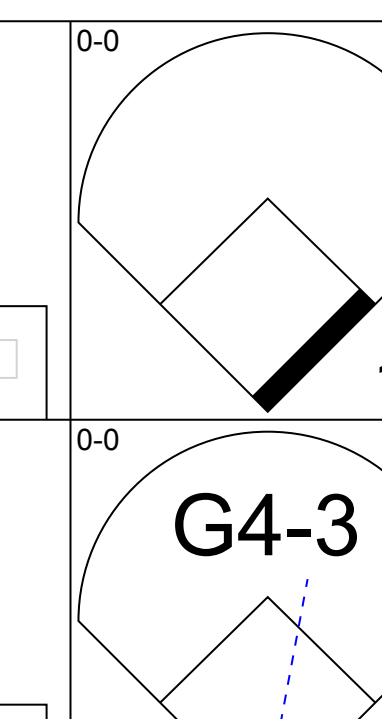
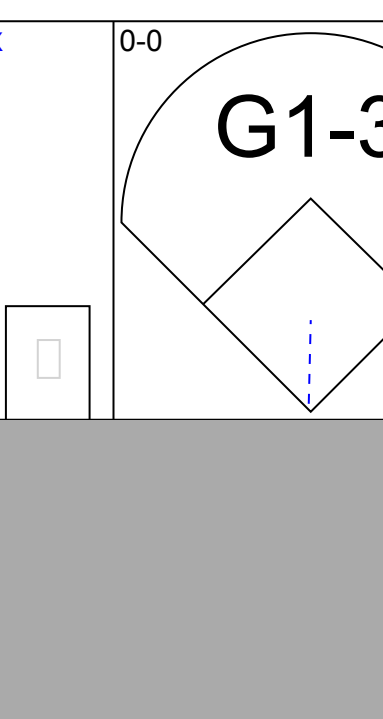
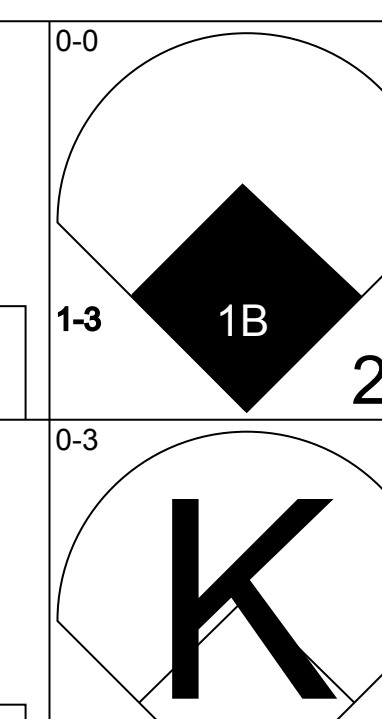
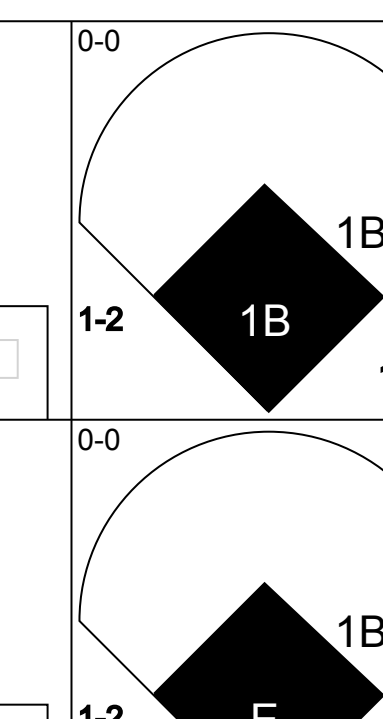
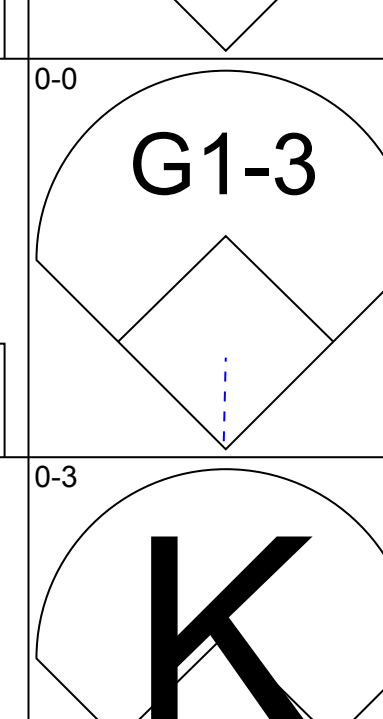
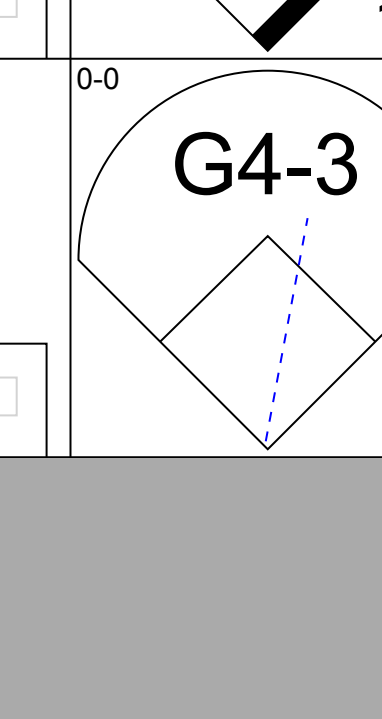
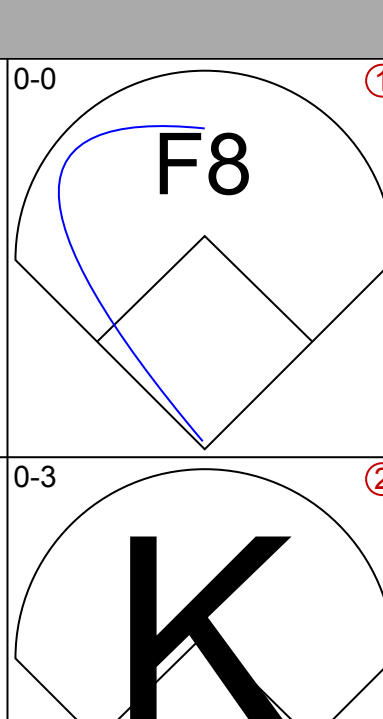
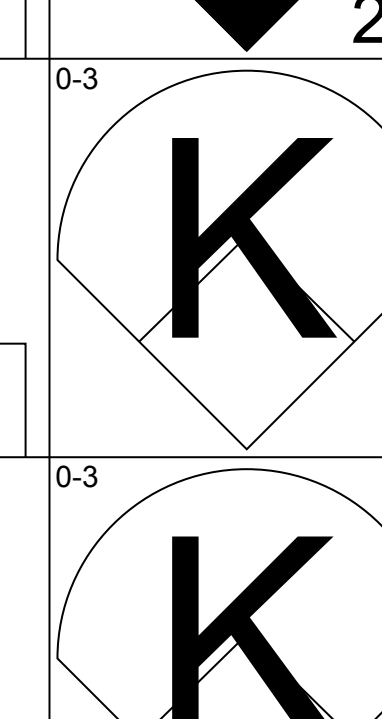
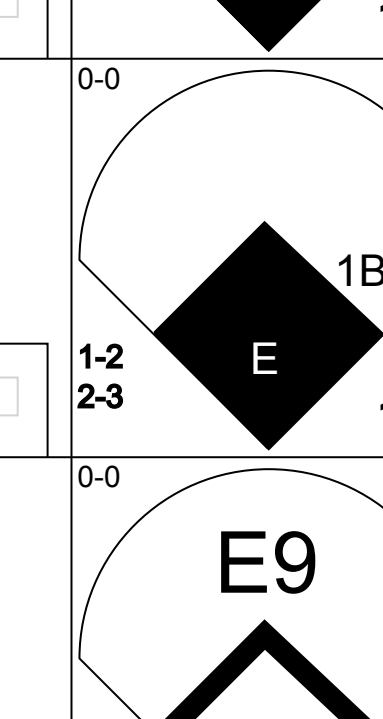
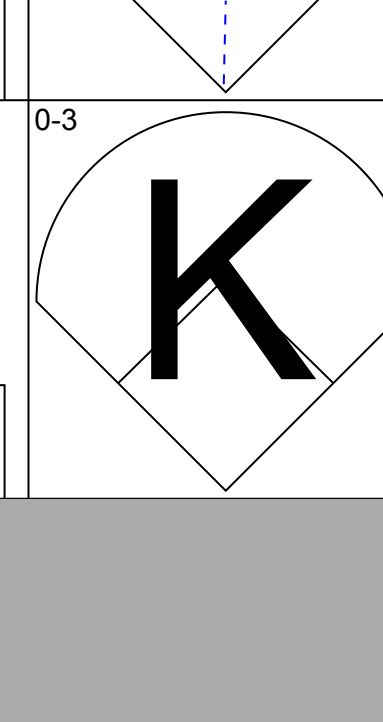
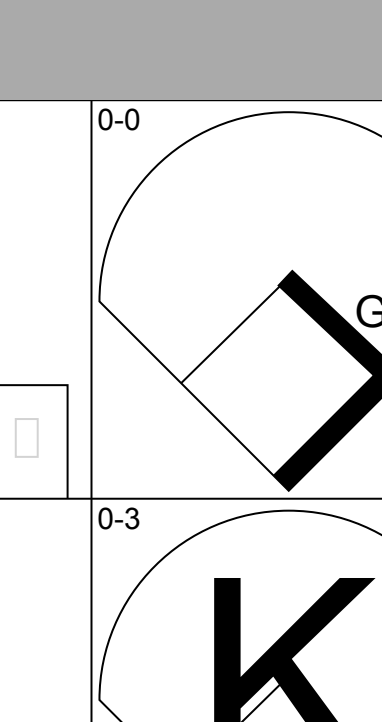
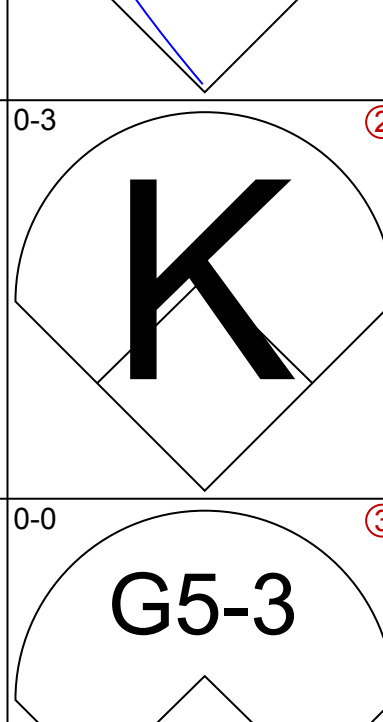
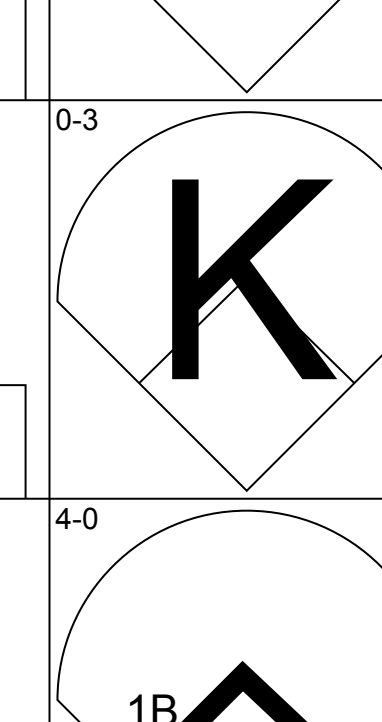
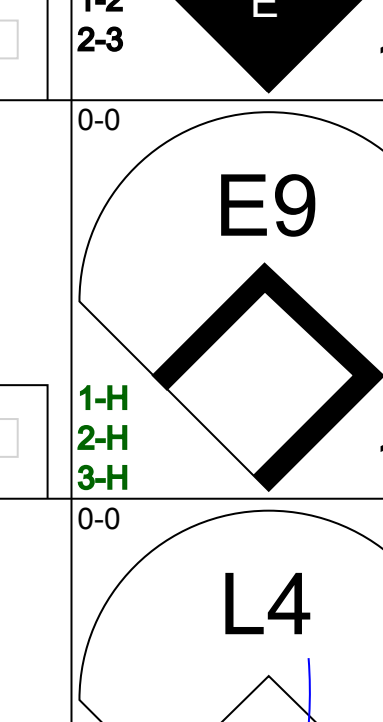
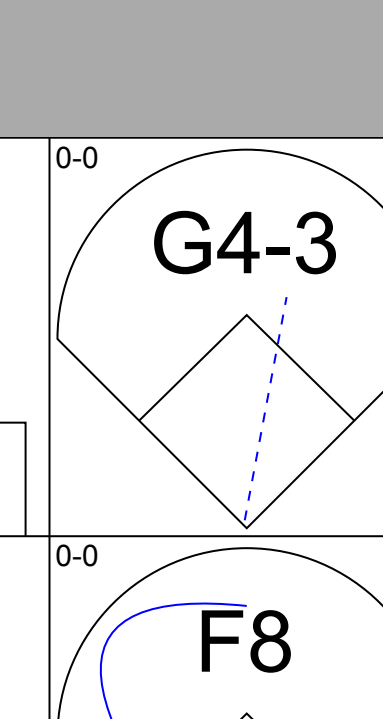
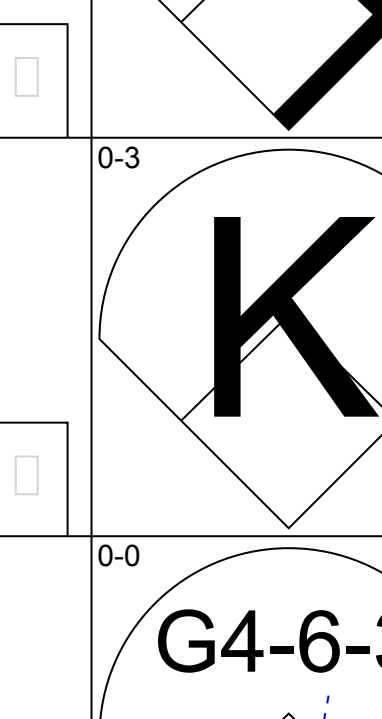
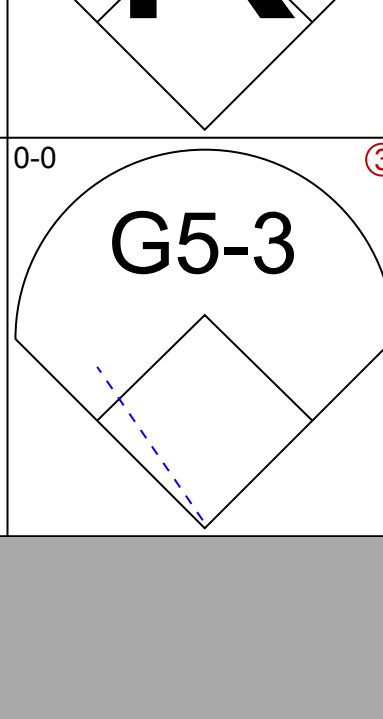
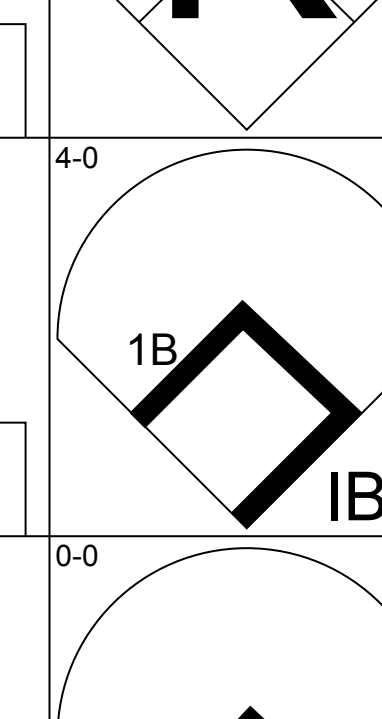
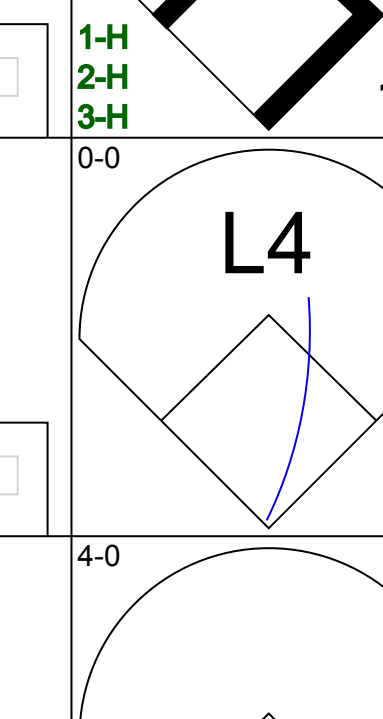
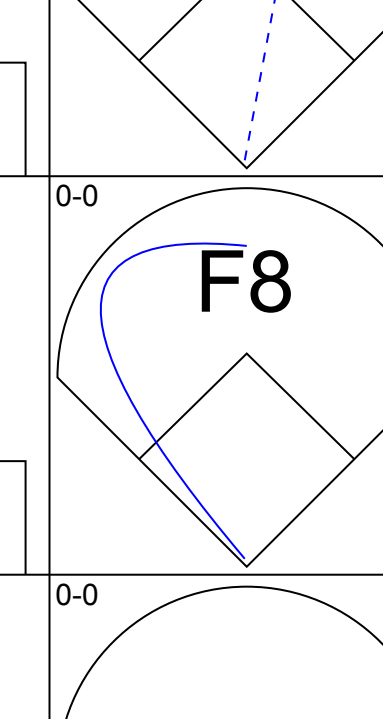
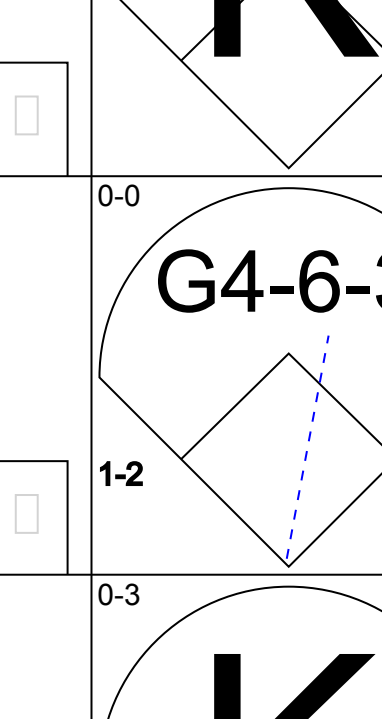
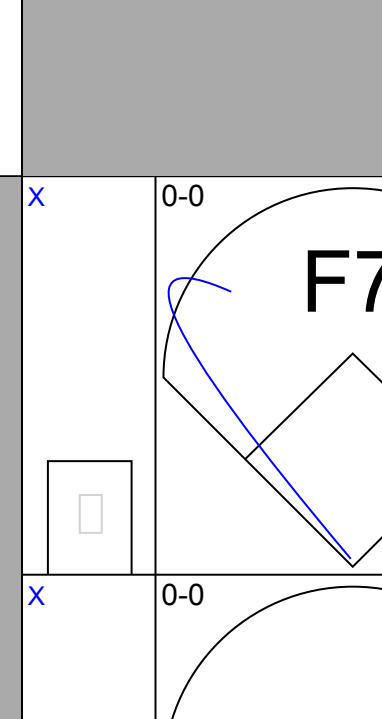
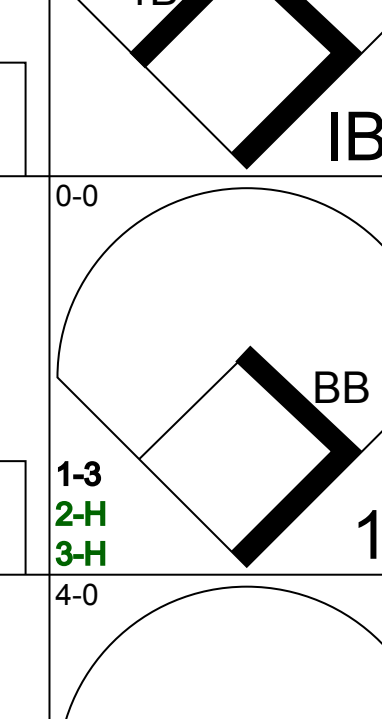
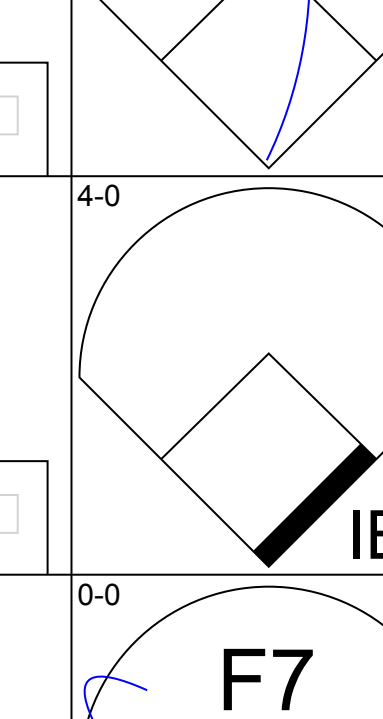
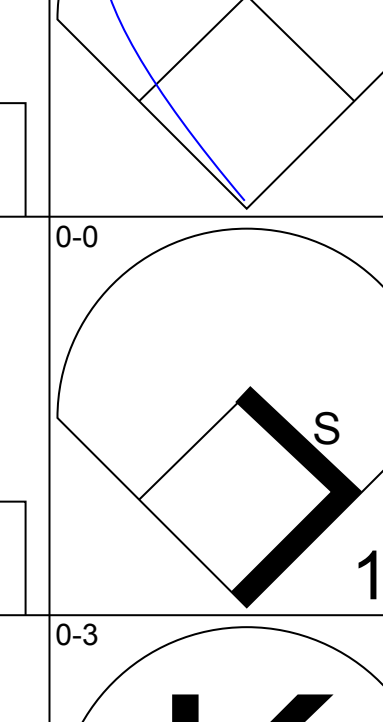
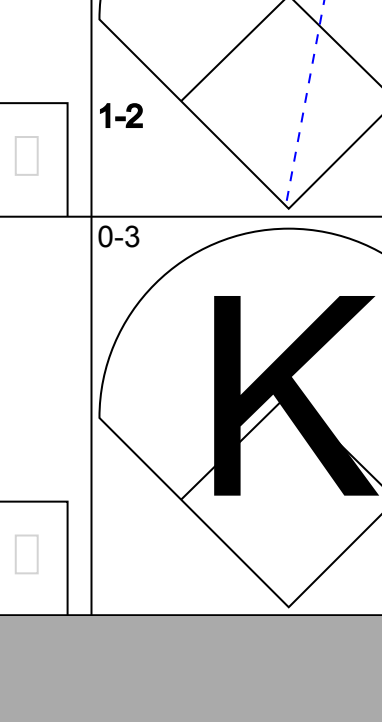
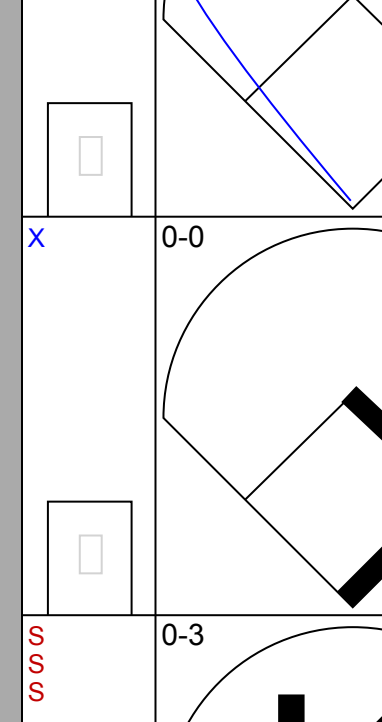
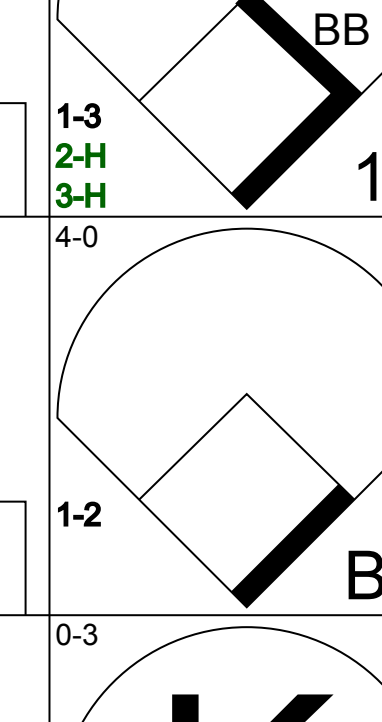
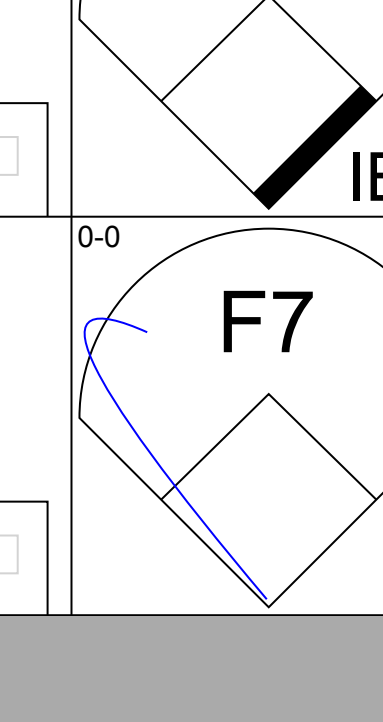
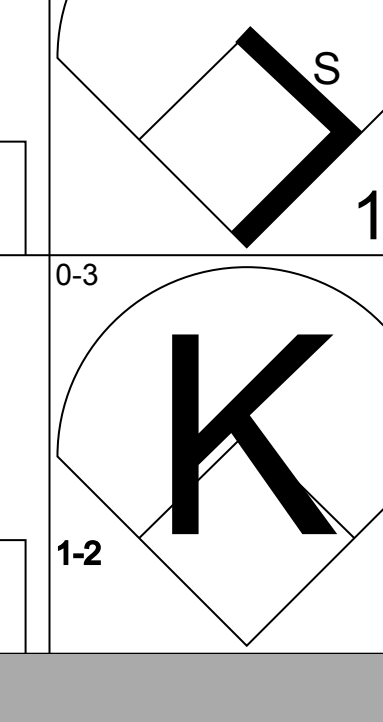
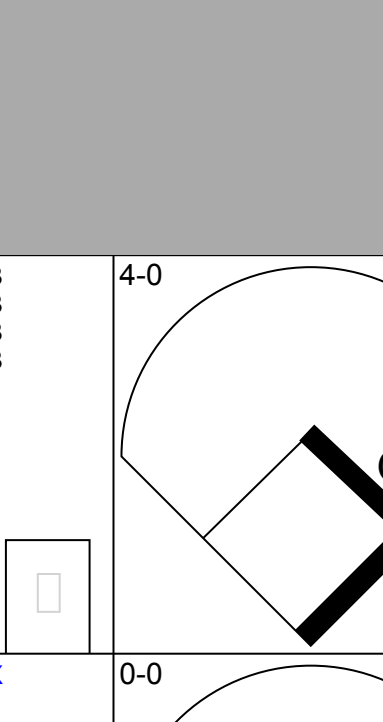
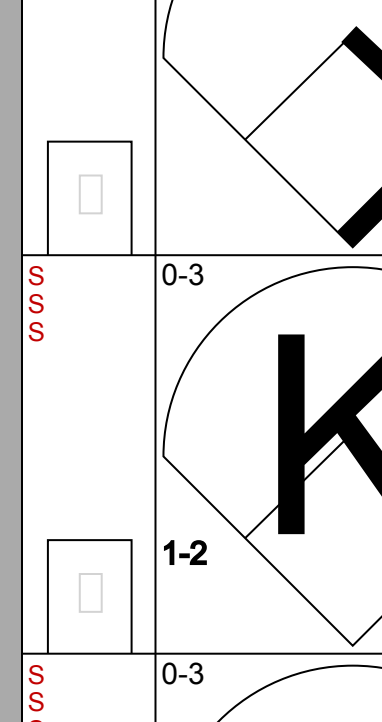
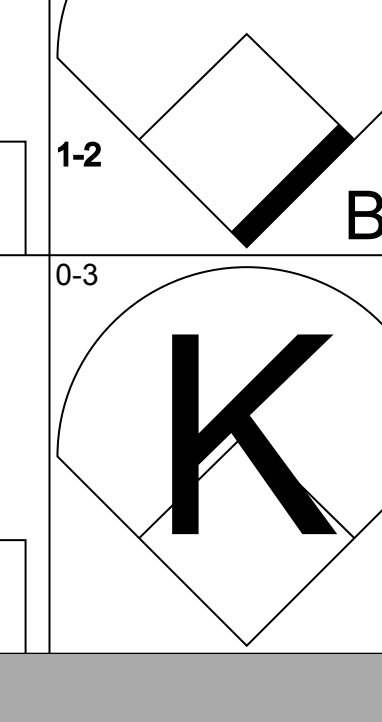
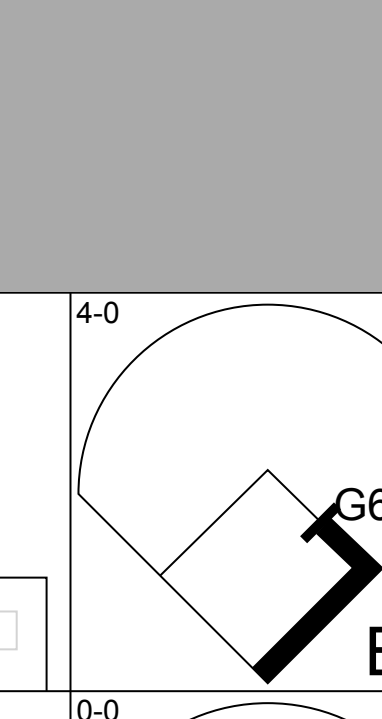
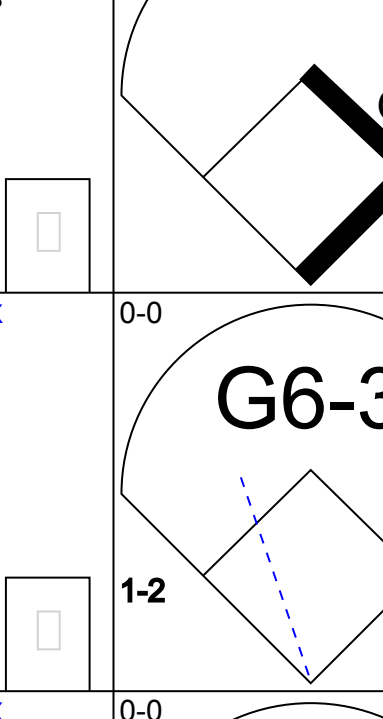
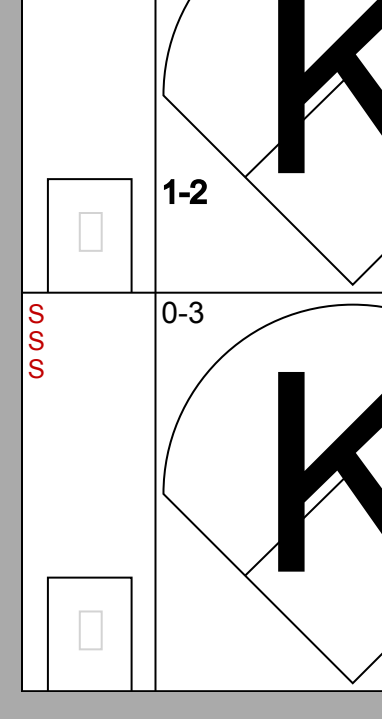
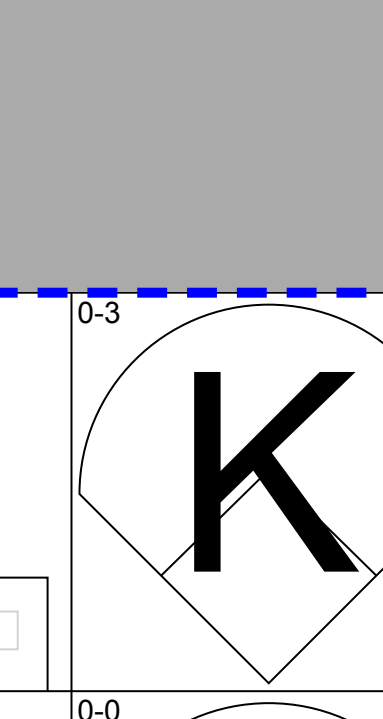
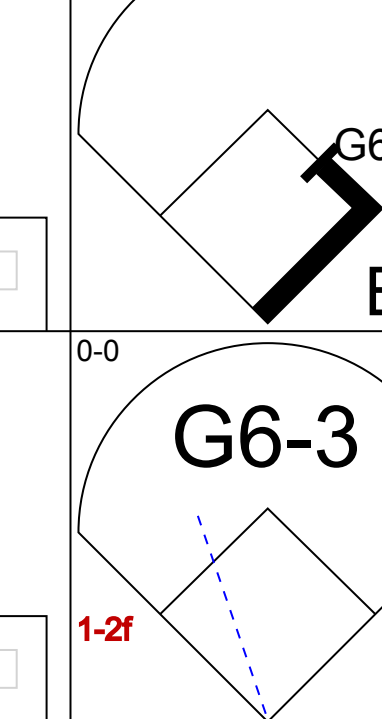
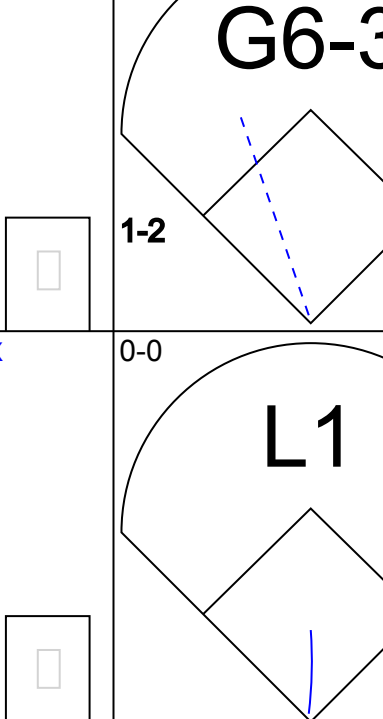
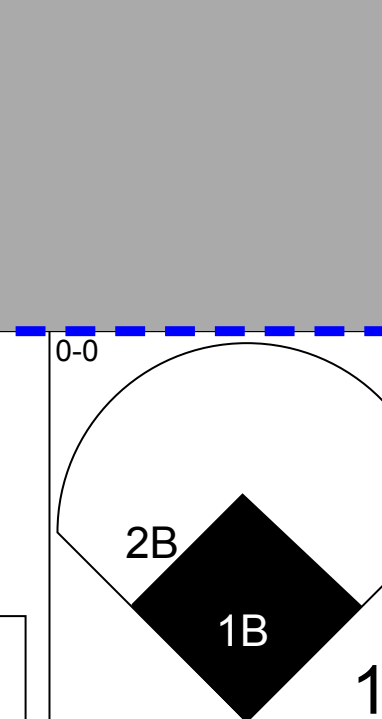
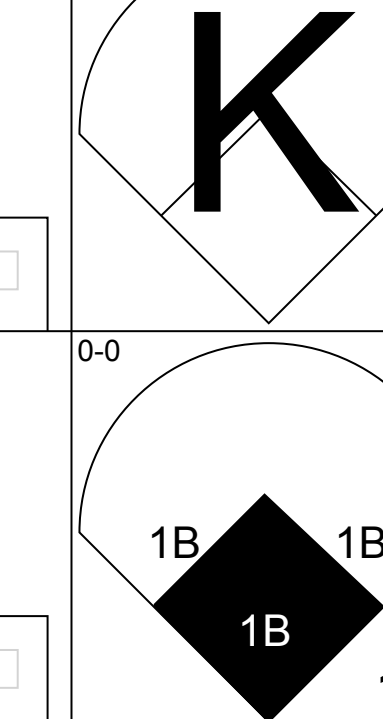
Atlanta Braves @ Toronto Blue Jays
SkyDome, Toronto, ON
Tue Jun 17 1997, 7:05 PM EDT
Att: 31,356 - Unknown - 71 F

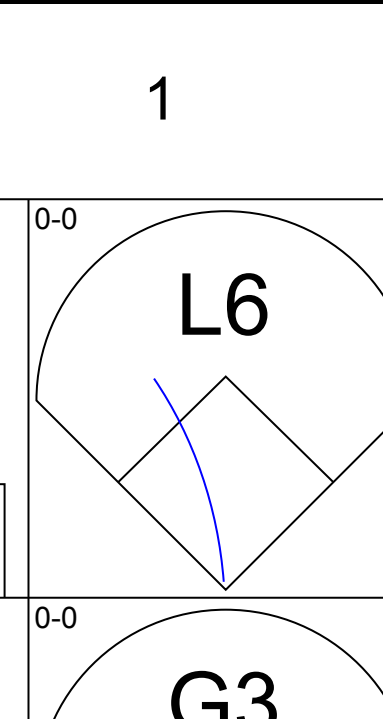
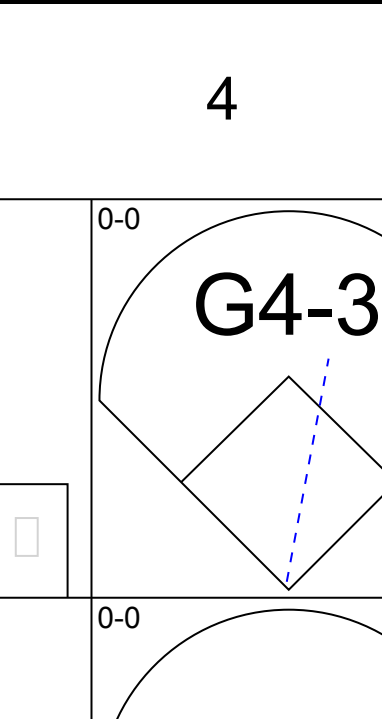
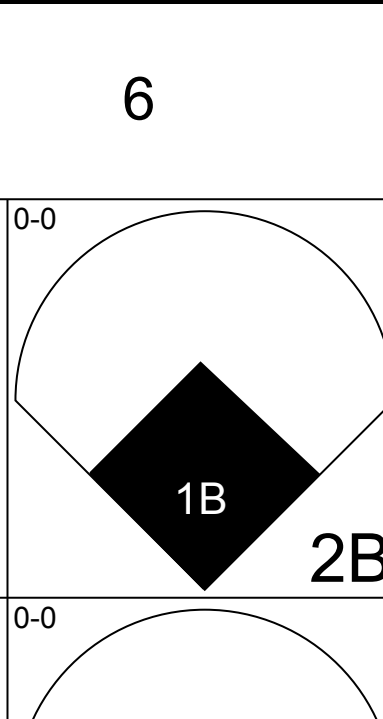
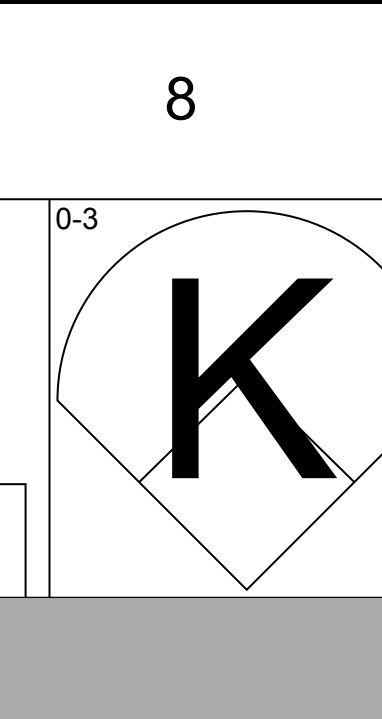
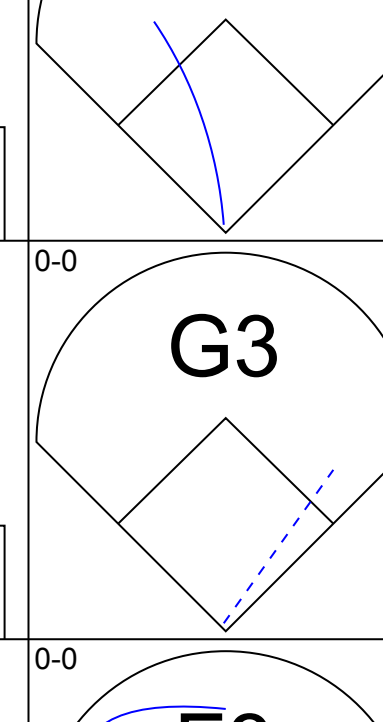
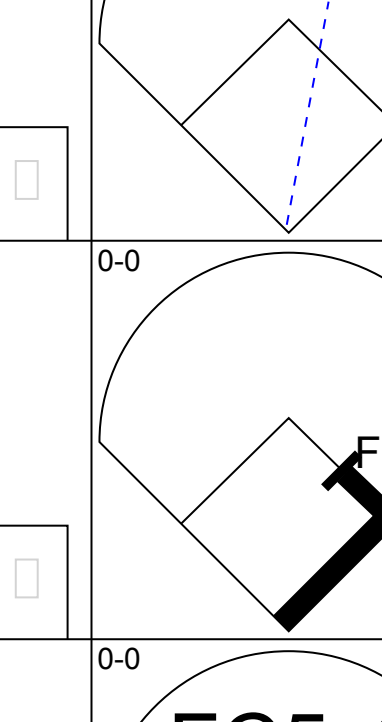
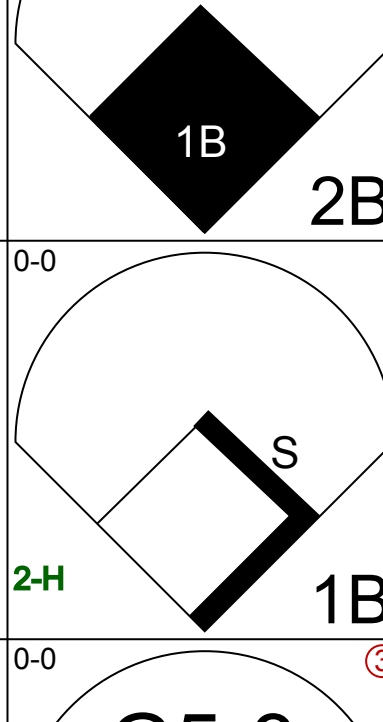
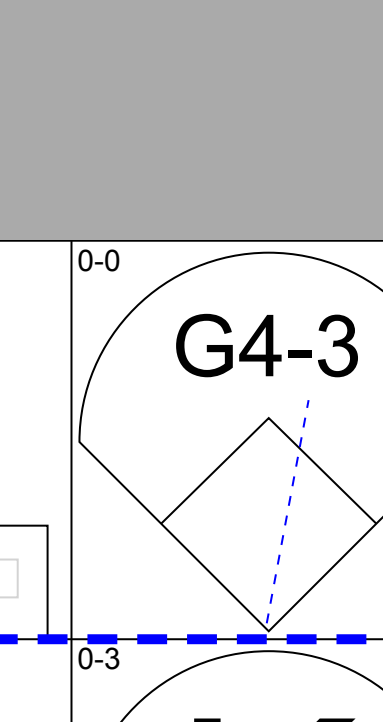
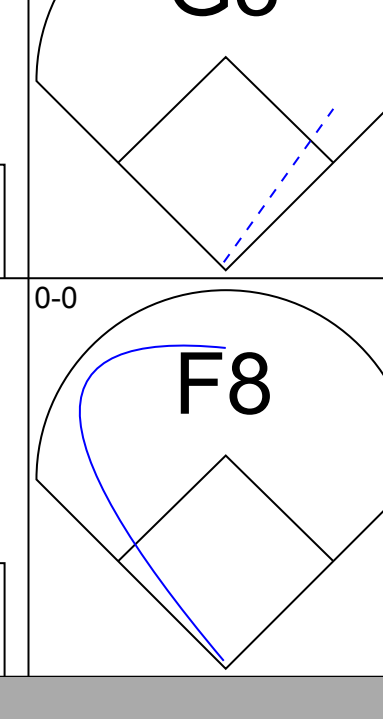
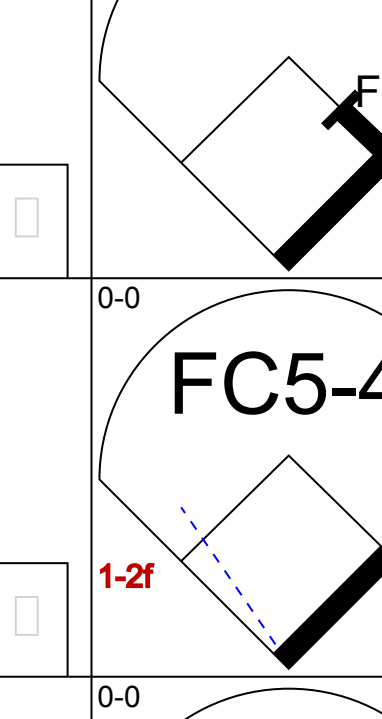
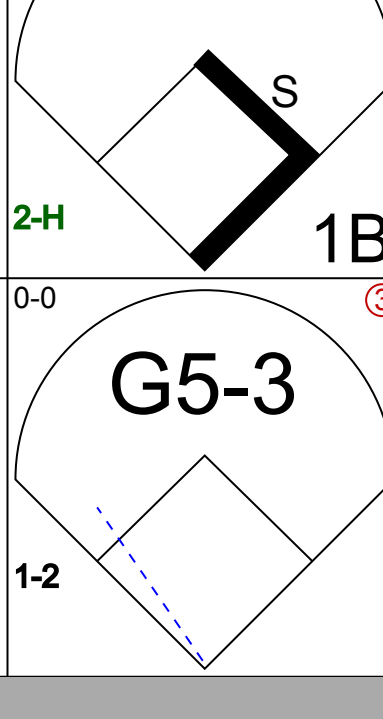
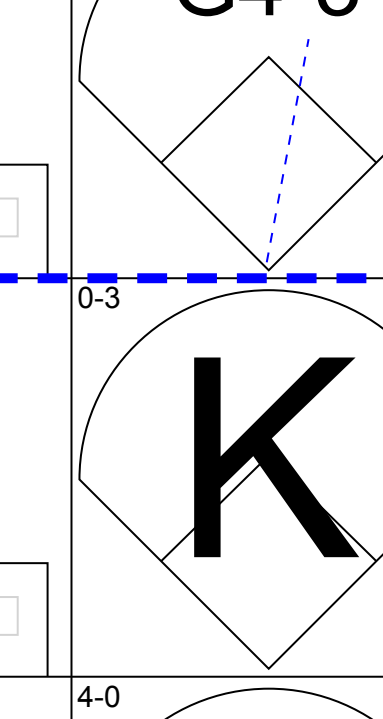
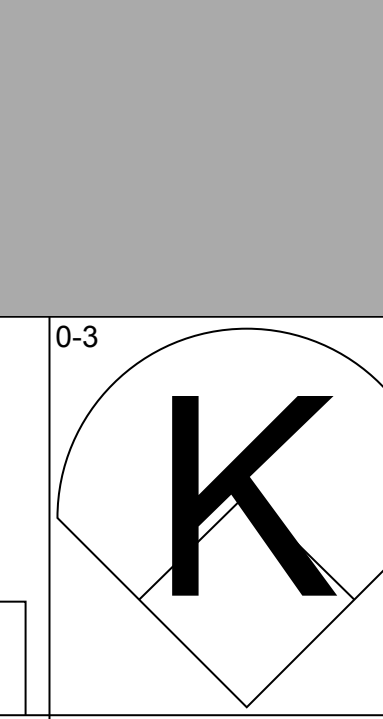
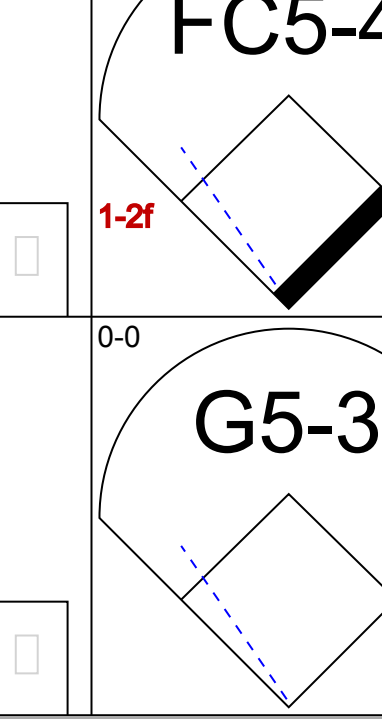
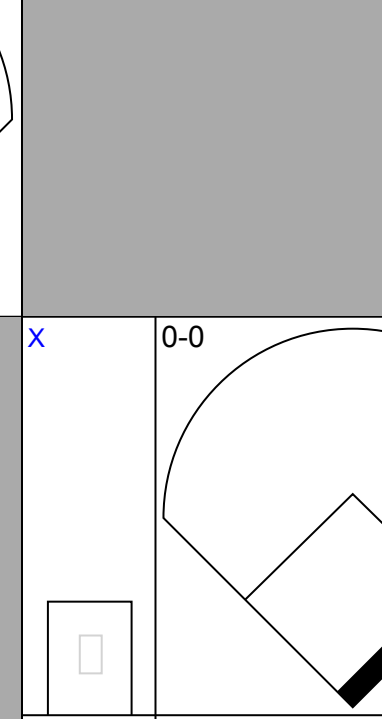
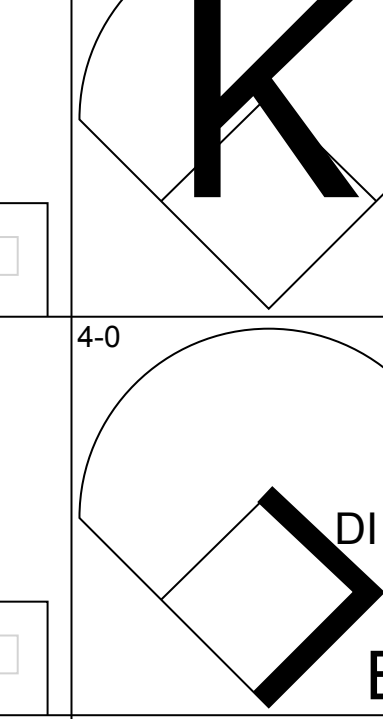
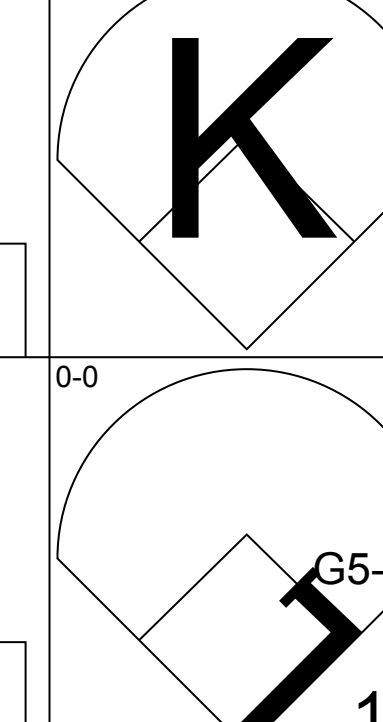
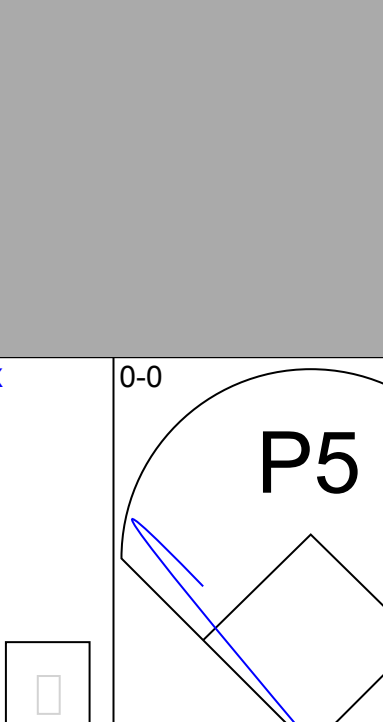
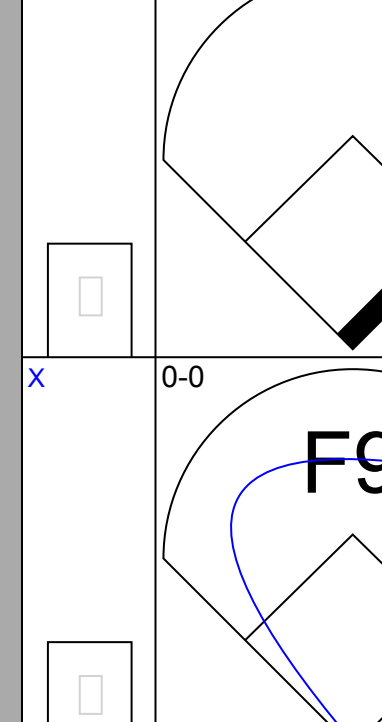
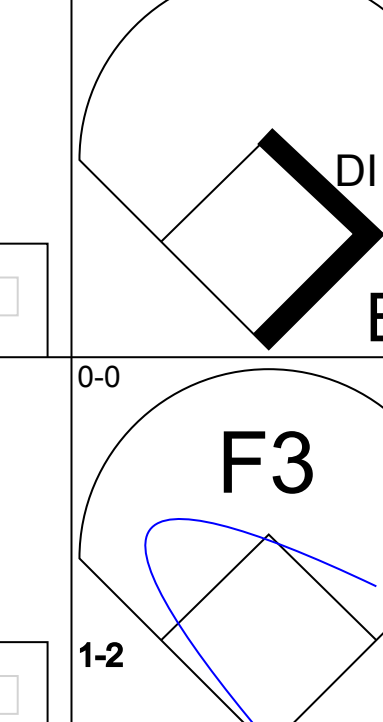
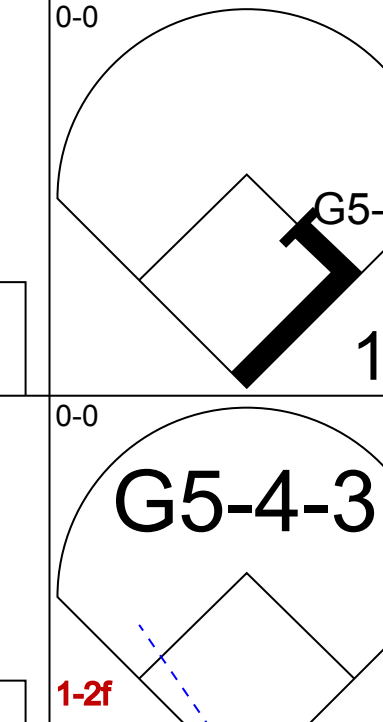
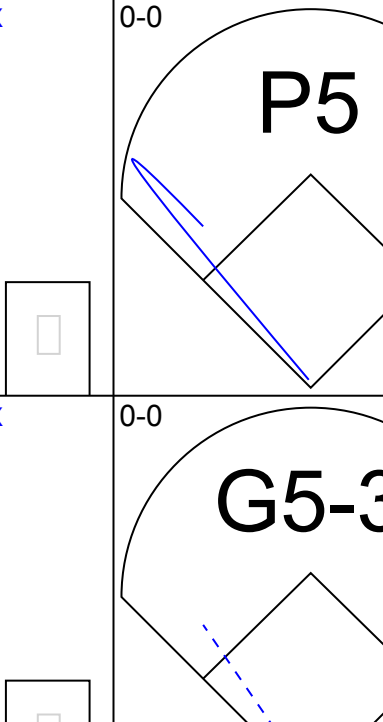
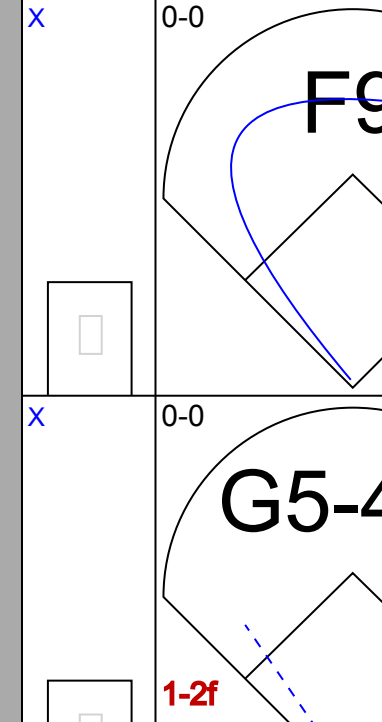
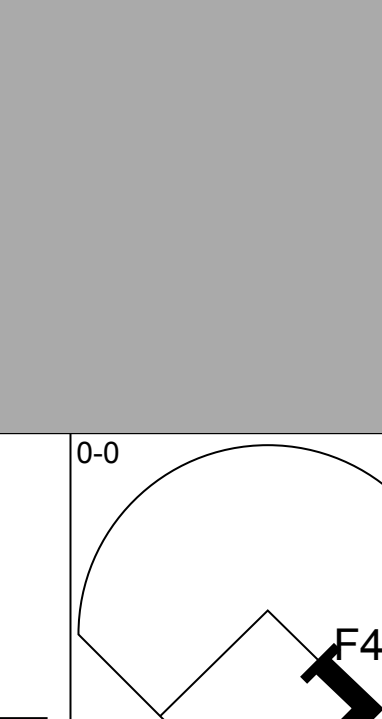
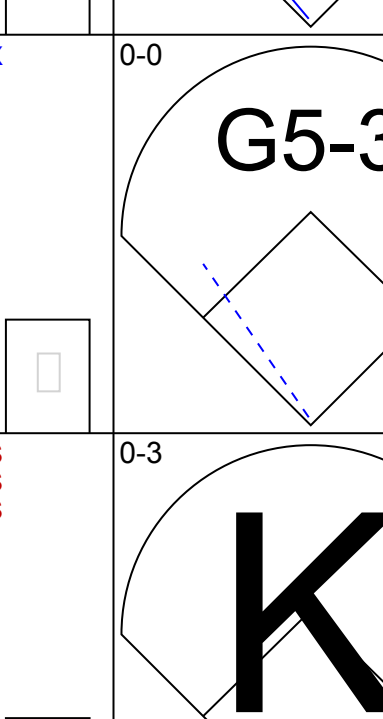
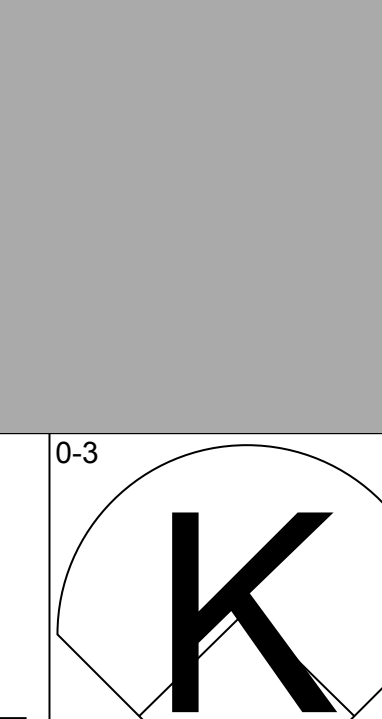
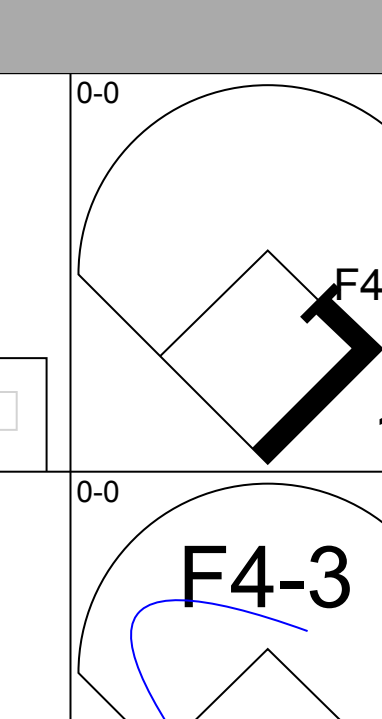
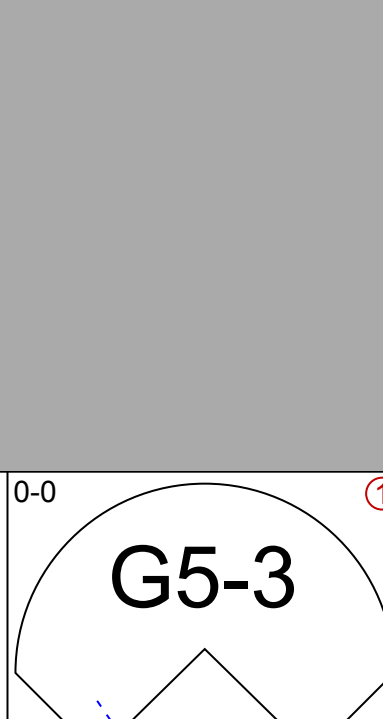
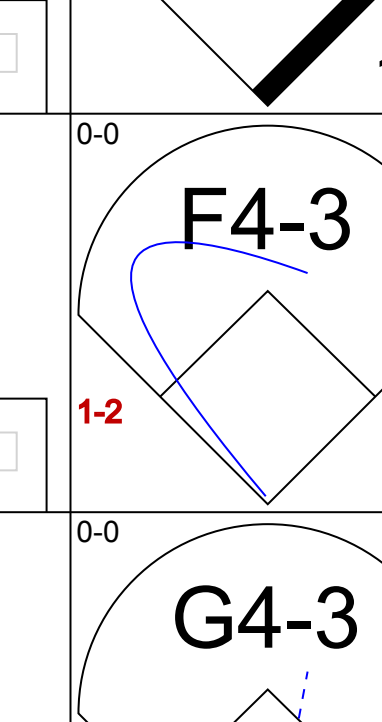
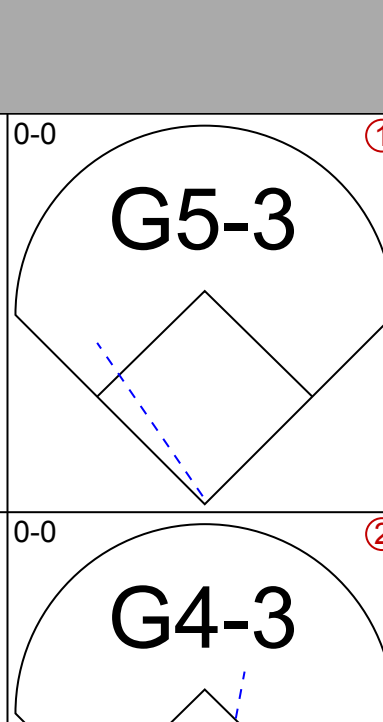
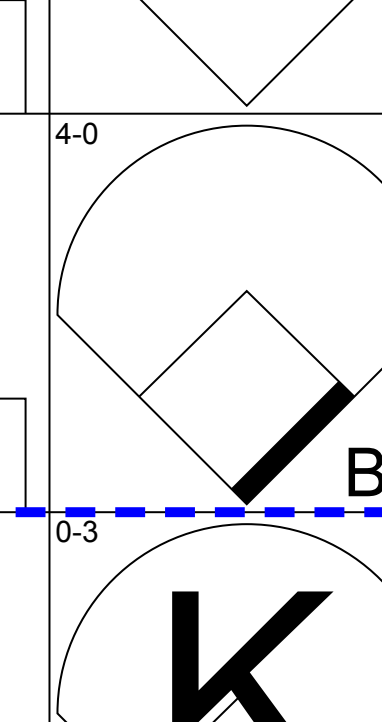
AB 37
R 7
H 12
RBI 7
BB 1
SO 9
LOB 13



Batter	1	2	3	4	5	6	7	8	9	AB	R	H	RBI	BB	SO	LOB	TOP			
Brady Anderson, L (1, 8) OBP: 0.429, SLG: 0.467										4	0	1	0	0	1	2	Baltimore Orioles @ Toronto Blue Jays SkyDome, Toronto, ON Fri Jun 20 1997, 7:05 PM EDT Att: 30,266 - Unknown - 70 F			
Roberto Alomar, S (1, 4) OBP: 0.371, SLG: 0.464										3	0	1	0	0	0	2				
Rafael Palmeiro, L (1, 10) OBP: 0.343, SLG: 0.465										4	0	0	0	0	1	3				
Cal Ripken Jr., R (1, 5) OBP: 0.340, SLG: 0.444										4	0	1	0	0	0	1				
B.J. Surhoff, L (1, 3) OBP: 0.386, SLG: 0.535										4	0	0	0	0	0	1				
Jeffrey Hammonds, R (1, 7) OBP: 0.309, SLG: 0.435										4	0	0	0	0	1	1				
Tony Tarasco, L (1, 9) OBP: 0.324, SLG: 0.411										2	0	0	0	1	1	0				
Lenny Webster, R (1, 2) OBP: 0.344, SLG: 0.380										3	0	2	0	0	0	2				
Mike Bordick, R (1, 6) OBP: 0.257, SLG: 0.274										3	0	1	0	0	0	1				
Inning Stats	R: 0 E: 0 K: 0 S: 4	H: 1 LOB: 1 BB: 0 P: 4	R: 0 E: 0 K: 1 S: 5	H: 0 LOB: 0 BB: 0 P: 5	R: 0 E: 0 K: 0 S: 4	H: 2 LOB: 1 BB: 0 P: 4	R: 0 E: 0 K: 0 S: 3	H: 0 LOB: 0 BB: 0 P: 3	R: 0 E: 0 K: 1 S: 6	H: 1 LOB: 1 BB: 0 P: 6	R: 0 E: 0 K: 0 S: 4	H: 1 LOB: 2 BB: 1 P: 8	R: 0 E: 0 K: 1 S: 5	H: 1 LOB: 1 BB: 0 P: 6	R: 0 E: 0 K: 0 S: 3	H: 0 LOB: 0 BB: 0 P: 3		1B: 6 2B: 0 3B: 0 HR: 0	SF: 0 SAC: 0 DP: 1 HBP: 1	WP: 0 PB: 0 SB: 0 CS: 0
PITCHER Pat Hentgen, R (1, 1) ERA: 2.61	IP: 9.0 WLS: W BF: 33	H: 6 R: 0 ER: 0 SO: 4	BB: 1 IBB: 0 HBP: 1 BLK: 0	WP: 0 HR: 0 S: 39 P: 44	ERA: 0.00 WHIP: 0.778											AB: 31 R: 0 H: 6 RBI: 0 BB: 1 SO: 4 LOB: 13				

Batter	1	2	3	4	5	6	7	8	9	AB	R	H	RBI	BB	SO	LOB	BOTTOM			
Otis Nixon, S (1, 8) OBP: 0.359, SLG: 0.305										2	1	0	0	2	0	4	Baltimore Orioles @ Toronto Blue Jays SkyDome, Toronto, ON Fri Jun 20 1997, 7:05 PM EDT Att: 30,266 - Unknown - 70 F			
Orlando Merced, S (1, 9) OBP: 0.341, SLG: 0.419										5	1	3	1	0	0	2				
Joe Carter, R (1, 7) OBP: 0.287, SLG: 0.383										4	0	1	1	1	0	2				
Ed Sprague, R (1, 10) OBP: 0.331, SLG: 0.498										5	0	1	0	0	1	4				
Carlos Delgado, L (1, 3) OBP: 0.378, SLG: 0.611										2	1	0	0	2	2	2				
Charlie O'Brien, R (1, 2) OBP: 0.356, SLG: 0.471										3	0	1	0	0	1	3				
Alex Gonzalez, R (1, 6) OBP: 0.292, SLG: 0.397										4	0	2	0	0	0	5				
Tilson Brito, R (1, 5) OBP: 0.373, SLG: 0.333										3	0	1	0	1	0	2				
Carlos Garcia, R (1, 4) OBP: 0.238, SLG: 0.270										3	0	1	0	1	1	1				
Inning Stats	R: 1 E: 0 K: 1 S: 6	H: 1 LOB: 1 BB: 1 P: 10	R: 0 E: 0 K: 0 S: 3	H: 1 LOB: 2 BB: 2 P: 11	R: 1 E: 0 K: 2 S: 9	H: 2 LOB: 2 BB: 0 P: 10	R: 0 E: 0 K: 1 S: 5	H: 1 LOB: 0 BB: 0 P: 5	R: 0 E: 0 K: 1 S: 7	H: 2 LOB: 3 BB: 1 P: 11	R: 0 E: 0 K: 0 S: 3	H: 0 LOB: 1 BB: 1 P: 7	R: 1 E: 1 K: 0 S: 5	H: 2 LOB: 2 BB: 1 P: 9	R: 0 E: 0 K: 0 S: 4	H: 1 LOB: 2 BB: 1 P: 8		1B: 7 2B: 3 3B: 1 HR: 0	SF: 0 SAC: 1 DP: 2 HBP: 1	WP: 0 PB: 0 SB: 1 CS: 0
PITCHER 35 Mike Mussina, R (1, 1) ERA: 3.5 Terry Mathews, R (7, 1) ERA: 4.15 Alan Mills, R (8, 1) ERA: 2.84	IP: 6.2 WLS: L BF: 33	H: 8 R: 3 ER: 2 SO: 5	BB: 5 IBB: 1 HBP: 1 BLK: 0	WP: 0 HR: 0 S: 36 P: 61	ERA: 2.70 WHIP: 1.950											AB: 31 R: 3 H: 10 RBI: 2 BB: 7 SO: 5 LOB: 25				

Batter	1	2	3	4	5	6	7	8	9	AB	R	H	RBI	BB	SO	LOB	TOP					
Brady Anderson, L (1, 10) OBP: 0.431, SLG: 0.474										5	2	3	0	0	1	1	Baltimore Orioles @ Toronto Blue Jays SkyDome, Toronto, ON Sat Jun 21 1997, 3:33 AM EDT Att: 40,139 - Cloudy - 83 F					
Roberto Alomar, S (1, 4) OBP: 0.397, SLG: 0.458										5	1	1	0	0	1	3						
Rafael Palmeiro, L (1, 3) OBP: 0.344, SLG: 0.464										5	0	2	2	0	3	2						
Cal Ripken Jr., R (1, 5) OBP: 0.338, SLG: 0.438										4	0	0	0	1	1	2						
B.J. Surhoff, L (1, 7) OBP: 0.386, SLG: 0.529										4	0	1	2	1	0	1						
Jeffrey Hammonds, R (1, 8) OBP: 0.317, SLG: 0.436										4	0	2	0	1	1	3						
Tony Tarasco, L (1, 9) OBP: 0.321, SLG: 0.398										3	0	0	0	1	3	5						
Lenny Webster, R (1, 2) OBP: 0.340, SLG: 0.366										3	0	0	0	1	2	2						
Mike Bordick, R (1, 6) OBP: 0.261, SLG: 0.278										4	2	2	0	0	0	2						
Inning Stats	R: 0 E: 0 K: 2 S: 7	H: 0 LOB: 0 BB: 0 P: 7	R: 0 E: 0 K: 1 S: 6	H: 1 LOB: 1 BB: 0 P: 6	R: 0 E: 0 K: 0 S: 3	H: 1 LOB: 1 BB: 1 P: 7	R: 0 E: 0 K: 2 S: 8	H: 1 LOB: 1 BB: 0 P: 8	R: 0 E: 0 K: 0 S: 3	H: 0 LOB: 0 BB: 1 P: 7	R: 0 E: 0 K: 1 S: 5	H: 0 LOB: 0 BB: 0 P: 5	R: 0 E: 0 K: 2 S: 8	H: 1 LOB: 1 BB: 0 P: 8	R: 2 E: 0 K: 3 S: 12	H: 3 LOB: 3 BB: 2 P: 20		R: 3 E: 1 K: 1 S: 9	H: 4 LOB: 2 BB: 1 P: 13	1B: 10 2B: 1 3B: 0 HR: 0	SF: 0 SAC: 0 DP: 1 HBP: 0	WP: 0 PB: 0 SB: 2 CS: 0
PITCHER	IP	WLS	BF	H	R	ER	SO	BB	IBB	HBP	BLK	WP	HR	S	P	ERA	WHIP					
Roger Clemens, R (1, 1) ERA: 1.9	7.0		26	4	0	0	8	2	0	0	0	0	0	40	48	0.00	0.857					
Dan Plesac, L (8, 1) ERA: 5.23	1.0	L	8	3	2	2	3	1	1	0	0	0	0	12	20	18.00	4.000					
Mike Timlin, R (9, 1) ERA: 3.14	1.0		8	4	3	2	1	0	1	0	0	0	0	9	13	18.00	4.000					

Batter	1	2	3	4	5	6	7	8	9	AB	R	H	RBI	BB	SO	LOB	BOTTOM				
Otis Nixon, S (1, 8) OBP: 0.358, SLG: 0.308										4	1	1	0	0	1	1	Baltimore Orioles @ Toronto Blue Jays SkyDome, Toronto, ON Sat Jun 21 1997, 3:33 AM EDT Att: 40,139 - Cloudy - 83 F				
Orlando Merced, S (1, 9) OBP: 0.343, SLG: 0.421										4	0	2	1	0	0	0					
Joe Carter, R (1, 7) OBP: 0.283, SLG: 0.377										4	0	0	0	0	1	2					
Ed Sprague, R (1, 10) OBP: 0.333, SLG: 0.496										3	0	1	0	1	1	1					
Carlos Delgado, L (1, 3) OBP: 0.376, SLG: 0.603										4	0	1	0	0	0	2					
Benito Santiago, R (1, 2) OBP: 0.235, SLG: 0.295										3	0	0	0	0	0	2					
Alex Gonzalez, R (1, 6) OBP: 0.293, SLG: 0.397										3	0	1	0	0	2	0					
Tilson Brito, R (1, 5) OBP: 0.371, SLG: 0.323										2	0	0	0	1	0	1					
Carlos Garcia, R (1, 4) OBP: 0.236, SLG: 0.267										2	0	0	0	0	0	0					
Shawn Green, L (8, PH) OBP: 0.331, SLG: 0.463										0	0	0	0	0	0	0					
Robert Perez, R (8, PH) OBP: 0.208, SLG: 0.396										1	0	0	0	0	1	1					
Tomas Perez, S (9, 4)										0	0	0	0	0	0	0					
Inning Stats	R: 0 E: 0 K: 0 S: 3	H: 0 LOB: 0 BB: 0 P: 3	R: 0 E: 0 K: 1 S: 5	H: 1 LOB: 0 BB: 0 P: 5	R: 0 E: 0 K: 0 S: 3	H: 1 LOB: 0 BB: 0 P: 3	R: 0 E: 0 K: 0 S: 4	H: 1 LOB: 1 BB: 0 P: 4	R: 0 E: 0 K: 0 S: 5	H: 2 LOB: 1 BB: 0 P: 5	R: 0 E: 0 K: 0 S: 3	H: 1 LOB: 0 BB: 0 P: 3	R: 0 E: 0 K: 3 S: 9	H: 0 LOB: 1 BB: 1 P: 13	R: 0 E: 0 K: 1 S: 5	H: 0 LOB: 1 BB: 1 P: 9	1B: 5 2B: 2 3B: 0 HR: 0	SF: 0 SAC: 0 DP: 3 HBP: 0	WP: 0 PB: 0 SB: 1 CS: 0	PA: 32	
PITCHER	IP	WLS	BF	H	R	ER	SO	BB	IBB	HBP	BLK	WP	HR	S	P	ERA	WHIP				
Scott Erickson, R (1, 1) ERA: 3.34	7.1		26	6	1	1	3	1	0	0	0	0	0	31	35	1.23	0.955				
Jesse Orsoco, L (8, 1) ERA: 0.96	1.0		3	0	0	0	2	0	0	0	0	0	0	7	7	0.00	0.000				
Armando Benitez, R (9, 1) ERA: 3.45	0.2		3	0	0	0	1	1	0	0	0	0	0	4	8	0.00	1.500				

Batter	1	2	3	4	5	6	7	8	9	AB	R	H	RBI	BB	SO	LOB	TOP										
Brady Anderson, L (1, 10) OBP: 0.440, SLG: 0.480	0-1 G1-6-3 BB 2B 1B	1-0 1B			0-2 G5-3 2B 1B	4-2 BB		4-2 CS BB		3	2	3	0	2	0	0	Baltimore Orioles @ Toronto Blue Jays SkyDome, Toronto, ON Sun Jun 22 1997, 3:33 AM EDT Att: 35,106 - Sunny - 75 F										
Roberto Alomar, S (1, 4) OBP: 0.388, SLG: 0.455	4-0 G1-6-3 BB 1-2	1-1 1B			3-2 F7	0-1 G1-3		1-3 BB 1-2		4	0	1	0	1	1	4											
Rafael Palmeiro, L (1, 3) OBP: 0.339, SLG: 0.456	0-0 G1-6-3 1-2 2-3	1-3 K			0-0 G5-3 1-2			1-3 K		5	0	0	0	0	2	5											
Cal Ripken Jr., R (1, 5) OBP: 0.339, SLG: 0.444	0-1 1B 3-H 2B			2-3 K	0-0 2B 2-H			0-2 K		5	1	2	2	0	2	0											
B.J. Surhoff, L (1, 7) OBP: 0.395, SLG: 0.531	2-2 2B 2-H 1B			2-2 F7	4-0 IBB			1-2 HR 1B		3	1	2	1	2	0	0											
Jeffrey Hammonds, R (1, 8) OBP: 0.319, SLG: 0.458	1-3 2B			0-3 K	3-2 F8			0-2 HR		5	1	2	2	0	1	3											
Tony Tarasco, L (1, 9) OBP: 0.319, SLG: 0.386	2-3 K			0-3 K				4-2 BB		3	0	0	0	1	2	2											
Lenny Webster, R (1, 2) OBP: 0.327, SLG: 0.349		1-2 P4		3-3 K	1-0 P3 1-3			2-2 F8		4	0	0	0	0	1	2											
Mike Bordick, R (1, 6) OBP: 0.257, SLG: 0.273	0-1 G4-3			1-1 F8	2-2 FC5-2-6-1 3-H			0-0 G6-3		4	0	0	0	0	0	1											
Inning Stats	R: 2 E: 0 K: 1 S: 15	H: 4 LOB: 2 BB: 1 P: 25	R: 0 E: 0 K: 1 S: 11	H: 2 LOB: 2 BB: 0 P: 15	R: 0 E: 0 K: 2 S: 12	H: 0 LOB: 0 BB: 0 P: 16	R: 0 E: 0 K: 2 S: 8	H: 0 LOB: 0 BB: 0 P: 12	R: 1 E: 2 K: 0 S: 10	H: 2 LOB: 2 BB: 1 P: 21	R: 2 E: 0 K: 2 S: 18	H: 2 LOB: 1 BB: 1 P: 26	R: 0 E: 0 K: 1 S: 6	H: 0 LOB: 0 BB: 1 P: 11	R: 0 E: 0 K: 0 S: 8	H: 0 LOB: 1 BB: 1 P: 13		1B: 6 2B: 3 3B: 0 HR: 1	SF: 0 SAC: 0 DP: 1 HBP: 0	WP: 0 PB: 0 SB: 0 CS: 1	PA: 42						
PITCHER	IP	WLS	BF	H	R	ER	SO	BB	IBB	HBP	BLK	WP	HR	S	P	ERA	WHIP										
Robert Person, R (1, 1) ERA: 4.94	5.2	L	28	8	3	3	6	2	1	0	0	0	0	65	104	4.76	1.765										
Paul Spoljaric, L (6, 1) ERA: 3.71	2.1		10	2	2	2	3	2	0	0	0	0	1	26	39	7.71	1.714										
Paul Quantrill, R (9, 1) ERA: 1.53	1.0	S	4	0	0	0	0	1	0	0	0	0	0	8	13	0.00	1.000										

Batter	1	2	3	4	5	6	7	8	9	AB	R	H	RBI	BB	SO	LOB	BOTTOM										
Otis Nixon, S (1, 8) OBP: 0.355, SLG: 0.306	2-1 G4-3 SF4 1B		2-2 G4-3 1-2		3-2 G6-3		1-3 K		0-2 G5-3	5	1	1	0	0	1	1	Baltimore Orioles @ Toronto Blue Jays SkyDome, Toronto, ON Sun Jun 22 1997, 3:33 AM EDT Att: 35,106 - Sunny - 75 F										
Orlando Merced, S (1, 9) OBP: 0.345, SLG: 0.430	3-1 G4-3 1-3		0-0 1B 3B		0-0 1B S		1-2 F7			4	1	2	0	0	0	1											
Joe Carter, R (1, 7) OBP: 0.289, SLG: 0.385	1-1 SF4 3-H		1-1 1B 3-H		4-2 1B 1-2 BB		3-2 S 2B			2	0	2	2	1	0	0											
Ed Sprague, R (1, 10) OBP: 0.332, SLG: 0.492	1-1 P2		1-0 F9		1-2 1B 2-3		1-3 K		2-3 K	4	0	1	0	0	1	2											
Carlos Delgado, L (1, 3) OBP: 0.373, SLG: 0.594		1-1 G4-3		4-2 BB	1-1 G4-3		1-0 F9			3	0	0	0	1	0	4											
Charlie O'Brien, R (1, 2) OBP: 0.381, SLG: 0.466		2-1 G4-3 WP 1B		1-3 K		1-1 P2		4-2 BB		3	0	1	0	1	1	1											
Alex Gonzalez, R (1, 6) OBP: 0.288, SLG: 0.390		2-1 G4-3 1-3		2-3 K		2-2 G5-3		1-3 K		4	0	0	0	0	2	4											
Tilson Brito, R (1, 5) OBP: 0.356, SLG: 0.308		2-2 L7		1-3 K		3-3 K		3-2 P3		3	0	0	0	0	2	2											
Juan Samuel, R (9, PH) OBP: 0.294, SLG: 0.283									1-3 K	1	0	0	0	0	0	0											
Carlos Garcia, R (1, 4) OBP: 0.237, SLG: 0.268			1-0 G4-3 1B		1-2 G5-3		1-3 K		1-3 K	3	0	1	0	0	1	0											
Benito Santiago, R (9, PH) OBP: 0.233, SLG: 0.293										1	0	0	0	0	1	0											
Inning Stats	R: 1 E: 0 K: 0 S: 8	H: 1 LOB: 0 BB: 0 P: 15	R: 0 E: 0 K: 0 S: 9	H: 1 LOB: 0 BB: 0 P: 16	R: 1 E: 0 K: 0 S: 8	H: 3 LOB: 1 BB: 0 P: 13	R: 0 E: 0 K: 3 S: 14	H: 0 LOB: 1 BB: 1 P: 22	R: 0 E: 0 K: 1 S: 8	H: 0 LOB: 0 BB: 0 P: 14	R: 0 E: 0 K: 2 S: 13	H: 0 LOB: 0 BB: 0 P: 16	R: 0 E: 0 K: 2 S: 12	H: 1 LOB: 2 BB: 1 P: 22	R: 0 E: 0 K: 1 S: 11	H: 0 LOB: 0 BB: 0 P: 15	1B: 6 2B: 1 3B: 1 HR: 0	SF: 1 SAC: 0 DP: 1 HBP: 0	WP: 1 PB: 0 SB: 3 CS: 0	PA: 37							
PITCHER	IP	WLS	BF	H	R	ER	SO	BB	IBB	HBP	BLK	WP	HR	S	P	ERA	WHIP										
Scott Kamieniecki, R (1, 1) ERA: 3.87	6.0	W	26	7	2	2	4	2	0	0	0	0	0	63	106	3.00	1.500										
Arthur Rhodes, L (7, 1) ERA: 2.84	1.0		3	0	0	0	2	0	0	0	0	0	0	13	16	0.00	0.000										
Armando Benitez, R (8, 1) ERA: 0.34	1.0	S	5	1	0	0	2	1	0	0	0	0	0	12	22	0.00	2.000										
Randy Myers, L (9, 1) ERA: 1.44	1.0	S	3	0	0	0	1	0	0	0	0	0	0	11	15	0.00	0.000										



Batter	1	2	3	4	5	6	7	8	9	AB	R	H	RBI	BB	SO	LOB	TOP										
Nomar Garciaparra, R OBP: 0.327, SLG: 0.470 (1, 6)	G4-3		G5-3		K		G1-3	F9		5	0	0	0	0	1	3	Boston Red Sox @ Toronto Blue Jays SkyDome, Toronto, ON Mon Jun 23 1997, 7:05 PM EDT Att: 30,380 - Unknown - 78 F										
Darren Bragg, L OBP: 0.345, SLG: 0.427 (1, 8) (9, 9)	F8		K		HBP		HR	E5		4	1	1	1	0	1	1											
Wil Cordero, R OBP: 0.324, SLG: 0.456 (1, 7)	P4			K		HR	HR	G6-3		5	1	2	3	0	1	1											
18 Reggie Jefferson, S OBP: 0.358, SLG: 0.531 (1, 10)		F9		L8	L9		G3		K	5	0	0	0	0	1	2											
Mike Stanley, R OBP: 0.386, SLG: 0.476 (1, 3)	G6-3					G5-3	HR	G6-3		5	1	2	1	0	0	0											
Tim Lincecum, R OBP: 0.375, SLG: 0.467 (1, 5)				F9		HR	HR	G3		5	1	3	1	0	0	1											
Troy O'Leary, L OBP: 0.354, SLG: 0.448 Jesus Tavaréz, S (9, 8)	F7				2B		F8			4	1	2	0	0	0	2											
John Valentin, R OBP: 0.345, SLG: 0.418 (1, 4)			K		G3		G5-3	G4-3		4	1	1	1	0	1	2											
Scott Hatteberg, L OBP: 0.418, SLG: 0.504 (1, 2)					G3			G1-3	K	4	1	2	0	0	1	1											
Inning Stats	R: 0 E: 0 K: 0 S: 3	H: 0 LOB: 0 BB: 0 P: 3	R: 0 E: 0 K: 0 S: 4	H: 1 LOB: 1 BB: 0 P: 4	R: 0 E: 0 K: 2 S: 8	H: 1 LOB: 1 BB: 0 P: 8	R: 0 E: 0 K: 1 S: 6	H: 1 LOB: 1 BB: 0 P: 6	R: 2 E: 0 K: 1 S: 8	H: 3 LOB: 2 BB: 0 P: 9	R: 0 E: 0 K: 0 S: 4	H: 1 LOB: 1 BB: 0 P: 4	R: 5 E: 0 K: 0 S: 9	H: 6 LOB: 1 BB: 0 P: 9	R: 0 E: 1 K: 1 S: 6	H: 0 LOB: 0 BB: 0 P: 6		R: 0 E: 0 K: 1 S: 5	H: 0 LOB: 0 BB: 0 P: 5	1B: 8 2B: 2 3B: 0 HR: 3	SF: 0 SAC: 0 DP: 0 HBP: 1	WP: 0 PB: 0 SB: 0 CS: 0	PA: 42				
PITCHER	IP	WLS	BF	H	R	ER	SO	BB	IBB	HBP	BLK	WP	HR	S	P	ERA	WHIP										
Woody Williams, R ERA: 4.65 (1, 1)	6.2	L	33	12	7	7	4	0	0	0	0	0	3	40	41	9.45	1.800										
Paul Quantrill, R ERA: 1.43 (7, 1)	2.1		9	1	0	0	2	0	0	0	0	0	0	13	13	0.00	0.429										

Batter	1	2	3	4	5	6	7	8	9	AB	R	H	RBI	BB	SO	LOB	BOTTOM										
Otis Nixon, S OBP: 0.363, SLG: 0.310 (1, 8)	G4-3									3	1	2	0	2	0	0	Boston Red Sox @ Toronto Blue Jays SkyDome, Toronto, ON Mon Jun 23 1997, 7:05 PM EDT Att: 30,380 - Unknown - 78 F										
Orlando Merced, S OBP: 0.346, SLG: 0.433 (1, 9)	G6-3		L8		G3-1		2B	BB		5	1	2	1	0	0	5											
Joe Carter, R OBP: 0.288, SLG: 0.386 (1, 10)	K2-3		G5-3		G6-3		F8	G6-4-3		5	1	1	1	0	1	2											
Carlos Delgado, L OBP: 0.365, SLG: 0.579 (1, 3)		F8	P5		G4-3		F8		K	5	0	0	0	0	1	1											
Ed Sprague, R OBP: 0.333, SLG: 0.490 (1, 5)		1B	F7		G6-3		FC6-4		G6-3	5	1	2	1	0	0	0											
Shawn Green, L OBP: 0.349, SLG: 0.482 (1, 7)		1B			WP		FC6-4			4	2	3	0	1	0	1											
Benito Santiago, R OBP: 0.232, SLG: 0.292 (1, 2)		SF8			F7		G6-3		K	4	0	1	1	0	1	3											
Tilson Brito, R OBP: 0.351, SLG: 0.304 (1, 4)		BB			G5-3		L4			4	0	1	1	0	0	3											
Tomás Pérez, S OBP: 0.500, SLG: 0.333 (1, 6)		BB			1B		K2-3		F8	3	0	1	1	1	1	1											
Inning Stats	R: 0 E: 0 K: 1 S: 5	H: 4 LOB: 3 BB: 1 P: 11	R: 2 E: 0 K: 0 S: 7	H: 4 LOB: 3 BB: 1 P: 11	R: 0 E: 0 K: 0 S: 3	H: 0 LOB: 0 BB: 0 P: 3	R: 1 E: 0 K: 0 S: 5	H: 2 LOB: 2 BB: 1 P: 9	R: 0 E: 0 K: 0 S: 3	H: 0 LOB: 0 BB: 0 P: 3	R: 0 E: 0 K: 1 S: 6	H: 1 LOB: 1 BB: 0 P: 6	R: 3 E: 0 K: 0 S: 8	H: 5 LOB: 2 BB: 0 P: 8	R: 0 E: 0 K: 0 S: 3	H: 1 LOB: 1 BB: 1 P: 7		R: 0 E: 0 K: 2 S: 7	H: 0 LOB: 1 BB: 1 P: 11	1B: 10 2B: 3 3B: 0 HR: 0	SF: 1 SAC: 0 DP: 1 HBP: 0	WP: 1 PB: 0 SB: 2 CS: 0	PA: 43				
PITCHER	IP	WLS	BF	H	R	ER	SO	BB	IBB	HBP	BLK	WP	HR	S	P	ERA	WHIP										
Aaron Sele, R ERA: 5.53 (1, 1)	6.0	W	28	8	4	4	2	2	0	0	0	0	0	30	38	6.00	1.667										
Chris Hammond, L ERA: 5.78 (7, 1)	0.1		3	2	1	1	0	0	0	0	0	0	0	3	3	27.00	6.000										
Kerry Lacy, R ERA: 5.04 (8, 1)	0.2		4	2	1	1	0	0	0	0	0	0	0	4	4	13.50	3.000										
Butch Henry, L ERA: 2.61 (9, 1)	1.0	S	4	1	0	0	0	1	0	0	0	0	0	3	7	0.00	2.000										
Heathcliff Stocumb, R ERA: 8.88 (9, 1)	1.0	S	4	0	0	0	2	1	0	0	0	0	0	7	11	0.00	1.000										

Batter	1	2	3	4	5	6	7	8	9	AB	R	H	RBI	BB	SO	LOB	TOP					
Nomar Garciaparra, R OBP: 0.340, SLG: 0.500 (1, 6)	0-0 HR		1-0 L9		0-0 CS 1B		1-0 HR 1B	1-0 HBP		4	2	3	1	0	0	1						
Darren Bragg, L OBP: 0.348, SLG: 0.450 (1, 8) (8, 9)	2-2 G3		0-0 L8		0-0 5-3		3-2 HR 1B	3-1 F7		5	1	1	2	0	0	3						
Wil Cordero, R OBP: 0.340, SLG: 0.468 (1, 7)	1-0 F8		1-2 18 HR 2B		0-0 18 HR 1B		2-3 K		1-0 18 HR 1B SF9	5	3	3	1	0	1	0						
18 Reggie Jefferson, S OBP: 0.353, SLG: 0.540 Shane Mack, R OBP: 0.357, SLG: 0.415 (9, PR)	1-3 K		0-2 HR		0-0 HR 1B		2-0 G4-3		0-0 SF9 1B G4-3 1B	5	2	3	2	0	1	0						
Mike Stanley, R OBP: 0.387, SLG: 0.487 (1, 3)		0-0 G6-3	0-3 K		1-0 HR		0-0 G5-3		0-1 G4-3 1B	5	1	2	3	0	1	0						
John Valentin, R OBP: 0.344, SLG: 0.431 (1, 4)		0-0 WP 2B		0-0 F8	0-0 P4			2-0 HR 3B	1-0 SF9	4	1	2	1	0	0	0						
Troy O'Leary, L OBP: 0.353, SLG: 0.455 Jesus Tavaréz, S (8, 8)	1-1 G4-3		0-0 E5		0-0 4-1			0-1 HR	2-3 G4-3	4	1	1	2	0	0	1						
Bill Haselman, R OBP: 0.294, SLG: 0.378 (1, 2)	2-2 G4-3		0-0 F8		1-0 G6-3			3-1 G6-3	0-0 L1	5	0	0	0	0	0	4						
Jeff Frye, R OBP: 0.320, SLG: 0.349 (1, 5)			0-0 2B 1B	0-3 K		1-0 F9		0-0 L9		4	1	1	0	0	1	1						
Inning Stats	R: 1 E: 0 K: 1 S: 9	H: 1 LOB: 0 BB: 0 P: 13	R: 0 E: 0 K: 0 S: 7	H: 1 LOB: 1 BB: 0 P: 10	R: 3 E: 0 K: 1 S: 12	H: 3 LOB: 0 BB: 0 P: 14	R: 0 E: 1 K: 1 S: 6	H: 0 LOB: 1 BB: 0 P: 6	R: 3 E: 0 K: 0 S: 6	H: 4 LOB: 0 BB: 0 P: 7	R: 0 E: 0 K: 0 S: 3	H: 0 LOB: 0 BB: 0 P: 5	R: 2 E: 0 K: 1 S: 9	H: 2 LOB: 0 BB: 0 P: 17	R: 2 E: 0 K: 0 S: 8	H: 2 LOB: 1 BB: 0 P: 17	R: 2 E: 0 K: 0 S: 15	H: 3 LOB: 2 BB: 0 P: 20	1B: 8 2B: 2 3B: 1 HR: 5	SF: 1 SAC: 0 DP: 0 HBP: 1	WP: 1 PB: 0 SB: 1 CS: 1	PA: 44
PITCHER	IP WLS BF H R ER SO BB IBB HBP BLK WP HR S P ERA WHIP	IP WLS BF H R ER SO BB IBB HBP BLK WP HR S P ERA WHIP											IP WLS BF H R ER SO BB IBB HBP BLK WP HR S P ERA WHIP									
Pat Hentgen, R ERA: 3.18 Paul Quantrill, R ERA: 1.95 (1, 1) (9, 1)	8.0 L 38 13 11 11 4	1.0 6 3 2 2 0											18.00 3.000									

Boston Red Sox @ Toronto Blue Jays
 SkyDome, Toronto, ON
 Wed Jun 25 1997, 7:05 PM EDT
 Att: 27,605 - Unknown - 83 F

AB 42
 R 13
 H 16
 RBI 13
 BB 0
 SO 4
 LOB 11



Batter	1	2	3	4	5	6	7	8	9	AB	R	H	RBI	BB	SO	LOB	BOTTOM					
Jacob Brumfield, R OBP: 0.255, SLG: 0.250 (1, 8)	1-3 K2-3		0-0 P3		4-0 BB BB 1-2 2-3 BB	4-2 PB 1B BB		2-2 E5 1B 2H 3H	0-0 BB BB 1-2 2-3 1B	4	2	3	2	1	0							
Orlando Merced, S OBP: 0.356, SLG: 0.443 (1, 9)	1-0 1B 2B		0-0 L8		0-3 K	2-2 CS 1B		2-1 BB 1B 2H	4-2 BB BB 1-2 2-3 BB	5	1	3	3	1	1	3						
Joe Carter, R OBP: 0.284, SLG: 0.393 (1, 10)	2-0 P3		0-0 F7		4-0 BB BB 1-2 2-3 3H BB	2-2 CS	2-2 F9	4-0 BB BB 1-2 2-3 3H BB	4-1 BB BB 1-2 2-3 BB	3	0	0	2	3	0	1						
Carlos Delgado, L OBP: 0.365, SLG: 0.564 (1, 3)	3-2 2H 1B		0-3 K		4-0 BB BB 1-2 2-3 3H BB		3-3 K	1-2 F7	0-3 K	5	0	1	2	1	3	5						
Ed Sprague, R OBP: 0.332, SLG: 0.483 (1, 5)	0-1 P3		0-0 P6		0-0 1-3		2-3 K		1-2 L7	5	0	0	0	0	1	4						
Shawn Green, L OBP: 0.348, SLG: 0.479 (1, 7)		1-2 PB S 1B		0-0 1-3		0-0 F7		3-2 G6-3	1-0 G4-3	5	0	1	0	0	0	0						
Charlie O'Brien, R OBP: 0.372, SLG: 0.462 (1, 2)	0-1 L5		0-3 K		4-2 BB HBP PB HBP		1-0 G4-3 1B HBP	1-2 1B 1B 1B		3	3	1	0	0	1	1						
Alex Gonzalez, R OBP: 0.297, SLG: 0.393 (1, 6)	0-3 K		0-0 PB S 1B		0-0 PB S BB 1B	1-0 PB BB 1-2 1B HBP		1-2 G4-3 1B	2-2 1B 1B 1B	4	4	3	0	0	1	1						
Tomas Perez, S OBP: 0.375, SLG: 0.167 Tilson Brito, R OBP: 0.359, SLG: 0.314 (1, 4) (9, 4)	2-1 P6		4-0 BB PB BB		2-2 L8		1-1 G4-3	2-1 BB 1B 1B		3	1	0	0	1	0	5						
Inning Stats	R: 1 E: 0 K: 1 S: 11	H: 2 LOB: 1 BB: 0 P: 18	R: 0 E: 0 K: 1 S: 11	H: 1 LOB: 1 BB: 0 P: 14	R: 0 E: 0 K: 0 S: 3	H: 0 LOB: 0 BB: 0 P: 3	R: 0 E: 0 K: 1 S: 5	H: 0 LOB: 0 BB: 0 P: 5	R: 2 E: 0 K: 2 S: 8	H: 1 LOB: 3 BB: 4 P: 24	R: 3 E: 0 K: 0 S: 14	H: 1 LOB: 0 BB: 1 P: 29	R: 0 E: 0 K: 2 S: 11	H: 0 LOB: 0 BB: 0 P: 18	R: 3 E: 1 K: 0 S: 17	H: 3 LOB: 2 BB: 1 P: 32	R: 3 E: 0 K: 1 S: 19	H: 4 LOB: 2 BB: 2 P: 34	1B: 11 2B: 1 3B: 0 HR: 0	SF: 0 SAC: 0 DP: 0 HBP: 3	WP: 0 PB: 3 SB: 2 CS: 1	PA: 50
PITCHER	IP WLS BF H R ER SO BB IBB HBP BLK WP HR S P ERA WHIP	IP WLS BF H R ER SO BB IBB HBP BLK WP HR S P ERA WHIP											IP WLS BF H R ER SO BB IBB HBP BLK WP HR S P ERA WHIP									
49 Tim Wakefield, R ERA: 5.67 Chris Hammond, L ERA: 5.88 Kerry Lacy, R ERA: 5.46 Heathcliff Stocumb, R ERA: 6.88 (1, 1) (6, 1) (8, 1) (9, 1)	5.2 W 28 4 3 2 2	2.0 10 4 3 2 2											18.00 3.000 27.000 12.000									

Boston Red Sox @ Toronto Blue Jays
 SkyDome, Toronto, ON
 Wed Jun 25 1997, 7:05 PM EDT
 Att: 27,605 - Unknown - 83 F


AB 38
 R 12
 H 12
 RBI 10
 BB 8
 SO 8
 LOB 20



Batter	1	2	3	4	5	6	7	8	9	AB	R	H	RBI	BB	SO	LOB	TOP								
Otis Nixon, S <small>OBP: 0.366, SLG: 0.308</small> (1, 8)										5	0	2	0	0	1	0	Toronto Blue Jays @ Baltimore Orioles Oriole Park at Camden Yards, Baltimore, MD Sat Jun 28 1997, 7:05 PM EDT Att: 47,687 - Unknown - 89 F								
Orlando Merced, S <small>OBP: 0.359, SLG: 0.450</small> (1, 9)										2	1	1	2	1	0	0									
Jacob Brumfield, R <small>OBP: 0.255, SLG: 0.250</small> (7, 9)										4	0	0	0	0	0	2									
Joe Carter, R <small>OBP: 0.298, SLG: 0.393</small> (1, 7)																									
Carlos Delgado, L <small>OBP: 0.352, SLG: 0.538</small> (1, 3)										4	0	0	0	0	1	0									
Ed Sprague, R <small>OBP: 0.329, SLG: 0.475</small> (1, 5)										2	0	0	0	2	2	0									
Shawn Green, L <small>OBP: 0.340, SLG: 0.474</small> (1, 10)										4	1	2	0	0	0	2									
Benito Santiago, R <small>OBP: 0.233, SLG: 0.281</small> (1, 2)										3	0	1	1	1	1	2									
Alex Gonzalez, R <small>OBP: 0.289, SLG: 0.392</small> (1, 6)										4	1	1	1	0	1	2									
Carlos Garcia, R <small>OBP: 0.242, SLG: 0.289</small> (1, 4)										4	2	2	1	0	0	0									
Inning Stats	R: 0 E: 0 K: 0 S: 3	H: 0 LOB: 0 BB: 0 P: 3	R: 0 E: 0 K: 1 S: 6	H: 1 LOB: 1 BB: 0 P: 6	R: 2 E: 0 K: 0 S: 5	H: 2 LOB: 0 BB: 0 P: 5	R: 0 E: 0 K: 1 S: 5	H: 0 LOB: 2 BB: 2 P: 13	R: 1 E: 0 K: 0 S: 4	H: 2 LOB: 0 BB: 0 P: 4	R: 0 E: 0 K: 1 S: 5	H: 0 LOB: 1 BB: 1 P: 9	R: 1 E: 0 K: 1 S: 6	H: 1 LOB: 1 BB: 1 P: 10	R: 1 E: 0 K: 1 S: 6	H: 2 LOB: 1 BB: 0 P: 6	R: 0 E: 0 K: 1 S: 5	H: 1 LOB: 0 BB: 0 P: 5	1B: 4 2B: 3 3B: 0 HR: 3	SF: 1 SAC: 0 DP: 1 HBP: 0	WP: 0 PB: 0 SB: 1 CS: 1	PA: 38			
PITCHER	IP	WLS	BF	H	R	ER	SO	BB	IBB	HBP	BLK	WP	HR	S	P	ERA	WHIP								
Jimmy Key, L <small>ERA: 2.66</small> (1, 1)	4.0	L	17	3	2	2	2	2	0	0	0	0	2	19	27	4.50	1.250								
Mike Johnson, R <small>ERA: 7.03</small> (5, 1)	2.1		10	3	2	2	1	1	0	0	0	0	1	11	15	7.71	1.714								
Jesse Orosco, L <small>ERA: 1.61</small> (7, 1)	1.1		6	1	1	1	2	1	0	0	0	0	0	9	13	6.75	1.500								
Terry Mathews, R <small>ERA: 3.81</small> (8, 1)	1.1		4	2	0	0	1	0	0	0	0	0	0	6	6	0.00	1.500								

Batter	1	2	3	4	5	6	7	8	9	AB	R	H	RBI	BB	SO	LOB	BOTTOM								
Brady Anderson, L <small>OBP: 0.425, SLG: 0.457</small> (1, 8)										5	0	2	0	0	1	0	Toronto Blue Jays @ Baltimore Orioles Oriole Park at Camden Yards, Baltimore, MD Sat Jun 28 1997, 7:05 PM EDT Att: 47,687 - Unknown - 89 F								
Roberto Alomar, S <small>OBP: 0.397, SLG: 0.444</small> (1, 4)										4	0	2	0	0	1	2									
Rafael Palmeiro, L <small>OBP: 0.328, SLG: 0.435</small> (1, 3)										3	0	0	0	1	0	3									
Cal Ripken Jr., R <small>OBP: 0.341, SLG: 0.440</small> (1, 5)										4	0	0	0	0	1	3									
B.J. Surhoff, L <small>OBP: 0.372, SLG: 0.518</small> (1, 7)										4	1	1	1	0	1	0									
Jeffrey Hammonds, R <small>OBP: 0.318, SLG: 0.475</small> (1, 10)										4	0	2	0	0	0	0									
David Dellucci, L <small>OBP: 0.321, SLG: 0.304</small> (1, 9)										2	0	0	0	1	0	1									
Pete Incaviglia, R <small>OBP: 0.300, SLG: 0.375</small> (6, PH) (9, 9)										1	0	0	0	0	0	1									
Lenny Webster, R <small>OBP: 0.301, SLG: 0.317</small> (1, 2)										3	0	0	0	0	1	2									
Tony Tarasco, L <small>OBP: 0.314, SLG: 0.387</small> (9, PH)										1	0	0	0	0	0	0									
Mike Bordick, R <small>OBP: 0.259, SLG: 0.280</small> (1, 6)										4	1	1	1	0	0	0									
Inning Stats	R: 0 E: 0 K: 0 S: 4	H: 1 LOB: 1 BB: 0 P: 4	R: 0 E: 0 K: 0 S: 3	H: 0 LOB: 1 BB: 1 P: 7	R: 0 E: 0 K: 0 S: 4	H: 1 LOB: 0 BB: 0 P: 4	R: 1 E: 0 K: 0 S: 4	H: 1 LOB: 0 BB: 0 P: 4	R: 1 E: 0 K: 0 S: 5	H: 2 LOB: 2 BB: 1 P: 9	R: 0 E: 0 K: 1 S: 6	H: 1 LOB: 1 BB: 0 P: 6	R: 0 E: 0 K: 1 S: 6	H: 1 LOB: 1 BB: 0 P: 6	R: 0 E: 0 K: 2 S: 8	H: 1 LOB: 1 BB: 0 P: 8	R: 0 E: 0 K: 1 S: 5	H: 0 LOB: 0 BB: 0 P: 5	1B: 4 2B: 2 3B: 0 HR: 2	SF: 0 SAC: 0 DP: 0 HBP: 0	WP: 0 PB: 0 SB: 0 CS: 0	PA: 37			
PITCHER	IP	WLS	BF	H	R	ER	SO	BB	IBB	HBP	BLK	WP	HR	S	P	ERA	WHIP								
Woody Williams, R <small>ERA: 4.6</small> (1, 1)	5.0	W	22	5	2	2	0	2	0	0	0	0	2	20	28	3.60	1.400								
Paul Quantrill, R <small>ERA: 1.8</small> (6, 1)	1.1		5	1	0	0	1	0	0	0	0	0	0	7	7	0.00	0.750								
Paul Spoljaric, L <small>ERA: 3.55</small> (7, 1)	1.1		6	2	0	0	3	0	0	0	0	0	0	12	12	0.00	1.500								
Mike Timlin, R <small>ERA: 2.67</small> (8, 1)	1.1	S	4	0	0	0	1	0	0	0	0	0	0	6	6	0.00	0.000								

AB 32
R 5
H 9
RBI 5
BB 4
SO 6
LOB 8



AB 35
R 2
H 8
RBI 2
BB 2
SO 5
LOB 12



Batter	1	2	3	4	5	6	7	8	9	AB	R	H	RBI	BB	SO	LOB	TOP								
Otis Nixon, S <small>OBP: 0.367, SLG: 0.308</small> 										3	0	1	1	1	0	1	Toronto Blue Jays @ Baltimore Orioles Oriole Park at Camden Yards, Baltimore, MD Sun Jun 29 1997, 3:33 AM EDT Att: 47,763 - Sunny - 91 F								
Jacob Brumfield, R <small>OBP: 0.254, SLG: 0.250</small> 										4	0	1	0	0	0	2									
Joe Carter, R <small>OBP: 0.295, SLG: 0.389</small> 										3	0	0	1	0	1	3									
Carlos Delgado, L <small>OBP: 0.354, SLG: 0.540</small> 										3	0	1	0	1	0	2									
Ed Sprague, R <small>OBP: 0.328, SLG: 0.470</small> 										3	0	0	0	1	1	1									
Shawn Green, L <small>OBP: 0.338, SLG: 0.482</small> 										4	1	1	0	0	1	4									
Charlie O'Brien, R <small>OBP: 0.347, SLG: 0.429</small> 										3	0	0	1	0	2	1									
Alex Gonzalez, R <small>OBP: 0.288, SLG: 0.390</small> 										4	1	1	0	0	1	0									
Carlos Garcia, R <small>OBP: 0.246, SLG: 0.297</small> 										4	1	2	0	0	1	1									
Inning Stats	R: 0 E: 1 K: 0 S: 6	H: 0 LOB: 0 BB: 0 P: 8	R: 0 E: 0 K: 2 S: 12	H: 1 LOB: 1 BB: 0 P: 17	R: 1 E: 0 K: 1 S: 8	H: 1 LOB: 0 BB: 0 P: 10	R: 0 E: 0 K: 1 S: 5	H: 0 LOB: 0 BB: 0 P: 6	R: 0 E: 0 K: 1 S: 14	H: 0 LOB: 0 BB: 0 P: 21	R: 0 E: 0 K: 0 S: 7	H: 2 LOB: 2 BB: 0 P: 11	R: 1 E: 0 K: 0 S: 8	H: 1 LOB: 3 BB: 3 P: 12	R: 1 E: 0 K: 0 S: 20	H: 1 LOB: 3 BB: 3 P: 36	R: 0 E: 0 K: 2 S: 9	H: 1 LOB: 1 BB: 0 P: 15	1B: 4 2B: 3 3B: 1 HR: 0	SF: 3 SAC: 0 DP: 1 HBP: 0	WP: 0 PB: 0 SB: 2 CS: 0	PA: 37			
PITCHER	IP	WLS	BF	H	R	ER	SO	BB	IBB	HBP	BLK	WP	HR	S	P	ERA	WHIP								
Shawn Boskie, R (1, 1)	7.0		26	5	2	1	5	0	0	0	0	0	0	60	85	1.29	0.714								
Armando Benitez, R (8, 1)	0.2	L	6	1	1	1	0	3	0	0	0	0	0	18	32	13.50	6.000								
Arthur Rhodes, L (8, 1)	0.1		1	0	0	0	0	0	0	0	0	0	0	2	4	0.00	0.000								
Alan Mills, R (9, 1)	1.0		4	1	0	0	2	0	0	0	0	0	0	9	15	0.00	1.000								

AB 31
R 3
H 7
RBI 3
BB 3
SO 7
LOB 15



Batter	1	2	3	4	5	6	7	8	9	AB	R	H	RBI	BB	SO	LOB	BOTTOM								
Brady Anderson, L <small>OBP: 0.424, SLG: 0.455</small> 										4	1	1	0	1	1	5	Toronto Blue Jays @ Baltimore Orioles Oriole Park at Camden Yards, Baltimore, MD Sun Jun 29 1997, 3:33 AM EDT Att: 47,763 - Sunny - 91 F								
Roberto Alomar, S <small>OBP: 0.371, SLG: 0.445</small> 										2	0	1	0	1	1	1									
Geronimo Berroa, R <small>OBP: 0.388, SLG: 0.530</small> 										5	0	0	0	0	3	6									
Rafael Palmeiro, L <small>OBP: 0.328, SLG: 0.430</small> 										3	0	0	0	1	0	2									
Cal Ripken Jr., R <small>OBP: 0.337, SLG: 0.435</small> 										4	0	0	0	0	0	2									
B.J. Surhoff, L <small>OBP: 0.374, SLG: 0.516</small> 										3	1	1	0	1	1	0									
Tony Tarasco, L <small>OBP: 0.323, SLG: 0.383</small> Pete Incaviglia, R <small>OBP: 0.298, SLG: 0.372</small> 										1	0	0	0	2	1	0									
Tim Laker, R <small>OBP: 0.337, SLG: 0.435</small> 										4	0	0	0	0	1	4									
Mike Bordick, R <small>OBP: 0.266, SLG: 0.285</small> 										3	0	2	1	1	1	0									
Inning Stats	R: 1 E: 0 K: 1 S: 12	H: 0 LOB: 2 BB: 2 P: 23	R: 0 E: 0 K: 1 S: 11	H: 0 LOB: 2 BB: 2 P: 22	R: 0 E: 0 K: 0 S: 6	H: 1 LOB: 1 BB: 0 P: 10	R: 1 E: 0 K: 2 S: 16	H: 1 LOB: 3 BB: 3 P: 34	R: 0 E: 0 K: 0 S: 5	H: 0 LOB: 0 BB: 0 P: 9	R: 0 E: 0 K: 2 S: 10	H: 0 LOB: 0 BB: 0 P: 14	R: 0 E: 0 K: 1 S: 11	H: 1 LOB: 1 BB: 0 P: 14	R: 0 E: 0 K: 1 S: 9	H: 1 LOB: 1 BB: 0 P: 15	R: 0 E: 0 K: 1 S: 8	H: 1 LOB: 1 BB: 0 P: 11	1B: 5 2B: 0 3B: 0 HR: 0	SF: 0 SAC: 2 DP: 0 HBP: 0	WP: 1 PB: 0 SB: 1 CS: 0	PA: 39			
PITCHER	IP	WLS	BF	H	R	ER	SO	BB	IBB	HBP	BLK	WP	HR	S	P	ERA	WHIP								
Juan Guzman, R (1, 1)	3.0		14	1	1	0	2	4	0	0	0	0	0	29	55	0.00	1.667								
Kevin Escobar, R (4, 1)	4.1	W	18	2	1	1	5	3	0	0	0	0	0	45	76	2.08	1.154								
Dan Plesac, L (8, 1)	1.1		6	2	0	0	2	0	0	0	0	0	0	12	17	0.00	1.500								
Mike Timlin, R (9, 1)	0.1	S	1	0	0	0	0	0	0	0	0	0	0	2	4	0.00	0.000								

AB 30
R 2
H 5
RBI 1
BB 7
SO 9
LOB 21



Batter	1	2	3	4	5	6	7	8	9	AB	R	H	RBI	BB	SO	LOB	TOP					
Mark Grudzielanek R (1.6) OBP: 0.337, SLG: 0.403	G6-3		G3			3B 1B		SH3-4		3	1	1	0	0	0	0						
Mike Lansing R (1.4) OBP: 0.337, SLG: 0.469	G6-3			G1-3		F9		F8		4	0	0	0	0	0	2						
F.P. Santangelo S (1.5) OBP: 0.443, SLG: 0.472	G6-3			G4-3		K		L3		4	0	0	0	0	1	2						
David Segui S (1.3) OBP: 0.412, SLG: 0.508									G4-3	3	0	2	1	1	0	0						
Henry Rodriguez L (1.7) OBP: 0.333, SLG: 0.529																						
Joe Orsulak L (9.7) OBP: 0.330, SLG: 0.358									F8	4	0	0	0	0	0	3						
Vladimir Guerrero R (1.9) OBP: 0.369, SLG: 0.476																						
Ryan McGuire L (1.10) OBP: 0.413, SLG: 0.638																						
Rondell White R (1.8) OBP: 0.315, SLG: 0.427																						
Chris Widger R (1.2) OBP: 0.309, SLG: 0.482																						
Inning Stats	R: 0 H: 0 E: 0 K: 0 S: 8	H: 0 LOB: 0 BB: 0 P: 9	R: 1 H: 2 E: 0 K: 1 S: 12	H: 2 LOB: 0 BB: 0 P: 19	R: 0 H: 0 E: 0 K: 1 S: 12	H: 0 LOB: 0 BB: 0 P: 13	R: 0 H: 0 E: 0 K: 0 S: 5	H: 0 LOB: 1 BB: 1 P: 10	R: 0 H: 1 E: 0 K: 0 S: 10	H: 1 LOB: 1 BB: 0 P: 16	R: 1 H: 2 E: 0 K: 1 S: 11	H: 2 LOB: 1 BB: 0 P: 12	R: 0 H: 0 E: 0 K: 0 S: 5	H: 0 LOB: 0 BB: 0 P: 8	R: 0 H: 1 E: 0 K: 0 S: 7	H: 1 LOB: 1 BB: 0 P: 8	R: 0 H: 0 E: 0 K: 0 S: 5	H: 0 LOB: 0 BB: 0 P: 5	1B: 4 2B: 0 3B: 1 HR: 1	SF: 0 SAC: 1 DP: 1 HBP: 0	WP: 0 PB: 0 SB: 0 CS: 0	PA: 33
PITCHER Pat Hentgen R (1.1) ERA: 3.11	IP: 9.0 WLS: L BF: 33 H: 6 R: 2 ER: 2 SO: 3 BB: 1 IBB: 0 HBP: 0 BLK: 0 WP: 0 HR: 1 S: 75 P: 100 ERA: 2.00 WHIP: 0.778															PITCHER						

Montreal Expos @ Toronto Blue Jays
SkyDome, Toronto, ON
 Mon Jun 30 1997, 7:05 PM EDT
 Att: 37,430 - Unknown - 78 F

AB	31
R	2
H	6
RBI	2
BB	1
SO	3
LOB	10



Batter	1	2	3	4	5	6	7	8	9	AB	R	H	RBI	BB	SO	LOB	BOTTOM					
Otis Nixon S (1.8) OBP: 0.365, SLG: 0.307	K									4	0	1	0	0	3	0						
Orlando Merced S (1.10) OBP: 0.354, SLG: 0.444	P5									4	0	0	0	0	1	1						
Joe Carter R (1.7) OBP: 0.291, SLG: 0.384	K									4	0	0	0	0	3	0						
Carlos Delgado L (1.3) OBP: 0.358, SLG: 0.553										2	1	1	1	1	0	0						
Ed Sprague R (1.5) OBP: 0.325, SLG: 0.465										3	0	0	0	0	1	1						
Shawn Green L (1.9) OBP: 0.331, SLG: 0.471										3	0	0	0	0	1	1						
Benito Santiago R (1.2) OBP: 0.230, SLG: 0.276										3	0	0	0	0	1	1						
Alex Gonzalez R (1.6) OBP: 0.289, SLG: 0.389										3	0	1	0	0	0	0						
Carlos Garcia R (1.4) OBP: 0.243, SLG: 0.294										3	0	0	0	0	0	1						
Inning Stats	R: 0 H: 0 E: 0 K: 2 S: 8	H: 0 LOB: 0 BB: 0 P: 9	R: 0 H: 0 E: 0 K: 0 S: 4	H: 0 LOB: 0 BB: 0 P: 4	R: 0 H: 0 E: 0 K: 1 S: 10	H: 0 LOB: 0 BB: 0 P: 11	R: 0 H: 0 E: 0 K: 2 S: 11	H: 0 LOB: 0 BB: 0 P: 16	R: 0 H: 2 E: 0 K: 0 S: 8	H: 2 LOB: 1 BB: 0 P: 10	R: 1 H: 1 E: 0 K: 1 S: 10	H: 1 LOB: 0 BB: 0 P: 15	R: 0 H: 0 E: 0 K: 0 S: 6	H: 0 LOB: 0 BB: 0 P: 9	R: 0 H: 0 E: 0 K: 2 S: 9	H: 0 LOB: 0 BB: 0 P: 10	R: 0 H: 0 E: 0 K: 2 S: 9	H: 0 LOB: 0 BB: 0 P: 10	1B: 2 2B: 0 3B: 0 HR: 1	SF: 0 SAC: 0 DP: 1 HBP: 0	WP: 0 PB: 0 SB: 0 CS: 0	PA: 30
PITCHER Pedro Martinez R (1.1) ERA: 1.54	IP: 9.0 WLS: W BF: 30 H: 3 R: 1 ER: 1 SO: 10 BB: 1 IBB: 0 HBP: 0 BLK: 0 WP: 0 HR: 1 S: 80 P: 105 ERA: 1.00 WHIP: 0.444															PITCHER						

Montreal Expos @ Toronto Blue Jays
SkyDome, Toronto, ON
 Mon Jun 30 1997, 7:05 PM EDT
 Att: 37,430 - Unknown - 78 F

AB	29
R	1
H	3
RBI	1
BB	1
SO	10
LOB	5



Batter	1	2	3	4	5	6	7	8	9	AB	R	H	RBI	BB	SO	LOB	TOP																					
Mark Grudzielanek, R OBP: 0.339, SLG: 0.402	G4-3		G1-3					2B		3	0	1	0	1	0	0	Montreal Expos @ Toronto Blue Jays SkyDome, Toronto, ON Tue Jul 01 1997, 3:33 AM EDT Att: 50,436 - Cloudy - 80 F																					
Mike Lansing, R OBP: 0.336, SLG: 0.469	L8		K					1B		4	0	1	0	0	1	2																						
F.P. Santangelo, S OBP: 0.440, SLG: 0.467	2B		K					G3		4	1	1	0	0	2	2																						
David Segui, S OBP: 0.314, SLG: 0.512	1B							K		4	0	2	1	0	1	2																						
Henry Rodriguez, L OBP: 0.329, SLG: 0.522	K							G4-3		4	0	0	0	0	2	4																						
Joe Orsulak, L OBP: 0.330, SLG: 0.358										0	0	0	0	0	0	0																						
Vladimir Guerrero, R OBP: 0.366, SLG: 0.470		G5-3								4	0	1	0	0	0	1																						
Ryan McGuire, L OBP: 0.418, SLG: 0.623										3	0	1	0	1	1	0																						
Rondell White, R OBP: 0.318, SLG: 0.438										4	1	2	1	0	0	1																						
Chris Widger, R OBP: 0.309, SLG: 0.479										3	0	1	0	0	1	0																						
Inning Stats	R: 1 H: 2 E: 0 K: 1 S: 14	H: 2 LOB: 1 BB: 0 P: 21	R: 1 H: 1 E: 0 K: 0 S: 9	LOB: 0 BB: 1 P: 15	R: 0 H: 0 E: 0 K: 2 S: 9	LOB: 0 BB: 0 P: 12	R: 0 H: 0 E: 0 K: 0 S: 7	LOB: 0 BB: 0 P: 11	R: 0 H: 2 E: 0 K: 0 S: 9	H: 2 LOB: 2 BB: 1 P: 20	R: 0 H: 1 E: 0 K: 2 S: 9	LOB: 1 BB: 0 P: 14	R: 0 H: 0 E: 0 K: 2 S: 9	LOB: 0 BB: 0 P: 13	R: 0 H: 2 E: 0 K: 1 S: 8	H: 2 LOB: 2 BB: 0 P: 11	R: 0 H: 2 E: 0 K: 0 S: 8	H: 2 LOB: 2 BB: 0 P: 11	1B: 7 2B: 2 3B: 0 HR: 1	SF: 0 SAC: 0 DP: 1 HBP: 0	WP: 0 PB: 0 CS: 2	PA: 35																
PITCHER	IP	WLS	BF	H	R	ER	SO	BB	IBB	HBP	BLK	WP	HR	S	P	ERA	WHIP	PITCHER				IP	WLS	BF	H	R	ER	SO	BB	IBB	HBP	BLK	WP	HR	S	P	ERA	WHIP
Roger Clemens, R ERA: 1.81	8.1	L	34	10	2	2	8	2	0	0	0	0	1	80	126	2.16	1.440																					
Paul Quantrill, R ERA: 1.77	0.2	1	0	0	0	0	0	0	0	0	0	0	0	2	2	0.00	0.000																					

AB	33
R	2
H	10
RBI	2
BB	2
SO	8
LOB	12



Batter	1	2	3	4	5	6	7	8	9	AB	R	H	RBI	BB	SO	LOB	BOTTOM																					
Otis Nixon, S OBP: 0.364, SLG: 0.304	G3		B1-3							3	0	0	0	1	2	0	Montreal Expos @ Toronto Blue Jays SkyDome, Toronto, ON Tue Jul 01 1997, 3:33 AM EDT Att: 50,436 - Cloudy - 80 F																					
Orlando Merced, S OBP: 0.353, SLG: 0.441	G3		G3-1							4	0	1	0	0	1	1																						
Joe Carter, R OBP: 0.287, SLG: 0.378	K									4	0	0	0	0	4	2																						
Carlos Delgado, L OBP: 0.356, SLG: 0.545										3	0	0	0	1	1	1																						
Ed Sprague, R OBP: 0.322, SLG: 0.460	P5									3	0	0	0	0	1	2																						
Shawn Green, L OBP: 0.331, SLG: 0.490										3	1	1	1	0	1	0																						
Charlie O'Brien, R OBP: 0.339, SLG: 0.416										3	0	0	0	0	2	0																						
Alex Gonzalez, R OBP: 0.286, SLG: 0.385										3	0	0	0	0	2	0																						
Tilson Brito, R OBP: 0.341, SLG: 0.300										3	0	0	0	0	1	0																						
Inning Stats	R: 0 H: 0 E: 0 K: 1 S: 9	H: 0 LOB: 2 BB: 2 P: 21	R: 0 H: 0 E: 0 K: 1 S: 5	LOB: 0 BB: 0 P: 8	R: 0 H: 0 E: 0 K: 0 S: 4	LOB: 0 BB: 0 P: 6	R: 0 H: 0 E: 0 K: 2 S: 7	LOB: 0 BB: 0 P: 11	R: 0 H: 0 E: 0 K: 2 S: 12	LOB: 0 BB: 0 P: 19	R: 0 H: 0 E: 0 K: 2 S: 9	LOB: 0 BB: 0 P: 13	R: 1 H: 1 E: 0 K: 2 S: 13	H: 1 LOB: 0 BB: 0 P: 16	R: 0 H: 1 E: 0 K: 2 S: 10	H: 1 LOB: 1 BB: 0 P: 18	1B: 1 2B: 0 3B: 0 HR: 1	SF: 0 SAC: 0 DP: 0 HBP: 0	WP: 0 PB: 0 CS: 0	PA: 31																		
PITCHER	IP	WLS	BF	H	R	ER	SO	BB	IBB	HBP	BLK	WP	HR	S	P	ERA	WHIP	PITCHER				IP	WLS	BF	H	R	ER	SO	BB	IBB	HBP	BLK	WP	HR	S	P	ERA	WHIP
Jeff Juden, R ERA: 3.86	8.1	W	29	2	1	1	14	2	0	0	0	0	1	71	114	1.08	0.480																					
Ugueth Urbina, R ERA: 4.19	0.2	S	2	0	0	0	1	0	0	0	0	0	0	5	8	0.00	0.000																					

AB	29
R	1
H	2
RBI	1
BB	2
SO	15
LOB	6



Batter	1	2	3	4	5	6	7	8	9	10	11	12	13	AB	R	H	RBI	BB	SO	LOB	TOP				
Mark Grudzielanek, R OBP: 0.336, SLG: 0.396	G6-3		F7		K		G4-3		G4-3			K2-3		6	0	0	1	0	2	2					
Mike Lansing, R OBP: 0.336, SLG: 0.470	F8		K		F8		CS 2B		FC6-4 1B			F9		6	0	2	1	0	1	0					
Henry Rodriguez, L OBP: 0.326, SLG: 0.513	K				K		P5		F9			F7		5	0	0	0	1	2	1					
David Segui, S OBP: 0.416, SLG: 0.529		HR			1B BB HR		K		G6-3		FC6-4		L4-6 2B	5	2	2	1	1	1	1					
Ryan McGuire, L OBP: 0.408, SLG: 0.600	F9				HR 1B		K		K		F9		P6	4	1	1	0	0	2	1					
Sherman Ojando, R (10, PH) OBP: 0.156, SLG: 0.238					HR 1B		K		K					0	0	0	0	0	0	0					
Joe Orsulak, L (10, PH) OBP: 0.324, SLG: 0.351					HR 1B		K		K					2	0	0	0	0	0	0					
Vladimir Guerrero, R OBP: 0.371, SLG: 0.464	2B				HR		P3		G5-3			G6-3		5	1	2	3	1	0	1					
F.P. Santangelo, S OBP: 0.438, SLG: 0.461	K				F7		SH1-4 1B		G4-3		FC6-4 BB		L4-6	5	1	1	0	1	1	3					
Rondell White, R OBP: 0.318, SLG: 0.434	P4				G5-3		G4-3 SH1-4 2B 1B		G6-3		FC6-4 1-2			5	1	1	0	0	0	2					
Chris Widger, R OBP: 0.308, SLG: 0.473	L6				K		SH1-4		1B		K			4	0	1	0	0	2	1					
Inning Stats	R: 0 E: 0 K: 1 S: 8	H: 0 LOB: 0 BB: 0 P: 13	R: 1 E: 0 K: 1 S: 10	H: 2 LOB: 1 BB: 19	R: 3 E: 0 K: 1 S: 8	H: 2 LOB: 0 BB: 1	R: 0 E: 0 K: 2 S: 9	H: 0 LOB: 1 BB: 0 P: 13	R: 2 E: 0 K: 0 S: 10	H: 3 LOB: 1 BB: 1 P: 17	R: 0 E: 0 K: 1 S: 9	H: 0 LOB: 0 BB: 0 P: 10	R: 0 E: 0 K: 0 S: 7	H: 1 LOB: 1 BB: 0 P: 10	R: 0 E: 0 K: 1 S: 8	H: 0 LOB: 0 BB: 0 P: 10	R: 0 E: 0 K: 1 S: 4	H: 1 LOB: 1 BB: 1 P: 8	R: 0 E: 0 K: 0 S: 4	H: 1 LOB: 1 BB: 1 P: 8	1B: 5 2B: 4 3B: 0 HR: 2	SF: 0 SAC: 1 DP: 1 HBP: 0	WP: 1 PB: 0 SB: 0 CS: 1	PA: 52	
PITCHER	IP WLS BF H R ER SO P ERA WHIP	7.0 30 7 6 6 8 102 7.71 1.286	3 0 0 0 1 0 9 0.00 0.000	5 2 0 0 0 0 11 0.00 2.000	2 0 0 0 0 0 5 0.00 0.000	3.1 12 1 0 0 2 20 0.00 0.600																			

Montreal Expos @ Toronto Blue Jays
SkyDome, Toronto, ON
Wed Jul 02 1997, 7:05 PM EDT
Att. 34,176 - Unknown - 76 F

AB 47
R 6
H 10
RBI 6
BB 4
SO 11
LOB 14



Batter	1	2	3	4	5	6	7	8	9	10	11	12	13	AB	R	H	RBI	BB	SO	LOB	BOTTOM					
Otis Nixon, S OBP: 0.360, SLG: 0.298	K		SH1-3		HR BB		FC6-4 1B		E1 WP S		K		FC1-6 BB 1B	5	2	0	0	1	2	3						
Oriando Merced, S OBP: 0.358, SLG: 0.439	K		P2		P2		1B		L7		L8		1B BB	6	0	2	0	1	1	3						
Joe Carter, R OBP: 0.296, SLG: 0.392	HR BB		F9		F9		F8		1B BB		1B		1B BB	5	2	3	4	2	0	4						
Carlos Delgado, L OBP: 0.359, SLG: 0.559	HR		P6		HR		2B		1B BB		G4-6-3 1B		1B	5	1	2	2	1	1	3						
Ed Sprague, R OBP: 0.316, SLG: 0.451	P3		F9		F8		L7		K		K		G4-3	6	0	0	0	1	4							
Shawn Green, L OBP: 0.325, SLG: 0.477	F8		F8		K		G5-3		F8		F8		P6	6	0	1	0	0	1	4						
Benito Santiago, R OBP: 0.228, SLG: 0.272	F7		P4		P4		2B 1B		G6-3		G5-3		F8	6	1	1	0	0	0	1						
Alex Gonzalez, R OBP: 0.287, SLG: 0.387	G4-3		K		K		CS 2B		G6-3		1B		F8	6	0	2	1	0	1	1						
Carlos Garcia, R OBP: 0.253, SLG: 0.303	1B SH1-3		1B SH1-3		HR BB		FC6-4 1B		L5		L9		FC1-6	6	1	4	0	0	0	1						
Inning Stats	R: 2 E: 0 K: 2 S: 9	H: 1 LOB: 0 BB: 1 P: 16	R: 0 E: 0 K: 0 S: 6	H: 0 LOB: 0 BB: 0 P: 8	R: 0 E: 0 K: 1 S: 11	H: 1 LOB: 1 BB: 0 P: 14	R: 3 E: 0 K: 1 S: 18	H: 3 LOB: 1 BB: 1 P: 28	R: 1 E: 0 K: 0 S: 14	H: 4 LOB: 2 BB: 0 P: 21	R: 0 E: 0 K: 1 S: 6	H: 0 LOB: 0 BB: 0 P: 7	R: 0 E: 1 K: 1 S: 7	H: 0 LOB: 3 BB: 2 P: 16	R: 0 E: 0 K: 13 S: 4	H: 1 LOB: 1 BB: 0 P: 21	R: 0 E: 0 K: 0 S: 6	H: 1 LOB: 0 BB: 0 P: 7	R: 0 E: 0 K: 0 S: 6	H: 0 LOB: 0 BB: 0 P: 9	R: 1 E: 0 K: 0 S: 11	H: 2 LOB: 2 BB: 1 P: 18	1B: 11 2B: 2 3B: 0 HR: 2	SF: 0 SAC: 1 DP: 1 HBP: 0	WP: 1 PB: 0 SB: 2 CS: 1	PA: 57
PITCHER	IP WLS BF H R ER SO P ERA WHIP	4.1 21 6 5 1 1 31 3.77 1.846	9 5 1 1 1 0 33 3.21 3.000	4.0 16 1 0 0 3 33 3.79 0.250	2.0 6 1 0 0 0 16 3.82 0.500	0.2 4 1 1 1 0 12 2.72 3.000																				

Montreal Expos @ Toronto Blue Jays
SkyDome, Toronto, ON
Wed Jul 02 1997, 7:05 PM EDT
Att. 34,176 - Unknown - 76 F

AB 51
R 7
H 15
RBI 7
BB 5
SO 7
LOB 24



Batter	1	2	3	4	5	6	7	8	9	AB R H RBI BB SO LOB	TOP							
2 Derek Jeter, R OBP: 0.367, SLG: 0.394										5 0 1 0 0 2 3	New York Yankees @ Toronto Blue Jays SkyDome, Toronto, ON Thu Jul 03 1997, 7:05 PM EDT Att: 31,227 - Dome - 72 F							
Wade Boggs, L OBP: 0.352, SLG: 0.322										5 0 1 0 0 1 2								
Bernie Williams, S OBP: 0.419, SLG: 0.504										3 0 0 0 1 0 1								
Tino Martinez, L OBP: 0.371, SLG: 0.625										4 1 1 0 0 1 3								
Paul O'Neill, L OBP: 0.406, SLG: 0.529										4 0 1 0 0 1 0								
Cecil Fielder, R OBP: 0.358, SLG: 0.393										4 1 1 0 0 0 2								
Chad Curtis, R OBP: 0.364, SLG: 0.506										2 1 2 1 1 0 0								
Joe Girardi, R OBP: 0.316, SLG: 0.333										4 0 3 1 0 0 0								
Pat Kelly, R OBP: 0.329, SLG: 0.302										2 0 0 1 1 1 3								
Inning Stats	R: 0 E: 0 K: 1 S: 6	H: 1 LOB: 1 BB: 0 P: 6	R: 1 E: 1 K: 0 S: 9	H: 2 LOB: 2 BB: 1 P: 17	R: 0 E: 0 K: 1 S: 7	H: 0 LOB: 0 BB: 0 P: 12	R: 1 E: 0 K: 0 S: 9	H: 2 LOB: 1 BB: 0 P: 13	R: 0 E: 0 K: 1 S: 8	H: 1 LOB: 1 BB: 1 P: 10	R: 0 E: 0 K: 1 S: 6	H: 1 LOB: 0 BB: 0 P: 11	R: 0 E: 0 K: 0 S: 8	H: 0 LOB: 1 BB: 1 P: 13	1B: 8 2B: 2 HR: 0	SF: 2 SAC: 0 DP: 1 HBP: 0	WP: 0 PB: 0 SB: 1 CS: 1	PA: 39
PITCHER	IP WLS BF H R ER SO BB IBB HBP BLK WP HR S P ERA WHIP											PITCHER	IP WLS BF H R ER SO BB IBB HBP BLK WP HR S P ERA WHIP					
Woody Williams, R ERA: 4.59	6.0 L 27 8 3 3 4 1 0 0 0 0 0 50 78 4.50 1.500																	
Paul Spoljaric, L ERA: 3.38	7.1 1.0 4 1 0 0 1 1 0 0 0 0 0 8 13 0.00 2.000																	
Paul Quantrill, R ERA: 1.66	8.1 1.2 6 1 0 0 1 1 0 0 0 0 0 11 21 0.00 1.200																	
Dan Plesac, L ERA: 4.5	9.1 0.1 1 0 0 0 0 0 0 0 0 0 0 3 3 0.00 0.000																	

Batter	1	2	3	4	5	6	7	8	9	AB R H RBI BB SO LOB	BOTTOM											
Otis Nixon, S OBP: 0.362, SLG: 0.299										3 0 1 0 1 0 0	New York Yankees @ Toronto Blue Jays SkyDome, Toronto, ON Thu Jul 03 1997, 7:05 PM EDT Att: 31,227 - Dome - 72 F											
Orlando Merced, S OBP: 0.356, SLG: 0.440										4 1 2 0 0 0 2												
Joe Carter, R OBP: 0.293, SLG: 0.387										4 0 0 0 0 2 4												
Carlos Delgado, L OBP: 0.358, SLG: 0.558										4 0 1 1 0 3 3												
Ed Sprague, R OBP: 0.312, SLG: 0.444										4 0 0 0 0 2 1												
Shawn Green, L OBP: 0.323, SLG: 0.467										3 0 0 0 1 2 1												
Charlie O'Brien, R OBP: 0.344, SLG: 0.438										4 0 2 0 0 0 1												
Alex Gonzalez, R OBP: 0.286, SLG: 0.383										3 0 0 0 1 2 1												
Carlos Garcia, R OBP: 0.250, SLG: 0.299										3 0 0 0 0 0 2												
Inning Stats	R: 0 E: 0 K: 1 S: 7	H: 0 LOB: 1 BB: 1 P: 12	R: 0 E: 0 K: 0 S: 9	H: 1 LOB: 2 BB: 1 P: 15	R: 0 E: 0 K: 1 S: 10	H: 1 LOB: 0 BB: 0 P: 12	R: 0 E: 0 K: 1 S: 6	H: 0 LOB: 0 BB: 1 P: 11	R: 0 E: 0 K: 1 S: 8	H: 2 LOB: 1 BB: 0 P: 13	R: 0 E: 0 K: 2 S: 15	H: 0 LOB: 0 BB: 0 P: 23	R: 0 E: 0 K: 0 S: 9	H: 0 LOB: 0 BB: 0 P: 12	R: 0 E: 0 K: 2 S: 10	H: 1 LOB: 1 BB: 0 P: 13	R: 0 E: 0 K: 3 S: 11	H: 1 LOB: 1 BB: 0 P: 16	1B: 3 2B: 3 HR: 0	SF: 0 SAC: 0 DP: 0 HBP: 0	WP: 1 PB: 0 SB: 1 CS: 1	PA: 36
PITCHER	IP WLS BF H R ER SO BB IBB HBP BLK WP HR S P ERA WHIP											PITCHER	IP WLS BF H R ER SO BB IBB HBP BLK WP HR S P ERA WHIP									
David Wells, L ERA: 3.82	7.1 W 29 5 1 1 6 3 0 0 0 0 0 68 104 1.23 1.091																					
Jeff Nelson, R ERA: 3.05	8.1 0.1 1 0 0 0 1 0 0 0 0 0 3 4 0.00 0.000																					
Mike Stanton, L ERA: 3.03	8.1 0.1 1 0 0 0 1 0 0 0 0 0 3 3 0.00 0.000																					
42 Mariano Rivera, R ERA: 1.96	9.1 1.0 S 4 1 0 0 3 0 0 0 0 0 0 11 16 0.00 1.000																					

Batter	1	2	3	4	5	6	7	8	9	AB	R	H	RBI	BB	SO	LOB	TOP										
2 Derek Jeter, R OBP: 0.396, SLG: 0.395										4	0	1	0	0	2	0	New York Yankees @ Toronto Blue Jays SkyDome, Toronto, ON Fri Jul 04 1997, 7:05 PM EDT Att: 34,134 - Dome - 72 F										
Wade Boggs, L OBP: 0.346, SLG: 0.315										4	0	0	0	0	2	1											
Bernie Williams, S OBP: 0.415, SLG: 0.498										3	0	0	0	0	1	1											
Tino Martinez, L OBP: 0.371, SLG: 0.622										3	0	1	0	0	1	1											
Paul O'Neill, L OBP: 0.402, SLG: 0.523										3	0	0	0	0	1	1											
Cecil Fielder, R OBP: 0.381, SLG: 0.392										1	0	0	0	2	1	0											
Mark Whiten, S OBP: 0.360, SLG: 0.396										0	0	0	0	0	0	0											
Chad Curtis, R OBP: 0.355, SLG: 0.489										3	0	0	0	0	1	2											
Joe Girardi, R OBP: 0.311, SLG: 0.329										3	0	0	0	0	1	2											
Pat Kelly, R OBP: 0.321, SLG: 0.292										2	0	0	0	0	1	0											
Luis Sojo, R OBP: 0.344, SLG: 0.342										1	0	0	0	0	0	0											
Inning Stats	R: 0 H: 1 E: 0 K: 2 S: 10	H: 1 LOB: 1 BB: 0 P: 17	R: 0 H: 0 E: 0 K: 2 S: 10	LOB: 0 BB: 0 P: 18	R: 0 H: 0 E: 0 K: 2 S: 9	LOB: 0 BB: 0 P: 16	R: 0 H: 0 E: 0 K: 1 S: 8	LOB: 1 BB: 1 P: 9	R: 0 H: 0 E: 0 K: 1 S: 7	LOB: 1 BB: 1 P: 14	R: 0 H: 1 E: 0 K: 0 S: 10	LOB: 0 BB: 0 P: 15	R: 0 H: 0 E: 0 K: 0 S: 6	LOB: 1 BB: 1 P: 12	R: 0 H: 0 E: 0 K: 2 S: 13	LOB: 0 BB: 0 P: 19	1B: 1 2B: 1 3B: 0 HR: 0	SF: 0 SAC: 0 DP: 2 HBP: 0	WP: 0 PB: 0 SB: 0 CS: 0	PA: 29							
PITCHER	IP	WLS	BF	H	R	ER	SO	BB	IBB	HBP	BLK	WP	HR	S	P	ERA	WHIP										
Juan Guzman, R ERA: 4.13	(1, 1)	5.0		17	1	0	0	8	1	0	0	0	0	44	74	0.00	0.400										
Kelvin Escobar, R ERA: 1.09	(6, 1)	4.0	W	12	1	0	0	3	1	0	0	0	0	39	60	0.00	0.500										

AB	27
R	0
H	2
RBI	0
BB	2
SO	11
LOB	8



Batter	1	2	3	4	5	6	7	8	9	AB	R	H	RBI	BB	SO	LOB	BOTTOM										
Otis Nixon, S OBP: 0.364, SLG: 0.301										4	0	2	0	0	2	0	New York Yankees @ Toronto Blue Jays SkyDome, Toronto, ON Fri Jul 04 1997, 7:05 PM EDT Att: 34,134 - Dome - 72 F										
Orlando Merced, S OBP: 0.355, SLG: 0.447										4	1	1	1	0	0	3											
Joe Carter, R OBP: 0.290, SLG: 0.383										3	0	0	0	0	0	1											
Carlos Delgado, L OBP: 0.361, SLG: 0.556										1	0	0	0	2	1	0											
Ed Sprague, R OBP: 0.312, SLG: 0.443										3	0	1	0	0	0	2											
Shawn Green, L OBP: 0.329, SLG: 0.468										2	0	1	0	1	1	1											
Charlie O'Brien, R OBP: 0.336, SLG: 0.426										3	0	0	0	0	1	3											
Alex Gonzalez, R OBP: 0.290, SLG: 0.384										2	0	1	0	1	0	0											
Carlos Garcia, R OBP: 0.247, SLG: 0.296										3	0	0	0	0	2	2											
Inning Stats	R: 0 H: 1 E: 0 K: 0 S: 7	H: 1 LOB: 1 BB: 0 P: 10	R: 0 H: 1 E: 0 K: 0 S: 8	LOB: 1 BB: 1 P: 13	R: 0 H: 0 E: 0 K: 2 S: 7	LOB: 0 BB: 0 P: 11	R: 0 H: 0 E: 0 K: 0 S: 7	LOB: 1 BB: 1 P: 16	R: 0 H: 0 E: 0 K: 1 S: 11	LOB: 2 BB: 2 P: 20	R: 1 H: 1 E: 0 K: 2 S: 14	LOB: 0 BB: 0 P: 19	R: 0 H: 1 E: 0 K: 1 S: 8	LOB: 0 BB: 0 P: 11	R: 0 H: 2 E: 0 K: 1 S: 9	LOB: 1 BB: 0 P: 16		1B: 5 2B: 0 3B: 0 HR: 1	SF: 0 SAC: 0 DP: 3 HBP: 0	WP: 1 PB: 0 SB: 0 CS: 2	PA: 30						
PITCHER	IP	WLS	BF	H	R	ER	SO	BB	IBB	HBP	BLK	WP	HR	S	P	ERA	WHIP										
David Cone, R ERA: 2.55	(1, 1)	7.1	L	28	6	1	1	7	4	0	0	0	0	69	112	1.23	1.364										
Graeme Lloyd, L ERA: 3.95	(8, 1)	0.2		1	0	0	0	0	0	0	0	0	0	2	4	0.00	0.000										


AB	25
R	1
H	6
RBI	1
BB	4
SO	7
LOB	12



Batter	1	2	3	4	5	6	7	8	9	AB	R	H	RBI	BB	SO	LOB	TOP					
2 Derek Jeter, R OBP: 0.369, SLG: 0.397 (1, 6)																	4 1 2 0 1 1 2					
Luis Sojo, R OBP: 0.349, SLG: 0.347 (1, 4)																	4 1 2 2 0 0 2					
Pat Kelly, R OBP: 0.329, SLG: 0.303 (7, 4)																	1 1 1 0 0 0 0					
Bernie Williams, S OBP: 0.412, SLG: 0.493 (1, 8)																	5 1 1 1 0 1 5					
Tino Martinez, L OBP: 0.371, SLG: 0.621 (1, 3)																	4 1 1 2 1 0 3					
Cecil Fielder, R OBP: 0.370, SLG: 0.406 (1, 10)																	2 1 2 1 3 0 0					
Paul O'Neill, L OBP: 0.402, SLG: 0.524 (1, 9)																	5 0 2 2 0 2 3					
Charlie Hayes, R OBP: 0.397, SLG: 0.471 (1, 5)																	4 0 0 0 1 2 5					
Chad Curtis, R OBP: 0.339, SLG: 0.464 (1, 7)																	5 1 0 0 0 0 3					
Joe Girardi, R OBP: 0.318, SLG: 0.335 (1, 2)																	5 1 3 0 0 1 2					
Inning Stats	R: 0 E: 0 K: 0 S: 9	H: 1 LOB: 1 BB: 0 P: 17	R: 0 E: 0 K: 0 S: 8	H: 1 LOB: 1 BB: 1 P: 15	R: 0 E: 0 K: 0 S: 7	H: 1 LOB: 1 BB: 0 P: 9	R: 0 E: 0 K: 2 S: 8	H: 0 LOB: 1 BB: 1 P: 15	R: 1 E: 0 K: 1 S: 17	H: 3 LOB: 2 BB: 0 P: 23	R: 1 E: 0 K: 0 S: 10	H: 1 LOB: 0 BB: 0 P: 19	R: 3 E: 0 K: 1 S: 17	H: 4 LOB: 2 BB: 2 P: 29	R: 3 E: 1 K: 3 S: 20	H: 3 LOB: 2 BB: 1 P: 32	R: 0 E: 0 K: 0 S: 7	H: 0 LOB: 0 BB: 1 P: 14	1B: 11 2B: 2 3B: 0 HR: 1	SF: 0 SAC: 0 DP: 2 HBP: 0	WP: 0 PB: 0 SB: 0 CS: 2	PA: 45
PITCHER	IP WLS BF H R ER SO BB IBB HBP BLK WP HR S P ERA WHIP																					
Pat Hentgen, R ERA: 3.27 (1, 1)	6.2 L 32 10 5 5 3 4 0 0 0 0 0 1 70 119 6.75 2.100																					
Paul Spoljaric, L ERA: 3.35 (7, 1)	0.1 2 1 0 0 1 0 0 0 0 0 0 0 6 8 0.00 3.000																					
Paul Quantrill, R ERA: 1.64 (8, 1)	0.2 5 2 3 0 2 0 0 0 0 0 0 0 13 19 0.00 3.000																					
Dan Plesac, L ERA: 4.44 (8, 1)	0.1 3 1 0 0 1 0 1 0 0 0 0 0 7 13 0.00 3.000																					
Luis Andujar, R ERA: 7.09 (9, 1)	1.0 3 0 0 0 0 1 0 0 0 0 0 0 7 14 0.00 1.000																					

New York Yankees @ Toronto Blue Jays
SkyDome, Toronto, ON
Sat Jul 05 1997, 3:33 AM EDT
Att: 44,206 - Dome - 72 F

AB 39
R 8
H 14
RBI 8
BB 6
SO 7
LOB 25



Batter	1	2	3	4	5	6	7	8	9	AB	R	H	RBI	BB	SO	LOB	BOTTOM					
Otis Nixon, S OBP: 0.360, SLG: 0.298 (1, 8)																	3 0 0 0 0 1 1					
Orlando Merced, S OBP: 0.354, SLG: 0.443 (1, 9)																	3 0 0 0 1 1 0					
Joe Carter, R OBP: 0.290, SLG: 0.381 (1, 10)																	4 0 1 0 0 0 2					
Carlos Delgado, L OBP: 0.359, SLG: 0.549 (1, 3)																	3 0 0 0 1 1 1					
Ed Sprague, R OBP: 0.309, SLG: 0.438 (1, 5)																	4 0 0 0 0 2 2					
Shawn Green, L OBP: 0.335, SLG: 0.471 (1, 7)																	3 0 2 0 0 0 0					
Benito Santiago, R OBP: 0.229, SLG: 0.273 (1, 2)																	3 0 1 0 0 0 3					
Alex Gonzalez, R OBP: 0.287, SLG: 0.380 (1, 6)																	3 0 0 0 0 1 3					
Tilson Brito, R OBP: 0.352, SLG: 0.325 (1, 4)																	3 0 2 0 0 0 0					
Inning Stats	R: 0 E: 0 K: 0 S: 3	H: 0 LOB: 0 BB: 0 P: 4	R: 0 E: 0 K: 1 S: 12	H: 1 LOB: 2 BB: 1 P: 24	R: 0 E: 0 K: 0 S: 8	H: 1 LOB: 1 BB: 1 P: 15	R: 0 E: 0 K: 0 S: 8	H: 0 LOB: 0 BB: 0 P: 11	R: 0 E: 0 K: 1 S: 7	H: 2 LOB: 1 BB: 0 P: 11	R: 0 E: 0 K: 2 S: 9	H: 0 LOB: 0 BB: 0 P: 14	R: 0 E: 0 K: 0 S: 7	H: 1 LOB: 0 BB: 0 P: 15	R: 0 E: 0 K: 1 S: 7	H: 0 LOB: 0 BB: 0 P: 10	R: 0 E: 0 K: 1 S: 7	H: 1 LOB: 1 BB: 0 P: 12	1B: 5 2B: 1 3B: 0 HR: 0	SF: 0 SAC: 1 DP: 1 HBP: 0	WP: 0 PB: 0 SB: 0 CS: 0	PA: 32
PITCHER	IP WLS BF H R ER SO BB IBB HBP BLK WP HR S P ERA WHIP																					
Andy Pettitte, L ERA: 3.1 (1, 1)	9.0 W 32 6 0 0 6 2 0 0 0 0 0 0 68 116 0.00 0.889																					

New York Yankees @ Toronto Blue Jays
SkyDome, Toronto, ON
Sat Jul 05 1997, 3:33 AM EDT
Att: 44,206 - Dome - 72 F

AB 29
R 0
H 6
RBI 0
BB 2
SO 6
LOB 12



Batter	1	2	3	4	5	6	7	8	9	AB	R	H	RBI	BB	SO	LOB	TOP			
2 Derek Jeter, R OBP: 0.365, SLG: 0.392 (1, 6)	G5-3		G6-4-3			F9		L9		4	0	0	0	0	0	1				
Joe Girardi, R OBP: 0.316, SLG: 0.338 (1, 2)	G5-3		K			G4-3		G4-3		4	0	1	0	0	1	0				
Bernie Williams, S OBP: 0.410, SLG: 0.489 (1, 8)				K		G4-3		K		4	0	1	0	0	2	1				
Tino Martinez, L OBP: 0.370, SLG: 0.619 (1, 3)	K					K		K		4	0	1	0	0	3	2				
Paul O'Neill, L OBP: 0.402, SLG: 0.521 (1, 9)										2	0	0	0	1	1	1				
Mark Whiten, S OBP: 0.360, SLG: 0.396 (7, 9)										0	0	0	0	0	0	0				
Cecil Fielder, R OBP: 0.397, SLG: 0.402 (1, 10)										3	0	0	0	0	1	2				
Charlie Hayes, R OBP: 0.360, SLG: 0.461 (1, 5)										3	0	0	0	0	1	1				
Chad Curtis, R OBP: 0.331, SLG: 0.450 (1, 7)										3	0	0	0	0	0	1				
Pat Kelly, R OBP: 0.333, SLG: 0.309 (1, 4)										2	0	1	0	0	1	0				
Wade Boggs, L OBP: 0.344, SLG: 0.314 (8, PH)										1	0	0	0	0	0	0				
Inning Stats	R: 0 E: 0 K: 1 S: 8	H: 1 LOB: 1 BB: 0 P: 12	R: 0 E: 0 K: 0 S: 7	H: 0 LOB: 1 BB: 1 P: 14	R: 0 E: 0 K: 1 S: 7	H: 1 LOB: 0 BB: 0 P: 10	R: 0 E: 0 K: 2 S: 11	H: 1 LOB: 1 BB: 0 P: 14	R: 0 E: 0 K: 1 S: 7	H: 0 LOB: 0 BB: 0 P: 11	R: 0 E: 0 K: 1 S: 8	H: 1 LOB: 1 BB: 0 P: 13	R: 0 E: 0 K: 1 S: 8	H: 0 LOB: 0 BB: 0 P: 12	R: 0 E: 0 K: 2 S: 9	H: 0 LOB: 0 BB: 0 P: 13	1B: 2 2B: 2 3B: 0 HR: 0	SF: 0 SAC: 0 DP: 1 HBP: 0	WP: 0 PB: 0 SB: 0 CS: 0	PA: 31
PITCHER Roger Clemens, R ERA: 1.69 (1, 1)	IP: 9.0 WLS: W BF: 31 H: 4 R: 0 ER: 0 SO: 10 BB: 1 IBB: 0 HBP: 0 BLK: 0 WP: 0 HR: 0 S: 72 P: 109 ERA: 0.00 WHIP: 0.556															PITCHER				

New York Yankees @ Toronto Blue Jays
SkyDome, Toronto, ON
Sun Jul 06 1997, 3:33 AM EDT
Att: 41,137 - Sunny - 84 F

AB	30
R	0
H	4
RBI	0
BB	1
SO	10
LOB	9



Batter	1	2	3	4	5	6	7	8	9	AB	R	H	RBI	BB	SO	LOB	BOTTOM			
Otis Nixon, S OBP: 0.359, SLG: 0.298 (1, 8)	G1-3	FC5-4			F7		G4-3			4	0	1	0	0	0	2				
Orlando Merced, S OBP: 0.353, SLG: 0.440 (1, 9)	F8				L9		G4-3			4	0	1	0	0	0	1				
Joe Carter, R OBP: 0.289, SLG: 0.378 (1, 7)	G3-1				F8		G3			3	0	0	0	1	0	2				
Carlos Delgado, L OBP: 0.361, SLG: 0.548 (1, 3)										4	1	2	0	0	2	1				
Ed Sprague, R OBP: 0.311, SLG: 0.435 (1, 5)										2	1	0	0	2	0	2				
Shawn Green, L OBP: 0.333, SLG: 0.472 (1, 10)										4	0	1	1	0	1	3				
Charlie O'Brien, R OBP: 0.341, SLG: 0.423 (1, 2)										3	0	1	0	0	0	2				
Alex Gonzalez, R OBP: 0.287, SLG: 0.376 (1, 6)										3	0	0	0	1	1	3				
Tilson Brito, R OBP: 0.340, SLG: 0.318 (1, 4)										2	0	0	1	0	0	0				
Inning Stats	R: 0 E: 0 K: 0 S: 9	H: 0 LOB: 0 BB: 0 P: 12	R: 2 E: 0 K: 0 S: 15	H: 2 LOB: 2 BB: 2 P: 27	R: 0 E: 0 K: 0 S: 8	H: 2 LOB: 2 BB: 0 P: 12	R: 0 E: 0 K: 0 S: 8	H: 0 LOB: 0 BB: 0 P: 13	R: 0 E: 0 K: 1 S: 10	H: 0 LOB: 1 BB: 1 P: 19	R: 0 E: 0 K: 2 S: 7	H: 0 LOB: 1 BB: 0 P: 13	R: 0 E: 0 K: 0 S: 13	H: 1 LOB: 0 BB: 0 P: 17	R: 0 E: 0 K: 1 S: 14	H: 1 LOB: 2 BB: 1 P: 22	1B: 5 2B: 1 3B: 0 HR: 0	SF: 1 SAC: 0 DP: 0 HBP: 1	WP: 0 PB: 0 SB: 1 CS: 0	PA: 35
PITCHER Ramiro Mendoza, R ERA: 4.6 (1, 1)	IP: 7.2 WLS: L BF: 34 H: 6 R: 2 ER: 2 SO: 4 BB: 4 IBB: 0 HBP: 1 BLK: 0 WP: 0 HR: 0 S: 82 P: 131 ERA: 2.35 WHIP: 1.304															PITCHER				
Jeff Nelson, R ERA: 3.02 (8, 1)	IP: 0.1 WLS: 1 BF: 1 H: 0 R: 0 ER: 0 SO: 0 BB: 0 IBB: 0 HBP: 0 BLK: 0 WP: 0 HR: 2 S: 4 P: 4 ERA: 0.00 WHIP: 0.000															PITCHER				

New York Yankees @ Toronto Blue Jays
SkyDome, Toronto, ON
Sun Jul 06 1997, 3:33 AM EDT
Att: 41,137 - Sunny - 84 F

AB	29
R	2
H	6
RBI	2
BB	4
SO	4
LOB	16



Batter	1	2	3	4	5	6	7	8	9	AB	R	H	RBI	BB	SO	LOB	TOP
Otis Nixon, S <small>OBP: 0.352, SLG: 0.291</small> 										4	1	1	0	0	1	1	Toronto Blue Jays @ Boston Red Sox Fenway Park, Boston, MA Sat Jul 12 1997, 7:05 PM EDT Att: 33,106 - Sunny - 90 F
Orlando Merced, S <small>OBP: 0.357, SLG: 0.441</small> 										3	0	1	0	1	0	1	
Joe Carter, R <small>OBP: 0.390, SLG: 0.390</small> Jacob Brumfield, R <small>OBP: 0.259, SLG: 0.255</small> 										2	0	1	0	0	0	2	
Carlos Delgado, L <small>OBP: 0.357, SLG: 0.552</small> 										4	0	0	0	0	3	4	
Ed Sprague, R <small>OBP: 0.304, SLG: 0.420</small> 										3	1	0	0	0	1	2	
Shawn Green, L <small>OBP: 0.342, SLG: 0.497</small> 										4	1	1	2	0	1	2	
Charlie O'Brien, R <small>OBP: 0.318, SLG: 0.387</small> 										4	0	0	0	0	2	0	
Tilson Brito, R <small>OBP: 0.337, SLG: 0.315</small> 										4	0	1	0	0	2	0	
Alex Gonzalez, R <small>OBP: 0.294, SLG: 0.375</small> 										4	0	0	0	0	2	1	
Inning Stats <small>R: 0 H: 1 E: 0 LOB: 1 K: 1 BB: 0 S: 6</small>	<small>R: 0 H: 0 E: 0 LOB: 0 K: 1 BB: 0 S: 5</small>	<small>R: 0 H: 0 E: 0 LOB: 0 K: 2 BB: 0 S: 9</small>	<small>R: 0 H: 0 E: 0 LOB: 0 K: 2 BB: 0 S: 9</small>	<small>R: 0 H: 0 E: 0 LOB: 0 K: 2 BB: 0 S: 7</small>	<small>R: 0 H: 1 E: 1 LOB: 1 K: 3 BB: 0 S: 10</small>	<small>R: 0 H: 1 E: 0 LOB: 0 K: 1 BB: 0 S: 5</small>	<small>R: 2 H: 1 E: 0 LOB: 0 K: 1 BB: 0 S: 6</small>	<small>R: 1 H: 2 E: 0 LOB: 2 K: 2 BB: 1 S: 9</small>	<small>R: 0 H: 0 E: 0 LOB: 0 K: 0 BB: 0 S: 3</small>	<small>1B: 4 SF: 0 2B: 1 SAC: 0 3B: 0 DP: 1 HR: 1 HBP: 1</small>	<small>WP: 0 PA: 36 PB: 0 SB: 1 CS: 0</small>						
PITCHER Aaron Sele, R <small>ERA: 5.05</small> Butch Henry, L <small>ERA: 2.93</small>	<small>IP: 7.0 WLS: L BF: 28 H: 5 R: 3 ER: 3 SO: 11 BB: 0 IBB: 0 HBP: 1 BLK: 0 WP: 0 HR: 1 S: 49 P: 50 ERA: 3.86 WHIP: 0.714</small>											<small>IP: 2.0 WLS: 8 BF: 1 H: 0 R: 0 ER: 0 SO: 2 BB: 1 IBB: 0 HBP: 0 BLK: 0 WP: 0 HR: 0 S: 11 P: 15 ERA: 0.00 WHIP: 1.000</small>					

AB	34
R	3
H	6
RBI	3
BB	1
SO	13
LOB	14



Batter	1	2	3	4	5	6	7	8	9	AB	R	H	RBI	BB	SO	LOB	BOTTOM
Nomar Garciaparra, R <small>OBP: 0.342, SLG: 0.495</small> 										4	1	1	0	0	3	1	Toronto Blue Jays @ Boston Red Sox Fenway Park, Boston, MA Sat Jul 12 1997, 7:05 PM EDT Att: 33,106 - Sunny - 90 F
John Valentin, R <small>OBP: 0.359, SLG: 0.464</small> 									4	0	2	0	0	1	0		
Mo Vaughn, L <small>OBP: 0.442, SLG: 0.625</small> 									3	0	0	0	0	3	1		
Wil Cordero, R <small>OBP: 0.336, SLG: 0.458</small> 										3	0	0	0	1	3		
18 Reggie Jefferson, S <small>OBP: 0.375, SLG: 0.515</small> Shane Mack, R <small>OBP: 0.357, SLG: 0.441</small> 										3	0	0	1	0	2	3	
Troy O'Leary, L <small>OBP: 0.357, SLG: 0.479</small> Mike Stanley, R <small>OBP: 0.402, SLG: 0.515</small> 										3	0	0	0	0	2	3	
Scott Hatteberg, L <small>OBP: 0.373, SLG: 0.435</small> Jesus Tavarez, S <small>OBP: 0.235, SLG: 0.214</small> 										3	0	0	0	1	1	0	
Darren Bragg, L <small>OBP: 0.327, SLG: 0.406</small> 										4	0	0	0	0	2	3	
Jeff Frye, R <small>OBP: 0.314, SLG: 0.352</small> 									3	0	1	0	0	1	0		
Inning Stats <small>R: 1 H: 2 E: 0 LOB: 2 K: 2 BB: 0 S: 9</small>	<small>R: 0 H: 1 E: 0 LOB: 0 K: 3 BB: 0 S: 10</small>	<small>R: 0 H: 0 E: 0 LOB: 0 K: 1 BB: 0 S: 5</small>	<small>R: 0 H: 0 E: 0 LOB: 0 K: 3 BB: 0 S: 10</small>	<small>R: 0 H: 0 E: 0 LOB: 0 K: 3 BB: 0 S: 10</small>	<small>R: 0 H: 1 E: 0 LOB: 1 K: 2 BB: 0 S: 8</small>	<small>R: 0 H: 0 E: 0 LOB: 0 K: 1 BB: 0 S: 4</small>	<small>R: 0 H: 0 E: 0 LOB: 0 K: 1 BB: 0 S: 5</small>	<small>R: 0 H: 0 E: 0 LOB: 0 K: 3 BB: 0 S: 9</small>	<small>R: 0 H: 0 E: 0 LOB: 2 K: 0 BB: 2 S: 3</small>	<small>1B: 3 SF: 0 2B: 1 SAC: 0 3B: 0 DP: 0 HR: 0 HBP: 2</small>	<small>WP: 0 PA: 36 PB: 0 SB: 1 CS: 1</small>						
PITCHER Roger Clemens, R <small>ERA: 1.66</small> Kevin Escobar, R <small>ERA: 1.04</small> Dan Plesac, L <small>ERA: 4.15</small> Paul Quantrill, R <small>ERA: 2.15</small> Paul Spoljaric, L <small>ERA: 3.24</small>	<small>IP: 8.0 WLS: W BF: 30 H: 4 R: 1 ER: 1 SO: 16 BB: 0 IBB: 0 HBP: 2 BLK: 0 WP: 0 HR: 0 S: 60 P: 62 ERA: 1.12 WHIP: 0.500</small>											<small>IP: 0.1 WLS: 1 BF: 0 H: 0 R: 0 ER: 0 SO: 0 BB: 0 IBB: 0 HBP: 0 BLK: 0 WP: 0 HR: 0 S: 1 P: 1 ERA: 0.00 WHIP: 0.000</small>					



Batter	1	2	3	4	5	6	7	8	9	AB	R	H	RBI	BB	SO	LOB	TOP					
Jacob Brumfield, R OBP: 0.250, SLG: 0.245	G6-3			P5		P2	P4			4	0	0	0	0	0	2	Toronto Blue Jays @ Boston Red Sox Fenway Park, Boston, MA Sun Jul 13 1997, 3:33 AM EDT Att: 32,418 - Sunny - 86 F					
Orlando Merced, S OBP: 0.356, SLG: 0.442	G4-3			1B		G4-3		G4-3		4	1	1	0	0	0	0						
Joe Carter, R OBP: 0.290, SLG: 0.389	P2					P5		P9		4	0	1	1	0	0	0						
Carlos Delgado, L OBP: 0.359, SLG: 0.549				G5-6-3				G6-3		3	1	1	0	1	0	1						
Ed Sprague, R OBP: 0.301, SLG: 0.415						F8		P6		4	0	0	0	0	1	2						
Shawn Green, L OBP: 0.345, SLG: 0.511										3	1	1	2	1	0	2						
Charlie O'Brien, R OBP: 0.316, SLG: 0.383										4	0	1	0	0	1	2						
Carlos Garcia, R OBP: 0.257, SLG: 0.305										3	0	1	0	0	0	1						
Alex Gonzalez, R OBP: 0.291, SLG: 0.371				G5-3						3	0	0	0	0	2	4						
Inning Stats	R: 0 E: 0 K: 0 S: 7	H: 0 LOB: 0 BB: 0 P: 8	R: 0 E: 0 K: 0 S: 4	H: 0 LOB: 0 BB: 1 P: 9	R: 0 E: 0 K: 0 S: 3	H: 2 LOB: 0 BB: 0 P: 5	R: 1 E: 0 K: 0 S: 7	H: 2 LOB: 0 BB: 0 P: 11	R: 0 E: 0 K: 2 S: 11	H: 0 LOB: 2 BB: 1 P: 20	R: 0 E: 0 K: 0 S: 7	H: 0 LOB: 0 BB: 0 P: 9	R: 2 E: 0 K: 1 S: 18	H: 4 LOB: 2 BB: 0 P: 24	R: 0 E: 0 K: 0 S: 6	H: 0 LOB: 0 BB: 0 P: 8	R: 0 E: 0 K: 1 S: 11	H: 0 LOB: 1 BB: 0 P: 13	1B: 3 2B: 2 3B: 0 HR: 1	SF: 0 SAC: 0 DP: 1 HBP: 1	WP: 0 PB: 1 SB: 1 CS: 1	PA: 35
PITCHER 49 Tim Wakefield, R ERA: 4.76	IP: 9.0 WLS: L BF: 35 H: 6 R: 3 ER: 3 SO: 4 BB: 2 IBB: 0 HBP: 1 BLK: 0 WP: 0 HR: 1 S: 74 P: 107 ERA: 3.00 WHIP: 0.889																					

AB 32
R 3
H 6
RBI 3
BB 2
SO 4
LOB 14



Batter	1	2	3	4	5	6	7	8	9	AB	R	H	RBI	BB	SO	LOB	BOTTOM					
Nomar Garciaparra, R OBP: 0.341, SLG: 0.492	P4		K			F9		G6-3		4	0	1	0	0	1	0	Toronto Blue Jays @ Boston Red Sox Fenway Park, Boston, MA Sun Jul 13 1997, 3:33 AM EDT Att: 32,418 - Sunny - 86 F					
John Valentin, R OBP: 0.355, SLG: 0.458	F8			F7		G5-3		G6-3		4	0	0	0	0	0	1						
Mo Vaughn, L OBP: 0.443, SLG: 0.621										2	0	0	0	2	2	1						
Wil Cordero, R OBP: 0.331, SLG: 0.452										4	0	0	0	0	2	3						
18 Reggie Jefferson, S OBP: 0.378, SLG: 0.529										3	1	2	1	0	0	1						
Shane Mack, R OBP: 0.354, SLG: 0.437										1	0	0	0	0	1	0						
Mike Stanley, R OBP: 0.395, SLG: 0.525										4	1	1	1	0	0	1						
Troy O'Leary, L OBP: 0.359, SLG: 0.479										4	0	2	0	0	0	1						
Darren Bragg, L OBP: 0.331, SLG: 0.406										2	0	1	0	2	0	0						
Jeff Frye, R OBP: 0.308, SLG: 0.345										3	0	0	0	0	0	3						
Scott Spoljaric, L OBP: 0.371, SLG: 0.432										1	0	0	0	0	0	2						
Inning Stats	R: 0 E: 0 K: 1 S: 8	H: 1 LOB: 1 BB: 1 P: 13	R: 0 E: 0 K: 0 S: 9	H: 1 LOB: 0 BB: 0 P: 12	R: 0 E: 0 K: 1 S: 9	H: 0 LOB: 0 BB: 1 P: 17	R: 0 E: 0 K: 0 S: 12	H: 0 LOB: 1 BB: 1 P: 22	R: 1 E: 0 K: 0 S: 11	H: 1 LOB: 0 BB: 0 P: 14	R: 0 E: 0 K: 1 S: 9	H: 0 LOB: 0 BB: 0 P: 12	R: 1 E: 0 K: 0 S: 11	H: 2 LOB: 2 BB: 1 P: 19	R: 0 E: 0 K: 2 S: 10	H: 1 LOB: 1 BB: 0 P: 17	R: 0 E: 0 K: 1 S: 11	H: 2 LOB: 2 BB: 0 P: 13	1B: 5 2B: 0 3B: 0 HR: 2	SF: 0 SAC: 0 DP: 0 HBP: 0	WP: 0 PB: 0 SB: 0 CS: 2	PA: 36
PITCHER Woody Williams, R ERA: 4.49	IP: 6.1 WLS: W BF: 23 H: 3 R: 2 ER: 2 SO: 3 BB: 3 IBB: 0 HBP: 0 BLK: 0 WP: 0 HR: 2 S: 63 P: 99 ERA: 2.84 WHIP: 0.947																					
Paul Quantrill, R ERA: 2.11	IP: 1.0 WLS: W BF: 6 H: 2 R: 0 ER: 0 SO: 0 BB: 1 IBB: 0 HBP: 0 BLK: 0 WP: 0 HR: 0 S: 10 P: 16 ERA: 0.00 WHIP: 3.000																					
Dan Plesac, L ERA: 4.1	IP: 0.1 WLS: W BF: 1 H: 0 R: 0 ER: 0 SO: 1 BB: 0 IBB: 0 HBP: 0 BLK: 0 WP: 0 HR: 0 S: 3 P: 6 ERA: 0.00 WHIP: 0.000																					
Mike Timlin, R ERA: 2.75	IP: 0.1 WLS: W BF: 1 H: 0 R: 0 ER: 0 SO: 1 BB: 0 IBB: 0 HBP: 0 BLK: 0 WP: 0 HR: 0 S: 3 P: 5 ERA: 0.00 WHIP: 0.000																					
Paul Spoljaric, L ERA: 3.21	IP: 0.1 WLS: W BF: 1 H: 0 R: 0 ER: 0 SO: 1 BB: 0 IBB: 0 HBP: 0 BLK: 0 WP: 0 HR: 0 S: 3 P: 3 ERA: 0.00 WHIP: 0.000																					
PITCHER Kelvim Escobar, R ERA: 0.96	IP: 0.2 WLS: S BF: 4 H: 2 R: 0 ER: 0 SO: 0 BB: 0 IBB: 0 HBP: 0 BLK: 0 WP: 0 HR: 0 S: 8 P: 10 ERA: 0.00 WHIP: 3.000																					

AB 32
R 2
H 7
RBI 2
BB 4
SO 6
LOB 13



Batter	1	2	3	4	5	6	7	8	9	AB	R	H	RBI	BB	SO	LOB	TOP
Otis Nixon, S <small>OBP: 0.349, SLG: 0.287</small> 										4	0	0	0	0	1	1	Toronto Blue Jays @ Baltimore Orioles Oriole Park at Camden Yards, Baltimore, MD Tue Jul 15 1997, 7:05 PM EDT Att: 47,062 - Unknown - 99 F livebaseballscorecards.com AB 32 R 4 H 6 RBI 4 BB 3 SO 8 LOB 8
Orlando Merced, S <small>OBP: 0.356, SLG: 0.435</small> 										3	1	1	0	1	1	0	
Joe Carter, R <small>OBP: 0.285, SLG: 0.390</small> 										4	1	1	2	0	1	1	
Carlos Delgado, L <small>OBP: 0.364, SLG: 0.570</small> 										4	1	2	1	0	1	1	
Ed Sprague, R <small>OBP: 0.300, SLG: 0.411</small> 										4	0	0	0	0	1	1	
Shawn Green, L <small>OBP: 0.356, SLG: 0.536</small> 										3	1	2	1	1	0	0	
Benito Santiago, R <small>OBP: 0.225, SLG: 0.267</small> 										4	0	0	0	0	0	2	
Carlos Garcia, R <small>OBP: 0.254, SLG: 0.311</small> 										4	0	0	0	0	1	2	
Alex Gonzalez, R <small>OBP: 0.294, SLG: 0.371</small> 										2	0	0	0	1	2	0	
Inning Stats <small>R: 0 H: 0 E: 0 LOB: 0 K: 2 BB: 0 S: 13</small>	<small>R: 1 H: 1 E: 0 LOB: 0 K: 1 BB: 0 S: 15</small>	<small>R: 0 H: 0 E: 0 LOB: 0 K: 2 BB: 0 S: 7</small>	<small>R: 0 H: 0 E: 0 LOB: 0 K: 1 BB: 0 S: 9</small>	<small>R: 0 H: 1 E: 0 LOB: 1 K: 1 BB: 0 S: 12</small>	<small>R: 1 H: 1 E: 0 LOB: 0 K: 1 BB: 0 S: 8</small>	<small>R: 0 H: 1 E: 0 LOB: 1 K: 1 BB: 0 S: 10</small>	<small>R: 0 H: 1 E: 0 LOB: 1 K: 0 BB: 0 S: 8</small>	<small>R: 2 H: 1 E: 0 LOB: 1 K: 0 BB: 2 S: 7</small>	<small>R: 0 H: 0 E: 0 LOB: 1 K: 0 BB: 1 S: 6</small>	<small>1B: 3 SF: 0 2B: 0 SAC: 0 3B: 0 DP: 1 HR: 3 HBP: 0</small>	<small>WP: 0 PA: 35</small>						
PITCHER Shawn Boskie, R <small>ERA: 5.4</small>	<small>IP: 5.2 WLS: W BF: 21 H: 4 R: 2 ER: 2 SO: 7 BB: 0 IBB: 0 HBP: 0 BLK: 0 WP: 0 HR: 2 S: 62 P: 90 ERA: 3.18 WHIP: 0.706</small>							PITCHER Arthur Rhodes, L <small>ERA: 2.56</small>	<small>IP: 2.1 WLS: 10 BF: 2 H: 2 R: 2 ER: 2 SO: 1 BB: 0 IBB: 0 HBP: 0 BLK: 0 WP: 0 HR: 1 S: 18 P: 35 ERA: 7.71 WHIP: 1.714</small>								
Alan Mills, R <small>ERA: 4.2</small>	<small>IP: 1.0 WLS: 4 BF: 0 H: 0 R: 0 ER: 0 SO: 0 BB: 1 IBB: 0 HBP: 0 BLK: 0 WP: 0 HR: 0 S: 6 P: 14 ERA: 0.00 WHIP: 1.000</small>																

Batter	1	2	3	4	5	6	7	8	9	AB	R	H	RBI	BB	SO	LOB	BOTTOM
Brady Anderson, L <small>OBP: 0.410, SLG: 0.452</small> 										5	1	1	1	0	0	2	Toronto Blue Jays @ Baltimore Orioles Oriole Park at Camden Yards, Baltimore, MD Tue Jul 15 1997, 7:05 PM EDT Att: 47,062 - Unknown - 99 F livebaseballscorecards.com AB 37 R 8 H 13 RBI 8 BB 0 SO 3 LOB 10
Roberto Alomar, S <small>OBP: 0.358, SLG: 0.437</small> 										4	0	0	0	0	1	0	
Geronimo Berroa, R <small>OBP: 0.375, SLG: 0.497</small> 									4	0	1	0	0	1	0		
Rafael Palmeiro, L <small>OBP: 0.340, SLG: 0.453</small> 									4	1	3	0	0	0	0		
Cal Ripken Jr., R <small>OBP: 0.334, SLG: 0.435</small> Jeff Reboulet, R <small>OBP: 0.291, SLG: 0.289</small>										4	0	0	0	0	0	4	
B.J. Surhoff, L <small>OBP: 0.377, SLG: 0.505</small> 									4	2	2	2	0	1	1		
Jeffrey Hammonds, R <small>OBP: 0.330, SLG: 0.539</small> 										4	3	3	1	0	0		
Lenny Webster, R <small>OBP: 0.314, SLG: 0.364</small> 										4	1	3	4	0	0		
Mike Bordick, R <small>OBP: 0.266, SLG: 0.284</small> 										4	0	0	0	1	2		
Inning Stats <small>R: 1 H: 1 E: 0 LOB: 0 K: 0 BB: 0 S: 12</small>	<small>R: 2 H: 2 E: 0 LOB: 0 K: 2 BB: 0 S: 11</small>	<small>R: 0 H: 0 E: 0 LOB: 0 K: 1 BB: 0 S: 7</small>	<small>R: 0 H: 0 E: 0 LOB: 0 K: 1 BB: 0 S: 15</small>	<small>R: 3 H: 3 E: 0 LOB: 2 K: 0 BB: 0 S: 10</small>	<small>R: 0 H: 2 E: 0 LOB: 0 K: 0 BB: 0 S: 7</small>	<small>R: 2 H: 3 E: 0 LOB: 1 K: 0 BB: 0 S: 17</small>	<small>R: 0 H: 1 E: 0 LOB: 1 K: 0 BB: 0 S: 14</small>	<small>R: 0 H: 1 E: 0 LOB: 1 K: 0 BB: 0 S: 10</small>	<small>1B: 7 SF: 0 2B: 2 SAC: 0 3B: 0 DP: 0 HR: 4 HBP: 0</small>	<small>WP: 0 PA: 37</small>							
PITCHER Juan Guzman, R <small>ERA: 4.95</small>	<small>IP: 3.1 WLS: L BF: 16 H: 6 R: 6 ER: 6 SO: 3 BB: 0 IBB: 0 HBP: 0 BLK: 0 WP: 0 HR: 4 S: 37 P: 60 ERA: 16.20 WHIP: 1.800</small>							PITCHER Luis Andujar, R <small>ERA: 6.18</small>	<small>IP: 4.1 WLS: 21 BF: 7 H: 2 R: 2 ER: 2 SO: 0 BB: 0 IBB: 0 HBP: 0 BLK: 0 WP: 0 HR: 0 S: 51 P: 70 ERA: 3.86 WHIP: 1.500</small>								

Batter	1	2	3	4	5	6	7	8	9	AB	R	H	RBI	BB	SO	LOB	TOP			
Otis Nixon, S <small>OBP: 0.348, SLG: 0.287</small> 										4	0	1	0	0	0	1				
Orlando Merced, S <small>OBP: 0.354, SLG: 0.433</small> 										4	0	1	0	0	1	2				
Joe Carter, R <small>OBP: 0.285, SLG: 0.388</small> 										4	0	1	0	0	0	3				
Carlos Delgado, L <small>OBP: 0.363, SLG: 0.569</small> 										4	0	1	0	0	0	4				
Ed Sprague, R <small>OBP: 0.299, SLG: 0.407</small> 										3	0	0	0	1	0	4				
Shawn Green, L <small>OBP: 0.354, SLG: 0.529</small> 										4	0	1	0	0	0	1				
Charlie O'Brien, R <small>OBP: 0.314, SLG: 0.379</small> 										4	0	1	0	0	1	1				
Tilson Brito, R <small>OBP: 0.333, SLG: 0.312</small> 										4	0	1	0	0	2	3				
Carlos Garcia, R <small>OBP: 0.254, SLG: 0.310</small> 										4	0	1	0	0	0	4				
Inning Stats	R: 0 E: 0 K: 0 S: 5	H: 1 LOB: 1 BB: 0 P: 10	R: 0 E: 0 K: 1 S: 12	H: 2 LOB: 2 BB: 1 P: 22	R: 0 E: 0 K: 1 S: 12	H: 2 LOB: 2 BB: 0 P: 20	R: 0 E: 0 K: 1 S: 8	H: 0 LOB: 0 BB: 0 P: 12	R: 0 E: 0 K: 0 S: 10	H: 1 LOB: 1 BB: 0 P: 13	R: 0 E: 0 K: 0 S: 7	H: 1 LOB: 1 BB: 0 P: 11	R: 0 E: 0 K: 0 S: 9	H: 0 LOB: 0 BB: 0 P: 13	R: 0 E: 0 K: 1 S: 10	H: 1 LOB: 1 BB: 0 P: 12	1B: 7 2B: 1 3B: 0 HR: 0	SF: 0 SAC: 0 DP: 1 HBP: 0	WP: 1 PB: 0 SB: 1 CS: 0	PA: 36
PITCHER	IP: 9.0 WLS: W BF: 36 ERA: 4.11	H: 8 R: 0 ER: 0 SO: 4	BB: 1 IBB: 0 HBP: 0 BLK: 0	WP: 1 HR: 0 S: 82 P: 126	ERA: 0.00 WHIP: 1.000															

Toronto Blue Jays @ Texas Rangers
The Ballpark at Arlington, Arlington, TX
Wed Jul 16 1997, 8:05 PM EDT
Att: 45,313 - Unknown - 92 F

AB 35
R 0
H 8
RBI 0
BB 1
SO 4
LOB 23



Batter	1	2	3	4	5	6	7	8	9	AB	R	H	RBI	BB	SO	LOB	BOTTOM			
Mark McLemore, S <small>OBP: 0.355, SLG: 0.308</small> 										4	1	1	0	0	2	1				
Ivan Rodriguez, R <small>OBP: 0.373, SLG: 0.521</small> 										3	1	1	0	1	0	0				
Will Clark, L <small>OBP: 0.420, SLG: 0.531</small> 										4	0	3	3	0	0	0				
Juan Gonzalez, R <small>OBP: 0.320, SLG: 0.571</small> 										4	0	0	0	0	1	4				
Lee Stevens, L <small>OBP: 0.338, SLG: 0.512</small> Mike Simms, R <small>OBP: 0.263, SLG: 0.438</small> 										3	1	1	0	0	0	0				
Dean Palmer, R <small>OBP: 0.295, SLG: 0.398</small> 										4	1	1	0	0	1	0				
Warren Newson, L <small>OBP: 0.356, SLG: 0.500</small> 										4	1	1	3	0	2	0				
Billy Ripken, R <small>OBP: 0.336, SLG: 0.434</small> 									3	1	2	0	0	0	0					
Damon Buford, R <small>OBP: 0.282, SLG: 0.337</small> 										2	0	0	0	0	1	1				
Inning Stats	R: 0 E: 0 K: 0 S: 8	H: 1 LOB: 1 BB: 0 P: 13	R: 0 E: 0 K: 0 S: 7	H: 0 LOB: 0 BB: 0 P: 13	R: 1 E: 2 K: 1 S: 17	H: 4 LOB: 2 BB: 0 P: 25	R: 0 E: 0 K: 2 S: 14	H: 0 LOB: 0 BB: 0 P: 17	R: 2 E: 0 K: 1 S: 18	H: 2 LOB: 1 BB: 1 P: 26	R: 3 E: 0 K: 1 S: 11	H: 3 LOB: 0 BB: 0 P: 14	R: 0 E: 0 K: 0 S: 10	H: 0 LOB: 0 BB: 0 P: 12	R: 0 E: 0 K: 2 S: 9	H: 0 LOB: 0 BB: 0 P: 13	1B: 7 2B: 3 3B: 0 HR: 1	SF: 0 SAC: 1 DP: 1 HBP: 0	WP: 0 PB: 0 SB: 0 CS: 1	PA: 34
PITCHER	IP: 5.1 WLS: L BF: 26 ERA: 3.42	H: 10 R: 6 ER: 5 SO: 5	BB: 1 IBB: 0 HBP: 0 BLK: 0	WP: 0 HR: 1 S: 70 P: 101	ERA: 8.44 WHIP: 2.062															
Pat Hentgen, R <small>ERA: 3.42</small> Mike Timlin, R <small>ERA: 2.63</small> Paul Spoljaric, L <small>ERA: 3.14</small>	IP: 1.2 WLS: 5 BF: 5	H: 0 R: 0 ER: 0 SO: 1	BB: 0 IBB: 0 HBP: 0 BLK: 0	WP: 0 HR: 0 S: 15 P: 19	ERA: 0.00 WHIP: 0.000															
Pat Hentgen, R <small>ERA: 3.14</small>	IP: 1.0 WLS: 3 BF: 3	H: 0 R: 0 ER: 0 SO: 2	BB: 0 IBB: 0 HBP: 0 BLK: 0	WP: 0 HR: 0 S: 9 P: 13	ERA: 0.00 WHIP: 0.000															

Toronto Blue Jays @ Texas Rangers
The Ballpark at Arlington, Arlington, TX
Wed Jul 16 1997, 8:05 PM EDT
Att: 45,313 - Unknown - 92 F

AB 32
R 6
H 10
RBI 6
BB 1
SO 8
LOB 6



Batter	1	2	3	4	5	6	7	8	9	AB	R	H	RBI	BB	SO	LOB	TOP										
Otis Nixon, S (1, 8) <small>OBP: 0.346, SLG: 0.285</small>			 1B				 1B HR			5	2	1	0	0	1	1											
Orlando Merced, S (1, 9) <small>OBP: 0.356, SLG: 0.443</small> Jacob Brumfield, R (7, 9) <small>OBP: 0.256, SLG: 0.245</small>			 1B						 1B SF9	4	1	2	1	0	0	2											
Joe Carter, R (1, 7) <small>OBP: 0.290, SLG: 0.393</small> Robert Perez, R (7, 7) <small>OBP: 0.224, SLG: 0.408</small>			 1B				 1B		 1B	4	2	3	2	0	0	0											
Carlos Delgado, L (1, 3) <small>OBP: 0.366, SLG: 0.594</small>							 1B			5	2	3	5	0	1	4											
Ed Sprague, R (1, 5) <small>OBP: 0.299, SLG: 0.405</small> Tilson Brito, R (9, PH) <small>OBP: 0.330, SLG: 0.312</small>			 1B				 1B			4	0	1	0	0	1	2											
Shawn Green, L (1, 10) <small>OBP: 0.380, SLG: 0.531</small>							 1B	 1B		5	0	3	0	0	1	2											
Charlie O'Brien, R (1, 2) <small>OBP: 0.304, SLG: 0.365</small>								 1B	 1B	5	0	0	0	0	1	5											
Carlos Garcia, R (1, 4) <small>OBP: 0.250, SLG: 0.305</small>		 FC4-6					 1-2f			4	0	0	0	0	0	1											
Alex Gonzalez, R (1, 6) <small>OBP: 0.294, SLG: 0.373</small>		 1-2f					 1B			4	1	1	0	0	0	1											
Inning Stats	R: 2 H: 2 E: 0 K: 1 S: 17	H: 2 LOB: 0 BB: 0 P: 28	R: 0 H: 0 E: 1 K: 1 S: 12	H: 0 LOB: 1 BB: 0 P: 18	R: 1 H: 3 E: 0 K: 2 S: 16	H: 3 LOB: 2 BB: 0 P: 22	R: 0 H: 0 E: 0 K: 0 S: 7	H: 0 LOB: 0 BB: 0 P: 11	R: 1 H: 2 E: 0 K: 0 S: 10	H: 2 LOB: 1 BB: 0 P: 15	R: 0 H: 1 E: 0 K: 1 S: 7	H: 1 LOB: 1 BB: 0 P: 12	R: 4 H: 5 E: 1 K: 0 S: 23	H: 5 LOB: 1 BB: 0 P: 32	R: 0 H: 0 E: 0 K: 0 S: 9	H: 0 LOB: 0 BB: 0 P: 14	R: 1 H: 2 E: 0 K: 0 S: 10	H: 2 LOB: 2 BB: 1 P: 17	1B: 10 2B: 2 3B: 0 HR: 3	SF: 1 SAC: 0 DP: 1 HBP: 0	WP: 0 PB: 0 SB: 0 CS: 0	PA: 43					
PITCHER	IP	WLS	BF	H	R	ER	SO	BB	IBB	HBP	BLK	WP	HR	S	P	ERA	WHIP										
John Burkett, R (1, 1) <small>ERA: 4.53</small>	6.0	L	27	9	5	5	5	0	0	0	0	0	2	72	110	7.50	1.500										
Ed Vosberg, L (7, 1) <small>ERA: 4.94</small>	0.1		2	0	0	0	0	0	0	0	0	0	0	4	6	0.00	0.000										
Xavier Hernandez, R (7, 1) <small>ERA: 4.26</small>	0.0		4	4	3	2	0	0	0	0	0	0	1	13	18	∞	∞										
Tanyon Sturtze, R (7, 1) <small>ERA: 3.38</small>	2.2		10	2	1	1	0	1	0	0	0	0	0	22	35	3.38	1.125										
Batter	1	2	3	4	5	6	7	8	9	AB	R	H	RBI	BB	SO	LOB	BOTTOM										
Mark McLemore, S (1, 4) <small>OBP: 0.351, SLG: 0.305</small> Domingo Cedenos, S (8, 4) <small>OBP: 0.345, SLG: 0.435</small>			 1-2							3	0	0	0	0	2	3											
Ivan Rodriguez, R (1, 2) <small>OBP: 0.370, SLG: 0.516</small> Mike Simms, R (8, 9) <small>OBP: 0.260, SLG: 0.433</small>							 2-3f			3	0	0	0	0	0	2											
29 Rusty Greer, L (1, 7) <small>OBP: 0.422, SLG: 0.527</small>										4	0	0	0	0	1	0											
Juan Gonzalez, R (1, 9) <small>OBP: 0.320, SLG: 0.568</small> Lee Stevens, L (8, 3) <small>OBP: 0.336, SLG: 0.510</small>							 1B			3	0	1	0	0	0	0											
Will Clark, L (1, 3) <small>OBP: 0.416, SLG: 0.526</small> Benji Gil, R (8, 6) <small>OBP: 0.279, SLG: 0.328</small>										3	0	0	0	0	2	1											
Dean Palmer, R (1, 5) <small>OBP: 0.298, SLG: 0.410</small> Henry Mercedes, R (8, 2) <small>OBP: 0.242, SLG: 0.233</small>		 1B								1	0	0	0	0	1	0											
Warren Newson, L (1, 10) <small>OBP: 0.368, SLG: 0.500</small>		 1B					 1B BB		 BB	0	0	0	0	3	0	0											
Billy Ripken, R (1, 6) <small>OBP: 0.336, SLG: 0.432</small>									 1-2f	3	0	1	0	0	1	3											
Damon Buford, R (1, 8) <small>OBP: 0.282, SLG: 0.337</small>			 1B							3	0	1	0	0	1	2											
Inning Stats	R: 0 H: 0 E: 0 K: 0 S: 5	H: 1 LOB: 2 BB: 1 P: 9	R: 0 H: 1 E: 0 K: 2 S: 12	H: 1 LOB: 0 BB: 0 P: 21	R: 0 H: 1 E: 0 K: 1 S: 6	H: 1 LOB: 0 BB: 0 P: 10	R: 0 H: 0 E: 0 K: 0 S: 5	H: 0 LOB: 0 BB: 0 P: 7	R: 1 H: 2 E: 0 K: 1 S: 14	H: 2 LOB: 2 BB: 1 P: 21	R: 0 H: 1 E: 0 K: 3 S: 13	H: 1 LOB: 1 BB: 0 P: 18	R: 0 H: 0 E: 0 K: 1 S: 6	H: 0 LOB: 0 BB: 1 P: 13	R: 0 H: 0 E: 0 K: 0 S: 10	H: 0 LOB: 0 BB: 0 P: 14	R: 0 H: 0 E: 0 K: 2 S: 8	H: 0 LOB: 0 BB: 0 P: 12	1B: 4 2B: 0 3B: 0 HR: 1	SF: 0 SAC: 0 DP: 1 HBP: 0	WP: 0 PB: 0 SB: 0 CS: 1	PA: 33					
PITCHER	IP	WLS	BF	H	R	ER	SO	BB	IBB	HBP	BLK	WP	HR	S	P	ERA	WHIP										
Roger Clemens, R (1, 1) <small>ERA: 1.62</small>	9.0	W	33	5	1	1	10	3	0	0	0	0	1	79	125	1.00	0.889										

Toronto Blue Jays @ Texas Rangers
The Ballpark at Arlington, Arlington, TX
Thu Jul 17 1997, 8:05 PM EDT
Att: 46,239 - Unknown - 93 F

AB 41
R 9
H 15
RBI 9
BB 1
SO 5
LOB 18



Toronto Blue Jays @ Texas Rangers
The Ballpark at Arlington, Arlington, TX
Thu Jul 17 1997, 8:05 PM EDT
Att: 46,239 - Unknown - 93 F

AB 30
R 1
H 5
RBI 1
BB 3
SO 10
LOB 12



Batter	1	2	3	4	5	6	7	8	9	AB	R	H	RBI	BB	SO	LOB	TOP				
Otis Nixon, S OBP: 0.345, SLG: 0.285 (1, 8)	F8		1B		K			F8		4	0	1	0	0	1	0	Toronto Blue Jays @ Anaheim Angels Anaheim Stadium, Anaheim, CA Fri Jul 18 1997, 10:05 PM EDT Att: 26,087 - Unknown - 75 F				
Orlando Merced, S OBP: 0.352, SLG: 0.438 (1, 9)	P5		K		K			G3		4	0	0	0	0	2	1					
Joe Carter, R OBP: 0.289, SLG: 0.389 (1, 10)	P4		F9					F8		3	0	0	0	1	0	1					
Carlos Delgado, L OBP: 0.365, SLG: 0.588 (1, 3)		FC4 BB	K		K			G2-3		3	0	0	0	1	2	2					
Ed Sprague, R OBP: 0.298, SLG: 0.404 (1, 5)	P8				F8			K		4	0	1	0	0	1	1					
Shawn Green, L OBP: 0.353, SLG: 0.520 (1, 7)	FC4 BB				FC1-6 1B			G6-3		4	0	0	0	0	0	2					
Benito Santiago, R OBP: 0.230, SLG: 0.284 (1, 2)		BB			L7			HR		3	1	1	1	1	0	1					
Tilson Brito, R OBP: 0.321, SLG: 0.302 (1, 4)			K		K			G4-3		3	0	0	0	0	2	3					
Alex Gonzalez, R OBP: 0.294, SLG: 0.382 (1, 6)					HR			G1-3		3	1	1	1	0	0	0					
Inning Stats	R: 0 E: 0 K: 0 S: 6	H: 0 LOB: 0 BB: 0 P: 7	R: 0 E: 0 K: 1 S: 12	H: 0 LOB: 2 BB: 2 P: 26	R: 1 E: 0 K: 2 S: 9	H: 2 LOB: 1 BB: 0 P: 15	R: 0 E: 1 K: 1 S: 12	H: 1 LOB: 1 BB: 0 P: 13	R: 0 E: 0 K: 2 S: 9	H: 0 LOB: 0 BB: 0 P: 14	R: 1 E: 0 K: 0 S: 8	H: 1 LOB: 0 BB: 0 P: 13	R: 0 E: 0 K: 0 S: 5	H: 0 LOB: 1 BB: 1 P: 9	R: 0 E: 0 K: 1 S: 11	H: 0 LOB: 0 BB: 0 P: 13	1B: 2 2B: 0 3B: 0 HR: 2	SF: 0 SAC: 0 DP: 0 HBP: 0	WP: 0 PB: 0 SB: 1 CS: 0	PA: 34	
PITCHER	IP	WLS	BF	H	R	ER	SO	BB	IBB	HBP	BLK	WP	HR	S	P	ERA	WHIP				
Allen Watson, L ERA: 4.82 (1, 1)	8.0	L	31	4	2	2	7	3	0	0	0	0	2	68	111	2.25	0.875				
Pep Harris, R ERA: 4.44 (9, 1)	1.0		3	0	0	0	1	0	0	0	0	0	0	11	13	0.00	0.000				

Batter	1	2	3	4	5	6	7	8	9	AB	R	H	RBI	BB	SO	LOB	BOTTOM				
Tony Phillips, S OBP: 0.419, SLG: 0.425 (1, 4)	G4-3			F7		G6-3 1B	FC6-4			4	0	1	0	0	0	3	Toronto Blue Jays @ Anaheim Angels Anaheim Stadium, Anaheim, CA Fri Jul 18 1997, 10:05 PM EDT Att: 26,087 - Unknown - 75 F				
Darin Erstad, L OBP: 0.347, SLG: 0.445 (1, 3)	L5-3 1B			F9		G6-3		F8		4	0	1	0	0	0	1					
Dave Hollins, S OBP: 0.380, SLG: 0.441 (1, 5)	L5-3					G6-3 1B		L4		4	0	2	0	0	0	1					
Jim Edmonds, L OBP: 0.354, SLG: 0.502 (1, 8)		F9		P3		F8		G4-3		4	0	0	0	0	0	2					
Tim Salmon, R OBP: 0.400, SLG: 0.493 (1, 9)		L9-3 BB		F8		F8		CS BB		2	0	0	0	2	0	0					
16 Garret Anderson, L OBP: 0.346, SLG: 0.392 (1, 7)		L9-3				F7		K		4	0	1	0	0	1	2					
Jim Leyritz, R OBP: 0.359, SLG: 0.420 (1, 10)				G6-3		P3		WP BB 1B		3	0	1	0	0	0	1					
Luis Alica, S OBP: 0.391, SLG: 0.420 (7, PR)								K		1	0	0	0	0	1	1					
Chad Kreuter, S OBP: 0.315, SLG: 0.368 (1, 2)				P6		L8		WP BB		2	0	0	0	1	0	1					
Gary Disarcina, R OBP: 0.286, SLG: 0.356 (1, 6)				F8				1B G6-3 2B		2	1	1	0	1	0	0					
Inning Stats	R: 0 E: 0 K: 0 S: 8	H: 1 LOB: 0 BB: 0 P: 14	R: 0 E: 0 K: 0 S: 8	H: 0 LOB: 0 BB: 1 P: 17	R: 0 E: 0 K: 0 S: 6	H: 0 LOB: 0 BB: 0 P: 11	R: 0 E: 0 K: 0 S: 12	H: 1 LOB: 1 BB: 0 P: 20	R: 0 E: 0 K: 0 S: 9	H: 1 LOB: 1 BB: 0 P: 14	R: 1 E: 0 K: 0 S: 8	H: 3 LOB: 1 BB: 0 P: 11	R: 0 E: 0 K: 0 S: 16	H: 1 LOB: 3 BB: 2 P: 28	R: 0 E: 0 K: 2 S: 8	H: 0 LOB: 0 BB: 1 P: 15	1B: 6 2B: 3 3B: 0 HR: 0	SF: 0 SAC: 0 DP: 3 HBP: 0	WP: 1 PB: 0 SB: 0 CS: 1	PA: 34	
PITCHER	IP	WLS	BF	H	R	ER	SO	BB	IBB	HBP	BLK	WP	HR	S	P	ERA	WHIP				
Woody Williams, R ERA: 4.3 (1, 1)	6.2	W	25	7	1	1	0	0	0	0	0	0	0	57	95	1.35	1.200				
Paul Spoljaric, L ERA: 3.05 (7, 1)	1.1		6	0	0	0	0	2	0	0	0	1	0	18	34	0.00	1.500				
Kelvin Escobar, R ERA: 0.87 (9, 1)	1.0	S	3	0	0	0	2	1	0	0	0	0	0	8	15	0.00	1.000				

Batter	1	2	3	4	5	6	7	8	9	AB	R	H	RBI	BB	SO	LOB	TOP			
Otis Nixon, S <small>OBP: 0.348, SLG: 0.290</small> 										5	0	3	1	0	0	1	Toronto Blue Jays @ Anaheim Angels Anaheim Stadium, Anaheim, CA Sat Jul 19 1997, 10:05 PM EDT Att: 28,288 - Unknown livebaseballscorecards.com			
Orlando Merced, S <small>OBP: 0.353, SLG: 0.434</small> 										3	0	0	0	2	0					
Joe Carter, R <small>OBP: 0.286, SLG: 0.384</small> 										5	0	0	0	0	1	6				
Carlos Delgado, L <small>OBP: 0.361, SLG: 0.580</small> 										4	0	0	0	0	2	1				
Ed Sprague, R <small>OBP: 0.295, SLG: 0.399</small> 										4	0	0	0	0	1	0				
Shawn Green, L <small>OBP: 0.356, SLG: 0.535</small> 										4	1	2	1	0	1	0				
Benito Santiago, R <small>OBP: 0.231, SLG: 0.283</small> 										4	1	1	0	0	1	1				
Tilson Brito, R <small>OBP: 0.336, SLG: 0.306</small> 										2	1	1	0	1	0	0				
Alex Gonzalez, R <small>OBP: 0.294, SLG: 0.392</small> 										3	1	1	2	0	0	3				
Inning Stats	R: 0 E: 0 K: 0 S: 8	H: 1 LOB: 1 BB: 0 P: 12	R: 3 E: 1 K: 1 S: 13	H: 3 LOB: 1 BB: 0 P: 19	R: 0 E: 0 K: 1 S: 8	H: 0 LOB: 0 BB: 0 P: 13	R: 1 E: 0 K: 0 S: 15	H: 2 LOB: 3 BB: 1 P: 27	R: 0 E: 0 K: 1 S: 12	H: 1 LOB: 1 BB: 0 P: 18	R: 0 E: 0 K: 1 S: 7	H: 0 LOB: 0 BB: 0 P: 10	R: 0 E: 0 K: 1 S: 9	H: 0 LOB: 0 BB: 0 P: 15	R: 0 E: 0 K: 1 S: 10	H: 0 LOB: 2 BB: 2 P: 18	1B: 6 2B: 0 3B: 0 HR: 2	SF: 0 SAC: 1 DP: 1 HBP: 1	WP: 0 PB: 0 SB: 2 CS: 0	PA: 39
PITCHER	IP WLS BF H R ER SO BB IBB HBP BLK WP HR S P ERA WHIP																			
Jason Dickson, R <small>ERA: 3.25</small>	6.0	28	8	4	2	3	1	0	1	0	0	0	0	0	2	60	94	3.00	1.500	
Mike Holtz, L <small>ERA: 1.33</small>	1.2	5	0	0	0	2	0	0	0	0	0	0	0	0	13	21	0.00	0.000		
Kevin Gross, R <small>ERA: 6.63</small>	0.2	3	0	0	0	0	1	0	0	0	0	0	0	5	10	0.00	1.500			
Darrell May, L <small>ERA: 4.11</small>	0.1	2	0	0	0	0	1	0	0	0	0	0	0	4	8	0.00	3.000			
Troy Percival, R <small>ERA: 3.11</small>	0.1	W	1	0	0	0	1	0	0	0	0	0	0	4	4	0.00	0.000			

Batter	1	2	3	4	5	6	7	8	9	AB	R	H	RBI	BB	SO	LOB	BOTTOM			
Tony Phillips, S <small>OBP: 0.417, SLG: 0.422</small> 										5	0	1	1	0	2	2	Toronto Blue Jays @ Anaheim Angels Anaheim Stadium, Anaheim, CA Sat Jul 19 1997, 10:05 PM EDT Att: 28,288 - Unknown livebaseballscorecards.com			
Darin Erstad, L <small>OBP: 0.346, SLG: 0.443</small> 										4	0	1	0	0	1	2				
Dave Hollins, S <small>OBP: 0.378, SLG: 0.442</small> 										4	0	1	0	0	3	1				
Jim Edmonds, L <small>OBP: 0.353, SLG: 0.497</small> 										3	1	0	0	1	1	1				
Tim Salmon, R <small>OBP: 0.401, SLG: 0.504</small> 										4	2	2	2	0	1	0				
16 Garret Anderson, L <small>OBP: 0.342, SLG: 0.388</small> 										4	0	0	0	0	2	1				
Jim Leyritz, R <small>OBP: 0.361, SLG: 0.430</small> 										3	1	1	1	1	0	1				
Luis Alica, S <small>OBP: 0.396, SLG: 0.418</small> 										1	1	0	0	3	0	1				
Craig Grebeck, R <small>OBP: 0.378, SLG: 0.417</small> Jack Howell, L <small>OBP: 0.314, SLG: 0.474</small> 										2	0	0	0	1	0	2				
Inning Stats	R: 0 E: 0 K: 2 S: 8	H: 0 LOB: 0 BB: 0 P: 13	R: 0 E: 0 K: 0 S: 9	H: 0 LOB: 0 BB: 0 P: 12	R: 0 E: 0 K: 1 S: 12	H: 0 LOB: 2 BB: 2 P: 24	R: 3 E: 0 K: 1 S: 13	H: 2 LOB: 1 BB: 2 P: 23	R: 0 E: 0 K: 1 S: 14	H: 1 LOB: 1 BB: 1 P: 17	R: 1 E: 0 K: 1 S: 14	H: 1 LOB: 1 BB: 1 P: 18	R: 0 E: 0 K: 3 S: 9	H: 0 LOB: 0 BB: 0 P: 14	R: 0 E: 0 K: 1 S: 10	H: 1 LOB: 1 BB: 1 P: 17	1B: 2 2B: 3 3B: 0 HR: 2	SF: 0 SAC: 0 DP: 1 HBP: 0	WP: 1 PB: 0 SB: 1 CS: 1	PA: 37
PITCHER	IP WLS BF H R ER SO BB IBB HBP BLK WP HR S P ERA WHIP																			
Robert Person, R <small>ERA: 5.35</small>	5.1	24	4	4	4	6	4	0	0	0	0	1	0	9	13	0.00	1.500			
Paul Quanttrill, R <small>ERA: 2.09</small>	0.2	3	0	0	0	0	1	0	0	0	0	0	0	20	33	0.00	0.500			
Dan Plesac, L <small>ERA: 4.34</small>	2.0	6	1	0	0	4	0	0	0	0	0	0	0	10	17	13.50	3.000			
Mike Timlin, R <small>ERA: 2.81</small>	0.2	L	4	1	1	1	1	0	0	0	0	0	0	10	17	13.50	3.000			

Batter	1	2	3	4	5	6	7	8	9	AB	R	H	RBI	BB	SO	LOB	TOP				
Fernando Vina, L (1, 4) OBP: 0.325, SLG: 0.467	1-2 F9 BB HBP		2-1 G3		0-0 2B		0-0 G5-3			3	0	1	0	0	0	0					
Jose Valentin, S (1, 6) OBP: 0.314, SLG: 0.402	4-1 S BB		1-0 FC5-4 1B		0-0 F7			2-2 F9		3	0	1	0	1	0	1					
Jeff Cirillo, R (1, 5) OBP: 0.363, SLG: 0.431	0-0 F9		2-2 FC5-4 BLK 1-2		0-0 L9			2-2 G5-3		4	0	0	0	0	0	3					
Dave Nilsson, L (1, 3) OBP: 0.352, SLG: 0.452	3-2 P5		3-3 K		2-2 HR			2-3 K		4	1	1	1	0	2	3					
Jeremy Burnitz, L (1, 9) OBP: 0.391, SLG: 0.542 Kelly Stinnett, R (9, PH) OBP: 0.333, SLG: 0.357 Jeff Huson, L (9, PH) OBP: 0.302, SLG: 0.276	3-2 L8		1-3 K		2-3 K			1-1 F7		3	0	0	0	0	2	2					
Gerald Williams, R (1, 8) OBP: 0.294, SLG: 0.371		1-2 G1-3		1-0 G6-3		2-2 G4-3		2-2 E5 1B G5-3		4	0	0	0	0	0	0					
Matt Mieske, R (1, 7) OBP: 0.308, SLG: 0.392		2-0 G6-3		0-3 K			2-2 HR	1-1 G5-3		4	1	1	1	0	1	1					
Marc Newfield, R (1, 10) OBP: 0.295, SLG: 0.299		4-2 BB			2-3 K		0-0 F9	0-0 1B		3	0	1	0	1	1	0					
Jesse Levis, L (1, 2) OBP: 0.333, SLG: 0.309		0-0 L9			1-3 K2-3		0-2 G4-3	3-3 K		4	0	0	0	0	2	3					
Inning Stats	R: 0 E: 0 K: 0 S: 11	H: 0 LOB: 2 BB: 1 P: 22	R: 0 E: 0 K: 0 S: 12	H: 0 LOB: 1 BB: 1 P: 19	R: 0 E: 1 K: 1 S: 12	H: 1 LOB: 0 BB: 0 P: 20	R: 0 E: 0 K: 2 S: 7	H: 0 LOB: 0 BB: 0 P: 9	R: 0 E: 0 K: 1 S: 10	H: 1 LOB: 1 BB: 0 P: 13	R: 1 E: 0 K: 1 S: 12	H: 1 LOB: 0 BB: 0 P: 18	R: 1 E: 0 K: 1 S: 11	H: 1 LOB: 0 BB: 0 P: 13	R: 0 E: 0 K: 1 S: 13	H: 0 LOB: 0 BB: 0 P: 19	1B: 2 2B: 1 3B: 0 HR: 2	SF: 0 SAC: 0 DP: 0 HBP: 1	WP: 0 PB: 0 CS: 1	PA: 36	
PITCHER	IP	WLS	BF	H	R	ER	SO	BB	IBB	HBP	BLK	WP	HR	S	P	ERA	WHIP				
Pat Hentgen, R (1, 1) ERA: 3.38	7.2	W	30	4	2	2	6	2	0	1	1	0	2	85	128	2.35	0.783				
Dan Plesac, L (8, 1) ERA: 4.3	0.1		1	0	0	0	1	0	0	0	0	0	0	3	5	0.00	0.000				
Kelvim Escobar, R (9, 1) ERA: 0.79	1.0	S	5	1	0	0	1	0	0	0	0	0	0	12	19	0.00	1.000				

Milwaukee Brewers @ Toronto Blue Jays
SkyDome, Toronto, ON
Tue Jul 22 1997, 7:05 PM EDT
Att: 33,181 - Unknown - 68 F

AB 33
R 2
H 5
RBI 2
BB 2
SO 8
LOB 13



Batter	1	2	3	4	5	6	7	8	9	AB	R	H	RBI	BB	SO	LOB	BOTTOM				
Otis Nixon, S (1, 8) OBP: 0.350, SLG: 0.292	0-1 S E 1B		1-3 K			2-2 G1-3	2-2 1B			4	1	2	1	0	1	0					
Orlando Merced, S (1, 9) OBP: 0.348, SLG: 0.428	1-0 F8		2-2 F8			3-3 K	3-H 1B	1-3 K		4	0	0	0	0	2	2					
Joe Carter, R (1, 7) OBP: 0.288, SLG: 0.383	4-1 E BB		0-1 P4			3-2 F7		3-3 K		3	0	0	0	1	1	0					
Carlos Delgado, L (1, 3) OBP: 0.358, SLG: 0.572	1-3 K			3-3 K			4-0 1B HR BB	1-1 G3		3	1	0	0	1	2	2					
Ed Sprague, R (1, 5) OBP: 0.297, SLG: 0.398	1-2 E5			0-1 G6-3			2-2 HR 1B	0-0 G5-3		4	1	1	0	0	0	1					
Shawn Green, L (1, 10) OBP: 0.356, SLG: 0.547	1-2 2-H K			1-2 F8			3-2 HR			3	1	1	3	0	1	2					
Charlie O'Brien, R (1, 2) OBP: 0.310, SLG: 0.355		1-2 G5-3			4-2 G6-4-3 BB		2-1 G4-3 SH1-3 1B HBP			1	1	0	0	1	0	0					
Carlos Garcia, R (1, 4) OBP: 0.247, SLG: 0.299		1-2 K			1-2 G6-4-3		0-0 SH1-3			2	0	0	0	0	1	1					
Alex Gonzalez, R (1, 6) OBP: 0.288, SLG: 0.383		1-2 G5-3			1-3 K		2-1 G4-3			3	0	0	0	0	1	1					
Inning Stats	R: 1 E: 1 K: 2 S: 13	H: 1 LOB: 2 BB: 1 P: 21	R: 0 E: 0 K: 1 S: 9	H: 0 LOB: 0 BB: 0 P: 12	R: 0 E: 0 K: 1 S: 9	H: 0 LOB: 0 BB: 0 P: 12	R: 0 E: 0 K: 1 S: 8	H: 0 LOB: 0 BB: 0 P: 12	R: 0 E: 0 K: 1 S: 10	H: 0 LOB: 0 BB: 1 P: 16	R: 0 E: 0 K: 1 S: 11	H: 0 LOB: 0 BB: 0 P: 19	R: 4 E: 0 K: 1 S: 17	H: 3 LOB: 1 BB: 1 P: 33	R: 0 E: 0 K: 1 S: 7	H: 0 LOB: 0 BB: 0 P: 11	1B: 3 2B: 0 3B: 0 HR: 1	SF: 0 SAC: 1 DP: 1 HBP: 1	WP: 0 PB: 0 CS: 0	PA: 32	
PITCHER	IP	WLS	BF	H	R	ER	SO	BB	IBB	HBP	BLK	WP	HR	S	P	ERA	WHIP				
21 Cal Eldred, R (1, 1) ERA: 5.04	6.0	L	23	2	3	2	7	3	0	0	0	0	1	20	102	3.00	0.833				
Mike Fetters, R (7, 1) ERA: 3.93	2.0		9	2	2	2	2	0	0	1	0	0	1	20	34	9.00	1.000				

Milwaukee Brewers @ Toronto Blue Jays
SkyDome, Toronto, ON
Tue Jul 22 1997, 7:05 PM EDT
Att: 33,181 - Unknown - 68 F

AB 27
R 5
H 4
RBI 4
BB 3
SO 9
LOB 9




Batter	1	2	3	4	5	6	7	8	9	AB	R	H	RBI	BB	SO	LOB	TOP											
Fernando Vina, L OBP: 0.303, SLG: 0.429	1-2 G3		3-2 2B G6-3 1B		0-0 B3		2-3 K 1B		2-2 G4-3	5	1	1	0	0	1	1	Milwaukee Brewers @ Toronto Blue Jays SkyDome, Toronto, ON Thu Jul 24 1997, 7:05 PM EDT Att: 30,114 - Unknown - 73 F											
Jose Valentin, S OBP: 0.324, SLG: 0.425	2-2 HR		2-2 1B 2B		3-2 L1		2-2 1B			4	2	3	1	0	0	1												
Jeff Cirillo, R OBP: 0.362, SLG: 0.429	0-2 1B		1-2 G6-3		1-0 F7		3-2 F9			4	0	1	1	0	0	4												
Dave Nilsson, L OBP: 0.353, SLG: 0.459	1-1 F9		3-H 1-2 1B		1-0 HR		0-2 F7			4	1	2	2	0	0	3												
Jeremy Burnitz, L OBP: 0.386, SLG: 0.531 Kelly Stinnett, R OBP: 0.333, SLG: 0.357 Jeff Huson, L OBP: 0.288, SLG: 0.262	1-3 K		1-3 K		2-3 K		0-1 G3-1			3	0	0	0	0	0	3		2										
Gerald Williams, R OBP: 0.294, SLG: 0.371		2-2 F9		2-0 P4		2-1 G5-3		2-3 K		4	0	0	0	0	1	0												
Matt Mieske, R OBP: 0.301, SLG: 0.381		2-0 F8		0-1 G4-3		1-2 1B		3-2 G4-3		4	0	1	0	0	0	0												
Jesse Levis, L OBP: 0.328, SLG: 0.305		2-1 G3		2-2 G5-3		0-1 G3			1-2 G4-3	4	0	0	0	0	0	1												
Mike Matheny, R OBP: 0.281, SLG: 0.352			0-3 K		0-0 2B		2-2 G6-3		2-3 K	4	0	1	0	0	2	0												
Inning Stats	R: 1 E: 0 K: 1 S: 18	H: 2 LOB: 1 BB: 0 P: 23	R: 0 E: 0 K: 0 S: 6	H: 0 LOB: 0 BB: 0 P: 12	R: 2 E: 0 K: 2 S: 21	H: 3 LOB: 1 BB: 0 P: 29	R: 0 E: 0 K: 0 S: 6	H: 0 LOB: 0 BB: 0 P: 10	R: 0 E: 0 K: 0 S: 6	H: 1 LOB: 1 BB: 0 P: 10	R: 1 E: 0 K: 1 S: 12	H: 2 LOB: 1 BB: 0 P: 18	R: 0 E: 0 K: 1 S: 16	H: 1 LOB: 2 BB: 0 P: 25	R: 0 E: 0 K: 1 S: 8	H: 0 LOB: 0 BB: 0 P: 13		R: 0 E: 0 K: 1 S: 9	H: 0 LOB: 0 BB: 0 P: 14	1B: 5 2B: 2 3B: 0 HR: 2	SF: 0 SAC: 0 DP: 0 HBP: 0	WP: 1 PB: 0 CS: 0	PA: 37					
PITCHER	IP	WLS	BF	H	R	ER	SO	BB	IBB	HBP	BLK	WP	HR	S	P	ERA	WHIP											
Woody Williams, R ERA: 4.39	(1, 1)	6.0	W	26	8	4	4	4	0	0	0	0	0	2	69	102	6.00	1.333										
Paul Spoljaric, L ERA: 3.13	(7, 1)	1.0		5	1	0	0	1	0	0	0	0	1	0	16	25	0.00	1.000										
Mike Timlin, R ERA: 2.89	(8, 1)	1.0		3	0	0	0	1	0	0	0	0	0	0	8	13	0.00	0.000										
Kelvim Escobar, R ERA: 0.73	(9, 1)	1.0	S	3	0	0	0	1	0	0	0	0	0	0	9	14	0.00	0.000										

Batter	1	2	3	4	5	6	7	8	9	AB	R	H	RBI	BB	SO	LOB	BOTTOM											
Otis Nixon, S OBP: 0.350, SLG: 0.290	1-1 1B HR	4-1 CS BB		1-0 F8		2-2 P5				3	1	1	0	1	0	1	Milwaukee Brewers @ Toronto Blue Jays SkyDome, Toronto, ON Thu Jul 24 1997, 7:05 PM EDT Att: 30,114 - Unknown - 73 F											
Orlando Merced, S OBP: 0.354, SLG: 0.426	0-1 E4 HR 1B	3-2 1B			4-1 1B SF7 BB		1-1 F7			3	2	1	0	1	0	1												
Joe Carter, R OBP: 0.292, SLG: 0.392	0-0 HR 1B	1-1 F7			0-2 L5		2-3 K			4	1	1	0	0	1	2												
Carlos Delgado, L OBP: 0.359, SLG: 0.575	0-1 HR		2-0 F8		1-1 HBP 1B		2-3 K			4	1	2	4	0	1	0												
Ed Sprague, R OBP: 0.301, SLG: 0.400	1-0 BB 1B		1-1 F8		1-0 HBP		2-0 2B			3	0	2	0	0	0	0												
Shawn Green, L OBP: 0.348, SLG: 0.531	4-2 G5-4-3 BB		2-2 G6-3		1-1 SF7		0-0 G6-3			2	0	0	1	1	0	1												
Charlie O'Brien, R OBP: 0.313, SLG: 0.347	1-1 L5			2-3 K	3-H 1-2 F8		3-3 K			4	0	0	0	0	2	5												
Tilson Brito, R OBP: 0.311, SLG: 0.275	1-0 G5-4-3			1-1 P4		3-2 F8		3-2 G6-3		4	0	0	0	0	0	3												
Alex Gonzalez, R OBP: 0.291, SLG: 0.382		3-2 G6-3		2-1 1B		0-1 P4				3	0	1	0	0	0	0												
Inning Stats	R: 4 E: 1 K: 0 S: 13	H: 4 LOB: 1 BB: 1 P: 21	R: 0 E: 0 K: 0 S: 10	H: 1 LOB: 1 BB: 1 P: 21	R: 0 E: 0 K: 0 S: 7	H: 0 LOB: 0 BB: 0 P: 12	R: 0 E: 0 K: 1 S: 8	H: 1 LOB: 1 BB: 0 P: 14	R: 1 E: 0 K: 0 S: 11	H: 1 LOB: 2 BB: 1 P: 19	R: 0 E: 0 K: 0 S: 13	H: 0 LOB: 0 BB: 0 P: 18	R: 0 E: 0 K: 2 S: 10	H: 0 LOB: 0 BB: 0 P: 15	R: 0 E: 0 K: 1 S: 9	H: 1 LOB: 1 BB: 0 P: 17		1B: 6 2B: 1 3B: 0 HR: 1	SF: 1 SAC: 0 DP: 1 HBP: 1	WP: 0 PB: 0 CS: 1	PA: 35							
PITCHER	IP	WLS	BF	H	R	ER	SO	BB	IBB	HBP	BLK	WP	HR	S	P	ERA	WHIP											
Jose Mercedes, R ERA: 4.81	(1, 1)	7.0	L	31	7	5	4	3	3	0	0	0	0	1	72	120	5.14	1.429										
Bob Wickman, R ERA: 3.04	(8, 1)	1.0		4	1	0	0	1	0	0	0	0	0	9	17	0.00	1.000											


Batter	1	2	3	4	5	6	7	8	9	AB	R	H	RBI	BB	SO	LOB	TOP										
Bip Roberts, S OBP: 0.363, SLG: 0.401 (1, 7)	3-2 SH3-4 2B 1B	1-1 L7			3-2 E3 1B E	0-3 K			0-1 G4-3	5	2	1	0	0	1	3	Kansas City Royals @ Toronto Blue Jays SkyDome, Toronto, ON Sat Jul 26 1997, 3:33 AM EDT Att: 34,133 - Cloudy - 75 F										
Jose Offerman, S OBP: 0.376, SLG: 0.421 (1, 4)	1 SAFE SH3-4		4-2 F 1B BB		1 SAFE L8	0-1 F8		1-1 1B	3	1	1	0	1	0	2												
Jay Bell, R OBP: 0.379, SLG: 0.475 (1, 6)	3-0 2H 2B		3-2 E5 1B		1 SAFE 1 SAFE E 2B 1B		0-0 F8	1-1 G6-3	5	1	2	1	0	0	2												
Chili Davis, S OBP: 0.406, SLG: 0.502 (1, 10)	2-2 G4-3		1-2 P4		0-0 E3 2B		0-0 G4-3		4	1	0	0	0	0	4												
Dean Palmer, R OBP: 0.298, SLG: 0.426 (1, 5)	1-3 K		1-1 G6-4-3 1B		0-1 E 2B		3-3 K		4	0	2	3	0	2	1												
Jeff King, R OBP: 0.350, SLG: 0.434 (1, 3)		1-0 F7	0-2 G6-4-3 1-2f		2H 3H 0-0 L6		1-2 G4-3		4	0	0	0	0	0	3												
Johnny Damon, L OBP: 0.347, SLG: 0.401 (1, 8)		1-1 BB 1B		1-2 L9	1-2 F8		1-3 K		4	0	1	0	0	1	1												
Mike Macfarlane, R OBP: 0.258, SLG: 0.274 (1, 2)	0-1 F9		0-0 P6		0-0 G5-3		0-0 G1-3		4	0	0	0	0	0	1												
Yamil Benitez, R OBP: 0.400, SLG: 1.000 David Howard, S OBP: 0.287, SLG: 0.322 (1, 9) (6, 9)	4-1 1-2 BB		3-2 G6-3		0-0 3B		1-0 F8		2	0	1	0	1	0	0												
Inning Stats	R: 1 E: 0 K: 1 S: 12	H: 2 LOB: 1 BB: 0 P: 21	R: 0 E: 0 K: 0 S: 8	H: 1 LOB: 2 BB: 1 P: 15	R: 1 E: 1 K: 0 S: 14	H: 1 LOB: 1 BB: 1 P: 23	R: 0 E: 0 K: 0 S: 8	H: 0 LOB: 0 BB: 0 P: 12	R: 3 E: 2 K: 1 S: 14	H: 2 LOB: 1 BB: 0 P: 19	R: 0 E: 0 K: 1 S: 8	H: 1 LOB: 1 BB: 0 P: 9	R: 0 E: 0 K: 1 S: 5	H: 0 LOB: 0 BB: 0 P: 8	R: 0 E: 0 K: 1 S: 8	H: 0 LOB: 0 BB: 0 P: 10		R: 0 E: 0 K: 0 S: 7	H: 1 LOB: 1 BB: 0 P: 10	1B: 5 2B: 2 3B: 1 HR: 0	SF: 0 SAC: 1 DP: 1 HBP: 0	WP: 0 PB: 0 SB: 0 CS: 0	PA: 39				
PITCHER	IP	WLS	BF	H	R	ER	SO	BB	IBB	HBP	BLK	WP	HR	S	P	ERA	WHIP										
Luis Andujar, R ERA: 5.63 Mike Timlin, R ERA: 2.76	(1, 1) (8, 1)	7.0 W	32 7	7 1	5 0	1 0	3 1	2 0	0 0	0 0	0 0	0 0	0 0	69 15	107 20	1.29 0.00	1.286 0.500										

Batter	1	2	3	4	5	6	7	8	9	AB	R	H	RBI	BB	SO	LOB	BOTTOM										
Otis Nixon, S OBP: 0.346, SLG: 0.284 (1, 8)	2-2 F7	4-0 BB			1-1 G6-3		1-2 P5		3	0	0	0	1	0	2	Kansas City Royals @ Toronto Blue Jays SkyDome, Toronto, ON Sat Jul 26 1997, 3:33 AM EDT Att: 34,133 - Cloudy - 75 F											
Orlando Merced, S OBP: 0.359, SLG: 0.422 (1, 9)	4-0 WP BB	2-2 G3-1			4-1 BB		3-2 G3		2	0	0	0	2	0	4												
Joe Carter, R OBP: 0.292, SLG: 0.389 (1, 7)	1-2 F8		0-1 F9		0-0 F7		0-0 BB 1B		4	1	1	0	0	0	2												
Carlos Delgado, L OBP: 0.350, SLG: 0.560 (1, 3)	2-3 K		1-3 K		0-3 K		1-3 K		4	0	0	0	0	4	2												
Ed Sprague, R OBP: 0.303, SLG: 0.402 (1, 5)		3-1 G3-1 HR 2B	0-0 G6-3		1-0 F9		4-2 HR BB		3	2	1	0	1	0	0												
Shawn Green, L OBP: 0.342, SLG: 0.532 (1, 10)		2-1 G3-1		1-0 G4-3		2-3 K		0-1 HR	4	1	1	3	0	1	1												
Benito Santiago, R OBP: 0.242, SLG: 0.322 (1, 2)	1-0 HR		2-2 G6-3		2-2 G6-3		2-2 WP 1B 1B	3-1 HR	4	2	3	3	0	0	0												
Carlos Garcia, R OBP: 0.252, SLG: 0.306 (1, 4)	0-1 BB 1B		1-2 G5-3		0-1 G5-3		1-2 WP 1B	1-1 F8	4	0	2	0	0	0	0												
Alex Gonzalez, R OBP: 0.288, SLG: 0.386 (1, 6)	1-2 F7		2-3 K		2-3 K		2-2 G5-3	2-3 K	4	0	0	0	0	2	3												
Inning Stats	R: 0 E: 0 K: 1 S: 10	H: 0 LOB: 1 BB: 1 P: 19	R: 2 E: 0 K: 0 S: 15	H: 3 LOB: 2 BB: 1 P: 28	R: 0 E: 0 K: 1 S: 6	H: 0 LOB: 0 BB: 0 P: 7	R: 0 E: 0 K: 0 S: 7	H: 0 LOB: 0 BB: 0 P: 11	R: 0 E: 0 K: 2 S: 8	H: 0 LOB: 0 BB: 0 P: 11	R: 0 E: 0 K: 0 S: 16	H: 2 LOB: 2 BB: 0 P: 24	R: 4 E: 0 K: 2 S: 16	H: 3 LOB: 0 BB: 1 P: 27	1B: 4 2B: 1 3B: 0 HR: 3		SF: 0 SAC: 0 DP: 0 HBP: 0	WP: 2 PB: 0 SB: 0 CS: 0	PA: 36								
PITCHER	IP	WLS	BF	H	R	ER	SO	BB	IBB	HBP	BLK	WP	HR	S	P	ERA	WHIP										
Kevin Appier, R ERA: 3.15 Hector Carrasco, R ERA: 4.03	(1, 1) (8, 1)	7.0 L	29 7	5 3	2 4	2 4	5 2	3 1	0 0	0 0	0 0	0 2	1 16	70 27	115 27	2.57 36.00	1.143 4.000										

AB 36
R 5
H 8
RBI 4
BB 2
SO 4
LOB 17



AB 32
R 6
H 8
RBI 6
BB 4
SO 7
LOB 14



Batter	1	2	3	4	5	6	7	8	9	AB	R	H	RBI	BB	SO	LOB	TOP										
Bip Roberts, S (1, 7) OBP: 0.361, SLG: 0.396	G6-3		G4-3			G4-3		2B BB		3	0	0	0	1	0	1	Kansas City Royals @ Toronto Blue Jays SkyDome, Toronto, ON Sun Jul 27 1997, 3:33 AM EDT Att: 32,341 - Cloudy - 84 F										
Jose Offerman, S (1, 4) OBP: 0.374, SLG: 0.422	G4-3			F7		B3		1-2 BB		4	0	1	0	0	0	1											
Jay Bell, R (1, 6) OBP: 0.375, SLG: 0.470	L7			F9			L5	L4		4	0	0	0	0	0	2											
Chili Davis, S (1, 10) OBP: 0.404, SLG: 0.498 David Howard, S (9, PR) OBP: 0.297, SLG: 0.322		P5		F8			K		1-0 1B	4	0	1	0	0	1	0											
Dean Palmer, R (1, 5) OBP: 0.300, SLG: 0.425		4-0 BB			F7		P4		1-2 1B	3	0	1	0	1	0	0											
Jeff King, R (1, 3) OBP: 0.347, SLG: 0.429		2-3 BB			F8			P2	F8	4	0	0	0	0	1	3											
Johnny Damon, L (1, 8) OBP: 0.346, SLG: 0.399		1-0 BB			G4-3			L7	1-1 1B	4	0	1	1	0	0	1											
29 Mike Sweeney, R (1, 2) OBP: 0.350, SLG: 0.413			G5-3			L7		4-2 HR BB	1-2 FC5	3	1	0	0	1	0	2											
Yamil Benitez, R (1, 9) OBP: 0.429, SLG: 1.154			K			G4-3		1-2 2B	1-3 K	4	1	2	2	0	2	2											
Inning Stats	R: 0 E: 0 K: 0 S: 6	H: 0 LOB: 0 BB: 0 P: 9	R: 0 E: 0 K: 1 S: 7	H: 0 LOB: 1 BB: 1 P: 14	R: 0 E: 0 K: 1 S: 8	H: 0 LOB: 0 BB: 0 P: 10	R: 0 E: 0 K: 0 S: 6	H: 0 LOB: 0 BB: 0 P: 12	R: 0 E: 0 K: 0 S: 7	H: 0 LOB: 0 BB: 0 P: 9	R: 0 E: 0 K: 0 S: 8	H: 1 LOB: 1 BB: 0 P: 13	R: 0 E: 0 K: 1 S: 7	H: 0 LOB: 0 BB: 0 P: 11	R: 2 E: 0 K: 0 S: 15	H: 2 LOB: 2 BB: 2 P: 31		R: 1 E: 0 K: 1 S: 14	H: 3 LOB: 2 BB: 0 P: 20	1B: 3 2B: 2 3B: 0 HR: 1	SF: 0 SAC: 0 DP: 0 HBP: 0	WP: 0 PB: 0 SB: 1 CS: 0	PA: 36				
PITCHER	IP	WLS	BF	H	R	ER	SO	BB	IBB	HBP	BLK	WP	HR	S	P	ERA	WHIP										
Pat Hentgen, R (1, 1) ERA: 3.33	7.2		29	3	2	2	3	3	0	0	0	0	1	61	105	2.35	0.783										
Paul Quantrill, R (8, 1) ERA: 2.24	1.1	L	7	3	1	1	1	0	0	0	0	0	0	17	24	6.75	2.250										

Batter	1	2	3	4	5	6	7	8	9	AB	R	H	RBI	BB	SO	LOB	BOTTOM										
Jacob Brumfield, R (1, 8) OBP: 0.275, SLG: 0.271	K			P3		FC4-6 1B		CS BB		3	0	1	0	1	1	0	Kansas City Royals @ Toronto Blue Jays SkyDome, Toronto, ON Sun Jul 27 1997, 3:33 AM EDT Att: 32,341 - Cloudy - 84 F										
Shawn Green, L (1, 7) OBP: 0.336, SLG: 0.523	K			K		FC4-6 S		K		4	1	0	0	0	3	2											
Joe Carter, R (1, 10) OBP: 0.289, SLG: 0.385	F9			L7		K		CS	P6	4	0	0	0	0	1	1											
Carlos Delgado, L (1, 3) OBP: 0.352, SLG: 0.557		F7			1B BB	1-H BB		K		2	1	0	0	2	1	0											
Ed Sprague, R (1, 5) OBP: 0.300, SLG: 0.397		G3			K	L9			F8	4	0	0	0	0	1	2											
Benito Santiago, R (1, 2) OBP: 0.243, SLG: 0.322			K							3	0	1	0	0	2	0											
Robert Perez, R (1, 9) OBP: 0.228, SLG: 0.386				F8		E5		F7		3	0	0	0	0	0	1											
Tilson Brito, R (1, 4) OBP: 0.304, SLG: 0.268				P3						3	0	0	0	0	2	2											
Alex Gonzalez, R (1, 6) OBP: 0.286, SLG: 0.383				F9					6-3	3	0	0	0	0	2												
Inning Stats	R: 0 E: 0 K: 2 S: 8	H: 0 LOB: 0 BB: 0 P: 13	R: 0 E: 0 K: 1 S: 9	H: 0 LOB: 0 BB: 0 P: 10	R: 0 E: 0 K: 0 S: 7	H: 0 LOB: 0 BB: 0 P: 12	R: 1 E: 1 K: 2 S: 12	H: 1 LOB: 2 BB: 1 P: 24	R: 1 E: 0 K: 0 S: 17	H: 1 LOB: 1 BB: 1 P: 28	R: 0 E: 0 K: 2 S: 13	H: 0 LOB: 0 BB: 0 P: 17	R: 0 E: 0 K: 1 S: 12	H: 0 LOB: 0 BB: 1 P: 19	R: 0 E: 0 K: 1 S: 9	H: 0 LOB: 0 BB: 0 P: 12		1B: 2 2B: 0 3B: 0 HR: 0	SF: 0 SAC: 0 DP: 0 HBP: 0	WP: 0 PB: 0 SB: 1 CS: 1	PA: 33						
PITCHER	IP	WLS	BF	H	R	ER	SO	BB	IBB	HBP	BLK	WP	HR	S	P	ERA	WHIP										
50 José Rosado, L (1, 1) ERA: 3.69	7.0		26	2	2	0	9	2	0	0	0	0	0	4	8	0.00	3.000										
Mike Perez, R (8, 1) ERA: 4.5	0.1		2	0	0	0	0	1	0	0	0	0	0	4	8	0.00	3.000										
Larry Casian, L (8, 1) ERA: 4.91	0.1		1	0	0	0	1	0	0	0	0	0	0	4	5	0.00	0.000										
Gregg Olson, R (8, 1) ERA: 8.88	1.1	W	3	0	0	0	1	0	0	0	0	0	0	13	18	0.00	0.000										

AB	33
R	3
H	6
RBI	3
BB	3
SO	4
LOB	12



Batter	1	2	3	4	5	6	7	8	9	AB	R	H	RBI	BB	SO	LOB	TOP										
Otis Nixon, S OBP: 0.345, SLG: 0.287 (1, 8)	1-1 2B		2-3 K			2-2 F4			2-2 G6-3	4	0	1	0	0	1	1	Toronto Blue Jays @ Milwaukee Brewers Milwaukee County Stadium, Milwaukee, WI Mon Jul 28 1997, 4:33 AM EDT Sunny - 76 F livebaseballscorecards.com										
Orlando Merced, S OBP: 0.356, SLG: 0.418 (1, 9)	0-2 P6		2-3 K			1-1 G4-3			1-3 K	4	0	0	0	0	2	2											
Joe Carter, R OBP: 0.287, SLG: 0.382 (1, 7)	1-3 K			0-3 K			2-1 G5-3			3	0	0	0	0	2	1											
Carlos Delgado, L OBP: 0.349, SLG: 0.551 (1, 3)	1-3 K			0-1 G6-3			0-3 K2-3			3	0	0	0	0	2	1											
Ed Sprague, R OBP: 0.298, SLG: 0.394 (1, 5)		1-3 K		2-3 K			3-3 K			3	0	0	0	0	3	0											
Shawn Green, L OBP: 0.332, SLG: 0.516 (1, 10)		3-3 K			2-1 F7			1-3 K		3	0	0	0	0	2	0											
Charlie O'Brien, R OBP: 0.307, SLG: 0.340 (1, 2)		3-2 L8			2-0 P3			1-2 G3		3	0	0	0	0	0	0											
Tilson Brito, R OBP: 0.297, SLG: 0.261 (1, 4)			3-2 G5-3		1-3 K			3-2 P4		3	0	0	0	0	1	0											
Alex Gonzalez, R OBP: 0.286, SLG: 0.380 (1, 6)			4-2 BB			2-1 G4-3			2-2 G5-3	2	0	0	0	1	0	0											
Inning Stats	R: 0 E: 0 K: 2 S: 12	H: 1 LOB: 1 BB: 0 P: 15	R: 0 E: 0 K: 2 S: 12	H: 0 LOB: 0 BB: 0 P: 19	R: 0 E: 0 K: 2 S: 12	H: 0 LOB: 1 BB: 1 P: 22	R: 0 E: 0 K: 2 S: 9	H: 0 LOB: 0 BB: 0 P: 11	R: 0 E: 0 K: 1 S: 6	H: 0 LOB: 0 BB: 0 P: 11	R: 0 E: 0 K: 2 S: 8	H: 0 LOB: 0 BB: 0 P: 13	R: 0 E: 0 K: 2 S: 9	H: 0 LOB: 0 BB: 0 P: 14	R: 0 E: 0 K: 1 S: 9	H: 0 LOB: 0 BB: 0 P: 14	R: 0 E: 0 K: 1 S: 9	H: 0 LOB: 0 BB: 0 P: 14	1B: 0 2B: 1 3B: 0 HR: 0	SF: 0 SAC: 0 DP: 0 HBP: 0	WP: 0 PB: 0 SB: 1 CS: 0	PA: 29					
PITCHER	IP	WLS	BF	H	R	ER	SO	BB	IBB	HBP	BLK	WP	HR	S	P	ERA	WHIP										
Steve Woodard, R ERA: 3.62 (1, 1)	8.0	W	26	1	0	0	12	1	0	0	0	0	0	77	119	0.00	0.250										
Mike Fetters, R ERA: 3.62 (9, 1)	1.0	S	3	0	0	0	1	0	0	0	0	0	0	9	14	0.00	0.000										

Batter	1	2	3	4	5	6	7	8	9	AB	R	H	RBI	BB	SO	LOB	BOTTOM										
Fernando Vina, L OBP: 0.298, SLG: 0.398 (1, 4)	2-3 K		4-1 BB			1-3 K			2-3 K	3	0	0	0	1	3	0	Toronto Blue Jays @ Milwaukee Brewers Milwaukee County Stadium, Milwaukee, WI Mon Jul 28 1997, 4:33 AM EDT Sunny - 76 F livebaseballscorecards.com										
Jose Valentin, S OBP: 0.319, SLG: 0.414 (1, 6)	2-3 K		2-0 P6			3-2 P6				3	0	0	0	0	1	1											
Jeff Cirillo, R OBP: 0.357, SLG: 0.421 (1, 5)	2-2 G6-3			2-2 1B		2-3 K				3	1	1	0	0	1	0											
Dave Nilsson, L OBP: 0.356, SLG: 0.485 (1, 10)		1-3 K		1-3 K		1-0 G6-3				3	0	0	0	0	2	1											
Jeremy Burnitz, L OBP: 0.387, SLG: 0.546 (1, 9)		3-2 F9		1-1 1B			2-3 K			3	0	1	1	0	1	0											
Matt Mieske, R OBP: 0.303, SLG: 0.389 (1, 7)		1-0 1B		3-1 1B			1-2 P3			3	0	2	0	0	0	0											
Jeff Huson, L OBP: 0.277, SLG: 0.252 (1, 3)		1-2 G3		1-2 F8			3-2 P6			3	0	0	0	0	0	2											
Gerald Williams, R OBP: 0.290, SLG: 0.380 (1, 8)			2-0 F8			1-3 K			1-3 K	3	0	0	0	0	2	0											
Jesse Levis, L OBP: 0.338, SLG: 0.320 Mike Matheny, R OBP: 0.281, SLG: 0.350 (1, 2)			0-1 F7			1-2 G6-3			1-1 F8	3	0	0	0	0	0	0											
Inning Stats	R: 0 E: 0 K: 2 S: 14	H: 0 LOB: 0 BB: 0 P: 20	R: 0 E: 0 K: 1 S: 11	H: 1 LOB: 1 BB: 0 P: 17	R: 0 E: 0 K: 0 S: 5	H: 0 LOB: 1 BB: 1 P: 13	R: 1 E: 0 K: 1 S: 14	H: 3 LOB: 0 BB: 0 P: 22	R: 0 E: 0 K: 2 S: 12	H: 0 LOB: 0 BB: 0 P: 15	R: 0 E: 0 K: 1 S: 12	H: 0 LOB: 0 BB: 0 P: 18	R: 0 E: 0 K: 1 S: 10	H: 0 LOB: 0 BB: 0 P: 16	R: 0 E: 0 K: 2 S: 10	H: 0 LOB: 0 BB: 0 P: 14	1B: 3 2B: 1 3B: 0 HR: 0	SF: 0 SAC: 0 DP: 0 HBP: 0	WP: 0 PB: 0 SB: 0 CS: 0	PA: 28							
PITCHER	IP	WLS	BF	H	R	ER	SO	BB	IBB	HBP	BLK	WP	HR	S	P	ERA	WHIP										
Roger Clemens, R ERA: 1.52 (1, 1)	8.0	L	28	4	1	1	10	1	0	0	0	0	0	88	135	1.12	0.625										

Batter	1	2	3	4	5	6	7	8	9	AB	R	H	RBI	BB	SO	LOB	TOP								
Jacob Brumfield, R OBP: 0.279, SLG: 0.276	1-3 K		3-1 E 2B 1B		0-1 K 1B		2-1 F7		2-1 G4-3	5	1	2	0	0	1	1									
Robert Perez, R OBP: 0.213, SLG: 0.361	1-2 G5-3		0-1 P3		1-3 K			3-3 K		4	0	0	0	0	2	2									
Juan Samuel, R OBP: 0.350, SLG: 0.426	3-2 HR		1-0 S 2B		0-3 K			0-0 2B		4	2	3	2	0	1	0									
Joe Carter, R OBP: 0.291, SLG: 0.388	0-1 1B		3-H 3-2 P2		1-1 1B			1-2 2B		4	0	3	1	0	0	1									
Ed Sprague, R OBP: 0.297, SLG: 0.393	1-1 P1		2-3 1B		1-3 K			1-2 2B		4	0	1	0	0	1	3									
Benito Santiago, R OBP: 0.248, SLG: 0.322		1-0 P5		0-0 G5-4-3 1B		2-3 K		4-1 BB		3	0	1	0	1	1	1									
Alex Gonzalez, R OBP: 0.286, SLG: 0.382		0-1 F7		0-0 G5-4-3				3-2 G4-3		4	0	1	0	0	0	4									
Tilson Brito, R OBP: 0.288, SLG: 0.252		1-1 P4		1-2 1B		0-2 G6-3		0-1 G5-3		4	0	0	0	0	0	1									
Carlos Garcia, R OBP: 0.248, SLG: 0.301			2-2 P4		1-3 K			2-0 G6-3		4	0	0	0	0	1	1									
Inning Stats	R: 1 E: 0 K: 1 S: 15	H: 2 LOB: 1 BB: 0 P: 21	R: 0 E: 0 K: 0 S: 5	H: 0 LOB: 0 BB: 7 P: 0	R: 1 E: 1 K: 0 S: 15	H: 2 LOB: 1 BB: 0 P: 24	R: 0 E: 0 K: 0 S: 4	H: 2 LOB: 0 BB: 4 P: 4	R: 0 E: 0 K: 2 S: 12	H: 1 LOB: 1 BB: 0 P: 14	R: 0 E: 0 K: 3 S: 11	H: 1 LOB: 1 BB: 0 P: 15	R: 0 E: 0 K: 0 S: 6	H: 1 LOB: 1 BB: 0 P: 10	R: 1 E: 0 K: 1 S: 14	H: 2 LOB: 2 BB: 1 P: 26	R: 0 E: 0 K: 0 S: 4	H: 0 LOB: 0 BB: 7 P: 7	1B: 6 2B: 4 3B: 1 HR: 1	SF: 0 SAC: 0 DP: 0 HBP: 0	WP: 0 PB: 0 SB: 1 CS: 0	PA: 37			
PITCHER	IP	WLS	BF	H	R	ER	SO	BB	IBB	HBP	BLK	WP	HR	S	P	ERA	WHIP								
Joel Adamson, L ERA: 3.83	5.0	W	20	7	2	1	3	0	0	0	0	0	1	51	70	1.80	1.400								
Mike Misuraca, R ERA: 4.15	3.0		14	4	1	1	4	1	0	0	0	0	0	31	51	3.00	1.667								
Greg Hansell, R ERA:	1.0		3	0	0	0	0	0	0	0	0	0	0	4	7	0.00	0.000								

Toronto Blue Jays @ Milwaukee Brewers
Milwaukee County Stadium, Milwaukee, WI
Mon Jul 28 1997, 8:05 PM EDT
Att: 18,034 - Unknown - 75 F

AB	36
R	3
H	11
RBI	3
BB	1
SO	7
LOB	14



Batter	1	2	3	4	5	6	7	8	9	AB	R	H	RBI	BB	SO	LOB	BOTTOM								
Mark Loretta, R OBP: 0.363, SLG: 0.414	1-2 FC5-4 1B		3-2 K		0-0 1B 2B		1-1 2H 2B		1-2 2H 2B	6	0	4	2	0	2	4									
Jose Valentin, S OBP: 0.323, SLG: 0.413	0-0 FC5-4 1B		1-2 P6		4-0 1B IBB		0-3 K		1-0 L5	5	0	2	0	1	1	4									
Jeff Huson, L OBP: 0.277, SLG: 0.252	1-2 FC5-4 1B				1-3 1B					0	0	0	0	0	0	0									
Jeff Cirillo, R OBP: 0.423, SLG: 0.423	1-0 FC5-4 1B		1-0 1B 3B 2B		2-1 F7		2-1 1-2 2-3 3H 1B			5	1	2	1	0	0	3									
Jeromy Burnitz, L OBP: 0.397, SLG: 0.546	1-2 2-3 1B		2-1 WP 3B 1B		4-0 1-2 BB		3-2 F9			4	1	2	0	1	0	3									
Dave Nilsson, L OBP: 0.359, SLG: 0.485	2-1 1B		2-3 3B 1B		1-2 BB					5	1	2	2	0	1	4									
Jack Voigt, R OBP: 0.308, SLG: 0.566	2-0 F8		2-0 1H G4-3 3B		2-3 K		0-1 G6-3		2-1 FC6-4 1B	5	2	2	2	0	1	4									
Matt Mieske, R OBP: 0.305, SLG: 0.403		2-2 HR	1-2 G4-3		1-3 K		2-1 2B 18 2B 1B		2-2 FC6-4	5	2	2	2	0	1	3									
Gerald Williams, R OBP: 0.296, SLG: 0.389		4-0 S BB	0-0 F8 2B				1-0 K		1-2 WP G6-3 2B 1B	4	2	3	0	1	1	0									
18 Todd Dunn, R OBP: 0.222, SLG: 0.288		1-2 K	4-0 S BB		2-3 K		1-2 K		0-2 F9	4	1	1	2	1	2	2									
Mike Matheny, R OBP: 0.284, SLG: 0.348		4-1 BB	1-2 F8		1-0 2B 1B		1-0 K		0-1 G6-3	4	1	1	0	1	1	4									
Inning Stats	R: 0 E: 0 K: 0 S: 8	H: 3 LOB: 2 BB: 0 P: 14	R: 1 E: 0 K: 2 S: 16	H: 1 LOB: 2 BB: 2 P: 29	R: 3 E: 0 K: 1 S: 16	H: 4 LOB: 2 BB: 1 P: 30	R: 0 E: 0 K: 2 S: 11	H: 1 LOB: 2 BB: 1 P: 20	R: 1 E: 0 K: 2 S: 12	H: 3 LOB: 3 BB: 1 P: 24	R: 3 E: 0 K: 2 S: 16	H: 4 LOB: 1 BB: 0 P: 21	R: 0 E: 0 K: 0 S: 9	H: 1 LOB: 1 BB: 0 P: 18	R: 1 E: 0 K: 0 S: 12	H: 2 LOB: 1 BB: 0 P: 15	1B: 10 2B: 7 3B: 1 HR: 1	SF: 0 SAC: 0 DP: 1 HBP: 0	WP: 2 PB: 0 SB: 2 CS: 0	PA: 47					
PITCHER	IP	WLS	BF	H	R	ER	SO	BB	IBB	HBP	BLK	WP	HR	S	P	ERA	WHIP								
Huck Flener, L ERA: 9.87	2.0	L	14	7	4	4	2	2	0	0	0	0	0	28	52	18.00	4.500								
Paul Quantrill, R ERA: 2.29	2.2		16	5	1	1	5	2	1	0	0	0	0	34	63	3.38	2.625								
Omar Daal, L ERA: 9.92	2.1		12	5	3	3	2	0	0	0	0	0	0	26	41	11.57	2.143								
Paul Spoljaric, L ERA: 3.26	1.0		5	2	1	1	0	0	0	0	0	1	0	12	15	9.00	2.000								

Toronto Blue Jays @ Milwaukee Brewers
Milwaukee County Stadium, Milwaukee, WI
Mon Jul 28 1997, 8:05 PM EDT
Att: 18,034 - Unknown - 75 F

AB	42
R	9
H	19
RBI	9
BB	5
SO	9
LOB	27



Batter	1	2	3	4	5	6	7	8	9	AB	R	H	RBI	BB	SO	LOB	TOP
Otis Nixon, S <small>OBP: 0.346, SLG: 0.292</small> 										4	0	2	0	0	0	0	Toronto Blue Jays @ Milwaukee Brewers Milwaukee County Stadium, Milwaukee, WI Tue Jul 29 1997, 4:33 AM EDT Att: 22,549 - Sunny - 71 F livebaseballscorecards.com
Orlando Merced, S <small>OBP: 0.352, SLG: 0.413</small> 										4	0	0	0	0	2	AB 31 R 0 H 4 RBI 0 BB 0 SO 8 LOB 10	
Joe Carter, R <small>OBP: 0.291, SLG: 0.387</small> 										4	0	1	0	0	1	WP 0 PA 31 SB 0 CS 0	
Carlos Delgado, L <small>OBP: 0.345, SLG: 0.544</small> 										4	0	0	0	1	3		
Ed Sprague, R <small>OBP: 0.295, SLG: 0.389</small> 										3	0	0	0	1	2		
Shawn Green, L <small>OBP: 0.328, SLG: 0.509</small> 										3	0	0	0	0	0		
Charlie O'Brien, R <small>OBP: 0.308, SLG: 0.340</small> 										3	0	1	0	0	1		
Tilson Brito, R <small>OBP: 0.281, SLG: 0.246</small> 										3	0	0	0	0	2		
Alex Gonzalez, R <small>OBP: 0.283, SLG: 0.378</small> 										3	0	0	0	0	1		
Inning Stats	R: 0 H: 0 E: 0 K: 0 S: 7	H: 0 LOB: 0 BB: 0 P: 8	R: 0 H: 0 E: 0 K: 0 S: 5	H: 0 LOB: 0 BB: 0 P: 6	R: 0 H: 0 E: 0 K: 1 S: 6	H: 2 LOB: 2 BB: 0 P: 12	R: 0 H: 1 E: 1 K: 1 S: 11	H: 0 LOB: 0 BB: 0 P: 8	R: 0 H: 0 E: 0 K: 1 S: 9	H: 0 LOB: 0 BB: 0 P: 17	R: 0 H: 0 E: 0 K: 2 S: 8	H: 0 LOB: 1 BB: 0 P: 12	R: 0 H: 1 E: 0 K: 2 S: 11	H: 1 LOB: 1 BB: 0 P: 14	1B: 3 2B: 1 3B: 0 HR: 0	SF: 0 SAC: 0 DP: 0 HBP: 0	WP: 0 PA: 31 SB: 0 CS: 0
PITCHER	IP WLS BF H R ER SO BB IBB HBP BLK WP HR S P ERA WHIP																
Jose Mercedes, R <small>ERA: 4.47</small>	7.0 W 24 3 0 0 4 0 0 0 0 0 0 0 53 73 0.00 0.429																
Bob Wickman, R <small>ERA: 2.53</small>	1.0 3 0 0 0 2 0 0 0 0 0 0 0 8 12 0.00 0.000																
Mike Fetters, R <small>ERA: 3.52</small>	1.0 S 4 1 0 0 2 0 0 0 0 0 0 0 11 14 0.00 1.000																

Batter	1	2	3	4	5	6	7	8	9	AB	R	H	RBI	BB	SO	LOB	BOTTOM
Fernando Vina, L <small>OBP: 0.296, SLG: 0.392</small> 										4	0	1	0	0	0	2	Toronto Blue Jays @ Milwaukee Brewers Milwaukee County Stadium, Milwaukee, WI Tue Jul 29 1997, 4:33 AM EDT Att: 22,549 - Sunny - 71 F livebaseballscorecards.com
Jose Valentin, S <small>OBP: 0.322, SLG: 0.409</small> 										3	0	0	0	1	3	AB 28 R 2 H 5 RBI 2 BB 1 SO 8 LOB 8	
Jeff Cirillo, R <small>OBP: 0.355, SLG: 0.420</small> 										3	0	0	0	0	1		
Dave Nilsson, L <small>OBP: 0.356, SLG: 0.481</small> Mike Matheny, R <small>OBP: 0.294, SLG: 0.348</small> 										3	0	0	0	0	1		
Jeremy Burnitz, L <small>OBP: 0.386, SLG: 0.547</small> 										3	1	1	0	0	1		
Matt Mieske, R <small>OBP: 0.302, SLG: 0.397</small> 										3	0	0	0	0	3	1	
Gerald Williams, R <small>OBP: 0.297, SLG: 0.396</small> 										3	1	1	2	0	1		
18 Todd Dunn, R <small>OBP: 0.228, SLG: 0.291</small> 										3	0	1	0	0	1		
Jesse Levis, L <small>OBP: 0.338, SLG: 0.328</small> Jack Voigt, R <small>OBP: 0.308, SLG: 0.566</small> 										3	0	1	0	0	0		
Inning Stats	R: 0 H: 0 E: 0 K: 0 S: 11	H: 0 LOB: 1 BB: 1 P: 16	R: 0 H: 0 E: 0 K: 2 S: 7	H: 0 LOB: 0 BB: 0 P: 12	R: 0 H: 0 E: 0 K: 1 S: 8	H: 0 LOB: 0 BB: 0 P: 9	R: 2 H: 2 E: 0 K: 1 S: 10	H: 2 LOB: 0 BB: 0 P: 15	R: 0 H: 1 E: 0 K: 0 S: 7	H: 0 LOB: 0 BB: 0 P: 10	R: 0 H: 0 E: 0 K: 2 S: 9	H: 0 LOB: 0 BB: 0 P: 13	R: 0 H: 2 E: 0 K: 1 S: 14	H: 2 LOB: 2 BB: 0 P: 18	1B: 2 2B: 3 3B: 0 HR: 1	SF: 0 SAC: 0 DP: 1 HBP: 0	WP: 0 PA: 29 SB: 0 CS: 0
PITCHER	IP WLS BF H R ER SO BB IBB HBP BLK WP HR S P ERA WHIP																
Woody Williams, R <small>ERA: 4.27</small>	7.1 L 27 5 2 2 7 1 0 0 0 0 0 0 69 100 2.46 0.818																
Dan Plesac, L <small>ERA: 4.15</small>	0.2 2 0 0 0 1 0 0 0 0 0 0 0 5 5 0.00 0.000																

Batter	1	2	3	4	5	6	7	8	9	AB	R	H	RBI	BB	SO	LOB	TOP										
Otis Nixon, S (1, 8) <small>OBP: 0.343, SLG: 0.289</small>	G4-3		G6-3		F9			G4-3		4	0	0	0	0	0	0	Toronto Blue Jays @ Milwaukee Brewers Milwaukee County Stadium, Milwaukee, WI Tue Jul 29 1997, 8:05 PM EDT Att: 12,237 - Unknown - 73 F										
Jacob Brumfield, R (1, 9) <small>OBP: 0.271, SLG: 0.268</small>	G1-3		G6-3		G6-3			G6-3		4	0	0	0	0	0	0											
Juan Samuel, R (1, 3) Carlos Delgado, L (8, PH) <small>OBP: 0.344, SLG: 0.543</small>	WP 1B			G4-3		F8		G3		3	0	1	0	0	0	0											
Joe Carter, R (1, 10) <small>OBP: 0.290, SLG: 0.388</small>	G4-3			2B		K			G6-3	4	0	1	0	0	1	1											
Ed Sprague, R (1, 5) <small>OBP: 0.297, SLG: 0.389</small>		G6-3		K		1B		BB BB		3	0	1	0	1	1	1											
Benito Santiago, R (1, 2) Alex Gonzalez, R (8, PR) <small>OBP: 0.283, SLG: 0.378</small>	WP 1B			G5-3		F9		BB BB		3	0	1	0	1	0	2											
Robert Perez, R (1, 7) Shawn Green, L (8, PH) <small>OBP: 0.327, SLG: 0.507</small>	K				G6-3		P3		L9	3	0	0	0	0	1	1											
Tilson Brito, R (1, 6) <small>OBP: 0.281, SLG: 0.246</small>	F7					HR 1B		G5-3		4	1	1	0	0	0	3											
Carlos Garcia, R (1, 4) <small>OBP: 0.249, SLG: 0.312</small>			G6-3			HR		G6-3		3	1	1	2	0	0	0											
Inning Stats	R: 0 E: 0 K: 1 S: 9	H: 1 LOB: 1 BB: 0 P: 14	R: 0 E: 0 K: 1 S: 10	H: 1 LOB: 1 BB: 0 P: 14	R: 0 E: 0 K: 0 S: 7	H: 0 LOB: 0 BB: 0 P: 11	R: 0 E: 0 K: 1 S: 7	H: 1 LOB: 1 BB: 0 P: 9	R: 2 E: 0 K: 0 S: 9	H: 2 LOB: 0 BB: 0 P: 16	R: 0 E: 0 K: 1 S: 11	H: 1 LOB: 1 BB: 0 P: 15	R: 0 E: 0 K: 0 S: 5	H: 0 LOB: 0 BB: 0 P: 9	R: 0 E: 0 K: 0 S: 9	H: 0 LOB: 0 BB: 2 P: 15		R: 0 E: 0 K: 0 S: 8	H: 0 LOB: 0 BB: 2 P: 19	1B: 4 2B: 1 3B: 0 HR: 1	SF: 0 SAC: 0 DP: 0 HBP: 0	WP: 2 PB: 0 SB: 0 CS: 0	PA: 35				
PITCHER	IP	WLS	BF	H	R	ER	SO	BB	IBB	HBP	BLK	WP	HR	S	P	ERA	WHIP										
Scott Karl, L (1, 1) <small>ERA: 4.65</small>	7.0	W	27	6	2	2	3	0	0	0	0	2	1	58	88	2.57	0.857										
Bob Wickman, R (8, 1) <small>ERA: 2.79</small>	1.0		3	0	0	0	0	0	0	0	0	0	0	9	15	0.00	0.000										
Mike Fetters, R (8, 1) <small>ERA: 3.43</small>	1.0	S	5	0	0	0	0	2	0	0	0	0	0	8	19	0.00	2.000										

AB 33
R 2
H 6
RBI 2
BB 2
SO 3
LOB 10



Batter	1	2	3	4	5	6	7	8	9	AB	R	H	RBI	BB	SO	LOB	BOTTOM										
Fernando Vina, L (1, 4) <small>OBP: 0.292, SLG: 0.383</small>	F7		1B 1B	K		G6-3		G3		5	0	1	0	0	1	3	Toronto Blue Jays @ Milwaukee Brewers Milwaukee County Stadium, Milwaukee, WI Tue Jul 29 1997, 8:05 PM EDT Att: 12,237 - Unknown - 73 F										
Jose Valentin, S (1, 6) <small>OBP: 0.324, SLG: 0.406</small>	CS BB		F7	K			F8 S HBP			2	0	0	0	1	1	3											
Jeff Cirillo, R (1, 5) <small>OBP: 0.356, SLG: 0.421</small>	K		G4-6-3 1B		1B		K			4	0	2	0	0	2	2											
Dave Nilsson, L (1, 3) Jeff Huson, L (9, 3) <small>OBP: 0.277, SLG: 0.252</small>	P5		G4-6-3		L9		BB			3	0	0	0	1	0	3											
Jeromy Burnitz, L (1, 9) <small>OBP: 0.382, SLG: 0.540</small>	G6-3			P6		K		F8		4	0	0	0	0	1	3											
Matt Mieske, R (1, 7) <small>OBP: 0.305, SLG: 0.399</small>	18 1B BLK 1B			18 1B 1B		L3		G4-3		4	2	2	0	0	0	3											
Gerald Williams, R (1, 8) <small>OBP: 0.299, SLG: 0.397</small>	E6 18 1B			18 1B 1B		FC4 1B		G6-3		4	1	2	0	0	0	1											
18 Todd Dunn, R (1, 10) <small>OBP: 0.262, SLG: 0.373</small>	S 1B			1B 1B		FC4 WP		HR		4	1	3	2	0	0	1											
Mike Matheny, R (1, 2) <small>OBP: 0.283, SLG: 0.347</small>	K			1B 1B		K		L6		4	0	1	2	0	2	3											
Inning Stats	R: 0 E: 0 K: 1 S: 8	H: 0 LOB: 1 BB: 1 P: 16	R: 1 E: 1 K: 1 S: 13	H: 2 LOB: 2 BB: 0 P: 21	R: 0 E: 0 K: 0 S: 8	H: 2 LOB: 1 BB: 0 P: 14	R: 2 E: 0 K: 2 S: 13	H: 4 LOB: 2 BB: 0 P: 22	R: 0 E: 0 K: 1 S: 8	H: 1 LOB: 1 BB: 0 P: 13	R: 0 E: 0 K: 1 S: 11	H: 1 LOB: 1 BB: 0 P: 18	R: 0 E: 0 K: 1 S: 8	H: 0 LOB: 2 BB: 1 P: 15	R: 1 E: 0 K: 0 S: 12	H: 1 LOB: 0 BB: 0 P: 17		1B: 10 2B: 1 3B: 0 HR: 1	SF: 0 SAC: 0 DP: 2 HBP: 1	WP: 1 PB: 0 SB: 2 CS: 1	PA: 37						
PITCHER	IP	WLS	BF	H	R	ER	SO	BB	IBB	HBP	BLK	WP	HR	S	P	ERA	WHIP										
Chris Carpenter, R (1, 1) <small>ERA: 9.53</small>	5.2	L	27	10	3	2	6	1	0	0	1	1	0	59	100	3.18	1.941										
Paul Spoljaric, L (6, 1) <small>ERA: 3.19</small>	1.0		5	0	0	0	1	1	0	1	0	0	0	7	16	0.00	1.000										
Mike Timlin, R (7, 1) <small>ERA: 2.87</small>	1.1		5	1	1	1	0	0	0	0	0	0	1	15	20	6.75	0.750										

AB 34
R 4
H 11
RBI 4
BB 2
SO 7
LOB 22



Batter	1	2	3	4	5	6	7	8	9	AB	R	H	RBI	BB	SO	LOB	TOP								
Otis Nixon, S <small>OBP: 0.340, SLG: 0.285</small> 										4	0	0	0	0	0	1									
Mariano Duncan, R <small>OBP: 0.284, SLG: 0.301</small> 										4	0	0	0	0	1	0									
Carlos Delgado, L <small>OBP: 0.343, SLG: 0.538</small> 										3	0	0	0	1	0	0									
Joe Carter, R <small>OBP: 0.292, SLG: 0.392</small> 										4	1	2	0	0	0	0									
Shawn Green, L <small>OBP: 0.329, SLG: 0.506</small> 										4	1	2	1	0	2	2									
Ed Sprague, R <small>OBP: 0.297, SLG: 0.388</small> 										4	0	1	0	0	0	3									
Jacob Brunfield, R <small>OBP: 0.284, SLG: 0.280</small> 										4	0	0	0	0	1	5									
Benito Santiago, R <small>OBP: 0.249, SLG: 0.319</small> 										2	0	0	1	0	1	1									
Alex Gonzalez, R <small>OBP: 0.284, SLG: 0.376</small> 										2	0	0	0	1	0	1									
Inning Stats	R: 0 E: 0 K: 0 S: 6	H: 0 LOB: 0 BB: 0 P: 12	R: 0 E: 0 K: 1 S: 6	H: 0 LOB: 0 BB: 0 P: 7	R: 0 E: 0 K: 1 S: 6	H: 0 LOB: 1 BB: 1 P: 12	R: 0 E: 0 K: 0 S: 8	H: 0 LOB: 0 BB: 0 P: 10	R: 1 E: 0 K: 0 S: 7	H: 2 LOB: 1 BB: 0 P: 10	R: 0 E: 0 K: 0 S: 8	H: 0 LOB: 0 BB: 0 P: 12	R: 1 E: 0 K: 1 S: 11	H: 2 LOB: 1 BB: 0 P: 17	R: 0 E: 0 K: 1 S: 7	H: 0 LOB: 0 BB: 0 P: 8	R: 0 E: 0 K: 1 S: 12	H: 1 LOB: 2 BB: 1 P: 23	1B: 4 2B: 1 3B: 0 HR: 0	SF: 1 SAC: 0 DP: 0 HBP: 0	WP: 0 PB: 0 SB: 1 CS: 0	PA: 34			
PITCHER	IP	WLS	BF	H	R	ER	SO	BB	IBB	HBP	BLK	WP	HR	S	P	ERA	WHIP								
Justin Thompson, L <small>ERA: 3.03</small>	(1, 1)	7.0	W	26	4	2	2	3	1	0	0	0	0	52	80	2.57	0.714								
Doug Brocail, R <small>ERA: 4.18</small>	(8, 1)	1.0		3	0	0	0	1	0	0	0	0	0	7	8	0.00	0.000								
Todd Jones, R <small>ERA: 2.91</small>	(9, 1)	1.0	S	5	1	0	0	1	1	0	0	0	0	12	23	0.00	2.000								

Toronto Blue Jays @ Detroit Tigers
Tiger Stadium, Detroit, MI
Thu Jul 31 1997, 7:05 PM EDT
Att: 16,294 - Unknown - 81 F

AB 31
R 2
H 5
RBI 2
BB 2
SO 5
LOB 13



Batter	1	2	3	4	5	6	7	8	9	AB	R	H	RBI	BB	SO	LOB	BOTTOM								
Brian Hunter, R <small>OBP: 0.327, SLG: 0.349</small> 										3	2	1	1	1	0	1									
Bobby Higginson, L <small>OBP: 0.370, SLG: 0.511</small> 										4	1	1	1	0	1	0									
Travis Fryman, R <small>OBP: 0.333, SLG: 0.439</small> 										4	0	0	0	0	1	1									
Tony Clark, S <small>OBP: 0.396, SLG: 0.542</small> 										4	0	2	1	0	0	0									
Bob Hamelin, L <small>OBP: 0.395, SLG: 0.531</small> 										3	0	0	0	0	1	2									
Damion Easley, R <small>OBP: 0.358, SLG: 0.482</small> 										2	0	0	0	1	0	0									
Phil Nevin, R <small>OBP: 0.348, SLG: 0.437</small> 										3	0	0	0	0	1	2									
Raul Casanova, S <small>OBP: 0.332, SLG: 0.387</small> 										3	0	0	0	0	0	0									
Orlando Miller, R <small>OBP: 0.300, SLG: 0.419</small> Deivi Cruz, R <small>OBP: 0.249, SLG: 0.299</small> 										3	1	2	0	0	0	0									
Inning Stats	R: 2 E: 0 K: 1 S: 16	H: 2 LOB: 2 BB: 2 P: 31	R: 2 E: 0 K: 1 S: 11	H: 2 LOB: 0 BB: 0 P: 19	R: 0 E: 0 K: 0 S: 5	H: 0 LOB: 0 BB: 0 P: 8	R: 0 E: 0 K: 0 S: 7	H: 0 LOB: 0 BB: 0 P: 8	R: 0 E: 0 K: 0 S: 7	H: 1 LOB: 0 BB: 0 P: 11	R: 0 E: 1 K: 1 S: 9	H: 1 LOB: 1 BB: 0 P: 15	R: 0 E: 0 K: 1 S: 8	H: 0 LOB: 0 BB: 0 P: 14	R: 0 E: 0 K: 1 S: 8	H: 0 LOB: 0 BB: 0 P: 14	1B: 2 2B: 3 3B: 1 HR: 0	SF: 0 SAC: 0 DP: 1 HBP: 0	WP: 1 PB: 0 SB: 0 CS: 0	PA: 31					
PITCHER	IP	WLS	BF	H	R	ER	SO	BB	IBB	HBP	BLK	WP	HR	S	P	ERA	WHIP								
Robert Person, R <small>ERA: 5.12</small>	(1, 1)	6.0	L	24	5	4	4	2	2	0	0	0	0	54	91	6.00	1.167								
Paul Quantrill, R <small>ERA: 2.25</small>	(7, 1)	1.0		4	1	0	0	1	0	0	0	0	0	9	15	0.00	1.000								
Dan Plesac, L <small>ERA: 4.02</small>	(8, 1)	1.0		3	0	0	0	1	0	0	0	0	0	8	14	0.00	0.000								

Toronto Blue Jays @ Detroit Tigers
Tiger Stadium, Detroit, MI
Thu Jul 31 1997, 7:05 PM EDT
Att: 16,294 - Unknown - 81 F

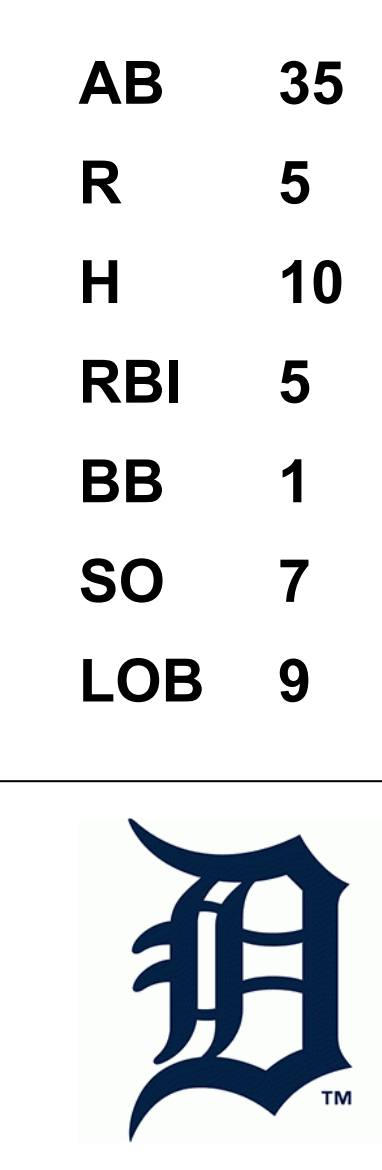
AB 29
R 4
H 6
RBI 3
BB 2
SO 4
LOB 6



Batter	1	2	3	4	5	6	7	8	9	AB	R	H	RBI	BB	SO	LOB	TOP										
Otis Nixon, S OBP: 0.340, SLG: 0.293 (1, 8)	2-2 G4-3	1-1 1-H HR				3-3 K	0-0 G3-1		4-1 1B BB	4	1	2	1	1	1		Toronto Blue Jays @ Detroit Tigers Tiger Stadium, Detroit, MI Fri Aug 01 1997, 7:05 PM EDT Att: 23,682 - Unknown - 76 F livebaseballscores.com										
Mariano Duncan, R OBP: 0.273, SLG: 0.309 (1, 4)	1-1 S 2B	1-0 1B				2-3 K		2-3 K	0-0 G4-6-3 1B	5	1	3	0	0	2	0											
Carlos Delgado, L OBP: 0.341, SLG: 0.535 (1, 3)	2-2 1-H 1B	0-0 L9				0-2 L8		1-3 K	2-2 G4-6-3 1-2	5	0	1	1	0	1	3											
Joe Carter, R OBP: 0.292, SLG: 0.398 (1, 10)	0-1 G5-3				2-0 F8		0-0 HR		0-0 G5-3	4	1	1	1	0	0	1											
Shawn Green, L OBP: 0.332, SLG: 0.504 (1, 9)	4-2 1B BB				2-3 K		1-0 HR 1B		1-2 F9	3	1	1	0	1	1	0											
Ed Sprague, R OBP: 0.296, SLG: 0.386 (1, 5)	1-2 1-2 2-H 1B				0-1 G5-3		0-2 P3		1-2 G6-3	4	0	1	0	0	0	1											
José Cruz Jr., S OBP: 0.313, SLG: 0.551 (1, 7)					2-3 K		2-1 HR		0-3 K	4	1	1	2	0	3	0											
Charlie O'Brien, R OBP: 0.306, SLG: 0.333 (1, 2)					3-2 P5 HR HBP		1-3 K		0-1 F9	3	1	0	0	0	1	0											
Alex Gonzalez, R OBP: 0.286, SLG: 0.389 (1, 6)					3-3 K		3-2 2B		1-0 HR	4	1	2	1	0	1	1											
Inning Stats	R: 1 E: 0 K: 0 S: 15	H: 3 LOB: 2 BB: 1 P: 25	R: 2 E: 0 K: 1 S: 11	H: 2 LOB: 1 BB: 0 P: 20	R: 0 E: 0 K: 1 S: 7	H: 0 LOB: 0 BB: 0 P: 11	R: 0 E: 0 K: 2 S: 15	H: 0 LOB: 0 BB: 0 P: 22	R: 0 E: 0 K: 1 S: 12	H: 0 LOB: 0 BB: 0 P: 17	R: 0 E: 0 K: 2 S: 8	H: 0 LOB: 0 BB: 0 P: 11	R: 0 E: 0 K: 1 S: 10	H: 0 LOB: 0 BB: 0 P: 12	R: 1 E: 0 K: 0 S: 9	H: 2 LOB: 1 BB: 1 P: 16	1B: 5 2B: 2 3B: 0 HR: 4	SF: 0 SAC: 0 DP: 1 HBP: 1	WP: 0 PB: 0 SB: 1 CS: 0	PA: 39							
PITCHER	IP	WLS	BF	H	R	ER	SO	BB	IBB	HBP	BLK	WP	HR	S	P	ERA	WHIP										
Brian Moehler, R ERA: 4.79 (1, 1)	5.0		23	7	5	5	6	1	0	1	0	0	2	62	98	9.00	1.600										
Dan Miceli, R ERA: 6.02 (6, 1)	2.0	L	8	2	1	1	3	0	0	0	0	0	1	22	31	4.50	1.000										
Mike Myers, L ERA: 5.86 (8, 1)	0.1		1	0	0	0	0	0	0	0	0	0	0	4	5	0.00	0.000										
Doug Brocail, R ERA: 4.22 (8, 1)	1.2		7	2	1	1	1	1	0	0	0	0	1	15	23	5.40	1.800										

Batter	1	2	3	4	5	6	7	8	9	AB	R	H	RBI	BB	SO	LOB	BOTTOM										
Brian Hunter, R OBP: 0.324, SLG: 0.346 (1, 8)	0-1 L9					0-0 F9			0-1 F8	4	0	0	0	0	0	1	Toronto Blue Jays @ Detroit Tigers Tiger Stadium, Detroit, MI Fri Aug 01 1997, 7:05 PM EDT Att: 23,682 - Unknown - 76 F livebaseballscores.com										
Bobby Higginson, L OBP: 0.368, SLG: 0.508 (1, 9)	1-1 F7					3-1 F7			2-2 L9	4	0	1	0	0	0	1											
Travis Fryman, R OBP: 0.332, SLG: 0.440 (1, 5)	1-0 2B					1-1 F9			0-0 F9	4	0	1	0	0	1	1											
Tony Clark, S OBP: 0.394, SLG: 0.547 (1, 3)	3-2 G4-3					0-0 HR			0-3 K	4	1	1	1	0	2	2											
Bob Hamelin, L OBP: 0.393, SLG: 0.525 (1, 10)						1-3 K			1-2 FC4 1B	4	0	1	0	0	2	0											
Damion Easley, R OBP: 0.380, SLG: 0.488 (1, 4)						1-0 HR			2-2 FC4 G5-4-3	4	2	2	0	0	1	1											
Phil Nevin, R OBP: 0.352, SLG: 0.434 (1, 7)						4-1 HR			1-2 G5-4-3	3	1	1	1	1	1	1											
Raul Casanova, S OBP: 0.333, SLG: 0.404 Matt Walbeck, S OBP: 0.348, SLG: 0.417 (1, 2)	2-2 G1-6-3					0-0 HR			1-2 P5	2	1	1	3	0	0	1											
Deivi Cruz, R OBP: 0.247, SLG: 0.297 Curtis Pride, L ERA: 3.94 (7, PH)	2-2 G1-6-3					0-2 HR			0-2 1B	2	0	0	0	0	0	0											
Orlando Miller, R OBP: 0.296, SLG: 0.413 (8, 6)						1-0 G5-3			3-2 1B	2	0	0	0	0	0	0											
Inning Stats	R: 0 E: 0 K: 0 S: 9	H: 1 LOB: 0 BB: 0 P: 14	R: 1 E: 0 K: 0 S: 9	H: 2 LOB: 0 BB: 0 P: 14	R: 0 E: 0 K: 1 S: 5	H: 0 LOB: 0 BB: 0 P: 7	R: 4 E: 0 K: 1 S: 12	H: 3 LOB: 1 BB: 1 P: 19	R: 0 E: 0 K: 0 S: 8	H: 1 LOB: 0 BB: 0 P: 11	R: 0 E: 0 K: 0 S: 9	H: 1 LOB: 1 BB: 0 P: 13	R: 0 E: 0 K: 3 S: 12	H: 0 LOB: 0 BB: 0 P: 18	R: 0 E: 0 K: 2 S: 13	H: 1 LOB: 1 BB: 0 P: 16	1B: 5 2B: 3 3B: 0 HR: 2	SF: 0 SAC: 0 DP: 2 HBP: 0	WP: 0 PB: 0 SB: 0 CS: 0	PA: 36							
PITCHER	IP	WLS	BF	H	R	ER	SO	BB	IBB	HBP	BLK	WP	HR	S	P	ERA	WHIP										
Pat Hentgen, R ERA: 3.44 (1, 1)	7.1	W	30	9	5	5	3	1	0	0	0	0	2	67	101	6.14	1.364										
Dan Plesac, L ERA: 3.94 (8, 1)	0.2		2	0	0	0	2	0	0	0	0	0	0	8	12	0.00	0.000										
Kelvin Escobar, R ERA: 0.63 (9, 1)	1.0	S	4	1	0	0	2	0	0	0	0	0	0	13	16	0.00	1.000										

AB 36
R 7
H 11
RBI 7
BB 2
SO 10
LOB 7



Batter	1	2	3	4	5	6	7	8	9	AB	R	H	RBI	BB	SO	LOB	TOP
Otis Nixon, S <small>OBP: 0.338, SLG: 0.291</small> 										6	0	1	0	0	0	4	Toronto Blue Jays @ Detroit Tigers Tiger Stadium, Detroit, MI Sat Aug 02 1997, 7:05 PM EDT Att: 22,254 - Unknown - 86 F
Mariano Duncan, R <small>OBP: 0.276, SLG: 0.312</small> 										5	0	2	1	0	2	1	
Carlos Delgado, L <small>OBP: 0.342, SLG: 0.535</small> 										4	0	1	0	1	0	4	
Joe Carter, R <small>OBP: 0.293, SLG: 0.403</small> 										4	2	1	1	0	2	2	
Shawn Green, L <small>OBP: 0.337, SLG: 0.508</small> 										4	2	2	0	1	0	3	
Ed Sprague, R <small>OBP: 0.304, SLG: 0.398</small> Juan Samuel, R <small>OBP: 0.349, SLG: 0.421</small> Tilson Brito, R <small>OBP: 0.281, SLG: 0.246</small> 										3	1	3	3	2	0	0	
José Cruz Jr., S <small>OBP: 0.316, SLG: 0.547</small> 										5	1	2	0	0	1	6	
Charlie O'Brien, R <small>OBP: 0.305, SLG: 0.331</small> Jacob Brumfield, R <small>OBP: 0.292, SLG: 0.258</small> 										4	0	1	0	0	0	3	
Alex Gonzalez, R <small>OBP: 0.288, SLG: 0.399</small> 										4	0	1	0	0	0	0	
Inning Stats <small>R: 0, H: 0, E: 0, K: 1, S: 12</small>	<small>R: 0, H: 1, E: 0, K: 1, S: 10</small>	<small>R: 0, H: 1, E: 0, K: 1, S: 10</small>	<small>R: 0, H: 1, E: 0, K: 1, S: 11</small>	<small>R: 3, H: 5, E: 0, K: 0, S: 17</small>	<small>R: 2, H: 2, E: 0, K: 0, S: 16</small>	<small>R: 0, H: 2, E: 0, K: 0, S: 16</small>	<small>R: 1, H: 2, E: 0, K: 0, S: 9</small>	<small>R: 1, H: 2, E: 0, K: 0, S: 10</small>	<small>R: 0, H: 0, E: 0, K: 1, S: 6</small>	<small>1B: 10, 2B: 2, 3B: 0, HR: 3</small>	<small>SF: 1, SAC: 0, DP: 1, HBP: 1</small>	<small>WP: 0, PB: 0, SB: 2, CS: 1</small>	<small>PA: 47</small>				
PITCHER <small>IP WLS BF H R ER SO BB IBB HBP BLK WP HR S P ERA WHIP</small>	<small>IP WLS BF H R ER SO BB IBB HBP BLK WP HR S P ERA WHIP</small>																
Glenn Dishman, L <small>ERA: 5.54</small>	<small>4.0 21 7 3 3 3 2 0 1 0 0 1 50 83 6.75 2.250</small>																
Kevin Jarvis, R <small>ERA: 9.07</small>	<small>2.2 17 6 3 2 2 2 0 0 0 0 2 39 59 6.75 3.000</small>																
Mike Myers, L <small>ERA: 5.8</small>	<small>0.1 1 0 0 0 0 0 0 0 0 0 0 2 5 0.00 0.000</small>																
Doug Brocail, R <small>ERA: 4.14</small>	<small>1.0 W 4 2 1 0 0 0 0 0 0 0 0 10 16 0.00 2.000</small>																
Todd Jones, R <small>ERA: 2.65</small>	<small>1.0 S 3 0 0 0 1 0 0 0 0 0 0 6 8 0.00 0.000</small>																
Batter	1	2	3	4	5	6	7	8	9	AB	R	H	RBI	BB	SO	LOB	BOTTOM
Brian Hunter, R <small>OBP: 0.325, SLG: 0.349</small> 										5	2	2	0	0	2	0	Toronto Blue Jays @ Detroit Tigers Tiger Stadium, Detroit, MI Sat Aug 02 1997, 7:05 PM EDT Att: 22,254 - Unknown - 86 F
Bobby Higginson, L <small>OBP: 0.372, SLG: 0.511</small> 										4	1	2	0	1	0	0	
Travis Fryman, R <small>OBP: 0.330, SLG: 0.445</small> 										5	1	1	3	0	1	3	
Tony Clark, S <small>OBP: 0.401, SLG: 0.554</small> 										4	3	4	0	1	0	0	
Bob Hamelin, L <small>OBP: 0.396, SLG: 0.527</small> Jody Reed, R <small>OBP: 0.289, SLG: 0.220</small> Melvin Nieves, S <small>OBP: 0.333, SLG: 0.465</small> 										3	1	2	1	0	1	1	
Damion Easley, R <small>OBP: 0.381, SLG: 0.490</small> 										3	0	1	1	1	2	3	
Phil Nevin, R <small>OBP: 0.355, SLG: 0.429</small> 										2	0	0	0	2	0	2	
Raul Casanova, S <small>OBP: 0.332, SLG: 0.401</small> 										4	0	1	2	0	2	4	
Orlando Miller, R <small>OBP: 0.286, SLG: 0.397</small> Deivi Cruz, R <small>OBP: 0.246, SLG: 0.296</small> 										3	0	0	0	0	2	2	
Inning Stats <small>R: 0, H: 0, E: 0, K: 1, S: 10</small>	<small>R: 0, H: 1, E: 0, K: 2, S: 13</small>	<small>R: 0, H: 0, E: 0, K: 2, S: 7</small>	<small>R: 1, H: 3, E: 0, K: 1, S: 12</small>	<small>R: 0, H: 0, E: 0, K: 2, S: 7</small>	<small>R: 2, H: 3, E: 0, K: 1, S: 12</small>	<small>R: 4, H: 5, E: 0, K: 0, S: 17</small>	<small>R: 1, H: 1, E: 1, K: 1, S: 16</small>	<small>1B: 8, 2B: 5, 3B: 0, HR: 1</small>	<small>SF: 0, SAC: 1, DP: 2, HBP: 0</small>	<small>WP: 0, PB: 0, SB: 0, CS: 0</small>	<small>PA: 41</small>						
PITCHER <small>IP WLS BF H R ER SO BB IBB HBP BLK WP HR S P ERA WHIP</small>	<small>IP WLS BF H R ER SO BB IBB HBP BLK WP HR S P ERA WHIP</small>																
Roger Clemens, R <small>ERA: 1.78</small>	<small>6.0 30 10 6 6 9 4 0 0 0 0 0 70 122 9.00 2.333</small>																
Omar Daal, L <small>ERA: 10.09</small>	<small>0.1 2 1 0 0 0 0 0 0 0 0 0 2 3 0.00 3.000</small>																
Paul Quantrill, R <small>ERA: 2.2</small>	<small>1.1 L 8 2 2 1 1 0 1 0 0 0 0 0 21 34 6.75 1.500</small>																
Dan Plesac, L <small>ERA: 3.9</small>	<small>0.1 1 0 0 0 0 0 0 0 0 0 0 1 1 0.00 0.000</small>																

Batter	1	2	3	4	5	6	7	8	9	AB	R	H	RBI	BB	SO	LOB	TOP								
Otis Nixon, S (1, 8) <small>OBP: 0.340, SLG: 0.293</small>	L7		2H 1B				G1-3			4	0	2	2	0	0	3	Toronto Blue Jays @ Detroit Tigers Tiger Stadium, Detroit, MI Sun Aug 03 1997, 3:33 AM EDT Att: 27,848 - Overcast - 73 F								
Mariano Duncan, R (1, 4) <small>OBP: 0.270, SLG: 0.305</small>	K		G6-3				G6-3			4	0	0	0	0	1	6									
Carlos Delgado, L (1, 3) <small>OBP: 0.339, SLG: 0.529</small>	F9		F7				G4-3			4	0	0	0	0	1	1									
Joe Carter, R (1, 10) <small>OBP: 0.293, SLG: 0.402</small>		L4								4	0	1	0	0	1	0									
Shawn Green, L (1, 9) <small>OBP: 0.332, SLG: 0.500</small>		P2					F8			4	0	0	0	0	0	1									
Ed Sprague, R (1, 5) <small>OBP: 0.304, SLG: 0.397</small>							L6			4	0	1	0	0	0	1									
José Cruz Jr., S (1, 7) <small>OBP: 0.314, SLG: 0.541</small>			G4-3							4	1	1	0	0	1	1									
Benito Santiago, R (1, 2) <small>OBP: 0.250, SLG: 0.320</small>										3	0	1	0	0	0	1									
Juan Samuel, R (7, PR) <small>OBP: 0.349, SLG: 0.421</small>										0	0	0	0	0	0	0									
Charlie O'Brien, R (7, 2) <small>OBP: 0.309, SLG: 0.335</small>										1	0	1	0	0	0	0									
Alex Gonzalez, R (1, 6) <small>OBP: 0.291, SLG: 0.404</small>										3	1	2	0	0	0	1									
Inning Stats	R: 0 E: 0 K: 1 S: 10	H: 0 LOB: 0 BB: 0 P: 14	R: 0 E: 0 K: 0 S: 12	H: 1 LOB: 1 BB: 0 P: 15	R: 1 E: 0 K: 0 S: 11	H: 2 LOB: 1 BB: 0 P: 16	R: 0 E: 0 K: 1 S: 6	H: 0 LOB: 0 BB: 0 P: 8	R: 1 E: 1 K: 0 S: 9	H: 2 LOB: 1 BB: 0 P: 13	R: 0 E: 0 K: 0 S: 8	H: 1 LOB: 1 BB: 0 P: 11	R: 0 E: 0 K: 0 S: 10	H: 2 LOB: 2 BB: 0 P: 14	R: 0 E: 0 K: 1 S: 7	H: 0 LOB: 0 BB: 0 P: 11	R: 0 E: 0 K: 1 S: 11	H: 1 LOB: 1 BB: 0 P: 17	1B: 8 2B: 2 3B: 0 HR: 0	SF: 0 SAC: 1 DP: 1 HBP: 0	WP: 0 PB: 0 SB: 0 CS: 0	PA: 36			
PITCHER	IP	WLS	BF	H	R	ER	SO	BB	IBB	HBP	BLK	WP	HR	S	P	ERA	WHIP								
Willie Blair, R (1, 1) ERA: 4.11	6.0	W	26	8	2	1	2	0	0	0	0	0	0	62	85	1.50	1.333								
A.J. Sager, R (7, 1) ERA: 4.42	2.0		6	0	0	0	1	0	0	0	0	0	0	11	17	0.00	0.000								
Todd Jones, R (9, 1) ERA: 2.79	1.0	S	4	1	0	0	1	0	0	0	0	0	0	11	17	0.00	1.000								

AB 35
R 2
H 9
RBI 2
BB 0
SO 4
LOB 15



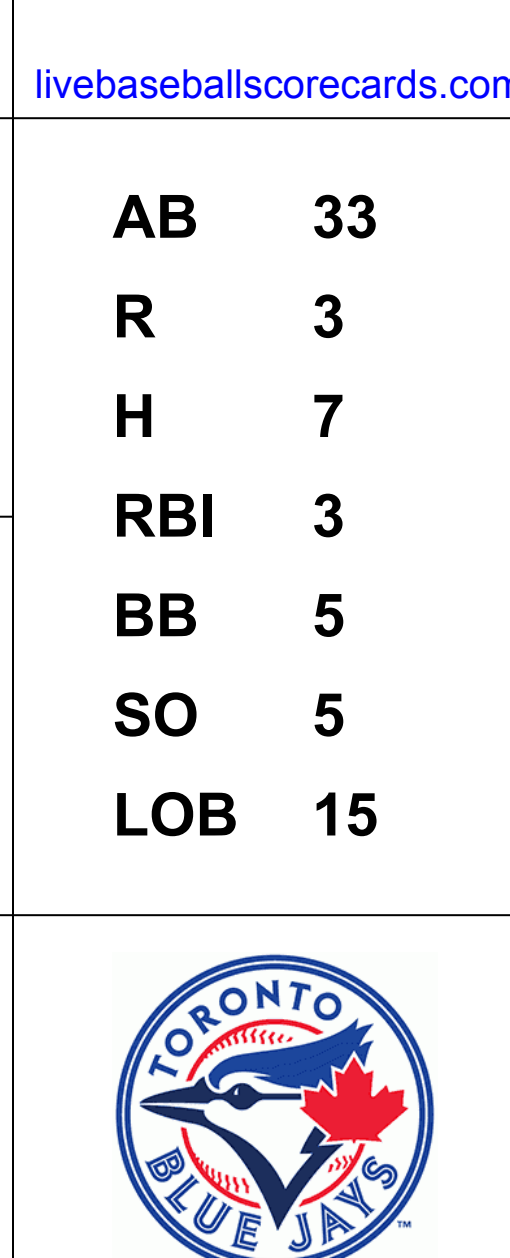
Batter	1	2	3	4	5	6	7	8	9	AB	R	H	RBI	BB	SO	LOB	BOTTOM								
Brian Hunter, R (1, 8) <small>OBP: 0.326, SLG: 0.349</small>	K		2B 1B BB				F9			3	1	1	0	1	1	0	Toronto Blue Jays @ Detroit Tigers Tiger Stadium, Detroit, MI Sun Aug 03 1997, 3:33 AM EDT Att: 27,848 - Overcast - 73 F								
Bobby Higginson, L (1, 7) <small>OBP: 0.376, SLG: 0.514</small>			1B 2B				F8			2	0	1	0	2	0	0									
Travis Fryman, R (1, 5) <small>OBP: 0.332, SLG: 0.453</small>										4	1	2	2	0	0	3									
Tony Clark, S (1, 3) <small>OBP: 0.400, SLG: 0.551</small>										4	0	1	1	0	1	3									
Bob Hamelin, L (1, 10) <small>OBP: 0.394, SLG: 0.537</small>										4	1	1	1	0	0	2									
Melvin Nieves, S (1, 9) <small>OBP: 0.335, SLG: 0.473</small>										3	1	1	1	1	2	0									
Damion Easley, R (1, 4) <small>OBP: 0.363, SLG: 0.488</small>										3	0	1	0	1	0	1									
Matt Walbeck, S (1, 2) <small>OBP: 0.329, SLG: 0.391</small>										4	0	0	0	0	1	2									
Deivi Cruz, R (1, 6) <small>OBP: 0.247, SLG: 0.296</small>										3	1	1	0	0	0	0									
Inning Stats	R: 0 E: 0 K: 1 S: 9	H: 0 LOB: 1 BB: 1 P: 18	R: 2 E: 0 K: 0 S: 12	H: 2 LOB: 0 BB: 0 P: 17	R: 1 E: 0 K: 0 S: 9	H: 2 LOB: 1 BB: 1 P: 19	R: 0 E: 0 K: 2 S: 9	H: 0 LOB: 0 BB: 1 P: 15	R: 0 E: 0 K: 0 S: 7	H: 0 LOB: 0 BB: 0 P: 10	R: 1 E: 0 K: 1 S: 9	H: 1 LOB: 1 BB: 1 P: 17	R: 1 E: 0 K: 0 S: 15	H: 3 LOB: 2 BB: 1 P: 28	R: 0 E: 0 K: 1 S: 10	H: 1 LOB: 1 BB: 0 P: 16		1B: 5 2B: 1 3B: 0 HR: 3	SF: 0 SAC: 0 DP: 1 HBP: 0	WP: 0 PB: 0 SB: 1 CS: 2	PA: 35				
PITCHER	IP	WLS	BF	H	R	ER	SO	BB	IBB	HBP	BLK	WP	HR	S	P	ERA	WHIP								
Woody Williams, R (1, 1) ERA: 4.41	6.1	L	28	7	5	5	4	4	0	0	0	0	0	1	5	0.00	3.000								
Omar Daal, L (7, 1) ERA: 9.99	0.1		1	0	0	0	0	1	0	0	0	0	0	1	5	0.00	3.000								
Paul Quantrill, R (7, 1) ERA: 2.15	1.1		6	2	0	0	1	0	0	0	0	0	0	15	26	0.00	1.500								

AB 30
R 5
H 9
RBI 5
BB 5
SO 5
LOB 11



Batter	1	2	3	4	5	6	7	8	9	AB	R	H	RBI	BB	SO	LOB	TOP					
Otis Nixon, S (1, 8) <small>OBP: 0.341, SLG: 0.294</small> Jacob Brumfield, R (8, 8) <small>OBP: 0.264, SLG: 0.256</small>	0-1 B1-3		1-0 F8			1-1 WP 1B	4-1 BB		0-1 F7	3	0	1	0	1	0	1	Toronto Blue Jays @ Minnesota Twins Hubert H. Humphrey Metrodome, Minneapolis, MN Mon Aug 04 1997, 8:05 PM EDT Att: 19,018 - Dome - 72 F AB 33 R 3 H 7 RBI 3 BB 5 SO 5 LOB 15					
Mariano Duncan, R (1, 4) <small>OBP: 0.290, SLG: 0.297</small>	0-0 G6-3		0-2 G5-3			0-2 F9	2-3 K		1-2 G4-6-3	5	0	0	0	0	1	5						
Carlos Delgado, L (1, 3) <small>OBP: 0.340, SLG: 0.525</small>	4-1 BB			2-2 G4-3		4-2 BB		0-3 K		2	0	0	0	2	1	0						
Joe Carter, R (1, 10) <small>OBP: 0.290, SLG: 0.398</small>	1-1 G1-3			1-0 P5		2-3 K		2-2 F9		4	0	0	0	0	1	3						
Shawn Green, L (1, 9) <small>OBP: 0.335, SLG: 0.498</small>		0-2 G5-4-3 1B		2-0 L7			3-1 E6 1B 2B	4-0 BB BB		3	1	1	0	1	0	0						
Ed Sprague, R (1, 5) <small>OBP: 0.303, SLG: 0.394</small>		0-0 G5-4-3 1-2f			3-2 L7		3-2 L7	4-0 BB		3	0	0	0	1	0	2						
José Cruz Jr., S (1, 7) <small>OBP: 0.308, SLG: 0.530</small>			0-1 G4-3		1-2 G1-3		2-3 K	0-1 P3		4	0	0	0	0	1	3						
Benito Santiago, R (1, 2) <small>OBP: 0.254, SLG: 0.336</small>			0-0 L7		2-3 K		1-2 2B 1B		0-0 HR	4	2	2	1	0	1	0						
Alex Gonzalez, R (1, 6) <small>OBP: 0.295, SLG: 0.413</small>			1-2 2B			1-2 F8	1-1 2B		0-2 G4-6-3 1B	4	0	3	2	0	0	0						
Inning Stats	R: 0 E: 0 K: 0 S: 6	H: 0 LOB: 1 BB: 1 P: 11	R: 0 E: 0 K: 0 S: 6	H: 1 LOB: 0 BB: 0 P: 6	R: 0 E: 0 K: 0 S: 8	H: 1 LOB: 1 BB: 0 P: 10	R: 0 E: 0 K: 0 S: 10	H: 0 LOB: 0 BB: 0 P: 15	R: 0 E: 0 K: 1 S: 13	H: 0 LOB: 0 BB: 0 P: 19	R: 0 E: 0 K: 1 S: 19	H: 1 LOB: 2 BB: 1 P: 27	R: 2 E: 1 K: 2 S: 21	H: 2 LOB: 2 BB: 1 P: 37	R: 0 E: 0 K: 1 S: 8	H: 0 LOB: 2 BB: 2 P: 18	R: 1 E: 0 K: 0 S: 10	H: 2 LOB: 0 BB: 0 P: 11	1B: 4 2B: 2 3B: 0 HR: 1	SF: 0 SAC: 0 DP: 2 HBP: 0	WP: 1 PB: 0 SB: 0 CS: 0	PA: 38
PITCHER	IP WLS BF H R ER SO BB IBB HBP BLK WP HR S P ERA WHIP																					
Brad Radke, R (1, 1) ERA: 3.34	7.0 W 29 5 2 0 4 3 0 0 0 0 1 0 83 125 0.00 1.143																					
Eddie Guardado, L (8, 1) ERA: 3.39	1.0 5 0 0 0 1 2 0 0 0 0 0 0 8 18 0.00 2.000																					
Mike Trombley, R (9, 1) ERA: 4.79	1.0 4 2 1 1 0 0 0 0 0 0 0 1 10 11 9.00 2.000																					

Batter	1	2	3	4	5	6	7	8	9	AB	R	H	RBI	BB	SO	LOB	BOTTOM					
Chuck Knoblauch, R (1, 4) <small>OBP: 0.405, SLG: 0.434</small>	2-2 P3		3-1 1B 2B			1-2 BB HR 1B	1-0 2B 3B		3-2 G5-3	5	2	3	0	0	0	2	Toronto Blue Jays @ Minnesota Twins Hubert H. Humphrey Metrodome, Minneapolis, MN Mon Aug 04 1997, 8:05 PM EDT Att: 19,018 - Dome - 72 F AB 37 R 9 H 14 RBI 8 BB 5 SO 6 LOB 19					
Matt Lawton, L (1, 9) <small>OBP: 0.339, SLG: 0.384</small>	2-3 K		2-2 G5-4-3 1B		4-1 HR BB	2-0 G3-1 2B		2-1 G3	4	1	2	2	1	1	0							
Paul Molitor, R (1, 10) <small>OBP: 0.362, SLG: 0.451</small> Greg Myers, L (6, PH) <small>OBP: 0.317, SLG: 0.408</small>	0-0 1B		0-1 G5-4-3 1-2f		1-2 2-3 3-H K	3-1 G3-1		2-1 BB 1B	4	0	1	0	0	1	6							
Terry Steinbach, R (1, 2) <small>OBP: 0.327, SLG: 0.436</small>	2-2 G6-3			1-1 1B G6-4-3 2B	4-1 HR BB	0-3 K		4-0 FC4-6 BB	3	2	1	1	2	1	2							
Scott Stahoviak, L (1, 3) <small>OBP: 0.330, SLG: 0.477</small> Greg Colbrunn, R (5, PH) <small>OBP: 0.307, SLG: 0.420</small>		2-0 F7		0-1 G6-4-3 1B	0-1 HR		1-0 G6-3	1-2 F9	2	0	1	0	0	0	0							
Ron Coomer, R (1, 5) <small>OBP: 0.341, SLG: 0.443</small> Denny Hocking, S (7, FR) <small>OBP: 0.303, SLG: 0.347</small>		2-0 2B		1-0 G6-4-3 1-2f	1-0 P3		1-3 K 1B	1-0 FC4-6 1-2f	4	0	1	0	0	1	1							
Marty Cordova, R (1, 7) <small>OBP: 0.308, SLG: 0.438</small>		1-0 G1-3		3-1 G5-3 1B		0-3 K			4	0	1	0	0	1	2							
Rich Becker, L (1, 8) <small>OBP: 0.350, SLG: 0.393</small>		1-2 K			1-2 BB 1B	4-2 1B BB			2	1	0	0	2	1	2							
Pat Meares, R (1, 6) <small>OBP: 0.330, SLG: 0.431</small>			1-0 L9		1-2 BB 1B	3-2 G3-1 1B	1-1 G3-1	3-1 1B	4	1	2	1	0	0	0							
Inning Stats	R: 0 E: 0 K: 1 S: 12	H: 1 LOB: 1 BB: 0 P: 18	R: 0 E: 0 K: 1 S: 7	H: 1 LOB: 0 BB: 0 P: 13	R: 0 E: 0 K: 0 S: 8	H: 2 LOB: 1 BB: 0 P: 14	R: 1 E: 0 K: 0 S: 6	H: 2 LOB: 0 BB: 0 P: 9	R: 6 E: 0 K: 1 S: 23	H: 4 LOB: 1 BB: 3 P: 45	R: 1 E: 0 K: 1 S: 9	H: 2 LOB: 1 BB: 0 P: 15	R: 1 E: 1 K: 2 S: 15	H: 1 LOB: 2 BB: 1 P: 27	R: 0 E: 0 K: 0 S: 8	H: 1 LOB: 2 BB: 1 P: 18	R: 0 E: 0 K: 0 S: 10	H: 1 LOB: 0 BB: 0 P: 11	1B: 8 2B: 4 3B: 1 HR: 1	SF: 0 SAC: 0 DP: 2 HBP: 0	WP: 0 PB: 0 SB: 0 CS: 0	PA: 42
PITCHER	IP WLS BF H R ER SO BB IBB HBP BLK WP HR S P ERA WHIP																					
Chris Carpenter, R (1, 1) ERA: 10.13	4.1 L 22 8 6 6 3 3 0 0 0 0 0 0 1 17 28 10.80 2.400																					
Omar Daal, L (5, 1) ERA: 10.03	1.2 9 4 2 2 1 0 0 0 0 0 0 0 1 17 28 10.80 2.400																					
Marty Janzen, R (7, 1) ERA: 1.5	2.0 11 2 1 0 2 2 0 0 0 0 0 0 0 23 45 0.00 2.000																					



Batter	1	2	3	4	5	6	7	8	9	AB	R	H	RBI	BB	SO	LOB	TOP										
Marquis Grissom, R OBP: 0.314, SLG: 0.370	P5		1-H 1B 3B		K		G5-3 1B		G6-4-3	5	1	2	1	0	1	1											
Brian Giles, L OBP: 0.386, SLG: 0.495	BB		CS 1B		K		1-2 1B		BB BB	3	0	2	2	2	1	0											
Manny Ramirez, R OBP: 0.423, SLG: 0.551	P9		1-2 1B				G6-3 1B		BB	4	0	2	0	1	0	3											
Jim Thome, L OBP: 0.438, SLG: 0.611	G3-1		2-3 1B				G6-3		FC4-6 BB	4	0	0	0	1	1	6											
David Justice, L OBP: 0.410, SLG: 0.561		K			G5-3		1B BB		FC4-6 1B	3	0	0	0	1	1	1											
Matt Williams, R OBP: 0.291, SLG: 0.478	CS 1B				L1		FC6-4 1B		1B	4	0	3	0	0	0	0											
Sandy Alomar Jr., R OBP: 0.362, SLG: 0.582	K						FC6-4 1B		1-2 2-H 1B	4	0	2	0	0	1	3											
Tony Fernandez, S OBP: 0.330, SLG: 0.418			FC4-6 1B		FC1-4		G4-3		K	4	0	1	0	0	1	3											
Omar Vizquel, S OBP: 0.348, SLG: 0.373	FC4-6 3B						G6-3		G6-4-3 BB	3	2	1	0	1	0	1											
Inning Stats	R: 0 E: 0 K: 0 S: 11	H: 0 LOB: 1 BB: 1 P: 22	R: 0 E: 0 K: 2 S: 7	H: 1 LOB: 1 BB: 0 P: 13	R: 2 E: 0 K: 1 S: 12	H: 4 LOB: 2 BB: 0 P: 19	R: 0 E: 0 K: 0 S: 6	H: 1 LOB: 1 BB: 0 P: 7	R: 0 E: 0 K: 2 S: 11	H: 2 LOB: 2 BB: 1 P: 17	R: 1 E: 0 K: 0 S: 9	H: 3 LOB: 1 BB: 0 P: 13	R: 0 E: 0 K: 1 S: 14	H: 2 LOB: 2 BB: 3 P: 20	R: 0 E: 0 K: 0 S: 10	H: 0 LOB: 2 BB: 3 P: 24	1B: 11 2B: 3 HR: 0	SF: 0 SAC: 0 DP: 5 HBP: 0	WP: 0 PB: 0 SB: 0 CS: 2	PA: 40							
PITCHER	IP	WLS	BF	H	R	ER	SO	BB	IBB	HBP	BLK	WP	HR	S	P	ERA	WHIP										
Pat Hentgen, R ERA: 3.46	7.0	W	30	11	3	3	5	2	0	0	0	0	0	65	110	3.86	1.857										
Dan Plesac, L ERA: 3.99	0.1		2	0	0	0	0	1	0	0	0	0	0	8	13	0.00	3.000										
Tim Crabtree, R ERA: 8.37	0.1		2	2	0	0	0	0	0	0	0	0	0	2	3	0.00	6.000										
Paul Quantrill, R ERA: 2.1	0.1	S	1	0	0	0	1	0	0	0	0	0	0	4	4	0.00	0.000										
Kelvim Escobar, R ERA: 0.59	1.0	S	5	0	0	0	0	3	0	0	0	0	0	10	24	0.00	3.000										

Cleveland Indians @ Toronto Blue Jays
SkyDome, Toronto, ON
Wed Aug 06 1997, 7:05 PM EDT
Att: 36,463 - Unknown - 72 F

AB 34
R 3
H 13
RBI 3
BB 6
SO 6
LOB 18

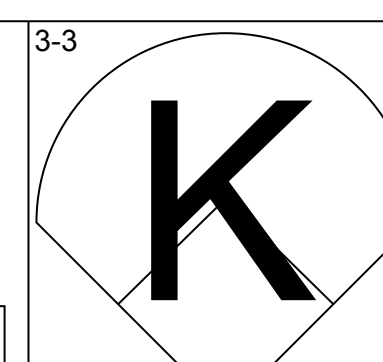
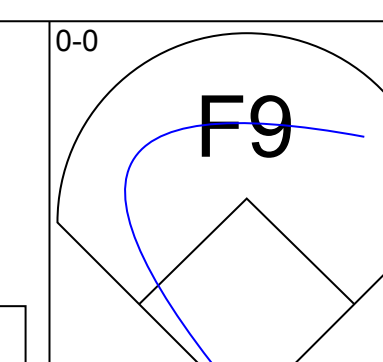
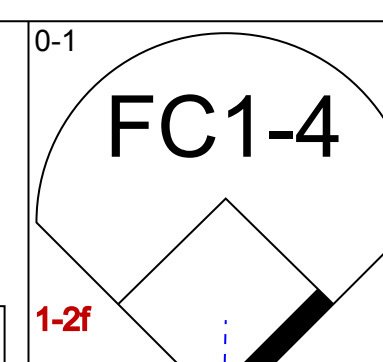
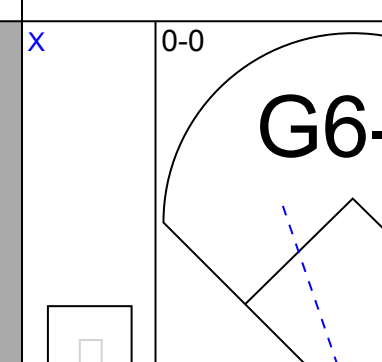
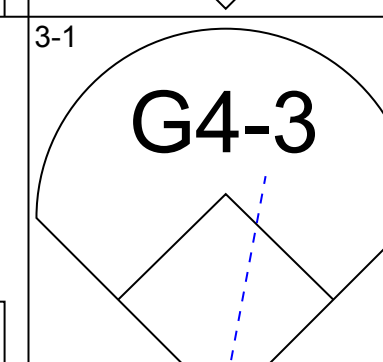
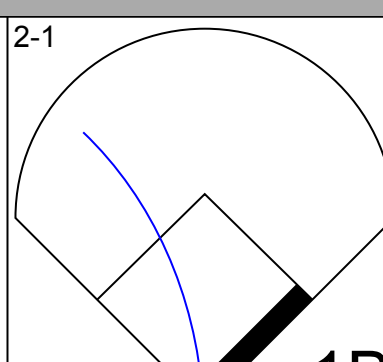
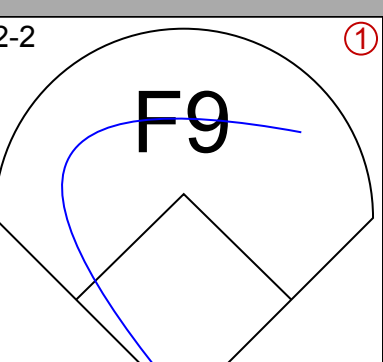
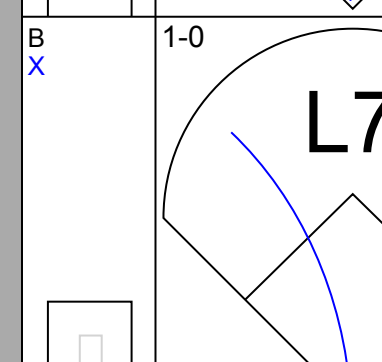
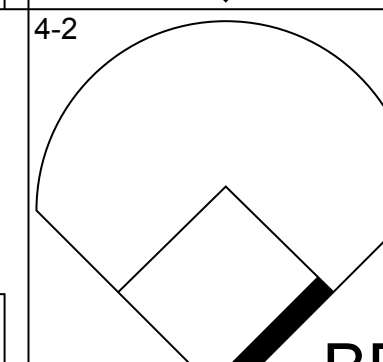
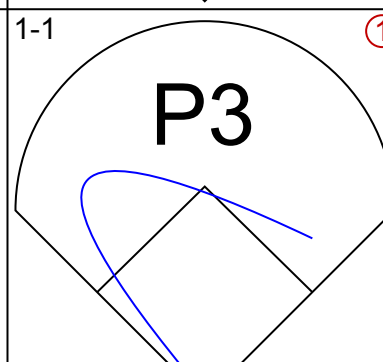
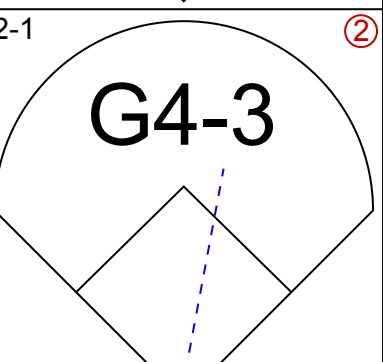
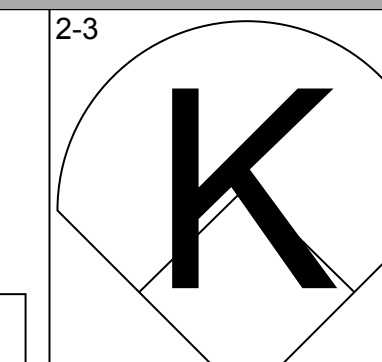
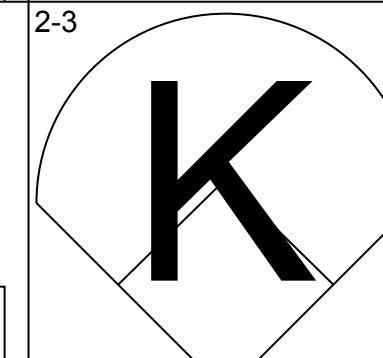
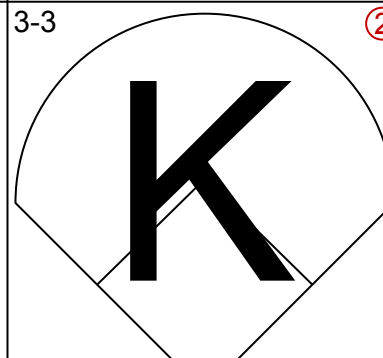
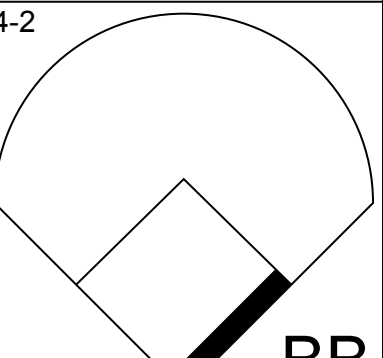
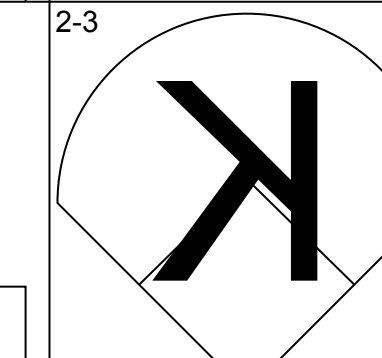
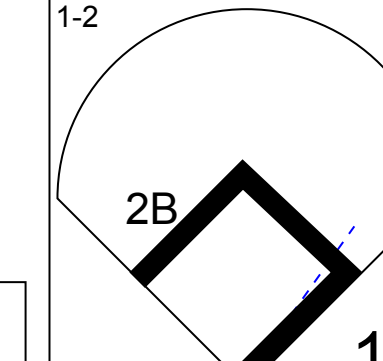
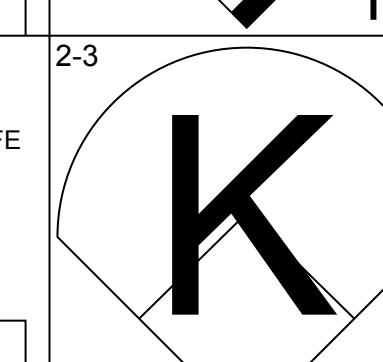
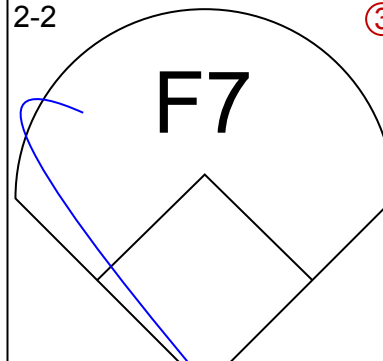
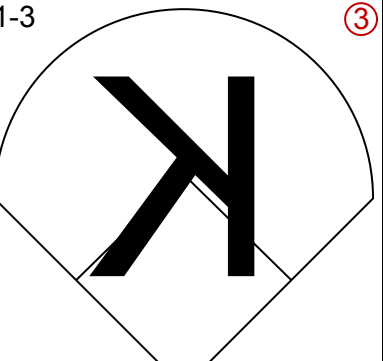
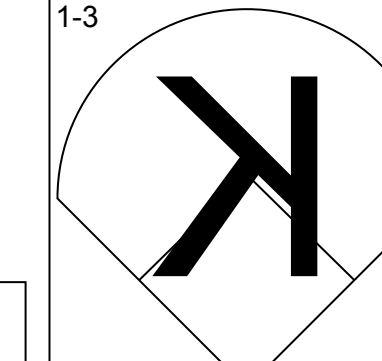

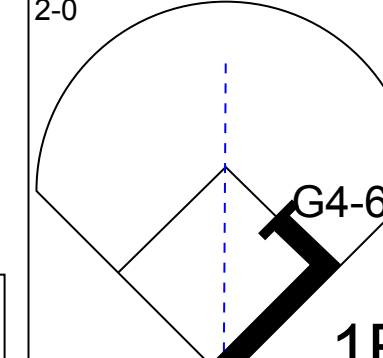
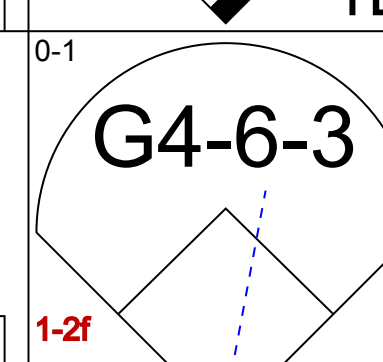
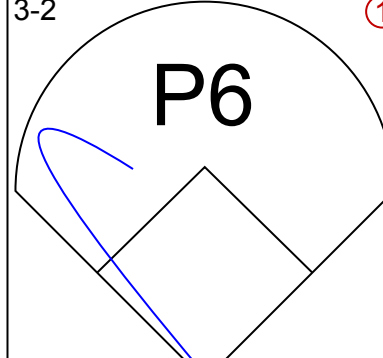
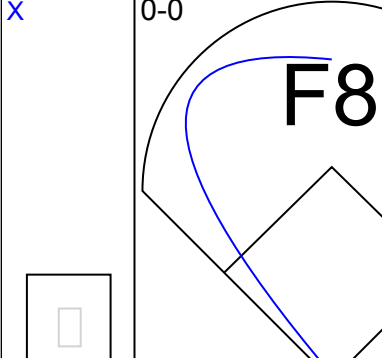




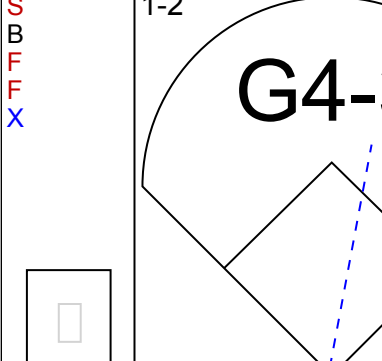

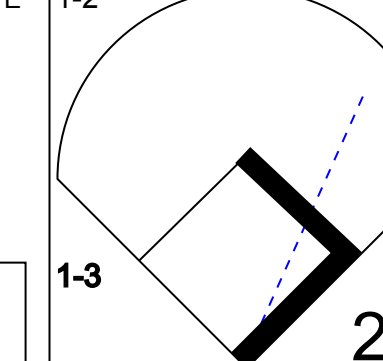

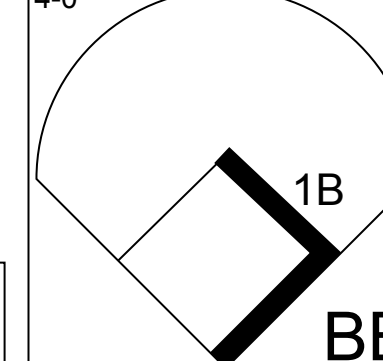

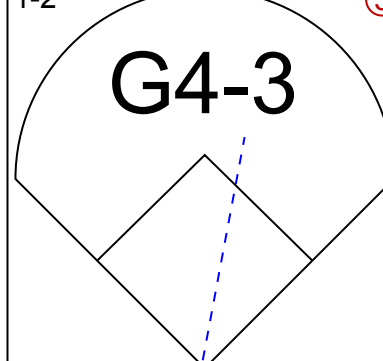


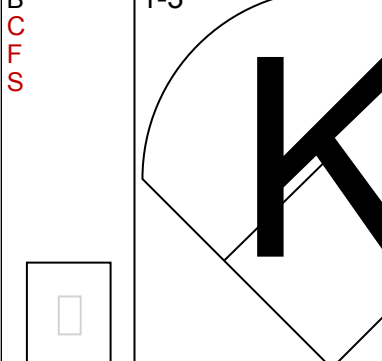


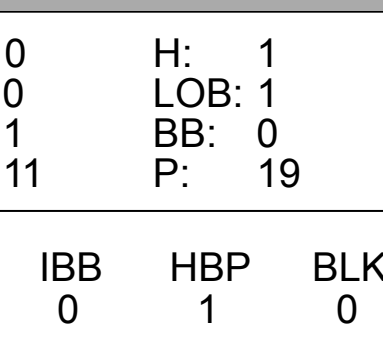

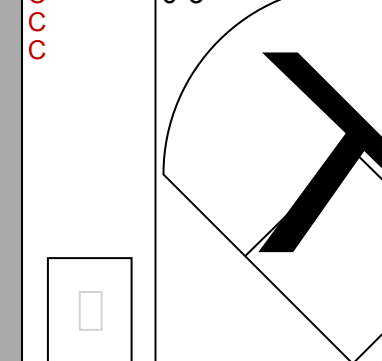


Batter	1	2	3	4	5	6	7	8	9	AB	R	H	RBI	BB	SO	LOB	BOTTOM										
Otis Nixon, S OBP: 0.339, SLG: 0.292	G6-3	F7			G4-3 SF8 1B	F7		G1-3		5	1	1	0	0	0	5											
Mariano Duncan, R OBP: 0.282, SLG: 0.300	G3-1 1B 2B		P4		G4-3		G6-3	P4		5	1	1	0	0	0	2											
José Cruz Jr., S OBP: 0.305, SLG: 0.548	G3-1		F8		SF8		HR			3	1	1	2	0	0	1											
Joe Carter, R OBP: 0.297, SLG: 0.405	1B		S BB		HR		K			3	1	2	2	1	1	0											
Carlos Delgado, L OBP: 0.337, SLG: 0.519	G4-3		K		K		K			4	0	0	0	0	3	2											
Ed Sprague, R OBP: 0.308, SLG: 0.401		G3-1 2B			L8		F8 2B	HR BB		3	1	2	0	1	0	0											
Shawn Green, L OBP: 0.341, SLG: 0.512	G3-1		S 1B		S BB		S BB	HR		3	1	2	2	1	0	1											
Benito Santiago, R OBP: 0.250, SLG: 0.330	K		F9		F8		G5-3			4	0	0	0	0	1	4											
Alex Gonzalez, R OBP: 0.299, SLG: 0.413			G1-3 BB		G1-3		K	G1-3 1B		3	0	1	0	1	1	3											
Inning Stats	R: 1 E: 0 K: 0 S: 11	H: 2 LOB: 1 BB: 0 P: 16	R: 0 E: 0 K: 1 S: 11	H: 1 LOB: 2 BB: 1 P: 20	R: 0 E: 0 K: 1 S: 13	H: 0 LOB: 1 BB: 1 P: 23	R: 0 E: 0 K: 0 S: 4	H: 1 LOB: 1 BB: 0 P: 9	R: 2 E: 0 K: 1 S: 15	H: 2 LOB: 0 BB: 0 P: 20	R: 0 E: 0 K: 1 S: 15	H: 1 LOB: 2 BB: 1 P: 24	R: 1 E: 0 K: 2 S: 12	H: 1 LOB: 0 BB: 0 P: 17	R: 2 E: 0 K: 0 S: 9	H: 2 LOB: 1 BB: 1 P: 17	1B: 4 2B: 3 3B: 0 HR: 3	SF: 1 SAC: 0 DP: 0 HBP: 0	WP: 0 PB: 0 SB: 4 CS: 0	PA: 38							
PITCHER	IP	WLS	BF	H	R	ER	SO	BB	IBB	HBP	BLK	WP	HR	S	P	ERA	WHIP										
Jaret Wright, R ERA: 4.25	6.0	L	28	7	3	3	4	3	0	0	0	0	1	69	112	4.50	1.667										
Albie Lopez, R ERA: 6.32	2.0		10	3	3	3	2	1	0	0	0	0	2	21	34	13.50	2.000										

Cleveland Indians @ Toronto Blue Jays
SkyDome, Toronto, ON
Wed Aug 06 1997, 7:05 PM EDT
Att: 36,463 - Unknown - 72 F

AB 33
R 6
H 10
RBI 6
BB 4
SO 6
LOB 18

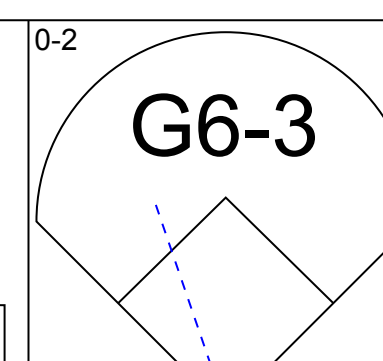
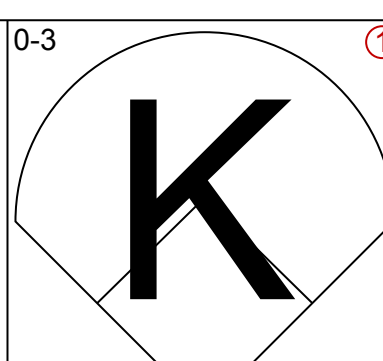
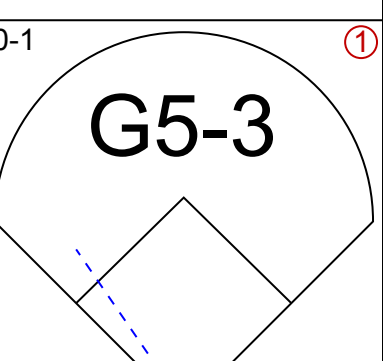
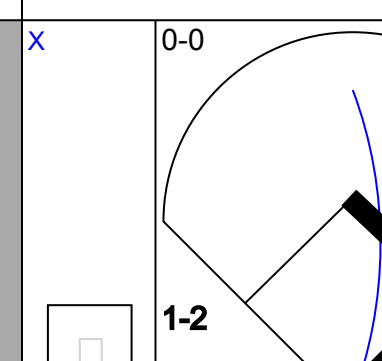
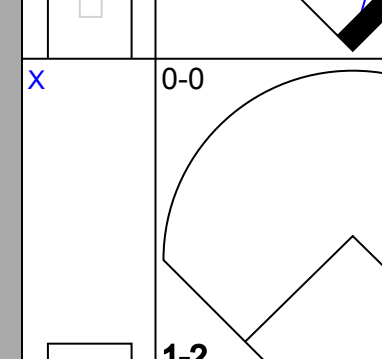
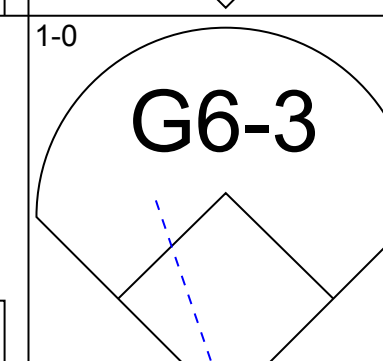
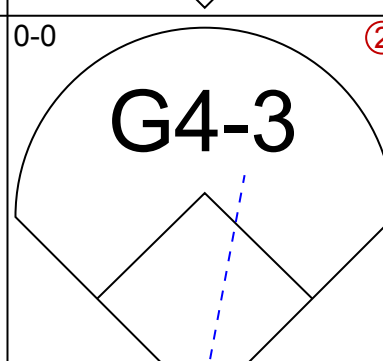
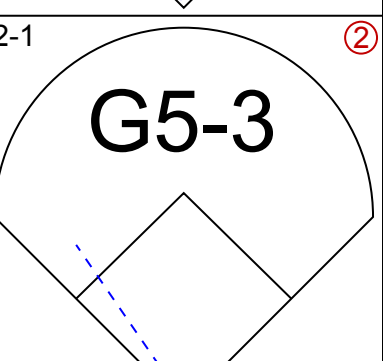
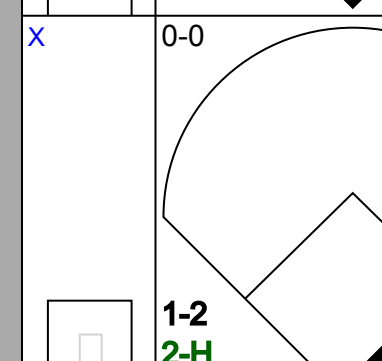
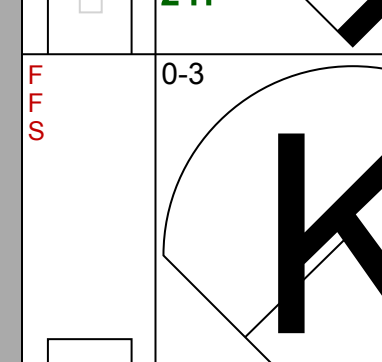
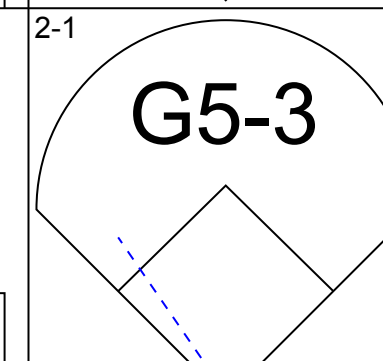
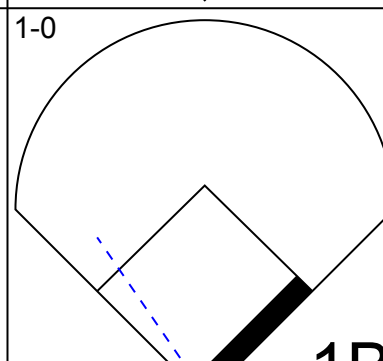
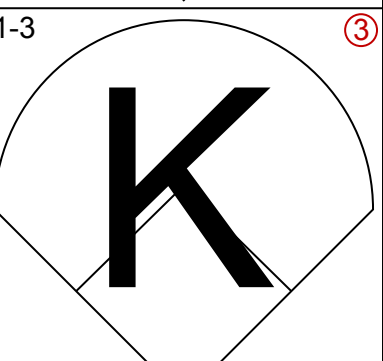
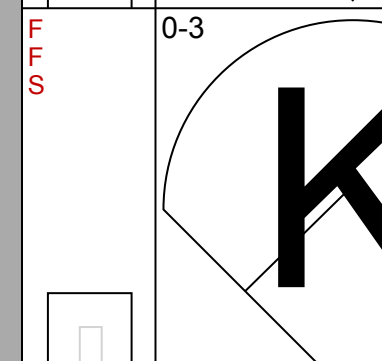
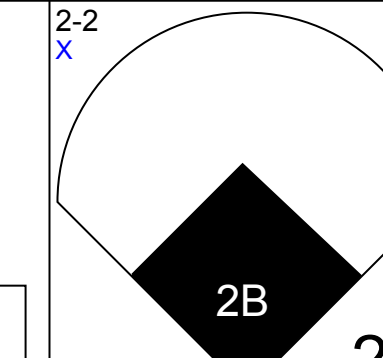
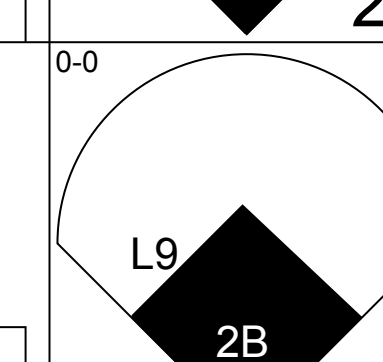
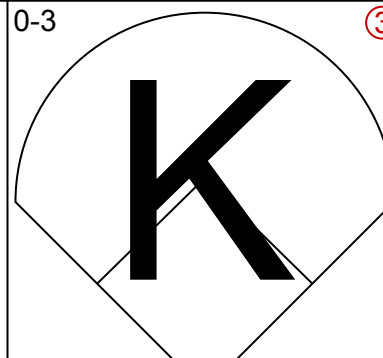

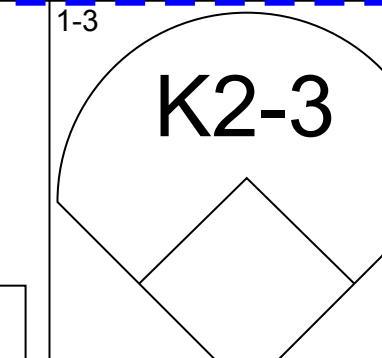
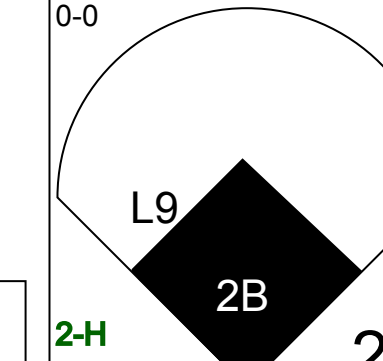
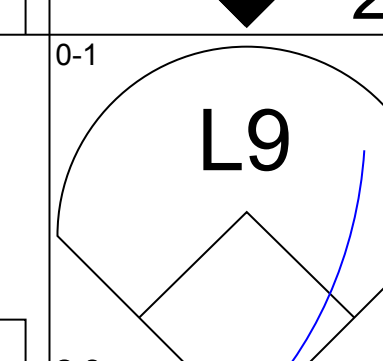
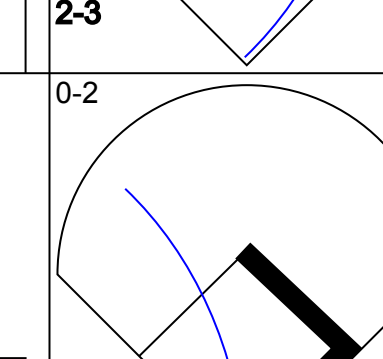
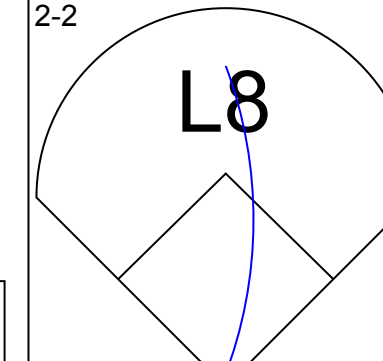
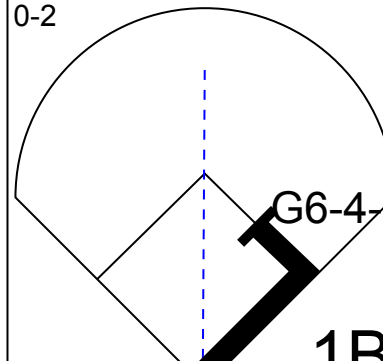
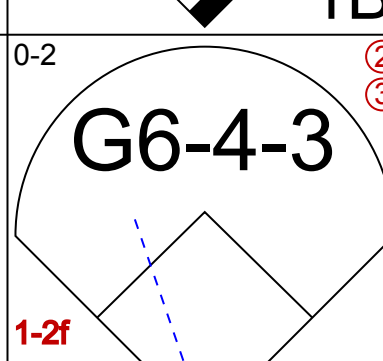
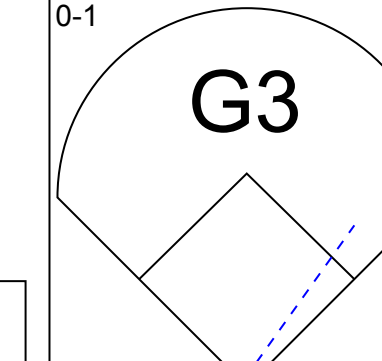




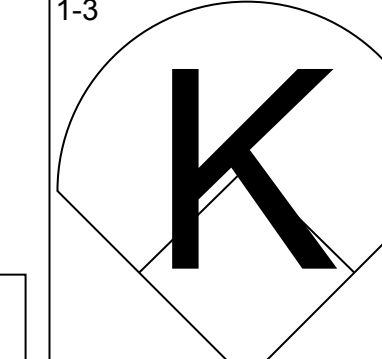

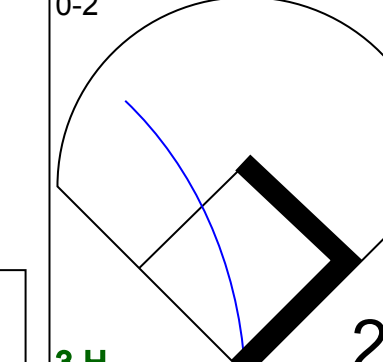

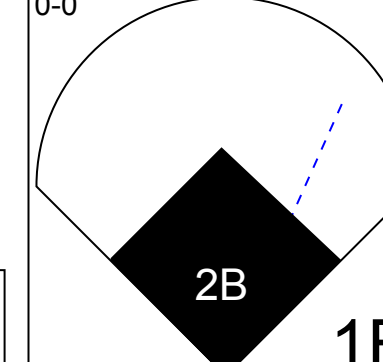


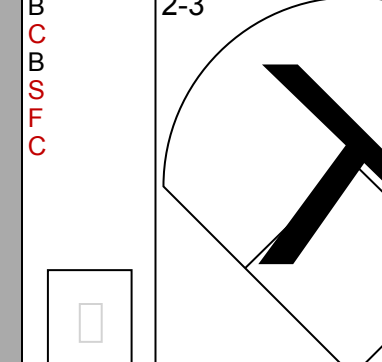



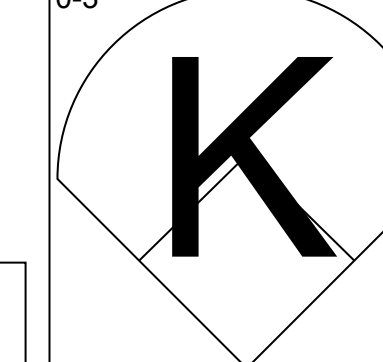

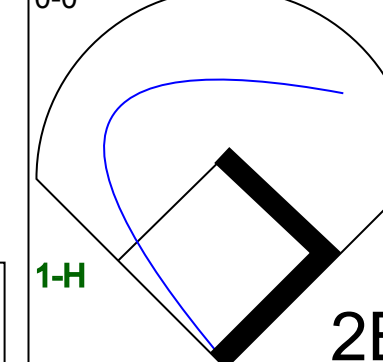


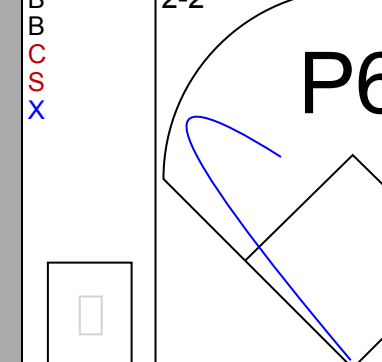





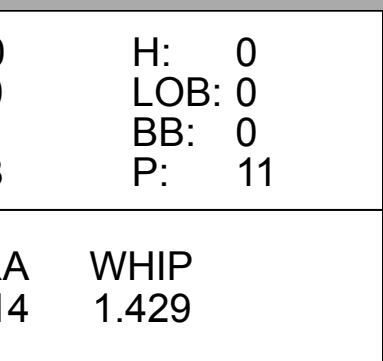
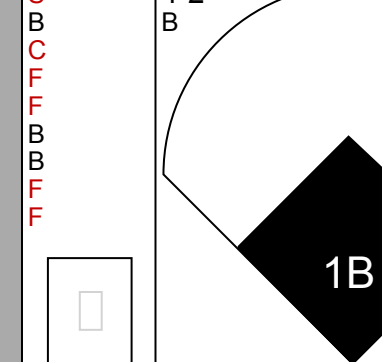


Batter	1	2	3	4	5	6	7	8	9	AB	R	H	RBI	BB	SO	LOB	TOP					
Marquis Grissom, R OBP: 0.311, SLG: 0.366										4	0	0	0	0	1	5						
Brian Giles, L OBP: 0.384, SLG: 0.491										4	0	1	0	0	0	0						
Manny Ramirez, R OBP: 0.421, SLG: 0.547										3	0	0	0	1	1	1						
Jim Thome, L OBP: 0.437, SLG: 0.605										3	0	0	0	1	3	2						
David Justice, L OBP: 0.408, SLG: 0.557		 								4	0	1	0	0	2	2						
Matt Williams, R OBP: 0.290, SLG: 0.476				 						4	0	1	0	0	1	1						
Sandy Alomar Jr., R OBP: 0.378, SLG: 0.575			 							4	0	0	0	0	0	2						
Jeff Branson, L OBP: 0.224, SLG: 0.238										3	0	1	0	1	1	0						
Omar Vizquel, S OBP: 0.350, SLG: 0.373			 							2	0	1	0	0	1	0						
Inning Stats	R: 0 E: 0 K: 2 S: 11	H: 0 LOB: 1 BB: 1 P: 23	R: 0 E: 0 K: 1 S: 12	H: 2 LOB: 3 BB: 0 P: 19	R: 0 E: 0 K: 1 S: 11	H: 1 LOB: 1 BB: 0 P: 19	R: 0 E: 0 K: 0 S: 6	H: 2 LOB: 2 BB: 1 P: 12	R: 0 E: 0 K: 1 S: 10	H: 0 LOB: 1 BB: 1 P: 19	R: 0 E: 0 K: 0 S: 8	H: 0 LOB: 0 BB: 0 P: 14	R: 0 E: 0 K: 1 S: 5	H: 0 LOB: 0 BB: 0 P: 6	R: 0 E: 0 K: 3 S: 10	H: 0 LOB: 0 BB: 0 P: 15	R: 0 E: 0 K: 1 S: 8	H: 0 LOB: 0 BB: 0 P: 10	1B: 4 2B: 1 3B: 0 HR: 0	SF: 0 SAC: 0 DP: 1 HBP: 1	WP: 0 PB: 0 SB: 0 CS: 0	PA: 35
PITCHER Rogier Clemens, R ERA: 1.69	IP: 9.0 WLS: W BF: 35 H: 5 R: 0 ER: 0 SO: 10 BB: 3 IBB: 0 HBP: 1 BLK: 0 WP: 0 HR: 0 S: 81 P: 137 ERA: 0.00 WHIP: 0.889															PITCHER						

Cleveland Indians @ Toronto Blue Jays
SkyDome, Toronto, ON
Thu Aug 07 1997, 7:05 PM EDT
Att: 35,194 - Unknown - 82 F

AB 31
R 0
H 5
RBI 0
BB 3
SO 10
LOB 13



Batter	1	2	3	4	5	6	7	8	9	AB	R	H	RBI	BB	SO	LOB	BOTTOM	
Otis Nixon, S OBP: 0.339, SLG: 0.292							 			4	0	1	0	0	1	0		
Mariano Duncan, R OBP: 0.282, SLG: 0.299							 			4	0	1	1	0	0	0		
José Cruz Jr., S OBP: 0.304, SLG: 0.542										4	0	1	0	0	2	2		
Joe Carter, R OBP: 0.297, SLG: 0.406		 								4	1	1	0	0	2	1		
Carlos Delgado, L OBP: 0.338, SLG: 0.522		  				 				4	1	2	1	0	0	0		
Ed Sprague, R OBP: 0.306, SLG: 0.397					 					4	0	0	0	0	1	2		
Shawn Green, L OBP: 0.344, SLG: 0.518										3	1	2	1	0	1	0		
Charlie O'Brien, R OBP: 0.313, SLG: 0.337										3	0	1	1	0	1	1		
Alex Gonzalez, R OBP: 0.299, SLG: 0.410					 					2	1	0	0	1	0	2		
Inning Stats	R: 0 E: 0 K: 0 S: 6	H: 3 LOB: 1 BB: 0 P: 22	R: 0 E: 0 K: 2 S: 9	H: 1 LOB: 1 BB: 0 P: 10	R: 1 E: 0 K: 0 S: 9	H: 2 LOB: 1 BB: 0 P: 13	R: 0 E: 0 K: 1 S: 8	H: 0 LOB: 0 BB: 0 P: 11	R: 0 E: 0 K: 0 S: 7	H: 1 LOB: 0 BB: 0 P: 8	R: 1 E: 0 K: 2 S: 18	H: 2 LOB: 2 BB: 1 P: 26	R: 0 E: 0 K: 2 S: 8	H: 0 LOB: 0 BB: 0 P: 10	1B: 5 2B: 4 3B: 0 HR: 0	SF: 0 SAC: 0 DP: 1 HBP: 0	WP: 0 PB: 0 SB: 0 CS: 0	PA: 33
PITCHER John Smiley, L ERA: 5.15 Paul Shuey, R ERA: 5.18	IP: 7.0 WLS: L BF: 30 H: 4 R: 4 ER: 4 SO: 6 BB: 1 IBB: 0 HBP: 0 BLK: 0 WP: 0 HR: 0 S: 76 P: 99 ERA: 5.14 WHIP: 1.429															PITCHER		

Cleveland Indians @ Toronto Blue Jays
SkyDome, Toronto, ON
Thu Aug 07 1997, 7:05 PM EDT
Att: 35,194 - Unknown - 82 F

AB 32
R 4
H 9
RBI 4
BB 1
SO 8
LOB 8



Batter	1	2	3	4	5	6	7	8	9	AB	R	H	RBI	BB	SO	LOB	TOP										
Brian Hunter, R OBP: 0.325, SLG: 0.343 (1, 8)										4	0	2	0	0	1	0	Detroit Tigers @ Toronto Blue Jays SkyDome, Toronto, ON Fri Aug 08 1997, 7:05 PM EDT Att: 30,228 - Unknown - 75 F										
Bobby Higginson, L OBP: 0.376, SLG: 0.530 (1, 9)										4	2	3	0	0	1	2											
Travis Fryman, R OBP: 0.332, SLG: 0.455 (1, 5)										2	0	0	2	0	0	3											
Tony Clark, S OBP: 0.397, SLG: 0.538 (1, 3)										4	1	2	0	0	0	0											
Bob Hamelin, L OBP: 0.401, SLG: 0.547 (8, PH)										2	0	1	0	1	0	1											
Orlando Miller, R OBP: 0.281, SLG: 0.386 (8, PH)										1	0	0	0	0	0	0											
Damion Easley, R OBP: 0.386, SLG: 0.490 (1, 4)										4	0	2	1	0	0	2											
Phil Nevin, R OBP: 0.349, SLG: 0.428 (1, 7)										4	0	0	0	0	2	3											
Raul Casanova, S OBP: 0.323, SLG: 0.387 (1, 2)										4	0	0	0	0	0	1											
Deivi Cruz, R OBP: 0.255, SLG: 0.305 (9, PH)										3	0	1	0	0	0	0											
Curtis Pride, L OBP: 0.324, SLG: 0.327 (9, PH)										1	0	0	0	0	0	0											
Inning Stats	R: 2 E: 0 K: 2 S: 10	H: 3 LOB: 2 BB: 1 P: 14	R: 0 E: 0 K: 1 S: 7	H: 2 LOB: 2 BB: 0 P: 7	R: 0 E: 0 K: 0 S: 3	H: 1 LOB: 0 BB: 0 P: 3	R: 0 E: 0 K: 0 S: 3	H: 0 LOB: 0 BB: 0 P: 3	R: 1 E: 0 K: 0 S: 4	H: 2 LOB: 1 BB: 0 P: 4	R: 0 E: 0 K: 1 S: 6	H: 1 LOB: 1 BB: 0 P: 6	R: 0 E: 0 K: 0 S: 4	H: 1 LOB: 0 BB: 0 P: 4	R: 0 E: 0 K: 0 S: 3	H: 0 LOB: 0 BB: 0 P: 3	1B: 7 2B: 2 3B: 2 HR: 0	SF: 2 SAC: 0 DP: 1 HBP: 0	WP: 3 PB: 0 SB: 1 CS: 1	PA: 37							
PITCHER	IP	WLS	BF	H	R	ER	SO	BB	IBB	HBP	BLK	WP	HR	S	P	ERA	WHIP										
Woody Williams, R ERA: 4.38 (1, 1)	7.0	W	30	10	3	3	4	1	0	0	0	3	0	37	41	3.86	1.571										
Dan Plesac, L ERA: 3.79 (8, 1)	0.2		2	0	0	0	0	0	0	0	0	0	0	2	2	0.00	0.000										
Paul Quantrill, R ERA: 2.09 (8, 1)	0.1		1	1	0	0	0	0	0	0	0	0	0	1	1	0.00	3.000										
Kelvim Escobar, R ERA: 0.55 (9, 1)	1.0	S	3	0	0	0	0	0	0	0	0	0	0	3	3	0.00	0.000										

Batter	1	2	3	4	5	6	7	8	9	AB	R	H	RBI	BB	SO	LOB	BOTTOM										
Otis Nixon, S OBP: 0.342, SLG: 0.298 (1, 8)										5	0	3	0	0	0	0	Detroit Tigers @ Toronto Blue Jays SkyDome, Toronto, ON Fri Aug 08 1997, 7:05 PM EDT Att: 30,228 - Unknown - 75 F										
Mariano Duncan, R OBP: 0.265, SLG: 0.301 (1, 4)										5	1	2	0	0	0	4											
José Cruz Jr., S OBP: 0.303, SLG: 0.537 (1, 7)										4	1	1	0	0	1	4											
Joe Carter, R OBP: 0.299, SLG: 0.412 (1, 9)										4	2	2	2	0	1	3											
Carlos Delgado, L OBP: 0.343, SLG: 0.540 (1, 3)										3	2	2	4	1	0	1											
Ed Sprague, R OBP: 0.303, SLG: 0.393 (1, 5)										4	0	0	0	0	1	3											
Shawn Green, L OBP: 0.339, SLG: 0.510 (1, 10)										4	0	0	0	0	2	0											
Benito Santiago, R OBP: 0.254, SLG: 0.338 (1, 2)										4	0	2	0	0	0	0											
Alex Gonzalez, R OBP: 0.299, SLG: 0.407 (1, 6)										3	0	0	0	1	3	1											
Inning Stats	R: 0 E: 0 K: 2 S: 9	H: 2 LOB: 3 BB: 1 P: 13	R: 0 E: 0 K: 2 S: 7	H: 0 LOB: 0 BB: 0 P: 7	R: 4 E: 1 K: 1 S: 9	H: 3 LOB: 0 BB: 0 P: 9	R: 0 E: 0 K: 1 S: 5	H: 0 LOB: 0 BB: 0 P: 5	R: 0 E: 0 K: 0 S: 4	H: 1 LOB: 1 BB: 0 P: 4	R: 0 E: 0 K: 1 S: 6	H: 1 LOB: 1 BB: 0 P: 6	R: 0 E: 0 K: 0 S: 3	H: 1 LOB: 0 BB: 0 P: 3	R: 2 E: 0 K: 1 S: 9	H: 4 LOB: 3 BB: 1 P: 13	1B: 7 2B: 2 3B: 1 HR: 2	SF: 0 SAC: 0 DP: 1 HBP: 0	WP: 0 PB: 0 SB: 1 CS: 0	PA: 38							
PITCHER	IP	WLS	BF	H	R	ER	SO	BB	IBB	HBP	BLK	WP	HR	S	P	ERA	WHIP										
Willie Blair, R ERA: 4.17 (1, 1)	7.0	L	31	5	4	4	7	1	0	0	0	0	1	44	48	5.14	1.429										
Mike Myers, L ERA: 5.89 (8, 1)	1.0		7	3	1	1	1	1	0	0	0	0	1	8	12	9.00	4.000										

Batter	1	2	3	4	5	6	7	8	9	AB	R	H	RBI	BB	SO	LOB	TOP										
Brian Hunter, R OBP: 0.326, SLG: 0.343	1-3 K		1-1 1B	2-2 K			1-1 F8		1-2 1B	5	1	2	0	0	2	0											
Bobby Higginson, L OBP: 0.376, SLG: 0.528	1-1 1B		2-0 1B				2-2 F8		3-3 K	5	1	2	0	0	1	1											
Travis Fryman, R OBP: 0.331, SLG: 0.453	1-3 K		1-1 1B				3-2 L7		0-0 G6-3	4	1	1	1	0	1	1											
Tony Clark, S OBP: 0.400, SLG: 0.540	1-2 1B		0-0 1B				0-0 1B		1-3 K	4	0	3	1	0	1	0											
Bob Hamelin, L OBP: 0.398, SLG: 0.542	1-1 G4-3		1-0 SF8				3-2 F7		4-2 FC5-4	2	0	0	1	1	0	3											
Damion Easley, R OBP: 0.385, SLG: 0.486			3-H 1-2 F8				3-1 G6-3		1-2 FC5-4	3	0	0	0	1	0	2											
Phil Nevin, R OBP: 0.342, SLG: 0.418			1-0 FC6-4				0-0 G6-3		1-3 K	4	0	0	0	0	1	3											
Matt Walbeck, S OBP: 0.333, SLG: 0.378			3-2 G4-3				2-0 1B		3-1 P4	4	0	1	0	0	0	1											
Deivi Cruz, R OBP: 0.252, SLG: 0.301			0-2 G6-3				1-0 P3		0-1 G1-3	4	0	0	0	0	0	2											
Inning Stats	R: 0 H: 2 E: 0 K: 2 S: 16	H: 2 R: 3 ER: 1 LOB: 2 BB: 0 P: 21	R: 0 H: 0 E: 1 K: 0 S: 12	H: 0 R: 3 ER: 0 LOB: 1 BB: 1 P: 20	R: 3 H: 4 E: 0 K: 0 S: 12	H: 4 R: 0 ER: 0 LOB: 0 BB: 0 P: 18	R: 0 H: 0 E: 0 K: 1 S: 9	H: 0 R: 0 ER: 0 LOB: 0 BB: 0 P: 15	R: 0 H: 1 E: 0 K: 0 S: 13	H: 1 R: 0 ER: 0 LOB: 1 BB: 0 P: 19	R: 0 H: 0 E: 0 K: 0 S: 7	H: 0 R: 0 ER: 0 LOB: 0 BB: 0 P: 10	R: 0 H: 0 E: 0 K: 2 S: 13	H: 0 R: 0 ER: 0 LOB: 1 BB: 1 P: 20	R: 0 H: 1 E: 0 K: 1 S: 12	H: 1 R: 0 ER: 0 LOB: 1 BB: 0 P: 19	1B: 9 2B: 0 3B: 0 HR: 0	SF: 1 SAC: 0 DP: 0 HBP: 0	WP: 0 PB: 0 SB: 1 CS: 0	PA: 38							
PITCHER	IP	WLS	BF	H	R	ER	SO	BB	IBB	HBP	BLK	WP	HR	S	P	ERA	WHIP										
Chris Carpenter, R ERA: 8.89	6.0	L	27	8	3	3	3	1	0	0	0	0	0	67	104	4.50	1.500										
Luis Andujar, R ERA: 5.49	1.0		3	0	0	0	0	0	0	0	0	0	0	7	10	0.00	0.000										
Dan Plesac, L ERA: 3.74	0.1		2	0	0	0	1	1	0	0	0	0	0	6	11	0.00	3.000										
Paul Quantrill, R ERA: 2.03	1.2		6	1	0	0	2	0	0	0	0	0	0	19	28	0.00	0.600										

Detroit Tigers @ Toronto Blue Jays
SkyDome, Toronto, ON
Sat Aug 09 1997, 3:33 AM EDT
Att: 37,166 - Sunny - 86 F

AB 35
R 3
H 9
RBI 3
BB 2
SO 6
LOB 13



Batter	1	2	3	4	5	6	7	8	9	AB	R	H	RBI	BB	SO	LOB	BOTTOM										
Otis Nixon, S OBP: 0.344, SLG: 0.306	2-2 F7		2-1 2B				0-2 2B		3-2 P5	4	0	2	1	1	0	1											
Mariano Duncan, R OBP: 0.280, SLG: 0.296	1-1 G5-3		1-3 K				2-3 K			4	0	0	0	0	2	3											
José Cruz Jr., S OBP: 0.306, SLG: 0.532	4-2 BB		2-2 L8				3-3 K			2	0	0	0	2	1	2											
Joe Carter, R OBP: 0.296, SLG: 0.408	1-3 K						0-2 F8		0-1 F7	4	0	0	0	0	1	3											
Carlos Delgado, L OBP: 0.342, SLG: 0.536			1-1 G3-1				0-3 K		3-2 F8	3	0	0	0	1	1	0											
Ed Sprague, R OBP: 0.303, SLG: 0.390			1-2 P3				4-2 BB		2-1 G5-3	3	0	0	0	1	0	1											
Shawn Green, L OBP: 0.335, SLG: 0.502			2-0 P5				1-3 K		0-0 G4-3	4	0	0	0	0	1	2											
Benito Santiago, R OBP: 0.254, SLG: 0.349			0-1 P4				0-2 HR		1-2 G6-3	4	1	1	1	0	1	1											
Alex Gonzalez, R OBP: 0.300, SLG: 0.406			4-2 2B				1-3 K		1-2 1B	3	1	1	0	1	1	0											
Inning Stats	R: 0 H: 0 E: 0 K: 1 S: 11	H: 0 R: 2 ER: 0 LOB: 0 BB: 1 P: 19	R: 0 H: 0 E: 0 K: 0 S: 6	H: 0 R: 2 ER: 0 LOB: 0 BB: 0 P: 10	R: 1 H: 1 E: 0 K: 1 S: 12	H: 1 R: 0 ER: 0 LOB: 1 BB: 1 P: 21	R: 0 H: 0 E: 0 K: 0 S: 14	H: 0 R: 0 ER: 0 LOB: 1 BB: 1 P: 23	R: 1 H: 1 E: 0 K: 1 S: 12	H: 1 R: 0 ER: 0 LOB: 2 BB: 2 P: 21	R: 0 H: 0 E: 0 K: 3 S: 11	H: 0 R: 0 ER: 0 LOB: 0 BB: 0 P: 18	R: 0 H: 1 E: 0 K: 2 S: 13	H: 1 R: 0 ER: 0 LOB: 1 BB: 0 P: 20	R: 0 H: 0 E: 0 K: 0 S: 10	H: 0 R: 0 ER: 0 LOB: 0 BB: 0 P: 15	R: 0 H: 1 E: 0 K: 0 S: 13	H: 1 R: 0 ER: 0 LOB: 1 BB: 0 P: 18	1B: 1 2B: 2 3B: 0 HR: 1	SF: 0 SAC: 0 DP: 0 HBP: 0	WP: 0 PB: 0 SB: 1 CS: 0	PA: 37					
PITCHER	IP	WLS	BF	H	R	ER	SO	BB	IBB	HBP	BLK	WP	HR	S	P	ERA	WHIP										
Scott Sanders, R ERA: 6.3	5.0	W	22	2	2	2	3	5	0	0	0	0	0	55	94	3.60	1.400										
Dan Miceli, R ERA: 5.71	1.1		6	1	0	0	3	1	0	0	0	0	0	17	26	0.00	1.500										
Doug Brocail, R ERA: 3.9	1.2		5	0	0	0	2	0	0	0	0	0	0	17	27	0.00	0.000										
Todd Jones, R ERA: 2.86	1.0	S	4	1	0	0	0	0	0	0	0	0	0	13	18	0.00	1.000										

Detroit Tigers @ Toronto Blue Jays
SkyDome, Toronto, ON
Sat Aug 09 1997, 3:33 AM EDT
Att: 37,166 - Sunny - 86 F


AB 31
R 2
H 4
RBI 2
BB 6
SO 8
LOB 13



Batter	1	2	3	4	5	6	7	8	9	AB	R	H	RBI	BB	SO	LOB	TOP								
Brian Hunter, R OBP: 0.323, SLG: 0.340 (1, 8)										4	0	0	0	0	1	2									
Bobby Higginson, L OBP: 0.372, SLG: 0.522 (1, 9)										4	0	0	0	0	0	2									
Travis Fryman, R OBP: 0.328, SLG: 0.449 (1, 5)										4	0	0	0	0	1	0									
Tony Clark, S OBP: 0.396, SLG: 0.534 (1, 3)										4	0	0	0	0	0	0									
Bob Hamelin, L OBP: 0.396, SLG: 0.551 (1, 10)									4	1	1	1	0	1	0										
Damon Easley, R OBP: 0.386, SLG: 0.484 (1, 4)									2	1	0	0	1	1	0										
Phil Nevin, R OBP: 0.347, SLG: 0.419 (1, 7)									2	2	1	0	1	0	1		AB 29								
Raul Casanova, S OBP: 0.320, SLG: 0.383 (8, PH)									2	0	0	0	0	0	1		R 4								
Jody Reed, R OBP: 0.280, SLG: 0.220 (8, PH)									0	0	0	0	0	0	0		H 4								
Matt Walbeck, S OBP: 0.333, SLG: 0.378 (8, 2)									2	0	0	0	0	0	0		RBI 4								
Deivi Cruz, R OBP: 0.253, SLG: 0.302 (1, 6)									2	0	1	1	0	0	0		BB 2								
Curtis Pride, L OBP: 0.324, SLG: 0.327 (8, PH)									0	0	0	0	0	0	0		SO 4								
Orlando Miller, R OBP: 0.289, SLG: 0.405 (8, 6)									1	0	1	2	0	0	0		LOB 6								
Inning Stats	R: 0 E: 0 K: 1 S: 6	H: 0 LOB: 0 BB: 0 P: 11	R: 0 E: 0 K: 2 S: 9	H: 0 LOB: 0 BB: 0 P: 14	R: 0 E: 0 K: 2 S: 16	H: 2 LOB: 1 BB: 0 P: 20	R: 0 E: 0 K: 0 S: 9	H: 0 LOB: 0 BB: 0 P: 15	R: 0 E: 0 K: 0 S: 5	H: 0 LOB: 0 BB: 1 P: 12	R: 0 E: 0 K: 0 S: 6	H: 0 LOB: 0 BB: 0 P: 8	R: 0 E: 0 K: 0 S: 7	H: 0 LOB: 0 BB: 0 P: 10	R: 2 E: 0 K: 0 S: 11	H: 1 LOB: 1 BB: 0 P: 22	R: 1 E: 0 K: 1 S: 8	H: 1 LOB: 0 BB: 0 P: 11	1B: 2 2B: 1 3B: 0 HR: 1	SF: 0 SAC: 1 DP: 1 HBP: 1	WP: 1 PB: 0 SB: 0 CS: 0	PA: 33			
PITCHER	IP	WLS	BF	H	R	ER	SO	BB	IBB	HBP	BLK	WP	HR	S	P	ERA	WHIP								
Robert Person, R ERA: 4.85 (1, 1)	7.1	L	26	2	3	3	3	2	0	1	0	1	0	64	104	3.68	0.545								
Dan Plesac, L ERA: 3.82 (8, 1)	1.2		7	2	1	1	1	0	0	0	0	0	1	13	19	5.40	1.200								

Detroit Tigers @ Toronto Blue Jays
SkyDome, Toronto, ON
Sun Aug 10 1997, 3:33 AM EDT
Att: 32,354 - Cloudy - 83 F


AB 29
R 4
H 4
RBI 4
BB 2
SO 4
LOB 6



Batter	1	2	3	4	5	6	7	8	9	AB	R	H	RBI	BB	SO	LOB	BOTTOM								
Jacob Brumfield, R OBP: 0.271, SLG: 0.275 (1, 7)										4	1	2	0	0	0	1									
Mariano Duncan, R OBP: 0.285, SLG: 0.296 (1, 4)										3	0	1	1	0	0	1									
José Cruz Jr., S OBP: 0.301, SLG: 0.523 (1, 8)										4	0	0	0	0	2	4									
Joe Carter, R OBP: 0.296, SLG: 0.406 (1, 3)										2	0	0	1	1	1										
Ed Sprague, R OBP: 0.304, SLG: 0.392 (1, 5)										4	0	2	0	0	0	1									
Shawn Green, L OBP: 0.334, SLG: 0.500 (1, 9)										3	0	1	0	0	1	2									
Benito Santiago, R OBP: 0.254, SLG: 0.345 (1, 2)										3	0	0	0	1	0	0									
Robert Perez, R OBP: 0.194, SLG: 0.319 (1, 10)										4	0	0	0	0	1	3									
Alex Gonzalez, R OBP: 0.303, SLG: 0.408 (1, 6)										3	1	2	0	0	0	0									
Inning Stats	R: 1 E: 0 K: 0 S: 9	H: 2 LOB: 2 BB: 0 P: 12	R: 0 E: 0 K: 1 S: 8	H: 1 LOB: 0 BB: 0 P: 11	R: 0 E: 0 K: 2 S: 8	H: 1 LOB: 0 BB: 0 P: 13	R: 0 E: 0 K: 0 S: 6	H: 1 LOB: 0 BB: 0 P: 7	R: 1 E: 0 K: 0 S: 13	H: 2 LOB: 1 BB: 0 P: 17	R: 0 E: 0 K: 0 S: 10	H: 1 LOB: 2 BB: 1 P: 17	R: 0 E: 0 K: 0 S: 5	H: 0 LOB: 0 BB: 0 P: 5	R: 0 E: 0 K: 1 S: 7	H: 0 LOB: 0 BB: 1 P: 15	R: 0 E: 0 K: 1 S: 7	H: 0 LOB: 0 BB: 0 P: 9	1B: 7 2B: 1 3B: 0 HR: 0	SF: 1 SAC: 1 DP: 2 HBP: 1	WP: 0 PB: 0 SB: 0 CS: 1	PA: 35			
PITCHER	IP	WLS	BF	H	R	ER	SO	BB	IBB	HBP	BLK	WP	HR	S	P	ERA	WHIP								
Justin Thompson, L ERA: 3.03 (1, 1)	9.0	W	35	8	2	2	5	1	1	1	0	0	0	73	106	2.00	1.000								

Detroit Tigers @ Toronto Blue Jays
SkyDome, Toronto, ON
Sun Aug 10 1997, 3:33 AM EDT
Att: 32,354 - Cloudy - 83 F


AB 30
R 2
H 8
RBI 2
BB 2
SO 5
LOB 13



Batter	1	2	3	4	5	6	7	8	9	AB	R	H	RBI	BB	SO	LOB	TOP										
Brian Hunter, R OBP: 0.323, SLG: 0.340 (1, 8)										3	0	1	0	0	0	1											
Bobby Higginson, L OBP: 0.371, SLG: 0.527 (1, 9)										4	1	1	1	0	0	3											
Travis Fryman, R OBP: 0.328, SLG: 0.445 (1, 5)										3	0	0	0	1	1	0											
Tony Clark, S OBP: 0.395, SLG: 0.539 (1, 3)										4	1	1	1	0	1	1											
Bob Hamelin, L OBP: 0.398, SLG: 0.550 (1, 10)										4	0	2	0	0	0	0											
Damion Easley, R OBP: 0.385, SLG: 0.484 (1, 4)										4	0	1	0	0	0	1											
Phil Nevin, R OBP: 0.345, SLG: 0.415 (1, 7)										4	0	1	0	0	0	2											
Raul Casanova, S OBP: 0.320, SLG: 0.383 (1, 2)										3	0	1	0	0	0	0											
Deivi Cruz, R OBP: 0.257, SLG: 0.306 (1, 6)										3	0	2	0	0	0	0											
Inning Stats	R: 0 E: 0 K: 1 S: 7	H: 1 LOB: 0 BB: 0 P: 12	R: 1 E: 0 K: 0 S: 11	H: 2 LOB: 0 BB: 0 P: 18	R: 0 E: 0 K: 0 S: 8	H: 2 LOB: 1 BB: 0 P: 11	R: 0 E: 0 K: 1 S: 7	H: 1 LOB: 1 BB: 1 P: 17	R: 0 E: 0 K: 0 S: 5	H: 0 LOB: 0 BB: 0 P: 7	R: 0 E: 0 K: 0 S: 6	H: 0 LOB: 0 BB: 0 P: 11	R: 0 E: 0 K: 0 S: 4	H: 0 LOB: 0 BB: 0 P: 7	R: 1 E: 0 K: 0 S: 18	H: 3 LOB: 2 BB: 0 P: 27	1B: 7 2B: 2 3B: 0 HR: 2	SF: 0 SAC: 1 DP: 2 HBP: 0	WP: 0 PB: 0 SB: 1 CS: 1	PA: 35							
PITCHER	IP	WLS	BF	H	R	ER	SO	BB	IBB	HBP	BLK	WP	HR	S	P	ERA	WHIP										
Pat Hentgen, R ERA: 3.36 (1, 1)	8.0	W	28	7	1	1	2	1	0	0	0	0	1	59	100	1.12	1.000										
Luis Andujar, R ERA: 5.57 (9, 1)	1.0		6	3	1	1	0	0	0	0	0	0	1	18	27	9.00	3.000										

Detroit Tigers @ Toronto Blue Jays
SkyDome, Toronto, ON
Mon Aug 11 1997, 7:05 PM EDT
Att: 30,105 - Unknown - 66 F


AB 32
R 2
H 10
RBI 2
BB 1
SO 2
LOB 8



Batter	1	2	3	4	5	6	7	8	9	AB	R	H	RBI	BB	SO	LOB	BOTTOM										
Otis Nixon, S OBP: 0.344, SLG: 0.305 (1, 8)										4	1	1	0	0	1	0											
Mariano Duncan, R OBP: 0.283, SLG: 0.299 (1, 4)										5	0	1	1	0	1	1											
José Cruz Jr., S OBP: 0.305, SLG: 0.520 (1, 7)										3	0	1	0	1	1	1											
Joe Carter, R OBP: 0.298, SLG: 0.414 (1, 10)										4	1	2	1	0	0	3											
Carlos Delgado, L OBP: 0.343, SLG: 0.544 (1, 3)										4	2	2	1	0	2	1											
Ed Sprague, R OBP: 0.304, SLG: 0.390 (1, 5)										4	1	1	0	0	0	2											
Shawn Green, L OBP: 0.337, SLG: 0.498 (1, 9)										3	1	1	0	1	2	1											
Benito Santiago, R OBP: 0.254, SLG: 0.355 (1, 2)										4	1	1	4	0	1	2											
Alex Gonzalez, R OBP: 0.305, SLG: 0.408 (1, 6)										3	1	1	0	1	0	1											
Inning Stats	R: 0 E: 0 K: 1 S: 8	H: 0 LOB: 0 BB: 0 P: 11	R: 0 E: 0 K: 1 S: 8	H: 1 LOB: 0 BB: 0 P: 11	R: 2 E: 1 K: 2 S: 18	H: 2 LOB: 2 BB: 2 P: 31	R: 0 E: 0 K: 1 S: 8	H: 1 LOB: 1 BB: 0 P: 13	R: 0 E: 0 K: 0 S: 9	H: 1 LOB: 1 BB: 0 P: 9	R: 2 E: 0 K: 1 S: 12	H: 3 LOB: 1 BB: 0 P: 19	R: 0 E: 0 K: 2 S: 11	H: 1 LOB: 1 BB: 0 P: 15	R: 4 E: 1 K: 0 S: 15	H: 2 LOB: 0 BB: 1 P: 25	1B: 7 2B: 2 3B: 0 HR: 3	SF: 0 SAC: 1 DP: 1 HBP: 0	WP: 0 PB: 0 SB: 1 CS: 0	PA: 38							
PITCHER	IP	WLS	BF	H	R	ER	SO	BB	IBB	HBP	BLK	WP	HR	S	P	ERA	WHIP										
Kevin Jarvis, R ERA: 8.87 (1, 1)	5.0	L	23	7	4	4	0	1	0	0	0	0	0	10	14	0.00	1.000										
Eddie Gaillard, R ERA (6, 1)	1.0		4	1	0	0	1	0	0	0	0	0	0	11	15	0.00	1.000										
Dan Miceli, R ERA: 5.61 (7, 1)	1.0		4	1	0	0	2	0	0	0	0	0	0	15	25	27.00	3.000										
Mike Myers, L ERA: 6.45 (8, 1)	1.0		7	2	4	3	0	1	0	0	0	0	1	15	25	27.00	3.000										

Detroit Tigers @ Toronto Blue Jays
SkyDome, Toronto, ON
Mon Aug 11 1997, 7:05 PM EDT
Att: 30,105 - Unknown - 66 F

AB 34
R 8
H 11
RBI 7
BB 3
SO 8
LOB 12



Batter	1	2	3	4	5	6	7	8	9	AB	R	H	RBI	BB	SO	LOB	TOP					
Chuck Knoblauch, R (1, 4) OBP: 0.402, SLG: 0.441										4	1	2	0	0	0	1						
Matt Lawton, L (1, 9) OBP: 0.359, SLG: 0.401										4	0	2	1	0	0	2						
Paul Molitor, R (1, 10) OBP: 0.355, SLG: 0.437										4	0	0	0	0	1	3						
Terry Steinbach, R (1, 2) Damian Miller, R (6, 2)										3	0	0	0	0	2	0						
Scott Stahoviak, L (1, 3)										4	0	0	0	0	4	0						
Marty Cordova, R (1, 7) OBP: 0.307, SLG: 0.429										4	0	1	0	0	2	0						
Ron Coomer, R (1, 5) OBP: 0.330, SLG: 0.426										4	0	2	0	0	0	1						
Rich Becker, L (1, 8) OBP: 0.355, SLG: 0.406										3	0	0	0	1	2	3						
Denny Hocking, S (1, 6) OBP: 0.317, SLG: 0.361										3	0	1	0	0	1	1						
Inning Stats	R: 0 E: 0 K: 0 S: 6	H: 1 LOB: 0 BB: 0 P: 9	R: 0 E: 1 K: 2 S: 10	H: 0 LOB: 1 BB: 0 P: 15	R: 1 E: 0 K: 1 S: 11	H: 2 LOB: 1 BB: 0 P: 17	R: 0 E: 0 K: 3 S: 13	H: 2 LOB: 2 BB: 0 P: 20	R: 0 E: 0 K: 1 S: 10	H: 1 LOB: 1 BB: 0 P: 13	R: 0 E: 0 K: 2 S: 10	H: 0 LOB: 0 BB: 0 P: 15	R: 0 E: 0 K: 0 S: 6	H: 0 LOB: 0 BB: 1 P: 12	R: 0 E: 0 K: 1 S: 9	H: 1 LOB: 1 BB: 0 P: 14	R: 0 E: 0 K: 3 S: 13	H: 1 LOB: 1 BB: 0 P: 16	1B: 7 2B: 2 3B: 0 HR: 0	SF: 0 SAC: 0 DP: 2 HBP: 0	WP: 0 PB: 0 SB: 1 CS: 0	PA: 35
PITCHER Rogier Clemens, R (1, 1) ERA: 1.66	IP: 9.0 WLS: W BF: 35 H: 8 R: 1 ER: 1 SO: 13 BB: 1 IBB: 0 HBP: 0 BLK: 0 WP: 0 HR: 0 S: 88 P: 131 ERA: 1.00 WHIP: 1.000															PITCHER						

Minnesota Twins @ Toronto Blue Jays
SkyDome, Toronto, ON
Tue Aug 12 1997, 7:05 PM EDT
Att: 33,108 - Dome - 72 F

AB 34
R 1
H 8
RBI 1
BB 1
SO 13
LOB 12



Batter	1	2	3	4	5	6	7	8	9	AB	R	H	RBI	BB	SO	LOB	BOTTOM			
Otis Nixon, S (1, 8) Jacob Brumfield, R (2, 8) OBP: 0.343, SLG: 0.304 OBP: 0.277, SLG: 0.308										1	0	0	0	0	0	0				
Mariano Duncan, R (1, 4) OBP: 0.287, SLG: 0.299										3	0	1	0	1	1	1				
José Cruz Jr., S (1, 7) OBP: 0.308, SLG: 0.533										4	2	2	2	0	0	2				
Joe Carter, R (1, 10) OBP: 0.297, SLG: 0.414										4	1	1	0	0	0	2				
Carlos Delgado, L (1, 3) OBP: 0.342, SLG: 0.543										4	0	1	1	0	0	1				
Ed Sprague, R (1, 5) OBP: 0.303, SLG: 0.387										3	1	0	0	1	1	1				
Shawn Green, L (1, 9) OBP: 0.336, SLG: 0.506										4	1	1	1	0	2	2				
Charlie O'Brien, R (1, 2) OBP: 0.312, SLG: 0.341										4	1	1	0	0	1	1				
Alex Gonzalez, R (1, 6) OBP: 0.307, SLG: 0.411										4	1	2	1	0	0	1				
Inning Stats	R: 0 E: 0 K: 0 S: 11	H: 0 LOB: 1 BB: 1 P: 20	R: 1 E: 0 K: 0 S: 5	H: 1 LOB: 0 BB: 0 P: 9	R: 4 E: 0 K: 1 S: 18	H: 5 LOB: 1 BB: 0 P: 29	R: 3 E: 0 K: 1 S: 16	H: 3 LOB: 0 BB: 0 P: 19	R: 0 E: 0 K: 2 S: 9	H: 0 LOB: 0 BB: 0 P: 16	R: 0 E: 0 K: 1 S: 8	H: 0 LOB: 0 BB: 0 P: 9	R: 0 E: 0 K: 0 S: 7	H: 1 LOB: 1 BB: 0 P: 12	R: 1 E: 0 K: 0 S: 9	H: 1 LOB: 1 BB: 1 P: 15	1B: 3 2B: 5 3B: 0 HR: 3	SF: 0 SAC: 0 DP: 0 HBP: 0	WP: 1 PB: 0 SB: 0 CS: 0	PA: 37
PITCHER Shane Bowers, R (1, 1) ERA: 7.56 Greg Swindell, L (3, 1) ERA: 3.66 Mike Trombley, R (5, 1) ERA: 4.43 Travis Miller, L (7, 1) ERA: 8.82	IP: 2.2 WLS: L BF: 15 H: 6 R: 5 ER: 5 SO: 0 BB: 1 IBB: 0 HBP: 0 BLK: 0 WP: 0 HR: 1 S: 20 P: 25 ERA: 20.25 WHIP: 2.625															PITCHER				

Minnesota Twins @ Toronto Blue Jays
SkyDome, Toronto, ON
Tue Aug 12 1997, 7:05 PM EDT
Att: 33,108 - Dome - 72 F

AB 35
R 9
H 11
RBI 8
BB 2
SO 5
LOB 12



Batter	1	2	3	4	5	6	7	8	9	AB	R	H	RBI	BB	SO	LOB	TOP				
Chuck Knoblauch, R OBP: 0.404, SLG: 0.451 (1, 4)	G4-3 2B		HR	1-2 2-3 1B		F8		K		5	1	3	1	0	1	2					
Denny Hocking, S OBP: 0.314, SLG: 0.364 (1, 6)	G4-3 2-3		K	SF7			F9 2B	F8		4	0	1	1	0	1	1					
Paul Molitor, R OBP: 0.353, SLG: 0.434 (1, 10)	G1-3		1B	K			F9 2-3	G4-3		5	0	1	0	0	1	4					
Matt Lawton, L OBP: 0.359, SLG: 0.399 (1, 9)	FC5-4 BB		P4		G3-1		K	1B		4	0	1	0	1	1	2					
Ron Coomer, R OBP: 0.331, SLG: 0.425 (1, 5)	FC5-4 1-2		1B		1B		F9	G4-3		5	0	2	0	0	0	4					
Scott Stahoviak, L OBP: 0.304, SLG: 0.442 (1, 3)		G4-3	K				F9			4	0	0	0	0	1	3					
Marty Cordova, R OBP: 0.310, SLG: 0.434 (1, 7)				E6 1B SF7		F8		FC4-6 1B		4	1	2	0	0	0	1					
Rich Becker, L OBP: 0.354, SLG: 0.404 (1, 8)			K				F8	FC4-6 1B		4	0	1	0	0	2	2					
Damian Miller, R OBP: 0.143, SLG: 0.143 (1, 2)			L7				G5-3	FC4-6 1B		4	0	1	0	0	0	3					
Inning Stats	R: 0 E: 0 K: 0 S: 9	H: 1 LOB: 2 BB: 1 P: 18	R: 0 E: 0 K: 1 S: 10	H: 1 LOB: 1 BB: 0 P: 14	R: 1 E: 0 K: 2 S: 17	H: 3 LOB: 2 BB: 0 P: 25	R: 1 E: 1 K: 2 S: 11	H: 2 LOB: 1 BB: 0 P: 17	R: 0 E: 0 K: 0 S: 5	H: 1 LOB: 1 BB: 0 P: 9	R: 0 E: 0 K: 1 S: 8	H: 1 LOB: 1 BB: 0 P: 14	R: 0 E: 0 K: 1 S: 13	H: 2 LOB: 2 BB: 0 P: 15	R: 0 E: 0 K: 0 S: 15	H: 1 LOB: 0 BB: 0 P: 22	1B: 8 2B: 3 3B: 0 HR: 1	SF: 1 SAC: 0 DP: 0 HBP: 0	WP: 0 PB: 0 SB: 0 CS: 0	PA: 41	
PITCHER	IP	WLS	BF	H	R	ER	SO	BB	IBB	HBP	BLK	WP	HR	S	P	ERA	WHIP				
Woody Williams, R ERA: 4.23 (1, 1)	7.0		32	9	2	1	6	1	0	0	0	0	1	69	112	1.29	1.429				
Paul Quantrill, R ERA: 1.97 (8, 1)	2.0	W	9	3	0	0	1	0	0	0	0	0	0	28	37	0.00	1.500				

Minnesota Twins @ Toronto Blue Jays
SkyDome, Toronto, ON
 Wed Aug 13 1997, 7:05 PM EDT
 Att: 31,292 - Unknown - 72 F

AB	39
R	2
H	12
RBI	2
BB	1
SO	7
LOB	22



Batter	1	2	3	4	5	6	7	8	9	AB	R	H	RBI	BB	SO	LOB	BOTTOM					
Shannon Stewart, R OBP: 0.571, SLG: 0.250 (1, 8)	G4-3 HR BB		PB HBP BB	P3		G6-3			S 1B	3	2	1	0	2	0	4						
Alex Gonzalez, R OBP: 0.308, SLG: 0.410 Juan Samuel, R OBP: 0.366, SLG: 0.429 (1, 6) (4, 4)	G1-3 1-2		PB HBP	K			P4	1B BB		1	0	0	0	0	0	1						
José Cruz Jr., S OBP: 0.310, SLG: 0.534 (1, 7)	G4-3 2-3		F7		G4-3 2B		F7	1B		5	0	2	1	0	0	3						
Joe Carter, R OBP: 0.297, SLG: 0.420 (1, 9)	HR		F8		G5-3		P4			4	1	1	2	0	0	3						
Carlos Delgado, L OBP: 0.339, SLG: 0.537 (1, 3)	F8		G6-3 1-2 2-3		G4-3		L9			4	0	0	0	0	0	3						
Ed Sprague, R OBP: 0.305, SLG: 0.389 (1, 5)		1B 1B		2B 1B	G6-3		G6-3			4	0	2	0	0	0	1						
Shawn Green, L OBP: 0.338, SLG: 0.509 (1, 10)		K				K		1B		4	0	2	0	0	2	1						
Benito Santiago, R OBP: 0.258, SLG: 0.362 (1, 2)		G6-3 1B		G1-3				P3		4	0	2	0	0	0	3						
Carlos Garcia, R OBP: 0.249, SLG: 0.308 (1, 4) (4, 6)	G6-3 1-2						P3			3	0	0	0	1	0	3						
Inning Stats	R: 2 E: 0 K: 0 S: 13	H: 1 LOB: 0 BB: 1 P: 25	R: 0 E: 0 K: 1 S: 10	H: 2 LOB: 1 BB: 0 P: 11	R: 0 E: 0 K: 0 S: 10	H: 0 LOB: 2 BB: 1 P: 20	R: 0 E: 0 K: 1 S: 13	H: 2 LOB: 3 BB: 1 P: 23	R: 0 E: 0 K: 0 S: 11	H: 1 LOB: 1 BB: 0 P: 15	R: 0 E: 0 K: 1 S: 9	H: 1 LOB: 0 BB: 0 P: 11	R: 0 E: 0 K: 0 S: 6	H: 0 LOB: 0 BB: 0 P: 9	R: 0 E: 0 K: 0 S: 6	H: 1 LOB: 1 BB: 0 P: 9	R: 1 E: 0 K: 0 S: 8	H: 2 LOB: 2 BB: 1 P: 13	1B: 6 2B: 3 3B: 0 HR: 1	SF: 0 SAC: 0 DP: 1 HBP: 1	WP: 0 PB: 1 SB: 1 CS: 0	PA: 39
PITCHER	IP	WLS	BF	H	R	ER	SO	BB	IBB	HBP	BLK	WP	HR	S	P	ERA	WHIP					
LaTroy Hawkins, R ERA: 5.57 (1, 1)	8.0		35	8	2	2	3	3	0	1	0	0	0	78	123	2.25	1.375					
Mike Trombley, R ERA: 4.54 (9, 1)	0.1	L	3	1	1	1	0	1	0	0	0	0	0	6	11	27.00	6.000					
Eddie Guardado, L ERA: 3.22 (9, 1)	0.0		1	1	0	0	0	0	0	0	0	0	0	2	2	∞	∞					

Minnesota Twins @ Toronto Blue Jays
SkyDome, Toronto, ON
 Wed Aug 13 1997, 7:05 PM EDT
 Att: 31,292 - Unknown - 72 F

AB	34
R	3
H	10
RBI	3
BB	4
SO	3
LOB	25



Batter	1	2	3	4	5	6	7	8	9	AB	R	H	RBI	BB	SO	LOB	TOP																								
Shannon Stewart, R (1, 8) OBP: 0.385, SLG: 0.125 Jacob Brumfield, R (1, PR) OBP: 0.282, SLG: 0.309										0	0	0	0	0	0	0																									
Mariano Duncan, R (1, 4) OBP: 0.280, SLG: 0.291										5	1	0	1	0	0	4																									
José Cruz Jr., S (1, 7) OBP: 0.313, SLG: 0.525										4	0	1	0	1	1	1																									
Joe Carter, R (1, 10) OBP: 0.291, SLG: 0.411										4	0	0	0	0	4																										
Carlos Delgado, L (1, 3) OBP: 0.341, SLG: 0.541										4	0	1	2	0	0	1																									
Ed Sprague, R (1, 5) OBP: 0.303, SLG: 0.384										3	0	0	0	1	1	4																									
Shawn Green, L (1, 9) OBP: 0.342, SLG: 0.512										4	1	3	0	0	1	0																									
Charlie O'Brien, R (1, 2) OBP: 0.311, SLG: 0.339										4	0	1	0	0	2	4																									
Tomas Perez, S (1, 6) OBP: 0.313, SLG: 0.286										4	1	0	0	0	3	3																									
Inning Stats	R: 2 E: 1 K: 0 S: 4	H: 1 LOB: 2 BB: 1 P: 9	R: 0 E: 0 K: 2 S: 8	H: 1 LOB: 2 BB: 1 P: 12	R: 0 E: 0 K: 1 S: 6	H: 1 LOB: 1 BB: 0 P: 6	R: 2 E: 1 K: 0 S: 6	H: 2 LOB: 1 BB: 0 P: 6	R: 0 E: 0 K: 1 S: 6	H: 1 LOB: 2 BB: 1 P: 10	R: 0 E: 0 K: 2 S: 7	H: 0 LOB: 0 BB: 0 P: 7	R: 0 E: 0 K: 1 S: 5	H: 0 LOB: 0 BB: 0 P: 5	R: 0 E: 0 K: 2 S: 8	H: 1 LOB: 1 BB: 0 P: 8	R: 0 E: 0 K: 0 S: 3	H: 0 LOB: 0 BB: 0 P: 3	1B: 5 2B: 3 3B: 0 HR: 0	SF: 0 SAC: 0 DP: 1 HBP: 1	WP: 1 PB: 0 SB: 2 CS: 0	PA: 39																			
PITCHER	IP	WLS	BF	H	R	ER	SO	BB	IBB	HBP	BLK	WP	HR	S	P	ERA	WHIP	PITCHER							IP	WLS	BF	H	R	ER	SO	BB	IBB	HBP	BLK	WP	HR	S	P	ERA	WHIP
Jeff Juden, R (1, 1) ERA: 4.42	5.0		26	6	4	2	4	3	0	1	0	1	0	30	43	3.60	1.800																								
Paul Shuey, R (6, 1) ERA: 5.63	4.0	W	13	1	0	0	5	0	0	0	0	0	0	23	23	0.00	0.250																								

Toronto Blue Jays @ Cleveland Indians
Jacobs Field, Cleveland, OH
Sat Aug 16 1997, 3:33 AM EDT
Att: 42,908 - Cloudy - 81 F

AB 35
R 4
H 7
RBI 4
BB 3
SO 9
LOB 21



Batter	1	2	3	4	5	6	7	8	9	AB	R	H	RBI	BB	SO	LOB	BOTTOM																								
Brian Giles, L (1, 7) OBP: 0.383, SLG: 0.517										4	0	0	0	0	0	0																									
Omar Vizquel, S (1, 6) OBP: 0.355, SLG: 0.383										4	1	1	0	0	2	0																									
Manny Ramirez, R (1, 9) OBP: 0.419, SLG: 0.545										4	1	1	0	0	2	0																									
Jim Thome, L (1, 3) OBP: 0.437, SLG: 0.611										3	2	1	1	1	2	1																									
David Justice, L (1, 10) OBP: 0.426, SLG: 0.598										4	1	3	0	0	0	0																									
Matt Williams, R (1, 5) OBP: 0.290, SLG: 0.469										4	1	2	4	0	0	1																									
Jeff Branson, L (1, 4) OBP: 0.221, SLG: 0.294										3	1	1	0	0	2	0																									
Pat Borders, R (1, 2) OBP: 0.342, SLG: 0.436										3	0	0	0	0	1	1																									
Marquis Grissom, R (1, 8) OBP: 0.310, SLG: 0.374										3	1	1	2	0	0	0																									
Inning Stats	R: 0 E: 0 K: 2 S: 7	H: 0 LOB: 0 BB: 0 P: 7	R: 1 E: 0 K: 1 S: 6	H: 1 LOB: 0 BB: 0 P: 6	R: 0 E: 0 K: 1 S: 5	H: 0 LOB: 0 BB: 0 P: 5	R: 0 E: 0 K: 2 S: 7	H: 0 LOB: 0 BB: 0 P: 7	R: 0 E: 0 K: 1 S: 5	H: 1 LOB: 0 BB: 0 P: 5	R: 0 E: 0 K: 0 S: 3	H: 0 LOB: 0 BB: 0 P: 3	R: 6 E: 1 K: 1 S: 11	H: 6 LOB: 6 BB: 0 P: 11	R: 1 E: 0 K: 1 S: 6	H: 2 LOB: 2 BB: 1 P: 10	1B: 6 2B: 1 3B: 0 HR: 3	SF: 0 SAC: 0 DP: 1 HBP: 0	WP: 0 PB: 0 SB: 0 CS: 0	PA: 33																					
PITCHER	IP	WLS	BF	H	R	ER	SO	BB	IBB	HBP	BLK	WP	HR	S	P	ERA	WHIP	PITCHER							IP	WLS	BF	H	R	ER	SO	BB	IBB	HBP	BLK	WP	HR	S	P	ERA	WHIP
Pat Hentgen, R (1, 1) ERA: 3.39	6.1		22	4	3	3	8	0	0	0	0	0	0	1	1																										
Dan Plesac, L (7, 1) ERA: 4.04	0.0		1	1	0	0	0	0	0	0	0	0	0	1	1																										
Paul Quantrill, R (7, 1) ERA: 2.3	0.2	L	5	3	4	4	0	0	0	0	0	0	2	5	5	54.00	4.500																								
Marty Janzen, R (8, 1) ERA: 2.57	1.0		5	2	1	1	1	1	0	0	0	0	0	6	10	9.00	3.000																								

Toronto Blue Jays @ Cleveland Indians
Jacobs Field, Cleveland, OH
Sat Aug 16 1997, 3:33 AM EDT
Att: 42,908 - Cloudy - 81 F

AB 32
R 8
H 10
RBI 7
BB 1
SO 9
LOB 3



Batter	1	2	3	4	5	6	7	8	9	AB	R	H	RBI	BB	SO	LOB	TOP									
Jacob Brumfield, R OBP: 0.278, SLG: 0.299	G6-3		G4-3 S BB	K		E5 1B IBB		F8	F8	5	1	0	1	1	1	4	Toronto Blue Jays @ Cleveland Indians Jacobs Field, Cleveland, OH Sun Aug 17 1997, 3:33 AM EDT Att: 42,861 - Cloudy - 80 F									
Mariano Duncan, R OBP: 0.263, SLG: 0.290			G4-3	HR BB		K		G6-3		4	1	1	0	1	1	3										
José Cruz Jr., S OBP: 0.318, SLG: 0.537	L5		K			1B IBB			1B 1B	4	1	2	3	1	1	2										
Joe Carter, R OBP: 0.294, SLG: 0.416	G3					1B IBB			1B 1B	5	1	3	2	0	0	1										
Carlos Delgado, L OBP: 0.340, SLG: 0.536						G3-6-3 1B			G4-3	5	1	1	1	0	2	4										
Ed Sprague, R OBP: 0.302, SLG: 0.382										5	1	1	0	0	0	0										
Shawn Green, L OBP: 0.349, SLG: 0.519										4	1	3	0	1	0	0										
Charlie O'Brien, R OBP: 0.313, SLG: 0.346										5	2	2	1	0	0	3										
Tomas Perez, S OBP: 0.333, SLG: 0.278										4	1	1	1	1	0	2										
Inning Stats	R: 0 E: 0 K: 0 S: 4	H: 1 LOB: 1 BB: 0 P: 4	R: 0 E: 0 K: 1 S: 6	H: 1 LOB: 1 BB: 0 P: 6	R: 0 E: 0 K: 1 S: 5	H: 0 LOB: 1 BB: 1 P: 9	R: 7 E: 1 K: 1 S: 11	H: 6 LOB: 0 BB: 1 P: 15	R: 0 E: 0 K: 1 S: 5	H: 0 LOB: 0 BB: 0 P: 5	R: 3 E: 1 K: 1 S: 8	H: 3 LOB: 1 BB: 1 P: 12	R: 0 E: 0 K: 0 S: 3	H: 0 LOB: 1 BB: 1 P: 7	R: 0 E: 0 K: 0 S: 5	H: 2 LOB: 2 BB: 0 P: 5	R: 0 E: 0 K: 0 S: 4	H: 1 LOB: 2 BB: 1 P: 8	1B: 10 2B: 3 3B: 0 HR: 1	SF: 0 SAC: 0 DP: 1 HBP: 0	WP: 0 PB: 1 SB: 1 CS: 0	PA: 46				
PITCHER	IP	WLS	BF	H	R	ER	SO	BB	IBB	HBP	BLK	WP	HR	S	P	ERA	WHIP									
Jaret Wright, R ERA: 5.14	(1, 1)	3.2	L	20	7	6	6	3	2	0	0	0	0	24	32	14.73	2.455									
Jason Jacome, L ERA: 5.45	(4, 1)	4.1		21	6	4	3	2	1	1	0	0	0	1	23	31	6.23	1.615								
Eric Plunk, R ERA: 5.12	(9, 1)	1.0		5	1	0	0	0	1	0	0	0	0	0	4	8	0.00	2.000								

AB	41
R	10
H	14
RBI	9
BB	5
SO	5
LOB	19



Batter	1	2	3	4	5	6	7	8	9	AB	R	H	RBI	BB	SO	LOB	BOTTOM								
Brian Giles, L OBP: 0.380, SLG: 0.511	K	G1-3			G4-6-3				F9	5	0	1	1	0	1	4	Toronto Blue Jays @ Cleveland Indians Jacobs Field, Cleveland, OH Sun Aug 17 1997, 3:33 AM EDT Att: 42,861 - Cloudy - 80 F								
Omar Vizquel, S OBP: 0.351, SLG: 0.379	K		K		K		1B		G1-3	5	0	0	0	0	4	4									
Manny Ramirez, R OBP: 0.418, SLG: 0.541	K					G4-3			L8	3	0	0	0	1	1	0									
Jim Thome, L OBP: 0.435, SLG: 0.606						G4-3			K	3	1	0	0	1	1	1									
David Justice, L OBP: 0.424, SLG: 0.594						K			K	4	1	1	0	0	3	1									
Matt Williams, R OBP: 0.291, SLG: 0.469									K	2	1	1	0	0	0	0									
Jeff Manto, R OBP: 0.286, SLG: 0.429									K	2	0	0	0	0	2	0									
Sandy Alomar Jr., R OBP: 0.307, SLG: 0.361										3	1	2	3	0	1	0									
Pat Borders, R OBP: 0.347, SLG: 0.436										0	1	0	0	1	0	0									
Jeff Branson, L OBP: 0.230, SLG: 0.301										4	0	2	0	0	0	1									
Marquis Grissom, R OBP: 0.311, SLG: 0.376										3	0	1	1	1	1	3									
Inning Stats	R: 0 E: 0 K: 3 S: 9	H: 3 LOB: 0 BB: 0 P: 9	R: 3 E: 0 K: 1 S: 8	H: 3 LOB: 1 BB: 1 P: 12	R: 0 E: 0 K: 2 S: 7	H: 0 LOB: 1 BB: 1 P: 11	R: 0 E: 0 K: 1 S: 5	H: 0 LOB: 0 BB: 0 P: 5	R: 0 E: 0 K: 1 S: 4	H: 0 LOB: 0 BB: 1 P: 8	R: 1 E: 0 K: 2 S: 10	H: 3 LOB: 2 BB: 0 P: 10	R: 0 E: 0 K: 2 S: 7	H: 0 LOB: 0 BB: 0 P: 7	R: 1 E: 0 K: 1 S: 7	H: 2 LOB: 2 BB: 1 P: 11	1B: 6 2B: 2 3B: 0 HR: 0	SF: 0 SAC: 0 DP: 1 HBP: 0	WP: 0 PB: 0 SB: 0 CS: 0	PA: 38					
PITCHER	IP	WLS	BF	H	R	ER	SO	BB	IBB	HBP	BLK	WP	HR	S	P	ERA	WHIP								
Roger Clemens, R ERA: 1.78	(1, 1)	7.0		29	4	4	4	11	3	0	0	0	0	48	60	5.14	1.286								
Tim Lincecum, R ERA: 7.07	(8, 1)	1.0		3	0	0	0	2	0	0	0	0	0	7	7	0.00	0.000								
Kelvin Escobar, R ERA: 1.04	(9, 1)	1.0		6	2	1	1	1	1	0	0	0	0	7	11	9.00	3.000								

AB	34
R	5
H	8
RBI	5
BB	4
SO	14
LOB	14



Batter	1	2	3	4	5	6	7	8	9	AB	R	H	RBI	BB	SO	LOB	TOP								
Shannon Stewart, R (1, 8) OBP: 0.294, SLG: 0.091	G1-3		SF8		G1-6-3			K		3	0	0	1	0	1	1	Toronto Blue Jays @ Cleveland Indians Jacobs Field, Cleveland, OH Mon Aug 18 1997, 7:05 PM EDT Att: 42,471 - Unknown - 69 F								
Mariano Duncan, R (1, 4) OBP: 0.263, SLG: 0.286	G5-3		3-H 4-0 BB			F8		F8		3	0	0	0	1	0	0									
José Cruz Jr., S (1, 7) OBP: 0.314, SLG: 0.528	K		G4-3			F7		P5		4	0	0	0	0	1	1									
Joe Carter, R (1, 10) OBP: 0.294, SLG: 0.413		G6-3		F9		BB HBP		F8		3	0	0	0	0	0	0									
Carlos Delgado, L (1, 3) OBP: 0.339, SLG: 0.532	P6			F8		FC5-4 BB		F9		3	0	0	0	1	0	0									
Ed Sprague, R (1, 5) OBP: 0.302, SLG: 0.387	F9			HR		FC5-4		E6		4	1	1	1	0	0	2									
Shawn Green, L (1, 9) OBP: 0.351, SLG: 0.528			HR	G4-3		G1-6-3 BB		G6-3		3	1	1	1	1	0	1									
Benito Santiago, R (1, 2) OBP: 0.258, SLG: 0.364			E8 G4-3 SF8 1B		G6-3		K			3	1	1	0	0	1	1									
Tomas Perez, S (1, 6) OBP: 0.333, SLG: 0.250			G4-3			G1-6-3 BB		G1-6-3		2	0	0	0	1	0	2									
Inning Stats	R: 0 E: 0 K: 1 S: 7	H: 0 LOB: 0 BB: 0 P: 13	R: 0 E: 0 K: 0 S: 8	H: 0 LOB: 0 BB: 0 P: 11	R: 2 E: 1 K: 0 S: 9	H: 2 LOB: 1 BB: 1 P: 20	R: 1 E: 0 K: 0 S: 7	H: 1 LOB: 0 BB: 0 P: 11	R: 0 E: 0 K: 0 S: 4	H: 0 LOB: 2 BB: 1 P: 9	R: 0 E: 0 K: 0 S: 13	H: 0 LOB: 2 BB: 1 P: 21	R: 0 E: 0 K: 1 S: 9	H: 0 LOB: 0 BB: 1 P: 18	R: 0 E: 0 K: 1 S: 7	H: 0 LOB: 0 BB: 0 P: 10	R: 0 E: 0 K: 0 S: 5	H: 0 LOB: 1 BB: 0 P: 8	1B: 1 2B: 0 3B: 0 HR: 2	SF: 1 SAC: 0 DP: 2 HBP: 1	WP: 0 PB: 0 SB: 0 CS: 0	PA: 34			
PITCHER	IP	WLS	BF	H	R	ER	SO	BB	IBB	HBP	BLK	WP	HR	S	P	ERA	WHIP								
Orel Hershiser, R (1, 1) ERA: 4.76	5.2	W	23	3	3	2	1	3	0	1	0	0	2	46	82	3.18	1.059								
Michael Jackson, R (6, 1) ERA: 2.53	2.1		7	0	0	0	2	1	0	0	0	0	0	18	31	0.00	0.429								
Jose Mesa, R (9, 1) ERA: 2.91	1.0	S	4	0	0	0	0	0	0	0	0	0	0	5	8	0.00	0.000								

Batter	1	2	3	4	5	6	7	8	9	AB	R	H	RBI	BB	SO	LOB	BOTTOM								
Brian Giles, L (1, 7) OBP: 0.378, SLG: 0.506	P5			P5		G3-1				3	0	0	0	1	0	3	Toronto Blue Jays @ Cleveland Indians Jacobs Field, Cleveland, OH Mon Aug 18 1997, 7:05 PM EDT Att: 42,471 - Unknown - 69 F								
Omar Vizquel, S (1, 6) OBP: 0.354, SLG: 0.382	G3 HR	G3 BB			CS 1B		FC6-4 1B			4	1	3	0	0	0	2									
Manny Ramirez, R (1, 9) OBP: 0.416, SLG: 0.545	G3		HR		K		F8			4	1	1	1	0	1	3									
Jim Thome, L (1, 3) OBP: 0.434, SLG: 0.602	HR BB		K		K		FC6-4 BB			3	1	0	0	1	2	1									
David Justice, L (1, 10) OBP: 0.428, SLG: 0.606	HR		F7		2B 2B		BB			3	2	2	3	1	0	0									
Sandy Alomar Jr., R (1, 2) OBP: 0.363, SLG: 0.554	F7		P4		G6-3		P3			4	0	0	0	0	0	3									
Jeff Branson, L (1, 4) OBP: 0.245, SLG: 0.310		PB 1B		1B		2B BB		F7		3	0	2	0	1	0	0									
Kevin Seitzer, R (1, 5) OBP: 0.324, SLG: 0.362	K		F9		2B		K			4	0	1	1	0	2	2									
Marquis Grissom, R (1, 8) OBP: 0.309, SLG: 0.372	P6		K		K		G1-3			4	0	0	0	0	2	4									
Inning Stats	R: 3 E: 0 K: 0 S: 11	H: 2 LOB: 0 BB: 1 P: 20	R: 0 E: 0 K: 1 S: 16	H: 1 LOB: 2 BB: 1 P: 27	R: 1 E: 0 K: 1 S: 10	H: 1 LOB: 0 BB: 0 P: 15	R: 0 E: 0 K: 1 S: 12	H: 1 LOB: 1 BB: 0 P: 18	R: 0 E: 0 K: 2 S: 11	H: 1 LOB: 0 BB: 0 P: 18	R: 1 E: 0 K: 1 S: 14	H: 2 LOB: 2 BB: 1 P: 24	R: 0 E: 0 K: 0 S: 8	H: 1 LOB: 2 BB: 1 P: 14	R: 0 E: 0 K: 1 S: 6	H: 0 LOB: 0 BB: 0 P: 9	1B: 5 2B: 2 3B: 0 HR: 2	SF: 0 SAC: 0 DP: 0 HBP: 0	WP: 0 PB: 2 SB: 1 CS: 1	PA: 36					
PITCHER	IP	WLS	BF	H	R	ER	SO	BB	IBB	HBP	BLK	WP	HR	S	P	ERA	WHIP								
Woody Williams, R (1, 1) ERA: 4.36	6.0	L	28	8	5	5	6	3	0	0	0	0	2	74	122	7.50	1.833								
Dan Plesac, L (7, 1) ERA: 3.96	0.2		4	1	0	0	0	1	0	0	0	0	0	6	12	0.00	3.000								
Paul Quantrill, R (7, 1) ERA: 2.25	1.1		4	0	0	0	1	0	0	0	0	0	0	8	11	0.00	0.000								




Batter	1	2	3	4	5	6	7	8	9	AB	R	H	RBI	BB	SO	LOB	TOP								
Shannon Stewart, R OBP: 0.296, SLG: 0.250	4-0 G6-3 BB		0-1 F7		1-0 P5		0-1 SF7 3B		3-2 G5-3	4	1	1	0	1	0	1									
Carlos Garcia, R OBP: 0.248, SLG: 0.307	0-1 G6-3		0-0 F9		0-0 G1-3		2-2 SF7		1-0 G5-3 BB	4	0	1	1	0	0	2									
José Cruz Jr., S OBP: 0.324, SLG: 0.525	2-3 K		0-1 F8			4-2 BB 1B SF8 BB		1-0 F7	4-2 BB	3	1	0	0	2	1	2									
Joe Carter, R OBP: 0.296, SLG: 0.414	0-2 F8			0-0 F9 1B 2B		2-0 F7		0-1 BB BB 1B	0-1 G5-3	5	1	2	0	0	0	4									
Carlos Delgado, L OBP: 0.338, SLG: 0.527		1-0 G5-3		3-3 K		2-1 BB 1B		4-3 K		4	0	1	0	0	2	2									
Ed Sprague, R OBP: 0.306, SLG: 0.389		3-1 F9		2-0 F9		4-2 BB 1B		4-1 BB BB		2	0	0	0	2	0	1									
Shawn Green, L OBP: 0.351, SLG: 0.529		0-1 2B		0-1 1B		1-0 SF8		1-0 F7		3	0	2	2	0	0	2									
Benito Santiago, R OBP: 0.258, SLG: 0.359		3-3 K		3-H 0-0 P4		3-H 0-0 K		4-2 BB		3	0	0	0	1	2	4									
Tomas Perez, S OBP: 0.323, SLG: 0.269			4-1 BB		2-2 F8		0-0 F8		3-3 K	3	0	0	0	1	1	3									
Inning Stats	R: 0 E: 0 K: 1 S: 10	H: 0 LOB: 1 BB: 1 P: 16	R: 0 E: 0 K: 1 S: 8	H: 1 LOB: 1 BB: 0 P: 15	R: 0 E: 0 K: 0 S: 6	H: 0 LOB: 1 BB: 1 P: 10	R: 1 E: 0 K: 1 S: 9	H: 2 LOB: 1 BB: 0 P: 14	R: 0 E: 0 K: 0 S: 6	H: 0 LOB: 0 BB: 0 P: 9	R: 1 E: 0 K: 1 S: 12	H: 1 LOB: 2 BB: 2 P: 26	R: 1 E: 0 K: 0 S: 7	H: 1 LOB: 0 BB: 0 P: 10	R: 0 E: 0 K: 2 S: 16	H: 1 LOB: 3 BB: 2 P: 29	R: 0 E: 0 K: 0 S: 8	H: 1 LOB: 1 BB: 1 P: 16	1B: 4 2B: 2 3B: 1 HR: 0	SF: 2 SAC: 0 DP: 1 HBP: 0	WP: 0 PB: 0 SB: 0 CS: 0	PA: 40			
PITCHER	IP	WLS	BF	H	R	ER	SO	BB	IBB	HBP	BLK	WP	HR	S	P	ERA	WHIP								
Jason Bere, R ERA: 3.38	5.1	W	23	4	2	2	3	3	0	0	0	0	0	45	78	3.38	1.312								
Carlos Castillo, R ERA: 4.13	1.2		8	2	1	1	1	1	0	0	0	0	0	15	24	5.40	1.800								
Chuck McElroy, L ERA: 3.51	0.2	S	3	0	0	0	1	1	0	0	0	0	0	5	11	0.00	1.500								
Matt Karchner, R ERA: 2.34	1.1	S	6	1	0	0	1	2	0	0	0	0	0	17	32	0.00	2.250								

Toronto Blue Jays @ Chicago White Sox
Comiskey Park, Chicago, IL
Tue Aug 19 1997, 8:05 PM EDT
Att: 19,643 - Unknown - 67 F

livebaseballscorecards.com

AB 31
R 3
H 7
RBI 3
BB 7
SO 6
LOB 21




Batter	1	2	3	4	5	6	7	8	9	AB	R	H	RBI	BB	SO	LOB	BOTTOM								
Ray Durham, S OBP: 0.336, SLG: 0.369	4-1 1B SF8 BB	1-0 1B 1B		1-1 F8 2B		1-2 1B 1B		0-2 F9		4	3	3	0	1	0	1									
Dave Martinez, L OBP: 0.351, SLG: 0.412	2-1 SF8 BB SF7	3-2 1B 1B		2-0 P5		2-2 BB 1B		1-H 1B		4	1	3	1	0	0	1									
Frank Thomas, R OBP: 0.453, SLG: 0.623	4-1 SF8 BB	1-2 1B		1-0 F8		4-2 BB		1-2 BB		2	1	1	1	2	0	1									
Albert Belle, R OBP: 0.321, SLG: 0.464	3-2 SF8	1-1 P6		0-0 F8		1-1 F8				3	0	0	1	0	0	5									
Robin Ventura, L OBP: 0.440, SLG: 0.553	0-1 SF7	2-0 G3			3-0 G1-3		1-1 G3			3	0	0	1	0	0	2									
Mike Cameron, R OBP: 0.349, SLG: 0.464	0-0 FC5 34 BB 1B		0-0 F8		2-2 P6		0-3 K			4	0	1	1	0	1	0									
34 Mario Valdez, L OBP: 0.385, SLG: 0.349	4-2 BB		1-1 F7 2B		2-3 K		0-1 G4-3			3	0	1	0	1	1	0									
Ron Karkovics, R OBP: 0.254, SLG: 0.305	3-2 FC5		0-0 F7		1-0 G6-3		4-0 G4-6-3 BB			3	0	0	0	1	0	3									
Darren Lewis, R OBP: 0.317, SLG: 0.225										0	0	0	0	0	0	0									
Jorge Fabregas, L OBP: 0.280, SLG: 0.342			2-3							0	0	0	0	0	0	0									
Ozzie Guillen, L OBP: 0.292, SLG: 0.338		1-2 G4-3		1-0 G3		0-1 G3		2-2 G4-6-3		4	0	0	0	0	0	2									
Inning Stats	R: 3 E: 0 K: 0 S: 23	H: 2 LOB: 2 BB: 3 P: 43	R: 1 E: 0 K: 0 S: 14	H: 3 LOB: 2 BB: 0 P: 23	R: 0 E: 0 K: 0 S: 5	H: 1 LOB: 1 BB: 0 P: 7	R: 0 E: 0 K: 0 S: 5	H: 1 LOB: 1 BB: 0 P: 9	R: 0 E: 0 K: 1 S: 8	H: 0 LOB: 0 BB: 0 P: 15	R: 1 E: 0 K: 0 S: 14	H: 2 LOB: 2 BB: 1 P: 23	R: 0 E: 0 K: 1 S: 7	H: 0 LOB: 0 BB: 0 P: 8	R: 0 E: 0 K: 0 S: 7	H: 0 LOB: 1 BB: 1 P: 12	R: 0 E: 0 K: 0 S: 8	H: 1 LOB: 1 BB: 1 P: 16	1B: 7 2B: 2 3B: 0 HR: 0	SF: 2 SAC: 0 DP: 1 HBP: 0	WP: 0 PB: 0 SB: 2 CS: 0	PA: 37			
PITCHER	IP	WLS	BF	H	R	ER	SO	BB	IBB	HBP	BLK	WP	HR	S	P	ERA	WHIP								
Luis Andujar, R ERA: 5.81	6.0	L	31	9	5	5	1	4	0	0	0	0	0	69	120	7.50	2.167								
Marty Janzen, R ERA: 2.0	2.0		6	0	0	0	1	1	0	0	0	0	0	14	20	0.00	0.500								

Toronto Blue Jays @ Chicago White Sox
Comiskey Park, Chicago, IL
Tue Aug 19 1997, 8:05 PM EDT
Att: 19,643 - Unknown - 67 F

livebaseballscorecards.com

AB 30
R 5
H 9
RBI 5
BB 5
SO 2
LOB 15



Batter	1	2	3	4	5	6	7	8	9	AB	R	H	RBI	BB	SO	LOB	TOP			
Shannon Stewart, R OBP: 0.375, SLG: 0.458											4	1	3	2	1	0	0			
Mariano Duncan, R OBP: 0.284, SLG: 0.284											4	0	1	1	1	1	2			
José Cruz Jr., S OBP: 0.322, SLG: 0.519											5	1	1	0	0	2	4			
Joe Carter, R OBP: 0.296, SLG: 0.414											3	0	1	0	0	1	3			
Robert Perez, R OBP: 0.203, SLG: 0.365											2	1	1	1	0	1				
Carlos Delgado, L OBP: 0.339, SLG: 0.536											5	1	2	1	0	1	2			
Ed Sprague, R OBP: 0.307, SLG: 0.390											2	0	1	1	0	0	1			
Carlos Garcia, R OBP: 0.246, SLG: 0.304											3	0	0	0	0	3	1			
Shawn Green, L OBP: 0.353, SLG: 0.527											3	1	1	0	1	0	2			
Benito Santiago, R OBP: 0.258, SLG: 0.358											4	1	1	0	0	1	4			
Tomas Perez, S OBP: 0.286, SLG: 0.233											4	0	0	0	0	0	2			
Inning Stats	R: 0 E: 0 K: 2 S: 8	H: 1 LOB: 1 BB: 0 P: 8	R: 0 E: 0 K: 1 S: 6	H: 1 LOB: 1 BB: 0 P: 6	R: 0 E: 0 K: 1 S: 5	H: 0 LOB: 0 BB: 0 P: 5	R: 1 E: 0 K: 1 S: 7	H: 2 LOB: 2 BB: 1 P: 11	R: 0 E: 0 K: 1 S: 5	H: 1 LOB: 1 BB: 0 P: 6	R: 1 E: 0 K: 1 S: 7	H: 2 LOB: 1 BB: 0 P: 7	R: 3 E: 0 K: 1 S: 9	H: 4 LOB: 1 BB: 0 P: 9	R: 1 E: 0 K: 1 S: 6	H: 1 LOB: 0 BB: 0 P: 6	1B: 7 2B: 2 3B: 1 HR: 2	SF: 0 SAC: 0 DP: 0 HBP: 0	WP: 1 PB: 0 SB: 0 CS: 0	PA: 42
PITCHER	IP WLS BF H R ER SO BB IBB HBP BLK WP HR S P ERA WHIP																			
James Baldwin, R ERA: 5.0	(1, 1) 7.0 W 31 7 2 2 8 3 0 0 0 0 1 0 44 56 2.57 1.429																			
Carlos Castillo, R ERA: 4.48	(8, 1) 1.0 7 4 3 3 1 0 0 0 0 0 1 9 9 27.00 4.000																			
Nelson Cruz, R ERA: 3.6	(9, 1) 1.0 4 1 1 1 1 0 0 0 0 0 1 6 6 9.00 1.000																			

Toronto Blue Jays @ Chicago White Sox
Comiskey Park, Chicago, IL
Wed Aug 20 1997, 8:05 PM EDT
Att: 20,003 - Unknown - 72 F

AB	39
R	6
H	12
RBI	6
BB	3
SO	10
LOB	22



Batter	1	2	3	4	5	6	7	8	9	AB	R	H	RBI	BB	SO	LOB	BOTTOM			
Ray Durham, S OBP: 0.335, SLG: 0.367											3	1	0	0	1	0	2			
Norberto Martin, R OBP: 0.323, SLG: 0.378											1	0	0	0	0	1	2			
Dave Martinez, L OBP: 0.350, SLG: 0.410											4	1	1	0	0	1	2			
Frank Thomas, R OBP: 0.456, SLG: 0.623											3	3	2	0	1	0	1			
Lyle Mouton, R OBP: 0.300, SLG: 0.369											1	0	0	0	0	1	0			
Albert Belle, R OBP: 0.325, SLG: 0.477											3	3	3	5	1	0	0			
Darren Lewis, R OBP: 0.313, SLG: 0.222											1	0	0	0	0	0	0			
Robin Ventura, L OBP: 0.448, SLG: 0.544											3	1	1	1	2	0	0			
Mike Cameron, R OBP: 0.349, SLG: 0.461											4	1	1	1	1	1	2			
34 Mario Valdez, L OBP: 0.373, SLG: 0.353											5	0	1	0	0	2	5			
Jorge Fabregas, L OBP: 0.282, SLG: 0.347											5	1	2	2	0	1	3			
Ozzie Guillen, L OBP: 0.296, SLG: 0.343											4	1	3	2	0	0	1			
Inning Stats	R: 1 E: 0 K: 1 S: 7	H: 2 LOB: 2 BB: 1 P: 11	R: 0 E: 0 K: 1 S: 6	H: 1 LOB: 1 BB: 0 P: 6	R: 2 E: 0 K: 1 S: 7	H: 2 LOB: 2 BB: 2 P: 15	R: 7 E: 0 K: 1 S: 10	H: 5 LOB: 1 BB: 3 P: 22	R: 2 E: 0 K: 0 S: 5	H: 2 LOB: 0 BB: 0 P: 5	R: 0 E: 0 K: 1 S: 7	H: 2 LOB: 2 BB: 0 P: 7	R: 0 E: 0 K: 1 S: 5	H: 0 LOB: 0 BB: 0 P: 5	R: 0 E: 0 K: 1 S: 5	H: 0 LOB: 0 BB: 0 P: 5	1B: 9 2B: 4 3B: 0 HR: 1	SF: 0 SAC: 1 DP: 0 HBP: 0	WP: 1 PB: 1 SB: 0 CS: 0	PA: 44
PITCHER	IP WLS BF H R ER SO BB IBB HBP BLK WP HR S P ERA WHIP																			
Robert Person, R ERA: 5.53	(1, 1) 3.2 L 26 9 10 9 4 0 0 0 0 0 1 0 28 52 22.09 3.818																			
Tim Crabtree, R ERA: 7.59	(4, 1) 2.1 12 5 2 2 1 0 0 0 0 0 1 14 14 7.71 2.143																			
Marty Janzen, R ERA: 1.64	(7, 1) 2.0 6 0 0 0 0 2 0 0 0 0 0 0 10 10 0.00 0.000																			

Toronto Blue Jays @ Chicago White Sox
Comiskey Park, Chicago, IL
Wed Aug 20 1997, 8:05 PM EDT
Att: 20,003 - Unknown - 72 F

AB	37
R	12
H	14
RBI	11
BB	6
SO	7
LOB	18



Batter	1	2	3	4	5	6	7	8	9	AB	R	H	RBI	BB	SO	LOB	TOP									
Shannon Stewart, R (1, 8) OBP: 0.432, SLG: 0.586	2-2 WP S 1B		1-0 F8		0-1 1-H 2B		2-2 G1-6-3 1B		1-1 1B 2B	5	0	4	3	0	0	0	Toronto Blue Jays @ Chicago White Sox Comiskey Park, Chicago, IL Thu Aug 21 1997, 4:33 AM EDT Att: 20,120 - Cloudy - 67 F									
Mariano Duncan, R (1, 4) OBP: 0.263, SLG: 0.282	1-2 K		1-2 F7		2-2 P3		0-2 G1-6-3 1B		0-1 1-H 2-H 2B	5	0	1	0	0	1	4										
José Cruz Jr., S (1, 7) OBP: 0.320, SLG: 0.511	1-0 P6		1-1 L8		4-2 BB			2-3 K	0-1 F8	4	0	0	0	1	1	3										
Joe Carter, R (1, 3) OBP: 0.296, SLG: 0.411	4-2 BB BB			2-2 P3	2-2 F7			1-0 G1-3		3	0	0	0	1	0	2										
Carlos Delgado, L (1, 10) OBP: 0.340, SLG: 0.534	4-1 BB			3-2 1B		0-0 G3-1		2-3 K		3	0	1	0	1	1	0										
Ed Sprague, R (1, 5) OBP: 0.307, SLG: 0.387	1-0 F7			1-0 F8		0-2 G6-3			4-0 1B 2B BB	3	1	0	0	1	0	4										
Shawn Green, L (1, 9)		1-3 K		3-2 G4-3		1-3 K			0-0 F9	4	0	0	0	0	2	2										
Charlie O'Brien, R (1, 2) OBP: 0.306, SLG: 0.342		0-3 K			3-2 G6-3		0-0 P4		2-2 F9	4	0	0	0	0	1	1										
Tomas Perez, S (1, 6) OBP: 0.333, SLG: 0.294		1-3 K			3-2 2B 1B		3-2 1B 1B		0-1 2B 1B	4	2	3	0	0	1	0	Toronto Blue Jays @ Chicago White Sox Comiskey Park, Chicago, IL Thu Aug 21 1997, 4:33 AM EDT Att: 20,120 - Cloudy - 67 F									
Inning Stats	R: 0 H: 1 E: 0 K: 1 S: 13	H: 1 R: 0 ER: 0 LOB: 3 BB: 2 P: 26	R: 0 H: 0 E: 0 K: 3 S: 10	H: 0 R: 0 ER: 0 LOB: 0 BB: 0 P: 12	R: 0 H: 0 E: 0 K: 0 S: 7	H: 0 R: 0 ER: 0 LOB: 0 BB: 0 P: 10	R: 0 H: 1 E: 0 K: 0 S: 12	H: 1 R: 0 ER: 0 LOB: 1 BB: 0 P: 21	R: 1 H: 2 E: 0 K: 0 S: 21	H: 2 R: 0 ER: 0 LOB: 2 BB: 1 P: 35	R: 0 H: 0 E: 0 K: 1 S: 7	H: 0 R: 0 ER: 0 LOB: 0 BB: 0 P: 8	R: 0 H: 2 E: 0 K: 0 S: 13	H: 2 R: 0 ER: 0 LOB: 1 BB: 0 P: 18	R: 0 H: 0 E: 0 K: 2 S: 7	H: 0 R: 0 ER: 0 LOB: 0 BB: 0 P: 12		R: 2 H: 3 E: 0 K: 0 S: 12	H: 3 R: 0 ER: 0 LOB: 2 BB: 1 P: 19	1B: 7 2B: 2 3B: 0 HR: 0	SF: 0 SAC: 0 DP: 1 HBP: 0	WP: 1 PB: 0 SB: 1 CS: 0	PA: 39			
PITCHER	IP	WLS	BF	H	R	ER	SO	BB	IBB	HBP	BLK	WP	HR	S	P	ERA		WHIP								
Doug Drabek, R (1, 1) ERA: 5.51	5.0	W	22	4	1	1	4	3	0	0	0	1	0	63	104	1.80		1.400								
Tony Castillo, L (6, 1) ERA: 5.19	1.0		3	0	0	0	1	0	0	0	0	0	0	7	8	0.00		0.000								
Keith Foulke, R (7, 1) ERA: 7.33	2.2	S	13	5	2	2	2	1	0	0	0	0	0	30	47	6.75		2.250								
Matt Karchner, R (9, 1) ERA: 2.32	0.1	S	1	0	0	0	0	0	0	0	0	0	0	2	2	0.00		0.000								
Batter	1	2	3	4	5	6	7	8	9	AB	R	H	RBI	BB	SO	LOB		BOTTOM								
Dave Martinez, L (1, 9) OBP: 0.351, SLG: 0.413	1-0 WP HR 1B	1-1 1-H 2-H 2B		2-1 P5			1-1 P4	1-3 K		5	1	2	2	0	1	2	Toronto Blue Jays @ Chicago White Sox Comiskey Park, Chicago, IL Thu Aug 21 1997, 4:33 AM EDT Att: 20,120 - Cloudy - 67 F									
Norberto Martin, R (1, 4) OBP: 0.318, SLG: 0.373	1-0 G6-3	1-2 G1-3		1-0 F9			1-2 P2	1-0 1B		5	0	1	0	0	0	2										
Frank Thomas, R (1, 10) OBP: 0.456, SLG: 0.628	2-1 2-H HR		2-2 G6-3		0-0 G5-3		4-2 BB			3	1	1	2	1	0	0										
Albert Belle, R (1, 7) OBP: 0.325, SLG: 0.475	0-0 F8		0-0 34 BB BB 1B		1-3 K		0-1 G1-3			4	0	1	0	0	1	1										
Robin Ventura, L (1, 5) OBP: 0.450, SLG: 0.537	3-2 G4-3		0-2 F8		4-1 BB			0-0 BB SH1-3 1B		3	1	1	0	1	0	1										
Mike Cameron, R (1, 8) OBP: 0.349, SLG: 0.458		1-2 P4	1-2 34 BB BB		0-3 K			0-0 SH1-3		2	0	0	0	1	1	1										
34 Mario Valdez, L (1, 3) OBP: 0.391, SLG: 0.348		4-2 1B 2B BB	4-0 1B 2B BB		0-0 P5			4-0 BB 1B BB		1	2	0	0	3	0	0										
Jorge Fabregas, L (1, 2) OBP: 0.285, SLG: 0.347		1-2 1B 2B	0-1 L8		1-0 G4-3			4-2 1B 1B BB		3	1	1	0	1	0	3										
Ozzie Guillen, L (1, 6) OBP: 0.296, SLG: 0.342		0-0 F7		1-0 F8				1-2 1B 1B		4	0	1	2	0	0	2	Toronto Blue Jays @ Chicago White Sox Comiskey Park, Chicago, IL Thu Aug 21 1997, 4:33 AM EDT Att: 20,120 - Cloudy - 67 F									
Inning Stats	R: 2 H: 2 E: 0 K: 0 S: 8	H: 2 R: 0 ER: 0 LOB: 0 BB: 0 P: 15	R: 2 H: 2 E: 0 K: 0 S: 14	H: 2 R: 0 ER: 0 LOB: 1 BB: 1 P: 23	R: 0 H: 1 E: 0 K: 0 S: 9	H: 1 R: 0 ER: 0 LOB: 3 BB: 2 P: 19	R: 0 H: 0 E: 0 K: 0 S: 4	H: 0 R: 0 ER: 0 LOB: 0 BB: 0 P: 8	R: 0 H: 0 E: 0 K: 2 S: 10	H: 0 R: 0 ER: 0 LOB: 1 BB: 1 P: 15	R: 0 H: 0 E: 0 K: 0 S: 3	H: 0 R: 0 ER: 0 LOB: 0 BB: 0 P: 4	R: 0 H: 0 E: 0 K: 0 S: 10	H: 0 R: 0 ER: 0 LOB: 1 BB: 1 P: 16	R: 2 H: 3 E: 0 K: 1 S: 11	H: 3 R: 0 ER: 0 LOB: 2 BB: 2 P: 22		1B: 6 2B: 1 3B: 0 HR: 1	SF: 0 SAC: 1 DP: 0 HBP: 0	WP: 1 PB: 0 SB: 0 CS: 0	PA: 38					
PITCHER	IP	WLS	BF	H	R	ER	SO	BB	IBB	HBP	BLK	WP	HR	S	P	ERA		WHIP								
Pat Hentgen, R (1, 1) ERA: 3.53	7.1	L	36	7	6	6	2	7	0	0	0	0	0	65	116	7.36		1.909								
Dan Plesac, L (8, 1) ERA: 3.66	0.2		2	1	0	0	1	0	0	0	0	0	0	4	6	0.00		1.500								

Batter	1	2	3	4	5	6	7	8	9	AB	R	H	RBI	BB	SO	LOB	TOP					
Shannon Stewart, R (1, 8) OBP: 0.429, SLG: 0.559	1-2 1B SF7 1B		0-2 G1-3		1-0 1B		0-0 P4		2-2 F7	5	1	2	0	0	0	1						
Mariano Duncan, R (1, 4) OBP: 0.270, SLG: 0.290	1 SAFE 1B 1 SAFE 1B	2-1 1B SF7 1B	1-3 K		1-0 1B			0-1 HR 1B		4	2	3	0	0	1	0						
José Cruz Jr., S (1, 7) OBP: 0.322, SLG: 0.524	0-0 SF7		2-0 1B		0-0 F8			0-0 HR		3	1	2	3	0	0	2						
Joe Carter, R (1, 10) OBP: 0.296, SLG: 0.416	0-1 P3		0-0 F8		1-0 F7			2-2 HR		4	1	1	1	0	0	2						
Carlos Delgado, L (1, 3) OBP: 0.339, SLG: 0.531	0-1 2H 1B			0-3 K		1-2 L9		0-0 G3-1		4	0	1	1	0	1	0						
Ed Sprague, R (1, 5) OBP: 0.304, SLG: 0.384	0-1 F9			2-2 G6-3		0-0 G5-3		0-0 F8		4	0	0	0	0	0	1						
Shawn Green, L (1, 9) OBP: 0.344, SLG: 0.513		0-0 G3		0-3 K			1-3 K	1-2 G1-3		4	0	0	0	0	2	0						
Charlie O'Brien, R (1, 2) OBP: 0.300, SLG: 0.335		3-1 L8			0-0 P5		0-2 F8		0-0 G5-3	4	0	0	0	0	0	0						
Tomas Perez, S (1, 6) OBP: 0.326, SLG: 0.289		1-2 G5-3			0-0 P3		1-1 1B		2-2 G3	4	0	1	0	0	0	0						
Inning Stats	R: 2 E: 0 K: 0 S: 12	H: 3 LOB: 1 BB: 0 P: 15	R: 0 E: 0 K: 0 S: 8	H: 0 LOB: 0 BB: 0 P: 12	R: 0 E: 0 K: 1 S: 10	H: 1 LOB: 1 BB: 0 P: 13	R: 0 E: 0 K: 2 S: 10	H: 0 LOB: 0 BB: 0 P: 12	R: 0 E: 0 K: 0 S: 5	H: 2 LOB: 2 BB: 0 P: 7	R: 0 E: 0 K: 0 S: 5	H: 0 LOB: 0 BB: 0 P: 7	R: 0 E: 0 K: 1 S: 11	H: 1 LOB: 1 BB: 0 P: 13	R: 3 E: 0 K: 0 S: 11	H: 3 LOB: 0 BB: 0 P: 14	R: 0 E: 0 K: 0 S: 7	H: 0 LOB: 0 BB: 0 P: 11	1B: 8 2B: 0 3B: 0 HR: 2	SF: 1 SAC: 0 DP: 0 HBP: 0	WP: 0 PB: 0 SB: 0 CS: 0	PA: 37
PITCHER	IP WLS BF H R ER SO BB IBB HBP BLK WP HR S P ERA WHIP	IP WLS BF H R ER SO BB IBB HBP BLK WP HR S P ERA WHIP															IP WLS BF H R ER SO BB IBB HBP BLK WP HR S P ERA WHIP					
50 José Rosado, L (1, 1) ERA: 4.4	7.0 L 31 10 5 5 4 0 0 0 0 0 2 67 87 6.43 1.429	2.0 6 0 0 0 0 0 0 0 0 0 0 0 12 17 0.00 0.000																				
Gregg Olson, R (8, 1) ERA: 6.4																						

Toronto Blue Jays @ Kansas City Royals
Kauffman Stadium, Kansas City, MO
Fri Aug 22 1997, 7:05 PM CDT
Att: 29,604 - Unknown - 77 F

AB	36
R	5
H	10
RBI	5
BB	0
SO	4
LOB	6



Batter	1	2	3	4	5	6	7	8	9	AB	R	H	RBI	BB	SO	LOB	BOTTOM					
Bip Roberts, S (1, 7) OBP: 0.349, SLG: 0.386	3-2 G5-3		2-0 3B			1-3 K		1-1 E4 3B		4	1	1	0	0	1	0						
Johnny Damon, L (1, 8) OBP: 0.338, SLG: 0.399	1-0 G1-3		2-2 G1-6-3			4-2 1B BB		1-2 2B 3B		3	1	1	1	1	0	1						
Jay Bell, R (1, 6) OBP: 0.365, SLG: 0.459	2-1 1B			3-2 G4-3 G5-3 1B		1-0 G4-6-3 1B		1-2 F8 2B		4	0	4	1	0	0	0						
Chili Davis, S (1, 10) OBP: 0.401, SLG: 0.529	3-3 K			2-1 G5-3		0-1 G4-6-3		0-1 F8		4	0	0	0	0	1	5						
Dean Palmer, R (1, 5) OBP: 0.310, SLG: 0.431		1-2 F9		2-1 G4-3			1-2 G5-3	2-2 G5-3		4	0	0	0	0	0	2						
Jeff King, R (1, 3) OBP: 0.336, SLG: 0.414		1-3 K		3-2 F7			0-2 P6		3-2 P6	4	0	0	0	0	1	1						
Jermaine Dye, R (1, 9) OBP: 0.246, SLG: 0.346		3-1 G5-3			0-1 G4-3		2-1 G6-3		0-3 K	4	0	0	0	0	1	0						
29 Mike Sweeney, R (1, 2) OBP: 0.311, SLG: 0.373			2-1 G6-3		1-1 F7			1-2 G5-3	1-2 K	4	0	1	0	0	0	0						
Jed Hansen, R (1, 4) OBP: 0.424, SLG: 0.517					0-0 L9			0-2 K	2-3 K	2	0	0	0	0	1	0						
Larry Sutton, L (8, PH) OBP: 0.200, SLG: 0.300										1	1	1	0	0	0	0						
Shane Halter, R (9, 4) OBP: 0.329, SLG: 0.361										0	0	0	0	0	0	0						
Yamil Benitez, R (9, PH) OBP: 0.304, SLG: 0.500										1	0	0	0	0	1	1						
Inning Stats	R: 0 E: 0 K: 1 S: 11	H: 1 LOB: 1 BB: 0 P: 20	R: 0 E: 0 K: 1 S: 8	H: 0 LOB: 0 BB: 0 P: 13	R: 0 E: 0 K: 0 S: 7	H: 1 LOB: 1 BB: 0 P: 13	R: 0 E: 0 K: 0 S: 13	H: 1 LOB: 1 BB: 0 P: 23	R: 0 E: 0 K: 1 S: 7	H: 0 LOB: 0 BB: 0 P: 9	R: 0 E: 0 K: 1 S: 8	H: 1 LOB: 1 BB: 1 P: 14	R: 0 E: 0 K: 0 S: 8	H: 0 LOB: 0 BB: 0 P: 11	R: 3 E: 1 K: 0 S: 23	H: 3 LOB: 1 BB: 0 P: 29	R: 0 E: 0 K: 2 S: 14	H: 1 LOB: 1 BB: 0 P: 20	1B: 3 2B: 3 3B: 2 HR: 0	SF: 0 SAC: 0 DP: 1 HBP: 0	WP: 0 PB: 0 SB: 0 CS: 0	PA: 36
PITCHER	IP WLS BF H R ER SO BB IBB HBP BLK WP HR S P ERA WHIP	IP WLS BF H R ER SO BB IBB HBP BLK WP HR S P ERA WHIP															IP WLS BF H R ER SO BB IBB HBP BLK WP HR S P ERA WHIP					
Roger Clemens, R (1, 1) ERA: 1.8	7.1 W 30 7 3 2 4 0 0 0 0 0 9 76 121 2.46 1.091	0.2 2 0 0 0 0 0 0 0 0 0 0 0 9 11 0.00 0.000																				
Paul Quantrill, R (8, 1) ERA: 2.19																						
Kelvin Escobar, R (9, 1) ERA: 1.4																						

Toronto Blue Jays @ Kansas City Royals
Kauffman Stadium, Kansas City, MO
Fri Aug 22 1997, 7:05 PM CDT
Att: 29,604 - Unknown - 77 F

AB	35
R	3
H	8
RBI	2
BB	1
SO	6
LOB	10



Batter	1	2	3	4	5	6	7	8	9	AB	R	H	RBI	BB	SO	LOB	TOP					
Shannon Stewart, R OBP: 0.404, SLG: 0.513	L9	E5		P4		S		G1-3		5	0	1	0	0	0	2						
Mariano Duncan, R OBP: 0.273, SLG: 0.292	F	FC6-4				K			F9	5	1	2	1	0	1	3						
José Cruz Jr., S OBP: 0.317, SLG: 0.515	E4		K	K				G3-1		5	1	0	0	0	2	3						
Joe Carter, R OBP: 0.299, SLG: 0.417	FC4-6		K		F7		WP	L4		4	1	2	1	0	1	0						
Carlos Delgado, L OBP: 0.336, SLG: 0.526	FC4-6		G3		F7		P2			4	0	0	1	0	0	3						
Ed Sprague, R OBP: 0.304, SLG: 0.382	F9			F9	L7		P3			3	1	0	0	1	0	3						
Shawn Green, L OBP: 0.346, SLG: 0.513		K					K			4	1	2	1	0	2	1						
Benito Santiago, R OBP: 0.254, SLG: 0.352	G6-3		F9		P6			G5-3		4	0	0	0	0	0	3						
Tomas Perez, S OBP: 0.340, SLG: 0.341							F7	G4-3		3	1	1	2	0	0	0						
Inning Stats	R: 2 E: 1 K: 0 S: 19	H: 2 LOB: 1 BB: 0 P: 25	R: 0 E: 1 K: 1 S: 12	H: 0 LOB: 2 BB: 0 P: 20	R: 0 E: 0 K: 2 S: 11	H: 0 LOB: 0 BB: 0 P: 16	R: 3 E: 0 K: 1 S: 20	H: 3 LOB: 1 BB: 1 P: 32	R: 1 E: 0 K: 1 S: 8	H: 2 LOB: 1 BB: 0 P: 12	R: 0 E: 0 K: 1 S: 9	H: 1 LOB: 1 BB: 0 P: 17	R: 0 E: 0 K: 1 S: 15	H: 0 LOB: 1 BB: 0 P: 21	R: 0 E: 0 K: 0 S: 8	H: 0 LOB: 0 BB: 0 P: 12	R: 0 E: 0 K: 0 S: 7	H: 0 LOB: 0 BB: 0 P: 10	1B: 7 2B: 0 3B: 1 HR: 0	SF: 0 SAC: 0 DP: 0 HBP: 2	WP: 2 PB: 0 SB: 1 CS: 1	PA: 40
PITCHER	IP	WLS	BF	H	R	ER	SO	BB	IBB	HBP	BLK	WP	HR	S	P	ERA	WHIP					
Jim Pittsley, R ERA: 5.83	4.0		21	5	5	3	4	1	0	1	0	0	0	62	93	6.75	1.500					
Jamie Walker, L ERA: 5.19	2.0	L	9	3	1	1	1	0	0	0	0	0	0	17	29	4.50	1.500					
Hector Carrasco, R ERA: 3.63	2.0		7	0	0	0	1	0	0	1	0	2	0	23	33	0.00	0.000					
Jeff Montgomery, R ERA: 4.47	1.0		3	0	0	0	0	0	0	0	0	0	0	7	10	0.00	0.000					

Toronto Blue Jays @ Kansas City Royals
Kauffman Stadium, Kansas City, MO

AB 37
R 6
H 8
RBI 6
BB 1
SO 6
LOB 18



Sat Aug 23 1997, 7:05 PM CDT
Att: 19,249 - Unknown - 81 F

Batter	1	2	3	4	5	6	7	8	9	AB	R	H	RBI	BB	SO	LOB	BOTTOM					
Bip Roberts, S OBP: 0.351, SLG: 0.387	HR	WP			G3-1		K			4	2	2	0	0	1	1						
Johnny Damon, L OBP: 0.338, SLG: 0.397	K	FC5-4			G4-3			F9		4	0	1	1	0	1	1						
Jay Bell, R OBP: 0.362, SLG: 0.455	F8	FC5-4			G1-3			G6-3		4	0	0	0	0	0	2						
Chili Davis, S OBP: 0.404, SLG: 0.539	HR		G5-4-3			G3-1		FC4-6		4	1	3	2	0	0	0						
Dean Palmer, R OBP: 0.308, SLG: 0.427	G6-3		K			F9		FC4-6		4	0	0	0	0	1	2						
Jeff King, R OBP: 0.333, SLG: 0.410		K	G5-4-3			K		P6		4	0	0	0	0	2	1						
Yamil Beñitez, R OBP: 0.311, SLG: 0.500		K		K						4	0	2	0	0	2	0						
29 Mike Sweeney, R OBP: 0.317, SLG: 0.375		HR					F9		F8	2	1	1	0	1	0	1						
Larry Sutton, L OBP: 0.182, SLG: 0.273		HR								1	0	0	0	0	0	1						
Jed Hansen, R OBP: 0.405, SLG: 0.576		HR		K			P4		G4-3	4	1	1	2	0	1	3						
Inning Stats	R: 2 E: 0 K: 1 S: 14	H: 2 LOB: 0 BB: 0 P: 22	R: 3 E: 0 K: 2 S: 19	H: 3 LOB: 1 BB: 1 P: 33	R: 0 E: 0 K: 1 S: 6	H: 1 LOB: 0 BB: 0 P: 9	R: 0 E: 0 K: 2 S: 9	H: 1 LOB: 1 BB: 0 P: 16	R: 0 E: 0 K: 1 S: 5	H: 0 LOB: 0 BB: 0 P: 8	R: 0 E: 0 K: 1 S: 7	H: 0 LOB: 0 BB: 0 P: 9	R: 0 E: 0 K: 1 S: 11	H: 1 LOB: 1 BB: 0 P: 14	R: 0 E: 0 K: 0 S: 9	H: 1 LOB: 1 BB: 0 P: 12	R: 0 E: 0 K: 0 S: 7	H: 1 LOB: 1 BB: 0 P: 11	1B: 8 2B: 1 3B: 0 HR: 2	SF: 0 SAC: 0 DP: 2 HBP: 0	WP: 1 PB: 0 SB: 0 CS: 1	PA: 36
PITCHER	IP	WLS	BF	H	R	ER	SO	BB	IBB	HBP	BLK	WP	HR	S	P	ERA	WHIP					
Luis Andujar, R ERA: 6.48	2.0	W	12	2	0	0	4	0	0	0	0	0	0	27	42	0.00	0.500					
Marty Janzen, R ERA: 1.2	1.0		4	1	0	0	1	0	0	0	0	0	0	11	14	0.00	1.000					
Tim Crabtree, R ERA: 7.34	2.0	S	8	2	0	0	0	0	0	0	0	0	0	16	23	0.00	1.000					
Paul Quantrill, R ERA: 2.13																						

Toronto Blue Jays @ Kansas City Royals
Kauffman Stadium, Kansas City, MO

AB 35
R 5
H 10
RBI 5
BB 1
SO 8
LOB 12



Sat Aug 23 1997, 7:05 PM CDT
Att: 19,249 - Unknown - 81 F

Batter	1	2	3	4	5	6	7	8	9	10	11	12	13	AB	R	H	RBI	BB	SO	LOB	TOP									
Jacob Brumfield, R OBP: 0.265, SLG: 0.287 (1, 8)	P6	G6-4-3		K		FC5-4 1B	L6			L8			SH1-4 1B	7	2	1	1	0	1	8										
Carlos Garcia, R OBP: 0.245, SLG: 0.305 (6, 6)	G4-3			1B SF8		G3-1			F8				SH1-4	6	1	2	0	0	1	2										
José Cruz Jr., S OBP: 0.326, SLG: 0.540 (1, 7)						K			F9					6	2	4	3	1	1	0										
Joe Carter, R OBP: 0.295, SLG: 0.417 (1, 10)	HR	G1-3				K			K					7	1	2	1	0	4	3										
Carlos Delgado, L OBP: 0.340, SLG: 0.527 (1, 3)										G4-3				5	2	3	2	1	0	3										
Ed Sprague, R OBP: 0.304, SLG: 0.387 (1, 5)														7	1	2	1	0	2	3										
Shawn Green, L OBP: 0.346, SLG: 0.510 (1, 9)														6	1	2	0	0	1	0										
Charlie O'Brien, R OBP: 0.307, SLG: 0.344 Robert Perez, R OBP: 0.203, SLG: 0.365 (10, PR)														4	1	3	2	0	0	0										
Benito Santiago, R OBP: 0.294, SLG: 0.351 (10, 2)														0	0	0	0	0	0	0										
Tomas Perez, S OBP: 0.360, SLG: 0.349 Juan Samuel, R OBP: 0.373, SLG: 0.433 (6, 4)														2	0	1	1	1	1	1										
Inning Stats	R: 1 E: 0 K: 0 S: 7	H: 1 LOB: 0 BB: 0 P: 11	R: 1 E: 0 K: 0 S: 9	H: 2 LOB: 1 BB: 1 P: 20	R: 0 E: 0 K: 2 S: 12	H: 1 LOB: 1 BB: 0 P: 19	R: 0 E: 0 K: 2 S: 15	H: 0 LOB: 0 BB: 0 P: 12	R: 4 E: 0 K: 0 S: 22	H: 6 LOB: 3 BB: 1 P: 39	R: 1 E: 1 K: 1 S: 15	H: 2 LOB: 1 BB: 0 P: 21	R: 0 E: 0 K: 1 S: 5	H: 0 LOB: 0 BB: 0 P: 6	R: 0 E: 0 K: 1 S: 9	H: 0 LOB: 0 BB: 1 P: 13	R: 0 E: 0 K: 2 S: 9	H: 1 LOB: 2 BB: 0 P: 16	R: 0 E: 0 K: 1 S: 6	H: 0 LOB: 0 BB: 0 P: 9	R: 3 E: 0 K: 0 S: 19	H: 4 LOB: 0 BB: 0 P: 27	1B: 17 2B: 1 3B: 0 HR: 3	SF: 2 SAC: 2 DP: 1 HBP: 0	W/P: 1 PB: 0 SB: 0 CS: 1	PA: 60				
PITCHER	IP ERA: 7.23	WLS BF H R ER SO BB IBB HBP BLK WP HR S P ERA WHIP	IP ERA: 6.42	WLS BF H R ER SO BB IBB HBP BLK WP HR S P ERA WHIP	IP ERA: 5.7	WLS BF H R ER SO BB IBB HBP BLK WP HR S P ERA WHIP	IP ERA: 5.7	WLS BF H R ER SO BB IBB HBP BLK WP HR S P ERA WHIP	IP ERA: 5.7	WLS BF H R ER SO BB IBB HBP BLK WP HR S P ERA WHIP	IP ERA: 5.7	WLS BF H R ER SO BB IBB HBP BLK WP HR S P ERA WHIP	IP ERA: 5.7	WLS BF H R ER SO BB IBB HBP BLK WP HR S P ERA WHIP	IP ERA: 5.7	WLS BF H R ER SO BB IBB HBP BLK WP HR S P ERA WHIP	IP ERA: 5.7	WLS BF H R ER SO BB IBB HBP BLK WP HR S P ERA WHIP	IP ERA: 5.7	WLS BF H R ER SO BB IBB HBP BLK WP HR S P ERA WHIP	IP ERA: 5.7	WLS BF H R ER SO BB IBB HBP BLK WP HR S P ERA WHIP	IP ERA: 5.7	WLS BF H R ER SO BB IBB HBP BLK WP HR S P ERA WHIP	IP ERA: 5.7	WLS BF H R ER SO BB IBB HBP BLK WP HR S P ERA WHIP	IP ERA: 5.7	WLS BF H R ER SO BB IBB HBP BLK WP HR S P ERA WHIP	IP ERA: 5.7	WLS BF H R ER SO BB IBB HBP BLK WP HR S P ERA WHIP

Toronto Blue Jays @ Kansas City Royals
Kauffman Stadium, Kansas City, MO
Sun Aug 24 1997, 3:33 AM CDT
Att. 14,434 - Sunny - 81 F

AB	53
R	11
H	21
RBI	11
BB	3
SO	12
LOB	20



Batter	1	2	3	4	5	6	7	8	9	10	11	12	13	AB	R	H	RBI	BB	SO	LOB	BOTTOM									
Johnny Damon, L OBP: 0.332, SLG: 0.390 (1, 8)			G4-3		G4-3								G4-3	7	0	0	0	0	3	6										
Jed Hansen, R OBP: 0.455, SLG: 0.595 (1, 4)														4	1	2	2	2	1	1										
Chili Davis, S OBP: 0.404, SLG: 0.542 (1, 10)														5	2	1	3	2	1	3										
Dean Palmer, R OBP: 0.309, SLG: 0.427 (1, 5)														7	1	3	0	0	2	2										
Larry Sutton, L OBP: 0.313, SLG: 0.563 Jeff King, R OBP: 0.332, SLG: 0.408 (11, PH) (12, 3)														5	1	3	3	0	0	0										
Yamil Benitez, R OBP: 0.324, SLG: 0.500 (10, 9)														4	0	2	0	1	2	1										
Jermaine Dye, R OBP: 0.244, SLG: 0.340 Bip Roberts, S OBP: 0.355, SLG: 0.387 (9, PH) (10, 7)														3	0	0	0	0	3	2										
Mike Macfarlane, R OBP: 0.297, SLG: 0.372 29 Mike Sweeney, R OBP: 0.314, SLG: 0.371 (9, PR) (10, 2)														4	1	2	0	0	0	1										
Shane Halter, R OBP: 0.329, SLG: 0.360 Jay Bell, R OBP: 0.352, SLG: 0.454 (9, PH) (10, 6)														3	0	1	0	0	0	1										
Inning Stats	R: 0 E: 0 K: 2 S: 10	H: 0 LOB: 0 BB: 0 P: 16	R: 0 E: 0 K: 2 S: 9	H: 0 LOB: 1 BB: 1 P: 18	R: 0 E: 0 K: 0 S: 5	H: 0 LOB: 0 BB: 0 P: 6	R: 3 E: 0 K: 3 S: 20	H: 2 LOB: 0 BB: 1 P: 33	R: 3 E: 0 K: 0 S: 10	H: 2 LOB: 0 BB: 1 P: 21	R: 0 E: 0 K: 1 S: 7	H: 1 LOB: 1 BB: 0 P: 8	R: 0 E: 0 K: 0 S: 10	H: 1 LOB: 0 BB: 0 P: 13	R: 0 E: 0 K: 1 S: 12	H: 1 LOB: 1 BB: 0 P: 20	R: 2 E: 0 K: 3 S: 21	H: 2 LOB: 2 BB: 2 P: 38	R: 0 E: 0 K: 0 S: 6	H: 1 LOB: 2 BB: 1 P: 12	R: 0 E: 0 K: 1 S: 18	H: 2 LOB: 2 BB: 0 P: 24	R: 0 E: 0 K: 0 S: 6	H: 2 LOB: 0 BB: 0 P: 8	R: 0 E: 0 K: 0 S: 10	H: 1 LOB: 1 BB: 1 P: 16	1B: 11 2B: 2 3B: 0 HR: 2	SF: 0 SAC: 2 DP: 2 HBP: 1	W/P: 0 PB: 0 SB: 0 CS: 1	PA: 60
PITCHER	IP ERA: 8.03	WLS BF H R ER SO BB IBB HBP BLK WP HR S P ERA WHIP	IP ERA: 2.1	WLS BF H R ER SO BB IBB HBP BLK WP HR S P ERA WHIP	IP ERA: 2.1	WLS BF H R ER SO BB IBB HBP BLK WP HR S P ERA WHIP	IP ERA: 2.1	WLS BF H R ER SO BB IBB HBP BLK WP HR S P ERA WHIP	IP ERA: 2.1	WLS BF H R ER SO BB IBB HBP BLK WP HR S P ERA WHIP	IP ERA: 2.1	WLS BF H R ER SO BB IBB HBP BLK WP HR S P ERA WHIP	IP ERA: 2.1	WLS BF H R ER SO BB IBB HBP BLK WP HR S P ERA WHIP	IP ERA: 2.1	WLS BF H R ER SO BB IBB HBP BLK WP HR S P ERA WHIP	IP ERA: 2.1	WLS BF H R ER SO BB IBB HBP BLK WP HR S P ERA WHIP	IP ERA: 2.1	WLS BF H R ER SO BB IBB HBP BLK WP HR S P ERA WHIP	IP ERA: 2.1	WLS BF H R ER SO BB IBB HBP BLK WP HR S P ERA WHIP	IP ERA: 2.1	WLS BF H R ER SO BB IBB HBP BLK WP HR S P ERA WHIP	IP ERA: 2.1	WLS BF H R ER SO BB IBB HBP BLK WP HR S P ERA WHIP	IP ERA: 2.1	WLS BF H R ER SO BB IBB HBP BLK WP HR S P ERA WHIP	IP ERA: 2.1	WLS BF H R ER SO BB IBB HBP BLK WP HR S P ERA WHIP

Toronto Blue Jays @ Kansas City Royals
Kauffman Stadium, Kansas City, MO
Sun Aug 24 1997, 3:33 AM CDT
Att. 14,434 - Sunny - 81 F

AB	49
R	8
H	15
RBI	8
BB	7
SO	13
LOB	27



Batter	1	2	3	4	5	6	7	8	9	AB	R	H	RBI	BB	SO	LOB	TOP			
Ray Durham, S OBP: 0.331, SLG: 0.367 (1, 4)	G4-3			G4-3		G1-3		K		4	0	0	0	0	1	1	Chicago White Sox @ Toronto Blue Jays SkyDome, Toronto, ON Wed Aug 27 1997, 7:05 PM EDT Att: 30,219 - Dome - 68 F			
Dave Martinez, L OBP: 0.347, SLG: 0.409 (1, 3)	P2			G3			G3-1	F9		4	0	0	0	0	0	1				
Frank Thomas, R OBP: 0.457, SLG: 0.631 (1, 10)	G6-3			G6-3			G4-3		G5-3	3	0	0	0	0	0	0				
Norberto Martin, R OBP: 0.318, SLG: 0.369 (9, PH)										1	0	0	0	0	0	0				
Albert Belle, R OBP: 0.330, SLG: 0.496 (1, 7)				G6-3		G3-6 1B			G4-3	4	0	2	0	0	0	0				
Robin Ventura, L OBP: 0.417, SLG: 0.468 (1, 5)				G3-1		G3-6 1-2				3	0	0	0	0	0	2				
Greg Norton, S OBP: 0.385, SLG: 0.692 (7, 5)									K	1	0	0	0	0	1	0				
Mike Cameron, R OBP: 0.344, SLG: 0.451 (1, 8)				L5		1B				3	1	2	0	0	0	0				
Jorge Fabregas, L OBP: 0.287, SLG: 0.356 (1, 2)				G4-3		F7				3	1	1	0	0	0	1				
Lyle Mouton, R OBP: 0.313, SLG: 0.379 (1, 9)				G6-3						3	0	1	1	0	0	0				
Ozzie Guillen, L OBP: 0.288, SLG: 0.339 (1, 6)				P6						3	0	0	1	0	0	1				
Inning Stats	R: 0 E: 0 K: 0 S: 8	H: 0 LOB: 0 BB: 0 P: 11	R: 0 E: 0 K: 0 S: 9	H: 0 LOB: 0 BB: 0 P: 12	R: 0 E: 0 K: 0 S: 6	H: 0 LOB: 0 BB: 0 P: 12	R: 0 E: 0 K: 0 S: 8	H: 2 LOB: 1 BB: 0 P: 10	R: 0 E: 0 K: 0 S: 5	H: 0 LOB: 0 BB: 0 P: 5	R: 0 E: 0 K: 0 S: 7	H: 1 LOB: 1 BB: 0 P: 11	R: 2 E: 0 K: 1 S: 14	H: 3 LOB: 1 BB: 0 P: 20	R: 0 E: 0 K: 1 S: 10	H: 0 LOB: 0 BB: 0 P: 14	1B: 4 2B: 2 3B: 0 HR: 0	SF: 0 SAC: 0 DP: 1 HBP: 0	WP: 0 PB: 0 CS: 0	PA: 32
PITCHER Pat Hentgen, R ERA: 3.46 (1, 1)	IP: 9.0 WLS: W BF: 32	H: 6 R: 2 ER: 2 SO: 2	BB: 0 IBB: 0 HBP: 0 BLK: 0	WP: 0 HR: 0 S: 74 P: 106	ERA: 2.00 WHIP: 0.667	PITCHER										IP: 9.0 WLS: W BF: 32	H: 6 R: 2 ER: 2 SO: 2	BB: 0 IBB: 0 HBP: 0 BLK: 0	WP: 0 HR: 0 S: 74 P: 106	ERA: 2.00 WHIP: 0.667

Batter	1	2	3	4	5	6	7	8	9	AB	R	H	RBI	BB	SO	LOB	BOTTOM			
Shannon Stewart, R OBP: 0.404, SLG: 0.468 (1, 8)	G3 1B BB	G5-3		F9		E7 1B		K		4	1	1	0	1	1	0	Chicago White Sox @ Toronto Blue Jays SkyDome, Toronto, ON Wed Aug 27 1997, 7:05 PM EDT Att: 30,219 - Dome - 68 F			
Mariano Duncan, R OBP: 0.284, SLG: 0.304 (1, 4)	G3		BB WP 1B	E 1B HR		K		G3-1 1B 2B		5	3	3	0	0	1	2				
José Cruz Jr., S OBP: 0.328, SLG: 0.533 (1, 7)	E HR 1B		1B BB	E9 HR 1B		G4-3		G3-1		4	3	2	1	1	0	2				
Joe Carter, R OBP: 0.303, SLG: 0.425 (1, 10)	HR BB		1B BB	HR		P5		2B 1B		3	2	2	4	2	0	0				
Carlos Delgado, L OBP: 0.340, SLG: 0.541 (1, 3)	HR		P2 BB	P2		HR		2B		5	2	3	4	0	0	3				
Ed Sprague, R OBP: 0.306, SLG: 0.393 (1, 5)	K		1B	F7		HR 1B		BB		4	1	2	2	1	1	0				
Shawn Green, L OBP: 0.340, SLG: 0.497 (1, 9)	K		P5	G4-3		G4-3		L7		5	0	0	0	0	1	6				
Benito Santiago, R OBP: 0.260, SLG: 0.366 (1, 2)		G6-3	G6-3	F8		HR				4	1	1	2	0	0	2				
Tomas Perez, S OBP: 0.328, SLG: 0.314 (1, 6)		F8		G3-1		F9		G6-3		4	0	0	0	0	0	0				
Inning Stats	R: 4 E: 0 K: 2 S: 15	H: 2 LOB: 0 BB: 2 P: 28	R: 0 E: 0 K: 0 S: 7	H: 0 LOB: 0 BB: 0 P: 11	R: 2 E: 0 K: 0 S: 16	H: 2 LOB: 2 BB: 2 P: 26	R: 3 E: 1 K: 0 S: 11	H: 3 LOB: 0 BB: 0 P: 14	R: 0 E: 0 K: 1 S: 7	H: 1 LOB: 1 BB: 0 P: 10	R: 3 E: 0 K: 0 S: 10	H: 3 LOB: 0 BB: 0 P: 16	R: 1 E: 0 K: 1 S: 13	H: 3 LOB: 3 BB: 1 P: 25	R: 0 E: 0 K: 1 S: 10	H: 0 LOB: 0 BB: 0 P: 14		1B: 8 2B: 2 3B: 0 HR: 4	SF: 0 SAC: 0 DP: 0 HBP: 0	WP: 1 PB: 0 SB: 2 CS: 0
PITCHER Doug Drabek, R ERA: 5.93 (1, 1)	IP: 4.0 WLS: L BF: 23	H: 7 R: 9 ER: 9 SO: 2	BB: 4 IBB: 0 HBP: 0 BLK: 0	WP: 0 HR: 2 S: 49 P: 79	ERA: 20.25 WHIP: 2.750	PITCHER										IP: 4.0 WLS: L BF: 20	H: 7 R: 4 ER: 4 SO: 2	BB: 1 IBB: 0 HBP: 0 BLK: 0	WP: 0 HR: 2 S: 33 P: 54	ERA: 9.00 WHIP: 2.000

Batter	1	2	3	4	5	6	7	8	9	10	11	AB	R	H	RBI	BB	SO	LOB	TOP					
Norberto Martin, R OBP: 0.318, SLG: 0.368 (1, 4)	F9	1B			G3-1			P3	BB		G3	6	0	2	0	0	0	0						
Dave Martinez, L OBP: 0.351, SLG: 0.411 (1, 9)	F8	1B			K			1B	FC6-4		BB	5	1	3	0	1	1	1						
Frank Thomas, R OBP: 0.457, SLG: 0.628 (1, 10)	E	34 HBP			K			1B	G1-3		BB	5	1	2	0	1	2	4						
Albert Belle, R OBP: 0.328, SLG: 0.491 (1, 7)	F8				G4-3			G1-3			SH3-4	5	0	0	0	1	1	6						
Robin Ventura, L OBP: 0.425, SLG: 0.464 (1, 5)	34 HBP	BB			P5						SH3-4	3	0	1	0	2	0	0						
Mike Cameron, R OBP: 0.350, SLG: 0.445 (1, 8)	E5	34 HBP			K						SH3-4	4	0	0	0	0	3	5						
34 Mario Valdez, L OBP: 0.356, SLG: 0.306 (1, 3)					K							4	0	0	1	0	2	2						
Ron Karkovice, R OBP: 0.246, SLG: 0.317 Greg Norton, S OBP: 0.357, SLG: 0.643 Jorge Fabregas, L OBP: 0.287, SLG: 0.356 (1, 2)	FC5				P2							4	0	0	0	0	0	3						
Ozzie Guillen, L OBP: 0.287, SLG: 0.337 (1, 6)					G1-3						F8	5	0	1	0	0	0	0						
Inning Stats	R: 2 E: 1 K: 0 S: 10	H: 2 LOB: 3 BB: 1 P: 23	R: 0 E: 0 K: 1 S: 9	H: 1 LOB: 1 BB: 0 P: 13	R: 0 E: 0 K: 1 S: 8	H: 0 LOB: 0 BB: 0 P: 12	R: 0 E: 0 K: 1 S: 7	H: 0 LOB: 0 BB: 0 P: 10	R: 0 E: 0 K: 2 S: 7	H: 0 LOB: 0 BB: 0 P: 11	R: 0 E: 0 K: 1 S: 14	H: 2 LOB: 3 BB: 1 P: 16	R: 0 E: 0 K: 2 S: 15	H: 1 LOB: 2 BB: 1 P: 22	R: 0 E: 0 K: 1 S: 14	H: 1 LOB: 2 BB: 1 P: 23	1B: 9 2B: 0 3B: 0 HR: 0	SF: 0 SAC: 1 DP: 0 HBP: 1	WP: 0 SB: 0 CS: 0	PA: 49				
PITCHER	IP WLS BF H R ER SO BB IBB HBP BLK WP HR S P ERA WHIP	IP WLS BF H R ER SO BB IBB HBP BLK WP HR S P ERA WHIP																						
Roger Clemens, R ERA: 1.73 Paul Quantrill, R ERA: 2.04 (1, 1)	9.0 2.0 10 2	0 W 10 0	7 2 0 0 3	2 0 0 0	0 0 0 0	0 0 29 45	0.00 2.000																	

Chicago White Sox @ Toronto Blue Jays
SkyDome, Toronto, ON
Thu Aug 28 1997, 3:33 AM EDT
Att. 36,181 - Sunny - 68 F

livebaseballscorecards.com

AB 42
R 2
H 9
RBI 1
BB 5
SO 10
LOB 23



Batter	1	2	3	4	5	6	7	8	9	10	11	AB	R	H	RBI	BB	SO	LOB	BOTTOM							
Shannon Stewart, R OBP: 0.413, SLG: 0.462 (1, 8)	G4-3				L3				G4-3			5	0	2	1	1	0	3								
Mariano Duncan, R OBP: 0.278, SLG: 0.297 (1, 4)	K				P3						G6-3	6	0	0	0	0	1	6								
José Cruz Jr., S OBP: 0.328, SLG: 0.526 (1, 7)	F9				P6						BB	4	0	0	0	2	1	1								
Joe Carter, R OBP: 0.300, SLG: 0.421 (1, 9)					G3						F9	6	0	0	0	0	1	3								
Carlos Delgado, L OBP: 0.340, SLG: 0.537 (1, 3)					F7							3	0	0	0	2	1	0								
Ed Sprague, R OBP: 0.308, SLG: 0.393 Carlos Garcia, R OBP: 0.250, SLG: 0.305 (1, 5)					E8							4	0	2	0	0	1	0								
Shawn Green, L OBP: 0.341, SLG: 0.495 (1, 10)					K							0	0	0	0	1	0	0								
Charlie O'Brien, R OBP: 0.315, SLG: 0.357 Robert Perez, R OBP: 0.203, SLG: 0.365 (1, 2)					L7							5	1	2	0	0	1	5								
Tomás Perez, S OBP: 0.339, SLG: 0.364 (1, 6)												4	0	2	1	0	0	4								
Inning Stats	R: 0 E: 0 K: 1 S: 9	H: 0 LOB: 0 BB: 0 P: 15	R: 0 E: 1 K: 1 S: 12	H: 1 LOB: 2 BB: 1 P: 22	R: 0 E: 0 K: 0 S: 7	H: 1 LOB: 1 BB: 0 P: 12	R: 0 E: 0 K: 1 S: 8	H: 0 LOB: 0 BB: 0 P: 11	R: 1 E: 0 K: 0 S: 13	H: 4 LOB: 2 BB: 0 P: 18	R: 0 E: 0 K: 1 S: 8	H: 0 LOB: 0 BB: 0 P: 12	R: 0 E: 0 K: 0 S: 12	H: 2 LOB: 2 BB: 0 P: 16	R: 0 E: 0 K: 0 S: 9	H: 0 LOB: 3 BB: 3 P: 24	R: 1 E: 0 K: 0 S: 13	H: 1 LOB: 2 BB: 2 P: 26	1B: 9 2B: 1 3B: 1 HR: 0	SF: 0 SAC: 2 DP: 0 HBP: 0	WP: 1 PB: 0 SB: 0 CS: 0	PA: 49				
PITCHER	IP WLS BF H R ER SO BB IBB HBP BLK WP HR S P ERA WHIP	IP WLS BF H R ER SO BB IBB HBP BLK WP HR S P ERA WHIP																								
Jaime Navarro, R ERA: 5.66 Matt Karchner, R ERA: 2.15 Chuck McElroy, L ERA: 4.22 Jeff Darwin, R ERA: 2.08 (1, 1)	8.0 1.2 1.0 0.0	32 10 6 1	8 2 1 0	2 0 1 0	6 0 1 0	0 0 13 2	0 19 25 3	2.25 0.00 9.00 ∞	1.125 2.400 2.000 ∞																	

Chicago White Sox @ Toronto Blue Jays
SkyDome, Toronto, ON
Thu Aug 28 1997, 3:33 AM EDT
Att. 36,181 - Sunny - 68 F

livebaseballscorecards.com

AB 41
R 3
H 11
RBI 2
BB 6
SO 6
LOB 24



Batter	1	2	3	4	5	6	7	8	9	AB	R	H	RBI	BB	SO	LOB	TOP								
Devon White, S (1,8) OBP: 0.340, SLG: 0.328 John Cangelosi, S (8,8) OBP: 0.345, SLG: 0.327										4	1	2	1	1	2	0	Florida Marlins @ Toronto Blue Jays SkyDome, Toronto, ON Fri Aug 29 1997, 7:05 PM EDT Att: 29,223 - Unknown - 74 F								
Edgar Renteria, R (1,6) OBP: 0.332, SLG: 0.343										4	1	4	2	1	0	0									
Gary Sheffield, R (1,9) OBP: 0.422, SLG: 0.414										2	1	0	0	3	0	2									
Bobby Bonilla, S (1,10) OBP: 0.375, SLG: 0.477										4	1	0	0	1	1	6									
Darren Daulton, L (1,3) OBP: 0.378, SLG: 0.474 Jeff Conine, R (6,3) OBP: 0.345, SLG: 0.394										3	0	0	0	0	1	3									
Moises Alou, R (1,7) OBP: 0.399, SLG: 0.490										4	1	0	1	0	0	3									
Charles Johnson, R (1,2) OBP: 0.365, SLG: 0.501										5	1	2	4	0	2	0									
Craig Counsell, L (1,4) OBP: 0.455, SLG: 0.488										4	0	1	0	0	0	1									
Alex Arias, R (1,5) OBP: 0.346, SLG: 0.324										3	2	1	0	0	1	1									
Inning Stats	R: 0 E: 0 K: 1 S: 10	H: 1 LOB: 1 BB: 0 P: 16	R: 0 E: 0 K: 0 S: 5	H: 0 LOB: 0 BB: 0 P: 9	R: 0 E: 0 K: 1 S: 7	H: 1 LOB: 0 BB: 0 P: 8	R: 3 E: 0 K: 1 S: 21	H: 2 LOB: 1 BB: 2 P: 35	R: 0 E: 0 K: 1 S: 9	H: 0 LOB: 1 BB: 2 P: 19	R: 2 E: 1 K: 0 S: 9	H: 1 LOB: 0 BB: 0 P: 13	R: 1 E: 0 K: 2 S: 19	H: 2 LOB: 3 BB: 1 P: 29	R: 2 E: 0 K: 1 S: 13	H: 3 LOB: 2 BB: 1 P: 18		R: 0 E: 0 K: 2 S: 9	H: 0 LOB: 0 BB: 0 P: 11	1B: 5 2B: 4 3B: 0 HR: 1	SF: 1 SAC: 0 DP: 1 HBP: 1	WP: 0 PB: 0 SB: 1 CS: 1	PA: 43		
PITCHER	IP	WLS	BF	H	R	ER	SO	BB	IBB	HBP	BLK	WP	HR	S	P	ERA	WHIP								
Robert Person, R (1,1) ERA: 5.55	6.0	L	30	7	6	4	4	5	0	1	0	0	1	72	121	6.00	2.000								
Tim Crabtree, R (7,1) ERA: 7.07	2.0		10	3	2	2	3	1	0	0	0	0	0	21	26	9.00	2.000								
Dan Plesac, L (9,1) ERA: 3.57	1.0		3	0	0	0	2	0	0	0	0	0	0	9	11	0.00	0.000								

Batter	1	2	3	4	5	6	7	8	9	AB	R	H	RBI	BB	SO	LOB	BOTTOM								
Shannon Stewart, R (1,8) OBP: 0.441, SLG: 0.463										2	0	1	0	3	0	1	Florida Marlins @ Toronto Blue Jays SkyDome, Toronto, ON Fri Aug 29 1997, 7:05 PM EDT Att: 29,223 - Unknown - 74 F								
Mariano Duncan, R (1,4) OBP: 0.274, SLG: 0.292										5	0	0	0	0	1	6									
José Cruz Jr., S (1,7) OBP: 0.327, SLG: 0.521										3	0	0	0	1	1	0									
Joe Carter, R (1,3) OBP: 0.299, SLG: 0.420										4	0	1	0	0	0	0									
Carlos Delgado, L (1,10) OBP: 0.342, SLG: 0.535										2	0	0	0	2	1	2									
Ed Sprague, R (1,5) OBP: 0.308, SLG: 0.392 Carlos Garcia, R (8, FH) OBP: 0.249, SLG: 0.304										2	0	0	0	1	1	2									
Shawn Green, L (1,9) OBP: 0.340, SLG: 0.492										4	0	1	0	0	1	1									
Benito Santiago, R (1,2) OBP: 0.264, SLG: 0.368										4	0	2	0	0	0	1									
Tomas Perez, S (1,6) OBP: 0.318, SLG: 0.339										4	0	0	0	0	2	3									
Inning Stats	R: 0 E: 0 K: 0 S: 7	H: 1 LOB: 0 BB: 0 P: 11	R: 0 E: 0 K: 1 S: 10	H: 0 LOB: 1 BB: 1 P: 17	R: 0 E: 0 K: 1 S: 7	H: 0 LOB: 1 BB: 1 P: 13	R: 0 E: 0 K: 1 S: 9	H: 0 LOB: 1 BB: 1 P: 17	R: 0 E: 0 K: 1 S: 13	H: 1 LOB: 2 BB: 1 P: 23	R: 0 E: 0 K: 1 S: 9	H: 0 LOB: 1 BB: 1 P: 20	R: 0 E: 0 K: 2 S: 16	H: 1 LOB: 0 BB: 0 P: 20	R: 0 E: 0 K: 0 S: 11	H: 1 LOB: 2 BB: 1 P: 19		R: 0 E: 0 K: 1 S: 17	H: 1 LOB: 2 BB: 1 P: 29	1B: 5 2B: 0 3B: 0 HR: 0	SF: 0 SAC: 0 DP: 1 HBP: 0	WP: 0 PB: 0 SB: 1 CS: 0	PA: 38		
PITCHER	IP	WLS	BF	H	R	ER	SO	BB	IBB	HBP	BLK	WP	HR	S	P	ERA	WHIP								
Al Leiter, L (1,1) ERA: 4.31	6.0		24	2	0	0	4	5	0	0	0	0	0	55	101	0.00	1.167								
Felix Heredia, L (7,1) ERA: 4.13	0.2		3	1	0	0	2	0	0	0	0	0	0	13	15	0.00	1.500								
Jay Powell, R (7,1) ERA: 3.29	1.1		6	1	0	0	0	1	0	0	0	0	0	14	24	0.00	1.500								
Ed Vosberg, L (9,1) ERA: 3.97	1.0		5	1	0	0	1	1	0	0	0	0	0	17	29	0.00	2.000								

AB	35
R	8
H	10
RBI	8
BB	6
SO	9
LOB	19



AB	31
R	0
H	5
RBI	0
BB	7
SO	7
LOB	18



Batter	1	2	3	4	5	6	7	8	9	AB	R	H	RBI	BB	SO	LOB	TOP					
John Cangelosi, S (1, 8) OBP: 0.341, SLG: 0.323	G6-3		G4-3				G4-3		P6	5	0	1	1	0	0	2						
Edgar Renteria, R (1, 6) OBP: 0.330, SLG: 0.342	G6-3		P3				G6-3			5	0	1	0	0	0	4						
Gary Sheffield, R (1, 9) OBP: 0.420, SLG: 0.410				G6-3			G3-1		F9	4	0	0	0	1	1	1						
Darren Daulton, L (1, 10) Kurt Abbott, R (8, PR) OBP: 0.321, SLG: 0.445	G4-3			P6			G6-3		K	4	0	1	0	0	0	1						
Jim Eisenreich, L (1, 3) Jeff Conine, R (8, 3) OBP: 0.345, SLG: 0.394			G4-3				G5-3		K	4	1	2	1	0	0	0						
Moises Alou, R (1, 7) OBP: 0.372, SLG: 0.491										0	0	0	0	0	0	0						
Charles Johnson, R (1, 2) OBP: 0.366, SLG: 0.500										4	1	2	1	0	0	0						
Craig Counsell, L (1, 4) OBP: 0.451, SLG: 0.483										0	0	0	0	0	0	0						
Alex Arias, R (1, 5) OBP: 0.353, SLG: 0.324										3	2	2	0	1	0	1						
Inning Stats	R: 0 H: 0 E: 0 K: 0 S: 8	H: 0 LOB: 1 BB: 1 P: 15	R: 0 H: 2 E: 0 K: 0 S: 6	H: 2 LOB: 1 BB: 0 P: 8	R: 0 H: 0 E: 0 K: 0 S: 8	H: 0 LOB: 0 BB: 0 P: 15	R: 0 H: 1 E: 0 K: 0 S: 8	H: 1 LOB: 1 BB: 0 P: 10	R: 0 H: 2 E: 0 K: 0 S: 12	H: 2 LOB: 2 BB: 0 P: 17	R: 0 H: 0 E: 0 K: 0 S: 5	H: 0 LOB: 0 BB: 0 P: 6	R: 1 H: 1 E: 1 K: 0 S: 11	H: 1 LOB: 2 BB: 1 P: 16	R: 3 H: 3 E: 0 K: 1 S: 17	H: 3 LOB: 2 BB: 2 P: 26	R: 0 H: 1 E: 0 K: 1 S: 9	H: 1 LOB: 1 BB: 0 P: 16	1B: 9 2B: 1 3B: 0 HR: 0	SF: 0 SAC: 1 DP: 2 HBP: 0	WP: 0 PB: 0 CS: 1	PA: 40
PITCHER	IP	WLS	BF	H	R	ER	SO	BB	IBB	HBP	BLK	WP	HR	S	P	ERA	WHIP					
Chris Carpenter, R (1, 1) ERA: 7.36	7.1	L	33	8	4	3	1	3	0	0	0	0	0	69	103	3.68	1.500					
Paul Quantrill, R (8, 1) ERA: 2.02	0.2		3	1	0	0	0	1	0	0	0	0	0	6	10	0.00	3.000					
Kelvim Escobar, R (9, 1) ERA: 2.01	1.0		4	1	0	0	1	0	0	0	0	0	0	9	16	0.00	1.000					

Florida Marlins @ Toronto Blue Jays
SkyDome, Toronto, ON
Sat Aug 30 1997, 3:33 AM EDT
Att: 35,229 - Sunny - 78 F

AB 35
R 4
H 10
RBI 4
BB 4
SO 2
LOB 15



Batter	1	2	3	4	5	6	7	8	9	AB	R	H	RBI	BB	SO	LOB	BOTTOM					
Shannon Stewart, R (1, 8) OBP: 0.417, SLG: 0.431	K		G4-6-3				G5-3		F9	4	0	0	0	0	1	2						
Carlos Garcia, R (1, 4) OBP: 0.246, SLG: 0.300	G1-3						K		K	4	0	0	0	0	2	0						
José Cruz Jr., S (1, 7) OBP: 0.323, SLG: 0.514	F9						G3-1		K	4	0	0	0	0	1	0						
Joe Carter, R (1, 10) OBP: 0.298, SLG: 0.417							F9		K	3	0	0	0	0	0	0						
Carlos Delgado, L (1, 3) OBP: 0.340, SLG: 0.531							K		K	3	0	0	0	0	2	0						
Ed Sprague, R (1, 5) OBP: 0.306, SLG: 0.389							F8		F7	3	0	0	0	0	1	0						
Shawn Green, L (1, 9) OBP: 0.345, SLG: 0.506									F7	3	1	3	0	0	0	0						
Benito Santiago, R (1, 2) OBP: 0.264, SLG: 0.366										2	0	0	1	1	0	1						
Tomas Perez, S (1, 6) OBP: 0.304, SLG: 0.323										3	0	0	0	0	2	2						
Inning Stats	R: 0 H: 0 E: 0 K: 1 S: 11	H: 0 LOB: 0 BB: 0 P: 17	R: 0 H: 0 E: 0 K: 2 S: 10	H: 0 LOB: 0 BB: 0 P: 15	R: 0 H: 1 E: 0 K: 0 S: 8	H: 1 LOB: 1 BB: 1 P: 15	R: 0 H: 0 E: 0 K: 0 S: 10	H: 0 LOB: 0 BB: 0 P: 14	R: 0 H: 1 E: 0 K: 1 S: 11	H: 1 LOB: 1 BB: 0 P: 14	R: 0 H: 0 E: 0 K: 2 S: 9	H: 0 LOB: 0 BB: 0 P: 11	R: 0 H: 0 E: 0 K: 0 S: 8	H: 0 LOB: 0 BB: 0 P: 11	R: 1 H: 1 E: 0 K: 1 S: 12	H: 1 LOB: 0 BB: 0 P: 17	R: 0 H: 0 E: 0 K: 2 S: 12	H: 0 LOB: 0 BB: 0 P: 16	1B: 1 2B: 1 3B: 1 HR: 0	SF: 0 SAC: 0 DP: 1 HBP: 0	WP: 0 PB: 0 CS: 0	PA: 30
PITCHER	IP	WLS	BF	H	R	ER	SO	BB	IBB	HBP	BLK	WP	HR	S	P	ERA	WHIP					
Alex Fernandez, R (1, 1) ERA: 3.32	8.0	W	27	3	1	1	7	1	0	0	0	0	0	79	114	1.12	0.500					
Robb Nen, R (9, 1) ERA: 3.95	1.0	S	3	0	0	0	2	0	0	0	0	0	0	12	16	0.00	0.000					

Florida Marlins @ Toronto Blue Jays
SkyDome, Toronto, ON
Sat Aug 30 1997, 3:33 AM EDT
Att: 35,229 - Sunny - 78 F

AB 29
R 1
H 3
RBI 1
BB 1
SO 9
LOB 5



Batter	1	2	3	4	5	6	7	8	9	AB	R	H	RBI	BB	SO	LOB	TOP									
Devon White, S OBP: 0.345, SLG: 0.333	1-2 1B SH2-4 1B HBP	4-0 2B SF7 BB		1-2 F7		0-0 G4-3			3-2 1B 2B	3	3	1	0	1	0	0										
Edgar Renteria, R OBP: 0.335, SLG: 0.347	1-1 SH2-4	0-2 2B		1-1 G6-3			1-2 FC6-4 1B		0-1 HR 1B	4	1	3	1	0	0	0										
Gary Sheffield, R OBP: 0.423, SLG: 0.418	4-2 1B 1B SF8 BB	4-1 BB			4-2 1B BB		1-2 L8		1-0 HR HR	2	3	1	2	3	0	1										
Bobby Bonilla, S OBP: 0.375, SLG: 0.477	1-0 SF8 1B	2-2 SF7			0-0 PB 1B F7-2 1B		1-0 L7		2-2 P5	4	1	2	1	0	0	1										
Alex Arias, R OBP: 0.353, SLG: 0.324	1-2 E 1B	1-0 3-H G4-3			1-3 1B		1-2 FC6-4		4-1 BB BB	4	0	2	2	1	0	3										
Jim Eisenreich, L OBP: 0.351, SLG: 0.373	1-0 E 1B	1-0 G4-3			1-2 1B		1-2 3-H 2-0 1B		4-1 BB BB	3	0	0	1	1	0	2										
Moises Alou, R OBP: 0.371, SLG: 0.488	1-0 SF8		0-1 P5		2-0 F8			0-2 F8	4-1 BB	3	0	0	1	1	0	2										
Gregg Zaun, S OBP: 0.421, SLG: 0.417	2-3 3-H E3		2-3 K		2-1 F7-2			2-2 G6-4-3 1B	2-3 K	5	0	1	0	0	2	5										
Jeff Conine, R OBP: 0.341, SLG: 0.390	0-0 F9		1-3 K				0-0 P2		2-2 G6-4-3	4	0	0	0	0	1	3										
Craig Counsell, L OBP: 0.434, SLG: 0.462		3-2 G6-3			0-0 G3		0-2 G3		1-2 G3	4	0	0	0	0	0	0										
Inning Stats	R: 3 E: 1 K: 0 S: 13	H: 2 LOB: 2 BB: 1 P: 23	R: 1 E: 0 K: 0 S: 12	H: 1 LOB: 2 BB: 2 P: 26	R: 0 E: 0 K: 2 S: 8	H: 0 LOB: 0 BB: 0 P: 11	R: 0 E: 0 K: 0 S: 9	H: 0 LOB: 0 BB: 0 P: 11	R: 1 E: 0 K: 0 S: 9	H: 2 LOB: 1 BB: 1 P: 18	R: 0 E: 0 K: 0 S: 5	H: 0 LOB: 0 BB: 0 P: 5	R: 0 E: 0 K: 0 S: 9	H: 1 LOB: 1 BB: 0 P: 13	R: 0 E: 0 K: 0 S: 9	H: 1 LOB: 0 BB: 0 P: 13	R: 3 E: 0 K: 1 S: 20	H: 3 LOB: 2 BB: 2 P: 37	1B: 7 2B: 3 3B: 0 HR: 1	SF: 2 SAC: 1 DP: 2 HBP: 1	WP: 0 PB: 1 CS: 0	PA: 43				
PITCHER	IP	WLS	BF	H	R	ER	SO	BB	IBB	HBP	BLK	WP	HR	S	P	ERA	WHIP									
Woody Williams, R ERA: 4.58	(1, 1)	7.0	L	32	6	5	4	2	4	0	1	0	0	65	107	5.14	1.429									
Marty Janzen, R ERA: 3.05	(8, 1)	2.0		11	4	3	3	1	2	0	0	0	0	1	29	50	13.50	3.000								

Florida Marlins @ Toronto Blue Jays
SkyDome, Toronto, ON
Sun Aug 31 1997, 3:33 AM EDT
Att: 31,125 - Sunny - 72 F

AB 33
R 8
H 10
RBI 7
BB 6
SO 3
LOB 15



Batter	1	2	3	4	5	6	7	8	9	AB	R	H	RBI	BB	SO	LOB	BOTTOM									
Shannon Stewart, R OBP: 0.395, SLG: 0.403	3-2 F7		2-1 F8		2-3 K			3-3 K		4	0	0	0	0	2	1										
Mariano Duncan, R OBP: 0.276, SLG: 0.292	2-1 1B G4-3 HBP		0-0 F7		3-3 K			1-0 1B		0	1	0	0	0	0	0										
Carlos Garcia, R OBP: 0.247, SLG: 0.300								1-0 1B		3	0	1	0	0	1	1										
José Cruz Jr., S OBP: 0.328, SLG: 0.527	0-2 G4-3 1B			3-2 HR		1-3 K		0-0 1B		4	1	3	1	0	1	0										
Joe Carter, R OBP: 0.298, SLG: 0.416	0-1 G4-3			1-1 G1 1B		1-3 K		1-0 G5-3		4	0	1	1	0	1	3										
Carlos Delgado, L OBP: 0.339, SLG: 0.531	1-2 3-H P5			2-0 G1		0-3 K		0-0 1B 2B		4	1	1	0	0	1	2										
Ed Sprague, R OBP: 0.307, SLG: 0.390		2-2 G1-6-3 1B		1-1 F7		2-3 K		0-2 FC3-6 1B		4	0	2	1	0	1	1										
Shawn Green, L OBP: 0.341, SLG: 0.500		0-0 F7		3-2 G4-3		1-0 G4-3		0-0 FC3-6 G6-3		4	0	0	0	0	0	3										
Charlie O'Brien, R OBP: 0.309, SLG: 0.350	1-2 G1-6-3			0-0 G6-3		2-2 P5		0-1 G6-3		4	0	0	0	0	0	2										
Tomas Perez, S OBP: 0.306, SLG: 0.338			1-3 K		0-2 2B			1-2 P6		3	0	1	0	0	1	0										
Inning Stats	R: 1 E: 0 K: 0 S: 10	H: 1 LOB: 1 BB: 0 P: 15	R: 0 E: 0 K: 0 S: 9	H: 1 LOB: 0 BB: 0 P: 12	R: 0 E: 0 K: 1 S: 7	H: 0 LOB: 0 BB: 0 P: 10	R: 0 E: 0 K: 0 S: 13	H: 2 LOB: 1 BB: 0 P: 23	R: 0 E: 0 K: 2 S: 10	H: 1 LOB: 1 BB: 0 P: 15	R: 0 E: 0 K: 3 S: 10	H: 0 LOB: 0 BB: 0 P: 12	R: 0 E: 0 K: 1 S: 7	H: 0 LOB: 0 BB: 0 P: 12	R: 0 E: 0 K: 1 S: 12	H: 2 LOB: 2 BB: 0 P: 18	R: 0 E: 0 K: 0 S: 10	H: 2 LOB: 0 BB: 0 P: 12	1B: 6 2B: 2 3B: 0 HR: 1	SF: 0 SAC: 0 DP: 2 HBP: 1	WP: 0 PB: 0 CS: 0	PA: 35				
PITCHER	IP	WLS	BF	H	R	ER	SO	BB	IBB	HBP	BLK	WP	HR	S	P	ERA	WHIP									
Livan Hernandez, R ERA: 2.75	(1, 1)	7.2		30	7	2	2	8	0	0	0	0	0	1	77	115	2.35	0.913								
Jay Powell, R ERA: 3.27	(8, 1)	0.1		1	0	0	0	0	0	0	0	0	0	1	2	0.00	0.000									
Dennis Cook, L ERA: 3.75	(9, 1)	0.1		3	2	1	1	0	0	0	0	0	0	8	10	27.00	6.000									
Robb Nen, R ERA: 3.92	(9, 1)	0.2		1	0	0	0	0	0	0	0	0	0	2	2	0.00	0.000									

Florida Marlins @ Toronto Blue Jays
SkyDome, Toronto, ON
Sun Aug 31 1997, 3:33 AM EDT
Att: 31,125 - Sunny - 72 F

AB 34
R 3
H 9
RBI 3
BB 0
SO 8
LOB 13



Batter	1	2	3	4	5	6	7	8	9	AB	R	H	RBI	BB	SO	LOB	TOP				
Carlos Garcia, R OBP: 0.247, SLG: 0.298 (1, 4)	4-0 BB		2-1 G6-3		1-3 K		1-1 G4-6-3			3	0	0	0	1	1	2					
Shawn Green, L OBP: 0.338, SLG: 0.494 (1, 9)	2-3 SAFE K		2-2 G3-1			2-3 K		2-1 G6-3		4	0	0	0	0	2	1					
José Cruz Jr., S OBP: 0.327, SLG: 0.521 (1, 8)	3-3 K		2-3 K			4-1 HBP BB BB		3-3 K		3	0	0	0	1	3	1					
Joe Carter, R OBP: 0.297, SLG: 0.413 (1, 7)	0-0 F8			1-0 P6		4-1 HBP BB		0-2 G6-3		3	0	0	0	1	0	1					
Carlos Delgado, L OBP: 0.338, SLG: 0.527 (1, 3)		0-1 G3-1		0-2 L9		2-2 SAFE G6-4-3 HBP		2-1 G4-3		3	0	0	0	0	0	0					
Ed Sprague, R OBP: 0.309, SLG: 0.389 (1, 5)		4-2 1B BB		4-2 BB		2-0 G6-4-3		1-0 G6-3		2	0	0	0	2	0	3					
Benito Santiago, R OBP: 0.264, SLG: 0.364 (1, 2)		1-0 P6		1-1 G4-3			0-1 BB 1B		0-0 F3	4	0	1	0	0	0	2					
Tomas Perez, S OBP: 0.320, SLG: 0.343 (1, 6)		3-2 1B		2-2 P4		4-1 G4-6-3 BB				2	0	1	0	1	0	0					
Pat Hentgen, R (1, 1)		1-3 K		2-1 G5-3			1-3 K			2	0	0	0	0	1	2					
Jacob Brumfield, R OBP: 0.267, SLG: 0.285 (7, PH)										1	0	0	0	0	1	2					
Paul Quantrill, L (7, 1)										0	0	0	0	0	0	0					
Dan Plesac, L (8, 1)										0	0	0	0	0	0	0					
Inning Stats	R: 0 E: 0 K: 2 S: 8	H: 0 LOB: 1 BB: 1 P: 17	R: 0 E: 0 K: 1 S: 13	H: 1 LOB: 2 BB: 1 P: 22	R: 0 E: 0 K: 1 S: 9	H: 0 LOB: 0 BB: 0 P: 15	R: 0 E: 0 K: 0 S: 11	H: 0 LOB: 1 BB: 0 P: 17	R: 0 E: 0 K: 1 S: 9	H: 0 LOB: 0 BB: 0 P: 14	R: 0 E: 0 K: 1 S: 12	H: 1 LOB: 1 BB: 1 P: 26	R: 0 E: 0 K: 1 S: 9	H: 0 LOB: 0 BB: 0 P: 14	R: 0 E: 0 K: 0 S: 4	H: 0 LOB: 0 BB: 0 P: 7	1B: 2 2B: 0 3B: 0 HR: 0	SF: 0 SAC: 0 DP: 2 HBP: 1	WP: 0 PB: 0 SB: 0 CS: 0	PA: 34	
PITCHER	IP	WLS	BF	H	R	ER	SO	BB	IBB	HBP	BLK	WP	HR	S	P	ERA	WHIP				
Jason Isringhausen, R ERA: 4.08 (1, 1)	6.0	W	26	2	0	0	6	6	0	1	0	0	0	65	118	0.00	1.333				
Greg McMichael, R ERA: 2.95 (7, 1)	1.0		2	0	0	0	1	0	0	0	0	0	0	6	8	0.00	0.000				
Mel Rojas, R ERA: 4.52 (8, 1)	1.0		3	0	0	0	1	0	0	0	0	0	0	9	14	0.00	0.000				
John Franco, L ERA: 2.29 (9, 1)	1.0	S	3	0	0	0	0	0	0	0	0	0	0	4	7	0.00	0.000				

Toronto Blue Jays @ New York Mets
Shea Stadium, Flushing, NY
Mon Sep 01 1997, 3:33 AM EDT
Att: 19,196 - Overcast - 82 F

AB	27
R	0
H	2
RBI	0
BB	6
SO	8
LOB	14



Batter	1	2	3	4	5	6	7	8	9	AB	R	H	RBI	BB	SO	LOB	BOTTOM				
Carl Everett, S OBP: 0.304, SLG: 0.427 (1, 8)	3-2 G4-3		0-1 L6			2-3 K		0-0 G6-3		4	0	0	0	0	1	0					
Matt Franco, L OBP: 0.362, SLG: 0.431 (1, 5)	2-0 F7			0-1 G3-1		2-1 BB 1B		2-1 G4-3		3	0	1	0	0	0	0					
Edgardo Alfonzo, R OBP: 0.405, SLG: 0.458 (6, FR) (7, 5)						BB 1B				1	1	0	0	0	0	0					
John Olerud, L OBP: 0.392, SLG: 0.465 (1, 3)	3-2 L7			0-0 HR		4-0 SAFE 1B BB		2-2 G5-3		3	1	1	1	1	0	0					
Todd Hundley, S OBP: 0.392, SLG: 0.546 (1, 2)		1-3 K		3-0 F8		2-1 G6-4-3 1B				3	0	1	1	0	1	0					
Bernard Gilkey, R OBP: 0.324, SLG: 0.378 (1, 7)		2-3 K		2-2 F9		0-1 SAFE G6-4-3				3	0	0	0	0	1	3					
Carlos Baerga, S OBP: 0.321, SLG: 0.410 (1, 4)		0-0 2B			0-2 G4-3		1-1 G4-3 G5-3 1B			3	0	2	0	0	0	0					
Butch Huskey, R OBP: 0.314, SLG: 0.496 (1, 9)		0-3 K			1-0 HR		1-0 G5-3			3	1	1	1	0	1	2					
Rey Ordóñez, R OBP: 0.264, SLG: 0.264 (1, 6)			1-0 F9		0-0 G6-3		1-2 G4-3			3	0	0	0	0	0	1					
Jason Isringhausen, R OBP: 0.333, SLG: 0.333 (1, 1)			0-3 K			0-0 G6-3		2-1 G5-3		2	0	0	0	0	1	0					
Greg McMichael, R OBP: 0.697, SLG: 0.667 (7, 1)										0	0	0	0	0	0	0					
Brian McRae, S OBP: 0.327, SLG: 0.374 (7, PH)										1	0	0	0	0	0	1					
Mel Rojas, R (8, 1)										0	0	0	0	0	0	0					
John Franco, L (9, 1)										0	0	0	0	0	0	0					
Inning Stats	R: 0 E: 0 K: 0 S: 9	H: 0 LOB: 0 BB: 0 P: 17	R: 0 E: 0 K: 3 S: 10	H: 1 LOB: 1 BB: 0 P: 13	R: 0 E: 0 K: 1 S: 6	H: 0 LOB: 0 BB: 0 P: 7	R: 1 E: 0 K: 0 S: 7	H: 1 LOB: 0 BB: 0 P: 12	R: 1 E: 0 K: 1 S: 9	H: 2 LOB: 2 BB: 1 P: 19	R: 0 E: 0 K: 0 S: 8	H: 1 LOB: 1 BB: 0 P: 13	R: 0 E: 0 K: 0 S: 6	H: 0 LOB: 0 BB: 0 P: 10	1B: 3 2B: 1 3B: 0 HR: 2	SF: 0 SAC: 0 DP: 1 HBP: 0	WP: 0 PB: 0 SB: 0 CS: 0	PA: 30			
PITCHER	IP	WLS	BF	H	R	ER	SO	BB	IBB	HBP	BLK	WP	HR	S	P	ERA	WHIP				
Pat Hentgen, R ERA: 3.49 (1, 1)	6.0	L	23	5	3	3	5	1	0	0	0	0	0	2	47	4.50	1.000				
Paul Quantrill, R ERA: 2.0 (7, 1)	1.0		4	1	0	0	0	0	0	0	0	0	0	8	13	0.00	1.000				
Dan Plesac, L ERA: 3.48 (8, 1)	1.0		3	0	0	0	0	0	0	0	0	0	0	6	10	0.00	0.000				

Toronto Blue Jays @ New York Mets
Shea Stadium, Flushing, NY
Mon Sep 01 1997, 3:33 AM EDT
Att: 19,196 - Overcast - 82 F

AB	29
R	3
H	6
RBI	3
BB	1
SO	5
LOB	7



Batter	1	2	3	4	5	6	7	8	9	AB	R	H	RBI	BB	SO	LOB	TOP										
Shannon Stewart, R OBP: 0.383, SLG: 0.379	P3		HBP BB	L9		FC6-4			L6	4	0	0	0	1	0	3											
Mariano Duncan, R OBP: 0.278, SLG: 0.295	F9		HBP						FC6-4 HR	4	1	1	0	0	0	1											
José Cruz Jr., S OBP: 0.328, SLG: 0.539	K		K						HR	5	2	2	3	0	3	4											
Carlos Delgado, L OBP: 0.339, SLG: 0.525			SF9						G3-1	3	0	1	1	1	0	0											
Ed Sprague, R OBP: 0.307, SLG: 0.386	P4		L6							4	0	0	0	0	2	5											
Tim Crabtree, R Sandy Martinez, L										0	0	0	0	0	0	0											
Shawn Green, L OBP: 0.337, SLG: 0.490	K									3	1	0	0	1	1	3											
Charlie O'Brien, R OBP: 0.313, SLG: 0.350										3	0	1	0	1	0	0											
Kelvin Escobar, R										0	0	0	0	0	0	0											
Tomas Perez, S OBP: 0.304, SLG: 0.324	L6		G4-6-3						K	4	0	0	0	0	1	4											
Roger Clemens, R OBP: 0.667, SLG: 1.000										2	1	1	0	1	0	0											
Tom Evans, R OBP: 1.000, SLG: 1.000			HBP SF9						FC6-4 BB	1	0	1	0	0	0	0											
Inning Stats	R: 0 E: 0 K: 1 S: 11	H: 0 LOB: 0 BB: 0 P: 14	R: 0 E: 0 K: 1 S: 15	H: 2 LOB: 2 BB: 0 P: 24	R: 1 E: 0 K: 1 S: 11	H: 1 LOB: 2 BB: 1 P: 21	R: 1 E: 0 K: 0 S: 16	H: 0 LOB: 1 BB: 2 P: 27	R: 0 E: 0 K: 2 S: 12	H: 1 LOB: 2 BB: 1 P: 18	R: 1 E: 0 K: 2 S: 11	H: 1 LOB: 0 BB: 0 P: 16	R: 0 E: 0 K: 1 S: 10	H: 0 LOB: 0 BB: 0 P: 13	R: 2 E: 1 K: 0 S: 10	H: 2 LOB: 0 BB: 0 P: 13	1B: 3 2B: 2 3B: 0 HR: 2	SF: 1 SAC: 0 DP: 1 HBP: 1	WP: 0 PB: 0 SB: 0 CS: 0	PA: 40							
PITCHER	IP	WLS	BF	H	R	ER	SO	BB	IBB	HBP	BLK	WP	HR	S	P	ERA	WHIP										
Juan Acevedo, R ERA: 4.09	5.0	W	24	4	2	1	5	4	0	1	0	0	0	65	104	1.80	1.600										
Turk Wendell, R ERA: 4.12	4.0	S	16	3	3	3	3	1	0	0	0	0	2	40	57	6.75	1.000										

Toronto Blue Jays @ New York Mets
Shea Stadium, Flushing, NY
Tue Sep 02 1997, 7:05 PM EDT
Att: 17,635 - Unknown - 82 F

AB 33
R 5
H 7
RBI 4
BB 5
SO 8
LOB 20



Batter	1	2	3	4	5	6	7	8	9	AB	R	H	RBI	BB	SO	LOB	BOTTOM										
Brian McRae, S OBP: 0.327, SLG: 0.376		K		K					K	5	0	2	1	0	3	2											
Edgardo Alfonzo, R OBP: 0.404, SLG: 0.456	K	L9		G5-3						4	0	1	0	0	1	3											
John Olerud, L OBP: 0.391, SLG: 0.462	K			P5						3	1	0	0	1	1	1											
Todd Hundley, S OBP: 0.393, SLG: 0.546	K									4	1	2	0	0	2	1											
Bernard Gilkey, R OBP: 0.327, SLG: 0.383										3	2	2	2	1	1	1											
Carlos Baerga, S OBP: 0.322, SLG: 0.415										4	2	2	1	0	0	2											
Butch Huskey, R OBP: 0.313, SLG: 0.493										4	1	1	0	0	1	2											
Rey Ordóñez, R OBP: 0.268, SLG: 0.278										3	1	2	3	0	0	1											
Juan Acevedo, R										1	0	0	0	0	1	0											
Turk Wendell, L										2	0	0	0	0	0	1											
Inning Stats	R: 0 E: 0 K: 3 S: 13	H: 1 LOB: 1 BB: 0 P: 20	R: 2 E: 1 K: 1 S: 16	H: 3 LOB: 0 BB: 0 P: 17	R: 4 E: 0 K: 1 S: 14	H: 3 LOB: 0 BB: 1 P: 25	R: 0 E: 0 K: 1 S: 6	H: 0 LOB: 0 BB: 0 P: 9	R: 0 E: 0 K: 1 S: 9	H: 0 LOB: 0 BB: 1 P: 15	R: 1 E: 0 K: 0 S: 10	H: 3 LOB: 1 BB: 0 P: 14	R: 0 E: 0 K: 1 S: 9	H: 1 LOB: 1 BB: 0 P: 11	R: 1 E: 0 K: 2 S: 10	H: 1 LOB: 0 BB: 0 P: 16	1B: 7 2B: 4 3B: 0 HR: 1	SF: 0 SAC: 2 DP: 1 HBP: 0	WP: 0 PB: 0 SB: 0 CS: 1	PA: 38							
PITCHER	IP	WLS	BF	H	R	ER	SO	BB	IBB	HBP	BLK	WP	HR	S	P	ERA	WHIP										
Roger Clemens, R ERA: 1.92	6.0	L	29	10	7	6	7	2	0	0	0	0	0	68	100	9.00	2.000										
Tim Crabtree, R ERA: 6.87	1.0		4	1	0	0	1	0	0	0	0	0	0	9	11	0.00	1.000										
Kelvin Escobar, R ERA: 2.31	1.0		4	1	1	1	2	0	0	0	0	0	1	10	16	9.00	1.000										

Toronto Blue Jays @ New York Mets
Shea Stadium, Flushing, NY
Tue Sep 02 1997, 7:05 PM EDT
Att: 17,635 - Unknown - 82 F

AB 33
R 8
H 12
RBI 7
BB 2
SO 10
LOB 14



Batter	1	2	3	4	5	6	7	8	9	AB	R	H	RBI	BB	SO	LOB	TOP								
Shannon Stewart, R OBP: 0.376, SLG: 0.371										4	1	1	0	0	1	2									
Mariano Duncan, R OBP: 0.276, SLG: 0.295										4	0	1	0	0	1	1									
José Cruz Jr., S OBP: 0.325, SLG: 0.532										4	0	0	0	0	3	2									
Carlos Delgado, L OBP: 0.340, SLG: 0.534										4	1	2	2	0	0	0									
Benito Santiago, R OBP: 0.268, SLG: 0.363 Sandy Martinez, L (6, PR)										1	0	0	0	0	1	1									
Jacob Brumfield, R OBP: 0.265, SLG: 0.283										0	0	0	0	0	0	0									
Shawn Green, L OBP: 0.334, SLG: 0.486 Ed Sprague, R OBP: 0.306, SLG: 0.385										3	0	0	0	0	1	2									
Tom Evans, R OBP: 0.250, SLG: 0.250										3	0	0	0	0	3	1									
Tomas Perez, S OBP: 0.305, SLG: 0.324										3	0	1	0	0	1	1									
Robert Person, R										1	0	0	0	1	0	0									
Paul Quantrill, L										1	0	0	0	0	1	0									
Dan Plesac, L										0	0	0	0	0	0	0									
Tim Crabtree, R										0	0	0	0	0	0	0									
Inning Stats	R: 1 E: 0 K: 2 S: 12	H: 2 LOB: 1 BB: 0 P: 20	R: 0 E: 0 K: 2 S: 12	H: 1 LOB: 2 BB: 1 P: 25	R: 0 E: 0 K: 1 S: 7	H: 0 LOB: 0 BB: 0 P: 9	R: 0 E: 0 K: 1 S: 8	H: 0 LOB: 1 BB: 0 P: 17	R: 0 E: 0 K: 1 S: 6	H: 0 LOB: 0 BB: 0 P: 7	R: 1 E: 0 K: 0 S: 6	H: 1 LOB: 1 BB: 0 P: 11	R: 0 E: 0 K: 3 S: 11	H: 0 LOB: 0 BB: 0 P: 14	R: 0 E: 0 K: 2 S: 8	H: 1 LOB: 0 BB: 0 P: 12	R: 0 E: 0 K: 1 S: 7	H: 0 LOB: 0 BB: 0 P: 14	1B: 3 2B: 1 3B: 0 HR: 1	SF: 0 SAC: 0 DP: 1 HBP: 2	WP: 0 PB: 0 SB: 1 CS: 1	PA: 33			
PITCHER	IP	WLS	BF	H	R	ER	SO	BB	IBB	HBP	BLK	WP	HR	S	P	ERA	WHIP								
Dave Milcki, R ERA: 4.45	6.0	W	24	4	2	2	7	1	0	2	0	0	1	51	89	3.00	0.833								
Greg McMichael, R ERA: 2.91	1.0		3	0	0	0	3	0	0	0	0	0	0	11	14	0.00	0.000								
Mel Rojas, R ERA: 4.46	1.0	S	3	1	0	0	2	0	0	0	0	0	0	8	12	0.00	1.000								
John Franco, L ERA: 2.25	1.0	S	3	0	0	0	1	0	0	0	0	0	0	7	14	0.00	0.000								

Toronto Blue Jays @ New York Mets
Shea Stadium, Flushing, NY
Wed Sep 03 1997, 7:05 PM EDT
Att: 14,513 - Unknown - 68 F

AB	30
R	2
H	5
RBI	2
BB	1
SO	13
LOB	10



Batter	1	2	3	4	5	6	7	8	9	AB	R	H	RBI	BB	SO	LOB	BOTTOM								
Carl Everett, S OBP: 0.312, SLG: 0.433										2	1	2	1	3	0	0									
Eduardo Alfonzo, R OBP: 0.402, SLG: 0.453										5	0	1	0	0	2	6									
John Olerud, L OBP: 0.389, SLG: 0.459										3	0	0	0	1	0	4									
Todd Hundley, S OBP: 0.394, SLG: 0.545										4	1	2	0	0	1	2									
Bernard Gilkey, R OBP: 0.330, SLG: 0.383										2	0	1	0	1	0	1									
Carlos Baerga, S OBP: 0.322, SLG: 0.414										4	1	1	0	0	1	7									
Butch Huskey, R OBP: 0.281, SLG: 0.286 Matt Franco, L OBP: 0.205, SLG: 0.228 Greg McMichael, R OBP: 0.289, SLG: 0.287 Mel Rojas, R OBP: 0.276, SLG: 0.325										4	0	1	0	0	0	2									
Rey Ordóñez, R OBP: 0.271, SLG: 0.284										4	1	2	1	0	0	1									
Dave Milcki, R OBP: 0.281, SLG: 0.286 Matt Franco, L OBP: 0.205, SLG: 0.228 Greg McMichael, R OBP: 0.289, SLG: 0.287 Mel Rojas, R OBP: 0.276, SLG: 0.325 Roberto Petagine, L OBP: 0.276, SLG: 0.325 John Franco, L OBP: 0.276, SLG: 0.325										2	0	0	0	0	2	1									
Inning Stats	R: 0 E: 0 K: 1 S: 14	H: 1 LOB: 3 BB: 2 P: 29	R: 0 E: 0 K: 1 S: 6	H: 0 LOB: 0 BB: 0 P: 10	R: 1 E: 0 K: 0 S: 8	H: 1 LOB: 0 BB: 1 P: 15	R: 0 E: 0 K: 0 S: 5	H: 1 LOB: 0 BB: 0 P: 9	R: 0 E: 0 K: 1 S: 14	H: 2 LOB: 2 BB: 0 P: 21	R: 2 E: 1 K: 0 S: 14	H: 3 LOB: 1 BB: 0 P: 24	R: 0 E: 0 K: 3 S: 18	H: 0 LOB: 3 BB: 2 P: 36	R: 1 E: 1 K: 1 S: 14	H: 2 LOB: 2 BB: 0 P: 24	1B: 8 2B: 2 3B: 0 HR: 0	SF: 0 SAC: 0 DP: 2 HBP: 1	WP: 1 PB: 0 SB: 3 CS: 0	PA: 38					
PITCHER	IP	WLS	BF	H	R	ER	SO	BB	IBB	HBP	BLK	WP	HR	S	P	ERA	WHIP								
Robert Person, R ERA: 5.46	5.1		23	6	2	2	3	3	0	0	0	0	0	53	95	3.38	1.688								
Paul Quantrill, R ERA: 1.97	1.0	L	6	2	1	0	1	1	0	0	0	0	0	14	25	0.00	3.000								
Dan Plesac, L ERA: 3.46	0.1		2	0	0	0	1	1	0	0	0	0	0	7	14	0.00	3.000								
Tim Crabtree, R ERA: 6.87	1.1		7	2	1	1	2	0	0	1	0	0	0	19	34	6.75	1.500								

Toronto Blue Jays @ New York Mets
Shea Stadium, Flushing, NY
Wed Sep 03 1997, 7:05 PM EDT
Att: 14,513 - Unknown - 68 F

AB	32
R	4
H	10
RBI	2
BB	5
SO	7
LOB	26



Batter	1	2	3	4	5	6	7	8	9	AB	R	H	RBI	BB	SO	LOB	TOP					
Tom Goodwin, L (1, 8) OBP: 0.317, SLG: 0.349	4-2 E 29 1B BB		1-1 CS 29 1B 1B		1-0 G5-3 29 WP 2B		1-2 29 WP G4-3 2B		1-1 F7	4	4	3	0	1	0	0						
Ivan Rodriguez, R (1, 2) OBP: 0.359, SLG: 0.475	3-2 G5-3		0-3 K		0-1 G5-3		0-3 K		0-0 G5-3	5	0	0	0	0	2	4						
29 Rusty Greer, L (1, 7) OBP: 0.416, SLG: 0.536	3-2 2H 1B		1-0 E 2B 1B		3-1 F7		3-1 G4-3			4	1	2	3	0	0	0						
Juan Gonzalez, R (1, 10) OBP: 0.329, SLG: 0.563	1-3 K		1-2 E5 2B 1B		0-2 1B		0-1 F9			4	1	1	0	0	1	2						
Lee Stevens, L (1, 3) OBP: 0.333, SLG: 0.503	1-1 P5		0-1 1H 3H 2B		1-3 K				0-3 K	4	0	1	2	0	2	2						
Fernando Tatis, R (1, 5) OBP: 0.307, SLG: 0.404		2-2 F9	2-2 F9			1-3 K			0-0 1B	4	0	1	0	0	1	1						
Domingo Cedenio, S (1, 4) OBP: 0.342, SLG: 0.393		2-2 G3		1-3 K		0-1 1B			0-0 L9	4	0	1	0	0	1	1						
Alex Diaz, S (1, 9) OBP: 0.184, SLG: 0.263		2-1 G3-1		0-2 L4		0-1 F9			0-0 L5-3	4	0	0	0	0	0	2						
Benji Gil, R (1, 6) OBP: 0.261, SLG: 0.321			1-3 K		0-1 G6-3		2-3 K		1-3 K	4	0	0	0	0	3	1						
Inning Stats	R: 1 E: 1 K: 1 S: 16	H: 1 LOB: 1 BB: 1 P: 28	R: 0 E: 0 K: 0 S: 9	H: 0 LOB: 0 BB: 0 P: 15	R: 3 E: 1 K: 2 S: 17	H: 3 LOB: 1 BB: 0 P: 23	R: 0 E: 0 K: 1 S: 9	H: 0 LOB: 0 BB: 0 P: 10	R: 1 E: 0 K: 2 S: 11	H: 2 LOB: 1 BB: 0 P: 16	R: 0 E: 0 K: 1 S: 10	H: 1 LOB: 0 BB: 0 P: 14	R: 0 E: 0 K: 1 S: 6	H: 1 LOB: 1 BB: 0 P: 6	R: 0 E: 0 K: 1 S: 8	H: 0 LOB: 0 BB: 0 P: 10	1B: 6 2B: 3 3B: 0 HR: 0	SF: 0 SAC: 0 DP: 0 HBP: 0	WP: 2 PB: 0 SB: 0 CS: 1	PA: 38		
PITCHER	IP WLS BF H R ER SO BB IBB HBP BLK WP HR S P ERA WHIP	IP WLS BF H R ER SO BB IBB HBP BLK WP HR S P ERA WHIP	IP WLS BF H R ER SO BB IBB HBP BLK WP HR S P ERA WHIP	IP WLS BF H R ER SO BB IBB HBP BLK WP HR S P ERA WHIP	IP WLS BF H R ER SO BB IBB HBP BLK WP HR S P ERA WHIP	IP WLS BF H R ER SO BB IBB HBP BLK WP HR S P ERA WHIP	IP WLS BF H R ER SO BB IBB HBP BLK WP HR S P ERA WHIP	IP WLS BF H R ER SO BB IBB HBP BLK WP HR S P ERA WHIP	IP WLS BF H R ER SO BB IBB HBP BLK WP HR S P ERA WHIP	IP WLS BF H R ER SO BB IBB HBP BLK WP HR S P ERA WHIP	IP WLS BF H R ER SO BB IBB HBP BLK WP HR S P ERA WHIP	IP WLS BF H R ER SO BB IBB HBP BLK WP HR S P ERA WHIP	IP WLS BF H R ER SO BB IBB HBP BLK WP HR S P ERA WHIP	IP WLS BF H R ER SO BB IBB HBP BLK WP HR S P ERA WHIP	IP WLS BF H R ER SO BB IBB HBP BLK WP HR S P ERA WHIP	IP WLS BF H R ER SO BB IBB HBP BLK WP HR S P ERA WHIP	IP WLS BF H R ER SO BB IBB HBP BLK WP HR S P ERA WHIP	IP WLS BF H R ER SO BB IBB HBP BLK WP HR S P ERA WHIP	IP WLS BF H R ER SO BB IBB HBP BLK WP HR S P ERA WHIP	IP WLS BF H R ER SO BB IBB HBP BLK WP HR S P ERA WHIP	IP WLS BF H R ER SO BB IBB HBP BLK WP HR S P ERA WHIP	IP WLS BF H R ER SO BB IBB HBP BLK WP HR S P ERA WHIP
Chris Carpenter, R (1, 1) ERA: 6.84	5.0 L	23 6	5 5	1 5	5 5	1 5	0 5	1 5	0 5	1 5	0 5	0 5	0 5	0 5	0 5	0 5	1.80 1.400					
Omar Daal, L (6, 1) ERA: 9.47	3.0	12 3	1 1	1 4	4 0	0 0	0 0	0 0	0 0	1 0	0 29	36 3.00	1.000									
Carlos Almanzar, R (9, 1) ERA:	1.0	3 0	0 0	0 1	1 0	0 0	0 0	0 0	0 0	0 0	8 10	0.00 0.000										

Texas Rangers @ Toronto Blue Jays
SkyDome, Toronto, ON
Thu Sep 04 1997, 7:05 PM EDT
Att: 26,178 - Unknown - 70 F

AB 37
R 6
H 9
RBI 5
BB 1
SO 10
LOB 13



Batter	1	2	3	4	5	6	7	8	9	AB	R	H	RBI	BB	SO	LOB	BOTTOM						
Shannon Stewart, R (1, 8) OBP: 0.382, SLG: 0.392	3-2 F8		1-2 FC5-2 1-3 3H 2B		1-3 K			2-2 FC6-4 1B		4	0	2	1	0	1	0							
Mariano Duncan, R (1, 4) OBP: 0.274, SLG: 0.291	1-3 K		1-3 K		1-1 G4-3			1-3 K		4	0	0	0	0	3	3							
José Cruz Jr., S (1, 7) OBP: 0.321, SLG: 0.525	1-3 K		0-1 FC5-2		0-1 G3			2-3 K		4	0	0	0	0	2	3							
Joe Carter, R (1, 10) OBP: 0.295, SLG: 0.410		0-3 K	2-3 3H 2-2 P3			0-2 G4-3		0-1 FC6-4		4	0	0	0	0	1	3							
Carlos Delgado, L (1, 3) OBP: 0.337, SLG: 0.530		0-2 P6		2-3 K		3-3 K			1-3 K	4	0	0	0	0	3	0							
Benito Santiago, R (1, 2) OBP: 0.275, SLG: 0.378		0-0 1B		1-0 WP 1B		2-1 F8			0-0 HR	4	1	3	1	0	0	0							
Shawn Green, L (1, 9) OBP: 0.333, SLG: 0.481		2-3 K		4-2 1B 1-2 BB			1-1 P5		0-2 G4-3	3	0	0	0	1	1	1							
Tom Evans, R (1, 5) OBP: 0.250, SLG: 0.375			0-0 1B 2B 2B		1-0 F7				1-3 K	4	1	1	0	0	2	2							
Tomas Perez, S (1, 6) OBP: 0.306, SLG: 0.325			0-1 2B FC5-2 1B		2-0 G4-3				0-1 L6	3	0	1	0	0	0	2							
Inning Stats	R: 0 E: 0 K: 2 S: 10	H: 0 LOB: 0 BB: 0 P: 15	R: 0 E: 0 K: 2 S: 12	H: 1 LOB: 1 BB: 0 P: 14	R: 1 E: 0 K: 1 S: 15	H: 3 LOB: 2 BB: 0 P: 19	R: 0 E: 0 K: 1 S: 8	H: 1 LOB: 2 BB: 1 P: 18	R: 0 E: 0 K: 1 S: 7	H: 0 LOB: 0 BB: 0 P: 9	R: 0 E: 0 K: 1 S: 8	H: 0 LOB: 0 BB: 0 P: 13	R: 0 E: 0 K: 1 S: 8	H: 0 LOB: 0 BB: 0 P: 10	R: 0 E: 0 K: 2 S: 12	H: 1 LOB: 1 BB: 0 P: 17	R: 1 E: 0 K: 2 S: 11	H: 1 LOB: 0 BB: 0 P: 13	1B: 4 2B: 2 3B: 0 HR: 1	SF: 0 SAC: 0 DP: 0 HBP: 0	WP: 1 PB: 0 SB: 0 CS: 0	PA: 35	
PITCHER	IP WLS BF H R ER SO BB IBB HBP BLK WP HR S P ERA WHIP	IP WLS BF H R ER SO BB IBB HBP BLK WP HR S P ERA WHIP	IP WLS BF H R ER SO BB IBB HBP BLK WP HR S P ERA WHIP	IP WLS BF H R ER SO BB IBB HBP BLK WP HR S P ERA WHIP	IP WLS BF H R ER SO BB IBB HBP BLK WP HR S P ERA WHIP	IP WLS BF H R ER SO BB IBB HBP BLK WP HR S P ERA WHIP	IP WLS BF H R ER SO BB IBB HBP BLK WP HR S P ERA WHIP	IP WLS BF H R ER SO BB IBB HBP BLK WP HR S P ERA WHIP	IP WLS BF H R ER SO BB IBB HBP BLK WP HR S P ERA WHIP	IP WLS BF H R ER SO BB IBB HBP BLK WP HR S P ERA WHIP	IP WLS BF H R ER SO BB IBB HBP BLK WP HR S P ERA WHIP	IP WLS BF H R ER SO BB IBB HBP BLK WP HR S P ERA WHIP	IP WLS BF H R ER SO BB IBB HBP BLK WP HR S P ERA WHIP	IP WLS BF H R ER SO BB IBB HBP BLK WP HR S P ERA WHIP	IP WLS BF H R ER SO BB IBB HBP BLK WP HR S P ERA WHIP	IP WLS BF H R ER SO BB IBB HBP BLK WP HR S P ERA WHIP	IP WLS BF H R ER SO BB IBB HBP BLK WP HR S P ERA WHIP	IP WLS BF H R ER SO BB IBB HBP BLK WP HR S P ERA WHIP	IP WLS BF H R ER SO BB IBB HBP BLK WP HR S P ERA WHIP	IP WLS BF H R ER SO BB IBB HBP BLK WP HR S P ERA WHIP	IP WLS BF H R ER SO BB IBB HBP BLK WP HR S P ERA WHIP	IP WLS BF H R ER SO BB IBB HBP BLK WP HR S P ERA WHIP	IP WLS BF H R ER SO BB IBB HBP BLK WP HR S P ERA WHIP
Rick Helling, R (1, 1) ERA: 3.62	8.1 W	33 7	2 2	2 12	12 7	0 2	0 12	1 7	0 2	1 7	0 2	12 7	0.960										
Scott Bailes, L (9, 1) ERA: 2.2	0.2	2 0	0 0	0 1	1 0	0 0	0 0	0 0	0 0	0 0	7 8	0.00 0.000											

Texas Rangers @ Toronto Blue Jays
SkyDome, Toronto, ON
Thu Sep 04 1997, 7:05 PM EDT
Att: 26,178 - Unknown - 70 F

AB 34
R 2
H 7
RBI 2
BB 1
SO 13
LOB 14



Batter	1	2	3	4	5	6	7	8	9	AB	R	H	RBI	BB	SO	LOB	TOP								
Tom Goodwin, L (1, 8) OBP: 0.314, SLG: 0.346	1-3 K		2-2 L7			1-3 K		0-2 G4-3		4	0	0	0	0	2	0									
Ivan Rodriguez, R (1, 2) OBP: 0.359, SLG: 0.472	4-2 BB			0-0 G5-3		1-2 G4-3		1-2 F9		3	0	0	0	1	0	0									
29 Rusty Greer, L (1, 7) OBP: 0.415, SLG: 0.533	1-1 F8			1-1 F8		4-1 2B		0-2 F7		3	1	0	0	1	0	1									
Juan Gonzalez, R (1, 10) OBP: 0.329, SLG: 0.563	0-1 F4			1-3 K		0-2 1H		1-1 G5-3		4	0	1	1	0	1	1									
Lee Stevens, L (1, 3) OBP: 0.330, SLG: 0.497		1-3 K			0-2 G4-1	2-2 P4			0-0 L3	4	0	0	0	0	1	1									
Fernando Tatis, R (1, 5) OBP: 0.299, SLG: 0.393		3-3 K			3-2 G4-3		1-1 G5-3		0-0 P3	4	0	0	0	0	1	0									
Domingo Cedeno, S (1, 4) OBP: 0.345, SLG: 0.396		0-0 B1			1-0 BB	1B	3-2 G5-3	1B		3	0	2	0	0	0	0									
Alex Diaz, S (1, 9) OBP: 0.220, SLG: 0.275			1-2 P5		4-0 FC5-4	BB	1-1	1-2		2	0	1	0	1	0	0									
Benji Gil, R (1, 6) OBP: 0.299, SLG: 0.319			3-3 K		1-2	BB	1-2	1B		2	0	0	0	0	1	2									
Marc Sagmoen, L (7, PH) OBP: 0.172, SLG: 0.231					1-2	FC5-4		G5-3		1	0	0	0	0	0	2									
Hanley Frias, S (7, 6)					1-2	1-2		2-3		0	0	0	0	0	0	0									
Inning Stats	R: 0 E: 0 K: 1 S: 9	H: 0 LOB: 1 BB: 1 P: 15	R: 0 E: 0 K: 2 S: 8	H: 0 LOB: 0 BB: 0 P: 12	R: 0 E: 0 K: 1 S: 11	H: 0 LOB: 0 BB: 0 P: 17	R: 0 E: 0 K: 1 S: 6	H: 0 LOB: 0 BB: 0 P: 8	R: 0 E: 0 K: 0 S: 11	H: 1 LOB: 2 BB: 1 P: 20	R: 1 E: 0 K: 0 S: 17	H: 1 LOB: 1 BB: 1 P: 25	R: 0 E: 0 K: 0 S: 14	H: 2 LOB: 1 BB: 0 P: 21	R: 0 E: 0 K: 0 S: 12	H: 0 LOB: 0 BB: 0 P: 13	R: 0 E: 0 K: 0 S: 4	H: 0 LOB: 0 BB: 0 P: 5	1B: 3 2B: 1 3B: 0 HR: 0	SF: 0 SAC: 0 DP: 1 HBP: 0	WP: 0 PB: 0 SB: 0 CS: 0	PA: 33			
PITCHER	IP	WLS	BF	H	R	ER	SO	BB	IBB	HBP	BLK	WP	HR	S	P	ERA	WHIP								
Woody Williams, R (1, 1) ERA: 4.46	6.1	W	26	4	1	1	6	3	0	0	0	0	0	72	112	1.42	1.105								
Paul Quantrill, R (7, 1) ERA: 1.95	0.2		1	0	0	0	0	0	0	0	0	0	0	4	6	0.00	0.000								
Dan Plesac, L (8, 1) ERA: 3.38	1.0		3	0	0	0	0	0	0	0	0	0	0	12	13	0.00	0.000								
Kelvin Escobar, R (9, 1) ERA: 2.22	1.0		3	0	0	0	0	0	0	0	0	0	0	4	5	0.00	0.000								

Texas Rangers @ Toronto Blue Jays
SkyDome, Toronto, ON
Fri Sep 05 1997, 7:05 PM EDT
Att: 27,121 - Unknown - 70 F

AB 30
R 1
H 4
RBI 1
BB 3
SO 6
LOB 7



Batter	1	2	3	4	5	6	7	8	9	AB	R	H	RBI	BB	SO	LOB	BOTTOM								
Shannon Stewart, R (1, 8) OBP: 0.372, SLG: 0.380	2-2 G6-3	1-3 K		0-0 F8		0-1 1B		1-2 F8		5	0	1	2	0	1	3									
Mariano Duncan, R (1, 4) OBP: 0.274, SLG: 0.290	1-2 F9		3-3 K		0-0 F9	0-1 1B		1-2 2B		4	0	1	0	0	1	0									
José Cruz Jr., S (1, 7) OBP: 0.320, SLG: 0.525	3-3 K		1-0 1B	2B	0-1 G3	2-2 P5		1-0 F8		4	1	1	0	0	1	3									
Joe Carter, R (1, 10) OBP: 0.295, SLG: 0.409		2-2 F8	0-0 G5-3		0-0	1-0 F8		1-0 F8		4	0	1	0	0	0	4									
Carlos Delgado, L (1, 3) OBP: 0.339, SLG: 0.532		1-2 1B	0-0 2B	2H	0-0 F8		0-0 F7			4	2	2	1	0	0	1									
Benito Santiago, R (1, 2) OBP: 0.277, SLG: 0.378		4-0 HBP	1-0 1B	2H	1-1 G6-3	2-3 K		1-1 K		3	0	1	1	1	1	0									
Shawn Green, L (1, 9) OBP: 0.335, SLG: 0.480		2-2 HBP	1-0 F8		4-2 E	1B	BB	1-2 F8		3	1	1	1	1	0	1									
Tom Evans, R (1, 5) OBP: 0.333, SLG: 0.364		4-2 HBP	2-1 G6-3		1-1 1B	1B		1-3 K		3	1	1	0	0	1	0									
Tomas Perez, S (1, 6) OBP: 0.292, SLG: 0.309		1-1 P5	3-1 P6		0-1 E7	1B		2-3 K		4	0	0	0	0	1	5									
Inning Stats	R: 0 E: 0 K: 1 S: 10	H: 2 LOB: 3 BB: 1 P: 16	R: 1 E: 0 K: 1 S: 19	H: 2 LOB: 3 BB: 1 P: 34	R: 2 E: 0 K: 1 S: 8	H: 3 LOB: 1 BB: 0 P: 14	R: 0 E: 0 K: 0 S: 5	H: 0 LOB: 0 BB: 0 P: 10	R: 0 E: 0 K: 0 S: 7	H: 1 LOB: 1 BB: 0 P: 7	R: 2 E: 1 K: 0 S: 17	H: 3 LOB: 3 BB: 1 P: 26	R: 0 E: 0 K: 1 S: 7	H: 0 LOB: 0 BB: 0 P: 9	R: 0 E: 0 K: 2 S: 9	H: 0 LOB: 0 BB: 0 P: 13	1B: 7 2B: 2 3B: 0 HR: 0	SF: 0 SAC: 0 DP: 0 HBP: 1	WP: 0 PB: 0 SB: 0 CS: 0	PA: 37					
PITCHER	IP	WLS	BF	H	R	ER	SO	BB	IBB	HBP	BLK	WP	HR	S	P	ERA	WHIP								
Roger Pavlik, R (1, 1) ERA: 6.34	4.0	L	19	5	3	3	3	1	0	1	0	0	0	42	74	6.75	1.500								
Julio Santana, R (5, 1) ERA: 6.75	2.0		12	4	2	2	0	1	0	0	0	0	0	24	33	9.00	2.500								
Wilson Heredia, R (7, 1) ERA: 3.0	1.0		3	0	0	0	1	0	0	0	0	0	0	7	9	0.00	0.000								
Eric Moody, R (8, 1) ERA: 4.7	1.0		3	0	0	0	2	0	0	0	0	0	0	9	13	0.00	0.000								

Texas Rangers @ Toronto Blue Jays
SkyDome, Toronto, ON
Fri Sep 05 1997, 7:05 PM EDT
Att: 27,121 - Unknown - 70 F

AB 34
R 5
H 9
RBI 5
BB 2
SO 6
LOB 17



Batter	1	2	3	4	5	6	7	8	9	AB	R	H	RBI	BB	SO	LOB	TOP								
Tom Goodwin, L (1, 8) OBP: 0.312, SLG: 0.343	G6-3		P7			F9	G4-3			4	0	0	0	0	0	2									
Ivan Rodriguez, R (1, 2) OBP: 0.355, SLG: 0.471	L4			F9		1B		F9		4	0	1	0	0	0	0									
29 Rusty Greer, L (1, 7) OBP: 0.412, SLG: 0.529	G5-3			G4-3		K		G5-3		4	0	0	0	0	1	1									
Juan Gonzalez, R (1, 10) OBP: 0.332, SLG: 0.573		K			2B			HR		4	1	3	1	0	1	0									
Lee Stevens, L (1, 3) OBP: 0.334, SLG: 0.500	L7				2B					2	0	1	0	2	0	0									
Damon Buford, R (8, PR) OBP: 0.287, SLG: 0.334										0	0	0	0	0	0	0									
Billy Ripken, R (8, 3) OBP: 0.291, SLG: 0.371										0	0	0	0	0	0	0									
Fernando Tatis, R (1, 5) OBP: 0.292, SLG: 0.383	G5-3									4	0	0	0	0	1	6									
Domingo Cedeño, S (1, 4) OBP: 0.344, SLG: 0.392						P5				3	0	0	0	1	1	0									
Marc Sagmoen, L (1, 9) OBP: 0.152, SLG: 0.200										4	0	0	0	0	2	1									
Benji Gil, R (1, 6) OBP: 0.260, SLG: 0.319										3	0	1	0	0	2	1									
Jim Leyritz, R (9, PH) OBP: 0.385, SLG: 0.401										1	0	0	0	0	1	0									
Inning Stats	R: 0 E: 0 K: 0 S: 7	H: 0 LOB: 0 BB: 0 P: 8	R: 0 E: 0 K: 1 S: 6	H: 0 LOB: 0 BB: 0 P: 9	R: 0 E: 0 K: 2 S: 12	H: 0 LOB: 1 BB: 1 P: 21	R: 0 E: 0 K: 1 S: 11	H: 1 LOB: 2 BB: 1 P: 21	R: 0 E: 0 K: 1 S: 9	H: 0 LOB: 0 BB: 0 P: 15	R: 0 E: 0 K: 1 S: 12	H: 2 LOB: 3 BB: 1 P: 22	R: 0 E: 0 K: 0 S: 8	H: 1 LOB: 1 BB: 0 P: 10	R: 1 E: 0 K: 0 S: 14	H: 2 LOB: 1 BB: 0 P: 20	R: 0 E: 0 K: 3 S: 11	H: 0 LOB: 0 BB: 0 P: 17	1B: 3 2B: 2 3B: 0 HR: 1	SF: 0 SAC: 0 DP: 0 HBP: 0	WP: 0 PB: 0 SB: 1 CS: 0	PA: 36			
PITCHER	IP	WLS	BF	H	R	ER	SO	BB	IBB	HBP	BLK	WP	HR	S	P	ERA	WHIP								
Pat Hentgen, R (1, 1) ERA: 3.41	8.0	W	33	6	1	1	6	3	0	0	0	0	1	79	126	1.12	1.125								
Kelvin Escobar, R (9, 1) ERA: 2.13	1.0	S	3	0	0	0	3	0	0	0	0	0	0	11	17	0.00	0.000								

Texas Rangers @ Toronto Blue Jays
SkyDome, Toronto, ON
Sat Sep 06 1997, 3:33 AM EDT
Att: 31,232 - Sunny - 83 F

AB 33
R 1
H 6
RBI 1
BB 3
SO 9
LOB 11

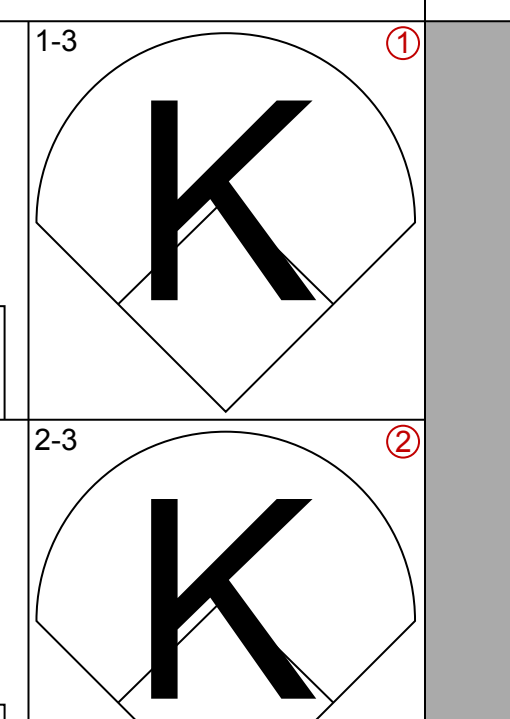
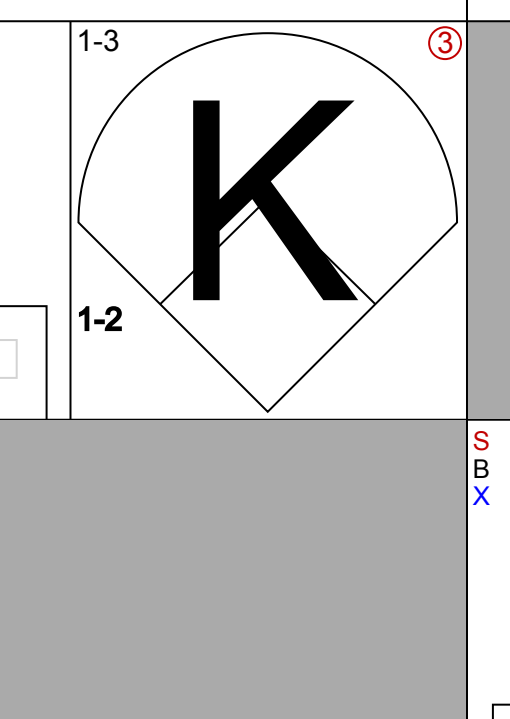
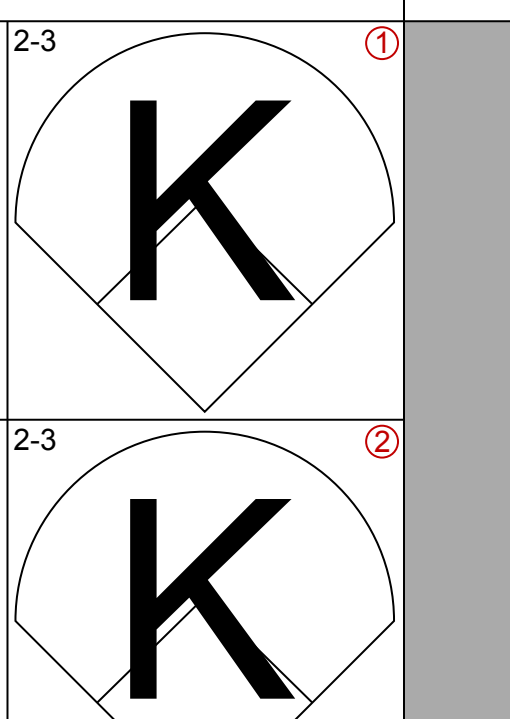
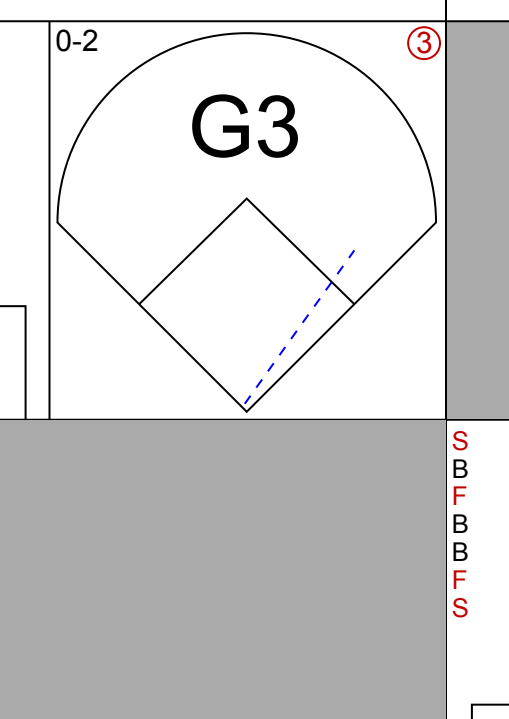
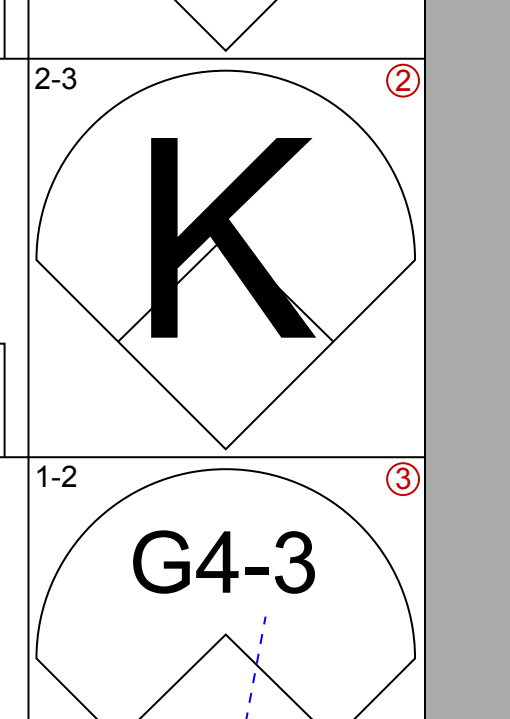
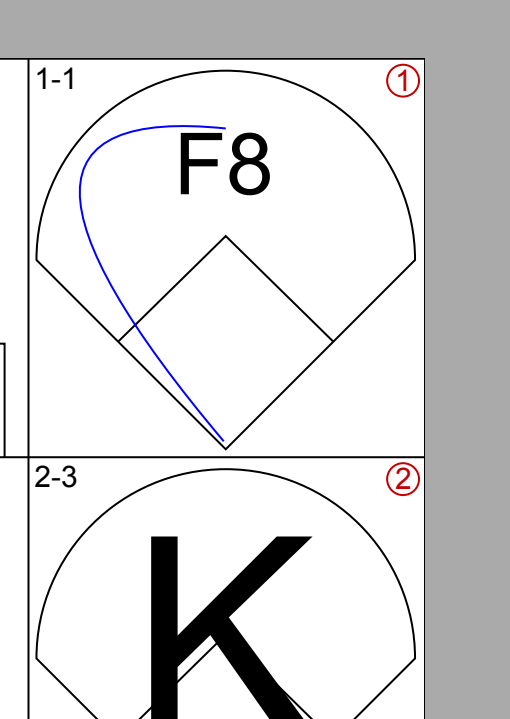
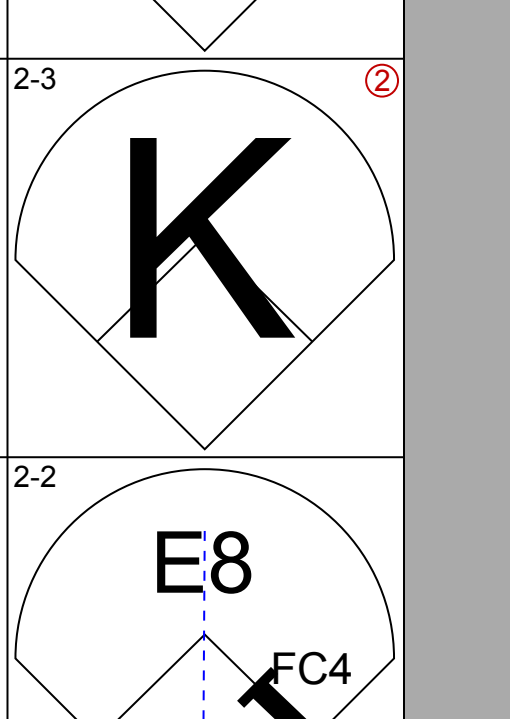
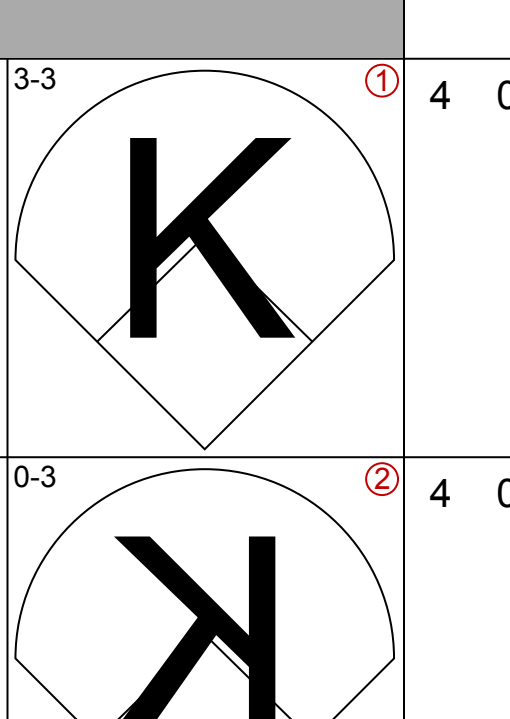
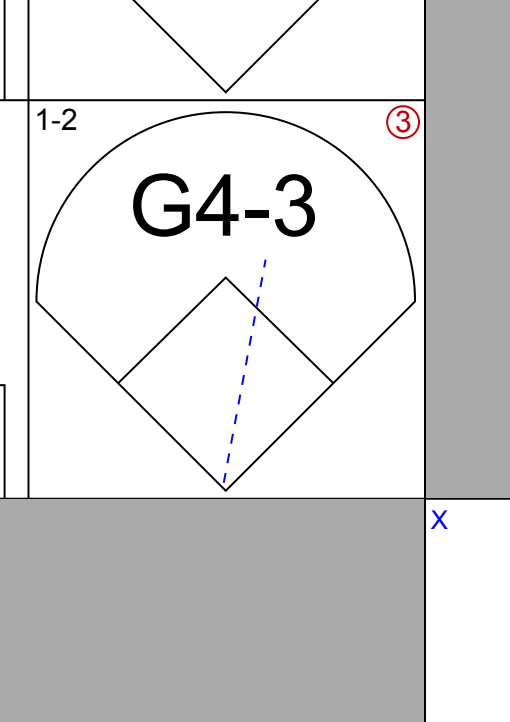
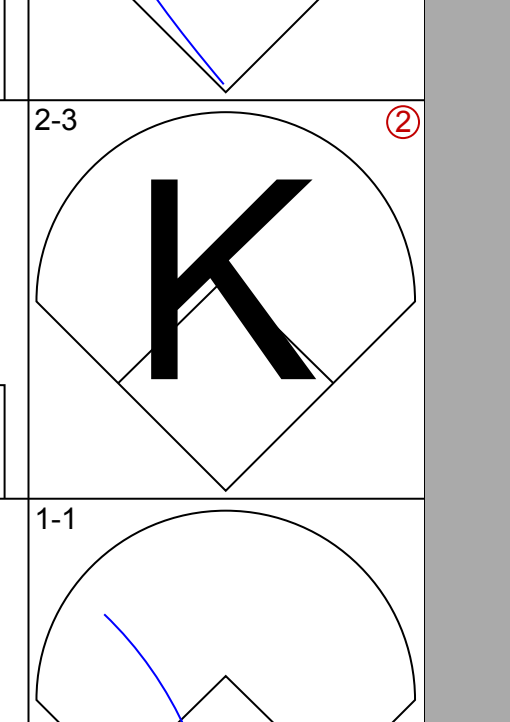
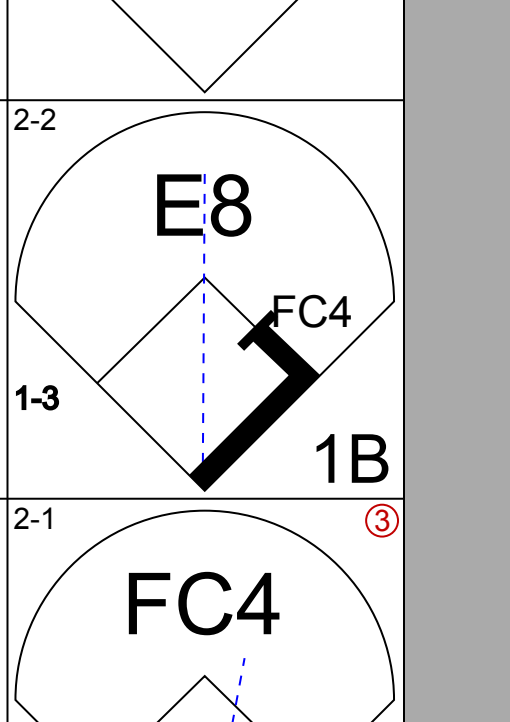
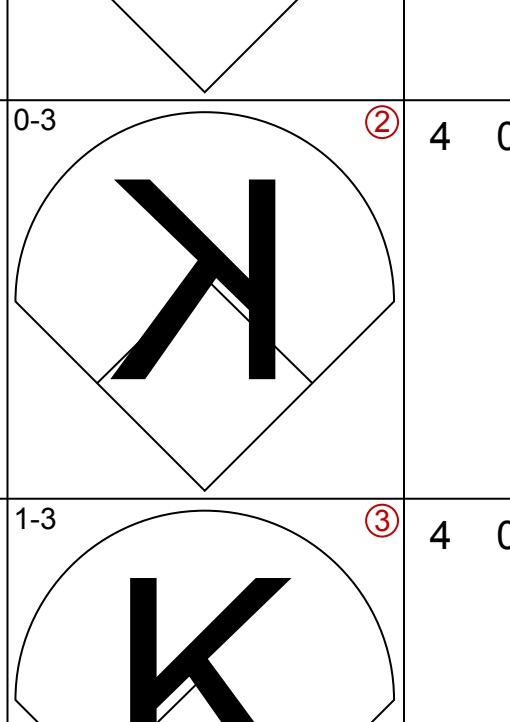
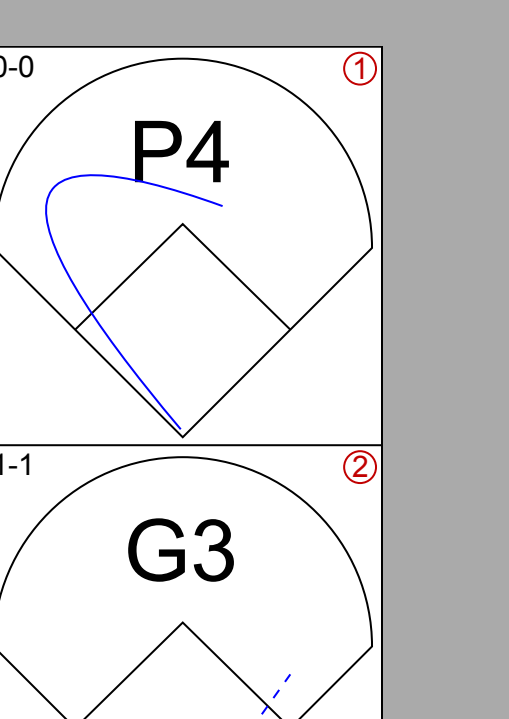
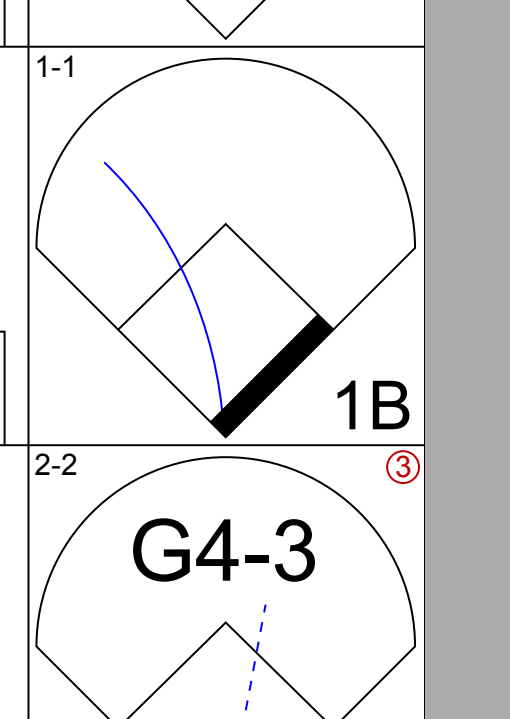
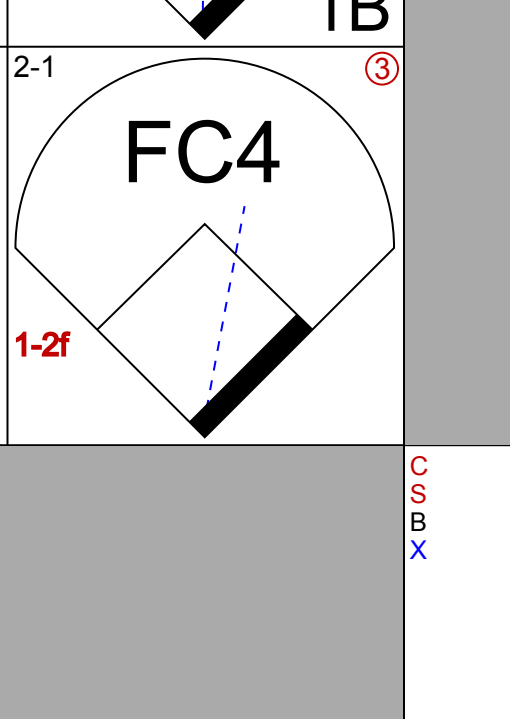
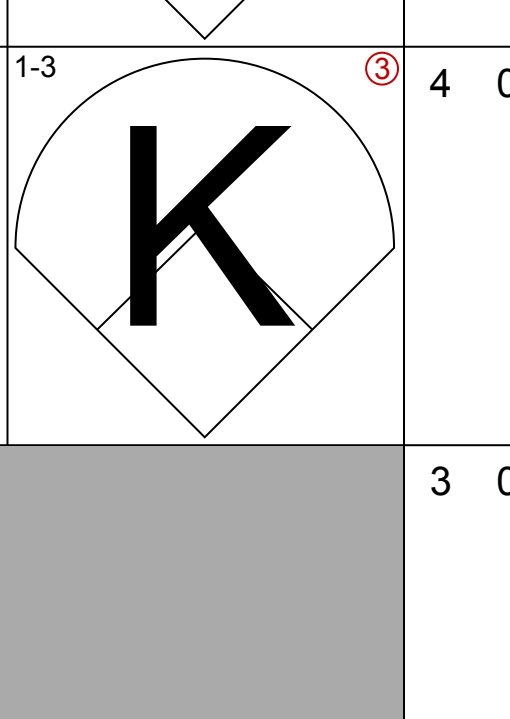
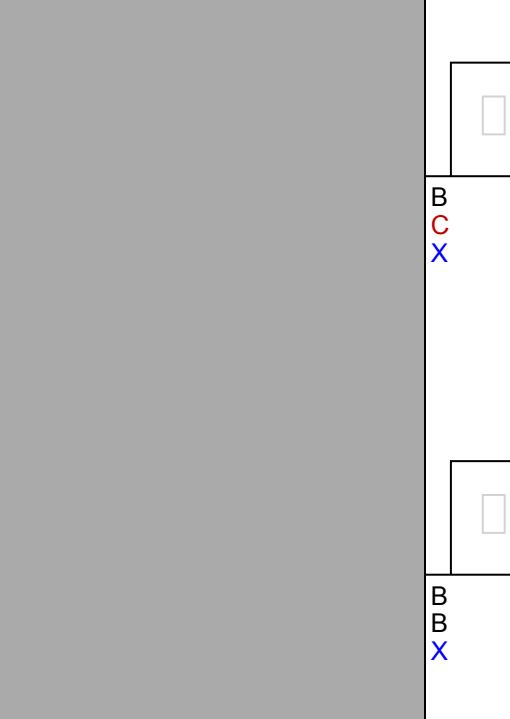
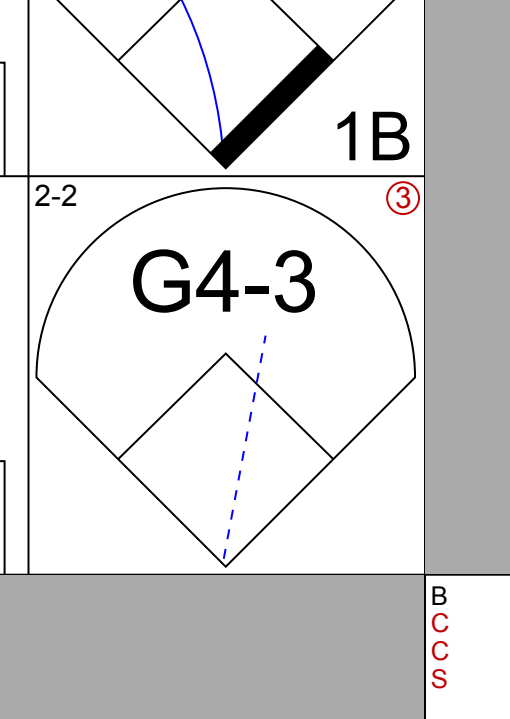
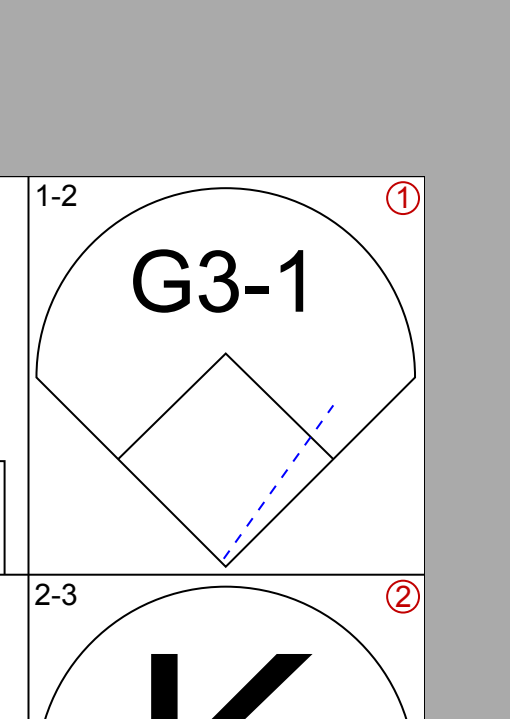

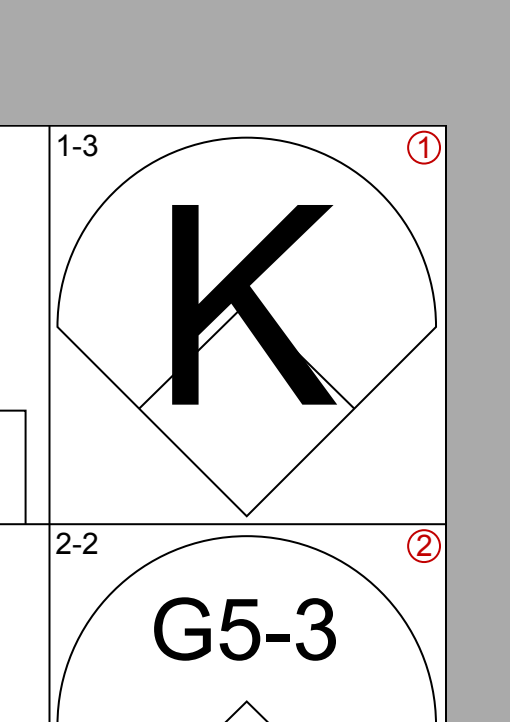
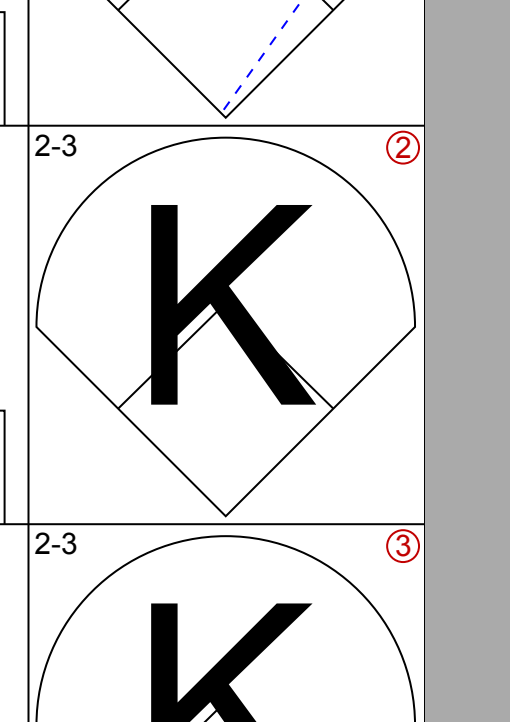
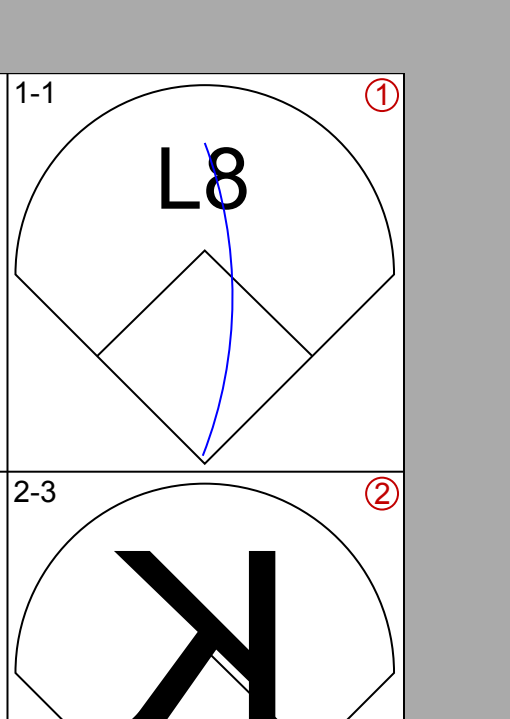
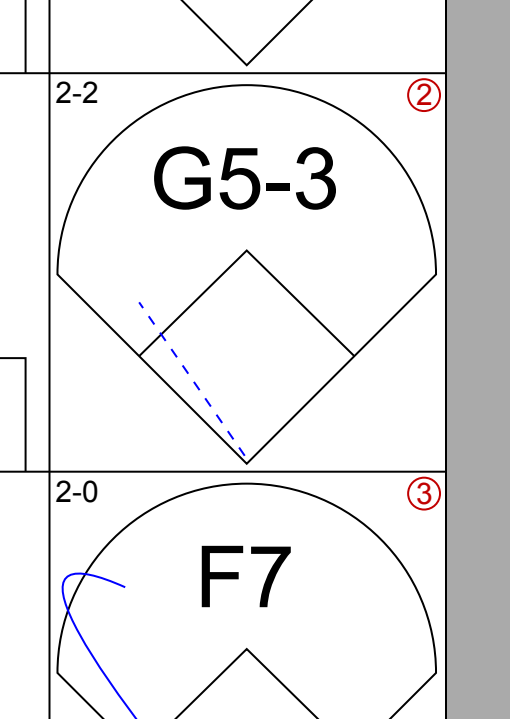
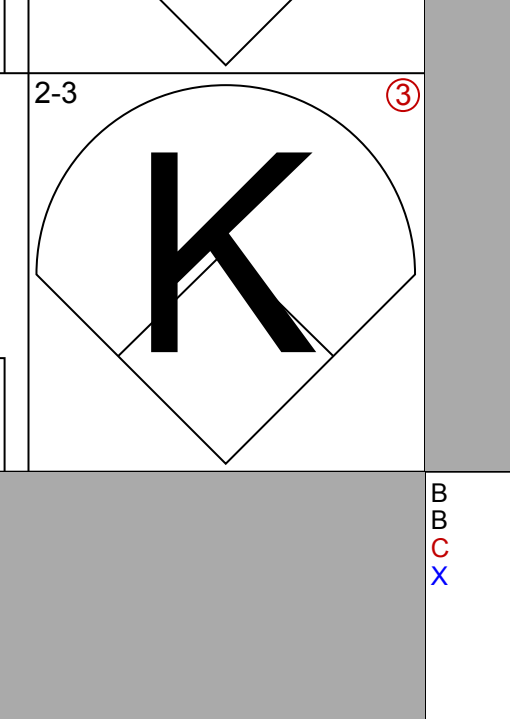
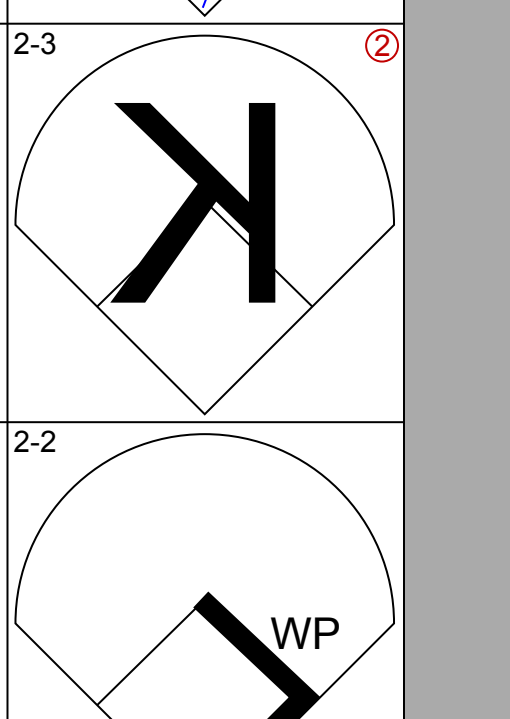
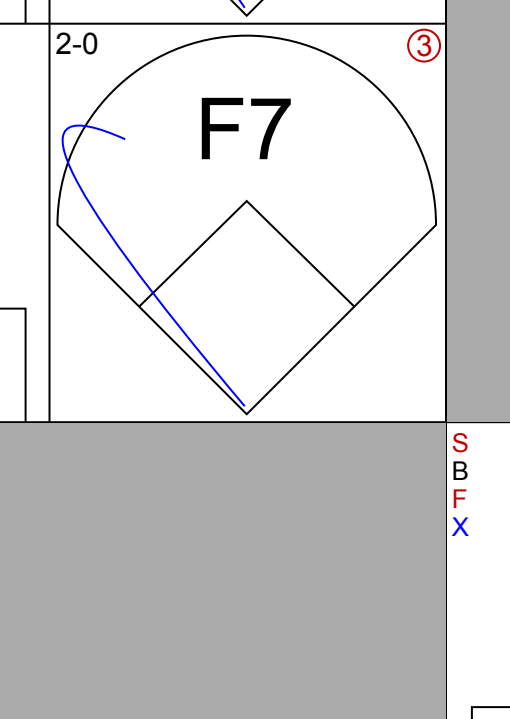
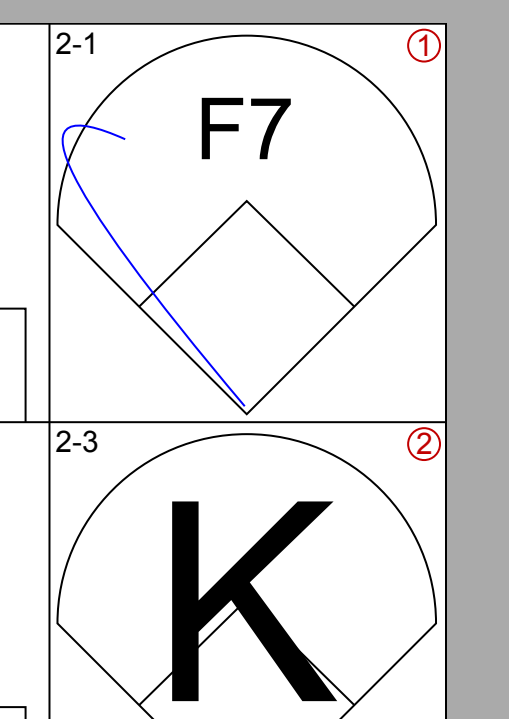
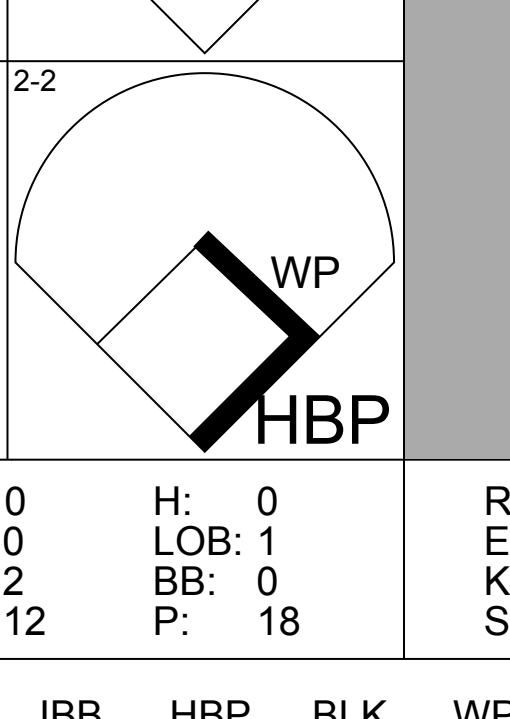
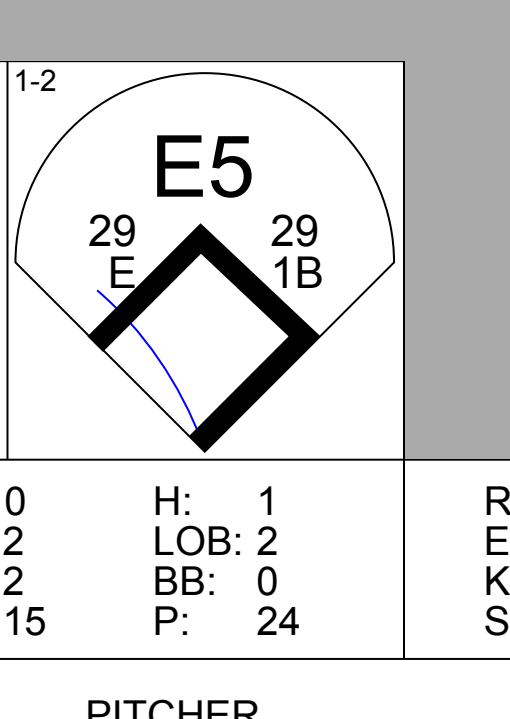
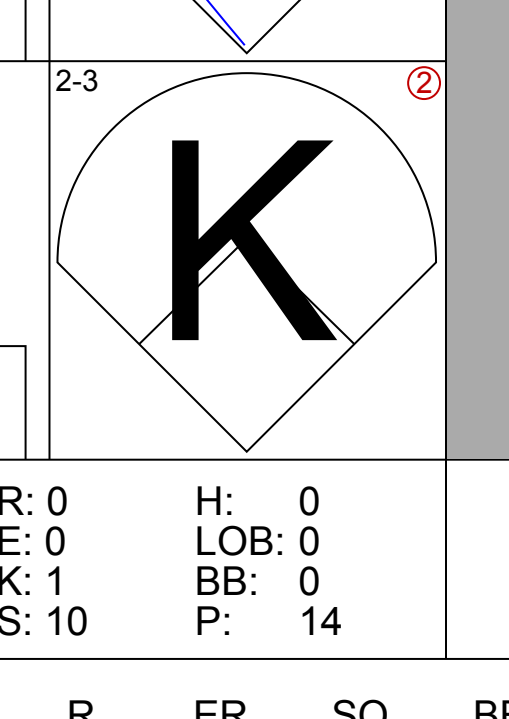


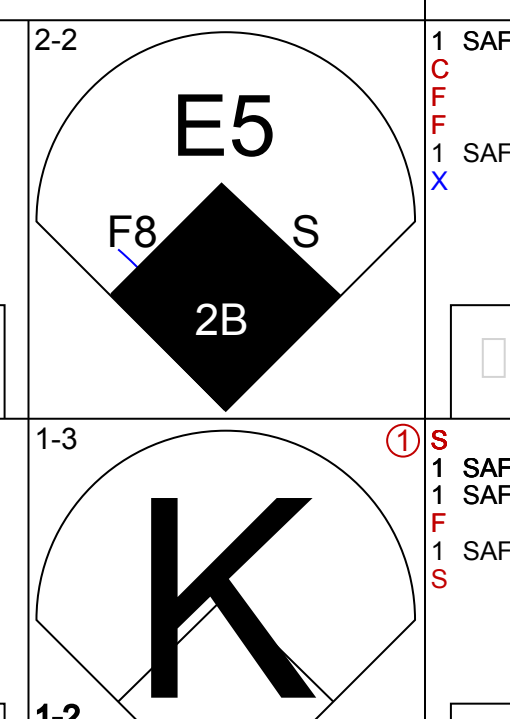
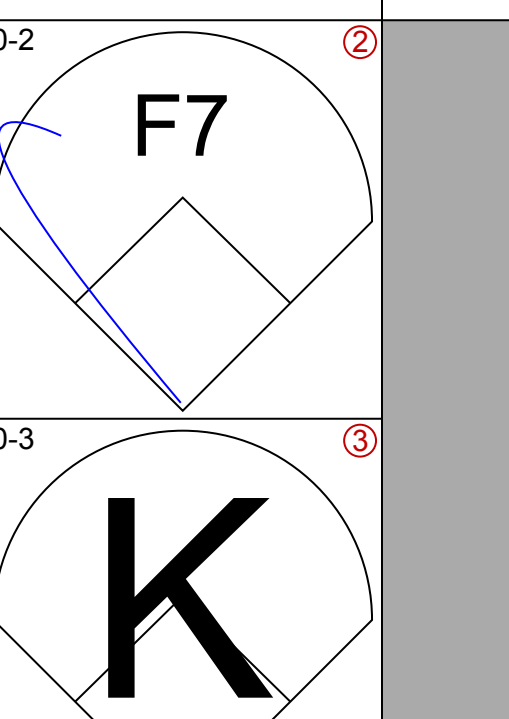
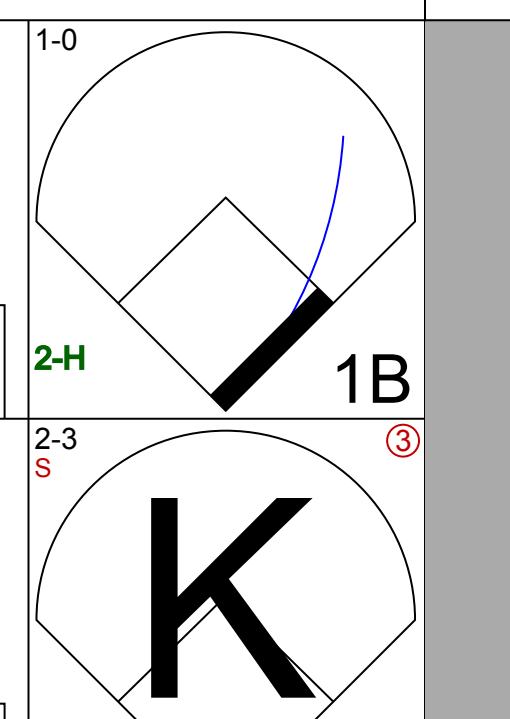
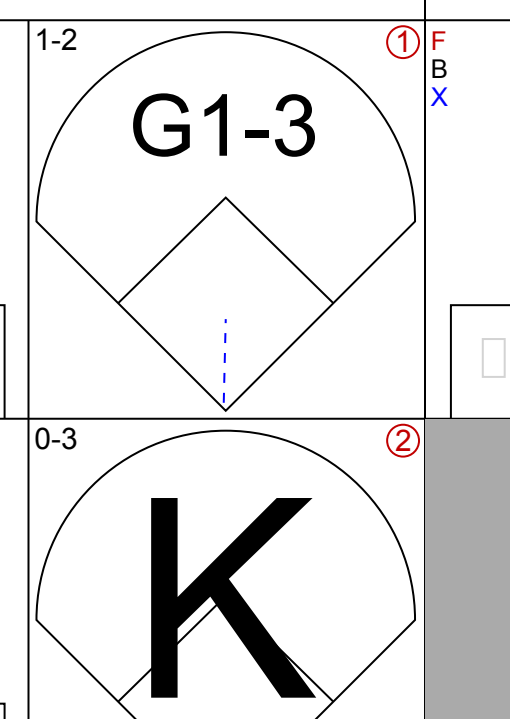
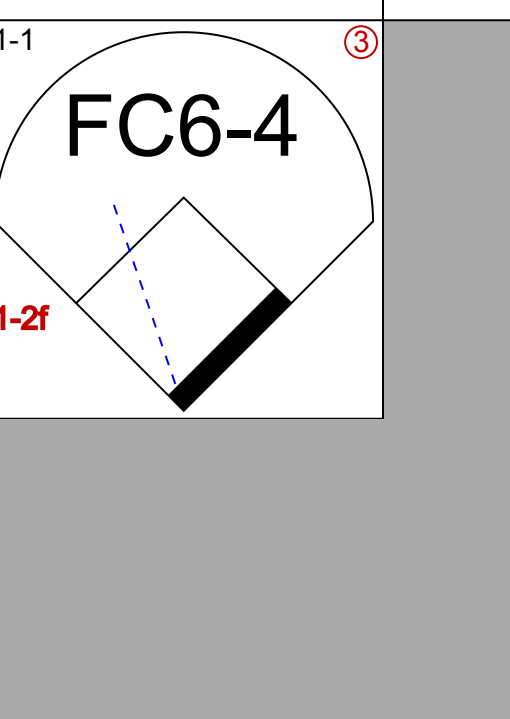
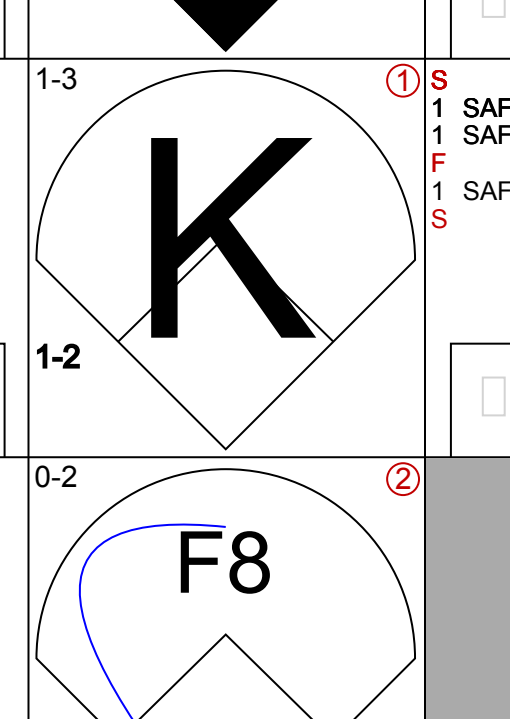
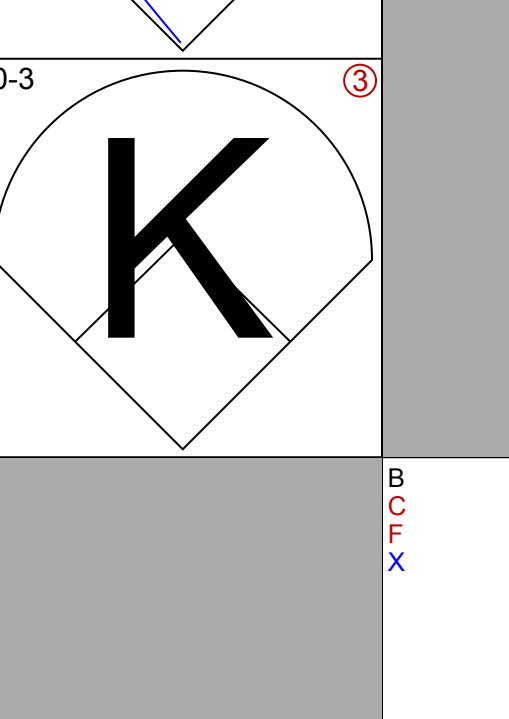
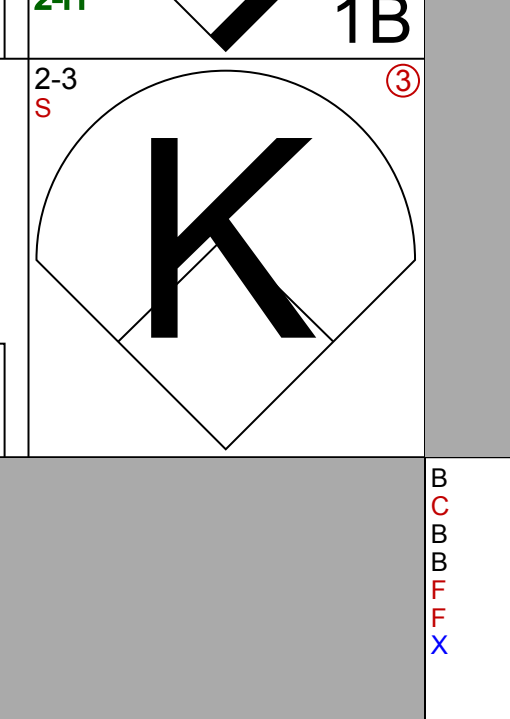
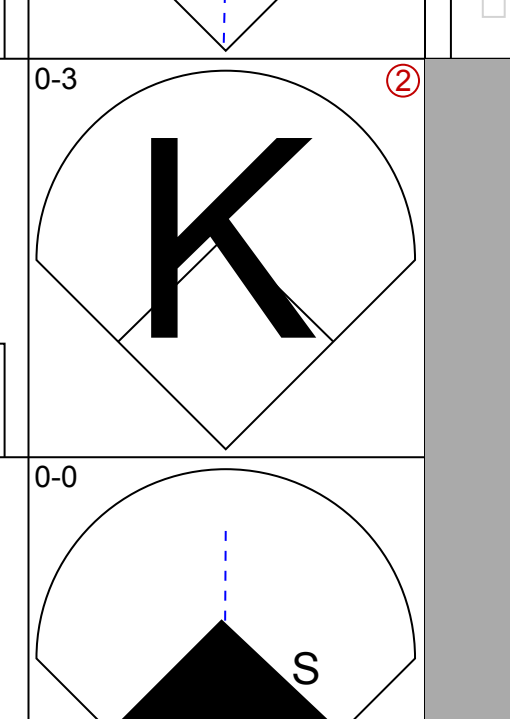
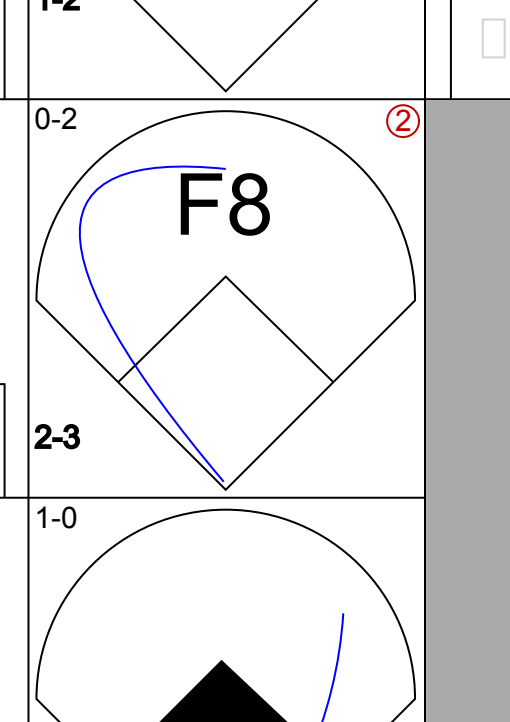
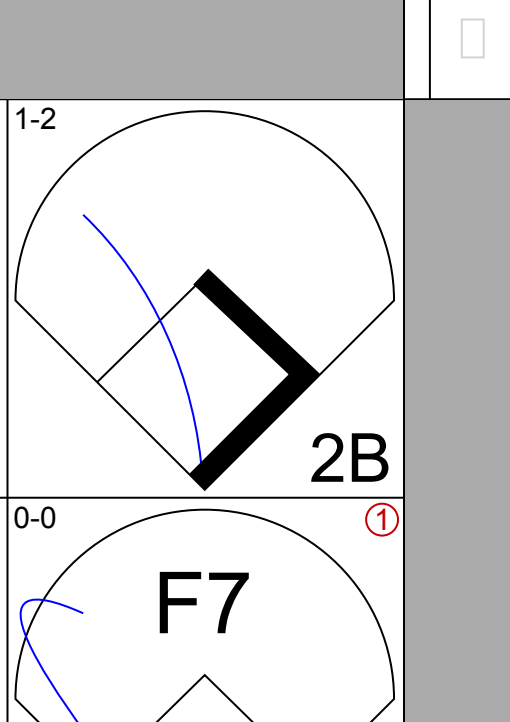
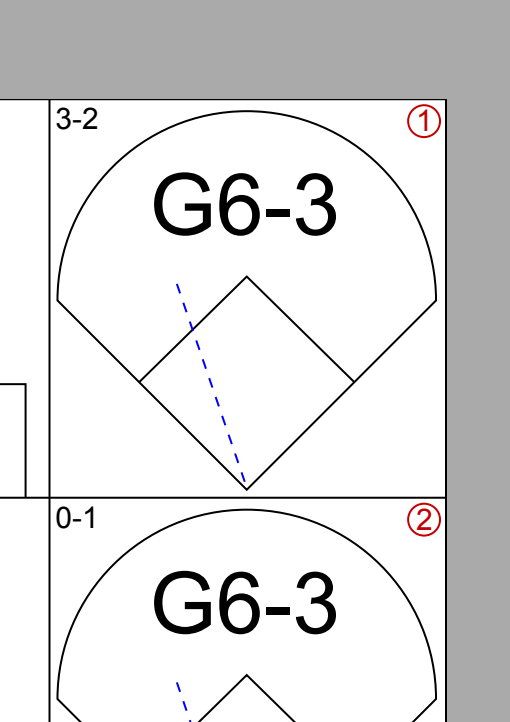
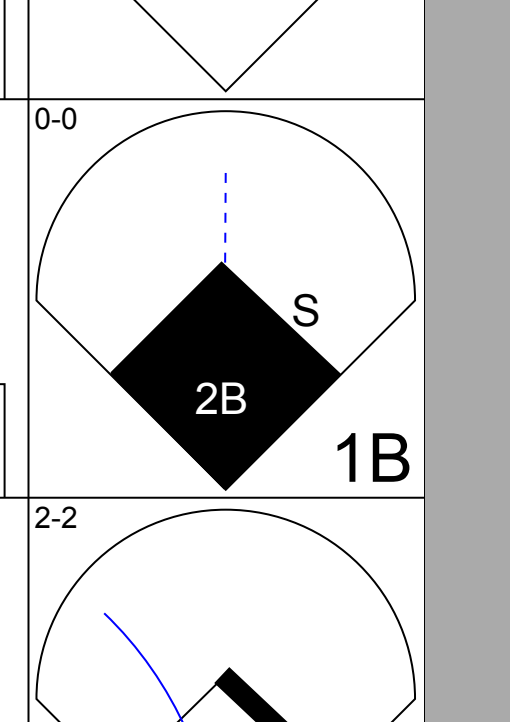
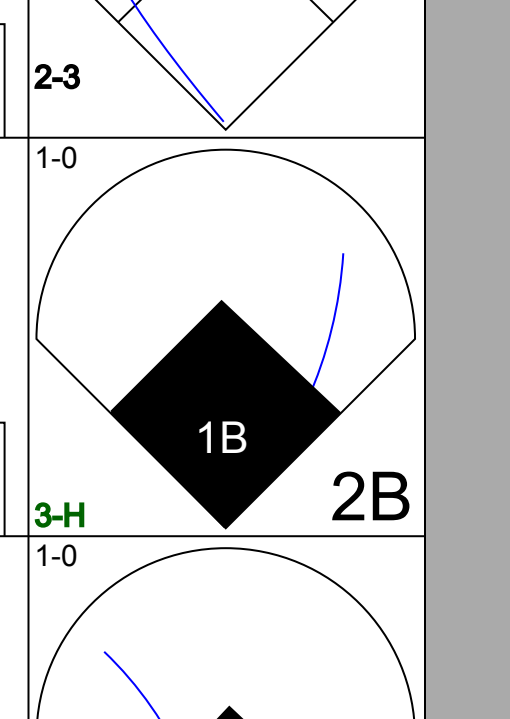
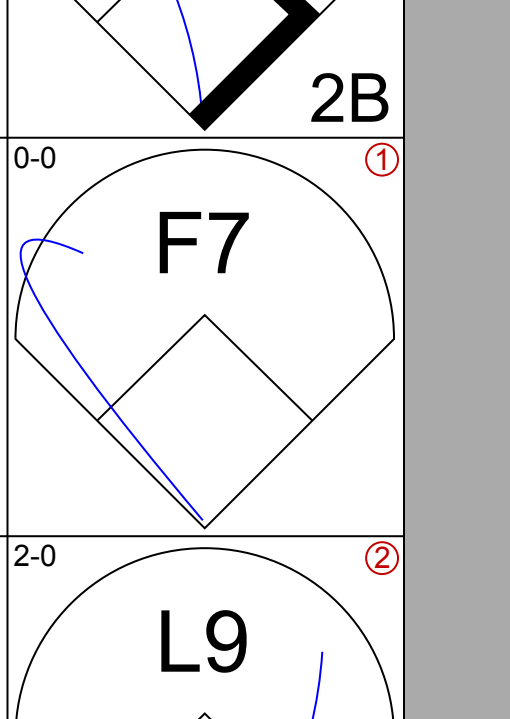
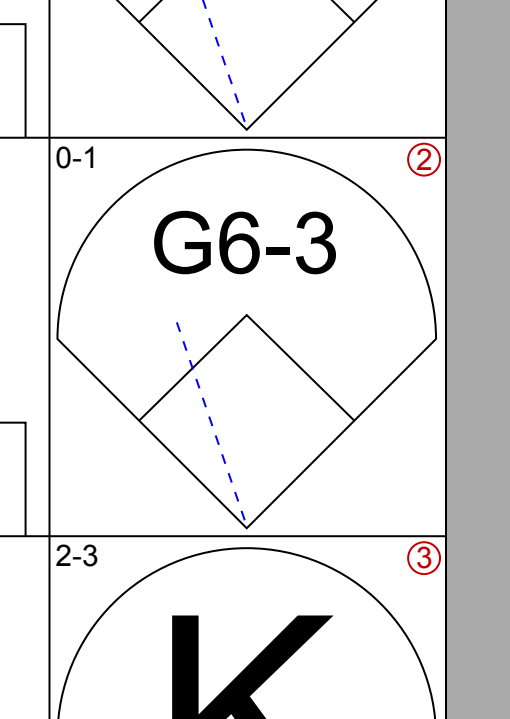
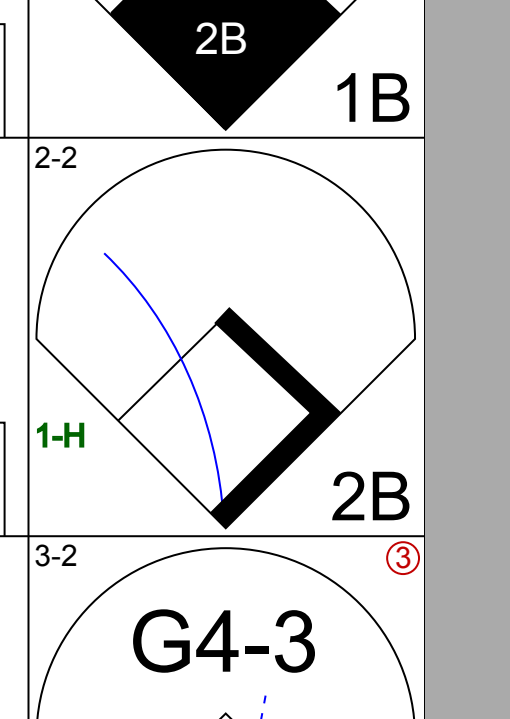
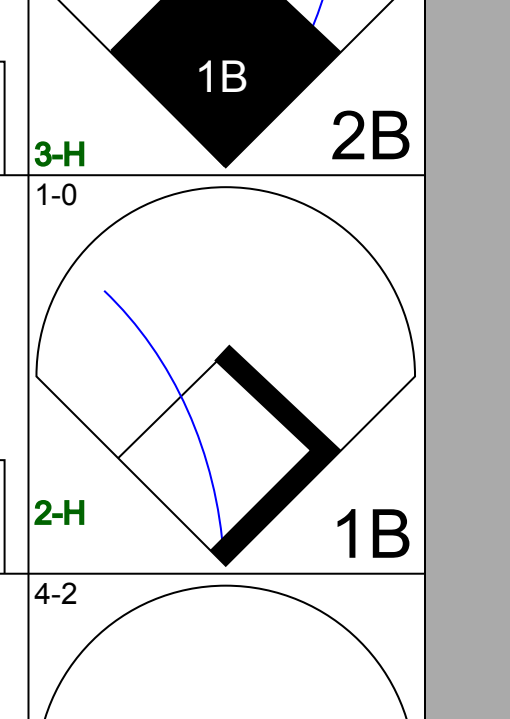
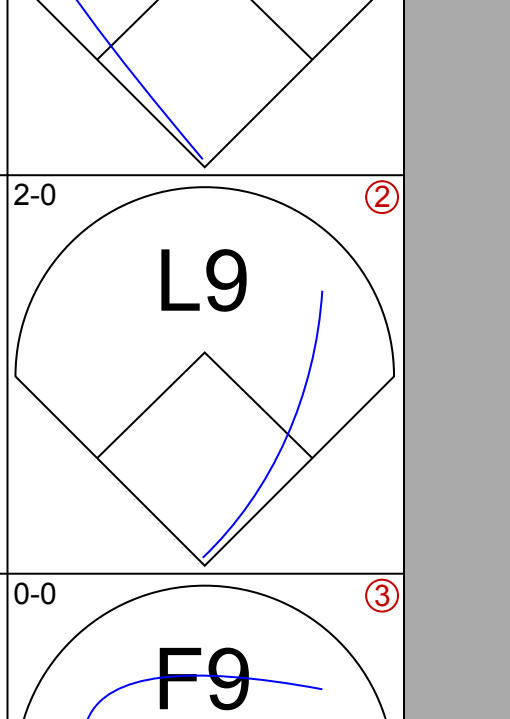
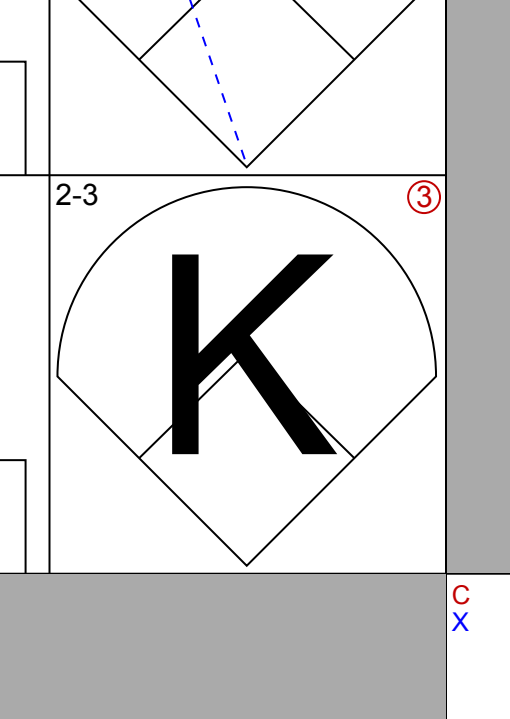
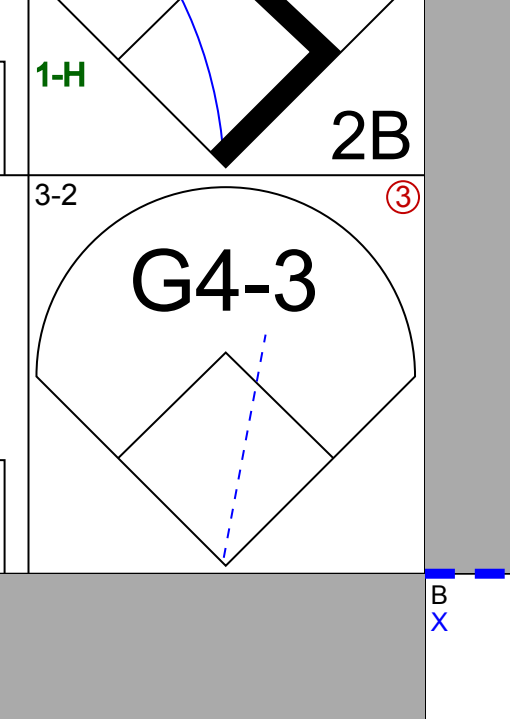
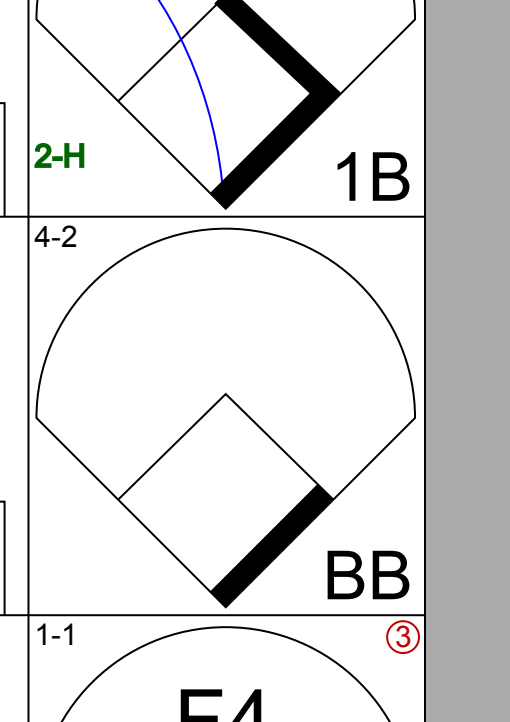
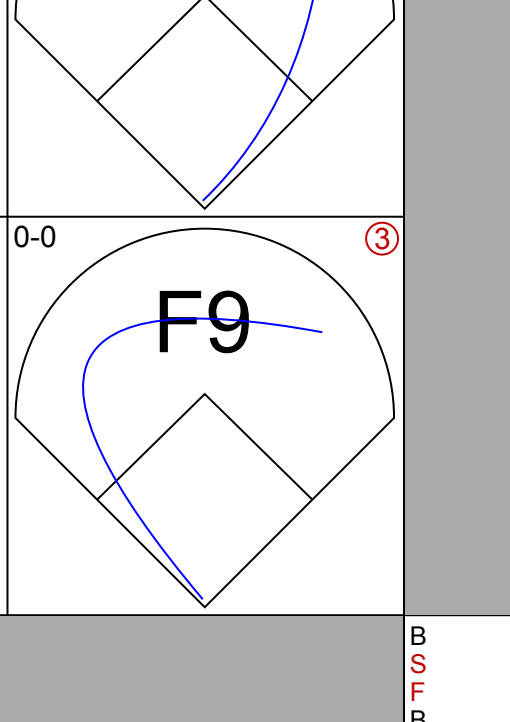
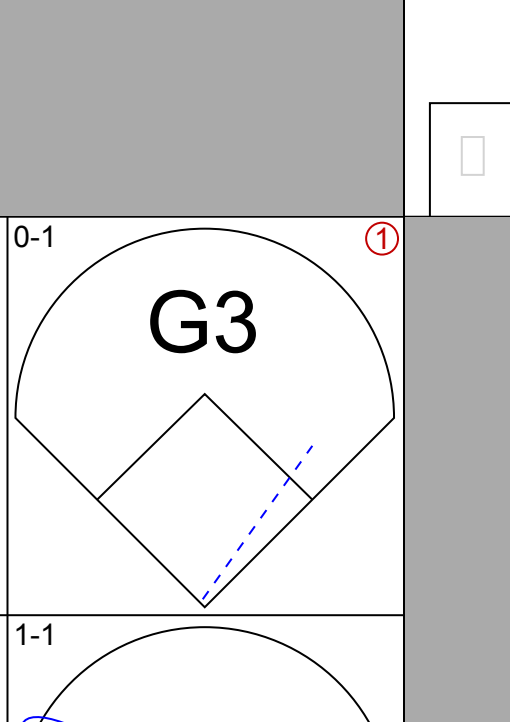
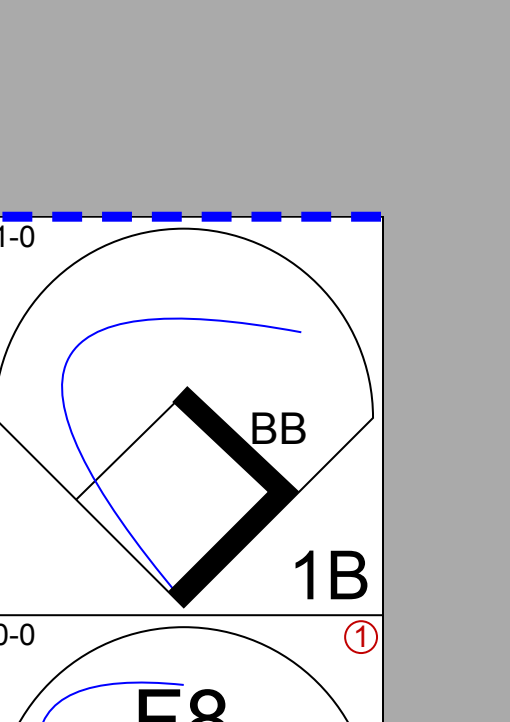
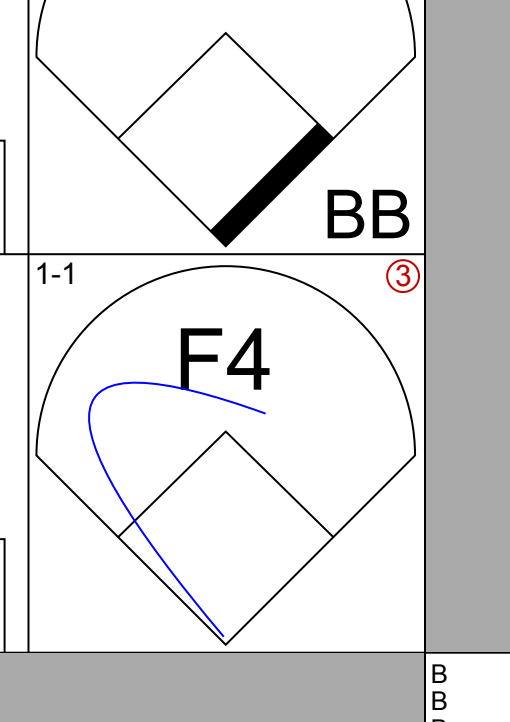
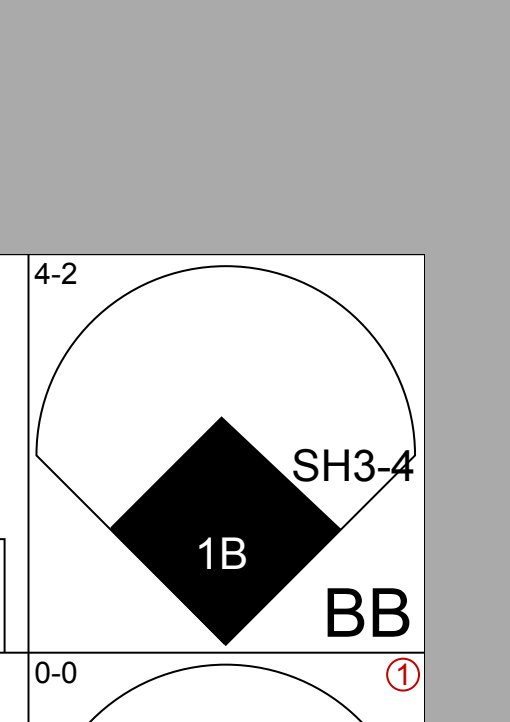
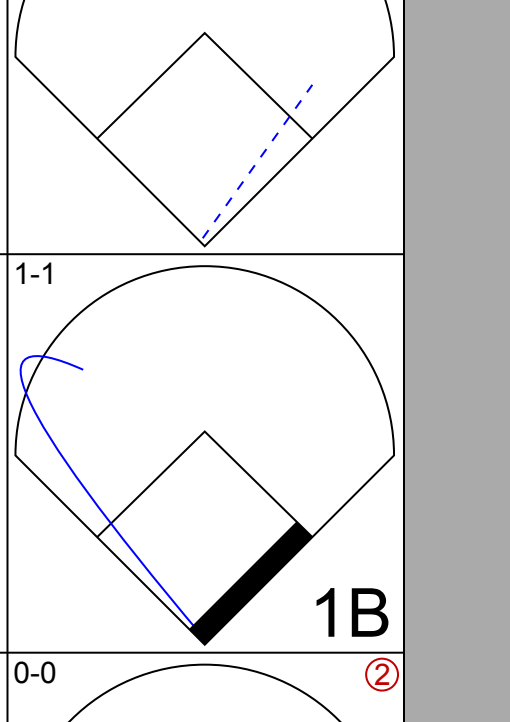
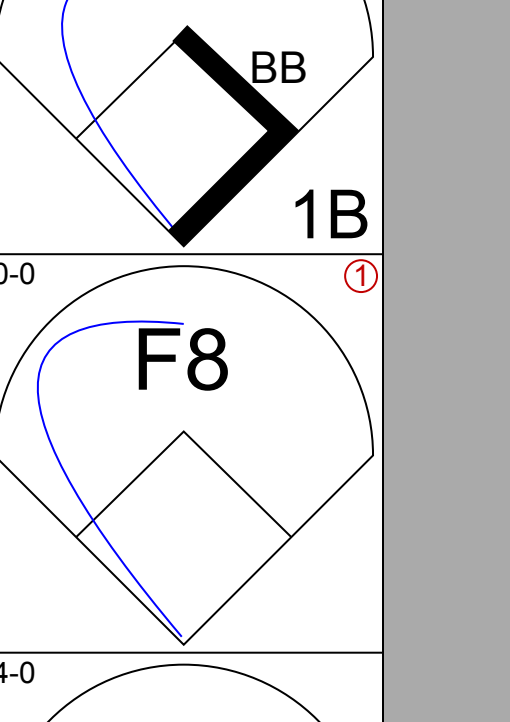
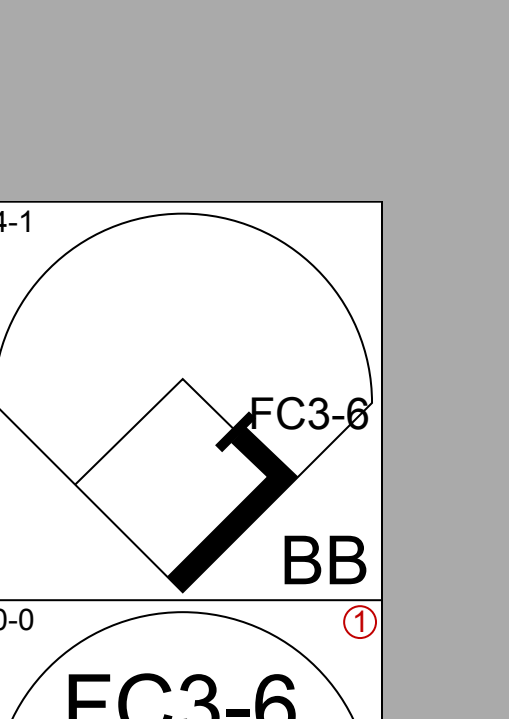
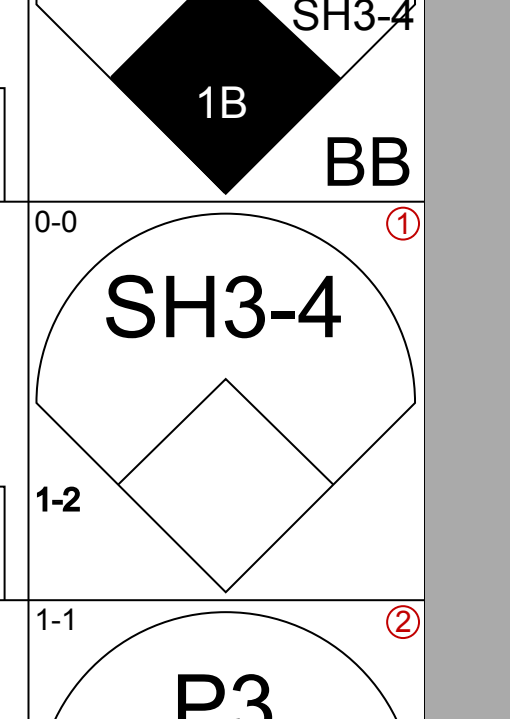
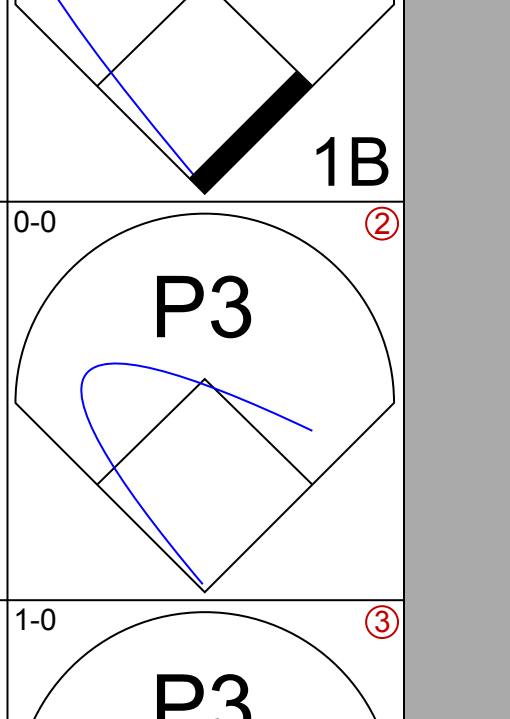
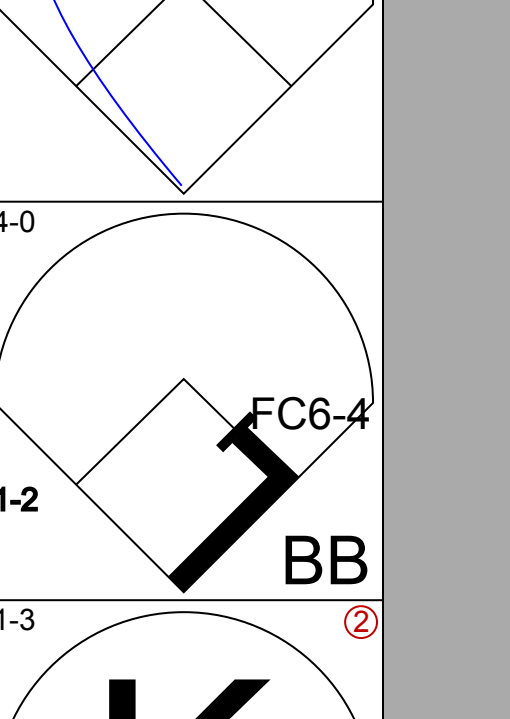
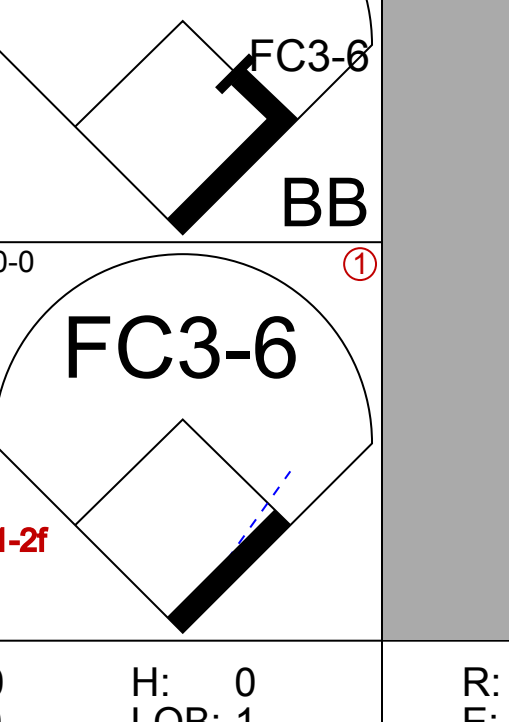
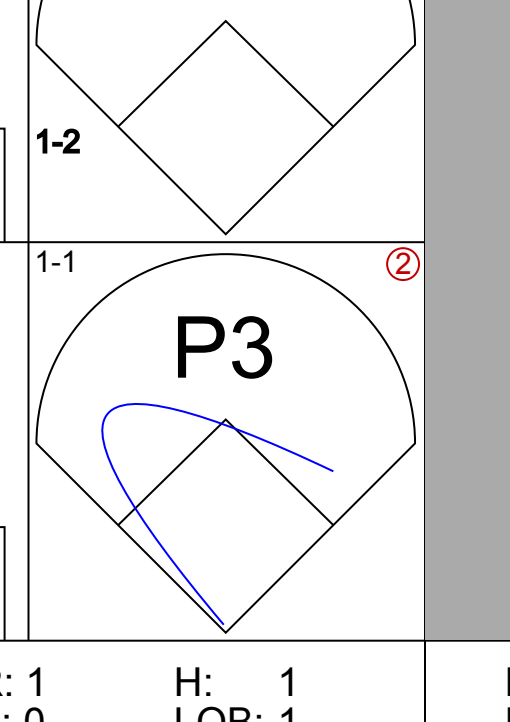
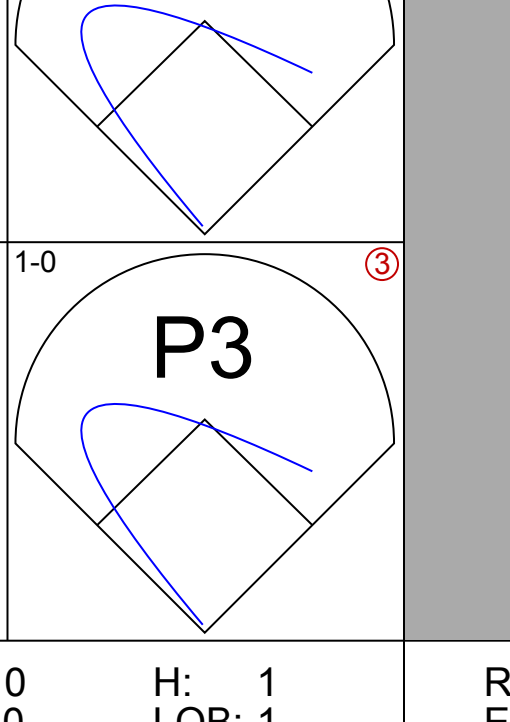
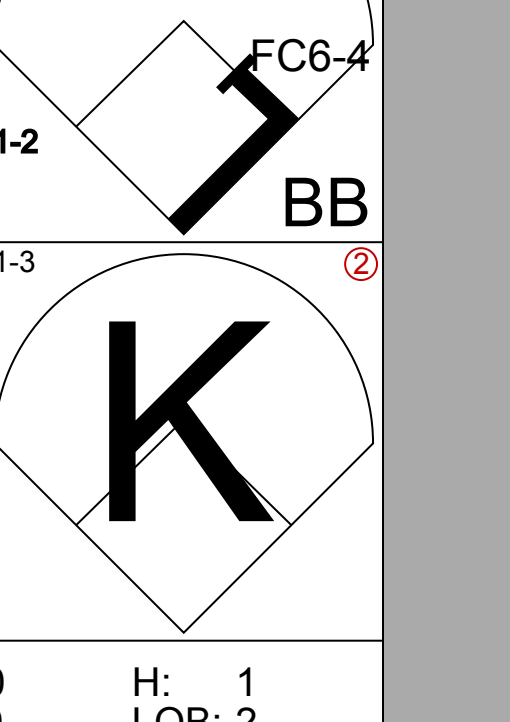
Batter	1	2	3	4	5	6	7	8	9	AB	R	H	RBI	BB	SO	LOB	BOTTOM								
Felipe Crespo, S (1, 4) OBP: 0.250, SLG: 0.250	G4-1		K							3	0	1	0	0	1	0									
Shawn Green, L (1, 9) OBP: 0.335, SLG: 0.489	SF8		F8							4	1	3	0	0	0	0									
José Cruz Jr., S (1, 8) OBP: 0.319, SLG: 0.522	SF8									2	0	0	1	1	1	4									
Joe Carter, R (1, 10) OBP: 0.296, SLG: 0.408										1	0	0	0	0	0	1									
Shannon Stewart, R (6, PH) OBP: 0.365, SLG: 0.370	HBP									2	0	0	0	0	0	2									
Carlos Delgado, L (1, 3) OBP: 0.336, SLG: 0.527	K									4	0	0	0	0	1	1									
Benito Santiago, R (1, 2) OBP: 0.274, SLG: 0.373										4	0	0	0	0	1	0									
Rich Butler, L (1, 7)										3	0	0	0	0	1	0									
Tom Evans, R (1, 5) OBP: 0.400, SLG: 0.643										3	1	2	1	0	0	0									
Tomas Perez, S (1, 6) OBP: 0.304, SLG: 0.321										3	0	2	0	0	1	1									
Inning Stats	R: 1 E: 0 K: 1 S: 8	H: 1 LOB: 1 BB: 0 P: 15	R: 0 E: 0 K: 2 S: 12	H: 1 LOB: 0 BB: 0 P: 15	R: 0 E: 0 K: 1 S: 10	H: 0 LOB: 1 BB: 1 P: 15	R: 0 E: 0 K: 0 S: 4	H: 0 LOB: 0 BB: 0 P: 5	R: 1 E: 0 K: 1 S: 14	H: 3 LOB: 2 BB: 0 P: 24	R: 0 E: 0 K: 0 S: 7	H: 0 LOB: 0 BB: 0 P: 11	R: 0 E: 0 K: 0 S: 10	H: 3 LOB: 2 BB: 0 P: 15	R: 0 E: 0 K: 1 S: 6	H: 0 LOB: 0 BB: 0 P: 10	1B: 6 2B: 0 3B: 1 HR: 1	SF: 1 SAC: 1 DP: 0 HBP: 1	WP: 0 PB: 0 SB: 0 CS: 1	PA: 33					
PITCHER	IP	WLS	BF	H	R	ER	SO	BB	IBB	HBP	BLK	WP	HR	S	P	ERA	WHIP								
John Burkett, R (1, 1) ERA: 4.79	6.0	L	25	5	2	2	5	1	0	1	0	0	1	55	85	3.00	1.000								
Matt Whiteside, R (7, 1) ERA: 5.19	1.1		6	3	0	0	0	0	0	0	0	0	0	11	18	0.00	2.250								
Scott Bailes, L (8, 1) ERA: 2.16	0.1		1	0	0	0	0	0	0	0	0	0	0	2	3	0.00	0.000								
Danny Patterson, R (8, 1) ERA: 3.47	0.1		1	0	0	0	1	0	0	0	0	0	0	3	4	0.00	0.000								

Texas Rangers @ Toronto Blue Jays
SkyDome, Toronto, ON
Sat Sep 06 1997, 3:33 AM EDT
Att: 31,232 - Sunny - 83 F

AB 29
R 2
H 8
RBI 2
BB 1
SO 6
LOB 9



Batter	1	2	3	4	5	6	7	8	9	AB	R	H	RBI	BB	SO	LOB	TOP
Tom Goodwin, L (1, 8) OBP: 0.310, SLG: 0.341										4	0	0	0	0	3	2	<p>Texas Rangers @ Toronto Blue Jays</p> <p>SkyDome, Toronto, ON</p> <p>Sun Sep 07 1997, 3:33 AM EDT</p> <p>Att: 30,212 - Dome - 68 F</p>
Domingo Cadeno, S (1, 4) OBP: 0.340, SLG: 0.386										4	0	0	0	0	3	1	
29 Rusty Greer, L (1, 7) OBP: 0.411, SLG: 0.527										4	0	1	0	0	2	0	
Juan Gonzalez, R (1, 10) OBP: 0.331, SLG: 0.570										4	0	1	0	0	1	2	
Lee Stevens, L (1, 3) OBP: 0.332, SLG: 0.496										3	0	0	0	0	0	1	
Jim Leyritz, R (1, 2) OBP: 0.383, SLG: 0.398										3	0	0	0	0	2	0	
Fernando Tatis, R (1, 5) OBP: 0.287, SLG: 0.375										3	0	0	0	0	1	0	
Alex Diaz, S (1, 9) OBP: 0.205, SLG: 0.256										3	0	0	0	0	1	0	
Benji Gil, R (1, 6) OBP: 0.261, SLG: 0.317										2	0	0	0	0	1	0	
Inning Stats	R: 0 H: 0 E: 0 K: 2 S: 9	H: 0 R: 0 ER: 0 LOB: 0 BB: 13	R: 0 H: 0 E: 0 K: 0 S: 4	H: 0 R: 0 ER: 0 LOB: 1 BB: 0	R: 0 H: 1 E: 0 K: 1 S: 13	H: 0 R: 0 ER: 0 LOB: 0 BB: 0	R: 0 H: 1 E: 0 K: 2 S: 15	H: 0 R: 0 ER: 0 LOB: 0 BB: 0	R: 0 H: 0 E: 0 K: 3 S: 10	H: 0 R: 0 ER: 0 LOB: 0 BB: 14	R: 0 H: 0 E: 0 K: 3 S: 10	H: 0 R: 0 ER: 0 LOB: 0 BB: 14	R: 0 H: 0 E: 0 K: 3 S: 10	H: 0 R: 0 ER: 0 LOB: 0 BB: 14	1B: 2 2B: 0 3B: 0 HR: 0	SF: 0 SAC: 0 DP: 0 HBP: 1	WP: 1 PA: 31 PB: 0 SB: 0 CS: 0
PITCHER Rogier Clemens, R (1, 1) ERA: 1.85	IP: 9.0 WLS: W BF: 31 H: 2 R: 0 ER: 0 SO: 14 BB: 0 IBB: 0 HBP: 1 BLK: 0 WP: 1 HR: 0 S: 91 P: 137 ERA: 0.00 WHIP: 0.222																

Batter	1	2	3	4	5	6	7	8	9	AB	R	H	RBI	BB	SO	LOB	BOTTOM		
Shannon Stewart, R (1, 8) OBP: 0.356, SLG: 0.360										5	1	1	1	0	0	3	<p>Texas Rangers @ Toronto Blue Jays</p> <p>SkyDome, Toronto, ON</p> <p>Sun Sep 07 1997, 3:33 AM EDT</p> <p>Att: 30,212 - Dome - 68 F</p>		
Mariano Duncan, R (1, 4) OBP: 0.270, SLG: 0.286										4	0	0	0	0	4	3			
José Cruz Jr., S (1, 7) OBP: 0.321, SLG: 0.525										4	1	2	0	0	0	1			
Joe Carter, R (1, 9) OBP: 0.297, SLG: 0.413										4	1	2	2	0	0	1			
Carlos Delgado, L (1, 3) OBP: 0.335, SLG: 0.524										4	0	1	1	0	1	2			
Tom Evans, R (1, 5) OBP: 0.421, SLG: 0.588										3	0	1	0	1	0	1			
Shawn Green, L (1, 10) OBP: 0.341, SLG: 0.488										3	1	1	0	1	0	3			
Charlie O'Brien, R (1, 2) OBP: 0.317, SLG: 0.348										1	0	0	0	2	0	1			
Tomas Perez, S (1, 6) OBP: 0.292, SLG: 0.307										4	0	0	0	0	1	5			
Inning Stats	R: 2 H: 2 E: 1 K: 1 S: 16	H: 2 R: 0 ER: 0 LOB: 2 BB: 1 P: 26	R: 0 H: 0 E: 0 K: 1 S: 9	H: 0 R: 0 ER: 0 LOB: 1 BB: 1 P: 13	R: 0 H: 1 E: 0 K: 0 S: 6	H: 1 R: 0 ER: 0 LOB: 1 BB: 0 P: 9	R: 1 H: 1 E: 0 K: 1 S: 10	H: 1 R: 0 ER: 0 LOB: 1 BB: 1 P: 18	R: 0 H: 0 E: 0 K: 0 S: 10	H: 0 R: 0 ER: 0 LOB: 0 BB: 0 P: 15	R: 0 H: 1 E: 0 K: 0 S: 6	H: 1 R: 0 ER: 0 LOB: 1 BB: 0 P: 8	R: 1 H: 2 E: 0 K: 1 S: 13	H: 2 R: 0 ER: 0 LOB: 1 BB: 0 P: 19	R: 0 H: 1 E: 0 K: 1 S: 8	H: 1 R: 0 ER: 0 LOB: 2 BB: 1 P: 15	1B: 5 2B: 3 3B: 0 HR: 0	SF: 0 SAC: 1 DP: 0 HBP: 0	WP: 0 PA: 37 PB: 0 SB: 2 CS: 0
PITCHER Darren Oliver, L (1, 1) ERA: 4.1 Wilson Heredia, R (8, 1) ERA: 2.81	IP: 7.0 WLS: L BF: 32 H: 7 R: 4 ER: 0 SO: 5 BB: 3 IBB: 0 HBP: 0 BLK: 0 WP: 0 HR: 0 S: 70 P: 108 ERA: 2.57 WHIP: 1.429																		

Batter	1	2	3	4	5	6	7	8	9	AB	R	H	RBI	BB	SO	LOB	TOP				
Rickey Henderson, R OBP: 0.411, SLG: 0.363	G6-3	L8				F8	PO 1B	G5-3		5	0	1	0	0	0	2	Anaheim Angels @ Toronto Blue Jays SkyDome, Toronto, ON Mon Sep 08 1997, 7:05 PM EDT Att: 25,775 - Unknown - 70 F				
Tony Phillips, S OBP: 0.393, SLG: 0.403	E3 HR	F8			F8 BB	BB	1B	HR BB		3	3	1	0	2	0	1					
Darin Erstad, L OBP: 0.362, SLG: 0.473	HR		P5		2B BB	K		HR		4	3	2	5	1	1	2					
Tim Salmon, R OBP: 0.396, SLG: 0.528	1B SF8 BB		HR		F8	PO		G6-3		4	2	2	1	1	0	2					
Jim Edmonds, L OBP: 0.355, SLG: 0.495	1B		K		16 1B	2B			G4-3	5	1	2	2	0	1	1					
Dave Hollins, S OBP: 0.356, SLG: 0.419	SF8		G5-3		16 1B	BB		L7		3	0	0	1	1	1	1					
16 Garret Anderson, L OBP: 0.325, SLG: 0.390	P5		G4-3		1-3 2-H	1B		G4-3		5	0	2	1	0	0	2					
Chad Kreuter, S OBP: 0.300, SLG: 0.329			B1-3		L7					3	0	1	0	0	0	2					
Otlando Palmeiro, L OBP: 0.309, SLG: 0.259										1	1	1	0	0	0	0					
7 Angelo Encarnacion, R OBP: 0.429, SLG: 0.957										0	0	0	0	0	0	0					
Jack Howell, L OBP: 0.326, SLG: 0.559								SH3 HR 1B		1	0	0	0	0	0	1					
Gary Disarcina, R OBP: 0.271, SLG: 0.321	F9		L7					SH3		3	0	0	0	0	0	1					
Inning Stats	R: 3 E: 1 K: 0 S: 13	H: 2 LOB: 1 BB: 1 P: 23	R: 0 E: 0 K: 0 S: 12	H: 1 LOB: 1 BB: 0 P: 18	R: 1 E: 0 K: 1 S: 8	H: 1 LOB: 0 BB: 0 P: 13	R: 0 E: 0 K: 0 S: 4	H: 0 LOB: 0 BB: 0 P: 6	R: 3 E: 0 K: 1 S: 15	H: 2 LOB: 2 BB: 3 P: 32	R: 0 E: 0 K: 0 S: 7	H: 1 LOB: 1 BB: 0 P: 13	R: 3 E: 0 K: 0 S: 11	H: 2 LOB: 0 BB: 1 P: 22	R: 0 E: 0 K: 1 S: 10	H: 1 LOB: 1 BB: 0 P: 17		1B: 7 2B: 2 3B: 0 HR: 3	SF: 1 SAC: 1 DP: 0 HBP: 0	WP: 0 PB: 0 SB: 0 CS: 0	PA: 45
PITCHER	IP WLS BF H R ER SO BB IBB HBP BLK WP HR S P ERA WHIP																				
Robert Person, R ERA: 5.61	(1, 1) 4.2 24 5 7 5 1 4 0 0 0 0 0 2 49 88 9.64 1.929																				
Omar Daal, L ERA: 9.15	(5, 1) 1.1 6 3 0 0 1 0 0 0 0 0 0 0 17 23 0.00 2.250																				
Paul Quantrill, R ERA: 2.03	(7, 1) 1.2 7 2 1 1 0 0 0 0 0 0 0 0 13 22 5.40 1.200																				
Dan Plesac, L ERA: 3.77	(8, 1) 0.1 W 3 1 2 2 0 1 0 0 0 0 0 1 5 13 54.00 6.000																				
Kelvin Escobar, R ERA: 2.05	(9, 1) 1.0 S 4 1 0 0 1 0 0 0 0 0 0 0 10 17 0.00 1.000																				

Batter	1	2	3	4	5	6	7	8	9	AB	R	H	RBI	BB	SO	LOB	BOTTOM				
Shannon Stewart, R OBP: 0.368, SLG: 0.418	K		3B	1B		1B		G5-3		5	3	3	0	0	1	1	Anaheim Angels @ Toronto Blue Jays SkyDome, Toronto, ON Mon Sep 08 1997, 7:05 PM EDT Att: 25,775 - Unknown - 70 F				
Mariano Duncan, R OBP: 0.276, SLG: 0.289	K		P3	G6-3		1B		BB		4	2	2	1	1	1	1					
José Cruz Jr., S OBP: 0.325, SLG: 0.523	E4		3B	G6-3		1B		1B		3	2	1	1	2	0	1					
Joe Carter, R OBP: 0.299, SLG: 0.418	K		2B	K		1B		E		5	2	3	5	0	2	1					
Carlos Delgado, L OBP: 0.336, SLG: 0.525		G3	2B		F8	K		E6 SF9 1B		5	2	2	2	0	1	2					
Benito Santiago, R OBP: 0.273, SLG: 0.371	1B		K		G6-3			SF9		4	0	1	1	0	2	1					
Shawn Green, L OBP: 0.342, SLG: 0.489	1B				F7			K		5	0	2	1	0	2	0					
Tom Evans, R OBP: 0.391, SLG: 0.500	F8					F8		F8		3	0	0	0	1	0	2					
Tomas Perez, S OBP: 0.290, SLG: 0.297	G6-3		K			G5-3		BB G5-3 1B		3	1	0	0	1	1	4					
Inning Stats	R: 0 E: 1 K: 3 S: 12	H: 0 LOB: 0 BB: 0 P: 17	R: 0 E: 0 K: 0 S: 9	H: 2 LOB: 0 BB: 0 P: 14	R: 4 E: 0 K: 2 S: 21	H: 4 LOB: 2 BB: 2 P: 37	R: 1 E: 0 K: 1 S: 7	H: 2 LOB: 0 BB: 0 P: 8	R: 0 E: 0 K: 0 S: 4	H: 0 LOB: 0 BB: 0 P: 7	R: 2 E: 0 K: 1 S: 17	H: 4 LOB: 2 BB: 0 P: 27	R: 0 E: 0 K: 2 S: 8	H: 0 LOB: 0 BB: 0 P: 13	R: 5 E: 1 K: 1 S: 17	H: 2 LOB: 0 BB: 3 P: 35		1B: 8 2B: 4 3B: 2 HR: 0	SF: 1 SAC: 0 DP: 1 HBP: 0	WP: 0 PB: 0 SB: 0 CS: 0	PA: 43
PITCHER	IP WLS BF H R ER SO BB IBB HBP BLK WP HR S P ERA WHIP																				
Darrell May, L ERA: 5.08	(1, 1) 3.0 20 4 2 2 1 0 0 0 0 0 0 0 22 33 6.75 1.500																				
Pep Harris, R ERA: 4.09	(4, 1) 2.2 11 4 2 2 1 0 0 0 0 0 0 0 11 19 0.00 0.000																				
Greg Cadaret, L ERA: 1.59	(6, 1) 1.1 4 0 0 0 3 0 0 0 0 0 0 0 7 21 81.00 9.000																				
Rich DeLucia, R ERA: 3.54	(8, 1) 0.1 4 0 3 3 0 3 0 0 0 0 0 0 7 21 81.00 9.000																				
Mike James, R ERA: 4.45	(8, 1) 0.0 L 1 1 0 0 0 0 0 0 0 0 0 0 2 3 ∞ ∞																				

Batter	1	2	3	4	5	6	7	8	9	AB	R	H	RBI	BB	SO	LOB	TOP			
Tony Phillips, S (1, 10) X	G6-3			L6-4 WP 1B		G3			G3-1	4	0	1	0	0	0	1				
Darin Erstad, L (1, 3) LBB	4-1			1-3 CS			G5-3			2	0	0	0	1	1	1				
Jack Howell, L (7, 3) BB				1-3 CS						0	0	0	0	0	0	0				
Dave Hollins, S (1, 5) BB	1-3			1-2			L4			3	0	0	0	0	1	2				
	1-2			1-2																
Tim Salmon, R (1, 9) BB		4-2					G5-3			2	0	0	0	1	0	0				
		16 G6-3 BB																		
Jim Edmonds, L (1, 8) BB	2-0						4-2			2	0	0	0	1	0	1				
		L7					16 G6-3 BB													
16 Garret Anderson, L (1, 7) BB	0-2						0-0			3	0	0	0	0	0	2				
		G6-3					G6-3													
		1-2					1-2													
Luis Alica, S (1, 4) X			0-0					0-3		3	0	1	0	0	1	0				
				CS																
				1B																
Chad Kreuter, S (1, 2) BB			3-2					2-1		3	0	1	0	0	0	1				
				G6-3				FC6-4												
			1-2					1B												
Gary Disarcina, R (1, 6) BB			0-2					1-0		2	0	0	0	0	0	1				
Orlando Palmeiro, L (9, PH) BB								FC6-4		1	0	0	0	0	1	0				
				G6-3				S												
				1-2				1-2												
Inning Stats	R: 0 E: 0 K: 1 S: 5	H: 0 LOB: 0 BB: 1 P: 10	R: 0 E: 0 K: 0 S: 6	H: 0 LOB: 0 BB: 1 P: 12	R: 0 E: 0 K: 0 S: 8	H: 1 LOB: 0 BB: 0 P: 11	R: 0 E: 0 K: 1 S: 8	H: 1 LOB: 0 BB: 0 P: 11	R: 0 E: 0 K: 0 S: 4	H: 0 LOB: 0 BB: 1 P: 8	R: 0 E: 0 K: 0 S: 6	H: 0 LOB: 0 BB: 0 P: 9	R: 0 E: 0 K: 0 S: 7	H: 0 LOB: 0 BB: 0 P: 11	R: 0 E: 0 K: 0 S: 12	H: 0 LOB: 0 BB: 0 P: 18	1B: 3 2B: 1 3B: 0 HR: 0	SF: 0 SAC: 0 DP: 3 HBP: 0	WP: 1 PB: 0 SB: 1 CS: 2	PA: 28
PITCHER	IP	WLS	BF	H	R	ER	SO	BB	IBB	HBP	BLK	WP	HR	S	P	ERA	WHIP			
Chris Carpenter, R (1, 1) ERA: 5.84	9.0	W	28	3	0	0	4	3	0	0	0	1	0	65	103	0.00	0.667			

Anaheim Angels @ Toronto Blue Jays
SkyDome, Toronto, ON
Tue Sep 09 1997, 7:05 PM EDT
Att: 25,674 - Dome - 72 F

AB 25
R 0
H 3
RBI 0
BB 3
SO 4
LOB 9



Batter	1	2	3	4	5	6	7	8	9	AB	R	H	RBI	BB	SO	LOB	BOTTOM			
Shannon Stewart, R (1, 8) BB	1-1							G6-3		4	0	1	0	0	1	0				
Mariano Duncan, R (1, 4) BB	2-2									4	1	0	0	0	1	1				
Shawn Green, L (1, 9) BB	4-1									3	0	1	1	1	2	1				
Joe Carter, R (1, 10) BB	2-3									4	0	0	0	0	1	3				
Carlos Delgado, L (1, 3) BB		0-2								2	1	1	0	1	0	0				
Benito Santiago, R (1, 2) BB		2-3								3	0	0	0	0	3	2				
Rich Butler, L (1, 7) BB		2-0								2	0	1	0	1	1	0				
Tom Evans, R (1, 5) BB		0-0								3	0	0	1	0	1	2				
Tomas Perez, S (1, 6) BB		2-3								3	0	0	0	0	0	1				
Inning Stats	R: 0 E: 0 K: 2 S: 13	H: 0 LOB: 1 BB: 1 P: 21	R: 1 E: 0 K: 1 S: 11	H: 2 LOB: 1 BB: 0 P: 17	R: 0 E: 0 K: 1 S: 8	H: 1 LOB: 1 BB: 0 P: 13	R: 0 E: 0 K: 2 S: 8	H: 0 LOB: 0 BB: 0 P: 13	R: 0 E: 0 K: 2 S: 10	H: 0 LOB: 0 BB: 0 P: 15	R: 0 E: 0 K: 1 S: 12	H: 0 LOB: 1 BB: 2 P: 23	R: 1 E: 1 K: 0 S: 14	H: 1 LOB: 1 BB: 0 P: 19	1B: 2 2B: 2 3B: 0 HR: 0	SF: 0 SAC: 0 DP: 0 HBP: 0	WP: 0 PB: 0 SB: 2 CS: 0	PA: 31		
PITCHER	IP	WLS	BF	H	R	ER	SO	BB	IBB	HBP	BLK	WP	HR	S	P	ERA	WHIP			
Ken Hill, R (1, 1) ERA: 4.96	7.2	L	29	3	2	1	10	3	0	0	0	0	0	83	131	1.17	0.783			
Mike Holtz, L (8, 1) ERA: 2.29	0.0		1	1	0	0	0	0	0	0	0	0	0	4	7	∞	∞			
Troy Percival, R (8, 1) ERA: 3.57	0.1		1	0	0	0	0	0	0	0	0	0	0	2	2	0.00	0.000			

Anaheim Angels @ Toronto Blue Jays
SkyDome, Toronto, ON
Tue Sep 09 1997, 7:05 PM EDT
Att: 25,674 - Dome - 72 F

AB 28
R 2
H 4
RBI 2
BB 3
SO 10
LOB 10



Batter	1	2	3	4	5	6	7	8	9	AB	R	H	RBI	BB	SO	LOB	TOP							
Shannon Stewart, R OBP: 0.360, SLG: 0.414	F8		G6-3			G5-3			1B 2B	4	1	1	0	0	0	1								
Mariano Duncan, R OBP: 0.272, SLG: 0.285	G5-3			K			P3		G4-3 1B	4	0	1	2	0	1	0								
José Cruz Jr., S OBP: 0.322, SLG: 0.517	K			K			K		G4-3	4	0	0	0	0	3	1								
Joe Carter, R OBP: 0.295, SLG: 0.412		K			F7		P3		G6-3	4	0	0	0	0	1	1								
Carlos Delgado, L OBP: 0.336, SLG: 0.524		K				P4			P6	3	0	0	0	0	1	0								
Shawn Green, L OBP: 0.341, SLG: 0.487		G3				K2-3			G4-3	3	0	0	0	0	1	0								
Tom Evans, R OBP: 0.345, SLG: 0.423						K			G5-3	3	0	1	0	0	1	0								
Sandy Martinez, L (1, 2)						K			P6 2B 1B BB	2	1	0	0	1	1	1								
Tomas Perez, S OBP: 0.276, SLG: 0.281									P5	2	0	0	0	0	1	1								
Rich Butler, L OBP: 0.266, SLG: 0.167										1	0	0	0	0	0	1								
Carlos Garcia, R OBP: 0.247, SLG: 0.298										0	0	0	0	0	0	0								
Inning Stats	R: 0 E: 0 K: 1 S: 7	H: 0 LOB: 0 BB: 0 P: 12	R: 0 E: 0 K: 2 S: 8	H: 0 LOB: 0 BB: 0 P: 11	R: 0 E: 0 K: 1 S: 12	H: 1 LOB: 1 BB: 0 P: 19	R: 0 E: 0 K: 2 S: 9	H: 0 LOB: 0 BB: 0 P: 15	R: 0 E: 0 K: 2 S: 8	H: 0 LOB: 0 BB: 0 P: 14	R: 0 E: 0 K: 1 S: 5	H: 0 LOB: 0 BB: 0 P: 7	R: 0 E: 0 K: 1 S: 9	H: 0 LOB: 0 BB: 0 P: 11	R: 0 E: 0 K: 0 S: 8	H: 0 LOB: 0 BB: 0 P: 15	R: 2 E: 0 K: 0 S: 13	H: 2 LOB: 1 BB: 1 P: 24	1B: 2 2B: 1 3B: 0 HR: 0	SF: 0 SAC: 0 DP: 0 HBP: 0	WP: 0 PB: 0 SB: 0 CS: 0	PA: 31		
PITCHER	IP	WLS	BF	H	R	ER	SO	BB	IBB	HBP	BLK	WP	HR	S	P	ERA	WHIP							
Mike Quist, R ERA: 4.92	8.1		28	2	2	2	10	1	0	0	0	0	0	71	115	2.16	0.360							
T.J. Mathews, R ERA: 3.08	0.2	W	3	1	0	0	0	0	0	0	0	0	0	8	13	0.00	1.500							

Toronto Blue Jays @ Oakland Athletics
Oakland-Alameda County Coliseum, Oakland, CA
Wed Sep 10 1997, 7:05 PM PDT
Att. 4,764 - Unknown - 70 F

AB 30
R 2
H 3
RBI 2
BB 1
SO 10
LOB 6



Batter	1	2	3	4	5	6	7	8	9	AB	R	H	RBI	BB	SO	LOB	BOTTOM							
Jason McDonald, S OBP: 0.347, SLG: 0.385	P9		B4-3					F8		3	0	0	0	1	0	0								
Dave Magadan, L OBP: 0.424, SLG: 0.416	P7		P8			K		G4-3		4	0	0	0	0	1	3								
Ben Grieve, L OBP: 0.410, SLG: 0.472	K								G4-3	4	0	0	0	0	1	0								
Matt Stairs, L OBP: 0.405, SLG: 0.636								F7	P8	2	0	0	0	2	0	0								
Jason Giambi, L OBP: 0.362, SLG: 0.481									E9 1B	4	0	1	0	0	1	2								
Ernie Young, R OBP: 0.298, SLG: 0.343										0	1	0	0	0	0	0								
Scott Spiezio, S OBP: 0.286, SLG: 0.372	G3							F8		3	0	0	0	1	0	0								
Brent Mayne, L OBP: 0.335, SLG: 0.399																								
Brian Leshar, R OBP: 0.255, SLG: 0.367																								
Mark Bellhorn, S OBP: 0.325, SLG: 0.362																								
Scott Brosius, R OBP: 0.258, SLG: 0.319																								
Miguel Tejada, R OBP: 0.295, SLG: 0.424																								
Inning Stats	R: 0 E: 0 K: 1 S: 8	H: 0 LOB: 0 BB: 0 P: 14	R: 0 E: 0 K: 0 S: 5	H: 0 LOB: 0 BB: 1 P: 11	R: 2 E: 0 K: 0 S: 9	H: 2 LOB: 0 BB: 0 P: 15	R: 0 E: 0 K: 1 S: 6	H: 0 LOB: 0 BB: 1 P: 16	R: 0 E: 0 K: 2 S: 11	H: 2 LOB: 3 BB: 1 P: 21	R: 0 E: 0 K: 0 S: 5	H: 0 LOB: 0 BB: 0 P: 6	R: 0 E: 0 K: 1 S: 8	H: 0 LOB: 0 BB: 0 P: 13	R: 0 E: 0 K: 1 S: 8	H: 0 LOB: 0 BB: 0 P: 12	R: 1 E: 1 K: 0 S: 8	H: 2 LOB: 2 BB: 1 P: 15	1B: 5 2B: 0 3B: 1 HR: 0	SF: 0 SAC: 1 DP: 1 HBP: 0	WP: 1 PB: 0 SB: 0 CS: 1	PA: 34		
PITCHER	IP	WLS	BF	H	R	ER	SO	BB	IBB	HBP	BLK	WP	HR	S	P	ERA	WHIP							
Woody Williams, R ERA: 4.36	8.0		29	4	2	2	6	4	2	2	0	0	0	60	108	2.25	0.875							
Dan Plesac, L ERA: 3.92	0.2	L	4	1	1	1	0	0	1	0	0	0	0	6	12	13.50	1.500							
Paul Quantrill, R ERA: 2.03	0.0		1	1	0	0	0	0	0	0	0	0	0	2	3	∞	∞							

Toronto Blue Jays @ Oakland Athletics
Oakland-Alameda County Coliseum, Oakland, CA
Wed Sep 10 1997, 7:05 PM PDT
Att. 4,764 - Unknown - 70 F

AB 29
R 3
H 6
RBI 2
BB 4
SO 6
LOB 5



Batter	1	2	3	4	5	6	7	8	9	AB	R	H	RBI	BB	SO	LOB	TOP											
Shannon Stewart, R OBP: 0.353, SLG: 0.413	1-2 F8	2-1 1B		1-0 G6-3		1-0 G6-3		1-2 G5-3		5	0	1	1	0	0	1												
Mariano Duncan, R OBP: 0.274, SLG: 0.293	2-1 G3-1	1-0 P4		1-2 2B		3-2 2B		1-0 G6-3		5	0	2	1	0	0	1												
José Cruz Jr., S OBP: 0.323, SLG: 0.518	0-1 2B	1-2 1B		3-H F8		0-2 F9			3-3 K	5	0	2	0	0	1	2												
Joe Carter, R OBP: 0.293, SLG: 0.408	0-0 F7	2-1 F7			1-3 K		0-1 F9		0-0 P3	5	0	0	0	0	1	3												
Carlos Delgado, L OBP: 0.336, SLG: 0.525		2-2 1B	2-2 F8		3-2 1B		1-3 K		1-2 G3-1	5	2	2	0	0	1	0												
Benito Santiago, R OBP: 0.276, SLG: 0.382		1-1 1B	0-0 L6		2-2 1B		0-0 HR			4	2	3	2	0	0	0												
Shawn Green, L OBP: 0.342, SLG: 0.485		1-0 1B	2-3 K		2-1 E5		4-2 BB			3	1	1	2	1	1	1												
Tom Evans, R OBP: 0.364, SLG: 0.433		0-0 1B		1-2 1B	0-0 L9-2		3-3 K			4	2	2	0	0	1	3												
Tomas Perez, S OBP: 0.269, SLG: 0.273		1-0 G4-3		1-1 SH3-4		1-3 K		1-1 P6		3	0	0	1	0	1	1												
Inning Stats	R: 0 E: 0 K: 0 S: 8	H: 1 LOB: 1 BB: 0 P: 11	R: 4 E: 2 K: 0 S: 18	H: 6 LOB: 2 BB: 0 P: 29	R: 0 E: 0 K: 1 S: 7	H: 0 LOB: 0 BB: 0 P: 11	R: 1 E: 0 K: 0 S: 12	H: 2 LOB: 1 BB: 0 P: 17	R: 1 E: 0 K: 1 S: 12	H: 2 LOB: 1 BB: 0 P: 20	R: 0 E: 0 K: 1 S: 14	H: 1 LOB: 1 BB: 0 P: 19	R: 1 E: 0 K: 2 S: 12	H: 1 LOB: 1 BB: 1 P: 20	R: 0 E: 0 K: 0 S: 9	H: 0 LOB: 0 BB: 0 P: 12	R: 0 E: 0 K: 1 S: 9	H: 0 LOB: 0 BB: 0 P: 13	1B: 7 2B: 8 3B: 0 HR: 1	SF: 0 SAC: 1 DP: 1 HBP: 0	WP: 0 PB: 0 SB: 0 CS: 0	PA: 41						
PITCHER	IP WLS BF H R ER SO BB IBB HBP BLK WP HR S P ERA WHIP	IP WLS BF H R ER SO BB IBB HBP BLK WP HR S P ERA WHIP											IP WLS BF H R ER SO BB IBB HBP BLK WP HR S P ERA WHIP															
Andrew Lorraine, L ERA: 7.3	1.1	10	6	4	4	0	0	0	0	0	0	0	0	0	20	30	27.00	4.500										
Don Wengert, R ERA: 6.02	3.2	16	5	2	2	2	0	0	0	0	0	0	0	0	37	58	4.91	1.364										
Jay Witasick, R ERA:	1.1	5	1	0	0	1	0	0	0	0	0	0	0	0	16	21	0.00	0.750										
Buddy Groom, L ERA: 4.83	0.1	3	1	1	1	1	1	0	0	0	0	1	7	12	27.00	6.000												
Billy Taylor, R ERA: 4.31	1.1	4	0	0	0	1	0	0	0	0	0	0	0	12	18	0.00	0.000											

Toronto Blue Jays @ Oakland Athletics
Oakland-Alameda County Coliseum, Oakland, CA

AB 39
R 7
H 13
RBI 7
BB 1
SO 6
LOB 12



Thu Sep 11 1997, 3:33 AM PDT
Att: 6,135 - Cloudy - 72 F

Batter	1	2	3	4	5	6	7	8	9	AB	R	H	RBI	BB	SO	LOB	BOTTOM											
Jason McDonald, S OBP: 0.348, SLG: 0.391	3-2 F7		0-0 G1-3		2-0 2B	2-3 K			1-2 PB	5	1	2	0	0	1	0												
Dave Magadan, L OBP: 0.427, SLG: 0.415	1-0 1B		4-2 BB		3-2 G6-3		0-3 K		4-1 1B	3	1	1	0	2	1	1												
Ben Grieve, L OBP: 0.409, SLG: 0.450	4-1 1B		3-1 F7		3-1 P6		1-3 K		2-3 1B	4	1	1	1	1	1	2												
Matt Stairs, L OBP: 0.401, SLG: 0.627	0-1 F7		1-3 K		0-1 G4-3		1-2 F8		1-2 1B	4	0	0	0	0	1	3												
Jason Giambi, L OBP: 0.363, SLG: 0.481	0-1 1B		0-0 F8		1-0 P7		0-1 G1-6-3		1-2 1B	4	0	2	1	0	0	0												
Ernie Young, R OBP: 0.298, SLG: 0.343	1-2 1B		1-1 G3-1		0-0 1B		0-0 B3		0-2 1B	4	1	2	1	0	0	1												
Scott Spiezio, S OBP: 0.288, SLG: 0.373	2-0 1B		1-3 1B		2-1 HBP		0-2 1B		0-2 G1-6-3	3	1	1	0	0	0	1												
Brent Mayne, L OBP: 0.338, SLG: 0.398	1-2 CS	0-2 G4-3		2-1 HBP		0-2 1B		0-2 G1-6-3		3	1	1	0	0	0	1												
Mark Bellhorn, S OBP: 0.324, SLG: 0.360		1-3 K2-3		0-0 F7		1-0 1B		0-3 K		4	1	1	1	0	2	1												
Miguel Tejada, R OBP: 0.292, SLG: 0.460		0-1 L6		1-1 K		1-3 1B		1-2 E5		4	2	1	3	0	1	0												
Inning Stats	R: 2 E: 0 K: 0 S: 12	H: 3 LOB: 1 BB: 1 P: 23	R: 0 E: 0 K: 1 S: 8	H: 0 LOB: 0 BB: 0 P: 9	R: 0 E: 0 K: 1 S: 9	H: 0 LOB: 1 BB: 1 P: 17	R: 0 E: 0 K: 0 S: 5	H: 0 LOB: 1 BB: 0 P: 8	R: 0 E: 0 K: 1 S: 9	H: 1 LOB: 1 BB: 0 P: 18	R: 4 E: 0 K: 1 S: 19	H: 4 LOB: 0 BB: 0 P: 26	R: 0 E: 0 K: 2 S: 9	H: 0 LOB: 0 BB: 0 P: 11	R: 0 E: 0 K: 0 S: 6	H: 1 LOB: 1 BB: 0 P: 6	R: 2 E: 1 K: 1 S: 14	H: 2 LOB: 2 BB: 1 P: 20	1B: 9 2B: 1 3B: 0 HR: 1	SF: 0 SAC: 0 DP: 1 HBP: 1	WP: 0 PB: 1 SB: 0 CS: 1	PA: 40						
PITCHER	IP WLS BF H R ER SO BB IBB HBP BLK WP HR S P ERA WHIP	IP WLS BF H R ER SO BB IBB HBP BLK WP HR S P ERA WHIP											IP WLS BF H R ER SO BB IBB HBP BLK WP HR S P ERA WHIP															
Pat Hentgen, R ERA: 3.55	6.0	28	8	6	6	4	2	0	0	0	0	0	0	0	11	13	0.00	1.000										
Dan Plesac, L ERA: 3.53	1.0	4	1	0	0	2	0	0	0	0	0	0	0	4	4	0.00	0.000											
Paul Quantrill, R ERA: 2.0	1.0	2	0	0	0	0	0	0	0	0	0	0	0	4	4	0.00	0.000											
Kelvin Escobar, R ERA: 2.03	0.1	L	5	2	2	0	1	1	0	0	0	0	0	14	20	0.00	9.000											

Toronto Blue Jays @ Oakland Athletics
Oakland-Alameda County Coliseum, Oakland, CA

AB 35
R 8
H 11
RBI 7
BB 3
SO 7
LOB 9




Thu Sep 11 1997, 3:33 AM PDT
Att: 6,135 - Cloudy - 72 F

Batter	1	2	3	4	5	6	7	8	9	AB	R	H	RBI	BB	SO	LOB	TOP										
Shannon Stewart, R (1, 8) OBP: 0.347, SLG: 0.398	G4-3			G5-3		G5-3	1B HBP		K	4	0	0	0	0	1	0											
Mariano Duncan, R (1, 4) OBP: 0.276, SLG: 0.295	L3			G6-3		BB 1B	1B			4	0	2	0	0	0	0											
José Cruz Jr., S (1, 7) OBP: 0.325, SLG: 0.516	K			1B		BB 1B	K			3	0	1	0	1	2	3											
Joe Carter, R (1, 3) OBP: 0.291, SLG: 0.405		P6		F7		K	F8			4	0	0	0	0	1	6											
Carlos Delgado, L (1, 10) OBP: 0.336, SLG: 0.522	F9				F9		1B BB 1B	F8		4	1	1	0	0	0	0											
Shawn Green, L (1, 9) OBP: 0.344, SLG: 0.485	K			FC6-4 1B		BB 1B	BB 1B	K		4	1	2	0	0	2	0											
Tom Evans, R (1, 5) OBP: 0.351, SLG: 0.412			E5		FC6-4 1B		BB 1B	G6-3		4	1	1	0	0	0	1											
Charlie O'Brien, R (1, 2) OBP: 0.316, SLG: 0.343			G4-3		L7		1B BB	G6-3		3	0	0	1	1	0	2											
Tomas Perez, S (1, 6) OBP: 0.264, SLG: 0.267			K			G6-3		G6-3		2	0	0	0	0	1	0											
Felipe Crespo, S (7, PH) OBP: 0.400, SLG: 0.400							1B HBP			1	0	1	2	0	0	0											
Carlos Garcia, R (7, 6) OBP: 0.246, SLG: 0.297							1B	G6-3		1	0	0	0	0	0	0											
Inning Stats	R: 0 E: 0 K: 1 S: 8	H: 0 LOB: 0 BB: 0 P: 11	R: 0 E: 0 K: 1 S: 8	H: 0 LOB: 0 BB: 0 P: 16	R: 0 E: 1 K: 1 S: 8	H: 0 LOB: 0 BB: 0 P: 10	R: 0 E: 0 K: 0 S: 9	H: 1 LOB: 1 BB: 0 P: 10	R: 0 E: 0 K: 0 S: 12	H: 1 LOB: 2 BB: 1 P: 24	R: 3 E: 0 K: 1 S: 15	H: 5 LOB: 3 BB: 1 P: 28	R: 0 E: 0 K: 1 S: 7	H: 0 LOB: 0 BB: 0 P: 12	R: 0 E: 0 K: 1 S: 7	H: 0 LOB: 0 BB: 0 P: 8	1B: 8 2B: 0 3B: 0 HR: 0	SF: 0 SAC: 0 DP: 0 HBP: 1	WP: 0 PB: 0 SB: 0 CS: 1	PA: 37							
PITCHER	IP	WLS	BF	H	R	ER	SO	BB	IBB	HBP	BLK	WP	HR	S	P	ERA	WHIP										
Omar Olivares, R (1, 1) ERA: 4.83	6.0		22	3	0	0	4	1	0	0	0	0	0	52	81	0.00	0.667										
Paul Spoljaric, L (7, 1) ERA: 3.74	0.0		0	0	0	0	0	0	0	0	0	0	0	0	0	∞	∞										
Mike Timlin, R (7, 1) ERA: 3.51	0.0		2	1	0	0	0	1	0	0	0	0	0	2	6	∞	∞										
Bobby Ayala, R (7, 1) ERA: 4.32	2.0	W	8	2	1	1	2	0	0	1	0	0	0	16	27	4.50	1.000										
Heathcliff Stocumb, R (9, 1) ERA: 5.37	1.0		3	0	0	0	1	0	0	0	0	0	0	7	8	0.00	0.000										

Toronto Blue Jays @ Seattle Mariners
The Kingdome, Seattle, WA
Fri Sep 12 1997, 10:05 PM EDT
Att: 37,044 - Dome - 72 F

livebaseballscores.com

AB 34
R 3
H 8
RBI 3
BB 2
SO 7
LOB 12




Batter	1	2	3	4	5	6	7	8	9	AB	R	H	RBI	BB	SO	LOB	BOTTOM										
Joey Cora, S (1, 4) OBP: 0.361, SLG: 0.444	P4		F9		G6-3		K			4	0	0	0	0	1	0											
Roberto Kelly, R (1, 7) OBP: 0.325, SLG: 0.437	F9		G3-1 WP 2B		P4			1B HR BB		3	2	1	0	1	0	0											
Ken Griffey Jr., L (1, 8) OBP: 0.382, SLG: 0.642	P5		G3-1			K		HR 1B		4	1	1	0	0	1	1											
Edgar Martinez, R (1, 10) OBP: 0.457, SLG: 0.554		1B BB	1B		1B		2B 1B	HR		3	2	3	3	1	0	0											
Alex Rodriguez, R (1, 6) OBP: 0.346, SLG: 0.499	K		G6-3			1B 2B		G1-3		4	1	1	0	0	1	2											
Paul Sorrento, L (1, 3) OBP: 0.347, SLG: 0.519	K			G4-3		1B		HR		4	1	2	2	0	1	1											
Rob Ducey, L (1, 9) OBP: 0.321, SLG: 0.540	1B		G4-3		G4-3		K	K		4	0	1	0	0	2	1											
Brent Gates, S (1, 5) OBP: 0.299, SLG: 0.376			G3-1				G3	F7		4	0	1	1	0	0	0											
Andy Sheets, R (9, 5) OBP: 0.352, SLG: 0.531										0	0	0	0	0	0	0											
Rick Wilkins, L (1, 2) OBP: 0.257, SLG: 0.311										2	0	0	0	0	0	2											
Dan Wilson, R (7, 2) OBP: 0.325, SLG: 0.422					F8		G5-3			1	0	0	0	0	0	0											
Inning Stats	R: 0 E: 0 K: 0 S: 7	H: 0 LOB: 0 BB: 0 P: 10	R: 1 E: 0 K: 2 S: 13	H: 2 LOB: 2 BB: 1 P: 21	R: 1 E: 0 K: 0 S: 12	H: 2 LOB: 1 BB: 0 P: 18	R: 0 E: 0 K: 0 S: 5	H: 0 LOB: 0 BB: 0 P: 9	R: 0 E: 0 K: 2 S: 13	H: 3 LOB: 1 BB: 0 P: 21	R: 0 E: 0 K: 1 S: 6	H: 0 LOB: 0 BB: 0 P: 9	R: 4 E: 0 K: 1 S: 22	H: 3 LOB: 0 BB: 1 P: 39	1B: 6 2B: 2 3B: 0 HR: 2	SF: 0 SAC: 0 DP: 0 HBP: 0	WP: 1 PB: 0 SB: 0 CS: 0	PA: 35									
PITCHER	IP	WLS	BF	H	R	ER	SO	BB	IBB	HBP	BLK	WP	HR	S	P	ERA	WHIP										
Roger Clemens, R (1, 1) ERA: 2.02	7.0	L	31	9	6	6	5	2	0	0	0	0	1	69	109	7.71	1.571										
Tim Lincecum, R (8, 1) ERA: 6.92	1.0		4	1	1	1	1	0	0	0	0	0	1	15	26	9.00	1.000										

Toronto Blue Jays @ Seattle Mariners
The Kingdome, Seattle, WA
Fri Sep 12 1997, 10:05 PM EDT
Att: 37,044 - Dome - 72 F

livebaseballscores.com

AB 33
R 7
H 10
RBI 6
BB 2
SO 6
LOB 7



Batter	1	2	3	4	5	6	7	8	9	AB	R	H	RBI	BB	SO	LOB	TOP								
Shannon Stewart, R OBP: 0.349, SLG: 0.407	(1, 8) K		(2-3) K			(2-1) G6-3		(2-2) K	(2-1) K	5	0	2	3	0	2	1									
Mariano Duncan, R OBP: 0.275, SLG: 0.294	(1, 4) K			(1-0) G4-3 1B		(0-2) P3		(2-1) G3-1	(0-2) P3	5	1	1	0	0	1	3									
José Cruz Jr., S OBP: 0.321, SLG: 0.510	(1, 7) K			(1-1) G4-3			(1-3) K	(1-3) K		4	0	0	1	0	3	1									
Joe Carter, R OBP: 0.289, SLG: 0.403		(0-1) P2		(0-3) K			(1-0) G6-3		(2-2) E5 2B SF9	4	1	0	0	0	1	0									
Carlos Delgado, L OBP: 0.337, SLG: 0.523		(2-1) G4-3		(1-0) L6			(4-0) WP BB		(1-1) SF9 1B 2B	3	1	1	0	1	0	0									
Benito Santiago, R OBP: 0.273, SLG: 0.379		(0-1) G4-3			(1-1) G5-3		(2-3) K		(1-2) SF9	3	0	0	1	0	1	1									
Shawn Green, L OBP: 0.343, SLG: 0.482			(3-3) K		(0-0) G3			(2-3) K	(2-3-3H) 1B IBB	3	1	0	0	1	2	0	AB 34								
Tom Evans, R OBP: 0.341, SLG: 0.421			(2-3) K		(0-1) L7			(0-0) E 2B 2B	(1-0) P2	4	1	1	0	0	1	2	R 6								
Tomas Perez, S OBP: 0.268, SLG: 0.265			(4-0) BB			(2-3) K		(0-1) E3 2B	(1-0) K 1B	1	0	0	0	1	1	0	H 6								
Juan Samuel, R OBP: 0.373, SLG: 0.433										0	0	0	0	0	0	0	RBI 6								
Felipe Crespo, S OBP: 0.333, SLG: 0.333										1	1	0	0	0	0	1	BB 3								
Carlos Garcia, R OBP: 0.249, SLG: 0.299										1	0	1	1	0	0	0	SO 12								
Inning Stats	R: 0 E: 0 K: 3 S: 10	H: 0 LOB: 0 BB: 0 P: 15	R: 0 E: 0 K: 0 S: 6	H: 0 LOB: 0 BB: 0 P: 8	R: 0 E: 0 K: 3 S: 15	H: 0 LOB: 1 BB: 1 P: 26	R: 1 E: 1 K: 1 S: 7	H: 1 LOB: 0 BB: 0 P: 10	R: 0 E: 0 K: 0 S: 5	H: 0 LOB: 0 BB: 0 P: 6	R: 0 E: 0 K: 1 S: 8	H: 0 LOB: 0 BB: 0 P: 12	R: 0 E: 0 K: 2 S: 7	H: 0 LOB: 1 BB: 1 P: 15	R: 2 E: 1 K: 2 S: 14	H: 2 LOB: 1 BB: 0 P: 21	R: 3 E: 1 K: 0 S: 18	H: 3 LOB: 2 BB: 1 P: 30	1B: 3 2B: 3 3B: 0 HR: 0	SF: 1 SAC: 0 DP: 0 HBP: 0	WP: 1 PB: 0 SB: 0 CS: 0	PA: 38			
PITCHER	IP	WLS	BF	H	R	ER	SO	BB	IBB	HBP	BLK	WP	HR	S	P	ERA	WHIP								
Randy Johnson, L ERA: 2.25	(1, 1) 6.0		20	1	1	0	8	1	0	0	0	0	0	51	77	0.00	0.333								
Norm Charlton, L ERA: 7.2	(7, 1) 1.1		6	1	1	1	3	1	0	0	0	1	0	11	21	6.75	1.500								
Mike Timlin, R ERA: 3.49	(8, 1) 0.1		3	1	1	0	0	0	0	0	0	0	0	7	11	0.00	3.000								
Bobby Ayala, R ERA: 4.26	(8, 1) 1.1	L	9	3	3	0	1	0	1	0	0	0	0	21	34	0.00	2.250								

Toronto Blue Jays @ Seattle Mariners
The Kingdome, Seattle, WA
Sat Sep 13 1997, 10:05 PM EDT
Att: 51,631 - Dome - 72 F

AB	34
R	6
H	6
RBI	6
BB	3
SO	12
LOB	9



Batter	1	2	3	4	5	6	7	8	9	AB	R	H	RBI	BB	SO	LOB	BOTTOM								
Rich Amaral, R OBP: 0.323, SLG: 0.316	(1, 4) G5-3		(0-0) F9		(0-1) G6-3		(0-3) K		(1-3) K	4	0	0	0	0	1	1									
Rob Ducey, L OBP: 0.319, SLG: 0.535										1	0	0	0	0	1	1									
Roberto Kelly, R OBP: 0.323, SLG: 0.433	(1, 7) BB 1B		(2-2) F8		(0-0) G6-3			(0-1) G4-3	(0-2) FC6-4	5	0	1	0	0	0	2									
Ken Griffey Jr., L OBP: 0.379, SLG: 0.637	(1, 8) K		(0-3) K			(0-1) G3		(2-3) K		4	0	0	0	0	3	1									
Edgar Martinez, R OBP: 0.458, SLG: 0.555	(1, 10) BB				(0-0) 2B	(1-2) G6-3		(3-1) E6 BB 1B		3	0	1	0	1	0	0									
Alex Rodriguez, R OBP: 0.347, SLG: 0.499	(1, 6) K				(1-3) K	(2-1) HR 1B		(0-2) BB 1B		4	1	2	0	0	2	3									
Jay Buhner, R OBP: 0.376, SLG: 0.493			(2-3) K		(3-0) G5-3	(0-0) HR		(4-1) BB		3	1	1	2	1	1	1									
Mike Blowers, R OBP: 0.385, SLG: 0.449	(1, 3) HR				(0-1) F9	(0-1) L7		(3-3) K		3	1	1	1	0	0	1	AB 34								
Paul Sorrento, L OBP: 0.346, SLG: 0.518										1	0	0	0	0	1	3	R 3								
Dan Wilson, R OBP: 0.325, SLG: 0.420			(3-1) G5-3							4	0	1	0	0	0	0	H 7								
Andy Sheets, R OBP: 0.339, SLG: 0.510					(1-1) SH1-4 1B												RBI 3								
Joey Cora, S OBP: 0.362, SLG: 0.444										2	0	0	0	0	1	0	BB 3								
Inning Stats	R: 0 E: 0 K: 2 S: 14	H: 1 LOB: 2 BB: 1 P: 23	R: 1 E: 0 K: 1 S: 8	H: 1 LOB: 0 BB: 0 P: 16	R: 0 E: 0 K: 1 S: 8	H: 0 LOB: 0 BB: 0 P: 10	R: 0 E: 0 K: 1 S: 7	H: 1 LOB: 1 BB: 0 P: 11	R: 0 E: 0 K: 0 S: 6	H: 1 LOB: 1 BB: 0 P: 7	R: 2 E: 0 K: 0 S: 10	H: 2 LOB: 0 BB: 0 P: 13	R: 0 E: 0 K: 2 S: 8	H: 0 LOB: 0 BB: 0 P: 10	R: 0 E: 1 K: 2 S: 16	H: 1 LOB: 3 BB: 1 P: 28	R: 0 E: 0 K: 1 S: 17	H: 0 LOB: 1 BB: 1 P: 24	1B: 4 2B: 1 3B: 0 HR: 2	SF: 0 SAC: 1 DP: 0 HBP: 0	WP: 0 PB: 0 SB: 0 CS: 0	PA: 38			
PITCHER	IP	WLS	BF	H	R	ER	SO	BB	IBB	HBP	BLK	WP	HR	S	P	ERA	WHIP								
Omar Daal, L ERA: 8.35	(1, 1) 7.0		28	6	3	3	7	1	0	0	0	0	0	2	2	0.00	0.000								
Paul Quanttrill, R ERA: 1.99	(8, 1) 0.1		1	0	0	0	0	0	0	0	0	0	0	2	2	0.00	0.000								
Dan Plesac, L ERA: 3.8	(8, 1) 0.1		1	0	0	0	1	0	0	0	0	0	0	4	6	0.00	0.000								
Kelvin Escobar, R ERA: 1.93	(8, 1) 1.1	W	8	1	0	0	2	2	0	0	0	0	0	27	44	0.00	2.250								

Toronto Blue Jays @ Seattle Mariners
The Kingdome, Seattle, WA
Sat Sep 13 1997, 10:05 PM EDT
Att: 51,631 - Dome - 72 F

AB	34
R	3
H	7
RBI	3
BB	3
SO	10
LOB	13



Batter	1	2	3	4	5	6	7	8	9	AB	R	H	RBI	BB	SO	LOB	TOP								
Shannon Stewart, R (1, 8) OBP: 0.353, SLG: 0.405	G5-3			FC6-4 BB		G1-3		1B		3	0	1	0	1	0	0	Toronto Blue Jays @ Seattle Mariners The Kingdome, Seattle, WA Sun Sep 14 1997, 6:33 AM EDT Att: 45,477 - Dome - 72 F								
Carlos Garcia, R (1, 4) OBP: 0.249, SLG: 0.298	1B			P4		P3		K		4	0	1	0	0	1	2									
José Cruz Jr., S (1, 7) OBP: 0.318, SLG: 0.504	F9			K		L6		K		4	0	0	0	0	2	2									
Joe Carter, R (1, 9) OBP: 0.287, SLG: 0.400		K		FC6-4 1-2				F8		4	0	0	0	0	1	1									
Carlos Delgado, L (1, 3) OBP: 0.340, SLG: 0.529 Jacob Brumfield, R (9, PR) OBP: 0.265, SLG: 0.283	G4-3					HR		1B HBP		2	1	1	1	1	0	0									
Felipe Crespo, S (1, 5) OBP: 0.300, SLG: 0.600	G5-3					HR		F8		4	1	1	1	0	0	2									
Shawn Green, L (1, 10) OBP: 0.345, SLG: 0.483				G5-4-3 1B		L8		1-2 1B		3	0	2	0	0	0	0									
Charlie O'Brien, R (1, 2) OBP: 0.312, SLG: 0.338				G5-4-3 1-2		G5-3		P6		3	0	0	0	0	0	3									
Tomas Perez, S (1, 6) OBP: 0.261, SLG: 0.257				L7		G6-3		G4-3		3	0	0	0	0	0	0									
Inning Stats	R: 0 E: 0 K: 0 S: 5	H: 1 LOB: 0 BB: 0 P: 8	R: 0 E: 0 K: 1 S: 8	H: 0 LOB: 0 BB: 0 P: 11	R: 0 E: 0 K: 0 S: 7	H: 1 LOB: 0 BB: 0 P: 9	R: 0 E: 0 K: 1 S: 8	H: 0 LOB: 1 BB: 1 P: 13	R: 2 E: 0 K: 0 S: 12	H: 2 LOB: 0 BB: 0 P: 21	R: 0 E: 0 K: 0 S: 6	H: 0 LOB: 0 BB: 0 P: 11	R: 0 E: 0 K: 0 S: 10	H: 1 LOB: 2 BB: 0 P: 16	R: 0 E: 0 K: 2 S: 12	H: 1 LOB: 1 BB: 0 P: 14		R: 0 E: 0 K: 0 S: 5	H: 0 LOB: 1 BB: 1 P: 13	1B: 4 2B: 0 3B: 0 HR: 2	SF: 0 SAC: 0 DP: 2 HBP: 1	WP: 0 PB: 0 SB: 0 CS: 0	PA: 33		
PITCHER	IP	WLS	BF	H	R	ER	SO	BB	IBB	HBP	BLK	WP	HR	S	P	ERA	WHIP								
Jamie Moyer, L (1, 1) ERA: 3.75	7.0		26	5	2	2	2	1	0	1	0	0	2	56	89	2.57	0.857								
Mike Timlin, R (8, 1) ERA: 3.44	1.0	W	4	1	0	0	2	0	0	0	0	0	0	12	14	0.00	1.000								
Heathcliff Slocumb, R (9, 1) ERA: 5.29	1.0	S	3	0	0	0	0	1	0	0	0	0	0	5	13	0.00	1.000								

AB	30
R	2
H	6
RBI	2
BB	2
SO	4
LOB	10



Batter	1	2	3	4	5	6	7	8	9	AB	R	H	RBI	BB	SO	LOB	BOTTOM								
Joey Cora, S (1, 4) OBP: 0.362, SLG: 0.441	G6-3						G4-3 BB			3	0	0	0	1	1	1	Toronto Blue Jays @ Seattle Mariners The Kingdome, Seattle, WA Sun Sep 14 1997, 6:33 AM EDT Att: 45,477 - Dome - 72 F								
Alex Rodriguez, R (1, 6) OBP: 0.348, SLG: 0.498	G5-3			1B BB		G4-6-3 1-2		1B		3	0	1	0	1	0	1									
Ken Griffey Jr., L (1, 8) OBP: 0.379, SLG: 0.634	G6-3			1-2 2-H 1B		G6-3		K		4	0	1	1	0	1	1									
Edgar Martinez, R (1, 10) OBP: 0.458, SLG: 0.554 Lee Tinsley, S (8, PR) OBP: 0.275, SLG: 0.304				CS BB		F8		HR 1B		3	0	1	0	1	1	2									
Paul Sorrento, L (1, 3) OBP: 0.343, SLG: 0.513				K		P5		F7		4	0	0	0	0	2	2									
Jay Buhner, R (1, 9) OBP: 0.380, SLG: 0.502 Rob Ducey, L (9, 9) OBP: 0.319, SLG: 0.535				1B		HBP BB		1B HR		3	1	3	2	1	0	0									
Rob Ducey, L (9, 9) OBP: 0.319, SLG: 0.535				1B		HBP BB		1B HR		0	0	0	0	0	0	0									
Roberto Kelly, R (1, 7) OBP: 0.325, SLG: 0.432				K		HBP		F9		3	0	1	0	0	1	2									
Dan Wilson, R (1, 2) OBP: 0.322, SLG: 0.417				G5-3		K		G6-3		4	0	0	0	0	2	5									
Andy Sheets, R (1, 5) OBP: 0.345, SLG: 0.500 Brent Gates, S (7, PH) OBP: 0.297, SLG: 0.373				S 1B BB		K		G4-3		1	1	0	0	1	1	2									
										1	0	0	0	0	0	0									
Inning Stats	R: 0 E: 0 K: 0 S: 6	H: 0 LOB: 0 BB: 0 P: 11	R: 0 E: 0 K: 2 S: 11	H: 1 LOB: 1 BB: 1 P: 20	R: 1 E: 0 K: 1 S: 13	H: 1 LOB: 2 BB: 2 P: 27	R: 0 E: 0 K: 2 S: 15	H: 0 LOB: 2 BB: 1 P: 22	R: 0 E: 0 K: 3 S: 17	H: 2 LOB: 2 BB: 0 P: 25	R: 0 E: 0 K: 1 S: 11	H: 1 LOB: 1 BB: 0 P: 17	R: 2 E: 0 K: 0 S: 14	H: 2 LOB: 1 BB: 0 P: 26	R: 0 E: 0 K: 0 S: 5	H: 0 LOB: 1 BB: 1 P: 13	1B: 6 2B: 1 3B: 0 HR: 1	SF: 0 SAC: 0 DP: 2 HBP: 1	WP: 0 PB: 0 SB: 1 CS: 1	PA: 35					
PITCHER	IP	WLS	BF	H	R	ER	SO	BB	IBB	HBP	BLK	WP	HR	S	P	ERA	WHIP								
Chris Carpenter, R (1, 1) ERA: 5.45	6.0		26	4	1	1	8	5	0	1	0	0	0	67	115	1.50	1.500								
Tim Lincecum, R (7, 1) ERA: 6.81	0.2		3	1	0	0	0	0	0	0	0	0	0	8	13	0.00	1.500								
Dan Plesac, L (7, 1) ERA: 3.77	0.1		1	0	0	0	1	0	0	0	0	0	0	3	4	0.00	0.000								
Bill Risley, R (8, 1) ERA: 18.0	1.0	L	5	2	2	2	0	0	0	0	0	0	1	14	26	18.00	2.000								

AB	29
R	3
H	7
RBI	3
BB	5
SO	9
LOB	16



Batter	1	2	3	4	5	6	7	8	9	AB	R	H	RBI	BB	SO	LOB	TOP										
Shannon Stewart, R (1, 8) OBP: 0.355, SLG: 0.408	1-3 K			2-1 2B		4-2 HR BB	1-2 F7		1-2 G3-1	4	1	1	0	1	1	3											
Mariano Duncan, R (1, 4) OBP: 0.272, SLG: 0.290	1-0 G6-3			1-2 G6-3		0-3 K		0-3 K		4	0	0	0	0	2	1											
José Cruz Jr., S (1, 7) OBP: 0.320, SLG: 0.513	3-3 K			3-2 1B		0-0 HR		1-1 F8		4	1	2	2	0	1	0											
Carlos Delgado, L (1, 3)		2-3 K		0-3 K		1-2 1B		0-0 1B		4	0	2	0	0	2	1											
Bento Santiago, R (1, 2)		2-3 K2-3			0-0 FC4-6 1B	1-0 G6-3		0-0 F9		4	0	1	0	0	1	2											
Shawn Green, L (1, 9)		3-2 F9			0-0 FC4-6 G3 1-2		1-0 3B 1B		3-2 L9	4	1	1	0	0	0	1											
Felipe Crespo, S (1, 5)			2-0 F9		1-2 G3	2-2 3B		2-1 F7		4	0	1	1	0	0	1											
Rich Butler, L (1, 10) OBP: 0.333, SLG: 0.143			4-2 CS BB		2-0 F7		1-0 P3		2-1 E 1B	1	0	0	0	1	0	1											
Jacob Brumfield, R (7, PH) OBP: 0.295, SLG: 0.286										2	0	1	0	0	0	1											
Alex Gonzalez, R (1, 6) OBP: 0.305, SLG: 0.406			3-3 K		0-3 K	2-0 P4		0-1 E5		4	0	0	0	0	2	3											
Inning Stats	R: 0 H: 0 E: 0 K: 2 S: 9	H: 0 LOB: 0 BB: 0 P: 14	R: 0 H: 0 E: 0 K: 2 S: 12	H: 0 LOB: 0 BB: 0 P: 19	R: 0 H: 0 E: 0 K: 1 S: 6	H: 0 LOB: 1 BB: 1 P: 15	R: 0 H: 2 E: 0 K: 1 S: 12	H: 1 LOB: 1 BB: 0 P: 18	R: 0 H: 1 E: 0 K: 0 S: 6	H: 1 LOB: 1 BB: 0 P: 9	R: 2 H: 2 E: 0 K: 2 S: 14	H: 2 LOB: 1 BB: 1 P: 20	R: 1 H: 2 E: 0 K: 0 S: 9	H: 2 LOB: 1 BB: 0 P: 16	R: 0 H: 1 E: 0 K: 1 S: 7	H: 1 LOB: 1 BB: 0 P: 8	R: 0 H: 1 E: 1 K: 0 S: 12	H: 1 LOB: 2 BB: 0 P: 20	1B: 6 2B: 2 3B: 1 HR: 1	SF: 0 SAC: 0 DP: 1 HBP: 0	WP: 0 PB: 0 SB: 0 CS: 1	PA: 37					
PITCHER	IP	WLS	BF	H	R	ER	SO	BB	IBB	HBP	BLK	WP	HR	S	P	ERA	WHIP										
27 Ken Cloude, R (1, 1) ERA: 4.91	6.0	W	23	5	2	2	8	2	0	0	0	0	1	59	95	3.00	1.167										
Paul Spoljaric, L (7, 1) ERA: 3.88	0.0		0	0	0	0	0	0	0	0	0	0	0	0	0	∞	∞										
Bobby Ayala, R (7, 1) ERA: 4.19	1.1		4	0	0	0	1	0	0	0	0	0	0	8	12	0.00	0.000										
Norm Charlton, L (8, 1) ERA: 7.06	1.1		7	2	0	0	0	0	0	0	0	0	0	13	21	0.00	1.500										
Heathcliff Stocumb, R (9, 1) ERA: 5.27	0.1	S	1	0	0	0	0	0	0	0	0	0	0	3	4	0.00	0.000										

Toronto Blue Jays @ Seattle Mariners
The Kingdome, Seattle, WA
Mon Sep 15 1997, 10:05 PM EDT
Att: 41,684 - Dome - 72 F

AB	35
R	3
H	9
RBI	3
BB	2
SO	9
LOB	14



Batter	1	2	3	4	5	6	7	8	9	AB	R	H	RBI	BB	SO	LOB	BOTTOM										
Joey Cora, S (1, 4) OBP: 0.362, SLG: 0.446	0-0 HR 1B	1-2 F7			2-2 HR	2-3 K		3-1 P4		5	2	2	1	0	1	2											
Alex Rodriguez, R (1, 6) OBP: 0.349, SLG: 0.498	0-3 K		0-0 G4-3 1B		0-0 P3	0-1 FC6 1B				4	0	2	1	0	1	1											
Ken Griffey Jr., L (1, 8) OBP: 0.381, SLG: 0.646	2-2 1-H HR		2-2 G4-3 1B		1-2 HR	1-1 FC6 1-2				4	2	3	3	0	0	1											
Edgar Martinez, R (1, 10) OBP: 0.455, SLG: 0.549	0-3 K		3-2 G4-3		2-0 F9		1-1 F8			4	0	0	0	0	1	2											
Paul Sorrento, L (1, 3) OBP: 0.345, SLG: 0.519	2-2 G4-1		4-2 BB		1-0 HR		2-0 P5			3	1	1	1	1	0	0											
Jay Buhner, R (1, 9) OBP: 0.382, SLG: 0.501		4-1 G3-6-3 BB	3-1 P3		4-1 BB		4-2 BB			1	0	0	0	3	0	2											
Rob Ducey, L (1, 7) OBP: 0.309, SLG: 0.519		2-1 G3-6-3		0-1 G3	0-1 F8		2-0 G5-3			4	0	0	0	0	0	3											
Dan Wilson, R (1, 2) OBP: 0.322, SLG: 0.422		0-2 HR		2-2 L5		1-0 G6-3		3-2 F8		4	1	1	1	0	0	0											
Andy Sheets, R (1, 5) OBP: 0.355, SLG: 0.509		4-1 BB		1-3 K		0-1 1B 2B		2-3 K		3	1	1	0	1	2	0											
Inning Stats	R: 2 H: 2 E: 0 K: 2 S: 14	H: 2 LOB: 0 BB: 0 P: 18	R: 1 H: 1 E: 0 K: 0 S: 10	H: 1 LOB: 1 BB: 2 P: 21	R: 0 H: 2 E: 0 K: 0 S: 16	H: 2 LOB: 2 BB: 1 P: 28	R: 0 H: 0 E: 0 K: 1 S: 8	H: 0 LOB: 0 BB: 0 P: 11	R: 3 H: 3 E: 0 K: 0 S: 14	H: 3 LOB: 1 BB: 1 P: 24	R: 1 H: 2 E: 0 K: 1 S: 10	H: 2 LOB: 1 BB: 0 P: 14	R: 0 H: 0 E: 0 K: 0 S: 9	H: 0 LOB: 1 BB: 1 P: 18	R: 0 H: 0 E: 0 K: 1 S: 9	H: 0 LOB: 0 BB: 0 P: 17	R: 0 H: 0 E: 0 K: 1 S: 9	H: 0 LOB: 0 BB: 0 P: 17	1B: 4 2B: 1 3B: 0 HR: 5	SF: 0 SAC: 0 DP: 2 HBP: 0	WP: 0 PB: 0 SB: 0 CS: 0	PA: 37					
PITCHER	IP	WLS	BF	H	R	ER	SO	BB	IBB	HBP	BLK	WP	HR	S	P	ERA	WHIP										
Woody Williams, R (1, 1) ERA: 4.51	4.1	L	21	7	5	5	3	3	0	0	0	0	4	57	90	10.38	2.308										
Marty Janzen, R (5, 1) ERA: 3.63	1.2		9	3	2	2	1	1	0	0	0	0	1	15	26	10.80	2.400										
Carlos Almanzar, R (7, 1) ERA:	1.0		4	0	0	0	0	1	0	0	0	0	0	9	18	0.00	1.000										
Ken Robinson, R (8, 1) ERA:	1.0		3	0	0	0	1	0	0	0	0	0	0	9	17	0.00	0.000										

Toronto Blue Jays @ Seattle Mariners
The Kingdome, Seattle, WA
Mon Sep 15 1997, 10:05 PM EDT
Att: 41,684 - Dome - 72 F

AB	32
R	7
H	10
RBI	7
BB	5
SO	5
LOB	11



Batter	1	2	3	4	5	6	7	8	9	AB	R	H	RBI	BB	SO	LOB	TOP			
Shannon Stewart, R OBP: 0.350, SLG: 0.400	G6-3	G6-3					E5		L9	5	0	1	0	0	0	3	Toronto Blue Jays @ Boston Red Sox Fenway Park, Boston, MA Wed Sep 17 1997, 7:05 PM EDT Att: 23,648 - Unknown - 67 F			
Mariano Duncan, R OBP: 0.286, SLG: 0.286	G6-3		G6-3		G4-6-3	E5	E5		K	5	0	0	0	0	1	4				
José Cruz Jr., S OBP: 0.323, SLG: 0.524					K		K			4	1	2	1	1	2	3				
Joe Carter, R OBP: 0.288, SLG: 0.399	E6		P4			P4		2B		4	1	1	1	1	0	1				
Carlos Delgado, L OBP: 0.344, SLG: 0.531																				
Juan Samuel, R OBP: 0.368, SLG: 0.426																				
Benito Santiago, R OBP: 0.270, SLG: 0.373	G1-3																			
Shawn Green, L OBP: 0.341, SLG: 0.476																				
Felipe Crespo, S OBP: 0.276, SLG: 0.529																				
Alex Gonzalez, R OBP: 0.309, SLG: 0.408																				
Inning Stats	R: 1 E: 1 K: 0 S: 14	H: 1 LOB: 2 BB: 1 P: 21	R: 0 E: 0 K: 0 S: 10	H: 1 LOB: 1 BB: 0 P: 15	R: 0 E: 0 K: 1 S: 9	H: 1 LOB: 1 BB: 1 P: 12	R: 0 E: 0 K: 1 S: 9	H: 0 LOB: 0 BB: 1 P: 17	R: 0 E: 0 K: 1 S: 8	H: 1 LOB: 0 BB: 0 P: 12	R: 0 E: 2 K: 1 S: 12	H: 1 LOB: 3 BB: 0 P: 18	R: 1 E: 0 K: 1 S: 15	H: 1 LOB: 2 BB: 1 P: 24	R: 1 E: 0 K: 2 S: 16	H: 1 LOB: 2 BB: 2 P: 29	1B: 4 2B: 2 3B: 0 HR: 1	SF: 0 SAC: 1 DP: 2 HBP: 0	WP: 1 PB: 0 SB: 0 CS: 0	PA: 41
PITCHER	IP	WLS	BF	H	R	ER	SO	BB	IBB	HBP	BLK	WP	HR	S	P	ERA	WHIP			
Jeff Suppan, R ERA: 5.2	(1, 1)	7.0	30	5	1	1	3	3	0	0	0	0	1	65	102	1.29	1.143			
Jim Corsi, R ERA: 3.0	(8, 1)	0.1	3	1	1	1	0	1	0	0	0	0	0	10	16	27.00	6.000			
Ron Mahay, L ERA: 1.99	(8, 1)	0.2	W	2	0	0	1	0	0	0	0	0	0	5	8	0.00	0.000			
Tom Gordon, R ERA: 3.46	(9, 1)	1.0	S	6	1	1	2	2	0	0	0	1	0	16	29	9.00	3.000			

Batter	1	2	3	4	5	6	7	8	9	AB	R	H	RBI	BB	SO	LOB	BOTTOM			
Nomar Garciaparra, R OBP: 0.346, SLG: 0.538	F9		F9			P3		G4-3		4	0	0	0	0	0	1	Toronto Blue Jays @ Boston Red Sox Fenway Park, Boston, MA Wed Sep 17 1997, 7:05 PM EDT Att: 23,648 - Unknown - 67 F			
John Valentin, R OBP: 0.374, SLG: 0.507	K				F8	F9		HR		4	1	1	0	0	1	1				
Mo Vaughn, L OBP: 0.420, SLG: 0.557					K	G4-3				3	1	1	2	1	1	1				
18 Reggie Jefferson, S OBP: 0.362, SLG: 0.486	G1-3				K					4	0	0	0	0	1	1				
Wil Cordero, R OBP: 0.309, SLG: 0.426						P4				3	1	1	1	0	1	0				
Troy O'Leary, L OBP: 0.382, SLG: 0.499						G3-1				3	1	1	0	0	0	0				
Scott Hatteberg, L OBP: 0.356, SLG: 0.429										3	0	2	0	0	1	0				
Jeff Frye, R OBP: 0.347, SLG: 0.429										2	0	0	1	0	0	1				
Darren Bragg, L OBP: 0.338, SLG: 0.390										3	0	1	0	0	0	0				
Inning Stats	R: 0 E: 0 K: 1 S: 9	H: 0 LOB: 1 BB: 1 P: 15	R: 0 E: 0 K: 2 S: 10	H: 0 LOB: 0 BB: 0 P: 12	R: 0 E: 0 K: 0 S: 7	H: 0 LOB: 0 BB: 0 P: 11	R: 0 E: 0 K: 2 S: 11	H: 0 LOB: 0 BB: 0 P: 17	R: 0 E: 0 K: 0 S: 6	H: 1 LOB: 1 BB: 0 P: 11	R: 0 E: 0 K: 0 S: 8	H: 1 LOB: 1 BB: 0 P: 13	R: 2 E: 0 K: 0 S: 12	H: 3 LOB: 0 BB: 0 P: 15	R: 2 E: 0 K: 0 S: 8	H: 2 LOB: 0 BB: 0 P: 12	1B: 3 2B: 3 3B: 0 HR: 2	SF: 1 SAC: 0 DP: 1 HBP: 0	WP: 0 PB: 0 SB: 0 CS: 0	PA: 31
PITCHER	IP	WLS	BF	H	R	ER	SO	BB	IBB	HBP	BLK	WP	HR	S	P	ERA	WHIP			
Pat Hentgen, R ERA: 3.52	(1, 1)	7.0	26	5	2	2	5	1	0	0	0	0	1	63	94	2.57	0.857			
Paul Quantrill, R ERA: 2.09	(8, 1)	0.2	L	3	1	1	1	0	0	0	0	0	0	5	8	13.50	1.500			
Dan Plesac, L ERA: 3.94	(8, 1)	0.1		2	1	1	1	0	0	0	0	0	1	3	4	27.00	3.000			

Batter	1	2	3	4	5	6	7	8	9	AB	R	H	RBI	BB	SO	LOB	TOP				
Shannon Stewart, R (1, 8) OBP: 0.351, SLG: 0.391	1-0 FC4-6 1B CS HBP		1-2 G6-3		2-1 P4		4-2 S HBP		0-1 F8	3	0	0	0	0	0	3					
Carlos Garcia, R (1, 4) OBP: 0.254, SLG: 0.309	0-0 FC4-6 1B		1-2 2B		0-2 2B		2-2 G6-3		2-2 F9	5	0	3	0	0	0	3					
José Cruz Jr., S (1, 7) OBP: 0.320, SLG: 0.518	0-0 FC4-6		0-2 K		1-0 G1-3				1-2 F9	4	0	0	0	0	1	4					
Joe Carter, R (1, 10) OBP: 0.288, SLG: 0.399	0-3 K			1-0 G4-3 1B 2B		0-0 P6		0-2 F7		4	1	1	0	0	1	2					
Carlos Delgado, L (1, 3) OBP: 0.344, SLG: 0.531		0-0 1-3		0-0 G4-3		0-2 G5-3		0-0 PB 2B		4	0	1	0	0	0	1					
Felipe Crespo, S (1, 5) OBP: 0.318, SLG: 0.524		0-0 PB 1B		0-1 1B		2-1 G4-3		3-2 P6		4	0	2	1	0	0	1					
Shawn Green, L (1, 9) OBP: 0.340, SLG: 0.474		1-3 K		3-H 0-0 L7		0-0 G1-3		0-0 BB 1B		4	0	1	0	0	1	2	AB 34				
Charlie O'Brien, R (1, 2) OBP: 0.311, SLG: 0.350		0-0 P2		2-0 G4-3		1-1 HR		1-3 K		4	1	1	1	0	1	3	R 2				
Alex Gonzalez, R (1, 6) OBP: 0.311, SLG: 0.406			4-2 G6-3 BB		0-2 F8		3-3 K		4-1 BB	2	0	0	0	2	1	0	H 9				
Inning Stats	R: 0 E: 0 K: 1 S: 5	H: 1 LOB: 2 BB: 0 P: 6	R: 0 E: 0 K: 1 S: 6	H: 1 LOB: 1 BB: 0 P: 7	R: 0 E: 0 K: 1 S: 15	H: 1 LOB: 1 BB: 1 P: 21	R: 1 E: 0 K: 0 S: 6	H: 2 LOB: 0 BB: 0 P: 9	R: 0 E: 0 K: 0 S: 10	H: 0 LOB: 0 BB: 0 P: 8	R: 1 E: 0 K: 1 S: 14	H: 1 LOB: 1 BB: 0 P: 24	R: 0 E: 0 K: 0 S: 13	H: 1 LOB: 1 BB: 0 P: 17	R: 0 E: 0 K: 1 S: 12	H: 1 LOB: 2 BB: 1 P: 17	1B: 4 2B: 5 3B: 0 HR: 1	SF: 0 SAC: 0 DP: 1 HBP: 2	WP: 0 PB: 2 SB: 1 CS: 1	PA: 38	
PITCHER	IP WLS BF H R ER SO BB IBB HBP BLK WP HR S P ERA WHIP	8.1 36 9 2 2 5 2 0 2 0 0 0 1 82 115 2.16 1.320	0.2 W 2 0 0 0 0 0 0 0 0 0 0 5 7 0.00 0.000																		

Toronto Blue Jays @ Boston Red Sox
Fenway Park, Boston, MA
Thu Sep 18 1997, 7:05 PM EDT
Att: 27,990 - Unknown - 79 F

AB 34
R 2
H 9
RBI 2
BB 2
SO 5
LOB 19



Batter	1	2	3	4	5	6	7	8	9	AB	R	H	RBI	BB	SO	LOB	BOTTOM					
Nomar Garciaparra, R (1, 6) OBP: 0.344, SLG: 0.535	0-3 K		2-1 G1-3		0-3 K			1-1 G6-3		4	0	0	0	0	2	3						
John Valentin, R (1, 5) OBP: 0.375, SLG: 0.506	0-3 K			4-1 FC4-6 BB		0-0 F7		0-2 CS 1B		3	0	1	0	1	1	0						
Mo Vaughn, L (1, 3) OBP: 0.417, SLG: 0.553	0-3 K			1-2 FC4-6 1B G4-6-3		2-2 G4-3		3-3 K		4	0	0	0	0	2	2						
18 Reggie Jefferson, S (1, 10) OBP: 0.359, SLG: 0.481		1-0 L4		1-2 G4-6-3		1-3 K			3-3 K	4	0	0	0	0	2	1						
Wil Cordero, R (1, 7) OBP: 0.310, SLG: 0.429		2-3 K			1-1 F7		2-1 2B		1-1 1B BB 1B	4	0	2	0	0	1	0						
Michael Coleman, R (9, PR) OBP: 0.190, SLG: 0.238										0	1	0	0	0	0	0						
Troy O'Leary, L (1, 9) OBP: 0.383, SLG: 0.498		2-1 G4-3			0-2 2B 1B		1-1 P3		4-2 1B BB 1B	3	2	1	0	1	0	1						
Scott Hatteberg, L (1, 2) OBP: 0.358, SLG: 0.433			1-3 K		1-1 1B 2B		2-3 K		3-2 1B BB	4	0	2	1	0	2	1	AB 31					
Jesus Tavarez, S (9, PR) OBP: 0.208, SLG: 0.239										0	0	0	0	0	0	0	R 3					
Jeff Frye, R (1, 4) OBP: 0.353, SLG: 0.436			2-0 2B		0-1 CS 1B		4-2 BB		1-2 1B	3	0	3	2	1	0	0	H 9					
Darren Bragg, L (1, 8) OBP: 0.338, SLG: 0.388			3-3 K		4-2 1B BB		3-3 K			2	0	0	0	1	2	3	RBI 3					
Inning Stats	R: 0 E: 0 K: 3 S: 9	H: 0 LOB: 0 BB: 0 P: 9	R: 0 E: 0 K: 1 S: 6	H: 0 LOB: 0 BB: 0 P: 11	R: 0 E: 0 K: 2 S: 9	H: 1 LOB: 1 BB: 0 P: 17	R: 0 E: 0 K: 0 S: 9	H: 0 LOB: 0 BB: 1 P: 15	R: 1 E: 0 K: 1 S: 18	H: 3 LOB: 2 BB: 1 P: 24	R: 0 E: 0 K: 1 S: 7	H: 0 LOB: 0 BB: 0 P: 10	R: 0 E: 0 K: 2 S: 13	H: 1 LOB: 2 BB: 1 P: 25	R: 0 E: 0 K: 1 S: 9	H: 1 LOB: 0 BB: 0 P: 13	R: 2 E: 0 K: 1 S: 15	H: 3 LOB: 2 BB: 1 P: 27	1B: 6 2B: 3 3B: 0 HR: 0	SF: 0 SAC: 0 DP: 1 HBP: 0	WP: 0 PB: 0 SB: 0 CS: 2	PA: 35
PITCHER	IP WLS BF H R ER SO BB IBB HBP BLK WP HR S P ERA WHIP	7.0 27 5 1 1 10 3 0 0 0 0 0 0 9 13 0.00 1.000	1.0 3 1 0 0 1 0 0 0 0 0 0 0 9 13 0.00 1.000	0.1 L 5 3 2 2 1 1 0 0 0 0 0 15 27 54.00 12.000																		

Toronto Blue Jays @ Boston Red Sox
Fenway Park, Boston, MA
Thu Sep 18 1997, 7:05 PM EDT
Att: 27,990 - Unknown - 79 F


AB 31
R 3
H 9
RBI 3
BB 4
SO 12
LOB 11




Batter	1	2	3	4	5	6	7	8	9	AB	R	H	RBI	BB	SO	LOB	TOP								
Shannon Stewart, R (1, 8) OBP: 0.355, SLG: 0.385	G5-3		CS	L9		BB		WP 2B BB		2	1	0	0	2	0	0	Toronto Blue Jays @ New York Yankees Yankee Stadium, Bronx, NY Fri Sep 19 1997, 7:05 PM EDT Att: 31,195 - Unknown - 78 F								
Carlos Garcia, R (1, 4) OBP: 0.256, SLG: 0.314	F8			G6-3		1B		L4-6 1-H 2-H 2B		4	0	2	2	0	0										
José Cruz Jr., S (1, 7) OBP: 0.317, SLG: 0.512	K			K		G4-3		L4-6		4	0	0	0	0	2										
Joe Carter, R (1, 10) OBP: 0.286, SLG: 0.397		F9			G5-3			F9	P2	4	0	0	0	0	0										
Carlos Delgado, L (1, 3) OBP: 0.343, SLG: 0.529		F8			1B			K	K	4	0	1	0	0	2										
Benito Santiago, R (1, 2) OBP: 0.270, SLG: 0.381		F8			K			HR	K	4	1	1	1	0	2										
Shawn Green, L (1, 9) OBP: 0.340, SLG: 0.473			G4-3		1B			K		3	0	1	0	0	1										
Felipe Crespo, S (1, 5) OBP: 0.360, SLG: 0.522			FC6-4 1B		K			WP 2B BB		2	1	1	0	1	1										
Alex Gonzalez, R (1, 6) OBP: 0.309, SLG: 0.403			FC6-4 CS		G5-3			B2		3	0	0	0	0	2										
Inning Stats	R: 0 E: 0 K: 1 S: 5	H: 0 LOB: 0 BB: 0 P: 9	R: 0 E: 0 K: 0 S: 4	H: 0 LOB: 0 BB: 0 P: 9	R: 0 E: 0 K: 0 S: 7	H: 1 LOB: 0 BB: 0 P: 9	R: 0 E: 0 K: 1 S: 5	H: 0 LOB: 0 BB: 0 P: 9	R: 0 E: 0 K: 2 S: 13	H: 2 LOB: 2 BB: 0 P: 20	R: 0 E: 0 K: 0 S: 5	H: 1 LOB: 1 BB: 1 P: 11	R: 1 E: 0 K: 2 S: 11	H: 1 LOB: 0 BB: 0 P: 19	R: 2 E: 0 K: 0 S: 12	H: 1 LOB: 0 BB: 2 P: 25	R: 0 E: 0 K: 2 S: 10	H: 0 LOB: 0 BB: 0 P: 12	1B: 4 2B: 2 3B: 0 HR: 1	SF: 0 SAC: 0 DP: 1 HBP: 0	WP: 2 PB: 0 SB: 0 CS: 1	PA: 34			
PITCHER	IP	WLS	BF	H	R	ER	SO	BB	IBB	HBP	BLK	WP	HR	S	P	ERA	WHIP								
Dwight Gooden, R (1, 1) ERA: 4.94	7.1	L	29	6	3	3	6	3	0	0	0	2	1	59	107	3.68	1.227								
Jeff Nelson, R (8, 1) ERA: 2.72	0.2		1	0	0	0	0	0	0	0	0	0	0	3	4	0.00	0.000								
Brian Boehringer, R (9, 1) ERA: 2.86	1.0		3	0	0	0	2	0	0	0	0	0	0	10	12	0.00	0.000								

Batter	1	2	3	4	5	6	7	8	9	AB	R	H	RBI	BB	SO	LOB	BOTTOM								
Tim Raines, S (1, 7) OBP: 0.384, SLG: 0.421	L4		G3		FC6 BB		F9		K	4	0	0	0	1	1	2	Toronto Blue Jays @ New York Yankees Yankee Stadium, Bronx, NY Fri Sep 19 1997, 7:05 PM EDT Att: 31,195 - Unknown - 78 F								
2 Derek Jeter, R (1, 6) OBP: 0.368, SLG: 0.400	F8		BB		FC6		G1-3 BB		G6-3	3	0	0	0	2	0	1									
Paul O'Neill, L (1, 9) OBP: 0.397, SLG: 0.510	K2-3		G4-3		K		G1-3			4	0	0	0	0	2	5									
Bernie Williams, S (1, 8) OBP: 0.407, SLG: 0.533		K		K		F8		K		4	0	0	0	0	3	2									
Mike Stanley, R (1, 3) OBP: 0.387, SLG: 0.491		F9		E5 1B		1B		F7		4	0	1	0	0	0	0									
Cecil Fielder, R (1, 10) OBP: 0.359, SLG: 0.389		1B		K		P4		1B		4	0	2	0	0	1	2									
Charlie Hayes, R (1, 5) OBP: 0.327, SLG: 0.395		F9		1B		1B		F8		4	0	2	0	0	0	2									
20 Jorge Posada, S (1, 2) OBP: 0.350, SLG: 0.386			FC5-4 1B		K		K		K	4	0	1	0	0	3	5									
Rey Sanchez, R (1, 4) OBP: 0.313, SLG: 0.369			FC5-4 G3		CS		G1-3 2 BB 1B		K	4	0	2	0	0	1	1									
Inning Stats	R: 0 E: 0 K: 1 S: 6	H: 0 LOB: 0 BB: 0 P: 9	R: 0 E: 0 K: 1 S: 12	H: 1 LOB: 1 BB: 0 P: 17	R: 0 E: 0 K: 0 S: 11	H: 1 LOB: 2 BB: 1 P: 19	R: 0 E: 1 K: 3 S: 16	H: 1 LOB: 2 BB: 0 P: 25	R: 0 E: 0 K: 1 S: 9	H: 1 LOB: 1 BB: 1 P: 13	R: 0 E: 0 K: 1 S: 10	H: 2 LOB: 2 BB: 0 P: 17	R: 0 E: 0 K: 1 S: 16	H: 1 LOB: 2 BB: 1 P: 26	R: 0 E: 0 K: 1 S: 20	H: 1 LOB: 1 BB: 0 P: 27	R: 0 E: 0 K: 2 S: 11	H: 0 LOB: 0 BB: 0 P: 17	1B: 8 2B: 0 3B: 0 HR: 0	SF: 0 SAC: 0 DP: 0 HBP: 0	WP: 0 PB: 0 SB: 0 CS: 1	PA: 38			
PITCHER	IP	WLS	BF	H	R	ER	SO	BB	IBB	HBP	BLK	WP	HR	S	P	ERA	WHIP								
Omar Daal, L (1, 1) ERA: 7.39	6.0	W	26	6	0	0	7	2	0	0	0	0	0	64	100	0.00	1.333								
Tim Lincecum, R (7, 1) ERA: 8.75	0.1		3	1	0	0	0	1	0	0	0	0	0	10	16	0.00	6.000								
Dan Plesac, L (7, 1) ERA: 3.88	0.2		2	0	0	0	1	0	0	0	0	0	0	6	10	0.00	0.000								
Paul Quantrill, R (8, 1) ERA: 2.04	1.0		4	1	0	0	1	0	0	0	0	0	0	20	27	0.00	1.000								
Kelvim Escobar, R (9, 1) ERA: 2.45	1.0	S	3	0	0	0	2	0	0	0	0	0	0	11	17	0.00	0.000								

AB 30
R 3
H 6
RBI 3
BB 3
SO 8
LOB 7



AB 35
R 0
H 8
RBI 0
BB 3
SO 11
LOB 20




Batter	1	2	3	4	5	6	7	8	9	10	11	AB	R	H	RBI	BB	SO	LOB	TOP							
Shannon Stewart, R OBP: 0.369, SLG: 0.425	G6-3		SF7 3B					SH1-3 BB		SH1-4 1B		4	1	3	0	1	0	0								
Carlos Garcia, R OBP: 0.297, SLG: 0.315	S 1B		SF7					SH1-3		SH1-4		2	0	1	1	0	1	1								
José Cruz Jr., S OBP: 0.313, SLG: 0.505	K		G6-3					K		K		5	0	0	0	0	3	3								
Joe Carter, R OBP: 0.285, SLG: 0.395	G5-3		G3					G5-3		P6		5	0	1	0	0	0	3								
Carlos Delgado, L OBP: 0.343, SLG: 0.526		1B 1B						P2				4	1	1	0	1	1	0								
Benito Santiago, R OBP: 0.272, SLG: 0.380		1B E 1B						CS BB				4	1	1	0	1	3	2								
Jacob Brumfield, R OBP: 0.288, SLG: 0.286								K				0	0	0	0	0	0	0								
Charlie O'Brien, R OBP: 0.311, SLG: 0.350								1-2				0	0	0	0	0	0	0								
Shawn Green, L OBP: 0.341, SLG: 0.472								F7				5	0	2	1	0	1	1								
Felipe Crespo, S OBP: 0.345, SLG: 0.481		F7						G1-3				4	0	1	0	0	0	2								
Alex Gonzalez, R OBP: 0.366, SLG: 0.399		P4-3						K				4	0	0	0	0	1	3								
Inning Stats	R: 0 E: 0 K: 1 S: 13	H: 1 LOB: 1 BB: 0 P: 19	R: 2 E: 1 K: 0 S: 10	H: 3 LOB: 1 BB: 0 P: 17	R: 1 E: 0 K: 2 S: 10	H: 1 LOB: 0 BB: 0 P: 15	R: 0 E: 0 K: 3 S: 11	H: 0 LOB: 0 BB: 0 P: 16	R: 0 E: 0 K: 1 S: 9	H: 1 LOB: 1 BB: 1 P: 12	R: 0 E: 0 K: 1 S: 8	H: 0 LOB: 2 BB: 1 P: 16	R: 0 E: 0 K: 1 S: 7	H: 0 LOB: 0 BB: 0 P: 11	R: 0 E: 0 K: 1 S: 7	H: 0 LOB: 1 BB: 1 P: 14	R: 0 E: 0 K: 1 S: 10	H: 2 LOB: 2 BB: 0 P: 15	R: 0 E: 0 K: 1 S: 11	H: 1 LOB: 1 BB: 0 P: 19	R: 0 E: 0 K: 0 S: 9	H: 0 LOB: 1 BB: 1 P: 17	1B: 8 2B: 2 3B: 2 HR: 0	SF: 1 SAC: 2 DP: 3 HBP: 0	WP: 0 PB: 0 SB: 2 CS: 1	PA: 43
PITCHER	IP WLS BF H R ER SO BB IBB HBP BLK WP HR S P ERA WHIP	David Cone, R ERA: 2.84	Hideki Irabu, R ERA: 7.47	Mike Stanton, L ERA: 2.43	Jeff Nelson, R ERA: 2.69	42 Mariano Rivera, R ERA: 1.94	PITCHER	IP WLS BF H R ER SO BB IBB HBP BLK WP HR S P ERA WHIP	Willie Banks, R ERA: 1.64																	

Toronto Blue Jays @ New York Yankees
Yankee Stadium, Bronx, NY
Sat Sep 20 1997, 3:33 AM EDT
Alt. 38,332 - Overcast - 82 F

livebaseballscorecards.com

AB 37
R 3
H 10
RBI 2
BB 3
SO 10
LOB 15





Batter	1	2	3	4	5	6	7	8	9	10	11	AB	R	H	RBI	BB	SO	LOB	BOTTOM					
Tim Raines, S OBP: 0.386, SLG: 0.421	CS 1B											5	0	2	1	1	0	2						
2 Derek Jeter, R OBP: 0.369, SLG: 0.399	1B	G6-3						FC4-6 1B		G6-3		4	0	1	1	2	0	2						
Bernie Williams, S OBP: 0.406, SLG: 0.530	L1							2B 1B				5	1	1	0	0	1	3						
Tino Martinez, L OBP: 0.372, SLG: 0.575	1B							F7				5	0	1	0	0	0	3						
Mike Stanley, R OBP: 0.382, SLG: 0.483	K							F9				5	0	0	0	0	3	3						
Charlie Hayes, R OBP: 0.333, SLG: 0.402		2B VBP BB						FC4-6 2B				4	1	3	1	1	0	0						
Andy Fox, L OBP: 0.368, SLG: 0.313								F9				0	1	0	0	0	0	0						
Joe Girardi, R OBP: 0.311, SLG: 0.333		WP 2B						L9				5	0	1	0	0	0	3						
Rey Sanchez, R OBP: 0.314, SLG: 0.366								G6-3				3	0	0	0	2	1	1						
Scott Pose, L OBP: 0.310, SLG: 0.289								G5-3				5	1	1	0	0	0	4						
Inning Stats	R: 0 E: 0 K: 1 S: 10	H: 3 LOB: 2 BB: 0 P: 17	R: 1 E: 0 K: 0 S: 13	H: 1 LOB: 2 BB: 2 P: 27	R: 0 E: 0 K: 2 S: 10	H: 0 LOB: 0 BB: 0 P: 18	R: 0 E: 0 K: 0 S: 3	H: 0 LOB: 0 BB: 0 P: 4	R: 1 E: 0 K: 0 S: 8	H: 2 LOB: 1 BB: 0 P: 13	R: 1 E: 0 K: 0 S: 16	H: 2 LOB: 2 BB: 1 P: 24	R: 0 E: 0 K: 2 S: 14	H: 1 LOB: 1 BB: 0 P: 20	R: 0 E: 0 K: 0 S: 6	H: 0 LOB: 0 BB: 0 P: 8	R: 0 E: 0 K: 0 S: 8	H: 0 LOB: 0 BB: 0 P: 10	R: 1 E: 0 K: 0 S: 3	H: 1 LOB: 3 BB: 3 P: 15	1B: 8 2B: 2 3B: 0 HR: 0	SF: 0 SAC: 0 DP: 0 HBP: 0	WP: 2 PB: 0 SB: 0 CS: 1	PA: 47
PITCHER	IP WLS BF H R ER SO BB IBB HBP BLK WP HR S P ERA WHIP	Chris Carpenter, R ERA: 5.33	Dan Plesac, L ERA: 3.86	Paul Quantrill, R ERA: 2.01	Bill Rife, R ERA: 6.0	Matty Janzen, R ERA: 5.91	PITCHER	IP WLS BF H R ER SO BB IBB HBP BLK WP HR S P ERA WHIP																


Toronto Blue Jays @ New York Yankees
Yankee Stadium, Bronx, NY
Sat Sep 20 1997, 3:33 AM EDT
Alt. 38,332 - Overcast - 82 F

livebaseballscorecards.com

AB 41
R 4
H 10
RBI 3
BB 6
SO 5
LOB 21



Batter	1	2	3	4	5	6	7	8	9	AB	R	H	RBI	BB	SO	LOB	TOP																	
Shannon Stewart, R (1, 8) OBP: 0.380, SLG: 0.451	1-3 K		0-0 3B		2-3 K			2-0 G1-3 1B		4	1	2	0	0	2	1	<p>Toronto Blue Jays @ New York Yankees Yankee Stadium, Bronx, NY Mon Sep 22 1997, 7:05 PM EDT Att: 23,380 - Unknown - 66 F</p> <p>livebaseballscorecards.com</p> <p>AB 33 R 1 H 7 RBI 1 BB 1 SO 8 LOB 12</p> 																	
Carlos Garcia, R (1, 4) OBP: 0.253, SLG: 0.309	2-2 CS HBP		2-3 K			0-0 P4		2-2 G1-3		3	0	0	0	0	1	2																		
José Cruz Jr., S (1, 7) OBP: 0.311, SLG: 0.497	1-1 L7			0-3 K		0-1 L9		4-2 1B BB		3	0	0	0	1	1	1																		
Joe Carter, R (1, 3) OBP: 0.288, SLG: 0.402 Carlos Delgado, L (8, PR) OBP: 0.346, SLG: 0.527 (8, 3)		0-0 P6		2-0 3B		0-0 G5-3		2-0 1B		4	0	2	1	0	0	0																		
Juan Samuel, R (1, 5) OBP: 0.345, SLG: 0.408		2-0 2B		3-2 P5			0-1 G6-3	0-1 P2		4	0	1	0	0	0	3																		
Benito Santiago, R (1, 2) OBP: 0.271, SLG: 0.378		2-3 K		2-3 K			0-0 FC4-6 1B		0-0 G6-3	4	0	1	0	0	2	2																		
Jacob Brunfield, R (1, 9) OBP: 0.262, SLG: 0.279		2-3 K			1-1 F7		2-1 FC4-6 1-2		2-3 K	4	0	0	0	0	2	2																		
Robert Perez, R (1, 10) OBP: 0.192, SLG: 0.346			3-2 F8		0-1 F7		0-0 F7		3-1 G5-3	4	0	0	0	0	0	1																		
Alex Gonzalez, R (1, 6) OBP: 0.306, SLG: 0.400			2-1 F9		0-1 2B			0-1 P4		3	0	1	0	0	0	0																		
Inning Stats	R: 0 E: 0 K: 1 S: 7	H: 0 LOB: 0 BB: 0 P: 11	R: 0 E: 0 K: 2 S: 9	H: 1 LOB: 1 BB: 0 P: 15	R: 0 E: 0 K: 1 S: 9	H: 1 LOB: 1 BB: 0 P: 16	R: 0 E: 0 K: 2 S: 13	H: 1 LOB: 1 BB: 0 P: 20	R: 0 E: 0 K: 1 S: 9	H: 0 LOB: 0 BB: 0 P: 12	R: 0 E: 0 K: 0 S: 4	H: 0 LOB: 0 BB: 0 P: 4	R: 0 E: 0 K: 0 S: 6	H: 1 LOB: 1 BB: 0 P: 8	R: 1 E: 0 K: 0 S: 14	H: 2 LOB: 2 BB: 1 P: 24	R: 0 E: 0 K: 1 S: 6	H: 0 LOB: 0 BB: 0 P: 11	1B: 3 2B: 2 3B: 2 HR: 0	SF: 0 SAC: 0 DP: 0 HBP: 1	WP: 0 PB: 0 SB: 0 CS: 1	PA: 35												
PITCHER	IP WLS BF H R ER SO BB IBB HBP BLK WP HR S P ERA WHIP	PITCHER																																
David Wells, L (1, 1) ERA: 4.31	8.0	W	32	7	1	1	7	1	0	0	0	0	0	0	71	110	1.12	1.000																
Ramiro Mendoza, R (9, 1) ERA: 4.34	1.0		3	0	0	0	1	0	0	0	0	0	0	0	6	11	0.00	0.000																

Batter	1	2	3	4	5	6	7	8	9	AB	R	H	RBI	BB	SO	LOB	BOTTOM																	
Tim Lincecum, S (1, 7) OBP: 0.400, SLG: 0.439	1-1 G6-3 SF7 1B		4-2 G4-3 G5-3 BB		0-0 2 WP 3B 1B	3-2 L8		2-0 E4 1-H 3-H 2B		4	2	3	2	1	0	0	<p>Toronto Blue Jays @ New York Yankees Yankee Stadium, Bronx, NY Mon Sep 22 1997, 7:05 PM EDT Att: 23,380 - Unknown - 66 F</p> <p>livebaseballscorecards.com</p> <p>AB 34 R 8 H 11 RBI 7 BB 3 SO 7 LOB 14</p> 																	
2 Derek Jeter, R (1, 6) OBP: 0.365, SLG: 0.401	4-2 1B G6-3 BB		0-0 G5-3		4-1 3B BB		3-2 G6-3	3-3 K		3	1	0	0	2	1	2																		
Bernie Williams, S (1, 8) OBP: 0.403, SLG: 0.529 Scott Pose, L (7, 9) OBP: 0.306, SLG: 0.286	2-0 G6-3		1-1 G4-3		0-1 1B 3B		0-3 K			3	1	1	2	0	0	3																		
Tino Martinez, L (1, 10) OBP: 0.371, SLG: 0.577 Cecil Fielder, R (3, PH) OBP: 0.356, SLG: 0.396	0-2 SF7		2-3 F8		0-0 1B		1-3 K			0	0	0	1	0	0	0																		
Mike Stanley, R (1, 3) OBP: 0.383, SLG: 0.484	1-2 1B			0-2 F8		0-0 L8		1-1 1B 1B		4	1	2	0	0	0	1																		
Chad Curtis, R (1, 9) OBP: 0.396, SLG: 0.489	1-2 P4			2-3 K		3-3 K		1-0 F8		4	0	0	0	0	2	4																		
Joe Girardi, R (1, 2) OBP: 0.311, SLG: 0.332		0-0 F8		2-1 1B		0-1 P4		1-3 K		4	0	1	0	0	1	2																		
Rey Sanchez, R (1, 4) OBP: 0.316, SLG: 0.366		2-2 F9		2-2 L7		2-2 G6-3		2-1 1B E 1B		4	1	1	0	0	0	1																		
Andy Fox, L (1, 5) OBP: 0.400, SLG: 0.333		3-2 G3			1-2 1B 2 WP 1B	2-3 K		0-0 E 1B		4	2	2	1	0	1	0																		
Inning Stats	R: 1 E: 0 K: 0 S: 15	H: 2 LOB: 2 BB: 1 P: 24	R: 0 E: 0 K: 0 S: 7	H: 0 LOB: 0 BB: 0 P: 12	R: 0 E: 0 K: 0 S: 6	H: 0 LOB: 1 BB: 1 P: 12	R: 0 E: 0 K: 1 S: 12	H: 1 LOB: 1 BB: 0 P: 18	R: 4 E: 0 K: 1 S: 14	H: 4 LOB: 1 BB: 1 P: 22	R: 0 E: 0 K: 1 S: 13	H: 0 LOB: 0 BB: 0 P: 13	R: 0 E: 0 K: 2 S: 9	H: 0 LOB: 0 BB: 0 P: 13	R: 3 E: 1 K: 2 S: 13	H: 4 LOB: 1 BB: 0 P: 23	R: 0 E: 0 K: 1 S: 6	H: 0 LOB: 0 BB: 0 P: 11	1B: 9 2B: 1 3B: 1 HR: 0	SF: 1 SAC: 0 DP: 0 HBP: 0	WP: 2 PB: 0 SB: 0 CS: 0	PA: 38												
PITCHER	IP WLS BF H R ER SO BB IBB HBP BLK WP HR S P ERA WHIP	PITCHER																																
Pat Hentgen, R (1, 1) ERA: 3.83	5.0	L	25	7	5	5	2	3	0	0	0	0	0	0	35	56	9.00	1.333																
Erik Hanson, R (6, 1) ERA: 7.6	3.0		13	4	3	3	5	0	0	0	0	0	0	0	35	56	9.00	1.333																

Batter	1	2	3	4	5	6	7	8	9	AB	R	H	RBI	BB	SO	LOB	TOP										
Brady Anderson, L OBP: 0.394, SLG: 0.466 (1, 8)										5	1	1	0	0	1	3	Baltimore Orioles @ Toronto Blue Jays SkyDome, Toronto, ON Tue Sep 23 1997, 7:05 PM EDT Att: 29,276 - Dome - 68 F										
Roberto Alomar, S OBP: 0.382, SLG: 0.477 (1, 4)										5	1	2	1	0	0	2											
Rafael Palmeiro, L OBP: 0.332, SLG: 0.485 (1, 3)										4	0	1	0	0	0	3											
Harold Baines, L OBP: 0.376, SLG: 0.454 (1, 10)										3	0	1	1	1	0	1											
B.J. Surhoff, L OBP: 0.344, SLG: 0.459 (1, 7)										4	0	1	1	0	2	2											
Cal Ripken Jr., R OBP: 0.331, SLG: 0.405 (1, 5)										4	0	0	0	0	3	4											
Geronimo Berroa, R OBP: 0.369, SLG: 0.464 (1, 9)										3	0	0	0	1	1	2											
Jeffrey Hammonds, R OBP: 0.323, SLG: 0.486 (8, 9)										0	0	0	0	0	0	0											
Chris Hoiles, R OBP: 0.377, SLG: 0.424 (1, 2)										3	0	0	0	0	3	3											
Lenny Webster, R OBP: 0.317, SLG: 0.374 (8, 2)										1	0	0	0	0	0	0											
Mike Bordick, R OBP: 0.282, SLG: 0.322 (1, 6)										4	1	3	0	0	1	0											
Inning Stats	R: 2 E: 1 K: 2 S: 12	H: 4 LOB: 3 BB: 1 P: 19	R: 1 E: 0 K: 1 S: 11	H: 2 LOB: 1 BB: 0 P: 20	R: 0 E: 0 K: 2 S: 10	H: 0 LOB: 0 BB: 0 P: 18	R: 0 E: 0 K: 0 S: 9	H: 0 LOB: 0 BB: 0 P: 15	R: 0 E: 0 K: 0 S: 9	H: 0 LOB: 0 BB: 0 P: 13	R: 0 E: 0 K: 0 S: 4	H: 1 LOB: 1 BB: 0 P: 7	R: 0 E: 0 K: 3 S: 11	H: 1 LOB: 2 BB: 1 P: 16	R: 0 E: 0 K: 3 S: 10	H: 1 LOB: 2 BB: 1 P: 21		R: 0 E: 0 K: 0 S: 9	H: 1 LOB: 1 BB: 0 P: 15	1B: 6 2B: 3 3B: 0 HR: 0	SF: 0 SAC: 0 DP: 0 HBP: 0	WP: 0 PB: 0 SB: 0 CS: 0	PA: 38				
PITCHER	IP	WLS	BF	H	R	ER	SO	BB	IBB	HBP	BLK	WP	HR	S	P	ERA	WHIP										
Roger Clemens, R ERA: 2.04 (1, 1)	8.0	L	34	8	3	3	11	2	0	0	0	0	0	76	129	3.38	1.250										
Paul Quantrill, R ERA: 2.0 (9, 1)	0.2		3	1	0	0	0	0	0	0	0	0	0	7	13	0.00	1.500										
Dan Plesac, L ERA: 3.75 (9, 1)	0.1		1	0	0	0	0	0	0	0	0	0	0	2	2	0.00	0.000										

Batter	1	2	3	4	5	6	7	8	9	AB	R	H	RBI	BB	SO	LOB	BOTTOM										
Shannon Stewart, R OBP: 0.376, SLG: 0.459 (1, 8)										4	1	1	1	0	2	0	Baltimore Orioles @ Toronto Blue Jays SkyDome, Toronto, ON Tue Sep 23 1997, 7:05 PM EDT Att: 29,276 - Dome - 68 F										
Alex Gonzalez, R OBP: 0.303, SLG: 0.397 (1, 6)										3	0	0	1	0	0	0											
José Cruz Jr., S OBP: 0.311, SLG: 0.493 (1, 7)										3	0	0	0	1	1	0											
Joe Carter, R OBP: 0.286, SLG: 0.400 (1, 10)										4	0	0	0	0	0	1											
Carlos Delgado, L OBP: 0.345, SLG: 0.527 (1, 3)										4	0	1	0	0	0	1											
Juan Samuel, R OBP: 0.352, SLG: 0.405 (1, 5)										3	0	1	0	1	1	0											
Shawn Green, L OBP: 0.341, SLG: 0.468 (1, 9)										3	0	0	0	0	2	3											
Charlie O'Brien, R OBP: 0.310, SLG: 0.350 (1, 2)										3	0	0	0	0	1	3											
Tomas Perez, S OBP: 0.263, SLG: 0.252 (1, 4)										2	1	0	0	1	0	1											
Inning Stats	R: 0 E: 0 K: 0 S: 7	H: 0 LOB: 0 BB: 0 P: 10	R: 0 E: 0 K: 0 S: 7	H: 1 LOB: 2 BB: 1 P: 13	R: 0 E: 0 K: 1 S: 8	H: 0 LOB: 0 BB: 0 P: 12	R: 0 E: 0 K: 0 S: 7	H: 0 LOB: 0 BB: 0 P: 12	R: 0 E: 0 K: 1 S: 8	H: 1 LOB: 1 BB: 0 P: 13	R: 2 E: 0 K: 0 S: 11	H: 1 LOB: 1 BB: 2 P: 19	R: 0 E: 0 K: 2 S: 13	H: 1 LOB: 1 BB: 0 P: 19	R: 0 E: 0 K: 2 S: 10	H: 0 LOB: 0 BB: 0 P: 12		R: 0 E: 0 K: 1 S: 6	H: 0 LOB: 0 BB: 0 P: 7	1B: 1 2B: 1 3B: 1 HR: 0	SF: 1 SAC: 0 DP: 0 HBP: 0	WP: 0 PB: 0 SB: 1 CS: 0	PA: 33				
PITCHER	IP	WLS	BF	H	R	ER	SO	BB	IBB	HBP	BLK	WP	HR	S	P	ERA	WHIP										
Nerio Rodriguez, R ERA: 4.64 (1, 1)	5.1	W	20	2	2	2	2	2	0	0	0	0	0	42	69	3.38	0.750										
Arthur Rhodes, L ERA: 3.1 (6, 1)	1.2		7	1	0	0	2	1	0	0	0	0	0	19	29	0.00	1.200										
Armando Benitez, R ERA: 2.5 (8, 1)	1.0		3	0	0	0	2	0	0	0	0	0	0	10	12	0.00	0.000										
Randy Myers, L ERA: 1.56 (9, 1)	1.0	S	3	0	0	0	1	0	0	0	0	0	0	6	7	0.00	0.000										

AB 36
R 3
H 9
RBI 3
BB 2
SO 11
LOB 20



AB 29
R 2
H 3
RBI 2
BB 3
SO 7
LOB 9



Batter	1	2	3	4	5	6	7	8	9	AB	R	H	RBI	BB	SO	LOB	TOP								
Brady Anderson, L (1, 8) OBP: 0.393, SLG: 0.466	G4-3		L9			2B		K	F9	5	1	1	0	1	1	3	Baltimore Orioles @ Toronto Blue Jays SkyDome, Toronto, ON Wed Sep 24 1997, 7:05 PM EDT Att: 27,443 - Dome - 70 F								
Roberto Alomar, S (1, 4) OBP: 0.382, SLG: 0.479	K		BB			F8		K		5	0	2	1	0	2	1									
Eric Davis, R (1, 9) OBP: 0.341, SLG: 0.497	K		BB			G5-3		K		5	0	0	0	0	4	4									
Geromimo Berroa, R (1, 10) OBP: 0.368, SLG: 0.468		K	FC6-4			2B		L7	1B	4	2	2	0	1	1	0									
Cal Ripken Jr., R (1, 5) OBP: 0.333, SLG: 0.405		1B	FC6-4			2B		E6	FC4-6	3	2	1	0	2	0	4									
B.J. Surhoff, L (1, 7) OBP: 0.345, SLG: 0.460		1B			G4-3			P5	FC4-6	5	2	2	2	0	0	2									
Jerome Walton, R (1, 3) OBP: 0.349, SLG: 0.373					F8			SF9	2B	2	0	0	0	0	1	2									
Rafael Palmeiro, L (6, PH) OBP: 0.334, SLG: 0.493	K							SF9	HR	2	1	2	4	0	0	0									
Lenny Webster, R (1, 2) OBP: 0.318, SLG: 0.376					G3			G3	P4	4	1	1	1	1	1	3									
Mike Bordick, R (1, 6) OBP: 0.284, SLG: 0.321			BB		L4			G3	BB	4	0	1	0	1	1	2									
Inning Stats	R: 0 E: 0 K: 2 S: 8	H: 0 LOB: 0 BB: 0 P: 9	R: 0 E: 0 K: 3 S: 15	H: 1 LOB: 2 BB: 1 P: 22	R: 0 E: 0 K: 1 S: 13	H: 2 LOB: 3 BB: 1 P: 26	R: 0 E: 0 K: 0 S: 6	H: 0 LOB: 0 BB: 0 P: 8	R: 0 E: 0 K: 0 S: 6	H: 1 LOB: 1 BB: 0 P: 13	R: 5 E: 1 K: 1 S: 21	H: 4 LOB: 1 BB: 1 P: 36	R: 2 E: 0 K: 1 S: 15	H: 1 LOB: 1 BB: 2 P: 25	R: 0 E: 0 K: 3 S: 9	H: 0 LOB: 0 BB: 0 P: 11	R: 2 E: 0 K: 0 S: 16	H: 3 LOB: 2 BB: 1 P: 29	1B: 4 2B: 7 3B: 0 HR: 1	SF: 1 SAC: 0 DP: 0 HBP: 0	WP: 1 PB: 0 SB: 1 CS: 0	PA: 46			
PITCHER	IP	WLS	BF	H	R	ER	SO	BB	IBB	HBP	BLK	WP	HR	S	P	ERA	WHIP								
Omar Daal, L (1, 1) ERA: 7.06	5.0	L	24	6	3	3	6	2	0	0	0	0	0	59	92	5.40	1.600								
Tim Crabtree, R (6, 1) ERA: 7.08	0.2		5	2	2	1	0	1	0	0	0	1	0	9	18	13.50	4.500								
Bill Risley, R (6, 1) ERA: 8.31	1.1		7	1	2	2	2	2	0	0	0	0	1	18	29	13.50	2.250								
Carlos Almanzar, R (8, 1) ERA: 2.7	1.0		3	0	0	0	3	0	0	0	0	0	0	9	11	0.00	0.000								
Kelvin Escobar, R (9, 1) ERA: 3.0	0.2		6	3	2	2	0	1	0	0	0	0	0	11	21	27.00	6.000								

AB 39
R 9
H 12
RBI 8
BB 6
SO 11
LOB 21



Batter	1	2	3	4	5	6	7	8	9	AB	R	H	RBI	BB	SO	LOB	BOTTOM								
Shannon Stewart, R (1, 8) OBP: 0.379, SLG: 0.467	G3		G1-3					F8		4	0	2	0	0	0	2	Baltimore Orioles @ Toronto Blue Jays SkyDome, Toronto, ON Wed Sep 24 1997, 7:05 PM EDT Att: 27,443 - Dome - 70 F								
Shawn Green, L (1, 9) OBP: 0.338, SLG: 0.464	G3				F8			G4-3		4	0	0	0	0	0	2									
Joe Carter, R (1, 10) OBP: 0.284, SLG: 0.397	F8				P3			F7		4	0	0	0	0	1	2									
Carlos Delgado, L (1, 3) OBP: 0.346, SLG: 0.528	2		G4-3					F9		3	1	1	0	1	0	1									
José Cruz Jr., S (1, 7) OBP: 0.312, SLG: 0.501			F7					K		4	1	2	2	0	1	1									
Alex Gonzalez, R (1, 6) OBP: 0.300, SLG: 0.393			G5-3					G6-4-3		4	0	0	0	0	1	1									
Benito Santiago, R (1, 2) OBP: 0.274, SLG: 0.381			G4-3					G5-3		3	0	1	0	1	0	0									
Juan Samuel, R (1, 5) OBP: 0.352, SLG: 0.439			P5					G1-3		3	1	1	1	0	0	2									
Tomas Perez, S (1, 4) OBP: 0.256, SLG: 0.245			G4-3					G1-3		3	0	0	0	0	0	2									
Inning Stats	R: 0 E: 0 K: 0 S: 11	H: 1 LOB: 1 BB: 0 P: 16	R: 0 E: 0 K: 0 S: 9	H: 0 LOB: 0 BB: 0 P: 13	R: 0 E: 0 K: 0 S: 7	H: 0 LOB: 1 BB: 1 P: 13	R: 2 E: 0 K: 0 S: 6	H: 2 LOB: 0 BB: 0 P: 10	R: 0 E: 0 K: 1 S: 12	H: 0 LOB: 1 BB: 1 P: 22	R: 1 E: 0 K: 1 S: 9	H: 1 LOB: 0 BB: 0 P: 11	R: 0 E: 0 K: 1 S: 13	H: 1 LOB: 1 BB: 0 P: 20	R: 0 E: 0 K: 0 S: 8	H: 1 LOB: 0 BB: 0 P: 10		1B: 2 2B: 3 3B: 0 HR: 2	SF: 0 SAC: 0 DP: 1 HBP: 0	WP: 0 PB: 0 SB: 1 CS: 0	PA: 34				
PITCHER	IP	WLS	BF	H	R	ER	SO	BB	IBB	HBP	BLK	WP	HR	S	P	ERA	WHIP								
Scott Kamieniecki, R (1, 1) ERA: 4.01	7.0	W	29	6	3	3	2	2	0	0	0	0	0	67	107	3.86	1.143								
Jesse Orosco, L (8, 1) ERA: 2.4	1.0		3	0	0	0	1	0	0	0	0	0	0	8	12	0.00	0.000								
Randy Myers, L (9, 1) ERA: 1.53	1.0		3	1	0	0	0	0	0	0	0	0	0	8	10	0.00	1.000								


AB 32
R 3
H 7
RBI 3
BB 2
SO 3
LOB 13



Batter	1	2	3	4	5	6	7	8	9	AB	R	H	RBI	BB	SO	LOB	TOP				
Brady Anderson, L (1, 8) OBP: 0.392, SLG: 0.464	0-2 FC4-6 1B	1-1 F4			0-0 G3		0-0 G2-3		1-3 K	5	0	1	0	0	1	4					
Roberto Alomar, S (1, 4) OBP: 0.387, SLG: 0.490	0-0 FC4-6 1B		1-1 HR		3-2 1B		2-2 F8		2-1 E 1B	5	1	4	1	0	0	0					
Rafael Palmeiro, L (1, 3) OBP: 0.333, SLG: 0.491	2-1 FC4-6 1B		0-0 G3		3-1 F7		0-1 1B		1-3 K	5	0	1	0	0	1	6					
Harold Baines, L (1, 10) OBP: 0.373, SLG: 0.450	1-0 G3-6-3		0-1 G4-3		1-0 G6-3		2-2 G1-3		2-2 E4 1B	4	0	0	0	0	0	5					
Gerónimo Berroa, R (9, PH) OBP: 0.369, SLG: 0.469										1	0	1	0	0	0	0					
David Dellucci, L (9, PR) OBP: 0.344, SLG: 0.370									1-3 2H 1B	0	0	0	0	0	0	0					
B.J. Surhoff, L (1, 7) OBP: 0.345, SLG: 0.462		0-1 G3-1 2B		0-0 F8			0-0 F8		3-1 G4-3 G6-3 1B	5	1	2	0	0	0	2					
Cal Ripken Jr., R (1, 5) OBP: 0.332, SLG: 0.403		1-1 G3-1		1-0 G4-3			1-2 G3-1		2-2 G6-3	3	0	0	0	0	0	1					
Aaron Ledesma, R (6, 5) OBP: 0.424, SLG: 0.459									1-2 1B	1	0	0	0	0	0	1					
Jeff Hammonds, R (1, 9) OBP: 0.325, SLG: 0.483		4-2 2B BB		2-3 K			4-2 E 1B BB		1-2 G4-3	2	0	0	0	2	1	1					
Chris Hoiles, R (1, 2) OBP: 0.379, SLG: 0.428		2-1 1B		1-1 G6-3			0-1 E7		0-3 K	4	0	2	1	0	1	1					
Lenny Webster, R (8, 2) OBP: 0.316, SLG: 0.376		1-3 3-H 2B					1-3 1B			0	0	0	0	0	0	0					
Jeff Reboulet, R (1, 6) OBP: 0.308, SLG: 0.329		0-3 K					1-2 1B G3 1B		1-3 K	4	1	2	0	0	2	4					
									0-0 1B E 1B												
Inning Stats	R: 0 E: 0 K: 0 S: 7	H: 2 LOB: 1 BB: 0 P: 10	R: 1 E: 0 K: 1 S: 15	H: 2 LOB: 2 BB: 1 P: 23	R: 1 E: 0 K: 0 S: 6	H: 1 LOB: 0 BB: 0 P: 7	R: 0 E: 0 K: 1 S: 7	H: 0 LOB: 0 BB: 0 P: 11	R: 0 E: 0 K: 0 S: 10	H: 2 LOB: 2 BB: 0 P: 18	R: 0 E: 1 K: 1 S: 12	H: 1 LOB: 2 BB: 1 P: 18	R: 0 E: 0 K: 0 S: 10	H: 1 LOB: 1 BB: 0 P: 14	R: 0 E: 0 K: 1 S: 12	H: 1 LOB: 1 BB: 0 P: 18	R: 1 E: 1 K: 2 S: 15	H: 3 LOB: 2 BB: 0 P: 22	1B: 10 2B: 2 3B: 0 HR: 1	SF: 0 SAC: 0 DP: 1 HBP: 0	WP: 0 PA: 41 PB: 0 SB: 0 CS: 0
PITCHER	IP	WLS	BF	H	R	ER	SO	BB	IBB	HBP	BLK	WP	HR	S	P	ERA	WHIP				
Chris Carpenter, R (1, 1) ERA: 5.09	7.0	W	31	9	2	2	3	2	0	0	0	0	1	67	101	2.57	1.571				
Paul Quantrill, R (8, 1) ERA: 1.97	1.0		5	2	1	0	1	0	0	0	0	0	0	13	19	0.00	2.000				
Dan Plesac, L (9, 1) ERA: 3.7	0.2		3	1	0	0	2	0	0	0	0	0	0	8	12	0.00	1.500				
Kelvim Escobar, R (9, 1) ERA: 2.97	0.1	S	2	1	0	0	0	0	0	0	0	0	0	6	9	0.00	3.000				

Baltimore Orioles @ Toronto Blue Jays
SkyDome, Toronto, ON
Thu Sep 25 1997, 7:05 PM EDT
Att: 28,324 - Dome - 65 F

AB 39
R 3
H 13
RBI 2
BB 2
SO 6
LOB 25



Batter	1	2	3	4	5	6	7	8	9	AB	R	H	RBI	BB	SO	LOB	BOTTOM				
Shannon Stewart, R (1, 8) OBP: 0.376, SLG: 0.468	0-0 G3		1-2 G5-3		1-0 2H 2B		0-2 G5-3			4	0	1	1	0	0	0					
Shawn Green, L (1, 9) OBP: 0.338, SLG: 0.462	0-0 2B 1B		2-3 K		0-0 G4-3				3-3 K	4	1	1	0	0	2	1					
Joe Carter, R (1, 10) OBP: 0.285, SLG: 0.404	0-1 1H 2B		2-3 K				0-2 HR		0-1 F9	4	1	2	2	0	1	0					
Carlos Delgado, L (1, 3) OBP: 0.349, SLG: 0.531	0-3 K				3-2 CS 1B		2-2 FC5 1B		1-1 1B 2B	4	0	3	0	0	1	1					
José Cruz Jr., S (1, 7) OBP: 0.312, SLG: 0.499	3-2 L8				0-3 K		2-1 FC5 1B		3-2 G1-3	4	0	1	0	0	1	3					
Alex Gonzalez, R (1, 6) OBP: 0.300, SLG: 0.391					1 SAFE 4-2 1-2 CS BB		0-0 FC5		1-2 G5-4-3	2	0	0	0	1	0	2					
Benito Santiago, R (1, 2) OBP: 0.275, SLG: 0.380		2-2 P3			3-2 CS		0-1 1B		0-1 G5-4-3	3	0	1	0	0	0	2					
Juan Samuel, R (1, 5) OBP: 0.351, SLG: 0.471		0-2 HR					2-3 K			3	1	1	1	0	2	0					
Tomas Perez, S (1, 4) OBP: 0.258, SLG: 0.248		1-1 F9					1-2 E5 2B 1B			3	1	1	0	0	1	0					
Inning Stats	R: 1 E: 0 K: 1 S: 10	H: 2 LOB: 1 BB: 0 P: 13	R: 1 E: 0 K: 0 S: 10	H: 1 LOB: 0 BB: 0 P: 13	R: 0 E: 0 K: 2 S: 9	H: 0 LOB: 0 BB: 0 P: 14	R: 0 E: 0 K: 1 S: 15	H: 1 LOB: 1 BB: 1 P: 25	R: 1 E: 1 K: 1 S: 10	H: 3 LOB: 1 BB: 0 P: 14	R: 1 E: 0 K: 0 S: 12	H: 3 LOB: 1 BB: 0 P: 16	R: 0 E: 0 K: 2 S: 9	H: 0 LOB: 0 BB: 0 P: 9	R: 0 E: 0 K: 1 S: 10	H: 1 LOB: 1 BB: 0 P: 17	1B: 6 2B: 3 3B: 0 HR: 2	SF: 0 SAC: 0 DP: 1 HBP: 0	WP: 0 PA: 33 PB: 0 SB: 0 CS: 2		
PITCHER	IP	WLS	BF	H	R	ER	SO	BB	IBB	HBP	BLK	WP	HR	S	P	ERA	WHIP				
35 Mike Mussina, R (1, 1) ERA: 3.2	7.0	L	28	10	4	3	7	1	0	0	0	0	0	75	104	3.86	1.571				
Jesse Orosco, L (8, 1) ERA: 2.36	1.0		4	1	0	0	1	0	0	0	0	0	0	10	17	0.00	1.000				

Baltimore Orioles @ Toronto Blue Jays
SkyDome, Toronto, ON
Thu Sep 25 1997, 7:05 PM EDT
Att: 28,324 - Dome - 65 F

AB 31
R 4
H 11
RBI 4
BB 1
SO 8
LOB 9



Batter	1	2	3	4	5	6	7	8	9	AB	R	H	RBI	BB	SO	LOB	TOP										
Nomar Garciaparra, R OBP: 0.338, SLG: 0.528 (1, 6)	F9		FC5-4 1B		2B		F7			4	0	2	0	0	0	1	Boston Red Sox @ Toronto Blue Jays SkyDome, Toronto, ON Fri Sep 26 1997, 7:05 PM EDT Att: 34,155 - Dome - 72 F										
John Valentin, R OBP: 0.372, SLG: 0.499 (1, 5)	F7		FC5-4 1-2 2-3		P6		FC5-4 1-2			4	0	0	0	0	0	4											
Mo Vaughn, L OBP: 0.423, SLG: 0.561 (1, 3)	K		K		K					4	0	0	0	0	4	3											
18 Reggie Jefferson, S OBP: 0.357, SLG: 0.471 Mike Benjamin, R OBP: 0.281, SLG: 0.352 (8, PH)		G4-3		1B 1B		K				3	0	1	0	0	1	0											
Wil Cordero, R OBP: 0.319, SLG: 0.431 (1, 7)		1B		F8		CS 1B				4	0	3	0	0	0	1											
Troy O'Leary, L OBP: 0.382, SLG: 0.486 (1, 9)		P6		1B		FC4-6 1B				4	0	2	0	0	1	2											
Scott Hatteberg, L OBP: 0.355, SLG: 0.438 (1, 2)		F7		K		FC4-6 1B				4	0	0	0	0	2	4											
Jeff Frye, R OBP: 0.349, SLG: 0.431 (1, 4)			FC5-4 1B	P2			FC5-4 1B			4	0	2	0	0	1	2											
Darren Bragg, L OBP: 0.343, SLG: 0.393 (1, 8)		F7		K		P5		G4-3		4	0	0	0	0	1	2											
Inning Stats	R: 0 E: 0 K: 1 S: 5	H: 0 LOB: 0 BB: 0 P: 6	R: 0 E: 0 K: 0 S: 7	H: 1 LOB: 1 BB: 0 P: 14	R: 0 E: 0 K: 1 S: 18	H: 2 LOB: 2 BB: 0 P: 24	R: 0 E: 0 K: 1 S: 9	H: 2 LOB: 1 BB: 0 P: 13	R: 0 E: 0 K: 2 S: 12	H: 1 LOB: 1 BB: 0 P: 17	R: 0 E: 0 K: 1 S: 10	H: 1 LOB: 1 BB: 0 P: 17	R: 0 E: 0 K: 3 S: 10	H: 1 LOB: 1 BB: 0 P: 11	R: 0 E: 0 K: 2 S: 8	H: 0 LOB: 0 BB: 0 P: 12		1B: 9 2B: 1 3B: 0 HR: 0	SF: 0 SAC: 0 DP: 0 HBP: 0	WP: 0 PB: 0 SB: 0 CS: 1	PA: 36						
PITCHER	IP	WLS	BF	H	R	ER	SO	BB	IBB	HBP	BLK	WP	HR	S	P	ERA	WHIP										
Woody Williams, R ERA: 4.35 (1, 1)	7.0	W	29	9	0	0	6	0	0	0	0	0	0	73	108	0.00	1.286										
Dan Plesac, L ERA: 3.5 (8, 1)	1.1		5	1	0	0	4	0	0	0	0	0	0	13	16	0.00	0.750										
Kelvim Escobar, R ERA: 2.9 (9, 1)	0.2		2	0	0	0	1	0	0	0	0	0	0	5	7	0.00	0.000										
Batter	1	2	3	4	5	6	7	8	9	AB	R	H	RBI	BB	SO	LOB	BOTTOM										
Shannon Stewart, R OBP: 0.368, SLG: 0.456 (1, 7)	F7			F7	L4		K			4	0	0	0	0	1	2	Boston Red Sox @ Toronto Blue Jays SkyDome, Toronto, ON Fri Sep 26 1997, 7:05 PM EDT Att: 34,155 - Dome - 72 F										
Juan Samuel, R OBP: 0.347, SLG: 0.483 (1, 5)	K			FC5-2 3B		F8	K			4	0	1	0	0	2	0											
Joe Carter, R OBP: 0.285, SLG: 0.403 (1, 10)	F7			FC5-2 3B		2B 1B		F9		4	1	1	0	0	0	1											
Carlos Delgado, L OBP: 0.348, SLG: 0.531 (1, 3)		G4-3		F8		1B 2B		K		4	1	1	0	0	1	1											
José Cruz Jr., S OBP: 0.311, SLG: 0.495 (1, 8)		K			G5-3	1B IBB		G6-3		3	0	0	0	1	1	0											
Alex Gonzalez, R OBP: 0.301, SLG: 0.389 (1, 6)		F8			S 1B BB	P4				2	1	0	0	1	0	3											
Benito Santiago, R OBP: 0.278, SLG: 0.383 (1, 2)				P9		FC4-6 1B		FC6 1B		3	0	2	2	0	0	0											
Jacob Brumfield, R OBP: 0.265, SLG: 0.282 Shawn Green, L OBP: 0.337, SLG: 0.461 (6, PH) (7, 9)				G6-3		FC4-6 1B		FC6		2	0	1	1	0	0	0											
Tomas Perez, S OBP: 0.252, SLG: 0.241 (1, 4)				P4		FC4-6		K		3	0	0	0	0	1	2											
Inning Stats	R: 0 E: 0 K: 1 S: 6	H: 0 LOB: 0 BB: 0 P: 10	R: 0 E: 0 K: 1 S: 7	H: 0 LOB: 0 BB: 0 P: 9	R: 0 E: 0 K: 0 S: 7	H: 0 LOB: 0 BB: 0 P: 12	R: 0 E: 0 K: 0 S: 9	H: 1 LOB: 1 BB: 0 P: 12	R: 1 E: 0 K: 0 S: 12	H: 2 LOB: 2 BB: 1 P: 18	R: 2 E: 0 K: 0 S: 13	H: 3 LOB: 2 BB: 1 P: 24	R: 0 E: 0 K: 3 S: 10	H: 0 LOB: 0 BB: 0 P: 13	R: 0 E: 0 K: 1 S: 6	H: 0 LOB: 0 BB: 0 P: 7		1B: 4 2B: 1 3B: 1 HR: 0	SF: 0 SAC: 0 DP: 0 HBP: 0	WP: 0 PB: 0 SB: 1 CS: 0	PA: 32						
PITCHER	IP	WLS	BF	H	R	ER	SO	BB	IBB	HBP	BLK	WP	HR	S	P	ERA	WHIP										
Butch Henry, L ERA: 3.52 (1, 1)	5.2	L	25	6	3	3	2	1	0	0	0	0	0	51	81	4.76	1.235										
Derek Lowe, R ERA: 6.22 (6, 1)	1.1		4	0	0	0	3	0	0	0	0	0	0	13	17	0.00	0.000										
Ron Mahay, L ERA: 2.59 (8, 1)	1.0		3	0	0	0	1	0	0	0	0	0	0	6	7	0.00	0.000										

Batter	1	2	3	4	5	6	7	8	9	AB	R	H	RBI	BB	SO	LOB	TOP										
Nomar Garciaparra, R OBP: 0.341, SLG: 0.533 (1, 6)										4	2	3	1	1	0	0	Boston Red Sox @ Toronto Blue Jays SkyDome, Toronto, ON Sat Sep 27 1997, 3:33 AM EDT Att: 37,401 - Sunny - 62 F										
Jeff Fyfe, R OBP: 0.352, SLG: 0.433 (1, 4)										5	2	3	2	0	1	1											
Mo Vaughn, L OBP: 0.421, SLG: 0.560 (1, 3)										4	0	1	1	0	2	3											
18 Reggie Jefferson, S OBP: 0.358, SLG: 0.473 (1, 10)										4	0	2	0	0	0	3											
Wil Cordero, R OBP: 0.319, SLG: 0.429 (1, 7)										4	0	1	1	0	0	1											
Troy O'Leary, L OBP: 0.355, SLG: 0.482 (1, 9)										4	0	0	0	0	0	2											
Scott Hatteberg, L OBP: 0.354, SLG: 0.434 (1, 2)										3	1	0	0	1	0	1											
Mike Benjamin, R OBP: 0.271, SLG: 0.339 (1, 5)										4	0	0	0	0	2	2											
Darren Bragg, L OBP: 0.340, SLG: 0.390 (1, 8)									4	0	0	0	0	1	3												
Inning Stats	R: 2 E: 1 K: 1 S: 8	H: 4 LOB: 1 BB: 0 P: 8	R: 3 E: 0 K: 1 S: 8	H: 3 LOB: 1 BB: 1 P: 12	R: 0 E: 0 K: 0 S: 3	H: 0 LOB: 0 BB: 0 P: 3	R: 0 E: 0 K: 1 S: 5	H: 0 LOB: 1 BB: 0 P: 5	R: 0 E: 0 K: 0 S: 4	H: 1 LOB: 1 BB: 0 P: 4	R: 0 E: 1 K: 1 S: 6	H: 0 LOB: 1 BB: 0 P: 6	R: 0 E: 0 K: 0 S: 3	H: 0 LOB: 0 BB: 0 P: 3	R: 0 E: 1 K: 1 S: 6	H: 1 LOB: 1 BB: 0 P: 6	1B: 6 2B: 3 3B: 0 HR: 1	SF: 0 SAC: 0 DP: 3 HBP: 0	WP: 0 PB: 0 SB: 0 CS: 0	PA: 38							
PITCHER	IP	WLS	BF	H	R	ER	SO	BB	IBB	HBP	BLK	WP	HR	S	P	ERA	WHIP										
Pat Hentgen, R ERA: 3.88 (1, 1)	6.0		27	8	5	4	4	1	0	0	0	0	1	34	38	6.00	1.500										
Marty Janzen, R ERA: 3.6 (7, 1)	2.0	W	7	1	0	0	1	1	0	0	0	0	0	8	12	0.00	1.000										
Paul Quantrill, R ERA: 1.95 (9, 1)	1.0		4	1	0	0	1	0	0	0	0	0	0	6	6	0.00	1.000										

Batter	1	2	3	4	5	6	7	8	9	AB	R	H	RBI	BB	SO	LOB	BOTTOM										
Shannon Stewart, R OBP: 0.372, SLG: 0.457 (1, 8)										6	2	3	3	0	1	2	Boston Red Sox @ Toronto Blue Jays SkyDome, Toronto, ON Sat Sep 27 1997, 3:33 AM EDT Att: 37,401 - Sunny - 62 F										
Shawn Green, L OBP: 0.340, SLG: 0.467 (1, 9)										3	1	2	2	1	0	1											
Joe Carter, R OBP: 0.285, SLG: 0.401 (1, 10)										4	0	0	0	1	2												
Carlos Delgado, L OBP: 0.350, SLG: 0.530 (1, 3)										3	2	1	0	2	0	3											
Juan Samuel, R OBP: 0.359, SLG: 0.500 (1, 5)										3	1	1	2	0	1	1											
Alex Gonzalez, R OBP: 0.305, SLG: 0.391 (1, 6)										3	1	2	0	0	0	1											
Benito Santiago, R OBP: 0.279, SLG: 0.387 (1, 2)										4	2	2	2	0	1	4											
Rich Butler, L OBP: 0.400, SLG: 0.385 (1, 7)										5	3	3	2	0	1	1											
Tomas Perez, S OBP: 0.258, SLG: 0.242 (1, 4)										4	0	1	1	1	1	3											
Inning Stats	R: 2 E: 0 K: 1 S: 7	H: 2 LOB: 2 BB: 1 P: 12	R: 2 E: 2 K: 1 S: 7	H: 2 LOB: 0 BB: 0 P: 7	R: 1 E: 0 K: 1 S: 5	H: 0 LOB: 1 BB: 1 P: 10	R: 0 E: 0 K: 0 S: 3	H: 1 LOB: 0 BB: 0 P: 3	R: 0 E: 0 K: 2 S: 9	H: 2 LOB: 2 BB: 0 P: 9	R: 0 E: 0 K: 0 S: 3	H: 0 LOB: 3 BB: 3 P: 15	R: 4 E: 0 K: 1 S: 10	H: 5 LOB: 1 BB: 0 P: 10	R: 3 E: 0 K: 0 S: 6	H: 3 LOB: 1 BB: 0 P: 7	1B: 11 2B: 2 3B: 2 HR: 0	SF: 2 SAC: 1 DP: 0 HBP: 3	WP: 1 PB: 1 SB: 1 CS: 1	PA: 47							
PITCHER	IP	WLS	BF	H	R	ER	SO	BB	IBB	HBP	BLK	WP	HR	S	P	ERA	WHIP										
Aaron Sele, R ERA: 5.38 (1, 1)	1.1		10	4	4	2	1	1	0	1	0	0	0	10	15	13.50	3.750										
49 Tim Wakefield, R ERA: 4.25 (2, 1)	2.2		10	1	1	1	2	1	0	1	0	0	0	12	17	3.38	0.750										
John Waddell, R ERA: 4.4 (5, 1)	1.0		5	2	0	0	2	0	0	0	0	0	0	9	9	0.00	2.000										
Mark Brandenburg, R ERA: 5.49 (6, 1)	1.0		6	0	0	0	0	3	0	0	0	0	0	3	15	0.00	3.000										
Jim Corsi, R ERA: 3.45 (7, 1)	1.0	L	8	5	4	4	1	0	0	0	0	1	0	10	10	36.00	5.000										
PITCHER	IP	WLS	BF	H	R	ER	SO	BB	IBB	HBP	BLK	WP	HR	S	P	ERA	WHIP										
Jeff Suppan, R ERA: 5.69 (8, 1)	1.0		7	3	3	3	0	0	0	1	0	0	0	6	7	27.00	3.000										

AB 36
R 5
H 10
RBI 5
BB 2
SO 6
LOB 16



AB 35
R 12
H 15
RBI 12
BB 5
SO 6
LOB 18



Batter	1	2	3	4	5	6	7	8	9	AB	R	H	RBI	BB	SO	LOB	TOP										
Nomar Garciaparra, R OBP: 0.342, SLG: 0.534 (1, 6)	0-2 L7		2-1 F9		1-1 G4-3 2B	0-1 FC6-4			1-0 1B	5	1	2	0	0	0	3	Boston Red Sox @ Toronto Blue Jays SkyDome, Toronto, ON Sun Sep 28 1997, 3:33 AM EDT Att: 40,251 - Sunny - 63 F										
Darren Bragg, L OBP: 0.337, SLG: 0.386 (1, 8)	2-3 K		1-0 FC3-6		3-1 G4-3		2-2 G6-3		3-2 P4	5	0	0	0	0	1	3											
Mo Vaughn, L OBP: 0.420, SLG: 0.560 (1, 3)	3-2 K		2-3 K		2-2 2B		0-0 F7			4	0	1	1	0	2	1											
18 Reggie Jefferson, S OBP: 0.358, SLG: 0.470 (1, 10)		4-0 FC6-4 BB		0-0 G6-3		2-3 K		0-1 F7		3	0	0	0	1	1	1											
Wil Cordero, R OBP: 0.320, SLG: 0.432 (1, 7)		1-3 K		1-0 2B		0-1 2B 1B		2-2 F7		4	1	2	0	0	1	1											
Troy O'Leary, L OBP: 0.355, SLG: 0.479 (1, 9)		0-2 FC6-4 HBP		4-2 BB		1-2 L7		2-2 G4-3		3	0	0	0	1	0	2											
Bill Haselman, R OBP: 0.290, SLG: 0.392 (1, 2)		2-2 FC6-4 HBP		1-1 F9		3-2 1B 2B		2-1 F9		3	0	1	0	0	0	2											
Mike Benjamin, R OBP: 0.262, SLG: 0.328 (1, 4)		2-1 FC6-4		2-3 K		0-0 P3			1-3 K	4	0	0	0	0	2	6											
Arquimede Pozo, R OBP: 0.250, SLG: 0.333 (1, 5)			1-2 FC3-6 1B		2-3 K		1-1 FC6-4 1B		2-2 G4-3	4	0	2	1	0	1	0											
Inning Stats	R: 0 E: 0 K: 2 S: 11	H: 0 LOB: 0 BB: 0 P: 16	R: 0 E: 0 K: 1 S: 14	H: 0 LOB: 2 BB: 1 P: 23	R: 0 E: 0 K: 1 S: 10	H: 1 LOB: 1 BB: 0 P: 16	R: 0 E: 0 K: 1 S: 9	H: 1 LOB: 2 BB: 1 P: 17	R: 1 E: 0 K: 2 S: 14	H: 2 LOB: 1 BB: 0 P: 24	R: 0 E: 0 K: 0 S: 7	H: 0 LOB: 0 BB: 0 P: 9	R: 0 E: 0 K: 0 S: 9	H: 0 LOB: 0 BB: 0 P: 15	R: 0 E: 0 K: 1 S: 10	H: 1 LOB: 1 BB: 0 P: 17	1B: 4 2B: 4 3B: 0 HR: 0	SF: 0 SAC: 0 DP: 0 HBP: 1	WP: 0 PB: 0 SB: 0 CS: 0	PA: 38							
PITCHER	IP	WLS	BF	H	R	ER	SO	BB	IBB	HBP	BLK	WP	HR	S	P	ERA	WHIP										
Roger Clemens, R ERA: 2.05 (1, 1)	8.1		35	7	2	2	8	2	0	1	0	0	0	92	144	2.16	1.080										
Paul Quantrill, R ERA: 1.94 (9, 1)	0.1	2	1	0	0	0	0	0	0	0	0	0	0	4	7	0.00	3.000										
Dan Plesac, L ERA: 3.58 (9, 1)	0.1	W	1	0	0	0	0	0	0	0	0	0	0	3	6	0.00	0.000										

Batter	1	2	3	4	5	6	7	8	9	AB	R	H	RBI	BB	SO	LOB	BOTTOM										
Shannon Stewart, R OBP: 0.368, SLG: 0.446 (1, 8)	1-0 P3		1-2 G6-3		0-0 FC5-4 CS		1-1 G1-3		4-2 2B BB	4	1	0	0	1	0	2	Boston Red Sox @ Toronto Blue Jays SkyDome, Toronto, ON Sun Sep 28 1997, 3:33 AM EDT Att: 40,251 - Sunny - 63 F										
Shawn Green, L OBP: 0.340, SLG: 0.469 (1, 9)	1-0 F9		3-1 1B		2-2 CS		0-0 G3		2-2 L8	5	0	2	2	0	0	0											
Joe Carter, R OBP: 0.394, SLG: 0.399 Robert Perez, R OBP: 0.192, SLG: 0.346 (6, PR)	2-0 G6-3		1-1 F8		2-2 P3		4-2 BB 1B BB			3	0	0	0	1	0	1											
Carlos Delgado, L OBP: 0.350, SLG: 0.528 (1, 3)		2-3 K	2-2 F8		1-0 PB 1B		1-3 K			4	0	1	0	0	2	2											
José Cruz Jr., S OBP: 0.315, SLG: 0.499 (1, 7)		0-0 3B 2B		0-3 K		4-2 1B BB		0-0 BB 1B		3	1	2	0	1	1	0											
Juan Samuel, R OBP: 0.364, SLG: 0.516 (1, 5)		0-2 2H 3B		3-3 K2-3		0-2 F8		4-0 BB		3	0	1	1	1	1	2											
Alex Gonzalez, R OBP: 0.302, SLG: 0.387 (1, 6)		0-3 K		0-3 K		3-2 G5-3		2-3 K		4	0	0	0	0	3	4											
Charlie O'Brien, R OBP: 0.311, SLG: 0.347 Rich Butler, L OBP: 0.375, SLG: 0.357 (9, PH)		4-1 BB		2-2 F7		2-2 G5-3		0-0 G3-1		2	0	0	0	1	0	0											
Tomas Perez, S OBP: 0.267, SLG: 0.252 Jacob Brumfield, R OBP: 0.288, SLG: 0.282 (9, PH)		2-3 K		0-1 FC5-4 1B		3-1 1B		4-2 BB 2B BB		3	0	2	0	0	1	2											
Inning Stats	R: 0 E: 0 K: 0 S: 3	H: 0 LOB: 0 BB: 0 P: 7	R: 1 E: 0 K: 3 S: 16	H: 2 LOB: 1 BB: 1 P: 24	R: 0 E: 0 K: 3 S: 10	H: 0 LOB: 0 BB: 0 P: 17	R: 0 E: 0 K: 3 S: 11	H: 0 LOB: 0 BB: 0 P: 14	R: 0 E: 0 K: 0 S: 9	H: 1 LOB: 2 BB: 1 P: 13	R: 0 E: 0 K: 0 S: 11	H: 1 LOB: 1 BB: 1 P: 18	R: 0 E: 0 K: 2 S: 10	H: 1 LOB: 3 BB: 2 P: 19	R: 0 E: 0 K: 2 S: 15	H: 1 LOB: 2 BB: 2 P: 28	R: 2 E: 0 K: 0 S: 6	H: 1 LOB: 1 BB: 2 P: 14	1B: 5 2B: 2 3B: 1 HR: 0	SF: 0 SAC: 0 DP: 0 HBP: 0	WP: 0 PB: 1 SB: 0 CS: 1	PA: 39					
PITCHER	IP	WLS	BF	H	R	ER	SO	BB	IBB	HBP	BLK	WP	HR	S	P	ERA	WHIP										
Robinson Chico, R ERA: 3.38 (1, 1)	6.0		24	5	1	1	6	2	0	0	0	0	0	60	93	1.50	1.167										
Derek Lowe, R ERA: 6.13 (7, 1)	1.0	4	1	0	0	0	0	0	0	0	0	0	0	10	19	0.00	1.000										
Ron Mahay, L ERA: 2.52 (8, 1)	0.2	4	1	0	0	1	1	1	0	0	0	0	0	10	17	0.00	3.000										
Tom Gordon, R ERA: 3.74 (8, 1)	0.2	L	6	1	2	2	1	3	0	0	0	0	0	11	25	27.00	6.000										

AB	35
R	2
H	8
RBI	2
BB	2
SO	8
LOB	19



AB	32
R	3
H	8
RBI	3
BB	6
SO	8
LOB	13

