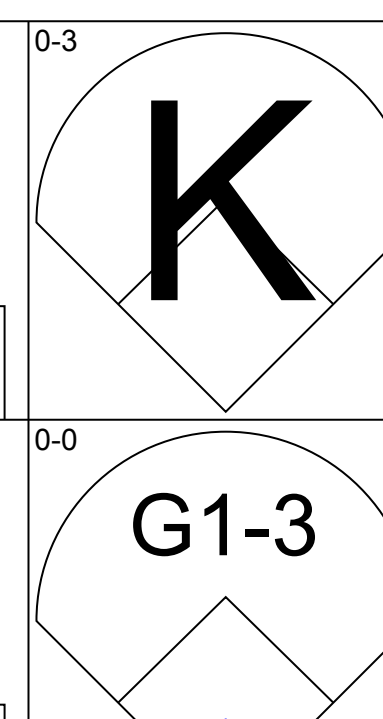
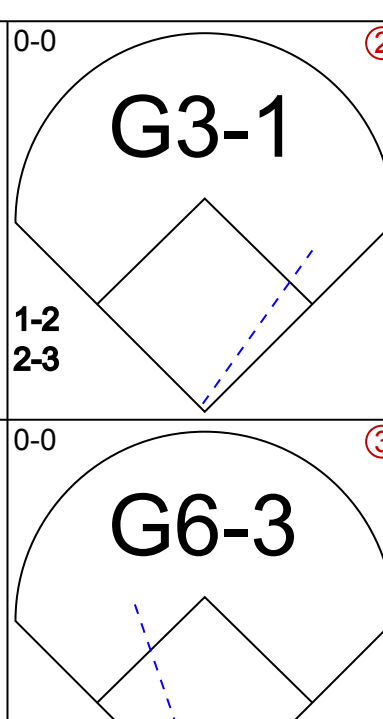
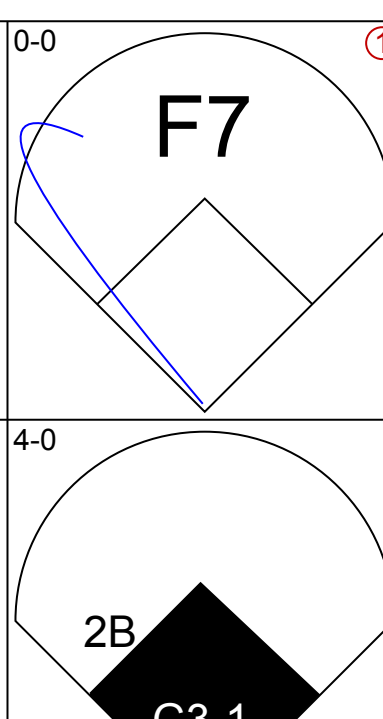
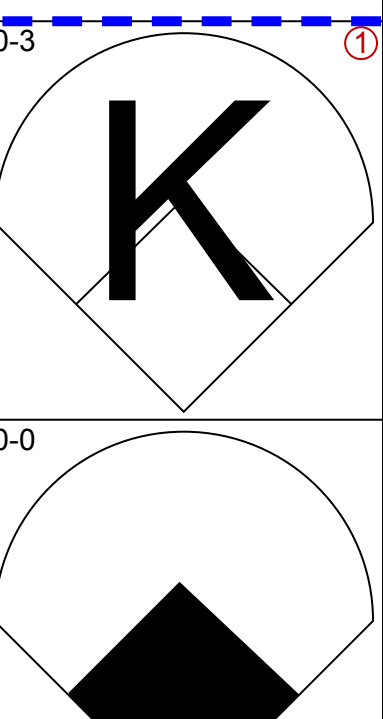
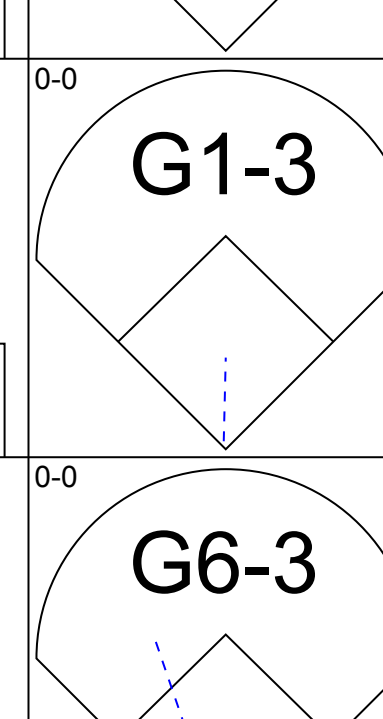
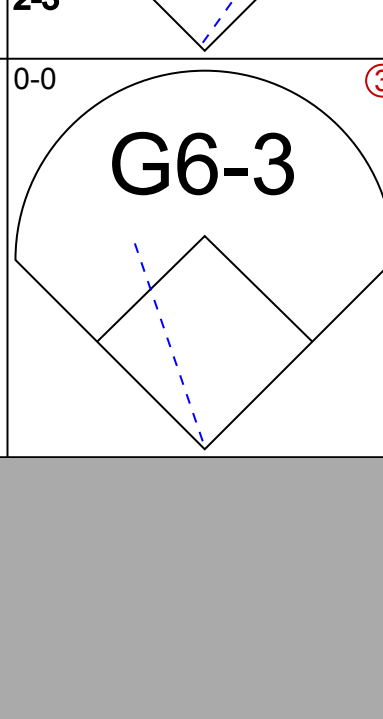
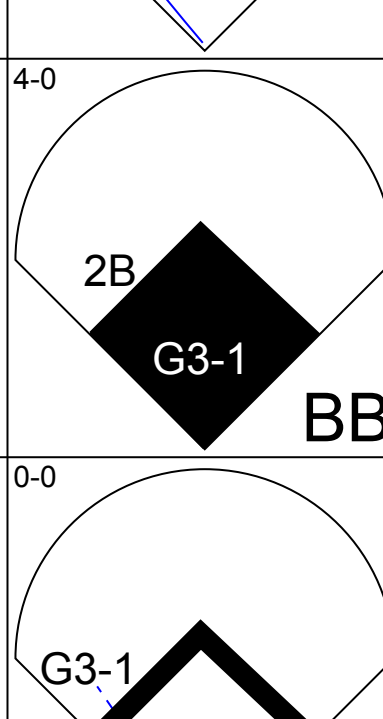
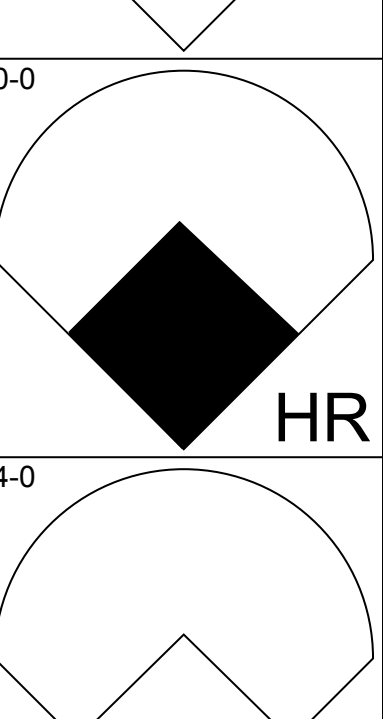
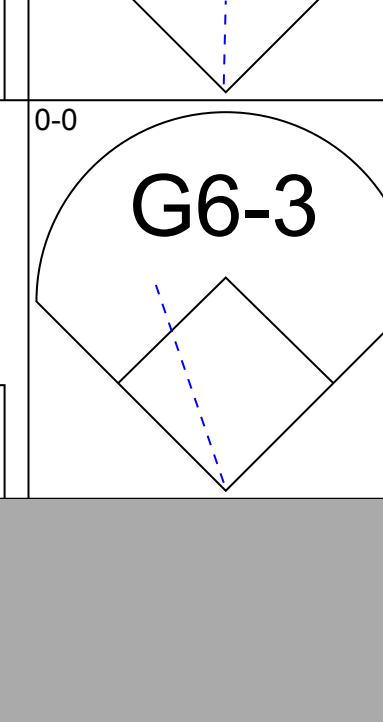
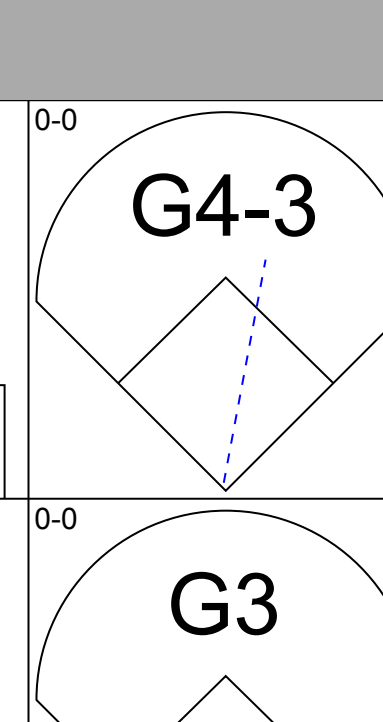
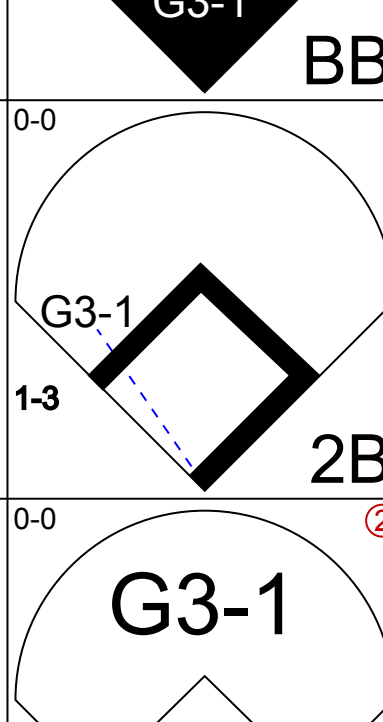
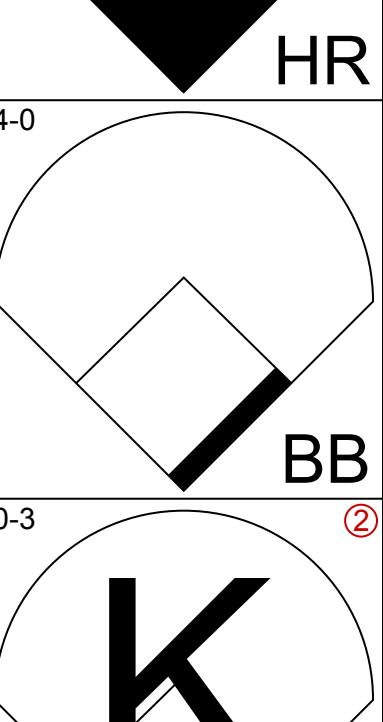
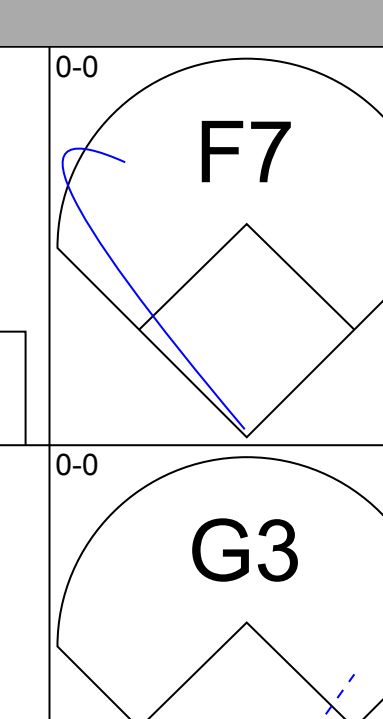
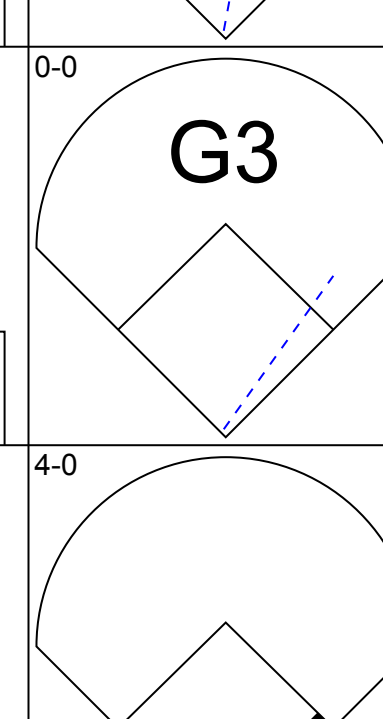
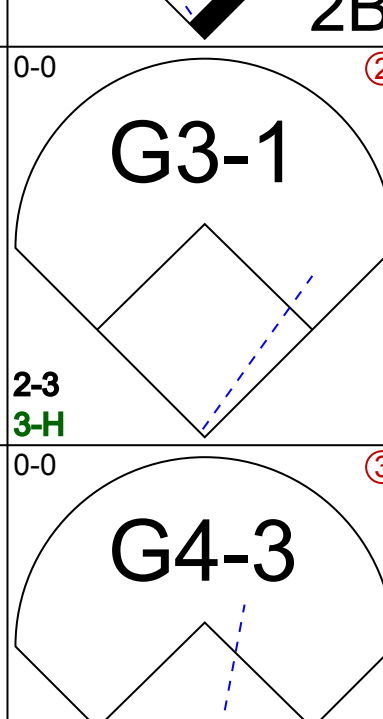
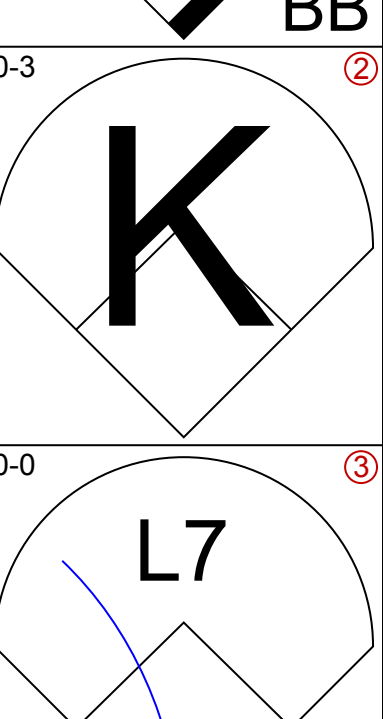
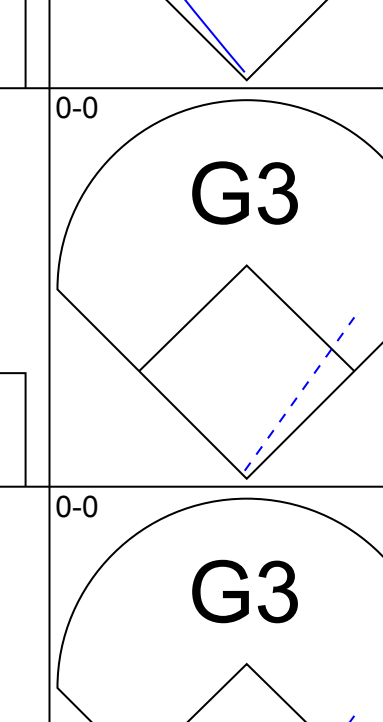
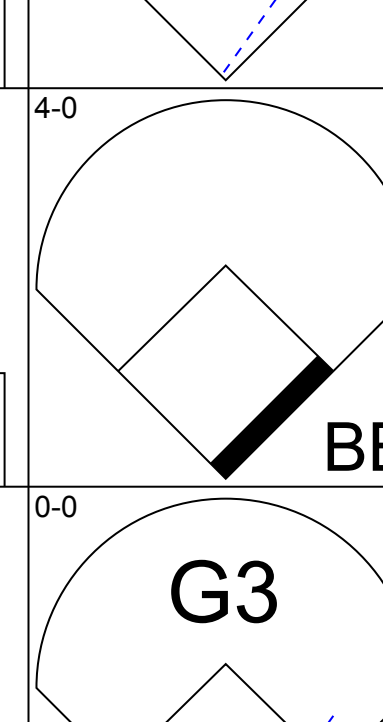
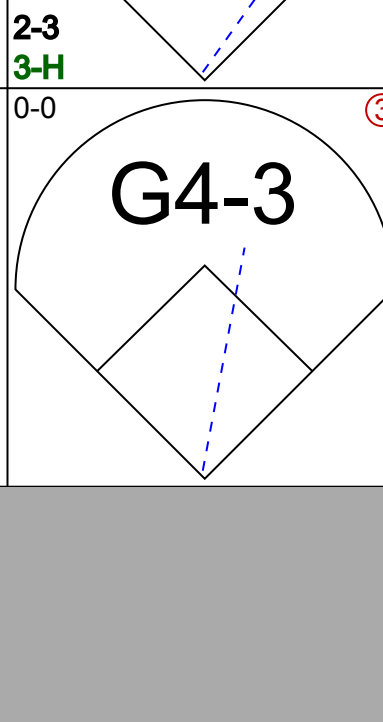
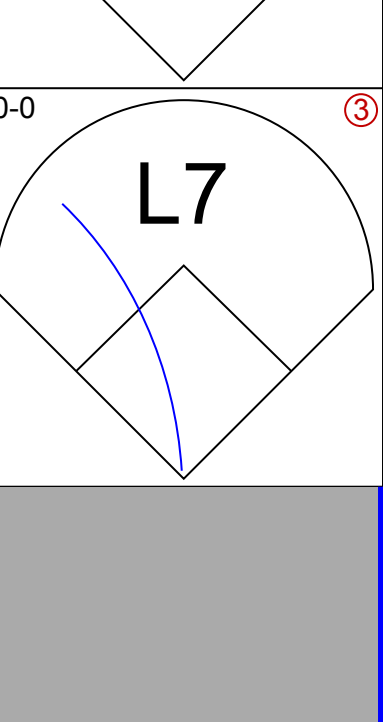
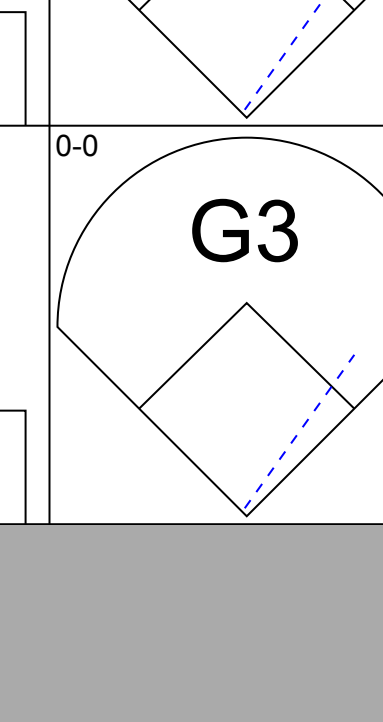
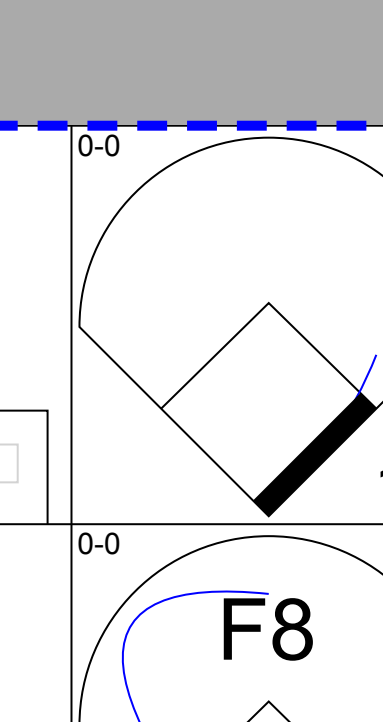
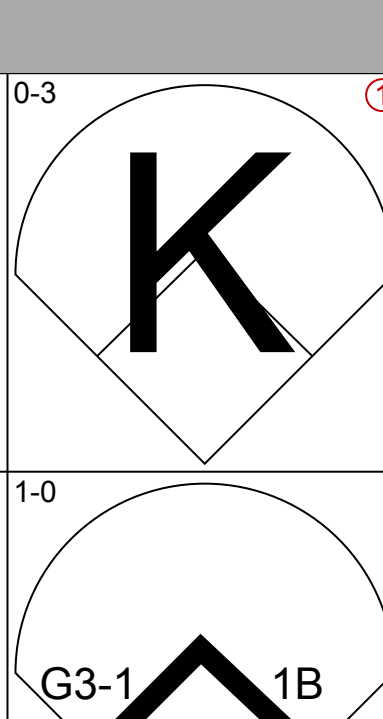
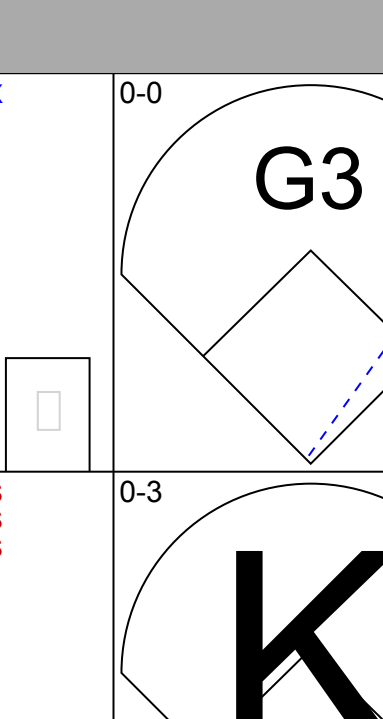
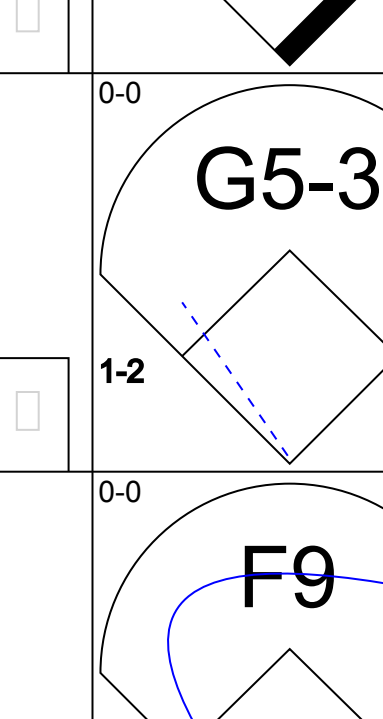
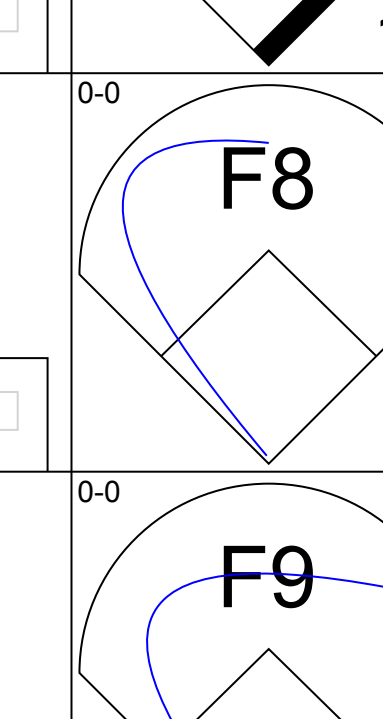
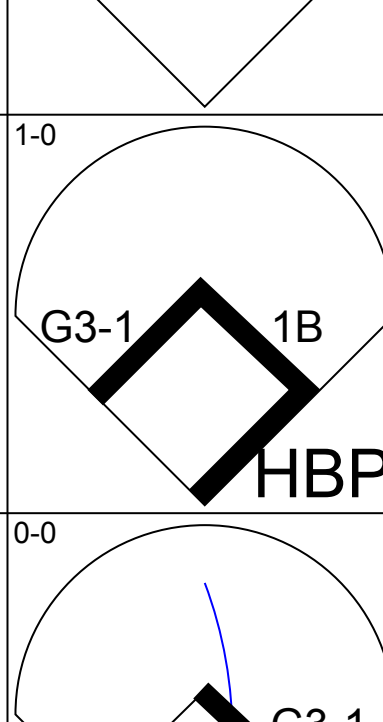
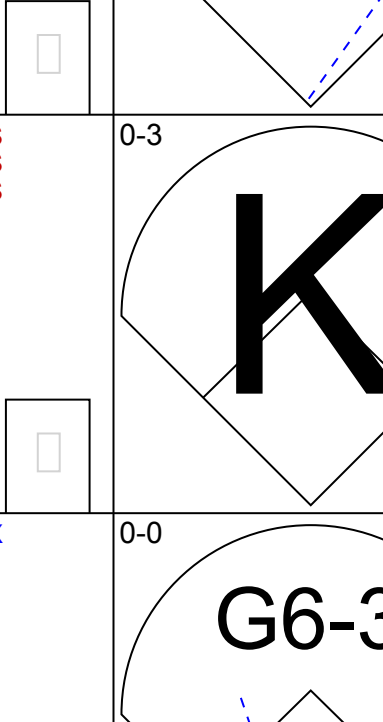
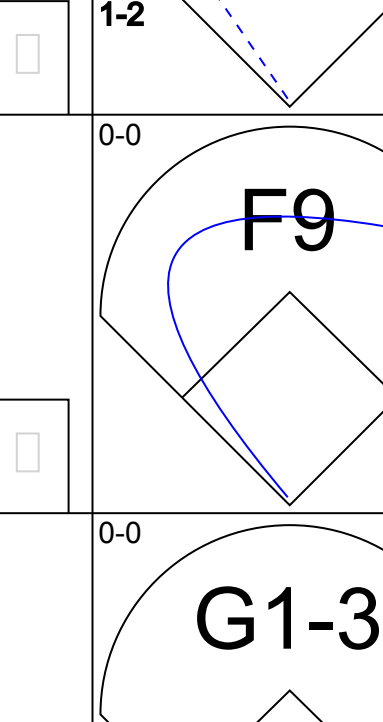
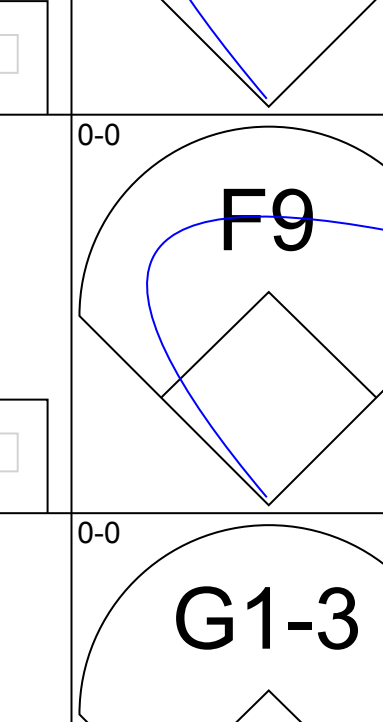
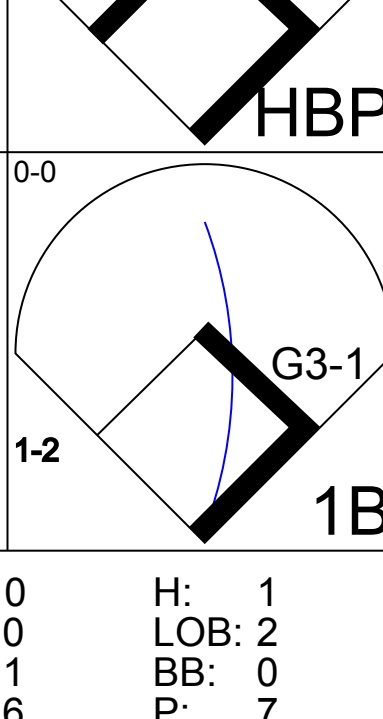
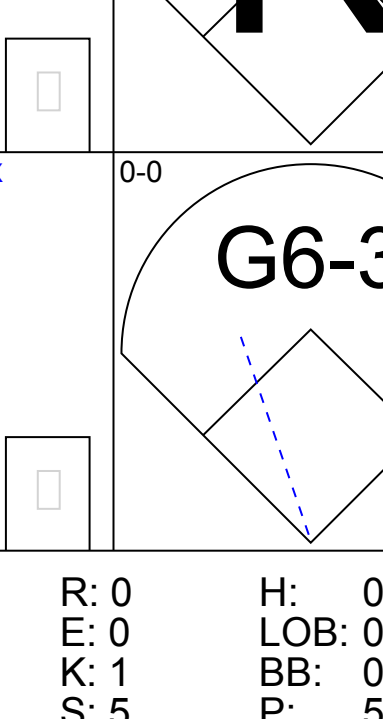
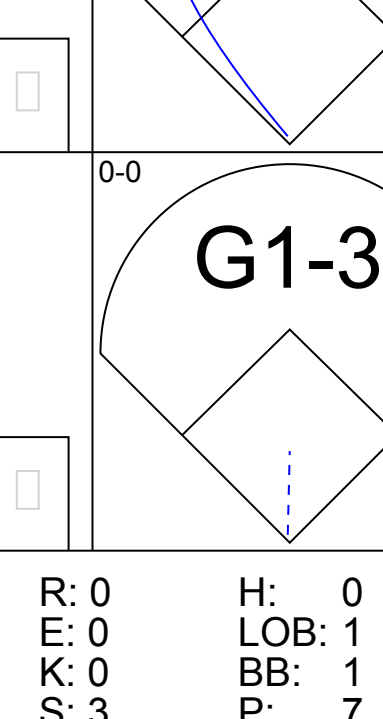
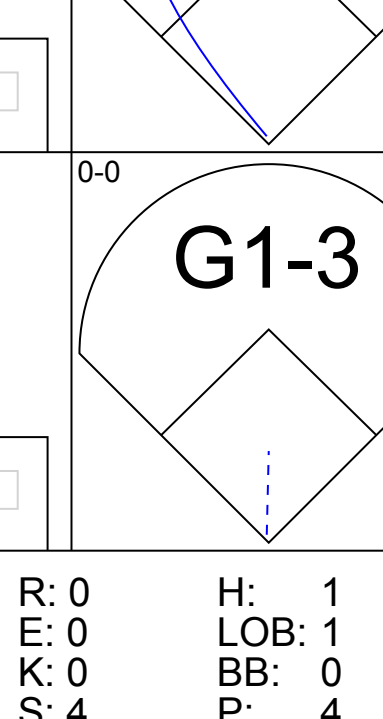
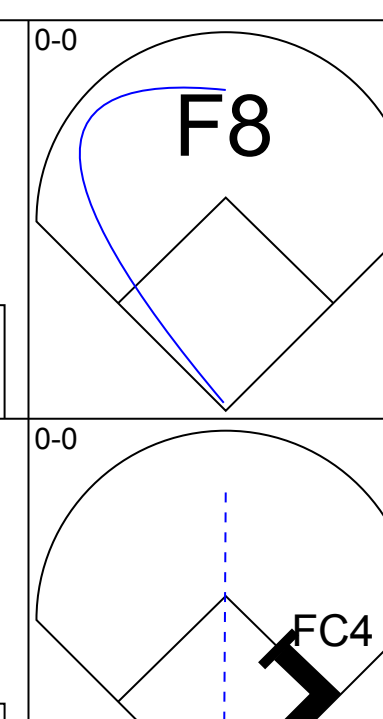
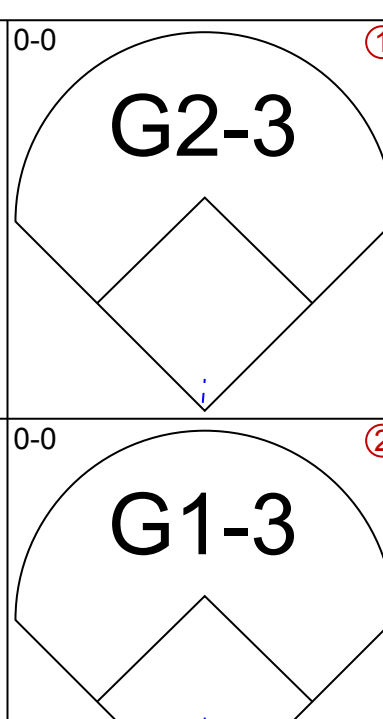


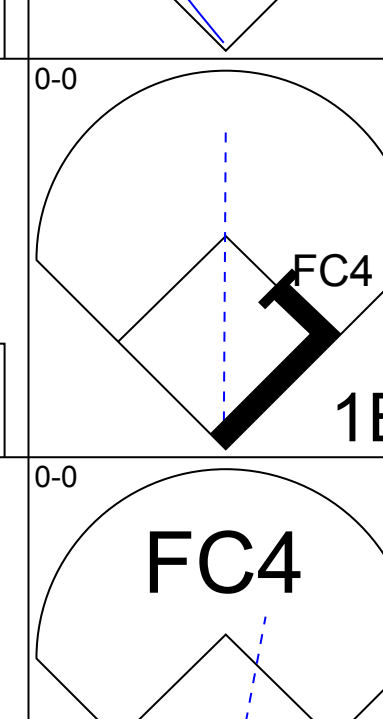
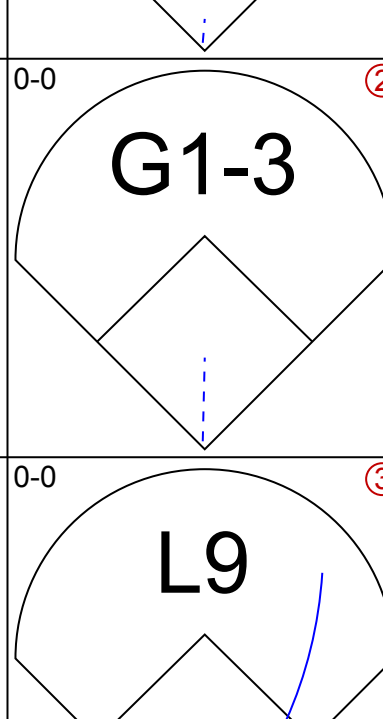


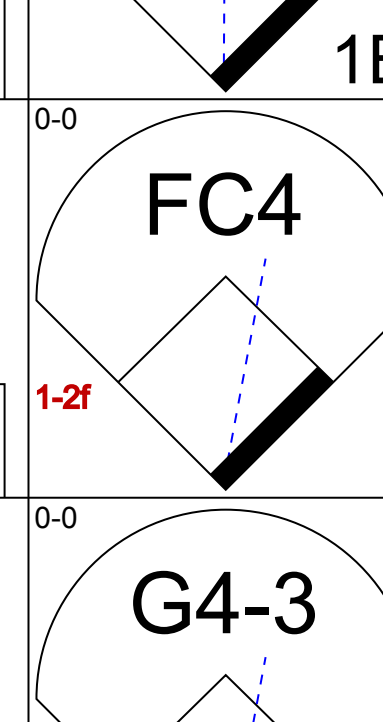
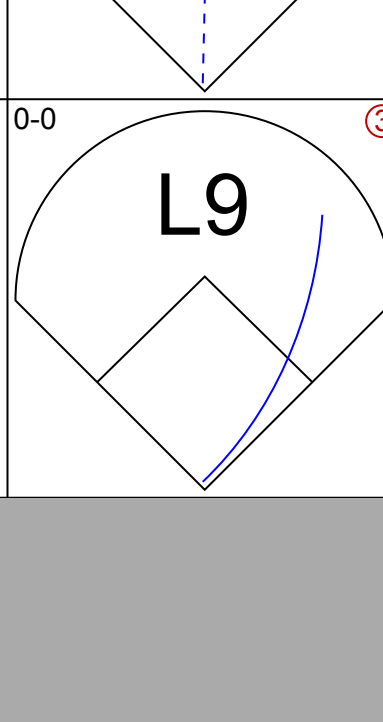
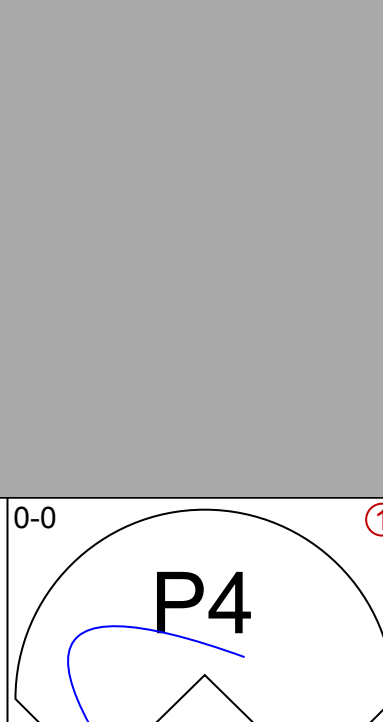
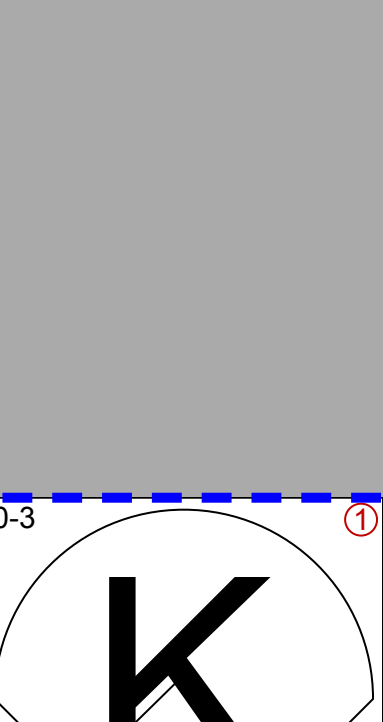
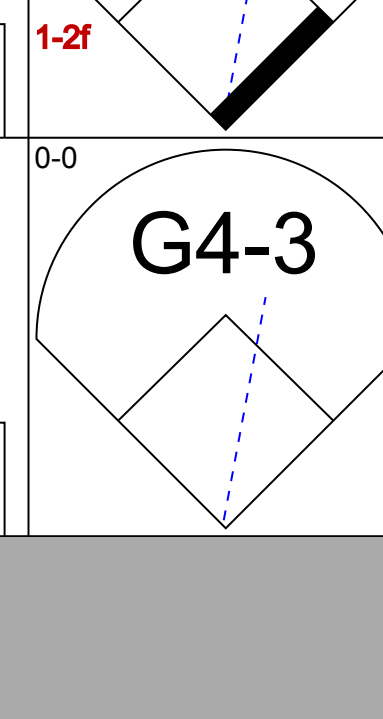
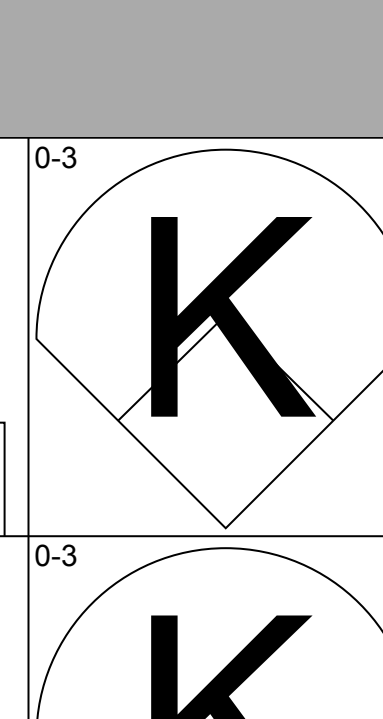
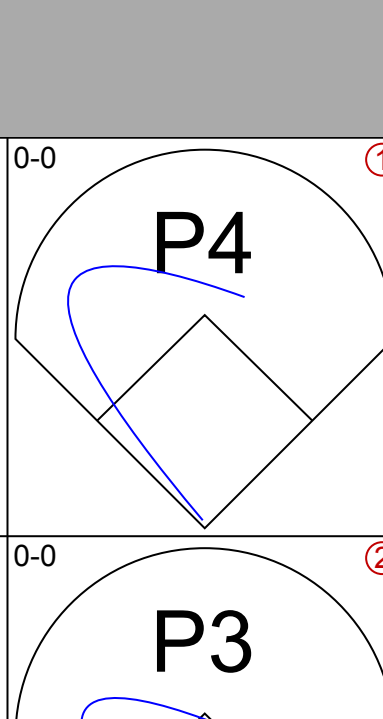
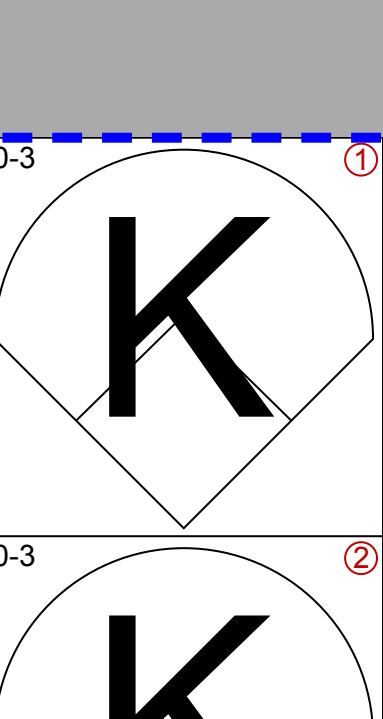
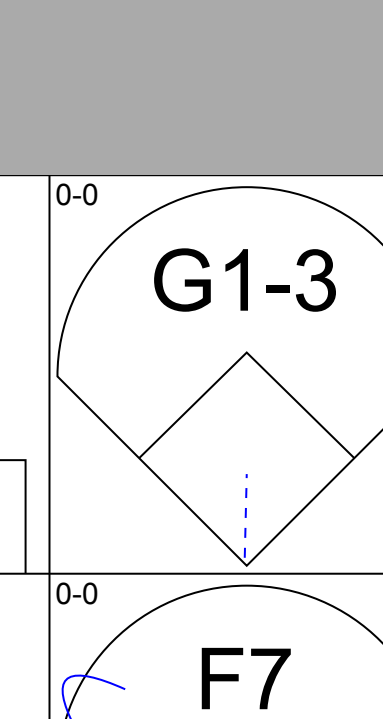
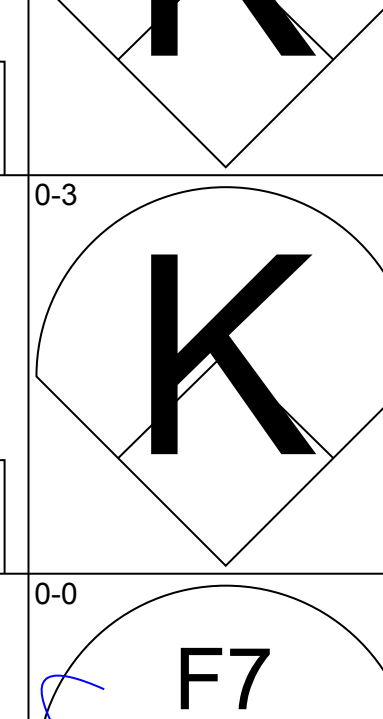
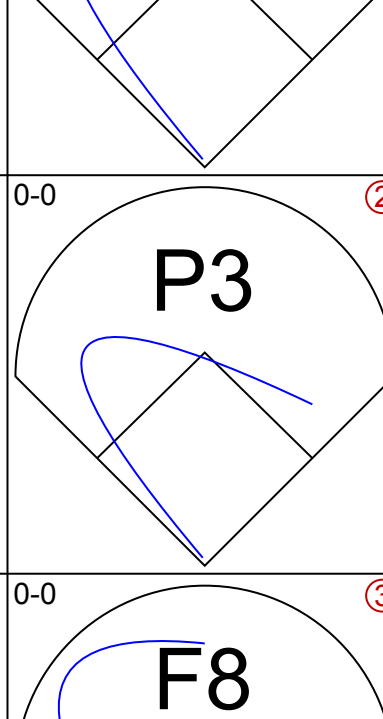
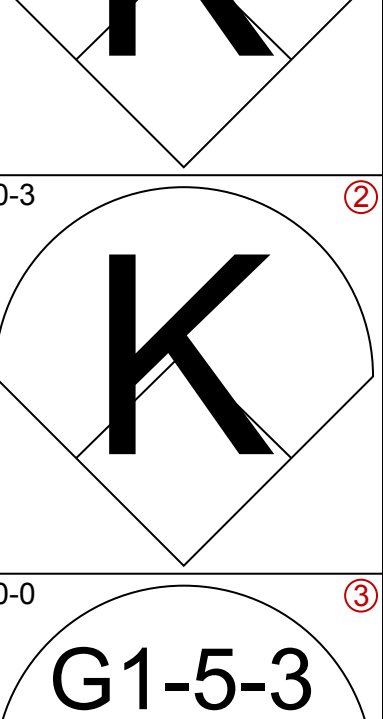
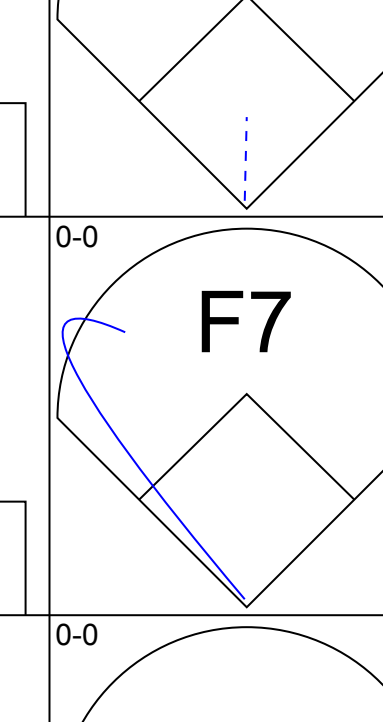
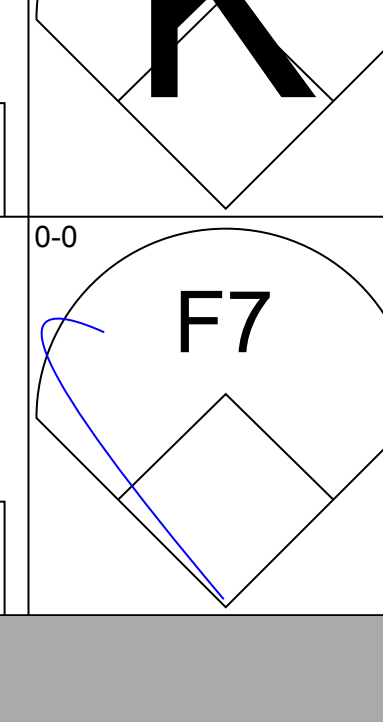
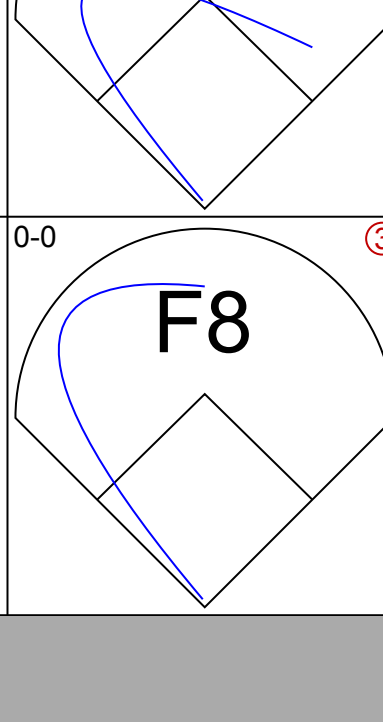
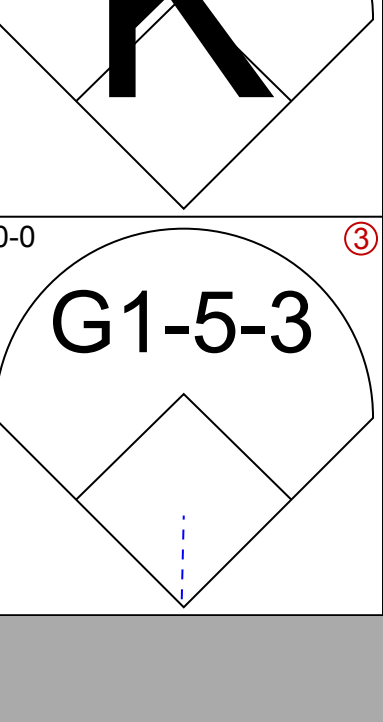
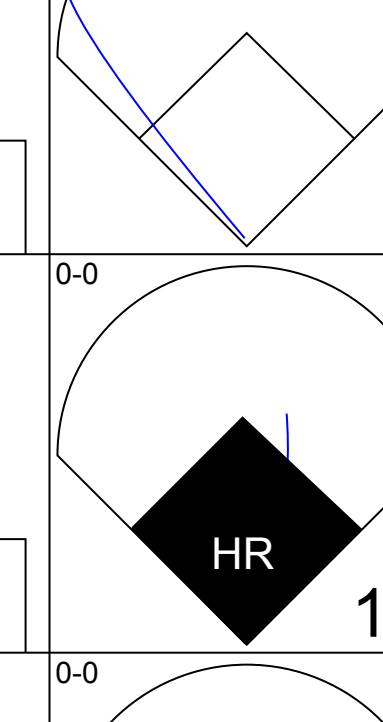
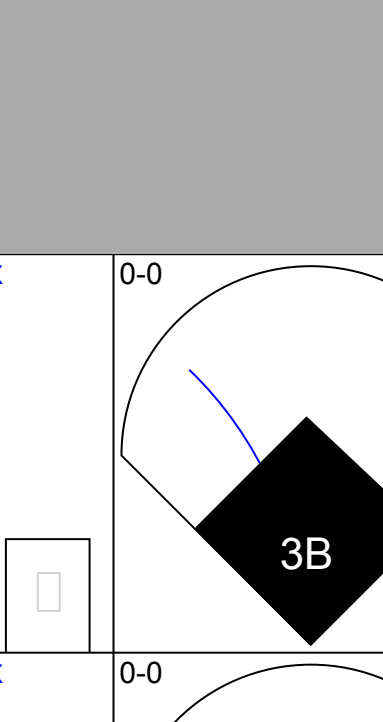
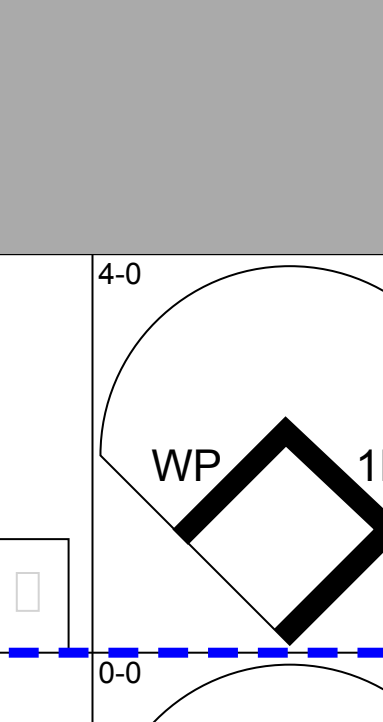
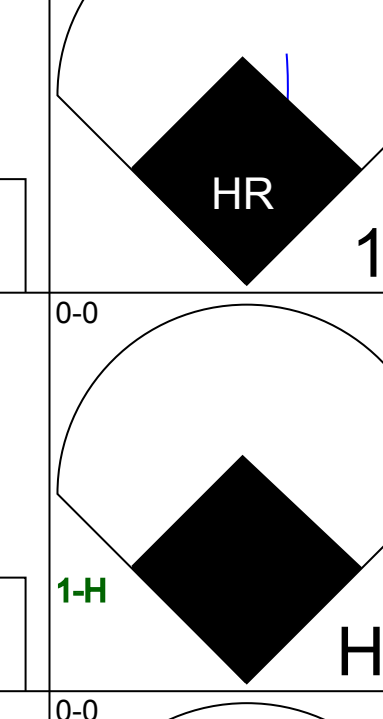
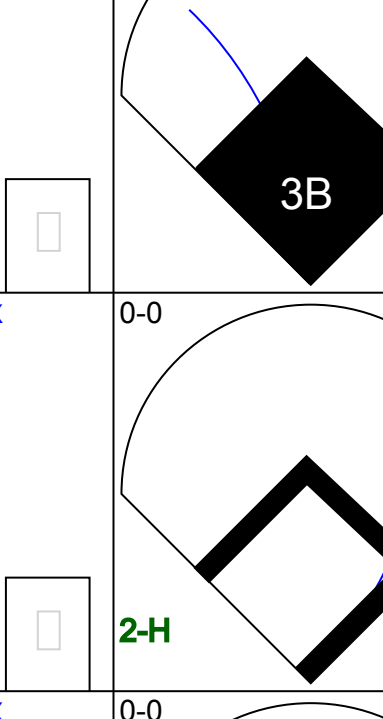
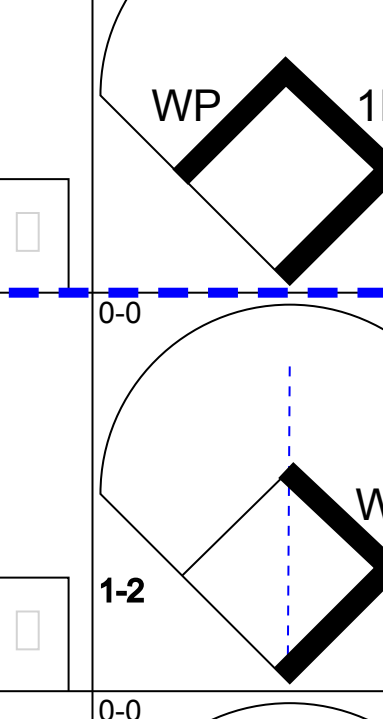
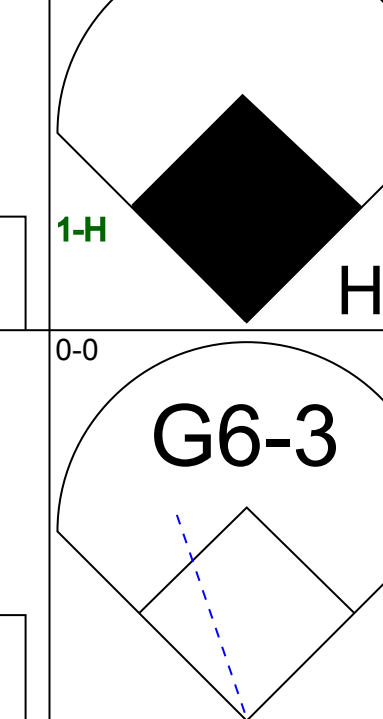
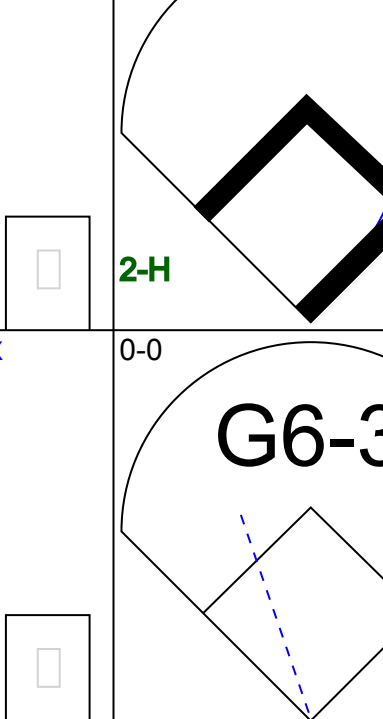
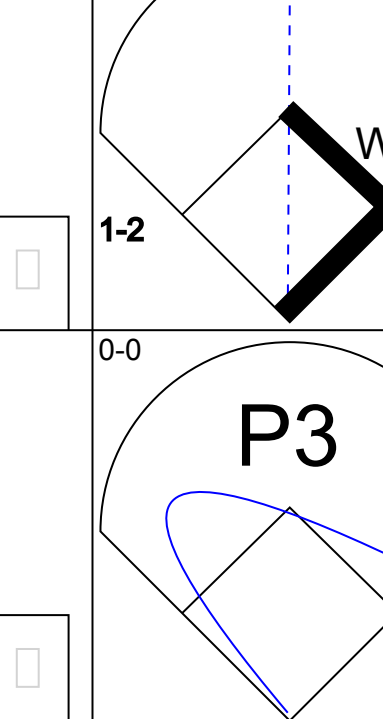


# Toronto Blue Jays - 1998

Batter	1	2	3	4	5	6	7	8	9	AB	R	H	RBI	BB	SO	LOB	TOP																					
Otis Nixon, S (1, 8)										4	0	0	0	0	2	2	<b>Minnesota Twins @ Toronto Blue Jays</b> SkyDome, Toronto, ON Wed Apr 01 1998, 7:05 PM EST Att: 41,387 - Dome - 72 F																					
Brent Gates, S (1, 4) OBP: 0.500, SLG: 1.333										3	2	1	1	1	0	2																						
Paul Molitor, R (1, 10) OBP: 0.500, SLG: 0.667										3	0	1	0	1	0	0																						
Orlando Merced, S (1, 3)										4	0	0	1	0	1	2																						
Marty Cordova, R (1, 7)										3	0	0	0	1	0	2																						
Matt Lawton, L (1, 9)										2	0	0	0	1	0	1																						
Alex Ochoa, R (9, PH) OBP: 1.000, SLG: 1.000										1	0	1	0	0	0	0																						
Ron Coomer, R (1, 5)										4	0	0	0	0	1	2																						
Terry Steinbach, R (1, 2)										3	0	0	0	0	1	2																						
Pat Meares, R (1, 6) OBP: 0.250, SLG: 0.250										4	0	1	0	0	0	2																						
<b>Inning Stats</b>	R: 0 E: 0 K: 1 S: 5	H: 0 LOB: 0 BB: 0 P: 5	R: 0 E: 0 K: 0 S: 3	H: 0 LOB: 0 BB: 0 P: 3	R: 0 E: 0 K: 1 S: 6	H: 1 LOB: 2 BB: 0 P: 7	R: 0 E: 0 K: 0 S: 3	H: 0 LOB: 1 BB: 1 P: 7	R: 0 E: 0 K: 1 S: 5	H: 0 LOB: 0 BB: 0 P: 5	R: 1 E: 0 K: 0 S: 4	H: 1 LOB: 1 BB: 1 P: 8	R: 0 E: 0 K: 0 S: 3	H: 0 LOB: 1 BB: 1 P: 7	R: 1 E: 0 K: 2 S: 8	H: 1 LOB: 1 BB: 0 P: 12	R: 0 E: 0 K: 0 S: 4	H: 1 LOB: 1 BB: 0 P: 4	1B: 2 2B: 1 3B: 0 HR: 1	SF: 0 SAC: 0 DP: 0 HBP: 1	WP: 0 PB: 0 SB: 0 CS: 0	PA: 36																
<b>PITCHER</b>	IP	WLS	BF	H	R	ER	SO	BB	IBB	HBP	BLK	WP	HR	S	P	ERA	WHIP	<b>PITCHER</b>				IP	WLS	BF	H	R	ER	SO	BB	IBB	HBP	BLK	WP	HR	S	P	ERA	WHIP
Roger Clemens, R (1, 1) ERA: 1.29	7.0	W	27	2	1	1	3	3	0	1	0	0	0	29	42	1.29	0.714																					
Kevin Escobar, R (8, 1) ERA: 9.0	1.0		5	1	1	1	2	1	0	0	0	0	1	8	12	9.00	2.000																					
Randy Myers, L (9, 1) ERA:	1.0	S	4	1	0	0	0	0	0	0	0	0	0	4	4	0.00	1.000																					

AB	31
R	2
H	4
RBI	2
BB	4
SO	5
LOB	15



Batter	1	2	3	4	5	6	7	8	9	AB	R	H	RBI	BB	SO	LOB	BOTTOM																					
Shannon Stewart, R (1, 7)										1	0	0	0	0	0	0	<b>Minnesota Twins @ Toronto Blue Jays</b> SkyDome, Toronto, ON Wed Apr 01 1998, 7:05 PM EST Att: 41,387 - Dome - 72 F																					
Felipe Crespo, S (3, 7)										3	0	0	0	1	3																							
Tony Fernandez, S (1, 4) OBP: 0.750, SLG: 0.500										2	0	1	0	2	0	0																						
Shawn Green, L (1, 9)										4	0	0	0	0	0	6																						
Jose Canseco, R (1, 10)										4	0	0	0	0	2	1																						
Mike Stanley, R (1, 3)										4	0	0	0	0	2	0																						
Darrin Fletcher, L (1, 2)										4	0	0	0	0	0	0																						
5 Ed Sprague, R (1, 5) OBP: 1.000, SLG: 1.500										2	2	2	0	1	0	0																						
José Cruz Jr., S (1, 8) OBP: 1.000, SLG: 2.667										3	1	3	3	0	0	0																						
Alex Gonzalez, R (1, 6)										3	0	0	0	0	0	3																						
<b>Inning Stats</b>	R: 0 E: 0 K: 0 S: 4	H: 1 LOB: 1 BB: 0 P: 4	R: 2 E: 0 K: 0 S: 5	H: 2 LOB: 0 BB: 0 P: 5	R: 0 E: 0 K: 0 S: 3	H: 0 LOB: 0 BB: 0 P: 3	R: 0 E: 0 K: 2 S: 7	H: 0 LOB: 0 BB: 0 P: 7	R: 1 E: 0 K: 0 S: 5	H: 2 LOB: 2 BB: 1 P: 9	R: 0 E: 0 K: 0 S: 3	H: 0 LOB: 0 BB: 0 P: 3	R: 0 E: 0 K: 1 S: 6	H: 1 LOB: 3 BB: 2 P: 14	R: 0 E: 0 K: 2 S: 7	H: 0 LOB: 0 BB: 0 P: 7	1B: 3 2B: 1 3B: 1 HR: 1	SF: 0 SAC: 0 DP: 0 HBP: 0	WP: 1 PB: 0 SB: 0 CS: 0	PA: 33																		
<b>PITCHER</b>	IP	WLS	BF	H	R	ER	SO	BB	IBB	HBP	BLK	WP	HR	S	P	ERA	WHIP	<b>PITCHER</b>				IP	WLS	BF	H	R	ER	SO	BB	IBB	HBP	BLK	WP	HR	S	P	ERA	WHIP
Bob Tewksbury, R (1, 1) ERA: 4.5	6.0	L	25	5	3	3	2	2	0	0	0	0	1	27	35	4.50	1.167																					
Greg Swindell, L (7, 1) ERA:	1.0		5	1	0	0	1	0	1	0	0	1	0	6	10	0.00	1.000																					
Mike Trombley, R (8, 1) ERA:	1.0		3	0	0	0	2	0	0	0	0	0	0	7	7	0.00	0.000																					





Batter	1	2	3	4	5	6	7	8	9	AB	R	H	RBI	BB	SO	LOB	TOP			
<b>Otis Nixon, S</b> <small>(1, 8)</small> <small>OBP: 0.125, SLG: 0.125</small>										4	1	1	0	0	0	2	<b>Minnesota Twins @ Toronto Blue Jays</b> SkyDome, Toronto, ON Thu Apr 02 1998, 7:05 PM EST Att: 25,584 - Dome - 72 F			
<b>Matt Lawton, L</b> <small>(1, 9)</small>										3	1	0	0	1	0	2				
<b>Paul Molitor, R</b> <small>(1, 10)</small> <small>OBP: 0.375, SLG: 0.714</small>										4	0	1	3	0	0	0				
<b>David Ortiz, L</b> <small>(1, 3)</small> <small>OBP: 0.333, SLG: 0.333</small> <b>Alex Ochoa, R</b> <small>(8, PH)</small> <small>OBP: 0.500, SLG: 0.500</small> <b>Orlando Merced, S</b> <small>(8, 3)</small>										3	0	1	0	0	0	0				
<b>Marty Cordova, R</b> <small>(1, 7)</small> <small>OBP: 0.375, SLG: 0.429</small>										4	0	2	0	0	0	1				
<b>Todd Walker, L</b> <small>(1, 4)</small> <b>Brent Gates, S</b> <small>(8, 4)</small> <small>OBP: 0.400, SLG: 1.000</small>										2	0	0	0	1	1	1				
<b>Ron Coomer, R</b> <small>(1, 5)</small> <small>OBP: 0.125, SLG: 0.250</small>										4	0	1	0	0	0	2				
<b>Javier Valentin, S</b> <small>(1, 2)</small> <small>OBP: 0.250, SLG: 0.250</small>										4	0	1	0	0	1	1				
<b>Pat Meares, R</b> <small>(1, 6)</small> <small>OBP: 0.286, SLG: 0.286</small>										3	1	1	0	0	0	1				
<b>Inning Stats</b>	R: 0 E: 0 K: 0 S: 3	H: 0 LOB: 0 BB: 0 P: 3	R: 0 E: 0 K: 0 S: 3	H: 1 LOB: 0 BB: 0 P: 3	R: 0 E: 0 K: 0 S: 3	H: 0 LOB: 0 BB: 0 P: 3	R: 0 E: 0 K: 0 S: 3	H: 0 LOB: 0 BB: 0 P: 3	R: 0 E: 1 K: 0 S: 4	H: 1 LOB: 1 BB: 0 P: 4	R: 0 E: 0 K: 1 S: 6	H: 1 LOB: 1 BB: 0 P: 6	R: 3 E: 0 K: 1 S: 8	H: 3 LOB: 1 BB: 1 P: 12	R: 0 E: 0 K: 0 S: 4	H: 1 LOB: 1 BB: 0 P: 4		1B: 5 2B: 3 3B: 1 HR: 0	SF: 0 SAC: 0 DP: 3 HBP: 0	WP: 0 PB: 0 SB: 0 CS: 0
<b>PITCHER</b>	IP WLS BF H R ER SO BB IBB HBP BLK WP HR S P ERA WHIP																			
<b>Pat Hentgen, R</b> <small>(1, 1)</small> <small>ERA: 2.19</small>	7.0	L	24	4	0	0	1	1	0	0	0	0	0	0	0	25	29	0.00	0.714	
<b>Kevin Escobar, R</b> <small>(8, 1)</small>	0.2	L	6	3	3	3	1	1	0	0	0	0	0	0	0	7	11	40.50	6.000	
<b>Dan Plesac, L</b> <small>(8, 1)</small>	0.1	L	1	0	0	0	0	0	0	0	0	0	0	0	1	1	0.00	0.000		
<b>Paul Quantrill, R</b> <small>(9, 1)</small>	1.0	L	4	1	0	0	0	0	0	0	0	0	0	0	4	4	0.00	1.000		

Batter	1	2	3	4	5	6	7	8	9	AB	R	H	RBI	BB	SO	LOB	BOTTOM			
<b>Juan Samuel, R</b> <small>(1, 7)</small> <small>OBP: 0.000, SLG: 0.000</small>										3	0	0	0	1	1	1	<b>Minnesota Twins @ Toronto Blue Jays</b> SkyDome, Toronto, ON Thu Apr 02 1998, 7:05 PM EST Att: 25,584 - Dome - 72 F			
<b>Felipe Crespo, S</b> <small>(8, 7)</small>										0	0	0	0	0	0	0				
<b>Tony Fernandez, S</b> <small>(1, 4)</small> <small>OBP: 0.500, SLG: 0.200</small>										3	0	0	1	1	0	1				
<b>Shawn Green, L</b> <small>(1, 9)</small> <small>OBP: 0.000, SLG: 0.000</small>										2	1	0	0	2	1	3				
<b>Jose Canseco, R</b> <small>(1, 10)</small> <small>OBP: 0.125, SLG: 0.250</small>										4	0	1	0	0	1	1				
<b>Mike Stanley, R</b> <small>(1, 3)</small> <small>OBP: 0.250, SLG: 0.143</small> <b>Mark Dalesandro, R</b> <small>(8, PR)</small> <small>(9, 3)</small>										3	0	1	0	1	1	0				
<b>Darrin Fletcher, L</b> <small>(1, 2)</small>										3	0	0	1	0	0	2				
<b>5 Ed Sprague, R</b> <small>(1, 5)</small> <small>OBP: 0.571, SLG: 0.600</small>										3	1	0	0	1	0	2				
<b>José Cruz Jr., S</b> <small>(1, 8)</small> <small>OBP: 0.571, SLG: 1.333</small>										3	0	0	0	1	1	2				
<b>Alex Gonzalez, R</b> <small>(1, 6)</small> <small>OBP: 0.143, SLG: 0.143</small>										4	0	1	0	0	0	2				
<b>Inning Stats</b>	R: 0 E: 0 K: 2 S: 7	H: 0 LOB: 1 BB: 1 P: 11	R: 0 E: 1 K: 0 S: 3	H: 0 LOB: 0 BB: 0 P: 3	R: 0 E: 0 K: 1 S: 6	H: 1 LOB: 1 BB: 0 P: 6	R: 1 E: 0 K: 0 S: 4	H: 1 LOB: 2 BB: 2 P: 12	R: 0 E: 0 K: 0 S: 3	H: 0 LOB: 0 BB: 0 P: 3	R: 0 E: 0 K: 1 S: 5	H: 0 LOB: 3 BB: 4 P: 21	R: 0 E: 0 K: 0 S: 3	H: 1 LOB: 1 BB: 0 P: 3	R: 0 E: 0 K: 0 S: 3	H: 0 LOB: 0 BB: 0 P: 3	1B: 2 2B: 1 3B: 0 HR: 0	SF: 1 SAC: 0 DP: 2 HBP: 0	WP: 0 PB: 0 SB: 0 CS: 0	PA: 36
<b>PITCHER</b>	IP WLS BF H R ER SO BB IBB HBP BLK WP HR S P ERA WHIP																			
<b>LaTroy Hawkins, R</b> <small>(1, 1)</small> <small>ERA: 2.84</small>	6.1	L	26	2	2	2	4	5	0	0	0	0	0	0	29	49	2.84	1.105		
<b>Mike Trombley, R</b> <small>(7, 1)</small>	0.1	L	3	0	0	0	0	2	0	0	0	0	0	1	9	0.00	6.000			
<b>Eddie Guardado, L</b> <small>(7, 1)</small>	0.1	W	1	0	0	0	1	0	0	0	0	0	0	3	3	0.00	0.000			
<b>Rick Aguilera, R</b> <small>(8, 1)</small>	2.0	S	6	1	0	0	0	0	0	0	0	0	0	6	6	0.00	0.500			

AB	33
R	3
H	8
RBI	3
BB	2
SO	2
LOB	11





Batter	1	2	3	4	5	6	7	8	9	AB	R	H	RBI	BB	SO	LOB	TOP					
Tom Goodwin, L (1, 8) OBP: 0.500, SLG: 0.375	L5		G4-3		G6-3			K		3	2	0	0	2	1	1	Texas Rangers @ Toronto Blue Jays SkyDome, Toronto, ON Fri Apr 03 1998, 7:05 PM EST Att: 25,509 - Dome - 72 F					
Mark McLemore, S (1, 4) OBP: 0.438, SLG: 0.357	K		1B		2B		F7	2B	1B	4	2	3	2	1	1	0						
29 Rusty Greer, L (1, 7) OBP: 0.200, SLG: 0.143			G4-3		L4		F7		F7	4	0	0	0	1	0	4						
Juan Gonzalez, R (1, 9) OBP: 0.500, SLG: 0.857	P3				K		E8		2B	5	0	3	1	0	1	1						
Will Clark, L (1, 3) OBP: 0.467, SLG: 0.417		G3			G3		SF7		K	3	0	0	1	1	1	3						
Ivan Rodriguez, R (1, 2) OBP: 0.571, SLG: 1.000 Bill Haselman, R (9, 2)									K	4	1	2	0	1	1	2						
Lee Stevens, L (1, 10) OBP: 0.400, SLG: 0.625									K	3	0	0	0	1	2	4						
Kevin Elster, R (1, 6) OBP: 0.462, SLG: 0.800									K	4	0	0	0	0	2	4						
Fernando Tatis, R (1, 5) OBP: 0.250, SLG: 0.333			K2-3		P2				G5-3	4	0	1	1	0	1	0						
<b>Inning Stats</b>	R: 0 E: 0 K: 1 S: 5	H: 0 LOB: 1 BB: 1 P: 9	R: 0 E: 0 K: 2 S: 7	H: 0 LOB: 1 BB: 1 P: 11	R: 1 E: 0 K: 1 S: 5	H: 1 LOB: 0 BB: 1 P: 9	R: 0 E: 0 K: 2 S: 7	H: 1 LOB: 2 BB: 2 P: 15	R: 2 E: 0 K: 0 S: 5	H: 2 LOB: 1 BB: 1 P: 9	R: 1 E: 1 K: 1 S: 7	H: 1 LOB: 0 BB: 0 P: 7	R: 1 E: 1 K: 0 S: 5	H: 2 LOB: 2 BB: 1 P: 9	R: 0 E: 0 K: 1 S: 5	H: 0 LOB: 0 BB: 0 P: 5	R: 0 E: 0 K: 2 S: 9	H: 2 LOB: 2 BB: 0 P: 9	1B: 5 2B: 4 3B: 0 HR: 0	SF: 1 SAC: 0 DP: 0 HBP: 0	WP: 0 PB: 0 SB: 4 CS: 1	PA: 42
<b>PITCHER</b>	IP	WLS	BF	H	R	ER	SO	BB	IBB	HBP	BLK	WP	HR	S	P	ERA	WHIP					
Juan Guzman, R (1, 1) ERA: 4.5	6.0	L	28	5	4	3	7	6	0	0	0	0	0	36	60	4.50	1.833					
Robert Person, R (7, 1) ERA: 3.0	3.0		14	4	1	1	3	1	0	0	0	0	0	19	23	3.00	1.667					

Batter	1	2	3	4	5	6	7	8	9	AB	R	H	RBI	BB	SO	LOB	BOTTOM					
Juan Samuel, R (1, 7) OBP: 0.333, SLG: 0.111	F6-3		F8		FC6-4			F8		4	0	0	0	0	0	2	Texas Rangers @ Toronto Blue Jays SkyDome, Toronto, ON Fri Apr 03 1998, 7:05 PM EST Att: 25,509 - Dome - 72 F					
Tony Fernandez, S (1, 4) OBP: 0.333, SLG: 0.111	L9		F9		F8			F8		4	0	0	0	0	0	2						
Shawn Green, L (1, 9) OBP: 0.167, SLG: 0.250	P4				P4					2	0	0	0	2	0	0						
Jose Canseco, R (1, 10) OBP: 0.167, SLG: 0.091		G5-3			K				F9	4	0	1	0	0	1	1						
Mike Stanley, R (1, 3) OBP: 0.167, SLG: 0.091		G3			L7				G5-4-3	4	0	0	0	0	0	4						
José Cruz Jr., S (1, 8) OBP: 0.500, SLG: 1.000										3	0	1	0	0	1	0						
5 Ed Sprague, R (1, 5) OBP: 0.400, SLG: 0.375										3	0	0	0	0	0	1						
Darrin Fletcher, L (1, 2) OBP: 0.300, SLG: 0.300										3	0	2	0	0	0	0						
<b>Inning Stats</b>	R: 0 E: 0 K: 0 S: 3	H: 0 LOB: 0 BB: 0 P: 3	R: 0 E: 0 K: 0 S: 4	H: 1 LOB: 1 BB: 0 P: 4	R: 0 E: 0 K: 0 S: 4	H: 1 LOB: 1 BB: 0 P: 4	R: 0 E: 0 K: 1 S: 5	H: 0 LOB: 0 BB: 0 P: 5	R: 0 E: 0 K: 0 S: 3	H: 0 LOB: 0 BB: 0 P: 3	R: 0 E: 0 K: 1 S: 5	H: 2 LOB: 3 BB: 1 P: 9	R: 0 E: 0 K: 1 S: 5	H: 0 LOB: 0 BB: 0 P: 5	R: 0 E: 0 K: 0 S: 3	H: 0 LOB: 0 BB: 0 P: 3	R: 0 E: 0 K: 0 S: 2	H: 0 LOB: 0 BB: 1 P: 6	1B: 4 2B: 0 3B: 0 HR: 0	SF: 0 SAC: 0 DP: 1 HBP: 0	WP: 0 PB: 0 SB: 0 CS: 0	PA: 32
<b>PITCHER</b>	IP	WLS	BF	H	R	ER	SO	BB	IBB	HBP	BLK	WP	HR	S	P	ERA	WHIP					
Rick Helling, R (1, 1) ERA: 0.00	9.0	W	32	4	0	0	2	2	0	0	0	0	0	34	42	0.00	0.667					



Batter	1	2	3	4	5	6	7	8	9	AB	R	H	RBI	BB	SO	LOB	TOP																	
Tom Goodwin, L (1, 8) OBP: 0.428, SLG: 0.333	3-2 CS 1B		2-2 G4-3		3-2 P4			0-2 G3-1		4	0	1	0	0	0	0																		
Mark McLemore, S (1, 4) OBP: 0.400, SLG: 0.333	2-2 F8 1-2			0-1 F7		3-2 G1-4-3 1B		3-2 G4-3		4	0	1	0	0	0	1																		
29 Rusty Greer, L (1, 7) OBP: 0.263, SLG: 0.176	0-0 1B			4-1 HR BB		2-2 F8		0-3 K		3	1	1	0	1	1	1																		
Juan Gonzalez, R (1, 9) OBP: 0.444, SLG: 0.889	0-3 K			0-2 HR 1-H		1-1 G1-4-3		3-1 L7		4	1	1	2	0	1	2																		
Will Clark, L (1, 3) OBP: 0.444, SLG: 0.357		0-0 G4-3		4-0 BB				3-2 G5-3		2	0	0	0	1	0	0																		
Lee Stevens, L (1, 10) OBP: 0.308, SLG: 0.455		0-1 G5-3		1-3 K				2-3 K		3	0	0	0	0	2	1																		
Kevin Elster, R (1, 6) OBP: 0.375, SLG: 0.615		2-3 K		0-1 L8				2-2 L8		3	0	0	0	0	1	1																		
Fernando Tatis, R (1, 5) OBP: 0.200, SLG: 0.267			0-0 P6		3-3 K			2-3 K		3	0	0	0	0	2	0																		
Bill Haselman, R (1, 2) OBP: 0.294, SLG: 0.077		0-1 L6		1-0 P6				1-0 P6		3	0	0	0	0	0	0																		
<b>Inning Stats</b>	R: 0 E: 0 K: 1 S: 12	H: 2 LOB: 1 BB: 0 P: 17	R: 0 E: 0 K: 1 S: 7	H: 0 LOB: 0 BB: 0 P: 9	R: 0 E: 0 K: 0 S: 6	H: 0 LOB: 0 BB: 0 P: 8	R: 2 E: 0 K: 1 S: 11	H: 1 LOB: 1 BB: 2 P: 20	R: 0 E: 0 K: 1 S: 9	H: 0 LOB: 0 BB: 0 P: 16	R: 0 E: 0 K: 1 S: 10	H: 1 LOB: 0 BB: 0 P: 16	R: 0 E: 0 K: 1 S: 13	H: 0 LOB: 0 BB: 0 P: 20	R: 0 E: 0 K: 1 S: 8	H: 0 LOB: 0 BB: 0 P: 11	R: 0 E: 0 K: 1 S: 9	H: 0 LOB: 0 BB: 0 P: 15	1B: 3 2B: 0 3B: 0 HR: 1	SF: 0 SAC: 0 DP: 1 HBP: 0	WP: 0 PB: 0 SB: 0 CS: 1	PA: 31												
<b>PITCHER</b>	IP WLS BF H R ER SO BB IBB HBP BLK WP HR S P ERA WHIP	7.0 W 25 4 2 2 5 2 0 0 0 0 1 68 106 2.57 0.857	1.0 3 0 0 0 1 0 0 0 0 0 0 8 11 0.00 0.000	1.0 3 0 0 0 1 0 0 0 0 0 0 9 15 0.00 0.000											IP WLS BF H R ER SO BB IBB HBP BLK WP HR S P ERA WHIP	7.0 L 28 7 4 4 2 2 0 0 0 0 0 16 34 27.00 5.000	1.0 8 3 3 3 0 2 0 0 0 0 0 16 34 27.00 5.000	0.1 3 1 0 0 1 1 0 0 0 0 0 11 18 0.00 6.000	0.2 4 2 2 2 1 0 0 0 0 0 0 7 11 27.00 3.000											IP WLS BF H R ER SO BB IBB HBP BLK WP HR S P ERA WHIP	6.0 L 28 7 4 4 2 2 0 0 0 0 0 16 34 27.00 5.000	7.1 8 3 3 3 0 2 0 0 0 0 0 16 34 27.00 5.000	0.1 3 1 0 0 1 1 0 0 0 0 0 11 18 0.00 6.000	0.2 4 2 2 2 1 0 0 0 0 0 0 7 11 27.00 3.000

Texas Rangers @ Toronto Blue Jays  
SkyDome, Toronto, ON  
Sat Apr 04 1998, 3:33 AM EST  
Att: 30,156 - Dome - 72 F

AB	29
R	2
H	4
RBI	2
BB	2
SO	7
LOB	6



Batter	1	2	3	4	5	6	7	8	9	AB	R	H	RBI	BB	SO	LOB	BOTTOM					
Alex Gonzalez, R (1, 6) OBP: 0.400, SLG: 0.500	4-2 FC5 HBP BB		0-0 F9		2-2 G4-3 2B		2-2 F8	2-2 G3 1B 2B		4	1	2	2	1	0	0						
Tony Fernandez, S (1, 10) OBP: 0.294, SLG: 0.077	1-1 FC5 HBP		1-2 G3		0-0 G4-3		1-1 F8	1-3 2-H 3-H K		4	0	0	0	0	1	3						
Shawn Green, L (1, 9) OBP: 0.294, SLG: 0.077	3-1 FC5 1-2 2-3f			1-0 G3	3-2 F7		2-2 S 1B	1-0 G3		5	0	1	1	0	0	4						
Jose Canseco, R (1, 7) OBP: 0.313, SLG: 0.533	3-2 F8			2-2 2B 5 2B 1B		1-2 HR	4-2 BB	0-1 1B		3	2	2	1	1	0	2						
Felipe Crespo, S (7, PR) OBP: 0.250, SLG: 0.250							1-2 BB	3-H 1B		1	0	1	1	0	0	0						
Mike Stanley, R (1, 3) OBP: 0.294, SLG: 0.500	1-1 G6-3			0-0 5 2B 2B		2-1 HR	1-0 L9	2-0 1B		5	2	3	1	0	0	4						
José Cruz Jr., S (1, 8) OBP: 0.467, SLG: 0.769		0-2 F9		0-3 K		4-2 5 G5-3 BB		5 BB K		4	1	1	0	1	2	4						
5 Ed Sprague, R (1, 5) OBP: 0.500, SLG: 0.667		0-1 CS 1B		0-1 2-H 3-H 2B		1-0 SAFE G5-3		1-1 BB 2B 2B		4	1	3	2	0	0	1						
Kevin Brown, R (1, 2) OBP: 0.294, SLG: 0.077		0-2 P4		0-3 K		2-2 F7		4-0 BB 2B BB		3	1	0	0	1	1	3						
Craig Grebeck, R (1, 4) OBP: 0.294, SLG: 0.077		0-2 G5-3		2-2 G5-3		3-2 F8		4-2 2B G3 BB		4	1	0	1	1	0	2						
<b>Inning Stats</b>	R: 0 E: 0 K: 0 S: 11	H: 0 LOB: 2 BB: 1 P: 23	R: 0 E: 0 K: 0 S: 12	H: 1 LOB: 0 BB: 0 P: 12	R: 0 E: 0 K: 0 S: 7	H: 0 LOB: 0 BB: 0 P: 10	R: 2 E: 0 K: 2 S: 13	H: 3 LOB: 1 BB: 0 P: 16	R: 0 E: 0 K: 0 S: 13	H: 1 LOB: 1 BB: 0 P: 21	R: 2 E: 0 K: 0 S: 13	H: 2 LOB: 2 BB: 1 P: 23	R: 0 E: 0 K: 0 S: 11	H: 1 LOB: 2 BB: 1 P: 21	R: 5 E: 0 K: 2 S: 23	H: 5 LOB: 2 BB: 2 P: 42	R: 0 E: 0 K: 1 S: 9	H: 0 LOB: 0 BB: 0 P: 15	1B: 6 2B: 5 3B: 0 HR: 2	SF: 0 SAC: 0 DP: 0 HBP: 1	WP: 0 PB: 0 SB: 1 CS: 1	PA: 43
<b>PITCHER</b>	IP WLS BF H R ER SO BB IBB HBP BLK WP HR S P ERA WHIP	6.0 L 28 7 4 4 2 2 0 0 0 0 0 16 34 27.00 5.000	7.1 8 3 3 3 0 2 0 0 0 0 0 16 34 27.00 5.000	0.1 3 1 0 0 1 1 0 0 0 0 0 11 18 0.00 6.000	0.2 4 2 2 2 1 0 0 0 0 0 0 7 11 27.00 3.000											IP WLS BF H R ER SO BB IBB HBP BLK WP HR S P ERA WHIP	6.0 L 28 7 4 4 2 2 0 0 0 0 0 16 34 27.00 5.000	7.1 8 3 3 3 0 2 0 0 0 0 0 16 34 27.00 5.000	0.1 3 1 0 0 1 1 0 0 0 0 0 11 18 0.00 6.000	0.2 4 2 2 2 1 0 0 0 0 0 0 7 11 27.00 3.000		

Texas Rangers @ Toronto Blue Jays  
SkyDome, Toronto, ON  
Sat Apr 04 1998, 3:33 AM EST  
Att: 30,156 - Dome - 72 F

AB	37
R	9
H	13
RBI	9
BB	5
SO	4
LOB	23





Batter	1	2	3	4	5	6	7	8	9	AB	R	H	RBI	BB	SO	LOB	TOP										
Tom Goodwin, L (1,8) OBP: 0.421, SLG: 0.353	G4-3	G3					G5-3 29 BB 1B	K		5	2	2	0	0	1	3											
Luis Alica, S (1,4)	G3		G4-3				G5-3 29 BB 1B		P5	4	1	0	0	1	0	1											
29 Rusty Greer, L (1,7) OBP: 0.292, SLG: 0.273	G4-3		P5				1B FC1-6 2B	K	K	5	1	2	3	0	1	0											
Juan Gonzalez, R (1,9) OBP: 0.435, SLG: 0.864		1B 2B	K				SF7 1B	K	K	4	1	2	1	0	2	0											
Will Clark, L (1,3) OBP: 0.455, SLG: 0.389		1B 2B					G4-3 1B		FC1-6 1B	4	0	2	1	0	0	1											
Ivan Rodriguez, R (1,2) OBP: 0.526, SLG: 0.867		1B BB 1B	K				K K		1B	4	0	2	1	0	2	2											
Lee Stevens, L (1,10) Mike Simms, R (7,PH) Mark McLemore, S (7,PH)	K						G6-3		G6-3	3	0	0	0	0	1	2											
Kevin Elster, R (1,6) OBP: 0.400, SLG: 0.533		1B BB					BB 29 BB 1B	K	K	2	1	0	0	2	2	0											
Fernando Tatis, R (1,5) OBP: 0.158, SLG: 0.211	K						P4		G3-4-1	4	0	0	0	0	1	4											
<b>Inning Stats</b>	R: 0 H: 0 E: 0 K: 0 S: 7	H: 0 LOB: 0 BB: 12	R: 1 H: 3 E: 0 K: 2 S: 22	LOB: 3 BB: 1 P: 36	R: 0 H: 0 E: 0 K: 1 S: 7	H: 0 LOB: 0 BB: 0 P: 11	R: 0 H: 0 E: 0 K: 1 S: 5	H: 0 LOB: 0 BB: 0 P: 10	R: 3 H: 3 E: 0 K: 1 S: 13	H: 3 LOB: 2 BB: 2 P: 26	R: 0 H: 0 E: 0 K: 1 S: 7	H: 0 LOB: 0 BB: 0 P: 13	R: 2 H: 4 E: 0 K: 1 S: 18	H: 4 LOB: 2 BB: 0 P: 25	R: 0 H: 0 E: 0 K: 2 S: 12	H: 0 LOB: 0 BB: 0 P: 14	R: 0 H: 0 E: 0 K: 2 S: 11	H: 0 LOB: 0 BB: 0 P: 16	1B: 8 2B: 2 HR: 0	SF: 1 SAC: 0 DP: 0 HBP: 0	WP: 0 PB: 0 SB: 0 CS: 0	PA: 40					
<b>PITCHER</b>	IP	WLS	BF	H	R	ER	SO	BB	IBB	HBP	BLK	WP	HR	S	P	ERA	WHIP										
Chris Carpenter, R (1,1) ERA: 6.0	6.0		27	6	4	4	6	3	0	0	0	0	0	61	108	6.00	1.500										
Bill Riskey, R (7,1) ERA: 54.0	0.1	L	4	3	2	2	0	0	0	0	1	0	0	10	15	54.00	9.000										
Dan Plesac, L (7,1) ERA:	0.1		2	1	0	0	0	0	0	0	0	0	0	5	6	0.00	3.000										
Paul Quantrill, R (7,1) ERA:	2.1		7	0	0	0	5	0	0	0	0	0	0	26	34	0.00	0.000										

Texas Rangers @ Toronto Blue Jays  
SkyDome, Toronto, ON  
Sun Apr 05 1998, 3:33 AM EDT  
Att: 28,106 - Dome - 72 F

AB 36  
R 6  
H 10  
RBI 6  
BB 3  
SO 11  
LOB 15



Batter	1	2	3	4	5	6	7	8	9	AB	R	H	RBI	BB	SO	LOB	BOTTOM										
Alex Gonzalez, R (1,6) OBP: 0.368, SLG: 0.412	1B HR BB	G6-4-3					G1-3		F9	3	1	0	0	1	0	2											
Felipe Crespo, S (1,7) OBP: 0.250, SLG: 0.250	HR 1B		G4-3				G1-3		L7	4	1	1	0	0	0	0											
Shawn Green, L (1,9) OBP: 0.333, SLG: 0.313	HR		G3				G6-3 BB		K	3	1	1	3	1	1	0											
Jose Canseco, R (1,10) OBP: 0.300, SLG: 0.632	F8		K				K		HR	4	1	1	1	0	2	1											
Mike Stanley, R (1,3) OBP: 0.286, SLG: 0.450	FC3-6 1B						G6-3		G6-3	4	0	1	0	0	0	1											
José Cruz Jr., S (1,8) OBP: 0.368, SLG: 0.588	FC3-6		K				K		G6-3	4	0	0	0	0	2	2											
5 Ed Sprague, R (1,5) OBP: 0.444, SLG: 0.563	G4-3						K		1B	4	0	1	0	0	2	1											
Darrin Fletcher, L (1,2)		G3					G3		K	4	0	0	0	0	1	1											
Craig Grebeck, R (1,4) OBP: 0.429, SLG: 0.800		G6-4-3 BB					HR		F8	2	1	1	1	1	0	1											
<b>Inning Stats</b>	R: 3 H: 3 E: 0 K: 0 S: 14	H: 3 LOB: 1 BB: 1 P: 22	R: 0 H: 0 E: 0 K: 0 S: 4	H: 0 LOB: 0 BB: 1 P: 10	R: 0 H: 0 E: 0 K: 1 S: 9	H: 0 LOB: 0 BB: 0 P: 12	R: 0 H: 0 E: 0 K: 2 S: 9	H: 0 LOB: 0 BB: 0 P: 13	R: 1 H: 1 E: 0 K: 0 S: 8	H: 1 LOB: 0 BB: 0 P: 13	R: 0 H: 0 E: 0 K: 1 S: 10	H: 0 LOB: 1 BB: 1 P: 20	R: 0 H: 1 E: 0 K: 1 S: 9	H: 1 LOB: 0 BB: 0 P: 12	R: 1 H: 1 E: 0 K: 1 S: 11	H: 1 LOB: 0 BB: 0 P: 19	R: 0 H: 0 E: 0 K: 2 S: 7	H: 0 LOB: 0 BB: 0 P: 8	1B: 3 2B: 0 3B: 0 HR: 3	SF: 0 SAC: 0 DP: 1 HBP: 0	WP: 0 PB: 0 SB: 0 CS: 0	PA: 35					
<b>PITCHER</b>	IP	WLS	BF	H	R	ER	SO	BB	IBB	HBP	BLK	WP	HR	S	P	ERA	WHIP										
John Burkett, R (1,1) ERA: 8.76	7.2		31	6	5	5	6	3	0	0	0	0	0	71	115	5.87	1.174										
John Wetteland, R (8,1) ERA:	1.1	S	4	0	0	0	2	0	0	0	0	0	0	10	14	0.00	0.000										

Texas Rangers @ Toronto Blue Jays  
SkyDome, Toronto, ON  
Sun Apr 05 1998, 3:33 AM EDT  
Att: 28,106 - Dome - 72 F

AB 32  
R 5  
H 6  
RBI 5  
BB 3  
SO 8  
LOB 9

















Batter	1	2	3	4	5	6	7	8	9	AB	R	H	RBI	BB	SO	LOB	TOP				
<b>Shannon Stewart, R</b> (1, 7) OBP: 0.316, SLG: 0.278	0-1 1B		1-1 P7		1-0 G5-3			3-1 P3		4	0	1	0	0	0	0					
<b>Tony Fernandez, S</b> (1, 4) OBP: 0.394, SLG: 0.259	2-2 1B		3-2 L9			0-1 G4-3 1B		2-3 K		4	0	2	0	0	1	0					
<b>Shawn Green, L</b> (1, 9) OBP: 0.342, SLG: 0.581	0-1 P3			1-1 P3		0-2 G4-3 1-2			0-0 G3	4	0	0	0	0	0	3					
<b>Jose Canseco, R</b> (1, 10) OBP: 0.324, SLG: 0.722	3-3 K			3-0 HR		0-0 P8			1-1 HR	4	2	2	2	0	1	2					
<b>Mike Stanley, R</b> (1, 3) OBP: 0.333, SLG: 0.484 <b>Juan Samuel, R</b> (9, PR)		2-0 HR		4-0 BB			2-3 K		4-2 BB	2	1	1	1	2	1	0					
<b>Ed Sprague, R</b> (1, 5) OBP: 0.385, SLG: 0.429	2-2 F8			1-0 P6			2-2 F9		0-0 P6	4	0	0	0	0	0	2					
<b>José Cruz Jr., S</b> (1, 8) OBP: 0.286, SLG: 0.406	1-1 G4-3			0-0 P8			1-2 1B		0-2 F7	4	0	1	0	0	0	2					
<b>Darrin Fletcher, L</b> (1, 2) OBP: 0.103, SLG: 0.111	2-2 F8				0-1 F7		1-0 P2			3	0	0	0	0	0	1					
<b>Alex Gonzalez, R</b> (1, 6) OBP: 0.250, SLG: 0.241			1-1 G6-3		0-0 G5-3			1-3 K		3	0	0	0	0	1	0					
<b>Inning Stats</b>	R: 0 E: 0 K: 1 S: 10	H: 2 LOB: 2 BB: 0 P: 15	R: 1 E: 0 K: 0 S: 9	H: 1 LOB: 0 BB: 0 P: 16	R: 0 E: 0 K: 0 S: 10	H: 0 LOB: 0 BB: 0 P: 15	R: 1 E: 0 K: 0 S: 5	H: 1 LOB: 1 BB: 1 P: 14	R: 0 E: 0 K: 0 S: 4	H: 0 LOB: 0 BB: 0 P: 5	R: 0 E: 0 K: 1 S: 13	H: 1 LOB: 1 BB: 0 P: 19	R: 0 E: 0 K: 2 S: 8	H: 0 LOB: 0 BB: 0 P: 14	R: 1 E: 0 K: 0 S: 10	H: 1 LOB: 1 BB: 1 P: 15	1B: 4 2B: 1 3B: 0 HR: 3	SF: 0 SAC: 0 DP: 1 HBP: 0	WP: 0 PB: 0 SB: 0 CS: 1	PA: 34	
<b>PITCHER</b>	IP	WLS	BF	H	R	ER	SO	BB	IBB	HBP	BLK	WP	HR	S	P	ERA	WHIP				
<b>Rick Helling, R</b> (1, 1) ERA: 1.06	8.0	W	29	6	2	2	4	1	0	0	0	0	2	65	104	2.25	0.875				
<b>John Wetteland, R</b> (9, 1) ERA: 3.86	1.0	S	5	1	1	1	0	1	0	0	0	0	1	10	15	9.00	2.000				

Toronto Blue Jays @ Texas Rangers  
The Ballpark at Arlington, Arlington, TX  
Fri Apr 10 1998, 8:05 PM EDT  
Att: 32,314 - Unknown - 69 F

AB	32
R	3
H	7
RBI	3
BB	2
SO	4
LOB	10



Batter	1	2	3	4	5	6	7	8	9	AB	R	H	RBI	BB	SO	LOB	BOTTOM				
<b>Tom Goodwin, L</b> (1, 8) OBP: 0.438, SLG: 0.308 <b>Roberto Kelly, R</b> (7, FH) OBP: 0.300, SLG: 0.400	3-2 29 BLK FC5-2 1B	2-2 L8		2-2 K			0-2 29 1B E 2B	1-3 K		3	0	1	0	0	1	3					
<b>Mark McLemore, S</b> (1, 4) OBP: 0.472, SLG: 0.387	4-2 WP 29 BLK 1-2 BB	1-0 29 FC6-5 1B		1-3 K			4-1 29 1B E BB	2-1 1B		3	1	2	0	2	1	2					
<b>29 Rusty Greer, L</b> (1, 7) OBP: 0.282, SLG: 0.229	1-2 FC5-2 WP 1-2 2-H	2-1 FC6-5 1B		1-2 P4			0-2 E 1-2 2-3 SF9 1B	1-0 F7		5	1	1	0	0	0	7					
<b>Juan Gonzalez, R</b> (1, 9) OBP: 0.333, SLG: 0.647	1-0 F8		0-0 P9		3-2 G4-6-3 1B		0-0 E5			4	0	1	0	0	0	3					
<b>Will Clark, L</b> (1, 3) OBP: 0.500, SLG: 0.370	4-2 1-2 2-3 BB		1-3 K		1-2 G4-6-3 1-2		1-3 2-H 3-H 4-0 E			2	0	0	0	2	1	1					
<b>Ivan Rodriguez, R</b> (1, 2) OBP: 0.531, SLG: 0.769	1-1 L8		1-0 1B		1-2 F7		3-2 SF9			3	0	1	1	0	0	3					
<b>Lee Stevens, L</b> (1, 10) OBP: 0.286, SLG: 0.480		1-1 1B 2B		2-3 K		0-3 K		G6-4-3 IBB		3	1	1	0	1	2	1					
<b>Kevin Elster, R</b> (1, 6) OBP: 0.394, SLG: 0.400		2-2 29 FC6-5 2-H 1B		1-1 2B 1B		1-3 K		G6-4-3		4	0	2	1	0	1	3					
<b>Fernando Tatis, R</b> (1, 5) OBP: 0.185, SLG: 0.231		1-3 K		1-0 1B		0-2 K		4-2 S 1B BB		3	0	1	0	1	2	1					
<b>Inning Stats</b>	R: 0 E: 0 K: 0 S: 17	H: 1 LOB: 3 BB: 2 P: 31	R: 1 E: 0 K: 1 S: 14	H: 3 LOB: 2 BB: 0 P: 23	R: 0 E: 0 K: 2 S: 8	H: 1 LOB: 1 BB: 0 P: 12	R: 0 E: 0 K: 2 S: 12	H: 2 LOB: 2 BB: 0 P: 18	R: 0 E: 0 K: 3 S: 10	H: 0 LOB: 0 BB: 0 P: 15	R: 3 E: 2 K: 0 S: 15	H: 2 LOB: 2 BB: 3 P: 32	R: 0 E: 0 K: 1 S: 11	H: 1 LOB: 1 BB: 1 P: 19	1B: 8 2B: 3 3B: 0 HR: 0	SF: 1 SAC: 0 DP: 2 HBP: 0	WP: 1 PB: 0 SB: 2 CS: 0	PA: 39			
<b>PITCHER</b>	IP	WLS	BF	H	R	ER	SO	BB	IBB	HBP	BLK	WP	HR	S	P	ERA	WHIP				
<b>Woody Williams, R</b> (1, 1) ERA: 2.08	6.0	L	27	8	1	1	8	2	0	0	1	0	0	71	110	1.50	1.667				
<b>Dan Plesac, L</b> (7, 1) ERA: 9.0	0.0	L	3	2	3	2	0	1	0	0	0	0	0	7	11	∞	∞				
<b>Paul Quantrill, R</b> (7, 1) ERA:	1.0		5	0	0	0	0	0	2	0	0	0	0	8	21	0.00	0.000				
<b>Bill Risley, R</b> (8, 1) ERA: 3.18	1.0		4	1	0	0	1	1	0	0	0	0	0	11	19	0.00	2.000				

Toronto Blue Jays @ Texas Rangers  
The Ballpark at Arlington, Arlington, TX  
Fri Apr 10 1998, 8:05 PM EDT  
Att: 32,314 - Unknown - 69 F

AB	32
R	4
H	11
RBI	2
BB	6
SO	9
LOB	25





Batter	1	2	3	4	5	6	7	8	9	AB	R	H	RBI	BB	SO	LOB	TOP										
Shannon Stewart, R (1, 8) OBP: 0.292, SLG: 0.227										4	1	0	0	1	0	5	<p>Toronto Blue Jays @ Texas Rangers The Ballpark at Arlington, Arlington, TX Sat Apr 11 1998, 8:05 PM EDT Att: 37,520 - Unknown - 79 F</p> <p>livebaseballscorecards.com</p>										
Juan Samuel, R (1, 7) OBP: 0.154, SLG: 0.167										4	1	1	1	0	0	0											
José Cruz Jr., S (6, 8) OBP: 0.278, SLG: 0.394										1	0	0	0	0	0	0											
Shawn Green, L (1, 9) OBP: 0.372, SLG: 0.571										4	1	2	0	1	1	0											
Jose Canseco, R (1, 10) OBP: 0.310, SLG: 0.732										5	1	1	3	0	0	2											
Mike Stanley, R (1, 3) OBP: 0.366, SLG: 0.571										4	1	2	1	1	0	0											
5 Ed Sorague, R (1, 5) OBP: 0.387, SLG: 0.462										5	2	2	0	0	1	3											
Alex Gonzalez, R (1, 6) OBP: 0.243, SLG: 0.265										5	1	1	1	0	1	2											
Craig Grebeck, R (1, 4) OBP: 0.368, SLG: 0.529										5	1	3	1	0	1	1											
Tony Fernandez, S (9, 4) OBP: 0.394, SLG: 0.259										0	0	0	0	0	0	0											
Kevin Brown, R (1, 2) OBP: 0.333, SLG: 0.167										3	0	1	2	0	0	1											
<b>Inning Stats</b>	R: 5 E: 1 K: 0 S: 17	H: 4 LOB: 2 BB: 2 P: 36	R: 0 E: 0 K: 0 S: 5	H: 0 LOB: 0 BB: 0 P: 6	R: 1 E: 0 K: 0 S: 9	H: 2 LOB: 2 BB: 0 P: 18	R: 0 E: 0 K: 1 S: 7	H: 0 LOB: 0 BB: 0 P: 9	R: 1 E: 0 K: 0 S: 10	H: 2 LOB: 1 BB: 0 P: 16	R: 0 E: 0 K: 0 S: 9	H: 1 LOB: 1 BB: 0 P: 14	R: 2 E: 0 K: 1 S: 14	H: 3 LOB: 1 BB: 0 P: 26	R: 0 E: 0 K: 0 S: 9	H: 1 LOB: 2 BB: 1 P: 18	R: 0 E: 0 K: 2 S: 9	H: 0 LOB: 0 BB: 0 P: 11	1B: 7 2B: 4 3B: 0 HR: 2	SF: 1 SAC: 0 DP: 0 HBP: 1	WP: 0 PB: 2 SB: 2 CS: 0	PA: 45					
<b>PITCHER</b>	IP	WLS	BF	H	R	ER	SO	BB	IBB	HBP	BLK	WP	HR	S	P	ERA	WHIP										
Darren Oliver, L ERA: 9.35	2.2	L	18	6	6	5	0	2	0	1	0	0	1	29	57	16.88	3.000										
Julio Santana, R ERA: 8.44	3.1		13	3	1	1	1	0	0	0	0	0	0	28	42	2.70	0.900										
Roger Pavlik, R ERA: 3.52	1.0		6	3	2	2	1	0	0	0	0	0	1	14	26	18.00	3.000										
Eric Gunderson, L ERA:	0.1		2	1	0	0	0	0	0	0	0	0	0	4	7	0.00	3.000										
Tim Crabtree, R ERA: 9.0	1.2		6	0	0	0	2	1	0	0	0	0	0	14	22	0.00	0.600										

Batter	1	2	3	4	5	6	7	8	9	AB	R	H	RBI	BB	SO	LOB	BOTTOM										
Tom Goodwin, L (1, 8) OBP: 0.444, SLG: 0.310										3	0	1	0	1	1	1	<p>Toronto Blue Jays @ Texas Rangers The Ballpark at Arlington, Arlington, TX Sat Apr 11 1998, 8:05 PM EDT Att: 37,520 - Unknown - 79 F</p> <p>livebaseballscorecards.com</p>										
Roberto Kelly, R (8, PH) OBP: 0.250, SLG: 0.333										2	0	0	0	0	1	3											
Mark McLemore, S (1, 4) OBP: 0.488, SLG: 0.400										4	1	2	0	1	1	3											
29 Rusty Greer, L (1, 7) OBP: 0.295, SLG: 0.308										4	2	1	2	1	1	5											
Juan Gonzalez, R (1, 9) OBP: 0.366, SLG: 0.658										4	0	2	1	1	1	0											
Willi Clark, L (1, 3) OBP: 0.512, SLG: 0.406										5	2	3	1	0	1	3											
Ivan Rodriguez, R (1, 2) OBP: 0.514, SLG: 0.742										5	1	2	0	0	1	4											
Lee Stevens, L (1, 10) OBP: 0.313, SLG: 0.552										4	1	2	2	0	1	3											
Domingo Ceden0, S (9, PH) OBP: 0.667, SLG: 0.667										1	0	0	0	0	0	1											
Kevin Elster, R (1, 6) OBP: 0.368, SLG: 0.367										5	0	1	1	0	2	2											
Fernando Tatis, R (1, 5) OBP: 0.200, SLG: 0.241										3	0	1	1	0	1	1											
Luis Alicea, S (8, PH) OBP: 0.333, SLG: 0.300										1	1	1	0	0	0	0											
Mike Simms, R (9, PH) OBP: 0.400, SLG: 1.000										1	0	1	0	0	0	0											
<b>Inning Stats</b>	R: 0 E: 0 K: 2 S: 8	H: 0 LOB: 1 BB: 1 P: 16	R: 3 E: 0 K: 1 S: 17	H: 5 LOB: 2 BB: 0 P: 24	R: 1 E: 0 K: 1 S: 10	H: 1 LOB: 1 BB: 1 P: 16	R: 0 E: 0 K: 3 S: 9	H: 0 LOB: 0 BB: 0 P: 16	R: 2 E: 0 K: 0 S: 14	H: 3 LOB: 1 BB: 1 P: 26	R: 0 E: 0 K: 0 S: 13	H: 2 LOB: 1 BB: 0 P: 21	R: 1 E: 0 K: 1 S: 13	H: 2 LOB: 1 BB: 0 P: 23	R: 1 E: 0 K: 1 S: 13	H: 2 LOB: 2 BB: 1 P: 26	R: 0 E: 0 K: 2 S: 12	H: 2 LOB: 2 BB: 0 P: 17	1B: 13 2B: 2 3B: 1 HR: 1	SF: 0 SAC: 0 DP: 1 HBP: 0	WP: 0 PB: 0 SB: 0 CS: 1	PA: 47					
<b>PITCHER</b>	IP	WLS	BF	H	R	ER	SO	BB	IBB	HBP	BLK	WP	HR	S	P	ERA	WHIP										
Chris Carpenter, R ERA: 9.0	1.1		23	9	6	6	7	3	0	0	0	0	0	18	27	0.00	1.000										
Carlos Almanzar, R ERA:	2.0	W	7	2	0	0	0	0	0	0	0	0	0	5	13	0.00	1.500										
Kelvin Escobar, R ERA: 15.19	1.0		6	3	2	2	1	0	0	0	0	0	0	16	29	18.00	3.000										
Dan Plesac, L ERA: 7.36	0.2		3	0	0	0	0	1	0	0	0	0	0	5	13	0.00	1.500										
Paul Quantrill, R ERA:	0.1		2	1	0	0	1	0	0	0	0	0	0	5	7	0.00	3.000										

Toronto Blue Jays @ Texas Rangers  
The Ballpark at Arlington, Arlington, TX  
Sat Apr 11 1998, 8:05 PM EDT  
Att: 37,520 - Unknown - 79 F

AB	40
R	9
H	13
RBI	9
BB	3
SO	4
LOB	14



Toronto Blue Jays @ Texas Rangers  
The Ballpark at Arlington, Arlington, TX  
Sat Apr 11 1998, 8:05 PM EDT  
Att: 37,520 - Unknown - 79 F

AB	42
R	8
H	17
RBI	8
BB	4
SO	11
LOB	26





Batter	1	2	3	4	5	6	7	8	9	AB	R	H	RBI	BB	SO	LOB	TOP																
Shannon Stewart, R (1, 7) OBP: 0.276, SLG: 0.222			G5-3 (1)		K (1)		G5-3 (1)		K (3)	5	1	1	0	0	2	0	Toronto Blue Jays @ Texas Rangers The Ballpark at Arlington, Arlington, TX Sun Apr 12 1998, 4:33 AM EDT Att: 28,435 - Cloudy - 73 F																
Tony Fernandez, S (1, 4) OBP: 0.405, SLG: 0.310			P6 (2)		1B HBP					2	0	1	1	1	0	0																	
Shawn Green, L (1, 9) OBP: 0.383, SLG: 0.564					1-2 1B					4	0	2	0	0	0	2																	
Jose Canseco, R (1, 10) OBP: 0.304, SLG: 0.682			F7 (3)		F9 (2)					3	0	0	0	1	0	4																	
Mike Stanley, R (1, 3) OBP: 0.333, SLG: 0.513	K (2)				K (1)		G5 (3)		G6-3 (1)	4	0	0	0	0	2	4																	
Darin Fletcher, L (1, 2) OBP: 0.121, SLG: 0.129										4	0	1	0	0	0	2																	
Ed Sprague, R (1, 5) OBP: 0.400, SLG: 0.467		G6-3 (1)								4	0	2	0	0	0	0																	
José Cruz Jr., S (1, 8) OBP: 0.250, SLG: 0.351		G4-3 (2)		F9 (2)		K (2)			K (1)	4	0	0	0	0	2	3																	
Alex Gonzalez, R (1, 6) OBP: 0.220, SLG: 0.237		L1 (3)		F9 (3)		G3 (3)			K (2)	4	0	0	0	0	1	3																	
<b>Inning Stats</b>	R: 1 E: 0 K: 1 S: 7	H: 2 LOB: 2 BB: 1 P: 11	R: 0 E: 0 K: 0 S: 3	H: 0 LOB: 0 BB: 0 P: 3	R: 0 E: 0 K: 0 S: 4	H: 1 LOB: 1 BB: 0 P: 4	R: 0 E: 0 K: 1 S: 7	H: 2 LOB: 2 BB: 0 P: 7	R: 0 E: 0 K: 1 S: 6	H: 1 LOB: 1 BB: 0 P: 6	R: 0 E: 0 K: 0 S: 3	H: 0 LOB: 1 BB: 1 P: 7	R: 0 E: 0 K: 0 S: 3	H: 0 LOB: 0 BB: 0 P: 3	R: 0 E: 0 K: 3 S: 9	H: 0 LOB: 0 BB: 0 P: 9	1B: 6 2B: 1 3B: 0 HR: 0	SF: 0 SAC: 0 DP: 0 HBP: 1	WP: 0 PB: 0 SB: 1 CS: 0	PA: 37													
<b>PITCHER</b>	IP WLS BF H R ER SO BB IBB HBP BLK WP HR S P ERA WHIP	IP WLS BF H R ER SO BB IBB HBP BLK WP HR S P ERA WHIP																															
John Burkett, R (1, 1) ERA: 5.75	8.0	34	7	1	1	4	2	0	1	0	0	0	0	39	48	1.12	1.125																
John Wetteland, R (9, 1) ERA: 2.7	1.0	W 3	0	0	0	3	0	0	0	0	0	0	0	9	9	0.00	0.000																

Toronto Blue Jays @ Texas Rangers  
The Ballpark at Arlington, Arlington, TX  
Sun Apr 12 1998, 4:33 AM EDT  
Att: 28,435 - Cloudy - 73 F

AB	34
R	1
H	7
RBI	1
BB	2
SO	7
LOB	18



Batter	1	2	3	4	5	6	7	8	9	AB	R	H	RBI	BB	SO	LOB	BOTTOM																
Tom Goodwin, L (1, 8) OBP: 0.475, SLG: 0.364										4	0	3	1	0	0	0	Toronto Blue Jays @ Texas Rangers The Ballpark at Arlington, Arlington, TX Sun Apr 12 1998, 4:33 AM EDT Att: 28,435 - Cloudy - 73 F																
Mark McLemore, S (1, 4) OBP: 0.477, SLG: 0.395			G3 (3)		F8 (3)					3	0	1	0	0	0	3																	
29 Rusty Greer, L (1, 7) OBP: 0.271, SLG: 0.279					K (1)		G5-3 (1)			4	0	0	0	0	1	2																	
Juan Gonzalez, R (1, 9) OBP: 0.333, SLG: 0.595		G1-3 (1)		G5-3 (2)		F7 (2)		G5-3 (3)		4	0	0	0	0	0	1																	
Will Clark, L (1, 3) OBP: 0.489, SLG: 0.371		F8 (2)				G6-3 (3)			F7 (1)	3	0	0	0	1	0	0																	
Ivan Rodriguez, R (1, 2) OBP: 0.483, SLG: 0.657		P4 (3)		G1-3 (3)					K (2)	4	0	0	0	0	1	1																	
Lee Stevens, L (1, 10) OBP: 0.333, SLG: 0.531			G6-3 (1)		G3 (1)					3	0	1	0	1	0	0																	
Luis Alicaia, S (9, PR) OBP: 0.333, SLG: 0.300										0	1	0	0	0	0	0																	
Kevin Elster, R (1, 6) OBP: 0.405, SLG: 0.485			K (2)							3	1	2	2	1	1	0																	
Fernando Tatis, R (1, 5) OBP: 0.212, SLG: 0.250					K (2)					3	1	1	0	0	1	3																	
<b>Inning Stats</b>	R: 0 E: 0 K: 0 S: 3	H: 1 LOB: 0 BB: 0 P: 3	R: 0 E: 0 K: 0 S: 3	H: 0 LOB: 0 BB: 0 P: 3	R: 1 E: 0 K: 1 S: 7	H: 2 LOB: 1 BB: 0 P: 7	R: 0 E: 0 K: 1 S: 5	H: 0 LOB: 1 BB: 1 P: 9	R: 0 E: 0 K: 1 S: 6	H: 1 LOB: 2 BB: 1 P: 10	R: 0 E: 0 K: 0 S: 3	H: 0 LOB: 0 BB: 0 P: 3	R: 0 E: 0 K: 0 S: 4	H: 2 LOB: 1 BB: 0 P: 4	R: 0 E: 0 K: 0 S: 4	H: 1 LOB: 1 BB: 0 P: 4	R: 2 E: 0 K: 1 S: 5	H: 1 LOB: 1 BB: 1 P: 9	1B: 7 2B: 0 3B: 0 HR: 1	SF: 0 SAC: 1 DP: 2 HBP: 0	WP: 0 PB: 0 SB: 2 CS: 0	PA: 35											
<b>PITCHER</b>	IP WLS BF H R ER SO BB IBB HBP BLK WP HR S P ERA WHIP	IP WLS BF H R ER SO BB IBB HBP BLK WP HR S P ERA WHIP																															
Erik Hanson, R (1, 1) ERA: 1.23	7.1	29	7	1	1	3	2	0	0	0	0	0	0	33	41	1.23	1.227																
Dan Plesac, L (8, 1) ERA: 6.75	0.1	1	0	0	0	0	0	0	0	0	0	0	0	1	1	0.00	0.000																
Paul Quantrill, R (8, 1) ERA: 2.45	1.0	L 5	1	2	2	1	1	0	0	0	0	0	1	6	10	18.00	2.000																

Toronto Blue Jays @ Texas Rangers  
The Ballpark at Arlington, Arlington, TX  
Sun Apr 12 1998, 4:33 AM EDT  
Att: 28,435 - Cloudy - 73 F

AB	31
R	3
H	8
RBI	3
BB	3
SO	4
LOB	10









Batter	1	2	3	4	5	6	7	8	9	AB	R	H	RBI	BB	SO	LOB	TOP					
Shannon Stewart, R (1, 7) OBP: 0.263, SLG: 0.200	F9		FC5-6-1 BB		E6 E	F8		FC5-2 FC5-4		4	1	0	0	1	0	3	<b>Toronto Blue Jays @ Kansas City Royals</b> Kauffman Stadium, Kansas City, MO Tue Apr 14 1998, 7:05 PM CDT Att: 11,194 - Overcast - 70 F					
Tony Fernandez, S (1, 4) OBP: 0.348, SLG: 0.289	G3		FC5-6-1		F7	G3-1		FC5-4		5	0	0	0	0	0	6						
Shawn Green, L (1, 9) OBP: 0.375, SLG: 0.596			F8		F8		G1-3		HR	4	1	1	1	1	0	3						
Jose Canseco, R (1, 10) OBP: 0.273, SLG: 0.585	K			P3	E6		K		F8	5	0	0	0	0	2	1						
Mike Stanley, R (1, 3) OBP: 0.370, SLG: 0.500		G5-3			F9				K	4	0	1	0	0	1	1						
Ed Sprague, R (1, 5) OBP: 0.372, SLG: 0.447	F9		FC5-4 BB			2B		F8		5	1	1	0	0	1	2						
José Cruz Jr., S (1, 8) OBP: 0.295, SLG: 0.359	G1-3					2B				2	1	1	0	2	0	0						
Darrin Fletcher, L (1, 2) OBP: 0.189, SLG: 0.206			BB	F7				FC5-2 HBP		3	0	2	2	0	0	2						
Alex Gonzalez, R (1, 6) OBP: 0.204, SLG: 0.283			K				P2	F9		4	1	1	1	0	1	4						
<b>Inning Stats</b>	R: 0 E: 0 K: 1 S: 5	H: 0 LOB: 1 BB: 1 P: 9	R: 0 E: 0 K: 0 S: 3	H: 0 LOB: 0 BB: 0 P: 3	R: 0 E: 0 K: 1 S: 6	H: 1 LOB: 2 BB: 1 P: 10	R: 0 E: 0 K: 0 S: 3	H: 0 LOB: 2 BB: 1 P: 8	R: 2 E: 2 K: 0 S: 6	H: 1 LOB: 1 BB: 0 P: 6	R: 2 E: 0 K: 0 S: 5	H: 2 LOB: 1 BB: 1 P: 9	R: 0 E: 0 K: 1 S: 6	H: 1 LOB: 1 BB: 0 P: 6	R: 0 E: 0 K: 0 S: 4	H: 1 LOB: 2 BB: 0 P: 5	R: 1 E: 0 K: 2 S: 8	H: 1 LOB: 0 BB: 0 P: 8	1B: 3 2B: 2 3B: 0 HR: 2	SF: 0 SAC: 0 DP: 0 HBP: 2	WP: 0 PB: 0 SB: 0 CS: 0	PA: 42
<b>PITCHER</b>	IP WLS BF H R ER SO BB IBB HBP BLK WP HR S P ERA WHIP																					
Pat Rapp, R (1, 1) ERA: 1.8	6.0 L 29 4 4 3 2 4 0 0 1 0 0 1 28 45 4.50 1.333																					
50 José Rosado, L (7, 1) ERA: 5.19	2.0 9 2 0 0 1 0 0 1 0 0 0 10 11 0.00 1.000																					
47 Brian Bevil, R (9, 1) ERA: 5.4	1.0 4 1 1 1 2 0 0 0 0 0 0 1 8 8 9.00 1.000																					

Batter	1	2	3	4	5	6	7	8	9	AB	R	H	RBI	BB	SO	LOB	BOTTOM			
Johnny Damon, L (1, 8) OBP: 0.367, SLG: 0.415	CS 1B		F8			F7		K		4	0	1	0	0	1	1	<b>Toronto Blue Jays @ Kansas City Royals</b> Kauffman Stadium, Kansas City, MO Tue Apr 14 1998, 7:05 PM CDT Att: 11,194 - Overcast - 70 F			
Jose Offerman, S (1, 4) OBP: 0.352, SLG: 0.442	F7		G4-3			1B		G1-3		4	0	1	0	0	0	2				
Hal Morris, L (1, 3) OBP: 0.412, SLG: 0.531	G3			K					F8 2B	4	0	2	0	0	1	0				
Dean Palmer, R (1, 5) OBP: 0.382, SLG: 0.679		K			K			G5-3		4	0	0	0	0	2	3				
Larry Sutton, L (1, 9) OBP: 0.222, SLG: 0.267		WP E BB			G4-3			G3-1		3	1	0	0	1	1	1				
Terry Pendleton, S (1, 10) OBP: 0.220, SLG: 0.256			K			G4-3		K		4	0	0	0	0	2	2				
Shane Mack, R (1, 7) OBP: 0.444, SLG: 0.625	E9 2H 1B					G1-3		K		3	0	1	1	0	1	0				
29 Mike Sweeney, R (1, 2) OBP: 0.306, SLG: 0.313	G3					F8			BB	2	0	0	0	1	0	1				
Felix Martinez, S (1, 6) OBP: 0.156, SLG: 0.133										2	0	0	0	0	0	0				
Shane Halter, R (8, PH) OBP: 0.333, SLG: 0.500			P5			G1-3		K		1	0	0	0	0	1	1				
<b>Inning Stats</b>	R: 0 E: 0 K: 0 S: 3	H: 1 LOB: 0 BB: 0 P: 3	R: 1 E: 1 K: 2 S: 8	H: 1 LOB: 1 BB: 1 P: 12	R: 0 E: 0 K: 0 S: 3	H: 0 LOB: 0 BB: 0 P: 3	R: 0 E: 0 K: 2 S: 7	H: 0 LOB: 0 BB: 0 P: 7	R: 0 E: 0 K: 0 S: 5	H: 2 LOB: 2 BB: 0 P: 5	R: 0 E: 0 K: 2 S: 7	H: 0 LOB: 0 BB: 0 P: 7	R: 0 E: 0 K: 2 S: 7	H: 0 LOB: 1 BB: 1 P: 11	R: 0 E: 0 K: 1 S: 6	H: 1 LOB: 1 BB: 0 P: 6	1B: 4 2B: 1 3B: 0 HR: 0	SF: 0 SAC: 0 DP: 0 HBP: 0	WP: 1 PB: 0 SB: 0 CS: 1	PA: 33
<b>PITCHER</b>	IP WLS BF H R ER SO BB IBB HBP BLK WP HR S P ERA WHIP																			
Juan Guzman, R (1, 1) ERA: 6.05	7.0 W 25 4 1 1 6 1 0 0 0 0 0 13 17 0.00 1.000																			
Paul Quantrill, R (8, 1) ERA: 1.93	2.0 S 8 1 0 0 3 1 0 0 0 0 0 0 13 17 0.00 1.000																			

AB	36
R	5
H	7
RBI	4
BB	4
SO	5
LOB	22





Batter	1	2	3	4	5	6	7	8	9	AB	R	H	RBI	BB	SO	LOB	TOP										
Shannon Stewart, R (1, 7) OBP: 0.302, SLG: 0.256	4-1 WP WP BB	2-1 FC6-4 1B			2-3 K		2-2 G5-3		0-0 2B	4	0	2	1	1	1	0	<b>Toronto Blue Jays @ Kansas City Royals</b> Kauffman Stadium, Kansas City, MO Wed Apr 15 1998, 7:05 PM CDT Att: 11,316 - Cloudy - 65 F										
Tony Fernandez, S (1, 4) OBP: 0.327, SLG: 0.268 Craig Grebeck, R (6, 4) OBP: 0.381, SLG: 0.500	1-3 K	1-1 FC6-4			2-2 G6-3			2-2 G3 HBP	0-2 G5-3	3	0	0	0	0	1	3											
Shawn Green, L (1, 9) OBP: 0.350, SLG: 0.549	3-3 K			2-1 G3-1			1-0 F6		1-0 G3	4	0	0	0	0	1	2											
Jose Canseco, R (1, 10) OBP: 0.254, SLG: 0.544	1-2 P3			1-0 L8			0-0 F8		1-3 K	4	0	0	0	0	1	2											
Mike Stanley, R (1, 3) OBP: 0.397, SLG: 0.521		4-1 1B SF9 BB		3-2 E6			0-1 2B		4-2 BB	2	1	1	0	2	0	0											
Ed Sprague, R (1, 5) OBP: 0.340, SLG: 0.405		1-1 L8		0-0 P4			2-3 K		3-3 K	4	0	0	0	0	2	5											
José Cruz Jr., S (1, 8) OBP: 0.313, SLG: 0.372		2-0 1B 1B		2-1 F8			1-1 G3		2-2 1B G6-4-3 1B	4	2	2	0	0	0	1											
Darrin Fletcher, L (1, 2) OBP: 0.195, SLG: 0.216		0-0 SF9		2-2 F8			0-3 K		1-1 1B G6-4-3 1B	3	0	1	1	0	1	0											
Alex Gonzalez, R (1, 6) OBP: 0.208, SLG: 0.280		3-H 2-0 1B 1B		2-2 F8			0-0 G4-3		1-0 G6-4-3 1-2 3-H	4	0	1	0	0	0	1											
<b>Inning Stats</b>	R: 0 E: 0 K: 2 S: 12	H: 0 LOB: 1 BB: 1 P: 21	R: 2 E: 0 K: 0 S: 10	H: 3 LOB: 2 BB: 1 P: 22	R: 0 E: 1 K: 0 S: 8	H: 0 LOB: 0 BB: 0 P: 14	R: 0 E: 0 K: 0 S: 8	H: 0 LOB: 0 BB: 0 P: 14	R: 0 E: 0 K: 1 S: 7	H: 1 LOB: 1 BB: 0 P: 11	R: 0 E: 0 K: 1 S: 8	H: 0 LOB: 0 BB: 0 P: 10	R: 0 E: 0 K: 2 S: 11	H: 0 LOB: 2 BB: 1 P: 22	R: 1 E: 0 K: 0 S: 11	H: 3 LOB: 1 BB: 0 P: 15	1B: 5 2B: 2 3B: 0 HR: 0	SF: 1 SAC: 0 DP: 1 HBP: 1	WP: 2 PB: 0 SB: 0 CS: 0	PA: 38							
<b>PITCHER</b>	IP	WLS	BF	H	R	ER	SO	BB	IBB	HBP	BLK	WP	HR	S	P	ERA	WHIP										
Chris Haney, L (1, 1) ERA: 5.3	7.0	W	28	4	2	2	5	2	0	0	0	2	0	61	104	2.57	0.857										
Scott Service, R (8, 1) ERA: 1.35	1.0		5	0	0	0	2	1	0	1	0	0	0	11	22	0.00	1.000										
Jeff Montgomery, R (9, 1) ERA: 9.64	1.0		5	3	1	1	0	0	0	0	0	0	0	11	15	9.00	3.000										

Batter	1	2	3	4	5	6	7	8	9	AB	R	H	RBI	BB	SO	LOB	BOTTOM										
Johnny Damon, L (1, 8) OBP: 0.354, SLG: 0.431	1-0 F7		1-3 K	2-2 G1-3		0-0 SF5 3B	K			5	1	1	0	0	2	4	<b>Toronto Blue Jays @ Kansas City Royals</b> Kauffman Stadium, Kansas City, MO Wed Apr 15 1998, 7:05 PM CDT Att: 11,316 - Cloudy - 65 F										
Jose Offerman, S (1, 4) OBP: 0.356, SLG: 0.446	2-2 F7		2-1 2B		3-2 L5	4-2 E BB	F7			4	1	1	0	1	0	1											
Hal Morris, L (1, 3) OBP: 0.429, SLG: 0.604	0-0 1B		3-2 2B		0-0 1B 3B	SF5		0-1 G4-3		4	1	3	2	0	0	0											
Dean Palmer, R (1, 5) OBP: 0.367, SLG: 0.638	2-3 K		0-1 G6-3		0-2 1B FC3-2 1B	F9		2-3 K		5	0	1	1	0	2	3											
Jeff King, R (1, 10) OBP: 0.396, SLG: 0.457			2-3 K		0-0 BB 1B	FC3-2 1B		4-2 G1-3 2B BB		4	1	2	0	1	2	0											
Shane Mack, R (1, 7) OBP: 0.500, SLG: 0.800		0-0 HR		1-2 BB 1B	1-0 FC3-2 1B			0-1 G1-3		4	1	3	1	0	0	1											
Larry Sutton, L (1, 9) OBP: 0.225, SLG: 0.294		1-3 K		1-2 F7		1-2 FC3-2 1B		2-1 2B		4	1	1	1	0	1	5											
29 Mike Sweeney, R (1, 2) OBP: 0.300, SLG: 0.306		0-3 K		1-2 F8		1-2 P4		2-2 E8 1B		4	1	1	1	0	1	5											
Felix Martinez, S (1, 6) OBP: 0.194, SLG: 0.152			2-3 K		4-1 BB			1-3 K		3	0	1	1	1	2	0											
<b>Inning Stats</b>	R: 0 E: 0 K: 1 S: 8	H: 1 LOB: 1 BB: 0 P: 13	R: 1 E: 0 K: 3 S: 13	H: 1 LOB: 0 BB: 0 P: 16	R: 1 E: 0 K: 2 S: 14	H: 2 LOB: 1 BB: 0 P: 22	R: 0 E: 0 K: 0 S: 17	H: 2 LOB: 3 BB: 1 P: 26	R: 1 E: 0 K: 0 S: 15	H: 4 LOB: 3 BB: 0 P: 22	R: 1 E: 1 K: 1 S: 8	H: 1 LOB: 1 BB: 1 P: 14	R: 3 E: 1 K: 1 S: 16	H: 3 LOB: 1 BB: 1 P: 27	R: 0 E: 0 K: 2 S: 12	H: 0 LOB: 0 BB: 0 P: 17	1B: 8 2B: 3 3B: 2 HR: 1	SF: 1 SAC: 0 DP: 0 HBP: 0	WP: 0 PB: 1 SB: 0 CS: 0	PA: 41							
<b>PITCHER</b>	IP	WLS	BF	H	R	ER	SO	BB	IBB	HBP	BLK	WP	HR	S	P	ERA	WHIP										
Woody Williams, R (1, 1) ERA: 3.38	5.2	L	30	11	4	4	7	2	0	0	0	0	0	74	111	6.35	2.294										
Kelvim Escobar, R (6, 1) ERA: 15.0	0.2		6	3	3	3	0	1	0	0	0	0	0	12	23	40.50	6.000										
Chris Carpenter, R (7, 1) ERA: 7.71	1.2		5	0	0	0	3	0	0	0	0	0	0	17	23	0.00	0.000										





Batter	1	2	3	4	5	6	7	8	9	AB	R	H	RBI	BB	SO	LOB	TOP										
Ray Durham, S OBP: 0.276, SLG: 0.321	F7		K		G6-3 25 CI		K		FC4-6	5	0	1	0	0	2	4											
25 Jeff Abbott, R OBP: 0.455, SLG: 1.364	G6-3		L4		CI					3	0	1	1	0	0	2											
Albert Belle, R OBP: 0.254, SLG: 0.265	K			K	G6-3					4	0	0	0	0	3	3											
Frank Thomas, R OBP: 0.333, SLG: 0.367		L9		K	G4-3					4	0	0	0	0	2	2											
Robin Ventura, L OBP: 0.414, SLG: 0.596	G4-3			E			F8		P5	4	0	1	0	0	0	0											
Magglio Ordonez, R OBP: 0.352, SLG: 0.417	K			E	BB		G4-3		K	3	0	0	0	1	2	0											
Greg Norton, S OBP: 0.344, SLG: 0.345			F8	E4			K		FC4-6 1B	4	0	1	0	0	1	2											
Chad Kreuter, S OBP: 0.357, SLG: 0.227			1B	F7					FC6-4 1B	3	0	1	0	1	1	4											
Mike Caruso, S OBP: 0.333, SLG: 0.450					G4-3					3	1	1	0	0	0	1											
Ruben Sierra, S OBP: 0.250, SLG: 0.318							FC6-4 25 S 1-2 2B		P2	1	0	0	0	0	0	1											
<b>Inning Stats</b>	R: 0 E: 0 K: 1 S: 8	H: 0 LOB: 0 BB: 0 P: 14	R: 0 E: 0 K: 1 S: 9	H: 0 LOB: 0 BB: 0 P: 16	R: 0 E: 0 K: 1 S: 14	H: 1 LOB: 2 BB: 1 P: 25	R: 0 E: 1 K: 2 S: 13	H: 1 LOB: 3 BB: 1 P: 26	R: 0 E: 1 K: 0 S: 9	H: 0 LOB: 2 BB: 0 P: 14	R: 1 E: 0 K: 2 S: 11	H: 2 LOB: 1 BB: 0 P: 19	R: 0 E: 0 K: 2 S: 9	H: 0 LOB: 0 BB: 0 P: 15	R: 0 E: 0 K: 1 S: 7	H: 1 LOB: 1 BB: 0 P: 7	1B: 4 2B: 2 3B: 0 HR: 0	SF: 0 SAC: 0 DP: 0 HBP: 0	WP: 0 PB: 0 SB: 1 CS: 0	PA: 37							
<b>PITCHER</b>	IP	WLS	BF	H	R	ER	SO	BB	IBB	HBP	BLK	WP	HR	S	P	ERA	WHIP										
Roger Clemens, R ERA: 2.63	6.2	W	29	5	1	1	7	2	0	0	0	0	0	66	117	1.35	1.050										
Bill Riskey, R ERA: 2.0	7.1		4	0	0	0	3	0	0	0	0	0	0	12	21	0.00	0.000										
Paul Quantrill, R ERA: 1.74	9.1		4	1	0	0	1	0	0	0	0	0	0	7	7	0.00	1.000										

Chicago White Sox @ Toronto Blue Jays  
SkyDome, Toronto, ON  
Fri Apr 17 1998, 7:05 PM EDT  
Att: 28,240 - Dome - 72 F

livebaseballscores.com

AB 34  
R 1  
H 6  
RBI 1  
BB 2  
SO 11  
LOB 19



Batter	1	2	3	4	5	6	7	8	9	AB	R	H	RBI	BB	SO	LOB	BOTTOM										
Shannon Stewart, R OBP: 0.333, SLG: 0.302	SH5-3 2B		G4-3 1B	K		SF8 BB		G5-3		4	2	2	0	1	1	3											
Tony Fernandez, S OBP: 0.302, SLG: 0.250	SH5-3		G4-3	K		SF8		P2		3	0	0	1	0	1	4											
Shawn Green, L OBP: 0.369, SLG: 0.564			E SF8	S 1B				K		4	1	2	2	1	2	3											
Jose Canseco, R OBP: 0.254, SLG: 0.583	F9		SF8		P2				HR	3	1	1	2	0	0	2											
Mike Stanley, R OBP: 0.387, SLG: 0.490			F9		F7		G1-3			3	0	0	0	1	0	1											
Darin Fletcher, L OBP: 0.200, SLG: 0.244	P6			F9 1B	P4		F8			4	1	1	0	0	0	3											
José Cruz Jr., S OBP: 0.327, SLG: 0.370			P6	F9		BB SF8 1B			BB	3	1	1	0	1	0	1											
Tom Evans, R OBP: 0.246, SLG: 0.315			P2		1B BB		P3		G6-3	3	0	0	0	1	0	2											
Alex Gonzalez, R OBP: 0.246, SLG: 0.315			G5-3		1B		SF8 BB		G5-3 1B	4	0	3	1	0	0	0											
<b>Inning Stats</b>	R: 1 E: 0 K: 0 S: 10	H: 2 LOB: 2 BB: 1 P: 21	R: 0 E: 0 K: 0 S: 4	H: 0 LOB: 0 BB: 0 P: 6	R: 2 E: 0 K: 0 S: 12	H: 2 LOB: 0 BB: 0 P: 20	R: 1 E: 0 K: 2 S: 13	H: 2 LOB: 2 BB: 1 P: 23	R: 0 E: 0 K: 0 S: 9	H: 0 LOB: 1 BB: 1 P: 14	R: 1 E: 0 K: 1 S: 14	H: 2 LOB: 2 BB: 1 P: 25	R: 1 E: 0 K: 0 S: 9	H: 1 LOB: 1 BB: 1 P: 17	R: 0 E: 0 K: 1 S: 8	H: 1 LOB: 1 BB: 0 P: 13	1B: 6 2B: 3 3B: 0 HR: 1	SF: 2 SAC: 1 DP: 0 HBP: 0	WP: 0 PB: 0 SB: 1 CS: 0	PA: 39							
<b>PITCHER</b>	IP	WLS	BF	H	R	ER	SO	BB	IBB	HBP	BLK	WP	HR	S	P	ERA	WHIP										
Jason Bere, R ERA: 7.8	5.1	L	27	8	5	4	2	3	0	0	0	0	0	55	94	6.75	2.062										
Tom Fordham, L ERA: 13.5	6.1		8	1	1	1	1	2	0	0	0	0	1	16	32	5.40	1.800										
Tony Castillo, L ERA: 5.79	8.1		4	1	0	0	1	0	0	0	0	0	0	8	13	0.00	1.000										

Chicago White Sox @ Toronto Blue Jays  
SkyDome, Toronto, ON  
Fri Apr 17 1998, 7:05 PM EDT  
Att: 28,240 - Dome - 72 F

livebaseballscores.com

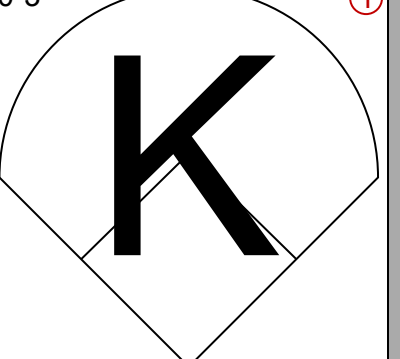
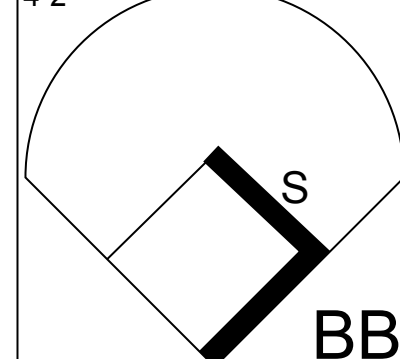
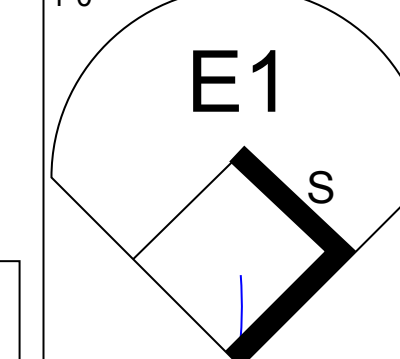
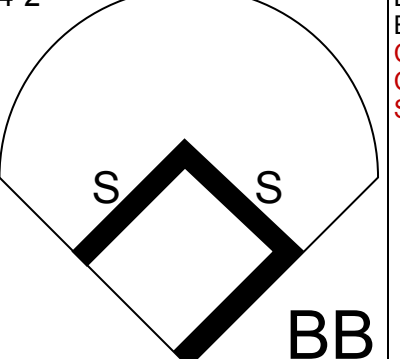
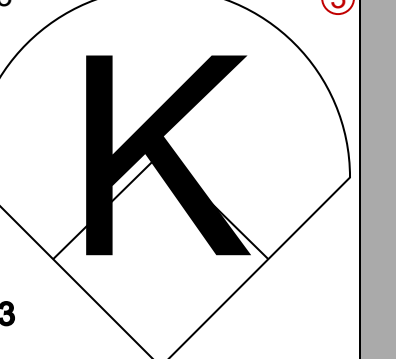
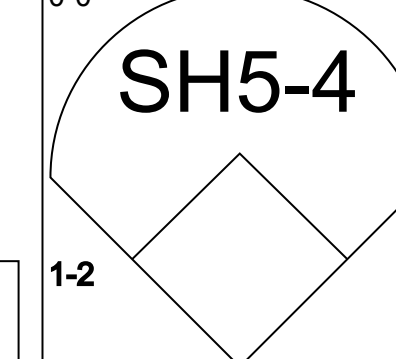
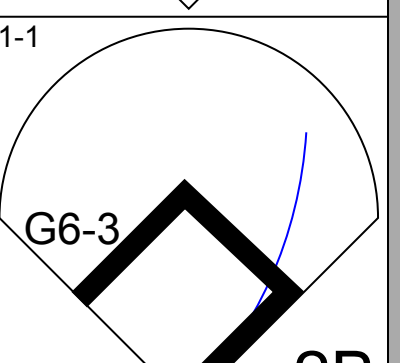
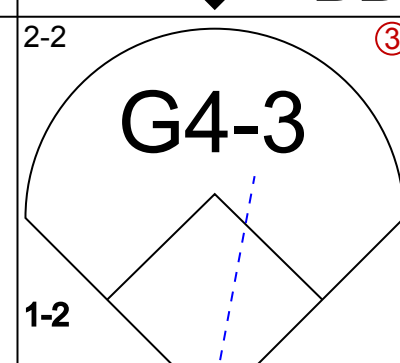
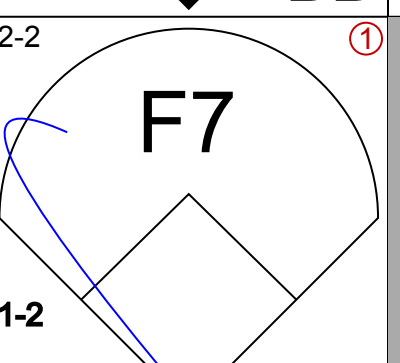
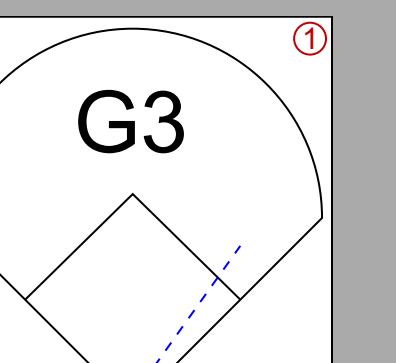
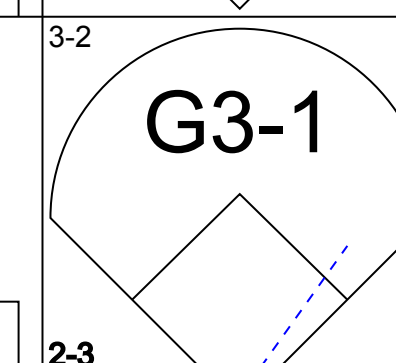
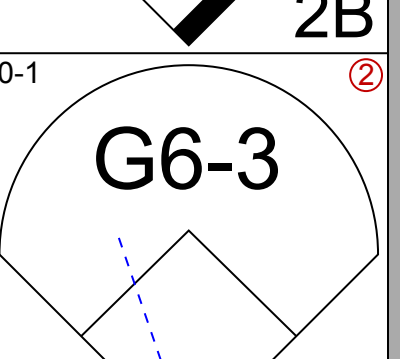
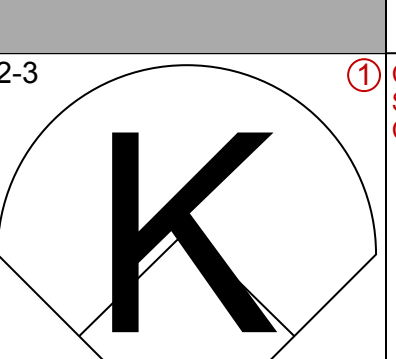
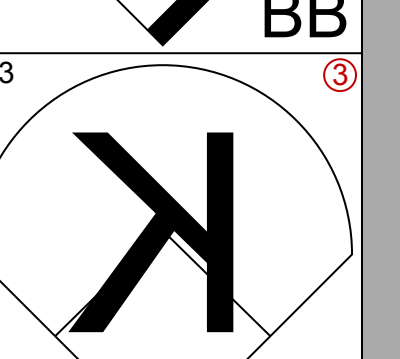
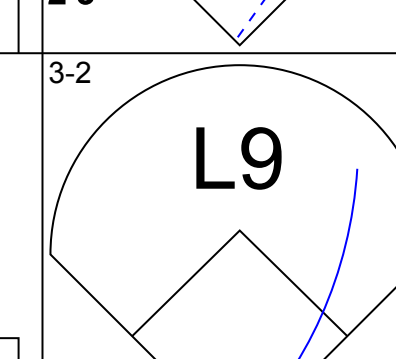
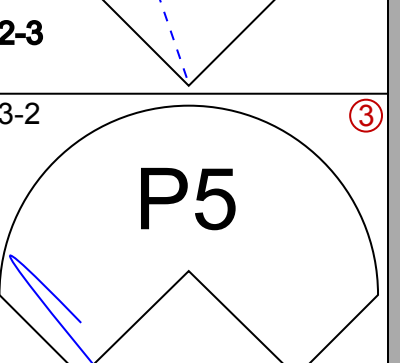
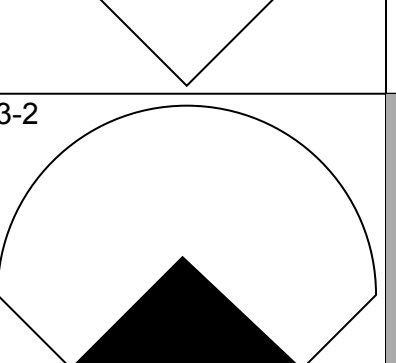
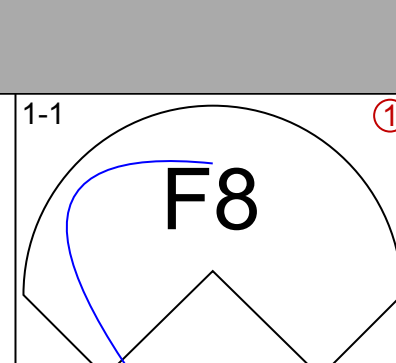
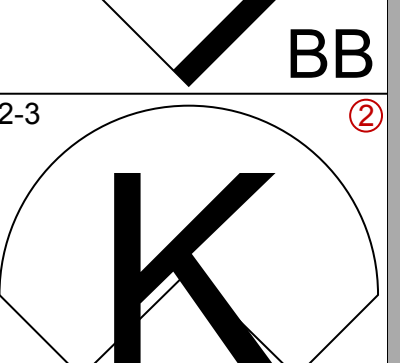
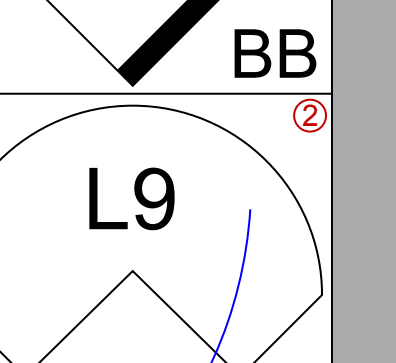
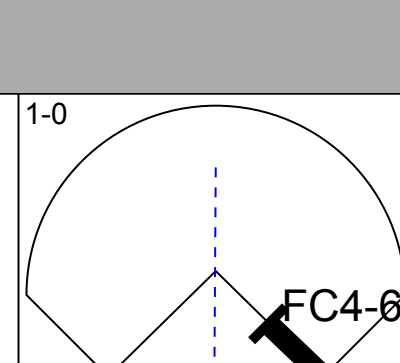
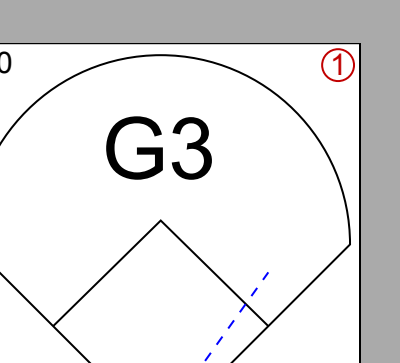
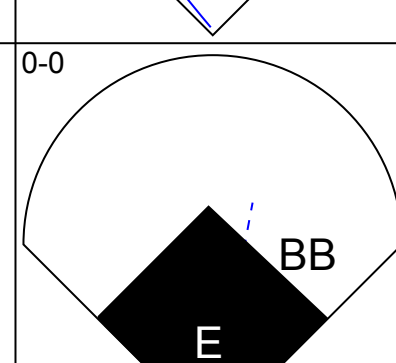
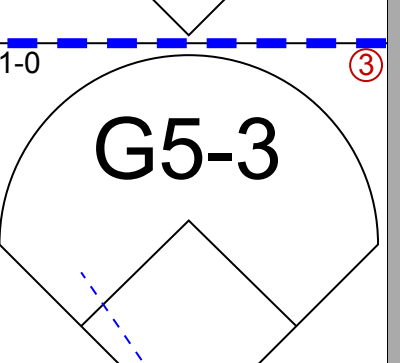
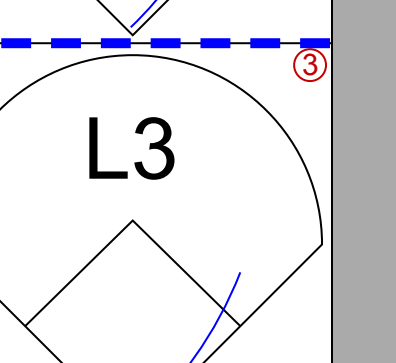
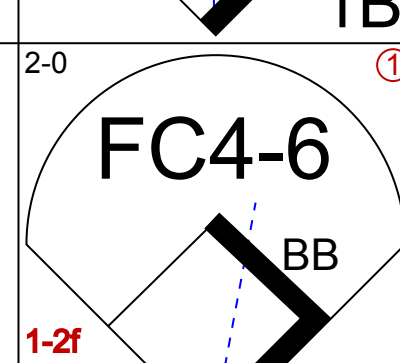
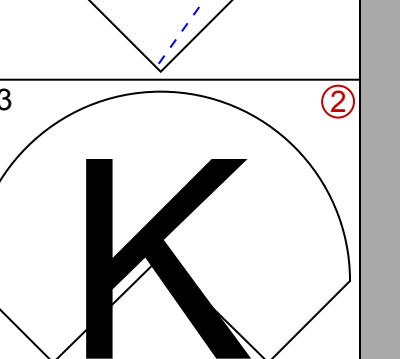
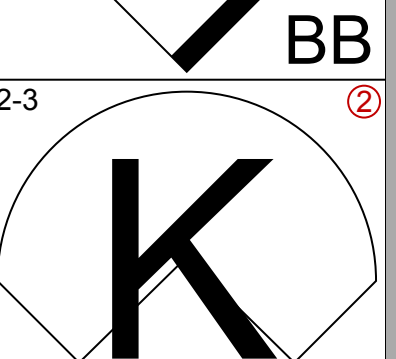
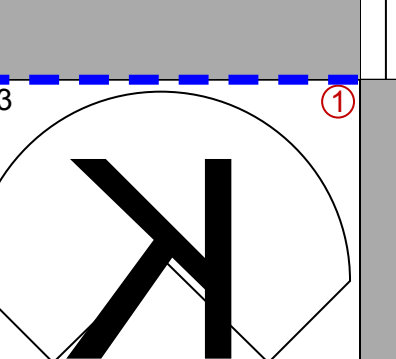
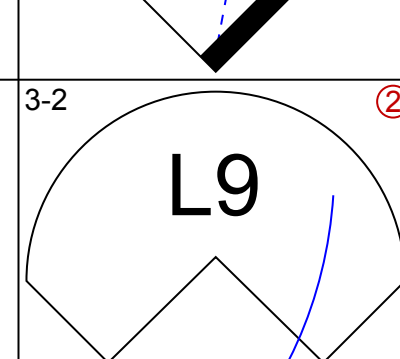
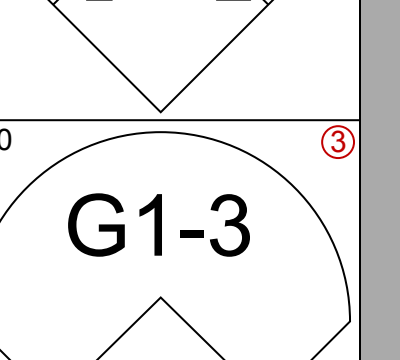
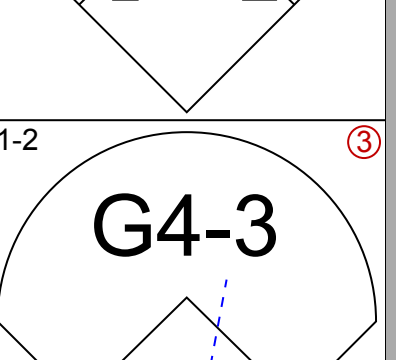
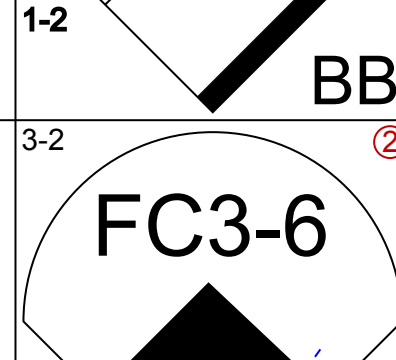
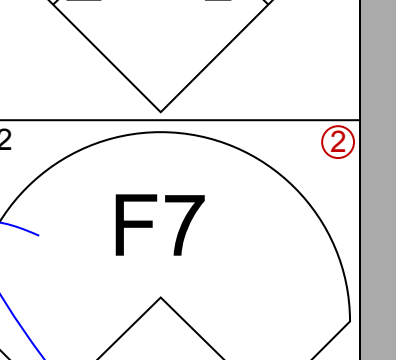
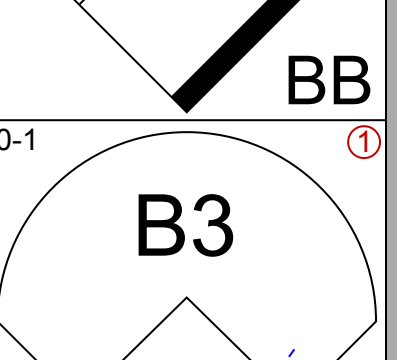
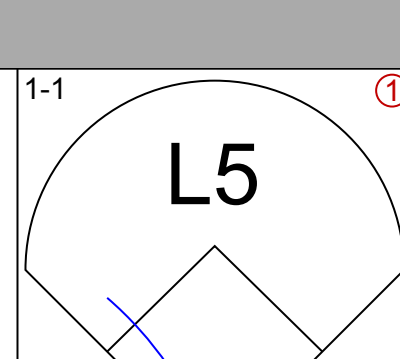
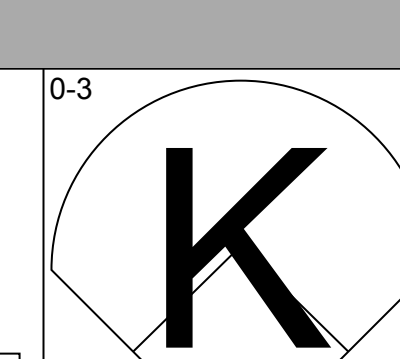
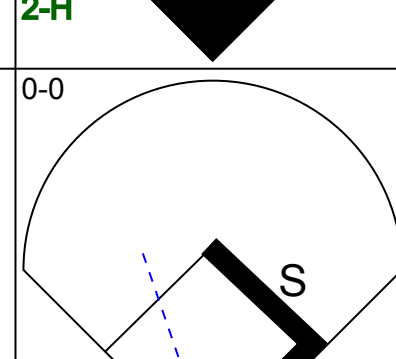
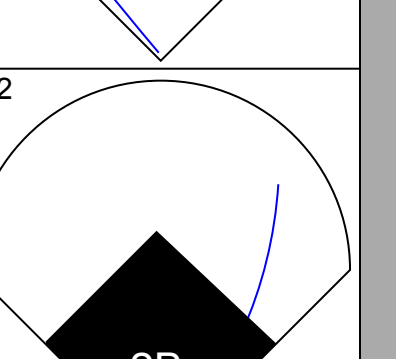
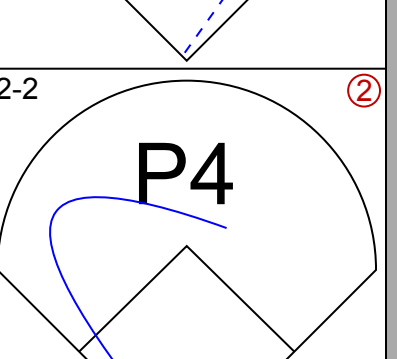
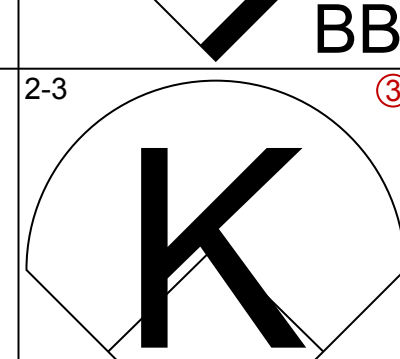
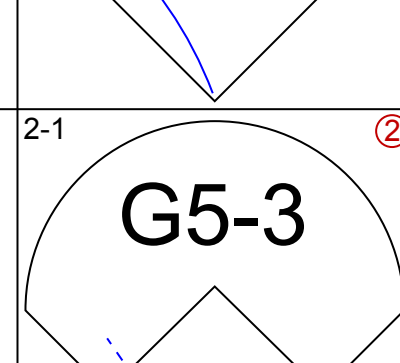
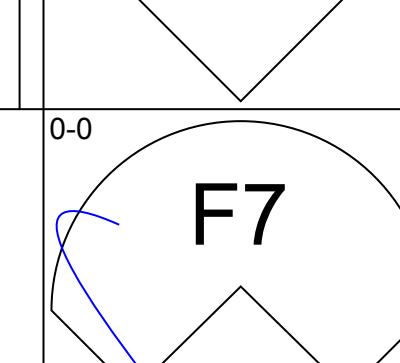
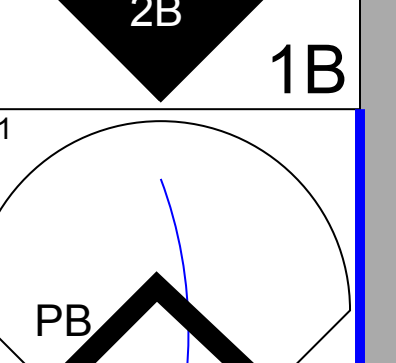
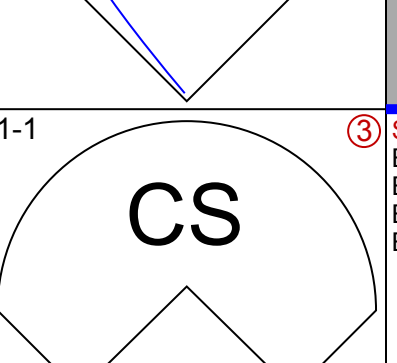
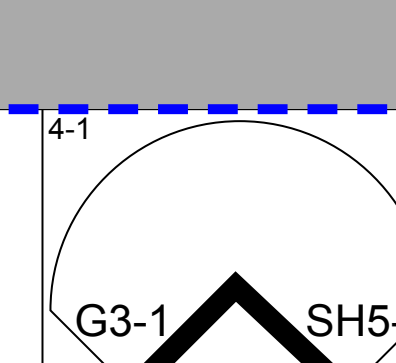
AB 31  
R 6  
H 10  
RBI 6  
BB 5  
SO 4  
LOB 19









Batter	1	2	3	4	5	6	7	8	9	10	11	12	AB	R	H	RBI	BB	SO	LOB	TOP				
Lou Frazier, S (1.8)													3 0 0 0 2 2 1											
Ray Durham, S (1.4)													5 0 1 0 1 0 3											
Frank Thomas, R (1.10)													4 0 0 0 2 2 4											
Albert Belle, R (1.7)													6 1 2 1 0 1 4											
Robin Ventura, L (1.5)													5 1 1 0 1 0 4											
Maglio Ordonez, R (1.9)													4 0 0 0 2 3 2											
Greg Norton, S (1.3)													5 1 0 0 1 0 3											
Chris Snopce, R (1.8)													6 1 2 1 0 2 3											
Charlie O'Brien, R (1.2)													3 0 0 0 0 1 1											
Ruben Sierra, S (8. PH)													1 0 1 1 0 0 0											
Chad Kreuter, S (8.2)													0 0 0 0 1 0 0											
<b>Inning Stats</b>	R: 0 E: 0 K: 12	H: 1 LOB: 1 BB: 16	R: 0 E: 0 K: 5	H: 0 LOB: 0 BB: 6	R: 0 E: 0 K: 10	H: 0 LOB: 1 BB: 19	R: 1 E: 0 K: 2	H: 1 LOB: 1 BB: 27	R: 0 E: 1 K: 2	H: 0 LOB: 2 BB: 14	R: 2 E: 1 K: 14	H: 2 LOB: 1 BB: 24	R: 0 E: 0 K: 12	H: 0 LOB: 1 BB: 12	R: 0 E: 0 K: 7	H: 0 LOB: 1 BB: 1	R: 0 E: 0 K: 10	H: 1 LOB: 2 BB: 21	1B: 4 2B: 2 3B: 0 HR: 1	SF: 0 SAC: 1 DP: 0 HBP: 0	WP: 0 PB: 1 SB: 5 CS: 1	PA: 54		
<b>PITCHER</b>													<b>Chris Carpenter, R (11.1)</b> ERA: 6.59 IP: 2.0 WLS: 9 BF: 1 H: 0 R: 0 ER: 0 SO: 1 BB: 2 IBB: 0 HBP: 0 BLK: 0 WP: 0 HR: 0 S: 19 P: 41 ERA: 0.00 WHIP: 1.500											
<b>Juan Guzman, R (1.1)</b>	IP: 6.0	WLS: 27	BF: 4	H: 3	R: 3	ER: 2	SO: 7	BB: 4	IBB: 0	HBP: 0	BLK: 0	WP: 0	HR: 1	S: 65	P: 106	ERA: 3.00	WHIP: 1.333							
<b>Bill Ristley, R (7.1)</b>	0.2	4	0	0	0	0	1	2	0	0	0	0	0	0	11	23	0.00	3.000						
<b>Dan Plesac, L (7.1)</b>	0.1	1	0	0	0	0	0	0	0	0	0	0	0	0	1	2	0.00	0.000						
<b>Paul Quantrill, R (8.1)</b>	1.2	8	2	1	1	2	1	0	0	0	0	0	0	0	19	34	5.40	1.800						
<b>Randy Myers, L (9.1)</b>	1.1	4	0	0	0	0	0	1	0	0	0	0	0	0	10	18	0.00	0.750						

Chicago White Sox @ Toronto Blue Jays

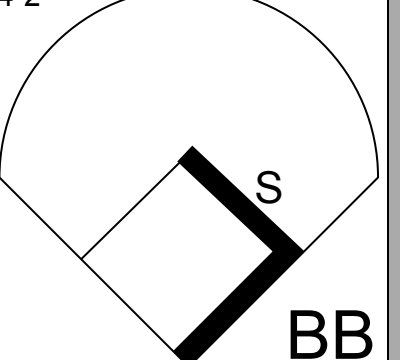
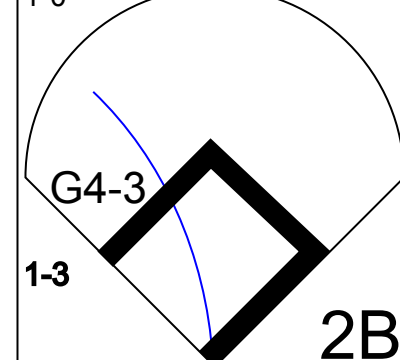
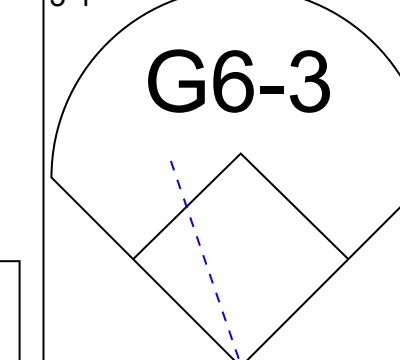
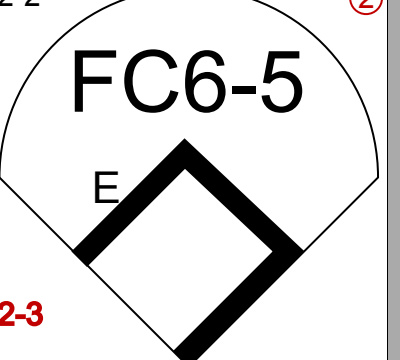
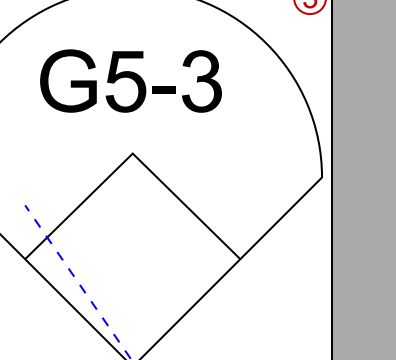
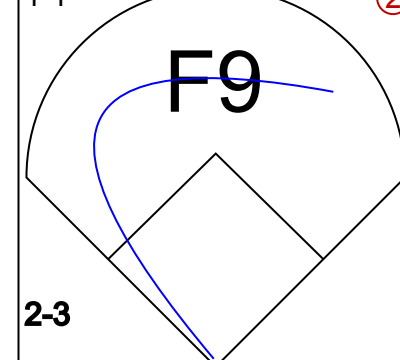


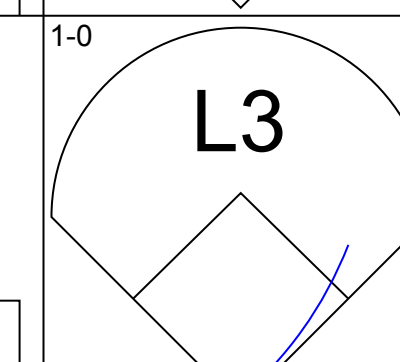
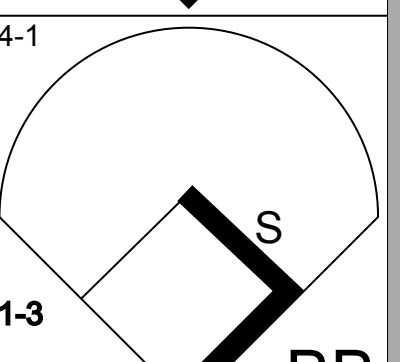
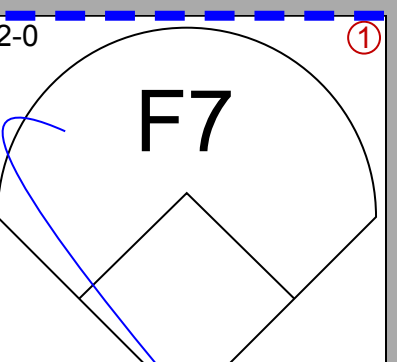
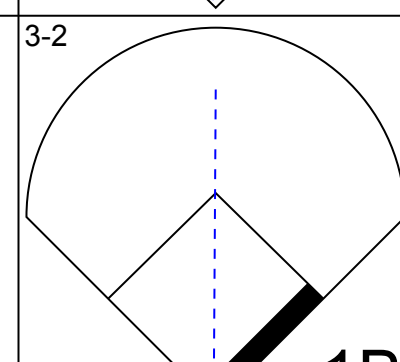
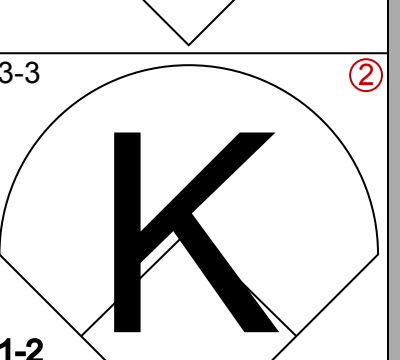
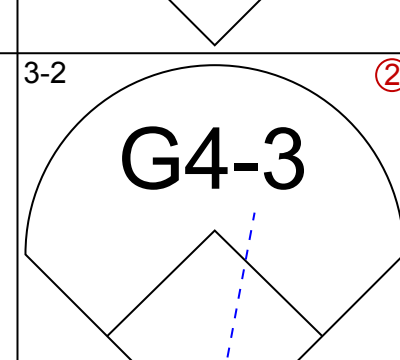
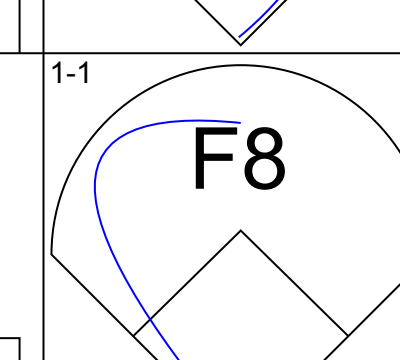
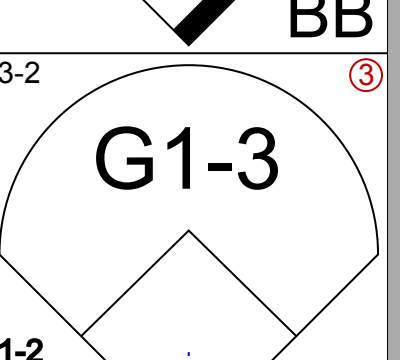
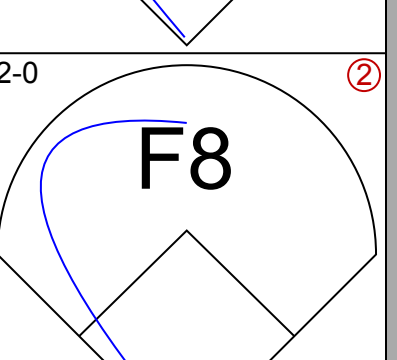
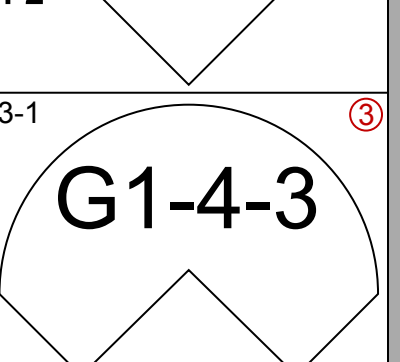
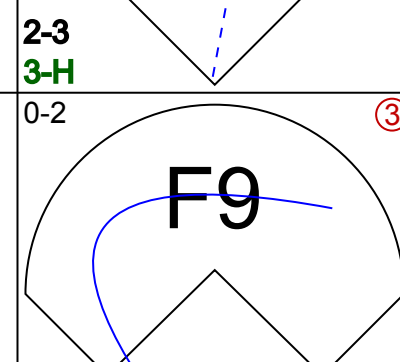
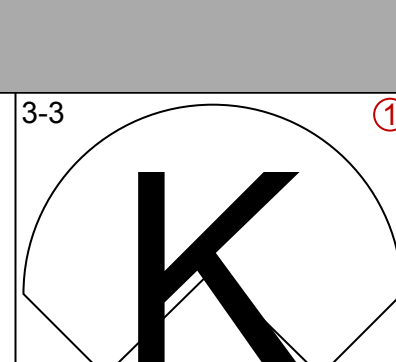
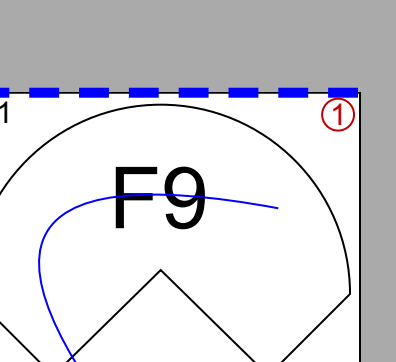
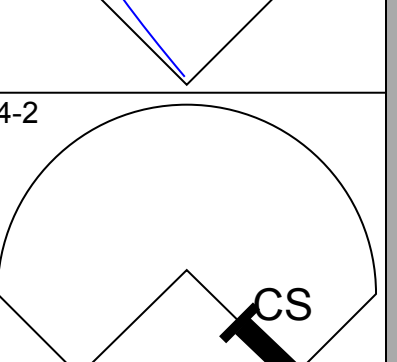
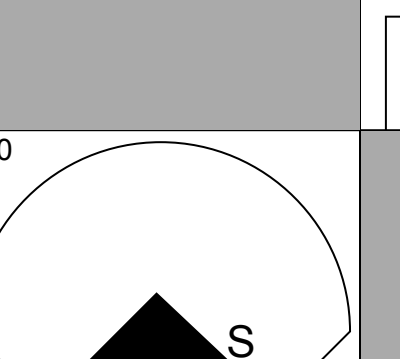
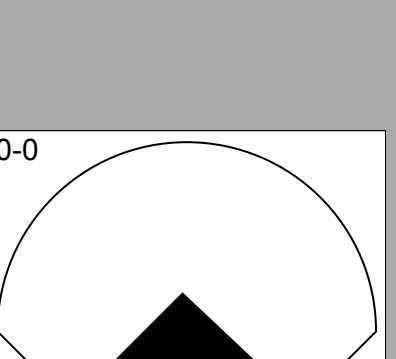
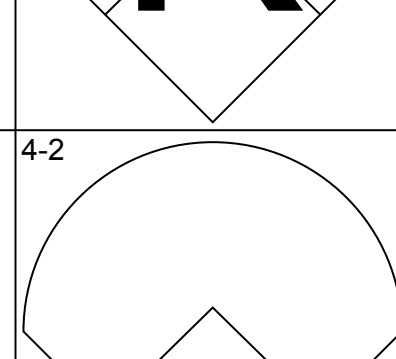
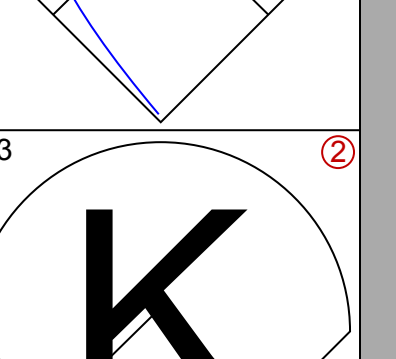
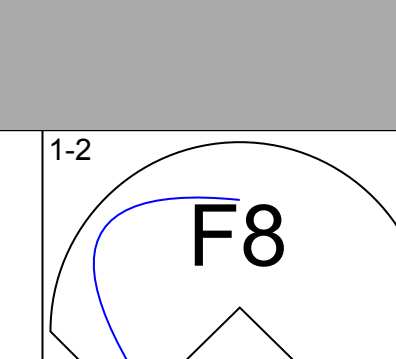
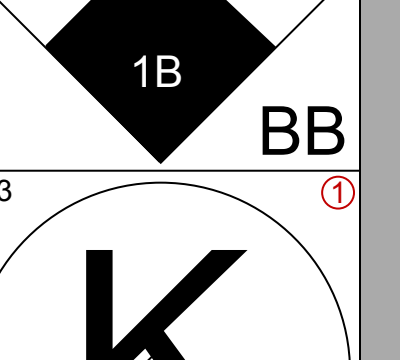
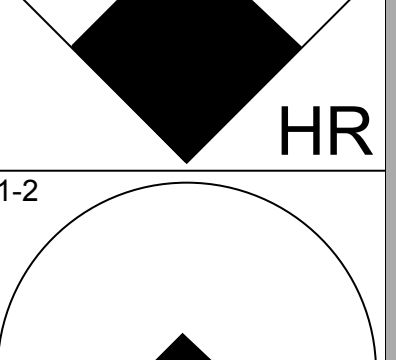
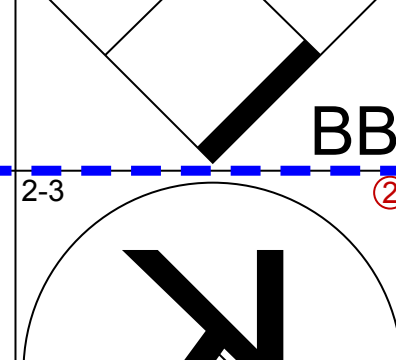
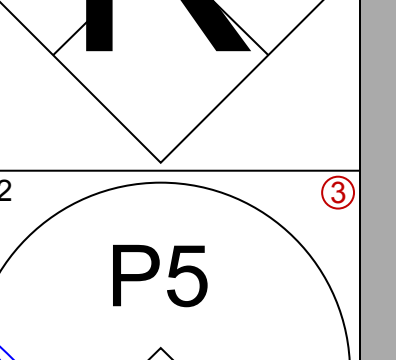
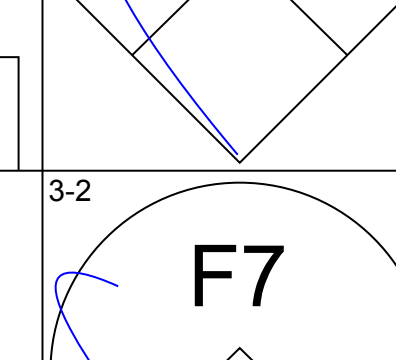
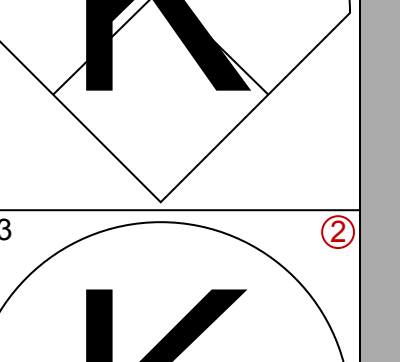
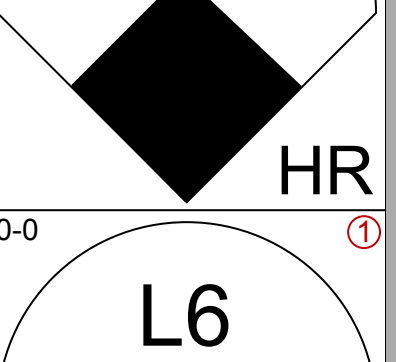
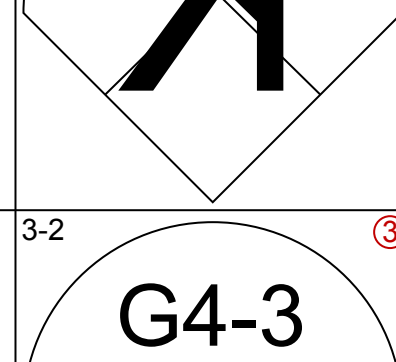
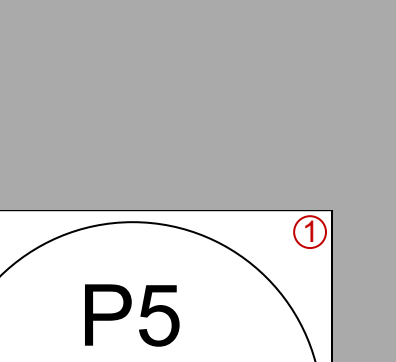
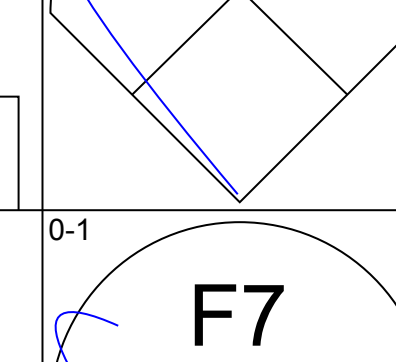
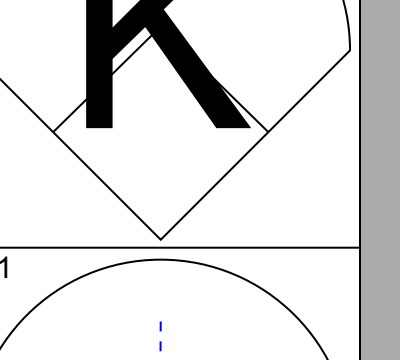
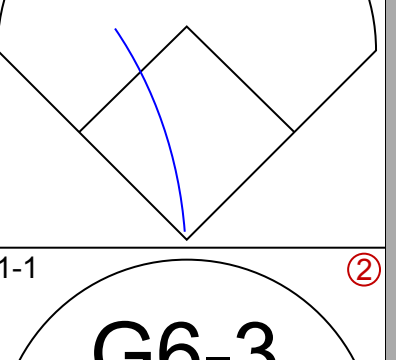
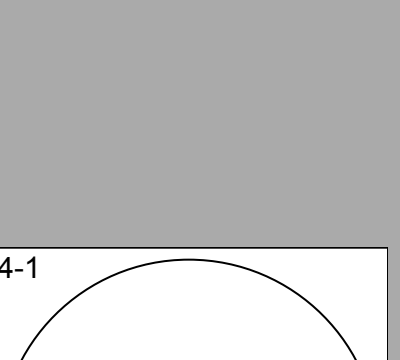
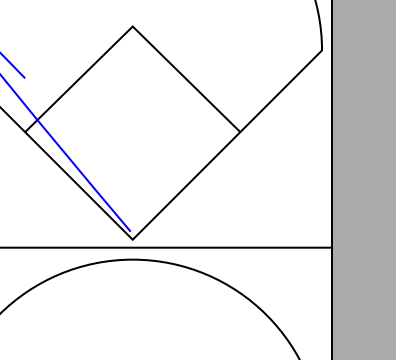
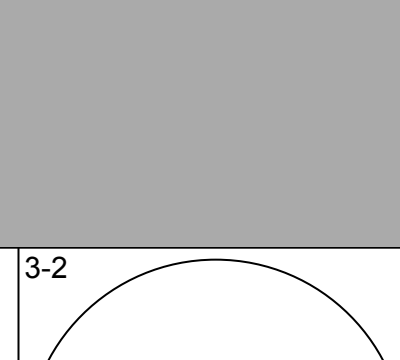
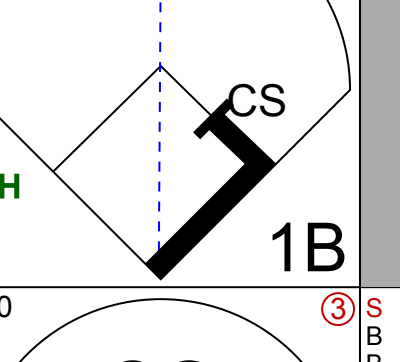
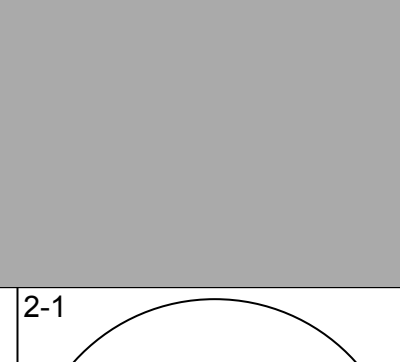

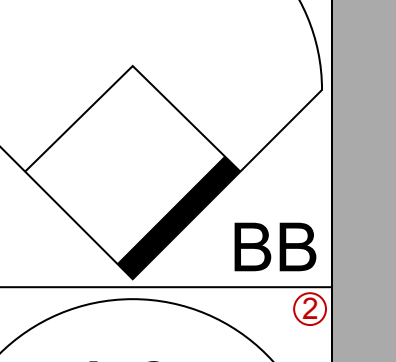
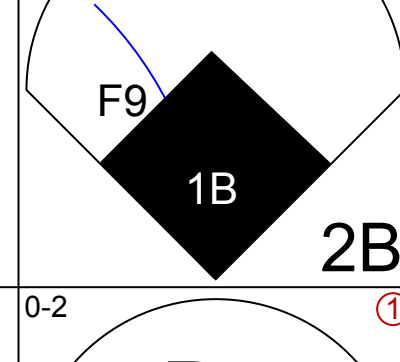
SkyDome, Toronto, ON

Sun Apr 19 1998, 3:33 AM EDT

Att. 31,265 - Dome - 72 F

AB	42
R	4
H	7
RBI	3
BB	10
SO	11
LOB	25



Batter	1	2	3	4	5	6	7	8	9	10	11	12	AB	R	H	RBI	BB	SO	LOB	BOTTOM				
Shannon Stewart, R (1.7)													5 0 1 0 1 0 3											
Alex Gonzalez, R (1.6)													5 0 1 1 1 1 2 3											
Shawn Green, L (1.9)													5 0 0 1 0 1 4											
Jose Canseco, R (1.10)													4 0 0 0 1 1 2											
Mike Stanley, R (1.3)													3 2 1 1 1 2 1 0											
Ed Sprague, R (1.5)													5 1 1 1 0 2 2											
José Cruz Jr., S (1.8)													5 0 0 0 0 1 2											
Craig Grebeck, R (1.4)													3 1 2 1 2 0 0											
Kevin Brown, R (1.2)													2 1 1 0 0 1 0											
Darrin Fletcher, L (9. PH)													2 0 0 0 0 0 2											
<b>Inning Stats</b>	R: 0 E: 0 K: 2	H: 0 LOB: 1 BB: 1	R: 1 E: 0 K: 2	H: 1 LOB: 0 BB: 1	R: 1 E: 0 K: 12	H: 2 LOB: 1 BB: 19	R: 2 E: 0 K: 10	H: 2 LOB: 0 BB: 13	R: 0 E: 0 K: 5	H: 0 LOB: 0 BB: 10	R: 0 E: 0 K: 14	H: 0 LOB: 1 BB: 26	R: 0 E: 0 K: 8	H: 0 LOB: 0 BB: 16	R: 0 E: 0 K: 11	H: 0 LOB: 0 BB: 15	R: 1 E: 0 K: 11	H: 2 LOB: 1 BB: 18	1B: 3 2B: 2 3B: 0 HR: 2	SF: 0 SAC: 1 DP: 0 HBP: 0	WP: 0 PB: 0 SB: 3 CS: 2	PA: 49		
<b>PITCHER</b>													<b>Scott Eyre, L (1.1)</b> ERA: 5.09 IP: 5.1 WLS: 23 BF: 5 H: 4 R: 4 ER: 4 SO: 7 BB: 3 IBB: 0 HBP: 0 BLK: 0 WP: 0 HR: 2 S: 51 P: 97 ERA: 6.75 WHIP: 1.500											
<b>Keith Foulke, R (8.1)</b>	1.2	7	0	0	0	1	2	0	0	0	0	0	0	0	19	37	0.00	1.200						
<b>Matt Karchner, R (6.1)</b>	2.0	7	0	0	0	1	1	0	0	0	0	0	0	0	17	31	0.00	0.500						
<b>Carlos Castillo, R (10.1)</b>	2.2	L 10	2	1	1	0	1	0	0	0	0	0	0	0	27	46	3.38	1.125						

Chicago White Sox @ Toronto Blue Jays

SkyDome, Toronto, ON

Sun Apr 19 1998, 3:33 AM EDT

Att. 31,265 - Dome - 72 F

AB	39
R	5
H	7
RBI	5
BB	7
SO	9
LOB	18





Batter	1	2	3	4	5	6	7	8	9	10	11	AB	R	H	RBI	BB	SO	LOB	TOP			
Chuck Knoblauch, R OBP: 0.382, SLG: 0.335 (1,4)	F9		F9		F8		FC6 1B		FC6-4 2B		FC6-4 3B	6	1	2	1	0	0	3				
2 Derek Jeter, R OBP: 0.282, SLG: 0.333 (1,6)	K		F7			FC6 1B	FC6-6 1B		FC6-4 1B		E4 S	6	0	1	0	0	1	4				
Paul O'Neill, L OBP: 0.441, SLG: 0.491 (1,9)	2B			F7		P5	FC3-6 1B		F9		K	6	0	1	0	0	1	7				
Tino Martinez, L OBP: 0.403, SLG: 0.554 (1,3)	G3-1			1B							2B	4	0	2	0	1	1	1				
Bernie Williams, S OBP: 0.386, SLG: 0.293 (1,8)		P2		F9		P5			F7		G4-3	5	0	0	0	0	0	4				
Darryl Strawberry, L OBP: 0.450, SLG: 0.700 (1,10)	F6			F7		F9			K		P9	3	0	0	0	0	0	3				
Tim Lincecum, S OBP: 0.294, SLG: 0.250 (8,PH)												2	0	0	0	0	1	1				
Chad Curtis, R OBP: 0.543, SLG: 0.567 (1,7)		20 BB				L8					G6-3	3	1	1	0	2	0	1				
20 Jorge Posada, S OBP: 0.324, SLG: 0.515 (1,2)	G4-3			F7		F9					G4-3	4	0	1	1	0	0	2				
Homer Bush, R OBP: 0.500, SLG: 0.333 (9,PR)												0	1	0	0	0	0	0				
Joe Girardi, R OBP: 0.320, SLG: 0.333 (9,2)												1	0	0	0	0	0	0				
Scott Brosius, R OBP: 0.361, SLG: 0.308 (1,5)			K			P2			FC6-4 1B		F8	4	0	1	0	1	1	1				
<b>Inning Stats</b>	R: 0 E: 0 K: 1 S: 11	H: 1 LOB: 1 BB: 0 P: 18	R: 0 E: 0 K: 0 S: 9	H: 0 LOB: 1 BB: 1 P: 20	R: 0 E: 0 K: 1 S: 11	H: 0 LOB: 0 BB: 0 P: 16	R: 0 E: 0 K: 0 S: 14	H: 1 LOB: 1 BB: 0 P: 19	R: 0 E: 0 K: 0 S: 8	H: 0 LOB: 1 BB: 1 P: 13	R: 0 E: 0 K: 2 S: 10	H: 0 LOB: 0 BB: 0 P: 14	R: 2 E: 0 K: 0 S: 12	H: 3 LOB: 2 BB: 0 P: 19	R: 0 E: 0 K: 0 S: 5	H: 1 LOB: 1 BB: 0 P: 6	R: 1 E: 0 K: 1 S: 17	H: 1 LOB: 1 BB: 0 P: 30	1B: 5 2B: 3 3B: 1 HR: 0	SF: 0 SAC: 0 DP: 0 HBP: 0	WP: 0 PB: 0 SB: 3 CS: 0	PA: 48
<b>PITCHER</b>	IP ERA WLS BF H R ER SO BB IBB HBP BLK WP HR S P ERA WHIP	Woody Williams, R ERA: 2.49	Dan Plesac, L ERA: 4.26	Randy Myers, L ERA: 12.7	Bill Risley, R ERA: 1.69	<b>PITCHER</b>																

New York Yankees @ Toronto Blue Jays  
SkyDome, Toronto, ON  
Mon Apr 20 1998, 7:05 PM EDT  
Att: 26,385 - Dome - 72 F

AB 44  
R 3  
H 9  
RBI 2  
BB 4  
SO 5  
LOB 27



Batter	1	2	3	4	5	6	7	8	9	10	11	AB	R	H	RBI	BB	SO	LOB	BOTTOM							
Shannon Stewart, R OBP: 0.385, SLG: 0.327 (1,7)	K		CS 1B			2B 1B	BB				P3	4	1	2	0	1	1	0								
Alex Gonzalez, R OBP: 0.260, SLG: 0.319 (1,6)	G4-3		CS	P3		S 2B	P3		K		F9	6	0	1	2	0	1	6								
Shawn Green, L OBP: 0.325, SLG: 0.493 (1,9)	F7			F7		G6-3			F8		G3-1 2B	5	0	1	0	0	0	1								
Jose Canseco, R OBP: 0.244, SLG: 0.534 (1,10)		F7		F8		G6-4-3 BB			L1		G3-1	4	0	0	0	1	0	1								
Mike Stanley, R OBP: 0.369, SLG: 0.524 (1,3)												5 FC6-2-5 WP	5	0	1	0	0	2	3							
Juan Samuel, R OBP: 0.176, SLG: 0.188 (10,PR)													0	0	0	0	0	0								
5 Ed Sprague, R OBP: 0.381, SLG: 0.519 (1,5)	FC5-4 1B			K					G5-3		IBB	4	0	1	0	1	1	1								
José Cruz, Jr., S OBP: 0.303, SLG: 0.310 (1,8)		F8							F7		IBB	3	0	0	0	2	1	2								
Tony Fernandez, S OBP: 0.293, SLG: 0.229 (1,4)			P3			G1-3			P4		L6	4	0	0	0	0	0	5								
Kevin Brown, R OBP: 0.369, SLG: 0.308 (1,2)												2	1	1	0	1	0	0								
Felipe Crespo, S OBP: 0.313, SLG: 0.308 (9,PH)											F7	0	0	0	0	1	0	0								
Darin Fletcher, L OBP: 0.192, SLG: 0.250 (10,2)						1B 2B						1	0	0	0	0	0	0								
<b>Inning Stats</b>	R: 0 E: 0 K: 1 S: 7	H: 0 LOB: 0 BB: 0 P: 10	R: 0 E: 0 K: 0 S: 8	H: 1 LOB: 1 BB: 0 P: 13	R: 0 E: 0 K: 0 S: 5	H: 1 LOB: 0 BB: 0 P: 9	R: 0 E: 0 K: 0 S: 5	H: 0 LOB: 0 BB: 0 P: 8	R: 0 E: 0 K: 2 S: 8	H: 0 LOB: 1 BB: 1 P: 14	R: 2 E: 0 K: 0 S: 17	H: 3 LOB: 3 BB: 1 P: 28	R: 0 E: 0 K: 1 S: 13	H: 1 LOB: 3 BB: 2 P: 28	R: 0 E: 0 K: 1 S: 7	H: 0 LOB: 0 BB: 0 P: 10	R: 0 E: 0 K: 1 S: 12	H: 0 LOB: 3 BB: 1 P: 22	R: 0 E: 0 K: 0 S: 6	H: 1 LOB: 3 BB: 2 P: 18	R: 0 E: 0 K: 0 S: 8	H: 0 LOB: 0 BB: 0 P: 10	1B: 3 2B: 4 3B: 0 HR: 0	SF: 0 SAC: 0 DP: 1 HBP: 2	WP: 1 PB: 0 SB: 3 CS: 1	PA: 48
<b>PITCHER</b>	IP ERA WLS BF H R ER SO BB IBB HBP BLK WP HR S P ERA WHIP	David Wells, L ERA: 4.73	52 Mike Buddie, R ERA: 9.64	Jeff Nelson, R ERA: 12.31	Willie Banks, R ERA: 22.5	Mike Stanton, L ERA: 2.08	<b>PITCHER</b>																			

New York Yankees @ Toronto Blue Jays  
SkyDome, Toronto, ON  
Mon Apr 20 1998, 7:05 PM EDT  
Att: 26,385 - Dome - 72 F

AB 38  
R 2  
H 7  
RBI 2  
BB 7  
SO 6  
LOB 19













Batter	1	2	3	4	5	6	7	8	9	AB	R	H	RBI	BB	SO	LOB	TOP																					
Shannon Stewart, R OBP: 0.380, SLG: 0.313 (1, 8)	G5-3		F9		F7			P3		5	0	1	0	0	0	1	Toronto Blue Jays @ Chicago White Sox Comiskey Park, Chicago, IL Fri Apr 24, 1998, 8:05 PM EDT Att: 14,198 - Unknown - 54 F																					
Tony Fernandez, S OBP: 0.292, SLG: 0.246 (1, 4)	G4-6-3 HBP			P5		G3		K		4	0	0	0	0	2	2																						
Shawn Green, L OBP: 0.312, SLG: 0.451 (1, 9)	G4-6-3					G3-1		E5		4	0	1	0	0	0	1																						
Jose Canseco, R OBP: 0.242, SLG: 0.529 Jose Cruz Jr., S OBP: 0.301, SLG: 0.308 (8, PR)										3	1	1	1	1	1	1																						
Carlos Delgado, L (1, 3)										0	0	0	0	0	0	0																						
Mike Stanley, R OBP: 0.386, SLG: 0.472 (1, 10)										2	1	0	0	2	0	0																						
5 Ed Sprague, R OBP: 0.351, SLG: 0.470 (1, 5)										2	1	0	0	1	1	3																						
Darrin Fletcher, L OBP: 0.254, SLG: 0.255 (1, 2)										2	1	0	0	2	0	0																						
Alex Gonzalez, R OBP: 0.250, SLG: 0.304 (1, 6)										2	1	0	0	1	1	0																						
Inning Stats	R: 0 E: 0 K: 0 S: 7	H: 0 LOB: 0 BB: 0 P: 10	R: 1 E: 0 K: 0 S: 7	H: 1 LOB: 0 BB: 0 P: 14	R: 0 E: 0 K: 0 S: 9	H: 0 LOB: 0 BB: 0 P: 12	R: 0 E: 0 K: 1 S: 10	H: 1 LOB: 0 BB: 0 P: 13	R: 2 E: 0 K: 0 S: 9	H: 2 LOB: 1 BB: 1 P: 18	R: 0 E: 0 K: 0 S: 4	H: 0 LOB: 0 BB: 0 P: 7	R: 0 E: 0 K: 0 S: 11	H: 0 LOB: 2 BB: 2 P: 27	R: 0 E: 1 K: 2 S: 12	H: 0 LOB: 3 BB: 2 P: 23		R: 0 E: 0 K: 2 S: 11	H: 2 LOB: 2 BB: 0 P: 16	1B: 5 2B: 1 3B: 0 HR: 1	SF: 1 SAC: 0 DP: 2 HBP: 2	WP: 0 PB: 0 SB: 0 CS: 1	PA: 38															
PITCHER	IP	WLS	BF	H	R	ER	SO	BB	IBB	HBP	BLK	WP	HR	S	P	ERA	WHIP	PITCHER				IP	WLS	BF	H	R	ER	SO	BB	IBB	HBP	BLK	WP	HR	S	P	ERA	WHIP
Jaime Navarro, R ERA: 4.97 (1, 1)	7.2	L	31	4	3	3	2	4	0	2	0	0	1	64	114	3.52	1.043																					
Tom Fordham, L ERA: 10.45 (8, 1)	0.0		1	0	0	0	0	1	0	0	0	0	0	2	6	∞	∞																					
Matt Karchner, R ERA: 1.04 (8, 1)	1.1		6	2	0	0	3	0	0	0	0	0	0	14	20	0.00	1.500																					

AB	30
R	3
H	6
RBI	3
BB	5
SO	5
LOB	11

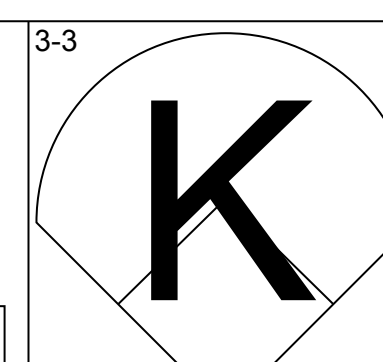
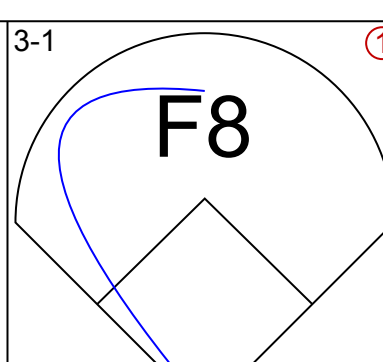
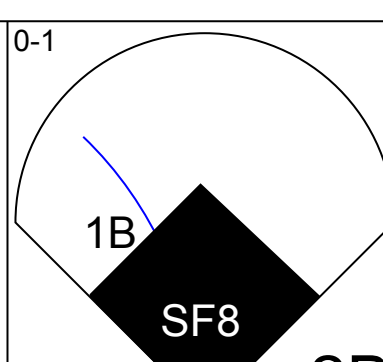
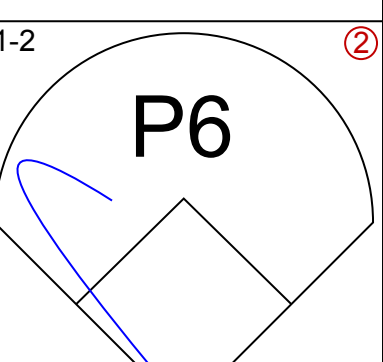
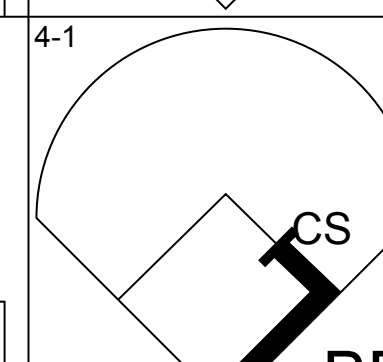
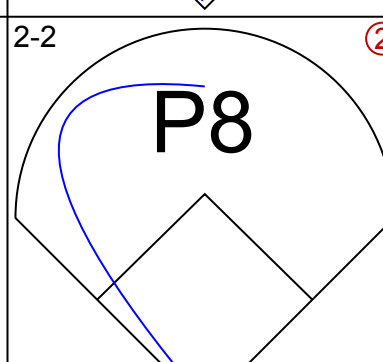
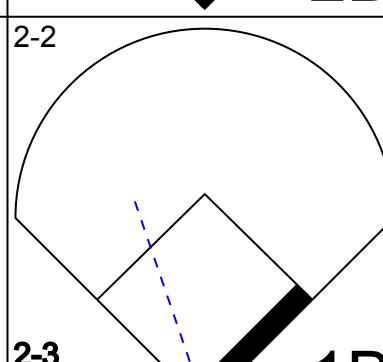
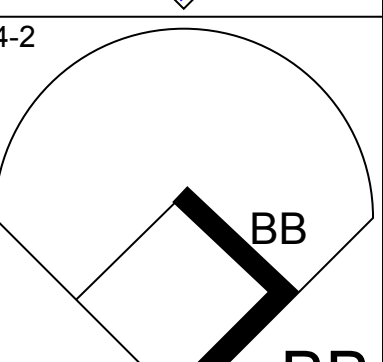
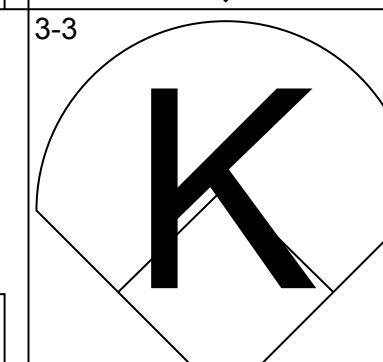
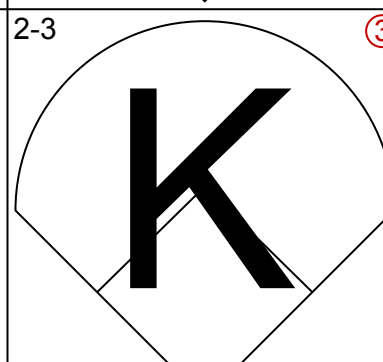
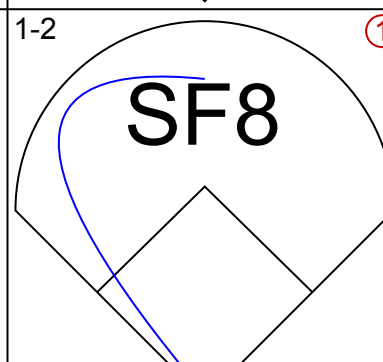
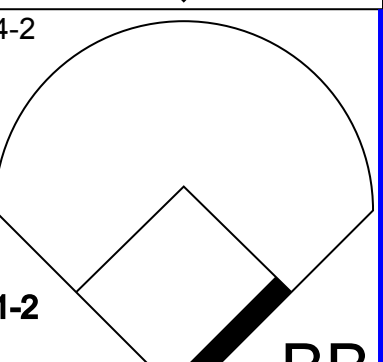
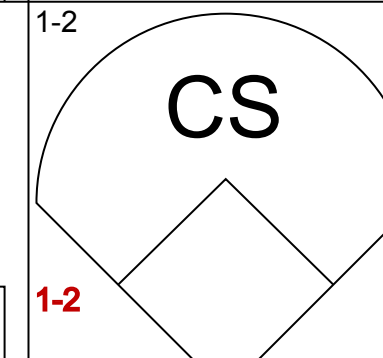
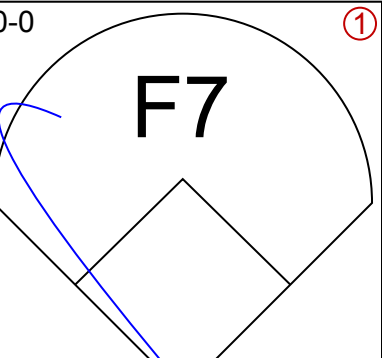
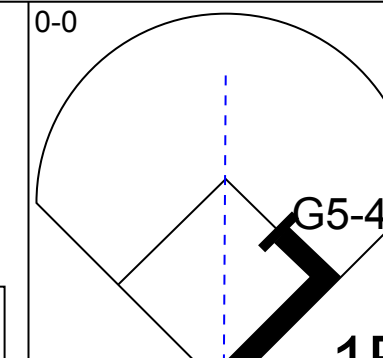
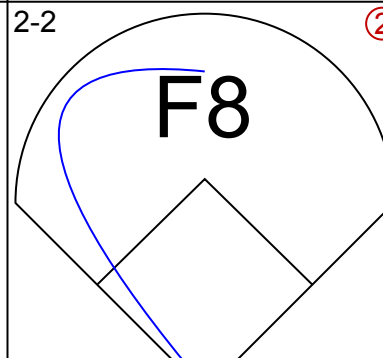
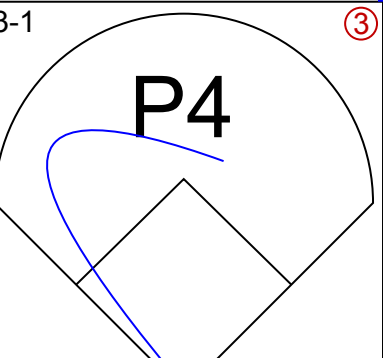
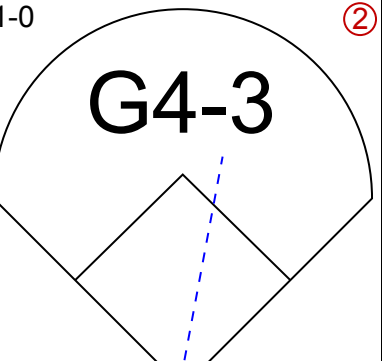
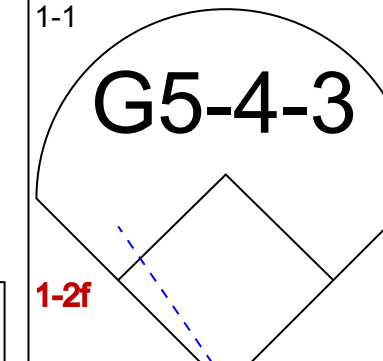
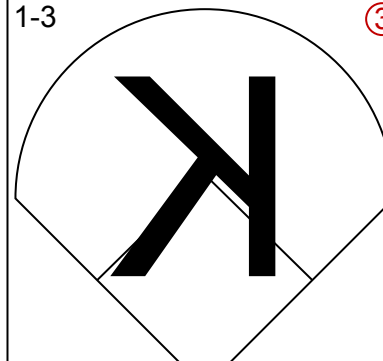

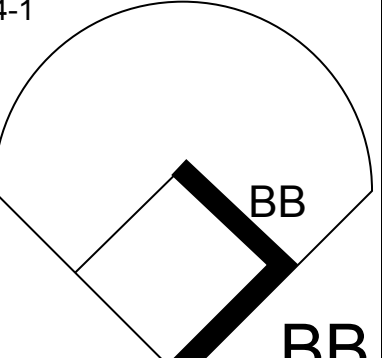
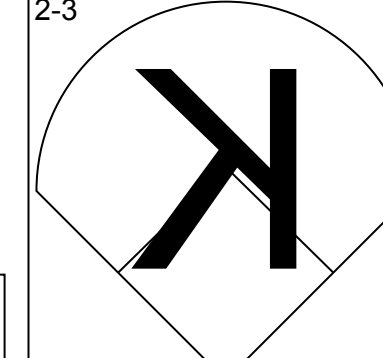


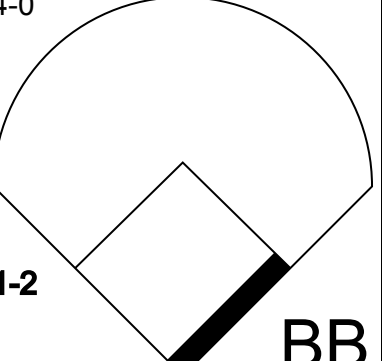
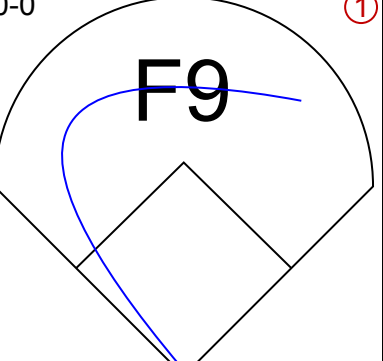


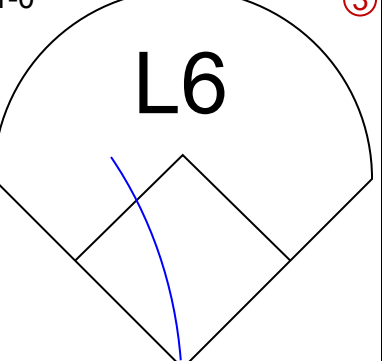
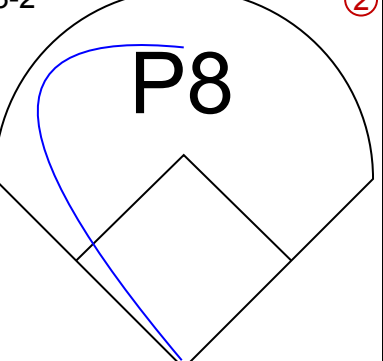

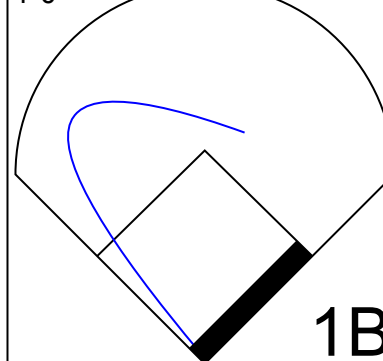
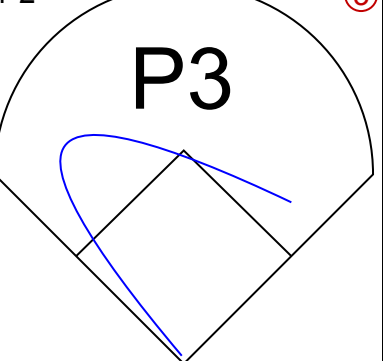
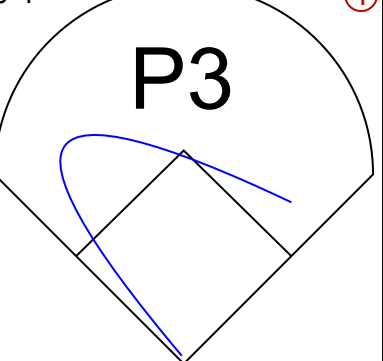


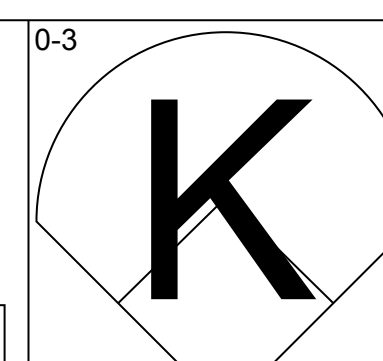
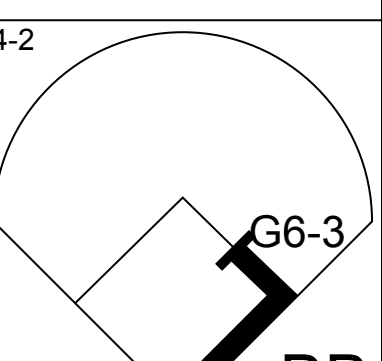
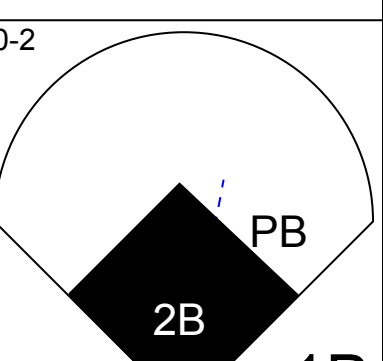
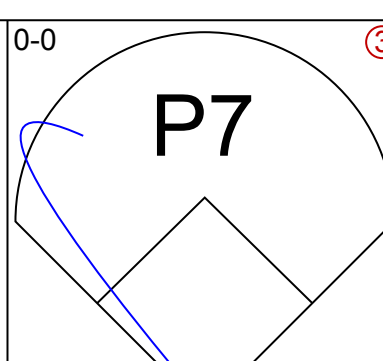
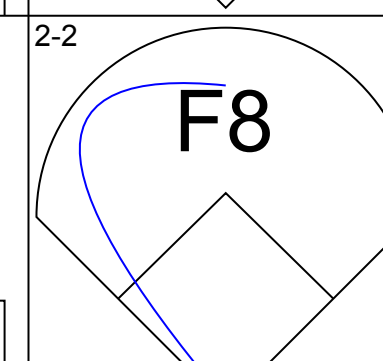
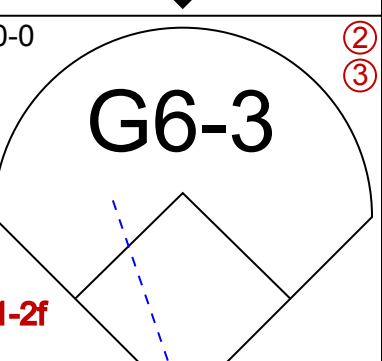
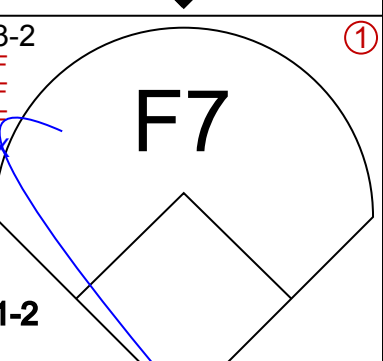

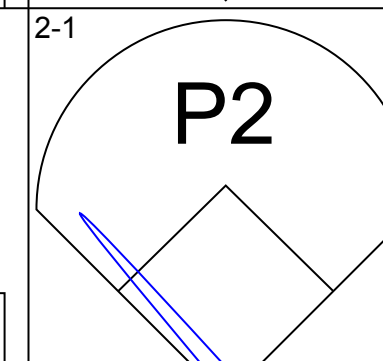
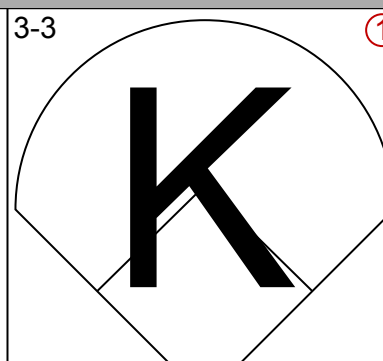
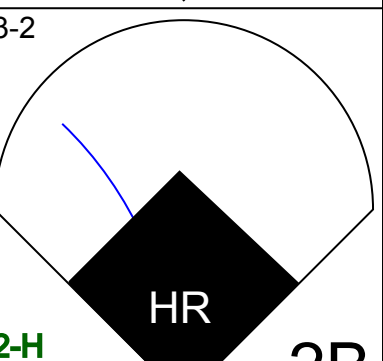

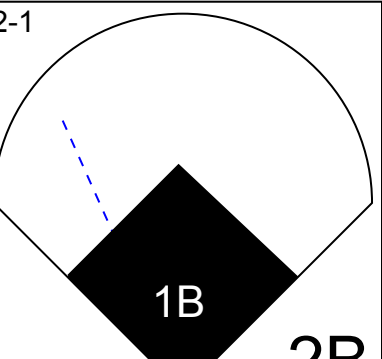
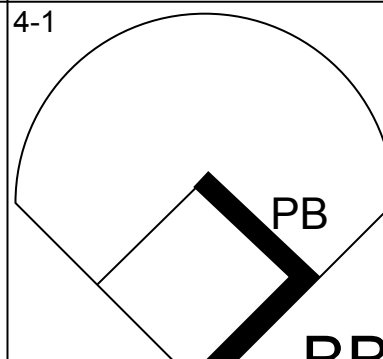
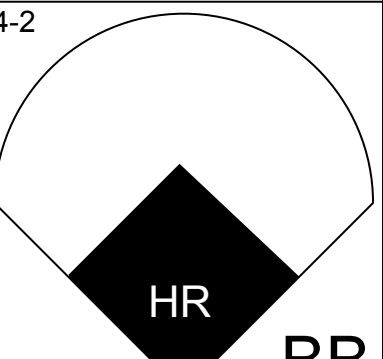

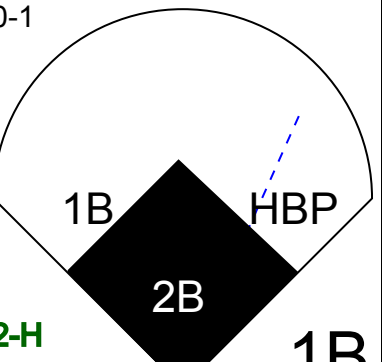
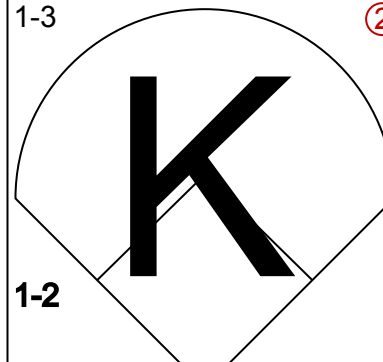
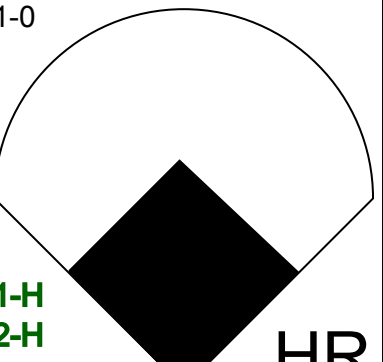

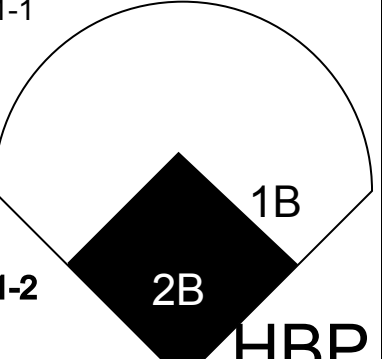
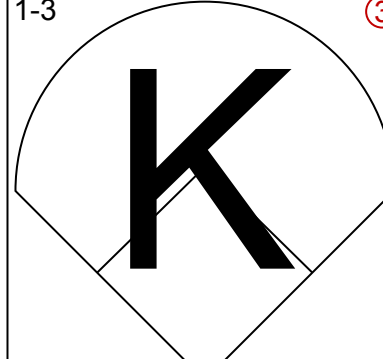
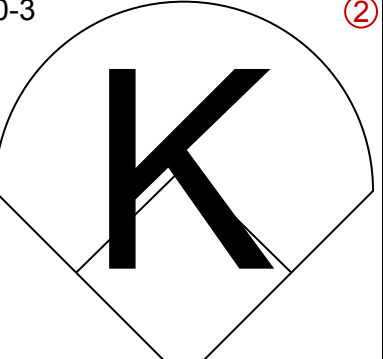

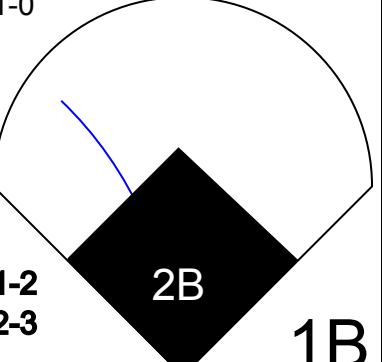
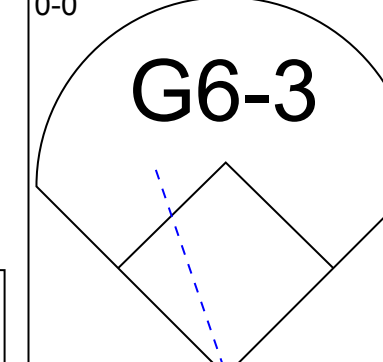
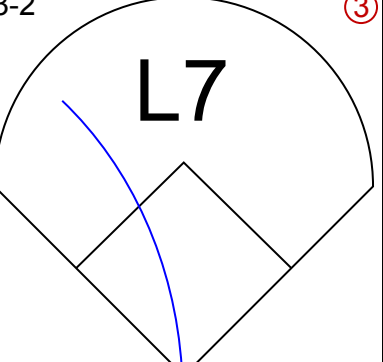
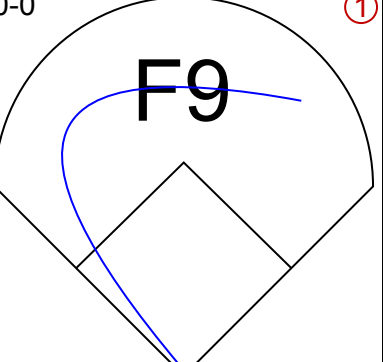
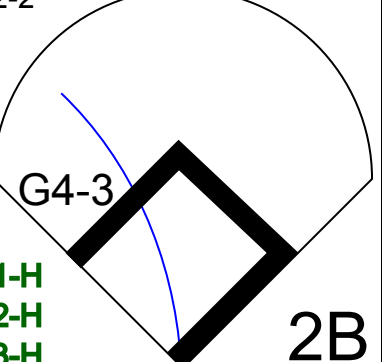
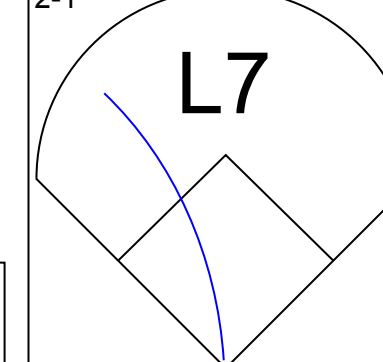
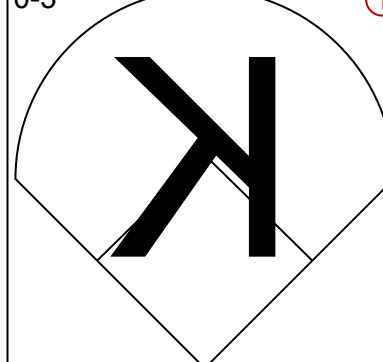
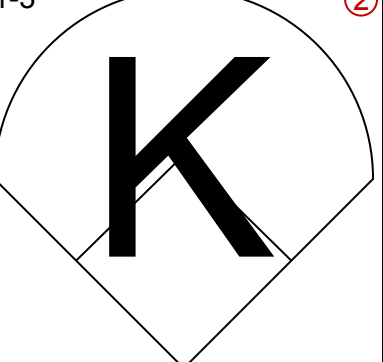
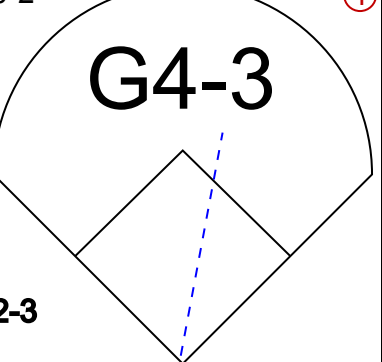
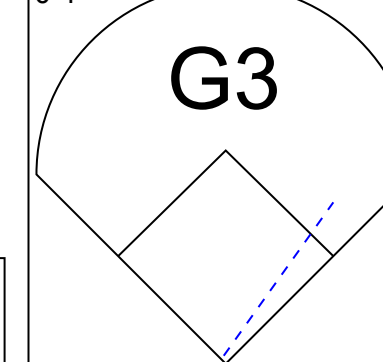
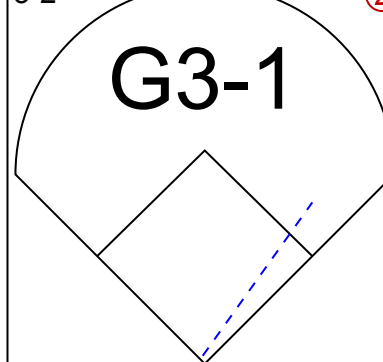
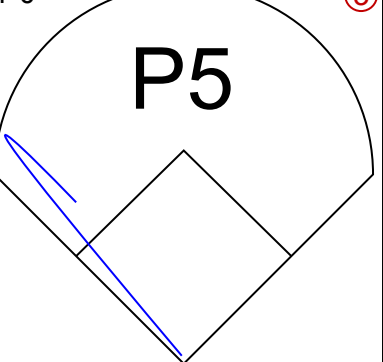
Batter	1	2	3	4	5	6	7	8	9	AB	R	H	RBI	BB	SO	LOB	BOTTOM																						
Ray Durham, S OBP: 0.326, SLG: 0.390 (1, 4)	F9			FC5-4 2B		SH5-3			F8	3	0	1	0	0	0	0	Toronto Blue Jays @ Chicago White Sox Comiskey Park, Chicago, IL Fri Apr 24, 1998, 8:05 PM EDT Att: 14,198 - Unknown - 54 F																						
Mike Cameron, R OBP: 0.285, SLG: 0.262 (1, 8)	F8			FC5-4 G6-4-3		G4-3			F8	4	0	0	0	0	2																								
Frank Thomas, R OBP: 0.368, SLG: 0.507 (1, 10)	K			G6-4-3						3	0	0	0	0	2	1																							
Albert Belle, R OBP: 0.302, SLG: 0.392 (1, 7)										3	1	2	0	0	0	0																							
Robin Ventura, L OBP: 0.353, SLG: 0.468 (1, 5)										3	0	0	0	0	0	2																							
Wil Cordero, R OBP: 0.429, SLG: 0.857 (1, 3)										3	0	2	1	0	0	0																							
Magglio Ordonez, R OBP: 0.316, SLG: 0.388 (1, 9)										3	0	0	0	0	2																								
Charlie O'Brien, R OBP: 0.290, SLG: 0.367 Ruben Sierra, S OBP: 0.265, SLG: 0.469 Chad Kreuter, S OBP: 0.405, SLG: 0.300 (1, 2)										1	0	1	0	1	0	0																							
Mike Caruso, S OBP: 0.322, SLG: 0.439 25 Jeff Abbott, R OBP: 0.278, SLG: 0.833 (8, PH)										1	0	0	0	0	0	0																							
25 Jeff Abbott, R OBP: 0.278, SLG: 0.833 (8, PH)										0	0	0	0	0	0	0																							
Inning Stats	R: 0 E: 0 K: 1 S: 8	H: 0 LOB: 0 BB: 0 P: 14	R: 0 E: 0 K: 0 S: 4	H: 1 LOB: 0 BB: 0 P: 7	R: 0 E: 0 K: 0 S: 6	H: 0 LOB: 0 BB: 1 P: 12	R: 0 E: 0 K: 0 S: 5	H: 1 LOB: 0 BB: 0 P: 7	R: 1 E: 0 K: 0 S: 6	H: 2 LOB: 0 BB: 0 P: 11	R: 0 E: 0 K: 1 S: 8	H: 1 LOB: 1 BB: 0 P: 13	R: 0 E: 0 K: 1 S: 7	H: 0 LOB: 0 BB: 0 P: 13	R: 0 E: 0 K: 0 S: 5	H: 1 LOB: 0 BB: 0 P: 9	R: 0 E: 0 K: 0 S: 9	H: 0 LOB: 0 BB: 0 P: 16	1B: 4 2B: 2 3B: 0 HR: 0	SF: 0 SAC: 1 DP: 5 HBP: 0	WP: 0 PB: 0 SB: 0 CS: 0	PA: 29																	
PITCHER	IP	WLS	BF	H	R	ER	SO	BB	IBB	HBP	BLK	WP	HR	S	P	ERA	WHIP	PITCHER				IP	WLS	BF	H	R	ER	SO	BB	IBB	HBP	BLK	WP	HR	S	P	ERA	WHIP	
Pat Hentgen, R ERA: 5.85 (1, 1)	7.0	W	23	5	1	1	3	1	0	0	0	0	0	44	77	1.29	0.857																						
Paul Quantill, R ERA: 1.69 (8, 1)	1.0		3	1	0	0	0	0	0	0	0	0	0	5	9	0.00	1.000																						
Randy Myers, L ERA: 2.35 (9, 1)	1.0	S	3	0	0	0	0	0	0	0	0	0	0	9	16	0.00	0.000																						

AB	27
R	1
H	6
RBI	1
BB	1
SO	3
LOB	9





Batter	1	2	3	4	5	6	7	8	9	AB	R	H	RBI	BB	SO	LOB	TOP					
Juan Samuel, R OBP: 0.190, SLG: 0.250										4	1	1	0	0	1	1	<p>Toronto Blue Jays @ Chicago White Sox Comiskey Park, Chicago, IL Sat Apr 25 1998, 8:05 PM EDT Att: 14,457 - Overcast - 57 F</p>					
Tony Fernandez, S OBP: 0.316, SLG: 0.254										2	0	1	0	2	0	1						
Jose Canseco, R OBP: 0.242, SLG: 0.517 Felipe Crespo, S OBP: 0.294, SLG: 0.286										2	0	0	1	1	2	2						
Carlos Delgado, L OBP: 0.375, SLG: 0.167										4	0	1	0	0	0	3						
Mike Stanley, R OBP: 0.370, SLG: 0.447										4	0	0	0	0	1	2						
Ed Sprague, R OBP: 0.346, SLG: 0.449										3	0	0	0	1	1	0						
Jose Cruz Jr., S OBP: 0.299, SLG: 0.294										3	0	0	0	1	1	0						
Alex Gonzalez, R OBP: 0.241, SLG: 0.293										3	0	0	0	0	0	2						
Kevin Brown, R OBP: 0.381, SLG: 0.313										3	0	1	0	0	0	0						
<b>Inning Stats</b>	R: 0 E: 0 K: 2 S: 10	H: 0 LOB: 0 BB: 1 P: 21	R: 0 E: 0 K: 0 S: 4	H: 0 LOB: 2 BB: 2 P: 14	R: 0 E: 0 K: 1 S: 11	H: 1 LOB: 1 BB: 0 P: 19	R: 0 E: 0 K: 1 S: 7	H: 1 LOB: 0 BB: 0 P: 10	R: 0 E: 0 K: 0 S: 7	H: 0 LOB: 0 BB: 0 P: 11	R: 1 E: 0 K: 1 S: 16	H: 2 LOB: 1 BB: 0 P: 22	R: 0 E: 0 K: 0 S: 5	H: 0 LOB: 2 BB: 0 P: 9	R: 0 E: 0 K: 1 S: 13	H: 0 LOB: 2 BB: 0 P: 25	R: 0 E: 0 K: 1 S: 6	H: 0 LOB: 0 BB: 0 P: 10	1B: 3 2B: 1 3B: 0 HR: 0	SF: 1 SAC: 0 DP: 1 HBP: 0	WP: 0 PB: 0 SB: 0 CS: 1	PA: 35
<b>PITCHER</b>	IP WLS BF H R ER SO BB IBB HBP BLK WP HR S P ERA WHIP																					
Scott Eyre, L ERA: 4.18	(1, 1) 6.0 W 23 4 1 1 5 3 0 0 0 0 0 0 55 97 1.50 1.167																					
Carlos Castillo, R ERA: 5.06	(7, 1) 2.0 8 0 0 0 0 2 0 0 0 0 0 0 18 34 0.00 1.000																					
41 Bill Simas, R ERA:	(9, 1) 1.0 3 0 0 0 1 0 0 0 0 0 0 0 6 10 0.00 0.000																					

Batter	1	2	3	4	5	6	7	8	9	AB	R	H	RBI	BB	SO	LOB	BOTTOM					
Ray Durham, S OBP: 0.333, SLG: 0.388										3	1	1	0	1	1	0	<p>Toronto Blue Jays @ Chicago White Sox Comiskey Park, Chicago, IL Sat Apr 25 1998, 8:05 PM EDT Att: 14,457 - Overcast - 57 F</p>					
Mike Cameron, R OBP: 0.270, SLG: 0.246										4	0	0	0	0	0	3						
Frank Thomas, R OBP: 0.363, SLG: 0.507										4	1	1	1	0	2	0						
Albert Belle, R OBP: 0.333, SLG: 0.413 25 Jeff Abbott, R OBP: 0.276, SLG: 0.833										1	2	1	0	3	0	0						
Robin Ventura, L OBP: 0.371, SLG: 0.513										3	2	2	4	1	1	1						
Wil Cordero, R OBP: 0.364, SLG: 0.600										3	1	0	0	0	3	3						
Magglio Ordonez, R OBP: 0.313, SLG: 0.380										4	1	1	0	0	0	0						
Charlie O'Brien, R OBP: 0.286, SLG: 0.382										4	0	1	3	0	2	0						
Mike Caruso, S OBP: 0.302, SLG: 0.410										4	0	0	0	0	0	1						
<b>Inning Stats</b>	R: 0 E: 0 K: 1 S: 8	H: 0 LOB: 0 BB: 0 P: 12	R: 4 E: 0 K: 0 S: 16	H: 4 LOB: 1 BB: 1 P: 26	R: 0 E: 0 K: 3 S: 10	H: 0 LOB: 0 BB: 1 P: 19	R: 0 E: 0 K: 0 S: 5	H: 0 LOB: 0 BB: 0 P: 7	R: 4 E: 0 K: 1 S: 22	H: 3 LOB: 0 BB: 1 P: 36	R: 0 E: 0 K: 1 S: 7	H: 0 LOB: 0 BB: 0 P: 10	R: 0 E: 0 K: 2 S: 10	H: 0 LOB: 2 BB: 2 P: 20	R: 0 E: 0 K: 1 S: 5	H: 0 LOB: 0 BB: 0 P: 7	R: 0 E: 0 K: 1 S: 6	H: 0 LOB: 0 BB: 0 P: 10	1B: 3 2B: 3 3B: 0 HR: 1	SF: 0 SAC: 0 DP: 1 HBP: 1	WP: 0 PB: 2 SB: 0 CS: 0	PA: 36
<b>PITCHER</b>	IP WLS BF H R ER SO BB IBB HBP BLK WP HR S P ERA WHIP																					
Juan Guzman, R ERA: 6.82	(1, 1) 5.0 L 25 7 8 8 5 3 0 0 1 0 0 0 61 100 14.40 2.000																					
Chris Carpenter, R ERA: 5.87	(6, 1) 1.2 6 0 0 0 2 1 0 0 0 0 0 0 12 20 0.00 0.600																					
Steve Sinclair, L ERA:	(7, 1) 0.1 2 0 0 0 1 1 0 0 0 0 0 0 5 10 0.00 3.000																					
Carlos Almanzar, R ERA: 4.0	(8, 1) 1.0 3 0 0 0 1 0 0 0 0 0 0 0 5 7 0.00 0.000																					



Batter	1	2	3	4	5	6	7	8	9	AB	R	H	RBI	BB	SO	LOB	TOP	
<b>Shannon Stewart, R</b> OBP: 0.390, SLG: 0.357 (1, 8)	1-1 F8 E 2B 1B	1-2 L5			2-1 1B 3B					3	2	2	0	0	0	0	<b>Toronto Blue Jays @ Chicago White Sox</b> Comiskey Park, Chicago, IL Sun Apr 26 1998, 4:33 AM EDT Att: 13,705 - Overcast - 49 F	
<b>Felipe Crespo, S</b> OBP: 0.300, SLG: 0.294 (1, 4)	1-0 E9 2B 2B		3-1 G4-3		1-1 PB E 1B					3	2	1	1	0	0	1		
<b>Shawn Green, L</b> OBP: 0.302, SLG: 0.435 (1, 9)	3-2 F8 2-3		2-1 F8		3-H 3-3 K					3	0	0	0	0	1	3		
<b>Jose Canseco, R</b> OBP: 0.255, SLG: 0.528 (1, 7)	1-0 2B 2B		3-2 P2		4-2 E BB					2	1	1	1	1	0	0		
<b>Carlos Delgado, L</b> OBP: 0.545, SLG: 0.667 (1, 3)	0-1 2B 2B			2-1 2B	0-2 E4 1-3 2-H 1B					3	0	3	3	0	0	0		
<b>Ed Sprague, R</b> OBP: 0.333, SLG: 0.431 (1, 5)	3-2 F8			3-3 K	1-1 F8					3	0	0	0	0	1	4		
<b>Mike Stanley, R</b> OBP: 0.356, SLG: 0.430 (1, 10)	1-0 F9			2-1 F8		0-0 L7				3	0	0	0	0	0	2		
<b>Darrin Fletcher, L</b> OBP: 0.258, SLG: 0.259 (1, 2)		1-1 G6-4-3 1B		0-0 F9		0-1 F9				3	0	1	0	0	0	1		
<b>Alex Gonzalez, R</b> OBP: 0.233, SLG: 0.282 (1, 6)		0-2 G6-4-3 1-2			0-0 G4-3	2-3 K				3	0	0	0	0	1	1		
<b>Inning Stats</b>	R: 3 E: 1 K: 0 S: 17	H: 3 LOB: 1 BB: 0 P: 27	R: 0 E: 0 K: 0 S: 8	H: 1 LOB: 0 BB: 0 P: 10	R: 0 E: 0 K: 0 S: 8	H: 0 LOB: 0 BB: 0 P: 16	R: 0 E: 0 K: 1 S: 8	H: 1 LOB: 1 BB: 0 P: 15	R: 2 E: 1 K: 1 S: 16	H: 3 LOB: 2 BB: 1 P: 27	R: 0 E: 0 K: 1 S: 7	H: 0 LOB: 0 BB: 0 P: 9						
<b>PITCHER</b> <b>James Baldwin, R</b> ERA: 7.11 (1, 1)	IP: 6.0 WLS: 27 BF: 27	H: 8 R: 5 ER: 4 SO: 3	BB: 1 IBB: 0 HBP: 0 BLK: 0	WP: 0 HR: 0 S: 64 P: 104	ERA: 6.00 WHIP: 1.500													

AB	26
R	5
H	8
RBI	5
BB	1
SO	3
LOB	12



WP: 0	PA: 27
FB: 1	
SB: 0	
CS: 0	

Batter	1	2	3	4	5	6	7	8	9	AB	R	H	RBI	BB	SO	LOB	BOTTOM	
<b>Ray Durham, S</b> OBP: 0.351, SLG: 0.402 (1, 4)	1-2 L8		4-2 25 1B BB	3-2 25 2B		4-2 25 CS BB				2	1	1	3	2	0	0	<b>Toronto Blue Jays @ Chicago White Sox</b> Comiskey Park, Chicago, IL Sun Apr 26 1998, 4:33 AM EDT Att: 13,705 - Overcast - 49 F	
<b>25 Jeff Abbott, R</b> OBP: 0.318, SLG: 0.818 (1, 9)	2-3 K		0-0 1-3 1B	2-2 2-H 2B		2-3 K				4	0	2	1	0	2	1		
<b>Frank Thomas, R</b> OBP: 0.362, SLG: 0.494 (1, 10)	1-0 G5-3		3-3 K	4-2 BB						2	0	0	0	1	1	1		
<b>Albert Belle, R</b> OBP: 0.333, SLG: 0.449 (1, 7)		2-1 HR	2-3 K	1-1 F9						3	1	1	1	0	1	3		
<b>Robin Ventura, L</b> OBP: 0.370, SLG: 0.506 (1, 5)		1-1 G3		1-0 G4-3	0-0 FC5-4 1B					3	0	1	0	0	0	0		
<b>Wil Cordero, R</b> OBP: 0.357, SLG: 0.538 (1, 3)		1-0 F9		0-0 G5-3 2B 1B	2-2 F8					3	1	1	0	0	0	1		
<b>Magglio Ordonez, R</b> OBP: 0.325, SLG: 0.397 (1, 8)		1-1 2B		4-2 G5-3 2B BB	2-1 FC5-4					2	1	1	0	1	0	1		
<b>Chad Kreuter, S</b> OBP: 0.400, SLG: 0.281 (1, 2)		4-2 BB		1-0 G5-3	3-1 L8					2	0	0	0	1	0	3		
<b>Chris Snopce, R</b> OBP: 0.346, SLG: 0.292 (1, 6)		3-2 F7		4-0 2B BB	0-0 F8					2	1	0	0	1	0	2		
<b>Inning Stats</b>	R: 0 E: 0 K: 1 S: 8	H: 0 LOB: 0 BB: 0 P: 12	R: 1 E: 0 K: 0 S: 13	H: 2 LOB: 2 BB: 1 P: 25	R: 0 E: 0 K: 2 S: 10	H: 1 LOB: 1 BB: 1 P: 19	R: 4 E: 0 K: 0 S: 17	H: 3 LOB: 3 BB: 3 P: 37	R: 0 E: 1 K: 0 S: 9	H: 1 LOB: 1 BB: 0 P: 16	R: 0 E: 0 K: 1 S: 12	H: 0 LOB: 0 BB: 1 P: 18						
<b>PITCHER</b> <b>Erik Hanson, R</b> ERA: 4.26 (1, 1)	IP: 5.0 WLS: 26 BF: 26	H: 7 R: 5 ER: 5 SO: 3	BB: 5 IBB: 0 HBP: 0 BLK: 0	WP: 0 HR: 1 S: 57 P: 109	ERA: 9.00 WHIP: 2.400													
<b>Bill Riskey, R</b> ERA: 1.35 (6, 1)	IP: 1.0 WLS: 3 BF: 3	H: 0 R: 0 ER: 0 SO: 1	BB: 1 IBB: 0 HBP: 0 BLK: 0	WP: 0 HR: 0 S: 12 P: 18	ERA: 0.00 WHIP: 1.000													

AB	23
R	5
H	7
RBI	5
BB	6
SO	4
LOB	12



WP: 0	PA: 29
FB: 0	
SB: 0	
CS: 1	



Batter	1	2	3	4	5	6	7	8	9	AB	R	H	RBI	BB	SO	LOB	TOP						
Shannon Stewart, R (1.8) OBP: 0.395, SLG: 0.365	1-1 1B		1-2 G6-3			1-0 1B WP	0-2 L5			4	0	2	0	0	0	2	<p>Toronto Blue Jays @ New York Yankees Yankee Stadium, Bronx, NY Mon Apr 27 1998, 7:05 PM EDT Att: 17,863 - Unknown - 55 F</p> <p>livebaseballscores.com</p>						
Shawn Green, L (1.9) OBP: 0.300, SLG: 0.427	2-3 K		0-3 K			2-2 1B		2-2 G4-3		4	0	1	0	0	2	1							
Jose Canseco, R (1.7) OBP: 0.245, SLG: 0.505	0-0 L7		2-3 K			0-3 K		0-2 L8		4	0	0	0	0	2	3							
Carlos Delgado, L (1.3) OBP: 0.467, SLG: 0.538	2-3 K			0-1 1B		0-3 K		0-3 K		4	0	1	0	0	3	3							
Mike Stanley, R (1.10) OBP: 0.343, SLG: 0.410		2-2 G6-3		1-0 F9		2-3 K		3-1 F8		4	0	0	0	0	1	3							
Ed Sprague, R (1.5) OBP: 0.329, SLG: 0.421		1-3 K		1-2 L1-5-3				1-2 P8		4	0	1	0	0	1	1							
Tony Fernandez, S (1.4) OBP: 0.338, SLG: 0.284		1-0 1B			1-2 G3-6-1		1-1 FC6-4		0-0 B5-3		4	0	3	0	0	0							
Alex Gonzalez, R (1.6) OBP: 0.237, SLG: 0.284		0-0 1B			2-2 P9		0-3 K			3	0	1	0	0	1	3							
Darrin Fletcher, L (1.2) OBP: 0.250, SLG: 0.250		0-0 L7			0-0 G3-6-1		1-1 FC6-4			2	0	0	0	0	0	3							
Juan Samuel, R (7, PH) OBP: 0.162, SLG: 0.238							1-2 FC6-4			1	0	0	0	0	0	2							
Kevin Brown, R (7.2) OBP: 0.381, SLG: 0.313							1-2 FC6-4			0	0	0	0	0	0	0							
<b>Inning Stats</b>	R: 0 E: 0 K: 2 S: 9	H: 1 LOB: 1 BB: 0 P: 14	R: 0 E: 0 K: 1 S: 9	H: 2 LOB: 2 BB: 0 P: 13	R: 0 E: 0 K: 2 S: 9	H: 0 LOB: 0 BB: 0 P: 12	R: 0 E: 0 K: 0 S: 6	H: 1 LOB: 0 BB: 0 P: 8	R: 0 E: 0 K: 3 S: 15	H: 2 LOB: 2 BB: 0 P: 20	R: 0 E: 0 K: 1 S: 11	H: 2 LOB: 2 BB: 0 P: 15	R: 0 E: 0 K: 1 S: 9	H: 0 LOB: 0 BB: 0 P: 11	R: 0 E: 0 K: 0 S: 6	H: 0 LOB: 0 BB: 0 P: 10	1B: 9 2B: 1 3B: 0 HR: 0	SF: 0 SAC: 0 DP: 2 HBP: 0	WP: 1 PB: 0 CS: 1	PA: 34			
<b>PITCHER</b>	IP WLS BF H R ER SO BB IBB HBP BLK WP HR S P ERA WHIP	IP WLS BF H R ER SO BB IBB HBP BLK WP HR S P ERA WHIP	IP WLS BF H R ER SO BB IBB HBP BLK WP HR S P ERA WHIP	IP WLS BF H R ER SO BB IBB HBP BLK WP HR S P ERA WHIP	IP WLS BF H R ER SO BB IBB HBP BLK WP HR S P ERA WHIP	IP WLS BF H R ER SO BB IBB HBP BLK WP HR S P ERA WHIP	IP WLS BF H R ER SO BB IBB HBP BLK WP HR S P ERA WHIP	IP WLS BF H R ER SO BB IBB HBP BLK WP HR S P ERA WHIP	IP WLS BF H R ER SO BB IBB HBP BLK WP HR S P ERA WHIP	IP WLS BF H R ER SO BB IBB HBP BLK WP HR S P ERA WHIP	IP WLS BF H R ER SO BB IBB HBP BLK WP HR S P ERA WHIP	IP WLS BF H R ER SO BB IBB HBP BLK WP HR S P ERA WHIP	IP WLS BF H R ER SO BB IBB HBP BLK WP HR S P ERA WHIP	IP WLS BF H R ER SO BB IBB HBP BLK WP HR S P ERA WHIP	IP WLS BF H R ER SO BB IBB HBP BLK WP HR S P ERA WHIP	IP WLS BF H R ER SO BB IBB HBP BLK WP HR S P ERA WHIP	IP WLS BF H R ER SO BB IBB HBP BLK WP HR S P ERA WHIP						
Andy Pettitte, L (1.1) ERA: 2.45	5.2 W 22	7 0 0 7	0 0 0 7	0 0 0 7	0 0 0 7	0 0 0 7	0 0 0 7	0 0 0 7	0 0 0 7	0 0 0 7	0 0 0 7	0 0 0 7	0 0 0 7	0 0 0 7	0 0 0 7	0 0 0 7	0 0 0 7	0 0 0 7	0 0 0 7	0 0 0 7	0 0 0 7	0 0 0 7	
Jeff Nelson, R (6.1) ERA: 2.77	0.2 L 4	2 0 0 2	0 0 0 2	0 0 0 2	0 0 0 2	0 0 0 2	0 0 0 2	0 0 0 2	0 0 0 2	0 0 0 2	0 0 0 2	0 0 0 2	0 0 0 2	0 0 0 2	0 0 0 2	0 0 0 2	0 0 0 2	0 0 0 2	0 0 0 2	0 0 0 2	0 0 0 2	0 0 0 2	
Mike Stanton, L (7.1) ERA: 2.57	1.2 S 5	0 0 0 1	0 0 0 1	0 0 0 1	0 0 0 1	0 0 0 1	0 0 0 1	0 0 0 1	0 0 0 1	0 0 0 1	0 0 0 1	0 0 0 1	0 0 0 1	0 0 0 1	0 0 0 1	0 0 0 1	0 0 0 1	0 0 0 1	0 0 0 1	0 0 0 1	0 0 0 1	0 0 0 1	0 0 0 1
42 Mariano Rivera, R (9.1) ERA:	1.0 S 3	0 0 0 0	0 0 0 0	0 0 0 0	0 0 0 0	0 0 0 0	0 0 0 0	0 0 0 0	0 0 0 0	0 0 0 0	0 0 0 0	0 0 0 0	0 0 0 0	0 0 0 0	0 0 0 0	0 0 0 0	0 0 0 0	0 0 0 0	0 0 0 0	0 0 0 0	0 0 0 0	0 0 0 0	0 0 0 0

Batter	1	2	3	4	5	6	7	8	9	AB	R	H	RBI	BB	SO	LOB	BOTTOM					
Chuck Knoblauch, R (1.4) OBP: 0.347, SLG: 0.296	3-2 G1-5-3		4-1 2B SF8			1-3 K		3-0 F8		3	1	0	0	1	1	1	<p>Toronto Blue Jays @ New York Yankees Yankee Stadium, Bronx, NY Mon Apr 27 1998, 7:05 PM EDT Att: 17,863 - Unknown - 55 F</p> <p>livebaseballscores.com</p>					
Derek Jeter, R (1.6) OBP: 0.298, SLG: 0.375	1-3 K		3-2 SF8			1-0 G6-3		1-3 K		4	0	1	0	0	2	0						
Paul O'Neill, L (1.9) OBP: 0.385, SLG: 0.382	4-0 BB		4-1 BB			2-2 G6-3		1-3 K		2	0	0	0	2	1	0						
Tino Martinez, L (1.3) OBP: 0.409, SLG: 0.568	1-1 G3		0-0 SF8			1-1 P9		0-1 G5-3		3	0	0	1	0	0	1						
Bernie Williams, S (1.8) OBP: 0.424, SLG: 0.378		4-2 2B BB	2-3 K			0-2 2B		3-2 P6		3	0	1	0	1	1	2						
Tim Lincecum, S (1.10) OBP: 0.340, SLG: 0.366		1-0 2B	2-3 K			1-0 L8				3	0	1	0	0	1	3						
Chad Curtis, R (1.7) OBP: 0.516, SLG: 0.543		2-3 K		0-0 L7		4-0 BB				2	0	0	0	1	1	2						
Scott Brosius, R (1.5) OBP: 0.354, SLG: 0.329		3-3 K		1-0 G5-3		2-3 K				3	0	0	0	0	2	4						
Joe Girardi, R (1.2) OBP: 0.286, SLG: 0.273		0-1 G4-3		1-2 G6-3		4-2 CS BB				2	0	0	0	1	0	2						
<b>Inning Stats</b>	R: 0 E: 0 K: 1 S: 8	H: 0 LOB: 1 BB: 1 P: 17	R: 0 E: 0 K: 2 S: 11	H: 1 LOB: 2 BB: 1 P: 22	R: 1 E: 0 K: 2 S: 14	H: 1 LOB: 2 BB: 2 P: 29	R: 0 E: 0 K: 0 S: 5	H: 0 LOB: 0 BB: 0 P: 7	R: 0 E: 0 K: 1 S: 7	H: 0 LOB: 0 BB: 0 P: 11	R: 0 E: 0 K: 1 S: 11	H: 1 LOB: 2 BB: 1 P: 19	R: 0 E: 0 K: 1 S: 6	H: 0 LOB: 0 BB: 1 P: 14	R: 0 E: 0 K: 1 S: 9	H: 0 LOB: 0 BB: 0 P: 13	1B: 1 2B: 2 3B: 0 HR: 0	SF: 1 SAC: 0 DP: 0 HBP: 0	WP: 0 PB: 0 CS: 1	PA: 32		
<b>PITCHER</b>	IP WLS BF H R ER SO BB IBB HBP BLK WP HR S P ERA WHIP	IP WLS BF H R ER SO BB IBB HBP BLK WP HR S P ERA WHIP	IP WLS BF H R ER SO BB IBB HBP BLK WP HR S P ERA WHIP	IP WLS BF H R ER SO BB IBB HBP BLK WP HR S P ERA WHIP	IP WLS BF H R ER SO BB IBB HBP BLK WP HR S P ERA WHIP	IP WLS BF H R ER SO BB IBB HBP BLK WP HR S P ERA WHIP	IP WLS BF H R ER SO BB IBB HBP BLK WP HR S P ERA WHIP	IP WLS BF H R ER SO BB IBB HBP BLK WP HR S P ERA WHIP	IP WLS BF H R ER SO BB IBB HBP BLK WP HR S P ERA WHIP	IP WLS BF H R ER SO BB IBB HBP BLK WP HR S P ERA WHIP	IP WLS BF H R ER SO BB IBB HBP BLK WP HR S P ERA WHIP	IP WLS BF H R ER SO BB IBB HBP BLK WP HR S P ERA WHIP	IP WLS BF H R ER SO BB IBB HBP BLK WP HR S P ERA WHIP	IP WLS BF H R ER SO BB IBB HBP BLK WP HR S P ERA WHIP	IP WLS BF H R ER SO BB IBB HBP BLK WP HR S P ERA WHIP	IP WLS BF H R ER SO BB IBB HBP BLK WP HR S P ERA WHIP	IP WLS BF H R ER SO BB IBB HBP BLK WP HR S P ERA WHIP					
Roger Clemens, R (1.1) ERA: 3.62	7.0 L 29	3 1 1 8	0 0 0 1	0 0 0 1	0 0 0 1	0 0 0 1	0 0 0 1	0 0 0 1	0 0 0 1	0 0 0 1	0 0 0 1	0 0 0 1	0 0 0 1	0 0 0 1	0 0 0 1	0 0 0 1	0 0 0 1	0 0 0 1	0 0 0 1	0 0 0 1	0 0 0 1	0 0 0 1
Dan Plesac, L (8.1) ERA: 4.5	1.0 L 3	0 0 0 0	0 0 0 0	0 0 0 0	0 0 0 0	0 0 0 0	0 0 0 0	0 0 0 0	0 0 0 0	0 0 0 0	0 0 0 0	0 0 0 0	0 0 0 0	0 0 0 0	0 0 0 0	0 0 0 0	0 0 0 0	0 0 0 0	0 0 0 0	0 0 0 0	0 0 0 0	0 0 0 0

AB	34
R	0
H	9
RBI	0
BB	0
SO	10
LOB	21



AB	25
R	1
H	3
RBI	1
BB	6
SO	9
LOB	15

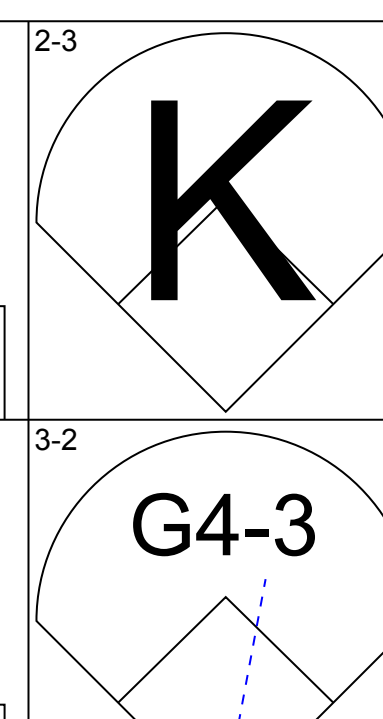
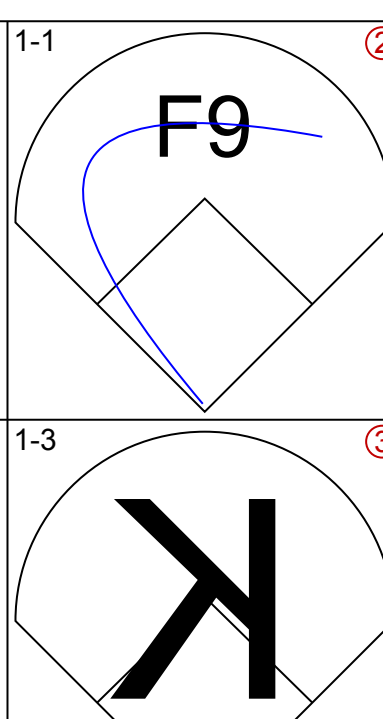
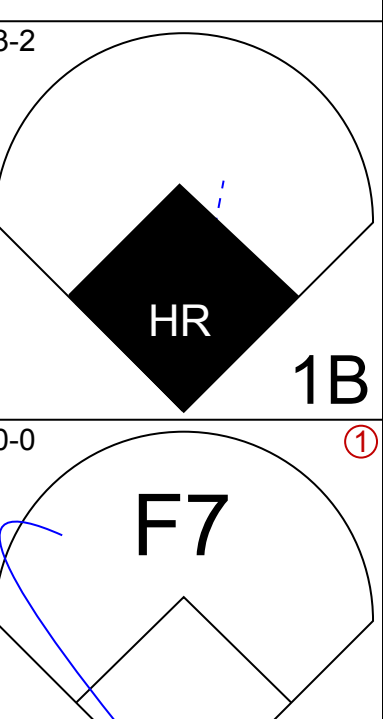
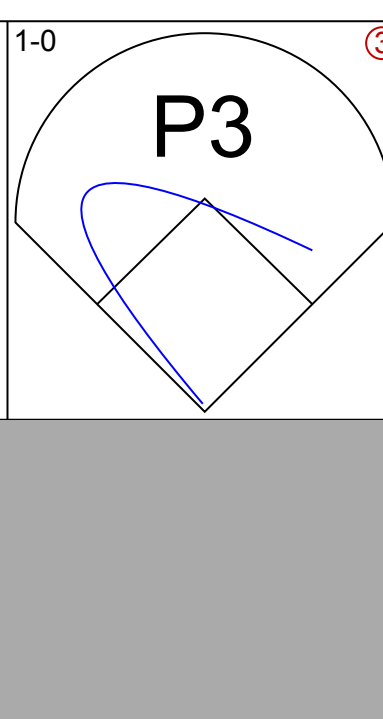
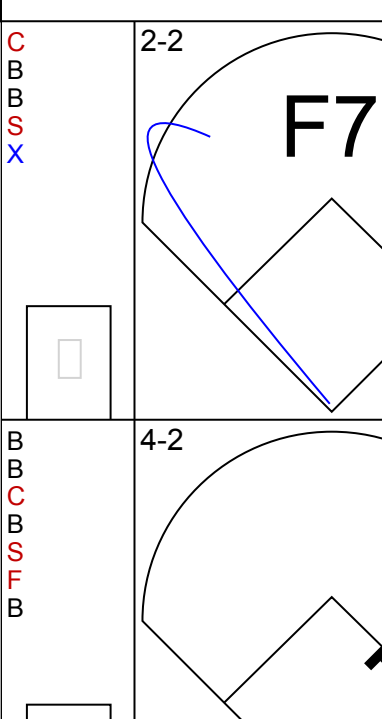
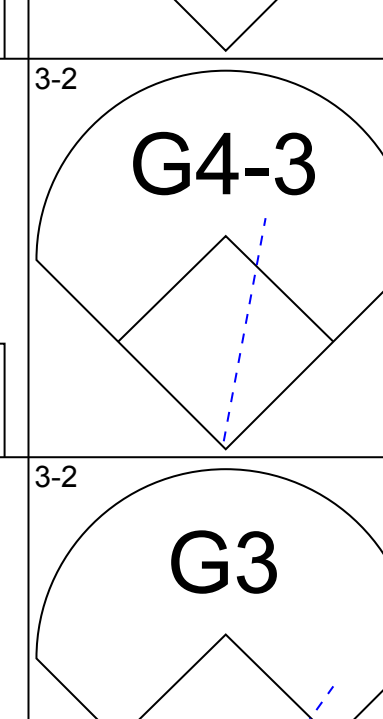

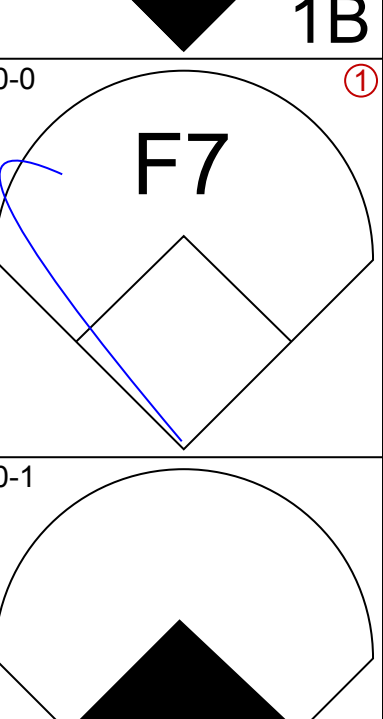
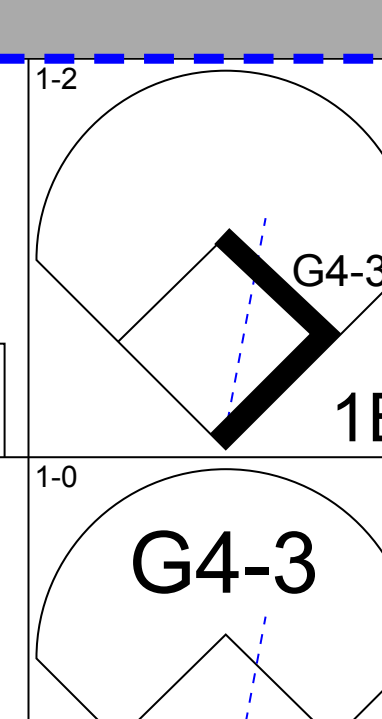
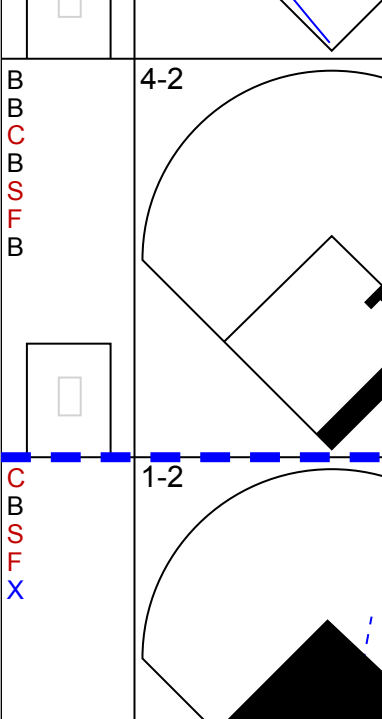
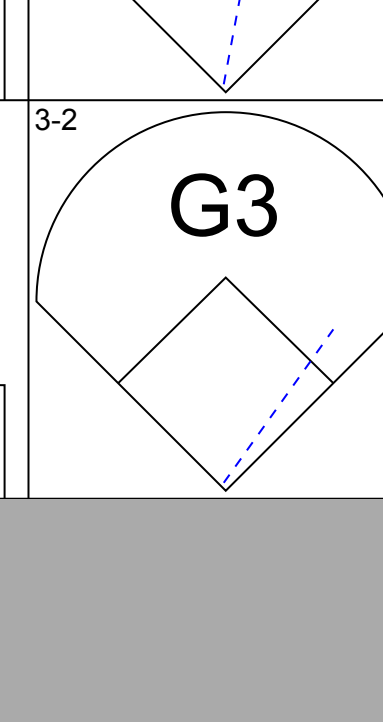
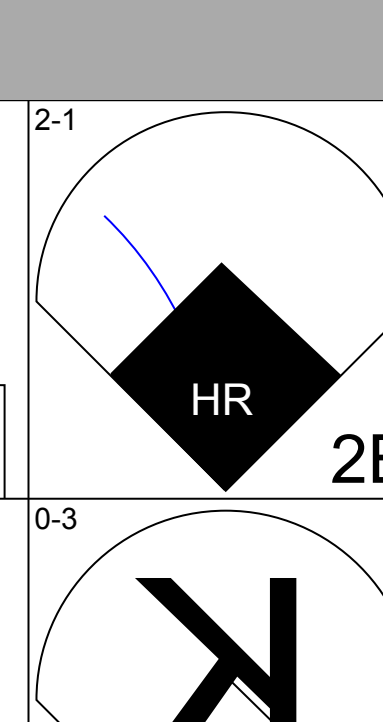
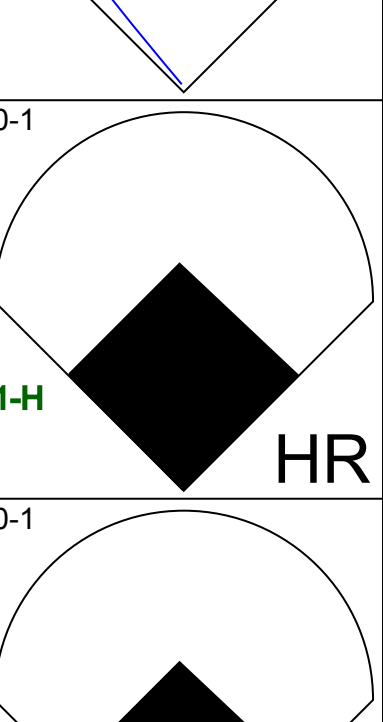
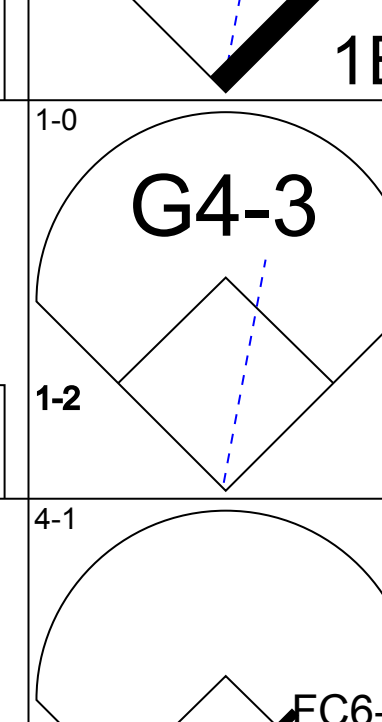
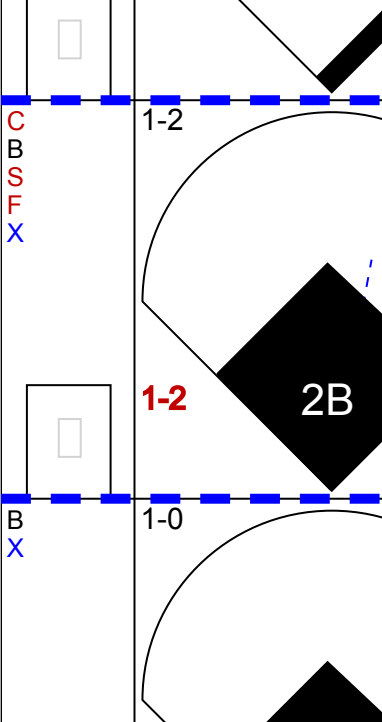
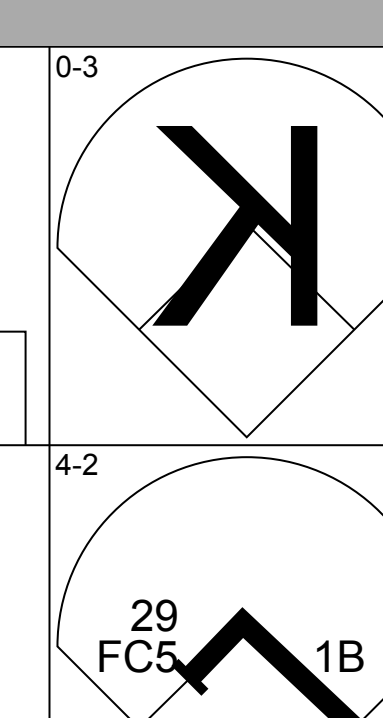
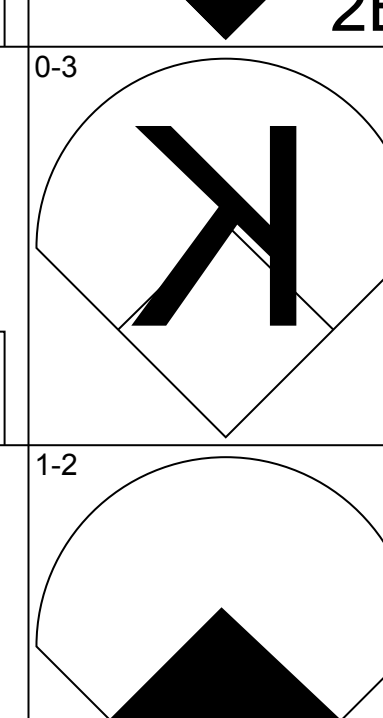
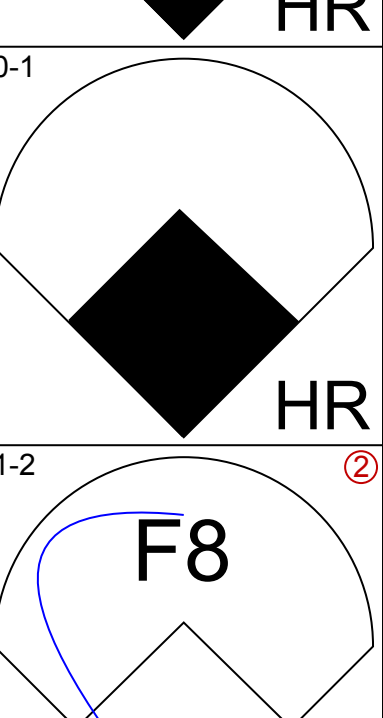
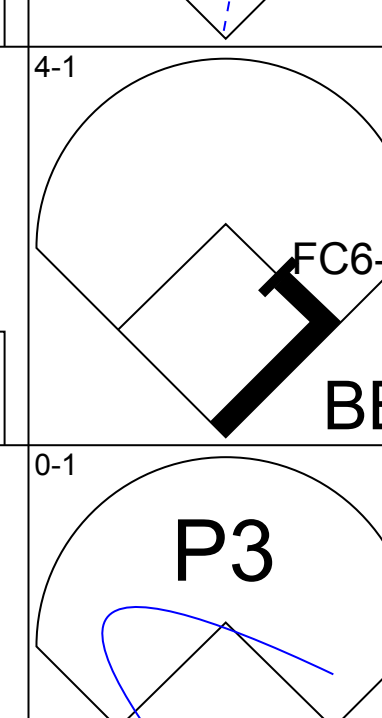
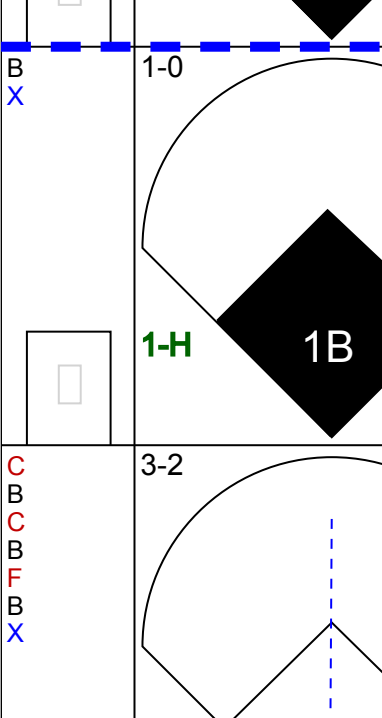

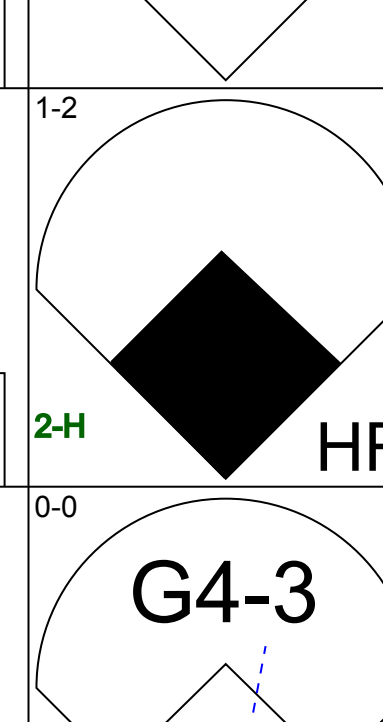
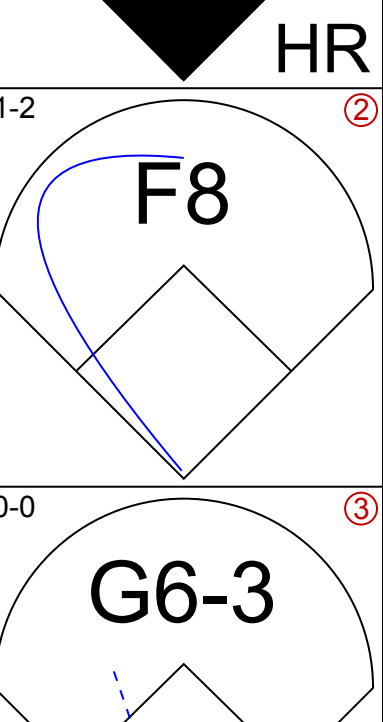
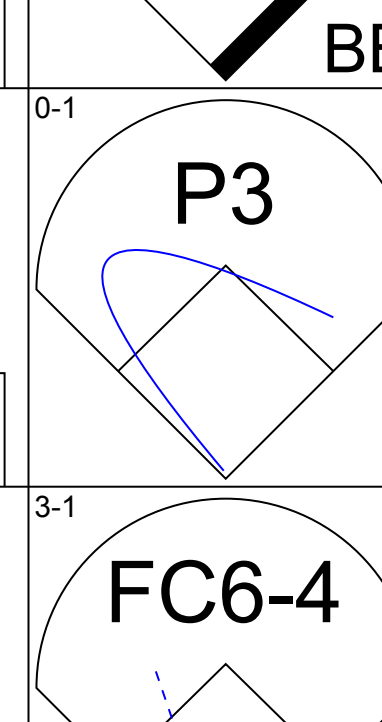
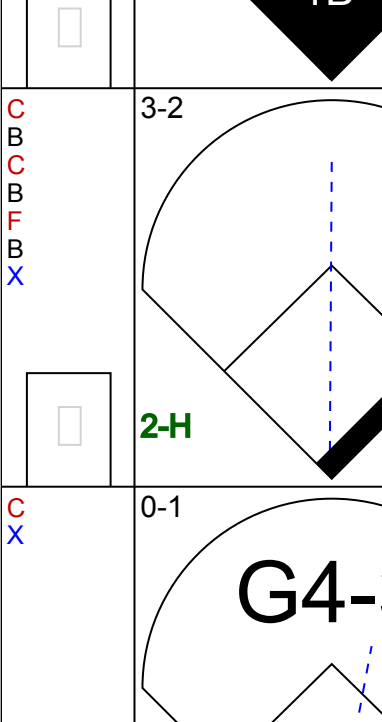

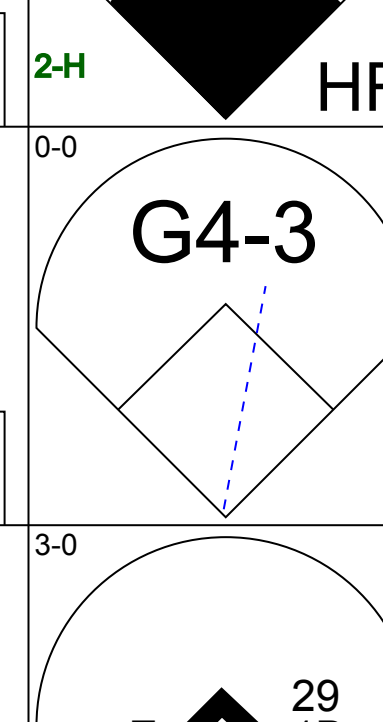
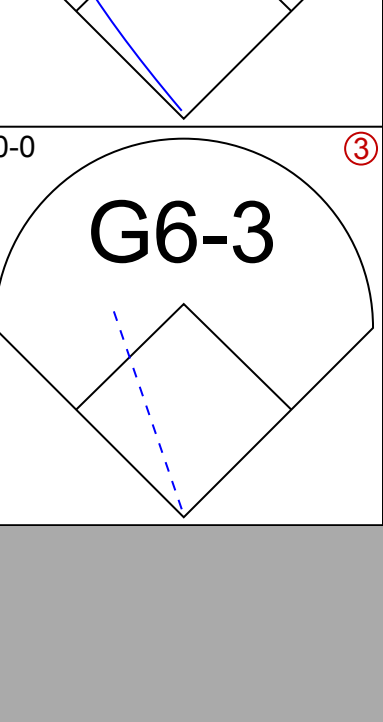
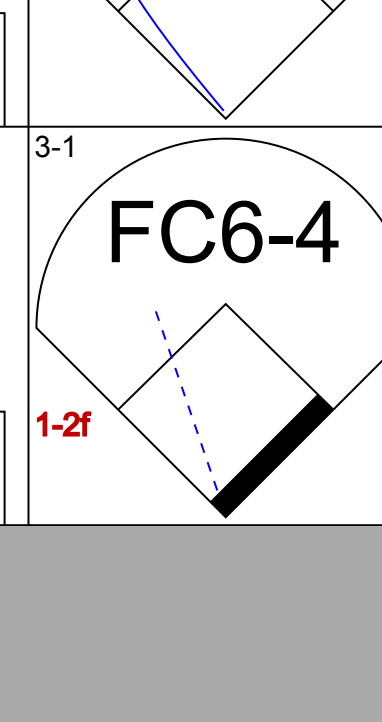
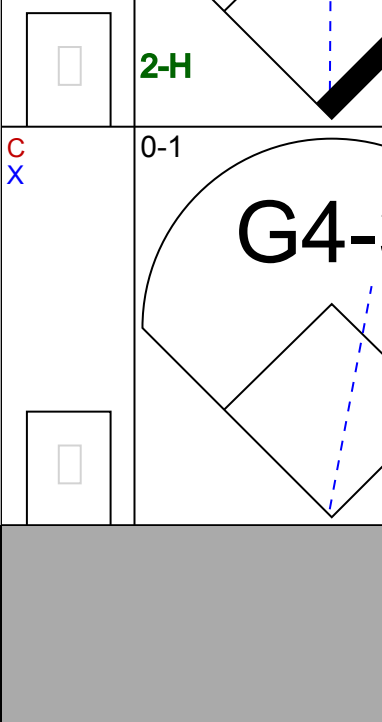

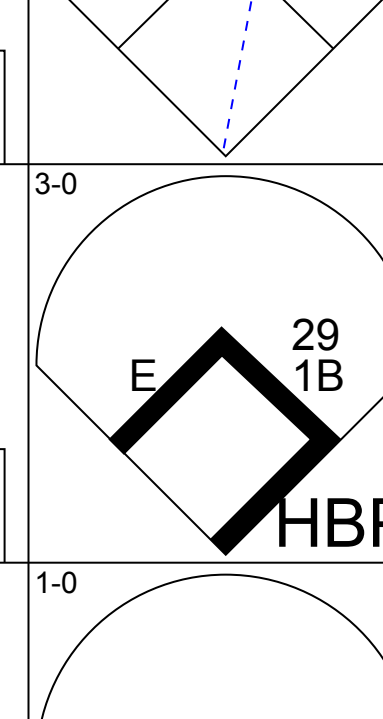




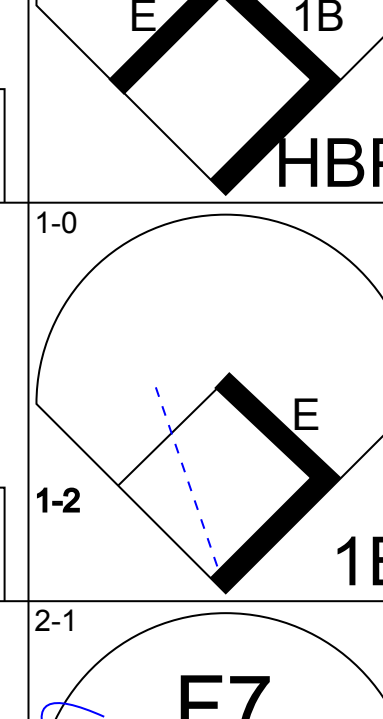



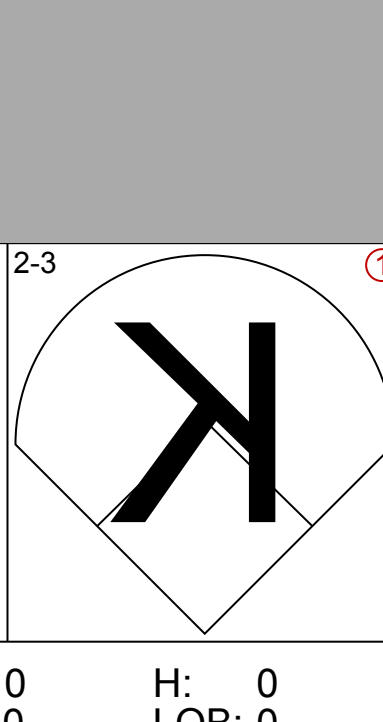
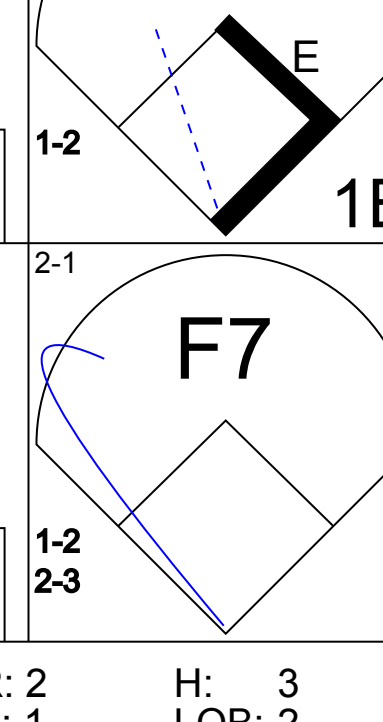
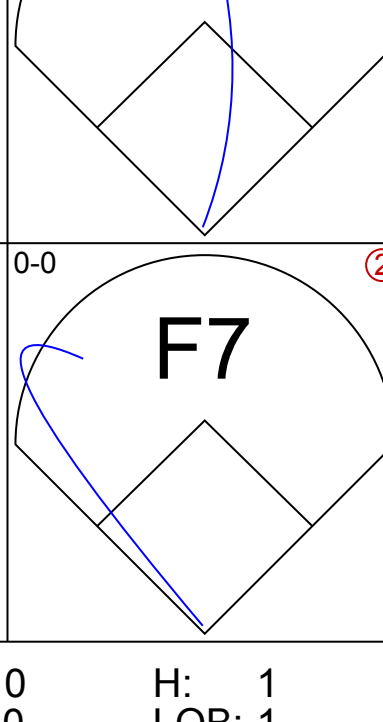
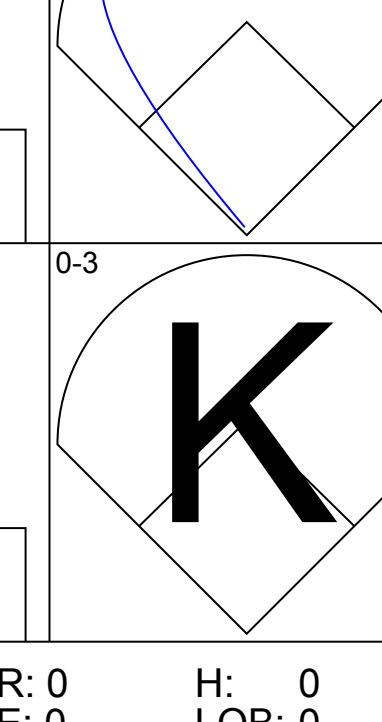


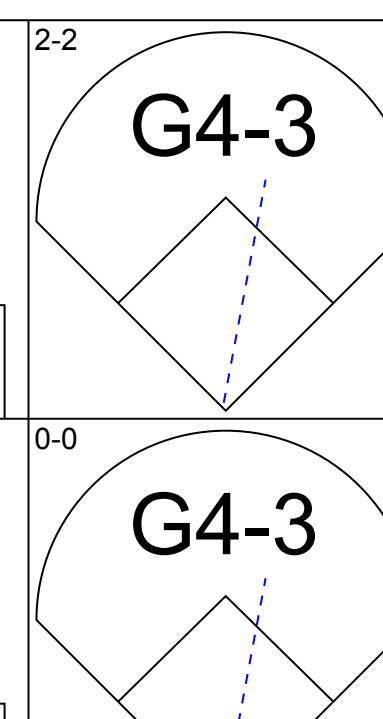
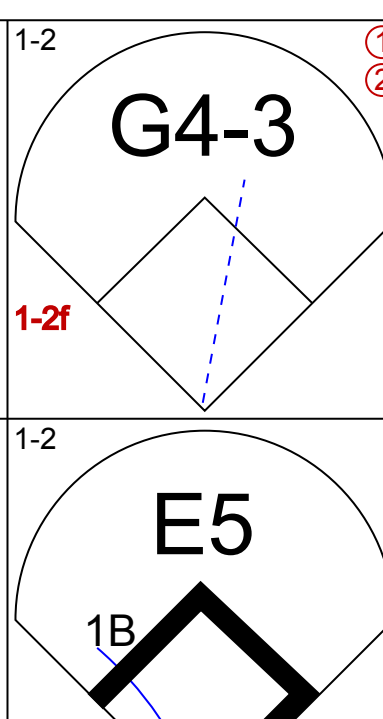
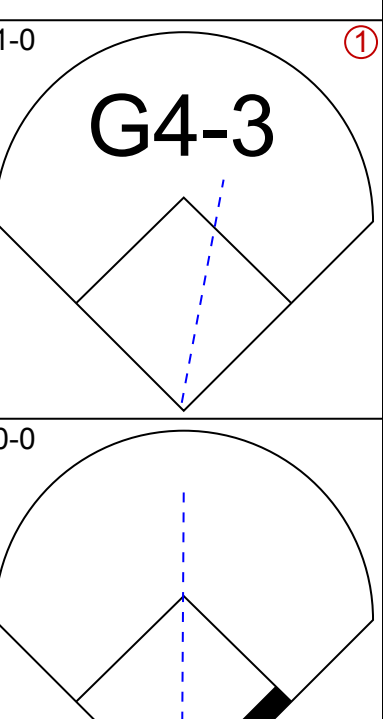
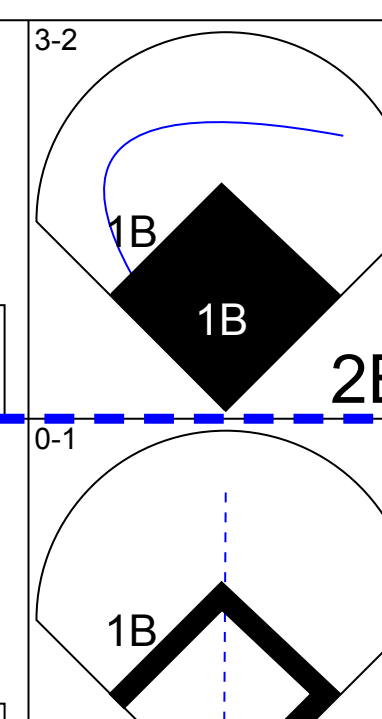
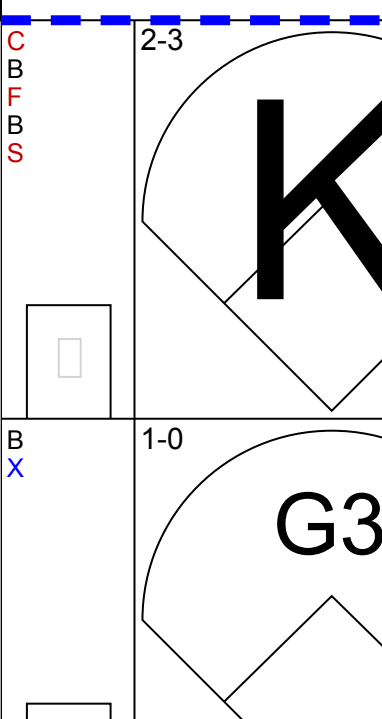
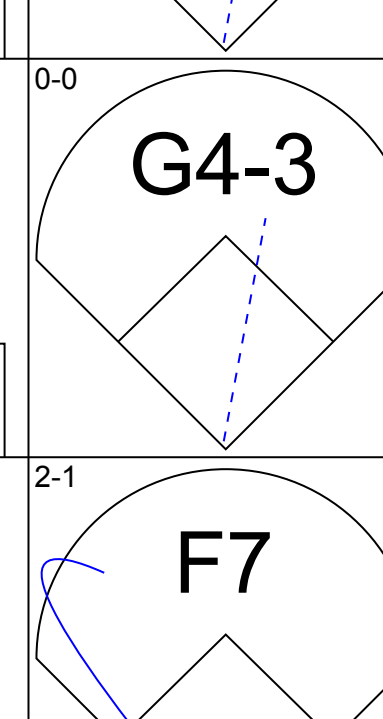
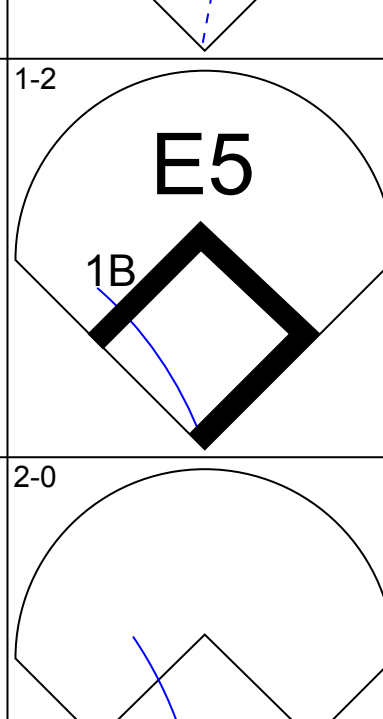
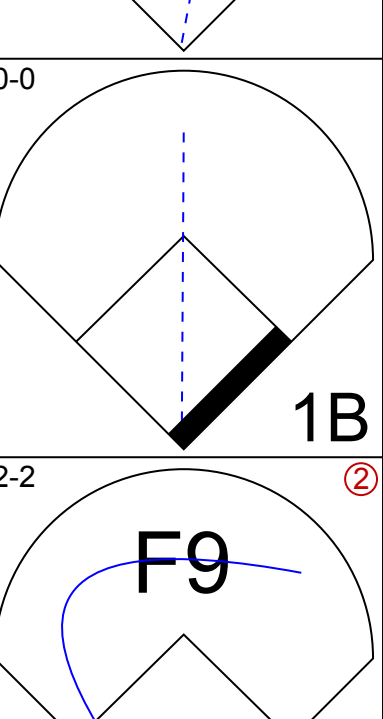
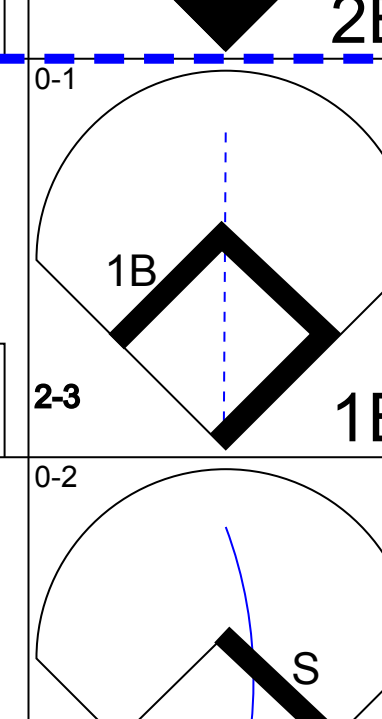
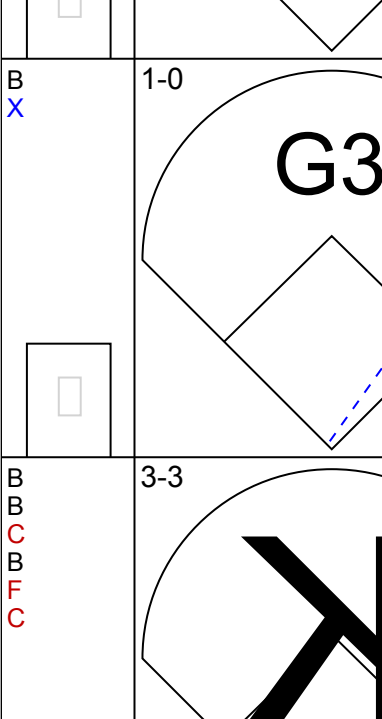
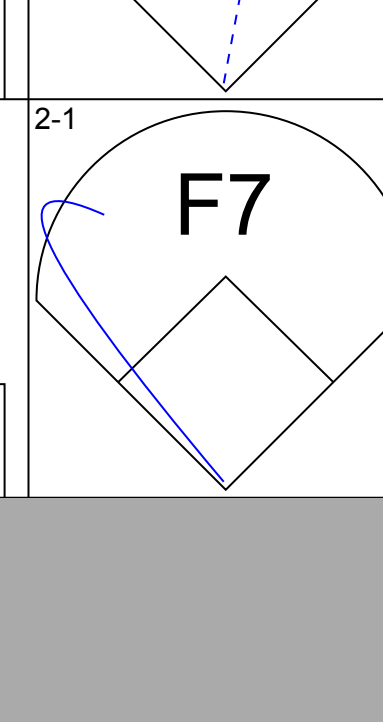
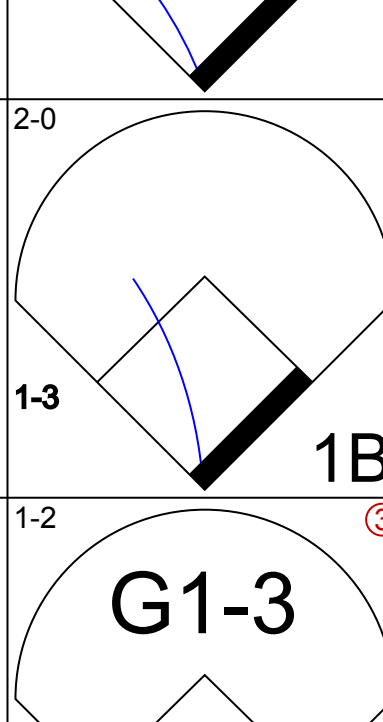
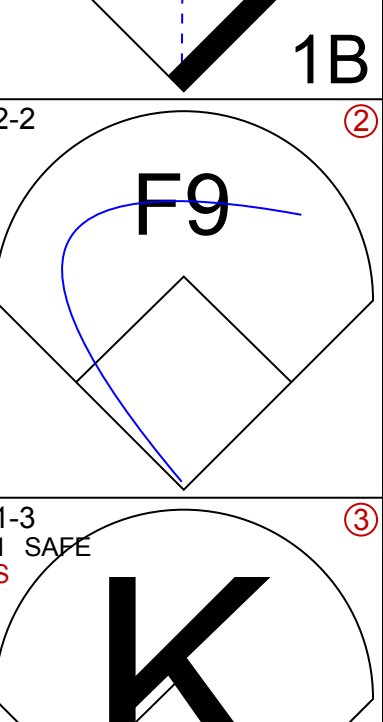
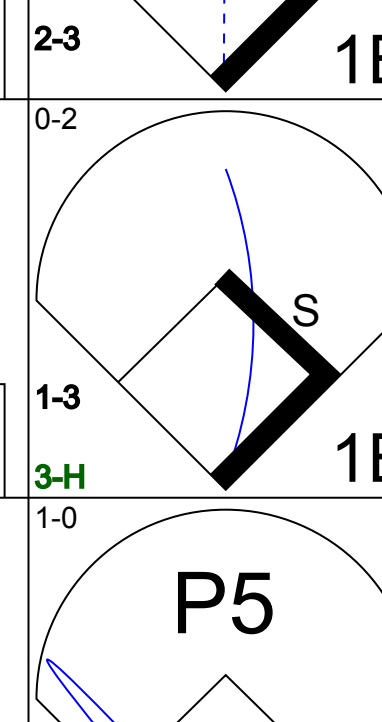
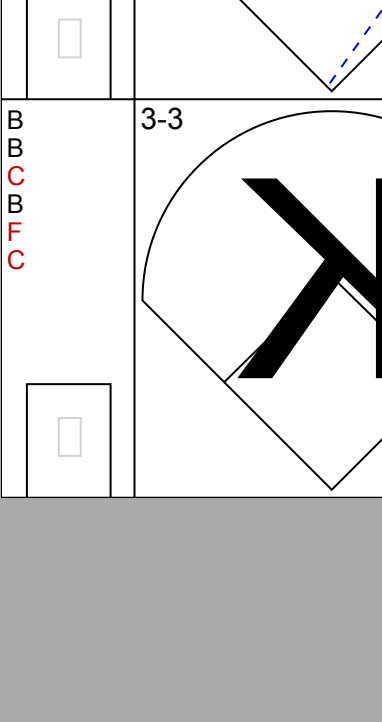
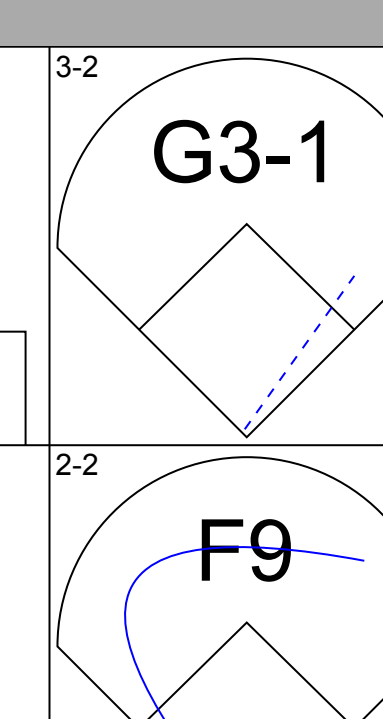
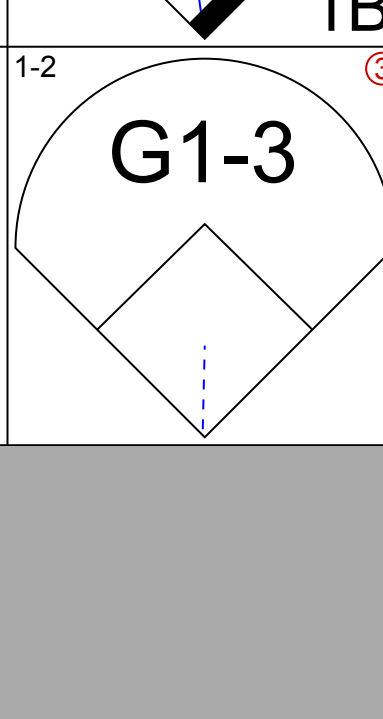
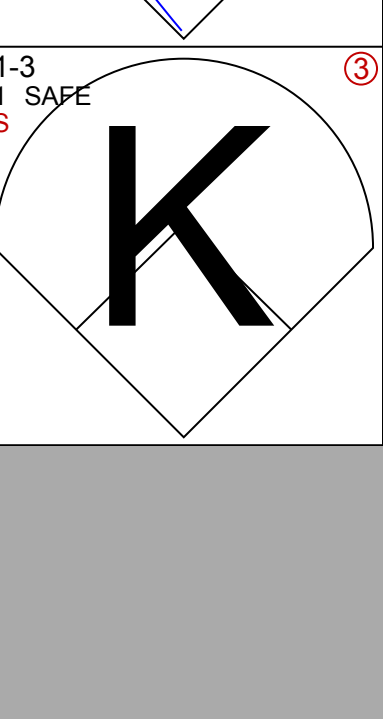
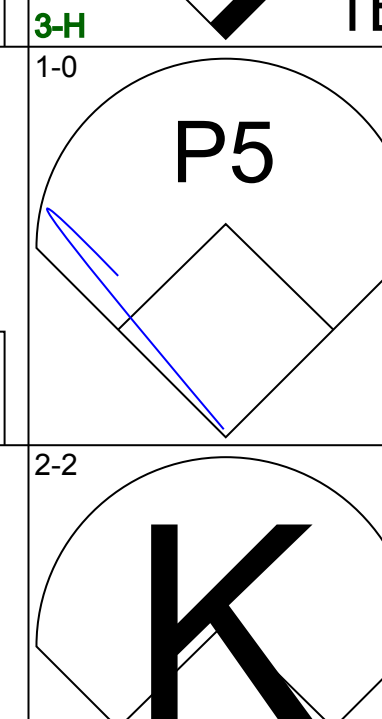
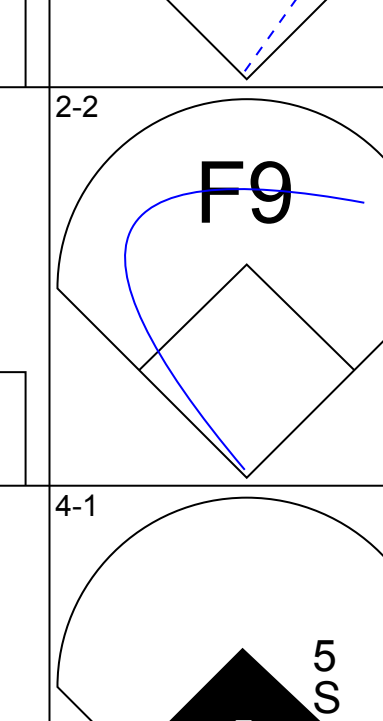
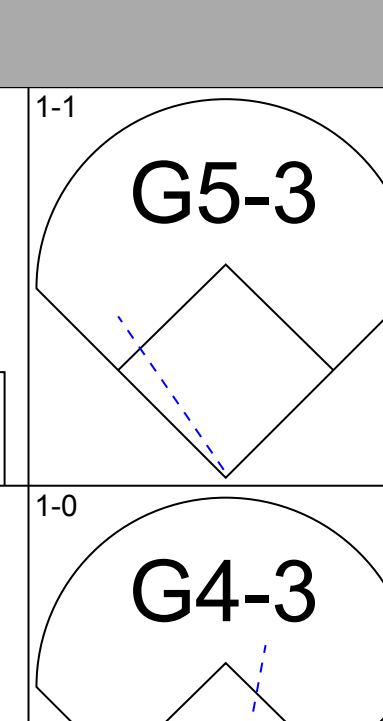
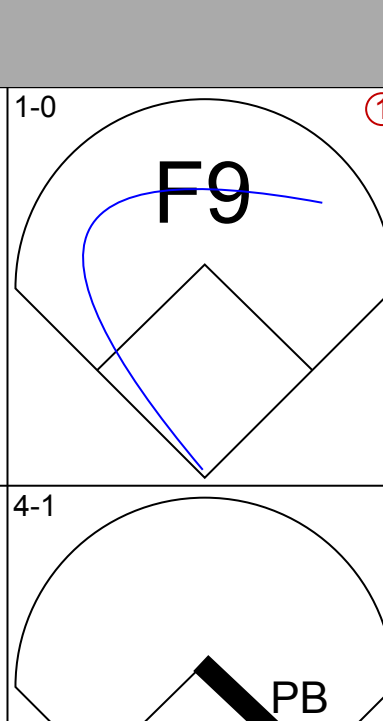

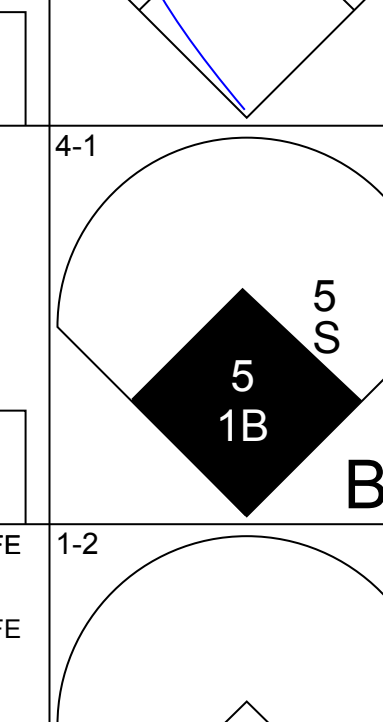
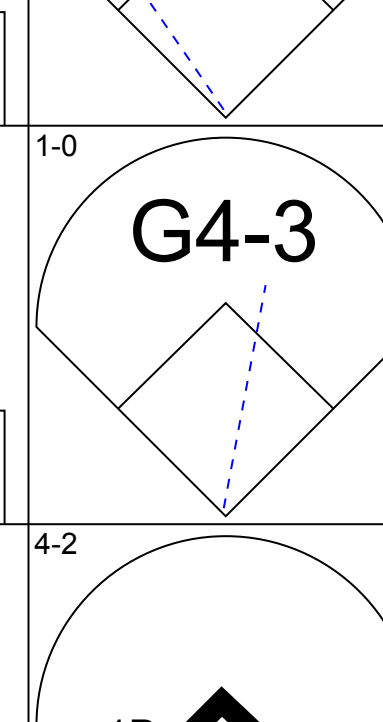
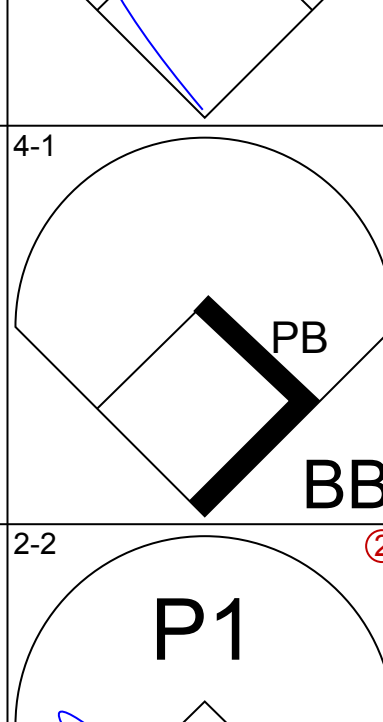

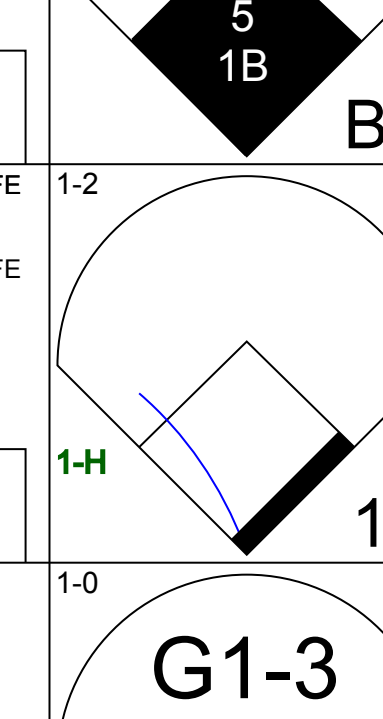
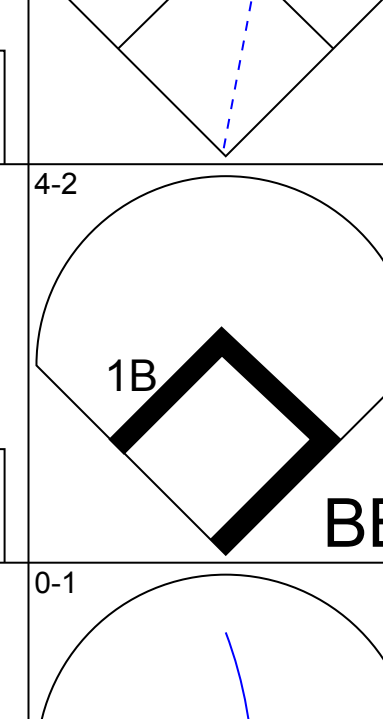
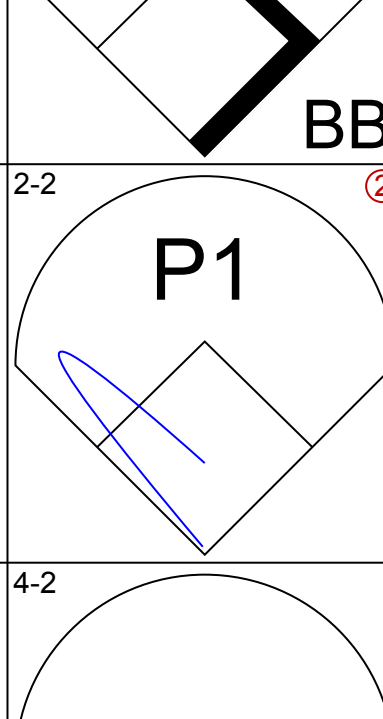
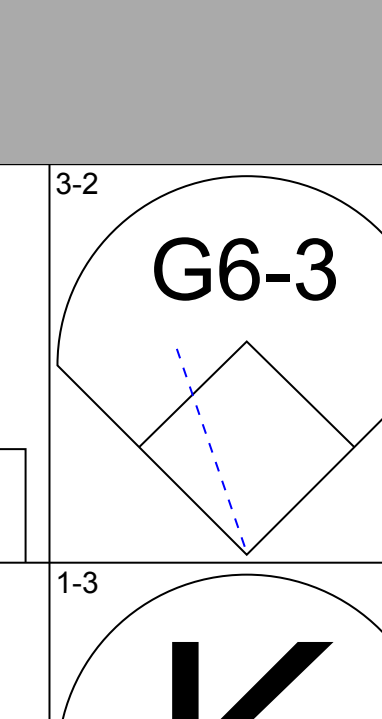
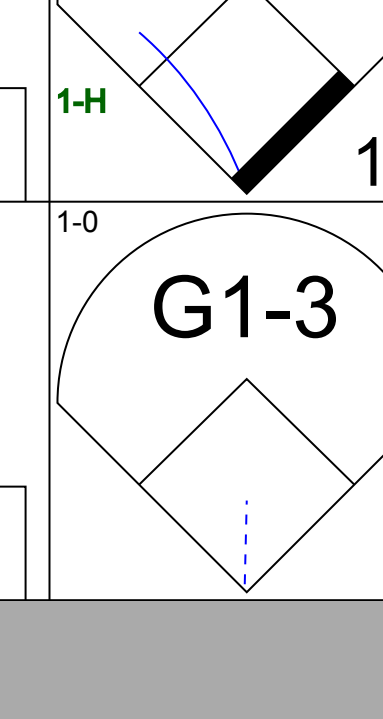
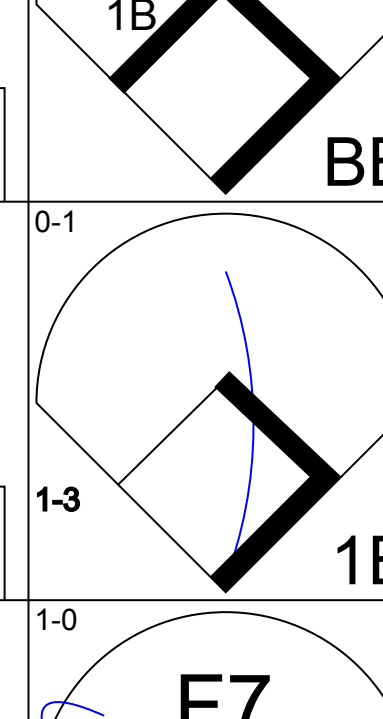
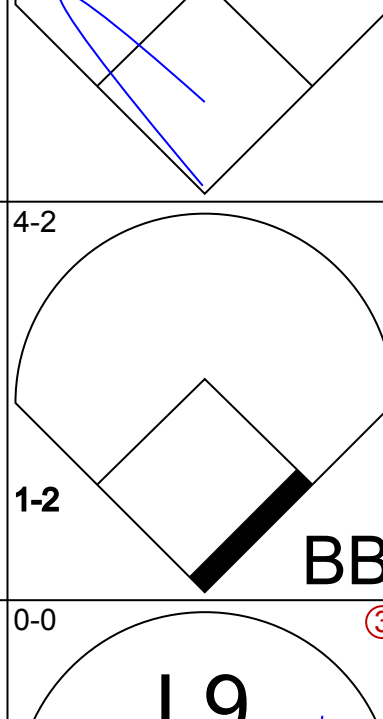
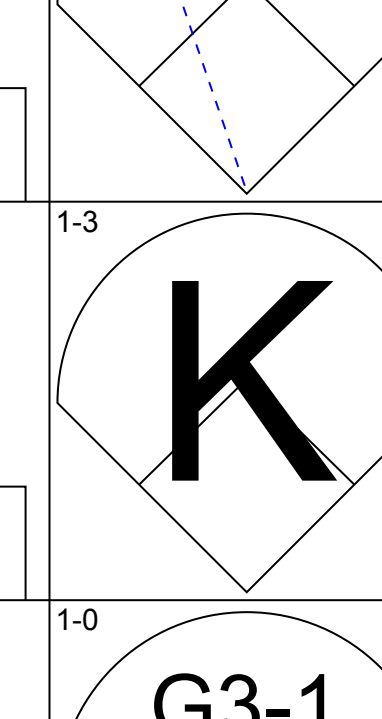
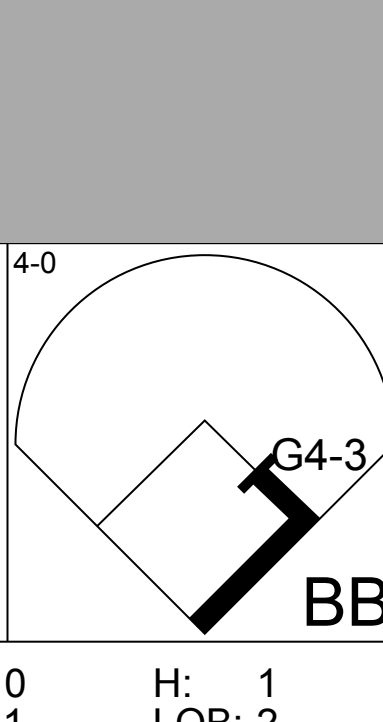





Batter	1	2	3	4	5	6	7	8	9	AB	R	H	RBI	BB	SO	LOB	TOP										
<b>Shannon Stewart, R</b> (1, 7) OBP: 0.385, SLG: 0.346										4	0	0	0	1	0	1	<b>Toronto Blue Jays @ New York Yankees</b> Yankee Stadium, Bronx, NY Tue Apr 28 1998, 7:05 PM EDT Att: 18,727 - Unknown - 61 F  <b>AB 34</b> <b>R 5</b> <b>H 8</b> <b>RBI 5</b> <b>BB 3</b> <b>SO 5</b> <b>LOB 18</b> 										
<b>Felipe Crespo, S</b> (1, 9) OBP: 0.280, SLG: 0.273										5	0	1	0	0	1	0											
<b>Shawn Green, L</b> (9, 9) OBP: 0.300, SLG: 0.427										0	0	0	0	0	0	0											
<b>Carlos Delgado, L</b> (1, 3) OBP: 0.400, SLG: 0.444										5	0	1	0	0	2	3											
<b>Jose Canseco, R</b> (1, 10) OBP: 0.245, SLG: 0.495										4	1	1	0	0	1	4											
<b>Darrin Fletcher, L</b> (1, 2) OBP: 0.278, SLG: 0.270										3	2	2	0	1	0	0											
<b>Ed Sprague, R</b> (1, 5) OBP: 0.337, SLG: 0.456										3	2	1	2	0	1	3											
<b>Tony Fernandez, S</b> (1, 4) OBP: 0.357, SLG: 0.329										3	0	2	3	0	0	0											
<b>José Cruz Jr., S</b> (1, 8) OBP: 0.296, SLG: 0.282										3	0	0	0	1	0	2											
<b>Alex Gonzalez, R</b> (1, 6) OBP: 0.227, SLG: 0.272										4	0	0	0	0	0	5											
<b>Inning Stats</b>	R: 0 E: 0 K: 1 S: 7	H: 0 LOB: 0 BB: 0 P: 9	R: 3 E: 0 K: 0 S: 17	H: 3 LOB: 1 BB: 0 P: 25	R: 0 E: 0 K: 0 S: 5	H: 1 LOB: 0 BB: 0 P: 8	R: 0 E: 0 K: 1 S: 8	H: 0 LOB: 2 BB: 1 P: 16	R: 0 E: 1 K: 0 S: 9	H: 0 LOB: 1 BB: 0 P: 14	R: 2 E: 0 K: 0 S: 13	H: 3 LOB: 0 BB: 0 P: 19	R: 0 E: 1 K: 1 S: 12	H: 1 LOB: 3 BB: 2 P: 26	R: 0 E: 1 K: 0 S: 5	H: 0 LOB: 0 BB: 0 P: 8	R: 0 E: 0 K: 2 S: 7	H: 0 LOB: 0 BB: 0 P: 12	1B: 5 2B: 3 3B: 0 HR: 1	SF: 0 SAC: 0 DP: 2 HBP: 2	WP: 0 PB: 0 SB: 1 CS: 1	PA: 39					
<b>PITCHER</b>	IP	WLS	BF	H	R	ER	SO	BB	IBB	HBP	BLK	WP	HR	S	P	ERA	WHIP										
<b>Ramiro Mendoza, R</b> (1, 1) ERA: 5.76	5.0	L	25	7	5	5	2	1	0	2	0	0	1	56	87	9.00	1.600										
<b>Darren Holmes, R</b> (6, 1) ERA: 4.5	2.0		8	1	0	0	1	1	1	0	0	0	0	15	30	0.00	1.000										
<b>Willie Banks, R</b> (8, 1) ERA: 11.25	2.0		6	0	0	0	2	0	0	0	0	0	0	12	20	0.00	0.000										

Batter	1	2	3	4	5	6	7	8	9	AB	R	H	RBI	BB	SO	LOB	BOTTOM										
<b>Chuck Knoblauch, R</b> (1, 4) OBP: 0.350, SLG: 0.302										5	1	2	0	0	1	0	<b>Toronto Blue Jays @ New York Yankees</b> Yankee Stadium, Bronx, NY Tue Apr 28 1998, 7:05 PM EDT Att: 18,727 - Unknown - 61 F  <b>AB 35</b> <b>R 2</b> <b>H 9</b> <b>RBI 2</b> <b>BB 2</b> <b>SO 5</b> <b>LOB 18</b> 										
<b>Derek Jeter, R</b> (1, 6) OBP: 0.296, SLG: 0.370										4	0	1	0	0	0	1											
<b>Paul O'Neill, L</b> (1, 9) OBP: 0.368, SLG: 0.363										4	0	0	0	0	0	3											
<b>Tino Martinez, L</b> (1, 3) OBP: 0.413, SLG: 0.558										3	0	1	1	1	0	0											
<b>Bernie Williams, S</b> (1, 8) OBP: 0.427, SLG: 0.423										4	1	2	0	0	0	3											
<b>Darryl Strawberry, L</b> (1, 10) OBP: 0.477, SLG: 0.736										3	0	2	0	1	1	2											
<b>Chad Curtis, R</b> (1, 7) OBP: 0.500, SLG: 0.520										4	0	1	1	0	0	3											
<b>Dale Sveum, S</b> (1, 5) <b>Scott Brosius, R</b> (9, PH) OBP: 0.350, SLG: 0.324										3	0	0	0	0	1	4											
<b>Joe Girardi, R</b> (1, 2) OBP: 0.256, SLG: 0.243										4	0	0	0	0	1	2											
<b>Inning Stats</b>	R: 1 E: 0 K: 1 S: 17	H: 3 LOB: 2 BB: 0 P: 23	R: 0 E: 0 K: 1 S: 9	H: 0 LOB: 0 BB: 0 P: 12	R: 0 E: 0 K: 0 S: 10	H: 0 LOB: 0 BB: 0 P: 15	R: 1 E: 1 K: 1 S: 20	H: 1 LOB: 2 BB: 1 P: 35	R: 0 E: 0 K: 0 S: 6	H: 2 LOB: 2 BB: 1 P: 12	R: 0 E: 0 K: 0 S: 10	H: 1 LOB: 1 BB: 0 P: 10	R: 0 E: 0 K: 0 S: 10	H: 2 LOB: 1 BB: 0 P: 13	R: 0 E: 0 K: 2 S: 8	H: 0 LOB: 0 BB: 0 P: 11	1B: 7 2B: 2 3B: 1 HR: 0	SF: 0 SAC: 0 DP: 2 HBP: 0	WP: 0 PB: 0 SB: 0 CS: 0	PA: 37							
<b>PITCHER</b>	IP	WLS	BF	H	R	ER	SO	BB	IBB	HBP	BLK	WP	HR	S	P	ERA	WHIP										
<b>Woody Williams, R</b> (1, 1) ERA: 2.61	5.2	W	23	4	2	2	3	2	0	0	0	0	0	66	107	3.18	1.059										
<b>Steve Sinclair, L</b> (6, 1) ERA	0.0		1	1	0	0	0	0	0	0	0	0	0	3	6												
<b>Bill Riskey, R</b> (6, 1) ERA: 1.29	1.0		5	2	0	0	0	0	0	0	0	0	0	8	14	0.00	2.000										
<b>Dan Plesac, L</b> (7, 1) ERA: 4.15	0.2		4	2	0	0	0	0	0	0	0	0	0	8	9	0.00	3.000										
<b>Paul Quantrill, R</b> (8, 1) ERA: 1.82	0.2		1	0	0	0	0	0	0	0	0	0	0	5	7	0.00	0.000										



Batter	1	2	3	4	5	6	7	8	9	AB	R	H	RBI	BB	SO	LOB	TOP					
<b>Johnny Damon, L</b> (1, 8) OBP: 0.322, SLG: 0.381						 1B				5	1	1	0	0	1	1	<b>Kansas City Royals @ Toronto Blue Jays</b> SkyDome, Toronto, ON Wed Apr 29 1998, 7:05 PM EDT Att: 25,644 - Dome - 72 F					
<b>Jose Offerman, S</b> (1, 4) OBP: 0.397, SLG: 0.423								 1B	 BB	4	0	1	0	1	1							
<b>Hal Morris, L</b> (1, 10) OBP: 0.462, SLG: 0.602				 2B	 1-H		 1B		 1B	5	3	3	2	0	0	1						
<b>Dean Palmer, R</b> (1, 5) OBP: 0.368, SLG: 0.683							 BB		 2B	4	2	2	2	1	2	1						
<b>Jeff King, R</b> (1, 3) OBP: 0.381, SLG: 0.505	 29 BB		 2-H					 3-2		4	1	2	3	1	0	2						
<b>Shane Mack, R</b> (1, 7) OBP: 0.405, SLG: 0.565						 1-2				5	0	0	0	0	0	4						
<b>Larry Sutton, L</b> (1, 9) OBP: 0.324, SLG: 0.387	 1-2		 29 1B							3	0	2	0	0	1	0						
<b>29 Mike Sweeney, R</b> (1, 2) OBP: 0.280, SLG: 0.333	 2-3		 1-2							4	0	1	0	0	0	3						
<b>Felix Martinez, S</b> (1, 6) OBP: 0.206, SLG: 0.203				 1-2 2-3						4	0	0	0	0	2	3						
<b>Inning Stats</b>	R: 0 E: 0 K: 1 S: 10	H: 0 LOB: 0 BB: 0 P: 18	R: 0 E: 0 K: 1 S: 10	H: 1 LOB: 2 BB: 1 P: 18	R: 0 E: 0 K: 2 S: 8	H: 0 LOB: 0 BB: 0 P: 12	R: 2 E: 1 K: 1 S: 12	H: 3 LOB: 2 BB: 0 P: 21	R: 3 E: 0 K: 0 S: 15	H: 3 LOB: 0 BB: 0 P: 18	R: 0 E: 0 K: 0 S: 5	H: 1 LOB: 1 BB: 0 P: 7	R: 0 E: 0 K: 0 S: 9	H: 1 LOB: 1 BB: 1 P: 18	R: 0 E: 0 K: 2 S: 7	H: 0 LOB: 0 BB: 0 P: 10	R: 2 E: 0 K: 0 S: 17	H: 3 LOB: 1 BB: 1 P: 28	1B: 7 2B: 2 3B: 0 HR: 3	SF: 0 SAC: 0 DP: 0 HBP: 1	WP: 0 PB: 0 SB: 0 CS: 1	PA: 42
<b>PITCHER</b>	IP	WLS	BF	H	R	ER	SO	BB	IBB	HBP	BLK	WP	HR	S	P	ERA	WHIP					
<b>Pat Hentgen, R</b> (1, 1) ERA: 5.97	6.0	L	28	8	5	5	5	1	0	1	0	0	3	60	94	7.50	1.500					
<b>Chris Carpenter, R</b> (7, 1) ERA: 5.09	2.1		10	1	1	1	2	2	0	0	0	0	0	22	40	3.86	1.286					
<b>Dan Plesac, L</b> (9, 1) ERA: 5.0	0.1		1	1	0	0	0	0	0	0	0	0	0	4	5	0.00	3.000					
<b>Paul Quantrill, R</b> (9, 1) ERA: 2.12	0.1		3	2	1	1	0	0	0	0	0	0	0	7	11	27.00	6.000					

Batter	1	2	3	4	5	6	7	8	9	AB	R	H	RBI	BB	SO	LOB	BOTTOM				
<b>Alex Gonzalez, R</b> (1, 6) OBP: 0.225, SLG: 0.278			 1-2				 1B 2B			5	1	1	0	0	1	1	<b>Kansas City Royals @ Toronto Blue Jays</b> SkyDome, Toronto, ON Wed Apr 29 1998, 7:05 PM EDT Att: 25,644 - Dome - 72 F				
<b>Shawn Green, L</b> (1, 9) OBP: 0.305, SLG: 0.426			 1B				 2-3			5	0	2	0	0	0	0					
<b>Jose Canseco, R</b> (1, 7) OBP: 0.252, SLG: 0.490			 1-3		 2-2		 1B		 3-3	5	0	2	1	0	1	1					
<b>Carlos Delgado, L</b> (1, 3) OBP: 0.333, SLG: 0.364			 1-2		 1-3		 1-0			4	0	0	0	0	1	5					
<b>Mike Stanley, R</b> (1, 10) OBP: 0.330, SLG: 0.391				 1-1		 1-0		 2-2		4	0	0	0	0	1	2					
<b>Tony Fernandez, S</b> (1, 4) OBP: 0.384, SLG: 0.319		 1B BB		 1-0		 BB		 1-1		2	1	0	0	2	0	2					
<b>5 Ed Sprague, R</b> (1, 5) OBP: 0.344, SLG: 0.451		 1-H		 BB				 3-2		3	0	1	1	0	1	1					
<b>José Cruz Jr., S</b> (1, 8) OBP: 0.306, SLG: 0.284				 1-3		 1-2		 1-3		3	0	1	0	1	1	1					
<b>Darrin Fletcher, L</b> (1, 2) OBP: 0.276, SLG: 0.258			 BB		 1-0		 0-0		 1-0	3	0	0	0	1	0	4					
<b>Inning Stats</b>	R: 0 E: 0 K: 0 S: 6	H: 0 LOB: 0 BB: 0 P: 10	R: 1 E: 0 K: 0 S: 11	H: 1 LOB: 1 BB: 1 P: 22	R: 0 E: 1 K: 0 S: 10	H: 1 LOB: 2 BB: 1 P: 19	R: 0 E: 0 K: 0 S: 8	H: 1 LOB: 2 BB: 1 P: 15	R: 0 E: 0 K: 0 S: 9	H: 0 LOB: 2 BB: 2 P: 20	R: 1 E: 0 K: 1 S: 14	H: 3 LOB: 0 BB: 0 P: 21	R: 0 E: 0 K: 1 S: 7	H: 0 LOB: 0 BB: 0 P: 12	R: 0 E: 0 K: 2 S: 7	H: 0 LOB: 0 BB: 0 P: 13	1B: 6 2B: 1 3B: 0 HR: 0	SF: 0 SAC: 0 DP: 1 HBP: 0	WP: 0 PB: 1 SB: 2 CS: 0	PA: 39	
<b>PITCHER</b>	IP	WLS	BF	H	R	ER	SO	BB	IBB	HBP	BLK	WP	HR	S	P	ERA	WHIP				
<b>Hipolito Pichardo, R</b> (1, 1) ERA: 4.08	6.0	W	28	5	2	2	1	5	0	0	0	0	0	18	27	0.00	1.667				
<b>50 José Rosado, L</b> (7, 1) ERA: 3.79	2.0		8	2	0	0	2	0	0	0	0	0	0	7	13	0.00	0.000				
<b>Jeff Montgomery, R</b> (9, 1) ERA: 7.27	1.0		3	0	0	0	2	0	0	0	0	0	0	7	13	0.00	0.000				



Batter	1	2	3	4	5	6	7	8	9	AB	R	H	RBI	BB	SO	LOB	TOP						
<b>Johnny Damon, L</b> (1, 8) OBP: 0.325, SLG: 0.376	1-2 S 2B	2-0 P2		4-0 1B BB		0-2 K		0-1 F7		4	2	1	0	1	1	2	<b>Kansas City Royals @ Toronto Blue Jays</b> SkyDome, Toronto, ON Thu Apr 30 1998, 3:33 AM EDT Att: 26,690 - Dome - 72 F  livebaseballscorecards.com						
<b>Jose Offerman, S</b> (1, 4) OBP: 0.388, SLG: 0.413	3-2 G6-3	0-1 G6-3		1-0 P5		0-1 G3-6-3 1B		0-1 F9		5	0	1	0	0	0	6							
<b>Hal Morris, L</b> (1, 10) OBP: 0.459, SLG: 0.602	0-0 2B		3-2 G3	1-0 BB 1B		0-0 G3-6-3 1-2			1-3 K	5	1	2	3	0	1	1							
<b>Jeff King, R</b> (1, 3) OBP: 0.373, SLG: 0.490	0-1 F7		2-3 K	1-2 BB 1B			2-1 G5-3		1-2 F9	5	0	1	1	0	1	1							
<b>Larry Sutton, L</b> (1, 9) OBP: 0.347, SLG: 0.406	1-2 1B		0-0 F9	3-1 3-H 4-2 BB			1-0 L9-3 HBP		3-1 2B	2	0	1	1	1	0	0							
<b>Ernie Young, R</b> (9, PH) OBP: 0.262, SLG: 0.350	2-H 2B			1-2 2-3 BB						1	0	1	0	0	0	0							
<b>Shane Mack, R</b> (1, 7) OBP: 0.392, SLG: 0.534	4-2 1B BB			F9			3-2 L9-3		1-3 K	4	0	0	0	1	1	5							
<b>Terry Pendleton, S</b> (1, 5) OBP: 0.245, SLG: 0.340	0-0			0-2 HR		3-3 K		0-1 SH1-4 2B		4	1	3	1	0	1	0							
<b>Felix Martinez, S</b> (8, PR) OBP: 0.206, SLG: 0.203	1-2 2-3 1B			4-2 BB HBP 1B BB		0-2 G4-3		0-0 SH1-4		2	1	0	0	1	0	3							
<b>Shane Halter, R</b> (1, 6) OBP: 0.327, SLG: 0.460	3-2 F8			1-1 SAFE BB HBP		1-2 F9		0-0 1B		1	0	0	0	0	1	0							
<b>Chris Turner, R</b> (1, 2) 29 <b>Mike Sweeney, R</b> (4, PR) OBP: 0.286, SLG: 0.338			3-3 K	1-2 1B HBP				3-H 1B		2	1	1	1	0	0	0							
<b>Inning Stats</b>	R: 2 E: 0 K: 0 S: 22	H: 4 LOB: 3 BB: 1 P: 34	R: 0 E: 0 K: 1 S: 8	H: 0 LOB: 0 BB: 0 P: 13	R: 0 E: 0 K: 1 S: 8	H: 0 LOB: 0 BB: 0 P: 13	R: 4 E: 0 K: 0 S: 20	H: 3 LOB: 3 BB: 3 P: 40	R: 0 E: 0 K: 1 S: 9	H: 0 LOB: 0 BB: 0 P: 13	R: 0 E: 0 K: 1 S: 6	H: 1 LOB: 0 BB: 0 P: 6	R: 0 E: 0 K: 0 S: 5	H: 0 LOB: 0 BB: 0 P: 11	R: 1 E: 0 K: 0 S: 8	H: 2 LOB: 2 BB: 0 P: 8		R: 0 E: 0 K: 2 S: 11	H: 1 LOB: 1 BB: 0 P: 17	1B: 6 2B: 5 3B: 0 HR: 1	SF: 0 SAC: 1 DP: 2 HBP: 2	WP: 0 PB: 0 SB: 1 CS: 0	PA: 42
<b>PITCHER</b>	IP WLS BF	H R ER SO	BB IBB HBP BLK	WP HR S P	ERA WHIP	<b>PITCHER</b>	IP WLS BF	H R ER SO	BB IBB HBP BLK	WP HR S P	ERA WHIP												
<b>Juan Guzman, R</b> (1, 1) ERA: 7.88	3.2 L	22 7	6 6 2	3 0	0 1 0 0	14.73 2.727	<b>Bill Ristley, R</b> (4, 1) ERA: 1.04	3.1 11	1 0 0 2	1 0 0 0	0 0 1 0	0 0 27 44	0.00 6.000										
<b>Paul Quantrill, R</b> (8, 1) ERA: 2.6	0.1 3	2 1	1 1 0	0 0 0	0 0 0 0	27.00 6.000	<b>Dan Plesac, L</b> (8, 1) ERA: 4.35	1.1 5	1 0 0	0 0 1	0 0 0	0 0 12 17	0.00 0.750										
<b>Carlos Almanzar, R</b> (9, 1) ERA: 3.89	0.1 1	0 0	0 0	0 1	0 0	0.00 0.000																	
<b>Batter</b>	<b>1</b>	<b>2</b>	<b>3</b>	<b>4</b>	<b>5</b>	<b>6</b>	<b>7</b>	<b>8</b>	<b>9</b>	<b>AB</b>	<b>R</b>	<b>H</b>	<b>RBI</b>	<b>BB</b>	<b>SO</b>	<b>LOB</b>	<b>BOTTOM</b>						
<b>Shannon Stewart, R</b> (1, 8) OBP: 0.375, SLG: 0.337	0-1 G4-3		3-2 F8		0-0 F9		2-2 S 2B 1B	3-2 PO	2-1 G4-3	5	1	1	1	0	0	1	<b>Kansas City Royals @ Toronto Blue Jays</b> SkyDome, Toronto, ON Thu Apr 30 1998, 3:33 AM EDT Att: 26,690 - Dome - 72 F  livebaseballscorecards.com						
<b>Shawn Green, L</b> (1, 9) OBP: 0.300, SLG: 0.424	3-3 K		1-3 K			2-2 SAFE K	1-1 SAFE 2B	1-3 K		5	0	1	1	0	4	0							
<b>Jose Canseco, R</b> (1, 7) OBP: 0.486, SLG: 0.486	1-1 BB BB 1B		3-1 F8			1-1 P4	4-2 BB	2-1 1B		3	0	1	0	0	0	0							
<b>Felipe Crespo, S</b> (7, PH) OBP: 0.333, SLG: 0.304										1	0	1	0	1	0	0							
<b>Carlos Delgado, L</b> (1, 3) OBP: 0.345, SLG: 0.320	4-0 BB BB			0-3 K		1-0 HBP	1-3 K	1-3 K		3	0	0	0	1	3	3							
<b>Juan Samuel, R</b> (1, 4) OBP: 0.192, SLG: 0.208	4-2 BB BB			0-1 F9		0-0 F7	1-0 F9			3	0	0	0	1	0	3							
<b>Ed Sprague, R</b> (1, 5) OBP: 0.351, SLG: 0.453	3-3 K			2-2 G5-3			0-0 BB 2B	1-0 G3-1 1B		4	1	2	0	0	1	3							
<b>Mike Stanley, R</b> (1, 10) OBP: 0.316, SLG: 0.374		0-0 F8			2-1 F9		2-0 F9	0-3 K		4	0	0	0	0	1	2							
<b>Alex Gonzalez, R</b> (1, 6) OBP: 0.236, SLG: 0.280		2-2 L3			3-2 G6-3		4-2 2B 1B BB	3-2 PO G3-1 1B		3	1	1	0	1	0	0							
<b>Kevin Brown, R</b> (1, 2) OBP: 0.417, SLG: 0.421		0-0 G1-6-3			2-1 1B		0-0 1B E 2B	0-2 G3-1		3	1	2	1	0	0	0							
<b>Darrin Fletcher, L</b> (8, PH) OBP: 0.273, SLG: 0.254							1-3 2-H	1-2 2-3		1	0	0	0	0	0	2							
<b>Inning Stats</b>	R: 0 E: 0 K: 2 S: 12	H: 1 LOB: 3 BB: 2 P: 27	R: 0 E: 0 K: 0 S: 5	H: 0 LOB: 0 BB: 0 P: 7	R: 0 E: 0 K: 1 S: 9	H: 0 LOB: 0 BB: 0 P: 16	R: 0 E: 0 K: 1 S: 8	H: 0 LOB: 0 BB: 0 P: 10	R: 0 E: 0 K: 0 S: 10	H: 1 LOB: 1 BB: 0 P: 17	R: 0 E: 0 K: 1 S: 7	H: 0 LOB: 1 BB: 0 P: 11	R: 4 E: 0 K: 1 S: 20	H: 4 LOB: 2 BB: 2 P: 36	R: 0 E: 0 K: 1 S: 15	H: 2 LOB: 1 BB: 0 P: 22		R: 0 E: 0 K: 2 S: 10	H: 1 LOB: 1 BB: 0 P: 16	1B: 7 2B: 2 3B: 0 HR: 0	SF: 0 SAC: 0 DP: 0 HBP: 1	WP: 0 PB: 0 SB: 2 CS: 0	PA: 41
<b>PITCHER</b>	IP WLS BF	H R ER SO	BB IBB HBP BLK	WP HR S P	ERA WHIP	<b>PITCHER</b>	IP WLS BF	H R ER SO	BB IBB HBP BLK	WP HR S P	ERA WHIP												
<b>Glendon Rusch, L</b> (1, 1) ERA: 6.06	6.1 W	29 6	4 4 4	5 0	0 1 0 0	5.68 1.421	<b>Jim Pittsley, R</b> (7, 1) ERA: 3.97	0.0 1	0 0 0	0 0 0	0 0 0	0 0 3 7	∞ ∞										
<b>Matt Whisenant, L</b> (7, 1) ERA: 9.0	0.2 2	0 0	0 0	1	0 0	0.00 0.000	<b>Scott Service, R</b> (8, 1) ERA: 1.84	1.0 4	2 0	0 0	0 1	0 0 15 22	0.00 2.000										
<b>Jeff Montgomery, R</b> (9, 1) ERA: 6.52	1.0 S	4 1	0 0	0 2	0 0	0.00 1.000																	



Batter	1	2	3	4	5	6	7	8	9	AB	R	H	RBI	BB	SO	LOB	TOP										
Shannon Stewart, R OBP: 0.380, SLG: 0.345	G5-3			K2-3 1B		F7 2B 1B		F7		4	1	2	1	0	0	0	<b>Toronto Blue Jays @ Oakland Athletics</b> Network Associates Coliseum, Oakland, CA Fri May 01 1998, 10:05 PM EDT Att: 7,078 - Cloudy - 63 F										
Tony Fernandez, S OBP: 0.359, SLG: 0.329	B1-3			K2-3 1-2		BB CS 2B		K2-3		4	0	1	1	0	2	1											
Shawn Green, L OBP: 0.289, SLG: 0.408	K			G3-1		F9			K	4	0	0	0	0	2	1											
Jose Canseco, R OBP: 0.263, SLG: 0.481		K				F7 1B		F7		3	0	1	0	1	1	0											
Carlos Delgado, L OBP: 0.364, SLG: 0.357				L7 BB		CS		G3-1		3	0	1	0	1	0	1											
Ed Sprague, R OBP: 0.340, SLG: 0.438	G5-4-3					P6				3	0	0	0	0	1	3											
José Cruz Jr., S OBP: 0.295, SLG: 0.273				F9		F9				3	0	0	0	0	1	2											
Darrin Fletcher, L OBP: 0.278, SLG: 0.290				G4-3				G6-3		2	1	1	0	0	0	0											
Juan Samuel, R OBP: 0.195, SLG: 0.200						1B 3B				1	0	0	0	0	0	1											
Kevin Brown, R OBP: 0.417, SLG: 0.421										0	0	0	0	0	0	0											
Alex Gonzalez, R OBP: 0.229, SLG: 0.272				G6-3		L6		K		3	0	0	0	0	1	1											
<b>Inning Stats</b>	R: 0 E: 0 K: 1 S: 7	H: 0 LOB: 0 BB: 0 P: 11	R: 0 E: 0 K: 1 S: 8	H: 0 LOB: 0 BB: 1 P: 15	R: 0 E: 0 K: 0 S: 6	H: 0 LOB: 0 BB: 0 P: 9	R: 0 E: 0 K: 1 S: 9	H: 1 LOB: 0 BB: 0 P: 12	R: 0 E: 0 K: 0 S: 12	H: 1 LOB: 1 BB: 0 P: 19	R: 2 E: 0 K: 0 S: 13	H: 3 LOB: 1 BB: 1 P: 24	R: 0 E: 0 K: 2 S: 11	H: 1 LOB: 1 BB: 0 P: 15	R: 0 E: 0 K: 2 S: 9	H: 0 LOB: 0 BB: 0 P: 13	R: 0 E: 0 K: 1 S: 5	H: 0 LOB: 0 BB: 0 P: 10	1B: 3 2B: 2 3B: 1 HR: 0	SF: 0 SAC: 0 DP: 1 HBP: 0	WP: 0 PB: 0 SB: 2 CS: 1	PA: 33					
<b>PITCHER</b>	IP	WLS	BF	H	R	ER	SO	BB	IBB	HBP	BLK	WP	HR	S	P	ERA	WHIP										
Tom Candiotti, R ERA: 3.0	6.0	W	23	6	2	2	3	2	0	0	0	0	0	57	92	3.00	1.333										
T.J. Mathews, R ERA: 4.55	0.2		2	0	0	0	2	0	0	0	0	0	0	6	9	0.00	0.000										
Buddy Groom, L ERA: 1.38	0.1		1	0	0	0	0	0	0	0	0	0	0	3	4	0.00	0.000										
Mike Fetters, R ERA: 5.4	1.0	S	3	0	0	0	2	0	0	0	0	0	0	9	13	0.00	0.000										
Billy Taylor, R ERA: 3.6	1.0	S	3	0	0	0	1	0	0	0	0	0	0	5	10	0.00	0.000										

Batter	1	2	3	4	5	6	7	8	9	AB	R	H	RBI	BB	SO	LOB	BOTTOM										
Rickey Henderson, R OBP: 0.355, SLG: 0.327	K					G3 1B BB		G5-3		4	1	1	0	1	1	2	<b>Toronto Blue Jays @ Oakland Athletics</b> Network Associates Coliseum, Oakland, CA Fri May 01 1998, 10:05 PM EDT Att: 7,078 - Cloudy - 63 F										
Dave Magadan, L OBP: 0.420, SLG: 0.436				L7		L4		G4-3		5	1	2	0	0	0	2											
Ben Grieve, L OBP: 0.405, SLG: 0.459	L7			G4-3		L7 1B		F8		4	1	1	1	1	0	2											
Matt Stairs, L OBP: 0.407, SLG: 0.597				G6-3		L7		SH1-4 1B 2B		3	0	1	1	1	0	2											
Jason Giambi, L OBP: 0.396, SLG: 0.495				F7		L7 1B		SH1-4 IBB		3	0	1	1	1	0	2											
Mike Blowers, R OBP: 0.286, SLG: 0.273	P6					1B				0	0	0	0	0	0	0											
A.J. Hinch, R OBP: 0.345, SLG: 0.468				FC6-4 1B		HR		SH1-4		3	1	2	1	0	1	2											
Scott Spiezio, S OBP: 0.314, SLG: 0.374				FC6-4 1B BB		HR		G6-4-3 IBB		3	1	1	1	1	0	3											
Kurt Abbott, R OBP: 0.358, SLG: 0.469				F7		G5-3		P6		4	0	0	0	0	0	4											
Ryan Christenson, R OBP: 0.372, SLG: 0.421				F9		F9		G4-3 G5-3 BB		2	0	1	0	2	0	0											
<b>Inning Stats</b>	R: 0 E: 0 K: 1 S: 17	H: 1 LOB: 2 BB: 1 P: 30	R: 0 E: 0 K: 0 S: 9	H: 2 LOB: 1 BB: 1 P: 14	R: 0 E: 0 K: 0 S: 5	H: 0 LOB: 0 BB: 0 P: 10	R: 2 E: 0 K: 0 S: 15	H: 2 LOB: 0 BB: 0 P: 23	R: 2 E: 0 K: 1 S: 14	H: 3 LOB: 2 BB: 1 P: 23	R: 0 E: 1 K: 0 S: 12	H: 1 LOB: 1 BB: 0 P: 15	R: 1 E: 0 K: 0 S: 8	H: 1 LOB: 3 BB: 3 P: 24	R: 0 E: 0 K: 0 S: 13	H: 0 LOB: 1 BB: 1 P: 25	R: 0 E: 0 K: 0 S: 17	H: 0 LOB: 1 BB: 1 P: 30	1B: 6 2B: 2 3B: 0 HR: 2	SF: 0 SAC: 1 DP: 1 HBP: 0	WP: 0 PB: 0 SB: 0 CS: 0	PA: 39					
<b>PITCHER</b>	IP	WLS	BF	H	R	ER	SO	BB	IBB	HBP	BLK	WP	HR	S	P	ERA	WHIP										
Erik Hanson, R ERA: 5.01	4.1	L	23	8	4	4	1	3	0	0	0	0	0	21	35	5.40	1.800										
Carlos Almanzar, R ERA: 4.09	1.2		9	2	1	1	1	1	1	0	0	0	0	11	23	0.00	0.750										
Chris Carpenter, R ERA: 4.74	1.1		5	0	0	0	0	1	1	0	0	0	0	6	11	0.00	0.000										
Steve Sinclair, L ERA:	0.2		2	0	0	0	0	0	0	0	0	0	0	6	11	0.00	0.000										


AB	30
R	2
H	6
RBI	2
BB	2
SO	8
LOB	10




AB	31
R	5
H	10
RBI	5
BB	7
SO	2
LOB	19





Batter	1	2	3	4	5	6	7	8	9	AB R H RBI BB SO LOB	TOP																
Shannon Stewart, R OBP: 0.390, SLG: 0.391 (1, 8)	1-0 1B		3-2 1-H 2B 3B		2-3 K	1-1 2B			0-0 G5-3	5 1 3 2 0 1 4	<p><b>Toronto Blue Jays @ Oakland Athletics</b> Network Associates Coliseum, Oakland, CA</p> <p>Sat May 02, 1998, 6:33 AM EDT Att: 10,729 - Cloudy - 67 F</p> <p>livebaseballscorecards.com</p> <p>AB 34 R 7 H 11 RBI 7 BB 2 SO 8 LOB 14</p> 																
Felipe Crespo, S OBP: 0.344, SLG: 0.370 (1, 9) (7, 7)	1-2 CS 1B		1-2 3B		3-2 L4		0-3 K	1-0 SF7	4 0 2 2 0 1 2																		
Jose Canseco, R OBP: 0.262, SLG: 0.473 Shawn Green, L OBP: 0.287, SLG: 0.404 (1, 7) (7, 9)	3-3 K		0-0 L8		3-2 1B		0-3 K	3-H 2-3 K	4 0 1 1 0 2 3 1 0 0 0 0 1 1																		
Carlos Delgado, L OBP: 0.324, SLG: 0.313 (1, 3)	1-1 F9		1-1 F8		2-3 3-H 0-0 F9		2-2 P6		4 0 0 0 0 0 4																		
Mike Stanley, R OBP: 0.306, SLG: 0.358 (1, 10)		0-0 G6-3		1-3 K		1-1 F9		1-3 K	4 0 0 0 0 2 0																		
Ed Sprague, R OBP: 0.337, SLG: 0.441 (1, 5)		0-0 L9		2-2 L9		0-1 1B SF9 2B		0-0 4-3	4 1 1 0 0 0 0																		
Tony Fernandez, S OBP: 0.354, SLG: 0.325 (1, 4)		2-2 F8		1-3 K		1-1 2-3 SF9 2B 1B		1-1 L7	4 1 1 0 0 1 0																		
Darrin Fletcher, L OBP: 0.289, SLG: 0.296 (1, 2)			0-1 P6		4-0 SH 1B BB	1-1 SAFE SF9		1-1 2B SF7 1B	2 2 1 1 1 0 0																		
Alex Gonzalez, R OBP: 0.250, SLG: 0.305 (1, 6)			4-1 3B BB		0-0 SH 1B	1-1 3-H 2B 2B		1-0 2B	2 2 2 1 1 0 0																		
<b>Inning Stats</b>	R: 0 E: 0 K: 1 S: 9	H: 2 LOB: 1 BB: 0 P: 15	R: 0 E: 0 K: 0 S: 6	H: 0 LOB: 0 BB: 0 P: 8	R: 2 E: 0 K: 0 S: 12	H: 2 LOB: 1 BB: 1 P: 21	R: 0 E: 0 K: 2 S: 10	H: 0 LOB: 0 BB: 0 P: 14	R: 1 E: 1 K: 1 S: 15	H: 1 LOB: 2 BB: 1 P: 27	R: 3 E: 0 K: 0 S: 12	H: 4 LOB: 1 BB: 0 P: 17	R: 0 E: 0 K: 2 S: 9	H: 0 LOB: 0 BB: 0 P: 11	R: 0 E: 0 K: 1 S: 6	H: 0 LOB: 0 BB: 0 P: 8	R: 1 E: 0 K: 1 S: 8	H: 2 LOB: 1 BB: 0 P: 13	1B: 5 2B: 6 3B: 1 HR: 0	SF: 2 SAC: 1 DP: 1 HBP: 0	WP: 0 PB: 0 SB: 1 CS: 1	PA: 39					
<b>PITCHER</b>	IP WLS BF H R ER SO BB IBB HBP BLK WP HR S P ERA WHIP											<b>PITCHER</b>	IP WLS BF H R ER SO BB IBB HBP BLK WP HR S P ERA WHIP														
Mike Oquist, R ERA: 4.71 (1, 1)	6.0 L	28	9	6	5	4	2	0	0	0	0	0	0	64	102	7.50	1.833										
Aaron Small, R ERA: 5.27 (7, 1)	2.0	6	0	0	0	3	0	0	0	0	0	0	0	15	19	0.00	0.000										
Mike Mohler, L ERA: 3.38 (9, 1)	1.0	5	2	1	1	1	0	0	0	0	0	0	0	8	13	9.00	2.000										

Batter	1	2	3	4	5	6	7	8	9	AB R H RBI BB SO LOB	BOTTOM																
Rickey Henderson, R OBP: 0.346, SLG: 0.318 Jack Voigt, R OBP: 0.251, SLG: 0.150 (1, 7) (7, 7) (9, 8)	2-3 K		1-3 K			1 SAFE 2-3 K			0-2 G3	3 0 0 0 0 3 2 1 0 0 0 0 0 0	<p><b>Toronto Blue Jays @ Oakland Athletics</b> Network Associates Coliseum, Oakland, CA</p> <p>Sat May 02, 1998, 6:33 AM EDT Att: 10,729 - Cloudy - 67 F</p> <p>livebaseballscorecards.com</p> <p>AB 28 R 0 H 1 RBI 0 BB 2 SO 8 LOB 8</p> 																
Rafael Bourquim, R OBP: 0.254, SLG: 0.328 (1, 6)	3-1 P5		3-2 F9		3-2 G6-3			1-0 G6-3	4 0 0 0 0 0 1																		
Ben Grieve, L OBP: 0.400, SLG: 0.451 (1, 9)	1-1 G3		1-2 G4-3		2-1 1B			2-2 F7	4 0 1 0 0 0 0																		
Matt Stairs, L OBP: 0.394, SLG: 0.575 (1, 10)		2-3 K		1-1 F7		1-3 K			3 0 0 0 0 2 1																		
Jason Giambi, L OBP: 0.386, SLG: 0.480 (1, 3)		2-0 L7		0-0 L9		0-3 K			3 0 0 0 0 1 1																		
Dave Magadan, L OBP: 0.307, SLG: 0.420 (1, 5)		2-2 G4-3		2-2 G6-3		1-0 G1-3			3 0 0 0 0 0 1																		
Scott Spiezio, S OBP: 0.305, SLG: 0.362 (1, 4)			2-2 P5		1-1 G5-3		1-2 G3-1		3 0 0 0 0 0 0																		
Mike Macfarlane, R OBP: 0.351, SLG: 0.290 (1, 2)			4-2 BB		4-1 FC3-6 BB		2-3 K		1 0 0 0 2 1 0																		
Ryan Christenson, R OBP: 0.356, SLG: 0.400 Kevin Mitchell, R OBP: 0.302, SLG: 0.237 (1, 8) (8, PH) (9, 7)			1-3 K		1-1 FC3-6		2-2 G6-3		2 0 0 0 0 1 2 1 0 0 0 0 0 0																		
<b>Inning Stats</b>	R: 0 E: 0 K: 1 S: 9	H: 0 LOB: 0 BB: 0 P: 15	R: 0 E: 0 K: 1 S: 7	H: 0 LOB: 0 BB: 0 P: 13	R: 0 E: 0 K: 2 S: 12	H: 0 LOB: 1 BB: 1 P: 20	R: 0 E: 0 K: 0 S: 8	H: 0 LOB: 0 BB: 0 P: 13	R: 0 E: 0 K: 1 S: 15	H: 0 LOB: 1 BB: 1 P: 25	R: 0 E: 0 K: 2 S: 9	H: 1 LOB: 1 BB: 0 P: 13	R: 0 E: 0 K: 1 S: 11	H: 0 LOB: 0 BB: 0 P: 16	R: 0 E: 0 K: 0 S: 7	H: 0 LOB: 0 BB: 0 P: 10	1B: 1 2B: 0 3B: 0 HR: 0	SF: 0 SAC: 0 DP: 0 HBP: 0	WP: 0 PB: 0 SB: 0 CS: 0	PA: 30							
<b>PITCHER</b>	IP WLS BF H R ER SO BB IBB HBP BLK WP HR S P ERA WHIP											<b>PITCHER</b>	IP WLS BF H R ER SO BB IBB HBP BLK WP HR S P ERA WHIP														
Roger Clemens, R ERA: 2.88 (1, 1)	7.0 W	24	1	0	0	7	2	0	0	0	0	0	0	66	108	0.00	0.429										
Paul Quantrill, R ERA: 2.33 (8, 1)	2.0	6	0	0	0	1	0	0	0	0	0	0	0	18	26	0.00	0.000										







Batter	1	2	3	4	5	6	7	8	9	AB	R	H	RBI	BB	SO	LOB	TOP										
Shannon Stewart, R (1.7) OBP: 0.357, SLG: 0.353	F9		G6-3		L9		L8		K	5	0	0	0	0	1	3											
José Cruz Jr., S (1.8) OBP: 0.293, SLG: 0.263	G4-3			F9		G6-3				3	1	0	0	1	0	0											
Jose Canseco, R (1.9) OBP: 0.269, SLG: 0.471	P5			K			FC5-4		P5	3	0	0	0	1	1	1											
Carlos Delgado, L (1.3) OBP: 0.348, SLG: 0.425		K				FC5-4		5-3		4	0	1	0	0	1	2											
Mike Stanley, R (1.10) OBP: 0.319, SLG: 0.356	F8			K		F7				4	0	1	1	0	1	2											
Ed Sprague, R (1.5) OBP: 0.321, SLG: 0.446	G6-3				G4-3				F9	4	1	1	1	0	0	1											
Tony Fernandez, S (1.4) OBP: 0.356, SLG: 0.364					G3		P9		L3	4	1	1	1	0	0	0											
Kevin Brown, R (1.2) OBP: 0.444, SLG: 0.500			G6-3		E8				G3	3	1	2	0	0	0	0											
Darin Fletcher, L (9, PH) OBP: 0.295, SLG: 0.333										1	0	0	0	0	0	0											
Alex Gonzalez, R (1.6) OBP: 0.269, SLG: 0.321			G5-3				G5-3			4	0	2	1	0	0	1											
<b>Inning Stats</b>	R: 0 E: 0 K: 0 S: 4	H: 0 LOB: 0 BB: 0 P: 5	R: 0 E: 0 K: 1 S: 9	H: 0 LOB: 0 BB: 0 P: 14	R: 1 E: 0 K: 0 S: 12	H: 1 LOB: 0 BB: 0 P: 18	R: 0 E: 0 K: 2 S: 9	H: 1 LOB: 1 BB: 0 P: 15	R: 1 E: 1 K: 0 S: 6	H: 2 LOB: 1 BB: 0 P: 8	R: 0 E: 0 K: 0 S: 8	H: 0 LOB: 1 BB: 1 P: 14	R: 1 E: 0 K: 0 S: 9	H: 2 LOB: 0 BB: 0 P: 16	R: 1 E: 0 K: 0 S: 13	H: 1 LOB: 1 BB: 0 P: 24	R: 0 E: 0 K: 1 S: 10	H: 1 LOB: 1 BB: 0 P: 12	1B: 5 2B: 1 3B: 0 HR: 2	SF: 0 SAC: 0 DP: 0 HBP: 0	WP: 0 PA: 37 PB: 0 SB: 1 CS: 1						
<b>PITCHER</b>	IP	WLS	BF	H	R	ER	SO	BB	IBB	HBP	BLK	WP	HR	S	P	ERA	WHIP										
Kenny Rogers, L (1.1) ERA: 3.17	7.0	W	29	6	4	3	3	2	0	0	0	0	2	60	97	3.86	1.143										
Mike Fetters, R (8.1) ERA: 5.06	0.1		1	0	0	0	0	0	0	0	0	0	0	2	5	0.00	0.000										
Buddy Groom, L (8.1) ERA: 1.26	0.1		1	0	0	0	0	0	0	0	0	0	0	4	6	0.00	0.000										
Billy Taylor, R (8.1) ERA: 3.31	1.1		6	2	0	0	1	0	0	0	0	0	0	14	18	0.00	1.500										

Toronto Blue Jays @ Oakland Athletics  
Network Associates Coliseum, Oakland, CA  
Mon May 04 1998, 10:05 PM EDT  
Att: 5,206 - Cloudy - 68 F

AB 35  
R 4  
H 8  
RBI 4  
BB 2  
SO 4  
LOB 10



Batter	1	2	3	4	5	6	7	8	9	AB	R	H	RBI	BB	SO	LOB	BOTTOM										
Rickey Henderson, R (1.7) OBP: 0.360, SLG: 0.319	FC6-4	P3		S		CS				2	1	1	0	3	0	0											
Dave Magadan, L (1.5) OBP: 0.398, SLG: 0.420	FC6-4	G3								4	1	1	1	0	1	4											
Mike Blowers, R (7, PH) OBP: 0.294, SLG: 0.283	1B									1	0	0	0	0	1	1											
Ben Grieve, L (1.9) OBP: 0.380, SLG: 0.430										4	1	1	0	1	0	0											
Ryan Christenson, R (8.8) OBP: 0.333, SLG: 0.372										0	0	0	0	0	0	0											
Matt Stairs, L (1.10) OBP: 0.392, SLG: 0.568										5	2	3	0	0	1	2											
Jason Giambi, L (1.3) OBP: 0.390, SLG: 0.472										4	0	2	2	1	0	2											
Jack Voigt, R (9.3) OBP: 0.250, SLG: 0.143										0	0	0	0	0	0	0											
A.J. Hinch, R (1.2) OBP: 0.333, SLG: 0.429										3	1	0	0	2	0	2											
Scott Spiezio, S (1.4) OBP: 0.313, SLG: 0.416										4	1	2	2	0	1	6											
Kurt Abbott, R (1.6) OBP: 0.367, SLG: 0.444										3	0	1	2	1	0	4											
Jason McDonald, S (1.8) OBP: 0.410, SLG: 0.426										3	0	1	0	0	1	3											
<b>Inning Stats</b>	R: 2 E: 0 K: 1 S: 20	H: 2 LOB: 3 BB: 3 P: 38	R: 0 E: 0 K: 0 S: 8	H: 0 LOB: 0 BB: 0 P: 12	R: 1 E: 0 K: 1 S: 14	H: 1 LOB: 3 BB: 3 P: 30	R: 1 E: 0 K: 0 S: 9	H: 2 LOB: 1 BB: 1 P: 17	R: 0 E: 0 K: 1 S: 8	H: 1 LOB: 3 BB: 1 P: 21	R: 3 E: 0 K: 0 S: 22	H: 5 LOB: 1 BB: 0 P: 30	R: 0 E: 0 K: 1 S: 8	H: 1 LOB: 0 BB: 0 P: 14	R: 0 E: 0 K: 1 S: 9	H: 0 LOB: 0 BB: 0 P: 15	1B: 8 2B: 4 3B: 0 HR: 0	SF: 0 SAC: 0 DP: 1 HBP: 1	WP: 0 PA: 43 PB: 0 SB: 1 CS: 2								
<b>PITCHER</b>	IP	WLS	BF	H	R	ER	SO	BB	IBB	HBP	BLK	WP	HR	S	P	ERA	WHIP										
Pat Hentgen, R (1.1) ERA: 6.45	3.0	L	20	4	4	4	2	7	0	0	0	0	0	44	89	12.00	3.667										
Chris Carpenter, R (4.1) ERA: 5.32	3.0		16	7	3	3	1	1	0	1	0	0	0	37	59	9.00	2.667										
Steve Sinclair, L (7.1) ERA:	2.0		6	1	0	0	2	0	0	0	0	0	0	17	29	0.00	0.500										

Toronto Blue Jays @ Oakland Athletics  
Network Associates Coliseum, Oakland, CA  
Mon May 04 1998, 10:05 PM EDT  
Att: 5,206 - Cloudy - 68 F

AB 33  
R 7  
H 12  
RBI 7  
BB 8  
SO 5  
LOB 24





Batter	1	2	3	4	5	6	7	8	9	AB	R	H	RBI	BB	SO	LOB	TOP						
<b>Shannon Stewart, R</b> OBP: 0.380, SLG: 0.402 (1, 8)	1-2 G5-3 1B		2-2 SAFE SAFE SAFE SAFE 1-H HR		2-2 SAFE SAFE SAFE SAFE 2-H 1B		3-1 SAFE SAFE SAFE SAFE 2-H 1B	4-1 SAFE SAFE SAFE SAFE 1-2 1B BB	3-1 G5-3	5	3	4	3	1	0	0							
<b>Shawn Green, L</b> OBP: 0.295, SLG: 0.394 (1, 9)	4-0 SAFE SAFE SAFE SAFE G5-3 BB		2-2 SAFE SAFE SAFE SAFE G3		4-2 SAFE SAFE SAFE SAFE S 1B BB		3-3 SAFE SAFE SAFE SAFE 1-2 K	0-0 SAFE SAFE SAFE SAFE 1B WP 1B	1-1 G5-3	4	2	1	0	2	1	1							
<b>Jose Canseco, R</b> OBP: 0.274, SLG: 0.459 <b>Jose Cruz Jr., S</b> OBP: 0.293, SLG: 0.263 (1, 7) (8, 8)	0-0 SAFE SAFE SAFE SAFE G5-3		4-2 SAFE SAFE SAFE SAFE CS BB		1-2 SAFE SAFE SAFE SAFE 1-2 2-H P6		4-0 SAFE SAFE SAFE SAFE 2B BB	3-3 SAFE SAFE SAFE SAFE 1-2 2-3 K		3	0	0	0	2	1	5							
<b>Carlos Delgado, L</b> OBP: 0.373, SLG: 0.455 (1, 3)	3-3 SAFE SAFE SAFE SAFE K		0-3 SAFE SAFE SAFE SAFE K		2-2 SAFE SAFE SAFE SAFE 2-H 1B		2-1 SAFE SAFE SAFE SAFE 1-3 2B	4-0 SAFE SAFE SAFE SAFE 1-2 2-3 3-H 1B IBB		4	1	2	1	1	2	2							
<b>Mike Stanley, R</b> OBP: 0.331, SLG: 0.390 (1, 10)		4-2 SAFE SAFE SAFE SAFE 5 G6-4-3 BB		1-0 SAFE SAFE SAFE SAFE HR		1-3 SAFE SAFE SAFE SAFE K		3-3 SAFE SAFE SAFE SAFE 2B 1B	0-2 SAFE SAFE SAFE SAFE 1-2 2-3 3-H 1B	4	1	2	2	1	2	3							
<b>Ed Sorague, R</b> OBP: 0.316, SLG: 0.434 (1, 5)	0-1 SAFE SAFE SAFE SAFE G6-4-3 1-2		1-0 SAFE SAFE SAFE SAFE F7		3-2 SAFE SAFE SAFE SAFE P4			0-2 SAFE SAFE SAFE SAFE 1B F8		5	1	1	0	0	0	4							
<b>Tony Fernandez, S</b> OBP: 0.367, SLG: 0.380 (1, 4)	4-1 SAFE SAFE SAFE SAFE BB		1-0 SAFE SAFE SAFE SAFE F8		1-1 SAFE SAFE SAFE SAFE G1-3			1-2 SAFE SAFE SAFE SAFE 1B		4	1	2	2	1	0	0							
<b>Darrin Fletcher, L</b> OBP: 0.290, SLG: 0.363 (1, 2)	1-1 SAFE SAFE SAFE SAFE G4-3		0-1 SAFE SAFE SAFE SAFE F7		3-2 SAFE SAFE SAFE SAFE G3			3-4 SAFE SAFE SAFE SAFE HR	0-2 SAFE SAFE SAFE SAFE F8	5	1	1	3	0	0	3							
<b>Alex Gonzalez, R</b> OBP: 0.290, SLG: 0.359 (1, 6)			3-2 SAFE SAFE SAFE SAFE HR 1B		3-2 SAFE SAFE SAFE SAFE 1B 2B		3-1 SAFE SAFE SAFE SAFE WP 1B 2B	1-2 SAFE SAFE SAFE SAFE 1B BB WP 1B	1-1 G5-3	5	3	4	0	0	0	0							
<b>Inning Stats</b>	R: 0 E: 0 K: 1 S: 8	H: 1 LOB: 1 BB: 1 P: 16	R: 0 E: 0 K: 0 S: 7	H: 0 LOB: 1 BB: 2 P: 16	R: 2 E: 0 K: 1 S: 16	H: 2 LOB: 1 BB: 1 P: 27	R: 1 E: 0 K: 0 S: 5	H: 1 LOB: 0 BB: 0 P: 8	R: 2 E: 0 K: 1 S: 19	H: 3 LOB: 1 BB: 1 P: 31	R: 0 E: 0 K: 0 S: 8	H: 0 LOB: 0 BB: 0 P: 15	R: 1 E: 0 K: 2 S: 13	H: 3 LOB: 2 BB: 1 P: 31	R: 7 E: 0 K: 1 S: 31	H: 7 LOB: 2 BB: 2 P: 53	R: 0 E: 0 K: 0 S: 6	H: 0 LOB: 0 BB: 0 P: 11	1B: 10 2B: 6 3B: 0 HR: 3	SF: 0 2B: 6 3B: 0 HBP: 0	WP: 2 PB: 0 SB: 3 CS: 2	PA: 47	
<b>PITCHER</b>	IP	WLS	BF	H	R	ER	SO	BB	IBB	HBP	BLK	WP	HR	S	P	ERA	WHIP					ERA	WHIP
<b>Ken Hill, R</b> ERA: 3.22	5.0		23	7	5	5	3	5	0	0	0	0	2	55	98	9.00	2.400					36.00	4.000
<b>Shigetoshi Hasegawa, R</b> ERA: 3.95	1.0		5	2	1	1	0	0	0	0	0	1	0	12	25	9.00	2.000					0.00	0.000
<b>Mike Holtz, L</b> ERA: 3.0	0.2		3	1	0	0	1	1	0	0	0	0	0	5	14	0.00	3.000						
<b>Pep Harris, R</b> ERA: 81.0	0.1		4	3	3	3	1	0	0	0	0	0	1	11	19	81.00	9.000						
<b>Greg Cadaret, L</b> ERA: 4.5	0.0		1	1	0	0	0	0	0	0	0	0	0	5	6	=	=						
<b>Troy Percival, R</b> ERA: 5.54	1.0		L	8	3	4	1	1	1	0	0	0	0	19	35	36.00	4.000						
<b>Jason Dickson, R</b> ERA: 8.75	1.0		3	0	0	0	0	0	0	0	0	0	0	6	11	0.00	0.000						

Toronto Blue Jays @ Anaheim Angels  
Edison International Field, Anaheim, CA  
Tue May 05 1998, 10:05 PM EDT  
Att: 17,271 - Cloudy - 60 F

AB 39  
R 13  
H 17  
RBI 11  
BB 8  
SO 6  
LOB 18




Batter	1	2	3	4	5	6	7	8	9	AB	R	H	RBI	BB	SO	LOB	BOTTOM						
<b>Darin Erstad, L</b> OBP: 0.401, SLG: 0.612 (1, 3)	0-0 F8	3-2 F7			1-1 G3	4-0 16 G4-3 2B BB	1-3 K		0-0 F8	5	1	0	0	1	1	6							
<b>16 Garret Anderson, L</b> OBP: 0.302, SLG: 0.402 (1, 7)	2-2 G5-3	4-1 1-2 2-3 BB			2-1 HR 1B	2-0 G4-3	2-1 1-H 2-H 3-H 2B		0-0 FC4-6 1-2	5	1	2	3	1	0	3							
<b>Jim Edmonds, L</b> OBP: 0.373, SLG: 0.500 (1, 8)	0-0 2B	0-1 P5			1-0 F8	0-0 2B	0-0 G3			5	0	2	2	0	0	5							
<b>Cecil Fielder, R</b> OBP: 0.369, SLG: 0.444 <b>Carlos Garcia, R</b> OBP: 0.212, SLG: 0.167 (1, 10) (8, PR)	0-3 K		2-3 K		0-0 HR 1B	0-0 G5-3		1-2 FC4-6 1B		5	1	2	2	0	2	2							
<b>Dave Hollins, S</b> OBP: 0.303, SLG: 0.404 (1, 5)		4-2 1B 1B BB	0-3 K		0-0 HR		0-0 HBP HBP SF9 1B	0-0 FC4-6 1B 1-2		4	3	2	1	1	1	1							
<b>Damon Mashore, R</b> OBP: 0.400, SLG: 0.479 (1, 9)		1-3 K	3-3 K		4-0 WP BB		1-0 BB 16 2B HBP	2-1 1B		3	1	1	0	1	2	1							
<b>Phil Nevin, R</b> SLG: 0.460 <b>Matt Walbeck, S</b> OBP: 0.360, SLG: 0.412 (1, 2) (8, PH) (9, 2)	1-2 SAFE SAFE SAFE SAFE 1B 1B				3-1 SAFE SAFE SAFE SAFE F7	3-3 SAFE SAFE SAFE SAFE K		1-2 SAFE SAFE SAFE SAFE 1-2 2-3 16 2B HBP	1-3 SAFE SAFE SAFE SAFE K	3	2	1	0	0	1	1							
<b>Norberto Martin, R</b> OBP: 0.225, SLG: 0.233 (1, 4)		1-0 16 BB 1B			0-0 L4		1-3 SAFE SAFE SAFE SAFE K	0-0 SF9	0-3 SAFE SAFE SAFE SAFE K	4	0	1	2	0	2	0							
<b>Gary Disarcina, R</b> OBP: 0.340, SLG: 0.430 (1, 6)		1-0 1-2 3-H 1B			2-1 F9		0-2 SAFE SAFE SAFE SAFE 16 G4-3 2B 1B	4-2 3-H 16 2B BB	0-0 FC4-6 1B	4	2	3	1	1	0	0							
<b>Inning Stats</b>	R: 0 E: 0 K: 1 S: 8	H: 1 LOB: 0 BB: 0 P: 10	R: 2 E: 0 K: 1 S: 16	H: 3 LOB: 2 BB: 2 P: 31	R: 0 E: 0 K: 3 S: 10	H: 0 LOB: 0 BB: 0 P: 15	R: 0 E: 0 K: 0 S: 5	H: 0 LOB: 0 BB: 0 P: 10	R: 3 E: 0 K: 1 S: 11	H: 3 LOB: 1 BB: 1 P: 22	R: 2 E: 0 K: 1 S: 9	H: 2 LOB: 1 BB: 1 P: 16	R: 4 E: 0 K: 1 S: 17	H: 2 LOB: 1 BB: 1 P: 27	R: 0 E: 0 K: 1 S: 11	H: 2 LOB: 2 BB: 0 P: 15	R: 0 E: 0 K: 1 S: 6	H: 1 LOB: 1 BB: 0 P: 6	1B: 9 2B: 3 3B: 0 HR: 2	SF: 1 2B: 3 3B: 0 HBP: 2	WP: 1 PB: 0 SB: 0 CS: 0	PA: 47	
<b>PITCHER</b>	IP	WLS	BF	H	R	ER	SO	BB	IBB	HBP	BLK	WP	HR	S	P	ERA	WHIP					ERA	WHIP
<b>Juan Guzman, R</b> ERA: 7.85	5.0		25	7	5	5	6	3	0	1	0	0	0	10	18	36.00	4.000					0.00	1.000
<b>Carlos Almanzar, R</b> ERA: 8.75	1.0		8	3	4	4	1	1	0	1	0	0	0	8	13	0.00	3.000						
<b>Bill Risley, R</b> ERA: 2.45	0.1		3	0	0	0	0	1	0	1	0	0	0	8	12	27.00	1.500						
<b>Dan Plesac, L</b> ERA: 3.97	0.2	W	3	1	2	2	1	0	0	0	0	0	0	8	12	27.00	1.500						
<b>Paul Quantrill, R</b> ERA: 2.21	1.0		4	2	0	0	1	0	0	0	0	0	0	11	15	0.00	2.000						


Toronto Blue Jays @ Anaheim Angels  
Edison International Field, Anaheim, CA  
Tue May 05 1998, 10:05 PM EDT  
Att: 17,271 - Cloudy - 60 F

AB 39  
R 11  
H 14  
RBI 11  
BB 5  
SO 10  
LOB 21





Batter	1	2	3	4	5	6	7	8	9	AB	R	H	RBI	BB	SO	LOB	TOP										
Shannon Stewart, R OBP: 0.373, SLG: 0.387 (1, 8)	K		F8	G6-3			WP HR BB		K	4	1	0	0	1	2	0	<p>Toronto Blue Jays @ Anaheim Angels Edison International Field, Anaheim, CA Wed May 06 1998, 10:05 PM EDT Att: 17,392 - Cloudy - 65 F</p> <p>livebaseballscorecards.com</p> <p>AB 35 R 6 H 10 RBI 5 BB 4 SO 11 LOB 19</p> 										
Shawn Green, L OBP: 0.307, SLG: 0.430 (1, 9)	G3-1		1B			CS 1B	HR		F7	5	1	3	2	0	0												
Jose Canseco, R OBP: 0.281, SLG: 0.484 Jose Cruz Jr., S OBP: 0.290, SLG: 0.259 (1, 7) (8, 8)	HR		1B						K	4	1	2	1	0	1	1											
Carlos Delgado, L OBP: 0.364, SLG: 0.426 (1, 3)	K		1B						K	3	0	0	0	1	3	1											
Mike Stanley, R OBP: 0.344, SLG: 0.402 Juan Samuel, R OBP: 0.185, SLG: 0.200 (1, 10) (8, PR)		2B BB	F8						WP FC4 2B	2	0	1	0	2	0	3											
5 Ed Sprague, R OBP: 0.306, SLG: 0.418 (1, 5)	K		K						L5	4	0	0	0	0	2	6											
Tony Fernandez, S OBP: 0.372, SLG: 0.417 (1, 4)	K								FC4 FC5-4	4	2	2	2	0	1	1											
Darrin Fletcher, L OBP: 0.299, SLG: 0.381 (1, 2)									F7	4	0	2	0	0	0	2											
Alex Gonzalez, R OBP: 0.281, SLG: 0.347 (1, 6)	K								FC5-4	4	0	0	0	0	1	5											
<b>Inning Stats</b>	R: 1 E: 0 K: 2 S: 10	H: 1 LOB: 0 BB: 0 P: 17	R: 0 E: 0 K: 3 S: 12	H: 1 LOB: 2 BB: 1 P: 21	R: 0 E: 0 K: 1 S: 12	H: 2 LOB: 3 BB: 1 P: 22	R: 1 E: 0 K: 0 S: 9	H: 2 LOB: 0 BB: 0 P: 18	R: 0 E: 0 K: 1 S: 6	H: 1 LOB: 1 BB: 0 P: 11	R: 1 E: 0 K: 0 S: 5	H: 1 LOB: 0 BB: 1 P: 10	R: 2 E: 0 K: 2 S: 14	H: 1 LOB: 0 BB: 1 P: 24	R: 1 E: 0 K: 0 S: 12	H: 1 LOB: 2 BB: 0 P: 23	R: 0 E: 0 K: 2 S: 12	H: 0 LOB: 0 BB: 0 P: 17	1B: 5 2B: 3 3B: 0 HR: 3	SF: 0 SAC: 0 DP: 3 HBP: 0	WP: 2 PB: 0 SB: 0 CS: 1	PA: 39					
<b>PITCHER</b>	IP	WLS	BF	H	R	ER	SO	BB	IBB	HBP	BLK	WP	HR	S	P	ERA	WHIP										
Omar Olivares, R ERA: 3.18 Shigetoshi Hasegawa, R ERA: 5.4 Greg Cadaret, L ERA: 4.15 Pep Harris, R ERA: 40.5 Troy Percival, R ERA: 5.14	6.0		26	8	3	3	7	3	0	0	0	0	2	54	99	4.50	1.833										
	1.1	L	7	2	3	3	2	1	0	0	0	1	1	20	36	20.25	2.250										
	0.1		2	0	0	0	0	0	0	0	0	1	0	5	9	0.00	0.000										
	0.1		1	0	0	0	0	0	0	0	0	0	0	1	2	0.00	0.000										
	1.0	S	3	0	0	0	2	0	0	0	0	0	0	12	17	0.00	0.000										

Batter	1	2	3	4	5	6	7	8	9	AB	R	H	RBI	BB	SO	LOB	BOTTOM										
Darin Erstad, L OBP: 0.401, SLG: 0.612 (1, 7)	G6-3		G6-3						P5	5	1	2	0	0	0	1	<p>Toronto Blue Jays @ Anaheim Angels Edison International Field, Anaheim, CA Wed May 06 1998, 10:05 PM EDT Att: 17,392 - Cloudy - 65 F</p> <p>livebaseballscorecards.com</p> <p>AB 39 R 5 H 12 RBI 5 BB 3 SO 9 LOB 20</p> 										
16 Garret Anderson, L OBP: 0.306, SLG: 0.417 (1, 9)	BB S 1B	HR 3B				G3-1			K	5	1	2	2	0	1	1											
Jim Edmonds, L OBP: 0.382, SLG: 0.527 (1, 8)	BB 1B	HR				1B G2-3			L5	4	1	2	2	1	1	1											
Cecil Fielder, R OBP: 0.370, SLG: 0.438 Norberto Martin, R OBP: 0.226, SLG: 0.233 (1, 3) (9, PR)		HR				G2-3			1B	4	0	1	0	1	2	2											
Dave Hollins, S OBP: 0.315, SLG: 0.412 (1, 5)	K								F9	5	0	3	0	0	1	4											
Frank Bolick, S OBP: 0.341, SLG: 0.353 (1, 10)	K		G6-3			G3			F9	5	0	0	0	0	2	8											
Matt Walbeck, S OBP: 0.342, SLG: 0.389 (1, 2)			F8			G4-3			F8	4	0	0	0	0	1	1											
Carlos Garcia, R OBP: 0.243, SLG: 0.182 (1, 4)									G4-3	3	1	1	0	1	1	1											
Gary Disarcina, R OBP: 0.337, SLG: 0.423 (1, 6)									G5-3	4	1	1	1	0	0	1											
<b>Inning Stats</b>	R: 0 E: 0 K: 2 S: 15	H: 1 LOB: 3 BB: 2 P: 29	R: 5 E: 0 K: 1 S: 20	H: 5 LOB: 1 BB: 1 P: 35	R: 0 E: 0 K: 0 S: 10	H: 1 LOB: 1 BB: 0 P: 15	R: 0 E: 0 K: 0 S: 11	H: 2 LOB: 2 BB: 0 P: 19	R: 0 E: 0 K: 0 S: 6	H: 0 LOB: 0 BB: 0 P: 7	R: 0 E: 0 K: 2 S: 9	H: 1 LOB: 1 BB: 0 P: 14	R: 0 E: 0 K: 3 S: 13	H: 1 LOB: 1 BB: 0 P: 17	R: 0 E: 0 K: 1 S: 5	H: 0 LOB: 0 BB: 0 P: 8	R: 0 E: 0 K: 0 S: 12	H: 1 LOB: 1 BB: 0 P: 17	1B: 9 2B: 1 3B: 1 HR: 1	SF: 0 SAC: 0 DP: 0 HBP: 0	WP: 0 PB: 0 SB: 4 CS: 0	PA: 42					
<b>PITCHER</b>	IP	WLS	BF	H	R	ER	SO	BB	IBB	HBP	BLK	WP	HR	S	P	ERA	WHIP										
Erik Hanson, R ERA: 5.52 Kelvin Escobar, R ERA: 14.73 Dan Plesac, L ERA: 3.75 Randy Myers, L ERA: 1.54	6.0		32	11	5	5	5	3	0	0	0	0	0	10	14	0.00	0.000										
	1.1	W	4	0	0	0	3	0	0	0	0	0	0	4	6	0.00	0.000										
	0.2		2	0	0	0	1	0	0	0	0	0	0	4	6	0.00	0.000										
	1.0	S	4	1	0	0	0	0	0	0	0	0	0	12	17	0.00	1.000										




Batter	1	2	3	4	5	6	7	8	9	AB	R	H	RBI	BB	SO	LOB	TOP					
Alex Gonzalez, R OBP: 0.278, SLG: 0.341	F8		F7				F5		G5-3	5	1	1	0	0	0	2						
Shawn Green, L OBP: 0.318, SLG: 0.445	2B		E9	G1-3			K		1B	5	1	3	1	0	1	2						
Jose Canseco, R OBP: 0.287, SLG: 0.477 Shannon Stewart, R OBP: 0.370, SLG: 0.384	F9		HR		F3		1B		F9	2	1	0	0	0	2	0	1					
Carlos Delgado, L OBP: 0.417, SLG: 0.538	1B		HR		1B		FC5-4		1B	5	1	5	4	0	0	0						
Mike Stanley, R OBP: 0.331, SLG: 0.384		G6-3	K		F9		FC5-4		K	5	0	0	0	0	2	5						
Ed Sprague, R OBP: 0.296, SLG: 0.404	F8		F4		F4				G5-3	4	0	0	0	0	0	1						
Tony Fernandez, S OBP: 0.368, SLG: 0.420	F2					K			G6-3	4	0	1	0	0	1	0						
Jose Cruz Jr., S OBP: 0.289, SLG: 0.259			K			F7			K	4	0	1	0	0	2	0						
Darrin Fletcher, L OBP: 0.307, SLG: 0.432						L3			HR	4	2	2	1	0	1	2						
<b>Inning Stats</b>	R: 0 H: 2 E: 0 K: 0 S: 9	H: 2 LOB: 2 BB: 0 P: 14	R: 0 H: 0 E: 0 K: 0 S: 7	H: 0 LOB: 0 BB: 0 P: 8	R: 5 H: 4 E: 1 K: 2 S: 23	H: 4 LOB: 0 BB: 1 P: 37	R: 0 H: 2 E: 0 K: 1 S: 8	H: 2 LOB: 2 BB: 0 P: 12	R: 0 H: 1 E: 0 K: 1 S: 12	H: 0 LOB: 1 BB: 0 P: 20	R: 0 H: 0 E: 0 K: 1 S: 5	H: 0 LOB: 0 BB: 0 P: 7	R: 0 H: 1 E: 0 K: 1 S: 10	H: 1 LOB: 2 BB: 1 P: 18	R: 0 H: 0 E: 0 K: 1 S: 7	H: 0 LOB: 0 BB: 0 P: 11	R: 1 H: 3 E: 0 K: 1 S: 18	H: 3 LOB: 2 BB: 0 P: 27	1B: 8 2B: 3 3B: 0 HR: 2	SF: 0 SAC: 0 DP: 0 HBP: 0	WP: 0 PB: 0 SB: 0 CS: 0	PA: 41
<b>PITCHER</b>	IP	WLS	BF	H	R	ER	SO	BB	IBB	HBP	BLK	WP	HR	S	P	ERA	WHIP					
Jamie Moyer, L ERA: 3.4	(1, 1)	6.0	L	27	9	5	4	1	0	0	0	0	1	64	98	7.50	1.667					
Felipe Lira, R ERA: 6.0	(7, 1)	3.0		14	4	1	3	1	0	0	0	0	1	35	56	3.00	1.667					

Toronto Blue Jays @ Seattle Mariners  
The Kingdome, Seattle, WA  
Thu May 07 1998, 10:05 PM EDT  
Att: 24,129 - Dome - 72 F

livebaseballscores.com

AB 39  
R 6  
H 13  
RBI 6  
BB 2  
SO 7  
LOB 14




Batter	1	2	3	4	5	6	7	8	9	AB	R	H	RBI	BB	SO	LOB	BOTTOM					
Joey Cora, S OBP: 0.327, SLG: 0.355	G3	G5-3		G4-3			E4			5	0	1	0	0	0	6						
Alex Rodriguez, R OBP: 0.338, SLG: 0.619	G5-3		G6-3		G5-3	K		G3-1		5	0	1	0	0	1	5						
Ken Griffey Jr., L OBP: 0.380, SLG: 0.654	G5-3				WP		G1-3		1B	5	0	3	0	0	0	1						
David Segui, S OBP: 0.316, SLG: 0.681	FC4-6		F9		K		2B		K	4	0	1	0	1	2	3						
Edgar Martinez, R OBP: 0.369, SLG: 0.444	FC4-6		G5-3		K		G2-3		1B	5	0	1	0	0	1	5						
Rob Ducey, L OBP: 0.285, SLG: 0.289		F2		G4-3		E			K	4	0	0	0	0	2	3						
Russ Davis, R OBP: 0.374, SLG: 0.564		K		PB		F3		1B	K	5	0	2	0	0	2	3						
Rick Wilkins, L OBP: 0.261, SLG: 0.341		1B		F7		K		F7		4	0	1	0	0	1	3						
Rich Amaral, R OBP: 0.406, SLG: 0.607		1B		PB		E		K		2	0	1	0	2	1	1						
<b>Inning Stats</b>	R: 0 H: 1 E: 0 K: 0 S: 9	H: 2 LOB: 2 BB: 1 P: 17	R: 0 H: 2 E: 0 K: 1 S: 11	H: 2 LOB: 2 BB: 0 P: 20	R: 0 H: 1 E: 0 K: 0 S: 6	H: 1 LOB: 1 BB: 0 P: 10	R: 0 H: 1 E: 0 K: 0 S: 11	H: 1 LOB: 2 BB: 1 P: 22	R: 0 H: 1 E: 0 K: 2 S: 12	H: 1 LOB: 1 BB: 0 P: 18	R: 0 H: 0 E: 1 K: 2 S: 13	H: 0 LOB: 3 BB: 1 P: 23	R: 0 H: 1 E: 0 K: 1 S: 9	H: 1 LOB: 1 BB: 0 P: 12	R: 0 H: 2 E: 0 K: 1 S: 10	H: 2 LOB: 2 BB: 0 P: 16	R: 0 H: 2 E: 0 K: 3 S: 14	H: 2 LOB: 2 BB: 0 P: 21	1B: 6 2B: 5 3B: 0 HR: 0	SF: 0 SAC: 0 DP: 0 HBP: 1	WP: 1 PB: 1 SB: 0 CS: 0	PA: 43
<b>PITCHER</b>	IP	WLS	BF	H	R	ER	SO	BB	IBB	HBP	BLK	WP	HR	S	P	ERA	WHIP					
Roger Clemens, R ERA: 2.4	(1, 1)	7.0	W	33	7	0	6	3	0	1	0	0	0	71	122	0.00	1.429					
Paul Quantrill, R ERA: 2.01	(8, 1)	2.0		10	4	0	4	0	0	0	0	0	0	24	37	0.00	2.000					

Toronto Blue Jays @ Seattle Mariners  
The Kingdome, Seattle, WA  
Thu May 07 1998, 10:05 PM EDT  
Att: 24,129 - Dome - 72 F

livebaseballscores.com

AB 39  
R 0  
H 11  
RBI 0  
BB 3  
SO 10  
LOB 30





Batter	1	2	3	4	5	6	7	8	9	AB	R	H	RBI	BB	SO	LOB	TOP										
<b>Shannon Stewart, R</b> (1, 7) OBP: 0.371, SLG: 0.379	1-2 G5-3		2-2 FC1-6		4-2 1B HR BB		2-1 G4-3		1-0 FC6-4 1B	4	1	1	0	1	0	1	<b>Toronto Blue Jays @ Seattle Mariners</b> The Kingdome, Seattle, WA Fri May 08 1998, 10:05 PM EDT Att: 29,920 - Dome - 72 F										
<b>Alex Gonzalez, R</b> (1, 6) OBP: 0.290, SLG: 0.346	3-2 1B 1B		3-3 K		0-2 1-2 HR 1B		4-1 1B BB		1-3 K	4	1	2	0	1	2	2											
<b>Jose Canseco, R</b> (1, 9) OBP: 0.297, SLG: 0.504	1-0 F8			1-0 1B	2-0 1-2 2-H HR		2-2 1-2 1B		1-1 FC6-4 BB 1-2	5	1	3	3	0	0	2											
<b>Carlos Delgado, L</b> (1, 3) OBP: 0.431, SLG: 0.527	1-2 1B			1-3 K	4-1 BB		2-2 G4-3		4-2 BB	3	0	1	0	2	1	3											
<b>Mike Stanley, R</b> (1, 10) OBP: 0.341, SLG: 0.383	3-1 1-2 2-H 1B			4-1 BB	1-3 K			4-1 HBP BB	2-2 G5-3	3	0	1	0	2	1	3											
<b>Ed Sprague, R</b> (1, 5) OBP: 0.287, SLG: 0.390		0-0 G6-3		1-2 F8		2-2 F6		1-3 K		4	0	0	0	0	1	3											
<b>Tony Fernandez, S</b> (1, 4) OBP: 0.364, SLG: 0.408		1-2 G4-3		2-3 K		1-3 K		1-0 HBP		3	0	0	0	0	2	2											
<b>José Cruz Jr., S</b> (1, 8) OBP: 0.277, SLG: 0.247		1-3 K			1-0 F7	1-1 G4-3		1-3 K		4	0	0	0	0	2	2											
<b>Kevin Brown, R</b> (1, 2) OBP: 0.448, SLG: 0.500			1-1 FC1-6 1B		1-3 K		2-3 K		2-3 K	2	0	1	0	0	1	0											
<b>Darin Fletcher, L</b> (7, PH) OBP: 0.301, SLG: 0.422										2	0	0	0	0	2	2											
<b>Inning Stats</b>	R: 0 E: 0 K: 0 S: 13	H: 3 LOB: 2 BB: 0 P: 22	R: 0 E: 0 K: 1 S: 8	H: 0 LOB: 0 BB: 0 P: 10	R: 0 E: 0 K: 1 S: 10	H: 1 LOB: 0 BB: 0 P: 16	R: 0 E: 0 K: 2 S: 14	H: 1 LOB: 2 BB: 1 P: 23	R: 3 E: 0 K: 2 S: 16	H: 2 LOB: 1 BB: 2 P: 29	R: 0 E: 0 K: 1 S: 9	H: 0 LOB: 0 BB: 0 P: 13	R: 0 E: 0 K: 3 S: 15	H: 1 LOB: 2 BB: 1 P: 27	R: 0 E: 0 K: 3 S: 12	H: 0 LOB: 2 BB: 1 P: 21	R: 0 E: 0 K: 1 S: 11	H: 1 LOB: 2 BB: 1 P: 20	1B: 8 2B: 9 3B: 0 HR: 1	SF: 0 SAC: 0 DP: 0 HBP: 1	WP: 0 PB: 0 SB: 2 CS: 1	PA: 41					
<b>PITCHER</b>	IP	WLS	BF	H	R	ER	SO	BB	IBB	HBP	BLK	WP	HR	S	P	ERA	WHIP										
<b>Randy Johnson, L</b> (1, 1) ERA: 6.15	6.0	W	26	7	3	3	7	3	0	0	0	0	1	70	113	4.50	1.667										
<b>Mike Timlin, R</b> (7, 1) ERA: 5.32	2.0		10	1	0	0	4	2	0	1	0	0	0	27	48	0.00	1.500										
<b>31 Bobby Ayala, R</b> (9, 1) ERA: 5.89	1.0		5	1	0	0	1	1	0	0	0	0	0	11	20	0.00	2.000										

Batter	1	2	3	4	5	6	7	8	9	AB	R	H	RBI	BB	SO	LOB	BOTTOM										
<b>Joey Cora, S</b> (1, 4) OBP: 0.316, SLG: 0.342	2-1 G4-3		2-0 F7		0-0 G3	2-3 K		1-2 G6-3		5	0	0	0	0	1	0	<b>Toronto Blue Jays @ Seattle Mariners</b> The Kingdome, Seattle, WA Fri May 08 1998, 10:05 PM EDT Att: 29,920 - Dome - 72 F										
<b>Alex Rodriguez, R</b> (1, 6) OBP: 0.323, SLG: 0.603	0-1 L9		1-0 F8		1-3 K		2-2 F8			4	0	0	0	0	1	0											
<b>Ken Griffey Jr., L</b> (1, 8) OBP: 0.396, SLG: 0.685	3-2 2B 1B		1-2 HR		4-1 2B BB		1-0 HR 1B			3	4	3	1	1	0	0											
<b>David Segui, S</b> (1, 3) OBP: 0.326, SLG: 0.709	0-0 1-H 2B		1-1 2B		1-1 1-H 2B		2-2 F7			4	1	3	2	0	0	1											
<b>Edgar Martinez, R</b> (1, 10) OBP: 0.372, SLG: 0.479	2-1 F8		2-0 2B		1-0 F3		0-0 1-H HR			4	1	2	3	0	0	2											
<b>Glenallen Hill, R</b> (1, 7) OBP: 0.419, SLG: 0.534		3-3 K		1-1 F7		2-1 G4-3		4-2 FC6-4 BB		3	0	0	0	0	1	1											
<b>Rob Ducey, L</b> (7, PH) OBP: 0.280, SLG: 0.289										0	0	0	0	1	0	0											
<b>Dan Wilson, R</b> (1, 2) OBP: 0.374, SLG: 0.478		1-0 F3		4-2 L3 BB		4-1 HR BB		0-1 FC6-4		2	1	0	0	2	0	1											
<b>Russ Davis, R</b> (1, 5) OBP: 0.378, SLG: 0.587		4-2 BB		1-2 L3		1-2 1-H HR		3-3 K		3	1	1	2	1	1	1											
<b>Ryan Radmanovich, L</b> (1, 9) OBP: 0.059, SLG: 0.059		1-0 F5		3-2 F8		3-3 K		1-3 K		4	0	0	0	0	2	1											
<b>Inning Stats</b>	R: 1 E: 0 K: 0 S: 12	H: 2 LOB: 1 BB: 0 P: 19	R: 0 E: 0 K: 1 S: 8	H: 0 LOB: 1 BB: 1 P: 17	R: 2 E: 0 K: 0 S: 10	H: 3 LOB: 1 BB: 0 P: 18	R: 0 E: 0 K: 0 S: 8	H: 0 LOB: 0 BB: 1 P: 16	R: 1 E: 0 K: 1 S: 8	H: 1 LOB: 1 BB: 1 P: 15	R: 2 E: 0 K: 2 S: 13	H: 1 LOB: 0 BB: 1 P: 25	R: 2 E: 0 K: 0 S: 12	H: 2 LOB: 1 BB: 1 P: 21	R: 0 E: 0 K: 2 S: 10	H: 0 LOB: 0 BB: 0 P: 15	R: 0 E: 0 K: 2 S: 10	H: 0 LOB: 0 BB: 0 P: 15	1B: 2 2B: 5 3B: 0 HR: 3	SF: 0 SAC: 0 DP: 1 HBP: 0	WP: 0 PB: 0 SB: 0 CS: 0	PA: 37					
<b>PITCHER</b>	IP	WLS	BF	H	R	ER	SO	BB	IBB	HBP	BLK	WP	HR	S	P	ERA	WHIP										
<b>Woody Williams, R</b> (1, 1) ERA: 3.48	6.0	L	28	7	6	6	4	4	0	0	0	0	2	59	110	9.00	1.833										
<b>Bill Riskey, R</b> (7, 1) ERA: 3.1	2.0		9	2	2	2	2	1	0	0	0	0	1	22	36	9.00	1.500										







Batter	1	2	3	4	5	6	7	8	9	AB	R	H	RBI	BB	SO	LOB	TOP																					
Shannon Stewart, R OBP: 0.376, SLG: 0.382 (1, 8)	G6-3		F8			1B		BB		3	0	1	0	1	0	0	Toronto Blue Jays @ Seattle Mariners The Kingdome, Seattle, WA Sun May 10 1998, 6:33 AM EDT Att: 39,249 - Dome - 72 F																					
Shawn Green, L OBP: 0.305, SLG: 0.422 (1, 9)	F9		G6-3			K		K		4	0	0	0	0	2	4																						
Jose Canseco, R OBP: 0.288, SLG: 0.479 (1, 7)	BB			G4-3		K		G5-3		3	0	0	0	1	1	4																						
Carlos Delgado, L OBP: 0.432, SLG: 0.548 (1, 3)	K			1B		G4-3			HR	4	1	2	1	0	1	2																						
Juan Samuel, R OBP: 0.200, SLG: 0.185 Felipe Crespo, S OBP: 0.297, SLG: 0.313 (9, PH)	G4-3			F8			CS HBP	K		2	0	0	0	0	0	1																						
Ed Sprague, R OBP: 0.285, SLG: 0.389 (1, 5)	K			G5-3			K	K		4	0	0	0	0	3	2																						
Alex Gonzalez, R OBP: 0.288, SLG: 0.336 (1, 6)	BB			F8			F3	G4-3		3	0	0	0	1	0	1																						
Kevin Brown, R OBP: 0.436, SLG: 0.481 (1, 2)	F8			G5-3				2B 1B		3	0	1	0	0	0	1																						
Craig Grebeck, R OBP: 0.433, SLG: 0.560 (1, 4)			K	G4-3				G5-3 2B		3	0	1	0	0	1	0																						
<b>Inning Stats</b>	R: 0 E: 0 K: 1 S: 9	H: 0 LOB: 1 BB: 1 P: 15	R: 0 E: 0 K: 1 S: 7	H: 0 LOB: 1 BB: 1 P: 13	R: 0 E: 0 K: 1 S: 9	H: 0 LOB: 0 BB: 0 P: 11	R: 0 E: 0 K: 0 S: 11	H: 1 LOB: 1 BB: 0 P: 17	R: 0 E: 0 K: 0 S: 10	H: 0 LOB: 0 BB: 0 P: 16	R: 0 E: 0 K: 2 S: 11	H: 1 LOB: 1 BB: 0 P: 17	R: 0 E: 0 K: 1 S: 6	H: 0 LOB: 0 BB: 0 P: 10	R: 0 E: 0 K: 1 S: 12	H: 2 LOB: 2 BB: 1 P: 23	R: 1 E: 0 K: 2 S: 9	H: 1 LOB: 0 BB: 0 P: 15	1B: 3 2B: 1 3B: 0 HR: 1	SF: 0 SAC: 0 DP: 1 HBP: 1	WP: 0 PB: 0 SB: 1 CS: 1	PA: 34																
<b>PITCHER</b>	IP	WLS	BF	H	R	ER	SO	BB	IBB	HBP	BLK	WP	HR	S	P	ERA	WHIP	<b>PITCHER</b>				IP	WLS	BF	H	R	ER	SO	BB	IBB	HBP	BLK	WP	HR	S	P	ERA	WHIP
Jeff Fassero, L ERA: 2.66 (1, 1)	7.1	W	29	4	0	0	7	3	0	1	0	0	0	73	119	0.00	0.955																					
Mike Timlin, R ERA: 5.16 (8, 1)	0.2		1	0	0	0	0	0	0	0	0	0	0	2	3	0.00	0.000																					
31 Bobby Ayala, R ERA: 6.05 (9, 1)	1.0	S	4	1	1	1	2	0	0	0	0	0	1	9	15	9.00	1.000																					

AB 30  
R 1  
H 5  
RBI 1  
BB 3  
SO 9  
LOB 15



Batter	1	2	3	4	5	6	7	8	9	AB	R	H	RBI	BB	SO	LOB	BOTTOM																					
Alex Rodriguez, R OBP: 0.329, SLG: 0.606 (1, 6)	K		G4-3					F6		4	1	1	2	0	1	2	Toronto Blue Jays @ Seattle Mariners The Kingdome, Seattle, WA Sun May 10 1998, 6:33 AM EDT Att: 39,249 - Dome - 72 F																					
Rich Amaral, R OBP: 0.361, SLG: 0.531 (8, 7)	K		L5		K			F3		4	0	0	0	0	2	1																						
Ken Griffey Jr., L OBP: 0.393, SLG: 0.688 (1, 8)	2B			F9		G3		HR		4	1	2	1	0	0	0																						
David Segui, S OBP: 0.435, SLG: 0.691 (1, 3)	K			BB		L8		F7		3	0	0	0	1	1	1																						
Edgar Martinez, R OBP: 0.366, SLG: 0.469 (1, 10)	F8			K				L9		4	0	1	0	0	1	1																						
Dan Wilson, R OBP: 0.351, SLG: 0.444 (1, 2)	G4-3			F9		K				3	0	0	0	0	1	2																						
Russ Davis, R OBP: 0.369, SLG: 0.570 (1, 5)	K				K			K		3	0	0	0	0	3	0																						
Glenallen Hill, R OBP: 0.403, SLG: 0.518 Rob Ducey, L OBP: 0.276, SLG: 0.306 (8, 9)	G4-3 2B			E1 HR		K		K		3	1	1	0	0	1	0																						
Joey Cora, S OBP: 0.319, SLG: 0.340 (1, 4)	K			F5				S BB		2	0	0	0	1	1	2																						
<b>Inning Stats</b>	R: 0 E: 0 K: 3 S: 13	H: 1 LOB: 0 BB: 0 P: 24	R: 0 E: 0 K: 1 S: 10	H: 0 LOB: 0 BB: 0 P: 17	R: 0 E: 0 K: 1 S: 10	H: 1 LOB: 1 BB: 0 P: 17	R: 0 E: 0 K: 1 S: 10	H: 0 LOB: 1 BB: 1 P: 18	R: 2 E: 1 K: 2 S: 11	H: 1 LOB: 0 BB: 0 P: 20	R: 0 E: 0 K: 1 S: 8	H: 1 LOB: 1 BB: 0 P: 13	R: 0 E: 0 K: 2 S: 10	H: 0 LOB: 1 BB: 1 P: 22	R: 1 E: 0 K: 0 S: 10	H: 1 LOB: 0 BB: 0 P: 14	R: 1 E: 0 K: 0 S: 10	H: 1 LOB: 0 BB: 0 P: 14	1B: 0 2B: 3 3B: 0 HR: 2	SF: 0 SAC: 0 DP: 0 HBP: 0	WP: 0 PB: 0 SB: 1 CS: 0	PA: 32																
<b>PITCHER</b>	IP	WLS	BF	H	R	ER	SO	BB	IBB	HBP	BLK	WP	HR	S	P	ERA	WHIP	<b>PITCHER</b>				IP	WLS	BF	H	R	ER	SO	BB	IBB	HBP	BLK	WP	HR	S	P	ERA	WHIP
Juan Guzman, R ERA: 6.6 (1, 1)	7.1	L	29	4	2	0	11	2	0	0	0	0	0	74	134	0.00	0.818																					
Dan Plesac, L ERA: 4.25 (8, 1)	0.1		2	1	1	1	0	0	0	0	0	0	1	5	7	27.00	3.000																					
Paul Quantrill, R ERA: 1.88 (8, 1)	0.1		1	0	0	0	0	0	0	0	0	0	0	3	4	0.00	0.000																					

AB 30  
R 3  
H 5  
RBI 3  
BB 2  
SO 11  
LOB 9





Batter	1	2	3	4	5	6	7	8	9	10	AB	R	H	RBI	BB	SO	LOB	TOP									
Rickey Henderson, R OBP: 0.390, SLG: 0.360	P4		P3		K		G5-3		G6-3		5	0	0	0	0	1	2										
Jason McDonald, S OBP: 0.368, SLG: 0.355	P4		F9		G4-3						5	0	1	0	0	1	1										
Ben Grievie, L OBP: 0.386, SLG: 0.466	G4-3			1B							5	1	1	0	0	3	1										
Matt Stairs, L OBP: 0.408, SLG: 0.635		F2		P8		HR			F7		5	1	1	0	0	0	1										
Jason Giambi, L OBP: 0.393, SLG: 0.469		P3		G4-3		HR					4	1	1	2	0	1	1										
Dave Magadan, L OBP: 0.307, SLG: 0.404											3	0	2	1	0	0	0										
Mike Blowers, R OBP: 0.286, SLG: 0.281											1	0	0	0	0	1	0										
A.J. Hinch, R OBP: 0.330, SLG: 0.400											3	0	1	0	1	0	1										
Scott Spiezio, S OBP: 0.309, SLG: 0.390											2	0	0	0	1	0	0										
Kurt Abbott, R OBP: 0.363, SLG: 0.431											4	0	1	0	0	0	4										
<b>Inning Stats</b>	R: 0 E: 0 K: 0 S: 7	H: 0 LOB: 0 BB: 0 P: 11	R: 0 E: 0 K: 0 S: 8	H: 1 LOB: 1 BB: 0 P: 12	R: 0 E: 0 K: 0 S: 8	H: 1 LOB: 1 BB: 0 P: 10	R: 1 E: 0 K: 0 S: 12	H: 3 LOB: 3 BB: 1 P: 25	R: 0 E: 0 K: 2 S: 7	H: 0 LOB: 0 BB: 0 P: 8	R: 2 E: 0 K: 0 S: 12	H: 2 LOB: 0 BB: 0 P: 23	R: 0 E: 0 K: 1 S: 6	H: 1 LOB: 1 BB: 0 P: 6	R: 0 E: 0 K: 2 S: 10	H: 0 LOB: 0 BB: 0 P: 17	R: 0 E: 0 K: 0 S: 7	H: 0 LOB: 1 BB: 0 P: 14	R: 0 E: 0 K: 2 S: 7	H: 0 LOB: 0 BB: 0 P: 13	1B: 5 2B: 2 3B: 0 HR: 1	SF: 0 SAC: 1 DP: 0 HBP: 0	WP: 0 PB: 0 SB: 0 CS: 0	PA: 40			
<b>PITCHER</b>	IP	WLS	BF	H	R	ER	SO	BB	IBB	HBP	BLK	WP	HR	S	P	ERA	WHIP										
Erik Hanson, R ERA: 5.25	6.2		29	8	3	3	2	1	0	0	0	0	0	10	14	4.05	1.350										
Dan Plesac, L ERA: 3.95	7.1	1.0	3	0	0	0	2	0	0	0	0	0	0	10	14	0.00	0.000										
Bill Riskey, R ERA: 2.91	8.1	1.1	5	0	0	0	1	1	0	0	0	0	0	10	20	0.00	0.750										
Randy Myers, L ERA: 1.32	10.1	1.0	W	3	0	0	2	0	0	0	0	0	0	7	13	0.00	0.000										

Oakland Athletics @ Toronto Blue Jays  
SkyDome, Toronto, ON  
Tue May 12 1998, 7:05 PM EDT  
Att. 25,636 - Dome - 72 F


AB 37  
R 3  
H 8  
RBI 3  
BB 2  
SO 7  
LOB 11



Batter	1	2	3	4	5	6	7	8	9	10	AB	R	H	RBI	BB	SO	LOB	BOTTOM									
Shannon Stewart, R OBP: 0.377, SLG: 0.406	G6-3		HR		F8				FC5-2-5		5	1	2	2	0	0	5										
Shawn Green, L OBP: 0.295, SLG: 0.406	G3		6-3		P3				G3		5	0	0	0	0	0	5										
Jose Canseco, R OBP: 0.286, SLG: 0.490	E6		F3								5	1	1	1	0	0	0										
Carlos Delgado, L OBP: 0.438, SLG: 0.538	F7										3	0	1	0	1	0	1										
Darrin Fletcher, L OBP: 0.300, SLG: 0.406											3	0	0	0	0	1	1										
Juan Samuel, R OBP: 0.194, SLG: 0.179			K								1	0	0	0	0	0	1										
Kevin Brown, R OBP: 0.438, SLG: 0.481											0	0	0	0	0	0	0										
Tony Fernandez, S OBP: 0.364, SLG: 0.409											4	1	2	0	0	0	1										
5 Ed Sprague, R OBP: 0.281, SLG: 0.383											2	1	0	0	2	0	1										
Craig Grebeck, R OBP: 0.433, SLG: 0.560											0	0	0	0	0	0	0										
Felipe Crespo, S OBP: 0.308, SLG: 0.324											2	0	1	0	0	0	1										
Alex Gonzalez, R OBP: 0.287, SLG: 0.333											4	0	1	1	0	1	4										
<b>Inning Stats</b>	R: 0 E: 1 K: 0 S: 10	H: 0 LOB: 1 BB: 0 P: 16	R: 0 E: 0 K: 1 S: 9	H: 1 LOB: 1 BB: 0 P: 12	R: 0 E: 0 K: 1 S: 6	H: 1 LOB: 0 BB: 0 P: 6	R: 0 E: 0 K: 0 S: 6	H: 0 LOB: 0 BB: 1 P: 11	R: 0 E: 0 K: 0 S: 12	H: 2 LOB: 2 BB: 0 P: 18	R: 0 E: 0 K: 0 S: 8	H: 0 LOB: 0 BB: 0 P: 13	R: 2 E: 0 K: 0 S: 14	H: 2 LOB: 1 BB: 1 P: 24	R: 0 E: 0 K: 0 S: 10	H: 1 LOB: 1 BB: 0 P: 16	R: 0 E: 1 K: 0 S: 8	H: 0 LOB: 2 BB: 1 P: 14	R: 1 E: 0 K: 0 S: 3	H: 1 LOB: 0 BB: 0 P: 6	1B: 6 2B: 0 3B: 0 HR: 2	SF: 0 SAC: 2 DP: 1 HBP: 0	WP: 1 PB: 0 SB: 0 CS: 0	PA: 39			
<b>PITCHER</b>	IP	WLS	BF	H	R	ER	SO	BB	IBB	HBP	BLK	WP	HR	S	P	ERA	WHIP										
Tom Candiotti, R ERA: 3.54	6.2		28	6	3	3	2	2	0	0	0	1	1	61	95	4.05	1.200										
Buddy Groom, L ERA: 3.86	7.1	0.2	3	1	0	0	0	0	0	0	0	0	0	12	18	0.00	1.500										
Mike Fetters, R ERA: 4.91	8.1	1.2	7	0	0	0	0	1	0	0	0	0	0	10	17	0.00	0.600										
Billy Taylor, R ERA: 3.44	10.1	0.0	L	1	1	1	0	0	0	0	0	0	1	3	6	∞	∞										

Oakland Athletics @ Toronto Blue Jays  
SkyDome, Toronto, ON  
Tue May 12 1998, 7:05 PM EDT  
Att. 25,636 - Dome - 72 F

AB 34  
R 4  
H 8  
RBI 4  
BB 3  
SO 2  
LOB 20









Batter	1	2	3	4	5	6	7	8	9	AB	R	H	RBI	BB	SO	LOB	TOP											
Darin Erstad, L (1,7) OBP: 0.391, SLG: 0.595			F7			L5-3				4	0	1	1	0	1	1	Anaheim Angels @ Toronto Blue Jays SkyDome, Toronto, ON Thu May 14 1998, 7:05 PM EDT Att: 25,606 - Unknown - 72 F											
16 Garret Anderson, L (1,9) OBP: 0.303, SLG: 0.401			G4-3							4	0	1	0	0	2	2												
Tim Salmon, R (1,10) OBP: 0.364, SLG: 0.512	G5-3			L6			F8	F3		4	0	0	0	0	0	3												
Jim Edmonds, L (1,8) OBP: 0.368, SLG: 0.500	F8									4	1	2	0	0	1	1												
Cecil Fielder, R (1,3) OBP: 0.363, SLG: 0.456		F8		F2						4	0	0	0	0	1	2												
Dave Hollins, S (1,5) OBP: 0.322, SLG: 0.393		F5			F5		P6			4	1	1	0	0	0	1												
Matt Walbeck, S (1,2) OBP: 0.333, SLG: 0.386		P6			F9					4	0	1	1	0	0	0												
Randy Velarde, R (1,4) OBP: 0.667, SLG: 1.800										2	1	1	1	0	1	0												
Norberto Martin, R (6,4) OBP: 0.240, SLG: 0.250										1	1	1	1	0	0	0												
Gary Disarcina, R (1,6) OBP: 0.341, SLG: 0.410			F9			E5				4	0	1	0	0	1	1												
<b>Inning Stats</b>	R: 0 E: 0 K: 1 S: 9	H: 1 LOB: 1 BB: 0 P: 16	R: 0 E: 0 K: 0 S: 7	H: 0 LOB: 0 BB: 0 P: 12	R: 1 E: 0 K: 0 S: 9	H: 1 LOB: 0 BB: 0 P: 13	R: 0 E: 0 K: 1 S: 8	H: 0 LOB: 0 BB: 0 P: 14	R: 0 E: 0 K: 1 S: 8	H: 0 LOB: 0 BB: 0 P: 14	R: 0 E: 1 K: 1 S: 7	H: 1 LOB: 1 BB: 0 P: 13	R: 1 E: 0 K: 0 S: 11	H: 3 LOB: 2 BB: 0 P: 14	R: 2 E: 0 K: 1 S: 17	H: 3 LOB: 1 BB: 0 P: 27	1B: 7 2B: 2 3B: 0 HR: 1	SF: 1 SAC: 0 DP: 1 HBP: 0	WP: 0 PB: 0 SB: 0 CS: 0	PA: 36								
<b>PITCHER</b>	IP	WLS	BF	H	R	ER	SO	BB	IBB	HBP	BLK	WP	HR	S	P	ERA	WHIP											
Woody Williams, R (1,1) ERA: 3.18	7.0		24	3	1	1	5	0	0	0	0	0	0	1	55	94	1.29	0.429										
Paul Quantrill, R (8,1) ERA: 2.22	0.1		4	3	1	1	0	0	0	0	0	0	0	0	7	9	27.00	9.000										
Dan Plesac, L (8,1) ERA: 3.6	0.1		1	0	0	0	1	0	0	0	0	0	0	0	3	4	0.00	0.000										
Kelvim Escobar, R (8,1) ERA: 14.63	0.1		1	0	0	0	0	0	0	0	0	0	0	1	1	0.00	0.000											
Randy Myers, L (9,1) ERA: 2.45	1.0	W	6	3	2	2	1	0	0	0	0	0	0	0	17	27	18.00	3.000										

Batter	1	2	3	4	5	6	7	8	9	AB	R	H	RBI	BB	SO	LOB	BOTTOM										
Shannon Stewart, R (1,8) OBP: 0.355, SLG: 0.380		G6-3				G4-3		G6-3		5	0	0	0	0	2	4	Anaheim Angels @ Toronto Blue Jays SkyDome, Toronto, ON Thu May 14 1998, 7:05 PM EDT Att: 25,606 - Unknown - 72 F										
Juan Samuel, R (1,7) OBP: 0.257, SLG: 0.226										3	1	2	0	1	1	0											
Shawn Green, L (7,9) OBP: 0.291, SLG: 0.399										1	0	0	0	0	0	1											
Jose Canseco, R (1,9) OBP: 0.297, SLG: 0.486										1	1	0	0	3	1	2											
José Cruz Jr., S (7,FR) OBP: 0.291, SLG: 0.264										1	0	1	0	0	0	0											
Carlos Delgado, L (1,3) OBP: 0.425, SLG: 0.534										5	1	1	0	0	3	5											
Mike Stanley, R (1,10) OBP: 0.344, SLG: 0.409		G5-3								5	1	3	1	0	1	2											
Tony Fernandez, S (1,4) OBP: 0.372, SLG: 0.424										4	1	3	3	0	0	2											
5 Ed Sprague, R (1,5) OBP: 0.289, SLG: 0.370										4	0	1	0	0	1	5											
Kevin Brown, R (1,2) OBP: 0.444, SLG: 0.516										4	0	2	1	0	0	1											
Alex Gonzalez, R (1,6) OBP: 0.280, SLG: 0.331										4	0	0	0	0	1	3											
<b>Inning Stats</b>	R: 0 E: 0 K: 2 S: 10	H: 1 LOB: 1 BB: 1 P: 15	R: 1 E: 0 K: 0 S: 17	H: 3 LOB: 2 BB: 0 P: 26	R: 2 E: 0 K: 2 S: 14	H: 2 LOB: 1 BB: 1 P: 23	R: 0 E: 0 K: 3 S: 12	H: 1 LOB: 2 BB: 1 P: 23	R: 1 E: 0 K: 0 S: 15	H: 3 LOB: 1 BB: 0 P: 21	R: 0 E: 0 K: 1 S: 10	H: 0 LOB: 0 BB: 0 P: 15	R: 0 E: 1 K: 0 S: 8	H: 0 LOB: 1 BB: 0 P: 12	R: 1 E: 0 K: 0 S: 10	H: 2 LOB: 0 BB: 0 P: 15	1B: 9 2B: 3 3B: 0 HR: 1	SF: 0 SAC: 0 DP: 2 HBP: 0	WP: 0 PB: 0 SB: 5 CS: 1	PA: 41							
<b>PITCHER</b>	IP	WLS	BF	H	R	ER	SO	BB	IBB	HBP	BLK	WP	HR	S	P	ERA	WHIP										
Chuck Finley, L (1,1) ERA: 2.74	6.1		31	10	4	4	9	4	0	0	0	0	0	84	136	5.68	2.211										
Pep Harris, R (7,1) ERA: 6.23	1.1		6	1	0	0	1	0	0	0	0	0	0	12	19	0.00	0.750										
Mike Holtz, L (8,1) ERA: 2.51	1.0		3	1	0	0	0	0	0	0	0	0	0	5	7	0.00	1.000										
Rich DeLucia, R (9,1) ERA: 5.94	0.0	L	1	1	1	1	0	0	0	0	0	0	1	6	9	∞	∞										



Batter	1	2	3	4	5	6	7	8	9	AB	R	H	RBI	BB	SO	LOB	TOP								
Darin Erstad, L (1, 3) OBP: 0.383, SLG: 0.580										4	0	0	0	0	1	2	Anaheim Angels @ Toronto Blue Jays SkyDome, Toronto, ON Fri May 15 1998, 7:05 PM EDT Att: 26,644 - Unknown - 77 F								
16 Garret Anderson, L (1, 7) OBP: 0.302, SLG: 0.404										4	0	1	0	0	1	1									
Jim Edmonds, L (1, 8) OBP: 0.358, SLG: 0.485										4	0	0	0	0	1	3									
Cecil Fielder, R (1, 10) OBP: 0.362, SLG: 0.449 Phil Nevin, R (9, PH) OBP: 0.357, SLG: 0.441											2	0	0	0	1	0									
Frank Botick, S (1, 5) OBP: 0.319, SLG: 0.308											3	0	0	0	1	1									
Matt Walbeck, S (1, 2) OBP: 0.319, SLG: 0.368											4	0	0	0	2	3									
Damon Mashore, R (1, 9) OBP: 0.380, SLG: 0.419										3	0	0	0	0	0	1									
Norberto Martin, R (1, 4) OBP: 0.242, SLG: 0.253										3	1	1	0	0	1	0									
Gary Disarcina, R (1, 6) OBP: 0.344, SLG: 0.412 Craig Shipley, R (8, PH) OBP: 0.125, SLG: 0.087										2	0	1	0	0	0	0									
										1	0	0	0	0	0	0									
<b>Inning Stats</b>	R: 0 E: 0 K: 1 S: 8	H: 0 LOB: 0 BB: 0 P: 11	R: 0 E: 0 K: 1 S: 7	H: 0 LOB: 0 BB: 0 P: 11	R: 0 E: 0 K: 1 S: 8	H: 0 LOB: 0 BB: 0 P: 10	R: 0 E: 0 K: 0 S: 5	H: 0 LOB: 0 BB: 0 P: 6	R: 0 E: 0 K: 0 S: 7	H: 0 LOB: 0 BB: 0 P: 14	R: 1 E: 0 K: 1 S: 13	H: 2 LOB: 2 BB: 0 P: 19	R: 0 E: 0 K: 1 S: 9	H: 0 LOB: 1 BB: 1 P: 14	R: 0 E: 0 K: 0 S: 8	H: 0 LOB: 0 BB: 0 P: 10	R: 0 E: 0 K: 2 S: 13	H: 1 LOB: 2 BB: 1 P: 25	1B: 2 2B: 1 3B: 0 HR: 0	SF: 0 SAC: 0 DP: 0 HBP: 0	WP: 1 PB: 0 SB: 0 CS: 0	PA: 33			
<b>PITCHER</b>	IP	WLS	BF	H	R	ER	SO	BB	IBB	HBP	BLK	WP	HR	S	P	ERA	WHIP								
Pat Hentgen, R (1, 1) ERA: 4.97	7.0	W	25	2	1	1	5	1	0	0	0	1	0	57	85	1.29	0.429								
Chris Carpenter, R (8, 1) ERA: 4.88	2.0		8	1	0	0	2	1	0	0	0	0	0	21	35	0.00	1.000								

Batter	1	2	3	4	5	6	7	8	9	AB	R	H	RBI	BB	SO	LOB	BOTTOM								
Shannon Stewart, R (1, 8) OBP: 0.363, SLG: 0.379										3	1	1	0	1	0	1	Anaheim Angels @ Toronto Blue Jays SkyDome, Toronto, ON Fri May 15 1998, 7:05 PM EDT Att: 26,644 - Unknown - 77 F								
Shawn Green, L (1, 9) OBP: 0.295, SLG: 0.401										4	2	1	1	1	1	2									
Jose Canseco, R (1, 7) OBP: 0.302, SLG: 0.483 Jose Cruz Jr., S (8, 8) OBP: 0.298, SLG: 0.264										3	1	1	1	1	0	1									
Carlos Delgado, L (1, 3) OBP: 0.413, SLG: 0.526										5	1	1	0	0	0	5									
Mike Stanley, R (1, 10) OBP: 0.348, SLG: 0.411										2	1	1	2	1	0	0									
Tony Fernandez, S (1, 4) OBP: 0.383, SLG: 0.463										3	3	2	2	1	0	2									
5 Ed Sprague, R (1, 5) OBP: 0.301, SLG: 0.377										3	0	2	1	1	0	0									
Darin Fletcher, L (1, 2) OBP: 0.297, SLG: 0.408										4	0	1	2	0	1	2									
Alex Gonzalez, R (1, 6) OBP: 0.280, SLG: 0.329 Craig Grebeck, R (8, 6) OBP: 0.433, SLG: 0.560										4	0	1	0	0	2	3									
										0	0	0	0	0	0	0									
<b>Inning Stats</b>	R: 4 E: 0 K: 1 S: 15	H: 3 LOB: 2 BB: 3 P: 31	R: 4 E: 0 K: 0 S: 16	H: 3 LOB: 1 BB: 2 P: 34	R: 0 E: 0 K: 0 S: 10	H: 1 LOB: 0 BB: 0 P: 14	R: 0 E: 0 K: 0 S: 10	H: 1 LOB: 1 BB: 1 P: 18	R: 0 E: 0 K: 0 S: 4	H: 0 LOB: 0 BB: 0 P: 8	R: 0 E: 0 K: 0 S: 5	H: 1 LOB: 1 BB: 0 P: 6	R: 1 E: 0 K: 2 S: 11	H: 2 LOB: 1 BB: 0 P: 20	R: 0 E: 0 K: 1 S: 8	H: 0 LOB: 1 BB: 1 P: 15	1B: 7 2B: 3 3B: 0 HR: 1	SF: 1 SAC: 0 DP: 2 HBP: 1	WP: 1 PB: 0 SB: 3 CS: 1	PA: 40					
<b>PITCHER</b>	IP	WLS	BF	H	R	ER	SO	BB	IBB	HBP	BLK	WP	HR	S	P	ERA	WHIP								
Ken Hill, R (1, 1) ERA: 4.42	1.2	L	15	5	8	8	1	5	0	1	0	0	0	25	55	43.20	6.000								
Shigetoshi Hasegawa, R (2, 1) ERA: 4.38	4.2		19	6	1	1	0	1	0	0	0	1	1	39	63	1.93	1.500								
Greg Cadaret, L (7, 1) ERA: 4.91	1.2		6	0	0	0	3	1	0	0	0	0	0	15	28	0.00	0.600								







Batter	1	2	3	4	5	6	7	8	9	AB	R	H	RBI	BB	SO	LOB	TOP										
Joey Cora, S OBP: 0.319, SLG: 0.345	F9	G1-3		HBP 1B		1B			K	5	0	2	0	0	1	1	<b>Seattle Mariners @ Toronto Blue Jays</b> SkyDome, Toronto, ON Sun May 17 1998, 7:05 PM EDT Att: 28,111 - Unknown - 74 F										
Alex Rodriguez, R OBP: 0.342, SLG: 0.639	1B	BB	HR	HBP		F9			G3-6-3 1B	3	1	2	1	1	0	1											
Ken Griffey Jr., L OBP: 0.381, SLG: 0.632	P4		G6-3 1B	F9		P3			G3-6-3 1-2	5	0	1	0	0	0	6											
David Segui, S OBP: 0.309, SLG: 0.631	1B		G6-3		G3		F7			4	0	1	0	0	0	1											
Edgar Martinez, R OBP: 0.360, SLG: 0.464	K		G5-3		1B		F8			4	0	1	0	0	1	2											
Glenallen Hill, R OBP: 0.378, SLG: 0.543		HR		HR		1B				4	2	3	2	0	0	0											
Rich Amaral, R OBP: 0.333, SLG: 0.463				HR		1B		L8		0	0	0	0	0	0	0											
Russ Davis, R OBP: 0.356, SLG: 0.550	F9			FC4-6 1B		K			K	4	0	1	0	0	2	2											
Dan Wilson, R OBP: 0.316, SLG: 0.379	F8			FC4-6 1B		FC4-6			G4-3	4	0	0	0	0	0	3											
Dave McCarty, R OBP: 0.283, SLG: 0.309	S BB			L9		G6-3			G4-3	2	0	0	0	1	0	1											
<b>Inning Stats</b>	R: 0 E: 0 K: 1 S: 8	H: 1 LOB: 2 BB: 1 P: 19	R: 1 E: 0 K: 0 S: 15	H: 1 LOB: 1 BB: 1 P: 26	R: 1 E: 0 K: 0 S: 8	H: 2 LOB: 0 BB: 0 P: 12	R: 1 E: 0 K: 0 S: 12	H: 3 LOB: 3 BB: 0 P: 18	R: 0 E: 0 K: 1 S: 10	H: 2 LOB: 2 BB: 0 P: 17	R: 0 E: 0 K: 0 S: 8	H: 0 LOB: 0 BB: 0 P: 12	R: 0 E: 0 K: 1 S: 7	H: 0 LOB: 0 BB: 0 P: 11	R: 0 E: 0 K: 1 S: 9	H: 1 LOB: 0 BB: 0 P: 12	1B: 8 2B: 0 3B: 0 HR: 3	SF: 0 SAC: 0 DP: 2 HBP: 1	WP: 0 PB: 0 SB: 1 CS: 0	PA: 39							
<b>PITCHER</b>	IP	WLS	BF	H	R	ER	SO	BB	IBB	HBP	BLK	WP	HR	S	P	ERA	WHIP										
Erik Hanson, R ERA: 5.02	(1, 1)	7.0	33	10	3	3	2	2	0	1	0	0	3	69	118	3.86	1.714										
Paul Quantrill, R ERA: 2.1	(8, 1)	1.1	5	1	0	0	2	0	0	0	0	0	0	14	19	0.00	0.750										
Dan Plesac, L ERA: 3.45	(9, 1)	0.2	W	1	0	0	0	0	0	0	0	0	0	2	4	0.00	0.000										

Batter	1	2	3	4	5	6	7	8	9	AB	R	H	RBI	BB	SO	LOB	BOTTOM										
Shannon Stewart, R OBP: 0.363, SLG: 0.374	G5-3		G1-3		P5		BB 1B BB		SH3	3	1	0	0	1	0	1	<b>Seattle Mariners @ Toronto Blue Jays</b> SkyDome, Toronto, ON Sun May 17 1998, 7:05 PM EDT Att: 28,111 - Unknown - 74 F										
Shawn Green, L OBP: 0.292, SLG: 0.395	K			K		F9	BB BB 1B		G3	5	0	1	0	0	2	1											
Jose Canseco, R OBP: 0.320, SLG: 0.513				1B		S 2B	BB BB BB		1B	3	1	3	1	2	0	0											
Carlos Delgado, L OBP: 0.420, SLG: 0.529	F5			1B		F8 2H	BB BB BB		1B	3	1	2	2	1	0	1											
Mike Stanley, R OBP: 0.337, SLG: 0.390			K	F8		F8	F9			4	0	0	0	0	1	6											
Tony Fernandez, S OBP: 0.379, SLG: 0.456		G6-3		F9		1B		G3		4	0	1	1	0	0	2											
Ed Sprague, R OBP: 0.292, SLG: 0.370		G6-3			G5-3	F7		F7		4	0	0	0	0	0	1											
Darrin Fletcher, L OBP: 0.287, SLG: 0.393			F8		K		F7	K		4	0	0	0	0	2	0											
Alex Gonzalez, R OBP: 0.278, SLG: 0.327			G5-3		2B		P4		G3 SH3 1B BB	3	1	1	0	1	0	0											
<b>Inning Stats</b>	R: 0 E: 0 K: 1 S: 9	H: 0 LOB: 1 BB: 1 P: 16	R: 0 E: 0 K: 1 S: 9	H: 0 LOB: 0 BB: 0 P: 12	R: 0 E: 0 K: 0 S: 4	H: 0 LOB: 0 BB: 0 P: 9	R: 0 E: 0 K: 1 S: 8	H: 2 LOB: 2 BB: 0 P: 15	R: 0 E: 0 K: 1 S: 7	H: 1 LOB: 1 BB: 0 P: 12	R: 2 E: 0 K: 0 S: 10	H: 3 LOB: 1 BB: 0 P: 19	R: 1 E: 0 K: 0 S: 10	H: 1 LOB: 3 BB: 3 P: 25	R: 0 E: 0 K: 1 S: 8	H: 0 LOB: 0 BB: 0 P: 14		R: 1 E: 0 K: 0 S: 6	H: 1 LOB: 1 BB: 1 P: 12	1B: 5 2B: 3 3B: 0 HR: 0	SF: 0 SAC: 1 DP: 0 HBP: 0	WP: 0 PB: 0 SB: 1 CS: 0	PA: 39				
<b>PITCHER</b>	IP	WLS	BF	H	R	ER	SO	BB	IBB	HBP	BLK	WP	HR	S	P	ERA	WHIP										
Jamie Moyer, L ERA: 3.12	(1, 1)	6.2	29	7	3	3	4	2	0	0	0	0	0	53	95	4.05	1.350										
Mike Timlin, R ERA: 5.09	(7, 1)	0.0	1	0	0	0	0	1	0	0	0	0	0	1	5	*	*										
Tony Fossas, L ERA: 0.48	(7, 1)	0.0	1	0	0	0	0	1	0	0	0	0	0	1	5	*	*										
Heathcliff Slocumb, R ERA: 10.35	(7, 1)	2.0	L	8	1	1	1	1	0	0	0	0	0	16	29	4.50	1.000										



Batter	1	2	3	4	5	6	7	8	9	AB	R	H	RBI	BB	SO	LOB	TOP					
Joey Cora, S OBP: 0.332, SLG: 0.347	4-2 S BB	0-1 2B 1B		4-0 2B HR BB	1-0 G4-3			4-2 FC5-4 BB		2	2	1	1	3	0	0	Seattle Mariners @ Toronto Blue Jays SkyDome, Toronto, ON Mon May 18 1998, 3:33 AM EDT Att: 28,125 - Sunny - 73 F					
Alex Rodriguez, R OBP: 0.348, SLG: 0.647	3-3 K	3-2 1-H 2B		2-2 HR 2B	4-1 CS 1B BB			2-2 FC5-4 1-2		4	1	2	1	1	1	2						
Ken Griffey Jr., L OBP: 0.381, SLG: 0.643	2-3 K	0-1 F7		1-1 HR	1-0 1B			3-2 G3-1		5	1	2	3	0	1	3						
David Segui, S OBP: 0.396, SLG: 0.610	3-2 G6-3		0-3 K	0-3 K	1-3 K			0-0 G5-3		5	0	0	0	0	3	3						
Edgar Martinez, R OBP: 0.366, SLG: 0.481		2-2 E5 1B 3B 1B	3-1 2B	1-1 G6-3	1-2 K			0-0 2B		5	1	3	0	0	1	2						
Glenallen Hill, R OBP: 0.367, SLG: 0.526		1-3 K	0-2 G5-3		1-0 G5-3			2-3 K		4	0	0	0	0	2	2						
Rich Amaral, R OBP: 0.326, SLG: 0.452		1-1 F9	4-0 BB		2-0 FC4 2B 1B			0-1 F7		4	1	1	0	1	0	2						
Rob Ducey, L OBP: 0.281, SLG: 0.305		2-0 3B 1B	3-1 F7		2-2 FC4 2B			2-3 K		4	2	1	0	0	1	3						
John Marzano, R OBP: 0.533, SLG: 0.769	1-2 1-H 3-H 1B 3B		0-0 G6-3	3-2 1-H 2-H 2B				0-3 K		4	1	2	4	0	1	0						
<b>Inning Stats</b>	R: 0 E: 0 K: 2 S: 14	H: 0 LOB: 1 BB: 1 P: 26	R: 4 E: 1 K: 1 S: 20	H: 5 LOB: 1 BB: 0 P: 30	R: 0 E: 0 K: 1 S: 10	H: 1 LOB: 2 BB: 1 P: 20	R: 3 E: 0 K: 1 S: 11	H: 2 LOB: 0 BB: 0 P: 19	R: 2 E: 0 K: 0 S: 9	H: 2 LOB: 0 BB: 0 P: 18	R: 0 E: 0 K: 2 S: 8	H: 1 LOB: 1 BB: 1 P: 15	R: 0 E: 0 K: 2 S: 9	H: 0 LOB: 0 BB: 0 P: 16	R: 0 E: 0 K: 1 S: 11	H: 0 LOB: 1 BB: 1 P: 20		R: 0 E: 0 K: 1 S: 8	H: 1 LOB: 1 BB: 0 P: 10	1B: 5 2B: 5 3B: 1 HR: 1	SF: 0 SAC: 0 DP: 0 HBP: 0	WP: 0 PB: 0 SB: 1 CS: 1
<b>PITCHER</b>	IP WLS BF H R ER SO BB IBB HBP BLK WP HR S P ERA WHIP	IP WLS BF H R ER SO BB IBB HBP BLK WP HR S P ERA WHIP																				
Roger Clemens, R ERA: 3.48	(1, 1)	5.0 L	28 10	9 9	9 5	5 3	0 0	0 0	0 0	0 0	0 0	0 0	0 0	0 0	0 0	0 0	16.20 2.600					
Chris Carpenter, R ERA: 4.18	(6, 1)	4.0	15 2	0 0	0 6	6 2	0 0	0 0	0 0	0 0	0 0	0 0	0 0	0 0	0 0	0 0	0.00 1.000					

Batter	1	2	3	4	5	6	7	8	9	AB	R	H	RBI	BB	SO	LOB	BOTTOM	
Shannon Stewart, R OBP: 0.358, SLG: 0.364	4-1 CS BB	1-2 G4-3		2-2 G5-3		1-2 G6-4-3 1-2		0-0 F9		4	0	0	0	1	0	5	Seattle Mariners @ Toronto Blue Jays SkyDome, Toronto, ON Mon May 18 1998, 3:33 AM EDT Att: 28,125 - Sunny - 73 F	
Shawn Green, L OBP: 0.285, SLG: 0.395	3-2 G4-3 1-2		0-1 1B FC6-4 2B	1-1 L7		2-3 K		2-0 G3-1		5	1	1	0	0	1	1		
Jose Canseco, R OBP: 0.328, SLG: 0.506	4-1 BB		4-1 FC6-4 5 1B BB	4-1 S BB		2-2 P6		0-1 F8		2	1	0	0	3	0	0		
Carlos Delgado, L OBP: 0.400, SLG: 0.500	1-3 K		0-3 K	2-3 K		0-2 L5		1-3 K		5	0	0	0	0	4	4		
Mike Stanley, R OBP: 0.341, SLG: 0.388		3-2 G5-3	1-0 FC6-4 1B	4-2 G6-4-3 BB		2-1 F8				3	0	1	0	1	0	0		
Tony Fernandez, S OBP: 0.376, SLG: 0.457		2-0 5 PB 2B 2B	3-0 FC6-4 5 1B	1-2 G6-4-3 1-2		1-1 F7		1-1 F7		4	1	1	1	0	0	3		
5 Ed Sprague, R OBP: 0.303, SLG: 0.372		4-0 2B BB	4-2 1B	4-2 BB		2-1 G6-3				2	0	1	1	2	0	0		
Darrin Fletcher, L OBP: 0.286, SLG: 0.387		2-3 K	1-2 K	3-3 K		0-0 BB 1B				4	0	1	0	0	3	5		
Craig Grebeck, R OBP: 0.459, SLG: 0.667	2-1 1-3 3-H 2B		3-2 HR		4-2 G6-4-3 BB			4-2 BB		2	1	2	2	2	0	0		
<b>Inning Stats</b>	R: 0 E: 0 K: 1 S: 10	H: 0 LOB: 2 BB: 2 P: 21	R: 2 E: 0 K: 2 S: 14	H: 3 LOB: 2 BB: 1 P: 24	R: 1 E: 0 K: 1 S: 12	H: 1 LOB: 1 BB: 1 P: 24	R: 0 E: 0 K: 1 S: 15	H: 0 LOB: 0 BB: 1 P: 24	R: 0 E: 0 K: 0 S: 10	H: 0 LOB: 0 BB: 0 P: 14	R: 0 E: 0 K: 0 S: 10	H: 1 LOB: 2 BB: 1 P: 17	R: 0 E: 0 K: 1 S: 6	H: 0 LOB: 0 BB: 0 P: 9	1B: 3 2B: 3 3B: 0 HR: 1	SF: 0 SAC: 0 DP: 2 HBP: 0		WP: 0 PB: 1 SB: 1 CS: 1
<b>PITCHER</b>	IP WLS BF H R ER SO BB IBB HBP BLK WP HR S P ERA WHIP	IP WLS BF H R ER SO BB IBB HBP BLK WP HR S P ERA WHIP																
27 Ken Cloude, R ERA: 6.09	(1, 1)	2.2 W	16 1	3 1	3 1	3 4	0 0	0 0	0 0	0 0	0 0	0 0	0 0	0 0	0 0	0 0	2.70 1.500	
Paul Spoljaric, L ERA: 5.91	(3, 1)	3.1	13 1	1 1	1 4	4 4	0 0	0 0	0 0	0 0	0 0	0 0	0 0	0 0	0 0	0 0	0.00 1.000	
Mike Timlin, R ERA: 4.68	(7, 1)	2.0	8 1	0 0	0 0	0 1	0 0	0 0	0 0	0 0	0 0	0 0	0 0	0 0	0 0	0 0	0.00 0.000	
31 Bobby Ayala, R ERA: 5.32	(9, 1)	1.0	3 0	0 0	0 1	0 0	0 0	0 0	0 0	0 0	0 0	0 0	0 0	0 0	0 0	0 0	0.00 0.000	



Batter	1	2	3	4	5	6	7	8	9	AB	R	H	RBI	BB	SO	LOB	TOP			
<b>Dave Martinez, L</b> (1, 9) OBP: 0.358, SLG: 0.350	2-3 <b>K</b>		1-1 SAFE 1-2 <b>FC4-6</b>			1-3 <b>K</b>		1-0 <b>P5</b>		4	0	0	0	0	2	2				
<b>Quinton McCracken, S</b> (1, 8) OBP: 0.349, SLG: 0.459	2-2 <b>F7</b>			1-2 <b>P6</b>		0-0 <b>G4-3</b>		0-1 <b>F7</b>		4	0	0	0	0	0	1				
<b>Wade Boggs, L</b> (1, 5) OBP: 0.397, SLG: 0.447	2-2 <b>F7</b>			4-0 <b>FC4-6</b> <b>BB</b>			3-2 <b>L3-1</b>		1-1 <b>FC5-4</b> <b>1B</b>	3	0	1	0	1	0	0				
<b>Fred McGriff, L</b> (1, 3) OBP: 0.347, SLG: 0.438		1-0 <b>G6-3</b>		0-0 <b>FC4-6</b>			0-1 <b>F7</b>		1-3 <b>K</b>	4	0	0	0	0	1	2				
<b>Paul Sorrento, L</b> (1, 10) OBP: 0.318, SLG: 0.417 <b>Aaron Ledesma, R</b> (9, PH) OBP: 0.407, SLG: 0.460	1-2 <b>F7</b>			0-0 <b>P4</b>			4-2 <b>BB</b>		0-1 <b>FC5-4</b>	2	0	0	0	1	0	1				
<b>Mike Kelly, R</b> (1, 7) OBP: 0.318, SLG: 0.451	0-3 <b>K</b>				2-3 <b>K</b>		1-2 <b>F9</b>		2-3 <b>K</b>	4	0	0	0	0	3	2				
<b>Mike DiFelice, R</b> (1, 2) OBP: 0.255, SLG: 0.373 <b>Randy Winn, S</b> (8, PH) OBP: 0.692, SLG: 0.818 <b>John Flaherty, R</b> (8, 2) OBP: 0.235, SLG: 0.258			0-3 <b>K</b>		1-2 <b>G6-3</b>			4-2 <b>1B</b> <b>G4-3</b> <b>BB</b>		2	0	0	0	0	1	0	<b>AB</b> 29			
<b>Kevin Stocker, S</b> (1, 6) OBP: 0.326, SLG: 0.433			3-3 <b>K</b>		1-1 <b>G4-1</b>			1-0 <b>G4-3</b> <b>1B</b>		3	0	1	0	0	1	0	<b>R</b> 1			
<b>Miguel Cairo, R</b> (1, 4) OBP: 0.288, SLG: 0.317			4-2 <b>FC4-6</b> <b>BB</b>			2-1 <b>L9</b>		1-2 <b>G4-3</b>		2	0	0	1	1	0	1	<b>H</b> 2			
<b>Inning Stats</b>	R: 0 E: 0 K: 1 S: 11	H: 0 LOB: 0 BB: 0 P: 17	R: 0 E: 0 K: 1 S: 9	H: 0 LOB: 0 BB: 0 P: 11	R: 0 E: 0 K: 2 S: 12	H: 0 LOB: 1 BB: 1 P: 20	R: 0 E: 0 K: 0 S: 5	H: 0 LOB: 1 BB: 1 P: 10	R: 0 E: 0 K: 1 S: 9	H: 0 LOB: 0 BB: 0 P: 13	R: 0 E: 0 K: 0 S: 10	H: 0 LOB: 1 BB: 1 P: 18	R: 0 E: 0 K: 0 S: 11	H: 1 LOB: 1 BB: 0 P: 18	R: 0 E: 0 K: 2 S: 10	H: 1 LOB: 1 BB: 0 P: 14	1B: 2 2B: 0 3B: 0 HR: 0	SF: 0 SAC: 0 DP: 0 HBP: 0	WP: 0 PB: 0 CS: 0	PA: 33
<b>PITCHER</b>	IP	WLS	BF	H	R	ER	SO	BB	IBB	HBP	BLK	WP	HR	S	P	ERA	WHIP			
<b>Woody Williams, R</b> (1, 1) ERA: 2.9	8.0	W	29	1	1	1	6	4	0	0	0	0	0	73	116	1.12	0.625			
<b>Randy Myers, L</b> (9, 1) ERA: 2.3	1.0	S	4	1	0	0	2	0	0	0	0	0	0	10	14	0.00	1.000			

**Tampa Bay Devil Rays @ Toronto Blue Jays**  
**SkyDome, Toronto, ON**  
 Tue May 19 1998, 7:05 PM EDT  
 Att: 25,662 - Dome - 72 F

livebaseballscorecards.com

**AB** 29  
**R** 1  
**H** 2  
**RBI** 1  
**BB** 4  
**SO** 8  
**LOB** 10




Batter	1	2	3	4	5	6	7	8	9	AB	R	H	RBI	BB	SO	LOB	BOTTOM			
<b>Alex Gonzalez, R</b> (1, 6) OBP: 0.283, SLG: 0.350	0-1 <b>G4-3</b> <b>HR</b> <b>1B</b>		3-1 <b>F9</b>		2-2 <b>F8</b>			0-1 <b>HR</b>		4	2	2	1	0	0	0				
<b>Shawn Green, L</b> (1, 9) OBP: 0.282, SLG: 0.385	1-1 SAFE 1-2 <b>G4-3</b>		0-0 <b>G3</b>			0-0 <b>P2</b>		3-1 <b>L4</b>		4	0	0	0	0	0	1				
<b>Jose Canseco, R</b> (1, 10) OBP: 0.326, SLG: 0.519	2-0 <b>HR</b>			1-2 <b>F7</b>		2-3 <b>K</b>		2-1 <b>F8</b>		4	1	1	2	0	1	0				
<b>Carlos Delgado, L</b> (1, 3) OBP: 0.398, SLG: 0.495	3-H <b>G1-3</b>			1-2 <b>F9</b>		0-1 <b>1B</b>				3	0	1	0	0	0	0				
<b>Felipe Crespo, S</b> (1, 7) OBP: 0.304, SLG: 0.300	0-2 <b>F8</b>			4-1 <b>S</b> <b>BB</b>		0-2 <b>L3</b>				2	0	0	0	1	0	1				
<b>Darin Fletcher, L</b> (1, 2) OBP: 0.297, SLG: 0.381		0-1 <b>P5</b>		1-2 <b>BB</b>			3-2 <b>F8</b>			2	0	0	0	1	0	0				
<b>5 Ed Sprague, R</b> (1, 5) OBP: 0.298, SLG: 0.364		0-0 <b>6-3</b>		0-1 <b>P4</b>			2-2 <b>P4</b>			3	0	0	0	0	0	2				
<b>José Cruz Jr., S</b> (1, 8) OBP: 0.291, SLG: 0.250		4-0 <b>CS</b> <b>BB</b>		1-1 <b>F8</b>			0-3 <b>K</b>			2	0	0	0	1	1	0				
<b>Craig Grebeck, R</b> (1, 4) OBP: 0.425, SLG: 0.606	1-1 SAFE 1-2 <b>CS</b>	3-1 <b>G5-3</b>		0-1 <b>F8</b>			2-3 <b>K</b>			3	0	0	0	0	1	0				
<b>Inning Stats</b>	R: 2 E: 0 K: 0 S: 11	H: 2 LOB: 0 BB: 0 P: 16	R: 0 E: 0 K: 0 S: 4	H: 0 LOB: 0 BB: 1 P: 11	R: 0 E: 0 K: 0 S: 5	H: 0 LOB: 0 BB: 0 P: 8	R: 0 E: 0 K: 0 S: 11	H: 0 LOB: 2 BB: 2 P: 21	R: 0 E: 0 K: 1 S: 10	H: 1 LOB: 1 BB: 0 P: 12	R: 0 E: 0 K: 1 S: 9	H: 0 LOB: 0 BB: 0 P: 14	R: 1 E: 0 K: 1 S: 10	H: 1 LOB: 0 BB: 0 P: 17	1B: 2 2B: 0 3B: 0 HR: 2	SF: 0 SAC: 0 DP: 0 HBP: 0	WP: 0 PB: 0 CS: 1	PA: 31		
<b>PITCHER</b>	IP	WLS	BF	H	R	ER	SO	BB	IBB	HBP	BLK	WP	HR	S	P	ERA	WHIP			
<b>Dennis Springer, R</b> (1, 1) ERA: 5.47	8.0	L	30	4	3	3	3	3	0	0	0	0	2	66	109	3.38	0.875			


**Tampa Bay Devil Rays @ Toronto Blue Jays**  
**SkyDome, Toronto, ON**  
 Tue May 19 1998, 7:05 PM EDT  
 Att: 25,662 - Dome - 72 F


livebaseballscorecards.com

**AB** 27  
**R** 3  
**H** 4  
**RBI** 3  
**BB** 3  
**SO** 3  
**LOB** 4





Batter	1	2	3	4	5	6	7	8	9	AB	R	H	RBI	BB	SO	LOB	TOP											
Dave Martinez, L (1, 9) OBP: 0.355, SLG: 0.347 Randy Winn, S (7, 9) OBP: 0.692, SLG: 0.818	F7		E WP 1B		K		F8			4	0	1	0	0	1	1	<p>Tampa Bay Devil Rays @ Toronto Blue Jays</p> <p>SkyDome, Toronto, ON</p> <p>Wed May 20 1998, 7:05 PM EDT</p> <p>Att: 26,107 - Unknown - 77 F</p>											
Quinton McCracken, S (1, 8) OBP: 0.352, SLG: 0.459	G4-3		F8					1B 1B	4	1	2	0	0	0	1													
Wade Boggs, L (1, 5) OBP: 0.356, SLG: 0.436 Aaron Ledesma, R (7, 5) OBP: 0.418, SLG: 0.471			E7		G4-3			1B 1B	2	0	0	0	1	0	2													
Fred McGriff, L (1, 3) OBP: 0.342, SLG: 0.430 Scott McClain, R (7, 3) OBP: 0.342, SLG: 0.430	G4-3		K				K	P3	3	0	0	0	0	2	3													
Paul Sorrento, L (1, 10) OBP: 0.329, SLG: 0.434			K						4	0	3	1	0	1	2													
Mike Kelly, R (1, 7) OBP: 0.315, SLG: 0.442					G6-3			F8	4	0	1	0	0	0	2													
John Flaherty, R (1, 2) OBP: 0.226, SLG: 0.247			K		P4		G6-3		4	0	0	0	0	1	3													
Kevin Stocker, S (1, 6) OBP: 0.318, SLG: 0.420			K		K		F7		4	0	0	0	0	2	2													
Miguel Cairo, R (1, 4) OBP: 0.287, SLG: 0.315	F8						F9		4	0	1	0	0	0	2	<p>AB 35</p> <p>R 1</p> <p>H 9</p> <p>RBI 1</p> <p>BB 1</p> <p>SO 7</p> <p>LOB 20</p> 												
<b>Inning Stats</b>	R: 0 E: 0 K: 0 S: 13	H: 0 LOB: 1 BB: 1 P: 23	R: 0 E: 0 K: 2 S: 14	H: 2 LOB: 0 BB: 0 P: 20	R: 0 E: 1 K: 2 S: 13	H: 1 LOB: 2 BB: 0 P: 21	R: 0 E: 0 K: 1 S: 5	H: 0 LOB: 0 BB: 0 P: 9	R: 0 E: 0 K: 1 S: 12	H: 2 LOB: 1 BB: 0 P: 19	R: 0 E: 0 K: 1 S: 9	H: 1 LOB: 1 BB: 0 P: 12	R: 0 E: 0 K: 0 S: 5	H: 0 LOB: 0 BB: 0 P: 8	R: 1 E: 0 K: 0 S: 11		H: 3 LOB: 1 BB: 0 P: 16	R: 0 E: 0 K: 0 S: 8	H: 0 LOB: 0 BB: 0 P: 14	1B: 8 2B: 1 3B: 0 HR: 0	SF: 0 SAC: 0 DP: 0 HBP: 0	WP: 1 PB: 0 CS: 1	PA: 36					
<b>PITCHER</b>	IP	WLS	BF	H	R	ER	SO	BB	IBB	HBP	BLK	WP	HR	S	P		ERA	WHIP										
Pat Hentgen, R (1, 1) ERA: 4.45	8.0	W	33	9	1	1	7	1	0	0	0	1	0	82	128		1.12	1.250										
Bill Risley, R (9, 1) ERA: 2.78	1.0		3	0	0	0	0	0	0	0	0	0	0	8	14		0.00	0.000										

Batter	1	2	3	4	5	6	7	8	9	AB	R	H	RBI	BB	SO	LOB	BOTTOM											
Alex Gonzalez, R (1, 6) OBP: 0.288, SLG: 0.377	K									4	2	2	3	0	1	0	<p>Tampa Bay Devil Rays @ Toronto Blue Jays</p> <p>SkyDome, Toronto, ON</p> <p>Wed May 20 1998, 7:05 PM EDT</p> <p>Att: 26,107 - Unknown - 77 F</p>											
Juan Samuel, R (1, 7) OBP: 0.237, SLG: 0.206 Shawn Green, L (6, 9) OBP: 0.287, SLG: 0.408	K	1-H 2-H HR	K							3	0	0	0	0	3	1												
Jose Canseco, R (1, 9) OBP: 0.330, SLG: 0.542 Felipe Crespo, S (7, PR) OBP: 0.304, SLG: 0.300			G4-3		G4-3					4	1	2	2	0	0	0												
Carlos Delgado, L (1, 3) OBP: 0.393, SLG: 0.479	L3		G4-3							3	0	0	0	1	1	1												
Mike Stanley, R (1, 10) OBP: 0.339, SLG: 0.380			F9							3	1	0	0	1	2	2												
Tony Fernandez, S (1, 4) OBP: 0.398, SLG: 0.447 Craig Grebeck, R (7, PH) OBP: 0.415, SLG: 0.588			F9		P6					3	0	0	0	0	0	1												
5 Ed Sprague, R (1, 5) OBP: 0.306, SLG: 0.362										1	2	0	0	2	1	0												
Kevin Brown, R (1, 2) OBP: 0.395, SLG: 0.447			F9							4	1	1	1	0	1	2												
José Cruz Jr., S (1, 8) OBP: 0.289, SLG: 0.280	K									4	1	1	2	0	2	3	<p>AB 31</p> <p>R 9</p> <p>H 7</p> <p>RBI 9</p> <p>BB 4</p> <p>SO 11</p> <p>LOB 11</p> 											
<b>Inning Stats</b>	R: 1 E: 0 K: 2 S: 11	H: 1 LOB: 0 BB: 0 P: 16	R: 4 E: 0 K: 2 S: 15	H: 2 LOB: 0 BB: 1 P: 27	R: 0 E: 0 K: 0 S: 6	H: 0 LOB: 0 BB: 0 P: 11	R: 0 E: 0 K: 0 S: 9	H: 0 LOB: 1 BB: 1 P: 16	R: 1 E: 0 K: 2 S: 10	H: 1 LOB: 1 BB: 1 P: 17	R: 2 E: 0 K: 0 S: 9	H: 1 LOB: 0 BB: 1 P: 19	R: 1 E: 0 K: 0 S: 15	H: 2 LOB: 1 BB: 0 P: 21	R: 0 E: 0 K: 3 S: 11	H: 0 LOB: 0 BB: 0 P: 15		1B: 1 2B: 2 3B: 0 HR: 4	SF: 0 SAC: 0 DP: 0 HBP: 1	WP: 1 PB: 0 CS: 0	PA: 36							
<b>PITCHER</b>	IP	WLS	BF	H	R	ER	SO	BB	IBB	HBP	BLK	WP	HR	S	P	ERA		WHIP										
Wilson Alvarez, L (1, 1) ERA: 4.39	4.2	L	22	4	6	6	5	3	0	0	0	0	2	27	43	11.57		1.500										
Eddie Gaillard, R (5, 1) ERA: 5.07	2.1		11	3	3	3	3	1	0	0	0	0	2	27	43	11.57		1.714										
Esteban Yan, R (8, 1) ERA: 3.33	1.0		3	0	0	0	3	0	0	0	0	0	0	11	15	0.00		0.000										



Batter	1	2	3	4	5	6	7	8	9	AB	R	H	RBI	BB	SO	LOB	TOP					
<b>Randy Winn, S</b> OBP: 0.529, SLG: 0.600										4	0	0	0	0	2	0						
<b>Quinton McCracken, S</b> OBP: 0.360, SLG: 0.459										2	1	1	0	2	0	0						
<b>Wade Boggs, L</b> OBP: 0.374, SLG: 0.457										3	0	2	1	1	0	1						
<b>Paul Sorrento, L</b> OBP: 0.321, SLG: 0.422										4	0	0	0	0	0	5						
<b>Dave Martinez, L</b> OBP: 0.353, SLG: 0.340										3	0	0	0	1	1	3						
<b>Scott McClain, R</b> OBP: 0.321, SLG: 0.422										4	0	0	0	0	2	5						
<b>Aaron Ledesma, R</b> OBP: 0.390, SLG: 0.436										4	0	0	0	0	2	3						
<b>John Flaherty, R</b> OBP: 0.236, SLG: 0.250										3	0	1	0	1	0	0						
<b>Kevin Stocker, S</b> OBP: 0.309, SLG: 0.407										4	0	0	0	0	3	2						
<b>Inning Stats</b>	R: 0 E: 0 K: 1 S: 10	H: 1 LOB: 1 BB: 0 P: 16	R: 0 E: 0 K: 2 S: 10	H: 0 LOB: 0 BB: 0 P: 13	R: 0 E: 0 K: 1 S: 9	H: 0 LOB: 0 BB: 1 P: 15	R: 0 E: 0 K: 1 S: 8	H: 0 LOB: 2 BB: 2 P: 17	R: 0 E: 0 K: 1 S: 8	H: 0 LOB: 0 BB: 0 P: 10	R: 1 E: 1 K: 0 S: 19	H: 1 LOB: 3 BB: 2 P: 38	R: 0 E: 0 K: 1 S: 8	H: 0 LOB: 0 BB: 0 P: 14	R: 0 E: 0 K: 3 S: 8	H: 1 LOB: 1 BB: 0 P: 11	R: 0 E: 0 K: 3 S: 15	H: 1 LOB: 1 BB: 0 P: 20	1B: 3 2B: 1 3B: 0 HR: 0	SF: 0 SAC: 0 DP: 1 HBP: 0	WP: 0 PB: 0 SB: 0 CS: 0	PA: 36
<b>PITCHER</b>	IP	WLS	BF	H	R	ER	SO	BB	IBB	HBP	BLK	WP	HR	S	P	ERA	WHIP					
<b>Juan Guzman, R</b> ERA: 6.18	6.0	W	25	2	1	1	6	5	0	0	0	0	0	64	109	1.50	1.167					
<b>Kevin Escobar, R</b> ERA: 12.96	1.0		3	0	0	0	1	0	0	0	0	0	0	8	14	0.00	0.000					
<b>Dan Plesac, L</b> ERA: 3.24	1.0		4	1	0	0	0	0	0	0	0	0	0	8	11	0.00	1.000					
<b>Paul Quantrill, R</b> ERA: 2.03	1.0		4	1	0	0	3	0	0	0	0	0	0	15	20	0.00	1.000					

Tampa Bay Devil Rays @ Toronto Blue Jays  
SkyDome, Toronto, ON  
Thu May 21 1998, 3:33 AM EDT  
Att: 30,108 - Cloudy - 58 F

AB	31
R	1
H	4
RBI	1
BB	5
SO	10
LOB	19



Batter	1	2	3	4	5	6	7	8	9	AB	R	H	RBI	BB	SO	LOB	BOTTOM					
<b>Alex Gonzalez, R</b> OBP: 0.280, SLG: 0.366										5	0	0	0	0	3	1						
<b>Shawn Green, L</b> OBP: 0.303, SLG: 0.438										3	2	3	2	1	0	0						
<b>Jose Canseco, R</b> OBP: 0.333, SLG: 0.576										4	2	2	2	0	1	2						
<b>Carlos Delgado, L</b> OBP: 0.388, SLG: 0.470										4	0	1	1	0	1	1						
<b>Tony Fernandez, S</b> OBP: 0.372, SLG: 0.444										3	1	1	0	1	1	1						
<b>Mike Stanley, R</b> OBP: 0.343, SLG: 0.379										3	0	1	0	1	2	1						
<b>Darrin Fletcher, L</b> OBP: 0.293, SLG: 0.393										4	0	2	1	0	1	2						
<b>Craig Grebeck, R</b> OBP: 0.400, SLG: 0.541										3	0	0	0	1	3	1						
<b>José Cruz Jr., S</b> OBP: 0.288, SLG: 0.272										3	1	0	0	1	1	3						
<b>Inning Stats</b>	R: 0 E: 0 K: 2 S: 14	H: 1 LOB: 1 BB: 0 P: 17	R: 0 E: 0 K: 3 S: 14	H: 1 LOB: 0 BB: 0 P: 17	R: 4 E: 0 K: 1 S: 17	H: 5 LOB: 3 BB: 2 P: 31	R: 1 E: 0 K: 1 S: 10	H: 1 LOB: 1 BB: 1 P: 17	R: 0 E: 0 K: 1 S: 9	H: 0 LOB: 0 BB: 0 P: 12	R: 0 E: 0 K: 1 S: 12	H: 1 LOB: 0 BB: 0 P: 23	R: 0 E: 0 K: 1 S: 6	H: 0 LOB: 0 BB: 0 P: 10	1B: 6 2B: 1 3B: 0 HR: 3	SF: 0 SAC: 0 DP: 1 HBP: 0	WP: 0 PB: 0 SB: 0 CS: 1	PA: 38				
<b>PITCHER</b>	IP	WLS	BF	H	R	ER	SO	BB	IBB	HBP	BLK	WP	HR	S	P	ERA	WHIP					
<b>Rolando Arrojo, R</b> ERA: 3.43	3.2	L	22	8	5	5	7	3	0	0	0	0	0	15	25	0.00	0.857					
<b>Julio Santana, R</b> ERA: 3.79	2.1		7	1	0	0	2	1	0	0	0	0	0	12	23	9.00	2.000					
<b>Jim Mecir, R</b> ERA: 2.74	1.0		5	1	1	1	3	1	0	0	0	0	0	6	10	0.00	0.000					
<b>Scott Aldred, L</b> ERA:	1.0		3	0	0	0	1	0	0	0	0	0	0	6	10	0.00	0.000					

Tampa Bay Devil Rays @ Toronto Blue Jays  
SkyDome, Toronto, ON  
Thu May 21 1998, 3:33 AM EDT  
Att: 30,108 - Cloudy - 58 F

AB	32
R	6
H	10
RBI	6
BB	5
SO	13
LOB	12





Batter	1	2	3	4	5	6	7	8	9	AB	R	H	RBI	BB	SO	LOB	TOP										
Alex Gonzalez, R OBP: 0.273, SLG: 0.356										5	0	0	0	0	3	5	<b>Toronto Blue Jays @ Cleveland Indians</b> Jacobs Field, Cleveland, OH Fri May 22 1998, 7:05 PM EDT Att: 43,269 - Cloudy - 61 F										
Shawn Green, L OBP: 0.311, SLG: 0.448										5	1	3	0	0	2												
Jose Canseco, R OBP: 0.330, SLG: 0.566										5	0	1	0	0	3	4											
Carlos Delgado, L OBP: 0.388, SLG: 0.467										5	0	2	1	0	2	2											
Mike Stanley, R OBP: 0.350, SLG: 0.378										3	1	1	0	2	0	2											
Tony Fernandez, S OBP: 0.373, SLG: 0.439										4	3	1	0	1	0	4											
5 Ed Sprague, R OBP: 0.322, SLG: 0.385										4	2	3	1	1	0	3											
Darrin Fletcher, L OBP: 0.297, SLG: 0.393										5	0	2	3	0	0	2											
José Cruz Jr., S OBP: 0.293, SLG: 0.274										3	0	1	2	1	1	1											
<b>Inning Stats</b>	R: 0 E: 0 K: 3 S: 14	H: 1 LOB: 1 BB: 0 P: 22	R: 1 E: 0 K: 0 S: 13	H: 1 LOB: 2 BB: 2 P: 28	R: 1 E: 0 K: 0 S: 11	H: 3 LOB: 2 BB: 1 P: 23	R: 0 E: 0 K: 0 S: 5	H: 0 LOB: 0 BB: 0 P: 6	R: 0 E: 0 K: 1 S: 8	H: 1 LOB: 1 BB: 0 P: 13	R: 2 E: 0 K: 2 S: 14	H: 3 LOB: 2 BB: 1 P: 24	R: 3 E: 0 K: 2 S: 18	H: 3 LOB: 1 BB: 1 P: 30	R: 0 E: 0 K: 0 S: 12	H: 1 LOB: 1 BB: 0 P: 20		R: 0 E: 0 K: 1 S: 8	H: 1 LOB: 1 BB: 0 P: 9	1B: 11 2B: 3 3B: 0 HR: 0	SF: 1 SAC: 0 DP: 1 HBP: 0	WP: 2 PB: 0 SB: 1 CS: 0	PA: 45				
<b>PITCHER</b>	IP	WLS	BF	H	R	ER	SO	BB	IBB	HBP	BLK	WP	HR	S	P	ERA	WHIP										
Dave Burba, R ERA: 3.88	5.1	W	28	9	4	4	5	4	0	0	0	1	0	60	109	6.75	2.438										
Jose Mesa, R ERA: 4.66	1.0		7	3	3	3	2	1	0	0	0	0	0	18	29	27.00	4.000										
Alvin Morman, L ERA: 3.38	0.2		2	0	0	0	1	0	0	0	0	0	0	5	8	0.00	0.000										
Paul Assenmacher, L ERA: 3.57	0.2		3	1	0	0	0	0	0	0	0	0	0	10	15	0.00	1.500										
Michael Jackson, R ERA: 2.37	1.1	S	5	1	0	0	1	0	0	0	0	1	0	10	14	0.00	0.750										

Batter	1	2	3	4	5	6	7	8	9	AB	R	H	RBI	BB	SO	LOB	BOTTOM										
Kenny Lofton, L OBP: 0.377, SLG: 0.440										4	1	0	1	1	2	4	<b>Toronto Blue Jays @ Cleveland Indians</b> Jacobs Field, Cleveland, OH Fri May 22 1998, 7:05 PM EDT Att: 43,269 - Cloudy - 61 F										
Omar Vizquel, S OBP: 0.385, SLG: 0.388										4	1	3	1	0	0	0											
David Justice, L OBP: 0.374, SLG: 0.557										5	1	1	2	0	0	2											
Jim Thome, L OBP: 0.437, SLG: 0.599										4	0	0	0	1	2	3											
Manny Ramirez, R OBP: 0.350, SLG: 0.475										2	1	1	1	2	1	1											
Brian Giles, L OBP: 0.387, SLG: 0.492										3	1	1	0	1	1	2											
Sandy Alomar Jr., R OBP: 0.329, SLG: 0.396										2	2	2	1	2	0	0											
Travis Fryman, R OBP: 0.312, SLG: 0.441										4	1	2	3	0	1	3											
Jeff Branson, L OBP: 0.188, SLG: 0.250										4	1	1	0	0	1	3											
David Bell, R OBP: 0.305, SLG: 0.432										0	0	0	0	0	0	0											
<b>Inning Stats</b>	R: 1 E: 0 K: 1 S: 13	H: 0 LOB: 2 BB: 3 P: 28	R: 3 E: 0 K: 2 S: 19	H: 3 LOB: 1 BB: 1 P: 34	R: 2 E: 0 K: 2 S: 13	H: 2 LOB: 1 BB: 2 P: 26	R: 1 E: 0 K: 0 S: 7	H: 2 LOB: 1 BB: 0 P: 11	R: 2 E: 0 K: 1 S: 9	H: 2 LOB: 0 BB: 0 P: 16	R: 0 E: 0 K: 1 S: 10	H: 1 LOB: 1 BB: 0 P: 15	R: 0 E: 0 K: 1 S: 10	H: 1 LOB: 2 BB: 1 P: 17	R: 0 E: 0 K: 1 S: 11	H: 0 LOB: 0 BB: 0 P: 15	1B: 8 2B: 2 3B: 0 HR: 1	SF: 0 SAC: 1 DP: 0 HBP: 0	WP: 0 PB: 0 SB: 0 CS: 0	PA: 40							
<b>PITCHER</b>	IP	WLS	BF	H	R	ER	SO	BB	IBB	HBP	BLK	WP	HR	S	P	ERA	WHIP										
Erik Hanson, R ERA: 6.0	2.0	L	16	4	6	6	3	6	0	0	1	1	0	38	77	27.00	5.000										
Chris Carpenter, R ERA: 4.41	4.2		20	7	3	3	3	1	0	0	0	0	1	40	66	5.79	1.714										
Dan Plesac, L ERA: 3.0	1.1		4	0	0	0	2	0	0	0	0	0	0	14	19	0.00	0.000										













Batter	1	2	3	4	5	6	7	8	9	AB	R	H	RBI	BB	SO	LOB	TOP										
Alex Gonzalez, R OBP: 0.267, SLG: 0.344 (1, 6)	K2-3		K		1B		K		K	5	1	1	0	0	4	1	<b>Toronto Blue Jays @ Boston Red Sox</b> Fenway Park, Boston, MA Mon May 25 1998, 3:33 AM EDT Att: 32,342 - Cloudy - 78 F										
Shawn Green, L OBP: 0.313, SLG: 0.449 (1, 9)	F8			K	1B		HR		K	5	1	2	1	0	2	0											
Jose Canseco, R OBP: 0.341, SLG: 0.570 Shannon Stewart, R OBP: 0.358, SLG: 0.364 (1, 7) (8, 8)	G2			2B	1B		K			4	2	2	1	0	1	0											
Carlos Delgado, L OBP: 0.385, SLG: 0.462 (1, 3)		P4		1B	5 1B					3	2	1	0	1	0	0											
Mike Stanley, R OBP: 0.356, SLG: 0.422 (1, 10)	K			1B			F8		K	4	0	1	1	0	2	1											
Ed Sprague, R OBP: 0.325, SLG: 0.375 (1, 5)	F9			1B			P3		P2	4	0	1	1	0	0	1											
Darrin Fletcher, L OBP: 0.313, SLG: 0.408 (1, 2)				1B	G3-6-1		1B		2B	4	0	3	1	0	0	2											
Jose Cruz Jr., S OBP: 0.316, SLG: 0.310 (1, 8) (8, 7)			FC4-6				HR		G4-3	4	1	1	1	0	0	3											
Craig Grebeck, R OBP: 0.389, SLG: 0.522 (1, 4)	K				F8				F9	4	0	0	0	0	1	1											
<b>Inning Stats</b>	R: 0 E: 0 K: 1 S: 7	H: 0 LOB: 0 BB: 0 P: 10	R: 0 E: 0 K: 1 S: 6	H: 0 LOB: 0 BB: 0 P: 8	R: 0 E: 0 K: 2 S: 8	H: 1 LOB: 1 BB: 0 P: 12	R: 2 E: 0 K: 1 S: 13	H: 4 LOB: 1 BB: 0 P: 22	R: 3 E: 0 K: 0 S: 17	H: 4 LOB: 0 BB: 0 P: 29	R: 0 E: 0 K: 0 S: 11	H: 1 LOB: 1 BB: 0 P: 12	R: 1 E: 0 K: 2 S: 8	H: 1 LOB: 0 BB: 0 P: 13	R: 1 E: 0 K: 1 S: 11	H: 1 LOB: 1 BB: 1 P: 19		R: 0 E: 0 K: 2 S: 12	H: 0 LOB: 0 BB: 0 P: 17	1B: 7 2B: 2 3B: 0 HR: 3	SF: 0 SAC: 0 DP: 1 HBP: 0	WP: 0 PB: 1 SB: 0 CS: 0	PA: 38				
<b>PITCHER</b>	IP	WLS	BF	H	R	ER	SO	BB	IBB	HBP	BLK	WP	HR	S	P	ERA	WHIP										
Pedro Martinez, R ERA: 2.36 (1, 1)	7.2	L	34	12	7	7	8	1	0	0	0	0	3	78	121	8.22	1.696										
John Wasdin, R ERA: 5.96 (8, 1)	0.1		1	0	0	0	0	0	0	0	0	0	0	3	4	0.00	0.000										
Rich Garces, R ERA: 3.43 (9, 1)	1.0		3	0	0	0	2	0	0	0	0	0	0	12	17	0.00	0.000										



Batter	1	2	3	4	5	6	7	8	9	AB	R	H	RBI	BB	SO	LOB	BOTTOM										
Darren Lewis, R OBP: 0.370, SLG: 0.401 (1, 8)	FC4-6 BB		G6-3		1B		K		K	4	0	1	0	1	2	3	<b>Toronto Blue Jays @ Boston Red Sox</b> Fenway Park, Boston, MA Mon May 25 1998, 3:33 AM EDT Att: 32,342 - Cloudy - 78 F										
Darren Bragg, L OBP: 0.377, SLG: 0.459 (1, 9)	FC4-6 G3-6-3			1B	18 2B		FC4-6		G3	3	1	0	1	2	0	3											
Mo Vaughn, L OBP: 0.379, SLG: 0.574 (1, 3)	G3-6-3			18 2B	HR		G4-3		K	5	1	1	0	0	1	4											
18 Reggie Jefferson, S OBP: 0.360, SLG: 0.456 Jim Leyritz, R OBP: 0.395, SLG: 0.568 (1, 10) (8, PH)	K			HR	2B		L1-3			3	1	1	1	0	1	0											
Troy O'Leary, L OBP: 0.333, SLG: 0.554 (1, 7)	P5			HR	P4		F8		2B	4	0	1	0	0	1	4											
John Valentin, R OBP: 0.315, SLG: 0.411 (1, 5)	F8			G5-3			F8		BB	3	0	0	0	1	0	3											
Scott Hatteberg, L OBP: 0.232, SLG: 0.457 Jason Varitek, S OBP: 0.341, SLG: 0.368 (1, 2) (8, PH) (9, 2)			L4		HR		G4-3		K	3	1	1	3	0	0	1											
Mike Benjamin, R OBP: 0.354, SLG: 0.411 (1, 6)				G6-3			F9		2B	4	1	2	0	0	0	0											
Mark Lemke, S OBP: 0.232, SLG: 0.231 Lou Merloni, R OBP: 0.382, SLG: 0.500 (1, 4) (8, PH)	K				G6-3		G4-3		G3	3	0	0	0	0	1	1											
									2B	1	0	1	0	0	0	0											
<b>Inning Stats</b>	R: 0 E: 0 K: 0 S: 3	H: 0 LOB: 1 BB: 0 P: 9	R: 0 E: 0 K: 1 S: 6	H: 0 LOB: 0 BB: 0 P: 10	R: 0 E: 0 K: 1 S: 12	H: 1 LOB: 1 BB: 0 P: 18	R: 4 E: 0 K: 0 S: 16	H: 3 LOB: 0 BB: 1 P: 28	R: 0 E: 0 K: 0 S: 11	H: 1 LOB: 1 BB: 0 P: 17	R: 0 E: 0 K: 1 S: 7	H: 0 LOB: 0 BB: 0 P: 12	R: 0 E: 0 K: 3 S: 18	H: 0 LOB: 3 BB: 3 P: 33	R: 1 E: 0 K: 1 S: 15	H: 2 LOB: 1 BB: 0 P: 21	1B: 3 2B: 4 3B: 0 HR: 1	SF: 0 SAC: 0 DP: 1 HBP: 0	WP: 0 PB: 0 SB: 0 CS: 0	PA: 39							
<b>PITCHER</b>	IP	WLS	BF	H	R	ER	SO	BB	IBB	HBP	BLK	WP	HR	S	P	ERA	WHIP										
Pat Hentgen, R ERA: 4.52 (1, 1)	7.0	W	28	6	4	4	3	2	0	0	0	0	0	14	24	0.00	3.000										
Dan Plesac, L ERA: 2.93 (8, 1)	0.2		4	0	0	0	2	2	0	0	0	0	0	1	5	∞	∞										
Kelvin Escobar, R ERA: 12.66 (8, 1)	0.0		1	0	0	0	0	1	0	0	0	0	0	1	5	∞	∞										
Randy Myers, L ERA: 2.85 (8, 1)	1.1	S	6	2	1	1	2	0	0	0	0	0	0	18	25	6.75	1.500										





Batter	1	2	3	4	5	6	7	8	9	AB	R	H	RBI	BB	SO	LOB	TOP								
Alex Gonzalez, R (1, 6) OBP: 0.267, SLG: 0.347										4	1	1	0	0	1	1	<b>Toronto Blue Jays @ Boston Red Sox</b> Fenway Park, Boston, MA Tue May 26 1998, 7:05 PM EDT Att: 27,668 - Unknown - 74 F								
Shawn Green, L (1, 9) OBP: 0.307, SLG: 0.440										4	0	0	0	0	0	2									
Jose Canseco, R (1, 7) OBP: 0.339, SLG: 0.563										4	1	1	0	0	1	0									
Shannon Stewart, R (8, 8) OBP: 0.358, SLG: 0.364										0	0	0	0	0	0	0									
Carlos Delgado, L (1, 3) OBP: 0.396, SLG: 0.483										3	2	2	2	1	0	0									
Mike Stanley, R (1, 10) OBP: 0.364, SLG: 0.455										4	1	3	3	0	0	1									
Ed Sprague, R (1, 5) OBP: 0.316, SLG: 0.366										4	0	0	0	0	2	2									
Jose Cruz Jr., S (1, 8) OBP: 0.314, SLG: 0.303										3	0	0	0	1	1	0									
Kevin Brown, R (1, 2) OBP: 0.392, SLG: 0.422										4	0	1	0	0	1	2									
Craig Grebeck, R (1, 4) OBP: 0.379, SLG: 0.490										3	0	0	0	1	2	1									
<b>Inning Stats</b>	R: 4 E: 0 K: 1 S: 16	H: 4 LOB: 0 BB: 0 P: 28	R: 0 E: 0 K: 1 S: 7	H: 0 LOB: 1 BB: 1 P: 15	R: 1 E: 0 K: 0 S: 14	H: 2 LOB: 2 BB: 1 P: 23	R: 0 E: 0 K: 0 S: 5	H: 0 LOB: 0 BB: 0 P: 7	R: 0 E: 0 K: 0 S: 7	H: 0 LOB: 0 BB: 1 P: 13	R: 0 E: 0 K: 2 S: 10	H: 1 LOB: 1 BB: 0 P: 17	R: 0 E: 0 K: 2 S: 9	H: 0 LOB: 0 BB: 0 P: 13	R: 0 E: 0 K: 0 S: 7	H: 1 LOB: 0 BB: 0 P: 9	R: 0 E: 0 K: 1 S: 10	H: 0 LOB: 0 BB: 0 P: 17	1B: 3 2B: 4 3B: 0 HR: 1	SF: 0 SAC: 0 DP: 2 HBP: 0	WP: 0 PB: 0 SB: 1 CS: 0	PA: 36			
<b>PITCHER</b>	IP WLS BF H R ER SO BB IBB HBP BLK WP HR S P ERA WHIP	IP WLS BF H R ER SO BB IBB HBP BLK WP HR S P ERA WHIP	IP WLS BF H R ER SO BB IBB HBP BLK WP HR S P ERA WHIP	IP WLS BF H R ER SO BB IBB HBP BLK WP HR S P ERA WHIP	IP WLS BF H R ER SO BB IBB HBP BLK WP HR S P ERA WHIP	IP WLS BF H R ER SO BB IBB HBP BLK WP HR S P ERA WHIP	IP WLS BF H R ER SO BB IBB HBP BLK WP HR S P ERA WHIP	IP WLS BF H R ER SO BB IBB HBP BLK WP HR S P ERA WHIP	IP WLS BF H R ER SO BB IBB HBP BLK WP HR S P ERA WHIP	IP WLS BF H R ER SO BB IBB HBP BLK WP HR S P ERA WHIP	IP WLS BF H R ER SO BB IBB HBP BLK WP HR S P ERA WHIP	IP WLS BF H R ER SO BB IBB HBP BLK WP HR S P ERA WHIP	IP WLS BF H R ER SO BB IBB HBP BLK WP HR S P ERA WHIP	IP WLS BF H R ER SO BB IBB HBP BLK WP HR S P ERA WHIP	IP WLS BF H R ER SO BB IBB HBP BLK WP HR S P ERA WHIP	IP WLS BF H R ER SO BB IBB HBP BLK WP HR S P ERA WHIP	IP WLS BF H R ER SO BB IBB HBP BLK WP HR S P ERA WHIP	IP WLS BF H R ER SO BB IBB HBP BLK WP HR S P ERA WHIP	IP WLS BF H R ER SO BB IBB HBP BLK WP HR S P ERA WHIP	IP WLS BF H R ER SO BB IBB HBP BLK WP HR S P ERA WHIP	IP WLS BF H R ER SO BB IBB HBP BLK WP HR S P ERA WHIP	IP WLS BF H R ER SO BB IBB HBP BLK WP HR S P ERA WHIP	IP WLS BF H R ER SO BB IBB HBP BLK WP HR S P ERA WHIP	IP WLS BF H R ER SO BB IBB HBP BLK WP HR S P ERA WHIP	IP WLS BF H R ER SO BB IBB HBP BLK WP HR S P ERA WHIP
Steve Avery, L (1, 1) ERA: 6.75	4.0	L	20	6	5	5	2	2	0	0	0	0	0	0	1	42	73	11.25	2.000						
Jim Corsi, R (5, 1) ERA: 2.39	2.0	7	1	0	0	2	1	0	0	0	0	0	0	0	17	30	0.00	1.000							
Ron Mahay, L (7, 1) ERA: 5.79	1.0	3	0	0	0	2	0	0	0	0	0	0	0	9	13	0.00	0.000								
Dennis Eckersley, R (8, 1) ERA: 8.1	1.0	3	1	0	0	0	0	0	0	0	0	0	0	7	9	0.00	1.000								
Tom Gordon, R (9, 1) ERA: 1.28	1.0	3	0	0	0	2	0	0	0	0	0	0	0	10	17	0.00	0.000								

AB 33  
R 5  
H 8  
RBI 5  
BB 3  
SO 8  
LOB 9



Batter	1	2	3	4	5	6	7	8	9	AB	R	H	RBI	BB	SO	LOB	BOTTOM								
Darren Lewis, R (1, 8) OBP: 0.373, SLG: 0.410										4	0	2	0	0	1	1	<b>Toronto Blue Jays @ Boston Red Sox</b> Fenway Park, Boston, MA Tue May 26 1998, 7:05 PM EDT Att: 27,668 - Unknown - 74 F								
Darren Bragg, L (1, 9) OBP: 0.373, SLG: 0.446										3	0	0	0	1	1	2									
Mo Vaughn, L (1, 3) OBP: 0.372, SLG: 0.563										4	0	0	0	0	1	4									
18 Reggie Jefferson, S (1, 10) OBP: 0.359, SLG: 0.481										3	1	1	1	0	0	2									
Jim Leyritz, R (8, PH) OBP: 0.391, SLG: 0.563										1	0	0	0	0	1	1									
Troy O'Leary, L (1, 7) OBP: 0.337, SLG: 0.574										4	1	2	0	0	1	0									
John Valentin, R (1, 5) OBP: 0.309, SLG: 0.402										4	0	0	0	0	1	2									
Scott Hatteberg, L (1, 2) OBP: 0.328, SLG: 0.450											4	0	1	0	0	1		2							
Mike Benjamin, R (1, 6) OBP: 0.353, SLG: 0.408										3	0	1	1	0	1	2									
Lou Merloni, R (1, 4) OBP: 0.389, SLG: 0.484										1	0	0	0	1	0	1									
Midre Cummings, L (7, PH) OBP: 0.317, SLG: 0.500										1	0	0	0	0	0	1									
Keith Johns, R (8, 4) OBP: 0.317, SLG: 0.500										0	0	0	0	0	0	0									
<b>Inning Stats</b>	R: 0 E: 0 K: 1 S: 8	H: 0 LOB: 0 BB: 0 P: 14	R: 1 E: 0 K: 1 S: 11	H: 2 LOB: 1 BB: 0 P: 20	R: 0 E: 0 K: 2 S: 10	H: 0 LOB: 1 BB: 1 P: 17	R: 0 E: 0 K: 2 S: 15	H: 0 LOB: 0 BB: 0 P: 21	R: 0 E: 0 K: 0 S: 6	H: 1 LOB: 0 BB: 0 P: 10	R: 0 E: 0 K: 0 S: 8	H: 1 LOB: 1 BB: 1 P: 14	R: 1 E: 0 K: 1 S: 15	H: 2 LOB: 1 BB: 0 P: 24	R: 0 E: 0 K: 1 S: 8	H: 1 LOB: 0 BB: 0 P: 13	R: 0 E: 0 K: 0 S: 4	H: 0 LOB: 0 BB: 0 P: 7	1B: 3 2B: 2 3B: 2 HR: 1	SF: 0 SAC: 0 DP: 2 HBP: 0	WP: 1 PB: 0 SB: 1 CS: 0	PA: 34			
<b>PITCHER</b>	IP WLS BF H R ER SO BB IBB HBP BLK WP HR S P ERA WHIP	IP WLS BF H R ER SO BB IBB HBP BLK WP HR S P ERA WHIP	IP WLS BF H R ER SO BB IBB HBP BLK WP HR S P ERA WHIP	IP WLS BF H R ER SO BB IBB HBP BLK WP HR S P ERA WHIP	IP WLS BF H R ER SO BB IBB HBP BLK WP HR S P ERA WHIP	IP WLS BF H R ER SO BB IBB HBP BLK WP HR S P ERA WHIP	IP WLS BF H R ER SO BB IBB HBP BLK WP HR S P ERA WHIP	IP WLS BF H R ER SO BB IBB HBP BLK WP HR S P ERA WHIP	IP WLS BF H R ER SO BB IBB HBP BLK WP HR S P ERA WHIP	IP WLS BF H R ER SO BB IBB HBP BLK WP HR S P ERA WHIP	IP WLS BF H R ER SO BB IBB HBP BLK WP HR S P ERA WHIP	IP WLS BF H R ER SO BB IBB HBP BLK WP HR S P ERA WHIP	IP WLS BF H R ER SO BB IBB HBP BLK WP HR S P ERA WHIP	IP WLS BF H R ER SO BB IBB HBP BLK WP HR S P ERA WHIP	IP WLS BF H R ER SO BB IBB HBP BLK WP HR S P ERA WHIP	IP WLS BF H R ER SO BB IBB HBP BLK WP HR S P ERA WHIP	IP WLS BF H R ER SO BB IBB HBP BLK WP HR S P ERA WHIP	IP WLS BF H R ER SO BB IBB HBP BLK WP HR S P ERA WHIP	IP WLS BF H R ER SO BB IBB HBP BLK WP HR S P ERA WHIP	IP WLS BF H R ER SO BB IBB HBP BLK WP HR S P ERA WHIP	IP WLS BF H R ER SO BB IBB HBP BLK WP HR S P ERA WHIP	IP WLS BF H R ER SO BB IBB HBP BLK WP HR S P ERA WHIP	IP WLS BF H R ER SO BB IBB HBP BLK WP HR S P ERA WHIP	IP WLS BF H R ER SO BB IBB HBP BLK WP HR S P ERA WHIP	IP WLS BF H R ER SO BB IBB HBP BLK WP HR S P ERA WHIP
Juan Guzman, R (1, 1) ERA: 5.81	7.0	W	27	6	2	2	7	2	0	0	0	0	0	0	0	0	120	2.57	1.143						
Bill Rieley, R (8, 1) ERA: 2.66	0.0	1	1	0	0	0	0	0	0	0	0	0	0	2	4	∞	∞								
Dan Plesac, L (8, 1) ERA: 2.66	1.0	3	0	0	0	1	0	0	0	0	0	0	0	6	9	0.00	0.000								
Randy Myers, L (9, 1) ERA: 2.5	1.0	S	3	0	0	0	0	0	0	0	0	0	0	4	7	0.00	0.000								





Batter	1	2	3	4	5	6	7	8	9	AB	R	H	RBI	BB	SO	LOB	TOP											
<b>Kenny Lofton, L</b> OBP: 0.363, SLG: 0.421										3	1	0	0	2	0	3	<b>Cleveland Indians @ Toronto Blue Jays</b> SkyDome, Toronto, ON Thu May 28 1998, 7:05 PM EDT Att: 30,282 - Cloudy - 77 F											
<b>Omar Vizquel, S</b> OBP: 0.374, SLG: 0.381										5	0	2	0	0	0	3												
<b>David Justice, L</b> OBP: 0.367, SLG: 0.524										4	2	1	1	1	0	1												
<b>Jim Thome, L</b> OBP: 0.425, SLG: 0.591										5	0	1	0	0	2	3												
<b>Manny Ramirez, R</b> OBP: 0.361, SLG: 0.517										5	3	3	2	0	1	1												
<b>Brian Giles, L</b> OBP: 0.392, SLG: 0.489										4	0	1	2	1	0	2												
<b>Sandy Alomar Jr., R</b> OBP: 0.309, SLG: 0.361										4	0	0	0	1	0	3												
<b>Travis Fryman, R</b> OBP: 0.328, SLG: 0.468										4	0	2	0	0	1	3												
<b>David Bell, R</b> OBP: 0.327, SLG: 0.448										3	0	1	0	1	0	2												
<b>Inning Stats</b>	R: 1 E: 0 K: 1 S: 9	H: 0 LOB: 0 BB: 1 P: 17	R: 1 E: 1 K: 0 S: 8	H: 1 LOB: 1 BB: 0 P: 17	R: 0 E: 0 K: 0 S: 9	H: 1 LOB: 1 BB: 0 P: 13	R: 1 E: 0 K: 1 S: 11	H: 2 LOB: 2 BB: 1 P: 22	R: 2 E: 0 K: 1 S: 12	H: 2 LOB: 0 BB: 0 P: 21	R: 0 E: 0 K: 0 S: 10	H: 1 LOB: 2 BB: 1 P: 17	R: 1 E: 0 K: 0 S: 13	H: 1 LOB: 2 BB: 2 P: 23	R: 0 E: 0 K: 1 S: 8	H: 2 LOB: 2 BB: 1 P: 14	R: 0 E: 0 K: 1 S: 16	H: 1 LOB: 2 BB: 1 P: 28	1B: 4 2B: 5 3B: 1 HR: 1	SF: 0 SAC: 0 DP: 1 HBP: 0	WP: 2 PB: 2 SB: 0 CS: 0	PA: 43						
<b>PITCHER</b>	IP	WLS	BF	H	R	ER	SO	BB	IBB	HBP	BLK	WP	HR	S	P	ERA	WHIP											
<b>Chris Carpenter, R</b> ERA: 4.66	(1, 1)	6.0	L	29	7	5	4	3	3	0	0	0	1	1	59	107	6.00	1.667										
<b>Bill Riskey, R</b> ERA: 2.7	(7, 1)	3.0		14	4	1	1	1	2	1	0	0	1	0	37	65	3.00	2.000										

AB 37  
R 6  
H 11  
RBI 5  
BB 6  
SO 4  
LOB 21



Batter	1	2	3	4	5	6	7	8	9	AB	R	H	RBI	BB	SO	LOB	BOTTOM											
<b>Alex Gonzalez, R</b> OBP: 0.262, SLG: 0.340										4	0	0	0	0	2	2	<b>Cleveland Indians @ Toronto Blue Jays</b> SkyDome, Toronto, ON Thu May 28 1998, 7:05 PM EDT Att: 30,282 - Cloudy - 77 F											
<b>Shawn Green, L</b> OBP: 0.305, SLG: 0.441										4	0	1	0	0	1	2												
<b>Jose Canseco, R</b> OBP: 0.333, SLG: 0.552										4	0	0	0	0	2	1												
<b>Carlos Delgado, L</b> OBP: 0.392, SLG: 0.484										4	0	1	0	0	0	0												
<b>Mike Stanley, R</b> OBP: 0.361, SLG: 0.467										4	1	1	1	0	0	1												
<b>Tony Fernandez, S</b> OBP: 0.383, SLG: 0.421										3	0	0	0	0	0	0												
<b>Craig Grebeck, R</b> OBP: 0.379, SLG: 0.490										0	0	0	0	0	0	0												
<b>Felipe Crespo, S</b> OBP: 0.319, SLG: 0.300										0	0	0	0	0	0	0												
<b>5 Ed Sprague, R</b> OBP: 0.322, SLG: 0.383										3	1	1	1	1	0	2												
<b>Darin Fletcher, L</b> OBP: 0.313, SLG: 0.406										3	0	1	0	0	1	0												
<b>José Cruz Jr., S</b> OBP: 0.308, SLG: 0.295										3	0	0	0	0	2	2												
<b>Inning Stats</b>	R: 0 E: 0 K: 3 S: 10	H: 0 LOB: 0 BB: 0 P: 12	R: 1 E: 0 K: 0 S: 8	H: 1 LOB: 0 BB: 0 P: 13	R: 0 E: 0 K: 2 S: 10	H: 0 LOB: 0 BB: 0 P: 13	R: 0 E: 0 K: 1 S: 11	H: 0 LOB: 0 BB: 0 P: 16	R: 1 E: 0 K: 0 S: 7	H: 1 LOB: 0 BB: 0 P: 14	R: 0 E: 0 K: 1 S: 7	H: 1 LOB: 1 BB: 0 P: 10	R: 0 E: 0 K: 0 S: 6	H: 0 LOB: 0 BB: 0 P: 7	R: 0 E: 0 K: 1 S: 10	H: 1 LOB: 2 BB: 1 P: 16	R: 0 E: 0 K: 1 S: 8	H: 1 LOB: 2 BB: 0 P: 13	1B: 1 2B: 2 3B: 0 HR: 2	SF: 0 SAC: 0 DP: 0 HBP: 1	WP: 0 PB: 1 SB: 0 CS: 0	PA: 34						
<b>PITCHER</b>	IP	WLS	BF	H	R	ER	SO	BB	IBB	HBP	BLK	WP	HR	S	P	ERA	WHIP											
<b>Dave Burba, R</b> ERA: 3.72	(1, 1)	7.2	W	28	4	2	2	8	1	0	0	0	0	0	67	99	2.35	0.652										
<b>Paul Assenmacher, L</b> ERA: 3.32	(8, 1)	0.1		1	0	0	0	0	0	0	0	0	0	2	2	0.00	0.000											
<b>Michael Jackson, R</b> ERA: 2.57	(8, 1)	1.0		5	1	0	0	0	0	0	1	0	0	0	8	13	0.00	1.000										





Batter	1	2	3	4	5	6	7	8	9	AB	R	H	RBI	BB	SO	LOB	TOP			
<b>Kenny Lofton, L</b> OBP: 0.360, SLG: 0.415	1-1 HR 1B	2-1 G4-3			0-3 K	0-1 FC4-6		2-2 F7		5	1	1	1	0	1	4	<b>Cleveland Indians @ Toronto Blue Jays</b> SkyDome, Toronto, ON Fri May 29 1998, 7:05 PM EDT Att: 29,085 - Cloudy - 78 F			
<b>Omar Vizquel, S</b> OBP: 0.370, SLG: 0.381	1-3 K		0-0 G5-3		1-1 K	2-3 F8		0-2 G5-3		5	0	1	0	0	1	3				
<b>David Justice, L</b> OBP: 0.368, SLG: 0.534	1-2 F8		4-1 BB		0-1 F7		2-3 K		3-0 HR	4	1	1	1	1	1	3				
<b>Jim Thome, L</b> OBP: 0.420, SLG: 0.597	1-0 HR		1-3 K		2-3 K		0-3 K		2-0 F7	5	1	1	2	0	3	3				
<b>Manny Ramirez, R</b> OBP: 0.362, SLG: 0.508	4-0 BB		1-1 F8			4-2 1B BB		3-3 K		1-0 G6-3	3	1	0	0	2	1				
<b>Brian Giles, L</b> OBP: 0.389, SLG: 0.483	1-3 K			0-0 G3		1-0 FC5-4 1B		1-2 L7		4	0	1	0	0	1	1				
<b>Sandy Alomar Jr., R</b> OBP: 0.307, SLG: 0.358		0-1 G6-3		2-0 G4-3		0-1 FC5-4 BB 1B FC4-6		3-2 HR 1B		4	2	1	0	0	0	2				
<b>Travis Fryman, R</b> OBP: 0.332, SLG: 0.468		2-1 K		1-0 G5-3		1-1 FC4-6 BB 1B		0-3 K		4	0	2	1	0	1	1				
<b>David Bell, R</b> OBP: 0.342, SLG: 0.481		3-3 K			3-2 2B 1B		1-2 FC4-6 BB		1-0 HR	3	1	2	2	1	1	1				
<b>Inning Stats</b>	R: 2 H: 2 E: 0 K: 2 S: 12	H: 2 LOB: 1 BB: 1 P: 21	R: 0 H: 1 E: 0 K: 1 S: 10	H: 1 LOB: 1 BB: 0 P: 17	R: 0 H: 0 E: 0 K: 1 S: 7	H: 0 LOB: 0 BB: 1 P: 13	R: 0 H: 0 E: 0 K: 0 S: 3	H: 0 LOB: 0 BB: 0 P: 6	R: 0 H: 2 E: 0 K: 2 S: 13	H: 2 LOB: 2 BB: 0 P: 19	R: 0 H: 0 E: 0 K: 3 S: 12	H: 0 LOB: 0 BB: 0 P: 17	R: 2 H: 2 E: 0 K: 1 S: 15	H: 2 LOB: 0 BB: 0 P: 22	R: 1 H: 1 E: 0 K: 0 S: 6	H: 1 LOB: 0 BB: 0 P: 12	1B: 6 2B: 1 3B: 0 HR: 3	SF: 0 SAC: 0 DP: 0 HBP: 0	WP: 0 PB: 0 SB: 2 CS: 0	PA: 41
<b>PITCHER</b>	IP	WLS	BF	H	R	ER	SO	BB	IBB	HBP	BLK	WP	HR	S	P	ERA	WHIP			
<b>Roger Clemens, R</b> ERA: 3.5	(1, 1)	7.0	L 32	7	4	4	9	4	0	0	0	0	1	67	115	5.14	1.571			
<b>Paul Quantrill, R</b> ERA: 2.7	(8, 1)	2.0	9	3	3	3	1	0	0	0	0	0	2	21	34	13.50	1.500			

AB	37
R	7
H	10
RBI	7
BB	4
SO	10
LOB	19



Batter	1	2	3	4	5	6	7	8	9	AB	R	H	RBI	BB	SO	LOB	BOTTOM			
<b>Shannon Stewart, R</b> OBP: 0.356, SLG: 0.361	1-0 F8		1-3 K			1-0 2B 1B		0-3 K		4	1	1	0	0	2	1	<b>Cleveland Indians @ Toronto Blue Jays</b> SkyDome, Toronto, ON Fri May 29 1998, 7:05 PM EDT Att: 29,085 - Cloudy - 78 F			
<b>Shawn Green, L</b> OBP: 0.304, SLG: 0.442	1-1 P1		1-0 K		2-3 K		0-0 L6		4	0	1	1	0	1	1					
<b>Jose Canseco, R</b> OBP: 0.332, SLG: 0.551	1-0 G6-3		1-3 2B K		3-1 1B 2B		0-3 K		4	0	1	0	0	2	1					
<b>Carlos Delgado, L</b> OBP: 0.388, SLG: 0.477		2-1 G3-1		0-3 K		0-1 K		2-3 K		4	0	1	1	0	2	0				
<b>Mike Stanley, R</b> OBP: 0.354, SLG: 0.457	1-0 L8		2-3 K		3-3 K		2-1 G6-3		4	0	0	0	0	2	2					
<b>Tony Fernandez, S</b> OBP: 0.395, SLG: 0.409	1-2 K		1-3 K		1-1 G4-3		1-2 G1-3		4	0	0	0	0	2	2					
<b>5 Ed Sprague, R</b> OBP: 0.327, SLG: 0.381			5-2 2B G6-3 BB		0-1 G4-3		4-2 G4-6-3 BB		1	1	0	0	2	0	0					
<b>Darrin Fletcher, L</b> OBP: 0.314, SLG: 0.412			0-0 K		3-3 K		1-1 G4-6-3		3	1	1	0	0	1	1					
<b>Kevin Brown, R</b> OBP: 0.392, SLG: 0.422			1-3 2B 2B				1-2 K		0	0	0	0	0	0	0					
<b>Alex Gonzalez, R</b> OBP: 0.258, SLG: 0.335			0-1 G6-3		0-3 K		1-3 K		3	0	0	1	0	2	1					
<b>Inning Stats</b>	R: 0 H: 0 E: 0 K: 0 S: 4	H: 0 LOB: 0 BB: 0 P: 7	R: 0 H: 0 E: 0 K: 1 S: 7	H: 0 LOB: 0 BB: 0 P: 11	R: 2 H: 2 E: 0 K: 2 S: 13	H: 1 LOB: 1 BB: 1 P: 20	R: 0 H: 0 E: 0 K: 3 S: 10	H: 0 LOB: 0 BB: 0 P: 13	R: 0 H: 3 E: 0 K: 2 S: 13	H: 3 LOB: 2 BB: 0 P: 23	R: 0 H: 0 E: 0 K: 1 S: 7	H: 0 LOB: 0 BB: 1 P: 13	R: 0 H: 0 E: 0 K: 2 S: 7	H: 0 LOB: 0 BB: 0 P: 7	R: 0 H: 0 E: 0 K: 1 S: 10	H: 0 LOB: 0 BB: 0 P: 15	1B: 2 2B: 3 3B: 0 HR: 0	SF: 0 SAC: 0 DP: 1 HBP: 0	WP: 0 PB: 0 SB: 0 CS: 0	PA: 33
<b>PITCHER</b>	IP	WLS	BF	H	R	ER	SO	BB	IBB	HBP	BLK	WP	HR	S	P	ERA	WHIP			
<b>Bartolo Colon, R</b> ERA: 3.17	(1, 1)	9.0	W 33	5	3	3	14	2	0	0	0	0	0	80	121	3.00	0.778			

AB	31
R	3
H	5
RBI	3
BB	2
SO	14
LOB	9





Batter	1	2	3	4	5	6	7	8	9	AB	R	H	RBI	BB	SO	LOB	TOP										
<b>Kenny Lofton, L</b> OBP: 0.357, SLG: 0.410 (1, 8)	G1-3		G5-3		B5-3		1B		K	5	0	1	0	0	1	1	<b>Cleveland Indians @ Toronto Blue Jays</b> SkyDome, Toronto, ON Sat May 30 1998, 3:33 AM EDT Att: 37,179 - Sunny - 75 F										
<b>Omar Vizquel, S</b> OBP: 0.371, SLG: 0.376 (1, 6)	G3 BB		K		P5		K		K	3	0	0	0	2	2												
<b>David Justice, L</b> OBP: 0.364, SLG: 0.531 (1, 10)	G3				G4-3		2B FC4		K	5	1	1	0	0	2	3											
<b>Jim Thome, L</b> OBP: 0.426, SLG: 0.626 (1, 3)	K				HR		FC4 2B			4	1	3	1	0	1	1											
<b>Manny Ramirez, R</b> OBP: 0.355, SLG: 0.497 (1, 9)		L9			K		G5-3		K	4	0	0	0	0	2	3											
<b>Brian Giles, L</b> OBP: 0.390, SLG: 0.479 (1, 7)		K					FC4			1	0	0	0	1	1	0											
<b>Mark Whiten, S</b> OBP: 0.435, SLG: 0.632 (5, 7)		K			BB BB				BB	1	0	0	1	1	0	1											
<b>Travis Fryman, R</b> OBP: 0.330, SLG: 0.461 (1, 5)		K					P2		K	3	0	0	0	1	2	4											
<b>Pat Borders, R</b> OBP: 0.277, SLG: 0.279 (1, 2)					F9		F7		K	3	0	1	0	0	0	4											
<b>Jeff Branson, L</b> OBP: 0.182, SLG: 0.242 (8, PH)					G6-3 1B					1	0	0	0	0	1	2											
<b>Sandy Alomar Jr., R</b> OBP: 0.307, SLG: 0.358 (8, 2)										0	0	0	0	0	0	0											
<b>David Bell, R</b> OBP: 0.331, SLG: 0.464 (1, 4)			G6-3				P2		G6-3	4	0	0	0	0	0	1											
<b>Inning Stats</b>	R: 0 E: 0 K: 1 S: 9	H: 0 LOB: 1 BB: 1 P: 19	R: 0 E: 0 K: 2 S: 9	H: 0 LOB: 0 BB: 0 P: 13	R: 0 E: 0 K: 1 S: 11	H: 1 LOB: 1 BB: 0 P: 16	R: 1 E: 0 K: 1 S: 15	H: 1 LOB: 2 BB: 2 P: 33	R: 0 E: 0 K: 0 S: 5	H: 0 LOB: 0 BB: 0 P: 8	R: 1 E: 0 K: 0 S: 12	H: 2 LOB: 2 BB: 0 P: 17	R: 0 E: 0 K: 2 S: 8	H: 1 LOB: 1 BB: 0 P: 12	R: 0 E: 0 K: 3 S: 13	H: 1 LOB: 2 BB: 1 P: 23	R: 0 E: 0 K: 2 S: 10	H: 0 LOB: 1 BB: 1 P: 19	1B: 2 2B: 3 HR: 1	SF: 0 SAC: 0 HBP: 0	WP: 0 PB: 0 SB: 0 CS: 0	PA: 39					
<b>PITCHER</b>	IP	WLS	BF	H	R	ER	SO	BB	IBB	HBP	BLK	WP	HR	S	P	ERA	WHIP										
<b>Woody Williams, R</b> ERA: 2.6 (1, 1)	6.2	W	29	5	2	2	6	3	0	0	0	0	1	66	113	2.70	1.200										
<b>Dan Plesac, L</b> ERA: 2.51 (7, 1)	0.1		2	1	0	0	1	0	0	0	0	0	0	5	8	0.00	3.000										
<b>Paul Quantrill, R</b> ERA: 2.61 (8, 1)	1.0	S	4	0	0	0	3	1	0	0	0	0	0	11	20	0.00	1.000										
<b>Randy Myers, L</b> ERA: 2.37 (9, 1)	1.0	S	4	0	0	0	2	1	0	0	0	0	0	10	19	0.00	1.000										

Batter	1	2	3	4	5	6	7	8	9	AB	R	H	RBI	BB	SO	LOB	BOTTOM										
<b>Shannon Stewart, R</b> OBP: 0.354, SLG: 0.354 (1, 8)	G6-3		P4			L7				3	0	0	0	1	0	0	<b>Cleveland Indians @ Toronto Blue Jays</b> SkyDome, Toronto, ON Sat May 30 1998, 3:33 AM EDT Att: 37,179 - Sunny - 75 F										
<b>Shawn Green, L</b> OBP: 0.313, SLG: 0.458 (1, 9)	HR				G6-3		2B S		BB	2	2	1	1	2	0	0											
<b>Jose Canseco, R</b> OBP: 0.330, SLG: 0.542 (1, 10)	K				F9		2B S		K	3	1	0	0	1	2	3											
<b>Carlos Delgado, L</b> OBP: 0.391, SLG: 0.485 (1, 3)	K				G3		2B S			4	0	2	2	0	1	0											
<b>Felipe Crespo, S</b> OBP: 0.294, SLG: 0.273 (1, 7)		K				F7			P6	4	0	0	0	0	2	2											
<b>Ed Sprague, R</b> OBP: 0.330, SLG: 0.383 (1, 5)		F9				G6-3		SH SF8	1B	4	1	2	0	0	0	0											
<b>Craig Grebeck, R</b> OBP: 0.393, SLG: 0.529 (1, 4)		P4					SH BB			2	0	1	0	1	0	0											
<b>Kevin Brown, R</b> OBP: 0.364, SLG: 0.396 (1, 2)					F8		F8		P6	3	0	0	1	0	0	4											
<b>Alex Gonzalez, R</b> OBP: 0.253, SLG: 0.329 (1, 6)					P5		B5-3		F8	4	0	0	0	0	1	4											
<b>Inning Stats</b>	R: 1 E: 0 K: 2 S: 10	H: 1 LOB: 0 BB: 0 P: 15	R: 0 E: 0 K: 1 S: 7	H: 0 LOB: 0 BB: 0 P: 8	R: 0 E: 0 K: 0 S: 5	H: 0 LOB: 0 BB: 0 P: 8	R: 0 E: 0 K: 0 S: 7	H: 0 LOB: 0 BB: 0 P: 14	R: 0 E: 0 K: 1 S: 6	H: 1 LOB: 1 BB: 0 P: 7	R: 2 E: 0 K: 1 S: 16	H: 1 LOB: 2 BB: 2 P: 32	R: 1 E: 1 K: 1 S: 12	H: 1 LOB: 3 BB: 2 P: 23	R: 0 E: 0 K: 1 S: 13	H: 2 LOB: 3 BB: 1 P: 21		1B: 3 2B: 1 3B: 1 HR: 1	SF: 1 SAC: 1 DP: 0 HBP: 0	WP: 0 PB: 0 SB: 3 CS: 0	PA: 36						
<b>PITCHER</b>	IP	WLS	BF	H	R	ER	SO	BB	IBB	HBP	BLK	WP	HR	S	P	ERA	WHIP										
<b>Dwight Gooden, R</b> ERA: 6.23 (1, 1)	5.2	L	21	2	3	3	3	2	0	0	0	0	1	45	73	4.76	0.706										
<b>Alvin Morman, L</b> ERA: 3.49 (6, 1)	0.1		2	1	0	0	1	0	0	0	0	0	0	6	11	0.00	3.000										
<b>Eric Plunk, R</b> ERA: 4.5 (7, 1)	0.2		5	1	1	0	0	1	0	0	0	0	0	9	13	0.00	3.000										
<b>Ron Villone, L</b> ERA: 1.54 (7, 1)	0.0		1	0	0	0	0	1	0	0	0	0	0	4	∞	∞											
<b>Jose Mesa, R</b> ERA: 4.18 (7, 1)	1.1		7	2	0	0	2	1	0	0	0	0	0	16	27	0.00	2.250										

AB	34
R	2
H	6
RBI	2
BB	5
SO	12
LOB	22





Batter	1	2	3	4	5	6	7	8	9	AB	R	H	RBI	BB	SO	LOB	TOP			
Omar Vizquel, S OBP: 0.376, SLG: 0.383 (1, 6)										4	0	3	2	0	1	0	<b>Cleveland Indians @ Toronto Blue Jays</b> SkyDome, Toronto, ON Sun May 31 1998, 3:33 AM EDT Att: 30,090 - Dome - 72 F			
Shawn Dunston, R OBP: 0.239, SLG: 0.365 Kenny Lofton, L OBP: 0.359, SLG: 0.410 (1, 7) (8, 8)										4	0	0	0	0	0	4				
David Justice, L OBP: 0.365, SLG: 0.537 (1, 10)										5	1	2	1	0	2	0				
Jim Thome, L OBP: 0.421, SLG: 0.631 (1, 3)										5	1	1	1	0	0	2				
Manny Ramirez, R OBP: 0.358, SLG: 0.495 (1, 9)										3	0	1	1	1	0	0				
Mark Whiten, S OBP: 0.481, SLG: 0.762 (1, 8) (8, 7)										2	1	1	1	2	0	1				
Sandy Alomar Jr., R OBP: 0.311, SLG: 0.368 (1, 2)										4	2	2	0	0	0	3				
Travis Fryman, R OBP: 0.333, SLG: 0.459 (1, 5)										3	2	1	0	1	0	0				
David Bell, R OBP: 0.328, SLG: 0.457 (1, 4)										4	0	1	1	0	0	1				
<b>Inning Stats</b>	R: 0 E: 0 K: 2 S: 11	H: 0 LOB: 0 BB: 0 P: 14	R: 0 E: 0 K: 0 S: 4	H: 0 LOB: 1 BB: 2 P: 13	R: 0 E: 0 K: 0 S: 11	H: 1 LOB: 1 BB: 0 P: 16	R: 4 E: 0 K: 1 S: 16	H: 6 LOB: 2 BB: 0 P: 27	R: 0 E: 0 K: 0 S: 8	H: 0 LOB: 0 BB: 1 P: 12	R: 0 E: 0 K: 0 S: 6	H: 1 LOB: 0 BB: 0 P: 12	R: 1 E: 0 K: 0 S: 10	H: 2 LOB: 0 BB: 0 P: 16	R: 3 E: 0 K: 0 S: 14	H: 2 LOB: 1 BB: 2 P: 26	1B: 7 2B: 3 3B: 0 HR: 2	SF: 1 SAC: 0 DP: 4 HBP: 0	WP: 0 PB: 0 SB: 2 CS: 2	PA: 40
<b>PITCHER</b>	IP WLS BF H R ER SO BB IBB HBP BLK WP HR S P ERA WHIP																			
Pat Hentgen, R ERA: 4.58 (1, 1)	7.0 L 29 8 4 4 3 3 0 0 0 0 0 2 59 101 5.14 1.571																			
Dan Plesac, L ERA: 3.0 (8, 1)	0.1 2 1 1 1 0 0 0 0 0 0 0 0 4 7 27.00 3.000																			
Bill Risley, R ERA: 2.57 (8, 1)	1.1 6 2 2 0 0 1 0 0 0 0 0 0 13 21 0.00 2.250																			
Ben Van Ryn, L ERA: 5.73 (9, 1)	0.1 3 1 1 1 0 1 0 0 0 0 0 0 7 14 27.00 6.000																			

AB	34
R	8
H	12
RBI	7
BB	5
SO	3
LOB	11

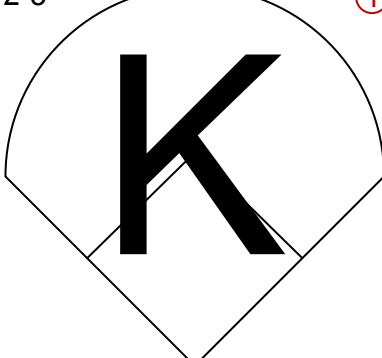
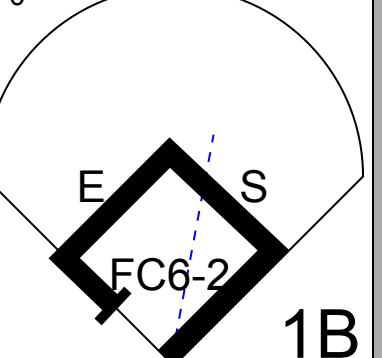
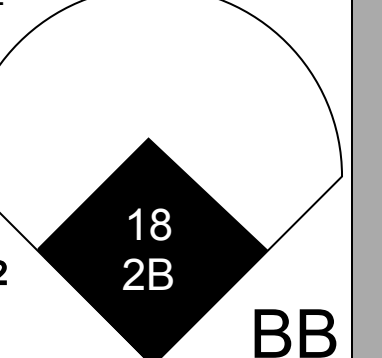
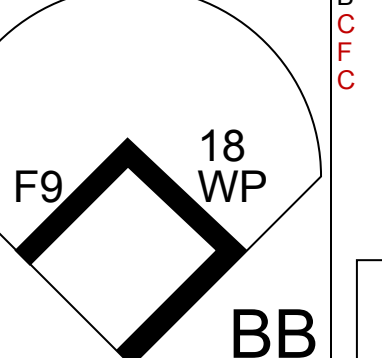
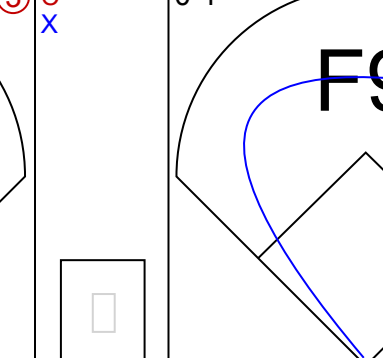
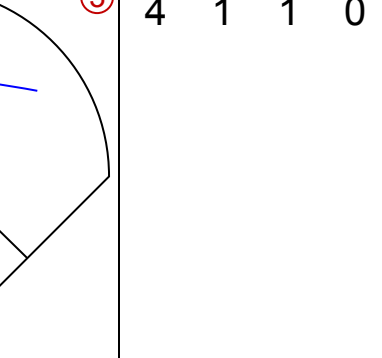
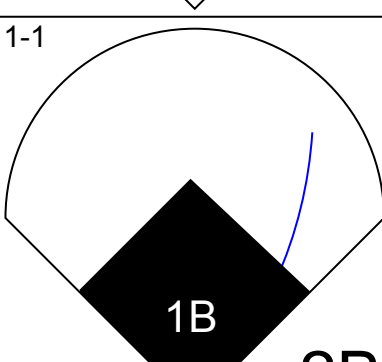
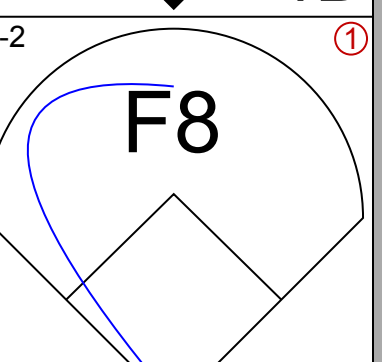
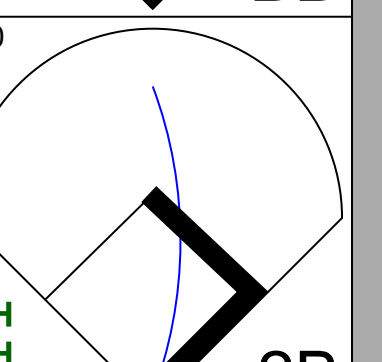
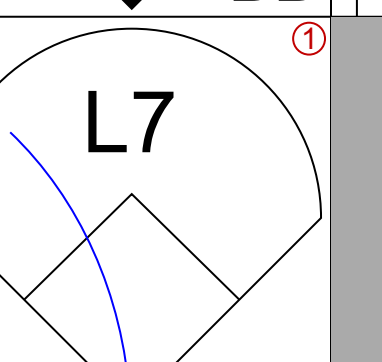
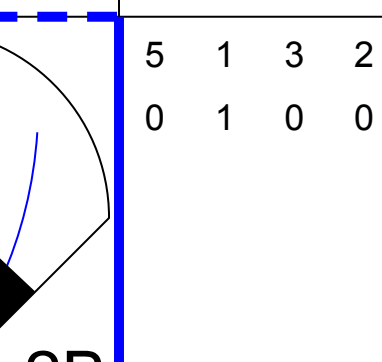
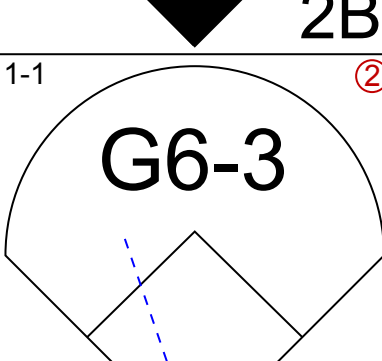
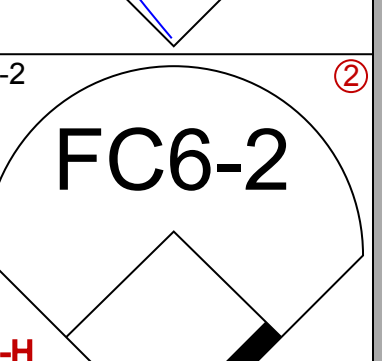
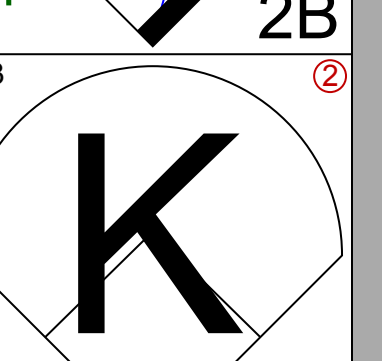
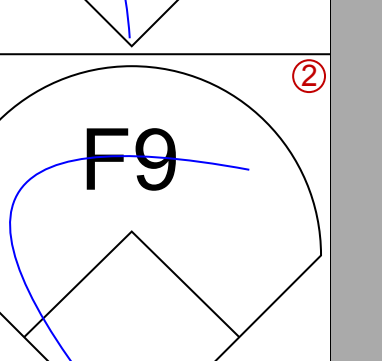
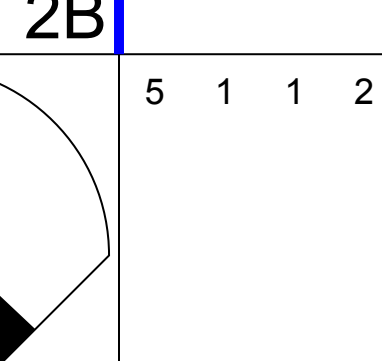
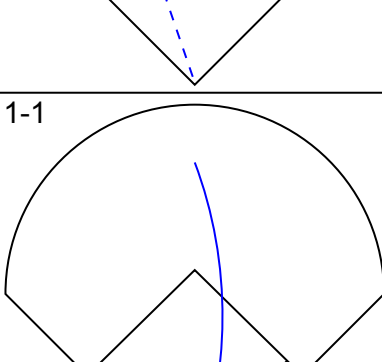
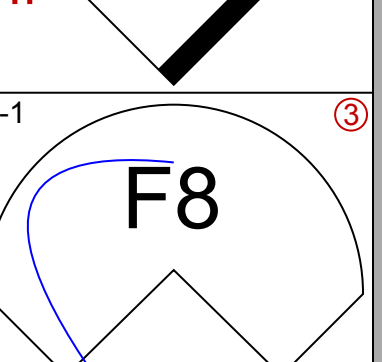
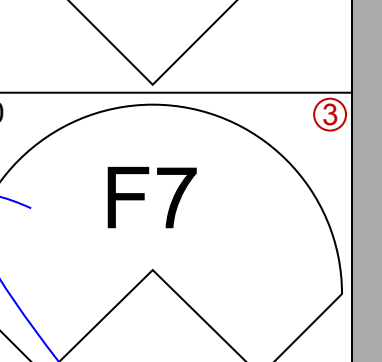
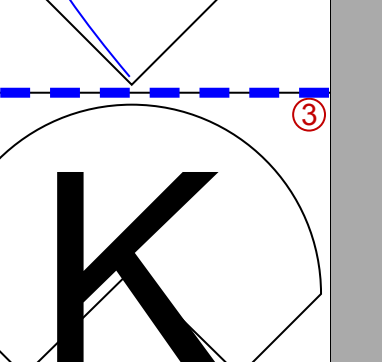
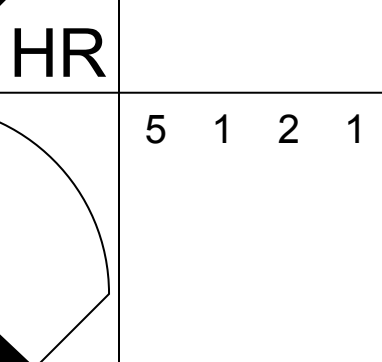
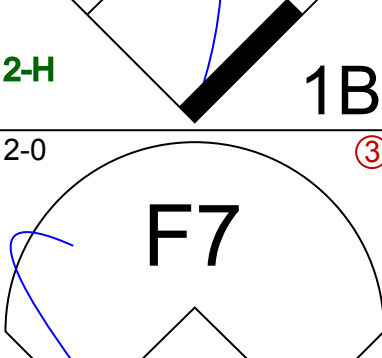
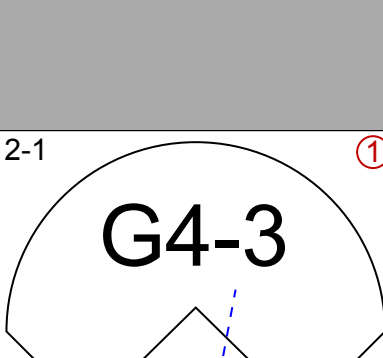
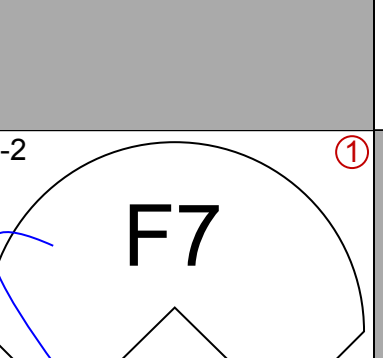
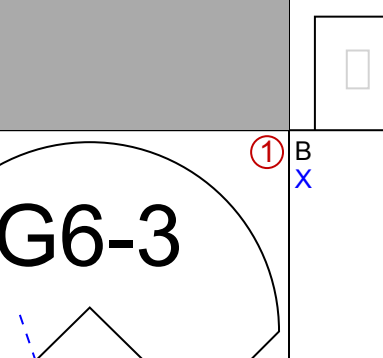
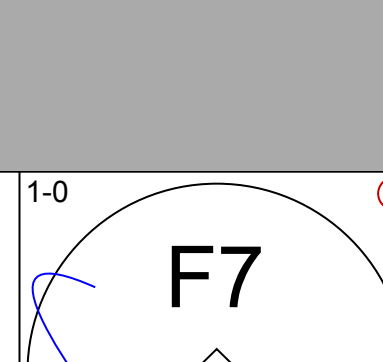
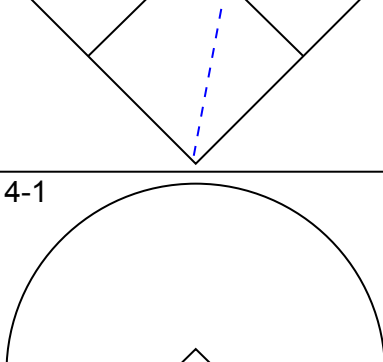
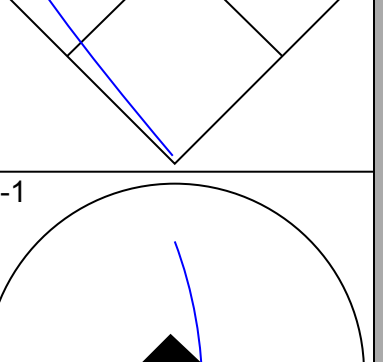
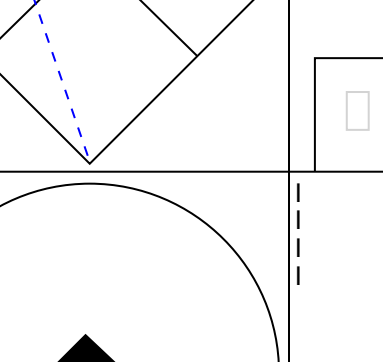
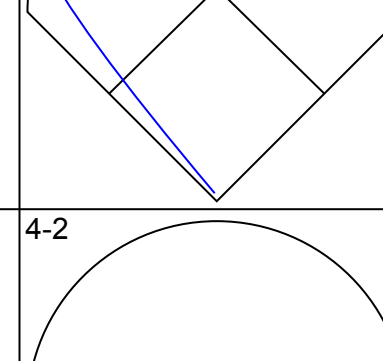
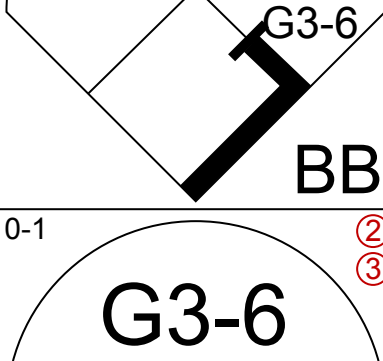
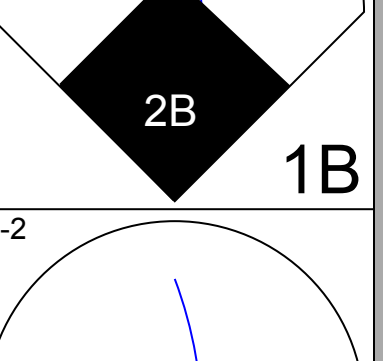
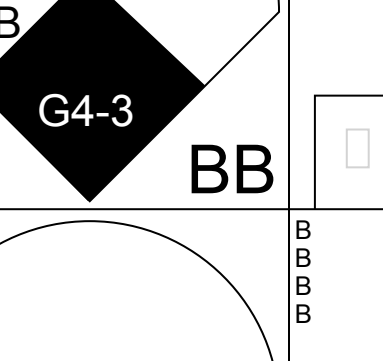
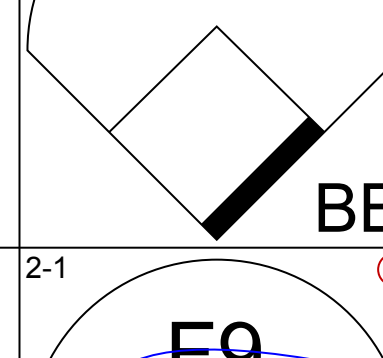
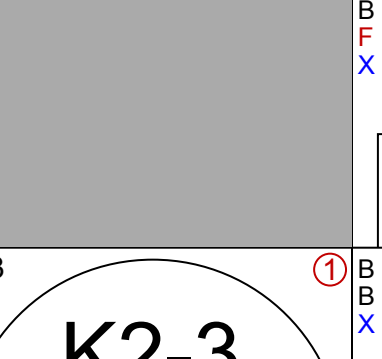
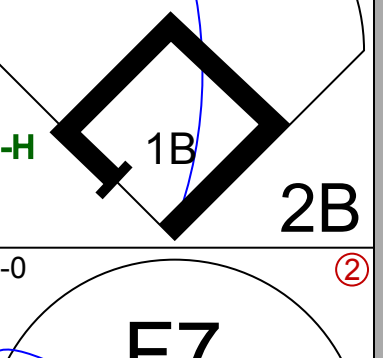
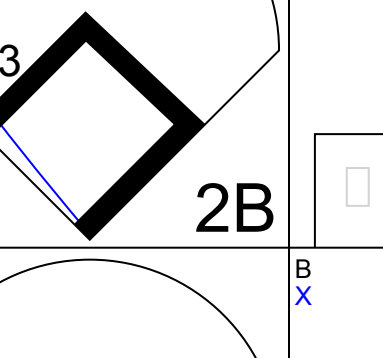

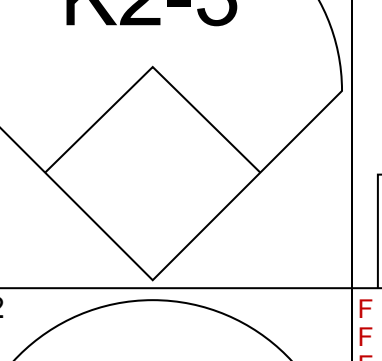
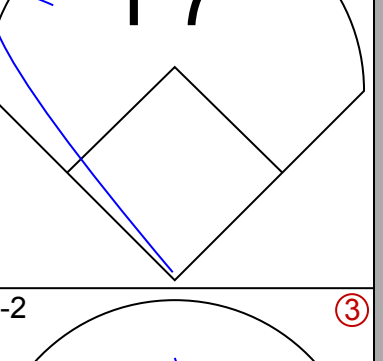
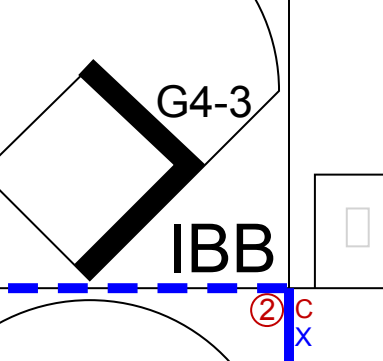


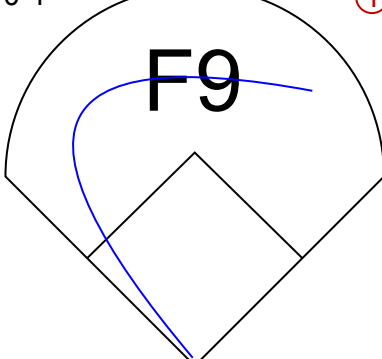
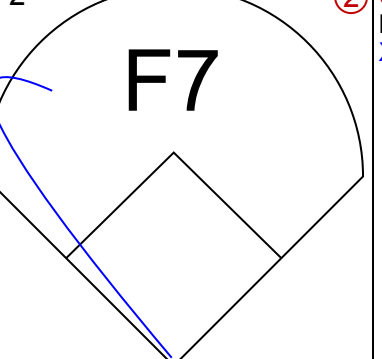
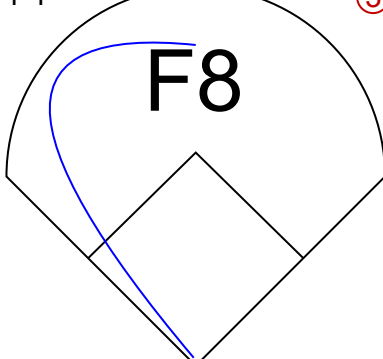
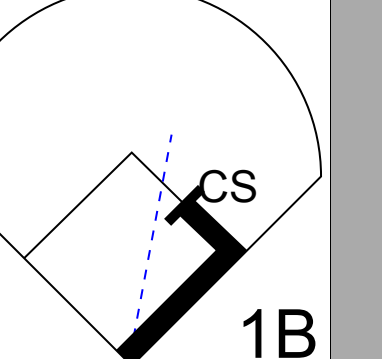
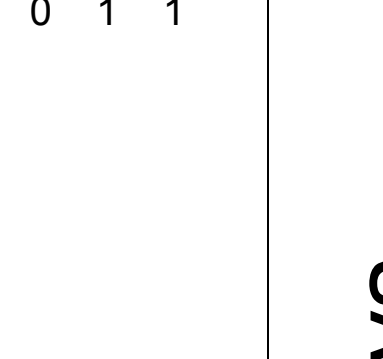
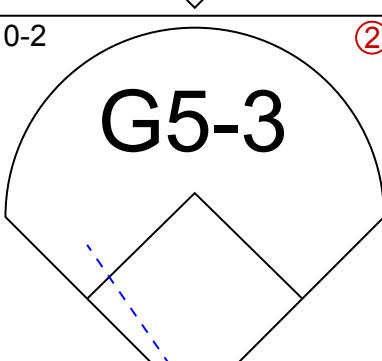
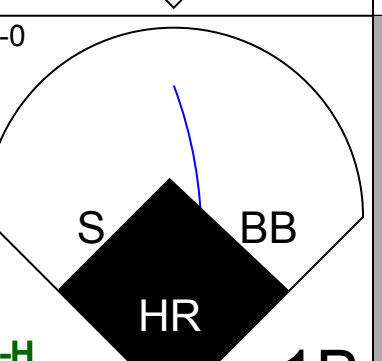
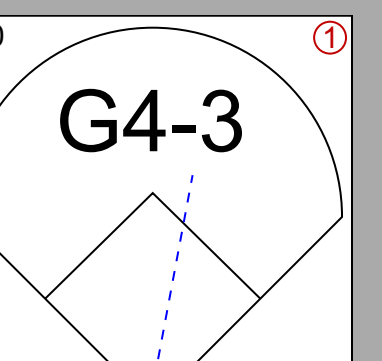
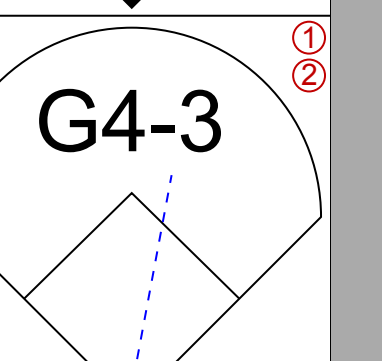

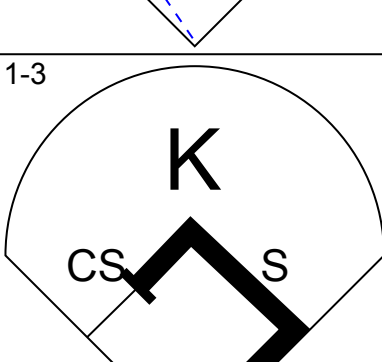
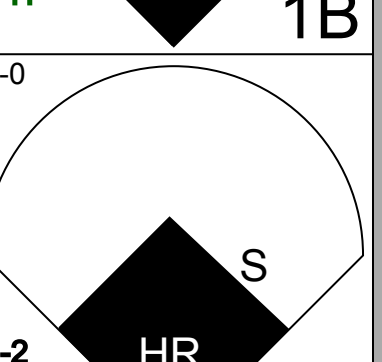
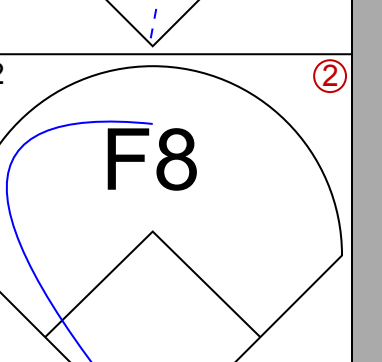
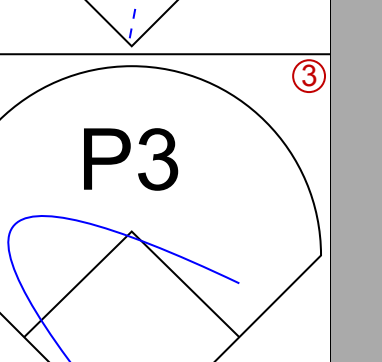
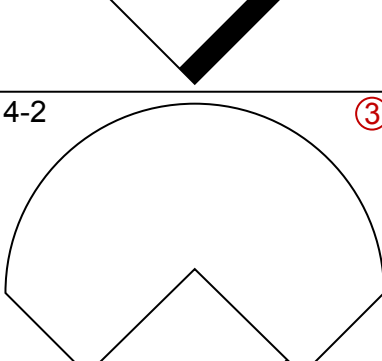
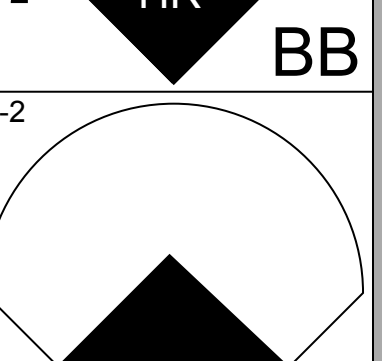
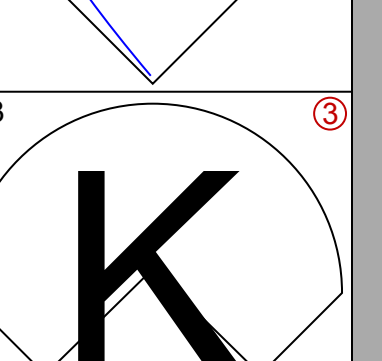
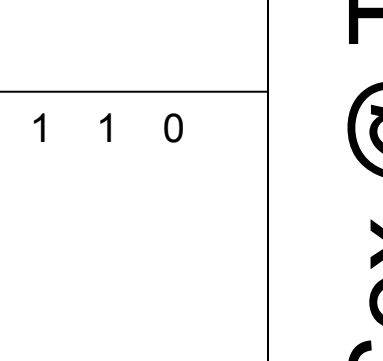
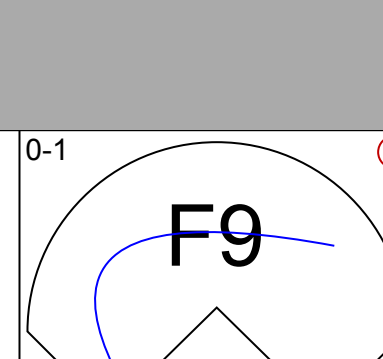
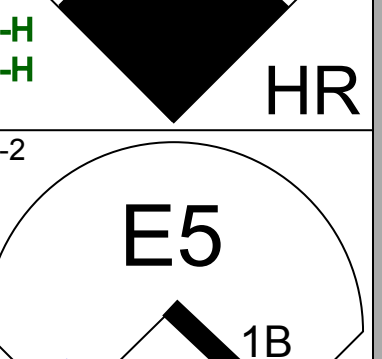
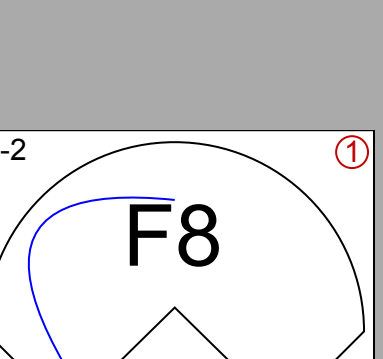
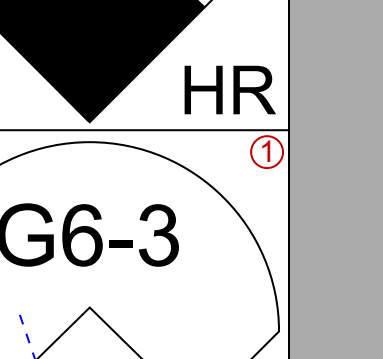
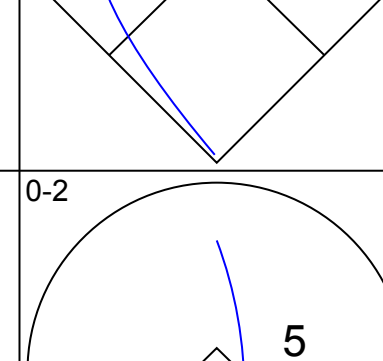
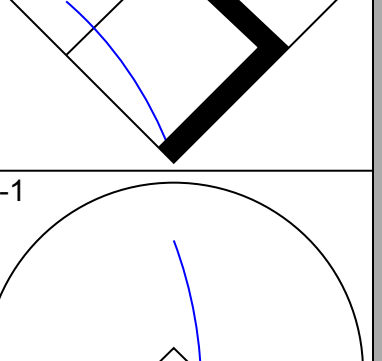
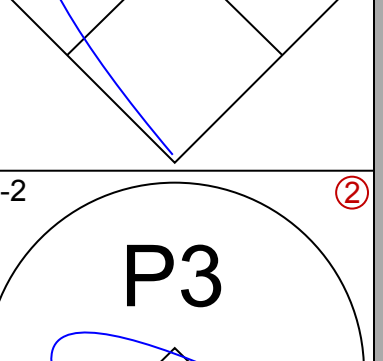
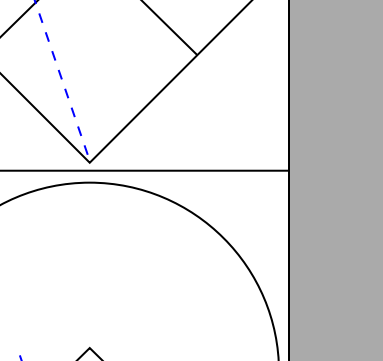
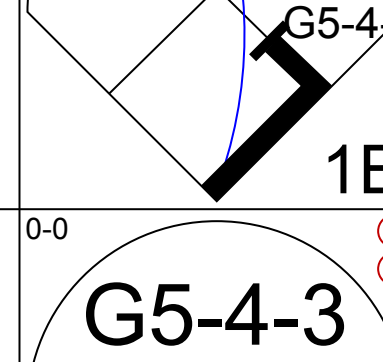
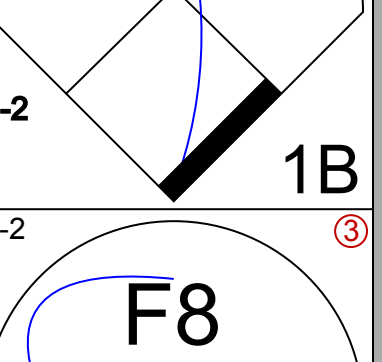
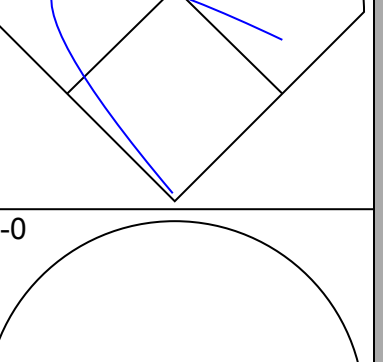
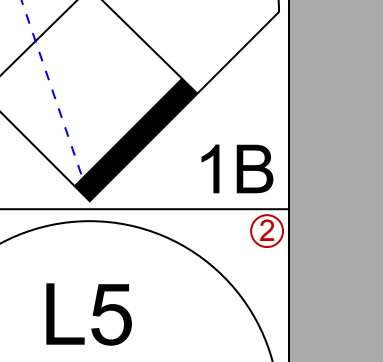
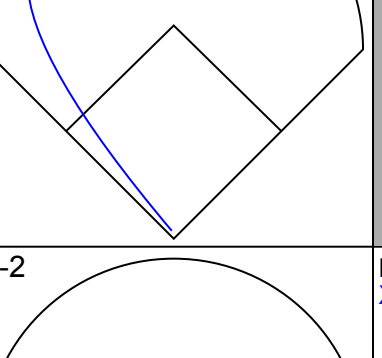
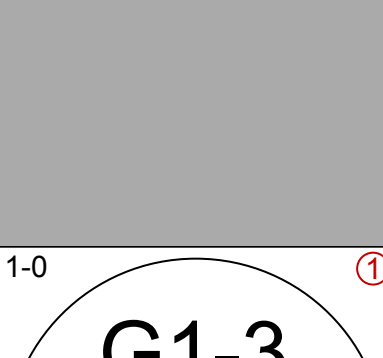
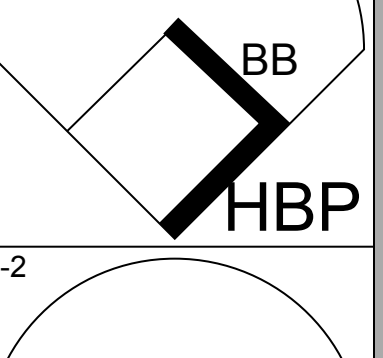
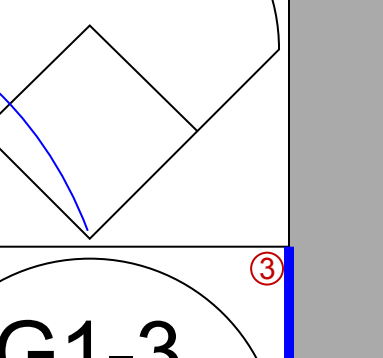
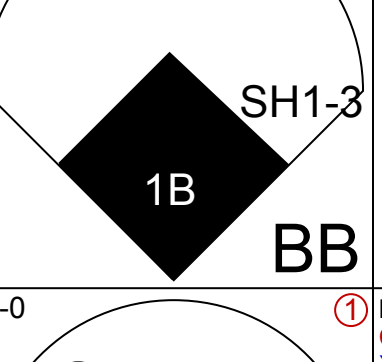
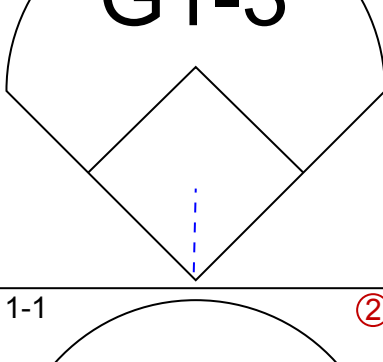
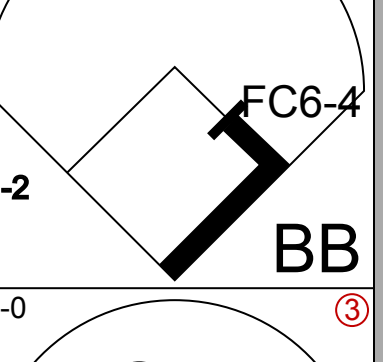
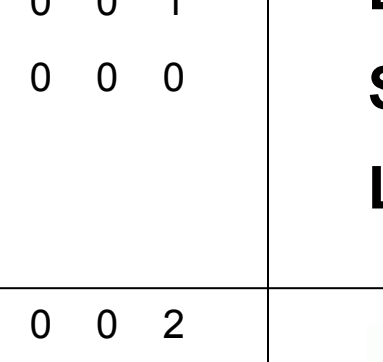
Batter	1	2	3	4	5	6	7	8	9	AB	R	H	RBI	BB	SO	LOB	BOTTOM			
Shannon Stewart, R OBP: 0.350, SLG: 0.350 (1, 8)										2	0	0	0	0	0	0	<b>Cleveland Indians @ Toronto Blue Jays</b> SkyDome, Toronto, ON Sun May 31 1998, 3:33 AM EDT Att: 30,090 - Dome - 72 F			
Shawn Green, L OBP: 0.321, SLG: 0.469 (1, 9)										4	1	3	0	0	1	1				
Jose Canseco, R OBP: 0.329, SLG: 0.534 (1, 7)										3	0	0	0	1	0	2				
Carlos Delgado, L OBP: 0.394, SLG: 0.515 (1, 3)										4	1	2	3	0	1	2				
Mike Stanley, R OBP: 0.346, SLG: 0.446 (1, 10)										4	0	0	0	0	0	3				
Tony Fernandez, S OBP: 0.347, SLG: 0.399 (1, 4)										4	0	0	0	0	0	1				
Ed Sprague, R OBP: 0.333, SLG: 0.388 (1, 5)										3	0	1	0	0	0	0				
Kevin Brown, R OBP: 0.345, SLG: 0.373 Felipe Crespo, S OBP: 0.305, SLG: 0.289 (9, PH)										3	0	0	0	0	2	3				
Alex Gonzalez, R OBP: 0.253, SLG: 0.327 (1, 6)										4	1	1	0	0	0	2				
<b>Inning Stats</b>	R: 2 E: 0 K: 0 S: 14	H: 2 LOB: 0 BB: 0 P: 24	R: 0 E: 0 K: 1 S: 10	H: 1 LOB: 1 BB: 0 P: 14	R: 0 E: 0 K: 0 S: 10	H: 1 LOB: 2 BB: 0 P: 15	R: 1 E: 0 K: 0 S: 12	H: 2 LOB: 1 BB: 1 P: 20	R: 0 E: 0 K: 1 S: 8	H: 0 LOB: 0 BB: 0 P: 13	R: 0 E: 1 K: 1 S: 7	H: 0 LOB: 0 BB: 0 P: 10	R: 0 E: 0 K: 1 S: 8	H: 0 LOB: 0 BB: 0 P: 11	R: 0 E: 0 K: 0 S: 6	H: 1 LOB: 1 BB: 0 P: 7	1B: 4 2B: 3 3B: 0 HR: 1	SF: 0 SAC: 2 DP: 0 HBP: 1	WP: 0 PB: 0 SB: 0 CS: 2	PA: 36
<b>PITCHER</b>	IP WLS BF H R ER SO BB IBB HBP BLK WP HR S P ERA WHIP																			
Charles Nagy, R ERA: 5.71 (1, 1)	6.1 W 28 7 3 3 2 1 0 0 0 0 0 3 68 105 4.26 1.263																			
Alvin Morman, L ERA: 3.29 (7, 1)	0.2 1 0 0 0 1 0 0 0 0 0 0 0 3 4 0.00 0.000																			
Jose Mesa, R ERA: 3.93 (8, 1)	2.0 S 7 1 0 0 1 0 0 0 0 0 0 0 14 18 0.00 0.500																			

AB	32
R	3
H	8
RBI	3
BB	1
SO	4
LOB	14





Batter	1	2	3	4	5	6	7	8	9	AB	R	H	RBI	BB	SO	LOB	TOP					
<b>Darren Lewis, R</b> OBP: 0.381, SLG: 0.398 (1, 8)			 1B			 BB	 BB			4	1	1	0	2	2	5	<b>Boston Red Sox @ Toronto Blue Jays</b> SkyDome, Toronto, ON Mon Jun 01 1998, 7:05 PM EDT Att: 27,372 - Unknown - 70 F					
<b>18 Reggie Jefferson, S</b> OBP: 0.372, SLG: 0.556 <b>Mike Benjamin, R</b> OBP: 0.324, SLG: 0.374 (9, PH)	 2B					 2B			 2B	5	1	3	2	0	0	2						
<b>Nomar Garciaparra, R</b> OBP: 0.349, SLG: 0.494 (1, 6)			 1-H						 2-H	5	1	1	2	0	1	4						
<b>Mo Vaughn, L</b> OBP: 0.365, SLG: 0.561 (1, 3)	 1B								 BB	5	1	2	1	0	1	3						
<b>Troy O'Leary, L</b> OBP: 0.327, SLG: 0.548 (1, 7)									 BB	5	1	1	0	0	0	1						
<b>John Valentin, R</b> OBP: 0.330, SLG: 0.408 (1, 5)				 BB			 1B		 G4-3	2	2	1	0	3	0	0						
<b>Scott Hatteberg, L</b> OBP: 0.344, SLG: 0.466 (1, 2)				 1-2			 2B		 2B	3	0	2	2	2	0	1						
<b>Lou Merloni, R</b> OBP: 0.360, SLG: 0.409 (1, 4)									 IBB	4	0	0	0	1	1	5						
<b>Darren Bragg, L</b> OBP: 0.379, SLG: 0.450 <b>Jim Levritz, R</b> OBP: 0.369, SLG: 0.562 <b>Midre Cummings, L</b> OBP: 0.326, SLG: 0.500 (8, PH)						 1B	 1B		 1-2 2-3 3-H	3	1	2	0	0	1	1						
<b>Inning Stats</b>	R: 1 E: 0 K: 1 S: 11	H: 2 LOB: 1 BB: 0 P: 18	R: 0 E: 0 K: 1 S: 9	H: 0 LOB: 1 BB: 1 P: 18	R: 0 E: 0 K: 0 S: 9	H: 1 LOB: 1 BB: 0 P: 12	R: 0 E: 0 K: 0 S: 5	H: 0 LOB: 0 BB: 1 P: 11	R: 2 E: 0 K: 2 S: 13	H: 2 LOB: 1 BB: 1 P: 22	R: 1 E: 0 K: 0 S: 15	H: 3 LOB: 2 BB: 0 P: 21	R: 0 E: 0 K: 1 S: 11	H: 0 LOB: 1 BB: 1 P: 20	R: 1 E: 0 K: 1 S: 16	H: 1 LOB: 2 BB: 2 P: 29		R: 4 E: 0 K: 0 S: 10	H: 4 LOB: 3 BB: 2 P: 23	1B: 6 2B: 6 3B: 0 HR: 1	SF: 0 SAC: 0 DP: 1 HBP: 0	WP: 1 PB: 0 SB: 1 CS: 0
<b>PITCHER</b>	IP	WLS	BF	H	R	ER	SO	BB	IBB	HBP	BLK	WP	HR	S	P	ERA	WHIP					
<b>Juan Guzman, R</b> ERA: 5.77 (1, 1)	6.2		30	8	4	4	4	4	0	0	0	1	0	70	118	5.40	1.800					
<b>Dan Plesac, L</b> ERA: 3.32 (7, 1)	0.2	5	1	1	1	1	1	1	1	0	0	0	0	13	24	13.50	3.000					
<b>Paul Quantrill, R</b> ERA: 2.56 (8, 1)	0.2	2	0	0	0	1	1	0	0	0	0	0	0	6	9	0.00	0.000					
<b>Randy Myers, L</b> ERA: 4.05 (9, 1)	1.0	L	9	4	4	4	0	1	1	0	0	0	1	10	23	36.00	5.000					

Batter	1	2	3	4	5	6	7	8	9	AB	R	H	RBI	BB	SO	LOB	BOTTOM					
<b>José Cruz Jr., S</b> OBP: 0.304, SLG: 0.291 (1, 8)							 1B			5	0	1	0	0	1	1	<b>Boston Red Sox @ Toronto Blue Jays</b> SkyDome, Toronto, ON Mon Jun 01 1998, 7:05 PM EDT Att: 27,372 - Unknown - 70 F					
<b>Shawn Green, L</b> OBP: 0.318, SLG: 0.463 (1, 9)			 HR				 1-2			5	1	1	1	0	1	1						
<b>Jose Canseco, R</b> OBP: 0.528, SLG: 0.527 <b>Shannon Stewart, R</b> OBP: 0.350, SLG: 0.350 (9, 7)	 CS		 HR							3	1	0	0	1	1	0						
<b>Carlos Delgado, L</b> OBP: 0.403, SLG: 0.561 (1, 3)	 BB		 HR						 1-0	3	2	2	4	1	1	0						
<b>Mike Stanley, R</b> OBP: 0.341, SLG: 0.436 (1, 10)			 1B							4	0	0	0	0	0	0						
<b>Tony Fernandez, S</b> OBP: 0.396, SLG: 0.408 (1, 4)		 1B	 1B							4	0	3	0	0	0	0						
<b>5 Ed Sprague, R</b> OBP: 0.332, SLG: 0.382 (1, 5)		 1-2					 HBP			3	0	0	0	0	0	4						
<b>Kevin Brown, R</b> OBP: 0.361, SLG: 0.365 <b>Felipe Crespo, S</b> OBP: 0.302, SLG: 0.283 <b>Mark Dalesandro, R</b> (9, 2)			 1B				 BB			1	1	0	0	2	0	0						
<b>Alex Gonzalez, R</b> OBP: 0.250, SLG: 0.322 (1, 6)			 1-2				 1-2			3	0	0	0	0	0	2						
<b>Inning Stats</b>	R: 0 E: 0 K: 1 S: 11	H: 0 LOB: 1 BB: 1 P: 16	R: 0 E: 0 K: 0 S: 7	H: 1 LOB: 0 BB: 0 P: 7	R: 4 E: 1 K: 0 S: 22	H: 3 LOB: 2 BB: 2 P: 35	R: 0 E: 0 K: 0 S: 5	H: 0 LOB: 0 BB: 0 P: 8	R: 0 E: 0 K: 0 S: 7	H: 0 LOB: 0 BB: 1 P: 9	R: 0 E: 0 K: 0 S: 11	H: 0 LOB: 2 BB: 1 P: 19	R: 0 E: 0 K: 0 S: 6	H: 1 LOB: 0 BB: 0 P: 12	R: 1 E: 0 K: 0 S: 9	H: 2 LOB: 1 BB: 0 P: 14		R: 0 E: 0 K: 2 S: 8	H: 0 LOB: 0 BB: 0 P: 11	1B: 5 2B: 0 3B: 0 HR: 2	SF: 0 SAC: 1 DP: 1 HBP: 1	WP: 0 PB: 1 SB: 3 CS: 2
<b>PITCHER</b>	IP	WLS	BF	H	R	ER	SO	BB	IBB	HBP	BLK	WP	HR	S	P	ERA	WHIP					
<b>49 Tim Wakefield, R</b> ERA: 4.57 (1, 1)	6.0		27	4	4	4	2	4	0	0	0	0	0	1	63	94	6.00	1.333				
<b>Jim Corsi, R</b> ERA: 2.53 (7, 1)	2.0	W	8	3	1	1	0	0	0	0	0	0	0	1	15	26	4.50	1.500				
<b>Tom Gordon, R</b> ERA: 1.14 (9, 1)	1.0		3	0	0	0	2	0	0	0	0	0	0	8	11	0.00	0.000					

AB	38
R	9
H	13
RBI	9
BB	8
SO	6
LOB	26





Batter	1	2	3	4	5	6	7	8	9	AB	R	H	RBI	BB	SO	LOB	TOP			
<b>Darren Lewis, R</b> OBP: 0.382, SLG: 0.403 (1, 8)	G3-1		HR				G3	G6-3			5	1	2	1	0	0				
<b>18 Reggie Jefferson, S</b> OBP: 0.366, SLG: 0.537 (1, 10)	G4-3		K				G1		2B		4	1	0	0	1	1				
<b>Nomar Garciaparra, R</b> OBP: 0.344, SLG: 0.593 (1, 6)	F7		HR				G6-3		P3		5	1	1	3	0	0				
<b>Mo Vaughn, L</b> OBP: 0.366, SLG: 0.560 (1, 3)		K	G3					K	2B		4	0	1	1	1	2				
<b>Troy O'Leary, L</b> OBP: 0.324, SLG: 0.554 (1, 7)	E4			F7			F7		G3-1		5	1	1	1	0	0				
<b>John Valentin, R</b> OBP: 0.336, SLG: 0.415 (1, 5)	G6-4-3			1B	2B		K	2B	BB		4	2	2	0	1	1				
<b>Scott Hatteberg, L</b> OBP: 0.353, SLG: 0.463 (1, 2)			1B	2B	1B		P5	2B	G3-1		3	2	1	1	2	0				
<b>Lou Merloni, R</b> OBP: 0.370, SLG: 0.438 (1, 4)			2B	HR	1B		F7	HR			4	2	2	1	0	0				
<b>Darren Bragg, L</b> OBP: 0.376, SLG: 0.466 (1, 9)			K	FC4-6			K	HR			4	1	1	3	0	2				
<b>Inning Stats</b>	R: 0 E: 0 K: 0 S: 8	H: 0 LOB: 0 BB: 0 P: 12	R: 0 E: 1 K: 1 S: 6	H: 0 LOB: 0 BB: 0 P: 10	R: 4 E: 0 K: 2 S: 14	H: 3 LOB: 0 BB: 1 P: 25	R: 1 E: 0 K: 0 S: 12	H: 2 LOB: 1 BB: 0 P: 21	R: 0 E: 0 K: 1 S: 13	H: 0 LOB: 0 BB: 0 P: 14	R: 0 E: 0 K: 1 S: 8	H: 0 LOB: 0 BB: 0 P: 11	R: 5 E: 0 K: 1 S: 15	H: 4 LOB: 0 BB: 1 P: 28	R: 1 E: 0 K: 0 S: 9	H: 1 LOB: 2 BB: 2 P: 20	1B: 4 2B: 4 3B: 0 HR: 3	SF: 0 SAC: 0 DP: 1 HBP: 0	WP: 0 PB: 0 SB: 1 CS: 0	PA: 43
<b>PITCHER</b>	IP	WLS	BF	H	R	ER	SO	BB	IBB	HBP	BLK	WP	HR	S	P	ERA	WHIP			
<b>Chris Carpenter, R</b> ERA: 5.24 (1, 1)	7.2	L	33	8	7	7	6	2	0	0	0	0	2	79	134	8.22	1.304			
<b>Ben Van Ryn, L</b> ERA: 6.55 (8, 1)	0.0		1	0	0	0	0	1	0	0	0	0	0	2	6	∞	∞			
<b>Erik Hanson, R</b> ERA: 6.41 (8, 1)	1.1		9	3	4	4	0	2	0	0	0	0	1	12	25	27.00	3.750			

**Boston Red Sox @ Toronto Blue Jays**  
SkyDome, Toronto, ON  
Tue Jun 02 1998, 7:05 PM EDT  
Att: 26,177 - Dome - 72 F

AB 38  
R 11  
H 11  
RBI 11  
BB 5  
SO 6  
LOB 15



Batter	1	2	3	4	5	6	7	8	9	AB	R	H	RBI	BB	SO	LOB	BOTTOM			
<b>José Cruz Jr., S</b> OBP: 0.294, SLG: 0.280 (1, 8)	F9		P9	F9			K		P6		5	0	0	0	0	1				
<b>Shannon Stewart, R</b> OBP: 0.351, SLG: 0.348 (1, 7)	G6-3		K				K		1B		4	0	1	0	1	2				
<b>Jose Canseco, R</b> OBP: 0.329, SLG: 0.519 (1, 9)	CS		1B	BB			G5-3		P3		3	1	0	0	2	0				
<b>Carlos Delgado, L</b> OBP: 0.405, SLG: 0.563 (1, 3)	CS	SH1-3	1B	2B			K		G3-1		3	1	1	0	1	1				
<b>Mike Stanley, R</b> OBP: 0.349, SLG: 0.440 (1, 10)		SH1-3	1B	BB			CS		K		3	1	2	1	1	1				
<b>Tony Fernandez, S</b> OBP: 0.350, SLG: 0.400 (1, 4)		SH1-3	G4-3				G1-3		F9		3	0	0	0	0	0				
<b>5 Ed Sprague, R</b> OBP: 0.326, SLG: 0.374 (1, 5)		K					F7		F8		4	0	0	0	0	1				
<b>Mark Dalesandro, R</b> OBP: 0.600, SLG: 0.800 (1, 2)		FC4-6	1B				F9		1B		4	0	3	2	0	0				
<b>Craig Grebeck, R</b> OBP: 0.400, SLG: 0.519 (1, 6)		FC4-6					BB		F8		3	0	1	0	1	0				
<b>Inning Stats</b>	R: 0 E: 0 K: 0 S: 7	H: 0 LOB: 1 BB: 1 P: 14	R: 2 E: 0 K: 1 S: 16	H: 2 LOB: 1 BB: 1 P: 20	R: 1 E: 0 K: 0 S: 13	H: 1 LOB: 2 BB: 2 P: 25	R: 0 E: 0 K: 0 S: 5	H: 0 LOB: 1 BB: 1 P: 12	R: 0 E: 0 K: 1 S: 8	H: 0 LOB: 0 BB: 0 P: 12	R: 0 E: 0 K: 2 S: 16	H: 2 LOB: 2 BB: 0 P: 22	R: 0 E: 0 K: 0 S: 7	H: 1 LOB: 1 BB: 0 P: 8	R: 0 E: 0 K: 0 S: 13	H: 2 LOB: 2 BB: 0 P: 19	1B: 6 2B: 2 3B: 0 HR: 0	SF: 0 SAC: 1 DP: 0 HBP: 0	WP: 0 PB: 0 SB: 1 CS: 2	PA: 41
<b>PITCHER</b>	IP	WLS	BF	H	R	ER	SO	BB	IBB	HBP	BLK	WP	HR	S	P	ERA	WHIP			
<b>Steve Avery, L</b> ERA: 6.41 (1, 1)	5.0	W	22	3	3	3	3	6	0	0	0	0	0	24	82	5.40	1.800			
<b>Rich Garces, R</b> ERA: 2.77 (6, 1)	2.0		8	2	0	0	3	0	0	0	0	0	0	24	34	0.00	1.000			
<b>59 Brian Barkley, L</b> ERA: 2.45 (8, 1)	2.0		9	3	0	0	0	0	0	0	0	0	0	20	27	0.00	1.500			

**Boston Red Sox @ Toronto Blue Jays**  
SkyDome, Toronto, ON  
Tue Jun 02 1998, 7:05 PM EDT  
Att: 26,177 - Dome - 72 F

AB 32  
R 3  
H 8  
RBI 3  
BB 6  
SO 6  
LOB 20



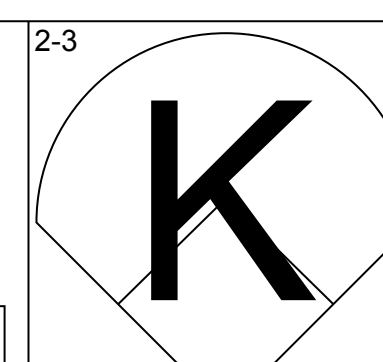
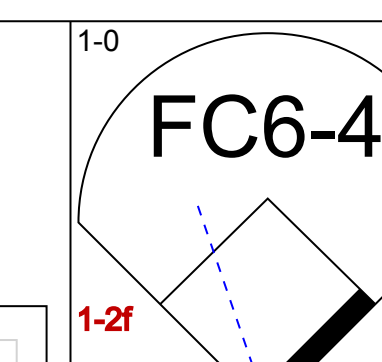
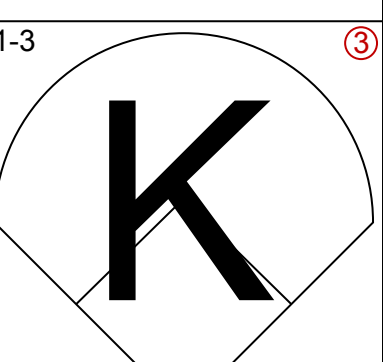
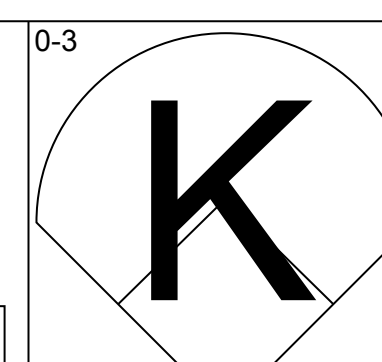
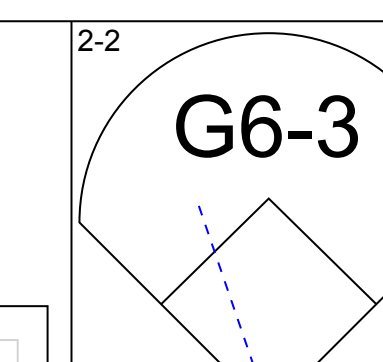
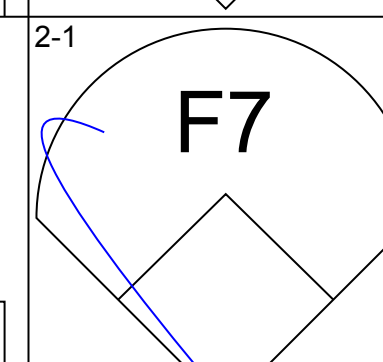
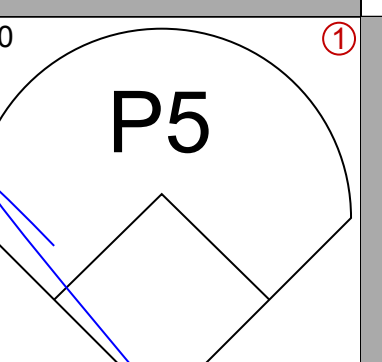
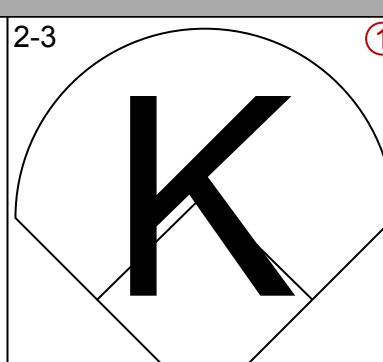
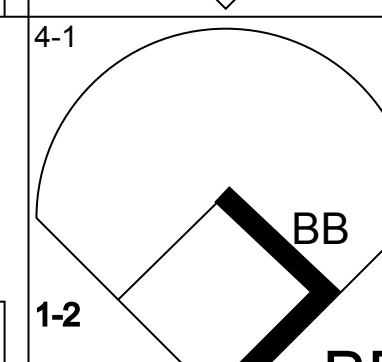
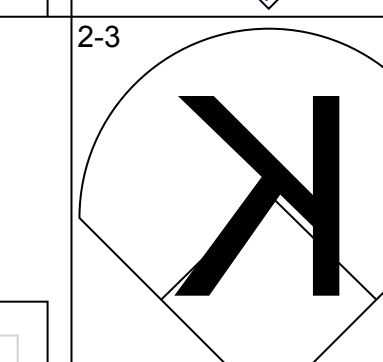
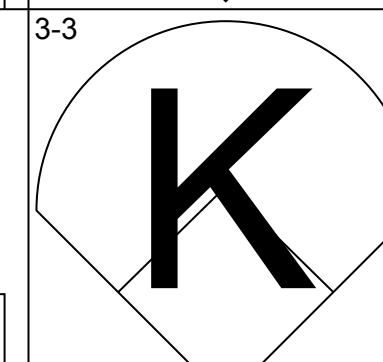
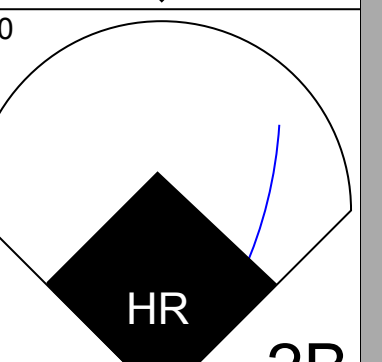

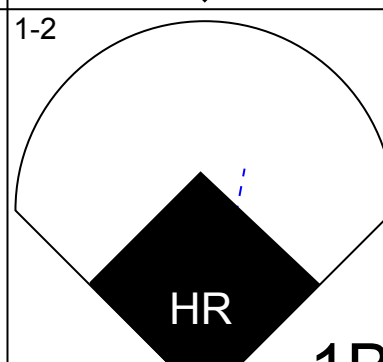
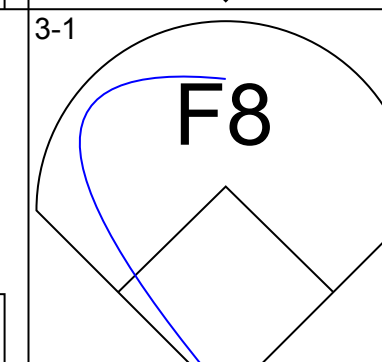

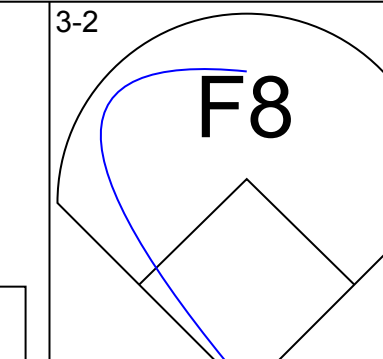
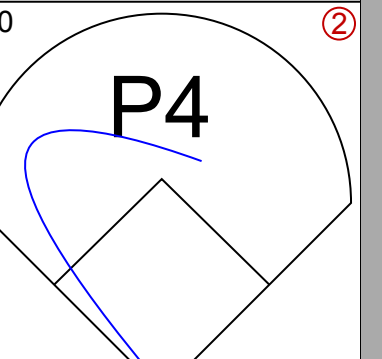
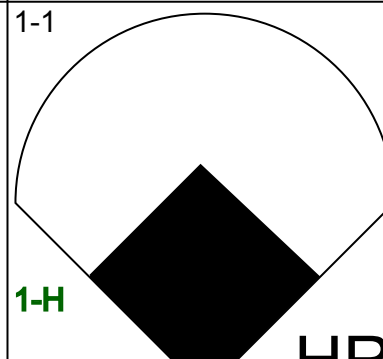
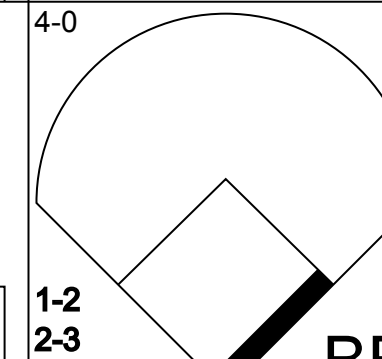
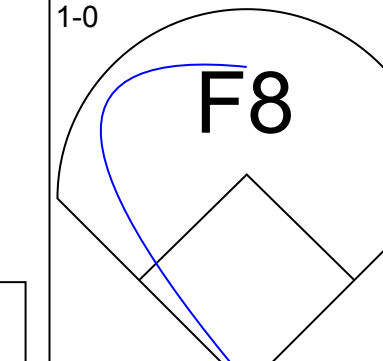
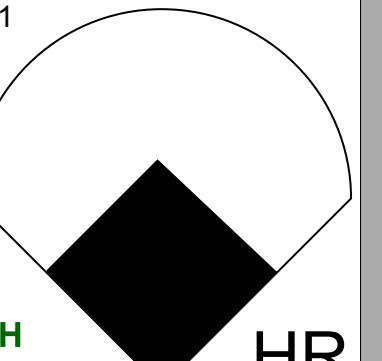
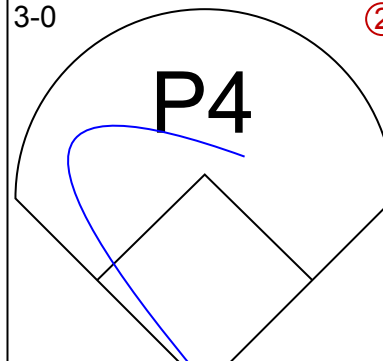
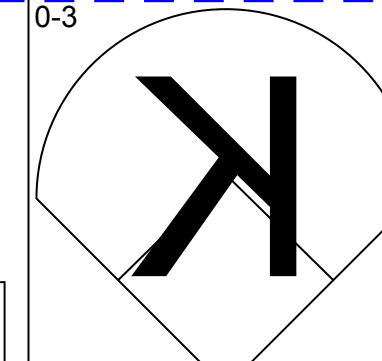

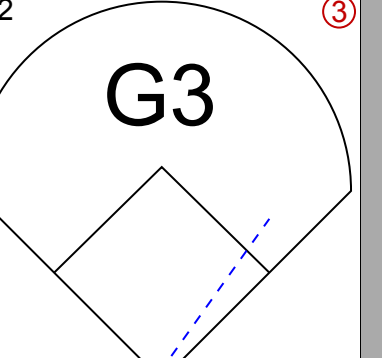

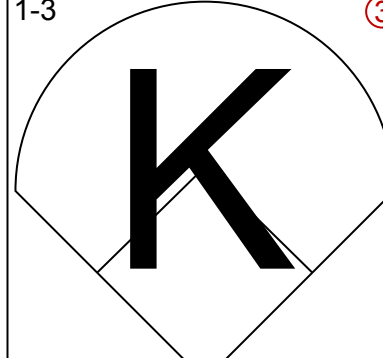

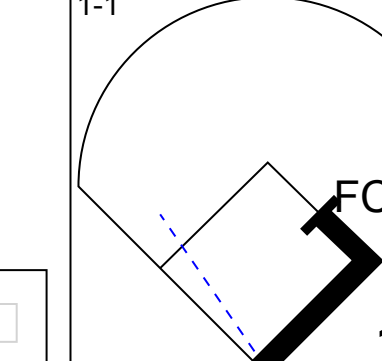
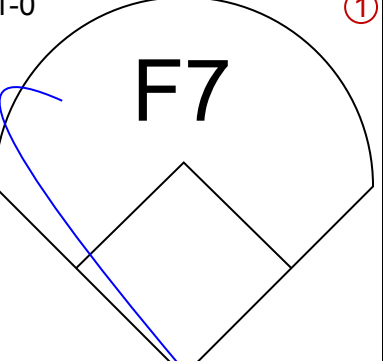
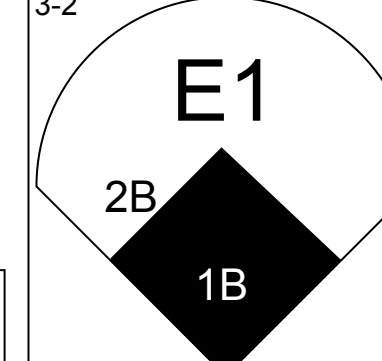

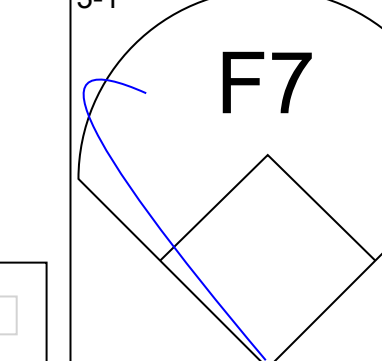
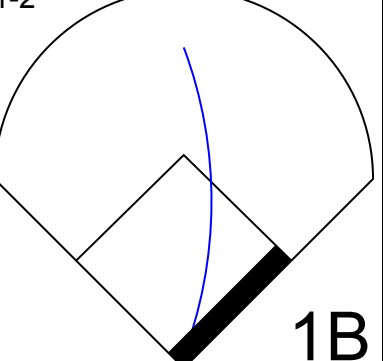

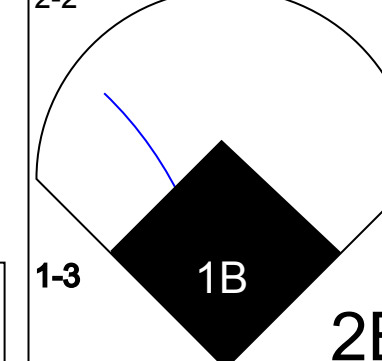

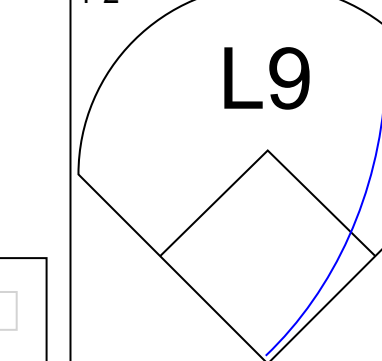
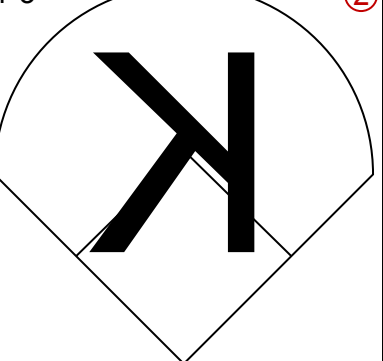
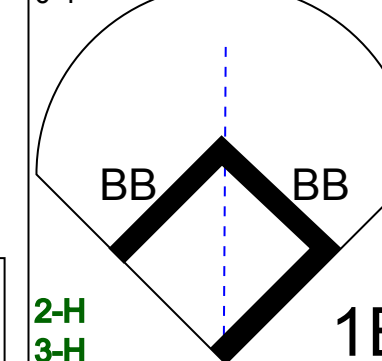
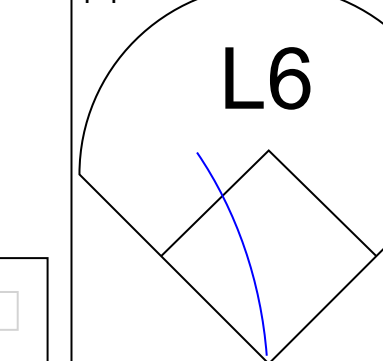
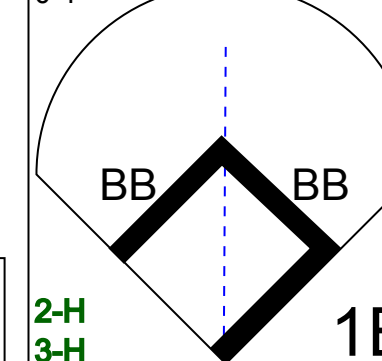
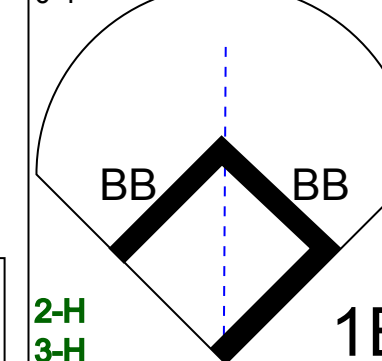


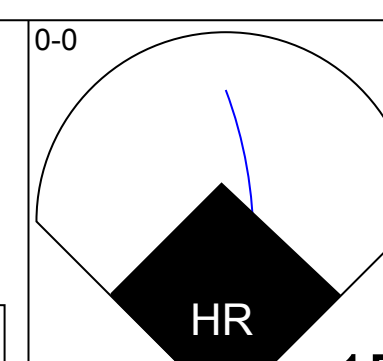
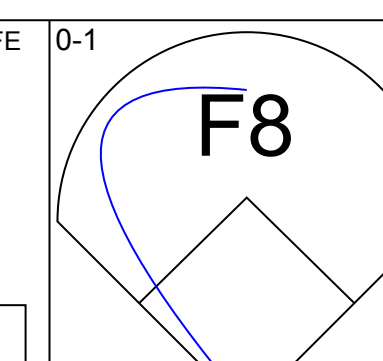
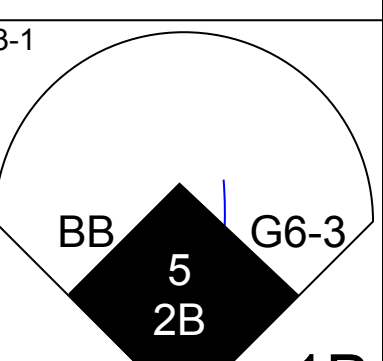
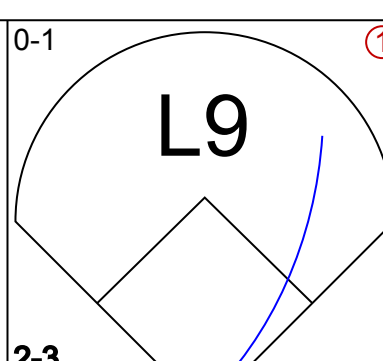


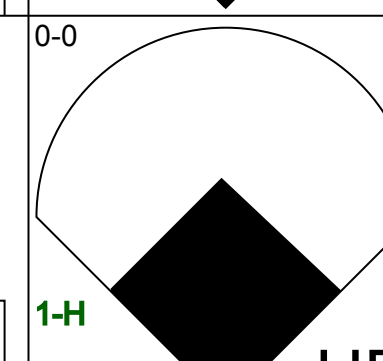
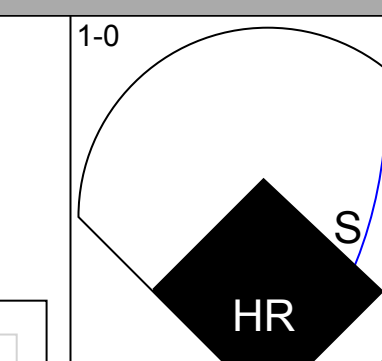
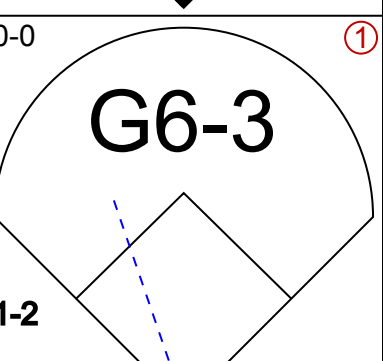
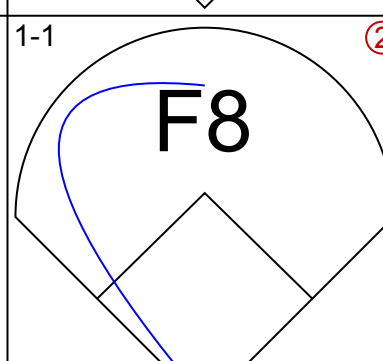

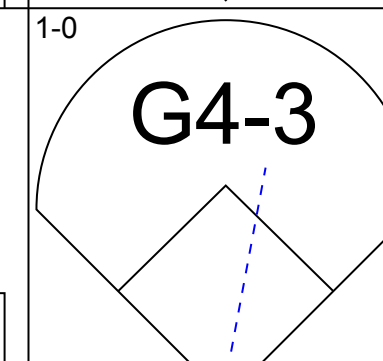
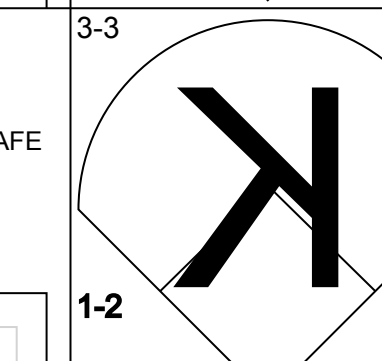
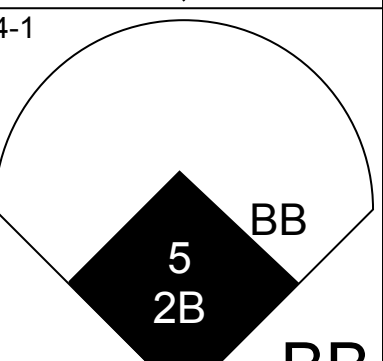
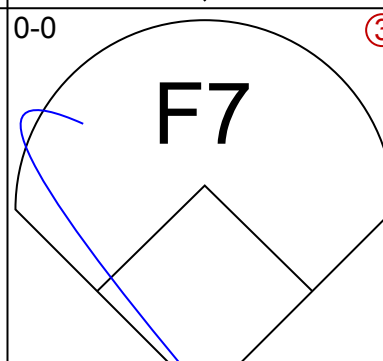
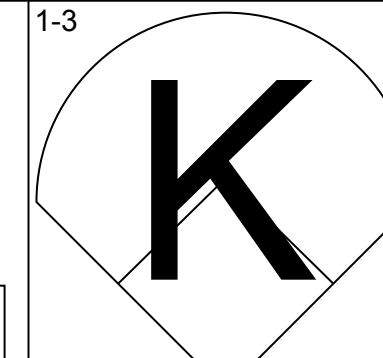
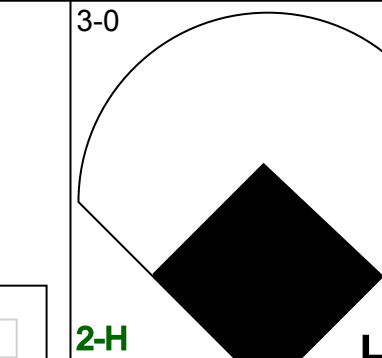
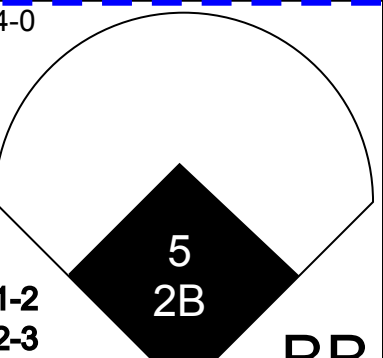


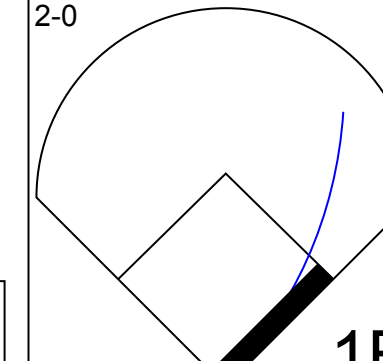
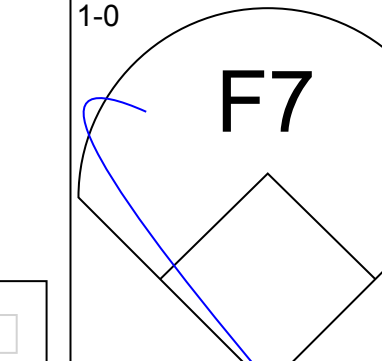
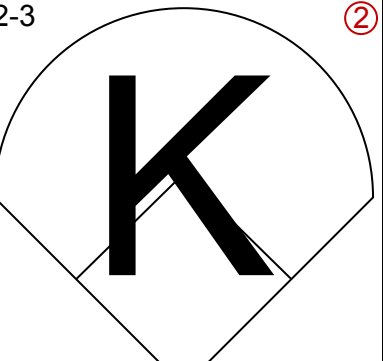


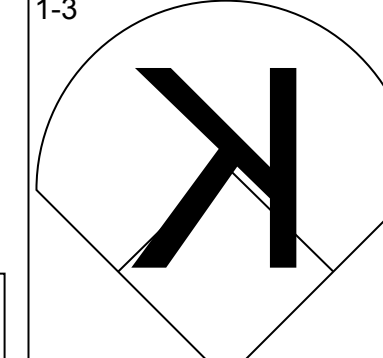
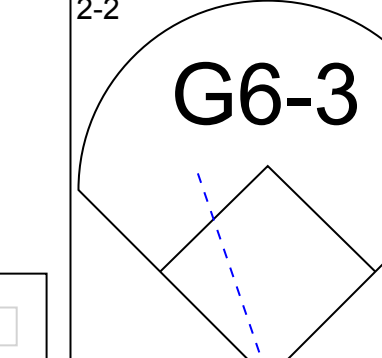
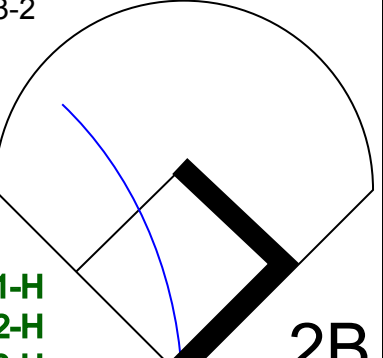
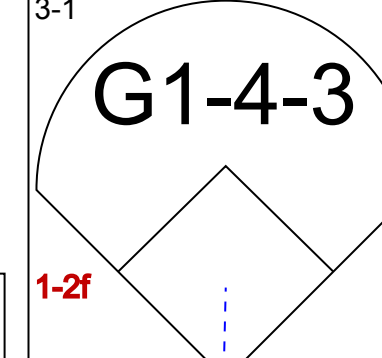
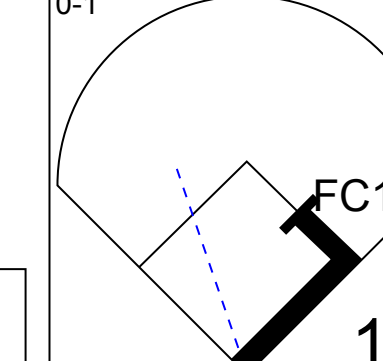
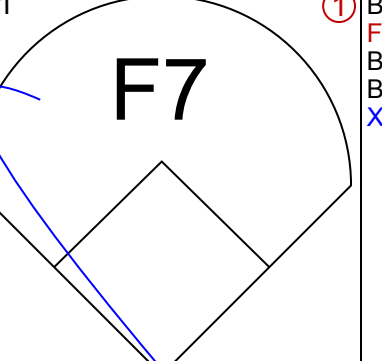
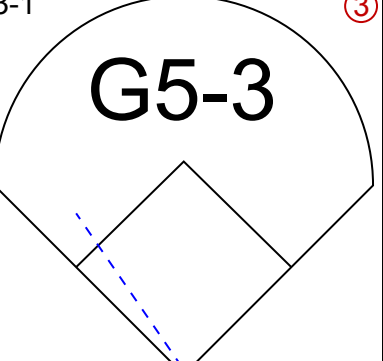

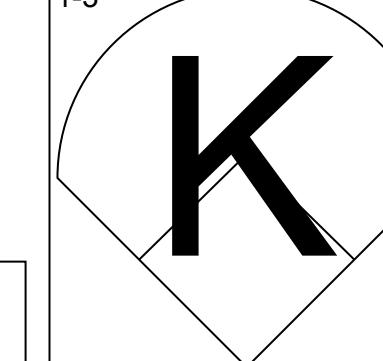
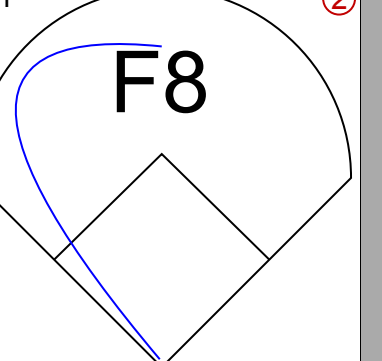
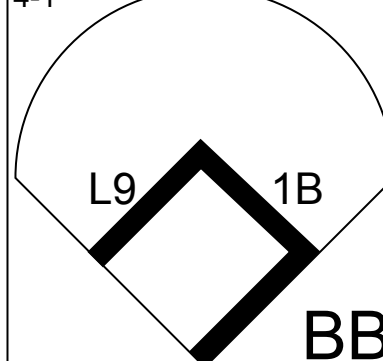

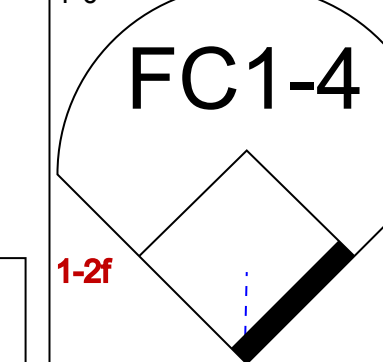
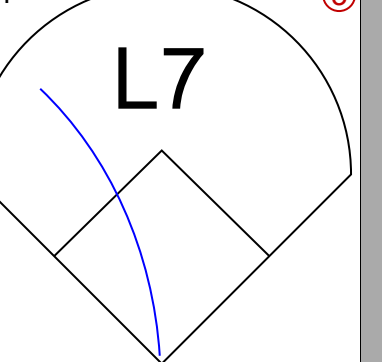
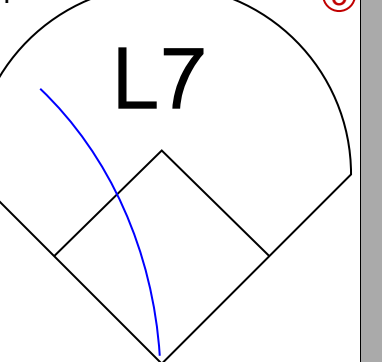
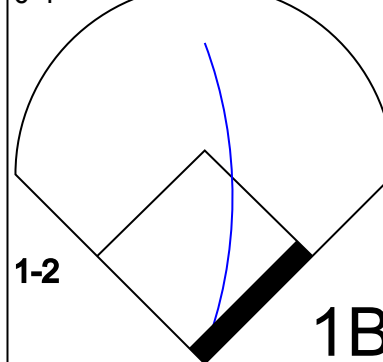

Batter	1	2	3	4	5	6	7	8	9	AB	R	H	RBI	BB	SO	LOB	TOP					
<b>Kimera Barteo, R</b> OBP: 0.267, SLG: 0.452 (1, 8)										4	0	1	0	0	2	0	<b>Detroit Tigers @ Toronto Blue Jays</b> SkyDome, Toronto, ON Wed Jun 03 1998, 7:05 PM EDT Att: 26,291 - Dome - 72 F					
<b>Frank Catalanotto, L</b> OBP: 0.300, SLG: 0.367 (1, 3)										4	0	1	0	0	1	1						
<b>Bobby Higginson, L</b> OBP: 0.399, SLG: 0.525 (1, 9)										4	1	1	0	0	0	1						
<b>Damon Easley, R</b> OBP: 0.386, SLG: 0.641 (1, 4)										4	0	0	0	0	2	2						
<b>Luis Gonzalez, L</b> OBP: 0.357, SLG: 0.481 (1, 7)										3	0	0	1	0	0	0						
<b>Andy Tomberlin, L</b> OBP: 0.340, SLG: 0.460 (1, 10)										3	0	1	0	0	2	1						
<b>Joe Randa, R</b> OBP: 0.328, SLG: 0.328 (1, 5)										3	0	0	0	0	0	1						
<b>Joe Oliver, R</b> OBP: 0.275, SLG: 0.417 (1, 2)										3	0	0	0	0	2	0						
<b>Deivi Cruz, R</b> OBP: 0.289, SLG: 0.339 (1, 6)										3	0	0	0	0	1	0						
<b>Inning Stats</b>	R: 0 E: 0 K: 2 S: 9	H: 0 LOB: 0 BB: 0 P: 13	R: 0 E: 0 K: 0 S: 8	H: 1 LOB: 1 BB: 0 P: 13	R: 0 E: 0 K: 1 S: 8	H: 1 LOB: 0 BB: 0 P: 12	R: 1 E: 1 K: 1 S: 10	H: 1 LOB: 0 BB: 0 P: 18	R: 0 E: 0 K: 0 S: 7	H: 0 LOB: 0 BB: 0 P: 11	R: 0 E: 0 K: 0 S: 4	H: 0 LOB: 0 BB: 0 P: 5	R: 0 E: 0 K: 2 S: 8	H: 0 LOB: 0 BB: 0 P: 13	R: 0 E: 0 K: 2 S: 7	H: 0 LOB: 0 BB: 0 P: 10	R: 0 E: 0 K: 2 S: 9	H: 1 LOB: 1 BB: 0 P: 18	1B: 3 2B: 1 3B: 0 HR: 0	SF: 0 SAC: 0 DP: 0 HBP: 0	WP: 0 PB: 0 SB: 1 CS: 1	PA: 31
<b>PITCHER</b> <b>Roger Clemens, R</b> ERA: 3.22 (1, 1)	IP: 9.0 WLS: W BF: 31 H: 4 R: 1 ER: 1 SO: 10 BB: 0 IBB: 0 HBP: 0 BLK: 0 WP: 0 HR: 0 S: 70 P: 113 ERA: 1.00 WHIP: 0.444															<b>PITCHER</b> <b>Roger Clemens, R</b> ERA: 3.22 (1, 1)	IP: 9.0 WLS: W BF: 31 H: 4 R: 1 ER: 1 SO: 10 BB: 0 IBB: 0 HBP: 0 BLK: 0 WP: 0 HR: 0 S: 70 P: 113 ERA: 1.00 WHIP: 0.444					

Batter	1	2	3	4	5	6	7	8	9	AB	R	H	RBI	BB	SO	LOB	BOTTOM					
<b>José Cruz Jr., S</b> OBP: 0.299, SLG: 0.281 (1, 8)										3	1	1	1	1	0	1	<b>Detroit Tigers @ Toronto Blue Jays</b> SkyDome, Toronto, ON Wed Jun 03 1998, 7:05 PM EDT Att: 26,291 - Dome - 72 F					
<b>Shawn Green, L</b> OBP: 0.317, SLG: 0.459 (1, 9)										4	0	1	2	0	0	2						
<b>Jose Canseco, R</b> OBP: 0.324, SLG: 0.599 <b>Shannon Stewart, R</b> OBP: 0.351, SLG: 0.348 (1, 7) (8, 7)										4	0	0	0	0	1	3						
<b>Carlos Delgado, L</b> OBP: 0.401, SLG: 0.562 (1, 3)										4	0	1	0	0	0	1						
<b>Mike Stanley, R</b> OBP: 0.347, SLG: 0.452 (1, 10)										4	1	1	1	0	2	1						
<b>Mark Dalesandro, R</b> OBP: 0.333, SLG: 0.444 (1, 5)										4	0	0	0	0	1	1						
<b>Craig Grebeck, R</b> OBP: 0.382, SLG: 0.491 (1, 4)										3	0	0	0	0	0	1						
<b>Kevin Brown, R</b> OBP: 0.375, SLG: 0.436 (1, 2)										3	2	2	0	0	0	0						
<b>Alex Gonzalez, R</b> OBP: 0.256, SLG: 0.327 (1, 6)										3	1	2	1	0	1	1						
<b>Inning Stats</b>	R: 0 E: 0 K: 0 S: 6	H: 0 LOB: 0 BB: 0 P: 6	R: 0 E: 0 K: 0 S: 10	H: 1 LOB: 1 BB: 0 P: 15	R: 2 E: 0 K: 1 S: 13	H: 3 LOB: 1 BB: 0 P: 21	R: 0 E: 0 K: 2 S: 7	H: 0 LOB: 0 BB: 0 P: 11	R: 1 E: 0 K: 1 S: 13	H: 2 LOB: 1 BB: 0 P: 18	R: 1 E: 0 K: 0 S: 11	H: 1 LOB: 0 BB: 0 P: 19	R: 1 E: 0 K: 0 S: 12	H: 1 LOB: 1 BB: 1 P: 16	R: 0 E: 0 K: 1 S: 6	H: 0 LOB: 0 BB: 0 P: 7	R: 0 E: 0 K: 1 S: 6	H: 0 LOB: 0 BB: 0 P: 7	1B: 4 2B: 2 3B: 1 HR: 1	SF: 0 SAC: 0 DP: 0 HBP: 0	WP: 0 PB: 1 SB: 3 CS: 0	PA: 33
<b>PITCHER</b> <b>Seth Greisinger, R</b> ERA: 5.68 <b>44 Sean Runyan, L</b> ERA: 4.34 <b>Dean Crow, R</b> ERA: (1, 1) (7, 1) (7, 1)	IP: 6.1 WLS: L BF: 28 H: 8 R: 5 ER: 4 SO: 4 BB: 8 IBB: 5 HBP: 4 BLK: 4 WP: 0 HR: 1 S: 68 P: 101 ERA: 5.68 WHIP: 1.421															<b>PITCHER</b> <b>Seth Greisinger, R</b> ERA: 5.68 <b>44 Sean Runyan, L</b> ERA: 4.34 <b>Dean Crow, R</b> ERA: (1, 1) (7, 1) (7, 1)	IP: 6.1 WLS: L BF: 28 H: 8 R: 5 ER: 4 SO: 4 BB: 8 IBB: 5 HBP: 4 BLK: 4 WP: 0 HR: 1 S: 68 P: 101 ERA: 5.68 WHIP: 1.421					





Batter	1	2	3	4	5	6	7	8	9	AB	R	H	RBI	BB	SO	LOB	TOP					
<b>Brian Hunter, R</b> OBP: 0.327, SLG: 0.374 (1, 8)										5	0	0	0	0	3	3	<b>Detroit Tigers @ Toronto Blue Jays</b> SkyDome, Toronto, ON Thu Jun 04 1998, 3:33 AM EDT Att: 34,408 - Dome - 72 F					
<b>Luis Gonzalez, L</b> OBP: 0.353, SLG: 0.471 (1, 7)										4	0	0	0	1	2	0						
<b>Bobby Higginson, L</b> OBP: 0.301, SLG: 0.529 (1, 9)										4	2	2	0	0	1	2						
<b>Tony Clark, S</b> OBP: 0.341, SLG: 0.464 (1, 3)										3	1	1	2	1	0	1						
<b>Damon Easley, R</b> OBP: 0.383, SLG: 0.649 (1, 4)										4	1	1	2	0	1	3						
<b>Andy Tomberlin, L</b> OBP: 0.316, SLG: 0.426 (1, 10)										4	0	0	0	0	2	0						
<b>Paul Bako, L</b> OBP: 0.299, SLG: 0.339 (1, 2)										4	1	1	0	0	1	0						
<b>Billy Ripken, R</b> OBP: 0.317, SLG: 0.304 (7, 6)										4	1	2	0	0	1	1						
<b>Deivi Cruz, R</b> OBP: 0.284, SLG: 0.333 (7, PH)										2	0	0	0	0	1	2						
<b>Frank Catalanotto, L</b> OBP: 0.300, SLG: 0.357 (7, PH)										0	0	0	0	0	0	0						
<b>Joe Randa, R</b> OBP: 0.329, SLG: 0.330 (7, 5)										2	0	1	2	0	0	0						
<b>Inning Stats</b>	R: 0 E: 0 K: 2 S: 8	H: 0 LOB: 0 BB: 0 P: 15	R: 0 E: 0 K: 1 S: 7	H: 0 LOB: 0 BB: 0 P: 12	R: 0 E: 0 K: 0 S: 9	H: 1 LOB: 1 BB: 0 P: 15	R: 2 E: 0 K: 0 S: 9	H: 2 LOB: 0 BB: 0 P: 13	R: 0 E: 0 K: 2 S: 12	H: 1 LOB: 1 BB: 0 P: 16	R: 2 E: 0 K: 2 S: 15	H: 2 LOB: 0 BB: 0 P: 23	R: 2 E: 1 K: 2 S: 19	H: 2 LOB: 3 BB: 2 P: 35	R: 0 E: 0 K: 2 S: 16	H: 0 LOB: 0 BB: 0 P: 21	R: 0 E: 0 K: 1 S: 10	H: 0 LOB: 0 BB: 0 P: 15	1B: 4 2B: 2 3B: 0 HR: 2	SF: 0 SAC: 0 DP: 0 HBP: 0	WP: 0 PB: 0 SB: 0 CS: 0	PA: 38
<b>PITCHER</b>	IP	WLS	BF	H	R	ER	SO	BB	IBB	HBP	BLK	WP	HR	S	P	ERA	WHIP					
<b>Woody Williams, R</b> ERA: 2.97 (1, 1)	6.0	W	26	7	6	5	7	0	0	0	0	0	2	68	107	7.50	1.167					
<b>Dan Plesac, L</b> ERA: 3.22 (7, 1)	0.2		5	1	0	0	1	2	0	0	0	0	0	8	19	0.00	4.500					
<b>Paul Quantrill, R</b> ERA: 2.45 (7, 1)	1.1		4	0	0	0	3	0	0	0	0	0	0	19	24	0.00	0.000					
<b>Randy Myers, L</b> ERA: 3.86 (9, 1)	1.0	S	3	0	0	0	1	0	0	0	0	0	0	10	15	0.00	0.000					

Batter	1	2	3	4	5	6	7	8	9	AB	R	H	RBI	BB	SO	LOB	BOTTOM					
<b>José Cruz Jr., S</b> OBP: 0.302, SLG: 0.288 (1, 8)										4	2	2	1	0	0	3	<b>Detroit Tigers @ Toronto Blue Jays</b> SkyDome, Toronto, ON Thu Jun 04 1998, 3:33 AM EDT Att: 34,408 - Dome - 72 F					
<b>Shawn Green, L</b> OBP: 0.319, SLG: 0.471 (1, 9)										5	2	2	2	0	0	3						
<b>Felipe Crespo, S</b> OBP: 0.298, SLG: 0.265 (1, 7)										3	1	0	0	1	1	3						
<b>Carlos Delgado, L</b> OBP: 0.409, SLG: 0.584 (1, 3)										3	2	2	2	1	1	0						
<b>Mike Stanley, R</b> OBP: 0.345, SLG: 0.448 (1, 10)										4	0	1	0	0	2	4						
<b>Ed Sprague, R</b> OBP: 0.324, SLG: 0.376 (1, 5)										4	0	1	3	0	1	2						
<b>Craig Grebeck, R</b> OBP: 0.389, SLG: 0.492 (1, 4)										4	1	2	0	0	0	1						
<b>Kevin Brown, R</b> OBP: 0.373, SLG: 0.421 (1, 2)										2	0	0	0	1	1	1						
<b>Alex Gonzalez, R</b> OBP: 0.260, SLG: 0.330 (1, 6)										4	1	2	1	0	0	1						
<b>Inning Stats</b>	R: 2 E: 0 K: 2 S: 10	H: 3 LOB: 1 BB: 0 P: 15	R: 0 E: 0 K: 1 S: 8	H: 1 LOB: 0 BB: 0 P: 10	R: 2 E: 0 K: 1 S: 9	H: 2 LOB: 0 BB: 0 P: 19	R: 0 E: 0 K: 0 S: 6	H: 0 LOB: 0 BB: 0 P: 11	R: 3 E: 0 K: 1 S: 12	H: 2 LOB: 1 BB: 2 P: 31	R: 0 E: 0 K: 0 S: 8	H: 1 LOB: 2 BB: 1 P: 13	R: 0 E: 0 K: 1 S: 8	H: 1 LOB: 0 BB: 0 P: 11	R: 2 E: 0 K: 0 S: 18	H: 2 LOB: 0 BB: 0 P: 24	R: 0 E: 0 K: 1 S: 10	H: 0 LOB: 0 BB: 0 P: 15	1B: 9 2B: 1 3B: 0 HR: 2	SF: 1 SAC: 1 DP: 1 HBP: 0	WP: 0 PB: 0 SB: 2 CS: 0	PA: 38
<b>PITCHER</b>	IP	WLS	BF	H	R	ER	SO	BB	IBB	HBP	BLK	WP	HR	S	P	ERA	WHIP					
<b>Brian Moehler, R</b> ERA: 4.38 (5, 1)	1.2	L	21	7	6	6	4	2	0	0	0	0	0	16	33	5.40	2.400					
<b>A.J. Sager, R</b> ERA: 6.75 (7, 1)	0.0		1	1	0	0	0	0	0	0	0	0	0	2	2	∞	∞					
<b>44 Sean Runyan, L</b> ERA: 4.34 (7, 1)	2.0		7	2	2	2	1	0	0	0	0	0	0	24	33	9.00	1.000					





Batter	1	2	3	4	5	6	7	8	9	AB R H RBI BB SO LOB	TOP											
Doug Glanville, R OBP: 0.351, SLG: 0.431	0-1 G4-3 1B	2-2 F9			0-0 F8		1-1 FC5-4-3 1B	2-2 1-2 3-H 1B		5 1 3 1 0 0 1	Philadelphia Phillies @ Toronto Blue Jays SkyDome, Toronto, ON Fri Jun 05 1998, 7:05 PM EDT Att: 31,176 - Dome - 72 F											
Gregg Jefferies, S OBP: 0.369, SLG: 0.453	3-2 G4-3 1-2		3-1 G6-3			1-0 1B 2B	0-1 P4 1B	1-3 1B		5 1 1 0 0 1 4												
Scott Rolen, R OBP: 0.386, SLG: 0.538	0-0 2-H 2B 1B		2-1 G6-3			1-0 2-H 1B 1B	1-1 FC5-4-3-2 1B	2-2 1B 23 FC5-2 HBP		4 2 3 2 0 0 0												
Rico Brogna, L OBP: 0.321, SLG: 0.478	0-1 1-H 2B		1-1 F8			0-2 G6-3 1-2	1-0 FC5-4-3-2 1-2 2-3	1-3 1B K		5 0 1 1 0 1 4												
Mike Lieberthal, R OBP: 0.282, SLG: 0.379	3-2 F7			2-1 L6		0-0 F8		2-2 BB FC4-6-3 2B	0-1 23 FC5-2 1B	5 2 2 0 0 0 2												
23 Kevin Jordan, R OBP: 0.325, SLG: 0.384	0-1 L4			2-0 F8		4-2 1B 1B BB	1-1 FC4-3-6-3 BB 1B	3-2 FC5-2 1B		4 2 1 0 1 0 3												
Bobby Abreu, L OBP: 0.404, SLG: 0.469		3-2 G1-3		1-3 K		1-0 FC5 1-2 2-H 1B	1-1 F7	3-2 E9 S 1-H 2-H 1B		5 0 2 2 0 1 2												
Mark Lewis, R OBP: 0.274, SLG: 0.290		0-0 G6-3			0-1 L9	1-1 1-2 2-3 1B	4-2 1-2 2-3 BB	1-1 HBP		3 0 1 0 1 0 0												
Alex Arias, R OBP: 0.316, SLG: 0.294		0-1 1B			0-2 G1-3	0-0 FC5 2-3	1-1 FC4-3-6-3 1B	1-1 F8		5 0 1 1 0 0 7												
<b>Inning Stats</b>	R: 2 E: 0 K: 0 S: 13	H: 3 LOB: 1 BB: 0 P: 19	R: 0 E: 0 K: 0 S: 9	H: 1 LOB: 1 BB: 0 P: 14	R: 0 E: 0 K: 1 S: 6	H: 0 LOB: 0 BB: 0 P: 12	R: 0 E: 0 K: 1 S: 6	H: 0 LOB: 0 BB: 0 P: 11	R: 0 E: 0 K: 0 S: 6	H: 0 LOB: 0 BB: 0 P: 6	R: 2 E: 0 K: 0 S: 12	H: 4 LOB: 3 BB: 1 P: 20	R: 0 E: 0 K: 0 S: 7	H: 2 LOB: 1 BB: 0 P: 10	R: 2 E: 0 K: 1 S: 17	H: 3 LOB: 2 BB: 1 P: 29	R: 2 E: 1 K: 1 S: 19	H: 2 LOB: 2 BB: 0 P: 30	1B: 12 2B: 4 3B: 0 HR: 0	SF: 0 SAC: 0 DP: 1 HBP: 2	WP: 0 PB: 0 SB: 1 CS: 0	PA: 45
<b>PITCHER</b>	IP WLS BF H R ER SO BB IBB HBP BLK WP HR S P ERA WHIP											IP WLS BF H R ER SO BB IBB HBP BLK WP HR S P ERA WHIP										
Pat Hentgen, R ERA: 4.67	(1, 1) 6.1 30 10 4 4 1 1 1 0 0 0 0 0 58 90 5.68 1.737																					
Ben Van Ryn, L ERA: 6.17	(7, 1) 0.2 1 0 0 0 0 0 0 0 0 0 0 0 1 2 0.00 0.000																					
Bill Risley, R ERA: 3.18	(8, 1) 0.1 L 4 2 2 2 0 1 0 0 0 0 0 0 9 17 54.00 9.000																					
Paul Quantrill, R ERA: 2.6	(8, 1) 1.2 10 3 2 1 2 0 0 2 0 0 0 0 27 42 5.40 1.800																					

Batter	1	2	3	4	5	6	7	8	9	AB R H RBI BB SO LOB	BOTTOM											
José Cruz Jr., S OBP: 0.311, SLG: 0.289	4-0 BB		1-0 2B 1B	3-2 E3 E 2-H			2-1 P6		4-2 HR BB	3 1 1 0 2 0 0	Philadelphia Phillies @ Toronto Blue Jays SkyDome, Toronto, ON Fri Jun 05 1998, 7:05 PM EDT Att: 31,176 - Dome - 72 F											
Shawn Green, L OBP: 0.325, SLG: 0.491	0-3 K		1-0 L4 1-3 2B	3-2 E5 1-3			4-2 E S 1B BB	0-0 1-H HR		4 2 2 2 1 1 2												
Jose Canseco, R OBP: 0.319, SLG: 0.500	0-0 F9		1-2 L4 2-3	0-0 G5-3			3-3 K 1-3	2-3 K		4 0 0 0 0 1 6												
Shannon Stewart, R OBP: 0.349, SLG: 0.345										1 0 0 0 0 1 0												
Carlos Delgado, L OBP: 0.403, SLG: 0.571	3-2 L8		3-3 K		0-0 G3		1-0 S 1B	1-3 K		5 0 1 1 0 2 2												
Mike Stanley, R OBP: 0.343, SLG: 0.459		2-0 HR		1-3 K	0-0 F9		3-2 G5-3 1-2			4 1 1 1 0 1 1												
Tony Fernandez, S OBP: 0.353, SLG: 0.395		4-2 G5-3 BB BB		4-0 WP 2B 5 HBP BB	3-2 G4-3			1-2 G3		2 1 0 0 2 0 0												
5 Ed Sprague, R OBP: 0.323, SLG: 0.371		0-0 F9		1-1 WP 2B HBP		2-1 P4		0-0 F9		3 1 0 0 0 0 1												
Kevin Brown, R OBP: 0.380, SLG: 0.433		4-0 1-2 BB		1-2 E 2B		1-1 F9		2-3 K		3 1 1 2 1 1 0												
Alex Gonzalez, R OBP: 0.255, SLG: 0.324		0-1 G5-3		3-1 G5-3		0-3 K		1-2 F8		4 0 0 0 0 1 3												
<b>Inning Stats</b>	R: 0 E: 0 K: 1 S: 9	H: 0 LOB: 1 BB: 1 P: 16	R: 1 E: 0 K: 0 S: 6	H: 1 LOB: 2 BB: 2 P: 16	R: 0 E: 0 K: 1 S: 8	H: 2 LOB: 1 BB: 0 P: 14	R: 3 E: 2 K: 1 S: 16	H: 1 LOB: 2 BB: 1 P: 32	R: 0 E: 0 K: 0 S: 6	H: 0 LOB: 0 BB: 0 P: 9	R: 0 E: 0 K: 1 S: 7	H: 0 LOB: 0 BB: 0 P: 10	R: 1 E: 0 K: 1 S: 12	H: 1 LOB: 1 BB: 1 P: 25	R: 0 E: 0 K: 1 S: 8	H: 0 LOB: 0 BB: 0 P: 11	R: 2 E: 0 K: 2 S: 15	H: 1 LOB: 0 BB: 1 P: 23	1B: 2 2B: 3 3B: 0 HR: 2	SF: 0 SAC: 0 DP: 2 HBP: 1	WP: 1 PB: 0 SB: 2 CS: 0	PA: 40
<b>PITCHER</b>	IP WLS BF H R ER SO BB IBB HBP BLK WP HR S P ERA WHIP											IP WLS BF H R ER SO BB IBB HBP BLK WP HR S P ERA WHIP										
Tyler Green, R ERA: 4.93	(1, 1) 7.0 W 32 5 5 4 4 5 0 1 0 0 0 1 64 122 5.14 1.429																					
Mark Leiter, R ERA: 2.45	(8, 1) 2.0 S 8 1 2 2 3 1 0 0 0 0 0 1 23 34 9.00 1.000																					

AB	41
R	8
H	15
RBI	7
BB	2
SO	3
LOB	23





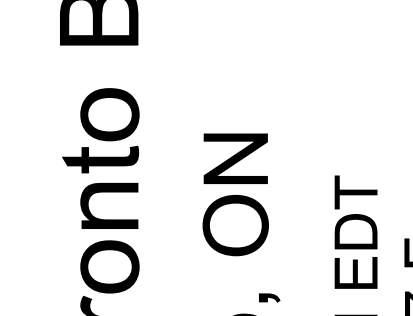
Batter	1	2	3	4	5	6	7	8	9	AB	R	H	RBI	BB	SO	LOB	TOP								
Doug Glanville, R (1.8) OBP: 0.354, SLG: 0.461	1-1 1B 2B		2-1 HR	1-1 P3		1-1 G4-3	0-1 HR		3-2 P3	6	3	3	3	0	0	3	<b>Philadelphia Phillies @ Toronto Blue Jays</b> SkyDome, Toronto, ON Sat Jun 06 1998, 3:33 AM EDT Att: 30,102 - Cloudy - 57 F								
Gregg Jefferies, S (1.7) OBP: 0.370, SLG: 0.452 Ruben Amaro Jr, S (7.7) OBP: 0.261, SLG: 0.225	0-2 G1-3		0-0 E7 1B FC4-6	0-0 S 1B		0-0 G6-3	3-1 1B		1-0 G3	5	1	2	1	0	0	2									
Scott Rolen, R (1.5) OBP: 0.382, SLG: 0.530	2-3 K		0-0 FC4-6 1B	1-3 K		1-3 K	0-0 P4			5	0	1	0	0	3	4									
Rico Brogna, L (1.3) OBP: 0.323, SLG: 0.490	0-0 23 S 2H 1B		1-2 FC4-6 HBP 1B	0-1 G3			2-1 HR		1-1 F8	5	1	2	3	0	0	2									
23 Kevin Jordan, R (1.10) OBP: 0.317, SLG: 0.364	3-2 F9		0-2 F8		1-2 G4-3		2-2 P3		4-2 BB	4	0	0	0	1	0	2									
Bobby Abreu, L (1.9) OBP: 0.408, SLG: 0.495		3-2 HR	1-2 HBP 1B		2-2 G3		1-1 1B 2B		2-2 F8	5	2	3	1	0	0	1									
Mark Lewis, R (1.4) OBP: 0.281, SLG: 0.291		2-2 G6-3	1-1 HBP		4-2 WP BB		1-2 FC6-4 1B		3-2 G6-3	3	0	1	1	1	0	1									
Mark Parent, R (1.2) OBP: 0.295, SLG: 0.300		1-3 K	1-3 K		2-2 G5-3		0-2 FC6-4 1B		1-3 K	5	1	0	0	0	3	5									
Alex Arias, R (1.6) OBP: 0.355, SLG: 0.357		0-0 F9		3-2 1B 1B		2-2 G4-3 2B	3-2 HR 1B		1-1 WP 1B	5	2	4	1	0	0	0									
<b>Inning Stats</b>	R: 1 E: 0 K: 1 S: 12	H: 2 LOB: 1 BB: 0 P: 18	R: 1 E: 0 K: 1 S: 11	H: 1 LOB: 0 BB: 0 P: 17	R: 2 E: 1 K: 1 S: 17	H: 3 LOB: 3 BB: 0 P: 23	R: 1 E: 0 K: 1 S: 12	H: 2 LOB: 1 BB: 0 P: 17	R: 0 E: 0 K: 0 S: 13	H: 0 LOB: 1 BB: 1 P: 21	R: 0 E: 0 K: 1 S: 11	H: 1 LOB: 1 BB: 0 P: 15	R: 5 E: 0 K: 0 S: 21	H: 6 LOB: 1 BB: 0 P: 33	R: 0 E: 0 K: 0 S: 11	H: 0 LOB: 1 BB: 1 P: 21		R: 0 E: 0 K: 1 S: 9	H: 1 LOB: 1 BB: 0 P: 15	1B: 9 2B: 3 3B: 0 HR: 4	SF: 0 SAC: 0 DP: 0 HBP: 1	WP: 3 PB: 0 SB: 4 CS: 0	PA: 47		
<b>PITCHER</b>	IP	WLS	BF	H	R	ER	SO	BB	IBB	HBP	BLK	WP	HR	S	P	ERA	WHIP								
Juan Guzman, R (1.1) ERA: 5.87	6.1	L	32	10	6	5	5	1	0	1	0	1	3	81	120	7.11	1.737								
Ben Van Ryn, L (7.1) ERA: 6.94	0.0	1	1	0	0	0	0	0	0	0	0	0	0	2	3	∞	∞								
Bill Risley, R (7.1) ERA: 4.08	0.1	4	3	4	4	0	0	0	0	0	0	0	1	11	15	108.00	9.000								
Erik Hanson, R (7.1) ERA: 6.1	2.1	10	2	0	0	1	1	0	0	0	0	1	0	23	42	0.00	1.286								

Batter	1	2	3	4	5	6	7	8	9	AB	R	H	RBI	BB	SO	LOB	BOTTOM								
José Cruz Jr, S (1.8) OBP: 0.314, SLG: 0.288	4-1 G4-3 BB		2-0 WP 1B		3-1 G4-3		3-3 K		3-3 K	4	0	1	0	1	2	2	<b>Philadelphia Phillies @ Toronto Blue Jays</b> SkyDome, Toronto, ON Sat Jun 06 1998, 3:33 AM EDT Att: 30,102 - Cloudy - 57 F								
Shawn Green, L (1.9) OBP: 0.318, SLG: 0.479	2-1 L7		2-1 L9		0-0 F7		1-2 L5		3-1 P5	5	0	0	0	0	5										
Jose Canseco, R (1.7) OBP: 0.316, SLG: 0.493	2-2 G4-3		2-2 P3		1-3 K		1-0 1B SF8 1B		2-2 G5-3	5	1	1	0	0	1	3									
Carlos Delgado, L (1.3) OBP: 0.403, SLG: 0.585	1-2 G3-1		2-3 K		1-0 HR		1-2 FC6-4 BB 1B		1-3 K	5	1	2	1	0	2	3									
Mike Stanley, R (1.10) OBP: 0.345, SLG: 0.452		1-2 F9		2-2 F8		4-1 2B 5 2B BB		4-2 FC6-4 BB	3	1	0	0	2	0	0										
Tony Fernandez, S (1.4) OBP: 0.396, SLG: 0.424		2-0 HR		2-3 K		1-0 2B		2-1 SF8	3	2	2	2	0	1	0										
5 Ed Sprague, R (1.5) OBP: 0.326, SLG: 0.378		2-3 K		0-2 1B		0-1 1B 2B		3-0 FC6-4	4	1	2	2	0	1	2										
Kevin Brown, R (1.2) OBP: 0.373, SLG: 0.422		2-3 K		1-0 P4		2-0 1B		0-3 K	4	0	1	1	0	2	3										
Alex Gonzalez, R (1.6) OBP: 0.259, SLG: 0.325			0-1 WP 1B 1B		0-1 P3		4-0 BB		0-0 G1-3	3	0	1	0	1	0	0									
<b>Inning Stats</b>	R: 0 E: 0 K: 0 S: 11	H: 0 LOB: 1 BB: 1 P: 20	R: 1 E: 0 K: 2 S: 11	H: 1 LOB: 0 BB: 0 P: 18	R: 0 E: 0 K: 1 S: 11	H: 2 LOB: 0 BB: 0 P: 19	R: 0 E: 0 K: 1 S: 14	H: 1 LOB: 0 BB: 0 P: 19	R: 0 E: 0 K: 0 S: 5	H: 0 LOB: 0 BB: 0 P: 8	R: 4 E: 0 K: 2 S: 16	H: 4 LOB: 2 BB: 2 P: 31	R: 1 E: 0 K: 1 S: 13	H: 2 LOB: 1 BB: 1 P: 21	R: 0 E: 0 K: 1 S: 6	H: 0 LOB: 0 BB: 0 P: 12		R: 0 E: 0 K: 1 S: 11	H: 0 LOB: 0 BB: 0 P: 16	1B: 6 2B: 2 3B: 0 HR: 2	SF: 1 SAC: 0 DP: 0 HBP: 0	WP: 1 PB: 0 SB: 0 CS: 0	PA: 41		
<b>PITCHER</b>	IP	WLS	BF	H	R	ER	SO	BB	IBB	HBP	BLK	WP	HR	S	P	ERA	WHIP								
Mark Portugal, R (1.1) ERA: 5.2	5.1		26	8	5	5	5	2	0	0	0	0	2	61	100	8.44	1.875								
Wayne Gomes, R (6.1) ERA: 3.98	2.2	W	12	2	1	1	3	2	0	0	0	0	0	26	48	3.38	1.500								
Jerry Spradlin, R (9.1) ERA: 3.86	1.0	3	0	0	0	0	1	0	0	0	0	0	0	11	16	0.00	0.000								

AB 44  
R 10  
H 16  
RBI 10  
BB 2  
SO 6  
LOB 21



AB 36  
R 6  
H 10  
RBI 6  
BB 4  
SO 9  
LOB 18





Batter	1	2	3	4	5	6	7	8	9	AB	R	H	RBI	BB	SO	LOB	TOP										
Doug Glanville, R OBP: 0.355, SLG: 0.463 (1, 8)	G6-3			G4-3 1B	G6-3			S 1B	F8	5	1	2	0	0	0	4	Philadelphia Phillies @ Toronto Blue Jays SkyDome, Toronto, ON Sun Jun 07 1998, 3:33 AM EDT Att: 26,236 - Dome - 72 F										
Gregg Jefferies, S OBP: 0.368, SLG: 0.448 (1, 7)	G3-1			G4-3		L7		S 1B		4	0	1	0	0	0	1											
Scott Rolen, R OBP: 0.380, SLG: 0.526 (1, 5)	G6-3			1B		P4		K		4	0	1	1	0	1	2											
Rico Brogna, L OBP: 0.318, SLG: 0.481 (1, 3)			G4-3	K		F7		F7		4	0	0	0	0	1	3											
Mike Lieberthal, R OBP: 0.286, SLG: 0.378 (1, 2)	K			1B				1B HBP		3	0	1	0	0	1	0											
23 Kevin Jordan, R OBP: 0.314, SLG: 0.370 (1, 10)	G4-3			G6-3			G6-3 2B	K		4	0	1	0	0	1	3											
Bobby Abreu, L OBP: 0.415, SLG: 0.500 (1, 9)				G5-4-3 1B	G4-3 S 1B		G6-3	1B 1B		4	0	3	0	0	0	1											
Mark Lewis, R OBP: 0.276, SLG: 0.285 (1, 4)			G5-4-3	L4			F8	P3		4	0	0	0	0	0	5											
Desi Relaford, S OBP: 0.313, SLG: 0.386 (1, 6)			K	G4-3			G4-3	1B		4	0	1	0	0	1	1											
<b>Inning Stats</b>	R: 0 E: 0 K: 0 S: 5	H: 0 LOB: 0 BB: 0 P: 7	R: 0 E: 0 K: 1 S: 9	H: 0 LOB: 0 BB: 0 P: 12	R: 0 E: 0 K: 1 S: 7	H: 1 LOB: 0 BB: 0 P: 9	R: 1 E: 0 K: 1 S: 11	H: 3 LOB: 2 BB: 0 P: 13	R: 0 E: 0 K: 0 S: 8	H: 0 LOB: 0 BB: 0 P: 10	R: 0 E: 0 K: 0 S: 7	H: 1 LOB: 1 BB: 0 P: 12	R: 0 E: 0 K: 1 S: 12	H: 2 LOB: 2 BB: 0 P: 20	R: 0 E: 0 K: 1 S: 16	H: 2 LOB: 3 BB: 0 P: 25	1B: 8 2B: 2 3B: 0 HR: 0	SF: 0 SAC: 0 DP: 1 HBP: 1	WP: 0 PB: 0 SB: 3 CS: 0	PA: 37							
<b>PITCHER</b>	IP	WLS	BF	H	R	ER	SO	BB	IBB	HBP	BLK	WP	HR	S	P	ERA	WHIP										
Chris Carpenter, R ERA: 4.67 (1, 1)	7.2	W	30	8	1	1	4	0	0	0	0	0	0	64	93	1.17	1.043										
Dan Plesac, L ERA: 3.18 (8, 1)	0.1		1	0	0	0	0	0	0	0	0	0	0	3	4	0.00	0.000										
Randy Myers, L ERA: 3.68 (9, 1)	1.0	S	6	2	0	0	1	0	0	1	0	0	0	16	25	0.00	2.000										

AB	36
R	1
H	10
RBI	1
BB	0
SO	5
LOB	20



Batter	1	2	3	4	5	6	7	8	9	AB	R	H	RBI	BB	SO	LOB	BOTTOM										
José Cruz Jr., S OBP: 0.307, SLG: 0.280 (1, 8)	K		K		G3		K			4	0	0	1	0	3	2	Philadelphia Phillies @ Toronto Blue Jays SkyDome, Toronto, ON Sun Jun 07 1998, 3:33 AM EDT Att: 26,236 - Dome - 72 F										
Shawn Green, L OBP: 0.321, SLG: 0.477 (1, 9)	G3 1B			K	K		BB BB			3	0	1	0	1	2	1											
Felipe Crespo, S OBP: 0.311, SLG: 0.288 (1, 7)	G3			3B 2B		P5	BB BB			3	1	1	0	1	0	1											
Carlos Delgado, L OBP: 0.405, SLG: 0.601 (1, 3)	K			SF9 3B		5 1B 2B	K			4	1	2	1	0	2	4											
Mike Stanley, R OBP: 0.339, SLG: 0.446 (1, 10)			P4	SF9		K		F9		3	0	0	1	0	1	1											
5 Ed Sprague, R OBP: 0.325, SLG: 0.376 (1, 5)	F8			K		1B		P2		4	0	1	0	0	1	0											
Mark Dalessandro, R OBP: 0.308, SLG: 0.385 (1, 2)					G6-3		F9			4	0	1	0	0	0	2											
Juan Samuel, R OBP: 0.237, SLG: 0.206 (6, PR)	F9							CS 1B		0	0	0	0	0	0	0											
Kevin Brown, R OBP: 0.373, SLG: 0.422 (9, 2)										0	0	0	0	0	0	0											
Craig Grebeck, R OBP: 0.400, SLG: 0.500 (1, 4)			G6-3		G3 1B		PE SH1-4 1B	CS		3	1	2	0	0	0	0											
Alex Gonzalez, R OBP: 0.261, SLG: 0.330 (1, 6)			G6-3		G3 2B		SH1-4			2	0	1	0	0	0	0											
<b>Inning Stats</b>	R: 0 E: 0 K: 2 S: 10	H: 1 LOB: 1 BB: 0 P: 17	R: 0 E: 0 K: 0 S: 4	H: 0 LOB: 0 BB: 0 P: 4	R: 0 E: 0 K: 1 S: 9	H: 0 LOB: 0 BB: 0 P: 13	R: 2 E: 0 K: 2 S: 15	H: 2 LOB: 0 BB: 0 P: 21	R: 1 E: 0 K: 1 S: 13	H: 2 LOB: 1 BB: 0 P: 22	R: 0 E: 0 K: 1 S: 11	H: 2 LOB: 2 BB: 0 P: 18	R: 0 E: 0 K: 2 S: 15	H: 1 LOB: 3 BB: 2 P: 28	R: 0 E: 0 K: 0 S: 9	H: 1 LOB: 1 BB: 0 P: 14	1B: 5 2B: 3 3B: 1 HR: 0	SF: 1 SAC: 1 DP: 0 HBP: 0	WP: 0 PB: 1 SB: 0 CS: 1	PA: 35							
<b>PITCHER</b>	IP	WLS	BF	H	R	ER	SO	BB	IBB	HBP	BLK	WP	HR	S	P	ERA	WHIP										
Curt Schilling, R ERA: 2.76 (1, 1)	8.0	L	34	9	3	3	9	2	0	0	0	0	0	86	137	3.38	1.375										

AB	30
R	3
H	9
RBI	3
BB	2
SO	9
LOB	11






Batter	1	2	3	4	5	6	7	8	9	10	11	12	13	14	15	16	17	AB	R	H	RBI	BB	SO	LOB	TOP	
José Cruz Jr., S Paul Quantrill, L Bill Riley, R Juan Samuel, R Robert Perez, R Mike Stanton, R Randy Johnson, L Erik Hanson, R	G4-3			G4-6-3 1B		F8		F8 2B BB	G4-3			FC4-6 1B		K			K	4	1	1	0	1	0	2		
Shawn Green, L OBP: 0.316, SLG: 0.470	K			G4-6-3 1-2		L9		F8 5 1B 2B		K		FC4-6 1-2		K			P5	8	1	1	2	0	3	3		
Jose Canseco, R Dan Plesac, L Felipe Crespo, S	F8			K				G6-3 1B				K					K	4	0	1	0	0	1	1		
Carlos Delgado, L OBP: 0.359, SLG: 0.588		P3				P3		FC3-6 1B				K					K	3	0	1	0	1	3	3		
5 Ed Sprague, R OBP: 0.326, SLG: 0.374		G6-3				K		FC3-6 1B				K					K	6	0	2	1	1	2	0		
Craig Grebeck, R OBP: 0.390, SLG: 0.471		P5						G4-3 1B				K					P4	6	0	1	0	1	0	4		
Kevin Brown, R Tony Fernandez, S Mark Dalesandro, R			G6-3					K									E5 FC6-4	2	0	0	0	0	1			
Alex Gonzalez, R OBP: 0.259, SLG: 0.326		L9						FC1-6 1B									B2	1	0	0	0	1	3			
Roger Clemens, R Shannon Stewart, R		F9						FC1-6 1-2									G5-3	6	0	1	0	0	5			
								L9 2B 2B									G5-3	2	0	0	0	0	1			
								L9									G5-3	5	1	1	0	0	2			
<b>Inning Stats</b>	R: 0 E: 0 K: 1 S: 7	H: 0 LOB: 0 BB: 0 P: 9	R: 0 E: 0 K: 0 S: 8	H: 0 LOB: 0 BB: 0 P: 12	R: 0 E: 0 K: 1 S: 6	H: 1 LOB: 0 BB: 0 P: 11	R: 0 E: 0 K: 1 S: 9	H: 1 LOB: 0 BB: 0 P: 13	R: 0 E: 0 K: 1 S: 9	H: 1 LOB: 1 BB: 0 P: 14	R: 0 E: 0 K: 0 S: 6	H: 1 LOB: 1 BB: 0 P: 7	R: 0 E: 0 K: 2 S: 15	H: 0 LOB: 0 BB: 0 P: 15	R: 0 E: 0 K: 3 S: 9	H: 0 LOB: 0 BB: 0 P: 10	R: 0 E: 1 K: 0 S: 10	H: 0 LOB: 1 BB: 0 P: 12	R: 0 E: 1 K: 1 S: 10	H: 2 LOB: 2 BB: 0 P: 17	R: 0 E: 0 K: 1 S: 10	H: 2 LOB: 2 BB: 0 P: 17	1B: 10 2B: 3 3B: 0 HR: 0	SF: 0 SAC: 1 DP: 2 HBP: 0	WP: 0 PB: 0 SB: 0 CS: 0	PA: 67
<b>PITCHER</b>	IP: 7.0 WLS: 27 BF: 6 ER: 1 SO: 1 BB: 1 HBP: 1 BLK: 4 WP: 1 HR: 1 S: 61 P: 92 ERA: 1.29 WHIP: 1.000	IP: 0.0 WLS: 0 BF: 2 ER: 1 SO: 1 BB: 0 HBP: 0 BLK: 0 WP: 0 HR: 0 S: 5 P: 12 ERA: ∞ WHIP: ∞	IP: 0.0 WLS: 2 BF: 8 ER: 2 SO: 1 BB: 0 HBP: 0 BLK: 0 WP: 0 HR: 0 S: 10 P: 17 ERA: 4.50 WHIP: 1.500	IP: 0.0 WLS: 3 BF: 11 ER: 2 SO: 0 BB: 0 HBP: 0 BLK: 0 WP: 0 HR: 0 S: 6 P: 25 ERA: 0.00 WHIP: 0.667	IP: 0.0 WLS: 11 BF: 27 ER: 0 SO: 6 BB: 0 HBP: 0 BLK: 0 WP: 0 HR: 0 S: 27 P: 36 ERA: 0.00 WHIP: 0.667	IP: 0.0 WLS: 3.0 BF: 11 ER: 0 SO: 3 BB: 0 HBP: 0 BLK: 0 WP: 0 HR: 0 S: 28 P: 38 ERA: 0.00 WHIP: 0.667																				

**Toronto Blue Jays @ Florida Marlins**  
 Pro Player Stadium, Miami, FL  
 Mon Jun 08 1998, 7:05 PM EDT  
 Att. 17,414 - Cloudy - 87 F


AB: 61  
 R: 3  
 H: 13  
 RBI: 3  
 BB: 5  
 SO: 16  
 LOB: 27



Batter	1	2	3	4	5	6	7	8	9	10	11	12	13	14	15	16	17	AB	R	H	RBI	BB	SO	LOB	BOTTOM											
Todd Durwood, L OBP: 0.309, SLG: 0.395	1B BB			G6-3				K				F7					1B 2B	7	2	3	0	1	1	3												
Edgar Renteria, R OBP: 0.346, SLG: 0.347	1B BB							G6-3				P6		L4			G5-3	6	1	2	0	2	0	2												
Mark Kotsay, L OBP: 0.333, SLG: 0.381	1B BB							F7				K					1B IBB	5	1	2	0	2	2	1												
Todd Zeile, R OBP: 0.268, SLG: 0.398	1B BB							G1-3 BB				G6-3					1B IBB	7	0	2	3	0	1	2												
Cliff Floyd, L OBP: 0.351, SLG: 0.487	1B BB							F8				P4		L6			1B	6	0	1	0	1	0	5												
Ryan Jackson, L OBP: 0.330, SLG: 0.440	1B BB							G1-3 HBP				G6-3					1B IBB	3	0	1	1	0	0	2												
Derrek Lee, R OBP: 0.282, SLG: 0.358	1B BB							G4-3				K					F7	4	0	0	0	0	2	4												
Gregg Zaun, S OBP: 0.246, SLG: 0.314	1B BB							G1-3 HBP				G6-3					1B	7	0	0	0	0	3	3												
Craig Counsell, L OBP: 0.377, SLG: 0.363	1B BB							G4-3				K					L5	3	0	1	0	0	2													
Dave Berg, R OBP: 0.364, SLG: 0.391	1B BB							G4-3				K					K	4	0	1	0	0	3	0												
Brian Hunter, R Paul Quantrill, L Bill Riley, R Juan Samuel, R Robert Perez, R Mike Stanton, R Randy Johnson, L Erik Hanson, R	K							SH1-4 1B				F8					F9	2	0	0	0	0	1	2												
								G1-3				G4-3					K	3	0	1	0	0	2													
								G1-3				K					K	4	0	1	0	0	3	0												
								G1-3				K					F9	2	0	0	0	0	1	2												
<b>Inning Stats</b>	R: 3 E: 0 K: 2 S: 21	H: 4 LOB: 2 BB: 1 P: 32	R: 0 E: 0 K: 2 S: 14	H: 1 LOB: 1 BB: 1 P: 21	R: 0 E: 0 K: 1 S: 7	H: 0 LOB: 0 BB: 0 P: 9	R: 0 E: 0 K: 0 S: 9	H: 1 LOB: 1 BB: 0 P: 10	R: 0 E: 0 K: 0 S: 4	H: 1 LOB: 2 BB: 1 P: 10	R: 0 E: 0 K: 1 S: 9	H: 0 LOB: 0 BB: 0 P: 14	R: 0 E: 0 K: 1 S: 7	H: 0 LOB: 0 BB: 0 P: 11	R: 0 E: 0 K: 0 S: 15	H: 2 LOB: 1 BB: 0 P: 22	R: 0 E: 0 K: 0 S: 15	H: 0 LOB: 0 BB: 0 P: 19	R: 0 E: 0 K: 1 S: 8	H: 0 LOB: 0 BB: 0 P: 13	R: 0 E: 0 K: 2 S: 9	H: 0 LOB: 0 BB: 0 P: 13	R: 0 E: 0 K: 1 S: 11	H: 1 LOB: 1 BB: 0 P: 15	R: 0 E: 0 K: 2 S: 14	H: 1 LOB: 1 BB: 0 P: 17	R: 0 E: 0 K: 0 S: 7	H: 0 LOB: 0 BB: 0 P: 13	R: 0 E: 0 K: 1 S: 8	H: 0 LOB: 0 BB: 0 P: 14	R: 1 E: 0 K: 0 S: 7	H: 2 LOB: 2 BB: 1 P: 17	1B: 13 2B: 1 3B: 0 HR: 0	SF: 0 SAC: 2 DP: 1 HBP: 1	WP: 1 PB: 0 SB: 3 CS: 1	PA: 67
<b>PITCHER</b>	IP: 7.0 WLS: 30 BF: 7 ER: 3 SO: 8 BB: 3 HBP: 1 BLK: 8 WP: 3 HR: 0 S: 69 P: 106 ERA: 3.86 WHIP: 1.429	IP: 1.1 WLS: 4 BF: 0 ER: 0 SO: 1 BB: 0 HBP: 0 BLK: 0 WP: 0 HR: 0 S: 14 P: 11 ERA: 0.00 WHIP: 0.000	IP: 0.2 WLS: 3 BF: 2 ER: 0 SO: 0 BB: 0 HBP: 0 BLK: 0 WP: 0 HR: 0 S: 12 P: 19 ERA: 0.00 WHIP: 0.000	IP: 0.1 WLS: 4 BF: 2 ER: 1 SO: 1 BB: 0 HBP: 0 BLK: 0 WP: 0 HR: 0 S: 7 P: 10 ERA: 27.00 WHIP: 6.000																																

**Toronto Blue Jays @ Florida Marlins**  
 Pro Player Stadium, Miami, FL  
 Mon Jun 08 1998, 7:05 PM EDT  
 Att. 17,414 - Cloudy - 87 F

AB: 58  
 R: 4  
 H: 14  
 RBI: 4  
 BB: 6  
 SO: 16  
 LOB: 24





Batter	1	2	3	4	5	6	7	8	9	AB	R	H	RBI	BB	SO	LOB	TOP			
Shannon Stewart, R OBP: 0.342, SLG: 0.339	4-2 S 1B BB	1-0 FC6-4		2-3 K			2-0 G5-3		1-0 F9	4	1	0	0	1	1	2				
Shawn Green, L OBP: 0.314, SLG: 0.466	2-3 K		0-0 G3-1		2-2 HR 1B		2-2 G4-3			4	1	1	0	0	0	1				
Jose Canseco, R OBP: 0.314, SLG: 0.485	0-0 L4		3-2 HBP 2B 1B		1-3 K		1-2 P4			4	1	1	0	0	0	1				
Carlos Delgado, L OBP: 0.406, SLG: 0.605	4-2 1B BB		3-0 2B HBP		2-0 HR			1-2 F8		2	1	1	2	1	0	0				
Tony Fernandez, S OBP: 0.362, SLG: 0.435 Paul Quantrill, L (8, 1) Dan Plesac, L (9, 1)	2-2 1B		0-0 2B		0-0 B6-3			0-0 CS 1B		4	0	3	2	0	0	0				
Craig Grebeck, R OBP: 0.394, SLG: 0.452	3-2 G5-3		3-2 G5-4-3 BB		2-2 G6-3			2-1 P4		3	0	0	0	0	1	0				
Kevin Brown, R OBP: 0.358, SLG: 0.400		0-1 G4-6-3 1B	3-2 G5-4-3			1-1 L8			3-2 F8	4	0	1	0	0	0	3				
Alex Gonzalez, R OBP: 0.255, SLG: 0.321		3-2 G4-6-3		0-0 F9		1-3 K			1-1 G6-3	4	0	0	0	0	1	1				
Woody Williams, R OBP: 0.333, SLG: 0.333 5 Ed Sprague, R OBP: 0.331, SLG: 0.377	3-1 FC6-4 1B		2-3 K			1-2 G6-3			1-0 1B	3	0	1	0	0	1	0				
<b>Inning Stats</b>	R: 1 E: 0 K: 1 S: 16	H: 1 LOB: 2 BB: 2 P: 31	R: 0 E: 0 K: 0 S: 10	H: 2 LOB: 1 BB: 0 P: 17	R: 1 E: 0 K: 0 S: 8	H: 2 LOB: 2 BB: 1 P: 21	R: 0 E: 0 K: 2 S: 8	H: 0 LOB: 0 BB: 0 P: 12	R: 2 E: 0 K: 1 S: 12	H: 2 LOB: 0 BB: 0 P: 19	R: 0 E: 0 K: 0 S: 7	H: 0 LOB: 0 BB: 0 P: 12	R: 0 E: 0 K: 0 S: 6	H: 1 LOB: 0 BB: 0 P: 9	R: 0 E: 0 K: 0 S: 7	H: 1 LOB: 1 BB: 0 P: 13	1B: 7 2B: 1 3B: 0 HR: 1	SF: 0 SAC: 0 DP: 2 HBP: 1	WP: 0 PB: 0 SB: 1 CS: 1	PA: 37
<b>PITCHER</b> Livan Hernandez, R ERA: 4.64	IP: 9.0 WLS: W BF: 37 H: 9 R: 4 ER: 4 SO: 5 BB: 3 IBB: 0 HBP: 1 BLK: 0 WP: 0 HR: 1 S: 83 P: 146 ERA: 4.00 WHIP: 1.333																			

Toronto Blue Jays @ Florida Marlins  
Pro Player Stadium, Miami, FL  
Tue Jun 09 1998, 7:05 PM EDT  
Att: 14,591 - Sunny - 86 F

AB 33  
R 4  
H 9  
RBI 4  
BB 3  
SO 5  
LOB 12



Batter	1	2	3	4	5	6	7	8	9	AB	R	H	RBI	BB	SO	LOB	BOTTOM			
Todd Dunwoody, L OBP: 0.294, SLG: 0.375 Edgar Renteria, R OBP: 0.347, SLG: 0.350	1-0 G3	0-2 G4-3		3-3 K			1-3 K		1-1 1B	4	0	0	0	0	2	2				
Craig Counsell, L OBP: 0.375, SLG: 0.366	3-2 HR		2-2 G1-4-3		3-1 P4		1-1 P3			4	1	1	1	0	0	0				
Mark Kotsay, L OBP: 0.332, SLG: 0.383	0-0 F8		1-0 G4-3		1-0 F7			1-2 2B		4	0	1	0	0	0	0				
Todd Zeile, R OBP: 0.297, SLG: 0.396 John Wehner, R OBP: 0.145, SLG: 0.214	2-1 F8		3-2 1B		1-0 F7			1-3 K		4	0	1	0	0	1	1				
Ryan Jackson, L OBP: 0.319, SLG: 0.423		2-0 P6	3-3 K			1-3 K		3-2 L3		4	0	0	0	0	2	2				
Derek Lee, R OBP: 0.283, SLG: 0.375	1-0 2B 1B			1-0 SH5-3 1B PB 1B		1-2 2B		3-2 L8		4	2	3	0	0	0	1				
Dave Berg, R OBP: 0.383, SLG: 0.425	3-1 1B 2B		0-0 PB SH5-3 1B		0-0 F9			0-0 SH1-4 1B		4	2	3	1	0	0	1				
Mike Redmond, R OBP: 0.444, SLG: 0.778	1-2 G6-3		0-1 SH5-3		1-1 G4-3			0-0 SH1-4		2	0	0	0	0	0	2				
Livan Hernandez, R OBP: 0.194, SLG: 0.222 Cliff Floyd, L OBP: 0.354, SLG: 0.489	3-1 1B		0-3 K			0-3 K		0-0 1B		3	0	1	1	0	2	1				
<b>Inning Stats</b>	R: 1 E: 0 K: 0 S: 7	H: 3 LOB: 0 BB: 0 P: 22	R: 0 E: 0 K: 1 S: 13	H: 1 LOB: 1 BB: 0 P: 22	R: 1 E: 0 K: 2 S: 10	H: 2 LOB: 1 BB: 0 P: 14	R: 0 E: 0 K: 0 S: 4	H: 0 LOB: 0 BB: 0 P: 9	R: 0 E: 0 K: 1 S: 9	H: 1 LOB: 1 BB: 0 P: 12	R: 0 E: 0 K: 2 S: 8	H: 0 LOB: 0 BB: 0 P: 10	R: 0 E: 0 K: 1 S: 17	H: 1 LOB: 1 BB: 0 P: 25	R: 1 E: 0 K: 0 S: 5	H: 3 LOB: 2 BB: 0 P: 6	1B: 8 2B: 3 3B: 0 HR: 1	SF: 0 SAC: 2 DP: 0 HBP: 0	WP: 0 PB: 1 SB: 0 CS: 0	PA: 37
<b>PITCHER</b> Woody Williams, R ERA: 3.02 Paul Quantrill, R ERA: 2.75 Dan Plesac, L ERA: 3.0	IP: 7.2 WLS: L BF: 3 H: 1 R: 1 ER: 1 SO: 7 BB: 0 IBB: 0 HBP: 0 BLK: 0 WP: 0 HR: 0 S: 5 P: 8 ERA: 13.50 WHIP: 1.500																			

Toronto Blue Jays @ Florida Marlins  
Pro Player Stadium, Miami, FL  
Tue Jun 09 1998, 7:05 PM EDT  
Att: 14,591 - Sunny - 86 F

AB 35  
R 5  
H 12  
RBI 4  
BB 0  
SO 7  
LOB 10













Batter	1	2	3	4	5	6	7	8	9	AB	R	H	RBI	BB	SO	LOB	TOP											
<b>Jesus Tavaréz, S</b> OBP: 0.444, SLG: 0.714	1-0 HR		4-2 FC3-6 BB	3-3 K		1-0 F7		1-1 G6-3 1B		4	1	2	1	1	1	3	<b>Baltimore Orioles @ Toronto Blue Jays</b> SkyDome, Toronto, ON Sat Jun 13 1998, 3:33 AM EDT Att: 38,102 - Dome - 72 F											
<b>Joe Carter, R</b> OBP: 0.310, SLG: 0.449	1-0 P5		0-0 F9		1-0 HR	1-1 F7		1-0 G6-3 1-2f		5	1	1	1	0	0	2												
<b>Harold Baines, L</b> OBP: 0.355, SLG: 0.445	0-0 G4-3		1-2 FC3-6 1-2f		4-0 1B FC4-6 BB	0-0 1B		2-3 K		4	1	1	0	1	1	1												
<b>Rafael Palmeiro, L</b> OBP: 0.384, SLG: 0.558	2-1 BB 1B		1-0 F8		0-2 1B FC4-6 1B	0-1 G4-3			0-0 HR	5	1	3	1	0	0	2												
<b>Roberto Alomar, S</b> OBP: 0.385, SLG: 0.442	4-0 BB			2-1 E 1B 1B	1-1 FC4-6 1B E 1-2f 3-H		3-2 2B G4-3 1B		4-2 G4-6-3 BB	3	2	2	1	2	0	1												
<b>B.J. Surhoff, L</b> OBP: 0.337, SLG: 0.504	3-3 K			0-0 E 1B	0-0 E 1B S 1B		0-0 G4-3 G4-3 2B		0-1 P2	5	2	3	0	0	1	3												
<b>Cal Ripken Jr., R</b> OBP: 0.323, SLG: 0.358		1-0 P5		0-1 P2 1B	2-1 E LOB: 1 1B	1-3 FC4-6 1B		2-2 G4-3		5	0	1	2	0	0	4												
<b>Lenny Webster, R</b> OBP: 0.262, SLG: 0.393		0-0 G6-3		2-0 E1 1-2 2-3	2-0 E1 LOB: 3 L8	3-1 L8		2-3 3-H 3-2 G4-3		4	0	0	1	0	0	3												
<b>Mike Bordick, R</b> OBP: 0.310, SLG: 0.385		2-1 P6		2-1 F9	1-1 FC4-6 1-2f		0-3 K		0-1 G4-6-3 1-2f	4	0	0	0	0	1	4												
<b>Inning Stats</b>	R: 1 E: 0 K: 1 S: 10	H: 2 LOB: 2 BB: 1 P: 21	R: 0 E: 0 K: 0 S: 4	H: 0 LOB: 0 BB: 0 P: 7	R: 0 E: 0 K: 0 S: 7	H: 0 LOB: 1 BB: 1 P: 13	R: 0 E: 1 K: 1 S: 11	H: 2 LOB: 3 BB: 0 P: 20	R: 4 E: 0 K: 0 S: 14	H: 4 LOB: 1 BB: 1 P: 28	R: 0 E: 0 K: 0 S: 6	H: 1 LOB: 1 BB: 0 P: 8	R: 2 E: 0 K: 1 S: 13	H: 2 LOB: 0 BB: 0 P: 21	R: 0 E: 0 K: 1 S: 6	H: 1 LOB: 0 BB: 1 P: 10		R: 1 E: 0 K: 0 S: 7	H: 1 LOB: 0 BB: 1 P: 11	1B: 9 2B: 1 3B: 0 HR: 3	SF: 0 SAC: 0 DP: 2 HBP: 0	WP: 0 PB: 0 SB: 1 CS: 0	PA: 43					
<b>PITCHER</b>	IP	WLS	BF	H	R	ER	SO	BB	IBB	HBP	BLK	WP	HR	S	P	ERA	WHIP											
<b>Chris Carpenter, R</b> ERA: 4.77	0.2		4	2	1	1	0	0	0	0	0	0	0	1	5	9	13.50	3.000										
<b>Robert Person, R</b> ERA: 8.1	3.2	W	20	5	4	4	2	3	0	0	0	0	0	1	35	68	9.82	2.182										
<b>Bill Risley, R</b> ERA: 3.9	1.2		8	3	1	1	0	0	0	0	0	0	0	0	15	26	5.40	1.800										
<b>Paul Quantrill, R</b> ERA: 2.84	2.0		7	2	1	1	2	0	0	0	0	0	0	0	16	25	4.50	1.000										
<b>Randy Myers, L</b> ERA: 3.33	1.0	S	4	1	1	1	0	1	0	0	0	0	0	1	7	11	9.00	2.000										

Batter	1	2	3	4	5	6	7	8	9	AB	R	H	RBI	BB	SO	LOB	BOTTOM											
<b>Shannon Stewart, R</b> OBP: 0.349, SLG: 0.350	2-1 G4-3	0-0 G4-3		0-0 CS 1B		1-1 G2-3		1-0 S 1B		5	0	2	0	0	0	1	<b>Baltimore Orioles @ Toronto Blue Jays</b> SkyDome, Toronto, ON Sat Jun 13 1998, 3:33 AM EDT Att: 38,102 - Dome - 72 F											
<b>Shawn Green, L</b> OBP: 0.319, SLG: 0.466	2-2 1B SF7 2B		0-1 S 2B 1B	1-0 F9 1-2f		3-3 K		3-3 K 1-2f		5	2	2	0	0	2	3												
<b>Jose Canseco, R</b> OBP: 0.324, SLG: 0.506	3-1 S 1B		4-1 2B BB		0-0 G5-3		1-3 K			3	1	1	0	1	1	0												
<b>José Cruz Jr., S</b> OBP: 0.312, SLG: 0.283			1-2 2B BB							0	0	0	0	0	0	0												
<b>Carlos Delgado, L</b> OBP: 0.403, SLG: 0.588	2-2 SF7		0-1 HR 2B		4-2 PB BB		0-3 K			2	1	1	3	1	1	0												
<b>Mike Stanley, R</b> OBP: 0.344, SLG: 0.491	3-H K		0-0 HR		1-1 G6-3		4-2 1B BB			3	1	1	2	1	1	2												
<b>Juan Samuel, R</b> OBP: 0.256, SLG: 0.229	1-2 K		2-H HR		1-2 G6-3		4-2 1B BB			0	1	0	0	0	0	0												
<b>Tony Fernández, S</b> OBP: 0.357, SLG: 0.454		1-1 L9	2-2 G6-3		1-2 G4-3		0-0 1B			4	0	1	1	0	0	1												
<b>Mark Dalesandro, R</b> OBP: 0.320, SLG: 0.520		1-2 G6-3	0-0 F9			0-1 HR		2-1 P6		4	1	1	1	0	0	2												
<b>Craig Grebeck, R</b> OBP: 0.385, SLG: 0.442		0-1 HR 1B	3-3 K			1-2 G5-3		0-0 L7		4	1	1	0	0	1	0												
<b>Alex Gonzalez, R</b> OBP: 0.259, SLG: 0.331		1-0 HR	1-0 G1-3		2-2 G2-3 1B		0-2 G2-3 1B		3-2 F8	4	1	2	2	0	0	0												
<b>Inning Stats</b>	R: 1 E: 0 K: 1 S: 13	H: 2 LOB: 1 BB: 0 P: 23	R: 2 E: 0 K: 0 S: 9	H: 2 LOB: 0 BB: 0 P: 12	R: 4 E: 0 K: 1 S: 13	H: 3 LOB: 0 BB: 1 P: 22	R: 0 E: 0 K: 0 S: 5	H: 1 LOB: 0 BB: 0 P: 8	R: 0 E: 0 K: 0 S: 8	H: 0 LOB: 1 BB: 1 P: 14	R: 1 E: 0 K: 2 S: 11	H: 2 LOB: 1 BB: 1 P: 18	R: 0 E: 0 K: 1 S: 10	H: 1 LOB: 0 BB: 0 P: 17	R: 0 E: 0 K: 1 S: 6	H: 1 LOB: 0 BB: 1 P: 10	1B: 7 2B: 2 3B: 0 HR: 3	SF: 1 SAC: 0 DP: 0 HBP: 0	WP: 0 PB: 1 SB: 3 CS: 1	PA: 38								
<b>PITCHER</b>	IP	WLS	BF	H	R	ER	SO	BB	IBB	HBP	BLK	WP	HR	S	P	ERA	WHIP											
<b>Doug Drabek, R</b> ERA: 6.72	2.0	L	12	5	5	5	1	1	0	0	0	0	0	2	25	42	22.50	3.000										
<b>Doug Johns, L</b> ERA: 4.57	3.0		13	4	3	3	1	1	0	0	0	0	0	2	25	39	9.00	1.667										
<b>Arthur Rhodes, L</b> ERA: 3.43	2.2		12	3	1	1	3	1	0	0	0	0	0	29	45	3.38	1.500											
<b>Jesse Orosco, L</b> ERA: 4.29	0.1		1	0	0	0	1	0	0	0	0	0	0	4	7	0.00	0.000											

AB	39
R	8
H	13
RBI	7
BB	4
SO	4
LOB	23



AB	34
R	9
H	12
RBI	9
BB	3
SO	6
LOB	9





Batter	1	2	3	4	5	6	7	8	9	AB	R	H	RBI	BB	SO	LOB	TOP										
Jesus Tavarez, S (1, 8) OBP: 0.308, SLG: 0.455 Eric Davis, R (9, FH) OBP: 0.379, SLG: 0.556	F8	F7		K		P2			FC6-4 BB	4	0	0	0	1	5	0	Baltimore Orioles @ Toronto Blue Jays										
Joe Carter, R (1, 9) OBP: 0.302, SLG: 0.437	K		G1-3		G5-3	F8			FC6-4 F8	5	0	0	0	1	3	0	SkyDome, Toronto, ON										
Harold Baines, L (1, 10) OBP: 0.356, SLG: 0.440									P6	4	1	1	0	1	0	2	Sun Jun 14 1998, 7:05 PM EDT										
Rafael Palmeiro, L (1, 3) OBP: 0.381, SLG: 0.551	G1-3								F8	5	1	1	0	0	3	0	Att: 28,132 - Unknown - 73 F										
Roberto Alomar, S (1, 4) OBP: 0.386, SLG: 0.439										2	1	0	0	2	0	2											
B.J. Surhoff, L (1, 7) OBP: 0.343, SLG: 0.508										4	1	3	2	0	0	0											
Cal Ripken Jr., R (1, 5) OBP: 0.322, SLG: 0.357										4	0	1	1	0	0	3	livebaseballscorecards.com										
23 Chris Hoiles, R (1, 2) OBP: 0.284, SLG: 0.291										2	0	0	0	1	0	0	AB 32										
Jeff Reboulet, R (1, 6) OBP: 0.404, SLG: 0.349										2	0	1	1	1	1	3	R 4										
																	H 7										
																	RBI 4										
																	BB 6										
																	SO 3										
																	LOB 21										
Inning Stats	R: 0 E: 0 K: 1 S: 5	H: 0 LOB: 1 BB: 1 P: 11	R: 2 E: 0 K: 0 S: 8	H: 2 LOB: 1 BB: 1 P: 16	R: 0 E: 0 K: 2 S: 6	H: 0 LOB: 0 BB: 0 P: 8	R: 0 E: 0 K: 2 S: 12	H: 1 LOB: 3 BB: 2 P: 25	R: 2 E: 1 K: 0 S: 17	H: 3 LOB: 1 BB: 0 P: 28	R: 0 E: 0 K: 0 S: 7	H: 0 LOB: 1 BB: 1 P: 13	R: 0 E: 0 K: 0 S: 10	H: 0 LOB: 0 BB: 0 P: 13	R: 0 E: 0 K: 0 S: 6	H: 0 LOB: 0 BB: 0 P: 10	R: 0 E: 0 K: 0 S: 12	H: 1 LOB: 2 BB: 1 P: 26	1B: 7 2B: 0 3B: 0 HR: 0	SF: 0 SAC: 2 DP: 0 HBP: 0	WP: 1 PB: 0 SB: 2 CS: 0	PA: 40					
PITCHER	IP	WLS	BF	H	R	ER	SO	BB	IBB	HBP	BLK	WP	HR	S	P	ERA	WHIP										
Roger Clemens, R (1, 1) ERA: 3.47	5.1	W	27	6	4	4	3	5	0	0	0	1	0	52	96	6.75	2.062										
Luis Andujar, R (6, 1) ERA: 10.13	0.2		2	0	0	0	0	0	0	0	0	0	0	3	5	0.00	0.000										
Dan Plesac, L (7, 1) ERA: 2.81	1.1		4	0	0	0	0	0	0	0	0	0	0	12	16	0.00	0.000										
Paul Quantrill, R (8, 1) ERA: 2.79	0.2		2	0	0	0	0	0	0	0	0	0	0	4	7	0.00	0.000										
Randy Myers, L (9, 1) ERA: 3.21	1.0	S	5	1	0	0	0	1	0	0	0	0	0	12	26	0.00	2.000										

Batter	1	2	3	4	5	6	7	8	9	AB	R	H	RBI	BB	SO	LOB	BOTTOM										
Shannon Stewart, R (1, 8) OBP: 0.350, SLG: 0.344	P3	FC6-4		F8						3	0	0	0	2	0	3	Baltimore Orioles @ Toronto Blue Jays										
Shawn Green, L (1, 9) OBP: 0.316, SLG: 0.461				F9						5	0	1	0	0	0	5	SkyDome, Toronto, ON										
Jose Canseco, R (1, 7) OBP: 0.332, SLG: 0.518 Felipe Crespo, S (9, 7) OBP: 0.323, SLG: 0.291										2	3	1	1	3	0	0	Sun Jun 14 1998, 7:05 PM EDT										
Carlos Delgado, L (1, 3) OBP: 0.398, SLG: 0.575										4	1	0	0	1	3	3	Att: 28,132 - Unknown - 73 F										
Mike Stanley, R (1, 10) OBP: 0.345, SLG: 0.488										5	0	2	1	0	1	4											
Darin Fletcher, L (1, 2) OBP: 0.318, SLG: 0.414										4	1	2	1	0	0	1	livebaseballscorecards.com										
5 Ed Sprague, R (1, 5) OBP: 0.329, SLG: 0.391										4	2	2	3	0	0	1	AB 34										
Craig Grebeck, R (1, 4) OBP: 0.379, SLG: 0.444										4	0	1	1	0	0	1	R 7										
Alex Gonzalez, R (1, 6) OBP: 0.267, SLG: 0.339										3	0	3	0	0	0	0	H 12										
																	RBI 7										
																	BB 6										
																	SO 4										
																	LOB 18										
Inning Stats	R: 0 E: 0 K: 2 S: 12	H: 1 LOB: 2 BB: 1 P: 21	R: 0 E: 0 K: 0 S: 12	H: 2 LOB: 0 BB: 0 P: 18	R: 1 E: 0 K: 1 S: 11	H: 2 LOB: 1 BB: 0 P: 13	R: 1 E: 0 K: 0 S: 7	H: 2 LOB: 1 BB: 0 P: 9	R: 4 E: 0 K: 0 S: 18	H: 3 LOB: 2 BB: 3 P: 36	R: 1 E: 0 K: 0 S: 10	H: 1 LOB: 0 BB: 1 P: 20	R: 0 E: 0 K: 0 S: 9	H: 1 LOB: 2 BB: 1 P: 14	R: 0 E: 0 K: 1 S: 11	H: 0 LOB: 0 BB: 0 P: 20	R: 0 E: 0 K: 1 S: 12	H: 0 LOB: 0 BB: 0 P: 26	1B: 8 2B: 2 3B: 0 HR: 2	SF: 0 SAC: 1 DP: 0 HBP: 0	WP: 2 PB: 0 SB: 2 CS: 0	PA: 41					
PITCHER	IP	WLS	BF	H	R	ER	SO	BB	IBB	HBP	BLK	WP	HR	S	P	ERA	WHIP										
Pete Smith, R (1, 1) ERA: 5.44	4.2	L	27	10	6	6	3	3	0	0	0	0	0	21	40	4.50	2.786										
Alan Mills, R (5, 1) ERA: 4.7	2.0		10	2	1	1	0	3	0	0	0	0	0	21	40	4.50	2.500										
Norm Charlton, L (7, 1) ERA: 7.18	0.1		1	0	0	0	0	0	0	0	0	0	0	2	3	0.00	0.000										
Armando Benitez, R (8, 1) ERA: 4.18	1.0		3	0	0	0	1	0	0	0	0	0	0	11	20	0.00	0.000										



Batter	1	2	3	4	5	6	7	8	9	AB	R	H	RBI	BB	SO	LOB	TOP					
<b>Shannon Stewart, R</b> OBP: 0.347, SLG: 0.340	G4-3		1B	F9		G4-3	G5			5	1	1	0	0	0	3						
<b>Shawn Green, L</b> OBP: 0.318, SLG: 0.457	G4-3		1B				E6	F8		4	1	1	0	1	0	0						
<b>Jose Canseco, R</b> OBP: 0.333, SLG: 0.514 <b>Felipe Crespo, S</b> OBP: 0.323, SLG: 0.291	G4-3		1B			F9-3	BB			4	1	1	1	1	1	1						
<b>Carlos Delgado, L</b> OBP: 0.394, SLG: 0.563		E3	K							4	1	0	0	1	3	4						
<b>Mike Stanley, R</b> OBP: 0.347, SLG: 0.493 <b>Juan Samuel, R</b> OBP: 0.275, SLG: 0.229				G6-3						4	0	2	1	0	1	3						
<b>Tony Fernandez, S</b> OBP: 0.397, SLG: 0.462										0	1	0	0	1	0	0						
<b>5 Ed Sprague, R</b> OBP: 0.327, SLG: 0.391										3	1	2	1	2	0	1						
<b>Darrin Fletcher, L</b> OBP: 0.315, SLG: 0.403										5	0	1	2	0	1	6						
<b>Alex Gonzalez, R</b> OBP: 0.267, SLG: 0.349										4	1	1	2	0	2	3						
<b>Inning Stats</b>	R: 0 E: 0 K: 0 S: 7	H: 0 LOB: 0 BB: 0 P: 8	R: 0 E: 1 K: 1 S: 10	H: 0 LOB: 1 BB: 1 P: 20	R: 1 E: 0 K: 2 S: 17	H: 3 LOB: 2 BB: 0 P: 24	R: 2 E: 0 K: 0 S: 10	H: 2 LOB: 2 BB: 0 P: 17	R: 1 E: 0 K: 1 S: 10	H: 2 LOB: 2 BB: 2 P: 22	R: 0 E: 0 K: 1 S: 5	H: 0 LOB: 0 BB: 0 P: 8	R: 3 E: 1 K: 1 S: 22	H: 2 LOB: 3 BB: 3 P: 40	R: 0 E: 0 K: 2 S: 9	H: 0 LOB: 0 BB: 0 P: 16	R: 0 E: 0 K: 1 S: 8	H: 0 LOB: 1 BB: 1 P: 13	1B: 5 2B: 4 3B: 0 HR: 1	SF: 0 SAC: 0 DP: 1 HBP: 0	WP: 0 PB: 1 SB: 2 CS: 0	PA: 44
<b>PITCHER</b>	IP	WLS	BF	H	R	ER	SO	BB	IBB	HBP	BLK	WP	HR	S	P	ERA	WHIP					
<b>Julio Santana, R</b> ERA: 4.78	4.2		23	6	4	4	3	3	0	0	0	0	1	50	86	7.71	1.929					
<b>Albie Lopez, R</b> ERA: 2.7	1.1		7	1	2	2	1	1	0	0	0	0	0	13	21	13.50	1.500					
<b>Scott Aldred, L</b> ERA: 2.7	0.1		1	0	0	0	1	0	0	0	0	0	0	3	6	0.00	0.000					
<b>Esteban Yan, R</b> ERA: 2.87	0.2		6	2	1	0	0	1	1	0	0	0	0	15	26	0.00	4.500					
<b>Rick White, R</b> ERA: 6.46	1.0	W	3	0	0	0	2	0	0	0	0	0	0	9	16	0.00	0.000					
<b>PITCHER</b>	IP	WLS	BF	H	R	ER	SO	BB	IBB	HBP	BLK	WP	HR	S	P	ERA	WHIP					
<b>Roberto Hernandez, R</b> ERA: 3.66	1.0	S	4	0	0	0	1	1	0	0	0	0	0	8	13	0.00	1.000					

**Toronto Blue Jays @ Tampa Bay Devil Rays**  
Tropicana Field, St. Petersburg, FL  
Mon Jun 15 1998, 7:05 PM EDT  
Att: 21,209 - Dome - 72 F


AB 37  
R 7  
H 9  
RBI 7  
BB 7  
SO 8  
LOB 25



Batter	1	2	3	4	5	6	7	8	9	AB	R	H	RBI	BB	SO	LOB	BOTTOM				
<b>Quinton McCracken, S</b> OBP: 0.349, SLG: 0.469				K			F9	F8		5	2	2	4	0	1	4					
<b>Wade Boggs, L</b> OBP: 0.354, SLG: 0.463										4	1	1	1	0	1	2					
<b>Rich Butler, L</b> OBP: 0.323, SLG: 0.372 <b>Mike Kelly, R</b> OBP: 0.308, SLG: 0.379										3	0	2	0	0	0	0					
<b>Fred McGriff, L</b> OBP: 0.343, SLG: 0.402										1	1	1	0	0	0	0					
<b>Paul Sorrento, L</b> OBP: 0.303, SLG: 0.404 <b>Bobby Smith, R</b> OBP: 0.361, SLG: 0.481										3	0	0	0	0	3	1					
<b>Aaron Ledesma, R</b> OBP: 0.341, SLG: 0.368 <b>Randy Winn, S</b> OBP: 0.419, SLG: 0.426 <b>Miguel Cairo, R</b> OBP: 0.298, SLG: 0.344										3	0	0	0	0	2	1					
<b>Dave Martinez, L</b> OBP: 0.351, SLG: 0.335										1	0	0	1	0	0	2					
<b>Mike DiFelice, R</b> OBP: 0.300, SLG: 0.373										0	0	0	0	0	0	0					
<b>Kevin Stocker, S</b> OBP: 0.311, SLG: 0.381										2	1	1	1	0	0	0					
<b>Inning Stats</b>	R: 2 E: 0 K: 1 S: 9	H: 3 LOB: 0 BB: 0 P: 16	R: 3 E: 1 K: 0 S: 17	H: 2 LOB: 0 BB: 1 P: 28	R: 0 E: 0 K: 3 S: 13	H: 1 LOB: 1 BB: 0 P: 17	R: 0 E: 0 K: 1 S: 13	H: 1 LOB: 2 BB: 1 P: 23	R: 0 E: 0 K: 1 S: 7	H: 0 LOB: 0 BB: 0 P: 9	R: 0 E: 0 K: 1 S: 9	H: 0 LOB: 0 BB: 0 P: 14	R: 0 E: 0 K: 1 S: 9	H: 0 LOB: 0 BB: 0 P: 14	R: 3 E: 0 K: 0 S: 19	H: 2 LOB: 2 BB: 3 P: 38	1B: 5 2B: 1 3B: 0 HR: 3	SF: 1 SAC: 1 DP: 1 HBP: 0	WP: 0 PB: 0 SB: 0 CS: 0	PA: 37	
<b>PITCHER</b>	IP	WLS	BF	H	R	ER	SO	BB	IBB	HBP	BLK	WP	HR	S	P	ERA	WHIP				
<b>Woody Williams, R</b> ERA: 3.29	6.2		28	7	5	5	7	2	0	0	0	0	3	74	115	6.75	1.350				
<b>Dan Plesac, L</b> ERA: 3.46	0.1		3	1	2	2	1	1	0	0	0	0	0	5	12	54.00	6.000				
<b>Paul Quantrill, R</b> ERA: 2.95	1.0	L	6	1	1	1	0	1	1	0	0	0	0	17	32	9.00	2.000				

**Toronto Blue Jays @ Tampa Bay Devil Rays**  
Tropicana Field, St. Petersburg, FL  
Mon Jun 15 1998, 7:05 PM EDT  
Att: 21,209 - Dome - 72 F

AB 30  
R 8  
H 9  
RBI 8  
BB 5  
SO 8  
LOB 12





Batter	1	2	3	4	5	6	7	8	9	AB	R	H	RBI	BB	SO	LOB	TOP								
<b>Felipe Crespo, S</b> OBP: 0.314, SLG: 0.300 (1, 9)	F8		P4				K		G1-6-3	5	0	1	2	0	1	1	<b>Toronto Blue Jays @ Tampa Bay Devil Rays</b> Tropicana Field, St. Petersburg, FL Tue Jun 16 1998, 7:05 PM EDT Att: 21,546 - Dome - 72 F <a href="http://livebaseballscorecards.com">livebaseballscorecards.com</a>								
<b>Shawn Green, L</b> OBP: 0.324, SLG: 0.462 (1, 8)				G4-3						4	0	3	0	0	0	2									
<b>Juan Samuel, R</b> OBP: 0.273, SLG: 0.211 <b>Shannon Stewart, R</b> OBP: 0.347, SLG: 0.340 (7, 7)			F7		G6-3		F7			3	0	0	0	1	0	2									
<b>Carlos Delgado, L</b> OBP: 0.391, SLG: 0.557 (1, 3)	CS			K			G3-4-3			4	1	1	0	0	1	2									
<b>Mike Stanley, R</b> OBP: 0.346, SLG: 0.489 (1, 10)										4	0	1	0	0	0	0									
<b>Tony Fernandez, S</b> OBP: 0.385, SLG: 0.455 (1, 4)										3	1	0	0	0	0	2									
<b>Ed Sprague, R</b> OBP: 0.322, SLG: 0.385 (1, 5)										4	0	0	0	0	2	3									
<b>Darrin Fletcher, L</b> OBP: 0.325, SLG: 0.419 (1, 2)										4	1	3	1	0	0	0									
<b>Alex Gonzalez, R</b> OBP: 0.270, SLG: 0.349 (1, 6)										3	0	1	0	1	0	3									
<b>Inning Stats</b>	R: 0 E: 0 K: 0 S: 7	H: 1 LOB: 0 BB: 1 P: 15	R: 1 E: 0 K: 1 S: 14	H: 3 LOB: 2 BB: 0 P: 21	R: 0 E: 0 K: 1 S: 11	H: 1 LOB: 1 BB: 0 P: 14	R: 2 E: 0 K: 0 S: 13	H: 2 LOB: 2 BB: 1 P: 21	R: 0 E: 0 K: 0 S: 6	H: 0 LOB: 0 BB: 0 P: 6	R: 0 E: 0 K: 0 S: 10	H: 1 LOB: 1 BB: 0 P: 16	R: 0 E: 0 K: 1 S: 12	H: 1 LOB: 1 BB: 0 P: 18	R: 0 E: 0 K: 1 S: 8	H: 0 LOB: 0 BB: 0 P: 14	R: 0 E: 0 K: 0 S: 9	H: 1 LOB: 0 BB: 0 P: 14	1B: 8 2B: 2 3B: 0 HR: 0	SF: 0 SAC: 0 DP: 1 HBP: 1	WP: 0 PB: 0 SB: 0 CS: 2	PA: 38			
<b>PITCHER</b>	IP	WLS	BF	H	R	ER	SO	BB	IBB	HBP	BLK	WP	HR	S	P	ERA	WHIP								
<b>Jason Johnson, R</b> ERA: 5.67 (1, 1)	3.2		19	7	3	3	2	2	0	1	0	0	0	41	67	7.36	2.455								
<b>Rick White, R</b> ERA: 5.3 (4, 1)	3.1		12	2	0	0	1	0	0	0	0	0	0	32	44	0.00	0.600								
<b>Jim Mecir, R</b> ERA: 3.44 (8, 1)	2.0	W	6	1	0	0	1	0	0	0	0	0	0	17	28	0.00	0.500								

Batter	1	2	3	4	5	6	7	8	9	AB	R	H	RBI	BB	SO	LOB	BOTTOM								
<b>Quinton McCracken, S</b> OBP: 0.350, SLG: 0.468 (1, 8)				K						3	0	1	0	1	2	0	<b>Toronto Blue Jays @ Tampa Bay Devil Rays</b> Tropicana Field, St. Petersburg, FL Tue Jun 16 1998, 7:05 PM EDT Att: 21,546 - Dome - 72 F <a href="http://livebaseballscorecards.com">livebaseballscorecards.com</a>								
<b>Wade Boggs, L</b> OBP: 0.352, SLG: 0.457 (1, 5)										4	0	1	0	0	0	2									
<b>Rich Butler, L</b> OBP: 0.313, SLG: 0.360 (1, 7)										3	0	0	0	0	0	2									
<b>Mike Kelly, R</b> OBP: 0.307, SLG: 0.376 (8, PH) (9, 7)										1	0	0	0	0	1	1									
<b>Fred McGriff, L</b> OBP: 0.342, SLG: 0.397 (1, 3)										3	0	0	0	1	2	1									
<b>Paul Sorrento, L</b> OBP: 0.303, SLG: 0.417 <b>Aaron Ledesma, R</b> OBP: 0.348, SLG: 0.386 (9, PH) (9, 7)										3	1	1	1	0	0	1									
<b>Mike DiFelice, R</b> OBP: 0.306, SLG: 0.386 <b>Randy Winn, S</b> OBP: 0.419, SLG: 0.426 (9, FR) (9, 7)										4	0	2	1	0	1	1									
<b>Dave Martinez, L</b> OBP: 0.354, SLG: 0.333 <b>Bobby Smith, R</b> OBP: 0.365, SLG: 0.485 (9, PH) (9, 7)										1	0	0	0	2	1	1									
<b>Kevin Stocker, S</b> OBP: 0.306, SLG: 0.373 (1, 6)										4	0	0	1	0	0	4									
<b>Miguel Cairo, R</b> OBP: 0.287, SLG: 0.347 (1, 4)										4	0	1	1	0	0	0									
<b>Inning Stats</b>	R: 0 E: 0 K: 0 S: 8	H: 0 LOB: 0 BB: 1 P: 16	R: 0 E: 0 K: 0 S: 7	H: 0 LOB: 2 BB: 2 P: 15	R: 0 E: 0 K: 1 S: 8	H: 0 LOB: 0 BB: 0 P: 11	R: 1 E: 0 K: 2 S: 10	H: 2 LOB: 1 BB: 0 P: 13	R: 0 E: 0 K: 1 S: 9	H: 0 LOB: 0 BB: 0 P: 13	R: 0 E: 0 K: 0 S: 6	H: 1 LOB: 1 BB: 0 P: 11	R: 0 E: 0 K: 1 S: 12	H: 0 LOB: 1 BB: 1 P: 19	R: 0 E: 0 K: 1 S: 6	H: 1 LOB: 1 BB: 0 P: 7	R: 3 E: 0 K: 1 S: 15	H: 4 LOB: 3 BB: 0 P: 22	1B: 4 2B: 3 3B: 0 HR: 1	SF: 0 SAC: 0 DP: 1 HBP: 0	WP: 0 PB: 0 SB: 1 CS: 1	PA: 36			
<b>PITCHER</b>	IP	WLS	BF	H	R	ER	SO	BB	IBB	HBP	BLK	WP	HR	S	P	ERA	WHIP								
<b>Pat Hentgen, R</b> ERA: 4.35 (1, 1)				4	1	1	5	4	0	0	0	0	0	4	5	0.00	0.000								
<b>Dan Plesac, L</b> ERA: 3.38 (8, 1)	0.2		2	0	0	0	1	0	0	0	0	0	0	4	5	0.00	0.000								
<b>Randy Myers, L</b> ERA: 4.13 (9, 1)	0.1	L	6	4	3	3	1	0	0	0	0	0	0	15	22	81.00	12.000								



Batter	1	2	3	4	5	6	7	8	9	AB	R	H	RBI	BB	SO	LOB	TOP										
Shannon Stewart, R (1, 7) OBP: 0.345, SLG: 0.335	G5-3		FC6-5 SH1-3 BB		K			K		3	0	0	0	1	2	1	Toronto Blue Jays @ Tampa Bay Devil Rays Tropicana Field, St. Petersburg, FL Wed Jun 17 1998, 7:05 PM EDT Att: 21,593 - Dome - 72 F										
Felipe Crespo, S (1, 9) OBP: 0.329, SLG: 0.349	G4-3		SH1-3					G3 1B		3	0	2	0	0	0	0											
Shawn Green, L (1, 8) OBP: 0.323, SLG: 0.457	HBP		FC6-5 BB		G4-3			G3		3	0	0	0	0	0	3											
Carlos Delgado, L (1, 3) OBP: 0.393, SLG: 0.553	F8							G6-3		3	0	1	0	1	0	2											
Mike Stanley, R (1, 10) OBP: 0.341, SLG: 0.480		K	P4					G1-6-3 1B		4	0	0	0	0	1	3											
Tony Fernandez, S (1, 5) OBP: 0.383, SLG: 0.451		2B G5-3 1B			F7			F7		4	1	1	0	0	0	0											
Darrin Fletcher, L (1, 2) OBP: 0.324, SLG: 0.421		1B 2B			F8			G3-1		4	0	1	0	0	0	0											
Craig Grebeck, R (1, 4) OBP: 0.367, SLG: 0.429		G5-3			G1-3			K		3	0	0	1	0	1	1											
Alex Gonzalez, R (1, 6) OBP: 0.274, SLG: 0.352		3-H 2-H 1B						F8		3	0	2	0	0	0	0											
<b>Inning Stats</b>	R: 0 E: 0 K: 0 S: 8	H: 0 LOB: 1 BB: 0 P: 11	R: 1 E: 0 K: 1 S: 13	H: 3 LOB: 2 BB: 0 P: 21	R: 0 E: 0 K: 0 S: 12	H: 0 LOB: 2 BB: 2 P: 24	R: 0 E: 0 K: 0 S: 7	H: 0 LOB: 0 BB: 0 P: 10	R: 0 E: 0 K: 1 S: 8	H: 2 LOB: 1 BB: 0 P: 11	R: 0 E: 0 K: 0 S: 8	H: 1 LOB: 0 BB: 0 P: 15	R: 0 E: 0 K: 1 S: 6	H: 0 LOB: 0 BB: 0 P: 9	R: 0 E: 0 K: 1 S: 11	H: 1 LOB: 1 BB: 0 P: 16	R: 0 E: 0 K: 0 S: 5	H: 0 LOB: 0 BB: 0 P: 10	1B: 5 2B: 1 3B: 1 HR: 0	SF: 0 SAC: 1 DP: 1 HBP: 1	WP: 0 PB: 0 SB: 0 CS: 1	PA: 34					
<b>PITCHER</b>	IP	WLS	BF	H	R	ER	SO	BB	IBB	HBP	BLK	WP	HR	S	P	ERA	WHIP										
Rolando Arrojo, R (1, 1) ERA: 3.24	8.0	W	31	7	1	1	4	2	0	1	0	0	0	73	117	1.12	1.125										
Roberto Hernandez, R (9, 1) ERA: 3.55	1.0	S	3	0	0	0	0	0	0	0	0	0	0	5	10	0.00	0.000										

Batter	1	2	3	4	5	6	7	8	9	AB	R	H	RBI	BB	SO	LOB	BOTTOM										
Quinton McCracken, S (1, 8) OBP: 0.352, SLG: 0.473	K		G6-3			CS		1B 3B		3	1	1	0	1	1	0	Toronto Blue Jays @ Tampa Bay Devil Rays Tropicana Field, St. Petersburg, FL Wed Jun 17 1998, 7:05 PM EDT Att: 21,593 - Dome - 72 F										
Bobby Smith, R (1, 5) OBP: 0.388, SLG: 0.481	P3		S HBP			2B S		F8		3	1	1	1	0	0	2											
Rich Butler, L (1, 7) OBP: 0.301, SLG: 0.344	K		K			F7		K		4	0	0	0	0	3	4											
Fred McGriff, L (1, 10) OBP: 0.344, SLG: 0.396					L4			K		3	0	1	0	1	1	1											
Randy Winn, S (8, PR) OBP: 0.419, SLG: 0.426								S S BB		0	0	0	0	0	0	0											
Paul Sorrento, L (1, 3) OBP: 0.303, SLG: 0.411		F7			P7			P5		3	0	0	0	1	0	2											
Mike DiFelice, R (1, 2) OBP: 0.313, SLG: 0.393					F9			K		3	0	1	1	1	1	1											
Dave Martinez, L (1, 9) OBP: 0.353, SLG: 0.329		F7						K		3	0	0	0	1	1	4											
Kevin Stocker, S (1, 6) OBP: 0.300, SLG: 0.365		P5						G3-1		4	0	0	0	0	2	4											
Miguel Cairo, R (1, 4) OBP: 0.292, SLG: 0.351					F7			CS 1B		3	0	2	0	0	0	0											
<b>Inning Stats</b>	R: 0 E: 0 K: 2 S: 8	H: 0 LOB: 0 BB: 0 P: 12	R: 0 E: 0 K: 0 S: 12	H: 1 LOB: 2 BB: 1 P: 25	R: 0 E: 0 K: 1 S: 10	H: 0 LOB: 1 BB: 0 P: 15	R: 0 E: 0 K: 0 S: 6	H: 0 LOB: 0 BB: 0 P: 7	R: 0 E: 0 K: 1 S: 10	H: 1 LOB: 0 BB: 0 P: 15	R: 2 E: 0 K: 1 S: 14	H: 3 LOB: 2 BB: 1 P: 26	R: 0 E: 0 K: 2 S: 13	H: 1 LOB: 2 BB: 1 P: 24	R: 0 E: 0 K: 2 S: 12	H: 0 LOB: 2 BB: 2 P: 27	R: 0 E: 0 K: 0 S: 4	H: 0 LOB: 0 BB: 0 P: 10	1B: 4 2B: 1 3B: 1 HR: 0	SF: 0 SAC: 0 DP: 0 HBP: 1	WP: 0 PB: 0 SB: 5 CS: 1	PA: 36					
<b>PITCHER</b>	IP	WLS	BF	H	R	ER	SO	BB	IBB	HBP	BLK	WP	HR	S	P	ERA	WHIP										
Juan Guzman, R (1, 1) ERA: 5.77	7.0	L	31	6	2	2	7	3	1	1	0	0	0	75	130	2.57	1.286										
Bill Riskey, R (8, 1) ERA: 3.75	1.0		4	0	0	0	2	0	1	0	0	0	0	10	21	0.00	0.000										

AB 30  
R 1  
H 7  
RBI 1  
BB 2  
SO 4  
LOB 10




AB 29  
R 2  
H 6  
RBI 2  
BB 5  
SO 9  
LOB 18










Batter	1	2	3	4	5	6	7	8	9	10	11	12	13	14	15	AB	R	H	RBI	BB	SO	LOB	TOP				
<b>Shannon Stewart, R</b> OBP: 0.346, SLG: 0.341 (1, 7)	G6-3		G6-3					G6-3		K		K			SH1-4	6	0	1	0	0	2	0	<b>Toronto Blue Jays @ Baltimore Orioles</b> Oriole Park at Camden Yards, Baltimore, MD Fri Jun 19 1998, 7:05 PM EDT Att: 47,012 - Cloudy - 83 F  <b>livebaseballscorecards.com</b>  <b>AB 49</b> <b>R 4</b> <b>H 10</b> <b>RBI 4</b> <b>BB 5</b> <b>SO 13</b> <b>LOB 19</b>  				
<b>Shawn Green, L</b> OBP: 0.326, SLG: 0.451 (1, 8)	G3			G1-5-3									G4-3		G4-3	6	0	1	0	1	1	3					
<b>Jose Canseco, R</b> OBP: 0.336, SLG: 0.516 (1, 9)																											
<b>Felipe Crespo, S</b> OBP: 0.320, SLG: 0.338 (13, 9)	K														K	5	2	1	1	1	2	2					
<b>Carlos Delgado, L</b> OBP: 0.302, SLG: 0.549 (1, 3)		G3																									
<b>Mike Stanley, R</b> OBP: 0.348, SLG: 0.506 (1, 10)																											
<b>Juan Samuel, R</b> OBP: 0.289, SLG: 0.231 (9, PR)																											
<b>Tony Fernandez, S</b> OBP: 0.358, SLG: 0.446 (1, 4)																											
<b>Darrin Fletcher, L</b> OBP: 0.324, SLG: 0.410 (1, 2)																											
<b>Ed Sprague, R</b> OBP: 0.319, SLG: 0.371 (1, 5)																											
<b>Alex Gonzalez, R</b> OBP: 0.282, SLG: 0.376 (1, 6)																											
<b>Inning Stats</b>	R: 0 E: 0 K: 1 S: 6	H: 0 LOB: 0 BB: 0 P: 9	R: 0 E: 0 K: 1 S: 12	H: 1 LOB: 1 BB: 0 P: 17	R: 0 E: 0 K: 1 S: 10	H: 0 LOB: 0 BB: 0 P: 15	R: 3 E: 0 K: 0 S: 12	H: 2 LOB: 0 BB: 1 P: 22	R: 0 E: 0 K: 1 S: 8	H: 1 LOB: 1 BB: 0 P: 12	R: 0 E: 0 K: 2 S: 14	H: 1 LOB: 0 BB: 0 P: 21	R: 0 E: 0 K: 1 S: 7	H: 0 LOB: 0 BB: 1 P: 17	R: 0 E: 0 K: 2 S: 8	H: 1 LOB: 1 BB: 1 P: 13	R: 0 E: 0 K: 1 S: 9	H: 0 LOB: 0 BB: 0 P: 12	R: 0 E: 0 K: 0 S: 4	H: 1 LOB: 1 BB: 1 P: 10	R: 0 E: 0 K: 1 S: 9	H: 1 LOB: 1 BB: 0 P: 14		1B: 7 2B: 2 3B: 0 HR: 2	SF: 0 SAC: 3 DP: 1 HBP: 0	WP: 0 PB: 0 CS: 3	PA: 57
<b>Pitcher</b>	<b>Pete Smith, R</b> ERA: 5.6 (1, 1)	<b>Arthur Rhodes, L</b> ERA: 3.06 (6, 1)	<b>Alan Mills, R</b> ERA: 4.24 (9, 1)	<b>Jesse Orsoco, L</b> ERA: 3.75 (10, 1)	<b>Armando Benitez, R</b> ERA: 3.86 (10, 1)	<b>Terry Mathews, R</b> ERA: 7.38 (14, 1)	<b>Norm Charlton, L</b> ERA: 6.07 (15, 1)	<b>IP</b> 5.0 <b>WLS</b> 5.0 <b>BF</b> 21 <b>H</b> 6 <b>R</b> 4 <b>ER</b> 4 <b>SO</b> 4 <b>BB</b> 1 <b>IBB</b> 0 <b>HBP</b> 0 <b>BLK</b> 0 <b>WP</b> 0 <b>HR</b> 0 <b>S</b> 50 <b>P</b> 80 <b>ERA</b> 7.20 <b>WHIP</b> 1.400	<b>IP</b> 0.2 <b>WLS</b> W <b>BF</b> 2 <b>H</b> 0 <b>R</b> 0 <b>ER</b> 0 <b>SO</b> 1 <b>BB</b> 0 <b>IBB</b> 0 <b>HBP</b> 0 <b>BLK</b> 0 <b>WP</b> 0 <b>HR</b> 0 <b>S</b> 8 <b>P</b> 14 <b>ERA</b> 0.00 <b>WHIP</b> 1.500	<b>IP</b> 5.0 <b>WLS</b> 5.0 <b>BF</b> 21 <b>H</b> 6 <b>R</b> 4 <b>ER</b> 4 <b>SO</b> 4 <b>BB</b> 1 <b>IBB</b> 0 <b>HBP</b> 0 <b>BLK</b> 0 <b>WP</b> 0 <b>HR</b> 0 <b>S</b> 50 <b>P</b> 80 <b>ERA</b> 7.20 <b>WHIP</b> 1.400	<b>IP</b> 0.2 <b>WLS</b> W <b>BF</b> 2 <b>H</b> 0 <b>R</b> 0 <b>ER</b> 0 <b>SO</b> 1 <b>BB</b> 0 <b>IBB</b> 0 <b>HBP</b> 0 <b>BLK</b> 0 <b>WP</b> 0 <b>HR</b> 0 <b>S</b> 8 <b>P</b> 14 <b>ERA</b> 0.00 <b>WHIP</b> 1.500																

Batter	1	2	3	4	5	6	7	8	9	10	11	12	13	14	15	AB	R	H	RBI	BB	SO	LOB	BOTTOM				
<b>Brady Anderson, L</b> OBP: 0.305, SLG: 0.393 (1, 8)	HR																						<b>Toronto Blue Jays @ Baltimore Orioles</b> Oriole Park at Camden Yards, Baltimore, MD Fri Jun 19 1998, 7:05 PM EDT Att: 47,012 - Cloudy - 83 F  <b>livebaseballscorecards.com</b>  <b>AB 55</b> <b>R 7</b> <b>H 15</b> <b>RBI 6</b> <b>SO 11</b> <b>LOB 30</b>  				
<b>Joe Carter, R</b> OBP: 0.300, SLG: 0.455 (1, 9)	G4-3																										
<b>Harold Baines, L</b> OBP: 0.378, SLG: 0.458 (1, 10)																											
<b>Eric Davis, R</b> OBP: 0.373, SLG: 0.548 (7, PR)	K																										
<b>Rafael Palmeiro, L</b> OBP: 0.362, SLG: 0.569 (1, 3)																											
<b>Roberto Alomar, S</b> OBP: 0.392, SLG: 0.454 (1, 4)																											
<b>B.J. Surhoff, L</b> OBP: 0.338, SLG: 0.479 (1, 7)																											
<b>Cal Ripken Jr., R</b> OBP: 0.318, SLG: 0.366 (1, 5)																											
<b>Lenny Webster, R</b> OBP: 0.282, SLG: 0.394 (1, 2)																											
<b>Jeff Reboulet, R</b> OBP: 0.368, SLG: 0.313 (1, 6)																											
<b>Rich Becker, L</b> OBP: 0.331, SLG: 0.359 (10, PH)																											
<b>Mike Bordick, R</b> OBP: 0.304, SLG: 0.374 (11, 6)																											
<b>Inning Stats</b>	R: 1 E: 0 K: 1 S: 12	H: 1 LOB: 0 BB: 1 P: 23	R: 1 E: 0 K: 2 S: 13	H: 2 LOB: 1 BB: 0 P: 25	R: 1 E: 0 K: 1 S: 16	H: 1 LOB: 3 BB: 3 P: 30	R: 1 E: 1 K: 2 S: 26	H: 3 LOB: 3 BB: 0 P: 38	R: 0 E: 0 K: 1 S: 5	H: 0 LOB: 0 BB: 0 P: 7	R: 0 E: 0 K: 2 S: 7	H: 1 LOB: 2 BB: 1 P: 14	R: 0 E: 0 K: 1 S: 10	H: 1 LOB: 2 BB: 1 P: 20	R: 0 E: 0 K: 0 S: 12	H: 1 LOB: 2 BB: 0 P: 21	R: 0 E: 0 K: 0 S: 8	H: 0 LOB: 0 BB: 1 P: 17	R: 0 E: 0 K: 0 S: 9	H: 0 LOB: 0 BB: 0 P: 11	R: 3 E: 0 K: 0 S: 11	H: 2 LOB: 0 BB: 1 P: 18		1B: 10 2B: 2 3B: 0 HR: 3	SF: 0 SAC: 1 DP: 2 HBP: 0	WP: 0 PB: 0 CS: 2	PA: 68
<b>Pitcher</b>	<b>Roger Clemens, R</b> ERA: 3.57 (1, 1)	<b>Robert Person, R</b> ERA: 6.89 (6, 1)	<b>Dan Plesac, L</b> ERA: 3.33 (8, 1)	<b>Paul Quantill, R</b> ERA: 2.83 (8, 1)	<b>Randy Myers, L</b> ERA: 3.9 (10, 1)	<b>Bill Rife, R</b> ERA: 4.14 (12, 1)	<b>IP</b> 5.0 <b>WLS</b> 3.2 <b>BF</b> 16 <b>H</b> 3 <b>R</b> 3 <b>ER</b> 3 <b>SO</b> 1 <b>BB</b> 2 <b>IBB</b> 0 <b>HBP</b> 0 <b>BLK</b> 0 <b>WP</b> 0 <b>HR</b> 1 <b>S</b> 37 <b>P</b> 62 <b>ERA</b> 7.36 <b>WHIP</b> 1.364																				




Batter	1	2	3	4	5	6	7	8	9	AB	R	H	RBI	BB	SO	LOB	TOP					
<b>Felipe Crespo, S</b> OBP: 0.325, SLG: 0.343	1-3 K		1-0 2H 1B		2-2 1B		0-0 F8		1-1 G1-3	5	0	2	1	0	1	0	<b>Toronto Blue Jays @ Baltimore Orioles</b> Oriole Park at Camden Yards, Baltimore, MD Sat Jun 20 1998, 7:05 PM EDT Att: 48,011 - Cloudy - 95 F					
<b>Shawn Green, L</b> OBP: 0.327, SLG: 0.448	2-1 G3-1		2-2 G4-3		0-0 G5-4-3 1B		2-1 F8		4-2 1B BB	4	0	1	0	1	0	1						
<b>Jose Canseco, R</b> OBP: 0.333, SLG: 0.510	1-2 P6			2-1 G6-3	2-1 G5-4-3		1-0 F8		0-0 1B	5	0	1	0	0	0	2						
<b>Carlos Delgado, L</b> OBP: 0.384, SLG: 0.536		2-3 K		1-0 G4-3		0-0 P4		2-2 L3	1-3 K	5	0	0	0	0	2	2						
<b>Mike Stanley, R</b> OBP: 0.350, SLG: 0.506	1-3 K			2-0 HR 1B		1-2 BB 5B 1B		1-2 F9		4	1	2	0	0	1	0						
<b>Mark Dalessandro, R</b> OBP: 0.382, SLG: 0.636	0-2 F9			0-0 1H HR		0-3 K		2-0 5B 1B		4	1	2	2	0	1	1						
<b>Ed Sprague, R</b> OBP: 0.319, SLG: 0.378			1-0 F9	3-2 1B		1-1 BB 1B		1-0 1B	1-2 1B	4	0	3	0	0	0	0						
<b>Craig Grebeck, R</b> OBP: 0.379, SLG: 0.432			2-1 1B	3-3 K		4-0 1B		3-1 F7		3	1	1	0	1	1	3						
<b>Alex Gonzalez, R</b> OBP: 0.278, SLG: 0.371			3-3 K		0-1 G5-3		0-1 F8		1-3 K	4	0	0	0	0	2	4						
<b>Inning Stats</b>	R: 0 E: 0 K: 1 S: 9	H: 0 LOB: 0 BB: 0 P: 13	R: 0 E: 0 K: 2 S: 9	H: 0 LOB: 0 BB: 0 P: 12	R: 1 E: 0 K: 1 S: 11	H: 2 LOB: 1 BB: 0 P: 20	R: 2 E: 0 K: 1 S: 13	H: 3 LOB: 1 BB: 0 P: 24	R: 0 E: 0 K: 0 S: 10	H: 2 LOB: 1 BB: 0 P: 14	R: 0 E: 0 K: 0 S: 12	H: 2 LOB: 3 BB: 1 P: 18	R: 0 E: 0 K: 0 S: 4	H: 0 LOB: 0 BB: 0 P: 7	R: 0 E: 0 K: 0 S: 11	H: 2 LOB: 2 BB: 0 P: 20	R: 0 E: 0 K: 2 S: 13	H: 1 LOB: 2 BB: 1 P: 20	1B: 11 2B: 0 3B: 0 HR: 1	SF: 0 SAC: 0 DP: 1 HBP: 0	WP: 0 PB: 0 SB: 1 CS: 0	PA: 40
<b>PITCHER</b> <b>Scott Erickson, R</b> ERA: 4.51	IP: 9.0 WLS: W BF: 40	H: 12 R: 3 ER: 3 SO: 8	BB: 2 IBB: 0 HBP: 0 BLK: 0	WP: 0 HR: 1 S: 92 P: 148	ERA: 3.00 WHIP: 1.556	<b>PITCHER</b>					IP: 9.0 WLS: W BF: 40	H: 12 R: 3 ER: 3 SO: 8	BB: 2 IBB: 0 HBP: 0 BLK: 0	WP: 0 HR: 1 S: 92 P: 148	ERA: 3.00 WHIP: 1.556	<b>PITCHER</b>						

AB	38
R	3
H	12
RBI	3
BB	2
SO	8
LOB	13



Batter	1	2	3	4	5	6	7	8	9	AB	R	H	RBI	BB	SO	LOB	BOTTOM					
<b>Brady Anderson, L</b> OBP: 0.316, SLG: 0.413	3-2 G3-1		2-0 HR 2B		2-2 1B 2B		2-2 G3-6-1 1B	0-0 FC4-6 1B		5	2	4	1	0	0	0	<b>Toronto Blue Jays @ Baltimore Orioles</b> Oriole Park at Camden Yards, Baltimore, MD Sat Jun 20 1998, 7:05 PM EDT Att: 48,011 - Cloudy - 95 F					
<b>Eric Davis, R</b> OBP: 0.374, SLG: 0.562	0-1 F8		0-2 HR		0-0 G5-3		2-3 K	1-0 FC4-6 1B		5	1	2	3	0	1	3						
<b>Harold Baines, L</b> OBP: 0.374, SLG: 0.451	2-3 K		0-1 G6-3		0-1 HR 1B		2-1 G3-6-1	0-0 FC4-6 1B		5	1	1	1	0	1	4						
<b>Rafael Palmeiro, L</b> OBP: 0.379, SLG: 0.573		1-1 G4-1	0-1 P5		1-0 HR		0-2 F8	0-0 P5		5	1	1	2	0	0	2						
<b>Roberto Alomar, S</b> OBP: 0.393, SLG: 0.453		1-2 F7	4-2 BB		1-2 3B 1B		1-2 G4-3			3	1	1	0	1	0	0						
<b>B.J. Surhoff, L</b> OBP: 0.337, SLG: 0.483		0-1 E3 HR	1-0 G3		0-2 FC6-2 3B		1-0 P6			4	1	1	1	0	0	1						
<b>Cal Ripken Jr., R</b> OBP: 0.318, SLG: 0.365		2-0 HR 1B		2-2 G6-3	0-1 FC6-2		0-1 1B 1B			3	1	1	0	0	0	1						
<b>Jeff Reboulet, R</b> OBP: 0.379, SLG: 0.327		1-2 HR 1B		1-2 G6-3	3-3 K		1-2 1B 1B			1	1	1	0	0	0	0						
<b>Lenny Webster, R</b> OBP: 0.288, SLG: 0.418		1-1 HR		2-2 G6-3	1-3 K		1-0 1B 1B			4	2	2	3	0	1	1						
<b>Mike Bordick, R</b> OBP: 0.307, SLG: 0.377		3-2 P6		1-0 L5		0-0 1B		1-1 1B 1B		4	0	2	0	0	0	0						
<b>Inning Stats</b>	R: 0 E: 0 K: 1 S: 13	H: 0 LOB: 0 BB: 0 P: 18	R: 3 E: 1 K: 0 S: 14	H: 2 LOB: 0 BB: 0 P: 22	R: 2 E: 0 K: 0 S: 13	H: 2 LOB: 1 BB: 1 P: 20	R: 0 E: 0 K: 0 S: 7	H: 0 LOB: 0 BB: 0 P: 12	R: 4 E: 0 K: 1 S: 18	H: 5 LOB: 1 BB: 0 P: 23	R: 0 E: 0 K: 1 S: 9	H: 2 LOB: 1 BB: 0 P: 15	R: 0 E: 0 K: 0 S: 7	H: 0 LOB: 0 BB: 0 P: 9	R: 2 E: 0 K: 0 S: 11	H: 5 LOB: 2 BB: 0 P: 17	R: 2 E: 0 K: 0 S: 11	H: 5 LOB: 2 BB: 0 P: 17	1B: 10 2B: 2 3B: 1 HR: 3	SF: 0 SAC: 0 DP: 1 HBP: 0	WP: 0 PB: 0 SB: 0 CS: 0	PA: 40
<b>PITCHER</b> <b>Woody Williams, R</b> ERA: 3.6	IP: 7.0 WLS: L BF: 33	H: 11 R: 9 ER: 6 SO: 3	BB: 1 IBB: 0 HBP: 0 BLK: 0	WP: 0 HR: 3 S: 81 P: 119	ERA: 7.71 WHIP: 1.714	<b>PITCHER</b>					IP: 7.0 WLS: L BF: 33	H: 11 R: 9 ER: 6 SO: 3	BB: 1 IBB: 0 HBP: 0 BLK: 0	WP: 0 HR: 3 S: 81 P: 119	ERA: 7.71 WHIP: 1.714	<b>PITCHER</b>						
<b>Luis Andujar, R</b> ERA: 9.64	IP: 1.0 WLS: 7 BF: 5	H: 2 R: 2 ER: 2 SO: 0	BB: 0 IBB: 0 HBP: 0 BLK: 0	WP: 0 HR: 0 S: 11 P: 17	ERA: 18.00 WHIP: 5.000	<b>PITCHER</b>					IP: 1.0 WLS: 7 BF: 5	H: 2 R: 2 ER: 2 SO: 0	BB: 0 IBB: 0 HBP: 0 BLK: 0	WP: 0 HR: 0 S: 11 P: 17	ERA: 18.00 WHIP: 5.000	<b>PITCHER</b>						

AB	39
R	11
H	16
RBI	11
BB	1
SO	3
LOB	12





Batter	1	2	3	4	5	6	7	8	9	AB	R	H	RBI	BB	SO	LOB	TOP											
<b>Felipe Crespo, S</b> OBP: 0.318, SLG: 0.347	0-0 G4-3	1-1 CS	0-1 2B		2-2 G4-3		0-0 F4		0-3 K	5	0	1	0	0	1	1	<b>Toronto Blue Jays @ Baltimore Orioles</b> Oriole Park at Camden Yards, Baltimore, MD Sun Jun 21 1998, 3:33 AM EDT Att: 47,522 - Sunny - 93 F											
<b>Shawn Green, L</b> OBP: 0.329, SLG: 0.460	3-2 HR		3-2 F7		2-2 1B		0-3 K			4	1	2	2	0	1	1												
<b>Jose Canseco, R</b> OBP: 0.329, SLG: 0.592 <b>Shannon Stewart, R</b> OBP: 0.346, SLG: 0.341	0-3 K		0-0 F4		0-0 F9		2-3 K			4	0	0	0	0	2	2												
<b>Carlos Delgado, L</b> OBP: 0.382, SLG: 0.544	0-2 P2		2-3 K							4	1	1	1	0	1	1												
<b>Mike Stanley, R</b> OBP: 0.352, SLG: 0.504		4-1 G3-6-1 1B 5 HR BB		2-2 F9		0-1 1B 5 SF9 1B				3	2	1	0	1	0	0												
<b>Tony Fernandez, S</b> OBP: 0.380, SLG: 0.447		0-2 G3-6-1 1B		1-3 K		0-0 5 SF9 1B				4	0	2	0	0	1	0												
<b>Darrin Fletcher, L</b> OBP: 0.317, SLG: 0.400		1-1 G3-6-1		2-3 K		3-3 K				4	0	0	0	0	2	4												
<b>Ed Sprague, R</b> OBP: 0.325, SLG: 0.409		0-1 HR		2-2 G4-3 1B SH5-3		0-0 SF9				3	3	3	4	0	0	0												
<b>Alex Gonzalez, R</b> OBP: 0.279, SLG: 0.370	1-1 CS 1B			0-0 SH5-3		0-1 F4				3	0	1	0	0	0	1												
<b>Inning Stats</b>	R: 1 E: 0 K: 1 S: 13	H: 1 LOB: 0 BB: 0 P: 16	R: 2 E: 0 K: 0 S: 11	H: 3 LOB: 0 BB: 1 P: 18	R: 0 E: 0 K: 1 S: 9	H: 1 LOB: 1 BB: 0 P: 14	R: 0 E: 0 K: 2 S: 12	H: 0 LOB: 0 BB: 0 P: 17	R: 1 E: 0 K: 0 S: 12	H: 2 LOB: 1 BB: 0 P: 18	R: 2 E: 1 K: 1 S: 10	H: 3 LOB: 1 BB: 0 P: 13	R: 0 E: 0 K: 0 S: 8	H: 0 LOB: 0 BB: 0 P: 10	R: 0 E: 0 K: 0 S: 5	H: 0 LOB: 0 BB: 0 P: 9	R: 1 E: 0 K: 1 S: 11	H: 1 LOB: 0 BB: 0 P: 12	1B: 6 2B: 1 3B: 0 HR: 4	SF: 1 SAC: 1 DP: 1 HBP: 0	WP: 0 PB: 0 SB: 0 CS: 1	PA: 38						
<b>PITCHER</b>	IP	WLS	BF	H	R	ER	SO	BB	IBB	HBP	BLK	WP	HR	S	P	ERA	WHIP											
<b>Sidney Ponson, R</b> ERA: 5.66	(1, 1)	5.0	L	23	9	6	5	4	1	0	0	0	0	3	60	86	9.00	2.000										
<b>Arthur Rhodes, L</b> ERA: 2.89	(6, 1)	3.0		10	1	0	0	3	0	0	0	0	0	0	20	29	0.00	0.333										
<b>Armando Benitez, R</b> ERA: 4.01	(9, 1)	1.0		4	1	1	1	1	0	0	0	0	0	1	11	12	9.00	1.000										

AB	34
R	7
H	11
RBI	7
BB	1
SO	8
LOB	10



Batter	1	2	3	4	5	6	7	8	9	AB	R	H	RBI	BB	SO	LOB	BOTTOM											
<b>Brady Anderson, L</b> OBP: 0.313, SLG: 0.413	0-1 G4-3	0-1 G3		0-0 2B		0-2 F8			2-2 G1-3	5	0	1	1	0	0	2	<b>Toronto Blue Jays @ Baltimore Orioles</b> Oriole Park at Camden Yards, Baltimore, MD Sun Jun 21 1998, 3:33 AM EDT Att: 47,522 - Sunny - 93 F											
<b>Joe Carter, R</b> OBP: 0.303, SLG: 0.458	1-2 1B		1-0 F7	1-2 G4-3			0-3 K		0-0 FC3-6 2B	5	0	2	0	0	1	1												
<b>Harold Baines, L</b> OBP: 0.384, SLG: 0.470	2-2 1B		3-0 HR		4-1 L7-4-3 BB		0-0 G1-3		4-2 FC3-6 BB	3	1	2	1	2	0	0												
<b>Rafael Palmeiro, L</b> OBP: 0.379, SLG: 0.568	0-3 K		4-2 L6-4 1B BB		1-3 K		1-2 FC6-4 1B		1-0 FC3-6	4	0	1	0	1	2	5												
<b>Roberto Alomar, S</b> OBP: 0.394, SLG: 0.452	2 SAFE 1-2 2-3 BB		1-1 1B		2-2 L7-4-3		0-0 FC6-4			3	0	1	0	1	0	2												
<b>Rich Becker, L</b> OBP: 0.328, SLG: 0.355	1-3 K		2-2 L6-4				0-0 F7		0-0 G5-4-3 1B	4	0	1	0	0	1	5												
<b>Cal Ripken Jr., R</b> OBP: 0.321, SLG: 0.365		2-2 1B		4-1 FC4-6 BB		1-3 K 23 G1 1B		1-1 G5-4-3		3	1	1	0	1	1	1												
<b>23 Chris Hoiles, R</b> OBP: 0.297, SLG: 0.299		0-0 F6		1-3 K		1-1 G1		0-0 F9		4	0	0	0	0	1	3												
<b>Mike Bordick, R</b> OBP: 0.308, SLG: 0.376 <b>B.J. Surhoff, L</b> OBP: 0.336, SLG: 0.481		0-3 K		0-2 FC4-6 2B		0-0 1B			1-2 F8	3	1	1	1	0	1	2												
<b>Inning Stats</b>	R: 0 E: 1 K: 2 S: 19	H: 2 LOB: 3 BB: 1 P: 27	R: 0 E: 0 K: 1 S: 9	H: 1 LOB: 1 BB: 0 P: 11	R: 1 E: 0 K: 0 S: 12	H: 2 LOB: 1 BB: 1 P: 23	R: 1 E: 0 K: 1 S: 14	H: 1 LOB: 1 BB: 1 P: 20	R: 0 E: 0 K: 1 S: 8	H: 0 LOB: 0 BB: 1 P: 15	R: 1 E: 0 K: 1 S: 10	H: 1 LOB: 1 BB: 0 P: 12	R: 0 E: 0 K: 0 S: 9	H: 1 LOB: 1 BB: 0 P: 10	R: 0 E: 0 K: 0 S: 4	H: 1 LOB: 0 BB: 0 P: 5	R: 0 E: 0 K: 0 S: 13	H: 1 LOB: 2 BB: 1 P: 21	1B: 7 2B: 4 3B: 0 HR: 1	SF: 0 SAC: 0 DP: 3 HBP: 0	WP: 1 PB: 0 SB: 0 CS: 0	PA: 40						
<b>PITCHER</b>	IP	WLS	BF	H	R	ER	SO	BB	IBB	HBP	BLK	WP	HR	S	P	ERA	WHIP											
<b>Pat Hentgen, R</b> ERA: 4.32	(1, 1)	7.0		32	8	3	3	7	4	0	0	0	0	1	81	118	3.86	1.714										
<b>Paul Quantrill, R</b> ERA: 2.72	(8, 1)	1.2		7	2	0	0	0	1	0	0	0	0	0	16	24	0.00	1.800										
<b>Randy Myers, L</b> ERA: 3.86	(9, 1)	0.1	S	1	0	0	0	0	0	0	0	0	0	0	1	2	0.00	0.000										



AB	35
R	3
H	10
RBI	3
BB	5
SO	7
LOB	21



Batter	1	2	3	4	5	6	7	8	9	AB	R	H	RBI	BB	SO	LOB	TOP			
F.P. Santangelo, S OBP: 0.338, SLG: 0.325 (1, 7)	G5-3		FC6 1B		F8			2B		4	0	2	0	0	0	0	<b>Montreal Expos @ Toronto Blue Jays</b> SkyDome, Toronto, ON Mon Jun 22 1998, 7:05 PM EDT Att: 33,132 - Unknown - 82 F			
Jose Vidro, S OBP: 0.315, SLG: 0.285 (1, 4)	G4-3		FC6 1-2f		G4-3			F8		4	0	0	0	0	0	2				
Vladimir Guerrero, R OBP: 0.349, SLG: 0.518 Ryan McGuire, L OBP: 0.336, SLG: 0.301 (1, 9) (8, PH) (8, 9)		2-2		4-1 2B BB G6-3		0-0		G1-3		2	1	2	0	1	0	0				
Brad Fullmer, L OBP: 0.325, SLG: 0.469 (1, 3)	3B K			1-0 2B		2-0		F7 1B		4	1	2	1	0	1	2				
Rondell White, R OBP: 0.350, SLG: 0.511 Da Rond Stovall, S OBP: 0.309, SLG: 0.403 (1, 8) (6, PH) (6, 8)		0-0	E5 G6-4-3		1-3 2B			P2		2	0	0	0	0	1	2				
Mark Chudzielanek, R OBP: 0.292, SLG: 0.322 Mike Mordecai, R OBP: 0.197, SLG: 0.148 (1, 6) (7, 6)		0-0	G6-4-3 1-2f		2-0 G6-3			G4-3		3	0	0	1	0	0	2				
Scott Livingstone, L OBP: 0.222, SLG: 0.211 (1, 10)		0-1	G6-3		3-H 1-3 K2-3			F8		4	0	0	0	0	1	2				
Chris Widger, R OBP: 0.297, SLG: 0.416 Mike Hubbard, R OBP: 0.150, SLG: 0.205 (1, 2) (6, 2)					2-0 F9			G4-3		2	0	0	0	0	0	0				
Shane Andrews, R OBP: 0.306, SLG: 0.433 (1, 5)			L8		0-1 K			G5-3		3	0	0	0	0	1	0				
<b>Inning Stats</b>	R: 0 E: 0 K: 1 S: 14	H: 1 LOB: 1 BB: 0 P: 19	R: 0 E: 1 K: 0 S: 4	H: 0 LOB: 0 BB: 0 P: 4	R: 0 E: 0 K: 0 S: 6	H: 1 LOB: 1 BB: 0 P: 11	R: 1 E: 0 K: 2 S: 10	H: 1 LOB: 1 BB: 1 P: 19	R: 0 E: 0 K: 0 S: 5	H: 0 LOB: 0 BB: 0 P: 10	R: 0 E: 0 K: 0 S: 4	H: 0 LOB: 0 BB: 0 P: 6	R: 0 E: 0 K: 0 S: 5	H: 1 LOB: 1 BB: 0 P: 8	R: 1 E: 0 K: 1 S: 9	H: 2 LOB: 1 BB: 0 P: 13		1B: 2 2B: 3 3B: 1 HR: 1	SF: 0 SAC: 0 DP: 1 HBP: 0	WP: 0 PB: 0 SB: 0 CS: 0
<b>PITCHER</b> Juan Guzman, R ERA: 5.44 (1, 1)	IP: 9.0 WLS: W BF: 35	H: 7 R: 2 ER: 2 SO: 5	BB: 1 IBB: 0 HBP: 0 BLK: 0	WP: 0 HR: 1 S: 64 P: 99	ERA: 2.00 WHIP: 0.889	<b>PITCHER</b>										IP: 9.0 WLS: W BF: 35	H: 7 R: 2 ER: 2 SO: 5	BB: 1 IBB: 0 HBP: 0 BLK: 0	WP: 0 HR: 1 S: 64 P: 99	ERA: 2.00 WHIP: 0.889

AB	34
R	2
H	7
RBI	2
BB	1
SO	5
LOB	13



Batter	1	2	3	4	5	6	7	8	9	AB	R	H	RBI	BB	SO	LOB	BOTTOM			
Shannon Stewart, R OBP: 0.342, SLG: 0.336 (1, 7)	G6-3		L8		F9		G6-3		F7	6	0	1	0	0	0	3	<b>Montreal Expos @ Toronto Blue Jays</b> SkyDome, Toronto, ON Mon Jun 22 1998, 7:05 PM EDT Att: 33,132 - Unknown - 82 F			
Shawn Green, L OBP: 0.333, SLG: 0.464 (1, 8)	F8		HR 2B			S 1B BB		G4-6-3 1B		4	3	2	0	1	0	1				
Jose Canseco, R OBP: 0.351, SLG: 0.511 Felipe Crespo, S OBP: 0.314, SLG: 0.342 (1, 9) (6, PR) (7, 9)		3-3	K		0-0	HR		L7		3	2	1	2	1	1	1				
Carlos Delgado, L OBP: 0.382, SLG: 0.555 Mark Dalesandro, R OBP: 0.382, SLG: 0.536 (1, 3) (9, 3)		0-0			2-2	P5		L9		5	2	2	2	0	0	2				
Mike Stanley, R OBP: 0.361, SLG: 0.514 Juan Samuel, R OBP: 0.304, SLG: 0.325 (1, 10) (8, PH) (8, 9)		2-1	E7 1B		3-2	HBP 1B		HR		3	3	3	1	1	0	0				
Tony Fernandez, S OBP: 0.398, SLG: 0.449 Craig Grebeck, R OBP: 0.390, SLG: 0.444 (1, 4) (6, 4)		2-1	1B HBP		3-1	HBP 1B		1B 1B		1	1	1	2	0	0	0				
5 Ed Sprague, R OBP: 0.319, SLG: 0.401 (1, 5)		2-3	K		1-2	F8		L8		5	0	0	1	0	2	8				
Darrin Fletcher, L OBP: 0.330, SLG: 0.412 (1, 2)		0-0	G5-4-3 1B		1-2	F8		E 1B		5	0	4	2	0	0	0				
Alex Gonzalez, R OBP: 0.278, SLG: 0.367 (1, 6)		1-1	G5-4-3 1-2f		2-2	G6-3		E5		5	0	1	2	0	0	5				
<b>Inning Stats</b>	R: 0 E: 0 K: 1 S: 8	H: 0 LOB: 0 BB: 0 P: 13	R: 2 E: 1 K: 1 S: 11	H: 3 LOB: 1 BB: 0 P: 18	R: 2 E: 0 K: 0 S: 19	H: 3 LOB: 2 BB: 0 P: 31	R: 0 E: 0 K: 0 S: 8	H: 0 LOB: 0 BB: 0 P: 11	R: 5 E: 0 K: 1 S: 19	H: 4 LOB: 1 BB: 2 P: 39	R: 3 E: 1 K: 0 S: 18	H: 3 LOB: 2 BB: 1 P: 31	R: 0 E: 0 K: 0 S: 7	H: 1 LOB: 0 BB: 0 P: 13	R: 2 E: 1 K: 0 S: 14	H: 4 LOB: 2 BB: 0 P: 20		1B: 13 2B: 2 3B: 0 HR: 3	SF: 0 SAC: 0 DP: 2 HBP: 2	WP: 0 PB: 0 SB: 1 CS: 0
<b>PITCHER</b> Carl Pavano, R ERA: 4.41 Shayne Bennett, R ERA: 6.48 Marc Valdes, R ERA: 7.43 Anthony Telford, R ERA: 3.92 Steve Kline, L ERA: 2.79 (1, 1) (4, 1) (5, 1) (6, 1) (8, 1) (8, 1)	IP: 3.0 WLS: L BF: 16	H: 6 R: 4 ER: 4 SO: 2	BB: 0 IBB: 0 HBP: 0 BLK: 0	WP: 0 HR: 2 S: 38 P: 62	ERA: 12.00 WHIP: 2.000	<b>PITCHER</b>										IP: 3.0 WLS: L BF: 16	H: 6 R: 4 ER: 4 SO: 2	BB: 0 IBB: 0 HBP: 0 BLK: 0	WP: 0 HR: 2 S: 38 P: 62	ERA: 12.00 WHIP: 2.000





Batter	1	2	3	4	5	6	7	8	9	AB	R	H	RBI	BB	SO	LOB	TOP			
<b>F.P. Santangelo, S</b> OBP: 0.333, SLG: 0.320 (1, 8)										4	0	0	0	0	1	1	<b>Montreal Expos @ Toronto Blue Jays</b> SkyDome, Toronto, ON Tue Jun 23 1998, 7:05 PM EDT Att: 33,492 - Cloudy - 77 F			
<b>Mike Mondoca, R</b> OBP: 0.206, SLG: 0.175 <b>Jose Vidro, S</b> OBP: 0.317, SLG: 0.288 (1, 4) (5, 4)										2	1	1	0	0	0	0				
<b>Vladimir Guerrero, R</b> OBP: 0.349, SLG: 0.517 (1, 9)										4	1	2	0	0	0	2				
<b>Brad Fullmer, L</b> OBP: 0.327, SLG: 0.467 (1, 3)										3	0	1	1	1	0	1				
<b>Rondell White, R</b> OBP: 0.352, SLG: 0.511 (1, 10)										4	0	2	0	0	0	2				
<b>Mark Cudzielnak, R</b> OBP: 0.295, SLG: 0.324 (1, 6)										4	0	2	1	0	0	2				
<b>Ryan McGuire, L</b> OBP: 0.336, SLG: 0.302 <b>Derrick May, L</b> OBP: 0.204, SLG: 0.216 (1, 7) (9, PH)										3	0	1	0	0	0	1				
<b>Chris Widger, R</b> OBP: 0.293, SLG: 0.410 (1, 2)										3	0	0	0	0	1	2				
<b>Shane Andrews, R</b> OBP: 0.302, SLG: 0.427 (1, 5)										3	0	0	0	0	3	1				
<b>Inning Stats</b>	R: 0 E: 0 K: 0 S: 4	H: 1 LOB: 1 BB: 0 P: 5	R: 0 E: 0 K: 0 S: 9	H: 1 LOB: 0 BB: 0 P: 14	R: 0 E: 0 K: 2 S: 10	H: 0 LOB: 0 BB: 0 P: 17	R: 1 E: 0 K: 0 S: 9	H: 3 LOB: 1 BB: 0 P: 15	R: 0 E: 0 K: 1 S: 16	H: 1 LOB: 1 BB: 0 P: 20	R: 0 E: 0 K: 0 S: 9	H: 1 LOB: 1 BB: 0 P: 12	R: 0 E: 0 K: 2 S: 8	H: 0 LOB: 0 BB: 0 P: 10	R: 1 E: 0 K: 0 S: 9	H: 2 LOB: 1 BB: 1 P: 15		1B: 9 2B: 1 3B: 0 HR: 0	SF: 0 SAC: 0 DP: 3 HBP: 0	WP: 0 PB: 0 SB: 0 CS: 1
<b>PITCHER</b> <b>Chris Carpenter, R</b> ERA: 4.65 <b>Randy Myers, L</b> ERA: 4.02 (1, 1) (9, 1)	IP: 8.0 WLS: W BF: 29	H: 8 R: 1 ER: 1 SO: 5	BB: 0 IBB: 0 HBP: 0 BLK: 0	WP: 0 HR: 0 S: 74 P: 104	ERA: 1.12 WHIP: 1.000	IP: 1.0 WLS: S BF: 5	H: 2 R: 1 ER: 1 SO: 0	BB: 1 IBB: 0 HBP: 0 BLK: 0	WP: 0 HR: 0 S: 9 P: 15	ERA: 9.00 WHIP: 3.000										

Batter	1	2	3	4	5	6	7	8	9	AB	R	H	RBI	BB	SO	LOB	BOTTOM			
<b>Shannon Stewart, R</b> OBP: 0.344, SLG: 0.336 (1, 7)										3	0	1	0	1	0	2	<b>Montreal Expos @ Toronto Blue Jays</b> SkyDome, Toronto, ON Tue Jun 23 1998, 7:05 PM EDT Att: 33,492 - Cloudy - 77 F			
<b>Shawn Green, L</b> OBP: 0.332, SLG: 0.461 (1, 8)										4	0	1	0	0	2	2				
<b>Jose Canseco, R</b> OBP: 0.351, SLG: 0.513 <b>Felipe Crespo, S</b> OBP: 0.310, SLG: 0.338 (1, 9) (8, 9)										3	0	1	0	0	1	0				
<b>Carlos Delgado, L</b> OBP: 0.380, SLG: 0.554 (1, 3)										4	1	1	0	0	1	2				
<b>Mike Stanley, R</b> OBP: 0.360, SLG: 0.514 (1, 10)										4	0	1	0	0	1	2				
<b>Tony Fernandez, S</b> OBP: 0.398, SLG: 0.448 (1, 4)										3	1	1	1	0	0	1				
<b>Ed Sprague, R</b> OBP: 0.316, SLG: 0.396 (1, 5)										3	0	0	1	0	1	2				
<b>Darrin Fletcher, L</b> OBP: 0.335, SLG: 0.431 (1, 2)										2	1	1	1	1	0	1				
<b>Alex Gonzalez, R</b> OBP: 0.275, SLG: 0.363 (1, 6)										3	0	0	0	0	1	2				
<b>Inning Stats</b>	R: 0 E: 0 K: 2 S: 14	H: 1 LOB: 1 BB: 0 P: 22	R: 0 E: 0 K: 1 S: 11	H: 1 LOB: 0 BB: 0 P: 19	R: 0 E: 0 K: 1 S: 7	H: 0 LOB: 0 BB: 0 P: 11	R: 1 E: 0 K: 0 S: 10	H: 2 LOB: 0 BB: 0 P: 18	R: 0 E: 0 K: 1 S: 14	H: 0 LOB: 0 BB: 1 P: 23	R: 2 E: 2 K: 0 S: 13	H: 1 LOB: 2 BB: 1 P: 24	R: 0 E: 0 K: 0 S: 8	H: 1 LOB: 1 BB: 0 P: 13	R: 0 E: 0 K: 0 S: 9	H: 3 LOB: 6 BB: 0 HR: 1		SF: 0 SAC: 0 DP: 3 HBP: 0	WP: 0 PB: 2 SB: 0 CS: 1	PA: 32
<b>PITCHER</b> <b>Javier Vazquez, R</b> ERA: 5.63 <b>Miguel Batista, R</b> ERA: 4.01 (1, 1) (7, 1)	IP: 6.0 WLS: L BF: 21	H: 5 R: 1 ER: 1 SO: 7	BB: 1 IBB: 0 HBP: 0 BLK: 0	WP: 0 HR: 1 S: 64 P: 105	ERA: 1.50 WHIP: 1.000	IP: 2.0 WLS: L BF: 11	H: 2 R: 2 ER: 1 SO: 0	BB: 0 IBB: 1 HBP: 0 BLK: 0	WP: 0 HR: 0 S: 21 P: 37	ERA: 4.50 WHIP: 1.000										



Batter	1	2	3	4	5	6	7	8	9	AB	R	H	RBI	BB	SO	LOB	TOP			
<b>Felipe Crespo, S</b> OBP: 0.315, SLG: 0.354 (1, 9)	G4-3	FC5-4 1B		G4-3 2B		K		G3		5	0	2	0	0	1	2				
<b>Shawn Green, L</b> OBP: 0.327, SLG: 0.453 (1, 8)	G4-3	FC5-4 1-2		G4-3 2-3		P9			F9	5	0	0	0	0	0	3				
<b>Jose Canseco, R</b> OBP: 0.335, SLG: 0.515 <b>Randy Myers, L</b> (9, 1)			F8		K				CS 2B	3	2	1	0	1	1	2				
	BB 1B HBP									0	0	0	0	0	0	0				
<b>Carlos Delgado, L</b> OBP: 0.384, SLG: 0.564 (1, 3)	4-2 1B 2B BB					K			F9	3	2	1	1	1	1	1				
<b>Tony Fernandez, S</b> OBP: 0.368, SLG: 0.446 (1, 4)	1-1 2B 1B			G5-3 1B HBP		P5			SF9	3	1	1	2	0	1	1				
<b>Darin Fletcher, L</b> OBP: 0.344, SLG: 0.444 (1, 2)	1-2 2H 5 HR 2B			1-2 1B					G4-3	4	1	3	2	0	0	0				
<b>Ed Sprague, R</b> OBP: 0.315, SLG: 0.405 (1, 5)	1-0 2H HR			P3		G5-3			G6-3	4	1	1	2	0	0	3				
<b>Alex Gonzalez, R</b> OBP: 0.275, SLG: 0.362 (1, 6)	1-1 G4-3			G5-3					G6-3	4	0	1	0	0	0	2				
<b>Roger Clemens, R</b> <b>Paul Quantrill, L</b> <b>Shannon Stewart, R</b> OBP: 0.344, SLG: 0.336 (8, 1) (9, 7)				G6-3		G5-3			SH1-4 1B	2	0	0	0	0	1	0				
<b>Inning Stats</b>	R: 5 E: 0 K: 0 S: 15	H: 3 LOB: 0 BB: 1 P: 27	R: 0 E: 0 K: 0 S: 10	H: 1 LOB: 1 BB: 0 P: 11	R: 1 E: 0 K: 0 S: 9	H: 2 LOB: 1 BB: 0 P: 14	R: 0 E: 0 K: 1 S: 10	H: 1 LOB: 1 BB: 0 P: 14	R: 0 E: 0 K: 1 S: 8	H: 1 LOB: 1 BB: 0 P: 10	R: 1 E: 0 K: 0 S: 7	H: 0 LOB: 0 BB: 1 P: 15	R: 0 E: 0 K: 0 S: 8	H: 0 LOB: 1 BB: 1 P: 15	R: 0 E: 0 K: 1 S: 7	H: 1 LOB: 0 BB: 0 P: 13	1B: 5 2B: 3 3B: 0 HR: 2	SF: 1 SAC: 1 DP: 1 HBP: 3	WP: 0 PB: 0 SB: 1 CS: 1	PA: 41
<b>PITCHER</b>	IP	WLS	BF	H	R	ER	SO	BB	IBB	HBP	BLK	WP	HR	S	P	ERA	WHIP			
<b>Shawn Boskie, R</b> ERA: 7.0 (1, 1)	2.0	L	15	6	6	6	0	1	0	2	0	0	2	30	48	27.00	3.500			
<b>Shayne Bennett, R</b> ERA: 6.04 (3, 1)	3.0		10	2	0	0	2	0	0	0	0	0	0	22	28	0.00	0.667			
<b>Rick DeHart, L</b> ERA: 5.09 (6, 1)	2.0		8	1	1	0	1	1	0	0	0	0	0	16	30	0.00	1.000			
<b>Anthony Telford, R</b> ERA: 3.77 (8, 1)	1.2		7	1	0	0	0	1	0	1	0	0	0	12	24	0.00	1.200			
<b>Steve Kline, L</b> ERA: 2.79 (9, 1)	0.1		1	0	0	0	1	0	0	0	0	0	0	3	4	0.00	0.000			

Toronto Blue Jays @ Montreal Expos  
Olympic Stadium, Montreal, QB  
Wed Jun 24 1998, 7:05 PM EDT  
Att: 16,515 - Unknown - 86 F

AB	33
R	7
H	10
RBI	7
BB	3
SO	4
LOB	14



Batter	1	2	3	4	5	6	7	8	9	AB	R	H	RBI	BB	SO	LOB	BOTTOM					
<b>Jose Vidro, S</b> OBP: 0.325, SLG: 0.293 (1, 4) (6, 5)	G3				G4-6-3 1-2				G5-3 SH1-4 BB	4	0	2	1	1	0	1						
<b>FP Santangelo, S</b> OBP: 0.336, SLG: 0.320 (1, 7)	4-2 P6-3 BB								SH1-4	3	1	1	0	1	2	2						
<b>Vladimir Guerrero, R</b> OBP: 0.345, SLG: 0.512 (1, 9)	1-0 P6-3 1-2				G2-3				G5-3	5	1	1	1	0	1	4						
<b>Brad Fullmer, L</b> OBP: 0.336, SLG: 0.487 <b>Da Rond Stovall, R</b> OBP: 0.309, SLG: 0.403 (9, PR)									WP HR 1B	4	1	3	3	1	0	0						
<b>Rondell White, R</b> OBP: 0.353, SLG: 0.513 (1, 8)									G5-3	4	1	3	3	1	0	0						
<b>Mark Grudzielanek, R</b> OBP: 0.297, SLG: 0.327 (1, 6)									G6-3	3	1	1	0	1	2	2						
<b>Chris Widger, R</b> OBP: 0.289, SLG: 0.403 (1, 2)									G2-3	5	1	2	0	0	0	3						
<b>Shane Andrews, R</b> OBP: 0.300, SLG: 0.423 <b>Orlando Cabrera, R</b> OBP: 0.500, SLG: 1.000 (5, PR) (6, 4)									F8	4	0	2	0	0	0	3						
<b>Shawn Boskie, R</b> <b>Shayne Bennett, R</b> <b>Derrick May, L</b> <b>Rick DeHart, L</b> <b>Scott Livingstone, L</b> <b>Anthony Telford, R</b> <b>Steve Kline, S</b> <b>Mike Hubbard, R</b> (1, 1) (3, 1) (5, PR) (6, 1) (7, PR) (8, 1) (9, 1) (9, PR)									G4-6-3 1B	4	0	0	0	0	1	4						
<b>Inning Stats</b>	R: 0 E: 0 K: 0 S: 6	H: 0 LOB: 0 BB: 1 P: 13	R: 0 E: 0 K: 1 S: 9	H: 2 LOB: 0 BB: 0 P: 10	R: 0 E: 0 K: 1 S: 10	H: 1 LOB: 1 BB: 0 P: 14	R: 0 E: 0 K: 0 S: 7	H: 1 LOB: 1 BB: 0 P: 10	R: 0 E: 1 K: 0 S: 5	H: 0 LOB: 1 BB: 0 P: 7	R: 1 E: 0 K: 1 S: 10	H: 2 LOB: 1 BB: 0 P: 12	R: 1 E: 0 K: 0 S: 11	H: 2 LOB: 1 BB: 0 P: 19	R: 3 E: 0 K: 0 S: 10	H: 4 LOB: 0 BB: 0 P: 12	R: 1 E: 0 K: 0 S: 13	H: 1 LOB: 2 BB: 2 P: 22	1B: 8 2B: 5 3B: 0 HR: 1	SF: 0 SAC: 1 DP: 3 HBP: 0	WP: 1 PB: 0 SB: 0 CS: 0	PA: 41
<b>PITCHER</b>	IP	WLS	BF	H	R	ER	SO	BB	IBB	HBP	BLK	WP	HR	S	P	ERA	WHIP					
<b>Roger Clemens, R</b> ERA: 3.77 (1, 1)	7.0	W	33	12	5	5	4	1	0	0	0	0	1	64	93	6.43	1.857					
<b>Paul Quantrill, R</b> ERA: 2.66 (8, 1)	1.0		2	0	0	0	0	0	0	0	0	0	0	4	4	0.00	0.000					
<b>Randy Myers, L</b> ERA: 4.18 (9, 1)	1.0	S	6	1	1	1	0	2	0	0	0	0	0	13	22	9.00	3.000					

Toronto Blue Jays @ Montreal Expos  
Olympic Stadium, Montreal, QB  
Wed Jun 24 1998, 7:05 PM EDT  
Att: 16,515 - Unknown - 86 F

AB	37
R	6
H	13
RBI	5
BB	3
SO	4
LOB	21





Batter	1	2	3	4	5	6	7	8	9	AB	R	H	RBI	BB	SO	LOB	TOP					
Shannon Stewart, R OBP: 0.347, SLG: 0.336 (1, 8)	G1-3		L8						FC2-6 HBP	3	0	1	0	0	0	1						
Felipe Crespo, S OBP: 0.334, SLG: 0.337 (1, 9)	G1-3			P6		K			FC2-6 1-2	4	0	0	0	0	1	2						
Jose Canseco, R OBP: 0.334, SLG: 0.511 Shawn Green, L OBP: 0.327, SLG: 0.453 (1, 7) (9, 8)	P6					F9			K	4	0	1	0	0	1	1						
Mike Stanley, R OBP: 0.356, SLG: 0.522 (1, 3)		F7							K	4	1	1	1	0	1	1						
Ed Sprague, R OBP: 0.312, SLG: 0.401 (1, 5)		K								3	0	0	0	0	1	0						
Mark Dalessandro, R OBP: 0.351, SLG: 0.583 (1, 2)										3	0	0	0	0	0	0						
Craig Grebeck, R OBP: 0.380, SLG: 0.430 (1, 4)										3	0	0	0	0	0	0						
Alex Gonzalez, R OBP: 0.275, SLG: 0.361 (1, 6)										3	0	1	0	0	1	0						
Woody Williams, R OBP: 0.333, SLG: 0.333 (1, 1)										3	0	1	0	0	0	1						
<b>Inning Stats</b>	R: 0 E: 0 K: 0 S: 5	H: 0 LOB: 0 BB: 0 P: 8	R: 0 E: 0 K: 1 S: 7	H: 0 LOB: 0 BB: 0 P: 9	R: 0 E: 0 K: 0 S: 17	H: 1 LOB: 1 BB: 0 P: 24	R: 1 E: 0 K: 0 S: 9	H: 2 LOB: 0 BB: 0 P: 17	R: 0 E: 0 K: 0 S: 7	H: 1 LOB: 1 BB: 0 P: 12	R: 0 E: 0 K: 1 S: 12	H: 1 LOB: 0 BB: 0 P: 17	R: 0 E: 0 K: 0 S: 5	H: 0 LOB: 0 BB: 0 P: 7	R: 0 E: 0 K: 1 S: 6	H: 0 LOB: 0 BB: 0 P: 6	R: 0 E: 0 K: 2 S: 9	H: 0 LOB: 1 BB: 0 P: 12	1B: 4 2B: 1 3B: 0 HR: 1	SF: 0 SAC: 0 DP: 1 HBP: 1	WP: 0 PB: 0 SB: 0 CS: 2	PA: 31
<b>PITCHER</b> Carlos Perez, L ERA: 3.61 (1, 1)	IP: 9.0 WLS: L BF: 31 H: 5 R: 1 ER: 1 SO: 5 BB: 0 IBB: 0 HBP: 1 BLK: 0 WP: 0 HR: 1 S: 77 P: 112 ERA: 1.00 WHIP: 0.556															<b>PITCHER</b>						

Toronto Blue Jays @ Montreal Expos  
Olympic Stadium, Montreal, QB  
Thu Jun 25 1998, 7:05 PM EDT  
Att: 9,256 - Cloudy - 68 F

AB 30  
R 1  
H 5  
RBI 1  
BB 0  
SO 5  
LOB 6



Batter	1	2	3	4	5	6	7	8	9	AB	R	H	RBI	BB	SO	LOB	BOTTOM					
F.P. Santangelo, S OBP: 0.334, SLG: 0.319 (1, 4)	P8									4	0	1	0	0	0	2						
Chris Widger, R OBP: 0.288, SLG: 0.405 (1, 2)										4	0	1	0	0	0	2						
Vladimir Guerrero, R OBP: 0.341, SLG: 0.595 (1, 9)										4	0	0	0	0	0	1						
Brad Fullmer, L OBP: 0.338, SLG: 0.491 (1, 3)										4	0	2	0	0	0	1						
Rondell White, R OBP: 0.351, SLG: 0.507 (1, 8)										3	0	0	0	1	1	1						
Mark Grudzielanek, R OBP: 0.294, SLG: 0.322 (1, 6)										4	0	0	0	0	0	3						
Derrick May, L OBP: 0.186, SLG: 0.196 (1, 7)										4	0	0	0	0	1	2						
Shane Andrews, R OBP: 0.300, SLG: 0.427 (1, 5)										3	0	1	0	0	0	0						
Carlos Perez, L OBP: 0.211, SLG: 0.324 (1, 1)										3	0	0	0	0	1	1						
<b>Inning Stats</b>	R: 0 E: 0 K: 0 S: 5	H: 1 LOB: 1 BB: 0 P: 7	R: 0 E: 0 K: 1 S: 9	H: 0 LOB: 0 BB: 0 P: 13	R: 0 E: 0 K: 0 S: 8	H: 1 LOB: 1 BB: 0 P: 12	R: 0 E: 0 K: 0 S: 12	H: 1 LOB: 2 BB: 1 P: 20	R: 0 E: 0 K: 1 S: 9	H: 0 LOB: 1 BB: 0 P: 13	R: 0 E: 0 K: 1 S: 7	H: 1 LOB: 1 BB: 0 P: 10	R: 0 E: 0 K: 1 S: 9	H: 1 LOB: 1 BB: 0 P: 15	R: 0 E: 0 K: 0 S: 6	H: 0 LOB: 0 BB: 0 P: 10	R: 0 E: 0 K: 0 S: 7	H: 0 LOB: 0 BB: 0 P: 12	1B: 2 2B: 3 3B: 0 HR: 0	SF: 0 SAC: 0 DP: 0 HBP: 0	WP: 0 PB: 0 SB: 0 CS: 0	PA: 34
<b>PITCHER</b> Woody Williams, R ERA: 3.3 (1, 1)	IP: 9.0 WLS: W BF: 34 H: 5 R: 0 ER: 0 SO: 3 BB: 1 IBB: 0 HBP: 0 BLK: 0 WP: 0 HR: 0 S: 72 P: 112 ERA: 0.00 WHIP: 0.667															<b>PITCHER</b>						

Toronto Blue Jays @ Montreal Expos  
Olympic Stadium, Montreal, QB  
Thu Jun 25 1998, 7:05 PM EDT  
Att: 9,256 - Cloudy - 68 F

AB 33  
R 0  
H 5  
RBI 0  
BB 1  
SO 3  
LOB 13





Batter	1	2	3	4	5	6	7	8	9	AB	R	H	RBI	BB	SO	LOB	TOP											
<b>Felipe Crespo, S</b> OBP: 0.297, SLG: 0.322	0-3 K	0-1 G4-1			2-3 K		4-1 BB		1-2 G4-3	4	0	0	0	1	2	2												
<b>Shawn Green, L</b> OBP: 0.328, SLG: 0.452	3-2 HR		2-2 F7			0-0 HR	2-3 K		1-3 K	5	2	2	0	0	2	1												
<b>Jose Canseco, R</b> OBP: 0.333, SLG: 0.518 <b>Dan Plesac, L</b> OBP: 0.314, SLG: 0.340 <b>Randy Myers, L</b> OBP: 0.345, SLG: 0.335	1-3 K		1-3 K			1-0 HR		2-2 L7		4	1	1	2	0	2	1												
<b>Carlos Delgado, L</b> OBP: 0.390, SLG: 0.584	0-0 HR		3-2 F9			0-1 G4-3		0-1 2B		4	2	3	2	0	0	0												
<b>Tony Fernandez, S</b> OBP: 0.363, SLG: 0.438	3-3 K			0-0 F7		1-2 F7		0-3 K		4	0	0	0	0	2	2												
<b>Darin Fletcher, L</b> OBP: 0.352, SLG: 0.448		0-0 WP		1-1 G6-4-3		1-0 G4-3		4-0 IBB		3	0	2	0	1	0	1												
<b>5 Ed Sprague, R</b> OBP: 0.315, SLG: 0.400		2-2 WP		3-2 G6-4-3		0-1 1B		1-2 F7		3	0	1	1	0	0	3												
<b>Alex Gonzalez, R</b> OBP: 0.275, SLG: 0.370	0-3 K			1-3 K			0-3 K2-3		0-1 HR	4	1	1	1	0	3	2												
<b>Pat Hentgen, R</b> <b>Paul Quantrill, L</b> <b>Shannon Stewart, R</b>	1-2 G1-3			2-3 K			0-1 G1-3		2-3 K	3	0	0	0	0	1	2												
<b>Inning Stats</b>	R: 2 E: 0 K: 3 S: 16	H: 2 LOB: 0 BB: 0 P: 23	R: 0 E: 0 K: 1 S: 12	H: 1 LOB: 2 BB: 0 P: 15	R: 0 E: 0 K: 1 S: 10	H: 0 LOB: 0 BB: 0 P: 16	R: 0 E: 0 K: 0 S: 6	H: 1 LOB: 1 BB: 0 P: 10	R: 0 E: 0 K: 3 S: 10	H: 0 LOB: 0 BB: 0 P: 15	R: 3 E: 0 K: 0 S: 10	H: 4 LOB: 1 BB: 0 P: 13	R: 0 E: 0 K: 2 S: 12	H: 0 LOB: 1 BB: 1 P: 18	R: 0 E: 0 K: 1 S: 11	H: 1 LOB: 2 BB: 0 P: 18	R: 1 E: 0 K: 2 S: 11	H: 1 LOB: 0 BB: 0 P: 15	1B: 6 2B: 1 3B: 0 HR: 3	SF: 0 SAC: 0 DP: 1 HBP: 1	WP: 1 PB: 0 CS: 0	PA: 38						
<b>PITCHER</b>	IP	WLS	BF	H	R	ER	SO	BB	IBB	HBP	BLK	WP	HR	S	P	ERA	WHIP											
<b>29 John Smoltz, R</b> ERA: 3.77 <b>Mike Cather, R</b> ERA: 4.12 <b>Kerry Ligtenberg, R</b> ERA: 4.25	(1, 1)	7.0	L	29	8	5	5	10	1	0	1	0	1	2	76	110	6.43	1.286										

Toronto Blue Jays @ Atlanta Braves  
Turner Field, Atlanta, GA  
Fri Jun 26 1998, 7:05 PM EDT  
Att: 47,081 - Cloudy - 90 F

AB	35
R	6
H	10
RBI	6
BB	2
SO	13
LOB	14



Batter	1	2	3	4	5	6	7	8	9	AB	R	H	RBI	BB	SO	LOB	BOTTOM											
<b>Walt Weiss, S</b> OBP: 0.440, SLG: 0.399	1-1 L6			3-0 P6		3-2 1B	2-2 1B		2-3 K	5	0	2	2	0	1	1												
<b>Keith Lockhart, L</b> OBP: 0.324, SLG: 0.394	1-1 L8			1-2 E6		0-1 P6	2-2 G4-3			4	0	1	0	0	0	3												
<b>Michael Tucker, L</b> OBP: 0.342, SLG: 0.483 <b>Gerald Williams, R</b> OBP: 0.352, SLG: 0.446	3-2 F8			2-2 P4		0-0 1B		2-3 K		3	0	1	0	0	0	1												
<b>10 Chipper Jones, S</b> OBP: 0.398, SLG: 0.542			1-0 F8		0-2 G6-3		0-0 F8		2-3 K	4	0	0	0	0	1	3												
<b>Ryan Klesko, L</b> OBP: 0.342, SLG: 0.502		4-2 G6-4-3			0-0 L5-3		1-0 G3-1		0-0 G4-3	3	0	1	0	1	0	0												
<b>Javy Lopez, R</b> OBP: 0.358, SLG: 0.600		1-0 G6-4-3			0-1 L5-3		0-2 HR		2-2 HR	4	2	2	2	0	0	2												
<b>Curtis Pride, L</b> OBP: 0.381, SLG: 0.388 <b>Danny Bautista, R</b> OBP: 0.233, SLG: 0.291			1-0 G6-3		1-0 F7		1-0 G4-3		2-1 F8	3	0	0	0	0	0	0												
<b>Andrew Jones, R</b> OBP: 0.319, SLG: 0.496			0-1 P3			2-2 SH3-4	1-2 1B		1-0 F8	4	2	3	0	0	0	0												
<b>29 John Smoltz, R</b> ERA: 4.3 <b>Ozzie Guillen, L</b> ERA: 2.94 <b>Mike Cather, R</b> <b>Kerry Ligtenberg, R</b> <b>Eddie Pérez, R</b>	(1, 1)	(7, PH)	(8, 1)	(9, 1)	(9, PH)	(1, 1)	(7, PH)	(8, 1)	(9, PH)	(1, 1)	(7, PH)	(8, 1)	(9, 1)	(9, PH)	(1, 1)	(7, PH)	(8, 1)	(9, PH)	1B: 7 2B: 3 3B: 0 HR: 2	SF: 0 SAC: 1 DP: 2 HBP: 0	WP: 0 PB: 0 CS: 0	PA: 37						
<b>PITCHER</b>	IP	WLS	BF	H	R	ER	SO	BB	IBB	HBP	BLK	WP	HR	S	P	ERA	WHIP											
<b>Pat Hentgen, R</b> <b>Paul Quantrill, R</b> <b>Dan Plesac, L</b> <b>Randy Myers, L</b>	(1, 1)	(7, 1)	(8, 1)	(9, 1)	(1, 1)	(7, PH)	(8, 1)	(9, 1)	(9, PH)	(1, 1)	(7, PH)	(8, 1)	(9, 1)	(9, PH)	(1, 1)	(7, PH)	(8, 1)	(9, PH)										

Toronto Blue Jays @ Atlanta Braves  
Turner Field, Atlanta, GA  
Fri Jun 26 1998, 7:05 PM EDT  
Att: 47,081 - Cloudy - 90 F

AB	35
R	4
H	11
RBI	4
BB	1
SO	3
LOB	11





Batter	1	2	3	4	5	6	7	8	9	AB	R	H	RBI	BB	SO	LOB	TOP			
Shannon Stewart, R (1,7) OBP: 0.348, SLG: 0.338	0-1 1B		0-0 G4-3					0-0 1B		4	0	2	0	0	1	0	Toronto Blue Jays @ Atlanta Braves Turner Field, Atlanta, GA Sat Jun 27 1998, 7:05 PM EDT Att: 48,338 - Cloudy - 94 F			
Shawn Green, L (1,8) OBP: 0.330, SLG: 0.453	1-3 K		0-0 G1			3-3 K		0-0 1B		4	0	2	0	0	1	1				
Juan Samuel, R (1,9) OBP: 0.280, SLG: 0.295	0-3 K			1-3 K		3-3 K		1-3 K		4	0	0	0	0	4	4				
Carlos Delgado, L (1,3) OBP: 0.387, SLG: 0.579	0-0 L1			1-3 K			1-1 F8		0-0 G4-6-3 1B	4	0	1	0	0	1	1				
Tony Fernandez, S (1,4) OBP: 0.361, SLG: 0.434		1-0 G4-3		0-0 G3-1			2-3 K		0-2 G4-6-3 1B	4	0	1	0	0	1	0				
Darin Fletcher, L (1,2) OBP: 0.350, SLG: 0.444		2-2 L3			1-3 K		1-0 1B		0-0 G4-6-3 1B	4	0	1	0	0	1	2				
5 Ed Sprague, R (1,5) OBP: 0.314, SLG: 0.398		2-1 1B			1-3 K		0-3 K		2-1 G4-3	4	0	1	0	0	2	2				
Alex Gonzalez, R (1,6) OBP: 0.272, SLG: 0.366		1-3 K			0-0 G4-3			0-2 G6-3		3	0	0	0	0	1	1				
Juan Guzman, R (1,1) Craig Grebeck, R (8,PH) Robert Person, R (8,1)			0-1 G4-3			0-1 G5-3		0-3 K		2	0	0	0	0	0	0				
<b>Inning Stats</b>	R: 0 E: 0 K: 2 S: 12	H: 1 LOB: 1 BB: 0 P: 12	R: 0 E: 0 K: 1 S: 10	H: 1 LOB: 1 BB: 0 P: 15	R: 0 E: 0 K: 0 S: 4	H: 0 LOB: 0 BB: 0 P: 4	R: 0 E: 0 K: 2 S: 7	H: 0 LOB: 0 BB: 0 P: 9	R: 0 E: 0 K: 2 S: 11	H: 1 LOB: 1 BB: 0 P: 18	R: 0 E: 0 K: 2 S: 10	H: 1 LOB: 1 BB: 0 P: 14	R: 0 E: 0 K: 2 S: 11	H: 2 LOB: 2 BB: 0 P: 12	R: 0 E: 0 K: 0 S: 7	H: 2 LOB: 1 BB: 0 P: 9	1B: 8 2B: 0 3B: 0 HR: 0	SF: 0 SAC: 0 DP: 1 HBP: 0	WP: 0 PB: 0 SB: 1 CS: 0	PA: 34
<b>PITCHER</b> Greg Maddux, R (1,1) ERA: 1.64	IP: 9.0 WLS: W BF: 34 H: 8 R: 0 ER: 0 SO: 13 BB: 0 IBB: 0 HBP: 0 BLK: 0 WP: 0 HR: 0 S: 79 P: 102 ERA: 0.00 WHIP: 0.889															<b>PITCHER</b>				

Batter	1	2	3	4	5	6	7	8	9	AB	R	H	RBI	BB	SO	LOB	BOTTOM			
Walt Weiss, S (1,6) OBP: 0.432, SLG: 0.391	3-3 K		0-0 G3			1-0 F8		2-2 G4-3		4	0	0	0	0	1	1	Toronto Blue Jays @ Atlanta Braves Turner Field, Atlanta, GA Sat Jun 27 1998, 7:05 PM EDT Att: 48,338 - Cloudy - 94 F			
Keith Lockhart, L (1,4) OBP: 0.320, SLG: 0.388	1-0 F7			0-1 F7		2-1 F7				3	0	0	0	0	0	1				
Michael Tucker, L (1,9) OBP: 0.346, SLG: 0.498	0-1 1B			0-1 F9		1-1 HR				3	1	2	1	0	0	0				
10 Chipper Jones, S (1,5) OBP: 0.394, SLG: 0.537	0-0 G5-3			2-0 G3		2-2 G4-3				3	0	0	0	0	0	1				
Ryan Klesko, L (1,3) OBP: 0.345, SLG: 0.514		4-1 G4-6-3 BB			1-2 F7		1-1 HR			2	1	1	1	1	0	0				
Curtis Pride, L (1,7) OBP: 0.299, SLG: 0.371 Danny Bautista, R (8,7) OBP: 0.233, SLG: 0.291		0-2 G4-6-3			2-0 G6-3		1-1 P6			3	0	0	0	0	0	1				
Eddie Pérez, R (1,2) OBP: 0.338, SLG: 0.481		1-3 K			0-0 G5-3		1-2 L5			3	0	0	0	0	1	0				
Andruw Jones, R (1,8) OBP: 0.319, SLG: 0.495			0-1 G3			0-1 SH1-4 1B		0-0 G6-3		3	0	1	0	0	0	0				
Greg Maddux, R (1,1) OBP: 0.318, SLG: 0.349			0-3 K			0-1 SH1-4		2-2 G4-3		2	0	0	0	0	1	0				
<b>Inning Stats</b>	R: 0 E: 0 K: 1 S: 7	H: 1 LOB: 1 BB: 0 P: 11	R: 0 E: 0 K: 1 S: 7	H: 0 LOB: 0 BB: 1 P: 12	R: 0 E: 0 K: 1 S: 6	H: 0 LOB: 0 BB: 0 P: 6	R: 0 E: 0 K: 0 S: 5	H: 0 LOB: 0 BB: 0 P: 7	R: 0 E: 0 K: 0 S: 5	H: 1 LOB: 1 BB: 0 P: 10	R: 2 E: 0 K: 0 S: 12	H: 2 LOB: 0 BB: 0 P: 18	R: 0 E: 0 K: 0 S: 8	H: 0 LOB: 0 BB: 0 P: 12	R: 0 E: 0 K: 0 S: 7	H: 0 LOB: 0 BB: 0 P: 12	1B: 2 2B: 0 3B: 0 HR: 2	SF: 0 SAC: 1 DP: 1 HBP: 0	WP: 0 PB: 0 SB: 0 CS: 0	PA: 28
<b>PITCHER</b> Juan Guzman, R (1,1) ERA: 5.25 Robert Person, R (8,1) ERA: 6.45	IP: 7.0 WLS: L BF: 25 H: 4 R: 2 ER: 2 SO: 3 BB: 1 IBB: 0 HBP: 0 BLK: 0 WP: 0 HR: 2 S: 49 P: 72 ERA: 2.57 WHIP: 0.714															<b>PITCHER</b>				

AB	34
R	0
H	8
RBI	0
BB	0
SO	13
LOB	11





Batter	1	2	3	4	5	6	7	8	9	AB	R	H	RBI	BB	SO	LOB	TOP										
Shannon Stewart, R (1.8) OBP: 0.342, SLG: 0.332										4	0	0	0	0	1	0	Toronto Blue Jays @ Atlanta Braves Turner Field, Atlanta, GA Sun Jun 28 1998, 3:33 AM EDT Att: 44,185 - Cloudy - 89 F										
Shawn Green, L (1.9) OBP: 0.335, SLG: 0.476										4	2	3	2	0	0	0											
Mike Stanley, R (1.7) OBP: 0.360, SLG: 0.518										2	1	0	0	1	0	0											
Carlos Delgado, L (1.3) OBP: 0.389, SLG: 0.582										4	0	2	1	0	0	2											
Ed Sprague, R (1.5) OBP: 0.310, SLG: 0.392										4	0	0	0	0	1	2											
Mark Dalessandro, R (1.2) OBP: 0.341, SLG: 0.550										4	0	1	0	0	0	1											
Craig Grebeck, R (1.4) OBP: 0.366, SLG: 0.412										3	0	0	0	0	0	1											
Alex Gonzalez, R (1.6) OBP: 0.270, SLG: 0.363										3	0	0	0	0	0	0											
Chris Carpenter, R (1.1) Dave Stieb, R (3.1) Juan Samuel, R (8. PH) Luis Andujar, R (8.1)										1	0	0	0	0	0	0											
<b>Inning Stats</b>	R: 0 E: 0 K: 0 S: 8	H: 1 LOB: 1 BB: 0 P: 14	R: 0 E: 0 K: 0 S: 6	H: 0 LOB: 0 BB: 0 P: 8	R: 0 E: 0 K: 0 S: 5	H: 0 LOB: 0 BB: 0 P: 6	R: 1 E: 0 K: 0 S: 12	H: 1 LOB: 1 BB: 0 P: 22	R: 0 E: 0 K: 1 S: 6	H: 0 LOB: 0 BB: 0 P: 9	R: 1 E: 0 K: 0 S: 11	H: 2 LOB: 1 BB: 0 P: 19	R: 0 E: 0 K: 0 S: 3	H: 1 LOB: 0 BB: 0 P: 6	R: 1 E: 0 K: 1 S: 9	H: 1 LOB: 0 BB: 0 P: 13	R: 0 E: 0 K: 0 S: 4	H: 0 LOB: 0 BB: 0 P: 6	1B: 3 2B: 1 3B: 0 HR: 2	SF: 0 SAC: 0 DP: 2 HBP: 1	WP: 1 PB: 0 CS: 0	PA: 33					
<b>PITCHER</b>	IP	WLS	BF	H	R	ER	SO	BB	IBB	HBP	BLK	WP	HR	S	P	ERA	WHIP										
Tom Glavine, L (1.1) ERA: 2.71	7.0	W	26	5	2	2	1	1	0	1	0	1	1	51	84	2.57	0.857										
Rudy Seanez, R (8.1) ERA: 1.93	1.0		4	1	1	1	1	0	0	0	0	0	1	9	13	9.00	1.000										
John Rocker, L (9.1) ERA: 2.51	1.0		3	0	0	0	0	0	0	0	0	0	0	4	6	0.00	0.000										

Batter	1	2	3	4	5	6	7	8	9	AB	R	H	RBI	BB	SO	LOB	BOTTOM										
Walt Weiss, S (1.6) OBP: 0.438, SLG: 0.389										1	1	0	0	2	0	1	Toronto Blue Jays @ Atlanta Braves Turner Field, Atlanta, GA Sun Jun 28 1998, 3:33 AM EDT Att: 44,185 - Cloudy - 89 F										
Ozzie Guillen, L (5. PR) OBP: 0.311, SLG: 0.336										1	1	0	0	0	0	0											
Keith Lockhart, L (1.4) OBP: 0.325, SLG: 0.390										4	1	2	0	0	0	3											
Rudy Seanez, R (8.1) John Rocker, R (9.1)										0	0	0	0	0	0	0											
10 Chipper Jones, S (1.5) OBP: 0.392, SLG: 0.532										3	1	0	1	1	1	3											
Ryan Klesko, L (1.7) OBP: 0.348, SLG: 0.514										4	2	2	2	0	1	1											
Gerald Williams, R (8.7) OBP: 0.349, SLG: 0.441										1	0	0	0	0	0	0											
Javy Lopez, R (1.2) OBP: 0.363, SLG: 0.600										5	1	3	0	0	1	2											
Michael Tucker, L (1.9) OBP: 0.347, SLG: 0.494										4	0	1	1	1	2	3											
Randall Simon, L (1.3) OBP: 0.400, SLG: 0.500										4	2	2	3	0	0	1											
Andruw Jones, R (1.8) OBP: 0.321, SLG: 0.493										5	1	2	0	0	0	4											
Tom Glavine, L (1.1) OBP: 0.206, SLG: 0.273										3	0	2	3	0	1	0											
Tony Graffanino, R (7. PH) OBP: 0.270, SLG: 0.310										1	0	0	0	0	0	0											
<b>Inning Stats</b>	R: 5 E: 0 K: 0 S: 22	H: 6 LOB: 3 BB: 2 P: 40	R: 0 E: 0 K: 2 S: 12	H: 0 LOB: 0 BB: 0 P: 18	R: 2 E: 2 K: 1 S: 15	H: 2 LOB: 2 BB: 0 P: 21	R: 1 E: 0 K: 0 S: 12	H: 2 LOB: 1 BB: 0 P: 15	R: 0 E: 0 K: 1 S: 7	H: 1 LOB: 1 BB: 0 P: 11	R: 0 E: 0 K: 0 S: 5	H: 0 LOB: 0 BB: 0 P: 7	R: 0 E: 0 K: 0 S: 13	H: 2 LOB: 2 BB: 1 P: 24	R: 1 E: 0 K: 1 S: 13	H: 2 LOB: 2 BB: 1 P: 24	1B: 13 2B: 1 3B: 0 HR: 0	SF: 2 SAC: 0 DP: 1 HBP: 2	WP: 1 PB: 0 CS: 0	PA: 44							
<b>PITCHER</b>	IP	WLS	BF	H	R	ER	SO	BB	IBB	HBP	BLK	WP	HR	S	P	ERA	WHIP										
Chris Carpenter, R (1.1) ERA: 5.25	2.1	L	18	8	7	6	3	2	0	1	0	0	0	44	71	23.14	4.286										
Dave Stieb, R (3.1) ERA: 3.18	4.2		20	4	2	2	3	1	0	1	0	0	0	38	58	3.86	1.071										
Luis Andujar, R (8.1) ERA: 9.53	1.0		6	2	1	1	0	1	0	0	0	1	0	13	24	9.00	3.000										

Toronto Blue Jays @ Atlanta Braves  
Turner Field, Atlanta, GA  
Sun Jun 28 1998, 3:33 AM EDT  
Att: 44,185 - Cloudy - 89 F

AB 31  
R 3  
H 6  
RBI 3  
BB 1  
SO 2  
LOB 6

Toronto Blue Jays @ Atlanta Braves  
Turner Field, Atlanta, GA  
Sun Jun 28 1998, 3:33 AM EDT  
Att: 44,185 - Cloudy - 89 F

AB 36  
R 10  
H 14  
RBI 10  
BB 4  
SO 6  
LOB 18



Batter	1	2	3	4	5	6	7	8	9	AB	R	H	RBI	BB	SO	LOB	TOP					
<b>Edgardo Alfonzo, R</b> OBP: 0.342, SLG: 0.368 (1, 5)	F8		G4-3			G6-3	K			4	0	0	0	0	1	2						
<b>Luis Lopez, S</b> OBP: 0.338, SLG: 0.360 (1, 4)	G3		G6-3			K		G1-3		4	0	0	0	0	1	1						
<b>31 Mike Piazza, R</b> OBP: 0.350, SLG: 0.493 (1, 10)	G6-3				1B			G5-3		4	0	2	0	0	0	0						
<b>John Olerud, L</b> OBP: 0.430, SLG: 0.459 (1, 3)		G4-3		L7		K		G4-3		4	1	1	0	0	1	2						
<b>Bernard Gilkey, R</b> OBP: 0.332, SLG: 0.354 (1, 7)		G4-3		K			HR		G6-3	4	1	1	1	0	1	1						
<b>Brian McRae, S</b> OBP: 0.358, SLG: 0.437 (1, 8)		K		K			HR			3	1	1	2	1	2	1						
<b>Butch Huskey, R</b> OBP: 0.284, SLG: 0.397 (1, 9)		G5-3				G5-3		E5		4	0	0	0	0	1	1						
<b>Todd Pratt, R</b> OBP: 0.263, SLG: 0.684 (1, 2)			G4-3			K		G6-3		4	0	1	0	0	2	2						
<b>Rey Ordóñez, R</b> OBP: 0.262, SLG: 0.272 (1, 6)			K			K		G5-3		3	0	0	0	0	2	2						
<b>Inning Stats</b>	R: 0 E: 0 K: 0 S: 5	H: 0 LOB: 0 BB: 0 P: 9	R: 1 E: 0 K: 1 S: 11	H: 1 LOB: 0 BB: 0 P: 17	R: 0 E: 0 K: 1 S: 12	H: 1 LOB: 1 BB: 0 P: 19	R: 0 E: 0 K: 2 S: 10	H: 1 LOB: 0 BB: 0 P: 15	R: 0 E: 0 K: 2 S: 9	H: 0 LOB: 0 BB: 0 P: 10	R: 0 E: 0 K: 1 S: 13	H: 1 LOB: 1 BB: 0 P: 20	R: 2 E: 1 K: 1 S: 14	H: 2 LOB: 1 BB: 0 P: 18	R: 0 E: 0 K: 0 S: 6	H: 0 LOB: 0 BB: 0 P: 10	R: 0 E: 0 K: 2 S: 13	H: 0 LOB: 1 BB: 1 P: 23	1B: 3 2B: 1 3B: 1 HR: 1	SF: 0 SAC: 0 DP: 0 HBP: 0	WP: 0 PB: 0 SB: 0 CS: 0	PA: 35
<b>PITCHER</b> <b>Roger Clemens, R</b> ERA: 3.71 (1, 1)	IP: 9.0 WLS: W BF: 35 H: 6 R: 3 ER: 3 SO: 11 BB: 1 IBB: 0 HBP: 0 BLK: 0 WP: 0 HR: 1 S: 93 P: 141 ERA: 3.00 WHIP: 0.778															<b>PITCHER</b>						

**New York Mets @ Toronto Blue Jays**  
SkyDome, Toronto, ON  
Tue Jun 30 1998, 7:05 PM EDT  
Att: 30,322 - Cloudy - 73 F

AB 34  
R 3  
H 6  
RBI 3  
BB 1  
SO 11  
LOB 12



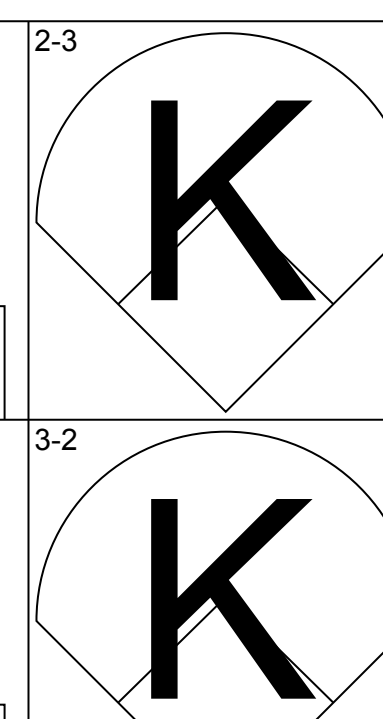
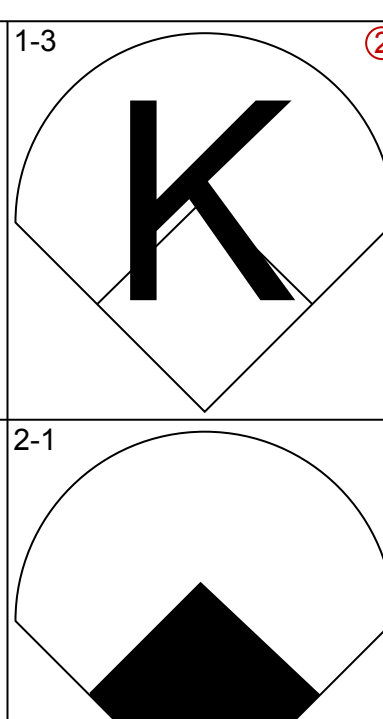
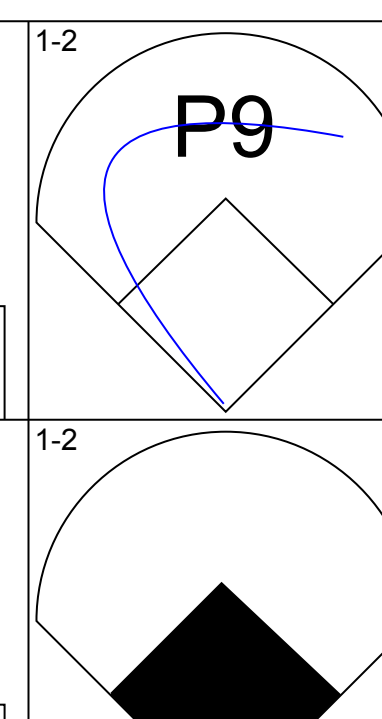
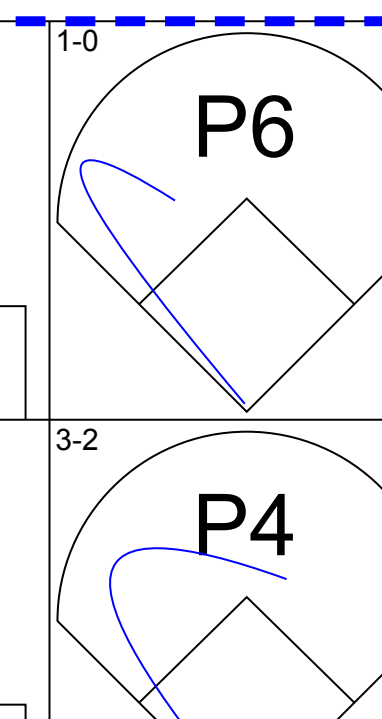
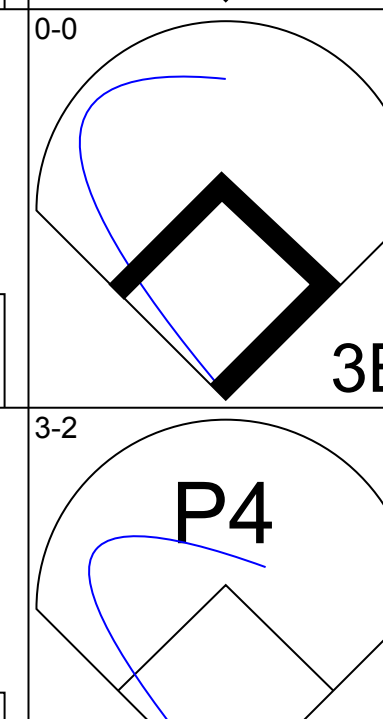
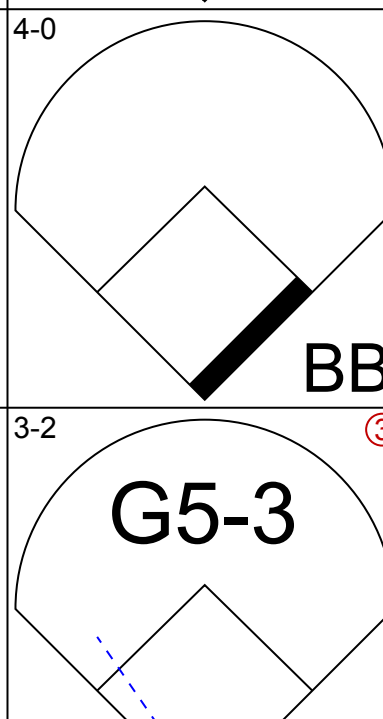
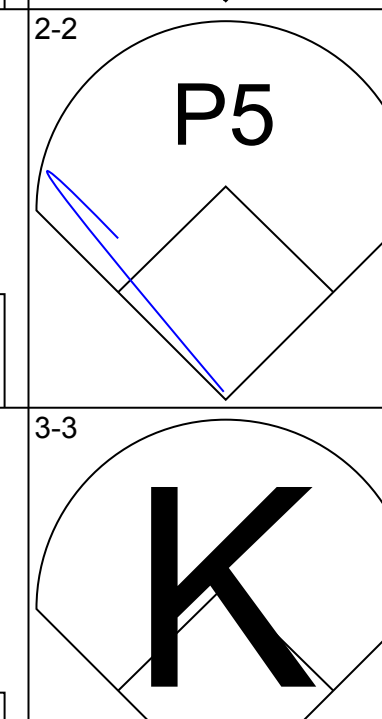




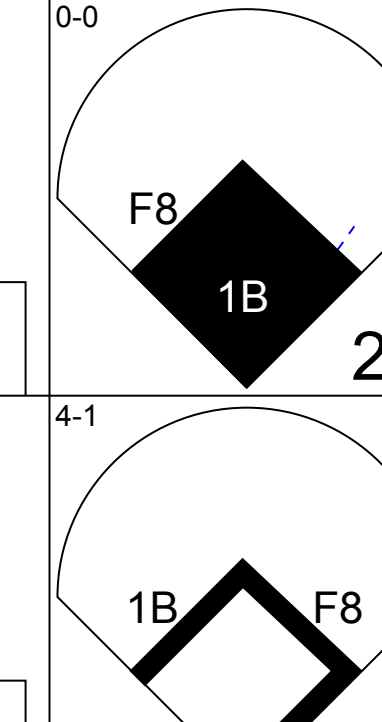

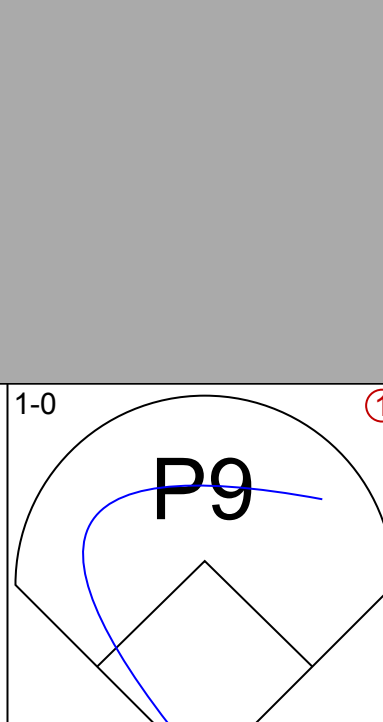

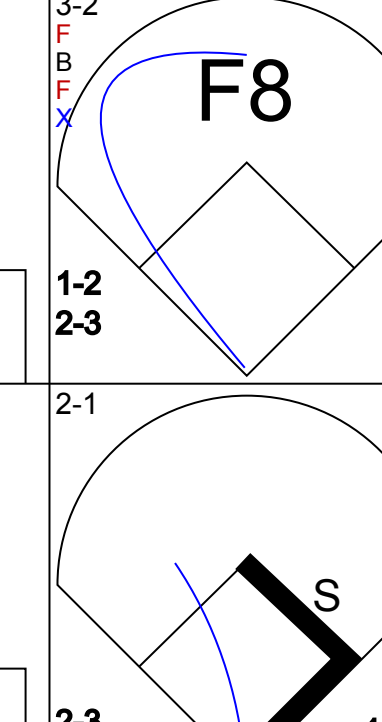
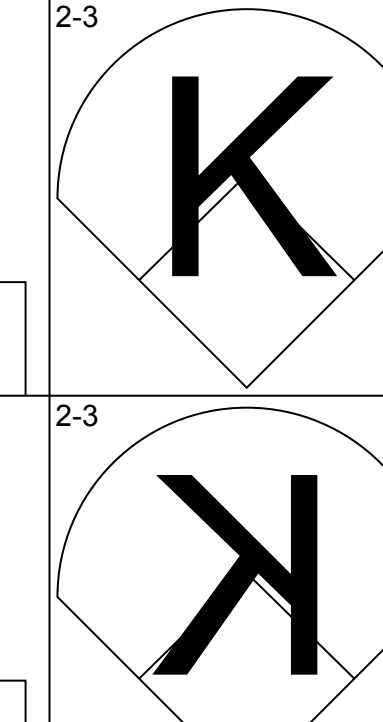
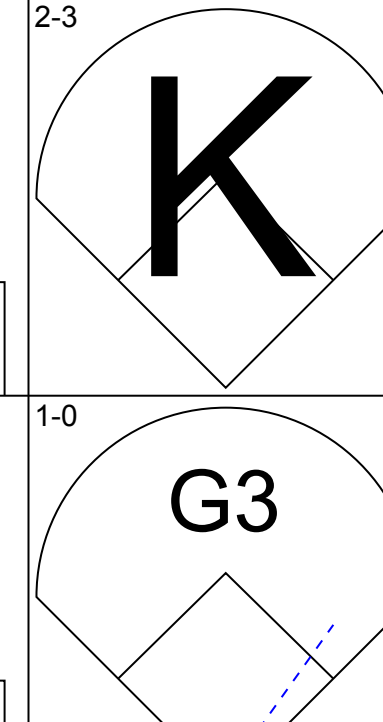
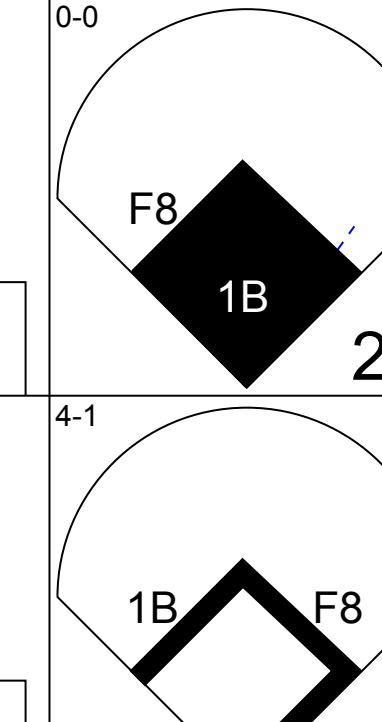
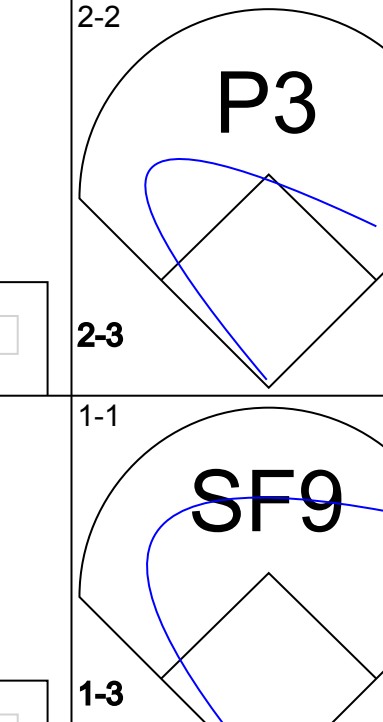

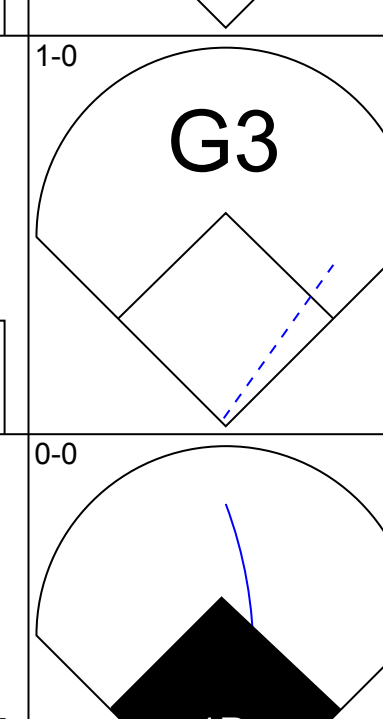
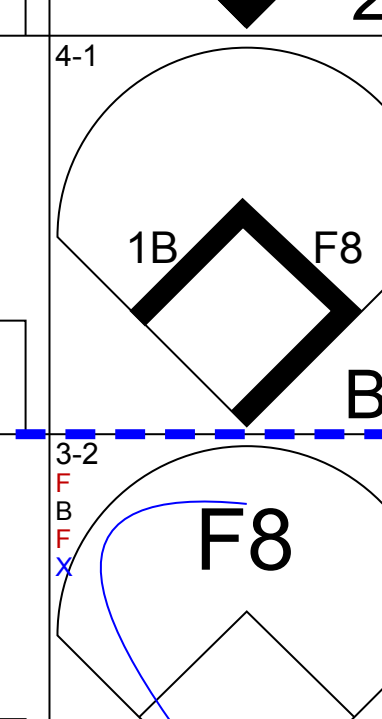
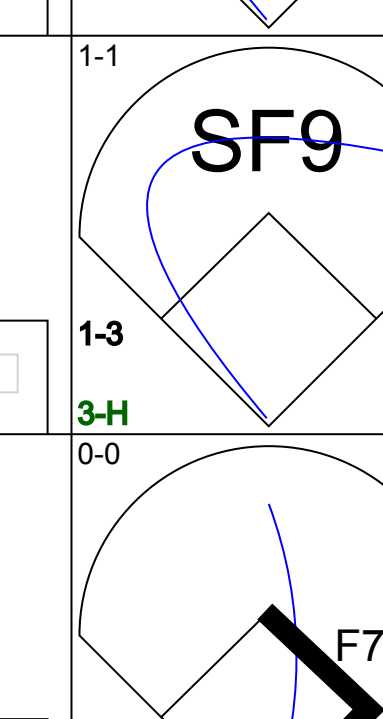

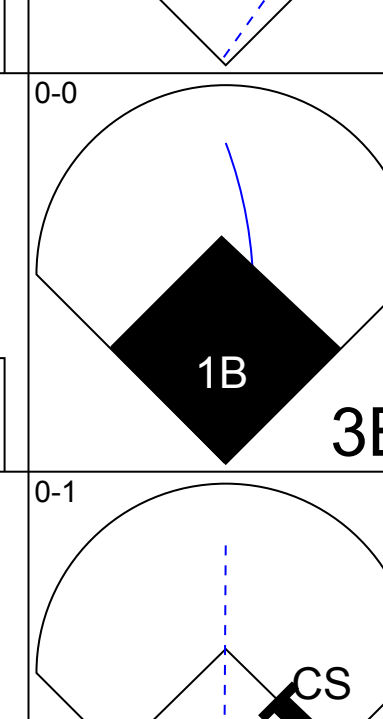
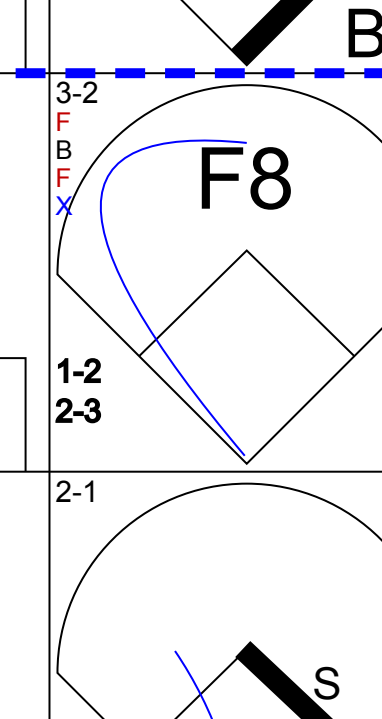
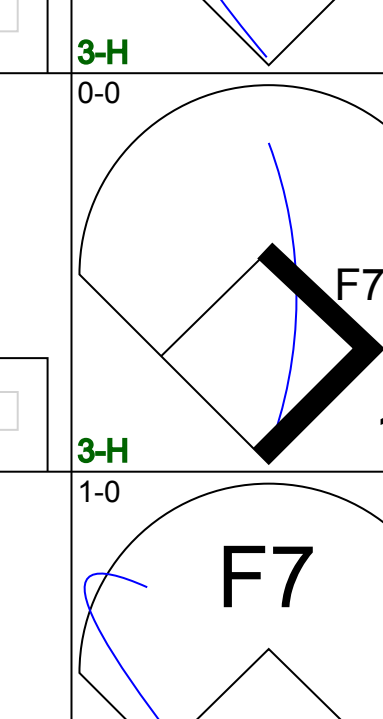
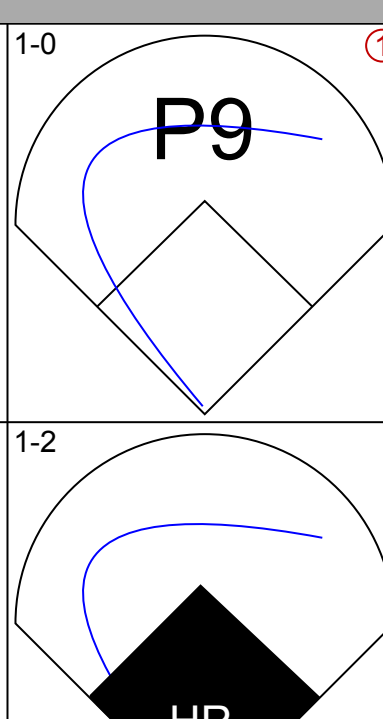
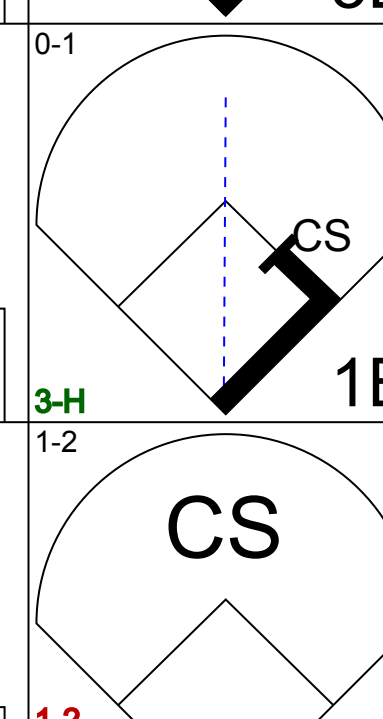

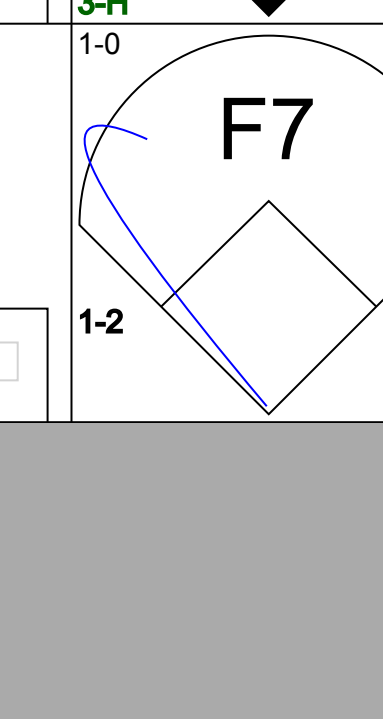
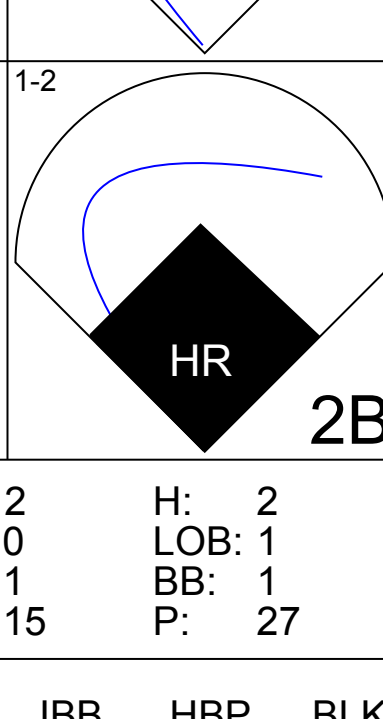
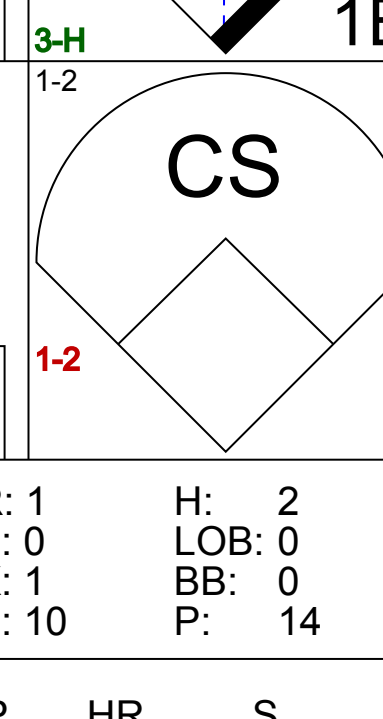
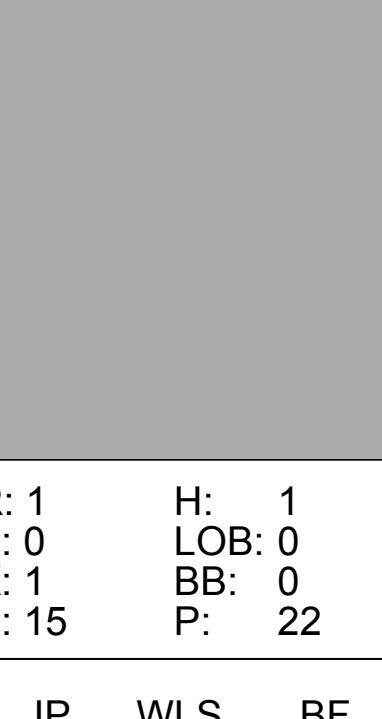
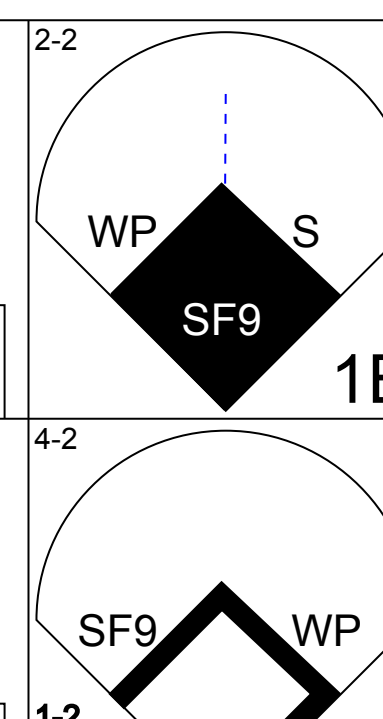
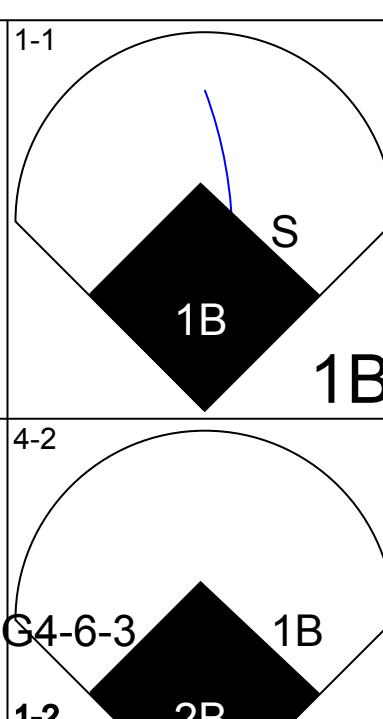
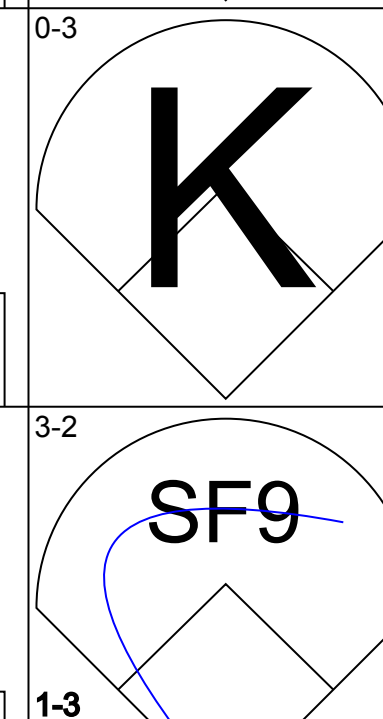
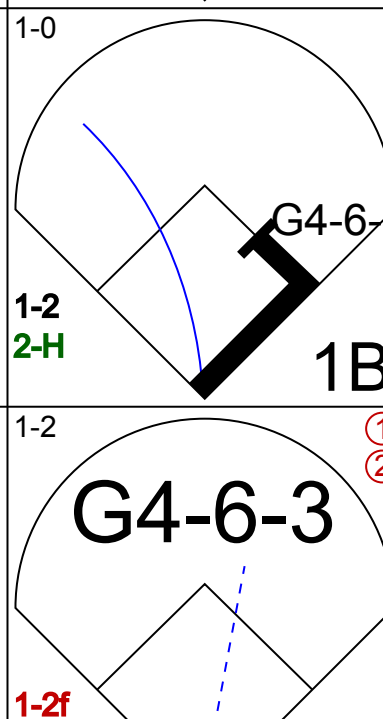
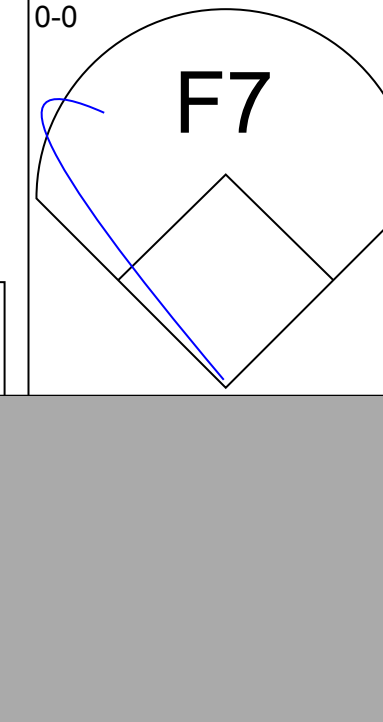
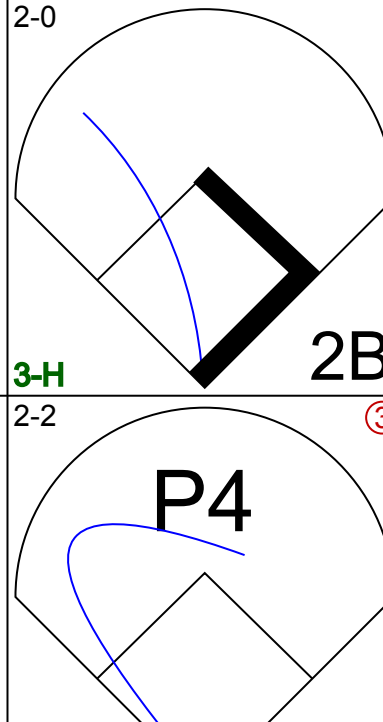



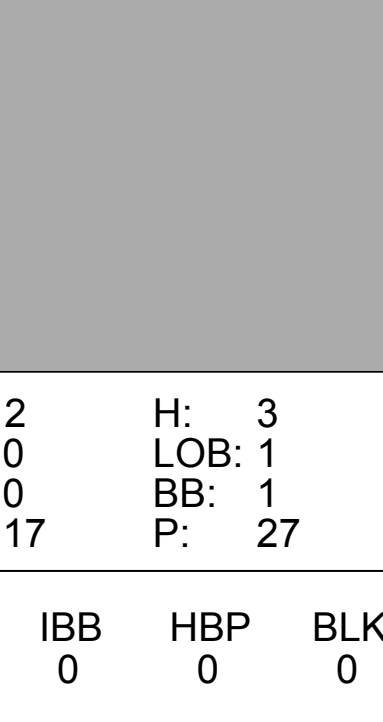
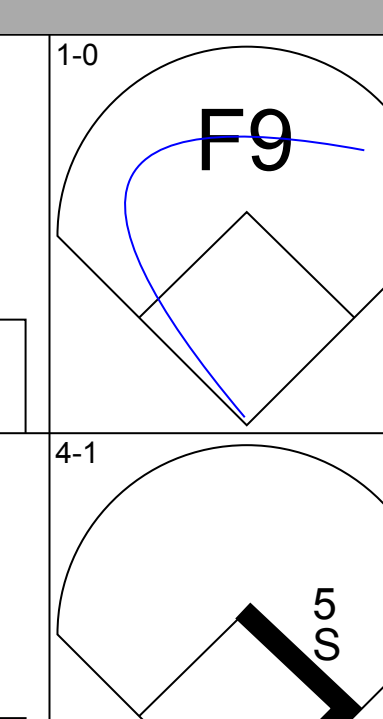

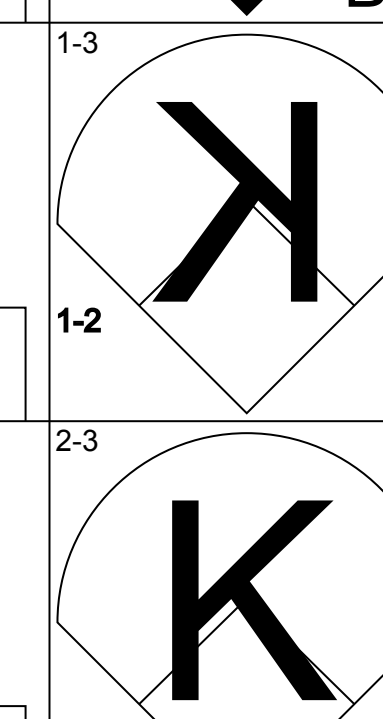
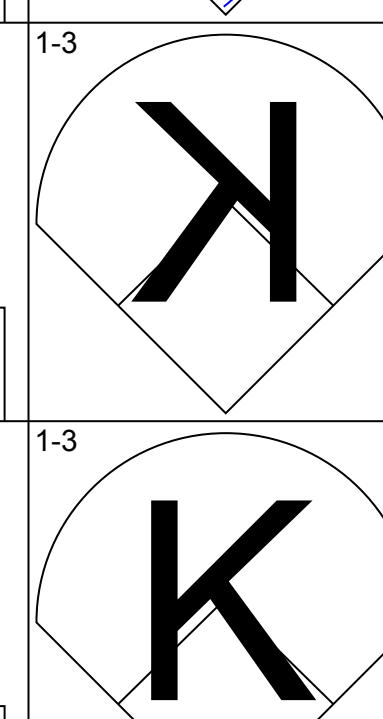
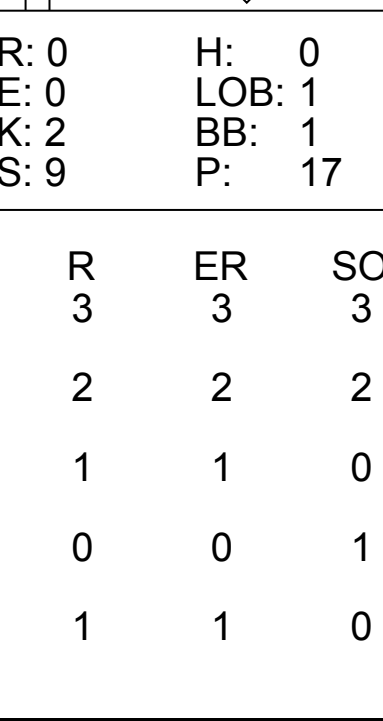
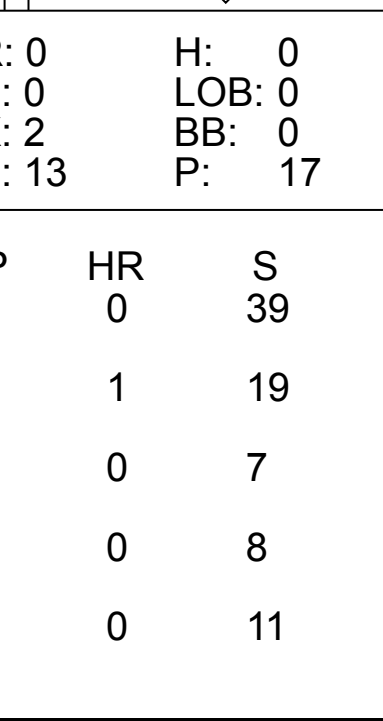
Batter	1	2	3	4	5	6	7	8	9	AB	R	H	RBI	BB	SO	LOB	BOTTOM					
<b>Shannon Stewart, R</b> OBP: 0.341, SLG: 0.330 (1, 7)	F9		F7	S		F7				4	0	1	0	0	0	1						
<b>Shawn Green, L</b> OBP: 0.334, SLG: 0.473 (1, 8)	CS		F7	K			F8			4	0	1	0	0	1	1						
<b>Jose Canseco, R</b> OBP: 0.356, SLG: 0.528 (7, PH) <b>Felipe Crespo, S</b> OBP: 0.294, SLG: 0.319 (8, 9)	CS			HR		F7	G4-3			2	1	1	1	1	0	0						
<b>Carlos Delgado, L</b> OBP: 0.387, SLG: 0.588 (1, 3)	CS		K	HR		G3-1	K			4	1	1	1	0	2	0						
<b>Mike Stanley, R</b> OBP: 0.362, SLG: 0.515 (1, 10)		G4-3	HR	K				L8		3	1	1	0	1	1	0						
<b>Tony Fernandez, S</b> OBP: 0.383, SLG: 0.440 (1, 4)		G4-3		HR		G4-3				4	1	2	0	0	0	2						
<b>Darrin Fletcher, L</b> OBP: 0.355, SLG: 0.461 (1, 2)			HR	SH1-3		G3-1				2	1	1	2	1	0	0						
<b>5 Ed Sprague, R</b> OBP: 0.309, SLG: 0.390 (1, 5)				G1-3		K		P4		4	0	1	0	0	1	3						
<b>Alex Gonzalez, R</b> OBP: 0.272, SLG: 0.377 (1, 6)		FC5-4		HR				L9		4	1	2	2	0	0	3						
<b>Inning Stats</b>	R: 0 E: 0 K: 0 S: 10	H: 1 LOB: 1 BB: 1 P: 20	R: 2 E: 0 K: 1 S: 15	H: 3 LOB: 0 BB: 0 P: 23	R: 2 E: 0 K: 1 S: 11	H: 2 LOB: 0 BB: 0 P: 17	R: 2 E: 0 K: 1 S: 10	H: 3 LOB: 1 BB: 0 P: 13	R: 0 E: 0 K: 1 S: 11	H: 0 LOB: 1 BB: 1 P: 20	R: 0 E: 0 K: 1 S: 10	H: 1 LOB: 0 BB: 0 P: 14	R: 0 E: 0 K: 1 S: 7	H: 0 LOB: 0 BB: 0 P: 11	R: 0 E: 0 K: 0 S: 10	H: 1 LOB: 2 BB: 1 P: 21	R: 0 E: 0 K: 1 S: 10	H: 0 LOB: 0 BB: 1 P: 21	1B: 5 2B: 2 3B: 0 HR: 4	SF: 0 SAC: 1 DP: 0 HBP: 0	WP: 0 PB: 1 SB: 1 CS: 2	PA: 37
<b>PITCHER</b> <b>Rick Reed, R</b> ERA: 2.71 <b>Jeff Tam, R</b> ERA: <b>Turk Wendell, R</b> ERA: 4.26 <b>Bill Pulsipher, L</b> ERA: 4.5 <b>John Hudek, R</b> ERA: 3.12	IP: 4.0 WLS: L BF: 20 H: 9 R: 6 ER: 6 SO: 6 BB: 1 IBB: 0 HBP: 0 BLK: 0 WP: 0 HR: 4 S: 46 P: 73 ERA: 13.50 WHIP: 2.500															<b>PITCHER</b>						

**New York Mets @ Toronto Blue Jays**  
SkyDome, Toronto, ON  
Tue Jun 30 1998, 7:05 PM EDT  
Att: 30,322 - Cloudy - 73 F

AB 32  
R 6  
H 11  
RBI 6  
BB 3  
SO 5  
LOB 10





Batter	1	2	3	4	5	6	7	8	9	AB	R	H	RBI	BB	SO	LOB	TOP					
Wayne Kirby, L OBP: 0.231, SLG: 0.308 Todd Pratt, R OBP: 0.250, SLG: 0.650 Benji Agbayani, R OBP: 0.286, SLG: 0.167																	0 1 0 0 0 0 0					
Edgardo Alfonso, R OBP: 0.343, SLG: 0.393																	5 2 2 3 0 1 5					
John Olerud, L OBP: 0.436, SLG: 0.483																	4 2 3 3 1 0 0					
31 Mike Piazza, R OBP: 0.347, SLG: 0.488																	5 1 1 0 0 2 2					
Carlos Baerga, S OBP: 0.314, SLG: 0.409 Rey Ordóñez, R OBP: 0.261, SLG: 0.271																	4 0 2 0 0 2 0					
Bernard Gilkey, R OBP: 0.329, SLG: 0.348																	3 0 0 1 1 2 1					
Brian McRae, S OBP: 0.359, SLG: 0.444																	5 1 2 1 0 1 2					
Butch Huskey, R OBP: 0.286, SLG: 0.397																	5 0 2 2 0 0 1					
Luis Lopez, S OBP: 0.350, SLG: 0.370																	2 2 1 0 2 1 0					
<b>Inning Stats</b>	R: 0 E: 0 K: 2 S: 14	H: 1 LOB: 1 BB: 0 P: 22	R: 0 E: 0 K: 3 S: 10	H: 0 LOB: 0 BB: 0 P: 17	R: 2 E: 0 K: 1 S: 15	H: 2 LOB: 1 BB: 1 P: 27	R: 1 E: 0 K: 1 S: 10	H: 2 LOB: 0 BB: 0 P: 14	R: 3 E: 0 K: 2 S: 19	H: 3 LOB: 1 BB: 1 P: 32	R: 0 E: 0 K: 1 S: 7	H: 0 LOB: 0 BB: 0 P: 10	R: 1 E: 0 K: 1 S: 15	H: 1 LOB: 0 BB: 0 P: 22	R: 1 E: 0 K: 0 S: 22	H: 2 LOB: 2 BB: 2 P: 39	R: 2 E: 0 K: 0 S: 15	H: 3 LOB: 1 BB: 0 P: 24	1B: 7 2B: 2 3B: 2 HR: 3	SF: 1 SAC: 0 DP: 0 HBP: 0	WP: 0 PB: 0 SB: 1 CS: 1	PA: 45
<b>PITCHER</b>	IP	WLS	BF	H	R	ER	SO	BB	IBB	HBP	BLK	WP	HR	S	P	ERA	WHIP					
Woody Williams, R ERA: 3.63	(1, 1)	5.0	24	8	6	6	9	2	0	0	0	0	2	68	112	10.80	2.000					
Robert Person, R ERA: 6.75	(6, 1)	2.0	9	2	2	2	2	1	0	0	0	0	1	24	38	9.00	1.500					
Paul Quantrill, R ERA: 2.62	(8, 1)	0.1	3	1	0	0	0	1	0	0	0	0	0	15	24	0.00	6.000					
Dan Plesac, L ERA: 3.14	(8, 1)	0.2	W	2	0	0	0	0	0	0	0	0	0	5	9	0.00	0.000					
Bill Riskey, R ERA: 4.5	(9, 1)	1.0	6	3	2	2	0	0	0	0	0	0	0	15	24	18.00	3.000					
<b>Batter</b>	<b>1</b>	<b>2</b>	<b>3</b>	<b>4</b>	<b>5</b>	<b>6</b>	<b>7</b>	<b>8</b>	<b>9</b>	<b>AB</b>	<b>R</b>	<b>H</b>	<b>RBI</b>	<b>BB</b>	<b>SO</b>	<b>LOB</b>	<b>BOTTOM</b>					
Shannon Stewart, R OBP: 0.348, SLG: 0.340																	5 4 3 0 0 0 2					
Shawn Green, L OBP: 0.341, SLG: 0.483																	2 3 1 2 3 0 0					
Tony Fernandez, S OBP: 0.367, SLG: 0.452 Craig Grebeck, R OBP: 0.366, SLG: 0.412																	5 2 3 2 0 1 2					
Carlos Delgado, L OBP: 0.387, SLG: 0.589																	3 1 1 2 1 1 4					
Mike Stanley, R OBP: 0.369, SLG: 0.521																	3 1 2 1 2 0 1					
Darin Fletcher, L OBP: 0.354, SLG: 0.459 Mark Dalesandro, R OBP: 0.326, SLG: 0.537																	3 0 1 1 0 0 1					
Felipe Crespo, S OBP: 0.308, SLG: 0.319																	3 2 1 0 1 0 2					
5 Ed Sprague, R OBP: 0.310, SLG: 0.394																	5 1 2 3 0 3 1					
Alex Gonzalez, R OBP: 0.274, SLG: 0.385																	4 1 1 3 1 2 1					
<b>Inning Stats</b>	R: 1 E: 0 K: 1 S: 13	H: 1 LOB: 1 BB: 1 P: 22	R: 0 E: 0 K: 2 S: 9	H: 0 LOB: 1 BB: 1 P: 17	R: 2 E: 0 K: 0 S: 17	H: 3 LOB: 1 BB: 1 P: 27	R: 0 E: 0 K: 2 S: 13	H: 0 LOB: 0 BB: 0 P: 17	R: 3 E: 0 K: 0 S: 13	H: 4 LOB: 1 BB: 1 P: 22	R: 0 E: 0 K: 1 S: 8	H: 0 LOB: 0 BB: 0 P: 11	R: 1 E: 0 K: 0 S: 11	H: 2 LOB: 1 BB: 1 P: 20	R: 8 E: 0 K: 1 S: 27	H: 5 LOB: 2 BB: 3 P: 54	R: 8 E: 0 K: 1 S: 27	H: 5 LOB: 3 BB: 3 P: 54	1B: 7 2B: 7 3B: 0 HR: 2	SF: 2 SAC: 0 DP: 3 HBP: 2	WP: 1 PB: 1 SB: 4 CS: 0	PA: 46
<b>PITCHER</b>	IP	WLS	BF	H	R	ER	SO	BB	IBB	HBP	BLK	WP	HR	S	P	ERA	WHIP					
Hideo Nomo, R ERA: 4.9	(1, 1)	3.0	15	4	3	3	3	3	0	0	0	0	1	19	25	13.50	1.500					
Turk Wendell, R ERA: 4.73	(4, 1)	1.1	6	2	2	2	2	0	0	0	0	0	0	7	14	13.50	4.500					
Bill Pulsipher, L ERA: 5.79	(5, 1)	0.2	4	2	1	1	0	1	0	0	0	0	0	8	11	0.00	0.000					
Jeff Tam, R ERA: 2.32	(6, 1)	1.0	3	0	0	0	1	0	0	0	0	0	0	8	11	0.00	0.000					
Dennis Cook, L ERA: 2.32	(7, 1)	1.0	5	2	1	1	0	0	1	0	0	0	1	10	20	9.00	2.000					
<b>PITCHER</b>	IP	WLS	BF	H	R	ER	SO	BB	IBB	HBP	BLK	WP	HR	S	P	ERA	WHIP					
Mel Rojas, R ERA: 5.23	(8, 1)	0.0	L	5	3	5	0	1	1	1	0	0	0	17	34	27.00	3.000					
John Hudek, R ERA: 4.0	(8, 1)	1.0	8	2	3	3	1	1	1	1	0	0	0	17	34	27.00	3.000					

New York Mets @ Toronto Blue Jays  
SkyDome, Toronto, ON  
Wed Jul 01 1998, 3:33 AM EDT  
Att: 37,252 - Sunny - 81 F

AB 35  
R 10  
H 13  
RBI 10  
BB 4  
SO 9  
LOB 16



New York Mets @ Toronto Blue Jays  
SkyDome, Toronto, ON  
Wed Jul 01 1998, 3:33 AM EDT  
Att: 37,252 - Sunny - 81 F

AB 34  
R 15  
H 15  
RBI 15  
BB 8  
SO 7  
LOB 16





Batter	1	2	3	4	5	6	7	8	9	AB	R	H	RBI	BB	SO	LOB	TOP										
<b>Brian McRae, S</b> OBP: 0.353, SLG: 0.436 (1, 8)	G3-1		F7	G6-3		P8		G4-3		5	0	0	0	0	0	1	<b>New York Mets @ Toronto Blue Jays</b> SkyDome, Toronto, ON Thu Jul 02 1998, 7:05 PM EDT Att: 27,325 - Cloudy - 80 F										
<b>Edgardo Alfonzo, R</b> OBP: 0.351, SLG: 0.403 (1, 5)	BB		2B	1B	1B	1B	SF7	G1-3		4	3	3	0	1	0	0											
<b>John Olerud, L</b> OBP: 0.438, SLG: 0.487 (1, 3)	FC6		31 HR	2B	L5	31 BB	1B	G4-3		4	1	2	1	1	0	1											
<b>31 Mike Piazza, R</b> OBP: 0.290, SLG: 0.497 <b>Alberto Castillo, R</b> OBP: 0.290, SLG: 0.325 (9, PH)	L8		HR		G6-3		BB	G1-3		3	1	1	2	1	0	3											
<b>Carlos Baerga, S</b> OBP: 0.313, SLG: 0.408 <b>Luis Lopez, S</b> OBP: 0.347, SLG: 0.367 (6, 4)	FC6		G4-3		G4-3	WP	SF7	P4		3	1	1	2	0	0	2											
<b>Bernard Gilkey, R</b> OBP: 0.332, SLG: 0.353 <b>Wayne Kirby, L</b> OBP: 0.222, SLG: 0.296 (7, 7)		0-0	G1-3		1B	HR	BB	K		3	1	1	0	1	1	2											
<b>Butch Huskey, R</b> OBP: 0.290, SLG: 0.490 <b>Benny Agbayani, R</b> OBP: 0.250, SLG: 0.143 (6, 9)		2-3	K		G6-3	HR	1B	L8		3	1	2	1	0	1	1											
<b>Todd Pratt, R</b> OBP: 0.250, SLG: 0.708 (1, 2)	G5-3		G6-3		G6-3	HR		G3		4	1	1	3	0	0	2											
<b>Rey Ordonez, R</b> OBP: 0.257, SLG: 0.266 (1, 6)	L9		K		F8			K		4	0	0	0	0	2	2											
<b>Inning Stats</b>	R: 0 E: 0 K: 0 S: 12	H: 0 LOB: 2 BB: 2 P: 25	R: 0 E: 0 K: 1 S: 8	H: 1 LOB: 1 BB: 0 P: 12	R: 3 E: 0 K: 0 S: 18	H: 3 LOB: 0 BB: 0 P: 27	R: 0 E: 0 K: 1 S: 10	H: 1 LOB: 1 BB: 0 P: 15	R: 5 E: 0 K: 0 S: 12	H: 4 LOB: 0 BB: 1 P: 24	R: 1 E: 0 K: 1 S: 15	H: 2 LOB: 2 BB: 1 P: 26	R: 0 E: 0 K: 1 S: 6	H: 0 LOB: 0 BB: 0 P: 8	R: 0 E: 0 K: 0 S: 8	H: 0 LOB: 0 BB: 0 P: 12		R: 0 E: 0 K: 1 S: 9	H: 0 LOB: 0 BB: 0 P: 14	1B: 6 2B: 3 3B: 0 HR: 2	SF: 1 SAC: 0 DP: 0 HBP: 0	WP: 1 PB: 0 SB: 1 CS: 0	PA: 42				
<b>PITCHER</b>	IP	WLS	BF	H	R	ER	SO	BB	IBB	HBP	BLK	WP	HR	S	P	ERA	WHIP										
<b>Pat Hentgen, R</b> ERA: 4.76 (1, 1)	5.0	L	27	9	8	8	2	3	0	0	0	1	2	60	103	14.40	2.400										
<b>Robert Person, R</b> ERA: 5.89 (6, 1)	1.0		6	2	1	1	1	1	0	0	0	0	0	15	26	9.00	3.000										
<b>Dave Stieb, R</b> ERA: 2.08 (7, 1)	3.0		9	0	0	0	2	0	0	0	0	0	0	23	34	0.00	0.000										

Batter	1	2	3	4	5	6	7	8	9	AB	R	H	RBI	BB	SO	LOB	BOTTOM										
<b>Shannon Stewart, R</b> OBP: 0.343, SLG: 0.335 (1, 7)	G5-3		P3			F8		G5-3		4	0	0	0	0	0	0	<b>New York Mets @ Toronto Blue Jays</b> SkyDome, Toronto, ON Thu Jul 02 1998, 7:05 PM EDT Att: 27,325 - Cloudy - 80 F										
<b>Shawn Green, L</b> OBP: 0.341, SLG: 0.484 <b>Mark Dalesandro, R</b> OBP: 0.318, SLG: 0.524 (8, PH)	1B		F8		F8	P5		K		3	0	1	0	0	0	0											
<b>Tony Fernandez, S</b> OBP: 0.367, SLG: 0.451 <b>Juan Samuel, R</b> OBP: 0.269, SLG: 0.283 (8, 4)	G3-6-3		G3-1		G3-1	G3		G6-3		3	0	1	0	0	0	0											
<b>Carlos Delgado, L</b> OBP: 0.387, SLG: 0.598 (1, 3)	G3-6-3		K		K	HR		K		3	1	1	1	0	1	2											
<b>Mike Stanley, R</b> OBP: 0.369, SLG: 0.519 (1, 10)		1-0	L3		F8	K		K		3	0	1	0	0	1	0											
<b>Darin Fletcher, L</b> OBP: 0.351, SLG: 0.454 <b>Kevin Brown, R</b> OBP: 0.345, SLG: 0.382 (8, 2)	L3		F9		F9	G3		G3		2	0	0	0	0	0	1											
<b>Felipe Crespo, S</b> OBP: 0.309, SLG: 0.320 (1, 9)	G4-3		G4-3		G4-3	G4-3		L1-6		3	0	1	0	0	0	0											
<b>5 Ed Sprague, R</b> OBP: 0.311, SLG: 0.391 (1, 5)		0-1	L8		L8	P6		BB		2	0	0	0	1	0	0											
<b>Alex Gonzalez, R</b> OBP: 0.273, SLG: 0.383 <b>Craig Grebeck, R</b> OBP: 0.363, SLG: 0.408 (7, 6)		2-3	K		K	P4		L1-6		2	0	0	0	0	1	0											
<b>Inning Stats</b>	R: 0 E: 0 K: 0 S: 11	H: 2 LOB: 1 BB: 0 P: 18	R: 0 E: 0 K: 0 S: 8	H: 1 LOB: 0 BB: 0 P: 13	R: 0 E: 0 K: 1 S: 8	H: 0 LOB: 0 BB: 0 P: 13	R: 0 E: 0 K: 1 S: 8	H: 0 LOB: 0 BB: 0 P: 12	R: 0 E: 0 K: 0 S: 4	H: 0 LOB: 0 BB: 0 P: 5	R: 0 E: 0 K: 0 S: 4	H: 0 LOB: 0 BB: 0 P: 5	R: 1 E: 0 K: 1 S: 9	H: 1 LOB: 0 BB: 0 P: 14	R: 0 E: 0 K: 0 S: 11	H: 1 LOB: 1 BB: 1 P: 20		R: 0 E: 0 K: 1 S: 10	H: 0 LOB: 0 BB: 0 P: 14	1B: 3 2B: 3 3B: 0 HR: 1	SF: 0 SAC: 0 DP: 3 HBP: 0	WP: 0 PB: 0 SB: 0 CS: 0	PA: 30				
<b>PITCHER</b>	IP	WLS	BF	H	R	ER	SO	BB	IBB	HBP	BLK	WP	HR	S	P	ERA	WHIP										
<b>Bobby Jones, R</b> ERA: 3.72 (1, 1)	8.0	W	27	5	1	1	3	1	0	0	0	0	0	10	14	0.00	0.000										
<b>John Franco, L</b> ERA: 2.37 (9, 1)	1.0		3	0	0	0	1	0	0	0	0	0	0	10	14	0.00	0.000										

AB	36
R	9
H	11
RBI	9
BB	4
SO	4
LOB	14

AB	29
R	1
H	5
RBI	1
BB	1
SO	4
LOB	5











Batter	1	2	3	4	5	6	7	8	9	AB	R	H	RBI	BB	SO	LOB	TOP			
<b>Randy Winn, S</b> OBP: 0.429, SLG: 0.420	F8		G3 BB			S 1B		G4-3		3	0	1	0	1	0	0	<b>Tampa Bay Devil Rays @ Toronto Blue Jays</b> SkyDome, Toronto, ON Sat Jul 04 1998, 3:33 AM EDT Att: 29,198 - Dome - 72 F			
<b>Quinton McCracken, S</b> OBP: 0.353, SLG: 0.436	G3		G3			G5-3		G4-3		4	0	0	0	0	0	3				
<b>Wade Boggs, L</b> OBP: 0.345, SLG: 0.411			G3-1							4	0	1	0	0	0	2				
<b>Fred McGriff, L</b> OBP: 0.351, SLG: 0.397	F8									3	0	1	0	1	0	1				
<b>Paul Sorrento, L</b> OBP: 0.305, SLG: 0.453										4	0	0	0	0	0	2				
<b>John Flaherty, R</b> OBP: 0.270, SLG: 0.271										3	0	0	0	0	1	1				
<b>Rich Butler, L</b> OBP: 0.270, SLG: 0.285										3	0	0	0	0	1	1				
<b>Kevin Stocker, S</b> OBP: 0.288, SLG: 0.349										3	0	0	0	0	1	0				
<b>Miguel Cairo, R</b> OBP: 0.310, SLG: 0.372										3	0	1	0	0	0	0				
<b>Inning Stats</b>	R: 0 E: 0 K: 0 S: 7	H: 1 LOB: 1 BB: 0 P: 10	R: 0 E: 0 K: 2 S: 8	H: 0 LOB: 0 BB: 0 P: 12	R: 0 E: 0 K: 0 S: 12	H: 1 LOB: 2 BB: 1 P: 19	R: 0 E: 0 K: 0 S: 10	H: 1 LOB: 1 BB: 0 P: 14	R: 0 E: 0 K: 0 S: 6	H: 0 LOB: 0 BB: 0 P: 15	R: 0 E: 0 K: 1 S: 8	H: 0 LOB: 0 BB: 0 P: 11	R: 0 E: 0 K: 0 S: 10	H: 0 LOB: 0 BB: 1 P: 14	R: 0 E: 0 K: 0 S: 8	H: 0 LOB: 0 BB: 1 P: 14	1B: 2 2B: 2 3B: 0 HR: 0	SF: 0 SAC: 0 DP: 1 HBP: 0	WP: 0 PB: 0 SB: 1 CS: 0	PA: 32
<b>PITCHER</b> <b>Chris Carpenter, R</b> ERA: 4.67	IP: 9.0 WLS: W BF: 32 H: 4 R: 0 ER: 0 SO: 3 BB: 2 IBB: 0 HBP: 0 BLK: 0 WP: 0 HR: 0 S: 77 P: 118 ERA: 0.00 WHIP: 0.667																			

Batter	1	2	3	4	5	6	7	8	9	AB	R	H	RBI	BB	SO	LOB	BOTTOM			
<b>Shannon Stewart, R</b> OBP: 0.351, SLG: 0.343	G6-3					S HR HBP		F9		3	1	0	0	1	0	2	<b>Tampa Bay Devil Rays @ Toronto Blue Jays</b> SkyDome, Toronto, ON Sat Jul 04 1998, 3:33 AM EDT Att: 29,198 - Dome - 72 F			
<b>Shawn Green, L</b> OBP: 0.343, SLG: 0.477	P6									4	1	1	0	1	1	1				
<b>Tony Fernandez, S</b> OBP: 0.365, SLG: 0.446										5	1	1	0	0	2	4				
<b>Carlos Delgado, L</b> OBP: 0.394, SLG: 0.623										4	3	3	5	0	0	2				
<b>Mike Stanley, R</b> OBP: 0.370, SLG: 0.509										3	1	1	0	2	1	0				
<b>Darin Fletcher, L</b> OBP: 0.344, SLG: 0.441										5	0	1	1	0	1	3				
<b>Juan Samuel, R</b> ERA: 0.291, SLG: 0.292										2	0	1	0	1	0	1				
<b>Felipe Crespo, S</b> OBP: 0.319, SLG: 0.324										1	0	0	0	0	1	0				
<b>5 Ed Sprague, R</b> OBP: 0.317, SLG: 0.404										4	1	2	2	0	0	4				
<b>Alex Gonzalez, R</b> OBP: 0.272, SLG: 0.386										4	0	1	0	0	1	2				
<b>Inning Stats</b>	R: 1 E: 0 K: 0 S: 16	H: 2 LOB: 2 BB: 1 P: 27	R: 0 E: 0 K: 0 S: 7	H: 1 LOB: 1 BB: 0 P: 12	R: 1 E: 0 K: 0 S: 13	H: 2 LOB: 3 BB: 1 P: 23	R: 0 E: 0 K: 1 S: 11	H: 1 LOB: 2 BB: 1 P: 19	R: 1 E: 0 K: 2 S: 14	H: 1 LOB: 1 BB: 1 P: 22	R: 3 E: 0 K: 1 S: 10	H: 1 LOB: 1 BB: 1 P: 24	R: 1 E: 0 K: 2 S: 13	H: 2 LOB: 1 BB: 0 P: 19	R: 1 E: 0 K: 1 S: 13	H: 1 LOB: 0 BB: 0 P: 21	1B: 6 2B: 2 3B: 0 HR: 3	SF: 0 SAC: 0 DP: 0 HBP: 2	WP: 1 PB: 0 SB: 2 CS: 0	PA: 42
<b>PITCHER</b> <b>Dennis Springer, R</b> ERA: 5.67	IP: 5.0 WLS: L BF: 28 H: 7 R: 4 ER: 4 SO: 4 BB: 4 IBB: 0 HBP: 2 BLK: 0 WP: 0 HR: 0 S: 63 P: 108 ERA: 7.20 WHIP: 2.200																			
<b>Matt Ruebel, L</b> ERA: 6.23	(6, 1)	0.1	3	1	2	2	0	1	0	0	0	0	0	1	4	12	54.00	6.000		
<b>Esteban Yan, R</b> ERA: 4.3	(6, 1)	1.2	7	2	1	1	3	0	0	0	0	1	1	17	26	5.40	1.200			
<b>Roberto Hernandez, R</b> ERA: 3.48	(8, 1)	1.0	4	1	1	1	1	0	0	0	0	0	1	13	21	9.00	1.000			

**AB 30**  
**R 0**  
**H 4**  
**RBI 0**  
**BB 2**  
**SO 3**  
**LOB 10**



**AB 35**  
**R 8**  
**H 11**  
**RBI 8**  
**BB 5**  
**SO 7**  
**LOB 19**









Batter	1	2	3	4	5	6	7	8	9	AB	R	H	RBI	BB	SO	LOB	TOP								
<b>Shannon Stewart, R</b> OBP: 0.362, SLG: 0.361 (1, 7)	1-1 2B	3-2 SAFE 1-2 SAFE 1B			4-2 CS BB			0-1 E8		3	1	2	0	1	0	0									
<b>Shawn Green, L</b> OBP: 0.344, SLG: 0.476 (1, 8)	1-0 2B	2-2 G4-3			1-2 F8			1-1 P6		4	0	1	1	0	0	4									
<b>Jose Canseco, R</b> OBP: 0.335, SLG: 0.528 (1, 9)	1-2 2B				0-3 K			0-1 P6		4	1	1	0	0	1	1									
<b>Carlos Delgado, L</b> OBP: 0.390, SLG: 0.612 (1, 3)	0-1 2H 1B				0-0 F7			4-0 IBB		3	0	1	1	1	0	0									
<b>Mike Stanley, R</b> OBP: 0.364, SLG: 0.498 (1, 10)	P4				3-1 F7			3-3 K		4	0	0	0	0	1	3									
<b>Tony Fernandez, S</b> OBP: 0.388, SLG: 0.452 (1, 4)	K				1-1 F8			0-1 5 1B G4-6-3 2B		4	1	1	0	0	2	1									
<b>5 Ed Sprague, R</b> OBP: 0.317, SLG: 0.401 (1, 5)		1-0 FC1-5-6 BB 1B			1-3 K			1-2 G4-6-3 1B		4	0	2	0	0	1	0									
<b>Darrin Fletcher, L</b> OBP: 0.342, SLG: 0.430 (1, 2)		4-2 FC1-5-6 BB			1-2 P6			1-2 G4-6-3 1-2 3-H G5-3		3	0	0	0	1	0	1									
<b>Alex Gonzalez, R</b> OBP: 0.267, SLG: 0.379 (1, 6)		0-0 FC1-5-6 1B			1-1 F7			0-1 G5-3		3	0	0	0	0	0	2									
<b>Inning Stats</b>	R: 2 E: 0 K: 1 S: 15	H: 4 LOB: 1 BB: 0 P: 24	R: 0 E: 0 K: 0 S: 12	H: 2 LOB: 2 BB: 1 P: 22	R: 0 E: 0 K: 1 S: 6	H: 0 LOB: 0 BB: 0 P: 9	R: 0 E: 0 K: 1 S: 8	H: 0 LOB: 0 BB: 0 P: 11	R: 0 E: 0 K: 0 S: 8	H: 0 LOB: 0 BB: 1 P: 14	R: 0 E: 0 K: 0 S: 9	H: 0 LOB: 0 BB: 0 P: 13	R: 1 E: 0 K: 0 S: 11	H: 2 LOB: 0 BB: 0 P: 13	R: 0 E: 1 K: 1 S: 9	H: 0 LOB: 2 BB: 1 P: 17	R: 0 E: 0 K: 1 S: 9	H: 0 LOB: 0 BB: 0 P: 13	1B: 4 2B: 4 3B: 0 HR: 0	SF: 0 SAC: 0 DP: 2 HBP: 0	WP: 0 PB: 0 SB: 0 CS: 1	PA: 35			
<b>PITCHER</b>	IP	WLS	BF	H	R	ER	SO	BB	IBB	HBP	BLK	WP	HR	S	P	ERA	WHIP								
<b>Justin Thompson, L</b> ERA: 3.93 (1, 1)	7.0		27	8	3	3	3	2	0	0	0	0	0	69	106	3.86	1.429								
<b>Matt Anderson, R</b> ERA: 1.35 (8, 1)	1.0	W	5	0	0	0	1	0	1	0	0	0	0	9	17	0.00	0.000								
<b>Todd Jones, R</b> ERA: 5.12 (9, 1)	1.0	S	3	0	0	0	1	0	0	0	0	0	0	9	13	0.00	0.000								

Toronto Blue Jays @ Detroit Tigers  
Tiger Stadium, Detroit, MI  
Thu Jul 09 1998, 7:05 PM EDT  
Att: 16,012 - Cloudy - 81 F

AB 32  
R 3  
H 8  
RBI 2  
BB 3  
SO 5  
LOB 12



Batter	1	2	3	4	5	6	7	8	9	AB	R	H	RBI	BB	SO	LOB	BOTTOM								
<b>Brian Hunter, R</b> OBP: 0.310, SLG: 0.349 (1, 8)	1-2 2B	1-2 G5-3			3-3 K			1-2 1B		4	1	2	0	0	1	1									
<b>Damon Easley, R</b> OBP: 0.348, SLG: 0.532 (1, 4)	3-2 F8				2-3 K			0-0 1B		4	0	2	2	0	1	0									
<b>Bobby Higginson, L</b> OBP: 0.397, SLG: 0.545 (1, 9)	0-0 P2				2-2 F8			1-3 2-H 1B		4	0	0	0	0	1	3									
<b>Tony Clark, S</b> OBP: 0.345, SLG: 0.502 (1, 3)	0-0 F8				2-2 F8			2-3 K		4	1	1	1	0	0	1									
<b>Luis Gonzalez, L</b> OBP: 0.379, SLG: 0.503 (1, 7)	4-0 BB				2-3 K			4-2 BB		2	0	0	0	2	1	0									
<b>Gabe Alvarez, R</b> OBP: 0.350, SLG: 0.491 (1, 5)	1-2 F8				1-0 G6-3			0-0 F8		4	0	0	0	0	0	3									
<b>Geronimo Berroa, R</b> OBP: 0.271, SLG: 0.315 <b>Kimera Barteaux, R</b> OBP: 0.286, SLG: 0.492 (7, PR)		2-3 K			1-2 HR			3-2 CS 1B		3	1	2	1	0	1	0									
<b>Paul Bako, L</b> OBP: 0.348, SLG: 0.413 (1, 2)	1-2 E5				0-3 K			1-2 K		4	0	1	0	0	2	1									
<b>Deivi Cruz, R</b> OBP: 0.286, SLG: 0.319 (1, 6)	1-0 F8				0-0 G5-3			1-2 E3 1B		4	1	0	0	0	0	4									
<b>Inning Stats</b>	R: 1 E: 0 K: 0 S: 11	H: 2 LOB: 2 BB: 1 P: 20	R: 0 E: 1 K: 1 S: 11	H: 0 LOB: 1 BB: 0 P: 16	R: 0 E: 0 K: 0 S: 9	H: 0 LOB: 0 BB: 0 P: 14	R: 1 E: 0 K: 2 S: 13	H: 1 LOB: 0 BB: 0 P: 17	R: 0 E: 0 K: 2 S: 7	H: 0 LOB: 0 BB: 0 P: 12	R: 0 E: 0 K: 0 S: 9	H: 0 LOB: 1 BB: 1 P: 17	R: 1 E: 1 K: 2 S: 21	H: 3 LOB: 2 BB: 0 P: 32	R: 1 E: 0 K: 0 S: 16	H: 2 LOB: 2 BB: 1 P: 26	R: 1 E: 0 K: 0 S: 16	H: 2 LOB: 2 BB: 1 P: 26	1B: 5 2B: 1 3B: 0 HR: 2	SF: 0 SAC: 0 DP: 0 HBP: 0	WP: 0 PB: 0 SB: 0 CS: 1	PA: 36			
<b>PITCHER</b>	IP	WLS	BF	H	R	ER	SO	BB	IBB	HBP	BLK	WP	HR	S	P	ERA	WHIP								
<b>Woody Williams, R</b> ERA: 3.58 (1, 1)	6.2		27	4	3	2	6	2	0	0	0	0	0	74	118	2.70	0.900								
<b>Paul Quantrill, R</b> ERA: 2.59 (7, 1)	0.0		2	2	0	0	0	0	0	0	0	0	0	4	5	∞	∞								
<b>Dan Plesac, L</b> ERA: 3.16 (7, 1)	0.2	L	3	1	1	1	1	0	0	0	0	0	1	9	15	13.50	1.500								
<b>Robert Person, R</b> ERA: 6.84 (8, 1)	0.2		4	1	0	0	0	1	0	0	0	0	0	10	16	0.00	3.000								

Toronto Blue Jays @ Detroit Tigers  
Tiger Stadium, Detroit, MI  
Thu Jul 09 1998, 7:05 PM EDT  
Att: 16,012 - Cloudy - 81 F

AB 33  
R 4  
H 8  
RBI 4  
BB 3  
SO 7  
LOB 13





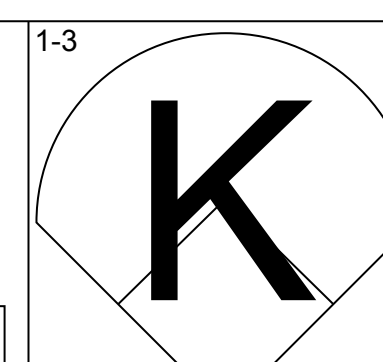
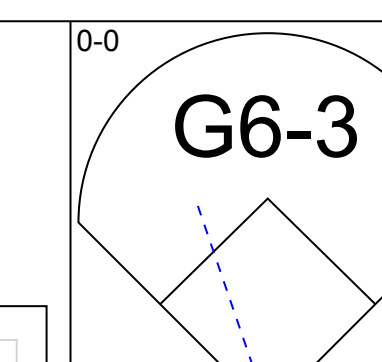
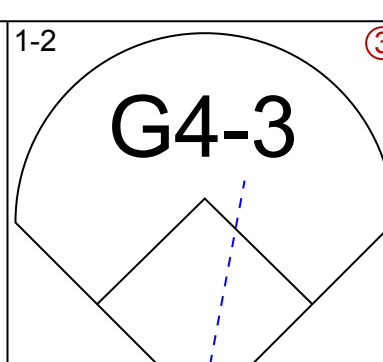
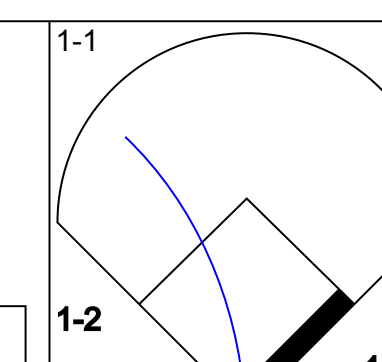
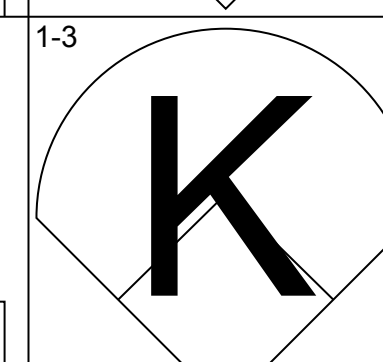
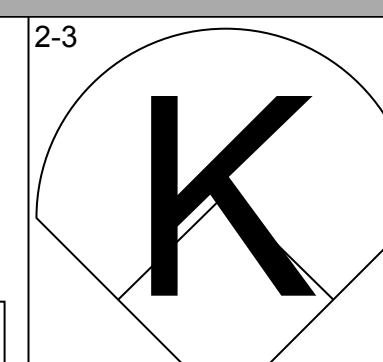
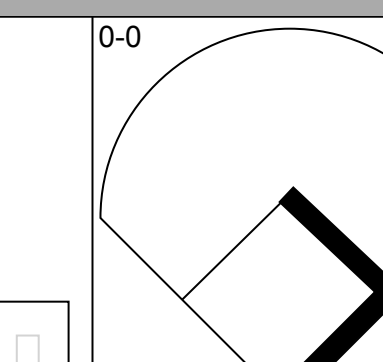
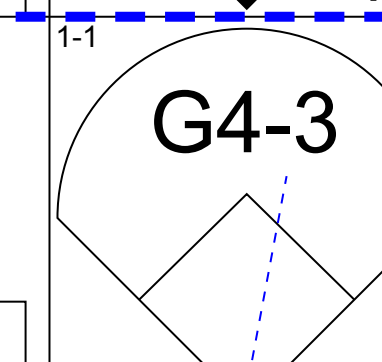
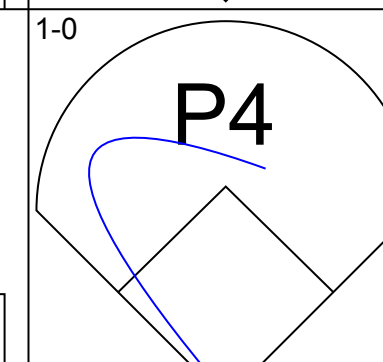
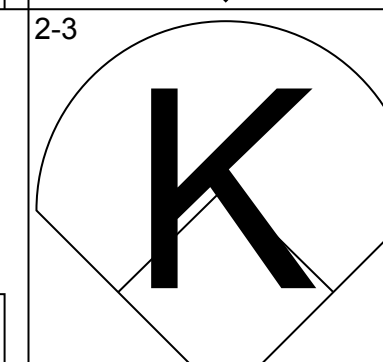
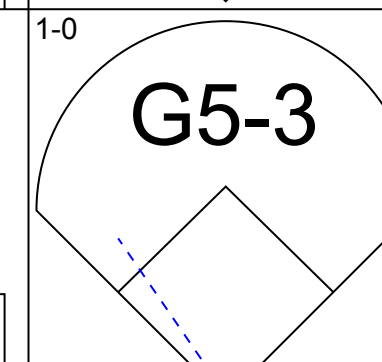
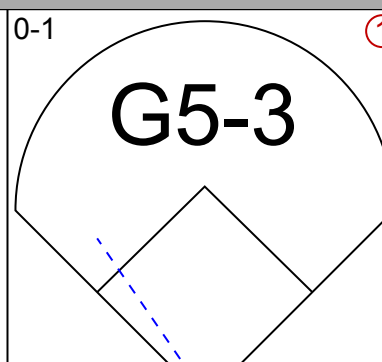
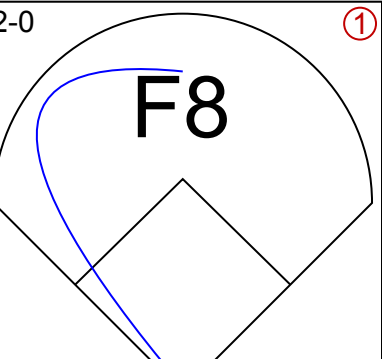
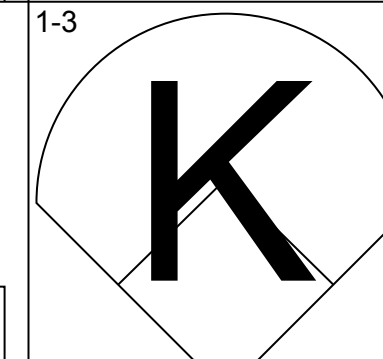
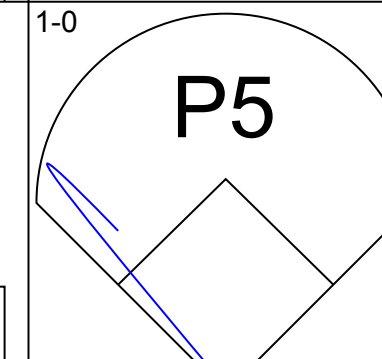
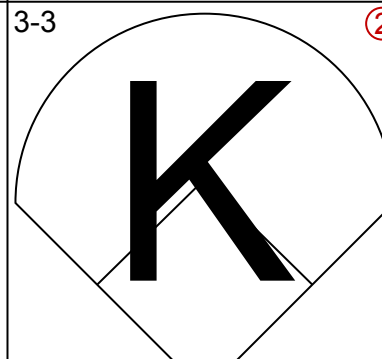
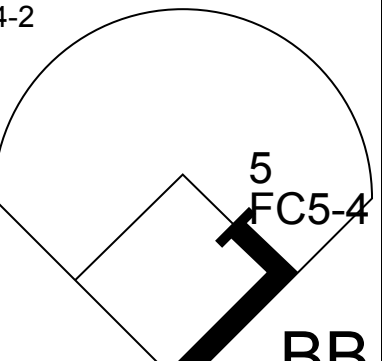
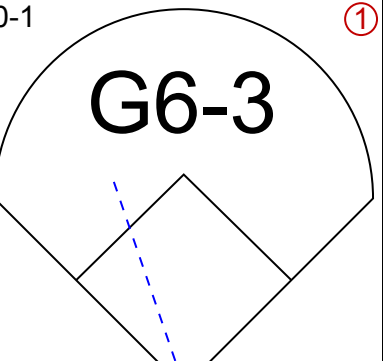
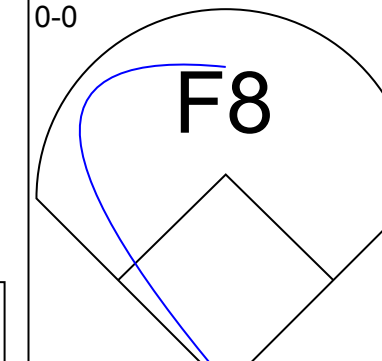
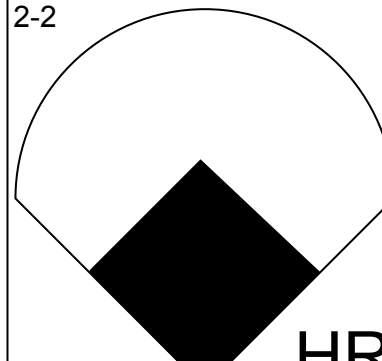
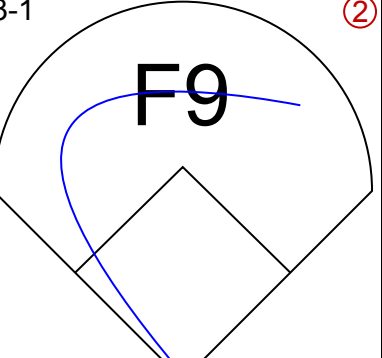
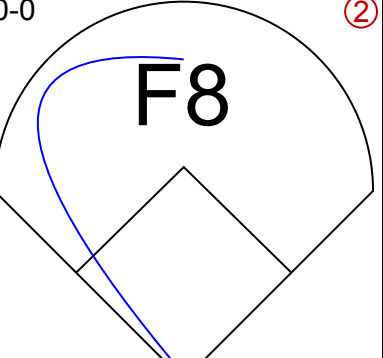
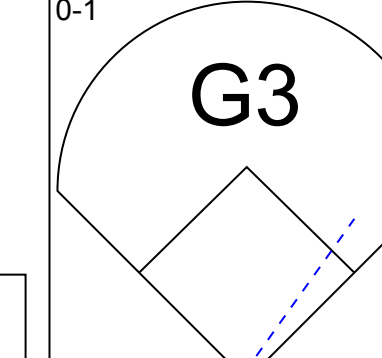
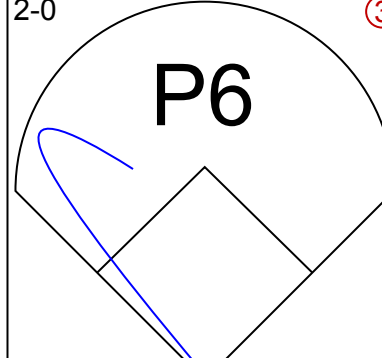
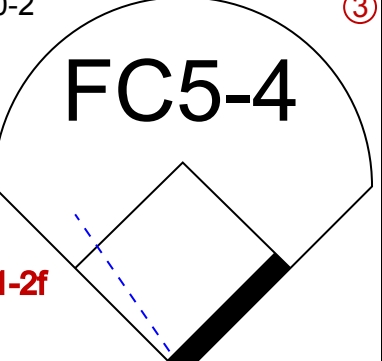
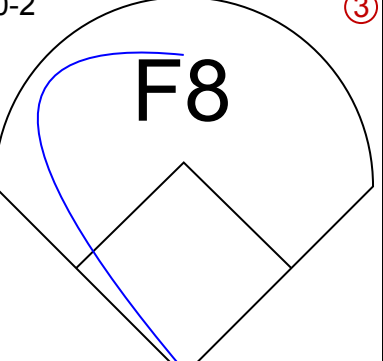
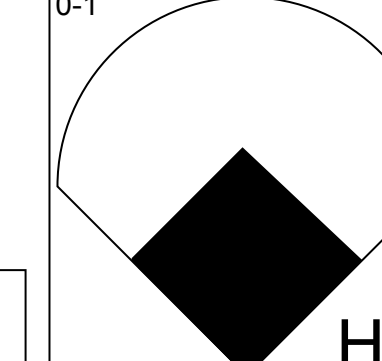
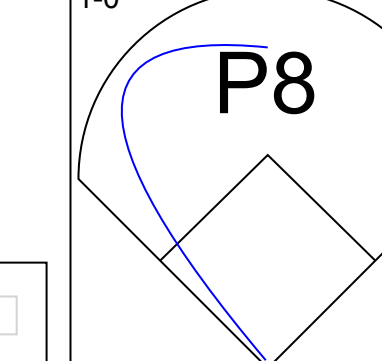
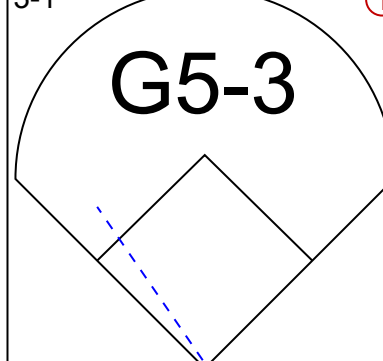
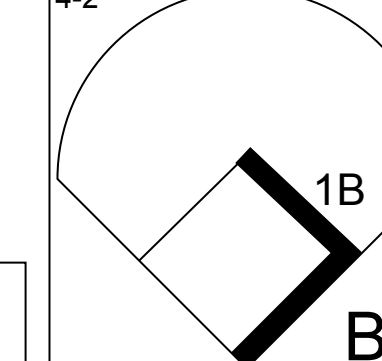
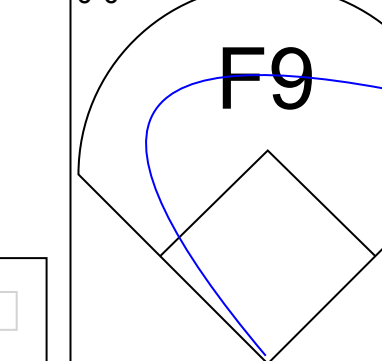
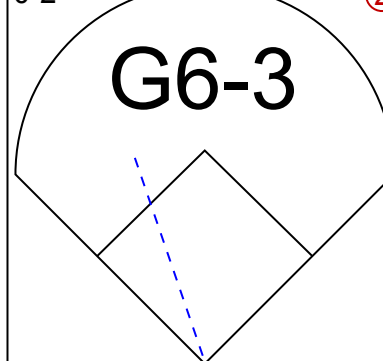
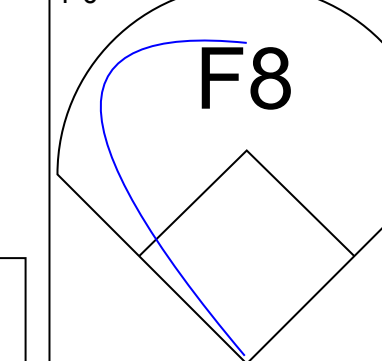
Batter	1	2	3	4	5	6	7	8	9	10	AB	R	H	RBI	BB	SO	LOB	TOP		
<b>Shannon Stewart, R</b> OBP: 0.363, SLG: 0.359	G1-3	G5-3			F7		FC5-2				4	1	1	0	1	0	2	<b>Toronto Blue Jays @ Detroit Tigers</b> Tiger Stadium, Detroit, MI Fri Jul 10 1998, 7:05 PM EDT Att: 23,394 - Cloudy - 75 F		
<b>Shawn Green, L</b> OBP: 0.342, SLG: 0.470	1B				L4		P4			G6-3	4	0	0	0	1	0	5			
<b>Jose Canseco, R</b> OBP: 0.342, SLG: 0.534	BB				F7		2B				4	0	3	1	1	0	1			
<b>Carlos Delgado, L</b> OBP: 0.307, SLG: 0.603	K				FC4-6					G3-6-3	4	0	0	0	1	1	5			
<b>Mike Stanley, R</b> OBP: 0.364, SLG: 0.493	BB				BB		IBB				3	0	0	0	2	2	2			
<b>Tony Fernandez, S</b> OBP: 0.366, SLG: 0.445	G4-3				P4						4	0	0	0	0	0	5			
<b>Darrin Fletcher, L</b> OBP: 0.345, SLG: 0.429																				
<b>Juan Samuel, R</b> OBP: 0.291, SLG: 0.292					L9															
<b>Kevin Brown, R</b> OBP: 0.341, SLG: 0.377																				
<b>Ed Sprague, R</b> OBP: 0.315, SLG: 0.408					F8															
<b>Alex Gonzalez, R</b> OBP: 0.273, SLG: 0.381					G6-3															
<b>Inning Stats</b>	R: 0 E: 0 K: 1 S: 17	H: 1 LOB: 3 BB: 2 P: 29	R: 0 E: 0 K: 10 S: 10	H: 2 LOB: 1 BB: 0 P: 16	R: 0 E: 0 K: 0 S: 14	H: 0 LOB: 2 BB: 0 P: 27	R: 0 E: 0 K: 0 S: 8	H: 1 LOB: 1 BB: 0 P: 23	R: 0 E: 0 K: 0 S: 4	H: 0 LOB: 0 BB: 0 P: 7	R: 2 E: 1 K: 1 S: 15	H: 3 LOB: 2 BB: 1 P: 25	R: 0 E: 0 K: 1 S: 9	H: 1 LOB: 0 BB: 0 P: 14	R: 0 E: 0 K: 2 S: 14	H: 0 LOB: 0 BB: 0 P: 15	1B: 6 2B: 1 3B: 0 HR: 1	SF: 0 SAC: 0 DP: 3 HBP: 1	WP: 1 PB: 0 SB: 4 CS: 0	PA: 44
<b>PITCHER</b>	IP	WLS	BF	H	R	ER	SO	BB	IBB	HBP	BLK	WP	HR	S	P	ERA	WHIP			
<b>Seth Greisinger, R</b> ERA: 5.06	(1, 1)	6.1	28	6	2	2	1	4	0	0	0	0	1	75	119	2.84	1.579			
<b>44 Sean Runyan, L</b> ERA: 3.41	(7, 1)	0.1	1	0	0	0	0	0	0	0	0	0	0	4	6	0.00	0.000			
<b>Matt Anderson, R</b> ERA: 1.29	(7, 1)	0.1	3	1	0	0	1	0	1	0	0	1	0	5	13	0.00	3.000			
<b>Doug Brocail, R</b> ERA: 3.19	(8, 1)	2.0	9	1	0	0	2	2	1	0	0	0	0	22	42	0.00	1.500			
<b>Todd Jones, R</b> ERA: 4.96	(10, 1)	1.0	W	3	0	0	2	0	0	0	0	0	0	14	15	0.00	0.000			

Batter	1	2	3	4	5	6	7	8	9	10	AB	R	H	RBI	BB	SO	LOB	BOTTOM		
<b>Brian Hunter, R</b> OBP: 0.309, SLG: 0.347	G5-3		F9		F7						5	0	1	0	0	1	2	<b>Toronto Blue Jays @ Detroit Tigers</b> Tiger Stadium, Detroit, MI Fri Jul 10 1998, 7:05 PM EDT Att: 23,394 - Cloudy - 75 F		
<b>Damion Easley, R</b> OBP: 0.349, SLG: 0.529	1B		E6		P3					F9	4	0	1	0	1	0	0			
<b>Bobby Higginson, L</b> OBP: 0.402, SLG: 0.548	1B				G4-3						4	0	3	0	1	0	0			
<b>Tony Clark, S</b> OBP: 0.340, SLG: 0.494	K		P7								5	0	0	0	0	3	8			
<b>Luis Gonzalez, L</b> OBP: 0.379, SLG: 0.519	G5-3										5	2	2	1	0	1	6			
<b>Gerónimo Berroa, R</b> OBP: 0.290, SLG: 0.333																				
<b>Kimera Barteel, R</b> OBP: 0.282, SLG: 0.485			G4-3								4	0	3	1	0	0	0			
<b>Joe Randa, R</b> OBP: 0.313, SLG: 0.325					F8						4	1	1	0	0	0	2			
<b>Paul Bako, L</b> OBP: 0.350, SLG: 0.403											3	0	0	0	2	0	2			
<b>Deivi Cruz, R</b> OBP: 0.284, SLG: 0.321					P6						5	0	1	1	0	1	3			
<b>Inning Stats</b>	R: 0 E: 0 K: 1 S: 15	H: 2 LOB: 2 BB: 0 P: 24	R: 0 E: 0 K: 0 S: 6	H: 0 LOB: 0 BB: 0 P: 8	R: 0 E: 0 K: 0 S: 12	H: 1 LOB: 2 BB: 0 P: 16	R: 1 E: 0 K: 1 S: 14	H: 2 LOB: 1 BB: 0 P: 22	R: 0 E: 0 K: 0 S: 5	H: 0 LOB: 0 BB: 0 P: 10	R: 1 E: 0 K: 2 S: 15	H: 2 LOB: 3 BB: 1 P: 25	R: 0 E: 0 K: 1 S: 6	H: 1 LOB: 1 BB: 1 P: 14	R: 1 E: 0 K: 1 S: 6	H: 2 LOB: 2 BB: 1 P: 13	1B: 9 2B: 1 3B: 1 HR: 1	SF: 0 SAC: 1 DP: 0 HBP: 0	WP: 1 PB: 0 SB: 2 CS: 0	PA: 45
<b>PITCHER</b>	IP	WLS	BF	H	R	ER	SO	BB	IBB	HBP	BLK	WP	HR	S	P	ERA	WHIP			
<b>Pat Hentgen, R</b> ERA: 4.65	(1, 1)	6.1	29	8	2	2	2	1	0	0	0	1	1	66	105	2.84	1.421			
<b>Dan Plesac, L</b> ERA: 3.09	(7, 1)	0.2	3	1	0	0	2	0	0	0	0	0	0	9	14	0.00	1.500			
<b>Paul Quantrill, R</b> ERA: 2.64	(8, 1)	2.1	L	13	3	1	3	1	2	0	0	0	0	19	41	3.86	1.714			

AB	35
R	2
H	8
RBI	2
BB	8
SO	6
LOB	23

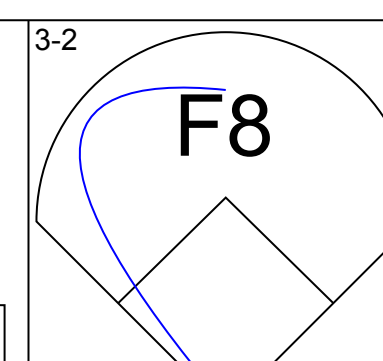
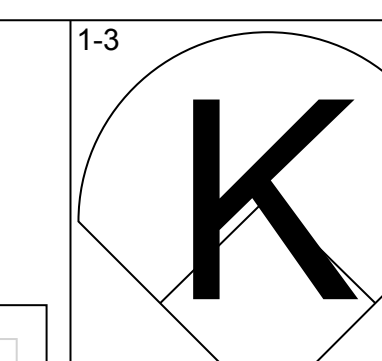
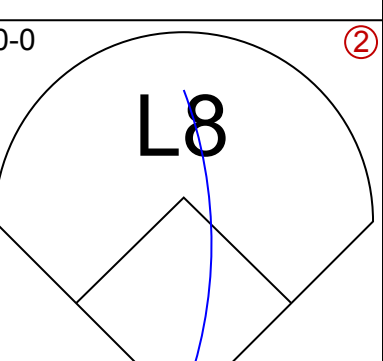
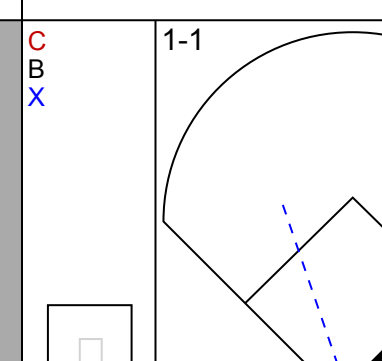
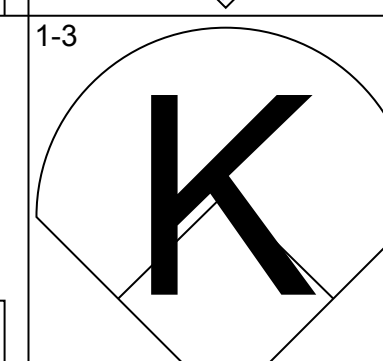
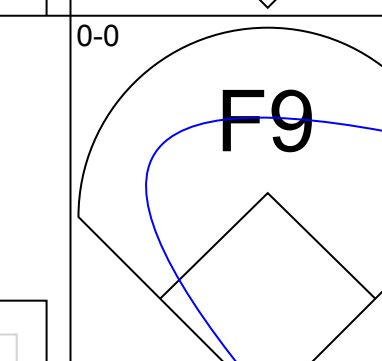
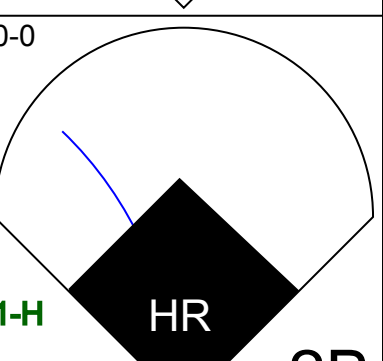
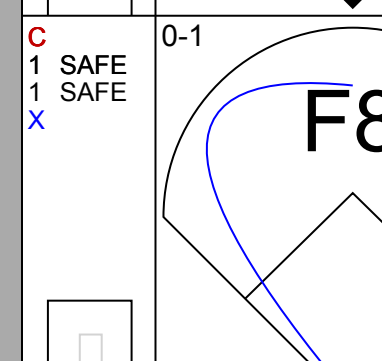
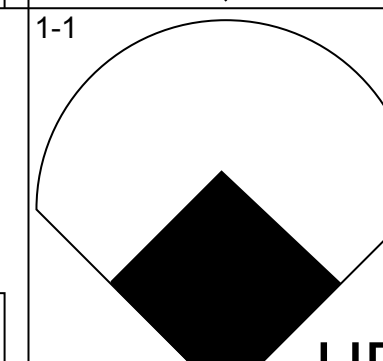
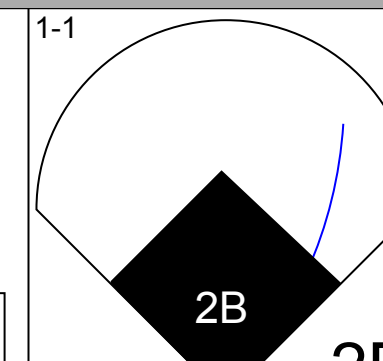
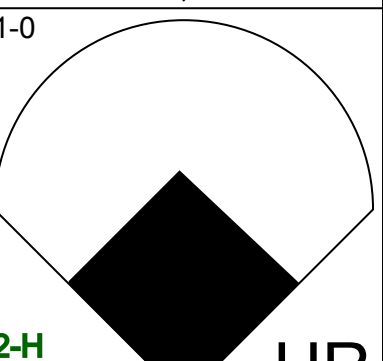
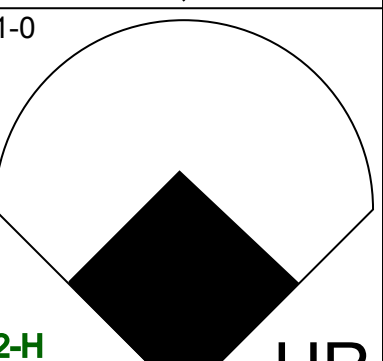
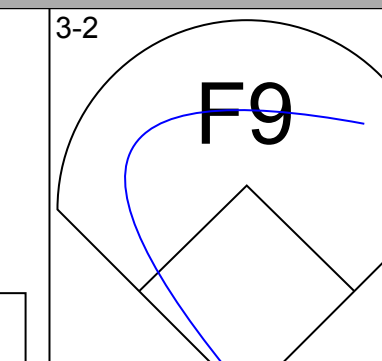
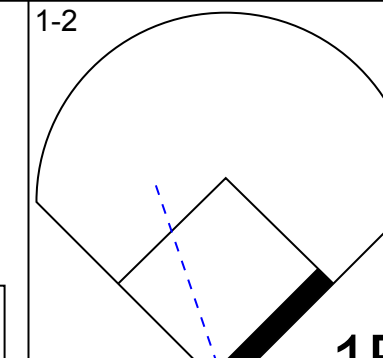
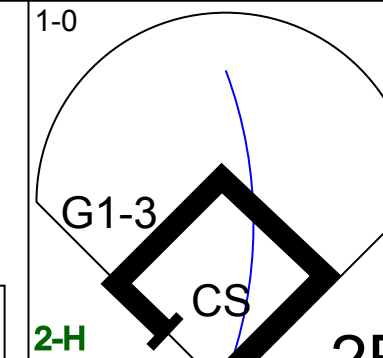
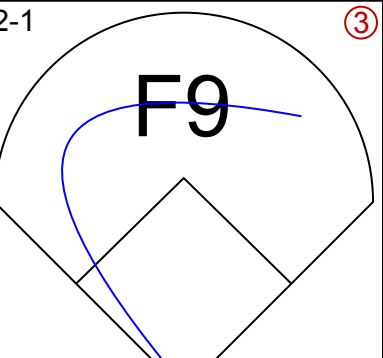
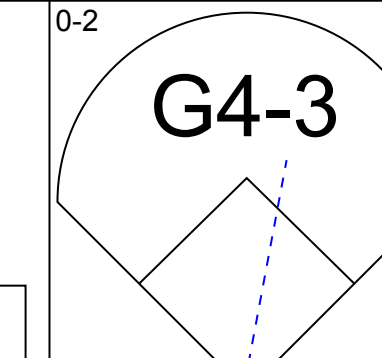
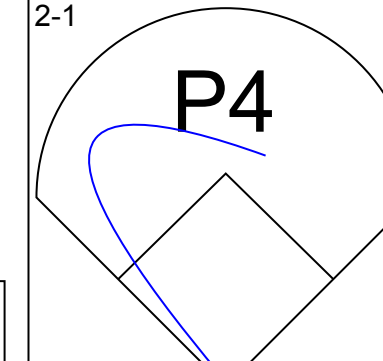
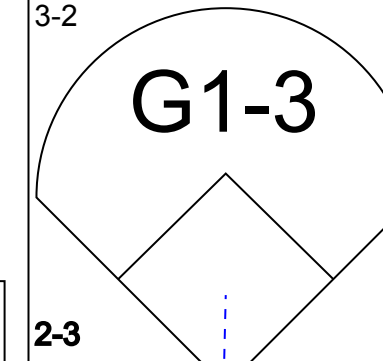
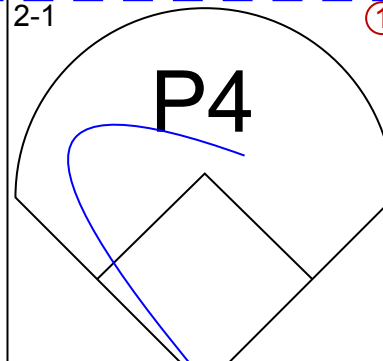
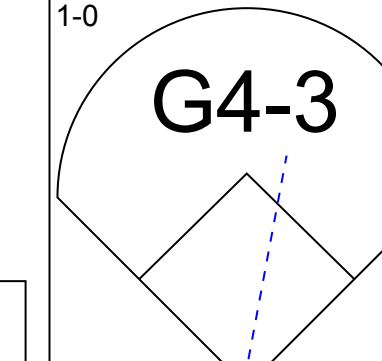
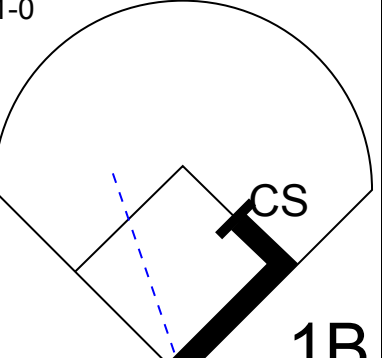
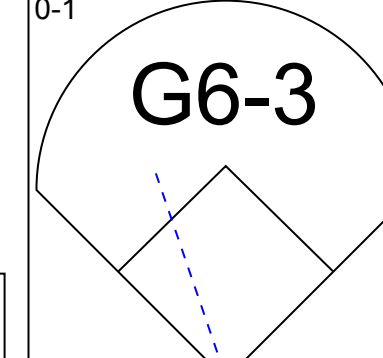
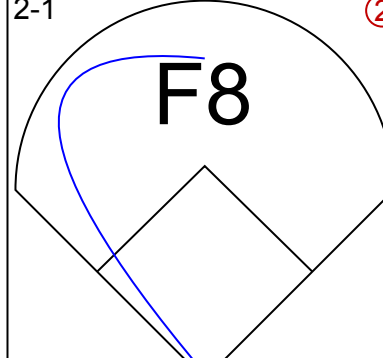
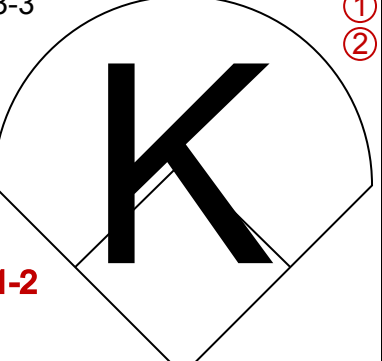
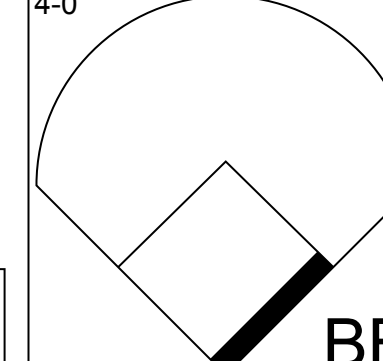
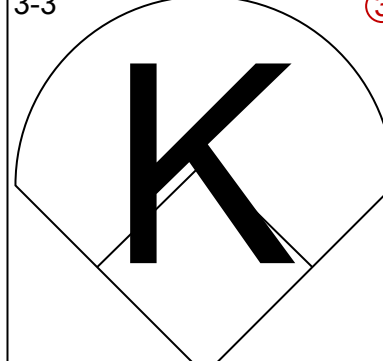
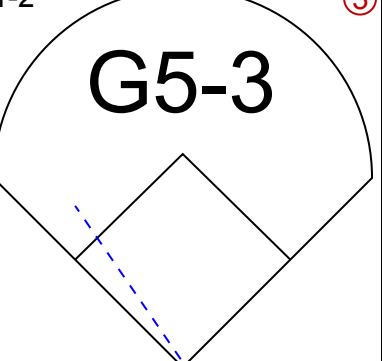
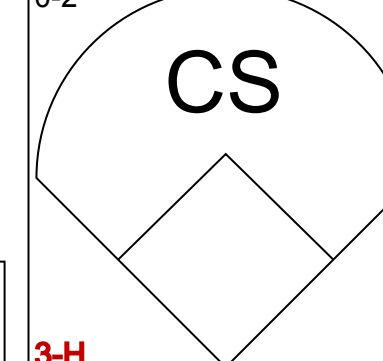
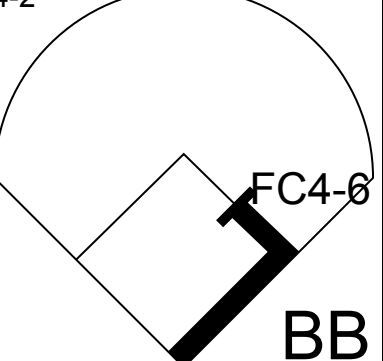
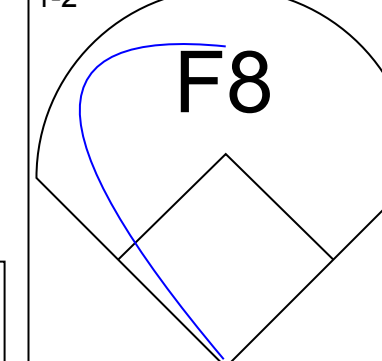
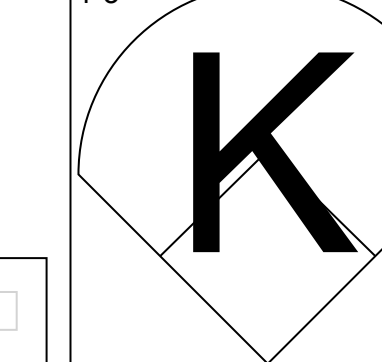
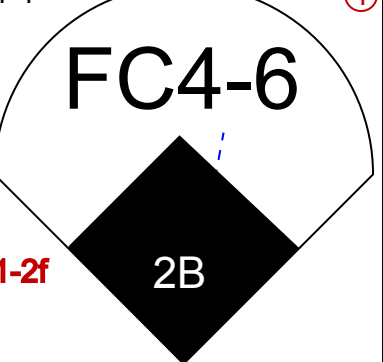
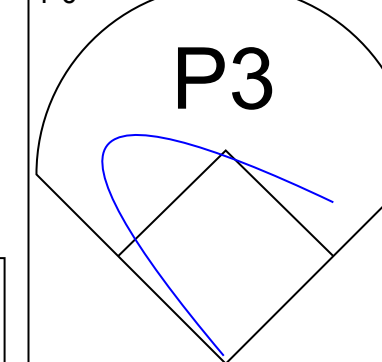




Batter	1	2	3	4	5	6	7	8	9	AB	R	H	RBI	BB	SO	LOB	TOP					
Shannon Stewart, R (1.7) OBP: 0.361, SLG: 0.357										4	0	1	0	0	1	0	Toronto Blue Jays @ Detroit Tigers Tiger Stadium, Detroit, MI Sat Jul 11 1998, 7:05 PM EDT Att: 21,072 - Cloudy - 81 F					
Shawn Green, L (1.8) OBP: 0.341, SLG: 0.471										4	0	1	0	0	2	2						
Jose Canseco, R (1.9) OBP: 0.338, SLG: 0.527										4	0	0	0	0	1	1						
Carlos Delgado, L (1.3) OBP: 0.382, SLG: 0.594										4	0	0	0	0	2	1						
Mike Stanley, R (1.10) OBP: 0.366, SLG: 0.502										3	1	1	1	1	0	1						
Darin Fletcher, L (1.2) OBP: 0.339, SLG: 0.420										4	0	0	0	0	0	1						
5 Ed Sprague, R (1.5) OBP: 0.315, SLG: 0.417										3	1	1	1	0	0	1						
Craig Grebeck, R (1.4) OBP: 0.362, SLG: 0.400										2	0	0	0	1	0	0						
Alex Gonzalez, R (1.6) OBP: 0.271, SLG: 0.378										3	0	0	0	0	0	1						
<b>Inning Stats</b>	R: 0 E: 0 K: 2 S: 7	H: 0 LOB: 0 BB: 0 P: 10	R: 0 E: 0 K: 0 S: 8	H: 0 LOB: 1 BB: 1 P: 17	R: 0 E: 0 K: 0 S: 3	H: 0 LOB: 0 BB: 0 P: 4	R: 0 E: 0 K: 3 S: 9	H: 0 LOB: 0 BB: 0 P: 14	R: 0 E: 0 K: 0 S: 9	H: 0 LOB: 0 BB: 0 P: 9	R: 0 E: 0 K: 0 S: 8	H: 0 LOB: 0 BB: 0 P: 12	R: 0 E: 0 K: 0 S: 4	H: 1 LOB: 1 BB: 0 P: 6	R: 1 E: 0 K: 0 S: 11	H: 2 LOB: 2 BB: 1 P: 18	R: 1 E: 0 K: 1 S: 11	H: 1 LOB: 0 BB: 0 P: 18	1B: 1 2B: 1 3B: 0 HR: 2	SF: 0 SAC: 0 DP: 0 HBP: 0	WP: 0 PB: 0 SB: 0 CS: 0	PA: 33
<b>PITCHER</b>	IP WLS BF H R ER SO BB IBB HBP BLK WP HR S P ERA WHIP																					
Brian Moehler, R (1.1) ERA: 3.71	7.2 W 28 3 1 1 5 2 0 0 0 0 0 1 57 87 1.17 0.652																					
44 Sean Runyan, L (8.1) ERA: 3.56	1.1 S 5 1 1 1 1 0 0 0 0 0 0 1 13 21 6.75 0.750																					

AB	31
R	2
H	4
RBI	2
BB	2
SO	6
LOB	8



Batter	1	2	3	4	5	6	7	8	9	AB	R	H	RBI	BB	SO	LOB	BOTTOM			
Brian Hunter, R (1.8) OBP: 0.308, SLG: 0.346										4	0	1	0	0	1	1	Toronto Blue Jays @ Detroit Tigers Tiger Stadium, Detroit, MI Sat Jul 11 1998, 7:05 PM EDT Att: 21,072 - Cloudy - 81 F			
Damion Easley, R (1.4) OBP: 0.348, SLG: 0.528										4	1	1	1	0	1	1				
Bobby Higginson, L (1.9) OBP: 0.306, SLG: 0.571										4	3	3	3	0	0	0				
Tony Clark, S (1.3) OBP: 0.342, SLG: 0.497										4	0	2	1	0	0	0				
Luis Gonzalez, L (1.7) OBP: 0.375, SLG: 0.512										4	0	0	0	0	0	2				
Geromimo Berroa, R (1.10) OBP: 0.291, SLG: 0.333										3	0	1	0	0	0	1				
Gabe Alvarez, R (1.5) OBP: 0.349, SLG: 0.473										2	0	0	0	1	2	1				
Joe Oliver, R (1.2) OBP: 0.253, SLG: 0.351										2	0	0	0	1	0	0				
Deivi Cruz, R (1.6) OBP: 0.281, SLG: 0.317										3	1	0	0	0	1	1				
<b>Inning Stats</b>	R: 1 E: 0 K: 1 S: 14	H: 2 LOB: 1 BB: 0 P: 22	R: 0 E: 0 K: 1 S: 7	H: 1 LOB: 0 BB: 0 P: 12	R: 0 E: 0 K: 2 S: 7	H: 0 LOB: 0 BB: 0 P: 9	R: 1 E: 0 K: 0 S: 11	H: 2 LOB: 1 BB: 1 P: 20	R: 3 E: 0 K: 0 S: 9	H: 2 LOB: 0 BB: 1 P: 17	R: 0 E: 0 K: 1 S: 8	H: 0 LOB: 0 BB: 0 P: 15	R: 0 E: 0 K: 0 S: 9	H: 1 LOB: 1 BB: 0 P: 12	R: 0 E: 0 K: 0 S: 9	H: 0 LOB: 0 BB: 0 P: 13	1B: 3 2B: 4 3B: 0 HR: 2	SF: 0 SAC: 0 DP: 1 HBP: 0	WP: 0 PB: 0 SB: 0 CS: 2	PA: 33
<b>PITCHER</b>	IP WLS BF H R ER SO BB IBB HBP BLK WP HR S P ERA WHIP																			
Chris Carpenter, R (1.1) ERA: 4.92	5.0 L 22 7 5 5 4 2 0 0 0 0 0 2 48 80 9.00 1.800																			
Bill Riskey, R (6.1) ERA: 4.38	1.0 3 0 0 0 1 0 0 0 0 0 0 0 8 15 0.00 0.000																			
Dave Stieb, R (7.1) ERA: 1.69	2.0 7 1 0 0 0 0 0 0 0 0 0 0 18 25 0.00 0.500																			

AB	30
R	5
H	8
RBI	5
BB	2
SO	5
LOB	7

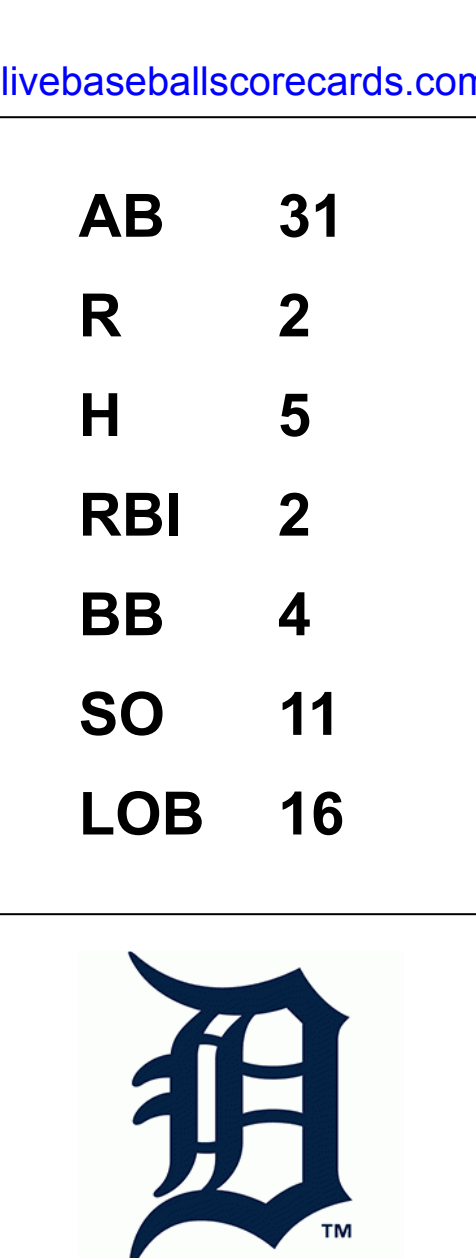




Batter	1	2	3	4	5	6	7	8	9	AB	R	H	RBI	BB	SO	LOB	TOP										
Shawn Green, L (1, 8) OBP: 0.339, SLG: 0.475	G3-1		L9			K		K	HR	5	1	1	2	0	2	2	Toronto Blue Jays @ Detroit Tigers Tiger Stadium, Detroit, MI Sun Jul 12 1998, 3:33 AM EDT Att: 20,231 - Sunny - 77 F										
Craig Grebeck, R (1, 6) OBP: 0.394, SLG: 0.394	G6-3				1B	G4-3		2B	L4	4	0	1	0	1	0	0											
Jose Canseco, R (1, 9) OBP: 0.337, SLG: 0.527 Kevin Brown, R (8, 2) OBP: 0.341, SLG: 0.377	P3				P6					4	0	1	2	0	0	1											
Carlos Delgado, L (1, 3) OBP: 0.381, SLG: 0.588		P4			F9					3	0	0	0	1	1												
Mike Stanley, R (1, 10) OBP: 0.362, SLG: 0.495		P3			K			G6-3	G5-4-3	4	0	0	0	0	1	4											
Tony Fernandez, S (1, 4) OBP: 0.381, SLG: 0.438						G3-1				4	0	0	0	0	0	0											
5 Ed Sprague, R (1, 5) OBP: 0.317, SLG: 0.437										4	2	2	2	0	0	0											
Darrin Fletcher, L (1, 2) OBP: 0.339, SLG: 0.419 Juan Samuel, R (8, PR) OBP: 0.291, SLG: 0.292 Felipe Crespo, S (8, 9) OBP: 0.325, SLG: 0.324			P5			P5		BB	BB	3	0	1	0	0	0	1											
Shannon Stewart, R (1, 7) OBP: 0.366, SLG: 0.370						P8		BB	BB	2	3	1	1	2	0	1											
<b>Inning Stats</b>	R: 0 E: 0 K: 0 S: 10	H: 0 LOB: 0 BB: 0 P: 15	R: 0 E: 0 K: 0 S: 8	H: 0 LOB: 0 BB: 0 P: 13	R: 1 E: 0 K: 0 S: 8	H: 1 LOB: 0 BB: 0 P: 12	R: 0 E: 0 K: 1 S: 12	H: 1 LOB: 1 BB: 0 P: 18	R: 0 E: 0 K: 1 S: 7	H: 0 LOB: 0 BB: 0 P: 9	R: 0 E: 0 K: 1 S: 7	H: 0 LOB: 0 BB: 0 P: 11	R: 3 E: 0 K: 1 S: 13	H: 3 LOB: 3 BB: 3 P: 31	R: 3 E: 0 K: 0 S: 13	H: 2 LOB: 0 BB: 2 P: 24		1B: 2 2B: 1 3B: 0 HR: 4	SF: 0 SAC: 0 DP: 1 HBP: 0	WP: 0 PB: 0 SB: 1 CS: 1	PA: 38						
<b>PITCHER</b>	IP	WLS	BF	H	R	ER	SO	BB	IBB	HBP	BLK	WP	HR	S	P	ERA	WHIP										
Brian Powell, R (1, 1) ERA: 4.76	7.0		25	3	2	2	3	0	0	0	0	0	2	62	91	2.57	0.429										
Doug Brocail, R (8, 1) ERA: 3.98	0.0	L	2	1	0	0	0	1	0	0	0	0	0	6	12	∞	∞										
44 Sean Runyan, L (8, 1) ERA: 3.52	0.1		1	0	0	0	1	0	0	0	0	0	0	3	6	0.00	0.000										
Matt Anderson, R (8, 1) ERA: 1.17	0.2		4	1	2	2	0	1	1	0	0	0	0	3	12	27.00	3.000										
Doug Bochtler, R (9, 1) ERA: 3.99	1.0		6	2	3	3	0	2	0	0	0	0	2	13	24	27.00	4.000										

Batter	1	2	3	4	5	6	7	8	9	AB	R	H	RBI	BB	SO	LOB	BOTTOM										
Brian Hunter, R (1, 8) OBP: 0.307, SLG: 0.345	K		FC1-2 BB 1B					G6-3		4	0	1	0	0	1	0	Toronto Blue Jays @ Detroit Tigers Tiger Stadium, Detroit, MI Sun Jul 12 1998, 3:33 AM EDT Att: 20,231 - Sunny - 77 F										
Damion Easley, R (1, 4) OBP: 0.347, SLG: 0.525	K		K					BB	1B	4	0	1	0	0	3	2											
Bobby Higginson, L (1, 9) OBP: 0.304, SLG: 0.566	K		FC1-2 BB					P5		3	0	0	0	1	1	1											
Tony Clark, S (1, 3) OBP: 0.346, SLG: 0.506		HR	FC1-2					G6-3	BB	2	1	1	1	2	0	3											
Luis Gonzalez, L (1, 7) OBP: 0.371, SLG: 0.505	G4-3		K					G6-3		4	0	0	0	0	1	6											
Gerónimo Berroa, R (1, 10) OBP: 0.292, SLG: 0.333 Kimera Barteo, R (7, PR) OBP: 0.278, SLG: 0.478	G5-3							G6-3	S	3	0	1	0	0	1	0											
Gabe Alvarez, R (1, 5) OBP: 0.343, SLG: 0.448		BB						G6-3	1B	3	0	0	0	1	1	1											
Paul Bako, L (1, 2) OBP: 0.342, SLG: 0.394 Joe Randa, R (9, PH) OBP: 0.313, SLG: 0.324	K							G6-3		3	0	0	1	0	2	2											
Deivi Cruz, R (1, 6) OBP: 0.281, SLG: 0.317			BB					G6-3	1B	3	0	1	0	0	0	1											
<b>Inning Stats</b>	R: 0 E: 0 K: 3 S: 11	H: 0 LOB: 0 BB: 0 P: 13	R: 1 E: 0 K: 1 S: 12	H: 1 LOB: 1 BB: 1 P: 21	R: 0 E: 0 K: 2 S: 13	H: 2 LOB: 3 BB: 1 P: 23	R: 0 E: 0 K: 3 S: 10	H: 0 LOB: 0 BB: 0 P: 16	R: 0 E: 0 K: 1 S: 13	H: 0 LOB: 0 BB: 0 P: 18	R: 0 E: 1 K: 0 S: 3	H: 0 LOB: 0 BB: 1 P: 9	R: 1 E: 0 K: 0 S: 9	H: 1 LOB: 1 BB: 0 P: 14	R: 0 E: 0 K: 0 S: 12	H: 1 LOB: 2 BB: 1 P: 20		R: 0 E: 0 K: 1 S: 9	H: 0 LOB: 0 BB: 0 P: 15	1B: 4 2B: 0 3B: 0 HR: 1	SF: 0 SAC: 0 DP: 1 HBP: 0	WP: 0 PB: 0 SB: 1 CS: 0	PA: 35				
<b>PITCHER</b>	IP	WLS	BF	H	R	ER	SO	BB	IBB	HBP	BLK	WP	HR	S	P	ERA	WHIP										
Roger Clemens, R (1, 1) ERA: 3.49	7.1		29	5	2	2	10	3	0	0	0	0	1	75	121	2.46	1.091										
Dan Plesac, L (8, 1) ERA: 3.03	0.2		3	0	0	0	0	1	0	0	0	0	0	8	13	0.00	1.500										
Randy Myers, L (9, 1) ERA: 3.96	1.0		3	0	0	0	1	0	0	0	0	0	0	9	15	0.00	0.000										

livebaseballscorecards.com





Batter	1	2	3	4	5	6	7	8	9	AB	R	H	RBI	BB	SO	LOB	TOP											
Shannon Stewart, R OBP: 0.365, SLG: 0.366 (1, 7)	1-1 P4			3-2 F8		4-0 S BB		0-0 F9		3	0	0	0	1	0	1												
Shawn Green, L OBP: 0.336, SLG: 0.470 (1, 8)	1-3 K			0-0 F8		3-3 K			0-1 P3	4	0	0	0	0	2	2												
Jose Canseco, R OBP: 0.336, SLG: 0.523 (1, 9)	0-0 G5-3			0-3 K			0-1 E S 1B		1-1 F8	4	0	1	0	0	1	0												
Carlos Delgado, L OBP: 0.376, SLG: 0.579 (1, 3)		1-2 G6-3			1-1 P5		0-0 F7		1-1 P6	4	0	0	0	0	0	1												
Mike Stanley, R OBP: 0.358, SLG: 0.490 (1, 10)		0-0 P4			0-1 F7		1 SAFE 3-3 S 1 SAFE K 1-3			3	0	0	0	0	1	1												
Ed Sprague, R OBP: 0.314, SLG: 0.433 (1, 5)		1-2 G3			2-3 K		1-1 F7			3	0	0	0	0	1	1												
Tony Fernandez, S OBP: 0.360, SLG: 0.437 (1, 4)			0-0 F7			0-0 G4-3 G3 1B		2-2 P4		3	0	1	0	0	0	0												
Darrin Fletcher, L OBP: 0.339, SLG: 0.418 (1, 2)			3-0 F8			2-1 G3		0-0 1B		3	0	1	0	0	0	1												
Alex Gonzalez, R OBP: 0.268, SLG: 0.375 (1, 6)			1-3 K			1-1 G4-3		1-0 F7		3	0	0	0	0	1	2												
<b>Inning Stats</b>	R: 0 E: 0 K: 1 S: 7	H: 0 LOB: 0 BB: 0 P: 9	R: 0 E: 0 K: 0 S: 8	H: 0 LOB: 0 BB: 0 P: 10	R: 0 E: 0 K: 1 S: 5	H: 0 LOB: 0 BB: 0 P: 9	R: 0 E: 0 K: 1 S: 8	H: 0 LOB: 0 BB: 0 P: 11	R: 0 E: 0 K: 1 S: 8	H: 1 LOB: 2 BB: 1 P: 18	R: 0 E: 0 K: 1 S: 8	H: 1 LOB: 1 BB: 0 P: 12	R: 0 E: 0 K: 0 S: 7	H: 1 LOB: 1 BB: 0 P: 10	R: 0 E: 0 K: 0 S: 6	H: 0 LOB: 0 BB: 0 P: 8	1B: 3 2B: 0 3B: 0 HR: 0	SF: 0 SAC: 0 DP: 0 HBP: 0	WP: 0 PB: 0 SB: 2 CS: 0	PA: 31								
<b>PITCHER</b>	IP	WLS	BF	H	R	ER	SO	BB	IBB	HBP	BLK	WP	HR	S	P	ERA	WHIP											
Nerio Rodriguez, R ERA: 7.3 (1, 1)	6.0	W	20	1	0	0	5	1	0	0	0	0	0	0	44	68	0.00	0.333										
Pete Smith, R ERA: 6.03 (7, 1)	1.1		6	2	0	0	1	0	0	0	0	0	0	0	13	19	0.00	1.500										
Armando Benitez, R ERA: 4.1 (8, 1)	0.2		2	0	0	0	0	0	0	0	0	0	0	2	3	0.00	0.000											
Jesse Orosco, L ERA: 3.0 (9, 1)	1.0		3	0	0	0	0	0	0	0	0	0	0	6	8	0.00	0.000											

Toronto Blue Jays @ Baltimore Orioles  
 Oriole Park at Camden Yards, Baltimore, MD  
 Mon Jul 13 1998, 7:05 PM EDT  
 Att: 41,474 - Unknown - 89 F

AB 30  
 R 0  
 H 3  
 RBI 0  
 BB 1  
 SO 6  
 LOB 9



Batter	1	2	3	4	5	6	7	8	9	AB	R	H	RBI	BB	SO	LOB	BOTTOM										
Roberto Alomar, S OBP: 0.358, SLG: 0.427 (1, 4)	2-2 G4-3		2-2 G1-3		0-1 L8		1-2 F8			4	0	0	0	0	0	0											
Brady Anderson, L OBP: 0.315, SLG: 0.399 (1, 8)	1-1 F9		0-0 F8		3-1 F9		0-0 F8			4	0	0	0	0	0	0											
Eric Davis, R OBP: 0.366, SLG: 0.549 (1, 10)	0-1 E5 BB		2-1 F8		1-1 FC6 1B		0-3 K			4	0	1	0	0	1	0											
Rafael Palmeiro, L OBP: 0.385, SLG: 0.573 (1, 3)	4-0 1-2 BB			0-1 P6	2-2 FC6			0-1 F8		3	0	0	0	1	0	1											
Jeffrey Hammonds, R OBP: 0.368, SLG: 0.441 Rich Becker, L OBP: 0.310, SLG: 0.320 (1, 9) (6, 9)	3-3 K			2-2 2B 1B 1B		0-0 G4-3		3-1 F9		2	1	1	0	0	1	2											
B.J. Surhoff, L OBP: 0.341, SLG: 0.489 (1, 7)		2-2 G3-1		0-2 1B 2B		0-2 S HR 1B		0-2 HR		4	3	3	1	0	0	0											
Cal Ripken Jr., R OBP: 0.321, SLG: 0.357 (1, 5)		1-0 G4-3 1B		0-0 P3		2-3 K		3-2 P2		4	0	1	0	0	1	3											
Lenny Webster, R OBP: 0.285, SLG: 0.425 (1, 2)		3-2 G4-3		0-1 2H 3H 2-0 1B		0-1 HR				3	1	2	4	0	0	1											
Mike Bordick, R OBP: 0.311, SLG: 0.381 (1, 6)		1-3 K		2-0 P5		0-2 G2-3				3	0	0	0	0	1	2											
<b>Inning Stats</b>	R: 0 E: 1 K: 1 S: 12	H: 1 LOB: 1 BB: 1 P: 22	R: 0 E: 0 K: 1 S: 12	H: 1 LOB: 0 BB: 0 P: 19	R: 0 E: 0 K: 0 S: 6	H: 0 LOB: 0 BB: 0 P: 10	R: 2 E: 0 K: 0 S: 12	H: 3 LOB: 1 BB: 0 P: 16	R: 0 E: 0 K: 0 S: 9	H: 1 LOB: 1 BB: 0 P: 15	R: 2 E: 0 K: 1 S: 14	H: 2 LOB: 0 BB: 0 P: 16	R: 0 E: 0 K: 1 S: 7	H: 0 LOB: 0 BB: 0 P: 8	R: 1 E: 0 K: 0 S: 12	H: 1 LOB: 0 BB: 0 P: 18	1B: 5 2B: 1 3B: 0 HR: 2	SF: 0 SAC: 0 DP: 0 HBP: 0	WP: 0 PB: 0 SB: 1 CS: 0	PA: 34							
<b>PITCHER</b>	IP	WLS	BF	H	R	ER	SO	BB	IBB	HBP	BLK	WP	HR	S	P	ERA	WHIP										
Juan Guzman, R ERA: 5.05 (1, 1)	8.0	L	34	8	5	5	4	1	0	0	0	0	2	84	124	5.62	1.125										

Toronto Blue Jays @ Baltimore Orioles  
 Oriole Park at Camden Yards, Baltimore, MD  
 Mon Jul 13 1998, 7:05 PM EDT  
 Att: 41,474 - Unknown - 89 F

AB 33  
 R 5  
 H 8  
 RBI 5  
 BB 1  
 SO 4  
 LOB 9





Batter	1	2	3	4	5	6	7	8	9	AB	R	H	RBI	BB	SO	LOB	TOP			
Shawn Green, L OBP: 0.335, SLG: 0.467	0-0 G6-4-3 1B		1-1 G3-1		1-1 G3		1-2 F8			4	0	1	1	0	0	2	<b>Toronto Blue Jays @ Baltimore Orioles</b> Oriole Park at Camden Yards, Baltimore, MD Tue Jul 14 1998, 7:05 PM EDT Att. 44,122 - Unknown - 90 F			
Mike Stanley, R OBP: 0.357, SLG: 0.486	0-3 K		4-1 WP BB		2-3 3-H SF8			0-0 G5-3		2	0	0	1	1	1					
Jose Canseco, R OBP: 0.516, SLG: 0.516 Shannon Stewart, R OBP: 0.365, SLG: 0.366	1-0 G6-4-3 1-2		3-2 G1-3 1-2		3-0 0-0 G5-3			2-3 K		4	0	0	0	0	1	2				
Carlos Delgado, L OBP: 0.371, SLG: 0.571		1-0 G3		2-2 F9		2-2 G3		2-3 K		4	0	0	0	0	1	0				
Tony Fernandez, S OBP: 0.357, SLG: 0.432 Craig Grebeck, R OBP: 0.369, SLG: 0.394		1-3 K		0-1 L8		0-2 P4			3-2 G6-3 2B HBP	3	0	0	0	0	1	0				
Ed Sprague, R OBP: 0.315, SLG: 0.430 Mark Dalesandro, R OBP: 0.313, SLG: 0.500		1-1 2B HBP		0-0 P4		2-2 F8			0-0 G6-3 1-2	2	1	0	0	0	0	0				
Darrin Fletcher, L OBP: 0.343, SLG: 0.426 Kevin Brown, R OBP: 0.337, SLG: 0.372		1-1 1-H 2B			2-1 1B 2B		0-1 G4-3		1-3 K	3	1	2	1	0	0	0				
Felipe Crespo, S OBP: 0.339, SLG: 0.349		0-1 L4			0-0 2B G3 1B		2-1 1B		1-1 2B	4	1	3	1	0	0	1				
Alex Gonzalez, R OBP: 0.268, SLG: 0.376			0-0 G1-3		0-0 1-3 2-H SF8 2B		0-3 K		0-0 G6-3	4	1	1	1	0	1	2				
<b>Inning Stats</b>	R: 0 E: 0 K: 1 S: 6	H: 1 LOB: 0 BB: 7 P: 14	R: 1 E: 0 K: 1 S: 10	H: 1 LOB: 1 BB: 0 P: 14	R: 0 E: 0 K: 0 S: 7	H: 0 LOB: 1 BB: 1 P: 15	R: 0 E: 0 K: 0 S: 7	H: 0 LOB: 0 BB: 0 P: 9	R: 3 E: 0 K: 0 S: 10	H: 3 LOB: 0 BB: 0 P: 12	R: 0 E: 0 K: 0 S: 10	H: 1 LOB: 1 BB: 0 P: 13	R: 0 E: 0 K: 2 S: 7	H: 0 LOB: 0 BB: 0 P: 11	R: 1 E: 0 K: 1 S: 10	H: 1 LOB: 1 BB: 0 P: 15		1B: 4 2B: 3 3B: 0 HR: 0	SF: 1 SAC: 0 DP: 1 HBP: 2	WP: 1 PB: 0 SB: 0 CS: 0
<b>PITCHER</b> 35 Mike Mussina, R ERA: 3.67	IP: 9.0 WLS: W BF: 36	H: 7 R: 5 ER: 5 SO: 6	BB: 1 IBB: 0 HBP: 2 BLK: 0	WP: 1 HR: 0 S: 77 P: 110	ERA: 5.00 WHIP: 0.889	<b>PITCHER</b>										IP: 9.0 WLS: W BF: 36	H: 7 R: 5 ER: 5 SO: 6	BB: 1 IBB: 0 HBP: 2 BLK: 0	WP: 1 HR: 0 S: 77 P: 110	ERA: 5.00 WHIP: 0.889

Batter	1	2	3	4	5	6	7	8	9	AB	R	H	RBI	BB	SO	LOB	BOTTOM			
Roberto Alomar, S OBP: 0.359, SLG: 0.426	3-2 E4 1B	0-0 S 2B 1B		1-1 F8		1-2 G6-3		2-2 G6-3		5	2	2	0	0	0	0	<b>Toronto Blue Jays @ Baltimore Orioles</b> Oriole Park at Camden Yards, Baltimore, MD Tue Jul 14 1998, 7:05 PM EDT Att. 44,122 - Unknown - 90 F			
Brady Anderson, L OBP: 0.313, SLG: 0.399	3-0 P5	2-1 L9-6 1-H 2B		0-2 G3		1-3 K		1-1 E6 PB		5	0	1	1	0	1	1				
Rafael Palmeiro, L OBP: 0.383, SLG: 0.576	2-3 K	0-1 L9-6 2-3		3-2 F8			0-0 HR	0-1 F8		5	1	1	1	0	1	3				
Eric Davis, R OBP: 0.367, SLG: 0.546	3-2 1B 2-H BB 1B	1-0 1B			2-2 G5-3		1-0 G6-3	3-2 G6-3		5	1	2	1	0	0	1				
B.J. Surhoff, L OBP: 0.348, SLG: 0.504 Rich Becker, L OBP: 0.310, SLG: 0.320	3-2 BB 23 HR BB 1B	2-0 1B			1-0 1B G4-3 1B		1-2 HR			4	3	4	1	0	0	0				
Cal Ripken Jr., R OBP: 0.323, SLG: 0.357 Jeff Reboulet, R OBP: 0.373, SLG: 0.321	4-0 23 HR BB BB	1-1 P6			2-1 G4-3 1B		1-2 G3			3	1	1	0	1	0	2				
Joe Carter, R OBP: 0.295, SLG: 0.435	4-2 23 HR BB		0-0 F8		3-2 G4-3		0-1 HR			3	2	1	3	1	0	1				
23 Chris Hoiles, R OBP: 0.335, SLG: 0.390			3-3 K		2-1 F8		1-2 HR			4	1	2	4	0	1	1				
Mike Bordick, R OBP: 0.307, SLG: 0.375	0-2 G1-3		2-1 L4			3-1 G5-3		3-1 F8		4	0	0	0	0	0	1				
<b>Inning Stats</b>	R: 6 E: 1 K: 1 S: 29	H: 4 LOB: 0 BB: 2 P: 53	R: 1 E: 0 K: 0 S: 9	H: 4 LOB: 0 BB: 0 P: 15	R: 0 E: 0 K: 1 S: 7	H: 0 LOB: 0 BB: 0 P: 12	R: 0 E: 0 K: 0 S: 9	H: 0 LOB: 0 BB: 0 P: 13	R: 1 E: 0 K: 0 S: 12	H: 2 LOB: 1 BB: 0 P: 23	R: 0 E: 0 K: 1 S: 8	H: 0 LOB: 0 BB: 0 P: 13	R: 3 E: 0 K: 0 S: 19	H: 4 LOB: 1 BB: 0 P: 26	R: 0 E: 1 K: 0 S: 12	H: 0 LOB: 1 BB: 0 P: 18		1B: 8 2B: 3 3B: 0 HR: 4	SF: 0 SAC: 0 DP: 1 HBP: 0	WP: 0 PB: 1 SB: 1 CS: 0
<b>PITCHER</b> Woody Williams, R ERA: 4.01 Robert Person, R ERA: 7.55 Paul Quantrill, R ERA: 2.59	IP: 5.0 WLS: L BF: 26	H: 10 R: 8 ER: 8 SO: 2	BB: 2 IBB: 0 HBP: 0 BLK: 0	WP: 0 HR: 1 S: 66 P: 116	ERA: 14.40 WHIP: 2.400	<b>PITCHER</b>										IP: 2.0 WLS: L BF: 10	H: 4 R: 3 ER: 3 SO: 1	BB: 0 IBB: 0 HBP: 0 BLK: 0	WP: 0 HR: 3 S: 27 P: 39	ERA: 13.50 WHIP: 2.000





Batter	1	2	3	4	5	6	7	8	9	AB	R	H	RBI	BB	SO	LOB	TOP								
<b>Felipe Crespo, S</b> OBP: 0.341, SLG: 0.360 (1, 9)	F7		G3-1		G6-3 1-H		G3		G3-1	5	0	2	1	0	0	1	<b>Toronto Blue Jays @ Chicago White Sox</b> Comiskey Park, Chicago, IL Wed Jul 15 1998, 4:33 AM EDT Cloudy - 88 F <a href="http://livebaseballscorecards.com">livebaseballscorecards.com</a>								
<b>Shawn Green, L</b> OBP: 0.331, SLG: 0.461 (1, 8)	G4-3		G4-3		G6-3		G6-3		K	5	0	0	0	0	1	3									
<b>Jose Canseco, R</b> OBP: 0.351, SLG: 0.511 <b>Shannon Stewart, R</b> OBP: 0.365, SLG: 0.366 (1, 7) (8, 7)	BB		L7		G6-3				G6-3	3	0	0	0	1	0	1									
<b>Carlos Delgado, L</b> OBP: 0.373, SLG: 0.567 <b>Juan Samuel, R</b> OBP: 0.291, SLG: 0.292 (1, 3) (8, 3)	BB				BB		F9		P3	2	1	0	0	2	0	0									
<b>Mike Stanley, R</b> OBP: 0.356, SLG: 0.482 (1, 10)	P6				G6-4-3 BB		K		G5-3	3	0	0	0	1	1	2									
<b>Darin Fletcher, L</b> OBP: 0.347, SLG: 0.431 <b>Kevin Brown, R</b> OBP: 0.333, SLG: 0.367 (1, 2) (8, 2)		G4-3			G6-4-3 BB				K	2	0	1	0	1	0	0									
<b>Tony Fernandez, S</b> OBP: 0.355, SLG: 0.429 (1, 4)	P6		G6-4-3		1-2 2-3 3-H		G4-3		E	4	1	1	0	0	0	3									
<b>5 Ed Sprague, R</b> OBP: 0.314, SLG: 0.431 (1, 5)	2B		K				K		K	4	0	1	0	0	3	2									
<b>Craig Grebeck, R</b> OBP: 0.373, SLG: 0.407 (1, 6)	F2				2B		G3		E8	4	1	2	0	0	0	1									
<b>Inning Stats</b>	R: 0 E: 0 K: 0 S: 10	H: 0 LOB: 2 BB: 2 P: 22	R: 0 E: 0 K: 0 S: 8	H: 1 LOB: 1 BB: 0 P: 13	R: 0 E: 0 K: 1 S: 5	H: 0 LOB: 0 BB: 0 P: 6	R: 1 E: 0 K: 1 S: 9	H: 0 LOB: 1 BB: 3 P: 21	R: 0 E: 0 K: 0 S: 7	H: 2 LOB: 1 BB: 0 P: 10	R: 0 E: 0 K: 1 S: 13	H: 1 LOB: 1 BB: 0 P: 20	R: 0 E: 0 K: 1 S: 7	H: 1 LOB: 1 BB: 0 P: 9	R: 0 E: 0 K: 0 S: 8	H: 0 LOB: 0 BB: 0 P: 10		R: 2 E: 1 K: 3 S: 14	H: 2 LOB: 1 BB: 0 P: 23	1B: 3 2B: 4 3B: 0 HR: 0	SF: 0 SAC: 0 DP: 1 HBP: 0	WP: 0 PB: 0 SB: 0 CS: 0	PA: 38		
<b>PITCHER</b>	IP	WLS	BF	H	R	ER	SO	BB	IBB	HBP	BLK	WP	HR	S	P	ERA	WHIP								
<b>Jaime Navarro, R</b> ERA: 5.72 <b>Bryan Ward, L</b> ERA: 3.0 (1, 1) (9, 1)	8.0	W	32	5	1	1	3	5	0	0	0	0	0	67	111	1.12	1.250								

Batter	1	2	3	4	5	6	7	8	9	AB	R	H	RBI	BB	SO	LOB	BOTTOM								
<b>Ray Durham, S</b> OBP: 0.364, SLG: 0.458 (1, 4)	HR			G4-3	L7		P4			4	1	1	1	0	0	2	<b>Toronto Blue Jays @ Chicago White Sox</b> Comiskey Park, Chicago, IL Wed Jul 15 1998, 4:33 AM EDT Cloudy - 88 F <a href="http://livebaseballscorecards.com">livebaseballscorecards.com</a>								
<b>Mike Canuso, S</b> OBP: 0.333, SLG: 0.413 (1, 6)	G3	G3		G6-3		G4-3 1B		2B		5	0	2	0	0	0	1									
<b>Frank Thomas, R</b> OBP: 0.387, SLG: 0.471 <b>Greg Norton, S</b> OBP: 0.281, SLG: 0.437 (1, 10) (6, PH)	FC6-4 BB	F8		HR	BB		F9		P5	2	1	0	0	2	0	2									
<b>Albert Belle, R</b> OBP: 0.365, SLG: 0.581 <b>25 Jeff Abbott, R</b> OBP: 0.337, SLG: 0.581 (1, 7) (9, 7)	FC6-4 HR			1B	1B		G4-3		F8	5	3	2	2	0	0	3									
<b>Robin Ventura, L</b> OBP: 0.357, SLG: 0.432 (1, 5)	HR			BB	1B		G3-1			3	1	2	2	2	0	1									
<b>Maglio Ordonez, R</b> OBP: 0.316, SLG: 0.428 (1, 9)	G3			BB	1B		P4		L9	5	1	2	1	0	0	3									
<b>Wil Cordero, R</b> OBP: 0.311, SLG: 0.461 (1, 3)										3	1	1	1	0	1	2									
<b>Mike Cameron, R</b> OBP: 0.298, SLG: 0.328 (1, 8)										3	1	2	0	1	1	0									
<b>Charlie O'Brien, R</b> OBP: 0.305, SLG: 0.394 (1, 2)										4	0	2	2	0	0	4									
<b>Inning Stats</b>	R: 3 E: 0 K: 0 S: 11	H: 2 LOB: 0 BB: 1 P: 20	R: 2 E: 0 K: 0 S: 12	H: 3 LOB: 1 BB: 0 P: 19	R: 1 E: 0 K: 1 S: 15	H: 3 LOB: 2 BB: 1 P: 26	R: 2 E: 0 K: 0 S: 10	H: 1 LOB: 1 BB: 2 P: 22	R: 0 E: 0 K: 1 S: 9	H: 1 LOB: 1 BB: 0 P: 13	R: 0 E: 0 K: 0 S: 7	H: 1 LOB: 1 BB: 0 P: 11	R: 1 E: 0 K: 0 S: 11	H: 2 LOB: 1 BB: 0 P: 16	R: 0 E: 0 K: 0 S: 11	H: 1 LOB: 2 BB: 1 P: 22		1B: 7 2B: 4 3B: 0 HR: 3	SF: 1 SAC: 1 DP: 1 HBP: 0	WP: 1 PB: 0 SB: 0 CS: 0	PA: 42				
<b>PITCHER</b>	IP	WLS	BF	H	R	ER	SO	BB	IBB	HBP	BLK	WP	HR	S	P	ERA	WHIP								
<b>Pat Hentgen, R</b> ERA: 5.04 <b>Bill Riskey, R</b> ERA: 4.28 (1, 1) (8, 1)	7.0	L	37	13	9	9	2	4	0	0	0	0	0	11	22	0.00	2.000								



Batter	1	2	3	4	5	6	7	8	9	AB	R	H	RBI	BB	SO	LOB	TOP								
<b>Shannon Stewart, R</b> OBP: 0.365, SLG: 0.364 (1, 7)										4	1	1	0	0	1	3	<b>Toronto Blue Jays @ Chicago White Sox</b> Comiskey Park, Chicago, IL Wed Jul 15 1998, 8:05 PM EDT Att: 15,602 - Unknown - 85 F								
<b>Shawn Green, L</b> OBP: 0.334, SLG: 0.461 (1, 8)									4	1	2	0	1	0	3										
<b>Jose Canseco, R</b> OBP: 0.335, SLG: 0.514 (1, 9)										4	0	2	2	0	1	3									
<b>Carlos Delgado, L</b> OBP: 0.368, SLG: 0.559 (1, 3)										4	0	0	0	0	1	6									
<b>Darrin Fletcher, L</b> OBP: 0.341, SLG: 0.423 (1, 10)										4	0	0	0	0	0	1									
<b>Ed Sprague, R</b> OBP: 0.313, SLG: 0.429 (1, 5)										4	0	1	0	0	0	0									
<b>Mark Dalesandro, R</b> OBP: 0.288, SLG: 0.460 (1, 2)										4	0	0	0	0	0	1									
<b>Craig Grebeck, R</b> OBP: 0.369, SLG: 0.396 (1, 4)										3	0	0	0	0	0	1									
<b>Alex Gonzalez, R</b> OBP: 0.271, SLG: 0.378 (1, 6)										4	0	2	0	0	0	2									
<b>Inning Stats</b>	R: 1 E: 0 K: 0 S: 10	H: 2 LOB: 1 BB: 0 P: 14	R: 0 E: 0 K: 0 S: 8	H: 2 LOB: 2 BB: 0 P: 11	R: 1 E: 1 K: 0 S: 6	H: 2 LOB: 0 BB: 0 P: 10	R: 0 E: 1 K: 0 S: 8	H: 0 LOB: 1 BB: 0 P: 11	R: 0 E: 0 K: 0 S: 12	H: 1 LOB: 3 BB: 0 P: 20	R: 0 E: 0 K: 0 S: 5	H: 0 LOB: 0 BB: 0 P: 9	R: 0 E: 0 K: 0 S: 13	H: 0 LOB: 3 BB: 0 P: 23	R: 0 E: 0 K: 0 S: 9	H: 0 LOB: 0 BB: 0 P: 14	R: 0 E: 0 K: 1 S: 15	H: 1 LOB: 2 BB: 1 P: 23	1B: 7 2B: 1 3B: 0 HR: 0	SF: 0 SAC: 0 DP: 1 HBP: 3	WP: 1 PB: 0 SB: 2 CS: 0	PA: 39			
<b>PITCHER</b>	IP	WLS	BF	H	R	ER	SO	BB	IBB	HBP	BLK	WP	HR	S	P	ERA	WHIP								
<b>Carlos Castillo, R</b> ERA: 5.16 (1, 1)	6.0	W	25	7	2	2	2	0	0	0	0	1	0	49	75	3.00	1.167								
<b>Keith Foulke, R</b> ERA: 4.7 (7, 1)	0.1		3	0	0	0	0	0	0	2	0	0	0	8	14	0.00	0.000								
<b>Bob Howry, R</b> ERA: 4.7 (7, 1)	1.2		6	0	0	0	0	0	0	1	0	0	0	14	23	0.00	0.000								
<b>41 Bill Simas, R</b> ERA: 2.34 (9, 1)	1.0	S	5	1	0	0	1	1	0	0	0	0	0	15	23	0.00	2.000								

Batter	1	2	3	4	5	6	7	8	9	AB	R	H	RBI	BB	SO	LOB	BOTTOM								
<b>Ray Durham, S</b> OBP: 0.365, SLG: 0.458 (1, 4)										4	1	2	0	0	0	1	<b>Toronto Blue Jays @ Chicago White Sox</b> Comiskey Park, Chicago, IL Wed Jul 15 1998, 8:05 PM EDT Att: 15,602 - Unknown - 85 F								
<b>Mike Canuso, S</b> OBP: 0.336, SLG: 0.429 (1, 6)										4	1	2	2	0	0	2									
<b>Frank Thomas, R</b> OBP: 0.388, SLG: 0.468 (1, 10)										2	1	0	0	2	0	2									
<b>Albert Belle, R</b> OBP: 0.369, SLG: 0.594 (1, 7)										4	2	3	2	0	0	0									
<b>Robin Ventura, L</b> OBP: 0.354, SLG: 0.427 (1, 5)										4	0	0	0	0	0	3									
<b>Magglio Ordonez, R</b> OBP: 0.313, SLG: 0.424 (1, 9)										3	0	0	1	0	0	0									
<b>Greg Norton, S</b> OBP: 0.273, SLG: 0.424 (1, 3)										4	0	0	0	0	0	1									
<b>25 Jeff Abbott, R</b> OBP: 0.337, SLG: 0.573 <b>Mike Cameron, R</b> OBP: 0.296, SLG: 0.328 (1, 8) (7, 8)										3	0	1	0	0	0	0									
<b>Chad Kreuter, S</b> OBP: 0.396, SLG: 0.340 (1, 2)										3	0	1	0	0	1	0									
<b>Inning Stats</b>	R: 2 E: 0 K: 0 S: 12	H: 2 LOB: 0 BB: 1 P: 19	R: 0 E: 0 K: 0 S: 8	H: 1 LOB: 0 BB: 0 P: 17	R: 0 E: 0 K: 0 S: 10	H: 1 LOB: 1 BB: 0 P: 16	R: 0 E: 1 K: 0 S: 6	H: 0 LOB: 1 BB: 0 P: 11	R: 2 E: 0 K: 1 S: 19	H: 3 LOB: 2 BB: 1 P: 32	R: 0 E: 0 K: 0 S: 7	H: 0 LOB: 0 BB: 0 P: 10	R: 0 E: 0 K: 0 S: 8	H: 1 LOB: 1 BB: 0 P: 13	R: 1 E: 0 K: 0 S: 7	H: 1 LOB: 0 BB: 0 P: 11	1B: 4 2B: 3 3B: 0 HR: 2	SF: 1 SAC: 0 DP: 0 HBP: 0	WP: 0 PB: 0 SB: 0 CS: 2	PA: 35					
<b>PITCHER</b>	IP	WLS	BF	H	R	ER	SO	BB	IBB	HBP	BLK	WP	HR	S	P	ERA	WHIP								
<b>Dave Stieb, R</b> ERA: 3.24 (1, 1)	6.0	L	26	7	4	4	1	2	0	0	0	0	0	10	16	9.00	2.000								
<b>Robert Person, R</b> ERA: 7.33 (7, 1)	1.0		5	2	1	1	0	0	0	0	0	0	0	1	1	0.00	0.000								
<b>Dan Plesac, L</b> ERA: 3.0 (8, 1)	0.1		1	0	0	0	0	0	0	0	0	0	0	1	1	0.00	0.000								
<b>Paul Quantrill, R</b> ERA: 2.55 (8, 1)	0.2		2	0	0	0	0	0	0	0	0	0	0	4	7	0.00	0.000								



Batter	1	2	3	4	5	6	7	8	9	AB	R	H	RBI	BB	SO	LOB	TOP										
Shannon Stewart, R OBP: 0.369, SLG: 0.367 (1, 8)										3	1	1	0	2	0	2											
Shawn Green, L OBP: 0.335, SLG: 0.460 (1, 9)										5	1	2	1	0	0	2											
Jose Canseco, R OBP: 0.334, SLG: 0.509 Felipe Crespo, S OBP: 0.346, SLG: 0.360 (7, PR) (7, 7)										3	0	0	0	1	0	4											
Carlos Delgado, L OBP: 0.372, SLG: 0.558 (1, 10)										4	0	2	2	1	1	1											
Mike Stanley, R OBP: 0.354, SLG: 0.477 (1, 3)										5	1	1	0	0	0	5											
Darin Fletcher, L OBP: 0.340, SLG: 0.425 (1, 2)										4	0	1	0	0	0	0											
5 Ed Sprague, R OBP: 0.313, SLG: 0.425 (1, 5)										3	0	0	0	0	0	0											
Craig Grebeck, R OBP: 0.366, SLG: 0.395 (1, 4)										3	1	1	1	0	0	0											
Alex Gonzalez, R OBP: 0.276, SLG: 0.382 (1, 6)										4	1	3	0	0	0	2											
<b>Inning Stats</b>	R: 0 E: 0 K: 0 S: 7	H: 1 LOB: 1 BB: 0 P: 13	R: 0 E: 0 K: 0 S: 7	H: 0 LOB: 0 BB: 0 P: 12	R: 1 E: 0 K: 0 S: 7	H: 2 LOB: 1 BB: 1 P: 14	R: 1 E: 0 K: 1 S: 11	H: 2 LOB: 2 BB: 0 P: 18	R: 1 E: 0 K: 0 S: 12	H: 1 LOB: 1 BB: 1 P: 23	R: 0 E: 0 K: 0 S: 9	H: 0 LOB: 0 BB: 0 P: 14	R: 1 E: 1 K: 0 S: 19	H: 3 LOB: 2 BB: 1 P: 29	R: 1 E: 1 K: 0 S: 13	H: 2 LOB: 1 BB: 0 P: 17	R: 0 E: 0 K: 0 S: 5	H: 0 LOB: 1 BB: 2 P: 16	1B: 9 2B: 2 3B: 0 HR: 0	SF: 1 SAC: 0 DP: 2 HBP: 1	WP: 1 PB: 0 CS: 0	PA: 41					
<b>PITCHER</b>	IP	WLS	BF	H	R	ER	SO	BB	IBB	HBP	BLK	WP	HR	S	P	ERA	WHIP										
James Baldwin, R ERA: 6.72 (1, 1)	6.2	L	30	8	4	4	1	3	0	1	0	1	0	66	113	5.40	1.650										
Bryan Ward, L ERA: 2.45 (7, 1)	0.2		3	1	0	0	0	0	0	0	0	0	0	8	13	0.00	1.500										
Keith Foulke, R ERA: 4.63 (8, 1)	0.2		4	2	1	0	0	0	0	0	0	0	0	11	14	0.00	3.000										
Scott Eyre, L ERA: 5.36 (9, 1)	1.0		4	0	0	0	0	2	0	0	0	0	0	5	16	0.00	2.000										

Toronto Blue Jays @ Chicago White Sox  
Comiskey Park, Chicago, IL  
Thu Jul 16 1998, 4:33 AM EDT  
Att: 19,638 - Sunny - 81 F

AB	34
R	5
H	11
RBI	4
BB	5
SO	1
LOB	16



Batter	1	2	3	4	5	6	7	8	9	AB	R	H	RBI	BB	SO	LOB	BOTTOM										
Ray Durham, S OBP: 0.364, SLG: 0.456 (1, 4)										4	1	1	0	0	0	1											
Chris Snopce, R OBP: 0.292, SLG: 0.255 (1, 6)										3	1	0	0	0	3	0											
Frank Thomas, R OBP: 0.387, SLG: 0.464 (1, 10)										3	0	0	0	1	1	2											
Albert Belle, R OBP: 0.365, SLG: 0.588 (1, 7)										4	0	0	0	0	3	3											
Robin Ventura, L OBP: 0.355, SLG: 0.431 (1, 5)										4	0	2	2	0	1	0											
Wil Cordero, R OBP: 0.307, SLG: 0.455 (1, 3)										3	0	0	0	0	2	2											
25 Jeff Abbott, R OBP: 0.327, SLG: 0.554 (1, 9)										3	0	0	0	0	0	1											
Mike Cameron, R OBP: 0.295, SLG: 0.325 (1, 8)										3	0	0	0	0	1	1											
Charlie O'Brien, R OBP: 0.305, SLG: 0.393 (1, 2)										3	0	1	0	0	0	0											
<b>Inning Stats</b>	R: 2 E: 0 K: 3 S: 18	H: 2 LOB: 1 BB: 0 P: 24	R: 0 E: 0 K: 0 S: 5	H: 0 LOB: 0 BB: 0 P: 7	R: 0 E: 0 K: 1 S: 5	H: 0 LOB: 0 BB: 0 P: 10	R: 0 E: 0 K: 2 S: 9	H: 0 LOB: 0 BB: 0 P: 14	R: 0 E: 0 K: 0 S: 12	H: 1 LOB: 1 BB: 0 P: 19	R: 0 E: 0 K: 1 S: 9	H: 0 LOB: 0 BB: 1 P: 15	R: 0 E: 0 K: 2 S: 12	H: 1 LOB: 0 BB: 0 P: 18	R: 0 E: 0 K: 1 S: 11	H: 0 LOB: 0 BB: 0 P: 15	R: 0 E: 0 K: 1 S: 7	H: 0 LOB: 0 BB: 0 P: 14	1B: 3 2B: 2 3B: 0 HR: 0	SF: 0 SAC: 0 DP: 1 HBP: 1	WP: 0 PB: 0 CS: 0	PA: 32					
<b>PITCHER</b>	IP	WLS	BF	H	R	ER	SO	BB	IBB	HBP	BLK	WP	HR	S	P	ERA	WHIP										
Chris Carpenter, R ERA: 4.69 (1, 1)	8.0	W	29	4	2	2	10	1	0	1	0	0	0	81	122	2.25	0.625										
Randy Myers, L ERA: 3.96 (9, 1)	1.0	S	3	0	0	0	1	0	0	0	0	0	0	7	14	0.00	0.000										

Toronto Blue Jays @ Chicago White Sox  
Comiskey Park, Chicago, IL  
Thu Jul 16 1998, 4:33 AM EDT  
Att: 19,638 - Sunny - 81 F

AB	30
R	2
H	4
RBI	2
BB	1
SO	11
LOB	10



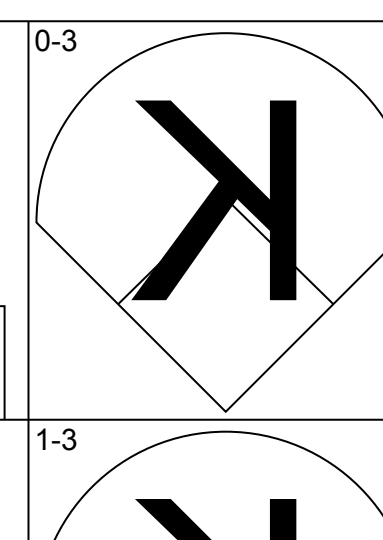
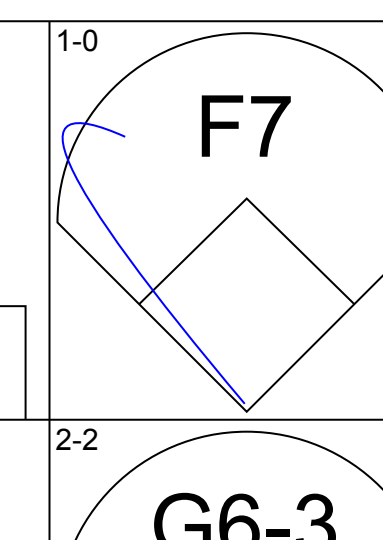
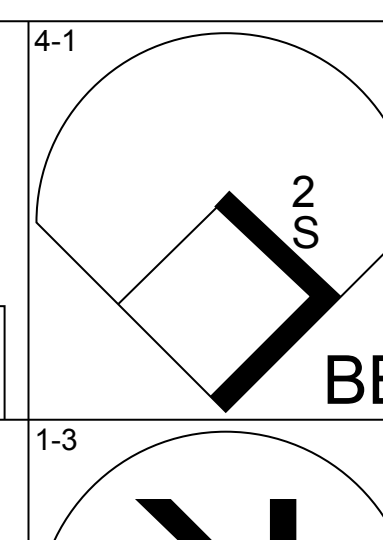
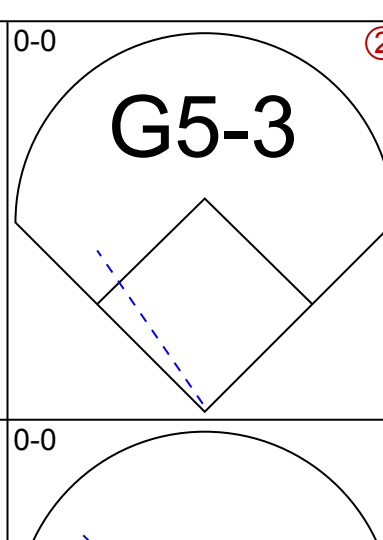
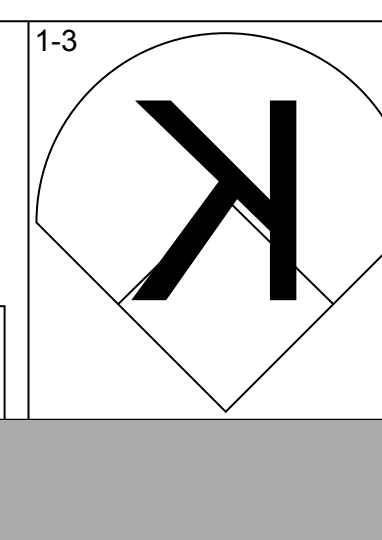
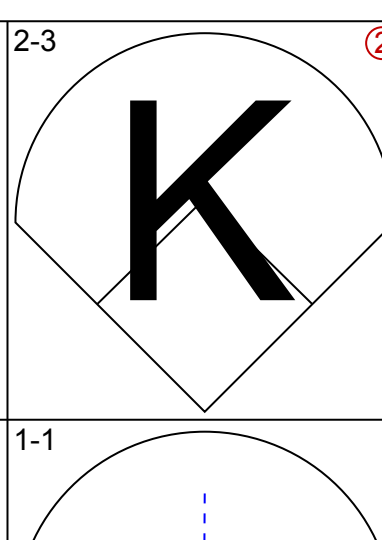
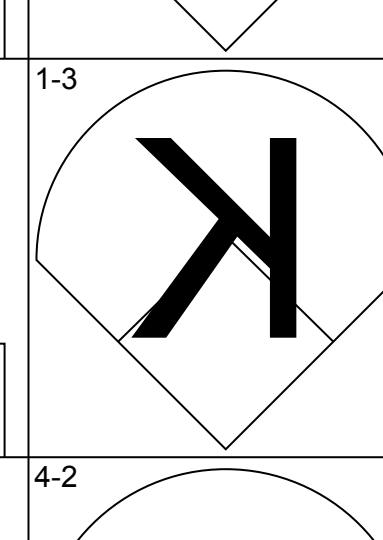
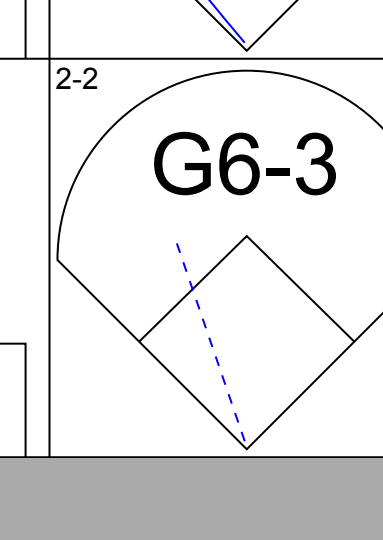
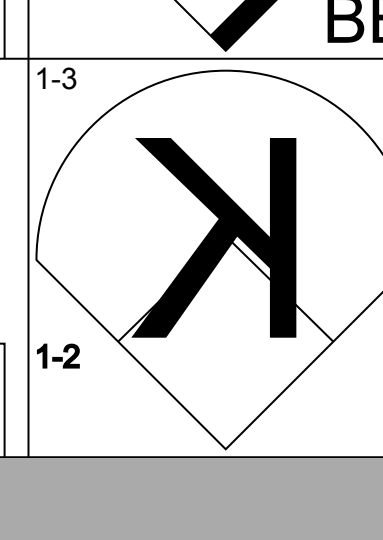
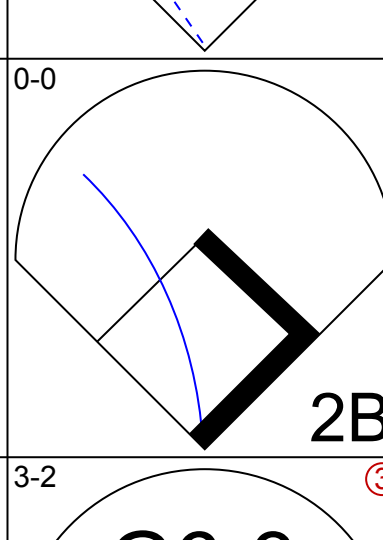
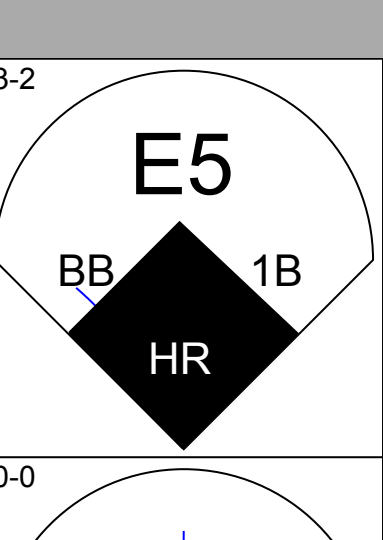
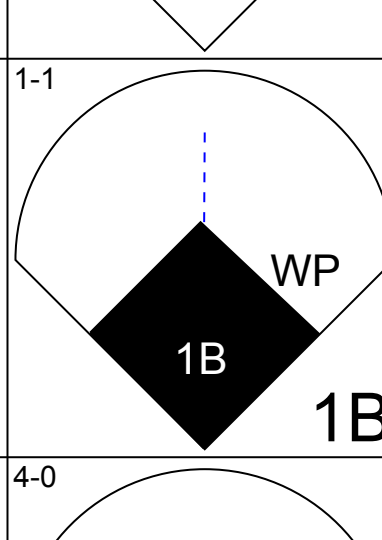
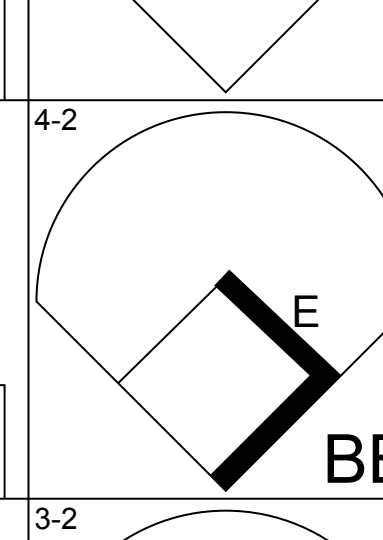
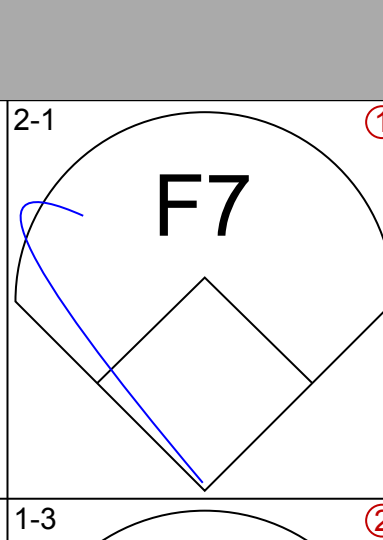
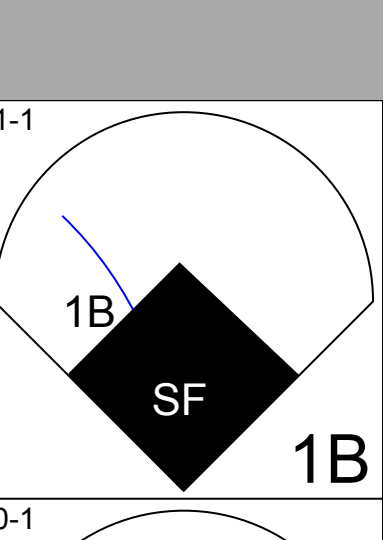
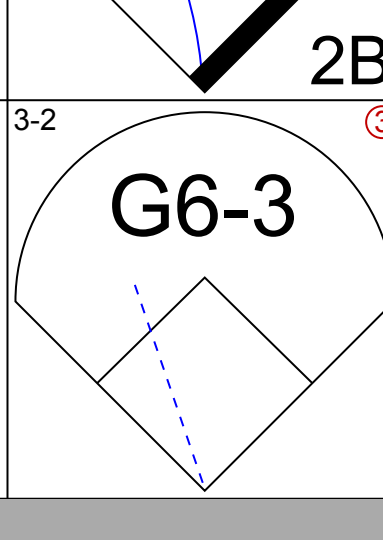
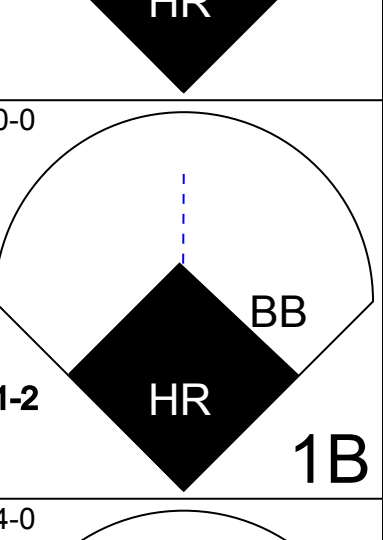
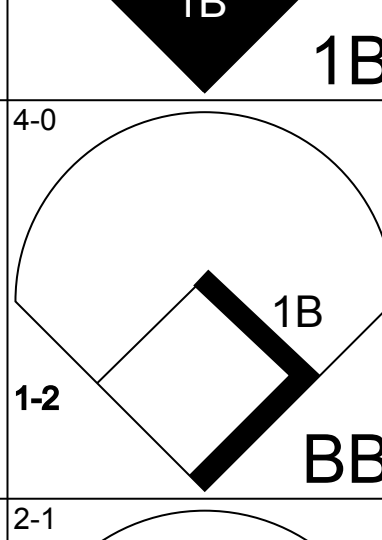
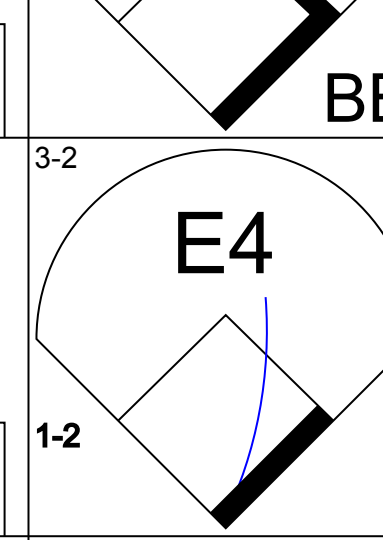
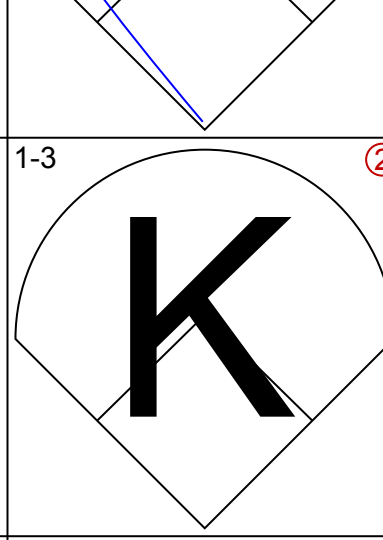
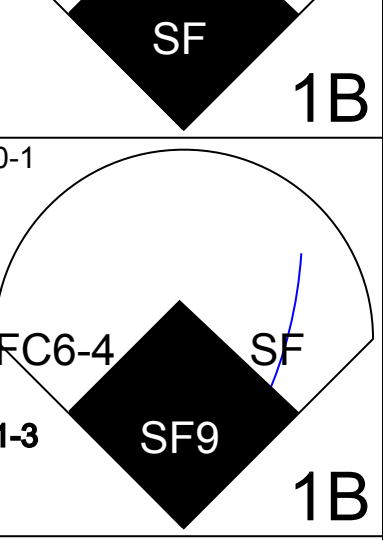
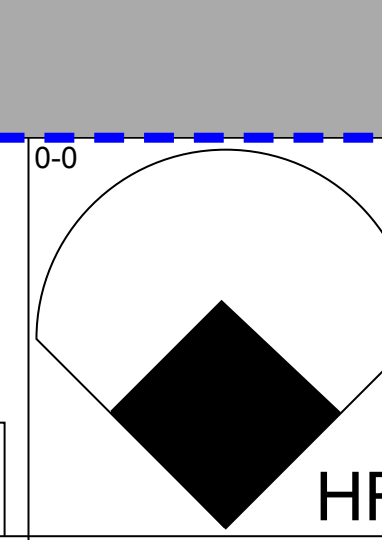
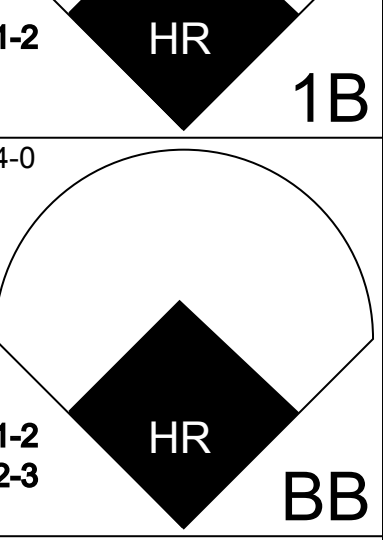
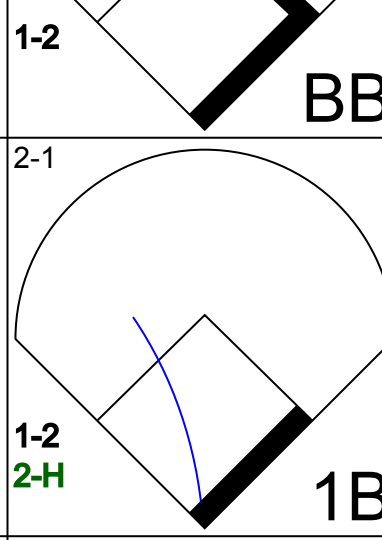
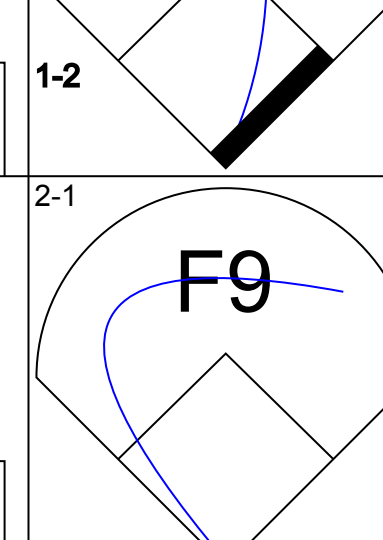
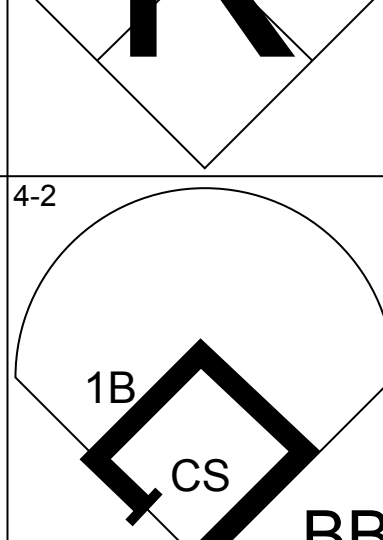
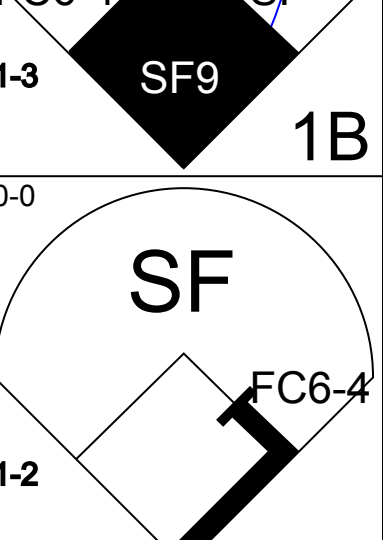
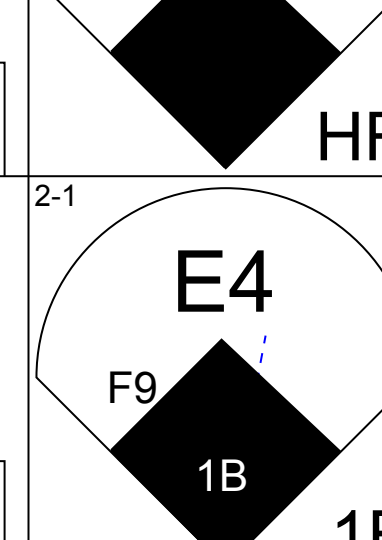
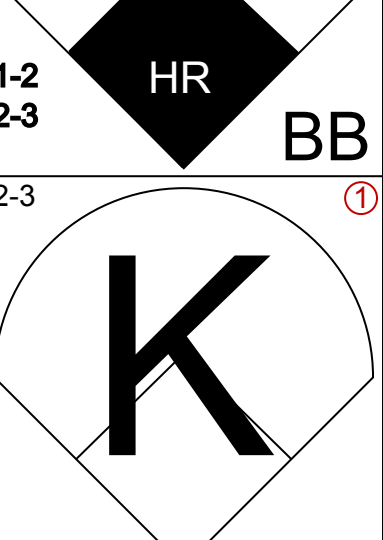
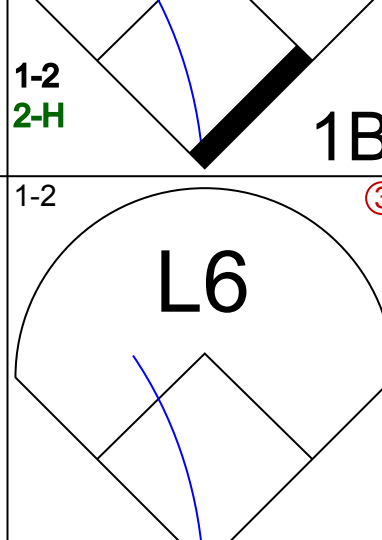
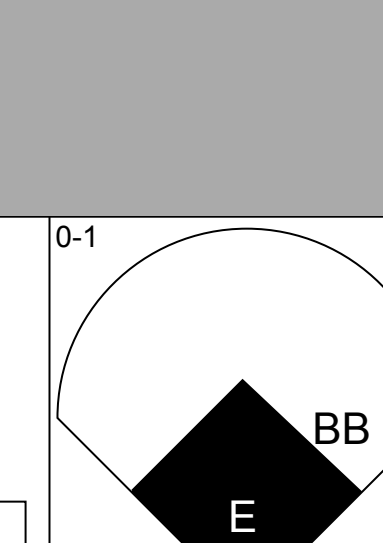
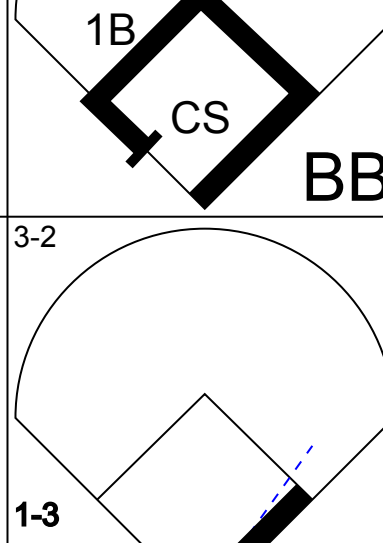
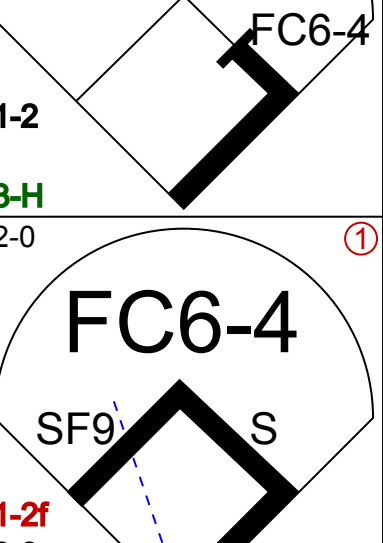
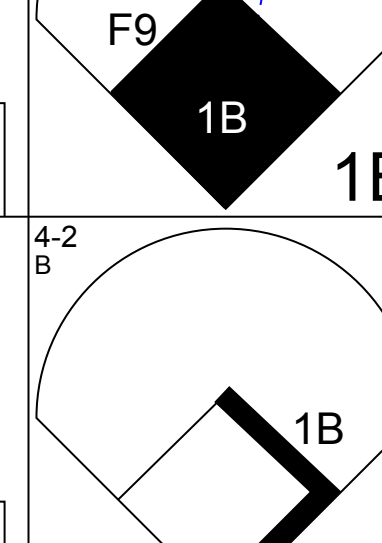
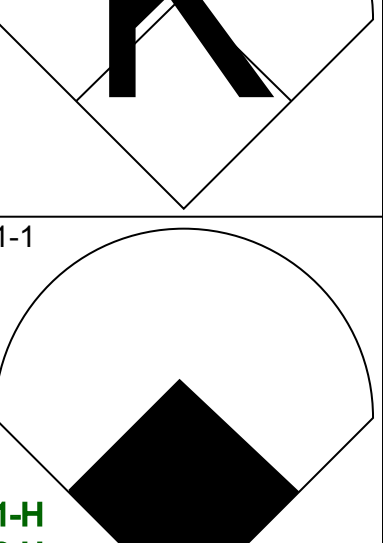
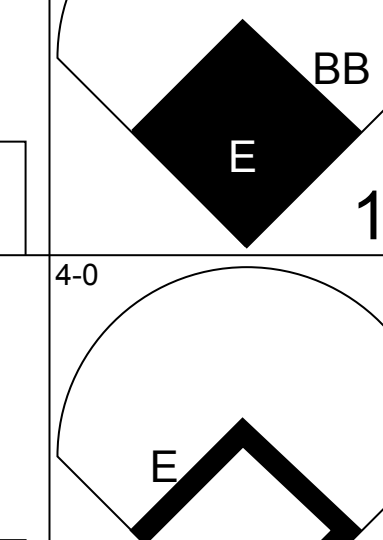
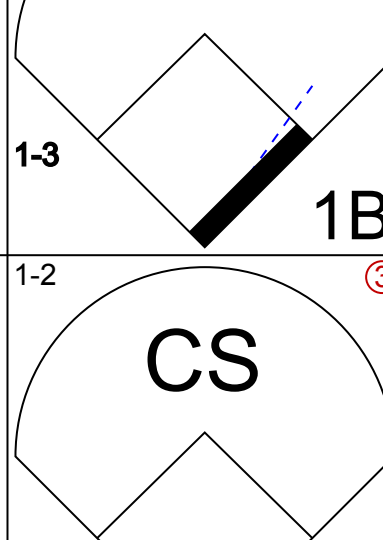
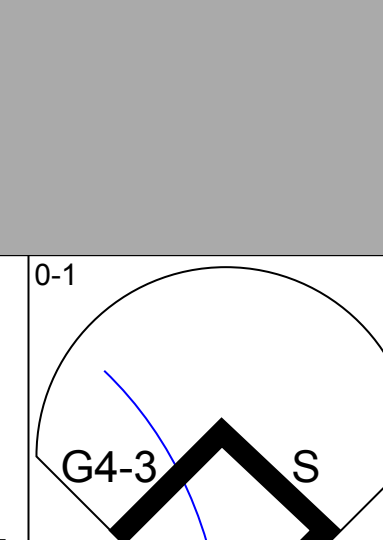
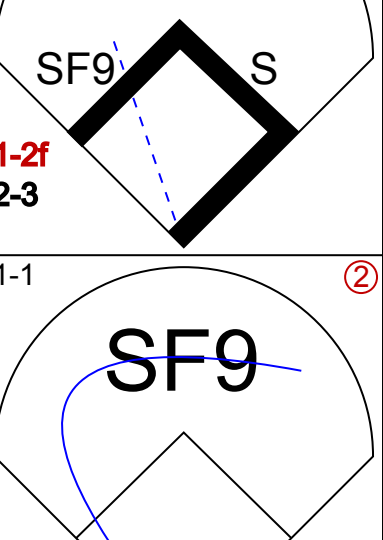
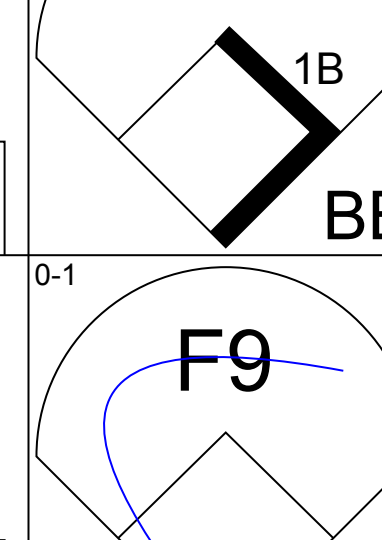
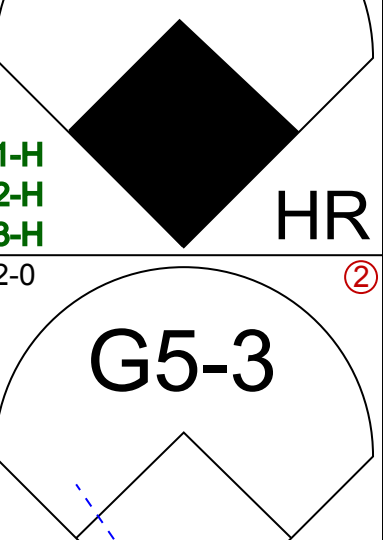
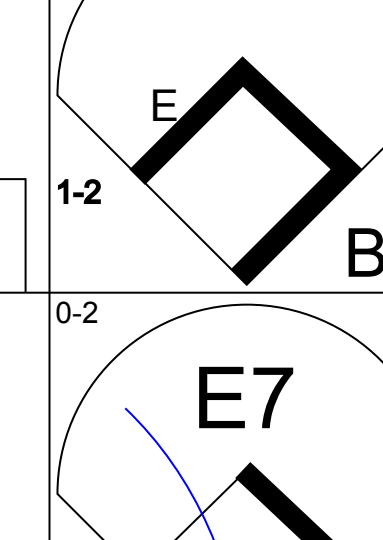
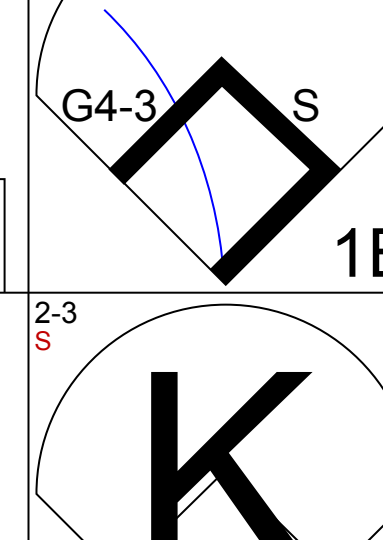
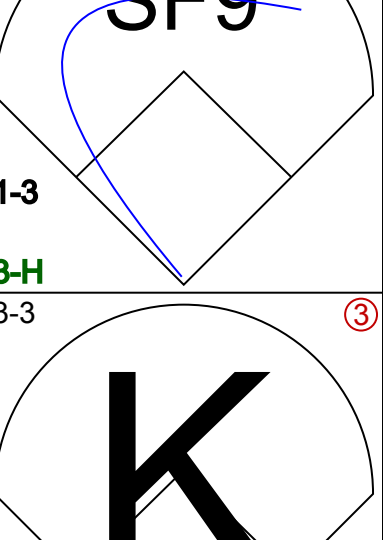
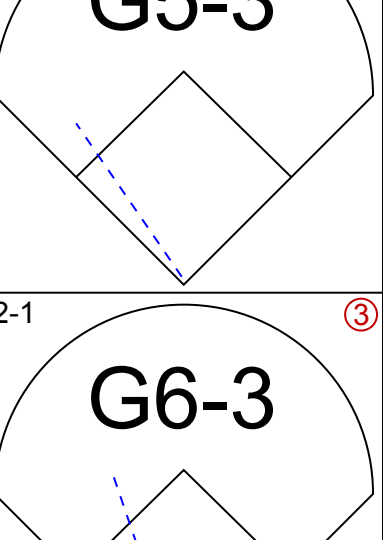
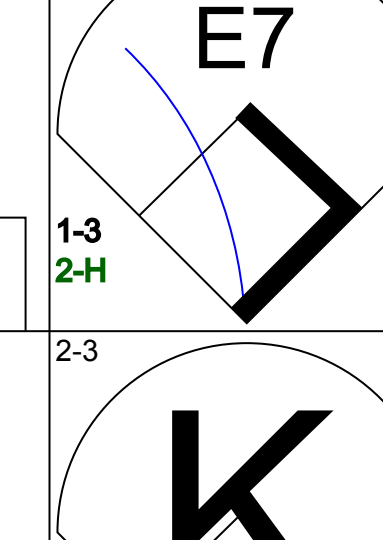

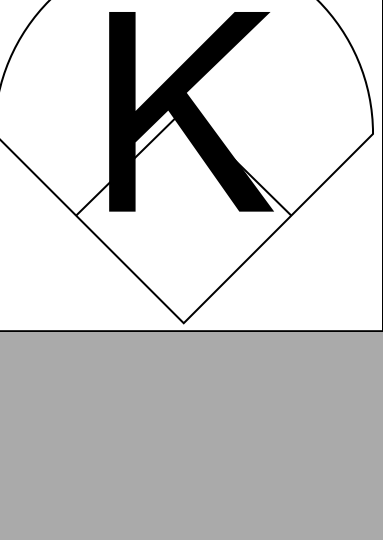
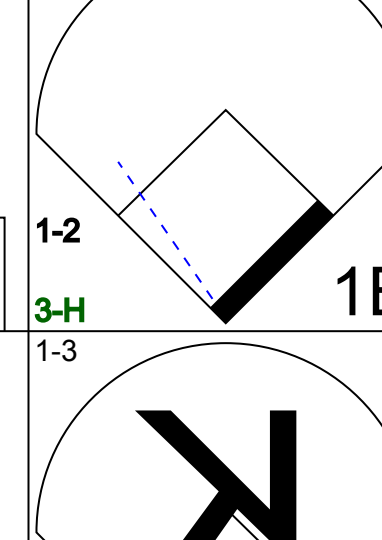
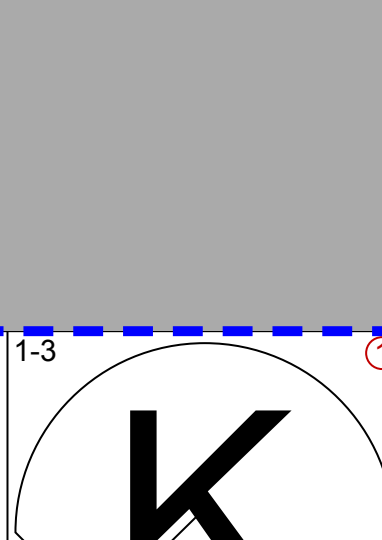


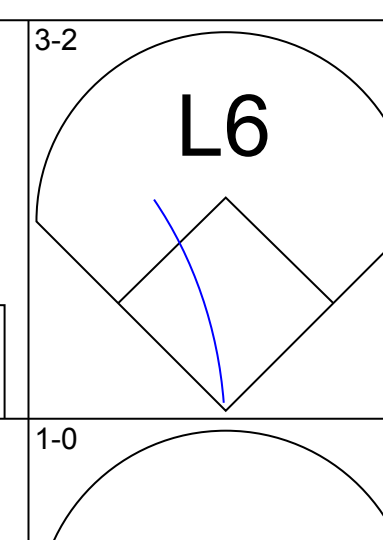
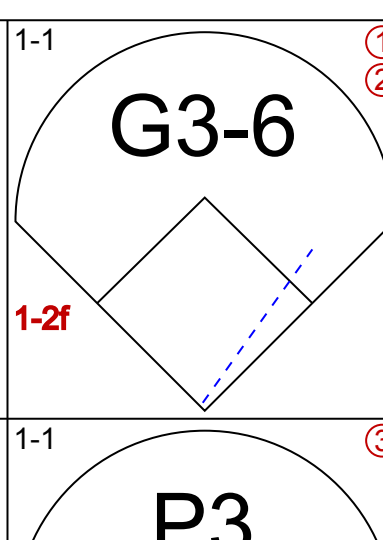
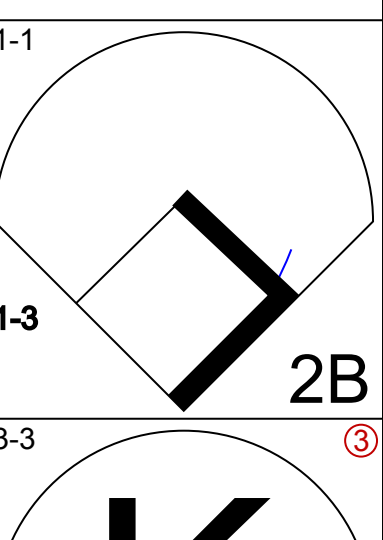
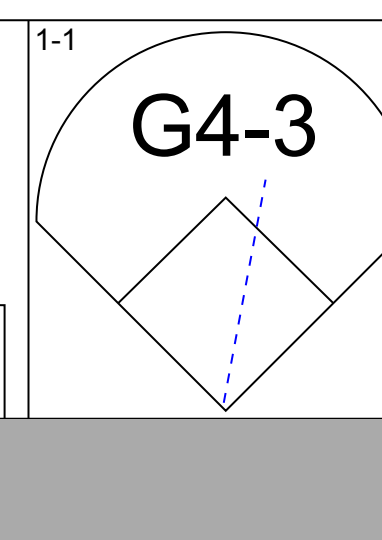
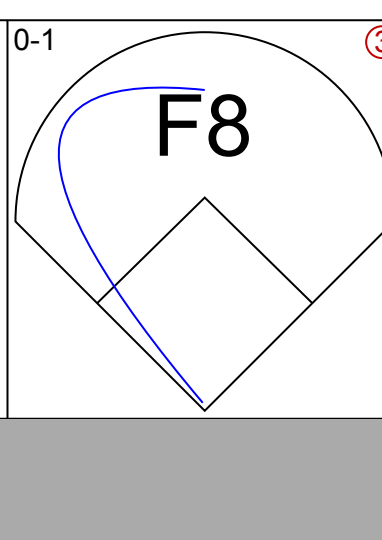
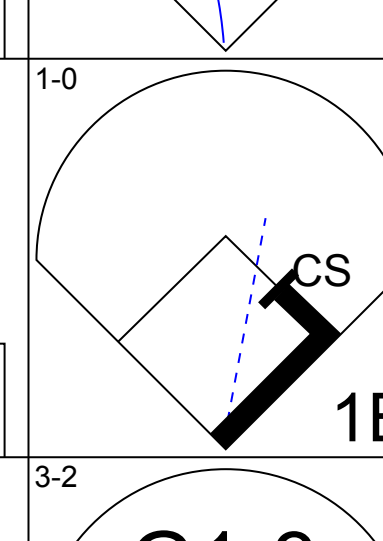
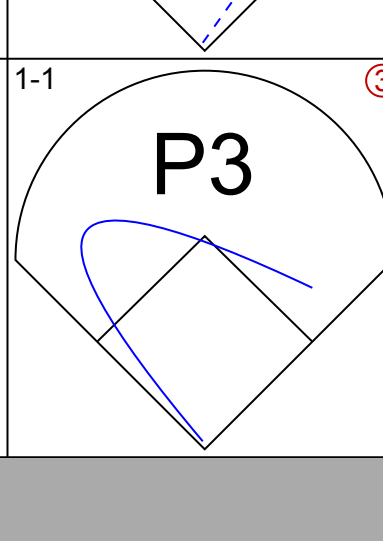
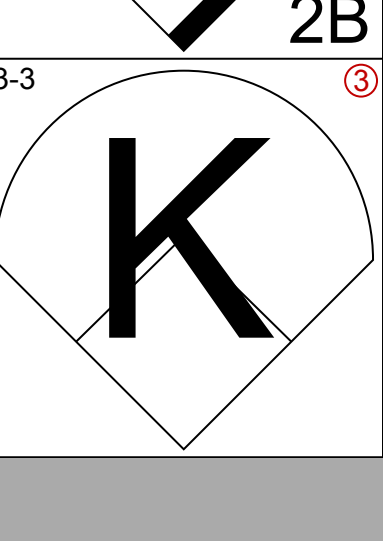
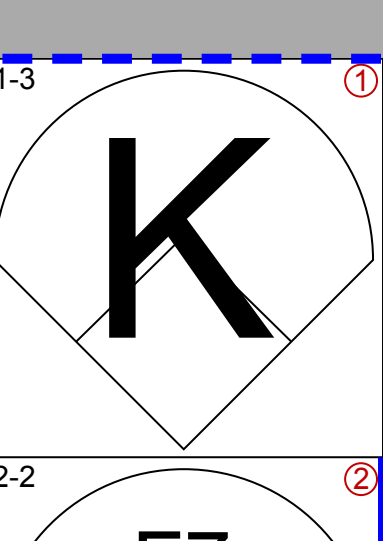
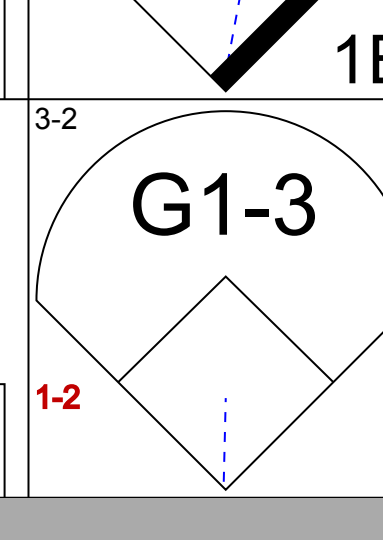


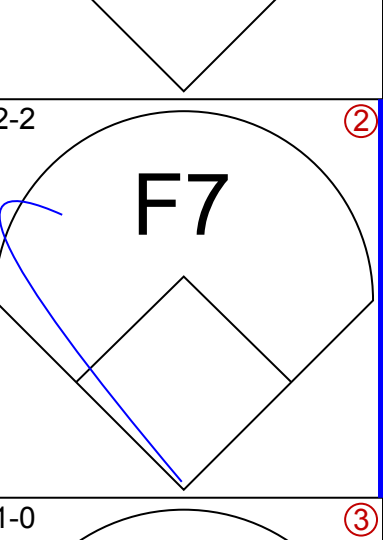
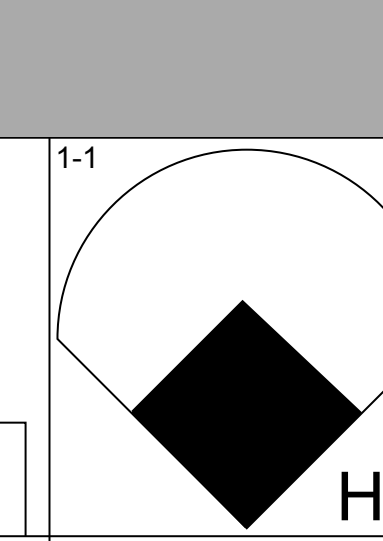
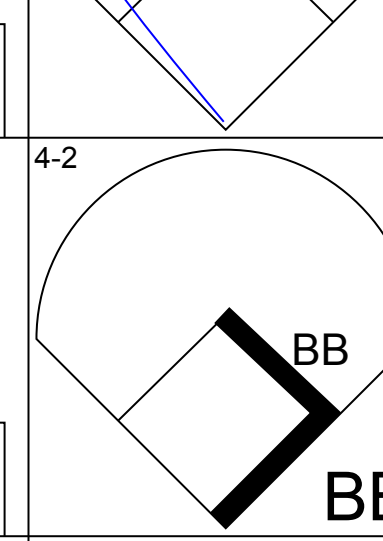
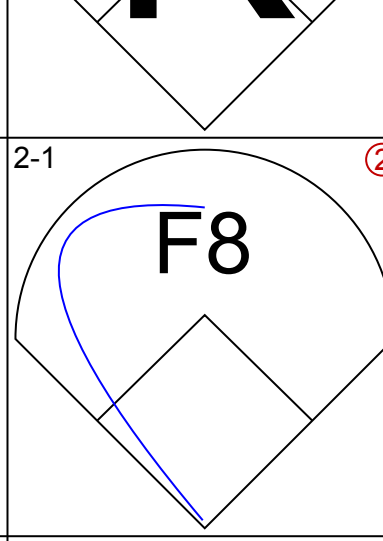
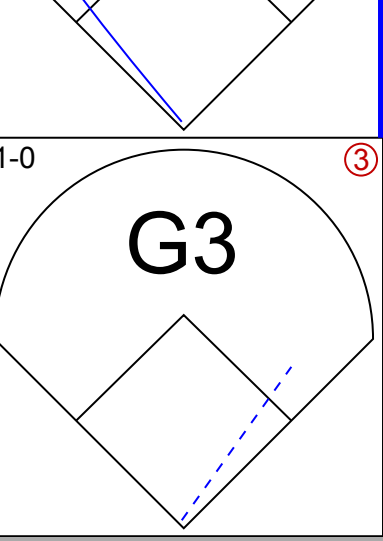
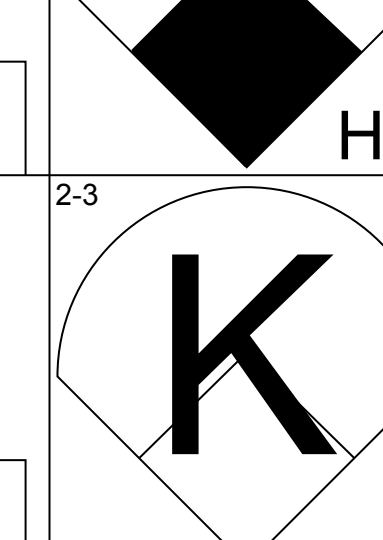
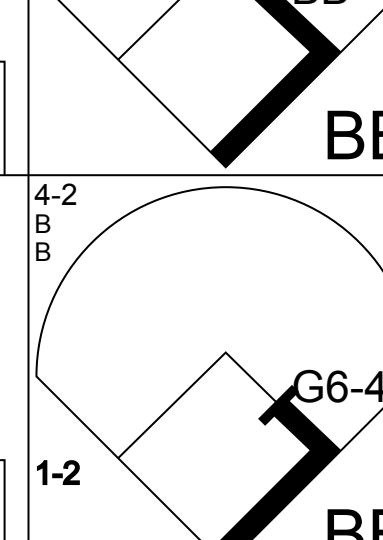
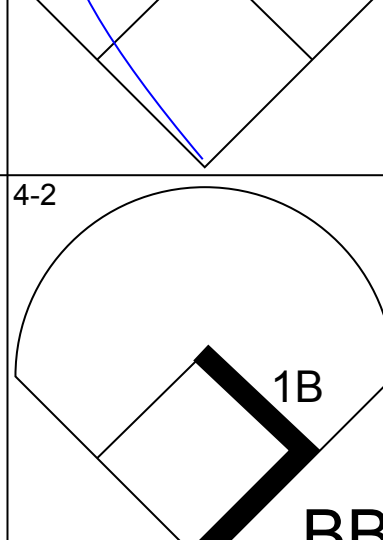
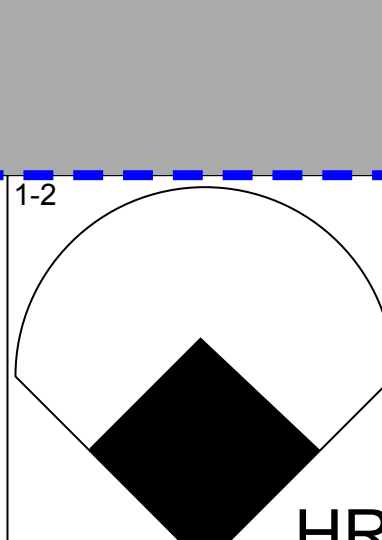
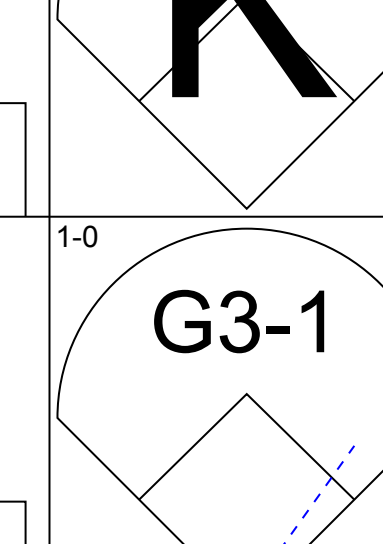
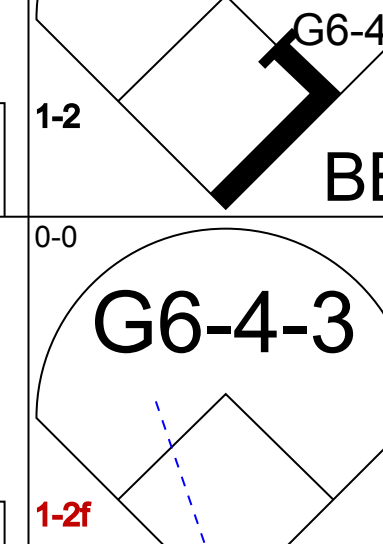
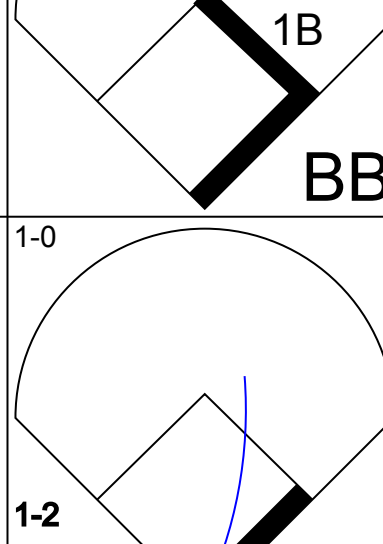
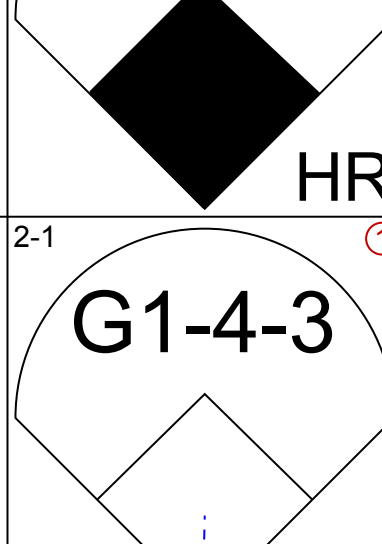
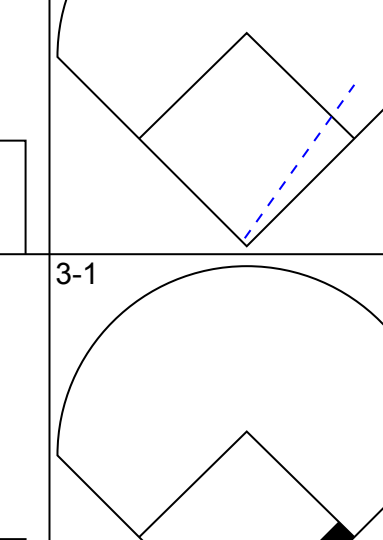
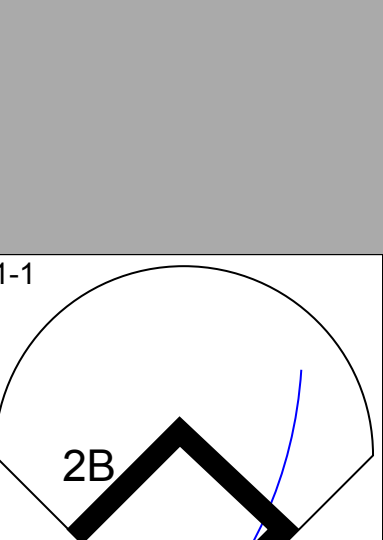
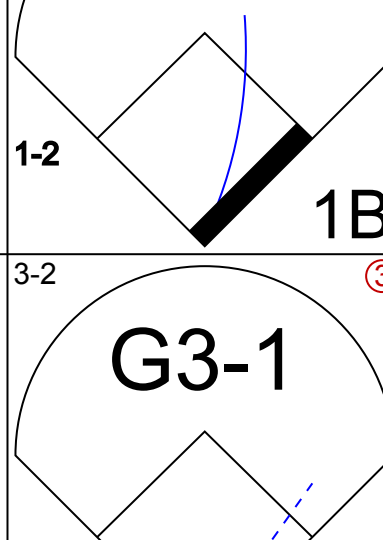


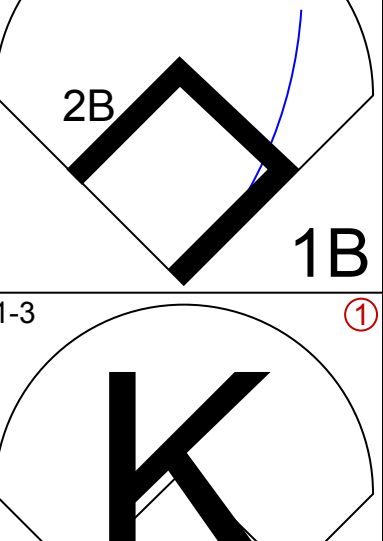
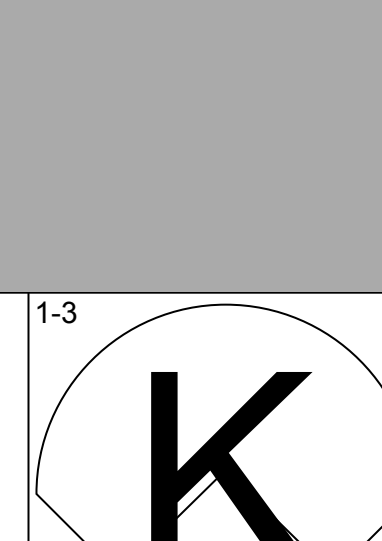
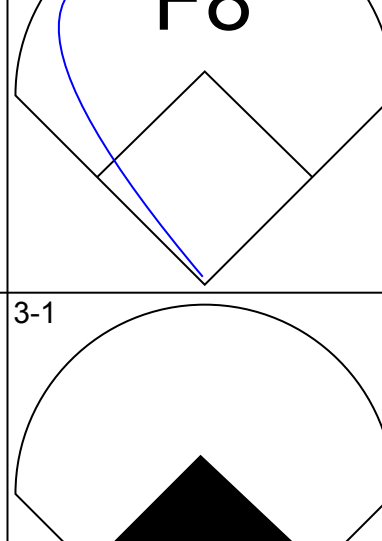
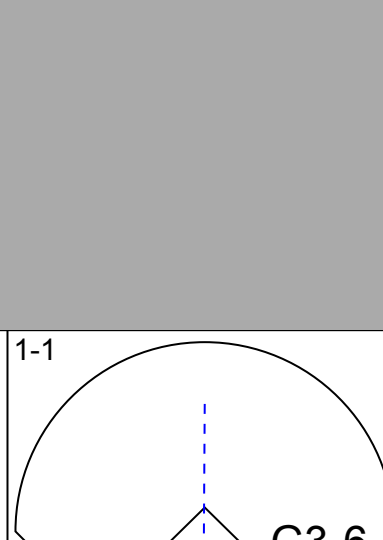
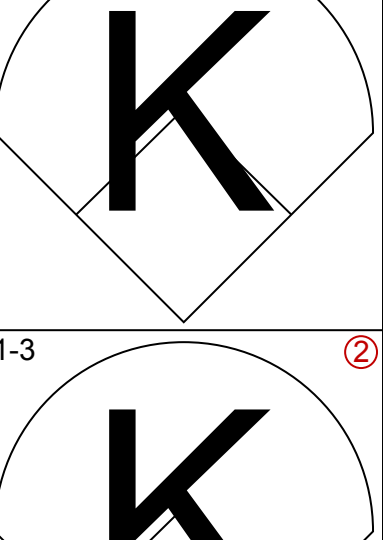
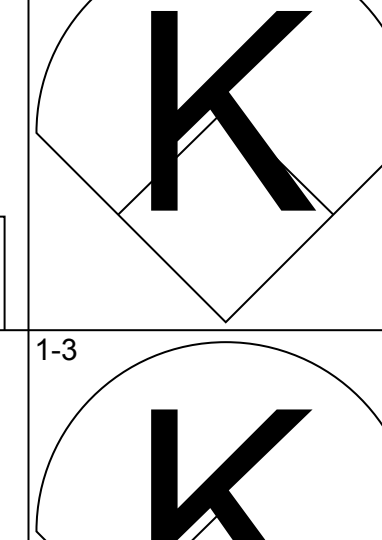
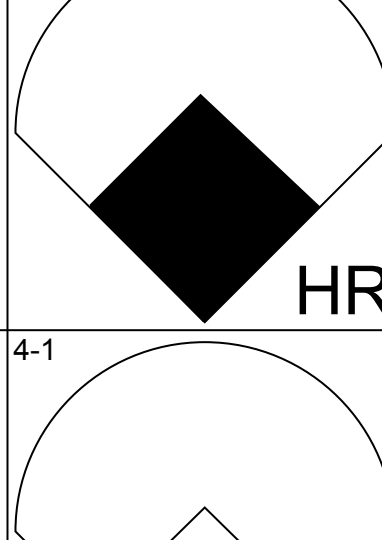
Batter	1	2	3	4	5	6	7	8	9	AB	R	H	RBI	BB	SO	LOB	TOP										
Chuck Knoblauch, R (1, 4) OBP: 0.378, SLG: 0.392	L6		K				F8		F9	5	0	1	0	0	1	3	<b>New York Yankees @ Toronto Blue Jays</b> SkyDome, Toronto, ON Fri Jul 17 1998, 7:05 PM EDT Att: 39,172 - Unknown - 77 F										
2 Derek Jeter, R (1, 6) OBP: 0.366, SLG: 0.478	CS 1B			E8 1B 2B				1B 2B	HR 1B	4	3	4	0	0	0	0											
Paul O'Neill, L (1, 9) OBP: 0.365, SLG: 0.501	G1-3			K	G1-3			G5-3 20 1B 2H	HR	5	2	2	4	0	1	4											
Tino Martinez, L (1, 3) OBP: 0.358, SLG: 0.485			K			P4		20 1B G5-3	F9	5	0	1	0	0	2	1											
Tim Lincecum, S (1, 7) OBP: 0.373, SLG: 0.361	G5-3			1B BB		K		G5-3	HBP	3	0	0	0	1	1	2											
Darryl Strawberry, L (1, 10) OBP: 0.378, SLG: 0.536 Dale Sveum, S (8, PH) OBP: 0.218, SLG: 0.180	K			1-3 3-H 2-3 1B		F7		K	K	3	0	1	1	0	1	0											
20 Jorge Posada, S (1, 2) OBP: 0.378, SLG: 0.484				G4-3 1B				2-3 3-H 1B		4	0	2	1	0	2	2											
Chad Curtis, R (1, 8) OBP: 0.366, SLG: 0.393			K		G5-3		K	F7		4	0	0	0	0	2	3											
Scott Brosius, R (1, 5) OBP: 0.382, SLG: 0.457	G4-3			G6-3					2 HR 1B	3	1	1	0	1	0	1											
<b>Inning Stats</b>	R: 0 E: 0 K: 0 S: 5	H: 1 LOB: 0 BB: 0 P: 10	R: 0 E: 0 K: 2 S: 9	H: 0 LOB: 0 BB: 0 P: 16	R: 0 E: 0 K: 2 S: 11	H: 1 LOB: 1 BB: 0 P: 16	R: 1 E: 1 K: 3 S: 14	H: 2 LOB: 2 BB: 1 P: 30	R: 0 E: 0 K: 1 S: 10	H: 0 LOB: 0 BB: 0 P: 17	R: 0 E: 0 K: 2 S: 10	H: 0 LOB: 1 BB: 1 P: 19	R: 2 E: 0 K: 1 S: 19	H: 4 LOB: 2 BB: 0 P: 25	R: 3 E: 0 K: 1 S: 16	H: 3 LOB: 1 BB: 0 P: 26		1B: 9 2B: 2 3B: 0 HR: 1	SF: 0 SAC: 0 DP: 0 HBP: 2	WP: 0 PB: 0 SB: 0 CS: 1	PA: 42						
<b>PITCHER</b>	IP	WLS	BF	H	R	ER	SO	BB	IBB	HBP	BLK	WP	HR	S	P	ERA	WHIP										
Roger Clemens, R (1, 1) ERA: 3.38	7.0	W	28	5	1	1	10	2	0	1	0	0	0	68	123	1.29	1.000										
Dan Plesac, L (8, 1) ERA: 3.48	0.2		6	4	2	2	1	0	0	0	0	0	0	17	23	27.00	6.000										
Paul Quantrill, R (8, 1) ERA: 3.04	1.0	S	7	3	3	3	0	0	0	1	0	0	1	15	22	27.00	3.000										
Randy Myers, L (9, 1) ERA: 3.82	0.1		1	0	0	0	1	0	0	0	0	0	0	3	6	0.00	0.000										

Batter	1	2	3	4	5	6	7	8	9	AB	R	H	RBI	BB	SO	LOB	BOTTOM										
Tony Phillips, S (1, 7) OBP: 0.338, SLG: 0.478	G6-3		G3							2	1	0	0	2	0	0	<b>New York Yankees @ Toronto Blue Jays</b> SkyDome, Toronto, ON Fri Jul 17 1998, 7:05 PM EDT Att: 39,172 - Unknown - 77 F										
Shawn Green, L (1, 8) OBP: 0.338, SLG: 0.478	FC6-4 1B			HR		BB	HR	HBP	G1-3	5	2	3	5	0	1	4											
Jose Canseco, R (1, 9) OBP: 0.351, SLG: 0.503 Kevin Brown, R (8, 2) OBP: 0.333, SLG: 0.367	FC6-4 1-2			G5-3		K	K			4	0	0	0	0	2	4											
Carlos Delgado, L (1, 3) OBP: 0.370, SLG: 0.554	F9			P4		F9		BB 2B 1B		4	1	1	0	0	0	3											
Mike Stanley, R (1, 10) OBP: 0.354, SLG: 0.476 Juan Samuel, R (7, PR) OBP: 0.304, SLG: 0.292	G5-3			K			1B 2B 1B	2B BB		3	0	1	0	0	1	0											
Tony Fernandez, S (1, 4) OBP: 0.357, SLG: 0.434	K			G4-3			2B HR 1B	1B 2B		4	2	2	2	0	1	0											
5 Ed Sprague, R (1, 5) OBP: 0.309, SLG: 0.420	K			G5-3			K	P3		4	0	0	0	0	2	3											
Darrin Fletcher, L (1, 2) OBP: 0.337, SLG: 0.421 Shannon Stewart, R (7, PH) OBP: 0.370, SLG: 0.388	L3			F8			K	F8 1B		2	0	0	0	0	0	0											
Alex Gonzalez, R (1, 6) OBP: 0.278, SLG: 0.386	F9			F9		BB 1B	HR 2B	F8 1B		4	1	2	1	0	0	1											
<b>Inning Stats</b>	R: 0 E: 0 K: 0 S: 9	H: 1 LOB: 1 BB: 0 P: 15	R: 0 E: 0 K: 2 S: 9	H: 0 LOB: 0 BB: 0 P: 12	R: 0 E: 0 K: 0 S: 4	H: 0 LOB: 0 BB: 0 P: 5	R: 1 E: 0 K: 1 S: 9	H: 1 LOB: 0 BB: 0 P: 11	R: 0 E: 0 K: 0 S: 10	H: 0 LOB: 0 BB: 0 P: 17	R: 0 E: 0 K: 2 S: 12	H: 1 LOB: 2 BB: 1 P: 22	R: 5 E: 0 K: 3 S: 23	H: 4 LOB: 1 BB: 1 P: 37	R: 3 E: 0 K: 0 S: 15	H: 3 LOB: 2 BB: 1 P: 24		1B: 6 2B: 2 3B: 0 HR: 2	SF: 0 SAC: 0 DP: 0 HBP: 1	WP: 0 PB: 0 SB: 1 CS: 0	PA: 38						
<b>PITCHER</b>	IP	WLS	BF	H	R	ER	SO	BB	IBB	HBP	BLK	WP	HR	S	P	ERA	WHIP										
Ramiro Mendoza, R (1, 1) ERA: 3.65	5.2		21	3	1	1	5	1	0	0	0	0	0	2	5	0.00	0.706										
Graeme Lloyd, L (6, 1) ERA: 2.21	0.1		1	0	0	0	0	0	0	0	0	0	0	2	5	0.00	0.000										
Darren Holmes, R (7, 1) ERA: 4.88	0.1	L	3	2	2	2	1	0	0	0	0	0	0	7	10	54.00	6.000										
Mike Stanton, L (7, 1) ERA: 6.43	1.0		10	5	6	6	2	1	1	0	0	0	1	28	46	54.00	6.000										
52 Mike Budde, R (8, 1) ERA: 5.25	0.2		3	0	0	0	0	0	0	1	0	0	0	3	5	0.00	0.000										





Batter	1	2	3	4	5	6	7	8	9	AB	R	H	RBI	BB	SO	LOB	TOP				
<b>Chuck Knoblauch, R</b> (1, 4) OBP: 0.375, SLG: 0.386										5	0	0	0	1	3	4	<b>New York Yankees @ Toronto Blue Jays</b> SkyDome, Toronto, ON Sat Jul 18, 1998, 3:33 AM EDT Att: 48,123 - Cloudy - 78 F				
<b>2 Derek Jeter, R</b> (1, 6) OBP: 0.366, SLG: 0.478										6	2	2	0	0	2	4					
<b>Paul O'Neill, L</b> (1, 9) OBP: 0.369, SLG: 0.501										4	2	2	0	2	0	1					
<b>Bernie Williams, S</b> (1, 10) OBP: 0.460, SLG: 0.616										5	3	3	2	1	1	1					
<b>Tino Martinez, L</b> (1, 3) OBP: 0.358, SLG: 0.482										4	1	1	1	1	1	7					
<b>Tim Lincecum, S</b> (1, 7) OBP: 0.382, SLG: 0.383										4	2	3	4	1	0	2					
<b>Chad Curtis, R</b> (1, 8) OBP: 0.367, SLG: 0.392										3	0	1	1	1	0	2					
<b>Scott Brosius, R</b> (1, 5) OBP: 0.379, SLG: 0.452										5	0	1	1	0	2	3					
<b>Joe Girardi, R</b> (1, 2) OBP: 0.315, SLG: 0.370										5	0	0	0	0	3	5					
<b>Inning Stats</b>	R: 0 E: 1 K: 2 S: 14	H: 0 LOB: 2 BB: 1 P: 24	R: 1 E: 1 K: 1 S: 14	H: 1 LOB: 2 BB: 1 P: 23	R: 0 E: 0 K: 1 S: 12	H: 1 LOB: 1 BB: 1 P: 23	R: 0 E: 0 K: 2 S: 14	H: 1 LOB: 2 BB: 1 P: 23	R: 2 E: 1 K: 1 S: 14	H: 2 LOB: 1 BB: 0 P: 21	R: 0 E: 0 K: 0 S: 8	H: 1 LOB: 1 BB: 0 P: 11	R: 2 E: 1 K: 2 S: 19	H: 3 LOB: 2 BB: 1 P: 28	R: 4 E: 1 K: 1 S: 12	H: 2 LOB: 0 BB: 1 P: 26		R: 1 E: 0 K: 2 S: 15	H: 2 LOB: 2 BB: 1 P: 26	1B: 10 2B: 1 3B: 0 HR: 2	SF: 2 SAC: 0 DP: 0 HBP: 0
<b>PITCHER</b>	IP	WLS	BF	H	R	ER	SO	BB	IBB	HBP	BLK	WP	HR	S	P	ERA	WHIP				
<b>Juan Guzman, R</b> (1, 1) ERA: 4.89	6.0	L	30	6	3	1	7	4	0	0	0	0	0	76	125	1.50	1.667				
<b>Robert Person, R</b> (7, 1) ERA: 8.53	2.0		14	5	6	5	3	2	0	0	0	0	2	31	54	22.50	3.500				
<b>Bill Risley, R</b> (9, 1) ERA: 4.39	1.0		6	2	1	1	2	1	0	0	0	1	0	15	26	9.00	3.000				

Batter	1	2	3	4	5	6	7	8	9	AB	R	H	RBI	BB	SO	LOB	BOTTOM				
<b>Tony Phillips, S</b> (1, 7) OBP: 0.400, SLG: 0.286										5	0	1	0	0	0	2	<b>New York Yankees @ Toronto Blue Jays</b> SkyDome, Toronto, ON Sat Jul 18, 1998, 3:33 AM EDT Att: 48,123 - Cloudy - 78 F				
<b>Shawn Green, L</b> (1, 8) OBP: 0.337, SLG: 0.476										4	0	1	0	0	2	2					
<b>Jose Canseco, R</b> (1, 9) OBP: 0.327, SLG: 0.497										4	0	0	0	0	1	1					
<b>Felipe Crespo, S</b> (9, 9) OBP: 0.346, SLG: 0.360										0	0	0	0	0	0	0					
<b>Carlos Delgado, L</b> (1, 3) OBP: 0.372, SLG: 0.562										3	1	1	1	1	0	0					
<b>Mike Stanley, R</b> (1, 10) OBP: 0.356, SLG: 0.485										2	1	1	1	2	1	0					
<b>Tony Fernandez, S</b> (1, 4) OBP: 0.356, SLG: 0.431										4	0	1	0	0	0	2					
<b>Darrin Fletcher, L</b> (1, 2) OBP: 0.340, SLG: 0.420										3	0	1	0	0	0	2					
<b>5 Ed Sprague, R</b> (1, 5) OBP: 0.309, SLG: 0.426										4	1	1	1	0	2	2					
<b>Alex Gonzalez, R</b> (1, 6) OBP: 0.281, SLG: 0.385										3	0	1	0	1	2	1					
<b>Inning Stats</b>	R: 0 E: 0 K: 0 S: 7	H: 1 LOB: 0 BB: 0 P: 14	R: 1 E: 0 K: 1 S: 9	H: 1 LOB: 0 BB: 0 P: 18	R: 0 E: 0 K: 0 S: 6	H: 0 LOB: 0 BB: 2 P: 9	R: 0 E: 0 K: 3 S: 13	H: 2 LOB: 2 BB: 0 P: 20	R: 0 E: 0 K: 1 S: 16	H: 1 LOB: 2 BB: 1 P: 29	R: 0 E: 0 K: 2 S: 9	H: 0 LOB: 0 BB: 0 P: 12	R: 0 E: 0 K: 1 S: 8	H: 0 LOB: 0 BB: 0 P: 12	R: 2 E: 0 K: 0 S: 15	H: 2 LOB: 1 BB: 1 P: 28	1B: 4 2B: 1 3B: 0 HR: 3	SF: 0 SAC: 0 DP: 2 HBP: 1	WP: 0 PA: 37 PB: 0 SB: 0 CS: 1		
<b>PITCHER</b>	IP	WLS	BF	H	R	ER	SO	BB	IBB	HBP	BLK	WP	HR	S	P	ERA	WHIP				
<b>Orlando Hernandez, R</b> (1, 1) ERA: 2.37	7.0	W	28	6	1	1	7	3	0	1	0	0	0	71	124	1.29	1.286				
<b>Mike Stanton, L</b> (8, 1) ERA: 6.28	1.0		3	0	0	0	1	0	0	0	0	0	0	8	12	0.00	0.000				
<b>42 Mariano Rivera, R</b> (9, 1) ERA: 1.56	1.0		6	2	2	2	0	1	0	0	0	0	2	15	28	18.00	3.000				







Batter	1	2	3	4	5	6	7	8	9	AB	R	H	RBI	BB	SO	LOB	TOP			
Ray Durham, S OBP: 0.368, SLG: 0.462										4	2	2	1	1	1	0	Chicago White Sox @ Toronto Blue Jays SkyDome, Toronto, ON Tue Jul 21 1998, 7:05 PM EDT Att: 30,209 - Unknown - 90 F			
Mike Caruso, S OBP: 0.332, SLG: 0.419										5	1	2	1	0	0	1				
Frank Thomas, R OBP: 0.379, SLG: 0.463										4	1	0	0	1	0	3				
Albert Belle, R OBP: 0.379, SLG: 0.615										5	1	4	3	0	1	0				
Robin Ventura, L OBP: 0.355, SLG: 0.439										4	0	1	0	1	2	3				
Maglio Ordonez, R OBP: 0.308, SLG: 0.415										5	0	1	0	0	0	6				
Wil Cordero, R OBP: 0.295, SLG: 0.434										4	0	0	0	0	1	1				
Mike Cameron, R OBP: 0.293, SLG: 0.325										4	1	1	0	0	1	0				
Chad Kreuter, S OBP: 0.380, SLG: 0.323										4	0	0	0	0	1	1				
<b>Inning Stats</b>	R: 2 H: 2 E: 1 K: 1 S: 9	H: 2 R: 3 ER: 0 LOB: 1 BB: 0 P: 13	R: 1 H: 2 E: 0 K: 1 S: 12	H: 2 R: 6 ER: 3 LOB: 2 BB: 1 P: 20	R: 0 H: 1 E: 0 K: 2 S: 16	H: 1 R: 0 ER: 0 LOB: 1 BB: 0 P: 24	R: 1 H: 1 E: 0 K: 1 S: 7	H: 1 R: 0 ER: 0 LOB: 0 BB: 0 P: 10	R: 0 H: 0 E: 0 K: 1 S: 8	H: 0 R: 0 ER: 0 LOB: 0 BB: 0 P: 13	R: 1 H: 2 E: 1 K: 0 S: 11	H: 2 R: 1 ER: 1 LOB: 2 BB: 1 P: 22	R: 0 H: 0 E: 0 K: 0 S: 5	H: 0 R: 0 ER: 0 LOB: 0 BB: 0 P: 5	R: 1 H: 2 E: 0 K: 1 S: 8	H: 2 R: 3 ER: 0 LOB: 2 BB: 1 P: 15	1B: 6 2B: 3 3B: 0 HR: 2	SF: 0 SAC: 0 DP: 0 HBP: 0	WP: 0 PB: 0 SB: 0 CS: 0	PA: 42
<b>PITCHER</b>	IP: 8.1 WLS: L BF: 39 H: 10 R: 6 ER: 3 SO: 6 BB: 2 IBB: 1 HBP: 0 BLK: 0 WP: 0 HR: 2 S: 77 P: 122 ERA: 3.24 WHIP: 1.440	IP: 0.0 WLS: 1 BF: 1 H: 1 R: 0 ER: 0 SO: 0 BB: 0 IBB: 0 HBP: 0 BLK: 0 WP: 0 HR: 1 S: 1 P: 1 ERA: ∞ WHIP: ∞	IP: 0.2 WLS: 2 BF: 0 H: 0 R: 0 ER: 0 SO: 1 BB: 0 IBB: 0 HBP: 0 BLK: 0 WP: 0 HR: 4 S: 6 P: 6 ERA: 0.00 WHIP: 0.000														<b>PITCHER</b>	IP: 8.1 WLS: L BF: 39 H: 10 R: 6 ER: 3 SO: 6 BB: 2 IBB: 1 HBP: 0 BLK: 0 WP: 0 HR: 2 S: 77 P: 122 ERA: 3.24 WHIP: 1.440		

Batter	1	2	3	4	5	6	7	8	9	AB	R	H	RBI	BB	SO	LOB	BOTTOM			
Tony Phillips, S OBP: 0.316, SLG: 0.313										4	0	1	0	0	1	0	Chicago White Sox @ Toronto Blue Jays SkyDome, Toronto, ON Tue Jul 21 1998, 7:05 PM EDT Att: 30,209 - Unknown - 90 F			
Shawn Green, L OBP: 0.333, SLG: 0.470										4	0	0	0	0	3	2				
Jose Canseco, R OBP: 0.326, SLG: 0.509										4	0	0	0	0	4	1				
Carlos Delgado, L OBP: 0.377, SLG: 0.575										4	2	2	0	0	0	0				
Mike Stanley, R OBP: 0.361, SLG: 0.483										4	0	2	0	0	2	1				
Tony Fernandez, S OBP: 0.358, SLG: 0.436										4	0	2	1	0	1	2				
Darrin Fletcher, L OBP: 0.338, SLG: 0.417										4	0	1	1	0	0	4				
5 Ed Sprague, R OBP: 0.307, SLG: 0.422										4	1	1	0	0	0	4				
Alex Gonzalez, R OBP: 0.281, SLG: 0.380										3	0	0	0	0	2	1				
<b>Inning Stats</b>	R: 0 H: 0 E: 0 K: 3 S: 9	H: 0 R: 0 ER: 0 LOB: 0 BB: 0 P: 15	R: 1 H: 2 E: 0 K: 0 S: 20	H: 2 R: 3 ER: 1 LOB: 1 BB: 0 P: 28	R: 0 H: 0 E: 0 K: 2 S: 7	H: 0 R: 0 ER: 0 LOB: 0 BB: 0 P: 12	R: 1 H: 2 E: 0 K: 2 S: 13	H: 2 R: 0 ER: 0 LOB: 1 BB: 0 P: 25	R: 1 H: 2 E: 1 K: 1 S: 14	H: 2 R: 0 ER: 0 LOB: 2 BB: 0 P: 24	R: 0 H: 2 E: 0 K: 0 S: 13	H: 2 R: 0 ER: 0 LOB: 0 BB: 0 P: 21	R: 0 H: 0 E: 0 K: 2 S: 8	H: 0 R: 0 ER: 0 LOB: 0 BB: 0 P: 18	R: 0 H: 1 E: 0 K: 1 S: 8	H: 1 R: 0 ER: 0 LOB: 0 BB: 0 P: 10	1B: 7 2B: 2 3B: 0 HR: 0	SF: 0 SAC: 0 DP: 2 HBP: 0	WP: 0 PB: 0 SB: 0 CS: 1	PA: 35
<b>PITCHER</b>	IP: 5.0 WLS: W BF: 21 H: 6 R: 3 ER: 1 SO: 8 BB: 0 IBB: 0 HBP: 0 BLK: 0 WP: 0 HR: 0 S: 63 P: 104 ERA: 1.80 WHIP: 1.200	IP: 0.2 WLS: 4 BF: 2 H: 2 R: 0 ER: 0 SO: 0 BB: 0 IBB: 0 HBP: 0 BLK: 0 WP: 0 HR: 0 S: 11 P: 16 ERA: 0.00 WHIP: 3.000	IP: 0.1 WLS: 1 BF: 0 H: 0 R: 0 ER: 0 SO: 0 BB: 0 IBB: 0 HBP: 0 BLK: 0 WP: 0 HR: 0 S: 2 P: 5 ERA: 0.00 WHIP: 0.000	IP: 2.0 WLS: 6 BF: 0 H: 0 R: 0 ER: 0 SO: 4 BB: 0 IBB: 0 HBP: 0 BLK: 0 WP: 0 HR: 19 S: 30 P: 30 ERA: 0.00 WHIP: 0.000	IP: 1.0 WLS: S BF: 3 H: 1 R: 0 ER: 0 SO: 1 BB: 0 IBB: 0 HBP: 0 BLK: 0 WP: 0 HR: 8 S: 10 P: 10 ERA: 0.00 WHIP: 1.000														<b>PITCHER</b>	IP: 8.1 WLS: L BF: 39 H: 10 R: 6 ER: 3 SO: 6 BB: 2 IBB: 1 HBP: 0 BLK: 0 WP: 0 HR: 2 S: 77 P: 122 ERA: 3.24 WHIP: 1.440

AB	39
R	6
H	11
RBI	5
BB	3
SO	7
LOB	15


















Batter	1	2	3	4	5	6	7	8	9	AB	R	H	RBI	BB	SO	LOB	TOP										
<b>Tony Phillips, S</b> OBP: 0.482, SLG: 0.576	F8		F8		F9			G5-3		4	0	0	0	0	0	0											
<b>Shawn Green, L</b> OBP: 0.325, SLG: 0.457	G4-3		K		K			G4-3		4	0	0	0	0	2	0											
<b>Jose Canseco, R</b> OBP: 0.330, SLG: 0.523	K		1B 2B		P2			G5-3		4	1	1	0	0	1	0											
<b>Carlos Delgado, L</b> OBP: 0.383, SLG: 0.578		2B 2B	2H 1B		G4-3			G6-3		4	1	2	1	0	0	0											
<b>Mike Stanley, R</b> OBP: 0.360, SLG: 0.477	P6		K		F9			F9		4	0	0	0	0	1	2											
<b>Darin Fletcher, L</b> OBP: 0.335, SLG: 0.425	P6				G3			K		4	0	0	0	0	2	1											
<b>Tony Fernandez, S</b> OBP: 0.363, SLG: 0.440	2H 5 1B 2B		1B		1-1 5 1B 1B			G6-3		3	1	2	1	0	0	0											
<b>5 Ed Sprague, R</b> OBP: 0.305, SLG: 0.431	2H WP 1B		1B		0-0 1-3 1B			P3		3	0	2	1	0	0	0											
<b>Alex Gonzalez, R</b> OBP: 0.275, SLG: 0.370	F7		K		0-3 K			F7		3	0	0	0	0	1	2											
<b>Inning Stats</b>	R: 0 H: 0 E: 0 K: 1 S: 7	H: 0 LOB: 0 BB: 0 P: 10	R: 2 H: 3 E: 0 K: 0 S: 17	H: 3 LOB: 1 BB: 0 P: 26	R: 1 H: 2 E: 0 K: 2 S: 16	H: 2 LOB: 1 BB: 0 P: 27	R: 0 H: 2 E: 0 K: 1 S: 7	H: 2 LOB: 0 BB: 0 P: 8	R: 0 H: 0 E: 0 K: 1 S: 10	H: 0 LOB: 0 BB: 0 P: 15	R: 0 H: 0 E: 0 K: 0 S: 10	H: 0 LOB: 0 BB: 0 P: 15	R: 0 H: 0 E: 0 K: 0 S: 4	H: 0 LOB: 0 BB: 0 P: 5	R: 0 H: 0 E: 0 K: 1 S: 7	H: 0 LOB: 0 BB: 0 P: 10	1B: 4 2B: 3 3B: 0 HR: 0	SF: 0 SAC: 0 DP: 0 HBP: 0	WP: 1 PB: 0 SB: 0 CS: 0	PA: 33							
<b>PITCHER</b>	IP	WLS	BF	H	R	ER	SO	BB	IBB	HBP	BLK	WP	HR	S	P	ERA	WHIP										
<b>Bret Saberhagen, R</b> ERA: 4.54	(1, 1)	7.0	27	7	3	3	6	0	0	0	0	1	0	74	110	3.86	1.000										
<b>Derek Lowe, R</b> ERA: 4.3	(8, 1)	1.0	W	3	0	0	0	0	0	0	0	0	0	4	5	0.00	0.000										
<b>Tom Gordon, R</b> ERA: 3.0	(9, 1)	1.0	S	3	0	0	0	1	0	0	0	0	0	7	10	0.00	0.000										

**Toronto Blue Jays @ Boston Red Sox**  
Fenway Park, Boston, MA  
Sat Jul 25 1998, 7:05 PM EDT  
Att: 33,099 - Unknown - 81 F


**AB 33**  
**R 3**  
**H 7**  
**RBI 3**  
**BB 0**  
**SO 7**  
**LOB 5**



Batter	1	2	3	4	5	6	7	8	9	AB	R	H	RBI	BB	SO	LOB	BOTTOM										
<b>Darren Lewis, R</b> OBP: 0.367, SLG: 0.378	K		K		P4			G1-4-3 1B		4	0	1	0	0	2	1											
<b>John Valentin, R</b> OBP: 0.354, SLG: 0.469	P5		P6		1-2 P4			G1-4-3 1B		4	1	1	0	0	0	1											
<b>Mo Vaughn, L</b> OBP: 0.392, SLG: 0.578	K		G6-3		0-0 2H G5-4-3 1B			4-2 HR BB		3	1	1	1	1	1	0											
<b>Nomar Garciaparra, R</b> OBP: 0.360, SLG: 0.557		G6-3		4-2 1B BB				0-1 G5-4-3 1B		3	1	1	2	1	0	1											
<b>Troy O'Leary, L</b> OBP: 0.315, SLG: 0.491		1-2 HR HBP		0-1 F7				2-3 K		3	1	1	0	0	1	1											
<b>Darren Bragg, L</b> OBP: 0.365, SLG: 0.459		3-1 1H HR		0-0 G6-3 1B				3-1 FC1-4 2B		4	1	3	2	0	0	1											
<b>Mike Benjamin, R</b> OBP: 0.333, SLG: 0.392		1-1 F7		1-0 G6-3				0-0 FC1-4		3	0	0	0	0	0	3											
<b>Scott Hatteberg, L</b> OBP: 0.360, SLG: 0.452		4-1 BB			0-2 G3-1			3-2 P4		2	0	0	0	1	0	1											
<b>Midre Cummings, L</b> OBP: 0.362, SLG: 0.455		2-2 L4			0-1 CS 1B			3-2 G4-3		3	0	1	0	0	0	2											
<b>Inning Stats</b>	R: 0 H: 0 E: 0 K: 2 S: 8	H: 1 LOB: 1 BB: 1 P: 25	R: 2 H: 1 E: 0 K: 0 S: 14	H: 1 LOB: 1 BB: 1 P: 25	R: 0 H: 0 E: 0 K: 1 S: 8	H: 0 LOB: 0 BB: 0 P: 14	R: 0 H: 1 E: 0 K: 0 S: 9	H: 1 LOB: 1 BB: 1 P: 14	R: 0 H: 1 E: 0 K: 0 S: 8	H: 1 LOB: 0 BB: 0 P: 10	R: 1 H: 2 E: 0 K: 1 S: 10	H: 2 LOB: 0 BB: 0 P: 13	R: 0 H: 1 E: 0 K: 0 S: 9	H: 1 LOB: 1 BB: 0 P: 18	R: 2 H: 3 E: 0 K: 0 S: 12	H: 3 LOB: 1 BB: 1 P: 19	1B: 4 2B: 3 3B: 0 HR: 2	SF: 0 SAC: 0 DP: 3 HBP: 1	WP: 0 PB: 0 SB: 0 CS: 1	PA: 33							
<b>PITCHER</b>	IP	WLS	BF	H	R	ER	SO	BB	IBB	HBP	BLK	WP	HR	S	P	ERA	WHIP										
<b>Woody Williams, R</b> ERA: 4.12	(1, 1)	7.2	L	32	5	5	4	3	0	1	0	0	2	75	121	5.87	1.565										
<b>Dan Plesac, L</b> ERA: 3.5	(8, 1)	0.1	1	0	0	0	0	0	0	0	0	0	0	3	4	0.00	0.000										

**Toronto Blue Jays @ Boston Red Sox**  
Fenway Park, Boston, MA  
Sat Jul 25 1998, 7:05 PM EDT  
Att: 33,099 - Unknown - 81 F

**AB 29**  
**R 5**  
**H 9**  
**RBI 5**  
**BB 3**  
**SO 4**  
**LOB 11**





Batter	1	2	3	4	5	6	7	8	9	AB	R	H	RBI	BB	SO	LOB	TOP										
<b>Tony Phillips, S</b> OBP: 0.477, SLG: 0.583 (1, 9)	1-1 G3 1B		4-2 G4-3 WP BB			3-2 1B	1-0 G3		1-1 SF7 1-2 2-H	3	0	2	1	1	0	2											
<b>Shawn Green, L</b> OBP: 0.326, SLG: 0.456 (1, 8)	0-1 G3		1-1 G4-3			1-2 1B		2-3 K	0-0 1B 2-H	5	0	2	1	0	1	2											
<b>Jose Canseco, R</b> OBP: 0.328, SLG: 0.527 (1, 7)	0-0 F8		1-2 P5			1-2 L6		2-2 HR	1-1 P4	5	1	1	1	0	0	5											
<b>Carlos Delgado, L</b> OBP: 0.382, SLG: 0.574 (1, 3)	0-3 K			2-3 K		2-3 K		1-2 1B		4	0	1	0	0	3	3											
<b>Mike Stanley, R</b> OBP: 0.356, SLG: 0.471 (1, 10)		1-3 K		3-2 F7		2-3 K		2-3 K		4	0	0	0	0	3	3											
<b>Darin Fletcher, L</b> OBP: 0.330, SLG: 0.418 (1, 2)	3-1 F9		0-0 P6				0-0 F8	0-0 G1-3		4	0	0	0	0	0	1											
<b>Tony Fernandez, S</b> OBP: 0.364, SLG: 0.441 (1, 4)	1-1 1B				0-3 K		3-2 F8		1-0 PB BB SF7 1B	4	1	2	0	0	1	0											
<b>5 Ed Sprague, R</b> OBP: 0.304, SLG: 0.429 (1, 5)	1-2 F9				2-2 F7		2-2 2B 1B		2-3 K	4	0	1	0	0	1	2											
<b>Alex Gonzalez, R</b> OBP: 0.277, SLG: 0.373 (1, 6)			1-0 P4		1-0 F9		1-1 2B		4-2 PB 1B BB	3	1	1	0	1	0	0											
<b>Inning Stats</b>	R: 0 E: 0 K: 1 S: 8	H: 1 LOB: 1 BB: 0 P: 9	R: 0 E: 0 K: 1 S: 11	H: 1 LOB: 1 BB: 0 P: 17	R: 0 E: 0 K: 0 S: 12	H: 0 LOB: 0 BB: 1 P: 19	R: 0 E: 0 K: 1 S: 7	H: 0 LOB: 0 BB: 0 P: 12	R: 0 E: 0 K: 1 S: 9	H: 0 LOB: 0 BB: 0 P: 12	R: 0 E: 0 K: 2 S: 18	H: 2 LOB: 2 BB: 0 P: 29	R: 0 E: 0 K: 0 S: 11	H: 2 LOB: 2 BB: 0 P: 18	R: 1 E: 0 K: 2 S: 13	H: 2 LOB: 1 BB: 0 P: 20	R: 2 E: 0 K: 1 S: 15	H: 2 LOB: 1 BB: 1 P: 24	1B: 8 2B: 1 3B: 0 HR: 1	SF: 1 SAC: 0 DP: 0 HBP: 0	WP: 1 PB: 1 SB: 0 CS: 0	PA: 39					
<b>PITCHER</b>	IP	WLS	BF	H	R	ER	SO	BB	IBB	HBP	BLK	WP	HR	S	P	ERA	WHIP										
<b>Pedro Martinez, R</b> ERA: 2.59 (1, 1)	7.0	W	28	6	0	0	6	1	0	0	0	1	0	76	116	0.00	1.000										
<b>David West, L</b> ERA: 6.75 (8, 1)	0.1		3	2	1	1	1	0	0	0	0	0	1	9	14	27.00	6.000										
<b>Derek Lowe, R</b> ERA: 4.35 (8, 1)	1.0		5	1	2	1	2	1	0	0	0	0	0	14	23	9.00	2.000										
<b>Tom Gordon, R</b> ERA: 2.96 (9, 1)	0.2		3	1	0	0	0	0	0	0	0	0	0	5	7	0.00	1.500										

Toronto Blue Jays @ Boston Red Sox  
Fenway Park, Boston, MA  
Sun Jul 26 1998, 3:33 AM EDT  
Att: 33,059 - Sunny - 76 F

AB 36  
R 3  
H 10  
RBI 3  
BB 2  
SO 9  
LOB 18



Batter	1	2	3	4	5	6	7	8	9	AB	R	H	RBI	BB	SO	LOB	BOTTOM										
<b>Darren Bragg, L</b> OBP: 0.368, SLG: 0.460 (1, 9)	1-1 G4-3 G3 1B		2-1 F9			1-3 K		2-2 1B IHR HBP	2-2 1B 1-3 2-H	4	1	2	1	0	1	1											
<b>John Valentin, R</b> OBP: 0.350, SLG: 0.463 (1, 5)	3-2 G3		0-1 FC6-4 WP 1-2		3-2 G6-3		1-0 F8	0-0 P3		5	0	0	0	0	0	5											
<b>Mo Vaughn, L</b> OBP: 0.393, SLG: 0.576 (1, 3)	0-1 G4-3		4-2 1B BB			0-0 G4-3	1-2 1B IHR	0-0 2-1 3-H		3	1	1	0	1	0	1											
<b>Nomar Garciaparra, R</b> OBP: 0.361, SLG: 0.564 (1, 6)	0-0 G6-3		2-3 K			0-0 2B 1B	1-2 1B IHR			4	2	2	3	0	1	3											
<b>Troy O'Leary, L</b> OBP: 0.314, SLG: 0.491 (1, 7)		1-2 G3		1-3 K		2-1 G6-3 2B 1-H	0-0 E3			4	0	1	1	0	1	0											
<b>Damon Buford, R</b> OBP: 0.366, SLG: 0.535 (1, 8)		2-0 HR		2-2 1B 1B		4-0 G6-3 BB	2-2 G5-3			3	1	2	1	1	0	1											
<b>Scott Hatteberg, L</b> OBP: 0.362, SLG: 0.451 (1, 2)		1-2 G4-1		1-2 G4-6-3 1B		1-2 G6-3		4-2 1B BB		3	1	1	0	1	0	2											
<b>Mike Benjamin, R</b> OBP: 0.328, SLG: 0.385 (1, 4)		2-3 K		1-0 G4-6-3 1-2		3-2 G4-3		0-2 F8		4	0	0	0	0	1	5											
<b>Midre Cummings, L</b> OBP: 0.375, SLG: 0.467 (1, 10)			0-2 FC6-4 1B			0-0 1B		0-0 1B 2-1 1B		4	0	3	0	0	0	0											
<b>Inning Stats</b>	R: 0 E: 0 K: 0 S: 10	H: 1 LOB: 0 BB: 0 P: 14	R: 1 E: 0 K: 1 S: 11	H: 1 LOB: 0 BB: 0 P: 17	R: 0 E: 0 K: 1 S: 12	H: 1 LOB: 2 BB: 1 P: 20	R: 0 E: 0 K: 1 S: 10	H: 2 LOB: 1 BB: 0 P: 15	R: 0 E: 0 K: 1 S: 9	H: 1 LOB: 0 BB: 0 P: 13	R: 1 E: 0 K: 0 S: 11	H: 2 LOB: 2 BB: 1 P: 21	R: 3 E: 1 K: 0 S: 17	H: 2 LOB: 1 BB: 0 P: 25	R: 1 E: 0 K: 0 S: 12	H: 2 LOB: 2 BB: 1 P: 18	1B: 9 2B: 1 3B: 0 HR: 2	SF: 0 SAC: 0 DP: 1 HBP: 1	WP: 1 PB: 0 SB: 0 CS: 0	PA: 38							
<b>PITCHER</b>	IP	WLS	BF	H	R	ER	SO	BB	IBB	HBP	BLK	WP	HR	S	P	ERA	WHIP										
<b>Pat Hentgen, R</b> ERA: 5.0 (1, 1)	7.0	L	33	10	5	5	4	2	0	1	0	0	0	80	125	6.43	1.714										
<b>Dave Stieb, R</b> ERA: 3.39 (8, 1)	1.0		6	2	1	1	0	1	0	0	0	0	0	12	18	9.00	3.000										

Toronto Blue Jays @ Boston Red Sox  
Fenway Park, Boston, MA  
Sun Jul 26 1998, 3:33 AM EDT  
Att: 33,059 - Sunny - 76 F

AB 34  
R 6  
H 12  
RBI 6  
BB 3  
SO 4  
LOB 18









Batter	1	2	3	4	5	6	7	8	9	AB	R	H	RBI	BB	SO	LOB	TOP								
Tom Goodwin, L (1, 8) OBP: 0.373, SLG: 0.317										4	2	2	0	1	1	0									
Luis Alica, S (1, 4) OBP: 0.381, SLG: 0.410										5	1	1	1	0	0	2									
29 Rusty Greer, L (1, 7) OBP: 0.389, SLG: 0.429										4	2	1	2	1	0	1									
Roberto Kelly, R (1, 9) OBP: 0.320, SLG: 0.490										4	0	2	1	0	1	2									
Will Clark, L (1, 3) OBP: 0.390, SLG: 0.507										3	2	1	0	2	0	3									
Ivan Rodriguez, R (1, 2) OBP: 0.379, SLG: 0.524										4	1	2	3	1	0	3									
Lee Stevens, L (1, 10) Domingo Cedeno, S (0, PR) OBP: 0.303, SLG: 0.448 OBP: 0.331, SLG: 0.415										2	0	0	0	3	0	4									
Kevin Elster, R (1, 6) OBP: 0.312, SLG: 0.357										4	0	1	2	0	1	4									
Fernando Tatis, R (1, 5) OBP: 0.306, SLG: 0.364										5	1	1	0	0	1	3									
<b>Inning Stats</b>	R: 0 E: 0 K: 0 S: 9	H: 2 LOB: 2 BB: 0 P: 12	R: 1 E: 0 K: 1 S: 7	H: 1 LOB: 1 BB: 1 P: 17	R: 3 E: 0 K: 1 S: 23	H: 1 LOB: 2 BB: 4 P: 45	R: 4 E: 1 K: 1 S: 18	H: 5 LOB: 2 BB: 1 P: 27	R: 0 E: 0 K: 0 S: 7	H: 0 LOB: 0 BB: 0 P: 9	R: 0 E: 0 K: 0 S: 9	H: 1 LOB: 2 BB: 0 P: 17	R: 0 E: 0 K: 1 S: 6	H: 0 LOB: 0 BB: 0 P: 7	R: 0 E: 0 K: 0 S: 7	H: 0 LOB: 0 BB: 0 P: 10	R: 1 E: 1 K: 0 S: 5	H: 1 LOB: 2 BB: 2 P: 13	1B: 7 2B: 5 3B: 1 HR: 0	SF: 1 SAC: 0 DP: 2 HBP: 1	WP: 1 PB: 0 SB: 1 CS: 1	PA: 45			
<b>PITCHER</b>	IP	WLS	BF	H	R	ER	SO	BB	IBB	HBP	BLK	WP	HR	S	P	ERA	WHIP								
Chris Carpenter, R (1, 1) ERA: 4.92	3.0	L	17	4	4	4	2	5	0	0	0	1	0	39	74	12.00	3.000								
Dave Stieb, R (4, 1) ERA: 4.13	5.1		26	6	5	4	2	2	1	1	0	0	0	48	79	6.75	1.500								
Bill Risley, R (9, 1) ERA: 4.57	0.2		2	1	0	0	0	0	0	0	0	0	0	4	4	0.00	1.500								

Texas Rangers @ Toronto Blue Jays  
SkyDome, Toronto, ON  
Wed Jul 29 1998, 7:05 PM EDT  
Att: 28,220 - Unknown - 78 F

AB	35
R	9
H	11
RBI	9
BB	8
SO	4
LOB	22



Batter	1	2	3	4	5	6	7	8	9	AB	R	H	RBI	BB	SO	LOB	BOTTOM								
Tony Phillips, S (1, 7) OBP: 0.481, SLG: 0.558										4	1	0	0	1	0	1									
Shannon Stewart, R (1, 8) Shawn Green, L (0, PH) OBP: 0.374, SLG: 0.372 OBP: 0.326, SLG: 0.453										3	2	1	1	1	0	1									
Jose Canseco, R (1, 9) OBP: 0.329, SLG: 0.525										5	0	1	1	0	1	2									
Carlos Delgado, L (1, 3) OBP: 0.389, SLG: 0.574										4	1	3	0	0	0	0									
Mike Stanley, R (1, 10) OBP: 0.353, SLG: 0.472										3	1	1	3	1	2	3									
Tony Fernandez, S (1, 4) OBP: 0.356, SLG: 0.429										4	0	0	0	0	0	3									
5 Ed Sprague, R (1, 5) OBP: 0.303, SLG: 0.431										4	1	1	0	0	0	1									
Kevin Brown, R (1, 2) Darin Fletcher, L (0, PH) OBP: 0.324, SLG: 0.356 OBP: 0.327, SLG: 0.414										2	0	0	0	1	0	1									
Alex Gonzalez, R (1, 6) OBP: 0.281, SLG: 0.374										4	0	1	0	0	1	2									
<b>Inning Stats</b>	R: 1 E: 0 K: 1 S: 19	H: 2 LOB: 1 BB: 1 P: 32	R: 2 E: 1 K: 0 S: 13	H: 2 LOB: 1 BB: 0 P: 23	R: 0 E: 0 K: 0 S: 7	H: 0 LOB: 1 BB: 1 P: 15	R: 0 E: 0 K: 0 S: 7	H: 1 LOB: 0 BB: 0 P: 11	R: 0 E: 0 K: 1 S: 10	H: 1 LOB: 1 BB: 0 P: 15	R: 0 E: 0 K: 0 S: 8	H: 0 LOB: 1 BB: 1 P: 16	R: 3 E: 0 K: 0 S: 9	H: 2 LOB: 0 BB: 1 P: 18	R: 0 E: 0 K: 1 S: 10	H: 0 LOB: 0 BB: 0 P: 14	R: 0 E: 0 K: 1 S: 8	H: 0 LOB: 0 BB: 0 P: 13	1B: 6 2B: 1 3B: 0 HR: 1	SF: 0 SAC: 0 DP: 1 HBP: 0	WP: 0 PB: 0 SB: 3 CS: 0	PA: 39			
<b>PITCHER</b>	IP	WLS	BF	H	R	ER	SO	BB	IBB	HBP	BLK	WP	HR	S	P	ERA	WHIP								
Darren Oliver, L (1, 1) ERA: 6.53	6.1	W	29	6	4	2	2	4	0	0	0	0	0	15	23	10.80	1.579								
Danny Patterson, R (7, 1) ERA: 3.89	1.2		7	2	2	2	1	0	0	0	0	0	1	15	23	10.80	1.200								
John Wetteland, R (9, 1) ERA: 1.58	1.0	S	3	0	0	0	1	0	0	0	0	0	0	8	13	0.00	0.000								

Texas Rangers @ Toronto Blue Jays  
SkyDome, Toronto, ON  
Wed Jul 29 1998, 7:05 PM EDT  
Att: 28,220 - Unknown - 78 F

AB	35
R	6
H	8
RBI	5
BB	4
SO	4
LOB	14





Batter	1	2	3	4	5	6	7	8	9	AB	R	H	RBI	BB	SO	LOB	TOP								
Tom Goodwin, L (1, 8) OBP: 0.372, SLG: 0.316										4	0	1	0	0	1	2	<b>Texas Rangers @ Toronto Blue Jays</b> SkyDome, Toronto, ON Thu Jul 30 1998, 7:05 PM EDT Att: 29,264 - Cloudy - 74 F								
Luis Alicaes, S (1, 4) OBP: 0.359, SLG: 0.407										4	0	1	0	0	0	3									
29 Rusty Greer, L (1, 7) OBP: 0.392, SLG: 0.432										2	0	1	0	2	0	1									
Roberto Kelly, R (1, 9) OBP: 0.312, SLG: 0.477										4	0	0	0	0	0	3									
Will Clark, L (1, 3) OBP: 0.387, SLG: 0.503 Juan Gonzalez, R (9, PH) OBP: 0.340, SLG: 0.596										3	0	0	0	0	0	2									
Ivan Rodriguez, R (1, 2) OBP: 0.376, SLG: 0.519										3	0	0	0	1	0	1									
Lee Stevens, L (1, 10) Mike Simms, R (9, PH) OBP: 0.390, SLG: 0.667										3	0	2	0	0	0	0									
Kevin Elster, R (1, 6) OBP: 0.311, SLG: 0.354										3	0	0	0	1	1	3									
Fernando Tatis, R (1, 5) OBP: 0.303, SLG: 0.361										3	0	0	0	0	1	2									
<b>Inning Stats</b>	R: 0 E: 0 K: 1 S: 9	H: 1 LOB: 1 BB: 0 P: 14	R: 0 E: 0 K: 1 S: 8	H: 1 LOB: 1 BB: 0 P: 13	R: 0 E: 0 K: 0 S: 5	H: 1 LOB: 0 BB: 0 P: 8	R: 0 E: 0 K: 0 S: 12	H: 0 LOB: 1 BB: 1 P: 19	R: 0 E: 0 K: 0 S: 6	H: 1 LOB: 2 BB: 1 P: 11	R: 0 E: 0 K: 0 S: 5	H: 0 LOB: 0 BB: 0 P: 12	R: 0 E: 0 K: 0 S: 8	H: 0 LOB: 0 BB: 0 P: 13	R: 0 E: 0 K: 1 S: 10	H: 1 LOB: 1 BB: 0 P: 16		R: 0 E: 1 K: 0 S: 13	H: 0 LOB: 2 BB: 1 P: 19	1B: 2 2B: 3 3B: 1 HR: 0	SF: 0 SAC: 0 DP: 1 HBP: 0	WP: 1 PB: 0 SB: 0 CS: 1	PA: 35		
<b>PITCHER</b>	IP	WLS	BF	H	R	ER	SO	BB	IBB	HBP	BLK	WP	HR	S	P	ERA	WHIP								
Juan Guzman, R (1, 1) ERA: 4.41	8.0	W	30	5	0	0	3	3	0	0	0	1	0	63	106	0.00	1.000								
Randy Myers, L (9, 1) ERA: 4.14	1.0	S	5	0	0	0	0	1	0	0	0	0	0	13	19	0.00	1.000								

Batter	1	2	3	4	5	6	7	8	9	AB	R	H	RBI	BB	SO	LOB	BOTTOM								
Tony Phillips, S (1, 7) OBP: 0.466, SLG: 0.522										3	0	0	0	1	1	2	<b>Texas Rangers @ Toronto Blue Jays</b> SkyDome, Toronto, ON Thu Jul 30 1998, 7:05 PM EDT Att: 29,264 - Cloudy - 74 F								
Shawn Green, L (1, 9) OBP: 0.325, SLG: 0.449										3	0	0	0	1	2	1									
Jose Canseco, R (1, 10) OBP: 0.328, SLG: 0.522										4	0	1	0	0	2	2									
Carlos Delgado, L (1, 3) OBP: 0.386, SLG: 0.568										3	0	0	0	0	2	1									
Tony Fernandez, S (1, 4) OBP: 0.353, SLG: 0.425										3	0	0	0	0	0	0									
Darin Fletcher, L (1, 2) OBP: 0.328, SLG: 0.413										3	1	1	0	0	0	0									
5 Ed Sprague, R (1, 5) OBP: 0.301, SLG: 0.427										3	0	0	0	0	1	1									
Alex Gonzalez, R (1, 6) OBP: 0.282, SLG: 0.373										3	0	1	0	0	1	1									
Shannon Stewart, R (1, 8) OBP: 0.373, SLG: 0.372										3	0	1	1	0	0	1									
<b>Inning Stats</b>	R: 0 E: 0 K: 1 S: 10	H: 1 LOB: 1 BB: 0 P: 19	R: 0 E: 0 K: 1 S: 8	H: 0 LOB: 0 BB: 0 P: 12	R: 0 E: 0 K: 0 S: 9	H: 1 LOB: 1 BB: 0 P: 15	R: 0 E: 0 K: 2 S: 9	H: 0 LOB: 0 BB: 0 P: 13	R: 1 E: 0 K: 1 S: 8	H: 2 LOB: 1 BB: 0 P: 15	R: 0 E: 0 K: 3 S: 9	H: 0 LOB: 0 BB: 0 P: 16	R: 0 E: 0 K: 0 S: 5	H: 0 LOB: 0 BB: 0 P: 5	R: 0 E: 0 K: 1 S: 13	H: 0 LOB: 2 BB: 2 P: 24		R: 0 E: 0 K: 1 S: 13	H: 0 LOB: 2 BB: 0 P: 24	1B: 4 2B: 0 3B: 0 HR: 0	SF: 0 SAC: 0 DP: 0 HBP: 0	WP: 0 PB: 0 SB: 1 CS: 0	PA: 30		
<b>PITCHER</b>	IP	WLS	BF	H	R	ER	SO	BB	IBB	HBP	BLK	WP	HR	S	P	ERA	WHIP								
Esteban Loaiza, R (1, 1) ERA: 4.46	8.0	L	30	4	1	1	9	2	0	0	0	0	0	71	119	1.12	0.750								



Batter	1	2	3	4	5	6	7	8	9	AB	R	H	RBI	BB	SO	LOB	TOP								
Tony Phillips, S (1, 7) OBP: 0.467, SLG: 0.521 José Cruz Jr., S (4, FH) OBP: 0.309, SLG: 0.280	F7			K			K2-3			2	0	1	1	0	0	0	Toronto Blue Jays @ Minnesota Twins Hubert H. Humphrey Metrodome, Minneapolis, MN Fri Jul 31 1998, 8:05 PM EDT Att: 26,054 - Dome - 72 F								
Shawn Green, L (1, 9) OBP: 0.324, SLG: 0.452	1B							G3		4	1	1	0	0	1	1									
Jose Canseco, R (1, 10) OBP: 0.329, SLG: 0.528	1B			F9				HR		3	1	1	1	1	1	0									
Carlos Delgado, L (1, 3) OBP: 0.384, SLG: 0.565				F9				P4		4	0	1	1	0	1	0									
Tony Fernandez, S (1, 4) OBP: 0.352, SLG: 0.423				P5				1B		4	0	1	0	0	1	2									
Darin Fletcher, L (1, 2) Felipe Crespo, S (8, FH) Kevin Brown, R (8, 2) OBP: 0.324, SLG: 0.356	F7							P3		3	1	1	0	0	0	2									
5 Ed Sprague, R (1, 5) OBP: 0.301, SLG: 0.424										3	1	0	0	0	0	1									
Alex Gonzalez, R (1, 6) OBP: 0.281, SLG: 0.375										4	0	1	1	0	1	1									
Shannon Stewart, R (1, 8) OBP: 0.369, SLG: 0.367										4	0	0	0	0	2	2									
<b>Inning Stats</b>	R: 1 E: 0 K: 1 S: 10	H: 2 LOB: 2 BB: 1 P: 18	R: 1 E: 0 K: 2 S: 15	H: 1 LOB: 1 BB: 0 P: 22	R: 0 E: 0 K: 0 S: 7	H: 0 LOB: 0 BB: 0 P: 13	R: 1 E: 0 K: 2 S: 13	H: 2 LOB: 1 BB: 0 P: 19	R: 0 E: 0 K: 0 S: 9	H: 0 LOB: 0 BB: 0 P: 14	R: 0 E: 0 K: 0 S: 4	H: 0 LOB: 0 BB: 0 P: 7	R: 0 E: 0 K: 1 S: 6	H: 0 LOB: 0 BB: 0 P: 8	R: 1 E: 0 K: 0 S: 10	H: 2 LOB: 1 BB: 0 P: 17	R: 0 E: 0 K: 1 S: 10	H: 0 LOB: 0 BB: 0 P: 15	1B: 4 2B: 1 3B: 1 HR: 1	SF: 0 SAC: 0 DP: 0 HBP: 1	WP: 1 PB: 0 SB: 0 CS: 0	PA: 36			
<b>PITCHER</b>	IP	WLS	BF	H	R	ER	SO	BB	IBB	HBP	BLK	WP	HR	S	P	ERA	WHIP								
Frankie Rodriguez, R (1, 1) ERA: 8.24	7.0	W	28	5	3	3	8	1	0	1	0	1	0	64	101	3.86	0.857								
Greg Swindell, L (8, 1) ERA: 3.66	1.0	S	5	2	1	1	0	0	0	0	0	0	1	10	17	9.00	2.000								
Rick Aguilera, R (9, 1) ERA: 4.25	1.0	S	3	0	0	0	1	0	0	0	0	0	0	10	15	0.00	0.000								

Batter	1	2	3	4	5	6	7	8	9	AB	R	H	RBI	BB	SO	LOB	BOTTOM								
Otis Nixon, S (1, 8) OBP: 0.334, SLG: 0.303	F7			P4						5	1	2	0	0	1	2	Toronto Blue Jays @ Minnesota Twins Hubert H. Humphrey Metrodome, Minneapolis, MN Fri Jul 31 1998, 8:05 PM EDT Att: 26,054 - Dome - 72 F								
Matt Lawton, L (1, 9) OBP: 0.385, SLG: 0.486				L9				F8		5	0	2	0	0	0	4									
Paul Molitor, R (1, 10) OBP: 0.329, SLG: 0.346										1	0	0	1	1	0	1									
David Ortiz, L (1, 3) OBP: 0.387, SLG: 0.500										3	1	1	1	1	1	3									
Ron Coomer, R (1, 5) OBP: 0.298, SLG: 0.416										4	0	1	1	0	1	3									
Todd Walker, L (1, 4) OBP: 0.394, SLG: 0.506										2	1	0	0	2	0	0									
Denny Hocking, S (8, 4) OBP: 0.288, SLG: 0.280										0	0	0	0	0	0	0									
Marty Cordova, R (1, 7) OBP: 0.334, SLG: 0.399										4	0	0	0	0	0	3									
Terry Steinbach, R (1, 2) OBP: 0.327, SLG: 0.425										3	2	2	1	1	0	0									
Pat Meares, R (1, 6) OBP: 0.293, SLG: 0.371										3	1	2	2	0	0	0									
<b>Inning Stats</b>	R: 0 E: 0 K: 0 S: 9	H: 1 LOB: 2 BB: 1 P: 14	R: 1 E: 0 K: 0 S: 7	H: 1 LOB: 0 BB: 0 P: 12	R: 0 E: 0 K: 0 S: 9	H: 1 LOB: 1 BB: 1 P: 18	R: 2 E: 0 K: 1 S: 13	H: 2 LOB: 1 BB: 1 P: 21	R: 0 E: 1 K: 1 S: 11	H: 1 LOB: 1 BB: 0 P: 15	R: 0 E: 0 K: 0 S: 10	H: 0 LOB: 0 BB: 0 P: 17	R: 3 E: 0 K: 0 S: 15	H: 4 LOB: 2 BB: 1 P: 25	R: 0 E: 0 K: 1 S: 7	H: 0 LOB: 1 BB: 1 P: 15	1B: 5 2B: 4 3B: 0 HR: 1	SF: 1 SAC: 2 DP: 1 HBP: 0	WP: 0 PB: 0 SB: 2 CS: 0	PA: 38					
<b>PITCHER</b>	IP	WLS	BF	H	R	ER	SO	BB	IBB	HBP	BLK	WP	HR	S	P	ERA	WHIP								
Woody Williams, R (1, 1) ERA: 4.3	7.0	L	34	10	6	6	2	3	1	0	0	0	0	74	122	7.71	1.857								
Robert Person, R (8, 1) ERA: 6.33	1.0		4	0	0	0	1	1	0	0	0	0	0	7	15	0.00	1.000								



Batter	1	2	3	4	5	6	7	8	9	AB	R	H	RBI	BB	SO	LOB	TOP										
<b>Shannon Stewart, R</b> OBP: 0.374, SLG: 0.376 (1, 7)	E4 BLK 2B	G5-3															6 2 4 2 0 0 1										
<b>Shawn Green, L</b> OBP: 0.327, SLG: 0.451 (1, 9)				F7													3 2 1 2 2 0 4										
<b>Jose Canseco, R</b> OBP: 0.329, SLG: 0.533 (1, 10)	P6			L5													6 1 2 2 0 0 5										
<b>Carlos Delgado, L</b> OBP: 0.382, SLG: 0.559 (1, 3)	P5			F8													5 0 1 0 0 1 6										
<b>José Cruz Jr., S</b> OBP: 0.316, SLG: 0.319 (1, 8)																	5 2 3 3 0 0 2										
<b>Darwin Fletcher, L</b> OBP: 0.325, SLG: 0.408 (1, 2)	L9			F7													5 1 1 0 0 0 3										
<b>Tony Fernandez, S</b> OBP: 0.352, SLG: 0.422 (1, 5)																	5 0 2 1 0 1 1										
<b>Craig Grebeck, R</b> OBP: 0.367, SLG: 0.400 (1, 4)				G3													4 1 1 0 1 1 2										
<b>Alex Gonzalez, R</b> OBP: 0.285, SLG: 0.377 (1, 6)																	3 1 1 0 1 1 3										
<b>Inning Stats</b>	R: 2 E: 1 K: 0 S: 19	H: 1 LOB: 1 BB: 1 P: 31	R: 0 E: 0 K: 0 S: 10	H: 0 LOB: 1 BB: 0 P: 15	R: 3 E: 0 K: 0 S: 17	H: 3 LOB: 1 BB: 1 P: 30	R: 0 E: 0 K: 1 S: 9	H: 1 LOB: 2 BB: 1 P: 15	R: 1 E: 0 K: 2 S: 12	H: 2 LOB: 1 BB: 0 P: 17	R: 1 E: 0 K: 0 S: 8	H: 3 LOB: 1 BB: 0 P: 15	R: 1 E: 0 K: 1 S: 14	H: 2 LOB: 2 BB: 1 P: 25	R: 0 E: 0 K: 0 S: 14	H: 1 LOB: 1 BB: 0 P: 20	R: 2 E: 0 K: 0 S: 13	H: 3 LOB: 1 BB: 0 P: 19	1B: 10 2B: 4 3B: 0 HR: 2	SF: 1 2B: 4 3B: 0 HBP: 1	WP: 2 PB: 0 CS: 4 S: 0	PA: 48					
<b>PITCHER</b>	IP	WLS	BF	H	R	ER	SO	BB	IBB	HBP	BLK	WP	HR	S	P	ERA	WHIP										
<b>LaTroy Hawkins, R</b> ERA: 5.16 (1, 1)	2.1	L	14	3	5	3	0	2	0	1	1	1	2	39	64	11.57	2.143										
<b>Travis Miller, L</b> ERA: 4.91 (3, 1)	2.1		12	4	1	1	2	1	0	0	0	0	0	25	39	3.86	2.143										
<b>Hector Carrasco, R</b> ERA: 4.95 (5, 1)	2.0		11	5	2	2	2	1	0	0	0	1	0	22	39	9.00	3.000										
<b>Eddie Guardado, L</b> ERA: 3.43 (7, 1)	1.1		5	1	0	0	0	0	0	0	0	0	0	17	26	0.00	0.750										
<b>Travis Baptist, L</b> ERA: 18.0 (9, 1)	1.0		6	3	2	2	0	0	0	0	0	0	0	13	19	18.00	3.000										

Toronto Blue Jays @ Minnesota Twins  
Hubert H. Humphrey Metrodome, Minneapolis, MN  
Sat Aug 01 1998, 8:05 PM EDT  
Att: 17,128 - Dome - 72 F

AB 42  
R 10  
H 16  
RBI 10  
BB 4  
SO 4  
LOB 27



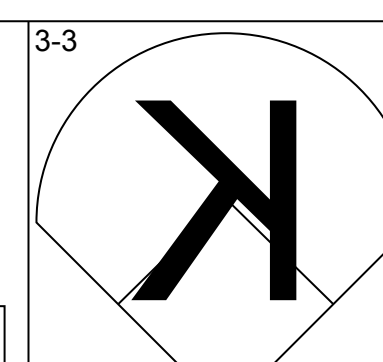
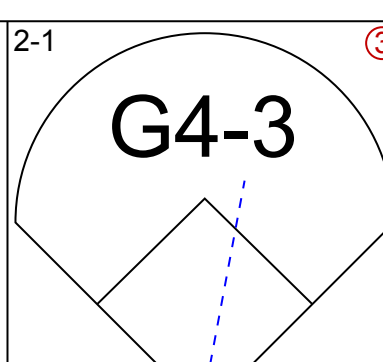
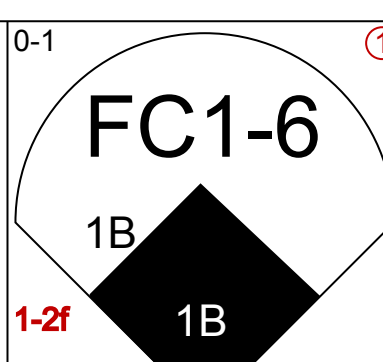
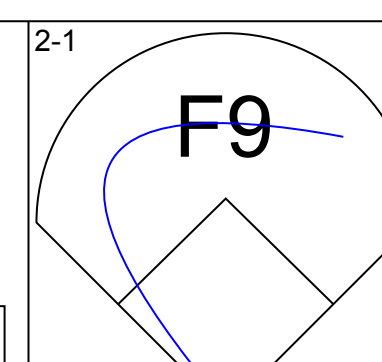
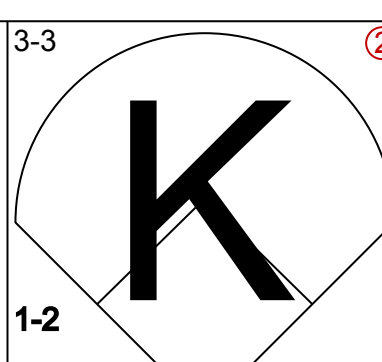
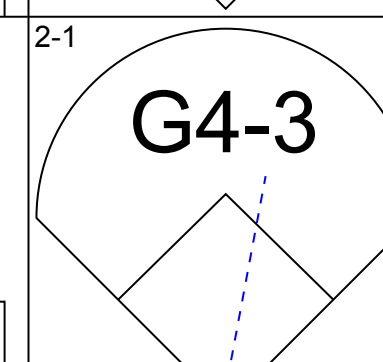
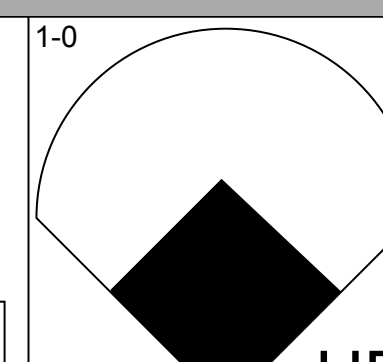
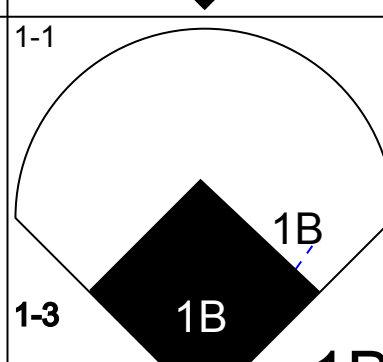
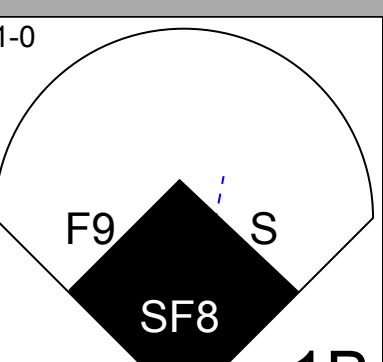
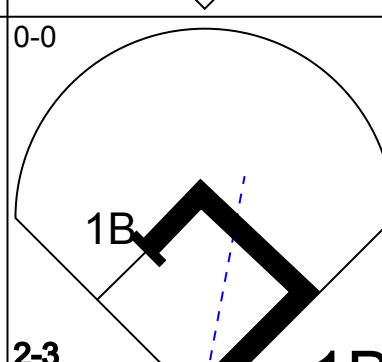
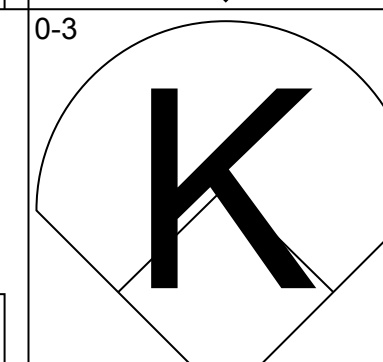
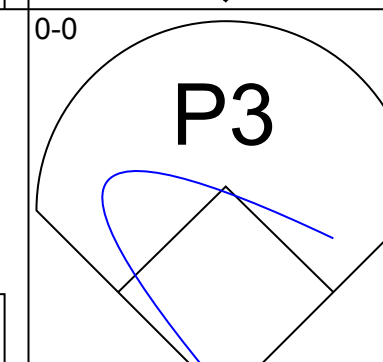
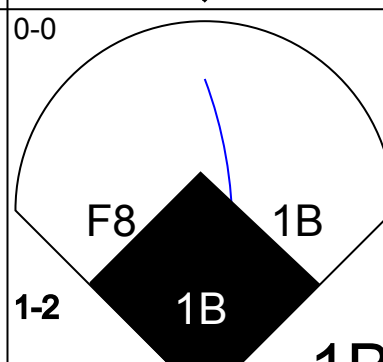
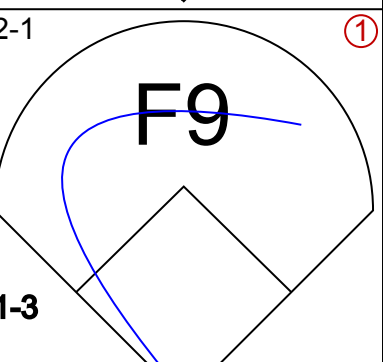
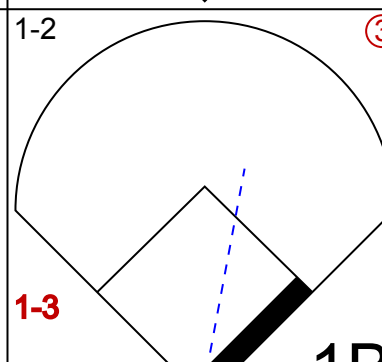
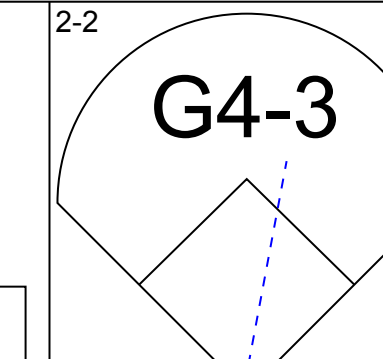
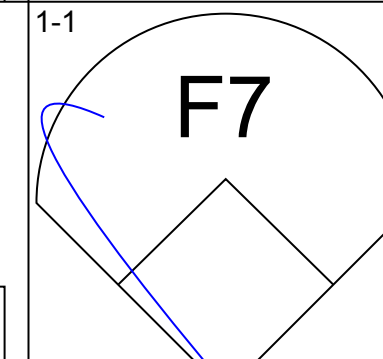
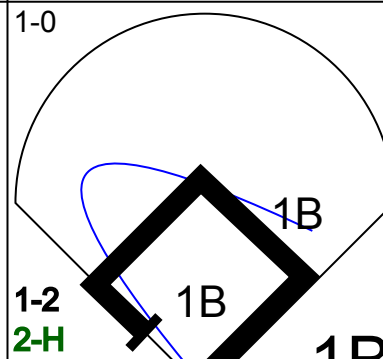
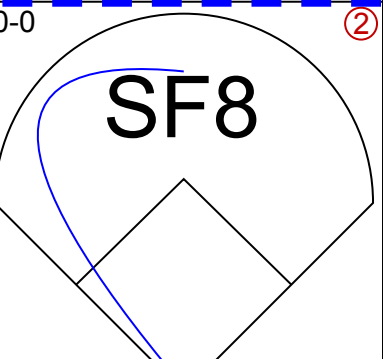
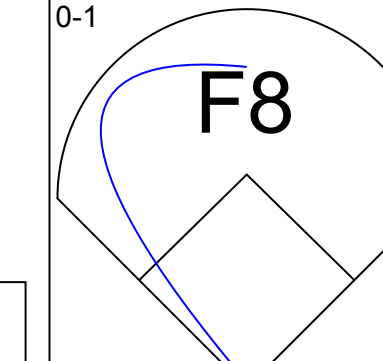
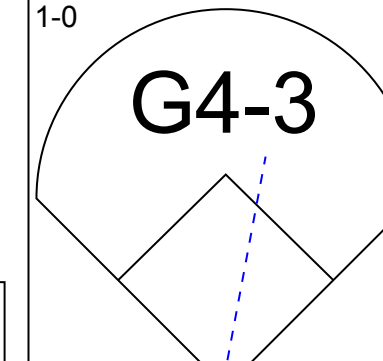
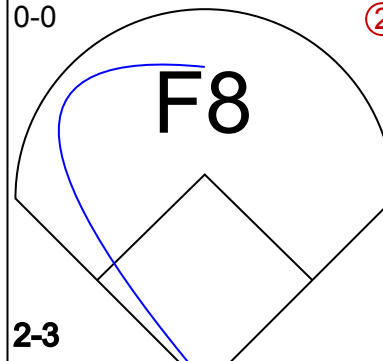
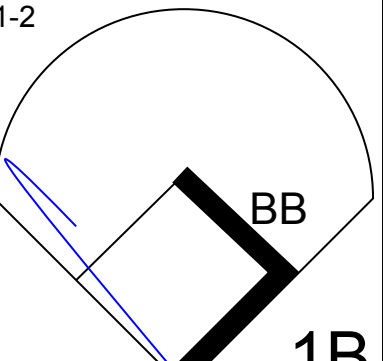

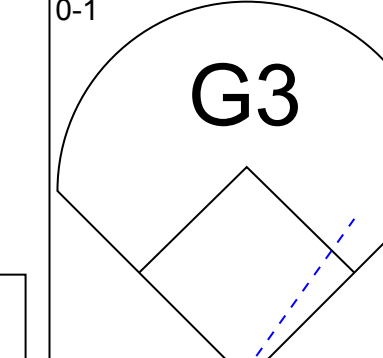
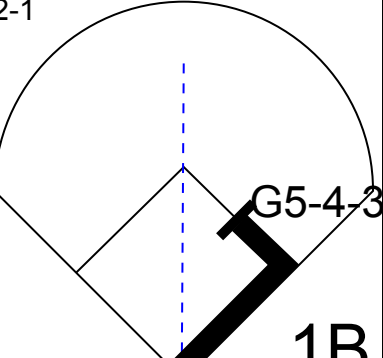
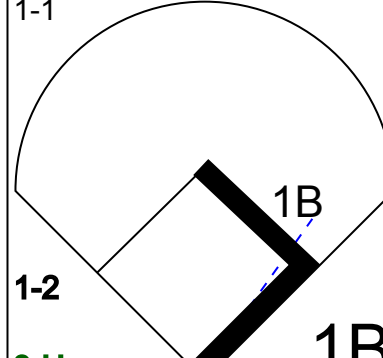
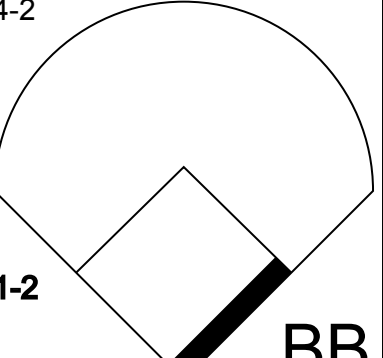
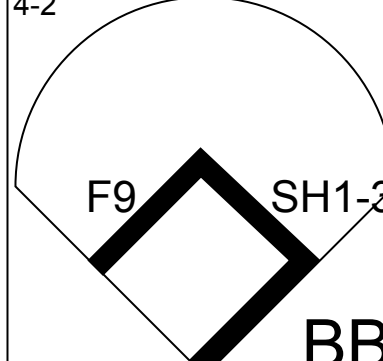
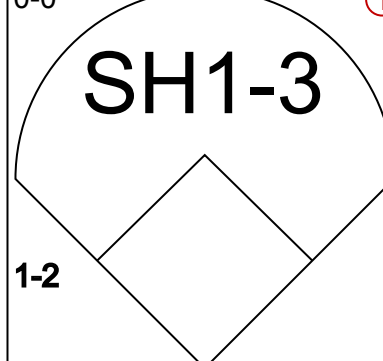
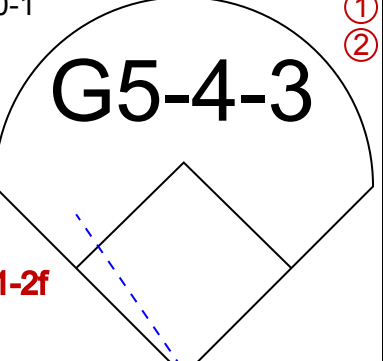
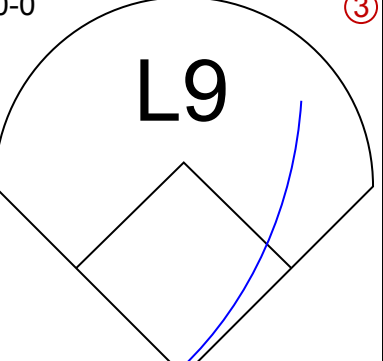
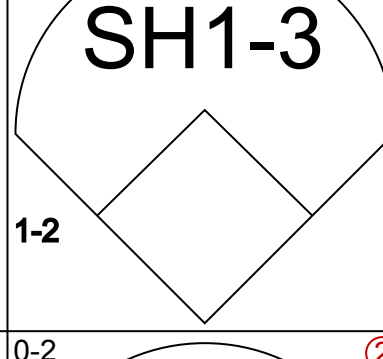
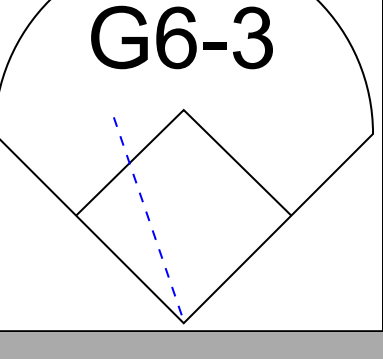
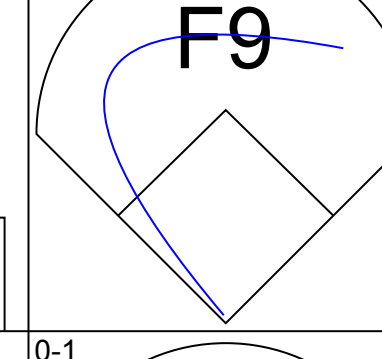
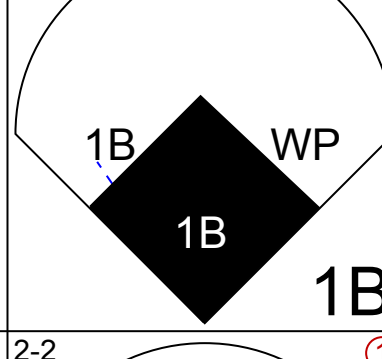
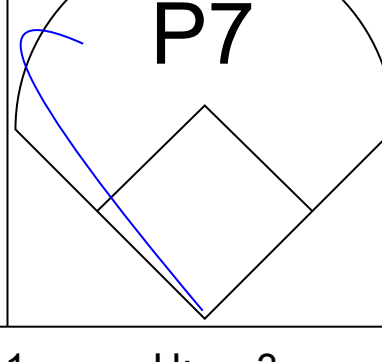

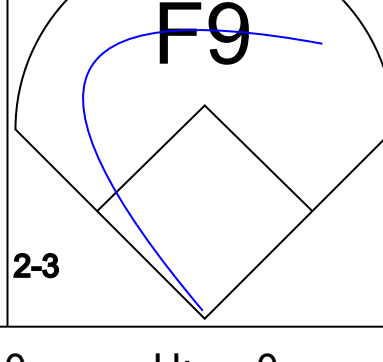
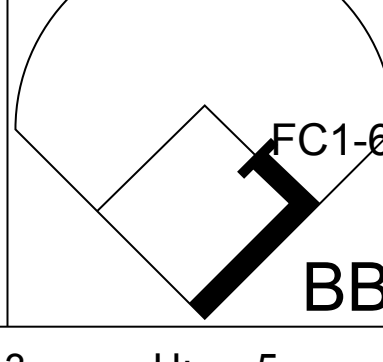
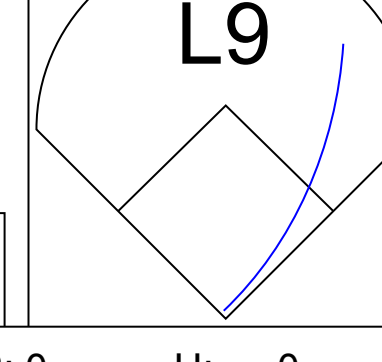
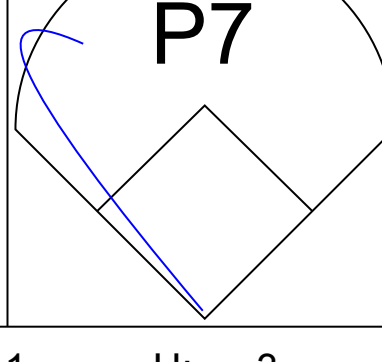
Batter	1	2	3	4	5	6	7	8	9	AB	R	H	RBI	BB	SO	LOB	BOTTOM										
<b>Otis Nixon, S</b> OBP: 0.331, SLG: 0.300 (1, 8)																	6 0 1 1 0 1 6										
<b>Brent Gates, S</b> OBP: 0.313, SLG: 0.302 (1, 5)																	4 1 1 0 1 0 3										
<b>Matt Lawton, L</b> OBP: 0.385, SLG: 0.485 (1, 9)																	5 1 2 1 0 1 0										
<b>Paul Molitor, R</b> OBP: 0.327, SLG: 0.347 (1, 10)																	5 1 1 2 0 0 3										
<b>David Ortiz, L</b> OBP: 0.389, SLG: 0.494 (9, PH)																	2 1 0 0 2 1 0										
<b>Ron Coomer, R</b> OBP: 0.297, SLG: 0.414 (9, PH)																	1 0 0 0 0 0 1										
<b>Marty Cordova, R</b> OBP: 0.332, SLG: 0.396 (1, 7)																	5 1 1 0 0 0 2										
<b>Todd Walker, L</b> OBP: 0.398, SLG: 0.509 (9, PH)																	4 2 3 0 0 0 2										
<b>Alex Ochoa, R</b> OBP: 0.280, SLG: 0.346 (9, PH)																	0 0 0 0 0 0 0										
<b>Chris Latham, S</b> OBP: 0.235, SLG: 0.133 (9, PH)																	1 1 0 0 0 0 1										
<b>Javier Valentin, S</b> OBP: 0.263, SLG: 0.366 (1, 2)																	5 1 3 4 0 0 2										
<b>Pat Meares, R</b> OBP: 0.296, SLG: 0.370 (1, 6)																	3 0 1 1 1 2 3										
<b>Inning Stats</b>	R: 0 E: 0 K: 1 S: 8	H: 0 LOB: 0 BB: 0 P: 15	R: 0 E: 0 K: 0 S: 8	H: 0 LOB: 0 BB: 0 P: 13	R: 1 E: 0 K: 0 S: 18	H: 2 LOB: 3 BB: 1 P: 32	R: 2 E: 0 K: 1 S: 17	H: 3 LOB: 2 BB: 1 P: 27	R: 0 E: 0 K: 0 S: 8	H: 0 LOB: 1 BB: 1 P: 14	R: 1 E: 0 K: 1 S: 10	H: 2 LOB: 1 BB: 0 P: 15	R: 0 E: 0 K: 2 S: 7	H: 0 LOB: 0 BB: 0 P: 11	R: 0 E: 0 K: 0 S: 13	H: 1 LOB: 2 BB: 1 P: 18	R: 5 E: 1 K: 0 S: 19	H: 5 LOB: 1 BB: 0 P: 30	1B: 9 2B: 4 3B: 0 HR: 0	SF: 0 2B: 4 3B: 0 HBP: 1	WP: 0 PB: 0 CS: 0	PA: 46					
<b>PITCHER</b>	IP	WLS	BF	H	R	ER	SO	BB	IBB	HBP	BLK	WP	HR	S	P	ERA	WHIP										
<b>Pat Hentgen, R</b> ERA: 5.04 (1, 1)	6.0	W	29	7	4	4	3	3	0	1	0	0	0	69	116	6.00	1.667										
<b>Dave Stieb, R</b> ERA: 4.5 (7, 1)	2.0		11	4	3	2	2	1	0	0	0	0	0	27	40	9.00	2.500										
<b>Dan Plesac, L</b> ERA: 3.35 (9, 1)	0.2		2	0	0	0	0	0	0	0	0	0	0	7	13	0.00	0.000										
<b>Paul Quantrill, R</b> ERA: 2.89 (9, 1)	0.0		3	2	2	0	0	0	0	0	0	0	0	4	5	∞	∞										
<b>Randy Myers, L</b> ERA: 4.1 (9, 1)	0.1	S	1	0	0	0	0	0	0	0	0	0	0	1	1	0.00	0.000										

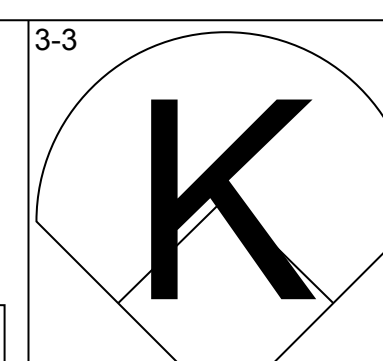
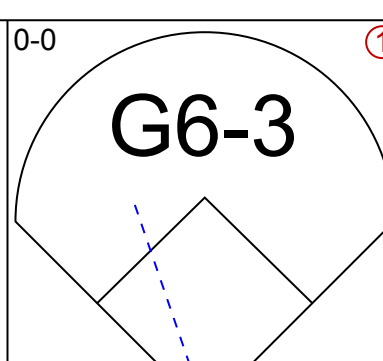
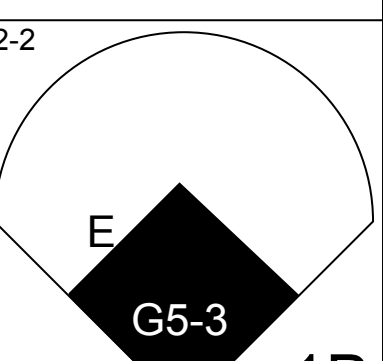
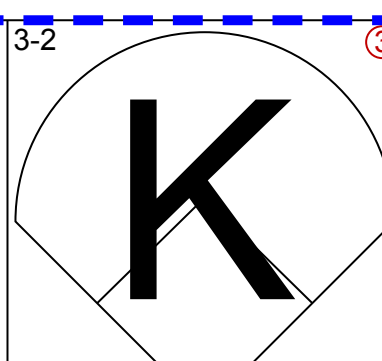
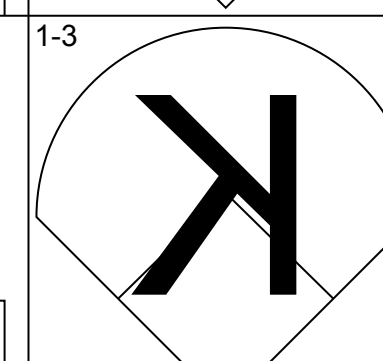
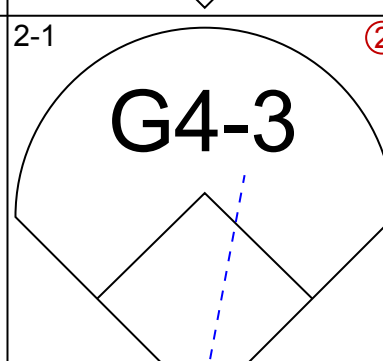
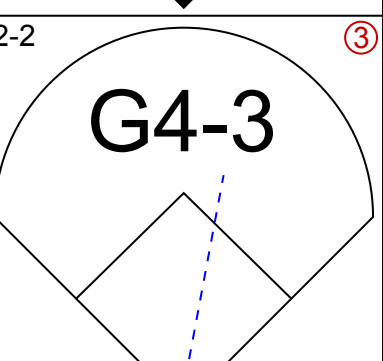
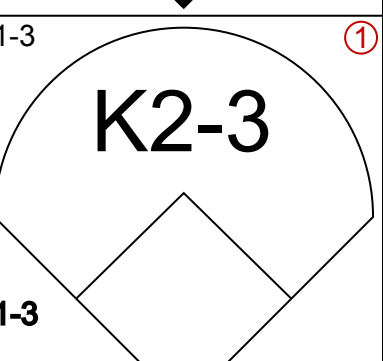
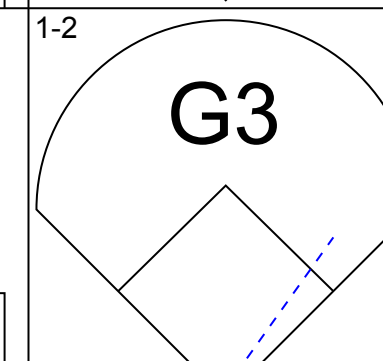
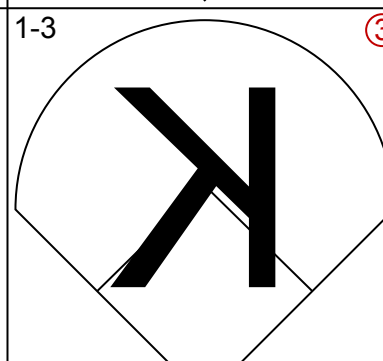
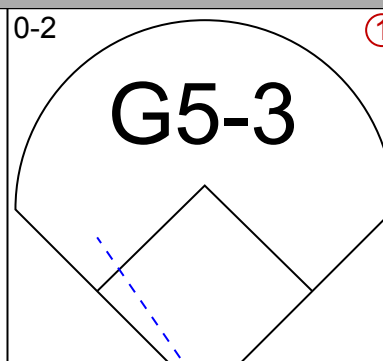
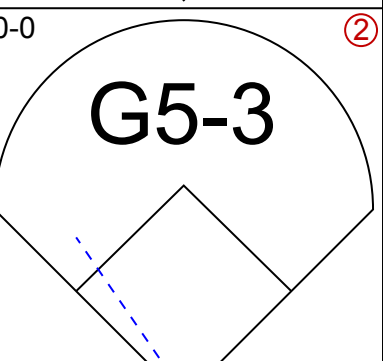
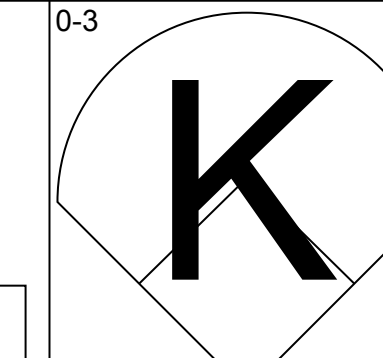
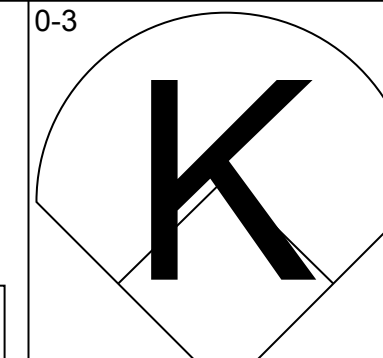
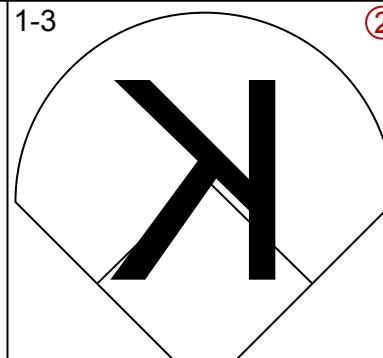
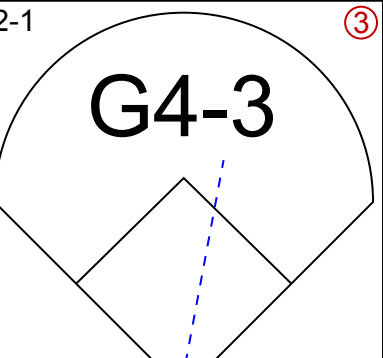
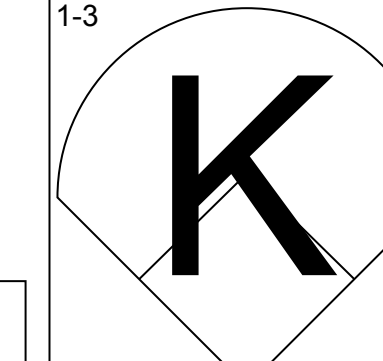
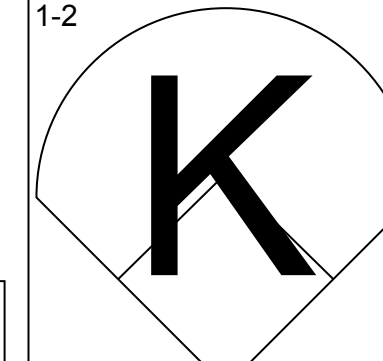
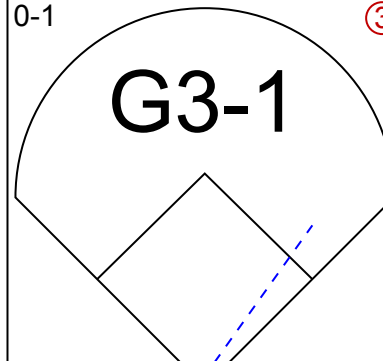
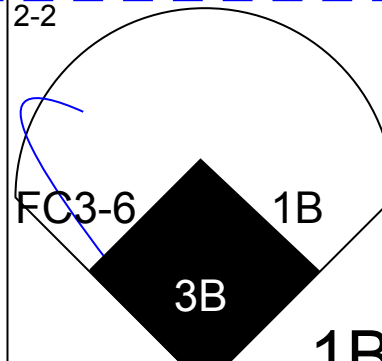
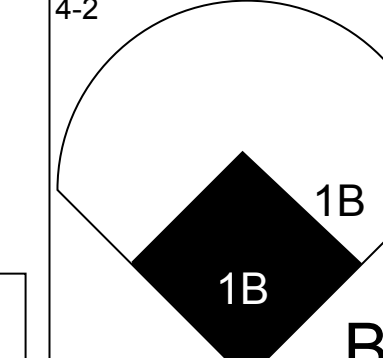
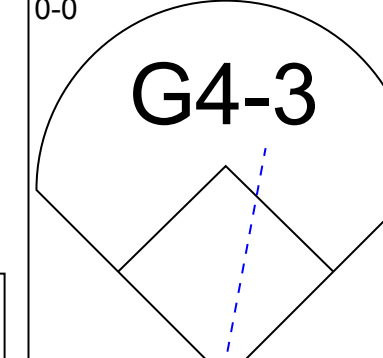
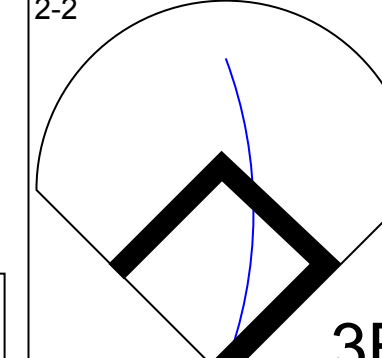
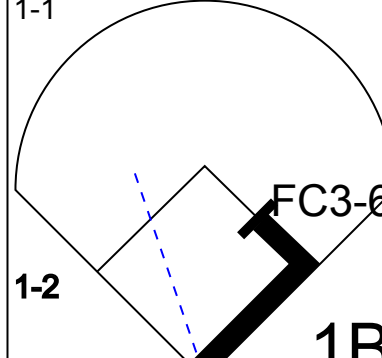
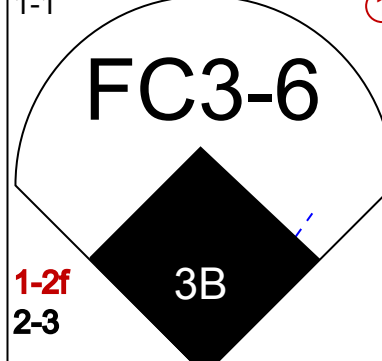
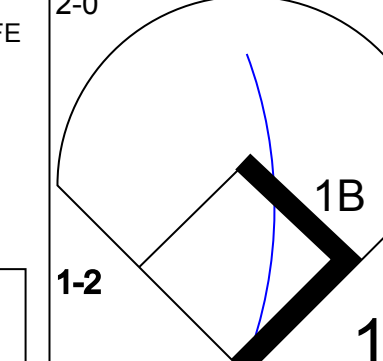
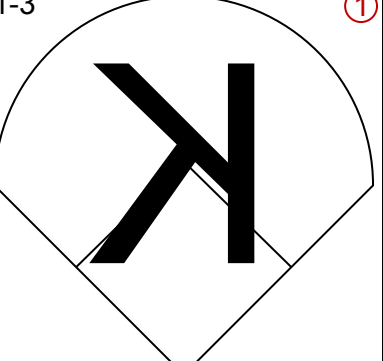
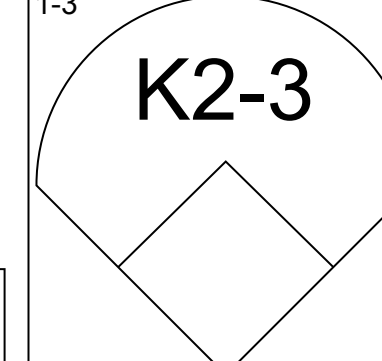
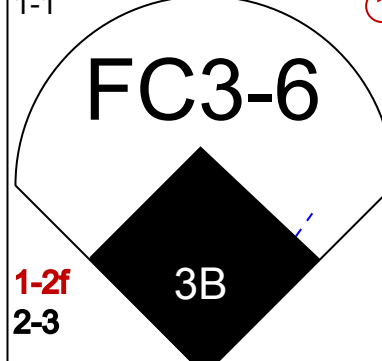
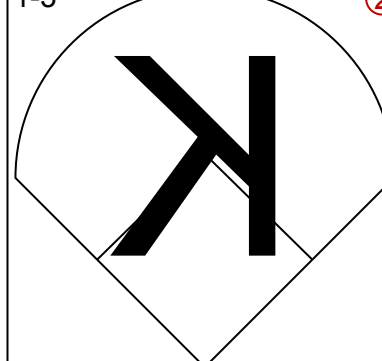
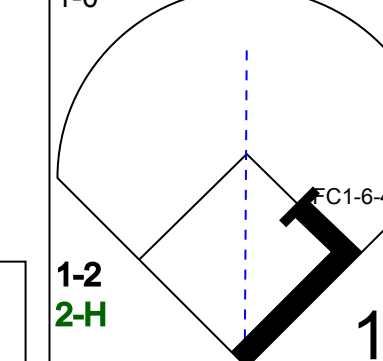
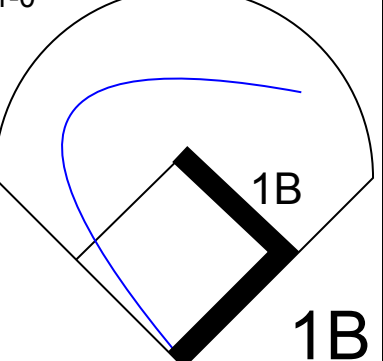
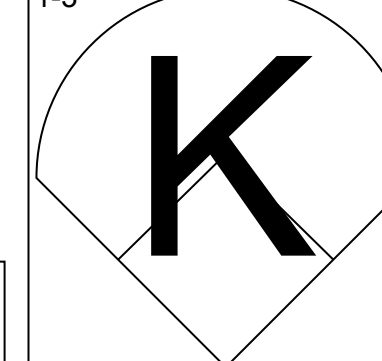
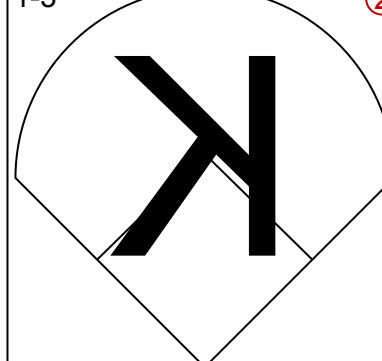
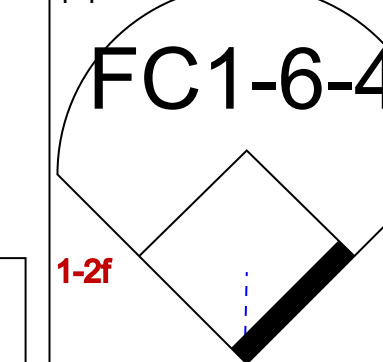
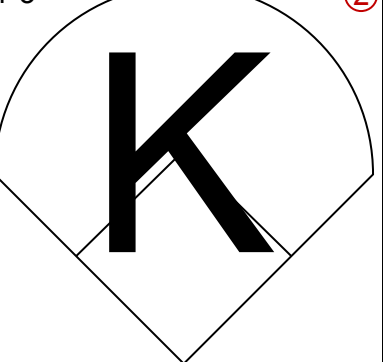
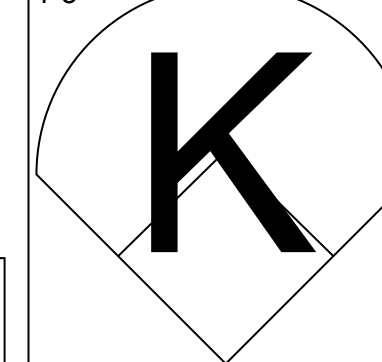
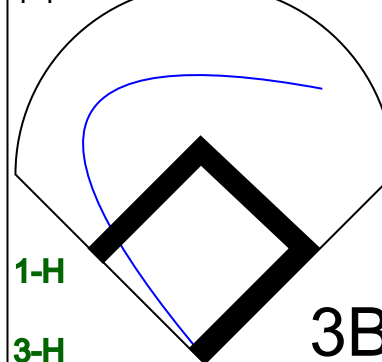
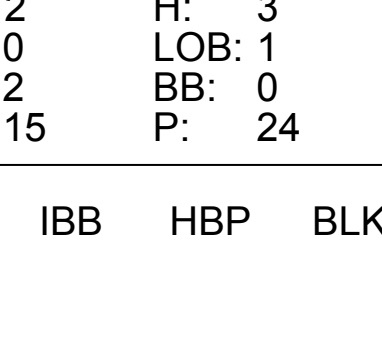
Toronto Blue Jays @ Minnesota Twins  
Hubert H. Humphrey Metrodome, Minneapolis, MN  
Sat Aug 01 1998, 8:05 PM EDT  
Att: 17,128 - Dome - 72 F

AB 41  
R 9  
H 13  
RBI 9  
BB 4  
SO 5  
LOB 23





Batter	1	2	3	4	5	6	7	8	9	AB	R	H	RBI	BB	SO	LOB	TOP								
Shannon Stewart, R OBP: 0.369, SLG: 0.370										5	1	0	0	0	2	3	<b>Toronto Blue Jays @ Minnesota Twins</b> Hubert H. Humphrey Metrodome, Minneapolis, MN Sun Aug 02 1998, 4:33 AM EDT Att: 40,096 - Dome - 72 F <a href="http://livebaseballscorecards.com">livebaseballscorecards.com</a>								
Shawn Green, L OBP: 0.332, SLG: 0.463										5	3	4	1	0	0	0									
Jose Canseco, R OBP: 0.330, SLG: 0.532										5	1	2	2	0	1	1									
Carlos Delgado, L OBP: 0.381, SLG: 0.557										3	0	1	2	0	0	0									
Jose Cruz Jr., S OBP: 0.315, SLG: 0.318										4	0	1	0	0	0	2									
Darin Fletcher, L OBP: 0.331, SLG: 0.411										3	0	2	1	1	0	0									
Tony Fernandez, S OBP: 0.354, SLG: 0.421										3	0	1	0	1	0	3									
Craig Grebeck, R OBP: 0.367, SLG: 0.398										3	1	1	0	0	0	0									
Alex Gonzalez, R OBP: 0.285, SLG: 0.374										3	0	0	0	1	0	2									
<b>Inning Stats</b>	R: 0 H: 0 E: 0 K: 2 S: 11	H: 0 LOB: 0 BB: 0 P: 16	R: 0 H: 0 E: 0 K: 0 S: 9	H: 0 LOB: 0 BB: 0 P: 11	R: 0 H: 0 E: 0 K: 0 S: 10	H: 0 LOB: 1 BB: 1 P: 16	R: 1 H: 1 E: 0 K: 0 S: 5	H: 1 LOB: 0 BB: 0 P: 8	R: 0 H: 1 E: 0 K: 0 S: 6	H: 1 LOB: 0 BB: 0 P: 8	R: 3 H: 5 E: 0 K: 0 S: 12	H: 5 LOB: 2 BB: 1 P: 22	R: 0 H: 0 E: 0 K: 0 S: 6	H: 0 LOB: 0 BB: 0 P: 10	R: 1 H: 2 E: 0 K: 0 S: 15	H: 2 LOB: 2 BB: 1 P: 22	R: 1 H: 3 E: 0 K: 1 S: 15	H: 3 LOB: 2 BB: 0 P: 23	1B: 11 2B: 0 3B: 0 HR: 1	SF: 1 SAC: 1 DP: 1 HBP: 0	WP: 1 PB: 0 SB: 1 CS: 0	PA: 39			
<b>PITCHER</b>	IP	WLS	BF	H	R	ER	SO	BB	IBB	HBP	BLK	WP	HR	S	P	ERA	WHIP								
Brad Radke, R ERA: 3.26	(1, 1)	7.1	L	30	8	5	5	2	2	0	0	0	0	1	63	97	6.14	1.364							
Eddie Guardado, L ERA: 3.4	(8, 1)	0.1		3	1	0	0	0	1	0	0	0	0	0	10	15	0.00	6.000							
Mike Trombley, R ERA: 3.13	(8, 1)	1.1		6	3	1	1	1	0	0	0	0	1	0	16	24	6.75	2.250							

Batter	1	2	3	4	5	6	7	8	9	AB	R	H	RBI	BB	SO	LOB	BOTTOM								
Otis Nixon, S OBP: 0.332, SLG: 0.302										5	1	2	0	0	2	1	<b>Toronto Blue Jays @ Minnesota Twins</b> Hubert H. Humphrey Metrodome, Minneapolis, MN Sun Aug 02 1998, 4:33 AM EDT Att: 40,096 - Dome - 72 F <a href="http://livebaseballscorecards.com">livebaseballscorecards.com</a>								
Matt Lawton, L OBP: 0.381, SLG: 0.480										4	0	0	0	0	2	3									
Paul Moltor, R OBP: 0.323, SLG: 0.343										4	0	0	1	0	1	0									
David Ortiz, L OBP: 0.381, SLG: 0.481										4	0	0	0	0	3	0									
Ron Coomer, R OBP: 0.297, SLG: 0.413										4	1	1	0	0	2	0									
Todd Walker, L OBP: 0.402, SLG: 0.516										3	1	2	0	1	0	0									
Marty Cordova, R OBP: 0.331, SLG: 0.394										4	1	1	0	0	2	3									
Terry Steinbach, R OBP: 0.329, SLG: 0.427										4	0	2	1	0	2	3									
Pat Meares, R OBP: 0.296, SLG: 0.374										4	0	1	2	0	2	4									
<b>Inning Stats</b>	R: 0 H: 0 E: 0 K: 2 S: 11	H: 2 LOB: 2 BB: 1 P: 21	R: 1 H: 2 E: 0 K: 2 S: 12	H: 2 LOB: 2 BB: 1 P: 21	R: 0 H: 0 E: 0 K: 1 S: 6	H: 0 LOB: 0 BB: 0 P: 9	R: 0 H: 0 E: 0 K: 2 S: 7	H: 0 LOB: 0 BB: 0 P: 8	R: 0 H: 2 E: 0 K: 2 S: 14	H: 2 LOB: 2 BB: 0 P: 21	R: 0 H: 0 E: 0 K: 1 S: 8	H: 0 LOB: 0 BB: 0 P: 9	R: 0 H: 1 E: 0 K: 3 S: 12	H: 1 LOB: 1 BB: 0 P: 17	R: 1 H: 1 E: 1 K: 1 S: 9	H: 1 LOB: 0 BB: 0 P: 14	R: 2 H: 3 E: 0 K: 2 S: 15	H: 3 LOB: 1 BB: 0 P: 24	1B: 7 2B: 0 3B: 2 HR: 0	SF: 0 SAC: 0 DP: 0 HBP: 0	WP: 0 PB: 0 SB: 0 CS: 0	PA: 37			
<b>PITCHER</b>	IP	WLS	BF	H	R	ER	SO	BB	IBB	HBP	BLK	WP	HR	S	P	ERA	WHIP								
Roger Clemens, R ERA: 3.12	(1, 1)	8.0	W	31	6	2	1	14	0	0	0	0	0	0	79	115	1.12	0.875							
Dan Plesac, L ERA: 3.92	(9, 1)	0.0		2	2	2	2	0	0	0	0	0	0	5	8										
Paul Quantrill, R ERA: 2.85	(9, 1)	0.2		3	1	0	0	1	0	0	0	0	0	7	10	0.00	1.500								
Randy Myers, L ERA: 4.07	(9, 1)	0.1	S	1	0	0	0	1	0	0	0	0	0	3	6	0.00	0.000								



Batter	1	2	3	4	5	6	7	8	9	AB	R	H	RBI	BB	SO	LOB	TOP					
Shannon Stewart, R (1, 7) OBP: 0.368, SLG: 0.365			B5-3	F9		BB	1B		P4	4	0	0	0	2	1	2						
Shawn Green, L (1, 9) OBP: 0.334, SLG: 0.463	1B		1B						G4-3	6	0	3	1	0	2	2						
Jose Canseco, R (1, 10) OBP: 0.329, SLG: 0.526			K		HR					4	1	0	0	1	3	4						
Carlos Delgado, L (1, 3) OBP: 0.383, SLG: 0.584			K		HR					5	3	3	4	0	2	2						
José Cruz Jr., S (1, 8) OBP: 0.317, SLG: 0.312		G3								3	2	0	0	2	1	0						
Darin Fletcher, L (1, 2) OBP: 0.332, SLG: 0.411		1B								5	1	2	0	0	0	1						
Tony Fernandez, S (1, 5) OBP: 0.355, SLG: 0.422		1B								4	0	2	1	0	0	1						
Craig Grebeck, R (1, 4) OBP: 0.374, SLG: 0.417		G4-3								4	1	2	0	1	1	3						
Alex Gonzalez, R (1, 6) OBP: 0.281, SLG: 0.369		K								5	1	0	0	0	2	4						
<b>Inning Stats</b>	R: 0 E: 0 K: 3 S: 13	H: 1 LOB: 1 BB: 0 P: 20	R: 0 E: 0 K: 1 S: 11	H: 2 LOB: 2 BB: 0 P: 17	R: 0 E: 0 K: 2 S: 10	H: 1 LOB: 1 BB: 0 P: 16	R: 1 E: 1 K: 0 S: 7	H: 0 LOB: 2 BB: 2 P: 21	R: 2 E: 0 K: 2 S: 14	H: 1 LOB: 0 BB: 1 P: 26	R: 0 E: 0 K: 1 S: 13	H: 1 LOB: 2 BB: 1 P: 21	R: 5 E: 1 K: 1 S: 27	H: 4 LOB: 2 BB: 2 P: 45	R: 1 E: 0 K: 1 S: 11	H: 2 LOB: 1 BB: 0 P: 20	R: 0 E: 0 K: 1 S: 8	H: 0 LOB: 0 BB: 0 P: 10	1B: 7 2B: 2 3B: 0 HR: 3	SF: 1 SAC: 0 DP: 0 HBP: 0	WP: 0 PB: 0 SB: 2 CS: 0	PA: 47
<b>PITCHER</b>	IP	WLS	BF	H	R	ER	SO	BB	IBB	HBP	BLK	WP	HR	S	P	ERA	WHIP					
Todd Stottliemeyer, R (1, 1) ERA: 3.5	5.2	W	28	6	3	2	8	4	0	0	0	0	1	65	117	3.18	1.765					
Eric Gunderson, L (6, 1) ERA: 3.14	0.2		5	2	3	2	1	1	0	0	0	0	1	16	23	27.00	4.500					
Xavier Hernandez, R (7, 1) ERA: 2.49	0.2		6	2	2	0	1	1	0	0	0	0	0	14	26	0.00	4.500					
Danny Patterson, R (8, 1) ERA: 3.86	0.2		4	2	1	1	0	0	0	0	0	0	1	8	17	13.50	3.000					
John Weteland, R (8, 1) ERA: 1.48	1.1	S	4	0	0	0	2	0	0	0	0	0	0	11	13	0.00	0.000					

Toronto Blue Jays @ Texas Rangers  
The Ballpark at Arlington, Arlington, TX  
Tue Aug 04 1998, 8:05 PM EDT  
Att: 45,213 - Cloudy - 84 F

livebaseballscorecards.com

AB 40  
R 9  
H 12  
RBI 6  
BB 6  
SO 12  
LOB 19

Batter	1	2	3	4	5	6	7	8	9	AB	R	H	RBI	BB	SO	LOB	BOTTOM					
Tom Goodwin, L (1, 8) OBP: 0.378, SLG: 0.322							L6			4	1	2	2	1	1	2						
Mark McLemore, S (1, 4) OBP: 0.394, SLG: 0.337										3	1	0	0	1	1	3						
29 Rusty Greer, L (1, 7) OBP: 0.394, SLG: 0.442										4	1	1	0	1	1	3						
Juan Gonzalez, R (1, 9) OBP: 0.339, SLG: 0.595										4	1	1	0	0	1	2						
Roberto Kelly, R (7, 9) OBP: 0.327, SLG: 0.509										1	0	0	0	0	1	1						
Will Clark, L (1, 3) OBP: 0.384, SLG: 0.492										1	1	0	1	3	1	0						
Ivan Rodriguez, R (1, 2) OBP: 0.376, SLG: 0.515										5	1	2	2	0	0	3						
Todd Zeile, R (1, 5) OBP: 0.358, SLG: 0.453										2	2	0	1	2	0	1						
Lee Stevens, L (1, 10) OBP: 0.323, SLG: 0.493										3	1	3	3	1	0	0						
Luis Alices, S (7, PR) OBP: 0.362, SLG: 0.422										0	1	0	0	0	0	0						
Royce Clayton, R (1, 6) OBP: 0.315, SLG: 0.340										4	1	2	2	0	0	3						
<b>Inning Stats</b>	R: 0 E: 0 K: 1 S: 6	H: 0 LOB: 0 BB: 1 P: 13	R: 0 E: 0 K: 1 S: 5	H: 0 LOB: 0 BB: 0 P: 8	R: 0 E: 0 K: 1 S: 10	H: 0 LOB: 2 BB: 3 P: 24	R: 3 E: 0 K: 0 S: 14	H: 3 LOB: 1 BB: 1 P: 27	R: 7 E: 1 K: 2 S: 24	H: 5 LOB: 1 BB: 2 P: 43	R: 0 E: 0 K: 0 S: 11	H: 0 LOB: 1 BB: 1 P: 17	R: 1 E: 0 K: 0 S: 9	H: 2 LOB: 1 BB: 0 P: 16	R: 0 E: 0 K: 1 S: 10	H: 1 LOB: 2 BB: 1 P: 23	1B: 5 2B: 5 3B: 1 HR: 0	SF: 1 SAC: 1 DP: 2 HBP: 0	WP: 0 PB: 0 SB: 0 CS: 1	PA: 42		
<b>PITCHER</b>	IP	WLS	BF	H	R	ER	SO	BB	IBB	HBP	BLK	WP	HR	S	P	ERA	WHIP					
Chris Carpenter, R (1, 1) ERA: 4.95	4.2	L	28	8	10	3	0	7	0	0	0	0	0	57	110	5.79	3.214					
Nerio Rodriguez, R (5, 1) ERA: 7.94	1.2		8	2	1	1	0	1	0	0	0	0	0	19	34	5.40	1.800					
Dan Plesac, L (7, 1) ERA: 3.69	1.1		5	1	0	0	1	1	0	0	0	0	0	12	25	0.00	1.500					
Paul Quantrill, R (8, 1) ERA: 2.83	0.1		1	0	0	0	0	0	0	0	0	0	0	1	2	0.00	0.000					

Toronto Blue Jays @ Texas Rangers  
The Ballpark at Arlington, Arlington, TX  
Tue Aug 04 1998, 8:05 PM EDT  
Att: 45,213 - Cloudy - 84 F

livebaseballscorecards.com

AB 31  
R 11  
H 11  
RBI 11  
BB 9  
SO 6  
LOB 18



Batter	1	2	3	4	5	6	7	8	9	AB	R	H	RBI	BB	SO	LOB	TOP								
<b>Shannon Stewart, R</b> (1, 7) OBP: 0.370, SLG: 0.365	F8		BB HBP		L6			L3 1B		3	0	1	0	0	0	0									
<b>Shawn Green, L</b> (1, 9) OBP: 0.333, SLG: 0.460	K		BB			G3-1		L3 1-2		3	0	0	0	1	1	1									
<b>Jose Canseco, R</b> (1, 10) OBP: 0.330, SLG: 0.530	K		SF8			SF8 2B		1B		3	1	2	1	0	1	0									
<b>Carlos Delgado, L</b> (1, 3) OBP: 0.382, SLG: 0.579		K	G5-3			IBB		G4-3		3	0	0	0	1	1	3									
<b>José Cruz Jr., S</b> (1, 8) OBP: 0.316, SLG: 0.313		G3-1			F7			FC1-6 1B		3	0	1	1	0	0	0									
<b>Darin Fletcher, L</b> (1, 2) OBP: 0.331, SLG: 0.409					G3-1			FC1-6 1B		4	0	1	0	0	0	2									
<b>Juan Samuel, R</b> (9, PR) OBP: 0.304, SLG: 0.292								FC1-6 1B		0	1	0	0	0	0	0									
<b>Kevin Brown, R</b> (9, 2) OBP: 0.324, SLG: 0.356								FC1-6 1B		0	0	0	0	0	0	0									
<b>Tony Fernandez, S</b> (1, 5) OBP: 0.351, SLG: 0.417					F8			F8		4	0	0	0	0	0	2									
<b>Felipe Crespo, S</b> (1, 4) OBP: 0.341, SLG: 0.353					G3					4	0	1	1	0	1	0									
<b>Craig Grebeck, R</b> (9, 4) OBP: 0.374, SLG: 0.417						K		G3-1		0	0	0	0	0	0	0									
<b>Alex Gonzalez, R</b> (1, 6) OBP: 0.281, SLG: 0.368						F9		FC6-4 1B		4	1	1	0	0	1	1									
<b>Inning Stats</b>	R: 0 H: 0 E: 0 K: 2 S: 10	H: 0 LOB: 0 BB: 0 P: 16	R: 0 H: 1 E: 0 K: 1 S: 11	LOB: 1 BB: 0 P: 14	R: 1 H: 1 E: 0 K: 0 S: 11	LOB: 2 BB: 1 P: 22	R: 0 H: 0 E: 0 K: 0 S: 6	H: 0 LOB: 0 BB: 0 P: 8	R: 0 H: 0 E: 0 K: 1 S: 7	H: 0 LOB: 0 BB: 1 P: 8	R: 1 H: 1 E: 0 K: 0 S: 9	H: 1 LOB: 1 BB: 0 P: 19	R: 0 H: 0 E: 0 K: 1 S: 6	H: 0 LOB: 0 BB: 0 P: 6	R: 0 H: 2 E: 0 K: 0 S: 14	H: 2 LOB: 1 BB: 0 P: 20	R: 1 H: 2 E: 0 K: 0 S: 6	H: 2 LOB: 1 BB: 0 P: 8	1B: 6 2B: 2 3B: 0 HR: 0	SF: 2 SAC: 0 DP: 1 HBP: 1	WP: 0 PB: 0 SB: 2 CS: 0	PA: 36			
<b>PITCHER</b>	IP	WLS	BF	H	R	ER	SO	BB	IBB	HBP	BLK	WP	HR	S	P	ERA	WHIP								
<b>Esteban Loaiza, R</b> (1, 1) ERA: 4.31	8.0		31	5	2	2	5	1	1	1	0	0	0	74	113	2.25	0.750								
<b>John Wetteland, R</b> (9, 1) ERA: 1.66	1.0	W	5	2	1	1	0	0	0	0	0	0	0	6	8	9.00	2.000								

Toronto Blue Jays @ Texas Rangers  
The Ballpark at Arlington, Arlington, TX  
Wed Aug 05 1998, 8:05 PM EDT  
Att: 27,766 - Cloudy - 81 F

AB 31  
R 3  
H 7  
RBI 3  
BB 2  
SO 5  
LOB 9



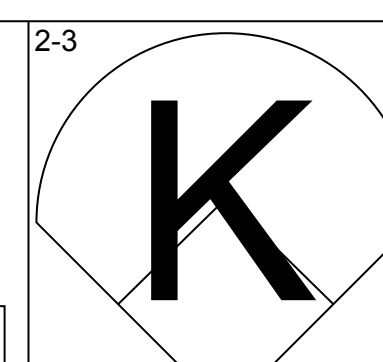
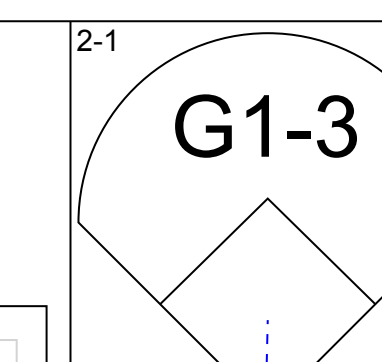
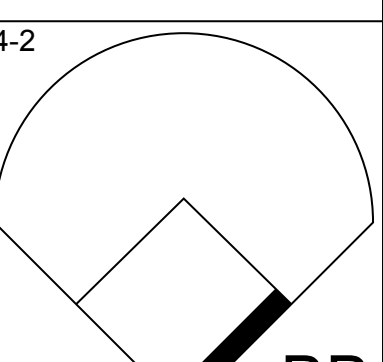
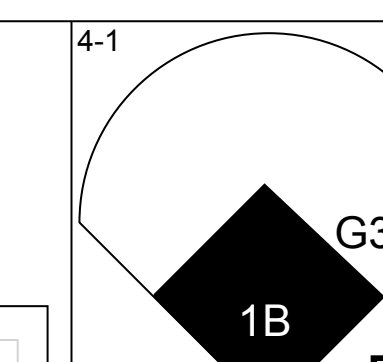
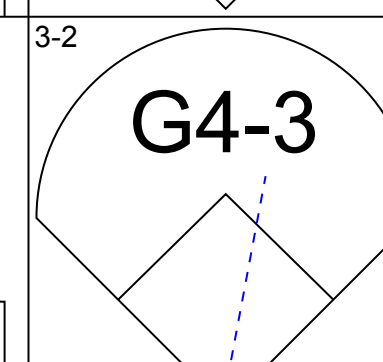
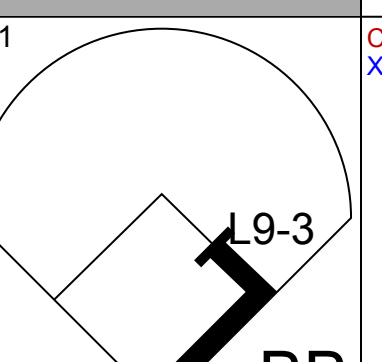
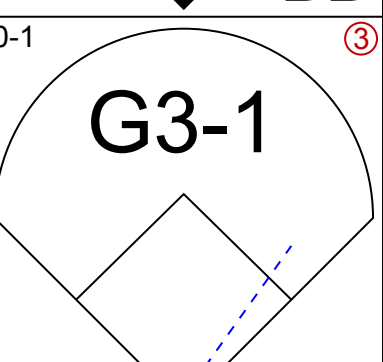
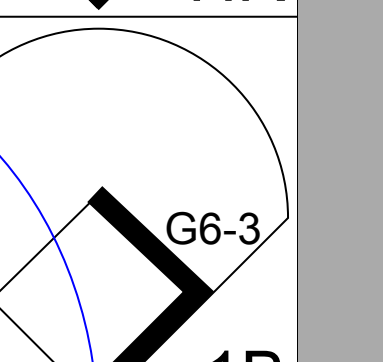
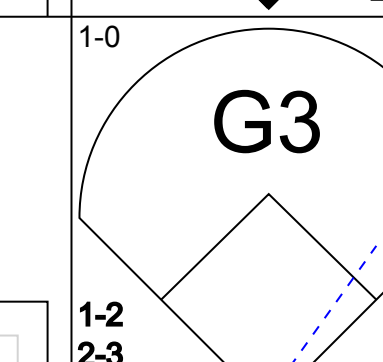
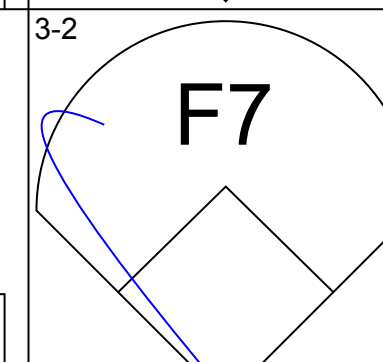
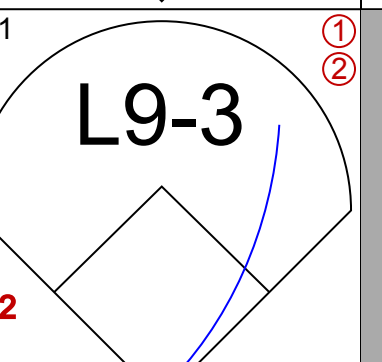
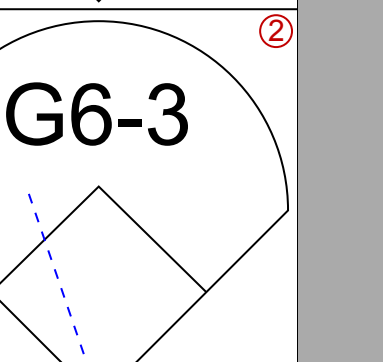
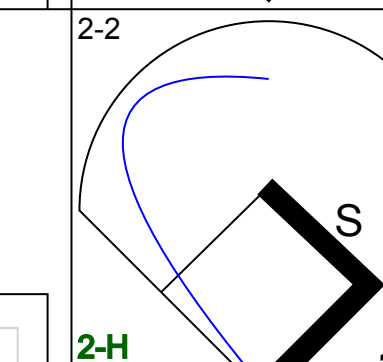
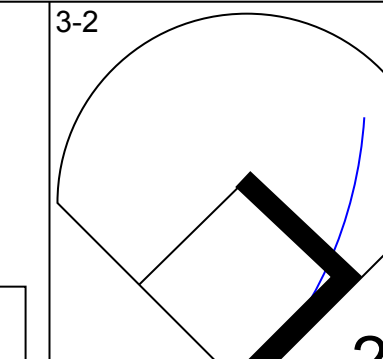
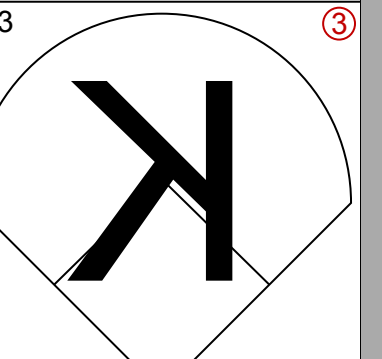
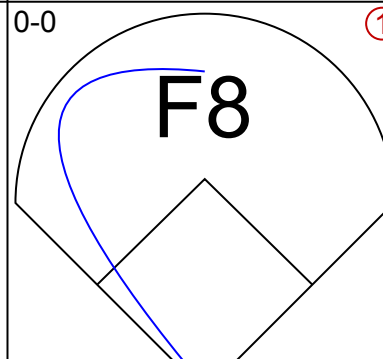
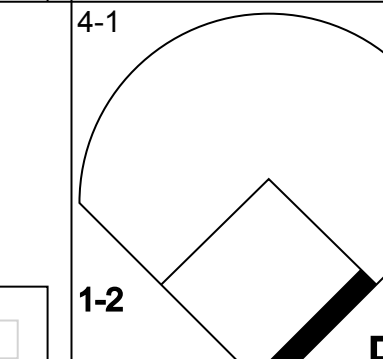
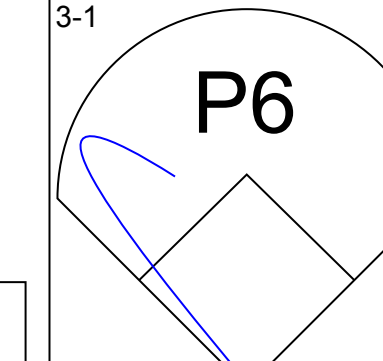
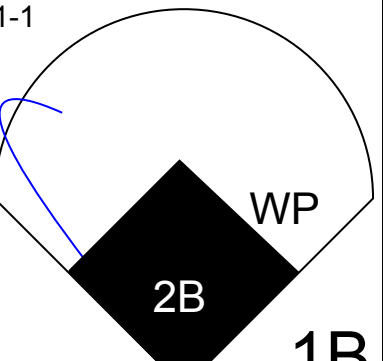
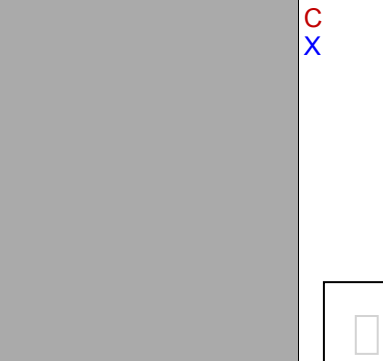
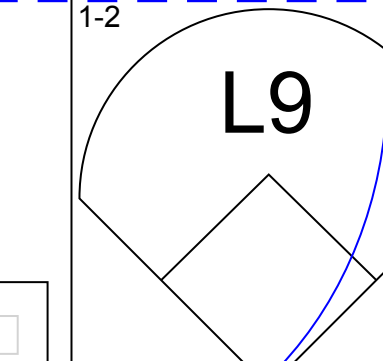
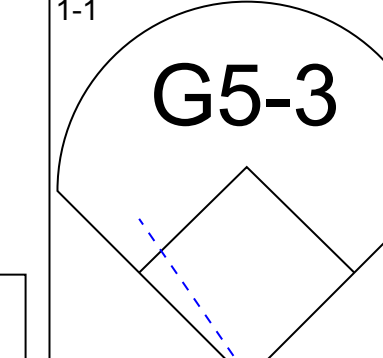
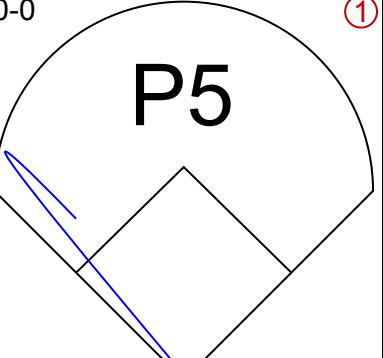


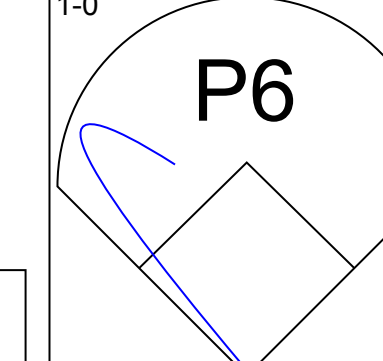

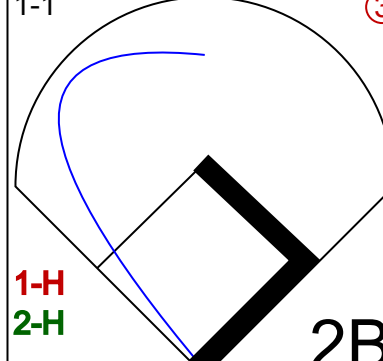

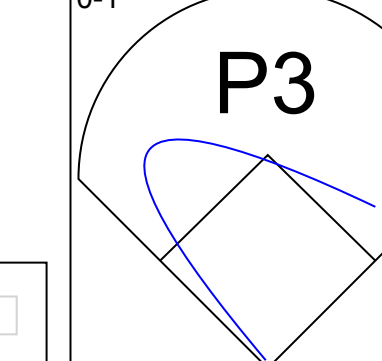
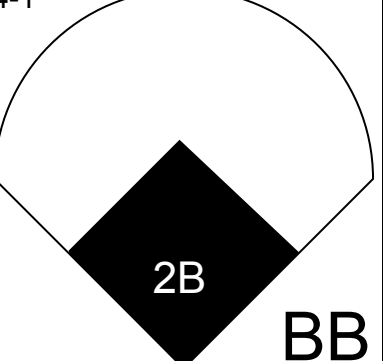
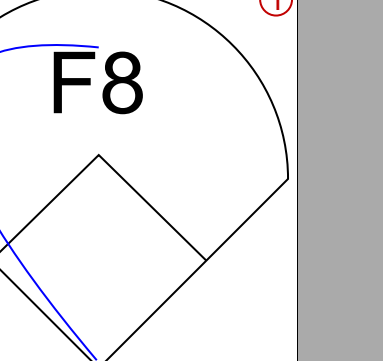
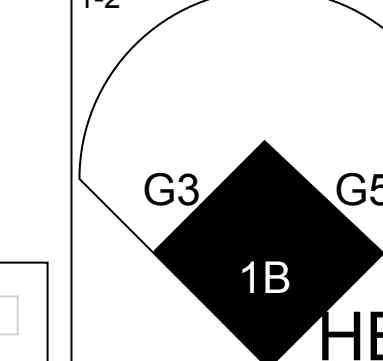
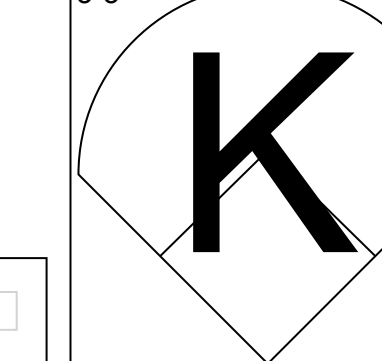
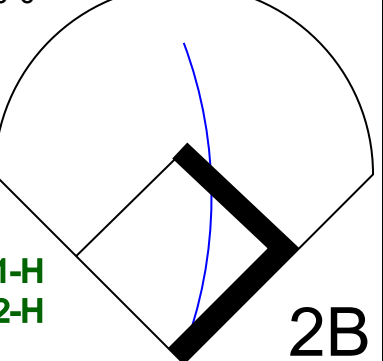

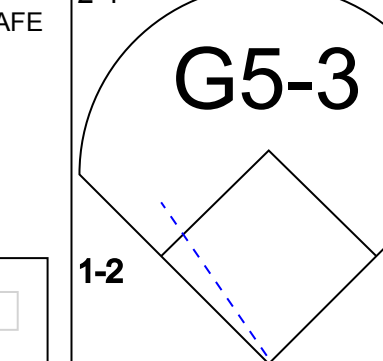
Batter	1	2	3	4	5	6	7	8	9	AB	R	H	RBI	BB	SO	LOB	BOTTOM								
<b>Tom Goodwin, L</b> (1, 8) OBP: 0.377, SLG: 0.320	G3 29 1B BB		G3			F8		P6		2	1	0	0	1	0	1									
<b>Roberto Kelly, R</b> (8, PH) OBP: 0.326, SLG: 0.506			1-3							1	0	0	0	0	0	0									
<b>Mark McLemore, S</b> (1, 4) OBP: 0.395, SLG: 0.338	G3		SF9			1B		BB		2	0	1	1	1	0	1									
<b>29 Rusty Greer, L</b> (1, 7) OBP: 0.392, SLG: 0.440	FC6 1B		K			K		K		4	0	1	1	0	3	2									
<b>Juan Gonzalez, R</b> (1, 9) OBP: 0.338, SLG: 0.599	P9				L8			HR		4	1	1	1	0	0	2									
<b>Willi Clark, L</b> (1, 3) OBP: 0.383, SLG: 0.488	FC6				L8			BB 1B BB		3	0	0	0	1	0	1									
<b>Luis Alicea, S</b> (9, PR) OBP: 0.362, SLG: 0.422										0	1	0	0	0	0	0									
<b>Ivan Rodriguez, R</b> (1, 2) OBP: 0.375, SLG: 0.512		G6-3			G4-3			L8		4	0	1	0	0	0	1									
<b>Todd Zeile, R</b> (1, 5) OBP: 0.359, SLG: 0.452		P2				G5-3		1B		3	0	1	0	1	0	0									
<b>Lee Stevens, L</b> (1, 10) OBP: 0.320, SLG: 0.487								1B		3	0	0	0	0	1	2									
<b>Mike Simms, R</b> (9, PH) OBP: 0.385, SLG: 0.651		G3				K		G4-6-3 1B		1	0	1	1	0	0	0									
<b>Royce Clayton, R</b> (1, 6) OBP: 0.315, SLG: 0.338						K		1B		2	1	0	0	1	1	0									
<b>Inning Stats</b>	R: 1 H: 1 E: 0 K: 0 S: 14	H: 1 LOB: 1 BB: 1 P: 24	R: 0 H: 0 E: 0 K: 0 S: 9	H: 0 LOB: 0 BB: 0 P: 13	R: 1 H: 0 E: 0 K: 1 S: 8	H: 0 LOB: 0 BB: 1 P: 17	R: 0 H: 0 E: 0 K: 0 S: 5	H: 0 LOB: 0 BB: 0 P: 8	R: 0 H: 1 E: 0 K: 1 S: 8	H: 1 LOB: 1 BB: 0 P: 12	R: 0 H: 2 E: 0 K: 0 S: 13	H: 2 LOB: 1 BB: 0 P: 21	R: 0 H: 0 E: 0 K: 1 S: 10	H: 0 LOB: 1 BB: 1 P: 18	R: 2 H: 2 E: 0 K: 0 S: 16	H: 2 LOB: 2 BB: 2 P: 31	1B: 5 2B: 0 3B: 0 HR: 1	SF: 1 SAC: 0 DP: 1 HBP: 0	WP: 0 PB: 0 SB: 2 CS: 0	PA: 35					
<b>PITCHER</b>	IP	WLS	BF	H	R	ER	SO	BB	IBB	HBP	BLK	WP	HR	S	P	ERA	WHIP								
<b>Kelvin Escobar, R</b> (1, 1) ERA: 8.66	7.0		26	4	2	2	4	2	0	0	0	0	0	65	107	2.57	0.857								
<b>Dan Plesac, L</b> (8, 1) ERA: 3.6	1.0		4	0	0	0	1	1	0	0	0	0	0	10	18	0.00	1.000								
<b>Randy Myers, L</b> (9, 1) ERA: 4.46	0.1	L	5	2	2	2	0	2	0	0	0	0	1	16	31	54.00	12.000								

Toronto Blue Jays @ Texas Rangers  
The Ballpark at Arlington, Arlington, TX  
Wed Aug 05 1998, 8:05 PM EDT  
Att: 27,766 - Cloudy - 81 F

AB 29  
R 4  
H 6  
RBI 4  
BB 5  
SO 5  
LOB 10



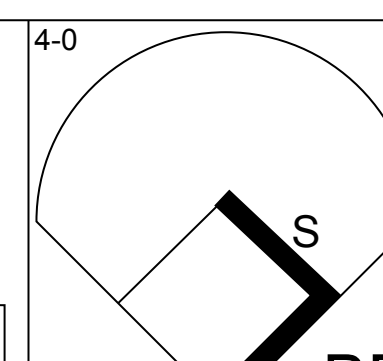
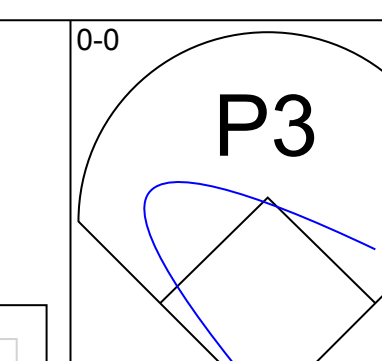
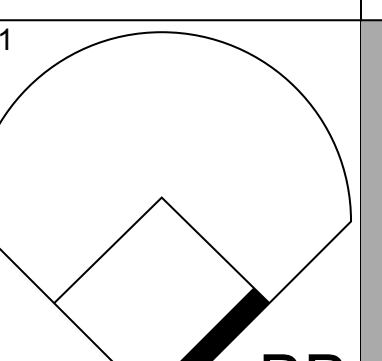
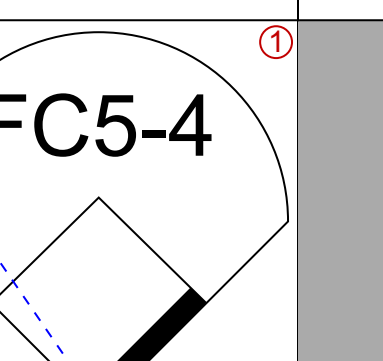
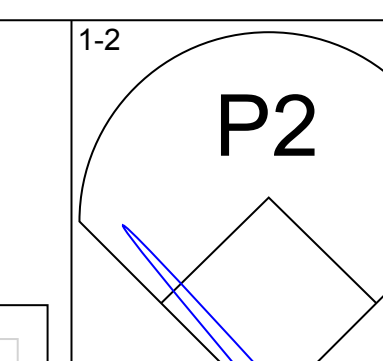
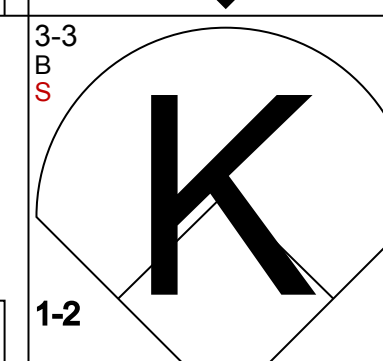
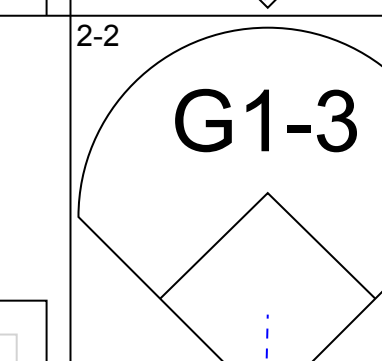
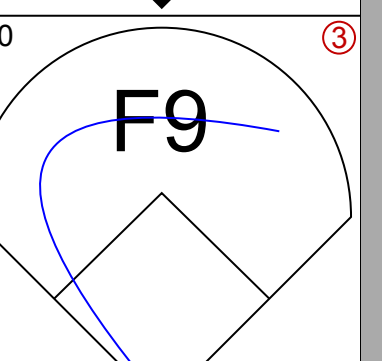
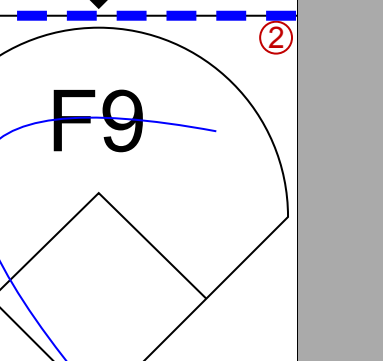
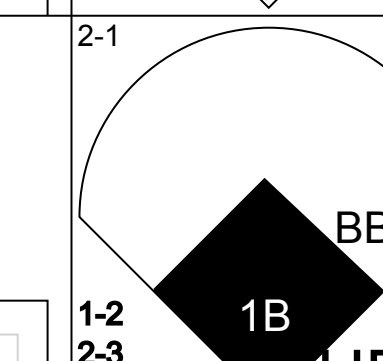
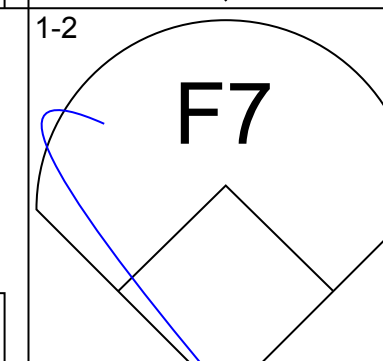
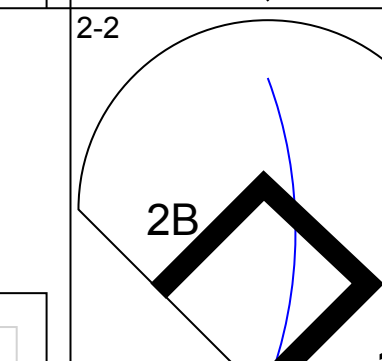

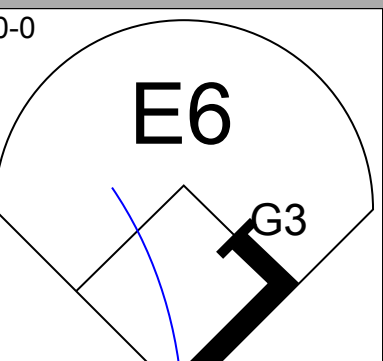
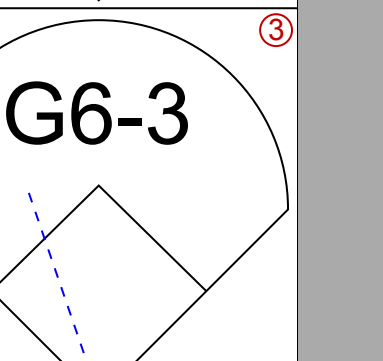
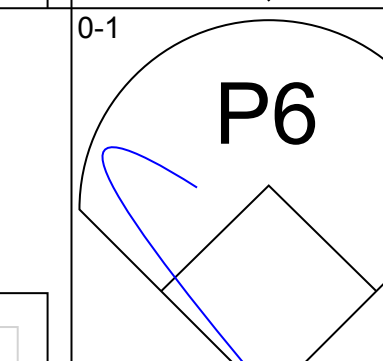
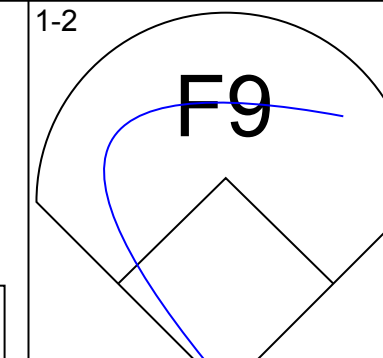
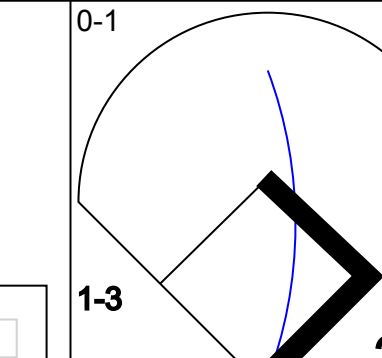

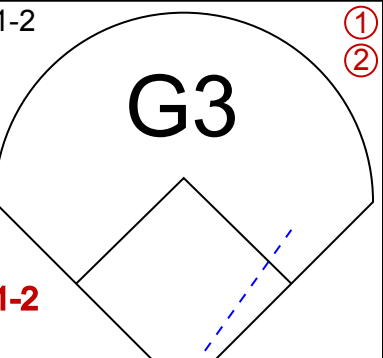
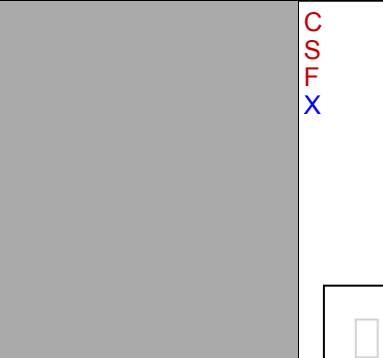
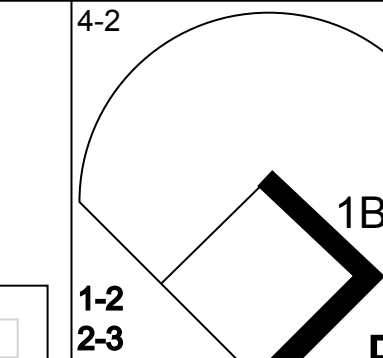
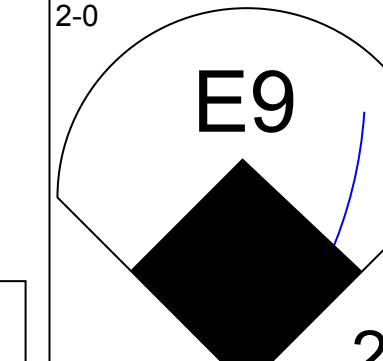
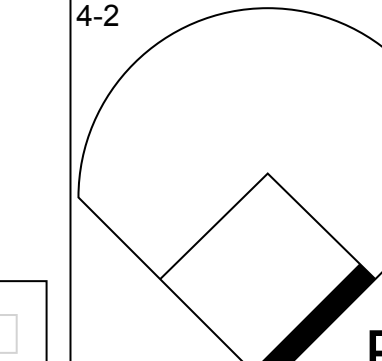

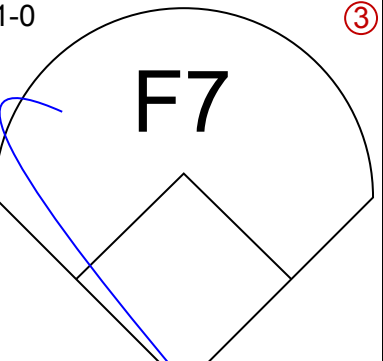

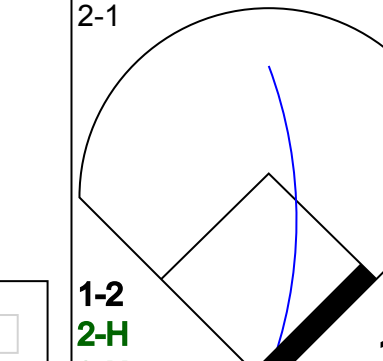
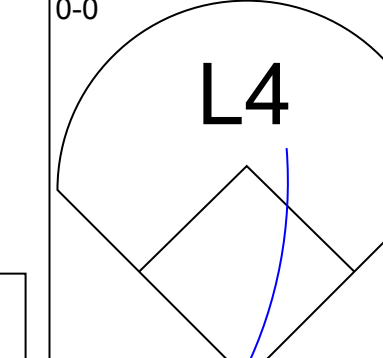
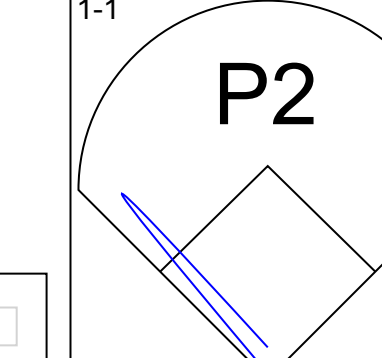

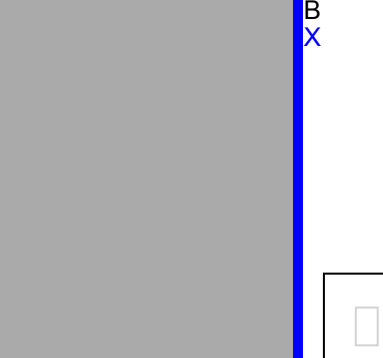
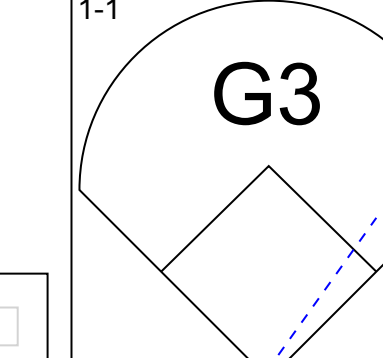

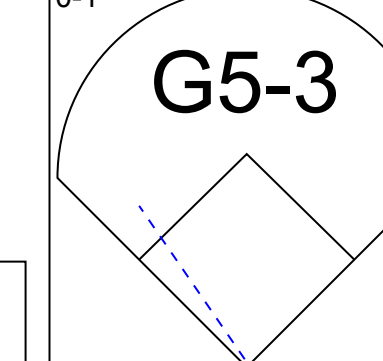
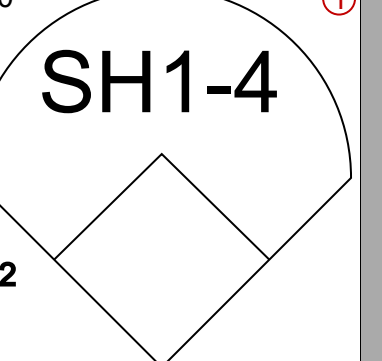



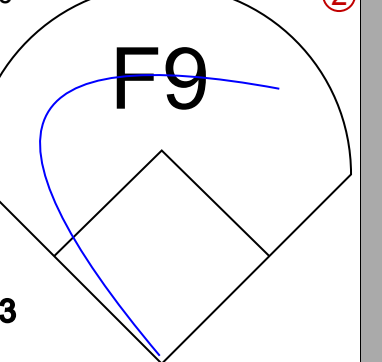

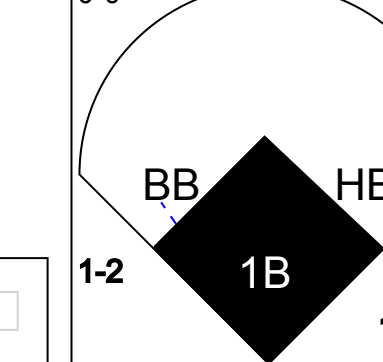
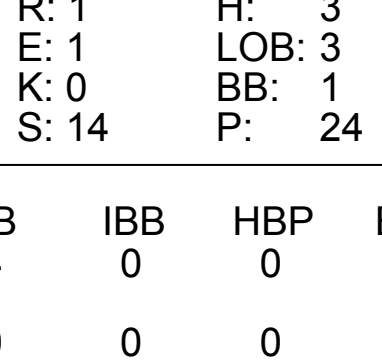
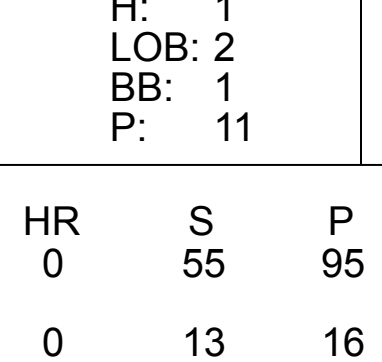
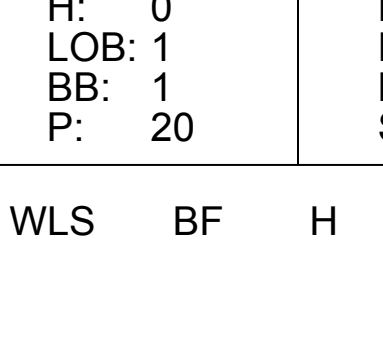
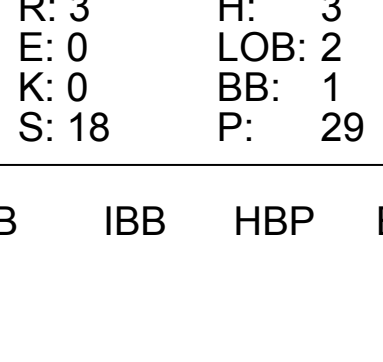


Batter	1	2	3	4	5	6	7	8	9	AB	R	H	RBI	BB	SO	LOB	TOP					
<b>Rickey Henderson, R</b> OBP: 0.365, SLG: 0.336 (1, 7)																	3 2 1 2 2 1 0					
<b>Jason McDonald, S</b> OBP: 0.348, SLG: 0.313 (1, 9)																	4 0 1 0 1 0 4					
<b>Bip Roberts, S</b> OBP: 0.343, SLG: 0.332 <b>Ryan Christenson, R</b> OBP: 0.309, SLG: 0.343 (1, 8) (8, 8)																	4 1 1 0 0 0 2 1 0 1 2 0 0 0					
<b>Matt Stairs, L</b> OBP: 0.398, SLG: 0.571 (1, 10)																	4 0 1 0 1 1 2					
<b>Jason Giambi, L</b> OBP: 0.376, SLG: 0.469 (1, 3)																	5 1 1 0 0 0 4					
<b>Scott Spiezio, S</b> OBP: 0.343, SLG: 0.412 <b>Rafael Bourimigal, R</b> OBP: 0.271, SLG: 0.305 (1, 4) (8, 4)																	3 0 0 0 1 0 2 0 0 0 0 0 0 0					
<b>Ed Sprague, R</b> OBP: 0.300, SLG: 0.436 (1, 5)																	4 0 1 1 0 2 2					
<b>Miguel Tejada, R</b> OBP: 0.325, SLG: 0.368 (1, 6)																	2 2 0 0 1 0 0					
<b>Mike Macfarlane, R</b> OBP: 0.278, SLG: 0.386 (1, 2)																	3 1 1 2 0 1 1					
<b>Inning Stats</b>	R: 0 E: 0 K: 1 S: 9	H: 0 LOB: 0 BB: 0 P: 17	R: 0 E: 0 K: 0 S: 8	H: 1 LOB: 1 BB: 0 P: 16	R: 0 E: 0 K: 1 S: 8	H: 0 LOB: 0 BB: 0 P: 13	R: 0 E: 0 K: 1 S: 6	H: 0 LOB: 0 BB: 1 P: 11	R: 2 E: 0 K: 1 S: 12	H: 2 LOB: 2 BB: 2 P: 23	R: 1 E: 0 K: 0 S: 10	H: 2 LOB: 2 BB: 1 P: 17	R: 2 E: 0 K: 0 S: 12	H: 2 LOB: 1 BB: 0 P: 21	R: 0 E: 0 K: 1 S: 8	H: 0 LOB: 0 BB: 0 P: 11	R: 2 E: 0 K: 0 S: 16	H: 1 LOB: 2 BB: 2 P: 31	1B: 4 2B: 4 3B: 0 HR: 1	SF: 0 SAC: 0 DP: 1 HBP: 2	WP: 1 PB: 0 SB: 1 CS: 0	PA: 41
<b>PITCHER</b>	IP	WLS	BF	H	R	ER	SO	BB	IBB	HBP	BLK	WP	HR	S	P	ERA	WHIP					
<b>Woody Williams, R</b> ERA: 4.4 (1, 1)	6.2	L	30	7	5	5	4	4	0	1	0	1	1	63	114	6.75	1.650					
<b>Steve Sinclair, L</b> ERA: (7, 1)	1.0		3	0	0	0	0	0	0	0	0	0	0	7	9	0.00	0.000					
<b>Bill Risley, R</b> ERA: 4.67 (8, 1)	1.0		7	1	2	2	1	2	0	1	0	0	0	15	32	18.00	3.000					
<b>Robert Person, R</b> ERA: 8.23 (9, 1)	0.1		1	0	0	0	0	0	0	0	0	0	0	4	5	0.00	0.000					

Oakland Athletics @ Toronto Blue Jays  
SkyDome, Toronto, ON  
Fri Aug 07 1998, 7:05 PM EDT  
Att: 31,286 - Cloudy - 81 F

AB	33
R	7
H	8
RBI	7
BB	6
SO	5
LOB	17



Batter	1	2	3	4	5	6	7	8	9	AB	R	H	RBI	BB	SO	LOB	BOTTOM				
<b>Shannon Stewart, R</b> OBP: 0.370, SLG: 0.361 (1, 7)																	3 0 0 0 2 0 4				
<b>Shawn Green, L</b> OBP: 0.332, SLG: 0.456 (1, 9)																	4 1 0 0 0 1 5				
<b>Jose Canseco, R</b> OBP: 0.329, SLG: 0.526 (1, 10)																	5 0 1 1 0 0 5				
<b>Carlos Delgado, L</b> OBP: 0.382, SLG: 0.578 (1, 3)																	4 0 1 1 1 0 2				
<b>José Cruz Jr., S</b> OBP: 0.327, SLG: 0.333 (1, 8)																	4 2 3 2 1 0 0				
<b>Darin Fletcher, L</b> OBP: 0.328, SLG: 0.404 <b>Mark Dalesandro, R</b> OBP: 0.283, SLG: 0.451 (1, 2) (8, PH)																	3 0 0 0 0 0 3 1 0 0 1 0 0 0				
<b>Felipe Crespo, S</b> OBP: 0.338, SLG: 0.350 (9, PH)																	1 0 0 0 0 0 2				
<b>Tony Fernandez, S</b> OBP: 0.350, SLG: 0.415 (1, 5)																	4 0 1 0 0 0 0				
<b>Craig Grebeck, R</b> OBP: 0.373, SLG: 0.415 (1, 4)																	3 1 1 0 0 1 0				
<b>Alex Gonzalez, R</b> OBP: 0.285, SLG: 0.370 (1, 6)																	3 2 2 0 1 0 1				
<b>Inning Stats</b>	R: 0 E: 0 K: 1 S: 11	H: 0 LOB: 1 BB: 1 P: 20	R: 1 E: 1 K: 0 S: 6	H: 1 LOB: 0 BB: 0 P: 9	R: 1 E: 1 K: 0 S: 14	H: 3 LOB: 3 BB: 1 P: 24	R: 0 E: 0 K: 0 S: 5	H: 1 LOB: 2 BB: 1 P: 11	R: 0 E: 0 K: 1 S: 7	H: 0 LOB: 0 BB: 0 P: 11	R: 0 E: 0 K: 0 S: 11	H: 0 LOB: 1 BB: 1 P: 20	R: 1 E: 1 K: 0 S: 11	H: 1 LOB: 0 BB: 0 P: 13	R: 3 E: 0 K: 0 S: 18	H: 3 LOB: 2 BB: 1 P: 29	1B: 6 2B: 3 3B: 0 HR: 0	SF: 0 SAC: 1 DP: 0 HBP: 1	WP: 0 PB: 0 SB: 1 CS: 0	PA: 42	
<b>PITCHER</b>	IP	WLS	BF	H	R	ER	SO	BB	IBB	HBP	BLK	WP	HR	S	P	ERA	WHIP				
<b>Jimmy Haynes, R</b> ERA: 4.35 (1, 1)	6.1	W	28	5	2	1	2	4	0	0	0	0	0	13	16	0.00	1.000				
<b>Buddy Groom, L</b> ERA: 4.53 (7, 1)	1.0		4	1	1	0	0	0	0	0	0	0	0	3	5	0.00	0.000				
<b>T.J. Mathews, R</b> ERA: 5.13 (8, 1)	0.2		2	0	0	0	0	0	0	0	0	0	0	3	5	0.00	0.000				
<b>Billy Taylor, R</b> ERA: 4.5 (9, 1)	0.2		7	3	3	3	0	1	0	1	0	0	0	16	26	40.50	6.000				
<b>Mike Fetters, R</b> ERA: 3.91 (9, 1)	0.1	S	1	0	0	0	0	0	0	0	0	0	0	2	3	0.00	0.000				

Oakland Athletics @ Toronto Blue Jays  
SkyDome, Toronto, ON  
Fri Aug 07 1998, 7:05 PM EDT  
Att: 31,286 - Cloudy - 81 F

AB	35
R	6
H	9
RBI	5
BB	5
SO	2
LOB	22






Batter	1	2	3	4	5	6	7	8	9	10	AB	R	H	RBI	BB	SO	LOB	TOP			
Rickey Henderson, R OBP: 0.367, SLG: 0.336	4-2 BB		2-2 HR 1B		4-0 BB FC1-5 HBP BB	0-1 CS	1-0 G5-3		1-2 G6-3		3	2	1	0	2	0	0				
Jason McDonald, S OBP: 0.343, SLG: 0.303	0-3 K		0-1 F9		0-1 FC1-5 HBP BB SF7		1-2 G1-3 HBP		1-1 F8		4	1	0	0	0	1	4				
Ben Grieve, L OBP: 0.385, SLG: 0.477 Ryan Christenson, R OBP: 0.309, SLG: 0.343	4-2 SAFE BB G1-6-3 BB		2-1 HR		4-2 HBP BB		0-1 G1-3		1-0 G4-6-3 1B		3	1	2	2	2	0	1				
Matt Stairs, L OBP: 0.395, SLG: 0.565	0-1 G1-6-3		2-2 G4-3		1-1 HBP BB		2-2 F7		1-0 F8		4	0	0	1	0	0	4				
Jason Giambi, L OBP: 0.372, SLG: 0.464		2-1 L3	3-2 G3-1		1-2 SF7		1-0 P4		3-2 G4-6-3		4	0	0	1	0	0	1				
Scott Spiezo, S OBP: 0.341, SLG: 0.409		1-0 P6		1-2 F7		0-0 P2		1-2 1B			4	0	1	0	0	0	2				
Ed Sprague, R OBP: 0.302, SLG: 0.435		1-2 2B E 1B		0-0 P4		4-2 FC5-4 BB		0-1 F8			3	1	1	0	1	0	1				
Miguel Tejada, R OBP: 0.324, SLG: 0.371		1-2 E3 1H 2B		1-2 F9		0-1 FC5-4 CS		2-2 F8			4	0	1	0	0	0	2				
Mike Macfarlane, R OBP: 0.279, SLG: 0.385 Bip Roberts, S OBP: 0.341, SLG: 0.330 A.J. Hinch, R OBP: 0.292, SLG: 0.314		2-2 G6-3		2-2 FC1-5 BB 1B		1 SAFE SAFE SAFE F7		2-2 G3			3	0	1	0	0	0	2				
<b>Inning Stats</b>	R: 0 E: 0 K: 1 S: 13	H: 0 LOB: 1 BB: 2 P: 21	R: 1 E: 1 K: 0 S: 13	H: 2 LOB: 1 BB: 0 P: 20	R: 2 E: 0 K: 0 S: 16	H: 2 LOB: 0 BB: 0 P: 25	R: 0 E: 0 K: 0 S: 8	H: 0 LOB: 0 BB: 0 P: 10	R: 2 E: 0 K: 0 S: 11	H: 1 LOB: 2 BB: 2 P: 22	R: 0 E: 0 K: 0 S: 8	H: 0 LOB: 1 BB: 0 P: 15	R: 0 E: 0 K: 0 S: 9	H: 0 LOB: 1 BB: 0 P: 13	R: 0 E: 0 K: 0 S: 9	H: 1 LOB: 1 BB: 0 P: 13	R: 0 E: 0 K: 0 S: 5	H: 1 LOB: 1 BB: 0 P: 10	1B: 5 2B: 1 3B: 0 HR: 1	SF: 1 SAC: 0 DP: 2 HBP: 2	WP: 0 PA: 42
<b>PITCHER</b>	IP WLS BF H R ER SO BB IBB HBP BLK WP HR S P ERA WHIP	IP WLS BF H R ER SO BB IBB HBP BLK WP HR S P ERA WHIP	IP WLS BF H R ER SO BB IBB HBP BLK WP HR S P ERA WHIP	IP WLS BF H R ER SO BB IBB HBP BLK WP HR S P ERA WHIP	IP WLS BF H R ER SO BB IBB HBP BLK WP HR S P ERA WHIP	IP WLS BF H R ER SO BB IBB HBP BLK WP HR S P ERA WHIP	IP WLS BF H R ER SO BB IBB HBP BLK WP HR S P ERA WHIP	IP WLS BF H R ER SO BB IBB HBP BLK WP HR S P ERA WHIP	IP WLS BF H R ER SO BB IBB HBP BLK WP HR S P ERA WHIP	IP WLS BF H R ER SO BB IBB HBP BLK WP HR S P ERA WHIP	IP WLS BF H R ER SO BB IBB HBP BLK WP HR S P ERA WHIP	IP WLS BF H R ER SO BB IBB HBP BLK WP HR S P ERA WHIP	IP WLS BF H R ER SO BB IBB HBP BLK WP HR S P ERA WHIP	IP WLS BF H R ER SO BB IBB HBP BLK WP HR S P ERA WHIP	IP WLS BF H R ER SO BB IBB HBP BLK WP HR S P ERA WHIP	IP WLS BF H R ER SO BB IBB HBP BLK WP HR S P ERA WHIP	IP WLS BF H R ER SO BB IBB HBP BLK WP HR S P ERA WHIP	IP WLS BF H R ER SO BB IBB HBP BLK WP HR S P ERA WHIP	IP WLS BF H R ER SO BB IBB HBP BLK WP HR S P ERA WHIP	IP WLS BF H R ER SO BB IBB HBP BLK WP HR S P ERA WHIP	

Oakland Athletics @ Toronto Blue Jays  
SkyDome, Toronto, ON  
Sat Aug 08 1998, 3:33 AM EDT  
Alt. 31,330 - Sunny - 82 F

AB	33
R	5
H	7
RBI	4
BB	5
SO	1
LOB	17



Batter	1	2	3	4	5	6	7	8	9	10	AB	R	H	RBI	BB	SO	LOB	BOTTOM			
Shannon Stewart, R OBP: 0.373, SLG: 0.364	2-1 HR 2B		4-2 CS BB		4-2 BB			0-0 G5-3	1-3 K		3	1	1	0	2	1	1				
Shawn Green, L OBP: 0.333, SLG: 0.464	2-1 HR		2-2 2-5 2B		1-3 K		2-2 E6 2B		1-0 G4-3		5	2	2	2	0	1	1				
Jose Canseco, R OBP: 0.332, SLG: 0.535	2-2 CS 2B		1-0 2-5	0-0 HR	1-3 K		1-0 F8		4-2 2B 1B BB		4	2	2	1	1	1	2				
Carlos Delgado, L OBP: 0.362, SLG: 0.581	2-3 K		0-0 F7		3-3 K		SAFE 2-1 H 2B		2-1 1B 2B		5	0	2	1	0	2	1				
Jose Cruz Jr., S OBP: 0.333, SLG: 0.339	2-3 K		0-0 1B 2B		3-3 K		4-0 K		4-0 1B IBB		3	1	1	0	2	2	1				
Darin Fletcher, L OBP: 0.328, SLG: 0.401 Felipe Crespo, S OBP: 0.336, SLG: 0.347 Kevin Brown, R OBP: 0.324, SLG: 0.356 Mark Dalesandro, R OBP: 0.296, SLG: 0.462		0-0 F7		4-0 1B BB		2-2 F7		1-3 K		0-0 1B	2	0	0	0	1	0	0				
Tony Fernandez, S OBP: 0.351, SLG: 0.414		3-2 G5-3		0-0 1-3 2H 1B			3-2 F7		4-0 SH3-4 BB		3	0	1	1	1	0	0				
Craig Grebeck, R OBP: 0.366, SLG: 0.406		1-3 K		2-1 F8			0-1 F7		3-1 SH3-4		3	0	0	0	0	1	1				
Alex Gonzalez, R OBP: 0.283, SLG: 0.367			2-1 F9		1-2 F8		0-0 G6-3		1-0 G5-3		4	0	0	0	0	0	1				
<b>Inning Stats</b>	R: 2 E: 0 K: 2 S: 14	H: 3 LOB: 0 BB: 0 P: 24	R: 0 E: 0 K: 1 S: 7	H: 0 LOB: 0 BB: 0 P: 11	R: 0 E: 0 K: 0 S: 8	H: 1 LOB: 1 BB: 1 P: 16	R: 2 E: 0 K: 0 S: 6	H: 3 LOB: 1 BB: 1 P: 12	R: 0 E: 0 K: 2 S: 11	H: 0 LOB: 0 BB: 0 P: 19	R: 0 E: 0 K: 0 S: 6	H: 0 LOB: 0 BB: 0 P: 9	R: 1 E: 1 K: 1 S: 11	H: 1 LOB: 2 BB: 1 P: 21	R: 0 E: 0 K: 1 S: 6	H: 0 LOB: 1 BB: 1 P: 15	R: 1 E: 0 K: 0 S: 6	H: 2 LOB: 3 BB: 2 P: 17	1B: 2 2B: 6 3B: 0 HR: 2	SF: 0 SAC: 1 DP: 0 HBP: 0	WP: 0 PA: 42
<b>PITCHER</b>	IP WLS BF H R ER SO BB IBB HBP BLK WP HR S P ERA WHIP	IP WLS BF H R ER SO BB IBB HBP BLK WP HR S P ERA WHIP	IP WLS BF H R ER SO BB IBB HBP BLK WP HR S P ERA WHIP	IP WLS BF H R ER SO BB IBB HBP BLK WP HR S P ERA WHIP	IP WLS BF H R ER SO BB IBB HBP BLK WP HR S P ERA WHIP	IP WLS BF H R ER SO BB IBB HBP BLK WP HR S P ERA WHIP	IP WLS BF H R ER SO BB IBB HBP BLK WP HR S P ERA WHIP	IP WLS BF H R ER SO BB IBB HBP BLK WP HR S P ERA WHIP	IP WLS BF H R ER SO BB IBB HBP BLK WP HR S P ERA WHIP	IP WLS BF H R ER SO BB IBB HBP BLK WP HR S P ERA WHIP	IP WLS BF H R ER SO BB IBB HBP BLK WP HR S P ERA WHIP	IP WLS BF H R ER SO BB IBB HBP BLK WP HR S P ERA WHIP	IP WLS BF H R ER SO BB IBB HBP BLK WP HR S P ERA WHIP	IP WLS BF H R ER SO BB IBB HBP BLK WP HR S P ERA WHIP	IP WLS BF H R ER SO BB IBB HBP BLK WP HR S P ERA WHIP	IP WLS BF H R ER SO BB IBB HBP BLK WP HR S P ERA WHIP	IP WLS BF H R ER SO BB IBB HBP BLK WP HR S P ERA WHIP	IP WLS BF H R ER SO BB IBB HBP BLK WP HR S P ERA WHIP	IP WLS BF H R ER SO BB IBB HBP BLK WP HR S P ERA WHIP	IP WLS BF H R ER SO BB IBB HBP BLK WP HR S P ERA WHIP	

Oakland Athletics @ Toronto Blue Jays  
SkyDome, Toronto, ON  
Sat Aug 08 1998, 3:33 AM EDT  
Alt. 31,330 - Sunny - 82 F

AB	34
R	6
H	10
RBI	6
BB	7
SO	9
LOB	10





Batter	1	2	3	4	5	6	7	8	9	AB	R	H	RBI	BB	SO	LOB	TOP	
Rickey Henderson, R OBP: 0.365, SLG: 0.333 (1, 7)	G3-1		E BB		K		F8		FC5-4	4	1	0	0	1	1	2		
Big Roberts, S OBP: 0.340, SLG: 0.329 (1, 4)	G4-3		E4		1B		K			4	1	1	1	0	1	0		
Ben Grieve, L OBP: 0.394, SLG: 0.475 (1, 9)	K		G3		1B		K			4	0	1	0	0	2	1		
Matt Stairs, L OBP: 0.396, SLG: 0.563 (1, 10)		BB BB	L9		1B			L7		3	0	1	1	1	0	1		
Jason Giambi, L OBP: 0.369, SLG: 0.459 (1, 3)		F7		F7		K		K		4	0	0	0	0	2	3		
Ed Sprague, R OBP: 0.301, SLG: 0.433 (1, 5)		F9		P6				P3		4	0	1	0	0	0	1		
Ryan Christenson, R OBP: 0.309, SLG: 0.338 (1, 8)		BB		K					G4-3	3	0	0	0	1	2	1		
Rafael Bourimigal, R OBP: 0.267, SLG: 0.300 Jason McDonald, S OBP: 0.340, SLG: 0.300 (9, PH)		G6-3		P6		F8		P6		3	0	0	0	0	0	3		
A.J. Hinch, R OBP: 0.292, SLG: 0.318 Scott Spiezio, S OBP: 0.344, SLG: 0.409 Miguel Tejada, R OBP: 0.324, SLG: 0.371 (9, PR)			K		1B		G5-3		FC5-4 BB	0	0	0	0	0	0	0		
<b>Inning Stats</b>	R: 0 H: 0 E: 0 K: 1 S: 7	H: 0 R: 0 ER: 0 LOB: 2 BB: 0 P: 10	R: 1 H: 0 E: 1 K: 1 S: 12	H: 0 R: 0 ER: 0 LOB: 1 BB: 1 P: 22	R: 0 H: 0 E: 0 K: 1 S: 9	H: 0 R: 0 ER: 0 LOB: 0 BB: 0 P: 13	R: 2 H: 4 E: 0 K: 2 S: 16	H: 1 R: 0 ER: 0 LOB: 1 BB: 0 P: 19	R: 0 H: 0 E: 0 K: 1 S: 5	H: 0 R: 0 ER: 0 LOB: 0 BB: 0 P: 6	R: 0 H: 0 E: 0 K: 0 S: 7	H: 0 R: 0 ER: 0 LOB: 1 BB: 1 P: 13	1B: 4 2B: 1 3B: 0 HR: 0	SF: 0 SAC: 0 DP: 0 HBP: 0	WP: 0 PB: 0 SB: 3 CS: 0	PA: 37		
<b>PITCHER</b>	IP	WLS	BF	H	R	ER	SO	BB	IBB	HBP	BLK	WP	HR	S	P	ERA	WHIP	
Roger Clemens, R ERA: 3.09 (1, 1)	7.0		30	5	3	2	8	3	0	0	0	0	0	75	132	2.57	1.143	
Steve Sinclair, L ERA: (8, 1)	0.2		2	0	0	0	1	0	0	0	0	0	0	4	5	0.00	0.000	
Paul Quantrill, R ERA: 2.72 (8, 1)	1.1	W	5	0	0	0	0	1	0	0	0	0	0	8	14	0.00	0.750	

Oakland Athletics @ Toronto Blue Jays  
SkyDome, Toronto, ON  
Sun Aug 09 1998, 3:33 AM EDT  
Att: 30,114 - Cloudy - 86 F

AB 33  
R 3  
H 5  
RBI 2  
BB 4  
SO 9  
LOB 13



Batter	1	2	3	4	5	6	7	8	9	AB	R	H	RBI	BB	SO	LOB	BOTTOM	
Shannon Stewart, R OBP: 0.371, SLG: 0.365 (1, 7)	G5-3		P2		F7 2B		F7		F7	5	0	1	0	0	0	4		
Shawn Green, L OBP: 0.332, SLG: 0.461 (1, 9)	K		E BB		F7		K			3	0	0	0	1	2	1		
Jose Canseco, R OBP: 0.329, SLG: 0.530 (1, 10)	G5-3		E5		K		K			4	0	0	0	0	2	3		
Carlos Delgado, L OBP: 0.384, SLG: 0.579 (1, 3)		FC4 HBP	K		L8			HR 1B		3	1	1	0	0	1	3		
José Cruz Jr., S OBP: 0.332, SLG: 0.353 (1, 8)	FC4	G4-6-3		G3		P3		HR		4	1	1	2	0	0	1		
Darin Fletcher, L OBP: 0.327, SLG: 0.403 (1, 2)	G4-6-3			F7		1B 2B		G4-3		4	1	1	0	0	0	1		
Tony Fernandez, S OBP: 0.358, SLG: 0.427 (1, 5)			BB SH1-3 E 1B		3B		1B		S 1B	4	1	4	0	0	0	0		
Craig Grebeck, R OBP: 0.366, SLG: 0.404 (1, 4)			SH1-3		G6-3		1B		K	3	0	1	1	0	1	2		
Alex Gonzalez, R OBP: 0.284, SLG: 0.367 Tomas Perez, S (5, 6)			E BB HBP		G3-1		K		BB	0	0	0	0	0	0	0		
<b>Inning Stats</b>	R: 0 H: 0 E: 0 K: 1 S: 9	H: 0 R: 0 ER: 0 LOB: 0 BB: 0 P: 14	R: 1 H: 1 E: 1 K: 1 S: 26	H: 1 R: 0 ER: 0 LOB: 3 BB: 1 P: 38	R: 0 H: 1 E: 0 K: 0 S: 10	H: 1 R: 0 ER: 0 LOB: 1 BB: 0 P: 14	R: 0 H: 1 E: 0 K: 1 S: 15	H: 3 R: 0 ER: 0 LOB: 2 BB: 0 P: 22	R: 0 H: 0 E: 0 K: 2 S: 9	H: 0 R: 0 ER: 0 LOB: 0 BB: 0 P: 14	R: 2 H: 3 E: 0 K: 1 S: 16	H: 3 R: 0 ER: 0 LOB: 2 BB: 1 P: 27	1B: 5 2B: 2 3B: 1 HR: 1	SF: 0 SAC: 1 DP: 1 HBP: 2	WP: 0 PB: 0 SB: 1 CS: 0	PA: 37		
<b>PITCHER</b>	IP	WLS	BF	H	R	ER	SO	BB	IBB	HBP	BLK	WP	HR	S	P	ERA	WHIP	
Mike Oquist, R ERA: 8.4 (1, 1)	5.2		26	6	2	1	3	1	0	2	0	0	0	71	106	1.59	1.235	
Mike Mohler, L ERA: 5.44 (6, 1)	1.2	L	8	3	2	2	3	0	0	0	0	0	1	22	34	10.80	1.800	
Billy Taylor, R ERA: 4.45 (8, 1)	0.2		3	0	0	0	1	1	0	0	0	0	0	6	10	0.00	1.500	

Oakland Athletics @ Toronto Blue Jays  
SkyDome, Toronto, ON  
Sun Aug 09 1998, 3:33 AM EDT  
Att: 30,114 - Cloudy - 86 F

AB 32  
R 4  
H 9  
RBI 3  
BB 2  
SO 7  
LOB 17





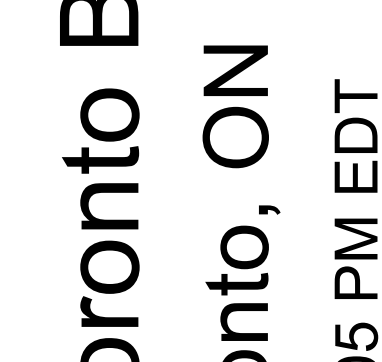
Batter	1	2	3	4	5	6	7	8	9	AB	R	H	RBI	BB	SO	LOB	TOP										
Joey Cora, S OBP: 0.350, SLG: 0.372 (1, 4)	1-2 BB 1B		4-1 BB		0-1 G4-3		0-2 F8		2-1 FC6-4 1B	4	0	2	0	1	0	0	<b>Seattle Mariners @ Toronto Blue Jays</b> SkyDome, Toronto, ON Tue Aug 11 1998, 7:05 PM EDT Att: 33,137 - Unknown - 70 F										
Alex Rodriguez, R OBP: 0.361, SLG: 0.574 (1, 6)	4-0 BB		1-0 L8		2-2 G5-3			3-1 1B SF8 1B	4	1	1	0	1	0	2												
Ken Griffey Jr., L OBP: 0.380, SLG: 0.623 (1, 8)	1-2 BB		0-3 K		0-0 G4-3			0-0 SF8 1B 1-2 1B	4	1	1	0	0	2	3												
Edgar Martinez, R OBP: 0.422, SLG: 0.551 (1, 10)	3-1 L5		3-3 K			1-0 G1-3		4-2 1B 1-2 2-3 BB	3	0	0	0	1	1	3												
David Segui, S OBP: 0.386, SLG: 0.526 (1, 3)	0-1 F7				0-0 F8			1-1 SF8	3	0	0	1	0	0	2												
Jay Buhner, R OBP: 0.361, SLG: 0.475 (1, 9)		0-1 F9		1-0 HR		0-0 1B		2-3 3-H 3-2 1-2 1B G6-3	4	1	3	2	0	0	0												
Russ Davis, R OBP: 0.305, SLG: 0.463 (1, 5)		1-0 G4-3		2-2 CS 1B		3-2 L5		1-1 G6-3 1-2 1B	4	0	1	0	0	0	3												
John Marzano, R OBP: 0.323, SLG: 0.412 (9, PH)		1-2 HR		4-2 HBP			3-2 G3		1-1 G3	2	1	1	1	0	0	0											
Rob Ducey, L OBP: 0.325, SLG: 0.401 (9, PH)				1-2 HBP					1	0	0	0	0	0	0	0											
Shane Monahan, L OBP: 0.283, SLG: 0.341 (1, 7)		2-3 K		1-3 K			0-3 K		1-2 F8	4	0	0	0	0	3	1											
<b>Inning Stats</b>	R: 0 E: 0 K: 1 S: 11	H: 1 LOB: 2 BB: 1 P: 20	R: 1 E: 0 K: 1 S: 10	H: 1 LOB: 0 BB: 0 P: 14	R: 0 E: 0 K: 2 S: 8	H: 0 LOB: 1 BB: 1 P: 16	R: 1 E: 0 K: 1 S: 12	H: 2 LOB: 1 BB: 0 P: 20	R: 0 E: 0 K: 0 S: 6	H: 1 LOB: 1 BB: 0 P: 12	R: 0 E: 0 K: 1 S: 11	H: 0 LOB: 0 BB: 0 P: 14	R: 2 E: 0 K: 0 S: 13	H: 3 LOB: 1 BB: 1 P: 25	R: 0 E: 0 K: 0 S: 8	H: 1 LOB: 1 BB: 0 P: 12	1B: 7 2B: 0 3B: 0 HR: 2	SF: 1 SAC: 0 DP: 1 HBP: 1	WP: 0 PB: 0 SB: 2 CS: 1	PA: 38							
<b>PITCHER</b>	IP	WLS	BF	H	R	ER	SO	BB	IBB	HBP	BLK	WP	HR	S	P	ERA	WHIP										
Chris Carpenter, R ERA: 4.89 (1, 1)	7.0	W	29	6	3	3	6	2	0	1	0	0	2	68	109	3.86	1.143										
Dan Plesac, L ERA: 3.7 (8, 1)	0.1		3	1	0	0	0	1	0	0	0	0	0	5	10	0.00	6.000										
Paul Quantrill, R ERA: 2.64 (8, 1)	1.2	S	6	2	1	1	0	0	0	0	0	0	0	14	22	5.40	1.200										

Batter	1	2	3	4	5	6	7	8	9	AB	R	H	RBI	BB	SO	LOB	BOTTOM										
Shannon Stewart, R OBP: 0.371, SLG: 0.367 (1, 7)	0-1 F8		2-2 CS HBP		1-1 2B		2-2 SF8		0-0 G5-3	3	0	1	2	0	0	1	<b>Seattle Mariners @ Toronto Blue Jays</b> SkyDome, Toronto, ON Tue Aug 11 1998, 7:05 PM EDT Att: 33,137 - Unknown - 70 F										
Shawn Green, L OBP: 0.335, SLG: 0.460 (1, 9)	2-2 1B		2-1 F9		1-1 G3-1		4-2 2B HBP		4-1 BB	3	1	1	0	1	0	2											
Jose Canseco, R OBP: 0.328, SLG: 0.528 (1, 10)	1-1 F9		1-2 1B		2-2 P7		1-1 2B		0-1 L8	5	1	1	2	0	1	3											
Carlos Delgado, L OBP: 0.385, SLG: 0.580 (1, 3)	2-3 K		1-3 K		4-2 BB		4-2 FC6-4 BB		1-1 E9 3B 2B	3	1	1	1	1	2	1											
José Cruz Jr., S OBP: 0.335, SLG: 0.363 (1, 8)		2-3 K		4-2 BB		0-0 L7		1-1 1B 3B	3	1	1	1	1	1	1	1											
Tony Fernandez, S OBP: 0.357, SLG: 0.425 (1, 5)		1-2 L8		0-0 L9		1-2 FC6-4		1-2 FC4-6 1B	4	0	1	1	0	0	2												
Craig Grebeck, R OBP: 0.375, SLG: 0.414 (1, 4)		1-0 1B			1-1 SH2-3 2B 1B		0-0 SH2-4 1B		2-1 G4-3 2B	4	2	3	0	0	0	1											
Kevin Brown, R OBP: 0.317, SLG: 0.348 (8, PH)		1-3 K			3-3 K		0-0 SH2-4		2-1 G4-3	2	0	0	0	0	2	2											
Darin Fletcher, L OBP: 0.329, SLG: 0.408 (9, 2)							1-2 1B			1	0	1	0	0	0	0											
Tomas Perez, S OBP: 0.333, SLG: 0.200 (1, 6)			0-1 G5-3		1-0 SH2-3		1-1 WP 2B 1B		0-1 G4-3	3	1	1	0	0	0	1											
<b>Inning Stats</b>	R: 0 E: 0 K: 1 S: 12	H: 1 LOB: 0 BB: 0 P: 17	R: 0 E: 0 K: 2 S: 12	H: 1 LOB: 0 BB: 0 P: 17	R: 0 E: 0 K: 1 S: 9	H: 0 LOB: 1 BB: 1 P: 16	R: 1 E: 0 K: 1 S: 12	H: 2 LOB: 1 BB: 0 P: 19	R: 0 E: 0 K: 1 S: 11	H: 0 LOB: 1 BB: 1 P: 18	R: 6 E: 1 K: 0 S: 21	H: 6 LOB: 1 BB: 0 P: 32	R: 0 E: 0 K: 0 S: 8	H: 1 LOB: 2 BB: 1 P: 14	1B: 6 2B: 4 3B: 1 HR: 0	SF: 1 SAC: 2 DP: 0 HBP: 2	WP: 1 PB: 0 SB: 0 CS: 1	PA: 39									
<b>PITCHER</b>	IP	WLS	BF	H	R	ER	SO	BB	IBB	HBP	BLK	WP	HR	S	P	ERA	WHIP										
Jeff Fassero, L ERA: 3.84 (7, 1)	6.2	L	31	8	6	6	6	2	0	2	0	0	9	11	27.00	6.000											
31 Bobby Ayala, R ERA: 5.8 (8, 1)	1.0		5	1	0	0	0	1	0	0	0	0	0	8	14	0.00	2.000										

AB 33  
R 4  
H 9  
RBI 4  
BB 3  
SO 6  
LOB 14



AB 31  
R 7  
H 11  
RBI 7  
BB 3  
SO 6  
LOB 14





Batter	1	2	3	4	5	6	7	8	9	AB	R	H	RBI	BB	SO	LOB	TOP								
Joey Cora, S OBP: 0.350, SLG: 0.371 (1, 4)										4	2	1	0	1	1	2									
Alex Rodriguez, R OBP: 0.361, SLG: 0.578 (1, 6)										5	2	2	2	0	1	2									
Ken Griffey Jr., L OBP: 0.378, SLG: 0.617 (1, 8)										4	0	0	0	0	1	3									
Edgar Martinez, R OBP: 0.421, SLG: 0.548 (1, 10)										4	0	1	1	0	1	0									
David Segui, S OBP: 0.383, SLG: 0.521 (1, 3)										4	0	0	0	0	1	1									
Jay Buhner, R OBP: 0.358, SLG: 0.467 (1, 9)										3	0	0	0	1	2	0									
Russ Davis, R OBP: 0.309, SLG: 0.467 (1, 5)										3	0	2	0	1	0	0									
Joe Oliver, R OBP: 0.242, SLG: 0.319 (9, PH)										3	0	0	0	0	1	4									
Raul Ibanez, L OBP: 0.308, SLG: 0.615 (9, PH)										1	0	0	0	0	0	0									
Rob Ducey, L OBP: 0.328, SLG: 0.400 (1, 7)										3	1	1	0	1	0	2									
<b>Inning Stats</b>	R: 1 E: 0 K: 1 S: 16	H: 1 LOB: 1 BB: 1 P: 28	R: 0 E: 0 K: 1 S: 8	H: 1 LOB: 1 BB: 0 P: 12	R: 2 E: 0 K: 3 S: 18	H: 2 LOB: 0 BB: 0 P: 25	R: 0 E: 0 K: 1 S: 10	H: 1 LOB: 1 BB: 0 P: 12	R: 0 E: 0 K: 0 S: 6	H: 0 LOB: 0 BB: 0 P: 12	R: 0 E: 0 K: 0 S: 12	H: 0 LOB: 2 BB: 2 P: 25	R: 2 E: 0 K: 0 S: 7	H: 1 LOB: 0 BB: 1 P: 17	R: 0 E: 0 K: 1 S: 7	H: 0 LOB: 0 BB: 0 P: 10	R: 0 E: 0 K: 1 S: 8	H: 1 LOB: 1 BB: 0 P: 10	1B: 5 2B: 1 3B: 0 HR: 1	SF: 0 SAC: 0 DP: 0 HBP: 0	WP: 0 PB: 0 SB: 4 CS: 0	PA: 38			
<b>PITCHER</b>	IP	WLS	BF	H	R	ER	SO	BB	IBB	HBP	BLK	WP	HR	S	P	ERA	WHIP								
Kelvin Escobar, R ERA: 6.85 (1, 1)	6.0		26	5	3	1	6	3	0	0	0	0	0	70	114	1.50	1.333								
Neno Rodriguez, R ERA: 8.06 (7, 1)	1.0	W	5	1	2	2	0	1	0	0	0	0	1	7	17	18.00	2.000								
Paul Quantrill, R ERA: 2.55 (8, 1)	2.0		7	1	0	0	2	0	0	0	0	0	0	15	20	0.00	0.500								

Seattle Mariners @ Toronto Blue Jays  
SkyDome, Toronto, ON  
Wed Aug 12 1998, 3:33 AM EDT  
Att: 39,139 - Sunny - 75 F

AB 34  
R 5  
H 7  
RBI 3  
BB 4  
SO 8  
LOB 14



Batter	1	2	3	4	5	6	7	8	9	AB	R	H	RBI	BB	SO	LOB	BOTTOM								
Shannon Stewart, R OBP: 0.374, SLG: 0.369 (1, 7)										4	1	2	1	1	0	0									
Shawn Green, L OBP: 0.333, SLG: 0.460 (1, 9)										5	1	1	2	0	3	2									
Jose Canseco, R OBP: 0.330, SLG: 0.526 (1, 10)										2	1	0	0	3	1	1									
Carlos Delgado, L OBP: 0.383, SLG: 0.584 (1, 3)										4	1	1	4	0	1	2									
José Cruz Jr., S OBP: 0.338, SLG: 0.371 (1, 8)										4	1	2	0	0	1	1									
Mark Daiesandro, R OBP: 0.310, SLG: 0.482 Alex Gonzalez, R OBP: 0.284, SLG: 0.367 (8, 6)										4	2	2	1	0	1	1									
Darrin Fletcher, L OBP: 0.328, SLG: 0.410 (1, 2)										4	1	1	0	0	0	2									
Craig Grebeck, R OBP: 0.378, SLG: 0.416 (1, 4)										4	1	2	2	0	1	0									
Tomas Perez, S OBP: 0.250, SLG: 0.143 Tony Fernandez, S OBP: 0.360, SLG: 0.431 (8, 5)										2	0	0	0	0	0	1									
<b>Inning Stats</b>	R: 0 E: 0 K: 1 S: 8	H: 0 LOB: 0 BB: 0 P: 16	R: 0 E: 0 K: 1 S: 6	H: 0 LOB: 0 BB: 0 P: 9	R: 0 E: 0 K: 1 S: 9	H: 0 LOB: 0 BB: 0 P: 12	R: 0 E: 0 K: 2 S: 16	H: 1 LOB: 1 BB: 1 P: 27	R: 3 E: 0 K: 0 S: 13	H: 4 LOB: 0 BB: 0 P: 19	R: 0 E: 0 K: 1 S: 7	H: 0 LOB: 1 BB: 1 P: 13	R: 7 E: 0 K: 1 S: 26	H: 6 LOB: 1 BB: 2 P: 45	R: 1 E: 0 K: 1 S: 9	H: 2 LOB: 1 BB: 0 P: 15	1B: 7 2B: 5 3B: 0 HR: 1	SF: 0 SAC: 0 DP: 1 HBP: 0	WP: 2 PB: 0 SB: 2 CS: 1	PA: 39					
<b>PITCHER</b>	IP	WLS	BF	H	R	ER	SO	BB	IBB	HBP	BLK	WP	HR	S	P	ERA	WHIP								
Jamie Moyer, L ERA: 3.65 31 Bobby Ayala, R ERA: 6.1 39 Greg McCarthy, L ERA: 4.0 Paul Spoljaric, L ERA: 5.51 (7, 1)	0.0	L	2	1	0	0	0	1	0	0	0	0	0	4	8	∞	∞								
Greg McCarthy, L ERA: 4.0 Paul Spoljaric, L ERA: 5.51 (7, 1)	0.0		3	2	5	5	0	0	1	0	0	0	1	6	14	∞	∞								
Paul Spoljaric, L ERA: 5.51 (7, 1)	1.2		8	3	1	1	2	0	0	0	0	2	0	18	29	5.40	1.800								

Seattle Mariners @ Toronto Blue Jays  
SkyDome, Toronto, ON  
Wed Aug 12 1998, 3:33 AM EDT  
Att: 39,139 - Sunny - 75 F

AB 35  
R 11  
H 13  
RBI 10  
BB 4  
SO 8  
LOB 10





Batter	1	2	3	4	5	6	7	8	9	AB	R	H	RBI	BB	SO	LOB	TOP										
Orlando Palmeiro, L (1, 7) OBP: 0.417, SLG: 0.466	2-1 F9 1B 2B		1-0 L4-3 1B		2-2 1B		0-2 1B 2B		2-2 HBP	3	1	3	0	0	0	0	Anaheim Angels @ Toronto Blue Jays SkyDome, Toronto, ON Thu Aug 13 1998, 7:05 PM EDT Att: 26,481 - Unknown - 79 F										
Todd Greene, R (7, PH) OBP: 0.750, SLG: 1.000			1-2 L4-3		0-2 1B		2-2 F8		2-3 K	5	0	1	0	0	1	5											
Reggie Williams, S (7, PH) OBP: 0.750, SLG: 0.750					1-2 1B																						
Craig Shipley, R (9, PH) OBP: 0.300, SLG: 0.385																											
Randy Velarde, R (1, 4) OBP: 0.295, SLG: 0.420	0-1 F9 2B		1-2 L4-3		1-2 1B		2-2 F8		2-3 K	3	0	1	1	1	0	3											
16 Garret Anderson, L (1, 9) OBP: 0.343, SLG: 0.492	2-1 FC6-4 1B		4-1 BB		1-2 G1-6-3 1B		0-1 G6-3			3	0	1	1	1	0	3											
Tim Salmon, R (1, 10) OBP: 0.402, SLG: 0.533	2-1 FC6-4 BB		3-3 K							4	0	0	0	0	1	2											
Jim Edmonds, L (1, 8) OBP: 0.359, SLG: 0.492	4-0 BB				0-2 G6-3		2-2 F8		3-3 K	3	0	0	0	1	1	0											
Troy Glaus, R (1, 5) OBP: 0.300, SLG: 0.295	2-3 K				4-0 BB		3-2 F9		0-3 K	3	0	0	0	1	2	2											
Chris Pritchett, L (1, 3) OBP: 0.385, SLG: 0.333		2-3 K		0-3 K			0-0 F8		2-1 SH1-4 1B	4	0	1	0	0	2	1											
Matt Walbeck, S (1, 2) OBP: 0.316, SLG: 0.355		4-2 G6-3 BB		1 SAFE 2-2 G4-3			2-2 1B 2B 1B		2-0 SH1-4	2	1	1	0	1	0	1											
Gary Disarcina, R (1, 6) OBP: 0.329, SLG: 0.398		1-0 G6-3		1-2 F9			1-2 2B 1B		1-2 P3	4	1	1	0	0	0	2											
<b>Inning Stats</b>	R: 1 E: 0 K: 1 S: 11	H: 2 LOB: 2 BB: 1 P: 23	R: 0 E: 0 K: 1 S: 7	H: 0 LOB: 0 BB: 1 P: 14	R: 0 E: 0 K: 1 S: 11	H: 1 LOB: 1 BB: 1 P: 20	R: 0 E: 0 K: 1 S: 10	H: 0 LOB: 1 BB: 1 P: 16	R: 0 E: 0 K: 0 S: 11	H: 2 LOB: 1 BB: 0 P: 14	R: 0 E: 0 K: 0 S: 11	H: 0 LOB: 0 BB: 0 P: 17	R: 2 E: 0 K: 0 S: 17	H: 3 LOB: 1 BB: 0 P: 22	R: 0 E: 0 K: 2 S: 11	H: 0 LOB: 0 BB: 0 P: 17	R: 0 E: 0 K: 1 S: 11	H: 1 LOB: 2 BB: 0 P: 20	1B: 7 2B: 3 3B: 0 HR: 0	SF: 0 SAC: 1 DP: 3 HBP: 1	WP: 0 PB: 0 SB: 0 CS: 0	PA: 38					
<b>PITCHER</b>	IP	WLS	BF	H	R	ER	SO	BB	IBB	HBP	BLK	WP	HR	S	P	ERA	WHIP										
Woody Williams, R (1, 1) ERA: 4.4	6.1		27	7	3	3	4	4	0	0	0	0	0	70	116	4.26	1.737										
Steve Sinclair, L (7, 1) ERA:	0.2		3	1	0	0	0	0	0	0	0	0	0	8	10	0.00	1.500										
Bill Risley, R (8, 1) ERA: 4.76	1.0	W	3	0	0	0	2	0	0	0	0	0	0	11	17	0.00	0.000										
Paul Quantrill, R (9, 1) ERA: 2.52	0.2		3	1	0	0	0	0	0	0	0	0	0	6	11	0.00	1.500										
Dan Plesac, L (9, 1) ERA: 3.67	0.1	S	2	0	0	0	1	0	0	1	0	0	0	5	9	0.00	0.000										

Batter	1	2	3	4	5	6	7	8	9	AB	R	H	RBI	BB	SO	LOB	BOTTOM										
Shannon Stewart, R (1, 7) OBP: 0.375, SLG: 0.374	1-1 HR 1B		0-1 G3 2B		1-1 G5-4-3			0-2 F7		4	1	2	0	0	0	1	Anaheim Angels @ Toronto Blue Jays SkyDome, Toronto, ON Thu Aug 13 1998, 7:05 PM EDT Att: 26,481 - Unknown - 79 F										
Shawn Green, L (1, 9) OBP: 0.335, SLG: 0.469	3-2 HR		1-0 G3			1-1 G3-1		1-0 1B 2B		4	2	2	2	0	0	1											
Jose Canseco, R (1, 10) OBP: 0.330, SLG: 0.523	0-0 G6-3		2-3 K			1-3 K		1-2 1B 1B		4	1	1	0	0	2	1											
Carlos Delgado, L (1, 3) OBP: 0.384, SLG: 0.581	3-3 K		2-2 G4-3			4-2 BB		1-0 1B HBP		2	0	0	0	1	1	1											
José Cruz Jr., S (1, 8) OBP: 0.336, SLG: 0.369	1-1 G6-3			3-2 P3		2-0 P4		1-1 1B		4	0	1	2	0	0	1											
Tony Fernandez, S (1, 5) OBP: 0.380, SLG: 0.431		3-1 1B		1-0 L7			1-0 F8			3	0	1	0	0	0	0											
Mark Dalessandro, R (1, 2) OBP: 0.295, SLG: 0.458		1-3 K		0-0 F9			2-2 F9			3	0	0	0	0	1	1											
Craig Grebeck, R (1, 4) OBP: 0.371, SLG: 0.408		0-0 F9			1-3 K		3-2 F8			3	0	0	0	0	1	1											
Alex Gonzalez, R (1, 6) OBP: 0.285, SLG: 0.367		3-2 F9			2-2 G5-4-3 1B			2-2 G5-3		3	0	1	0	0	0	1											
<b>Inning Stats</b>	R: 2 E: 0 K: 1 S: 12	H: 2 LOB: 0 BB: 0 P: 20	R: 0 E: 0 K: 1 S: 11	H: 1 LOB: 0 BB: 0 P: 18	R: 0 E: 0 K: 1 S: 11	H: 1 LOB: 0 BB: 0 P: 16	R: 0 E: 0 K: 0 S: 6	H: 0 LOB: 0 BB: 0 P: 10	R: 0 E: 0 K: 1 S: 10	H: 1 LOB: 0 BB: 0 P: 14	R: 0 E: 0 K: 1 S: 12	H: 0 LOB: 1 BB: 1 P: 20	R: 0 E: 0 K: 0 S: 7	H: 0 LOB: 0 BB: 0 P: 13	R: 2 E: 0 K: 0 S: 14	H: 3 LOB: 2 BB: 0 P: 20		R: 0 E: 0 K: 1 S: 11	H: 1 LOB: 2 BB: 0 P: 20	1B: 5 2B: 2 3B: 0 HR: 1	SF: 0 SAC: 0 DP: 1 HBP: 1	WP: 0 PB: 0 SB: 1 CS: 0	PA: 32				
<b>PITCHER</b>	IP	WLS	BF	H	R	ER	SO	BB	IBB	HBP	BLK	WP	HR	S	P	ERA	WHIP										
Chuck Finley, L (1, 1) ERA: 2.91	7.0		26	5	2	2	5	1	0	0	0	0	0	69	111	2.57	0.857										
Pep Harris, R (8, 1) ERA: 4.65	0.2		3	1	1	1	0	0	0	0	0	0	0	9	12	13.50	1.500										
Shigetoshi Hasegawa, R (8, 1) ERA: 3.28	0.0	L	1	1	0	0	0	0	0	0	0	0	0	3	4	*	*										
Greg Cadaret, L (8, 1) ERA: 4.14	0.0		1	0	0	0	0	0	0	1	0	0	0	0	1	*	*										
Mike Fetters, R (8, 1) ERA: 3.84	0.1		1	1	1	1	0	0	0	0	0	0	0	2	3	27.00	3.000										

AB 32  
R 3  
H 9  
RBI 3  
BB 4  
SO 7  
LOB 16



AB 30  
R 4  
H 8  
RBI 4  
BB 1  
SO 5  
LOB 8













Batter	1	2	3	4	5	6	7	8	9	AB	R	H	RBI	BB	SO	LOB	TOP										
Orlando Palmeiro, L (1,7) OBP: 0.422, SLG: 0.465	G6-3		P3			G5-3		G4-6-3 1B		4	0	1	0	0	0	2	Anaheim Angels @ Toronto Blue Jays SkyDome, Toronto, ON Sun Aug 16 1998, 3:33 AM EDT Att: 29,259 - Sunny - 78 F										
Randy Velarde, R (1,4) OBP: 0.323, SLG: 0.397	G3-1			K		G4-6-3 2-H 1B		G4-6-3 1-2f		4	0	1	1	0	1	1											
16 Garret Anderson, L (1,9) OBP: 0.341, SLG: 0.484	F8			G3		F7		1B		4	0	1	0	0	0	1											
Todd Greene, R (1,10) OBP: 0.556, SLG: 0.647		G4-6-3 BB		L8		F7		K2-3		3	0	0	0	1	1	1											
Jim Edmonds, L (1,8) OBP: 0.358, SLG: 0.490		G4-6-3 1-2f		G6-4-3 1B		HR 1B		K		4	1	2	0	0	1	1											
Troy Glaus, R (1,5) OBP: 0.286, SLG: 0.310		K		G6-4-3 1-2f		HR 1B		K		4	1	1	2	0	2	1											
Chris Pritchett, L (1,3) OBP: 0.333, SLG: 0.450			F7	F7		1B		HR		4	1	2	1	0	0	0											
Matt Walbeck, S (1,2) OBP: 0.315, SLG: 0.351 (9, PH)			P6			F7		FC6-4 1B		3	0	0	0	0	1	1											
Tim Salmon, R (9, PH) OBP: 0.409, SLG: 0.550						K				1	0	1	0	0	0	0											
Omar Olivares, R (9, FR)						K				0	0	0	0	0	0	0											
Gary Disarcina, R (1,6) OBP: 0.329, SLG: 0.399			HBP			1B 2B		FC6-4 1-2f		3	1	1	0	0	1	2											
<b>Inning Stats</b>	R: 0 E: 0 K: 0 S: 10	H: 0 LOB: 0 BB: 0 P: 14	R: 0 E: 0 K: 1 S: 4	H: 0 LOB: 0 BB: 1 P: 10	R: 0 E: 0 K: 0 S: 6	H: 0 LOB: 1 BB: 0 P: 11	R: 0 E: 0 K: 1 S: 6	H: 0 LOB: 0 BB: 0 P: 7	R: 0 E: 0 K: 0 S: 7	H: 1 LOB: 0 BB: 0 P: 12	R: 1 E: 0 K: 0 S: 9	H: 2 LOB: 1 BB: 0 P: 17	R: 2 E: 0 K: 2 S: 13	H: 3 LOB: 1 BB: 0 P: 16	R: 0 E: 0 K: 1 S: 9	H: 2 LOB: 1 BB: 0 P: 14	R: 1 E: 0 K: 2 S: 12	H: 2 LOB: 1 BB: 0 P: 19	1B: 7 2B: 1 3B: 0 HR: 2	SF: 0 SAC: 0 DP: 3 HBP: 1	WP: 0 PB: 0 SB: 1 CS: 0	PA: 36					
<b>PITCHER</b>	IP	WLS	BF	H	R	ER	SO	BB	IBB	HBP	BLK	WP	HR	S	P	ERA	WHIP										
Chris Carpenter, R (1,1) ERA: 4.84	8.2	W	35	10	4	4	7	1	0	1	0	0	2	74	117	4.15	1.269										
Paul Quantrill, R (9,1) ERA: 2.45	0.1	S	1	0	0	0	0	0	0	0	0	0	0	2	3	0.00	0.000										

Batter	1	2	3	4	5	6	7	8	9	AB	R	H	RBI	BB	SO	LOB	BOTTOM										
Shannon Stewart, R (1,7) OBP: 0.371, SLG: 0.368	S 2B		F7		F7	F7		FC5-4 1-2f		5	0	2	0	0	0	2	Anaheim Angels @ Toronto Blue Jays SkyDome, Toronto, ON Sun Aug 16 1998, 3:33 AM EDT Att: 29,259 - Sunny - 78 F										
Shawn Green, L (1,9) OBP: 0.333, SLG: 0.462	K			1B WP	1B S	G4-3				3	2	1	0	1	1	3											
Jose Canseco, R (1,10) OBP: 0.326, SLG: 0.515	K			1B S WP	1B K			P6		4	1	1	0	0	2	2											
Carlos Delgado, L (1,3) OBP: 0.382, SLG: 0.576	G4-3			1B S WP	1B K			F8		4	0	1	1	0	0	2											
José Cruz Jr., S (1,8) OBP: 0.339, SLG: 0.371		G4-3		1B S WP	1B F7			G3		4	1	1	1	0	0	1											
Tony Fernandez, S (1,5) OBP: 0.388, SLG: 0.434		G4-3		1B S WP	1B F7			PB G6-3 BB		2	2	1	1	2	0	0											
Darrin Fletcher, L (1,2) OBP: 0.335, SLG: 0.414		F8		1B S WP	1B F7			F7		4	0	2	1	0	0	1											
Craig Grebeck, R (1,4) OBP: 0.353, SLG: 0.380			K		F8			G6-3		4	0	0	0	0	1	3											
Alex Gonzalez, R (1,6) OBP: 0.284, SLG: 0.369			G5-3		P3			FC5-4 BB		3	0	0	0	1	1	2											
<b>Inning Stats</b>	R: 0 E: 0 K: 2 S: 12	H: 1 LOB: 1 BB: 0 P: 19	R: 0 E: 0 K: 0 S: 8	H: 0 LOB: 0 BB: 0 P: 11	R: 0 E: 0 K: 1 S: 9	H: 0 LOB: 0 BB: 0 P: 12	R: 4 E: 0 K: 0 S: 17	H: 5 LOB: 1 BB: 0 P: 29	R: 1 E: 0 K: 1 S: 18	H: 1 LOB: 1 BB: 1 P: 25	R: 1 E: 0 K: 1 S: 16	H: 2 LOB: 2 BB: 1 P: 25	R: 0 E: 0 K: 0 S: 7	H: 0 LOB: 0 BB: 0 P: 12	R: 0 E: 0 K: 0 S: 6	H: 0 LOB: 2 BB: 2 P: 17		1B: 8 2B: 1 3B: 0 HR: 0	SF: 0 SAC: 0 DP: 0 HBP: 0	WP: 2 PB: 1 SB: 4 CS: 0	PA: 37						
<b>PITCHER</b>	IP	WLS	BF	H	R	ER	SO	BB	IBB	HBP	BLK	WP	HR	S	P	ERA	WHIP										
Jeff Juden, R (1,1) ERA: 5.5	5.0	L	23	7	5	5	4	1	0	0	0	1	0	64	96	9.00	1.600										
Pep Harris, R (6,1) ERA: 4.53	3.0		14	2	1	1	1	3	0	0	0	1	0	29	54	3.00	1.667										

AB	34
R	4
H	10
RBI	4
BB	1
SO	7
LOB	10



AB	33
R	6
H	9
RBI	4
BB	4
SO	5
LOB	16





Batter	1	2	3	4	5	6	7	8	9	AB	R	H	RBI	BB	SO	LOB	TOP					
Shannon Stewart, R OBP: 0.372, SLG: 0.367	0-1 P3	2-1 S HBP		0-1 G4-3			0-2 FC3-6 1B		0-3 K	4	0	1	0	0	1	0						
Shawn Green, L OBP: 0.334, SLG: 0.468	1-1 BB 1B	3-2 F7		0-0 P6			1-0 FC3-6 1-2		1-1 HR	5	2	2	1	0	0	2						
Jose Canseco, R OBP: 0.325, SLG: 0.519	0-0 P4	0-1 L7			1-2 HR		0-3 K		1-1 P4	5	1	1	1	0	1	3						
Carlos Delgado, L OBP: 0.381, SLG: 0.571	4-1 1B 1B BB		1-3 K		1-0 L4		0-1 G4-3			3	1	0	0	1	1	1						
Jose Cruz Jr., S OBP: 0.341, SLG: 0.374	1-1 1B		0-0 FC4-6 1B		0-0 F8			1-2 G4-3		4	0	2	1	0	0	0						
Tony Fernandez, S OBP: 0.372, SLG: 0.436	0-0 BB		0-1 FC4-6 1B		2-1 G3			4-2 FC3-6 BB		3	0	2	1	1	0	0						
Darrin Fletcher, L OBP: 0.334, SLG: 0.410	4-1 BB		0-2 FC4-6		1-1 G3			0-2 FC3-6 1-2		3	0	0	0	1	0	3						
Felipe Crespo, S OBP: 0.326, SLG: 0.336	1-1 F9		1-1 G3-1		2-2 F7			3-3 K		3	0	0	0	0	0	5						
Craig Grebeck, R OBP: 0.351, SLG: 0.378										1	0	0	0	0	1	1						
Alex Gonzalez, R OBP: 0.281, SLG: 0.366		2-2 F7		1-3 K			0-3 K		1-3 K	4	0	0	0	0	3	0						
<b>Inning Stats</b>	R: 2 E: 0 K: 0 S: 12	H: 3 LOB: 3 BB: 2 P: 23	R: 0 E: 0 K: 0 S: 10	H: 0 LOB: 1 BB: 0 P: 17	R: 0 E: 0 K: 1 S: 11	H: 2 LOB: 2 BB: 0 P: 13	R: 0 E: 0 K: 1 S: 6	H: 0 LOB: 0 BB: 0 P: 7	R: 1 E: 0 K: 0 S: 8	H: 1 LOB: 0 BB: 0 P: 12	R: 0 E: 0 K: 1 S: 9	H: 1 LOB: 1 BB: 0 P: 10	R: 0 E: 0 K: 1 S: 14	H: 0 LOB: 1 BB: 1 P: 22	R: 1 E: 0 K: 2 S: 10	H: 1 LOB: 0 BB: 0 P: 13	1B: 6 2B: 0 3B: 0 HR: 2	SF: 0 SAC: 0 DP: 0 HBP: 1	WP: 0 PB: 0 SB: 1 CS: 0	PA: 39		
<b>PITCHER</b>	IP WLS BF H R ER SO BB IBB HBP BLK WP HR S P ERA WHIP	IP WLS BF H R ER SO BB IBB HBP BLK WP HR S P ERA WHIP	IP WLS BF H R ER SO BB IBB HBP BLK WP HR S P ERA WHIP	IP WLS BF H R ER SO BB IBB HBP BLK WP HR S P ERA WHIP	IP WLS BF H R ER SO BB IBB HBP BLK WP HR S P ERA WHIP	IP WLS BF H R ER SO BB IBB HBP BLK WP HR S P ERA WHIP	IP WLS BF H R ER SO BB IBB HBP BLK WP HR S P ERA WHIP	IP WLS BF H R ER SO BB IBB HBP BLK WP HR S P ERA WHIP	IP WLS BF H R ER SO BB IBB HBP BLK WP HR S P ERA WHIP	IP WLS BF H R ER SO BB IBB HBP BLK WP HR S P ERA WHIP	IP WLS BF H R ER SO BB IBB HBP BLK WP HR S P ERA WHIP	IP WLS BF H R ER SO BB IBB HBP BLK WP HR S P ERA WHIP	IP WLS BF H R ER SO BB IBB HBP BLK WP HR S P ERA WHIP	IP WLS BF H R ER SO BB IBB HBP BLK WP HR S P ERA WHIP	IP WLS BF H R ER SO BB IBB HBP BLK WP HR S P ERA WHIP	IP WLS BF H R ER SO BB IBB HBP BLK WP HR S P ERA WHIP	IP WLS BF H R ER SO BB IBB HBP BLK WP HR S P ERA WHIP					
Tom Candiotti, R ERA: 4.77	6.0	L	28	7	3	3	3	2	0	0	1	0	0	0	0	0	0	1	58	86	4.50	1.500
28 Mark Holzemer, L ERA: 3.0	0.1	1	0	0	0	0	0	0	0	0	0	0	0	0	0	0	0	0	1	2	0.00	0.000
Tim Worrell, R ERA: 5.15	2.1	8	0	0	0	4	1	0	0	0	0	0	0	0	25	34	0.00	0.429				
Buddy Groom, L ERA: 4.63	0.1	2	1	1	1	0	0	0	0	0	0	0	0	1	4	6	27.00	3.000				

Toronto Blue Jays @ Oakland Athletics  
Network Associates Coliseum, Oakland, CA  
Mon Aug 17 1998, 10:05 PM EDT  
Att: 9,761 - Cloudy - 62 F

AB 35  
R 4  
H 8  
RBI 4  
BB 3  
SO 7  
LOB 15



Batter	1	2	3	4	5	6	7	8	9	AB	R	H	RBI	BB	SO	LOB	BOTTOM					
Rickey Henderson, R OBP: 0.370, SLG: 0.330	2-1 G5-3		1-1 P3	4-1 BB			4-1 S BB		2-2 G4-3 S 1B	3	0	1	0	2	0	0						
Bjorn Roberts, S OBP: 0.342, SLG: 0.332	4-0 BB S BB		3-2 G4-3	2-2 L5			4-2 BB		2-2 G4-3	3	0	0	0	2	0	2						
Jason Giambi, L OBP: 0.377, SLG: 0.462	4-2 BB		2-2 1B		3-1 L8		3-2 F7		4-2 BB	3	0	1	0	2	0	2						
Ryan Christenson, R OBP: 0.309, SLG: 0.338	1-2 BB		1-2 1B						1-3 BB	0	0	0	0	0	0	0						
Matt Stairs, L OBP: 0.392, SLG: 0.553	4-2 BB		2-1 1B		1-3 K		3-1 F9		1-3 K	4	0	1	0	1	2	4						
Ben Grieve, L OBP: 0.386, SLG: 0.455	2-3 K		2-0 L7		1-1 F8			1-3 K		4	0	0	0	0	2	5						
Scott Spiezio, S OBP: 0.332, SLG: 0.388	3-3 K			0-0 FC5-4 1B			0-0 L8		0-1 F8	4	0	1	0	0	1	3						
Ed Sprague, R OBP: 0.291, SLG: 0.413		0-1 F6		3-2 P7			0-0 P2		2-0 1B	4	0	1	0	0	0	1						
Miguel Tejada, R OBP: 0.318, SLG: 0.383		1-0 P9		0-0 FC5-4 HR			1-2 P7		1-1 G4-3	4	1	0	0	0	0	2						
A.J. Hinch, R OBP: 0.286, SLG: 0.333		2-0 P5		1-1 HR			1-1 F7		3-2 P8	3	1	1	2	0	0	0						
Jason McDonald, S OBP: 0.354, SLG: 0.306										1	0	0	0	0	0	0						
<b>Inning Stats</b>	R: 0 E: 0 K: 2 S: 13	H: 0 LOB: 3 BB: 3 P: 32	R: 0 E: 0 K: 0 S: 4	H: 0 LOB: 0 BB: 0 P: 7	R: 0 E: 0 K: 0 S: 12	H: 2 LOB: 0 BB: 0 P: 22	R: 2 E: 0 K: 0 S: 13	H: 2 LOB: 1 BB: 1 P: 23	R: 0 E: 0 K: 1 S: 8	H: 0 LOB: 0 BB: 0 P: 13	R: 0 E: 0 K: 0 S: 6	H: 0 LOB: 0 BB: 0 P: 7	R: 0 E: 0 K: 0 S: 13	H: 0 LOB: 2 BB: 2 P: 28	R: 0 E: 0 K: 1 S: 9	H: 1 LOB: 1 BB: 0 P: 13	R: 0 E: 0 K: 1 S: 23	H: 1 LOB: 2 BB: 1 P: 35	1B: 5 2B: 0 3B: 0 HR: 1	SF: 0 SAC: 0 DP: 0 HBP: 0	WP: 0 PB: 0 SB: 3 CS: 0	PA: 40
<b>PITCHER</b>	IP WLS BF H R ER SO BB IBB HBP BLK WP HR S P ERA WHIP	IP WLS BF H R ER SO BB IBB HBP BLK WP HR S P ERA WHIP	IP WLS BF H R ER SO BB IBB HBP BLK WP HR S P ERA WHIP	IP WLS BF H R ER SO BB IBB HBP BLK WP HR S P ERA WHIP	IP WLS BF H R ER SO BB IBB HBP BLK WP HR S P ERA WHIP	IP WLS BF H R ER SO BB IBB HBP BLK WP HR S P ERA WHIP	IP WLS BF H R ER SO BB IBB HBP BLK WP HR S P ERA WHIP	IP WLS BF H R ER SO BB IBB HBP BLK WP HR S P ERA WHIP	IP WLS BF H R ER SO BB IBB HBP BLK WP HR S P ERA WHIP	IP WLS BF H R ER SO BB IBB HBP BLK WP HR S P ERA WHIP	IP WLS BF H R ER SO BB IBB HBP BLK WP HR S P ERA WHIP	IP WLS BF H R ER SO BB IBB HBP BLK WP HR S P ERA WHIP	IP WLS BF H R ER SO BB IBB HBP BLK WP HR S P ERA WHIP	IP WLS BF H R ER SO BB IBB HBP BLK WP HR S P ERA WHIP	IP WLS BF H R ER SO BB IBB HBP BLK WP HR S P ERA WHIP	IP WLS BF H R ER SO BB IBB HBP BLK WP HR S P ERA WHIP	IP WLS BF H R ER SO BB IBB HBP BLK WP HR S P ERA WHIP					
Kelvin Escobar, R ERA: 6.0	6.1	W	29	4	2	2	3	6	0	0	0	0	0	0	0	0	0	0	12	19	0.00	0.000
Steve Sinclair, L ERA: 1.0	1.1	4	0	0	0	1	0	0	0	0	0	0	0	0	16	26	0.00	2.000				
Paul Quantrill, R ERA: 2.44	1.0	5	2	0	0	0	0	0	0	0	0	0	0	0	10	15	0.00	3.000				
Dan Plesac, L ERA: 3.61	0.1	S	2	0	0	0	1	1	0	0	0	0	0	0	0	0	0	0	10	15	0.00	3.000

Toronto Blue Jays @ Oakland Athletics  
Network Associates Coliseum, Oakland, CA  
Mon Aug 17 1998, 10:05 PM EDT  
Att: 9,761 - Cloudy - 62 F

AB 33  
R 2  
H 6  
RBI 2  
BB 7  
SO 5  
LOB 19





Batter	1	2	3	4	5	6	7	8	9	AB	R	H	RBI	BB	SO	LOB	TOP										
Shannon Stewart, R OBP: 0.372, SLG: 0.373 (1, 7)										5	0	2	3	0	2	0											
Shawn Green, L OBP: 0.333, SLG: 0.465 (1, 9)										5	0	1	0	0	1	2											
Jose Canseco, R OBP: 0.324, SLG: 0.522 (1, 10)										5	1	1	1	0	0	2											
Carlos Delgado, L OBP: 0.379, SLG: 0.566 (1, 3)										4	0	0	0	1	2	1											
Jose Cruz Jr., S OBP: 0.344, SLG: 0.376 (1, 8)										4	0	2	0	0	2	2											
Tony Fernandez, S OBP: 0.373, SLG: 0.436 (1, 5)										4	1	2	0	0	1	2											
Craig Grebeck, R OBP: 0.359, SLG: 0.393 (1, 4)										4	1	3	0	0	0	0											
Kevin Brown, R OBP: 0.321, SLG: 0.412 (1, 2)										4	1	1	1	0	3	6											
Alex Gonzalez, R OBP: 0.281, SLG: 0.364 (1, 6)										4	1	1	0	0	1	4											
<b>Inning Stats</b>	R: 1 E: 0 K: 1 S: 6	H: 1 LOB: 0 BB: 0 P: 6	R: 0 E: 0 K: 2 S: 8	H: 2 LOB: 1 BB: 0 P: 8	R: 1 E: 0 K: 2 S: 9	H: 2 LOB: 1 BB: 0 P: 9	R: 0 E: 0 K: 2 S: 9	H: 2 LOB: 2 BB: 1 P: 10	R: 0 E: 0 K: 1 S: 6	H: 1 LOB: 1 BB: 0 P: 6	R: 1 E: 0 K: 1 S: 6	H: 1 LOB: 0 BB: 0 P: 6	R: 0 E: 0 K: 0 S: 3	H: 0 LOB: 0 BB: 0 P: 3	1B: 9 2B: 1 3B: 1 HR: 2	SF: 0 SAC: 0 DP: 0 HBP: 0	WP: 0 PB: 0 SB: 0 CS: 1	PA: 41									
<b>PITCHER</b>	IP	WLS	BF	H	R	ER	SO	BB	IBB	HBP	BLK	WP	HR	S	P	ERA	WHIP										
Jimmy Haynes, R ERA: 4.37 (1, 1)	5.2	W	28	11	4	4	10	1	0	0	0	0	1	47	51	6.35	2.118										
2B Mark Holzemer, L ERA: 2.7 (6, 1)	0.1		1	0	0	0	0	0	0	0	0	0	0	1	1	0.00	0.000										
T.J. Mathews, R ERA: 4.89 (7, 1)	2.0		8	2	1	1	2	0	0	0	0	0	1	12	12	4.50	1.000										
Buddy Groom, L ERA: 4.53 (9, 1)	1.0		3	0	0	0	0	0	0	0	0	0	0	3	3	0.00	0.000										

Toronto Blue Jays @ Oakland Athletics  
Network Associates Coliseum, Oakland, CA  
Tue Aug 18 1998, 6:33 AM EDT  
Att: 9,086 - Cloudy - 61 F

AB 39  
R 5  
H 13  
RBI 5  
BB 1  
SO 12  
LOB 19



Batter	1	2	3	4	5	6	7	8	9	AB	R	H	RBI	BB	SO	LOB	BOTTOM										
Rickey Henderson, R OBP: 0.371, SLG: 0.328 (1, 7)										3	1	0	0	2	1	2											
Jason McDonald, S OBP: 0.362, SLG: 0.320 (1, 9)										4	2	2	0	1	1	4											
Jason Giambi, L OBP: 0.376, SLG: 0.467 (1, 3)										4	1	1	1	0	0	4											
Matt Stairs, L OBP: 0.395, SLG: 0.569 (1, 10)										3	3	2	4	1	0	0											
Scott Spiezio, S OBP: 0.334, SLG: 0.409 (1, 4)										4	2	2	4	0	1	0											
Ed Sprague, R OBP: 0.286, SLG: 0.409 (1, 5)										4	0	0	0	0	1	0											
Miguel Tejada, R OBP: 0.317, SLG: 0.381 (1, 6)										4	0	1	0	0	3	0											
Ryan Christenson, R OBP: 0.308, SLG: 0.350 (1, 8)										4	1	1	1	0	0	1											
A.J. Hinch, R OBP: 0.286, SLG: 0.329 (1, 2)										3	0	0	0	1	1	0											
<b>Inning Stats</b>	R: 3 E: 1 K: 0 S: 5	H: 2 LOB: 0 BB: 1 P: 9	R: 1 E: 0 K: 3 S: 10	H: 1 LOB: 0 BB: 0 P: 10	R: 2 E: 0 K: 0 S: 5	H: 3 LOB: 0 BB: 0 P: 5	R: 0 E: 1 K: 2 S: 8	H: 0 LOB: 2 BB: 1 P: 12	R: 1 E: 0 K: 2 S: 8	H: 1 LOB: 0 BB: 0 P: 8	R: 0 E: 0 K: 1 S: 5	H: 0 LOB: 0 BB: 0 P: 5	R: 3 E: 0 K: 0 S: 4	H: 1 LOB: 2 BB: 2 P: 12	R: 0 E: 0 K: 0 S: 4	H: 1 LOB: 2 BB: 1 P: 8	1B: 2 2B: 1 3B: 0 HR: 6	SF: 0 SAC: 0 DP: 0 HBP: 0	WP: 0 PB: 0 SB: 0 CS: 0	PA: 38							
<b>PITCHER</b>	IP	WLS	BF	H	R	ER	SO	BB	IBB	HBP	BLK	WP	HR	S	P	ERA	WHIP										
Woody Williams, R ERA: 4.65 (1, 1)	3.0	L	15	6	6	6	3	1	0	0	0	0	4	20	24	18.00	2.333										
Carlos Almanzar, R ERA: 6.43 (4, 1)	2.0		9	1	1	1	4	1	0	0	0	0	1	16	20	4.50	1.000										
Bill Riskey, R ERA: 5.13 (6, 1)	1.1		7	1	3	3	1	2	0	0	0	0	1	7	15	20.25	2.250										
Nerio Rodriguez, R ERA: 8.06 (7, 1)	1.2		7	1	0	0	0	1	0	0	0	0	0	6	10	0.00	1.200										

Toronto Blue Jays @ Oakland Athletics  
Network Associates Coliseum, Oakland, CA  
Tue Aug 18 1998, 6:33 AM EDT  
Att: 9,086 - Cloudy - 61 F

AB 33  
R 10  
H 9  
RBI 10  
BB 5  
SO 8  
LOB 11













Batter	1	2	3	4	5	6	7	8	9	AB	R	H	RBI	BB	SO	LOB	TOP							
Shannon Stewart, R OBP: 0.374, SLG: 0.382	1-3 K		1-2 F8		2-3 K			2-2 F7	3-2 1B	5	0	1	0	0	2	2								
Shawn Green, L OBP: 0.336, SLG: 0.485	0-2 G4-3		2-2 HR			2-1 G4-3		1-1 1B	1-2 WP	5	3	3	2	0	0	0								
Jose Canseco, R OBP: 0.328, SLG: 0.528	1-3 K		3-0 HR			1-3 K		4-1 1B	3-H K	4	2	1	2	1	3	0								
Carlos Delgado, L OBP: 0.386, SLG: 0.598		2-1 HR	2-3 K			3-2 HR		1-1 2B	2-3 1B	4	2	3	3	0	1	0								
Jose Cruz Jr., S OBP: 0.343, SLG: 0.403	0-0 G4-3			2-0 G4-3		0-3 K		0-1 2B		4	0	1	1	0	1	0								
Tony Fernandez, S OBP: 0.371, SLG: 0.430	2-0 G4-3			0-0 G3				4-0 BB	4-0 IBB	2	0	0	0	2	0	0								
Darrin Fletcher, L OBP: 0.333, SLG: 0.415	2-3 K			3-3 K				0-1 F8	2-2 G3-6-1	4	0	0	0	0	2	4								
Craig Grebeck, R OBP: 0.356, SLG: 0.392			2-2 F7		0-3 K			1-0 G5-3	3-1 F8	4	0	0	0	0	1	1								
Alex Gonzalez, R OBP: 0.288, SLG: 0.364			0-0 1B		4-2 BB			2-1 G3-1	0-0 1B	3	2	2	0	1	0	1								
<b>Inning Stats</b>	R: 0 E: 0 K: 2 S: 11	H: 0 LOB: 0 BB: 0 P: 13	R: 1 E: 0 K: 1 S: 8	H: 1 LOB: 0 BB: 0 P: 14	R: 3 E: 1 K: 1 S: 19	H: 3 LOB: 0 BB: 0 P: 29	R: 0 E: 0 K: 1 S: 5	H: 0 LOB: 0 BB: 0 P: 10	R: 0 E: 0 K: 2 S: 9	H: 0 LOB: 0 BB: 1 P: 15	R: 1 E: 0 K: 0 S: 11	H: 1 LOB: 1 BB: 1 P: 17	R: 0 E: 0 K: 0 S: 5	H: 0 LOB: 1 BB: 1 P: 12	R: 2 E: 0 K: 0 S: 16	H: 3 LOB: 2 BB: 2 P: 30	R: 2 E: 0 K: 1 S: 13	H: 3 LOB: 0 BB: 0 P: 22	1B: 5 2B: 2 HR: 3	SF: 0 SAC: 0 HBP: 0	WP: 1 PB: 0 SB: 1 CS: 1	PA: 39		
<b>PITCHER</b>	IP	WLS	BF	H	R	ER	SO	BB	IBB	HBP	BLK	WP	HR	S	P	ERA	WHIP							
Jeff Juden, R ERA: 5.54	7.0	L	27	5	5	5	9	2	0	0	0	0	3	68	110	6.43	1.000							
Pep Harris, R ERA: 4.87	0.1		3	1	2	2	0	1	0	0	0	0	0	8	15	54.00	6.000							
Trevor Wilson, L ERA: 1.93	0.2		4	2	0	0	0	0	1	0	0	0	0	8	15	0.00	3.000							
Mike Fetters, R ERA: 4.21	1.0		5	3	2	2	1	0	0	0	0	1	0	13	22	18.00	3.000							

Toronto Blue Jays @ Anaheim Angels  
Edison International Field, Anaheim, CA  
Fri Aug 21 1998, 10:05 PM EDT  
Att: 36,052 - Unknown - 82 F

AB 35  
R 9  
H 11  
RBI 8  
BB 4  
SO 10  
LOB 8



Batter	1	2	3	4	5	6	7	8	9	AB	R	H	RBI	BB	SO	LOB	BOTTOM							
Orlando Palmeiro, L OBP: 0.398, SLG: 0.417	2-2 F8		4-2 HR		4-2 FC6-4			2-2 L3	1-2 E5	3	1	0	0	2	0	1								
Randy Velarde, R OBP: 0.356, SLG: 0.405	3-2 G6-3		3-1 HR		0-2 FC6-4			2-2 G5-3	2-3 G5-3	5	1	1	2	0	0	3								
Darin Erstad, L OBP: 0.362, SLG: 0.512	1-3 K		0-0 G4-3		0-0 F7			1-1 G6-3		4	0	0	0	0	1	1								
Tim Salmon, R OBP: 0.416, SLG: 0.562		4-1 1B	2-1 G4-6-3		0-3 K			0-0 2B		3	1	2	0	1	1	1								
Jim Edmonds, L OBP: 0.357, SLG: 0.481		1-2 E	1-2 G4-6-3		1-2 G4-3			2-1 G4-3		4	0	1	0	0	0	2								
16 Garret Anderson, L OBP: 0.344, SLG: 0.489		0-2 E		0-0 FC4-6				0-0 G1-3	1-2 2B	4	1	3	0	0	0	0								
Troy Glaus, R OBP: 0.274, SLG: 0.320		1-1 F9		1-3 K				1-0 G3	3-3 K	4	0	0	0	0	2	5								
Matt Walbeck, S OBP: 0.316, SLG: 0.356		2-1 E6		0-0 F9				4-0 G5-4-3	0-1 L6	3	0	0	1	1	0	4								
Gary Disarcina, R OBP: 0.328, SLG: 0.403		1-2 FC9-1-5-4		1-1 FC4-6				0-1 G5-4-3	0-0 E	4	0	1	1	0	0	5								
<b>Inning Stats</b>	R: 0 E: 0 K: 1 S: 13	H: 0 LOB: 0 BB: 0 P: 19	R: 1 E: 1 K: 0 S: 13	H: 2 LOB: 2 BB: 1 P: 22	R: 2 E: 0 K: 0 S: 11	H: 2 LOB: 0 BB: 1 P: 21	R: 0 E: 0 K: 1 S: 8	H: 1 LOB: 0 BB: 0 P: 9	R: 0 E: 0 K: 0 S: 11	H: 0 LOB: 1 BB: 1 P: 15	R: 0 E: 0 K: 0 S: 6	H: 0 LOB: 0 BB: 0 P: 8	R: 0 E: 0 K: 0 S: 5	H: 0 LOB: 0 BB: 1 P: 11	R: 0 E: 0 K: 0 S: 9	H: 1 LOB: 1 BB: 0 P: 14	R: 1 E: 1 K: 1 S: 14	H: 2 LOB: 2 BB: 0 P: 20	1B: 5 2B: 2 HR: 1	SF: 0 SAC: 0 HBP: 0	WP: 0 PB: 0 SB: 0 CS: 0	PA: 38		
<b>PITCHER</b>	IP	WLS	BF	H	R	ER	SO	BB	IBB	HBP	BLK	WP	HR	S	P	ERA	WHIP							
Chris Carpenter, R ERA: 4.78	7.0	W	28	5	3	3	3	4	0	0	0	0	0	7	10	0.00	1.500							
Carlos Almanzar, R ERA: 5.74	0.2		3	1	0	0	0	0	0	0	0	0	0	5	8	27.00	3.000							
Dan Plesac, L ERA: 3.8	0.1		2	1	1	1	0	0	0	0	0	0	0	11	16	0.00	1.000							
Paul Quantrill, R ERA: 2.4	1.0		5	1	0	0	1	0	0	0	0	0	0	11	16	0.00	1.000							

Toronto Blue Jays @ Anaheim Angels  
Edison International Field, Anaheim, CA  
Fri Aug 21 1998, 10:05 PM EDT  
Att: 36,052 - Unknown - 82 F

AB 34  
R 4  
H 8  
RBI 4  
BB 4  
SO 4  
LOB 22





Batter	1	2	3	4	5	6	7	8	9	AB	R	H	RBI	BB	SO	LOB	TOP										
<b>Shannon Stewart, R</b> (1, 7) OBP: 0.377, SLG: 0.382	2-1 F9	2-1 HBP		1-2 G3		4-2 BB		1-0 DI	3 0 1 0 1 0 0								<b>Toronto Blue Jays @ Anaheim Angels</b> Edison International Field, Anaheim, CA Sat Aug 22 1998, 10:05 PM EDT Att: 42,882 - Unknown - 84 F <a href="http://livebaseballscorecards.com">livebaseballscorecards.com</a>										
<b>Shawn Green, L</b> (1, 9) OBP: 0.333, SLG: 0.480	3-3 K	2-3 K			2-0 G6-3	1-2 L3		2-3 K	5 0 0 0 0 3 6																		
<b>Jose Canseco, R</b> (1, 10) OBP: 0.327, SLG: 0.523	4-1 1B BB		3-3 K		3-1 P6		1-2 G3	1-2 G6-3	4 0 0 0 1 1 1																		
<b>Carlos Delgado, L</b> (1, 3) OBP: 0.389, SLG: 0.598	3-2 1B		4-2 1B 1B BB		3-2 1B		2-2 F8		3 0 2 0 1 0 0																		
<b>Jose Cruz Jr., S</b> (1, 8) OBP: 0.342, SLG: 0.401	0-0 G3-1		0-0 1B		1-3 K		1-1 F8		4 0 1 0 0 1 3																		
<b>Tony Fernandez, S</b> (1, 5) OBP: 0.373, SLG: 0.434		1-2 2B	1-2 G1-6-3 1B		0-0 G4-3		1-3 K		4 1 2 0 0 1 0																		
<b>Darrin Fletcher, L</b> (1, 2) OBP: 0.332, SLG: 0.416		2-0 2B	1-1 G1-6-3 1B		1-2 G1-3		1-0 F8		4 0 1 1 0 0 3																		
<b>Craig Grebeck, R</b> (1, 4) OBP: 0.349, SLG: 0.384		1-2 L4		1-2 G3-1		2-3 K 1B	0-2 G4-3		4 0 0 0 0 1 1																		
<b>Alex Gonzalez, R</b> (1, 6) OBP: 0.287, SLG: 0.363		2-3 K		0-3 K		0-0 BB 1B		0-1 G6-3	4 0 1 0 0 2 1																		
<b>Inning Stats</b>	R: 0 E: 0 K: 1 S: 11	H: 1 LOB: 2 BB: 1 P: 22	R: 1 E: 0 K: 2 S: 16	H: 2 LOB: 2 BB: 0 P: 26	R: 0 E: 0 K: 1 S: 12	H: 2 LOB: 2 BB: 1 P: 21	R: 0 E: 0 K: 1 S: 9	H: 0 LOB: 0 BB: 0 P: 11	R: 0 E: 0 K: 1 S: 15	H: 1 LOB: 3 BB: 1 P: 23	R: 0 E: 0 K: 0 S: 10	H: 0 LOB: 0 BB: 0 P: 14	R: 0 E: 0 K: 1 S: 7	H: 0 LOB: 0 BB: 0 P: 9	R: 0 E: 0 K: 1 S: 9	H: 1 LOB: 1 BB: 0 P: 13	1B: 6 2B: 2 3B: 0 HR: 0	SF: 0 SAC: 0 DP: 1 HBP: 1	WP: 0 PB: 1 SB: 0 CS: 0	PA: 39							
<b>PITCHER</b>	IP	WLS	BF	H	R	ER	SO	BB	IBB	HBP	BLK	WP	HR	S	P	ERA	WHIP										
<b>Steve Sparks, R</b> (1, 1) ERA: 4.2	7.0	W	32	7	1	1	7	3	0	1	0	0	0	82	135	1.29	1.429										
<b>Shigetoshi Hasegawa, R</b> (8, 1) ERA: 3.11	2.0	S	7	1	0	0	2	0	0	0	0	0	0	16	22	0.00	0.500										

Batter	1	2	3	4	5	6	7	8	9	AB	R	H	RBI	BB	SO	LOB	BOTTOM										
<b>Reggie Williams, S</b> (1, 8) OBP: 0.550, SLG: 0.500	4-2 S 1B BB		2-3 K		2-3 K		3-3 K		3 1 0 0 1 3 1								<b>Toronto Blue Jays @ Anaheim Angels</b> Edison International Field, Anaheim, CA Sat Aug 22 1998, 10:05 PM EDT Att: 42,882 - Unknown - 84 F <a href="http://livebaseballscorecards.com">livebaseballscorecards.com</a>										
<b>Randy Velarde, R</b> (1, 4) OBP: 0.383, SLG: 0.410	3-2 G6-3 1B 1B		3-3 K		3-2 CI 1B		0-3 K		4 0 2 2 0 2 0																		
<b>Darin Erstad, L</b> (1, 3) OBP: 0.362, SLG: 0.513	1-2 G6-3		0-2 L4		0-0 CI		1-2 1B	2-1 HR 2B	3 1 1 0 0 0 1																		
<b>Tim Salmon, R</b> (1, 10) OBP: 0.417, SLG: 0.569	4-1 BB		2-3 K		0-3 K			0-0 HR 2B	3 1 1 2 1 2 2																		
<b>16 Garret Anderson, L</b> (1, 9) OBP: 0.342, SLG: 0.485	1-3 K		1-2 G3		1-2 P5		1-2 G3	2-1 G3	4 0 0 0 0 1 2																		
<b>Todd Greene, R</b> (1, 7) OBP: 0.500, SLG: 0.560	3-3 K		0-0 1B		1-0 1B		4-1 S 1B BB		3 0 2 0 0 1 2																		
<b>Orlando Palmeiro, L</b> (6, PR) OBP: 0.403, SLG: 0.417									0 1 0 0 1 0 0																		
<b>Troy Glaus, R</b> (1, 5) OBP: 0.273, SLG: 0.316		2-1 F7		0-0 F8		1-0 F7		3-2 1B	4 0 1 1 0 0 2																		
<b>Phil Nevin, R</b> (1, 2) OBP: 0.296, SLG: 0.381		2-0 G6-3		1-3 K		0-1 F9		2-3 K	4 0 0 0 0 2 2																		
<b>Gary Disarcina, R</b> (1, 6) OBP: 0.327, SLG: 0.404		1-1 F8		2-0 1B 2B		3-3 K		2-2 G5-3	4 1 1 0 0 1 1																		
<b>Inning Stats</b>	R: 1 E: 0 K: 2 S: 18	H: 1 LOB: 2 BB: 2 P: 34	R: 0 E: 0 K: 0 S: 5	H: 0 LOB: 0 BB: 0 P: 10	R: 0 E: 0 K: 2 S: 10	H: 0 LOB: 0 BB: 0 P: 15	R: 0 E: 0 K: 1 S: 9	H: 1 LOB: 1 BB: 0 P: 12	R: 1 E: 1 K: 3 S: 15	H: 2 LOB: 2 BB: 0 P: 23	R: 0 E: 0 K: 0 S: 7	H: 1 LOB: 1 BB: 0 P: 10	R: 0 E: 0 K: 3 S: 12	H: 0 LOB: 0 BB: 0 P: 18	R: 3 E: 0 K: 1 S: 17	H: 3 LOB: 1 BB: 1 P: 32	1B: 5 2B: 2 3B: 0 HR: 1	SF: 0 SAC: 0 DP: 0 HBP: 0	WP: 0 PB: 1 SB: 2 CS: 0	PA: 36							
<b>PITCHER</b>	IP	WLS	BF	H	R	ER	SO	BB	IBB	HBP	BLK	WP	HR	S	P	ERA	WHIP										
<b>Kelvin Escobar, R</b> (1, 1) ERA: 5.35	7.0	L	29	5	2	2	11	2	0	0	0	0	0	76	122	2.57	1.000										
<b>Steve Sinclair, L</b> (8, 1) ERA: 2.0	0.0		1	1	1	1	0	0	0	0	0	0	0	2	4	∞	∞										
<b>Bill Risley, R</b> (8, 1) ERA: 5.4	1.0		6	2	2	2	1	1	0	0	0	0	1	15	28	18.00	3.000										









Batter	1	2	3	4	5	6	7	8	9	AB	R	H	RBI	BB	SO	LOB	TOP								
<b>Johnny Damon, L</b> OBP: 0.344, SLG: 0.434 (1, 8)	F8		F8		FC6 2B		G4-3 1B	G6-3		5	2	2	0	0	0	2	<b>Kansas City Royals @ Toronto Blue Jays</b> SkyDome, Toronto, ON Mon Aug 24 1998, 7:05 PM EDT Att: 26,306 - Unknown - 77 F <a href="http://livebaseballscorecards.com">livebaseballscorecards.com</a>								
<b>Hal Morris, L</b> OBP: 0.348, SLG: 0.398 (1, 3)	G3		G1-3		FC6 2B		G4-3		1B	5	2	1	0	0	0	3									
<b>Jose Offerman, S</b> OBP: 0.411, SLG: 0.442 (1, 4)	E S BB		2B		K		FC4-6 1B		2B	4	1	3	2	1	1	2									
<b>Dean Palmer, R</b> OBP: 0.335, SLG: 0.529 (1, 5)	K		3-H 1B		1-H 2-H 2B		FC4-6 BB		F9	4	0	2	2	1	1	3									
<b>Larry Sutton, L</b> OBP: 0.333, SLG: 0.333 (1, 7)		FC4-6 1B	G4-3		L9		FC4-6		1-H 2-H 2B	5	0	2	2	0	0	5									
<b>Terry Pendleton, S</b> OBP: 0.290, SLG: 0.316 (1, 10)	FC4-6 1-2f FC5-4			G3-1	K		P2		P4	5	0	0	0	0	1	5									
<b>Jermaine Dye, R</b> OBP: 0.269, SLG: 0.344 (1, 9)	P5			G6-3		L4		S 1B	G5-3	5	0	1	0	0	0	2									
<b>Sal Fasano, R</b> OBP: 0.306, SLG: 0.382 (1, 2)	FC5-4 1-2f			HR		K		K		4	1	1	1	0	2	2									
<b>Luis Rivera, R</b> OBP: 0.301, SLG: 0.299 (1, 6)			F8 1B	P3		G6-3		K		4	1	1	0	0	1	1									
<b>Inning Stats</b>	R: 0 E: 0 K: 1 S: 11	H: 0 LOB: 1 BB: 1 P: 22	R: 0 E: 0 K: 0 S: 7	H: 1 LOB: 1 BB: 0 P: 10	R: 1 E: 0 K: 0 S: 13	H: 3 LOB: 2 BB: 0 P: 18	R: 1 E: 0 K: 0 S: 14	H: 1 LOB: 0 BB: 0 P: 17	R: 2 E: 0 K: 2 S: 12	H: 2 LOB: 1 BB: 0 P: 18	R: 0 E: 0 K: 1 S: 9	H: 0 LOB: 1 BB: 0 P: 15	R: 1 E: 0 K: 0 S: 15	H: 2 LOB: 2 BB: 1 P: 21	R: 0 E: 0 K: 2 S: 9	H: 1 LOB: 1 BB: 0 P: 12	R: 2 E: 0 K: 0 S: 9	H: 3 LOB: 1 BB: 0 P: 14	1B: 8 2B: 4 3B: 0 HR: 1	SF: 0 SAC: 0 DP: 0 HBP: 0	WP: 0 PB: 0 SB: 4 CS: 0	PA: 43			
<b>PITCHER</b>	IP	WLS	BF	H	R	ER	SO	BB	IBB	HBP	BLK	WP	HR	S	P	ERA	WHIP								
<b>Pat Hentgen, R</b> ERA: 5.03 (1, 1)	6.0	L	27	7	4	4	4	1	0	0	0	0	1	66	100	6.00	1.333								
<b>Dave Stieb, R</b> ERA: 4.32 (7, 1)	1.2		9	3	1	1	2	1	0	0	0	0	0	22	30	5.40	2.400								
<b>Steve Sinclair, L</b> ERA: 2.89 (8, 1)	0.1		2	1	1	1	0	0	0	0	0	0	0	4	6	27.00	3.000								
<b>Paul Quantrill, R</b> ERA: 2.44 (9, 1)	1.0		5	2	1	1	0	0	0	0	0	0	0	7	11	9.00	2.000								

Batter	1	2	3	4	5	6	7	8	9	AB	R	H	RBI	BB	SO	LOB	BOTTOM								
<b>Shannon Stewart, R</b> OBP: 0.373, SLG: 0.377 (1, 7)	G5-3		L6-3 1-2			L8		FC3-6 1B		4	0	1	0	0	0	1	<b>Kansas City Royals @ Toronto Blue Jays</b> SkyDome, Toronto, ON Mon Aug 24 1998, 7:05 PM EDT Att: 26,306 - Unknown - 77 F <a href="http://livebaseballscorecards.com">livebaseballscorecards.com</a>								
<b>Shawn Green, L</b> OBP: 0.332, SLG: 0.484 (1, 9)	HR		2B			P2		FC3-6 1B		4	2	2	1	0	0	1									
<b>Jose Canseco, R</b> OBP: 0.326, SLG: 0.517 (1, 10)	K		K			K		2-H 1B		4	0	1	1	0	3	1									
<b>Carlos Delgado, L</b> OBP: 0.387, SLG: 0.589 (1, 3)	BB			K		L9		L6		3	0	0	0	1	1	1									
<b>José Cruz Jr., S</b> OBP: 0.343, SLG: 0.402 (1, 8)	K		G4-3			G4-3		BB		3	0	1	0	1	1	1									
<b>Darin Fletcher, L</b> OBP: 0.330, SLG: 0.412 (1, 2)		P6		F7				G3-6 1B		3	0	0	0	0	0	1									
<b>Mark Dalesandro, R</b> OBP: 0.299, SLG: 0.446 (8, FH)							F8	G3-6 1-2f		1	0	0	0	0	0	1									
<b>Felipe Crespo, S</b> OBP: 0.329, SLG: 0.357 (1, 5)	K				P2		K		BB	3	0	0	0	1	2	1									
<b>Craig Grebeck, R</b> OBP: 0.343, SLG: 0.375 (1, 4)	K				F7			K		4	0	0	0	0	2	1									
<b>Alex Gonzalez, R</b> OBP: 0.292, SLG: 0.370 (1, 6)			L6-3 1B			K		1B		3	1	2	0	0	1	0									
<b>Inning Stats</b>	R: 1 E: 0 K: 2 S: 8	H: 1 LOB: 1 BB: 1 P: 18	R: 0 E: 0 K: 2 S: 10	H: 0 LOB: 0 BB: 0 P: 14	R: 0 E: 0 K: 1 S: 10	H: 2 LOB: 1 BB: 0 P: 18	R: 0 E: 0 K: 1 S: 7	H: 0 LOB: 0 BB: 0 P: 11	R: 0 E: 0 K: 1 S: 9	H: 0 LOB: 0 BB: 0 P: 16	R: 0 E: 0 K: 1 S: 11	H: 0 LOB: 1 BB: 1 P: 20	R: 2 E: 1 K: 1 S: 21	H: 3 LOB: 1 BB: 0 P: 31	R: 0 E: 0 K: 0 S: 6	H: 1 LOB: 1 BB: 1 P: 13	1B: 5 2B: 2 3B: 0 HR: 1	SF: 0 SAC: 0 DP: 2 HBP: 0	WP: 0 PB: 0 SB: 1 CS: 0	PA: 35					
<b>PITCHER</b>	IP	WLS	BF	H	R	ER	SO	BB	IBB	HBP	BLK	WP	HR	S	P	ERA	WHIP								
<b>Brian Barber, R</b> ERA: 10.13 (1, 1)	6.1	W	23	3	1	1	8	2	0	0	0	0	0	57	101	1.42	0.789								
<b>Scott Service, R</b> ERA: 3.27 (7, 1)	1.1		7	3	2	1	2	0	0	0	0	0	0	23	34	6.75	2.250								
<b>Matt Whisenant, L</b> ERA: 5.0 (8, 1)	1.1	S	5	1	0	0	0	1	0	0	0	0	0	9	17	0.00	1.500								

**AB** 41  
**R** 7  
**H** 13  
**RBI** 7  
**BB** 2  
**SO** 6  
**LOB** 25



**AB** 32  
**R** 3  
**H** 7  
**RBI** 2  
**BB** 3  
**SO** 10  
**LOB** 9









Batter	1	2	3	4	5	6	7	8	9	AB	R	H	RBI	BB	SO	LOB	TOP					
<b>Johnny Damon, L</b> OBP: 0.340, SLG: 0.429	F9		P2		F7		G3		FC6-4 1B 1B	5	1	1	0	0	0	1	<b>Kansas City Royals @ Toronto Blue Jays</b> SkyDome, Toronto, ON Wed Aug 26 1998, 7:05 PM EDT Att: 25,557 - Unknown - 74 F <a href="http://livebaseballscorecards.com">livebaseballscorecards.com</a>					
<b>Larry Sutton, L</b> OBP: 0.308, SLG: 0.341	2B		1B HR		1B		G6-3		FC6-2 1B FC6-4	5	1	3	1	0	0	3						
<b>Jose Offerman, S</b> OBP: 0.407, SLG: 0.436	2B		1B HR		K		G6-3		FC6-4 1B	5	1	1	1	0	2	4						
<b>Dean Palmer, R</b> OBP: 0.337, SLG: 0.535	K		1B HR		K		F8		F8 1B	5	1	3	4	0	1	1						
<b>Terry Pendleton, S</b> OBP: 0.294, SLG: 0.324			1B		G3		1B 2B		F8	5	1	3	0	0	0	4						
<b>Jeff Conine, R</b> OBP: 0.314, SLG: 0.431	F8		K				F9		29 WP 2H 1B	4	0	1	1	0	1	2						
<b>29 Mike Sweeney, R</b> OBP: 0.324, SLG: 0.409	FC6-4 1B				F7		G4-3		F7	4	0	0	0	0	0	2						
<b>Jermaine Dye, R</b> OBP: 0.274, SLG: 0.347	CS		1B G4-3		K		G5-3		1B FC6-2 1B	4	1	2	0	0	1	0						
<b>Shane Halter, R</b> OBP: 0.271, SLG: 0.321			G4-3		F9		K		FC6-2 1B FC6-4 1B	4	1	1	0	0	1	1						
<b>Inning Stats</b>	R: 0 E: 0 K: 2 S: 10	H: 1 LOB: 1 BB: 0 P: 16	R: 0 E: 0 K: 0 S: 7	H: 1 LOB: 0 BB: 0 P: 7	R: 4 E: 0 K: 1 S: 17	H: 5 LOB: 1 BB: 0 P: 28	R: 0 E: 0 K: 1 S: 6	H: 0 LOB: 0 BB: 0 P: 9	R: 0 E: 0 K: 0 S: 7	H: 2 LOB: 2 BB: 0 P: 12	R: 0 E: 0 K: 1 S: 9	H: 0 LOB: 0 BB: 0 P: 16	R: 1 E: 0 K: 0 S: 22	H: 2 LOB: 1 BB: 0 P: 29	R: 2 E: 0 K: 0 S: 11	H: 4 LOB: 2 BB: 0 P: 18	1B: 12 2B: 2 3B: 0 HR: 1	SF: 0 SAC: 0 DP: 0 HBP: 0	WP: 1 PB: 0 CS: 1 SB: 1	PA: 42		
<b>PITCHER</b>	IP	WLS	BF	H	R	ER	SO	BB	IBB	HBP	BLK	WP	HR	S	P	ERA	WHIP					
<b>Chris Carpenter, R</b> ERA: 4.83	(1, 1)	8.0	L	34	11	5	5	6	0	0	0	0	1	1	85	126	5.62	1.375				
<b>Bill Riskey, R</b> ERA: 5.77	(9, 1)	0.0		2	2	2	2	0	0	0	0	0	0	2	2	∞	∞					
<b>Steve Sinclair, L</b> ERA: 2.7	(9, 1)	0.2		3	1	0	0	0	0	0	0	0	0	6	11	0.00	1.500					
<b>Carlos Almanzar, R</b> ERA: 6.06	(9, 1)	0.1		2	1	0	0	0	0	0	0	0	0	3	5	0.00	3.000					

Batter	1	2	3	4	5	6	7	8	9	AB	R	H	RBI	BB	SO	LOB	BOTTOM					
<b>Shannon Stewart, R</b> OBP: 0.367, SLG: 0.370	G6-3		F8		L6-3				G6-3	4	0	0	0	0	0	2	<b>Kansas City Royals @ Toronto Blue Jays</b> SkyDome, Toronto, ON Wed Aug 26 1998, 7:05 PM EDT Att: 25,557 - Unknown - 74 F <a href="http://livebaseballscorecards.com">livebaseballscorecards.com</a>					
<b>Shawn Green, L</b> OBP: 0.330, SLG: 0.483	G6-3		SF7				F9		F9	3	0	0	1	0	0	0						
<b>Jose Canseco, R</b> OBP: 0.323, SLG: 0.510	P9		G4-3				G5-3		F8	4	0	0	0	0	0	1						
<b>Carlos Delgado, L</b> OBP: 0.385, SLG: 0.585			K		E SF7-6-1-4 2B		L4		P5	4	1	1	0	0	1	0						
<b>José Cruz Jr., S</b> OBP: 0.345, SLG: 0.395			K		2 SAFE SF7-6-1-4 BB		F9			2	0	0	0	1	1	0						
<b>Tony Fernandez, S</b> OBP: 0.371, SLG: 0.429					2-2 SAFE P6		F7			2	0	0	0	1	0	2						
<b>Darrin Fletcher, L</b> OBP: 0.330, SLG: 0.410			BB		1 SAFE SF7-6-1-4		G3-1			2	0	0	1	0	0	1						
<b>Craig Grebeck, R</b> OBP: 0.342, SLG: 0.374			F8 1B SF7				F7		G6-3	3	1	1	0	0	0	0						
<b>Alex Gonzalez, R</b> OBP: 0.293, SLG: 0.370			1B				G6-3		F9	3	0	1	0	0	0	0						
<b>Inning Stats</b>	R: 0 E: 0 K: 0 S: 8	H: 0 LOB: 0 BB: 0 P: 10	R: 0 E: 0 K: 2 S: 7	H: 0 LOB: 1 BB: 1 P: 16	R: 1 E: 0 K: 0 S: 9	H: 2 LOB: 1 BB: 0 P: 13	R: 1 E: 1 K: 0 S: 7	H: 1 LOB: 0 BB: 1 P: 14	R: 0 E: 0 K: 0 S: 5	H: 0 LOB: 0 BB: 0 P: 10	R: 0 E: 0 K: 0 S: 7	H: 0 LOB: 0 BB: 0 P: 13	R: 0 E: 0 K: 0 S: 6	H: 0 LOB: 0 BB: 0 P: 9	R: 0 E: 0 K: 0 S: 6	H: 0 LOB: 0 BB: 0 P: 10	R: 0 E: 0 K: 0 S: 10	H: 0 LOB: 0 BB: 0 P: 14	1B: 2 2B: 2 3B: 0 HR: 0	SF: 2 SAC: 0 DP: 1 HBP: 0	WP: 0 PB: 0 CS: 0	PA: 31
<b>PITCHER</b>	IP	WLS	BF	H	R	ER	SO	BB	IBB	HBP	BLK	WP	HR	S	P	ERA	WHIP					
<b>Tim Belcher, R</b> ERA: 4.22	(1, 1)	9.0	W	31	3	2	1	2	2	0	0	0	0	65	109	1.00	0.556					

AB	41
R	7
H	15
RBI	7
BB	0
SO	6
LOB	18



AB	27
R	2
H	3
RBI	2
BB	2
SO	2
LOB	6



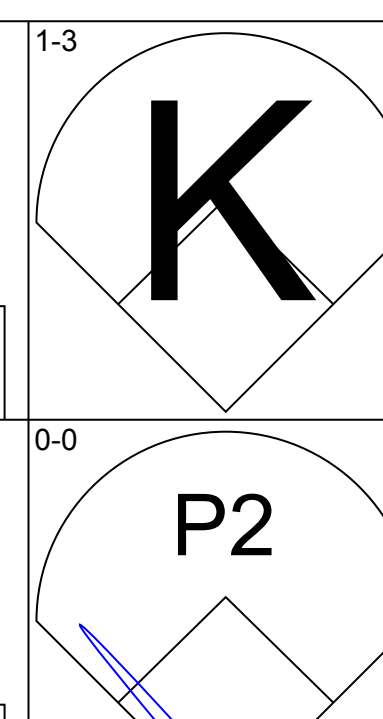
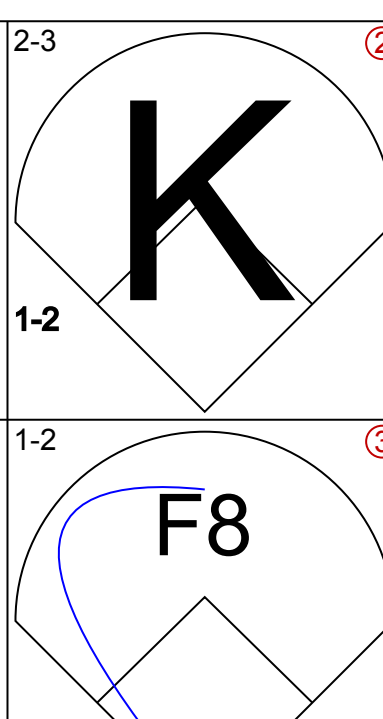
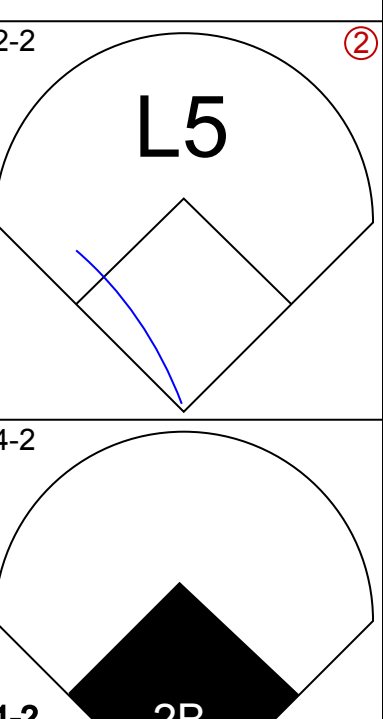
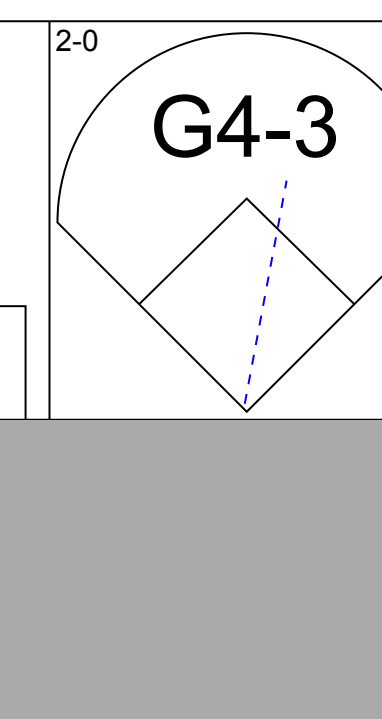
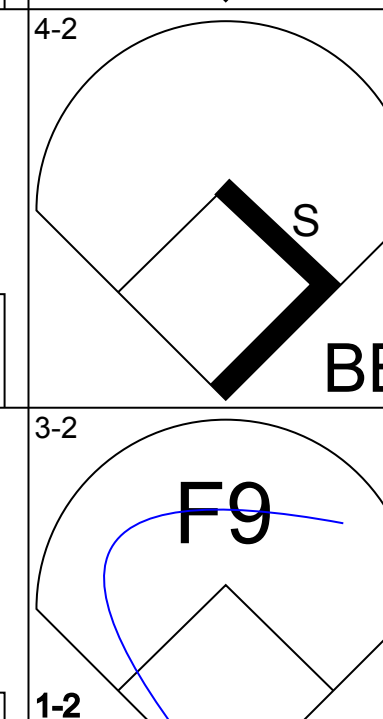

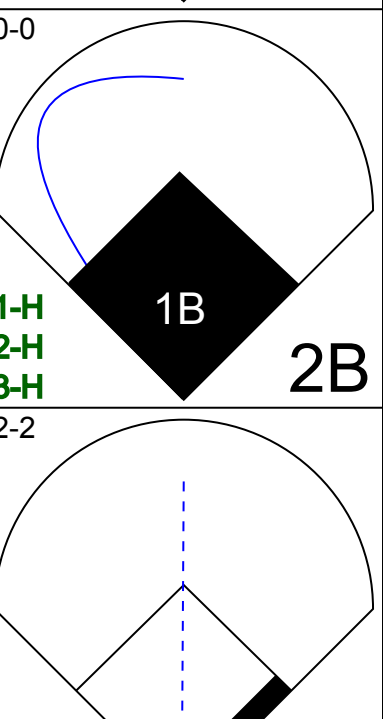
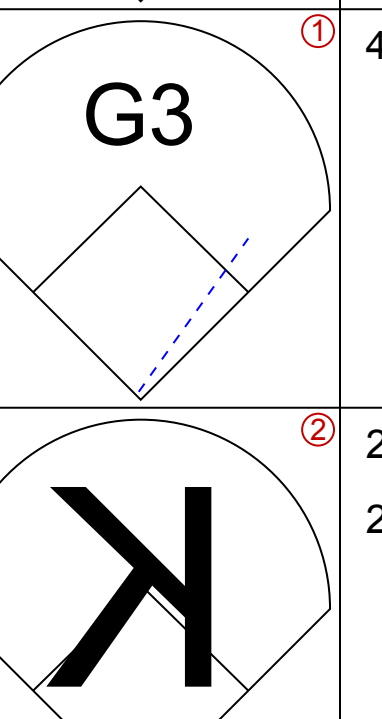

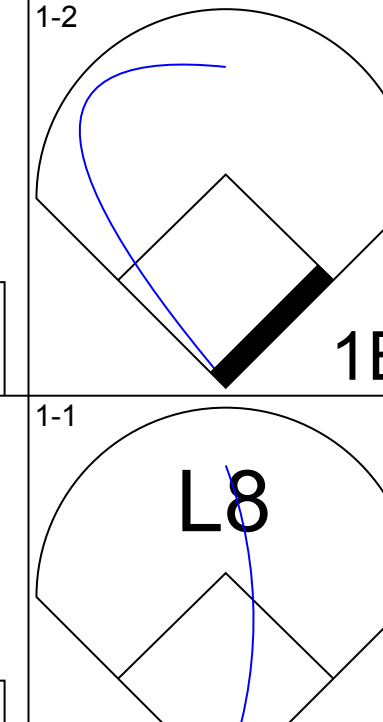
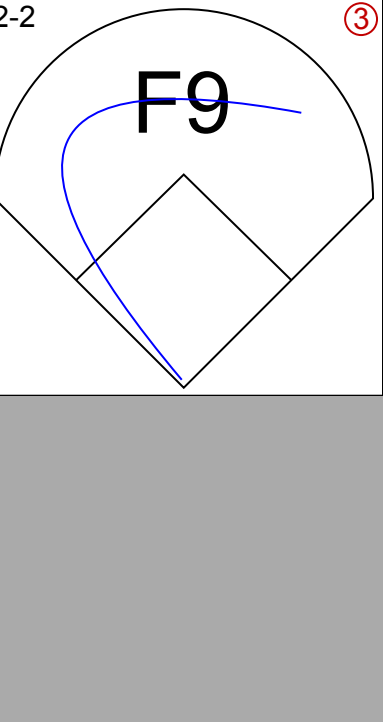
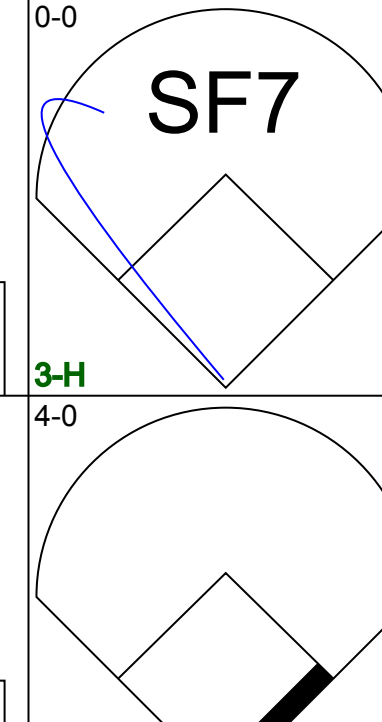
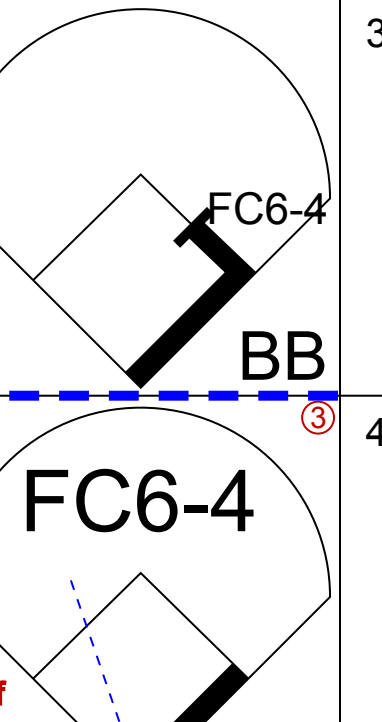


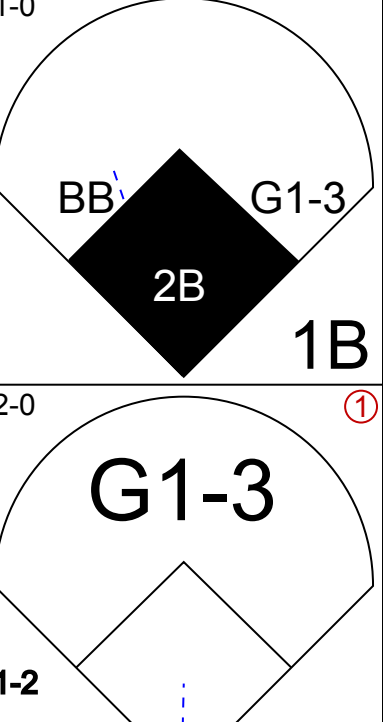

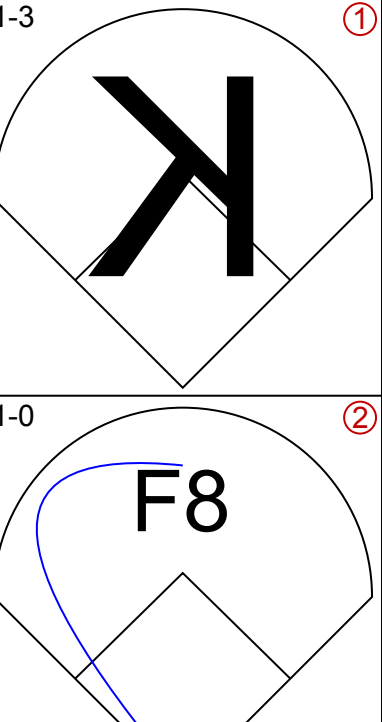

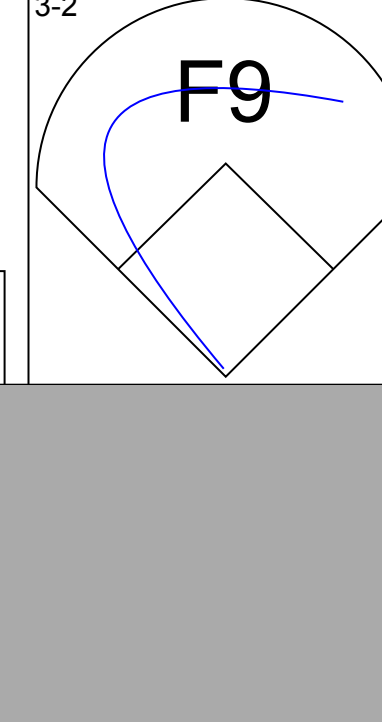

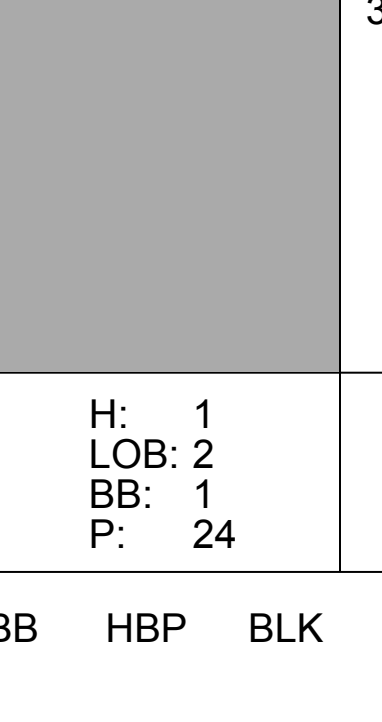
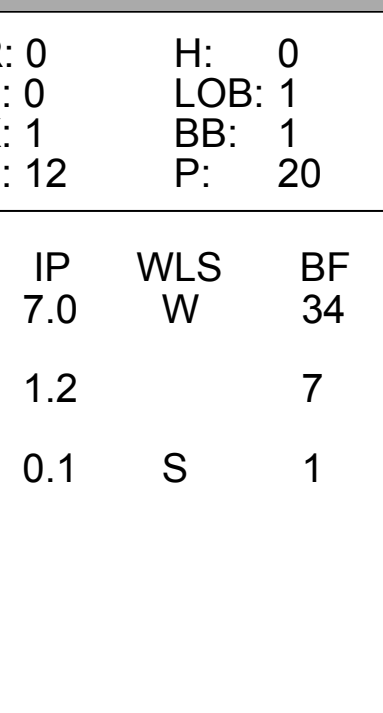
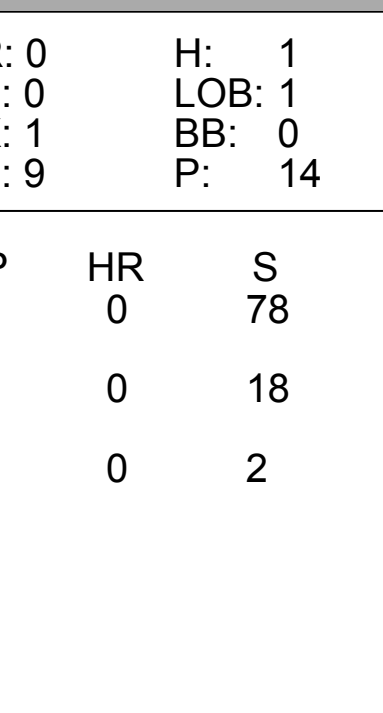
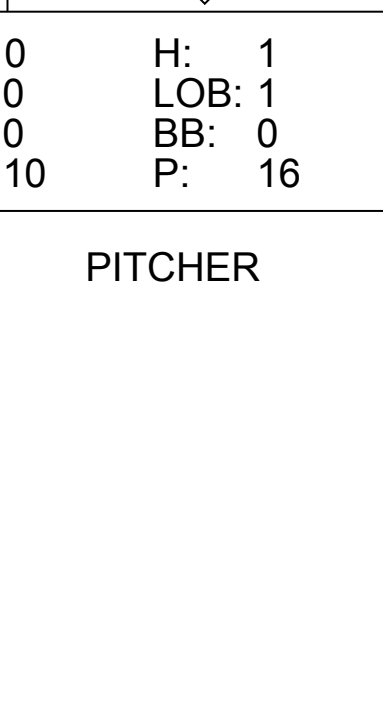
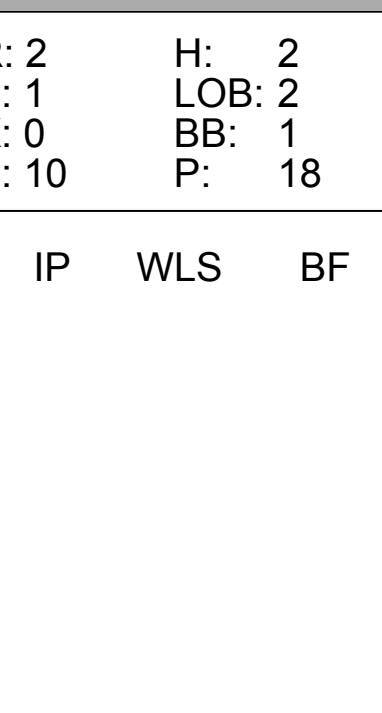
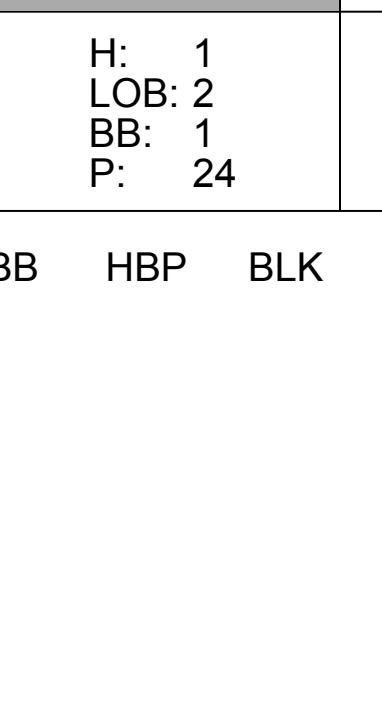
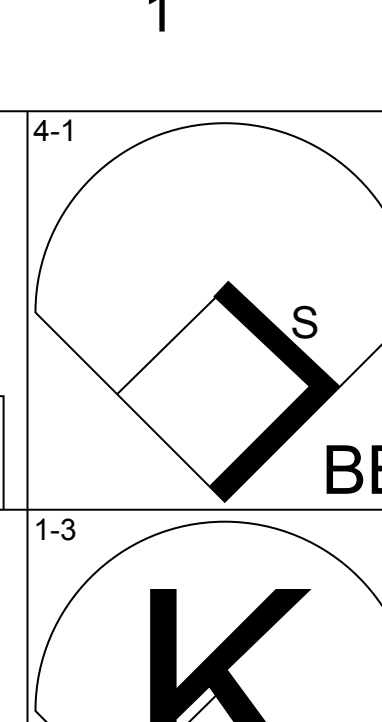
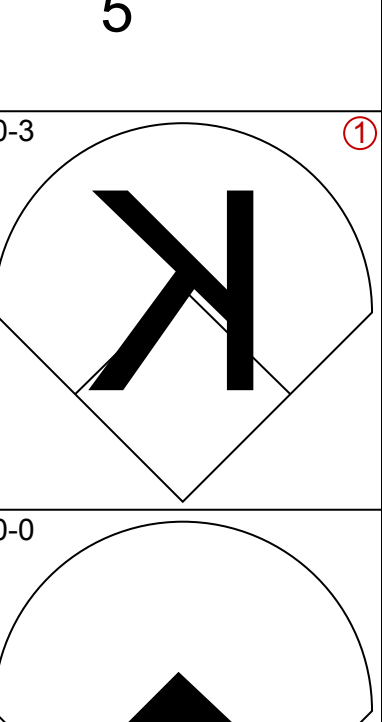

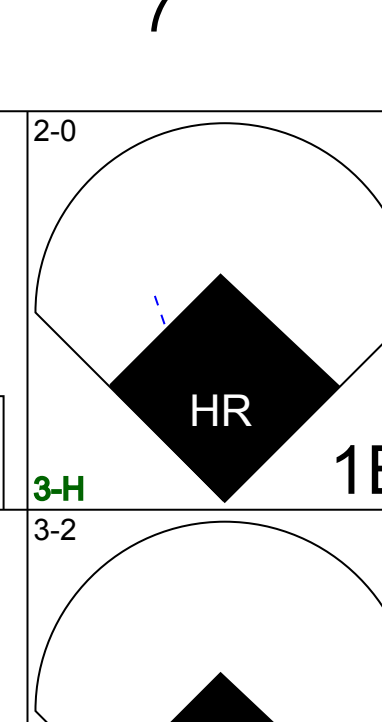
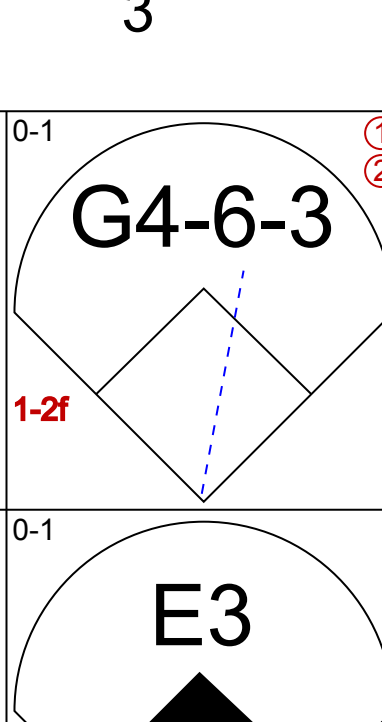
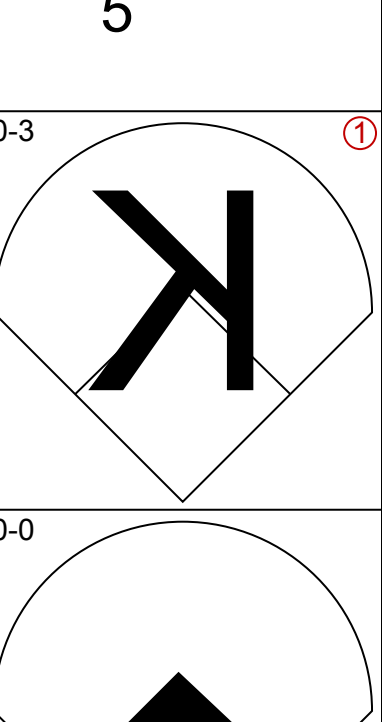


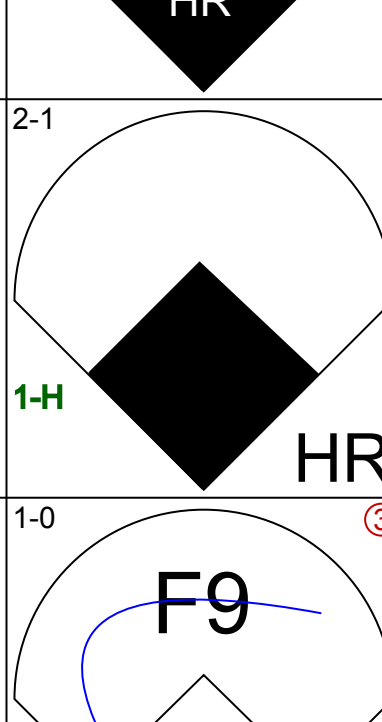
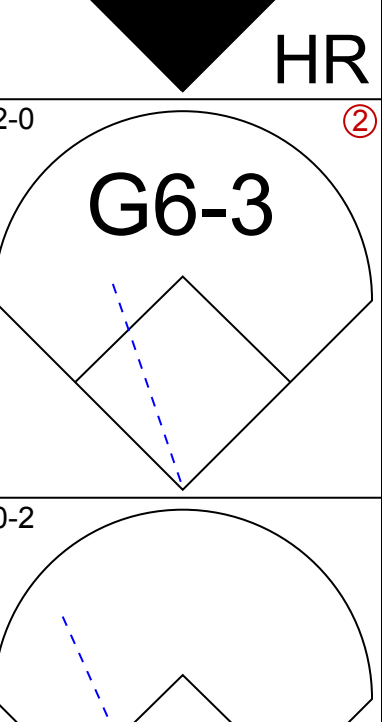




Batter	1	2	3	4	5	6	7	8	9	AB	R	H	RBI	BB	SO	LOB	TOP										
<b>Johnny Damon, L</b> OBP: 0.340, SLG: 0.427 (1, 8)										4	0	1	0	0	1	0	<b>Kansas City Royals @ Toronto Blue Jays</b> SkyDome, Toronto, ON Thu Aug 27 1998, 7:05 PM EDT Att: 25,524 - Unknown - 79 F										
<b>Larry Sutton, L</b> OBP: 0.307, SLG: 0.343 (1, 7)										4	0	1	0	0	2	2											
<b>Jose Offerman, S</b> OBP: 0.406, SLG: 0.436 <b>Shane Halter, R</b> OBP: 0.269, SLG: 0.320 (1, 4) (7, 4)										3	0	1	0	0	0	1											
<b>Dean Palmer, R</b> OBP: 0.335, SLG: 0.532 <b>Luis Rivera, R</b> OBP: 0.302, SLG: 0.292 (1, 5) (7, 5)										3	0	0	0	0	0	2											
<b>Terry Pendleton, S</b> OBP: 0.288, SLG: 0.317 (1, 10)										4	0	0	0	0	2	2											
<b>Jeff Conine, R</b> OBP: 0.320, SLG: 0.444 (1, 3)										4	1	3	0	0	0	0											
<b>29 Mike Sweeney, R</b> OBP: 0.319, SLG: 0.402 (1, 2)										4	0	0	0	0	1	4											
<b>Jermaine Dye, R</b> OBP: 0.271, SLG: 0.342 (1, 9)										3	0	0	1	0	1	0											
<b>Mendy López, R</b> OBP: 0.275, SLG: 0.280 (1, 6)										3	0	1	0	0	0	0											
<b>Inning Stats</b>	R: 0 E: 0 K: 1 S: 8	H: 0 LOB: 0 BB: 0 P: 11	R: 0 E: 0 K: 0 S: 9	H: 1 LOB: 1 BB: 0 P: 13	R: 0 E: 0 K: 0 S: 6	H: 0 LOB: 0 BB: 0 P: 10	R: 0 E: 0 K: 1 S: 8	H: 0 LOB: 0 BB: 0 P: 14	R: 0 E: 0 K: 1 S: 6	H: 0 LOB: 0 BB: 0 P: 10	R: 0 E: 0 K: 1 S: 8	H: 1 LOB: 0 BB: 0 P: 16	R: 1 E: 0 K: 1 S: 18	H: 3 LOB: 2 BB: 0 P: 28	R: 0 E: 0 K: 3 S: 16	H: 1 LOB: 2 BB: 1 P: 27	1B: 4 2B: 3 3B: 0 HR: 0	SF: 0 SAC: 0 DP: 1 HBP: 0	WP: 0 PB: 0 SB: 0 CS: 0	PA: 34							
<b>PITCHER</b>	IP	WLS	BF	H	R	ER	SO	BB	IBB	HBP	BLK	WP	HR	S	P	ERA	WHIP										
<b>Kelvin Escobar, R</b> ERA: 4.53 (1, 1)	8.2	W	33	7	1	1	7	1	0	0	0	0	0	84	135	1.04	0.923										
<b>Carlos Almanzar, R</b> ERA: 5.94 (9, 1)	0.1		1	0	0	0	1	0	0	0	0	0	0	3	4	0.00	0.000										

Batter	1	2	3	4	5	6	7	8	9	AB	R	H	RBI	BB	SO	LOB	BOTTOM										
<b>Shannon Stewart, R</b> OBP: 0.367, SLG: 0.367 (1, 7)										3	1	0	0	1	0	1	<b>Kansas City Royals @ Toronto Blue Jays</b> SkyDome, Toronto, ON Thu Aug 27 1998, 7:05 PM EDT Att: 25,524 - Unknown - 79 F										
<b>Shawn Green, L</b> OBP: 0.333, SLG: 0.485 (1, 9)										4	1	2	2	1	2	2											
<b>Jose Canseco, R</b> OBP: 0.326, SLG: 0.516 <b>Juan Samuel, R</b> OBP: 0.293, SLG: 0.280 (1, 10) (7, PH)										2	2	1	2	2	0	2											
<b>Carlos Delgado, L</b> OBP: 0.385, SLG: 0.582 (1, 3)										5	2	2	2	0	3	3											
<b>José Cruz Jr., S</b> OBP: 0.353, SLG: 0.401 (1, 8)										4	2	3	1	1	0	0											
<b>Tony Fernandez, S</b> OBP: 0.398, SLG: 0.424 <b>Mark Dalesandro, R</b> OBP: 0.309, SLG: 0.470 (1, 5) (8, 5)										4	0	0	0	0	1	4											
<b>Kevin Brown, R</b> OBP: 0.336, SLG: 0.417 (1, 2)										5	1	2	1	0	2	2											
<b>Craig Grebeck, R</b> OBP: 0.344, SLG: 0.374 (1, 4)										5	1	2	1	0	0	1											
<b>Alex Gonzalez, R</b> OBP: 0.295, SLG: 0.371 (1, 6)										4	1	2	0	0	0	4											
<b>Inning Stats</b>	R: 2 E: 0 K: 1 S: 9	H: 1 LOB: 0 BB: 1 P: 16	R: 2 E: 0 K: 0 S: 12	H: 3 LOB: 2 BB: 0 P: 19	R: 0 E: 0 K: 2 S: 11	H: 1 LOB: 1 BB: 0 P: 13	R: 0 E: 0 K: 1 S: 11	H: 2 LOB: 3 BB: 1 P: 16	R: 0 E: 0 K: 1 S: 10	H: 0 LOB: 1 BB: 1 P: 17	R: 5 E: 0 K: 2 S: 29	H: 5 LOB: 2 BB: 2 P: 45	R: 0 E: 0 K: 1 S: 11	H: 0 LOB: 0 BB: 0 P: 17	R: 2 E: 0 K: 0 S: 10	H: 3 LOB: 0 BB: 0 P: 15	1B: 12 2B: 2 3B: 0 HR: 1	SF: 0 SAC: 0 DP: 0 HBP: 1	WP: 1 PB: 0 SB: 2 CS: 0	PA: 44							
<b>PITCHER</b>	IP	WLS	BF	H	R	ER	SO	BB	IBB	HBP	BLK	WP	HR	S	P	ERA	WHIP										
<b>50 José Rosado, L</b> ERA: 4.34 (1, 1)	5.1	L	31	9	8	8	6	3	2	1	0	0	1	67	108	13.50	2.250										
<b>33 Bart Evans, R</b> ERA: 2.0 (6, 1)	0.1		3	2	0	0	1	0	0	0	0	0	0	6	7	0.00	6.000										
<b>Jim Pittsley, R</b> ERA: 6.93 (6, 1)	1.1		5	1	1	1	1	0	0	0	0	0	0	20	28	6.75	0.750										
<b>Jose Santiago, R</b> ERA: 9.0 (8, 1)	1.0		5	3	2	2	0	0	0	0	0	0	0	10	15	18.00	3.000										



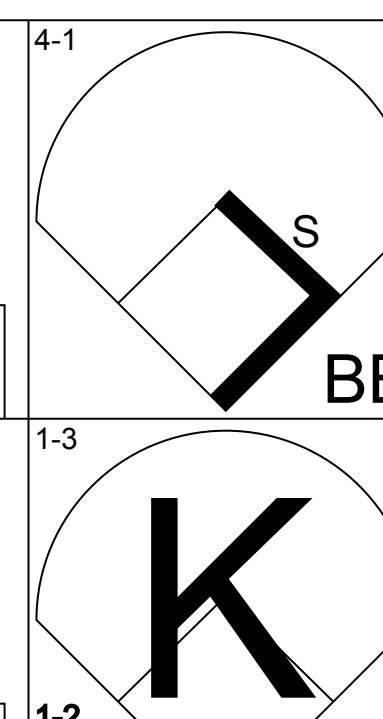
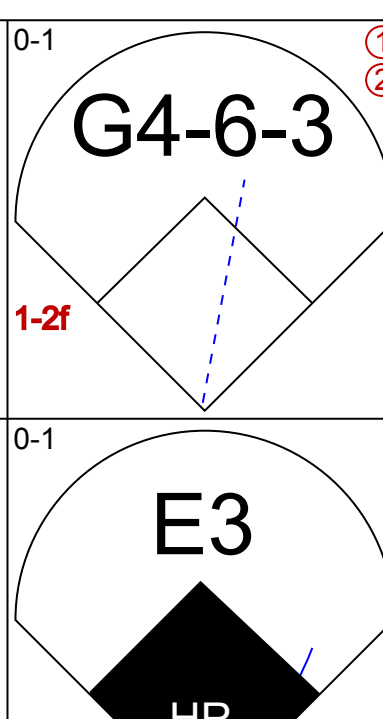
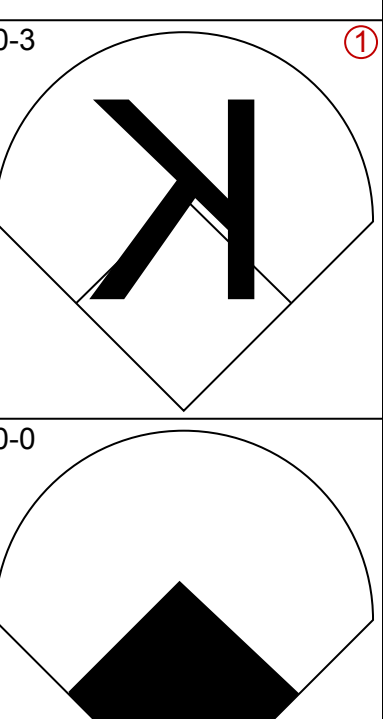
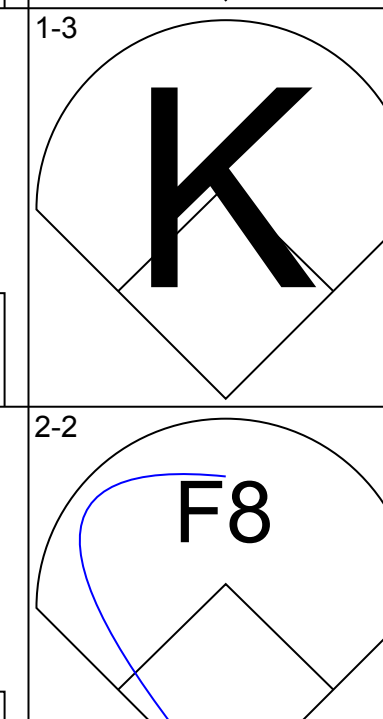
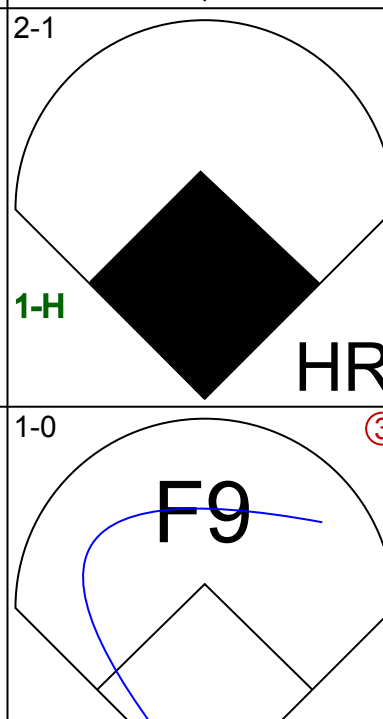
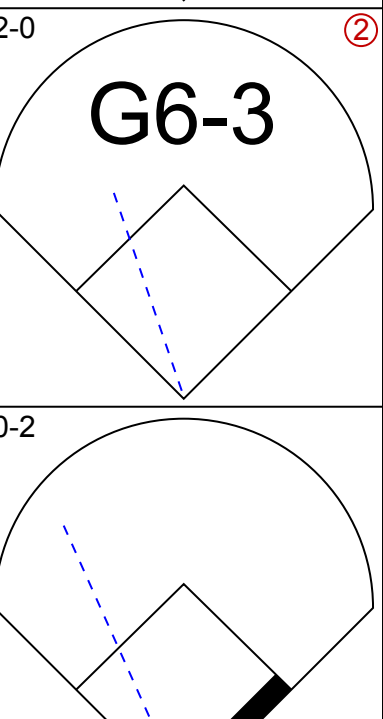
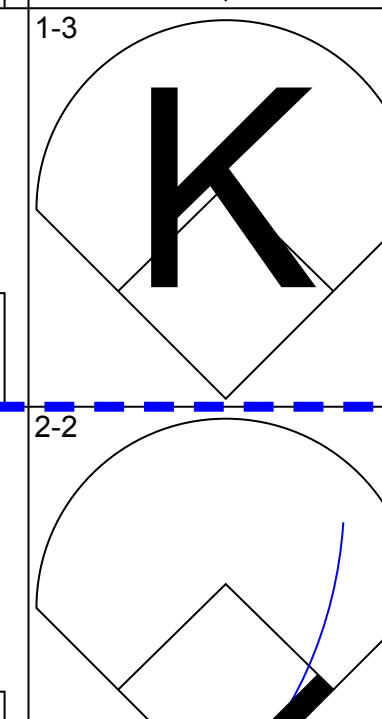



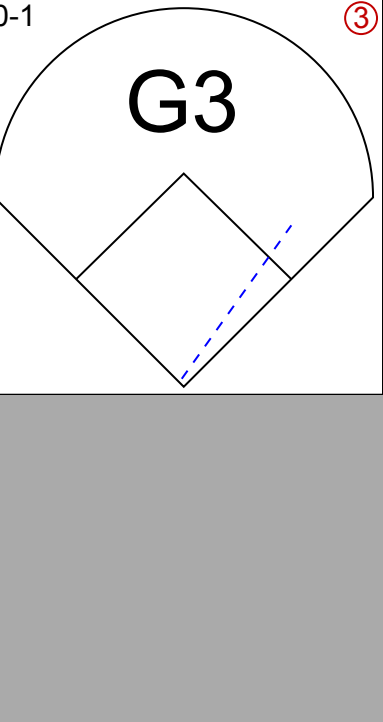
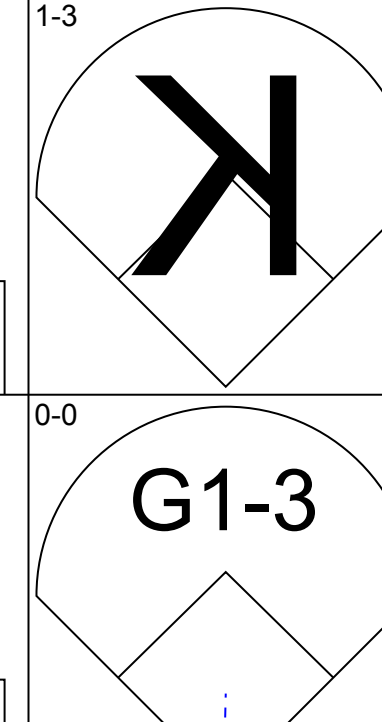




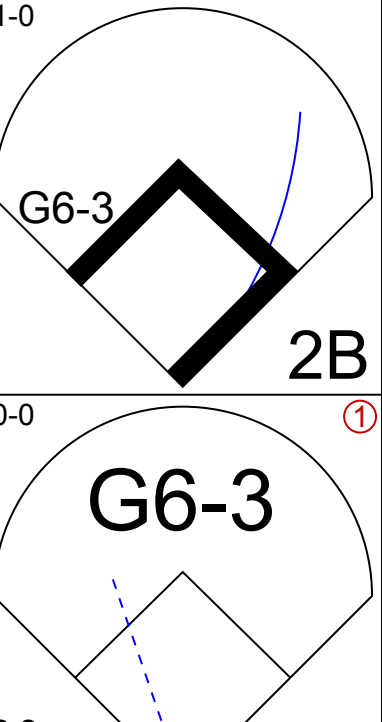
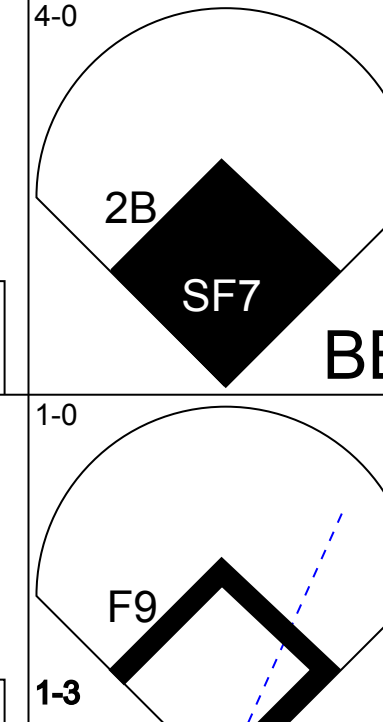
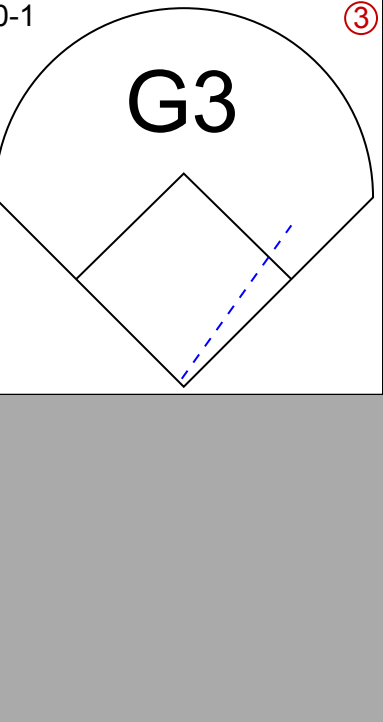
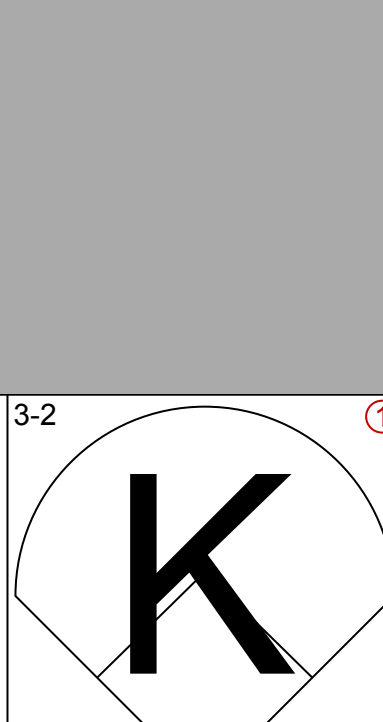


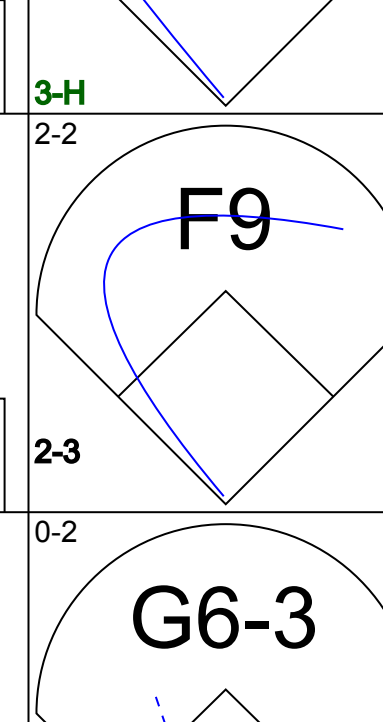
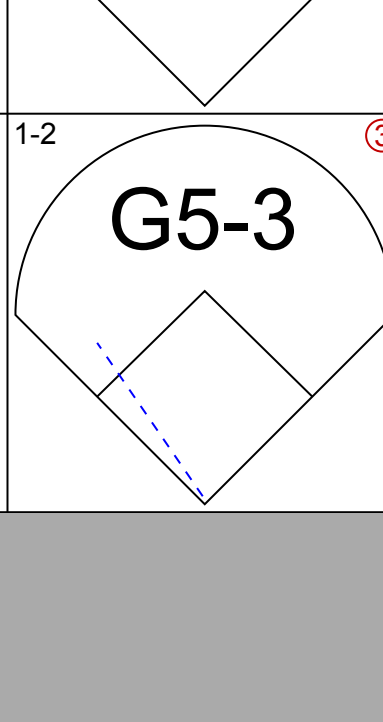
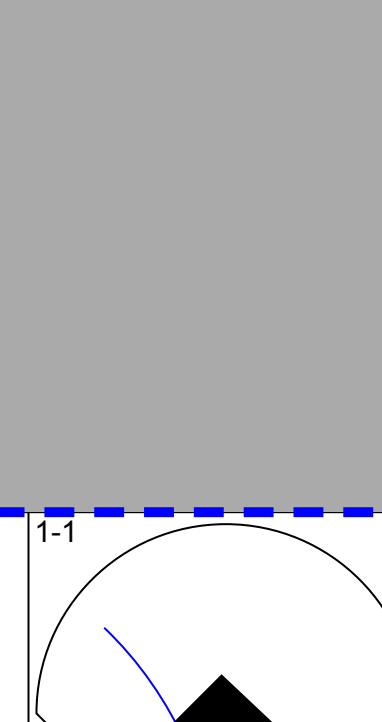
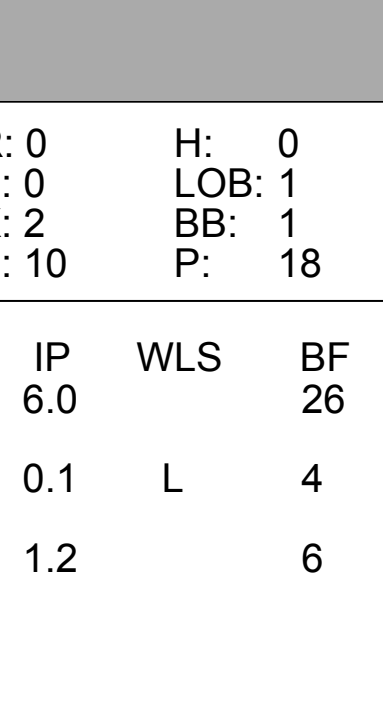
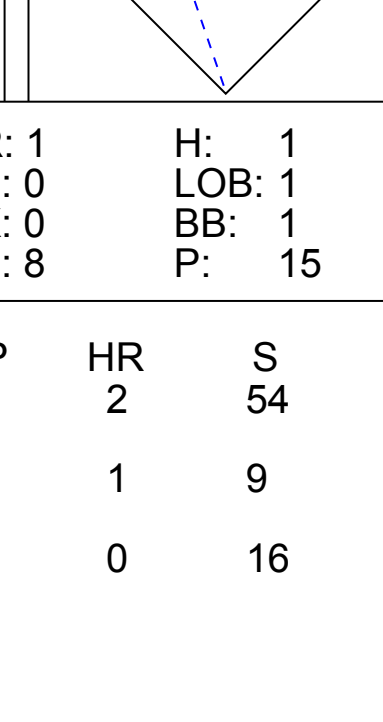
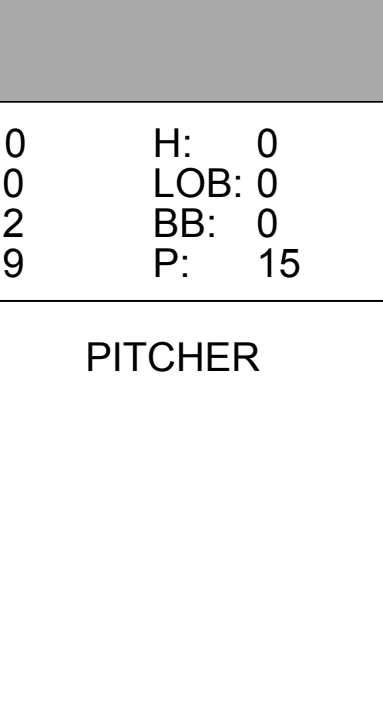
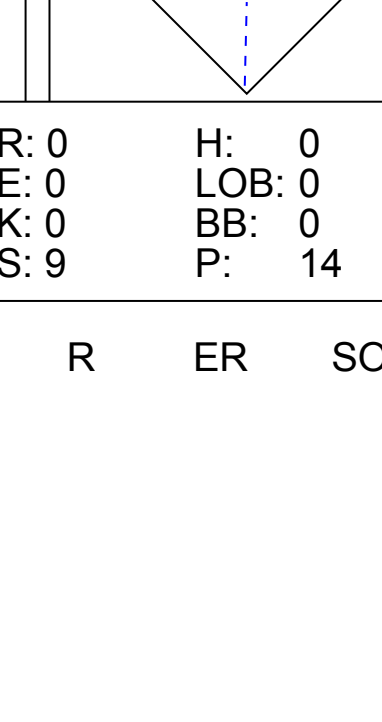
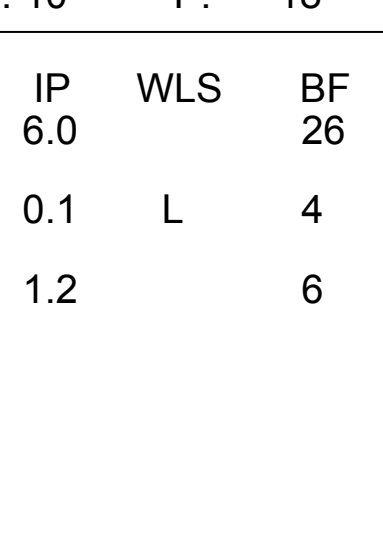
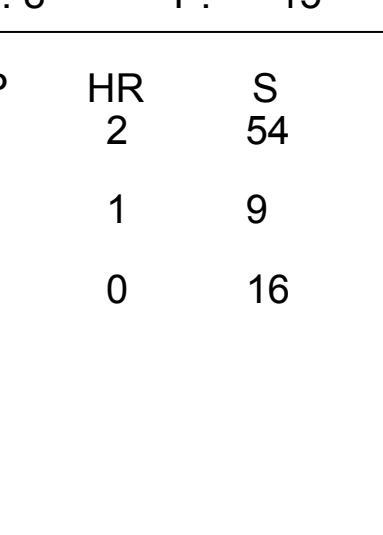


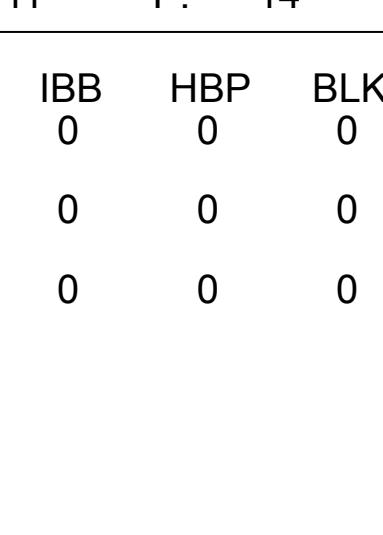
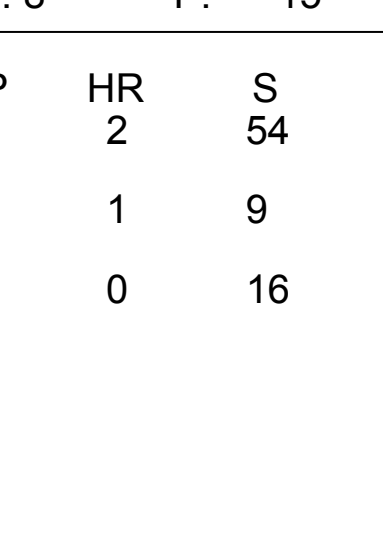




Batter	1	2	3	4	5	6	7	8	9	AB	R	H	RBI	BB	SO	LOB	TOP																					
Pat Meares, R OBP: 0.302, SLG: 0.375 (1, 6)										5	1	1	0	0	2	3																						
Matt Lawton, L OBP: 0.392, SLG: 0.482 (1, 8)										4	2	1	0	1	0	2																						
Paul Molitor, R OBP: 0.330, SLG: 0.357 (1, 10)										4	1	2	4	1	0	1																						
David Ortiz, L OBP: 0.360, SLG: 0.439 Brent Gates, S OBP: 0.324, SLG: 0.315 (1, 3) (4, 5)										2	0	0	0	0	1	1																						
Marty Cordova, R OBP: 0.347, SLG: 0.415 (1, 7)										3	0	1	1	1	1	1																						
Todd Walker, L OBP: 0.380, SLG: 0.491 (1, 4)										4	0	0	0	1	0	3																						
Ron Coomer, R OBP: 0.299, SLG: 0.416 (1, 5) (4, 3)										4	1	2	0	0	0	2																						
Terry Steinbach, R OBP: 0.317, SLG: 0.411 (1, 2)										3	0	0	0	1	0	2																						
Alex Ochoa, R OBP: 0.283, SLG: 0.336 (1, 9)										3	1	0	0	1	0	2																						
<b>Inning Stats</b>	R: 0 E: 0 K: 1 S: 12	H: 0 LOB: 1 BB: 1 P: 20	R: 0 E: 0 K: 1 S: 10	H: 0 LOB: 0 BB: 0 P: 15	R: 0 E: 0 K: 1 S: 12	H: 0 LOB: 1 BB: 1 P: 19	R: 0 E: 0 K: 1 S: 9	H: 1 LOB: 1 BB: 0 P: 14	R: 4 E: 0 K: 0 S: 15	H: 3 LOB: 1 BB: 2 P: 32	R: 0 E: 0 K: 0 S: 10	H: 1 LOB: 1 BB: 0 P: 16	R: 2 E: 1 K: 0 S: 10	H: 2 LOB: 2 BB: 1 P: 18	R: 0 E: 0 K: 0 S: 5	H: 0 LOB: 0 BB: 0 P: 9	R: 0 E: 1 K: 1 S: 15	H: 1 LOB: 2 BB: 1 P: 24	1B: 7 2B: 1 3B: 0 HR: 0	SF: 1 SAC: 1 DP: 0 HBP: 0	WP: 0 PB: 0 SB: 2 CS: 0	PA: 42																
<b>PITCHER</b>	IP	WLS	BF	H	R	ER	SO	BB	IBB	HBP	BLK	WP	HR	S	P	ERA	WHIP	<b>PITCHER</b>				IP	WLS	BF	H	R	ER	SO	BB	IBB	HBP	BLK	WP	HR	S	P	ERA	WHIP
Woody Williams, R ERA: 4.61 (1, 1)	7.0	W	34	7	6	5	4	4	1	0	0	0	0	78	134	6.43	1.571																					
Paul Quantrill, R ERA: 2.39 (8, 1)	1.2		7	1	0	0	1	1	0	0	0	0	0	18	30	0.00	1.200																					
Dan Plesac, L ERA: 3.77 (9, 1)	0.1	S	1	0	0	0	0	0	0	0	0	0	0	2	3	0.00	0.000																					

Minnesota Twins @ Toronto Blue Jays  
SkyDome, Toronto, ON  
Fri Aug 28 1998, 7:05 PM EDT  
Att: 26,268 - Dome - 72 F

AB	34
R	6
H	8
RBI	6
BB	6
SO	5
LOB	18



Batter	1	2	3	4	5	6	7	8	9	AB	R	H	RBI	BB	SO	LOB	BOTTOM																					
Shannon Stewart, R OBP: 0.368, SLG: 0.367 (1, 7)										3	1	1	1	1	1	1																						
Shawn Green, L OBP: 0.334, SLG: 0.497 (1, 9)										4	3	2	3	0	1	1																						
Jose Canseco, R OBP: 0.325, SLG: 0.520 (1, 10)										4	1	1	2	0	2	1																						
Carlos Delgado, L OBP: 0.386, SLG: 0.582 (1, 3)										4	0	2	0	0	0	1																						
José Cruz Jr., S OBP: 0.355, SLG: 0.404 (1, 8)										3	1	1	0	1	1	2																						
Tony Fernandez, S OBP: 0.397, SLG: 0.425 (1, 5)										4	0	1	0	0	1	2																						
Darrin Fletcher, L OBP: 0.326, SLG: 0.407 (1, 2)										3	0	0	1	0	1	1																						
Craig Grebeck, R OBP: 0.338, SLG: 0.367 (1, 4)										4	0	0	0	0	0	2																						
Alex Gonzalez, R OBP: 0.296, SLG: 0.376 (1, 6)										4	1	2	0	0	0	1																						
<b>Inning Stats</b>	R: 0 E: 0 K: 2 S: 10	H: 0 LOB: 1 BB: 1 P: 18	R: 0 E: 0 K: 0 S: 6	H: 1 LOB: 0 BB: 0 P: 8	R: 2 E: 1 K: 0 S: 11	H: 2 LOB: 0 BB: 0 P: 14	R: 1 E: 0 K: 0 S: 8	H: 1 LOB: 1 BB: 1 P: 15	R: 1 E: 0 K: 1 S: 10	H: 2 LOB: 1 BB: 0 P: 12	R: 0 E: 0 K: 2 S: 9	H: 0 LOB: 0 BB: 0 P: 15	R: 3 E: 0 K: 2 S: 16	H: 4 LOB: 1 BB: 0 P: 26	R: 0 E: 0 K: 0 S: 9	H: 0 LOB: 0 BB: 0 P: 14	1B: 4 2B: 2 3B: 1 HR: 3	SF: 1 SAC: 0 DP: 1 HBP: 0	WP: 0 PB: 0 SB: 1 CS: 0	PA: 36																		
<b>PITCHER</b>	IP	WLS	BF	H	R	ER	SO	BB	IBB	HBP	BLK	WP	HR	S	P	ERA	WHIP	<b>PITCHER</b>				IP	WLS	BF	H	R	ER	SO	BB	IBB	HBP	BLK	WP	HR	S	P	ERA	WHIP
LaTroy Hawkins, R ERA: 5.19 (1, 1)	6.0		26	6	4	2	5	2	0	0	0	0	0	54	82	3.00	1.333																					
Mike Trombley, R ERA: 3.87 (7, 1)	0.1	L	4	3	3	3	1	0	0	0	0	0	1	9	16	81.00	9.000																					
Eddie Guardado, L ERA: 4.96 (7, 1)	1.2		6	1	0	0	1	0	0	0	0	0	0	16	24	0.00	0.600																					

Minnesota Twins @ Toronto Blue Jays  
SkyDome, Toronto, ON  
Fri Aug 28 1998, 7:05 PM EDT  
Att: 26,268 - Dome - 72 F

AB	33
R	7
H	10
RBI	7
BB	2
SO	7
LOB	12





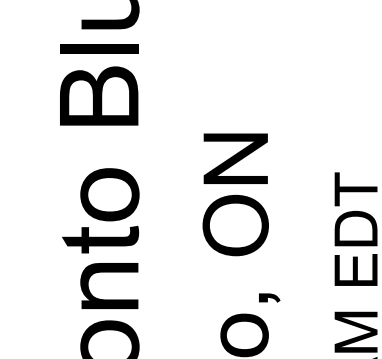
Batter	1	2	3	4	5	6	7	8	9	AB	R	H	RBI	BB	SO	LOB	TOP												
Pat Meares, R OBP: 0.393, SLG: 0.380	P4	1B		K				F9		5	0	2	2	0	1	1	<b>Minnesota Twins @ Toronto Blue Jays</b> SkyDome, Toronto, ON Sat Aug 29 1998, 3:33 AM EDT Att: 30,101 - Cloudy - 81 F												
Brent Gates, S OBP: 0.322, SLG: 0.313	G6-3	1B		G6-3				F7		5	0	1	0	0	1	2													
Paul Molitor, R OBP: 0.331, SLG: 0.360	1B	FC6-4						G6-3		5	1	2	0	0	1	2													
Matt Lawton, L OBP: 0.394, SLG: 0.488	F9									3	2	1	1	1	0	1													
Marty Cordova, R OBP: 0.350, SLG: 0.414		BB		FC5-4						3	1	1	0	2	0	1													
Todd Walker, L OBP: 0.376, SLG: 0.487		F7		F8						5	1	1	1	0	0	5													
Ron Coomer, R OBP: 0.299, SLG: 0.414		BB		P4						3	1	0	0	1	1	4													
Terry Steinbach, R OBP: 0.316, SLG: 0.412		F8		K						4	0	1	2	0	1	2													
Alex Ochoa, R OBP: 0.287, SLG: 0.341		1B						L8		3	1	1	1	0	0	1													
<b>Inning Stats</b>	R: 0 E: 0 K: 0 S: 10	H: 1 LOB: 1 BB: 0 P: 18	R: 3 E: 0 K: 0 S: 18	H: 4 LOB: 2 BB: 1 P: 29	R: 0 E: 0 K: 0 S: 6	H: 0 LOB: 1 BB: 1 P: 12	R: 0 E: 0 K: 2 S: 13	H: 0 LOB: 1 BB: 0 P: 18	R: 1 E: 0 K: 2 S: 10	H: 2 LOB: 1 BB: 0 P: 15	R: 0 E: 0 K: 1 S: 15	H: 1 LOB: 1 BB: 0 P: 19	R: 3 E: 0 K: 0 S: 12	H: 2 LOB: 1 BB: 1 P: 25	R: 0 E: 0 K: 0 S: 8	H: 0 LOB: 0 BB: 1 P: 13	R: 0 E: 0 K: 0 S: 5	H: 0 LOB: 0 BB: 1 P: 13	1B: 5 2B: 3 3B: 1 HR: 1	SF: 0 SAC: 0 DP: 1 HBP: 2	WP: 0 PB: 0 SB: 1 CS: 0	PA: 42							
<b>PITCHER</b>	IP	WLS	BF	H	R	ER	SO	BB	IBB	HBP	BLK	WP	HR	S	P	ERA	WHIP												
Dave Stieb, R ERA: 4.7	(1, 1)	5.0	W	25	7	4	4	4	2	0	1	0	0	0	1	57	92	7.20	1.800										
Neno Rodriguez, R ERA: 8.56	(6, 1)	1.2		10	3	3	3	1	1	0	1	0	0	0	25	41	16.20	2.400											
Bill Risley, R ERA: 5.62	(7, 1)	1.1		4	0	0	0	0	0	0	0	0	0	10	16	0.00	0.000												
Steve Sinclair, L ERA: 2.45	(9, 1)	1.0		3	0	0	0	0	1	0	0	0	0	5	13	0.00	1.000												

Batter	1	2	3	4	5	6	7	8	9	AB	R	H	RBI	BB	SO	LOB	BOTTOM												
Shannon Stewart, R OBP: 0.374, SLG: 0.380	S	1B						G6-3		4	2	3	2	2	0	0	<b>Minnesota Twins @ Toronto Blue Jays</b> SkyDome, Toronto, ON Sat Aug 29 1998, 3:33 AM EDT Att: 30,101 - Cloudy - 81 F												
Shawn Green, L OBP: 0.324, SLG: 0.507	2B							F7		6	2	3	4	0	1	3													
Jose Canseco, R OBP: 0.326, SLG: 0.521	F9	1B						HR		5	1	2	1	0	1	4													
Carlos Delgado, L OBP: 0.384, SLG: 0.577	F9	P4						FC4-6		5	1	1	0	0	0	4													
José Cruz Jr., S OBP: 0.362, SLG: 0.425	1B							F8		4	2	3	3	1	0	1													
Tony Fernandez, S OBP: 0.371, SLG: 0.431	1B							2B		4	3	3	1	1	0	0													
Darrin Fletcher, L OBP: 0.324, SLG: 0.407	F7							1B		5	1	1	1	0	0	5													
Kevin Brown, R OBP: 0.336, SLG: 0.417								2B		0	0	0	0	0	0	0													
Craig Grebeck, R OBP: 0.335, SLG: 0.365	L5							F9		4	1	1	1	0	0	5													
Alex Gonzalez, R OBP: 0.297, SLG: 0.375		1B						K		4	1	1	0	0	1	2													
<b>Inning Stats</b>	R: 3 E: 0 K: 0 S: 19	H: 5 LOB: 2 BB: 0 P: 29	R: 0 E: 0 K: 1 S: 10	H: 1 LOB: 2 BB: 1 P: 15	R: 3 E: 0 K: 1 S: 15	H: 2 LOB: 2 BB: 2 P: 29	R: 2 E: 0 K: 0 S: 10	H: 3 LOB: 1 BB: 0 P: 14	R: 1 E: 0 K: 0 S: 8	H: 1 LOB: 0 BB: 1 P: 17	R: 1 E: 0 K: 0 S: 12	H: 2 LOB: 1 BB: 0 P: 20	R: 2 E: 0 K: 1 S: 18	H: 3 LOB: 1 BB: 0 P: 27	R: 2 E: 0 K: 1 S: 18	H: 3 LOB: 1 BB: 0 P: 27	1B: 9 2B: 5 3B: 1 HR: 3	SF: 1 SAC: 0 DP: 0 HBP: 1	WP: 0 PB: 1 SB: 3 CS: 0	PA: 47									
<b>PITCHER</b>	IP	WLS	BF	H	R	ER	SO	BB	IBB	HBP	BLK	WP	HR	S	P	ERA	WHIP												
Brad Radke, R ERA: 4.31	(1, 1)	3.0	L	23	10	8	8	2	3	0	1	0	0	0	2	30	47	10.80	1.500										
Travis Baptist, L ERA: 7.64	(4, 1)	3.1		15	4	4	4	0	1	0	0	0	0	2	30	47	10.80	1.500											
Todd Ritchie, R ERA: 9.0	(7, 1)	1.2		9	4	2	2	1	0	0	0	0	0	24	37	10.80	2.400												

AB 36  
R 7  
H 10  
RBI 7  
BB 4  
SO 5  
LOB 19



AB 41  
R 14  
H 18  
RBI 13  
BB 4  
SO 3  
LOB 24






Batter	1	2	3	4	5	6	7	8	9	AB	R	H	RBI	BB	SO	LOB	TOP					
<b>Brent Gates, S</b> OBP: 0.321, SLG: 0.310 (1, 5)	G3		K			G4-6-3 BB		K		3	0	0	0	1	2	0	<b>Minnesota Twins @ Toronto Blue Jays</b> SkyDome, Toronto, ON Sun Aug 30 1998, 3:33 AM EDT Att: 29,202 - Cloudy - 79 F					
<b>Alex Ochoa, R</b> OBP: 0.286, SLG: 0.339 (1, 9)	FC4 1B		P6			G4-6-3 1-2		G4-3	G4-3	4	0	1	0	0	0	1						
<b>Paul Molitor, R</b> OBP: 0.328, SLG: 0.356 (1, 3)	FC4				G4-3			G5-3	L3	4	0	0	0	0	0	1						
<b>Matt Lawton, L</b> OBP: 0.393, SLG: 0.485 (1, 8)	G3-6-3 BB				F7			G4-3	G3	3	0	0	0	1	0	0						
<b>Marty Cordova, R</b> OBP: 0.348, SLG: 0.411 (1, 7)	G3-6-3 1-2				F9			K	K	3	0	0	0	0	1	3						
<b>Todd Walker, L</b> OBP: 0.376, SLG: 0.486 (1, 4)			K					G3	G3	3	0	1	0	0	1	0						
<b>Terry Steinbach, R</b> OBP: 0.316, SLG: 0.410 (1, 10)			F4					G3	1B	2	0	0	0	1	1	1						
<b>Javier Valentin, S</b> OBP: 0.255, SLG: 0.305 (1, 2)			F7					K	K	3	0	0	0	0	1	1						
<b>Denny Hocking, S</b> OBP: 0.253, SLG: 0.238 (1, 6)			G1-3					K	F7	3	0	0	0	0	1	1						
<b>Inning Stats</b>	R: 0 E: 1 K: 0 S: 11	H: 1 LOB: 2 BB: 1 P: 18	R: 0 E: 0 K: 1 S: 7	H: 0 LOB: 0 BB: 0 P: 12	R: 0 E: 0 K: 1 S: 7	H: 0 LOB: 0 BB: 0 P: 12	R: 0 E: 0 K: 0 S: 5	H: 0 LOB: 0 BB: 0 P: 5	R: 0 E: 0 K: 2 S: 9	H: 0 LOB: 1 BB: 1 P: 16	R: 0 E: 0 K: 0 S: 4	H: 0 LOB: 0 BB: 1 P: 12	R: 0 E: 0 K: 2 S: 11	H: 1 LOB: 1 BB: 0 P: 17	R: 0 E: 0 K: 1 S: 8	H: 0 LOB: 0 BB: 0 P: 16	R: 0 E: 0 K: 0 S: 5	H: 0 LOB: 0 BB: 0 P: 6	1B: 2 2B: 0 3B: 0 HR: 0	SF: 0 SAC: 0 DP: 2 HBP: 0	WP: 0 PB: 0 SB: 0 CS: 0	PA: 31
<b>PITCHER</b> <b>Roger Clemens, R</b> ERA: 2.64 (1, 1)	IP: 9.0 WLS: W BF: 31 H: 2 R: 0 ER: 0 SO: 7 BB: 3 IBB: 0 HBP: 0 BLK: 0 WP: 0 HR: 0 S: 67 P: 114 ERA: 0.00 WHIP: 0.556															<b>PITCHER</b>						

Batter	1	2	3	4	5	6	7	8	9	AB	R	H	RBI	BB	SO	LOB	BOTTOM					
<b>Shannon Stewart, R</b> OBP: 0.373, SLG: 0.381 (1, 7)	F9			G1-3		G4-3				4	0	1	1	0	0	0	<b>Minnesota Twins @ Toronto Blue Jays</b> SkyDome, Toronto, ON Sun Aug 30 1998, 3:33 AM EDT Att: 29,202 - Cloudy - 79 F					
<b>Shawn Green, L</b> OBP: 0.333, SLG: 0.503 (1, 9)	P5			G4-3		G4-3				4	0	0	0	0	1	2						
<b>Jose Canseco, R</b> OBP: 0.325, SLG: 0.521 (1, 10)	K			K		K				4	1	1	0	0	3	0						
<b>Carlos Delgado, L</b> OBP: 0.385, SLG: 0.581 (1, 3)			K			K				4	2	2	1	0	2	0						
<b>José Cruz Jr., S</b> OBP: 0.361, SLG: 0.420 (1, 8)			K			K				3	1	0	0	1	0	2						
<b>Tony Fernandez, S</b> OBP: 0.373, SLG: 0.431 (1, 5)			K			K				4	1	2	1	0	1	1						
<b>Darrin Fletcher, L</b> OBP: 0.324, SLG: 0.405 (1, 2)			E5			E5				4	1	1	1	0	1	1						
<b>Craig Grebeck, R</b> OBP: 0.338, SLG: 0.367 (1, 4)			P6			F7				4	0	2	1	0	0	3						
<b>Alex Gonzalez, R</b> OBP: 0.295, SLG: 0.372 (1, 6)	FC6-4 2B		F9			F9				4	0	0	0	0	0	5						
<b>Inning Stats</b>	R: 0 E: 0 K: 1 S: 8	H: 0 LOB: 0 BB: 0 P: 13	R: 3 E: 0 K: 2 S: 20	H: 4 LOB: 2 BB: 1 P: 31	R: 2 E: 1 K: 0 S: 18	H: 3 LOB: 0 BB: 0 P: 28	R: 0 E: 0 K: 1 S: 12	H: 0 LOB: 0 BB: 0 P: 16	R: 1 E: 1 K: 1 S: 10	H: 1 LOB: 1 BB: 0 P: 16	R: 0 E: 0 K: 0 S: 8	H: 0 LOB: 0 BB: 0 P: 12	R: 0 E: 0 K: 2 S: 9	H: 0 LOB: 0 BB: 0 P: 16	R: 0 E: 0 K: 1 S: 8	H: 1 LOB: 1 BB: 0 P: 12	R: 0 E: 0 K: 1 S: 8	H: 0 LOB: 0 BB: 0 P: 6	1B: 5 2B: 4 3B: 0 HR: 0	SF: 0 SAC: 0 DP: 0 HBP: 0	WP: 0 PB: 0 SB: 0 CS: 0	PA: 36
<b>PITCHER</b> <b>Frankie Rodriguez, R</b> ERA: 5.43 (1, 1)	IP: 5.0 WLS: L BF: 26 H: 8 R: 6 ER: 5 SO: 5 BB: 1 IBB: 0 HBP: 0 BLK: 0 WP: 0 HR: 0 S: 68 P: 104 ERA: 9.00 WHIP: 1.800															<b>PITCHER</b>						
<b>Dan Serafini, L</b> ERA: 5.54 (6, 1)	IP: 2.0 WLS: 0 BF: 6 H: 0 R: 0 ER: 0 SO: 2 BB: 0 IBB: 0 HBP: 0 BLK: 0 WP: 0 HR: 0 S: 17 P: 28 ERA: 0.00 WHIP: 0.000															<b>PITCHER</b>						
<b>Rick Aguilera, R</b> ERA: 3.92 (8, 1)	IP: 1.0 WLS: 0 BF: 4 H: 1 R: 0 ER: 0 SO: 1 BB: 0 IBB: 0 HBP: 0 BLK: 0 WP: 0 HR: 0 S: 8 P: 12 ERA: 0.00 WHIP: 1.000															<b>PITCHER</b>						

**AB 28**  
**R 0**  
**H 2**  
**RBI 0**  
**BB 3**  
**SO 7**  
**LOB 8**



**AB 35**  
**R 6**  
**H 9**  
**RBI 5**  
**BB 1**  
**SO 8**  
**LOB 14**





Batter	1	2	3	4	5	6	7	8	9	AB	R	H	RBI	BB	SO	LOB	TOP					
<b>Shannon Stewart, R</b> (1, 7) OBP: 0.373, SLG: 0.389	2-2 HR	1-3 K		0-1 1B			2-0 G5-3		2-3 K	5	1	2	1	0	2	3						
<b>Shawn Green, L</b> (1, 9) OBP: 0.330, SLG: 0.498	0-3 K		1-0 L6	1-1 F9			0-0 G3		0-0 F7	5	0	0	0	0	1	2						
<b>Jose Canseco, R</b> (1, 10) OBP: 0.327, SLG: 0.520	4-2 G3-6-3 BB		0-0 G5-3		2-2 G6-3		1-0 1B			3	0	1	0	1	0	0						
<b>Carlos Delgado, L</b> (1, 3) OBP: 0.384, SLG: 0.578	2-1 G3-6-3		1-1 1B		1-0 F9		1-0 G4-3			4	0	1	0	0	0	2						
<b>José Cruz Jr., S</b> (1, 8) OBP: 0.359, SLG: 0.415		1-1 F8	4-2 1B		0-3 K			0-0 P4		3	0	0	0	1	1	0						
<b>Tony Fernandez, S</b> (1, 5) OBP: 0.371, SLG: 0.430		1-2 1B	0-0 G4-3			0-0 G1-3		0-0 G4-3		4	0	1	0	0	0	2						
<b>Darrin Fletcher, L</b> (1, 2) OBP: 0.328, SLG: 0.409		1-1 1B		2-2 1B		0-0 G4-3		0-2 1B		4	0	3	0	0	0	0						
<b>Craig Grebeck, R</b> (1, 4) OBP: 0.336, SLG: 0.365		0-1 1B		0-0 G5-3		2-1 F7		2-2 G4-3		4	0	1	0	0	0	2						
<b>Alex Gonzalez, R</b> (1, 6) OBP: 0.295, SLG: 0.377		2-0 P3		1-2 F9			2-2 HR		1-1 B5-3	4	1	1	1	0	0	4						
<b>Inning Stats</b>	R: 1 E: 0 K: 1 S: 12	H: 1 LOB: 0 BB: 1 P: 20	R: 0 E: 0 K: 1 S: 15	H: 3 LOB: 3 BB: 0 P: 21	R: 0 E: 0 K: 0 S: 9	H: 1 LOB: 2 BB: 1 P: 15	R: 0 E: 0 K: 0 S: 11	H: 2 LOB: 0 BB: 0 P: 15	R: 0 E: 0 K: 0 S: 7	H: 0 LOB: 0 BB: 0 P: 10	R: 0 E: 0 K: 0 S: 4	H: 0 LOB: 0 BB: 0 P: 6	R: 1 E: 0 K: 0 S: 8	H: 2 LOB: 1 BB: 0 P: 14	R: 0 E: 0 K: 0 S: 9	H: 1 LOB: 1 BB: 0 P: 11	R: 0 E: 0 K: 1 S: 6	H: 0 LOB: 0 BB: 0 P: 9	1B: 8 2B: 0 3B: 0 HR: 2	SF: 0 SAC: 0 DP: 1 HBP: 0	WP: 0 PB: 0 SB: 0 CS: 0	PA: 38
<b>PITCHER</b>	IP	WLS	BF	H	R	ER	SO	BB	IBB	HBP	BLK	WP	HR	S	P	ERA	WHIP					
<b>Tim Belcher, R</b> (1, 1) ERA: 4.14	8.0	L	35	10	2	2	3	2	0	0	0	0	2	75	112	2.25	1.500					
<b>Scott Service, R</b> (9, 1) ERA: 3.15	1.0		3	0	0	0	1	0	0	0	0	0	0	6	9	0.00	0.000					

Toronto Blue Jays @ Kansas City Royals  
Kauffman Stadium, Kansas City, MO

AB 36  
R 2  
H 10  
RBI 2  
BB 2  
SO 4  
LOB 15



WP: 0 PA: 38  
PB: 0  
SB: 0  
CS: 0

Tue Sep 01 1998, 7:05 PM CDT  
Att: 12,447 - Cloudy - 72 F

Batter	1	2	3	4	5	6	7	8	9	AB	R	H	RBI	BB	SO	LOB	BOTTOM					
<b>Johnny Damon, L</b> (1, 8) OBP: 0.341, SLG: 0.429	0-2 G3-1		1-1 CS		1-3 K			1-2 G6-4-3 1B		4	0	2	0	0	1	1						
<b>Jeremy Giambi, L</b> (1, 10) <b>Jeff King, R</b> (8, FH) OBP: 0.324, SLG: 0.457	0-2 F8		2-2 CS	1-2 P5		4-2 2B SF9 BB		0-2 G6-4-3 1-2		2	1	0	0	1	0	0						
<b>Jose Offerman, S</b> (1, 4) OBP: 0.407, SLG: 0.443	0-2 3B			3-2 2B		1-2 SF9 2B		3-3 K		4	0	3	0	0	1	0						
<b>Dean Palmer, R</b> (1, 5) OBP: 0.329, SLG: 0.518	2-2 F8			3-3 K		0-0 SF9			1-2 G6-3	3	0	0	1	0	1	2						
<b>Larry Sutton, L</b> (1, 7) OBP: 0.309, SLG: 0.349		2-1 F8		4-1 BB		2-3 3-H K		1-1 F7		3	0	0	0	1	1	1						
<b>Jeff Conine, R</b> (1, 9) OBP: 0.316, SLG: 0.436		2-3 K		1-3 K		2-2 F8		3-2 F9		4	0	0	0	0	2	3						
<b>Hal Morris, L</b> (1, 3) OBP: 0.343, SLG: 0.391		2-0 G4-3			0-1 G3		1-0 G6-3			3	0	0	0	0	0	0						
<b>29 Mike Sweeney, R</b> (1, 2) OBP: 0.316, SLG: 0.393			1-2 G5-3		0-0 F8		2-3 K			3	0	0	0	0	1	0						
<b>Mendy López, R</b> (1, 6) OBP: 0.282, SLG: 0.303			1-0 G6-3		4-2 BB		2-0 F7			2	0	0	0	1	0	0						
<b>Inning Stats</b>	R: 0 E: 0 K: 0 S: 13	H: 1 LOB: 1 BB: 0 P: 15	R: 0 E: 0 K: 1 S: 6	H: 0 LOB: 0 BB: 0 P: 12	R: 0 E: 0 K: 0 S: 8	H: 1 LOB: 0 BB: 0 P: 13	R: 0 E: 0 K: 2 S: 17	H: 1 LOB: 2 BB: 1 P: 29	R: 0 E: 0 K: 1 S: 8	H: 0 LOB: 1 BB: 1 P: 13	R: 1 E: 0 K: 1 S: 18	H: 1 LOB: 1 BB: 1 P: 28	R: 0 E: 0 K: 1 S: 6	H: 0 LOB: 0 BB: 0 P: 11	R: 0 E: 0 K: 1 S: 10	H: 1 LOB: 0 BB: 0 P: 14	R: 0 E: 0 K: 0 S: 10	H: 0 LOB: 0 BB: 0 P: 15	1B: 2 2B: 2 3B: 1 HR: 0	SF: 1 SAC: 0 DP: 1 HBP: 0	WP: 0 PB: 0 SB: 0 CS: 1	PA: 34
<b>PITCHER</b>	IP	WLS	BF	H	R	ER	SO	BB	IBB	HBP	BLK	WP	HR	S	P	ERA	WHIP					
<b>Chris Carpenter, R</b> (1, 1) ERA: 4.66	7.0	W	27	4	1	1	6	3	0	0	0	0	0	76	121	1.29	1.000					
<b>Dan Plesac, L</b> (8, 1) ERA: 3.68	1.0		3	1	0	0	1	0	0	0	0	0	0	10	14	0.00	1.000					
<b>Paul Quantrill, R</b> (9, 1) ERA: 2.35	1.0	S	3	0	0	0	0	0	0	0	0	0	0	10	15	0.00	0.000					

Toronto Blue Jays @ Kansas City Royals  
Kauffman Stadium, Kansas City, MO

AB 29  
R 1  
H 5  
RBI 1  
BB 3  
SO 7  
LOB 8



WP: 0 PA: 34  
PB: 0  
SB: 0  
CS: 1

Tue Sep 01 1998, 7:05 PM CDT  
Att: 12,447 - Cloudy - 72 F



Batter	1	2	3	4	5	6	7	8	9	AB	R	H	RBI	BB	SO	LOB	TOP			
Shannon Stewart, R (1, 7) OBP: 0.370, SLG: 0.385	G6-3		L1			G6-3		G5-4-3		4	0	0	0	0	0	2				
Shawn Green, L (1, 9) OBP: 0.332, SLG: 0.497	CS BB			K		P2			HBP 1B E	3	1	1	0	1	1	0				
José Canseco, R (1, 10) OBP: 0.326, SLG: 0.517	K			K		K			E HBP E 1B	4	1	1	0	0	3	1				
Carlos Delgado, L (1, 3) OBP: 0.383, SLG: 0.574		G5-3		F9			G4-3		E 1-2 3 SF9 HBP	3	1	0	0	0	0	0				
José Cruz Jr., S (1, 8) OBP: 0.358, SLG: 0.416	K				G3 SF8 2B	K			E3	4	1	1	0	0	2	1				
Tony Fernández, S (1, 5) OBP: 0.370, SLG: 0.428					G3	P3			G4-3	4	0	1	0	0	0	3				
Kevin Brown, R (1, 2) OBP: 0.325, SLG: 0.410		G2-3			SF8				SF9	2	0	0	2	0	1	1				
Craig Grebeck, R (1, 4) OBP: 0.335, SLG: 0.360			G6-3		F8				E BB	3	0	0	0	1	1	1				
Alex González, R (1, 6) OBP: 0.295, SLG: 0.383			K					E4		3	1	1	1	0	1	1				
<b>Inning Stats</b>	R: 0 H: 0 E: 0 K: 1 S: 9	H: 0 LOB: 1 BB: 1 P: 18	R: 0 H: 1 E: 0 K: 1 S: 10	H: 1 LOB: 1 BB: 0 P: 15	R: 0 H: 0 E: 0 K: 1 S: 11	H: 0 LOB: 0 BB: 0 P: 16	R: 0 H: 0 E: 0 K: 2 S: 8	H: 0 LOB: 0 BB: 0 P: 13	R: 1 H: 1 E: 0 K: 0 S: 9	H: 1 LOB: 0 BB: 0 P: 14	R: 1 H: 1 E: 0 K: 1 S: 7	H: 0 LOB: 0 BB: 0 P: 10	R: 0 H: 0 E: 0 K: 1 S: 6	H: 0 LOB: 1 BB: 1 P: 16	R: 3 H: 2 E: 1 K: 1 S: 17	H: 2 LOB: 1 BB: 0 P: 24	1B: 3 2B: 2 3B: 0 HR: 1	SF: 2 SAC: 0 DP: 2 HBP: 1	WP: 0 PB: 0 SB: 0 CS: 1	PA: 35
<b>PITCHER</b>	IP	WLS	BF	H	R	ER	SO	BB	IBB	HBP	BLK	WP	HR	S	P	ERA	WHIP			
50 José Rosado, L (1, 1) ERA: 4.23	8.0	L	28	3	2	2	8	2	0	0	0	0	1	68	110	2.25	0.625			
Matt Whisenant, L (9, 1) ERA: 5.11	0.0		3	2	3	0	0	0	0	1	0	0	0	7	9	∞	∞			
47 Brian Bevil, R (9, 1) ERA: 5.2	1.0		4	0	0	0	1	0	0	0	0	0	0	10	15	0.00	0.000			

Toronto Blue Jays @ Kansas City Royals  
Kauffman Stadium, Kansas City, MO

Wed Sep 02 1998, 7:05 PM CDT  
Att: 12,541 - Cloudy - 83 F



AB 30  
R 5  
H 5  
RBI 3  
BB 2  
SO 9  
LOB 10

Batter	1	2	3	4	5	6	7	8	9	AB	R	H	RBI	BB	SO	LOB	BOTTOM					
Johnny Damon, L (1, 8) OBP: 0.342, SLG: 0.429	G4-6-3 BB		P4			F7			1B 1-2 1B	3	0	1	0	1	0	1						
Jeremy Giambi, L (1, 7) OBP: 0.286, SLG: 0.333	G4-6-3			K					P6	4	0	1	0	0	1	3						
Jose Offerman, S (1, 4) OBP: 0.406, SLG: 0.442	K			K		F7			G3 1B 1-2 2-3	4	0	1	0	0	2	1						
Dean Palmer, R (1, 5) OBP: 0.327, SLG: 0.514		P3		K		G5-3			G3	4	0	0	0	0	1	4						
Jeff King, R (1, 10) OBP: 0.322, SLG: 0.454		G6-3			K		P3			3	0	0	0	0	1	1						
Jeff Conine, R (1, 9) OBP: 0.313, SLG: 0.431		G5-3			K				P5	3	0	0	0	0	1	0						
Hal Morris, L (1, 3) OBP: 0.341, SLG: 0.388			G4-3		P3				L3	3	0	0	0	0	0	0						
29 Mike Sweeney, R (1, 2) OBP: 0.312, SLG: 0.388			P2			P5			L9	3	0	0	0	0	0	0						
Mendy López, R (1, 6) OBP: 0.285, SLG: 0.306										2	0	1	0	0	1	0						
Terry Pendleton, S (9, PH) OBP: 0.289, SLG: 0.311						K			1B 1B BB	0	0	0	0	1	0	0						
<b>Inning Stats</b>	R: 0 H: 0 E: 0 K: 1 S: 6	H: 0 LOB: 0 BB: 1 P: 13	R: 0 H: 0 E: 0 K: 0 S: 7	H: 0 LOB: 0 BB: 0 P: 11	R: 0 H: 1 E: 0 K: 0 S: 8	H: 1 LOB: 1 BB: 0 P: 16	R: 0 H: 0 E: 0 K: 3 S: 10	H: 0 LOB: 0 BB: 0 P: 16	R: 0 H: 0 E: 0 K: 2 S: 10	H: 0 LOB: 0 BB: 0 P: 15	R: 0 H: 0 E: 0 K: 1 S: 6	H: 0 LOB: 0 BB: 0 P: 6	R: 0 H: 1 E: 0 K: 0 S: 15	H: 1 LOB: 1 BB: 0 P: 20	R: 0 H: 0 E: 0 K: 0 S: 4	H: 0 LOB: 0 BB: 0 P: 5	R: 0 H: 2 E: 0 K: 0 S: 8	H: 2 LOB: 2 BB: 1 P: 18	1B: 3 2B: 1 3B: 0 HR: 0	SF: 0 SAC: 0 DP: 2 HBP: 0	WP: 0 PB: 0 SB: 0 CS: 0	PA: 31
<b>PITCHER</b>	IP	WLS	BF	H	R	ER	SO	BB	IBB	HBP	BLK	WP	HR	S	P	ERA	WHIP					
Kelvin Escobar, R (1, 1) ERA: 3.83	8.1	W	30	4	0	0	7	2	0	0	0	0	0	73	118	0.00	0.720					
Paul Quantrill, R (9, 1) ERA: 2.33	0.2	S	1	0	0	0	0	0	0	0	0	0	0	1	2	0.00	0.000					

Toronto Blue Jays @ Kansas City Royals  
Kauffman Stadium, Kansas City, MO

Wed Sep 02 1998, 7:05 PM CDT  
Att: 12,541 - Cloudy - 83 F



AB 29  
R 0  
H 4  
RBI 0  
BB 2  
SO 7  
LOB 10




Batter	1	2	3	4	5	6	7	8	9	10	11	AB	R	H	RBI	BB	SO	LOB	TOP				
Darren Lewis, R OBP: 0.348, SLG: 0.363	G6-3		L8		G3 2-H 2B	G4-3		K		K	K	6	0	1	1	0	2	3					
John Valentin, R OBP: 0.360, SLG: 0.461	F7		1B		G5-3		HR		L9		IBB	5	1	2	1	1	0	1					
Mo Vaughn, L OBP: 0.400, SLG: 0.588 Chris Snopce, R OBP: 0.287, SLG: 0.244	1B		F7		G3		F7		FC6-4 BB		K	4	0	1	0	1	0	3					
Nomar Garciaparra, R OBP: 0.364, SLG: 0.589	L7				G6-3				FC6-4 1-2 BB			5	1	2	0	0	0	3					
Troy O'Leary, L OBP: 0.312, SLG: 0.480		P7			F8		F8		K		P5	5	0	0	0	0	1	3					
Mike Stanley, R OBP: 0.363, SLG: 0.485 Donnie Sadler, R OBP: 0.323, SLG: 0.465 Mandy Romero, S OBP: 0.154, SLG: 0.167	F8		K		F7		F7		1B		G1-3	4	0	1	1	0	1	1					
Darren Bragg, L OBP: 0.378, SLG: 0.464	F7				BB		2B		F7			4	0	2	0	1	0	1					
Scott Hatteberg, L OBP: 0.366, SLG: 0.454 Jason Varitek, S OBP: 0.313, SLG: 0.385			K		F7		G6-3		K		F9	3	0	0	0	0	1	3					
Mike Benjamin, R OBP: 0.322, SLG: 0.389	1B		1B				F7		K		2B	5	1	3	0	0	1	0					
<b>Inning Stats</b>	R: 0 E: 0 K: 0 S: 8	H: 1 LOB: 1 BB: 0 P: 14	R: 0 E: 0 K: 0 S: 6	H: 0 LOB: 0 BB: 0 P: 8	R: 0 E: 0 K: 1 S: 10	H: 2 LOB: 2 BB: 0 P: 16	R: 0 E: 0 K: 1 S: 10	H: 1 LOB: 2 BB: 1 P: 19	R: 0 E: 0 K: 0 S: 8	H: 1 LOB: 1 BB: 0 P: 12	R: 1 E: 0 K: 2 S: 13	H: 2 LOB: 1 BB: 0 P: 16	R: 0 E: 0 K: 2 S: 9	H: 0 LOB: 0 BB: 0 P: 13	R: 0 E: 0 K: 0 S: 6	H: 0 LOB: 1 BB: 1 P: 12	R: 0 E: 0 K: 2 S: 14	H: 2 LOB: 3 BB: 1 P: 25	1B: 7 2B: 4 3B: 0 HR: 1	SF: 0 SAC: 0 DP: 0 HBP: 0	WP: 0 PB: 0 SB: 2 CS: 0	PA: 48	
<b>PITCHER</b>	IP 7.0	WLS 0.1	BF 30	H 8	R 2	ER 2	SO 2	BB 1	IBB 0	HBP 0	BLK 0	WP 0	HR 0	S 63	P 101	ERA 2.57	WHIP 1.286						
Woody Williams, R ERA: 4.53																							
Paul Quantrill, R ERA: 2.44																							
Dan Plesac, L ERA: 3.63																							
Carlos Almanzar, R ERA: 5.21																							
Robert Person, R ERA: 6.04																							

**Boston Red Sox @ Toronto Blue Jays**  
SkyDome, Toronto, ON  
Thu Sep.03 1998, 7:05 PM EDT  
Att: 27,226 - Cloudy - 72 F

livebaseballscorecards.com

AB 45  
R 3  
H 12  
RBI 3  
BB 3  
SO 8  
LOB 24




Batter	1	2	3	4	5	6	7	8	9	10	11	AB	R	H	RBI	BB	SO	LOB	BOTTOM					
Shannon Stewart, R OBP: 0.376, SLG: 0.390	1B		1B			1B BB	1B		L4		1B	5	1	4	1	1	0	0						
Shawn Green, L OBP: 0.332, SLG: 0.496	K		G1-3			1B BB	K				1B	5	1	2	0	0	2	4						
Jose Canseco, R OBP: 0.325, SLG: 0.514	P5					K				L7		5	0	1	1	0	2	4						
Carlos Delgado, L OBP: 0.381, SLG: 0.569	K					G4-3			G6-3		K	4	0	0	0	1	2	4						
José Cruz Jr., S OBP: 0.352, SLG: 0.409		K			F8	K			K		G4-3	5	0	0	0	0	3	4						
Tony Fernandez, S OBP: 0.371, SLG: 0.426		G4-3				K			G6-3			4	1	1	2	1	1	0						
Darrin Fletcher, L OBP: 0.330, SLG: 0.408 Juan Samuel, R OBP: 0.293, SLG: 0.280 Kevin Brown, R OBP: 0.322, SLG: 0.406	K					1B	P4		CS BB		B1	3	0	0	0	0	0	0						
Craig Grebeck, R OBP: 0.328, SLG: 0.352						L9			G5-3		G4-3	5	0	0	0	0	1	2						
Alex Gonzalez, R OBP: 0.296, SLG: 0.381	L8					K			1B BB		F7	3	1	0	0	1	1	1						
<b>Inning Stats</b>	R: 0 E: 0 K: 2 S: 11	H: 1 LOB: 1 BB: 0 P: 15	R: 0 E: 0 K: 2 S: 10	H: 0 LOB: 0 BB: 0 P: 13	R: 0 E: 0 K: 1 S: 13	H: 1 LOB: 1 BB: 0 P: 20	R: 0 E: 0 K: 1 S: 9	H: 0 LOB: 0 BB: 0 P: 14	R: 0 E: 0 K: 1 S: 13	H: 2 LOB: 2 BB: 2 P: 25	R: 1 E: 0 K: 1 S: 12	H: 2 LOB: 2 BB: 1 P: 20	R: 0 E: 0 K: 1 S: 11	H: 0 LOB: 1 BB: 1 P: 18	R: 0 E: 0 K: 0 S: 8	H: 0 LOB: 0 BB: 0 P: 11	R: 0 E: 0 K: 1 S: 7	H: 1 LOB: 1 BB: 1 P: 13	R: 1 E: 0 K: 0 S: 5	H: 1 LOB: 2 BB: 1 P: 14	1B: 9 2B: 0 3B: 0 HR: 0	SF: 0 SAC: 0 DP: 0 HBP: 1	WP: 0 PB: 0 SB: 3 CS: 1	PA: 47
<b>PITCHER</b>	IP 7.0	WLS 1.0	BF 31	H 7	R 3	ER 3	SO 11	BB 2	IBB 1	HBP 0	BLK 0	WP 0	HR 0	S 81	P 124	ERA 3.86	WHIP 1.286							
Pedro Martinez, R ERA: 2.71																								
Greg Swindell, L ERA: 3.98																								
Dennis Eckerley, R ERA: 4.91																								
Derek Lowe, R ERA: 4.2																								
Dario Veras, R ERA: 16.4																								

**Boston Red Sox @ Toronto Blue Jays**  
SkyDome, Toronto, ON  
Thu Sep.03 1998, 7:05 PM EDT  
Att: 27,226 - Cloudy - 72 F

livebaseballscorecards.com

AB 40  
R 4  
H 9  
RBI 4  
BB 5  
SO 13  
LOB 22



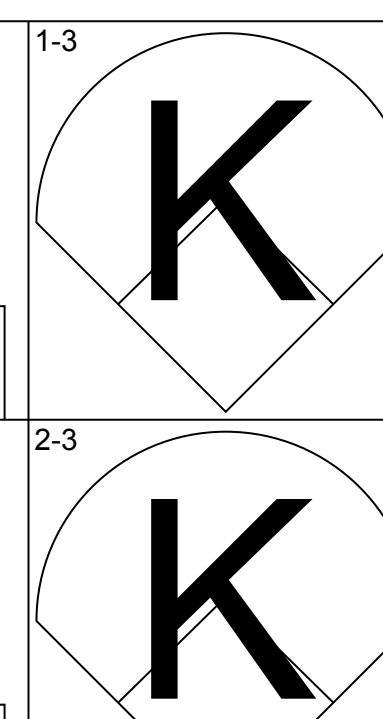
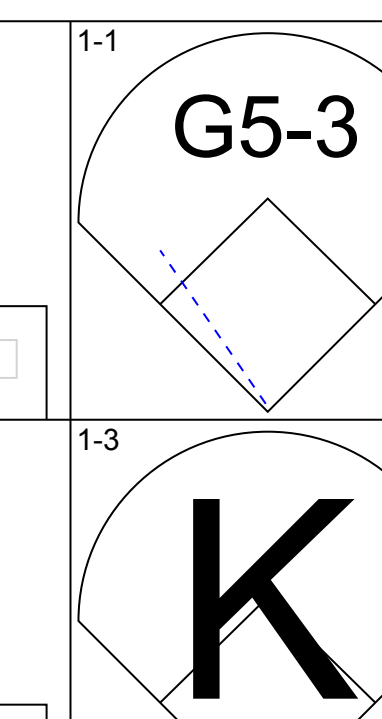

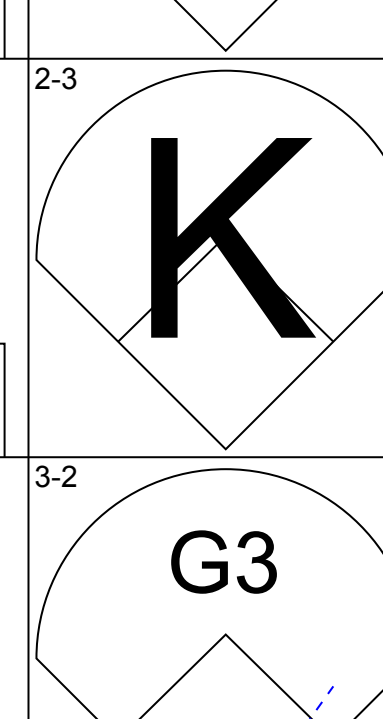
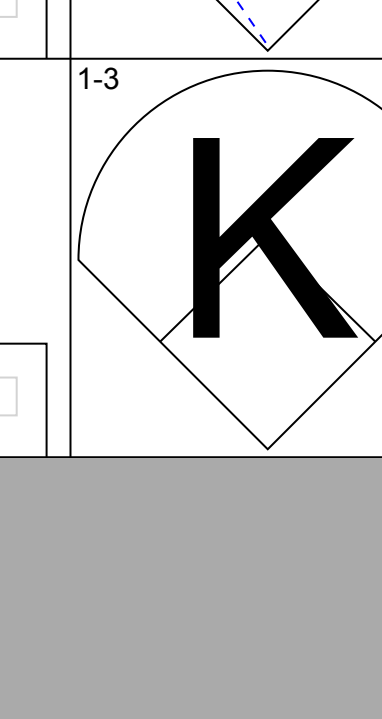

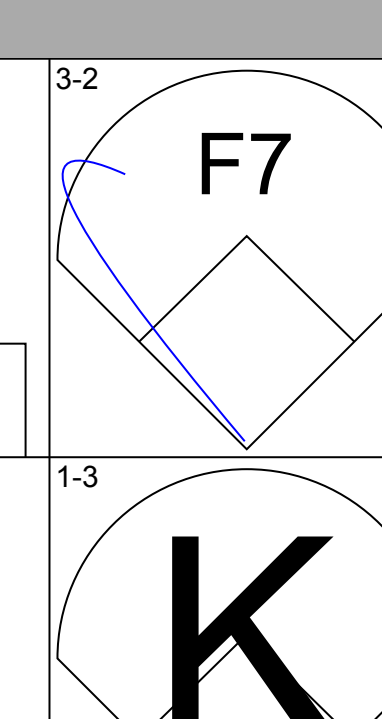
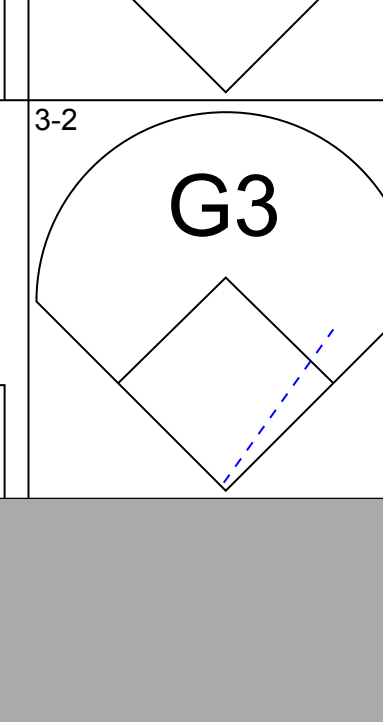
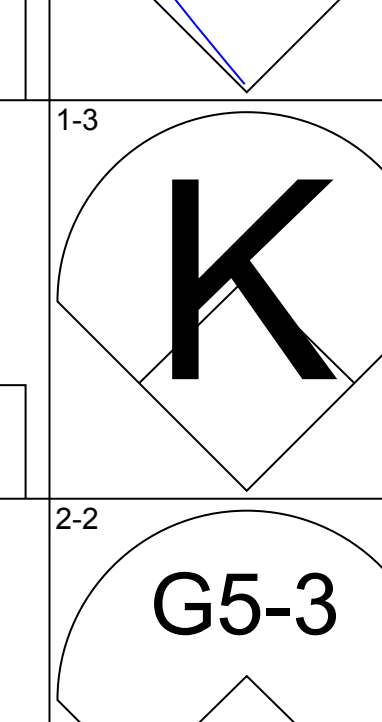
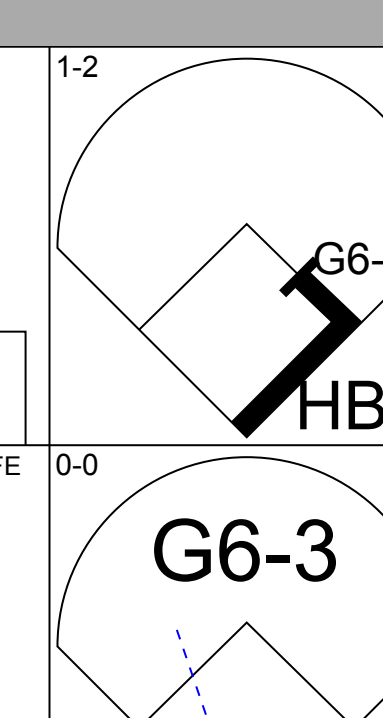
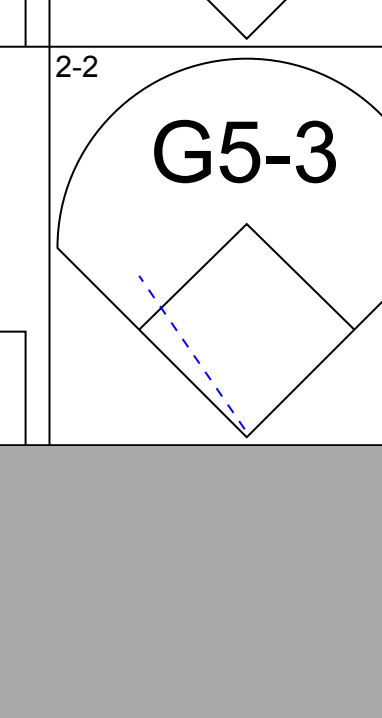
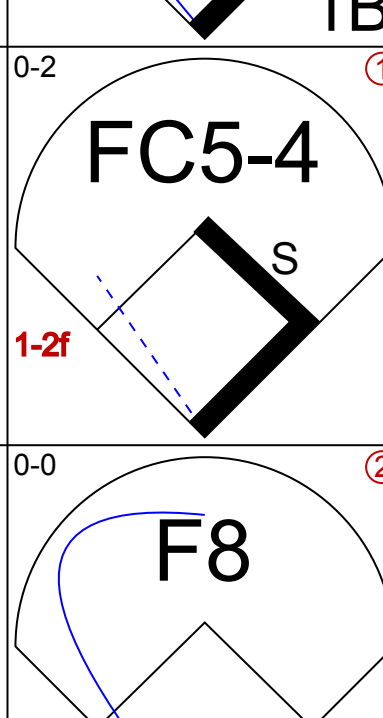
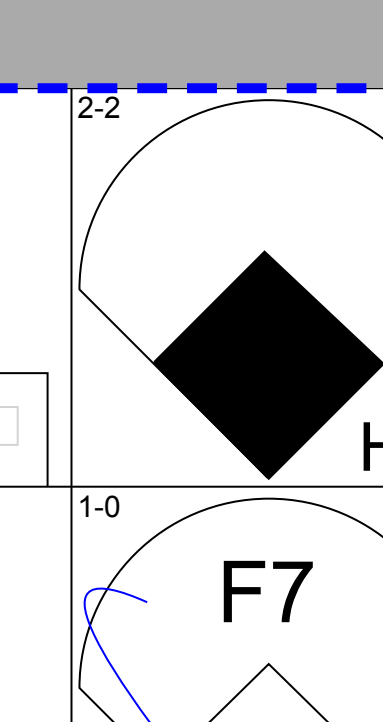
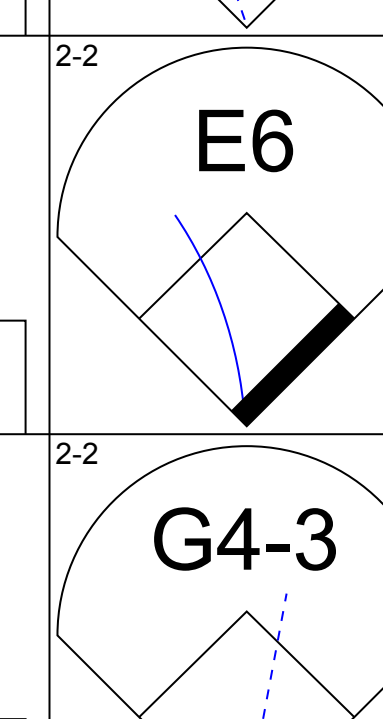
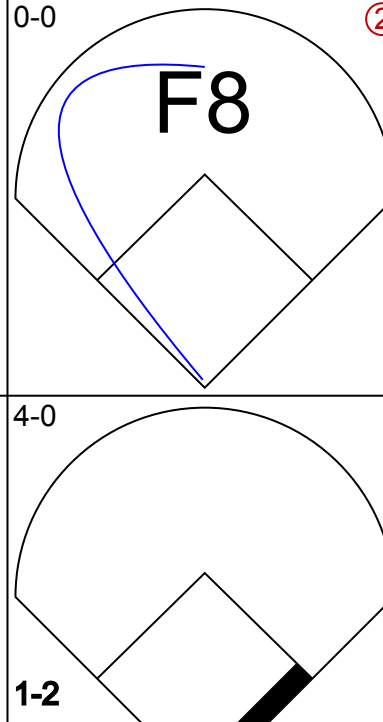
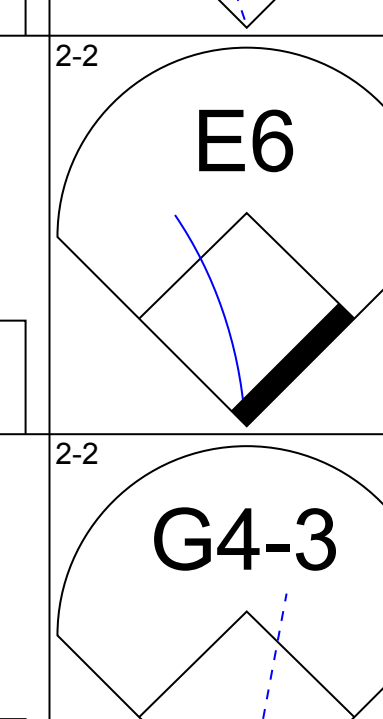
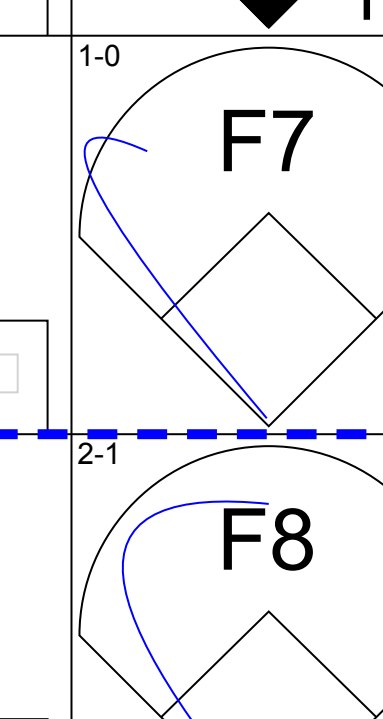
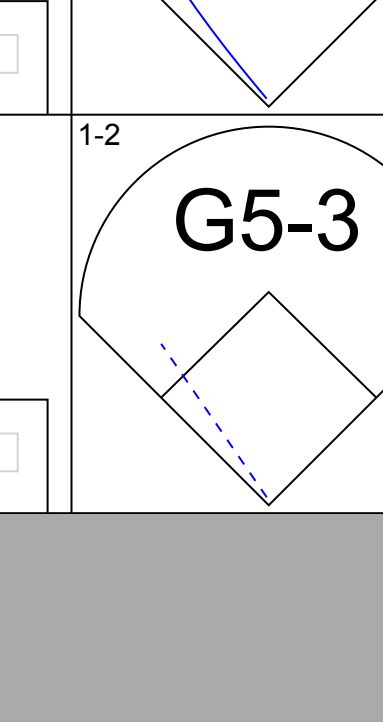
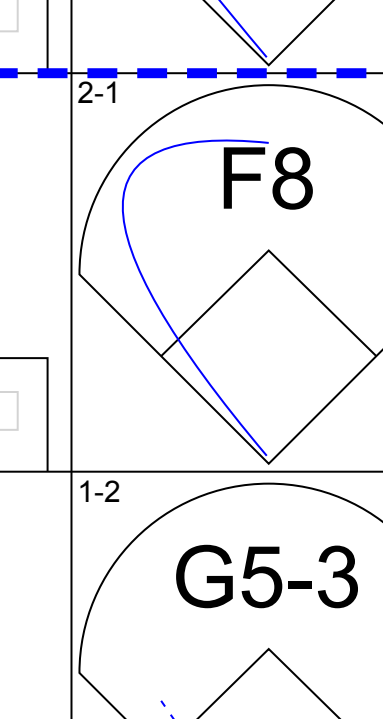


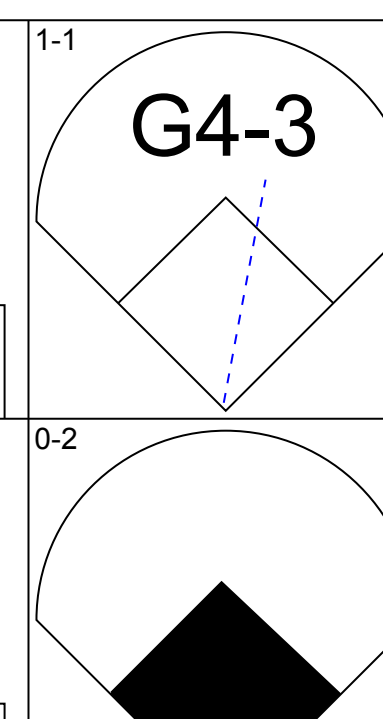
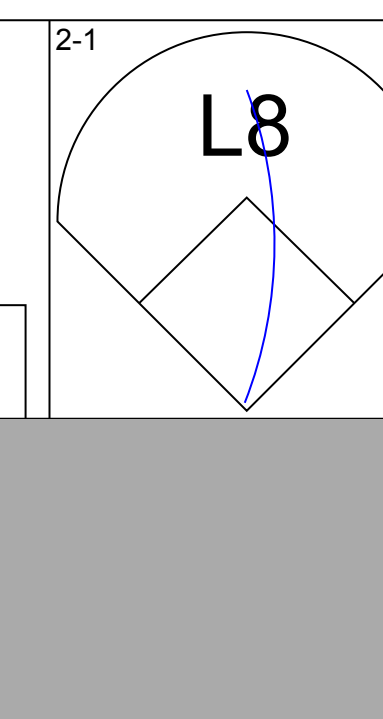
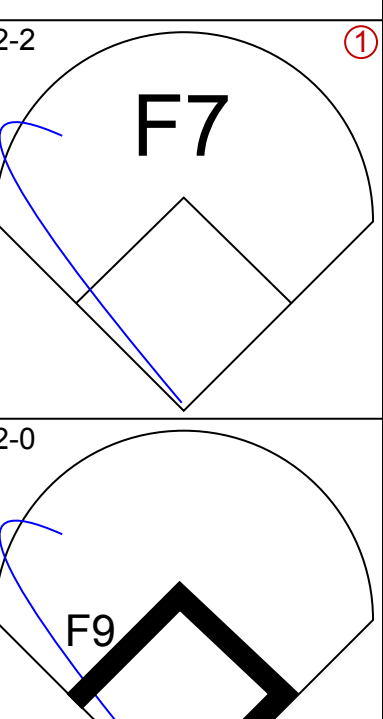
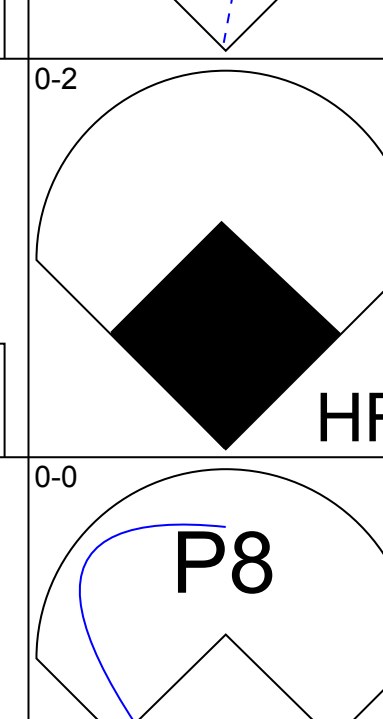
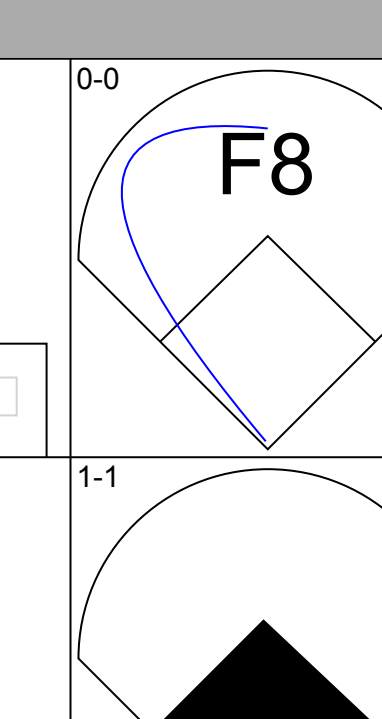
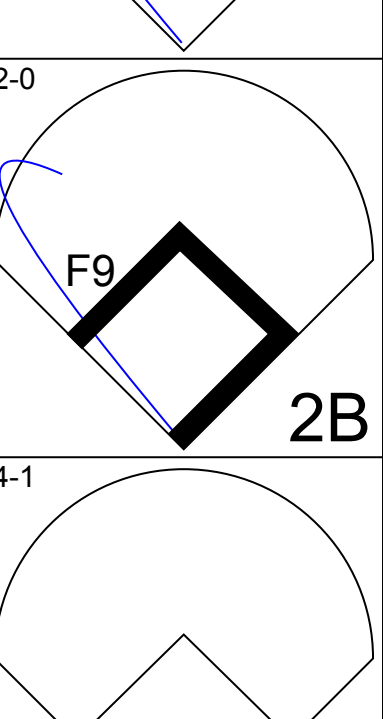
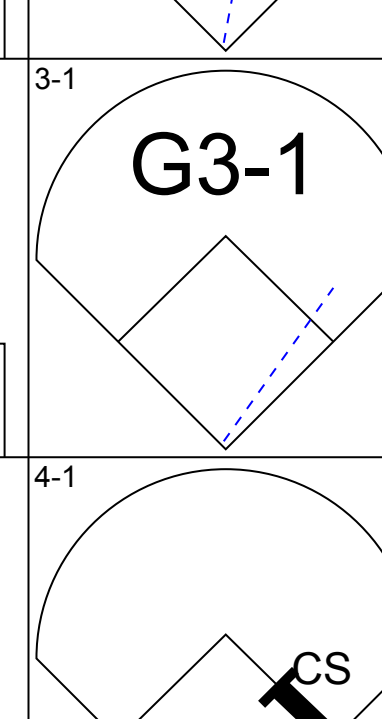
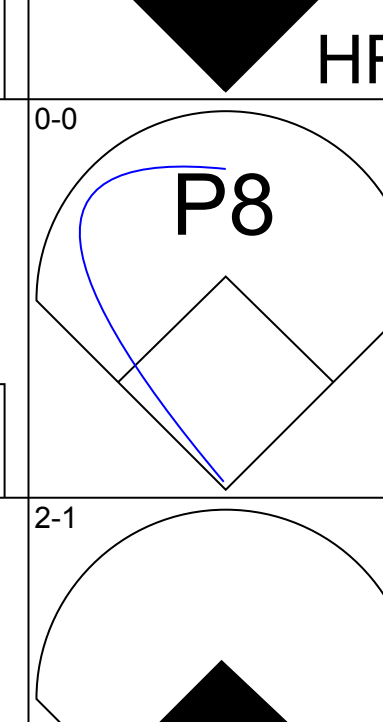
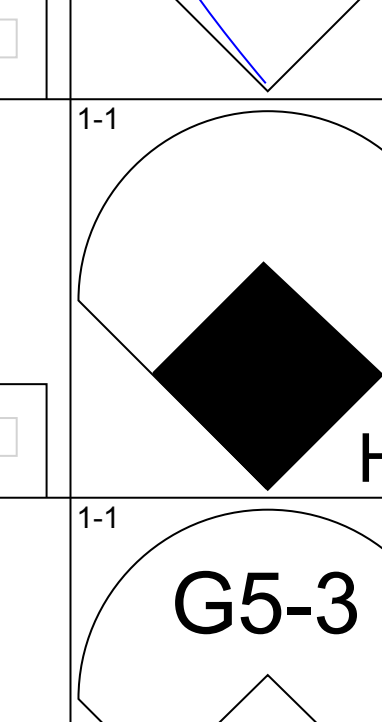
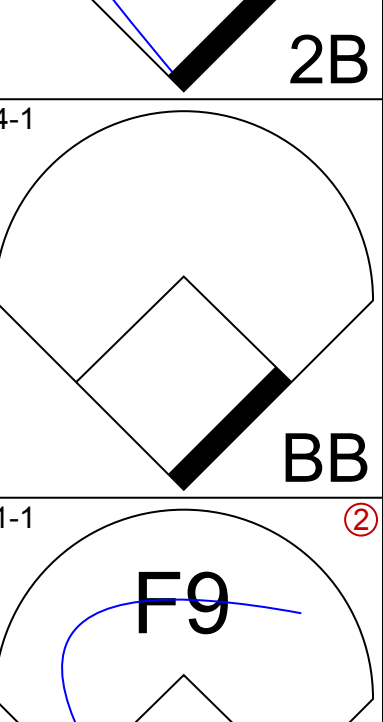
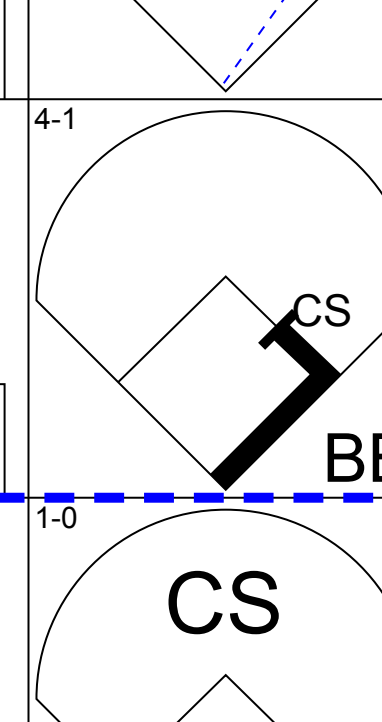
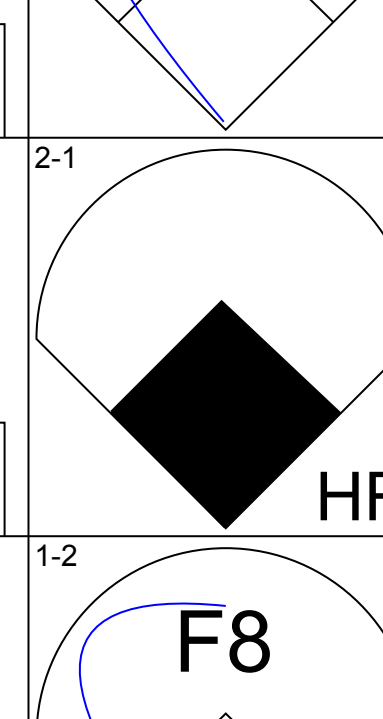
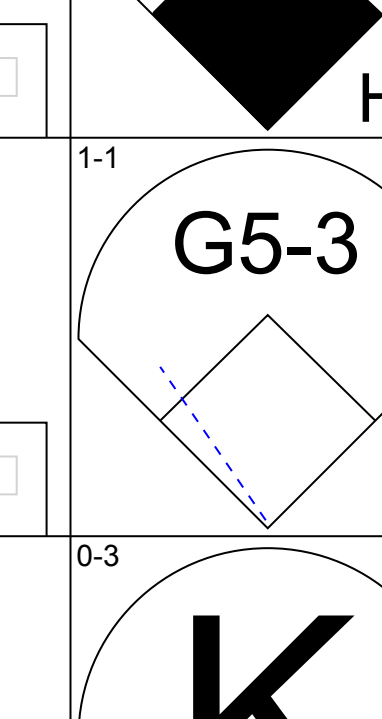
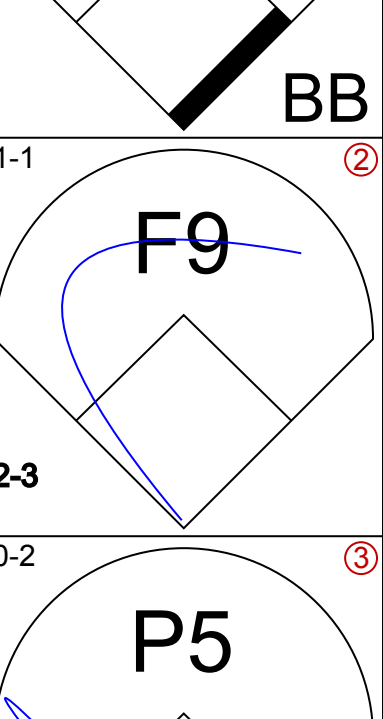
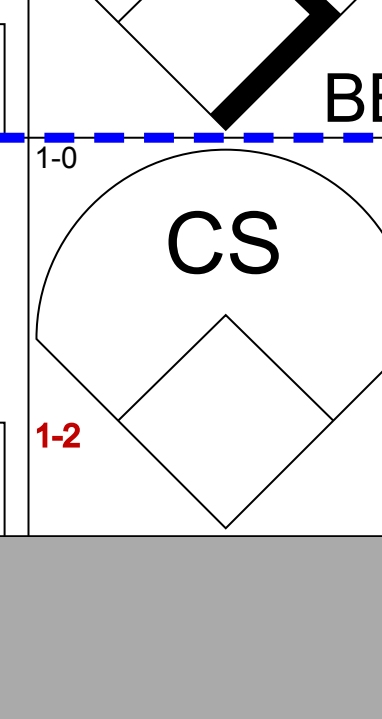
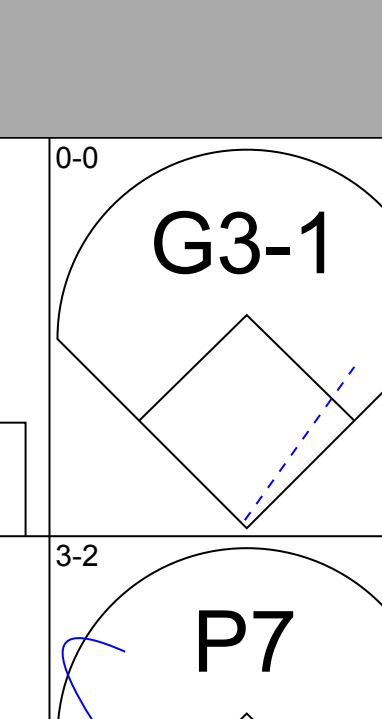
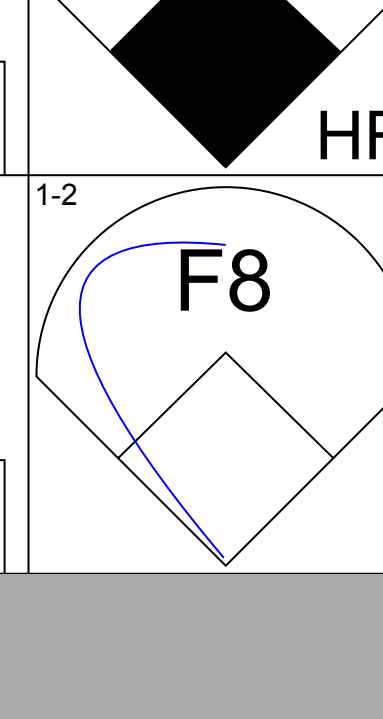
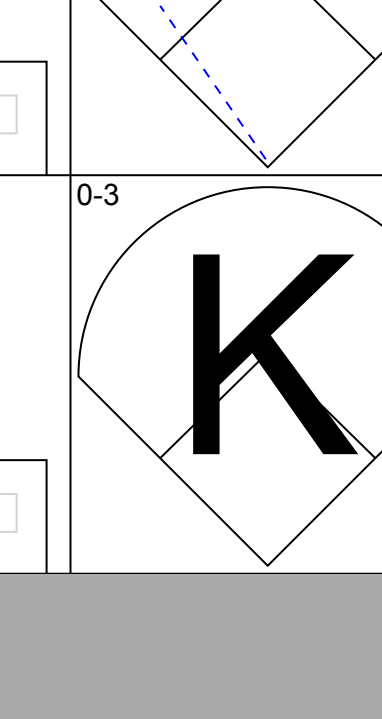
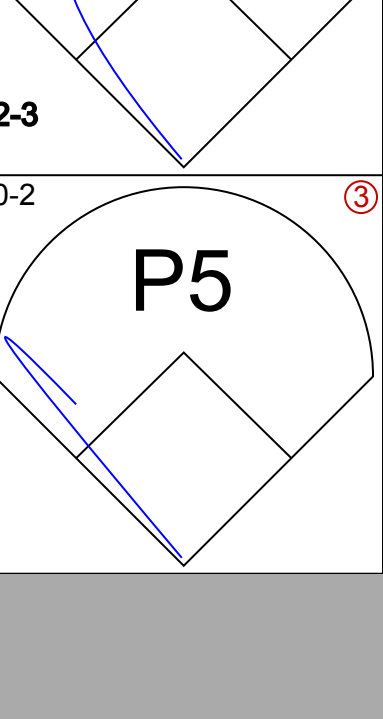
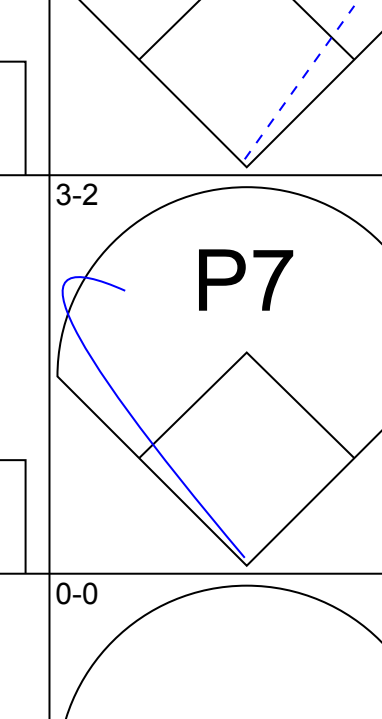
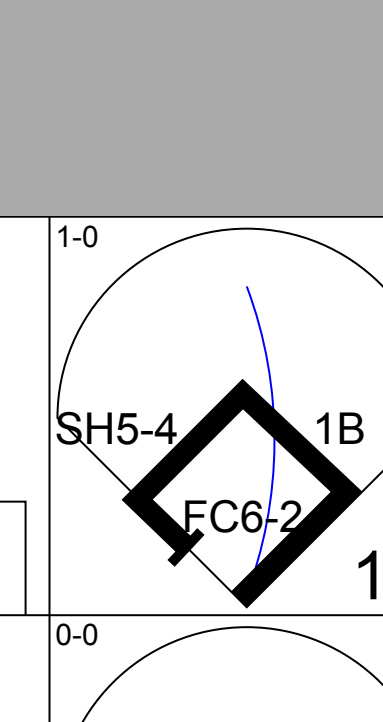
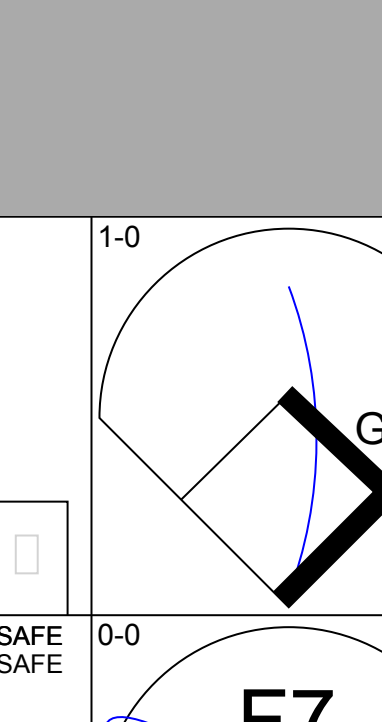
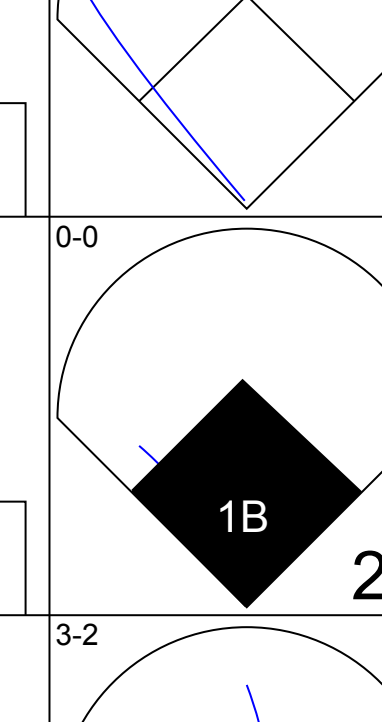
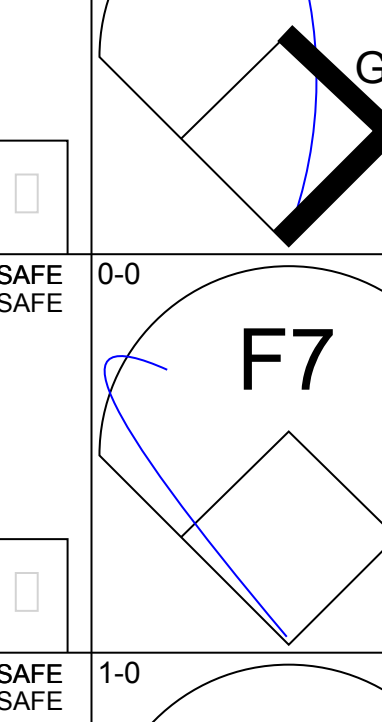
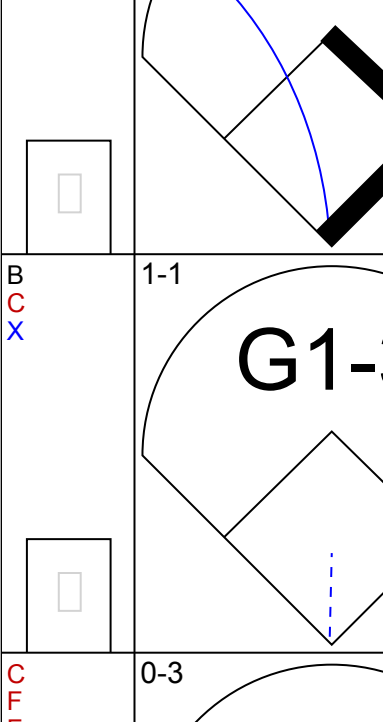
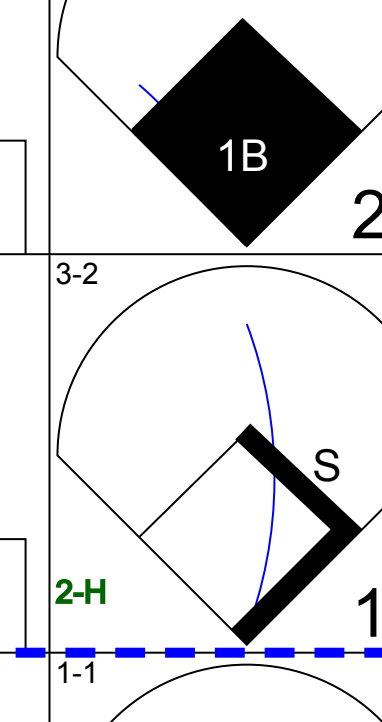
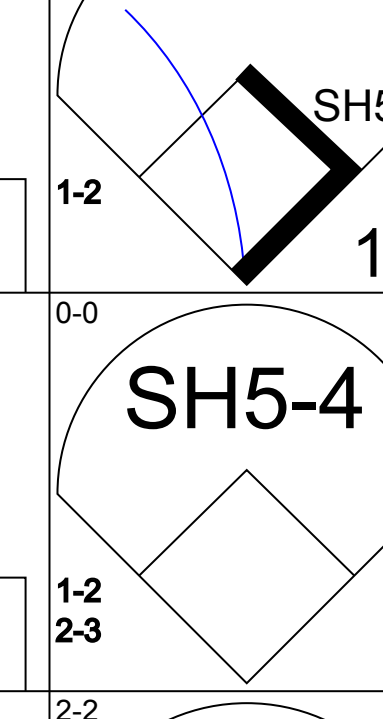
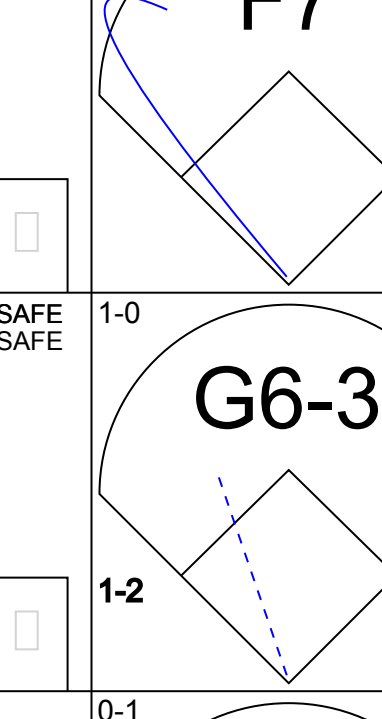
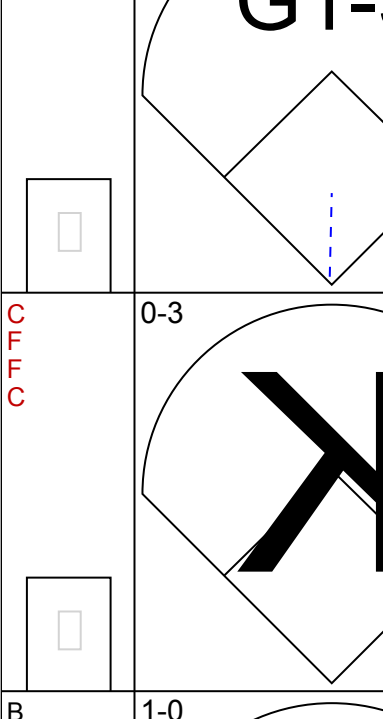
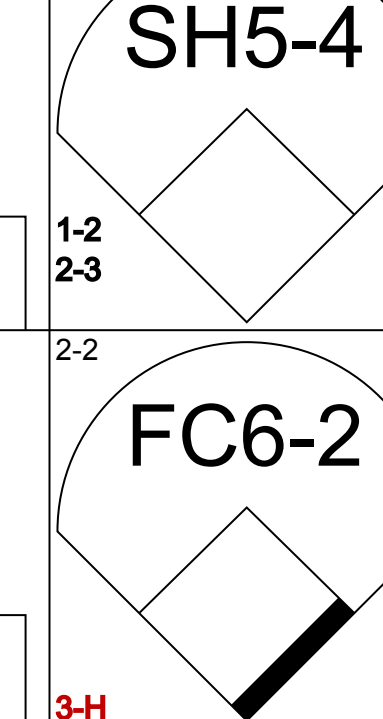
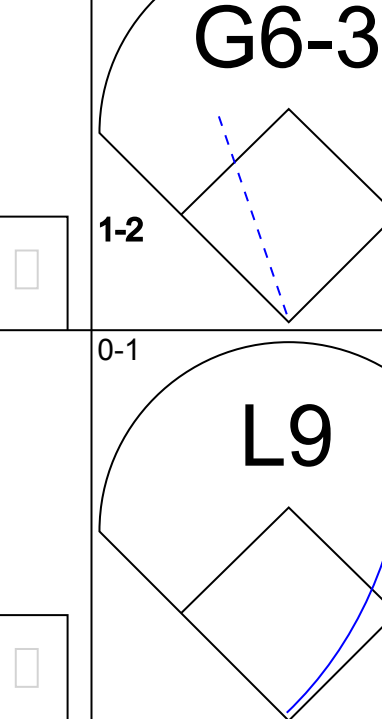
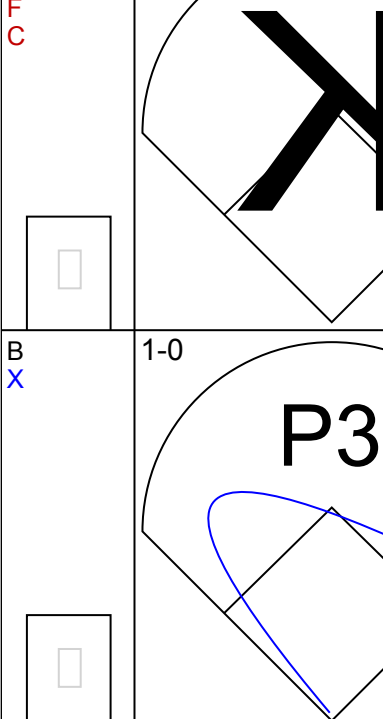
Batter	1	2	3	4	5	6	7	8	9	AB	R	H	RBI	BB	SO	LOB	TOP								
<b>Darren Lewis, R</b> (1, 8) OBP: 0.347, SLG: 0.362 <b>30 Keith Mitchell, R</b> (8, 9) OBP: 0.300, SLG: 0.222	2-2 P3		1-1 F9		0-0 1B			3-3 K		4	0	1	0	0	1	1	<b>Boston Red Sox @ Toronto Blue Jays</b> SkyDome, Toronto, ON Fri Sep 04 1998, 7:05 PM EDT Att: 29,166 - Cloudy - 70 F								
<b>John Valentin, R</b> (1, 5) OBP: 0.351, SLG: 0.460	3-1 G4-3		4-0 BB		3-2 L4-6			2-2 1B		3	0	1	0	1	0	2									
<b>Mo Vaughn, L</b> (1, 3) OBP: 0.400, SLG: 0.586	0-0 G3		4-1 BB		3-2 G6-4-3 1B			2-2 F9		3	0	1	0	1	0	1									
<b>Nomar Garciaparra, R</b> (1, 6) OBP: 0.362, SLG: 0.585 <b>Chris Snopce, R</b> (8, 4) OBP: 0.287, SLG: 0.244		0-0 G5-3	2-2 F9		0-1 G6-4-3			3-2 F8		4	0	0	0	0	0	5									
<b>Troy O'Leary, L</b> (1, 7) OBP: 0.312, SLG: 0.479	1-1 G1-5-3		0-0 F8		2-1 F8			0-0 G6-4-3 1B		4	0	1	0	0	0	0									
<b>Mike Stanley, R</b> (1, 10) OBP: 0.362, SLG: 0.489	1-0 HR		1-3 K		1-3 K2-3			0-0 F9		4	1	1	1	0	2	1									
<b>Darren Bragg, L</b> (1, 9) OBP: 0.376, SLG: 0.460	3-1 G3		2-0 L7		4-0 BB			1-0 G6-4-3		3	0	0	0	1	0	1									
<b>Scott Hatteberg, L</b> (1, 2) OBP: 0.369, SLG: 0.459 <b>Jason Varitek, S</b> (7, PH) OBP: 0.311, SLG: 0.383			0-1 BB		4-0 L4-6 1B			0-0 F9		1	0	1	0	1	0	0									
<b>Mike Benjamin, R</b> (1, 4) OBP: 0.320, SLG: 0.386 <b>Mandy Romero, S</b> (7, PH) OBP: 0.143, SLG: 0.154 <b>Donnie Sadler, R</b> (7, 4) OBP: 0.323, SLG: 0.465			2-2 P2		2-2 P6			1-2 P4		2	0	0	0	0	0	2									
<b>Inning Stats</b>	R: 0 E: 0 K: 0 S: 6	H: 0 LOB: 0 BB: 0 P: 11	R: 1 E: 0 K: 0 S: 6	H: 1 LOB: 0 BB: 0 P: 11	R: 0 E: 0 K: 0 S: 12	H: 1 LOB: 3 BB: 2 P: 25	R: 0 E: 0 K: 1 S: 6	H: 0 LOB: 0 BB: 0 P: 9	R: 0 E: 0 K: 0 S: 8	H: 1 LOB: 1 BB: 1 P: 17	R: 0 E: 0 K: 1 S: 9	H: 1 LOB: 0 BB: 0 P: 14	R: 0 E: 0 K: 1 S: 7	H: 0 LOB: 1 BB: 1 P: 13	R: 0 E: 0 K: 0 S: 13	H: 1 LOB: 1 BB: 0 P: 23		R: 0 E: 0 K: 0 S: 3	H: 1 LOB: 0 BB: 0 P: 4	1B: 4 2B: 2 3B: 0 HR: 1	SF: 0 SAC: 0 DP: 3 HBP: 0	WP: 0 PB: 0 SB: 0 CS: 0	PA: 34		
<b>PITCHER</b>	IP	WLS	BF	H	R	ER	SO	BB	IBB	HBP	BLK	WP	HR	S	P	ERA	WHIP								
<b>Pat Hentgen, R</b> (1, 1) ERA: 4.9	6.1	W	25	4	1	1	2	4	0	0	0	0	1	50	95	1.42	1.263								
<b>Steve Sinclair, L</b> (7, 1) ERA: 2.38	0.1		1	0	0	0	0	0	0	0	0	0	0	1	1	0.00	0.000								
<b>Dave Stieb, R</b> (7, 1) ERA: 4.43	2.1	S	8	2	0	0	1	0	0	0	0	0	0	19	31	0.00	0.857								

Batter	1	2	3	4	5	6	7	8	9	AB	R	H	RBI	BB	SO	LOB	BOTTOM								
<b>Shannon Stewart, R</b> (1, 7) OBP: 0.376, SLG: 0.389	3-3 K		1-0 2B		3-1 F8			1-1 HR		4	2	1	1	0	1	0	<b>Boston Red Sox @ Toronto Blue Jays</b> SkyDome, Toronto, ON Fri Sep 04 1998, 7:05 PM EDT Att: 29,166 - Cloudy - 70 F								
<b>Shawn Green, L</b> (1, 9) OBP: 0.338, SLG: 0.509	1-0 PB		0-0 HBP		0-2 2B		3-4 HR			4	3	4	2	1	0	0									
<b>Jose Canseco, R</b> (1, 10) OBP: 0.324, SLG: 0.518 <b>Felipe Crespo, S</b> (8, PH) OBP: 0.326, SLG: 0.354	0-2 E6		0-3 K		0-2 G6-3		0-0 HR			4	2	1	3	0	1	3									
<b>Carlos Delgado, L</b> (1, 3) OBP: 0.381, SLG: 0.568	2-0 SF7		0-2 FC1-2-5-1		0-2 G3-1		2-2 BB			3	1	1	1	1	0	1									
<b>José Cruz Jr., S</b> (1, 8) OBP: 0.353, SLG: 0.406	1-3 K		3-3 K		0-0 S		4-1 2B			4	1	1	0	1	2	2									
<b>Tony Fernandez, S</b> (1, 5) OBP: 0.370, SLG: 0.427 <b>Mark Dalesandro, R</b> (8, 5) OBP: 0.309, SLG: 0.470		1-0 G5-3		1-1 G3		1-0 L9		1-0 1B		4	1	1	2	0	0	1									
<b>Darrin Fletcher, L</b> (1, 2) OBP: 0.332, SLG: 0.418 <b>Bento Santiago, R</b> (8, 2)		2-1 HR		0-2 P2		1-3 K		0-1 2B		4	1	2	2	0	1	1									
<b>Craig Grebeck, R</b> (1, 4) OBP: 0.331, SLG: 0.357		4-2 G5-4-3 BB		1-1 F7		1-1 2B		0-1 FC5-4 1B		3	1	1	0	1	0	1									
<b>Alex Gonzalez, R</b> (1, 6) OBP: 0.294, SLG: 0.378		0-0 G5-4-3		3-1 P2		3-1 F9		0-1 FC5-4		4	0	0	0	0	0	3									
<b>Inning Stats</b>	R: 2 E: 1 K: 2 S: 12	H: 1 LOB: 0 BB: 0 P: 19	R: 1 E: 0 K: 0 S: 6	H: 1 LOB: 0 BB: 1 P: 13	R: 1 E: 0 K: 2 S: 11	H: 1 LOB: 1 BB: 0 P: 15	R: 0 E: 0 K: 0 S: 8	H: 0 LOB: 0 BB: 0 P: 10	R: 0 E: 0 K: 1 S: 7	H: 1 LOB: 1 BB: 0 P: 11	R: 7 E: 0 K: 0 S: 18	H: 6 LOB: 1 BB: 2 P: 30	R: 1 E: 0 K: 1 S: 11	H: 1 LOB: 1 BB: 1 P: 17	1B: 5 2B: 4 3B: 0 HR: 3	SF: 1 SAC: 0 DP: 1 HBP: 1		WP: 0 PB: 1 SB: 3 CS: 0	PA: 41						
<b>PITCHER</b>	IP	WLS	BF	H	R	ER	SO	BB	IBB	HBP	BLK	WP	HR	S	P	ERA	WHIP								
<b>49 Tim Wakefield, R</b> (1, 1) ERA: 4.58	6.1	L	30	8	8	6	5	1	1	0	0	0	4	10	8.53	1.421									
<b>David West, L</b> (7, 1) ERA: 27.0	0.0		2	1	0	0	0	1	0	0	0	0	0	4	10	∞	∞								
<b>Carlos Reyes, R</b> (7, 1) ERA: 3.54	1.2		9	3	4	4	1	1	0	0	0	0	1	18	26	21.60	2.400								





Batter	1	2	3	4	5	6	7	8	9	AB	R	H	RBI	BB	SO	LOB	TOP										
Darren Lewis, R OBP: 0.346, SLG: 0.361 (1, 8)										4	0	1	1	0	2	1	<b>Boston Red Sox @ Toronto Blue Jays</b> SkyDome, Toronto, ON Sat Sep 05 1998, 3:33 AM EDT Att: 37,158 - Sunny - 78 F										
John Valentin, R OBP: 0.348, SLG: 0.456 (1, 5)										4	0	0	0	0	3	2											
Mo Vaughn, L OBP: 0.399, SLG: 0.583 (1, 3)										4	0	1	0	0	2	0											
Nomar Garciaparra, R OBP: 0.361, SLG: 0.582 (1, 6)										3	0	0	0	0	1	1											
Troy O'Leary, L OBP: 0.311, SLG: 0.482 (1, 7)										4	1	1	1	0	0	2											
Mike Stanley, R OBP: 0.363, SLG: 0.487 (1, 10)										2	1	0	0	2	0	0											
Darren Bragg, L OBP: 0.373, SLG: 0.456 (1, 9)										3	0	0	0	0	0	4											
Jason Varitek, S OBP: 0.310, SLG: 0.381 (9, PH)										1	0	0	0	0	0	0											
Scott Hatteberg, L OBP: 0.365, SLG: 0.453 (1, 2)										4	0	0	0	0	2	1											
Mike Benjamin, R OBP: 0.323, SLG: 0.390 (1, 4)										2	1	1	0	1	1	0											
<b>Inning Stats</b>	R: 0 E: 0 K: 2 S: 11	H: 0 LOB: 0 BB: 0 P: 17	R: 0 E: 1 K: 0 S: 9	H: 0 LOB: 1 BB: 0 P: 14	R: 0 E: 0 K: 1 S: 9	H: 1 LOB: 1 BB: 0 P: 12	R: 0 E: 0 K: 2 S: 7	H: 0 LOB: 0 BB: 0 P: 13	R: 2 E: 1 K: 2 S: 13	H: 1 LOB: 2 BB: 2 P: 25	R: 0 E: 0 K: 0 S: 9	H: 1 LOB: 2 BB: 1 P: 13	R: 0 E: 0 K: 3 S: 11	H: 0 LOB: 0 BB: 0 P: 16	R: 0 E: 0 K: 1 S: 9	H: 0 LOB: 0 BB: 0 P: 15	R: 1 E: 0 K: 0 S: 10	H: 1 LOB: 0 BB: 0 P: 16	1B: 2 2B: 1 3B: 0 HR: 1	SF: 0 SAC: 0 DP: 1 HBP: 1	WP: 1 PB: 0 SB: 1 CS: 0	PA: 35					
<b>PITCHER</b>	IP	WLS	BF	H	R	ER	SO	BB	IBB	HBP	BLK	WP	HR	S	P	ERA	WHIP										
Roger Clemens, R ERA: 2.62 (1, 1)	8.0	W	31	3	2	2	11	3	0	1	0	1	0	78	125	2.25	0.750										
Dan Plesac, L ERA: 3.8 (9, 1)	0.1		2	1	1	1	0	0	0	0	0	0	1	4	7	27.00	3.000										
Paul Quantrill, R ERA: 2.42 (9, 1)	0.2	S	2	0	0	0	0	0	0	0	0	0	0	6	9	0.00	0.000										

Batter	1	2	3	4	5	6	7	8	9	AB	R	H	RBI	BB	SO	LOB	BOTTOM										
Shannon Stewart, R OBP: 0.373, SLG: 0.385 (1, 7)										4	0	0	0	0	0	2	<b>Boston Red Sox @ Toronto Blue Jays</b> SkyDome, Toronto, ON Sat Sep 05 1998, 3:33 AM EDT Att: 37,158 - Sunny - 78 F										
Shawn Green, L OBP: 0.339, SLG: 0.516 (1, 9)										4	1	2	1	0	0	0											
Jose Canseco, R OBP: 0.327, SLG: 0.524 (1, 10)										2	1	1	1	2	0	0											
Carlos Delgado, L OBP: 0.380, SLG: 0.571 (1, 3)										4	1	1	1	0	0	2											
José Cruz Jr., S OBP: 0.349, SLG: 0.401 (1, 8)										4	0	0	0	0	1	2											
Tony Fernandez, S OBP: 0.375, SLG: 0.437 (1, 5)										4	1	4	0	0	0	0											
Darrin Fletcher, L OBP: 0.333, SLG: 0.419 (1, 2)										4	0	2	1	0	0	2											
Juan Samuel, R OBP: 0.293, SLG: 0.280 (8, PR)										0	0	0	0	0	0	0											
Benito Santiago, R OBP: 0.293, SLG: 0.280 (9, 2)										0	0	0	0	0	0	0											
Craig Grebeck, R OBP: 0.327, SLG: 0.352 (1, 4)										3	0	0	0	0	1	3											
Alex Gonzalez, R OBP: 0.292, SLG: 0.376 (1, 6)										3	0	0	0	0	0	4											
<b>Inning Stats</b>	R: 2 E: 0 K: 0 S: 11	H: 2 LOB: 0 BB: 0 P: 15	R: 0 E: 0 K: 0 S: 9	H: 2 LOB: 2 BB: 0 P: 14	R: 1 E: 0 K: 1 S: 8	H: 1 LOB: 0 BB: 0 P: 10	R: 0 E: 0 K: 0 S: 6	H: 1 LOB: 1 BB: 0 P: 7	R: 0 E: 0 K: 1 S: 10	H: 1 LOB: 2 BB: 1 P: 19	R: 0 E: 0 K: 0 S: 10	H: 1 LOB: 0 BB: 0 P: 14	R: 0 E: 0 K: 0 S: 5	H: 0 LOB: 0 BB: 1 P: 14	R: 1 E: 0 K: 0 S: 12	H: 2 LOB: 2 BB: 0 P: 18	1B: 4 2B: 3 3B: 0 HR: 3	SF: 0 SAC: 1 DP: 0 HBP: 0	WP: 0 PB: 0 SB: 1 CS: 1	PA: 36							
<b>PITCHER</b>	IP	WLS	BF	H	R	ER	SO	BB	IBB	HBP	BLK	WP	HR	S	P	ERA	WHIP										
Bret Saberhagen, R ERA: 4.16 (1, 1)	6.0	L	27	8	3	3	2	1	0	0	0	0	0	54	79	4.50	1.500										
Derek Lowe, R ERA: 4.18 (7, 1)	0.2		3	0	0	0	0	1	0	0	0	0	0	5	13	0.00	1.500										
Greg Swindell, L ERA: 3.64 (7, 1)	1.0		4	2	1	1	0	0	0	0	0	0	0	9	16	9.00	2.000										
John Wasdin, R ERA: 4.87 (8, 1)	0.1		1	0	0	0	0	0	0	0	0	0	0	3	3	0.00	0.000										



Batter	1	2	3	4	5	6	7	8	9	AB	R	H	RBI	BB	SO	LOB	TOP				
<b>Darren Lewis, R</b> OBP: 0.343, SLG: 0.357 (1, 8)											5	0	0	0	0	2	2				
<b>John Valentin, R</b> OBP: 0.347, SLG: 0.454 (1, 5)											5	1	1	0	0	2	0				
<b>Mo Vaughn, L</b> OBP: 0.400, SLG: 0.588 (1, 10)											3	2	1	1	1	1	0				
<b>Nomar Garciaparra, R</b> OBP: 0.360, SLG: 0.579 (1, 6)											4	0	1	0	0	0	2				
<b>Troy O'Leary, L</b> OBP: 0.313, SLG: 0.483 (1, 7)											3	2	1	2	1	1	1				
<b>Mike Stanley, R</b> OBP: 0.395, SLG: 0.497 (8, PR)											3	1	2	3	1	1	0				
<b>Donnie Sadler, R</b> OBP: 0.323, SLG: 0.465 (8, 4)											0	1	0	0	0	0	0				
<b>Darren Bragg, L</b> OBP: 0.372, SLG: 0.453 (1, 9)											4	0	1	1	0	0	2				
<b>Scott Hatteberg, L</b> OBP: 0.363, SLG: 0.450 (7, PH)											2	0	0	0	0	0	0				
<b>Jason Varitek, S</b> OBP: 0.307, SLG: 0.377 (7, 2)											2	0	0	0	0	0	3				
<b>Mike Benjamin, R</b> OBP: 0.322, SLG: 0.389 (8, 3)											4	0	1	0	0	0	1				
<b>Inning Stats</b>	R: 0 E: 0 K: 3 S: 9	H: 0 LOB: 0 BB: 0 P: 13	R: 0 E: 0 K: 1 S: 5	H: 0 LOB: 0 BB: 0 P: 7	R: 0 E: 0 K: 0 S: 5	H: 1 LOB: 1 BB: 0 P: 6	R: 1 E: 0 K: 1 S: 22	H: 2 LOB: 2 BB: 1 P: 33	R: 0 E: 0 K: 1 S: 6	H: 0 LOB: 0 BB: 0 P: 9	R: 2 E: 0 K: 0 S: 12	H: 1 LOB: 1 BB: 1 P: 26	R: 4 E: 0 K: 0 S: 15	H: 4 LOB: 1 BB: 1 P: 25	R: 0 E: 0 K: 1 S: 7	H: 0 LOB: 0 BB: 0 P: 12	1B: 4 2B: 2 3B: 0 HR: 2	SF: 0 SAC: 0 DP: 1 HBP: 0	WP: 0 PB: 0 SB: 0 CS: 0	PA: 38	
<b>PITCHER</b>	IP	WLS	BF	H	R	ER	SO	BB	IBB	HBP	BLK	WP	HR	S	P	ERA	WHIP				
<b>Chris Carpenter, R</b> ERA: 4.66 (1, 1)	6.0		24	4	3	3	6	2	0	0	0	0	0	2	58	92	4.50	1.000			
<b>Steve Sinclair, L</b> ERA: 2.39 (7, 1)	0.0		1	0	0	0	0	0	0	0	0	0	0	2	4	∞	∞				
<b>Carlos Almanzar, R</b> ERA: 5.4 (8, 1)	0.1		3	1	1	1	0	1	0	0	0	0	0	8	14	27.00	6.000				
<b>Dan Plesac, L</b> ERA: 4.17 (8, 1)	0.2	W	3	2	2	2	0	0	0	0	0	0	0	5	7	27.00	3.000				
<b>Robert Person, R</b> ERA: 7.76 (9, 1)	1.0		3	0	0	0	1	0	0	0	0	0	0	7	12	0.00	0.000				

**Boston Red Sox @ Toronto Blue Jays**  
SkyDome, Toronto, ON  
Sun Sep.06.1998, 3:33 AM EDT  
Att: 38,374 - Sunny - 81 F

AB 35  
R 7  
H 8  
RBI 7  
BB 3  
SO 7  
LOB 11



Batter	1	2	3	4	5	6	7	8	9	AB	R	H	RBI	BB	SO	LOB	BOTTOM			
<b>Shannon Stewart, R</b> OBP: 0.376, SLG: 0.384 (1, 7)											1	1	0	0	3	0	2			
<b>Shawn Green, L</b> OBP: 0.338, SLG: 0.520 (1, 9)										4	1	1	2	0	2	2				
<b>Jose Canseco, R</b> OBP: 0.330, SLG: 0.531 (1, 10)										3	2	2	1	1	0	0				
<b>Carlos Delgado, L</b> OBP: 0.379, SLG: 0.568 (1, 3)										3	1	0	0	1	2	1				
<b>José Cruz Jr., S</b> OBP: 0.347, SLG: 0.396 (1, 8)										3	0	0	0	1	1	2				
<b>Tony Fernandez, S</b> OBP: 0.378, SLG: 0.439 (1, 5)										3	2	2	0	1	0	1				
<b>Benito Santiago, R</b> ERA: 5.02 (1, 2)										2	1	1	1	1	0	1				
<b>Darrin Fletcher, L</b> OBP: 0.332, SLG: 0.417 (9, 2)										1	0	0	0	0	1	1				
<b>Craig Grebeck, R</b> OBP: 0.330, SLG: 0.363 (1, 4)										4	0	2	3	0	0	1				
<b>Alex Gonzalez, R</b> OBP: 0.290, SLG: 0.373 (1, 6)										3	0	0	1	0	2	3				
<b>Inning Stats</b>	R: 1 E: 0 K: 2 S: 9	H: 1 LOB: 1 BB: 1 P: 16	R: 0 E: 0 K: 1 S: 11	H: 1 LOB: 0 BB: 0 P: 17	R: 2 E: 0 K: 0 S: 9	H: 1 LOB: 1 BB: 1 P: 14	R: 0 E: 0 K: 1 S: 11	H: 0 LOB: 0 BB: 1 P: 18	R: 1 E: 0 K: 1 S: 14	H: 1 LOB: 1 BB: 1 P: 21	R: 3 E: 0 K: 1 S: 27	H: 2 LOB: 2 BB: 3 P: 49	R: 0 E: 0 K: 0 S: 7	H: 0 LOB: 0 BB: 1 P: 13	R: 1 E: 0 K: 2 S: 18	H: 2 LOB: 1 BB: 0 P: 28	1B: 4 2B: 2 3B: 1 HR: 2	SF: 1 SAC: 0 DP: 3 HBP: 0	WP: 1 PB: 0 SB: 2 CS: 1	PA: 36
<b>PITCHER</b>	IP	WLS	BF	H	R	ER	SO	BB	IBB	HBP	BLK	WP	HR	S	P	ERA	WHIP			
<b>Pete Schourek, L</b> ERA: 5.02 (6, 1)	0.1		6	2	3	3	0	2	1	0	0	0	0	22	41	81.00	12.000			
<b>John Wastin, R</b> ERA: 5.17 (6, 1)	1.2		5	0	0	0	1	1	0	0	0	1	0	12	21	0.00	0.600			
<b>Dario Veras, R</b> ERA: 13.5 (8, 1)	0.2	L	4	2	1	1	1	0	0	0	0	0	0	15	24	13.50	3.000			
<b>Derek Lowe, R</b> ERA: 4.23 (8, 1)	0.1		1	0	0	0	1	0	0	0	0	0	0	3	4	0.00	0.000			

**Boston Red Sox @ Toronto Blue Jays**  
SkyDome, Toronto, ON  
Sun Sep.06.1998, 3:33 AM EDT  
Att: 38,374 - Sunny - 81 F

AB 27  
R 8  
H 8  
RBI 8  
BB 8  
SO 8  
LOB 14





Batter	1	2	3	4	5	6	7	8	9	AB	R	H	RBI	BB	SO	LOB	TOP			
<b>Kenny Lofton, L</b> (1, 8) OBP: 0.366, SLG: 0.416 <b>Mark Whiten, S</b> (6, 8) OBP: 0.389, SLG: 0.439	0-3		2-3		1-3		1-3			3	0	0	0	0	3	1	<b>Cleveland Indians @ Toronto Blue Jays</b> SkyDome, Toronto, ON Mon Sep 07 1998, 3:33 AM EDT Att: 31,089 - Cloudy - 77 F			
<b>Joey Cora, S</b> (1, 4) OBP: 0.381, SLG: 0.376 <b>Enrique Wilson, S</b> (6, 4) OBP: 0.327, SLG: 0.388	3-2			1-1		4-0	1-3			2	1	0	0	1	0	0				
<b>David Justice, L</b> (1, 10) OBP: 0.370, SLG: 0.468	3-2			0-3		0-2		2-1		4	0	1	0	0	1	0				
<b>Manny Ramirez, R</b> (1, 9) OBP: 0.383, SLG: 0.585		2-1		4-2		0-0	1-3			3	0	0	0	1	1	2				
<b>Travis Fryman, R</b> (1, 5) OBP: 0.344, SLG: 0.503 <b>Jeff Branson, L</b> (6, PH) OBP: 0.221, SLG: 0.301	1-3			2-2		0-0	1-1			2	0	1	0	0	1	0				
<b>Brian Giles, L</b> (1, 7) OBP: 0.410, SLG: 0.485	0-1			4-0		3-1				2	0	0	0	2	1	0				
<b>Richie Sexson, R</b> (1, 3) OBP: 0.385, SLG: 0.642			2-0	2-3		1-3		3-2		3	0	0	0	0	2	5				
<b>Sandy Alomar Jr., R</b> (1, 2) OBP: 0.270, SLG: 0.352 <b>Einar Diaz, R</b> (7, PH) OBP: 0.438, SLG: 0.462		2-2		1-2		1-0		2-0		2	0	0	0	0	0	0				
<b>Omar Vizquel, S</b> (1, 6) OBP: 0.347, SLG: 0.358	1-0			0-0		2-0				3	0	1	0	0	0	1				
<b>Inning Stats</b>	R: 0 E: 0 K: 1 S: 10	H: 0 LOB: 0 BB: 0 P: 16	R: 0 E: 0 K: 1 S: 7	H: 0 LOB: 0 BB: 0 P: 10	R: 0 E: 0 K: 1 S: 8	H: 1 LOB: 1 BB: 0 P: 15	R: 0 E: 0 K: 2 S: 15	H: 1 LOB: 3 BB: 2 P: 28	R: 0 E: 0 K: 1 S: 9	H: 0 LOB: 0 BB: 0 P: 11	R: 1 E: 0 K: 1 S: 10	H: 1 LOB: 2 BB: 2 P: 19	R: 0 E: 0 K: 1 S: 7	H: 0 LOB: 0 BB: 0 P: 11	R: 0 E: 0 K: 1 S: 6	H: 0 LOB: 0 BB: 0 P: 13		1B: 4 2B: 0 3B: 0 HR: 0	SF: 1 SAC: 0 DP: 1 HBP: 1	WP: 0 PB: 0 SB: 1 CS: 0
<b>PITCHER</b>	IP	WLS	BF	H	R	ER	SO	BB	IBB	HBP	BLK	WP	HR	S	P	ERA	WHIP			
<b>Kelvin Escobar, R</b> (1, 1) ERA: 3.48 <b>Bill Riskey, R</b> (9, 1) ERA: 5.51	8.0	W	32	4	1	1	10	4	0	0	0	0	0	74	123	1.12	1.000			

Batter	1	2	3	4	5	6	7	8	9	AB	R	H	RBI	BB	SO	LOB	BOTTOM			
<b>Shannon Stewart, R</b> (1, 7) OBP: 0.380, SLG: 0.397	1-0	0-2	2-2	0-3			0-0	2-3		6	4	4	4	0	2	4	<b>Cleveland Indians @ Toronto Blue Jays</b> SkyDome, Toronto, ON Mon Sep 07 1998, 3:33 AM EDT Att: 31,089 - Cloudy - 77 F			
<b>Shawn Green, L</b> (1, 9) OBP: 0.338, SLG: 0.516	4-1	0-0	1-2		0-1		4-0	2-3		4	1	0	0	2	1	4				
<b>Jose Canseco, R</b> (1, 10) OBP: 0.332, SLG: 0.536	1-2	2-2		0-0	3-3		1-2	4-0		5	2	2	3	1	1	4				
<b>Carlos Delgado, L</b> (1, 3) OBP: 0.382, SLG: 0.577	4-1	1-1		0-0	3-2		2-1	3-1		5	2	3	3	1	0	3				
<b>José Cruz Jr., S</b> (1, 8) OBP: 0.345, SLG: 0.393	1-3	1-1		2-2		0-0	0-3			5	1	1	1	0	2	4				
<b>Tony Fernandez, S</b> (1, 5) OBP: 0.383, SLG: 0.441 <b>Mark Dalessandro, R</b> (7, 5) OBP: 0.304, SLG: 0.483	4-2		0-2	0-2		4-0	0-2			2	1	2	2	2	0	0				
<b>Darrin Fletcher, L</b> (1, 2) OBP: 0.328, SLG: 0.416 <b>Kevin Brown, R</b> (8, 2) OBP: 0.328, SLG: 0.411	1-1		2-0	2-1		3-2	1-0			4	0	1	0	0	0	6				
<b>Craig Grebeck, R</b> (1, 4) OBP: 0.325, SLG: 0.357 <b>Felipe Crespo, S</b> (8, 4) OBP: 0.331, SLG: 0.354		3-2	1-1	2-0		0-2	4-1			4	0	0	0	0	0	5				
<b>Alex Gonzalez, R</b> (1, 6) OBP: 0.296, SLG: 0.382	2-1		4-1	1-2		3-2	0-2			4	3	4	2	1	0	0				
<b>Inning Stats</b>	R: 1 E: 0 K: 1 S: 17	H: 1 LOB: 3 BB: 3 P: 33	R: 3 E: 0 K: 0 S: 19	H: 4 LOB: 1 BB: 0 P: 28	R: 3 E: 0 K: 0 S: 14	H: 2 LOB: 0 BB: 1 P: 23	R: 3 E: 0 K: 1 S: 17	H: 5 LOB: 2 BB: 0 P: 24	R: 0 E: 0 K: 1 S: 9	H: 0 LOB: 0 BB: 0 P: 15	R: 0 E: 0 K: 0 S: 8	H: 1 LOB: 1 BB: 1 P: 15	R: 4 E: 0 K: 1 S: 15	H: 3 LOB: 0 BB: 1 P: 25	R: 1 E: 0 K: 2 S: 16	H: 2 LOB: 3 BB: 2 P: 32		1B: 11 2B: 4 3B: 0 HR: 3	SF: 0 SAC: 0 DP: 1 HBP: 0	WP: 0 PB: 0 SB: 1 CS: 0
<b>PITCHER</b>	IP	WLS	BF	H	R	ER	SO	BB	IBB	HBP	BLK	WP	HR	S	P	ERA	WHIP			
<b>Chad Ogea, R</b> (1, 1) ERA: 6.07 <b>Steve Karsay, R</b> (3, 1) ERA: 6.11 <b>Ron Villone, L</b> (5, 1) ERA: 6.39 <b>Steve Reed, R</b> (7, 1) ERA: 3.23 <b>Jim Poole, L</b> (8, 1) ERA: 5.2	2.2	L	18	6	6	6	1	4	0	0	0	0	0	24	33	27.00	4.500			



Batter	1	2	3	4	5	6	7	8	9	10	11	12	13	AB	R	H	RBI	BB	SO	LOB	TOP	
<b>Kenny Lofton, L</b> OBP: 0.366, SLG: 0.413 (1, 8)	L8					F9		F7		G4-3			SH3-4 HR BB	4	1	0	0	2	0	1		
<b>Joey Cora, S</b> OBP: 0.356, SLG: 0.373 (1, 4)	G6-3					F9		G6-3		G4-3			SH3-4	5	0	0	0	0	0	2		
<b>David Justice, L</b> OBP: 0.365, SLG: 0.464 (1, 10)	G5-3							G4-3					G4-3	5	1	0	0	1	1	0		
<b>Manny Ramirez, R</b> OBP: 0.379, SLG: 0.578 (1, 9)		P3						L9		L1			K	6	0	0	0	0	3	2		
<b>Travis Fryman, R</b> OBP: 0.346, SLG: 0.508 (1, 5)		K						F9					K	5	1	2	3	1	1	0		
<b>Brian Giles, L</b> OBP: 0.411, SLG: 0.484 (1, 7)								F9		P6			HR	5	0	2	0	1	1	2		
<b>Richie Sexson, R</b> OBP: 0.375, SLG: 0.628 (1, 3)								F9					HR	5	0	2	0	1	1	2		
<b>Einar Diaz, R</b> OBP: 0.429, SLG: 0.588 (1, 2)								G5-3					K	6	1	1	0	0	2	4		
<b>Omar Vizquel, S</b> OBP: 0.346, SLG: 0.363 (1, 6)								P4					K	4	1	1	1	0	1	1		
<b>Inning Stats</b>	R: 0 E: 0 K: 0 S: 9	H: 0 LOB: 0 BB: 0 P: 15	R: 0 E: 0 K: 2 S: 10	H: 0 LOB: 1 BB: 1 P: 14	R: 0 E: 0 K: 1 S: 9	H: 0 LOB: 1 BB: 1 P: 16	R: 0 E: 0 K: 2 S: 12	H: 0 LOB: 0 BB: 0 P: 17	R: 0 E: 0 K: 1 S: 8	H: 1 LOB: 1 BB: 0 P: 8	R: 3 E: 0 K: 0 S: 14	H: 3 LOB: 0 BB: 0 P: 21	R: 0 E: 0 K: 0 S: 10	H: 0 LOB: 1 BB: 1 P: 16	R: 0 E: 0 K: 1 S: 11	H: 0 LOB: 0 BB: 0 P: 15	R: 0 E: 0 K: 2 S: 16	H: 1 LOB: 1 BB: 2 P: 30	1B: 3 2B: 1 3B: 0 HR: 3	SF: 0 SAC: 2 DP: 0 HBP: 0	WIP: 0 PB: 0 SB: 3 CS: 0	PA: 52
<b>PITCHER</b>	IP	WLS	BF	H	R	ER	SO	BB	IBB	HBP	BLK	WP	HR	S	P	ERA	WHIP					
<b>Woody Williams, R</b> ERA: 4.51 (1, 1)	7.0		27	4	3	3	6	2	0	0	0	0	2	69	105	3.86	0.857					
<b>Dan Plesac, L</b> ERA: 4.06 (8, 1)	1.0		3	0	0	0	0	0	0	0	0	0	0	7	10	0.00	0.000					
<b>Paul Quantrill, R</b> ERA: 2.46 (9, 1)	2.0		8	0	0	0	0	2	0	0	0	0	0	20	36	0.00	1.000					
<b>Steve Sinclair, L</b> ERA: 2.31 (11, 1)	0.1		1	0	0	0	0	0	0	0	0	0	0	3	4	0.00	0.000					
<b>Robert Person, R</b> ERA: 7.34 (11, 1)	1.2		6	1	0	0	1	0	0	0	0	0	0	15	20	0.00	0.600					
<b>PITCHER</b>	IP	WLS	BF	H	R	ER	SO	BB	IBB	HBP	BLK	WP	HR	S	P	ERA	WHIP					
<b>Carlos Almanzar, R</b> ERA: 6.43 (13, 1)	1.0		7	2	3	3	2	1	1	0	0	0	1	16	30	27.00	3.000					

Cleveland Indians @ Toronto Blue Jays  
SkyDome, Toronto, ON  
Wed Sep 09 1998, 7:05 PM EDT  
Att. 32,157 - Dome - 72 F


AB 44  
R 6  
H 7  
RBI 6  
BB 6  
SO 9  
LOB 13





Batter	1	2	3	4	5	6	7	8	9	10	11	12	13	AB	R	H	RBI	BB	SO	LOB	BOTTOM			
<b>Shannon Stewart, R</b> OBP: 0.360, SLG: 0.402 (1, 7)	F3												F8	5	1	1	1	2	1	1				
<b>Shawn Green, L</b> OBP: 0.337, SLG: 0.514 (1, 9)	F9							L3		F9			E7	6	0	1	0	0	0	1				
<b>Jose Canseco, R</b> OBP: 0.330, SLG: 0.531 (1, 10)	K							F7		K			F9	6	0	1	0	0	2	3				
<b>Carlos Delgado, L</b> OBP: 0.385, SLG: 0.581 (1, 3)														3	2	1	1	3	2	2				
<b>José Cruz Jr., S</b> OBP: 0.348, SLG: 0.391 (1, 8)														4	0	1	0	2	1	1				
<b>Tony Fernandez, S</b> OBP: 0.381, SLG: 0.438 (1, 5)														6	0	1	0	0	0	7				
<b>Darrin Fletcher, L</b> OBP: 0.329, SLG: 0.411 (1, 2)														6	0	1	0	0	0	1				
<b>Craig Grebeck, R</b> OBP: 0.328, SLG: 0.362 (1, 4)														5	0	2	0	1	1	3				
<b>Alex Gonzalez, R</b> OBP: 0.293, SLG: 0.378 (1, 6)														6	0	0	0	0	6	6				
<b>Inning Stats</b>	R: 0 E: 0 K: 1 S: 7	H: 0 LOB: 0 BB: 0 P: 10	R: 1 E: 0 K: 1 S: 12	H: 1 LOB: 2 BB: 2 P: 23	R: 1 E: 0 K: 1 S: 11	H: 2 LOB: 1 BB: 0 P: 15	R: 0 E: 0 K: 1 S: 12	H: 1 LOB: 1 BB: 0 P: 18	R: 0 E: 0 K: 1 S: 10	H: 0 LOB: 0 BB: 1 P: 20	R: 0 E: 0 K: 1 S: 13	H: 1 LOB: 2 BB: 1 P: 22	R: 0 E: 0 K: 2 S: 7	H: 0 LOB: 0 BB: 0 P: 8	R: 0 E: 0 K: 1 S: 10	H: 2 LOB: 2 BB: 1 P: 18	R: 0 E: 1 K: 1 S: 9	H: 0 LOB: 3 BB: 2 P: 19	R: 0 E: 0 K: 1 S: 12	H: 0 LOB: 1 BB: 1 P: 20	1B: 5 2B: 2 3B: 0 HR: 2	SF: 0 SAC: 0 DP: 0 HBP: 0	WIP: 2 PB: 0 SB: 1 CS: 2	PA: 57
<b>PITCHER</b>	IP	WLS	BF	H	R	ER	SO	BB	IBB	HBP	BLK	WP	HR	S	P	ERA	WHIP							
<b>Dwight Gooden, R</b> ERA: 3.88 (8, 1)	7.0		28	6	3	3	7	3	0	0	0	1	2	71	118	3.86	1.286							
<b>Paul Assenmacher, L</b> ERA: 3.3 (8, 1)	0.1		1	0	0	0	0	0	0	0	0	0	0	2	4	0.00	0.000							
<b>Paul Shuey, R</b> ERA: 2.72 (11, 1)	2.0		11	1	0	0	4	2	0	0	0	1	0	28	44	0.00	1.125							
<b>Doug Jones, R</b> ERA: 4.35 (11, 1)	2.0		11	2	0	0	1	1	1	0	0	0	0	19	34	0.00	1.500							
<b>Michael Jackson, R</b> ERA: 1.88 (13, 1)	1.0		4	0	0	0	1	1	0	0	0	0	0	12	20	0.00	1.000							

Cleveland Indians @ Toronto Blue Jays  
SkyDome, Toronto, ON  
Wed Sep 09 1998, 7:05 PM EDT  
Att. 32,157 - Dome - 72 F

AB 47  
R 3  
H 9  
RBI 2  
BB 8  
SO 13  
LOB 25





Batter	1	2	3	4	5	6	7	8	9	AB	R	H	RBI	BB	SO	LOB	TOP											
Shannon Stewart, R (1.7) OBP: 0.380, SLG: 0.400	4-2 1B BB	1-0 1B HR		3-1 G6-3			2-3 K		3-3 K	4	1	1	1	1	2	1	<b>Toronto Blue Jays @ New York Yankees</b> Yankee Stadium, Bronx, NY Thu Sep 10 1998, 7:05 PM EDT Att: 25,881 - Unknown - 67 F <a href="#">livebaseballscorecards.com</a>											
Shawn Green, L (1.9) OBP: 0.336, SLG: 0.514	1-0 CS	0-0 1B HR		2-3 K			1-1 HBP		1-0 P6	4	1	2	0	0	1	1												
Jose Canseco, R (1.10) OBP: 0.330, SLG: 0.535	3-3 K	2-1 1B HR			3-2 G6-3		3-3 K			4	1	1	3	0	2	3												
Carlos Delgado, L (1.3) OBP: 0.386, SLG: 0.579	4-0 BB				4-2 G5-3 BB		1-0 L9			2	0	0	0	2	0	1												
José Cruz Jr., S (1.8) OBP: 0.347, SLG: 0.387	3-2 G5-3								2-3 K	3	0	0	0	1	2	2												
Tony Fernandez, S (1.5) OBP: 0.380, SLG: 0.434		0-1 F9		4-2 1B BB		0-0 G5-3			2-2 F9	3	0	0	0	1	0	2												
Benito Santiago, R (1.2) OBP: 0.571, SLG: 0.667		1-0 1B G4-3		1-1 1B L3					2-3 K	4	1	2	0	0	1	0												
Craig Grebeck, R (1.4) OBP: 0.327, SLG: 0.360		1-0 G4-3 1B		3-1 L3					1-1 G3-1	4	1	1	0	0	1	2												
Alex Gonzalez, R (1.6) OBP: 0.293, SLG: 0.377		2-0 G4-3		1-0 G1-3					2-1 1B S	4	0	1	1	0	0	1	<b>Toronto Blue Jays</b> 											
<b>Inning Stats</b>	R: 0 E: 0 K: 1 S: 10	H: 1 LOB: 2 BB: 2 P: 25	R: 5 E: 0 K: 0 S: 11	H: 5 LOB: 0 BB: 0 P: 20	R: 0 E: 0 K: 1 S: 10	H: 1 LOB: 1 BB: 1 P: 18	R: 0 E: 0 K: 1 S: 7	H: 0 LOB: 0 BB: 0 P: 13	R: 0 E: 0 K: 0 S: 9	H: 0 LOB: 1 BB: 2 P: 20	R: 0 E: 0 K: 2 S: 11	H: 0 LOB: 0 BB: 0 P: 17	R: 0 E: 0 K: 1 S: 8	H: 1 LOB: 1 BB: 0 P: 15	1B: 7 2B: 1 3B: 0 HR: 1	SF: 0 SAC: 0 DP: 2 HBP: 1		WP: 0 PB: 0 SB: 2 CS: 1	PA: 38									
<b>PITCHER</b>	IP	WLS	BF	H	R	ER	SO	BB	IBB	HBP	BLK	WP	HR	S	P	ERA		WHIP										
Andy Pettitte, L (1.1) ERA: 4.22	6.0	W	27	7	5	5	4	5	0	0	0	0	1	52	105	7.50		2.000										
Jeff Nelson, R (7.1) ERA: 4.33	0.2		3	0	0	0	2	0	0	1	0	0	0	8	14	0.00		0.000										
Graeme Lloyd, L (7.1) ERA: 1.34	0.1		1	0	0	0	0	0	0	0	0	0	0	1	2	0.00		0.000										
Darren Holmes, R (8.1) ERA: 3.8	2.0	S	7	1	0	0	3	0	0	0	0	0	0	19	32	0.00		0.500										
Batter	1	2	3	4	5	6	7	8	9	AB	R	H	RBI	BB	SO	LOB		BOTTOM										
Chuck Knoblauch, R (1.4) OBP: 0.358, SLG: 0.407	1-1 2 G3 HR	1-2 1B	4-2 BB		4-1 BB			2-2 G6-3		3	1	2	1	2	0	0	<b>Toronto Blue Jays @ New York Yankees</b> Yankee Stadium, Bronx, NY Thu Sep 10 1998, 7:05 PM EDT Att: 25,881 - Unknown - 67 F <a href="#">livebaseballscorecards.com</a>											
2 Derek Jeter, R (1.6) OBP: 0.391, SLG: 0.496	0-0 G3	2-3 K	3-2 G1-3		1-3 K			0-1 F9		5	0	0	0	0	2	7												
Paul O'Neill, L (1.9) OBP: 0.373, SLG: 0.520	0-1 HR		1-1 FC1-6 1B		1-1 HR			0-3 K		5	2	3	3	0	2	0												
Bernie Williams, S (1.8) OBP: 0.424, SLG: 0.588	2-0 L8		0-0 FC1-6 1B		3-2 G1-6-3			4-1 FC3-6 BB		3	1	0	0	1	0	1												
Tino Martinez, L (1.3) OBP: 0.363, SLG: 0.506	1-1 F7		0-0 1B		1-0 L8			2-1 FC3-6		4	1	1	0	0	0	1												
Darryl Strawberry, L (1.10) OBP: 0.355, SLG: 0.552		0-1 P6		0-0 2B		1-1 P6		0-3 K		3	1	1	1	0	0	0												
Chili Davis, S (6. PH) OBP: 0.422, SLG: 0.462			1-2 SF9 1B							1	0	0	0	0	1	1												
Ricky Ledee, L (1.7) OBP: 0.328, SLG: 0.435		0-1 1B		1-3 2B				1-1 P5		4	2	2	1	0	0	0												
Scott Brosius, R (1.5) OBP: 0.367, SLG: 0.466		0-1 1B		0-0 SF9				0-1 G4-3		3	0	2	1	0	0	0												
Joe Girardi, R (1.2) OBP: 0.321, SLG: 0.398		2-3 K		3-2 2B				0-0 G6-4-3		4	0	2	1	0	1	3	<b>Toronto Blue Jays</b> 											
<b>Inning Stats</b>	R: 2 E: 0 K: 0 S: 8	H: 2 LOB: 0 BB: 0 P: 12	R: 1 E: 0 K: 2 S: 15	H: 3 LOB: 2 BB: 0 P: 20	R: 4 E: 0 K: 0 S: 19	H: 5 LOB: 1 BB: 1 P: 32	R: 1 E: 0 K: 0 S: 9	H: 1 LOB: 0 BB: 0 P: 15	R: 0 E: 0 K: 1 S: 13	H: 1 LOB: 2 BB: 1 P: 21	R: 0 E: 0 K: 2 S: 10	H: 0 LOB: 1 BB: 1 P: 17	R: 0 E: 0 K: 0 S: 4	H: 1 LOB: 0 BB: 0 P: 6	R: 0 E: 0 K: 1 S: 9	H: 0 LOB: 0 BB: 0 P: 11		1B: 7 2B: 4 3B: 0 HR: 2	SF: 1 SAC: 0 DP: 1 HBP: 0	WP: 0 PB: 0 SB: 0 CS: 0	PA: 39							
<b>PITCHER</b>	IP	WLS	BF	H	R	ER	SO	BB	IBB	HBP	BLK	WP	HR	S	P	ERA		WHIP										
Pat Hentgen, R (1.1) ERA: 5.17	3.0	L	20	10	7	7	2	1	0	0	0	0	1	42	64	4.50		1.500										
Dave Stieb, R (4.1) ERA: 4.43	2.0		9	2	1	1	1	1	0	0	0	0	0	22	36	4.50		1.500										
Steve Sinclair, L (6.1) ERA: 2.08	1.1		5	0	0	0	2	1	0	0	0	0	0	12	20	0.00		0.750										
Carlos Almanzar, R (7.1) ERA: 6.04	1.1		4	1	0	0	0	0	0	0	0	0	0	8	11	0.00		0.750										
Dan Plesac, L (8.1) ERA: 4.05	0.1		1	0	0	0	1	0	0	0	0	0	0	3	3	0.00		0.000										



Batter	1	2	3	4	5	6	7	8	9	AB	R	H	RBI	BB	SO	LOB	TOP										
<b>Shannon Stewart, R</b> (1, 7) OBP: 0.381, SLG: 0.406										4	1	1	1	0	1	0	<b>Toronto Blue Jays @ New York Yankees</b> Yankee Stadium, Bronx, NY Fri Sep 11 1998, 7:05 PM EDT Att: 35,856 - Unknown - 74 F										
<b>Shawn Green, L</b> (1, 9) OBP: 0.337, SLG: 0.511										4	0	0	0	0	3	1											
<b>Jose Canseco, R</b> (1, 10) OBP: 0.328, SLG: 0.531										4	0	0	0	0	1	1											
<b>Carlos Delgado, L</b> (1, 3) OBP: 0.385, SLG: 0.582										4	1	1	1	0	1	1											
<b>José Cruz Jr., S</b> (1, 8) OBP: 0.351, SLG: 0.398										2	2	1	1	2	1	0											
<b>Tony Fernandez, S</b> (1, 5) OBP: 0.381, SLG: 0.442										4	1	2	2	0	0	1											
<b>Darrin Fletcher, L</b> (1, 2) <b>Benito Santiago, R</b> (8, PH) OBP: 0.500, SLG: 0.571										3	0	0	0	0	1	2											
<b>Craig Grebeck, R</b> (1, 4) OBP: 0.330, SLG: 0.360										3	0	1	0	1	0	1											
<b>Alex Gonzalez, R</b> (1, 6) OBP: 0.292, SLG: 0.376										4	0	1	0	0	1	2											
<b>Inning Stats</b>	R: 0 H: 0 E: 0 K: 3 S: 9	H: 0 LOB: 0 BB: 0 P: 14	R: 2 H: 2 E: 0 K: 2 S: 16	H: 2 LOB: 1 BB: 1 P: 29	R: 0 H: 0 E: 0 K: 1 S: 8	H: 2 LOB: 0 BB: 0 P: 12	R: 1 H: 2 E: 0 K: 0 S: 11	H: 2 LOB: 2 BB: 2 P: 22	R: 0 H: 0 E: 0 K: 1 S: 7	H: 1 LOB: 1 BB: 0 P: 14	R: 1 H: 2 E: 0 K: 0 S: 13	H: 2 LOB: 1 BB: 0 P: 18	R: 1 H: 1 E: 0 K: 0 S: 8	H: 0 LOB: 0 BB: 0 P: 16	R: 0 H: 0 E: 0 K: 1 S: 6	H: 0 LOB: 0 BB: 0 P: 9	R: 0 H: 0 E: 0 K: 0 S: 7	H: 0 LOB: 0 BB: 0 P: 10	1B: 3 2B: 0 3B: 0 HR: 4	SF: 0 SAC: 0 DP: 0 HBP: 1	WP: 0 PB: 0 SB: 3 CS: 0	PA: 37					
<b>PITCHER</b>	IP	WLS	BF	H	R	ER	SO	BB	IBB	HBP	BLK	WP	HR	S	P	ERA	WHIP										
<b>Hideki Irabu, R</b> (1, 1) ERA: 4.41	6.0	L	28	7	5	5	8	3	0	1	0	0	4	65	111	7.50	1.667										
<b>Graeme Lloyd, L</b> (7, 1) ERA: 1.3	1.0		3	0	0	0	0	0	0	0	0	0	0	7	14	0.00	0.000										
<b>Mike Stanton, L</b> (8, 1) ERA: 5.7	2.0		6	0	0	0	1	0	0	0	0	0	0	13	19	0.00	0.000										

Batter	1	2	3	4	5	6	7	8	9	AB	R	H	RBI	BB	SO	LOB	BOTTOM										
<b>Chuck Knoblauch, R</b> (1, 4) OBP: 0.358, SLG: 0.406										3	0	1	0	0	1	2	<b>Toronto Blue Jays @ New York Yankees</b> Yankee Stadium, Bronx, NY Fri Sep 11 1998, 7:05 PM EDT Att: 35,856 - Unknown - 74 F										
<b>Luis Sojo, R</b> (6, PH) OBP: 0.248, SLG: 0.270										1	0	0	0	0	0	1											
<b>Tim Raines, S</b> (9, PH) OBP: 0.389, SLG: 0.377										1	0	0	0	0	0	0											
<b>Derek Jeter, R</b> (1, 6) OBP: 0.388, SLG: 0.492										4	0	0	0	0	2	1											
<b>Paul O'Neill, L</b> (1, 9) OBP: 0.372, SLG: 0.518										4	1	1	0	0	1	0											
<b>Bernie Williams, S</b> (1, 8) OBP: 0.424, SLG: 0.590										4	1	2	0	0	2	0											
<b>Tino Martinez, L</b> (1, 3) OBP: 0.364, SLG: 0.507										3	1	1	1	1	2	1											
<b>20 Jorge Posada, S</b> (1, 10) OBP: 0.395, SLG: 0.494										4	1	1	1	0	1	2											
<b>Ricky Ledee, L</b> (1, 7) OBP: 0.310, SLG: 0.415										3	0	0	1	0	1	2											
<b>Scott Brosius, R</b> (1, 5) OBP: 0.370, SLG: 0.470										3	0	2	1	0	0	0											
<b>Joe Girardi, R</b> (1, 2) OBP: 0.320, SLG: 0.396										4	0	1	0	0	1	2											
<b>Inning Stats</b>	R: 0 H: 0 E: 0 K: 2 S: 10	H: 0 LOB: 0 BB: 0 P: 13	R: 0 H: 0 E: 0 K: 3 S: 12	H: 0 LOB: 1 BB: 1 P: 22	R: 0 H: 2 E: 0 K: 1 S: 9	H: 2 LOB: 0 BB: 0 P: 11	R: 3 H: 4 E: 0 K: 0 S: 15	H: 4 LOB: 2 BB: 0 P: 25	R: 0 H: 1 E: 0 K: 1 S: 13	H: 1 LOB: 1 BB: 0 P: 22	R: 1 H: 2 E: 0 K: 0 S: 9	H: 2 LOB: 1 BB: 0 P: 15	R: 0 H: 0 E: 0 K: 2 S: 9	H: 0 LOB: 0 BB: 0 P: 12	R: 0 H: 0 E: 0 K: 1 S: 11	H: 0 LOB: 0 BB: 0 P: 18	R: 0 H: 0 E: 0 K: 1 S: 8	H: 0 LOB: 0 BB: 0 P: 11	1B: 6 2B: 3 3B: 0 HR: 0	SF: 1 SAC: 0 DP: 1 HBP: 1	WP: 0 PB: 0 SB: 0 CS: 0	PA: 37					
<b>PITCHER</b>	IP	WLS	BF	H	R	ER	SO	BB	IBB	HBP	BLK	WP	HR	S	P	ERA	WHIP										
<b>Roger Clemens, R</b> (1, 1) ERA: 2.69	5.0		23	7	3	3	7	1	0	1	0	0	0	11	17	6.75	1.500										
<b>Carlos Almanzar, R</b> (6, 1) ERA: 6.09	1.1	W	6	2	1	1	0	0	0	0	0	0	0	10	15	0.00	0.000										
<b>Dan Plesac, L</b> (7, 1) ERA: 3.97	1.0		3	0	0	0	3	0	0	0	0	0	0	8	13	0.00	0.000										
<b>Paul Quantrill, R</b> (8, 1) ERA: 2.43	0.2		2	0	0	0	0	0	0	0	0	0	0	8	11	0.00	0.000										
<b>Robert Person, R</b> (9, 1) ERA: 7.11	1.0	S	3	0	0	0	1	0	0	0	0	0	0	8	11	0.00	0.000										

AB	33
R	5
H	7
RBI	5
BB	3
SO	9
LOB	9



AB	34
R	4
H	9
RBI	4
BB	1
SO	11
LOB	11





Batter	1	2	3	4	5	6	7	8	9	AB R H RBI BB SO LOB	TOP											
Shannon Stewart, R (1.7) OBP: 0.381, SLG: 0.406	1-1 SF9 G1-3 1B		1-3 K		2-3 K		0-1 1B		0-2 G5-3	5 1 2 0 0 2 1	<b>Toronto Blue Jays @ New York Yankees</b> Yankee Stadium, Bronx, NY Sat Sep 12 1998, 3:33 AM EDT Att: 48,752 - Sunny - 86 F											
Shawn Green, L (1.9) OBP: 0.336, SLG: 0.509	2-2 G1-3 1-2		1-1 P6			2-2 FC4-6 1B	0-2 G1-3			4 0 1 0 0 0 2												
Jose Canseco, R (1.10) OBP: 0.326, SLG: 0.528	1-2 SF9 2H			0-3 K		2-1 P4		1-3 K		3 0 0 1 0 2 1												
Carlos Delgado, L (1.3) OBP: 0.383, SLG: 0.578	0-0 P2			1-0 P3		2-2 FC4-6 1B 3B		0-1 G3-1		4 1 0 0 0 0 1												
Jose Cruz Jr., S (1.8) OBP: 0.353, SLG: 0.397		1-0 F8		1-2 P4		1-0 3B 1B		4-1 S BB		3 1 1 0 1 0 0												
Tony Fernandez, S (1.5) OBP: 0.382, SLG: 0.447		1-0 G6-3			2-2 E 1B	0-2 3B		0-2 G3-1		4 1 2 2 0 0 1												
Benito Santiago, R (1.2) OBP: 0.500, SLG: 0.727		3-1 2B			0-0 E1 1H 2B	3-2 P4		1-3 K		4 1 2 1 0 1 1												
Craig Grebeck, R (1.4) OBP: 0.329, SLG: 0.355		2-3 K			1-2 G6-3		1-2 G4-3		4-0 BB	3 0 0 0 1 1 1												
Alex Gonzalez, R (1.6) OBP: 0.290, SLG: 0.373			0-0 F8		2-3 K		2-2 G1-3		1-3 K	4 0 0 0 0 2 1												
<b>Inning Stats</b>	R: 1 E: 0 K: 0 S: 10	H: 1 LOB: 0 BB: 0 P: 14	R: 0 E: 0 K: 1 S: 7	H: 1 LOB: 1 BB: 0 P: 14	R: 0 E: 0 K: 1 S: 6	H: 0 LOB: 0 BB: 0 P: 8	R: 0 E: 0 K: 1 S: 7	H: 0 LOB: 0 BB: 0 P: 9	R: 2 E: 1 K: 2 S: 13	H: 2 LOB: 0 BB: 0 P: 20	R: 2 E: 0 K: 0 S: 18	H: 3 LOB: 1 BB: 0 P: 28	R: 0 E: 0 K: 0 S: 11	H: 1 LOB: 1 BB: 0 P: 14	R: 0 E: 0 K: 1 S: 9	H: 0 LOB: 1 BB: 1 P: 14	R: 0 E: 0 K: 0 S: 10	H: 0 LOB: 1 BB: 1 P: 16	1B: 5 2B: 2 3B: 1 HR: 0	SF: 1 SAC: 0 DP: 0 HBP: 0	WP: 0 PB: 0 CS: 0	PA: 37
<b>PITCHER</b>	IP WLS BF H R ER SO BB IBB HBP BLK WP HR S P ERA WHIP																					
David Wells, L (1.1) ERA: 3.35	6.0 L 25 7 5 4 5 0 0 0 0 0 0 0 61 93 6.00 1.167																					
Darren Holmes, R (7.1) ERA: 3.72	1.0 4 1 0 0 0 0 0 0 0 0 0 0 11 14 0.00 1.000																					
59 Ryan Bradley, R (8.1) ERA: 7.45	2.0 8 0 0 0 0 3 2 0 0 0 0 0 0 19 30 0.00 1.000																					

AB	34
R	5
H	8
RBI	4
BB	2
SO	8
LOB	9



Batter	1	2	3	4	5	6	7	8	9	AB R H RBI BB SO LOB	BOTTOM											
Homer Bush, R (1.4) OBP: 0.375, SLG: 0.443	3-2 G3 2B		0-3 K			0-2 G4-3 2S WP 1B		0-2 G6-3		4 2 2 0 0 1 0	<b>Toronto Blue Jays @ New York Yankees</b> Yankee Stadium, Bronx, NY Sat Sep 12 1998, 3:33 AM EDT Att: 48,752 - Sunny - 86 F											
2 Derek Jeter, R (1.6) OBP: 0.387, SLG: 0.490	1-1 E7 G3 SF8		0-1 G1-3			1-2 G4-3		1-0 G4-6-3 1B		4 1 1 0 0 0 2												
Paul O'Neill, L (1.9) OBP: 0.369, SLG: 0.514	2-2 G3		0-0 F7			2-2 G5-3		0-0 G4-6-3		4 0 0 1 0 0 2												
Tino Martinez, L (1.3) OBP: 0.361, SLG: 0.504	0-2 SF8			1-0 F7		3-H G4-3		0-1 G4-3		3 0 0 1 0 0 0												
20 Jorge Posada, S (1.2) OBP: 0.352, SLG: 0.489	2-1 G4-3			1-1 G3-1			3-2 G6-3			3 0 0 0 0 0 0												
Darryl Strawberry, L (1.10) OBP: 0.351, SLG: 0.546		2-1 G6-3		3-2 G1-3			1-3 K			3 0 0 0 0 1 0												
Ricky Ledee, L (1.7) OBP: 0.297, SLG: 0.397		2-0 P6			0-0 G4-3		2-1 G4-3			3 0 0 0 0 0 0												
Chad Curtis, R (1.8) OBP: 0.355, SLG: 0.358		3-2 1B			1-3 K			3-2 P4		3 0 1 0 0 1 0												
Scott Brosius, R (1.5) OBP: 0.368, SLG: 0.467		0-0 F8			1-2 F8			1-3 K		3 0 0 0 0 1 1												
<b>Inning Stats</b>	R: 2 E: 1 K: 0 S: 13	H: 1 LOB: 0 BB: 0 P: 21	R: 0 E: 0 K: 0 S: 7	H: 1 LOB: 1 BB: 0 P: 14	R: 0 E: 0 K: 1 S: 6	H: 0 LOB: 0 BB: 0 P: 6	R: 0 E: 0 K: 0 S: 6	H: 0 LOB: 0 BB: 0 P: 11	R: 0 E: 0 K: 1 S: 7	H: 0 LOB: 0 BB: 0 P: 9	R: 1 E: 0 K: 0 S: 13	H: 1 LOB: 0 BB: 0 P: 16	R: 0 E: 0 K: 1 S: 8	H: 0 LOB: 0 BB: 0 P: 14	R: 0 E: 0 K: 1 S: 9	H: 0 LOB: 0 BB: 0 P: 13	R: 0 E: 0 K: 0 S: 3	H: 1 LOB: 0 BB: 0 P: 5	1B: 3 2B: 1 3B: 0 HR: 0	SF: 1 SAC: 0 DP: 1 HBP: 0	WP: 1 PB: 0 CS: 0	PA: 31
<b>PITCHER</b>	IP WLS BF H R ER SO BB IBB HBP BLK WP HR S P ERA WHIP																					
Chris Carpenter, R (1.1) ERA: 4.48	8.0 W 28 3 3 1 4 0 0 0 0 0 0 0 69 104 1.12 0.375																					
Robert Person, R (9.1) ERA: 6.89	1.0 S 3 1 0 0 0 0 0 0 0 0 0 0 3 5 0.00 1.000																					

AB	30
R	3
H	4
RBI	2
BB	0
SO	4
LOB	5









Batter	1	2	3	4	5	6	7	8	9	AB	R	H	RBI	BB	SO	LOB	TOP									
Shannon Stewart, R OBP: 0.378, SLG: 0.409	G6-3		G5-3			K		G3-6-3 1B		4	0	1	0	0	1	0	Toronto Blue Jays @ Cleveland Indians Jacobs Field, Cleveland, OH Mon Sep 14, 1998, 7:05 PM EDT Att: 43,152 - Cloudy - 82 F									
Shawn Green, L OBP: 0.334, SLG: 0.504	F7				K	G4-3		G3-6-3 1-2f		4	0	0	0	0	1	1										
Jose Canseco, R OBP: 0.326, SLG: 0.524	L8				F9	1B		K		4	1	1	0	0	1	0										
Carlos Delgado, L OBP: 0.385, SLG: 0.582		HR			BB	1B		K		3	1	2	1	1	1	0										
José Cruz Jr., S OBP: 0.358, SLG: 0.413	K				K			F9		4	0	1	1	0	2	1										
Tony Fernandez, S OBP: 0.381, SLG: 0.443	L4							BLK BB		3	0	1	0	1	0	0										
Darrin Fletcher, L OBP: 0.327, SLG: 0.415	K				L7			F9		3	1	1	1	0	1	1										
Benito Santiago, R OBP: 0.467, SLG: 0.714						HR		1-2		1	0	0	0	0	0	1										
Craig Grebeck, R OBP: 0.331, SLG: 0.355			L9			K				3	0	0	0	0	2	1										
Alex Gonzalez, R OBP: 0.290, SLG: 0.372	F9				G5-3			K		3	0	0	0	0	1	1										
<b>Inning Stats</b>	R: 0 E: 0 K: 0 S: 4	H: 0 LOB: 0 BB: 0 P: 5	R: 1 E: 0 K: 2 S: 12	H: 1 LOB: 0 BB: 0 P: 18	R: 0 E: 0 K: 0 S: 9	H: 0 LOB: 0 BB: 0 P: 12	R: 0 E: 0 K: 2 S: 10	H: 0 LOB: 1 BB: 1 P: 18	R: 0 E: 0 K: 1 S: 10	H: 1 LOB: 1 BB: 0 P: 17	R: 1 E: 0 K: 1 S: 10	H: 3 LOB: 2 BB: 0 P: 17	R: 1 E: 0 K: 2 S: 11	H: 1 LOB: 0 BB: 0 P: 18	R: 0 E: 0 K: 1 S: 7	H: 1 LOB: 0 BB: 1 P: 11	R: 0 E: 0 K: 1 S: 13	H: 0 LOB: 1 BB: 1 P: 23	1B: 5 2B: 0 3B: 0 HR: 2	SF: 0 SAC: 0 DP: 1 HBP: 0	WP: 0 PB: 0 SB: 1 CS: 0	PA: 34				
<b>PITCHER</b>	IP	WLS	BF	H	R	ER	SO	BB	IBB	HBP	BLK	WP	HR	S	P	ERA	WHIP									
Dwight Gooden, R ERA: 3.69	(1, 1)	7.0	W	27	6	3	3	8	1	0	0	0	0	2	66	105	3.86	1.000								
Paul Shuey, R ERA: 2.96	(8, 1)	1.0		3	1	0	0	1	0	0	0	0	0	7	11	0.00	1.000									
Michael Jackson, R ERA: 1.62	(9, 1)	1.0	S	4	0	0	0	1	1	0	0	1	0	0	13	23	0.00	1.000								


Batter	1	2	3	4	5	6	7	8	9	AB	R	H	RBI	BB	SO	LOB	BOTTOM									
Kenny Lofton, L OBP: 0.367, SLG: 0.413	L9		CS 1-H 2B		S 1B		E 1B	G6-3 1B		5	1	4	1	0	0	0	Toronto Blue Jays @ Cleveland Indians Jacobs Field, Cleveland, OH Mon Sep 14, 1998, 7:05 PM EDT Att: 43,152 - Cloudy - 82 F									
Joey Cora, S OBP: 0.361, SLG: 0.376	S BB		K		P3		E4 1B SF9	G6-3		4	1	1	0	1	1	5										
David Justice, L OBP: 0.369, SLG: 0.469	K		HR		FC5-4 IBB		1B			3	1	2	2	1	1	1										
Manny Ramirez, R OBP: 0.373, SLG: 0.571	K		L9		P4		SF9			3	0	0	1	0	1	4										
Travis Fryman, R OBP: 0.341, SLG: 0.503		G2-3			S 1B		P6			4	0	1	0	0	0	4										
Brian Giles, L OBP: 0.409, SLG: 0.484	K				K		G4-3			4	0	0	0	0	3	2										
Richie Sexson, R OBP: 0.368, SLG: 0.639		BB			G6-3		P4			3	1	1	1	1	0	1										
Sandy Alomar Jr., R OBP: 0.270, SLG: 0.353	K				F7		F7			4	0	1	0	0	1	2										
Omar Vizquel, S OBP: 0.353, SLG: 0.366			2B 1B		1B		1B E BB			3	2	2	0	1	0	1										
<b>Inning Stats</b>	R: 0 E: 0 K: 2 S: 13	H: 0 LOB: 1 BB: 1 P: 24	R: 0 E: 0 K: 2 S: 9	H: 0 LOB: 1 BB: 1 P: 15	R: 2 E: 0 K: 1 S: 8	H: 3 LOB: 0 BB: 0 P: 11	R: 0 E: 0 K: 1 S: 15	H: 1 LOB: 0 BB: 0 P: 23	R: 0 E: 0 K: 0 S: 15	H: 2 LOB: 3 BB: 1 P: 28	R: 0 E: 0 K: 1 S: 7	H: 0 LOB: 0 BB: 0 P: 13	R: 3 E: 1 K: 0 S: 8	H: 3 LOB: 1 BB: 1 P: 14	R: 1 E: 0 K: 0 S: 10	H: 3 LOB: 1 BB: 0 P: 13		1B: 8 2B: 2 3B: 0 HR: 2	SF: 1 SAC: 0 DP: 1 HBP: 0	WP: 0 PB: 0 SB: 3 CS: 1	PA: 38					
<b>PITCHER</b>	IP	WLS	BF	H	R	ER	SO	BB	IBB	HBP	BLK	WP	HR	S	P	ERA	WHIP									
Woody Williams, R ERA: 4.46	(1, 1)	6.0		26	6	2	2	7	2	1	0	0	0	0	67	114	3.00	1.333								
Steve Sinclair, L ERA: 3.39	(7, 1)	0.0	L	4	3	3	2	0	1	0	0	0	0	4	10	∞	∞									
Paul Quantrill, R ERA: 2.38	(7, 1)	1.0		3	0	0	0	0	0	0	0	0	0	4	4	0.00	0.000									
Bill Riskey, R ERA: 5.85	(8, 1)	0.1		3	2	1	1	0	0	0	0	0	1	5	7	27.00	6.000									
Ben Van Ryn, L ERA: 6.57	(8, 1)	0.2		2	1	0	0	0	0	0	0	0	0	5	6	0.00	1.500									



Batter	1	2	3	4	5	6	7	8	9	AB	R	H	RBI	BB	SO	LOB	TOP				
<b>Shannon Stewart, R</b> (1, 7) OBP: 0.377, SLG: 0.409	2-1 1B	3-2 G6-3		2-2 G3-1		0-3 K		0-1 F8		5	1	1	0	0	1	1					
<b>Shawn Green, L</b> (1, 9) OBP: 0.335, SLG: 0.502	3-2 BB 1B		3-3 K		2-3 K		0-0 G3-1	1-3 K		5	1	1	1	0	3	1					
<b>Jose Canseco, R</b> (1, 10) OBP: 0.323, SLG: 0.520	0-0 SAFE SAFE P6		0-0 G5-3		0-1 G1-3		2-1 P4			4	0	0	0	0	0	1					
<b>Carlos Delgado, L</b> (1, 3) OBP: 0.386, SLG: 0.580	2-1 F9		2-2 2B 1B		4-1 BB			3-3 K		3	1	1	0	1	1	1					
<b>José Cruz Jr., S</b> (1, 8) OBP: 0.360, SLG: 0.415	4-2 1B 1-2 BB		1-2 1B		2-3 K			0-3 K2-3		3	1	1	0	1	2	1					
<b>Tony Fernandez, S</b> (1, 5) OBP: 0.386, SLG: 0.451	2-2 1-2 2-H 1B		0-0 2-H 3-H 1B		0-1 1B 2B			2-1 1B		4	1	4	3	0	0	0					
<b>Darrin Fletcher, L</b> (1, 2) <b>Bento Santiago, R</b> (8, PH) OBP: 0.438, SLG: 0.667	1-1 SAFE F7		1-0 SAFE F8		0-1 2-H G6-4-3 1B			3-3 K		3	0	1	1	0	0	3					
<b>Craig Grebeck, R</b> (1, 4) <b>Felipe Crespo, S</b> (9, PH) OBP: 0.336, SLG: 0.359		2-1 P3		0-0 F7		1-0 L9		0-1 1B		3	0	0	0	0	0	1					
<b>Alex Gonzalez, R</b> (1, 6) <b>Kevin Witt, L</b> (9, PH)		3-3 K		0-1 G5-3		1-2 G6-4-3		0-1 F8		3	0	0	0	0	1	1					
<b>Inning Stats</b>	R: 2 E: 0 K: 0 S: 18	H: 3 LOB: 2 BB: 1 P: 32	R: 0 E: 0 K: 1 S: 8	H: 0 LOB: 0 BB: 0 P: 16	R: 2 E: 0 K: 1 S: 14	H: 3 LOB: 1 BB: 0 P: 21	R: 0 E: 0 K: 0 S: 6	H: 0 LOB: 0 BB: 0 P: 8	R: 0 E: 0 K: 0 S: 9	H: 0 LOB: 0 BB: 1 P: 17	R: 1 E: 0 K: 0 S: 8	H: 2 LOB: 0 BB: 0 P: 10	R: 0 E: 0 K: 3 S: 11	H: 1 LOB: 1 BB: 0 P: 19	R: 0 E: 0 K: 1 S: 9	H: 1 LOB: 1 BB: 0 P: 10	1B: 7 2B: 3 3B: 0 HR: 0	SF: 0 SAC: 0 DP: 1 HBP: 0	WP: 0 PB: 0 SB: 1 CS: 0	PA: 38	
<b>PITCHER</b>	IP	WLS	BF	H	R	ER	SO	BB	IBB	HBP	BLK	WP	HR	S	P	ERA	WHIP				
<b>Bartolo Colon, R</b> (1, 1) ERA: 3.75	4.0		19	6	4	4	2	1	0	0	0	0	0	46	77	9.00	1.750				
<b>Chad Ogea, R</b> (5, 1) ERA: 5.92	3.0	W	11	2	1	1	3	1	0	0	0	0	0	23	35	3.00	1.000				
<b>Jim Poole, L</b> (8, 1) ERA: 5.11	0.2		3	1	0	0	2	0	0	0	0	0	0	8	13	0.00	1.500				
<b>Doug Jones, R</b> (8, 1) ERA: 4.3	1.0		4	1	0	0	1	0	0	0	0	0	0	9	12	0.00	1.000				
<b>Paul Assenmacher, L</b> (9, 1) ERA: 3.45	0.1	S	1	0	0	0	1	0	0	0	0	0	0	3	4	0.00	0.000				

**Toronto Blue Jays @ Cleveland Indians**  
**Jacobs Field, Cleveland, OH**  
 Tue Sep 15 1998, 7:05 PM EDT  
 Att: 43,323 - Cloudy - 74 F


AB 36  
 R 5  
 H 10  
 RBI 5  
 BB 2  
 SO 9  
 LOB 12



Batter	1	2	3	4	5	6	7	8	9	AB	R	H	RBI	BB	SO	LOB	BOTTOM				
<b>Kenny Lofton, L</b> (1, 8) OBP: 0.368, SLG: 0.413	2-2 2B G6-3 1B	4-1 1B BB		3-1 G4-3		3-2 G4-3		4-0 G5-4-3 BB		3	1	1	0	2	0	1					
<b>Joey Coza, S</b> (1, 4) OBP: 0.381, SLG: 0.378	1-3 SAFE K		0-1 1-2 2-H 1B		2-2 HR 2B		1-1 G3-1	0-1 G5-4-3		5	1	2	1	0	1	4					
<b>Enrique Wilson, S</b> (9, 4) OBP: 0.305, SLG: 0.411								1-2 2-H		0	0	0	0	0	0	0					
<b>David Justice, L</b> (1, 10) OBP: 0.368, SLG: 0.470	1-0 SAFE F		2-2 L3		3-3 K		0-3 K			4	1	1	0	0	2	3					
<b>Manny Ramirez, R</b> (1, 9) OBP: 0.375, SLG: 0.589	2-1 G6-3		3-2 HR		3-2 2-H HR		1-2 HR			4	3	3	5	0	0	1					
<b>Travis Fryman, R</b> (1, 5) OBP: 0.341, SLG: 0.501	0-2 2-H 1B		0-2 L8		2-1 F7		1-1 L5			4	0	1	0	0	0	0					
<b>Brian Giles, L</b> (1, 7) OBP: 0.410, SLG: 0.484	1-1 L8		1-1 G4-3		0-1 1B		1-2 E4 1B			4	0	2	0	0	0	1					
<b>Richie Sexson, R</b> (1, 3) OBP: 0.365, SLG: 0.628		1-0 BB 1B		1-0 G6-3		0-3 SAFE K		0-0 G5-3		4	1	1	0	0	1	2					
<b>Sandy Alomar Jr., R</b> (1, 2) OBP: 0.270, SLG: 0.352		1-2 SAFE F9		0-0 F8		0-1 G4-3 1B		0-1 G4-3		4	0	1	0	0	0	1					
<b>Omar Vizquel, S</b> (1, 6) OBP: 0.352, SLG: 0.365		1-1 SAFE F7		2-2 P4		2-1 F7		3-2 S 1B		4	0	1	0	0	0	2					
<b>Inning Stats</b>	R: 2 E: 1 K: 1 S: 14	H: 3 LOB: 1 BB: 0 P: 21	R: 1 E: 0 K: 0 S: 13	H: 2 LOB: 2 BB: 1 P: 22	R: 1 E: 0 K: 0 S: 9	H: 1 LOB: 0 BB: 0 P: 14	R: 0 E: 0 K: 0 S: 7	H: 0 LOB: 0 BB: 0 P: 12	R: 2 E: 0 K: 2 S: 16	H: 3 LOB: 1 BB: 0 P: 26	R: 0 E: 0 K: 0 S: 9	H: 1 LOB: 1 BB: 0 P: 15	R: 1 E: 1 K: 1 S: 12	H: 2 LOB: 1 BB: 0 P: 15	R: 0 E: 0 K: 0 S: 7	H: 1 LOB: 1 BB: 1 P: 14	1B: 8 2B: 2 3B: 0 HR: 3	SF: 0 SAC: 0 DP: 1 HBP: 0	WP: 0 PB: 0 SB: 1 CS: 0	PA: 38	
<b>PITCHER</b>	IP	WLS	BF	H	R	ER	SO	BB	IBB	HBP	BLK	WP	HR	S	P	ERA	WHIP				
<b>Dave Stieb, R</b> (1, 1) ERA: 4.94	4.2	L	24	9	6	5	2	1	0	0	0	0	0	12	18	0.00	0.750				
<b>Carlos Almanzar, R</b> (5, 1) ERA: 5.68	1.1		5	1	0	0	1	0	0	0	0	0	0	3	3	0.00	0.000				
<b>Ben Van Ryn, L</b> (7, 1) ERA: 6.39	0.1		1	0	0	0	1	0	0	0	0	0	0	3	3	0.00	0.000				
<b>Paul Quantrill, R</b> (7, 1) ERA: 2.47	1.0		6	3	1	1	0	0	0	0	0	0	1	14	20	9.00	3.000				
<b>Dan Plesac, L</b> (8, 1) ERA: 3.83	0.2		2	0	0	0	0	1	0	0	0	0	0	2	6	0.00	1.500				

**Toronto Blue Jays @ Cleveland Indians**  
**Jacobs Field, Cleveland, OH**  
 Tue Sep 15 1998, 7:05 PM EDT  
 Att: 43,323 - Cloudy - 74 F

AB 36  
 R 7  
 H 13  
 RBI 6  
 BB 2  
 SO 4  
 LOB 15





Batter	1	2	3	4	5	6	7	8	9	AB	R	H	RBI	BB	SO	LOB	TOP					
<b>Shannon Stewart, R</b> (1, 7) OBP: 0.376, SLG: 0.414	L7		1-H HR			G5-3		L8		4	1	1	2	0	0	2						
<b>Shawn Green, L</b> (1, 9) OBP: 0.331, SLG: 0.498	G4-3		K			L8		K		4	0	0	0	0	2	2						
<b>Jose Canseco, R</b> (1, 10) OBP: 0.323, SLG: 0.518	G5-3					P6			G1-3	4	0	1	0	0	0	1						
<b>Carlos Delgado, L</b> (1, 3) OBP: 0.383, SLG: 0.575		F7				G4-3			K	4	0	0	0	0	1	0						
<b>Jose Cruz Jr., S</b> (1, 8) OBP: 0.356, SLG: 0.410		K				K			K	4	0	0	0	0	3	0						
<b>Tony Fernandez, S</b> (1, 5) OBP: 0.385, SLG: 0.449		L4								2	0	0	0	1	0	0						
<b>Darrin Fletcher, L</b> (1, 2) OBP: 0.327, SLG: 0.414			HR			F7		F8		3	1	1	0	0	0	1						
<b>Craig Grebeck, R</b> (1, 4) OBP: 0.328, SLG: 0.348			F8			G4-3				2	0	0	0	1	0	1						
<b>Alex Gonzalez, R</b> (1, 6) OBP: 0.289, SLG: 0.369			P3					K		3	0	1	0	0	1	2						
<b>Inning Stats</b>	R: 0 E: 0 K: 0 S: 7	H: 0 LOB: 0 BB: 0 P: 11	R: 0 E: 0 K: 1 S: 12	H: 0 LOB: 0 BB: 0 P: 14	R: 2 E: 0 K: 1 S: 14	H: 2 LOB: 0 BB: 0 P: 21	R: 0 E: 0 K: 1 S: 10	H: 1 LOB: 0 BB: 0 P: 17	R: 0 E: 0 K: 0 S: 6	H: 0 LOB: 0 BB: 0 P: 10	R: 0 E: 0 K: 0 S: 11	H: 1 LOB: 1 BB: 0 P: 21	R: 0 E: 0 K: 0 S: 13	H: 0 LOB: 1 BB: 1 P: 19	R: 0 E: 0 K: 2 S: 12	H: 0 LOB: 0 BB: 1 P: 19	R: 0 E: 0 K: 2 S: 9	H: 0 LOB: 0 BB: 0 P: 15	1B: 3 2B: 0 3B: 0 HR: 1	SF: 0 SAC: 0 DP: 0 HBP: 0	WP: 0 PB: 0 SB: 1 CS: 0	PA: 32
<b>PITCHER</b>	IP	WLS	BF	H	R	ER	SO	BB	IBB	HBP	BLK	WP	HR	S	P	ERA	WHIP					
<b>Brian Powell, R</b> (1, 1) ERA: 6.64	7.0	L	25	4	2	2	3	1	0	0	0	0	1	73	113	2.57	0.714					
<b>Marino Santana, R</b> (8, 1) ERA: 3.18	0.2		3	0	0	0	1	1	0	0	0	0	0	9	15	0.00	1.500					
<b>44 Sean Runyan, L</b> (8, 1) ERA: 3.67	0.1		1	0	0	0	1	0	0	0	0	0	0	3	4	0.00	0.000					
<b>Doug Brocail, R</b> (9, 1) ERA: 2.91	1.0		3	0	0	0	2	0	0	0	0	0	0	9	15	0.00	0.000					

Toronto Blue Jays @ Detroit Tigers  
Tiger Stadium, Detroit, MI  
Wed Sep 16 1998, 7:05 PM EDT  
Att: 10,967 - Unknown - 73 F

AB 30  
R 2  
H 4  
RBI 2  
BB 2  
SO 7  
LOB 9



Batter	1	2	3	4	5	6	7	8	9	AB	R	H	RBI	BB	SO	LOB	BOTTOM					
<b>Kimera Barteo, R</b> (1, 8) OBP: 0.260, SLG: 0.393	K		K			K		K		4	0	0	0	0	4	0						
<b>Frank Catalanotto, L</b> (1, 4) OBP: 0.320, SLG: 0.444	K		K			FC4-6 1B		1B		4	0	2	0	0	2	0						
<b>Bobby Higginson, L</b> (1, 9) OBP: 0.350, SLG: 0.477	P4		K			FC4-6 1-2		K		4	0	0	0	0	2	2						
<b>Tony Clark, S</b> (1, 3) OBP: 0.352, SLG: 0.516		SH5-3 BB				G4-3		F7		3	0	0	0	1	1	1						
<b>Luis Gonzalez, L</b> (1, 7) OBP: 0.342, SLG: 0.468		SH5-3 BB				G4-3			P6	3	1	1	1	1	0	0						
<b>Trev Beamon, L</b> (1, 10) OBP: 0.384, SLG: 0.385								HR		2	0	0	0	0	2	0						
<b>Juan Encarnacion, R</b> (9, PH) OBP: 0.373, SLG: 0.573		SH5-3				K			G1-3	1	0	0	0	0	0	0						
<b>Joe Randa, R</b> (1, 5) OBP: 0.323, SLG: 0.366		K				G1-3		K		3	0	0	0	0	2	2						
<b>Paul Bako, L</b> (1, 2) OBP: 0.320, SLG: 0.349						G6-4-3 1B		2-6 BB		1	0	1	0	2	0	0						
<b>Deivi Cruz, R</b> (1, 6) OBP: 0.282, SLG: 0.355						G6-4-3			F9	2	0	0	0	0	0	4						
<b>Brian Hunter, R</b> (8, PH) OBP: 0.299, SLG: 0.334		G2								1	0	0	0	0	0	0						
<b>Damon Easley, R</b> (9, 6) OBP: 0.330, SLG: 0.455						1-2				0	0	0	0	0	0	0						
<b>Inning Stats</b>	R: 0 E: 0 K: 2 S: 7	H: 0 LOB: 0 BB: 0 P: 12	R: 0 E: 0 K: 1 S: 15	H: 0 LOB: 3 BB: 3 P: 28	R: 0 E: 0 K: 3 S: 9	H: 0 LOB: 0 BB: 0 P: 15	R: 0 E: 0 K: 1 S: 5	H: 0 LOB: 0 BB: 0 P: 7	R: 0 E: 0 K: 0 S: 8	H: 1 LOB: 0 BB: 0 P: 11	R: 0 E: 1 K: 1 S: 9	H: 1 LOB: 1 BB: 0 P: 14	R: 1 E: 0 K: 2 S: 13	H: 1 LOB: 1 BB: 1 P: 20	R: 0 E: 0 K: 2 S: 9	H: 1 LOB: 1 BB: 0 P: 14	R: 0 E: 0 K: 1 S: 10	H: 0 LOB: 0 BB: 0 P: 14	1B: 3 2B: 0 3B: 0 HR: 1	SF: 0 SAC: 1 DP: 1 HBP: 0	WP: 0 PB: 0 SB: 0 CS: 0	PA: 33
<b>PITCHER</b>	IP	WLS	BF	H	R	ER	SO	BB	IBB	HBP	BLK	WP	HR	S	P	ERA	WHIP					
<b>Roger Clemens, R</b> (1, 1) ERA: 2.63	7.2	W	30	4	1	1	11	4	0	0	0	0	1	72	117	1.17	1.043					
<b>Dan Plesac, L</b> (8, 1) ERA: 3.81	0.1		1	0	0	0	1	0	0	0	0	0	0	3	4	0.00	0.000					
<b>Robert Person, R</b> (9, 1) ERA: 6.49	1.0	S	3	0	0	0	1	0	0	0	0	0	0	10	14	0.00	0.000					

Toronto Blue Jays @ Detroit Tigers  
Tiger Stadium, Detroit, MI  
Wed Sep 16 1998, 7:05 PM EDT  
Att: 10,967 - Unknown - 73 F

AB 28  
R 1  
H 4  
RBI 1  
BB 4  
SO 13  
LOB 9





Batter	1	2	3	4	5	6	7	8	9	AB	R	H	RBI	BB	SO	LOB	TOP										
<b>Shannon Stewart, R</b> OBP: 0.376, SLG: 0.413	G4-3		K				FC1-5-6-1		K	5	0	2	0	0	1	1	Toronto Blue Jays @ Detroit Tigers Tiger Stadium, Detroit, MI Thu Sep 17 1998, 7:05 PM EDT Att: 13,304 - Unknown - 77 F										
<b>Shawn Green, L</b> OBP: 0.333, SLG: 0.498	HR		K						K	4	1	2	0	1	2	1											
<b>Jose Canseco, R</b> OBP: 0.320, SLG: 0.513	K		G1-3						K	5	0	0	0	0	3	6											
<b>Carlos Delgado, L</b> OBP: 0.386, SLG: 0.588	HR									3	2	2	3	1	0	0											
<b>Jose Cruz Jr., S</b> OBP: 0.357, SLG: 0.419	HR								K	3	1	1	1	1	1	1											
<b>Tony Fernandez, S</b> OBP: 0.386, SLG: 0.448	P6									3	0	1	0	1	0	1											
<b>Darrin Fletcher, L</b> OBP: 0.329, SLG: 0.413										3	0	1	0	1	0	1											
<b>Craig Grebeck, R</b> OBP: 0.327, SLG: 0.347										4	0	1	0	0	1	3											
<b>Alex Gonzalez, R</b> OBP: 0.287, SLG: 0.367										3	0	0	0	0	1	0											
<b>Inning Stats</b>	R: 3 E: 0 K: 1 S: 14	H: 3 LOB: 0 BB: 0 P: 24	R: 0 E: 0 K: 0 S: 5	H: 1 LOB: 0 BB: 0 P: 11	R: 0 E: 0 K: 2 S: 10	H: 0 LOB: 0 BB: 0 P: 16	R: 0 E: 0 K: 0 S: 8	H: 1 LOB: 1 BB: 1 P: 13	R: 0 E: 0 K: 1 S: 15	H: 2 LOB: 2 BB: 0 P: 25	R: 1 E: 0 K: 0 S: 14	H: 1 LOB: 0 BB: 1 P: 23	R: 0 E: 0 K: 0 S: 7	H: 1 LOB: 2 BB: 1 P: 12	R: 0 E: 0 K: 2 S: 10	H: 0 LOB: 2 BB: 2 P: 22	R: 0 E: 0 K: 3 S: 11	H: 1 LOB: 1 BB: 0 P: 13	1B: 7 2B: 1 3B: 0 HR: 3	SF: 0 SAC: 1 DP: 3 HBP: 0	WP: 0 PB: 0 SB: 2 CS: 0	PA: 39					
<b>PITCHER</b>	IP	WLS	BF	H	R	ER	SO	BB	IBB	HBP	BLK	WP	HR	S	P	ERA	WHIP										
<b>Bryce Florie, R</b> ERA: 5.0	6.0		25	8	4	4	4	2	0	0	0	0	3	66	112	6.00	1.667										
<b>Dean Crow, R</b> ERA: 4.0	0.2		3	1	0	0	0	0	0	0	0	0	0	5	6	0.00	1.500										
<b>Will Brunson, L</b> ERA: 7.36	0.0		1	0	0	0	0	1	0	0	0	0	0	1	5	∞	∞										
<b>Matt Anderson, R</b> ERA: 3.32	1.1		6	0	0	0	2	2	0	0	0	0	0	11	23	0.00	1.500										
<b>Doug Brocail, R</b> ERA: 2.66	1.0	W	4	1	0	0	3	0	0	0	0	0	0	11	13	0.00	1.000										

Batter	1	2	3	4	5	6	7	8	9	AB	R	H	RBI	BB	SO	LOB	BOTTOM										
<b>Brian Hunter, R</b> OBP: 0.301, SLG: 0.337	G4-6-3		S						1B	5	1	3	0	0	0	1	Toronto Blue Jays @ Detroit Tigers Tiger Stadium, Detroit, MI Thu Sep 17 1998, 7:05 PM EDT Att: 13,304 - Unknown - 77 F										
<b>Bobby Higginson, L</b> OBP: 0.351, SLG: 0.476	G4-6-3		K						HR	5	0	2	1	0	1	2											
<b>Kimera Barte, R</b> OBP: 0.260, SLG: 0.393										0	1	0	0	0	0	0											
<b>Juan Encarnacion, R</b> OBP: 0.374, SLG: 0.579										4	0	2	1	0	1	2											
<b>Tony Clark, S</b> OBP: 0.354, SLG: 0.515	G4-3									3	1	1	0	2	0	1											
<b>Damon Easley, R</b> OBP: 0.330, SLG: 0.465										5	2	2	4	0	1	3											
<b>Luis Gonzalez, L</b> OBP: 0.343, SLG: 0.474	G4-3									4	1	2	1	0	0	0											
<b>Joe Randa, R</b> OBP: 0.325, SLG: 0.370	F9									4	0	2	0	0	1	2											
<b>Joe Siddall, L</b> OBP: 0.293, SLG: 0.327										2	0	0	0	1	2	0											
<b>Trey Beamon, L</b> OBP: 0.356, SLG: 0.375										1	0	0	0	0	0	1											
<b>Paul Bako, L</b> OBP: 0.320, SLG: 0.349										0	0	0	0	0	0	0											
<b>Deivi Cruz, R</b> OBP: 0.282, SLG: 0.354										4	1	1	0	0	1	3											
<b>Inning Stats</b>	R: 0 E: 0 K: 0 S: 10	H: 2 LOB: 1 BB: 0 P: 13	R: 1 E: 0 K: 1 S: 11	H: 1 LOB: 0 BB: 0 P: 19	R: 0 E: 0 K: 3 S: 10	H: 1 LOB: 1 BB: 0 P: 13	R: 0 E: 0 K: 1 S: 10	H: 2 LOB: 1 BB: 0 P: 17	R: 1 E: 0 K: 1 S: 12	H: 2 LOB: 1 BB: 0 P: 17	R: 1 E: 0 K: 0 S: 15	H: 2 LOB: 2 BB: 1 P: 25	R: 0 E: 0 K: 1 S: 11	H: 1 LOB: 1 BB: 1 P: 26	R: 0 E: 0 K: 0 S: 14	H: 1 LOB: 1 BB: 0 P: 23	R: 4 E: 0 K: 0 S: 14	H: 3 LOB: 1 BB: 1 P: 25	1B: 10 2B: 2 3B: 0 HR: 3	SF: 1 SAC: 0 DP: 1 HBP: 0	WP: 1 PB: 0 SB: 3 CS: 1	PA: 42					
<b>PITCHER</b>	IP	WLS	BF	H	R	ER	SO	BB	IBB	HBP	BLK	WP	HR	S	P	ERA	WHIP										
<b>Chris Carpenter, R</b> ERA: 4.47	6.1		28	10	3	3	6	1	0	0	0	0	2	70	108	4.26	1.737										
<b>Ben Van Ryn, L</b> ERA: 6.23	0.1		1	0	0	0	0	0	0	0	0	0	0	2	5	0.00	0.000										
<b>Paul Quantrill, R</b> ERA: 2.42	1.1		7	2	0	0	1	1	0	0	0	1	0	21	40	0.00	2.250										
<b>Robert Person, R</b> ERA: 7.46	0.1	L	5	3	4	4	0	1	0	0	0	0	1	14	25	108.00	12.000										

AB	33
R	4
H	10
RBI	4
BB	5
SO	9
LOB	14



AB	37
R	7
H	15
RBI	7
BB	3
SO	7
LOB	15





Batter	1	2	3	4	5	6	7	8	9	AB	R	H	RBI	BB	SO	LOB	TOP					
Shannon Stewart, R (1, 7) OBP: 0.373, SLG: 0.410	F9		F8			G5-3			L8	4	0	0	0	0	0	0						
Shawn Green, L (1, 9) OBP: 0.331, SLG: 0.495	G4-3			G3		F7			L4	4	0	0	0	0	0	0						
Jose Canseco, R (1, 10) OBP: 0.322, SLG: 0.519	HR			G5-3						3	1	2	1	0	0	0						
Carlos Delgado, L (1, 3) OBP: 0.384, SLG: 0.584	G4-3			P5						3	0	0	0	0	1	1						
José Cruz Jr., S (1, 8) OBP: 0.354, SLG: 0.415										3	0	0	0	0	3	0						
Tony Fernandez, S (1, 5) OBP: 0.386, SLG: 0.447 Tom Evans, R (8, 5)										3	0	1	0	0	0	0						
Benito Santiago, R (1, 2) OBP: 0.368, SLG: 0.556										3	0	0	0	0	1	1						
Craig Grebeck, R (1, 4) OBP: 0.325, SLG: 0.344 Kevin Witt, L (8, PH) Tomas Perez, S (8, 4) OBP: 0.250, SLG: 0.143										2	0	0	0	0	0	1						
Alex Gonzalez, R (1, 6) OBP: 0.286, SLG: 0.366 Felipe Crespo, S (9, PH) OBP: 0.333, SLG: 0.357										2	0	0	0	0	1	0						
<b>Inning Stats</b>	R: 1 E: 0 K: 0 S: 8	H: 1 LOB: 0 BB: 0 P: 14	R: 0 E: 0 K: 1 S: 7	H: 0 LOB: 0 BB: 0 P: 11	R: 0 E: 0 K: 1 S: 9	H: 0 LOB: 0 BB: 0 P: 14	R: 0 E: 0 K: 0 S: 10	H: 0 LOB: 0 BB: 0 P: 16	R: 0 E: 0 K: 2 S: 12	H: 1 LOB: 1 BB: 0 P: 20	R: 0 E: 0 K: 0 S: 4	H: 0 LOB: 0 BB: 0 P: 9	R: 0 E: 0 K: 2 S: 9	H: 1 LOB: 0 BB: 0 P: 11	R: 0 E: 0 K: 0 S: 6	H: 0 LOB: 0 BB: 0 P: 9	R: 0 E: 0 K: 1 S: 10	H: 0 LOB: 0 BB: 0 P: 15	1B: 2 2B: 1 3B: 0 HR: 1	SF: 0 SAC: 0 DP: 1 HBP: 0	WP: 0 PB: 0 SB: 1 CS: 1	PA: 29
<b>PITCHER</b>	IP	WLS	BF	H	R	ER	SO	BB	IBB	HBP	BLK	WP	HR	S	P	ERA	WHIP					
Bryan Rekar, R (1, 1) ERA: 4.9	8.0	W	26	3	1	1	6	0	0	0	0	0	1	65	104	1.12	0.375					
Jim Mecir, R (9, 1) ERA: 3.24	1.0		3	0	0	0	1	0	0	0	0	0	0	10	15	0.00	0.000					

Toronto Blue Jays @ Tampa Bay Devil Rays  
Tropicana Field, St. Petersburg, FL  
Fri Sep 18 1998, 7:05 PM EDT  
Att: 22,615 - Dome - 72 F

AB	29
R	1
H	3
RBI	1
BB	0
SO	7
LOB	3



Batter	1	2	3	4	5	6	7	8	9	AB	R	H	RBI	BB	SO	LOB	BOTTOM				
Randy Winn, S (1, 8) OBP: 0.349, SLG: 0.387	G4-3	P5		1B		K				4	0	1	0	1	1	0					
Wade Boggs, L (1, 10) OBP: 0.350, SLG: 0.400	BB	G4-3		S						4	1	2	0	1	0	1					
Bobby Smith, R (1, 5) OBP: 0.350, SLG: 0.441	K									4	1	1	0	1	2	3					
Fred McGriff, L (1, 3) OBP: 0.358, SLG: 0.429	BB									4	1	0	0	1	1	6					
Paul Sorrento, L (1, 9) OBP: 0.320, SLG: 0.418 Mike Kelly, R (7, PR) OBP: 0.289, SLG: 0.398	BB									3	2	3	3	1	0	0					
Aaron Ledesma, R (1, 6) OBP: 0.352, SLG: 0.403	BB									3	0	1	0	1	0	1					
Rich Butler, L (1, 7) OBP: 0.274, SLG: 0.356	E3									4	0	0	0	0	0	4					
Miguel Cairo, R (1, 4) OBP: 0.306, SLG: 0.370	G3									4	0	1	1	0	0	4					
Mike DiFelice, R (1, 2) OBP: 0.273, SLG: 0.340	L4									4	0	0	0	0	1	4					
<b>Inning Stats</b>	R: 3 E: 1 K: 1 S: 16	H: 2 LOB: 2 BB: 2 P: 29	R: 0 E: 0 K: 0 S: 8	H: 0 LOB: 0 BB: 0 P: 14	R: 2 E: 0 K: 0 S: 9	H: 2 LOB: 0 BB: 0 P: 15	R: 0 E: 0 K: 1 S: 13	H: 1 LOB: 3 BB: 2 P: 30	R: 0 E: 0 K: 2 S: 12	H: 0 LOB: 1 BB: 1 P: 21	R: 1 E: 0 K: 0 S: 12	H: 2 LOB: 2 BB: 0 P: 19	R: 0 E: 0 K: 1 S: 8	H: 1 LOB: 1 BB: 0 P: 10	1B: 6 2B: 1 3B: 1 HR: 1	SF: 0 SAC: 0 DP: 0 HBP: 0	WP: 0 PB: 0 SB: 1 CS: 0	PA: 40			
<b>PITCHER</b>	IP	WLS	BF	H	R	ER	SO	BB	IBB	HBP	BLK	WP	HR	S	P	ERA	WHIP				
Kelvin Escobar, R (1, 1) ERA: 3.77	4.0	L	22	5	5	3	2	4	0	0	0	0	1	46	88	6.75	2.250				
Shannon Withem, R (5, 1) ERA: 3.0	3.0		14	3	1	1	2	2	0	0	0	0	0	32	55	3.00	1.667				
Bill Risley, R (8, 1) ERA: 5.54	1.0		4	1	0	0	1	0	0	0	0	0	0	8	10	0.00	1.000				

Toronto Blue Jays @ Tampa Bay Devil Rays  
Tropicana Field, St. Petersburg, FL  
Fri Sep 18 1998, 7:05 PM EDT  
Att: 22,615 - Dome - 72 F

AB	34
R	6
H	9
RBI	4
BB	6
SO	5
LOB	23





Batter	1	2	3	4	5	6	7	8	9	AB	R	H	RBI	BB	SO	LOB	TOP								
Shannon Stewart, R OBP: 0.373, SLG: 0.412	0-0 2B 1B		2-3 K		0-2 G6-3	3-1 CS 1-H 2B			2-3 K	5	0	2	1	0	2	0									
Pat Lennon, R OBP: 0.667, SLG: 1.333	1-0 FC1-5 2B		2-1 G6-3		1-2 HR 2B	2-1 E8			0-2 L4	3	1	2	0	0	0	0									
Shawn Green, L OBP: 0.330, SLG: 0.493										2	0	0	0	0	0	1									
Jose Canseco, R OBP: 0.323, SLG: 0.524	0-3 K		1-3 K		3-0 2-H HR	1-3 K			0-0 F7 1B	5	1	2	2	0	3	3									
Carlos Delgado, L OBP: 0.381, SLG: 0.579	1-1 FC1-5 2-3				3-2 F9	2-1 G3			0-1 G4-3	5	0	0	0	0	0	3									
Jose Cruz Jr., S OBP: 0.356, SLG: 0.414	2-3 K				4-2 2B BB	1-2 2B 1B			0-0 F7	3	2	1	0	1	1	2									
Tony Fernandez, S OBP: 0.387, SLG: 0.452					1-2 1-H 2B	3-2 1-H 2B			0-1 G4-3	4	0	2	2	0	0	0									
Benito Santiago, R OBP: 0.304, SLG: 0.455					2-2 G5	2-1 G5-3			0-0 G6-3	4	0	0	0	0	0	2									
Craig Grebeck, R OBP: 0.327, SLG: 0.344					4-2 BB				2-2 F9	3	1	1	0	1	0	0									
Alex Gonzalez, R OBP: 0.284, SLG: 0.363	0-3 K		0-3 K		0-3 K	1-3 K			1-2 F9	4	0	0	0	0	3	4									
<b>Inning Stats</b>	R: 0 E: 0 K: 2 S: 11	H: 2 LOB: 2 BB: 0 P: 15	R: 0 E: 1 K: 1 S: 11	H: 0 LOB: 1 BB: 0 P: 14	R: 0 E: 0 K: 2 S: 9	H: 0 LOB: 0 BB: 0 P: 14	R: 1 E: 0 K: 1 S: 19	H: 1 LOB: 2 BB: 2 P: 33	R: 3 E: 0 K: 0 S: 20	H: 4 LOB: 1 BB: 0 P: 31	R: 1 E: 1 K: 2 S: 11	H: 2 LOB: 1 BB: 0 P: 18	R: 0 E: 0 K: 0 S: 5	H: 0 LOB: 0 BB: 0 P: 5	R: 0 E: 0 K: 0 S: 7	H: 0 LOB: 0 BB: 0 P: 10	R: 0 E: 0 K: 1 S: 9	H: 1 LOB: 1 BB: 0 P: 13	1B: 4 2B: 5 3B: 0 HR: 1	SF: 0 SAC: 0 DP: 0 HBP: 0	WP: 0 PB: 0 SB: 0 CS: 1	PA: 40			
<b>PITCHER</b>	IP	WLS	BF	H	R	ER	SO	BB	IBB	HBP	BLK	WP	HR	S	P	ERA	WHIP								
Wilson Alvarez, L ERA: 4.88	5.1		28	9	5	5	7	2	0	0	0	0	1	76	117	8.44	2.062								
Rick White, R ERA: 3.86	1.2		5	0	0	0	1	0	0	0	0	0	0	10	13	0.00	0.000								
Albie Lopez, R ERA: 2.27	1.0	W	3	0	0	0	0	0	0	0	0	0	0	7	10	0.00	0.000								
Roberto Hernandez, R ERA: 4.13	1.0	S	4	1	0	0	1	0	0	0	0	0	0	9	13	0.00	1.000								

Toronto Blue Jays @ Tampa Bay Devil Rays  
Tropicana Field, St. Petersburg, FL  
Sat Sep 19 1998, 7:05 PM EDT  
Att: 25,365 - Dome - 72 F

livebaseballscorecards.com

AB 38  
R 5  
H 10  
RBI 5  
BB 2  
SO 9  
LOB 15



Batter	1	2	3	4	5	6	7	8	9	AB	R	H	RBI	BB	SO	LOB	BOTTOM								
Quinton McCracken, S OBP: 0.337, SLG: 0.417	2-1 F8		1-0 G6-3 1B		4-2 BB			1-0 1B 1B		3	1	2	0	1	0	0									
Wade Boggs, L OBP: 0.347, SLG: 0.396	2-2 G5-3		2-2 G6-3		3-3 K			0-0 F8		4	0	0	1	0	1	3									
Bobby Smith, R OBP: 0.349, SLG: 0.439	1-3 K		1-2 3-H 2-3 K					3-2 1B 1B		4	1	1	0	0	2	1									
Fred McGriff, L OBP: 0.359, SLG: 0.435					0-0 F7	2-0 G3-1		2-2 1B 1B		4	2	2	2	0	0	0									
Paul Sorrento, L OBP: 0.320, SLG: 0.416					4-2 BB			1-2 HR 1B		2	0	0	0	1	0	0									
Bubba Trammell, R OBP: 0.346, SLG: 0.580								3-H 2-2 HR		1	1	1	3	0	0	0									
Mike Kelly, R OBP: 0.289, SLG: 0.398								1-H 2-H HR		0	0	0	0	0	0	0									
Aaron Ledesma, R OBP: 0.350, SLG: 0.408					1-0 L9			2-2 F8		4	1	1	0	0	1	1									
Rich Butler, L OBP: 0.355					0-2 F8			3-H 3-2 SF8 3B		3	0	1	1	0	0	1									
Randy Winn, S OBP: 0.349, SLG: 0.387								2-2 E6 1B		0	0	0	0	0	0	0									
John Flaherty, R OBP: 0.266, SLG: 0.280					0-0 F9			1-1 G5-3		4	0	0	0	0	0	1									
Miguel Cairo, R OBP: 0.306, SLG: 0.369					4-0 1B G6-3 BB			2-2 G4-3		2	1	0	0	1	0	0									
<b>Inning Stats</b>	R: 0 E: 0 K: 1 S: 8	H: 0 LOB: 0 BB: 0 P: 13	R: 1 E: 0 K: 1 S: 6	H: 1 LOB: 0 BB: 0 P: 8	R: 1 E: 0 K: 1 S: 8	H: 1 LOB: 1 BB: 1 P: 17	R: 0 E: 0 K: 0 S: 7	H: 0 LOB: 1 BB: 1 P: 12	R: 0 E: 0 K: 0 S: 11	H: 0 LOB: 1 BB: 1 P: 20	R: 0 E: 0 K: 0 S: 3	H: 0 LOB: 0 BB: 0 P: 6	R: 1 E: 0 K: 0 S: 10	H: 1 LOB: 0 BB: 0 P: 17	R: 4 E: 1 K: 0 S: 22	H: 5 LOB: 1 BB: 0 P: 35	R: 0 E: 0 K: 0 S: 9	H: 1 LOB: 1 BB: 0 P: 13	1B: 5 2B: 0 3B: 1 HR: 2	SF: 1 SAC: 0 DP: 0 HBP: 0	WP: 0 PB: 0 SB: 0 CS: 0	PA: 35			
<b>PITCHER</b>	IP	WLS	BF	H	R	ER	SO	BB	IBB	HBP	BLK	WP	HR	S	P	ERA	WHIP								
Woody Williams, R ERA: 4.44	7.0		27	3	3	3	4	3	0	0	0	0	0	6	10	54.00	6.000								
Paul Quantrill, R ERA: 2.64	0.1		3	2	2	2	0	0	0	0	0	0	0	3	5	∞	∞								
Ben Van Ryn, L ERA: 6.92	0.0	L	1	1	0	0	0	0	0	0	0	0	0	3	5	∞	∞								
Carlos Almanzar, R ERA: 5.88	0.2		4	2	2	2	0	0	0	0	0	0	1	13	20	27.00	3.000								

Toronto Blue Jays @ Tampa Bay Devil Rays  
Tropicana Field, St. Petersburg, FL  
Sat Sep 19 1998, 7:05 PM EDT  
Att: 25,365 - Dome - 72 F

livebaseballscorecards.com

AB 31  
R 7  
H 8  
RBI 7  
BB 3  
SO 4  
LOB 7





Batter	1	2	3	4	5	6	7	8	9	10	11	12	AB	R	H	RBI	BB	SO	LOB
<b>Shannon Stewart, R</b> OBP: 0.373, SLG: 0.410 (1, 7)	1-1 L8	4-2 3B BB		1-0 G6-3			2-2 L8		1-1 CS 1B		1-1 G5		5	1	1	0	1	0	0
<b>Shawn Green, L</b> OBP: 0.333, SLG: 0.498 (1, 9)	4-2 1B G3-1 BB	1-0 3B 1H 2H			1-1 F8		0-0 G4-3		3-2 1B			2-2 BB WP 1B	5	2	3	2	1	0	0
<b>Jose Canseco, R</b> OBP: 0.321, SLG: 0.520 (1, 10)	2-2 G3-1 1B		2-0 F9		0-3 K		0-1 F8		1-0 P4			2-3 K	6	0	1	0	0	2	2
<b>Carlos Delgado, L</b> OBP: 0.380, SLG: 0.574 (1, 3)	0-0 G3-1		4-2 BB		1-1 L4			1-2 G3-1		2-3 K		4-0 BB 1B	4	1	0	1	2	1	2
<b>José Cruz Jr., S</b> OBP: 0.361, SLG: 0.415 (1, 8)	4-2 FC4 BB		0-1 P5			2-2 HR 1B		0-1 FC3-6 1B		2-1 P6		4-2 1B 1-2 2-3 BB	4	1	2	0	2	0	1
<b>Tony Fernandez, S</b> OBP: 0.386, SLG: 0.456 (1, 5)	3-2 FC4		4-2 BB			2-0 HR		1-0 FC3-6 1B		3-2 F8		1-3 K	5	1	1	2	1	1	6
<b>Tom Evans, R</b> (12, 5)	1-2		1-2 BB			1-H HR		1-2					0	0	0	0	0	0	0
<b>Darin Fletcher, L</b> OBP: 0.328, SLG: 0.411 (8, PR)		0-2 G4-3		1-0 P2		3-3 K		3-1 BB 1B		2-2 F9		1-0 1-3 2-4 3-H 1B	4	0	1	0	0	1	2
<b>Juan Samuel, R</b> OBP: 0.293, SLG: 0.280 (8, PR)													0	0	0	0	0	0	0
<b>Benito Santiago, R</b> OBP: 0.320, SLG: 0.458 (8, 2)													2	0	1	2	0	0	0
<b>Craig Grebeck, R</b> OBP: 0.324, SLG: 0.338 (1, 4)		0-1 L4		3-1 G5-3		2-2 G5-3		4-2 BB		0-0 G5-3		1-2 F9	5	0	0	0	1	0	2
<b>Alex Gonzalez, R</b> OBP: 0.284, SLG: 0.362 (1, 6)	0-0 BB 3B 1B			0-0 P6		2-1 G6-3		1-3 K		3-2 G6-3			5	1	1	0	0	1	3

Inning Stats	R: 1	H: 1	E: 0	K: 0	S: 20	LOB: 2	BB: 2	P: 34	R: 2	H: 2	E: 0	K: 0	S: 11	LOB: 1	BB: 1	P: 15	R: 0	H: 0	E: 0	K: 0	S: 8	LOB: 2	BB: 2	P: 19	R: 0	H: 0	E: 0	K: 0	S: 4	LOB: 0	BB: 0	P: 8	R: 0	H: 0	E: 0	K: 0	S: 7	LOB: 0	BB: 0	P: 9	R: 2	H: 2	E: 0	K: 1	S: 13	LOB: 3	BB: 1	P: 23	R: 0	H: 0	E: 0	K: 0	S: 6	LOB: 0	BB: 0	P: 8	R: 0	H: 2	E: 0	K: 1	S: 9	LOB: 1	BB: 0	P: 16	R: 0	H: 0	E: 0	K: 0	S: 15	LOB: 0	BB: 0	P: 22	R: 0	H: 0	E: 0	K: 0	S: 8	LOB: 0	BB: 0	P: 12	R: 2	H: 2	E: 0	K: 2	S: 18	LOB: 2	BB: 2	P: 33	1B: 9	SF: 0	2B: 0	SAC: 0	3B: 1	DP: 0	HR: 1	HBP: 0	WP: 1	PA: 53
--------------	------	------	------	------	-------	--------	-------	-------	------	------	------	------	-------	--------	-------	-------	------	------	------	------	------	--------	-------	-------	------	------	------	------	------	--------	-------	------	------	------	------	------	------	--------	-------	------	------	------	------	------	-------	--------	-------	-------	------	------	------	------	------	--------	-------	------	------	------	------	------	------	--------	-------	-------	------	------	------	------	-------	--------	-------	-------	------	------	------	------	------	--------	-------	-------	------	------	------	------	-------	--------	-------	-------	-------	-------	-------	--------	-------	-------	-------	--------	-------	--------

Batter	1	2	3	4	5	6	7	8	9	10	11	12	AB	R	H	RBI	BB	SO	LOB
<b>Randy Winn, S</b> OBP: 0.340, SLG: 0.382 (1, 8)	2-3 K		1-3 K	1-0 S 1B			1-2 G3	4-1 HBP BB		1-1 G1-3		2-2 G1-3	6	0	1	0	1	2	1
<b>Quinton McCracken, S</b> OBP: 0.340, SLG: 0.420 (1, 7)	2-2 G1-3 2B		2-2 1B 1B	2-3 K			2-2 1B 1B	1-0 HBP		2-3 K			5	1	3	0	0	2	1
<b>Wade Boggs, L</b> OBP: 0.348, SLG: 0.397 (1, 5)	1-0 G1-3		1-2 1B	1-3 1B		1-2 S 1B		0-2 P3 K		0-0		0-0 1B	2	0	1	0	0	0	1
<b>Bobby Smith, R</b> OBP: 0.351, SLG: 0.440 (3, PR) (4, 5)	2-3		1-3 1B			4-1 S 1B		0-3 K				1-1 1B	4	0	2	0	0	1	4
<b>Fred McGriff, L</b> OBP: 0.363, SLG: 0.443 (1, 10)	4-0 BB		2-1 1B	1-3 1B		4-1 L3 BB		1-0 1B		1-0 HR		1-1 F7	4	1	3	2	2	0	1
<b>Paul Sorrento, L</b> OBP: 0.316, SLG: 0.410 (1, 3)	0-3 K		1-0 F7		2-1 L3		1-2 1B	1-3 K		1-0 P5		2-3 K	6	0	0	0	0	3	9
<b>Aaron Ledesma, R</b> OBP: 0.350, SLG: 0.407 (1, 6)		2-0 G6-4-3 1B		1-1 HR		2-3 K		2-3 K		2-2 1B		0-0 F9	6	1	2	0	0	2	2
<b>Rich Butler, L</b> OBP: 0.275, SLG: 0.386 (1, 9)		0-0 G6-4-3 1-2		2-1 HR		2-0 P5		4-1 BB		3-1 F7		2-2 P6	5	2	1	2	1	0	2
<b>John Flaherty, R</b> OBP: 0.262, SLG: 0.275 (1, 2)		0-0 F9		0-0 P4		0-1 P6		2-3 K		0-0 F8		2-2 G5-3	5	0	0	0	0	1	2
<b>Mike Kelly, R</b> OBP: 0.286, SLG: 0.397 (12, PH)													1	0	0	0	0	0	0
<b>Dave Silvestri, R</b> OBP: 0.077, SLG: 0.077 (1, 4)													3	0	0	0	0	0	0
<b>Bubba Trammell, R</b> OBP: 0.344, SLG: 0.577 (8, PH)													1	0	0	0	0	0	0
<b>Miguel Cairo, R</b> OBP: 0.307, SLG: 0.388 (8, PR) (9, 4)													1	0	0	0	1	0	0

Inning Stats	R: 0	H: 1	E: 0	K: 2	S: 10	LOB: 2	BB: 1	P: 19	R: 0	H: 1	E: 0	K: 0	S: 3	LOB: 0	BB: 0	P: 5	R: 1	H: 3	E: 0	K: 1	S: 16	LOB: 2	BB: 0	P: 26	R: 2	H: 2	E: 1	K: 1	S: 14	LOB: 1	BB: 1	P: 23	R: 0	H: 1	E: 0	K: 0	S: 11	LOB: 1	BB: 1	P: 20	R: 0	H: 0	E: 0	K: 0	S: 4	LOB: 0	BB: 0	P: 7	R: 0	H: 2	E: 0	K: 1	S: 17	LOB: 2	BB: 0	P: 22	R: 1	H: 0	E: 0	K: 3	S: 13	LOB: 3	BB: 2	P: 28	R: 0	H: 0	E: 0	K: 0	S: 7	LOB: 0	BB: 0	P: 11	R: 0	H: 1	E: 0	K: 1	S: 7	LOB: 1	BB: 0	P: 10	R: 0	H: 0	E: 0	K: 0	S: 10	LOB: 1	BB: 1	P: 20	1B: 10	SF: 0	2B: 2	SAC: 0	3B: 0	DP: 2	HR: 2	HBP: 1	WP: 0	PA: 55
--------------	------	------	------	------	-------	--------	-------	-------	------	------	------	------	------	--------	-------	------	------	------	------	------	-------	--------	-------	-------	------	------	------	------	-------	--------	-------	-------	------	------	------	------	-------	--------	-------	-------	------	------	------	------	------	--------	-------	------	------	------	------	------	-------	--------	-------	-------	------	------	------	------	-------	--------	-------	-------	------	------	------	------	------	--------	-------	-------	------	------	------	------	------	--------	-------	-------	------	------	------	------	-------	--------	-------	-------	--------	-------	-------	--------	-------	-------	-------	--------	-------	--------

PITCHER	IP	WLS	BF	H	R	ER	SO	BB	IBB	HBP	BLK	WP	HR	S	P	ERA	WHIP
<b>32 Roy Halladay, R</b> ERA: 3.56 (1, 1)	5.0	1	24	8	3	2	5	2	0	0	0	0	1	54	93	3.60	2.000
<b>Dave Stieb, R</b> ERA: 4.68 (8, 1)	2.2	13	2	1	0	3	2	0	0	0	0	0	0	31	53	0.00	1.500
<b>Robert Person, R</b> ERA: 7.43 (8, 1)	1.1	7	2	1	1	1	1	0	0	1	0	0	1	11	19	6.75	1.500
<b>Carlos Almanzar, R</b> ERA: 5.67 (10, 1)	1.0	4	1	0	0	1	0	0	0	0	0	0	0	8	12	0.00	1.000
<b>Steve Sinclair, L</b> ERA: 3.21 (11, 1)	0.2	2	0	0	0	0	1	0	0	0	0	0	0	5	8	0.00	0.000

**Toronto Blue Jays @ Tampa Bay Devil Rays**  
Tropicana Field, St. Petersburg, FL

Sun Sep 20 1998, 3:33 AM EDT  
Att. 27,453 - Dome - 72 F

livebaseballscorecards.com

AB	45
R	7
H	11
RBI	7
BB	8
SO	6
LOB	18

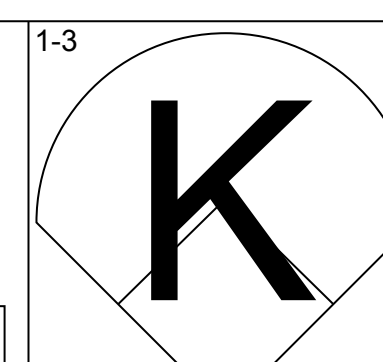
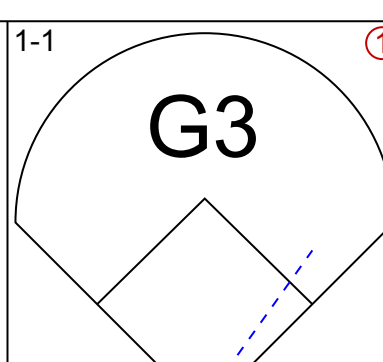
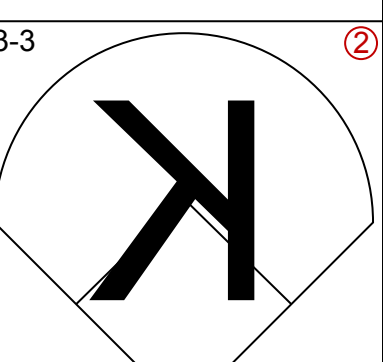
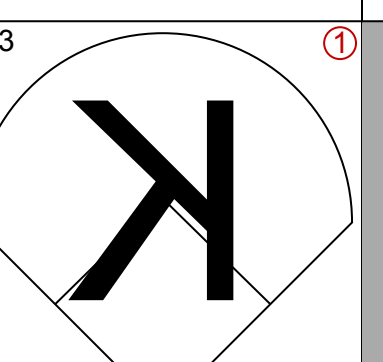
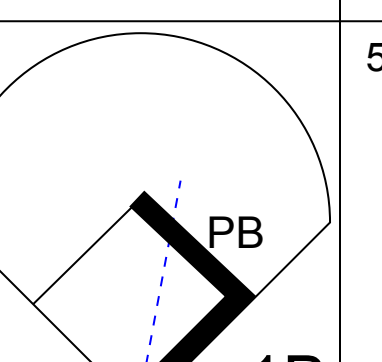
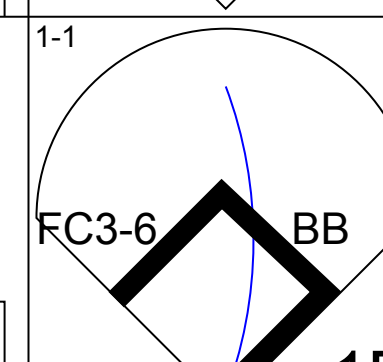
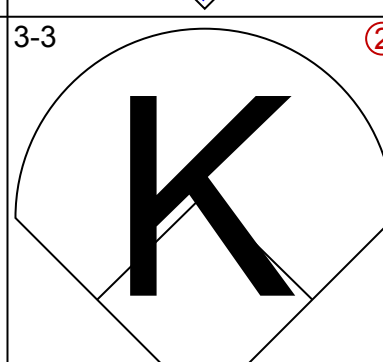
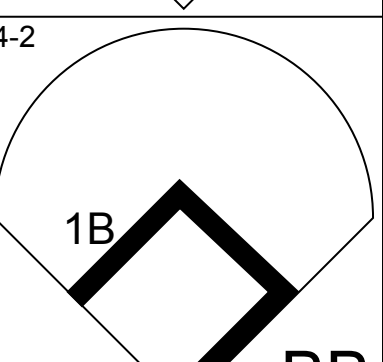
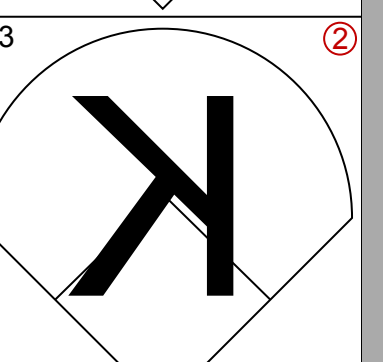
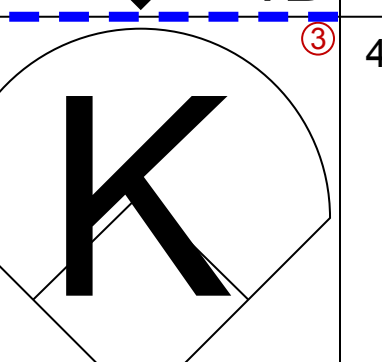
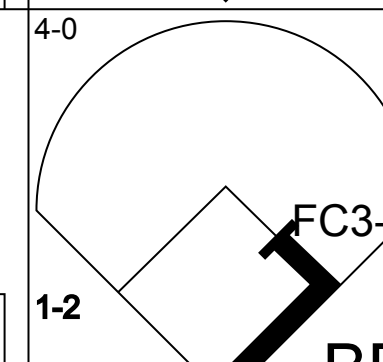
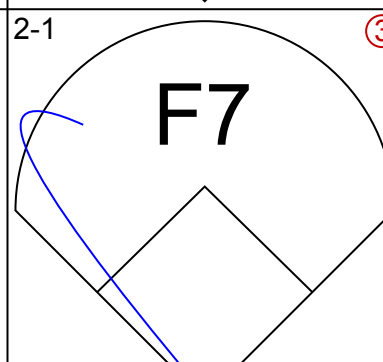
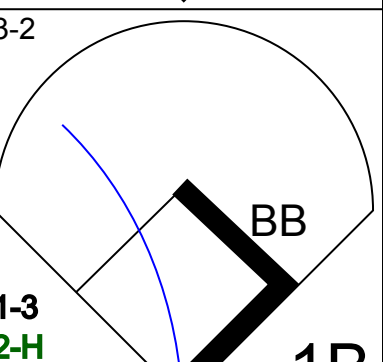
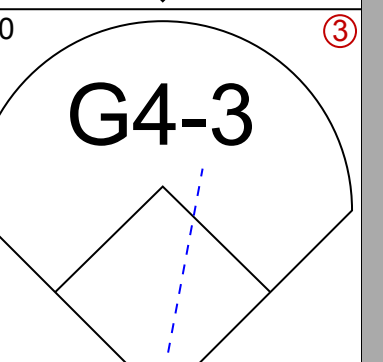
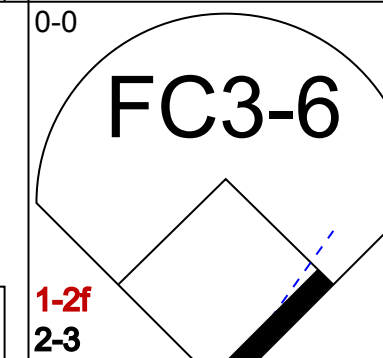
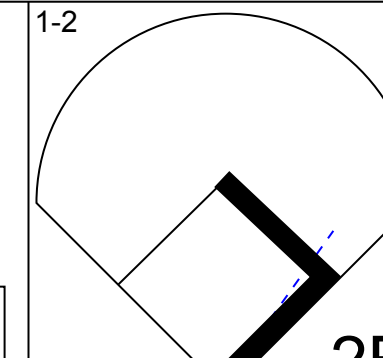
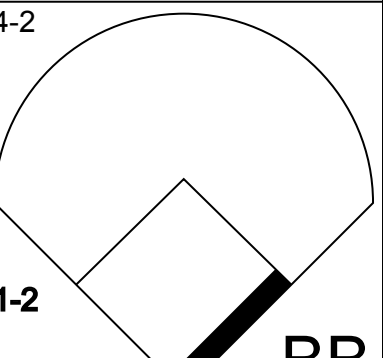
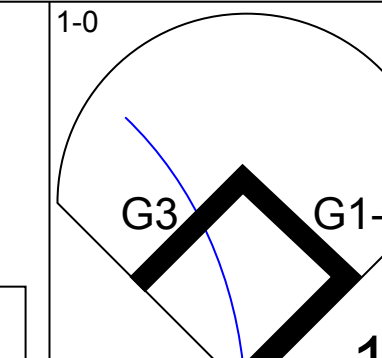
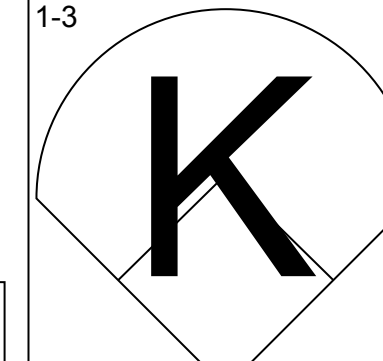
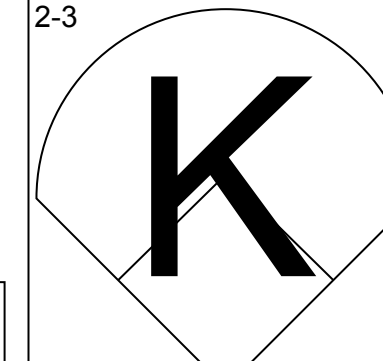
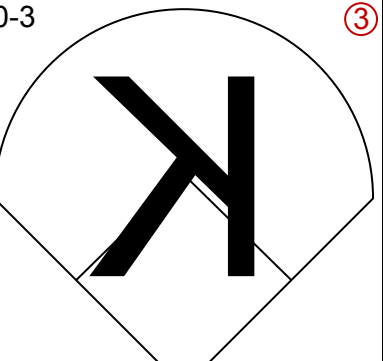
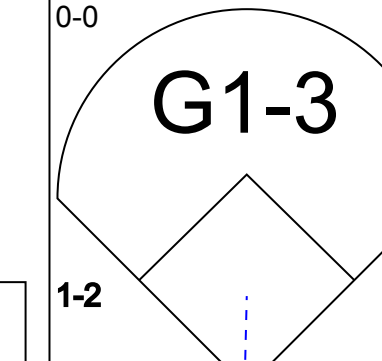
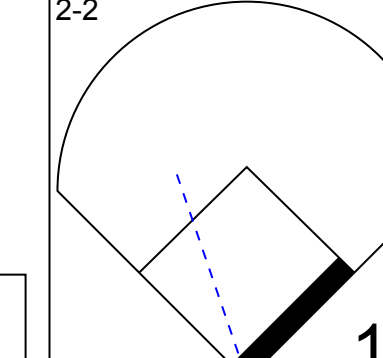
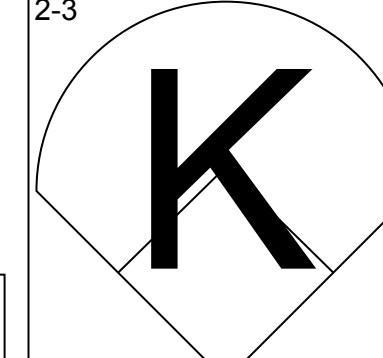
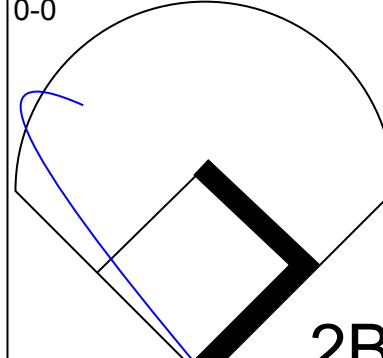
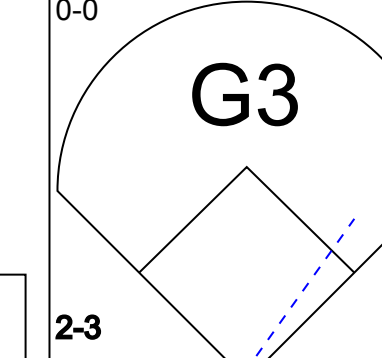
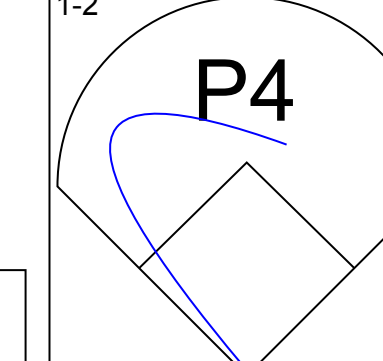
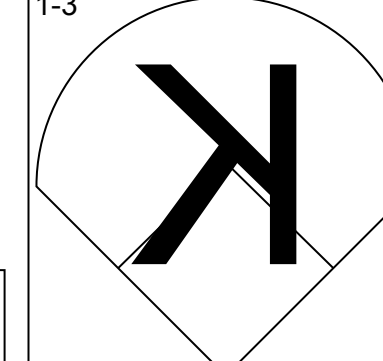
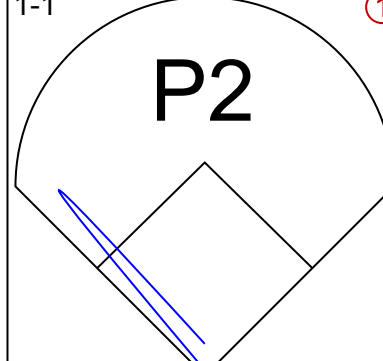
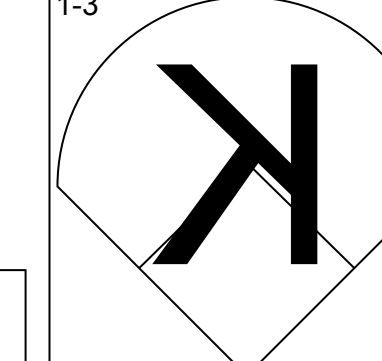
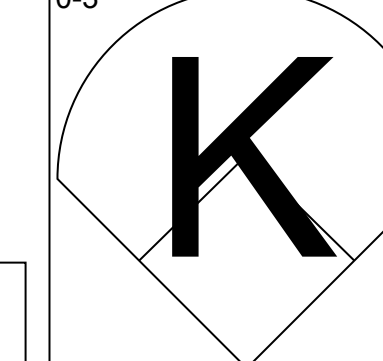
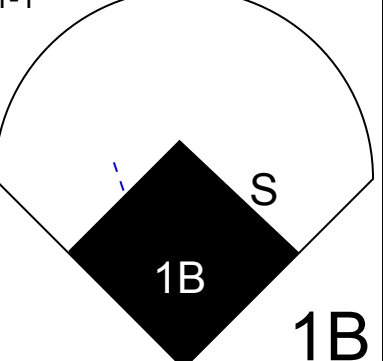
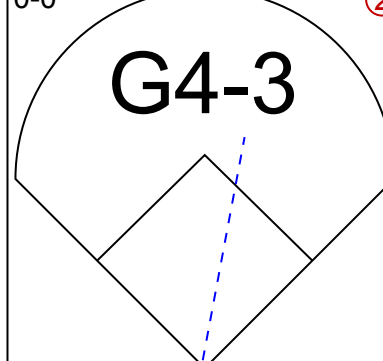
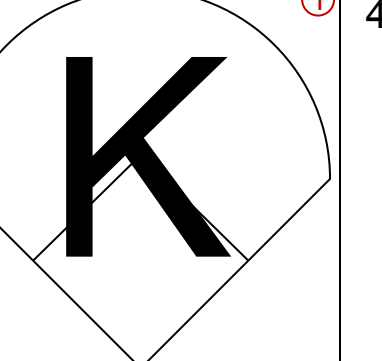
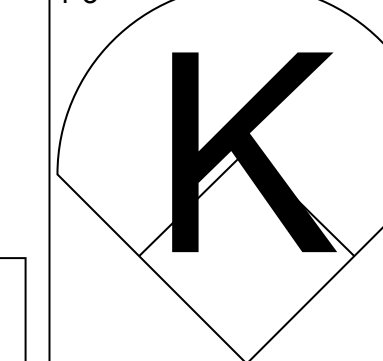
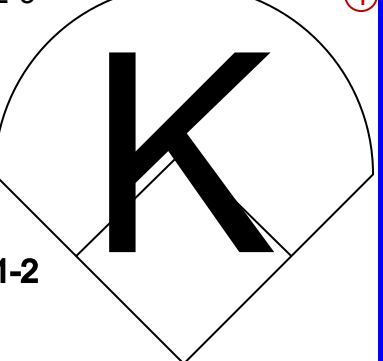

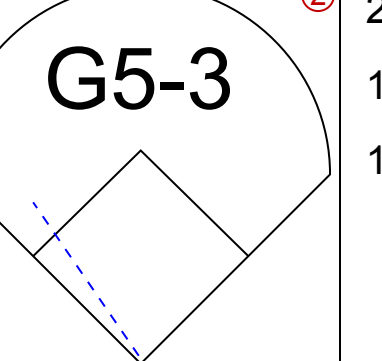
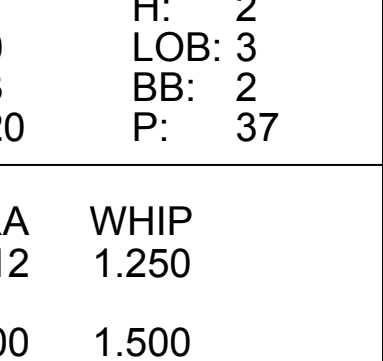
**Toronto Blue Jays @ Tampa Bay Devil Rays**  
Tropicana Field, St. Petersburg, FL

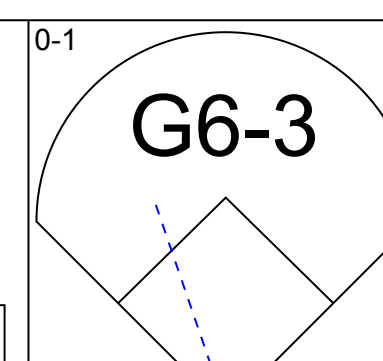
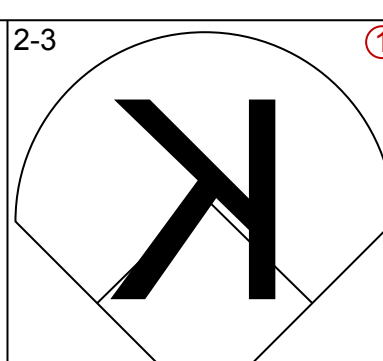
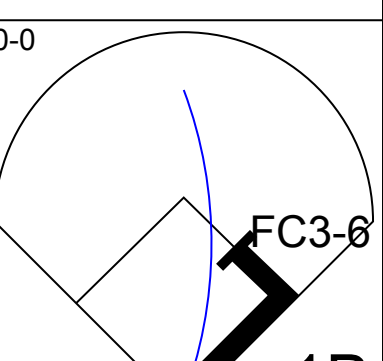
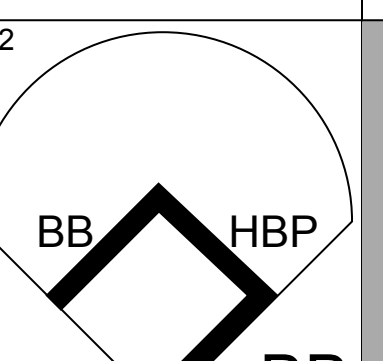
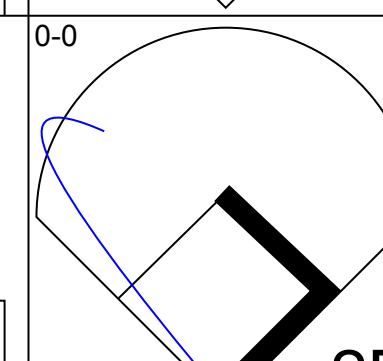
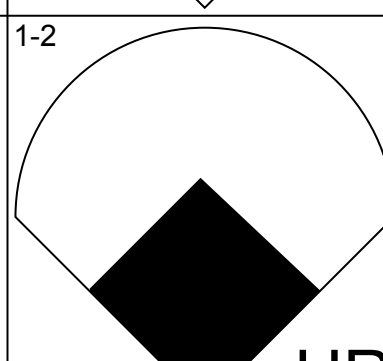
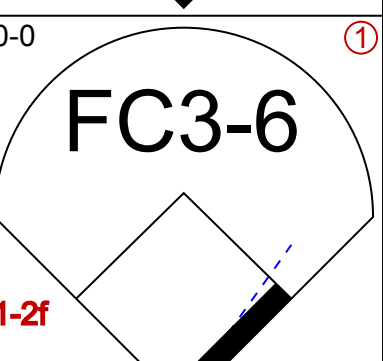
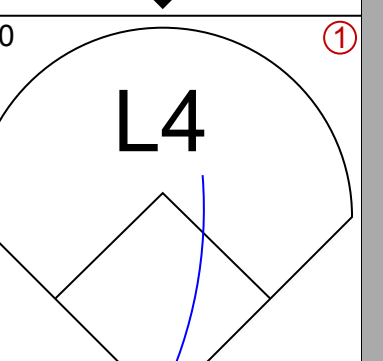
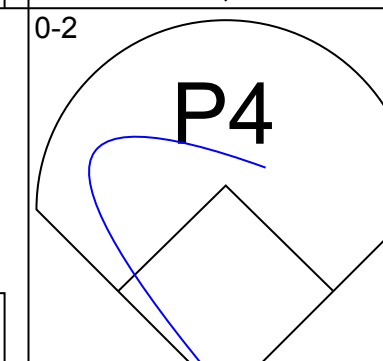
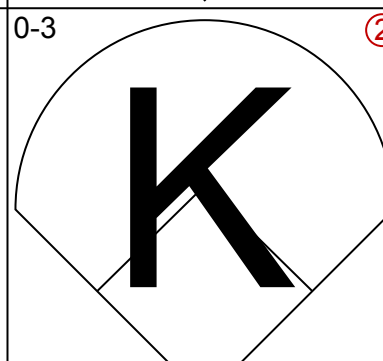
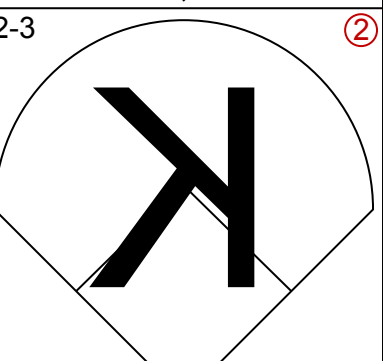
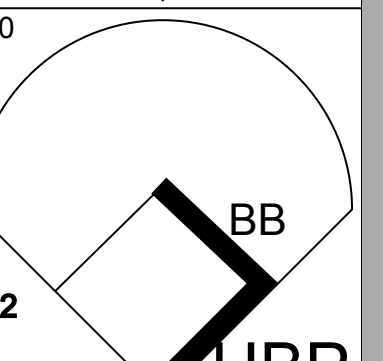
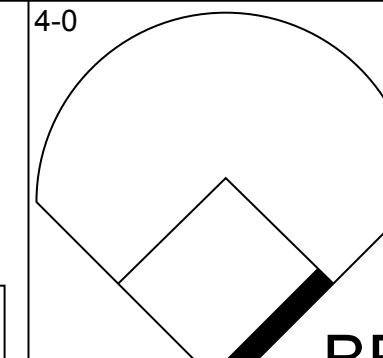
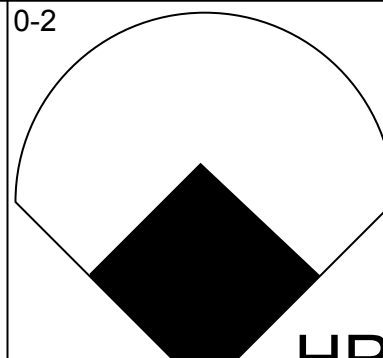
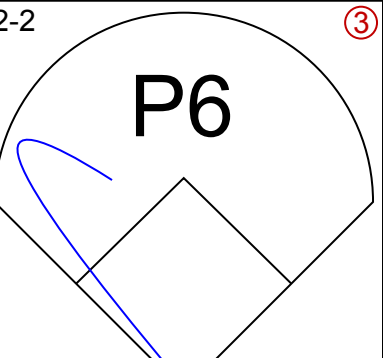
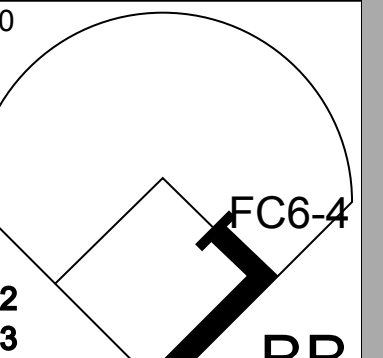
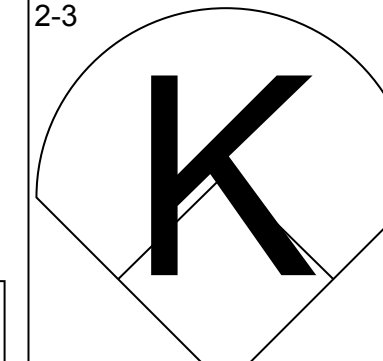
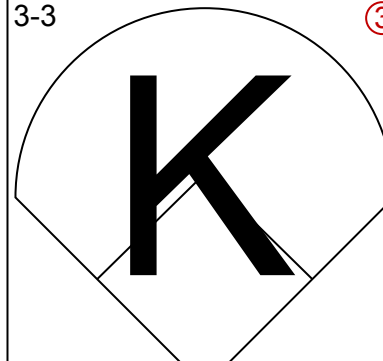
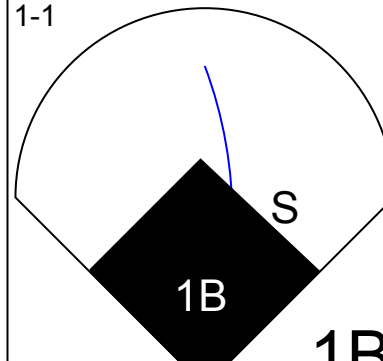


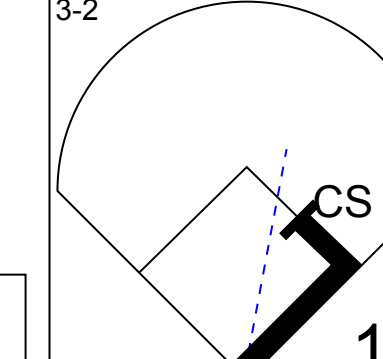
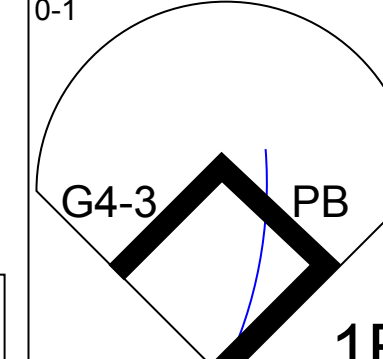

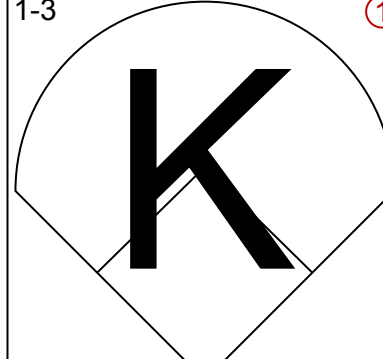
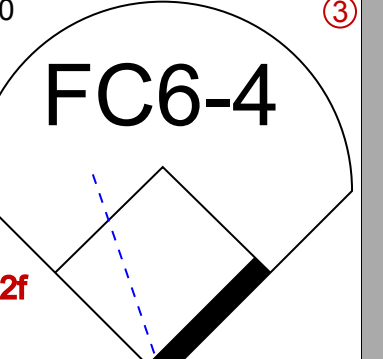
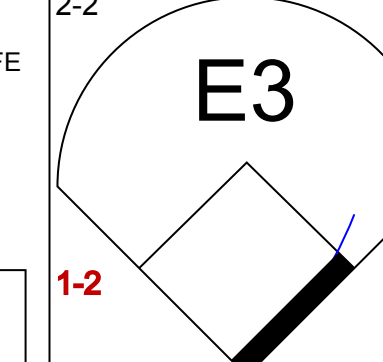
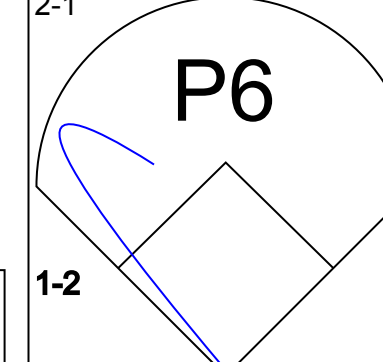

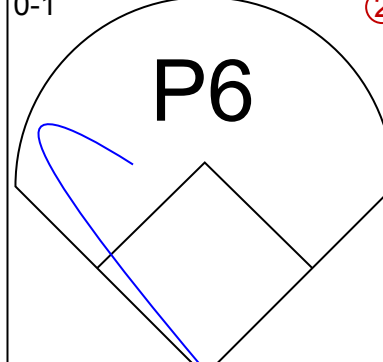
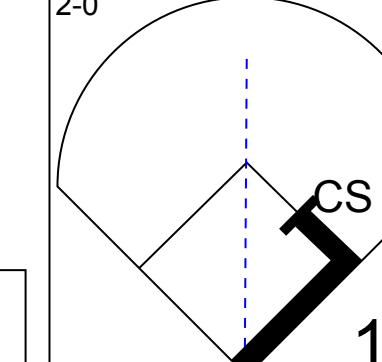

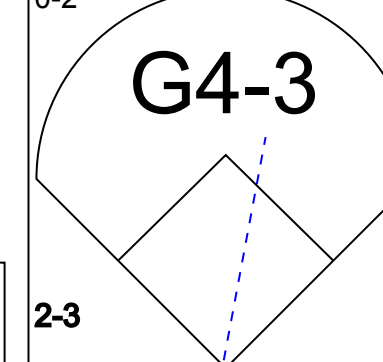
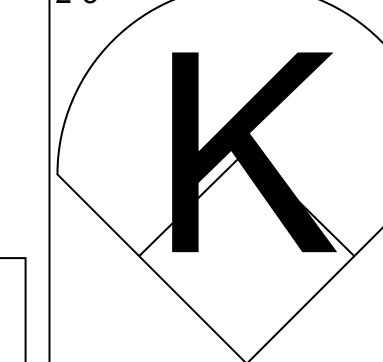
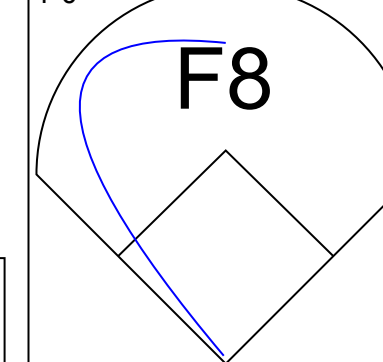

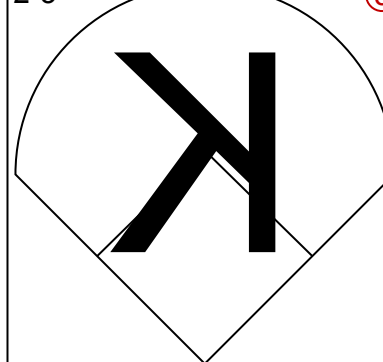

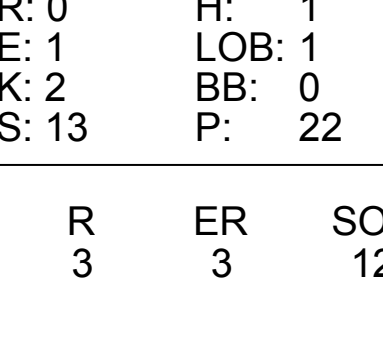
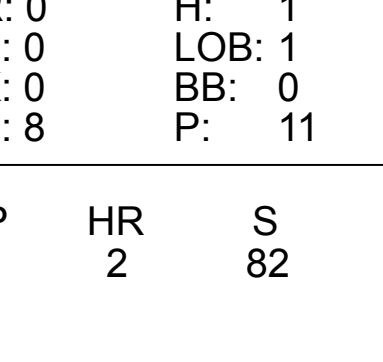
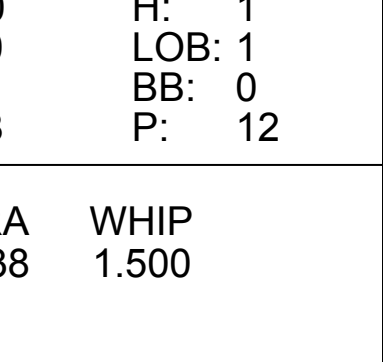
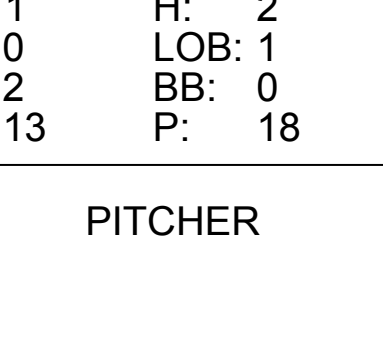
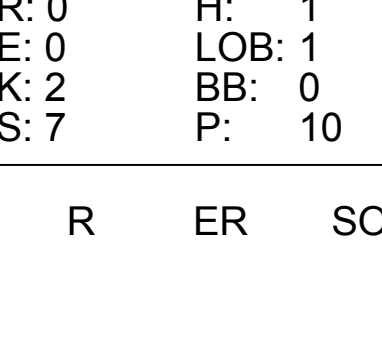
Sun Sep 20 1998, 3:33 AM EDT  
Att. 27,453 - Dome - 72 F

livebaseballscorecards.com

AB	49
R	5
H	13
RBI	4
BB	5
SO	11
LOB	23



Batter	1	2	3	4	5	6	7	8	9	AB	R	H	RBI	BB	SO	LOB	TOP					
<b>Roberto Alomar, S</b> OBP: 0.350, SLG: 0.420 (1, 4)										5	0	1	0	0	3	1	<b>Baltimore Orioles @ Toronto Blue Jays</b> SkyDome, Toronto, ON Mon Sep 21 1998, 7:05 PM EDT Att: 30,380 - Cloudy - 82 F					
<b>Brady Anderson, L</b> OBP: 0.361, SLG: 0.419 (1, 8)										4	0	1	0	1	3	1						
<b>Harold Baines, L</b> OBP: 0.371, SLG: 0.454 (1, 10)										3	0	1	1	1	0	0						
<b>Rafael Palmeiro, L</b> OBP: 0.383, SLG: 0.579 (1, 3)										3	0	2	0	1	0	2						
<b>Willie Greene, L</b> OBP: 0.370, SLG: 0.425 (1, 9)										4	0	0	0	0	3	7						
<b>Cal Ripken Jr., R</b> OBP: 0.335, SLG: 0.396 (1, 5)										4	0	2	0	0	1	2						
<b>B.J. Surhoff, L</b> OBP: 0.329, SLG: 0.435 (1, 7)										4	0	0	0	0	2	4						
<b>Mike Bordick, R</b> OBP: 0.325, SLG: 0.407 (1, 6)										4	1	1	0	0	2	2						
<b>Charlie Greene, R</b> OBP: 0.300, SLG: 0.300 (1, 2)										2	0	0	0	0	2	2						
<b>Rich Becker, L</b> OBP: 0.349, SLG: 0.337 (6, PH)										1	0	0	0	0	1	1						
<b>23 Chris Hoiles, R</b> OBP: 0.354, SLG: 0.463 (6, 2)										1	0	0	0	0	0	0						
<b>Inning Stats</b>	R: 0 E: 0 K: 2 S: 11	H: 1 LOB: 2 BB: 1 P: 18	R: 0 E: 0 K: 2 S: 13	H: 1 LOB: 1 BB: 0 P: 17	R: 0 E: 0 K: 1 S: 9	H: 0 LOB: 0 BB: 0 P: 15	R: 0 E: 0 K: 3 S: 12	H: 1 LOB: 1 BB: 0 P: 18	R: 1 E: 0 K: 3 S: 20	H: 2 LOB: 3 BB: 2 P: 37	R: 0 E: 0 K: 1 S: 7	H: 1 LOB: 1 BB: 0 P: 10	R: 0 E: 0 K: 2 S: 8	H: 0 LOB: 0 BB: 0 P: 9	R: 0 E: 0 K: 1 S: 7	H: 1 LOB: 1 BB: 0 P: 9	R: 0 E: 0 K: 2 S: 15	H: 1 LOB: 1 BB: 0 P: 22	1B: 6 2B: 2 3B: 0 HR: 0	SF: 0 SAC: 0 DP: 0 HBP: 0	WP: 0 PB: 1 SB: 1 CS: 0	PA: 38
<b>PITCHER</b>	IP	WLS	BF	H	R	ER	SO	BB	IBB	HBP	BLK	WP	HR	S	P	ERA	WHIP					
<b>Roger Clemens, R</b> ERA: 2.58 (1, 1)	8.0	W	34	7	1	1	15	3	0	0	0	0	0	87	133	1.12	1.250					
<b>Paul Quantrill, R</b> ERA: 2.52 (9, 1)	0.2		3	1	0	0	1	0	0	0	0	0	0	12	17	0.00	1.500					
<b>Dan Plesac, L</b> ERA: 3.78 (9, 1)	0.1	S	1	0	0	0	1	0	0	0	0	0	0	3	5	0.00	0.000					

Batter	1	2	3	4	5	6	7	8	9	AB	R	H	RBI	BB	SO	LOB	BOTTOM					
<b>Shannon Stewart, R</b> OBP: 0.374, SLG: 0.409 (1, 7)										3	0	1	0	1	1	0	<b>Baltimore Orioles @ Toronto Blue Jays</b> SkyDome, Toronto, ON Mon Sep 21 1998, 7:05 PM EDT Att: 30,380 - Cloudy - 82 F					
<b>Shawn Green, L</b> OBP: 0.334, SLG: 0.504 (1, 9)										4	1	2	1	0	0	2						
<b>Jose Canseco, R</b> OBP: 0.321, SLG: 0.517 (1, 10)										3	0	0	0	0	2	2						
<b>Carlos Delgado, L</b> OBP: 0.383, SLG: 0.580 (1, 3)										2	1	1	1	2	0	1						
<b>José Cruz Jr., S</b> OBP: 0.360, SLG: 0.413 (1, 8)										4	1	1	0	0	3	5						
<b>Tony Fernandez, S</b> OBP: 0.397, SLG: 0.456 (1, 5)										4	0	2	0	0	1	4						
<b>Darrin Fletcher, L</b> OBP: 0.327, SLG: 0.410 (1, 2)										4	0	1	0	0	0	3						
<b>Juan Samuel, R</b> OBP: 0.293, SLG: 0.280 (6, PR)										0	0	0	0	0	0	0						
<b>Benito Santiago, R</b> OBP: 0.320, SLG: 0.458 (9, 2)										4	0	1	1	0	2	3						
<b>Craig Grebeck, R</b> OBP: 0.323, SLG: 0.337 (1, 4)										4	0	1	1	0	2	3						
<b>Alex Gonzalez, R</b> OBP: 0.282, SLG: 0.359 (1, 6)										4	0	0	0	0	3	4						
<b>Inning Stats</b>	R: 0 E: 0 K: 1 S: 10	H: 1 LOB: 2 BB: 1 P: 16	R: 0 E: 1 K: 2 S: 13	H: 1 LOB: 1 BB: 0 P: 22	R: 2 E: 0 K: 3 S: 16	H: 2 LOB: 0 BB: 0 P: 22	R: 0 E: 0 K: 0 S: 8	H: 1 LOB: 1 BB: 0 P: 11	R: 0 E: 0 K: 1 S: 8	H: 1 LOB: 1 BB: 0 P: 12	R: 1 E: 0 K: 2 S: 13	H: 2 LOB: 1 BB: 0 P: 18	R: 0 E: 0 K: 1 S: 7	H: 0 LOB: 3 BB: 2 P: 17	R: 0 E: 0 K: 2 S: 7	H: 1 LOB: 1 BB: 0 P: 10	R: 0 E: 0 K: 2 S: 15	H: 1 LOB: 1 BB: 0 P: 22	1B: 6 2B: 1 3B: 0 HR: 2	SF: 0 SAC: 0 DP: 0 HBP: 1	WP: 0 PB: 1 SB: 1 CS: 2	PA: 36
<b>PITCHER</b>	IP	WLS	BF	H	R	ER	SO	BB	IBB	HBP	BLK	WP	HR	S	P	ERA	WHIP					
<b>Scott Erickson, R</b> ERA: 4.05 (1, 1)	8.0	L	36	9	3	3	12	3	0	1	0	0	2	82	128	3.38	1.500					

AB 35  
R 1  
H 8  
RBI 1  
BB 3  
SO 17  
LOB 22



AB 32  
R 3  
H 9  
RBI 3  
BB 3  
SO 12  
LOB 24









Batter	1	2	3	4	5	6	7	8	9	AB	R	H	RBI	BB	SO	LOB	TOP
Roberto Alomar, S (1,4) OBP: 0.349, SLG: 0.418 Jerry Hairston, R (8, FR) (8,4)	G4-3		G4-3														4 0 2 0 0 0 0 0 1 0 0 0 0 0
Brady Anderson, L (1,8) OBP: 0.357, SLG: 0.413 Gene Kingsale, S (6,8)	G3		K														3 0 0 0 0 1 2 1 0 0 0 0 0 1
Eric Davis, R (1,10) OBP: 0.389, SLG: 0.585	K																3 1 1 0 1 2 0
Rafael Palmeiro, L (1,3) OBP: 0.327, SLG: 0.574 Calvin Pickering, L (6,3) OBP: 0.313, SLG: 0.429		F8															3 0 1 0 0 0 1 1 0 1 1 0 0 0
Cal Ripken Jr., R (1,5) OBP: 0.334, SLG: 0.394 Ryan Minor, R (6,5) OBP: 0.444, SLG: 0.444																	3 0 1 0 0 0 2 1 0 1 1 0 0 0
B.J. Surhoff, L (1,7) OBP: 0.328, SLG: 0.435 Rich Becker, L (7,9) OBP: 0.345, SLG: 0.333																	3 1 1 0 0 1 1 1 0 0 0 0 0 2
Mike Bordick, R (1,6) P.J. Forbes, R (7,6) OBP: 0.111, SLG: 0.111																	3 0 1 1 0 0 0 1 0 0 0 0 0 0
Danny Clyburn, R (1,9) OBP: 0.286, SLG: 0.250 (7,7)																	4 0 0 0 0 0 1
Charlie Greene, R (1,2) OBP: 0.308, SLG: 0.385 Harold Baines, L (9, PH) OBP: 0.369, SLG: 0.451																	3 0 1 0 0 1 0 1 0 0 0 0 1 0
<b>Inning Stats</b>	R: 0 H: 0 E: 0 LOB: 0 K: 1 BB: 0 S: 7 P: 11	R: 1 H: 3 E: 0 LOB: 1 K: 0 BB: 0 S: 8 P: 14	R: 0 H: 0 E: 0 LOB: 0 K: 1 BB: 0 S: 8 P: 12	R: 0 H: 1 E: 0 LOB: 1 K: 1 BB: 0 S: 12 P: 14	R: 0 H: 2 E: 0 LOB: 2 K: 0 BB: 0 S: 12 P: 17	R: 0 H: 1 E: 0 LOB: 0 K: 1 BB: 0 S: 9 P: 15	R: 0 H: 0 E: 0 LOB: 0 K: 0 BB: 0 S: 6 P: 11	R: 2 H: 3 E: 0 LOB: 2 K: 1 BB: 1 S: 14 P: 22	R: 0 H: 0 E: 0 LOB: 0 K: 1 BB: 0 S: 8 P: 13	1B: 7 SF: 0 2B: 3 SAC: 0 3B: 0 DP: 1 HR: 0 HBP: 0	WP: 0 PA: 36 PB: 0 SB: 1 CS: 0						
<b>PITCHER</b>	IP WLS BF H R ER SO BB IBB HBP BLK WP HR S P ERA WHIP	<b>PITCHER</b>															
Kelvin Escobar, R (1,1) ERA: 3.73	8.0 W 33 K: 10 R 3 S: 5 E: 3																
Robert Person, R (9,1) ERA: 7.04	1.0 S 3 K: 0 R 0 S: 1 E: 0																

Baltimore Orioles @ Toronto Blue Jays  
SkyDome, Toronto, ON  
Wed Sep 23 1998, 7:05 PM EDT  
Att: 28,147 - Dome - 72 F

AB	35
R	3
H	10
RBI	3
BB	1
SO	6
LOB	10



Batter	1	2	3	4	5	6	7	8	9	AB	R	H	RBI	BB	SO	LOB	BOTTOM
Shannon Stewart, R (1,7) OBP: 0.376, SLG: 0.416																	3 2 1 2 1 1 2
Shawn Green, L (1,9) OBP: 0.333, SLG: 0.502																	4 0 1 0 0 1 2
Jose Canseco, R (1,10) OBP: 0.321, SLG: 0.527																	4 1 1 0 0 2 2
Carlos Delgado, L (1,3) OBP: 0.383, SLG: 0.582																	3 1 1 2 1 1 0
José Cruz Jr., S (1,8) OBP: 0.358, SLG: 0.413																	4 0 0 0 0 2 2
Tony Fernandez, S (1,5) OBP: 0.385, SLG: 0.462 Tom Evans, R (9,5)																	4 1 2 1 0 0 0 0 0 0 0 0 0 0
Darrin Fletcher, L (1,2) OBP: 0.324, SLG: 0.408																	4 0 0 0 0 0 3
Craig Grebeck, R (1,4) OBP: 0.324, SLG: 0.339																	3 1 1 0 1 1 0
Alex Gonzalez, R (1,6) OBP: 0.280, SLG: 0.357																	2 0 1 1 0 1 1
<b>Inning Stats</b>	R: 2 H: 1 E: 0 LOB: 0 K: 3 BB: 1 S: 12 P: 19	R: 3 H: 4 E: 0 LOB: 1 K: 0 BB: 0 S: 15 P: 25	R: 0 H: 0 E: 0 LOB: 0 K: 1 BB: 0 S: 7 P: 9	R: 0 H: 0 E: 0 LOB: 1 K: 2 BB: 1 S: 9 P: 17	R: 1 H: 2 E: 0 LOB: 2 K: 1 BB: 1 S: 10 P: 23	R: 0 H: 1 E: 0 LOB: 1 K: 0 BB: 0 S: 6 P: 10	R: 0 H: 0 E: 0 LOB: 0 K: 1 BB: 0 S: 9 P: 13	R: 0 H: 0 E: 0 LOB: 0 K: 1 BB: 0 S: 7 P: 10	1B: 4 SF: 1 2B: 2 SAC: 0 3B: 0 DP: 0 HR: 2 HBP: 0	WP: 0 PA: 35 PB: 0 SB: 1 CS: 0							
<b>PITCHER</b>	IP WLS BF H R ER SO BB IBB HBP BLK WP HR S P ERA WHIP	<b>PITCHER</b>															
Juan Guzman, R (1,1) ERA: 4.35	4.2 L 24 K: 6 R 6 S: 7 E: 6																
Pete Smith, R (5,1) ERA: 5.5	0.1 K: 0 R 0 S: 1 E: 0																
Rocky Coppinger, R (6,1) ERA: 4.61	3.0 10 K: 1 R 0 S: 2 E: 0																

Baltimore Orioles @ Toronto Blue Jays  
SkyDome, Toronto, ON  
Wed Sep 23 1998, 7:05 PM EDT  
Att: 28,147 - Dome - 72 F

AB	31
R	6
H	8
RBI	6
BB	3
SO	9
LOB	12





Batter	1	2	3	4	5	6	7	8	9	AB	R	H	RBI	BB	SO	LOB	TOP					
Juan Encarnacion, R OBP: 0.359, SLG: 0.574 (1, 8)	P3		HR	P4		F8		1-H 2B		5	1	2	2	0	0	2						
Frank Catalanotto, L OBP: 0.332, SLG: 0.459 Joe Randa, R OBP: 0.342, SLG: 0.363 (1, 5) (7, 5)	G4-3		HR		P6		S BB	F8		3	1	1	1	1	0	0						
Bobby Higginson, L OBP: 0.355, SLG: 0.479 (1, 7)	K		HR	BB	P3				K	3	2	0	0	2	2	1						
Tony Clark, S OBP: 0.359, SLG: 0.524 (1, 3)		G3	1-H HR		P5			F7		5	1	1	2	0	0	2						
Damon Easley, R OBP: 0.331, SLG: 0.478 (1, 4)		1B BB	G3-1		E5			F8		4	0	1	0	1	0	1						
Luis Gonzalez, L OBP: 0.342, SLG: 0.477 (1, 10)		1B SAFE	K		P4			G6-3		4	0	1	0	0	1	1						
Gabe Kapler, R OBP: 0.286, SLG: 0.350 (1, 9)	P6			G5-3				G1-3 1B		4	1	1	0	0	1	2						
Paul Bako, L OBP: 0.320, SLG: 0.349 (1, 2)	K					G6-3 1B		G1-3		4	0	2	0	0	1	3						
Deivi Cruz, R OBP: 0.286, SLG: 0.356 (1, 6)			F7	K		G6-3			2B 1B	4	1	1	1	0	1	2						
<b>Inning Stats</b>	R: 0 E: 0 K: 1 S: 8	H: 0 LOB: 0 BB: 0 P: 12	R: 0 E: 0 K: 1 S: 9	H: 1 LOB: 2 BB: 1 P: 17	R: 4 E: 0 K: 1 S: 12	H: 3 LOB: 0 BB: 1 P: 21	R: 0 E: 0 K: 1 S: 9	H: 1 LOB: 1 BB: 0 P: 11	R: 1 E: 1 K: 0 S: 11	H: 0 LOB: 1 BB: 1 P: 17	R: 0 E: 0 K: 0 S: 10	H: 1 LOB: 1 BB: 0 P: 15	R: 0 E: 0 K: 0 S: 8	H: 0 LOB: 1 BB: 1 P: 17	R: 2 E: 0 K: 0 S: 12	H: 3 LOB: 1 BB: 0 P: 19	R: 0 E: 0 K: 1 S: 7	H: 1 LOB: 1 BB: 0 P: 12	1B: 5 2B: 2 HR: 3	SF: 0 SAC: 0 DP: 0 HBP: 0	WP: 0 PB: 0 SB: 4 CS: 0	PA: 41
<b>PITCHER</b>	IP	WLS	BF	H	R	ER	SO	BB	IBB	HBP	BLK	WP	HR	S	P	ERA	WHIP					
Woody Williams, R ERA: 4.46 (1, 1)	7.0	L	32	6	5	4	5	4	0	0	0	0	3	67	110	5.14	1.429					
Steve Sinclair, L ERA: 3.98 (8, 1)	0.2		3	1	1	1	0	0	0	0	0	0	0	8	12	13.50	1.500					
Dave Stieb, R ERA: 4.83 (8, 1)	0.1		3	2	1	1	0	0	0	0	0	0	0	4	7	27.00	6.000					
Ben Van Ryn, L ERA: 6.43 (9, 1)	1.0		3	1	0	0	1	0	0	0	0	0	0	7	12	0.00	1.000					

**Detroit Tigers @ Toronto Blue Jays**  
 SkyDome, Toronto, ON  
 Fri Sep 25 1998, 7:05 PM EDT  
 Att: 33,151 - Unknown - 76 F

AB	37
R	7
H	10
RBI	6
BB	4
SO	6
LOB	15



Batter	1	2	3	4	5	6	7	8	9	AB	R	H	RBI	BB	SO	LOB	BOTTOM					
Shannon Stewart, R OBP: 0.376, SLG: 0.418 (1, 7)	1B		G5-3		G5-3			2B 2B	FC5-4	5	1	2	0	0	0	3						
Shawn Green, L OBP: 0.334, SLG: 0.503 (1, 9)	K		1B		G6-3			2B		4	1	2	2	0	1	1						
Jose Canseco, R OBP: 0.323, SLG: 0.527 (1, 10)	K		2B 1B					F9		4	0	2	1	0	1	1						
Carlos Delgado, L OBP: 0.383, SLG: 0.589 (1, 3)		HR						K		4	1	2	1	0	2	2						
José Cruz Jr., S OBP: 0.356, SLG: 0.410 (1, 8)		K	G1-3					K	2B SF7 BB	3	1	0	0	1	2	2						
Benito Santiago, R OBP: 0.333, SLG: 0.483 (1, 2)		F9			G6-4-3 1B			K	1B 2B	4	0	2	0	0	1	0						
Tom Evans, R (1, 5)		F8			G6-4-3			K		3	0	0	0	0	1	1						
Tony Fernandez, S OBP: 0.388, SLG: 0.462 (9, PH)								K	SF7	0	0	0	1	0	0	0						
Craig Grebeck, R OBP: 0.321, SLG: 0.336 Kevin Witt, L (9, PH)			L9		K			K	K	3	0	0	0	0	2	0						
Alex Gonzalez, R OBP: 0.280, SLG: 0.357 Darrin Fletcher, L OBP: 0.326, SLG: 0.409 Tomas Perez, S OBP: 0.250, SLG: 0.143 (1, 6) (9, PH) (9, PR)								G4-3	FC5-4 1B	3	1	1	0	0	0	0						
<b>Inning Stats</b>	R: 0 E: 0 K: 2 S: 7	H: 1 LOB: 0 BB: 0 P: 11	R: 1 E: 0 K: 1 S: 10	H: 1 LOB: 0 BB: 0 P: 17	R: 2 E: 0 K: 0 S: 17	H: 4 LOB: 2 BB: 0 P: 25	R: 0 E: 0 K: 1 S: 10	H: 1 LOB: 0 BB: 0 P: 17	R: 0 E: 0 K: 2 S: 9	H: 1 LOB: 0 BB: 0 P: 12	R: 0 E: 0 K: 3 S: 9	H: 0 LOB: 0 BB: 0 P: 14	R: 1 E: 0 K: 1 S: 14	H: 2 LOB: 1 BB: 0 P: 18	R: 1 E: 0 K: 1 S: 15	H: 2 LOB: 2 BB: 1 P: 23	1B: 7 2B: 5 HR: 1	SF: 1 SAC: 0 DP: 2 HBP: 0	WP: 0 PB: 0 SB: 0 CS: 1	PA: 37		
<b>PITCHER</b>	IP	WLS	BF	H	R	ER	SO	BB	IBB	HBP	BLK	WP	HR	S	P	ERA	WHIP					
Brian Moehler, R ERA: 3.9 (1, 1)	6.0	W	23	8	3	3	6	0	0	0	0	0	1	67	101	4.50	1.333					
Matt Anderson, R ERA: 3.3 (7, 1)	1.1		5	1	1	1	3	0	0	0	0	0	0	16	22	6.75	0.750					
44 Sean Runyan, L ERA: 3.58 (8, 1)	0.0		1	1	0	0	0	0	0	0	0	0	0	2	3	∞	∞					
Doug Brocail, R ERA: 2.86 (8, 1)	0.2		2	0	0	0	1	0	0	0	0	0	0	5	7	0.00	0.000					
Todd Jones, R ERA: 5.14 (9, 1)	1.0	S	6	2	1	1	1	1	0	0	0	0	0	15	23	9.00	3.000					

**Detroit Tigers @ Toronto Blue Jays**  
 SkyDome, Toronto, ON  
 Fri Sep 25 1998, 7:05 PM EDT  
 Att: 33,151 - Unknown - 76 F

AB	35
R	5
H	12
RBI	5
BB	1
SO	11
LOB	11





Batter	1	2	3	4	5	6	7	8	9	10	11	12	13	AB	R	H	RBI	BB	SO	LOB	TOP							
Frank Catalanotto, L OBP: 0.330, SLG: 0.465 Damion Easley, R OBP: 0.332, SLG: 0.478	F7		S 1B			K	G6-3		K					4	0	1	0	0	1	1	2							
Robert Fick, L OBP: 0.475, SLG: 0.847 Gabe Kapler, R OBP: 0.261, SLG: 0.318	K		K			HR			K		F7			4	1	1	1	0	3	2	2							
Bobby Higginson, L OBP: 0.354, SLG: 0.475	K		K			K			WP G4-3 BB		K			5	0	0	0	1	4	3	5							
Tony Clark, S OBP: 0.359, SLG: 0.523 Kimera Bartee, R OBP: 0.245, SLG: 0.368 Jason Wood, R OBP: 0.423, SLG: 0.565		P6				P6			G4-3			G4-3		5	0	2	0	0	0	1	0							
Luis Gonzalez, L OBP: 0.341, SLG: 0.477 Brian Hunter, P OBP: 0.298, SLG: 0.333		F8				F8			P7			G6-3		4	1	1	0	0	0	2	2							
Juan Encarnacion, R OBP: 0.360, SLG: 0.571		G5-3				K								6	1	3	0	0	2	1	6							
Joe Randa, R OBP: 0.325, SLG: 0.370						CS			K					5	1	2	1	1	2	3	5							
Joe Siddall, L OBP: 0.264, SLG: 0.277						HR			G3					4	0	0	0	1	1	2	4							
Delvi Cruz, R OBP: 0.285, SLG: 0.356						E7			F8					5	0	1	2	0	0	3	5							
<b>Inning Stats</b>	R: 0 E: 0 K: 2 S: 7	H: 0 LOB: 0 BB: 0 P: 11	R: 0 E: 0 K: 0 S: 5	H: 0 LOB: 0 BB: 8 P: 8	R: 1 E: 1 K: 3 S: 16	H: 2 LOB: 2 BB: 0 P: 27	R: 0 E: 0 K: 1 S: 9	H: 1 LOB: 0 BB: 0 P: 13	R: 0 E: 0 K: 1 S: 8	H: 0 LOB: 0 BB: 0 P: 11	R: 1 E: 0 K: 2 S: 13	H: 1 LOB: 0 BB: 21	R: 2 E: 1 K: 1 S: 14	H: 3 LOB: 1 BB: 1 P: 24	R: 0 E: 0 K: 1 S: 10	H: 0 LOB: 1 BB: 1 P: 20	R: 0 E: 0 K: 1 S: 9	H: 2 LOB: 2 BB: 0 P: 12	R: 0 E: 0 K: 0 S: 7	H: 1 LOB: 1 BB: 0 P: 7	R: 0 E: 0 K: 1 S: 9	H: 1 LOB: 1 BB: 0 P: 11	R: 0 E: 0 K: 2 S: 12	H: 0 LOB: 1 BB: 1 P: 20	1B: 8 2B: 2 3B: 0 HR: 2	SF: 0 SAC: 1 DP: 0 HBP: 0	WP: 1 PB: 0 SB: 3 CS: 1	PA: 54
<b>PITCHER</b>	IP 8.0	WLS 32	BF 7	H 4	R 4	ER 4	SO 11	BB 2	IBB 0	HBP 0	BLK 0	WP 1	HR 2	S 82	P 135	ERA 4.50	WHIP 1.125											
Roger Clemens, R ERA: 2.65											Bill Risley, R ERA: 5.27																	
Paul Quantrell, R ERA: 2.59																												
Ben Van Ryn, L ERA: 6.14																												
Carlos Almanzar, R ERA: 5.34																												
Steve Sinclair, L ERA: 3.6																												

Detroit Tigers @ Toronto Blue Jays  
SkyDome, Toronto, ON  
Sat Sep 26 1998, 3:33 AM EDT  
Att: 40,268 - Dome - 72 F

AB 49  
R 4  
H 12  
RBI 4  
BB 3  
SO 16  
LOB 23



Batter	1	2	3	4	5	6	7	8	9	10	11	12	13	AB	R	H	RBI	BB	SO	LOB	BOTTOM							
Shannon Stewart, R OBP: 0.378, SLG: 0.419	G5-3		S 1B			G5-3			G1-3					6	1	3	2	1	0	1	6							
Shawn Green, L OBP: 0.334, SLG: 0.506			F7			P4			G1-3					5	1	1	1	1	1	3	5							
Jose Canseco, R OBP: 0.320, SLG: 0.522			HR			P6			G6-3					6	0	0	0	0	0	6	6							
Carlos Delgado, L OBP: 0.388, SLG: 0.594			G5-3			F9			G9-3					4	1	2	2	2	2	0	4							
José Cruz Jr., S OBP: 0.354, SLG: 0.404			BB			P6			G3					5	0	0	0	1	0	1	5							
Tony Fernandez, S OBP: 0.387, SLG: 0.459 Kevin Witt, L OBP: 0.293, SLG: 0.280			G3			G3			G3					3	0	0	0	1	1	0	3							
Darrin Fletcher, L OBP: 0.328, SLG: 0.410 Juan Samuel, R OBP: 0.293, SLG: 0.280			BB			F9			K					1	0	0	0	0	1	0	1							
Craig Grebeck, R OBP: 0.328, SLG: 0.347			G3			G3			K					1	0	0	0	0	2	2	1							
Alex Gonzalez, R OBP: 0.280, SLG: 0.354			G3			G3			K					1	0	0	0	0	2	2	1							
<b>Inning Stats</b>	R: 1 E: 0 K: 0 S: 6	H: 1 LOB: 1 BB: 1 P: 17	R: 0 E: 0 K: 0 S: 9	H: 1 LOB: 1 BB: 0 P: 12	R: 1 E: 0 K: 0 S: 9	H: 2 LOB: 1 BB: 0 P: 13	R: 0 E: 0 K: 1 S: 13	H: 1 LOB: 2 BB: 1 P: 21	R: 0 E: 0 K: 0 S: 9	H: 0 LOB: 0 BB: 0 P: 13	R: 0 E: 0 K: 1 S: 7	H: 0 LOB: 0 BB: 0 P: 10	R: 1 E: 0 K: 0 S: 8	H: 1 LOB: 2 BB: 0 P: 19	R: 1 E: 0 K: 1 S: 8	H: 1 LOB: 0 BB: 0 P: 12	R: 0 E: 0 K: 0 S: 7	H: 1 LOB: 2 BB: 2 P: 17	R: 0 E: 0 K: 0 S: 12	H: 1 LOB: 1 BB: 0 P: 17	R: 0 E: 0 K: 1 S: 11	H: 0 LOB: 2 BB: 2 P: 24	R: 1 E: 0 K: 0 S: 12	H: 2 LOB: 2 BB: 1 P: 20	1B: 10 2B: 1 3B: 0 HR: 2	SF: 0 SAC: 2 DP: 1 HBP: 0	WP: 1 PB: 0 SB: 3 CS: 0	PA: 55
<b>PITCHER</b>	IP 6.1	WLS 28	BF 8	H 3	R 3	ER 3	SO 2	BB 2	IBB 0	HBP 0	BLK 0	WP 0	HR 1	S 60	P 96	ERA 4.26	WHIP 1.579											
Seth Greisinger, R ERA: 5.12											Todd Jones, R ERA: 5.0																	
Will Brunson, L ERA: 5.06											Frank Castillo, R ERA: 6.83																	
Matt Anderson, R ERA: 3.27											A.J. Sager, R ERA: 6.52																	
Doug Brocail, R ERA: 2.76																												
Marino Santana, R ERA: 3.88																												

Detroit Tigers @ Toronto Blue Jays  
SkyDome, Toronto, ON  
Sat Sep 26 1998, 3:33 AM EDT  
Att: 40,268 - Dome - 72 F

AB 46  
R 5  
H 13  
RBI 5  
BB 7  
SO 6  
LOB 21





