

Toronto Blue Jays - 1999

Batter	1	2	3	4	5	6	7	8	9	AB R H RBI BB SO LOB	TOP									
Shannon Stewart, R (1, 7) F X	0-1 G5-3		1-1 G1-3		0-0 P4		2-0 G5-4-3		0-0 G6-3	5 0 0 0 0 0 7										
Homer Bush, R (1, 4) B S L S	1-3 K		0-0 G6-3		1-2 G5-3			1-2 L6		4 0 0 0 0 1 3										
Shawn Green, L (1, 9) B B S X F S	2-2 2B		1-1 F8		0-0 G4-3			0-0 2B		4 0 2 0 0 0 1										
Dave Hollins, S (1, 10) X	0-0 G4-3			3-3 K		2-0 2B		2-3 K		4 0 1 0 0 2 2										
Carlos Delgado, L (1, 3) B B S X C B B		3-1 HR		2-2 G4-3		4-1 G4-6-3 BB		1-3 K		3 1 1 1 1 1 1										
Tony Fernandez, S (1, 5) S C S		0-2 G4-3		1-2 P6		1-0 G4-6-3		0-0 G4-3		4 0 0 0 0 0 2										
José Cruz Jr., S (1, 8) B B S C B B		2-3 K			2-3 K		3-3 K		4-1 1B BB	3 0 0 0 1 3 0										
Darrin Fletcher, L (1, 2) B B S C B S X		1-2 G6-3			2-2 1B		3-2 1B		3-1 F7	4 0 2 0 0 0 1										
Alex Gonzalez, R (1, 6) X			0-0 G6-3 G1-3 1B		0-0 1B		0-0 1B		2-1 1B	4 0 4 0 0 0 0										
<b>Inning Stats</b>	R: 0 E: 0 K: 1 S: 10	H: 1 LOB: 1 BB: 0 P: 13	R: 1 E: 0 K: 1 S: 11	H: 1 LOB: 0 BB: 0 P: 17	R: 0 E: 0 K: 0 S: 6	H: 1 LOB: 1 BB: 0 P: 8	R: 0 E: 0 K: 1 S: 11	H: 2 LOB: 2 BB: 0 P: 16	R: 0 E: 0 K: 1 S: 4	H: 1 LOB: 1 BB: 1 P: 11	R: 0 E: 0 K: 1 S: 10	H: 2 LOB: 1 BB: 0 P: 18	R: 0 E: 0 K: 2 S: 13	H: 1 LOB: 1 BB: 0 P: 17	R: 0 E: 0 K: 0 S: 7	H: 1 LOB: 2 BB: 1 P: 16	1B: 6 2B: 3 3B: 0 HR: 1	SF: 0 SAC: 0 DP: 2 HBP: 0	WP: 0 PB: 0 SB: 0 CS: 0	PA: 37
<b>PITCHER</b>	IP WLS BF H R ER SO BB IBB HBP BLK WP HR S P ERA WHIP																			
Brad Radke, R (1, 1) ERA: 1.29	7.0 W 28 8 1 1 5 1 0 0 0 0 0 1 63 100 1.29 1.286																			
Eddie Guardado, L (8, 1) ERA:	1.0 4 1 0 0 2 0 0 0 0 0 0 0 13 17 0.00 1.000																			
Mike Trombley, R (9, 1) ERA:	0.2 4 1 0 0 0 1 0 0 0 0 0 0 6 15 0.00 3.000																			
Rick Aguilera, R (9, 1) ERA:	0.1 1 0 0 0 0 0 0 0 0 0 0 0 1 1 0.00 0.000																			

Toronto Blue Jays @ Minnesota Twins  
 Hubert H. Humphrey Metrodome, Minneapolis, MN

Tue Apr 06 1999, 8:05 PM EDT  
 Att: 45,601 - Dome - 72 F

livebaseballscorecards.com

AB 35  
 R 1  
 H 10  
 RBI 1  
 BB 2  
 SO 7  
 LOB 17





Batter	1	2	3	4	5	6	7	8	9	AB R H RBI BB SO LOB	TOP											
Shannon Stewart, R (1, 7) OBP: 0.364, SLG: 0.600	2-1 F9	0-0 FC5-2 1B		4-0 2B	0-0 HR		1-2 1B		1-3 K	5 2 3 4 1 1 0												
Homer Bush, R (1, 4) OBP: 0.300, SLG: 0.400	0-2 F8	1-0 FC5-2		0-1 2B	1-1 1B		0-2 1B		0-1 E5	6 0 3 1 0 0 3												
Shawn Green, L (1, 9) OBP: 0.300, SLG: 0.500	2-1 1B	1-3 K		0-3 K	2-1 FC4-6		0-3 K		1-0 FC3-6	6 0 1 0 0 3 8												
Dave Hollins, S (1, 10) OBP: 0.300, SLG: 0.444	0-1 G4-3		1-0 F8	4-0 BB		1-0 2B	2-1 G4-3		0-1 G4-3	5 0 1 0 1 0 4												
Carlos Delgado, L (1, 3) OBP: 0.444, SLG: 1.143		2-3 K	3-0 HR	1-2 L4		2-3 K		4-1 1B		4 2 1 1 1 2 3												
Tony Fernandez, S (1, 5) OBP: 0.444, SLG: 0.750		2-1 2B	3-1 HR		2-0 1B	4-1 BB		1-0 1B		4 3 3 1 1 0 0												
José Cruz Jr., S (1, 8) OBP: 0.333, SLG: 0.143		1-0 E3	4-2 CS	2-2 F7		2-3 K		2-2 1B		4 1 1 0 1 1 4												
Darrin Fletcher, L (1, 2) OBP: 0.444, SLG: 0.625		2-1 1B	3-2 G4-3	2-0 HR		0-0 G3-1		0-0 SF7-5-6		4 1 2 2 0 0 3												
Alex Gonzalez, R (1, 6) OBP: 0.556, SLG: 0.500		4-1 FC5-2		1-0 G6-3	2-2 P8		1-0 F7	2-3 K		4 0 0 0 1 1 3												
<b>Inning Stats</b>	R: 0 E: 0 K: 0 S: 10	H: 1 LOB: 1 BB: 0 P: 14	R: 2 E: 1 K: 2 S: 15	H: 3 LOB: 3 BB: 1 P: 28	R: 2 E: 0 K: 0 S: 9	H: 2 LOB: 0 BB: 1 P: 23	R: 1 E: 0 K: 1 S: 9	H: 1 LOB: 2 BB: 2 P: 19	R: 3 E: 1 K: 0 S: 13	H: 3 LOB: 1 BB: 0 P: 24	R: 0 E: 0 K: 2 S: 9	H: 1 LOB: 2 BB: 1 P: 18	R: 0 E: 0 K: 1 S: 14	H: 2 LOB: 2 BB: 0 P: 18	R: 1 E: 0 K: 1 S: 9	H: 2 LOB: 1 BB: 1 P: 18	R: 0 E: 1 K: 1 S: 8	H: 0 LOB: 1 BB: 0 P: 10	1B: 9 2B: 4 3B: 0 HR: 3	SF: 1 SAC: 0 DP: 1 HBP: 0	WP: 0 PB: 0 SB: 1 CS: 1	PA: 49
<b>PITCHER</b>	IP WLS BF H R ER SO BB IBB HBP BLK WP HR S P ERA WHIP																					
Mike Lincoln, R (1, 1) ERA: 10.8	3.1 L 20 7 5 4 2 3 0 0 0 0 0 2 37 73 10.80 3.000																					
Bob Wells, R (4, 1) ERA:	1.2 10 3 3 0 1 1 0 0 0 0 1 19 35 0.00 2.400																					
23 Benj Sampson, L (6, 1) ERA:	1.0 5 1 0 0 2 1 0 0 0 0 0 9 18 0.00 2.000																					
Dan Perkins, R (7, 1) ERA: 4.5	2.0 10 4 1 1 2 1 0 0 0 0 0 23 36 4.50 2.500																					
Joe Mays, R (9, 1) ERA:	1.0 4 0 0 0 1 0 0 0 0 0 0 8 10 0.00 0.000																					

Toronto Blue Jays @ Minnesota Twins  
 Hubert H. Humphrey Metrodome, Minneapolis, MN

Wed Apr 07 1999, 8:05 PM EDT  
 Att. 9,220 - Dome - 72 F

AB	42
R	9
H	15
RBI	9
BB	6
SO	8
LOB	28



Batter	1	2	3	4	5	6	7	8	9	AB R H RBI BB SO LOB
Torii Hunter, R OBP: 0.100, SLG: 0.100 (1, 8) B B F F F F F S	3-3 K ①		0-1 G1-3 ②		1-2 G6-3 ②		0-3 K ①		0-1 G4-3 ③	5 0 0 0 0 2 3
Brent Gates, S OBP: 0.400, SLG: 0.750 (1, 5) Corey Koskie, L (6, 5) B F F F F S	2-3 K ②		4-1 BB		3-1 G5-3 ③		2-3 K ②			2 0 0 0 1 1 1 1 0 0 0 0 1 0
Todd Walker, L OBP: 0.125, SLG: 0.125 (1, 4) B C F F B C	3-3 K ③		1-1 G5-3 ③			2-1 1B 2B 1B	1-1 G6-3 ③			4 1 1 0 0 1 3
Ron Coomer, R OBP: 0.375, SLG: 0.375 (1, 3) S F F F		0-3 K ①		1-2 FC6-4 1B		0-0 F9		1-1 F8		4 0 1 0 0 1 1
Marty Cordova, R OBP: 0.500, SLG: 0.571 (1, 10) B B F B B X		2-1 F9 ②		1-0 F9 ①		0-0 2B 1B		4-2 FC6 BB		3 1 1 0 1 0 1
Matt Lawton, L OBP: 0.500, SLG: 0.750 (1, 9) F F X		0-1 G4-3 ③		0-1 FC6-4 ② FC4-6 1-2f		0-0 1B 2B 1-H 2-H		3-3 K ②		4 1 1 2 0 1 2
Chad Allen, R OBP: 0.375, SLG: 0.375 (1, 7) X			0-0 S FC 1B	1 SAFE 0-0 FC4-6 ③ 1-2f		2-3 K ②		0-2 FC6 ③ 1-2f		4 0 1 0 0 1 3
Terry Steinbach, R OBP: 0.333, SLG: 0.333 (1, 2) Javier Valentin, S (6, 2) B X			1-0 FC S		2-1 G5-3 ①	1-0 2-H 1B			1-0 G3-1 ①	2 0 0 0 0 0 1 2 0 1 1 0 0 0
Cristian Guzman, S OBP: 0.167, SLG: 0.333 (1, 6) B C C S			1-3 K ①		0-0 G6-3 ②	1-3 K ③			0-0 G4-3 ②	4 0 1 0 0 2 3

Inning Stats	R: 0	H: 0	E: 0	LOB: 0	K: 3	BB: 0	S: 12	R: 0	H: 0	E: 0	LOB: 0	K: 1	BB: 0	S: 7	R: 0	H: 1	E: 0	LOB: 3	K: 1	BB: 1	S: 10	R: 0	H: 1	E: 0	LOB: 1	K: 0	BB: 0	S: 7	R: 0	H: 1	E: 0	LOB: 1	K: 0	BB: 0	S: 8	R: 3	H: 4	E: 0	LOB: 1	K: 2	BB: 0	S: 12	R: 0	H: 0	E: 0	LOB: 0	K: 2	BB: 0	S: 8	R: 0	H: 0	E: 0	LOB: 1	K: 1	BB: 1	S: 10	R: 0	H: 0	E: 0	LOB: 0	K: 0	BB: 0	S: 4	R: 0	H: 0	E: 0	LOB: 0	K: 0	BB: 0	S: 4	1B: 5	SF: 0	2B: 2	SAC: 0	3B: 0	DP: 0	HR: 0	HBP: 0	WP: 0	PA: 37
--------------	------	------	------	--------	------	-------	-------	------	------	------	--------	------	-------	------	------	------	------	--------	------	-------	-------	------	------	------	--------	------	-------	------	------	------	------	--------	------	-------	------	------	------	------	--------	------	-------	-------	------	------	------	--------	------	-------	------	------	------	------	--------	------	-------	-------	------	------	------	--------	------	-------	------	------	------	------	--------	------	-------	------	-------	-------	-------	--------	-------	-------	-------	--------	-------	--------

PITCHER	IP	WLS	BF	H	R	ER	SO	BB	IBB	HBP	BLK	WP	HR	S	P	ERA	WHIP
David Wells, L (1, 1) ERA: 4.5	6.0	W	27	7	3	3	7	1	0	0	0	0	0	56	87	4.50	1.333
32 Roy Halladay, R (7, 1) ERA:	3.0	S	10	0	0	0	3	1	0	0	0	0	0	22	34	0.00	0.333

**Toronto Blue Jays @ Minnesota Twins**  
**Hubert H. Humphrey Metrodome, Minneapolis, MN**  
 Wed Apr 07 1999, 8:05 PM EDT  
 Att. 9,220 - Dome - 72 F

<b>AB</b>	<b>35</b>
<b>R</b>	<b>3</b>
<b>H</b>	<b>7</b>
<b>RBI</b>	<b>3</b>
<b>BB</b>	<b>2</b>
<b>SO</b>	<b>10</b>
<b>LOB</b>	<b>18</b>



Batter	1	2	3	4	5	6	7	8	9	AB R H RBI BB SO LOB	TOP																
Shannon Stewart, R (1, 7) OBP: 0.375, SLG: 0.533	0-1 F8		0-0 1B	0-0 2B		2-1 G6-3	0-0 1B			5 1 2 0 0 0 0																	
Craig Grebeck, R (1, 4) OBP: 0.800, SLG: 1.250	1-0 2B		1-1 1B	3-1 2B		4-1 HR	3-3 K			4 1 3 2 1 1 1																	
Shawn Green, L (1, 9) OBP: 0.267, SLG: 0.600	2-3 K		1-0 F8	0-3 K		1-0 HR		1-3 K		5 1 1 2 0 3 3																	
Dave Hollins, S (1, 10) OBP: 0.400, SLG: 0.462	2-2 G6-3			0-1 1B	1-0 1B	4-1 BB		0-0 P4		4 1 2 0 1 0 1																	
Carlos Delgado, L (1, 3) OBP: 0.429, SLG: 0.818		2-1 F9		2-0 2B	0-1 F7	4-0 BB		2-3 K		4 1 1 0 1 1 1																	
Tony Fernandez, S (1, 5) OBP: 0.286, SLG: 0.462		2-1 L3		0-0 F8	2-0 F7	2-3 K		0-0 F8		5 0 0 0 0 1 5																	
José Cruz Jr., S (1, 8) OBP: 0.429, SLG: 0.500		1-2 P9		4-2 2B	4-2 BB		0-0 HR	1-2 F8		3 2 1 1 2 0 0																	
Alex Gonzalez, R (1, 6) OBP: 0.643, SLG: 0.667			2-0 1B	0-0 E	3-2 G6-3		4-2 G1-4-3	1-2 1B		4 2 3 2 1 0 2																	
Mike Matheny, R (1, 2) Willie Greene, L (7, PH) Geronimo Berroa, R (7, PH) Darrin Fletcher, L (7, 2) OBP: 0.400, SLG: 0.556			2-2 F8	1-1 F9		1-0 F8	0-0 G1-4-3	2-2 G4-3		3 0 0 0 0 0 2 0 0 0 0 0 0 0 1 0 0 0 0 0 1 1 0 0 0 0 0 1																	
<b>Inning Stats</b>	R: 0 E: 0 K: 1 S: 9	H: 1 LOB: 1 BB: 0 P: 14	R: 0 E: 0 K: 0 S: 7	H: 0 LOB: 0 BB: 0 P: 12	R: 1 E: 0 K: 0 S: 9	H: 3 LOB: 1 BB: 0 P: 15	R: 5 E: 2 K: 1 S: 15	H: 4 LOB: 1 BB: 1 P: 25	R: 0 E: 0 K: 0 S: 11	H: 1 LOB: 2 BB: 1 P: 21	R: 2 E: 0 K: 1 S: 9	H: 1 LOB: 2 BB: 3 P: 27	R: 1 E: 0 K: 1 S: 11	H: 2 LOB: 1 BB: 1 P: 18	R: 0 E: 0 K: 2 S: 12	H: 0 LOB: 0 BB: 0 P: 15	R: 0 E: 0 K: 0 S: 11	H: 1 LOB: 1 BB: 0 P: 15	1B: 8 2B: 3 3B: 0 HR: 2	SF: 0 SAC: 0 DP: 1 HBP: 0	WP: 0 PB: 0 SB: 0 CS: 0	PA: 45					
<b>PITCHER</b>	IP WLS BF H R ER SO BB IBB HBP BLK WP HR S P ERA WHIP																										
Eric Milton, L (1, 1) ERA: 9.82	3.2		20	8	6	4	1	1	0	0	0	0	0	37	63	9.82	2.455										
Mike Trombley, R (4, 1) ERA:	1.1	W	6	1	0	0	1	1	0	0	0	0	0	14	24	0.00	1.500										
Joe Mays, R (6, 1) ERA: 13.5	1.0		9	2	3	3	1	4	0	0	0	0	2	12	34	27.00	6.000										
Eddie Guardado, L (7, 1) ERA:	2.0	H	6	1	0	0	3	0	0	0	0	0	0	20	26	0.00	0.500										
Rick Aguilera, R (9, 1) ERA:	1.0	S	4	1	0	0	0	0	0	0	0	0	0	11	15	0.00	1.000										

Toronto Blue Jays @ Minnesota Twins  
Hubert H. Humphrey Metrodome, Minneapolis, MN

Thu Apr 08 1999, 8:05 PM EDT  
Att. 9,431 - Dome - 72 F

livebaseballscorecards.com

AB 39  
R 9  
H 13  
RBI 7  
BB 6  
SO 6  
LOB 17



BOTTOM

Toronto Blue Jays @ Minnesota Twins  
Hubert H. Humphrey Metrodome, Minneapolis, MN

Thu Apr 08 1999, 8:05 PM EDT  
Att. 9,431 - Dome - 72 F

livebaseballscorecards.com

AB	38
R	11
H	15
RBI	9
BB	6
SO	4
LOB	22



WP:	0	PA:	44
PB:	0	SB:	1
CS:	0		

AB R H RBI BB SO LOB

5 0 2 0 0 2 2

5 0 0 0 0 1 6

4 2 2 0 1 0 2

0 0 0 0 0 0 0

4 1 4 2 1 0 0

5 1 1 0 0 1 6

5 1 1 1 0 0 2

3 3 1 1 2 0 2

3 2 1 0 2 0 2

4 1 3 5 0 0 0

0 0 0 0 0 0 0

1B: 11 SF: 0  
2B: 4 SAC: 0  
3B: 0 DP: 2  
HR: 0 HBP: 0

Batter	1	2	3	4	5	6	7	8	9
Torii Hunter, R (1, 8) OBP: 0.200, SLG: 0.200	1-3 K	0-0 G4-6-3 1B	1-2 G1 1B	1-3 K		0-0 G6-3			
Denny Hocking, S (1, 6) (9, 4)	1-0 G4-3	0-1 G4-6-3 1B	1-2 G1 1B	0-0 F7		3-3 K			
Todd Walker, L (1, 4) Cristian Guzman, S (9, 6) OBP: 0.308, SLG: 0.250 OBP: 0.167, SLG: 0.333	0-1 S 2B 1B	4-0 1B BB	2-2 G5-3		1-0 1B E 1B		0-0 F8		
Marty Cordova, R (1, 10) OBP: 0.692, SLG: 0.818	1-2 1-H 2B	0-0 1-2 3-H 1B		1-1 2B G6-3 1B	2-0 1-2 E 1B		4-1 G6-3 BB		
Matt Lawton, L (1, 9) OBP: 0.385, SLG: 0.615	3-0 G3	1-1 G4-3		3-1 G6-3 1B 2B	1-3 K		0-2 G6-3		
Chad Allen, R (1, 7) OBP: 0.308, SLG: 0.308		3-1 2B 1B	2-2 G4-3	2-1 G6-3	1-1 FC4		3-2 L6		
Doug Mientkiewicz, L (1, 3) OBP: 0.556, SLG: 0.857		3-1 1-H 1B 2B	4-1 1B 2B BB	4-1 BB 1B BB	2-1 P3		1-2 P5		
Terry Steinbach, R (1, 2) OBP: 0.455, SLG: 0.333		4-1 1B 1B G4-6-3 BB	1-0 1-2 2B 1B	4-2 1-2 1B BB	0-0 P9		2-2 G3-1		
Corey Koskie, L (1, 5) Ron Coomer, R (9, 5) OBP: 0.600, SLG: 0.800 OBP: 0.375, SLG: 0.375		1-2 G4-6-3 1B 1B	1-0 G1 1-H 2-H 3-H 2B	0-1 1-2 2-H 3-H 1B		2-2 F8			

Inning Stats	R: 1 H: 2 E: 0 K: 1 S: 10	H: 2 LOB: 1 BB: 0 P: 16	R: 4 H: 5 E: 0 K: 0 S: 14	L: 7 ER: 7 SO: 1 BB: 2 P: 30	R: 2 H: 3 E: 0 K: 0 S: 17	H: 3 LOB: 2 BB: 1 P: 29	R: 3 H: 3 E: 0 K: 1 S: 15	H: 3 LOB: 2 BB: 2 P: 30	R: 1 H: 2 E: 1 K: 1 S: 10	H: 2 LOB: 2 BB: 0 P: 17	R: 0 H: 0 E: 0 K: 1 S: 7	H: 0 LOB: 0 BB: 0 P: 12	R: 0 H: 0 E: 0 K: 0 S: 6	H: 0 LOB: 0 BB: 1 P: 10	R: 0 H: 0 E: 0 K: 0 S: 11	H: 0 LOB: 0 BB: 0 P: 17
--------------	---------------------------	-------------------------	---------------------------	------------------------------	---------------------------	-------------------------	---------------------------	-------------------------	---------------------------	-------------------------	--------------------------	-------------------------	--------------------------	-------------------------	---------------------------	-------------------------

PITCHER	IP	WLS	BF	H	R	ER	SO	BB	IBB	HBP	BLK	WP	HR	S	P	ERA	WHIP
Joey Hamilton, R (1, 1) ERA: 27.0	2.1	L	18	9	7	7	1	3	0	0	0	0	0	30	60	27.00	5.143
40 Eric Ludwick, R (3, 1) ERA: 27.0	1.0		8	3	3	3	0	2	0	0	0	0	0	20	38	27.00	5.000
Pete Munro, R (4, 1) ERA: 2.7	2.2		12	3	1	0	3	0	0	0	0	0	0	23	36	0.00	1.125
Dan Plesac, L (7, 1) ERA: 20.25	1.0		3	0	0	0	0	1	0	0	0	0	0	6	10	0.00	1.000
Graeme Lloyd, L (8, 1) ERA:	1.0		3	0	0	0	0	0	0	0	0	0	0	11	17	0.00	0.000

Batter	1	2	3	4	5	6	7	8	9	AB R H RBI BB SO LOB	TOP											
Shannon Stewart, R (1, 7) OBP: 0.429, SLG: 0.722	3-1 HR	1-1 SF9		1-0 2B		1-0 F8		4-2 1B		3 3 2 2 1 0 0												
Homer Bush, R (1, 4) OBP: 0.333, SLG: 0.357	1-3 K	0-2 F8		0-3 K		4-1 BB		3-1 1B		4 0 1 1 1 2 2												
Shawn Green, L (1, 9) OBP: 0.300, SLG: 0.650	2-3 K		0-1 SF9	0-0 2B		0-1 G3		0-1 G4-3		5 1 2 1 0 1 2												
Dave Hollins, S (1, 10) OBP: 0.300, SLG: 0.333	3-2 F8		0-1 F9	2-2 G4-3			1-2 G3		1-3 K	5 0 0 0 0 1 2												
Carlos Delgado, L (1, 3) OBP: 0.316, SLG: 0.600		3-1 F7	0-0 SF9		1-0 G3		3-3 K		1-2 F9	4 0 0 1 0 1 0												
Willie Greene, L (1, 5)		4-1 1B	4-2 BB		3-3 K		4-2 BB		1-3 K	2 1 0 0 3 2 0												
José Cruz Jr., S (1, 8) OBP: 0.500, SLG: 0.500		4-1 2B	4-0 BB		1-1 1B		1-1 F9			2 1 1 0 2 0 1												
Darrin Fletcher, L (1, 2) OBP: 0.357, SLG: 0.462		0-0 SF9	1-2 G3		0-1 G3			0-0 F8		4 1 1 1 0 0 3												
Alex Gonzalez, R (1, 6) OBP: 0.556, SLG: 0.625		3-1 SF9		1-0 G1-3		2-2 G5-3		1-0 F8		4 0 1 1 0 0 0												
<b>Inning Stats</b>	R: 1 E: 0 K: 2 S: 12	H: 1 LOB: 0 BB: 0 P: 21	R: 3 E: 0 K: 0 S: 12	H: 2 LOB: 1 BB: 2 P: 27	R: 1 E: 0 K: 0 S: 10	H: 1 LOB: 2 BB: 2 P: 19	R: 1 E: 0 K: 1 S: 9	H: 2 LOB: 1 BB: 0 P: 13	R: 0 E: 0 K: 1 S: 9	H: 1 LOB: 1 BB: 0 P: 14	R: 0 E: 0 K: 0 S: 10	H: 0 LOB: 1 BB: 1 P: 17	R: 0 E: 0 K: 1 S: 11	H: 0 LOB: 1 BB: 1 P: 20	R: 1 E: 0 K: 0 S: 11	H: 1 LOB: 1 BB: 1 P: 19	R: 0 E: 0 K: 2 S: 10	H: 0 LOB: 0 BB: 0 P: 13	1B: 4 2B: 3 3B: 0 HR: 1	SF: 2 SAC: 0 DP: 0 HBP: 0	WP: 0 PB: 0 SB: 1 CS: 0	PA: 42
<b>PITCHER</b>	IP WLS BF H R ER SO BB IBB HBP BLK WP HR S P ERA WHIP																					
Sidney Ponson, R (1, 1) ERA: 16.88	2.2 L 15 4 5 5 2 3 0 0 0 0 1 31 59 16.88 2.625																					
Doug Johns, L (3, 1) ERA: 4.5	3.1 15 3 1 1 2 2 0 0 0 0 0 31 52 2.70 1.500																					
Ricky Bones, R (7, 1) ERA: 3.38	1.0 4 0 0 0 1 1 0 0 0 0 0 11 20 0.00 1.000																					
Jesse Orosco, L (8, 1) ERA: 3.38	1.0 5 1 1 1 0 1 0 0 0 0 0 11 19 9.00 2.000																					
Mike Timlin, R (9, 1) ERA:	1.0 3 0 0 0 2 0 0 0 0 0 0 10 13 0.00 0.000																					

Toronto Blue Jays @ Baltimore Orioles  
 Oriole Park at Camden Yards, Baltimore, MD  
 Fri Apr 09 1999, 7:05 PM EDT  
 Att. 36,430 - Cloudy - 49 F

livebaseballscorecards.com

AB	33
R	7
H	8
RBI	7
BB	7
SO	7
LOB	10





Batter	1	2	3	4	5	6	7	8	9	AB	R	H	RBI	BB	SO	LOB
Brady Anderson, L OBP: 0.300, SLG: 0.421 (1, 8)	K		K			F9	G3-1		E5	5	0	0	0	0	2	2
Mike Bordick, R OBP: 0.350, SLG: 0.389 (1, 6)	F9		K			K2-3		G4-3 BB	F8	4	1	0	0	1	2	2
Will Clark, L OBP: 0.500, SLG: 0.733 (1, 3)	F9					WP BB		G4-3 BB		3	1	1	0	1	1	0
Albert Belle, R OBP: 0.556, SLG: 0.667 (1, 9)		G1-6-3 1B				G4-6-3 1B		G4-3 BB		3	1	2	0	1	0	2
Harold Baines, L OBP: 0.333, SLG: 0.250 Jeff Conine, R (6, PH)		G1-6-3 1B				G4-6-3 1-2f		G4-3		2	0	1	0	0	0	1
B.J. Surhoff, L OBP: 0.294, SLG: 0.294 (1, 7)		G1-6-3 1-2f				G4-3		G3		2	0	0	1	0	0	5
Cal Ripken Jr., R OBP: 0.250, SLG: 0.500 (1, 5)		G1-6-3 2B				G5-3		G6-3		4	0	1	1	0	0	1
Charles Johnson, R OBP: 0.500, SLG: 0.333 Rich Amaral, R (9, PH)		G1-6-3 3-H				F9		G4-3 BB		2	0	0	0	1	0	1
Jeff Reboulet, R OBP: 0.385, SLG: 0.111 Lenny Webster, R OBP: 0.333, SLG: 0.333 (9, PH)		P4				F9		G4-3 BB		1	0	0	0	0	0	0
						1B WP		G4-3		2	1	0	0	1	0	1
										1	0	0	0	0	0	0

Inning Stats	R: 0	H: 0	E: 0	K: 1	S: 5	R: 1	H: 3	E: 0	K: 0	S: 13	R: 0	H: 0	E: 0	K: 2	S: 8	R: 0	H: 1	E: 0	K: 1	S: 7	R: 0	H: 0	E: 0	K: 0	S: 6	R: 1	H: 1	E: 0	K: 2	S: 14	R: 0	H: 0	E: 0	K: 0	S: 11	R: 2	H: 1	E: 0	K: 0	S: 14	R: 0	H: 0	E: 1	K: 0	S: 11	1B: 5	SF: 0	2B: 1	SAC: 0	3B: 0	DP: 2	HR: 0	HBP: 0	WP: 2	PA: 38
PITCHER	IP	WLS	BF	H	R	ER	SO	BB	IBB	HBP	BLK	WP	HR	S	P	ERA	WHIP																																						
Kelvim Escobar, R ERA: 3.18 (1, 1)	5.2	W	22	5	2	2	5	2	0	0	0	1	0	47	80	3.18	1.235																																						
Dan Plesac, L ERA: 16.2 (6, 1)	0.1	H	2	0	0	0	1	0	0	0	0	1	0	6	6	0.00	0.000																																						
Tom Davey, R ERA: 6.75 (7, 1)	1.2		8	0	2	2	0	3	0	0	0	0	0	20	40	10.80	1.800																																						
Graeme Lloyd, L ERA: (8, 1)	1.1		6	1	0	0	0	0	0	0	0	0	0	16	24	0.00	0.750																																						

BOTTOM

Toronto Blue Jays @ Baltimore Orioles  
Oriole Park at Camden Yards, Baltimore, MD

livebaseballscorecards.com

AB	33
R	4
H	6
RBI	3
BB	5
SO	6
LOB	18



Fri Apr 09 1999, 7:05 PM EDT  
Att: 36,430 - Cloudy - 49 F

Batter	1	2	3	4	5	6	7	8	9	AB R H RBI BB SO LOB	TOP
Shannon Stewart, R (1, 7) OBP: 0.360, SLG: 0.591	2-1 L6		0-0 FC6-4		0-2 G2-3		1-3 K			4 0 0 0 0 1 4	
Craig Grebeck, R (1, 4) Homer Bush, R (4, 4) OBP: 0.571, SLG: 0.833 OBP: 0.353, SLG: 0.375	3-2 F7			1-0 G6-3		2-3 K		2-1 1B	2 0 0 0 0 0 0 2 0 1 0 0 1 1		
Shawn Green, L (1, 9) OBP: 0.292, SLG: 0.565	0-0 G3			4-2 G3-1 1B BB		0-1 P4		0-0 G4-3	3 0 0 0 1 0 0		
Dave Hollins, S (1, 10) OBP: 0.333, SLG: 0.364		1-1 G1-3		0-1 G3-1 1B		2-3 K		1-1 1B	4 0 2 0 0 1 0		
Carlos Delgado, L (1, 3) OBP: 0.261, SLG: 0.474		0-0 P5		0-0 G3-1		2-3 K		1-3 K	4 0 0 0 0 2 3		
Tony Fernandez, S (1, 5) OBP: 0.333, SLG: 0.500		1-3 K		4-2 BB			0-0 G4-3 2B		0-0 G6-3	3 0 1 0 1 1 0	
José Cruz Jr., S (1, 8) OBP: 0.409, SLG: 0.375			0-0 B1-3	1-0 L9		2-3 K		2-1 G4-3	4 0 0 0 0 1 4		
Alex Gonzalez, R (1, 6) OBP: 0.500, SLG: 0.550			2-2 G6-3		1-2 G2-3 1B		0-1 G4-3		1-3 K	4 0 1 0 0 1 1	
Mike Matheny, R (1, 2) Willie Greene, L (7, PH) Darrin Fletcher, L (7, 2) OBP: 0.200, SLG: 0.200 OBP: 0.357, SLG: 0.462			0-2 FC6-4 1B		1-3 K		4-1 BB			2 0 1 0 0 1 1 0 0 0 0 1 0 0 0 0 0 0 0 0 0	
<b>Inning Stats</b>	R: 0 H: 0 E: 0 LOB: 0 K: 0 BB: 0 S: 6 P: 11	R: 0 H: 0 E: 0 LOB: 0 K: 1 BB: 0 S: 7 P: 9	R: 0 H: 1 E: 0 LOB: 1 K: 0 BB: 0 S: 8 P: 10	R: 0 H: 1 E: 0 LOB: 3 K: 0 BB: 2 S: 10 P: 20	R: 0 H: 1 E: 0 LOB: 1 K: 2 BB: 0 S: 13 P: 17	R: 0 H: 0 E: 0 LOB: 0 K: 2 BB: 0 S: 8 P: 12	R: 0 H: 1 E: 0 LOB: 2 K: 2 BB: 1 S: 11 P: 18	R: 0 H: 2 E: 0 LOB: 1 K: 1 BB: 0 S: 10 P: 14	R: 0 H: 0 E: 0 LOB: 0 K: 1 BB: 0 S: 6 P: 9	1B: 5 SF: 0 2B: 1 SAC: 0 3B: 0 DP: 0 HR: 0 HBP: 0	WP: 0 PA: 35 PB: 0 SB: 0 CS: 0
<b>PITCHER</b>	IP WLS BF H R ER SO BB IBB HBP BLK WP HR S P ERA WHIP										
35 Mike Mussina, R (1, 1) ERA: 3.0	7.0 W 28 4 0 0 7 3 0 0 0 0 0 0 63 97 0.00 1.000										
Arthur Rhodes, L (8, 1) ERA: 5.4	1.0 H 4 2 0 0 1 0 0 0 0 0 0 0 10 14 0.00 2.000										
Mike Timlin, R (9, 1) ERA:	1.0 S 3 0 0 0 1 0 0 0 0 0 0 0 6 9 0.00 0.000										

Toronto Blue Jays @ Baltimore Orioles  
 Oriole Park at Camden Yards, Baltimore, MD

Sat Apr 10 1999, 1:35 PM EDT  
 Att. 43,700 - Sunny - 61 F

livebaseballscorecards.com

AB	32
R	0
H	6
RBI	0
BB	3
SO	9
LOB	14



Batter	1	2	3	4	5	6	7	8	9
Brady Anderson, L (1, 8) OBP: 0.292, SLG: 0.435	0-0 G1-3		2-1 P5		2-3 K			0-0 IBB 2B	
Mike Bordick, R (1, 6) OBP: 0.333, SLG: 0.333	1-3 K		2-1 FC5-4 1-2f		0-3 K			4-1 IBB BB	
Will Clark, L (1, 3) OBP: 0.500, SLG: 0.684	3-1 3B 1B		1-2 F8			2-1 G3-6-1 1B		2-3 K	
Albert Belle, R (1, 9) OBP: 0.591, SLG: 0.833	2-0 1-H 3B			1-0 G3-1 2B		0-0 G3-6-1 1-2f		4-0 1-2 2-3 IBB	
Harold Baines, L (1, 10) OBP: 0.250, SLG: 0.182 Rich Amaral, R (8, PH)	0-0 F8			2-2 F7		3-2 P5		1-0 L3	
B.J. Surhoff, L (1, 7) OBP: 0.250, SLG: 0.250		1-3 K		0-0 G3-1 2-3		2-3 K			
Cal Ripken Jr., R (1, 5) OBP: 0.143, SLG: 0.286		0-0 G5-3		2-0 G2-3		1-3 K			
Lenny Webster, R (1, 2) OBP: 0.333, SLG: 0.250		0-0 G5-3			4-2 SH3-4 BB	2-3 K			
Jesse Garcia, R (1, 4) OBP: 0.500, SLG: 0.500			0-0 FC5-4 1B		0-0 SH3-4 1-2		1-0 F9		

Inning Stats	R: 1 E: 0 K: 1 S: 8	H: 2 LOB: 1 BB: 0 P: 14	R: 0 E: 0 K: 1 S: 5	H: 0 LOB: 0 BB: 0 P: 6	R: 0 E: 1 K: 0 S: 8	H: 1 LOB: 1 BB: 0 P: 13	R: 0 E: 0 K: 0 S: 6	H: 1 LOB: 1 BB: 0 P: 11	R: 0 E: 0 K: 2 S: 9	H: 0 LOB: 1 BB: 1 P: 15	R: 0 E: 0 K: 0 S: 9	H: 1 LOB: 0 BB: 0 P: 14	R: 0 E: 0 K: 3 S: 12	H: 0 LOB: 0 BB: 0 P: 17	R: 0 E: 0 K: 1 S: 7	H: 1 LOB: 3 BB: 2 P: 19
--------------	------------------------------	----------------------------------	------------------------------	---------------------------------	------------------------------	----------------------------------	------------------------------	----------------------------------	------------------------------	----------------------------------	------------------------------	----------------------------------	-------------------------------	----------------------------------	------------------------------	----------------------------------

PITCHER	IP	WLS	BF	H	R	ER	SO	BB	IBB	HBP	BLK	WP	HR	S	P	ERA	WHIP
Chris Carpenter, R (1, 1) ERA: 1.23	7.1	L	29	6	1	1	7	2	0	0	0	0	0	60	98	1.23	1.091
Dan Plesac, L (8, 1) ERA: 13.5	0.1		2	0	0	0	1	0	1	0	0	0	0	3	9	0.00	0.000
Pete Munro, R (8, 1) ERA: 2.45	0.1		1	0	0	0	0	0	0	0	0	0	0	1	2	0.00	0.000

AB R H RBI BB SO LOB

4	0	1	0	0	1	2
3	0	0	0	1	2	2
4	1	2	0	0	1	3
3	0	2	1	1	0	1
3	0	0	0	0	0	2
1	0	0	0	0	0	3
3	0	0	0	0	2	1
3	0	0	0	0	1	1
2	0	0	0	1	1	0
2	0	1	0	0	0	0

1B: 3	SF: 0	WP: 0	PA: 32
2B: 2	SAC: 1	PB: 0	
3B: 1	DP: 1	SB: 0	
HR: 0	HBP: 0	CS: 0	

**Toronto Blue Jays @ Baltimore Orioles**  
**Oriole Park at Camden Yards, Baltimore, MD**  
 Sat Apr 10 1999, 1:35 PM EDT  
 Att: 43,700 - Sunny - 61 F

livebaseballscorecards.com

AB	28
R	1
H	6
RBI	1
BB	3
SO	8
LOB	15



Batter	1	2	3	4	5	6	7	8	9	AB R H RBI BB SO LOB	TOP																	
<b>José Cruz Jr., S</b> OBP: 0.464, SLG: 0.400 (1, 8) X	0-0 G4-3 1B	4-2 BB			0-3 SAFE K				4-2 G2-3 BB	4 1 2 0 2 1 3																		
<b>Shawn Green, L</b> OBP: 0.333, SLG: 0.536 (1, 9) C F 1 SAFE 1 SAFE 1 SAFE 1 B B X	2-2 G3	0-0 G1-3			4-1 SAFE 1B BB			2-1 WP BB HBP	2-2 G2-3	5 2 2 0 1 0 5																		
<b>Dave Hollins, S</b> OBP: 0.300, SLG: 0.296 (1, 10) B B X	2-0 G4-3		3-2 P7		1-1 F9			4-1 HBP WP FC3-2 BB	3-3 K	5 1 0 0 1 1 5																		
<b>Carlos Delgado, L</b> OBP: 0.286, SLG: 0.455 (1, 3) B B C X	2-2 F9		1-2 G4-3		2-1 1B			4-0 FC3-2 HBP BB IBB		3 1 1 2 1 0 1																		
<b>Tony Fernandez, S</b> OBP: 0.348, SLG: 0.421 (1, 5) B B X		2-0 L8	1-3 K		1-1 P4			3-2 BB FC3-2 HBP		3 1 0 1 1 1 2																		
<b>Darrin Fletcher, L</b> OBP: 0.368, SLG: 0.667 (1, 2) X		0-0 1B 2B		1-2 G3-1		2-2 P7		1-2 FC3-2 BB		5 2 2 3 0 0 3																		
<b>Geronimo Berroa, R</b> (1, 7) C B B B X		3-2 G6-3		1-2 E5 G6-4-3		4-2 BB		4-2 G6-3 BB		3 0 0 1 2 0 1																		
<b>Alex Gonzalez, R</b> OBP: 0.481, SLG: 0.500 (1, 6) C B X		1-1 BB 1B 1B		1-2 G6-4-3		2-2 SAFE P4		4-2 G6-4-3		4 0 1 1 0 0 5																		
<b>Norberto Martin, R</b> OBP: 0.600, SLG: 0.500 (1, 4) X		0-0 BB 1B		4-0 BB 1B		0-2 SAFE F7		0-1 SAFE 1B	0-3 K	4 1 2 0 1 1 1																		
<b>Inning Stats</b>	R: 0 E: 0 K: 0 S: 8 H: 1 LOB: 1 BB: 0 P: 14	R: 1 E: 0 K: 0 S: 11 H: 3 LOB: 3 BB: 1 P: 21	R: 0 E: 0 K: 1 S: 11 H: 0 LOB: 0 BB: 0 P: 16	R: 0 E: 1 K: 0 S: 9 H: 0 LOB: 0 BB: 0 P: 12	R: 1 E: 0 K: 1 S: 11 H: 1 LOB: 2 BB: 2 P: 23	R: 0 E: 0 K: 0 S: 12 H: 0 LOB: 1 BB: 1 P: 20	R: 5 E: 1 K: 0 S: 15 H: 4 LOB: 2 BB: 1 P: 28	R: 2 E: 0 K: 0 S: 16 H: 1 LOB: 2 BB: 3 P: 34	R: 0 E: 0 K: 2 S: 12 H: 0 LOB: 1 BB: 1 P: 21	1B: 8 2B: 1 3B: 0 HR: 1 SF: 1 SAC: 0 DP: 2 HBP: 2	WP: 1 PB: 0 SB: 0 CS: 0 PA: 48																	
<b>PITCHER</b>	IP WLS BF H R ER SO BB IBB HBP BLK WP HR S P ERA WHIP												<b>PITCHER</b>	IP WLS BF H R ER SO BB IBB HBP BLK WP HR S P ERA WHIP														
<b>Doug Linton, R</b> ERA: 3.6 (1, 1)	5.0		5	2	2	2	3	0	0	0	0	0	50	86	3.60	1.600												
<b>Ricky Bones, R</b> ERA: 2.45 (6, 1)	1.0	H	4	0	0	0	1	0	0	0	0	0	12	20	0.00	1.000												
<b>Jesse Orosco, L</b> ERA: 15.0 (7, 1)	0.1	L	6	3	5	4	0	1	0	0	0	1	7	15	108.00	9.000												
<b>Mike Fetters, R</b> ERA: 10.13 (7, 1)	1.0		10	2	2	2	2	1	2	0	1	0	22	45	18.00	4.000												
<b>Heathcliff Slocumb, R</b> ERA: (8, 1)	1.2		5	0	0	0	2	1	0	0	0	0	14	23	0.00	0.600												

**Toronto Blue Jays @ Baltimore Orioles**  
**Oriole Park at Camden Yards, Baltimore, MD**  
 Sun Apr 11 1999, 1:35 PM EDT  
 Att. 40,273 - Overcast - 52 F

AB	36
R	9
H	10
RBI	8
BB	9
SO	4
LOB	26



Batter	1	2	3	4	5	6	7	8	9	AB	R	H	RBI	BB	SO	LOB
<b>Brady Anderson, L</b> (1, 8) OBP: 0.379, SLG: 0.462	1-2 1B 1B	2-1 1B			4-2 BB 1B BB	4-1 FC6-4 BB			3-1 P5	3	1	2	0	2	0	0
<b>Mike Bordick, R</b> (1, 6) OBP: 0.345, SLG: 0.346	0-0 1B 1-2 1B	1-0 L7			0-1 SAFE SAFE 1-2 BB 1B	0-2 FC6-4 1-2f			3-2 G6-3	5	0	2	0	0	0	4
<b>Will Clark, L</b> (1, 3) OBP: 0.519, SLG: 0.783	2-0 BB HR 1-3 2-H 1B		3-1 F7		4-2 FC6 BB 1-2 2-3		3-3 K		3-2 HR	4	2	2	2	1	1	0
<b>Albert Belle, R</b> (1, 9) OBP: 0.519, SLG: 0.682	4-0 HR 1-2 BB		1-1 F8		2-2 P9		3-2 P9		0-1 G6-3	4	1	0	0	1	0	3
<b>Harold Baines, L</b> (1, 10) OBP: 0.250, SLG: 0.400	0-1 HR		1-0 G3		2-0 FC6 1-2f		0-0 F9			4	1	1	3	0	0	3
<b>B.J. Surhoff, L</b> (1, 7) OBP: 0.208, SLG: 0.208	1-2 G6-3			2-1 F8		1-1 F9		2-2 F8		4	0	0	0	0	0	0
<b>Cal Ripken Jr., R</b> (1, 5) OBP: 0.182, SLG: 0.273	1-1 F7		1-1 G1-3		0-0 G1-3	1-0 BB BB 1B		1-0 G6-3		4	0	1	0	0	0	0
<b>Delino DeShields, L</b> (1, 4)		0-0 F8		3-3 K		1-2 F7		4-1 DI BB		3	0	0	0	1	1	1
<b>Charles Johnson, R</b> (1, 2) OBP: 0.438, SLG: 0.250		1-1 P3			0-0 G4-3	4-2 BB BB		2-2 G4-3		3	0	0	0	1	0	1

Inning Stats	R: 4	H: 4	E: 0	K: 0	S: 13	LOB: 0	BB: 1	P: 22	R: 0	H: 1	E: 0	K: 0	S: 6	LOB: 1	BB: 0	P: 10	R: 0	H: 0	E: 0	K: 0	S: 5	LOB: 0	BB: 0	P: 10	R: 0	H: 0	E: 0	K: 1	S: 6	LOB: 0	BB: 0	P: 11	R: 0	H: 1	E: 0	K: 0	S: 11	LOB: 3	BB: 2	P: 23	R: 0	H: 1	E: 0	K: 0	S: 12	LOB: 3	BB: 2	P: 23	R: 0	H: 0	E: 0	K: 1	S: 8	LOB: 0	BB: 0	P: 14	R: 0	H: 0	E: 0	K: 0	S: 10	LOB: 1	BB: 1	P: 19	R: 1	H: 1	E: 0	K: 0	S: 10	LOB: 0	BB: 0	P: 19	1B: 6	SF: 0	2B: 0	SAC: 0	3B: 0	DP: 0	HR: 2	HBP: 0	WP: 0	PA: 40
--------------	------	------	------	------	-------	--------	-------	-------	------	------	------	------	------	--------	-------	-------	------	------	------	------	------	--------	-------	-------	------	------	------	------	------	--------	-------	-------	------	------	------	------	-------	--------	-------	-------	------	------	------	------	-------	--------	-------	-------	------	------	------	------	------	--------	-------	-------	------	------	------	------	-------	--------	-------	-------	------	------	------	------	-------	--------	-------	-------	-------	-------	-------	--------	-------	-------	-------	--------	-------	--------

PITCHER	IP	WLS	BF	H	R	ER	SO	BB	IBB	HBP	BLK	WP	HR	S	P	ERA	WHIP
<b>Pat Hentgen, R</b> (1, 1) ERA: 5.23	4.1		20	6	4	4	1	2	0	0	0	0	1	35	62	8.31	1.846
<b>32 Roy Halladay, R</b> (5, 1) ERA:	1.2	W	9	1	0	0	0	3	0	0	0	0	0	18	37	0.00	2.400
<b>Dan Plesac, L</b> (7, 1) ERA: 9.0	1.0	H	3	0	0	0	1	0	0	0	0	0	0	8	14	0.00	0.000
<b>Tom Davey, R</b> (8, 1) ERA: 5.79	2.0		8	1	1	1	0	1	0	0	0	0	1	20	38	4.50	1.000

**Toronto Blue Jays @ Baltimore Orioles**  
**Oriole Park at Camden Yards, Baltimore, MD**  
 Sun Apr 11 1999, 1:35 PM EDT  
 Att. 40,273 - Overcast - 52 F

livebaseballscorecards.com

<b>AB</b>	<b>34</b>
<b>R</b>	<b>5</b>
<b>H</b>	<b>8</b>
<b>RBI</b>	<b>5</b>
<b>BB</b>	<b>6</b>
<b>SO</b>	<b>2</b>
<b>LOB</b>	<b>12</b>



Batter	1	2	3	4	5	6	7	8	9	AB R H RBI BB SO LOB	TOP											
Randy Winn, S OBP: 0.321, SLG: 0.429 (1, 8)	2-1 S S 1B		2-1 F8 2-3			0-1 FC4-6 1B		1-3 K 2		4 0 2 0 0 1 1	<b>Tampa Bay Devil Rays @ Toronto Blue Jays</b> SkyDome, Toronto, ON Mon Apr 12 1999, 7:05 PM EDT Att: 37,160 - Dome - 72 F											
Miguel Cairo, R OBP: 0.481, SLG: 0.640 (1, 4)	1-2 G5-3 1-2		3-2 F9 3			3-2 FC4-6 1-2f		1-2 G6-3 3		4 0 0 0 0 0 3												
Jose Canseco, R OBP: 0.323, SLG: 0.375 (1, 10)	3-3 K 2-3			2-3 K 2		3-2 F8 2			0-0 HR 1	4 1 1 1 0 2 2												
Fred McGriff, L OBP: 0.226, SLG: 0.433 (1, 3)	1-0 F8 3			2-3 K 2		2-3 K 3			0-0 L7 1	4 0 0 0 0 2 2												
John Flaherty, R OBP: 0.308, SLG: 0.417 (1, 2)		0-3 K2-3 1		1-0 P3 3			3-1 G5-3 1		0-3 K 2	4 0 0 0 0 2 0												
Bobby Smith, R OBP: 0.222, SLG: 0.125 (1, 5)		1-1 G6-4-3 1B			0-3 K2-3 1		3-2 G1-3 2		1-3 K 3	4 0 1 0 0 2 0												
Danny Clyburn, R OBP: 0.250, SLG: 0.400 (1, 9)		1-1 G6-4-3 1-2f			2-3 K 2		4-2 BB 3			2 0 0 0 1 1 1												
Quinton McCracken, S OBP: 0.300, SLG: 0.278 (1, 7)			0-0 F8 S 1B		1-2 1B		1-0 G3 3			3 0 2 0 0 0 1												
Kevin Stocker, S OBP: 0.478, SLG: 0.500 David Lamb, S (7, 6)			0-3 K 1-2		1-3 K 3			1-2 P9 1		2 0 0 0 0 2 2 1 0 0 0 0 0 0												
<b>Inning Stats</b>	R: 0 E: 0 K: 1 S: 11	H: 1 LOB: 1 BB: 0 P: 18	R: 0 E: 0 K: 1 S: 7	H: 1 LOB: 0 BB: 0 P: 9	R: 0 E: 0 K: 1 S: 15	H: 1 LOB: 1 BB: 0 P: 20	R: 0 E: 0 K: 2 S: 7	H: 0 LOB: 0 BB: 0 P: 12	R: 0 E: 0 K: 3 S: 15	H: 1 LOB: 1 BB: 0 P: 19	R: 0 E: 0 K: 1 S: 19	H: 1 LOB: 1 BB: 0 P: 27	R: 0 E: 0 K: 0 S: 8	H: 0 LOB: 1 BB: 1 P: 19	R: 0 E: 0 K: 1 S: 9	H: 0 LOB: 0 BB: 0 P: 12	R: 1 E: 0 K: 2 S: 8	H: 1 LOB: 0 BB: 0 P: 9	1B: 5 2B: 0 3B: 0 HR: 1	SF: 0 SAC: 0 DP: 1 HBP: 0	WP: 0 PB: 0 SB: 3 CS: 0	PA: 33
<b>PITCHER</b>	IP WLS BF H R ER SO BB IBB HBP BLK WP HR S P ERA WHIP																					
David Wells, L ERA: 2.45 (1, 1)	5.0 W 19 5 0 0 8 0 0 0 0 0 0 0 57 80 0.00 1.000																					
Pete Munro, R ERA: 1.59 (6, 1)	2.0 7 0 0 0 1 1 0 0 0 0 0 0 25 44 0.00 0.500																					
Robert Person, R ERA: (8, 1)	1.0 3 0 0 0 1 0 0 0 0 0 0 0 9 12 0.00 0.000																					
Graeme Lloyd, L ERA: 2.7 (9, 1)	1.0 4 1 1 1 2 0 0 0 0 0 0 1 8 9 9.00 1.000																					

livebaseballscorecards.com

<b>AB</b>	<b>32</b>
<b>R</b>	<b>1</b>
<b>H</b>	<b>6</b>
<b>RBI</b>	<b>1</b>
<b>BB</b>	<b>1</b>
<b>SO</b>	<b>12</b>
<b>LOB</b>	<b>12</b>



Batter	1	2	3	4	5	6	7	8	9	AB	R	H	RBI	BB	SO	LOB
<b>José Cruz Jr., S</b> OBP: 0.455, SLG: 0.417 (1, 8)	F9		1B	F8		G4-6-3		G4-3		4	1	1	0	1	0	0
<b>Shawn Green, L</b> OBP: 0.371, SLG: 0.531 (1, 9)	CS		1B			G4-6-3		G4-3		4	2	2	0	1	0	1
<b>Dave Hollins, S</b> OBP: 0.324, SLG: 0.323 (1, 10)	K		K			1B				4	1	2	0	0	2	3
<b>Carlos Delgado, L</b> OBP: 0.344, SLG: 0.520 (1, 3)	CS	1B	2B	2B		WP		P2		3	2	2	2	1	0	1
<b>Tony Fernandez, S</b> OBP: 0.444, SLG: 0.609 (1, 5)			1B	1B		WP				4	0	4	2	0	0	0
<b>Geronimo Berroa, R</b> <b>Shannon Stewart, R</b> (7, PR) (8, 7)		G4-3	K			K		HBP		3	0	0	1	0	2	4
<b>Alex Gonzalez, R</b> OBP: 0.484, SLG: 0.593 (1, 6)		K		HR		K		HBP		0	0	0	0	0	0	0
<b>Norberto Martin, R</b> OBP: 0.444, SLG: 0.286 (1, 4)		F9		F8		G4-6-3		G4-6-3		3	1	1	1	0	2	3
<b>Mike Matheny, R</b> OBP: 0.111, SLG: 0.111 (1, 2)			L8	K		G3		G6-3		3	0	0	0	1	0	3

Inning Stats	R: 0	H: 1	E: 0	K: 1	S: 9	LOB: 0	BB: 0	P: 17	R: 1	H: 2	E: 0	K: 1	S: 10	LOB: 1	BB: 0	P: 14	R: 3	H: 3	E: 1	K: 2	S: 14	LOB: 1	BB: 1	P: 31	R: 1	H: 1	E: 0	K: 1	S: 12	LOB: 0	BB: 0	P: 18	R: 2	H: 3	E: 0	K: 2	S: 18	LOB: 3	BB: 2	P: 33	R: 0	H: 1	E: 0	K: 0	S: 10	LOB: 1	BB: 1	P: 20	R: 0	H: 1	E: 0	K: 0	S: 8	LOB: 2	BB: 0	P: 14	R: 0	H: 0	E: 0	K: 0	S: 7	LOB: 0	BB: 0	P: 13
--------------	------	------	------	------	------	--------	-------	-------	------	------	------	------	-------	--------	-------	-------	------	------	------	------	-------	--------	-------	-------	------	------	------	------	-------	--------	-------	-------	------	------	------	------	-------	--------	-------	-------	------	------	------	------	-------	--------	-------	-------	------	------	------	------	------	--------	-------	-------	------	------	------	------	------	--------	-------	-------

PITCHER	IP	WLS	BF	H	R	ER	SO	BB	IBB	HBP	BLK	WP	HR	S	P	ERA	WHIP
<b>Tony Saunders, L</b> ERA: 7.0 (1, 1)	4.0	L	22	9	7	6	5	2	0	0	0	0	1	50	91	13.50	2.750
<b>Albie Lopez, R</b> ERA: 6.23 (5, 1)	2.0		9	2	0	0	2	2	0	0	0	1	0	23	42	0.00	2.000
<b>Esteban Yan, R</b> ERA: 9.0 (7, 1)	1.0		4	1	0	0	0	0	0	2	0	0	0	8	14	0.00	1.000
<b>Mike Duvall, L</b> ERA: 2.7 (8, 1)	1.0		3	0	0	0	0	0	0	0	0	0	0	7	13	0.00	0.000

**BOTTOM**

**Tampa Bay Devil Rays @ Toronto Blue Jays**  
SkyDome, Toronto, ON  
Mon Apr 12 1999, 7:05 PM EDT  
Att: 37,160 - Dome - 72 F

AB	32
R	7
H	12
RBI	6
BB	4
SO	7
LOB	18

livebaseballscorecards.com



1B:	7	SF:	0	WP:	1	PA:	39
2B:	4	SAC:	0	PB:	1		
3B:	0	DP:	2	SB:	0		
HR:	1	HBP:	2	CS:	1		

Batter	1	2	3	4	5	6	7	8	9	AB	R	H	RBI	BB	SO	LOB	TOP					
<b>Randy Winn, S</b> OBP: 0.333, SLG: 0.455 (1, 8)	1-1 G6-3	1-2 BB 1B		2-2 G3	1-0 2B		0-2 G4-6-3			5	0	2	1	0	0	2						
<b>Dave Martinez, L</b> OBP: 0.400, SLG: 0.520 (1, 9)	1-0 BB 1B	1-2 BB 1B		0-3 K	4-0 BB		1-2 G4-3			4	1	2	1	1	1	1						
<b>Jose Canseco, R</b> OBP: 0.361, SLG: 0.429 (1, 10)	4-1 BB 1B	1-0 F8			BB 2B			0-2 G4-3 1B		4	2	2	0	1	0	4						
<b>Fred McGriff, L</b> OBP: 0.278, SLG: 0.441 (1, 3)	1-0 BB 1B	4-1 BB			BB 2B		0-2 F9	1-0 G4-6-3 1B		4	0	2	1	1	0	2						
<b>John Flaherty, R</b> OBP: 0.258, SLG: 0.357 (1, 2)	1-1 P9	2-0 G5-3			0-1 SF8		0-0 G4-6-3	1-0 G4-3		4	0	0	1	0	0	7						
<b>Wade Boggs, L</b> OBP: 0.290, SLG: 0.261 (1, 5)	1-2 FC6-4 1B		2-2 F8		2-0 2B		4-0 BB		2-1 L8	3	1	2	1	1	0	0						
<b>Miguel Cairo, R</b> OBP: 0.464, SLG: 0.615 (8, 4)										1	0	0	0	0	0	0						
<b>Quinton McCracken, S</b> OBP: 0.280, SLG: 0.304 (1, 7)	1-2 FC6-4		0-2 G6-3		0-0 WP 3B		2-2 G5-3		0-0 G3-1	5	1	1	1	0	0	3						
<b>Bobby Smith, R</b> OBP: 0.286, SLG: 0.167 (1, 4) (8, 5)		2-3 K	1-3 K		4-1 S 3B			0-2 G4-6-3 1B	2-2 L9	4	1	1	0	1	2	0						
<b>Kevin Stocker, S</b> OBP: 0.519, SLG: 0.625 (1, 6)		0-1 BB 1B		0-0 F8	1-2 BB 2B			1-2 G4-6-3 1B		4	2	3	2	0	0	0						
<b>Inning Stats</b>	R: 2 E: 0 K: 0 S: 13	H: 3 LOB: 2 BB: 1 P: 23	R: 1 E: 0 K: 1 S: 15	H: 3 LOB: 3 BB: 1 P: 26	R: 0 E: 0 K: 1 S: 9	H: 0 LOB: 0 BB: 0 P: 12	R: 0 E: 0 K: 1 S: 8	H: 0 LOB: 0 BB: 0 P: 10	R: 5 E: 0 K: 0 S: 18	H: 5 LOB: 2 BB: 2 P: 32	R: 0 E: 0 K: 0 S: 5	H: 1 LOB: 1 BB: 1 P: 12	R: 0 E: 0 K: 0 S: 11	H: 2 LOB: 1 BB: 0 P: 13	R: 0 E: 0 K: 0 S: 7	H: 1 LOB: 0 BB: 0 P: 9	R: 0 E: 0 K: 0 S: 7	H: 0 LOB: 0 BB: 0 P: 11	1B: 10 2B: 4 3B: 1 HR: 0	SF: 1 SAC: 0 DP: 3 HBP: 0	WP: 1 PB: 0 SB: 1 CS: 0	PA: 44
<b>PITCHER</b> Joey Hamilton, R (1, 1) ERA: 19.29	IP: 4.2 WLS: L BF: 27 H: 10 R: 8 ER: 8 SO: 3 BB: 3 IBB: 0 HBP: 0 BLK: 0 WP: 1 HR: 0 S: 61 P: 96 ERA: 15.43 WHIP: 2.786								<b>PITCHER</b> 32 Roy Halladay, R (5, 1) ERA:	IP: 4.1 WLS: BF: 17 H: 5 R: 0 ER: 0 SO: 0 BB: 2 IBB: 0 HBP: 0 BLK: 0 WP: 0 HR: 0 S: 32 P: 52 ERA: 0.00 WHIP: 1.615												

**Tampa Bay Devil Rays @ Toronto Blue Jays**  
 SkyDome, Toronto, ON  
 Tue Apr 13 1999, 7:05 PM EDT  
 Att. 23,710 - Unknown

<b>AB</b>	<b>38</b>
<b>R</b>	<b>8</b>
<b>H</b>	<b>15</b>
<b>RBI</b>	<b>8</b>
<b>BB</b>	<b>5</b>
<b>SO</b>	<b>3</b>
<b>LOB</b>	<b>19</b>





Batter	1	2	3	4	5	6	7	8	9	AB	R	H	RBI	BB	SO	LOB
Shannon Stewart, R (1, 7) OBP: 0.333, SLG: 0.519	0-3 K		0-3 K		3-2 F9 1B G3-1 1B	2-0 P2		3-2 G5-3		5	1	1	0	0	2	1
Shawn Green, L (1, 9) OBP: 0.375, SLG: 0.514	3-3 K		2-2 K		0-0 HBP G3-1 1-2 BB 1B	3-1 1B		2-2 F7		5	1	2	0	0	2	1
Dave Hollins, S (1, 10) OBP: 0.308, SLG: 0.306	3-3 K		2-1 1B		0-1 F9	2-3 K		1-0 G3		5	0	1	0	0	2	3
Carlos Delgado, L (1, 3) OBP: 0.351, SLG: 0.500		1-1 G4-6-3 BB HR 1B	3-3 K		3-2 G3-1	0-0 FC3-6 1B		2-1 G4-3		5	1	2	1	0	1	3
Tony Fernandez, S (1, 5) OBP: 0.469, SLG: 0.615		4-1 G4-6-3 BB 1-2		0-0 G3 2B	4-2 BB HBP 1B BB	0-1 FC3-6		1-1 F7		3	1	1	0	2	0	2
Darrin Fletcher, L (1, 2) OBP: 0.333, SLG: 0.545		0-0 G4-6-3 1-2f 2-3		1-0 P5	3-2 1B BB 1-2 HBP 2-3		0-2 G4-3		0-1 G3-1	4	0	0	0	0	0	3
José Cruz Jr., S (1, 8) OBP: 0.486, SLG: 0.538		1-1 HR		4-2 G3 BB 1-2 BB 2-3 BB	4-2 1B BB 1-2 BB 2-3 BB		2-1 L3			2	1	1	3	2	0	0
Alex Gonzalez, R (1, 6) OBP: 0.486, SLG: 0.581		0-3 K		0-1 G3	1-1 1B		3-2 1B			4	0	2	1	0	1	2
Norberto Martin, R (1, 4) OBP: 0.385, SLG: 0.273			0-1 1B		1-1 G5-3	1-0 F8		1-0 G1-3		4	0	1	0	0	0	6

Inning Stats	R: 0	H: 0	E: 0	K: 3	S: 10	R: 2	H: 2	E: 0	K: 1	S: 9	R: 0	H: 2	E: 0	K: 3	S: 14	R: 0	H: 1	E: 0	K: 0	S: 9	R: 3	H: 3	E: 0	K: 0	S: 21	R: 0	H: 2	E: 0	K: 1	S: 10	R: 0	H: 1	E: 0	K: 0	S: 10	R: 0	H: 0	E: 0	K: 0	S: 8	R: 0	H: 0	E: 0	K: 0	S: 6	R: 0	H: 0	E: 0	K: 0	S: 6	1B: 9	SF: 0	2B: 1	SAC: 0	3B: 0	DP: 1	HR: 1	HBP: 1	WP: 0	PA: 42
--------------	------	------	------	------	-------	------	------	------	------	------	------	------	------	------	-------	------	------	------	------	------	------	------	------	------	-------	------	------	------	------	-------	------	------	------	------	-------	------	------	------	------	------	------	------	------	------	------	------	------	------	------	------	-------	-------	-------	--------	-------	-------	-------	--------	-------	--------

PITCHER	IP	WLS	BF	H	R	ER	SO	BB	IBB	HBP	BLK	WP	HR	S	P	ERA	WHIP
Bobby Witt, R (1, 1) ERA: 5.91	4.2		25	7	5	5	7	4	0	0	0	0	1	60	102	9.64	2.357
Rick White, R (5, 1) ERA: 1.13	2.0	W	10	4	0	0	1	0	0	0	0	0	0	22	36	0.00	2.000
Jim Mecir, R (7, 1) ERA: 1.69	1.1	H	4	0	0	0	0	0	0	0	0	0	0	9	16	0.00	0.000
Roberto Hernandez, R (9, 1) ERA: 1.8	1.0	S	3	0	0	0	0	0	0	0	0	0	0	6	9	0.00	0.000

**BOTTOM**

**Tampa Bay Devil Rays @ Toronto Blue Jays**  
 SkyDome, Toronto, ON  
 Tue Apr 13 1999, 7:05 PM EDT  
 Att. 23,710 - Unknown

AB	37
R	5
H	11
RBI	5
BB	4
SO	8
LOB	21



PITCHER	IP	WLS	BF	H	R	ER	SO	BB	IBB	HBP	BLK	WP	HR	S	P	ERA	WHIP
---------	----	-----	----	---	---	----	----	----	-----	-----	-----	----	----	---	---	-----	------

Batter	1	2	3	4	5	6	7	8	9	10	11	AB R H RBI BB SO LOB	TOP													
Randy Winn, S OBP: 0.282, SLG: 0.385 (1, 8)	2-3 K	2-1 G3		1-1 F7		3-1 E3		1-3 K			0-0 G5-3	6 0 0 0 0 2 3														
Dave Martinez, L OBP: 0.389, SLG: 0.467 (1, 9)	3-1 G4-3		3-1 G4-3	4-1 BB		2-2 G4-3			2-2 F7		0-0 1B	5 0 1 0 1 0 1														
Jose Canseco, R OBP: 0.357, SLG: 0.485 (1, 10)	0-2 F8		2-1 HR	0-0 P6			1-2 F9		2-1 BB HBP		0-0 F8	5 1 1 1 0 0 3														
Fred McGriff, L OBP: 0.310, SLG: 0.436 (1, 3)		3-3 K	1-1 1B		2-0 G6-4-3 1B		2-0 F8		4-1 BB		0-0 G4-3	5 0 2 0 1 1 1														
John Flaherty, R OBP: 0.278, SLG: 0.344 (1, 2)		1-2 2B HBP	0-2 L9		0-0 F8		1-0 1B		1-3 K			4 1 1 0 0 1 4														
Wade Boggs, L OBP: 0.267, SLG: 0.286 (1, 5)		2-1 1B 2B	1-2 G4-3		2-0 G6-4-3		0-2 F7		2-1 G4-3			5 1 1 1 0 0 5														
Quinton McCracken, S OBP: 0.300, SLG: 0.321 (1, 7)		2-2 CS 1B		1-0 1B		3-2 F8		0-3 K		0-0 F8		5 1 2 1 0 1 0	AB 44													
Miguel Cairo, R OBP: 0.424, SLG: 0.548 (1, 4)	1 SAFE 1-2 2B 1B		0-0 F8		2-3 K		2-3 K			0-0 F8		5 1 1 0 0 2 1	R 6													
Kevin Stocker, S OBP: 0.663, SLG: 0.679 (1, 6)	1 SAFE 1-2 2B		1-2 F8		3-2 E 1B		4-0 BB			0-0 G6-3		4 1 3 2 1 0 0	H 12													
<b>Inning Stats</b>	R: 0 E: 0 K: 1 S: 9	H: 0 LOB: 0 BB: 0 P: 14	R: 3 E: 0 K: 1 S: 20	H: 4 LOB: 1 BB: 0 P: 32	R: 1 E: 0 K: 0 S: 12	H: 2 LOB: 1 BB: 0 P: 19	R: 1 E: 0 K: 0 S: 8	H: 2 LOB: 2 BB: 1 P: 16	R: 0 E: 0 K: 0 S: 3	H: 1 LOB: 0 BB: 0 P: 7	R: 1 E: 0 K: 1 S: 16	H: 1 LOB: 1 BB: 0 P: 29	R: 0 E: 0 K: 3 S: 10	H: 0 LOB: 1 BB: 1 P: 17	R: 0 E: 0 K: 1 S: 10	H: 0 LOB: 2 BB: 1 P: 21	R: 0 E: 0 K: 0 S: 3	H: 0 LOB: 0 BB: 0 P: 3	R: 0 E: 0 K: 0 S: 4	H: 1 LOB: 1 BB: 0 P: 4	1B: 9 2B: 2 3B: 0 HR: 1	SF: 0 SAC: 0 DP: 1 HBP: 2	WP: 0 PB: 0 SB: 2 CS: 1	PA: 49		
<b>PITCHER</b>	IP WLS BF H R ER SO BB IBB HBP BLK WP HR S P ERA WHIP																									
Kelvin Escobar, R ERA: 5.4 (1, 1)	6.0	29	10	6	5	3	1	0	1	0	0	1	68	117	7.50	1.833										
Tom Davey, R ERA: 4.26 (7, 1)	1.2	7	1	0	0	2	1	0	0	0	0	0	15	25	0.00	1.200										
Dan Plesac, L ERA: 7.36 (8, 1)	0.2	2	0	0	0	1	0	0	0	0	0	0	6	9	0.00	0.000										
Robert Person, R ERA: (9, 1)	0.1	3	0	0	0	1	1	0	1	0	0	0	5	12	0.00	3.000										
Graeme Lloyd, L ERA: 1.59 (9, 1)	2.1	W 8	1	0	0	0	0	0	0	0	0	0	9	11	0.00	0.429										

Tampa Bay Devil Rays @ Toronto Blue Jays  
SkyDome, Toronto, ON  
Wed Apr 14 1999, 7:05 PM EDT  
Att. 23,847 - Dome - 72 F

AB	44
R	6
H	12
RBI	5
BB	3
SO	7
LOB	18



Batter	1	2	3	4	5	6	7	8	9	10	11	AB R H RBI BB SO LOB	BOTTOM	
Shannon Stewart, R (1, 7) OBP: 0.333, SLG: 0.469	K		G5-3			HR		L9			1B	5 2 1 0 1 1 5	<b>Tampa Bay Devil Rays @ Toronto Blue Jays</b> SkyDome, Toronto, ON Wed Apr 14 1999, 7:05 PM EDT Att. 23,847 - Dome - 72 F	
José Cruz Jr., S (1, 8) OBP: 0.465, SLG: 0.484	K		K			HR BB	K		F7		1B	5 1 1 1 1 3 0		
Shawn Green, L (1, 9) OBP: 0.356, SLG: 0.548	K				G4-3	HR	F9		G6-3			5 1 1 3 0 1 0		
Carlos Delgado, L (1, 3) OBP: 0.357, SLG: 0.571		HR			K		P4	G1-3			FC6-4 1B	5 1 2 1 0 1 0		
Tony Fernandez, S (1, 5) OBP: 0.459, SLG: 0.567 (9, 4)		F7			P4						FC6-4	4 2 1 0 1 0 1		
Dave Hollins, S (1, 10) OBP: 0.273, SLG: 0.268			G3									5 0 0 0 0 2 2		
Darrin Fletcher, L (1, 2) OBP: 0.393, SLG: 0.577 Mark Dalesandro, R (8, PR) Mike Matheny, R (9, 2) OBP: 0.100, SLG: 0.100							F7					4 0 3 0 0 0 0 0 0 0 0 0 0 0 1 0 0 0 0 0 0		
Alex Gonzalez, R (1, 6) OBP: 0.500, SLG: 0.611			G1-3									5 0 3 1 0 0 1		
Norberto Martin, R (1, 4) OBP: 0.375, SLG: 0.231 Willie Greene, L (8, PH) (9, 5)												2 0 0 0 0 1 1 1 0 0 1 0 0 0		
<b>Inning Stats</b>	R: 0 H: 0 E: 0 K: 3 S: 13	R: 1 H: 2 E: 0 K: 0 S: 14	R: 0 H: 0 E: 0 K: 1 S: 8	R: 0 H: 0 E: 0 K: 1 S: 7	R: 0 H: 1 E: 0 K: 2 S: 10	R: 4 H: 4 E: 0 K: 1 S: 17	R: 0 H: 0 E: 0 K: 1 S: 8	R: 1 H: 2 E: 0 K: 0 S: 11	R: 0 H: 1 E: 0 K: 0 S: 7	R: 0 H: 0 E: 0 K: 0 S: 3	R: 1 H: 2 E: 0 K: 0 S: 3	1B: 9 SF: 1 2B: 1 SAC: 0 3B: 0 DP: 0 HR: 2 HBP: 1		WP: 0 PA: 47 PB: 0 SB: 1 CS: 0
<b>PITCHER</b>	IP WLS BF H R ER SO BB IBB HBP BLK WP HR S P ERA WHIP	IP WLS BF H R ER SO BB IBB HBP BLK WP HR S P ERA WHIP												
Rolando Arrojo, R (1, 1) ERA: 6.75	5.1 23 5 5 5 7 2 0 0 0 0 2 60 94 8.44 1.312	6.1 5 2 0 0 1 0 0 1 0 0 0 9 14 0.00 3.000												
Esteban Yan, R (6, 1) ERA: 7.71	0.2 H 5 2 0 0 1 0 0 0 0 0 0 8 11 0.00 0.000	7.1 3 0 0 0 1 0 0 0 0 0 0 11 22 9.00 3.000												
Scott Aldred, L (7, 1) ERA:	1.0 B 6 2 1 1 0 1 0 0 0 0 0 5 10 0.00 1.500	9.1 3 1 0 0 0 0 0 0 0 0 0 5 10 0.00 1.500												
Jim Mecir, R (8, 1) ERA: 2.84														
Mike Duvall, L (9, 1) ERA: 2.25														
<b>PITCHER</b>	IP WLS BF H R ER SO BB IBB HBP BLK WP HR S P ERA WHIP	IP WLS BF H R ER SO BB IBB HBP BLK WP HR S P ERA WHIP												
Albie Lopez, R (9, 1) ERA: 6.0	1.2 L 7 2 1 1 0 0 0 0 0 0 0 8 10 5.40 1.200													

livebaseballscorecards.com

AB	42
R	7
H	12
RBI	7
BB	3
SO	9
LOB	10



Batter	1	2	3	4	5	6	7	8	9	AB R H RBI BB SO LOB	TOP
<b>Quinton McCracken, S</b> (1, 8) <small>OBP: 0.265, SLG: 0.281</small>	3-2 		1-0 			0-1 			0-0 	4 0 0 0 0 0 1	<b>Tampa Bay Devil Rays @ Toronto Blue Jays</b> SkyDome, Toronto, ON Thu Apr 15 1999, 7:05 PM EDT Att: 23,765 - Dome - 72 F  <b>livebaseballscores.com</b>  <b>AB 29</b> <b>R 1</b> <b>H 2</b> <b>RBI 1</b> <b>BB 0</b> <b>SO 5</b> <b>LOB 3</b>  
<b>Dave Martinez, L</b> (1, 9) <small>OBP: 0.350, SLG: 0.412</small>	0-1 			0-2 		1-2 		1-1 	4 0 0 0 0 0 1		
<b>Jose Canseco, R</b> (1, 10) <small>OBP: 0.333, SLG: 0.444</small>	3-2 			1-3 			2-3 		3 0 0 0 0 2 0		
<b>Fred McGriff, L</b> (1, 3) <small>OBP: 0.311, SLG: 0.500</small>		2-2 		1-1 		2-1 			3 1 1 1 0 0 0		
<b>Danny Clyburn, R</b> (1, 7) <small>OBP: 0.200, SLG: 0.308</small>		0-1 		1-0 		2-2 			3 0 0 0 0 0 0		
<b>Bobby Smith, R</b> (1, 5) <small>OBP: 0.235, SLG: 0.133</small>		3-2 		3-2 			2-1 		3 0 0 0 0 0 0		
<b>Miguel Cairo, R</b> (1, 4) <small>OBP: 0.389, SLG: 0.500</small>		1-1 		3-3 			2-3 		3 0 0 0 0 2 0		
<b>Mike DiFelice, R</b> (1, 2) <small>OBP: 0.333, SLG: 1.000</small>			1-2 		1-2 		2-2 		3 0 1 0 0 0 0		
<b>Kevin Stocker, S</b> (1, 6) <b>David Lamb, S</b> (8, 6)			0-0 		0-0 			0-3 	2 0 0 0 0 0 1 1 0 0 0 0 1 0		
<b>Inning Stats</b>	R: 0 H: 0 E: 0 LOB: 0 K: 0 BB: 0 S: 9 P: 15	R: 1 H: 1 E: 0 LOB: 0 K: 0 BB: 0 S: 12 P: 18	R: 0 H: 0 E: 0 LOB: 0 K: 0 BB: 0 S: 6 P: 8	R: 0 H: 0 E: 0 LOB: 0 K: 1 BB: 0 S: 8 P: 10	R: 0 H: 0 E: 0 LOB: 0 K: 1 BB: 0 S: 7 P: 14	R: 0 H: 1 E: 0 LOB: 1 K: 0 BB: 0 S: 9 P: 11	R: 0 H: 0 E: 0 LOB: 0 K: 1 BB: 0 S: 10 P: 16	R: 0 H: 0 E: 0 LOB: 0 K: 1 BB: 0 S: 10 P: 16	R: 0 H: 0 E: 0 LOB: 0 K: 1 BB: 0 S: 7 P: 8	1B: 0 SF: 0 2B: 1 SAC: 0 3B: 0 DP: 0 HR: 1 HBP: 0	
<b>PITCHER</b> <b>Chris Carpenter, R</b> (1, 1) <small>ERA: 1.1</small>	IP 9.0 WLS W BF 29 H 2 R 1 ER 1 SO 5 BB 0 IBB 0 HBP 0 BLK 0 WP 0 HR 1 S 78 P 116 ERA 1.00 WHIP 0.222										

Batter	1	2	3	4	5	6	7	8	9
<b>Shannon Stewart, R</b> (1, 7) OBP: 0.390, SLG: 0.583	2-1 E S HR 1B		0-0 F8		1-1 1-H HR	0-1 2B FC 1B	4-1 1-2 1B BB		
<b>José Cruz Jr., S</b> (1, 8) OBP: 0.500, SLG: 0.515	4-2 1-3 HR BB		4-0 2B BB		4-2 FC4-6 BB	1-1 FC G3 2B	0-0 F9		
<b>Shawn Green, L</b> (1, 9) OBP: 0.360, SLG: 0.553	1-0 P7		1-0 1-3 2B		1-0 FC4-6 BB 1B	0-0 FC G3 2B	0-0 FC6-4 1B		
<b>Carlos Delgado, L</b> (1, 3) OBP: 0.362, SLG: 0.615	2-2 1-H 3-H HR		0-0 P6		4-1 1-2 1B BB	0-1 G3	2-0 L6		
<b>Tony Fernandez, S</b> (1, 5) OBP: 0.463, SLG: 0.588 <b>Mark Dalesandro, R</b> (7, PH) (8, 5)	0-0 G3		0-3 K		0-1 1-2 1B 1B	1-2 3-H 2B	0-0 FC6-4		
<b>Willie Greene, L</b> (1, 10) OBP: 0.385, SLG: 0.250	1-3 K			2-0 F8	2-0 P4	0-0 2-H 2B	3-3 K		
<b>Darrin Fletcher, L</b> (1, 2) OBP: 0.424, SLG: 0.552		3-0 FC5-4 HBP		0-0 F7	1-0 1-3 2-H 1B	2-0 HBP	1-1 G3		
<b>Alex Gonzalez, R</b> (1, 6) OBP: 0.444, SLG: 0.537		1-1 FC5-4 CS		1-0 L7	2-3 K	2-3 K	3-2 F7		
<b>Norberto Martin, R</b> (1, 4) OBP: 0.400, SLG: 0.200 <b>Pat Kelly, R</b> (9, 4)		2-3 K			1-0 HR HBP	2-1 G5-3	4-2 1B BB BB		

AB	R	H	RBI	BB	SO	LOB
4	3	3	2	1	0	0
2	2	1	0	3	0	2
5	2	2	0	0	0	4
4	2	1	4	1	0	6
4	1	2	2	0	1	2
1	0	0	0	0	0	3
5	0	1	1	0	2	2
3	0	1	1	0	0	0
5	0	0	0	0	2	5
2	1	0	0	1	1	1
0	0	0	0	0	0	0

**BOTTOM**

**Tampa Bay Devil Rays @ Toronto Blue Jays**  
**SkyDome, Toronto, ON**  
 Thu Apr 15 1999, 7:05 PM EDT  
 Att: 23,765 - Dome - 72 F

livebaseballscores.com

<b>AB</b>	<b>35</b>
<b>R</b>	<b>11</b>
<b>H</b>	<b>11</b>
<b>RBI</b>	<b>10</b>
<b>BB</b>	<b>6</b>
<b>SO</b>	<b>6</b>
<b>LOB</b>	<b>25</b>



1B: 5	SF: 0	WP: 0	PA: 44
2B: 4	SAC: 0	PB: 0	
3B: 0	DP: 0	SB: 1	
HR: 2	HBP: 3	CS: 1	

Inning Stats	R: 3	H: 2	E: 0	K: 12	S: 12	LOB: 0	BB: 1	P: 22									
<b>Julio Santana, R</b> (1, 1) ERA: 12.6	IP: 5.2	WLS: L	BF: 32	H: 9	R: 11	ER: 11	SO: 4	BB: 4	IBB: 0	HBP: 2	BLK: 0	WP: 0	HR: 2	S: 51	P: 95	ERA: 17.47	WHIP: 2.294
<b>Mike Duvall, L</b> (6, 1) ERA: 1.69	IP: 1.1	WLS: L	BF: 9	H: 2	R: 0	ER: 0	SO: 1	BB: 2	IBB: 0	HBP: 1	BLK: 0	WP: 0	HR: 0	S: 12	P: 26	ERA: 0.00	WHIP: 3.000
<b>Esteban Yan, R</b> (8, 1) ERA: 6.35	IP: 1.0	WLS: L	BF: 3	H: 0	R: 0	ER: 0	SO: 1	BB: 0	IBB: 0	HBP: 0	BLK: 0	WP: 0	HR: 0	S: 8	P: 15	ERA: 0.00	WHIP: 0.000

Batter	1	2	3	4	5	6	7	8	9	AB R H RBI BB SO LOB	TOP																
<b>Brady Anderson, L</b> (1, 8) OBP: 0.460, SLG: 0.571	0-1 HR	0-2 G4-3			2-2 1B 2B		1-3 K	0-0 F7		5 2 2 1 0 1 2																	
<b>Mike Bordick, R</b> (1, 6) OBP: 0.367, SLG: 0.444	1-0 BB 1B		1-1 F9		0-0 2B G6-3 1B		1-1 1B 1B		2-2 G6-3	5 3 3 0 0 0 0																	
<b>Will Clark, L</b> (1, 3) OBP: 0.479, SLG: 0.707	3-3 K		0-3 K		1-0 SAFE 1-3 2B		0-0 1B 1B		0-1 G4-3	5 0 2 1 0 2 1																	
<b>Albert Belle, R</b> (1, 9) OBP: 0.417, SLG: 0.610	4-1 SAFE 1B BB		0-0 G6-3		0-0 G6-3		2-3 K		3-3 K	4 0 0 1 1 2 3																	
<b>Harold Baines, L</b> (1, 10) OBP: 0.344, SLG: 0.483 <b>Jeff Conine, R</b> (7, PH) OBP: 0.357, SLG: 0.300	0-2 G1-6-3 1B			1-2 L9	0-0 G6-3		2-1 1B			3 0 1 1 0 0 1 1 0 1 1 0 0 0																	
<b>B.J. Surhoff, L</b> (1, 7) OBP: 0.349, SLG: 0.439	2-2 G1-6-3			0-2 HR		4-1 BB	2-1 G3			3 1 1 1 1 0 4																	
<b>Willis Otanez, R</b> (1, 5) OBP: 0.313, SLG: 0.563		0-2 SH5-3 1B		1-1 P3		1-1 F8		1-3 K		4 0 1 0 0 1 1																	
<b>Delino DeShields, L</b> (1, 4) OBP: 0.222, SLG: 0.067 <b>Rich Amaral, R</b> (8, PH) <b>Jeff Reboulet, R</b> (8, 4) OBP: 0.429, SLG: 0.200		1-1 SH5-3		1-1 L7		1 SAFE 2-0 F7		1-0 F8		2 0 0 0 0 0 1 1 0 0 0 0 0 0 0 0 0 0 0 0 0																	
<b>Charles Johnson, R</b> (1, 2) OBP: 0.357, SLG: 0.292		0-3 K		1-1 F9		0-1 L7		0-0 1B		4 0 1 0 0 1 2																	
<b>Inning Stats</b>	R: 2 E: 0 K: 1 S: 13	H: 3 LOB: 1 BB: 1 P: 23	R: 0 E: 0 K: 1 S: 14	H: 1 LOB: 1 BB: 0 P: 15	R: 0 E: 0 K: 1 S: 6	H: 0 LOB: 0 BB: 0 P: 7	R: 1 E: 0 K: 0 S: 10	H: 1 LOB: 0 BB: 0 P: 13	R: 2 E: 0 K: 0 S: 9	H: 3 LOB: 1 BB: 0 P: 13	R: 0 E: 0 K: 2 S: 6	H: 0 LOB: 1 BB: 1 P: 13	R: 1 E: 0 K: 2 S: 13	H: 3 LOB: 2 BB: 0 P: 21	R: 0 E: 0 K: 1 S: 7	H: 1 LOB: 1 BB: 0 P: 9	R: 0 E: 0 K: 1 S: 8	H: 0 LOB: 0 BB: 0 P: 13	1B: 8 2B: 2 3B: 0 HR: 2	SF: 0 SAC: 1 DP: 1 HBP: 0	WP: 0 PB: 0 SB: 0 CS: 0	PA: 40					
<b>PITCHER</b>	IP	WLS	BF	H	R	ER	SO	BB	IBB	HBP	BLK	WP	HR	S	P	ERA	WHIP										
<b>Pat Hentgen, R</b> (1, 1) ERA: 6.06	6.0		27	8	5	5	3	2	0	0	0	0	2	58	84	7.50	1.667										
<b>Dan Plesac, L</b> (7, 1) ERA: 8.31	0.2		4	2	1	1	2	0	0	0	0	0	0	9	13	13.50	3.000										
<b>Pete Munro, R</b> (7, 1) ERA: 1.42	0.2		3	1	0	0	1	0	0	0	0	0	0	8	13	0.00	1.500										
<b>Graeme Lloyd, L</b> (8, 1) ERA: 1.29	1.1	W	5	1	0	0	0	0	0	0	0	0	0	8	11	0.00	0.750										
<b>Robert Person, R</b> (9, 1) ERA:	0.1	S	1	0	0	0	1	0	0	0	0	0	0	3	6	0.00	0.000										

**Baltimore Orioles @ Toronto Blue Jays**  
**SkyDome, Toronto, ON**  
 Fri Apr 16 1999, 7:05 PM EDT  
 Att. 25,281 - Dome - 72 F

[livebaseballscorecards.com](http://livebaseballscorecards.com)

<b>AB</b>	37
<b>R</b>	6
<b>H</b>	12
<b>RBI</b>	6
<b>BB</b>	2
<b>SO</b>	7
<b>LOB</b>	15



Batter 1 2 3 4 5 6 7 8 9 AB R H RBI BB SO LOB

**Shannon Stewart, R** (1, 7)  
OBP: 0.413, SLG: 0.575

**José Cruz Jr., S** (1, 8)  
OBP: 0.491, SLG: 0.486

**Shawn Green, L** (1, 9)  
OBP: 0.345, SLG: 0.538

**Carlos Delgado, L** (1, 3)  
OBP: 0.373, SLG: 0.628

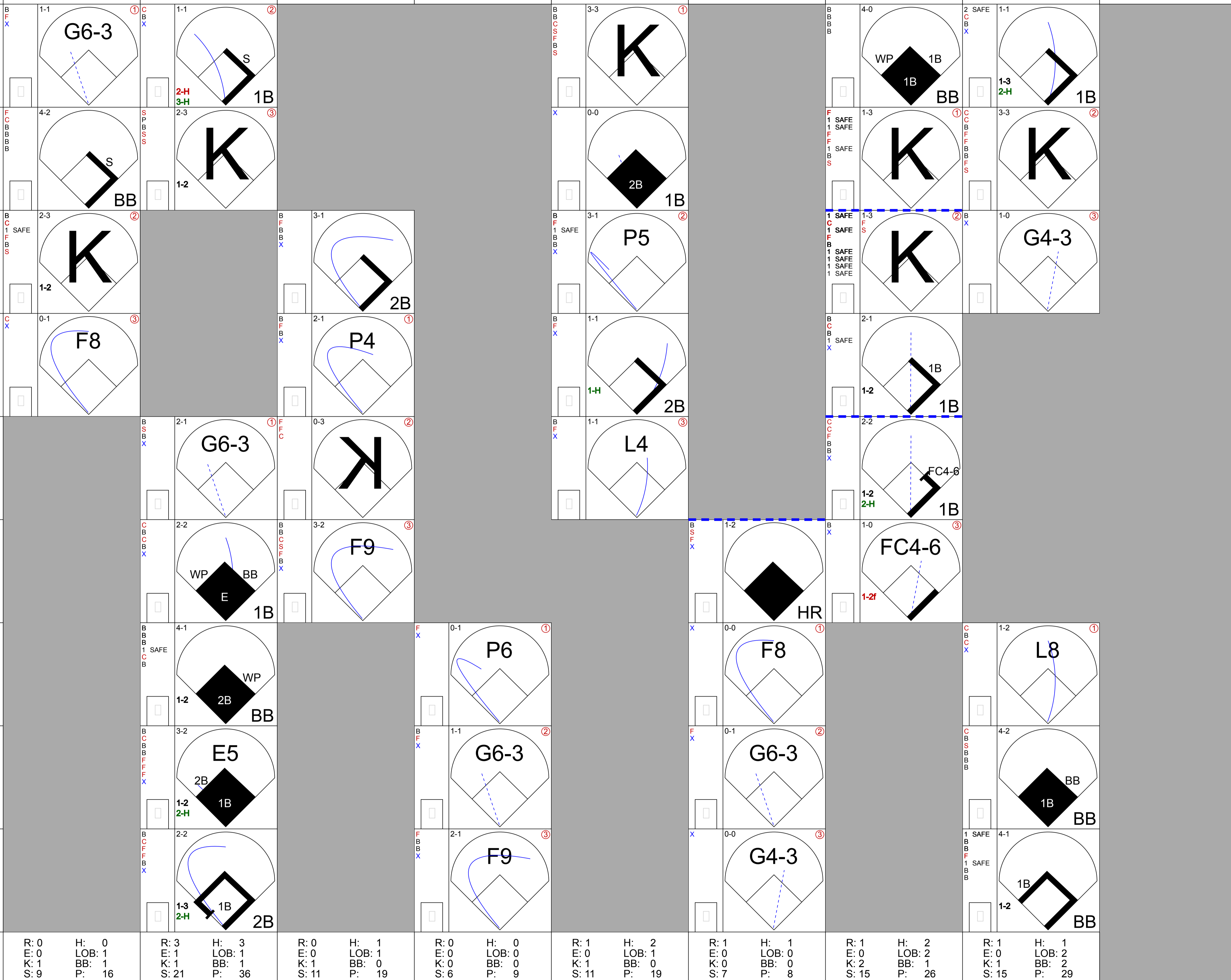
**Tony Fernandez, S** (1, 5)  
OBP: 0.444, SLG: 0.553

**Willie Greene, L** (1, 10)  
OBP: 0.412, SLG: 0.583

**Darrin Fletcher, L** (1, 2)  
OBP: 0.405, SLG: 0.500

**Alex Gonzalez, R** (1, 6)  
OBP: 0.429, SLG: 0.500

**Pat Kelly, R** (1, 4)  
OBP: 0.500, SLG: 0.667



Batter	1	2	3	4	5	6	7	8	9	AB	R	H	RBI	BB	SO	LOB	
Shannon Stewart, R	G6-3	2-H 3-H 1B			K		WP 1B BB	1-3 2-H 1B		4	1	2	2	1	1	0	
José Cruz Jr., S	BB	K			2B 1B		K	K		4	1	1	0	1	3	4	
Shawn Green, L	K				P5 2B		K	G4-3		5	0	1	0	0	2	5	
Carlos Delgado, L	F8				P4 2B		1B 1B			4	0	2	1	0	0	2	
Tony Fernandez, S		G6-3			L4		FC4-6 1B			4	0	1	1	0	1	2	
Willie Greene, L		WP BB E 1B			F9		HR FC4-6			4	2	2	1	0	0	3	
Darrin Fletcher, L		WP 2B BB			P6		F8			3	1	0	0	1	0	0	
Alex Gonzalez, R		E5 2B 1B			G6-3		G6-3			3	2	0	1	1	0	1	
Pat Kelly, R		1B 2B			F9		G4-3			3	0	1	1	1	0	0	
<b>Inning Stats</b>	R: 0 E: 0 K: 1 S: 9	H: 0 LOB: 1 BB: 1 P: 16	R: 3 E: 1 K: 1 S: 21	H: 3 LOB: 1 BB: 1 P: 36	R: 0 E: 0 K: 1 S: 11	H: 1 LOB: 1 BB: 0 P: 19	R: 0 E: 0 K: 0 S: 6	H: 0 LOB: 0 BB: 0 P: 9	R: 1 E: 0 K: 1 S: 11	H: 2 LOB: 1 BB: 0 P: 19	R: 1 E: 0 K: 2 S: 15	H: 2 LOB: 2 BB: 1 P: 26	R: 1 E: 0 K: 1 S: 15	H: 1 LOB: 2 BB: 2 P: 29			

BOTTOM

Baltimore Orioles @ Toronto Blue Jays  
SkyDome, Toronto, ON  
Fri Apr 16 1999, 7:05 PM EDT  
Att. 25,281 - Dome - 72 F

AB	34
R	7
H	10
RBI	7
BB	5
SO	7
LOB	17



WP: 2	PA: 39
PB: 0	
SB: 2	
CS: 0	

PITCHER																	
Batter	IP	WLS	BF	H	R	ER	SO	BB	IBB	HBP	BLK	WP	HR	S	P	ERA	WHIP
Sidney Ponson, R ERA: 9.39	5.0		23	6	4	3	4	2	0	0	0	1	0	58	99	5.40	1.600
Mike Fetters, R ERA: 9.0	1.1	B	6	1	2	2	1	1	0	0	0	0	1	11	17	13.50	1.500
Jesse Orosco, L ERA: 19.64	0.1	H	2	1	0	0	1	0	0	0	0	0	0	6	9	0.00	3.000
Ricky Bones, R ERA: 2.45	1.1	L	8	2	1	1	1	2	0	0	0	1	0	20	37	6.75	3.000

Batter	1	2	3	4	5	6	7	8	9	AB R H RBI BB SO LOB	TOP	
Rich Amaral, R (1, 8) Brady Anderson, L (9, PH) OBP: 0.471, SLG: 0.571	1-0 G1-3		4-2 1B BB		0-0 FC1-4-6 CS 1B 1-2f		1-3 K		4-1 BB DI 1B BB	3 0 0 0 1 1 1 0 1 0 0 1 0 0		
Mike Bordick, R (1, 6) OBP: 0.389, SLG: 0.449	3-2 F9		0-1 1-3 1B		2-2 1-2 1B		1-2 F8		4-0 1-2 BB 1B BB	4 1 2 0 1 0 0		
Will Clark, L (1, 10) OBP: 0.434, SLG: 0.630	1-1 G6-3		3-2 F7		1-0 CS 2-3	0-0 P6	1-0 E4 BB		1-3 K	5 0 0 0 0 1 4		
Albert Belle, R (1, 9) OBP: 0.453, SLG: 0.595		4-1 S BB		2-0 S HBP		4-2 1B BB	4-1 1-2 BB		2-1 P3	1 1 0 0 3 0 2		
Jeff Conine, R (1, 3) Harold Baines, L (7, PH) Willis Otanez, R (7, 3) OBP: 0.294, SLG: 0.231 OBP: 0.344, SLG: 0.483 OBP: 0.333, SLG: 0.529		1-3 K 1-2		2-1 L8		1-0 F9	0-3 K		4-2 1B BB 1-2 2-3	3 0 0 0 0 1 3 0 0 0 0 0 0 0 1 0 0 0 1 1 2		
B.J. Surhoff, L (1, 7) OBP: 0.375, SLG: 0.444		3-3 K		1-3 K 1-3		0-0 1B 1B		4-2 FC5-4 BB	1-1 1-2 2-H 3-H 1B	4 1 2 2 1 2 2		
Cal Ripken Jr., R (1, 5) OBP: 0.207, SLG: 0.250		0-0 P3		2-3 K		1-0 1B 1-2 2-H		1-2 FC5-4 FC5-4 1-2f	1-2 P4	5 0 1 1 0 1 5		
Lenny Webster, R (1, 2) OBP: 0.278, SLG: 0.188		0-0 G4-3		1-0 G6-3		2-1 1-3 2-H 1B		2-2 F8		4 0 1 1 0 0 1		
Delino DeShields, L (1, 4) OBP: 0.227, SLG: 0.105		0-3 K		0-1 FC1-4-6 1B		1-0 P6		2-2 FC5-4 1-2f		4 0 1 0 0 1 3		
<b>Inning Stats</b>	R: 0 E: 0 K: 0 S: 6 H: 0 LOB: 0 BB: 0 P: 11	R: 0 E: 0 K: 2 S: 8 H: 0 LOB: 1 BB: 1 P: 16	R: 0 E: 0 K: 1 S: 12 H: 1 LOB: 2 BB: 1 P: 19	R: 0 E: 0 K: 2 S: 8 H: 0 LOB: 1 BB: 0 P: 15	R: 0 E: 0 K: 0 S: 9 H: 2 LOB: 1 BB: 0 P: 13	R: 2 E: 0 K: 0 S: 9 H: 3 LOB: 2 BB: 1 P: 18	R: 0 E: 1 K: 2 S: 11 H: 0 LOB: 2 BB: 1 P: 18	R: 0 E: 0 K: 0 S: 14 H: 0 LOB: 1 BB: 1 P: 23	R: 2 E: 0 K: 1 S: 13 H: 1 LOB: 2 BB: 3 P: 30	1B: 7 2B: 0 3B: 0 HR: 0 SF: 0 SAC: 0 DP: 0 HBP: 1	WP: 0 PB: 0 SB: 3 CS: 1 PA: 44	
<b>PITCHER</b>	IP WLS BF H R ER SO BB IBB HBP BLK WP HR S P ERA WHIP											
David Wells, L (1, 1) ERA: 2.55	6.2 W 30 6 2 2 6 3 0 1 0 0 0 0 59 102 2.70 1.350											
Tom Davey, R (7, 1) ERA: 4.28	0.0 1 0 0 0 0 1 0 0 0 0 0 0 1 5 ∞ ∞											
Dan Plesac, L (7, 1) ERA: 6.35	1.1 H 5 0 0 0 1 1 0 0 0 0 0 0 17 26 0.00 0.750											
Robert Person, R (9, 1) ERA: 7.71	0.2 5 0 2 2 1 3 0 0 0 0 0 0 8 23 27.00 4.500											
Graeme Lloyd, L (9, 1) ERA: 1.23	0.1 S 2 1 0 0 0 0 0 0 0 0 0 0 5 7 0.00 3.000											

Baltimore Orioles @ Toronto Blue Jays  
SkyDome, Toronto, ON  
Sat Apr 17 1999, 4:05 PM EDT  
Att: 30,739 - Dome - 72 F

livebaseballscorecards.com

AB	34
R	4
H	7
RBI	4
BB	8
SO	8
LOB	23





Batter	1	2	3	4	5	6	7	8	9
Shannon Stewart, R (1, 7) OBP: 0.440, SLG: 0.571	4-2 CS BB		1-1 G6-3		4-0 BB		0-0 WP 2-H 1B		
José Cruz Jr., S (1, 8) OBP: 0.456, SLG: 0.439	3-2 G3-1 1-2		2-1 F8		2-1 P6		1-3 K2-3 1-2		
Shawn Green, L (1, 9) OBP: 0.356, SLG: 0.607	3-2 F8		0-1 HR			1-2 1B 2B	1-0 G3		
Carlos Delgado, L (1, 3) OBP: 0.382, SLG: 0.660		1-1 1B 2B	2-3 K			3-2 F7	2-0 WP 1B 2B		
Willie Greene, L (1, 5) OBP: 0.381, SLG: 0.500		2-2 P5		1-2 G6-3		1-0 1B	1-2 P6		
Dave Hollins, S (1, 10) Tony Fernandez, S (6, PH) OBP: 0.283, SLG: 0.279 OBP: 0.468, SLG: 0.553		1-2 2B 1B		3-3 K		4-0 G4-6-3 IBB	4-0 WP 1B IBB		
Darrin Fletcher, L (1, 2) OBP: 0.390, SLG: 0.472		0-1 F7		1-2 F7		0-0 G4-6-3 1-2f	2-2 1B		
Alex Gonzalez, R (1, 6) OBP: 0.434, SLG: 0.521		0-2 1-H 2B			1-2 G5-3		1-2 SH1 1B	0-0 F8	
Pat Kelly, R (1, 4) OBP: 0.333, SLG: 0.400		2-3 K			1-1 P6		0-0 SH1		


AB	R	H	RBI	BB	SO	LOB
2	0	1	1	2	0	0
4	0	0	0	0	1	3
4	2	2	1	0	0	1
4	2	2	0	0	1	1
4	0	1	1	0	0	2
2	1	1	1	0	1	0
0	1	0	0	2	0	0
4	0	1	2	0	0	3
4	1	2	1	0	0	0
2	0	0	0	0	1	1

**BOTTOM**

**Baltimore Orioles @ Toronto Blue Jays**  
SkyDome, Toronto, ON  
Sat Apr 17 1999, 4:05 PM EDT  
Att: 30,739 - Dome - 72 F

livebaseballscorecards.com

AB	30
R	7
H	10
RBI	7
BB	4
SO	4
LOB	11



Inning Stats	R	H	ER	SO	BB	IBB	HBP	BLK	WP	HR	S	P	ERA	WHIP
	0	0	0	0	0	0	0	0	0	0	70	113	7.11	1.579
	2	3	5	3	2	1	0	0	0	1	5	7	0.00	0.000
	1	1	0	0	1	0	0	0	1	0	9	18	18.00	2.000

PITCHER	IP	WLS	BF	H	R	ER	SO	BB	IBB	HBP	BLK	WP	HR	S	P	ERA	WHIP
Doug Linton, R (1, 1) ERA: 5.56	6.1	L	28	8	5	5	3	2	1	0	0	0	1	5	7	0.00	0.000
Jesse Orosco, L (7, 1) ERA: 16.62	0.2		2	0	0	0	1	0	0	0	0	1	0	5	7	0.00	0.000
Heathcliff Stocumb, R (8, 1) ERA: 10.38	1.0		5	2	2	2	0	0	1	0	0	1	0	9	18	18.00	2.000

1B	2B	3B	HR	SF	SAC	DP	HBP	WP	PB	SB	CS	PA
5	4	0	1	0	1	1	0	2	0	0	1	35

Batter	1	2	3	4	5	6	7	8	9	AB R H RBI BB SO LOB
<b>Brady Anderson, L</b> (1, 8) OBP: 0.436, SLG: 0.522	1-3 K		0-1 E6 G3		0-2 G6-3			2-0 F8		4 0 0 0 0 1 0
<b>Mike Bordick, R</b> (1, 6) OBP: 0.379, SLG: 0.423	1-0 G6-3		1-1 G3		3-1 G5-3			4-1 BB		3 0 0 0 1 0 1
<b>Will Clark, L</b> (1, 3) OBP: 0.444, SLG: 0.630 <b>Jeff Conine, R</b> (2, 3) OBP: 0.250, SLG: 0.188	4-2 FC5-4 BB		0-0 G1-3			2-1 F9		2-0 F8		0 0 0 0 1 0 0 3 0 0 0 0 0 2
<b>Albert Belle, R</b> (1, 9) OBP: 0.439, SLG: 0.556	1-0 FC5-4 1-2f			0-0 P4		1-2 P4			4-0 G4-3 DI BB	3 0 0 0 1 0 1
<b>Harold Baines, L</b> (1, 10) OBP: 0.306, SLG: 0.424		1-1 G4-3		1-0 P5		2-1 P5		0-0 F8		4 0 0 0 0 0 1
<b>B.J. Surhoff, L</b> (1, 7) OBP: 0.385, SLG: 0.449		1-1 S 1B		1-1 2B 1B		1-1 L9		2-2 G4-3		4 0 2 0 0 0 1
<b>Willis Otanez, R</b> (1, 5) OBP: 0.318, SLG: 0.524		3-1 P4		0-1 2B		3-1 P5		0-3 K		4 0 1 0 0 1 2
<b>Delino DeShields, L</b> (1, 4) OBP: 0.200, SLG: 0.091		3-1 F8		0-2 G6-3		2-2 G4-3				3 0 0 0 0 0 3
<b>Charles Johnson, R</b> (1, 2) OBP: 0.323, SLG: 0.259			0-1 F8		2-3 K		2-1 F9			3 0 0 0 0 1 0

**Baltimore Orioles @ Toronto Blue Jays**  
**SkyDome, Toronto, ON**  
 Sun Apr 18 1999, 1:05 PM EDT  
 Att: 27,126 - Dome - 72 F

<b>AB</b>	<b>31</b>
<b>R</b>	<b>0</b>
<b>H</b>	<b>3</b>
<b>RBI</b>	<b>0</b>
<b>BB</b>	<b>3</b>
<b>SO</b>	<b>3</b>
<b>LOB</b>	<b>11</b>



Inning Stats	R: 0 E: 0 K: 1 S: 10	H: 0 LOB: 1 BB: 1 P: 17	R: 0 E: 0 K: 0 S: 8	H: 1 LOB: 1 BB: 0 P: 16	R: 0 E: 1 K: 0 S: 7	H: 0 LOB: 1 BB: 0 P: 8	R: 0 E: 0 K: 0 S: 9	H: 2 LOB: 2 BB: 0 P: 11	R: 0 E: 0 K: 1 S: 10	H: 0 LOB: 0 BB: 0 P: 15	R: 0 E: 0 K: 0 S: 8	H: 0 LOB: 0 BB: 0 P: 13	R: 0 E: 0 K: 0 S: 7	H: 0 LOB: 0 BB: 0 P: 13	R: 0 E: 0 K: 0 S: 5	H: 0 LOB: 1 BB: 1 P: 15	R: 0 E: 0 K: 1 S: 7	H: 0 LOB: 1 BB: 1 P: 13	1B: 2 2B: 1 3B: 0 HR: 0	SF: 0 SAC: 0 DP: 0 HBP: 0	WP: 0 PB: 0 SB: 1 CS: 0	PA: 34
--------------	-------------------------------	----------------------------------	------------------------------	----------------------------------	------------------------------	---------------------------------	------------------------------	----------------------------------	-------------------------------	----------------------------------	------------------------------	----------------------------------	------------------------------	----------------------------------	------------------------------	----------------------------------	------------------------------	----------------------------------	----------------------------------	------------------------------------	----------------------------------	--------

PITCHER	IP	WLS	BF	H	R	ER	SO	BB	IBB	HBP	BLK	WP	HR	S	P	ERA	WHIP
<b>32 Roy Halladay, R</b> (1, 1) ERA: 0.00	7.0	W	26	3	0	0	2	1	0	0	0	0	0	59	93	0.00	0.571
<b>Pete Munro, R</b> (8, 1) ERA: 1.08	2.0		8	0	0	0	1	2	0	0	0	0	0	12	28	0.00	1.000

PITCHER	IP	WLS	BF	H	R	ER	SO	BB	IBB	HBP	BLK	WP	HR	S	P	ERA	WHIP
---------	----	-----	----	---	---	----	----	----	-----	-----	-----	----	----	---	---	-----	------

Batter	1	2	3	4	5	6	7	8	9
Shannon Stewart, R OBP: 0.444, SLG: 0.545 (1, 7)	1-1 1B HBP		4-2 WP 1B BB		3-2 F9	1-3 K			
José Cruz Jr., S OBP: 0.475, SLG: 0.442 (1, 8)	3-2 1B 1-3 1B		4-1 1-2 1B BB		0-1 F8		4-2 G4-6-3 1B BB		
Shawn Green, L OBP: 0.365, SLG: 0.650 (1, 9)	1-0 P5		1-0 P4 2-3		2-2 HR		2-1 G4-6-3 1-2 1B		
Carlos Delgado, L OBP: 0.390, SLG: 0.640 (1, 3)	2-2 1-3 1B		1-1 P4 1-2		4-2 BB		3-1 G4-6-3 1-2f 2-3		
Tony Fernandez, S OBP: 0.451, SLG: 0.524 (1, 5)	0-3 K		0-0 2-H 3-H 1B		0-2 F9		0-0 P7		
Willie Greene, L OBP: 0.360, SLG: 0.421 (1, 10)	0-2 G3-4-3		0-1 CS	3-3 K		4-2 FC6-4 BB		2-0 F8	
Alex Gonzalez, R OBP: 0.404, SLG: 0.481 (1, 6)		1-3 K		1-2 F7		1-0 FC6-4 1B SF7		3-1 G5-3	
Mike Matheny, R OBP: 0.143, SLG: 0.143 (1, 2)		0-1 P3		1-3 K		1-0 1B		2-3 K	
Pat Kelly, R OBP: 0.333, SLG: 0.857 (1, 4)		1-3 K			1-1 HR		1-2 SF7		


Inning Stats	R: 1	H: 2	E: 0	K: 14	S: 14	LOB: 2	BB: 0	P: 21
	R: 0	H: 0	E: 0	K: 2	S: 9	LOB: 0	BB: 0	P: 11
	R: 2	H: 1	E: 0	K: 0	S: 8	LOB: 0	BB: 2	P: 18
	R: 0	H: 0	E: 0	K: 2	S: 11	LOB: 0	BB: 0	P: 16
	R: 2	H: 2	E: 0	K: 0	S: 16	LOB: 1	BB: 1	P: 26
	R: 1	H: 1	E: 0	K: 1	S: 14	LOB: 1	BB: 1	P: 22
	R: 0	H: 1	E: 0	K: 0	S: 8	LOB: 1	BB: 1	P: 17
	R: 0	H: 0	E: 0	K: 1	S: 6	LOB: 0	BB: 0	P: 13

PITCHER	IP	WLS	BF	H	R	ER	SO	BB	IBB	HBP	BLK	WP	HR	S	P	ERA	WHIP
Juan Guzman, R ERA: 8.36 (1, 1)	4.2	L	21	5	5	5	5	2	0	1	0	1	2	53	83	9.64	1.500
Arthur Rhodes, L ERA: 6.75 (5, 1)	2.1		11	2	1	1	1	3	0	0	0	0	0	27	48	3.86	2.143
Mike Fetters, R ERA: 7.5 (8, 1)	1.0		3	0	0	0	1	0	0	0	0	0	0	6	13	0.00	0.000

**BOTTOM**

**Baltimore Orioles @ Toronto Blue Jays**  
**SkyDome, Toronto, ON**  
 Sun Apr 18 1999, 1:05 PM EDT  
 Att: 27,126 - Dome - 72 F

AB	28
R	6
H	7
RBI	6
BB	5
SO	7
LOB	16



WP	HR	S	P	ERA	WHIP
1	2	0	1	0	0
0	0	1	0	0	0
2	0	1	0	0	0
1	0	0	0	0	0

Batter	1	2	3	4	5	6	7	8	9	AB R H RBI BB SO LOB	TOP											
<b>Orlando Palmeiro, L</b> OBP: 0.291, SLG: 0.358 (1, 7) C B B B X	3-2 G4-3 1B	2-2 1B		2-2 G6-3			2-2 1B 2B		1-2 G3-1	5 0 2 0 0 0 0												
<b>Randy Velarde, R</b> OBP: 0.375, SLG: 0.426 (1, 4) B X	1-0 F9	0-3 K			1-1 G5-3		3-2 1B			4 0 1 0 0 1 2												
<b>Darin Erstad, L</b> OBP: 0.338, SLG: 0.321 (1, 3) B B B	4-0 S 1B BB			1-2 P5		1-0 F9	2-1 F7			3 1 0 0 1 0 2												
<b>Tim Salmon, R</b> OBP: 0.516, SLG: 0.736 (1, 9) C B B X	2-1 16 1B 1-H			4-1 16 2B BB		3-1 1B	0-3 K			3 0 2 1 1 1 2												
<b>16 Garret Anderson, L</b> OBP: 0.317, SLG: 0.407 (1, 8) F B B B X	3-1 1-3 1B			0-1 1-3 2B		1-1 F9 SAFE		3-3 K		4 0 2 0 0 1 1												
<b>Troy Glaus, R</b> OBP: 0.483, SLG: 0.780 (1, 5) B B SAFE F B S	3-3 K			1-3 K		1-0 L7		1-0 F8		4 0 0 0 0 2 4												
<b>Todd Greene, R</b> OBP: 0.320, SLG: 0.565 (1, 10) B X				1-0 1B 1B		0-1 F9		3-2 F8		4 0 1 0 0 0 2												
<b>Charlie O'Brien, R</b> OBP: 0.059, SLG: 0.059 (1, 2) <b>Jeff Huson, L</b> OBP: 0.154, SLG: 0.154 (9, PH)		0-0 F8		1-0 G4-3		1-3 K			1-3 K	3 0 0 0 0 1 1 1 0 0 0 0 1 0												
<b>Andy Sheets, R</b> OBP: 0.321, SLG: 0.420 (1, 6) B X		1-0 F8		1-3 K			1-0 F8		1-2 G6-3	4 0 0 0 0 1 1												
<b>Inning Stats</b>	R: 1 E: 0 K: 1 S: 11	H: 2 LOB: 2 BB: 1 P: 27	R: 0 E: 0 K: 1 S: 12	H: 2 LOB: 2 BB: 0 P: 16	R: 0 E: 0 K: 1 S: 11	H: 1 LOB: 2 BB: 1 P: 17	R: 0 E: 0 K: 1 S: 7	H: 0 LOB: 0 BB: 0 P: 11	R: 0 E: 0 K: 1 S: 7	H: 1 LOB: 1 BB: 0 P: 13	R: 0 E: 0 K: 1 S: 7	H: 0 LOB: 0 BB: 0 P: 10	R: 0 E: 0 K: 1 S: 12	H: 2 LOB: 2 BB: 0 P: 20	R: 0 E: 0 K: 1 S: 7	H: 0 LOB: 0 BB: 0 P: 14	R: 0 E: 0 K: 1 S: 11	H: 0 LOB: 0 BB: 0 P: 14	1B: 6 2B: 2 3B: 0 HR: 0	SF: 0 SAC: 0 DP: 0 HBP: 0	WP: 0 PB: 0 SB: 1 CS: 0	PA: 37
<b>PITCHER</b>	IP WLS BF H R ER SO BB IBB HBP BLK WP HR S P ERA WHIP																					
<b>Kelvim Escobar, R</b> ERA: 4.0 (1, 1)	6.1 W 29 8 1 1 5 2 0 0 0 0 0 0 62 107 1.42 1.579																					
<b>Dan Plesac, L</b> ERA: 5.4 (7, 1)	1.0 H 3 0 0 0 2 0 0 0 0 0 0 0 8 13 0.00 0.000																					
<b>Tom Davey, R</b> ERA: 3.38 (8, 1)	1.2 5 0 0 0 1 0 0 0 0 0 0 0 15 22 0.00 0.000																					

Anaheim Angels @ Toronto Blue Jays  
SkyDome, Toronto, ON  
Tue Apr 20 1999, 7:05 PM EDT  
Att: 23,775 - Dome - 72 F

livebaseballscorecards.com

AB	35
R	1
H	8
RBI	1
BB	2
SO	8
LOB	15



Batter	1	2	3	4	5	6	7	8	9	AB	R	H	RBI	BB	SO	LOB	BOTTOM
--------	---	---	---	---	---	---	---	---	---	----	---	---	-----	----	----	-----	--------

<b>Shannon Stewart, R</b> (1, 7) <small>OBP: 0.448, SLG: 0.532</small> 										3	1	1	0	1	1	1	
---	--	--	--	--	--	--	--	--	--	---	---	---	---	---	---	---	--

<b>José Cruz Jr., S</b> (1, 8) <small>OBP: 0.462, SLG: 0.413</small> 										3	0	0	0	1	0	4	
---	--	--	--	--	--	--	--	--	--	---	---	---	---	---	---	---	--

<b>Shawn Green, L</b> (1, 9) <small>OBP: 0.343, SLG: 0.609</small> 										4	0	0	0	0	2	5	
---	--	--	--	--	--	--	--	--	--	---	---	---	---	---	---	---	--

<b>Carlos Delgado, L</b> (1, 3) <small>OBP: 0.381, SLG: 0.604</small> 										3	1	0	1	1	2	1	
--	--	--	--	--	--	--	--	--	--	---	---	---	---	---	---	---	--

										4	0	2	3	0	1	0	
--	--	--	--	--	--	--	--	--	--	---	---	---	---	---	---	---	--

										4	0	0	0	0	1	2	
--	--	--	--	--	--	--	--	--	--	---	---	---	---	---	---	---	--

									3	0	0	0	1	0	1		
--	--	--	--	--	--	--	--	--	---	---	---	---	---	---	---	--	--

									3	2	2	1	0	0	0		
--	--	--	--	--	--	--	--	--	---	---	---	---	---	---	---	--	--

									4	1	2	0	0	1	2		
--	--	--	--	--	--	--	--	--	---	---	---	---	---	---	---	--	--

Inning Stats	R: 0	H: 0	E: 0	K: 2	S: 14	LOB: 1	BB: 1	P: 22	R: 0	H: 0	E: 0	K: 1	S: 10	LOB: 0	BB: 0	P: 17	R: 1	H: 2	E: 0	K: 0	S: 12	LOB: 1	BB: 0	P: 20	R: 0	H: 1	E: 0	K: 0	S: 7	LOB: 1	BB: 0	P: 10	R: 4	H: 2	E: 0	K: 1	S: 18	LOB: 1	BB: 2	P: 36	R: 0	H: 1	E: 0	K: 1	S: 14	LOB: 1	BB: 0	P: 17	R: 0	H: 0	E: 0	K: 1	S: 9	LOB: 0	BB: 0	P: 13	R: 0	H: 1	E: 0	K: 2	S: 11	LOB: 2	BB: 1	P: 20	1B: 5	SF: 0	3B: 0	HR: 1	2B: 1	SAC: 0	DP: 0	HBP: 1	WP: 1	PA: 36	PB: 0	SB: 1	CS: 0
--------------	------	------	------	------	-------	--------	-------	-------	------	------	------	------	-------	--------	-------	-------	------	------	------	------	-------	--------	-------	-------	------	------	------	------	------	--------	-------	-------	------	------	------	------	-------	--------	-------	-------	------	------	------	------	-------	--------	-------	-------	------	------	------	------	------	--------	-------	-------	------	------	------	------	-------	--------	-------	-------	-------	-------	-------	-------	-------	--------	-------	--------	-------	--------	-------	-------	-------

PITCHER	IP	WLS	BF	H	R	ER	SO	BB	IBB	HBP	BLK	WP	HR	S	P	ERA	WHIP
<b>Chuck Finley, L</b> (1, 1) <small>ERA: 7.94</small>	4.2	L	23	5	5	5	4	3	0	0	0	1	1	58	100	9.64	1.714
<b>Al Levine, R</b> (5, 1) <small>ERA:</small>	1.1		5	1	0	0	1	0	0	0	0	0	0	17	22	0.00	0.750
<b>Mike Holtz, L</b> (7, 1) <small>ERA:</small>	1.0		3	0	0	0	1	0	0	0	0	0	0	9	13	0.00	0.000
<b>Shigetoshi Hasegawa, R</b> (8, 1) <small>ERA: 5.87</small>	1.0		5	1	0	0	2	1	0	0	0	0	0	11	20	0.00	2.000

**Anaheim Angels @ Toronto Blue Jays**  
**SkyDome, Toronto, ON**  
 Tue Apr 20 1999, 7:05 PM EDT  
 Att: 23,775 - Dome - 72 F

livebaseballscorecards.com

<b>AB</b>	<b>31</b>
<b>R</b>	<b>5</b>
<b>H</b>	<b>7</b>
<b>RBI</b>	<b>5</b>
<b>BB</b>	<b>4</b>
<b>SO</b>	<b>8</b>
<b>LOB</b>	<b>16</b>



Batter	1	2	3	4	5	6	7	8	9	AB	R	H	RBI	BB	SO	LOB	TOP								
<b>Orlando Palmeiro, L</b> OBP: 0.322, SLG: 0.375 (1, 7)	2-1 G4-6-3 1B		1-1 SH5-3 1-2		4-2 BB 16 BB 1B BB	2-2 G3		1-1 1-2 1B		3	1	2	0	1	0	1									
<b>Randy Velarde, R</b> OBP: 0.377, SLG: 0.415 (1, 4)	1-0 G4-6-3 1-2f		0-2 G5-3		2-1 16 BB BB 1B		3-2 FC6-4 HBP	0-1 F8		4	0	1	0	0	0	4									
<b>Darin Erstad, L</b> OBP: 0.343, SLG: 0.305 (1, 3)	4-1 BB		1-1 G4-3		2-1 L8		1-1 FC6-4 16 FC6-4 1B 1-2f		4-2 BB	3	0	0	0	2	0	4									
<b>Tim Salmon, R</b> OBP: 0.507, SLG: 0.702 (1, 9)	1-2 G6-3			1-3 K	4-1 16 BB BB		0-1 16 FC6-4 1B 1-2		2-3 K	4	0	1	0	1	2	2									
<b>16 Garret Anderson, L</b> OBP: 0.324, SLG: 0.444 (1, 8)		0-2 F8		3-2 HR	4-2 FC6-4 BB 1-2 2-3 3-H		2-2 FC6-4 1-2f 2-3		1-0 F7	4	1	1	2	1	0	3									
<b>Troy Glaus, R</b> OBP: 0.460, SLG: 0.745 (1, 5)		1-1 L4		3-2 2B	0-1 FC6-4 1-2f		2-3 K		1-1 P4	5	0	1	0	0	1	6									
<b>Chris Pritchett, L</b> OBP: 0.231, SLG: 0.167 (1, 10)		4-2 FC5-4 BB		0-1 P4		2-2 L6		2-0 F7		2	0	0	0	1	0	1									
<b>Todd Greene, R</b> OBP: 0.314, SLG: 0.553 (8, PH)										1	0	0	0	0	0	0									
<b>Matt Walbeck, S</b> OBP: 0.351, SLG: 0.400 (1, 2)		2-2 FC5-4 1-2f		3-3 K		0-0 G1-3 1B		0-0 G6-3		4	0	1	0	0	1	2									
<b>Andy Sheets, R</b> OBP: 0.316, SLG: 0.407 (1, 6)			1-3 K SH5-3		1-1 G5-3	1-1 G1-3		2-1 1B 1B		4	0	1	0	0	1	1									
<b>Inning Stats</b>	R: 0 E: 0 K: 0 S: 7	H: 1 LOB: 1 BB: 1 P: 15	R: 0 E: 0 K: 0 S: 13	H: 0 LOB: 1 BB: 1 P: 20	R: 0 E: 0 K: 1 S: 11	H: 0 LOB: 1 BB: 0 P: 14	R: 1 E: 0 K: 2 S: 16	H: 2 LOB: 1 BB: 0 P: 26	R: 1 E: 0 K: 0 S: 14	H: 1 LOB: 3 BB: 3 P: 31	R: 0 E: 0 K: 0 S: 10	H: 1 LOB: 1 BB: 0 P: 15	R: 0 E: 0 K: 1 S: 14	H: 1 LOB: 2 BB: 0 P: 22	R: 0 E: 0 K: 0 S: 8	H: 2 LOB: 2 BB: 0 P: 13	R: 0 E: 0 K: 1 S: 11	H: 0 LOB: 1 BB: 1 P: 19	1B: 6 2B: 1 3B: 0 HR: 1	SF: 0 SAC: 1 DP: 1 HBP: 1	WP: 1 PB: 0 SB: 0 CS: 0	PA: 42			
<b>PITCHER</b>	IP	WLS	BF	H	R	ER	SO	BB	IBB	HBP	BLK	WP	HR	S	P	ERA	WHIP								
<b>Chris Carpenter, R</b> ERA: 1.69 (1, 1)	5.0	W	24	4	2	2	3	5	0	0	0	1	1	61	106	3.60	1.800								
<b>Pete Munro, R</b> ERA: 0.93 (6, 1)	1.1	H	7	2	0	0	0	0	0	1	0	0	0	17	26	0.00	1.500								
<b>Graeme Lloyd, L</b> ERA: 1.04 (7, 1)	1.1	H	6	2	0	0	1	0	0	0	0	0	0	13	22	0.00	1.500								
<b>Robert Person, R</b> ERA: 4.91 (8, 1)	1.1	S	5	0	0	0	1	1	0	0	0	0	0	13	21	0.00	0.750								

Anaheim Angels @ Toronto Blue Jays  
SkyDome, Toronto, ON  
Wed Apr 21 1999, 7:05 PM EDT  
Att: 23,749 - Dome - 72 F

livebaseballscorecards.com

AB	34
R	2
H	8
RBI	2
BB	6
SO	5
LOB	24



Batter	1	2	3	4	5	6	7	8	9	AB	R	H	RBI	BB	SO	LOB
Shannon Stewart, R (1, 7) OBP: 0.468, SLG: 0.549	3-2 1B		0-0 1B		2-2 1B		2-2 P3			4	0	3	0	0	0	1
José Cruz Jr., S (1, 8) OBP: 0.435, SLG: 0.380	3-3 K		1-0 FC3-6		2-1 P5		3-3 K			4	0	0	1	0	2	4
Shawn Green, L (1, 9) OBP: 0.352, SLG: 0.591	1-2 P6		4-1 BB		3-2 F8			1-1 HBP		2	0	0	0	1	0	2
Carlos Delgado, L (1, 3) OBP: 0.373, SLG: 0.571	1-0 G3		1-3 K			3-1 G3		4-2 HBP		3	0	0	0	0	1	3
Tony Fernandez, S (1, 5) OBP: 0.458, SLG: 0.560		1-0 G4-3		1-1 HR		0-1 2B		0-0 F9		4	1	2	0	0	0	2
Willie Greene, L (1, 10) OBP: 0.379, SLG: 0.565		3-2 G3		1-2 HR		2-3 K		2-2 1B		4	1	2	2	0	1	1
Darrin Fletcher, L (1, 2) OBP: 0.378, SLG: 0.450		0-1 P5		2-0 1B		0-0 G6-3		1-3 K		4	0	1	0	0	1	4
Alex Gonzalez, R (1, 6) OBP: 0.385, SLG: 0.458			0-0 2B	1-1 G6-3			3-1 P3	0-0 L4		4	0	1	0	0	0	4
Pat Kelly, R (1, 4) OBP: 0.375, SLG: 0.714			0-1 1B	0-0 G6-3			0-1 WP			3	1	1	0	0	0	1

Inning Stats	R: 0	H: 1	E: 0	K: 1	S: 12	R: 0	H: 0	E: 0	K: 0	S: 6	R: 1	H: 2	E: 0	K: 1	S: 10	R: 2	H: 3	E: 0	K: 0	S: 9	R: 0	H: 1	E: 0	K: 1	S: 8	R: 0	H: 1	E: 0	K: 1	S: 11	R: 0	H: 1	E: 0	K: 1	S: 15
	LOB: 1	BB: 0				LOB: 0	BB: 0				LOB: 2	BB: 1				LOB: 0	BB: 0				LOB: 1	BB: 0				LOB: 1	BB: 0			LOB: 3	BB: 0				

PITCHER	IP	WLS	BF	H	R	ER	SO	BB	IBB	HBP	BLK	WP	HR	S	P	ERA	WHIP
Omar Olivares, R (1, 1) ERA: 1.77	6.0	L	25	8	3	3	3	1	0	0	0	0	1	58	92	4.50	1.500
Mark Petkovsek, R (7, 1) ERA:	1.0		4	1	0	0	1	0	0	0	0	1	0	11	19	0.00	1.000
Mike Magnante, L (8, 1) ERA:	0.2		5	1	0	0	1	0	0	2	0	0	0	14	22	0.00	1.500
Shigetoshi Hasegawa, R (8, 1) ERA: 5.83	0.1		1	0	0	0	0	0	0	0	0	0	0	1	1	0.00	0.000

**BOTTOM**

**AB R H RBI BB SO LOB**

**4 0 3 0 0 0 1**

**4 0 0 1 0 2 4**

**2 0 0 0 1 0 2**

**3 0 0 0 0 1 3**

**4 1 2 0 0 0 2**

**4 1 2 2 0 1 1**

**4 0 1 0 0 1 4**

**4 0 1 0 0 0 4**

**3 1 1 0 0 0 1**

**AB 32**

**R 3**

**H 10**

**RBI 3**

**BB 1**

**SO 5**

**LOB 22**

**WP: 1 PA: 35**

**PB: 0**

**SB: 3**

**CS: 1**

**1B: 6 SF: 0**

**2B: 3 SAC: 0**

**3B: 0 DP: 1**

**HR: 1 HBP: 2**


**livebaseballscorecards.com**

**Anaheim Angels @ Toronto Blue Jays**

**SkyDome, Toronto, ON**

**Wed Apr 21 1999, 7:05 PM EDT**

**Att. 23,749 - Dome - 72 F**



Batter	1	2	3	4	5	6	7	8	9	AB R H RBI BB SO LOB	TOP																
<b>Darin Erstad, L</b> (1, 3) OBP: 0.360, SLG: 0.381	1-3 K	2-0 HR		3-1 2B		4-2 FC4-6 BB			1-0 F9	4 1 2 2 1 1 0																	
<b>Orlando Palmeiro, L</b> (1, 7) OBP: 0.317, SLG: 0.356 <b>Matt Walbeck, S</b> (9, PH) OBP: 0.342, SLG: 0.389	4-0 HR BB	1-2 F9		2-1 G6-3		0-0 FC4-6 1-2f			0-3 K	3 1 0 0 1 0 2 1 0 0 0 0 1 0																	
<b>Mo Vaughn, L</b> (1, 10) OBP: 0.167, SLG: 0.667	0-0 HR		1-1 L8		1-0 G4-3				1-3 K	4 1 1 2 0 1 0																	
<b>Tim Salmon, R</b> (1, 9) OBP: 0.479, SLG: 0.656	0-1 P2		2-3 K		2-3 K				0-0 F9	4 0 0 0 0 2 0																	
<b>Troy Glaus, R</b> (1, 5) OBP: 0.478, SLG: 0.759	1-1 2B		3-0 16 S 2B 1B		4-2 16 HR BB				3-3 K	3 2 2 0 1 1 0																	
<b>16 Garret Anderson, L</b> (1, 8) OBP: 0.333, SLG: 0.507	1-0 P8		1-1 2B		1-2 HR				1-3 K	4 1 2 3 0 1 1																	
<b>Todd Greene, R</b> (1, 2) OBP: 0.309, SLG: 0.529		1-2 G5-3 HR 1B		1-2 F9		2-0 F9			1-0 F9	4 1 1 0 0 0 1																	
<b>Randy Velarde, R</b> (1, 4) OBP: 0.356, SLG: 0.391		0-1 G5-3		1-0 L7		1-3 K			1-2 G1-3	4 0 0 0 0 1 1																	
<b>Jeff Huson, L</b> (1, 6) OBP: 0.125, SLG: 0.125 <b>Andy Sheets, R</b> (9, PH) OBP: 0.310, SLG: 0.400		1-3 K		0-0 G4-3		1-1 G4-3			3-2 F8	3 0 0 0 0 1 1 1 0 0 0 0 0 0																	
<b>Inning Stats</b>	R: 2 E: 0 K: 1 S: 9	H: 2 LOB: 1 BB: 1 P: 16	R: 2 E: 0 K: 1 S: 12	H: 2 LOB: 0 BB: 0 P: 17	R: 1 E: 0 K: 1 S: 11	H: 2 LOB: 1 BB: 0 P: 19	R: 0 E: 0 K: 0 S: 6	H: 1 LOB: 1 BB: 0 P: 12	R: 2 E: 0 K: 1 S: 12	H: 1 LOB: 0 BB: 1 P: 22	R: 0 E: 0 K: 1 S: 9	H: 0 LOB: 1 BB: 1 P: 15	R: 0 E: 0 K: 2 S: 8	H: 0 LOB: 0 BB: 0 P: 12	R: 0 E: 0 K: 1 S: 7	H: 0 LOB: 0 BB: 0 P: 10	R: 0 E: 0 K: 1 S: 9	H: 0 LOB: 0 BB: 0 P: 13	1B: 2 2B: 3 3B: 0 HR: 3	SF: 0 SAC: 0 DP: 0 HBP: 0	WP: 0 PB: 0 SB: 1 CS: 0	PA: 38					
<b>PITCHER</b>	IP	WLS	BF	H	R	ER	SO	BB	IBB	HBP	BLK	WP	HR	S	P	ERA	WHIP										
<b>Pat Hentgen, R</b> (1, 1) ERA: 7.08	4.0		20	7	5	5	3	1	0	0	0	0	2	38	64	11.25	2.000										
<b>Nerio Rodriguez, R</b> (5, 1) ERA: 9.0	2.0		9	1	2	2	2	2	0	0	0	0	1	21	37	9.00	1.500										
<b>Dan Plesac, L</b> (7, 1) ERA: 4.5	1.1		4	0	0	0	3	0	0	0	0	0	0	11	16	0.00	0.000										
<b>Tom Davey, R</b> (8, 1) ERA: 3.12	0.2	W	2	0	0	0	0	0	0	0	0	0	0	4	6	0.00	0.000										
<b>Graeme Lloyd, L</b> (9, 1) ERA: 0.93	1.0	S	3	0	0	0	1	0	0	0	0	0	0	9	13	0.00	0.000										

Anaheim Angels @ Toronto Blue Jays  
SkyDome, Toronto, ON  
Thu Apr 22 1999, 7:05 PM EDT  
Att: 28,212 - Dome - 72 F

livebaseballscorecards.com

<b>AB</b>	<b>35</b>
<b>R</b>	<b>7</b>
<b>H</b>	<b>8</b>
<b>RBI</b>	<b>7</b>
<b>BB</b>	<b>3</b>
<b>SO</b>	<b>9</b>
<b>LOB</b>	<b>6</b>





Batter	1	2	3	4	5	6	7	8	9	AB	R	H	RBI	BB	SO	LOB
Shannon Stewart, R OBP: 0.455, SLG: 0.545 (1, 7)	3-1 SH1-3 1B 2B		2-0 G6-3	0-2 L9		0-1 G5-3		1-0 SH1-4 1-2		4	1	1	0	0	0	0
José Cruz Jr., S OBP: 0.452, SLG: 0.404 (1, 8)	0-0 SH1-3 2-3		4-1 G3 1B BB		0-0 HR 2B	3-1 G4-3		4-2 BB BB BB		2	1	1	0	2	0	0
Shawn Green, L OBP: 0.368, SLG: 0.634 (1, 9)	1-2 1B 1B 3-H		0-1 G3 1B		1-0 HR 2-H	1-2 G3		3-3 K		5	1	3	3	0	1	2
Carlos Delgado, L OBP: 0.361, SLG: 0.533 (1, 3)	2-1 F9 SAFE SAFE		1-1 G3 1-2 2-3		1-1 G3-1		2-0 G3	4-2 BB BB		4	0	0	0	1	0	3
Tony Fernandez, S OBP: 0.500, SLG: 0.585 (1, 5)	1-0 1B 1-3		4-2 BB		1-1 HR 1B		0-1 FC3-6 BB 1B	4-2 BB BB		3	1	3	1	2	0	0
Willie Greene, L OBP: 0.353, SLG: 0.481 (1, 10)		2-3 K2-3	3-3 K		0-0 F8		4-2 FC3-6 BB	0-0 G6-3		4	0	0	0	1	2	7
Darrin Fletcher, L OBP: 0.388, SLG: 0.523 (1, 2)		3-1 1B		2-2 L9	2-0 HR 1-H		2-0 FC3-6 BB			4	1	2	2	0	0	2
Alex Gonzalez, R OBP: 0.362, SLG: 0.429 (1, 6)		1-0 F9		0-0 F9	2-1 G6-3		0-2 P8			4	0	0	0	0	0	3
Pat Kelly, R OBP: 0.450, SLG: 1.056 (1, 4)		2-3 K		1-0 HR		2-1 HR		2-2 BB SH1-4 BB 1B		4	3	3	2	0	1	1

Inning Stats	R: 1	H: 3	E: 0	K: 0	S: 9	LOB: 2	BB: 0	P: 16	R: 0	H: 1	E: 0	K: 2	S: 13	LOB: 1	BB: 0	P: 21	R: 0	H: 1	E: 0	K: 1	S: 12	LOB: 3	BB: 2	P: 26	R: 1	H: 1	E: 0	K: 0	S: 8	LOB: 0	BB: 0	P: 11	R: 4	H: 4	E: 0	K: 0	S: 10	LOB: 0	BB: 0	P: 17	R: 1	H: 1	E: 0	K: 0	S: 9	LOB: 0	BB: 0	P: 15	R: 0	H: 1	E: 0	K: 0	S: 9	LOB: 2	BB: 1	P: 17	R: 1	H: 1	E: 0	K: 1	S: 17	LOB: 3	BB: 3	P: 35
--------------	------	------	------	------	------	--------	-------	-------	------	------	------	------	-------	--------	-------	-------	------	------	------	------	-------	--------	-------	-------	------	------	------	------	------	--------	-------	-------	------	------	------	------	-------	--------	-------	-------	------	------	------	------	------	--------	-------	-------	------	------	------	------	------	--------	-------	-------	------	------	------	------	-------	--------	-------	-------

PITCHER	IP	WLS	BF	H	R	ER	SO	BB	IBB	HBP	BLK	WP	HR	S	P	ERA	WHIP
Tim Belcher, R ERA: 8.53 (1, 1)	4.2		25	10	6	6	3	2	0	0	0	0	3	50	87	11.57	2.571
Al Levine, R ERA: 0.82 (5, 1)	1.0		4	1	1	1	0	0	0	0	0	0	1	8	15	9.00	1.000
Mike Holtz, L ERA: (6, 1)	1.0		5	1	0	0	0	1	0	0	0	0	0	9	18	0.00	2.000
Mark Petkovsek, R ERA: 1.04 (7, 1)	0.2	L	4	1	1	1	0	1	0	0	0	0	0	9	16	13.50	3.000
Scott Schoeneweis, L ERA: 6.48 (8, 1)	0.1		2	0	0	0	1	1	0	0	0	0	0	7	14	0.00	3.000


**BOTTOM**

**AB 34**  
**R 8**  
**H 13**  
**RBI 8**  
**BB 6**  
**SO 4**  
**LOB 18**

**WP: 0** **PA: 42**  
**PB: 0**  
**SB: 0**  
**CS: 0**

**WP: 0** **PA: 42**  
**ERA 0.00** **WHIP 3.000**

**ANAHEIM ANGELS @ TORONTO BLUE JAYS**  
**SKYDOME, TORONTO, ON**  
**THU APR 22 1999, 7:05 PM EDT**  
**ATT: 28,212 - DOME - 72 F**



livebaseballscorecards.com

Batter	1	2	3	4	5	6	7	8	9	AB R H RBI BB SO LOB	TOP									
Shannon Stewart, R (1, 7) OBP: 0.451, SLG: 0.517	2-3 K			0-1 G6-3	1-3 K		4-2 1B BB		4-0 1B DI BB	3 1 0 0 2 2 2										
José Cruz Jr., S (1, 8) OBP: 0.449, SLG: 0.404	2-2 G3-1			3-3 K		1-1 E BB 1B	0-0 1B		2-3 K	5 0 2 0 0 2 1										
Shawn Green, L (1, 9) OBP: 0.370, SLG: 0.613	0-0 G3			4-2 BB		0-1 SAFE F7	2-3 K		1-1 DI 1B	4 1 1 0 1 1 3										
Carlos Delgado, L (1, 3) OBP: 0.364, SLG: 0.516			3-3 K	2-1 F8		4-1 SAFE E BB		1-3 K	0-1 1B DI 1B	4 0 1 2 1 2 1										
Tony Fernandez, S (1, 5) OBP: 0.507, SLG: 0.603			1-0 P5		0-0 1B SF8 1B	1-0 F8		1-1 1B 2B	1-1 FC6-4 1B	5 2 3 0 0 0 2										
Willie Greene, L (1, 10) OBP: 0.359, SLG: 0.469			0-2 F7		1-0 SAFE 1B 1B	0-0 E3		0-0 FC5-4 1B	1-0 FC6-4	5 0 2 1 0 0 4										
Darrin Fletcher, L (1, 2) OBP: 0.365, SLG: 0.500 Geronimo Berroa, R (8, PH) Mike Matheny, R (8, 2) OBP: 0.278, SLG: 0.412			2-1 P6		0-0 SF8	2-1 P6		1-0 SAFE FC5-4 1-2f		2 0 0 1 0 0 3 1 0 0 0 0 0 1 0 0 0 0 0 0 0	AB 37 R 4 H 10 RBI 4 BB 4 SO 10 LOB 20									
Alex Gonzalez, R (1, 6) OBP: 0.356, SLG: 0.418			1-0 L8		0-0 3-H 1B		1-3 K	3-2 F8		4 0 1 0 0 1 1										
Pat Kelly, R (1, 4) OBP: 0.375, SLG: 0.864			1-3 K		1-3 K		1-0 F7		3-1 F8	4 0 0 0 0 2 2										
Inning Stats	R: 0 E: 0 K: 1 S: 9	H: 0 LOB: 0 BB: 0 P: 13	R: 0 E: 0 K: 1 S: 10	H: 0 LOB: 0 BB: 0 P: 14	R: 0 E: 0 K: 1 S: 6	H: 0 LOB: 1 BB: 1 P: 18	R: 1 E: 0 K: 2 S: 11	H: 3 LOB: 2 BB: 0 P: 14	R: 0 E: 1 K: 0 S: 9	H: 1 LOB: 3 BB: 1 P: 17	R: 0 E: 0 K: 2 S: 11	H: 1 LOB: 2 BB: 1 P: 19	R: 1 E: 0 K: 1 S: 11	H: 2 LOB: 1 BB: 0 P: 17	R: 2 E: 0 K: 1 S: 13	H: 3 LOB: 2 BB: 1 P: 25	1B: 9 2B: 1 3B: 0 HR: 0	SF: 1 SAC: 0 DP: 0 HBP: 0	WP: 0 PB: 0 SB: 0 CS: 0	PA: 42
PITCHER	IP WLS BF H R ER SO BB IBB HBP BLK WP HR S P ERA WHIP																			
Orlando Hernandez, R (1, 1) ERA: 4.39	7.1 W 33 7 2 2 9 3 0 0 0 0 0 72 114 2.46 1.364																			
Mike Stanton, L (8, 1) ERA: 8.31	0.1 H 1 0 0 0 0 0 0 0 0 0 0 1 2 0.00 0.000																			
Jeff Nelson, R (8, 1) ERA: 4.91	1.0 H 6 2 2 2 1 1 0 0 0 0 0 13 26 18.00 3.000																			
42 Mariano Rivera, R (9, 1) ERA: 3.0	0.1 S 2 1 0 0 0 0 0 0 0 0 0 3 5 0.00 3.000																			

Toronto Blue Jays @ New York Yankees  
Yankee Stadium, Bronx, NY

livebaseballscorecards.com



Fri Apr 23 1999, 7:30 PM EDT  
Att. 36,529 - Cloudy - 47 F

Batter	1	2	3	4	5	6	7	8	9
<b>Chuck Knoblauch, R</b> (1, 4) <small>OBP: 0.435, SLG: 0.400</small>	2-0 		0-2 			1-2 		1-1 	
<b>2 Derek Jeter, R</b> (1, 6) <small>OBP: 0.536, SLG: 0.909</small>	4-2 			2-2 		1-2 		4-2 	
<b>Paul O'Neill, L</b> (1, 9) <small>OBP: 0.359, SLG: 0.549</small>	0-2 			1-3 			4-1 	2-2 	
<b>Bernie Williams, S</b> (1, 8) <small>OBP: 0.355, SLG: 0.414</small>		0-0 		1-0 			4-2 	2-3 	
<b>Chili Davis, S</b> (1, 10) <small>OBP: 0.516, SLG: 0.700</small>		1-3 			0-0 		2-1 	0-0 	
<b>Tino Martinez, L</b> (1, 3) <small>OBP: 0.344, SLG: 0.358</small>		2-3 			0-0 		0-1 	2-3 	
<b>Chad Curtis, R</b> (1, 7) <small>OBP: 0.267, SLG: 0.462</small>			4-2 		2-2 		0-1 		
<b>20 Jorge Posada, S</b> (1, 2) <small>OBP: 0.258, SLG: 0.231</small>		1 SAFE 			1-0 		3-3 		
<b>Luis Sojo, R</b> (1, 5) <small>OBP: 0.353, SLG: 0.412</small>			1-2 			2-2 		1-0 	

AB	R	H	RBI	BB	SO	LOB
4	1	2	0	0	0	1
2	0	0	0	2	0	0
2	1	0	1	1	1	1
3	1	0	0	1	1	2
4	2	3	3	0	1	0
4	0	2	1	0	2	2
2	0	0	0	1	0	2
3	0	1	0	0	1	0
3	1	1	0	0	0	2

**BOTTOM**

**Toronto Blue Jays @ New York Yankees**  
 Yankee Stadium, Bronx, NY  
 Fri Apr 23 1999, 7:30 PM EDT  
 Att: 36,529 - Cloudy - 47 F

[livebaseballscores.com](http://livebaseballscores.com)

<b>AB</b>	<b>27</b>
<b>R</b>	<b>6</b>
<b>H</b>	<b>9</b>
<b>RBI</b>	<b>5</b>
<b>BB</b>	<b>5</b>
<b>SO</b>	<b>6</b>
<b>LOB</b>	<b>10</b>



Inning Stats	R: 0	H: 1	E: 0	LOB: 0	K: 0	S: 6	R: 0	H: 0	E: 0	LOB: 0	K: 2	S: 17	R: 0	H: 1	E: 0	LOB: 1	K: 0	S: 11	R: 0	H: 0	E: 0	LOB: 0	K: 1	S: 7	R: 1	H: 2	E: 0	LOB: 0	K: 0	S: 6	R: 0	H: 0	E: 0	LOB: 0	K: 0	S: 9	R: 3	H: 2	E: 0	LOB: 0	K: 1	S: 17	R: 2	H: 3	E: 1	LOB: 2	K: 2	S: 17	1B: 8	SF: 1	2B: 1	SAC: 0	3B: 0	DP: 4	HR: 0	HBP: 0	WP: 0	PA: 33
--------------	------	------	------	--------	------	------	------	------	------	--------	------	-------	------	------	------	--------	------	-------	------	------	------	--------	------	------	------	------	------	--------	------	------	------	------	------	--------	------	------	------	------	------	--------	------	-------	------	------	------	--------	------	-------	-------	-------	-------	--------	-------	-------	-------	--------	-------	--------

PITCHER	IP	WLS	BF	H	R	ER	SO	BB	IBB	HBP	BLK	WP	HR	S	P	ERA	WHIP
<b>David Wells, L</b> (1, 1) <small>ERA: 3.42</small>	6.0	L	24	6	4	4	3	4	0	0	0	0	0	67	103	6.00	1.667
<b>Pete Munro, R</b> (7, 1) <small>ERA: 2.31</small>	2.0		9	3	2	2	3	1	0	0	0	0	0	23	38	9.00	2.000

WP	PA
0	33

Batter	1	2	3	4	5	6	7	8	9	AB R H RBI BB SO LOB	TOP																
Shannon Stewart, R (1, 7) OBP: 0.447, SLG: 0.500	2-2 E6 2B G3	0-0 S 1B			4-0 B2-3 BB		2-1 G6-3		0-0 F9	4 1 1 0 1 0 0																	
José Cruz Jr., S (1, 8) OBP: 0.446, SLG: 0.410	2-0 G3 1B 2B	1-1 L9			0-0 B2-3		0-3 K		4-0 DI BB	4 1 1 0 1 1 2																	
Shawn Green, L (1, 9) OBP: 0.360, SLG: 0.600	3-2 G3			0-1 L4		2-0 F9		1-2 2B	0-3 K	5 0 1 1 0 1 3																	
Carlos Delgado, L (1, 3) OBP: 0.378, SLG: 0.507	3-1 1B 1B			4-1 G4-6-3 BB		4-2 2B FC1-2-5 BB		2-2 G6-3	2-3 K	3 0 1 1 2 1 2																	
Tony Fernandez, S (1, 5) OBP: 0.493, SLG: 0.597	0-1 P6			2-1 G4-6-3		0-0 E 2B		2-2 L9		4 1 1 0 0 0 2																	
Geronimo Berroa, R (1, 10) OBP: 0.222, SLG: 0.067	1-0 FC6-4 1B			3-2 P5		0-0 FC1-2-5 1B G6-3		2-1 1B FC3-2 1B		3 1 1 0 0 0 1																	
Willie Greene, L (8, PH) OBP: 0.375, SLG: 0.485	1-2					2-H 3-H				1 0 1 0 0 0 0																	
Alex Gonzalez, R (1, 6) OBP: 0.364, SLG: 0.423	1-0 FC6-4			0-0 B2-3		0-0 G6-3 1B		2-1 FC3-2 1B		4 0 2 0 0 0 2																	
Mike Matheny, R (1, 2) OBP: 0.238, SLG: 0.350		1-3 K		3-3 K		2-1 G6-3		0-1 FC3-2		3 0 0 1 0 2 1																	
Darrin Fletcher, L (8, PH) OBP: 0.358, SLG: 0.489						1-2 G6-3		1-2 FC3-2		1 0 0 0 0 0 2																	
Pat Kelly, R (1, 4) OBP: 0.321, SLG: 0.731		1-3 K			0-0 B4-3	2-0 G6-3		3-2 F8		4 0 0 0 0 1 3																	
<b>Inning Stats</b>	R: 2 E: 1 K: 0 S: 13	H: 3 LOB: 2 BB: 0 P: 25	R: 0 E: 0 K: 2 S: 9	H: 1 LOB: 1 BB: 0 P: 12	R: 0 E: 0 K: 1 S: 5	H: 0 LOB: 0 BB: 1 P: 11	R: 0 E: 0 K: 1 S: 8	H: 0 LOB: 0 BB: 0 P: 14	R: 0 E: 0 K: 0 S: 3	H: 0 LOB: 1 BB: 1 P: 9	R: 2 E: 1 K: 0 S: 9	H: 2 LOB: 1 BB: 1 P: 17	R: 0 E: 0 K: 1 S: 13	H: 1 LOB: 1 BB: 0 P: 18	R: 0 E: 0 K: 0 S: 14	H: 2 LOB: 2 BB: 0 P: 23	R: 0 E: 0 K: 2 S: 7	H: 0 LOB: 1 BB: 1 P: 13	1B: 6 2B: 3 3B: 0 HR: 0	SF: 0 SAC: 0 DP: 1 HBP: 0	WP: 0 PB: 0 SB: 1 CS: 0	PA: 40					
<b>PITCHER</b>	IP WLS BF H R ER SO BB IBB HBP BLK WP HR S P ERA WHIP																										
Andy Pettitte, L (1, 1) ERA: 2.08	7.0		31	7	4	3	4	3	0	0	0	0	0	60	106	3.86	1.429										
Ramiro Mendoza, R (8, 1) ERA: 2.05	1.0	W	5	2	0	0	0	0	0	0	0	0	0	14	23	0.00	2.000										
42 Mariano Rivera, R (9, 1) ERA: 2.57	1.0	S	4	0	0	0	2	1	0	0	0	0	0	7	13	0.00	1.000										

Toronto Blue Jays @ New York Yankees  
 Yankee Stadium, Bronx, NY  
 Sat Apr 24 1999, 1:35 PM EDT  
 Att. 46,924 - Sunny - 52 F

AB	36
R	4
H	9
RBI	3
BB	4
SO	6
LOB	18



WP: 0	PA: 40
-------	--------

Batter	1	2	3	4	5	6	7	8	9
<b>Chuck Knoblauch, R</b> (1, 4) <small>OBP: 0.459, SLG: 0.441</small>	2-2 		2-0 	0-0 			1-1 	4-2 	
<b>2 Derek Jeter, R</b> (1, 6) <small>OBP: 0.541, SLG: 0.881</small>	3-3 		2-1 	0-1 			0-3 	1-2 	
<b>Paul O'Neill, L</b> (1, 9) <small>OBP: 0.362, SLG: 0.519</small>	4-0 		4-2 	2-2 			1-3 	3-2 	
<b>Bernie Williams, S</b> (1, 8) <small>OBP: 0.348, SLG: 0.419</small>	2-1 		1-1 			2-3 		0-0 	
<b>Tino Martinez, L</b> (1, 3) <small>OBP: 0.338, SLG: 0.339</small>		2-1 		2-2 	1-0 			4-2 	
<b>Chili Davis, S</b> (1, 10) <small>OBP: 0.500, SLG: 0.722</small>		1-1 		2-3 	0-3 			0-2 	
<b>Ricky Ledee, L</b> (1, 7) <small>OBP: 0.174, SLG: 0.136</small>		2-1 		4-1 		1-2 		2-1 	
<b>Luis Sojo, R</b> (1, 5) <small>OBP: 0.333, SLG: 0.381</small>			2-2 	2-1 		3-1 		1-1 	
<b>Joe Girardi, R</b> (1, 2) <small>OBP: 0.267, SLG: 0.393</small>			3-2 	4-2 		1 SAFE 		0-1 	

AB	R	H	RBI	BB	SO	LOB
4	1	3	2	1	0	0
4	0	2	2	0	2	1
3	0	0	0	2	1	4
4	1	1	0	0	1	5
3	1	0	0	1	0	0
4	1	1	3	0	2	0
3	1	0	0	1	0	0
4	1	1	0	0	0	1
3	1	1	0	1	0	1

**BOTTOM**

**Toronto Blue Jays @ New York Yankees**  
 Yankee Stadium, Bronx, NY  
 Sat Apr 24 1999, 1:35 PM EDT  
 Att: 46,924 - Sunny - 52 F

[livebaseballscorecards.com](http://livebaseballscorecards.com)

<b>AB</b>	<b>32</b>
<b>R</b>	<b>7</b>
<b>H</b>	<b>9</b>
<b>RBI</b>	<b>7</b>
<b>BB</b>	<b>6</b>
<b>SO</b>	<b>6</b>
<b>LOB</b>	<b>12</b>



Inning Stats		R: 0	H: 1	E: 0	K: 1	S: 8	H: 0	LOB: 1	BB: 1	P: 19	R: 0	H: 0	E: 0	K: 0	S: 6	R: 0	H: 2	E: 0	K: 0	S: 14	R: 4	H: 2	E: 1	K: 1	S: 17	R: 0	H: 0	E: 0	K: 2	S: 8	R: 0	H: 1	E: 0	K: 0	S: 7	R: 0	H: 0	E: 0	K: 2	S: 9	R: 3	H: 3	E: 0	K: 0	S: 25	R: 1	H: 3	E: 0	K: 2	S: 40
<b>PITCHER</b>	<b>32 Roy Halladay, R</b> (1, 1) <small>ERA: 4.00</small>	<b>IP</b>	<b>WLS</b>	<b>BF</b>	<b>H</b>	<b>R</b>	<b>ER</b>	<b>SO</b>	<b>BB</b>	<b>IBB</b>	<b>HBP</b>	<b>BLK</b>	<b>WP</b>	<b>HR</b>	<b>S</b>	<b>P</b>	<b>ERA</b>	<b>WHIP</b>																																
	<b>Tom Davey, R</b> (5, 1) <small>ERA: 2.38</small>	2.2		8	1	0	0	3	0	0	0	0	0	0	20	28	0.00	0.375																																
	<b>Dan Plesac, L</b> (7, 1) <small>ERA: 7.27</small>	0.2	L	5	2	3	3	1	1	0	0	0	0	1	13	20	40.50	4.500																																
	<b>Robert Person, R</b> (8, 1) <small>ERA: 4.15</small>	0.2		5	1	0	0	0	1	0	1	0	0	0	16	25	0.00	3.000																																

WP	PA	ERA	WHIP
0	39		

Batter	1	2	3	4	5	6	7	8	9	10	11	AB R H RBI BB SO LOB	TOP									
Shannon Stewart, R (1, 7) OBP: 0.420, SLG: 0.463	3-3 K		3-2 G6-3			1-2 G5-3		0-3 K		0-0 G6-3		5 0 0 0 0 2 1	<p>Toronto Blue Jays @ New York Yankees</p> <p>Yankee Stadium, Bronx, NY</p> <p>Sun Apr 25 1999, 1:35 PM EDT</p> <p>Att: 51,903 - Sunny - 53 F</p>									
José Cruz Jr., S (1, 8) OBP: 0.432, SLG: 0.424	0-0 G4-3			0-3 K		0-3 K		0-2 K 1-H 3B		0-3 K		5 0 1 1 0 3 0										
Shawn Green, L (1, 9) OBP: 0.363, SLG: 0.619	3-1 HR			2-2 G3 HBP			0-0 G3		0-3 K		0-0 G4-3	4 1 1 1 0 1 1										
Carlos Delgado, L (1, 3) OBP: 0.379, SLG: 0.493	2-3 K			0-0 G3			1-1 BB HBP		2-2 PB FC4-6 1B		0-0 G4-3	4 1 1 0 0 1 1										
Tony Fernandez, S (1, 5) OBP: 0.487, SLG: 0.569		4-2 G4-6-3 BB		0-1 F7			1-1 F7		4-2 FC4-6 BB		0-0 G4-3	3 0 0 0 2 0 2										
Willie Greene, L (1, 10) OBP: 0.364, SLG: 0.444		2-0 F7		2-2 P6			4-1 BB		1-2 FC4-6 2B			3 0 0 1 1 0 2										
Darrin Fletcher, L (1, 2) OBP: 0.345, SLG: 0.469		2-0 G4-6-3		2-2 L9			2-3 K		3-2 F8			2 0 0 0 0 0 1										
Gerónimo Berroa, R (7, PH) OBP: 0.211, SLG: 0.063		1-2f							3-2 3-H			1 0 0 0 0 1 2										
Mike Matheny, R (7, 2) OBP: 0.227, SLG: 0.333									0-1 P3			1 0 0 0 0 0 1										
Alex Gonzalez, R (1, 6) OBP: 0.370, SLG: 0.432			1-2 P3		4-1 CS HBP			0-1 P3		0-2 2B		3 0 1 0 0 0 0										
Pat Kelly, R (1, 4) OBP: 0.313, SLG: 0.667			0-1 B5-3		2-0 CS		3-2 F9		2-1 3B 1B		0-3 K	4 1 1 0 0 1 0										
<b>Inning Stats</b>	R: 1 E: 0 K: 2 S: 10	H: 1 LOB: 0 BB: 0 P: 18	R: 0 E: 0 K: 0 S: 5	H: 0 LOB: 0 BB: 1 P: 13	R: 0 E: 0 K: 0 S: 8	H: 0 LOB: 0 BB: 0 P: 12	R: 0 E: 0 K: 1 S: 12	H: 0 LOB: 1 BB: 0 P: 14	R: 0 E: 0 K: 1 S: 8	H: 0 LOB: 2 BB: 1 P: 16	R: 1 E: 0 K: 2 S: 13	H: 2 LOB: 1 BB: 0 P: 15	R: 1 E: 0 K: 0 S: 19	H: 2 LOB: 2 BB: 1 P: 29	R: 0 E: 0 K: 2 S: 7	H: 0 LOB: 0 BB: 0 P: 7	R: 0 E: 0 K: 0 S: 3	H: 0 LOB: 0 BB: 0 P: 3	1B: 2 2B: 1 3B: 1 HR: 1	SF: 0 SAC: 0 DP: 1 HBP: 3	WP: 0 PB: 2 SB: 0 CS: 1	PA: 42
<b>PITCHER</b>	IP WLS BF H R ER SO BB IBB HBP BLK WP HR S P ERA WHIP																					
David Cone, R (1, 1) ERA: 1.04	6.2		24	1	1	1	4	2	0	3	0	0	0	0	3	5	0.00	0.000				
Mike Stanton, L (7, 1) ERA: 7.71	0.1	H	1	0	0	0	1	0	0	0	0	0	0	0	3	5	0.00	0.000				
Jeff Nelson, R (8, 1) ERA: 5.63	0.2	H	4	2	1	1	1	0	0	0	0	0	0	10	12	13.50	3.000					
42 Mariano Rivera, R (8, 1) ERA: 3.24	1.1	B	6	2	1	1	1	1	0	0	0	0	0	22	32	6.75	2.250					
Jason Grimsley, R (10, 1) ERA: 3.38	2.0	W	6	0	0	0	2	0	0	0	0	0	0	10	10	0.00	0.000					

livebaseballscores.com

AB	35
R	3
H	5
RBI	3
BB	3
SO	9
LOB	11



Batter	1	2	3	4	5	6	7	8	9	10	11	AB R H RBI BB SO LOB	BOTTOM														
<b>Chuck Knoblauch, R</b> (1, 4) <small>OBP: 0.450, SLG: 0.413</small>	2-1 		1-0 		1-0 		2-2 		4-2 		1-0 	4 1 0 0 1 0 0	<b>Toronto Blue Jays @ New York Yankees</b> Yankee Stadium, Bronx, NY Sun Apr 25 1999, 1:35 PM EDT Att. 51,903 - Sunny - 53 F  livebaseballscores.com  <table border="0"> <tr><td>AB</td><td>39</td></tr> <tr><td>R</td><td>4</td></tr> <tr><td>H</td><td>9</td></tr> <tr><td>RBI</td><td>4</td></tr> <tr><td>BB</td><td>8</td></tr> <tr><td>SO</td><td>13</td></tr> <tr><td>LOB</td><td>25</td></tr> </table> 	AB	39	R	4	H	9	RBI	4	BB	8	SO	13	LOB	25
AB	39																										
R	4																										
H	9																										
RBI	4																										
BB	8																										
SO	13																										
LOB	25																										
<b>2 Derek Jeter, R</b> (1, 6) <small>OBP: 0.525, SLG: 0.862</small>	2-2 			2-1 	0-1 		0-0 		0-3 	1 SAFE 1 SAFE 1 SAFE	0-3 	6 1 2 0 0 2 2															
<b>Paul O'Neill, L</b> (1, 9) <small>OBP: 0.373, SLG: 0.500</small>	2-2 			3-1 	2-2 		4-1 		0-1 	1 SAFE 1 SAFE	0-1 	4 0 1 0 2 0 2															
<b>Bernie Williams, S</b> (1, 8) <small>OBP: 0.361, SLG: 0.426</small>		0-0 		1-3 		0-0 	0-0 		0-3 	F F C F F C	0-3 	6 1 3 1 0 2 3															
<b>Tino Martinez, L</b> (1, 3) <small>OBP: 0.343, SLG: 0.322</small>		4-2 		4-1 		2-3 	0-1 		2-2 	1 SAFE 1 SAFE 1 SAFE		3 1 0 0 2 1 5															
<b>Chili Davis, S</b> (1, 10) <b>Chad Curtis, R</b> (10, PR) <small>OBP: 0.507, SLG: 0.719</small> <small>OBP: 0.267, SLG: 0.462</small>	3-3 		2-1 		4-1 		1-1 			1 SAFE 1 SAFE 1 SAFE	1-0 	3 0 1 2 1 1 1 0 0 0 0 0 0 0															
<b>20 Jorge Posada, S</b> (1, 2) <small>OBP: 0.278, SLG: 0.233</small>	3-3 		4-2 		1-3 		3-1 		0-3 	S S S S S S	1-2 	4 0 1 0 1 3 4															
<b>Ricky Ledee, L</b> (1, 7) <small>OBP: 0.214, SLG: 0.154</small>			0-3 	3-3 		3-2 		2-3 		C B B F F S	4-0 	4 0 1 1 1 3 3															
<b>Clay Bellinger, R</b> (1, 5) <small>OBP: 0.167, SLG: 0.222</small>			2-1 		1-3 	1-0 		0-0 		C B B F F S	0-0 	5 0 0 0 0 1 5															
<b>Inning Stats</b>	R: 0 H: 0 E: 0 LOB: 0 K: 0 BB: 0 S: 8 P: 14	R: 0 H: 0 E: 0 LOB: 1 K: 2 BB: 1 S: 9 P: 19	R: 0 H: 0 E: 0 LOB: 0 K: 1 BB: 0 S: 6 P: 9	R: 2 H: 2 E: 1 LOB: 2 K: 2 BB: 2 S: 17 P: 36	R: 0 H: 1 E: 0 LOB: 1 K: 1 BB: 0 S: 9 P: 13	R: 1 H: 2 E: 0 LOB: 2 K: 2 BB: 1 S: 12 P: 23	R: 0 H: 1 E: 0 LOB: 2 K: 0 BB: 1 S: 8 P: 14	R: 0 H: 1 E: 0 LOB: 1 K: 1 BB: 0 S: 8 P: 14	R: 0 H: 1 E: 0 LOB: 2 K: 2 BB: 1 S: 15 P: 21	R: 0 H: 0 E: 0 LOB: 2 K: 1 BB: 1 S: 4 P: 9	R: 1 H: 1 E: 0 LOB: 2 K: 1 BB: 1 S: 4 P: 9	1B: 6 SF: 0 2B: 3 SAC: 0 3B: 0 DP: 1 HR: 0 HBP: 2	WP: 0 PA: 49 PB: 0 SB: 3 CS: 0														
<b>PITCHER</b>	IP WLS BF H R ER SO BB IBB HBP BLK WP HR S P ERA WHIP																										
<b>Kelvin Escobar, R</b> (1, 1) <small>ERA: 4.13</small>	6.0	27	5	3	3	8	3	1	0	0	0	0	0	61	114	4.50	1.333										
<b>Pete Munro, R</b> <small>ERA: 2.19</small>	(7, 1)	0.2	4	1	0	0	0	1	0	0	0	0	0	6	12	0.00	3.000										
<b>Graeme Lloyd, L</b> <small>ERA: 0.75</small>	(7, 1)	2.1	10	2	0	0	3	1	0	0	0	0	0	25	37	0.00	1.286										
<b>Robert Person, R</b> <small>ERA: 4.76</small>	(10, 1)	1.1	L 8	1	1	1	2	1	1	2	0	0	0	8	18	6.75	1.500										

Batter	1	2	3	4	5	6	7	8	9	10	11	AB R H RBI BB SO LOB	TOP																		
Shannon Stewart, R (1, 7) OBP: 0.442, SLG: 0.486	F8			G5-4-3 1B		F9 1B	G3 1B			F7 1B		5 0 4 1 0 0 0	<b>Toronto Blue Jays @ Anaheim Angels</b> Edison International Field, Anaheim, CA Mon Apr 26 1999, 10:05 PM EDT Att: 17,324 - Unknown - 72 F																		
José Cruz Jr., S (1, 8) OBP: 0.409, SLG: 0.394	P4			G5-4-3 1-2f		F9 1B	G3			F7 1B		5 0 0 0 0 0 5																			
Shawn Green, L (1, 9) OBP: 0.354, SLG: 0.607	G4-3			2B		G3				L8		5 0 1 0 0 0 2																			
Carlos Delgado, L (1, 3) OBP: 0.380, SLG: 0.480			G3	G1-3			BB HBP 2B			G1-6-3 1B		4 1 1 0 0 0 1																			
Tony Fernandez, S (1, 5) OBP: 0.482, SLG: 0.544			K			G6-3	BB HBP 2B BB			G1-6-3 1-2f		3 1 0 0 2 1 1																			
Alex Gonzalez, R (1, 6) OBP: 0.349, SLG: 0.405			F8			K				G1-3		5 0 0 0 0 2 3																			
Anthony Sanders, R (1, 10) OBP: 0.500, SLG: 0.750			K				F9 1B 2B			F8		4 1 2 2 0 1 0																			
Willie Greene, L (11, PH) OBP: 0.356, SLG: 0.432			K				1B 2B			G4-3		1 0 0 0 0 0 1																			
Mike Matheny, R (1, 2) OBP: 0.192, SLG: 0.280			K			F8				K		4 0 0 0 0 2 2																			
Pat Kelly, R (1, 4) OBP: 0.306, SLG: 0.606			K			K	1B BB			F9		3 0 0 0 1 2 0																			
<b>Inning Stats</b>	R: 0 E: 0 K: 0 S: 5	H: 0 LOB: 0 BB: 0 P: 10	R: 0 E: 0 K: 1 S: 8	H: 0 LOB: 0 BB: 0 P: 12	R: 0 E: 0 K: 3 S: 9	H: 0 LOB: 0 BB: 0 P: 14	R: 0 E: 0 K: 1 S: 9	H: 2 LOB: 1 BB: 0 P: 6	R: 0 E: 0 K: 1 S: 9	H: 1 LOB: 1 BB: 0 P: 14	R: 3 E: 0 K: 1 S: 12	H: 2 LOB: 2 BB: 2 P: 28		R: 0 E: 0 K: 0 S: 5	H: 1 LOB: 0 BB: 0 P: 7	R: 0 E: 0 K: 1 S: 6	H: 0 LOB: 0 BB: 0 P: 9	R: 0 E: 0 K: 0 S: 4	H: 1 LOB: 1 BB: 0 P: 4	R: 0 E: 0 K: 0 S: 3	H: 0 LOB: 1 BB: 1 P: 7	1B: 6 2B: 2 3B: 0 HR: 0	SF: 0 SAC: 0 DP: 2 HBP: 1	WP: 0 PB: 0 SB: 1 CS: 0	PA: 43						
<b>PITCHER</b>	IP WLS BF H R ER SO BB IBB HBP BLK WP HR S P ERA WHIP																														
Chuck Finley, L (1, 1) ERA: 6.85	6.2	27	5	3	3	7	2	0	1	0	0	0	0	0	54	95	4.05	1.050													
Mark Petkovsek, R (7, 1) ERA: 1.0	0.1	2	1	0	0	0	0	0	0	0	0	0	0	2	3	0.00	3.000														
Scott Schoeneweis, L (8, 1) ERA: 4.76	3.0	10	2	0	0	1	0	0	0	0	0	0	0	15	20	0.00	0.667														
Troy Percival, R (11, 1) ERA: 1.29	1.0	W 4	0	0	0	0	1	0	0	0	0	0	0	3	7	0.00	1.000														

livebaseballscores.com

AB	39
R	3
H	8
RBI	3
BB	3
SO	8
LOB	15





Batter	1	2	3	4	5	6	7	8	9	10	11	AB R H RBI BB SO LOB
Darin Erstad, L (1, 3) OBP: 0.380, SLG: 0.400	3-2 F9 BB 1B		1-1 F7		4-2 1B WP BB		3-1 G4-3	4-0 BB 1-2 2-3 BB			0-0 HR	4 2 2 1 2 0 0
Randy Velarde, R (1, 4) OBP: 0.380, SLG: 0.383	4-1 G4-3 1-2 BB			0-1 P5	2-2 F9		2-1 2B 1B	2-0 F7				4 1 1 0 1 0 5
Mo Vaughn, L (1, 10) OBP: 0.389, SLG: 0.563 Tim Unroe, R (7, PR) OBP: 0.286, SLG: 0.286	2-0 F9			2-2 1B BB HBP	1-2 PB WP 1B		0-1 1-H 2B					3 0 2 2 0 0 2 1 0 0 0 0 1 0
Tim Salmon, R (1, 9) OBP: 0.465, SLG: 0.676	3-2 G4-3 1-2f			4-0 1B 1-2 BB	3-3 K 1-3 3-H 1B		1-0 P4			2-2 G6-3		4 0 0 0 1 1 4
16 Garret Anderson, L (1, 8) OBP: 0.294, SLG: 0.430		0-0 G1-3		2-2 F8	0-0 G3		0-0 G3			3-3 K		5 0 0 0 0 1 5
Troy Glaus, R (1, 5) OBP: 0.438, SLG: 0.657		1-1 F7		0-2 1B 1-2 2-3		0-2 G5-3		3-3 K		4-0 SH5-4 BB		4 0 1 0 1 1 0
Todd Greene, R (1, 7) OBP: 0.295, SLG: 0.491 Orlando Palmeto, L (6, PR) OBP: 0.304, SLG: 0.354		2-2 P6		0-3 K		1-1 1B		2-2 P9		0-0 SH5-4		3 0 1 0 0 1 3 1 0 0 0 0 0 0
Charlie O'Brien, R (1, 2) OBP: 0.143, SLG: 0.100 Matt Walbeck, S (8, PR) OBP: 0.319, SLG: 0.356			3-2 G4-6-3 1B		1-1 F7	0-0 P3		3-0 BB 1B HBP		0-0 P3		3 0 1 0 0 0 1 1 0 0 0 0 0 1
Jeff Huson, L (1, 6) OBP: 0.190, SLG: 0.238			0-0 G4-6-3		0-1 F9 1B 2B	1-2 G3-1		1-2 BB 1B		0-0 G4-3		5 1 2 0 0 0 3

Inning Stats	R: 0	H: 1	E: 0	LOB: 1	K: 0	BB: 1	S: 8	P: 20	R: 0	H: 0	E: 0	LOB: 0	K: 0	BB: 0	S: 6	P: 9	R: 0	H: 1	E: 0	LOB: 0	K: 0	BB: 0	S: 8	P: 12	R: 0	H: 1	E: 0	LOB: 3	K: 1	BB: 1	S: 14	P: 22	R: 2	H: 2	E: 0	LOB: 2	K: 1	BB: 1	S: 18	P: 29	R: 0	H: 1	E: 0	LOB: 1	K: 0	BB: 0	S: 11	P: 13	R: 1	H: 2	E: 0	LOB: 1	K: 0	BB: 0	S: 8	P: 14	R: 0	H: 1	E: 0	LOB: 3	K: 1	BB: 1	S: 15	P: 30	R: 0	H: 0	E: 0	LOB: 0	K: 2	BB: 0	S: 11	P: 19	R: 0	H: 0	E: 0	LOB: 1	K: 0	BB: 1	S: 3	P: 7	R: 1	H: 1	E: 0	LOB: 0	K: 0	BB: 0	S: 1	P: 1	1B: 7	SF: 0	2B: 2	SAC: 1	3B: 0	DP: 2	HR: 1	HBP: 2	WP: 1	PA: 46
--------------	------	------	------	--------	------	-------	------	-------	------	------	------	--------	------	-------	------	------	------	------	------	--------	------	-------	------	-------	------	------	------	--------	------	-------	-------	-------	------	------	------	--------	------	-------	-------	-------	------	------	------	--------	------	-------	-------	-------	------	------	------	--------	------	-------	------	-------	------	------	------	--------	------	-------	-------	-------	------	------	------	--------	------	-------	-------	-------	------	------	------	--------	------	-------	------	------	------	------	------	--------	------	-------	------	------	-------	-------	-------	--------	-------	-------	-------	--------	-------	--------

PITCHER	IP	WLS	BF	H	R	ER	SO	BB	IBB	HBP	BLK	WP	HR	S	P	ERA	WHIP
Chris Carpenter, R (1, 1) ERA: 2.25	6.2		31	8	3	3	2	3	0	1	0	1	0	72	118	4.05	1.650
Dan Plesac, L (7, 1) ERA: 6.52	1.0		3	0	0	0	1	0	0	0	0	0	0	11	16	0.00	0.000
Tom Davey, R (8, 1) ERA: 2.38	0.0		3	1	0	0	0	1	0	1	0	0	0	4	12	∞	∞
Pete Munro, R (8, 1) ERA: 1.84	2.1		8	0	0	0	2	1	0	0	0	0	0	15	29	0.00	0.429
Nerio Rodriguez, R (11, 1) ERA: 13.5	0.0	L	1	1	1	1	0	0	0	0	0	0	1	1	1	∞	∞

BOTTOM

Toronto Blue Jays @ Anaheim Angels  
Edison International Field, Anaheim, CA  
Mon Apr 26 1999, 10:05 PM EDT  
Att. 17,324 - Unknown - 72 F

livebaseballscorecards.com

AB	38
R	4
H	10
RBI	3
BB	5
SO	5
LOB	24



Batter	1	2	3	4	5	6	7	8	9	AB	R	H	RBI	BB	SO	LOB	TOP										
Shannon Stewart, R (1, 7) OBP: 0.440, SLG: 0.494	3-2 1B	1-1 G6-3		2-3 K		1-1 E 2B	0-3 K			5	1	2	0	0	2	2											
José Cruz Jr., S (1, 8) OBP: 0.398, SLG: 0.395	0-1 L8	0-0 F7		1-2 F8		1-0 E4 SF8 2B		1-3 K		5	1	1	2	0	1	1											
Shawn Green, L (1, 9) OBP: 0.356, SLG: 0.613	1-0 S 1B		0-0 L4		0-1 S FC 2B	0-0 SF8		0-0 L7		4	2	2	1	0	0	0											
Carlos Delgado, L (1, 3) OBP: 0.371, SLG: 0.456	4-1 S 1B		3-3 K		2-0 FC 1B	1-0 G4-3		1-1 G4-3		4	1	0	0	1	1	0											
Tony Fernandez, S (1, 5) OBP: 0.489, SLG: 0.548	1-2 E 2B		1-0 FC6-4 1B		0-0 FC3-2-5 1B	1-1 G6-3			1-0 F8	5	1	3	2	0	0	0											
Willie Greene, L (1, 10) OBP: 0.354, SLG: 0.410 Mark Dalesandro, R (7, PH)	4-2 2B		0-0 FC6-4		3-2 FC3-2-5		0-0 F8		2-0 G6-3	2	1	0	0	1	0	3											
Darrin Fletcher, L (1, 2) OBP: 0.350, SLG: 0.500	0-0 1-H 3-H 2B			1-2 G3		3-3 K		1-0 P5		5	0	2	2	0	1	2											
Alex Gonzalez, R (1, 6) OBP: 0.352, SLG: 0.398	1-3 K			4-2 HR BB		0-0 G6-3		0-0 BB 1B		4	1	1	0	1	1	4											
Pat Kelly, R (1, 4) OBP: 0.350, SLG: 0.694		0-0 G5-3		2-2 1-H HR		2-2 2B E 1B		4-2 BB		3	2	2	2	1	0	0											
<b>Inning Stats</b>	R: 4 E: 0 K: 1 S: 17	H: 4 LOB: 1 BB: 2 P: 31	R: 0 E: 0 K: 0 S: 4	H: 0 LOB: 0 BB: 0 P: 5	R: 0 E: 0 K: 1 S: 6	H: 1 LOB: 1 BB: 0 P: 10	R: 2 E: 0 K: 1 S: 20	H: 1 LOB: 0 BB: 1 P: 30	R: 1 E: 0 K: 1 S: 11	H: 2 LOB: 2 BB: 0 P: 19	R: 3 E: 1 K: 0 S: 11	H: 3 LOB: 0 BB: 0 P: 17	R: 0 E: 0 K: 1 S: 11	H: 1 LOB: 2 BB: 1 P: 16	R: 0 E: 0 K: 1 S: 6	H: 0 LOB: 0 BB: 0 P: 8	R: 0 E: 0 K: 0 S: 5	H: 1 LOB: 1 BB: 0 P: 8	1B: 7 2B: 5 3B: 0 HR: 1	SF: 1 SAC: 0 DP: 0 HBP: 0	WP: 0 PB: 0 SB: 5 CS: 0	PA: 44					
<b>PITCHER</b>	IP	WLS	BF	H	R	ER	SO	BB	IBB	HBP	BLK	WP	HR	S	P	ERA	WHIP										
Omar Olivares, R (1, 1) ERA: 3.7	4.0	L	20	6	6	6	3	3	0	0	0	0	1	47	76	13.50	2.250										
Mike Magnante, L (5, 1) ERA: 3.0	2.0		12	5	4	3	1	0	0	0	0	0	0	22	36	13.50	2.500										
Mark Petkovsek, R (7, 1) ERA: 0.82	2.0		8	1	0	0	2	1	0	0	0	0	0	17	24	0.00	1.000										
Mike Holtz, L (9, 1) ERA:	1.0		4	1	0	0	0	0	0	0	0	0	0	5	8	0.00	1.000										

Toronto Blue Jays @ Anaheim Angels  
Edison International Field, Anaheim, CA

Tue Apr 27 1999, 10:05 PM EDT  
Att. 17,899 - Cloudy - 60 F

AB	39
R	10
H	13
RBI	9
BB	4
SO	6
LOB	12



Batter	1	2	3	4	5	6	7	8	9	AB	R	H	RBI	BB	SO	LOB
Darin Erstad, L OBP: 0.366, SLG: 0.397 (1, 3)	2-3 K		1-0 L1			0-1 1B		4-1 BB		3	0	1	0	1	1	0
Randy Velarde, R OBP: 0.352, SLG: 0.373 Jeff Huson, L OBP: 0.174, SLG: 0.217 (6, PH) (7, 4)	2-0 F8		2-1 L9			2-1 F8		3-2 L7		2	0	0	0	0	0	0
Mo Vaughn, L OBP: 0.364, SLG: 0.474 (1, 10)	4-1 1B BB				0-0 F8	2-2 F7		0-0 G4-3		3	0	0	0	1	0	2
Tim Salmon, R OBP: 0.456, SLG: 0.653 (1, 9)	1-2 1B				0-0 P2		2-1 F8		2-3 K	4	0	1	0	0	1	0
16 Garret Anderson, L OBP: 0.281, SLG: 0.410 (1, 8)	1-1 G3-1				2-2 G1-3		0-0 G6-3		0-1 F8	4	0	0	0	0	0	2
Troy Glaus, R OBP: 0.439, SLG: 0.648 Tim Unroe, R OBP: 0.444, SLG: 0.556 (1, 5) (7, 5)		4-1 BB			3-3 K		0-0 1B		2-0 2B	1	0	0	0	1	1	0
Todd Greene, R OBP: 0.277, SLG: 0.459 (1, 7)		0-1 FC4-6-4 G6-4-3			2-0 G1-3		0-1 G6-3		0-1 G4-3	4	0	0	0	0	0	3
Matt Walbeck, S OBP: 0.300, SLG: 0.333 (1, 2)		1-2 G6-4-3			1-0 G3-1			1-3 K		3	0	0	0	0	1	1
Andy Sheets, R OBP: 0.294, SLG: 0.406 (1, 6)			2-1 F8			2-2 F7		3-2 HR		3	1	1	1	0	0	0

Inning Stats	R: 0	H: 1	E: 0	K: 1	S: 10	LOB: 2	BB: 1	P: 20	R: 0	H: 0	E: 0	K: 0	S: 6	LOB: 0	BB: 1	P: 11	R: 0	H: 0	E: 0	K: 0	S: 5	LOB: 0	BB: 0	P: 10	R: 0	H: 0	E: 0	K: 1	S: 5	LOB: 0	BB: 0	P: 11	R: 0	H: 1	E: 0	K: 0	S: 10	LOB: 1	BB: 0	P: 16	R: 0	H: 1	E: 0	K: 0	S: 6	LOB: 1	BB: 0	P: 8	R: 1	H: 1	E: 0	K: 1	S: 14	LOB: 1	BB: 1	P: 25	R: 0	H: 1	E: 0	K: 1	S: 8	LOB: 1	BB: 0	P: 12	1B: 3	SF: 0	2B: 1	SAC: 0	3B: 0	DP: 1	HR: 1	HBP: 0	WP: 0	PA: 34
--------------	------	------	------	------	-------	--------	-------	-------	------	------	------	------	------	--------	-------	-------	------	------	------	------	------	--------	-------	-------	------	------	------	------	------	--------	-------	-------	------	------	------	------	-------	--------	-------	-------	------	------	------	------	------	--------	-------	------	------	------	------	------	-------	--------	-------	-------	------	------	------	------	------	--------	-------	-------	-------	-------	-------	--------	-------	-------	-------	--------	-------	--------

PITCHER	IP	WLS	BF	H	R	ER	SO	BB	IBB	HBP	BLK	WP	HR	S	P	ERA	WHIP
Pat Hentgen, R ERA: 5.27 (1, 1)	7.0	W	25	3	0	0	2	2	0	0	0	0	0	49	85	0.00	0.714
Steve Sinclair, L ERA: 4.5 (8, 1)	2.0		9	2	1	1	2	1	0	0	0	0	1	22	37	4.50	1.500


**BOTTOM**

**Toronto Blue Jays @ Anaheim Angels**  
Edison International Field, Anaheim, CA

Tue Apr 27 1999, 10:05 PM EDT  
Att. 17,899 - Cloudy - 60 F

livebaseballscorecards.com

AB	31
R	1
H	5
RBI	1
BB	3
SO	4
LOB	10





Batter	1	2	3	4	5	6	7	8	9	AB	R	H	RBI	BB	SO	LOB
Darin Erstad, L OBP: 0.357, SLG: 0.386 (1, 3)	G3	L7	FC4-6					K		5	0	1	0	0	1	3
Randy Velarde, R OBP: 0.355, SLG: 0.375 (1, 4)	P2		HR	HR	F8			E4		5	3	2	0	0	0	1
Mo Vaughn, L OBP: 0.370, SLG: 0.708 (1, 10)	P6		HR	K	L7			HR		5	2	2	4	0	1	2
Tim Salmon, R OBP: 0.463, SLG: 0.654 (1, 9)		16 3B	F9	HR	G6-3			2B		3	2	1	0	2	0	0
Troy Glau, R OBP: 0.448, SLG: 0.693 (1, 5)	F8		E	HR	K			IBB		4	2	2	3	1	1	1
16 Garret Anderson, L OBP: 0.287, SLG: 0.432 (1, 8)	SF9		1B	G3	G6-3			P5		5	2	2	1	0	0	2
Tim Unroe, R OBP: 0.583, SLG: 0.600 Orlando Palmeiro, L OBP: 0.310, SLG: 0.358 (7, 7)	2B		1B	BB	G6-3			G6-3		1	1	1	1	2	0	0
Charlie O'Brien, R OBP: 0.167, SLG: 0.095 Matt Walbeck, S OBP: 0.294, SLG: 0.327 (7, PH)	SF9		G5-3	BB	B1			B1		1	0	0	1	1	0	2
Andy Sheets, R OBP: 0.306, SLG: 0.426 (1, 6)	2B		FC4-6	F8	G6-3			G6-3		1	0	0	0	0	0	1
										1	0	0	0	0	0	1
										4	0	2	2	0	0	3

Inning Stats	R: 0	H: 0	E: 0	K: 0	S: 4	R: 2	H: 2	E: 0	K: 0	S: 13	R: 5	H: 6	E: 1	K: 0	S: 18	R: 3	H: 2	E: 0	K: 1	S: 18	R: 0	H: 1	E: 0	K: 0	S: 4	R: 0	H: 0	E: 0	K: 1	S: 8	R: 0	H: 1	E: 0	K: 0	S: 6	R: 2	H: 2	E: 1	K: 1	S: 17	1B: 7	2B: 3	3B: 1	HR: 3	SF: 1	SAC: 0	DP: 1	HBP: 0	WP: 0	PB: 0	SB: 2	CS: 1	PA: 43
PITCHER	IP	WLS	BF	H	R	ER	SO	BB	IBB	HBP	BLK	WP	HR	S	P	ERA	WHIP																																				
David Wells, L ERA: 5.19 (1, 1)	2.1		16	7	7	6	0	2	0	0	0	0	1	30	54	23.14	3.857																																				
Tom Davey, R ERA: 3.86 (3, 1)	2.2		14	4	3	3	1	3	0	0	0	0	1	27	50	10.12	2.625																																				
Pete Munro, R ERA: 1.62 (6, 1)	2.0		6	1	0	0	1	0	0	0	0	0	0	14	23	0.00	0.500																																				
Graeme Lloyd, L ERA: 1.38 (8, 1)	1.0	L	7	2	2	1	1	0	1	0	0	0	1	17	28	9.00	2.000																																				

BOTTOM

Toronto Blue Jays @ Anaheim Angels  
Edison International Field, Anaheim, CA

Wed Apr 28 1999, 10:35 PM EDT  
Att: 18,304 - Cloudy - 60 F

livebaseballscorecards.com

AB	36
R	12
H	14
RBI	12
BB	6
SO	3
LOB	17



Batter	1	2	3	4	5	6	7	8	9	AB R H RBI BB SO LOB	TOP		
Shannon Stewart, R (1, 7) OBP: 0.431, SLG: 0.506	0-3 		0-0 F9		4-0 BB BB	0-1 G5-3			3-2 F9	4 0 0 0 1 1 3			
Alex Gonzalez, R (1, 6) OBP: 0.370, SLG: 0.433 Norberto Martin, R (7, 6) OBP: 0.381, SLG: 0.188	4-2 		0-0 FC3-6 1B		4-1 BB			0-0 F8	1-0 L8	2 0 1 0 2 0 0 1 0 0 0 0 0 0			
Shawn Green, L (1, 9) OBP: 0.373, SLG: 0.660	4-2 		0-1 FC3-6 1-2f 2-3		0-0 F8			1-3 		3 0 0 0 1 1 4			
Carlos Delgado, L (1, 3) OBP: 0.368, SLG: 0.442	0-0 P5		4-2 FC4 BB		0-1 P2			1-2 		3 0 1 0 1 0 4			
Tony Fernandez, S (1, 5) OBP: 0.474, SLG: 0.519 Willie Greene, L (4, 5) OBP: 0.340, SLG: 0.372	1-2 G3		0-1 FC4 1-2f		4-2 BB			3-1 G3		2 0 0 0 0 0 5 1 0 0 0 1 0 1			
Darrin Fletcher, L (1, 2) OBP: 0.343, SLG: 0.492 Mark Dalesandro, R (4, 2)		0-0 G3-1		2-2 F8		0-0 F8		0-1 G1-3		2 0 0 0 0 0 0 2 0 0 0 0 0 3			
Kevin Witt, L (1, 10) OBP: 0.400, SLG: 1.000		0-0 G4-3		0-0 HR		4-0 G5-3 BB		2-0 G3		3 1 1 1 1 1 0 0			
José Cruz Jr., S (1, 8) OBP: 0.380, SLG: 0.357		3-2 F8		1-0 F8		4-1 BB		2-2 F8		3 0 0 0 1 0 0			
Pat Kelly, R (1, 4) OBP: 0.367, SLG: 0.644			0-1 FC3-6 1B		1-3 K		3-2 L7		2-1 F8	4 0 1 0 0 1 2			
<b>Inning Stats</b>	R: 0 E: 0 K: 1 S: 16 H: 0 LOB: 2 BB: 2 P: 25	R: 0 E: 0 K: 0 S: 6 H: 0 LOB: 0 BB: 0 P: 9	R: 0 E: 0 K: 0 S: 10 H: 2 LOB: 3 BB: 1 P: 14	R: 1 E: 0 K: 1 S: 8 H: 1 LOB: 0 BB: 0 P: 12	R: 0 E: 0 K: 0 S: 8 H: 0 LOB: 3 BB: 3 P: 20	R: 0 E: 0 K: 0 S: 6 H: 0 LOB: 1 BB: 2 P: 17	R: 0 E: 0 K: 1 S: 9 H: 1 LOB: 1 BB: 0 P: 14	R: 0 E: 0 K: 0 S: 7 H: 0 LOB: 0 BB: 0 P: 11	R: 0 E: 0 K: 0 S: 6 H: 0 LOB: 0 BB: 0 P: 12	1B: 2 2B: 1 3B: 0 HR: 1 SF: 0 SAC: 0 DP: 1 HBP: 0	WP: 0 PB: 0 SB: 2 CS: 0 PA: 38		
<b>PITCHER</b>	IP WLS BF H R ER SO BB IBB HBP BLK WP HR S P ERA WHIP											<b>PITCHER</b>	IP WLS BF H R ER SO BB IBB HBP BLK WP HR S P ERA WHIP
Ken Hill, R (1, 1) ERA: 3.94	7.0 W 32 4 1 1 3 8 0 0 0 0 1 63 111 1.29 1.714												
Mike Magnante, L (8, 1) ERA: 2.7	1.0 3 0 0 0 0 0 0 0 0 0 0 7 11 0.00 0.000												
Shigetoshi Hasegawa, R (9, 1) ERA: 5.25	1.0 3 0 0 0 0 0 0 0 0 0 0 6 12 0.00 0.000												

Toronto Blue Jays @ Anaheim Angels  
Edison International Field, Anaheim, CA

Thu Apr 29 1999, 10:05 PM EDT  
Att. 18,346 - Unknown - 65 F

livebaseballscorecards.com

AB	30
R	1
H	4
RBI	1
BB	8
SO	3
LOB	22



Batter	1	2	3	4	5	6	7	8	9
<b>Orlando Palmeiro, L</b> OBP: 0.338, SLG: 0.366 (1, 7)									
<b>Randy Velarde, R</b> OBP: 0.374, SLG: 0.424 (1, 4)									
<b>Mo Vaughn, L</b> OBP: 0.406, SLG: 0.690 (1, 10)									
<b>Tim Salmon, R</b> OBP: 0.460, SLG: 0.675 (1, 9)									
<b>Darin Erstad, L</b> OBP: 0.359, SLG: 0.398 (1, 3)									
<b>Troy Glaus, R</b> OBP: 0.457, SLG: 0.718 (1, 5)									
<b>16 Garret Anderson, L</b> OBP: 0.293, SLG: 0.440 (1, 8)									
<b>Matt Walbeck, S</b> OBP: 0.321, SLG: 0.327 (1, 2)									
<b>Andy Sheets, R</b> OBP: 0.299, SLG: 0.458 (1, 6)									

Inning Stats	R: 7 E: 0 K: 0 S: 16	H: 5 LOB: 1 BB: 2 P: 39	R: 0 E: 0 K: 1 S: 11	H: 1 LOB: 1 BB: 0 P: 15	R: 5 E: 0 K: 1 S: 16	H: 4 LOB: 0 BB: 1 P: 27	R: 0 E: 0 K: 0 S: 7	H: 0 LOB: 0 BB: 0 P: 11	R: 1 E: 0 K: 0 S: 7	H: 1 LOB: 1 BB: 1 P: 13	R: 2 E: 0 K: 0 S: 12	H: 2 LOB: 0 BB: 0 P: 17	R: 1 E: 0 K: 2 S: 17	H: 1 LOB: 1 BB: 1 P: 27	R: 1 E: 0 K: 0 S: 12	H: 1 LOB: 2 BB: 2 P: 23
--------------	-------------------------------	----------------------------------	-------------------------------	----------------------------------	-------------------------------	----------------------------------	------------------------------	----------------------------------	------------------------------	----------------------------------	-------------------------------	----------------------------------	-------------------------------	----------------------------------	-------------------------------	----------------------------------

PITCHER	IP	WLS	BF	H	R	ER	SO	BB	IBB	HBP	BLK	WP	HR	S	P	ERA	WHIP
<b>32 Roy Halladay, R</b> ERA: 4.43 (1, 1)	2.1	L	20	9	11	11	1	3	0	1	0	0	2	35	68	42.43	5.143
<b>Steve Sinclair, L</b> ERA: 7.94 (3, 1)	3.2		16	4	4	4	1	1	0	1	0	0	2	34	54	9.82	1.364
<b>Dan Plesac, L</b> ERA: 6.75 (7, 1)	1.0		5	1	1	1	2	1	0	0	0	1	0	17	27	9.00	2.000
<b>Robert Person, R</b> ERA: 5.4 (8, 1)	1.0		6	1	1	1	0	2	0	0	0	0	0	12	23	9.00	3.000

AB R H RBI BB SO LOB

4	3	2	1	1	1	2
4	3	2	4	2	0	3
5	1	3	2	0	2	1
5	1	2	2	0	0	4
5	2	2	0	0	0	2
3	3	1	2	2	1	1
3	1	1	1	1	0	0
3	2	1	0	1	0	0
4	1	1	5	0	0	2

1B: 8	SF: 2	WP: 1	PA: 47
2B: 3	SAC: 0	PB: 0	
3B: 0	DP: 1	SB: 0	
HR: 4	HBP: 2	CS: 0	
AB	36		
R	17		
H	15		
RBI	17		
BB	7		
SO	4		
LOB	15		

**Toronto Blue Jays @ Anaheim Angels**  
Edison International Field, Anaheim, CA  
Thu Apr 29 1999, 10:05 PM EDT  
Att: 18,346 - Unknown - 65 F

livebaseballscorecards.com



Batter	1	2	3	4	5	6	7	8	9	AB R H RBI BB SO LOB	TOP																
Shannon Stewart, R (1, 7) OBP: 0.439, SLG: 0.516	1-0 G5-3 SF8 1B		1-2 1B HR 2B	2-2 G6-3	4-2 1-2 BB		2-2 G1-3			4 2 2 0 1 0 2																	
Alex Gonzalez, R (1, 6) OBP: 0.371, SLG: 0.442	1-1 G5-3		1-1 HR 1B	0-0 2B	2-3 K			3-3 K		5 1 2 0 0 2 3																	
Shawn Green, L (1, 9) OBP: 0.391, SLG: 0.686	4-0 CS BB		3-2 1-H 3-H HR	4-2 BB		4-1 F7-1-3 BB		0-3 K		2 1 1 3 3 1 0																	
Carlos Delgado, L (1, 3) OBP: 0.369, SLG: 0.511	2-2 SF8		3-2 HR	2-1 F7		1-1 F7-1-3		0-0 HR		4 2 2 3 0 0 3																	
Tony Fernandez, S (1, 5) OBP: 0.450, SLG: 0.488	1-2 CS 1-2	1-0 F7	0-0 G4-3	2-1 F8		3-1 G5-3		3-0 G5-3		5 0 0 0 0 0 2																	
Geronimo Berroa, R (1, 10) OBP: 0.375, SLG: 0.389		4-1 1B BB	4-2 HR BB		0-1 HR		4-1 FC6-4 BB		2-2 F9	1 2 1 1 3 0 0 1 0 0 0 0 0 0																	
Kevin Witt, L (9, PH) OBP: 0.333, SLG: 0.800																											
José Cruz Jr., S (1, 8) OBP: 0.381, SLG: 0.393		0-3 K	3-2 1-H HR		2-3 K		1-0 FC6-4 1B		1-2 1B	5 1 2 2 0 2 2																	
Mark Dalesandro, R (1, 2) Darrin Fletcher, L (2, PH) OBP: 0.347, SLG: 0.477		0-1 1B	1-1 G4-3		4-2 BB BB		2-0 F8		0-1 F8	0 0 0 0 0 0 0 4 0 1 0 1 0 2																	
Pat Kelly, R (1, 4) OBP: 0.358, SLG: 0.612		1-0 P3	0-0 G1-3		1-0 F9		0-0 1B		0-1 G4-3	4 0 1 0 0 0 3 1 0 0 0 0 0 1																	
Willie Greene, L (9, PH) OBP: 0.333, SLG: 0.364																											
<b>Inning Stats</b>	R: 1 E: 0 K: 0 S: 8	H: 1 LOB: 0 BB: 1 P: 17	R: 0 E: 0 K: 1 S: 8	H: 1 LOB: 2 BB: 1 P: 14	R: 6 E: 0 K: 0 S: 23	H: 5 LOB: 0 BB: 1 P: 39	R: 0 E: 0 K: 0 S: 12	H: 1 LOB: 2 BB: 1 P: 22	R: 1 E: 0 K: 2 S: 15	H: 1 LOB: 2 BB: 2 P: 28	R: 0 E: 0 K: 0 S: 5	H: 0 LOB: 0 BB: 1 P: 13	R: 0 E: 0 K: 0 S: 7	H: 1 LOB: 2 BB: 1 P: 16	R: 1 E: 0 K: 2 S: 8	H: 1 LOB: 0 BB: 0 P: 14	R: 0 E: 0 K: 0 S: 10	H: 1 LOB: 1 BB: 0 P: 13	1B: 5 2B: 3 3B: 0 HR: 5	SF: 1 SAC: 0 DP: 1 HBP: 0	WP: 0 PB: 0 SB: 2 CS: 1	PA: 46					
<b>PITCHER</b>	IP WLS BF H R ER SO BB IBB HBP BLK WP HR S P ERA WHIP																										
Jeff Fassero, L (1, 1) ERA: 6.87	4.2		28	9	8	8	2	6	0	0	0	0	4	63	115	15.43	3.214										
John Halama, L (5, 1) ERA: 4.15	3.1	W	13	2	1	1	3	2	0	0	0	0	1	23	48	2.70	1.200										
Jose Mesa, R (9, 1) ERA: 10.45	1.0	S	4	1	0	0	0	0	0	0	0	0	0	10	13	0.00	1.000										

Toronto Blue Jays @ Seattle Mariners  
The Kingdome, Seattle, WA  
Fri Apr 30 1999, 10:05 PM EDT  
Att. 29,353 - Dome - 72 F

livebaseballscores.com

AB	36
R	9
H	12
RBI	9
BB	8
SO	5
LOB	18





Batter	1	2	3	4	5	6	7	8	9	AB	R	H	RBI	BB	SO	LOB	BOTTOM
<b>Brian Hunter, R</b> OBP: 0.319, SLG: 0.318 (1, 7)	1-1 S 1B	1-3 K			0-2 G4-3	1-1 G6-3		2-3 K		5	1	1	0	0	2	3	<b>Toronto Blue Jays @ Seattle Mariners</b> The Kingdom, Seattle, WA Fri Apr 30 1999, 10:05 PM EDT Att. 29,353 - Dome - 72 F <a href="http://livebaseballscorecards.com">livebaseballscorecards.com</a>
<b>David Bell, R</b> OBP: 0.301, SLG: 0.488 (1, 4) <b>Domingo Cedeno, S</b> OBP: 0.300, SLG: 0.400 (2, 4) <b>Butch Huskey, R</b> OBP: 0.377, SLG: 0.534 (8, PH) (9, 5)	2-2 FC3-6 E CS 1B		0-1 G6-3		4-0 1B BB	1-1 P6		4-1 HR BB		1	0	1	1	0	0	0	
<b>Ken Griffey Jr., L</b> OBP: 0.402, SLG: 0.663 (1, 8)	0-0 E4 FC3-6 1-2		1-1 F9		2-2 1-2 2-H 1B		3-2 F8	0-0 HR		5	1	2	5	0	0	1	
<b>Edgar Martinez, R</b> OBP: 0.427, SLG: 0.464 (1, 10)	1-2 FC3-6 1-2 2-3		1-0 1B		2-2 P8		4-1 BB BB	0-2 G5-3		4	0	1	0	1	0	4	
<b>David Segui, S</b> OBP: 0.309, SLG: 0.477 (1, 3)	1-3 K 3-H		3-2 G4-3		0-0 F7		4-0 1-2 BB	0-0 F8		4	0	0	0	1	1	5	
<b>John Mabry, L</b> OBP: 0.262, SLG: 0.552 (1, 9) <b>Matt Mieske, R</b> OBP: 0.300, SLG: 0.900 (7, PH) <b>Raul Ibanez, L</b> OBP: 0.375, SLG: 0.375 (7, PH) (8, 9)		2-2 HR		1-0 P5		1-2 G1-5-3	0-0 P3			3	1	1	1	0	0	0	
<b>Russ Davis, R</b> OBP: 0.281, SLG: 0.506 (1, 5) (9, 6)		2-1 P3		3-2 F8		0-0 HR	3-2 P3			4	1	1	1	0	0	2	
<b>Dan Wilson, R</b> OBP: 0.333, SLG: 0.328 (1, 2)		4-1 WP S SF8 BB		0-1 G6-3		1-1 HR 1B		4-2 BB HR BB BB		2	3	1	0	2	0	0	
<b>Rafael Bournigal, R</b> OBP: 0.429, SLG: 0.833 (1, 6) (9, 4)		3-1 SF8 1-H		1-1 G4-3 1B		1-0 HR		4-1 HR BB BB		2	3	2	3	1	0	0	

Inning Stats	R: 1	H: 2	E: 1	K: 1	S: 13	R: 2	H: 1	E: 0	K: 1	S: 11	R: 0	H: 1	E: 0	K: 0	S: 9	R: 0	H: 0	E: 0	K: 0	S: 6	R: 1	H: 2	E: 0	K: 0	S: 14	R: 3	H: 3	E: 0	K: 0	S: 11	R: 0	H: 0	E: 0	K: 0	S: 10	R: 4	H: 1	E: 0	K: 1	S: 14	1B: 6	SF: 1	3B: 0	HR: 4	WP: 1	PA: 41
	LOB: 2	BB: 0	P: 18			LOB: 0	BB: 1				LOB: 0	BB: 0	P: 23			LOB: 2	BB: 1				LOB: 0	BB: 0	P: 23			LOB: 0	BB: 0	P: 16			LOB: 2	BB: 2				LOB: 0	BB: 3									

PITCHER	IP	WLS	BF	H	R	ER	SO	BB	IBB	HBP	BLK	WP	HR	S	P	ERA	WHIP
<b>Kelvim Escobar, R</b> ERA: 5.52 (1, 1)	5.1		27	9	7	7	2	2	0	0	0	1	3	60	98	11.81	2.062
<b>Pete Munro, R</b> ERA: 1.56 (6, 1)	0.2	H	2	0	0	0	0	0	0	0	0	0	0	4	6	0.00	0.000
<b>Dan Plesac, L</b> ERA: 6.55 (7, 1)	0.1	H	3	0	0	0	0	2	0	0	0	0	0	6	17	0.00	6.000
<b>Robert Person, R</b> ERA: 8.22 (7, 1)	1.0	L	6	0	3	3	1	3	0	0	0	0	0	12	29	27.00	3.000
<b>Graeme Lloyd, L</b> ERA: 1.98 (8, 1)	0.2	B	3	1	1	1	0	0	0	0	0	0	1	6	6	13.50	1.500

AB	33
R	11
H	10
RBI	11
BB	7
SO	3
LOB	17



Batter	1	2	3	4	5	6	7	8	9	AB R H RBI BB SO LOB	TOP
Shannon Stewart, R (1, 7) OBP: 0.438, SLG: 0.510	2-2 G5-3		0-1 1B 1-2 2-3 1B	0-1 P4			1-1 G1-3	0-2 BB BB 1B		5 0 2 1 0 0 1	
Alex Gonzalez, R (1, 6) OBP: 0.364, SLG: 0.424	1-0 F8		2-1 P4	1-2 G5-3			0-0 G5-3	4-0 BB BB		4 0 0 0 1 0 4	
Shawn Green, L (1, 9) OBP: 0.400, SLG: 0.676	1-0 L7		2-2 G3-6-1 1B 1-2 2-3 3-H				2-3 K	4-2 BB BB 1-2 2-3 3-H		3 0 1 2 1 1 0	
Carlos Delgado, L (1, 3) OBP: 0.362, SLG: 0.495			0-0 G3-6-1					0-2 SH2-4 1B G4-3		5 1 1 0 0 1 7	
Tony Fernandez, S (1, 5) OBP: 0.438, SLG: 0.472			1-1 F7					0-1 SH2-4 2B 1B		5 1 1 0 0 1 1	
Geronimo Berroa, R (1, 10) OBP: 0.385, SLG: 0.400 Kevin Witt, L (5, PH) OBP: 0.250, SLG: 0.571			2-3 K					1-1 SH2-4 1B 1-2 2-3		2 1 1 0 0 1 0 2 0 0 0 0 2 1	
José Cruz Jr., S (1, 8) OBP: 0.388, SLG: 0.409			0-0 E1 1B 1B					4-0 2B 1B IBB		4 3 3 0 1 1 0	
Mike Matheny, R (1, 2) OBP: 0.200, SLG: 0.276			0-0 1B 1B 1B					0-0 P2		4 2 1 1 0 0 4	
Pat Kelly, R (1, 4) OBP: 0.386, SLG: 0.660			2-2 1B 1B					0-2 1B BB 1-3 2-H 3-H		4 1 3 4 0 1 0	
<b>Inning Stats</b>	R: 0 E: 0 K: 0 S: 5 H: 0 LOB: 0 BB: 0 P: 9	R: 0 E: 0 K: 2 S: 8 H: 0 LOB: 0 BB: 0 P: 14	R: 2 E: 1 K: 0 S: 14 H: 5 LOB: 2 BB: 0 P: 20	R: 3 E: 1 K: 0 S: 22 H: 3 LOB: 1 BB: 0 P: 33	R: 0 E: 0 K: 1 S: 7 H: 0 LOB: 1 BB: 0 P: 14	R: 0 E: 0 K: 1 S: 8 H: 1 LOB: 0 BB: 0 P: 11	R: 0 E: 0 K: 1 S: 6 H: 0 LOB: 0 BB: 0 P: 9	R: 4 E: 0 K: 0 S: 22 H: 4 LOB: 3 BB: 3 P: 37	R: 0 E: 0 K: 3 S: 9 H: 0 LOB: 0 BB: 0 P: 15	1B: 11 2B: 2 3B: 0 HR: 0 SF: 0 SAC: 1 DP: 2 HBP: 1	WP: 0 PB: 0 SB: 1 CS: 0 PA: 43
<b>PITCHER</b>	IP WLS BF H R ER SO BB IBB HBP BLK WP HR S P ERA WHIP	IP WLS BF H R ER SO BB IBB HBP BLK WP HR S P ERA WHIP	IP WLS BF H R ER SO BB IBB HBP BLK WP HR S P ERA WHIP	IP WLS BF H R ER SO BB IBB HBP BLK WP HR S P ERA WHIP	IP WLS BF H R ER SO BB IBB HBP BLK WP HR S P ERA WHIP	IP WLS BF H R ER SO BB IBB HBP BLK WP HR S P ERA WHIP	IP WLS BF H R ER SO BB IBB HBP BLK WP HR S P ERA WHIP	IP WLS BF H R ER SO BB IBB HBP BLK WP HR S P ERA WHIP	IP WLS BF H R ER SO BB IBB HBP BLK WP HR S P ERA WHIP	IP WLS BF H R ER SO BB IBB HBP BLK WP HR S P ERA WHIP	IP WLS BF H R ER SO BB IBB HBP BLK WP HR S P ERA WHIP
Jamie Moyer, L (1, 1) ERA: 7.81	7.1 L 34 11 8 7 5 0 1 1 0 0 0 78 123 8.59 1.500										
Mark Leiter, R (8, 1) ERA: 6.75	0.1 2 1 0 0 0 0 0 0 0 0 0 4 4 0.00 3.000										
Jose Paniagua, R (8, 1) ERA: 1.23	1.1 7 1 1 1 3 2 0 0 0 0 0 19 35 6.75 2.250										

Toronto Blue Jays @ Seattle Mariners  
The Kingdome, Seattle, WA  
Sat May 01 1999, 9:05 PM EDT  
Att. 35,628 - Dome - 72 F

livebaseballscorecards.com

AB	38
R	9
H	13
RBI	8
BB	3
SO	8
LOB	18



Batter	1	2	3	4	5	6	7	8	9	AB	R	H	RBI	BB	SO	LOB
Brian Hunter, R OBP: 0.299, SLG: 0.296 (1, 7) C S B B S	2-3 K		0-2 G4-3 1-2		1-0 F9	1-2 L3			1-3 K	5	0	0	0	0	2	3
David Bell, R OBP: 0.327, SLG: 0.506 (1, 4) B B X	2-0 P5		4-2 BB		3-2 1B HR 1B	4-1 BB			0-0 2B	3	1	2	0	2	0	0
Ken Griffey Jr., L OBP: 0.392, SLG: 0.632 (1, 8) B B B	4-0 FC5-4 BB		3-2 P3		1-1 F7	1-0 L1			0-1 P6	4	0	0	0	1	0	7
Edgar Martinez, R OBP: 0.417, SLG: 0.449 (1, 10) C C 1 B F X	1-2 FC5-4 1-2f		2-2 G6-3		2-2 1-2 HR 1B				1-3 K	5	1	1	0	0	1	4
David Segui, S OBP: 0.316, SLG: 0.511 (1, 3) C C B S		1-3 K			2-1 F8				0-0 G4-6-3 1B	4	1	2	3	0	1	0
John Mabry, L OBP: 0.262, SLG: 0.532 (1, 9) C B B X		2-1 L8			1-1 1B FC5-2-6 1B				0-0 G4-6-3 1-2f	4	0	1	0	0	0	1
Russ Davis, R OBP: 0.301, SLG: 0.511 (1, 5) B B B B		4-2 BB			1-1 FC5-2-6 1B 1-2 1B				2-2 G4-3	3	0	2	0	1	0	0
Dan Wilson, R OBP: 0.343, SLG: 0.339 (1, 2) C B B C		2-3 K			1-0 K 1-2 2-3 1B				1-0 G4-3	4	0	2	0	0	1	1
Rafael Bourrigal, R OBP: 0.438, SLG: 0.786 (1, 6) B C C X			1-1 G4-3 1B		1-2 FC5-2-6 3-H				3-2 G6-3	2	0	1	0	0	0	3
Raul Ibanez, L OBP: 0.333, SLG: 0.333 (8, PH) S B F X										1	0	0	0	0	0	0
Domingo Cedeno, S OBP: 0.300, SLG: 0.400 (9, 6) B C C B B X										0	0	0	0	0	0	0

<b>Inning Stats</b>	R: 0 E: 0 K: 1 S: 8	H: 0 LOB: 1 BB: 1 P: 17	R: 0 E: 0 K: 2 S: 10	H: 0 LOB: 1 BB: 1 P: 19	R: 0 E: 0 K: 0 S: 13	H: 1 LOB: 2 BB: 1 P: 23	R: 0 E: 0 K: 0 S: 10	H: 3 LOB: 1 BB: 0 P: 16	R: 3 E: 0 K: 0 S: 22	H: 3 LOB: 0 BB: 0 P: 31	R: 0 E: 0 K: 0 S: 9	H: 2 LOB: 3 BB: 1 P: 16	R: 0 E: 0 K: 0 S: 4	H: 1 LOB: 0 BB: 0 P: 5	R: 0 E: 0 K: 0 S: 8	H: 0 LOB: 0 BB: 0 P: 14	R: 0 E: 0 K: 2 S: 9	H: 1 LOB: 1 BB: 0 P: 11	1B: 9 2B: 1 3B: 0 HR: 1	SF: 0 SAC: 1 DP: 2 HBP: 0	WP: 0 PB: 0 SB: 0 CS: 0	PA: 40	
<b>PITCHER</b>	IP	WLS	BF	H	R	ER	SO	BB	IBB	HBP	BLK	WP	HR	S	P	ERA	WHIP						
Chris Carpenter, R ERA: 2.67 (1, 1)	5.2	W	29	9	3	3	3	4	0	0	0	0	1	71	120	4.76	2.294						
Tom Davey, R ERA: 3.12 (6, 1)	3.1	S	11	2	0	0	2	0	0	0	0	0	0	22	32	0.00	0.600						

**Toronto Blue Jays @ Seattle Mariners**  
The Kingdom, Seattle, WA  
Sat May 01 1999, 9:05 PM EDT  
Att. 35,628 - Dome - 72 F

livebaseballscorecards.com

AB	35
R	3
H	11
RBI	3
BB	4
SO	5
LOB	19



Batter	1	2	3	4	5	6	7	8	9	AB R H RBI BB SO LOB	TOP																
Shannon Stewart, R (1, 7) OBP: 0.444, SLG: 0.525	2-2 G5-3		1-1 BB BB 1B		0-1 S 1B		2-0 2B		1-2 G6-3	5 0 3 0 0 0 0																	
Alex Gonzalez, R (1, 6) OBP: 0.374, SLG: 0.422	0-1 G5-3		4-0 1 SAFE 1 SAFE BB 1-2 BB		4-0 1-2 BB		0-2 F8		0-2 1B 1B	3 0 1 0 2 0 1																	
Shawn Green, L (1, 9) OBP: 0.400, SLG: 0.661	3-2 G3		4-0 1-2 2-3 BB		3-3 K		1-0 L4		1-1 1-2 1B	4 0 1 0 1 1 3																	
Carlos Delgado, L (1, 3) OBP: 0.364, SLG: 0.485		0-0 G3	3-2 G4-3			3-2 1B SF8 1B		4-0 IBB	1-2 G6-3	4 1 1 0 1 0 5																	
Kevin Witt, L (1, 10) OBP: 0.250, SLG: 0.455		1-2 L4		1-0 G3		2-2 BB 1-3 1B		1-1 G4-3		4 0 1 0 0 0 2																	
Willie Greene, L (1, 5) OBP: 0.328, SLG: 0.348		0-2 G4-3		0-0 G5-3		0-0 SF8		4-1 FC3-6 BB		2 0 0 1 1 0 0																	
José Cruz Jr., S (1, 8) OBP: 0.393, SLG: 0.396			1-1 P5	1-2 P6		4-0 1-2 BB		1-1 FC3-6 CS		3 0 0 0 1 0 1																	
Mike Matheny, R (1, 2) OBP: 0.206, SLG: 0.364			1-2 HR		1-3 K	3-2 F8		1-1 P9		4 1 1 1 0 1 3																	
Pat Kelly, R (1, 4) OBP: 0.379, SLG: 0.648			2-0 G5-3		0-1 L6	0-0 G3			0-0 L9	1 0 0 0 0 0 0																	
Norberto Martin, R (3, 4) OBP: 0.333, SLG: 0.158										3 0 0 0 0 0 2																	
<b>Inning Stats</b>	R: 0 E: 0 K: 0 S: 9	H: 0 LOB: 0 BB: 0 P: 14	R: 0 E: 0 K: 0 S: 9	H: 0 LOB: 0 BB: 0 P: 10	R: 1 E: 0 K: 0 S: 13	H: 2 LOB: 3 BB: 2 P: 28	R: 0 E: 0 K: 0 S: 5	H: 0 LOB: 0 BB: 0 P: 7	R: 0 E: 0 K: 2 S: 11	H: 1 LOB: 2 BB: 1 P: 19	R: 1 E: 0 K: 0 S: 19	H: 2 LOB: 2 BB: 1 P: 31	R: 0 E: 0 K: 0 S: 9	H: 1 LOB: 2 BB: 1 P: 17	R: 0 E: 0 K: 0 S: 5	H: 0 LOB: 0 BB: 1 P: 11	R: 0 E: 0 K: 0 S: 13	H: 2 LOB: 2 BB: 0 P: 16	1B: 6 2B: 1 3B: 0 HR: 1	SF: 1 SAC: 0 DP: 0 HBP: 0	WP: 0 PB: 0 SB: 1 CS: 1	PA: 40					
<b>PITCHER</b>	IP WLS BF H R ER SO BB IBB HBP BLK WP HR S P ERA WHIP																										
Mac Suzuki, R (1, 1) ERA: 6.52	5.0	23	5	2	2	2	3	0	0	0	0	0	1	57	93	3.60	1.600										
28 Ken Cloude, R (6, 1) ERA: 6.39	4.0	W	17	3	0	0	0	2	1	0	0	0	0	36	60	0.00	1.250										

Toronto Blue Jays @ Seattle Mariners  
The Kingdome, Seattle, WA  
Sun May 02 1999, 4:35 PM EDT  
Att. 31,355 - Dome - 72 F

livebaseballscorecards.com

AB	33
R	2
H	8
RBI	2
BB	6
SO	2
LOB	17



BOTTOM

Toronto Blue Jays @ Seattle Mariners  
 The Kingdome, Seattle, WA  
 Sun May 02 1999, 4:35 PM EDT  
 Att. 31,355 - Dome - 72 F

livebaseballscores.com

AB 30  
 R 3  
 H 7  
 RBI 3  
 BB 2  
 SO 9  
 LOB 10



WP: 1 PA: 33  
 PB: 0  
 SB: 0  
 CS: 0

AB R H RBI BB SO LOB

4 0 2 1 0 0 1

4 1 1 1 0 1 3

3 1 1 0 1 1 1

2 0 0 0 0 1 4

3 0 0 0 0 0 0

1 0 0 0 0 1 1

4 0 1 1 0 3 0

3 0 0 0 0 1 0

3 1 1 0 0 0 0

2 0 1 0 0 0 0

0 0 0 0 1 0 0

0 0 0 0 0 0 0

1B: 4 SF: 0  
 2B: 2 SAC: 1  
 3B: 0 DP: 2  
 HR: 1 HBP: 0

Batter	1	2	3	4	5	6	7	8	9
Brian Hunter, R (1, 7) OBP: 0.309, SLG: 0.320	0-2 2B		3-2 1B		0-2 G6-3			1-0 G4-6-3	
David Bell, R (1, 4) OBP: 0.324, SLG: 0.527	3-2 P4		3-1 G4-6-3			3-3 K		3-1 HR	
Ken Griffey Jr., L (1, 8) OBP: 0.396, SLG: 0.622	3-2 F7		4-0 G4-6-3 IBB			2-3 K		0-1 SH3-4 1B	
David Segui, S (1, 3) OBP: 0.310, SLG: 0.500 Russ Davis, R (6, 5) OBP: 0.298, SLG: 0.506	0-3 K		0-0 G4-6-3			2-3 K		0-0 SH3-4	
John Mabry, L (1, 5) OBP: 0.250, SLG: 0.508 Dan Wilson, R (9, PH) OBP: 0.338, SLG: 0.333		0-1 G3		0-2 F7			0-0 P5	2-3 K	
Butch Huskey, R (1, 9) OBP: 0.369, SLG: 0.516		2-3 K		2-3 K			0-3 K	0-2 1B	
Matt Mieske, R (1, 10) OBP: 0.231, SLG: 0.692		3-2 G4-3		1-3 K			2-1 P6		
Tom Lampkin, L (1, 2) OBP: 0.361, SLG: 0.364			2-2 1B 2B		2-0 G3			1-0 G4-3	
Rafael Bournigal, R (1, 6) OBP: 0.444, SLG: 0.750 Edgar Martinez, R (8, PH) OBP: 0.422, SLG: 0.449 Domingo Cedenno, S (8, PR) OBP: 0.300, SLG: 0.400			0-2 G4-6-3 WP 1B		1-0 G6-3			4-2 G4-6-3 BB	

Inning Stats	R: 0	H: 1	E: 0	LOB: 1	K: 1	S: 16	R: 0	H: 0	E: 0	LOB: 0	K: 1	S: 9	R: 1	H: 3	E: 0	LOB: 2	K: 0	S: 14	R: 0	H: 0	E: 0	LOB: 0	K: 2	S: 11	R: 0	H: 0	E: 0	LOB: 0	K: 3	S: 9	R: 0	H: 0	E: 0	LOB: 0	K: 1	S: 6	R: 0	H: 0	E: 0	LOB: 1	K: 0	S: 5	R: 2	H: 3	E: 0	LOB: 1	K: 1	S: 11	1B: 4	SF: 0	2B: 2	SAC: 1	3B: 0	DP: 2	HR: 1	HBP: 0	WP: 1	PA: 33
--------------	------	------	------	--------	------	-------	------	------	------	--------	------	------	------	------	------	--------	------	-------	------	------	------	--------	------	-------	------	------	------	--------	------	------	------	------	------	--------	------	------	------	------	------	--------	------	------	------	------	------	--------	------	-------	-------	-------	-------	--------	-------	-------	-------	--------	-------	--------

PITCHER	IP	WLS	BF	H	R	ER	SO	BB	IBB	HBP	BLK	WP	HR	S	P	ERA	WHIP
Pat Hentgen, R (1, 1) ERA: 4.41	7.1		27	4	1	1	8	1	1	0	0	1	0	74	117	1.23	0.682
Pete Munro, R (8, 1) ERA: 2.0	0.2	B	2	1	1	1	0	0	0	0	0	0	1	3	7	13.50	1.500
Dan Plesac, L (9, 1) ERA: 7.15	0.1	L	2	1	0	0	0	0	0	0	0	0	0	3	3	0.00	3.000
Robert Person, R (9, 1) ERA: 7.88	0.1		2	1	1	1	1	0	0	0	0	0	0	6	8	27.00	3.000

Batter	1	2	3	4	5	6	7	8	9	AB R H RBI BB SO LOB	TOP											
Shannon Stewart, R (1, 7) OBP: 0.423, SLG: 0.495	0-2 P6	2-1 G5-3	0-0 L4		1-2 G6-3		1-0 G4-3		3-2 F9	6 0 0 0 0 0 5												
Alex Gonzalez, R (1, 6) OBP: 0.380, SLG: 0.430	2-1 F8		4-1 E 2B BB	0-0 G4-3 SF7 2B		1-3 K2-3		3-2 F9	2-2 F9 1B	5 3 2 0 1 1 0												
Shawn Green, L (1, 9) OBP: 0.397, SLG: 0.670	2-3 K		0-0 E4 1-2 2B	3-1 G4-3		2-1 F8		2-2 WP 2B 1B	2-0 1-H 3-H HR	6 3 2 3 0 1 2												
Carlos Delgado, L (1, 3) OBP: 0.386, SLG: 0.569		2-1 HR	2-1 1-H 2-H 1B 2B	0-1 SF7		1-2 1B 1B HBP		4-1 1-2 2B IBB	2-0 HR	3 5 3 5 1 0 0												
Tony Fernandez, S (1, 5) OBP: 0.450, SLG: 0.489		4-2 FC3-6 BB	1-2 2-H 2B 1B	3-1 E6		2-1 1B 1-2 1B		3-2 1-H 2-H 2B	1-1 G4-3	5 1 3 3 1 0 0												
Kevin Witt, L (1, 10) OBP: 0.294, SLG: 0.500		0-0 FC3-6 1-2f HR	1-0 1-H WP FC 2B	1-2 G3		1-0 1-3 2-H 1B		2-3 K		5 2 2 2 0 1 3												
José Cruz Jr., S (1, 8) OBP: 0.394, SLG: 0.426		1-1 1-H HR	3-3 K		1-1 G1-3 1B		0-0 F8		1-0 P3	5 1 2 2 0 1 4												
Kevin Brown, R (1, 2) OBP: 0.200, SLG: 0.200		3-3 K	0-2 FC		0-1 G1-3				2-3 K	5 0 1 1 0 2 1												
Norberto Martin, R (1, 4) OBP: 0.379, SLG: 0.261		0-0 2B	1-3 K		4-0 G6-3 BB		1-1 L4-3		0-0 1B HR 1B	4 1 2 0 1 1 2												
<b>Inning Stats</b>	R: 0 E: 0 K: 1 S: 10	H: 0 LOB: 0 BB: 0 P: 14	R: 3 E: 0 K: 1 S: 13	H: 3 LOB: 1 BB: 1 P: 25	R: 5 E: 1 K: 2 S: 20	H: 3 LOB: 1 BB: 1 P: 32	R: 1 E: 1 K: 0 S: 10	H: 1 LOB: 1 BB: 0 P: 17	R: 0 E: 0 K: 0 S: 7	H: 1 LOB: 1 BB: 1 P: 13	R: 1 E: 0 K: 1 S: 11	H: 2 LOB: 2 BB: 0 P: 18	R: 0 E: 0 K: 0 S: 4	H: 1 LOB: 0 BB: 0 P: 6	R: 2 E: 0 K: 1 S: 14	H: 2 LOB: 1 BB: 1 P: 29	R: 4 E: 0 K: 1 S: 18	H: 4 LOB: 0 BB: 0 P: 30	1B: 8 2B: 6 3B: 0 HR: 4	SF: 1 SAC: 0 DP: 2 HBP: 1	WP: 2 PB: 0 SB: 0 CS: 0	PA: 50
<b>PITCHER</b>	IP WLS BF H R ER SO BB IBB HBP BLK WP HR S P ERA WHIP																					
Freddy Garcia, R (1, 1) ERA: 5.13	2.0 L 14 5 7 6 2 2 0 0 0 0 0 2 30 53 27.00 3.500																					
John Halama, L (3, 1) ERA: 4.76	4.0 20 5 3 3 3 1 0 1 0 0 1 0 41 66 6.75 1.500																					
Eric Weaver, R (7, 1) ERA: 7.71	2.0 9 3 2 2 1 0 1 0 0 0 1 0 18 35 9.00 1.500																					
Jose Mesa, R (9, 1) ERA: 12.71	1.0 7 4 4 4 4 1 0 0 0 0 0 0 2 18 30 36.00 4.000																					

Toronto Blue Jays @ Seattle Mariners  
The Kingdom, Seattle, WA  
Mon May 03 1999, 6:35 PM EDT  
Att. 22,304 - Dome - 72 F

livebaseballscorecards.com

AB	44
R	16
H	17
RBI	16
BB	4
SO	7
LOB	17



Batter	1	2	3	4	5	6	7	8	9	AB R H RBI BB SO LOB
<b>Brian Hunter, R</b> OBP: 0.314, SLG: 0.325 (1, 7)	2-1 F9 BB SF8 1B	0-1 P6		0-0 G6-3		0-2 1-2 1B		1-3 K		5 1 2 0 0 1 1
<b>David Bell, R</b> OBP: 0.327, SLG: 0.547 (1, 4)	4-2 1-2 BB		3-2 G6-3	2-2 P7		2-2 F9		2-2 HR		4 1 1 1 1 0 2
<b>Ken Griffey Jr., L</b> OBP: 0.396, SLG: 0.606 (1, 8)	1-2 F9		1-1 F9		0-1 G4-3		4-1 G4-3 S BB	0-0 HR 1B		4 1 1 0 1 0 2
<b>Edgar Martinez, R</b> OBP: 0.404, SLG: 0.430 (1, 10)	0-0 SF8		2-0 F9		2-2 G4-3		1-3 K	2-3 K		4 0 0 1 0 2 2
<b>Matt Mieske, R</b> OBP: 0.313, SLG: 0.688 (1, 9)	2-2 P4		1-2 HR 1B		1-2 1B		2-2 G4-3	2-3 K		3 1 2 0 0 0 1
<b>John Mabry, L</b> OBP: 0.243, SLG: 0.493 (7, PH) (8, 9)							1-3 F8	2 0 0 0 0 1 2		
<b>Russ Davis, R</b> OBP: 0.313, SLG: 0.570 (1, 5)		4-2 HR BB		0-0 HR		2-3 K		2-0 F8	3-1 HR	4 3 2 4 1 1 2
<b>Butch Huskey, R</b> OBP: 0.371, SLG: 0.552 (1, 3)		2-2 HR		3-2 L4		1-1 G6-3		1-1 G6-3 1B	1-0 G6-3	5 1 2 2 0 0 0
<b>Dan Wilson, R</b> OBP: 0.333, SLG: 0.328 (1, 2)		2-2 P5		2-2 HR 1B		1-0 F9		0-2 G1-4-6-3 1-2f		4 1 1 0 0 0 1
<b>Rafael Bournigal, R</b> OBP: 0.500, SLG: 0.895 (1, 6)		1-1 F7		0-0 HR		0-1 1B 1B		4-0 BB		3 1 2 2 1 0 0

Inning Stats	R: 1	H: 1	E: 0	LOB: 1	K: 0	S: 11	R: 2	H: 1	E: 0	LOB: 0	K: 0	S: 16	R: 0	H: 0	E: 0	LOB: 0	K: 0	S: 7	R: 4	H: 4	E: 0	LOB: 0	K: 0	S: 15	R: 0	H: 1	E: 0	LOB: 1	K: 1	S: 12	R: 0	H: 2	E: 0	LOB: 2	K: 0	S: 11	R: 0	H: 0	E: 0	LOB: 1	K: 1	S: 9	R: 0	H: 1	E: 0	LOB: 1	K: 1	S: 9	R: 3	H: 3	E: 0	LOB: 0	K: 2	S: 13	1B: 8	SF: 1	2B: 0	SAC: 0	3B: 0	DP: 1	HR: 5	HBP: 0	WP: 0	PA: 43
--------------	------	------	------	--------	------	-------	------	------	------	--------	------	-------	------	------	------	--------	------	------	------	------	------	--------	------	-------	------	------	------	--------	------	-------	------	------	------	--------	------	-------	------	------	------	--------	------	------	------	------	------	--------	------	------	------	------	------	--------	------	-------	-------	-------	-------	--------	-------	-------	-------	--------	-------	--------

PITCHER	IP	WLS	BF	H	R	ER	SO	BB	IBB	HBP	BLK	WP	HR	S	P	ERA	WHIP
<b>David Wells, L</b> ERA: 6.39 (1, 1)	5.0	W	24	7	7	7	1	2	0	0	0	0	3	61	98	12.60	1.800
<b>Pete Munro, R</b> ERA: 1.89 (6, 1)	1.0	H	5	2	0	0	0	0	0	0	0	0	0	11	15	0.00	2.000
<b>Tom Davey, R</b> ERA: 4.05 (7, 1)	2.2	H	13	4	3	3	4	2	0	0	0	0	2	30	54	10.12	2.250
<b>Graeme Lloyd, L</b> ERA: 1.93 (9, 1)	0.1		1	0	0	0	0	0	0	0	0	0	0	1	2	0.00	0.000

**BOTTOM**

**Toronto Blue Jays @ Seattle Mariners**  
The Kingdom, Seattle, WA

Mon May 03 1999, 6:35 PM EDT  
Att. 22,304 - Dome - 72 F

livebaseballscorecards.com

<b>AB</b>	<b>38</b>
<b>R</b>	<b>10</b>
<b>H</b>	<b>13</b>
<b>RBI</b>	<b>10</b>
<b>BB</b>	<b>4</b>
<b>SO</b>	<b>5</b>
<b>LOB</b>	<b>13</b>



Batter	1	2	3	4	5	6	7	8	9	AB R H RBI BB SO LOB	TOP												
<b>Tony Phillips, S</b> OBP: 0.377, SLG: 0.533 (1, 4) (7, 7)	1-1 BB 1B	2-2 SAFE L7		4-1 CS BB		4-1 BB	2-2 SF8		0-1 G3	3 1 1 1 2 0 1													
<b>Jason McDonald, S</b> OBP: 0.350, SLG: 0.265 (1, 8)	4-1 1B FC6-4 BB	4-1 BB		3-2 F7		3-2 F7	3-3 K		1-3 K	4 1 0 0 2 2 3													
<b>Jason Giambi, L</b> OBP: 0.407, SLG: 0.578 (1, 3)	0-2 FC6-4 1B	2-3 K		2-1 CS 1-2	1-2 1B SF8 1B		2-1 HR	2-1 F9	0-0 F9	6 2 3 2 0 1 2													
<b>John Jaha, R</b> OBP: 0.432, SLG: 0.671 <b>3 Eric Chavez, L</b> OBP: 0.310, SLG: 0.347 (1, 10) (8, PR)	2-2 FC6-4 1-2f 3-H		2-1 F9		2-1 F9		4-2 WP 2B BB	4-2 2B G4-3 BB		3 1 0 1 2 0 2 0 1 0 0 0 0 0													
<b>Matt Stairs, L</b> OBP: 0.404, SLG: 0.613 (1, 9)	2-3 K		0-2 F8		1-2 1B		4-1 WP 2B BB	2-1 G4-3 2B		4 1 2 0 1 1 1													
<b>Olmedo Saenz, R</b> OBP: 0.479, SLG: 0.694 (1, 5)	4-0 FC4-6 BB		0-1 HR 2B		1-0 SF8		3-1 WP 2B 2B	1-1 G4-3		3 2 2 4 1 0 2													
<b>Ben Grieve, L</b> OBP: 0.222, SLG: 0.247 <b>Jorge Velandia, R</b> (7, 4)	1-0 FC4-6		0-0 HR		0-1 F8		2-3 K	0-1 P7		4 1 1 2 0 1 4 1 0 0 0 0 0 2													
<b>Mike Macfarlane, R</b> OBP: 0.286, SLG: 0.290 (1, 2)		2-1 FC3-6 1B	2-1 G3		0-0 G4-3		0-0 G6-3	4-0 2B SF8 BB	0-1 HR 1B	4 2 2 0 1 0 0													
<b>Miguel Tejada, R</b> OBP: 0.301, SLG: 0.381 (1, 6)		0-1 FC3-6 BB		0-0 G4-3		2-1 F7	3-1 SF8 2B		2-0 HR	5 1 2 3 0 0 1													
<b>Inning Stats</b>	R: 2 E: 1 K: 1 S: 15	H: 2 LOB: 2 BB: 2 P: 29	R: 0 E: 0 K: 1 S: 12	H: 1 LOB: 2 BB: 1 P: 22	R: 2 E: 0 K: 0 S: 10	H: 2 LOB: 0 BB: 0 P: 14	R: 0 E: 0 K: 0 S: 7	H: 0 LOB: 0 BB: 1 P: 16	R: 1 E: 0 K: 0 S: 11	H: 2 LOB: 1 BB: 0 P: 16	R: 0 E: 0 K: 0 S: 7	H: 0 LOB: 1 BB: 1 P: 16	R: 5 E: 0 K: 2 S: 20	H: 3 LOB: 1 BB: 3 P: 47	R: 1 E: 0 K: 0 S: 10	H: 1 LOB: 2 BB: 1 P: 19	R: 2 E: 0 K: 1 S: 9	H: 2 LOB: 0 BB: 0 P: 12	1B: 6 2B: 4 3B: 0 HR: 3	SF: 2 SAC: 0 DP: 0 HBP: 0	WP: 2 PB: 0 SB: 0 CS: 1	PA: 49	
<b>PITCHER</b> <b>32 Roy Halladay, R</b> ERA: 5.08 <b>Steve Sinclair, L</b> ERA: 12.71 <b>Robert Person, R</b> ERA: 9.82	IP WLS BF H R ER SO BB IBB HBP BLK WP HR S P ERA WHIP	(1, 1) 6.0 L 29 7 5 5 2 5 0 0 0 0 1 62 113 7.50 2.000	(7, 1) 0.0 3 1 3 3 0 2 0 0 0 0 1 5 15 ∞ ∞	(7, 1) 3.0 16 5 5 5 3 2 0 0 0 2 1 34 63 15.00 2.333	<b>PITCHER</b> IP WLS BF H R ER SO BB IBB HBP BLK WP HR S P ERA WHIP																		

Oakland Athletics @ Toronto Blue Jays  
SkyDome, Toronto, ON  
Tue May 04 1999, 7:05 PM EDT  
Att. 20,258 - Unknown - 74 F

livebaseballscorecards.com

AB	37
R	13
H	13
RBI	13
BB	9
SO	5
LOB	18





Batter	1	2	3	4	5	6	7	8	9	AB	R	H	RBI	BB	SO	LOB
Shannon Stewart, R OBP: 0.430, SLG: 0.536 (1, 7)	0-1 2B		0-1 2B 1B		3-1 HR	0-2 G5-3			0-0 F9	5	2	3	2	0	0	1
Alex Gonzalez, R OBP: 0.373, SLG: 0.429 (1, 6)	2-2 L4		3-1 1B 2B		0-3 K	0-0 F8			0-1 G6-3	5	1	1	0	0	1	2
Shawn Green, L OBP: 0.397, SLG: 0.667 (1, 9)	2-3 K		1-2 FC6 1B		2-2 2B				2-2 G3	5	0	2	2	0	2	1
Carlos Delgado, L OBP: 0.382, SLG: 0.552 (1, 3)	4-0 BB		0-3 K		1-3 K					3	0	0	0	1	3	2
Kevin Witt, L OBP: 0.333, SLG: 0.474 (1, 10)	2-3 K		0-1 FC6		4-1 BB				2-2 1B	3	0	1	0	1	1	3
José Cruz Jr., S OBP: 0.382, SLG: 0.410 (1, 8)		2-2 F9		1-3 K	3-1 G4-3				1-2 F8	4	0	0	0	0	1	3
Willie Greene, L OBP: 0.306, SLG: 0.320 (1, 5)		0-1 F8		1-1 F7		0-0 G4-3		1-0 G4-3		4	0	0	0	0	0	0
Kevin Brown, R OBP: 0.444, SLG: 0.667 (1, 2)		2-3 K		0-0 2B		1-0 2B G5-3		0-0 1B G5-4-3		4	1	3	0	0	1	0
Norberto Martin, R OBP: 0.364, SLG: 0.296 (1, 4)			2-1 F8		0-1 G1-3			1-1 2B G5-4-3		4	0	1	0	0	0	2

Inning Stats	R: 0	H: 1	E: 0	K: 2	S: 11	LOB: 2	BB: 1	P: 21
	R: 0	H: 0	E: 0	K: 1	S: 8 <td>LOB: 0</td> <td>BB: 0</td> <td>P: 12 </td>	LOB: 0	BB: 0	P: 12
	R: 2	H: 3	E: 0	K: 1	S: 16 <td>LOB: 1</td> <td>BB: 0</td> <td>P: 22 </td>	LOB: 1	BB: 0	P: 22
	R: 0	H: 1	E: 0	K: 1	S: 8 <td>LOB: 1</td> <td>BB: 0</td> <td>P: 10 </td>	LOB: 1	BB: 0	P: 10
	R: 1	H: 2	E: 0	K: 2	S: 15 <td>LOB: 2</td> <td>BB: 1</td> <td>P: 28 </td>	LOB: 2	BB: 1	P: 28
	R: 1	H: 2	E: 0	K: 0	S: 7 <td>LOB: 1</td> <td>BB: 0</td> <td>P: 8 </td>	LOB: 1	BB: 0	P: 8
	R: 0	H: 1	E: 0	K: 2	S: 12 <td>LOB: 1</td> <td>BB: 0</td> <td>P: 18 </td>	LOB: 1	BB: 0	P: 18
	R: 0	H: 1	E: 0	K: 0	S: 4 <td>LOB: 0</td> <td>BB: 0</td> <td>P: 6 </td>	LOB: 0	BB: 0	P: 6
	R: 0	H: 0	E: 0	K: 0	S: 7 <td>LOB: 0</td> <td>BB: 0</td> <td>P: 9 </td>	LOB: 0	BB: 0	P: 9
	1B: 4	2B: 6	3B: 0	HR: 1	SF: 0	SAC: 0	DP: 1	HBP: 0


PITCHER	IP	WLS	BF	H	R	ER	SO	BB	IBB	HBP	BLK	WP	HR	S	P	ERA	WHIP
Mike Oquist, R ERA: 4.62 (1, 1)	5.1	W	27	9	4	4	7	2	0	0	0	0	1	61	97	6.75	2.062
Doug Jones, R ERA: 2.18 (6, 1)	3.2	S	12	2	0	0	2	0	0	0	0	0	0	27	37	0.00	0.545

**BOTTOM**


**Oakland Athletics @ Toronto Blue Jays**  
SkyDome, Toronto, ON  
Tue May 04 1999, 7:05 PM EDT  
Att: 20,258 - Unknown - 74 F

livebaseballscorecards.com

AB	37
R	4
H	11
RBI	4
BB	2
SO	9
LOB	14



WP	PA
0	39
0	0
0	0
0	0

Batter	1	2	3	4	5	6	7	8	9	AB R H RBI BB SO LOB	TOP											
<b>Tony Phillips, S</b> OBP: 0.390, SLG: 0.536 (1, 4) (7, 7)	2-2 1B 2B	4-1 BB FC4-6		1-1 1B	1-1 1B			3-2 P7 1-2	3-3 K 1-2	5 0 3 0 1 1 2												
<b>Jason McDonald, S</b> OBP: 0.337, SLG: 0.257 (1, 8)	1-1 1B 2B	1-0 FC4-6 1-2f		3-2 F8	2-2 G4-3			2-0 F8	1-3 K 3-H	6 1 1 0 0 1 6												
<b>Jason Giambi, L</b> OBP: 0.406, SLG: 0.579 (1, 3)	2-3 K 1-2		1-0 1B 2B	0-0 1B			1-2 G4-3	2-3 K		5 1 2 0 0 2 3												
<b>John Jaha, R</b> OBP: 0.443, SLG: 0.691 <b>Scott Spiezio, S</b> OBP: 0.333, SLG: 0.391 (1, 10) (3, PR)	2-2 2B 1-H 2-3		2-2 HBP BB G3-2 1B	3-1 F9			1-3 K	1-3 K	2 0 2 2 0 0 0 3 0 0 0 0 2 2													
<b>Matt Stairs, L</b> OBP: 0.415, SLG: 0.603 (1, 9)	1-0 HBP		4-2 G3-2 HBP BB	1-3 K			2-2 F9	1-2 S 1B	3 1 1 0 1 1 2													
<b>Olmedo Saenz, R</b> OBP: 0.491, SLG: 0.667 (1, 5)	1-3 K		4-2 G3-2 HBP		2-1 HR 1B		0-0 G4-3	4-2 1B 2B BB	3 2 1 0 1 1 2													
<b>Ben Grieve, L</b> OBP: 0.213, SLG: 0.235 <b>Jorge Velandía, R</b> OBP: 0.167, SLG: 0.167 (1, 7) (7, 4)			0-2 F8	1-1 G3-2	2-1 L6		2-0 G4-3	2-2 2B 1B 1B	4 0 0 0 0 0 4 1 1 1 1 0 0 0		AB 40 R 8 H 15 RBI 7 BB 5 SO 10 LOB 26											
<b>Miguel Tejada, R</b> OBP: 0.315, SLG: 0.406 (1, 6)			3-2 WP 2B	4-0 FC6-4 BB			0-0 P2	3-3 K 1B 2B	4 1 2 1 1 1 1													
<b>A.J. Hinch, R</b> OBP: 0.239, SLG: 0.290 (1, 2)			0-3 K	0-2 FC6-4			3-1 HR	4-2 S BB	4 1 2 3 1 1 4													
<b>Inning Stats</b>	R: 1 E: 0 K: 2 S: 14	H: 3 LOB: 2 BB: 0 P: 23	R: 0 E: 0 K: 1 S: 11	H: 1 LOB: 2 BB: 1 P: 19	R: 1 E: 0 K: 0 S: 15	H: 2 LOB: 3 BB: 2 P: 31	R: 0 E: 0 K: 1 S: 12	H: 2 LOB: 2 BB: 0 P: 20	R: 2 E: 0 K: 0 S: 12	H: 3 LOB: 1 BB: 0 P: 22	R: 0 E: 0 K: 1 S: 9	H: 0 LOB: 0 BB: 0 P: 13	R: 0 E: 0 K: 1 S: 10	H: 0 LOB: 0 BB: 0 P: 15	R: 0 E: 0 K: 1 S: 11	H: 0 LOB: 1 BB: 1 P: 22	R: 4 E: 0 K: 3 S: 23	H: 4 LOB: 1 BB: 1 P: 38	1B: 10 2B: 4 3B: 0 HR: 1	SF: 0 SAC: 0 DP: 1 HBP: 2	WP: 2 PB: 0 SB: 3 CS: 0	PA: 47
<b>PITCHER</b>	IP WLS BF H R ER SO BB IBB HBP BLK WP HR S P ERA WHIP																					
<b>Kelvim Escobar, R</b> ERA: 5.77 (1, 1)	5.0 L 29 11 4 4 4 4 3 0 2 0 1 1 64 115 7.20 2.800																					
<b>Billy Koch, R</b> ERA: (6, 1)	2.2 9 0 0 0 2 1 0 0 0 0 0 0 27 45 0.00 0.375																					
<b>Dan Plesac, L</b> ERA: 8.25 (8, 1)	0.2 4 1 2 2 2 1 0 0 0 0 0 0 13 21 27.00 3.000																					
<b>Pete Munro, R</b> ERA: 2.75 (9, 1)	0.2 5 3 2 2 2 0 0 0 0 1 0 13 22 27.00 4.500																					

**Oakland Athletics @ Toronto Blue Jays**  
SkyDome, Toronto, ON  
Wed May 05 1999, 7:05 PM EDT  
Att. 20,314 - Unknown - 73 F

[livebaseballscorecards.com](http://livebaseballscorecards.com)

Batter	1	2	3	4	5	6	7	8	9	AB R H RBI BB SO LOB
Shannon Stewart, R (1, 10) OBP: 0.417, SLG: 0.517	0-0 G1-3	2-3 K			0-2 F9			2-3 K		4 0 0 0 0 2 2
Alex Gonzalez, R (1, 6) OBP: 0.369, SLG: 0.417	2-1 L1		0-0 L9		0-0 G4-3			4-1 BB		3 0 0 0 1 0 1
Shawn Green, L (1, 9) OBP: 0.393, SLG: 0.650	2-0 2B HBP		0-3 K			2-3 K		2-1 G4-3		3 1 0 0 0 2 1
Carlos Delgado, L (1, 3) OBP: 0.378, SLG: 0.550	2-2 2B		2-3 K			3-3 K			1-0 G4-3	4 1 1 0 0 2 0
Tony Fernandez, S (1, 5) OBP: 0.443, SLG: 0.490	1-0 2B			3-1 G1-3		3-2 P4			0-0 G6-3	4 0 1 2 0 0 0
José Cruz Jr., S (1, 8) OBP: 0.378, SLG: 0.404	0-0 F9		0-1 G6-3				0-1 G5-4-3 1B		0-0 F9	4 0 1 0 0 0 1
Anthony Sanders, R (1, 7) OBP: 0.286, SLG: 0.429		0-0 G1-3		2-3 K			2-0 G5-4-3			3 0 0 0 0 1 1
Mike Matheny, R (1, 2) OBP: 0.216, SLG: 0.361		2-2 G6-3			0-0 FC5-4 1B		0-0 G4-3			3 0 1 0 0 0 0
Pat Kelly, R (1, 4) OBP: 0.377, SLG: 0.649		0-0 2B			1-2 FC5-4			1-1 L9		3 0 1 0 0 0 1

Inning Stats	R: 2	H: 2	E: 0	K: 0	S: 8	LOB: 1	BB: 0	P: 15	R: 0	H: 1	E: 0	K: 1	S: 8	LOB: 1	BB: 0	P: 12	R: 0	H: 0	E: 0	K: 2	S: 7	LOB: 0	BB: 0	P: 9	R: 0	H: 0	E: 0	K: 1	S: 8	LOB: 0	BB: 0	P: 13	R: 0	H: 1	E: 0	K: 0	S: 9	LOB: 1	BB: 0	P: 10	R: 0	H: 0	E: 0	K: 2	S: 11	LOB: 0	BB: 0	P: 19	R: 0	H: 1	E: 0	K: 0	S: 4	LOB: 0	BB: 0	P: 6	R: 0	H: 0	E: 0	K: 1	S: 11	LOB: 1	BB: 1	P: 20	R: 0	H: 0	E: 0	K: 0	S: 3	LOB: 0	BB: 0	P: 4	1B: 2	2B: 3	3B: 0	HR: 0	SF: 0	SAC: 0	DP: 1	HBP: 1	WP: 0	PB: 0	SB: 0	CS: 0	PA: 33	ERA	WHIP
PITCHER Kenny Rogers, L (1, 1) ERA: 4.74	IP 9.0	WLS W	BF 33	H 5	R 2	ER 2	SO 7	BB 1	IBB 0	HBP 1	BLK 0	WP 0	HR 0	S 69	P 108	ERA 2.00	WHIP 0.667																																																																						
																												PITCHER	IP	WLS	BF	H	R	ER	SO	BB	IBB	HBP	BLK	WP	HR	S	P	ERA	WHIP																																										

**BOTTOM**

**Oakland Athletics @ Toronto Blue Jays**  
 SkyDome, Toronto, ON  
 Wed May 05 1999, 7:05 PM EDT  
 Att. 20,314 - Unknown - 73 F

livebaseballscorecards.com

AB	31
R	2
H	5
RBI	2
BB	1
SO	7
LOB	7



Batter	1	2	3	4	5	6	7	8	9	AB R H RBI BB SO LOB	TOP
Tony Phillips, S (1, 7) OBP: 0.386, SLG: 0.534	0-3 K2-3		2-3 K			0-0 1B SF8 2B		3-2 G4-3		4 1 1 0 0 2 0	
Jason McDonald, S (1, 8) OBP: 0.344, SLG: 0.269	0-2 CS 1B			2-3 K		1-0 WP 1B		0-0 F7		4 0 2 0 0 1 0	
Jason Giambi, L (1, 3) OBP: 0.394, SLG: 0.564	2-2 F8			1-0 G4-3		1-1 SF8		2-3 K		3 0 0 1 0 1 1	
Olmedo Saenz, R (1, 5) OBP: 0.456, SLG: 0.605		2-1 F9		2-3 K		1-3 K		0-0 F9		4 0 0 0 0 2 1	
Matt Stairs, L (1, 9) OBP: 0.418, SLG: 0.630		3-2 HR			3-1 P5	4-2 BB		0-1 G3		3 1 1 1 1 0 0	
Scott Spiezio, S (1, 4) OBP: 0.329, SLG: 0.384		0-2 F8			0-0 WP 1B BLK	0-2 P8		3-2 G4-3		4 1 1 0 0 0 2	
Jorge Velandia, R (9, 4) OBP: 0.167, SLG: 0.167										0 0 0 0 0 0 0	
Ben Grieve, L (1, 10) OBP: 0.206, SLG: 0.227		0-0 G6-3			1-3 K		2-1 G4-3			3 0 0 0 0 1 1	
Mike Macfarlane, R (1, 2) OBP: 0.289, SLG: 0.294			0-0 G6-3		1-0 1B		1-0 F9			3 0 1 1 0 0 0	
Miguel Tejada, R (1, 6) OBP: 0.306, SLG: 0.394			2-2 F9		0-0 G4-3		0-2 G6-3			3 0 0 0 0 0 1	
<b>Inning Stats</b>	R: 0 H: 1 E: 0 LOB: 0 K: 1 BB: 0 S: 9 P: 11	R: 1 H: 1 E: 0 LOB: 0 K: 0 BB: 0 S: 13 P: 18	R: 0 H: 0 E: 0 LOB: 0 K: 1 BB: 0 S: 9 P: 13	R: 0 H: 0 E: 0 LOB: 0 K: 2 BB: 0 S: 7 P: 12	R: 1 H: 2 E: 0 LOB: 1 K: 1 BB: 0 S: 8 P: 13	R: 1 H: 2 E: 0 LOB: 2 K: 1 BB: 1 S: 14 P: 21	R: 0 H: 0 E: 0 LOB: 0 K: 0 BB: 0 S: 6 P: 9	R: 0 H: 0 E: 0 LOB: 0 K: 1 BB: 0 S: 9 P: 14	R: 0 H: 0 E: 0 LOB: 0 K: 0 BB: 0 S: 7 P: 10	1B: 4 SF: 1 2B: 1 SAC: 0 3B: 0 DP: 0 HR: 1 HBP: 0	WP: 2 PA: 33 PB: 0 SB: 0 CS: 1
<b>PITCHER</b> Chris Carpenter, R (1, 1) ERA: 2.74	IP WLS BF H R ER SO BB IBB HBP BLK WP HR S P ERA WHIP										
	9.0 L 33 6 3 3 7 1 0 0 1 2 1 82 121 3.00 0.778										

Oakland Athletics @ Toronto Blue Jays  
SkyDome, Toronto, ON  
Thu May 06 1999, 7:05 PM EDT  
Att: 20,310 - Dome - 72 F

AB	31
R	3
H	6
RBI	3
BB	1
SO	7
LOB	6



Batter	1	2	3	4	5	6	7	8	9	AB R H RBI BB SO LOB	BOTTOM	
Shannon Stewart, R (1, 7) OBP: 0.416, SLG: 0.508	1-1 G6-3 BB 1B		0-3 K		1-0 G5-3		4-2 BB		2-3 K	4 0 1 0 1 2 0	<b>Oakland Athletics @ Toronto Blue Jays</b> SkyDome, Toronto, ON Thu May 06 1999, 7:05 PM EDT Att. 20,310 - Dome - 72 F <a href="http://livebaseballscorecards.com">livebaseballscorecards.com</a>	
Alex Gonzalez, R (1, 6) OBP: 0.378, SLG: 0.429	SAFE 1-1 SAFE G6-3 1-2 BB		0-0 F8		1-1 G4-3 1B 2B		1-3 K		1-0 S 1B	4 1 2 0 1 1 2		
Shawn Green, L (1, 9) OBP: 0.393, SLG: 0.648	1-2 G6-3 1-2 2-3		0-1 2B		1-0 G4-3 2-3		1-0 FC4-6 1B		2-3 K 1-2	5 0 2 0 0 1 4		
Carlos Delgado, L (1, 3) OBP: 0.367, SLG: 0.531	0-0 L4		0-1 P3		0-2 G1-3		0-0 FC4-6 1B 1-2f			4 1 0 0 0 0 5		
Tony Fernandez, S (1, 5) OBP: 0.445, SLG: 0.490	0-1 G3-1			1-0 G4-3		1-2 1B 3-H		2-2 1B 1-2 1B		4 0 2 1 0 0 2		
Kevin Witt, L (1, 10) OBP: 0.292, SLG: 0.409		1-2 G4-3		1-1 F9		0-0 G4-3		0-3 K		3 0 0 0 0 0 1		
Anthony Sanders, R (8, PH) OBP: 0.286, SLG: 0.429										0 0 0 0 0 0 0		
Willie Greene, L (8, PH) OBP: 0.302, SLG: 0.314										1 0 0 0 0 1 2		
José Cruz Jr., S (1, 8) OBP: 0.374, SLG: 0.398			1-3 K		2-1 G4-3		1-2 G4-3		1-0 S 1B 1-3 2-H	4 0 1 1 0 1 0		
Mike Matheny, R (1, 2) OBP: 0.220, SLG: 0.350			2-1 FC6-4 1B		0-0 F7		0-2 G6-3		2-3 K 1-2	4 0 1 0 0 1 2		
Pat Kelly, R (1, 4) OBP: 0.369, SLG: 0.623			1-2 FC6-4 1-2f		0-0 F7		0-2 BB 1B		3-2 G4-3	4 0 1 0 0 0 1		
<b>Inning Stats</b>	R: 0 H: 1 E: 0 LOB: 2 K: 0 BB: 1 S: 10 P: 15	R: 0 H: 1 E: 0 LOB: 1 K: 1 BB: 0 S: 12 P: 17	R: 0 H: 1 E: 0 LOB: 1 K: 1 BB: 0 S: 8 P: 8	R: 0 H: 0 E: 0 LOB: 0 K: 0 BB: 0 S: 5 P: 9	R: 0 H: 0 E: 0 LOB: 0 K: 0 BB: 0 S: 3 P: 4	R: 1 H: 2 E: 0 LOB: 1 K: 0 BB: 0 S: 11 P: 14	R: 0 H: 1 E: 0 LOB: 2 K: 1 BB: 1 S: 16 P: 22	R: 1 H: 3 E: 0 LOB: 2 K: 2 BB: 0 S: 12 P: 18	R: 0 H: 1 E: 0 LOB: 1 K: 2 BB: 0 S: 12 P: 20	1B: 8 SF: 0 2B: 2 SAC: 0 3B: 0 DP: 0 HR: 0 HBP: 0	WP: 0 PA: 39 PB: 0 SB: 2 CS: 0	
<b>PITCHER</b>	IP WLS BF H R ER SO BB IBB HBP BLK WP HR S P ERA WHIP											
Gil Heredia, R (1, 1) ERA: 4.24	6.2 W 27 H 6 R 1 ER 1 SO 2 BB 1 IBB 0 HBP 0 BLK 0 WP 0 HR 0 S 60 P 79 ERA 1.35 WHIP 1.050											
T.J. Mathews, R (7, 1) ERA: 1.29	0.1 H 2 0 0 0 1 1 0 0 0 0 0 0 5 10 0.00 3.000											
Buddy Groom, L (8, 1) ERA: 6.75	0.1 H 3 2 1 1 0 0 0 0 0 0 0 0 5 8 27.00 6.000											
Billy Taylor, R (8, 1) ERA: 2.92	1.2 S 7 2 0 0 4 0 0 0 0 0 0 0 19 30 0.00 1.200											



Batter	1	2	3	4	5	6	7	8	9	AB R H RBI BB SO LOB	TOP		
Tom Goodwin, L (1, 8) OBP: 0.321, SLG: 0.323	3-1 HR	0-0 F7			2-2 F7		2-1 HR BB 1B		0-0 G4-3	5 2 2 1 0 0 1			
Mark McLemore, S (1, 4) OBP: 0.340, SLG: 0.412	1-1 HR		4-1 BB 29 G3-6-1		3-1 1B		4-0 HR BB		2-2 F7	3 2 2 1 2 0 0			
29 Rusty Greer, L (1, 7) OBP: 0.400, SLG: 0.450	2-2 1B FC3-6		1-1 G3-6-1 1-2f		2-1 G4-3		1-3 K			4 0 1 0 0 1 5			
Juan Gonzalez, R (1, 9) OBP: 0.341, SLG: 0.535	0-2 F8		1-2 F7			1-0 HR	3-2 HR 1-H 2-H			4 2 2 4 0 0 1			
Rafael Palmeiro, L (1, 10) OBP: 0.434, SLG: 0.579	0-2 FC3-6 BB 1-2f			0-0 G5-3		4-2 BB E	0-2 L9			3 0 0 0 1 0 1			
Ivan Rodriguez, R (1, 2) OBP: 0.304, SLG: 0.444	4-2 BB			0-0 G4-3		0-1 E6 G4-6-3		1-0 G3-1		3 0 0 0 1 0 1			
Todd Zeile, R (1, 5) OBP: 0.325, SLG: 0.544	1-2 P6			0-1 F8		0-3 K		0-3 K		4 0 0 0 0 2 4			
Lee Stevens, L (1, 3) OBP: 0.402, SLG: 0.621		1-2 G3			2-3 K	0-0 G4-6-3 1-2f		0-3 K		4 0 0 0 0 2 2			
44 Kelly Dransfeldt, R (1, 6) OBP: 0.238, SLG: 0.158 Luis Alicea, S (9, PH) OBP: 0.262, SLG: 0.237		1-2 G5-3			4-0 1B BB		0-0 G6-3		1-2 P6	2 0 0 0 1 0 0 1 0 0 0 0 0 0			
<b>Inning Stats</b>	R: 2 H: 3 E: 0 LOB: 2 K: 0 BB: 1 S: 25 P: 36	R: 0 H: 0 E: 0 LOB: 0 K: 0 BB: 0 S: 9 P: 11	R: 0 H: 0 E: 0 LOB: 0 K: 0 BB: 1 S: 6 P: 12	R: 0 H: 0 E: 0 LOB: 0 K: 0 BB: 0 S: 4 P: 4	R: 0 H: 1 E: 0 LOB: 2 K: 1 BB: 1 S: 12 P: 25	R: 1 H: 1 E: 1 LOB: 1 K: 1 BB: 1 S: 10 P: 15	R: 3 H: 2 E: 0 LOB: 0 K: 1 BB: 1 S: 12 P: 22	R: 0 H: 0 E: 0 LOB: 0 K: 2 BB: 0 S: 7 P: 8	R: 0 H: 0 E: 0 LOB: 0 K: 0 BB: 0 S: 7 P: 10	1B: 3 SF: 0 2B: 0 SAC: 0 3B: 0 DP: 2 HR: 4 HBP: 0	WP: 0 PA: 38 PB: 0 SB: 0 CS: 0		
<b>PITCHER</b>	IP WLS BF H R ER SO BB IBB HBP BLK WP HR S P ERA WHIP											<b>PITCHER</b>	IP WLS BF H R ER SO BB IBB HBP BLK WP HR S P ERA WHIP
Pat Hentgen, R (1, 1) ERA: 4.54	5.0 W 23 5 3 3 1 4 0 0 0 0 0 3 59 96 5.40 1.800												
Tom Davey, R (6, 1) ERA: 4.64	1.1 H 6 1 2 2 1 1 0 0 0 0 0 0 10 16 13.50 1.500												
Dan Plesac, L (7, 1) ERA: 8.53	0.2 H 3 1 1 1 1 0 0 0 0 0 0 1 9 13 13.50 1.500												
Billy Koch, R (8, 1) ERA:	2.0 S 6 0 0 0 2 0 0 0 0 0 0 0 14 18 0.00 0.000												

Texas Rangers @ Toronto Blue Jays  
SkyDome, Toronto, ON  
Fri May 07 1999, 7:05 PM EDT  
Att. 22,110 - Sunny - 67 F

livebaseballscorecards.com

AB	33
R	6
H	7
RBI	6
BB	5
SO	5
LOB	15



Batter	1	2	3	4	5	6	7	8	9
Shannon Stewart, R (1, 7) OBP: 0.423, SLG: 0.508	1-0 2B G4-3 1B	1-0 G5-3		4-1 CS BB		3-1 FC4-6 1B	1-0 G6-3		
Alex Gonzalez, R (1, 6) OBP: 0.386, SLG: 0.452	0-0 G4-3 HR 2B	2-2 F9		1-2 2B		0-0 FC4-6 1B		0-2 BB 2B 1B	
Shawn Green, L (1, 9) OBP: 0.387, SLG: 0.629	0-1 G4-3	0-1 G4-3		0-1 G3		0-3 K		4-0 2B FC5-2 BB	
Carlos Delgado, L (1, 3) OBP: 0.382, SLG: 0.573	1-0 HR		4-0 2B G3 BB		3-2 1B 2B	3-1 1B		0-3 K	
Tony Fernandez, S (1, 5) OBP: 0.468, SLG: 0.542	3-1 2B 2B		2-2 G3 WP 2B		2-2 1B 2B	2-2 1B		1-1 FC5-2 1B 2B	
Willie Greene, L (1, 10) OBP: 0.299, SLG: 0.309 Mark Dalesandro, R (8, PH) Kevin Witt, L (8, PH) OBP: 0.280, SLG: 0.391	1-3 K		2-0 G3		2-1 1B	1-0 P6		1-2 FC5-2 1B IBB	
José Cruz Jr., S (1, 8) OBP: 0.382, SLG: 0.391	4-2 2B BB		4-0 WP IBB		3-3 K		0-0 G3	4-0 1B IBB	
Mike Matheny, R (1, 2) OBP: 0.261, SLG: 0.422	0-2 2B		2-3 K		1-3 K		1-2 2B	0-1 1B	
Pat Kelly, R (1, 4) OBP: 0.343, SLG: 0.576	1-1 G6-3		1-2 3-H		1-1 L7		0-0 P2	2-2 F7	

Inning Stats	R: 4	H: 5	E: 0	LOB: 2	K: 1	P: 28	R: 0	H: 0	E: 0	LOB: 0	K: 0	P: 10	R: 1	H: 1	E: 0	LOB: 1	K: 1	P: 21	R: 0	H: 1	E: 0	LOB: 1	K: 0	P: 13	R: 1	H: 3	E: 0	LOB: 2	K: 2	P: 28	R: 1	H: 3	E: 0	LOB: 2	K: 1	P: 23	R: 0	H: 1	E: 0	LOB: 1	K: 0	P: 9	R: 2	H: 3	E: 0	LOB: 3	K: 1	P: 32				
	S: 17	BB: 1	S: 7	BB: 0	S: 7	BB: 0	S: 7	BB: 0	S: 7	BB: 0	S: 7	BB: 0	S: 7	BB: 0	S: 7	BB: 0	S: 7	BB: 0	S: 7	BB: 0	S: 7	BB: 0	S: 7	BB: 0	S: 7	BB: 0	S: 7	BB: 0	S: 7	BB: 0	S: 7	BB: 0	S: 7	BB: 0	S: 7	BB: 0	S: 7	BB: 0	S: 7	BB: 0	S: 7	BB: 0	S: 7	BB: 0	S: 7	BB: 0	S: 7	BB: 0	S: 7	BB: 0	S: 7	BB: 0

PITCHER	IP	WLS	BF	H	R	ER	SO	BB	IBB	HBP	BLK	WP	HR	S	P	ERA	WHIP
Mark Clark, R (1, 1) ERA: 7.85	3.2	L	20	7	5	5	2	3	1	0	0	1	1	37	70	12.27	2.727
Esteban Loaiza, R (4, 1) ERA: 6.75	1.2		9	4	2	2	2	0	0	0	0	0	0	21	36	10.80	2.400
Eric Gunderson, L (6, 1) ERA: 7.2	0.2		4	2	0	0	1	0	0	0	0	0	0	11	17	0.00	3.000
Danny Patterson, R (7, 1) ERA: 5.56	1.0		4	1	0	0	0	0	0	0	0	0	0	7	9	0.00	1.000
Mike Venafro, L (8, 1) ERA: 3.52	0.1		4	2	2	2	1	1	0	0	0	0	0	8	13	54.00	9.000

AB R H RBI BB SO LOB

4	1	2	0	1	0	1
5	3	3	0	0	0	1
4	0	0	1	1	1	3
4	2	3	2	1	1	2
5	3	5	2	0	0	0
4	0	1	1	0	1	5
0	0	0	0	0	0	0
1	0	0	0	0	0	2
2	0	0	0	3	1	2
5	0	3	2	0	2	3
5	0	0	0	0	0	8

AB	39
R	9
H	17
RBI	8
BB	6
SO	6
LOB	27



WP	HR	S	P	ERA	WHIP
1	0	12	19	0.00	1.500

Texas Rangers @ Toronto Blue Jays  
SkyDome, Toronto, ON  
Fri May 07 1999, 7:05 PM EDT  
Att: 22,110 - Sunny - 67 F

livebaseballscorecards.com

Batter	1	2	3	4	5	6	7	8	9	AB R H RBI BB SO LOB
Mark McLemore, S (1, 4) OBP: 0.342, SLG: 0.406	0-0 29 HR 1B		1-3 K		0-2 FC5-4 29 1B 1-2f		4-1 29 S 2B BB		1-0 F8	4 3 1 0 1 1 1
Roberto Kelly, R (1, 8) OBP: 0.462, SLG: 0.595	0-2 P4		1-0 G6-3		0-1 29 1B 1-2		1-0 P8		0-3 K	5 0 1 0 0 1 2
29 Rusty Greer, L (1, 7) OBP: 0.407, SLG: 0.478	2-1 1-H HR		4-1 FC5-4 BB		2-2 1-3 2-H 1B		1-3 1-2 K		0-1 G6-3	4 1 2 3 1 1 1
Juan Gonzalez, R (1, 9) OBP: 0.346, SLG: 0.526	1-1 G4-3		2-1 FC5-4 1-2f		4-0 FC3-6 IBB		4-0 2B IBB			2 0 0 0 2 0 1
Rafael Palmeiro, L (1, 10) OBP: 0.427, SLG: 0.576	1-0 G3			1-0 G3-1	1-2 FC3-6 1-2f		1-1 1-3 2-H 2B			4 0 1 1 0 0 3
Ivan Rodriguez, R (1, 2) OBP: 0.302, SLG: 0.447		0-0 G5-3		0-3 K		1-0 S 2B		0-3 K		4 0 1 0 0 2 2
Todd Zeile, R (1, 5) OBP: 0.314, SLG: 0.523		0-2 G5-3		0-1 G4-3		3-3 K 2-3		2-1 L6		4 0 0 0 0 1 1
Lee Stevens, L (1, 3) OBP: 0.397, SLG: 0.604		4-2 BB			0-1 G4-3		2-2 G3		0-3 K	3 0 0 0 1 1 1
Jon Shave, R (1, 6) OBP: 0.333, SLG: 0.304		0-0 F7			0-1 FC5-4 1B		2-2 G6-3		1-3 K	4 0 1 0 0 1 2

Inning Stats	R: 2 E: 0 K: 0 S: 10	H: 2 LOB: 0 BB: 0 P: 14	R: 0 E: 0 K: 0 S: 7	H: 0 LOB: 1 BB: 1 P: 11	R: 0 E: 0 K: 1 S: 7	H: 0 LOB: 1 BB: 1 P: 15	R: 0 E: 0 K: 1 S: 6	H: 0 LOB: 0 BB: 0 P: 7	R: 1 E: 0 K: 0 S: 16	H: 3 LOB: 3 BB: 1 P: 23	R: 0 E: 0 K: 1 S: 12	H: 1 LOB: 1 BB: 0 P: 20	R: 1 E: 0 K: 2 S: 10	H: 1 LOB: 2 BB: 2 P: 21	R: 0 E: 0 K: 2 S: 8	H: 0 LOB: 0 BB: 0 P: 11	R: 0 E: 0 K: 1 S: 6	H: 0 LOB: 0 BB: 0 P: 7	1B: 4 2B: 2 3B: 0 HR: 1	SF: 0 SAC: 0 DP: 0 HBP: 0	WP: 0 PB: 0 SB: 2 CS: 0	PA: 39
--------------	-------------------------------	----------------------------------	------------------------------	----------------------------------	------------------------------	----------------------------------	------------------------------	---------------------------------	-------------------------------	----------------------------------	-------------------------------	----------------------------------	-------------------------------	----------------------------------	------------------------------	----------------------------------	------------------------------	---------------------------------	----------------------------------	------------------------------------	----------------------------------	--------

PITCHER	IP	WLS	BF	H	R	ER	SO	BB	IBB	HBP	BLK	WP	HR	S	P	ERA	WHIP
David Wells, L (1, 1) ERA: 6.0	8.0	L	36	7	4	4	7	3	2	0	0	0	1	76	122	4.50	1.250
Graeme Lloyd, L (9, 1) ERA: 1.8	1.0		3	0	0	0	1	0	0	0	0	0	0	6	7	0.00	0.000

**TOP**

**Texas Rangers @ Toronto Blue Jays**  
SkyDome, Toronto, ON  
Sat May 08 1999, 4:05 PM EDT  
Att. 24,642 - Dome - 72 F

<b>AB</b>	<b>34</b>
<b>R</b>	<b>4</b>
<b>H</b>	<b>7</b>
<b>RBI</b>	<b>4</b>
<b>BB</b>	<b>5</b>
<b>SO</b>	<b>8</b>
<b>LOB</b>	<b>14</b>





Batter	1	2	3	4	5	6	7	8	9	AB R H RBI BB SO LOB
Shannon Stewart, R (1, 7) OBP: 0.408, SLG: 0.488	0-1 G6-3		0-0 FC6-4 1B 1-2f 2-3	0-0 G1-3			1-0 F9		1-0 F8	5 1 0 0 0 0 4
Alex Gonzalez, R (1, 6) OBP: 0.382, SLG: 0.445	1-0 G6-3		1-1 HBP 1-3 3-H 1B G4-3		0-0 F7		1-2 CS 1-2	2-3 K		4 0 1 1 0 1 0
Shawn Green, L (1, 9) OBP: 0.377, SLG: 0.610	0-1 G3		1-2 G4-3 1-2 3-H		0-0 G4-3			0-2 P4		4 0 0 1 0 0 1
Carlos Delgado, L (1, 3) OBP: 0.385, SLG: 0.563		1-3 K	1-1 HBP HBP		3-3 K			4-2 1B BB		2 0 0 0 1 2 0
Tony Fernandez, S (1, 5) OBP: 0.476, SLG: 0.542		4-1 WP BB	3-2 HBP			1-1 G4-6-3 1B		2-2 1B		0 0 0 0 1 0 0
Mark Dalesandro, R (3, PR) OBP: 0.286, SLG: 0.286			1-2 2-3 HBP					1-2 1B		2 0 2 0 0 0 0
Willie Greene, L (1, 10) OBP: 0.282, SLG: 0.288		1-0 L1	3-3 K			1-1 G4-6-3 1-2f		2-3 K		4 0 0 0 0 2 7
José Cruz Jr., S (1, 8) OBP: 0.378, SLG: 0.403	1-0 G4-3			1-1 G6-3 3B			0-0 F8		1-1 P5	4 1 1 0 0 0 1
Mike Matheny, R (1, 2) OBP: 0.306, SLG: 0.435			0-0 FC6-4 1B 1B	4-0 G6-3 BB			4-2 FC5-4 BB		0-1 F8	1 1 1 0 2 0 0
Kevin Witt, L (9, PH) OBP: 0.269, SLG: 0.375										1 0 0 0 0 0 0
Pat Kelly, R (1, 4) OBP: 0.351, SLG: 0.571			0-0 FC6-4 1B	1-0 G6-3 1-2f 3-H			2-2 FC5-4 CS		1-2 1B	4 0 2 0 0 0 2

BOTTOM

Texas Rangers @ Toronto Blue Jays  
 SkyDome, Toronto, ON  
 Sat May 08 1999, 4:05 PM EDT  
 Att. 24,642 - Dome - 72 F

livebaseballscorecards.com

AB	31
R	3
H	7
RBI	2
BB	4
SO	5
LOB	15



Inning Stats	R: 0	H: 0	E: 0	K: 0	S: 5	LOB: 0	BB: 0	P: 6	R: 0	H: 0	E: 0	K: 1	S: 6	LOB: 1	BB: 1	P: 13	R: 2	H: 3	E: 0	K: 1	S: 14	LOB: 3	BB: 0	P: 23	R: 1	H: 1	E: 0	K: 0	S: 4	LOB: 0	BB: 1	P: 10	R: 0	H: 0	E: 0	K: 1	S: 6	LOB: 0	BB: 0	P: 9	R: 0	H: 1	E: 0	K: 0	S: 5	LOB: 0	BB: 0	P: 7	R: 0	H: 0	E: 0	K: 0	S: 8	LOB: 0	BB: 1	P: 16	R: 0	H: 1	E: 0	K: 2	S: 14	LOB: 2	BB: 1	P: 24	R: 0	H: 1	E: 0	K: 0	S: 8	LOB: 1	BB: 0	P: 11	1B: 6	SF: 0	2B: 0	SAC: 0	3B: 1	DP: 2	HR: 0	HBP: 2	WP: 1	PA: 38
PITCHER	IP	WLS	BF	H	R	ER	SO	BB	IBB	HBP	BLK	WP	HR	S	P	ERA	WHIP																																																																	
Mike Morgan, R (1, 1) ERA: 4.12	6.0	W	26	5	3	3	3	3	3	0	0	1	0	42	74	4.50	1.333																																																																	
59 Jeff Zimmerman, R (7, 1) ERA: 0.84	2.0	H	7	1	0	0	2	1	0	0	0	0	0	20	34	0.00	1.000																																																																	
John Wetteland, R (9, 1) ERA: 4.38	1.0	S	4	1	0	0	0	0	0	0	0	0	0	8	11	0.00	1.000																																																																	

Batter	1	2	3	4	5	6	7	8	9	AB R H RBI BB SO LOB	TOP																									
<b>Tom Goodwin, L</b> (1, 8) OBP: 0.313, SLG: 0.317	2-2 BB BB 1B	1-3 K	0-2 FC6-4			1-3 K	0-0 SF7		1-2 G1-3	5 0 1 1 0 2 6																										
<b>Mark McLemore, S</b> (1, 4) OBP: 0.350, SLG: 0.406	4-1 BB BB BB	0-0 1B		2-0 L6		1-0 F9	2-2 SAFE 1B		1-0 P6	5 0 2 2 1 0 1																										
<b>29 Rusty Greer, L</b> (1, 7) OBP: 0.397, SLG: 0.458	4-1 BB BB BB	1-0 G6-3		3-3 K		1-3 K	2-0 G4-3		2-2 G6-3	5 0 0 0 1 2 4																										
<b>Juan Gonzalez, R</b> (1, 9) OBP: 0.356, SLG: 0.545	1-2 P3		1-0 2B	0-0 G6-3			0-1 1B 2B	1-0 2B		5 3 3 0 0 0 3																										
<b>Rafael Palmeiro, L</b> (1, 10) OBP: 0.434, SLG: 0.587	0-1 G6-4-3		3-1 1B 2B		1-1 G4-6-3 1B		0-0 2B 1B	0-0 L9		5 1 3 1 0 0 4																										
<b>Ivan Rodriguez, R</b> (1, 2) OBP: 0.315, SLG: 0.472		0-2 2B	2-0 1B		1-0 G4-6-3		2-1 1B 2B	0-3 K		5 2 3 1 0 1 2																										
<b>Todd Zeile, R</b> (1, 5) OBP: 0.333, SLG: 0.541		4-0 2B 1B BB	0-0 1B		3-2 G6-3		0-0 44 FC5-6-4 SF7 1B	0-0 1B 2B		4 3 3 2 1 0 0																										
<b>Lee Stevens, L</b> (1, 3) OBP: 0.413, SLG: 0.631		1-1 1B 2B	3-3 K		3-2 44 1B 2B		0-1 1B	2-2 1B		5 2 4 3 0 1 3																										
<b>44 Kelly Dransfeldt, R</b> (1, 6) OBP: 0.231, SLG: 0.167		0-1 P4	1-1 P5		0-0 1B		3-1 FC5-6-4 1B	2-2 F7		5 0 1 1 0 0 8																										
<b>Inning Stats</b>	R: 0 E: 0 K: 0 S: 10	H: 1 LOB: 2 BB: 2 P: 21	R: 3 E: 0 K: 1 S: 12	H: 3 LOB: 1 BB: 1 P: 19	R: 1 E: 0 K: 1 S: 13	H: 4 LOB: 3 BB: 0 P: 23	R: 0 E: 0 K: 1 S: 5	H: 0 LOB: 0 BB: 0 P: 10	R: 0 E: 0 K: 0 S: 6	H: 1 LOB: 0 BB: 0 P: 11	R: 1 E: 0 K: 2 S: 11	H: 2 LOB: 1 BB: 0 P: 17	R: 4 E: 0 K: 0 S: 16	H: 6 LOB: 2 BB: 0 P: 25	R: 2 E: 0 K: 1 S: 14	H: 3 LOB: 1 BB: 0 P: 19	R: 0 E: 0 K: 0 S: 7	H: 0 LOB: 0 BB: 0 P: 11	1B: 12 2B: 8 3B: 0 HR: 0	SF: 1 SAC: 0 DP: 2 HBP: 0	WP: 0 PB: 0 SB: 0 CS: 0	PA: 48														
<b>PITCHER</b>	IP WLS BF H R ER SO BB IBB HBP BLK WP HR S P ERA WHIP																																			
<b>32 Roy Halladay, R</b> (1, 1) ERA: 5.93	2.0		16	8	4	4	1	3	0	0	0	0	0	27	51	18.00	5.500																			
<b>Paul Spoljaric, L</b> (3, 1) ERA: 12.83	2.0		7	1	0	0	2	0	0	0	0	0	0	15	25	0.00	0.500																			
<b>Pete Munro, R</b> (5, 1) ERA: 4.15	2.0	L	10	5	4	4	2	0	0	0	0	0	0	20	32	18.00	2.500																			
<b>Tom Davey, R</b> (7, 1) ERA: 5.48	1.2		10	5	3	3	1	0	0	0	0	0	0	17	25	16.20	3.000																			
<b>Dan Plesac, L</b> (8, 1) ERA: 7.71	1.1		5	1	0	0	0	0	0	0	0	0	0	15	23	0.00	0.750																			

Texas Rangers @ Toronto Blue Jays  
SkyDome, Toronto, ON  
Sun May 09 1999, 8:05 PM EDT  
Att: 20,374 - Dome - 72 F

livebaseballscorecards.com

AB	44
R	11
H	20
RBI	11
BB	3
SO	6
LOB	31



Batter	1	2	3	4	5	6	7	8	9	AB R H RBI BB SO LOB
Shannon Stewart, R (1, 7) OBP: 0.408, SLG: 0.485	1-2 FC6 1B		1-0 L5		2-2 G6-4-3 1B		2-1 F8		1-1 G6-4-3	5 1 2 0 0 0 1
Alex Gonzalez, R (1, 6) OBP: 0.376, SLG: 0.436	0-0 E8 FC6 1B		1-0 G6-3		1-2 G6-4-3		2-1 P4		2-3 K	5 0 1 0 0 1 2
Shawn Green, L (1, 9) OBP: 0.373, SLG: 0.621	2-1 FC6 1-2f 3-H		0-0 G4-3		0-0 G4-3		0-0 HR			4 1 1 2 0 0 2
Carlos Delgado, L (1, 3) OBP: 0.382, SLG: 0.549	1-3 K			4-0 FC4-6 BB		1-0 G1-6-3	2-2 F7			3 0 0 0 1 1 1
Kevin Witt, L (1, 10) OBP: 0.241, SLG: 0.333 Jacob Brumfield, R (8, PH) OBP: 0.278, SLG: 0.389	1-1 F9			1-3 K		0-1 F7		0-3 K2-3		3 0 0 0 0 1 2 1 0 0 0 0 1 0
Willie Greene, L (1, 5) OBP: 0.280, SLG: 0.274		2-3 K		3-1 FC4-6 BB 1-2f		4-2 BB HR BB		2-0 G4-3		3 1 0 0 1 1 1
José Cruz Jr., S (1, 8) OBP: 0.382, SLG: 0.397		0-3 K		4-2 SAFE BB		4-2 HR BB		1-0 E6		2 1 0 0 2 1 0
Pat Kelly, R (1, 4) OBP: 0.359, SLG: 0.649		1-2 HR		2-0 F7		1-1 HR		2-2 L4		4 2 2 4 0 0 3
Mike Matheny, R (1, 2) OBP: 0.321, SLG: 0.440		0-0 G5-3			0-0 G6-4-3 1B		2-3 K		1-0 G6-4-3 1B	4 0 2 0 0 1 0

Inning Stats	R: 1	H: 2	E: 1	K: 1	S: 13	LOB: 1	BB: 0	P: 18	R: 1	H: 1	E: 0	K: 2	S: 12	LOB: 0	BB: 0	P: 15	R: 0	H: 0	E: 0	K: 0	S: 3	LOB: 0	BB: 0	P: 5	R: 0	H: 0	E: 0	K: 1	S: 8	LOB: 2	BB: 2	P: 22	R: 0	H: 2	E: 0	K: 0	S: 10	LOB: 1	BB: 0	P: 13	R: 3	H: 1	E: 0	K: 1	S: 13	LOB: 0	BB: 2	P: 25	R: 1	H: 1	E: 0	K: 0	S: 8	LOB: 0	BB: 0	P: 14	R: 0	H: 0	E: 1	K: 1	S: 8	LOB: 1	BB: 0	P: 13	R: 0	H: 1	E: 0	K: 1	S: 6	LOB: 0	BB: 10	1B: 5	2B: 0	3B: 0	HR: 3	SF: 0	SAC: 0	DP: 2	HBP: 0	WP: 0	PB: 0	SB: 0	CS: 0	PA: 38
--------------	------	------	------	------	-------	--------	-------	-------	------	------	------	------	-------	--------	-------	-------	------	------	------	------	------	--------	-------	------	------	------	------	------	------	--------	-------	-------	------	------	------	------	-------	--------	-------	-------	------	------	------	------	-------	--------	-------	-------	------	------	------	------	------	--------	-------	-------	------	------	------	------	------	--------	-------	-------	------	------	------	------	------	--------	--------	-------	-------	-------	-------	-------	--------	-------	--------	-------	-------	-------	-------	--------

PITCHER	IP	WLS	BF	H	R	ER	SO	BB	IBB	HBP	BLK	WP	HR	S	P	ERA	WHIP
John Burkett, R (1, 1) ERA: 9.0	4.0		19	5	2	1	4	2	0	0	0	0	1	42	68	2.25	1.750
Mike Venafro, L (5, 1) ERA: 4.82	1.2		6	0	2	2	0	2	0	0	0	0	0	12	22	10.80	1.200
Danny Patterson, R (6, 1) ERA: 5.84	1.0	W	4	1	1	1	1	0	0	0	0	0	0	9	16	9.00	1.000
Mike Munoz, L (7, 1) ERA: 4.26	1.0		5	1	1	1	1	0	0	0	0	0	0	9	14	9.00	1.000
Tim Crabtree, R (8, 1) ERA: 4.35	1.1		4	1	0	0	1	0	0	0	0	0	0	9	15	0.00	0.750

**BOTTOM**

**Texas Rangers @ Toronto Blue Jays**  
SkyDome, Toronto, ON  
Sun May 09 1999, 8:05 PM EDT  
Att. 20,374 - Dome - 72 F

AB	34
R	6
H	8
RBI	6
BB	4
SO	7
LOB	12



PITCHER	IP	WLS	BF	H	R	ER	SO	BB	IBB	HBP	BLK	WP	HR	S	P	ERA	WHIP
---------	----	-----	----	---	---	----	----	----	-----	-----	-----	----	----	---	---	-----	------

Batter	1	2	3	4	5	6	7	8	9	AB R H RBI BB SO LOB	TOP											
Shannon Stewart, R (1, 7) OBP: 0.408, SLG: 0.489	2-1 G4-3 1B	0-3 K		1-1 G6-3		1-0 1B 2B		0-3 K		5 2 2 1 0 2 2												
Alex Gonzalez, R (1, 6) OBP: 0.383, SLG: 0.445	0-1 G4-3 1B 2B	4-1 1B BB		0-3 K		0-1 1B 1B		1-2 F8		4 1 2 0 1 1 0												
Shawn Green, L (1, 9) OBP: 0.380, SLG: 0.618	2-2 G4-3 2-3 3-H	1-2 1B		3-1 F8		1-0 1B G6-4-3 1B		4-2 BB		4 0 2 4 1 0 1												
Carlos Delgado, L (1, 3) OBP: 0.376, SLG: 0.535	1-1 F8-4 1B 3-H	0-1 G3			0-1 F8	1-2 G6-4-3		2-0 F8		5 0 1 1 0 0 5												
Tony Fernandez, S (1, 5) OBP: 0.473, SLG: 0.532	1-1 1B		4-2 WP 1B BB		1-1 F8		1-2 F8		2-0 L7	4 0 1 0 1 0 0												
Mark Dalesandro, R (1, 10) OBP: 0.417, SLG: 0.364	2-2 F8-4 2-3		0-1 WP 1B		1-1 G5-3		2-1 2B SF8 HBP		0-0 1B	4 1 2 0 0 0 2												
José Cruz Jr., S (1, 8) OBP: 0.382, SLG: 0.413		1-3 K	2-1 G4-3			1-2 1B G4-3 2B		2-0 SF8 2B		5 1 2 0 0 2 3												
Pat Kelly, R (1, 4) OBP: 0.361, SLG: 0.636		4-2 BB 1B BB	1-3 K			0-0 2B G4-3 1B		0-2 SF8		3 2 1 1 1 2 3												
Mike Matheny, R (1, 2) OBP: 0.316, SLG: 0.426		0-0 BB 1B	1-1 F9			1-1 G4-3		1-2 G1-3		4 1 1 1 0 0 4												
<b>Inning Stats</b>	R: 2 E: 0 K: 0 S: 14	H: 4 LOB: 1 BB: 0 P: 22	R: 2 E: 0 K: 2 S: 17	H: 2 LOB: 2 BB: 2 P: 27	R: 0 E: 0 K: 1 S: 14	H: 1 LOB: 2 BB: 1 P: 22	R: 0 E: 0 K: 1 S: 7	H: 0 LOB: 0 BB: 0 P: 11	R: 0 E: 0 K: 0 S: 6	H: 0 LOB: 0 BB: 0 P: 8	R: 3 E: 0 K: 0 S: 15	H: 5 LOB: 1 BB: 0 P: 20	R: 1 E: 0 K: 0 S: 12	H: 1 LOB: 1 BB: 0 P: 18	R: 0 E: 0 K: 1 S: 12	H: 0 LOB: 1 BB: 1 P: 19	R: 0 E: 0 K: 2 S: 8	H: 1 LOB: 1 BB: 0 P: 13	1B: 10 2B: 5 3B: 0 HR: 0	SF: 1 SAC: 0 DP: 2 HBP: 1	WP: 1 PB: 0 SB: 0 CS: 0	PA: 44
<b>PITCHER</b>	IP WLS BF H R ER SO BB IBB HBP BLK WP HR S P ERA WHIP																					
Jim Pittsley, R (1, 1) ERA: 6.94	5.0 L 26 9 6 6 4 3 0 0 0 1 0 64 97 10.80 2.400																					
Alvin Morman, L (6, 1) ERA: 5.0	2.0 10 4 2 2 0 0 0 0 1 0 0 0 21 31 9.00 2.000																					
Terry Mathews, R (8, 1) ERA: 2.35	2.0 8 1 0 0 3 1 0 0 0 0 0 0 20 32 0.00 1.000																					

Toronto Blue Jays @ Kansas City Royals  
Kauffman Stadium, Kansas City, MO  
Tue May 11 1999, 7:05 PM CDT  
Att. 12,141 - Cloudy - 66 F

AB	38
R	8
H	14
RBI	8
BB	4
SO	7
LOB	20



Batter	1	2	3	4	5	6	7	8	9	AB	R	H	RBI	BB	SO	LOB
<b>Carlos Beltrán, S</b> OBP: 0.331, SLG: 0.470 (1, 8)	1-0 E 1B SF7 1B	1-3 K			0-2 F8 S 1B		1-0 P5		0-0 L9	5	1	2	0	0	1	2
<b>Joe Randa, R</b> OBP: 0.336, SLG: 0.398 (1, 5)	2-1 E 1B 1-2		1-1 P3		2-2 F8 1-3		2-0 2B 1B 2-H			4	0	2	1	0	0	1
<b>Johnny Damon, L</b> OBP: 0.379, SLG: 0.475 (1, 7)	0-2 P4		2-2		4-2 S BB		0-2 1-3 2B			3	0	2	0	1	0	2
<b>Jeff King, R</b> OBP: 0.345, SLG: 0.370 (1, 3)	4-1 FC6-4 BB 1-2 2-3		1-1 F9		3-2 P4 1-2		3-1 F8			3	0	0	0	1	0	5
<b>Larry Sutton, L</b> OBP: 0.333, SLG: 0.418 <b>Steve Scarsone, R</b> OBP: 0.212, SLG: 0.107 (1, 10) (8, PH)	2-0 SF7 3-H		1 SAFE F9		0-1 F7		1-3 K			2	0	0	1	0	0	1
<b>Jermaine Dye, R</b> OBP: 0.331, SLG: 0.505 (1, 9)	0-1 FC6-4 1-2f			0-3 K		0-0 P4		0-0 G6-4-3 1B		4	0	1	0	0	1	2
<b>Chad Kreuter, S</b> OBP: 0.284, SLG: 0.275 (1, 2)		2-1 L9		3-1 F8		1-0 P8		1-1 G6-4-3 1B 1-2f		4	0	0	0	0	0	1
<b>Carlos Febles, R</b> OBP: 0.375, SLG: 0.495 (1, 4)		2-1 G6-3 2B		2-0 F7		2-1 G5-3 1B		0-2 G5-4-3 1B		4	1	3	0	0	0	0
<b>Rey Sanchez, R</b> OBP: 0.348, SLG: 0.445 (1, 6)		0-0 G6-3		0-2 F8		0-0 G5-3		0-0 G5-4-3		4	0	0	0	0	0	3

Inning Stats	R: 1	H: 2	E: 1	K: 0	S: 10	LOB: 2	BB: 1	P: 19	R: 0	H: 1	E: 0	K: 1	S: 8	LOB: 1	BB: 0	P: 13	R: 0	H: 1	E: 0	K: 0	S: 10	LOB: 0	BB: 0	P: 15	R: 0	H: 0	E: 0	K: 1	S: 6	LOB: 2	BB: 1	P: 27	R: 0	H: 1	E: 0	K: 0	S: 4	LOB: 0	BB: 0	P: 5	R: 1	H: 3	E: 0	K: 0	S: 10	LOB: 2	BB: 0	P: 18	R: 0	H: 1	E: 0	K: 1	S: 6	LOB: 0	BB: 0	P: 8	R: 0	H: 1	E: 0	K: 0	S: 9	LOB: 0	BB: 0	P: 9	1B: 8	SF: 1	2B: 2	SAC: 0	3B: 0	DP: 2	HR: 0	HBP: 0	WP: 0	PA: 37
<b>PITCHER</b>	IP	WLS	BF	H	R	ER	SO	BB	IBB	HBP	BLK	WP	HR	S	P	ERA	WHIP																																																									
<b>Kelvim Escobar, R</b> ERA: 5.23 (1, 1)	7.0	W	31	8	2	2	2	2	0	0	0	0	0	66	108	2.57	1.429																																																									
<b>Graeme Lloyd, L</b> ERA: 1.59 (8, 1)	2.0		6	2	0	0	1	0	0	0	0	0	0	15	17	0.00	1.000																																																									

**BOTTOM**

**Toronto Blue Jays @ Kansas City Royals**  
Kauffman Stadium, Kansas City, MO

Tue May 11 1999, 7:05 PM CDT  
Att. 12,141 - Cloudy - 66 F

livebaseballscorecards.com

AB	34
R	2
H	10
RBI	2
BB	2
SO	3
LOB	17



Batter	1	2	3	4	5	6	7	8	9	AB R H RBI BB SO LOB	TOP
Shannon Stewart, R (1, 7) OBP: 0.398, SLG: 0.476	0-0 F9		0-2 G5-3			2-3 K		1-2 F9		4 0 0 0 0 1 0	
Alex Gonzalez, R (1, 6) OBP: 0.373, SLG: 0.433	0-0 F8			1-0 F7		3-2 L7		0-1 G5-3		4 0 0 0 0 0 0	
Shawn Green, L (1, 9) OBP: 0.389, SLG: 0.642	1-0 1B			1-0 HR		2-1 FC6-4 1B		2-1 F7		4 1 3 1 0 0 0	
Carlos Delgado, L (1, 3) OBP: 0.366, SLG: 0.519	3-3 K			0-0 F9		2-0 FC6-4 1-2f		0-3 K		4 0 0 0 0 2 2	
Tony Fernandez, S (1, 5) OBP: 0.470, SLG: 0.522		1-2 G6-3		4-2 BB		0-3 K				2 0 0 0 1 1 0	
Mark Dalesandro, R (1, 10) OBP: 0.333, SLG: 0.286		0-1 G5-3		2-2 F7		0-1 L9				3 0 0 0 0 0 1	
José Cruz Jr., S (1, 8) OBP: 0.375, SLG: 0.403		2-3 K			1-2 P2		0-0 F9			3 0 0 0 0 1 0	
Pat Kelly, R (1, 4) OBP: 0.349, SLG: 0.613		0-2 G5-3			2-0 L5		0-0 F7			3 0 0 0 0 0 0	
Mike Matheny, R (1, 2) OBP: 0.300, SLG: 0.404		0-2 G3-1			1-1 G5-3		1-1 G6-3			3 0 0 0 0 0 0	
<b>Inning Stats</b>	R: 0 E: 0 K: 1 S: 7 H: 1 LOB: 1 BB: 0 P: 11	R: 0 E: 0 K: 1 S: 9 H: 0 LOB: 0 BB: 0 P: 12	R: 0 E: 0 K: 0 S: 9 H: 0 LOB: 0 BB: 0 P: 9	R: 1 E: 0 K: 0 S: 11 H: 1 LOB: 1 BB: 1 P: 19	R: 0 E: 0 K: 0 S: 6 H: 0 LOB: 0 BB: 0 P: 10	R: 0 E: 0 K: 1 S: 9 H: 1 LOB: 1 BB: 0 P: 18	R: 0 E: 0 K: 1 S: 6 H: 0 LOB: 0 BB: 0 P: 6	R: 0 E: 0 K: 0 S: 6 H: 0 LOB: 0 BB: 0 P: 8	R: 0 E: 0 K: 1 S: 7 H: 0 LOB: 0 BB: 0 P: 9	1B: 2 2B: 0 3B: 0 HR: 1 SF: 0 SAC: 0 DP: 0 HBP: 0	WP: 0 PB: 0 SB: 0 CS: 0 PA: 31
<b>PITCHER</b> Kevin Appier, R (1, 1) ERA: 4.32	IP: 9.0 WLS: W BF: 31 H: 3 R: 1 ER: 1 SO: 5 BB: 1 IBB: 0 HBP: 0 BLK: 0 WP: 0 HR: 1 S: 70 P: 102 ERA: 1.00 WHIP: 0.444										

Toronto Blue Jays @ Kansas City Royals  
Kauffman Stadium, Kansas City, MO

Wed May 12 1999, 7:05 PM CDT  
Att. 13,073 - Unknown - 65 F

livebaseballscorecards.com

AB 30  
R 1  
H 3  
RBI 1  
BB 1  
SO 5  
LOB 3



Batter	1	2	3	4	5	6	7	8	9
<b>Carlos Beltrán, S</b> OBP: 0.333, SLG: 0.475 (1, 8)	0-1 G6-3		0-0 G3	0-0 2B E 1-3 1B	0-3 K			0-1 G4-3 2B	
<b>Joe Randa, R</b> OBP: 0.338, SLG: 0.406 (1, 5)	2-2 G6-3		0-0 BB 1B	1-1 E 1-3 2B		1-1 G1-3		2-1 G4-3 2-3	
<b>Johnny Damon, L</b> OBP: 0.379, SLG: 0.484 (1, 7)	0-0 F9		4-1 BB	2-1 E1 2-H 3-H		3-1 3B		1-3 K	
<b>Jeff King, R</b> OBP: 0.349, SLG: 0.347 (1, 3)		1-1 1B HBP	0-2 P6	4-2 BB		2-3 K		1-2 G6-3	
<b>29 Mike Sweeney, R</b> OBP: 0.375, SLG: 0.526 (1, 10)		0-0 L9		FC6-4 1B K		1-2 L7			
<b>Jermaine Dye, R</b> OBP: 0.344, SLG: 0.549 (1, 9)		1-1 1B		0-0 FC6-4 HR 1-2f	1-2 E 2B		2-1 HR		
<b>Tim Spehr, R</b> OBP: 0.400, SLG: 0.588 (1, 2)		1-3 K		1-1 SAFE HR 1-H	0-0 E5 G4-3 2-H		3-2 P5		
<b>Carlos Febles, R</b> OBP: 0.371, SLG: 0.487 (1, 4)		1-1 G4-3		1-1 1B 2B 1B	0-0 G4-3		2-2 G6-3		
<b>Rey Sanchez, R</b> OBP: 0.336, SLG: 0.430 (1, 6)			1-0 G3-1	0-3 K	0-1 G6-3		1-0 F9		

Inning Stats	R: 0 E: 0 K: 0 S: 6	H: 0 LOB: 0 BB: 0 P: 8	R: 0 E: 0 K: 1 S: 9	H: 1 LOB: 2 BB: 0 P: 13	R: 0 E: 0 K: 0 S: 8	H: 1 LOB: 2 BB: 1 P: 13	R: 5 E: 1 K: 2 S: 21	H: 5 LOB: 2 BB: 1 P: 33	R: 1 E: 1 K: 1 S: 10	H: 1 LOB: 1 BB: 0 P: 11	R: 0 E: 0 K: 1 S: 10	H: 1 LOB: 1 BB: 0 P: 17	R: 1 E: 0 K: 0 S: 10	H: 1 LOB: 0 BB: 0 P: 18	R: 0 E: 0 K: 1 S: 10	H: 1 LOB: 1 BB: 0 P: 14
--------------	------------------------------	---------------------------------	------------------------------	----------------------------------	------------------------------	----------------------------------	-------------------------------	----------------------------------	-------------------------------	----------------------------------	-------------------------------	----------------------------------	-------------------------------	----------------------------------	-------------------------------	----------------------------------

PITCHER	IP	WLS	BF	H	R	ER	SO	BB	IBB	HBP	BLK	WP	HR	S	P	ERA	WHIP
<b>Chris Carpenter, R</b> ERA: 2.96 (1, 1)	6.0	L	32	9	6	3	5	2	0	0	0	0	1	64	95	4.50	1.833
<b>Paul Spoljaric, L</b> ERA: 12.56 (7, 1)	1.0		4	1	1	1	0	0	0	0	0	0	1	10	18	9.00	1.000
<b>Billy Koch, R</b> ERA: (8, 1)	1.0		4	1	0	0	1	0	0	0	0	0	0	10	14	0.00	1.000

AB R H RBI BB SO LOB

5	1	2	0	0	1	1
5	1	2	1	0	0	1
4	0	1	0	1	1	1
3	0	0	0	1	1	4
4	0	1	0	0	1	4
4	3	3	1	0	0	1
4	1	1	2	0	1	2
4	1	1	0	0	0	3
4	0	0	0	0	1	2

1B: 5	SF: 0	WP: 0	PA: 40
2B: 3	SAC: 0	PB: 0	
3B: 1	DP: 0	SB: 0	
HR: 2	HBP: 1	CS: 0	

**Toronto Blue Jays @ Kansas City Royals**  
Kauffman Stadium, Kansas City, MO  
Wed May 12 1999, 7:05 PM CDT  
Att: 13,073 - Unknown - 65 F

livebaseballscorecards.com

AB	37
R	7
H	11
RBI	4
BB	2
SO	6
LOB	19



Batter	1	2	3	4	5	6	7	8	9	AB R H RBI BB SO LOB
Shannon Stewart, R (1, 7) OBP: 0.398, SLG: 0.469	1-2 G5-3	2-0 BB 1B 1B		0-0 G5-3		4-2 S 1B BB		1-3 K		4 1 1 1 1 1 0
Alex Gonzalez, R (1, 6) OBP: 0.374, SLG: 0.432	3-2 G5-3	0-0 BB 1B 1B		0-0 G5-3		0-1 1B		2-3 K		5 1 2 0 0 1 0
Shawn Green, L (1, 9) OBP: 0.395, SLG: 0.645	2-0 P4	4-0 1B BB			0-0 1B SF7 1B	1-3 K		1-1 1B 2B		4 2 2 0 1 1 2
Carlos Delgado, L (1, 3) OBP: 0.380, SLG: 0.537							1-0 F8 2B	2-0 G5-4-3 1B 2-H		5 1 4 3 0 0 1
Tony Fernandez, S (1, 5) OBP: 0.482, SLG: 0.530							0-0 SF7 1B	0-0 G5-4-3 1B		4 1 3 0 1 0 2
Mark Dalesandro, R (1, 10) OBP: 0.250, SLG: 0.222		0-0 E3 1B BB G6-4-3	0-0 G3		0-0 SF7		1-0 P6	0-2 G5-4-3		4 1 0 1 0 0 6
Jacob Brumfield, R (1, 8) OBP: 0.261, SLG: 0.318		4-2 G6-4-3 1B BB	0-2 P6		1-2 G6-3		0-1 P6	0-0 P3		4 1 0 1 1 0 4
Pat Kelly, R (1, 4) OBP: 0.344, SLG: 0.595		0-0 G6-4-3 1B	1-0 F8			2-3 K	2-3 K			4 0 1 1 0 2 2
Mike Matheny, R (1, 2) OBP: 0.281, SLG: 0.377		1-2 G6-4-3		2-0 F7				0-0 G5-3		4 0 0 0 0 0 2

Inning Stats	R: 0	H: 0	E: 0	K: 0	S: 8	P: 14	R: 6	H: 6	E: 1	K: 0	S: 21	P: 37	R: 0	H: 0	E: 0	K: 0	S: 5	P: 6	R: 1	H: 2	E: 0	K: 0	S: 8	P: 11	R: 0	H: 1	E: 0	K: 2	S: 15	P: 23	R: 0	H: 1	E: 0	K: 1	S: 8	P: 16	R: 0	H: 0	E: 0	K: 2	S: 8	P: 11	R: 1	H: 3	E: 0	K: 0	S: 8	P: 11	1B: 11	SF: 1	2B: 2	SAC: 0	3B: 0	DP: 2	HR: 0	HBP: 0	WP: 0	PA: 43
--------------	------	------	------	------	------	-------	------	------	------	------	-------	-------	------	------	------	------	------	------	------	------	------	------	------	-------	------	------	------	------	-------	-------	------	------	------	------	------	-------	------	------	------	------	------	-------	------	------	------	------	------	-------	--------	-------	-------	--------	-------	-------	-------	--------	-------	--------

PITCHER	IP	WLS	BF	H	R	ER	SO	BB	IBB	HBP	BLK	WP	HR	S	P	ERA	WHIP
50 José Rosado, L (1, 1) ERA: 1.93	6.0	L	30	9	7	2	2	3	0	0	0	0	0	60	96	3.00	2.000
Terry Mathews, R (7, 1) ERA: 2.08	1.0		5	1	0	0	1	1	0	0	0	0	0	8	16	0.00	2.000
Scott Service, R (8, 1) ERA: 7.16	1.0		3	0	0	0	2	0	0	0	0	0	0	8	11	0.00	0.000
Jeff Montgomery, R (9, 1) ERA: 5.14	1.0		5	3	1	1	0	0	0	0	0	0	0	8	11	9.00	3.000

**TOP**

## Toronto Blue Jays @ Kansas City Royals

### Kauffman Stadium, Kansas City, MO

Thu May 13 1999, 1:05 PM CDT  
Att. 19,573 - Sunny - 69 F

<b>AB</b>	<b>38</b>
<b>R</b>	<b>8</b>
<b>H</b>	<b>13</b>
<b>RBI</b>	<b>7</b>
<b>BB</b>	<b>4</b>
<b>SO</b>	<b>5</b>
<b>LOB</b>	<b>19</b>



livebaseballscorecards.com



Batter	1	2	3	4	5	6	7	8	9	AB	R	H	RBI	BB	SO	LOB
<b>Carlos Beltrán, S</b> OBP: 0.329, SLG: 0.465 (1, 8)	0-3 K	2-1 G3-1			0-3 K		1-3 K		2-2 1B	5	0	1	0	0	3	4
<b>Joe Randa, R</b> OBP: 0.340, SLG: 0.406 (1, 5)	2-1 FC5-4 1B		0-1 L8			0-0 L8	0-2 F7		2-1 1B	5	0	2	0	0	0	3
<b>Johnny Damon, L</b> OBP: 0.367, SLG: 0.466 (1, 7)	0-1 FC5-4 29 2B		0-0 G4-3			0-2 F9		3-2 P2	2-2 P4	5	1	0	0	0	0	3
<b>29 Mike Sweeney, R</b> OBP: 0.380, SLG: 0.545 (1, 10)	1-0 1B		1-0 F9			3-1 G5-3		2-1 1B		4	0	2	1	0	0	0
<b>Larry Sutton, L</b> OBP: 0.348, SLG: 0.421 (1, 3)	4-1 1B			0-2 P7			2-2 1B	0-1 F7		2	1	1	0	1	0	0
<b>Scott Leius, R</b> OBP: 0.256, SLG: 0.303 (8, PH)										0	0	0	0	0	0	0
<b>Scott Pose, L</b> OBP: 0.417, SLG: 0.400 (8, PH)										1	0	0	0	0	0	1
<b>Steve Scarsone, R</b> OBP: 0.212, SLG: 0.107 (9, 3)										0	0	0	0	0	0	0
<b>Jermaine Dye, R</b> OBP: 0.341, SLG: 0.538 (1, 9)	2-2 P3		0-3 K			0-1 P4		0-0 1B		4	0	1	0	0	1	3
<b>Tim Spehr, R</b> OBP: 0.390, SLG: 0.571 (1, 2)		1-3 K		2-1 G3			2-2 1B	2-1 P6		1	0	0	0	0	1	0
<b>Chad Kreuter, S</b> OBP: 0.286, SLG: 0.278 (3, 2)							1-3 1B			3	0	1	0	0	0	2
<b>Carlos Febles, R</b> OBP: 0.375, SLG: 0.483 (1, 4)		4-1 G6-3 S BB		1-2 G1-3			3-2 1B		0-0 G1-3	3	0	1	1	1	0	0
<b>Rey Sanchez, R</b> OBP: 0.333, SLG: 0.424 (1, 6)		1-1 G6-3		0-0 L9			0-0 1B		2-3 K	4	0	1	0	0	1	1


Inning Stats	R: 1	H: 2	E: 0	K: 1	S: 12	H: 2	LOB: 2	BB: 1	P: 21	R: 0	H: 0	E: 0	K: 1	S: 8	H: 0	LOB: 1	BB: 1	P: 16	R: 0	H: 0	E: 0	K: 0	S: 4	H: 0	LOB: 0	BB: 0	P: 5	R: 0	H: 0	E: 0	K: 1	S: 8	H: 0	LOB: 0	BB: 0	P: 10	R: 0	H: 0	E: 0	K: 1	S: 7	H: 0	LOB: 0	BB: 0	P: 8	R: 0	H: 0	E: 0	K: 0	S: 6	H: 0	LOB: 0	BB: 0	P: 9	R: 1	H: 4	E: 0	K: 1	S: 19	H: 4	LOB: 3	BB: 0	P: 27	R: 0	H: 2	E: 0	K: 0	S: 10	H: 2	LOB: 2	BB: 0	P: 17	R: 0	H: 2	E: 0	K: 1	S: 13	H: 2	LOB: 2	BB: 0	P: 21	1B: 8	2B: 2	3B: 0	HR: 0	SF: 0	SAC: 0	DP: 0	HBP: 0	WP: 0	PB: 0	SB: 1	CS: 0	PA: 39
--------------	------	------	------	------	-------	------	--------	-------	-------	------	------	------	------	------	------	--------	-------	-------	------	------	------	------	------	------	--------	-------	------	------	------	------	------	------	------	--------	-------	-------	------	------	------	------	------	------	--------	-------	------	------	------	------	------	------	------	--------	-------	------	------	------	------	------	-------	------	--------	-------	-------	------	------	------	------	-------	------	--------	-------	-------	------	------	------	------	-------	------	--------	-------	-------	-------	-------	-------	-------	-------	--------	-------	--------	-------	-------	-------	-------	--------

PITCHER	IP	WLS	BF	H	R	ER	SO	BB	IBB	HBP	BLK	WP	HR	S	P	ERA	WHIP
<b>Pat Hentgen, R</b> ERA: 4.3 (1, 1)	6.1	W	27	6	2	2	4	2	0	0	0	0	0	58	89	2.84	1.263
<b>Dan Plesac, L</b> ERA: 7.2 (7, 1)	1.0	H	4	1	0	0	1	0	0	0	0	0	0	11	17	0.00	1.000
<b>Pete Munro, R</b> ERA: 3.86 (8, 1)	1.2		8	3	0	0	1	0	0	0	0	0	0	18	28	0.00	1.800

**Toronto Blue Jays @ Kansas City Royals**  
**Kauffman Stadium, Kansas City, MO**  
 Thu May 13 1999, 1:05 PM CDT  
 Att. 19,573 - Sunny - 69 F

livebaseballscorecards.com

<b>AB</b>	<b>37</b>
<b>R</b>	<b>2</b>
<b>H</b>	<b>10</b>
<b>RBI</b>	<b>2</b>
<b>BB</b>	<b>2</b>
<b>SO</b>	<b>6</b>
<b>LOB</b>	<b>17</b>



Batter	1	2	3	4	5	6	7	8	9	AB R H RBI BB SO LOB	TOP									
Jose Offerman, S (1, 10) OBP: 0.421, SLG: 0.544	3-1 G5-3		1-2 G4-6-3		2-0 G3		2-0 2B		3-3 K	5 0 1 0 0 1 4										
John Valentin, R (1, 5) OBP: 0.325, SLG: 0.412	1-3 K			1-1 F8		0-1 1B	0-1 F8		2-1 WP 2B	5 0 2 1 0 1 1										
Nomar Garciaparra, R (1, 6) OBP: 0.392, SLG: 0.563	0-0 P4			1-1 F8		0-1 1B	1-3 K		1-2 F9	5 0 1 0 0 1 2										
Mike Stanley, R (1, 3) OBP: 0.416, SLG: 0.386		2-0 G5-3		0-0 G5-3		0-3 K		1-1 FC4-8 1B		4 0 1 0 0 1 2										
Troy O'Leary, L (1, 7) OBP: 0.338, SLG: 0.504		2-3 K			0-0 F9 2B G1-4-3 1B	2-1 F8		3-2 FC4-6		4 1 1 0 0 1 3										
Damon Buford, R (1, 8) OBP: 0.360, SLG: 0.407		4-2 BB			0-1 G1-4-3	0-1 P3		0-3 K		3 0 0 0 1 1 4										
Jeff Frye, R (1, 4) OBP: 0.353, SLG: 0.288		3-2 G5-3			3-2 F9		2-2 HR 1B	2-1 P3		4 1 1 0 0 0 3										
Jason Varitek, S (1, 2) OBP: 0.340, SLG: 0.427			0-0 L6		0-0 3B 2B		0-0 HR		0-0 CS WP 1B	4 2 3 3 0 0 0										
Darren Lewis, R (1, 9) OBP: 0.355, SLG: 0.308			4-2 G4-6-3 BB		2-2 3B		1-3 K		4-1 2B BB	2 1 1 1 2 1 0										
<b>Inning Stats</b>	R: 0 H: 0 E: 0 K: 1 S: 6	H: 0 LOB: 0 BB: 0 P: 10	R: 0 H: 0 E: 0 K: 1 S: 11	H: 0 LOB: 1 BB: 1 P: 22	R: 0 H: 0 E: 0 K: 0 S: 6	H: 0 LOB: 0 BB: 1 P: 11	R: 0 H: 0 E: 0 K: 0 S: 5	H: 0 LOB: 0 BB: 0 P: 7	R: 2 H: 3 E: 0 K: 0 S: 14	H: 3 LOB: 1 BB: 0 P: 21	R: 0 H: 2 E: 0 K: 1 S: 11	H: 2 LOB: 2 BB: 0 P: 13	R: 2 H: 3 E: 0 K: 2 S: 16	H: 3 LOB: 1 BB: 0 P: 22	R: 0 H: 1 E: 0 K: 1 S: 10	H: 1 LOB: 1 BB: 0 P: 16	R: 1 H: 2 E: 0 K: 1 S: 10	H: 2 LOB: 1 BB: 1 P: 20	1B: 6 SF: 0 2B: 4 SAC: 0 3B: 1 DP: 2 HR: 1 HBP: 0	WP: 2 PA: 39 PB: 0 SB: 0 CS: 1
<b>PITCHER</b>	IP WLS BF H R ER SO BB IBB HBP BLK WP HR S P ERA WHIP																			
David Wells, L (1, 1) ERA: 5.74	8.0 L 34 9 4 4 6 2 0 0 0 0 0 1 79 122 4.50 1.375																			
Tom Davey, R (9, 1) ERA: 5.63	1.0 5 2 1 1 1 1 0 0 0 2 0 10 20 9.00 3.000																			

**Boston Red Sox @ Toronto Blue Jays**  
 SkyDome, Toronto, ON  
 Fri May 14 1999, 7:05 PM EDT  
 Att. 22,186 - Dome - 72 F

AB	36
R	5
H	11
RBI	5
BB	3
SO	7
LOB	19



livebaseballscorecards.com

Batter	1	2	3	4	5	6	7	8	9	AB	R	H	RBI	BB	SO	LOB
Shannon Stewart, R (1, 7) OBP: 0.394, SLG: 0.464	2-2 G6-3		2-2 CS 1B		2-1 L4-6			0-1 G5-3		4	0	1	0	0	0	2
Craig Grebeck, R (1, 6) OBP: 0.636, SLG: 0.750	2-1 1B 1B		4-0 1-2 BB		2-2 FC6-4			4-0 FC3-6 BB		2	0	1	0	2	0	1
Shawn Green, L (1, 9) OBP: 0.386, SLG: 0.628	2-3 K		1-1 L9				3-1 G3	0-1 FC3-6		4	0	0	0	0	1	3
Carlos Delgado, L (1, 3) OBP: 0.382, SLG: 0.532	1-2 1B			2-3 K			4-2 G1-3 BB	2-1 L4		3	0	1	0	1	1	1
Tony Fernandez, S (1, 5) OBP: 0.476, SLG: 0.521	0-0 L8			3-1 1B			2-1 G1-3		0-0 F8	4	0	1	0	0	0	3
Willie Greene, L (1, 10) OBP: 0.269, SLG: 0.262 Jacob Brumfield, R (9, PH) OBP: 0.250, SLG: 0.304		2-3 K		3-3 1-2 K			2-2 L4		0-0 G5-3	3	0	0	0	0	2	2
José Cruz Jr., S (1, 8) OBP: 0.366, SLG: 0.391		1-3 K		3-3 1-2 K					0-1 F7	1	0	0	0	0	0	0
Pat Kelly, R (1, 4) OBP: 0.344, SLG: 0.586		0-1 G5-3			0-0 L4-6 1B 1B				3-1 P3	3	0	1	0	0	0	0
Mike Matheny, R (1, 2) OBP: 0.284, SLG: 0.375			0-2 G4-3		1-1 FC6-4 1B				2-3 K	3	0	1	0	0	1	0

Inning Stats	R: 0	H: 2	E: 0	K: 1	S: 11	R: 0	H: 0	E: 0	K: 2	S: 8	R: 0	H: 1	E: 0	K: 0	S: 9	R: 0	H: 1	E: 0	K: 3	S: 11	R: 0	H: 2	E: 0	K: 0	S: 10	R: 0	H: 0	E: 0	K: 1	S: 8	R: 0	H: 0	E: 0	K: 0	S: 6	R: 0	H: 0	E: 0	K: 0	S: 4	1B: 6	SF: 0	2B: 1	SAC: 0	3B: 0	DP: 1	HR: 0	HBP: 0	WP: 0	PA: 34
--------------	------	------	------	------	-------	------	------	------	------	------	------	------	------	------	------	------	------	------	------	-------	------	------	------	------	-------	------	------	------	------	------	------	------	------	------	------	------	------	------	------	------	-------	-------	-------	--------	-------	-------	-------	--------	-------	--------


PITCHER	IP	WLS	BF	H	R	ER	SO	BB	IBB	HBP	BLK	WP	HR	S	P	ERA	WHIP
57 Juan Pena, R (1, 1) ERA: 0.69	7.0		27	6	0	0	7	2	0	0	0	0	0	66	115	0.00	1.143
Derek Lowe, R (8, 1) ERA: 4.76	0.1		2	0	0	0	0	1	0	0	0	0	0	2	6	0.00	3.000
Rheal Cormier, L (8, 1) ERA: 2.75	1.2		5	0	0	0	0	0	0	0	0	0	0	8	10	0.00	0.000

**BOTTOM**

**Boston Red Sox @ Toronto Blue Jays**  
 SkyDome, Toronto, ON  
 Fri May 14 1999, 7:05 PM EDT  
 Att: 22,186 - Dome - 72 F

livebaseballscorecards.com

AB	31
R	0
H	6
RBI	0
BB	3
SO	7
LOB	13



Batter	1	2	3	4	5	6	7	8	9	AB R H RBI BB SO LOB	TOP																									
Jose Offerman, S (1, 4) OBP: 0.411, SLG: 0.529	1-1 F7	1-2 G3		1-0 F7		3-1 G1-3		0-0 SH1-4		4 0 0 0 0 0 3																										
John Valentin, R (1, 5) OBP: 0.333, SLG: 0.422	4-2 FC6-4 1B HBP		1-1 G5-3	1-0 P8			0-0 2B G3 1B	2-0 2B		4 1 2 2 0 0 1																										
Brian Daubach, L (1, 3) OBP: 0.431, SLG: 0.622	0-0 FC6-4 1B		0-2 18 2B 1B		3-3 K		3-2 G3 HR 2B	2-1 F7		5 2 3 0 0 1 1																										
Nomar Garciaparra, R (1, 6) OBP: 0.385, SLG: 0.543	2-1 FC6-4 1-2f 2-3		4-1 18 2B 1B BB		2-3 K		2-2 G1-3	2-3 K		4 0 0 0 1 2 5																										
Troy O'Leary, L (1, 7) OBP: 0.340, SLG: 0.500	1-0 P4		1-1 P7		0-0 18 1B		0-0 G3		1-1 FC4-6 1B	5 0 2 1 0 0 5																										
18 Reggie Jefferson, S (1, 10) OBP: 0.383, SLG: 0.519		2-2 G3-1	0-0	1-3 2-H 2B		2-2 1B	2-2 HR		1-1 F8	3 0 2 1 0 0 0 2 1 1 2 0 0 1																										
Mike Stanley, R (7, PH) OBP: 0.417, SLG: 0.417																																				
Scott Hatteberg, L (1, 2) OBP: 0.387, SLG: 0.136		0-1 E4 1B	0-3 K2-3		2-0 F7		2-2 G4-3		2-3 K	4 0 0 0 0 1 4 1 0 0 0 0 1 1																										
Jason Varitek, S (9, PH) OBP: 0.337, SLG: 0.422																																				
Darren Lewis, R (1, 8) OBP: 0.374, SLG: 0.326		2-2 1B		1-2 1B		0-0 G4-6-3 1B		4-1 SH1-4 2B BB	2-1 FC4-6	4 1 3 0 1 0 1																										
Trot Nixon, L (1, 9) OBP: 0.284, SLG: 0.329		3-2 P6		1-0 F8		1-0 G4-6-3		0-0 SH1-4 2B 1B		4 1 1 0 0 0 4																										
<b>Inning Stats</b>	R: 0 E: 0 K: 0 S: 9	H: 1 LOB: 2 BB: 0 P: 17	R: 0 E: 1 K: 0 S: 16	H: 1 LOB: 2 BB: 0 P: 24	R: 1 E: 0 K: 1 S: 12	H: 2 LOB: 2 BB: 1 P: 18	R: 0 E: 0 K: 0 S: 6	H: 1 LOB: 1 BB: 0 P: 10	R: 0 E: 0 K: 2 S: 11	H: 2 LOB: 2 BB: 0 P: 20	R: 3 E: 0 K: 0 S: 15	H: 3 LOB: 0 BB: 0 P: 24	R: 2 E: 0 K: 1 S: 10	H: 2 LOB: 1 BB: 1 P: 20	R: 0 E: 0 K: 1 S: 11	H: 1 LOB: 1 BB: 0 P: 17	1B: 10 2B: 3 3B: 0 HR: 1	SF: 0 SAC: 1 DP: 1 HBP: 1	WP: 0 PB: 0 SB: 0 CS: 0	PA: 44																
<b>PITCHER</b>	IP WLS BF H R ER SO BB IBB HBP BLK WP HR S P ERA WHIP																																			
32 Roy Halladay, R (1, 1) ERA: 5.2	6.0		28	8	1	1	3	1	0	1	0	0	0	58	97	1.50	1.500																			
Pete Munro, R (7, 1) ERA: 4.56	0.1	H	3	2	2	2	0	0	0	0	0	0	0	8	13	54.00	6.000																			
Dan Plesac, L (7, 1) ERA: 7.47	0.2	L	3	1	1	1	0	0	0	0	0	0	1	7	11	13.50	1.500																			
Billy Koch, R (8, 1) ERA: 2.7	1.0		6	2	2	2	1	1	0	0	0	0	0	10	20	18.00	3.000																			
Graeme Lloyd, L (9, 1) ERA: 1.5	1.0		4	1	0	0	1	0	0	0	0	0	0	11	17	0.00	1.000																			

**Boston Red Sox @ Toronto Blue Jays**  
 SkyDome, Toronto, ON  
 Sat May 15 1999, 4:05 PM EDT  
 Att. 24,579 - Cloudy - 70 F

[livebaseballscorecards.com](http://livebaseballscorecards.com)

AB	40
R	6
H	14
RBI	6
BB	2
SO	5
LOB	26



Batter	1	2	3	4	5	6	7	8	9	AB	R	H	RBI	BB	SO	LOB
Shannon Stewart, R (1, 7) OBP: 0.394, SLG: 0.458	4-1 1B BB	0-2 FC5-4 1-2f		3-1 G5-3			0-2 CS S 1B	0-0 FC6 1-2f		4	1	1	0	1	0	3
Alex Gonzalez, R (1, 10) OBP: 0.369, SLG: 0.420	1-1 F9	2-3 K 1-2			0-1 F7		4-2 CS BB	0-0 F7		4	0	0	0	1	1	2
Shawn Green, L (1, 9) OBP: 0.387, SLG: 0.619	2-2 1B 1-2			4-1 1B S G6-3 BB		1-2 G6-3	1-3 K 1-2 2-3	0-3 K		4	1	1	0	1	2	2
Carlos Delgado, L (1, 3) OBP: 0.383, SLG: 0.535	0-2 1B 1-2 2-H			3-2 P5 1-2		1-1 P5		2-0 2B 2B	0-1 F7	5	1	2	1	0	0	1
Tony Fernandez, S (1, 5) OBP: 0.476, SLG: 0.520	2-2 P4			0-0 G6-3 1B 2-3		2-2 1B		1-2 L5		4	0	2	0	0	0	3
Craig Grebeck, R (1, 6) OBP: 0.533, SLG: 0.545	1-2 G1-3			2-0 G6-3 1-2 3-H		2-0 F7		3-2 2B 1B HBP		3	1	0	1	0	0	4
José Cruz Jr., S (1, 8) OBP: 0.369, SLG: 0.423				0-0 G4-3 HR		1-0 F7		2-1 1B 2B 1-3 2-H		4	1	2	2	0	0	2
Homer Bush, R (1, 4) OBP: 0.300, SLG: 0.316		2-2 G5-3		0-2 G4-3		2-0 F9		1-2 L6		3	0	0	0	0	0	1
Kevin Witt, L (8, PH) OBP: 0.233, SLG: 0.321										1	0	0	0	0	0	2
Mark Dalesandro, R (9, 2) OBP: 0.250, SLG: 0.222										0	0	0	0	0	0	0
Mike Matheny, R (1, 2) OBP: 0.286, SLG: 0.373		0-0 FC5-4 1B		3-1 P6		1-3 K		1-1 FC6 1B 2-3 3-H		3	0	1	0	0	1	0
Willie Greene, L (8, PH) OBP: 0.278, SLG: 0.273										1	0	1	1	0	0	0
Pat Kelly, R (8, PR) OBP: 0.344, SLG: 0.586										0	0	0	0	0	0	0


Inning Stats	R: 1	H: 2	E: 0	K: 0	S: 17	H: 2	LOB: 2	BB: 1	P: 27	R: 1	H: 2	E: 0	K: 1	S: 15	H: 1	LOB: 1	BB: 0	P: 19	R: 1	H: 1	E: 0	K: 0	S: 9	R: 0	H: 0	E: 0	K: 0	S: 7	H: 1	LOB: 1	BB: 0	P: 15	R: 0	H: 1	E: 0	K: 2	S: 13	H: 3	LOB: 2	BB: 0	P: 24	R: 0	H: 0	E: 0	K: 1	S: 6	1B: 7	2B: 2	3B: 0	HR: 1	SF: 0	SAC: 0	DP: 0	HBP: 1	WP: 0	PB: 0	SB: 3	CS: 2	PA: 40
--------------	------	------	------	------	-------	------	--------	-------	-------	------	------	------	------	-------	------	--------	-------	-------	------	------	------	------	------	------	------	------	------	------	------	--------	-------	-------	------	------	------	------	-------	------	--------	-------	-------	------	------	------	------	------	-------	-------	-------	-------	-------	--------	-------	--------	-------	-------	-------	-------	--------

PITCHER	IP	WLS	BF	H	R	ER	SO	BB	IBB	HBP	BLK	WP	HR	S	P	ERA	WHIP
Mark Portugal, R (1, 1) ERA: 4.17	5.0		22	5	3	3	1	2	0	0	0	0	1	55	86	5.40	1.400
John Wasdin, R (6, 1) ERA: 2.51	1.1	W	7	2	0	0	1	1	0	0	0	0	0	18	30	0.00	2.250
Mark Guthrie, L (7, 1) ERA: 4.41	1.0	H	3	1	1	1	1	0	0	0	0	0	0	7	11	9.00	1.000
Derek Lowe, R (8, 1) ERA: 5.01	0.2	H	5	2	1	1	0	0	0	1	0	0	0	10	17	13.50	3.000
Tom Gordon, R (9, 1) ERA:	1.0	S	3	0	0	0	1	0	0	0	0	0	0	6	6	0.00	0.000

**BOTTOM**

**Boston Red Sox @ Toronto Blue Jays**  
 SkyDome, Toronto, ON  
 Sat May 15 1999, 4:05 PM EDT  
 Att. 24,579 - Cloudy - 70 F

AB	36
R	5
H	10
RBI	5
BB	3
SO	4
LOB	20



PITCHER	IP	WLS	BF	H	R	ER	SO	BB	IBB	HBP	BLK	WP	HR	S	P	ERA	WHIP
---------	----	-----	----	---	---	----	----	----	-----	-----	-----	----	----	---	---	-----	------

Batter	1	2	3	4	5	6	7	8	9	AB R H RBI BB SO LOB	TOP
<b>Jose Offerman, S</b> (1, 4) OBP: 0.411, SLG: 0.517 	4-2 		2-1 F8 		3-2 F7 	2-3 K 		4-2 HBP BB 		3 0 0 0 2 1 2	
<b>John Valentin, R</b> (1, 5) OBP: 0.335, SLG: 0.431 <b>Jeff Frye, R</b> (5, PH) OBP: 0.366, SLG: 0.283 (5, 5) 	1-1 G4-3 		0-0 		4-2 18 2B BB 		1-2 L7 	2-2 HBP 		2 0 1 0 0 0 1 1 1 0 1 1 0 0	
<b>18 Reggie Jefferson, S</b> (1, 10) OBP: 0.391, SLG: 0.586 <b>Damon Buford, R</b> (8, PH) OBP: 0.356, SLG: 0.402 	1-2 G4-3 		0-3 K 		1-0 1B 2B 		1-2 HR 	3-3 K 		4 1 2 3 0 1 1 1 0 0 0 0 1 3	
<b>Nomar Garciaparra, R</b> (1, 6) OBP: 0.385, SLG: 0.533 		2-0 G6-3 		2-1 G6-3 	4-1 1B BB 		0-2 G4-6-3 1B 		3-1 P5 	4 0 1 0 1 0 0	
<b>Troy O'Leary, L</b> (1, 7) OBP: 0.342, SLG: 0.504 		1-1 2B 		1-3 K 	0-0 		2-1 G4-6-3 		3-3 K 	5 1 2 0 0 2 1	
<b>Mike Stanley, R</b> (1, 3) OBP: 0.409, SLG: 0.417 		1-1 2B 		2-0 G6-3 	1-3 K 			1-0 F8 	0-2 F9 	5 0 1 1 0 1 3	
<b>Scott Hatteberg, L</b> (1, 2) OBP: 0.400, SLG: 0.160 		3-1 G6-3 			4-2 G6-3 1B BB 	2-3 K 		1-2 FC5-4 1B HBP 1B 		3 2 1 0 1 1 1	<b>AB 36</b> <b>R 6</b> <b>H 12</b> <b>RBI 6</b> <b>BB 5</b> <b>SO 9</b> <b>LOB 16</b>
<b>Darren Lewis, R</b> (1, 8) OBP: 0.378, SLG: 0.333 		1-3 K 		1 SAFE G6-3 	1-0 G6-3 	0-1 CS 1B 		3-2 FC5-4 1B 		4 0 2 0 0 1 2	
<b>Trot Nixon, L</b> (1, 9) OBP: 0.294, SLG: 0.351 			1-3 K 		1-2 18 2B 1B 	1-2 2B 		1-1 FC5-4 HBP BB 		4 1 2 1 0 1 2	
<b>Inning Stats</b> R: 0 H: 0 E: 0 K: 0 S: 7 H: 0 LOB: 0 BB: 1 P: 13	R: 1 H: 2 E: 0 K: 1 S: 12 H: 2 LOB: 1 BB: 0 P: 20	R: 0 H: 1 E: 0 K: 2 S: 10 H: 1 LOB: 1 BB: 0 P: 13	R: 0 H: 0 E: 0 K: 1 S: 6 H: 0 LOB: 0 BB: 0 P: 11	R: 3 H: 3 E: 0 K: 1 S: 17 H: 3 LOB: 3 BB: 3 P: 36	R: 0 H: 2 E: 0 K: 2 S: 13 H: 2 LOB: 1 BB: 0 P: 18	R: 1 H: 2 E: 0 K: 0 S: 14 H: 2 LOB: 0 BB: 0 P: 18	R: 1 H: 2 E: 0 K: 1 S: 18 H: 2 LOB: 3 BB: 1 P: 33	R: 0 H: 0 E: 0 K: 1 S: 8 H: 0 LOB: 0 BB: 0 P: 14	1B: 6 SF: 0 2B: 5 SAC: 0 3B: 0 DP: 1 HR: 1 HBP: 1	WP: 0 PA: 42 PB: 0 SB: 0 CS: 2	
<b>PITCHER</b> <b>Kelvin Escobar, R</b> (1, 1) ERA: 5.48 <b>Paul Spoljaric, L</b> (5, 1) ERA: 11.81 <b>Billy Koch, R</b> (7, 1) ERA: 3.38 <b>Dan Plesac, L</b> (8, 1) ERA: 7.31 <b>Graeme Lloyd, L</b> (9, 1) ERA: 1.42	IP WLS BF H R ER SO BB IBB HBP BLK WP HR S P ERA WHIP 4.2 0 22 5 4 4 4 4 0 0 0 0 0 0 48 88 7.71 1.929 1.2 8 4 1 1 3 0 0 0 0 0 0 1 24 32 5.40 2.400 1.1 8 3 1 1 0 1 0 1 0 0 0 0 20 34 6.75 3.000 0.1 1 0 0 0 1 0 0 0 0 0 0 0 5 8 0.00 0.000 1.0 W 3 0 0 0 1 0 0 0 0 0 0 0 8 14 0.00 0.000	<b>PITCHER</b> IP WLS BF H R ER SO BB IBB HBP BLK WP HR S P ERA WHIP 1.2 8 4 1 1 3 0 0 0 0 0 0 1 24 32 5.40 2.400 1.1 8 3 1 1 0 1 0 1 0 0 0 0 20 34 6.75 3.000 0.1 1 0 0 0 1 0 0 0 0 0 0 0 5 8 0.00 0.000 1.0 W 3 0 0 0 1 0 0 0 0 0 0 0 8 14 0.00 0.000									

**Boston Red Sox @ Toronto Blue Jays**  
 SkyDome, Toronto, ON  
 Sun May 16 1999, 1:05 PM EDT  
 Att. 21,094 - Sunny - 70 F

livebaseballscorecards.com

Batter	1	2	3	4	5	6	7	8	9	AB R H RBI BB SO LOB
Shannon Stewart, R (1, 7) OBP: 0.383, SLG: 0.444	0-1 F9		0-0 G6-3		1-1 G5-3		0-1 G4-3	1-3 K		5 0 0 0 0 1 3
Alex Gonzalez, R (1, 6) OBP: 0.370, SLG: 0.416	1-0 G3 1B		3-3 K		2-0 P4		2-2 F9		4-0 1B WP HR BB	4 1 1 0 0 1 1 0
Shawn Green, L (1, 9) OBP: 0.392, SLG: 0.616	2-0 G3 1-3		2-2 1B			4-2 2B SF8 BB	0-0 L3		3-2 HR 1B	4 2 2 0 1 0 1
Carlos Delgado, L (1, 3) OBP: 0.383, SLG: 0.550	0-1 G6-3		3-0 F7			1-3 K		0-0 BB BB 1B 1B	0-0 HR	5 2 2 3 0 1 3
Tony Fernandez, S (1, 5) OBP: 0.483, SLG: 0.528		4-1 FC6-5 BB		1-1 G5-3		1-2 SF8 HR 2B		4-0 BB BB 1B BB		2 2 1 0 2 0 0
Willie Greene, L (1, 10) OBP: 0.272, SLG: 0.265		3-2 FC6-5 2B 1-3 G4-3		2-2 G4-3		0-0 SF8		0-1 B2		2 1 0 0 0 0 1
Pat Kelly, R (6, PH) OBP: 0.337, SLG: 0.580						2-3 3-H				1 0 0 1 0 0 2
José Cruz Jr., S (1, 8) OBP: 0.384, SLG: 0.471		1-1 G4-3 1-3 2B		3-2 2B		0-1 HR		4-1 1B 1-2 2-3 BB		3 1 3 2 1 0 0
Homer Bush, R (1, 4) OBP: 0.304, SLG: 0.318		0-1 G4-3		1-3 K		0-0 FC6-4 1B		0-0 S 1B		3 0 1 1 0 1 2
Kevin Witt, L (8, PH) OBP: 0.258, SLG: 0.345		2-3 3-H						1-3 2-H 3-H		1 0 1 2 0 0 0
Mark Dalesandro, R (8, PR) OBP: 0.250, SLG: 0.222		3-1 F7						3-3 K		0 0 0 0 0 0 0
Mike Matheny, R (1, 2) OBP: 0.274, SLG: 0.357					0-0 F8		0-0 FC6-4			3 0 0 0 0 0 2
Craig Grebeck, R (8, PH) OBP: 0.500, SLG: 0.500							1-2			1 0 0 0 0 1 2


Inning Stats	R: 0 E: 0 K: 0 S: 6	H: 1 LOB: 1 BB: 0 P: 9	R: 1 E: 0 K: 0 S: 10	H: 1 LOB: 1 BB: 1 P: 21	R: 0 E: 0 K: 1 S: 8	H: 1 LOB: 1 BB: 0 P: 16	R: 0 E: 0 K: 1 S: 11	H: 1 LOB: 1 BB: 0 P: 18	R: 0 E: 0 K: 0 S: 4	H: 0 LOB: 0 BB: 0 P: 7	R: 3 E: 0 K: 1 S: 14	H: 3 LOB: 1 BB: 1 P: 20	R: 0 E: 0 K: 0 S: 6	H: 0 LOB: 0 BB: 0 P: 8	R: 2 E: 0 K: 2 S: 13	H: 2 LOB: 3 BB: 2 P: 25	R: 3 E: 0 K: 0 S: 5	H: 2 LOB: 0 BB: 1 P: 11	1B: 6 2B: 3 3B: 0 HR: 2	SF: 1 SAC: 0 DP: 0 HBP: 0
--------------	------------------------------	---------------------------------	-------------------------------	----------------------------------	------------------------------	----------------------------------	-------------------------------	----------------------------------	------------------------------	---------------------------------	-------------------------------	----------------------------------	------------------------------	---------------------------------	-------------------------------	----------------------------------	------------------------------	----------------------------------	----------------------------------	------------------------------------

**BOTTOM**

**Boston Red Sox @ Toronto Blue Jays**  
SkyDome, Toronto, ON

Sun May 16 1999, 1:05 PM EDT  
Att. 21,094 - Sunny - 70 F

AB	34
R	9
H	11
RBI	9
BB	5
SO	5
LOB	16



PITCHER	IP	WLS	BF	H	R	ER	SO	BB	IBB	HBP	BLK	WP	HR	S	P	ERA	WHIP
Pat Rapp, R (1, 1) ERA: 7.24	5.0		21	4	2	2	2	2	0	0	0	0	0	41	77	3.60	1.200
Rheal Cormier, L (6, 1) ERA: 3.48	1.0	B	6	3	2	2	1	0	0	0	0	0	1	12	14	18.00	3.000
Jim Corsi, R (7, 1) ERA: 5.27	0.2	H	2	0	0	0	0	0	0	0	0	0	0	5	7	0.00	0.000
Mark Guthrie, L (7, 1) ERA: 4.86	0.1	H	2	1	1	1	0	0	0	0	0	0	0	2	2	27.00	3.000
Derek Lowe, R (8, 1) ERA: 5.18	1.0	B	6	1	1	1	2	2	0	0	0	0	0	12	24	9.00	3.000

PITCHER	IP	WLS	BF	H	R	ER	SO	BB	IBB	HBP	BLK	WP	HR	S	P	ERA	WHIP
Kip Gross, R (9, 1) ERA: 7.82	0.0	L	3	2	3	3	0	1	0	0	0	1	1	5	11	∞	∞

Batter	1	2	3	4	5	6	7	8	9	AB R H RBI BB SO LOB	TOP																
Jose Offerman, S (1, 4) OBP: 0.422, SLG: 0.554	1-0 1B 2B	0-1 G3			1-0 FC5-2 3B		2-0 2B		2-2 HR 1B	5 2 4 1 0 0 1																	
Jeff Frye, R (1, 5) OBP: 0.355, SLG: 0.266	1-2 L8	1-2 G5-3			3-2 FC5-2 CS		0-1 P3		4-0 HR IBB	4 1 0 0 1 0 4																	
Brian Daubach, L (1, 3) OBP: 0.411, SLG: 0.640	1-1 E6 1B 1B				0-0 E6 G6-3			1-0 P5	0-0 HR	5 2 1 3 0 1 2																	
Nomar Garciaparra, R (1, 6) OBP: 0.393, SLG: 0.544	0-1 1B 1-2 2-H				3-2 G5-3			0-0 S 1B	1-0 1B 2B	5 1 3 1 0 0 1																	
Mike Stanley, R (1, 10) OBP: 0.401, SLG: 0.407	0-1 F9				2-1 G6-3			1-3 K	1-0 FC4-6 1B	5 0 1 1 0 1 4																	
Jason Varitek, S (1, 2) OBP: 0.330, SLG: 0.411	1-0 FC6-4 1B 1-3 2-H				3-3 K			0-3 K	1-1 FC4-6	5 0 1 1 0 2 3																	
Damon Buford, R (1, 7) OBP: 0.362, SLG: 0.412	0-1 FC6-4				3-3 K				2-1 1B 1B HBP	3 2 1 0 0 1 2																	
Darren Lewis, R (1, 8) OBP: 0.374, SLG: 0.330					2-0 G4-3				1-3 K	4 0 1 0 0 1 2																	
Trot Nixon, L (1, 9) OBP: 0.284, SLG: 0.342					2-1 P5				0-1 1B	2 0 0 1 0 0 1																	
John Valentin, R (9, PH) OBP: 0.340, SLG: 0.435									1-2 1B	1 0 1 0 0 0 0																	
Troy O'Leary, L (9, PR) OBP: 0.342, SLG: 0.504										0 0 0 0 0 0 0																	
<b>Inning Stats</b>	R: 2 E: 1 K: 0 S: 13	H: 3 LOB: 2 BB: 0 P: 17	R: 0 E: 0 K: 0 S: 10	H: 1 LOB: 1 BB: 0 P: 15	R: 0 E: 1 K: 1 S: 12	H: 0 LOB: 1 BB: 0 P: 20	R: 0 E: 0 K: 1 S: 6	H: 0 LOB: 0 BB: 0 P: 13	R: 0 E: 0 K: 1 S: 10	H: 1 LOB: 1 BB: 0 P: 16	R: 0 E: 0 K: 0 S: 5	H: 0 LOB: 0 BB: 0 P: 5	R: 1 E: 0 K: 0 S: 8	H: 2 LOB: 1 BB: 0 P: 14	R: 0 E: 0 K: 2 S: 9	H: 1 LOB: 1 BB: 0 P: 11	R: 5 E: 0 K: 1 S: 14	H: 5 LOB: 1 BB: 1 P: 26	1B: 7 2B: 5 3B: 1 HR: 1	SF: 1 SAC: 0 DP: 1 HBP: 1	WP: 0 PB: 0 SB: 1 CS: 1	PA: 42					
<b>PITCHER</b>	IP WLS BF H R ER SO BB IBB HBP BLK WP HR S P ERA WHIP																										
Chris Carpenter, R (1, 1) ERA: 2.86	8.0		33	8	3	2	5	0	0	0	0	0	0	73	111	2.25	1.000										
Graeme Lloyd, L (9, 1) ERA: 3.66	0.2	L	7	4	5	5	1	0	1	1	0	0	1	11	21	67.50	6.000										
Tom Davey, R (9, 1) ERA: 5.55	0.1		2	1	0	0	0	0	0	0	0	0	0	3	5	0.00	3.000										

**Boston Red Sox @ Toronto Blue Jays**  
 SkyDome, Toronto, ON  
 Mon May 17 1999, 7:05 PM EDT  
 Att. 20,395 - Unknown - 73 F

AB	39
R	8
H	13
RBI	8
BB	1
SO	6
LOB	20





Batter	1	2	3	4	5	6	7	8	9	AB R H RBI BB SO LOB
Shannon Stewart, R (1, 7) OBP: 0.384, SLG: 0.439	0-1 G6-3		2-2 F8	3-2 FC6-4 HBP		1-3 K			1-0 1B DI 1B	4 1 1 1 0 1 1
Craig Grebeck, R (1, 6) OBP: 0.476, SLG: 0.471	0-1 FC4-6 1B		3-3 K	1-2 FC6-4			1-2 G4-3		2-1 1B DI 1B	5 1 2 0 0 1 4
Shawn Green, L (1, 9) OBP: 0.403, SLG: 0.643	1-2 FC4-6 1-2f		4-2 BB		1-2 2B		0-0 HR		1-1 2B DI 1B	4 3 3 2 1 0 1
Carlos Delgado, L (1, 3) OBP: 0.378, SLG: 0.545	3-2 G5-3		0-1 F7		0-2 G3 2-H 2B		3-3 K		0-3 K	5 0 1 1 0 2 5
Tony Fernandez, S (1, 5) OBP: 0.481, SLG: 0.523		2-0 G4-3		2-2 CS 1B	2-2 G3		0-0 1B		1-2 L6	5 0 2 0 0 0 3
Willie Greene, L (1, 10) OBP: 0.279, SLG: 0.278 Jacob Brumfield, R (9, PR) OBP: 0.250, SLG: 0.304		4-0 G3-6 BB		1-3 K	0-0 P6		2-3 K		0-0 2B	4 0 1 2 1 2 3 0 0 0 0 0 0 0
José Cruz Jr., S (1, 8) OBP: 0.384, SLG: 0.462		2-2 G3-6		4-2 1B HBP BB	1-1 F9			3-3 K	4-0 IBB	3 1 0 0 2 1 2
Homer Bush, R (1, 4) OBP: 0.333, SLG: 0.385 Kevin Witt, L (9, PH) OBP: 0.250, SLG: 0.333			3-1 PB 1B	1-0 HBP S 1B		1-2 F8		0-0 B1-3	1-3 K2-3	4 1 2 0 0 0 0 1 0 0 0 0 1 2
Mike Matheny, R (1, 2) OBP: 0.286, SLG: 0.356			1-2 WP 1B	4-2 HBP BB		1-2 G6-3		3-3 K		3 0 1 1 1 1 0


Inning Stats	R: 0 E: 0 K: 11 S: 11	H: 1 LOB: 1 BB: 0 P: 15	R: 0 E: 0 K: 0 S: 5	H: 0 LOB: 0 BB: 1 P: 13	R: 1 E: 0 K: 1 S: 17	H: 2 LOB: 2 BB: 1 P: 30	R: 1 E: 0 K: 1 S: 18	H: 2 LOB: 3 BB: 2 P: 33	R: 1 E: 0 K: 0 S: 12	H: 2 LOB: 1 BB: 0 P: 16	R: 0 E: 0 K: 1 S: 9	H: 0 LOB: 0 BB: 0 P: 12	R: 1 E: 0 K: 2 S: 13	H: 2 LOB: 1 BB: 0 P: 19	R: 0 E: 0 K: 2 S: 7	H: 0 LOB: 0 BB: 0 P: 13	R: 3 E: 0 K: 2 S: 17	H: 4 LOB: 2 BB: 1 P: 27	1B: 8 2B: 4 3B: 0 HR: 1	SF: 0 SAC: 0 DP: 1 HBP: 1
--------------	--------------------------------	----------------------------------	------------------------------	----------------------------------	-------------------------------	----------------------------------	-------------------------------	----------------------------------	-------------------------------	----------------------------------	------------------------------	----------------------------------	-------------------------------	----------------------------------	------------------------------	----------------------------------	-------------------------------	----------------------------------	----------------------------------	------------------------------------

PITCHER	IP	WLS	BF	H	R	ER	SO	BB	IBB	HBP	BLK	WP	HR	S	P	ERA	WHIP
49 Tim Wakefield, R (1, 1) ERA: 6.88	5.0		25	7	3	3	2	4	0	1	0	1	0	63	107	5.40	2.200
John Wasdin, R (6, 1) ERA: 2.6	3.0	W	11	2	1	1	5	0	0	0	0	0	1	29	44	3.00	0.667
Tom Gordon, R (9, 1) ERA: 4.26	1.0		8	4	3	3	2	0	1	0	0	0	0	17	27	27.00	4.000

**BOTTOM**

**Boston Red Sox @ Toronto Blue Jays**  
 SkyDome, Toronto, ON  
 Mon May 17 1999, 7:05 PM EDT  
 Att: 20,395 - Unknown - 73 F

<b>AB</b>	<b>38</b>
<b>R</b>	<b>7</b>
<b>H</b>	<b>13</b>
<b>RBI</b>	<b>7</b>
<b>BB</b>	<b>5</b>
<b>SO</b>	<b>9</b>
<b>LOB</b>	<b>21</b>



WP	PA	ERA	WHIP
1	44		
3			
1			

Batter	1	2	3	4	5	6	7	8	9	AB R H RBI BB SO LOB	TOP	
Juan Encarnacion, R OBP: 0.300, SLG: 0.426 Karim Garcia, L OBP: 0.286, SLG: 0.389 (1, 7) X	0-0 G6-3 1B	1-0 F9 1B			2-2 SF8 2B		1-1 E6 1B		0-2 F8 1B	4 1 1 0 0 0 1 1 0 0 0 0 0 1		
Damion Easley, R OBP: 0.346, SLG: 0.478 (1, 4) C X (7, 6) X	0-1 1B 1B	1-1 P4 1B			1-2 SF8 2-H		1-1 F8 2-3		0-0 FC5-4 1-2f	4 1 1 1 0 0 3		
Bobby Higginson, L OBP: 0.388, SLG: 0.459 (1, 9) C 1 SAFE C B X	1-2 F7 1B		0-1 P6 1B		2-1 1B		3-2 1-H 3-H 1B			4 0 2 1 0 0 1		
Dean Palmer, R OBP: 0.348, SLG: 0.443 (1, 5) 1 SAFE F B B B	4-2 1B 1-2 WP BB		1-2 G6-3 1B		1-3 K 1B		2-2 K 1B			3 1 0 0 1 2 1		
Tony Clark, S OBP: 0.297, SLG: 0.331 (1, 3) B C B B X	3-2 WP 1-3 2-H 1B		1-0 G4-3 1B		0-1 F8 1B		0-3 K 1B			4 1 1 1 0 1 0		
Gabe Kapler, R OBP: 0.342, SLG: 0.484 (1, 8) B B 1 B 1 SAFE F B C B	4-2 1B 1-3 3-H BB		3-0 G5-3 1B		1-1 F8 1B		2-1 S 1B			3 0 1 0 1 0 0		
Gregg Jefferies, S OBP: 0.266, SLG: 0.316 (1, 10) C 1 SAFE F B B X	0-1 1-2 3-H 1B		3-2 L6 1B		0-2 L8 1B		2-2 G4-3 1-2			4 0 1 1 0 0 1		
Brad Ausmus, R OBP: 0.296, SLG: 0.363 Jose Macias, S OBP: 0.250, SLG: 1.000 (1, 2) B C C B B X (9, PH) X	3-2 G6-3 1B		2-1 F9 1B		0-1 G6-3 1B		0-1 G6-3 1B		2-3 K 1B	3 0 0 0 0 0 2 1 0 0 0 0 1 0		
Deivi Cruz, R OBP: 0.248, SLG: 0.278 Frank Catalanotto, L OBP: 0.363, SLG: 0.486 (1, 6) X (7, PH) X (7, 4) X		0-0 F9 1B			0-0 G6-3 1B		2-2 F8 1B 2B		1-1 FC5-4 1B	2 0 0 0 0 0 0 2 1 2 0 0 0 0		
<b>Inning Stats</b>	R: 3 H: 3 E: 0 LOB: 2 K: 0 BB: 2 S: 19 P: 34	R: 0 H: 0 E: 0 LOB: 0 K: 0 BB: 0 S: 4 P: 6	R: 0 H: 0 E: 0 LOB: 0 K: 0 BB: 0 S: 6 P: 8	R: 0 H: 0 E: 0 LOB: 0 K: 0 BB: 0 S: 6 P: 14	R: 1 H: 2 E: 0 LOB: 1 K: 1 BB: 0 S: 16 P: 22	R: 0 H: 0 E: 0 LOB: 0 K: 0 BB: 0 S: 7 P: 8	R: 1 H: 2 E: 1 LOB: 2 K: 0 BB: 0 S: 12 P: 19	R: 0 H: 1 E: 0 LOB: 1 K: 2 BB: 0 S: 12 P: 18	R: 0 H: 1 E: 0 LOB: 1 K: 1 BB: 0 S: 9 P: 12	1B: 7 SF: 1 2B: 2 SAC: 0 3B: 0 DP: 0 HR: 0 HBP: 0	WP: 1 PA: 38 PB: 0 SB: 5 CS: 0	
<b>PITCHER</b>	IP WLS BF H R ER SO BB IBB HBP BLK WP HR S P ERA WHIP											
Pat Hentgen, R ERA: 4.44 (1, 1)	6.2 W 29 6 5 4 1 2 0 0 0 1 0 67 105 5.40 1.200											
Dan Plesac, L ERA: 7.16 (7, 1)	0.1 H 1 1 0 0 0 0 0 0 0 0 0 3 6 0.00 3.000											
Billy Koch, R ERA: 2.7 (8, 1)	2.0 S 8 2 0 0 3 0 0 0 0 0 0 21 30 0.00 1.000											

Detroit Tigers @ Toronto Blue Jays  
SkyDome, Toronto, ON  
Tue May 18 1999, 7:05 PM EDT  
Att. 20,310 - Dome - 72 F

livebaseballscorecards.com

AB	35
R	5
H	9
RBI	4
BB	2
SO	4
LOB	10



Batter	1	2	3	4	5	6	7	8	9
Shannon Stewart, R (1, 7) OBP: 0.395, SLG: 0.443	4-2 FC6-4 BB	4-2 HBP BB		1-0 1B		1-1 G3-1 HR G4-3 1B		0-0 F9	
Homer Bush, R (1, 6) OBP: 0.344, SLG: 0.367	2-2 FC6-4 1B	4-1 HBP BB		1-2 1B E 1B		3-2 G4-3		1-3 K	
Shawn Green, L (1, 9) OBP: 0.408, SLG: 0.640	3-1 1B	3-2 HBP		0-1 1B E 1B		1-2 G3-1		2-2 F7	
Carlos Delgado, L (1, 3) OBP: 0.376, SLG: 0.557	0-1 P3	1-3 K		1-2 L7		1-1 HR			
Tony Fernandez, S (1, 5) OBP: 0.475, SLG: 0.511	3-2 G6-3	2-2 G5-3		0-0 E5		4-0 FC5-4 BB			
José Cruz Jr., S (1, 8) OBP: 0.381, SLG: 0.452		4-2 2B G4-3 BB		1-1 G4-3		2-2 FC5-4			
Pat Kelly, R (1, 10) OBP: 0.333, SLG: 0.576		0-2 G4-3 1B 2B		1-2 F8		2-0 G5-3		3-3 K	
Craig Grebeck, R (1, 4) OBP: 0.400, SLG: 0.381		1-1 G4-3		1-1 G6-3		0-2 F9		2-2 F8	
Mike Matheny, R (1, 2) OBP: 0.284, SLG: 0.351		0-0 BB HBP BB 1B		2-0 P3		1-3 K		0-2 G4-3	

Inning Stats	R: 0	H: 1	E: 0	K: 0	S: 15	R: 3	H: 2	E: 0	K: 1	S: 24	R: 0	H: 0	E: 0	K: 0	S: 7	R: 2	H: 3	E: 1	K: 0	S: 15	R: 0	H: 0	E: 0	K: 1	S: 8	R: 2	H: 2	E: 0	K: 0	S: 13	R: 0	H: 0	E: 0	K: 1	S: 12	R: 0	H: 0	E: 0	K: 1	S: 7
	LOB: 2	BB: 1	LOB: 3	BB: 3	P: 27	LOB: 0	BB: 0	LOB: 2	BB: 0	P: 10	LOB: 0	BB: 0	LOB: 0	BB: 0	P: 11	LOB: 1	BB: 1	LOB: 0	BB: 0	P: 17	LOB: 0	BB: 0	LOB: 0	BB: 0	P: 10	LOB: 0	BB: 0	LOB: 0	BB: 0	P: 10	LOB: 0	BB: 0	LOB: 0	BB: 0	P: 10	LOB: 0	BB: 0	LOB: 0	BB: 0	P: 10

PITCHER	IP	WLS	BF	H	R	ER	SO	BB	IBB	HBP	BLK	WP	HR	S	P	ERA	WHIP
Justin Thompson, L (1, 1) ERA: 4.96	4.0	L	24	6	5	4	1	4	0	1	0	0	0	61	100	9.00	2.500
Bryce Florie, R (5, 1) ERA: 3.38	1.1		5	1	1	1	1	0	0	0	0	0	0	13	20	6.75	0.750
C.J. Nitkowski, L (6, 1) ERA: 6.75	0.2		4	1	1	1	0	1	0	0	0	0	1	8	16	13.50	3.000
Matt Anderson, R (7, 1) ERA: 2.37	2.0		6	0	0	0	2	0	0	0	0	0	0	19	27	0.00	0.000

**AB R H RBI BB SO LOB**

**3 2 2 0 2 0 0**

**4 1 1 0 1 1 2**

**4 0 2 2 0 0 1**

**4 1 1 2 0 1 7**

**3 0 0 0 1 0 6**

**3 1 0 0 1 0 3**

**4 1 1 0 0 1 0**

**4 0 0 1 0 0 1**

**4 1 1 1 0 1 0**

**AB 33**

**R 7**

**H 8**

**RBI 6**

**BB 5**

**SO 4**

**LOB 20**

**WP: 0 PA: 39**

**PB: 0**

**SB: 0**

**CS: 0**

**WP: 0**

**PA: 39**

**ERA**

**WHIP**

**1B: 6 SF: 0**

**2B: 1 SAC: 0**

**3B: 0 DP: 0**


**HR: 1 HBP: 1**

**DETROIT TIGERS @ TORONTO BLUE JAYS**

**SkyDome, Toronto, ON**

**Tue May 18 1999, 7:05 PM EDT**

**Att. 20,310 - Dome - 72 F**



livebaseballscorecards.com

Batter	1	2	3	4	5	6	7	8	9	AB R H RBI BB SO LOB	TOP																													
Juan Encarnacion, R OBP: 0.303, SLG: 0.443 (1, 7) C F B B S	2-3 K		4-1 S BB		0-3 K		0-1 2-H 3-H HR		2-3 K	4 1 1 3 1 3 0																														
Damion Easley, R OBP: 0.361, SLG: 0.493 (1, 4) C X	1-1 HBP 1B		0-3 1 SAFE 1 SAFE 1-2			1-1 HR 2B	1-0 S 1B		4-1 BB	4 1 3 0 1 1 1																														
Bobby Higginson, L OBP: 0.388, SLG: 0.478 (1, 9) C SAFE X	0-1 G5-3 HBP 1-2 1B		1-3 K			1-0 2-H HR	2-1 P6 1-2		1-3 SAFE K	5 1 2 2 0 2 4																														
Dean Palmer, R OBP: 0.350, SLG: 0.460 (1, 5) H	1-0 G5-3 1-2 2-3 HBP			1-0 HR		3-1 F9	0-0 P6		0-3 SAFE K	4 1 1 1 0 1 3																														
Tony Clark, S OBP: 0.296, SLG: 0.336 (1, 3) C X	0-1 G5-3 1-2 2-3f			0-2 P5		0-0 P4		1-1 G4-3 3B 2B		4 1 1 0 0 0 3																														
Gabe Kapler, R OBP: 0.325, SLG: 0.456 (1, 8) C B X		1-1 G5-3		1-3 K		0-3 K		2-1 G4-3		4 0 0 0 0 2 1																														
Jason Wood, R OBP: 0.281, SLG: 0.382 (8, PH) C B C B C X		3-2 G5-3		1-3 K			1-2 F8	2-3 K		3 0 0 0 0 1 0 1 0 0 0 0 1 1																														
Bill Haselman, R OBP: 0.372, SLG: 0.513 Jose Macias, S OBP: 0.250, SLG: 1.000 Brad Ausmus, R OBP: 0.303, SLG: 0.391 (7, 2) X		0-0 G5-3			2-0 G4-3		1-0 2B HR 1B	0-0 3B		3 0 1 0 0 0 0 0 1 0 0 0 0 0 1 0 1 1 0 0 0																														
Deivi Cruz, R OBP: 0.248, SLG: 0.287 (1, 6) C B S			1-3 K		0-0 F9		1-0 HR 2B	2-2 G4-3		4 1 1 0 0 1 1																														
<b>Inning Stats</b>	R: 0 E: 0 K: 1 S: 9	H: 2 LOB: 2 BB: 0 P: 13	R: 0 E: 0 K: 0 S: 6	H: 0 LOB: 0 BB: 0 P: 10	R: 0 E: 0 K: 3 S: 10	H: 0 LOB: 1 BB: 1 P: 16	R: 1 E: 0 K: 2 S: 15	H: 1 LOB: 0 BB: 0 P: 18	R: 0 E: 0 K: 1 S: 5	H: 0 LOB: 0 BB: 0 P: 7	R: 2 E: 0 K: 1 S: 9	H: 2 LOB: 0 BB: 0 P: 14	R: 3 E: 0 K: 0 S: 11	H: 4 LOB: 2 BB: 0 P: 17	R: 1 E: 0 K: 1 S: 11	H: 2 LOB: 1 BB: 0 P: 18	R: 0 E: 0 K: 3 S: 10	H: 0 LOB: 1 BB: 1 P: 17	1B: 4 2B: 3 3B: 1 HR: 3	SF: 0 SAC: 0 DP: 1 HBP: 1	WP: 0 PB: 0 SB: 2 CS: 0	PA: 40																		
<b>PITCHER</b> David Wells, L ERA: 6.0 Tom Davey, R ERA: 5.47	IP 7.0	WLS L	BF 31	H 9	R 6	ER 6	SO 8	BB 1	IBB 0	HBP 1	BLK 0	WP 0	HR 3	S 65	P 95	ERA 7.71	WHIP 1.429						<b>PITCHER</b>	IP 2.0	WLS L	BF 9	H 2	R 1	ER 1	SO 4	BB 1	IBB 0	HBP 0	BLK 0	WP 0	HR 0	S 21	P 35	ERA 4.50	WHIP 1.500

**Detroit Tigers @ Toronto Blue Jays**  
 SkyDome, Toronto, ON  
 Wed May 19 1999, 7:05 PM EDT  
 Att. 20,384 - Unknown - 70 F

[livebaseballscorecards.com](http://livebaseballscorecards.com)

AB	37
R	7
H	11
RBI	7
BB	2
SO	12
LOB	14




Batter	1	2	3	4	5	6	7	8	9	AB	R	H	RBI	BB	SO	LOB
Shannon Stewart, R OBP: 0.402, SLG: 0.440 (1, 7)	1-1 G6-3		4-2 1B FC4-6 BB		4-1 1B BB		4-2 1-2 G6-3 BB			1	1	0	0	3	0	0
Homer Bush, R OBP: 0.361, SLG: 0.382 (1, 6)	2-2 F9		2-1 1-3 FC4-6 1B		1-2 1-3 S 1B		1-0 1-2f 2-3 G6-3			4	0	2	0	0	0	2
Shawn Green, L OBP: 0.400, SLG: 0.625 (1, 9)	3-1 G4-3		0-1 1-2f 3-H FC4-6		2-3 1-2 K		0-0 G3			4	0	0	1	0	1	4
Carlos Delgado, L OBP: 0.383, SLG: 0.565 (1, 3)		0-1 1B 1B	1-3 K			1-1 HR 2B		4-2 G3-6 BB		3	1	2	0	1	1	1
Tony Fernandez, S OBP: 0.470, SLG: 0.525 (1, 5)		1-0 F9		1-1 G4-3		3-2 2-H HR		0-3 K		4	1	1	2	0	1	2
José Cruz Jr., S OBP: 0.373, SLG: 0.440 (1, 8)		2-0 SAFE F8		1-0 G3		1-3 K		2-1 G3-6-1		4	0	0	0	0	1	2
Kevin Witt, L OBP: 0.250, SLG: 0.324 (1, 10)		2-2 1-3 1B		0-3 K		1-3 K			0-3 K	4	0	1	0	0	3	0
Craig Grebeck, R OBP: 0.345, SLG: 0.320 (1, 4)		1-1 G5-3		1-1 G4-3		0-0 G5-3		3-2 P6		4	0	0	0	0	0	2
Mike Matheny, R OBP: 0.286, SLG: 0.342 (1, 2)			0-0 G4-3		2-1 F8		4-1 G6-3 BB BB		1-3 K	2	0	0	0	1	0	0
Willie Greene, L OBP: 0.276, SLG: 0.274 (9, PH)										1	0	0	0	0	1	0

Inning Stats	R: 0	H: 0	E: 0	K: 0	S: 7	H: 0	LOB: 0	BB: 0	P: 13	R: 0	H: 2	E: 0	K: 0	S: 9	H: 2	LOB: 2	BB: 0	P: 15	R: 1	H: 1	E: 0	K: 1	S: 11	H: 1	LOB: 1	BB: 1	P: 18	R: 0	H: 0	E: 0	K: 1	S: 6	H: 0	LOB: 0	BB: 0	P: 8	R: 0	H: 1	E: 0	K: 1	S: 11	H: 1	LOB: 2	BB: 1	P: 21	R: 2	H: 2	E: 0	K: 2	S: 15	H: 2	LOB: 0	BB: 0	P: 21	R: 0	H: 0	E: 0	K: 0	S: 5	H: 0	LOB: 1	BB: 2	P: 14	R: 0	H: 0	E: 0	K: 1	S: 7	H: 0	LOB: 0	BB: 1	P: 13	R: 0	H: 0	E: 0	K: 2	S: 12	H: 0	LOB: 0	BB: 0	P: 16	R: 0	H: 0	E: 0	K: 2	S: 12	H: 0	LOB: 0	BB: 0	P: 16	1B: 4	SF: 0	2B: 1	SAC: 0	3B: 0	DP: 2	HR: 1	HBP: 0	WP: 0	PA: 36
--------------	------	------	------	------	------	------	--------	-------	-------	------	------	------	------	------	------	--------	-------	-------	------	------	------	------	-------	------	--------	-------	-------	------	------	------	------	------	------	--------	-------	------	------	------	------	------	-------	------	--------	-------	-------	------	------	------	------	-------	------	--------	-------	-------	------	------	------	------	------	------	--------	-------	-------	------	------	------	------	------	------	--------	-------	-------	------	------	------	------	-------	------	--------	-------	-------	------	------	------	------	-------	------	--------	-------	-------	-------	-------	-------	--------	-------	-------	-------	--------	-------	--------

PITCHER	IP	WLS	BF	H	R	ER	SO	BB	IBB	HBP	BLK	WP	HR	S	P	ERA	WHIP
Brian Moehler, R ERA: 4.09 (1, 1)	6.0	W	27	6	3	3	5	3	0	0	0	0	1	60	101	4.50	1.500
Masao Kida, R ERA: 4.62 (7, 1)	0.2	H	2	0	0	0	0	1	0	0	0	0	0	3	8	0.00	1.500
C.J. Nitkowski, L ERA: 6.6 (7, 1)	0.1	H	1	0	0	0	0	0	0	0	0	0	0	1	1	0.00	0.000
Doug Brocail, R ERA: 3.32 (8, 1)	2.0		6	0	0	0	3	1	0	0	0	0	0	19	29	0.00	0.500

**DETROIT TIGERS @ TORONTO BLUE JAYS**  
**SKYDOME, TORONTO, ON**  
 Wed May 19 1999, 7:05 PM EDT  
 Att: 20,384 - Unknown - 70 F

AB	31
R	3
H	6
RBI	3
BB	5
SO	8
LOB	13



Batter	1	2	3	4	5	6	7	8	9	AB R H RBI BB SO LOB	TOP	
Juan Encarnacion, R OBP: 0.302, SLG: 0.438 (1, 8)	1-0 P4		1-2 G5-3		0-2 S 1B		0-1 L8			4 0 1 0 0 0 1		
Damion Easley, R OBP: 0.358, SLG: 0.486 (1, 4) (7, 6)	0-2 FC5-4 1B		1-2 P8		0-3 SAFE 1-2 K			2-1 F7		4 0 1 0 0 1 1		
Bobby Higginson, L OBP: 0.379, SLG: 0.465 (1, 9)	2-2 F9		1-1 P5		0-3 K			1-0 G4-3		4 0 0 0 0 1 1		
Dean Palmer, R OBP: 0.347, SLG: 0.454 (1, 5)	0-0 FC5-4 1-2f			2-2 1B		0-3 K		3-3 K		4 0 1 0 0 2 1		
Tony Clark, S OBP: 0.295, SLG: 0.340 (1, 3)		1-0 G3		2-3 K		3-1 2B		1-1 G6-3		4 0 1 0 0 1 1		
Karim Garcia, L OBP: 0.279, SLG: 0.373 (1, 7)		0-0 1B 1B		3-3 K		0-0 G4-3		0-0 F8		4 0 1 0 0 1 2		
Frank Catalanotto, L OBP: 0.345, SLG: 0.461 (1, 10)		2-2 L8		0-1 G4-3			2-1 F8	0-1 G4-3		4 0 0 0 0 0 2		
Brad Ausmus, R OBP: 0.304, SLG: 0.389 (1, 2)		3-2 SAFE 1-3 1B		2-0 G5-3			0-2 G4-3			3 0 1 0 0 0 0		
Deivi Cruz, R OBP: 0.243, SLG: 0.282 Gregg Jefferies, S OBP: 0.271, SLG: 0.322 (7, PH) (7, 4)		0-0 G4-3		1-0 G4-3			1-0 1B			2 0 0 0 0 0 2 1 0 1 0 0 0 0		
<b>Inning Stats</b>	R: 0 E: 0 K: 0 S: 8 H: 1 LOB: 1 BB: 0 P: 11	R: 0 E: 0 K: 0 S: 9 H: 2 LOB: 2 BB: 0 P: 15	R: 0 E: 0 K: 0 S: 9 H: 0 LOB: 0 BB: 0 P: 12	R: 0 E: 0 K: 2 S: 12 H: 1 LOB: 1 BB: 0 P: 19	R: 0 E: 0 K: 1 S: 8 H: 1 LOB: 1 BB: 0 P: 11	R: 0 E: 0 K: 2 S: 11 H: 1 LOB: 1 BB: 0 P: 14	R: 0 E: 0 K: 0 S: 8 H: 1 LOB: 1 BB: 0 P: 11	R: 0 E: 0 K: 1 S: 7 H: 0 LOB: 0 BB: 0 P: 13	R: 0 E: 0 K: 0 S: 5 H: 0 LOB: 0 BB: 0 P: 6	1B: 6 2B: 1 3B: 0 HR: 0 SF: 0 SAC: 0 DP: 0 HBP: 0	WP: 0 PB: 0 SB: 1 CS: 0 PA: 34	
<b>PITCHER</b> 32 Roy Halladay, R ERA: 4.17 (1, 1)	IP 9.0 WLS W BF 34 H 7 R 0 ER 0 SO 6 BB 0 IBB 0 HBP 0 BLK 0 WP 0 HR 0 S 77 P 112 ERA 0.00 WHIP 0.778											<b>PITCHER</b> IP WLS BF H R ER SO BB IBB HBP BLK WP HR S P ERA WHIP

**Detroit Tigers @ Toronto Blue Jays**  
 SkyDome, Toronto, ON  
 Thu May 20 1999, 7:05 PM EDT  
 Att. 21,137 - Unknown - 67 F

livebaseballscorecards.com

AB	34
R	0
H	7
RBI	0
BB	0
SO	6
LOB	11




Batter	1	2	3	4	5	6	7	8	9	AB R H RBI BB SO LOB
Shannon Stewart, R (1, 7) OBP: 0.402, SLG: 0.436	4-1 HBP 1B BB	1-1 G6-3		0-0 1B		2-2 L4	0-1 G6-3			4 1 1 0 1 0 2
Homer Bush, R (1, 6) OBP: 0.390, SLG: 0.395	2-2 G4-6-3 1B HBP		2-3 K	0-0 1B		1-2 HR 1B	1-1 G3			4 2 2 0 0 1 1
Shawn Green, L (1, 9) OBP: 0.405, SLG: 0.641	3-2 G4-6-3 1B		1-2 1B 1B	1-0 G4-3		0-0 HR	2-3 K			5 2 3 3 0 1 2
Carlos Delgado, L (1, 3) OBP: 0.384, SLG: 0.564	3-2 G4-6-3 1-2 2-3		1-0 F8		1-1 2B 2B	4-0 HBP 1B BB	1-2 P6			4 2 1 0 1 0 3
Tony Fernandez, S (1, 5) OBP: 0.485, SLG: 0.545	3-2 1B		1-2 1B 1B	1-3 1B	2-0 G3 2B	2-2 1B HBP	2-2 1B			4 0 4 2 0 0 0
José Cruz Jr., S (1, 8) OBP: 0.374, SLG: 0.439	0-0 G4-3		2-1 1B	1-2 3-H 1B	2-1 F8	2-2 1-3 2-H 1B	0-0 G4-3			5 0 2 2 0 0 3
Willie Greene, L (1, 10) OBP: 0.264, SLG: 0.260		0-2 L6	2-0 G3		1-1 G3	2-1 F8				4 0 0 0 0 0 5
Pat Kelly, R (1, 4) OBP: 0.330, SLG: 0.558		4-2 BB		2-3 K	1-3 K		0-3 K			3 0 0 0 1 3 1
Mike Matheny, R (1, 2) OBP: 0.284, SLG: 0.349		0-0 P8		1-3 K		2-3 K	1-1 2B			4 0 1 0 0 2 1

Inning Stats	R: 2	H: 2	E: 0	K: 0	S: 17	LOB: 1	BB: 1	P: 32	R: 0	H: 0	E: 0	K: 0	S: 8	LOB: 1	BB: 1	P: 13	R: 1	H: 3	E: 0	K: 1	S: 14	LOB: 2	BB: 0	P: 23	R: 0	H: 2	E: 0	K: 2	S: 11	LOB: 2	BB: 0	P: 15	R: 1	H: 2	E: 0	K: 1	S: 10	LOB: 1	BB: 0	P: 17	R: 3	H: 3	E: 0	K: 1	S: 18	LOB: 2	BB: 1	P: 33	R: 0	H: 1	E: 0	K: 1	S: 9	LOB: 1	BB: 0	P: 11	R: 0	H: 1	E: 0	K: 1	S: 11	LOB: 1	BB: 0	P: 16
--------------	------	------	------	------	-------	--------	-------	-------	------	------	------	------	------	--------	-------	-------	------	------	------	------	-------	--------	-------	-------	------	------	------	------	-------	--------	-------	-------	------	------	------	------	-------	--------	-------	-------	------	------	------	------	-------	--------	-------	-------	------	------	------	------	------	--------	-------	-------	------	------	------	------	-------	--------	-------	-------

PITCHER	IP	WLS	BF	H	R	ER	SO	BB	IBB	HBP	BLK	WP	HR	S	P	ERA	WHIP
Dave Mlicki, R (1, 1) ERA: 5.16	5.2	L	31	11	7	7	5	3	0	1	0	0	1	71	120	11.12	2.471
Masao Kida, R (6, 1) ERA: 4.39	1.1		7	2	0	0	1	0	0	1	0	0	0	16	24	0.00	1.500
Todd Jones, R (8, 1) ERA: 2.4	1.0		4	1	0	0	1	0	0	0	0	0	0	11	16	0.00	1.000

**DETROIT TIGERS @ TORONTO BLUE JAYS**  
**SKYDOME, TORONTO, ON**  
 Thu May 20 1999, 7:05 PM EDT  
 Att: 21,137 - Unknown - 67 F

AB	37
R	7
H	14
RBI	7
BB	3
SO	7
LOB	18



WP	HR	S	P	ERA	WHIP
0	1	11	16	11.12	2.471
0	0	16	24	0.00	1.500
0	0	11	16	0.00	1.000

Batter	1	2	3	4	5	6	7	8	9	AB R H RBI BB SO LOB	TOP	
Shannon Stewart, R (1, 7) OBP: 0.404, SLG: 0.443	0-1 SH5-4 G3 1B		1-1 2B		0-2 F8			1-0 F8		4 1 2 0 0 0 0		
Homer Bush, R (1, 6) OBP: 0.364, SLG: 0.366	1-0 SH5-4 1-3		1-2 G1-3			1-3 K		0-0 G3		3 0 0 0 0 1 1		
Shawn Green, L (1, 9) OBP: 0.407, SLG: 0.634	3-1 G3			4-0 BB BB		3-3 K		4-2 DI 2B BB		2 1 0 1 2 1 0		
Carlos Delgado, L (1, 3) OBP: 0.376, SLG: 0.550	2-3 K			2-2 L8		1-3 K		1-2 F9		4 0 0 0 0 2 2		
Tony Fernandez, S (1, 5) OBP: 0.491, SLG: 0.555		0-0 G6-3		4-1 BB 1-2 BB		0-1 G5-3 1B		0-2 2B		3 0 2 1 1 0 0		
Dave Hollins, S (1, 10) OBP: 0.260, SLG: 0.255		2-0 G5-3		1-3 K		0-0 G5-3		1-3 K		4 0 0 0 0 2 4		
José Cruz Jr., S (1, 8) OBP: 0.371, SLG: 0.430		0-1 G4-3		3-3 K		3-1 F7		4-0 BB		3 0 0 0 1 1 3		
Pat Kelly, R (1, 4) OBP: 0.330, SLG: 0.546 Pat Lennon, R (9, PH)			4-2 G6-4-3 BB		0-1 B1-3		2-2 G5-3		0-3 K	2 0 0 0 1 0 1 1 0 0 0 0 1 2	AB 29 R 2 H 4 RBI 2 BB 5 SO 9 LOB 14	
Mike Matheny, R (1, 2) OBP: 0.278, SLG: 0.341 Mark Dalesandro, R (8, PH) OBP: 0.238, SLG: 0.211 (8, 2)			2-2 G6-4-3		3-3 K		0-0 G5-3			2 0 0 0 0 1 1 1 0 0 0 0 0 0		
<b>Inning Stats</b>	R: 1 H: 1 E: 0 LOB: 0 K: 1 BB: 0 S: 9 P: 15	R: 0 H: 0 E: 0 LOB: 0 K: 0 BB: 0 S: 4 P: 6	R: 0 H: 1 E: 0 LOB: 1 K: 0 BB: 1 S: 11 P: 19	R: 0 H: 0 E: 0 LOB: 2 K: 2 BB: 2 S: 11 P: 24	R: 0 H: 0 E: 0 LOB: 0 K: 1 BB: 0 S: 8 P: 11	R: 0 H: 0 E: 0 LOB: 0 K: 3 BB: 0 S: 10 P: 15	R: 0 H: 1 E: 0 LOB: 1 K: 0 BB: 0 S: 9 P: 14	R: 0 H: 0 E: 0 LOB: 0 K: 0 BB: 0 S: 3 P: 4	R: 1 H: 1 E: 0 LOB: 2 K: 2 BB: 2 S: 15 P: 25	1B: 2 SF: 0 2B: 2 SAC: 1 3B: 0 DP: 1 HR: 0 HBP: 0	WP: 0 PA: 35 PB: 0 SB: 1 CS: 0	
<b>PITCHER</b>	IP WLS BF H R ER SO BB IBB HBP BLK WP HR S P ERA WHIP											
Pat Rapp, R (1, 1) ERA: 6.21	6.0 W 23 3 1 1 7 3 0 0 0 0 0 0 55 92 1.50 1.000											
Derek Lowe, R (7, 1) ERA: 4.67	1.0 H 3 0 0 0 0 0 0 0 0 0 0 0 7 12 0.00 0.000											
Jim Corsi, R (8, 1) ERA: 5.17	1.0 4 0 1 1 0 1 0 0 0 0 0 0 5 10 9.00 1.000											
Tom Gordon, R (9, 1) ERA: 3.24	1.0 5 1 0 0 2 1 0 0 0 0 0 0 13 19 0.00 2.000											

Toronto Blue Jays @ Boston Red Sox  
Fenway Park, Boston, MA  
Fri May 21 1999, 7:05 PM EDT  
Att. 27,284 - Unknown - 65 F

livebaseballscorecards.com





Batter	1	2	3	4	5	6	7	8	9
<b>Darren Lewis, R</b> OBP: 0.391, SLG: 0.353 (1, 9) C B B C B	4-2 FC5-4 BB		0-3 K		2-2 1-3 2-H 1B		2-1 2-H 2B		
<b>John Valentin, R</b> OBP: 0.331, SLG: 0.424 (1, 5) B B C X	2-1 FC5-4 1-2f			2-1 P5	0-0 2-H 3-H 1B		1-0 G1-3		
<b>Brian Daubach, L</b> OBP: 0.359, SLG: 0.552 (1, 10) S S S	0-3 K			0-1 G6-3	0-3 K			1-1 L8	
<b>Nomar Garciaparra, R</b> OBP: 0.391, SLG: 0.543 (1, 6) C B X	1-1 P2			0-0 G5-3		1-0 G5-3		3-2 F8	
<b>Troy O'Leary, L</b> OBP: 0.322, SLG: 0.468 (1, 7) B C C C		1-3 K			1-0 L3	3-2 F7		1-3 K	
<b>Mike Stanley, R</b> OBP: 0.405, SLG: 0.426 (1, 3) C B B B		1-3 K			4-2 BB 1B BB	1-2 F7			
<b>Damon Buford, R</b> OBP: 0.347, SLG: 0.391 (1, 8) C C C		0-3 K2-3			2-3 K		0-0 S 2B 1B		
<b>Jason Varitek, S</b> OBP: 0.342, SLG: 0.463 (1, 2) C B S			1-3 K		4-2 1B 1B BB		0-0 SAFE F9		
<b>Jeff Frye, R</b> OBP: 0.349, SLG: 0.257 (1, 4) B X			1-0 L7		1-2 1B 1B 1B		1-3 SAFE K		

Inning Stats	R: 0	H: 0	E: 0	K: 1	S: 9	LOB: 1	BB: 1	P: 16
	R: 0	H: 0	E: 0	K: 3	S: 9	LOB: 0	BB: 0	P: 11
	R: 0	H: 0	E: 0	K: 2	S: 7	LOB: 0	BB: 0	P: 9
	R: 0	H: 0	E: 0	K: 0	S: 5	LOB: 0	BB: 0	P: 7
	R: 4	H: 3	E: 0	K: 2	S: 18	LOB: 1	BB: 2	P: 32
	R: 0	H: 0	E: 0	K: 0	S: 8	LOB: 0	BB: 0	P: 13
	R: 1	H: 2	E: 0	K: 1	S: 8	LOB: 1	BB: 0	P: 12
	R: 0	H: 0	E: 0	K: 1	S: 8	LOB: 0	BB: 0	P: 13

PITCHER	IP	WLS	BF	H	R	ER	SO	BB	IBB	HBP	BLK	WP	HR	S	P	ERA	WHIP
<b>Kelvim Escobar, R</b> ERA: 5.64 (1, 1)	6.2	L	28	5	5	5	9	3	0	0	0	0	0	63	98	6.75	1.200
<b>Pete Munro, R</b> ERA: 4.32 (7, 1)	1.1		4	0	0	0	1	0	0	0	0	0	0	9	15	0.00	0.000

**BOTTOM**

AB	R	H	RBI	BB	SO	LOB
3	1	2	2	1	1	0
4	0	1	2	0	0	2
4	0	0	0	0	2	2
4	0	0	0	0	0	1
4	0	0	0	0	2	0
2	1	0	0	1	1	0
3	1	1	0	0	2	1
2	1	0	0	1	1	1
3	1	1	1	0	1	1

<b>AB</b>	<b>29</b>
<b>R</b>	<b>5</b>
<b>H</b>	<b>5</b>
<b>RBI</b>	<b>5</b>
<b>BB</b>	<b>3</b>
<b>SO</b>	<b>10</b>
<b>LOB</b>	<b>8</b>



WP	PA
0	32

**Toronto Blue Jays @ Boston Red Sox**  
**Fenway Park, Boston, MA**  
 Fri May 21 1999, 7:05 PM EDT  
 Att: 27,284 - Unknown - 65 F

[livebaseballscorecards.com](http://livebaseballscorecards.com)

Batter	1	2	3	4	5	6	7	8	9	AB R H RBI BB SO LOB	TOP											
Shannon Stewart, R (1, 7) OBP: 0.396, SLG: 0.433	1-2 E5 G4-3 S G3		1-3 K		2-1 G6-3			1-2 F7		4 1 0 0 0 1 0												
Homer Bush, R (1, 6) OBP: 0.333, SLG: 0.333	1-2 G4-3		1-2 L7			0-1 P7		1-3 K		4 0 0 0 0 1 1												
Shawn Green, L (1, 9) OBP: 0.404, SLG: 0.631	0-0 G3		0-0 G3			0-1 2B			3-1 L9	4 0 1 1 0 0 0												
Carlos Delgado, L (1, 3) OBP: 0.379, SLG: 0.547	0-2 2-6 1B			2-2 G3		1-3 K			4-1 HBP 3B BB	3 1 1 0 1 1 1												
Tony Fernandez, S (1, 5) OBP: 0.486, SLG: 0.544	1-1 2-6 1-2	1-3 K		1-0 G6-3		0-1 F8			1-0 1-2 3B HBP	3 1 0 0 0 1 1												
Dave Hollins, S (1, 10) OBP: 0.278, SLG: 0.275		1-0 BB 1B		2-2 1B		1-1 P7			2-3 K	4 0 2 0 0 1 2												
José Cruz Jr., S (1, 8) OBP: 0.369, SLG: 0.438		1-2 SAFE SAFE F7		1-3 K		1-2 P2			1-1 1-H 2-H 1B 3B	4 1 1 2 0 1 2												
Craig Grebeck, R (1, 4) OBP: 0.394, SLG: 0.333		4-1 SAFE BB			1-3 K	4-0 2-4 BB			1-1 DI 1B	2 0 1 1 2 1 0												
Mark Dalesandro, R (1, 2) OBP: 0.200, SLG: 0.174		0-1 G5-3			1-3 K	0-1 2-4		1-0 P9	3-H 1-0 F7	4 0 0 0 0 1 3												
<b>Inning Stats</b>	R: 1 E: 1 K: 0 S: 12	H: 1 LOB: 1 BB: 0 P: 15	R: 0 E: 0 K: 1 S: 10	H: 1 LOB: 2 BB: 1 P: 17	R: 0 E: 0 K: 1 S: 7	H: 0 LOB: 0 BB: 0 P: 9	R: 0 E: 0 K: 1 S: 12	H: 1 LOB: 1 BB: 0 P: 18	R: 0 E: 0 K: 2 S: 13	H: 0 LOB: 0 BB: 0 P: 17	R: 0 E: 0 K: 1 S: 9	H: 1 LOB: 1 BB: 0 P: 10	R: 0 E: 0 K: 0 S: 7	H: 0 LOB: 1 BB: 1 P: 13	R: 0 E: 0 K: 1 S: 9	H: 0 LOB: 0 BB: 0 P: 12	R: 3 E: 0 K: 1 S: 11	H: 2 LOB: 1 BB: 1 P: 24	1B: 4 2B: 1 3B: 1 HR: 0	SF: 0 SAC: 0 DP: 0 HBP: 1	WP: 0 PB: 0 SB: 1 CS: 0	PA: 36
<b>PITCHER</b>	IP WLS BF H R ER SO BB IBB HBP BLK WP HR S P ERA WHIP																					
49 Tim Wakefield, R (1, 1) ERA: 5.95	8.1 W 34 4 3 2 7 3 0 1 0 0 0 82 122 2.16 0.840																					
John Wasdin, R (9, 1) ERA: 3.06	0.1 3 2 1 1 1 0 0 0 0 0 0 7 11 27.00 6.000																					
Tom Gordon, R (9, 1) ERA: 3.12	0.1 S 1 0 0 0 0 0 0 0 0 0 0 1 2 0.00 0.000																					

Toronto Blue Jays @ Boston Red Sox  
 Fenway Park, Boston, MA  
 Sat May 22 1999, 1:05 PM EDT  
 Att. 32,038 - Overcast - 75 F

livebaseballscorecards.com

AB	32
R	4
H	6
RBI	4
BB	3
SO	8
LOB	10



Batter	1	2	3	4	5	6	7	8	9
<b>Jose Offerman, S</b> <small>OBP: 0.417, SLG: 0.530</small> (1, 4)	0-1 <b>G6-3</b> 		0-0 <b>HR</b> 1B	1-2 <b>F8</b> 		2-3 <b>K</b> 		4-2 <b>FC5</b> <b>1B</b> <b>BB</b>	
<b>John Valentin, R</b> <small>OBP: 0.345, SLG: 0.455</small> (1, 5)	0-0 <b>L3</b> <b>1B</b>		3-0 <b>HR</b> 1B <small>1-H 2-H 3-H</small>	1-1 <b>1B</b> 		2-1 <b>G6-3</b> 		0-1 <b>FC5</b> <b>1B</b> <small>1-2 2-H</small>	
<b>Brian Daubach, L</b> <small>OBP: 0.348, SLG: 0.524</small> (1, 3)	2-2 <b>L3</b> <small>1-2</small>		2-2 <b>F7</b> 	3-2 <b>P4</b> 			2-0 <b>1B</b> <b>1B</b>	2-0 <b>F8</b> 	
<b>Nomar Garciaparra, R</b> <small>OBP: 0.385, SLG: 0.531</small> (1, 6)		0-0 <b>CS</b> <b>G3</b> <b>1B</b>	1-3 <b>K</b> 		1-2 <b>L8</b> 		0-2 <b>P4</b> 	3-2 <b>FC5</b> <small>1-2 2-3f</small>	
<b>Troy O'Leary, L</b> <small>OBP: 0.330, SLG: 0.475</small> (1, 7)		2-2 <b>G3</b> <small>1-2</small>	0-0 <b>1B</b> <b>2B</b>		4-2 <b>BB</b> <b>1B</b>		3-1 <b>BB</b> <b>1B</b>	3-2 <b>F9</b> 	
<b>Mike Stanley, R</b> <small>OBP: 0.414, SLG: 0.427</small> (1, 10)		4-2 <b>BB</b>	1-2 <small>2-H</small> <b>1B</b>		1-0 <b>F9</b> 		4-0 <b>BB</b> <b>1B</b>		
<b>Jason Varitek, S</b> <small>OBP: 0.331, SLG: 0.446</small> (1, 2)		3-3 <b>K</b> <small>2-3</small>	1-3 <b>K</b> 		1-3 <b>K</b> 		2-1 <b>F9</b> 		
<b>Darren Lewis, R</b> <small>OBP: 0.380, SLG: 0.342</small> (1, 8)			0-0 <b>E6</b> <b>1B</b> <b>HR</b> <b>1B</b>	1-1 <b>G1-6-3</b> 		0-0 <b>G1-3</b> 	2-2 <b>F8</b> 		
<b>Trot Nixon, L</b> <small>OBP: 0.306, SLG: 0.360</small> (1, 9)			0-0 <b>HR</b> <b>1B</b> <small>1-2</small>	1-1 <b>1B</b> 		1-0 <b>WP</b> <b>1B</b>		0-1 <b>BB</b> <b>1B</b>	

AB	R	H	RBI	BB	SO	LOB
4	1	1	0	1	1	2
5	1	4	5	0	0	1
5	0	1	0	0	0	5
5	0	1	0	0	1	3
4	1	2	0	1	0	3
2	0	1	1	2	0	1
4	0	0	0	0	3	7
4	1	0	0	0	0	3
4	2	4	0	0	0	0

**BOTTOM**

**Toronto Blue Jays @ Boston Red Sox**  
 Fenway Park, Boston, MA  
 Sat May 22 1999, 1:05 PM EDT  
 Att. 32,038 - Overcast - 75 F

[livebaseballscorecards.com](http://livebaseballscorecards.com)

<b>AB</b>	<b>37</b>
<b>R</b>	<b>6</b>
<b>H</b>	<b>14</b>
<b>RBI</b>	<b>6</b>
<b>BB</b>	<b>4</b>
<b>SO</b>	<b>5</b>
<b>LOB</b>	<b>25</b>



1B: 12	SF: 0	WP: 1	PA: 41
2B: 3	SAC: 0	PB: 0	
3B: 0	DP: 2	SB: 0	
HR: 1	HBP: 0	CS: 1	

Inning Stats		R: 0	H: 1	R: 0	H: 1	R: 5	H: 5	R: 0	H: 2	R: 0	H: 1	R: 0	H: 2	R: 1	H: 2
		E: 0	LOB: 0	E: 0	LOB: 2	E: 1	LOB: 1	E: 0	LOB: 2	E: 0	LOB: 1	E: 0	LOB: 3	E: 0	LOB: 2
		K: 0	BB: 0	K: 1	BB: 1	K: 2	BB: 0	K: 1	BB: 0	K: 1	BB: 1	K: 0	BB: 1	K: 0	BB: 1
		S: 8	P: 10	S: 11	P: 20	S: 18	P: 26	S: 12	P: 19	S: 12	P: 19	S: 7	P: 12	S: 11	P: 28

PITCHER		IP	WLS	BF	H	R	ER	SO	BB	IBB	HBP	BLK	WP	HR	S	P	ERA	WHIP
<b>Chris Carpenter, R</b>	(1, 1)	6.0	L	29	10	5	3	5	2	0	0	0	1	1	68	106	4.50	2.000
<b>Graeme Lloyd, L</b>	(7, 1)	1.0		6	2	0	0	0	1	0	0	0	0	0	11	24	0.00	3.000
<b>Billy Koch, R</b>	(8, 1)	1.0		6	2	1	1	0	1	0	0	0	0	0	16	28	9.00	3.000

Batter	1	2	3	4	5	6	7	8	9	AB R H RBI BB SO LOB	TOP		
Shannon Stewart, R (1, 8) OBP: 0.392, SLG: 0.427 Mark Dalesandro, R (8, 2) OBP: 0.200, SLG: 0.174	0-1 P6		1-0 G6-4-3		1-1 FC3-6 1B		1-1 F9	1-0 G6-3		5 0 1 0 0 0 1 0 0 0 0 0 0 0			
Craig Grebeck, R (1, 4) OBP: 0.447, SLG: 0.406	0-0 G1-3		1-2 1B		1-2 FC3-6 1B		1-1 2B 2B 1B		2-1 2B 1B	5 2 4 1 0 0 0			
Shawn Green, L (1, 9) OBP: 0.408, SLG: 0.639	4-1 E S BB		2-2 F9		0-0 FC3-6 1-2f 2-3		1-1 2B 2B		1-1 G4-3 1B 2B	4 2 2 0 1 0 3			
Carlos Delgado, L (1, 3) OBP: 0.370, SLG: 0.531	1-3 K			2-3 K	0-3 K		0-2 P6		0-0 G4-3	5 0 0 1 0 3 6			
Tony Fernandez, S (1, 5) OBP: 0.489, SLG: 0.552		3-2 CS 1B		0-1 E7 WP 1B	1-1 G4-3		2-1 2B		3-1 2B 1B	5 2 3 3 0 0 2			
Dave Hollins, S (1, 10) OBP: 0.271, SLG: 0.255		1 SAFE 3-3 K		1 SAFE 2-3 K		0-0 G4-3		2-2 F9		4 0 0 0 1 2 3			
Pat Lennon, R (1, 7) OBP: 0.333, SLG: 0.500		0-0 G4-3		3-2 1B		0-1 G6-3	1-1 G4-3		1-1 2B	5 0 2 2 0 0 2			
Homer Bush, R (1, 6) OBP: 0.321, SLG: 0.340			1-2 1B 2B	0-0 L4		1-2 E5		3-2 K	0-2 F9	5 1 1 0 0 1 2			
Mike Matheny, R (1, 2) OBP: 0.290, SLG: 0.364 José Cruz Jr., S (8, PH) OBP: 0.367, SLG: 0.436			0-1 G6-4-3 1B		2-0 1B 2B	3-3 K		3-2 G4-3		3 1 2 1 0 1 1 1 0 0 0 0 0 0			
<b>Inning Stats</b>	R: 0 H: 0 E: 0 LOB: 1 K: 1 BB: 1 S: 7 P: 12	R: 0 H: 1 E: 0 LOB: 0 K: 1 BB: 0 S: 9 P: 15	R: 1 H: 3 E: 0 LOB: 1 K: 0 BB: 0 S: 12 P: 17	R: 1 H: 1 E: 1 LOB: 1 K: 2 BB: 0 S: 13 P: 20	R: 1 H: 3 E: 0 LOB: 2 K: 1 BB: 0 S: 13 P: 18	R: 0 H: 0 E: 1 LOB: 1 K: 1 BB: 0 S: 9 P: 13	R: 2 H: 3 E: 0 LOB: 2 K: 0 BB: 1 S: 16 P: 26	R: 0 H: 0 E: 0 LOB: 0 K: 1 BB: 0 S: 8 P: 15	R: 3 H: 4 E: 0 LOB: 1 K: 0 BB: 0 S: 16 P: 25	1B: 9 SF: 0 2B: 6 SAC: 0 3B: 0 DP: 1 HR: 0 HBP: 0	WP: 1 PA: 44 PB: 0 SB: 1 CS: 1		
<b>PITCHER</b>	IP WLS BF H R ER SO BB IBB HBP BLK WP HR S P ERA WHIP											<b>PITCHER</b>	IP WLS BF H R ER SO BB IBB HBP BLK WP HR S P ERA WHIP
Pedro Martinez, R (1, 1) ERA: 1.98	6.0 W 27 8 3 2 6 1 0 0 0 1 0 63 95 3.00 1.500											John Wasdin, R (9, 1) ERA: 3.0	0.1 H 2 1 0 0 0 0 0 0 0 0 0 0 3 9 0.00 3.000
Derek Lowe, R (7, 1) ERA: 4.94	0.1 2 1 1 1 0 0 0 0 0 0 0 4 6 27.00 3.000											Tom Gordon, R (9, 1) ERA: 3.0	0.1 S 1 0 0 0 0 0 0 0 0 0 0 0 3 3 0.00 0.000
Mark Guthrie, L (7, 1) ERA: 5.0	0.1 3 2 1 1 0 0 0 0 0 0 0 8 11 27.00 6.000												
Jim Corsi, R (7, 1) ERA: 4.76	1.1 H 5 0 0 0 1 1 0 0 0 0 0 12 24 0.00 0.750												
Rheal Cormier, L (9, 1) ERA: 5.01	0.1 4 3 3 3 0 0 0 0 0 0 0 7 13 81.00 9.000												

Toronto Blue Jays @ Boston Red Sox  
Fenway Park, Boston, MA  
Sun May 23 1999, 1:05 PM EDT  
Att. 28,559 - Cloudy - 72 F

livebaseballscorecards.com

AB	42
R	8
H	15
RBI	8
BB	2
SO	7
LOB	20



Batter	1	2	3	4	5	6	7	8	9	AB R H RBI BB SO LOB	BOTTOM
<b>Jose Offerman, S</b> (1, 4) <small>OBP: 0.416, SLG: 0.527</small>	2-2 G6-3	0-1 G6-3		2-1 1B		0-0 G5-3		1-1 3B 1B		5 1 2 1 0 0 1	<b>Toronto Blue Jays @ Boston Red Sox</b> Fenway Park, Boston, MA Sun May 23 1999, 1:05 PM EDT Att: 28,559 - Cloudy - 72 F
<b>John Valentin, R</b> (1, 5) <small>OBP: 0.335, SLG: 0.441</small>	1-0 G5-3		0-0 F8	2-2 P3		1-2 G5-3		0-0 P2		5 0 0 0 0 0 4	
<b>18 Reggie Jefferson, S</b> (1, 10) <b>Darren Lewis, R</b> (8, PR) <small>OBP: 0.380, SLG: 0.342</small>	2-2 1B		0-1 G4-3		1-1 G4-3	4-2 BB		0-1 3B 1B		4 0 2 0 1 0 0 0 1 0 0 0 0 0	
<b>Nomar Garciaparra, R</b> (1, 6) <small>OBP: 0.388, SLG: 0.537</small>	0-0 P4		2-1 F9		1-0 F8	4-2 BB		2-1 1B 3B		4 1 1 2 1 0 1	
<b>Troy O'Leary, L</b> (1, 7) <small>OBP: 0.331, SLG: 0.473</small>		0-0 WP SF9 BB 1B		1-0 G6-3	0-1 E5 1B HR	2-2 F7		2-1 1B		5 2 2 1 0 0 2	
<b>Mike Stanley, R</b> (1, 3) <small>OBP: 0.427, SLG: 0.445</small>		4-0 WP 2B BB		2-1 BB 1B	1-0 1-2 HR 1B		2-2 G4-3 2B	0-1 F9		4 3 3 0 1 0 1	
<b>Damon Buford, R</b> (1, 8) <small>OBP: 0.340, SLG: 0.417</small>		2-2 SF9		2-3 K	0-1 HR		1-1 G4-3	3-2 G6-3		4 1 1 4 0 1 3	
<b>Jason Varitek, S</b> (1, 2) <small>OBP: 0.336, SLG: 0.470</small>		2-3 K		4-1 1B BB SAFE	0-0 HR		2-3 K			3 1 1 1 1 2 2	
<b>Trot Nixon, L</b> (1, 9) <small>OBP: 0.314, SLG: 0.370</small>		1-1 2B		4-1 1B BB	2-1 G4-3		0-3 K			3 0 1 1 1 1 1	

Inning Stats	R: 0 E: 0 K: 12 S: 17	H: 1 LOB: 1 BB: 0 P: 17	R: 2 E: 0 K: 1 S: 12	H: 2 LOB: 1 BB: 1 P: 21	R: 0 E: 0 K: 5 S: 7	H: 0 LOB: 0 BB: 0 P: 7	R: 1 E: 0 K: 13 S: 13	H: 2 LOB: 3 BB: 2 P: 30	R: 4 E: 1 K: 11 S: 16	H: 3 LOB: 0 BB: 0 P: 16	R: 0 E: 0 K: 13 S: 24	H: 0 LOB: 2 BB: 2 P: 24	R: 0 E: 0 K: 2 S: 14	H: 1 LOB: 1 BB: 0 P: 19	R: 3 E: 0 K: 14 S: 22	H: 4 LOB: 1 BB: 0 P: 22	1B: 8 2B: 2 3B: 1 HR: 2	SF: 1 SAC: 0 DP: 0 HBP: 0	WP: 1 PB: 0 SB: 0 CS: 0	PA: 43
--------------	--------------------------------	----------------------------------	-------------------------------	----------------------------------	------------------------------	---------------------------------	--------------------------------	----------------------------------	--------------------------------	----------------------------------	--------------------------------	----------------------------------	-------------------------------	----------------------------------	--------------------------------	----------------------------------	----------------------------------	------------------------------------	----------------------------------	--------

PITCHER	IP	WLS	BF	H	R	ER	SO	BB	IBB	HBP	BLK	WP	HR	S	P	ERA	WHIP
<b>Pat Hentgen, R</b> (1, 1) ERA: 4.53	5.0	L	27	8	7	3	2	3	0	0	0	1	2	53	91	5.40	2.200
<b>Paul Spoljaric, L</b> (6, 1) ERA: 11.12	1.0		5	0	0	0	0	2	0	0	0	0	0	13	24	0.00	2.000
<b>Tom Davey, R</b> (7, 1) ERA: 5.33	0.2		3	1	0	0	1	0	0	0	0	0	0	11	16	0.00	1.500
<b>Dan Plesac, L</b> (7, 1) ERA: 7.94	0.2		4	2	2	2	1	0	0	0	0	0	0	8	9	27.00	3.000
<b>Pete Munro, R</b> (8, 1) ERA: 4.56	0.2		4	2	1	1	0	0	0	0	0	0	0	9	16	13.50	3.000

<b>AB</b>	<b>37</b>
<b>R</b>	<b>10</b>
<b>H</b>	<b>13</b>
<b>RBI</b>	<b>10</b>
<b>BB</b>	<b>5</b>
<b>SO</b>	<b>4</b>
<b>LOB</b>	<b>15</b>



livebaseballscorecards.com

Batter	1	2	3	4	5	6	7	8	9	AB R H RBI BB SO LOB	TOP											
Shannon Stewart, R OBP: 0.387, SLG: 0.418 (1, 8) (7, 7)	0-0 G4-3		0-1 G4-3			0-1 G1-3	4-0 BB BB 2B BB	1-0 G6-4-3		4 1 0 1 1 0 1												
Pat Kelly, R OBP: 0.333, SLG: 0.530 (1, 4) (7, 7)	0-0 P5		1-2 G6-3			2-0 F8	4-2 BB BB 2B BB		4-1 G4-6-3 BB	3 1 0 1 2 0 0												
Shawn Green, L OBP: 0.404, SLG: 0.626 (1, 9) (7, 7)	2-3 K		2-2 G4-3			1-2 F7	4-1 2B BB 1B BB		1-1 G4-6-3 1-2f	4 1 0 1 1 1 1												
Carlos Delgado, L OBP: 0.375, SLG: 0.552 (1, 3) (7, 7)		0-0 HR			2-2 G4-3		4-0 BB BB 2B BB		2-3 K	4 3 2 3 1 1 0												
Tony Fernandez, S OBP: 0.489, SLG: 0.548 (1, 5) (7, 7)		3-3 K			1-3 K		3-2 2B BB 1B HBP			3 1 1 2 0 2 0												
Dave Hollins, S OBP: 0.270, SLG: 0.271 (1, 10) (7, 7)		3-2 P6			3-2 P5		0-2 1B BB 2B BB			4 1 1 1 0 0 1												
Pat Lennon, R OBP: 0.444, SLG: 0.875 José Cruz Jr., S OBP: 0.365, SLG: 0.433 (7, PR) (7, 8)		1-0 HR			0-2 G2-3		5-1 1B BB HBP			2 1 1 1 0 0 0												
Homer Bush, R OBP: 0.333, SLG: 0.352 (1, 6) (7, 7)		0-0 1B			1-0 G4-3		0-1 F8			1 1 0 0 0 0 1												
Mike Matheny, R OBP: 0.299, SLG: 0.363 (1, 2) (7, 7)		2-0 G4-3			2-3 K		0-0 BB BB 1B BB	3-3 K		4 1 2 1 0 1 0												
		1 SAFE 1 SAFE G4-3					1-0 BB BB 1B BB	4-1 G6-4-3 BB		3 1 1 1 1 1 1												
<b>Inning Stats</b>	R: 0 E: 0 K: 1 S: 5	H: 0 LOB: 0 BB: 0 P: 7	R: 2 E: 0 K: 1 S: 12	H: 3 LOB: 1 BB: 0 P: 21	R: 0 E: 0 K: 0 S: 9	H: 0 LOB: 0 BB: 0 P: 12	R: 0 E: 0 K: 1 S: 9	H: 0 LOB: 0 BB: 0 P: 15	R: 0 E: 0 K: 1 S: 8	H: 0 LOB: 0 BB: 0 P: 11	R: 0 E: 0 K: 0 S: 7	H: 0 LOB: 0 BB: 0 P: 10	R: 10 E: 0 K: 0 S: 24	H: 5 LOB: 1 BB: 4 P: 51	R: 0 E: 0 K: 1 S: 5	H: 0 LOB: 0 BB: 1 P: 13	R: 0 E: 0 K: 1 S: 6	H: 0 LOB: 0 BB: 1 P: 13	1B: 4 2B: 2 3B: 0 HR: 2	SF: 0 SAC: 0 DP: 3 HBP: 2	WP: 0 PB: 0 SB: 0 CS: 0	PA: 40
<b>PITCHER</b>	IP WLS BF H R ER SO BB IBB HBP BLK WP HR S P ERA WHIP																					
Brian Moehler, R ERA: 4.61 (1, 1)	6.0 L 25 4 6 6 4 1 0 2 0 0 2 56 90 9.00 0.833																					
Matt Anderson, R ERA: 3.92 (7, 1)	0.0 4 2 1 1 0 2 0 0 0 0 0 4 13 ∞ ∞																					
Will Brunson, L ERA: 13.5 (7, 1)	1.0 5 2 5 5 0 1 0 0 0 0 0 14 24 45.00 3.000																					
Bryce Florie, R ERA: 2.63 (8, 1)	2.0 6 0 0 0 0 2 2 0 0 0 0 0 11 26 0.00 1.000																					

Toronto Blue Jays @ Detroit Tigers  
Tiger Stadium, Detroit, MI  
Mon May 24 1999, 7:05 PM EDT  
Att. 13,038 - Cloudy - 50 F

livebaseballscorecards.com

AB	32
R	12
H	8
RBI	12
BB	6
SO	6
LOB	5





Batter	1	2	3	4	5	6	7	8	9	AB R H RBI BB SO LOB	TOP											
Shannon Stewart, R OBP: 0.392, SLG: 0.423 (1, 8) (8, 7)	3-2 X 2B 1B		2-2 F7		0-1 FC1-6 BB 1B	2-2 1B		2-2 F9		5 1 3 2 0 0 2												
Pat Kelly, R OBP: 0.328, SLG: 0.510 (1, 4)	1-1 F7		2-1 P3		4-2 BB 1B	0-0 F8		2-2 F9	4 0 0 0 1 0 2													
Shawn Green, L OBP: 0.399, SLG: 0.620 (1, 9)	1-1 2B			2-1 G4-3	3-2 FC1-6 BB BB		0-0 G4-3		1-0 F7	5 0 1 0 0 0 2												
Carlos Delgado, L OBP: 0.371, SLG: 0.541 (1, 3)	0-1 P5			3-3 K	4-2 BB BB		3-3 K		2-3 K	4 0 0 0 1 3 2												
Tony Fernandez, S OBP: 0.489, SLG: 0.544 (1, 5)	3-1 L7			0-0 HR 1B	4-2 BB BB		2-1 G6-3			3 1 1 1 1 0 2												
Dave Hollins, S OBP: 0.269, SLG: 0.317 (1, 10)		0-0 P3		3-2 HR	1-0 G4-3			2-2 G1-3		4 1 1 2 0 0 3												
Pat Lennon, R OBP: 0.308, SLG: 0.583 José Cruz Jr., S OBP: 0.365, SLG: 0.433 (1, 7) (8, 8)		2-0 F7		0-0 F8		2-3 K		0-1 L3		4 0 0 0 0 1 0 0 0 0 0 0 0 0												
Homer Bush, R OBP: 0.361, SLG: 0.368 (1, 6)		2-3 K			1-1 F8 S 1B 1B	4-2 S 1B BB		1-0 BB 1B		3 2 2 0 1 1 0												
Mike Matheny, R OBP: 0.297, SLG: 0.351 (1, 2)			1-2 G4-3		1-0 F8	3-3 K		4-2 BB		3 0 0 0 1 1 2												
<b>Inning Stats</b>	R: 0 E: 0 K: 0 S: 15	H: 2 LOB: 2 BB: 0 P: 23	R: 0 E: 0 K: 1 S: 5	H: 0 LOB: 0 BB: 0 P: 9	R: 0 E: 0 K: 0 S: 9	H: 0 LOB: 0 BB: 0 P: 14	R: 2 E: 0 K: 1 S: 12	H: 2 LOB: 0 BB: 0 P: 20	R: 2 E: 0 K: 0 S: 19	H: 2 LOB: 3 BB: 3 P: 36	R: 1 E: 0 K: 2 S: 14	H: 1 LOB: 1 BB: 1 P: 25	R: 0 E: 0 K: 1 S: 6	H: 0 LOB: 0 BB: 0 P: 11	R: 0 E: 0 K: 0 S: 15	H: 1 LOB: 2 BB: 1 P: 24	R: 0 E: 0 K: 1 S: 8	H: 0 LOB: 0 BB: 0 P: 13	1B: 6 2B: 1 3B: 0 HR: 1	SF: 0 SAC: 0 DP: 0 HBP: 0	WP: 0 PB: 0 SB: 2 CS: 0	PA: 40
<b>PITCHER</b>	IP WLS BF H R ER SO BB IBB HBP BLK WP HR S P ERA WHIP																					
Dave Micki, R ERA: 5.4 (1, 1)	4.2 L 23 6 4 4 2 3 0 0 0 0 0 1 59 100 7.71 1.929																					
Masao Kida, R ERA: 4.66 (5, 1)	1.1 6 1 1 1 2 1 0 0 0 0 0 0 15 27 6.75 1.500																					
C.J. Nitkowski, L ERA: 5.71 (7, 1)	1.1 4 0 0 0 1 0 0 0 0 0 0 0 9 16 0.00 0.000																					
Doug Brocail, R ERA: 3.08 (8, 1)	1.2 7 1 0 0 1 1 0 0 0 0 0 0 20 32 0.00 1.200																					

Toronto Blue Jays @ Detroit Tigers  
Tiger Stadium, Detroit, MI  
Tue May 25 1999, 7:05 PM EDT  
Att. 13,087 - Cloudy - 54 F

livebaseballscorecards.com

AB	35
R	5
H	8
RBI	5
BB	5
SO	6
LOB	15





Batter	1	2	3	4	5	6	7	8	9	AB R H RBI BB SO LOB
Juan Encarnacion, R (1, 7) Karim Garcia, L (4, 7)	1-0 CS G6-3 1B		0-1 F9		3-2 G4-3		0-0 P6		0-0 F7	2 0 1 0 0 0 0 3 0 0 0 0 0 1
Gregg Jefferies, S (1, 10)	3-2 G6-3 1-2		0-1 G1-3		0-1 E WP 1B		1-0 F7		0-1 F9	5 1 1 0 0 0 2
Damion Easley, R (1, 6)	2-2 SAFE 2-3 2B			3-1 HR	1-2 1B		1-2 1B			4 1 3 1 0 0 1
Bobby Higginson, L (1, 9)	1-0 G4-3			1-2 L9	2-2 1B		1-3 K			4 0 1 1 0 1 2
Dean Palmer, R (1, 5)		4-2 SH1-3 F7-2-5 1B BB		1-0 HR		2-3 K		0-3 K		3 1 1 1 1 2 0
Tony Clark, S (1, 3) Jason Wood, R (8, 3)		1-1 SH1-3 1-2 1B		4-0 G5-3 BB		3-3 K		2-2 F9		2 0 1 0 1 1 0 1 0 0 0 0 0 0
Gabe Kapler, R (1, 8)		0-0 SH1-3 1-2 2-3		2-1 G5-3 1-2		3-2 1B		0-1 G6-3		3 0 1 0 0 0 1
Frank Catalanotto, L (1, 4)		3-0 F7-2-5 3-H		3-3 K		0-1 1B			1-1 G3	4 0 1 0 0 1 3
Brad Ausmus, R (1, 2)			2-1 G4-3		1-1 L6		3-2 F8		2-2 2B	4 0 1 0 0 0 2


Inning Stats	R: 0 E: 0 K: 8	H: 2 LOB: 1 BB: 0 P: 15	R: 0 E: 0 K: 7	H: 1 LOB: 1 BB: 1 P: 15	R: 0 E: 0 K: 6	H: 0 LOB: 0 BB: 0 P: 8	R: 2 E: 0 K: 11	H: 2 LOB: 1 BB: 1 P: 25	R: 1 E: 1 K: 13	H: 2 LOB: 2 BB: 0 P: 20	R: 0 E: 0 K: 14	H: 2 LOB: 2 BB: 0 P: 25	R: 0 E: 0 K: 9	H: 0 LOB: 0 BB: 0 P: 11	R: 0 E: 0 K: 9	H: 0 LOB: 0 BB: 0 P: 11	R: 0 E: 0 K: 9	H: 1 LOB: 1 BB: 0 P: 12	1B: 7 2B: 3 3B: 0 HR: 2	SF: 0 SAC: 1 DP: 1 HBP: 0
--------------	----------------------	----------------------------------	----------------------	----------------------------------	----------------------	---------------------------------	-----------------------	----------------------------------	-----------------------	----------------------------------	-----------------------	----------------------------------	----------------------	----------------------------------	----------------------	----------------------------------	----------------------	----------------------------------	----------------------------------	------------------------------------

PITCHER	IP	WLS	BF	H	R	ER	SO	BB	IBB	HBP	BLK	WP	HR	S	P	ERA	WHIP
32 Roy Halladay, R (1, 1) ERA: 4.06	5.2	W	25	8	3	2	3	2	0	0	0	1	2	54	100	3.18	1.765
Dan Plesac, L (6, 1) ERA: 7.36	1.1	H	6	2	0	0	1	0	0	0	0	0	0	13	19	0.00	1.500
Billy Koch, R (8, 1) ERA: 2.77	2.0	S	7	1	0	0	1	0	0	0	0	0	0	18	23	0.00	0.500

**BOTTOM**

**Toronto Blue Jays @ Detroit Tigers**  
**Tiger Stadium, Detroit, MI**  
 Tue May 25 1999, 7:05 PM EDT  
 Att. 13,087 - Cloudy - 54 F

<b>AB</b>	<b>35</b>
<b>R</b>	<b>3</b>
<b>H</b>	<b>11</b>
<b>RBI</b>	<b>3</b>
<b>BB</b>	<b>2</b>
<b>SO</b>	<b>5</b>
<b>LOB</b>	<b>12</b>



WP: 1	PA: 38
-------	--------

Batter	1	2	3	4	5	6	7	8	9	AB R H RBI BB SO LOB	TOP											
Shannon Stewart, R OBP: 0.388, SLG: 0.417 (1, 8) C B B X	2-2 F9 ①		0-0 F8 ③		3-2 G1-3 ① X	0-0 FC4 ③		3-1 1B ③		5 0 1 1 0 0 2												
Craig Grebeck, R OBP: 0.442, SLG: 0.432 (1, 4) C B X	1-1 G6-3 ②			1-2 1B SF8 2B	1-1 HR 1B		2-2 F9 ①	1-0 P4 ③		5 2 2 0 0 0 1												
Shawn Green, L OBP: 0.403, SLG: 0.634 (1, 9) F B X	1-1 CS 1B			1-1 SF8 BB FC2-5 1B	3-2 F7 ②		1-0 HR		3-2 G4-3 ①	5 1 3 1 0 0 1												
Carlos Delgado, L OBP: 0.372, SLG: 0.550 (1, 3) 1 SAFE B C	1-1 CS ③ X	0-0 F7 ①		4-0 FC2-5 2B BB	1-1 HR 1H		3-0 F9 ②		0-0 L7 ②	4 2 1 2 1 0 0												
Tony Fernandez, S OBP: 0.487, SLG: 0.546 (1, 5) C C B B C		2-2 F9 ②		2-2 SF8 ①	2-2 2B HBP		2-1 G6-3 ③		2-0 2B	3 0 1 1 0 0 0												
Dave Hollins, S OBP: 0.278, SLG: 0.338 (1, 10) C B B B B C		1-3 K ③		1-1 FC2-5 BB 2B	0-0 2B ③			0-0 1B SF8 1B	0-2 P6 ③	5 2 2 0 0 1 3												
Pat Lennon, R OBP: 0.353, SLG: 0.500 José Cruz Jr., S OBP: 0.365, SLG: 0.433 (1, 7) (8, 8) B B B B B			4-2 FC6-4 BB	4-0 2B BB		2-3 K ①		2-3 K ①		2 1 0 0 2 2 1 0 0 0 0 0 0 0	AB 35 R 9 H 12 RBI 9 BB 4 SO 5 LOB 11											
Homer Bush, R OBP: 0.369, SLG: 0.393 (1, 6) X			0-0 FC6-4 ①	1-0 2B		1-3 K ②		1-1 SF8 S 1B 1B		4 1 2 3 0 1 1												
Mike Matheny, R OBP: 0.295, SLG: 0.344 (1, 2) B X			1-0 F9 ②	2-3 K ③		4-1 FC4 BB		2-2 SF8 ②		2 0 0 1 1 1 2												
Inning Stats	R: 0 E: 0 K: 0 S: 8	H: 1 LOB: 0 BB: 0 P: 13	R: 0 E: 0 K: 1 S: 12	H: 0 LOB: 0 BB: 0 P: 15	R: 0 E: 0 K: 0 S: 5	H: 0 LOB: 1 BB: 1 P: 10	R: 4 E: 0 K: 1 S: 14	H: 3 LOB: 1 BB: 2 P: 30	R: 2 E: 0 K: 0 S: 14	H: 3 LOB: 2 BB: 0 P: 24	R: 0 E: 0 K: 2 S: 8	H: 0 LOB: 1 BB: 1 P: 15	R: 1 E: 0 K: 0 S: 8	H: 1 LOB: 0 BB: 0 P: 16	R: 2 E: 0 K: 1 S: 13	H: 3 LOB: 1 BB: 0 P: 22	R: 0 E: 0 K: 0 S: 10	H: 1 LOB: 1 BB: 0 P: 15	1B: 6 2B: 4 3B: 0 HR: 2	SF: 2 SAC: 0 DP: 0 HBP: 1	WP: 0 PB: 0 SB: 1 CS: 1	PA: 43
PITCHER	IP WLS BF H R ER SO BB IBB HBP BLK WP HR S P ERA WHIP																					
Willie Blair, R ERA: 8.8 (1, 1)	5.0 L 24 7 6 6 2 3 0 1 0 0 0 1 53 92 10.80 2.000																					
Bryce Florie, R ERA: 3.0 (6, 1)	1.1 6 1 1 1 2 1 0 0 0 0 0 1 13 23 6.75 1.500																					
C.J. Nitkowski, L ERA: 5.5 (7, 1)	0.2 2 0 0 0 0 0 0 0 0 0 0 0 3 8 0.00 0.000																					
Matt Anderson, R ERA: 4.57 (8, 1)	1.0 6 3 2 2 1 0 0 0 0 0 0 0 13 22 18.00 3.000																					
Todd Jones, R ERA: 4.67 (9, 1)	1.0 4 1 0 0 0 0 0 0 0 0 0 0 10 15 0.00 1.000																					

Toronto Blue Jays @ Detroit Tigers  
Tiger Stadium, Detroit, MI  
Wed May 26 1999, 7:05 PM EDT  
Att. 14,177 - Cloudy - 66 F

livebaseballscorecards.com



Batter	1	2	3	4	5	6	7	8	9	AB	R	H	RBI	BB	SO	LOB	BOTTOM			
Luis Polonia, L (1, 10) Bill Haselman, R (9, PH) OBP: 0.375, SLG: 0.523	1-1 P6 ①		3-2 L6 ①		1-1 F8 ②		0-3 K ②		3-1 L6 ③	4	0	0	0	0	1	0	<b>Toronto Blue Jays @ Detroit Tigers</b> Tiger Stadium, Detroit, MI Wed May 26 1999, 7:05 PM EDT Att. 14,177 - Cloudy - 66 F			
Frank Catalanotto, L (1, 3) OBP: 0.359, SLG: 0.505	2-1 G3 ②		1-2 G3 ②		0-0 G4-3 ③		0-2 F9 ③			4	0	0	0	0	0	0				
Damion Easley, R (1, 4) OBP: 0.368, SLG: 0.491	1-3 K2-3 ③		1-0 HR 1B			2-1 G3 1B 2B HBP		2-1 G4-3 ①		3	2	1	0	0	1	0				
Bobby Higginson, L (1, 9) OBP: 0.367, SLG: 0.448		2-2 G3-1 ①	0-0 HR 1B			1-1 G3 1B 2B		1-0 P4 ②		4	2	2	2	0	0	0				
Dean Palmer, R (1, 5) OBP: 0.353, SLG: 0.500		2-2 HR	1-1 F7 ③			1-1 L7 ①		4-2 E 1B BB		3	1	1	1	1	0	2				
Karim Garcia, L (1, 7) OBP: 0.265, SLG: 0.348		2-3 K ②			2-1 F8 ①		1-0 G3 ②		3-2 E4 1B		4	0	1	0	0	1			2	
Gabe Kapler, R (1, 8) OBP: 0.340, SLG: 0.443		0-0 BB 1B			3-1 P4 ②		0-1 G3 2B 2-H 3-H		1-3 F8 ③		4	0	2	2	0	0			2	
Brad Ausmus, R (1, 2) OBP: 0.311, SLG: 0.381		1 SAFE 4-0 BB			1-0 P4 ③		1-0 G6-3 ③		1-0 L6 ①		3	0	0	0	1	0			1	
Deivi Cruz, R (1, 6) Gregg Jefferies, S (9, PH) OBP: 0.252, SLG: 0.296 OBP: 0.277, SLG: 0.309		1-0 L8 ③				0-0 G6-3 ①		1-3 K ①		2-2 G5-3 ②		3	0	0	0	0			1	2
										1	0	0	0	0	0	0				
<b>Inning Stats</b>	R: 0 H: 0 E: 0 LOB: 0 K: 1 BB: 0 S: 7 P: 11	R: 1 H: 2 E: 0 LOB: 2 K: 1 BB: 1 S: 13 P: 24	R: 2 H: 2 E: 0 LOB: 0 K: 0 BB: 0 S: 11 P: 17	R: 0 H: 0 E: 0 LOB: 0 K: 0 BB: 0 S: 5 P: 11	R: 0 H: 0 E: 0 LOB: 0 K: 0 BB: 0 S: 4 P: 5	R: 2 H: 2 E: 0 LOB: 1 K: 0 BB: 0 S: 9 P: 15	R: 0 H: 0 E: 0 LOB: 0 K: 2 BB: 0 S: 12 P: 13	R: 0 H: 1 E: 1 LOB: 2 K: 0 BB: 1 S: 10 P: 22	R: 0 H: 0 E: 0 LOB: 0 K: 0 BB: 0 S: 6 P: 12	1B: 4 SF: 0 2B: 1 SAC: 0 3B: 0 DP: 0 HR: 2 HBP: 1	WP: 0 PA: 37 PB: 0 SB: 0 CS: 0									
<b>PITCHER</b>	IP WLS BF H R ER SO BB IBB HBP BLK WP HR S P ERA WHIP																			
Kelvim Escobar, R (1, 1) ERA: 5.86	5.2 W 25 H 6 R 5 ER 5 SO 2 BB 1 IBB 0 HBP 1 BLK 0 WP 0 HR 2 S 48 P 81 ERA 7.94 WHIP 1.235																			
Joey Hamilton, R (6, 1) ERA: 17.61	0.2 H 2 0 0 0 1 0 0 0 0 0 0 0 6 8 0.00 0.000																			
Graeme Lloyd, L (7, 1) ERA: 3.09	2.2 S 10 1 0 0 1 1 0 0 0 0 0 0 23 41 0.00 0.750																			

livebaseballscorecards.com

**AB 34**  
**R 5**  
**H 7**  
**RBI 5**  
**BB 2**  
**SO 4**  
**LOB 9**



Batter	1	2	3	4	5	6	7	8	9	AB R H RBI BB SO LOB	TOP
<b>Chuck Knoblauch, R</b> (1, 4) <small>OBP: 0.361, SLG: 0.368</small>	0-1 		2-1 		0-1 	1-0 	2-1 			5 0 1 0 0 0 1	
<b>2 Derek Jeter, R</b> (1, 6) <small>OBP: 0.460, SLG: 0.631</small>	0-0 		2-0 		1-2 	1-1 		0-2 		4 1 3 2 0 0 0	
<b>Paul O'Neill, L</b> (1, 9) <b>Shane Spencer, R</b> (8, PH) <small>OBP: 0.286, SLG: 0.316</small>	0-1 		2-2 		1-1 	1-0 		3-2 		4 0 0 0 0 0 4 1 0 0 0 0 0 0	
<b>Bernie Williams, S</b> (1, 8) <small>OBP: 0.401, SLG: 0.481</small>	2-1 			2-2 		2-2 		4-2 	0-1 	4 2 2 1 1 0 1	
<b>Tino Martinez, L</b> (1, 3) <b>Luis Sojo, R</b> (8, 3) <small>OBP: 0.354, SLG: 0.462</small> <small>OBP: 0.200, SLG: 0.220</small>		0-0 		2-1 		1-3 		1-0 	2-0 	4 1 2 0 0 1 2 1 0 0 0 0 0 0	
<b>Chili Davis, S</b> (1, 10) <small>OBP: 0.432, SLG: 0.578</small>		2-1 		0-0 			1-2 	0-0 	1-2 	5 1 1 0 0 0 2	
<b>Scott Brosius, R</b> (1, 5) <small>OBP: 0.264, SLG: 0.408</small>		1-1 		3-2 		1-0 	0-0 	1-3 	0-1 	5 2 3 3 0 0 1	
<b>Chad Curtis, R</b> (1, 7) <small>OBP: 0.355, SLG: 0.372</small>		2-1 		1-3 		1-0 	1-1 	1-1 		4 1 2 1 0 1 2	
<b>Joe Girardi, R</b> (1, 2) <small>OBP: 0.231, SLG: 0.302</small>			2-2 		0-0 	1-0 	1-1 	1-1 		4 2 2 2 0 0 1	
<b>Inning Stats</b>	R: 0 H: 1 E: 0 LOB: 1 K: 0 BB: 0 S: 7 P: 9	R: 0 H: 1 E: 0 LOB: 1 K: 0 BB: 0 S: 7 P: 12	R: 0 H: 1 E: 0 LOB: 1 K: 0 BB: 0 S: 9 P: 17	R: 1 H: 2 E: 0 LOB: 1 K: 1 BB: 0 S: 13 P: 21	R: 2 H: 3 E: 0 LOB: 1 K: 1 BB: 0 S: 16 P: 21	R: 3 H: 4 E: 0 LOB: 1 K: 0 BB: 0 S: 10 P: 17	R: 4 H: 4 E: 0 LOB: 0 K: 0 BB: 1 S: 11 P: 20	R: 0 H: 0 E: 0 LOB: 0 K: 0 BB: 0 S: 9 P: 12	R: 0 H: 0 E: 0 LOB: 0 K: 0 BB: 0 S: 6 P: 9	1B: 10 SF: 1 2B: 6 SAC: 0 3B: 0 DP: 1 HR: 0 HBP: 0	WP: 0 PA: 43 PB: 0 SB: 0 CS: 0
<b>PITCHER</b> <b>Chris Carpenter, R</b> (1, 1) <small>ERA: 3.57</small> <b>Joey Hamilton, R</b> (6, 1) <small>ERA: 20.52</small> <b>Pete Munro, R</b> (7, 1) <small>ERA: 4.67</small> <b>Paul Spoljaric, L</b> (8, 1) <small>ERA: 9.95</small>	IP WLS BF H R ER SO BB IBB HBP BLK WP HR S P ERA WHIP 5.1 L 28 12 6 6 2 0 0 0 0 0 0 0 59 92 10.12 2.250 0.2 7 4 4 4 0 1 0 0 0 0 0 0 10 18 54.00 7.500 1.0 2 0 0 0 0 0 0 0 0 0 0 0 4 7 0.00 0.000 2.0 6 0 0 0 0 0 0 0 0 0 0 0 0 15 21 0.00 0.000	<b>PITCHER</b> IP WLS BF H R ER SO BB IBB HBP BLK WP HR S P ERA WHIP									

New York Yankees @ Toronto Blue Jays  
 SkyDome, Toronto, ON  
 Fri May 28 1999, 7:05 PM EDT  
 Att. 30,355 - Cloudy - 74 F

livebaseballscorecards.com

AB	41
R	10
H	16
RBI	9
BB	1
SO	2
LOB	14



Batter	1	2	3	4	5	6	7	8	9	AB R H RBI BB SO LOB
Shannon Stewart, R OBP: 0.388, SLG: 0.414 (1, 8) (6, 7)	4-2 SH1-3 BB		1-3 K		2-3 K		0-3 K		1-1 DI 1B	4 0 1 1 1 3 1
Craig Grebeck, R OBP: 0.426, SLG: 0.450 (1, 4)	1-0 SH1-3 1-2		0-3 K		1-2 2B		1-2 G1-3		2-3 3-H 2-1 SF8 1-2 3-H	3 0 1 1 0 1 1
Shawn Green, L OBP: 0.404, SLG: 0.631 José Cruz Jr., S OBP: 0.365, SLG: 0.449 (1, 9) (5, PH) (6, 8)	3-3 K			2-2 E S 1B HBP	0-0 F8			1-0 HR	1-3 K	1 1 0 0 0 1 1 3 1 1 1 0 1 2
Carlos Delgado, L OBP: 0.374, SLG: 0.547 (1, 3)	2-3 K			4-1 1B G5-3 BB		3-2 WP 1B 1B		0-1 F8		3 1 1 0 0 1 1 1
Tony Fernandez, S OBP: 0.487, SLG: 0.545 (1, 5)		1-3 K		2-1 G5-3 1B 1B		0-0 WP 1B		2-0 G4-3		4 1 2 1 0 1 0
Dave Hollins, S OBP: 0.263, SLG: 0.319 (1, 10)		0-3 K		2-0 F7		3-3 K		0-0 G4-3		4 0 0 0 0 2 4
Pat Lennon, R OBP: 0.333, SLG: 0.444 (1, 7) (6, 9)		1-3 K		2-0 G5-3		3-3 K			0-0 2B 1B 1B	4 1 1 1 0 2 3
Homer Bush, R OBP: 0.377, SLG: 0.391 (1, 6)			4-1 FC5-4 BB	1-2 CS 1B		1-3 K			2-2 F8	3 0 1 1 1 1 3
Mike Matheny, R OBP: 0.294, SLG: 0.350 (1, 2)			3-2 FC5-4 1-2f	2-2 CS 1-2	3-1 F7		0-0 G6-3		1-1 1B SF8 2B	4 1 1 0 0 0 1

Inning Stats	R: 0 E: 0 K: 2 S: 9	H: 0 LOB: 1 BB: 1 P: 19	R: 0 E: 0 K: 3 S: 10	H: 0 LOB: 0 BB: 0 P: 12	R: 0 E: 0 K: 2 S: 10	H: 0 LOB: 1 BB: 1 P: 18	R: 3 E: 0 K: 0 S: 13	H: 2 LOB: 0 BB: 1 P: 28	R: 0 E: 0 K: 1 S: 10	H: 1 LOB: 1 BB: 0 P: 16	R: 0 E: 0 K: 3 S: 15	H: 2 LOB: 2 BB: 0 P: 25	R: 0 E: 0 K: 1 S: 7	H: 0 LOB: 0 BB: 0 P: 8	R: 1 E: 0 K: 0 S: 5	H: 1 LOB: 0 BB: 0 P: 8	R: 2 E: 0 K: 1 S: 15	H: 3 LOB: 1 BB: 0 P: 22	1B: 6 2B: 2 3B: 0 HR: 1	SF: 1 SAC: 1 DP: 0 HBP: 1
--------------	------------------------------	----------------------------------	-------------------------------	----------------------------------	-------------------------------	----------------------------------	-------------------------------	----------------------------------	-------------------------------	----------------------------------	-------------------------------	----------------------------------	------------------------------	---------------------------------	------------------------------	---------------------------------	-------------------------------	----------------------------------	----------------------------------	------------------------------------

PITCHER	IP	WLS	BF	H	R	ER	SO	BB	IBB	HBP	BLK	WP	HR	S	P	ERA	WHIP
Andy Pettitte, L ERA: 4.75 (1, 1)	5.1	W	24	5	3	3	9	3	0	0	0	0	0	61	108	5.06	1.500
Jason Grimsley, R ERA: 1.98 (6, 1)	1.2	H	5	0	0	0	3	0	0	0	0	1	0	13	18	0.00	0.000
Ramiro Mendoza, R ERA: 5.44 (8, 1)	2.0		10	4	3	3	1	0	0	0	0	0	1	20	30	13.50	2.000

BOTTOM

New York Yankees @ Toronto Blue Jays  
SkyDome, Toronto, ON  
Fri May 28 1999, 7:05 PM EDT  
Att. 30,355 - Cloudy - 74 F

livebaseballscorecards.com

AB	33
R	6
H	9
RBI	6
BB	3
SO	13
LOB	17



WP: 1	PA: 40
PB: 0	
SB: 1	
CS: 1	

Batter	1	2	3	4	5	6	7	8	9	AB R H RBI BB SO LOB	TOP
<b>Chuck Knoblauch, R</b> (1, 4) <small>OBP: 0.357, SLG: 0.369</small>	2-2 		0-1 		1-0 	1-3 		2-1 		5 1 1 1 0 1 2	
<b>2 Derek Jeter, R</b> (1, 6) <small>OBP: 0.464, SLG: 0.639</small>	2-2 		1-0 		4-2 	2-1 		1-1 		4 2 2 1 1 0 0	
<b>Paul O'Neill, L</b> (1, 9) <b>Shane Spencer, R</b> (9, PH) <small>OBP: 0.337, SLG: 0.398</small> <small>OBP: 0.302, SLG: 0.410</small>	0-0 		0-1 		3-2 	0-3 		0-1 		3 1 2 1 0 1 0 1 1 1 1 0 0 0	
<b>Bernie Williams, S</b> (1, 8) <small>OBP: 0.406, SLG: 0.484</small>	0-1 		1-0 		3-2 		1-3 	3-2 		5 1 3 1 0 1 2	
<b>Tino Martinez, L</b> (1, 3) <b>Luis Sojo, R</b> (9, PH) <small>OBP: 0.352, SLG: 0.457</small> <small>OBP: 0.196, SLG: 0.216</small>	1-1 		1-2 	1-1 	1-0 		1-3 	0-0 		4 0 1 1 0 1 2 1 0 0 0 0 0 1	
<b>Chili Davis, S</b> (1, 10) <small>OBP: 0.426, SLG: 0.564</small>		1-3 		0-0 	1-0 		0-0 	1-3 		4 0 0 0 0 2 1	
<b>Scott Brosius, R</b> (1, 5) <small>OBP: 0.263, SLG: 0.415</small>		0-0 		0-1 	1-1 			1-0 		3 0 1 1 0 0 0	<b>AB 36</b> <b>R 8</b> <b>H 12</b> <b>RBI 7</b> <b>BB 3</b> <b>SO 10</b> <b>LOB 13</b>
<b>20 Jorge Posada, S</b> (1, 2) <small>OBP: 0.302, SLG: 0.355</small>		2-3 			3-2 			2-3 		3 0 0 0 1 2 1	
<b>Chad Curtis, R</b> (1, 7) <small>OBP: 0.360, SLG: 0.371</small>			4-2 		4-0 			2-3 		3 2 1 0 1 2 4	
<b>Inning Stats</b>	R: 0 H: 2 E: 0 LOB: 2 K: 0 BB: 0 S: 12 P: 17	R: 0 H: 0 E: 0 LOB: 0 K: 2 BB: 0 S: 7 P: 10	R: 2 H: 2 E: 0 LOB: 0 K: 0 BB: 1 S: 11 P: 18	R: 0 H: 0 E: 0 LOB: 0 K: 0 BB: 0 S: 5 P: 6	R: 5 H: 5 E: 1 LOB: 3 K: 1 BB: 2 S: 22 P: 45	R: 0 H: 0 E: 0 LOB: 0 K: 2 BB: 0 S: 8 P: 11	R: 0 H: 0 E: 0 LOB: 0 K: 2 BB: 0 S: 7 P: 9	R: 0 H: 1 E: 0 LOB: 1 K: 2 BB: 0 S: 9 P: 16	R: 1 H: 2 E: 0 LOB: 1 K: 1 BB: 0 S: 11 P: 16	1B: 8 SF: 2 2B: 2 SAC: 0 3B: 1 DP: 0 HR: 1 HBP: 1	WP: 1 PA: 43 PB: 0 SB: 1 CS: 1
<b>PITCHER</b> <b>Pat Hentgen, R</b> (1, 1) <small>ERA: 5.08</small> <b>Tom Davey, R</b> (5, 1) <small>ERA: 4.59</small> <b>Dan Plesac, L</b> (9, 1) <small>ERA: 7.45</small>	IP WLS BF H R ER SO BB IBB HBP BLK WP HR S P ERA WHIP 4.1 L 21 7 6 6 2 2 0 0 0 0 0 0 48 76 12.46 2.077 3.2 16 3 1 1 7 1 0 1 0 1 0 33 56 2.46 1.091 1.0 5 2 1 1 1 0 0 0 0 0 1 11 16 9.00 2.000	<b>PITCHER</b> IP WLS BF H R ER SO BB IBB HBP BLK WP HR S P ERA WHIP									

**New York Yankees @ Toronto Blue Jays**  
 SkyDome, Toronto, ON  
 Sat May 29 1999, 4:05 PM EDT  
 Att. 40,175 - Sunny - 81 F

[livebaseballscorecards.com](http://livebaseballscorecards.com)

Batter	1	2	3	4	5	6	7	8	9	AB	R	H	RBI	BB	SO	LOB
Homer Bush, R OBP: 0.356, SLG: 0.368 (1, 6)	1-3 K		0-0 F8			2-0 G5-3		2-1 P6		4	0	0	0	0	1	0
Craig Grebeck, R OBP: 0.431, SLG: 0.477 (1, 4)	0-0 2B			3-2 P3		2-2 P3		0-1 G6-3 1B		4	0	2	0	0	0	0
Shannon Stewart, R OBP: 0.386, SLG: 0.411 (1, 7)	0-1 F8			0-1 1B 1B		1-1 G4-3		0-0 G6-3 1-2f		4	0	1	0	0	0	2
Carlos Delgado, L OBP: 0.372, SLG: 0.546 (1, 3)	2-3 K			2-3 K			0-0 G5-3		0-0 G4-3 G4-3 2B	4	1	1	0	0	2	2
Tony Fernandez, S OBP: 0.483, SLG: 0.538 (1, 5)		1-0 G6-3		0-0 1B			2-2 G4-3		0-0 G4-3 2-3	4	0	1	0	0	0	1
José Cruz Jr., S OBP: 0.367, SLG: 0.444 (1, 8)		1-1 F8		0-1 G3-1			4-2 1B 2B BB		4-0 G4-3 BB	2	1	0	0	2	0	2
Dave Hollins, S OBP: 0.263, SLG: 0.316 (1, 10)		2-2 G4-3			1-1 G3		2-0 2B 1B		0-0 G4-3 1-2	4	1	1	1	0	0	1
Pat Lennon, R OBP: 0.320, SLG: 0.455 (1, 9)			2-3 K		3-3 K		1-2 2B		1-1 G5-3 3-H	4	0	1	2	0	2	1
Mike Matheny, R OBP: 0.286, SLG: 0.340 (1, 2)			1-2 G1-3		1-3 K		0-3 K			3	0	0	0	0	2	1

Inning Stats	R: 0	H: 1	E: 0	K: 2	S: 9	R: 0	H: 0	E: 0	K: 0	S: 6	R: 0	H: 0	E: 0	K: 1	S: 7	R: 0	H: 2	E: 0	K: 1	S: 21	R: 0	H: 0	E: 0	K: 2	S: 10	R: 0	H: 0	E: 0	K: 0	S: 6	R: 2	H: 2	E: 0	K: 1	S: 15	R: 0	H: 1	E: 0	K: 0	S: 5	R: 1	H: 1	E: 0	K: 0	S: 5	1B: 4	2B: 3	3B: 0	HR: 0	SF: 0	SAC: 0	DP: 1	HBP: 0	WP: 0	PB: 0	SB: 0	CS: 0	PA: 35
--------------	------	------	------	------	------	------	------	------	------	------	------	------	------	------	------	------	------	------	------	-------	------	------	------	------	-------	------	------	------	------	------	------	------	------	------	-------	------	------	------	------	------	------	------	------	------	------	-------	-------	-------	-------	-------	--------	-------	--------	-------	-------	-------	-------	--------

PITCHER	IP	WLS	BF	H	R	ER	SO	BB	IBB	HBP	BLK	WP	HR	S	P	ERA	WHIP
David Cone, R ERA: 2.18 (1, 1)	7.0	W	27	5	2	2	7	1	0	0	0	0	0	74	107	2.57	0.857
Jason Grimsley, R ERA: 2.15 (8, 1)	2.0		8	2	1	1	0	1	0	0	0	0	0	10	17	4.50	1.500

BOTTOM

New York Yankees @ Toronto Blue Jays  
 SkyDome, Toronto, ON  
 Sat May 29 1999, 4:05 PM EDT  
 Att. 40,175 - Sunny - 81 F

livebaseballscores.com

AB	33
R	3
H	7
RBI	3
BB	2
SO	7
LOB	10



Batter	1	2	3	4	5	6	7	8	9	AB R H RBI BB SO LOB	TOP
<b>Chuck Knoblauch, R</b> (1, 4) OBP: 0.358, SLG: 0.372	4-0 	3-2 <b>E5</b> 		2-3 <b>K</b> 		0-2 		0-2 <b>F8</b> 		4 3 1 0 1 1 2	
<b>2 Derek Jeter, R</b> (1, 6) OBP: 0.471, SLG: 0.642	2-2 	0-0 			0-0 <b>G6-3</b> 	1-2 		4-2 		4 1 3 3 1 0 0	
<b>Bernie Williams, S</b> (1, 8) OBP: 0.401, SLG: 0.482	0-2 <b>G5-3</b> 	3-3 			1-0 <b>F9</b> 	0-0 		2-3 <b>K</b> 		5 0 1 2 0 2 3	
<b>Chili Davis, S</b> (1, 10) OBP: 0.426, SLG: 0.556	4-1 	0-3 <b>K</b> 			0-0 	3-3 		1-0 <b>G5-3</b> 		4 0 1 0 1 2 2	
<b>Tino Martinez, L</b> (1, 3) OBP: 0.343, SLG: 0.444	3-2 <b>P5</b> 		1-1 <b>F9</b> 		0-3 <b>K</b> 		2-2 <b>G6-3</b> 	0-3 <b>K</b> 		5 0 0 0 0 2 3	
<b>Scott Brosius, R</b> (1, 5) OBP: 0.261, SLG: 0.430	1-0 <b>P5</b> 		0-1 <b>F8</b> 			2-1 	2-1 <b>F9</b> 	0-3 <b>K</b> 		5 1 1 1 0 1 2	
<b>Shane Spencer, R</b> (1, 9) OBP: 0.298, SLG: 0.395		2-0 <b>G4-3</b> 	0-0 <b>G4-3</b> 			1-3 <b>K</b> 	3-2 			4 0 1 0 0 1 0	
<b>Chad Curtis, R</b> (1, 7) OBP: 0.365, SLG: 0.370		4-2 		0-0 <b>F9</b> 		1-1 	0-0 <b>F9</b> 			3 2 1 0 1 0 1	
<b>Joe Girardi, R</b> (1, 2) OBP: 0.217, SLG: 0.288		1-1 <b>E3</b> 		0-1 <b>F7</b> 		3-2 <b>SF7</b> 		0-1 <b>F9</b> 		3 1 0 1 0 0 1	
<b>Inning Stats</b>	R: 1 H: 1 E: 0 LOB: 2 K: 0 BB: 2 S: 12 P: 26	R: 3 H: 1 E: 2 LOB: 1 K: 2 BB: 1 S: 16 P: 29	R: 0 H: 0 E: 0 LOB: 0 K: 0 BB: 0 S: 5 P: 6	R: 0 H: 0 E: 0 LOB: 0 K: 1 BB: 0 S: 6 P: 8	R: 0 H: 1 E: 0 LOB: 1 K: 1 BB: 0 S: 6 P: 7	R: 4 H: 5 E: 0 LOB: 1 K: 2 BB: 0 S: 23 P: 34	R: 0 H: 1 E: 0 LOB: 1 K: 0 BB: 0 S: 12 P: 19	R: 0 H: 0 E: 0 LOB: 1 K: 1 BB: 1 S: 11 P: 17	R: 0 H: 0 E: 0 LOB: 0 K: 2 BB: 0 S: 8 P: 9	1B: 6 SF: 1 2B: 2 SAC: 0 3B: 0 DP: 0 HR: 1 HBP: 0	WP: 0 PA: 42 PB: 1 SB: 3 CS: 0
<b>PITCHER</b> <b>David Wells, L</b> (1, 1) ERA: 6.3 <b>Graeme Lloyd, L</b> (6, 1) ERA: 2.92 <b>Joey Hamilton, R</b> (8, 1) ERA: 18.32 <b>Billy Koch, R</b> (9, 1) ERA: 2.57	IP WLS BF H R ER SO BB IBB HBP BLK WP HR S P ERA WHIP 5.2 L 29 7 8 5 5 3 0 0 0 0 0 1 62 101 7.94 1.765 1.1 6 2 0 0 1 0 0 0 0 0 0 0 18 28 0.00 1.500 1.0 4 0 0 0 1 1 0 0 0 0 0 0 11 17 0.00 1.000 1.0 3 0 0 0 2 0 0 0 0 0 0 0 8 9 0.00 0.000	<b>PITCHER</b> IP WLS BF H R ER SO BB IBB HBP BLK WP HR S P ERA WHIP 37 8 9 7 4 9 14									

**New York Yankees @ Toronto Blue Jays**  
 SkyDome, Toronto, ON  
 Sun May 30 1999, 1:05 PM EDT  
 Att. 39,111 - Unknown - 84 F

[livebaseballscorecards.com](http://livebaseballscorecards.com)



Batter	1	2	3	4	5	6	7	8	9	AB R H RBI BB SO LOB
Homer Bush, R OBP: 0.377, SLG: 0.380 (1, 6)	2-2 F9 S 1B		4-2 SF8 BB 2B BB		0-2 F7		2-1 1B			3 1 2 0 1 0 0
Pat Kelly, R OBP: 0.333, SLG: 0.505 (1, 4)	1-2 F9 SAFE		4-0 2B BB 1-2 2-3		1-2 F9		0-0 G5-4-3 1B			3 0 1 0 1 0 1
Shannon Stewart, R OBP: 0.379, SLG: 0.405 (1, 7)	1-0 F9 1-3		0-0 SF8 2-3 3-H		2-3 K		0-2 G5-4-3 1-2f			3 0 0 1 0 1 3
Carlos Delgado, L OBP: 0.374, SLG: 0.550 (1, 3)	3-3 K		2-1 2B 1-3 3-H		0-1 FC3-6 1B		3-3 K			4 0 2 1 0 2 1
José Cruz Jr., S OBP: 0.360, SLG: 0.434 (1, 8)		2-1 F9	3-3 K		0-3 K		2-3 K			4 0 0 0 0 3 3
Willis Otanez, R OBP: 0.272, SLG: 0.321 (1, 5)		1-2 G6-3	1-1 G4-3		3-2 FC3-6 1B		2-3 K			4 0 1 0 0 1 2
Dave Hollins, S OBP: 0.262, SLG: 0.350 (1, 10)		1-0 HR		1-2 G4-3		0-1 FC3-6 1-2f 2-3		0-0 F7		4 1 1 1 0 0 2
Pat Lennon, R OBP: 0.276, SLG: 0.385 (1, 9)		0-3 K		2-2 F9		2-3 K		2-3 K		4 0 0 0 0 3 2
Mark Dalesandro, R OBP: 0.207, SLG: 0.185 (1, 2)			1-1 BB BB SF8 1B	1-2 G6-3			0-0 G1-6-3			4 1 1 0 0 1 0

Inning Stats	R: 0 E: 0 K: 1 S: 12	H: 1 LOB: 1 BB: 0 P: 19	R: 1 E: 0 K: 1 S: 9	H: 1 LOB: 0 BB: 0 P: 13	R: 2 E: 0 K: 1 S: 16	H: 2 LOB: 2 BB: 2 P: 31	R: 0 E: 0 K: 0 S: 10	H: 0 LOB: 0 BB: 0 P: 14	R: 0 E: 0 K: 1 S: 10	H: 0 LOB: 0 BB: 0 P: 13	R: 0 E: 0 K: 2 S: 18	H: 2 LOB: 2 BB: 0 P: 23	R: 0 E: 0 K: 0 S: 7	H: 2 LOB: 1 BB: 0 P: 9	R: 0 E: 0 K: 3 S: 11	H: 0 LOB: 0 BB: 0 P: 18	R: 0 E: 0 K: 2 S: 8	H: 0 LOB: 0 BB: 0 P: 11	1B: 6 2B: 1 3B: 0 HR: 1	SF: 1 SAC: 0 DP: 1 HBP: 0	WP: 0 PB: 0 SB: 1 CS: 0	PA: 36
--------------	-------------------------------	----------------------------------	------------------------------	----------------------------------	-------------------------------	----------------------------------	-------------------------------	----------------------------------	-------------------------------	----------------------------------	-------------------------------	----------------------------------	------------------------------	---------------------------------	-------------------------------	----------------------------------	------------------------------	----------------------------------	----------------------------------	------------------------------------	----------------------------------	--------


PITCHER	IP	WLS	BF	H	R	ER	SO	BB	IBB	HBP	BLK	WP	HR	S	P	ERA	WHIP
Hideki Irabu, R ERA: 5.53 (1, 1)	5.1	W	24	6	3	3	5	2	0	0	0	0	1	66	102	5.06	1.500
Ramiro Mendoza, R ERA: 5.16 (6, 1)	2.2		9	2	0	0	4	0	0	0	0	0	0	27	38	0.00	0.750
Jeff Nelson, R ERA: 6.14 (9, 1)	1.0		3	0	0	0	2	0	0	0	0	0	0	8	11	0.00	0.000

**BOTTOM**

**New York Yankees @ Toronto Blue Jays**  
**SkyDome, Toronto, ON**  
Sun May 30 1999, 1:05 PM EDT  
Att: 39,111 - Unknown - 84 F

<b>AB</b>	<b>33</b>
<b>R</b>	<b>3</b>
<b>H</b>	<b>8</b>
<b>RBI</b>	<b>3</b>
<b>BB</b>	<b>2</b>
<b>SO</b>	<b>11</b>
<b>LOB</b>	<b>14</b>

[livebaseballscorecards.com](http://livebaseballscorecards.com)



Batter	1	2	3	4	5	6	7	8	9	AB R H RBI BB SO LOB	TOP											
Ray Durham, S (1, 4) OBP: 0.355, SLG: 0.485	0-3 K		2-3 K	3-3 K		4-0 2B BB		0-0 G6-3		4 1 0 0 1 3 3												
Mike Caruso, S (1, 6) OBP: 0.301, SLG: 0.310	0-0 CS 1B		0-1 G5-3		2-2 G5-3	0-1 P6		2-3 K		5 0 1 0 0 1 2												
Frank Thomas, R (1, 3) OBP: 0.430, SLG: 0.494	2-1 E 1B			0-0 1B 1B 1B	3-1 E 2B	3-1 1-H 2B		2-0 F8		5 1 4 2 0 0 0												
Magglio Ordonez, R (1, 9) OBP: 0.343, SLG: 0.503	0-1 E5			3-1 1B 1B	1-0 P3	2-1 G5-3		1-2 2B		5 1 2 0 0 0 3												
Carlos Lee, R (1, 7) Darrin Jackson, R (9, 7) OBP: 0.338, SLG: 0.459 OBP: 0.302, SLG: 0.484	0-1 F9			0-1 BB 1B 1B	1-0 E6		2-0 2B 14 SF7 1B		4-1 BB BB	4 1 2 0 1 0 3 0 0 0 0 0 0 0												
Greg Norton, S (1, 5) OBP: 0.392, SLG: 0.490		1-0 G4-3		2-0 P3	0-3 K		2-2 SAFE 2B		2-1 F8	5 0 1 0 0 1 7												
14 Paul Konerko, R (1, 10) OBP: 0.288, SLG: 0.399		1-0 G5-3		1-1 L5		1-2 E SF9 1B	1-0 SF7		1-1 F9	4 1 1 1 0 0 5												
Chris Singleton, L (1, 8) OBP: 0.288, SLG: 0.444		1-2 G3		0-1 BB 1B		1-0 E5 SF9 2B 1B	2-1 F8		0-1 F8	5 1 2 2 0 0 3												
Mark Johnson, L (1, 2) OBP: 0.279, SLG: 0.246			2-3 K	4-2 BB BB		0-1 SF9	1-1 G3-1			2 0 0 1 1 1 1												
<b>Inning Stats</b>	R: 0 E: 1 K: 1 S: 10	H: 2 LOB: 2 BB: 0 P: 12	R: 0 E: 0 K: 0 S: 5	H: 0 LOB: 0 BB: 0 P: 8	R: 0 E: 0 K: 2 S: 8	H: 0 LOB: 0 BB: 0 P: 12	R: 2 E: 0 K: 1 S: 16	H: 4 LOB: 3 BB: 1 P: 29	R: 0 E: 1 K: 1 S: 10	H: 1 LOB: 2 BB: 0 P: 17	R: 3 E: 1 K: 0 S: 12	H: 3 LOB: 1 BB: 1 P: 23	R: 1 E: 0 K: 0 S: 9	H: 2 LOB: 1 BB: 0 P: 17	R: 0 E: 0 K: 1 S: 5	H: 0 LOB: 0 BB: 0 P: 9	R: 0 E: 0 K: 0 S: 10	H: 1 LOB: 2 BB: 1 P: 18	1B: 9 2B: 4 3B: 0 HR: 0	SF: 2 SAC: 0 DP: 0 HBP: 0	WP: 0 PB: 0 SB: 0 CS: 1	PA: 44
<b>PITCHER</b>	IP WLS BF H R ER SO BB IBB HBP BLK WP HR S P ERA WHIP																					
Kelvim Escobar, R (1, 1) ERA: 6.02	6.0 L 31 10 5 5 5 2 0 0 0 0 0 0 61 101 7.50 2.000																					
32 Roy Halladay, R (7, 1) ERA: 4.15	1.0 5 2 1 1 0 0 0 0 0 0 0 0 9 17 9.00 2.000																					
Paul Spoljaric, L (8, 1) ERA: 9.45	1.0 3 0 0 0 0 1 0 0 0 0 0 0 5 9 0.00 0.000																					
Joey Hamilton, R (9, 1) ERA: 16.55	1.0 5 1 0 0 0 0 1 0 0 0 0 0 10 18 0.00 2.000																					

Chicago White Sox @ Toronto Blue Jays  
SkyDome, Toronto, ON  
Tue Jun 01 1999, 7:05 PM EDT  
Att. 20,399 - Overcast - 78 F

AB	39
R	6
H	13
RBI	6
BB	3
SO	6
LOB	27



livebaseballscorecards.com

Batter	1	2	3	4	5	6	7	8	9	AB	R	H	RBI	BB	SO	LOB
Homer Bush, R OBP: 0.383, SLG: 0.400 (1, 6)	F8			E4 S F7 G6-3		G4-6-3 1B		1B 2B		4	2	2	0	0	0	0
Craig Grebeck, R OBP: 0.418, SLG: 0.458 (1, 4)	P5			F7		G4-6-3 1-2f		1B 1B		4	0	1	1	0	0	2
Shannon Stewart, R OBP: 0.381, SLG: 0.407 (1, 7)	G5-3			G6-3 2-H		1B		1B		4	0	2	1	0	0	0
Carlos Delgado, L OBP: 0.368, SLG: 0.539 (1, 3)			K	K		F9		K		4	0	0	0	0	3	3
Tony Fernandez, S OBP: 0.478, SLG: 0.531 (1, 5)			G5-3			1B 1B				4	0	1	0	0	1	0
Dave Hollins, S OBP: 0.250, SLG: 0.333 (1, 10)			K			P2				4	0	0	0	0	1	1
José Cruz Jr., S OBP: 0.353, SLG: 0.424 (1, 8)				G6-3		L6				4	0	0	0	0	1	1
Pat Lennon, R OBP: 0.281, SLG: 0.379 (1, 9)				K		1B				3	0	1	0	0	1	0
Mike Matheny, R OBP: 0.278, SLG: 0.330 (1, 2)				F8		G6-3				3	0	0	0	0	0	2

Inning Stats	R: 0	H: 0	E: 0	LOB: 0	K: 0	S: 7	R: 0	H: 0	E: 0	LOB: 0	K: 2	S: 9	R: 0	H: 0	E: 0	LOB: 0	K: 1	S: 5	R: 1	H: 0	E: 1	LOB: 0	K: 1	S: 8	R: 0	H: 2	E: 0	LOB: 2	K: 0	S: 9	R: 0	H: 2	E: 0	LOB: 1	K: 0	S: 7	R: 0	H: 0	E: 0	LOB: 0	K: 0	S: 7	R: 1	H: 3	E: 0	LOB: 2	K: 1	S: 15	R: 0	H: 0	E: 0	LOB: 0	K: 0	S: 14	R: 0	H: 0	E: 0	LOB: 0	K: 0	S: 14	R: 1	H: 0	E: 0	LOB: 0	K: 1	S: 15	R: 0	H: 0	E: 0	LOB: 0	K: 2	S: 11	R: 0	H: 0	E: 0	LOB: 0	K: 2	S: 14	1B: 6	SF: 0	2B: 1	SAC: 0	3B: 0	DP: 1	HR: 0	HBP: 0	WP: 0	PA: 34
PITCHER	IP	WLS	BF	H	R	ER	SO	BB	IBB	HBP	BLK	WP	HR	S	P	ERA	WHIP																																																																							
Mike Sirotko, L ERA: 2.79 (1, 1)	8.0	W	31	7	2	1	5	0	0	0	0	0	0	67	116	1.12	0.875																																																																							
Keith Foulke, R ERA: 2.76 (9, 1)	1.0		3	0	0	0	2	0	0	0	0	0	0	11	14	0.00	0.000																																																																							

BOTTOM

Chicago White Sox @ Toronto Blue Jays  
SkyDome, Toronto, ON

Tue Jun 01 1999, 7:05 PM EDT  
Att. 20,399 - Overcast - 78 F

livebaseballscorecards.com

AB	34
R	2
H	7
RBI	2
BB	0
SO	7
LOB	9



Batter	1	2	3	4	5	6	7	8	9	AB R H RBI BB SO LOB	TOP											
Ray Durham, S (1, 4) OBP: 0.360, SLG: 0.482	1-3 		2-1 FC6-4 1B 1-2f 		4-2 FC3-2 BB 1-2 		4-2 1B BB 2B 	1-2 BB E 1B 1B 		3 2 1 0 2 1 1												
Mike Caruso, S (1, 6) OBP: 0.306, SLG: 0.316 Darrin Jackson, R (7, PH) OBP: 0.323, SLG: 0.500	1-0 		2-1 		1-0 FC3-2 		0-0 	3-1 E8 BB 1B 1B 		3 0 2 0 0 0 3 2 2 2 1 0 0 0												
Frank Thomas, R (1, 3) OBP: 0.434, SLG: 0.500	2-2 E7 1B 1-3 		1-2 F8 		0-2 G1-4-3 		0-1 1B 2B 1H 2H 	4-1 1B BB 		4 0 2 2 1 0 5												
Magglio Ordonez, R (1, 9) OBP: 0.345, SLG: 0.515	2-2 F8-3-5 3-H 			0-0 G6-3 		2-0 HR 	2-1 F9 	0-1 1B 1-3 2-H 3-H 		5 1 2 3 0 0 3												
Carlos Lee, R (1, 7) OBP: 0.345, SLG: 0.462 Craig Wilson, R (7, 6) OBP: 0.289, SLG: 0.200		0-0 L1-3 1B 		1-1 F8 		0-1 G6-3 	1-1 1B 2-3 	2-3 K 1-2 		4 0 2 0 0 0 0 1 0 0 0 0 1 2												
Greg Norton, S (1, 5) OBP: 0.382, SLG: 0.475		3-2 SAFE L1-3 1-2 		1-0 G1-3 		2-1 P6 	1-3 K 		0-1 G6-3 		5 0 0 0 0 1 3											
14 Paul Konerko, R (1, 10) OBP: 0.285, SLG: 0.392		0-2 L5 			1-1 FC5-4 FC3-2 1B 1B 	0-3 K 		1-0 G5-3 	3-2 G4-3 		5 0 1 0 0 1 0											
Chris Singleton, L (1, 8) OBP: 0.294, SLG: 0.452			0-0 G4-3 		0-1 FC5-4 1B 1-2 		1-1 G3 1B 2B 	0-3 K 	0-2 L6 		5 1 2 0 0 1 0											
Brook Fordyce, R (1, 2) OBP: 0.373, SLG: 0.490			0-0 FC6-4 1B 		2-2 FC5-4 FC3-2 BB 1-2f 2-3 		0-1 G3 	1-0 E6 1B 1B E 		4 1 1 0 0 0 3												
<b>Inning Stats</b>	R: 0 E: 1 K: 1 S: 11	H: 2 LOB: 1 BB: 0 P: 17	R: 0 E: 0 K: 0 S: 10	H: 1 LOB: 0 BB: 0 P: 13	R: 0 E: 0 K: 0 S: 9	H: 2 LOB: 2 BB: 0 P: 14	R: 0 E: 0 K: 0 S: 4	H: 0 LOB: 0 BB: 0 P: 6	R: 0 E: 0 K: 0 S: 17	H: 2 LOB: 3 BB: 1 P: 25	R: 1 E: 0 K: 1 S: 8	H: 1 LOB: 0 BB: 0 P: 12	R: 3 E: 0 K: 1 S: 17	H: 4 LOB: 2 BB: 1 P: 26	R: 3 E: 2 K: 2 S: 17	H: 3 LOB: 2 BB: 1 P: 29	R: 0 E: 0 K: 0 S: 9	H: 0 LOB: 0 BB: 0 P: 12	1B: 12 2B: 4 3B: 0 HR: 1	SF: 0 SAC: 0 DP: 2 HBP: 0	WP: 0 PB: 0 SB: 1 CS: 0	PA: 44
<b>PITCHER</b>	IP WLS BF H R ER SO BB IBB HBP BLK WP HR S P ERA WHIP																					
Chris Carpenter, R (1, 1) ERA: 3.63	6.1 W 28 9 3 3 2 2 0 0 0 0 0 1 65 98 4.26 1.737																					
Dan Plesac, L (7, 1) ERA: 7.91	0.0 1 1 0 0 0 0 0 0 0 0 0 0 1 1 ∞ ∞																					
Tom Davey, R (7, 1) ERA: 4.54	0.1 H 3 2 1 1 0 0 0 0 0 0 0 0 6 9 27.00 6.000																					
Graeme Lloyd, L (7, 1) ERA: 2.81	1.0 H 6 2 3 0 2 0 0 0 0 0 0 0 14 21 0.00 2.000																					
Billy Koch, R (8, 1) ERA: 2.35	1.1 S 6 1 0 0 1 1 0 0 0 0 0 0 16 25 0.00 1.500																					

Chicago White Sox @ Toronto Blue Jays  
 SkyDome, Toronto, ON  
 Wed Jun 02 1999, 7:05 PM EDT  
 Att. 22,197 - Dome - 72 F

livebaseballscorecards.com

AB	41
R	7
H	15
RBI	6
BB	3
SO	5
LOB	20



Batter	1	2	3	4	5	6	7	8	9	AB	R	H	RBI	BB	SO	LOB
Homer Bush, R OBP: 0.395, SLG: 0.456 (1, 6)	0-3 K		1-0 G4-3 2B	1-2 1B 3B		2-2 SF7	1-0 CS	1-1 G6-3 SH3-4 1B		4	2	3	3	0	1	0
Craig Grebeck, R OBP: 0.441, SLG: 0.471 (1, 4)	0-0 1B		0-0 G4-3 2-3	0-2 1B		4-0 BB		0-0 SH3-4 1-2		3	0	2	1	1	0	1
Shannon Stewart, R OBP: 0.373, SLG: 0.397 (1, 7)	1-0 F7		1-3 K	0-0 F9		0-1 F8		2-2 G6-3 2-3		5	0	0	0	0	1	5
Carlos Delgado, L OBP: 0.372, SLG: 0.536 (1, 3)	0-0 F9		4-0 BB		3-1 G3-1		0-1 HR 1B	4-0 1B IBB		3	1	1	0	2	0	1
Tony Fernandez, S OBP: 0.472, SLG: 0.522 (1, 10)		3-2 F8	0-0 G4-3		2-2 P4		1-1 P3	2-0 1B		5	0	1	1	0	0	3
Darrin Fletcher, L OBP: 0.364, SLG: 0.566 (1, 2)		0-0 HR		0-0 F7	1-1 2B		2-0 HR	0-0 P5		5	2	3	3	0	0	2
Willis Otanez, R OBP: 0.281, SLG: 0.341 (1, 5)		2-1 L6		1-0 2B FC5-2 1B	0-3 K		0-1 WP 1B 2B			4	1	2	0	0	1	1
José Cruz Jr., S OBP: 0.365, SLG: 0.439 (1, 8)		2-2 1B		1-0 FC5-2 3B 2B		4-0 S SF7 BB	2-2 CS 1B			3	2	3	1	1	0	0
Jacob Brumfield, R OBP: 0.214, SLG: 0.259 (1, 9)		0-1 P3		0-1 FC5-2 3B		3-3 K 1-2	2-3 K			4	1	0	0	0	2	5
<b>Inning Stats</b>	R: 0 E: 0 K: 1 S: 6	H: 1 LOB: 1 BB: 0 P: 7	R: 1 E: 0 K: 0 S: 12	H: 2 LOB: 1 BB: 0 P: 19	R: 0 E: 0 K: 1 S: 10	H: 1 LOB: 2 BB: 1 P: 16	R: 3 E: 0 K: 0 S: 12	H: 4 LOB: 1 BB: 0 P: 15	R: 0 E: 0 K: 1 S: 10	H: 1 LOB: 1 BB: 0 P: 16	R: 1 E: 0 K: 1 S: 13	H: 0 LOB: 1 BB: 2 P: 26	R: 3 E: 0 K: 1 S: 15	H: 4 LOB: 0 BB: 0 P: 23	R: 1 E: 0 K: 0 S: 10	H: 2 LOB: 2 BB: 1 P: 19

**BOTTOM**

# Chicago White Sox @ Toronto Blue Jays

SkyDome, Toronto, ON

Wed Jun 02 1999, 7:05 PM EDT

Att. 22,197 - Dome - 72 F

[livebaseballscorecards.com](http://livebaseballscorecards.com)

<b>AB</b>	<b>36</b>
<b>R</b>	<b>9</b>
<b>H</b>	<b>15</b>
<b>RBI</b>	<b>9</b>
<b>BB</b>	<b>4</b>
<b>SO</b>	<b>5</b>
<b>LOB</b>	<b>18</b>



1B: 8	SF: 1	WP: 1	PA: 43
2B: 4	SAC: 1	PB: 0	
3B: 1	DP: 0	SB: 2	
HR: 2	HBP: 0	CS: 1	

PITCHER	IP	WLS	BF	H	R	ER	SO	BB	IBB	HBP	BLK	WP	HR	S	P	ERA	WHIP
<b>John Snyder, R</b> ERA: 4.01 (1, 1)	5.2	L	29	9	5	5	4	3	0	0	0	0	1	61	97	7.94	2.118
<b>Sean Lowe, R</b> ERA: 2.78 (6, 1)	0.1		1	0	0	0	0	0	0	0	0	0	0	2	2	0.00	0.000
<b>Bryan Ward, L</b> ERA: 7.71 (7, 1)	0.1		3	2	2	2	0	0	0	0	0	0	1	5	8	54.00	6.000
<b>Bob Howry, R</b> ERA: 5.68 (7, 1)	0.2		3	2	1	1	1	0	0	0	0	1	0	10	15	13.50	3.000
<b>41 Bill Simas, R</b> ERA: 3.48 (8, 1)	1.0		6	2	1	1	0	0	1	0	0	0	0	10	19	9.00	2.000

Batter	1	2	3	4	5	6	7	8	9	AB R H RBI BB SO LOB	TOP											
Ray Durham, S (1, 4) OBP: 0.368, SLG: 0.495	3-2 1B HR	3-2 1B 3B		0-1 S 1B	2-3 K		2-0 FC6-4 1B WP		4-1 BB	5 3 3 1 1 1 4												
Mike Caruso, S (1, 6) OBP: 0.307, SLG: 0.317	3-2 CS 1B	0-0 3-H 1B		3-3 S 1-2 K		0-1 F9	1-2 L3		0-0 F8	6 0 2 1 0 1 4												
Frank Thomas, R (1, 3) OBP: 0.433, SLG: 0.495	2-2 P4 1-2	2-0 F7		1-3 K		4-1 BB	2-1 1B			4 0 1 2 1 1 4												
Magglio Ordonez, R (1, 9) OBP: 0.341, SLG: 0.523	1-0 HR		0-1 F9	0-3 K		1-2 P4	0-1 L4			5 1 1 2 0 1 3												
Carlos Lee, R (1, 7) Darrin Jackson, R (8, 7) OBP: 0.360, SLG: 0.482 OBP: 0.323, SLG: 0.500	2-2 BLK 1B		1-2 1B 1B		1-2 1B 14 G4-6-3 2B	1-0 F9		0-0 F9		5 3 3 0 0 0 1 0 0 0 0 0 0 0												
Greg Norton, S (1, 5) OBP: 0.388, SLG: 0.475	0-1 FC6 1B		0-2 1B 1B		4-2 14 G4-6-3 1B BB		1-1 E6 14 1B	2-1 G6-3		4 1 2 1 1 0 0												
Chris Singleton, L (1, 8) OBP: 0.298, SLG: 0.450	1-1 FC6		2-2 P8		0-0 14 G4-6-3 1B		3-1 BB 14 1B FC6-4	1-2 F8		5 1 2 0 0 0 3												
Jeff Liefer, L (1, 10) 14 Paul Konerko, R (5, PH) OBP: 0.271, SLG: 0.288 OBP: 0.286, SLG: 0.391		1-2 G6-3	0-0 1-2 2-H 1B		2-2 G4-6-3		0-2 FC6-4 BB 1B		1-2 F9	2 0 1 1 0 0 0 3 1 1 1 0 0 2												
Mark Johnson, L (1, 2) OBP: 0.288, SLG: 0.233		1-3 K	3-3 K		4-1 BB		4-2 FC6-4 BB		3-3 K	3 0 0 0 2 3 2												
<b>Inning Stats</b>	R: 3 E: 0 K: 0 S: 17	H: 5 LOB: 1 BB: 0 P: 29	R: 1 E: 0 K: 1 S: 12	H: 2 LOB: 1 BB: 0 P: 19	R: 1 E: 0 K: 1 S: 16	H: 3 LOB: 2 BB: 0 P: 22	R: 0 E: 0 K: 3 S: 17	H: 1 LOB: 1 BB: 0 P: 21	R: 1 E: 0 K: 1 S: 18	H: 2 LOB: 2 BB: 2 P: 31	R: 0 E: 0 K: 0 S: 7	H: 0 LOB: 1 BB: 1 P: 13	R: 4 E: 1 K: 0 S: 18	H: 3 LOB: 1 BB: 1 P: 31	R: 0 E: 0 K: 0 S: 7	H: 0 LOB: 0 BB: 0 P: 10	R: 0 E: 0 K: 1 S: 8	H: 0 LOB: 1 BB: 1 P: 16	1B: 13 2B: 1 3B: 1 HR: 1	SF: 0 SAC: 0 DP: 1 HBP: 0	WP: 1 PB: 0 SB: 2 CS: 1	PA: 47
<b>PITCHER</b>	IP WLS BF H R ER SO BB IBB HBP BLK WP HR S P ERA WHIP																					
Pat Hentgen, R (1, 1) ERA: 5.57	2.2 L 17 10 5 5 1 0 0 0 0 1 0 1 42 64 16.88 3.750																					
Paul Spoljaric, L (3, 1) ERA: 8.87	2.1 11 3 1 1 5 2 0 0 0 0 0 0 38 58 3.86 2.143																					
32 Roy Halladay, R (6, 1) ERA: 4.09	3.0 15 3 4 1 0 2 0 0 0 1 0 32 54 3.00 1.667																					
Dan Plesac, L (9, 1) ERA: 7.52	1.0 4 0 0 0 0 1 1 0 0 0 0 0 8 16 0.00 1.000																					

Chicago White Sox @ Toronto Blue Jays  
 SkyDome, Toronto, ON  
 Thu Jun 03 1999, 1:05 PM EDT  
 Att. 33,673 - Cloudy - 61 F

AB	42
R	10
H	16
RBI	9
BB	5
SO	7
LOB	23



WP: 1	PA: 47
-------	--------

PITCHER	IP	WLS	BF	H	R	ER	SO	BB	IBB	HBP	BLK	WP	HR	S	P	ERA	WHIP
Pat Hentgen, R	2.2	L	17	10	5	5	1	0	0	0	1	0	1	42	64	16.88	3.750
Paul Spoljaric, L	2.1		11	3	1	1	5	2	0	0	0	0	0	38	58	3.86	2.143
32 Roy Halladay, R	3.0		15	3	4	1	0	2	0	0	0	1	0	32	54	3.00	1.667
Dan Plesac, L	1.0		4	0	0	0	1	1	0	0	0	0	0	8	16	0.00	1.000

Batter	1	2	3	4	5	6	7	8	9	AB R H RBI BB SO LOB
Homer Bush, R OBP: 0.374, SLG: 0.429 (1, 6)	0-3 K		1-0 G5-3		1 SAFE 1 SAFE 0-0 P6		1-3 K		2-1 FC5	5 0 0 0 0 2 4
Craig Grebeck, R OBP: 0.435, SLG: 0.463 Pat Kelly, R OBP: 0.331, SLG: 0.500 (1, 4) (7, PH) (8, 4)	1-1 G5-3		2-3 K			1-1 E5 F8 HR 1B	1-3 K			3 1 1 0 0 1 0 1 0 0 0 0 1 1
Shannon Stewart, R OBP: 0.372, SLG: 0.392 (1, 7)	4-2 S 2B BB			2-0 P4		1-1 F8		2-3 K		3 1 0 0 1 1 1
Carlos Delgado, L OBP: 0.375, SLG: 0.555 (1, 3)	2-2 1-H 2B			1-1 F9		3-2 HR		2-3 K		4 1 2 3 0 1 0
Darrin Fletcher, L OBP: 0.358, SLG: 0.568 (1, 2)	0-3 K			1-2 1B		0-2 F8		2-3 K		4 0 1 0 0 2 1
Dave Hollins, S OBP: 0.250, SLG: 0.341 (1, 10)		1-2 G6-3		0-1 F9		2-1 2B			0-0 G3-1	4 0 1 0 0 0 1
Willis Otanez, R OBP: 0.270, SLG: 0.326 (1, 5)		2-3 K		3-2 F7		2-3 K			2-0 F7	4 0 0 0 0 2 1
José Cruz Jr., S OBP: 0.368, SLG: 0.451 (1, 8)		1-1 F9		1-1 P6		1-2 F7 2B			3-2 FC5 2B	4 0 2 0 0 0 0
Jacob Brumfield, R OBP: 0.250, SLG: 0.241 (1, 9)			1-2 F9		4-2 BB		2-2 F7		4-2 BB	2 0 0 0 2 0 1

Inning Stats	R: 1 E: 0 K: 2 S: 15	H: 1 LOB: 1 BB: 1 P: 22	R: 0 E: 0 K: 1 S: 10	H: 0 LOB: 0 BB: 0 P: 14	R: 0 E: 0 K: 1 S: 7	H: 0 LOB: 0 BB: 0 P: 11	R: 0 E: 0 K: 0 S: 8	H: 1 LOB: 1 BB: 0 P: 12	R: 0 E: 0 K: 0 S: 8	H: 0 LOB: 1 BB: 1 P: 16	R: 2 E: 1 K: 1 S: 16	H: 3 LOB: 1 BB: 0 P: 25	R: 0 E: 0 K: 2 S: 12	H: 1 LOB: 1 BB: 0 P: 17	R: 0 E: 0 K: 3 S: 10	H: 0 LOB: 0 BB: 0 P: 16	R: 0 E: 0 K: 0 S: 11	H: 1 LOB: 2 BB: 1 P: 22	1B: 2 2B: 4 3B: 0 HR: 1	SF: 0 SAC: 0 DP: 0 HBP: 0
--------------	-------------------------------	----------------------------------	-------------------------------	----------------------------------	------------------------------	----------------------------------	------------------------------	----------------------------------	------------------------------	----------------------------------	-------------------------------	----------------------------------	-------------------------------	----------------------------------	-------------------------------	----------------------------------	-------------------------------	----------------------------------	----------------------------------	------------------------------------

PITCHER	IP	WLS	BF	H	R	ER	SO	BB	IBB	HBP	BLK	WP	HR	S	P	ERA	WHIP
Jaime Navarro, R ERA: 5.83 (1, 1)	5.2	W	24	5	3	3	4	2	0	0	0	0	1	61	95	4.76	1.235
Keith Foulke, R ERA: 2.56 (6, 1)	2.1	H	8	1	0	0	6	0	0	0	0	0	0	25	38	0.00	0.429
David Lundquist, R ERA: 7.32 (9, 1)	1.0		5	1	0	0	0	1	0	0	0	0	0	11	22	0.00	2.000

BOTTOM

Chicago White Sox @ Toronto Blue Jays  
SkyDome, Toronto, ON  
Thu Jun 03 1999, 1:05 PM EDT  
Att: 33,673 - Cloudy - 61 F

livebaseballscorecards.com

AB	34
R	3
H	7
RBI	3
BB	3
SO	10
LOB	10



WP: 0	PA: 37
PB: 0	
SB: 1	
CS: 0	

Batter	1	2	3	4	5	6	7	8	9	AB R H RBI BB SO LOB	TOP
James Mouton, R (1, 10) OBP: 0.478, SLG: 0.471	0-2 G3-1		0-1 G5-3		1-2 F9		0-2 F9			4 0 0 0 0 0 3	
Michael Barrett, R (1, 5) OBP: 0.345, SLG: 0.441	0-0 G1-3			1-0 HR 1B		2-0 FC6-4 1B		0-1 G6-3		4 1 2 0 0 0 0	
Rondell White, R (1, 7) OBP: 0.358, SLG: 0.539	0-0 F9			3-1 SAFE 1-H HR		1-1 FC6-4 1-2f		1-2 L8		4 1 1 2 0 0 1	
Vladimir Guerrero, R (1, 9) OBP: 0.354, SLG: 0.533		0-0 F7		2-2 G6-3		3-3 SAFE SAFE K		1-2 F7		4 0 0 0 0 1 1	
Shane Andrews, R (1, 3) OBP: 0.363, SLG: 0.507		0-3 K		2-3 K		1-1 G6-3			1-3 K	4 0 0 0 0 3 1	
Chris Widger, R (1, 2) OBP: 0.343, SLG: 0.539		1-1 2B		2-3 K			2-1 1B SH2-4 1B		0-0 L4	4 0 2 0 0 1 0	
Manny Martinez, R (1, 8) OBP: 0.275, SLG: 0.386		0-2 F9			4-2 S BB		0-0 SH2-4 1-2		2-2 G4-3	2 0 0 0 1 0 1	
Mike Mordecai, R (1, 4) OBP: 0.344, SLG: 0.506			0-1 G6-3		2-3 SAFE SAFE SAFE K		2-0 1B			3 0 1 0 0 1 1	
Orlando Cabrera, R (1, 6) OBP: 0.317, SLG: 0.415			2-1 G6-3		0-1 P3 1-2		0-0 P6			3 0 0 0 0 0 3	
<b>Inning Stats</b>	R: 0 E: 0 K: 0 S: 5 H: 0 LOB: 0 BB: 0 P: 5	R: 0 E: 0 K: 1 S: 9 H: 1 LOB: 1 BB: 0 P: 10	R: 0 E: 0 K: 0 S: 6 H: 0 LOB: 0 BB: 0 P: 8	R: 2 E: 0 K: 2 S: 15 H: 2 LOB: 0 BB: 0 P: 25	R: 0 E: 0 K: 1 S: 10 H: 0 LOB: 1 BB: 1 P: 17	R: 0 E: 0 K: 1 S: 9 H: 1 LOB: 1 BB: 0 P: 16	R: 0 E: 0 K: 0 S: 8 H: 2 LOB: 2 BB: 0 P: 12	R: 0 E: 0 K: 0 S: 9 H: 0 LOB: 0 BB: 0 P: 11	R: 0 E: 0 K: 1 S: 7 H: 0 LOB: 0 BB: 0 P: 10	1B: 4 2B: 1 3B: 0 HR: 1 SF: 0 SAC: 1 DP: 0 HBP: 0	WP: 0 PB: 0 SB: 1 CS: 0 PA: 34
<b>PITCHER</b>	IP WLS BF H R ER SO BB IBB HBP BLK WP HR S P ERA WHIP										
David Wells, L (1, 1) ERA: 5.86	8.0 W 31 6 2 2 5 1 0 0 0 0 1 71 104 2.25 0.875										
Billy Koch, R (9, 1) ERA: 2.2	1.0 3 0 0 0 1 0 0 0 0 0 0 7 10 0.00 0.000										

**Montreal Expos @ Toronto Blue Jays**  
 SkyDome, Toronto, ON  
 Fri Jun 04 1999, 7:05 PM EDT  
 Att. 24,147 - Unknown - 78 F

livebaseballscorecards.com

AB	32
R	2
H	6
RBI	2
BB	1
SO	6
LOB	11





Batter	1	2	3	4	5	6	7	8	9
Shannon Stewart, R (1, 7) OBP: 0.370, SLG: 0.389	2-2 G6-3		1-3 K			0-0 G6-3	0-1 1B		
Pat Kelly, R (1, 4) OBP: 0.328, SLG: 0.500	0-1 B3		2-2 2B			0-3 K	0-1 F9-2		
Shawn Green, L (1, 9) OBP: 0.401, SLG: 0.625 Jacob Brumfield, R (5, 9) OBP: 0.294, SLG: 0.241	3-3 K		0-0 F8			4-2 FC4-6 BB		4-2 HBP 1B BB	
Carlos Delgado, L (1, 3) OBP: 0.373, SLG: 0.549		2-1 G4-3		2-3 K		2-0 FC4-6		1-1 1B HBP E 1B	
Tony Fernandez, S (1, 5) OBP: 0.472, SLG: 0.522		1-2 1B		3-2 F7			0-0 BB BB 1B	0-0 F7	
Darrin Fletcher, L (1, 2) OBP: 0.376, SLG: 0.566		0-1 1B		3-2 G3			4-0 1B BB SF7 BB	1-2 E HBP	
Dave Hollins, S (1, 10) OBP: 0.250, SLG: 0.330		0-0 G4-6-3		1-2 F7			4-0 SF7 1B BB	1-3 K	
José Cruz Jr., S (1, 8) OBP: 0.374, SLG: 0.457			0-0 E8 G6-3 1B		2-3 K		0-0 1B E F9-2 1B	2-1 E9 1B	
Homer Bush, R (1, 6) OBP: 0.358, SLG: 0.414			1-2 G6-3		1-1 G5-3		2-2 SF7	1-3 K	

Inning Stats	R: 0	H: 0	E: 0	K: 1	S: 9	P: 14	R: 0	H: 2	E: 0	K: 0	S: 9	P: 12	R: 1	H: 2	E: 1	K: 1	S: 14	R: 0	H: 0	E: 0	K: 1	S: 10	P: 18	R: 0	H: 0	E: 0	K: 1	S: 10	P: 14	R: 0	H: 0	E: 0	K: 1	S: 10	P: 16	R: 3	H: 3	E: 1	K: 0	S: 11	R: 2	H: 2	E: 1	K: 2	S: 16	P: 26
	0	0	0	1	9	14	0	2	0	0	9	12	1	2	1	1	14	0	0	0	1	10	18	0	0	0	0	0	0	0	0	0	0	10	16	3	3	1	0	11	2	2	2	16	26	

PITCHER	IP	WLS	BF	H	R	ER	SO	BB	IBB	HBP	BLK	WP	HR	S	P	ERA	WHIP
Mike Thurman, R (1, 1) ERA: 6.25	6.0		23	5	2	2	5	1	0	0	0	0	0	63	93	3.00	1.000
Bobby Ayala, R (7, 1) ERA: 3.64	0.0	L	3	1	0	0	0	2	0	0	0	0	0	1	9	∞	∞
Anthony Telford, R (7, 1) ERA: 2.57	2.0		10	3	4	3	2	1	0	1	0	0	0	25	37	13.50	2.000

**BOTTOM**

AB R H RBI BB SO LOB

4	0	1	1	0	1	0
4	0	1	0	0	1	2
2	0	0	0	0	1	1
0	1	0	0	2	0	0
4	1	1	0	0	1	1
4	1	2	0	0	0	2
2	1	1	0	1	0	0
3	1	0	0	1	1	5
4	1	3	2	0	1	0
3	0	0	2	0	1	2

AB 30  
R 6  
H 9  
RBI 5  
BB 4  
SO 7  
LOB 13

WP: 0 PA: 36  
PB: 0  
SB: 0  
CS: 0

**Toronto Blue Jays**

**Montreal Expos @ Toronto Blue Jays**  
**SkyDome, Toronto, ON**  
 Fri Jun 04 1999, 7:05 PM EDT  
 Att: 24,147 - Unknown - 78 F

livebaseballscorecards.com

Batter	1	2	3	4	5	6	7	8	9	AB R H RBI BB SO LOB	TOP											
Manny Martinez, R (1, 8) OBP: 0.273, SLG: 0.387	2-2 F7		2-2 E9 1B 2B		1-3 K		3-2 E6 1-H CS		1-3 K	5 1 1 0 0 2 0												
Ryan McGuire, L (1, 3) OBP: 0.359, SLG: 0.418	0-2 G5-3		0-0 1B		1-1 G6-3		4-1 SAFE BB			3 0 1 1 1 0 0												
Rondell White, R (1, 7) OBP: 0.356, SLG: 0.533	0-0 CS 1B		0-1 L9		0-1 L7		2-1 F8			4 0 1 0 0 0 2												
Jose Vidro, S (1, 4) OBP: 0.354, SLG: 0.547	2-1 CS 1-2	1-1 G1-2-3	3-2 F9		0-0 WP HR 1B		2-0 F7			4 1 1 0 0 0 2												
Vladimir Guerrero, R (1, 9) OBP: 0.357, SLG: 0.535		1-2 FC5-2 2B	0-0 P3		4-2 WP HR BB		0-0 F9			3 1 1 0 1 0 1												
Orlando Merced, S (1, 10) OBP: 0.350, SLG: 0.448		4-1 FC5-2 BB		0-0 F7		2-2 1-H 2-H HR		2-3 K		3 1 1 3 1 1 0												
Michael Barrett, R (1, 5) OBP: 0.339, SLG: 0.433		1-1 E3 FC5-2		1-2 G3-1		1-0 P4		0-0 G5-3		3 0 0 0 0 0 2												
Shane Andrews, R (6, 5) OBP: 0.358, SLG: 0.500		1-2 2-3								1 0 0 0 0 0 0												
Chris Widger, R (1, 2) OBP: 0.333, SLG: 0.523		2-0 FC5-2 1-2 2-3 3-H		3-2 F9		1-0 P4				4 0 0 0 0 0 3												
Orlando Cabrera, R (1, 6) OBP: 0.316, SLG: 0.408		0-0 F9			2-1 G5-3		1-0 S E HBP		0-0 F9	3 1 0 0 0 0 3												
<b>Inning Stats</b>	R: 0 E: 0 K: 0 S: 9	H: 1 LOB: 0 BB: 0 P: 13	R: 0 E: 1 K: 0 S: 10	H: 1 LOB: 3 BB: 1 P: 19	R: 1 E: 1 K: 0 S: 10	H: 2 LOB: 1 BB: 0 P: 15	R: 0 E: 0 K: 0 S: 7	H: 0 LOB: 0 BB: 0 P: 11	R: 0 E: 0 K: 1 S: 7	H: 0 LOB: 0 BB: 0 P: 11	R: 3 E: 0 K: 0 S: 11	H: 2 LOB: 0 BB: 1 P: 19	R: 1 E: 1 K: 0 S: 8	H: 0 LOB: 1 BB: 1 P: 20	R: 0 E: 0 K: 1 S: 5	H: 0 LOB: 0 BB: 0 P: 7	R: 0 E: 0 K: 1 S: 6	H: 0 LOB: 0 BB: 0 P: 8	1B: 3 2B: 2 3B: 0 HR: 1	SF: 0 SAC: 0 DP: 0 HBP: 1	WP: 2 PB: 0 SB: 1 CS: 2	PA: 38
<b>PITCHER</b>	IP WLS BF H R ER SO BB IBB HBP BLK WP HR S P ERA WHIP																					
Joey Hamilton, R (1, 1) ERA: 13.21	5.1 L 24 6 4 4 1 2 0 0 0 2 1 52 84 6.75 1.500																					
Tom Davey, R (6, 1) ERA: 4.58	1.2 7 0 1 1 0 1 0 1 0 0 0 10 24 5.40 0.600																					
Paul Spoljaric, L (8, 1) ERA: 8.14	2.0 6 0 0 0 0 2 0 0 0 0 0 0 11 15 0.00 0.000																					

**Montreal Expos @ Toronto Blue Jays**  
 SkyDome, Toronto, ON  
 Sat Jun 05 1999, 4:05 PM EDT  
 Att. 28,112 - Cloudy - 76 F

[livebaseballscorecards.com](http://livebaseballscorecards.com)

**AB 33**  
**R 5**  
**H 6**  
**RBI 4**  
**BB 3**  
**SO 3**  
**LOB 13**



Batter	1	2	3	4	5	6	7	8	9	AB R H RBI BB SO LOB
Shannon Stewart, R (1, 7) OBP: 0.368, SLG: 0.384	1-1 P9		2-1 1 SAFE 1 SAFE 1-2 HBP		1-1 G6-3		0-0 F8			3 0 0 0 0 0 0
Pat Kelly, R (1, 4) OBP: 0.318, SLG: 0.483	1-2 F7		0-0 P3		1-0 F9			2-3 K2-3		4 0 0 0 0 1 2
Dave Hollins, S (1, 10) OBP: 0.250, SLG: 0.326	0-0 1B		2-0 G1-3		0-2 P2			0-1 G3-1		4 0 1 0 0 0 2
Carlos Delgado, L (1, 3) OBP: 0.378, SLG: 0.546	2-0 F8			4-2 F8 BB BB	4-1 FC3-6 1B BB			4-2 BB		1 0 0 0 3 0 1
Tony Fernandez, S (1, 5) OBP: 0.473, SLG: 0.519		0-2 F8		4-2 BB 1-2 BB	2-0 FC3-6 1B BB			1-0 F7		3 0 1 0 1 0 1
Darrin Fletcher, L (1, 2) OBP: 0.371, SLG: 0.544		1-3 K		0-1 F8	3-1 FC3-6 1-2f 2-3			4-0 BB		3 0 0 0 1 1 4
José Cruz Jr., S (1, 8) OBP: 0.368, SLG: 0.448		2-3 K		0-3 K	0-3 K			0-0 F8		4 0 0 0 0 3 5
Homer Bush, R (1, 6) OBP: 0.343, SLG: 0.396			1-2 F9	2-3 K			1-1 G5-3	0-1 F8		4 0 0 0 0 1 3
Jacob Brumfield, R (1, 9) OBP: 0.289, SLG: 0.242			1-1 HBP 1B		1-1 G6-3		0-2 G6-3	1-1 G4-3		4 0 1 0 0 0 1

Inning Stats	R: 0 E: 0 K: 0 S: 7	H: 1 LOB: 1 BB: 0 P: 11	R: 0 E: 0 K: 2 S: 9	H: 0 LOB: 0 BB: 0 P: 12	R: 0 E: 0 K: 0 S: 9	H: 1 LOB: 2 BB: 0 P: 15	R: 0 E: 0 K: 2 S: 16	H: 0 LOB: 2 BB: 2 P: 26	R: 0 E: 0 K: 0 S: 5	H: 0 LOB: 0 BB: 0 P: 8	R: 0 E: 0 K: 1 S: 11	H: 1 LOB: 2 BB: 1 P: 20	R: 0 E: 0 K: 0 S: 6	H: 0 LOB: 0 BB: 0 P: 7	R: 0 E: 0 K: 1 S: 9	H: 0 LOB: 1 BB: 1 P: 16	R: 0 E: 0 K: 0 S: 5	H: 0 LOB: 1 BB: 1 P: 10	1B: 3 2B: 0 3B: 0 HR: 0	SF: 0 SAC: 0 DP: 0 HBP: 1
--------------	------------------------------	----------------------------------	------------------------------	----------------------------------	------------------------------	----------------------------------	-------------------------------	----------------------------------	------------------------------	---------------------------------	-------------------------------	----------------------------------	------------------------------	---------------------------------	------------------------------	----------------------------------	------------------------------	----------------------------------	----------------------------------	------------------------------------

PITCHER	IP	WLS	BF	H	R	ER	SO	BB	IBB	HBP	BLK	WP	HR	S	P	ERA	WHIP
Miguel Batista, R (1, 1) ERA: 3.66	9.0	W	36	3	0	0	6	5	0	1	0	0	0	77	125	0.00	0.889

**BOTTOM**

**Montreal Expos @ Toronto Blue Jays**  
**SkyDome, Toronto, ON**  
 Sat Jun 05 1999, 4:05 PM EDT  
 Att: 28,112 - Cloudy - 76 F

AB	30
R	0
H	3
RBI	0
BB	5
SO	6
LOB	19



WP: 0	PA: 36
PB: 0	SB: 0
CS: 0	

Batter	1	2	3	4	5	6	7	8	9	AB R H RBI BB SO LOB	TOP											
Manny Martinez, R (1, 8) OBP: 0.272, SLG: 0.383	1-2 G4-3		3-2 1B 2B 1B		2-2 P3		1-0 P3			4 1 1 0 0 0 2												
Ryan McGuire, L (1, 3) OBP: 0.368, SLG: 0.431	4-2 1B BB		0-0 P5		2-1 2B		0-0 G6-4-3			3 0 1 0 1 0 4												
Rondell White, R (1, 7) Darron Cox, R (8, 2) OBP: 0.359, SLG: 0.532 OBP: 0.320, SLG: 0.435	0-1 1-2 1B		1-1 2B 1-2 2-H 1B		0-0 F8		0-0 F8	2-0 F8		4 0 2 1 0 0 1 0 0 0 0 0 0 0												
Jose Vidro, S (1, 4) OBP: 0.352, SLG: 0.546	0-2 G4-6-3		0-0 1-3 2-H 2B		0-0 F8		0-0 F8	1-1 F7		4 0 1 1 0 0 3												
Vladimir Guerrero, R (1, 9) James Mouton, R (8, PR) OBP: 0.359, SLG: 0.530 OBP: 0.478, SLG: 0.471		4-0 F9 BB	2-1 G6-3		0-0 G6-3			4-1 BB		2 0 0 0 2 0 2 0 0 0 0 0 0 0												
Orlando Merced, S (1, 10) OBP: 0.345, SLG: 0.437		1-1 F9		1-1 F8		0-2 G6-3 1B		3-3 K		4 0 1 0 0 1 2												
Michael Barrett, R (1, 2) Wilton Guerrero, S (8, 4) OBP: 0.333, SLG: 0.425 OBP: 0.298, SLG: 0.342					0-1 F9		2-0 G6-3		1-0 L8	3 0 0 0 0 0 1 1 0 0 0 0 0 0	AB 31 R 2 H 8 RBI 2 BB 5 SO 1 LOB 17											
Shane Andrews, R (1, 5) OBP: 0.376, SLG: 0.500			4-0 1B BB		4-2 BB		0-0 1B 1B		0-1 G6-3	2 1 1 0 2 0 0												
Orlando Cabrera, R (1, 6) OBP: 0.314, SLG: 0.405			2-2 F7		3-2 G6-3		1-0 G6-4-3 1B		1-1 G6-3	4 0 1 0 0 0 2												
<b>Inning Stats</b>	R: 0 E: 0 K: 0 S: 12	H: 1 LOB: 1 BB: 1 P: 17	R: 0 E: 0 K: 0 S: 3	H: 0 LOB: 0 BB: 1 P: 9	R: 2 E: 0 K: 0 S: 12	H: 3 LOB: 2 BB: 1 P: 24	R: 0 E: 0 K: 0 S: 10	H: 0 LOB: 1 BB: 1 P: 18	R: 0 E: 0 K: 0 S: 7	H: 1 LOB: 1 BB: 0 P: 11	R: 0 E: 0 K: 0 S: 6	H: 1 LOB: 0 BB: 0 P: 8	R: 0 E: 0 K: 0 S: 4	H: 2 LOB: 1 BB: 0 P: 6	R: 0 E: 0 K: 1 S: 7	H: 0 LOB: 1 BB: 1 P: 17	R: 0 E: 0 K: 0 S: 5	H: 0 LOB: 0 BB: 0 P: 7	1B: 6 2B: 2 3B: 0 HR: 0	SF: 0 SAC: 0 DP: 3 HBP: 0	WP: 0 PB: 0 SB: 0 CS: 0	PA: 36
<b>PITCHER</b>	IP WLS BF H R ER SO BB IBB HBP BLK WP HR S P ERA WHIP																					
Kelvim Escobar, R (1, 1) ERA: 5.6	8.0 W 33 8 2 2 1 5 0 0 0 0 0 0 61 110 2.25 1.625																					
Graeme Lloyd, L (9, 1) ERA: 2.7	1.0 3 0 0 0 0 0 0 0 0 0 0 0 5 7 0.00 0.000																					

**Montreal Expos @ Toronto Blue Jays**  
**SkyDome, Toronto, ON**  
 Sun Jun 06 1999, 1:05 PM EDT  
 Att. 24,392 - Sunny - 86 F

[livebaseballscorecards.com](http://livebaseballscorecards.com)



Batter	1	2	3	4	5	6	7	8	9
<b>Shannon Stewart, R</b> (1, 7) OBP: 0.368, SLG: 0.382	3-2 F9	2-2 G5-3	0-1 F9			1-0 SF8		4-2 F9 BB	
<b>Craig Grebeck, R</b> (1, 4) OBP: 0.448, SLG: 0.466	2-3 K		0-0 E7		3-1 G6-3	1-3 F9 1B		4-2 BB	
<b>Carlos Delgado, L</b> (1, 3) OBP: 0.379, SLG: 0.543	4-2 BB		0-0 2B		1-3 K	2-0 SF8		2-1 L3	
<b>Tony Fernandez, S</b> (1, 5) OBP: 0.476, SLG: 0.542	3-2 F8		1-0 1B		0-1 HR	2-1 1B		3-2 F9	
<b>Darrin Fletcher, L</b> (1, 2) OBP: 0.372, SLG: 0.571			3-0 G4-3		0-0 G4-3	2-1 F9		1-1 L3-1	
<b>Willis Otanez, R</b> (1, 10) OBP: 0.288, SLG: 0.330			0-0 SH1-4		4-2 FC5-4	1-1 G5-3			
<b>José Cruz Jr., S</b> (1, 8) OBP: 0.366, SLG: 0.444			1-1 WP		1-0 FC5-4				
<b>Homer Bush, R</b> (1, 6) OBP: 0.343, SLG: 0.394			1-1 SH1-4		0-0 FC6-4				
<b>Jacob Brumfield, R</b> (1, 9) OBP: 0.286, SLG: 0.250			1-1 SF7		0-0 P6				

Inning Stats	R: 0	H: 0	E: 0	K: 1	S: 16	R: 2	H: 3	E: 0	K: 0	S: 16	R: 5	H: 6	E: 1	K: 0	S: 13	R: 1	H: 1	E: 0	K: 1	S: 8	R: 0	H: 0	E: 0	K: 0	S: 5	R: 1	H: 3	E: 0	K: 1	S: 15	R: 0	H: 0	E: 0	K: 1	S: 7	R: 0	H: 0	E: 0	K: 0	S: 14
	LOB: 1	BB: 1	P: 28	ER: 7	SO: 1	LOB: 1	BB: 0	P: 23	IBB: 0	HBP: 1	LOB: 0	BB: 0	P: 12	LOB: 1	BB: 1	LOB: 2	BB: 0	P: 10	LOB: 0	BB: 0	LOB: 0	BB: 0	LOB: 2	BB: 2	P: 28	LOB: 0	BB: 0	LOB: 0	BB: 0	LOB: 0	BB: 0	LOB: 0	BB: 0	LOB: 0	BB: 0	LOB: 0	BB: 0	LOB: 0	BB: 0	LOB: 0

PITCHER	IP	WLS	BF	H	R	ER	SO	BB	IBB	HBP	BLK	WP	HR	S	P	ERA	WHIP
<b>Dustin Hermanson, R</b> (1, 1) ERA: 5.7	2.0	L	15	7	7	7	1	1	0	0	0	1	1	37	61	31.50	4.000
<b>J.D. Smart, R</b> (3, 1) ERA: 5.82	3.0		12	3	1	1	1	0	0	0	0	0	1	21	33	3.00	1.333
<b>Guillermo Mota, R</b> (6, 1) ERA: 1.93	1.0		6	3	1	1	0	0	0	0	0	0	0	15	26	9.00	3.000
<b>Ugueth Urbina, R</b> (7, 1) ERA: 4.4	1.0		3	0	0	0	1	0	0	0	0	0	0	7	10	0.00	0.000
<b>Bobby Ayala, R</b> (8, 1) ERA: 3.64	0.0		2	0	0	0	0	2	0	0	0	0	0	4	12	∞	∞

**AB R H RBI BB SO LOB**

**4 1 1 0 1 0 2**

**4 1 2 0 1 1 0**

**3 1 1 1 1 1 2**

**5 2 3 3 0 0 3**

**5 2 2 2 0 0 4**

**2 1 1 0 1 0 2**

**4 0 1 0 0 1 3**

**3 1 1 1 0 0 1**

**3 0 1 2 0 0 1**

**AB 33**

**R 9**

**H 13**

**RBI 9**

**BB 4**

**SO 3**

**LOB 18**

**1B: 10 SF: 2**

**2B: 1 SAC: 1**

**3B: 0 DP: 0**

**HR: 2 HBP: 1**

**WP: 1 PA: 41**

**PB: 0**

**SB: 2**

**CS: 0**

**ERA 0.00 WHIP 0.000**

**Steve Kline, L** (8, 1)  
ERA: 5.73

**IP 1.0 WLS 0 BF 3 H 0 R 0 ER 0 SO 0 BB 0 IBB 0 HBP 0 BLK 0 WP 0 HR 0 S 10 P 16**

**ERA 5.73 WHIP 0.000**

**TORONTO BLUE JAYS**

**Montreal Expos @ Toronto Blue Jays**

**SkyDome, Toronto, ON**

Sun Jun 06 1999, 1:05 PM EDT

Att. 24,392 - Sunny - 86 F

[livebaseballscorecards.com](http://livebaseballscorecards.com)

Batter	1	2	3	4	5	6	7	8	9	AB R H RBI BB SO LOB	TOP
Shannon Stewart, R (1, 7) OBP: 0.365, SLG: 0.378	0-1 G1-3		1-2 P4	0-1 1B			1-1 F7		2-0 F9	5 0 1 0 0 0 0	
Homer Bush, R (1, 4) OBP: 0.336, SLG: 0.384	2-2 1B		2-2 F7	1-2 G1-3			1-0 F7		1-1 F9	5 0 1 0 0 0 2	
Carlos Delgado, L (1, 3) OBP: 0.379, SLG: 0.536	3-1 P6		4-0 BB		4-1 FC3-6		2-2 G3-1		0-3 K	3 0 0 0 2 1 1	
Tony Fernandez, S (1, 5) OBP: 0.476, SLG: 0.538	1-2 G4-3		4-1 BB		0-0 FC3-6			1-1 1B		3 0 1 0 1 0 2	
Darrin Fletcher, L (1, 2) OBP: 0.378, SLG: 0.568		0-0 1B	1-2 G1-3		2-0 F8			1-1 1B		4 0 2 0 0 0 3	
José Cruz Jr., S (1, 8) OBP: 0.368, SLG: 0.447		3-2 FC3-6		1-2 1B	0-1 G3			4-0 BB		3 2 1 0 1 0 2	
Jacob Brumfield, R (1, 9) OBP: 0.283, SLG: 0.275		2-1 SF8		3-2 G6-3		0-3 K		0-3 K		4 0 1 0 0 2 4	
Chris Woodward, R (1, 6) OBP: 0.250, SLG: 0.333		0-1 SF8		1-2 1B	2-2 G1-3			2-3 K		3 0 1 2 0 1 3	
32 Roy Halladay, R (1, 1) Willis Otanez, R (6, PH) Paul Spoljaric, R (6, 1) Willie Greene, L (8, PH) Tom Davey, R (8, 1)		0-3 K		0-1 SH1-4	0-1 F7			2-1 G3-1		1 0 0 0 0 1 1	
<b>Inning Stats</b>	R: 0 H: 1 E: 0 LOB: 1 K: 0 BB: 0 S: 10 P: 16	R: 1 H: 2 E: 0 LOB: 1 K: 1 BB: 0 S: 14 P: 19	R: 0 H: 0 E: 0 LOB: 2 K: 0 BB: 2 S: 10 P: 22	R: 1 H: 3 E: 0 LOB: 2 K: 0 BB: 0 S: 20 P: 26	R: 0 H: 0 E: 0 LOB: 1 K: 0 BB: 1 S: 5 P: 11	R: 0 H: 0 E: 0 LOB: 0 K: 1 BB: 0 S: 9 P: 11	R: 0 H: 0 E: 0 LOB: 0 K: 0 BB: 0 S: 7 P: 11	R: 0 H: 2 E: 0 LOB: 3 K: 2 BB: 1 S: 13 P: 23	R: 0 H: 0 E: 0 LOB: 0 K: 1 BB: 0 S: 6 P: 9	1B: 6 SF: 1 2B: 2 SAC: 1 3B: 0 DP: 0 HR: 0 HBP: 0	WP: 0 PA: 39 PB: 0 SB: 1 CS: 0
<b>PITCHER</b>	IP WLS BF H R ER SO BB IBB HBP BLK WP HR S P ERA WHIP										
Orel Hershiser, R (1, 1) ERA: 5.49	6.0 W 27 6 2 2 2 3 0 0 0 0 0 0 68 105 3.00 1.500										
Turk Wendell, R (7, 1) ERA: 3.09	2.0 9 2 0 0 2 1 0 0 0 0 0 0 20 34 0.00 1.500										
Pat Mahomes, R (9, 1) ERA: 4.61	1.0 3 0 0 0 1 0 0 0 0 0 0 0 6 9 0.00 0.000										

Toronto Blue Jays @ New York Mets  
Shea Stadium, Flushing, NY  
Mon Jun 07 1999, 7:40 PM EDT  
Att. 21,457 - Cloudy - 93 F

livebaseballscorecards.com

AB	33
R	2
H	8
RBI	2
BB	4
SO	5
LOB	21



**BOTTOM**

**Toronto Blue Jays @ New York Mets**  
 Shea Stadium, Flushing, NY  
 Mon Jun 07 1999, 7:40 PM EDT  
 Att. 21,457 - Cloudy - 93 F

[livebaseballscorecards.com](http://livebaseballscorecards.com)

<b>AB</b>	<b>35</b>
<b>R</b>	<b>8</b>
<b>H</b>	<b>14</b>
<b>RBI</b>	<b>8</b>
<b>BB</b>	<b>5</b>
<b>SO</b>	<b>7</b>
<b>LOB</b>	<b>20</b>



WP: 0	PA: 41
PB: 1	
SB: 3	
CS: 1	

AB	R	H	RBI	BB	SO	LOB
4	1	3	0	1	0	1
4	1	2	1	0	0	2
1	0	0	0	0	1	1
3	1	0	0	1	0	2
0	0	0	0	1	0	0
4	2	2	2	0	0	0
1	0	0	0	0	1	2
5	0	2	0	0	0	4
4	0	1	0	0	2	3
3	2	2	2	1	0	2
3	1	2	2	1	0	0
1	0	0	1	0	1	1
1	0	0	0	0	1	0
1	0	0	0	0	1	2
0	0	0	0	0	0	0
1B: 8	SF: 1	WP: 0	PA: 41			
2B: 1	SAC: 0	PB: 1				
3B: 2	DP: 1	SB: 3				
HR: 3	HBP: 0	CS: 1				

Batter	1	2	3	4	5	6	7	8	9								
<b>Roger Cedeno, S</b> (1, 9) OBP: 0.435, SLG: 0.405	3-2 SAFE 2B 1B	2-1 SAFE L7		2-1 SAFE CS 1B		4-0 BB G4-3		1-0 3B									
<b>Edgardo Alfonzo, R</b> (1, 4) OBP: 0.375, SLG: 0.452	1-1 SAFE F8 31 G6-3 2B	0-0 G5-3		3-1 SAFE 1-2 1B		2-2 SAFE G4-3 1-2f		2-3 K									
<b>John Olerud, L</b> (1, 3) OBP: 0.474, SLG: 0.560	1-0 F8 2-3		2-0 G3	0-0 G3			4-0 S 31 1B BB	4-2 FC4-6 BB									
<b>Matt Franco, L</b> (8, PH) OBP: 0.351, SLG: 0.400																	
<b>31 Mike Piazza, R</b> (1, 2) OBP: 0.388, SLG: 0.578	0-0 G6-3		0-1 F8		2-1 HR		0-2 S 1B 1B	1-3 K									
<b>Todd Pratt, R</b> (8, PH) OBP: 0.354, SLG: 0.431																	
<b>Robin Ventura, L</b> (1, 5) OBP: 0.358, SLG: 0.485	0-2 1B 1B		1-0 PB 1B		0-2 G5-3		2-1 P4	0-0 FC4-6 1-2f									
<b>Brian McRae, S</b> (1, 8) OBP: 0.360, SLG: 0.421	1-0 FC6-4 1-2 1B		1-1 G3		0-2 K		3-3 K										
<b>Benny Agbayani, R</b> (1, 7) OBP: 0.486, SLG: 0.905	1-1 FC6-4 1-2f			2-1 HR	0-2 HR		4-0 1B IBB										
<b>Rey Ordonez, R</b> (1, 6) OBP: 0.302, SLG: 0.333		4-1 BB		1-0 SF9 3B	2-0 G4-3		1-0 1B										
<b>Orel Hershiser, R</b> (1, 1) OBP: 0.174, SLG: 0.190							1-3 2-H 3-H										
<b>Melvin Mora, R</b> (6, PH)		0-3 K		0-0 SF9		2-3 K	1-3 K										
<b>Turk Wendell, L</b> (7, 1)				3-H													
<b>Pat Mahomes, R</b> (9, 1)																	
<b>Inning Stats</b>	R: 2 E: 0 K: 0 S: 16	H: 4 LOB: 2 BB: 0 P: 23	R: 0 E: 0 K: 1 S: 7	H: 0 LOB: 1 BB: 1 P: 13	R: 0 E: 0 K: 0 S: 6	H: 1 LOB: 1 BB: 0 P: 10	R: 2 E: 0 K: 0 S: 10	H: 4 LOB: 1 BB: 0 P: 17	R: 2 E: 0 K: 1 S: 9	H: 0 LOB: 0 BB: 1 P: 17	R: 2 E: 0 K: 2 S: 14	H: 2 LOB: 2 BB: 2 P: 29	R: 0 E: 0 K: 2 S: 13	H: 1 LOB: 2 BB: 1 P: 21	1B: 8 2B: 1 3B: 2 HR: 3	SF: 1 SAC: 0 DP: 1 HBP: 0	WP: 0 PA: 41 PB: 1 SB: 3 CS: 1
<b>PITCHER</b>	IP WLS L	BF H R ER SO	H R ER SO	BB IBB HBP BLK	WP HR S P	ERA WHIP	<b>PITCHER</b>	IP WLS L	BF H R ER SO	BB IBB HBP BLK	WP HR S P	ERA WHIP					
<b>32 Roy Halladay, R</b> (1, 1) ERA: 4.65	5.0	26	11	6	6	2	10.80	2.400									
<b>Paul Spoljaric, L</b> (6, 1) ERA: 8.2	2.0	10	2	2	2	3	9.00	2.000									
<b>Tom Davey, R</b> (8, 1) ERA: 4.46	1.0	5	1	0	0	2	0.00	2.000									

Batter	1	2	3	4	5	6	7	8	9	AB R H RBI BB SO LOB	TOP											
Shannon Stewart, R (1, 7) OBP: 0.367, SLG: 0.375	1-3 K		4-2 S BB		4-1 G5-3 BB		1-3 K			2 0 0 0 2 2 0												
Homer Bush, R (1, 4) OBP: 0.333, SLG: 0.373	2-2 K		4-2 BB		0-1 G5-3		1-0 F9			3 0 0 0 1 1 2												
Carlos Delgado, L (1, 3) OBP: 0.374, SLG: 0.527	1-0 F9		2-0 G4-3		1-1 F7			2-2 F7		4 0 0 0 0 0 4												
Tony Fernandez, S (1, 5) OBP: 0.468, SLG: 0.528		1-3 K		3-2 G6-3		1-2 G6-3		2-0 F8		4 0 0 0 0 1 0												
Darrin Fletcher, L (1, 2) OBP: 0.363, SLG: 0.543		2-0 F7		3-3 K		0-0 G3		3-2 P6		4 0 0 0 0 1 0												
José Cruz Jr., S (1, 8) OBP: 0.374, SLG: 0.463		0-0 HR		4-0 BB		4-1 HR BB			3-3 K	2 2 1 1 2 1 0												
Willie Greene, L (1, 9) OBP: 0.255, SLG: 0.250		2-1 G3		2-3 K		2-0 HR			0-1 G6-3	2 0 0 0 0 1 1												
Jacob Brumfield, R (6, PH) OBP: 0.292, SLG: 0.357										2 1 1 2 0 0 0												
Chris Woodward, R (1, 6) OBP: 0.143, SLG: 0.167			3-2 G6-3		3-1 G1-3		0-1 G6-3		0-0 DI 1B	3 0 0 0 0 0 0												
Graeme Lloyd, L (8, 1)										0 0 0 0 0 0 0												
Dave Hollins, S (9, PH) OBP: 0.257, SLG: 0.333										1 0 1 0 0 0 0												
Pat Hentgen, R (1, 1) OBP: 0.500, SLG: 0.500			0-3 K		1-2 G5-3 BB 1B		1-2 F7		1-3 K	2 0 1 0 0 1 0												
Dan Plesac, L (6, 1)										0 0 0 0 0 0 0												
Craig Grebeck, R (6, 6) OBP: 0.435, SLG: 0.450										2 0 0 0 0 1 1												
Tom Davey, R (7, 1)										0 0 0 0 0 0 0												
<b>Inning Stats</b>	R: 0 E: 0 K: 2 S: 8	H: 0 LOB: 0 BB: 0 P: 12	R: 1 E: 0 K: 1 S: 8	H: 1 LOB: 0 BB: 0 P: 13	R: 0 E: 0 K: 1 S: 14	H: 0 LOB: 2 BB: 2 P: 25	R: 0 E: 0 K: 2 S: 9	H: 0 LOB: 1 BB: 1 P: 21	R: 0 E: 0 K: 0 S: 10	H: 1 LOB: 2 BB: 1 P: 19	R: 2 E: 0 K: 0 S: 8	H: 1 LOB: 0 BB: 1 P: 15	R: 0 E: 0 K: 1 S: 9	H: 0 LOB: 0 BB: 0 P: 12	R: 0 E: 0 K: 0 S: 11	H: 0 LOB: 0 BB: 0 P: 18	R: 0 E: 0 K: 2 S: 12	H: 1 LOB: 1 BB: 0 P: 16	1B: 2 2B: 0 3B: 0 HR: 2	SF: 0 SAC: 0 DP: 0 HBP: 0	WP: 0 PB: 0 SB: 1 CS: 0	PA: 36
<b>PITCHER</b>	IP WLS BF H R ER SO BB IBB HBP BLK WP HR S P ERA WHIP																					
Jason Isringhausen, R (1, 1) ERA: 5.82	5.2 W 24 2 2 2 6 5 0 0 0 0 1 54 100 3.18 1.235																					
Dennis Cook, L (6, 1) ERA: 3.2	1.1 H 5 1 1 1 1 0 0 0 0 0 1 12 17 6.75 0.750																					
Armando Benitez, R (8, 1) ERA: 1.88	1.0 3 0 0 0 0 0 0 0 0 0 0 11 18 0.00 0.000																					
John Franco, L (9, 1) ERA: 2.38	1.0 4 1 0 0 2 0 0 0 0 0 0 12 16 0.00 1.000																					

Toronto Blue Jays @ New York Mets  
Shea Stadium, Flushing, NY  
Tue Jun 08 1999, 7:40 PM EDT  
Att. 18,984 - Cloudy - 90 F

livebaseballscorecards.com

AB	31
R	3
H	4
RBI	3
BB	5
SO	9
LOB	8





BOTTOM

Toronto Blue Jays @ New York Mets  
Shea Stadium, Flushing, NY  
Tue Jun 08 1999, 7:40 PM EDT  
Att. 18,984 - Cloudy - 90 F

livebaseballscores.com

AB 38  
R 11  
H 14  
RBI 11  
BB 3  
SO 5  
LOB 20



WP: 0 PA: 44  
PB: 0  
SB: 1  
CS: 0

AB	R	H	RBI	BB	SO	LOB
4	0	0	1	0	1	4
5	1	1	2	0	0	5
4	2	2	0	1	0	1
5	1	2	1	0	0	2
0	0	0	0	0	0	0
5	2	3	1	0	1	1
3	0	0	0	0	1	2
0	0	0	0	0	0	0
0	0	0	0	0	0	0
1	1	1	1	0	0	0
0	0	0	0	0	0	0
0	1	0	0	1	0	0
3	1	1	3	1	0	0
5	1	4	2	0	0	0
1	1	0	0	0	0	1
2	0	0	0	0	2	4
1B: 8	SF: 1	WP: 0	PA: 44			
2B: 4	SAC: 2	PB: 0				
3B: 0	DP: 0	SB: 1				
HR: 2	HBP: 0	CS: 0				

Batter	1	2	3	4	5	6	7	8	9				
Rickey Henderson, R (1, 7) OBP: 0.407, SLG: 0.379	1-1 E6		1-0 SF8		1-0 P3	0-0 FC5	2-3 K						
Edgardo Alfonzo, R (1, 4) OBP: 0.372, SLG: 0.460	1-2 G6-3		2-0 HR		2-2 F8	2-0 F9	3-1 G5-3						
John Olerud, L (1, 3) OBP: 0.477, SLG: 0.563	2-1 F9		4-2 BB		2-2 31 1B		1-2 31 2B 1B	0-0 G4-3					
31 Mike Piazza, R (1, 2) OBP: 0.369, SLG: 0.579 John Franco, L (9, 1)	0-1 G6-3		1-1 F9		1-1 1B		0-0 1B	2-0 G6-3					
Robin Ventura, L (1, 5) OBP: 0.363, SLG: 0.493		1-3 K	2-2 F8		3-2 1B		0-1 SH 1B	0-1 HR					
Benny Agbayani, R (1, 9) OBP: 0.461, SLG: 0.864 Dennis Cook, L (6, 1) Melvin Mora, R (7, PH) Matt Franco, L (7, PH) Armando Benitez, R (8, 1) Todd Pratt, R (8, PH) OBP: 0.362, SLG: 0.412 OBP: 0.361, SLG: 0.431	0-1 G6-3			0-3 K	0-0 G3		0-0 SH 1B	4-1 HR					
Roger Cedeno, S (1, 8) OBP: 0.436, SLG: 0.424	1-2 F9			2-1 F8		4-2 FC5 1B	0-0 SH 1B	0-0 HR					
Rey Ordonez, R (1, 6) OBP: 0.316, SLG: 0.354			2-1 SH SF8 1B	0-1 2B	0-1 G4-3	1-1 FC5 1B	0-0 1B	0-0 G3					
Jason Istringhausen, R (1, 1) OBP: 0.167, SLG: 0.333 Brian McRae, S (6, 8) OBP: 0.356, SLG: 0.416			0-1 SH HR	0-1 G4-3		3-3 K	2-3 K						
Inning Stats	R: 0 H: 0 E: 1 LOB: 1 K: 0 BB: 0 S: 9 P: 13	R: 0 H: 0 E: 0 LOB: 0 K: 1 BB: 0 S: 8 P: 10	R: 3 H: 2 E: 1 LOB: 1 K: 0 BB: 1 S: 13 P: 25	R: 0 H: 1 E: 0 LOB: 1 K: 1 BB: 0 S: 9 P: 11	R: 1 H: 3 E: 0 LOB: 2 K: 0 BB: 0 S: 14 P: 23	R: 0 H: 1 E: 0 LOB: 2 K: 1 BB: 1 S: 12 P: 22	R: 4 H: 5 E: 1 LOB: 2 K: 2 BB: 0 S: 19 P: 27	R: 3 H: 2 E: 0 LOB: 0 K: 0 BB: 1 S: 7 P: 13					
PITCHER	IP WLS BF H R ER SO BB IBB HBP BLK WP HR S P ERA WHIP											PITCHER	IP WLS BF H R ER SO BB IBB HBP BLK WP HR S P ERA WHIP
Pat Hentgen, R (1, 1) ERA: 5.56	5.0 L 25 6 4 3 2 2 0 0 0 0 0 0 55 88 5.40 1.600												
Dan Plesac, L (6, 1) ERA: 8.44	1.0 7 4 3 3 1 0 0 0 0 0 0 0 18 25 27.00 4.000												
Tom Davey, R (7, 1) ERA: 4.58	1.0 6 2 1 1 2 0 0 0 0 0 0 0 11 18 9.00 2.000												
Graeme Lloyd, L (8, 1) ERA: 3.58	1.0 6 2 3 3 0 1 0 0 0 0 0 1 7 13 27.00 3.000												

Batter	1	2	3	4	5	6	7	8	9	10	11	12	13	14	AB R H RBI BB SO LOB	TOP															
Shannon Stewart, R OBP: 0.365, SLG: 0.372 (1, 7)	1-1 FC3-6 1B 1B		1-1 G5-3	0-0 FC4-6		0-1 FC6-4			1-3 K			0-0 CI 1B		0-0 G6-3	7 0 2 0 0 1 3																
Craig Grebeck, R OBP: 0.427, SLG: 0.439 (1, 4)	1-2 FC3-6 1B		0-1 2B 1B		2-1 L6		1-3 K			0-0 F7		0-1 CI		0-3 K	6 1 2 0 0 2 2																
Willie Greene, L OBP: 0.255, SLG: 0.250 Jacob Brumfield, R OBP: 0.280, SLG: 0.341 (7, PR) (7, 9)	2-1 FC3-6 1-2 2-3		2-1 F8		1-3 K		0-0 CS 1B			0-3 K		0-0 P3			4 0 1 0 0 1 3 2 0 0 0 0 1 2																
Carlos Delgado, L OBP: 0.373, SLG: 0.524 (1, 3)	1 SAFE 3-2 P6		0-0 1B 2B		4-1 1B BB		1-1 P3			0-0 P6		0-3 K			5 0 1 1 1 1 5																
Tony Fernandez, S OBP: 0.473, SLG: 0.532 (1, 5)	1-3 K		0-2 1B		2-2 1B		3-1 CS		3-2 G3-1					0-0 G4-6-3 1B	6 0 4 0 0 1 2																
Darrin Fletcher, L OBP: 0.352, SLG: 0.551 (1, 2)				2-2 P4		1-1 G4-3			2-1 G4-3					0-0 G3-6-3 1B	6 1 1 1 0 0 4																
José Cruz Jr., S OBP: 0.378, SLG: 0.476 (1, 8)			4-1 6-4 BB		1-0 HR		3-3 K		3-3 K					0-0 F7	5 1 2 1 1 2 0	AB 52 R 3 H 15 RBI 3 BB 3 SO 11 LOB 25															
Chris Woodward, R OBP: 0.231, SLG: 0.250 (1, 6)			1-2 L6-4 1-2		2-1 FC3-6 1B		0-1 FC1-6 1B		3-3 K					0-0 G4-3	6 0 2 0 0 2 2																
David Wells, L Billy Koch, R Dave Hollins, S Graeme Lloyd, L Willis Otanez, R Shawn Green, L Tom Davey, R Dan Plesac, L (11, 1) (8, 1) (12, PR) (12, 1) (14, PR) (14, PR) (14, 1) (14, 1)			2-2 G3-1		0-0 FC3-6 FC4-6 1-2		0-2 FC1-6 FC6-4 1-2		0-1 G4-3					0-0 F9	4 0 0 0 0 0 2 0 0 0 0 0 0 0 1 0 0 0 0 0 0 0 0 0 0 0 0 0 0 0 0 0 0 1 0 0 0 0 0 0 0 0 0 0 0 0 0 0 0																
<b>Inning Stats</b>	R: 0 E: 0 K: 1 S: 13	H: 2 LOB: 2 BB: 0 P: 21	R: 1 E: 0 K: 0 S: 11	H: 1 LOB: 0 BB: 1 P: 19	R: 1 E: 0 K: 0 S: 10	H: 3 LOB: 2 BB: 0 P: 13	R: 1 E: 0 K: 1 S: 8	H: 2 LOB: 1 BB: 0 P: 13	R: 0 E: 0 K: 1 S: 14	H: 1 LOB: 2 BB: 1 P: 24	R: 0 E: 0 K: 1 S: 10	H: 1 LOB: 1 BB: 0 P: 13	R: 0 E: 0 K: 1 S: 9	H: 0 LOB: 0 BB: 0 P: 17	R: 0 E: 0 K: 2 S: 9	H: 0 LOB: 0 BB: 0 P: 13	R: 0 E: 0 K: 1 S: 5	H: 2 LOB: 1 BB: 0 P: 4	R: 0 E: 0 K: 1 S: 7	H: 1 LOB: 2 BB: 0 P: 7	R: 0 E: 0 K: 0 S: 3	H: 1 LOB: 0 BB: 0 P: 3	R: 0 E: 0 K: 2 S: 7	H: 0 LOB: 2 BB: 1 P: 11	1B: 12 2B: 2 3B: 0 HR: 2	SF: 0 SAC: 0 DP: 3 HBP: 0	WP: 0 PB: 0 SB: 0 CS: 1	PA: 57			
<b>PITCHER</b>	IP WLS BF H R ER SO BB IBB HBP BLK WP HR S P ERA WHIP																														
Rick Reed, R ERA: 5.24 (1, 1)	6.0	28	10	3	3	3	2	0	0	0	0	0	0	0	0	4.50	2.000														
Turk Wendell, R ERA: 2.92 (7, 1)	2.0	6	1	0	0	2	0	0	0	0	0	0	0	0	0	0.00	0.500														
Dennis Cook, L ERA: 2.96 (9, 1)	2.0	6	0	0	0	3	0	0	0	0	0	0	0	0	0	0.00	0.000														
John Franco, L ERA: 2.28 (11, 1)	1.0	4	2	0	0	0	0	0	0	0	0	0	0	0	0	0.00	2.000														
Pat Mahomes, R ERA: 3.78 (12, 1)	3.0	12	2	0	0	3	1	0	0	0	0	0	0	0	0	0.00	1.000														

Toronto Blue Jays @ New York Mets  
Shea Stadium, Flushing, NY  
Wed Jun 09 1999, 7:40 PM EDT  
Att: 18,254 - Overcast - 72 F

livebaseballscorecards.com



Batter	1	2	3	4	5	6	7	8	9	10	11	12	13	14	AB	R	H	RBI	BB	SO	LOB
Rickey Henderson, R OBP: 0.411, SLG: 0.374	4-1 CS S BB		1-3 K			1-2 G1-3			2-2 G5-3	4-0 PB BB			0-0 1B		4	0	1	0	2	1	2
Edgardo Alfonzo, R OBP: 0.371, SLG: 0.457	0-3 K		0-3 K			1-1 1B			0-0 FC1-6 1B	1-0 L4			0-0 P4		6	0	2	0	0	2	5
John Olerud, L OBP: 0.467, SLG: 0.550						3-2 F7			0-2 FC1-6 1B	0-0 G6-3			0-0 F9		5	1	0	0	0	1	4
John Franco, L															0	0	0	0	0	0	0
Pat Mahomes, R OBP: 0.167, SLG: 0.333	2-3 K														1	0	0	0	0	0	1
31 Mike Piazza, R OBP: 0.368, SLG: 0.571		0-1 G6-4-3 1B				3-2 F8			1-0 S 1B				0-3 K		6	1	2	0	0	2	1
Robin Ventura, L OBP: 0.361, SLG: 0.488		0-1 F8				0-0 G4-3			2-2 2B 1B						4	0	1	2	0	0	1
Luis Lopez, S OBP: 0.386, SLG: 0.383									1-H 3-H 1B						1	2	0	0	1	0	0
Brian McRae, S OBP: 0.360, SLG: 0.421		0-1 G6-4-3				1-3 K			0-0 G4-3				0-0 CS 1B		5	0	2	1	1	1	1
Roger Cedeno, S OBP: 0.435, SLG: 0.419						0-0 F8			0-0 F8				0-0 CS		4	0	1	0	1	1	0
Rey Ordonez, R OBP: 0.311, SLG: 0.348						1-0 P3			2-2 G5-3	1-0 G1-3			0-0 G6-3		6	0	1	1	0	0	3
Rick Reed, R OBP: 0.333, SLG: 0.286						0-1 SAFE									1	0	1	0	0	0	0
Melvin Mora, R															0	0	0	0	0	0	0
Turk Wendell, L															0	0	0	0	0	0	0
Todd Pratt, R															0	0	0	0	0	1	0
Dennis Cook, L															0	0	0	0	0	0	0
Matt Franco, L															0	0	0	0	0	0	0
															2	0	0	0	0	0	0

Inning Stats	R: 0	H: 0	E: 0	K: 2	S: 7	R: 0	H: 1	E: 0	K: 0	S: 6	R: 0	H: 2	E: 0	K: 2	S: 11	R: 0	H: 0	E: 0	K: 0	S: 6	R: 0	H: 0	E: 0	K: 1	S: 6	R: 0	H: 1	E: 0	K: 0	S: 12	R: 0	H: 0	E: 0	K: 1	S: 7	R: 3	H: 4	E: 0	K: 0	S: 17	R: 0	H: 0	E: 0	K: 0	S: 3	R: 0	H: 0	E: 0	K: 1	S: 5	R: 0	H: 0	E: 0	K: 1	S: 5	R: 0	H: 1	E: 0	K: 1	S: 6	R: 1	H: 1	E: 0	K: 0	S: 2	1B: 10	2B: 1	3B: 0	HR: 0	SF: 0	SAC: 1	DP: 1	HBP: 0	WP: 0	PA: 54
David Wells, L ERA: 5.57	IP: 8.2	WLS: 32	BF: 32	H: 7	R: 3	ER: 3	SO: 6	BB: 1	IBB: 0	HBP: 0	BLK: 0	WP: 0	HR: 0	S: 5	P: 108	ERA: 3.12	WHIP: 0.923																																																										
Billy Koch, R ERA: 1.93	2.1	B	10	2	0	0	1	1	1	0	0	0	0	0	11	22	0.00	1.286																																																									
Graeme Lloyd, L ERA: 3.34	2.0		7	1	0	0	2	0	0	0	0	0	0	0	11	11	0.00	0.500																																																									
Tom Davey, R ERA: 4.82	0.0	L	2	0	1	1	0	2	0	0	0	0	0	0	8	∞	∞																																																										
Dan Plesac, L ERA: 8.31	0.1		2	1	0	0	0	0	0	0	0	0	0	0	2	2	0.00	3.000																																																									

BOTTOM

Toronto Blue Jays @ New York Mets  
Shea Stadium, Flushing, NY  
Wed Jun 09 1999, 7:40 PM EDT  
Att. 18,254 - Overcast - 72 F

livebaseballscorecards.com

AB	47
R	4
H	11
RBI	4
BB	5
SO	9
LOB	18



Batter	1	2	3	4	5	6	7	8	9	AB R H RBI BB SO LOB	TOP	
Shannon Stewart, R (1, 7) OBP: 0.373, SLG: 0.384	4-1 FC4-6 BB		4-2 1B BB		1-2 1B		0-1 G1-3		0-2 G4-3 3B	3 1 2 0 2 0 0		
Homer Bush, R (1, 4) OBP: 0.328, SLG: 0.364	0-2 FC4-6 1-2f		0-2 1B		1-2 G6-3		2-0 G5-3		2-1 G4-3 3-H	5 0 1 1 0 0 2		
Shawn Green, L (1, 9) OBP: 0.397, SLG: 0.615	1-3 K		3-3 K		0-0 1B 1B		1-0 G5-3		1-0 L9	5 1 1 0 0 2 3		
Carlos Delgado, L (1, 3) OBP: 0.373, SLG: 0.519	2-3 K		3-3 K		0-1 WP 1B 1B		4-1 1B 2B BB		1-2 G6-3	4 1 1 0 1 2 1		
Tony Fernandez, S (1, 5) OBP: 0.473, SLG: 0.531		1-1 P6		2-0 F9		0-1 WP 1B		1-1 2B 1B		4 1 2 1 0 0 0		
Darrin Fletcher, L (1, 2) OBP: 0.357, SLG: 0.569		2-0 P5		3-2 2B		0-0 P5		1-0 2B 1-H 2-H		4 0 2 2 0 0 2		
José Cruz Jr., S (1, 8) OBP: 0.372, SLG: 0.467		1-2 G5-3		1-1 P4		1-3 K 1-2 2-3		3-2 L6		4 0 0 0 0 1 4		
Chris Woodward, R (1, 6) OBP: 0.235, SLG: 0.200		0-2 P6		0-0 F9		4-0 BB		0-0 F9		3 0 0 0 1 0 1		
Joey Hamilton, R (1, 1) Dave Hollins, S (8, PH) Paul Spoljaric, R (6, 1) 32 Roy Halladay, R (6, 1) Willis Otanez, R (8, PH) Dan Plesac, L (8, 1)		2-3 K		2-2 P5		0-0 P5		3-3 K		2 0 0 0 0 1 0 1 0 0 0 0 0 3 0 0 0 0 0 0 0 0 0 0 0 0 0 0 1 0 0 0 0 1 1 0 0 0 0 0 0 0		
<b>Inning Stats</b>	R: 0 H: 0 E: 0 LOB: 1 K: 2 BB: 1 S: 10 P: 17	R: 0 H: 0 E: 0 LOB: 0 K: 0 BB: 0 S: 6 P: 10	R: 0 H: 1 E: 0 LOB: 2 K: 2 BB: 1 S: 19 P: 28	R: 0 H: 1 E: 0 LOB: 1 K: 1 BB: 0 S: 14 P: 23	R: 0 H: 1 E: 0 LOB: 1 K: 0 BB: 0 S: 11 P: 15	R: 1 H: 3 E: 0 LOB: 3 K: 1 BB: 1 S: 10 P: 15	R: 0 H: 0 E: 0 LOB: 0 K: 0 BB: 0 S: 4 P: 7	R: 2 H: 2 E: 0 LOB: 1 K: 1 BB: 1 S: 16 P: 28	R: 1 H: 1 E: 0 LOB: 0 K: 0 BB: 0 S: 12 P: 16	1B: 6 SF: 0 2B: 2 SAC: 0 3B: 1 DP: 0 HR: 0 HBP: 0	WP: 1 PA: 40 PB: 0 SB: 0 CS: 0	
<b>PITCHER</b>	IP WLS BF H R ER SO BB IBB HBP BLK WP HR S P ERA WHIP											
Randy Wolf, L (1, 1) ERA: 1.59	5.2 W 26 6 1 1 6 3 0 0 0 1 0 69 107 1.59 1.588											
Steve Montgomery, R (6, 1) ERA: 2.04	1.0 H 3 0 0 0 0 0 0 0 0 0 0 4 6 0.00 0.000											
Yorkis Perez, L (7, 1) ERA: 3.25	1.1 7 2 2 2 1 1 0 0 0 0 0 17 30 13.50 2.250											
Wayne Gomes, R (9, 1) ERA: 4.03	1.0 4 1 1 1 0 0 0 0 0 0 0 12 16 9.00 1.000											

Toronto Blue Jays @ Philadelphia Phillies  
Veterans Stadium, Philadelphia, PA

livebaseballscorecards.com

AB	36
R	4
H	9
RBI	4
BB	4
SO	7
LOB	17



Fri Jun 11 1999, 7:35 PM EDT  
Att. 26,541 - Unknown - 75 F

Batter	1	2	3	4	5	6	7	8	9	AB	R	H	RBI	BB	SO	LOB
Doug Glanville, R OBP: 0.395, SLG: 0.444 (1, 8)	3-2 BB WP 1B	2-1 L9			2-1 G4-3	4-2 3B BB		0-2 P3		4	2	1	0	1	0	0
Ron Gant, R OBP: 0.351, SLG: 0.430 (1, 7)	3-3 K 1-2		0-2 F9		0-1 FC6-4 1B	2-1 3B				4	0	2	3	0	1	1
Bobby Abreu, L OBP: 0.443, SLG: 0.599 (1, 9)	1-3 K		2-2 G1-3		1-1 FC6-4 1-2f	2-2 L7				4	0	0	0	0	1	3
Scott Rolen, R OBP: 0.353, SLG: 0.474 (1, 5)	4-2 WP BB 2B BB		1-1 F8		3-1 FC5-4 1-2f			1-3 K		3	1	0	0	1	1	1
Rico Brogna, L OBP: 0.323, SLG: 0.418 (1, 3)	4-0 WP 2B BB			3-1 G4-3 1B		4-0 S 1B BB		0-1 F7		2	2	1	0	2	0	0
Mike Lieberthal, R OBP: 0.413, SLG: 0.642 (1, 2)	3-2 2B			0-2 P4		3-2 FC6-4 1B		1-0 G6-3		4	0	2	3	0	0	1
Marlon Anderson, L OBP: 0.254, SLG: 0.335 15 David Doster, R OBP: 0.533, SLG: 0.682 (1, 4) (8, 4)	2-3 K			1-2 G4-3 1B		2-2 FC6-4 BB 1B 3B 1-2f		0-0 SH3-4 SF7 2B		3	1	1	0	0	1	2
Desi Relaford, S OBP: 0.352, SLG: 0.360 (1, 6)		3-2 L9		1-2 G4-3 1-2 2-3		0-0 F9		0-1 SH3-4		3	0	0	0	0	0	3
Randy Wolf, L Steve Montgomery, R Yorkis Perez, L Alex Arias, R Wayne Gomes, R (1, 1) (6, 1) (7, 1) (8, PH) (9, 1)		0-3 K		0-1 G6-3		0-0 BB 3B 1B		2-1 SF7		2	0	0	0	0	1	2

Inning Stats	R: 3	H: 2	E: 0	LOB: 1	K: 3	S: 19	R: 0	H: 0	E: 0	LOB: 0	K: 1	S: 8	R: 0	H: 0	E: 0	LOB: 0	K: 0	S: 9	R: 0	H: 2	E: 0	LOB: 2	K: 0	S: 14	R: 0	H: 1	E: 0	LOB: 1	K: 0	S: 8	R: 4	H: 3	E: 0	LOB: 1	K: 0	S: 16	R: 0	H: 0	E: 0	LOB: 0	K: 1	S: 6	R: 1	H: 1	E: 0	LOB: 0	K: 0	S: 8	1B: 6	2B: 2	3B: 1	HR: 0	SF: 1	SAC: 1	DP: 0	HBP: 0	WP: 1	PA: 37
--------------	------	------	------	--------	------	-------	------	------	------	--------	------	------	------	------	------	--------	------	------	------	------	------	--------	------	-------	------	------	------	--------	------	------	------	------	------	--------	------	-------	------	------	------	--------	------	------	------	------	------	--------	------	------	-------	-------	-------	-------	-------	--------	-------	--------	-------	--------

PITCHER	IP	WLS	BF	H	R	ER	SO	BB	IBB	HBP	BLK	WP	HR	S	P	ERA	WHIP
Joey Hamilton, R ERA: 11.32 (1, 1)	5.0	L	22	5	3	3	4	2	0	0	0	1	0	58	97	5.40	1.400
Paul Spoljaric, L ERA: 9.0 (6, 1)	0.2		5	2	3	3	0	1	0	0	0	0	0	9	18	40.50	4.500
32 Roy Halladay, R ERA: 4.7 (6, 1)	1.1		6	1	1	1	1	1	0	0	0	0	0	13	23	6.75	1.500
Dan Plesac, L ERA: 8.34 (8, 1)	1.0		4	1	1	1	0	0	0	0	0	0	0	8	10	9.00	1.000

**BOTTOM**

**Toronto Blue Jays @ Philadelphia Phillies**  
Veterans Stadium, Philadelphia, PA

Fri Jun 11 1999, 7:35 PM EDT  
Att: 26,541 - Unknown - 75 F

livebaseballscorecards.com

AB	31
R	8
H	9
RBI	7
BB	4
SO	5
LOB	13



Batter	1	2	3	4	5	6	7	8	9	AB R H RBI BB SO LOB	TOP											
Shannon Stewart, R (1, 7) OBP: 0.370, SLG: 0.381 Jacob Brumfield, R (5, 7) OBP: 0.269, SLG: 0.326	2-2 G5-3		0-3 SAFE K			0-3 K		1-3 K		2 0 0 0 0 1 1 2 0 0 0 0 2 1												
Homer Bush, R (1, 4) OBP: 0.325, SLG: 0.355	0-2 G4-3		1-3 SAFE K			1-1 G4-3 1B 1-2 HBP		1-3 K		3 0 0 0 0 2 1												
Shawn Green, L (1, 9) OBP: 0.394, SLG: 0.608	1-0 G1-3			1-1 G4-3		2-0 G4-3 1B 1-2 2-3			0-0 F8	4 0 1 0 0 0 0												
Carlos Delgado, L (1, 3) OBP: 0.375, SLG: 0.529		3-3 K		4-2 G4-6-3 BB		0-1 G4-3			1-1 HR	3 1 1 2 1 1 2												
Tony Fernandez, S (1, 5) OBP: 0.474, SLG: 0.531		0-0 FC5-4 1B		1-2 G4-6-3 1-2f		1-0 F9			2-2 FC4 1B	4 0 2 0 0 0 3												
José Cruz Jr., S (1, 8) OBP: 0.366, SLG: 0.458		0-3 K			0-1 G3		2-2 G4-3		2-1 P4	4 0 0 0 0 1 2												
Mike Matheny, R (1, 2) OBP: 0.269, SLG: 0.318		0-2 FC5-4 1-2f			2-1 F7		2-3 K		0-0 FC4 1-2f	4 0 0 0 0 1 2												
Chris Woodward, R (1, 6) OBP: 0.250, SLG: 0.222			1-2 1B		3-2 F7		1-1 F7			3 0 1 0 0 0 0												
Kelvim Escobar, R (1, 1) Dave Hollins, S (6, PH) Tom Davey, R (6, 1) Willis Otanez, R (8, PH) Graeme Lloyd, L (8, 1)			1-3 K			2-1 1B G4-3 1B		3-1 P3		1 0 0 0 0 1 1 1 1 1 0 0 0 0 0 0 0 0 0 0 0 1 0 0 0 0 0 0 0 0 0 0 0 0 0												
<b>Inning Stats</b>	R: 0 E: 0 K: 0 S: 8	H: 0 LOB: 0 BB: 0 P: 11	R: 0 E: 0 K: 2 S: 11	H: 1 LOB: 1 BB: 0 P: 14	R: 0 E: 0 K: 3 S: 14	H: 1 LOB: 1 BB: 0 P: 17	R: 0 E: 0 K: 0 S: 8	H: 0 LOB: 0 BB: 1 P: 14	R: 0 E: 0 K: 0 S: 11	H: 0 LOB: 0 BB: 0 P: 16	R: 1 E: 0 K: 1 S: 10	H: 2 LOB: 2 BB: 0 P: 16	R: 0 E: 0 K: 1 S: 8	H: 0 LOB: 0 BB: 0 P: 13	R: 0 E: 0 K: 2 S: 9	H: 0 LOB: 0 BB: 0 P: 14	R: 1 E: 0 K: 0 S: 9	H: 2 LOB: 1 BB: 0 P: 14	1B: 5 2B: 0 3B: 0 HR: 1	SF: 0 SAC: 0 DP: 1 HBP: 1	WP: 0 PB: 0 SB: 0 CS: 0	PA: 34
<b>PITCHER</b>	IP WLS BF H R ER SO BB IBB HBP BLK WP HR S P ERA WHIP												IP WLS BF H R ER SO BB IBB HBP BLK WP HR S P ERA WHIP									
Paul Byrd, R (1, 1) ERA: 3.14 Jim Poole, L (9, 1) ERA: 4.24	8.0 W 29 4 1 1 9 1 0 1 0 0 0 0 1 79 115 1.12 0.625												1.0 5 2 1 1 0 0 0 0 0 0 1 9 14 9.00 2.000									

Toronto Blue Jays @ Philadelphia Phillies  
Veterans Stadium, Philadelphia, PA  
Sat Jun 12 1999, 7:05 PM EDT  
Att. 20,449 - Cloudy - 70 F

livebaseballscorecards.com

AB	32
R	2
H	6
RBI	2
BB	1
SO	9
LOB	13



Batter	1	2	3	4	5	6	7	8	9
Doug Glanville, R OBP: 0.395, SLG: 0.447 (1, 8)	3-3 K		3-2 E 2B	2-3 K			2-1 WP S 2B 1B	2-2 G5-3	
Ron Gant, R OBP: 0.354, SLG: 0.442 Kevin Sefcik, R OBP: 0.405, SLG: 0.530 (1, 7) (8, 7)	2-2 HR 2B		1-3 K		0-0 G6-3		3-2 SAFE 1-H HR 2B		
Bobby Abreu, L OBP: 0.444, SLG: 0.611 (1, 9)	0-0 HR		4-1 FC6-4 BB		3-3 K		2-3 K		
Scott Rolen, R OBP: 0.355, SLG: 0.486 (1, 5)	0-0 F9		1-0 FC6-4 1-2F 2-H		2-2 HBP		3-2 2-H HR		
Rico Brogna, L OBP: 0.322, SLG: 0.416 (1, 3)	1-1 G1-3		0-3 K		0-0 F8		2-0 WP 1B		
Mike Lieberthal, R OBP: 0.405, SLG: 0.629 (1, 2)		3-2 G6-3		1-3 K		1-0 F8	1-2 G5-3		
Marlon Anderson, L OBP: 0.255, SLG: 0.351 15 David Doster, R OBP: 0.516, SLG: 0.652 (1, 4) (8, 4)		0-3 K HR		0-0 HR		3-1 G3		3-2 E6 G3	
Desi Relaford, S OBP: 0.355, SLG: 0.360 (1, 6)		0-1 1B		4-1 SH3 BB		1-3 K		0-1 G3	
Paul Byrd, R OBP: 0.219, SLG: 0.194 23 Kevin Jordan, R OBP: 0.380, SLG: 0.464 Jim Poole, L (8, PH) (9, 1)		2-1 F7		0-0 SH3			0-1 G4-3	0-3 K	

Inning Stats	R: 2 E: 0 K: 1 S: 10	H: 2 LOB: 0 BB: 0 P: 16	R: 0 E: 0 K: 1 S: 10	H: 1 LOB: 1 BB: 0 P: 15	R: 1 E: 1 K: 2 S: 16	H: 1 LOB: 1 BB: 1 P: 25	R: 1 E: 0 K: 2 S: 9	H: 1 LOB: 1 BB: 1 P: 16	R: 0 E: 0 K: 1 S: 7	H: 0 LOB: 1 BB: 0 P: 12	R: 0 E: 0 K: 1 S: 6	H: 0 LOB: 0 BB: 0 P: 11	R: 3 E: 0 K: 1 S: 17	H: 4 LOB: 1 BB: 0 P: 30	R: 0 E: 1 K: 1 S: 11	H: 0 LOB: 1 BB: 0 P: 16
--------------	-------------------------------	----------------------------------	-------------------------------	----------------------------------	-------------------------------	----------------------------------	------------------------------	----------------------------------	------------------------------	----------------------------------	------------------------------	----------------------------------	-------------------------------	----------------------------------	-------------------------------	----------------------------------

PITCHER	IP	WLS	BF	H	R	ER	SO	BB	IBB	HBP	BLK	WP	HR	S	P	ERA	WHIP
Kelvim Escobar, R ERA: 5.59 (1, 1)	5.0	L	23	5	4	3	7	2	0	0	0	0	2	52	84	5.40	1.400
Tom Davey, R ERA: 5.26 (6, 1)	2.0		10	4	3	3	2	0	0	0	0	2	1	23	41	13.50	2.000
Graeme Lloyd, L ERA: 3.23 (8, 1)	1.0		4	0	0	0	1	0	0	0	0	0	0	11	16	0.00	0.000

**BOTTOM**

**Toronto Blue Jays @ Philadelphia Phillies**  
Veterans Stadium, Philadelphia, PA

Sat Jun 12 1999, 7:05 PM EDT  
Att. 20,449 - Cloudy - 70 F

AB	33
R	7
H	9
RBI	6
BB	2
SO	10
LOB	11

livebaseballscorecards.com



1B	2B	3B	HR	SF	SAC	DP	HBP	WP	PA
3	3	0	3	0	1	0	1	2	37

WP	HR	S	P	ERA	WHIP
2	3	30	17	5.40	1.400

Batter	1	2	3	4	5	6	7	8	9	AB R H RBI BB SO LOB	TOP											
Jacob Brumfield, R (1, 7) OBP: 0.263, SLG: 0.300	0-3 K	0-0 F8-6-3			3-2 F7			4-0 1B BB	0-1 L5	4 0 0 0 1 1 1												
Homer Bush, R (1, 4) OBP: 0.331, SLG: 0.360	1-0 F8		1-1 1B G4-6-3		1-1 G1-3			1-2 1B 2B		4 2 2 0 0 0 0												
Shawn Green, L (1, 9) OBP: 0.396, SLG: 0.606	0-0 WP HR 1B		1-1 G4-6-3 1B		1-3 K			1-0 F7		4 1 2 0 0 1 1												
Carlos Delgado, L (1, 3) OBP: 0.377, SLG: 0.545	3-2 1-H HR		2-1 G4-6-3		0-3 K			2-1 1-H 2B		4 2 2 3 0 1 1												
Tony Fernandez, S (1, 5) OBP: 0.478, SLG: 0.539	1-2 1B 1B		0-0 1B		1-3 K			1-1 2-H HR 2B		4 1 3 1 0 1 0												
Darrin Fletcher, L (1, 2) OBP: 0.362, SLG: 0.594	2-2 1-3 1B		1-2 P4		1-1 G6-3			0-1 2-H HR		4 1 2 2 0 0 1												
José Cruz Jr., S (1, 8) OBP: 0.364, SLG: 0.454	2-3 K			0-0 G3-6-3 1B			1-2 G3-1	3-2 P5		4 0 1 0 0 1 2												
Chris Woodward, R (1, 6) OBP: 0.250, SLG: 0.273		2-2 F8-6-3 2B		2-2 G3-6-3			2-3 K		0-1 L6	4 0 1 0 0 1 1												
Pat Hentgen, R (1, 1) OBP: 0.200, SLG: 0.200		1-3 K		1-3 K			1-0 L3		1-3 K	3 0 0 0 0 2 1												
Billy Koch, R (8, 1)										1 0 0 0 0 1 0												
<b>Inning Stats</b>	R: 2 E: 0 K: 2 S: 22	H: 4 LOB: 2 BB: 0 P: 31	R: 0 E: 0 K: 1 S: 10	H: 1 LOB: 0 BB: 0 P: 13	R: 1 E: 0 K: 0 S: 10	H: 3 LOB: 1 BB: 0 P: 15	R: 0 E: 0 K: 1 S: 7	H: 1 LOB: 0 BB: 0 P: 10	R: 0 E: 0 K: 1 S: 10	H: 0 LOB: 0 BB: 0 P: 15	R: 0 E: 0 K: 2 S: 9	H: 0 LOB: 0 BB: 0 P: 11	R: 0 E: 0 K: 1 S: 8	H: 0 LOB: 0 BB: 0 P: 12	R: 4 E: 0 K: 0 S: 15	H: 4 LOB: 0 BB: 1 P: 27	R: 0 E: 0 K: 1 S: 7	H: 0 LOB: 0 BB: 0 P: 8	1B: 8 2B: 4 3B: 0 HR: 2	SF: 0 SAC: 0 DP: 3 HBP: 0	WP: 1 PB: 0 SB: 0 CS: 0	PA: 37
<b>PITCHER</b>	IP WLS BF H R ER SO BB IBB HBP BLK WP HR S P ERA WHIP																					
Curt Schilling, R (1, 1) ERA: 3.39	7.2 L 32 12 6 6 8 1 0 0 0 1 1 86 126 7.04 1.696																					
Yorkis Perez, L (8, 1) ERA: 3.54	0.1 2 1 1 1 0 0 0 0 0 0 1 5 8 27.00 3.000																					
Robert Person, R (9, 1) ERA: 9.11	1.0 3 0 0 0 0 1 0 0 0 0 0 7 8 0.00 0.000																					

Toronto Blue Jays @ Philadelphia Phillies  
Veterans Stadium, Philadelphia, PA

Sun Jun 13 1999, 1:35 PM EDT  
Att. 28,459 - Overcast - 73 F

AB	36
R	7
H	13
RBI	6
BB	1
SO	9
LOB	8





Batter	1	2	3	4	5	6	7	8	9	AB	R	H	RBI	BB	SO	LOB
Doug Glanville, R OBP: 0.389, SLG: 0.440 (1, 8)	3-2 L8 ①		2-2 G4-3 ③			3-2 P3 ①		1-1 G6-3 ①② 1-2f		4	0	0	0	0	0	2
Ron Gant, R OBP: 0.352, SLG: 0.438 (1, 7)	3-1 F8 ②			0-1 G6-3 ①		1-1 F9 ②		1-1 1B ③		4	0	1	0	0	0	0
Bobby Abreu, L OBP: 0.441, SLG: 0.608 (1, 9)	0-3 K ③			0-0 FC7-4 2B		2-2 G6-3 ③		1-1 G4-3 ③		4	1	1	0	0	1	1
Scott Rolen, R OBP: 0.358, SLG: 0.484 (1, 5)		1-0 1B ①		4-1 FC7-4 BB		2-2 F8 ①		1-2 G6-3 ①		3	0	1	0	1	0	0
Rico Brogna, L OBP: 0.321, SLG: 0.411 (1, 3)		3-3 K ②		0-0 FC7-4 1-2f 2-H		4-1 1B BB		0-3 K ②		3	1	0	1	1	2	1
Mike Lieberthal, R OBP: 0.403, SLG: 0.619 (1, 2)		2-2 G6-3 ③		3-3 K SAFE		3-3 K ③		3-3 K 1-2 SAFE		3	0	0	0	1	2	2
Marlon Anderson, L OBP: 0.255, SLG: 0.349 (1, 4)			0-0 F8 ①		2-1 G4-3 ①		1-2 1B 2-H		0-3 K ③	4	0	1	1	0	1	1
Alex Arias, R OBP: 0.325, SLG: 0.444 (1, 6)			0-3 K ②		2-1 G4-3 ②		2-3 K ③			3	0	0	0	0	2	1
Curt Schilling, R OBP: 0.194, SLG: 0.188 Yorkis Perez, L (8, 1) Kevin Sefcik, R OBP: 0.413, SLG: 0.530 Robert Person, R (9, 1)			4-2 BB		1-3 K ③			4-1 G6-3 BB		1	0	0	0	1	1	0
										0	0	0	0	0	0	0
										0	0	0	0	1	0	0
										0	0	0	0	0	0	0

Inning Stats	R: 0	H: 0	E: 0	K: 1	S: 8	R: 0	H: 1	E: 0	K: 1	S: 9	R: 0	H: 0	E: 0	K: 1	S: 12	R: 1	H: 1	E: 0	K: 1	S: 10	R: 0	H: 0	E: 0	K: 1	S: 7	R: 0	H: 0	E: 0	K: 0	S: 9	R: 1	H: 1	E: 0	K: 2	S: 16	R: 0	H: 1	E: 0	K: 0	S: 7	R: 0	H: 0	E: 0	K: 2	S: 13	1B: 3	SF: 0	2B: 1	SAC: 0	3B: 0	DP: 1	HR: 0	HBP: 0	WP: 0	PA: 34
PITCHER	IP	WLS	BF	H	R	ER	SO	BB	IBB	HBP	BLK	WP	HR	S	P	ERA	WHIP																																						
Pat Hentgen, R ERA: 5.28 Billy Koch, R ERA: 1.74	(1, 1)	7.0	26	3	2	2	7	3	0	0	0	0	0	71	119	2.57	0.857																																						
	(8, 1)	2.0	8	1	0	0	2	2	0	0	0	0	0	20	32	0.00	1.500																																						

BOTTOM

Toronto Blue Jays @ Philadelphia Phillies  
Veterans Stadium, Philadelphia, PA

livebaseballscorecards.com

AB 29  
R 2  
H 4  
RBI 2  
BB 5  
SO 9  
LOB 8



Sun Jun 13 1999, 1:35 PM EDT  
Att. 28,459 - Overcast - 73 F

Batter	1	2	3	4	5	6	7	8	9	AB R H RBI BB SO LOB	TOP											
Darin Erstad, L (1, 3) OBP: 0.297, SLG: 0.370	0-1 G3-1		3-3 K		1-2 1B		0-2 P5			4 0 1 0 0 1 1	<b>Anaheim Angels @ Toronto Blue Jays</b> SkyDome, Toronto, ON Tue Jun 15 1999, 7:05 PM EDT Att. 21,165 - Unknown - 62 F											
Randy Velarde, R (1, 4) OBP: 0.376, SLG: 0.411	4-1 1B BB		2-1 HR		1-2 F9		0-2 G6-3			3 1 1 1 1 0 1												
Mo Vaughn, L (1, 10) OBP: 0.363, SLG: 0.547	0-0 1-2 1B		1-3 K		1-2 G4-3		1-1 G4-3			4 0 1 0 0 1 0												
Todd Greene, R (1, 9) OBP: 0.310, SLG: 0.509	2-3 K		1-0 F8		2-2 G6-3		0-0 F8			4 0 0 0 0 1 2												
16 Garret Anderson, L (1, 8) OBP: 0.289, SLG: 0.476	1-3 K		1-0 F7		1-0 F9		1-1 G6-3			4 0 0 0 0 1 2												
Troy Glaus, R (1, 5) OBP: 0.325, SLG: 0.468		1-0 F8		1-3 K2-3		4-1 1B BB		3-2 G1-6-3 1B		3 1 1 0 1 1 0												
Matt Walbeck, S (1, 2) OBP: 0.297, SLG: 0.343		1-3 K2-3		1-0 F9		1-2 G4-6-3 1B		0-2 G1-6-3 1-2f		4 0 1 0 0 1 1												
Reggie Williams, S (1, 7) OBP: 0.207, SLG: 0.179		4-2 S BB		2-1 P6		2-1 G4-6-3 1B		1-2 3-H 1B		2 0 1 1 1 0 0												
Andy Sheets, R (1, 6) OBP: 0.255, SLG: 0.319		2-2 F8 1-2		2-3 K		1-0 G4-6-3 1-2f 2-3				3 0 0 0 0 1 3												
<b>Inning Stats</b>	R: 0 E: 0 K: 2 S: 11	H: 1 LOB: 2 BB: 1 P: 18	R: 0 E: 0 K: 1 S: 9	H: 0 LOB: 1 BB: 1 P: 17	R: 1 E: 0 K: 2 S: 9	H: 1 LOB: 0 BB: 0 P: 16	R: 0 E: 0 K: 1 S: 5	H: 0 LOB: 0 BB: 0 P: 8	R: 0 E: 0 K: 1 S: 11	H: 1 LOB: 1 BB: 0 P: 17		R: 0 E: 0 K: 0 S: 8	H: 0 LOB: 0 BB: 0 P: 12	R: 1 E: 0 K: 0 S: 11	H: 2 LOB: 1 BB: 1 P: 19	R: 0 E: 0 K: 0 S: 6	H: 0 LOB: 0 BB: 0 P: 7	R: 0 E: 0 K: 0 S: 12	H: 1 LOB: 0 BB: 0 P: 16	1B: 5 2B: 0 3B: 0 HR: 1	SF: 0 SAC: 0 DP: 2 HBP: 0	WP: 0 PB: 0 SB: 1 CS: 0
<b>PITCHER</b>	IP WLS BF H R ER SO BB IBB HBP BLK WP HR S P ERA WHIP																					
David Wells, L (1, 1) ERA: 5.34	7.0 W 28 5 2 2 7 3 0 0 0 0 1 64 107 2.57 1.143																					
John Frascatore, R (8, 1) ERA: 3.97	1.0 3 0 0 0 0 0 0 0 0 0 0 6 7 0.00 0.000																					
Paul Quantrill, R (9, 1) ERA:	1.0 3 1 0 0 0 0 0 0 0 0 0 12 16 0.00 1.000																					

livebaseballscorecards.com

AB	31
R	2
H	6
RBI	2
BB	3
SO	7
LOB	10



Batter	1	2	3	4	5	6	7	8	9
Shannon Stewart, R (1, 7) OBP: 0.378, SLG: 0.395	1-1 G6-3 3B	3-2 F8		1-0 1-H 1B		4-2 1B 1B 1B BB	1-0 G3 WP 1B		
Tony Batista, R (1, 6) OBP: 0.337, SLG: 0.416	1-0 G6-3 3-H		0-0 F8		1-0 HR	1-1 1B 1B	2-1 F8		
Shawn Green, L (1, 9) OBP: 0.392, SLG: 0.597	0-1 F8		0-0 G3		0-1 P5	2-1 1B 2B 1B	0-0 G3		
Carlos Delgado, L (1, 3) OBP: 0.384, SLG: 0.547	4-1 2B BB		1-2 1B		0-1 P3	1-0 2B 2B 1B	4-1 BB		
Tony Fernandez, S (1, 5) OBP: 0.478, SLG: 0.548 Willis Oteñez, R (6, PR) OBP: 0.284, SLG: 0.316 (7, 5)	1-0 1-H 2B		1-0 P4		0-0 F8	0-1 2B 2B	1-0 G5-3		
Darrin Fletcher, L (1, 2) OBP: 0.355, SLG: 0.577	0-0 G3			0-1 F7		1-1 1B 1B G4-3	0-0 F8		
Geronimo Berroa, R (1, 10) OBP: 0.452, SLG: 0.542		1-0 G5-3		1-1 G4-3 1B 2B		0-1 1B 1B 2B	4-2 FC4-6 BB		
José Cruz Jr., S (1, 8) OBP: 0.361, SLG: 0.448		3-1 G4-3		1-2 G4-3		0-2 1B 1B L4	3-2 F8		
Homer Bush, R (1, 4) OBP: 0.341, SLG: 0.378		3-2 2B		0-0 BLK 1B 1B 3-H		0-1 1B 1B P3	1-2 FC4-6 1-2f		

AB	R	H	RBI	BB	SO	LOB
4	2	3	0	1	0	1
5	2	2	4	0	0	1
5	1	1	0	0	0	1
3	2	2	2	2	0	0
4	0	2	2	0	0	1
1	1	0	0	0	0	2
5	1	1	0	0	0	3
4	2	3	2	1	0	0
5	1	1	1	0	0	3
5	1	3	2	0	0	2

**BOTTOM**

**Anaheim Angels @ Toronto Blue Jays**  
**SkyDome, Toronto, ON**  
 Tue Jun 15 1999, 7:05 PM EDT  
 Att: 21,165 - Unknown - 62 F

AB	41
R	13
H	18
RBI	13
BB	4
SO	0
LOB	14



1B:	11	SF:	0
2B:	5	SAC:	0
3B:	1	DP:	0
HR:	1	HBP:	0

WP:	1	PA:	45
PB:	0		
SB:	2		
CS:	0		

Inning	Stats
1	R: 2 H: 2 E: 0 K: 8 S: 8
2	R: 0 H: 1 E: 0 K: 9 S: 9
3	R: 0 H: 1 E: 0 K: 6 S: 6
4	R: 1 H: 3 E: 0 K: 9 S: 9
5	R: 1 H: 1 E: 0 K: 6 S: 6
6	R: 9 H: 9 E: 0 K: 28 S: 28
7	R: 0 H: 1 E: 0 K: 6 S: 6
8	R: 0 H: 0 E: 0 K: 13 S: 13

PITCHER	IP	WLS	BF	H	R	ER	SO	BB	IBB	HBP	BLK	WP	HR	S	P	ERA	WHIP
Tim Belcher, R (1, 1) ERA: 6.95	5.0	L	26	11	7	7	0	1	0	0	1	0	1	45	74	12.60	2.400
Al Levine, R (6, 1) ERA: 3.51	0.0		3	2	1	1	0	1	0	0	0	0	6	12			
Mike Magnante, L (6, 1) ERA: 5.92	2.0		12	5	5	4	0	1	0	0	0	1	0	21	33	18.00	3.000
Shigetoshi Hasegawa, R (8, 1) ERA: 4.03	1.0		4	0	0	0	0	1	0	0	0	0	0	13	21	0.00	1.000

Batter	1	2	3	4	5	6	7	8	9	AB	R	H	RBI	BB	SO	LOB	TOP																		
<b>Orlando Palmeiro, L</b> (1, 7) OBP: 0.383, SLG: 0.335 <i>C</i> <i>B</i> <i>F</i> <i>X</i>	1-2 1B 2B		3-2 G1-3 1-2 2-3		2-2 E 1B		0-1 F7 			4	1	2	0	0	0	4																			
<b>Randy Velarde, R</b> (1, 4) OBP: 0.378, SLG: 0.410 <i>B</i> <i>B</i> <i>F</i> <i>S</i> <i>F</i> <i>X</i>	2-2 G4-6-3 2-H 1B		3-2 G4-3 2-3 3-H		3-2 E4 1-3		4-0 L3 BB			3	0	1	2	1	0	2																			
<b>Mo Vaughn, L</b> (1, 10) OBP: 0.356, SLG: 0.535 <i>B</i> <i>X</i>	1-0 G4-6-3 1-2f		1-0 G6-3 		0-0 F7 		1-2 L3 1-2			4	0	0	0	0	0	5																			
<b>16 Garret Anderson, L</b> (1, 8) OBP: 0.285, SLG: 0.469 <i>B</i> <i>S</i> <i>B</i> <i>X</i>	2-1 G4-3 			3-3 K 		1-0 F7 		0-3 K 			4	0	0	0	0	2	0																		
<b>Darin Erstad, L</b> (1, 3) OBP: 0.297, SLG: 0.368 <i>C</i> <i>X</i>				0-0 BB 1B		2-3 K 		0-3 K 			4	0	1	0	0	2	0																		
<b>Troy Glaus, R</b> (1, 5) OBP: 0.324, SLG: 0.461 <i>C</i> <i>T</i> <i>C</i> <i>X</i>				4-0 BB G6-4-3 1-2		2-1 F8 		3-1 F9 			3	0	0	0	1	1	0																		
<b>Matt Luke, L</b> (1, 9) OBP: 0.333, SLG: 0.333 <b>Reggie Williams, S</b> (7, PR) OBP: 0.207, SLG: 0.179 <b>Todd Greene, R</b> (9, PH) OBP: 0.308, SLG: 0.506 <i>B</i> <i>B</i> <i>X</i>	2-0 L7 			2-2 G6-4-3 1-2f		0-1 BLK 1B		1-1 F9 			3	0	1	0	0	0	2																		
<b>Steve Decker, R</b> (1, 2) OBP: 0.444, SLG: 0.467 <i>B</i> <i>H</i> <i>T</i> <i>O</i> <i>C</i> <i>H</i> <i>X</i>				2-2 G1-3 G4-3 1B HBP		0-2 P4 		1-2 F7 1-2			2	1	0	0	0	1																			
<b>Jeff Huson, L</b> (1, 6) OBP: 0.297, SLG: 0.300 <i>C</i> <i>F</i> <i>T</i> <i>O</i> <i>C</i> <i>B</i> <i>X</i>				2-2 G4-3 G1-3 1B		0-3 K 		0-0 P5 			3	0	1	0	0	1	2																		
<b>Inning Stats</b>	R: 1 E: 0 K: 0 S: 11	H: 2 LOB: 0 BB: 0 P: 17	R: 0 E: 0 K: 1 S: 6	H: 0 LOB: 0 BB: 0 P: 8	R: 1 E: 0 K: 0 S: 17	H: 1 LOB: 1 BB: 0 P: 28	R: 0 E: 0 K: 1 S: 15	H: 1 LOB: 1 BB: 1 P: 24	R: 0 E: 1 K: 1 S: 14	H: 1 LOB: 2 BB: 0 P: 19	R: 0 E: 0 K: 1 S: 6	H: 0 LOB: 0 BB: 0 P: 11	R: 0 E: 0 K: 0 S: 10	H: 1 LOB: 2 BB: 0 P: 11	R: 0 E: 0 K: 1 S: 7	H: 0 LOB: 0 BB: 1 P: 11	R: 0 E: 0 K: 1 S: 7	H: 0 LOB: 0 BB: 0 P: 11	1B: 5 2B: 2 3B: 0 HR: 0	SF: 0 SAC: 0 DP: 3 HBP: 1	WP: 0 PB: 0 SB: 0 CS: 0	PA: 34													
<b>PITCHER</b>	IP	WLS	BF	H	R	ER	SO	BB	IBB	HBP	BLK	WP	HR	S	P	ERA	WHIP																		
<b>Joey Hamilton, R</b> (1, 1) ERA: 9.11	7.0		28	6	2	2	4	1	0	1	1	0	0	79	118	2.57	1.000																		
<b>Graeme Lloyd, L</b> (8, 1) ERA: 3.13	1.0	W	3	0	0	0	1	1	0	0	0	0	0	6	11	0.00	1.000																		
<b>Billy Koch, R</b> (9, 1) ERA: 1.66	1.0	S	3	0	0	0	1	0	0	0	0	0	0	7	11	0.00	0.000																		

**Anaheim Angels @ Toronto Blue Jays**  
**SkyDome, Toronto, ON**  
 Wed Jun 16 1999, 7:05 PM EDT  
 Att. 22,184 - Cloudy - 62 F

<b>AB</b>	<b>31</b>
<b>R</b>	<b>2</b>
<b>H</b>	<b>6</b>
<b>RBI</b>	<b>2</b>
<b>BB</b>	<b>2</b>
<b>SO</b>	<b>6</b>
<b>LOB</b>	<b>16</b>



<b>livebaseballscorecards.com</b>
-----------------------------------

Batter	1	2	3	4	5	6	7	8	9
Shannon Stewart, R (1, 7) OBP: 0.376, SLG: 0.392	2-3 K		2-2 F8			3-1 G5-3	1-1 G6-4-3 1B		
Tony Batista, R (1, 6) OBP: 0.341, SLG: 0.414	4-2 BB		1-0 P2			0-2 BB 1B	1-0 G6-4-3 1-2f		
Shawn Green, L (1, 9) OBP: 0.390, SLG: 0.590	1-3 K			1-2 L4		4-0 BB	1-0 G3		
Carlos Delgado, L (1, 3) OBP: 0.382, SLG: 0.540	1-2 L4			0-1 G4-3		0-3 K	4-2 1B BB		
Tony Fernandez, S (1, 5) OBP: 0.479, SLG: 0.547		2-1 G4-3		3-2 1B		3-1 P5	0-0 1B 1B		
Darrin Fletcher, L (1, 2) OBP: 0.360, SLG: 0.570		2-0 F9		1-0 F8			4-1 1B 1B FC5-4 BB	1-0 G5-4-3 1B	
Geronimo Berroa, R (1, 10) OBP: 0.429, SLG: 0.500		3-3 K			0-0 F9		0-0 FC5-4 1B 1B	2-2 G5-4-3	
José Cruz Jr., S (1, 8) OBP: 0.361, SLG: 0.447			1-1 G4-3		1-2 G3-1		0-0 FC5-4 1B		
Homer Bush, R (1, 4) OBP: 0.341, SLG: 0.377			0-2 F8 S 1B		1-0 F7		0-0 FC5-4 1B		

Inning Stats	R: 0	H: 0	E: 0	K: 2	S: 15	LOB: 1	BB: 1	P: 23
	R: 0	H: 0	E: 0	K: 1	S: 6	LOB: 0	BB: 0	P: 13
	R: 0	H: 1	E: 0	K: 0	S: 11	LOB: 1	BB: 0	P: 15
	R: 0	H: 1	E: 0	K: 0	S: 9	LOB: 1	BB: 0	P: 14
	R: 0	H: 0	E: 0	K: 0	S: 7	LOB: 0	BB: 0	P: 9
	R: 0	H: 1	E: 0	K: 1	S: 11	LOB: 2	BB: 1	P: 21
	R: 2	H: 3	E: 0	K: 0	S: 7	LOB: 1	BB: 1	P: 13
	R: 1	H: 2	E: 0	K: 0	S: 13	LOB: 1	BB: 1	P: 21

PITCHER	IP	WLS	BF	H	R	ER	SO	BB	IBB	HBP	BLK	WP	HR	S	P	ERA	WHIP
Steve Sparks, R (1, 1) ERA: 5.24	6.1		28	6	2	2	4	3	0	0	0	0	0	65	106	2.84	1.421
Scott Schoeneweis, L (7, 1) ERA: 4.34	1.0	L	5	2	1	1	0	1	0	0	0	0	0	11	18	9.00	3.000
Mark Petkovsek, R (8, 1) ERA: 1.71	0.2		1	0	0	0	0	0	0	0	0	0	0	3	5	0.00	0.000

**BOTTOM**


**AB R H RBI BB SO LOB**

4	0	1	1	0	1	1
3	0	1	0	1	0	3
3	0	0	0	1	1	1
3	1	0	0	1	1	3
4	0	2	0	0	0	2
3	1	1	1	1	0	1
4	1	1	0	0	1	2
3	0	1	0	0	0	0
3	0	1	1	0	0	2

**AB 30**  
**R 3**  
**H 8**  
**RBI 3**  
**BB 4**  
**SO 4**  
**LOB 15**

**WP: 0 PA: 34**  
**PB: 0**  
**SB: 1**  
**CS: 0**

**livebaseballscores.com**



**Anaheim Angels @ Toronto Blue Jays**  
**SkyDome, Toronto, ON**  
 Wed Jun 16 1999, 7:05 PM EDT  
 Att. 22,184 - Cloudy - 62 F

Batter	1	2	3	4	5	6	7	8	9	AB R H RBI BB SO LOB	TOP											
Orlando Palmeiro, L (1, 7) OBP: 0.380, SLG: 0.333	2-1 G3		0-0 F8			2-2 1B		1-3 K		4 0 1 0 0 1 1												
Randy Velarde, R (1, 4) OBP: 0.376, SLG: 0.411	2-1 P5			1-0 P4		1-0 P4		1-0 2B		4 0 1 0 0 0 1												
Mo Vaughn, L (1, 10) OBP: 0.354, SLG: 0.527 Reggie Williams, S (8, PR) OBP: 0.207, SLG: 0.179	0-1 G4-3			1-1 G4-3		2-3 K		4-2 16 FC6 BB		3 0 0 0 1 1 1 0 0 0 0 0 0 0												
16 Garret Anderson, L (1, 8) OBP: 0.280, SLG: 0.462		3-2 F7		1-1 G4-3			1-1 G4-3	2-2 FC6		4 0 0 0 0 0 2												
Todd Greene, R (1, 9) OBP: 0.312, SLG: 0.506		0-2 CS 1B			0-0 1B		3-2 F7		1-2 G4-3	4 0 2 0 0 0 0												
Darin Erstad, L (1, 3) OBP: 0.296, SLG: 0.366		3-3 SAFE K			1-0 F8		1-1 1B 1B		2-1 F7	4 0 1 0 0 1 2												
Troy Glauz, R (1, 5) OBP: 0.327, SLG: 0.462				1-0 P6		1-1 F9		1-2 FC5-4 1B	2-2 BB 1B	4 0 2 0 0 0 1												
Matt Walbeck, S (1, 2) OBP: 0.302, SLG: 0.343				3-2 1B		1-1 G4-3		2-2 FC5-4	4-0 BB	3 0 1 0 1 0 3												
Jeff Huson, L (1, 6) OBP: 0.289, SLG: 0.292 Andy Sheets, R (8, PH) OBP: 0.254, SLG: 0.317 (8, 6) Matt Luke, L (9, PH) OBP: 0.250, SLG: 0.250			0-2 F8			2-1 F8		0-3 K	2-3 K	2 0 0 0 0 0 1 1 0 0 0 0 1 0 1 0 0 0 0 1 2												
<b>Inning Stats</b>	R: 0 E: 0 K: 0 S: 6	H: 0 LOB: 0 BB: 0 P: 10	R: 0 E: 0 K: 1 S: 11	H: 1 LOB: 1 BB: 0 P: 17	R: 0 E: 0 K: 0 S: 9	H: 1 LOB: 1 BB: 0 P: 13	R: 0 E: 0 K: 0 S: 5	H: 0 LOB: 0 BB: 0 P: 8	R: 0 E: 0 K: 0 S: 6	H: 1 LOB: 1 BB: 0 P: 9	R: 0 E: 0 K: 1 S: 10	H: 1 LOB: 1 BB: 0 P: 17	R: 0 E: 0 K: 0 S: 13	H: 2 LOB: 2 BB: 0 P: 21	R: 0 E: 0 K: 2 S: 12	H: 1 LOB: 2 BB: 1 P: 20	R: 0 E: 0 K: 1 S: 11	H: 1 LOB: 2 BB: 1 P: 22	1B: 7 2B: 2 3B: 0 HR: 0	SF: 0 SAC: 0 DP: 1 HBP: 0	WP: 0 PB: 0 SB: 0 CS: 1	PA: 36
<b>PITCHER</b>	IP WLS BF H R ER SO BB IBB HBP BLK WP HR S P ERA WHIP																					
Kelvin Escobar, R (1, 1) ERA: 5.12	7.0 W 26 6 0 0 2 0 0 0 0 0 0 0 60 95 0.00 0.857																					
Graeme Lloyd, L (8, 1) ERA: 3.03	1.0 H 5 1 0 0 2 1 0 0 0 0 0 0 12 20 0.00 2.000																					
Billy Koch, R (9, 1) ERA: 1.59	1.0 S 5 1 0 0 1 1 0 0 0 0 0 0 11 22 0.00 2.000																					

Anaheim Angels @ Toronto Blue Jays  
SkyDome, Toronto, ON  
Thu Jun 17 1999, 7:05 PM EDT  
Att. 20,465 - Dome - 72 F

livebaseballscorecards.com

AB	34
R	0
H	8
RBI	0
BB	2
SO	5
LOB	14



Batter	1	2	3	4	5	6	7	8	9
<b>Shannon Stewart, R</b> (1, 7) OBP: 0.377, SLG: 0.392	4-1 BB		1-0 SAFE SAFE 1-3		1-1 1-2f			1-1 F9	
<b>Tony Batista, R</b> (1, 6) OBP: 0.339, SLG: 0.429	3-2 G5-3		0-0 P3		3-1 G6-3			3-1 HR	
<b>Shawn Green, L</b> (1, 9) OBP: 0.384, SLG: 0.579	2-2 G1-3		1-1 SAFE SAFE 1-3 3-H			0-3 K		0-2 G5-3	
<b>Carlos Delgado, L</b> (1, 3) OBP: 0.377, SLG: 0.532	3-1 G3		3-2 P5			3-1 P6		1-3 K	
<b>Tony Fernandez, S</b> (1, 5) OBP: 0.481, SLG: 0.559		1-1 F7		0-0 HR		4-2 BB			
<b>Darrin Fletcher, L</b> (1, 2) OBP: 0.359, SLG: 0.564		1-1 1B		1-1 G3		2-2 L7			
<b>Geronimo Berroa, R</b> (1, 10) OBP: 0.395, SLG: 0.452		1-3 K		0-1 G6-3			3-2 F9		
<b>José Cruz Jr., S</b> (1, 8) OBP: 0.357, SLG: 0.441		0-1 G1-3		0-0 G3-1			3-2 G1-3		
<b>Homer Bush, R</b> (1, 4) OBP: 0.348, SLG: 0.379			4-0 1B G3 BB		1-2 G6-4-3 1B		1-0 G1-3		

Inning Stats	R: 0	H: 0	E: 0	K: 0	S: 12	R: 0	H: 1	E: 0	K: 1	S: 9	R: 1	H: 1	E: 0	K: 0	S: 8	R: 1	H: 1	E: 0	K: 0	S: 6	R: 0	H: 1	E: 0	K: 0	S: 7	R: 0	H: 0	E: 0	K: 1	S: 12	R: 0	H: 0	E: 0	K: 0	S: 7	R: 1	H: 1	E: 0	K: 1	S: 12
	0	0	0	0	12	0	1	0	1	9	1	1	0	0	8	1	1	0	0	6	0	0	0	0	7	0	0	0	0	12	0	0	0	1	14	1	1	0	1	12


PITCHER	IP	WLS	BF	H	R	ER	SO	BB	IBB	HBP	BLK	WP	HR	S	P	ERA	WHIP
<b>Ken Hill, R</b> (1, 1) ERA: 4.76	7.1	L	29	5	3	3	2	3	0	0	0	0	2	65	114	3.68	1.091
<b>Mike Magnante, L</b> (8, 1) ERA: 5.76	0.2		2	0	0	0	1	0	0	0	0	0	0	8	9	0.00	0.000

**BOTTOM**

**AB R H RBI BB SO LOB**

3	0	1	0	1	0	1
4	1	1	1	0	0	3
4	0	0	1	0	1	2
4	0	0	0	0	1	2
2	1	1	1	1	0	0
3	0	1	0	0	0	1
3	0	0	0	0	1	1
3	0	0	0	0	0	1
2	1	1	0	1	0	0

**AB 28**  
**R 3**  
**H 5**  
**RBI 3**  
**BB 3**  
**SO 3**  
**LOB 11**



**WP: 0 PA: 31**  
**PB: 0**  
**SB: 2**  
**CS: 0**

**Anaheim Angels @ Toronto Blue Jays**  
**SkyDome, Toronto, ON**  
 Thu Jun 17 1999, 7:05 PM EDT  
 Att: 20,465 - Dome - 72 F

[livebaseballscorecards.com](http://livebaseballscorecards.com)

Batter	1	2	3	4	5	6	7	8	9	AB R H RBI BB SO LOB	TOP
<b>Johnny Damon, L</b> (1, 7) <small>OBP: 0.377, SLG: 0.471</small>	1-2 		0-0 			0-2 		1-1 		4 0 0 0 0 0 0	
<b>Joe Randa, R</b> (1, 5) <small>OBP: 0.354, SLG: 0.454</small>	0-1 		2-0 			1-2 		2-0 		4 1 1 0 0 0 0	
<b>Carlos Beltrán, S</b> (1, 8) <small>OBP: 0.336, SLG: 0.466</small>	0-1 		0-1 			0-0 		0-3 		4 1 1 0 0 1 0	
<b>29 Mike Sweeney, R</b> (1, 10) <small>OBP: 0.390, SLG: 0.502</small>	3-2 				1-2 		0-0 		1-0 	4 2 3 2 0 0 0	
<b>Jermaine Dye, R</b> (1, 9) <small>OBP: 0.362, SLG: 0.521</small>	1-1 				2-1 		4-2 		3-1 	3 1 2 0 1 0 0	
<b>Chad Kreuter, S</b> (1, 2) <small>OBP: 0.361, SLG: 0.416</small>	2-0 				2-1 		1 SAFE 		0-0 	3 0 1 1 0 0 2	
<b>Jeremy Giambi, L</b> (1, 3) <small>OBP: 0.400, SLG: 0.382</small>					0-0 		1-1 		4-0 	3 1 1 2 1 0 0	
<b>Carlos Febles, R</b> (1, 4) <small>OBP: 0.370, SLG: 0.459</small>					3-1 		1-1 		2-1 	3 0 1 1 0 0 0	
<b>Rey Sanchez, R</b> (1, 6) <small>OBP: 0.305, SLG: 0.355</small>					3-2 		1-2 		0-3 	4 0 0 0 0 1 3	
<b>Inning Stats</b>	R: 2 H: 4 E: 0 LOB: 1 K: 0 BB: 0 S: 18 P: 25	R: 0 H: 1 E: 0 LOB: 0 K: 0 BB: 0 S: 10 P: 16	R: 0 H: 0 E: 0 LOB: 0 K: 0 BB: 0 S: 4 P: 6	R: 0 H: 0 E: 0 LOB: 0 K: 0 BB: 0 S: 9 P: 14	R: 0 H: 0 E: 0 LOB: 0 K: 0 BB: 0 S: 6 P: 12	R: 0 H: 0 E: 0 LOB: 0 K: 0 BB: 0 S: 7 P: 8	R: 3 H: 3 E: 1 LOB: 0 K: 0 BB: 1 S: 15 P: 24	R: 0 H: 0 E: 0 LOB: 0 K: 1 BB: 0 S: 6 P: 9	R: 1 H: 2 E: 0 LOB: 2 K: 1 BB: 1 S: 9 P: 19	1B: 8 SF: 1 2B: 1 SAC: 1 3B: 0 DP: 2 HR: 1 HBP: 0	WP: 0 PA: 36 PB: 0 SB: 0 CS: 0
<b>PITCHER</b> <b>Pat Hentgen, R</b> (1, 1) <small>ERA: 5.42</small> <b>Paul Quantrill, R</b> (7, 1) <small>ERA:</small> <b>John Frascatore, R</b> (9, 1) <small>ERA: 4.11</small>	IP WLS BF H R ER SO BB IBB HBP BLK WP HR S P ERA WHIP 6.1 L 25 8 5 5 0 1 0 0 0 0 0 1 63 97 7.11 1.421 1.2 5 0 0 0 1 0 0 0 0 0 0 0 12 17 0.00 0.000 1.0 6 2 1 1 1 0 1 0 0 0 0 0 9 19 9.00 2.000	<b>PITCHER</b> IP WLS BF H R ER SO BB IBB HBP BLK WP HR S P ERA WHIP									

**Kansas City Royals @ Toronto Blue Jays**  
 SkyDome, Toronto, ON  
 Fri Jun 18 1999, 7:05 PM EDT  
 Att. 24,245 - Cloudy - 76 F

AB	32
R	6
H	10
RBI	6
BB	2
SO	2
LOB	5



livebaseballscores.com



Batter	1	2	3	4	5	6	7	8	9	AB R H RBI BB SO LOB
Shannon Stewart, R OBP: 0.375, SLG: 0.388 (1, 7)	1-3 K		3-2 G5-3		1-0 G6-3		0-1 G1-3		0-1 G1-3 1B 1B	5 1 1 0 0 1 2
Tony Batista, R OBP: 0.341, SLG: 0.429 (1, 6)	1-3 K		1-0 1B		2-0 P5		2-3 K		3-2 1B G1-3 1B 1-2 2-H	5 0 2 1 0 2 2
Shawn Green, L OBP: 0.381, SLG: 0.576 (1, 9)	0-0 2B		0-0 F7		3-1 F9			2-3 K	0-1 G1-3 1-2 2-3	5 0 1 0 0 1 3
Carlos Delgado, L OBP: 0.374, SLG: 0.523 (1, 3)	1-0 G3			2-0 G3		3-1 P4		0-1 G4-3	1-0 1B HBP	4 0 0 0 0 0 1
Tony Fernandez, S OBP: 0.483, SLG: 0.558 (1, 5)		2-2 G3-1		4-1 1B BB		0-1 G6-3		2-1 1B	1-2 1-2 2-3 3-H	4 0 2 1 1 0 0
Darrin Fletcher, L OBP: 0.361, SLG: 0.566 (1, 2)		2-1 2B		0-2 BB 1-3 1B		1-3 K		3-2 G5-3	0-2 G1-3	5 1 2 0 0 1 4
Geronimo Berroa, R OBP: 0.405, SLG: 0.457 (1, 10)		3-3 K		0-0 E5 1-2 1B			1-2 G1-3 BB 1B		0-1 BB G3 1B	4 2 2 0 0 1 2
José Cruz Jr., S OBP: 0.359, SLG: 0.437 (1, 8)		3-2 P3		4-1 1B 1-2 2-3 BB			4-1 G1-3 BB		1-0 G3	2 0 0 0 2 0 2
Homer Bush, R OBP: 0.353, SLG: 0.383 (1, 4)			0-1 P6	1-0 1-3 2-H 3-H 1B			2-3 K		0-2 1B 2-H 1B	4 1 2 3 0 1 2


Inning Stats	R: 0 E: 0 K: 2 S: 9	H: 1 LOB: 1 BB: 0 P: 12	R: 0 E: 0 K: 1 S: 13	H: 1 LOB: 1 BB: 0 P: 23	R: 0 E: 0 K: 0 S: 7	H: 1 LOB: 1 BB: 0 P: 11	R: 2 E: 1 K: 0 S: 8	H: 2 LOB: 2 BB: 2 P: 19	R: 0 E: 0 K: 0 S: 4	H: 0 LOB: 0 BB: 0 P: 10	R: 0 E: 0 K: 1 S: 7	H: 0 LOB: 0 BB: 0 P: 11	R: 0 E: 0 K: 2 S: 13	H: 1 LOB: 2 BB: 1 P: 22	R: 0 E: 0 K: 1 S: 11	H: 1 LOB: 1 BB: 0 P: 18	R: 3 E: 0 K: 0 S: 19	H: 5 LOB: 3 BB: 0 P: 25	1B: 10 2B: 2 3B: 0 HR: 0	SF: 0 SAC: 0 DP: 0 HBP: 1
--------------	------------------------------	----------------------------------	-------------------------------	----------------------------------	------------------------------	----------------------------------	------------------------------	----------------------------------	------------------------------	----------------------------------	------------------------------	----------------------------------	-------------------------------	----------------------------------	-------------------------------	----------------------------------	-------------------------------	----------------------------------	-----------------------------------	------------------------------------

**BOTTOM**

**Kansas City Royals @ Toronto Blue Jays**  
 SkyDome, Toronto, ON  
 Fri Jun 18 1999, 7:05 PM EDT  
 Att. 24,245 - Cloudy - 76 F

AB	38
R	5
H	12
RBI	5
BB	3
SO	7
LOB	18

livebaseballscorecards.com



PITCHER	IP	WLS	BF	H	R	ER	SO	BB	IBB	HBP	BLK	WP	HR	S	P	ERA	WHIP
Jay Witasick, R ERA: 7.12 (1, 1)	6.0	W	26	6	2	0	4	3	0	0	0	0	0	52	95	0.00	1.500
Scott Service, R ERA: 5.68 (7, 1)	1.0	H	3	0	0	0	2	0	0	0	0	0	0	9	13	0.00	0.000
Tim Byrdak, L ERA: 4.5 (8, 1)	1.0	H	4	1	0	0	1	0	0	0	0	0	0	11	18	0.00	1.000
Jeff Montgomery, R ERA: 7.62 (9, 1)	0.1		5	4	3	3	0	0	0	0	0	0	0	11	15	81.00	12.000
Matt Whisenant, L ERA: 6.1 (9, 1)	0.2	S	4	1	0	0	0	0	0	1	0	0	0	8	10	0.00	1.500

Batter	1	2	3	4	5	6	7	8	9	AB R H RBI BB SO LOB	TOP											
Johnny Damon, L (1, 7) OBP: 0.372, SLG: 0.463	2-2 G4-3		3-2 L8			0-1 L4		0-3 K		4 0 0 0 0 1 1												
Joe Randa, R (1, 5) OBP: 0.356, SLG: 0.453	0-3 K		0-0 F9			4-2 G4-6-3 BB		1-2 1B		3 0 1 0 1 1 1												
Carlos Beltrán, S (1, 8) OBP: 0.338, SLG: 0.465	4-2 29 FC4-6 BB			0-0 29 FC1-6 1B		1-1 G4-6-3 1-2f		2-1 F9		3 0 1 0 1 0 2												
29 Mike Sweeney, R (1, 3) OBP: 0.384, SLG: 0.493	2-1 FC4-6 1-2f			0-1 FC1-6 BB 1-2f			0-3 K	3-2 G4-3		4 0 0 0 0 1 3												
Jermaine Dye, R (1, 9) OBP: 0.364, SLG: 0.519		0-2 P3		4-1 G3-6-1 BB 1-2			0-1 BB G3 1B		3-2 G6-3	3 0 1 0 1 0 0												
Chad Kreuter, S (1, 2) OBP: 0.359, SLG: 0.408		2-3 K		2-2 G3-6-1 1-2f			3-2 G3 1-2		4-2 BB	3 0 0 0 1 1 3												
Jeremy Giambi, L (1, 10) OBP: 0.388, SLG: 0.351		1-0 G4-3			0-1 F7		4-1 BB BB		0-2 L5	3 0 0 0 1 0 1												
Carlos Febles, R (1, 4) OBP: 0.372, SLG: 0.455			4-2 FC5-4 BB		2-2 G4-3		4-2 FC4-6 BB 1-2 2-3		0-1 G4-3	2 0 0 0 2 0 1												
Steve Scarosone, R (1, 6) OBP: 0.270, SLG: 0.204			1-0 FC5-4		2-3 K		1-0 FC4-6 1-2f			2 0 0 0 0 1 1												
Scott Pose, L (7, PH) OBP: 0.400, SLG: 0.385										0 0 0 0 0 0 0												
Scott Leius, R (7, PH) OBP: 0.258, SLG: 0.288										1 0 0 0 0 0 3												
<b>Inning Stats</b>	R: 0 E: 0 K: 1 S: 11	H: 0 LOB: 1 BB: 1 P: 19	R: 0 E: 0 K: 1 S: 7	H: 0 LOB: 0 BB: 0 P: 10	R: 0 E: 0 K: 0 S: 9	H: 0 LOB: 1 BB: 1 P: 17	R: 0 E: 0 K: 0 S: 7	H: 1 LOB: 1 BB: 1 P: 13	R: 0 E: 0 K: 1 S: 8	H: 0 LOB: 0 BB: 0 P: 12	R: 0 E: 0 K: 1 S: 6	H: 0 LOB: 0 BB: 1 P: 11	R: 0 E: 0 K: 1 S: 15	H: 1 LOB: 3 BB: 2 P: 27	R: 0 E: 0 K: 1 S: 11	H: 1 LOB: 1 BB: 0 P: 17	R: 0 E: 0 K: 0 S: 12	H: 0 LOB: 1 BB: 1 P: 19	1B: 3 2B: 0 3B: 0 HR: 0	SF: 0 SAC: 0 DP: 2 HBP: 0	WP: 0 PB: 0 SB: 1 CS: 0	PA: 35
<b>PITCHER</b>	IP WLS BF H R ER SO BB IBB HBP BLK WP HR S P ERA WHIP																					
32 Roy Halladay, R (1, 1) ERA: 4.24	6.2 W 26 2 0 0 4 6 0 0 0 0 0 0 62 107 0.00 1.200																					
Graeme Lloyd, L (7, 1) ERA: 2.94	1.0 H 4 1 0 0 1 0 0 0 0 0 0 0 9 13 0.00 1.000																					
Paul Quantrill, R (8, 1) ERA:	1.1 5 0 0 0 0 1 0 0 0 0 0 0 15 25 0.00 0.750																					

**Kansas City Royals @ Toronto Blue Jays**  
 SkyDome, Toronto, ON  
 Sat Jun 19 1999, 4:05 PM EDT  
 Att. 23,369 - Cloudy - 76 F

AB	28
R	0
H	3
RBI	0
BB	7
SO	5
LOB	16



Batter	1	2	3	4	5	6	7	8	9
Shannon Stewart, R (1, 7) OBP: 0.375, SLG: 0.392	1-1 F7		2-2 G5-3			1-2 1B	0-1 1B	1-1 P4	
Tony Batista, R (1, 6) OBP: 0.344, SLG: 0.427	2-0 1B		2-1 F8			2-1 G3	3-2 1B WP HBP		
Shawn Green, L (1, 9) OBP: 0.382, SLG: 0.574	1-1 F9		3-2 G3			2-2 G4-3 1B	0-0 1B		
Carlos Delgado, L (1, 3) OBP: 0.369, SLG: 0.515	3-2 P8			1-1 P6		1-2 G4-3	3-3 K		
Tony Fernandez, S (1, 5) OBP: 0.483, SLG: 0.557		0-0 P6		0-1 L6		2-0 2B 1B	2-2 1B		
Darrin Fletcher, L (1, 2) OBP: 0.365, SLG: 0.568		4-0 HBP BB		1-0 F9		0-0 2B	0-0 G4-3		
Geronimo Berroa, R (1, 10) OBP: 0.391, SLG: 0.421		3-2 HBP			3-2 F7	2-3 K		1-3 K	
José Cruz Jr., S (1, 8) OBP: 0.354, SLG: 0.430		0-3 K			1-3 K		2-3 K	2-3 K	
Homer Bush, R (1, 4) OBP: 0.357, SLG: 0.394		1-0 F9			0-0 G4-3		0-2 2B 1B	1-0 2B	


Inning Stats	R: 0	H: 1	E: 0	K: 0	S: 8	R: 0	H: 0	E: 0	K: 1	S: 7	R: 0	H: 0	E: 0	K: 0	S: 9	R: 0	H: 0	E: 0	K: 1	S: 5	R: 0	H: 0	E: 0	K: 1	S: 7	R: 3	H: 4	E: 0	K: 1	S: 17	R: 4	H: 4	E: 0	K: 2	S: 19	R: 0	H: 1	E: 0	K: 2	S: 9		
	LOB: 1	BB: 0	BB: 1	BB: 0	BB: 1	LOB: 2	BB: 1	LOB: 0	BB: 0	LOB: 0	LOB: 0	LOB: 0	LOB: 0	LOB: 0	LOB: 0	LOB: 1	LOB: 1	LOB: 1	LOB: 0	LOB: 0	LOB: 0	LOB: 1	LOB: 0	LOB: 0	LOB: 0	LOB: 1	LOB: 1	LOB: 1	LOB: 0	LOB: 0	LOB: 0	LOB: 0	LOB: 1	LOB: 1	LOB: 1	LOB: 0	LOB: 0	LOB: 0	LOB: 1	LOB: 1	LOB: 0	LOB: 0

AB	R	H	RBI	BB	SO	LOB
5	2	2	0	0	0	1
3	1	1	0	0	0	1
4	2	2	3	0	0	1
4	0	0	0	0	1	3
4	1	2	2	0	0	0
3	0	1	1	1	0	1
3	0	0	0	0	2	1
4	0	0	0	0	4	2
4	1	2	0	0	0	2

**BOTTOM**

**Kansas City Royals @ Toronto Blue Jays**  
 SkyDome, Toronto, ON  
 Sat Jun 19 1999, 4:05 PM EDT  
 Att. 23,369 - Cloudy - 76 F

AB	34
R	7
H	10
RBI	6
BB	1
SO	7
LOB	12



1B	7	SF	0	WP	1	PA	37
2B	3	SAC	0	PB	0		
3B	0	DP	0	SB	2		
HR	0	HBP	2	CS	0		

PITCHER	IP	WLS	BF	H	R	ER	SO	BB	IBB	HBP	BLK	WP	HR	S	P	ERA	WHIP
Kevin Appier, R (1, 1) ERA: 4.97	6.1	L	29	7	6	6	4	1	0	0	0	0	0	63	105	8.53	1.263
Tim Byrdak, L (7, 1) ERA: 6.75	0.2		4	2	1	1	1	0	0	0	0	1	0	9	14	13.50	3.000
Jose Santiago, R (8, 1) ERA: 3.89	1.0		4	1	0	0	2	0	0	0	0	0	0	9	14	0.00	1.000

Batter	1	2	3	4	5	6	7	8	9	AB R H RBI BB SO LOB	TOP											
<b>Johnny Damon, L</b> (1, 7) OBP: 0.370, SLG: 0.460	0-0 P5		3-2 G6-3			0-2 P7			0-0 CS 1B	4 0 1 0 0 0 1												
<b>Joe Randa, R</b> (1, 5) OBP: 0.354, SLG: 0.461	2-1 F9			2-0 G6-3			1-2 HR		1-1 SAFE F8 1-2	4 1 1 1 0 0 1												
<b>Carlos Beltrán, S</b> (1, 8) OBP: 0.333, SLG: 0.458	0-3 K			1-3 K			3-3 K		0-0 F8	4 0 0 0 0 3 0												
<b>29 Mike Sweeney, R</b> (1, 3) OBP: 0.379, SLG: 0.486		0-1 G5-3		0-1 G5-3			1-1 G3-1			3 0 0 0 0 0 0												
<b>Jermaine Dye, R</b> (1, 9) OBP: 0.360, SLG: 0.512		2-2 G6-3			0-3 K		3-1 G5-3			3 0 0 0 0 1 0												
<b>Scott Leius, R</b> (1, 10) OBP: 0.246, SLG: 0.274		1-0 P4			0-1 G4-3			1-3 K2-3		3 0 0 0 0 1 0												
<b>Tim Spehr, R</b> (1, 2) OBP: 0.360, SLG: 0.469			0-0 L8		3-2 P2			1-3 K		3 0 0 0 0 1 0												
<b>Carlos Febles, R</b> (1, 4) OBP: 0.375, SLG: 0.462			2-1 2B			0-0 G4-3		2-0 1B		3 0 2 0 0 0 0												
<b>Rey Sanchez, R</b> (1, 6) OBP: 0.301, SLG: 0.350			0-0 F9			1-3 K		2-1 SAFE G4-3		3 0 0 0 0 1 2												
<b>Inning Stats</b>	R: 0 E: 0 K: 1 S: 7	H: 0 LOB: 0 BB: 0 P: 9	R: 0 E: 0 K: 0 S: 6	H: 0 LOB: 0 BB: 0 P: 9	R: 0 E: 0 K: 0 S: 7	H: 1 LOB: 1 BB: 0 P: 12	R: 0 E: 0 K: 1 S: 6	H: 0 LOB: 0 BB: 0 P: 9	R: 0 E: 0 K: 1 S: 9	H: 0 LOB: 0 BB: 0 P: 12	R: 0 E: 0 K: 1 S: 7	H: 0 LOB: 0 BB: 0 P: 8	R: 1 E: 0 K: 1 S: 11	H: 1 LOB: 0 BB: 0 P: 19	R: 0 E: 0 K: 2 S: 9	H: 1 LOB: 1 BB: 0 P: 15	R: 0 E: 0 K: 0 S: 4	H: 1 LOB: 0 BB: 0 P: 5	1B: 2 2B: 1 3B: 0 HR: 1	SF: 0 SAC: 0 DP: 0 HBP: 0	WP: 0 PB: 0 SB: 0 CS: 1	PA: 30
<b>PITCHER</b> <b>David Wells, L</b> (1, 1) ERA: 4.94	IP: 9.0 WLS: W BF: 30 H: 4 R: 1 ER: 1 SO: 7 BB: 0 IBB: 0 HBP: 0 BLK: 0 WP: 0 HR: 1 S: 66 P: 98 ERA: 1.00 WHIP: 0.444											<b>PITCHER</b>	IP: WLS: BF: H: R: ER: SO: BB: IBB: HBP: BLK: WP: HR: S: P: ERA: WHIP:									

**Kansas City Royals @ Toronto Blue Jays**  
 SkyDome, Toronto, ON  
 Sun Jun 20 1999, 1:05 PM EDT  
 Att. 24,211 - Unknown - 78 F

<b>AB</b>	30
<b>R</b>	1
<b>H</b>	4
<b>RBI</b>	1
<b>BB</b>	0
<b>SO</b>	7
<b>LOB</b>	4



Batter	1	2	3	4	5	6	7	8	9	AB	R	H	RBI	BB	SO	LOB
Shannon Stewart, R (1, 7) OBP: 0.377, SLG: 0.397	1-2 F8			0-0 CS 1B		1-0 L7			1-1 SH1-3 FC5-2 2B	4	0	2	0	0	0	0
Tony Batista, R (1, 6) OBP: 0.339, SLG: 0.419	0-0 F8			2-3 K			1-1 G5-3		0-0 SH1-3	3	0	0	0	0	1	1
Shawn Green, L (1, 9) OBP: 0.384, SLG: 0.571	1-3 K			2-1 G4-3			0-1 S 1B		4-0 FC5-2 IBB 1B IBB	3	1	1	0	1	1	0
Carlos Delgado, L (1, 3) OBP: 0.371, SLG: 0.511			2-0 L7		4-1 BB BB		1-3 K		4-0 1B FC5-2 IBB	2	0	0	0	2	1	1
Geronimo Berroa, R (1, 10) OBP: 0.380, SLG: 0.390			3-1 G4-3		4-2 G5-4-3 BB		2-1 F9		1-2 FC5-2 1B	3	0	0	0	1	0	4
Willis Otanez, R (1, 5) OBP: 0.279, SLG: 0.310 Willie Greene, L (8, PH) OBP: 0.263, SLG: 0.294 Tony Fernandez, S (9, 5) OBP: 0.485, SLG: 0.559			3-2 F7		1-2 F7			0-0 HR	2-1 1B	2	0	0	0	0	0	2
Jacob Brumfield, R (1, 8) OBP: 0.250, SLG: 0.283			0-0 P7		3-2 G5-4-3			2-3 K	1-2 2-3 3-H 1B	3	0	0	0	0	1	2
Homer Bush, R (1, 4) OBP: 0.349, SLG: 0.385			0-2 L7			3-2 G5-3		2-3 K		3	0	0	0	0	1	0
Mike Matheny, R (1, 2) OBP: 0.262, SLG: 0.310			1-3 K			2-3 K		3-2 G6-3		3	0	0	0	0	2	0

Inning Stats	R: 0	H: 0	E: 0	LOB: 0	K: 1	S: 8	P: 10	R: 0	H: 0	E: 0	LOB: 0	K: 0	S: 7	P: 15	R: 0	H: 1	E: 0	LOB: 0	K: 1	S: 6	P: 10	R: 0	H: 0	E: 0	LOB: 1	K: 0	S: 12	P: 24	R: 0	H: 0	E: 0	LOB: 0	K: 1	S: 7	P: 13	R: 0	H: 1	E: 0	LOB: 1	K: 1	S: 9	P: 13	R: 1	H: 1	E: 0	LOB: 0	K: 2	S: 11	P: 18	R: 1	H: 2	E: 0	LOB: 3	K: 0	S: 8	P: 20	1B: 3	SF: 0	2B: 1	SAC: 1	3B: 0	DP: 1	HR: 1	HBP: 0	WP: 0	PA: 33
PITCHER	IP	WLS	BF	H	R	ER	SO	BB	IBB	HBP	BLK	WP	HR	S	P	ERA	WHIP																																																	
Jeff Suppan, R (1, 1) ERA: 3.38	8.0		27	3	1	1	7	2	0	0	0	0	0	67	111	1.12	0.625																																																	
Scott Service, R (9, 1) ERA: 5.82	0.2	L	6	2	1	1	0	0	2	0	0	0	0	8	20	13.50	3.000																																																	

BOTTOM

Kansas City Royals @ Toronto Blue Jays  
 SkyDome, Toronto, ON  
 Sun Jun 20 1999, 1:05 PM EDT  
 Att. 24,211 - Unknown - 78 F

AB	28
R	2
H	5
RBI	2
BB	4
SO	7
LOB	10



WP: 0	PA: 33
PB: 0	
SB: 1	
CS: 1	
ERA	WHIP

livebaseballscorecards.com

Batter	1	2	3	4	5	6	7	8	9	AB R H RBI BB SO LOB	TOP	
Scott Pose, L OBP: 0.415, SLG: 0.404 (1, 7) X	0-0 2B 29 PB 1B	0-2 G4-3			2-0 G4-3	0-0 1-3 1B		2-2 2-3 1B		5 1 3 0 0 0 0		
Joe Randa, R OBP: 0.348, SLG: 0.452 (1, 5) C X	0-1 P6		1-0 F9		3-3 K	1-0 P6		0-2 G1-3		5 0 0 0 0 1 5		
Johnny Damon, L OBP: 0.374, SLG: 0.466 (1, 8) 1 B 1 SAFE 1 SAFE 1 SAFE 1 SAFE C X	1-2 29 PB 29 FC 2B		1-1 29 G3 1B		0-1 29 BB 1B	1-1 F8		2-0 G4-3		5 1 3 0 0 0 2		
29 Mike Sweeney, R OBP: 0.375, SLG: 0.477 (1, 3) C B F B B X	3-2 FC FC6-4 1B 2-H 3-H		0-1 G3		4-2 1 SAFE 1-2 BB		0-2 G1-3		2-2 G6-3	4 0 0 1 1 0 1		
Jermaine Dye, R OBP: 0.357, SLG: 0.506 (1, 9) F B B B X	3-1 FC6-4 1B		0-2 F8		1-2 F8		2-3 K		1-3 K	5 0 1 0 0 2 3		
Jeremy Giambi, L OBP: 0.377, SLG: 0.341 (1, 10) B X	1-0 FC6-4 1-2 2-3		3-2 F7		2-2 2B G1-3 1B		2-3 K			4 1 1 0 0 1 2		
Chad Kreuter, S OBP: 0.362, SLG: 0.416 (1, 2) C F F C	0-3 K		0-2 1B		0-1 G1-3 1-3 1B 2B		2-1 F8			4 1 2 0 0 1 2		
Carlos Febles, R OBP: 0.374, SLG: 0.463 (1, 4) C C X		0-2 L4		2-3 K		0-0 G1-3		0-1 1B 2B		4 0 1 1 0 1 2		
Rey Sanchez, R OBP: 0.300, SLG: 0.349 (1, 6) C X		0-1 L1		0-2 F7		0-0 1B 3-H		0-0 G5-3		4 0 1 1 0 0 2		
<b>Inning Stats</b>	R: 2 H: 3 E: 0 LOB: 2 K: 1 BB: 0 S: 15 P: 23	R: 0 H: 0 E: 0 LOB: 0 K: 0 BB: 0 S: 9 P: 9	R: 0 H: 1 E: 0 LOB: 1 K: 0 BB: 0 S: 8 P: 10	R: 0 H: 1 E: 0 LOB: 1 K: 1 BB: 0 S: 15 P: 20	R: 0 H: 1 E: 0 LOB: 2 K: 1 BB: 1 S: 14 P: 24	R: 2 H: 4 E: 0 LOB: 2 K: 0 BB: 0 S: 17 P: 24	R: 0 H: 0 E: 0 LOB: 0 K: 2 BB: 0 S: 11 P: 15	R: 0 H: 2 E: 0 LOB: 2 K: 0 BB: 0 S: 12 P: 16	R: 0 H: 0 E: 0 LOB: 0 K: 1 BB: 0 S: 8 P: 13	1B: 9 SF: 0 2B: 3 SAC: 0 3B: 0 DP: 0 HR: 0 HBP: 0	WP: 0 PA: 41 PB: 1 SB: 0 CS: 0	
<b>PITCHER</b>	IP WLS BF H R ER SO BB IBB HBP BLK WP HR S P ERA WHIP											
Joey Hamilton, R ERA: 8.73 (1, 1)	5.1 W 27 9 4 4 3 1 0 0 0 0 0 0 74 104 6.75 1.875											
John Frascatore, R ERA: 4.04 (6, 1)	0.2 H 3 1 0 0 0 0 0 0 0 0 0 0 4 6 0.00 1.500											
Paul Quantrill, R ERA: (7, 1)	2.0 8 2 0 0 2 0 0 0 0 0 0 0 23 31 0.00 1.000											
Billy Koch, R ERA: 1.52 (9, 1)	1.0 3 0 0 0 1 0 0 0 0 0 0 0 8 13 0.00 0.000											

**Kansas City Royals @ Toronto Blue Jays**  
 SkyDome, Toronto, ON  
 Mon Jun 21 1999, 7:05 PM EDT  
 Att. 20,394 - Unknown - 81 F

AB	40
R	4
H	12
RBI	3
BB	1
SO	6
LOB	19



WP: 0	PA: 41
PB: 1	
SB: 0	
CS: 0	

Batter	1	2	3	4	5	6	7	8	9	AB	R	H	RBI	BB	SO	LOB	BOTTOM
<b>Shannon Stewart, R</b> OBP: 0.383, SLG: 0.404 (1, 7)	0-1 S 1B		2-0 WP S HR 1B	0-1 1B		0-2 1-H S HR 1B		2-2 F9 2-3		5	2	4	1	0	0	1	<b>Kansas City Royals @ Toronto Blue Jays</b> SkyDome, Toronto, ON Mon Jun 21 1999, 7:05 PM EDT Att: 20,394 - Unknown - 81 F
<b>Tony Batista, R</b> OBP: 0.345, SLG: 0.439 (1, 6)	1-2 K		4-2 1-3 HR BB	2-1 1-3 BB 1B		2-3 1-2 K		0-0 HR		4	2	2	2	1	2	2	
<b>Shawn Green, L</b> OBP: 0.391, SLG: 0.602 (1, 9)	3-3 K		0-0 1-H 3-H HR	4-1 1-2 BB		1-1 2-H HR		2-2 2B		4	2	3	5	1	1	1	
<b>Carlos Delgado, L</b> OBP: 0.365, SLG: 0.502 (1, 3)	2-2 G1-3		2-1 P4	1-2 G6-3		0-0 G5-3		0-2 K		5	0	0	0	0	1	5	
<b>Tony Fernandez, S</b> OBP: 0.491, SLG: 0.573 (1, 5)		4-2 F8 BB	3-2 HR		1-0 F8		2-1 CS 1B	4-1 BB		3	1	2	1	2	0	0	
<b>Willis Otanez, R</b> OBP: 0.279, SLG: 0.310 (8, PR) (9, 5)		4-2 G4-6-3 BB	1-3 K		0-0 L8		0-0 F7	0-2 L8		0	0	0	0	0	0	0	
<b>Darrin Fletcher, L</b> OBP: 0.359, SLG: 0.550 (1, 2)		3-2 F8	1-0 P4		3-1 F8		3-3 K			4	0	0	0	0	1	3	
<b>Geronimo Berroa, R</b> OBP: 0.352, SLG: 0.356 (1, 10)		1-0 G4-6-3		1-0 G3		2-2 G1-6-3		4-0 2B E BB		3	1	0	0	1	0	2	
<b>José Cruz Jr., S</b> OBP: 0.352, SLG: 0.424 (1, 8)		1-1 HR		2-0 G6-3		4-2 S 1B BB		0-0 E7 F9 1-H HR 2B		3	3	2	1	1	0	0	
<b>Homer Bush, R</b> OBP: 0.360, SLG: 0.420 (1, 4)																	
<b>Inning Stats</b>	R: 0 E: 0 K: 2 S: 13	H: 1 LOB: 1 BB: 0 P: 20	R: 0 E: 0 K: 0 S: 9	H: 0 LOB: 1 BB: 2 P: 21	R: 5 E: 0 K: 1 S: 15	H: 4 LOB: 0 BB: 1 P: 29	R: 0 E: 0 K: 0 S: 11	H: 2 LOB: 3 BB: 1 P: 20	R: 0 E: 0 K: 0 S: 4	H: 0 LOB: 0 BB: 0 P: 8	R: 3 E: 0 K: 1 S: 15	H: 2 LOB: 0 BB: 1 P: 24	R: 0 E: 0 K: 1 S: 7	H: 1 LOB: 1 BB: 0 P: 12	R: 3 E: 1 K: 1 S: 15	H: 3 LOB: 2 BB: 2 P: 27	1B: 6 2B: 3 3B: 0 HR: 5 SF: 0 SAC: 0 DP: 2 HBP: 0 WP: 1 PB: 0 SB: 5 CS: 1 PA: 42 ERA WHIP
<b>PITCHER</b>	IP WLS BF H R ER SO BB IBB HBP BLK WP HR S P ERA WHIP																
<b>49 Chris Fussell, R</b> ERA: 7.2 (1, 1)	2.1 L	14	5	5	5	2	3	0	0	0	0	1	0	0	0	0	19.29 3.429
<b>Terry Mathews, R</b> ERA: 3.77 (3, 1)	2.2	11	2	0	0	1	1	0	0	0	0	0	0	0	0	0	0.00 1.125
<b>Marc Pisciotta, R</b> ERA: 27.0 (6, 1)	0.2	4	1	2	2	1	1	0	0	0	0	0	0	0	0	0	27.00 3.000
<b>Tim Byrdak, L</b> ERA: 9.0 (6, 1)	0.1	2	1	1	1	0	0	0	0	0	0	1	3	4			27.00 3.000
<b>Jeff Montgomery, R</b> ERA: 6.04 (7, 1)	2.0	11	4	3	3	2	2	0	0	0	0	1	22	39			13.50 3.000

livebaseballscorecards.com

**AB** 35  
**R** 11  
**H** 13  
**RBI** 10  
**BB** 7  
**SO** 6  
**LOB** 17



Batter	1	2	3	4	5	6	7	8	9	AB R H RBI BB SO LOB	TOP											
<b>Kenny Lofton, L</b> (1, 8) OBP: 0.444, SLG: 0.483	3-3 		4-1 		2-2 		1-0 		1-0 	3 1 1 1 1 1 1												
<b>Omar Vizquel, S</b> (1, 6) OBP: 0.401, SLG: 0.442	0-1 		2-0 		1-2 		2-2 		0-1 	5 0 1 0 0 0 3												
<b>Roberto Alomar, S</b> (1, 4) OBP: 0.429, SLG: 0.528	2-0 		0-2 		1-2 		2-2 			4 0 1 0 0 0 4												
<b>David Justice, L</b> (1, 9) OBP: 0.372, SLG: 0.526	2-1 			1-1 		1-0 		1-0 		4 0 1 1 0 0 1												
<b>Richie Sexson, R</b> (1, 3) OBP: 0.307, SLG: 0.519		4-0 		0-1 		2-2 		3-1 		3 0 0 0 1 0 2												
<b>Jim Thome, L</b> (1, 10) OBP: 0.415, SLG: 0.470		0-3 		4-2 		0-2 		3-3 		3 1 0 0 1 2 1												
<b>Enrique Wilson, S</b> (1, 5) OBP: 0.356, SLG: 0.437		1-2 		2-1 		2-2 		1-1 		4 1 2 0 0 0 1												
<b>Jacob Cruz, L</b> (1, 7) OBP: 0.370, SLG: 0.708		0-0 		3-2 		0-0 		0-1 		4 0 1 1 0 0 2												
<b>Einar Diaz, R</b> (1, 2) OBP: 0.304, SLG: 0.390			2-3 		3-2 		0-0 		1-1 	4 0 1 0 0 1 2												
<b>Inning Stats</b>	R: 0 E: 0 K: 1 S: 8	H: 1 LOB: 1 BB: 0 P: 15	R: 0 E: 0 K: 1 S: 7	H: 0 LOB: 1 BB: 1 P: 12	R: 0 E: 0 K: 1 S: 8	H: 0 LOB: 1 BB: 1 P: 16	R: 1 E: 0 K: 0 S: 16	H: 2 LOB: 2 BB: 1 P: 29	R: 1 E: 0 K: 0 S: 16	H: 3 LOB: 1 BB: 0 P: 23	R: 0 E: 0 K: 0 S: 7	H: 0 LOB: 0 BB: 0 P: 9	R: 0 E: 0 K: 1 S: 7	H: 0 LOB: 1 BB: 0 P: 12	R: 0 E: 0 K: 1 S: 6	H: 0 LOB: 0 BB: 0 P: 13	R: 1 E: 0 K: 0 S: 9	H: 2 LOB: 1 BB: 0 P: 12	1B: 6 2B: 2 3B: 0 HR: 0	SF: 0 SAC: 0 DP: 1 HBP: 1	WP: 0 PB: 0 SB: 1 CS: 0	PA: 38
<b>PITCHER</b>	IP WLS BF H R ER SO BB IBB HBP BLK WP HR S P ERA WHIP																					
<b>Kelvín Escobar, R</b> (1, 1) ERA: 4.93	7.0 W 30 6 2 2 3 3 0 1 0 0 0 0 69 116 2.57 1.286																					
<b>Graeme Lloyd, L</b> (8, 1) ERA: 2.86	1.0 H 3 0 0 0 1 0 0 0 0 0 0 0 6 13 0.00 0.000																					
<b>Billy Koch, R</b> (9, 1) ERA: 1.82	1.0 S 5 2 1 1 0 0 0 0 0 0 0 0 9 12 9.00 2.000																					

**Cleveland Indians @ Toronto Blue Jays**  
 SkyDome, Toronto, ON  
 Tue Jun 22 1999, 7:05 PM EDT  
 Att. 22,197 - Unknown - 81 F

<b>AB</b>	34
<b>R</b>	3
<b>H</b>	8
<b>RBI</b>	3
<b>BB</b>	3
<b>SO</b>	4
<b>LOB</b>	17





Batter	1	2	3	4	5	6	7	8	9
Shannon Stewart, R OBP: 0.385, SLG: 0.404 (1, 7)	3-2 FC5 1B 1B		4-2 HR BB		1-0 F8		1-1 L7		
Tony Batista, R OBP: 0.343, SLG: 0.434 (1, 6)	0-0 F9 FC5 1B		2-2 F7		0-1 L7		0-3 K		
Shawn Green, L OBP: 0.396, SLG: 0.619 (1, 9)	1-0 FC5		0-0 1-H HR		3-1 S HBP		1-2 F9 G3-4 2B		
Carlos Delgado, L OBP: 0.364, SLG: 0.496 (1, 3)	2-1 F9		3-2 F8		4-0 1-2 BB		0-0 F9		
Tony Fernandez, S OBP: 0.491, SLG: 0.568 (1, 5)	0-0 F7			4-1 2B G6-3 BB	1-3 K		4-0 1B IBB G3-4		
Darrin Fletcher, L OBP: 0.356, SLG: 0.549 (1, 2)		2-2 F9		0-0 1-3 2B		0-0 F8		2-1 G3-4	
Geronimo Berroa, R OBP: 0.345, SLG: 0.347 (1, 10)		2-3 K		0-1 3-H G6-3		1-1 G4-3		1-2 2-H 1B	
José Cruz Jr., S OBP: 0.352, SLG: 0.421 (1, 8)		0-1 F9		4-2 G6-3 BB		1-1 G3			
Homer Bush, R OBP: 0.353, SLG: 0.411 (1, 4)			2-2 G4-3		1-0 G6-3		1-1 G6-3		

Inning Stats	R: 0	H: 2	E: 0	LOB: 2	K: 0	S: 8	P: 14	R: 0	H: 0	E: 0	LOB: 0	K: 1	S: 8	P: 12	R: 2	H: 1	E: 0	LOB: 0	K: 0	S: 13	P: 23	R: 1	H: 1	E: 0	LOB: 1	K: 0	S: 8	P: 17	R: 0	H: 0	E: 0	LOB: 2	K: 1	S: 7	P: 16	R: 0	H: 0	E: 0	LOB: 0	K: 0	S: 5	P: 7	R: 0	H: 0	E: 0	LOB: 0	K: 1	S: 7	P: 9	R: 1	H: 2	E: 0	LOB: 2	K: 0	S: 10	P: 18
--------------	------	------	------	--------	------	------	-------	------	------	------	--------	------	------	-------	------	------	------	--------	------	-------	-------	------	------	------	--------	------	------	-------	------	------	------	--------	------	------	-------	------	------	------	--------	------	------	------	------	------	------	--------	------	------	------	------	------	------	--------	------	-------	-------


PITCHER	IP	WLS	BF	H	R	ER	SO	BB	IBB	HBP	BLK	WP	HR	S	P	ERA	WHIP
Dwight Gooden, R ERA: 5.27 (1, 1)	7.0	L	29	4	3	3	3	4	0	1	0	0	1	56	98	3.86	1.143
Ricardo Rincon, L ERA: 4.97 (8, 1)	0.2		4	1	1	1	0	0	1	0	0	0	0	6	13	13.50	1.500
Steve Reed, R ERA: 2.89 (8, 1)	0.1		1	1	0	0	0	0	0	0	0	0	0	4	5	0.00	3.000

**BOTTOM**

**Cleveland Indians @ Toronto Blue Jays**  
 SkyDome, Toronto, ON  
 Tue Jun 22 1999, 7:05 PM EDT  
 Att: 22,197 - Unknown - 81 F

AB	R	H	RBI	BB	SO	LOB
3	1	1	0	1	0	0
4	0	1	0	0	1	1
3	2	2	2	0	0	2
3	0	0	0	1	0	3
2	1	0	0	2	1	4
4	0	1	1	0	0	1
4	0	1	1	0	1	1
2	0	0	0	1	0	0
3	0	0	0	0	0	2

AB	28
R	4
H	6
RBI	4
BB	5
SO	3
LOB	14



1B	3	SF	0	WP	0	PA	34
2B	2	SAC	0	PB	0		
3B	0	DP	1	SB	1		
HR	1	HBP	1	CS	0		

livebaseballscorecards.com

Batter	1	2	3	4	5	6	7	8	9	AB R H RBI BB SO LOB	TOP											
Kenny Lofton, L OBP: 0.446, SLG: 0.481 (1, 8)	0-2 1B 2B 1B	1-1 G6-3			4-1 2B G4-3 BB		1-1 L5-3 HBP		2-2 E3 2B	3 3 1 0 1 0 0												
Omar Vizquel, S OBP: 0.405, SLG: 0.445 (1, 6)	2-0 P3	4-2 CS BB			2-2 G4-3 2B		0-3 K		4-2 2B 1B BB	3 1 1 0 2 1 2												
Roberto Alomar, S OBP: 0.432, SLG: 0.533 (1, 4)	3-1 2B 1B	1-2 CS	3-2 E1 F8 1B		0-0 G4-3		2-2 L5-3		0-1 1B 2B	5 2 3 2 0 0 2												
David Justice, L OBP: 0.373, SLG: 0.526 (1, 9)	1-1 1B 1B 2B		1-0 F8		1-1 P6			0-0 G4-3	4-0 1B 1B G5-3 IBB	4 2 1 1 1 0 2												
Richie Sexson, R OBP: 0.319, SLG: 0.540 (1, 3)	2-1 1B 1B		0-0 P9		4-1 BB			2-0 HR	0-2 G5-3 1B 1B	4 1 3 4 1 0 1												
Jim Thome, L OBP: 0.414, SLG: 0.468 (1, 10)	0-1 FC5-4 1B		3-2 G4-3		2-3 K			2-0 G3-1	2-2 G5-3 1B	5 0 2 1 0 1 3												
Mark Whiten, S OBP: 0.200, SLG: 0.400 (1, 7)	1-3 K			0-0 P6		2-0 F9		2-2 2B	0-0 G5-3	5 0 1 1 0 1 4												
Enrique Wilson, S OBP: 0.343, SLG: 0.419 (1, 5)	2-2 FC5-4		3-2 G4-3		1-2 F9			0-1 G6-3	1-2 G6-3	5 0 0 0 0 0 5												
Einar Diaz, R OBP: 0.297, SLG: 0.380 (1, 2)		0-1 P4		3-1 L8		3-1 G6-3			0-1 G6-3	4 0 0 0 0 0 0												
Inning Stats	R: 3 E: 0 K: 1 S: 19	H: 5 LOB: 2 BB: 0 P: 29	R: 0 E: 0 K: 0 S: 9	H: 0 LOB: 0 BB: 1 P: 15	R: 0 E: 1 K: 0 S: 9	H: 1 LOB: 1 BB: 0 P: 16	R: 0 E: 0 K: 0 S: 6	H: 0 LOB: 0 BB: 0 P: 12	R: 1 E: 0 K: 1 S: 11	H: 1 LOB: 2 BB: 2 P: 24	R: 0 E: 0 K: 1 S: 7	H: 0 LOB: 0 BB: 0 P: 10	R: 1 E: 0 K: 0 S: 9	H: 2 LOB: 1 BB: 0 P: 15	R: 4 E: 1 K: 0 S: 24	H: 3 LOB: 2 BB: 2 P: 37	1B: 7 2B: 5 3B: 0 HR: 1	SF: 0 SAC: 0 DP: 1 HBP: 1	WP: 0 PB: 0 SB: 1 CS: 1	PA: 45		
PITCHER	IP WLS BF H R ER SO BB IBB HBP BLK WP HR S P ERA WHIP																					
Pat Hentgen, R ERA: 5.55 (1, 1)	3.0		15	6	3	3	1	1	0	0	0	0	37	60	9.00	2.333						
Paul Spoljaric, L ERA: 8.4 (4, 1)	3.0		12	1	1	1	1	2	0	0	0	0	23	48	3.00	1.000						
Paul Quantrill, R ERA: 1.13 (7, 1)	2.0	L	8	2	1	1	1	0	0	1	0	0	16	25	4.50	1.000						
John Frascatore, R ERA: 4.5 (9, 1)	0.1		7	3	4	2	0	1	1	0	0	0	19	31	54.00	12.000						
Tom Davey, R ERA: 5.18 (9, 1)	0.2		2	0	0	0	0	0	0	0	0	0	5	6	0.00	0.000						

Cleveland Indians @ Toronto Blue Jays  
SkyDome, Toronto, ON  
Wed Jun 23 1999, 7:05 PM EDT  
Att. 23,271 - Cloudy - 82 F

AB	38
R	9
H	12
RBI	9
BB	5
SO	3
LOB	19



livebaseballscorecards.com

Batter	1	2	3	4	5	6	7	8	9	AB R H RBI BB SO LOB
Shannon Stewart, R OBP: 0.382, SLG: 0.403 (1, 7)	0-1 G6-3 1B	1-1 2B			2-3 K		0-0 F9 1B		0-0 G5-3 1B	5 0 1 1 0 1 2
Tony Batista, R OBP: 0.340, SLG: 0.428 (1, 6)	2-1 L6 1B	1-2 G6-3 1B			1-0 FC4-6 1B		0-0 F7 1B		3-2 G5-3 1B	5 0 1 0 0 0 3
Shawn Green, L OBP: 0.398, SLG: 0.616 (1, 9)	4-2 2B E BB		3-2 G4-3 1B		2-1 FC4-6 1-2f		1-3 K			3 1 1 0 1 1 1
Carlos Delgado, L OBP: 0.363, SLG: 0.496 (1, 3)	0-0 E9 1B 2B		0-1 G4-3 1-2f		0-3 K 1-2		0-3 K			4 1 1 0 0 2 2
Tony Fernandez, S OBP: 0.491, SLG: 0.566 (1, 5)	0-0 HR 1B		0-0 F8		4-2 G4-6-3 BB		0-1 G4-3			3 1 1 1 1 0 0
Darrin Fletcher, L OBP: 0.360, SLG: 0.577 (1, 2)	2-2 HR		0-0 G3-1		2-2 F7		1-0 PB G5-3 2B			4 2 2 2 0 0 1
Geronimo Berroa, R OBP: 0.339, SLG: 0.327 (1, 10)	2-2 F8		0-2 F9		2-0 G4-6-3 1-2f		4-2 1B G5-3 BB			3 1 0 0 1 0 1
José Cruz Jr., S OBP: 0.352, SLG: 0.421 Jacob Brumfield, R OBP: 0.266, SLG: 0.333 (2, PH) (3, 8)		0-0 P7		1-1 3B		2-2 SH1-4 1B		1-0 G5-3		0 0 0 0 0 0 0 4 0 2 1 0 0 1
Homer Bush, R OBP: 0.353, SLG: 0.410 (1, 4)		0-2 G5-3		0-0 P6		0-0 SH1-4		0-1 G5-3 1B		3 0 1 0 0 0 1

Inning Stats	R: 4	H: 3	LOB: 0	BB: 1	P: 25	R: 0	H: 1	LOB: 1	BB: 0	P: 12	R: 0	H: 1	LOB: 0	BB: 0	P: 9	R: 0	H: 1	LOB: 1	BB: 0	P: 15	R: 0	H: 0	LOB: 0	BB: 1	P: 15	R: 0	H: 1	LOB: 1	BB: 0	P: 8	R: 0	H: 0	LOB: 0	BB: 0	P: 9	R: 2	H: 2	LOB: 1	BB: 1	P: 19	1B: 5	SF: 0	2B: 3	SAC: 1	3B: 1	DP: 2	HR: 1	HBP: 0	WP: 0	PA: 38
--------------	------	------	--------	-------	-------	------	------	--------	-------	-------	------	------	--------	-------	------	------	------	--------	-------	-------	------	------	--------	-------	-------	------	------	--------	-------	------	------	------	--------	-------	------	------	------	--------	-------	-------	-------	-------	-------	--------	-------	-------	-------	--------	-------	--------

PITCHER	IP	WLS	BF	H	R	ER	SO	BB	IBB	HBP	BLK	WP	HR	S	P	ERA	WHIP
Charles Nagy, R ERA: 4.21 (1, 1)	7.0	W	29	8	4	4	2	2	0	0	0	0	1	61	92	5.14	1.429
Paul Shuey, R ERA: 2.23 (8, 1)	1.0	H	3	0	0	0	2	0	0	0	0	0	0	8	9	0.00	0.000
Michael Jackson, R ERA: 4.91 (9, 1)	1.0		6	2	2	2	0	1	0	0	0	0	0	10	19	18.00	3.000

BOTTOM

Cleveland Indians @ Toronto Blue Jays  
 SkyDome, Toronto, ON  
 Wed Jun 23 1999, 7:05 PM EDT  
 Att: 23,271 - Cloudy - 82 F

livebaseballscores.com

AB	34
R	6
H	10
RBI	5
BB	3
SO	4
LOB	12



Batter	1	2	3	4	5	6	7	8	9	AB R H RBI BB SO LOB	TOP											
<b>Kenny Lofton, L</b> (1, 8) OBP: 0.439, SLG: 0.472	1-1 L6		2-3 K		1-1 G6-3		2-3 K		0-0 L6	5 0 0 0 0 2 1												
<b>Omar Vizquel, S</b> (1, 6) OBP: 0.402, SLG: 0.442	0-1 F7		1-2 G3		0-0 1B		3-2 G4-3			4 0 1 0 0 0 0												
<b>Roberto Alomar, S</b> (1, 4) OBP: 0.429, SLG: 0.527	4-0 BB			2-2 F7	1-2 F8		2-2 F9			3 0 0 0 1 0 1												
<b>David Justice, L</b> (1, 9) OBP: 0.371, SLG: 0.518	1-1 F7			4-2 BB WP BB		1-0 G6-3		3-2 G4-3		3 0 0 0 1 0 1												
<b>Richie Sexson, R</b> (1, 3) OBP: 0.318, SLG: 0.532			3-2 G6-3	1-3 K		4-2 1B BB BB		2-3 K		3 0 0 0 1 2 1												
<b>Jim Thome, L</b> (1, 10) OBP: 0.419, SLG: 0.473			2-1 G4-3 2B	4-2 BB BB	1-2 BB BB	4-1 1B BB		0-0 G4-3		2 0 1 0 2 0 0												
<b>Mark Whiten, S</b> (1, 7) OBP: 0.222, SLG: 0.250			0-1 G4-3	4-1 BB BB	1-2 2-3 BB	3-1 F8		2-3 K		3 0 0 0 1 1 3												
<b>Enrique Wilson, S</b> (1, 5) OBP: 0.348, SLG: 0.417			0-1 G6-3	3-1 G3		1-1 1B		4-1 G6-3 BB		3 0 1 0 1 0 4												
<b>Einar Diaz, R</b> (1, 2) OBP: 0.293, SLG: 0.376			2-2 G4-3		2-1 G6-3	2-2 G6-3		2-1 G6-3		2 0 0 0 0 0 0												
<b>Jacob Cruz, L</b> (6, PH) OBP: 0.357, SLG: 0.680										1 0 0 0 0 0 3												
<b>Chris Turner, R</b> (6, 2) OBP: 0.250, SLG: 0.211										0 0 0 0 0 0 0												
<b>Jeff Manto, R</b> (9, PH) OBP: 0.441, SLG: 0.333										1 0 0 0 0 0 1												
<b>Inning Stats</b>	R: 0 E: 0 K: 0 S: 6	H: 0 LOB: 1 BB: 1 P: 12	R: 0 E: 0 K: 0 S: 9	H: 1 LOB: 1 BB: 0 P: 14	R: 0 E: 0 K: 1 S: 11	H: 0 LOB: 0 BB: 0 P: 16	R: 0 E: 0 K: 1 S: 17	H: 0 LOB: 3 BB: 3 P: 35	R: 0 E: 0 K: 0 S: 8	H: 1 LOB: 1 BB: 0 P: 12	R: 0 E: 0 K: 0 S: 11	H: 1 LOB: 3 BB: 2 P: 26	R: 0 E: 0 K: 1 S: 10	H: 0 LOB: 0 BB: 0 P: 17	R: 0 E: 0 K: 1 S: 9	H: 0 LOB: 0 BB: 0 P: 14	R: 0 E: 0 K: 1 S: 7	H: 0 LOB: 1 BB: 1 P: 15	1B: 2 2B: 1 3B: 0 HR: 0	SF: 0 SAC: 0 DP: 0 HBP: 0	WP: 1 PB: 0 SB: 0 CS: 0	PA: 37
<b>PITCHER</b>	IP WLS BF H R ER SO BB IBB HBP BLK WP HR S P ERA WHIP																					
<b>32 Roy Halladay, R</b> (1, 1) ERA: 3.89	6.0 W 27 3 0 0 2 6 0 0 0 1 0 62 115 0.00 1.500																					
<b>Graeme Lloyd, L</b> (7, 1) ERA: 2.7	2.0 H 6 0 0 0 2 0 0 0 0 0 0 19 31 0.00 0.000																					
<b>Billy Koch, R</b> (9, 1) ERA: 1.75	1.0 S 4 0 0 0 1 1 0 0 0 0 0 7 15 0.00 1.000																					

**Cleveland Indians @ Toronto Blue Jays**  
**SkyDome, Toronto, ON**  
 Thu Jun 24 1999, 7:05 PM EDT  
 Att. 26,117 - Dome - 72 F

<b>AB</b>	30
<b>R</b>	0
<b>H</b>	3
<b>RBI</b>	0
<b>BB</b>	7
<b>SO</b>	5
<b>LOB</b>	15



Batter	1	2	3	4	5	6	7	8	9
Shannon Stewart, R (1, 7) OBP: 0.380, SLG: 0.401	1-0 G6-3		2-2 F8		2-2 L6-3			1-2 G6-3	
Tony Batista, R (1, 6) OBP: 0.333, SLG: 0.418	3-2 F7		3-1 F9		2-2 L6-3			2-3 K	
Shawn Green, L (1, 9) OBP: 0.399, SLG: 0.624	4-2 BB			0-0 G4-3			2-2 P3	1-0 HR	
Carlos Delgado, L (1, 3) OBP: 0.364, SLG: 0.511	1-1 F7			0-2 2B			2-1 HR	3-1 G4-3	
Tony Fernandez, S (1, 5)		1-0 F7		2-0 G6-3			0-0 G3		
Darrin Fletcher, L (1, 2)		2-1 F7		1-1 F9			3-1 F8		
Craig Grebeck, R (1, 10) OBP: 0.436, SLG: 0.441		1-0 1B			4-2 FC5-4 1B BB			1-2 G6-3	
Jacob Brumfield, R (1, 8) OBP: 0.269, SLG: 0.322		2-2 L5			4-1 FC5-4 BB			3-2 L8	
Homer Bush, R (1, 4) OBP: 0.346, SLG: 0.401			1-1 G6-3		0-2 FC5-4 1B S			0-3 K2-3	

Inning Stats	R: 0	H: 0	E: 0	K: 0	S: 9	R: 0	H: 1	E: 0	K: 0	S: 8	R: 0	H: 0	E: 0	K: 0	S: 7	R: 0	H: 1	E: 0	K: 0	S: 8	R: 1	H: 1	E: 0	K: 0	S: 20	R: 1	H: 1	E: 0	K: 0	S: 8	R: 0	H: 0	E: 0	K: 1	S: 10	R: 1	H: 1	E: 0	K: 1	S: 9
	LOB: 1	BB: 1	LOB: 1	BB: 0	LOB: 1	BB: 0	LOB: 1	BB: 0	LOB: 1	BB: 0	LOB: 1	BB: 0	LOB: 1	BB: 2	LOB: 1	BB: 1	LOB: 0	BB: 0	LOB: 0	BB: 0	LOB: 0	BB: 0	LOB: 0	BB: 0	LOB: 0	BB: 0	LOB: 0	BB: 0	LOB: 0	BB: 0	LOB: 0	BB: 0	LOB: 0	BB: 0	LOB: 0	BB: 0	LOB: 0	BB: 0	LOB: 0	


PITCHER	IP	WLS	BF	H	R	ER	SO	BB	IBB	HBP	BLK	WP	HR	S	P	ERA	WHIP
Dave Burba, R (1, 1) ERA: 4.48	7.0	L	27	4	2	2	1	3	0	0	0	0	1	70	117	2.57	1.000
Steve Karsay, R (8, 1) ERA: 2.34	1.0		4	1	1	1	1	0	0	0	0	0	1	9	16	9.00	1.000

**BOTTOM**

**Cleveland Indians @ Toronto Blue Jays**  
 SkyDome, Toronto, ON  
 Thu Jun 24 1999, 7:05 PM EDT  
 Att. 26,117 - Dome - 72 F

AB	R	H	RBI	BB	SO	LOB
4	0	1	1	0	0	0
4	0	0	0	0	1	2
3	1	1	1	1	0	0
4	1	2	1	0	0	1
3	0	0	0	0	0	1
3	0	0	0	0	0	1
2	1	1	0	1	0	0
2	0	0	0	1	0	1
3	0	0	0	0	1	2

<b>AB</b>	<b>28</b>
<b>R</b>	<b>3</b>
<b>H</b>	<b>5</b>
<b>RBI</b>	<b>3</b>
<b>BB</b>	<b>3</b>
<b>SO</b>	<b>2</b>
<b>LOB</b>	<b>8</b>



WP	PA
0	31

1B	2B	3B	HR	SF	SAC	DP	HBP	WP	HR	S	P	ERA	WHIP
2	2	0	2	0	0	1	0	0	0	0	0	9.00	1.000

Batter	1	2	3	4	5	6	7	8	9	AB R H RBI BB SO LOB	TOP											
Shannon Stewart, R (1, 7) OBP: 0.382, SLG: 0.413	2-1 CS 1B			2-3 K		1-1 2-H HR		2-2 G5-3		4 1 2 2 0 1 0												
Tony Batista, R (1, 6) OBP: 0.332, SLG: 0.431	3-3 K 1-2			1-3 K		2-2 P3			0-2 HR	4 1 1 1 0 2 1												
Shawn Green, L (1, 9) OBP: 0.394, SLG: 0.615	2-2 G6-3			2-3 K		3-3 K			3-3 K	4 0 0 0 0 3 0												
Carlos Delgado, L (1, 3) OBP: 0.360, SLG: 0.504			1-2 G6-3		1-2 G4-3		2-3 K		0-1 G4-3	4 0 0 0 0 1 0												
Geronimo Berroa, R (1, 10) OBP: 0.318, SLG: 0.304			3-3 K		0-1 G4-3		2-0 G3		2-3 K	4 0 0 0 0 2 0												
Jacob Brumfield, R (1, 8) OBP: 0.257, SLG: 0.306			0-0 P3		0-1 G6-3		1-1 E6			3 0 0 0 0 0 0												
Willis Otanez, R (1, 5) OBP: 0.289, SLG: 0.330			0-0 G4-6-3 1B		1-2 2B 2B		1-0 F7			3 1 2 0 0 0 1												
Mike Matheny, R (1, 2) OBP: 0.256, SLG: 0.302			3-1 F8		2-2 G6-3			0-3 K		3 0 0 0 0 1 2												
Homer Bush, R (1, 4) OBP: 0.346, SLG: 0.407			0-0 G4-6-3 1-2f		2-1 2-H HR 2B			1-3 K		3 1 1 1 0 1 1												
<b>Inning Stats</b>	R: 0 E: 0 K: 1 S: 12	H: 1 LOB: 0 BB: 0 P: 19	R: 0 E: 0 K: 1 S: 8	H: 0 LOB: 0 BB: 0 P: 12	R: 0 E: 0 K: 0 S: 4	H: 1 LOB: 0 BB: 0 P: 7	R: 0 E: 0 K: 3 S: 11	H: 0 LOB: 0 BB: 0 P: 16	R: 0 E: 0 K: 0 S: 7	H: 0 LOB: 0 BB: 0 P: 8	R: 3 E: 0 K: 1 S: 21	H: 3 LOB: 0 BB: 0 P: 32	R: 0 E: 1 K: 1 S: 7	H: 0 LOB: 1 BB: 0 P: 13	R: 0 E: 0 K: 2 S: 11	H: 0 LOB: 0 BB: 0 P: 14	R: 1 E: 0 K: 2 S: 12	H: 1 LOB: 0 BB: 0 P: 17	1B: 2 2B: 3 3B: 0 HR: 2	SF: 0 SAC: 0 DP: 2 HBP: 0	WP: 0 PB: 0 SB: 0 CS: 1	PA: 32
<b>PITCHER</b> Wilson Alvarez, L (1, 1) ERA: 5.07	IP: 9.0 WLS: W BF: 32 H: 6 R: 4 ER: 4 SO: 11 BB: 0 IBB: 0 HBP: 0 BLK: 0 WP: 0 HR: 2 S: 93 P: 138 ERA: 4.00 WHIP: 0.667											<b>PITCHER</b>	IP: WLS: BF: H: R: ER: SO: BB: IBB: HBP: BLK: WP: HR: S: P: ERA: WHIP:									

Toronto Blue Jays @ Tampa Bay Devil Rays  
Tropicana Field, St. Petersburg, FL  
Fri Jun 25 1999, 7:05 PM EDT  
Att. 16,522 - Dome - 72 F

AB	32
R	4
H	6
RBI	4
BB	0
SO	11
LOB	5



Batter	1	2	3	4	5	6	7	8	9	AB R H RBI BB SO LOB
Miguel Cairo, R OBP: 0.365, SLG: 0.409 (1, 4)										5 0 3 3 0 0 0
Aaron Ledesma, R OBP: 0.333, SLG: 0.348 (1, 6)										5 0 4 2 0 0 0
Herbert Perry, R OBP: 0.396, SLG: 0.460 (1, 5)										5 0 0 0 0 3 7
Jose Canseco, R OBP: 0.364, SLG: 0.663 (1, 10)										4 2 1 1 1 1 2
Fred McGriff, L OBP: 0.406, SLG: 0.586 (1, 3)										4 2 1 1 1 1 2
Bubba Trammell, R OBP: 0.333, SLG: 0.425 (1, 7)										5 2 2 0 0 1 2
Dave Martinez, L OBP: 0.382, SLG: 0.434 (1, 9)										1 3 1 1 1 0 0
Mike DiFelice, R OBP: 0.281, SLG: 0.417 (1, 2)										4 1 2 3 0 1 4
Randy Winn, S OBP: 0.316, SLG: 0.367 (1, 8)										4 1 0 0 0 2 6

Inning Stats	R: 0	H: 2	E: 0	K: 12	S: 15	R: 0	H: 1	E: 0	K: 6	S: 10	R: 0	H: 0	E: 0	K: 7	S: 10	R: 4	H: 5	E: 0	K: 18	S: 27	R: 3	H: 3	E: 0	K: 14	S: 20	R: 0	H: 1	E: 0	K: 9	S: 15	R: 4	H: 2	E: 1	K: 19	S: 34	R: 0	H: 0	E: 0	K: 9	S: 13	
	0	2	0	12	15	0	1	0	7	10	0	0	0	7	10	4	5	0	18	27	3	3	0	0	14	20	0	1	0	9	15	4	2	1	19	34	0	0	0	9	13

PITCHER	IP	WLS	BF	H	R	ER	SO	BB	IBB	HBP	BLK	WP	HR	S	P	ERA	WHIP
David Wells, L ERA: 5.31 (1, 1)	5.0	L	27	11	7	7	5	0	0	1	0	0	3	57	82	12.60	2.200
Tom Davey, R ERA: 5.05 (6, 1)	1.0		7	1	4	0	1	3	0	0	0	0	0	15	34	0.00	4.000
John Frascatore, R ERA: 4.26 (7, 1)	2.0		8	2	0	0	3	0	0	0	0	0	0	22	28	0.00	1.000

**BOTTOM**

**Toronto Blue Jays @ Tampa Bay Devil Rays**  
Tropicana Field, St. Petersburg, FL

livebaseballscorecards.com

AB	37
R	11
H	14
RBI	11
BB	3
SO	9
LOB	23



WP	PA	ERA	WHIP
0	42		

Fri Jun 25 1999, 7:05 PM EDT  
Att. 16,522 - Dome - 72 F

Batter	1	2	3	4	5	6	7	8	9	AB R H RBI BB SO LOB	TOP											
Shannon Stewart, R (1, 7) OBP: 0.385, SLG: 0.414	1-2 G6-3		1-0 2B 1B		4-2 2B BB		2-0 1B		1-0 G5-3	4 2 2 0 1 0 0												
Tony Batista, R (1, 6) OBP: 0.329, SLG: 0.430	0-1 G6-3		1-2 PO 2B		1-0 G5-3		0-3 K		2-2 F9	5 0 1 1 0 1 3												
Shawn Green, L (1, 9) OBP: 0.401, SLG: 0.623	2-0 2B		2-3 K		2-2 2B		4-2 1-2 BB		4-2 DI BB	3 0 2 1 2 1 1												
Carlos Delgado, L (1, 3) OBP: 0.355, SLG: 0.495	1-2 G3-1		2-1 PO	0-1 P6	0-1 P6		2-1 G4-3		3-3 K	5 0 0 0 0 1 5												
Tony Fernandez, S (1, 5) OBP: 0.483, SLG: 0.554		0-0 F7		2-2 G4-3		3-2 G1-4-3 1B		1-1 G5-3		4 0 1 0 0 0 0												
Darrin Fletcher, L (1, 2) OBP: 0.363, SLG: 0.576		1-1 1B		1-1 2B		0-0 1-2 G1-4-3 1B		1-1 F8		4 0 3 0 0 0 0												
Geronimo Berroa, R (1, 10) OBP: 0.329, SLG: 0.305 Rob Butler, L (8, PR)		2-1 F9		3-2 1B		1-0 1-2 G1-4-3		4-2 1B BB		3 0 1 0 1 0 3 0 0 0 0 0 0 0												
Jacob Brumfield, R (1, 8) OBP: 0.257, SLG: 0.303		3-2 G5-3		0-0 F8		2-0 L6		2-2 1-2 1B		4 0 1 0 0 0 4												
Homer Bush, R (1, 4) OBP: 0.349, SLG: 0.405			2-2 1B		1-0 G5-3 S HBP		2-2 F8		1-1 G6-3	3 0 1 0 0 0 2												
<b>Inning Stats</b>	R: 0 E: 0 K: 0 S: 10	H: 1 LOB: 1 BB: 0 P: 14	R: 0 E: 0 K: 0 S: 10	H: 1 LOB: 1 BB: 0 P: 16	R: 1 E: 0 K: 1 S: 13	H: 3 LOB: 0 BB: 0 P: 21	R: 0 E: 0 K: 0 S: 11	H: 2 LOB: 2 BB: 0 P: 17	R: 1 E: 0 K: 0 S: 11	H: 1 LOB: 1 BB: 1 P: 19	R: 0 E: 0 K: 0 S: 6	H: 2 LOB: 1 BB: 0 P: 12	R: 0 E: 0 K: 1 S: 11	H: 1 LOB: 2 BB: 1 P: 21	R: 0 E: 0 K: 0 S: 12	H: 1 LOB: 2 BB: 1 P: 21	R: 0 E: 0 K: 1 S: 11	H: 0 LOB: 1 BB: 1 P: 21	1B: 8 2B: 4 3B: 0 HR: 0	SF: 0 SAC: 0 DP: 2 HBP: 1	WP: 0 PB: 0 SB: 2 CS: 0	PA: 41
<b>PITCHER</b>	IP WLS BF H R ER SO BB IBB HBP BLK WP HR S P ERA WHIP																					
Ryan Rupe, R (1, 1) ERA: 4.04	7.0 W 31 11 2 2 2 2 2 0 1 0 0 0 72 120 2.57 1.857																					
Norm Charlton, L (8, 1) ERA: 2.77	0.2 H 4 1 0 0 0 1 0 0 0 0 0 0 10 18 0.00 3.000																					
Roberto Hernandez, R (8, 1) ERA: 3.76	1.1 S 5 0 0 0 0 1 1 0 0 0 0 0 13 24 0.00 0.750																					

Toronto Blue Jays @ Tampa Bay Devil Rays  
Tropicana Field, St. Petersburg, FL  
Sat Jun 26 1999, 6:35 PM EDT  
Att. 19,731 - Dome - 72 F

AB	35
R	2
H	12
RBI	2
BB	4
SO	3
LOB	18





Batter	1	2	3	4	5	6	7	8	9
<b>Randy Winn, S</b> OBP: 0.312, SLG: 0.361 (1, 8)	0-1 G4-3		2-2 P6		1-3 K		0-0 G1		
<b>Dave Martinez, L</b> OBP: 0.384, SLG: 0.433 (1, 9)	2-3 K			0-1 1B G4-6-3		1-0 G6-3		4-0 PB FC6-4 BB	
<b>Jose Canseco, R</b> OBP: 0.366, SLG: 0.659 (1, 10)	0-0 P3			2-2 1B G4-6-3		2-3 K		4-2 FC6-4 PB 1B BB	
<b>Fred McGriff, L</b> OBP: 0.407, SLG: 0.596 (1, 3)		0-0 1B G4-3		1-2 1-2f 3-H G4-6-3		1-0 HR		2-2 P5	
<b>Bubba Trammell, R</b> OBP: 0.327, SLG: 0.395 (1, 7)		0-0 F7		3-1 G6-3		0-1 G5-3		4-0 FC6-4 IBB	
<b>Wade Boggs, L</b> OBP: 0.341, SLG: 0.325 (1, 5)		1-2 G4-3			0-0 1B G4-3		1-0 1B G4-3	0-1 FC6-4 1B	
<b>Miguel Cairo, R</b> OBP: 0.364, SLG: 0.407 (8, 4)								1-2f 2-3 3-H	
<b>John Flaherty, R</b> OBP: 0.296, SLG: 0.402 (1, 2)			0-1 G5-3		0-0 F9		1-0 G4-3	0-0	
<b>Aaron Ledesma, R</b> OBP: 0.315, SLG: 0.329 (1, 4)			1-1 G4-3		1-1 G4-3		3-2 G5-3	2-2 G5-3	
<b>Kevin Stocker, S</b> OBP: 0.390, SLG: 0.376 (1, 6)			2-1 E8 1B		4-2 BB		2-2 2-H 1B		

Inning Stats	R: 0 E: 0 K: 1 S: 7	H: 0 LOB: 0 BB: 0 P: 9	R: 0 E: 0 K: 0 S: 5	H: 1 LOB: 0 BB: 0 P: 6	R: 0 E: 1 K: 0 S: 9	H: 1 LOB: 1 BB: 0 P: 14	R: 1 E: 0 K: 0 S: 10	H: 2 LOB: 0 BB: 0 P: 16	R: 0 E: 0 K: 1 S: 10	H: 1 LOB: 2 BB: 1 P: 16	R: 1 E: 0 K: 1 S: 7	H: 1 LOB: 0 BB: 0 P: 11	R: 1 E: 0 K: 0 S: 9	H: 2 LOB: 1 BB: 0 P: 16	R: 2 E: 0 K: 0 S: 11	H: 1 LOB: 2 BB: 3 P: 27
--------------	------------------------------	---------------------------------	------------------------------	---------------------------------	------------------------------	----------------------------------	-------------------------------	----------------------------------	-------------------------------	----------------------------------	------------------------------	----------------------------------	------------------------------	----------------------------------	-------------------------------	----------------------------------

PITCHER															PITCHER																		
IP	WLS	BF	H	R	ER	SO	BB	IBB	HBP	BLK	WP	HR	S	P	ERA	WHIP	IP	WLS	BF	H	R	ER	SO	BB	IBB	HBP	BLK	WP	HR	S	P	ERA	WHIP
Joey Hamilton, R (1, 1) ERA: 7.88	7.0	L	28	8	3	3	3	1	0	0	0	1	57	88	3.86	1.286																	
Graeme Lloyd, L (8, 1) ERA: 3.16	0.1		4	0	2	0	2	1	0	0	0	0	5	19	54.00	6.000																	
Paul Quantrill, R (8, 1) ERA: 1.04	0.2		3	1	0	0	0	0	0	0	0	0	6	8	0.00	1.500																	

**BOTTOM**

**Toronto Blue Jays @ Tampa Bay Devil Rays**  
Tropicana Field, St. Petersburg, FL

Sat Jun 26 1999, 6:35 PM EDT  
Att: 19,731 - Dome - 72 F

AB	31
R	5
H	9
RBI	4
BB	4
SO	3
LOB	17

WP: 0 PA: 35  
PB: 1  
SB: 1  
CS: 0



AB	4	0	0	0	0	0	1	4
R	3	2	1	0	1	1	0	0
H	3	1	1	0	1	1	0	0
RBI	3	1	1	0	1	1	0	0
BB	3	0	0	0	0	0	0	0
SO	4	0	0	0	0	0	0	0
LOB	2	0	2	1	1	0	0	0

livebaseballscores.com

Batter	1	2	3	4	5	6	7	8	9	AB R H RBI BB SO LOB	TOP	
Shannon Stewart, R (1, 8) OBP: 0.386, SLG: 0.418	2-2 2B		2-2 G1-3			2-1 P4		1-0 1B		4 0 2 0 0 0 0		
Rob Butler, L (1, 7)	2-2 F7		2-0 L7			0-0 F7		1-0 P8		4 0 0 0 0 0 2		
Shawn Green, L (1, 9) OBP: 0.399, SLG: 0.617	3-0 F7			3-3 K		1-1 1B		1-3 K		4 0 1 0 0 2 1		
Carlos Delgado, L (1, 3) OBP: 0.353, SLG: 0.490	4-0 BB			1-3 K2-3		2-3 K		0-3 K		3 0 0 0 1 3 1		
Tony Fernandez, S (1, 5) OBP: 0.485, SLG: 0.552 Willis Otanez, R (7, 5) OBP: 0.287, SLG: 0.327	3-3 K			4-0 BB			4-2 G6-4-3 BB		2-2 G1-4-3	1 0 0 0 2 1 2 1 0 0 0 0 0 0		
Darrin Fletcher, L (1, 2) OBP: 0.356, SLG: 0.565		1-0 L6		1-0 F7			0-0 F9			3 0 0 0 0 0 2		
Geronimo Berroa, R (1, 10) OBP: 0.315, SLG: 0.290		1-3 K			1-0 F8		3-2 G6-4-3 1-2f			3 0 0 0 0 1 1		
Tony Batista, R (1, 6) OBP: 0.324, SLG: 0.423		3-2 L8			2-3 K			1-1 F7		3 0 0 0 0 1 0		
Homer Bush, R (1, 4) OBP: 0.343, SLG: 0.397			3-2 F9		0-0 G6-3			0-1 L9		3 0 0 0 0 0 0		
<b>Inning Stats</b>	R: 0 H: 1 E: 0 LOB: 2 K: 1 BB: 1 S: 10 P: 24	R: 0 H: 0 E: 0 LOB: 0 K: 1 BB: 0 S: 9 P: 14	R: 0 H: 0 E: 0 LOB: 0 K: 0 BB: 0 S: 8 P: 15	R: 0 H: 0 E: 0 LOB: 1 K: 2 BB: 1 S: 10 P: 19	R: 0 H: 0 E: 0 LOB: 0 K: 1 BB: 0 S: 5 P: 8	R: 0 H: 1 E: 0 LOB: 1 K: 1 BB: 0 S: 8 P: 13	R: 0 H: 0 E: 0 LOB: 0 K: 0 BB: 1 S: 6 P: 13	R: 0 H: 1 E: 0 LOB: 1 K: 0 BB: 0 S: 6 P: 9	R: 0 H: 0 E: 0 LOB: 0 K: 2 BB: 0 S: 10 P: 13	1B: 2 SF: 0 2B: 1 SAC: 0 3B: 0 DP: 1 HR: 0 HBP: 0	WP: 0 PA: 32 PB: 0 SB: 0 CS: 0	
<b>PITCHER</b> Bobby Witt, R (1, 1) ERA: 5.48	IP WLS BF H R ER SO BB IBB HBP BLK WP HR S P ERA WHIP	9.0 W 32 3 0 0 8 3 0 0 0 0 0 0 72 128 0.00 0.667										

Toronto Blue Jays @ Tampa Bay Devil Rays  
Tropicana Field, St. Petersburg, FL  
Sun Jun 27 1999, 1:35 PM EDT  
Att. 18,048 - Dome - 72 F

AB	29
R	0
H	3
RBI	0
BB	3
SO	8
LOB	9



Batter	1	2	3	4	5	6	7	8	9
<b>Randy Winn, S</b> OBP: 0.317, SLG: 0.363 (1, 8)	1-0 1B HR 1B	2-1 G4-6-3 1B	2-1 G3-1		4-2 BB			0-2 P4	
<b>Aaron Ledesma, R</b> OBP: 0.321, SLG: 0.324 (1, 4)	1-2 HR 1B	2-0 G4-6-3 1-2f		2-3 K2-3	2-2 G6-3			4-1 BB	
<b>Jose Canseco, R</b> OBP: 0.363, SLG: 0.650 (1, 10)	2-3 K	3-3 K		4-2 WP E BB		2-3 K		1-3 K	
<b>Fred McGriff, L</b> OBP: 0.408, SLG: 0.605 (1, 3)	1-0 HR		4-2 1B 1B BB	1-0 E1 FC6-4 1-H		0-3 K		1-3 K	
<b>Herbert Perry, R</b> OBP: 0.392, SLG: 0.455 (8, PH) (9, 3)									
<b>Bubba Trammell, R</b> OBP: 0.340, SLG: 0.404 (1, 9)	3-2 2B 1B		2-1 1B 1B	2-3 K		1-2 F8			
<b>Wade Boggs, L</b> OBP: 0.345, SLG: 0.335 (1, 5)	1-0 1B 2B		1-2 1B 1B	1-1 FC6-4			1-2 G4-3		
<b>Paul Sorrento, L</b> OBP: 0.338, SLG: 0.392 (1, 7)	3-3 K		1-0 F7		4-2 FC5-4 BB		4-2 BB		
<b>Mike DiFelice, R</b> OBP: 0.279, SLG: 0.406 (1, 2)	1-0 1B		0-0 L3		0-1 FC5-4 FC4-6		1-3 K		
<b>Kevin Stocker, S</b> OBP: 0.388, SLG: 0.374 (1, 6)	3-3 K		2-1 1B		2-1 FC4-6		0-1 F8		

Inning Stats	R: 5 E: 0 K: 3 S: 22	H: 6 LOB: 1 BB: 0 P: 38	R: 0 E: 0 K: 1 S: 6	H: 1 LOB: 0 BB: 0 P: 13	R: 2 E: 0 K: 0 S: 15	H: 3 LOB: 2 BB: 1 P: 27	R: 1 E: 1 K: 2 S: 13	H: 0 LOB: 1 BB: 1 P: 23	R: 0 E: 1 K: 0 S: 16	H: 0 LOB: 2 BB: 2 P: 28	R: 0 E: 0 K: 2 S: 10	H: 0 LOB: 0 BB: 0 P: 13	R: 0 E: 0 K: 1 S: 11	H: 0 LOB: 1 BB: 1 P: 17	R: 0 E: 0 K: 2 S: 12	H: 0 LOB: 1 BB: 1 P: 18
--------------	-------------------------------	----------------------------------	------------------------------	----------------------------------	-------------------------------	----------------------------------	-------------------------------	----------------------------------	-------------------------------	----------------------------------	-------------------------------	----------------------------------	-------------------------------	----------------------------------	-------------------------------	----------------------------------

PITCHER	IP	WLS	BF	H	R	ER	SO	BB	IBB	HBP	BLK	WP	HR	S	P	ERA	WHIP
<b>Kelvin Escobar, R</b> ERA: 5.5 (1, 1)	2.0	L	15	9	7	7	4	1	0	0	0	0	1	37	67	31.50	5.000
<b>Tom Davey, R</b> ERA: 4.7 (3, 1)	3.0		14	1	1	0	2	3	0	0	0	1	0	35	62	0.00	1.333
<b>Paul Spoljaric, L</b> ERA: 7.64 (6, 1)	3.0		11	0	0	0	5	2	0	0	0	0	0	33	48	0.00	0.667

**BOTTOM**

AB	R	H	RBI	BB	SO	LOB
4	1	2	0	1	0	2
4	1	1	0	1	1	3
4	1	0	0	1	4	3
3	2	1	3	1	1	0
1	0	0	0	0	1	1
4	2	2	0	0	1	1
4	1	2	1	0	0	1
2	0	0	0	2	1	4
4	0	1	1	0	1	5
4	0	1	2	0	1	3

**AB 34**  
**R 8**  
**H 10**  
**RBI 7**  
**BB 6**  
**SO 11**  
**LOB 23**

**WP: 1** **PA: 40**  
**PB: 0**  
**SB: 0**  
**CS: 0**

**Toronto Blue Jays @ Tampa Bay Devil Rays**  
Tropicana Field, St. Petersburg, FL

Sun Jun 27 1999, 1:35 PM EDT  
Att. 18,048 - Dome - 72 F



WP	HR	S	P	ERA	WHIP
1	0	0	0	0.00	0.667

Batter	1	2	3	4	5	6	7	8	9	AB R H RBI BB SO LOB	TOP											
Shannon Stewart, R (1, 7) OBP: 0.384, SLG: 0.415	0-1 G6-3	0-3 K		0-1 G6-3			0-0 G5-3		1-2 BB 2-3 1B	5 0 1 0 0 1 1												
Craig Grebeck, R (1, 10) OBP: 0.446, SLG: 0.452	2-2 1B		1-0 G5-3		2-1 1B		2-1 1B		2-1 P3	5 0 3 0 0 0 2												
Shawn Green, L (1, 9) OBP: 0.399, SLG: 0.610	2-2 F7		4-1 1B BB		1-3 K		2-0 L3		4-1 1-2 BB	3 0 0 0 2 1 3												
Carlos Delgado, L (1, 3) OBP: 0.351, SLG: 0.485	1-0 F8		1-1 1-3 1B		1-3 K		0-1 G4-3		0-3 K	5 0 1 0 0 2 5												
Tony Fernandez, S (1, 5) OBP: 0.485, SLG: 0.549		1-2 2B 1B	2-3 K		0-0 G4-3		4-2 WP BB			3 1 1 0 1 1 3												
Darrin Fletcher, L (1, 2) OBP: 0.354, SLG: 0.556		2-0 2B 1-2 G4-3 1B	0-1 F7		1-0 G3		2-3 K 1-2			4 1 1 0 0 1 3												
Tony Batista, R (1, 6) OBP: 0.323, SLG: 0.435		1-1 P6		2-2 HR		1-1 P4		2-3 K		4 1 1 1 0 1 3												
Jacob Brumfield, R (1, 8) OBP: 0.269, SLG: 0.329		3-2 G4-3 1-3 2-H 2B	2-2 F8		2-2 G5-3		0-0 1B SH1-4 1B			4 0 2 1 0 0 0												
Homer Bush, R (1, 4) OBP: 0.337, SLG: 0.390		0-2 G4-3 2-3 3-H	1-0 F7		0-2 G1-3		0-0 SH1-4			3 0 0 1 0 0 1												
<b>Inning Stats</b>	R: 0 E: 0 K: 0 S: 9	H: 1 LOB: 1 BB: 0 P: 14	R: 2 E: 0 K: 1 S: 16	H: 3 LOB: 1 BB: 0 P: 23	R: 0 E: 0 K: 1 S: 9	H: 1 LOB: 2 BB: 1 P: 17	R: 1 E: 0 K: 0 S: 10	H: 1 LOB: 0 BB: 0 P: 15	R: 0 E: 0 K: 2 S: 9	H: 1 LOB: 1 BB: 0 P: 13	R: 0 E: 0 K: 0 S: 6	H: 0 LOB: 0 BB: 0 P: 10	R: 0 E: 0 K: 0 S: 7	H: 1 LOB: 1 BB: 0 P: 11	R: 0 E: 0 K: 2 S: 11	H: 0 LOB: 1 BB: 1 P: 19	R: 0 E: 0 K: 1 S: 12	H: 2 LOB: 3 BB: 1 P: 19	1B: 8 2B: 1 3B: 0 HR: 1	SF: 0 SAC: 1 DP: 0 HBP: 0	WP: 1 PB: 0 SB: 0 CS: 0	PA: 40
<b>PITCHER</b>	IP WLS BF H R ER SO BB IBB HBP BLK WP HR S P ERA WHIP																					
Dave Eiland, R (1, 1) ERA: 4.84	7.0 L 30 8 3 3 4 1 0 0 0 0 1 66 103 3.86 1.286																					
Norm Charlton, L (8, 1) ERA: 2.51	1.1 6 1 0 0 2 1 0 0 0 1 0 13 21 0.00 1.500																					
Roberto Hernandez, R (9, 1) ERA: 3.69	0.2 4 1 0 0 1 1 0 0 0 0 0 10 17 0.00 3.000																					

Toronto Blue Jays @ Tampa Bay Devil Rays  
Tropicana Field, St. Petersburg, FL  
Mon Jun 28 1999, 7:05 PM EDT  
Att. 15,499 - Dome - 72 F

AB	36
R	3
H	10
RBI	3
BB	3
SO	7
LOB	21



Batter	1	2	3	4	5	6	7	8	9	AB R H RBI BB SO LOB
Randy Winn, S OBP: 0.311, SLG: 0.356 (1, 8)	3-2 L6	1-0 G6-3		2-0 G6-3		3-2 G6-3			3-2 G6-3	5 0 0 0 0 0 2
Dave Martinez, L OBP: 0.384, SLG: 0.434 (1, 9)	0-1 E	0-0 G4-3		2-3 K		4-2 BB			0-0 G1-3	4 1 1 0 0 1 1 1
Jose Canseco, R OBP: 0.357, SLG: 0.638 (1, 10)	2-3 K		2-3 K		0-0 P3	1-1 P4			1-3 K	5 0 0 0 0 3 3
Fred McGriff, L OBP: 0.412, SLG: 0.602 (1, 3)	4-2 E		4-2 1B		3-2 1B				3-3 K	3 0 1 0 2 2 1
John Flaherty, R OBP: 0.303, SLG: 0.408 (1, 2)	0-0 E9		2-2 1B		1-0 1B				0-0 F8	4 0 3 1 0 0 0
Wade Boggs, L OBP: 0.343, SLG: 0.329 (1, 5)	4-2 BB		3-3 K		1-2 F8				2-2 F8	3 0 0 0 1 1 4
Paul Sorrento, L OBP: 0.331, SLG: 0.382 (8, PH)	1-2 G4-3		2-1 F8		3-1 F8				2-2 G6-3	3 0 0 0 0 0 7
Herbert Perry, R OBP: 0.388, SLG: 0.449 (9, 7)										1 0 0 0 0 0 0
Miguel Cairo, R OBP: 0.356, SLG: 0.398 (1, 4)		2-3 K		0-0 G6-3		3-2 F9			1-0 G6-3	4 0 0 0 0 1 0
Kevin Stocker, S OBP: 0.394, SLG: 0.395 (1, 6)		0-0 G6-3		2-1 HR		0-0 WP			1-2 G4-3	4 1 3 1 0 0 0

Inning Stats	R: 1	H: 2	E: 1	LOB: 3	K: 1	P: 33	R: 0	H: 1	E: 0	LOB: 1	K: 1	P: 9	R: 0	H: 1	E: 0	LOB: 2	K: 2	P: 26	R: 1	H: 1	E: 0	LOB: 0	K: 1	P: 15	R: 0	H: 2	E: 0	LOB: 2	K: 0	P: 22	R: 0	H: 1	E: 0	LOB: 2	K: 0	P: 22	R: 0	H: 0	E: 0	LOB: 0	K: 1	P: 13	R: 0	H: 0	E: 0	LOB: 0	K: 0	P: 13	R: 0	H: 0	E: 0	LOB: 0	K: 0	P: 13	R: 0	H: 0	E: 0	LOB: 1	K: 2	P: 18	1B: 6	SF: 0	2B: 1	SAC: 0	3B: 0	DP: 0	HR: 1	HBP: 0
--------------	------	------	------	--------	------	-------	------	------	------	--------	------	------	------	------	------	--------	------	-------	------	------	------	--------	------	-------	------	------	------	--------	------	-------	------	------	------	--------	------	-------	------	------	------	--------	------	-------	------	------	------	--------	------	-------	------	------	------	--------	------	-------	------	------	------	--------	------	-------	-------	-------	-------	--------	-------	-------	-------	--------

PITCHER	IP	WLS	BF	H	R	ER	SO	BB	IBB	HBP	BLK	WP	HR	S	P	ERA	WHIP
Chris Carpenter, R ERA: 3.63 (1, 1)	5.0	W	25	7	2	2	5	3	0	0	0	0	1	61	105	3.60	2.000
32 Roy Halladay, R ERA: 3.84 (6, 1)	1.0	H	5	1	0	0	0	1	0	0	0	1	0	11	22	0.00	2.000
Graeme Lloyd, L ERA: 3.08 (7, 1)	1.0	H	3	0	0	0	1	0	0	0	0	0	0	8	13	0.00	0.000
Paul Quantrill, R ERA: 0.93 (8, 1)	1.0	H	3	0	0	0	0	0	0	0	0	0	0	9	13	0.00	0.000
Billy Koch, R ERA: 1.69 (9, 1)	1.0	S	4	0	0	0	2	0	0	0	0	0	0	11	18	0.00	0.000

**BOTTOM**

**Toronto Blue Jays @ Tampa Bay Devil Rays**  
Tropicana Field, St. Petersburg, FL  
Mon Jun 28 1999, 7:05 PM EDT  
Att. 15,499 - Dome - 72 F

AB	36
R	2
H	8
RBI	2
BB	4
SO	8
LOB	18



WP	HR	S	P	ERA	WHIP
1	1	0	40		

Batter	1	2	3	4	5	6	7	8	9	10	AB R H RBI BB SO LOB	TOP													
Brady Anderson, L (1, 8) X OBP: 0.408, SLG: 0.468	0-0 F9		2-2 F9		1-0 F8	2-2 G4-3			4-1 SH 2B S BB	0-3 K	5 1 0 0 1 1 4														
Mike Bordick, R (1, 6) BX	1-0 L8		2-3 K		3-1 F9 1B S		2-2 F9 BB 1B		1-0 SH 2B	0-0 G4-3	5 0 2 0 0 1 2														
B.J. Surhoff, L (1, 7) BC OBP: 0.363, SLG: 0.561	2-3 K		0-1 K		3-0 L6		1-3 K		0-0 P6		5 1 1 2 0 2 4														
Albert Belle, R (1, 9) BX		2-1 F9 1B	2-0 K HR		4-2 F9 BB		4-2 F9 BB		0-0 P4		3 1 2 1 2 0 2														
Harold Baines, L (1, 10) BX Jeff Conine, R (7, PH) BX OBP: 0.419, SLG: 0.616 OBP: 0.340, SLG: 0.463		3-3 K	2-3 K		2-0 F8		1-0 F9		0-0 F9 2B		3 0 0 0 0 2 3 2 0 1 1 0 0 2														
Will Clark, L (1, 3) BC OBP: 0.359, SLG: 0.473		3-3 K		0-0 G6-3		2-0 G6-3		2-0 F7		4-0 IBB	4 0 0 0 1 1 3														
Cal Ripken Jr., R (1, 5) BC OBP: 0.332, SLG: 0.534		2-2 F7		0-0 F8		3-2 L8		2-3 K	1-2 L3		5 0 0 0 0 1 4														
Jerry Hairston, R (1, 4) BX OBP: 0.467, SLG: 0.571			1-1 K 2B	1-1 F9 1B S		0-1 F9 1B		1-3 K		0-0 SH3-4 2B	5 1 4 0 0 1 0														
Charles Johnson, R (1, 2) X OBP: 0.346, SLG: 0.490			0-0 F9 HR 2B	3-3 K		3-1 F9 1B		1-3 K		0-0 SH3-4	4 1 2 1 0 2 1														
<b>Inning Stats</b>	R: 0 H: 0 E: 0 LOB: 0 K: 1 BB: 0 S: 6 P: 9	R: 0 H: 1 E: 0 LOB: 1 K: 2 BB: 0 S: 15 P: 24	R: 4 H: 4 E: 0 LOB: 0 K: 2 BB: 0 S: 18 P: 27	R: 0 H: 1 E: 0 LOB: 1 K: 1 BB: 0 S: 7 P: 11	R: 0 H: 1 E: 0 LOB: 2 K: 0 BB: 1 S: 9 P: 22	R: 0 H: 2 E: 0 LOB: 2 K: 0 BB: 0 S: 11 P: 21	R: 0 H: 1 E: 0 LOB: 2 K: 1 BB: 1 S: 10 P: 20	R: 0 H: 0 E: 0 LOB: 0 K: 3 BB: 0 S: 11 P: 15	R: 1 H: 1 E: 1 LOB: 3 K: 0 BB: 2 S: 8 P: 18	R: 0 H: 1 E: 0 LOB: 1 K: 1 BB: 0 S: 6 P: 6	1B: 6 SF: 0 2B: 4 SAC: 2 3B: 0 DP: 0 HR: 2 HBP: 0	WP: 0 PA: 47 PB: 0 SB: 3 CS: 0													
<b>PITCHER</b>	IP WLS BF H R ER SO BB IBB HBP BLK WP HR S P ERA WHIP																								
Pat Hentgen, R (1, 1) ERA: 5.64	5.0																								
Paul Spoljaric, L (6, 1) ERA: 7.41	1.0	H	5	2	0	0	0	0	0	0	0	0	0	11	21	0.00	2.000								
Paul Quantrill, R (7, 1) ERA: 0.9	0.1	H	3	1	0	0	1	0	0	0	0	0	0	8	15	0.00	6.000								
Graeme Lloyd, L (7, 1) ERA: 3.03	0.2	H	2	0	0	0	0	0	0	0	0	0	0	2	5	0.00	0.000								
Billy Koch, R (8, 1) ERA: 1.57	2.0	B	10	1	1	0	3	1	1	0	0	0	0	19	33	0.00	1.000								
<b>PITCHER</b>	IP WLS BF H R ER SO BB IBB HBP BLK WP HR S P ERA WHIP																								
John Frascatore, R (10, 1) ERA: 4.15	1.0																								

**Baltimore Orioles @ Toronto Blue Jays**  
 SkyDome, Toronto, ON  
 Tue Jun 29 1999, 7:05 PM EDT  
 Att: 21,421 - Unknown - 70 F

livebaseballscorecards.com

AB	41
R	5
H	12
RBI	5
BB	4
SO	11
LOB	25



Batter	1	2	3	4	5	6	7	8	9	10	AB R H RBI BB SO LOB
<b>Shannon Stewart, R</b> OBP: 0.380, SLG: 0.410 (1, 7)	1-1 G5-3	2-2 L5		3-3 K		0-0 G5-3		0-1 G4-3		0-0 1B	6 0 1 1 0 1 3
<b>Craig Grebeck, R</b> OBP: 0.455, SLG: 0.447 (1, 10)	4-2 1B BB	4-2 BB		3-1 1B			3-1 P5		1-2 G1-3		3 1 1 0 2 0 0
<b>Shawn Green, L</b> OBP: 0.399, SLG: 0.606 (1, 9)	SAFE 1-3 1B	1-1 P5		1-3 K			0-0 G1-3		2-1 S 1B		5 0 2 0 0 1 2
<b>Carlos Delgado, L</b> OBP: 0.352, SLG: 0.483 (1, 3)	1-0 E 1-3 3-H 1B		3-3 K		2-2 F9		0-0 1B		3-3 SAFE K		5 1 2 1 0 2 1
<b>Tony Fernandez, S</b> OBP: 0.484, SLG: 0.543 (1, 5)	2-1 E3 1-3 HR		4-2 E S BB		1-0 G6-3		2-3 K		4-0 IBB		3 1 0 0 2 1 2
<b>Darrin Fletcher, L</b> OBP: 0.349, SLG: 0.545 (1, 2)	1-1 1-3 3-H HR 1B		1-3 SAFE K		1-1 G4-3		3-3 K		0-1 F7		5 1 1 1 0 2 3
<b>Tony Batista, R</b> OBP: 0.333, SLG: 0.461 (1, 6)	3-0 1-H 3-H HR		2-0 E5		2-0 SH3-4 1B		2-2 2B		4-0 G4-3 SH3-4 1B BB		4 2 3 3 1 0 1
<b>Jacob Brumfield, R</b> OBP: 0.272, SLG: 0.319 (1, 8)	0-0 F8		2-0 P4		1-1 SH3-4		4-2 BB		0-0 SH3-4		2 0 0 0 1 0 2
<b>Homer Bush, R</b> OBP: 0.328, SLG: 0.378 (1, 4)		1-3 K		1-2 G6-3		0-1 F8		0-3 K		0-0 G4-3	5 0 0 0 0 2 4

Inning Stats	R: 5	H: 4	E: 1	LOB: 0	K: 0	S: 14	P: 29	R: 0	H: 0	E: 0	LOB: 1	K: 1	BB: 1	S: 11	P: 19	R: 0	H: 0	E: 1	LOB: 2	K: 2	BB: 1	S: 10	P: 22	R: 0	H: 1	E: 0	LOB: 1	K: 2	BB: 0	S: 13	P: 21	R: 0	H: 0	E: 0	LOB: 0	K: 0	BB: 0	S: 6	P: 10	R: 0	H: 1	E: 0	LOB: 1	K: 1	BB: 0	S: 6	P: 9	R: 0	H: 1	E: 0	LOB: 1	K: 1	BB: 0	S: 7	P: 12	R: 0	H: 1	E: 0	LOB: 2	K: 2	BB: 1	S: 19	P: 28	R: 0	H: 1	E: 0	LOB: 2	K: 1	BB: 1	S: 10	P: 20	R: 1	H: 1	E: 0	LOB: 1	K: 0	BB: 1	S: 3	P: 7	1B: 8	SF: 0	2B: 1	SAC: 2	3B: 0	DP: 0	HR: 1	HBP: 0	WP: 0	PA: 46
--------------	------	------	------	--------	------	-------	-------	------	------	------	--------	------	-------	-------	-------	------	------	------	--------	------	-------	-------	-------	------	------	------	--------	------	-------	-------	-------	------	------	------	--------	------	-------	------	-------	------	------	------	--------	------	-------	------	------	------	------	------	--------	------	-------	------	-------	------	------	------	--------	------	-------	-------	-------	------	------	------	--------	------	-------	-------	-------	------	------	------	--------	------	-------	------	------	-------	-------	-------	--------	-------	-------	-------	--------	-------	--------


PITCHER	IP	WLS	BF	H	R	ER	SO	BB	IBB	HBP	BLK	WP	HR	S	P	ERA	WHIP
<b>Juan Guzman, R</b> ERA: 4.38 (1, 1)	7.0		32	7	5	1	6	3	0	0	0	0	1	67	122	1.29	1.429
<b>Jesse Orosco, L</b> ERA: 6.75 (8, 1)	0.1		2	1	0	0	1	0	0	0	0	0	0	11	16	0.00	3.000
<b>Mike Timlin, R</b> ERA: 4.83 (8, 1)	1.1		7	1	0	0	2	1	1	0	0	0	0	16	30	0.00	1.500
<b>Arthur Rhodes, L</b> ERA: 6.0 (9, 1)	1.0	L	5	1	1	1	0	1	0	0	0	0	0	5	9	9.00	2.000

**BOTTOM**

**Baltimore Orioles @ Toronto Blue Jays**  
SkyDome, Toronto, ON  
Tue Jun 29 1999, 7:05 PM EDT  
Att. 21,421 - Unknown - 70 F

livebaseballscorecards.com

<b>AB</b>	<b>38</b>
<b>R</b>	<b>6</b>
<b>H</b>	<b>10</b>
<b>RBI</b>	<b>6</b>
<b>BB</b>	<b>6</b>
<b>SO</b>	<b>9</b>
<b>LOB</b>	<b>18</b>



Batter	1	2	3	4	5	6	7	8	9	10	AB	R	H	RBI	BB	SO	LOB	TOP									
<b>Rich Amaral, R</b> (1, 8) OBP: 0.358, SLG: 0.386 <b>Will Clark, L</b> (10, PH) OBP: 0.363, SLG: 0.477 <b>Jeff Reboulet, R</b> (10, PR) OBP: 0.327, SLG: 0.240	2-3 		0-0 G4-3 		2-3 		2-2 FC5-4 HR 		4-2 BB E BB 	0-0 G4-6-3 1B 	4	1	0	0	1	2	2	1 0 1 0 0 0 0									
<b>Mike Bordick, R</b> (1, 6) OBP: 0.328, SLG: 0.399	3-1 		0-2 F9 			0-0 F9 	1-1 1 SAFE 1 SAFE HR 		1-0 E3 BB 	0-0 G4-6-3 	6	1	2	2	0	0	4										
<b>B.J. Surhoff, L</b> (1, 7) OBP: 0.364, SLG: 0.568	2-1 L7 				1-2 HR 		0-1 2B 1B 		1-0 P6 										5 2 2 1 0 0 3								
<b>Albert Belle, R</b> (1, 9) OBP: 0.402, SLG: 0.479	1-2 CS 	1-0 1B 			4-2 G6-3 S BB 		0-0 1B 2B 	0-0 G3 	4-1 1B 2-3 BB 										3 1 2 0 2 0 0								
<b>Harold Baines, L</b> (1, 10) OBP: 0.419, SLG: 0.610			0-0 F7 			0-3 K 1-2 			1-2 G6-4-3 1B 	G4-3 									5 1 2 2 0 1 5								
<b>Jeff Conine, R</b> (1, 3) OBP: 0.346, SLG: 0.482			1-3 K 			0-0 G6-3 			1-1 G6-4-3 1B 										5 2 3 2 0 1 2								
<b>Cal Ripken Jr., R</b> (1, 5) OBP: 0.328, SLG: 0.531			0-0 F9 			1-2 L8 			3-2 G6-4-3 1B 										5 1 1 0 0 0 4								
<b>Jerry Hairston, R</b> (1, 4) OBP: 0.368, SLG: 0.444 <b>Brady Anderson, L</b> (10, PH) OBP: 0.409, SLG: 0.470			2-1 L4 			0-2 G5-3 			1-0 G6-3 										4 0 0 0 0 0 1								
<b>Charles Johnson, R</b> (1, 2) OBP: 0.347, SLG: 0.495			2-2 G4-3 2B 			2-3 K 			0-2 FC5-4 1B 										1 0 1 1 0 0 0								
																			4 0 2 1 0 2 0								
<b>Inning Stats</b>	R: 0 E: 0 K: 1 S: 10	H: 1 LOB: 0 BB: 0 P: 18	R: 0 E: 0 K: 1 S: 7	H: 1 LOB: 1 BB: 0 P: 9	R: 0 E: 0 K: 0 S: 9	H: 1 LOB: 1 BB: 0 P: 13	R: 1 E: 0 K: 1 S: 15	H: 1 LOB: 1 BB: 1 P: 21	R: 0 E: 0 K: 2 S: 9	H: 0 LOB: 0 BB: 0 P: 13	R: 4 E: 0 K: 0 S: 11	H: 4 LOB: 0 BB: 0 P: 16	R: 2 E: 0 K: 0 S: 13	H: 2 LOB: 0 BB: 0 P: 18	R: 0 E: 0 K: 0 S: 10	H: 2 LOB: 1 BB: 0 P: 16	R: 0 E: 1 K: 1 S: 11	H: 0 LOB: 3 BB: 2 P: 22	R: 2 E: 0 K: 0 S: 6	H: 4 LOB: 2 BB: 0 P: 6	1B: 10 2B: 3 3B: 0 HR: 3	SF: 1 SAC: 0 DP: 2 HBP: 0	WP: 0 PB: 0 SB: 1 CS: 1	PA: 48			
<b>PITCHER</b>	IP	WLS	BF	H	R	ER	SO	BB	IBB	HBP	BLK	WP	HR	S	P	ERA	WHIP										
<b>David Wells, L</b> (1, 1) ERA: 5.58	6.1		29	10	7	7	5	1	0	0	0	0	3	70	102	9.95	1.737										
<b>32 Roy Halladay, R</b> (7, 1) ERA: 3.74	2.0		9	2	0	0	1	1	0	0	0	0	0	21	35	0.00	1.500										
<b>Paul Spoljaric, L</b> (9, 1) ERA: 7.34	0.1		1	0	0	0	0	0	0	0	0	0	0	1	2	0.00	0.000										
<b>Paul Quantrill, R</b> (9, 1) ERA: 2.53	0.2		7	4	2	2	0	1	0	0	0	0	0	8	12	27.00	7.500										
<b>John Frascatore, R</b> (10, 1) ERA: 4.08	0.2	W	1	0	0	0	0	0	0	0	0	0	0	1	1	0.00	0.000										

**Baltimore Orioles @ Toronto Blue Jays**  
SkyDome, Toronto, ON  
Wed Jun 30 1999, 7:05 PM EDT  
Att: 21,137 - Cloudy - 71 F

[livebaseballscores.com](http://livebaseballscores.com)

AB	43
R	9
H	16
RBI	9
BB	3
SO	6
LOB	21





Batter	1	2	3	4	5	6	7	8	9	10	AB R H RBI BB SO LOB
Shannon Stewart, R OBP: 0.380, SLG: 0.411 (1.7) (10.8)	3-3 S K	2-1 CS	0-1 E G1-3 1B	0-0 SF9			1-2 SF8 SH1-4 1B		3-2 G4-3		4 1 2 1 0 1 0
Craig Grebeck, R OBP: 0.435, SLG: 0.425 (1, 10)	3-2 G5-3		1-2 G1-3	1-3 K			0-0 SH1-4		0-1 L9		4 0 0 0 0 1 1
Shawn Green, L OBP: 0.399, SLG: 0.614 (1, 9)	2-1 HR		2-1 E3 1B SF8		3-3 K		2-1 SF8		4-0 2B HR BB		3 3 1 2 1 1 1
Carlos Delgado, L OBP: 0.353, SLG: 0.485 (1, 3)	0-3 K		1-2 SF8 BB 1B		0-3 K		2-3 3-H 1-3 K		0-0 HR 2B		5 1 2 1 0 3 1
Tony Fernandez, S OBP: 0.482, SLG: 0.542 (1, 5)		2-0 1B 2B	4-1 BB		2-2 G4-3			2-1 G6-3		0-0 G5-3	4 1 1 0 1 0 2
Darrin Fletcher, L OBP: 0.345, SLG: 0.556 (1, 2)		0-1 G1-3	0-0 SF8			0-1 F9		3-2 F7		0-0 HR	4 1 1 4 0 0 1
Tony Batista, R OBP: 0.332, SLG: 0.457 (1, 6)		1-2 FC6-4 1B 2-H	2-2 G5-3			1-2 F8		1-0 G6-3			4 0 1 1 0 0 2
Jacob Brumfield, R OBP: 0.286, SLG: 0.360 (1, 8)		2-2 FC6-4 1B		2-1 SF9 3B		1-3 K			0-1 HR		3 1 2 0 0 1 0
Willie Greene, L OBP: 0.270, SLG: 0.337 (9, PH)		1-2 FC6-4 1B									1 1 1 1 0 0 0
Rob Butler, L (10, 7)											0 0 0 0 0 0 0
Homer Bush, R OBP: 0.326, SLG: 0.375 (1, 4)		0-2 FC6-4 CS		0-1 L6			2-1 SH1-4 1B SF8 1B		2-3 K		4 1 1 0 0 1 3


Inning Stats	R: 1	H: 1	E: 0	K: 2	S: 16	H: 0	LOB: 0	BB: 0	P: 24	R: 2	H: 2	E: 1	K: 0	S: 23	H: 2	LOB: 2	BB: 1	P: 33	R: 1	H: 1	E: 0	K: 1	S: 8	H: 0	LOB: 0	BB: 0	P: 15	R: 0	H: 0	E: 0	K: 1	S: 10	R: 0	H: 0	E: 0	K: 1	S: 8	R: 1	H: 2	E: 0	K: 1	S: 11	H: 2	LOB: 1	BB: 0	P: 17	R: 0	H: 0	E: 0	K: 0	S: 6	R: 0	H: 0	E: 0	K: 0	S: 12	R: 1	H: 1	E: 0	K: 1	S: 10	H: 1	LOB: 0	BB: 0	P: 15	R: 3	H: 2	E: 0	K: 0	S: 3	H: 2	LOB: 0	BB: 1	P: 7	1B: 6	SF: 3	2B: 2	SAC: 1	3B: 1	DP: 0	HR: 3	HBP: 0	WP: 0	PA: 43
--------------	------	------	------	------	-------	------	--------	-------	-------	------	------	------	------	-------	------	--------	-------	-------	------	------	------	------	------	------	--------	-------	-------	------	------	------	------	-------	------	------	------	------	------	------	------	------	------	-------	------	--------	-------	-------	------	------	------	------	------	------	------	------	------	-------	------	------	------	------	-------	------	--------	-------	-------	------	------	------	------	------	------	--------	-------	------	-------	-------	-------	--------	-------	-------	-------	--------	-------	--------

PITCHER	IP	WLS	BF	H	R	ER	SO	BB	IBB	HBP	BLK	WP	HR	S	P	ERA	WHIP
35 Mike Mussina, R ERA: 3.7 (1, 1)	6.1		29	9	6	5	6	1	0	0	0	0	1	85	123	7.11	1.579
Doug Johns, L ERA: 4.63 (7, 1)	1.2	H	5	0	0	0	1	0	0	0	0	0	0	11	20	0.00	0.000
Mike Timlin, R ERA: 4.96 (9, 1)	1.0	B	4	1	1	1	1	0	0	0	0	0	1	10	15	9.00	1.000
Jesse Orosco, L ERA: 8.15 (10, 1)	0.1	L	4	2	3	3	0	1	0	0	0	0	1	3	7	81.00	9.000

**BOTTOM**

**Baltimore Orioles @ Toronto Blue Jays**  
 SkyDome, Toronto, ON  
 Wed Jun 30 1999, 7:05 PM EDT  
 Att. 21,137 - Cloudy - 71 F

AB	36
R	10
H	12
RBI	10
BB	2
SO	8
LOB	11



Batter	1	2	3	4	5	6	7	8	9	AB R H RBI BB SO LOB	TOP														
<b>Brady Anderson, L</b> (1, 8) OBP: 0.409, SLG: 0.473	0-0 G4-3		2-1 1B 1B 2B	3-2 P7		3-3 K			1-0 G6-3 S 1B	5 1 2 0 0 1 1															
<b>Mike Bordick, R</b> (1, 6) OBP: 0.329, SLG: 0.399	2-1 FC4-6 1B		2-1 1B G5-4-3 1B		0-1 G4-3			1-0 G5-3	2-1 G6-3 1-3	5 1 2 0 0 0 1															
<b>B.J. Surhoff, L</b> (1, 7) OBP: 0.361, SLG: 0.562	1-1 FC4-6 BB 1B 1-2f		1-2 G5-4-3 1B 1-3 3-H		3-2 P5			3-3 K	0-0 F8	5 1 1 1 0 1 2															
<b>Albert Belle, R</b> (1, 9) OBP: 0.406, SLG: 0.477	4-0 1B 1-2 BB		0-0 G5-4-3 1-2f 3-H		4-0 HR BB			4-1 PO BB		1 1 0 0 3 0 1															
<b>Harold Baines, L</b> (1, 10) OBP: 0.427, SLG: 0.629 <b>Jeff Conine, R</b> (7, PH) OBP: 0.344, SLG: 0.479	0-0 1-2 2-H 1B		4-0 BB		0-0 1-H HR		SAFE 0-0 PO 1-2	1-1 F9		2 1 2 3 1 0 0 1 0 0 0 0 0 0															
<b>Will Clark, L</b> (1, 3) OBP: 0.360, SLG: 0.477	0-1 P3		1-3 K		3-3 K			1-2 G6-3 2B		4 0 1 0 0 2 3															
<b>Charles Johnson, R</b> (1, 2) OBP: 0.346, SLG: 0.488		0-0 F8		1-2 K		4-1 G4-3 BB		1-0 G6-3 2-3		3 0 0 0 1 1 1															
<b>Jeff Reboulet, R</b> (1, 5) OBP: 0.316, SLG: 0.230		3-3 K		1-1 F8		2-2 G4-3 1-2		3-3 K		4 0 0 0 0 2 2															
<b>Jerry Hairston, R</b> (1, 4) OBP: 0.348, SLG: 0.545		0-1 G6-3		3-2 HR		2-3 K		1-1 G4-3		4 1 1 1 0 1 1															
<b>Inning Stats</b>	R: 1 E: 0 K: 0 S: 8	H: 2 LOB: 2 BB: 1 P: 15	R: 0 E: 0 K: 1 S: 6	H: 0 LOB: 0 BB: 0 P: 9	R: 2 E: 0 K: 1 S: 11	H: 3 LOB: 1 BB: 1 P: 21	R: 1 E: 0 K: 1 S: 11	H: 1 LOB: 0 BB: 0 P: 19	R: 2 E: 0 K: 1 S: 9	H: 1 LOB: 0 BB: 1 P: 19	R: 0 E: 0 K: 2 S: 12	H: 0 LOB: 1 BB: 1 P: 23	R: 0 E: 0 K: 1 S: 5	H: 0 LOB: 0 BB: 1 P: 13	R: 0 E: 0 K: 1 S: 9	H: 1 LOB: 1 BB: 0 P: 15	R: 0 E: 0 K: 0 S: 6	H: 1 LOB: 1 BB: 0 P: 10	1B: 5 2B: 2 3B: 0 HR: 2	SF: 0 SAC: 0 DP: 1 HBP: 0	WP: 0 PB: 0 SB: 1 CS: 0	PA: 40			
<b>PITCHER</b>	IP	WLS	BF	H	R	ER	SO	BB	IBB	HBP	BLK	WP	HR	S	P	ERA	WHIP								
<b>Joey Hamilton, R</b> (1, 1) ERA: 8.02	6.0		28	7	6	6	6	4	0	0	0	0	2	57	106	9.00	1.833								
<b>Paul Spoljaric, L</b> (7, 1) ERA: 7.07	1.1		5	1	0	0	1	1	0	0	0	0	0	10	20	0.00	1.500								
<b>John Frascatore, R</b> (8, 1) ERA: 4.02	0.2	W	2	0	0	0	1	0	0	0	0	0	0	4	8	0.00	0.000								
<b>Billy Koch, R</b> (9, 1) ERA: 1.52	1.0	S	4	1	0	0	0	0	0	0	0	0	0	6	10	0.00	1.000								

**Baltimore Orioles @ Toronto Blue Jays**  
**SkyDome, Toronto, ON**  
Thu Jul 01 1999, 2:05 PM EDT  
Att: 30,263 - Dome - 72 F

AB	34
R	6
H	9
RBI	5
BB	5
SO	8
LOB	12



[livebaseballscorecards.com](http://livebaseballscorecards.com)

Batter	1	2	3	4	5	6	7	8	9
Shannon Stewart, R (1, 7) OBP: 0.375, SLG: 0.405	0-1 G6-3		3-2 G5-3		2-3 K		3-2 P4	0-2 G3	
Willie Greene, L (1, 10) OBP: 0.295, SLG: 0.374	3-2 G1-3		0-0 1B			3-1 2B HR 1B	1-1 G3 2B	1-0 1B	
Shawn Green, L (1, 9) OBP: 0.402, SLG: 0.627	4-2 BB		0-0 G4-3			2-1 1-3 HR 2B	1-2 G3	0-0 HR	
Carlos Delgado, L (1, 3) OBP: 0.353, SLG: 0.492	0-2 G4-3			2-0 F7		3-2 2-H 3-H HR	1-0 HBP	1-2 F7	
Tony Fernandez, S (1, 5) OBP: 0.476, SLG: 0.534		1-1 F7		1-0 G4-3		0-2 G4-3	0-0 P4		
Darrin Fletcher, L (1, 2) OBP: 0.348, SLG: 0.549		0-0 G6-3		3-1 F8		4-2 1B BB		3-2 BB 1B HBP	
Tony Batista, R (1, 6) OBP: 0.339, SLG: 0.460		4-2 FC6-4 BB			0-0 G5-3	1-0 1-2 1B		1-1 1B BB G3 1B	
Jacob Brumfield, R (1, 8) OBP: 0.284, SLG: 0.346		1-2 FC6-4			3-3 K	2-2 P4		4-1 G3 1B BB	
Homer Bush, R (1, 4) OBP: 0.330, SLG: 0.374			1-3 K		4-0 BB	1-3 K		3-1 1-2 2-3 3-H 1B 1B	

AB	R	H	RBI	BB	SO	LOB
5	0	0	1	0	1	3
5	1	4	2	0	0	0
4	2	2	1	1	0	2
4	1	1	3	0	0	1
4	0	0	0	0	0	2
2	1	0	0	1	0	0
3	1	2	0	1	0	0
3	1	0	0	1	1	3
3	1	1	1	1	2	2

**BOTTOM**

**Baltimore Orioles @ Toronto Blue Jays**  
**SkyDome, Toronto, ON**  
 Thu Jul 01 1999, 2:05 PM EDT  
 Att: 30,263 - Dome - 72 F

[livebaseballscorecards.com](http://livebaseballscorecards.com)

<b>AB</b>	<b>33</b>
<b>R</b>	<b>8</b>
<b>H</b>	<b>10</b>
<b>RBI</b>	<b>8</b>
<b>BB</b>	<b>5</b>
<b>SO</b>	<b>4</b>
<b>LOB</b>	<b>13</b>



1B: 6	SF: 0
2B: 2	SAC: 0
3B: 0	DP: 0
HR: 2	HBP: 2

WP: 0	PA: 40
PB: 0	
SB: 0	
CS: 0	

Inning Stats		R: 0	H: 0	E: 0	K: 12	S: 19	R: 0	H: 0	E: 0	K: 9	S: 15	R: 0	H: 1	E: 0	K: 1	S: 8	R: 0	H: 0	E: 0	K: 4	S: 10	R: 0	H: 0	E: 0	K: 2	S: 8	R: 3	H: 4	E: 0	K: 1	S: 20	R: 0	H: 1	E: 0	K: 0	S: 11	R: 5	H: 4	E: 0	K: 0	S: 16
PITCHER		IP	WLS	BF	H	R	ER	SO	BB	IBB	HBP	BLK	WP	HR	S	P	ERA	WHIP	PITCHER		IP	WLS	BF	H	R	ER	SO	BB	IBB	HBP	BLK	WP	HR	S	P	ERA	WHIP				
Scott Erickson, R (1, 1) ERA: 6.51	6.1			29	6	3	3	4	4	0	0	0	0	1	67	119	4.26	1.579	Doug Johns, L (7, 1) ERA: 5.25		0.2	H	5	1	2	2	0	0	0	0	0	0	10	16	27.00	1.500					
Ricky Bones, R (8, 1) ERA: 5.51	0.0		1		0	0	0	0	1	0	0	0	0	0	1	5	∞	∞	Mike Timlin, R (8, 1) ERA: 5.35		1.0	L	5	3	3	3	0	0	0	0	1	10	15	27.00	3.000						

Batter	1	2	3	4	5	6	7	8	9	AB R H RBI BB SO LOB	TOP											
Miguel Cairo, R OBP: 0.365, SLG: 0.421 (1, 4)	1-2 G3 1B	2-1 L4	1-3 K		2-3 K		4-2 G5-4-3 BB			4 0 1 0 1 2 7												
Dave Martinez, L OBP: 0.384, SLG: 0.445 (1, 8) (7, 9)	3-1 G3	3-2 L9	2-0 2B		3-2 3B		0-2 G5-4-3			5 0 2 4 0 0 6												
Jose Canseco, R OBP: 0.372, SLG: 0.644 (1, 10)	2-1 L7		HR		0-1 F8			2-1 F8		5 1 1 1 0 0 4												
Fred McGriff, L OBP: 0.409, SLG: 0.584 (1, 3)	4-1 BB		HR		0-2 G6-3		0-0 F7	1-1 F8		3 1 0 0 2 0 0												
Bubba Trammell, R OBP: 0.348, SLG: 0.516 (1, 9) (7, 7)	3-2 P3		HR		1-1 G6-3		0-0 2B	0-0 F7		5 1 2 2 0 0 2												
Wade Boggs, L OBP: 0.360, SLG: 0.361 Aaron Ledesma, R OBP: 0.329, SLG: 0.324 (9, PR) (9, 5)		2-1 BB 1B	K		1-1 G6-3		4-2 G1-6-3 BB	4-0 G6-4-3 BB		3 1 1 0 2 1 0 0 0 0 0 0 0 0												
John Flaherty, R OBP: 0.315, SLG: 0.409 (1, 2)		1-2 F9	1B 2B BB		4-0 1B 3B BB		0-0 G1-6-3	0-1 L9		3 2 0 0 2 0 4												
Paul Sorrento, L OBP: 0.358, SLG: 0.434 Randy Winn, S OBP: 0.299, SLG: 0.341 (7, PR) (7, 8)		4-2 1B BB	4-2 1B 2B BB		1-0 F8		1-1 SH1-3 2B	0-0 G6-4-3		2 1 1 0 2 0 1 1 0 0 0 0 0 1												
Kevin Stocker, S OBP: 0.390, SLG: 0.397 (1, 6)		1-1 1B	1-2 2B 1B		0-2 3B 1B		0-0 SH1-3			3 1 3 1 0 0 0												
<b>Inning Stats</b>	R: 0 E: 0 K: 0 S: 11	H: 1 LOB: 2 BB: 1 P: 24	R: 1 E: 0 K: 0 S: 18	H: 2 LOB: 2 BB: 1 P: 31	R: 5 E: 0 K: 2 S: 22	H: 4 LOB: 2 BB: 3 P: 44	R: 0 E: 0 K: 0 S: 7	H: 0 LOB: 0 BB: 0 P: 9	R: 2 E: 0 K: 1 S: 15	H: 2 LOB: 1 BB: 1 P: 25	R: 0 E: 0 K: 0 S: 6	H: 1 LOB: 1 BB: 1 P: 10	R: 0 E: 0 K: 0 S: 9	H: 1 LOB: 2 BB: 1 P: 14	R: 0 E: 0 K: 0 S: 5	H: 0 LOB: 0 BB: 0 P: 8	R: 0 E: 0 K: 0 S: 3	H: 0 LOB: 1 BB: 1 P: 7	1B: 5 2B: 3 3B: 1 HR: 2	SF: 0 SAC: 1 DP: 3 HBP: 0	WP: 0 PB: 0 SB: 0 CS: 0	PA: 44
<b>PITCHER</b>	IP WLS BF H R ER SO BB IBB HBP BLK WP HR S P ERA WHIP																					
Kelvim Escobar, R ERA: 5.93 (1, 1)	2.1 L 17 5 6 6 1 5 0 0 0 0 0 2 41 83 23.14 4.286																					
32 Roy Halladay, R ERA: 3.79 (3, 1)	3.2 17 5 2 2 2 2 0 0 0 0 0 0 38 60 4.91 1.909																					
Paul Spoljaric, L ERA: 6.69 (7, 1)	2.0 7 1 0 0 0 1 0 0 0 0 0 0 14 22 0.00 1.000																					
Graeme Lloyd, L ERA: 2.95 (9, 1)	1.0 3 0 0 0 0 1 0 0 0 0 0 0 3 7 0.00 1.000																					

Tampa Bay Devil Rays @ Toronto Blue Jays  
SkyDome, Toronto, ON  
Fri Jul 02 1999, 7:05 PM EDT  
Att. 23,109 - Unknown - 80 F

AB	34
R	8
H	11
RBI	8
BB	9
SO	3
LOB	25



Batter	1	2	3	4	5	6	7	8	9	AB R H RBI BB SO LOB
Shannon Stewart, R (1, 7) OBP: 0.377, SLG: 0.403	0-1 F9 1B	0-1 F8			1-1 2B 1B HBP	3-1 F8		4-1 BB 1B BB	3-2 FC1-2	4 2 1 0 1 0 3
Craig Grebeck, R (1, 10) OBP: 0.449, SLG: 0.447	1-2 BB 1B		2-2 F9		1-0 1B HR 2B	4-1 BB BB BB		2-1 BB 1B	1-2 G4-3	5 2 3 0 1 0 2
Shawn Green, L (1, 9) OBP: 0.402, SLG: 0.622	0-3 K		1-1 F8		2-2 HR 1B	4-1 BB BB		3-3 K		4 1 1 1 1 2 4
Carlos Delgado, L (1, 3) OBP: 0.357, SLG: 0.500	2-2 F9		2-3 K		0-1 HR	4-0 BB G4-6-3		4-2 BB 1B		3 1 1 3 2 1 2
Tony Fernandez, S (1, 5) OBP: 0.475, SLG: 0.530	4-1 BB			1-0 P5	0-0 F7	2-1 G4-6-3		2-2 BB 1B		4 0 1 2 1 0 3
Darrin Fletcher, L (1, 2) OBP: 0.350, SLG: 0.551	1-0 F7			0-0 1B 2B	3-2 1B		1-0 G3	0-2 F7		5 1 2 0 0 0 5
Tony Batista, R (1, 6) OBP: 0.336, SLG: 0.454		3-2 P3		2-0 F8	1-0 P4		2-2 P4	1-0 1B SH3-4 FC1-2 1B		5 0 1 0 0 0 2
Jacob Brumfield, R (1, 8) OBP: 0.293, SLG: 0.354		0-3 K		1-1 1B	0-0 1B		3-2 P3	0-0 SH3-4		4 0 2 1 0 1 0
Homer Bush, R (1, 4) OBP: 0.332, SLG: 0.375		2-2 E 1B		1-1 L8	0-3 K		0-0 G6-3	0-2 FC1-2 S 1B		5 0 2 0 0 1 3

Inning Stats	R: 0	H: 2	E: 0	K: 1	S: 15	LOB: 3	BB: 1	P: 23	R: 0	H: 1	E: 1	K: 1	S: 12	LOB: 1	BB: 0	P: 17	R: 0	H: 0	E: 0	K: 1	S: 8	LOB: 0	BB: 0	P: 13	R: 1	H: 2	E: 0	K: 0	S: 7	LOB: 1	BB: 0	P: 12	R: 4	H: 5	E: 0	K: 1	S: 18	LOB: 2	BB: 0	P: 26	R: 0	H: 0	E: 0	K: 0	S: 6	LOB: 2	BB: 3	P: 23	R: 0	H: 0	E: 0	K: 0	S: 7	LOB: 0	BB: 0	P: 13	R: 2	H: 2	E: 0	K: 1	S: 22	LOB: 2	BB: 2	P: 37	R: 0	H: 2	E: 0	K: 0	S: 13	LOB: 2	BB: 0	P: 18	1B: 11	SF: 0	2B: 2	SAC: 1	3B: 0	DP: 1	HR: 1	HBP: 1	WP: 0	PA: 47
--------------	------	------	------	------	-------	--------	-------	-------	------	------	------	------	-------	--------	-------	-------	------	------	------	------	------	--------	-------	-------	------	------	------	------	------	--------	-------	-------	------	------	------	------	-------	--------	-------	-------	------	------	------	------	------	--------	-------	-------	------	------	------	------	------	--------	-------	-------	------	------	------	------	-------	--------	-------	-------	------	------	------	------	-------	--------	-------	-------	--------	-------	-------	--------	-------	-------	-------	--------	-------	--------

PITCHER	IP	WLS	BF	H	R	ER	SO	BB	IBB	HBP	BLK	WP	HR	S	P	ERA	WHIP
Ryan Rupe, R (1, 1) ERA: 4.43	4.2		26	10	5	5	3	1	0	0	0	0	1	57	88	9.64	2.357
Julio Santana, R (5, 1) ERA: 7.9	0.2		3	0	0	0	1	1	0	0	0	0	0	6	13	0.00	1.500
Scott Aldred, L (6, 1) ERA: 4.91	1.2	W	6	0	0	0	0	2	0	0	0	0	0	10	26	0.00	1.200
Norm Charlton, L (8, 1) ERA: 3.94	0.2	H	4	1	2	2	1	1	0	0	0	0	0	9	18	27.00	3.000
Roberto Hernandez, R (8, 1) ERA: 3.83	1.1	S	8	3	0	0	0	1	0	0	0	0	0	26	37	0.00	3.000

BOTTOM


Tampa Bay Devil Rays @ Toronto Blue Jays  
 SkyDome, Toronto, ON  
 Fri Jul 02 1999, 7:05 PM EDT  
 Att: 23,109 - Unknown - 80 F

AB	39
R	7
H	14
RBI	7
BB	6
SO	5
LOB	24



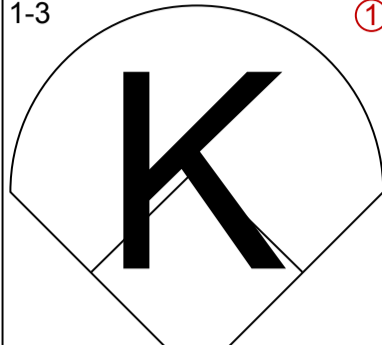
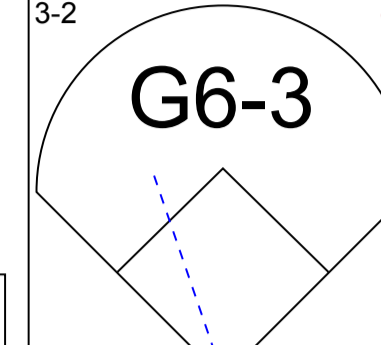
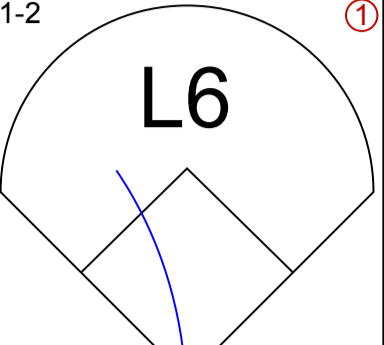
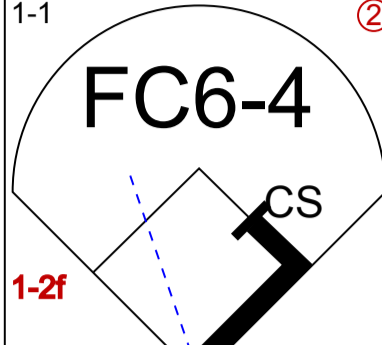
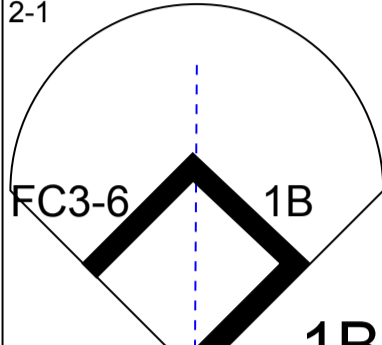
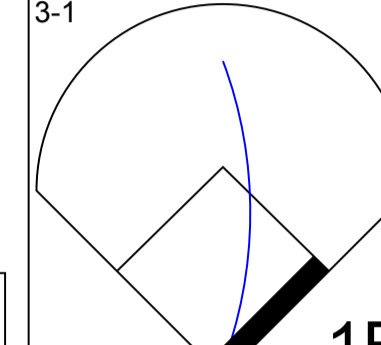
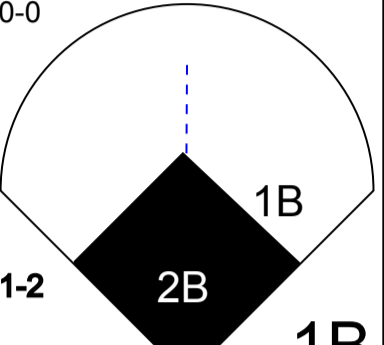
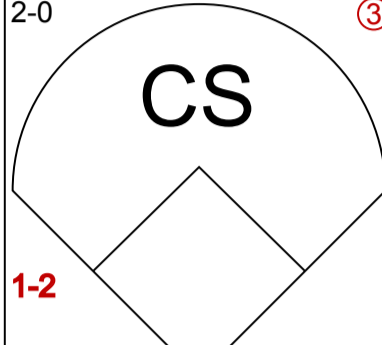
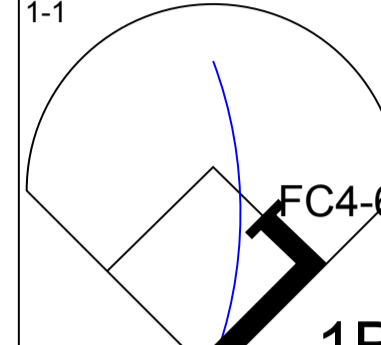
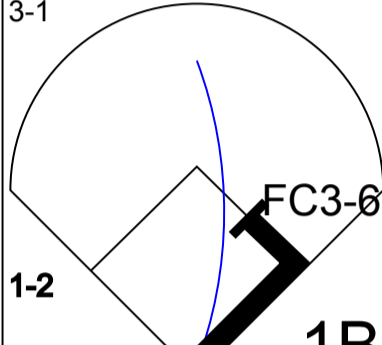
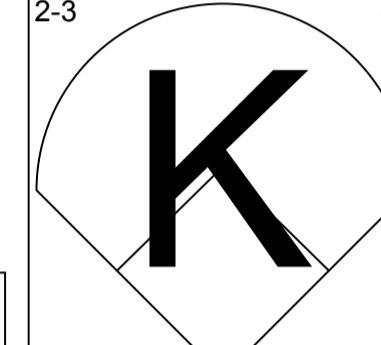
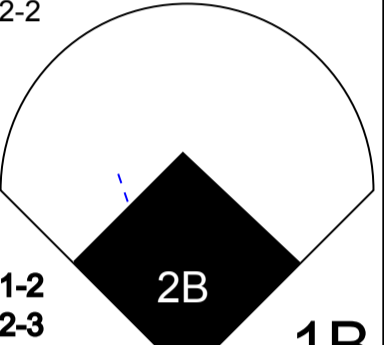
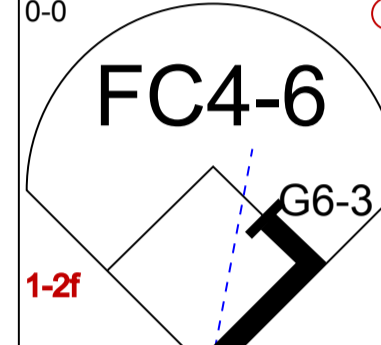
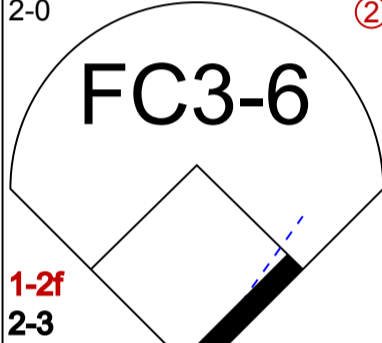
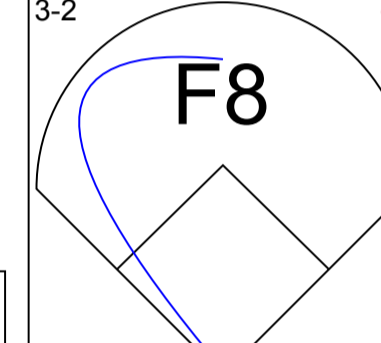
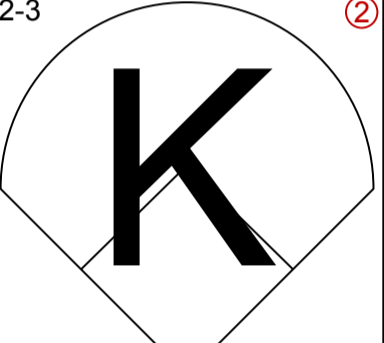
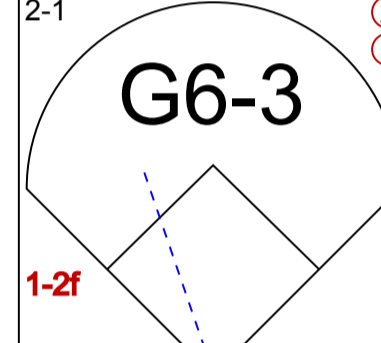
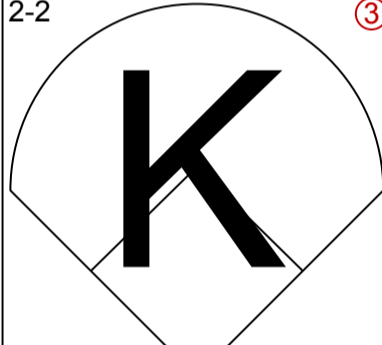
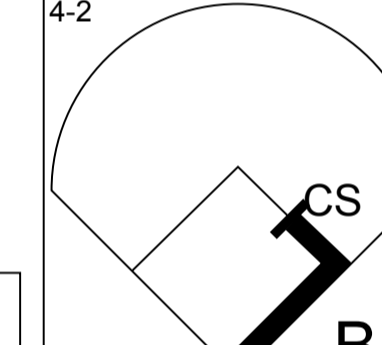
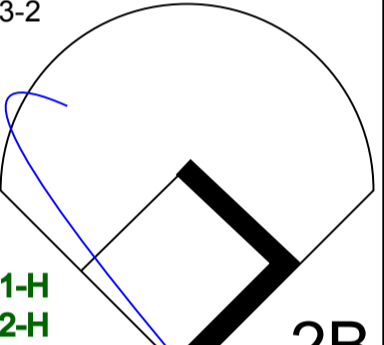
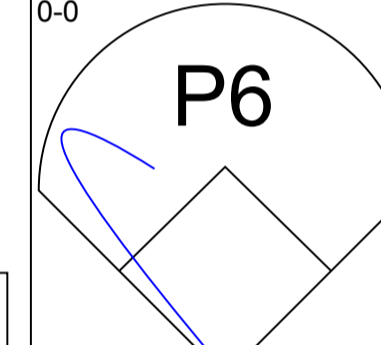
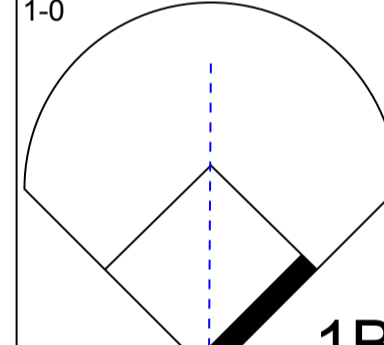
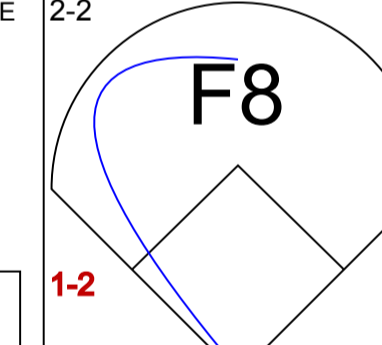
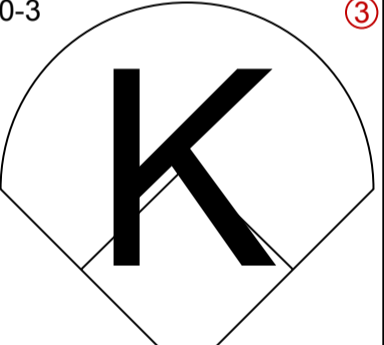
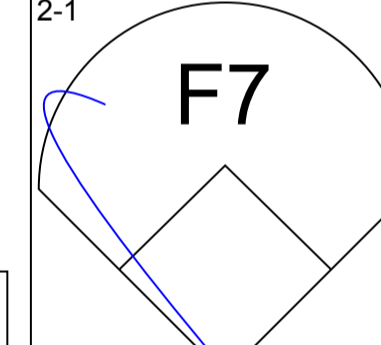
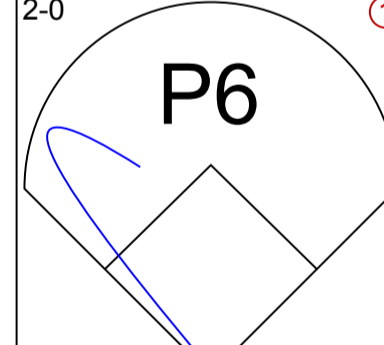
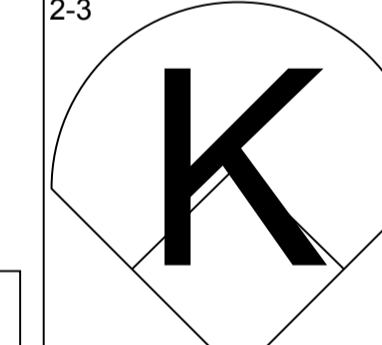
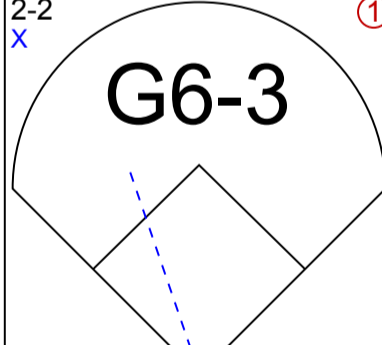
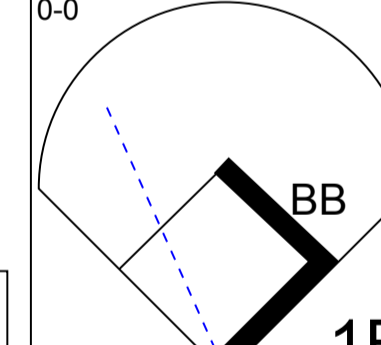
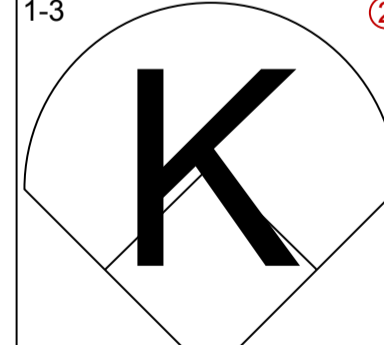
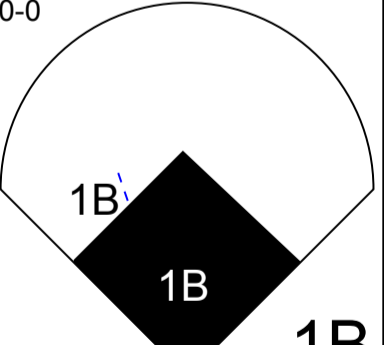
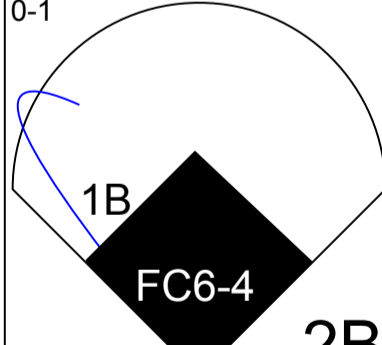
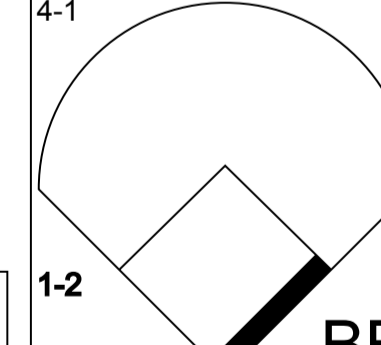
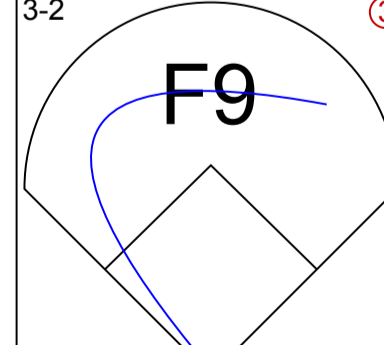
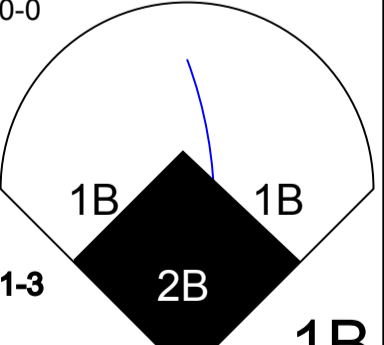
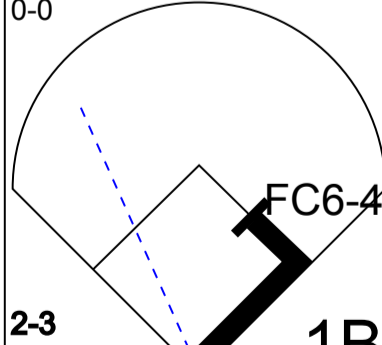
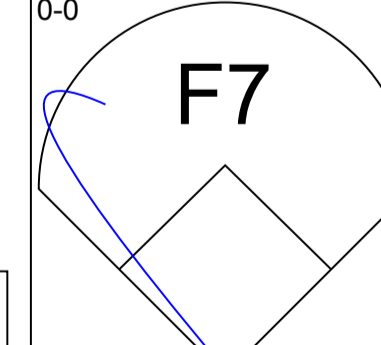
WP: 0	PA: 47
PB: 0	
SB: 1	
CS: 0	

livebaseballscores.com

Batter	1	2	3	4	5	6	7	8	9	AB R H RBI BB SO LOB	TOP
Miguel Cairo, R OBP: 0.368, SLG: 0.420 (1, 4) B X	1-0 F7		3-2 WP G4-3 1B		1 SAFE F B B 2-1 CS	4-1 P7-3 BB			3-2 F9	3 0 1 0 1 0 0	
Dave Martinez, L OBP: 0.383, SLG: 0.442 (1, 9) B X	1-0 1B		2-2 G4-3		1 SAFE F B B 1 SAFE 1-2	1-1 P7-3 1-f			1-0 G6-3	4 0 1 0 0 0 2	
Jose Canseco, R OBP: 0.368, SLG: 0.635 (1, 10) F B B B B 1 SAFE X	3-2 F8		3-3 K		3-3 K	1-3 K			0-0 F9	4 0 0 0 0 2 2	
Fred McGriff, L OBP: 0.405, SLG: 0.578 (1, 3) X	0-0 G3			1-0 E4 G5-4-3			0-0 F7			3 0 0 0 0 0 1	
Bubba Trammell, R OBP: 0.333, SLG: 0.492 (1, 7) B B X		2-0 P3		0-1 G5-4-3 1-2f		1-0 G6-3				3 0 0 0 0 0 1	
Herbert Perry, R OBP: 0.366, SLG: 0.418 (1, 5) B B B B B X		3-2 L9		1-2 L4		1-2 G5-3				3 0 0 0 0 0 0	
John Flaherty, R OBP: 0.315, SLG: 0.405 (1, 2) B B B B B		4-0 BB			0-0 L9			1-3 K		2 0 0 0 1 1 0	AB 28 R 0 H 3 RBI 0 BB 2 SO 4 LOB 7
Kevin Stocker, S OBP: 0.386, SLG: 0.392 (1, 6) X		0-0 F9			1-2 P6			3-2 G4-3		3 0 0 0 0 0 1	
Randy Winn, S OBP: 0.299, SLG: 0.341 (1, 8) C X			0-1 F7		0-0 CS 1B			3-3 K		3 0 1 0 0 1 0	
<b>Inning Stats</b>	R: 0 H: 1 E: 0 LOB: 1 K: 0 BB: 0 S: 6 P: 11	R: 0 H: 0 E: 0 LOB: 1 K: 0 BB: 1 S: 6 P: 15	R: 0 H: 1 E: 0 LOB: 1 K: 1 BB: 0 S: 13 P: 21	R: 0 H: 0 E: 1 LOB: 0 K: 0 BB: 0 S: 6 P: 8	R: 0 H: 1 E: 0 LOB: 0 K: 0 BB: 0 S: 6 P: 9	R: 0 H: 0 E: 0 LOB: 0 K: 1 BB: 1 S: 6 P: 12	R: 0 H: 0 E: 0 LOB: 0 K: 0 BB: 0 S: 5 P: 7	R: 0 H: 0 E: 0 LOB: 0 K: 2 BB: 0 S: 10 P: 17	R: 0 H: 0 E: 0 LOB: 0 K: 0 BB: 0 S: 5 P: 9	1B: 3 SF: 0 2B: 1 SAC: 0 3B: 0 DP: 2 HR: 0 HBP: 0	WP: 1 PA: 31 PB: 0 SB: 0 CS: 1
<b>PITCHER</b> Chris Carpenter, R ERA: 3.26 (1, 1)	IP WLS BF H R ER SO BB IBB HBP BLK WP HR S P ERA WHIP										

Tampa Bay Devil Rays @ Toronto Blue Jays  
 SkyDome, Toronto, ON  
 Sat Jul 03 1999, 4:05 PM EDT  
 Att. 25,344 - Dome - 72 F

livebaseballscorecards.com

Batter	1	2	3	4	5	6	7	8	9
Shannon Stewart, R (1, 7) OBP: 0.373, SLG: 0.398	1-3 		3-2 		1-2 	1-1 			
Craig Grebeck, R (1, 10) OBP: 0.471, SLG: 0.472	2-1 		3-1 		0-0 	2-0 	1-1 		
Shawn Green, L (1, 9) OBP: 0.403, SLG: 0.620	3-1 		2-3 		2-2 		0-0 		
Carlos Delgado, L (1, 3) OBP: 0.353, SLG: 0.494	2-0 		3-2 		2-3 		2-1 		
Tony Fernandez, S (1, 5) OBP: 0.475, SLG: 0.531	2-2 			4-2 	3-2 			0-0 	
Darrin Fletcher, L (1, 2) OBP: 0.348, SLG: 0.544		1-0 		2-2 	0-3 			2-1 	
Tony Batista, R (1, 6) OBP: 0.335, SLG: 0.450		2-0 		2-3 		2-2 		0-0 	
Jacob Brumfield, R (1, 8) OBP: 0.313, SLG: 0.376		1-3 			0-0 	0-1 		4-1 	
Homer Bush, R (1, 4) OBP: 0.335, SLG: 0.378		3-2 			0-0 	0-0 		0-0 	


AB	R	H	RBI	BB	SO	LOB
4	0	0	1	0	1	3
4	1	4	1	0	0	0
4	1	2	0	0	1	2
4	0	0	0	0	1	7
3	0	1	3	1	1	2
4	0	1	0	0	1	2
4	0	1	0	0	1	1
3	2	2	0	1	1	1
4	1	2	0	0	0	3

WP	HR	S	P	ERA	WHIP
0	0	7	7	5.62	2.000
0	0	0	1	7.59	1.500

Inning Stats		R	H	E	K	S	IP	WLS	BF	H	R	ER	SO	BB	IBB	HBP	BLK	WP	HR	S	P	ERA	WHIP
R: 0 H: 2 E: 0 K: 2 S: 11		0	2	0	2	11	6.0	L	28	11	5	5	7	1	0	0	0	0	0	75	123	7.50	2.000
R: 0 H: 1 E: 0 K: 1 S: 9		0	1	0	1	9																	
R: 0 H: 1 E: 0 K: 1 S: 12		0	1	0	1	12																	
R: 0 H: 0 E: 0 K: 1 S: 9		0	0	0	1	9																	
R: 4 H: 5 E: 0 K: 2 S: 20		4	5	0	2	20																	
R: 1 H: 2 E: 0 K: 0 S: 14		1	2	0	0	14																	
R: 0 H: 1 E: 0 K: 0 S: 5		0	1	0	0	5																	
R: 0 H: 1 E: 0 K: 0 S: 6		0	1	0	0	6																	

**Tampa Bay Devil Rays @ Toronto Blue Jays**  
 SkyDome, Toronto, ON  
 Sat Jul 03 1999, 4:05 PM EDT  
 Att. 25,344 - Dome - 72 F

AB	34
R	5
H	13
RBI	5
BB	2
SO	7
LOB	21



WP	0	PA	37
PB	0		
SB	0		
CS	2		

Batter	1	2	3	4	5	6	7	8	9	AB R H RBI BB SO LOB
Miguel Cairo, R (1, 4) OBP: 0.364, SLG: 0.414	0-1 P4		1-0 FC4-6 1B		3-2 G6-3		1-0 F9		0-1 G3	5 0 1 0 0 0 1
Dave Martinez, L (1, 9) OBP: 0.380, SLG: 0.449	1-3 K		0-1 FC4-6 CS		1-1 HR		3-2 G3-1		1-0 F8	5 1 1 2 0 1 3
Jose Canseco, R (1, 10) OBP: 0.366, SLG: 0.640	3-3 K		1 SAFE 0-0 CS		2-1 HR		0-2 F8			4 1 1 1 0 1 0
Fred McGriff, L (1, 3) OBP: 0.409, SLG: 0.580		1-0 P9		1-1 BB 1B		3-1 1B		1-0 FC4-6 1B		4 0 3 0 0 0 0
John Flaherty, R (1, 2) OBP: 0.314, SLG: 0.403		1-0 G6-3		1-2 P6		2-2 L8		1-0 FC4-6 1B		4 0 1 0 0 0 2
Wade Boggs, L (1, 5) OBP: 0.352, SLG: 0.353		2-0 P5		0-3 K		0-1 G3		2-2 FC4-6 L4-3		4 0 0 0 0 1 3
Paul Sorrento, L (1, 7) OBP: 0.361, SLG: 0.439			1-1 G3-1		4-0 BB BB		1-1 F8 2B		3-2 L4-3	3 0 1 0 1 0 2
Aaron Ledesma, R (1, 6) OBP: 0.349, SLG: 0.351			0-1 1B FC4-6 1B		4-0 1-2 2-3 BB		2-2 F8		1-1 G3 2B	3 1 2 0 1 0 1
Randy Winn, S (1, 8) OBP: 0.299, SLG: 0.339			1-1 FC4-6 1B		1-3 K		3-2 G4-3		1-2 L3	4 0 1 0 0 1 5


Inning Stats	R: 0 E: 0 K: 2 S: 9	H: 0 LOB: 0 BB: 0 P: 13	R: 0 E: 0 K: 0 S: 3	H: 0 LOB: 0 BB: 0 P: 7	R: 1 E: 0 K: 0 S: 9	H: 3 LOB: 1 BB: 0 P: 12	R: 1 E: 0 K: 2 S: 14	H: 2 LOB: 3 BB: 2 P: 27	R: 1 E: 0 K: 0 S: 11	H: 2 LOB: 1 BB: 0 P: 20	R: 0 E: 0 K: 0 S: 10	H: 1 LOB: 1 BB: 0 P: 16	R: 0 E: 0 K: 0 S: 7	H: 0 LOB: 0 BB: 0 P: 11	R: 0 E: 0 K: 0 S: 8	H: 2 LOB: 1 BB: 0 P: 15	R: 0 E: 0 K: 0 S: 9	H: 1 LOB: 1 BB: 0 P: 12	1B: 7 2B: 3 3B: 0 HR: 2	SF: 0 SAC: 0 DP: 1 HBP: 0	WP: 0 PB: 0 SB: 0 CS: 1	PA: 39
--------------	------------------------------	----------------------------------	------------------------------	---------------------------------	------------------------------	----------------------------------	-------------------------------	----------------------------------	-------------------------------	----------------------------------	-------------------------------	----------------------------------	------------------------------	----------------------------------	------------------------------	----------------------------------	------------------------------	----------------------------------	----------------------------------	------------------------------------	----------------------------------	--------

PITCHER	IP	WLS	BF	H	R	ER	SO	BB	IBB	HBP	BLK	WP	HR	S	P	ERA	WHIP
Pat Hentgen, R (1, 1) ERA: 5.51	7.0	W	30	8	3	3	4	2	0	0	0	0	2	63	106	3.86	1.429
Graeme Lloyd, L (8, 1) ERA: 2.88	1.0	H	4	2	0	0	0	0	0	0	0	0	0	8	15	0.00	2.000
Billy Koch, R (9, 1) ERA: 1.47	1.0	S	4	1	0	0	0	0	0	0	0	0	0	9	12	0.00	1.000

**TOP**

**Tampa Bay Devil Rays @ Toronto Blue Jays**  
SkyDome, Toronto, ON  
Sun Jul 04 1999, 1:05 PM EDT  
Att. 24,639 - Dome - 72 F

<b>AB</b>	<b>36</b>
<b>R</b>	<b>3</b>
<b>H</b>	<b>11</b>
<b>RBI</b>	<b>3</b>
<b>BB</b>	<b>2</b>
<b>SO</b>	<b>4</b>
<b>LOB</b>	<b>17</b>





Batter	1	2	3	4	5	6	7	8	9	AB	R	H	RBI	BB	SO	LOB
Shannon Stewart, R (1, 7) OBP: 0.369, SLG: 0.393	2-1 F8		1 SAFE 2-2 G5-3		0-0 G6-3		2-1 G6-3			4	0	0	0	0	0	3
Craig Grebeck, R (1, 5) OBP: 0.462, SLG: 0.473 Willis Otanez, R (9, 5) OBP: 0.287, SLG: 0.327	1-3 K		0-0 G4-3			1-0 F7		3-2 1B 2B		4	1	1	0	0	1	0
Shawn Green, L (1, 9) OBP: 0.407, SLG: 0.641	1-0 HR			1-2 HR		1-3 K		4-0 1B SF8 IBB		3	3	2	2	1	1	0
Carlos Delgado, L (1, 3) OBP: 0.354, SLG: 0.497	2-0 2B			1-3 K		2-0 P3		0-0 WP HBP 1B		4	0	2	1	0	1	0
Willie Greene, L (1, 10) OBP: 0.296, SLG: 0.383 Rob Butler, L (7, PR)	2-3 K			2-3 K			0-0 G4-3 1B 2B	1-2 WP HBP		3	0	1	0	0	2	1
Tony Batista, R (1, 6) OBP: 0.329, SLG: 0.442		3-2 G1-3		1-0 F8			0-0 G4-3	2-2 P6		4	0	0	0	0	0	4
Jacob Brumfield, R (1, 8) OBP: 0.310, SLG: 0.375		0-3 K			2-2 G6-3		3-2 1B E 1B	1-0 SF8		3	1	1	2	0	1	0
Mike Matheny, R (1, 2) OBP: 0.256, SLG: 0.300		1-2 K			2-2 G6-3		1-1 E5 1B	2-3 K		4	0	1	0	0	2	2
Homer Bush, R (1, 4) OBP: 0.338, SLG: 0.380			0-0 G5-3 1B			0-0 1B	0-3 K	1-0 F9		4	0	2	0	0	1	4


Inning Stats	R: 1	H: 2	E: 0	K: 2	S: 10	LOB: 1	BB: 0	P: 18	R: 0	H: 0	E: 0	K: 2	S: 11	LOB: 0	BB: 0	P: 15	R: 0	H: 1	E: 0	K: 0	S: 5	LOB: 0	BB: 0	P: 7	R: 1	H: 1	E: 0	K: 2	S: 11	LOB: 0	BB: 0	P: 16	R: 0	H: 1	E: 0	K: 0	S: 8	LOB: 1	BB: 0	P: 12	R: 0	H: 0	E: 0	K: 1	S: 5	LOB: 0	BB: 0	P: 9	R: 2	H: 3	E: 1	K: 1	S: 12	LOB: 1	BB: 0	P: 18	R: 2	H: 2	E: 0	K: 1	S: 14	LOB: 3	BB: 1	P: 28
--------------	------	------	------	------	-------	--------	-------	-------	------	------	------	------	-------	--------	-------	-------	------	------	------	------	------	--------	-------	------	------	------	------	------	-------	--------	-------	-------	------	------	------	------	------	--------	-------	-------	------	------	------	------	------	--------	-------	------	------	------	------	------	-------	--------	-------	-------	------	------	------	------	-------	--------	-------	-------

PITCHER	IP	WLS	BF	H	R	ER	SO	BB	IBB	HBP	BLK	WP	HR	S	P	ERA	WHIP
Dave Eiland, R (1, 1) ERA: 4.81	2.0		9	3	1	1	4	0	0	0	0	0	1	22	34	4.50	1.500
Rick White, R (3, 1) ERA: 4.03	4.1	L	17	5	3	2	3	0	0	0	0	0	1	35	54	4.15	1.154
Albie Lopez, R (7, 1) ERA: 8.18	1.2		10	2	2	2	2	0	1	1	0	1	0	19	35	10.80	1.200

**BOTTOM**

**Tampa Bay Devil Rays @ Toronto Blue Jays**  
 SkyDome, Toronto, ON  
 Sun Jul 04 1999, 1:05 PM EDT  
 Att. 24,639 - Dome - 72 F

AB	33
R	6
H	10
RBI	5
BB	1
SO	9
LOB	14



1B: 5	SF: 1	WP: 1	PA: 36
2B: 3	SAC: 0	PB: 0	
3B: 0	DP: 0	SB: 0	
HR: 2	HBP: 1	CS: 0	

PITCHER	IP	WLS	BF	H	R	ER	SO	BB	IBB	HBP	BLK	WP	HR	S	P	ERA	WHIP
---------	----	-----	----	---	---	----	----	----	-----	-----	-----	----	----	---	---	-----	------

Shannon Stewart, R OBP: 0.370, SLG: 0.394 (1, 7)	0-0 F9	[REDACTED]				2-2 FC4	[REDACTED]		2-1 BB FC	[REDACTED]			0-0 B3	5 0 2 1 0 0 1	
	1-1 G3	[REDACTED]				2-1 FC4	[REDACTED]		2-0 FC	[REDACTED]			2-0 G3	4 0 0 0 0 0 2	
	8, PR Rob Butler, L OBP: 0.333, SLG: 0.200	1-1 G3	[REDACTED]				2-1 FC4	[REDACTED]		1-2 FC	[REDACTED]			1-2 G3	1 0 1 1 0 0 0
Shawn Green, L OBP: 0.410, SLG: 0.648 (1, 9)	2-2 HR	[REDACTED]				[REDACTED]	[REDACTED]		4-1 G4-6-3	[REDACTED]			0-0 G4-3	3 1 1 1 2 0 1	
	3-2 L8	[REDACTED]				1-0 F8	[REDACTED]		3-2 F7	[REDACTED]			[REDACTED]	4 0 0 0 0 0 4	
	1-3	[REDACTED]				4-1 G4-6-3	[REDACTED]		2-1 G4-6-3	[REDACTED]			0-1 G6-3	2 0 0 0 1 0 3	
Tony Fernandez, S OBP: 0.475, SLG: 0.527 (1, 5)	[REDACTED]		[REDACTED]				4-1 G4-6-3	[REDACTED]		2-1 G4-6-3	[REDACTED]			[REDACTED]	4 0 0 0 0 0 2
	[REDACTED]		[REDACTED]				0-0 G4-6-3	[REDACTED]		[REDACTED]	[REDACTED]			2-1 F8	4 0 0 0 0 0 2
	[REDACTED]		[REDACTED]				1-2	[REDACTED]		2-1 G4-3	[REDACTED]			[REDACTED]	4 0 0 0 0 0 2
Darrin Fletcher, L OBP: 0.340, SLG: 0.531 (1, 2)	[REDACTED]		[REDACTED]				4-1 BB	[REDACTED]		1-0 P6	[REDACTED]			2-3 K	3 1 1 1 1 1 0
Tony Batista, R OBP: 0.332, SLG: 0.454 (1, 6)	[REDACTED]		[REDACTED]				0-0 BB	[REDACTED]		1-1 G6-3	[REDACTED]			2-3 K	3 1 1 0 1 1 0
	[REDACTED]		[REDACTED]				1-2 BB	[REDACTED]		4-2 BB	[REDACTED]			[REDACTED]	[REDACTED]
	[REDACTED]		[REDACTED]				1-2 BB	[REDACTED]		1-1 G5-3	[REDACTED]			2-3 K	3 1 1 0 1 1 0
Jacob Brumfield, R OBP: 0.317, SLG: 0.385 (1, 8)	[REDACTED]		[REDACTED]				1-2 BB	[REDACTED]		1-1 G6-3	[REDACTED]			[REDACTED]	[REDACTED]
	[REDACTED]		[REDACTED]				1-2 BB	[REDACTED]		4-2 BB	[REDACTED]			2-3 K	3 1 1 0 1 1 0
	[REDACTED]		[REDACTED]				1-2 BB	[REDACTED]		1-1 G5-3	[REDACTED]			0-0 WP	4 1 1 0 0 1 3
Homer Bush, R OBP: 0.337, SLG: 0.378 (1, 4)	[REDACTED]		[REDACTED]				1-2 BB	[REDACTED]		1-0 G5-3	[REDACTED]			0-0 WP	4 1 1 0 0 1 3
	[REDACTED]		[REDACTED]				1-2 BB	[REDACTED]		1-0 G5-3	[REDACTED]			0-0 WP	4 1 1 0 0 1 3
	[REDACTED]		[REDACTED]				1-2 BB	[REDACTED]		1-0 G5-3	[REDACTED]			0-0 WP	4 1 1 0 0 1 3

Inning Stats	R: 1 E: 0 K: 0 S: 12	H: 1 LOB: 0 BB: 0 P: 18	R: 0 E: 0 K: 1 S: 9	H: 0 LOB: 2 BB: 2 P: 19	R: 0 E: 0 K: 0 S: 9	H: 0 LOB: 0 BB: 0 P: 14	R: 0 E: 0 K: 0 S: 3	H: 0 LOB: 0 BB: 1 P: 8	R: 1 E: 0 K: 0 S: 13	H: 2 LOB: 1 BB: 0 P: 20	R: 0 E: 0 K: 0 S: 6	H: 0 LOB: 0 BB: 1 P: 15	R: 1 E: 0 K: 0 S: 10	H: 1 LOB: 0 BB: 0 P: 17	R: 0 E: 0 K: 0 S: 8	H: 1 LOB: 2 BB: 1 P: 17	R: 0 E: 0 K: 2 S: 10	H: 0 LOB: 0 BB: 0 P: 16	R: 1 E: 0 K: 0 S: 4	H: 2 LOB: 0 BB: 0 P: 6	1B: 4 2B: 1 3B: 0 HR: 2	SF: 0 SAC: 0 DP: 5 HBP: 1	WP: 1 PB: 0 SB: 1 CS: 0	PA: 39
--------------	-------------------------------	----------------------------------	------------------------------	----------------------------------	------------------------------	----------------------------------	------------------------------	---------------------------------	-------------------------------	----------------------------------	------------------------------	----------------------------------	-------------------------------	----------------------------------	------------------------------	----------------------------------	-------------------------------	----------------------------------	------------------------------	---------------------------------	----------------------------------	------------------------------------	----------------------------------	--------

PITCHER	IP	WLS	BF	H	R	ER	SO	BB	IBB	HBP	BLK	WP	HR	S	P	ERA	WHIP
Scott Erickson, R ERA: 6.34 (1, 1)	7.0		29	5	3	3	1	4	0	1	0	0	2	65	118	3.86	1.286
Arthur Rhodes, L ERA: 6.55 (8, 1)	1.0		3	0	0	0	0	1	0	0	0	0	0	5	10	0.00	1.000
Jesse Orosco, L ERA: 7.71 (9, 1)	0.1	L	1	0	0	0	0	0	0	0	0	0	0	2	4	0.00	0.000
Mike Timlin, R ERA: 5.35 (9, 1)	1.2	L	6	2	1	1	2	0	0	0	0	1	0	12	18	5.40	1.200

Toronto Blue Jays @ Baltimore Orioles  
 Oriole Park at Camden Yards, Baltimore, MD  
 Tue Jul 06 1999, 7:35 PM EDT  
 Att. 37,939 - Overcast - 105 F

AB	33
R	4
H	7
RBI	4
BB	5
SO	3
LOB	16



**BOTTOM**

**Toronto Blue Jays @ Baltimore Orioles**  
 Oriole Park at Camden Yards, Baltimore, MD

Tue Jul 06 1999, 7:35 PM EDT  
 Att. 37,939 - Overcast - 105 F

[livebaseballscorecards.com](http://livebaseballscorecards.com)

<b>AB</b>	<b>35</b>
<b>R</b>	<b>3</b>
<b>H</b>	<b>8</b>
<b>RBI</b>	<b>3</b>
<b>BB</b>	<b>3</b>
<b>SO</b>	<b>5</b>
<b>LOB</b>	<b>13</b>



AB R H RBI BB SO LOB

4	0	2	0	0	0	2	1	0	0	0	0	1	0
4	1	0	0	1	2	2	5	0	0	0	0	0	3
4	1	2	0	0	0	1	4	1	2	0	0	0	1
4	0	1	1	0	1	1	4	0	1	1	0	0	1
4	0	0	1	0	0	1	4	0	1	0	0	0	1
4	0	1	0	0	0	1	2	1	1	0	0	1	0
1	0	0	0	1	0	0	1	0	0	0	1	0	0
2	0	1	1	1	0	2	2	0	1	1	1	0	2

Batter	1	2	3	4	5	6	7	8	9	10																
Rich Amaral, R (1, 8) OBP: 0.356, SLG: 0.392 Jeff Reboulet, R (8, 4) OBP: 0.311, SLG: 0.225	0-0 S 1B		3-1 2B		3-2 G5-3		3-2 G4-6-3 1-2f			0-3 K																
Mike Bordick, R (1, 6) OBP: 0.331, SLG: 0.388	2-3 SAFE 1-2 K		0-0 L7			4-1 1B 2B BB		0-1 F8		0-3 K																
B.J. Surhoff, L (1, 7) OBP: 0.363, SLG: 0.569	3-0 F9		2-2 F8			1-1 SAFE P6		2-2 G4-3		0-0 L8																
Albert Belle, R (1, 9) OBP: 0.404, SLG: 0.478	1-1 F8			0-1 L7		1-1 2B 1-2 G4-3 1B		0-2 1B																		
Harold Baines, L (1, 10) OBP: 0.423, SLG: 0.624		1-0 F9		1-2 G1-3		1-1 G4-3 1-3 2-H 2B		2-3 SAFE SAFE K																		
Jeff Conine, R (1, 3) OBP: 0.335, SLG: 0.465		0-2 F8		1-2 F9		0-0 G4-3		0-2 G5-3																		
Cal Ripken Jr., R (1, 5) OBP: 0.330, SLG: 0.542		0-0 G4-3			1-2 G6-3		2-1 F9		1-0 BB 1B																	
Jerry Hairston, R (1, 4) OBP: 0.275, SLG: 0.447 Brady Anderson, L (7, PH) OBP: 0.405, SLG: 0.457			1-1 SF9 3B		2-3 K		3-2 G6-3		4-1 BB G6-4-3 BB																	
Charles Johnson, R (1, 2) OBP: 0.350, SLG: 0.480			3-0 SF9		4-2 BB		2-2 G4-6-3 1B		0-0 G6-4-3 1-2f																	
<b>Inning Stats</b>	R: 0 E: 0 K: 1 S: 7	H: 1 LOB: 1 BB: 0 P: 13	R: 0 E: 0 K: 0 S: 5	H: 0 LOB: 0 BB: 0 P: 6	R: 1 E: 0 K: 0 S: 9	H: 2 LOB: 1 BB: 0 P: 18	R: 0 E: 0 K: 0 S: 10	H: 0 LOB: 0 BB: 0 P: 12	R: 0 E: 0 K: 1 S: 14	H: 0 LOB: 1 BB: 1 P: 24	R: 2 E: 0 K: 0 S: 10	H: 2 LOB: 1 BB: 1 P: 19	R: 0 E: 0 K: 0 S: 10	H: 1 LOB: 0 BB: 0 P: 18	R: 0 E: 0 K: 1 S: 12	H: 1 LOB: 1 BB: 0 P: 16	R: 0 E: 0 K: 0 S: 6	H: 1 LOB: 1 BB: 1 P: 11	R: 0 E: 0 K: 2 S: 7	H: 0 LOB: 0 BB: 0 P: 7	1B: 5 2B: 2 3B: 1 HR: 0	SF: 1 SAC: 0 DP: 2 HBP: 0	WP: 0 PB: 0 SB: 1 CS: 0	PA: 39		
<b>PITCHER</b>	IP WLS BF H R ER SO BB IBB HBP BLK WP HR S P ERA WHIP	IP WLS BF H R ER SO BB IBB HBP BLK WP HR S P ERA WHIP	IP WLS BF H R ER SO BB IBB HBP BLK WP HR S P ERA WHIP	IP WLS BF H R ER SO BB IBB HBP BLK WP HR S P ERA WHIP	IP WLS BF H R ER SO BB IBB HBP BLK WP HR S P ERA WHIP	IP WLS BF H R ER SO BB IBB HBP BLK WP HR S P ERA WHIP	IP WLS BF H R ER SO BB IBB HBP BLK WP HR S P ERA WHIP	IP WLS BF H R ER SO BB IBB HBP BLK WP HR S P ERA WHIP	IP WLS BF H R ER SO BB IBB HBP BLK WP HR S P ERA WHIP	IP WLS BF H R ER SO BB IBB HBP BLK WP HR S P ERA WHIP	IP WLS BF H R ER SO BB IBB HBP BLK WP HR S P ERA WHIP	IP WLS BF H R ER SO BB IBB HBP BLK WP HR S P ERA WHIP	IP WLS BF H R ER SO BB IBB HBP BLK WP HR S P ERA WHIP	IP WLS BF H R ER SO BB IBB HBP BLK WP HR S P ERA WHIP	IP WLS BF H R ER SO BB IBB HBP BLK WP HR S P ERA WHIP	IP WLS BF H R ER SO BB IBB HBP BLK WP HR S P ERA WHIP	IP WLS BF H R ER SO BB IBB HBP BLK WP HR S P ERA WHIP	IP WLS BF H R ER SO BB IBB HBP BLK WP HR S P ERA WHIP	IP WLS BF H R ER SO BB IBB HBP BLK WP HR S P ERA WHIP	IP WLS BF H R ER SO BB IBB HBP BLK WP HR S P ERA WHIP	IP WLS BF H R ER SO BB IBB HBP BLK WP HR S P ERA WHIP	IP WLS BF H R ER SO BB IBB HBP BLK WP HR S P ERA WHIP	IP WLS BF H R ER SO BB IBB HBP BLK WP HR S P ERA WHIP	IP WLS BF H R ER SO BB IBB HBP BLK WP HR S P ERA WHIP	IP WLS BF H R ER SO BB IBB HBP BLK WP HR S P ERA WHIP	IP WLS BF H R ER SO BB IBB HBP BLK WP HR S P ERA WHIP

David Wells, L (1, 1) ERA: 5.52	6.0		5	3	3	2	2	0	0	0	0	0	0	0	55	92	4.50	1.167
Paul Quantrill, R (7, 1) ERA: 2.25	1.1	4	1	0	0	0	0	0	0	0	0	0	0	12	20	0.00	0.750	
Graeme Lloyd, L (8, 1) ERA: 2.76	1.2	W	7	2	0	1	1	0	0	0	0	0	0	16	25	0.00	1.800	
Billy Koch, R (10, 1) ERA: 1.42	1.0	S	3	0	0	2	0	0	0	0	0	0	0	7	7	0.00	0.000	

Batter	1	2	3	4	5	6	7	8	9	AB R H RBI BB SO LOB	TOP																
Shannon Stewart, R (1, 7) OBP: 0.370, SLG: 0.394	1-2 E3 1B BB	0-2 F7			1-2 G4-6-3 1B		3-1 L3		2-2 HR 1B	5 2 2 0 0 0 0																	
Willie Greene, L (1, 10) OBP: 0.299, SLG: 0.396	4-0 SAFE BB 1B 1-2 SF8 BB	2-2 F7			2-3 K			4-2 BB BB 1B BB	1-2 HR	3 3 1 2 2 1 1																	
Shawn Green, L (1, 9) OBP: 0.407, SLG: 0.640	1-2 SF8 BB 1-2 2-3 1B 1B	1-0 F9			0-1 G4-6-3 1-2f			3-3 K	1-0 G3	5 1 1 0 0 1 2																	
Carlos Delgado, L (1, 3) OBP: 0.351, SLG: 0.486	4-2 BB 1B 1-2 2-3 3-H BB		2-0 P4			4-2 BB		1-3 K	2-3 K	3 0 0 1 2 2 1																	
Tony Fernandez, S (1, 5) OBP: 0.473, SLG: 0.523	0-0 SF8		3-2 F7			0-1 F7		4-2 BB 1-2 1B BB		2 1 0 1 1 0 1																	
Darrin Fletcher, L (1, 2) OBP: 0.344, SLG: 0.528	1-2 BB		2-2 G4-3			1-1 F7		4-1 1B		3 0 1 1 1 0 1																	
Rob Butler, L (8, PR) OBP: 0.333, SLG: 0.200	1-2 BB							1-2 2-3 BB		0 0 0 0 0 0 0																	
Mike Matheny, R (8, 2) OBP: 0.256, SLG: 0.300	1-2 3-H 1B							1-2 2-3 BB		0 0 0 0 0 0 0																	
Tony Batista, R (1, 6) OBP: 0.335, SLG: 0.452	4-2 1-2 2-3 BB			2-0 F8		3-2 G5-3		2-1 1B		3 0 1 2 2 1 0 1																	
Jacob Brumfield, R (1, 8) OBP: 0.306, SLG: 0.368	2-3 K			2-1 P6			1-2 G4-3	2-3 K		4 0 0 0 0 2 5																	
Homer Bush, R (1, 4) OBP: 0.330, SLG: 0.370	0-3 K			0-0 G4-3			3-1 G5-3		0-2 G5-3	4 0 0 0 0 1 3																	
<b>Inning Stats</b>	R: 3 E: 2 K: 2 S: 25	H: 2 LOB: 3 BB: 3 P: 42	R: 0 E: 0 K: 0 S: 10	H: 0 LOB: 0 BB: 0 P: 13	R: 0 E: 0 K: 0 S: 7	H: 0 LOB: 0 BB: 0 P: 14	R: 0 E: 0 K: 0 S: 4	H: 0 LOB: 0 BB: 0 P: 8	R: 0 E: 0 K: 1 S: 9	H: 1 LOB: 0 BB: 0 P: 12	R: 0 E: 0 K: 0 S: 17	H: 0 LOB: 1 BB: 1 P: 25	R: 0 E: 0 K: 0 S: 7	H: 0 LOB: 0 BB: 0 P: 14	R: 2 E: 0 K: 3 S: 19	H: 1 LOB: 2 BB: 3 P: 39	R: 2 E: 0 K: 1 S: 15	H: 2 LOB: 0 BB: 0 P: 21	1B: 5 2B: 0 3B: 0 HR: 1	SF: 1 SAC: 0 DP: 1 HBP: 0	WP: 0 PB: 0 SB: 0 CS: 0	PA: 40					
<b>PITCHER</b>	IP WLS BF H R ER SO BB IBB HBP BLK WP HR S P ERA WHIP																										
Jason Johnson, R (1, 1) ERA: 5.93	6.0		25	3	3	2	3	4	0	0	0	0	0	72	114	3.00	1.167										
Scott Kamieniecki, R (7, 1) ERA: 9.0	1.2	H	7	0	2	2	2	2	0	0	0	0	0	20	39	10.80	1.200										
Jesse Orosco, L (8, 1) ERA: 7.71	0.0		1	0	0	0	0	1	0	0	0	0	0	1	5	∞	∞										
Gabe Molina, R (8, 1) ERA: 4.5	1.1	L	7	3	2	2	2	0	0	0	0	0	1	20	30	13.50	2.250										

Toronto Blue Jays @ Baltimore Orioles  
 Oriole Park at Camden Yards, Baltimore, MD  
 Wed Jul 07 1999, 7:35 PM EDT  
 Att. 42,275 - Unknown - 98 F

AB	32
R	7
H	6
RBI	7
BB	7
SO	7
LOB	15



Batter	1	2	3	4	5	6	7	8	9	AB	R	H	RBI	BB	SO	LOB
<b>Brady Anderson, L</b> (1, 8) OBP: 0.405, SLG: 0.456	3-1 F8	3-2 G5-4-3 1B		2-2 1B 1B		1-0 G4-3		2-3 K		5	0	2	1	0	1	2
<b>Mike Bordick, R</b> (1, 6) OBP: 0.331, SLG: 0.386 <b>Will Clark, L</b> (9, PH) OBP: 0.362, SLG: 0.478 <b>Rich Amaral, R</b> (9, PR) OBP: 0.356, SLG: 0.392	3-2 F8	3-2 G5-4-3		0-2 1B 1B		1-1 G6-3		0-0 CS 1B		4	0	1	1	0	0	3
<b>B.J. Surhoff, L</b> (1, 7) OBP: 0.364, SLG: 0.566	2-1 F7		0-0 G5-4-3 1B	2-0 1B 1B		1-2 G5-3		3-3 K		5	0	2	0	0	1	1
<b>Albert Belle, R</b> (1, 9) OBP: 0.398, SLG: 0.471		0-0 P6	1-1 G5-4-3	0-2 F8		3-0 G6-3		3-3 K		5	0	0	0	0	1	5
<b>Harold Baines, L</b> (1, 10) OBP: 0.420, SLG: 0.631		0-0 HR	2-3 K	0-0 F7		1-1 F7				4	1	1	1	0	1	3
<b>Jeff Conine, R</b> (1, 3) OBP: 0.338, SLG: 0.470		0-0 1B 1B 2B		1-1 HR 1B	0-0 F8		0-1 F7			4	2	2	0	0	0	0
<b>Cal Ripken Jr., R</b> (1, 5) OBP: 0.338, SLG: 0.560		1-1 HBP 1B 1B		0-0 HR	2-2 L1-3 1B		1-1 G6-3			4	2	3	2	0	0	0
<b>Jerry Hairston, R</b> (1, 4) OBP: 0.318, SLG: 0.450		2-1 1B HBP 1B		4-0 1B 1B BB	1-0 L1-3		4-1 BB BB			2	1	1	1	2	0	1
<b>Charles Johnson, R</b> (1, 2) OBP: 0.352, SLG: 0.475		2-2 1B HBP		0-0 F9		1-0 G3-1		4-2 BB		2	0	0	0	1	0	1

Inning Stats	R: 0	H: 0	E: 0	K: 0	S: 7	P: 15	R: 3	H: 5	E: 0	K: 0	S: 15	R: 0	H: 1	E: 0	K: 1	S: 6	R: 3	H: 5	E: 0	K: 0	S: 15	R: 0	H: 1	E: 0	K: 0	S: 6	R: 0	H: 0	E: 0	K: 0	S: 4	R: 0	H: 0	E: 0	K: 0	S: 6	R: 0	H: 0	E: 0	K: 1	S: 12	R: 0	H: 1	E: 0	K: 2	S: 8	1B: 10	2B: 3	3B: 0	HR: 2	SF: 0	SAC: 0	DP: 4	HBP: 1	WP: 0	PB: 0	SB: 0	CS: 1	PA: 40
--------------	------	------	------	------	------	-------	------	------	------	------	-------	------	------	------	------	------	------	------	------	------	-------	------	------	------	------	------	------	------	------	------	------	------	------	------	------	------	------	------	------	------	-------	------	------	------	------	------	--------	-------	-------	-------	-------	--------	-------	--------	-------	-------	-------	-------	--------

PITCHER	IP	WLS	BF	H	R	ER	SO	BB	IBB	HBP	BLK	WP	HR	S	P	ERA	WHIP
<b>Joey Hamilton, R</b> (1, 1) ERA: 8.57	3.1		20	10	6	6	1	1	0	1	0	0	2	38	67	16.20	3.300
<b>32 Roy Halladay, R</b> (4, 1) ERA: 3.6	4.1		16	2	0	0	0	2	0	0	0	0	0	28	50	0.00	0.923
<b>Paul Spoljaric, L</b> (8, 1) ERA: 6.63	0.1	W	1	0	0	0	1	0	0	0	0	0	0	5	7	0.00	0.000
<b>Billy Koch, R</b> (9, 1) ERA: 1.38	1.0	S	3	1	0	0	2	0	0	0	0	0	0	8	14	0.00	1.000

**Toronto Blue Jays @ Baltimore Orioles**  
**Oriole Park at Camden Yards, Baltimore, MD**  
 Wed Jul 07 1999, 7:35 PM EDT  
 Att: 42,275 - Unknown - 98 F

<b>AB</b>	<b>36</b>
<b>R</b>	<b>6</b>
<b>H</b>	<b>13</b>
<b>RBI</b>	<b>6</b>
<b>BB</b>	<b>3</b>
<b>SO</b>	<b>4</b>
<b>LOB</b>	<b>16</b>



Batter	1	2	3	4	5	6	7	8	9	AB R H RBI BB SO LOB	TOP									
Shannon Stewart, R (1, 7) OBP: 0.375, SLG: 0.406	1-2 G5-3		2-0 1B SF9 S 1B		0-0 CS 1B	4-1 B1-3 BB		1-1 HR		4 2 3 1 1 0 0										
Homer Bush, R (1, 4) OBP: 0.327, SLG: 0.365	1-1 G6-3		3-2 SF9 S 1B 1B		1-0 F8	0-0 B1-3		3-2 G6-3		5 1 1 0 0 0 2										
Shawn Green, L (1, 9) OBP: 0.410, SLG: 0.642	1-2 1B		2-0 SF9 1B 1-3		2-2 HR 1B 1-2	0-3 K		1-1 1B		4 1 3 1 0 1 1										
Carlos Delgado, L (1, 3) OBP: 0.352, SLG: 0.494	2-2 K		0-0 3-H 1B		2-1 HR 1-H		2-3 K	1-3 K		5 1 2 3 0 3 2										
Willie Greene, L (1, 10) OBP: 0.295, SLG: 0.381		3-1 G4-3	0-1 F7		4-2 BB		0-2 G3-1	1-3 K		4 0 0 0 1 1 1										
Darrin Fletcher, L (1, 2) OBP: 0.345, SLG: 0.525		2-2 HR 1B	1-0 F9		0-1 F7		0-0 HR 1B	0-0 P6		5 2 2 0 0 0 2										
Tony Batista, R (1, 6) OBP: 0.336, SLG: 0.477		2-2 F8		1-2 G6-3		0-1 HR	3-0 1-H HR	0-1 P3		5 2 2 3 0 0 1										
Willis Otanez, R (1, 5) OBP: 0.294, SLG: 0.389		3-2 HR 1-H		2-1 F9		1-1 HR	2-2 G5-3			4 2 2 3 0 0 0										
Jacob Brumfield, R (1, 8) OBP: 0.295, SLG: 0.354		2-3 K		0-1 F7		0-1 P2		0-0 P5		4 0 0 0 0 1 0										
<b>Inning Stats</b>	R: 0 E: 0 K: 1 S: 13	H: 1 LOB: 1 BB: 0 P: 18	R: 2 E: 0 K: 1 S: 20	H: 2 LOB: 0 BB: 0 P: 32	R: 2 E: 0 K: 0 S: 9	H: 3 LOB: 1 BB: 0 P: 17	R: 0 E: 0 K: 0 S: 7	H: 0 LOB: 0 BB: 0 P: 10	R: 2 E: 0 K: 1 S: 11	H: 2 LOB: 1 BB: 1 P: 16	R: 2 E: 0 K: 1 S: 11	H: 2 LOB: 0 BB: 0 P: 18	R: 1 E: 0 K: 1 S: 11	H: 2 LOB: 1 BB: 0 P: 17	R: 0 E: 0 K: 1 S: 6	H: 0 LOB: 0 BB: 0 P: 7	1B: 9 2B: 0 3B: 0 HR: 6	SF: 1 SAC: 0 DP: 0 HBP: 0	WP: 0 PB: 0 SB: 2 CS: 1	PA: 43
<b>PITCHER</b>	IP WLS BF H R ER SO BB IBB HBP BLK WP HR S P ERA WHIP																			
Sidney Ponson, R (1, 1) ERA: 4.1	5.0 L 25 10 7 7 2 1 0 0 0 0 3 64 101 12.60 2.200																			
Rocky Coppinger, R (6, 1) ERA: 8.31	3.0 15 5 4 4 3 1 0 0 0 0 3 31 49 12.00 2.000																			
Arthur Rhodes, L (9, 1) ERA: 6.37	1.0 3 0 0 0 0 1 0 0 0 0 0 6 7 0.00 0.000																			

Toronto Blue Jays @ Baltimore Orioles  
 Oriole Park at Camden Yards, Baltimore, MD

AB	40
R	11
H	15
RBI	11
BB	2
SO	6
LOB	9



Thu Jul 08 1999, 3:05 PM EDT  
 Att. 41,738 - Cloudy - 94 F

livebaseballscorecards.com

Batter	1	2	3	4	5	6	7	8	9	AB	R	H	RBI	BB	SO	LOB						
<b>Brady Anderson, L</b> (1, 8) OBP: 0.406, SLG: 0.453 <b>Rich Amaral, R</b> (7, 8) OBP: 0.363, SLG: 0.400	4-1  1B WP G5-4-3 BB		4-2  2B PB BB	1-3  K		0-1  F9		1-1  1B		2	2	0	0	2	1	2						
<b>Mike Bordick, R</b> (1, 6) OBP: 0.332, SLG: 0.386	1-2  G5-4-3 BB 1B		1-3  K	3-2  F8		3-1  1B		1-3  K		5	0	2	1	0	2	3						
<b>B.J. Surhoff, L</b> (1, 7) OBP: 0.369, SLG: 0.569	4-0  G5-4-3 BB		0-2  1B 2B		4-2  2B BB	4-1  BB		1-0  G5-3		2	1	1	1	3	0	1						
<b>Albert Belle, R</b> (1, 9) OBP: 0.396, SLG: 0.476	3-2  G5-4-3		1-3  K		1-1  F9	0-1  F8		3-1  HR		5	1	1	1	0	1	6						
<b>Harold Baines, L</b> (1, 10) OBP: 0.424, SLG: 0.644	3-1  F7		2-1  1B 1B		0-0  F7		1-2  HR	0-0  2B 1B		5	1	3	2	0	0	2						
<b>Jeff Conine, R</b> (1, 3)			1-3  K	0-0  1B		0-0  2B		2-0  L9	0-0  F8		5	0	2	0	0	1	1					
<b>Cal Ripken Jr., R</b> (1, 5) OBP: 0.332, SLG: 0.550 <b>Jeff Reboulet, R</b> (8, 5) OBP: 0.308, SLG: 0.223			0-0  G4-3	1-0  G3		2-2  G6-3		0-1  G1-3	3-3  K		4	0	0	0	0	0	4					
<b>Jerry Hairston, R</b> (1, 4) OBP: 0.367, SLG: 0.533			1-0  1B		3-2  S 2B	0-1  1B 1B		2-2  F9	2-1  1B 2B		5	1	4	0	0	0	0					
<b>Mike Figga, R</b> (1, 2) OBP: 0.214, SLG: 0.259 <b>Will Clark, L</b> (9, PH) OBP: 0.360, SLG: 0.475			1-3  K		0-3  K	1-0  L5		2-1  G1-3	2-2  F9		4	0	0	0	0	2	3					
<b>Inning Stats</b>	R: 1 E: 0 K: 0 S: 10	H: 1 LOB: 1 BB: 2 P: 25	R: 0 E: 0 K: 2 S: 9	H: 1 LOB: 1 BB: 0 P: 12	R: 2 E: 0 K: 2 S: 15	H: 3 LOB: 2 BB: 1 P: 24	R: 0 E: 0 K: 2 S: 12	H: 1 LOB: 1 BB: 0 P: 19	R: 0 E: 0 K: 0 S: 12	H: 1 LOB: 2 BB: 1 P: 19	R: 1 E: 0 K: 0 S: 10	H: 2 LOB: 2 BB: 1 P: 18	R: 1 E: 0 K: 0 S: 10	H: 1 LOB: 0 BB: 0 P: 15	R: 0 E: 0 K: 1 S: 8	H: 1 LOB: 1 BB: 0 P: 13	R: 1 E: 0 K: 1 S: 14	H: 3 LOB: 2 BB: 0 P: 23	1B: 8 2B: 4 3B: 0 HR: 2	SF: 0 SAC: 0 DP: 1 HBP: 0	WP: 1 PB: 1 SB: 2 CS: 0	PA: 45

**BOTTOM**

**Toronto Blue Jays @ Baltimore Orioles**  
 Oriole Park at Camden Yards, Baltimore, MD

Thu Jul 08 1999, 3:05 PM EDT  
 Att: 41,738 - Cloudy - 94 F

livebaseballscorecards.com

<b>AB</b>	<b>40</b>
<b>R</b>	<b>6</b>
<b>H</b>	<b>14</b>
<b>RBI</b>	<b>5</b>
<b>BB</b>	<b>5</b>
<b>SO</b>	<b>8</b>
<b>LOB</b>	<b>25</b>



PITCHER																	
	IP	WLS	BF	H	R	ER	SO	BB	IBB	HBP	BLK	WP	HR	S	P	ERA	WHIP
<b>Kelvim Escobar, R</b> (1, 1) ERA: 5.93	6.0	W	31	9	4	4	6	5	0	0	0	1	0	68	117	6.00	2.333
<b>Paul Quantrill, R</b> (7, 1) ERA: 2.57	2.0		8	2	1	1	1	0	0	0	0	0	1	18	28	4.50	1.000
<b>Paul Spoljaric, L</b> (9, 1) ERA: 6.75	0.2		5	3	1	1	1	0	0	0	0	0	1	10	18	13.50	4.500
<b>John Frascatore, R</b> (9, 1) ERA: 3.98	0.1		1	0	0	0	0	0	0	0	0	0	0	4	5	0.00	0.000

# Toronto Blue Jays @ Montreal Expos

## Olympic Stadium, Montreal, QB

Fri Jul 09 1999, 7:05 PM EDT  
Att: 10,091 - Dome - 72 F

livebaseballscorecards.com



AB	35
R	3
H	9
RBI	3
BB	3
SO	10
LOB	13

WP	1	PA	39
PB	0		
SB	1		
CS	0		

AB	R	H	RBI	BB	SO	LOB
5	1	1	1	0	1	2
5	1	2	0	0	1	1
4	0	1	0	0	1	0
4	0	1	0	0	2	2
4	0	1	1	0	0	1
3	0	0	0	1	1	1
4	1	2	1	0	0	3
3	0	1	0	1	2	0
1	0	0	0	1	1	2
1	0	0	0	0	0	0
0	0	0	0	0	0	0
1	0	0	0	0	1	1
0	0	0	0	0	0	0

Batter	1	2	3	4	5	6	7	8	9											
Shannon Stewart, R (1, 7) OBP: 0.373, SLG: 0.412	0-1 HR		0-1 F8	1-2 F8			0-2 G1-3		0-3 K											
Homer Bush, R (1, 4) OBP: 0.329, SLG: 0.366	3-2 G5-3		0-0 F8 1B 2B	2-1 1B			0-0 G5-3		0-3 K											
Shawn Green, L (1, 9) OBP: 0.408, SLG: 0.637	0-0 G5-3		1-0 2B 1B	0-1 PO	2-1 G3			1-3 K												
Carlos Delgado, L (1, 3) OBP: 0.351, SLG: 0.491	2-3 K		1-0 F8		3-3 K			0-1 1B												
Tony Fernandez, S (1, 5) OBP: 0.470, SLG: 0.523		0-1 L8	2-2 2B		2-0 F7			2-1 F7												
Darrin Fletcher, L (1, 2) OBP: 0.343, SLG: 0.516		0-1 G3-1	4-1 BB			0-1 F9		1 SAFE 0-3 K												
Tony Batista, R (1, 6) OBP: 0.338, SLG: 0.494		1-1 WP 2B	1-1 P3			3-2 G5-3			1-1 HR											
José Cruz Jr., S (1, 8) OBP: 0.354, SLG: 0.420		4-1 IBB		2-3 K		1-3 K			1-2 1B											
Chris Carpenter, R (1, 1) Rob Butler, L (7, PH) John Frascatore, R (7, 1) Jacob Brumfield, R (9, PH) Graeme Lloyd, L (9, 1)		0-3 K		4-1 PO 1B BB			1-2 L6		3-3 K											
<b>Inning Stats</b>	R: 1 E: 0 K: 1 S: 10	H: 1 LOB: 0 BB: 0 P: 15	R: 0 E: 0 K: 1 S: 10	H: 1 LOB: 2 BB: 1 P: 15	R: 1 E: 0 K: 0 S: 11	H: 3 LOB: 3 BB: 1 P: 20	R: 0 E: 0 K: 1 S: 12	H: 1 LOB: 1 BB: 1 P: 21	R: 0 E: 0 K: 1 S: 6	H: 0 LOB: 0 BB: 0 P: 13	R: 0 E: 0 K: 1 S: 9	H: 0 LOB: 0 BB: 0 P: 13	R: 0 E: 0 K: 0 S: 7	H: 0 LOB: 0 BB: 0 P: 8	R: 0 E: 0 K: 2 S: 12	H: 1 LOB: 1 BB: 0 P: 15	R: 1 E: 0 K: 3 S: 15	H: 2 LOB: 1 BB: 0 P: 20	1B: 5 2B: 2 3B: 0 HR: 2	SF: 0 SAC: 0 DP: 0 HBP: 0

PITCHER	IP	WLS	BF	H	R	ER	SO	BB	IBB	HBP	BLK	WP	HR	S	P	ERA	WHIP
Jeremy Powell, R (1, 1) ERA: 3.75	6.0		26	6	2	2	5	2	1	0	0	1	1	58	97	3.00	1.333
Anthony Telford, R (7, 1) ERA: 2.94	1.0		3	0	0	0	0	0	0	0	0	0	0	7	8	0.00	0.000
Steve Kline, L (8, 1) ERA: 4.54	1.0		4	1	0	0	2	0	0	0	0	0	0	12	15	0.00	1.000
Ugueth Urbina, R (9, 1) ERA: 4.33	1.0	W	5	2	1	1	3	0	0	0	0	0	1	15	20	9.00	2.000




Batter	1	2	3	4	5	6	7	8	9	AB	R	H	RBI	BB	SO	LOB
Terry Jones, S OBP: 0.296, SLG: 0.385 (1, 8)	2-1 G3		1-0 L6		2-2 1B	1-1 FC5-2		2-3 K		5	0	1	0	0	1	4
Wilton Guerrero, S OBP: 0.329, SLG: 0.386 (1, 4)	1-1 1B		1-1 1B		2-2 1B	0-1 1B		0-1 G3-1		5	1	4	1	0	0	1
Jose Fernandez, R OBP: 0.261, SLG: 0.318 (1, 5)	1-2 P4		1-3 K		0-3 K	0-2 G3-1			0-0 3B	4	0	0	0	0	2	8
Anthony Telford, R (7, 1)										0	0	0	0	0	0	0
Steve Kline, S (8, 1)										0	0	0	0	0	0	0
Mike Mordecai, R OBP: 0.317, SLG: 0.431 (9, 4)										1	1	1	0	0	0	0
Vladimir Guerrero, R OBP: 0.369, SLG: 0.537 (1, 9)	0-0 1B		0-1 1B		2-3 K		0-0 G6-3		1-0 3B	5	0	3	1	0	1	3
Chris Widger, R OBP: 0.350, SLG: 0.500 (1, 2)	1-2 1B		1-3 K		1-3 K		1-1 CS			4	0	2	1	0	2	5
Ryan McGuire, L OBP: 0.353, SLG: 0.366 (1, 7)	0-0 FC4-6			0-1 F8		1-3 K	3-2 G3			4	0	0	0	0	1	3
Fernando Seguinol, S OBP: 0.262, SLG: 0.310 (1, 3)		0-1 P6		3-3 K		0-1 BB		2-1 HR		4	1	2	1	0	1	0
Orlando Cabrera, R OBP: 0.294, SLG: 0.406 (1, 6)		2-2 P6		1-3 K		1-1 FC5-2		0-1 F9		4	1	1	0	0	1	0
Jeremy Powell, R OBP: 0.250, SLG: 0.250 (1, 1)		1-2 F9			0-0 1B	4-2 1B		0-0 2B		2	0	1	0	0	0	0
Shane Andrews, R OBP: 0.323, SLG: 0.350 (6, PH)						1-2 BB				1	0	1	0	1	0	0

Inning Stats	R: 1	H: 3	E: 0	K: 14	S: 14	H: 0	LOB: 2	BB: 0	P: 19	R: 0	H: 0	E: 0	K: 9	S: 9	R: 0	H: 2	E: 0	K: 2	S: 11	R: 0	H: 0	E: 0	K: 2	S: 8	R: 0	H: 3	E: 0	K: 3	S: 18	R: 1	H: 3	E: 0	K: 1	S: 20	R: 0	H: 1	E: 0	K: 0	S: 7	R: 1	H: 2	E: 0	K: 1	S: 13	R: 1	H: 2	E: 0	K: 0	S: 2	1B: 13	2B: 1	3B: 1	SF: 0	SAC: 0	DP: 0	HBP: 0	WP: 0	PA: 40
PITCHER	IP	WLS	BF	H	R	ER	SO	BB	IBB	HBP	BLK	WP	HR	S	P	ERA	WHIP																																									
Chris Carpenter, R ERA: 3.24 (1, 1)	6.0		30	11	2	2	8	1	0	0	0	0	0	80	110	3.00	2.000																																									
John Frascatore, R ERA: 4.01 (7, 1)	2.0		8	3	1	1	1	0	0	0	0	0	1	20	28	4.50	1.500																																									
Graeme Lloyd, L ERA: 2.98 (9, 1)	0.0	L	2	2	1	1	0	0	0	0	0	0	0	2	3	∞	∞																																									

**Toronto Blue Jays @ Montreal Expos**  
Olympic Stadium, Montreal, QB  
Fri Jul 09 1999, 7:05 PM EDT  
Att: 10,091 - Dome - 72 F

<b>AB</b>	<b>39</b>
<b>R</b>	<b>4</b>
<b>H</b>	<b>16</b>
<b>RBI</b>	<b>4</b>
<b>BB</b>	<b>1</b>
<b>SO</b>	<b>9</b>
<b>LOB</b>	<b>24</b>



# Toronto Blue Jays @ Montreal Expos

## Olympic Stadium, Montreal, QB

Sat Jul 10 1999, 7:05 PM EDT  
Att: 15,005 - Dome - 72 F

AB	35
R	7
H	9
RBI	7
BB	5
SO	8
LOB	17



Batter	1	2	3	4	5	6	7	8	9	AB R H RBI BB SO LOB
Shannon Stewart, R (1, 7) OBP: 0.376, SLG: 0.420	0-1 F7		1-3 K		3-1 G3-1 HR	0-0 S			0-1 1B G3-4 2B	5 2 3 1 0 1 0
Craig Grebeck, R (1, 4) OBP: 0.468, SLG: 0.469	2-2 G5-3		4-0 BB BB		4-2 G3-1 HR BB	3-1 F9			0-0 G3-4 G3 1B	3 1 1 0 2 0 1
Shawn Green, L (1, 9) OBP: 0.408, SLG: 0.641	0-0 HR		4-0 BB		3-2 G3-1		0-3 K		0-0 G3	4 1 1 1 1 1 4
Carlos Delgado, L (1, 3) OBP: 0.351, SLG: 0.497	2-2 FC5-4 HBP		0-0 F8		0-0 HR		2-3 K		0-0 G3-4	4 1 1 4 0 1 3
Tony Fernandez, S (1, 5) OBP: 0.469, SLG: 0.519	2-0 FC5-4			1-2 F7	1-0 S 2B 1B		2-1 G5-3		4-0 IBB	4 1 1 0 1 0 1
Darrin Fletcher, L (1, 2) Homer Bush, R (8, PR) Mike Matheny, R (8, 2)		0-0 F8		1-2 P4	3-2 S 2B			4-0 SH BB	1-3 K	3 0 1 1 1 0 0 0 0 0 0 0 0 0 1 0 0 0 0 1 2
Tony Batista, R (1, 6)		1-3 K		1-0 G1-3	1-1 G5-3			2-1 SH L1-3		3 0 0 0 0 1 1
José Cruz Jr., S (1, 8)		1-0 G3			0-0 2B 1B	0-3 K		0-2 F8		4 1 1 0 0 1 2
Pat Hentgen, R (1, 1) John Frascatore, R (4, 1) Rob Butler, L (5, PH) 32 Roy Halladay, R (5, 1) Willie Greene, L (8, PH) Paul Quintill, L (8, 1) Billy Koch, R (9, 1)			0-3 K		3-1 P8	0-3 K		2-2 L1-3		1 0 0 0 0 1 0 0 0 0 0 0 0 0 1 0 0 0 0 0 1 1 0 0 0 0 1 0 1 0 0 0 0 0 2 0 0 0 0 0 0 0 0 0 0 0 0 0 0

Inning Stats	R: 1	H: 1	E: 0	K: 0	S: 11	P: 17	R: 0	H: 0	E: 0	K: 1	S: 5	P: 7	R: 0	H: 0	E: 0	K: 2	S: 8	P: 17	R: 0	H: 0	E: 0	K: 0	S: 8	P: 11	R: 5	H: 5	E: 0	K: 0	S: 18	P: 36	R: 0	H: 1	E: 0	K: 2	S: 9	P: 12	R: 0	H: 0	E: 0	K: 2	S: 9	P: 13	R: 0	H: 0	E: 1	K: 0	S: 8	P: 16	R: 1	H: 2	E: 0	K: 1	S: 8	P: 13	1B: 4	SF: 0	2B: 4	SAC: 1	3B: 0	DP: 1	HR: 2	HBP: 1	WP: 0	PA: 42
--------------	------	------	------	------	-------	-------	------	------	------	------	------	------	------	------	------	------	------	-------	------	------	------	------	------	-------	------	------	------	------	-------	-------	------	------	------	------	------	-------	------	------	------	------	------	-------	------	------	------	------	------	-------	------	------	------	------	------	-------	-------	-------	-------	--------	-------	-------	-------	--------	-------	--------

PITCHER	IP	WLS	BF	H	R	ER	SO	BB	IBB	HBP	BLK	WP	HR	S	P	ERA	WHIP
Dustin Hermanson, R (1, 1) ERA: 5.48	4.2		23	5	6	6	3	3	0	1	0	0	2	45	79	11.57	1.714
Bobby Ayala, R (5, 1) ERA: 2.87	1.1		6	2	0	0	2	0	0	0	0	0	0	14	21	0.00	1.500
Steve Kline, L (7, 1) ERA: 4.41	1.0		5	0	0	0	2	1	0	0	0	0	0	11	21	0.00	1.000
Guillermo Mota, R (8, 1) ERA: 1.69	1.0		2	0	0	0	0	0	0	0	0	0	0	6	8	0.00	0.000
Anthony Telford, R (9, 1) ERA: 3.06	1.0	L	6	2	1	1	1	0	1	0	0	0	0	8	13	9.00	2.000



Batter	1	2	3	4	5	6	7	8	9	AB R H RBI BB SO LOB	TOP											
Shannon Stewart, R (1, 7) OBP: 0.372, SLG: 0.415	0-3 K		2-0 F8		2-1 G1-3			1-2 G6-3		4 0 0 0 0 1 1												
Homer Bush, R (1, 4) OBP: 0.323, SLG: 0.359	2-1 G4-3			0-1 G4-3		0-1 G5-3		0-0 G4-3		4 0 0 0 0 0 0												
Shawn Green, L (1, 9) OBP: 0.409, SLG: 0.638	1-2 G4-3			1-0 SF7 1B		4-2 BB			0-1 G1-3	3 1 1 0 1 0 0												
Carlos Delgado, L (1, 3) OBP: 0.350, SLG: 0.494		0-0 G4-3		3-0 1B 1-3 1B		2-3 K		1-2 F9		4 0 1 0 0 1 1												
Tony Fernandez, S (1, 5) OBP: 0.464, SLG: 0.514		1-2 P3		2-1 SF7		2-2 G5-3		0-0 G6-3		3 0 0 1 0 0 1												
Darrin Fletcher, L (1, 2) OBP: 0.351, SLG: 0.521		2-1 P5		1-0 3-H 1-3 1B			1-1 FC6 1B			3 0 2 0 0 0 0												
Tony Batista, R (1, 6) OBP: 0.335, SLG: 0.484			4-2 SH1-3 BB		1-1 F7		0-2 FC6 G4-6-3			2 0 0 0 1 0 3												
José Cruz Jr., S (1, 8) OBP: 0.349, SLG: 0.412			2-3 K		0-0 G4-3		0-2 G4-6-3			3 0 0 0 0 1 2												
David Wells, L (1, 1)			0-0 SH1-3		0-0 G4-3			0-0 P6		2 0 0 0 0 0 0												
<b>Inning Stats</b>	R: 0 E: 0 K: 1 S: 8	H: 0 LOB: 0 BB: 0 P: 11	R: 0 E: 0 K: 0 S: 6	H: 0 LOB: 0 BB: 0 P: 9	R: 0 E: 0 K: 1 S: 7	H: 0 LOB: 1 BB: 1 P: 15	R: 1 E: 0 K: 0 S: 9	H: 3 LOB: 2 BB: 0 P: 17	R: 0 E: 0 K: 0 S: 4	H: 0 LOB: 0 BB: 0 P: 6	R: 0 E: 0 K: 1 S: 12	H: 0 LOB: 1 BB: 1 P: 20	R: 0 E: 0 K: 0 S: 8	H: 1 LOB: 0 BB: 0 P: 9	R: 0 E: 0 K: 0 S: 5	H: 0 LOB: 0 BB: 0 P: 6	R: 0 E: 0 K: 0 S: 6	H: 0 LOB: 0 BB: 0 P: 7	1B: 4 2B: 0 3B: 0 HR: 0	SF: 1 SAC: 1 DP: 1 HBP: 0	WP: 0 PB: 0 SB: 0 CS: 0	PA: 32
<b>PITCHER</b>	IP WLS BF H R ER SO BB IBB HBP BLK WP HR S P ERA WHIP																					
Carl Pavano, R (1, 1) ERA: 5.59	6.0 L 23 3 1 1 3 2 0 0 0 0 0 0 46 78 1.50 0.833																					
Steve Kline, L (7, 1) ERA: 4.17	2.0 6 1 0 0 0 0 0 0 0 0 0 0 13 15 0.00 0.500																					
Ugueth Urbina, R (9, 1) ERA: 4.23	1.0 3 0 0 0 0 0 0 0 0 0 0 0 6 7 0.00 0.000																					

Toronto Blue Jays @ Montreal Expos  
Olympic Stadium, Montreal, QB  
Sun Jul 11 1999, 1:35 PM EDT  
Att. 15,201 - Dome - 72 F

livebaseballscorecards.com

AB	28
R	1
H	4
RBI	1
BB	2
SO	3
LOB	8




Batter	1	2	3	4	5	6	7	8	9	AB	R	H	RBI	BB	SO	LOB
James Mouton, R (1, 7) OBP: 0.396, SLG: 0.410	3-2 2B		1-3 K			1-1 E5		2-0 F9		4	0	1	0	0	1	2
Wilton Guerrero, S (1, 4) OBP: 0.314, SLG: 0.367	1-2 G5-3			0-3 K		0-3 K			0-0 P3	4	0	0	0	0	2	2
Michael Barrett, R (1, 5) OBP: 0.320, SLG: 0.396	1-3 K2-3			3-2 G6-3			2-1 G1-3		1-2 G1-3	4	0	0	0	0	1	1
Vladimir Guerrero, R (1, 9) OBP: 0.369, SLG: 0.546	1-2 F8			1-1 F9			2-2 F9		2-2 G1-3	4	0	0	0	0	0	1
Chris Widger, R (1, 2) OBP: 0.348, SLG: 0.498		0-1 G6-3			1-3 K		1-2 G6-3			3	0	0	0	0	1	0
Shane Andrews, R (1, 3) OBP: 0.320, SLG: 0.345 Chris Stowers, L (8, PR) Ryan McGuire, L (9, 3) OBP: 0.353, SLG: 0.366		1-3 K			1-0 G6-3			0-0 G6-3 SH2-4 1B		3	0	1	0	0	1	0
Orlando Cabrera, R (1, 6) OBP: 0.298, SLG: 0.406		0-0 G6-3			0-3 K2-3			0-0 SH2-4		2	0	0	0	0	1	0
Terry Jones, S (1, 8) OBP: 0.257, SLG: 0.324			0-0 G1-3			0-1 G6-3		0-0 G6-3		3	0	0	0	0	0	2
Carl Pavano, R (1, 1) OBP: 0.088, SLG: 0.061 Jose Fernandez, R (6, PH) OBP: 0.240, SLG: 0.292 Steve Kline, S (7, 1) Mike Mordecai, R (8, PH) OBP: 0.323, SLG: 0.431 Ugueth Urbina, R (9, 1)			0-0 F9			0-0 G3		4-2 BB		1	0	0	0	0	0	0

Inning Stats	R: 0	H: 1	E: 0	K: 1	S: 12	R: 0	H: 0	E: 0	K: 1	S: 6	R: 0	H: 0	E: 0	K: 1	S: 5	R: 0	H: 0	E: 0	K: 2	S: 7	R: 0	H: 0	E: 1	K: 1	S: 8	R: 0	H: 0	E: 0	K: 0	S: 13	R: 0	H: 1	E: 0	K: 0	S: 7	R: 0	H: 0	E: 0	K: 0	S: 7	1B: 1	2B: 1	3B: 0	HR: 0	SF: 0	SAC: 1	DP: 0	HBP: 0	WP: 0	PA: 31		
PITCHER David Wells, L (1, 1) ERA: 5.13	IP: 9.0	WLS: W	BF: 31	H: 2	R: 0	ER: 0	SO: 7	BB: 1	IBB: 0	HBP: 0	BLK: 0	WP: 0	HR: 0	S: 74	P: 103	ERA: 0.00	WHIP: 0.333																																			
PITCHER																		IP: 9.0	WLS: W	BF: 31	H: 2	R: 0	ER: 0	SO: 7	BB: 1	IBB: 0	HBP: 0	BLK: 0	WP: 0	HR: 0	S: 74	P: 103	ERA: 0.00	WHIP: 0.333																		

**Toronto Blue Jays @ Montreal Expos**  
Olympic Stadium, Montreal, QB  
Sun Jul 11 1999, 1:35 PM EDT  
Att: 15,201 - Dome - 72 F

AB	29
R	0
H	2
RBI	0
BB	1
SO	7
LOB	8



Batter	1	2	3	4	5	6	7	8	9	AB	R	H	RBI	BB	SO	LOB	TOP										
Luis Castillo, S OBP: 0.363, SLG: 0.337 (1, 4)	4-2 E BB		1-2 G6-3			0-2 G6-3		2-2 G6-3	0-0 SH G5-3	3	0	0	1	1	0	0											
Alex Gonzalez, R OBP: 0.320, SLG: 0.455 (1, 6)	2-1 F7		0-0 L9			0-0 F8		2-2 G6-3	0-0 G5-3	5	0	0	0	0	0	3											
Bruce Aven, R OBP: 0.375, SLG: 0.495 (1, 10)	0-1 E6		0-1 G5-3			2-2 F8		0-1 G5-3	0-1 G6-3	5	0	0	0	0	0	3											
Kevin Millar, R OBP: 0.435, SLG: 0.551 (1, 3)	2-1 F8			1-0 1B			0-0 1B G6-4-3		2-2 HR	4	2	3	1	0	0	2											
Mark Kotsay, L OBP: 0.304, SLG: 0.393 (1, 9)	1-2 L4			0-0 G4-3-6-3 1-2f			2-1 G6-4-3 1B WP		2-2 F7	4	1	1	0	0	0	3											
Preston Wilson, R OBP: 0.327, SLG: 0.514 (1, 8)		1-2 G4-3		3-1 P4			0-1 G6-4-3 1B		0-2 2B 1B	4	1	2	0	0	0	0											
Danny Bautista, R OBP: 0.272, SLG: 0.418 (1, 7)		0-1 E5 1B			3-2 P3		1-0 G6-4-3		1-2 1B 2B	4	2	1	0	0	0	2											
Mike Lowell, R OBP: 0.353, SLG: 0.394 (1, 5)		2-2 G5-3			2-1 F9		3-2 HR		1-0 1B SH	4	2	2	2	0	0	1											
Mike Redmond, R OBP: 0.377, SLG: 0.328 (1, 2)		1-0 1B			1-0 G6-3		1-0 F9		1-2 G5-3 SH 1B	4	0	2	2	0	0	0											
<b>Inning Stats</b>	R: 0 E: 1 K: 0 S: 13	H: 0 LOB: 2 BB: 1 P: 22	R: 1 E: 1 K: 0 S: 9	H: 1 LOB: 1 BB: 0 P: 13	R: 0 E: 0 K: 0 S: 7	H: 0 LOB: 0 BB: 0 P: 8	R: 0 E: 0 K: 0 S: 4	H: 1 LOB: 0 BB: 0 P: 8	R: 0 E: 0 K: 0 S: 7	H: 0 LOB: 0 BB: 0 P: 13	R: 0 E: 0 K: 0 S: 7	H: 0 LOB: 0 BB: 0 P: 9	R: 3 E: 0 K: 0 S: 13	H: 4 LOB: 0 BB: 0 P: 20	R: 0 E: 0 K: 0 S: 9	H: 0 LOB: 0 BB: 0 P: 13	R: 4 E: 1 K: 0 S: 22	H: 5 LOB: 2 BB: 0 P: 29	1B: 8 2B: 1 3B: 0 HR: 2	SF: 0 SAC: 1 DP: 2 HBP: 0	WP: 1 PB: 0 SB: 0 CS: 0	PA: 39					
<b>PITCHER</b>	IP	WLS	BF	H	R	ER	SO	BB	IBB	HBP	BLK	WP	HR	S	P	ERA	WHIP										
Chris Carpenter, R ERA: 3.3 (1, 1)	6.2		26	6	4	3	0	1	0	0	0	1	1	59	91	4.05	1.050										
Paul Quantrill, R ERA: 2.2 (7, 1)	1.1	H	4	0	0	0	0	0	0	0	0	0	0	10	15	0.00	0.000										
Billy Koch, R ERA: 2.38 (9, 1)	0.1	L	6	5	4	4	0	0	0	0	0	0	1	18	25	108.00	15.000										
Graeme Lloyd, L ERA: 2.93 (9, 1)	0.2		3	0	0	0	0	0	0	0	0	0	0	4	4	0.00	0.000										

**Florida Marlins @ Toronto Blue Jays**  
 SkyDome, Toronto, ON  
 Thu Jul 15 1999, 7:05 PM EDT  
 Att. 25,072 - Unknown - 75 F

AB	37
R	8
H	11
RBI	6
BB	1
SO	0
LOB	14



Batter	1	2	3	4	5	6	7	8	9	AB R H RBI BB SO LOB
Shannon Stewart, R (1, 7) OBP: 0.370, SLG: 0.420	1-3 K		2-1 HR		1 SAFE 1 SAFE 0-2 L4-3		1-0 F8		1-3 K	5 1 1 3 0 2 2
Willie Greene, L (1, 10) OBP: 0.294, SLG: 0.370 Craig Grebeck, R (8, PH) OBP: 0.469, SLG: 0.469	3-2 G4-3		4-2 BB			0-0 F7		1-1 F7	0-1 BB	2 0 0 0 1 0 0 2 0 1 0 0 0 0
Shawn Green, L (1, 9) OBP: 0.411, SLG: 0.638	1-0 L4		3-1 BB			1-2 HR		3-3 K	1-1 BB	5 1 3 1 0 1 0
Carlos Delgado, L (1, 3) OBP: 0.351, SLG: 0.504		0-1 G3-1	3-0 P6			3-1 HR		1-1 BB	1-1 F8	5 1 2 2 0 0 3
Tony Fernandez, S (1, 5) OBP: 0.464, SLG: 0.512		2-1 F7		1-2 G6-3		3-1 FC3-6		4-0 BB		3 0 1 0 1 0 0
Darrin Fletcher, L (1, 2) OBP: 0.349, SLG: 0.513		1-3 K		1-0 F8		3-1 FC3-6		4-0 BB		3 0 0 0 1 1 1
Tony Batista, R (1, 6) OBP: 0.333, SLG: 0.480			0-1 HR	1-1 F7		2-2 F9		1-3 K		4 1 1 0 0 1 4
José Cruz Jr., S (1, 8) OBP: 0.348, SLG: 0.409			2-0 F8		1-0 E6		1-0 F7		2-2 BB	4 1 1 0 0 0 1
Homer Bush, R (1, 4) OBP: 0.321, SLG: 0.357			1-1 HR		1 SAFE 2-2 FC4-6		3-2 G6-3		0-3 K	4 1 1 0 0 1 2

Inning Stats	R: 0	H: 0	E: 0	K: 1	S: 7	LOB: 0	BB: 0	P: 12	R: 0	H: 0	E: 0	K: 1	S: 7	LOB: 0	BB: 0	P: 10	R: 3	H: 4	E: 0	K: 0	S: 12	LOB: 1	BB: 1	P: 27	R: 0	H: 0	E: 0	K: 0	S: 7	LOB: 0	BB: 0	P: 10	R: 0	H: 3	E: 0	K: 0	S: 14	LOB: 1	BB: 0	P: 26	R: 0	H: 0	E: 0	K: 0	S: 6	LOB: 0	BB: 0	P: 11	R: 0	H: 1	E: 0	K: 2	S: 13	LOB: 3	BB: 2	P: 27	R: 1	H: 3	E: 0	K: 2	S: 20	LOB: 2	BB: 0	P: 25	1B: 8	SF: 0	2B: 2	SAC: 0	3B: 0	DP: 1	HR: 2	HBP: 0	WP: 0	PA: 40
--------------	------	------	------	------	------	--------	-------	-------	------	------	------	------	------	--------	-------	-------	------	------	------	------	-------	--------	-------	-------	------	------	------	------	------	--------	-------	-------	------	------	------	------	-------	--------	-------	-------	------	------	------	------	------	--------	-------	-------	------	------	------	------	-------	--------	-------	-------	------	------	------	------	-------	--------	-------	-------	-------	-------	-------	--------	-------	-------	-------	--------	-------	--------

PITCHER	IP	WLS	BF	H	R	ER	SO	BB	IBB	HBP	BLK	WP	HR	S	P	ERA	WHIP
Livan Hernandez, R (1, 1) ERA: 4.65	6.0		25	7	5	5	2	1	0	0	0	0	2	54	95	7.50	1.333
Vladimir Nunez, R (7, 1) ERA: 2.75	1.0		3	0	0	0	0	0	0	0	0	0	0	6	11	0.00	0.000
Jesus Sanchez, L (8, 1) ERA: 5.74	0.2		5	1	0	0	1	1	1	0	0	0	0	10	23	0.00	3.000
Braden Looper, R (8, 1) ERA: 3.78	0.1	W	1	0	0	0	1	0	0	0	0	0	0	3	4	0.00	0.000
Antonio Alfonseca, R (9, 1) ERA: 3.74	1.0	S	6	3	1	1	2	0	0	0	0	0	0	20	25	9.00	3.000

**BOTTOM**

**Florida Marlins @ Toronto Blue Jays**  
 SkyDome, Toronto, ON  
 Thu Jul 15 1999, 7:05 PM EDT  
 Att: 25,072 - Unknown - 75 F

livebaseballscorecards.com

<b>AB</b>	<b>37</b>
<b>R</b>	<b>6</b>
<b>H</b>	<b>11</b>
<b>RBI</b>	<b>6</b>
<b>BB</b>	<b>3</b>
<b>SO</b>	<b>6</b>
<b>LOB</b>	<b>13</b>



Batter	1	2	3	4	5	6	7	8	9	AB R H RBI BB SO LOB	TOP											
Luis Castillo, S (1, 4) OBP: 0.364, SLG: 0.346	0-1 G5-3 3B		2-1 G4-3		0-0 SF7		2-2 2B 1B		1-2 E5	4 2 2 1 0 0 1												
Alex Gonzalez, R (1, 6) OBP: 0.318, SLG: 0.454	1-2 G5-3		2-3 K		1-1 F9		3-1 2B 2B		0-2 F8	5 1 1 2 0 1 2												
Bruce Aven, R (1, 10) OBP: 0.380, SLG: 0.503	1-0 1B		1-3 K			2-1 1B PB 1B		0-0 2B	2-1 F9	5 0 3 1 0 1 2												
Kevin Millar, R (1, 3) OBP: 0.424, SLG: 0.536	1-1 F9			1-3 K		1-2 F8		2-2 G5-3		4 0 0 0 0 1 3												
Mark Kotsay, L (1, 9) OBP: 0.300, SLG: 0.387	0-1 F8			0-0 G4-3		3-3 K		1-1 G1-3		4 0 0 0 0 1 2												
Preston Wilson, R (1, 8) OBP: 0.330, SLG: 0.512		3-3 K		4-1 BB		0-1 1B		1-1 G5-3		3 0 1 0 1 1 0												
Danny Bautista, R (1, 7) OBP: 0.271, SLG: 0.410		2-3 K		3-2 F9		2-0 G6-3		1-0 FC4-8 1B		4 0 1 0 0 1 3												
Mike Lowell, R (1, 5) OBP: 0.350, SLG: 0.398		2-2 F8			1-0 G4-3 SF7 2B		1-2 G6-3		0-1 FC4-6	4 1 1 0 0 0 1												
Jorge Fabregas, L (1, 2) OBP: 0.286, SLG: 0.329			1-1 G4-3 2B		1-0 G4-3		2-0 G4-3		1-3 K	4 0 1 0 0 1 1												
<b>Inning Stats</b>	R: 1 E: 0 K: 0 S: 10	H: 2 LOB: 1 BB: 0 P: 13	R: 0 E: 0 K: 2 S: 10	H: 0 LOB: 0 BB: 0 P: 17	R: 0 E: 0 K: 2 S: 11	H: 1 LOB: 1 BB: 0 P: 17	R: 0 E: 0 K: 1 S: 10	H: 0 LOB: 1 BB: 1 P: 18	R: 1 E: 0 K: 0 S: 5	H: 1 LOB: 0 BB: 0 P: 8	R: 0 E: 0 K: 1 S: 11	H: 2 LOB: 2 BB: 0 P: 19	R: 2 E: 0 K: 0 S: 13	H: 3 LOB: 1 BB: 0 P: 23	R: 0 E: 0 K: 0 S: 7	H: 1 LOB: 1 BB: 0 P: 10	R: 0 E: 1 K: 1 S: 11	H: 0 LOB: 1 BB: 0 P: 15	1B: 5 2B: 4 3B: 1 HR: 0	SF: 1 SAC: 0 DP: 0 HBP: 0	WP: 0 PB: 1 SB: 1 CS: 0	PA: 39
<b>PITCHER</b>	IP WLS BF H R ER SO BB IBB HBP BLK WP HR S P ERA WHIP																					
Pat Hentgen, R (1, 1) ERA: 5.71	7.0 L 31 9 4 4 6 1 0 0 0 0 0 0 70 115 5.14 1.429																					
Paul Spoljaric, L (8, 1) ERA: 6.53	1.1 6 1 0 0 1 0 0 0 0 0 0 0 13 18 0.00 0.750																					
John Frascatore, R (9, 1) ERA: 3.92	0.2 2 0 0 0 0 0 0 0 0 0 0 0 5 7 0.00 0.000																					

Florida Marlins @ Toronto Blue Jays  
SkyDome, Toronto, ON  
Fri Jul 16 1999, 7:05 PM EDT  
Att. 22,449 - Unknown - 90 F

livebaseballscorecards.com

AB 37  
R 4  
H 10  
RBI 4  
BB 1  
SO 7  
LOB 15





Batter	1	2	3	4	5	6	7	8	9	AB R H RBI BB SO LOB
<b>Shannon Stewart, R</b> OBP: 0.373, SLG: 0.421 (1, 7)	0-3 K SAFE SAFE SAFE	1-0 FC6-4 1B SAFE SAFE		1-1 F9-3 1B SAFE SAFE		0-0 F7 SAFE SAFE			4-2 G5-3 BB SAFE SAFE	4 0 2 0 1 1 1
<b>Homer Bush, R</b> OBP: 0.323, SLG: 0.358 (1, 4)	0-2 S 1B SAFE SAFE	1-0 FC6-4 1B SAFE SAFE		0-1 F9-3 1-2 SAFE SAFE		1-0 1B SAFE SAFE			0-2 G5-3 1-2 SAFE SAFE	5 1 2 0 0 0 5
<b>Shawn Green, L</b> OBP: 0.411, SLG: 0.633 (1, 9)	2-1 FC4-6 S 1B SAFE SAFE		1-1 CS HBP HBP SAFE SAFE		0-0 F8 SAFE SAFE		0-0 F7 SAFE SAFE		1-1 F7 SAFE SAFE	4 0 1 1 0 0 1
<b>Carlos Delgado, L</b> OBP: 0.355, SLG: 0.504 (1, 3)	4-1 FC4-6 BB SAFE SAFE		2-1 1B HBP SAFE SAFE		3-2 BB 1B SAFE SAFE		2-3 K SAFE SAFE			2 1 1 0 1 1 0
<b>Tony Fernandez, S</b> OBP: 0.462, SLG: 0.508 (1, 5)	1-1 FC4-6 1-2f 2-3 SAFE SAFE		1-2 1B SAFE SAFE		1-0 F7 SAFE SAFE		1-3 K SAFE SAFE			4 0 1 0 0 1 3
<b>Darrin Fletcher, L</b> OBP: 0.352, SLG: 0.510 (1, 2)	2-2 G3 SAFE SAFE		3-1 G4-6-3 1B SAFE SAFE		4-2 BB SAFE SAFE			2-1 F9 SAFE SAFE		3 0 1 1 1 0 2
<b>Tony Batista, R</b> OBP: 0.329, SLG: 0.472 (1, 6)		1-2 F7 SAFE SAFE	0-1 G4-6-3 1-2f SAFE SAFE		1-3 K SAFE SAFE			2-2 P5 SAFE SAFE		4 0 0 0 0 1 4
<b>Willie Greene, L</b> OBP: 0.285, SLG: 0.357 (1, 10)		3-2 F8 SAFE SAFE		2-1 G4-3 SAFE SAFE		1-3 K SAFE SAFE		1-1 G2-3 SAFE SAFE		4 0 0 0 0 1 0
<b>José Cruz Jr., S</b> OBP: 0.353, SLG: 0.415 (1, 8)		2-1 1B SAFE SAFE		1-0 1B SAFE SAFE		0-0 1B SAFE SAFE			0-0 F7 SAFE SAFE	4 0 3 0 0 0 0


Inning Stats		R: 1	H: 2	E: 0	K: 1	S: 20	R: 0	H: 2	E: 0	K: 0	S: 12	R: 1	H: 2	E: 0	K: 0	S: 9	R: 0	H: 1	E: 0	K: 1	S: 10	R: 0	H: 2	E: 0	K: 1	S: 6	R: 0	H: 0	E: 0	K: 2	S: 12	R: 0	H: 0	E: 0	K: 0	S: 8	R: 0	H: 0	E: 0	K: 0	S: 9	R: 0	H: 0	E: 0	K: 0	S: 9	1B: 11	SF: 0	2B: 1	3B: 0	HR: 0	WP: 0	PB: 0	SB: 3	CS: 1	PA: 39
<b>PITCHER</b>	<b>IP</b>	<b>WLS</b>	<b>BF</b>	<b>H</b>	<b>R</b>	<b>ER</b>	<b>SO</b>	<b>BB</b>	<b>IBB</b>	<b>HBP</b>	<b>BLK</b>	<b>WP</b>	<b>HR</b>	<b>S</b>	<b>P</b>	<b>ERA</b>	<b>WHIP</b>	<b>PITCHER</b>	<b>IP</b>	<b>WLS</b>	<b>BF</b>	<b>H</b>	<b>R</b>	<b>ER</b>	<b>SO</b>	<b>BB</b>	<b>IBB</b>	<b>HBP</b>	<b>BLK</b>	<b>WP</b>	<b>HR</b>	<b>S</b>	<b>P</b>	<b>ERA</b>	<b>WHIP</b>																					
<b>Dennis Springer, R</b> ERA: 4.33 (1, 1)	8.0	W	35	11	2	2	5	2	0	2	0	0	0	84	130	2.25	1.625																																							
<b>Antonio Alfonseca, R</b> ERA: 3.66 (9, 1)	1.0	S	4	0	0	0	0	1	0	0	0	0	0	9	14	0.00	1.000																																							

**BOTTOM**

**Florida Marlins @ Toronto Blue Jays**  
SkyDome, Toronto, ON  
Fri Jul 16 1999, 7:05 PM EDT  
Att: 22,449 - Unknown - 90 F

[livebaseballscorecards.com](http://livebaseballscorecards.com)

<b>AB</b>	<b>34</b>
<b>R</b>	<b>2</b>
<b>H</b>	<b>11</b>
<b>RBI</b>	<b>2</b>
<b>BB</b>	<b>3</b>
<b>SO</b>	<b>5</b>
<b>LOB</b>	<b>16</b>



Batter	1	2	3	4	5	6	7	8	9	AB R H RBI BB SO LOB	TOP											
<b>Dave Berg, R</b> (1, 4) OBP: 0.353, SLG: 0.365	2-2 P3		2-0 G6-3 1B			2-3 K			2-1 G6-3	4 0 1 0 0 1 0												
<b>Alex Gonzalez, R</b> (1, 6) OBP: 0.315, SLG: 0.449	1-3 K		2-1 G6-3 1-2f			1-0 F9			0-1 G6-3	4 0 0 0 0 1 1												
<b>Bruce Aven, R</b> (1, 10) OBP: 0.379, SLG: 0.500 <b>Chris Clapinski, S</b> (9, PH) OBP: 1.000, SLG: 1.000	0-0 1B					0-0 P3			0-0 1B	3 0 1 0 0 0 0 1 0 1 0 0 0 0												
<b>Kevin Millar, R</b> (1, 3) OBP: 0.415, SLG: 0.523	0-0 F7					2-0 F9			1-0 F7	4 0 0 0 0 0 2												
<b>Preston Wilson, R</b> (1, 8) OBP: 0.330, SLG: 0.513						0-0 2B			1-2 P6	3 0 1 0 0 1 0												
<b>Danny Bautista, R</b> (1, 7) OBP: 0.273, SLG: 0.407						1-3 K			1-3 K	3 1 1 0 0 1 1												
<b>Mark Kotsay, L</b> (1, 9) OBP: 0.300, SLG: 0.387						1-0 F8			1-1 G3-1	3 0 1 0 0 0 0												
<b>Mike Lowell, R</b> (1, 5) OBP: 0.341, SLG: 0.390						1-1 P3			0-3 K	2 0 0 1 0 1 0												
<b>Mike Redmond, R</b> (1, 2) OBP: 0.369, SLG: 0.320						0-0 G4-3			1-0 G4-3	3 0 0 0 0 1 0												
<b>Inning Stats</b>	R: 0 E: 0 K: 1 S: 11	H: 1 LOB: 1 BB: 0 P: 14	R: 1 E: 0 K: 0 S: 9	H: 2 LOB: 0 BB: 0 P: 11	R: 0 E: 0 K: 1 S: 6	H: 1 LOB: 0 BB: 0 P: 11	R: 0 E: 0 K: 1 S: 7	H: 1 LOB: 1 BB: 0 P: 13	R: 0 E: 0 K: 1 S: 4	H: 0 LOB: 0 BB: 0 P: 6	R: 0 E: 0 K: 1 S: 5	H: 0 LOB: 0 BB: 0 P: 8	R: 0 E: 0 K: 1 S: 9	H: 0 LOB: 0 BB: 0 P: 12	R: 0 E: 0 K: 1 S: 6	H: 0 LOB: 0 BB: 0 P: 8	R: 0 E: 0 K: 0 S: 6	H: 1 LOB: 1 BB: 0 P: 9	1B: 5 2B: 1 3B: 0 HR: 0	SF: 1 SAC: 0 DP: 1 HBP: 0	WP: 0 PB: 0 SB: 0 CS: 1	PA: 32
<b>PITCHER</b> <b>David Wells, L</b> (1, 1) ERA: 4.85	IP: 9.0 WLS: W BF: 31 H: 6 R: 1 ER: 1 SO: 6 BB: 0 IBB: 0 HBP: 0 BLK: 0 WP: 0 HR: 0 S: 63 P: 92 ERA: 1.00 WHIP: 0.667											<b>PITCHER</b> IP: WLS: BF: H: R: ER: SO: BB: IBB: HBP: BLK: WP: HR: S: P: ERA: WHIP										

**Florida Marlins @ Toronto Blue Jays**  
**SkyDome, Toronto, ON**  
 Sat Jul 17 1999, 4:05 PM EDT  
 Att. 27,159 - Cloudy - 93 F

[livebaseballscorecards.com](http://livebaseballscorecards.com)

<b>AB</b>	<b>30</b>
<b>R</b>	<b>1</b>
<b>H</b>	<b>6</b>
<b>RBI</b>	<b>1</b>
<b>BB</b>	<b>0</b>
<b>SO</b>	<b>6</b>
<b>LOB</b>	<b>4</b>





Batter	1	2	3	4	5	6	7	8	9	AB R H RBI BB SO LOB	TOP		
<b>Keith Lockhart, L</b> (1, 10) OBP: 0.293, SLG: 0.286	1-2 F7		1-0 F8			0-1 G5-3 2B		3-1 S E 1B		4 2 2 0 0 0 1	<b>Atlanta Braves @ Toronto Blue Jays</b> SkyDome, Toronto, ON Sun Jul 18 1999, 1:05 PM EDT Att. 31,137 - Cloudy - 82 F		
<b>Bret Boone, R</b> (1, 4) OBP: 0.317, SLG: 0.397	2-1 G5-3		1-1 FC6-4 1-2f			2-0 G1-4-3 2-3		1-3 SAFE		4 0 0 0 0 1 3			
<b>10 Chipper Jones, S</b> (1, 5) OBP: 0.427, SLG: 0.589	1-0 F9				2-0 G4-3	4-2 G5-3 BB		2-0 F7		3 0 0 0 1 0 1			
<b>Brian Jordan, R</b> (1, 9) OBP: 0.360, SLG: 0.515		2-1 F9			1-1 1B L5 1B	0-0 G5-3		0-1 1-2 E6 1B		4 0 2 1 0 0 1			
<b>Ryan Klesko, L</b> (1, 7) OBP: 0.375, SLG: 0.571		4-0 BB BB			1-2 1-3 1B	2-2 F8		2-1 1-H 2-H E6		2 0 1 0 1 0 1 1 0 0 0 0 0 1			
<b>Gerald Williams, R</b> (8, PH) OBP: 0.332, SLG: 0.437													
<b>Andruw Jones, R</b> (1, 8) OBP: 0.359, SLG: 0.501		4-2 G6-4-3 1-2 BB			0-1 L5 3-H		4-2 BB		3-3 K	2 0 0 0 2 1 2			
<b>Javy Lopez, R</b> (1, 2) OBP: 0.364, SLG: 0.529		0-2 G6-4-3 1-2f				2-0 G5-3		1-3 K		4 0 0 0 0 1 3			
<b>Randall Simon, L</b> (1, 3) OBP: 0.361, SLG: 0.403			0-1 FC4-6 1B		0-1 G4-3		2-3 SAFE SAFE SAFE K		0-0 G1-3	4 0 1 0 0 1 1			
<b>Walt Weiss, S</b> (1, 6) OBP: 0.311, SLG: 0.303			2-0 FC4-6 FC6-4 1-2f		0-2 F7		1-2 SAFE G6-3			3 0 0 0 0 0 2			
<b>Inning Stats</b>	R: 0 E: 0 K: 0 S: 6 H: 0 LOB: 0 BB: 0 P: 10	R: 0 E: 0 K: 0 S: 8 H: 0 LOB: 1 BB: 2 P: 18	R: 0 E: 0 K: 0 S: 6 H: 1 LOB: 1 BB: 0 P: 10	R: 0 E: 0 K: 0 S: 9 H: 2 LOB: 1 BB: 0 P: 13	R: 0 E: 0 K: 0 S: 9 H: 0 LOB: 0 BB: 0 P: 11	R: 1 E: 0 K: 0 S: 9 H: 1 LOB: 1 BB: 1 P: 17	R: 0 E: 0 K: 2 S: 12 H: 0 LOB: 1 BB: 1 P: 20	R: 1 E: 1 K: 1 S: 13 H: 2 LOB: 2 BB: 0 P: 21	R: 0 E: 0 K: 1 S: 5 H: 0 LOB: 0 BB: 0 P: 9	1B: 5 2B: 2 3B: 0 HR: 0 SF: 0 SAC: 0 DP: 2 HBP: 0	WP: 0 PB: 0 SB: 2 CS: 0 PA: 35		
<b>PITCHER</b>	IP WLS BF H R ER SO BB IBB HBP BLK WP HR S P ERA WHIP											<b>PITCHER</b>	IP WLS BF H R ER SO BB IBB HBP BLK WP HR S P ERA WHIP
<b>Joey Hamilton, R</b> (1, 1) ERA: 7.58	7.2 W 31 6 2 1 3 4 0 0 0 0 0 0 70 116 1.17 1.304												
<b>Graeme Lloyd, L</b> (8, 1) ERA: 2.91	0.1 H 1 0 0 0 0 0 0 0 0 0 0 0 2 4 0.00 0.000												
<b>Billy Koch, R</b> (9, 1) ERA: 2.31	1.0 S 3 0 0 0 1 0 0 0 0 0 0 0 5 9 0.00 0.000												

livebaseballscorecards.com

<b>AB</b>	31
<b>R</b>	2
<b>H</b>	6
<b>RBI</b>	1
<b>BB</b>	4
<b>SO</b>	4
<b>LOB</b>	16



Batter	1	2	3	4	5	6	7	8	9
Shannon Stewart, R (1, 7) OBP: 0.378, SLG: 0.429	0-1 2B		4-2 PO BB 1-2		0-1 2B		0-1 G4-3		
José Cruz Jr., S (1, 8) OBP: 0.357, SLG: 0.417	4-2 BB		3-1 F8		4-1 2B BB		2-0 BB 1B		
Shawn Green, L (1, 9) OBP: 0.416, SLG: 0.640	2-2 K		0-0 PO 1-2	1-1 2B	2-2 2B	1-H 2-3 2B	4-2 BB		
Carlos Delgado, L (1, 3) OBP: 0.358, SLG: 0.510	2-3 K			0-0 2B	3-2 F8		3-3 K		
Tony Fernandez, S (1, 10) OBP: 0.460, SLG: 0.507	3-3 K			3-2 G3-1 2B		0-2 1B	0-0 L6		
Darrin Fletcher, L (1, 2) OBP: 0.352, SLG: 0.505		1-3 K		1-2 G3-1		1-0 1B	1-1 1B		
Tony Batista, R (1, 6) OBP: 0.323, SLG: 0.462		1-3 K		2-2 L8		0-0 FC5-2-5	2-1 P4		
Willis Otanez, R (1, 5) OBP: 0.276, SLG: 0.362		1-0 F7		0-3 K		0-2 F8	1-1 F7		
Homer Bush, R (1, 4) OBP: 0.322, SLG: 0.353			4-0 BB BB		2-1 F9	1-2 G5-3	0-1 F8		


Inning Stats	R: 0	H: 1	E: 0	K: 3	S: 24	R: 0	H: 0	E: 0	K: 2	S: 7	R: 0	H: 0	E: 0	K: 0	S: 4	R: 2	H: 3	E: 0	K: 1	S: 22	R: 1	H: 2	E: 0	K: 0	S: 14	R: 0	H: 2	E: 0	K: 0	S: 12	R: 0	H: 1	E: 0	K: 1	S: 9	R: 0	H: 1	E: 0	K: 0	S: 8		
	LOB: 2	BB: 1	LOB: 0	BB: 0		LOB: 0	BB: 0	LOB: 1	BB: 1		LOB: 2	BB: 0	LOB: 2	BB: 0		LOB: 1	BB: 1	LOB: 2	BB: 0		LOB: 1	BB: 1	LOB: 1	BB: 0		LOB: 2	BB: 1	LOB: 1	BB: 0		LOB: 1	BB: 0		LOB: 2	BB: 1	LOB: 1	BB: 0		LOB: 0	DP: 0	HR: 0	HBP: 0

AB	R	H	RBI	BB	SO	LOB
3	0	2	0	1	0	0
2	1	1	0	2	0	1
3	1	2	1	1	1	2
4	1	1	1	0	2	5
4	0	2	1	0	1	4
4	0	2	0	0	1	1
4	0	0	0	0	1	4
4	0	0	0	0	1	4
3	0	0	0	1	0	3

**BOTTOM**

**Atlanta Braves @ Toronto Blue Jays**  
 SkyDome, Toronto, ON  
 Sun Jul 18 1999, 1:05 PM EDT  
 Att: 31,137 - Cloudy - 82 F

AB	31
R	3
H	10
RBI	3
BB	5
SO	7
LOB	24



PITCHER	IP	WLS	BF	H	R	ER	SO	BB	IBB	HBP	BLK	WP	HR	S	P	ERA	WHIP
Kevin Millwood, R (1, 1) ERA: 3.27	6.0	L	27	8	3	3	6	4	0	0	0	0	0	83	128	4.50	2.000
Mike Remlinger, L (7, 1) ERA: 1.6	1.0		5	1	0	0	1	1	0	0	0	0	0	9	18	0.00	2.000
Rudy Seanez, R (8, 1) ERA: 2.16	1.0		4	1	0	0	0	0	0	0	0	0	0	8	12	0.00	1.000

Batter	1	2	3	4	5	6	7	8	9	10	AB R H RBI BB SO LOB	TOP
<b>Otis Nixon, S</b> (1, 7) OBP: 0.288, SLG: 0.214 <b>Gerald Williams, R</b> (8, PH) OBP: 0.330, SLG: 0.434 (8, 7)											4 0 2 0 0 2 0 1 0 0 0 0 0 1	<b>Atlanta Braves @ Toronto Blue Jays</b> SkyDome, Toronto, ON Mon Jul 19 1999, 7:05 PM EDT Att. 31,064 - Overcast - 71 F
<b>Bret Boone, R</b> (1, 4) OBP: 0.313, SLG: 0.392 (1, 4)											5 0 0 0 0 2 3	
<b>10 Chipper Jones, S</b> (1, 5) OBP: 0.427, SLG: 0.589 (1, 5)											5 1 2 0 0 1 1	
<b>Brian Jordan, R</b> (1, 9) OBP: 0.366, SLG: 0.517 (1, 9)											3 2 2 0 2 0 0	
<b>Keith Lockhart, L</b> (1, 10) OBP: 0.309, SLG: 0.295 (1, 10)											4 2 2 1 1 0 2	
<b>Andrew Jones, R</b> (1, 8) OBP: 0.359, SLG: 0.501 (1, 8)											4 1 1 1 1 2 4	
<b>Javy Lopez, R</b> (1, 2) OBP: 0.361, SLG: 0.522 (1, 2)											5 1 1 2 0 0 2	
<b>Randall Simon, L</b> (1, 3) OBP: 0.355, SLG: 0.395 <b>Brian Hunter, R</b> (7, PH) OBP: 0.343, SLG: 0.472 (7, 3)											3 0 0 0 0 0 1 2 0 0 0 0 0 2	
<b>Walt Weiss, S</b> (1, 6) OBP: 0.310, SLG: 0.298 (1, 6)											3 0 0 1 0 2 0	
<b>Inning Stats</b>	R: 0 H: 1 E: 0 LOB: 0 K: 2 BB: 0 S: 11 P: 14	R: 4 H: 4 E: 2 LOB: 1 K: 0 BB: 0 S: 14 P: 20	R: 0 H: 1 E: 0 LOB: 2 K: 1 BB: 1 S: 10 P: 18	R: 0 H: 0 E: 0 LOB: 0 K: 2 BB: 0 S: 9 P: 12	R: 0 H: 1 E: 0 LOB: 2 K: 0 BB: 1 S: 9 P: 17	R: 0 H: 0 E: 0 LOB: 0 K: 1 BB: 0 S: 8 P: 15	R: 3 H: 3 E: 0 LOB: 2 K: 1 BB: 2 S: 19 P: 31	R: 0 H: 0 E: 0 LOB: 1 K: 1 BB: 0 S: 9 P: 16	R: 0 H: 0 E: 0 LOB: 0 K: 1 BB: 0 S: 7 P: 10	R: 0 H: 0 E: 0 LOB: 0 K: 0 BB: 0 S: 3 P: 3	1B: 8 SF: 0 2B: 2 SAC: 1 3B: 0 DP: 0 HR: 0 HBP: 1	
<b>PITCHER</b> <b>Kelvim Escobar, R</b> (1, 1) ERA: 5.98 <b>Paul Quantrill, R</b> (7, 1) ERA: 2.2 <b>Graeme Lloyd, L</b> (7, 1) ERA: 2.82 <b>John Frascatore, R</b> (9, 1) ERA: 3.74	IP WLS BF H R ER SO BB IBB HBP BLK WP HR S P ERA WHIP 6.2 0 32 9 7 5 7 3 0 0 0 0 0 112 6.75 1.800 0.0 B 2 1 0 0 0 1 0 0 0 0 0 0 8 13 ∞ ∞ 1.1 5 0 0 0 1 0 0 0 1 0 0 0 10 18 0.00 0.000 2.0 W 6 0 0 0 0 1 0 0 0 0 0 0 10 13 0.00 0.000	<b>PITCHER</b> IP WLS BF H R ER SO BB IBB HBP BLK WP HR S P ERA WHIP										

livebaseballscorecards.com



Batter	1	2	3	4	5	6	7	8	9	10
Shannon Stewart, R OBP: 0.378, SLG: 0.432 (1, 7)			F8				L8			
Craig Grebeck, R OBP: 0.470, SLG: 0.460 (1, 4)	P3		HR	G6-3			E BB		FC4-2 1B	
Homer Bush, R OBP: 0.325, SLG: 0.356 (7, PR) (8, 4)			HR				G3-1		K	
Shawn Green, L OBP: 0.413, SLG: 0.642 (1, 9)	K		HR		P3					
Carlos Delgado, L OBP: 0.358, SLG: 0.525 (1, 3)		P2	HR		F9			HR	FC4-2	
Tony Fernandez, S OBP: 0.453, SLG: 0.498 (1, 5)	G5-3		P2		F7			K	F7	
Tony Batista, R OBP: 0.324, SLG: 0.470 (1, 6)	K			F8		P5		1B BB		HR
José Cruz Jr., S OBP: 0.358, SLG: 0.416 (1, 8)			BB HR S BB	P6		K		1-2 1B		
Willis Otanez, R OBP: 0.275, SLG: 0.358 (1, 10)			K	BB	G6-3			K		
Mike Matheny, R OBP: 0.263, SLG: 0.295 (1, 2)			HR	BB			L7		F8	
Willie Greene, L OBP: 0.285, SLG: 0.357 (8, PH)				2B						
Jacob Brumfield, R OBP: 0.289, SLG: 0.347 (8, PH)				2B						
Darrin Fletcher, L OBP: 0.352, SLG: 0.505 (9, 2)			HR	BB						

AB	R	H	RBI	BB	SO	LOB
5	0	2	1	0	1	2
2	1	0	0	2	0	2
1	0	1	0	0	0	0
5	1	1	4	0	2	3
5	2	2	2	0	0	2
5	0	0	0	0	1	2
4	1	1	1	1	1	0
3	1	1	0	1	1	0
4	1	1	0	0	2	3
1	1	0	0	2	0	0
0	0	0	0	0	0	0
1	0	0	0	0	0	2
0	0	0	0	0	0	0

**Atlanta Braves @ Toronto Blue Jays**  
SkyDome, Toronto, ON  
Mon Jul 19 1999, 7:05 PM EDT  
Att: 31,064 - Overcast - 71 F

AB	36
R	8
H	9
RBI	8
BB	6
SO	8
LOB	16

Inning Stats	R: 0	H: 0	E: 0	K: 2	S: 9	R: 0	H: 0	E: 0	K: 1	S: 7	R: 5	H: 2	E: 0	K: 1	S: 22	R: 1	H: 2	E: 0	K: 0	S: 11	R: 0	H: 0	E: 0	K: 1	S: 10	R: 0	H: 0	E: 0	K: 1	S: 7	R: 0	H: 0	E: 1	K: 0	S: 6	R: 1	H: 2	E: 0	K: 2	S: 14	R: 0	H: 2	E: 0	K: 1	S: 13	R: 1	H: 1	E: 0	K: 0	S: 1	1B: 4	SF: 0	2B: 1	SAC: 0	3B: 0	DP: 0	HR: 4	HBP: 0	WP: 1	PA: 42
PITCHER	IP	WLS	BF	H	R	ER	SO	BB	IBB	HBP	BLK	WP	HR	S	P	ERA	WHIP																																											
Bruce Chen, L ERA: 6.55 (1, 1)	6.0		26	4	6	6	5	4	0	0	0	0	2	66	107	9.00	1.333																																											
30 Kevin McGlinchy, R ERA: 3.33 (7, 1)	1.0	H	4	0	0	0	0	1	0	0	0	0	0	6	12	0.00	1.000																																											
Rudy Seanez, R ERA: 2.34 (8, 1)	0.2	B	5	2	1	1	2	1	0	0	0	0	1	13	22	13.50	4.500																																											
John Rocker, L ERA: 2.7 (8, 1)	1.1		6	2	0	0	1	0	0	0	0	1	0	14	21	0.00	1.500																																											
John Hudek, R ERA: 8.1 (10, 1)	0.0	L	1	1	1	1	0	0	0	0	0	0	1	1	1	∞	∞																																											

Batter	1	2	3	4	5	6	7	8	9	AB R H RBI BB SO LOB	TOP											
<b>Otis Nixon, S</b> (1, 7) OBP: 0.291, SLG: 0.215 BB BB BB	4-0 FC4 BB BB	2-2 K BB BB		1-0 1B 1-2 1B 1 SAFE BB X		1-1 G1-3 BB X		0-0 F7 BB X		4 0 1 0 1 1 2												
<b>Keith Lockhart, L</b> (1, 10) OBP: 0.304, SLG: 0.290 1 SAFE C F 1 SAFE X	0-2 FC4 10 E 2B 1-2f	0-0 F8 BB BB		1-0 1B 1-3 2-H BB X		1-1 L8 BB X		3-2 L4 BB BB BB BB X		5 1 1 1 0 0 2												
<b>10 Chipper Jones, S</b> (1, 5) OBP: 0.429, SLG: 0.597 X	0-0 E8 2B 1B 1-3		1-1 G4-3 BB X	2-2 P5 BB X			3-2 HR C BB BB BB X		1-0 1B DI HBP H	4 2 2 1 0 0 2												
<b>Brian Jordan, R</b> (1, 9) OBP: 0.366, SLG: 0.518 C BB X	1-1 2B 2B 2-H 3-H		3-3 K BB BB BB S	1-0 F8 BB X			1-2 G6-3 BB X		2-2 DI 1B BB BB BB X	5 1 2 2 0 1 2												
<b>Javy Lopez, R</b> (1, 2) OBP: 0.366, SLG: 0.530 C BB X	2-1 F8 2B 2-H		0-0 2B 2B S BB BB BB BB		4-1 BB S BB BB BB		2-1 G6-3 BB X		2-2 P2 BB BB BB X	4 1 2 1 1 0 2												
<b>Andruw Jones, R</b> (1, 8) OBP: 0.357, SLG: 0.500 C X	0-1 F8 2-3		0-0 2B 2-H		1-2 P5 BB X		1-1 P3 BB X		1-2 G4-3 BB BB X	5 0 1 1 0 0 4												
<b>Bret Boone, R</b> (1, 4) OBP: 0.310, SLG: 0.388 S C S	0-3 K2-3		0-1 F9 BB X		0-3 K 1 SAFE C F S			3-1 G5-3 BB BB BB X		4 0 0 0 0 2 3												
<b>Randall Simon, L</b> (1, 3) OBP: 0.364, SLG: 0.404 BB X		1-0 1B BB X		1-2 1B 1B C BB BB X		0-1 F8 BB X		2-1 1B BB BB X		4 0 3 0 0 0 1												
<b>Walt Weiss, S</b> (1, 6) OBP: 0.309, SLG: 0.297 X		0-0 F7 BB BB		1-1 1B 1B 1-H C BB BB BB X		3-3 K C BB BB BB X		1-0 F8 BB X		4 1 1 0 0 1 2												
<b>Inning Stats</b>	R: 3 E: 1 K: 1 S: 13	H: 3 LOB: 1 BB: 1 P: 20	R: 0 E: 0 K: 1 S: 6	H: 1 LOB: 1 BB: 0 P: 9	R: 1 E: 0 K: 1 S: 9	H: 2 LOB: 1 BB: 0 P: 13	R: 1 E: 0 K: 0 S: 11	H: 4 LOB: 2 BB: 0 P: 18	R: 0 E: 0 K: 1 S: 9	H: 0 LOB: 1 BB: 1 P: 14	R: 0 E: 0 K: 1 S: 9	H: 0 LOB: 0 BB: 0 P: 14	R: 1 E: 0 K: 0 S: 11	H: 1 LOB: 0 BB: 0 P: 18	R: 0 E: 0 K: 0 S: 6	H: 1 LOB: 1 BB: 0 P: 12	R: 0 E: 0 K: 0 S: 14	H: 1 LOB: 2 BB: 0 P: 23	1B: 8 2B: 4 3B: 0 HR: 1	SF: 0 SAC: 0 DP: 0 HBP: 1	WP: 0 PB: 0 SB: 1 CS: 0	PA: 42
<b>PITCHER</b> <b>Chris Carpenter, R</b> (1, 1) ERA: 3.62 <b>32 Roy Halladay, R</b> (4, 1) ERA: 3.53 <b>Paul Quantrill, R</b> (8, 1) ERA: 1.96	IP WLS BF H R ER SO BB IBB HBP BLK WP HR S P ERA WHIP	IP WLS BF H R ER SO BB IBB HBP BLK WP HR S P ERA WHIP	IP WLS BF H R ER SO BB IBB HBP BLK WP HR S P ERA WHIP	IP WLS BF H R ER SO BB IBB HBP BLK WP HR S P ERA WHIP	IP WLS BF H R ER SO BB IBB HBP BLK WP HR S P ERA WHIP	IP WLS BF H R ER SO BB IBB HBP BLK WP HR S P ERA WHIP	IP WLS BF H R ER SO BB IBB HBP BLK WP HR S P ERA WHIP	IP WLS BF H R ER SO BB IBB HBP BLK WP HR S P ERA WHIP	IP WLS BF H R ER SO BB IBB HBP BLK WP HR S P ERA WHIP	IP WLS BF H R ER SO BB IBB HBP BLK WP HR S P ERA WHIP	IP WLS BF H R ER SO BB IBB HBP BLK WP HR S P ERA WHIP	IP WLS BF H R ER SO BB IBB HBP BLK WP HR S P ERA WHIP	IP WLS BF H R ER SO BB IBB HBP BLK WP HR S P ERA WHIP	IP WLS BF H R ER SO BB IBB HBP BLK WP HR S P ERA WHIP	IP WLS BF H R ER SO BB IBB HBP BLK WP HR S P ERA WHIP	IP WLS BF H R ER SO BB IBB HBP BLK WP HR S P ERA WHIP	IP WLS BF H R ER SO BB IBB HBP BLK WP HR S P ERA WHIP	IP WLS BF H R ER SO BB IBB HBP BLK WP HR S P ERA WHIP	IP WLS BF H R ER SO BB IBB HBP BLK WP HR S P ERA WHIP	IP WLS BF H R ER SO BB IBB HBP BLK WP HR S P ERA WHIP	IP WLS BF H R ER SO BB IBB HBP BLK WP HR S P ERA WHIP	

Atlanta Braves @ Toronto Blue Jays  
 SkyDome, Toronto, ON  
 Tue Jul 20 1999, 7:05 PM EDT  
 Att. 28,366 - Unknown - 75 F

livebaseballscorecards.com

AB	39
R	6
H	13
RBI	6
BB	2
SO	5
LOB	20





Batter	1	2	3	4	5	6	7	8	9
Shannon Stewart, R (1, 7) OBP: 0.380, SLG: 0.434	0-1 FC6-4 2B	2-3 K		1-3 K		E5 FC1-6 1B		1-0 HBP 1B	
Craig Grebeck, R (1, 10) OBP: 0.463, SLG: 0.448	0-1 E3 FC6-4 2-3	0-0 G6-3		1-0 L1		F8		1-1 HBP	
Shawn Green, L (1, 9) OBP: 0.412, SLG: 0.645	3-2 FC6-4 BB 1B 1-2f 3-H		1-0 P5		1-2 FC5-4 1B	3-2 FC1-6 FC6-4 1B 1-2f 2-3	1-2 HR	2-1 F7	
Carlos Delgado, L (1, 3) OBP: 0.361, SLG: 0.524	1-1 1B BB 1-2		2-3 K		0-1 FC5-4 2B 1-2f	1-0 FC6-4 1B 1-2 3-H	1-0 HBP		
Tony Fernandez, S (1, 5) OBP: 0.453, SLG: 0.494	4-1 1B BB 1-2 2-3		4-1 BB		2-3 K SAFE	FC6-4 BB HR 1-2f 2-3	1-3 K		
Tony Batista, R (1, 6) OBP: 0.329, SLG: 0.474	0-0 FC6-4 1B 1-2 2-3 3-H		3-2 F8		3-2 1B 2B 1-H	4-2 HR BB	3-3 K		
Darrin Fletcher, L (1, 2) OBP: 0.353, SLG: 0.514	3-2 P4			2-1 G3-1	3-2 1B HBP	0-2 HR	0-3 K		
José Cruz Jr., S (1, 8) OBP: 0.362, SLG: 0.423	0-0 FC6-4 1-2f			0-0 1B 2B	0-0 1B	1-1 2B 1B	3-1 G4-3		
Homer Bush, R (1, 4) OBP: 0.326, SLG: 0.361		0-2 G1-3		3-2 1B	2-1 L6	1-1 2B	3-3 K		

Inning Stats	R: 2	H: 3	E: 1	LOB: 3	K: 0	S: 17	P: 28	R: 0	H: 0	E: 0	LOB: 0	K: 1	S: 10	P: 12	R: 0	H: 0	E: 0	LOB: 1	K: 1	S: 8	P: 18	R: 0	H: 2	E: 0	LOB: 2	K: 1	S: 13	P: 20	R: 2	H: 3	E: 0	LOB: 2	K: 1	S: 19	P: 30	R: 6	H: 5	E: 1	LOB: 2	K: 0	S: 26	P: 45	R: 1	H: 1	E: 0	LOB: 1	K: 3	S: 13	P: 19	R: 0	H: 1	E: 0	LOB: 2	K: 1	S: 11	P: 21
--------------	------	------	------	--------	------	-------	-------	------	------	------	--------	------	-------	-------	------	------	------	--------	------	------	-------	------	------	------	--------	------	-------	-------	------	------	------	--------	------	-------	-------	------	------	------	--------	------	-------	-------	------	------	------	--------	------	-------	-------	------	------	------	--------	------	-------	-------

PITCHER	IP	WLS	BF	H	R	ER	SO	BB	IBB	HBP	BLK	WP	HR	S	P	ERA	WHIP
Tom Glavine, L (1, 1) ERA: 4.11	5.1	L	31	10	7	5	4	2	0	0	0	0	0	77	124	8.44	2.250
Mike Remlinger, L (6, 1) ERA: 2.18	0.1		6	3	3	1	0	2	0	0	0	0	1	14	26	27.00	15.000
Russ Springer, R (6, 1) ERA: 5.73	1.1		6	1	1	1	3	0	0	1	0	0	0	15	22	6.75	0.750
John Hudek, R (8, 1) ERA: 7.64	1.0		5	1	0	0	1	0	0	1	0	0	0	11	21	0.00	1.000

**BOTTOM**

AB R H RBI BB SO LOB

5 2 2 0 1 2 2

5 0 1 0 0 0 5

6 3 2 2 0 0 5

4 1 2 1 0 1 1

3 1 0 0 2 2 4

4 2 2 2 1 1 2

4 1 1 4 0 1 4


5 1 3 1 0 0 3

5 0 2 1 0 1 2

1B: 9 SF: 0  
2B: 4 SAC: 0  
3B: 0 DP: 0  
HR: 2 HBP: 3

WP: 0 PA: 48  
PB: 0  
SB: 1  
CS: 0

**Atlanta Braves @ Toronto Blue Jays**  
SkyDome, Toronto, ON  
Tue Jul 20 1999, 7:05 PM EDT  
Att: 28,366 - Unknown - 75 F



PITCHER	IP	WLS	BF	H	R	ER	SO	BB	IBB	HBP	BLK	WP	HR	S	P	ERA	WHIP
---------	----	-----	----	---	---	----	----	----	-----	-----	-----	----	----	---	---	-----	------

Batter	1	2	3	4	5	6	7	8	9	AB R H RBI BB SO LOB	TOP															
Shannon Stewart, R (1, 7) OBP: 0.378, SLG: 0.432	2-3 K		0-1 FC5-4 HR		3-1 G5-3			2-1 S 1B		4 1 1 0 0 1 1																
Willie Greene, L (1, 10) OBP: 0.284, SLG: 0.379	1-3 K		1-0 HR			3-3 K		2-3 K 1-2		4 1 1 2 0 3 1																
Shawn Green, L (1, 9) OBP: 0.410, SLG: 0.649	0-0 HR		2-2 G3-1			2-1 P5			3-3 K	4 1 1 1 0 1 0																
Carlos Delgado, L (1, 3) OBP: 0.360, SLG: 0.530	2-1 F7		1-3 K			1-3 K			2-0 HR	4 1 1 1 0 2 0																
Tony Fernandez, S (1, 5) OBP: 0.456, SLG: 0.497		1-1 2B		2-0 G4-3			4-2 CS BB		1-1 G6-4-3 HBP	2 0 1 0 1 0 0																
Darrin Fletcher, L (1, 2) OBP: 0.352, SLG: 0.509		3-3 K		3-1 G6-4-3 1B			0-3 K		1-1 G6-4-3 1-2f	4 0 1 0 0 2 3																
Tony Batista, R (1, 6) OBP: 0.326, SLG: 0.469		2-3 K		2-1 G6-4-3 1-2f			2-3 K			3 0 0 0 0 2 3																
José Cruz Jr., S (1, 8) OBP: 0.359, SLG: 0.418		1-3 K		2-3 K			3-0 CS 1-2	0-1 G1		3 0 0 0 0 2 1																
Homer Bush, R (1, 4) OBP: 0.327, SLG: 0.358			4-1 FC5-4 BB		0-0 G6-3			2-3 K		2 0 0 0 1 1 0																
<b>Inning Stats</b>	R: 1 E: 0 K: 2 S: 9	H: 1 LOB: 0 BB: 0 P: 14	R: 0 E: 0 K: 3 S: 11	H: 1 LOB: 1 BB: 0 P: 18	R: 2 E: 0 K: 1 S: 10	H: 1 LOB: 0 BB: 1 P: 18	R: 0 E: 0 K: 0 S: 5	H: 1 LOB: 0 BB: 0 P: 12	R: 0 E: 0 K: 1 S: 6	H: 0 LOB: 0 BB: 0 P: 11	R: 0 E: 0 K: 2 S: 9	H: 0 LOB: 0 BB: 0 P: 15	R: 0 E: 0 K: 2 S: 9	H: 0 LOB: 0 BB: 1 P: 18	R: 0 E: 0 K: 2 S: 10	H: 1 LOB: 1 BB: 0 P: 16	R: 1 E: 0 K: 1 S: 9	H: 1 LOB: 0 BB: 0 P: 16	1B: 2 2B: 1 3B: 0 HR: 3	SF: 0 SAC: 0 DP: 2 HBP: 1	WP: 0 PB: 0 SB: 1 CS: 1	PA: 34				
<b>PITCHER</b>	IP WLS BF H R ER SO BB IBB HBP BLK WP HR S P ERA WHIP																									
Dave Burba, R (1, 1) ERA: 4.93	8.0	29	5	3	3	13	2	0	0	0	0	2	69	122	3.38	0.875										
Michael Jackson, R (9, 1) ERA: 4.46	1.0	L	4	1	1	1	0	0	1	0	0	1	9	16	9.00	1.000										

Toronto Blue Jays @ Cleveland Indians  
 Jacobs Field, Cleveland, OH  
 Wed Jul 21 1999, 7:05 PM EDT  
 Att. 43,218 - Cloudy - 82 F

livebaseballscorecards.com

AB	30
R	4
H	6
RBI	4
BB	2
SO	14
LOB	9



BOTTOM

Toronto Blue Jays @ Cleveland Indians  
Jacobs Field, Cleveland, OH  
Wed Jul 21 1999, 7:05 PM EDT  
Att: 43,218 - Cloudy - 82 F

livebaseballscorecards.com

AB 32  
R 3  
H 8  
RBI 2  
BB 6  
SO 4  
LOB 19



WP: 0 PA: 40  
PB: 0  
SB: 0  
CS: 0

AB R H RBI BB SO LOB

4 1 2 1 0 0 2

3 0 1 0 1 0 1

4 1 1 1 1 1 2

4 0 0 0 1 1 4

3 0 0 0 1 1 3

4 0 0 0 0 0 3

3 1 2 0 1 0 0

4 0 0 0 0 1 4

3 0 2 0 0 0 0

0 0 0 0 1 0 0

1B: 7 SF: 1  
2B: 0 SAC: 1  
3B: 0 DP: 1  
HR: 1 HBP: 0

Batter	1	2	3	4	5	6	7	8	9
<b>Kenny Lofton, L</b> OBP: 0.412, SLG: 0.433 (1, 8)	0-1 BB E 1B	0-0 SAFE SF8 3-H		1-0 F8			1-0 L3		0-0 SH1-4 1B
<b>Omar Vizquel, S</b> OBP: 0.385, SLG: 0.421 (1, 6)	4-1 FC3-6 BB	1-1 G3			0-1 1B		1-1 G6-3		0-0 SH1-4 1B
<b>Roberto Alomar, S</b> OBP: 0.420, SLG: 0.522 (1, 4)	0-2 FC3-6 1-2f 2-H		3-3 K		1-2 F7			3-2 HR	4-0 G4-3 IBB
<b>Manny Ramirez, R</b> OBP: 0.418, SLG: 0.621 (1, 9)	4-1 BB		0-0 G1-3		1-0 F7		1-3 K	0-0 G4-3 1-2f	
<b>David Justice, L</b> OBP: 0.405, SLG: 0.534 (1, 10)	2-2 F7		2-1 G3		2-3 K			4-2 1B BB	
<b>Richie Sexson, R</b> OBP: 0.296, SLG: 0.471 (1, 7)	0-2 P6			1-0 G4-3		0-0 G5-3		0-1 L8	
<b>Jim Thome, L</b> OBP: 0.423, SLG: 0.504 (1, 3)		1-1 1B SF8 1B		4-0 1B BB		2-1 G1-3		1-2 FC4-6 1B	
<b>Enrique Wilson, S</b> OBP: 0.341, SLG: 0.404 (1, 5)		1-3 K		3-2 SAFE P5		3-2 G3		0-2 FC4-6 1-2f	
<b>Einar Diaz, R</b> OBP: 0.303, SLG: 0.353 <b>Jacob Cruz, L</b> OBP: 0.356, SLG: 0.513 (9, PH)		0-1 1B		1-2 1B			1-2 P4		4-1 SH1-4 1B BB

Inning Stats	R: 1	H: 1	E: 1	K: 0	S: 14	LOB: 2	BB: 2	P: 24
	R: 1	H: 2	E: 0	K: 1	S: 10	LOB: 1	BB: 0	P: 13
	R: 0	H: 0	E: 0	K: 1	S: 8	LOB: 0	BB: 0	P: 13
	R: 0	H: 1	E: 0	K: 0	S: 9	LOB: 2	BB: 0	P: 19
	R: 0	H: 1	E: 0	K: 1	S: 10	LOB: 1	BB: 0	P: 14
	R: 0	H: 0	E: 0	K: 0	S: 7	LOB: 0	BB: 0	P: 12
	R: 0	H: 0	E: 0	K: 0	S: 6	LOB: 0	BB: 0	P: 9
	R: 1	H: 2	E: 0	K: 1	S: 19	LOB: 2	BB: 1	P: 28
	R: 0	H: 1	E: 0	K: 0	S: 4	LOB: 2	BB: 2	P: 12

PITCHER	IP	WLS	BF	H	R	ER	SO	BB	IBB	HBP	BLK	WP	HR	S	P	ERA	WHIP
<b>Pat Hentgen, R</b> ERA: 5.57 (1, 1)	6.0		26	5	2	2	3	3	0	0	0	0	0	58	95	3.00	1.333
<b>Graeme Lloyd, L</b> ERA: 2.96 (7, 1)	1.0	B	4	1	1	1	0	0	0	0	0	0	1	11	17	9.00	1.000
<b>John Frascatore, R</b> ERA: 3.66 (8, 1)	1.0	W	5	1	0	0	1	1	0	0	0	0	0	14	20	0.00	2.000
<b>Billy Koch, R</b> ERA: 2.25 (9, 1)	1.0	S	5	1	0	0	0	1	1	0	0	0	0	4	12	0.00	2.000

Batter	1	2	3	4	5	6	7	8	9	AB R H RBI BB SO LOB	TOP		
Shannon Stewart, R (1, 7) OBP: 0.375, SLG: 0.428	1-0 F9	0-1 G5-3			0-2 P9		3-3 K			4 0 0 0 0 1 2			
Willie Greene, L (1, 10) OBP: 0.277, SLG: 0.370 Craig Grebeck, R (7, PH) OBP: 0.460, SLG: 0.443	0-0 G4-3		2-2 G3-1		2-0 L9		0-1 G6-3			3 0 0 0 0 0 0 1 0 0 0 0 0 1			
Shawn Green, L (1, 9) OBP: 0.408, SLG: 0.648	0-0 G4-3		3-1 G4-3		1-0 1B SF7 2B		2-3 K			4 1 1 0 0 1 0			
Carlos Delgado, L (1, 3) OBP: 0.359, SLG: 0.527		0-0 1B 2B 1B	3-1 G4-3		2-2 K		2-3 K			4 1 1 0 0 2 1			
Tony Fernandez, S (1, 5) OBP: 0.456, SLG: 0.497		2-2 2B G1-6-3 1B		2-2 K		1-0 FC5-4 1B	1-0 G6-3			4 1 2 0 0 1 0			
Darrin Fletcher, L (1, 2) OBP: 0.350, SLG: 0.512		0-1 G4-3 1B 2B		3-3 K		2-2 SF7	2-3 K			3 1 1 2 0 2 0			
Tony Batista, R (1, 6) OBP: 0.328, SLG: 0.471		1-2 G1-6-3		1-1 2B		1-2 FC5-4				3 0 1 1 1 0 2	AB 32 R 4 H 7 RBI 4 BB 2 SO 9 LOB 10		
José Cruz Jr., S (1, 8) OBP: 0.358, SLG: 0.414		0-1 G4-3		0-3 K		1-2 SH1-4 BB	4-2 SH1-4 BB			3 0 0 0 1 1 3			
Homer Bush, R (1, 4) OBP: 0.327, SLG: 0.358		1-2 1B			0-2 G6-3		0-1 SH1-4			3 0 1 1 0 1 1			
Inning Stats	R: 0 H: 0 E: 0 LOB: 0 K: 0 BB: 0 S: 3 P: 4	R: 3 H: 4 E: 0 LOB: 1 K: 0 BB: 0 S: 16 P: 20	R: 0 H: 0 E: 0 LOB: 0 K: 0 BB: 0 S: 7 P: 15	R: 0 H: 1 E: 0 LOB: 1 K: 3 BB: 0 S: 11 P: 17	R: 0 H: 0 E: 0 LOB: 0 K: 0 BB: 0 S: 8 P: 10	R: 1 H: 2 E: 0 LOB: 1 K: 1 BB: 0 S: 12 P: 19	R: 0 H: 0 E: 0 LOB: 1 K: 1 BB: 1 S: 9 P: 16	R: 0 H: 0 E: 0 LOB: 0 K: 2 BB: 0 S: 7 P: 12	R: 0 H: 0 E: 0 LOB: 1 K: 2 BB: 1 S: 10 P: 18	1B: 4 SF: 1 2B: 3 SAC: 1 3B: 0 DP: 0 HR: 0 HBP: 0	WP: 0 PA: 36 PB: 0 SB: 1 CS: 0		
PITCHER	IP WLS BF H R ER SO BB IBB HBP BLK WP HR S P ERA WHIP											PITCHER	IP WLS BF H R ER SO BB IBB HBP BLK WP HR S P ERA WHIP
Charles Nagy, R (1, 1) ERA: 4.67	6.0 L 25 7 4 4 4 0 0 0 0 0 0 57 85 6.00 1.167												
Charles Nagy, R (1, 1) ERA: 4.67	6.0 L 25 7 4 4 4 0 0 0 0 0 0 57 85 6.00 1.167												
Ricardo Rincon, L (7, 1) ERA: 5.06	2.0 7 0 0 0 3 1 0 0 0 0 0 16 28 0.00 0.500												
Paul Shuey, R (9, 1) ERA: 3.67	1.0 4 0 0 0 2 1 0 0 0 0 0 10 18 0.00 1.000												

Toronto Blue Jays @ Cleveland Indians  
 Jacobs Field, Cleveland, OH  
 Thu Jul 22 1999, 7:05 PM EDT  
 Att. 43,138 - Unknown - 81 F

livebaseballscorecards.com



Batter	1	2	3	4	5	6	7	8	9	AB R H RBI BB SO LOB
<b>Kenny Lofton, L</b> OBP: 0.407, SLG: 0.427 (1, 8)	0-0 G6-3		2-2 G6-3		0-1 F7	2-3 K			2-3 K	5 0 0 0 0 2 1
<b>Omar Vizquel, S</b> OBP: 0.391, SLG: 0.423 (1, 6)	1-2 G6-3 1B		4-1 S B1-3 BB		4-2 S 1B BB		2-2 CS 1B		0-0 G6-3	3 1 2 0 2 0 0
<b>Roberto Alomar, S</b> OBP: 0.420, SLG: 0.521 (1, 4)	0-0 G6-3 1B		1-1 B1-3		1-2 S 1B		1-3 K		1-2 K	4 0 2 1 0 1 2
<b>Manny Ramirez, R</b> OBP: 0.414, SLG: 0.614 (1, 10)	3-2 G6-3		2-2 G5-3		1-3 K		0-0 G4-3		0-0 G4-3	4 0 0 0 0 1 4
<b>Richie Sexson, R</b> OBP: 0.298, SLG: 0.483 (1, 7)	0-3 K			0-0 HR	2-3 K			3-2 1B 1B		4 1 2 1 0 2 3
<b>Jim Thome, L</b> OBP: 0.424, SLG: 0.505 (1, 3)		0-3 K		4-2 BB		1-1 2B 2B		2-3 K		3 1 1 0 1 2 1
<b>Alex Ramirez, R</b> OBP: 0.292, SLG: 0.435 (1, 9)		2-3 K		1-0 B2		3-3 K		0-2 G6-4-3 1B		0 0 0 0 0 0 0
<b>Charles Nagy, L</b> OBP: 0.359, SLG: 0.308 (6, PH)								1-3 1B		2 0 0 0 0 1 1
<b>John McDonald, R</b> OBP: 0.359, SLG: 0.308 (7, 1)										1 0 0 0 0 1 1
<b>Ricardo Rincon, L</b> OBP: 0.406, SLG: 0.536 (8, PH)										0 0 0 0 0 0 0
<b>David Justice, L</b> OBP: 0.406, SLG: 0.536 (8, PH)										1 0 1 0 0 0 0
<b>Paul Shuey, R</b> OBP: 0.406, SLG: 0.536 (8, PH)										0 0 0 0 0 0 0
<b>Enrique Wilson, S</b> OBP: 0.340, SLG: 0.401 (1, 5)		1-2 FC5-4 1B		1-3 K		2-1 F8		2-1 G6-4-3		4 0 1 0 0 1 4
<b>Einar Diaz, R</b> OBP: 0.304, SLG: 0.357 (1, 2)		2-2 FC5-4		0-0 F9		2-2 2B				3 0 1 1 0 0 2
<b>Jacob Cruz, L</b> OBP: 0.348, SLG: 0.500 (9, PH)								0-2 K		1 0 0 0 0 1 0

Inning Stats	R: 0	H: 2	E: 0	LOB: 2	K: 1	S: 12	R: 0	H: 1	E: 0	LOB: 1	K: 2	S: 15	R: 0	H: 0	E: 0	LOB: 1	K: 0	S: 12	R: 1	H: 1	E: 0	LOB: 1	K: 1	S: 9	R: 1	H: 1	E: 0	LOB: 1	K: 2	S: 15	R: 1	H: 2	E: 0	LOB: 1	K: 2	S: 14	R: 0	H: 1	E: 0	LOB: 0	K: 1	S: 7	R: 0	H: 2	E: 0	LOB: 1	K: 1	S: 12	R: 0	H: 0	E: 0	LOB: 0	K: 2	S: 7	R: 0	H: 0	E: 0	LOB: 0	K: 2	S: 7	1B: 7	SF: 0	2B: 2	SAC: 0	3B: 0	DP: 1	HR: 1	HBP: 0	WP: 0	PA: 38
--------------	------	------	------	--------	------	-------	------	------	------	--------	------	-------	------	------	------	--------	------	-------	------	------	------	--------	------	------	------	------	------	--------	------	-------	------	------	------	--------	------	-------	------	------	------	--------	------	------	------	------	------	--------	------	-------	------	------	------	--------	------	------	------	------	------	--------	------	------	-------	-------	-------	--------	-------	-------	-------	--------	-------	--------

PITCHER	IP	WLS	BF	H	R	ER	SO	BB	IBB	HBP	BLK	WP	HR	S	P	ERA	WHIP
<b>David Wells, L</b> ERA: 4.8 (1, 1)	5.0	W	23	5	2	2	6	3	0	0	0	0	1	63	95	3.60	1.600
<b>Paul Spoljaric, L</b> ERA: 6.59 (6, 1)	1.0	H	5	2	1	1	2	0	0	0	0	0	0	14	24	9.00	2.000
<b>Paul Quantrill, R</b> ERA: 1.86 (7, 1)	1.0	H	4	2	0	0	1	0	0	0	0	0	0	10	16	0.00	2.000
<b>Graeme Lloyd, L</b> ERA: 2.89 (8, 1)	1.0	H	3	1	0	0	1	0	0	0	0	0	0	9	13	0.00	1.000
<b>Billy Koch, R</b> ERA: 2.19 (9, 1)	1.0	S	3	0	0	0	2	0	0	0	0	0	0	7	9	0.00	0.000

**BOTTOM**

**Toronto Blue Jays @ Cleveland Indians**  
**Jacobs Field, Cleveland, OH**  
 Thu Jul 22 1999, 7:05 PM EDT  
 Att: 43,138 - Unknown - 81 F

livebaseballscorecards.com

<b>AB</b>	<b>35</b>
<b>R</b>	<b>3</b>
<b>H</b>	<b>10</b>
<b>RBI</b>	<b>3</b>
<b>BB</b>	<b>3</b>
<b>SO</b>	<b>12</b>
<b>LOB</b>	<b>19</b>



Batter	1	2	3	4	5	6	7	8	9	AB R H RBI BB SO LOB	TOP											
Shannon Stewart, R (1, 7) OBP: 0.377, SLG: 0.429	1-0 G5-3		0-1 G6-3		4-2 G6-4-3 BB		1-0 HBP		1-0 WP 2B	3 0 1 0 1 0 0												
Craig Grebeck, R (1, 10) OBP: 0.450, SLG: 0.432	1-2 2B FC3-2-5 1B		0-1 G1-3		1-0 G6-4-3 1-2f		2-2 P6		2-3 K 2-3	5 0 1 0 0 1 4												
Shawn Green, L (1, 9) OBP: 0.407, SLG: 0.646	3-2 SAFE SAFE SAFE 1-3 2B			2-2 F7		0-1 G3		3-1 G3		4 0 1 0 0 0 2												
Carlos Delgado, L (1, 3) OBP: 0.358, SLG: 0.522	2-2 FC3-2-5 2-3 3-H			4-1 HBP		2-3 K		1-3 K		3 0 0 0 0 2 2												
Tony Batista, R (1, 6) OBP: 0.333, SLG: 0.477		4-1 G5-3 BB		0-0 F8		1-2 1B 1B		0-0 2B		3 0 2 0 1 0 1												
Willis Otanez, R (1, 5) OBP: 0.274, SLG: 0.355		1-0 P4		2-3 SAFE SAFE K		2-2 1B 1-2		2-2 P6		4 0 1 0 0 1 3												
José Cruz Jr., S (1, 8) OBP: 0.353, SLG: 0.408		3-2 SAFE SAFE SAFE 1-2 G5-3		0-1 G5-3		2-1 G6-3		2-2 G3		4 0 0 0 0 0 4												
Homer Bush, R (1, 4) OBP: 0.329, SLG: 0.357		0-1 G5-3		2-2 HR HBP		2-2 HBP 1B		0-0 G4-3		3 1 1 0 0 0 1												
Mike Matheny, R (1, 2) OBP: 0.263, SLG: 0.317			0-0 P9		2-2 SAFE SAFE 1-H HR		2-0 SAFE P6		1-2 F8	4 1 1 2 0 0 1												
<b>Inning Stats</b>	R: 0 E: 0 K: 0 S: 18	H: 2 LOB: 1 BB: 0 P: 25	R: 0 E: 0 K: 0 S: 8	H: 0 LOB: 1 BB: 1 P: 16	R: 0 E: 0 K: 0 S: 5	H: 0 LOB: 0 BB: 0 P: 5	R: 0 E: 0 K: 1 S: 11	H: 0 LOB: 1 BB: 0 P: 19	R: 2 E: 0 K: 0 S: 10	H: 1 LOB: 0 BB: 1 P: 19	R: 0 E: 0 K: 1 S: 14	H: 2 LOB: 2 BB: 0 P: 21	R: 0 E: 0 K: 0 S: 9	H: 1 LOB: 2 BB: 0 P: 19	R: 0 E: 0 K: 1 S: 10	H: 1 LOB: 1 BB: 0 P: 15	R: 0 E: 0 K: 1 S: 8	H: 1 LOB: 1 BB: 0 P: 12	1B: 4 2B: 4 3B: 0 HR: 1	SF: 0 SAC: 0 DP: 2 HBP: 3	WP: 1 PB: 0 SB: 0 CS: 0	PA: 38
<b>PITCHER</b> Jim Paraque, L (1, 1) ERA: 3.9 Keith Foulke, R (8, 1) ERA: 2.79	IP 7.0 WLS L BF 30 H 6 R 2 ER 2 SO 2 BB 2 IBB 0 HBP 3 BLK 0 WP 0 HR 1 S 75 P 124 ERA 2.57 WHIP 1.143											<b>PITCHER</b> IP 2.0 WLS L BF 8 H 2 R 0 ER 0 SO 2 BB 0 IBB 0 HBP 0 BLK 0 WP 1 HR 0 S 18 P 27 ERA 0.00 WHIP 1.000										


Toronto Blue Jays @ Chicago White Sox  
Comiskey Park, Chicago, IL  
Fri Jul 23 1999, 4:05 PM EDT  
Att. 14,166 - Cloudy - 93 F

livebaseballscorecards.com

AB	33
R	2
H	8
RBI	2
BB	2
SO	4
LOB	18



Batter	1	2	3	4	5	6	7	8	9	AB	R	H	RBI	BB	SO	LOB
Ray Durham, S (1, 4) OBP: 0.367, SLG: 0.474	0-1 L5-3 1B			0-2 G3		2-2 G1-3		1-0 G4-6-3		4	0	1	0	0	0	3
Chris Singleton, L (1, 8) OBP: 0.346, SLG: 0.540	1-1 F7			0-0 F7			3-1 F8		0-2 G2-3	4	0	0	0	0	0	1
Frank Thomas, R (1, 10) Darrin Jackson, R (9, PR) OBP: 0.423, SLG: 0.512 OBP: 0.282, SLG: 0.396	0-2 L5-3			2-0 F9			3-1 HR		2-1 G4-3 14 1B	4	1	2	1	0	0	1
14 Paul Konerko, R (1, 3) Craig Wilson, R (9, PR) OBP: 0.336, SLG: 0.496 OBP: 0.315, SLG: 0.325			4-0 G4-6-3 BB		3-2 G4-3		2-2 G6-3		1-0 G4-3 1B	3	0	1	0	1	0	0
Carlos Lee, R (1, 7) OBP: 0.326, SLG: 0.421			0-1 F8		0-0 CS 1B		1-2 1B		0-0 G4-3	4	0	2	0	0	0	3
Greg Norton, S (1, 5) Magglio Ordonez, R (9, PH) OBP: 0.345, SLG: 0.386 OBP: 0.371, SLG: 0.560			3-2 G4-6-3		3-3 K		2-2 P6		4-0 FC5-4 IBB	3	0	0	0	0	1	3
Brian Simmons, S (1, 9) OBP: 0.333, SLG: 0.200			0-1 G1-3		4-1 G1 BB		2-2 HBP 1B		1-1 FC5-4	3	0	1	0	1	0	3
Brook Fordyce, R (1, 2) OBP: 0.345, SLG: 0.452			2-2 G6-3		1-3 SAFE		4-2 G4-6-3 HBP			2	0	0	0	0	1	1
Mike Caruso, S (1, 6) 55 Liu Rodriguez, S (9, 6) OBP: 0.278, SLG: 0.311 OBP: 0.311, SLG: 0.289			0-3 K		1-0 G1		0-3 K			3	0	0	0	0	2	3

BOTTOM	
<b>AB</b> 30 <b>R</b> 1 <b>H</b> 7 <b>RBI</b> 1 <b>BB</b> 3 <b>SO</b> 4 <b>LOB</b> 18	

Inning Stats		R: 0	H: 1	E: 0	K: 0	S: 7	R: 0	H: 0	E: 0	K: 0	S: 5	R: 0	H: 0	E: 0	K: 1	S: 10	R: 0	H: 1	E: 0	K: 1	S: 8	R: 0	H: 0	E: 0	K: 1	S: 8	R: 1	H: 2	E: 0	K: 0	S: 15	R: 0	H: 1	E: 0	K: 1	S: 12	R: 0	H: 2	E: 0	K: 0	S: 10	1B: 6	SF: 0	2B: 2	SAC: 0	3B: 0	DP: 4	HR: 1	HBP: 1	WP: 0	PA: 34			
PITCHER		IP	WLS	BF	H	R	ER	SO	BB	IBB	HBP	BLK	WP	HR	S	P	ERA	WHIP	PITCHER		IP	WLS	BF	H	R	ER	SO	BB	IBB	HBP	BLK	WP	HR	S	P	ERA	WHIP																	
Joey Hamilton, R (1, 1) ERA: 6.93	6.2	W	22	3	1	1	3	3	2	0	0	0	0	1	53	87	1.35	0.750	John Frascatore, R (7, 1) ERA: 3.56		1.1	H	6	2	0	0	1	0	0	0	0	0	18	28	0.00	1.500	Billy Koch, R (9, 1) ERA: 2.13		1.0	S	6	2	0	0	0	0	0	1	0	0	10	18	0.00	2.000

Toronto Blue Jays @ Chicago White Sox  
Comiskey Park, Chicago, IL  
Fri Jul 23 1999, 4:05 PM EDT  
Att. 14,166 - Cloudy - 93 F

livebaseballscorecards.com

Batter	1	2	3	4	5	6	7	8	9	AB R H RBI BB SO LOB	TOP
Shannon Stewart, R OBP: 0.378, SLG: 0.429 (1, 7)	1-1 G5-3		0-0 F9 1B 2B 1B		0-1 2B 1B	3-2 G4-3			3-2 E6 WP	5 2 2 0 0 0 0	
Willie Greene, L OBP: 0.275, SLG: 0.363 (1, 10)	3-3 K		0-0 2B 1B 1-2 2-H		2-2 F8			2-1 G4-3	0-0 P5	5 0 1 0 0 1 2	
Shawn Green, L OBP: 0.407, SLG: 0.644 (1, 9)	1-3 K		1-0 F9 2-3		1-0 2B 1-H			4-1 F9 CS BB	2-3 K	4 0 1 1 1 2 3	
Carlos Delgado, L OBP: 0.358, SLG: 0.522 (1, 3)			2-2 K 1-3 3-H 2B		1-3 K			4-2 SAFE BB	1-3 K	4 0 1 1 1 2 2	
Tony Fernandez, S OBP: 0.457, SLG: 0.494 (1, 5)			1-0 G4-3		4-2 WP 1B BB			2-0 F9 2-3		2 1 0 0 2 0 4	
Darrin Fletcher, L OBP: 0.352, SLG: 0.511 (1, 2)			1-1 WP 1B		2-0 P2			3-2 F8		4 1 2 0 0 0 2	
Tony Batista, R OBP: 0.332, SLG: 0.484 (1, 6)			3-3 K 1-2 2-3		3-2 F8			1-2 G6-3		4 1 1 3 0 1 2	
José Cruz Jr., S OBP: 0.352, SLG: 0.404 (1, 8)			1-1 F8		0-0 G3-1			0-3 K		3 0 0 0 1 1 2	
Homer Bush, R OBP: 0.328, SLG: 0.356 (1, 4)			0-0 1B 1B		0-1 G5-3			0-1 G6-3		4 0 1 0 0 0 1	

Inning Stats	R: 0 E: 0 K: 2 S: 9	H: 0 LOB: 0 BB: 0 P: 14	R: 0 E: 0 K: 1 S: 13	H: 1 LOB: 2 BB: 1 P: 22	R: 1 E: 0 K: 0 S: 8	H: 4 LOB: 2 BB: 0 P: 12	R: 0 E: 0 K: 0 S: 5	H: 0 LOB: 0 BB: 0 P: 10	R: 1 E: 0 K: 1 S: 13	H: 2 LOB: 1 BB: 0 P: 16	R: 3 E: 0 K: 0 S: 16	H: 2 LOB: 0 BB: 2 P: 33	R: 0 E: 0 K: 0 S: 10	H: 0 LOB: 2 BB: 2 P: 25	R: 0 E: 0 K: 1 S: 8	H: 0 LOB: 0 BB: 0 P: 9	R: 0 E: 1 K: 2 S: 10	H: 0 LOB: 1 BB: 0 P: 16	1B: 6 2B: 2 3B: 0 HR: 1	SF: 0 SAC: 0 DP: 1 HBP: 0	WP: 2 PB: 0 SB: 0 CS: 1	PA: 40
--------------	------------------------------	----------------------------------	-------------------------------	----------------------------------	------------------------------	----------------------------------	------------------------------	----------------------------------	-------------------------------	----------------------------------	-------------------------------	----------------------------------	-------------------------------	----------------------------------	------------------------------	---------------------------------	-------------------------------	----------------------------------	----------------------------------	------------------------------------	----------------------------------	--------

PITCHER	IP	WLS	BF	H	R	ER	SO	BB	IBB	HBP	BLK	WP	HR	S	P	ERA	WHIP
John Snyder, R ERA: 5.89 (1, 1)	5.0		24	8	4	4	4	2	0	0	0	1	0	53	85	7.20	2.000
Sean Lowe, R ERA: 2.77 (6, 1)	1.0	B	4	1	1	1	0	1	0	0	0	0	1	11	22	9.00	2.000
Scott Eyre, L ERA: 11.7 (7, 1)	1.0	W	5	0	0	0	0	2	0	0	0	0	0	10	25	0.00	2.000
Keith Foulke, R ERA: 2.74 (8, 1)	1.0	H	3	0	0	0	1	0	0	0	0	0	0	8	9	0.00	0.000
Bob Howry, R ERA: 3.35 (9, 1)	1.0	S	4	0	0	0	2	0	0	0	0	1	0	10	16	0.00	0.000

Toronto Blue Jays @ Chicago White Sox  
Comiskey Park, Chicago, IL  
Sat Jul 24 1999, 6:05 PM EDT  
Att. 25,674 - Unknown - 85 F

AB	35
R	5
H	9
RBI	5
BB	5
SO	7
LOB	18



WP: 2	PA: 40
PB: 0	
SB: 0	
CS: 1	

PITCHER	IP	WLS	BF	H	R	ER	SO	BB	IBB	HBP	BLK	WP	HR	S	P	ERA	WHIP
---------	----	-----	----	---	---	----	----	----	-----	-----	-----	----	----	---	---	-----	------



Batter	1	2	3	4	5	6	7	8	9	AB R H RBI BB SO LOB
Ray Durham, S OBP: 0.368, SLG: 0.472 (1, 4)	1-1 F7 SAFE	4-1 S SAFE		1-1 CS SAFE	2-0 G5-3		4-0 1B 2B BB			2 1 0 0 2 0 0
Chris Singleton, L OBP: 0.348, SLG: 0.541 (1, 8)	0-0 S 1B	1-0 SF9 2-3 3-H			0-0 G2-3		0-1 2B 1B			3 1 2 2 0 0 0
Frank Thomas, R OBP: 0.421, SLG: 0.512 (1, 10)	3-2 P4 SAFE	3-1 F9 1-2			0-1 P6		0-0 1H 2H 2B			4 0 1 2 0 0 3
Magglio Ordonez, R OBP: 0.367, SLG: 0.554 (1, 9)	1-1 G4-3 1-2		1-0 L7		1-0 L7		1-1 G6-3			4 0 0 0 0 0 2
Carlos Lee, R OBP: 0.325, SLG: 0.422 (1, 7)		0-1 BB 2B	0-0 P4		1-0 F8		0-1 G6-3			4 1 1 0 0 0 0
Darrin Jackson, R OBP: 0.282, SLG: 0.396 (9, 7)										0 0 0 0 0 0 0
14 Paul Konerko, R OBP: 0.338, SLG: 0.494 (1, 3)		1-1 BB BB FC4-6 HBP	1-0 G5-3		1-3 K		1-1 1B			3 1 1 0 0 1 0
Greg Norton, S OBP: 0.343, SLG: 0.382 (1, 5)		4-2 FC4-6 BB SF9 BB		1-3 K		3-2 G4-3	2-3 K			3 1 0 0 1 2 1
Mark Johnson, L OBP: 0.321, SLG: 0.327 (1, 2)		4-2 FC4-6 BB		4-2 FC3-6 BB		2-1 G4-3 1B	1 SAFE 0-3 K			2 1 1 1 2 1 1
Mike Caruso, S OBP: 0.275, SLG: 0.308 (1, 6)		2-2 FC4-6 SF9 BB		0-1 FC3-6 CS		0-2 G4-3				3 0 0 1 0 0 4

Inning Stats	R: 0	H: 1	E: 0	LOB: 1	K: 0	BB: 0	S: 10	R: 3	H: 1	E: 0	LOB: 2	K: 0	BB: 3	S: 14	R: 0	H: 0	E: 0	LOB: 0	K: 0	BB: 0	S: 3	R: 0	H: 0	E: 0	LOB: 0	K: 1	BB: 1	S: 9	R: 0	H: 0	E: 0	LOB: 0	K: 0	BB: 0	S: 4	R: 0	H: 0	E: 0	LOB: 0	K: 1	BB: 0	S: 5	R: 3	H: 3	E: 0	LOB: 1	K: 0	BB: 1	S: 13	R: 0	H: 1	E: 0	LOB: 1	K: 2	BB: 0	S: 11	P: 14
1B: 4	SF: 1	2B: 2	SAC: 0	3B: 0	DP: 0	HR: 0	HBP: 1	CS: 1	WP: 0	PA: 36																																															

PITCHER	IP	WLS	BF	H	R	ER	SO	BB	IBB	HBP	BLK	WP	HR	S	P	ERA	WHIP
Kelvim Escobar, R ERA: 6.1 (1, 1)	6.2	L	29	4	6	6	2	5	0	1	0	0	0	55	100	8.10	1.350
Paul Quantrill, R ERA: 1.74 (7, 1)	1.1	B	6	2	0	0	2	0	0	0	0	0	0	14	18	0.00	1.500

BOTTOM

Toronto Blue Jays @ Chicago White Sox  
Comiskey Park, Chicago, IL  
Sat Jul 24 1999, 6:05 PM EDT  
Att: 25,674 - Unknown - 85 F

livebaseballscorecards.com

AB	28
R	6
H	6
RBI	6
BB	5
SO	4
LOB	11



Batter	1	2	3	4	5	6	7	8	9	AB R H RBI BB SO LOB	TOP											
Shannon Stewart, R OBP: 0.381, SLG: 0.431 (1, 7)	0-1 G6-3		1-0 1B	0-2 G6-4-3			0-0 HR	4-2 BB	2-2 1B	5 1 3 1 1 0 2												
Homer Bush, R OBP: 0.328, SLG: 0.355 (1, 4)	0-1 1B		1-1 1B		0-0 F9		0-3 K	0-1 FC6-4	1-0 P4	6 0 2 0 0 1 6												
Shawn Green, L OBP: 0.407, SLG: 0.649 (1, 9)	1-1 F7		3-3 K		0-0 G4-3		0-0 HR		0-2 FC3-6 1B	5 2 2 3 0 1 3												
Carlos Delgado, L OBP: 0.359, SLG: 0.521 (1, 3)	1-3 K			0-0 P6	3-2 FC4-6 1B		0-3 K		0-1 FC3-6 1B	5 0 2 0 0 2 1												
Tony Fernandez, S OBP: 0.453, SLG: 0.492 (1, 10)		0-1 G6-3		0-1 2B	1-0 FC4-6		3-2 G6-3		0-0 FC3-6 2B	5 2 1 0 0 0 3												
Tony Batista, R OBP: 0.336, SLG: 0.482 (1, 6)		2-2 F7		4-2 2B		3-1 F7		2-2 HBP	1-1 PB	3 2 1 1 1 0 0												
Willis Oteñez, R OBP: 0.279, SLG: 0.372 (1, 5)		1-3 K		0-1 1B		3-2 F9		0-0 P6	3-2 PB	5 2 2 2 0 1 1												
Jacob Brumfield, R OBP: 0.303, SLG: 0.368 (1, 8)			1-0 P4	3-1 1B		2-2 G6-3		1-0 BB	3-1 F9	5 1 3 2 0 0 0												
Mike Matheny, R OBP: 0.268, SLG: 0.315 (1, 2)			0-0 F7	1-0 G6-4-3 1B			4-1 HR	2-3 K	1-1 F9	4 1 1 1 1 1 3												
<b>Inning Stats</b>	R: 0 E: 0 K: 1 S: 10	H: 1 LOB: 1 BB: 0 P: 12	R: 0 E: 0 K: 1 S: 8	H: 0 LOB: 0 BB: 0 P: 11	R: 0 E: 0 K: 1 S: 11	H: 2 LOB: 2 BB: 0 P: 17	R: 3 E: 0 K: 0 S: 14	H: 4 LOB: 1 BB: 1 P: 22	R: 0 E: 0 K: 0 S: 7	H: 1 LOB: 1 BB: 0 P: 11	R: 0 E: 0 K: 0 S: 8	H: 0 LOB: 0 BB: 0 P: 16	R: 3 E: 0 K: 2 S: 13	H: 2 LOB: 0 BB: 1 P: 20	R: 0 E: 0 K: 1 S: 13	H: 1 LOB: 3 BB: 1 P: 22	R: 5 E: 0 K: 0 S: 20	H: 6 LOB: 1 BB: 0 P: 31	1B: 12 2B: 4 3B: 0 HR: 1	SF: 0 SAC: 0 DP: 1 HBP: 1	WP: 0 PB: 1 SB: 1 CS: 0	PA: 47
<b>PITCHER</b>	IP WLS BF H R ER SO BB IBB HBP BLK WP HR S P ERA WHIP																					
Mike Sirotko, L ERA: 3.47 (1, 1)	7.0 L 32 10 6 6 5 2 0 0 0 0 0 1 71 109 7.71 1.714																					
41 Bill Simas, R ERA: 4.19 (8, 1)	1.0 6 1 0 0 1 1 0 1 0 0 0 0 13 22 0.00 2.000																					
Bryan Ward, L ERA: 7.55 (9, 1)	0.1 6 5 5 5 0 0 0 0 0 0 0 0 14 21 135.00 15.000																					
Scott Eyre, L ERA: 10.97 (9, 1)	0.2 3 1 0 0 0 0 0 0 0 0 0 0 6 10 0.00 1.500																					

Toronto Blue Jays @ Chicago White Sox  
Comiskey Park, Chicago, IL  
Sun Jul 25 1999, 1:05 PM EDT  
Att. 18,299 - Cloudy - 88 F

AB	43
R	11
H	17
RBI	10
BB	3
SO	6
LOB	19



Batter	1	2	3	4	5	6	7	8	9	AB R H RBI BB SO LOB
Ray Durham, S OBP: 0.365, SLG: 0.467 (1, 4)	2-0 F9		2-2 G4-3		2-1 F9			3-3 K		4 0 0 0 0 1 0
Chris Singleton, L OBP: 0.347, SLG: 0.544 (1, 8)	3-2 L7		0-1 L4			0-2 K			0-1 2B	4 1 1 0 0 1 0
Frank Thomas, R OBP: 0.420, SLG: 0.509 (1, 10)	4-1 BB			2-1 P9		0-0 P4			1-0 G6-3	2 0 0 0 1 0 0
Brian Simmons, S OBP: 0.429, SLG: 0.500 (9, PH)									3-H SF9	1 1 1 1 0 0 0
Magglio Ordonez, R OBP: 0.368, SLG: 0.558 (1, 9)	4-2 BB			1-0 G4-3		1-1 G6-3			2-2 G6-3	3 1 1 0 1 0 1
Carlos Lee, R OBP: 0.320, SLG: 0.417 (1, 7)	1-3 K			2-1 G4-3			1-3 K		0-0 SF9	3 0 0 2 0 2 2
14 Paul Konerko, R OBP: 0.344, SLG: 0.496 (1, 3)		0-1 G1-6-3		4-2 BB		2-1 P3			2-1 1B	3 0 2 0 1 0 0
Mark Johnson, L OBP: 0.312, SLG: 0.316 (1, 2)		1-3 K		1-3 K		0-0 G3-1			1-2 G3	4 0 0 0 0 2 3
Craig Wilson, R OBP: 0.308, SLG: 0.317 (1, 5)		1-0 G1-6-3			2-2 F9			3-2 G6-3		3 0 0 0 0 0 1
55 Liu Rodriguez, S OBP: 0.292, SLG: 0.268 (1, 6)			0-3 K		0-0 P5			2-2 G6-3		3 0 0 0 0 1 0

Inning Stats	R: 0	H: 0	E: 0	K: 1	S: 13	R: 0	H: 1	E: 0	K: 1	S: 7	R: 0	H: 0	E: 0	K: 1	S: 9	R: 1	H: 1	E: 0	K: 1	S: 12	R: 0	H: 0	E: 0	K: 1	S: 7	R: 0	H: 0	E: 0	K: 1	S: 6	R: 0	H: 0	E: 0	K: 1	S: 6	R: 0	H: 0	E: 0	K: 1	S: 11	R: 2	H: 3	E: 0	K: 0	S: 12	1B: 2	2B: 1	3B: 2	SF: 1	SAC: 0	DP: 1	HBP: 0	WP: 0	PB: 0	SB: 0	CS: 0	PA: 34
--------------	------	------	------	------	-------	------	------	------	------	------	------	------	------	------	------	------	------	------	------	-------	------	------	------	------	------	------	------	------	------	------	------	------	------	------	------	------	------	------	------	-------	------	------	------	------	-------	-------	-------	-------	-------	--------	-------	--------	-------	-------	-------	-------	--------


PITCHER	IP	WLS	BF	H	R	ER	SO	BB	IBB	HBP	BLK	WP	HR	S	P	ERA	WHIP
Chris Carpenter, R ERA: 3.45 (1, 1)	8.0	W	28	2	1	1	7	3	0	0	0	0	0	71	115	1.12	0.625
Graeme Lloyd, L ERA: 3.21 (9, 1)	1.0		6	3	2	2	0	0	0	0	0	0	0	12	18	18.00	3.000

**BOTTOM**

**Toronto Blue Jays @ Chicago White Sox**  
Comiskey Park, Chicago, IL

Sun Jul 25 1999, 1:05 PM EDT  
Att: 18,299 - Cloudy - 88 F

AB	30
R	3
H	5
RBI	3
BB	3
SO	7
LOB	7



Batter	1	2	3	4	5	6	7	8	9	10	11	AB R H RBI BB SO LOB	TOP				
Shannon Stewart, R (1, 7) OBP: 0.382, SLG: 0.429	4-0 1B BB SF8 BB		1-1 1B 1B	1-0 P3			X 0-0 L8		X 0-0 F8			4 1 1 0 1 0 3					
Willie Greene, L (1, 10) OBP: 0.279, SLG: 0.359	4-0 1B 1-2 BB		0-1 SAFE SAFE 1-3 1B		2-2 G4-3		B 2-0 F8-4		S 0-3 K			4 0 1 0 1 1 1					
Shawn Green, L (1, 9) OBP: 0.407, SLG: 0.646	3-2 FC6 1-3 2-3 1B		0-1 P6		3-1 S 1B			1-3 K		X 0-0 P5		5 1 2 0 0 1 2					
Carlos Delgado, L (1, 3) OBP: 0.357, SLG: 0.517	0-0 SF8		3-1 G4-3		2-2 K			4-0 G4-3 BB		X 0-0 G6-3		3 0 0 1 1 1 3					
Darrin Fletcher, L (1, 2) OBP: 0.349, SLG: 0.504	SAFE 0-1 FC6 1-2f		2-2 P6		2-1 1B			3-2 G4-3		X 0-0 F7		5 0 1 0 0 0 2					
Tony Batista, R (1, 6) OBP: 0.337, SLG: 0.490		0-1 F7		4-2 1B 2B BB			0-1 F8		X 2-2 F7		X 0-0 HR	4 2 1 1 1 0 1					
Willis Otanez, R (1, 5) OBP: 0.276, SLG: 0.366		2-1 F8		1-2 2B 1-2 1B			2-3 K		X 2-2 G6-3		X 0-0 G6-3	5 0 1 0 0 1 0					
José Cruz Jr., S (1, 8) OBP: 0.348, SLG: 0.398		0-1 F8		0-0 F8			0-1 F9		X 2-3 K			4 0 0 0 0 1 2					
Homer Bush, R (1, 4) OBP: 0.331, SLG: 0.361			2-1 G5-3		1-2 2B		X 0-0 F8-4 1B		X 3-3 K			4 0 2 1 0 1 0					
<b>Inning Stats</b>	R: 1 H: 1 E: 0 LOB: 1 K: 0 BB: 2 S: 6 P: 17	R: 0 H: 0 E: 0 LOB: 0 K: 0 BB: 0 S: 6 P: 8	R: 0 H: 2 E: 0 LOB: 2 K: 0 BB: 0 S: 10 P: 16	R: 1 H: 2 E: 0 LOB: 2 K: 1 BB: 1 S: 17 P: 26	R: 1 H: 2 E: 0 LOB: 1 K: 1 BB: 0 S: 10 P: 19	R: 0 H: 0 E: 0 LOB: 0 K: 1 BB: 0 S: 7 P: 9	R: 0 H: 1 E: 0 LOB: 0 K: 0 BB: 0 S: 3 P: 5	R: 0 H: 0 E: 0 LOB: 1 K: 1 BB: 1 S: 11 P: 21	R: 0 H: 0 E: 0 LOB: 0 K: 2 BB: 0 S: 12 P: 19	R: 0 H: 0 E: 0 LOB: 0 K: 1 BB: 0 S: 5 P: 5	R: 1 H: 1 E: 0 LOB: 0 K: 0 BB: 0 S: 4 P: 4	1B: 7 SF: 1 2B: 2 SAC: 0 3B: 0 DP: 1 HR: 1 HBP: 0	WP: 0 PA: 43 PB: 0 SB: 1 CS: 0				
<b>PITCHER</b>	IP WLS BF H R ER SO BB IBB HBP BLK WP HR S P ERA WHIP																
Jaime Navarro, R (1, 1) ERA: 5.23	7.1	31	8	3	3	3	4	0	0	0	0	0	0	62	108	3.68	1.636
Scott Eyre, L (8, 1) ERA: 10.64	0.1	1	0	0	0	0	0	0	0	0	0	0	0	5	8	0.00	0.000
Sean Lowe, R (8, 1) ERA: 2.76	0.1	1	0	0	0	0	0	0	0	0	0	0	0	3	5	0.00	0.000
Keith Foulke, R (9, 1) ERA: 2.66	2.0	6	0	0	0	3	0	0	0	0	0	0	0	17	24	0.00	0.000
Bob Howry, R (11, 1) ERA: 3.48	1.0	L	4	1	1	1	0	0	0	0	0	0	1	4	4	9.00	1.000

Toronto Blue Jays @ Chicago White Sox  
Comiskey Park, Chicago, IL  
Mon Jul 26 1999, 7:05 PM EDT  
Att: 17,631 - Unknown - 82 F

livebaseballscorecards.com

AB	38
R	4
H	9
RBI	3
BB	4
SO	6
LOB	14



Batter	1	2	3	4	5	6	7	8	9	10	11	AB R H RBI BB SO LOB	BOTTOM				
Mike Caruso, S (1, 6) OBP: 0.270, SLG: 0.302	0-0 G4-3		1-1 G4-3		0-1 G3		1-3 K		1-0 G4-3		0-0 G6-3	6 0 0 0 0 1 0	<b>Toronto Blue Jays @ Chicago White Sox</b> Comiskey Park, Chicago, IL Mon Jul 26 1999, 7:05 PM EDT Att. 17,631 - Unknown - 82 F				
55 Liu Rodriguez, S (1, 4) OBP: 0.288, SLG: 0.267	3-2 G1-3		0-0 K		1-3 K		1-1 G4-3		3-2 G3		4-0 G5-3 1B	4 0 1 0 0 1 0					
Chris Singleton, L (9, PH) OBP: 0.346, SLG: 0.542			BB 1B								BB	1 0 0 0 0 0 0					
Craig Wilson, R (10, 5)											BB	0 0 0 0 1 0 0					
Frank Thomas, R (1, 10) OBP: 0.421, SLG: 0.509	1-1 FC4-6 1B		3-2 P6		1-0 F9			1-0 P9	2-2 1B		0-0 1B	6 0 3 0 0 0 1					
Darin Jackson, R (11, PR) OBP: 0.282, SLG: 0.396											1-2 1B	0 0 0 0 0 0 0					
Magglio Ordonez, R (1, 9) OBP: 0.368, SLG: 0.553	0-0 FC4-6 1-2f		4-2 BB					2-0 F8	1-0 1B		0-0 G5-3 2-3f	5 0 1 0 1 0 3					
Carlos Lee, R (1, 7) OBP: 0.318, SLG: 0.424		0-2 P3	1-3 K				0-0 L7	1-1 HR	3-2 G1-3			5 1 1 1 0 1 4					
14 Paul Konerko, R (1, 3) OBP: 0.348, SLG: 0.500		2-1 2B			1-3 K		0-2 1B	4-2 3B BB		0-0 F8		4 1 2 0 1 1 0					
Brian Simmons, S (1, 8) OBP: 0.417, SLG: 0.636		0-2 G5-3			1-3 K		3-2 1B	0-0 1B 3B		0-0 G6-3		5 1 2 1 0 1 1					
Greg Norton, S (1, 5) OBP: 0.346, SLG: 0.386		4-2 BB			3-1 2B		2-2 G4-3	3-2 1B		0-0 1B		2 0 1 0 1 0 2					
Ray Durham, S (8, PH) OBP: 0.368, SLG: 0.470								3-2 1B				2 0 2 1 0 0 0					
Brook Fordyce, R (1, 2) OBP: 0.338, SLG: 0.441		3-1 F9			3-3 K			2-1 G6-3	2-3 K		0-0 G6-3	5 0 0 0 0 2 5					
<b>Inning Stats</b>	R: 0 H: 1 E: 0 LOB: 1 K: 0 BB: 0 S: 7 P: 11	R: 0 H: 1 E: 0 LOB: 2 K: 0 BB: 1 S: 12 P: 21	R: 0 H: 1 E: 0 LOB: 2 K: 1 BB: 1 S: 14 P: 23	R: 0 H: 1 E: 0 LOB: 1 K: 3 BB: 0 S: 13 P: 21	R: 0 H: 0 E: 0 LOB: 0 K: 1 BB: 0 S: 6 P: 8	R: 0 H: 2 E: 0 LOB: 2 K: 0 BB: 0 S: 13 P: 19	R: 0 H: 0 E: 0 LOB: 0 K: 1 BB: 0 S: 8 P: 12	R: 3 H: 3 E: 0 LOB: 1 K: 1 BB: 1 S: 13 P: 26	R: 0 H: 2 E: 0 LOB: 2 K: 0 BB: 0 S: 11 P: 21	R: 0 H: 1 E: 0 LOB: 1 K: 0 BB: 0 S: 4 P: 4	R: 0 H: 1 E: 0 LOB: 1 K: 0 BB: 1 S: 3 P: 7	1B: 9 SF: 0 2B: 2 SAC: 0 3B: 1 DP: 1 HR: 1 HBP: 0	WP: 0 PA: 49 PB: 0 SB: 0 CS: 0				
<b>PITCHER</b>	IP WLS BF H R ER SO BB IBB HBP BLK WP HR S P ERA WHIP																
Pat Hentgen, R (1, 1) ERA: 5.3	6.0		6	0	0	5	2	0	0	0	0	0	0	65	103	0.00	1.333
32 Roy Halladay, R (7, 1) ERA: 3.66	1.2	H	7	1	2	2	1	0	0	0	0	0	1	14	26	10.80	1.200
Paul Quantrill, R (8, 1) ERA: 2.14	0.1	B	3	2	1	1	1	0	0	0	0	0	0	7	12	27.00	6.000
John Frascatore, R (9, 1) ERA: 3.42	2.0	W	9	3	0	0	0	0	0	0	0	0	0	15	25	0.00	1.500
Billy Koch, R (11, 1) ERA: 2.08	1.0	S	4	1	0	0	0	1	0	0	0	0	0	3	7	0.00	2.000

livebaseballscores.com

AB	45
R	3
H	13
RBI	3
BB	4
SO	7
LOB	16



Batter	1	2	3	4	5	6	7	8	9	AB	R	H	RBI	BB	SO	LOB	TOP										
Darren Lewis, R OBP: 0.339, SLG: 0.337 (1, 9)	0-2 1B 2B	0-1 E8 1B		1-0 FC5-4 1B	4-1 2B 1B BB		2-2 E5 S	0-2 FC6-4 S 1-2f 3-H		5	2	3	3	1	0	1											
John Valentin, R OBP: 0.317, SLG: 0.412 (1, 5)	0-0 2B 1B	4-2 1B BB		0-0 FC5-4 1-2f	2-2 1B 2B		2-2 G5-3 1-2	3-2 G6-3 1-2		5	0	2	1	1	0	3											
Nomar Garciaparra, R OBP: 0.400, SLG: 0.614 (1, 6)	0-0 1B 2B	1-1 F8 1B			1-1 1B 2B		0-3 K		0-0 P3	6	1	3	2	0	1	3											
Mike Stanley, R OBP: 0.380, SLG: 0.458 (1, 3)	1-0 P3 2B			1-0 F8 1B			4-0 BB		2-0 G1-3	5	1	1	0	1	1	3											
Butch Huskey, R OBP: 0.359, SLG: 0.502 (1, 10)	3-2 F7 1B			4-2 FC6-4 BB			0-0 2B SH3 1B		1-0 2B	5	1	3	1	1	1	3											
Troy O'Leary, L OBP: 0.342, SLG: 0.518 (1, 7)		1-2 G4-3		0-0 FC6-4 BB			2-2 SH3 2B		1-2 SF8 3B	5	2	2	1	1	0	2											
Damon Buford, R OBP: 0.306, SLG: 0.371 (1, 8)		2-2 P4		0-0 FC6-4 BB			0-0 SH3		4-2 1B SF8 BB	4	1	0	1	1	0	4											
Jason Varitek, S OBP: 0.322, SLG: 0.475 (1, 2)		2-0 2B E 1B					0-0 L4		2-1 SF8	3	2	2	2	1	0	0											
Donnie Sadler, R OBP: 0.250, SLG: 0.324 (1, 4)		1-1 E 2B					1-3 K		3-1 FC6-4 1B	5	1	2	0	0	2	3											
<b>Inning Stats</b>	R: 1 E: 0 K: 0 S: 10	H: 3 LOB: 1 BB: 0 P: 14	R: 2 E: 1 K: 0 S: 21	H: 3 LOB: 2 BB: 1 P: 32	R: 0 E: 0 K: 0 S: 5	H: 0 LOB: 1 BB: 1 P: 10	R: 0 E: 0 K: 1 S: 6	H: 1 LOB: 1 BB: 0 P: 8	R: 6 E: 0 K: 2 S: 27	H: 7 LOB: 2 BB: 1 P: 40	R: 0 E: 0 K: 0 S: 6	H: 1 LOB: 2 BB: 1 P: 14	R: 0 E: 1 K: 2 S: 12	H: 0 LOB: 2 BB: 1 P: 21	R: 2 E: 0 K: 0 S: 15	H: 2 LOB: 1 BB: 1 P: 28	R: 0 E: 0 K: 0 S: 6	H: 1 LOB: 2 BB: 1 P: 16	1B: 9 2B: 8 3B: 1 HR: 0	SF: 1 SAC: 1 DP: 0 HBP: 0	WP: 0 PB: 0 SB: 2 CS: 0	PA: 52					
<b>PITCHER</b>	IP	WLS	BF	H	R	ER	SO	BB	IBB	HBP	BLK	WP	HR	S	P	ERA	WHIP										
David Wells, L ERA: 5.11 (1, 1)	4.0		24	11	7	7	1	2	0	0	0	0	0	54	80	15.75	3.250										
32 Roy Halladay, R ERA: 3.78 (5, 1)	2.0	L	12	4	2	2	2	2	0	0	0	0	0	21	38	9.00	3.000										
Paul Spoljaric, L ERA: 6.8 (7, 1)	1.1		8	1	2	2	2	2	0	0	0	0	0	19	35	13.50	2.250										
Paul Quantrill, R ERA: 1.99 (8, 1)	1.2		8	2	0	0	0	0	1	0	0	0	0	14	30	0.00	1.200										

**Boston Red Sox @ Toronto Blue Jays**  
 SkyDome, Toronto, ON  
 Tue Jul 27 1999, 7:05 PM EDT  
 Att. 38,631 - Unknown - 82 F

livebaseballscorecards.com

<b>AB</b>	<b>43</b>
<b>R</b>	<b>11</b>
<b>H</b>	<b>18</b>
<b>RBI</b>	<b>11</b>
<b>BB</b>	<b>7</b>
<b>SO</b>	<b>5</b>
<b>LOB</b>	<b>22</b>



BOTTOM

Boston Red Sox @ Toronto Blue Jays  
SkyDome, Toronto, ON  
Tue Jul 27 1999, 7:05 PM EDT  
Att: 38,631 - Unknown - 82 F

livebaseballscores.com

AB 39  
R 9  
H 14  
RBI 8  
BB 3  
SO 6  
LOB 18



WP: 0 PA: 43  
PB: 1  
SB: 0  
CS: 1

AB R H RBI BB SO LOB

5 1 1 1 0 0 3

5 1 3 4 0 0 2

3 0 1 1 1 0 2

4 0 0 0 1 1 6

5 0 1 0 0 1 1

5 1 2 0 0 1 1

4 1 0 0 1 3 2

4 3 3 1 0 0 1

4 2 3 1 0 0 0

1B: 9 SF: 0  
2B: 3 SAC: 0  
3B: 0 DP: 2  
HR: 2 HBP: 1

Batter	1	2	3	4	5	6	7	8	9
Shannon Stewart, R (1, 7) OBP: 0.380, SLG: 0.429	0-1 P3	2-2 2B		0-1 F9		2-2 L8		1-2 G5-3	
Willie Greene, L (1, 10) OBP: 0.289, SLG: 0.398	2-1 F7	2-2 2B		1-0 HR		2-0 E4		3-1 1B	
Shawn Green, L (1, 9) OBP: 0.409, SLG: 0.643	2-2 1B	2-1 F8		4-1 CS		2-2 G4-6-3		1-0 P3	
Carlos Delgado, L (1, 3) OBP: 0.355, SLG: 0.511	3-3	1-2 F9		2-1 F7		0-2 G4-6-3		4-1 BB	
Darrin Fletcher, L (1, 2) OBP: 0.346, SLG: 0.498		3-1 F8	0-0 1B		2-2 F9		2-3	1-1 G4-6-3	
Tony Batista, R (1, 6) OBP: 0.338, SLG: 0.488		1-0 1B	2-2 F7		1-1 G5-3		3-2 K	1-2 FC5-4	
Willis Otanez, R (1, 5) OBP: 0.273, SLG: 0.355		4-2 1B	0-3 K		0-3 K		2-3 K	0-1 FC5-4	
José Cruz Jr., S (1, 8) OBP: 0.353, SLG: 0.413		1-1 E4	1-2 F7		0-0		0-0		
Homer Bush, R (1, 4) OBP: 0.337, SLG: 0.372		2-1 2B		0-0 HR		0-0		0-0 G5-3	

Inning Stats	R: 0	H: 1	E: 0	K: 10	S: 10	LOB: 1	BB: 0	P: 17
	R: 5	H: 5	E: 1	K: 0	S: 25	LOB: 1	BB: 1	P: 43
	R: 0	H: 1	E: 0	K: 1	S: 10	LOB: 1	BB: 0	P: 13
	R: 2	H: 2	E: 0	K: 0	S: 7	LOB: 0	BB: 1	P: 14
	R: 0	H: 0	E: 0	K: 1	S: 9	LOB: 0	BB: 0	P: 12
	R: 1	H: 2	E: 1	K: 0	S: 12	LOB: 2	BB: 0	P: 18
	R: 0	H: 0	E: 0	K: 3	S: 10	LOB: 0	BB: 0	P: 17
	R: 1	H: 2	E: 0	K: 0	S: 8	LOB: 1	BB: 0	P: 13
	R: 0	H: 1	E: 0	K: 0	S: 8	LOB: 1	BB: 1	P: 14

PITCHER	IP	WLS	BF	H	R	ER	SO	BB	IBB	HBP	BLK	WP	HR	S	P	ERA	WHIP
Bret Saberhagen, R (1, 1) ERA: 3.27	3.1		20	9	7	7	2	1	0	0	0	0	1	49	78	18.90	3.000
Mark Guthrie, L (4, 1) ERA: 6.0	1.0	W	3	0	0	0	0	1	0	0	0	0	0	7	15	0.00	1.000
Rich Garces, R (5, 1) ERA:	1.0		5	2	1	0	1	0	0	0	0	0	0	10	13	0.00	2.000
Rheal Cormier, L (6, 1) ERA: 4.24	1.0	H	4	0	0	0	1	0	0	1	0	0	0	10	16	0.00	0.000
Derek Lowe, R (7, 1) ERA: 3.48	1.1	H	5	1	1	1	2	0	0	0	0	0	1	12	18	6.75	0.750

PITCHER	IP	WLS	BF	H	R	ER	SO	BB	IBB	HBP	BLK	WP	HR	S	P	ERA	WHIP
49 Tim Wakefield, R (8, 1) ERA: 4.88	1.1		6	2	0	0	0	1	0	0	0	0	0	11	21	0.00	2.250

Batter	1	2	3	4	5	6	7	8	9	AB R H RBI BB SO LOB	TOP
<b>Darren Lewis, R</b> (1, 8) OBP: 0.337, SLG: 0.334	2-2 P6		1-3 K			2-2 FC5-4 1B	2-1 G4-3		0-2 F7	5 0 1 0 0 1 2	
<b>John Valentin, R</b> (1, 5) OBP: 0.315, SLG: 0.418	2-2 K			1-1 G1-3		2-2 FC5-4 BB 1B 1-2f HR		0-1 F9	0-1 HR	5 2 1 2 0 1 1	
<b>Brian Daubach, L</b> (1, 3) OBP: 0.367, SLG: 0.592	3-2 G4-3			0-0 2B		2-0 F7		3-3 K	0-0 F9	5 0 1 0 0 1 1	
<b>Nomar Garciaparra, R</b> (1, 6) OBP: 0.401, SLG: 0.613		2-1 G6-3		1-0 F7		1-1 BB 1-2 HR 1B		1-0 1B		4 1 2 0 0 0 1	
<b>Troy O'Leary, L</b> (1, 7) OBP: 0.341, SLG: 0.513		0-2 G4-3		0-0 F8		4-2 HR BB		1-0 F8		3 1 0 0 1 0 2	
<b>Butch Huskey, R</b> (1, 10) OBP: 0.361, SLG: 0.524		0-1 L4			1-1 F8	0-1 HR			3-1 HR	4 2 2 5 0 0 0	
<b>Jason Varitek, S</b> (1, 2) OBP: 0.324, SLG: 0.482			2-2 2B		1-2 2B	0-0 F9			2-0 G4-3	4 0 2 0 0 0 0	
<b>Donnie Sadler, R</b> (1, 4) OBP: 0.250, SLG: 0.316			2-3 K		1-0 F8		0-2 P8		1-2 2B 1B	4 1 1 0 0 1 2	
<b>Trot Nixon, L</b> (1, 9) OBP: 0.359, SLG: 0.451			2-3 K		0-0 F7		1-1 F7		1-0 HR 2B	4 1 1 1 0 1 2	
<b>Inning Stats</b>	R: 0 E: 0 K: 1 S: 11 H: 0 LOB: 0 BB: 0 P: 18	R: 0 E: 0 K: 0 S: 7 H: 0 LOB: 0 BB: 0 P: 9	R: 0 E: 0 K: 3 S: 13 H: 1 LOB: 1 BB: 0 P: 20	R: 0 E: 0 K: 0 S: 5 H: 1 LOB: 1 BB: 0 P: 7	R: 0 E: 0 K: 0 S: 7 H: 1 LOB: 1 BB: 0 P: 10	R: 4 E: 0 K: 0 S: 14 H: 3 LOB: 0 BB: 1 P: 25	R: 0 E: 0 K: 0 S: 7 H: 0 LOB: 0 BB: 0 P: 10	R: 0 E: 0 K: 1 S: 10 H: 1 LOB: 1 BB: 0 P: 15	R: 4 E: 0 K: 0 S: 15 H: 4 LOB: 0 BB: 0 P: 22	1B: 4 2B: 4 3B: 0 HR: 3 SF: 0 SAC: 0 DP: 0 HBP: 0	WP: 0 PB: 0 SB: 0 CS: 0 PA: 39
<b>PITCHER</b>	IP WLS BF H R ER SO BB IBB HBP BLK WP HR S P ERA WHIP										
<b>Joey Hamilton, R</b> (1, 1) ERA: 6.66	8.0 L 32 7 4 4 5 1 0 0 0 0 0 1 74 114 4.50 1.000										
<b>John Frascatore, R</b> (9, 1) ERA: 4.09	0.2 6 4 4 4 0 0 0 0 0 0 0 2 14 21 54.00 6.000										
<b>Graeme Lloyd, L</b> (9, 1) ERA: 3.19	0.1 1 0 0 0 0 0 0 0 0 0 0 0 1 1 0.00 0.000										

**Boston Red Sox @ Toronto Blue Jays**  
 SkyDome, Toronto, ON  
 Wed Jul 28 1999, 7:05 PM EDT  
 Att. 36,190 - Cloudy - 81 F

livebaseballscorecards.com

<b>AB</b>	<b>38</b>
<b>R</b>	<b>8</b>
<b>H</b>	<b>11</b>
<b>RBI</b>	<b>8</b>
<b>BB</b>	<b>1</b>
<b>SO</b>	<b>5</b>
<b>LOB</b>	<b>11</b>





Batter	1	2	3	4	5	6	7	8	9	AB R H RBI BB SO LOB
Shannon Stewart, R (1, 7) OBP: 0.379, SLG: 0.426	2-3 K		4-1 SAFE 1-2 BB			0-0 F8			1-1 F8	3 0 0 0 1 1 0
Willie Greene, L (1, 10) OBP: 0.282, SLG: 0.387	1-3 K		2-0 F8			1-1 F7			2-1 P6	4 0 0 0 0 1 2
Shawn Green, L (1, 9) OBP: 0.410, SLG: 0.641	1-2 1B		0-0 P2			3-2 F8			4-2 BB BB	3 0 1 0 1 0 2
Carlos Delgado, L (1, 3) OBP: 0.355, SLG: 0.508	0-0 G4-3			1-1 G3			3-2 L4		4-1 1-2 BB	3 0 0 0 1 0 1
Tony Batista, R (1, 6) OBP: 0.334, SLG: 0.481		2-1 F8		1-0 F9			0-2 G1-3		2-3 K	4 0 0 0 0 1 2
Darrin Fletcher, L (1, 2) OBP: 0.342, SLG: 0.491		1-0 G4-3		2-3 K			1-1 F8			3 0 0 0 0 1 0
Willis Otanez, R (1, 5) OBP: 0.270, SLG: 0.350 Craig Grebeck, R (8, PH) OBP: 0.446, SLG: 0.429 (9, 5)		2-2 P3			2-1 P9			3-2 F7		2 0 0 0 0 0 0 1 0 0 0 0 0 0
José Cruz Jr., S (1, 8) OBP: 0.350, SLG: 0.409			0-3 K		2-3 K			1-1 G3		3 0 0 0 0 2 0
Homer Bush, R (1, 4) OBP: 0.337, SLG: 0.371			3-2 BB 1B		0-1 G1-3			2-3 K2-3		3 0 1 0 0 1 0

Inning Stats	R: 0 E: 0 K: 2 S: 10	H: 1 LOB: 1 BB: 0 P: 14	R: 0 E: 0 K: 0 S: 6	H: 0 LOB: 0 BB: 0 P: 11	R: 0 E: 0 K: 1 S: 10	H: 1 LOB: 2 BB: 1 P: 19	R: 0 E: 0 K: 1 S: 6	H: 0 LOB: 0 BB: 0 P: 10	R: 0 E: 0 K: 1 S: 7	H: 0 LOB: 0 BB: 0 P: 11	R: 0 E: 0 K: 0 S: 8	H: 0 LOB: 0 BB: 0 P: 12	R: 0 E: 0 K: 0 S: 10	H: 0 LOB: 0 BB: 0 P: 14	R: 0 E: 0 K: 1 S: 10	H: 0 LOB: 0 BB: 0 P: 16	R: 0 E: 0 K: 1 S: 12	H: 0 LOB: 2 BB: 2 P: 25	1B: 2 2B: 0 3B: 0 HR: 0	SF: 0 SAC: 0 DP: 0 HBP: 0
--------------	-------------------------------	----------------------------------	------------------------------	----------------------------------	-------------------------------	----------------------------------	------------------------------	----------------------------------	------------------------------	----------------------------------	------------------------------	----------------------------------	-------------------------------	----------------------------------	-------------------------------	----------------------------------	-------------------------------	----------------------------------	----------------------------------	------------------------------------


PITCHER	IP	WLS	BF	H	R	ER	SO	BB	IBB	HBP	BLK	WP	HR	S	P	ERA	WHIP
Pat Rapp, R (1, 1) ERA: 4.36	8.0	W	27	2	0	0	6	1	0	0	0	0	0	67	107	0.00	0.375
49 Tim Wakefield, R (9, 1) ERA: 4.82	1.0		5	0	0	0	1	2	0	0	0	0	0	12	25	0.00	2.000

**BOTTOM**

**Boston Red Sox @ Toronto Blue Jays**  
 SkyDome, Toronto, ON  
 Wed Jul 28 1999, 7:05 PM EDT  
 Att: 36,190 - Cloudy - 81 F

livebaseballscorecards.com

<b>AB</b>	<b>29</b>
<b>R</b>	<b>0</b>
<b>H</b>	<b>2</b>
<b>RBI</b>	<b>0</b>
<b>BB</b>	<b>3</b>
<b>SO</b>	<b>7</b>
<b>LOB</b>	<b>7</b>



<b>WP:</b> 0	<b>PA:</b> 32
<b>PB:</b> 0	
<b>SB:</b> 0	
<b>CS:</b> 0	

Batter	1	2	3	4	5	6	7	8	9	AB R H RBI BB SO LOB	TOP											
Luis Polonia, L (1, 7) OBP: 0.391, SLG: 0.589	1-1 G4-3 SF8 S 1B		0-2 G3			2-3 K		1-2 G6-3		4 1 1 0 0 1 0												
Brad Ausmus, R (1, 2) OBP: 0.362, SLG: 0.442	3-2 G4-3 1-3			2-1 G5-3		2-2 2B		0-0 L6		4 0 1 0 0 0 1												
Damion Easley, R (1, 4) OBP: 0.343, SLG: 0.432	2-0 SF8 3-H			4-2 BB BB		3-3 K		2-1 F8		2 0 0 1 1 1 1												
Dean Palmer, R (1, 5) OBP: 0.336, SLG: 0.537	3-3 K			4-2 SAFE 1-2 BB		1-2 P3		2-1 1B 2B		3 1 1 0 1 1 1												
Tony Clark, S (1, 3) OBP: 0.337, SLG: 0.467		1-0 G6-3		1-3 K		3-1 G6-3		0-0 1B 1B		4 0 1 1 0 1 2												
Karim Garcia, L (1, 9) OBP: 0.258, SLG: 0.377		0-0 G4-3		0-0 G3		2-3 K		0-0 F7		4 0 0 0 0 1 3												
Gregg Jefferies, S (1, 10) OBP: 0.264, SLG: 0.342		3-2 G4-3			1-0 G6-3		0-0 2B	0-1 1B 1B		4 0 2 0 0 0 0												
Gabe Kapler, R (1, 8) OBP: 0.305, SLG: 0.432			1-3 K		0-1 G6-3		0-1 G5-3	3-2 F8		4 0 0 0 0 1 3												
Deivi Cruz, R (1, 6) OBP: 0.284, SLG: 0.388			1-1 G5-3		0-1 F7			1-0 G6-3		3 0 0 0 0 0 0												
<b>Inning Stats</b>	R: 1 E: 0 K: 1 S: 9	H: 1 LOB: 0 BB: 0 P: 18	R: 0 E: 0 K: 0 S: 7	H: 0 LOB: 0 BB: 0 P: 11	R: 0 E: 0 K: 1 S: 10	H: 0 LOB: 0 BB: 0 P: 12	R: 0 E: 0 K: 1 S: 11	H: 0 LOB: 2 BB: 2 P: 22	R: 0 E: 0 K: 0 S: 5	H: 0 LOB: 0 BB: 0 P: 6	R: 0 E: 0 K: 2 S: 14	H: 1 LOB: 1 BB: 0 P: 22	R: 0 E: 0 K: 1 S: 9	H: 1 LOB: 1 BB: 0 P: 14	R: 0 E: 0 K: 0 S: 6	H: 0 LOB: 0 BB: 0 P: 8	R: 1 E: 0 K: 0 S: 12	H: 3 LOB: 2 BB: 0 P: 19	1B: 3 2B: 3 3B: 0 HR: 0	SF: 1 SAC: 0 DP: 0 HBP: 0	WP: 0 PB: 0 SB: 1 CS: 0	PA: 35
<b>PITCHER</b> Kelvim Escobar, R (1, 1) ERA: 5.81	IP: 9.0 WLS: W BF: 35 H: 6 R: 2 ER: 2 SO: 6 BB: 2 IBB: 0 HBP: 0 BLK: 0 WP: 0 HR: 0 S: 83 P: 132 ERA: 2.00 WHIP: 0.889											<b>PITCHER</b>	IP: 9.0 WLS: W BF: 35 H: 6 R: 2 ER: 2 SO: 6 BB: 2 IBB: 0 HBP: 0 BLK: 0 WP: 0 HR: 0 S: 83 P: 132 ERA: 2.00 WHIP: 0.889									

**Detroit Tigers @ Toronto Blue Jays**  
 SkyDome, Toronto, ON  
 Fri Jul 30 1999, 7:05 PM EDT  
 Att. 28,412 - Unknown - 81 F

AB	32
R	2
H	6
RBI	2
BB	2
SO	6
LOB	11



Batter	1	2	3	4	5	6	7	8	9	AB	R	H	RBI	BB	SO	LOB
Shannon Stewart, R (1, 7) OBP: 0.377, SLG: 0.423	1-1 G5-3	1-0 SAFE CS	2-2 G5-3	1-1 1B		2-0 G4-3		1-0 G4-3		5	0	1	2	0	0	0
Willie Greene, L (1, 10) OBP: 0.294, SLG: 0.418	2-1 HR		2-1 1B	2-1 1B		2-2 G6-3				4	1	3	2	0	0	0
Shawn Green, L (1, 9) OBP: 0.408, SLG: 0.645	0-0 HR		1-0 F8	1-0 SAFE P4				0-1 G3		4	1	1	1	0	0	3
Carlos Delgado, L (1, 3) OBP: 0.358, SLG: 0.519	4-2 BB		2-2 G3			2-2 F9 SF8 2B		3-1 HR		3	2	2	1	1	0	1
Tony Fernandez, S (1, 5) OBP: 0.454, SLG: 0.502	0-0 L7			1-0 1B		1-1 F9		1-1 HR		4	2	2	1	0	0	2
Willis Otanez, R (8, 5) OBP: 0.270, SLG: 0.350				1B		2-3		HR		0	0	0	0	0	0	0
Darrin Fletcher, L (1, 2) OBP: 0.345, SLG: 0.487	1-1 L8			K		4-2 BB		G4-6-3 BB		2	0	0	0	2	1	2
Tony Batista, R (1, 6) OBP: 0.333, SLG: 0.480			0-3 K			1-1 SF8		G4-6-3		3	1	1	1	0	1	1
José Cruz Jr., S (1, 8) OBP: 0.348, SLG: 0.405			2-0 G3			4-0 1B				3	1	0	0	1	2	1
Homer Bush, R (1, 4) OBP: 0.336, SLG: 0.367			4-2 CS BB			2-3 K		G6-3		3	0	0	0	1	1	3

Inning Stats	R: 2	H: 2	E: 0	K: 0	S: 13	H: 2	LOB: 1	BB: 1	P: 21	R: 0	H: 0	E: 0	K: 1	S: 6	H: 0	LOB: 0	BB: 1	P: 13	R: 0	H: 1	E: 0	K: 0	S: 9	H: 1	LOB: 1	BB: 0	P: 16	R: 3	H: 4	E: 0	K: 2	S: 14	H: 1	LOB: 2	BB: 1	P: 25	R: 1	H: 1	E: 0	K: 1	S: 13	H: 0	LOB: 0	BB: 0	P: 12	R: 2	H: 2	E: 0	K: 0	S: 7	H: 2	LOB: 0	BB: 1	P: 15	R: 0	H: 0	E: 0	K: 1	S: 6	H: 0	LOB: 0	BB: 0	P: 8
--------------	------	------	------	------	-------	------	--------	-------	-------	------	------	------	------	------	------	--------	-------	-------	------	------	------	------	------	------	--------	-------	-------	------	------	------	------	-------	------	--------	-------	-------	------	------	------	------	-------	------	--------	-------	-------	------	------	------	------	------	------	--------	-------	-------	------	------	------	------	------	------	--------	-------	------


PITCHER	IP	WLS	BF	H	R	ER	SO	BB	IBB	HBP	BLK	WP	HR	S	P	ERA	WHIP
Jeff Weaver, R (1, 1) ERA: 4.8	6.0	L	29	8	6	6	4	4	0	0	0	0	2	63	109	9.00	2.000
C.J. Nitkowski, L (7, 1) ERA: 5.77	0.1		4	2	2	2	0	1	0	0	0	0	2	6	14	54.00	9.000
Masao Kida, R (7, 1) ERA: 4.91	1.2		4	0	0	0	1	0	0	0	0	0	0	7	9	0.00	0.000

**BOTTOM**

**Detroit Tigers @ Toronto Blue Jays**  
SkyDome, Toronto, ON  
Fri Jul 30 1999, 7:05 PM EDT  
Att: 28,412 - Unknown - 81 F

AB	31
R	8
H	10
RBI	8
BB	5
SO	5
LOB	13

WP: 0 PA: 38  
PB: 0  
SB: 0  
CS: 1



PITCHER	IP	WLS	BF	H	R	ER	SO	BB	IBB	HBP	BLK	WP	HR	S	P	ERA	WHIP
---------	----	-----	----	---	---	----	----	----	-----	-----	-----	----	----	---	---	-----	------

Batter	1	2	3	4	5	6	7	8	9	AB R H RBI BB SO LOB	TOP		
Luis Polonia, L OBP: 0.386, SLG: 0.578 (1, 7) X	0-0 L7	0-0 1-3 2-H 1B		1-0 F7		3-2 G4-3			1-0 G4-3	5 0 1 1 0 0 2			
Brad Ausmus, R OBP: 0.362, SLG: 0.439 (1, 2) C X	0-1 F9		0-3 K	3-1 FC4-6 1-2f			1-1 G4-6-3 1B		4-1 DI 2B BB	4 1 1 0 1 1 2			
Damion Easley, R OBP: 0.344, SLG: 0.431 (1, 4) B B X (8, 6)	2-0 G5-3		0-0 2B FC3-6 1B		2-2 BB 1B		1-3 K		1-1 G5-3 1-2	5 1 2 0 0 1 2			
Dean Palmer, R OBP: 0.339, SLG: 0.542 (1, 10)		1-3 K	2-2 FC3-6 1-3 2B		4-2 1-2 BB		3-2 G4-6-3 1-2f		1-1 1B 2B 2-H	4 1 2 1 1 1 1			
Tony Clark, S OBP: 0.341, SLG: 0.467 Jeff Weaver, R OBP: 0.500, SLG: 0.750 (9, PR)		2-2 2B 1B	2-2 FC3-6 HBP		3-2 P3			1-1 F9	0-1 1B 1B 2-H	4 1 2 1 0 0 2 0 0 0 0 0 0 0			
Karim Garcia, L OBP: 0.259, SLG: 0.382 Juan Encarnacion, R OBP: 0.298, SLG: 0.469 (8, PH)		2-0 1B SF8 2B	1-2 FC3-6 CS		1-3 K			2-1 G5-3	3-2 1B 1B	3 1 1 1 0 1 4 2 0 1 0 0 0 0			
Frank Catalanotto, L OBP: 0.330, SLG: 0.462 Gabe Alvarez, R OBP: 0.125, SLG: 0.375 (8, PH)		3-1 1B 1B	0-2 CS	1-3 K	1-1 G1-3			1-2 2B	1-1 F9	3 1 1 1 0 1 2 2 0 1 0 0 0 2			
Gabe Kapler, R OBP: 0.308, SLG: 0.433 (1, 8)		1-2 SF8		3-1 1B 1B		2-2 G3		4-0 BB		2 0 1 1 1 0 0			
Deivi Cruz, R OBP: 0.287, SLG: 0.390 Gregg Jefferies, S OBP: 0.264, SLG: 0.342 (8, 4)		2-0 1B 1B		0-1 FC4-6 1B		3-1 G6-3		1-1 G4-3		4 0 2 0 0 0 2 0 0 0 0 0 0 0			
<b>Inning Stats</b>	R: 0 E: 0 K: 0 S: 4 H: 0 LOB: 0 BB: 0 P: 6	R: 3 E: 0 K: 1 S: 15 H: 5 LOB: 2 BB: 0 P: 26	R: 1 E: 0 K: 1 S: 14 H: 2 LOB: 1 BB: 0 P: 19	R: 0 E: 0 K: 1 S: 10 H: 2 LOB: 2 BB: 0 P: 18	R: 0 E: 0 K: 1 S: 15 H: 1 LOB: 2 BB: 1 P: 26	R: 0 E: 0 K: 0 S: 8 H: 0 LOB: 0 BB: 0 P: 16	R: 0 E: 0 K: 1 S: 9 H: 1 LOB: 0 BB: 0 P: 14	R: 0 E: 0 K: 0 S: 12 H: 1 LOB: 2 BB: 1 P: 21	R: 2 E: 0 K: 0 S: 15 H: 3 LOB: 2 BB: 1 P: 26	1B: 11 2B: 4 3B: 0 HR: 0 SF: 1 SAC: 0 DP: 1 HBP: 1	WP: 0 PB: 0 SB: 0 CS: 1 PA: 44		
<b>PITCHER</b>	IP WLS BF H R ER SO BB IBB HBP BLK WP HR S P ERA WHIP											<b>PITCHER</b>	IP WLS BF H R ER SO BB IBB HBP BLK WP HR S P ERA WHIP
Chris Carpenter, R ERA: 3.64 Paul Spoljaric, L ERA: 6.65 32 Roy Halladay, R ERA: 3.7 Graeme Lloyd, L ERA: 3.14 Paul Quantrill, R ERA: 1.96	(1, 1) 4.0 (5, 1) 1.0 (6, 1) 2.0 (8, 1) 0.2 (8, 1) 0.1											Billy Koch, R ERA: 2.48 (9, 1) 1.0	18.00 4.000

Detroit Tigers @ Toronto Blue Jays  
SkyDome, Toronto, ON  
Sat Jul 31 1999, 4:05 PM EDT  
Att. 29,527 - Dome - 72 F

livebaseballscorecards.com

AB	38
R	6
H	15
RBI	6
BB	3
SO	5
LOB	19



Batter	1	2	3	4	5	6	7	8	9
Shannon Stewart, R OBP: 0.373, SLG: 0.418 (1, 7)	1-0 G1-3	0-0 FC5-2			2-2 G5-4-3	2-3 K		2-1 G5-3	
Tony Batista, R OBP: 0.335, SLG: 0.493 (1, 6)	3-2 HR	1-3 K			1-2 1B	3-2 G4-3			
Shawn Green, L OBP: 0.409, SLG: 0.651 (1, 9)	2-3 K		3-1 G3		1-1 1B		1-0 HR		
David Segui, S OBP: 0.351, SLG: 0.450 (1, 10)	1-3 K		1-2 G4-3		3-2 1B		1-3 K		
Carlos Delgado, L OBP: 0.357, SLG: 0.515 (1, 3)		4-0 1B	3-2 F8		3-3 K		1-1 G3-1		
Tony Fernandez, S OBP: 0.452, SLG: 0.498 (1, 5)		3-1 F7		1-3 K		0-0 1B	2-2 F8		
Darrin Fletcher, L OBP: 0.347, SLG: 0.488 (1, 2)		0-0 1B	3-1 F7		0-0 1B		1-1 F9		
José Cruz Jr., S OBP: 0.347, SLG: 0.413 (1, 8)		3-2 E3	1-3 K		0-1 FC3-6		1-0 HR		
Homer Bush, R OBP: 0.342, SLG: 0.373 (1, 4)		0-1 FC5-2			0-2 G5-4-3	0-0 WP	0-0 G6-3		

Inning Stats	R: 1	H: 1	E: 0	K: 2	S: 12	LOB: 0	BB: 0	P: 19
	R: 1	H: 2	E: 1	K: 1	S: 13	LOB: 3	BB: 1	P: 24
	R: 0	H: 0	E: 0	K: 0	S: 9	LOB: 0	BB: 0	P: 16
	R: 0	H: 0	E: 0	K: 2	S: 8	LOB: 0	BB: 0	P: 13
	R: 2	H: 4	E: 0	K: 1	S: 20	LOB: 1	BB: 0	P: 30
	R: 1	H: 3	E: 0	K: 1	S: 11	LOB: 2	BB: 0	P: 16
	R: 1	H: 1	E: 0	K: 1	S: 11	LOB: 0	BB: 0	P: 16
	R: 1	H: 1	E: 0	K: 0	S: 6	LOB: 0	BB: 0	P: 10

PITCHER	IP	WLS	BF	H	R	ER	SO	BB	IBB	HBP	BLK	WP	HR	S	P	ERA	WHIP
Dave Mlicki, R ERA: 5.28 (1, 1)	5.1	L	26	9	5	5	6	1	0	0	0	0	1	66	106	8.44	1.875
Bryce Florie, R ERA: 4.56 (6, 1)	0.2		3	1	0	0	1	0	0	0	0	1	0	7	12	0.00	1.500
Nelson Cruz, R ERA: 5.94 (7, 1)	2.0		8	2	2	2	1	0	0	0	0	0	2	17	26	9.00	1.000

AB R H RBI BB SO LOB

5	0	0	0	0	1	6
4	2	2	1	0	1	5
4	2	2	2	0	1	0
4	0	1	1	0	2	0
3	1	0	0	1	1	1
4	1	1	0	0	1	1
4	0	2	0	0	0	0
4	1	1	1	0	1	4
4	0	3	2	0	0	0

WP	HR	S	P	ERA	WHIP
1	3	10	37		
1	0	0	1		
1	0	0	1		
1	0	0	1		
1	0	0	1		
1	0	0	1		
1	0	0	1		
1	0	0	1		

**Detroit Tigers @ Toronto Blue Jays**  
**SkyDome, Toronto, ON**  
 Sat Jul 31 1999, 4:05 PM EDT  
 Att. 29,527 - Dome - 72 F

livebaseballscores.com

AB	36
R	7
H	12
RBI	7
BB	1
SO	8
LOB	17



Batter	1	2	3	4	5	6	7	8	9	AB R H RBI BB SO LOB	TOP		
Luis Polonia, L (1, 10) OBP: 0.392, SLG: 0.580	4-0 G5-4-3 BB		0-0 P6		1-1 2B		4-2 FC6-4 BB		1-3 K	3 0 1 0 2 1 1			
Brad Ausmus, R (1, 2) OBP: 0.360, SLG: 0.445	0-0 G5-4-3 1-2f		2-0 HR		0-3 K		0-1 FC6-4 1-2f		3-2 G5-3	5 1 1 1 0 1 4			
Juan Encarnacion, R (1, 7) OBP: 0.298, SLG: 0.470	2-3 K		1-2 2B		1-3 K			1-1 F9		4 0 1 0 0 2 1			
Dean Palmer, R (1, 5) OBP: 0.341, SLG: 0.541		0-2 2B 1B	2-2 K		1-0 L4			4-2 HR BB		3 2 1 0 1 1 1			
Tony Clark, S (1, 3) OBP: 0.345, SLG: 0.483		1-0 G3 1-H 2B		2-2 WP 1B		1-1 F7		1-0 HR		4 1 3 3 0 0 0			
Karim Garcia, L (1, 9) OBP: 0.260, SLG: 0.400		0-0 G3		1-3 K		0-0 HR		2-0 G6-3		3 1 1 1 0 1 2			
Gabe Alvarez, R (8, PH) OBP: 0.118, SLG: 0.353 (8, 9)		2-3		1-2 K						1 0 0 0 0 0 0			
Frank Catalanotto, L (1, 4) OBP: 0.329, SLG: 0.455		2-2 CS HBP		3-3 K		0-2 F8		2-2 F9		3 0 0 0 0 1 1			
Gabe Kapler, R (1, 8) OBP: 0.304, SLG: 0.426	1 SAFE 3-1 F8 1-2		2-0 L8		3-3 K				1-1 G1-3	4 0 0 0 0 1 3			
Deivi Cruz, R (1, 6) OBP: 0.287, SLG: 0.391			2-3 K		2-3 K		1-2 P4		0-0 2B	4 0 1 0 0 2 0			
<b>Inning Stats</b>	R: 0 H: 0 E: 0 LOB: 0 K: 1 BB: 1 S: 4 P: 10	R: 1 H: 2 E: 0 LOB: 1 K: 0 BB: 0 S: 10 P: 16	R: 1 H: 2 E: 0 LOB: 1 K: 2 BB: 0 S: 14 P: 21	R: 0 H: 1 E: 0 LOB: 1 K: 2 BB: 0 S: 12 P: 20	R: 0 H: 1 E: 0 LOB: 1 K: 3 BB: 0 S: 15 P: 19	R: 1 H: 1 E: 0 LOB: 0 K: 0 BB: 0 S: 9 P: 11	R: 0 H: 0 E: 0 LOB: 1 K: 1 BB: 1 S: 15 P: 23	R: 2 H: 1 E: 0 LOB: 0 K: 0 BB: 1 S: 13 P: 23	R: 0 H: 1 E: 0 LOB: 1 K: 1 BB: 0 S: 11 P: 16	1B: 2 SF: 0 2B: 4 SAC: 0 3B: 0 DP: 1 HR: 3 HBP: 1	WP: 1 PA: 38 PB: 0 SB: 0 CS: 1		
<b>PITCHER</b>	IP WLS BF H R ER SO BB IBB HBP BLK WP HR S P ERA WHIP											<b>PITCHER</b>	IP WLS BF H R ER SO BB IBB HBP BLK WP HR S P ERA WHIP
Pat Hentgen, R (1, 1) ERA: 5.22	7.0 W 29 7 3 3 9 2 0 1 0 1 2 79 120 3.86 1.286												
Paul Quantrill, R (8, 1) ERA: 2.7	0.1 3 1 2 2 0 1 0 0 0 0 1 8 14 54.00 6.000												
Graeme Lloyd, L (8, 1) ERA: 3.1	0.2 H 2 0 0 0 0 0 0 0 0 0 0 5 9 0.00 0.000												
Billy Koch, R (9, 1) ERA: 2.41	1.0 S 4 1 0 0 1 0 0 0 0 0 0 0 11 16 0.00 1.000												

Detroit Tigers @ Toronto Blue Jays  
SkyDome, Toronto, ON  
Sun Aug 01 1999, 1:05 PM EDT  
Att. 30,105 - Sunny - 78 F

livebaseballscorecards.com

AB	34
R	5
H	9
RBI	5
BB	3
SO	10
LOB	13



Batter	1	2	3	4	5	6	7	8	9
<b>Shannon Stewart, R</b> OBP: 0.378, SLG: 0.423 (1, 7)	1-0 2B		2-0 1B		4-1 BB		4-2 1B	0-0 SH1	
<b>Tony Batista, R</b> OBP: 0.334, SLG: 0.490 (1, 6)	1-3 K		1-1 P6		0-0 G6-4-3		0-0 SH	1-1 1B	
<b>Shawn Green, L</b> OBP: 0.404, SLG: 0.644 (1, 9)	3-0 F7		2-2 L4		0-2 G6-3		0-0 SF9	0-0 L8	
<b>David Segui, S</b> OBP: 0.354, SLG: 0.449 (1, 3)	4-0 BB		3-2 G6-3		2-2 F9		1-1 FC4-6	4-2 BB	
<b>Carlos Delgado, L</b> OBP: 0.355, SLG: 0.510 (1, 10)	1-3 K			1-2 P5		0-1 F9	4-2 FC4-6	0-2 F8	
<b>Tony Fernandez, S</b> OBP: 0.452, SLG: 0.500 (1, 5)		0-3 K		0-1 P4			1-2 2B		
<b>Darrin Fletcher, L</b> OBP: 0.346, SLG: 0.488 (1, 2)		0-1 G1-3		1-2 L9			1-2 FC4-6		
<b>Jacob Brumfield, R</b> OBP: 0.317, SLG: 0.394 (1, 8)		3-2 WP 2B		4-2 S BB			1-2 E 2B		
<b>Homer Bush, R</b> OBP: 0.344, SLG: 0.378 (1, 4)		2-0 G5-3		1-3 K			0-2 E3 SH SF9 1B	0-1 SH1 1B 2B	

Inning Stats	R: 0 E: 0 K: 2 S: 10	H: 1 LOB: 2 BB: 1 P: 20	R: 0 E: 0 K: 1 S: 9	H: 1 LOB: 1 BB: 0 P: 14	R: 0 E: 0 K: 0 S: 10	H: 0 LOB: 0 BB: 0 P: 12	R: 0 E: 0 K: 1 S: 7	H: 0 LOB: 1 BB: 2 P: 16	R: 0 E: 0 K: 0 S: 8	H: 0 LOB: 0 BB: 0 P: 10	R: 7 E: 1 K: 0 S: 29	H: 5 LOB: 2 BB: 3 P: 45	R: 1 E: 0 K: 0 S: 11	H: 2 LOB: 2 BB: 1 P: 16
1B: 4 2B: 6 3B: 0 HR: 0	SF: 1 SAC: 2 DP: 1 HBP: 0	WP: 1 PB: 0 SB: 2 CS: 0												

PITCHER	IP	WLS	BF	H	R	ER	SO	BB	IBB	HBP	BLK	WP	HR	S	P	ERA	WHIP
<b>Dave Borkowski, R</b> ERA: 7.5 (1, 1)	6.0	L	27	7	4	4	4	3	0	0	0	1	0	65	103	6.00	1.667
<b>Masao Kida, R</b> ERA: 5.29 (7, 1)	0.0		2	0	0	0	0	1	0	0	0	0	0	4	8	∞	∞
<b>C.J. Nitkowski, L</b> ERA: 5.97 (7, 1)	0.1		3	1	1	1	0	1	0	0	0	0	0	6	11	27.00	6.000
<b>Doug Brocail, R</b> ERA: 2.96 (7, 1)	1.1		7	2	3	3	0	1	0	0	0	0	0	14	20	20.25	2.250
<b>Todd Jones, R</b> ERA: 4.71 (8, 1)	0.1		2	0	0	0	0	1	0	0	0	0	0	5	9	0.00	3.000

**BOTTOM**

**Detroit Tigers @ Toronto Blue Jays**  
SkyDome, Toronto, ON  
Sun Aug 01 1999, 1:05 PM EDT  
Att: 30,105 - Sunny - 78 F

livebaseballscores.com

<b>AB</b>	<b>31</b>
<b>R</b>	<b>8</b>
<b>H</b>	<b>10</b>
<b>RBI</b>	<b>7</b>
<b>BB</b>	<b>7</b>
<b>SO</b>	<b>4</b>
<b>LOB</b>	<b>18</b>



1B: 4 2B: 6 3B: 0 HR: 0	SF: 1 SAC: 2 DP: 1 HBP: 0	WP: 1 PB: 0 SB: 2 CS: 0	PA: 41
----------------------------------	------------------------------------	----------------------------------	--------

PITCHER	IP	WLS	BF	H	R	ER	SO	BB	IBB	HBP	BLK	WP	HR	S	P	ERA	WHIP
---------	----	-----	----	---	---	----	----	----	-----	-----	-----	----	----	---	---	-----	------

Batter	1	2	3	4	5	6	7	8	9	AB R H RBI BB SO LOB	TOP	
Shannon Stewart, R (1, 7) OBP: 0.377, SLG: 0.422	2-1 G6-3 1B			3-2 G1-3		1-2 G6-3		2-0 CS	2-2 P4	4 0 1 0 0 0 0		
Tony Batista, R (1, 6) OBP: 0.333, SLG: 0.487	0-2 P4			1-3 K		2-1 P5			2-2 S 1B	4 0 1 0 0 1 1		
Shawn Green, L (1, 9) OBP: 0.401, SLG: 0.638	0-1 G6-3 1-2f			2-1 G4-3		1-1 G3			2-3 K	4 0 0 0 0 1 2		
David Segui, S (1, 10) OBP: 0.355, SLG: 0.449			1-1 G1-3		1-0 FC3-6 1B		0-0 G3-6-3 1B		2-1 G6-3	4 0 2 0 0 0 1		
Carlos Delgado, L (1, 3) OBP: 0.353, SLG: 0.506			0-0 P5		1-0 FC3-6 1B 1-2f		1-1 G3-6-3 1-2f			3 1 0 0 0 0 2		
Tony Fernandez, S (1, 5) OBP: 0.451, SLG: 0.499			2-3 K		2-1 1B 1-2 1B		2-2 G3			3 0 1 0 0 1 0		
Jacob Brumfield, R (1, 8) OBP: 0.317, SLG: 0.393			3-1 F8		0-2 G2-3 1B 1-3 2-H			3-1 P4		3 0 1 1 0 0 0		
Mike Matheny, R (1, 2) OBP: 0.262, SLG: 0.308			2-2 G6-3		2-0 G2-3 1-2			1-0 G5-3		3 0 0 0 0 0 2		
Homer Bush, R (1, 4) OBP: 0.344, SLG: 0.378			2-2 G4-3		0-3 K			1-1 CS 1B		3 0 1 0 0 1 2		
<b>Inning Stats</b>	R: 0 E: 0 K: 0 S: 7 H: 1 LOB: 0 BB: 0 P: 9	R: 0 E: 0 K: 1 S: 6 H: 0 LOB: 0 BB: 0 P: 9	R: 0 E: 0 K: 0 S: 8 H: 0 LOB: 0 BB: 0 P: 15	R: 0 E: 0 K: 1 S: 8 H: 0 LOB: 0 BB: 0 P: 14	R: 1 E: 0 K: 1 S: 11 H: 3 LOB: 2 BB: 0 P: 17	R: 0 E: 0 K: 0 S: 7 H: 0 LOB: 0 BB: 0 P: 11	R: 0 E: 0 K: 0 S: 6 H: 1 LOB: 0 BB: 0 P: 9	R: 0 E: 0 K: 0 S: 5 H: 1 LOB: 0 BB: 0 P: 12	R: 0 E: 0 K: 1 S: 13 H: 1 LOB: 1 BB: 0 P: 21	1B: 7 2B: 0 3B: 0 HR: 0 SF: 0 SAC: 0 DP: 2 HBP: 0	WP: 0 PB: 0 SB: 1 CS: 1 PA: 32	
<b>PITCHER</b> Andy Pettitte, L (1, 1) ERA: 5.34 42 Mariano Rivera, R (9, 1) ERA: 3.05	IP WLS BF H R ER SO BB IBB HBP BLK WP HR S P ERA WHIP	8.0 W 27 6 1 1 3 0 0 0 0 0 0 0 58 96 1.12 0.750	1.0 S 4 1 0 0 1 0 0 0 0 0 0 0 13 21 0.00 1.000									

Toronto Blue Jays @ New York Yankees  
 Yankee Stadium, Bronx, NY  
 Mon Aug 02 1999, 7:30 PM EDT  
 Att. 40,825 - Unknown - 87 F

livebaseballscorecards.com

AB	31
R	1
H	7
RBI	1
BB	0
SO	4
LOB	10





Batter	1	2	3	4	5	6	7	8	9	AB R H RBI BB SO LOB
<b>Chuck Knoblauch, R</b> (1, 4) OBP: 0.390, SLG: 0.412 F B C 1-3 			X 0-0 G6-3 		B B C 1 SAFE 3-1 F7 			X 0-0 SH1-4 		3 0 0 0 0 1 1
<b>2 Derek Jeter, R</b> (1, 6) OBP: 0.435, SLG: 0.600 B F X 1-1 F9 			X 0-0 L5 		C B B S F X 1-3 K 			F B S X 1-2 		4 1 1 2 0 1 1
<b>Bernie Williams, S</b> (1, 8) OBP: 0.425, SLG: 0.519 B C C C 1-3 			F B B C C S 3-3 K 			B B X 2-0 G1-3 		C B S X F S 0-2 		4 0 1 0 0 2 0
<b>Chili Davis, S</b> (1, 10) OBP: 0.385, SLG: 0.480 C B B 4-2 			X 0-0 		B X 1-0 F9 		1 SAFE F F X 0-2 G5-3 			3 1 1 1 1 0 1
<b>Jim Leyritz, R</b> (1, 3) OBP: 0.329, SLG: 0.449 <b>Tino Martinez, L</b> (9, 3) OBP: 0.350, SLG: 0.431 B B B 2-1 			X 0-0 G6-3 		C B F S F S 1-3 K 			C B S B B B 3-3 		4 0 1 0 0 2 1 0 0 0 0 0 0 0
<b>Shane Spencer, R</b> (1, 9) OBP: 0.313, SLG: 0.397 C B B 1-3 			0-3 			X 0-0 				3 0 1 0 0 2 2
<b>Scott Brosius, R</b> (1, 5) OBP: 0.329, SLG: 0.443 B B B 1-1 P3 			B B C X 1-1 P2 			B B X 2-0 				3 0 0 0 0 0 3
<b>Chad Curtis, R</b> (1, 7) OBP: 0.380, SLG: 0.342 B F B 1-1 			B B C X 2-1 E5 			B X 1-0 				3 0 1 0 0 0 0
<b>Joe Girardi, R</b> (1, 2) OBP: 0.241, SLG: 0.301 B C B 2-1 G1-3 			1 SAFE M 1 SAFE 1 SAFE 1 SAFE B F X 2-2 FC5-4 					X 0-0 SH1-4 		3 1 1 0 0 0 4

Inning Stats	R: 0	H: 0	E: 0	K: 2	S: 8	R: 0	H: 2	E: 0	K: 1	S: 13	R: 0	H: 0	E: 0	K: 1	S: 5	R: 1	H: 1	E: 0	K: 1	S: 7	R: 0	H: 0	E: 1	K: 1	S: 10	R: 0	H: 0	E: 0	K: 1	S: 6	R: 0	H: 1	E: 0	K: 0	S: 3	R: 2	H: 3	E: 0	K: 1	S: 15
	LOB: 0	BB: 0	P: 11	LOB: 3	BB: 1	LOB: 0	BB: 0	LOB: 0	BB: 0	P: 8	LOB: 1	BB: 0	LOB: 0	BB: 0	P: 18	LOB: 0	BB: 0	LOB: 0	BB: 0	P: 6	LOB: 1	BB: 0	LOB: 0	BB: 0	P: 19	LOB: 1	BB: 0	LOB: 0	BB: 0	P: 19	SF: 0	SAC: 1	DP: 1	HBP: 0	WP: 0	PA: 32				

PITCHER	IP	WLS	BF	H	R	ER	SO	BB	IBB	HBP	BLK	WP	HR	S	P	ERA	WHIP
<b>David Wells, L</b> (1, 1) ERA: 5.02	8.0	L	32	7	3	3	8	1	0	0	0	0	2	67	104	3.38	1.000

**BOTTOM**

**Toronto Blue Jays @ New York Yankees**  
 Yankee Stadium, Bronx, NY

Mon Aug 02 1999, 7:30 PM EDT  
 Att: 40,825 - Unknown - 87 F

livebaseballscorecards.com

AB	30
R	3
H	7
RBI	3
BB	1
SO	8
LOB	13

Batter	1	2	3	4	5	6	7	8	9	AB R H RBI BB SO LOB	TOP	
Shannon Stewart, R (1, 7) OBP: 0.377, SLG: 0.424	1-1 G6-3		0-1 L7		0-1 E S 1B		1-0 G5-3		2-2 1B 2B	5 0 2 0 0 0 1		
Tony Batista, R (1, 6) OBP: 0.334, SLG: 0.486	2-3 K		3-3 K		1-3 K		1-0 2-H 1B		0-0 2-3 3-H 1B	5 0 2 2 0 3 1		
Shawn Green, L (1, 9) OBP: 0.399, SLG: 0.632	1-3 K		3-0 1B 1B		3-2 F7 1-3		2-1 F7		1-3 K	5 0 1 0 0 2 4		
David Segui, S (1, 10) OBP: 0.356, SLG: 0.457		0-2 HR	2-1 1-3 1B		0-2 G4-3		0-2 P4		3-3 K	5 1 2 1 0 1 2		
Carlos Delgado, L (1, 3) OBP: 0.352, SLG: 0.502		2-2 P4	0-1 F9		4-0 BB		1-3 K			3 0 0 0 1 1 2		
Tony Fernandez, S (1, 5) OBP: 0.452, SLG: 0.500		3-2 1B HBP		2-2 F7		0-1 L7		0-0 2B		3 0 1 0 0 0 1		
Darrin Fletcher, L (1, 2) OBP: 0.344, SLG: 0.484		0-1 1-2 1B		0-1 G3		1-0 F8		1-3 K		4 0 1 0 0 1 2		
José Cruz Jr., S (1, 8) OBP: 0.343, SLG: 0.407		2-3 K		3-3 K			0-3 K		3-2 G5-3	4 0 0 0 0 3 2		
Homer Bush, R (1, 4) OBP: 0.346, SLG: 0.383		2-2 G5-3			0-2 G6-3		1-2 1B 2B		3-2 2B 1B 1B	4 2 2 0 0 0 2		
<b>Inning Stats</b>	R: 0 E: 0 K: 2 S: 8 H: 0 LOB: 0 BB: 0 P: 12	R: 1 E: 0 K: 1 S: 17 H: 2 LOB: 2 BB: 0 P: 26	R: 0 E: 0 K: 1 S: 14 H: 2 LOB: 0 BB: 0 P: 22	R: 0 E: 0 K: 1 S: 8 H: 0 LOB: 0 BB: 0 P: 13	R: 0 E: 0 K: 1 S: 11 H: 1 LOB: 1 BB: 0 P: 15	R: 0 E: 0 K: 0 S: 6 H: 0 LOB: 1 BB: 1 P: 11	R: 1 E: 0 K: 1 S: 10 H: 2 LOB: 1 BB: 0 P: 15	R: 0 E: 0 K: 2 S: 10 H: 1 LOB: 1 BB: 0 P: 12	R: 1 E: 0 K: 2 S: 16 H: 3 LOB: 2 BB: 0 P: 28	1B: 7 2B: 3 3B: 0 HR: 1 SF: 0 SAC: 0 DP: 0 HBP: 1	WP: 0 PB: 0 SB: 1 CS: 0 PA: 40	
<b>PITCHER</b>	IP WLS BF H R ER SO BB IBB HBP BLK WP HR S P ERA WHIP											
David Cone, R (1, 1) ERA: 2.83	6.2 L 29 7 2 2 7 1 0 1 0 0 0 1 72 110 2.70 1.200											
Mike Stanton, L (7, 1) ERA: 4.71	1.2 6 1 0 0 2 0 0 0 0 0 0 0 15 22 0.00 0.600											
Jason Grimsley, R (9, 1) ERA: 3.88	0.0 3 3 1 1 0 0 0 0 0 0 0 0 7 12 ∞ ∞											
Allen Watson, L (9, 1) ERA: 4.11	0.2 2 0 0 0 2 0 0 0 0 0 0 0 6 10 0.00 0.000											

Toronto Blue Jays @ New York Yankees  
 Yankee Stadium, Bronx, NY  
 Tue Aug 03 1999, 7:30 PM EDT  
 Att. 43,110 - Unknown - 82 F

livebaseballscorecards.com

AB	38
R	3
H	11
RBI	3
BB	1
SO	11
LOB	17



Batter	1	2	3	4	5	6	7	8	9	AB	R	H	RBI	BB	SO	LOB
Chuck Knoblauch, R OBP: 0.388, SLG: 0.411 (1, 4)	2-1 G6-3 1B		1-2 G6-3			2-0 F9		1-0 F8		4	0	1	0	0	0	2
2 Derek Jeter, R OBP: 0.431, SLG: 0.594 (1, 6)	1-1 G6-3 1-2f			1-0 F8		2-0 G5-3		0-3 K		4	0	0	0	0	1	2
Paul O'Neill, L OBP: 0.363, SLG: 0.475 (1, 9)	1-3 K			0-0 G5-3		3-2 G6-3			1-2 G5-3	4	0	0	0	0	1	0
Bernie Williams, S OBP: 0.422, SLG: 0.514 (1, 8)		3-3 K		3-1 F7			0-1 L9		3-2 G6-3	4	0	0	0	0	1	0
Tino Martinez, L OBP: 0.347, SLG: 0.427 (1, 3)		0-0 P6			1-2 G4-3		1-2 G4-3		1-1 G4-3	4	0	0	0	0	0	0
Chili Davis, S OBP: 0.385, SLG: 0.477 (1, 10)		3-2 F9			3-3 K		4-2 BB			2	0	0	0	1	1	0
Chad Curtis, R OBP: 0.380, SLG: 0.342 (7, PR)										0	0	0	0	0	0	0
Ricky Ledee, L OBP: 0.318, SLG: 0.465 (1, 7)			1-0 G5-3 2B		0-0 1B		1-2 SAFE G6-3			2	0	2	0	0	0	0
Jim Leyritz, R OBP: 0.327, SLG: 0.446 (7, PH)				0-2 L4		0-1 F8			0-1 SH1-4 2B	1	0	0	0	0	0	1
Shane Spencer, R OBP: 0.313, SLG: 0.397 (8, 7)										0	0	0	0	0	0	0
Scott Brosius, R OBP: 0.329, SLG: 0.445 (1, 5)			1-2 G5-3			1-0 HR			0-1 SH1-4	3	0	1	0	0	0	2
Joe Girardi, R OBP: 0.245, SLG: 0.326 (1, 2)									2-3	2	1	1	1	0	0	1

Inning Stats	R: 0	H: 1	R: 0	H: 0	R: 0	H: 1	R: 0	H: 0	R: 0	H: 1	R: 0	H: 0	R: 0	H: 1	R: 0	H: 0	R: 0	H: 0	R: 0	H: 1	R: 0	H: 0	1B: 2	SF: 0	WP: 0	PA: 32
	E: 0	LOB: 0	E: 0	LOB: 0	E: 0	LOB: 1	E: 0	LOB: 0	E: 0	LOB: 1	E: 0	LOB: 0	E: 0	LOB: 1	E: 0	LOB: 0	E: 0	LOB: 0	E: 0	LOB: 0	E: 0	LOB: 1	2B: 2 <td>SAC: 1 <td>PB: 0 <td></td> </td></td>	SAC: 1 <td>PB: 0 <td></td> </td>	PB: 0 <td></td>	
	K: 1	BB: 0	K: 1	BB: 0	K: 0	BB: 0	K: 0	BB: 0	K: 1	BB: 0	K: 0	BB: 1	K: 1	BB: 0	K: 0	BB: 0	K: 0	BB: 0	K: 0	BB: 0	K: 1	BB: 0	3B: 0	DP: 1 <td>SB: 0</td> <td></td>	SB: 0	
	S: 7	P: 11	S: 8	P: 14	S: 10	P: 13	S: 4	P: 8	S: 9	P: 13	S: 6	P: 14	S: 11	P: 17	S: 10	P: 11	S: 10	P: 15	S: 10	P: 15	S: 10	P: 11	HR: 1	HBP: 0	CS: 0	

PITCHER	IP	WLS	BF	H	R	ER	SO	BB	IBB	HBP	BLK	WP	HR	S	P	ERA	WHIP
Joey Hamilton, R ERA: 6.26 (1, 1)	6.0	W	21	4	1	1	3	0	0	0	0	0	1	44	73	1.50	0.667
Graeme Lloyd, L ERA: 3.06 (7, 1)	0.2	H	3	0	0	0	0	1	0	0	0	0	0	8	13	0.00	1.500
John Frascatore, R ERA: 3.98 (7, 1)	1.1	H	5	1	0	0	1	0	0	0	0	0	0	13	15	0.00	0.750
Billy Koch, R ERA: 2.36 (9, 1)	1.0	S	3	0	0	0	0	0	0	0	0	0	0	10	15	0.00	0.000

**BOTTOM**

**Toronto Blue Jays @ New York Yankees**  
 Yankee Stadium, Bronx, NY  
 Tue Aug 03 1999, 7:30 PM EDT  
 Att. 43,110 - Unknown - 82 F

livebaseballscorecards.com

<b>AB</b>	<b>30</b>
<b>R</b>	<b>1</b>
<b>H</b>	<b>5</b>
<b>RBI</b>	<b>1</b>
<b>BB</b>	<b>1</b>
<b>SO</b>	<b>4</b>
<b>LOB</b>	<b>8</b>



Batter	1	2	3	4	5	6	7	8	9	AB R H RBI BB SO LOB	TOP									
Shannon Stewart, R (1, 7) OBP: 0.379, SLG: 0.424	1-1 G3 G2-3 1B		H 1-0 HR HBP		X 0-0 F9		1-2 P4		X 0-0 2-3 1B	4 1 2 0 0 0 0										
Tony Batista, R (1, 6) OBP: 0.332, SLG: 0.491	2-2 G2-3		B 1-0 HR		B 3-3 K		2-3 K		X 0-0 G5-3	5 1 1 2 0 2 3										
Shawn Green, L (1, 9) OBP: 0.395, SLG: 0.626	0-1 G3		B 2-2 L4		B 3-3 K			B 2-0 F7		4 0 0 0 0 1 1										
David Segui, S (1, 3) OBP: 0.357, SLG: 0.458	0-1 F7			B 1-0 FC3-6 1B		B 3-3 K		X 0-0 1B		4 0 2 0 0 1 1										
Carlos Delgado, L (1, 10) OBP: 0.352, SLG: 0.500		C 0-1 F9		B 1-0 F7		B 3-1 1B		S 2-1 L6		4 0 1 0 0 0 2										
Tony Fernandez, S (1, 5) OBP: 0.450, SLG: 0.497		X 0-0 G3		B 1-2 FC3-6 1B		X 0-0 1B		F 2-2 G6-3		4 1 1 0 0 0 2										
Darrin Fletcher, L (1, 2) OBP: 0.347, SLG: 0.482		B 1-0 F8		B 3-2 SAFE 1B		C 1-1 P4		S 4-2 1B		3 0 1 0 1 0 2										
Jacob Brumfield, R (1, 8) OBP: 0.318, SLG: 0.391			B 2-3 K		B 1-2 1B		B 1-0 F8		C 0-3 K	3 0 1 1 0 1 2										
Willie Greene, L (9, PH) OBP: 0.292, SLG: 0.415										1 0 0 0 0 1 1										
Homer Bush, R (1, 4) OBP: 0.342, SLG: 0.379			B 2-3 K		B 2-3 K				S 1-1 G5-3	3 0 0 0 0 3 2										
Craig Grebeck, R (9, PH) OBP: 0.443, SLG: 0.425									X 1-2 1B	1 0 0 0 0 0 1										
<b>Inning Stats</b>	R: 0 E: 0 K: 0 S: 9	H: 1 LOB: 1 BB: 0 P: 12	R: 0 E: 0 K: 0 S: 4	H: 0 LOB: 0 BB: 0 P: 5	R: 2 E: 0 K: 2 S: 13	H: 1 LOB: 0 BB: 0 P: 21	R: 1 E: 0 K: 1 S: 17	H: 3 LOB: 2 BB: 0 P: 26	R: 0 E: 0 K: 1 S: 9	H: 2 LOB: 2 BB: 0 P: 17	R: 0 E: 0 K: 2 S: 11	H: 0 LOB: 0 BB: 0 P: 16	R: 0 E: 0 K: 0 S: 7	H: 1 LOB: 1 BB: 0 P: 13	R: 0 E: 0 K: 1 S: 10	H: 1 LOB: 2 BB: 1 P: 15	1B: 8 2B: 0 3B: 0 HR: 1	SF: 0 SAC: 0 DP: 0 HBP: 1	WP: 0 PB: 0 SB: 1 CS: 0	PA: 38
<b>PITCHER</b>	IP WLS BF H R ER SO BB IBB HBP BLK WP HR S P ERA WHIP																			
Hideki Irabu, R (1, 1) ERA: 3.89	7.0 W 29 7 3 3 8 0 0 1 0 0 0 1 72 112 3.86 1.000																			
Mike Stanton, L (8, 1) ERA: 4.58	1.0 5 1 0 0 0 1 0 0 0 0 0 0 10 20 0.00 2.000																			
Ramiro Mendoza, R (9, 1) ERA: 4.47	1.0 4 1 0 0 0 1 0 0 0 0 0 0 7 8 0.00 1.000																			

Toronto Blue Jays @ New York Yankees  
 Yankee Stadium, Bronx, NY  
 Wed Aug 04 1999, 12:00 PM EDT  
 Att. 52,833 - Sunny - 82 F

livebaseballscorecards.com

AB	36
R	3
H	9
RBI	3
BB	1
SO	9
LOB	17



Batter	1	2	3	4	5	6	7	8	9
<b>Chuck Knoblauch, R</b> <small>(1, 4)</small> <small>OBP: 0.389, SLG: 0.421</small>	2-2  <b>HR</b>	2-1 <b>F7</b>  <b>F7</b>	0-0  <b>2B</b>		2-2 <b>P6</b>  <b>P6</b>			1-0 <b>L7</b>  <b>L7</b>	
<b>2 Derek Jeter, R</b> <small>(1, 6)</small> <small>OBP: 0.435, SLG: 0.594</small>	0-1  <b>HR</b>	2-0  <b>HBP</b>	0-1 <b>G6-3</b>  <b>G6-3</b>			4-2  <b>HR</b>		4-2  <b>BB</b>	
<b>Paul O'Neill, L</b> <small>(1, 9)</small> <small>OBP: 0.363, SLG: 0.475</small>	4-2  <b>HR</b>	1-2  <b>2B</b>		1-3 <b>K</b>  <b>K</b>		2-3  <b>K</b>		0-0 <b>G5-4-3</b>  <b>G5-4-3</b>	
<b>Bernie Williams, S</b> <small>(1, 8)</small> <small>OBP: 0.424, SLG: 0.530</small>	2-2  <b>HR</b>	4-1  <b>IBB</b>		0-3  <b>K</b>		0-0  <b>HR</b>			
<b>Tino Martinez, L</b> <small>(1, 3)</small> <small>OBP: 0.344, SLG: 0.422</small>	3-3  <b>K</b>	3-3  <b>K</b>		1-3  <b>K</b>		2-0 <b>G4-3</b>  <b>G4-3</b>			
<b>Chili Davis, S</b> <small>(1, 10)</small> <small>OBP: 0.383, SLG: 0.483</small>	1-3  <b>K</b>		3-2  <b>HR</b>		0-1 <b>F9</b>  <b>F9</b>	2-3  <b>K</b>			
<b>Ricky Ledee, L</b> <small>(1, 7)</small> <small>OBP: 0.306, SLG: 0.448</small>	1-3  <b>K</b>		0-3  <b>K</b>		1-0 <b>G4-3</b>  <b>G4-3</b>		3-2 <b>G4-3</b>  <b>G4-3</b>		
<b>20 Jorge Posada, S</b> <small>(1, 2)</small> <small>OBP: 0.329, SLG: 0.419</small>		4-1  <b>HBP</b>	1-0 <b>G6-3</b>  <b>G6-3</b>		3-2  <b>2B</b>		0-0 <b>P5</b>  <b>P5</b>		
<b>Scott Brosius, R</b> <small>(1, 5)</small> <small>OBP: 0.331, SLG: 0.442</small>		1-1 <b>F8</b>  <b>F8</b>	4-1  <b>2B</b>		3-2  <b>HBP</b>		1-1 <b>G6-3</b>  <b>G6-3</b>		

AB	R	H	RBI	BB	SO	LOB
5	1	2	1	0	0	3
2	2	1	0	2	0	2
4	1	1	1	1	2	2
3	2	2	5	1	1	0
4	0	0	0	0	3	3
4	1	1	1	0	2	0
4	0	0	0	0	2	0
3	1	1	0	1	0	0
2	0	0	0	1	0	1
1B: 1	SF: 0	2B: 3	SAC: 0	3B: 0	DP: 1	HR: 4

**BOTTOM**

**Toronto Blue Jays @ New York Yankees**  
 Yankee Stadium, Bronx, NY  
 Wed Aug 04 1999, 12:00 PM EDT  
 Att: 52,833 - Sunny - 82 F

[livebaseballscorecards.com](http://livebaseballscorecards.com)

<b>AB</b>	<b>31</b>
<b>R</b>	<b>8</b>
<b>H</b>	<b>8</b>
<b>RBI</b>	<b>8</b>
<b>BB</b>	<b>6</b>
<b>SO</b>	<b>10</b>
<b>LOB</b>	<b>11</b>



Inning	R	H	E	K	S	IP	WLS	BF	H	R	ER	SO	BB	IBB	HBP	BLK	WP	HR	S	P	ERA	WHIP
1	4	3	0	3	21	1.2		13	4	5	5	3	2	1	1	0	0	2	30	57	27.00	3.600
2	1	1	0	1	13	3.0		13	3	1	1	5	1	0	0	0	0	1	33	50	3.00	1.333
3	1	2	0	1	10	2.1		10	1	2	2	2	1	0	1	0	0	1	25	44	7.71	0.857
4	0	0	0	0	3	1.0		3	0	0	0	0	1	0	0	0	0	7	12	0.00	1.000	

PITCHER	IP	WLS	BF	H	R	ER	SO	BB	IBB	HBP	BLK	WP	HR	S	P	ERA	WHIP
<b>Kelvim Escobar, R</b> <small>ERA: 6.09</small>	1.2		13	4	5	5	3	2	1	1	0	0	2	30	57	27.00	3.600
<b>Paul Spoljaric, L</b> <small>ERA: 6.41</small>	3.0		13	3	1	1	5	1	0	0	0	0	1	33	50	3.00	1.333
<b>32 Roy Halladay, R</b> <small>ERA: 3.79</small>	2.1		10	1	2	2	2	1	0	1	0	0	1	25	44	7.71	0.857
<b>Paul Quantrill, R</b> <small>ERA: 2.59</small>	1.0		3	0	0	0	0	1	0	0	0	0	0	7	12	0.00	1.000

WP	PA	ERA	WHIP
0	39		
0			
0			

Batter	1	2	3	4	5	6	7	8	9	AB R H RBI BB SO LOB	TOP																		
Shannon Stewart, R (1, 7) OBP: 0.380, SLG: 0.424	1-0 CS 1B		3-1 P8		1-0 SAFE 1-2 CS	1-0 G5-3	4-1 BB		1-0 SAFE 1-2 SH3-4	3 0 1 0 1 0 0																			
Tony Batista, R (1, 6) OBP: 0.331, SLG: 0.489	2-1 SAFE 1-2 G6-3		2-2 G6-3			1-1 L8 2B	0-3 SAFE K		0-1 G4-6-3 E5	5 0 1 0 0 1 4																			
Shawn Green, L (1, 9) OBP: 0.395, SLG: 0.630	4-2 PO BB BB			3-2 P4		3-1 L8 2-3		0-1 HR	0-0 G4-6-3 1-2f	4 1 1 1 1 0 3																			
David Segui, S (1, 3) OBP: 0.359, SLG: 0.455	4-2 1-2 BB			4-0 BB		2-2 G3-1		0-0 F7		2 0 0 0 2 0 1																			
Carlos Delgado, L (1, 10) OBP: 0.355, SLG: 0.524	2-0 SAFE 2-3 PO	2-2 HR		2-0 P2			3-2 HR	0-0 HR		4 3 3 3 0 0 1																			
Tony Fernandez, S (1, 5) OBP: 0.448, SLG: 0.497		1-3 K		2-1 L8			0-0 G4-3 E 2B	0-0 P4		4 1 1 0 0 1 1																			
Darrin Fletcher, L (1, 2) OBP: 0.345, SLG: 0.482		2-1 F7			0-2 G4-3		2-1 G4-3	3-1 2B		4 0 1 0 0 0 1																			
Jacob Brumfield, R (1, 8) OBP: 0.308, SLG: 0.378		3-2 F8			0-1 G5-3		0-3 K	1-3 K		4 0 0 0 0 2 2																			
Homer Bush, R (1, 4) OBP: 0.344, SLG: 0.381			1-2 G1-3		1-2 CS 1B		0-1 E6 BB 3-H		0-2 SH3-4 1B	4 0 2 0 0 0 0																			
<b>Inning Stats</b>	R: 0 E: 0 K: 0 S: 11	H: 1 LOB: 1 BB: 2 P: 24	R: 1 E: 0 K: 1 S: 13	H: 1 LOB: 0 BB: 0 P: 21	R: 0 E: 0 K: 0 S: 8	H: 0 LOB: 0 BB: 0 P: 14	R: 0 E: 0 K: 0 S: 6	H: 0 LOB: 1 BB: 1 P: 17	R: 0 E: 0 K: 0 S: 8	H: 1 LOB: 0 BB: 0 P: 10	R: 0 E: 0 K: 2 S: 17	H: 1 LOB: 2 BB: 1 P: 26	R: 2 E: 1 K: 2 S: 10	H: 3 LOB: 1 BB: 0 P: 14	R: 0 E: 1 K: 0 S: 7	H: 1 LOB: 1 BB: 0 P: 8	1B: 3 2B: 3 3B: 0 HR: 4	SF: 0 SAC: 1 DP: 1 HBP: 0	WP: 0 PB: 0 SB: 0 CS: 2	PA: 41									
<b>PITCHER</b>	IP WLS BF H R ER SO BB IBB HBP BLK WP HR S P ERA WHIP																												
Rick Helling, R (1, 1) ERA: 4.31	6.0		23	5	2	2	1	3	0	0	0	0	0	2	59	109	3.00	1.333											
Mike Venafro, L (7, 1) ERA: 2.76	0.1	H	2	1	0	0	0	0	0	0	0	0	0	3	5	0.00	3.000												
Tim Crabtree, R (7, 1) ERA: 3.24	0.2	H	4	0	1	0	2	1	0	0	0	0	0	9	13	0.00	1.500												
59 Jeff Zimmerman, R (8, 1) ERA: 1.25	1.1	L	9	4	2	2	1	0	0	0	0	0	2	16	21	13.50	3.000												
Mike Munoz, L (9, 1) ERA: 3.92	0.2		1	0	0	0	0	0	0	0	0	0	0	1	1	0.00	0.000												

Toronto Blue Jays @ Texas Rangers  
The Ballpark at Arlington, Arlington, TX

Fri Aug 06 1999, 8:35 PM EDT  
Att. 31,664 - Cloudy - 96 F

livebaseballscorecards.com

AB	34
R	5
H	10
RBI	4
BB	4
SO	4
LOB	13



Batter	1	2	3	4	5	6	7	8	9	AB R H RBI BB SO LOB
Mark McLemore, S OBP: 0.374, SLG: 0.372 (1, 4)	1-2 K ①		1-2 G6-4-3 1B		1-1 SH1-3 ①		2-2 F8 ①		3-2 G1 1B	4 0 2 0 0 1 2
Ivan Rodriguez, R OBP: 0.355, SLG: 0.536 (1, 2)	0-0 29 BB 1B		0-1 G6-4-3 ① ②		1-0 G6-3 ②		1-1 P3 ②		1-2 G1 ②	5 1 1 0 0 0 5
29 Rusty Greer, L OBP: 0.403, SLG: 0.443 (1, 7)	4-1 1B BB		1-2 G4-3 ③		1-3 K ③		1-3 K ③		0-0 G5-3 ③	4 0 0 0 1 2 4
Juan Gonzalez, R OBP: 0.355, SLG: 0.558 (1, 9)	2-1 P4 ②			2-1 E3 HR		1-2 G3-1 ①		0-0 FC5-4 1B		4 1 1 0 0 0 2
Rafael Palmeiro, L OBP: 0.437, SLG: 0.614 (1, 3)	1-1 1B			1-1 HR		1-1 P7 ②		1-0 F9 ①		4 1 2 3 0 0 1
Todd Zeile, R OBP: 0.367, SLG: 0.497 (1, 5)	1-3 K ③			2-0 F8 ①		3-3 K ③		1-2 FC5-4 1B ②		4 0 0 0 0 2 3
Lee Stevens, L OBP: 0.354, SLG: 0.501 (1, 10)		1-3 K ①		0-0 F7 ②		0-1 HR		1-0 1B ③		4 1 2 1 0 1 0
Royce Clayton, R OBP: 0.297, SLG: 0.371 (1, 6)		2-3 K ②		1-0 L9 ③		1-2 1B 1B		0-0 G5-3 ③		4 0 1 0 0 1 2
Tom Goodwin, L OBP: 0.322, SLG: 0.315 (1, 8)		2-3 K ③			2-1 SH1-3 1B		1-0 1B 1B		1-3 K ①	4 0 2 0 0 2 0

Inning Stats	R: 1 E: 0 K: 2 S: 14	H: 2 LOB: 2 BB: 1 P: 23	R: 0 E: 0 K: 3 S: 9	H: 0 LOB: 0 BB: 0 P: 14	R: 0 E: 0 K: 0 S: 8	H: 1 LOB: 0 BB: 0 P: 10	R: 2 E: 1 K: 0 S: 7	H: 1 LOB: 0 BB: 0 P: 13	R: 0 E: 0 K: 1 S: 8	H: 1 LOB: 1 BB: 0 P: 13	R: 0 E: 0 K: 1 S: 11	H: 0 LOB: 0 BB: 0 P: 16	R: 1 E: 0 K: 1 S: 14	H: 3 LOB: 2 BB: 0 P: 20	R: 0 E: 0 K: 0 S: 8	H: 2 LOB: 2 BB: 0 P: 11	R: 0 E: 0 K: 1 S: 10	H: 1 LOB: 1 BB: 0 P: 15	1B: 9 2B: 0 3B: 0 HR: 2	SF: 0 SAC: 1 DP: 1 HBP: 0	WP: 0 PB: 0 SB: 0 CS: 0	PA: 39
--------------	-------------------------------	----------------------------------	------------------------------	----------------------------------	------------------------------	----------------------------------	------------------------------	----------------------------------	------------------------------	----------------------------------	-------------------------------	----------------------------------	-------------------------------	----------------------------------	------------------------------	----------------------------------	-------------------------------	----------------------------------	----------------------------------	------------------------------------	----------------------------------	--------

PITCHER	IP	WLS	BF	H	R	ER	SO	BB	IBB	HBP	BLK	WP	HR	S	P	ERA	WHIP
Chris Carpenter, R ERA: 3.65 (1, 1)	7.0	W	31	9	4	3	8	1	0	0	0	0	2	72	110	3.86	1.429
Graeme Lloyd, L ERA: 3.04 (8, 1)	0.1	H	1	0	0	0	0	0	0	0	0	0	1	2	0.00	0.000	
John Frascatore, R ERA: 3.93 (8, 1)	0.2	H	3	1	0	0	0	0	0	0	0	0	6	8	0.00	1.500	
Billy Koch, R ERA: 2.3 (9, 1)	1.0	S	4	1	0	0	1	0	0	0	0	0	10	15	0.00	1.000	

**BOTTOM**

**Toronto Blue Jays @ Texas Rangers**  
The Ballpark at Arlington, Arlington, TX

Fri Aug 06 1999, 8:35 PM EDT  
Att: 31,664 - Cloudy - 96 F

livebaseballscorecards.com

<b>AB</b>	<b>37</b>
<b>R</b>	<b>4</b>
<b>H</b>	<b>11</b>
<b>RBI</b>	<b>4</b>
<b>BB</b>	<b>1</b>
<b>SO</b>	<b>9</b>
<b>LOB</b>	<b>19</b>



Batter	1	2	3	4	5	6	7	8	9	AB R H RBI BB SO LOB	TOP	
Shannon Stewart, R (1, 7) OBP: 0.379, SLG: 0.422	0-2 G6-3		0-1 1B		2-3 SAFE		0-0 F9			4 0 1 0 0 1 4	<b>Toronto Blue Jays @ Texas Rangers</b> The Ballpark at Arlington, Arlington, TX Sat Aug 07 1999, 8:35 PM EDT Att. 40,329 - Unknown - 97 F	
Curtis Goodwin, L (1, 8) OBP: 0.291, SLG: 0.286	2-3 K		3-1 G4-3			1-3 K		2-3 K	4 0 0 0 0 3 1			
Shawn Green, L (1, 9) OBP: 0.392, SLG: 0.623	0-0 F7			2-2 G4-3		1-3 K		1-0 F8	4 0 0 0 0 1 0			
David Segui, S (1, 3) OBP: 0.359, SLG: 0.455 Willis Otanez, R (2, PH) OBP: 0.269, SLG: 0.354 (2, 3)		1-0 G4-3 2B		3-3 K		1-3 K		0-1 G5-3	0 0 0 0 0 0 0 4 0 1 0 0 2 0			
Carlos Delgado, L (1, 10) OBP: 0.356, SLG: 0.523		3-3 K		2-1 1B		1-0 1B 1B		1-2 G6-3	4 0 2 0 0 1 1			
Tony Fernandez, S (1, 5) OBP: 0.444, SLG: 0.491		2-0 G4-3		1-0 G3		1-0 F7		2-1 G3	4 0 0 0 0 0 3			
Darrin Fletcher, L (1, 2) OBP: 0.340, SLG: 0.475		1-0 G3		3-1 G3-1		3-2 P6		1-3 K	4 0 0 0 0 1 2			
Tony Batista, R (1, 6) OBP: 0.331, SLG: 0.488			0-3 K		0-0 G5-3		0-2 1B 1B		3 0 1 0 0 1 0			
Homer Bush, R (1, 4) OBP: 0.344, SLG: 0.380			0-2 G5-3		1-1 E5		1-2 1B 2-3 1B		3 0 1 0 0 0 0			
<b>Inning Stats</b>	R: 0 E: 0 K: 1 S: 8 H: 0 LOB: 0 BB: 0 P: 10	R: 0 E: 0 K: 1 S: 6 H: 1 LOB: 1 BB: 0 P: 13	R: 0 E: 0 K: 1 S: 10 H: 1 LOB: 1 BB: 0 P: 13	R: 0 E: 0 K: 1 S: 10 H: 1 LOB: 1 BB: 0 P: 18	R: 0 E: 1 K: 3 S: 10 H: 0 LOB: 1 BB: 0 P: 16	R: 0 E: 0 K: 3 S: 10 H: 0 LOB: 0 BB: 0 P: 13	R: 0 E: 0 K: 0 S: 13 H: 3 LOB: 3 BB: 0 P: 19	R: 0 E: 0 K: 1 S: 7 H: 0 LOB: 0 BB: 0 P: 10	R: 0 E: 0 K: 1 S: 8 H: 0 LOB: 0 BB: 0 P: 12	1B: 5 2B: 1 3B: 0 HR: 0 SF: 0 SAC: 0 DP: 0 HBP: 0	WP: 0 PB: 0 SB: 0 CS: 0 PA: 34	
<b>PITCHER</b> Aaron Sele, R (1, 1) ERA: 5.28	IP 9.0 WLS W BF 34 H 6 R 0 ER 0 SO 10 BB 0 IBB 0 HBP 0 BLK 0 WP 0 HR 0 S 82 P 124 ERA 0.00 WHIP 0.667											<b>PITCHER</b> IP WLS BF H R ER SO BB IBB HBP BLK WP HR S P ERA WHIP

livebaseballscorecards.com

<b>AB</b>	34
<b>R</b>	0
<b>H</b>	6
<b>RBI</b>	0
<b>BB</b>	0
<b>SO</b>	10
<b>LOB</b>	11





Batter	1	2	3	4	5	6	7	8	9
<b>Mark McLemore, S</b> OBP: 0.376, SLG: 0.383 (1, 4)	1-1 1B 1B 2B	0-2 3B		0-0 G3-6-3 1B		2-3 K		1-1 F9	
<b>Ivan Rodriguez, R</b> OBP: 0.355, SLG: 0.542 (1, 2)	0-0 1B 1B 2-3	1-1 P4		3-1 G3-6-3 1-2f		2-0 HR		1-3 K	
<b>Rafael Palmeiro, L</b> OBP: 0.437, SLG: 0.612 (1, 10)	1-1 1B 1-2 3-H 1B		4-1 1B 1B BB	2-3 K		0-1 P6			
<b>Juan Gonzalez, R</b> OBP: 0.356, SLG: 0.560 (1, 9)	1-3 K		0-1 F8 1B 1-2 1B		1-2 2B	3-1 F8			
<b>Lee Stevens, L</b> OBP: 0.355, SLG: 0.501 (1, 3)	0-1 1B 1-3 2-H 1B		2-2 BB 1-2 2-H 1B		2-0 P6		3-3 K		
<b>Todd Zeile, R</b> OBP: 0.366, SLG: 0.495 (1, 5)	1-2 1B 1-2 3-H 1B		0-1 F8		3-3 K		1-0 G4-3		
<b>Roberto Kelly, R</b> OBP: 0.386, SLG: 0.457 (1, 7)	3-2 P2		2-3 K		0-1 L5		4-2 BB		
<b>Royce Clayton, R</b> OBP: 0.300, SLG: 0.371 (1, 6)			2-1 G4-3		4-2 BB	0-0 1B HR 1B	2-3 K		
<b>Tom Goodwin, L</b> OBP: 0.321, SLG: 0.314 (1, 8)			0-1 G4-3		1-0 G4-3	1-0 HR 1B		1-3 K	

AB	R	H	RBI	BB	SO	LOB
5	1	3	0	0	1	2
5	1	2	3	0	1	2
3	2	1	1	1	1	0
4	0	2	0	0	1	2
4	0	2	1	0	1	1
4	0	1	1	0	1	3
3	0	0	0	1	1	5
3	1	1	0	1	1	1
4	1	1	0	0	1	3


AB	R	H	RBI	BB	SO	LOB
35	6	13	6	3	9	19

Inning Stats		R: 2	H: 5	E: 0	K: 1	S: 18	P: 25	R: 0	H: 1	E: 0	K: 0	S: 9	R: 1	H: 2	E: 0	K: 1	S: 15	R: 0	H: 1	E: 0	K: 1	S: 6	R: 0	H: 1	E: 0	K: 1	S: 9	R: 3	H: 3	E: 0	K: 1	S: 10	R: 0	H: 0	E: 0	K: 2	S: 10	R: 0	H: 0	E: 0	K: 2	S: 10												
PITCHER		IP	WLS	BF	H	R	ER	SO	BB	IBB	HBP	BLK	WP	HR	S	P	ERA	WHIP	PITCHER		IP	WLS	BF	H	R	ER	SO	BB	IBB	HBP	BLK	WP	HR	S	P	ERA	WHIP																	
<b>Pat Hentgen, R</b> ERA: 5.32 (1, 1)		2.2	L	17	8	3	3	2	2	0	0	0	0	0	41	63	10.12	3.750	<b>Pat Hentgen, R</b> ERA: 5.32 (1, 1)		2.2	L	17	8	3	3	2	2	0	0	0	0	41	63	10.12	3.750	<b>Pat Hentgen, R</b> ERA: 5.32 (1, 1)		2.2	L	17	8	3	3	2	2	0	0	0	0	41	63	10.12	3.750
<b>32 Roy Halladay, R</b> ERA: 3.93 (3, 1)		3.1		14	5	3	3	3	0	0	0	0	0	1	26	46	8.10	1.500	<b>32 Roy Halladay, R</b> ERA: 3.93 (3, 1)		3.1		14	5	3	3	3	0	0	0	0	1	26	46	8.10	1.500	<b>32 Roy Halladay, R</b> ERA: 3.93 (3, 1)		3.1		14	5	3	3	3	0	0	0	0	1	26	46	8.10	1.500
<b>Paul Spoljaric, L</b> ERA: 6.14 (7, 1)		2.0		7	0	0	0	4	1	0	0	0	0	0	20	33	0.00	0.500	<b>Paul Spoljaric, L</b> ERA: 6.14 (7, 1)		2.0		7	0	0	0	4	1	0	0	0	20	33	0.00	0.500	<b>Paul Spoljaric, L</b> ERA: 6.14 (7, 1)		2.0		7	0	0	0	4	1	0	0	0	20	33	0.00	0.500		

**Toronto Blue Jays @ Texas Rangers**  
The Ballpark at Arlington, Arlington, TX  
Sat Aug 07 1999, 8:35 PM EDT  
Att: 40,329 - Unknown - 97 F

livebaseballscorecards.com

AB 35  
R 6  
H 13  
RBI 6  
BB 3  
SO 9  
LOB 19



WP: 0 PA: 38  
PB: 0  
SB: 0  
CS: 0

Batter	1	2	3	4	5	6	7	8	9	AB R H RBI BB SO LOB	TOP																									
<b>Shannon Stewart, R</b> (1, 7) OBP: 0.380, SLG: 0.422	1-1 FC5-4 1B		2-1 G6-3		3-1 2B 1B	3-2 F9		3-2 G6-3		5 1 2 0 0 0 1																										
<b>Tony Batista, R</b> (1, 6) OBP: 0.332, SLG: 0.488	1-1 FC5-4 1B E		1-1 G6-3		1-0 2B 2B		4-1 G3-6 BB		0-1 F7	4 2 1 2 1 0 1																										
<b>Shawn Green, L</b> (1, 9) OBP: 0.392, SLG: 0.623	2-0 E5 1B		0-1 G3-1		1-0 2B 2B		0-1 G3-6		2-2 L9	5 2 2 1 0 0 1																										
<b>Carlos Delgado, L</b> (1, 3) OBP: 0.360, SLG: 0.535	2-1 2B 1B			4-1 L9 BB BB	1-0 F7 2B		3-2 HR		2-1 F7	4 1 3 3 1 0 0																										
<b>Tony Fernandez, S</b> (1, 5) OBP: 0.439, SLG: 0.486	1-0 L7			2-3 K	0-0 G5-3		3-0 G3			4 0 0 0 0 1 3																										
<b>Willie Greene, L</b> (1, 10) OBP: 0.291, SLG: 0.407	1-1 G4-3			4-2 FC6-4 BB	3-1 F7			1-3 K		3 0 0 0 1 1 2																										
<b>Darrin Fletcher, L</b> (1, 2) OBP: 0.339, SLG: 0.483		3-2 F9		1-1 L9	1-1 G3			0-2 HR		4 1 1 1 0 0 3																										
<b>Curtis Goodwin, L</b> (1, 8) OBP: 0.285, SLG: 0.279		2-2 G4-3		0-0 FC6-4		0-2 G1-3		0-2 G1-3		4 0 0 0 0 0 2																										
<b>Homer Bush, R</b> (1, 4) OBP: 0.346, SLG: 0.385		0-1 G6-3			1-1 2B 1B	0-0 G5-3		0-2 2B		4 1 2 0 0 0 0																										
<b>Inning Stats</b>	R: 2 E: 1 K: 0 S: 10	H: 3 LOB: 1 BB: 0 P: 18	R: 0 E: 0 K: 0 S: 9	H: 0 LOB: 0 BB: 0 P: 14	R: 0 E: 0 K: 1 S: 10	H: 0 LOB: 2 BB: 2 P: 21	R: 4 E: 0 K: 0 S: 12	H: 5 LOB: 1 BB: 0 P: 23	R: 0 E: 0 K: 0 S: 8	H: 0 LOB: 0 BB: 0 P: 11	R: 1 E: 0 K: 0 S: 7	H: 1 LOB: 0 BB: 1 P: 17	R: 1 E: 0 K: 1 S: 16	H: 2 LOB: 1 BB: 0 P: 20	R: 0 E: 0 K: 0 S: 7	H: 0 LOB: 0 BB: 0 P: 11	1B: 5 2B: 4 3B: 0 HR: 2	SF: 0 SAC: 0 DP: 1 HBP: 0	WP: 0 PB: 0 SB: 0 CS: 0	PA: 40																
<b>PITCHER</b>	IP WLS BF H R ER SO BB IBB HBP BLK WP HR S P ERA WHIP																																			
<b>John Burkett, R</b> (1, 1) ERA: 6.28	4.0		22	8	6	5	1	2	0	0	0	0	0	42	76	11.25	2.500																			
<b>Mike Munoz, L</b> (5, 1) ERA: 3.86	3.0		10	1	1	1	0	1	0	0	0	0	1	20	37	3.00	0.667																			
<b>Mike Venafro, L</b> (8, 1) ERA: 2.9	0.2	L	4	2	1	1	1	0	0	0	0	0	1	13	14	13.50	3.000																			
<b>Tim Crabtree, R</b> (8, 1) ERA: 3.14	1.1		4	0	0	0	0	0	0	0	0	0	0	10	17	0.00	0.000																			

Toronto Blue Jays @ Texas Rangers  
The Ballpark at Arlington, Arlington, TX  
Sun Aug 08 1999, 8:05 PM EDT  
Att. 32,374 - Cloudy - 99 F

livebaseballscorecards.com

AB	37
R	8
H	11
RBI	7
BB	3
SO	2
LOB	13



Batter	1	2	3	4	5	6	7	8	9	AB	R	H	RBI	BB	SO	LOB
Mark McLemore, S OBP: 0.379, SLG: 0.384 (1, 4)	0-0 2B 1B	3-1 P6		0-0 E5 1B		1-0 F8		4-1 CS BB		4	1	2	0	1	0	1
Ivan Rodriguez, R OBP: 0.353, SLG: 0.538 (1, 2)	0-0 L9	0-0 1B		0-3 K			1-2 F8	1-2 CS	1-2 G5-3	5	0	1	1	0	1	2
Rafael Palmeiro, L OBP: 0.437, SLG: 0.611 (1, 3)	1 SAFE 2B	1-1 F9		3-2 P4			3-2 PB WP HR 1B		2-1 F7	5	2	2	1	0	0	2
Juan Gonzalez, R OBP: 0.355, SLG: 0.563 (1, 9)	0-2 F8		1-2 G6-3		1-1 HR		3-3 K		1-0 G5-3	5	1	1	1	0	1	2
Todd Zeile, R OBP: 0.367, SLG: 0.501 (1, 10)	4-0 2B BB		0-3 K		1-2 G6-3		2-2 HR			3	2	1	2	1	1	0
Roberto Kelly, R OBP: 0.393, SLG: 0.468 (1, 7)	1-1 2B		0-0 BB 1B		2-2 G4-3		0-0 1B			4	0	3	2	0	0	0
Royce Clayton, R OBP: 0.299, SLG: 0.367 (1, 6)	0-1 F8		4-2 BB		2-0 F8		0-0 G6-3			3	0	0	0	1	0	2
Luis Alicea, S OBP: 0.289, SLG: 0.250 (1, 5)		0-0 SH1-4 1B 2B		1-0 G4-3		1-0 G6-3		1-0 G6-3		4	1	1	0	0	0	2
Tom Goodwin, L OBP: 0.317, SLG: 0.309 (1, 8)		0-0 SH1-4 2-3		1-3 K		1-2 G4-3		1-3 K		3	0	0	0	0	2	0

Inning Stats	R: 3	H: 3	E: 0	K: 10	S: 10	R: 1	H: 2	E: 0	K: 7	S: 7	R: 0	H: 1	E: 0	K: 1	S: 12	R: 0	H: 1	E: 1	K: 2	S: 14	R: 1	H: 1	E: 0	K: 9	S: 9	R: 0	H: 0	E: 0	K: 5	S: 5	R: 2	H: 3	E: 0	K: 1	S: 20	R: 0	H: 0	E: 0	K: 7	S: 7	R: 0	H: 0	E: 0	K: 6	S: 6	R: 0	H: 0	E: 0	K: 10	S: 10
	LOB: 1	BB: 1	P: 15			LOB: 1	BB: 0	P: 11			LOB: 2	BB: 1	P: 18			LOB: 0	BB: 0	P: 15			LOB: 0	BB: 0	P: 15			LOB: 0	BB: 0	P: 8			LOB: 1	BB: 0	P: 29			LOB: 0	BB: 1	P: 14			LOB: 0	BB: 0	P: 10			LOB: 0	BB: 0	P: 10		


PITCHER	IP	WLS	BF	H	R	ER	SO	BB	IBB	HBP	BLK	WP	HR	S	P	ERA	WHIP
David Wells, L ERA: 5.16 (1, 1)	6.1		30	9	6	6	3	2	0	0	0	0	1	65	97	8.53	1.737
John Frascatore, R ERA: 4.05 (7, 1)	0.2	W	4	2	1	1	1	0	0	0	0	1	1	12	17	13.50	3.000
Graeme Lloyd, L ERA: 2.98 (8, 1)	1.0	H	3	0	0	0	1	1	0	0	0	0	0	7	14	0.00	1.000
Billy Koch, R ERA: 2.25 (9, 1)	1.0	S	3	0	0	0	0	0	0	0	0	0	0	6	10	0.00	0.000

**BOTTOM**

**Toronto Blue Jays @ Texas Rangers**  
The Ballpark at Arlington, Arlington, TX

Sun Aug 08 1999, 8:05 PM EDT  
Att. 32,374 - Cloudy - 99 F

AB	36
R	7
H	11
RBI	7
BB	3
SO	5
LOB	11



WP	PA	ERA	WHIP
1	41		
1			
0			
1			

Batter	1	2	3	4	5	6	7	8	9	AB	R	H	RBI	BB	SO	LOB	TOP								
Shannon Stewart, R OBP: 0.381, SLG: 0.424 (1, 7) C X	0-1 1B HR 1B		2-1 E5 2B G4-3	H 1-0 G6-4-3 HBP 1-2 2-3		1-2 FC6-4 1B HR 1-2f 2-3	0-1 HR 2B 1-H 2-H	1-3 K		5	4	2	2	0	1	2									
Tony Batista, R OBP: 0.335, SLG: 0.501 Chris Woodward, R OBP: 0.280, SLG: 0.304 (8, PH) C SAFE F X (8, 6)	1-2 F9		0-2 G4-3 FC4-6 2B 1-3	3-1 G6-4-3 1-2f		0-2 HR 1B 1-2 3-H	0-2 HR 2-H	3-1 BB 1B		5	3	3	3	0	0	4									
Shawn Green, L OBP: 0.395, SLG: 0.632 (1, 9) B SAFE C X	3-1 HR 1B 1-3		1-0 G4-3 2-3 3-H			1-3 K 1-1 1-H 2-H	0-2 G3 2B 2B 2-3	4-2 1B BB 1-2		5	3	3	4	1	1	1									
Carlos Delgado, L OBP: 0.364, SLG: 0.545 (1, 3) B X	1-0 HR 1-H 3-H		4-0 FC4-6 IBB			2-1 1B 2B 2-1	3-2 L4 2-2 G3 2-3	2-0 1B 1-2 2-H		5	2	3	4	1	0	1									
Darrin Fletcher, L OBP: 0.336, SLG: 0.480 (1, 2) X	0-0 F8		2-1 FC4-6 1-2f 3-H			1-3 K 2-2 G1-3 3-H	2-2 2B 3-H	0-0 G4-1		6	0	1	2	0	1	4									
Willie Greene, L OBP: 0.287, SLG: 0.397 (1, 10) B SAFE C X	2-2 G4-3		0-0 P2			2-1 1B 2-H			3-2 F8	6	0	1	1	0	1	2									
Jacob Brumfield, R OBP: 0.324, SLG: 0.392 (1, 8) C SAFE B X			3-2 G4-3 1B			0-0 FC1-6 1B 2-3 K		1-1 2B 1B 1B	2-2 G6-3	0-0 1B	6	1	4	0	0	1									
Willis Otanez, R OBP: 0.278, SLG: 0.367 (1, 5) X			0-0 G4-3 1-2f			1-0 FC1-6 1B 1-2f		0-0 FC6-4 1B 1B	3-2 HR 1B	2-1 F8	6	3	3	0	0	3									
Homer Bush, R OBP: 0.353, SLG: 0.401 (1, 4) B X			1-0 G5-3			0-0 HBP 1B 1-2		0-1 FC6-4 1B 1-2	1-2 2B 1B 3-H	1-0 HR 1-H	0-2 F8	6	2	4	3	0	1								
<b>Inning Stats</b>	R: 3 E: 0 K: 0 S: 12	H: 3 LOB: 0 BB: 0 P: 19	R: 0 E: 0 K: 0 S: 6	H: 1 LOB: 0 BB: 0 P: 10	R: 2 E: 1 K: 0 S: 9	H: 1 LOB: 1 BB: 1 P: 18	R: 0 E: 0 K: 0 S: 5	H: 2 LOB: 2 BB: 0 P: 10	R: 1 E: 0 K: 3 S: 14	H: 2 LOB: 1 BB: 0 P: 22	R: 4 E: 0 K: 0 S: 18	H: 4 LOB: 0 BB: 0 P: 25	R: 6 E: 0 K: 1 S: 27	H: 7 LOB: 1 BB: 0 P: 37	R: 3 E: 0 K: 1 S: 16	H: 4 LOB: 2 BB: 1 P: 32	R: 0 E: 0 K: 0 S: 10	H: 1 LOB: 1 BB: 0 P: 15	1B: 15 2B: 6 3B: 0 HR: 4	SF: 0 SAC: 0 DP: 2 HBP: 1	WP: 0 PB: 0 SB: 0 CS: 0	PA: 54			
<b>PITCHER</b>	IP WLS BF H R ER SO BB IBB HBP BLK WP HR S P ERA WHIP	IP WLS BF H R ER SO BB IBB HBP BLK WP HR S P ERA WHIP	IP WLS BF H R ER SO BB IBB HBP BLK WP HR S P ERA WHIP	IP WLS BF H R ER SO BB IBB HBP BLK WP HR S P ERA WHIP	IP WLS BF H R ER SO BB IBB HBP BLK WP HR S P ERA WHIP	IP WLS BF H R ER SO BB IBB HBP BLK WP HR S P ERA WHIP	IP WLS BF H R ER SO BB IBB HBP BLK WP HR S P ERA WHIP	IP WLS BF H R ER SO BB IBB HBP BLK WP HR S P ERA WHIP	IP WLS BF H R ER SO BB IBB HBP BLK WP HR S P ERA WHIP	IP WLS BF H R ER SO BB IBB HBP BLK WP HR S P ERA WHIP	IP WLS BF H R ER SO BB IBB HBP BLK WP HR S P ERA WHIP	IP WLS BF H R ER SO BB IBB HBP BLK WP HR S P ERA WHIP	IP WLS BF H R ER SO BB IBB HBP BLK WP HR S P ERA WHIP	IP WLS BF H R ER SO BB IBB HBP BLK WP HR S P ERA WHIP	IP WLS BF H R ER SO BB IBB HBP BLK WP HR S P ERA WHIP	IP WLS BF H R ER SO BB IBB HBP BLK WP HR S P ERA WHIP	IP WLS BF H R ER SO BB IBB HBP BLK WP HR S P ERA WHIP	IP WLS BF H R ER SO BB IBB HBP BLK WP HR S P ERA WHIP	IP WLS BF H R ER SO BB IBB HBP BLK WP HR S P ERA WHIP	IP WLS BF H R ER SO BB IBB HBP BLK WP HR S P ERA WHIP	IP WLS BF H R ER SO BB IBB HBP BLK WP HR S P ERA WHIP	IP WLS BF H R ER SO BB IBB HBP BLK WP HR S P ERA WHIP	IP WLS BF H R ER SO BB IBB HBP BLK WP HR S P ERA WHIP	IP WLS BF H R ER SO BB IBB HBP BLK WP HR S P ERA WHIP	IP WLS BF H R ER SO BB IBB HBP BLK WP HR S P ERA WHIP

Toronto Blue Jays @ Texas Rangers  
The Ballpark at Arlington, Arlington, TX

Mon Aug 09 1999, 8:35 PM EDT  
Att: 23,235 - Unknown - 103 F

livebaseballscorecards.com

AB	51
R	19
H	25
RBI	19
BB	2
SO	5
LOB	19



Batter	1	2	3	4	5	6	7	8	9	AB	R	H	RBI	BB	SO	LOB
Mark McLemore, S OBP: 0.377, SLG: 0.382 (1, 4)	1-0 F8	2-1 F8			2-2 F8		2-1 1B		2-1 F8	5	0	1	0	0	0	3
Ivan Rodriguez, R OBP: 0.353, SLG: 0.543 Gregg Zaun, S OBP: 0.295, SLG: 0.275 (7, PH) (8, 2)	1-0 HR	1-3 K			1-3 K		2-2 SF9			3	1	1	1	0	2	2
Rafael Palmeiro, L OBP: 0.438, SLG: 0.623 (1, 10)	3-2 G6-3 3B		0-0 HR		3-3 K		3-3 G4-3			4	2	2	1	0	1	2
Juan Gonzalez, R OBP: 0.351, SLG: 0.558 (1, 9)	2-2 G6-3		2-2 F9		2-2 F9		2-2 F9		2-1 L9	4	0	0	1	0	0	0
Todd Zeile, R OBP: 0.367, SLG: 0.499 Luis Aicea, S OBP: 0.287, SLG: 0.248 (1, 5) (8, 5)	4-2 BB		3-1 F9		0-0 G6-3		3-1 F8		3-1 F8	2	0	0	0	1	0	0
Lee Stevens, L OBP: 0.352, SLG: 0.496 (1, 3)	3-3 K		0-0 G6-3		0-1 F7		0-0 F8		0-0 F8	4	0	0	0	0	1	1
Roberto Kelly, R OBP: 0.394, SLG: 0.469 (1, 7)		0-2 CS 1B		1-0 L8		1-2 1B SF9 1B			2-3 K	4	1	2	0	0	1	0
Tom Goodwin, L OBP: 0.316, SLG: 0.305 (1, 8)		4-2 SAFE 1B SAFE BB		2-1 L3		0-0 F7			2-0 L6	3	0	0	0	1	0	1
Jon Shave, R OBP: 0.309, SLG: 0.262 (1, 6)		SAFE SAFE 1B		2-2 G6-3		2-1 E4 SF9 1B			3-2 HBP	3	0	1	0	0	0	1

Inning Stats	R: 2	H: 2	E: 0	K: 1	S: 13	H: 2	LOB: 1	BB: 1	P: 27	R: 0	H: 2	E: 0	K: 1	S: 13	R: 0	H: 1	E: 0	K: 0	S: 8	R: 0	H: 0	E: 0	K: 0	S: 6	R: 0	H: 0	E: 0	K: 2	S: 10	R: 0	H: 0	E: 0	K: 0	S: 6	R: 1	H: 2	E: 1	K: 0	S: 14	R: 0	H: 0	E: 0	K: 0	S: 5	R: 0	H: 0	E: 0	K: 1	S: 8	R: 0	H: 0	E: 0	K: 1	S: 8	1B: 4	2B: 0	3B: 1	HR: 2	SF: 1	SAC: 0	DP: 0	HBP: 1	WP: 0	PB: 0	SB: 0	CS: 1	PA: 37
--------------	------	------	------	------	-------	------	--------	-------	-------	------	------	------	------	-------	------	------	------	------	------	------	------	------	------	------	------	------	------	------	-------	------	------	------	------	------	------	------	------	------	-------	------	------	------	------	------	------	------	------	------	------	------	------	------	------	------	-------	-------	-------	-------	-------	--------	-------	--------	-------	-------	-------	-------	--------

PITCHER	IP	WLS	BF	H	R	ER	SO	BB	IBB	HBP	BLK	WP	HR	S	P	ERA	WHIP
Joey Hamilton, R ERA: 6.21 (1, 1)	5.0		21	5	3	3	4	2	0	0	0	0	2	50	88	5.40	1.400
Paul Quantrill, R ERA: 2.39 (6, 1)	2.0		9	2	1	0	0	0	0	0	0	0	0	20	29	0.00	1.000
Paul Spoljaric, L ERA: 5.9 (8, 1)	2.0		7	0	0	0	1	0	0	1	0	0	0	13	27	0.00	0.000

**BOTTOM**

**Toronto Blue Jays @ Texas Rangers**  
The Ballpark at Arlington, Arlington, TX  
Mon Aug 09 1999, 8:35 PM EDT  
Att. 23,235 - Unknown - 103 F

AB	33
R	4
H	7
RBI	4
BB	2
SO	5
LOB	10



WP	HR	S	P	ERA	WHIP
0	0	0	0	0.00	1.000
0	0	0	0	0.00	0.000

Batter	1	2	3	4	5	6	7	8	9	AB R H RBI BB SO LOB	TOP											
<b>Shannon Stewart, R</b> (1, 7) OBP: 0.381, SLG: 0.430	1-0 HR	2-1 F7			1-0 1B	1-2 FC6-4 1B		0-2 L5		5 3 2 1 0 0 3												
<b>Brian McRae, S</b> (1, 8) OBP: 0.327, SLG: 0.358	0-0 1B		1-2 F7		0-0 F8	4-1 1B SAFE		4-2 BB CS		3 0 1 0 2 0 1												
<b>Shawn Green, L</b> (1, 9) OBP: 0.395, SLG: 0.630	0-0 FC4 CS		2-2 G4-3		0-0 1B BB	0-1 L3 1B		2-2 G3		5 1 2 2 0 0 2												
<b>Carlos Delgado, L</b> (1, 3) OBP: 0.364, SLG: 0.557	2-2 G6-3		0-2 HR		0-1 F9	0-0 L3			3-2 HR	5 2 2 2 0 0 5												
<b>Tony Fernandez, S</b> (1, 5) OBP: 0.441, SLG: 0.485		1-1 HR 1B	1-0 F8		4-1 1B BB		4-1 1B BB		1-1 P3	3 1 1 0 2 0 0												
<b>Darrin Fletcher, L</b> (1, 2) OBP: 0.337, SLG: 0.489		0-0 HR		0-1 F8	0-2 1B		0-1 F7		2-3 K	5 1 2 4 0 1 1												
<b>Tony Batista, R</b> (1, 6) OBP: 0.333, SLG: 0.497		0-1 G5-3		0-2 G4-3	0-1 F7		2-2 1B		1-0 G6-3	5 0 1 0 0 0 2												
<b>Willie Greene, L</b> (1, 10) OBP: 0.286, SLG: 0.394		0-0 G4-3		3-0 G4-3		0-1 FC6-4 1B		3-3 K		4 1 1 0 0 1 2												
<b>Homer Bush, R</b> (1, 4) OBP: 0.358, SLG: 0.419		3-2 2B			1-1 HR	0-0 FC6-4 1B		0-1 G6-3		4 1 3 1 0 0 2												
<b>Inning Stats</b>	R: 1 E: 0 K: 0 S: 7	H: 2 LOB: 0 BB: 0 P: 10	R: 2 E: 0 K: 0 S: 13	H: 3 LOB: 1 BB: 0 P: 19	R: 1 E: 0 K: 0 S: 11	H: 1 LOB: 0 BB: 0 P: 15	R: 0 E: 0 K: 0 S: 6	H: 0 LOB: 0 BB: 0 P: 9	R: 3 E: 0 K: 0 S: 13	H: 4 LOB: 2 BB: 1 P: 19	R: 2 E: 0 K: 0 S: 12	H: 3 LOB: 1 BB: 1 P: 17	R: 0 E: 0 K: 1 S: 12	H: 1 LOB: 2 BB: 1 P: 21	R: 0 E: 0 K: 0 S: 10	H: 0 LOB: 0 BB: 1 P: 16	R: 1 E: 0 K: 1 S: 11	H: 1 LOB: 0 BB: 0 P: 18	1B: 9 2B: 2 3B: 0 HR: 5	SF: 0 SAC: 0 DP: 1 HBP: 0	WP: 0 PB: 0 SB: 0 CS: 2	PA: 43
<b>PITCHER</b>	IP WLS BF H R ER SO BB IBB HBP BLK WP HR S P ERA WHIP																					
<b>Brad Radke, R</b> (1, 1) ERA: 3.89	4.2 L 24 10 7 7 0 1 0 0 0 0 0 4 48 70 13.50 2.357																					
<b>23 Benj Sampson, L</b> (5, 1) ERA: 7.62	0.2 6 3 2 2 0 1 0 0 0 0 0 0 13 18 27.00 6.000																					
<b>Hector Carrasco, R</b> (6, 1) ERA: 7.15	1.2 6 1 0 0 1 1 0 0 0 0 0 0 13 22 0.00 1.200																					
<b>Eddie Guardado, L</b> (8, 1) ERA: 4.8	1.0 3 0 0 0 0 1 0 0 0 0 0 0 10 16 0.00 1.000																					
<b>Travis Miller, L</b> (9, 1) ERA: 2.37	1.0 4 1 1 1 1 0 0 0 0 0 0 1 11 18 9.00 1.000																					

Toronto Blue Jays @ Minnesota Twins  
Hubert H. Humphrey Metrodome, Minneapolis, MN

Tue Aug 10 1999, 8:05 PM EDT  
Att. 15,842 - Dome - 72 F

livebaseballscorecards.com

AB	39
R	10
H	15
RBI	10
BB	4
SO	2
LOB	18



Batter	1	2	3	4	5	6	7	8	9	AB	R	H	RBI	BB	SO	LOB
Todd Walker, L OBP: 0.349, SLG: 0.437 (1, 10)	4-2 1B G6-3 BB		3-2 F7		3-2 1-2 2-3 1B		2-2 G6-3	1-1 G4-6-3		4	1	1	0	1	0	3
Denny Hocking, S OBP: 0.327, SLG: 0.385 (1, 4)	3-1 G6-3 1-3 G6-3 1B		1-2 P6		1-0 SF8		4-2 G4-3 2B BB		3-2 1B 1B	3	2	2	1	1	0	0
Matt Lawton, L OBP: 0.359, SLG: 0.391 (1, 9)	1-2 G6-3		1-0 P4		3-H 0-0 F9		2-2 G4-3		0-1 1-3 1B	5	0	1	1	0	0	5
Ron Coomer, R OBP: 0.311, SLG: 0.441 (1, 3)	1-1 G6-3			1-0 G5-3		2-3 K	2-1 2B		0-3 K	5	0	1	3	0	2	2
Corey Koskie, L OBP: 0.369, SLG: 0.457 Brent Gates, S OBP: 0.357, SLG: 0.366 (7, PH) (8, 5)	1-2 G3			1-3 K		1-2 G4-3 1B	4-1 BB		1-3 K	3	0	1	0	0	1	0
Chad Allen, R OBP: 0.337, SLG: 0.406 (1, 7)				2-2 G6-3		0-0 G4-3	2-3 K		0-2 G6-3	5	0	0	0	0	1	5
Jacque Jones, L OBP: 0.344, SLG: 0.453 (1, 8)						2-1 1B SF8 2B			0-1 2B	4	1	2	0	0	1	1
Terry Steinbach, R OBP: 0.391, SLG: 0.423 (1, 2)						4-1 1B BB		3-1 WP 1B 2B	4-2 G4-6-3 BB	2	1	2	0	2	0	0
Cristian Guzman, S OBP: 0.285, SLG: 0.304 (1, 6)						0-2 L1		2-0 G4-3 2B G6-3 1B	2-2 F7	4	1	1	1	0	1	5

Inning Stats	R: 2	H: 1	E: 0	LOB: 0	K: 0	S: 12	R: 0	H: 1	E: 0	LOB: 1	K: 2	S: 11	R: 0	H: 0	E: 0	LOB: 0	K: 0	S: 9	R: 0	H: 0	E: 0	LOB: 0	K: 1	S: 7	R: 1	H: 2	E: 0	LOB: 2	K: 0	S: 11	R: 0	H: 1	E: 0	LOB: 1	K: 1	S: 10	R: 3	H: 3	E: 0	LOB: 2	K: 1	S: 18	R: 0	H: 1	E: 0	LOB: 1	K: 0	S: 11	R: 0	H: 2	E: 0	LOB: 2	K: 2	S: 18	1B: 7	SF: 1	2B: 4	SAC: 0	3B: 0	DP: 1	HR: 0	HBP: 0	WP: 1	PA: 42
--------------	------	------	------	--------	------	-------	------	------	------	--------	------	-------	------	------	------	--------	------	------	------	------	------	--------	------	------	------	------	------	--------	------	-------	------	------	------	--------	------	-------	------	------	------	--------	------	-------	------	------	------	--------	------	-------	------	------	------	--------	------	-------	-------	-------	-------	--------	-------	-------	-------	--------	-------	--------

PITCHER	IP	WLS	BF	H	R	ER	SO	BB	IBB	HBP	BLK	WP	HR	S	P	ERA	WHIP
Kelvim Escobar, R ERA: 6.06 (1, 1)	5.0	W	21	4	3	3	3	2	0	0	0	0	0	50	87	5.40	1.200
32 Roy Halladay, R ERA: 4.13 (6, 1)	1.2		10	4	3	3	1	1	0	0	0	1	0	24	44	16.20	3.000
Graeme Lloyd, L ERA: 2.91 (7, 1)	1.1	H	6	1	0	0	1	2	0	0	0	0	0	15	28	0.00	2.250
Billy Koch, R ERA: 2.2 (9, 1)	1.0		5	2	0	0	2	0	0	0	0	0	0	18	22	0.00	2.000

BOTTOM

Toronto Blue Jays @ Minnesota Twins  
Hubert H. Humphrey Metrodome, Minneapolis, MN

Tue Aug 10 1999, 8:05 PM EDT  
Att. 15,842 - Dome - 72 F

livebaseballscorecards.com

AB	36
R	6
H	11
RBI	6
BB	5
SO	7
LOB	23



Batter	1	2	3	4	5	6	7	8	9	AB R H RBI BB SO LOB	TOP											
Shannon Stewart, R (1, 10) OBP: 0.381, SLG: 0.431	2-2 CS 1B		0-1 SF8			1-2 3B 1B	1-2 P4		3-2 G5-3	4 1 2 1 0 0 2												
Brian McRae, S (1, 8) OBP: 0.328, SLG: 0.365	0-3 1		1-0 3-H F7			0-0 1-H 1B 3B	2-0 P7		0-0 1B 1B	5 1 2 1 0 1 3												
Shawn Green, L (1, 9) OBP: 0.393, SLG: 0.625	2-3 2				3-3 K	2-2 2B 1B	0-3 K		2-2 P3	5 0 1 1 0 3 4												
Carlos Delgado, L (1, 3) OBP: 0.366, SLG: 0.563	1 SAFE B 1-2 CS		0-0 HR		2-3 K	2-3 K		4-0 HR BB	2-2 FC5-4 1B	4 2 2 1 1 2 1												
Tony Fernandez, S (1, 5) OBP: 0.439, SLG: 0.481			0-3 K		2-1 1B	0-3 K		2-3 K	0-2 FC5-4 1-2f	5 0 1 0 0 3 4												
Tony Batista, R (1, 6) OBP: 0.335, SLG: 0.509			2-1 P5		1-3 K	2-1 1-3 2B		0-1 1-H HR		4 1 2 2 0 1 1												
Jacob Brumfield, R (1, 7) OBP: 0.315, SLG: 0.380			2-3 K			1-3 K		2-2 P4		4 0 0 0 0 3 2												
Mike Matheny, R (1, 2) OBP: 0.275, SLG: 0.319			0-0 F8 SF8 2B			3-2 G6-3		4-0 E BB	4-2 BB	2 1 1 0 2 0 0												
Homer Bush, R (1, 4) OBP: 0.356, SLG: 0.417			0-0 F8			0-1 G6-3		1 SAFE X 0-0 E5 1B	0-2 G3	4 0 1 0 0 0 2												
<b>Inning Stats</b>	R: 0 E: 0 K: 2 S: 10	H: 1 LOB: 0 BB: 0 P: 15	R: 1 E: 0 K: 2 S: 9	H: 1 LOB: 0 BB: 0 P: 13	R: 1 E: 0 K: 0 S: 5	H: 1 LOB: 0 BB: 0 P: 6	R: 0 E: 0 K: 3 S: 12	H: 1 LOB: 1 BB: 0 P: 20	R: 0 E: 0 K: 1 S: 8	H: 0 LOB: 0 BB: 0 P: 12	R: 2 E: 0 K: 3 S: 20	H: 4 LOB: 2 BB: 0 P: 28	R: 0 E: 1 K: 1 S: 9	H: 1 LOB: 2 BB: 1 P: 16	R: 2 E: 0 K: 1 S: 14	H: 1 LOB: 1 BB: 2 P: 26	R: 0 E: 0 K: 0 S: 14	H: 2 LOB: 2 BB: 0 P: 21	1B: 7 2B: 2 3B: 1 HR: 2	SF: 1 SAC: 0 DP: 0 HBP: 0	WP: 0 PB: 0 SB: 0 CS: 1	PA: 42
<b>PITCHER</b>	IP WLS BF H R ER SO BB IBB HBP BLK WP HR S P ERA WHIP																					
Eric Milton, L (1, 1) ERA: 5.26	7.0 L 30 9 4 4 12 1 0 0 0 0 1 73 110 5.14 1.429																					
Eddie Guardado, L (8, 1) ERA: 5.28	0.2 5 1 2 2 1 2 0 0 0 0 1 11 23 27.00 4.500																					
Bob Wells, R (8, 1) ERA: 3.92	0.1 1 0 0 0 0 0 0 0 0 0 0 3 3 0.00 0.000																					
Travis Miller, L (9, 1) ERA: 2.3	1.0 5 2 0 0 0 0 0 0 0 0 0 0 14 21 0.00 2.000																					

Toronto Blue Jays @ Minnesota Twins  
Hubert H. Humphrey Metrodome, Minneapolis, MN

Wed Aug 11 1999, 8:05 PM EDT  
Att: 15,777 - Dome - 72 F

AB	37
R	6
H	12
RBI	6
BB	3
SO	13
LOB	19





Batter	1	2	3	4	5	6	7	8	9	AB	R	H	RBI	BB	SO	LOB
Todd Walker, L (1, 4) OBP: 0.346, SLG: 0.433	2-3 K		0-0 G4-3		2-1 G4-3			2-2 F8		4	0	0	0	0	1	1
Chad Allen, R (1, 7) OBP: 0.336, SLG: 0.404	3-2 1B			0-1 F9		2-2 F9			1-3 K	4	0	1	0	0	1	0
Matt Lawton, L (1, 10) OBP: 0.361, SLG: 0.392	0-0 P4			2-1 1B		1-1 G4-3			2-1 HR	4	2	2	0	0	0	1
Ron Coomer, R (1, 5) OBP: 0.308, SLG: 0.436	2-3 K			1-1 F8		2-1 F9			2-0 F8	4	0	0	0	0	1	3
Jacque Jones, L (1, 8) OBP: 0.347, SLG: 0.470		2-0 G3		0-2 1B		1-3 K			2-1 HR	4	1	2	3	0	1	0
Terry Steinbach, R (1, 2) OBP: 0.389, SLG: 0.419		1-3 K		0-0 G1-3		0-0 G4-6-3			0-3 K	4	0	1	0	0	2	1
Doug Mientkiewicz, L (1, 3) OBP: 0.322, SLG: 0.315		2-3 K			0-0 G4-3				0-0 G4-6-3	3	0	0	0	0	1	1
Torii Hunter, R (1, 9) OBP: 0.305, SLG: 0.372			1-0 F7		1-0 WP			1-2 L3		3	0	1	0	0	0	0
Cristian Guzman, S (1, 6) OBP: 0.282, SLG: 0.301			2-3 K		3-3 K			0-0 G3		3	0	0	0	0	2	1

<b>Inning Stats</b>	R: 0 E: 0 K: 2 S: 11	H: 1 LOB: 1 BB: 0 P: 18	R: 0 E: 0 K: 2 S: 8	H: 0 LOB: 0 BB: 0 P: 13	R: 0 E: 0 K: 1 S: 5	H: 0 LOB: 0 BB: 0 P: 8	R: 1 E: 0 K: 0 S: 10	H: 2 LOB: 1 BB: 0 P: 13	R: 0 E: 0 K: 1 S: 7	H: 1 LOB: 1 BB: 0 P: 13	R: 0 E: 0 K: 0 S: 7	H: 0 LOB: 0 BB: 0 P: 12	R: 0 E: 0 K: 1 S: 5	H: 1 LOB: 0 BB: 0 P: 6	R: 0 E: 0 K: 0 S: 7	H: 0 LOB: 0 BB: 0 P: 10	R: 2 E: 0 K: 2 S: 12	H: 2 LOB: 0 BB: 0 P: 19	1B: 6 2B: 0 3B: 0 HR: 1	SF: 0 SAC: 0 DP: 1 HBP: 0
<b>PITCHER</b> Chris Carpenter, R (1, 1) ERA: 3.6	IP: 9.0 WLS: W BF: 33 H: 7 R: 3 ER: 3 SO: 9 BB: 0 IBB: 0 HBP: 0 BLK: 0 WP: 1 HR: 1 S: 72 P: 112 ERA: 3.00 WHIP: 0.778																			
<b>PITCHER</b>	IP: 9.0 WLS: W BF: 33 H: 7 R: 3 ER: 3 SO: 9 BB: 0 IBB: 0 HBP: 0 BLK: 0 WP: 1 HR: 1 S: 72 P: 112 ERA: 3.00 WHIP: 0.778																			


**BOTTOM**

**Toronto Blue Jays @ Minnesota Twins**  
 Hubert H. Humphrey Metrodome, Minneapolis, MN

Wed Aug 11 1999, 8:05 PM EDT  
 Att. 15,777 - Dome - 72 F

livebaseballscores.com

<b>AB</b>	<b>33</b>
<b>R</b>	<b>3</b>
<b>H</b>	<b>7</b>
<b>RBI</b>	<b>3</b>
<b>BB</b>	<b>0</b>
<b>SO</b>	<b>9</b>
<b>LOB</b>	<b>8</b>



WP: 1	PA: 33
PB: 0	
SB: 1	
CS: 0	

Batter	1	2	3	4	5	6	7	8	9	AB R H RBI BB SO LOB	TOP		
<b>Shannon Stewart, R</b> (1, 7) OBP: 0.380, SLG: 0.429	0-1 S 1B		2-3 K			2-1 G5-3		1-1 F9		4 0 1 0 0 1 0			
<b>Brian McRae, S</b> (1, 8) OBP: 0.327, SLG: 0.361	1-3 SAFE SAFE K			3-1 G4-3			4-0 BB 1B BB		2-2 G4-3	3 0 0 0 1 1 1			
<b>Shawn Green, L</b> (1, 9) OBP: 0.392, SLG: 0.621	3-3 K			0-0 G4-3			0-0 BB 1-2 1B		3-3 K	4 0 1 0 0 2 1			
<b>Carlos Delgado, L</b> (1, 3) OBP: 0.367, SLG: 0.564	1-3 K			3-3 K			4-2 BB 1-2 2-3 BB		1-0 K	3 0 1 0 1 2 1			
<b>Darrin Fletcher, L</b> (1, 2) OBP: 0.332, SLG: 0.482		2-0 G4-3			0-0 F7		3-1 F7		1-3 K	4 0 0 0 0 1 4			
<b>Tony Batista, R</b> (1, 6) OBP: 0.335, SLG: 0.507		0-0 G4-6-3 1B			1-2 G5-3		0-3 K			3 0 1 0 0 1 3			
<b>Willie Greene, L</b> (1, 10) OBP: 0.281, SLG: 0.386		3-1 G4-6-3 1-2f			3-1 G3		1-3 K			3 0 0 0 0 1 4			
<b>Willis Otanez, R</b> (1, 5) OBP: 0.278, SLG: 0.367			1-0 G4-3			2-2 G4-3		1-0 L3 1B		0 0 0 0 0 0 0			
<b>Tony Fernandez, S</b> (2, 5) OBP: 0.438, SLG: 0.480										3 0 1 0 0 0 0			
<b>Homer Bush, R</b> (1, 4) OBP: 0.353, SLG: 0.413			3-3 K			1-0 G6-3		0-1 L3 1-2		3 0 0 0 0 1 1			
<b>Inning Stats</b>	R: 0 E: 0 K: 3 S: 11 H: 1 LOB: 1 BB: 0 P: 16	R: 0 E: 0 K: 0 S: 4 H: 1 LOB: 0 BB: 0 P: 9	R: 0 E: 0 K: 2 S: 8 H: 0 LOB: 0 BB: 0 P: 14	R: 0 E: 0 K: 1 S: 6 H: 0 LOB: 0 BB: 0 P: 12	R: 0 E: 0 K: 0 S: 6 H: 0 LOB: 0 BB: 0 P: 10	R: 0 E: 0 K: 0 S: 8 H: 0 LOB: 0 BB: 0 P: 13	R: 0 E: 0 K: 2 S: 11 H: 1 LOB: 3 BB: 2 P: 23	R: 0 E: 0 K: 0 S: 5 H: 1 LOB: 0 BB: 0 P: 7	R: 0 E: 0 K: 2 S: 10 H: 1 LOB: 1 BB: 0 P: 17	1B: 4 2B: 2 3B: 0 HR: 0 SF: 0 SAC: 0 DP: 2 HBP: 0	WP: 0 PB: 0 SB: 1 CS: 0 PA: 32		
<b>PITCHER</b>	IP WLS BF H R ER SO BB IBB HBP BLK WP HR S P ERA WHIP											<b>PITCHER</b>	IP WLS BF H R ER SO BB IBB HBP BLK WP HR S P ERA WHIP
<b>Joe Mays, R</b> (1, 1) ERA: 3.68	7.0 W 26 4 0 0 8 2 0 0 0 0 0 0 55 99 0.00 0.857												
<b>Bob Wells, R</b> (8, 1) ERA: 3.86	1.0 H 2 0 0 0 0 0 0 0 0 0 0 0 4 5 0.00 0.000												
<b>Mike Trombley, R</b> (9, 1) ERA: 3.73	1.0 S 4 1 0 0 2 0 0 0 0 0 0 0 10 17 0.00 1.000												

**Toronto Blue Jays @ Minnesota Twins**  
 Hubert H. Humphrey Metrodome, Minneapolis, MN  
 Thu Aug 12 1999, 1:15 PM EDT  
 Att. 21,206 - Dome - 72 F

[livebaseballscorecards.com](http://livebaseballscorecards.com)

<b>AB</b>	30
<b>R</b>	0
<b>H</b>	5
<b>RBI</b>	0
<b>BB</b>	2
<b>SO</b>	10
<b>LOB</b>	15



Batter	1	2	3	4	5	6	7	8	9	AB	R	H	RBI	BB	SO	LOB
Jacque Jones, L (1, 8) OBP: 0.340, SLG: 0.460	1-1 L4		1-0 G4-3			3-2 G4-3		1-3 K		4	0	0	1	0	1	1
Denny Hocking, S (1, 6) OBP: 0.323, SLG: 0.381	1-0 G6-3			0-0 G4-3		1-2 SF7		3-2 F7		3	0	0	1	0	0	0
Matt Lawton, L (1, 9) OBP: 0.357, SLG: 0.387	1-1 G5-3			2-3 K		0-1 G4-3		2-1 G3-1		4	0	0	0	0	1	0
Marty Cordova, R (1, 10) OBP: 0.374, SLG: 0.471		2-2 P2		2-1 F9			3-2 1B			3	1	1	0	0	0	0
Corey Koskie, L (1, 5) OBP: 0.373, SLG: 0.464		3-1 WP			1-1 L6		0-1 1B			3	0	2	0	0	0	0
Brent Gates, S (1, 4) OBP: 0.357, SLG: 0.366		1-1 P6			0-3 K		1-3 1B			3	0	1	1	0	1	1
Doug Mientkiewicz, L (1, 3) OBP: 0.323, SLG: 0.313		4-2 BB			2-1 G4-3		1-1 L6			2	0	0	0	1	0	2
Javier Valentin, S (1, 2) OBP: 0.330, SLG: 0.430		1-2 CS	0-0 G3			1-1 WP	0-1 P4			3	1	1	0	0	0	2
Torii Hunter, R (1, 7) OBP: 0.305, SLG: 0.371			1-3 K			0-2 G4-3	2-0 F8			3	1	1	0	0	1	2

Inning Stats	R: 0	H: 0	E: 0	K: 0	S: 5	R: 0	H: 1	E: 0	K: 0	S: 13	R: 0	H: 0	E: 0	K: 1	S: 6	R: 0	H: 0	E: 0	K: 1	S: 6	R: 0	H: 0	E: 0	K: 1	S: 7	R: 2	H: 2	E: 0	K: 0	S: 14	R: 1	H: 3	E: 0	K: 0	S: 12	R: 0	H: 0	E: 0	K: 1	S: 11
	LOB: 0	BB: 0	P: 8	LOB: 1	BB: 1	LOB: 0	BB: 0	LOB: 0	BB: 0	P: 8	LOB: 0	BB: 0	LOB: 0	BB: 0	P: 10	LOB: 0	BB: 0	LOB: 0	BB: 0	P: 10	LOB: 0	BB: 0	LOB: 0	BB: 0	P: 10	LOB: 0	BB: 0	LOB: 0	BB: 0	P: 19	LOB: 2	BB: 0	LOB: 2	BB: 0	P: 18	LOB: 0	BB: 0	LOB: 0	BB: 0	P: 17

PITCHER	IP	WLS	BF	H	R	ER	SO	BB	IBB	HBP	BLK	WP	HR	S	P	ERA	WHIP	IP	WLS	BF	H	R	ER	SO	BB	IBB	HBP	BLK	WP	HR	S	P	ERA	WHIP						
Pat Hentgen, R (1, 1) ERA: 5.2	8.0	L	30	6	3	3	4	1	0	0	0	2	0	74	114	3.38	0.875																							


**BOTTOM**

**Toronto Blue Jays @ Minnesota Twins**  
 Hubert H. Humphrey Metrodome, Minneapolis, MN

Thu Aug 12 1999, 1:15 PM EDT  
 Att: 21,206 - Dome - 72 F

livebaseballscorecards.com

<b>AB</b>	<b>28</b>
<b>R</b>	<b>3</b>
<b>H</b>	<b>6</b>
<b>RBI</b>	<b>3</b>
<b>BB</b>	<b>1</b>
<b>SO</b>	<b>4</b>
<b>LOB</b>	<b>8</b>



1B	2B	3B	HR	SF	SAC	DP	HBP	WP	PB	SB	CS	PA
4	2	0	0	1	0	0	0	2	0	0	1	31

Batter	1	2	3	4	5	6	7	8	9	AB	R	H	RBI	BB	SO	LOB	TOP								
<b>Tony Phillips, S</b> (1, 8) <small>OBP: 0.354, SLG: 0.423</small> <b>Ryan Christenson, R</b> (8, PR) <small>OBP: 0.304, SLG: 0.316</small>	2-1 L9-3 1B	2-3 K			1-1 1B HR	2-3 1B		3-2 1B		5	1	3	0	0	2	2									
<b>Randy Velarde, R</b> (1, 4) <small>OBP: 0.379, SLG: 0.425</small>	3-1 L9-3 1-2		1-3 K		2-0 1B HR	2-2 L9		0-1 1B FC5		5	1	2	0	0	1	2									
<b>Jason Giambi, L</b> (1, 3) <small>OBP: 0.413, SLG: 0.553</small>	1-2 WP 1B		2-2 HR		0-3 K		4-1 G6-4-3 BB	4-0 BB		3	1	2	1	2	1	2									
<b>John Jaha, R</b> (1, 10) <small>OBP: 0.422, SLG: 0.600</small>	3-3 K		2-3 K		4-1 1B HR		2-1 G6-4-3 1-2f	0-0 FC5 2-3f		4	1	0	0	1	2	5									
<b>Matt Stairs, L</b> (1, 9) <small>OBP: 0.368, SLG: 0.545</small>		2-1 BB 3 FC4-6 1B	0-0 F7		2-2 1B HR		2-1 HR		2-3 K	5	3	3	5	0	1	0									
<b>Ben Grieve, L</b> (1, 7) <b>Jason McDonald, S</b> (7, 8) <small>OBP: 0.369, SLG: 0.471</small> <small>OBP: 0.304, SLG: 0.255</small>		4-0 BB 3 E BB		1-3 K	4-0 BB		2-3 K		1-1 G3	2	1	0	0	2	2	0									
<b>Miguel Tejada, R</b> (1, 6) <small>OBP: 0.326, SLG: 0.418</small>		4-2 BB 3 FC4-6 BB		0-2 G6-3	3-1 F8			3-2 F9	2-2 G5-3	4	0	0	0	1	0	1									
<b>3 Eric Chavez, L</b> (1, 5) <small>OBP: 0.350, SLG: 0.472</small>		0-2 FC4-6		1-1 G4-3		1-1 G4-3		0-0 HR		4	1	1	2	0	0	1									
<b>A.J. Hinch, R</b> (1, 2) <small>OBP: 0.261, SLG: 0.320</small>		1-3 K		1-3 K	2-1 1B			1-0 G3-1		4	0	1	0	0	2	1									
<b>Inning Stats</b>	R: 0 E: 0 K: 1 S: 11	H: 2 LOB: 1 BB: 0 P: 20	R: 2 E: 1 K: 2 S: 14	H: 1 LOB: 1 BB: 2 P: 27	R: 1 E: 0 K: 2 S: 12	H: 1 LOB: 0 BB: 0 P: 17	R: 0 E: 0 K: 1 S: 8	H: 0 LOB: 0 BB: 0 P: 10	R: 4 E: 0 K: 2 S: 16	H: 3 LOB: 1 BB: 2 P: 33	R: 0 E: 0 K: 1 S: 10	H: 1 LOB: 1 BB: 0 P: 17	R: 1 E: 0 K: 1 S: 8	H: 1 LOB: 0 BB: 1 P: 18	R: 1 E: 0 K: 0 S: 12	H: 3 LOB: 3 BB: 1 P: 23	R: 0 E: 0 K: 1 S: 8	H: 0 LOB: 0 BB: 0 P: 13	1B: 8 2B: 1 3B: 0 HR: 4	SF: 0 SAC: 0 DP: 2 HBP: 0	WP: 1 PB: 0 SB: 1 CS: 0	PA: 43			
<b>PITCHER</b>	IP	WLS	BF	H	R	ER	SO	BB	IBB	HBP	BLK	WP	HR	S	P	ERA	WHIP								
<b>32 Roy Halladay, R</b> (1, 1) <small>ERA: 4.36</small>	4.2	L	22	6	6	5	8	3	0	0	0	1	1	55	92	9.64	1.929								
<b>Paul Spoljaric, L</b> (5, 1) <small>ERA: 5.92</small>	1.1		7	2	1	1	1	1	0	0	0	0	1	16	32	6.75	2.250								
<b>Graeme Lloyd, L</b> (7, 1) <small>ERA: 3.02</small>	1.0		4	1	1	1	1	1	0	0	0	0	1	8	18	9.00	2.000								
<b>Paul Quantrill, R</b> (8, 1) <small>ERA: 2.54</small>	2.0		10	3	1	1	1	1	0	0	0	0	1	20	36	4.50	2.000								

**Oakland Athletics @ Toronto Blue Jays**  
 SkyDome, Toronto, ON  
 Fri Aug 13 1999, 7:05 PM EDT  
 Att. 34,150 - Unknown - 82 F

livebaseballscorecards.com

<b>AB</b>	37
<b>R</b>	9
<b>H</b>	12
<b>RBI</b>	8
<b>BB</b>	6
<b>SO</b>	11
<b>LOB</b>	14



Batter	1	2	3	4	5	6	7	8	9	AB R H RBI BB SO LOB
Shannon Stewart, R (1, 7) OBP: 0.379, SLG: 0.433	1-1 G6-3		2-3 K		2-0 F7		1 SAFE 1 SAFE 1 SAFE 1-H		1-0 FC5-4	5 1 1 2 0 1 1
Brian McRae, S (1, 8) OBP: 0.329, SLG: 0.370	2-1 HR		2-2 F8			4-2 2B G4-3 BB	2-1 G5-3			3 2 1 1 1 0 0
Shawn Green, L (1, 9) OBP: 0.389, SLG: 0.616	2-0 F7		1-1 P6			2-2 F7		0-1 G1-3		4 0 0 0 0 0 1
Carlos Delgado, L (1, 3) OBP: 0.367, SLG: 0.563	1-3 K			3-2 F7		2-2 G4-3 2B		2-1 G3		4 0 1 0 0 1 0
Tony Fernandez, S (1, 5) OBP: 0.434, SLG: 0.474		2-2 F7		0-0 L7		0-0 G4-3		0-0 G3		4 0 0 1 0 0 1
Darrin Fletcher, L (1, 2) OBP: 0.331, SLG: 0.479 Chris Woodward, R (9, PR) OBP: 0.280, SLG: 0.304		0-1 P6		1-0 G4-1		2-3 3-H 1-2 F7		1-1 FC5-4 1B		4 0 1 0 0 0 1 0 0 0 0 0 0 0
Tony Batista, R (1, 6) OBP: 0.337, SLG: 0.514		4-0 HR BB			2-1 HR		1-1 G6-3		1-2 FC5-4 1B FC4-6	3 3 1 1 1 0 1
Willie Greene, L (1, 10) OBP: 0.286, SLG: 0.407 Jacob Brumfield, R (9, PR) OBP: 0.315, SLG: 0.380		0-0 HR			0-0 F7		2-3 K		0-0 FC4-6 1B	4 1 2 2 0 1 0 0 0 0 0 0 0 0
Homer Bush, R (1, 4) OBP: 0.352, SLG: 0.411		0-0 G6-3			2-2 P6		1-2 HR 1B		0-1 FC4-6 FC5-4	4 1 1 1 0 0 1


Inning Stats	R: 1	H: 1	E: 0	K: 1	S: 8	LOB: 0	BB: 0	P: 14	R: 2	H: 1	E: 0	K: 0	S: 7	LOB: 0	BB: 1	P: 13	R: 0	H: 0	E: 0	K: 1	S: 9	LOB: 0	BB: 0	P: 14	R: 0	H: 0	E: 0	K: 0	S: 6	LOB: 0	BB: 0	P: 10	R: 1	H: 1	E: 0	K: 0	S: 8	LOB: 0	BB: 0	P: 14	R: 1	H: 1	E: 0	K: 0	S: 16	LOB: 1	BB: 1	P: 25	R: 2	H: 2	E: 0	K: 1	S: 12	LOB: 0	BB: 0	P: 18	R: 0	H: 0	E: 0	K: 0	S: 5	LOB: 0	BB: 0	P: 7	R: 0	H: 0	E: 0	K: 0	S: 9	LOB: 1	BB: 0	P: 12	1B: 3	SF: 0	2B: 1	SAC: 0	3B: 0	DP: 0	HR: 4	HBP: 0	WP: 0	PA: 37
--------------	------	------	------	------	------	--------	-------	-------	------	------	------	------	------	--------	-------	-------	------	------	------	------	------	--------	-------	-------	------	------	------	------	------	--------	-------	-------	------	------	------	------	------	--------	-------	-------	------	------	------	------	-------	--------	-------	-------	------	------	------	------	-------	--------	-------	-------	------	------	------	------	------	--------	-------	------	------	------	------	------	------	--------	-------	-------	-------	-------	-------	--------	-------	-------	-------	--------	-------	--------

PITCHER	IP	WLS	BF	H	R	ER	SO	BB	IBB	HBP	BLK	WP	HR	S	P	ERA	WHIP
Kevin Appier, R (1, 1) ERA: 4.64	5.2	W	23	4	5	5	2	2	0	0	0	0	3	49	84	7.94	1.059
Buddy Groom, L (6, 1) ERA: 5.35	1.0	H	3	0	0	0	1	0	0	0	0	0	0	10	14	0.00	0.000
T.J. Mathews, R (7, 1) ERA: 3.74	1.1		6	2	2	2	0	0	0	0	0	0	1	12	17	13.50	1.500
Doug Jones, R (9, 1) ERA: 3.74	1.0	S	5	2	1	1	0	0	0	0	0	0	0	9	12	9.00	2.000

**BOTTOM**

**Oakland Athletics @ Toronto Blue Jays**  
**SkyDome, Toronto, ON**  
 Fri Aug 13 1999, 7:05 PM EDT  
 Att: 34,150 - Unknown - 82 F

<b>AB</b>	<b>35</b>
<b>R</b>	<b>8</b>
<b>H</b>	<b>8</b>
<b>RBI</b>	<b>8</b>
<b>BB</b>	<b>2</b>
<b>SO</b>	<b>3</b>
<b>LOB</b>	<b>6</b>



PITCHER	IP	WLS	BF	H	R	ER	SO	BB	IBB	HBP	BLK	WP	HR	S	P	ERA	WHIP
Kevin Appier, R (1, 1) ERA: 4.64	5.2	W	23	4	5	5	2	2	0	0	0	0	3	49	84	7.94	1.059
Buddy Groom, L (6, 1) ERA: 5.35	1.0	H	3	0	0	0	1	0	0	0	0	0	0	10	14	0.00	0.000
T.J. Mathews, R (7, 1) ERA: 3.74	1.1		6	2	2	2	0	0	0	0	0	0	1	12	17	13.50	1.500
Doug Jones, R (9, 1) ERA: 3.74	1.0	S	5	2	1	1	0	0	0	0	0	0	0	9	12	9.00	2.000

Batter	1	2	3	4	5	6	7	8	9	AB	R	H	RBI	BB	SO	LOB	TOP										
Tony Phillips, S OBP: 0.356, SLG: 0.423 Jason McDonald, S OBP: 0.302, SLG: 0.277 (2, 8)		2-3 <b>K</b>			1-0 F9		2-2 E1 1B		1-1 HR	0	1	0	0	2	0	0											
Randy Velarde, R OBP: 0.383, SLG: 0.434 (1, 4)			3-1 HR		1-1 G1-3		1-1 1B	1-2 1B	2-1 1B	5	2	3	1	1	0	1											
Jason Giambi, L OBP: 0.416, SLG: 0.553 Scott Spiezo, S OBP: 0.301, SLG: 0.394 (1, 3) (6, 3)			3-2 G3-1		2-2 1B BB 1B		3-3 <b>K</b>		3-2 P2	3	1	2	1	1	0	0											
John Jaha, R OBP: 0.423, SLG: 0.594 (1, 10)			4-1 G4-6-3 BB		4-0 1B BB		2-3 <b>K</b>		1-3 <b>K</b>	3	1	0	0	2	2	5											
Matt Stairs, L OBP: 0.373, SLG: 0.547 (1, 9)	2-2 	4-2 1B HR	1-1 G4-6-3		0-2 1-2 2-3 1B		2-0 			4	2	3	2	1	0	1											
Ben Grieve, L OBP: 0.367, SLG: 0.467 (1, 7)	0-1 E3 HR	2-0 WP HR 1B		0-0 F8		0-3 <b>K</b>		2-0 F9		5	2	1	0	0	1	6											
Miguel Tejada, R OBP: 0.324, SLG: 0.423 (1, 6)	2-3 <b>K</b>	3-2 HR	1-1 G5-3		3-3 <b>K</b>		2-0 F8			5	1	1	3	0	2	7											
3 Eric Chavez, L OBP: 0.351, SLG: 0.471 (1, 5)	0-1 HR 1B	2-2 G3-6 1B	0-1 G3		2-3 <b>K</b>		0-0 F9			5	1	2	1	0	1	4											
A.J. Hinch, R OBP: 0.259, SLG: 0.333 (1, 2)	0-2 HR	0-2 G3-6		2-1 F8		3-2 F9		1-1 G5-3		5	1	1	4	0	0	1											
<b>Inning Stats</b>	R: 8 E: 1 K: 1 S: 28	H: 4 LOB: 2 BB: 4 P: 56	R: 3 E: 0 K: 1 S: 15	H: 3 LOB: 0 BB: 1 P: 28	R: 1 E: 0 K: 0 S: 8	H: 1 LOB: 0 BB: 1 P: 19	R: 0 E: 0 K: 0 S: 5	H: 0 LOB: 0 BB: 0 P: 6	R: 0 E: 0 K: 3 S: 17	H: 2 LOB: 3 BB: 1 P: 28	R: 0 E: 1 K: 2 S: 16	H: 1 LOB: 2 BB: 0 P: 27	R: 0 E: 0 K: 0 S: 4	H: 1 LOB: 1 BB: 0 P: 10	R: 1 E: 0 K: 1 S: 14	H: 2 LOB: 1 BB: 0 P: 22	1B: 10 2B: 0 3B: 0 HR: 4	SF: 0 SAC: 0 DP: 2 HBP: 1	WP: 1 PB: 0 SB: 0 CS: 0	PA: 49							
<b>PITCHER</b>	IP	WLS	BF	H	R	ER	SO	BB	IBB	HBP	BLK	WP	HR	S	P	ERA	WHIP										
Joey Hamilton, R ERA: 6.94 (1, 1)	0.1	L	9	4	8	7	1	2	0	1	0	0	1	20	38	189.00	18.000										
Pete Munro, R ERA: 5.12 (1, 1)	4.2		23	6	4	4	1	5	0	0	0	1	2	47	92	7.71	2.357										
Paul Spoljaric, L ERA: 5.7 (6, 1)	2.0		8	1	0	0	5	0	0	0	0	0	0	27	43	0.00	0.500										
John Frascatore, R ERA: 3.98 (8, 1)	1.0		4	1	0	0	0	0	0	0	0	0	0	4	10	0.00	1.000										
Billy Koch, R ERA: 2.35 (9, 1)	1.0		5	2	1	1	1	0	0	0	0	0	1	14	22	9.00	2.000										

Oakland Athletics @ Toronto Blue Jays  
SkyDome, Toronto, ON  
Sat Aug 14 1999, 4:05 PM EDT  
Att. 37,113 - Cloudy - 74 F

livebaseballscorecards.com

AB	41
R	13
H	14
RBI	13
BB	7
SO	8
LOB	28



Batter	1	2	3	4	5	6	7	8	9	AB	R	H	RBI	BB	SO	LOB
Shannon Stewart, R OBP: 0.379, SLG: 0.431 (1, 7)	G5-3	FC6 BB			G3 1B	G4-6-3		G5-3		4	1	1	0	1	0	2
Brian McRae, S OBP: 0.325, SLG: 0.365 (1, 8)	K 1B G3	FC6			K	K		G4-3		5	0	0	0	0	3	4
Shawn Green, L OBP: 0.389, SLG: 0.615 (1, 9)	G3		F7		G3 1B		HR 2B		L5	5	1	2	0	0	0	1
Carlos Delgado, L OBP: 0.367, SLG: 0.567 (1, 3)	1B BB		G4-3		G3		HR		G6-3	4	1	1	3	1	0	1
Tony Fernandez, S OBP: 0.436, SLG: 0.477 Casey Blake, R (4, 5)	1B		FC6 1B		P6		K		G6-3	2	0	2	0	0	0	0
Darrin Fletcher, L OBP: 0.330, SLG: 0.476 (1, 2)	F8		FC6							3	0	0	0	0	1	1
Tony Batista, R OBP: 0.337, SLG: 0.513 Chris Woodward, R OBP: 0.308, SLG: 0.304 (7, 6)		F8		F8		1B WP 1B				4	1	1	0	0	0	4
Willie Greene, L OBP: 0.285, SLG: 0.404 (1, 10)		K		G4-3		1B WP 1B				3	1	1	0	0	0	0
Homer Bush, R OBP: 0.353, SLG: 0.412 (1, 4)		S 1B		K		1B G4-6-3 1B				0	0	0	0	1	0	0
										4	0	1	1	0	1	1
										4	0	2	1	0	2	0
										4	0	2	1	0	2	0

Inning Stats	R: 0	H: 1	E: 0	K: 1	S: 14	LOB: 3	BB: 1	P: 22	R: 0	H: 1	E: 0	K: 1	S: 9	LOB: 2	BB: 1	P: 16	R: 0	H: 1	E: 0	K: 0	S: 6	LOB: 1	BB: 0	P: 10	R: 0	H: 0	E: 0	K: 1	S: 7	LOB: 0	BB: 0	P: 10	R: 1	H: 2	E: 0	K: 1	S: 9	LOB: 1	BB: 0	P: 14	R: 2	H: 4	E: 0	K: 1	S: 17	LOB: 1	BB: 0	P: 25	R: 2	H: 2	E: 0	K: 1	S: 10	LOB: 1	BB: 1	P: 19	R: 0	H: 0	E: 0	K: 1	S: 8	LOB: 0	BB: 0	P: 11	R: 0	H: 0	E: 0	K: 0	S: 8	LOB: 0	BB: 0	P: 10	1B: 9	SF: 0	2B: 1	SAC: 0	3B: 0	DP: 1	HR: 1	HBP: 0	WP: 2	PA: 41
--------------	------	------	------	------	-------	--------	-------	-------	------	------	------	------	------	--------	-------	-------	------	------	------	------	------	--------	-------	-------	------	------	------	------	------	--------	-------	-------	------	------	------	------	------	--------	-------	-------	------	------	------	------	-------	--------	-------	-------	------	------	------	------	-------	--------	-------	-------	------	------	------	------	------	--------	-------	-------	------	------	------	------	------	--------	-------	-------	-------	-------	-------	--------	-------	-------	-------	--------	-------	--------

PITCHER	IP	WLS	BF	H	R	ER	SO	BB	IBB	HBP	BLK	WP	HR	S	P	ERA	WHIP
Tim Hudson, R ERA: 2.87 (1, 1)	6.0	W	29	9	3	3	5	2	0	0	0	2	0	62	97	4.50	1.833
Tim Worrell, R ERA: 4.1 (7, 1)	2.0		9	2	2	2	2	1	0	0	0	0	1	18	30	9.00	1.500
Jason Isringhausen, R ERA: 5.56 (9, 1)	1.0		3	0	0	0	0	0	0	0	0	0	0	8	10	0.00	0.000

**BOTTOM**

**Oakland Athletics @ Toronto Blue Jays**  
 SkyDome, Toronto, ON  
 Sat Aug 14 1999, 4:05 PM EDT  
 Att: 37,113 - Cloudy - 74 F

livebaseballscores.com

<b>AB</b>	<b>38</b>
<b>R</b>	<b>5</b>
<b>H</b>	<b>11</b>
<b>RBI</b>	<b>5</b>
<b>BB</b>	<b>3</b>
<b>SO</b>	<b>7</b>
<b>LOB</b>	<b>14</b>



Batter	1	2	3	4	5	6	7	8	9	AB R H RBI BB SO LOB	TOP											
Tony Phillips, S (1, 8) OBP: 0.362, SLG: 0.433 Ryan Christenson, R (6, 8) OBP: 0.306, SLG: 0.317	2-2 S 2B 1B		0-0 1-H HR	4-2 2B 1-2 BB		4-2 FC4-6 BB	0-1 CS 1B		1-2 F7	2 2 2 2 2 0 0 2 0 1 0 0 0 1												
Randy Velarde, R (1, 4) OBP: 0.384, SLG: 0.437	1-3 SAFE K 1-2		0-1 G3 S BLK 1B	0-1 2B		0-0 FC4-6 2B 1-2f	2-2 CS 1-2	0-1 2B SF8 1B	1-2 G3	6 3 3 0 0 1 3												
Jason Giambi, L (1, 10) OBP: 0.420, SLG: 0.563	2-1 K 2-H 2B		4-1 BLK G3 1B BB	1-1 L7		3-2 HBP 1-H 2B		1-1 SF8 1-3 2B		4 1 3 2 1 0 2												
Matt Stairs, L (1, 9) OBP: 0.371, SLG: 0.541	3-3 SAFE K 2-3		3-3 K			4-2 HBP BB		1-2 P8		4 0 0 0 1 2 5												
Scott Spiezio, S (1, 3) OBP: 0.309, SLG: 0.399		0-1 G1-3	0-1 G3			0-0 2B		4-0 IBB		3 1 1 0 1 0 2												
Ben Grieve, L (1, 7) OBP: 0.371, SLG: 0.481 John Jaha, R (8, PH) OBP: 0.422, SLG: 0.594 Jason McDonald, S (8, 7) OBP: 0.302, SLG: 0.277		0-1 HR	4-1 BLK 1B BB			0-0 FC5-4 2-H 2B	1-3 K	2-1 SF8		3 1 2 2 1 1 3 0 0 0 1 0 0 0 0 0 0 0 0 0 0												
Miguel Tejada, R (1, 6) OBP: 0.325, SLG: 0.421		2-0 P8	1-0 1-H 2-H 3-H 1B			4-2 FC5-4 BB	3-2 G6-3	1-3 K		4 0 1 1 1 1 5												
Eric Chavez, L (1, 5) OBP: 0.349, SLG: 0.467		2-0 G1-3		1-0 G3-1		1-1 FC5-4 1-2f 2-3 BB			2-2 SH1-4 1B	5 0 1 0 0 0 2												
A.J. Hinch, R (1, 2) OBP: 0.259, SLG: 0.331			2-2 E4 HR	1-1 CS 1B		1-2 F8		1-2 P3	0-0 SH1-4	4 1 1 0 0 0 2												
<b>Inning Stats</b>	R: 1 E: 0 K: 2 S: 12	H: 2 LOB: 0 BB: 0 P: 20	R: 1 E: 0 K: 0 S: 6	H: 1 LOB: 0 BB: 0 P: 10	R: 4 E: 1 K: 1 S: 15	H: 3 LOB: 2 BB: 2 P: 29	R: 0 E: 0 K: 0 S: 9	H: 2 LOB: 2 BB: 1 P: 16	R: 1 E: 0 K: 1 S: 13	H: 2 LOB: 2 BB: 1 P: 20	R: 1 E: 0 K: 1 S: 21	H: 1 LOB: 3 BB: 2 P: 39	R: 0 E: 0 K: 0 S: 8	H: 1 LOB: 0 BB: 0 P: 11	R: 1 E: 0 K: 1 S: 12	H: 2 LOB: 2 BB: 1 P: 21	R: 0 E: 0 K: 0 S: 10	H: 1 LOB: 1 BB: 0 P: 14	1B: 7 2B: 6 3B: 0 HR: 2	SF: 1 SAC: 1 DP: 0 HBP: 1	WP: 0 PB: 0 SB: 2 CS: 2	PA: 48
<b>PITCHER</b>	IP WLS BF H R ER SO BB IBB HBP BLK WP HR S P ERA WHIP																			<b>PITCHER</b>	IP WLS BF H R ER SO BB IBB HBP BLK WP HR S P ERA WHIP	
Kelvim Escobar, R (1, 1) ERA: 6.13	4.1 L 25 10 7 4 3 4 0 0 1 0 2 50 88 8.31 3.231																					
Paul Quantrill, R (5, 1) ERA: 2.76	1.0 7 1 1 1 0 2 0 0 1 0 0 0 18 34 9.00 3.000																					
Graeme Lloyd, L (6, 1) ERA: 3.07	2.0 9 3 1 1 1 1 0 1 0 0 0 0 23 36 4.50 1.500																					
John Frascatore, R (8, 1) ERA: 3.86	1.2 6 1 0 0 0 1 0 0 0 0 0 0 15 22 0.00 0.600																					

Oakland Athletics @ Toronto Blue Jays  
SkyDome, Toronto, ON  
Sun Aug 15 1999, 1:05 PM EDT  
Att. 34,677 - Cloudy - 74 F

livebaseballscorecards.com

AB	37
R	9
H	15
RBI	8
BB	7
SO	5
LOB	25





Batter	1	2	3	4	5	6	7	8	9	AB	R	H	RBI	BB	SO	LOB
Shannon Stewart, R (1, 7) OBP: 0.379, SLG: 0.432	3-2 HBP	1-0 2B			1-1 G5-3	0-1 P6		0-0 P6		4	0	1	2	0	0	2
Tony Batista, R (1, 6) OBP: 0.338, SLG: 0.517	0-1 F8	0-0 F7			3-2 1B	2-2 FC4-6 1B			2-2 F7	5	1	2	0	0	0	2
Shawn Green, L (1, 9) OBP: 0.387, SLG: 0.611	3-3 K		0-1 G4-3		0-1 BB 2B 1B	0-2 FC4-6			0-1 P6	5	1	1	1	0	1	3
Carlos Delgado, L (1, 3) OBP: 0.365, SLG: 0.562	4-1 BB		1-2 F7		0-3 K				2-1 G4-3	4	0	0	0	1	2	1
Tony Fernandez, S (1, 5) OBP: 0.435, SLG: 0.473	2-3 K		2-2 G3		4-2 BB 2B				0-1 G6-3	3	1	0	0	1	1	2
Willie Greene, L (1, 10) OBP: 0.284, SLG: 0.406		2-3 K		2-0 G4-3	0-0 2B			2-1 P8		4	0	1	2	0	1	0
Jacob Brumfield, R (1, 8) OBP: 0.313, SLG: 0.376		1-0 F7		2-2 1B	1-3 K			0-0 F8		4	0	1	0	0	1	1
Mike Matheny, R (1, 2) OBP: 0.275, SLG: 0.317		1-1 2B 2B 1B		0-1 F9		1-1 F8		3-2 G4-3		4	1	1	0	0	0	1
Homer Bush, R (1, 4) OBP: 0.358, SLG: 0.420		1-0 2B 2B		1-2 F9		1-2 1B S		0-2 E4		4	1	3	0	0	0	1

Inning Stats	R: 0	H: 0	E: 0	K: 12	S: 12	R: 2	H: 3	E: 0	K: 1	S: 9	R: 0	H: 0	E: 0	K: 0	S: 8	R: 0	H: 1	E: 0	K: 0	S: 12	R: 3	H: 3	E: 0	K: 2	S: 17	R: 0	H: 2	E: 1	K: 0	S: 9	R: 0	H: 0	E: 0	K: 1	S: 8	R: 0	H: 1	E: 0	K: 0	S: 7	1B: 6	2B: 3	3B: 1	SF: 0	SAC: 0	DP: 0	HBP: 1	WP: 0	PA: 40
--------------	------	------	------	-------	-------	------	------	------	------	------	------	------	------	------	------	------	------	------	------	-------	------	------	------	------	-------	------	------	------	------	------	------	------	------	------	------	------	------	------	------	------	-------	-------	-------	-------	--------	-------	--------	-------	--------

PITCHER	IP	WLS	BF	H	R	ER	SO	BB	IBB	HBP	BLK	WP	HR	S	P	ERA	WHIP
Mike Oquist, R (1, 1) ERA: 5.08	5.0	W	25	7	5	5	5	2	0	1	0	0	0	58	93	9.00	1.800
Greg McMichael, R (6, 1) ERA: 3.91	0.2	H	4	2	0	0	0	0	0	0	0	0	0	10	14	0.00	3.000
Buddy Groom, L (6, 1) ERA: 5.06	2.0	H	6	0	0	0	1	0	0	0	0	0	0	16	22	0.00	0.000
T.J. Mathews, R (8, 1) ERA: 3.64	1.1		5	1	0	0	0	0	0	0	0	0	0	11	15	0.00	0.750

**BOTTOM**

**Oakland Athletics @ Toronto Blue Jays**  
**SkyDome, Toronto, ON**  
 Sun Aug 15 1999, 1:05 PM EDT  
 Att: 34,677 - Cloudy - 74 F

livebaseballscores.com

<b>AB</b>	<b>37</b>
<b>R</b>	<b>5</b>
<b>H</b>	<b>10</b>
<b>RBI</b>	<b>5</b>
<b>BB</b>	<b>2</b>
<b>SO</b>	<b>6</b>
<b>LOB</b>	<b>13</b>



Batter	1	2	3	4	5	6	7	8	9	AB R H RBI BB SO LOB	TOP	
Brian Hunter, R (1, 7) OBP: 0.295, SLG: 0.323	2-1 P4	1-0 G4-3			0-2 F8		0-1 L8	0-0 SH1-4	1-1 F8	5 0 0 0 0 0 4		
David Bell, R (1, 4) OBP: 0.336, SLG: 0.435	4-1 BB 1B BB				4-0 BB BB		3-2 WP 1B BB 1B	0-2 F9		2 1 1 0 3 0 1		
Ken Griffey Jr., L (1, 8) OBP: 0.399, SLG: 0.596	2-0 BB 1B				2-1 P4		2-2 BB WP 1B	3-1 HR 1B		5 2 3 1 0 1 2		
Alex Rodriguez, R (1, 6) OBP: 0.389, SLG: 0.674	4-0 BB BB				0-1 F8		4-1 BB BB 1B	2-0 HR		3 1 1 2 2 1 2		
Edgar Martinez, R (1, 10) OBP: 0.440, SLG: 0.520	1-0 G6-4-3				4-1 BB BB		4-2 G4-6-3 1B 1B	1-0 F9		3 1 1 1 2 0 3		
Jay Buhner, R (1, 9) Ozzie Timmons, R (9, PR) (9, 9) OBP: 0.395, SLG: 0.470 OBP: 0.222, SLG: 0.313					1-3 K		0-0 G4-6-3 1B	1-0 SH1-4 WP 1B		4 1 2 0 1 2 5 0 0 0 0 0 0 0		
Ryan Jackson, L (1, 3) OBP: 0.556, SLG: 0.571					0-1 F8		0-1 G4-6-3	4-0 SH1-4 BB		3 0 1 1 2 0 2		
Dan Wilson, R (1, 2) OBP: 0.325, SLG: 0.377					1-0 P4		1-2 F9	0-0 SH1-4		3 0 1 2 0 0 3		
Russ Davis, R (1, 5) OBP: 0.295, SLG: 0.440					1-2 G3		0-3 K	2-2 F9 SH1-4 1B		5 1 1 0 0 2 5		
<b>Inning Stats</b>	R: 0 H: 1 E: 0 LOB: 2 K: 0 BB: 2 S: 5 P: 18	R: 1 H: 1 E: 0 LOB: 1 K: 0 BB: 1 P: 18	R: 0 H: 0 E: 0 LOB: 2 K: 2 BB: 2 S: 11 P: 22	R: 0 H: 0 E: 0 LOB: 0 K: 0 BB: 0 P: 9	R: 0 H: 0 E: 0 LOB: 1 K: 1 BB: 1 S: 9 P: 15	R: 1 H: 3 E: 0 LOB: 1 K: 1 BB: 0 S: 13 P: 16	R: 2 H: 2 E: 0 LOB: 3 K: 1 BB: 3 S: 18 P: 35	R: 3 H: 3 E: 0 LOB: 0 K: 0 BB: 0 P: 19	R: 0 H: 1 E: 0 LOB: 3 K: 1 BB: 1 P: 15	1B: 9 SF: 1 2B: 1 SAC: 2 3B: 0 DP: 2 HR: 1 HBP: 0	WP: 2 PA: 46 PB: 0 SB: 0 CS: 0	
<b>PITCHER</b>	IP WLS BF H R ER SO BB IBB HBP BLK WP HR S P ERA WHIP											
Chris Carpenter, R (1, 1) ERA: 3.69	6.2 L 34 7 4 4 5 8 1 0 0 1 0 70 131 5.40 2.250											
Paul Quantrill, R (7, 1) ERA: 2.97	1.0 4 1 1 1 0 0 0 0 0 0 0 9 11 9.00 1.000											
Graeme Lloyd, L (8, 1) ERA: 3.23	0.0 1 1 0 0 0 0 0 0 0 0 0 2 5 ∞ ∞											
John Frascatore, R (8, 1) ERA: 3.92	1.1 7 2 2 2 1 1 0 0 0 1 1 9 20 13.50 2.250											

Seattle Mariners @ Toronto Blue Jays  
SkyDome, Toronto, ON  
Mon Aug 16 1999, 7:05 PM EDT  
Att. 29,308 - Cloudy - 72 F

livebaseballscorecards.com

AB 33  
R 7  
H 11  
RBI 7  
BB 10  
SO 6  
LOB 27



Batter	1	2	3	4	5	6	7	8	9	AB R H RBI BB SO LOB
Shannon Stewart, R (1, 7) OBP: 0.377, SLG: 0.430	0-1 G1-3		0-0 F8			3-2 G6-3	0-1 F8		2-1 1B	5 0 1 1 0 0 3
Brian McRae, S (1, 10) OBP: 0.321, SLG: 0.359	3-2 G6-3		1-2 L9			2-2 P2		2-2 G4-1	1-1 G4-3	5 0 0 0 0 0 2
Shawn Green, L (1, 9) OBP: 0.384, SLG: 0.605	2-2 G3-1				3-2 P2		2-2 G4-3	3-2 P7		4 0 0 0 0 0 0
Carlos Delgado, L (1, 3) OBP: 0.368, SLG: 0.565		0-0 1B			1-3 K		4-2 1B BB	1-0 2B		3 1 2 0 1 1 0
Tony Fernandez, S (1, 5) OBP: 0.431, SLG: 0.468		2-2 F8			3-2 F7		1-0 1B	1-3 K		4 1 0 0 0 1 3
Tony Batista, R (1, 6) OBP: 0.339, SLG: 0.515		0-3 K			4-2 G6-4-3 BB		2-2 P6	1-1 1B S		3 1 1 0 1 1 3
Darrin Fletcher, L (1, 2) OBP: 0.332, SLG: 0.476		3-0 F8			1-1 G6-4-3		0-2 1B 2B	3-2 1B G1		4 2 2 2 0 0 2
Jacob Brumfield, R (1, 8) OBP: 0.320, SLG: 0.382			0-0 1B		0-3 K		2-0 2B 1B	3-2 G1		3 0 2 0 0 1 0
Willie Greene, L (9, PH) OBP: 0.283, SLG: 0.404							1-2 2B 1B	1-2 1B		1 0 0 1 0 0 1
Homer Bush, R (1, 4) OBP: 0.360, SLG: 0.424			1-3 K			1-3 K	1-2 1B 2B	2-2 1B		4 0 2 1 0 2 1

Inning Stats	R: 0	H: 0	E: 0	K: 0	S: 8	R: 0	H: 1	E: 0	K: 1	S: 8	R: 0	H: 1	E: 0	K: 1	S: 8	R: 0	H: 0	E: 0	K: 1	S: 10	R: 0	H: 0	E: 0	K: 1	S: 8	R: 3	H: 3	E: 1	K: 0	S: 19	R: 0	H: 1	E: 0	K: 1	S: 11	R: 2	H: 4	E: 0	K: 0	S: 15	1B: 8	2B: 2	3B: 0	SF: 0	SAC: 0	DP: 1	HBP: 0	WP: 0	PB: 0	SB: 1	CS: 0	PA: 38
--------------	------	------	------	------	------	------	------	------	------	------	------	------	------	------	------	------	------	------	------	-------	------	------	------	------	------	------	------	------	------	-------	------	------	------	------	-------	------	------	------	------	-------	-------	-------	-------	-------	--------	-------	--------	-------	-------	-------	-------	--------

PITCHER	IP	WLS	BF	H	R	ER	SO	BB	IBB	HBP	BLK	WP	HR	S	P	ERA	WHIP
Jamie Moyer, L (1, 1) ERA: 4.4	6.2	W	27	5	3	0	5	2	0	0	0	0	0	71	113	0.00	1.050
Jose Paniagua, R (7, 1) ERA: 3.84	1.1	H	5	1	0	0	1	0	0	0	0	0	0	13	20	0.00	0.750
Tom Davey, R (9, 1) ERA: 5.26	0.0		2	2	2	2	0	0	0	0	0	0	0	5	9	∞	∞
Jose Mesa, R (9, 1) ERA: 5.54	1.0	S	4	2	0	0	0	0	0	0	0	0	0	10	18	0.00	2.000

BOTTOM

Seattle Mariners @ Toronto Blue Jays  
 SkyDome, Toronto, ON  
 Mon Aug 16 1999, 7:05 PM EDT  
 Att. 29,308 - Cloudy - 72 F

livebaseballscores.com

AB	36
R	5
H	10
RBI	5
BB	2
SO	6
LOB	15



Batter	1	2	3	4	5	6	7	8	9	AB R H RBI BB SO LOB	TOP											
<b>Brian Hunter, R</b> (1, 7) OBP: 0.294, SLG: 0.322	2-2 P3	1-3 K		3-2 1B		0-0 G6-3		0-1 FC3-6 1-2f		5 0 1 0 0 1 4												
<b>David Bell, R</b> (1, 4) OBP: 0.339, SLG: 0.438	0-0 1B HR 1B		4-1 HR BB	3-1 P6		3-2 G4-3 F8-2-5 2B		1-1 G6-3		4 2 2 0 1 0 1												
<b>Ken Griffey Jr., L</b> (1, 8) OBP: 0.401, SLG: 0.602	2-1 1-2 HR 1B		0-0 1-H HR		0-1 F8		0-2 G4-3		1-0 1B	5 2 3 2 0 0 1												
<b>Alex Rodriguez, R</b> (1, 6) OBP: 0.386, SLG: 0.667	1-3 K		1-2 G4-3		1-0 G6-4-3 1B		0-2 F8-2-5 3-H		2-0 F7	5 0 1 0 0 1 4												
<b>Edgar Martinez, R</b> (1, 10) OBP: 0.442, SLG: 0.536	2-1 1-H 2-H HR		1-1 HR		2-2 G6-4-3 1-2f		4-2 SH5-4 1B BB		2-2 F8	4 3 2 4 1 0 2												
<b>Tom Lampkin, L</b> (1, 2) OBP: 0.379, SLG: 0.530	2-3 K		0-0 F7		1-0 G4-3		1-0 SH5-4 1-2			3 0 0 0 0 1 0												
<b>Ryan Jackson, L</b> (1, 3) OBP: 0.538, SLG: 0.545		0-0 G3	0-1 G4-3		2-2 S 2B 1B		1-0 1B			4 1 2 1 0 0 0												
<b>Raul Ibanez, L</b> (1, 9) OBP: 0.303, SLG: 0.377		2-0 E3		2-2 P3		1-0 1-H 2B		0-3 K		3 0 1 1 0 0 0												
<b>Ozzie Timmons, R</b> (8, PH) OBP: 0.211, SLG: 0.294										1 0 0 0 0 1 1												
<b>Russ Davis, R</b> (1, 5) OBP: 0.295, SLG: 0.436		0-1 P4		0-3 K		0-0 G5-3		3-2 FC3-6 HBP		3 0 0 0 0 1 2												
<b>Inning Stats</b>	R: 3 E: 0 K: 2 S: 14	H: 3 LOB: 0 BB: 0 P: 23	R: 0 E: 1 K: 1 S: 7	H: 0 LOB: 1 BB: 0 P: 10	R: 3 E: 0 K: 0 S: 10	H: 2 LOB: 0 BB: 1 P: 16	R: 0 E: 0 K: 1 S: 12	H: 1 LOB: 1 BB: 0 P: 20	R: 0 E: 0 K: 0 S: 6	H: 1 LOB: 0 BB: 0 P: 9	R: 1 E: 0 K: 0 S: 7	H: 2 LOB: 1 BB: 0 P: 11	R: 0 E: 0 K: 0 S: 10	H: 1 LOB: 0 BB: 0 P: 13	R: 1 E: 0 K: 1 S: 12	H: 1 LOB: 2 BB: 1 P: 21	R: 0 E: 0 K: 0 S: 7	H: 1 LOB: 1 BB: 0 P: 13	1B: 7 2B: 3 3B: 0 HR: 3	SF: 0 SAC: 1 DP: 2 HBP: 1	WP: 0 PB: 0 SB: 1 CS: 0	PA: 41
<b>PITCHER</b>	IP WLS BF H R ER SO BB IBB HBP BLK WP HR S P ERA WHIP																					
<b>Pat Hentgen, R</b> (1, 1) ERA: 5.42	6.0 L 28 9 7 7 4 1 0 0 0 0 0 3 56 89 10.50 1.667																					
<b>Pete Munro, R</b> (7, 1) ERA: 5.23	1.0 4 1 1 1 0 1 0 0 0 0 0 0 12 19 9.00 2.000																					
<b>Paul Spoljaric, L</b> (8, 1) ERA: 5.5	2.0 9 2 0 0 0 1 0 0 1 0 0 0 17 28 0.00 1.000																					

Seattle Mariners @ Toronto Blue Jays  
SkyDome, Toronto, ON  
Tue Aug 17 1999, 7:05 PM EDT  
Att. 30,137 - Cloudy - 80 F

livebaseballscorecards.com

AB 37  
R 8  
H 12  
RBI 8  
BB 2  
SO 5  
LOB 15



Batter	1	2	3	4	5	6	7	8	9	AB R H RBI BB SO LOB
Shannon Stewart, R (1, 7) OBP: 0.379, SLG: 0.431	2-1 F9		1-1 1B G3 2B		1-1 G6-3		4-1 1-2 G6-4-3 BB		4-1 DI BB	3 1 1 0 2 0 0
Brian McRae, S (1, 8) OBP: 0.322, SLG: 0.358	4-1 G4-3 2B BB		0-0 G3 1B		2-3 K		0-0 G6-4-3 1-2f		2-2 G4-3 1-2	4 1 1 0 1 1 3
Shawn Green, L (1, 9) OBP: 0.381, SLG: 0.600	3-1 G4-3 1-2		3-3 K		2-3 K			1-3 K		4 0 0 0 0 3 3
Carlos Delgado, L (1, 3) OBP: 0.369, SLG: 0.569	1-1 2-H 2B		1-0 G3 1-2 3-H		1-0 F7			3-1 2B 2B		4 1 2 2 0 0 1
Tony Fernandez, S (1, 5) OBP: 0.431, SLG: 0.470	1-1 G3		4-1 BB		1-3 K			2-1 2B		3 0 1 1 1 1 1
Darrin Fletcher, L (1, 2) OBP: 0.331, SLG: 0.471		2-3 K	0-0 G3-1		1-0 F8			4-1 G6-4-3 BB		3 0 0 0 1 1 2
Tony Batista, R (1, 6) OBP: 0.336, SLG: 0.509		2-3 K		0-2 P5		1-3 K		1-0 G6-4-3 1-2f		4 0 0 0 0 2 2
Willie Greene, L (1, 10) OBP: 0.282, SLG: 0.417		0-3 K		1-3 K		0-0 HR			3-1 L6	4 1 1 1 0 2 0
Homer Bush, R (1, 4) OBP: 0.362, SLG: 0.432			2-0 HR	0-1 G1-6-3		4-1 BB BB			3-2 P5	3 1 1 1 1 0 0

Inning Stats	R: 1	H: 1	E: 0	K: 0	S: 9	H: 1	LOB: 1	BB: 1	P: 20	R: 0	H: 0	E: 0	K: 3	S: 10	H: 0	LOB: 0	BB: 0	P: 14	R: 2	H: 3	E: 0	K: 1	S: 10	H: 0	LOB: 2	BB: 1	P: 21	R: 0	H: 0	E: 0	K: 1	S: 9	H: 0	LOB: 0	BB: 0	P: 10	R: 0	H: 0	E: 0	K: 2	S: 9	H: 0	LOB: 0	BB: 0	P: 14	R: 1	H: 1	E: 0	K: 1	S: 7	H: 1	LOB: 1	BB: 2	P: 16	R: 1	H: 2	E: 0	K: 1	S: 9	H: 2	LOB: 1	BB: 1	P: 20	R: 0	H: 0	E: 0	K: 0	S: 9	H: 0	LOB: 1	BB: 1	P: 21	1B: 1	2B: 4	3B: 0	HR: 2	SF: 0	SAC: 0	DP: 2	HBP: 0	WP: 0	PB: 0	SB: 0	CS: 0	PA: 38
--------------	------	------	------	------	------	------	--------	-------	-------	------	------	------	------	-------	------	--------	-------	-------	------	------	------	------	-------	------	--------	-------	-------	------	------	------	------	------	------	--------	-------	-------	------	------	------	------	------	------	--------	-------	-------	------	------	------	------	------	------	--------	-------	-------	------	------	------	------	------	------	--------	-------	-------	------	------	------	------	------	------	--------	-------	-------	-------	-------	-------	-------	-------	--------	-------	--------	-------	-------	-------	-------	--------


PITCHER	IP	WLS	BF	H	R	ER	SO	BB	IBB	HBP	BLK	WP	HR	S	P	ERA	WHIP
Paul Abbott, R (1, 1) ERA: 3.92	6.1	W	26	5	4	4	9	2	0	0	0	0	2	56	92	5.68	1.105
Todd Williams, R (7, 1) ERA: 15.43	0.0		2	0	0	0	0	2	0	0	0	0	0	2	10	∞	∞
Jeff Fassero, L (7, 1) ERA: 7.23	1.0	H	5	2	1	1	1	1	0	0	0	0	0	9	19	9.00	3.000
Jose Paniagua, R (8, 1) ERA: 3.8	0.2	H	1	0	0	0	0	0	0	0	0	0	0	1	2	0.00	0.000
Jose Mesa, R (9, 1) ERA: 5.44	1.0	S	4	0	0	0	0	1	0	0	0	0	0	9	21	0.00	1.000

**BOTTOM**

**Seattle Mariners @ Toronto Blue Jays**  
SkyDome, Toronto, ON  
Tue Aug 17 1999, 7:05 PM EDT  
Att: 30,137 - Cloudy - 80 F

livebaseballscorecards.com

AB	32
R	5
H	7
RBI	5
BB	6
SO	10
LOB	12



Batter	1	2	3	4	5	6	7	8	9	AB R H RBI BB SO LOB	TOP											
<b>Brian Hunter, R</b> (1, 7) OBP: 0.295, SLG: 0.323	2-3 		1-2 		0-0 		0-1 		4-0 	4 1 1 0 1 1 1												
<b>David Bell, R</b> (1, 4) OBP: 0.337, SLG: 0.438	2-2 		0-0 		1-2 		2-1 		1-1 	5 1 1 1 0 0 4												
<b>Ken Griffey Jr., L</b> (1, 8) OBP: 0.400, SLG: 0.599	3-2 		2-2 		1-1 			0-1 		4 1 1 1 0 0 0												
<b>Alex Rodriguez, R</b> (1, 6) OBP: 0.385, SLG: 0.662			1-3 			0-1 		0-2 		4 0 1 0 0 1 1												
<b>Edgar Martinez, R</b> (1, 10) OBP: 0.442, SLG: 0.536		2-2 	1-1 			1-3 		0-3 		4 1 2 1 0 2 1												
<b>Jay Buhner, R</b> (1, 9) OBP: 0.402, SLG: 0.494		3-2 	2-3 			2-1 			2-1 	4 1 3 2 0 1 1 0 0 0 0 0 0 0												
<b>Raul Ibanez, L</b> (9, PR) OBP: 0.303, SLG: 0.377																						
<b>Dan Wilson, R</b> (1, 2) OBP: 0.322, SLG: 0.373		1-0 			2-1 		0-0 		1-3 	4 0 0 0 0 1 3												
<b>Russ Davis, R</b> (1, 5) OBP: 0.292, SLG: 0.431		1-0 			0-3 			0-0 	1-3 	4 0 0 0 0 2 1												
<b>Ryan Jackson, L</b> (1, 3) OBP: 0.529, SLG: 0.500			0-3 		1-1 		0-0 		4-1 	3 0 1 0 0 1 0												
<b>Inning Stats</b>	R: 0 E: 0 K: 1 S: 14	H: 0 LOB: 0 BB: 0 P: 21	R: 2 E: 0 K: 0 S: 12	H: 2 LOB: 0 BB: 0 P: 22	R: 3 E: 1 K: 3 S: 21	H: 4 LOB: 1 BB: 0 P: 28	R: 0 E: 0 K: 1 S: 7	H: 0 LOB: 0 BB: 0 P: 10	R: 0 E: 0 K: 0 S: 6	H: 0 LOB: 0 BB: 0 P: 8	R: 0 E: 0 K: 1 S: 8	H: 2 LOB: 1 BB: 0 P: 11	R: 0 E: 0 K: 0 S: 6	H: 1 LOB: 1 BB: 0 P: 8	R: 0 E: 0 K: 1 S: 8	H: 0 LOB: 0 BB: 0 P: 8	R: 0 E: 0 K: 2 S: 11	H: 1 LOB: 3 BB: 1 P: 24	1B: 7 2B: 3 3B: 0 HR: 1	SF: 0 SAC: 0 DP: 1 HBP: 1	WP: 0 PB: 0 SB: 2 CS: 0	PA: 38
<b>PITCHER</b>	IP WLS BF H R ER SO BB IBB HBP BLK WP HR S P ERA WHIP																					
<b>David Wells, L</b> (1, 1) ERA: 5.13	8.0 L 32 9 5 4 7 0 0 0 0 0 0 1 82 116 4.50 1.125																					
<b>Billy Koch, R</b> (9, 1) ERA: 2.3	1.0 6 1 0 0 2 1 0 1 0 0 0 0 11 24 0.00 2.000																					

Seattle Mariners @ Toronto Blue Jays  
SkyDome, Toronto, ON  
Wed Aug 18 1999, 1:05 PM EDT  
Att. 38,224 - Cloudy - 70 F

AB	36
R	5
H	10
RBI	5
BB	1
SO	9
LOB	12



Batter	1	2	3	4	5	6	7	8	9	AB R H RBI BB SO LOB
Shannon Stewart, R (1, 7) OBP: 0.378, SLG: 0.429	1-2 K ①		3-2 1B		2-1 L4 ③		2-3 K ③		0-0 F9 ③	5 0 1 0 0 2 1
Brian McRae, S (1, 8) OBP: 0.321, SLG: 0.355	2-1 F7 ②		2-0 P8 ③			2-2 G5-3 ①		4-2 FC3-8 BB		3 0 0 0 1 0 1
Shawn Green, L (1, 9) OBP: 0.382, SLG: 0.601	2-1 2B			1-0 G4-3 ①		0-0 G4-3 S 1B		0-2 FC3-6 1B HBP 1-2f		4 0 2 0 0 0 1
Carlos Delgado, L (1, 3) OBP: 0.368, SLG: 0.565	2-3 K ③			0-1 P5 ②		1-1 G4-3 ②		1-0 1B		3 0 0 0 0 1 2
Tony Fernandez, S (1, 5) OBP: 0.432, SLG: 0.469		2-2 G6-3 ①		1-0 G3-1 ③		4-2 BB BB		2-2 1-2 2-3 1B ②		3 0 1 0 1 0 0
Tony Batista, R (1, 6) OBP: 0.337, SLG: 0.511		0-0 F8 ②			0-1 1B 2B	4-2 BB		0-3 K		3 1 1 0 1 1 3
Willie Greene, L (1, 10) OBP: 0.276, SLG: 0.408		0-1 G4-3 ③			0-1 P3 ①	2-3 K		1-1 F7 ③		4 0 0 0 0 1 7
Mike Matheny, R (1, 2) OBP: 0.276, SLG: 0.317 Darrin Fletcher, L (9, PH) OBP: 0.330, SLG: 0.469			0-0 F7 ①		3-2 1B		3-3 K ①		2-3 K ①	3 0 1 1 0 1 0 1 0 0 0 0 1 0
Homer Bush, R (1, 4) OBP: 0.357, SLG: 0.427			3-2 G5-3 ②		1-3 K ②		1-2 G2-3 ②		1-3 K ②	4 0 0 0 0 2 1

Inning Stats	R: 0	H: 1	E: 0	K: 2	S: 11	LOB: 1	BB: 0	P: 18	R: 0	H: 0	E: 0	K: 0	S: 7	LOB: 0	BB: 0	P: 9	R: 0	H: 1	E: 0	K: 0	S: 10	LOB: 1	BB: 0	P: 18	R: 0	H: 0	E: 0	K: 0	S: 4	LOB: 0	BB: 0	P: 6	R: 1	H: 2	E: 0	K: 1	S: 13	LOB: 1	BB: 0	P: 19	R: 0	H: 1	E: 0	K: 1	S: 15	LOB: 3	BB: 2	P: 28	R: 0	H: 0	E: 0	K: 2	S: 9	LOB: 0	BB: 0	P: 15	R: 0	H: 1	E: 0	K: 1	S: 16	LOB: 3	BB: 1	P: 24	R: 0	H: 0	E: 0	K: 2	S: 7	LOB: 0	BB: 0	P: 10	1B: 4	SF: 0	2B: 2	SAC: 0	3B: 0	DP: 0	HR: 0	HBP: 1	WP: 0	PA: 37
--------------	------	------	------	------	-------	--------	-------	-------	------	------	------	------	------	--------	-------	------	------	------	------	------	-------	--------	-------	-------	------	------	------	------	------	--------	-------	------	------	------	------	------	-------	--------	-------	-------	------	------	------	------	-------	--------	-------	-------	------	------	------	------	------	--------	-------	-------	------	------	------	------	-------	--------	-------	-------	------	------	------	------	------	--------	-------	-------	-------	-------	-------	--------	-------	-------	-------	--------	-------	--------


PITCHER	IP	WLS	BF	H	R	ER	SO	BB	IBB	HBP	BLK	WP	HR	S	P	ERA	WHIP
Freddy Garcia, R (1, 1) ERA: 4.5	5.2	W	24	5	1	1	3	2	0	0	0	0	0	57	93	1.59	1.235
Steve Sinclair, L (6, 1) ERA: 7.71	0.1	H	1	0	0	0	1	0	0	0	0	0	0	3	5	0.00	0.000
Tom Davey, R (7, 1) ERA: 5.13	1.1		7	1	0	0	2	1	0	1	0	0	0	20	33	0.00	1.500
Jose Paniagua, R (8, 1) ERA: 3.7	1.2	S	5	0	0	0	3	0	0	0	0	0	0	12	16	0.00	0.000

**BOTTOM**

**Seattle Mariners @ Toronto Blue Jays**  
 SkyDome, Toronto, ON  
 Wed Aug 18 1999, 1:05 PM EDT  
 Att. 38,224 - Cloudy - 70 F

livebaseballscorecards.com

<b>AB</b>	<b>33</b>
<b>R</b>	<b>1</b>
<b>H</b>	<b>6</b>
<b>RBI</b>	<b>1</b>
<b>BB</b>	<b>3</b>
<b>SO</b>	<b>9</b>
<b>LOB</b>	<b>16</b>



Batter	1	2	3	4	5	6	7	8	9	AB R H RBI BB SO LOB	TOP	
Shannon Stewart, R (1, 7) OBP: 0.376, SLG: 0.428	0-1 2B	1-1 SAFE SAFE SAFE SAFE F9			0-0 L4	0-2 F9		1-0 L8	2-1 F9	6 1 1 0 0 0 5		
Brian McRae, S (1, 8) OBP: 0.322, SLG: 0.354 Jacob Brumfield, R (8, PR) OBP: 0.320, SLG: 0.382 (8, 8)	0-0 B1-3		1-0 G4-3		3-2 BB 1B 2B 1B		1-2 G4-3	4-2 E 1B 1-2 2-3 BB		4 1 1 0 1 0 1 0 0 0 0 0 0 0		
Shawn Green, L (1, 9) OBP: 0.380, SLG: 0.597	2-3 K		2-0 P2		1-0 SAFE 1-2 2B 1B		2-3 K	1-2 P7		5 1 1 0 0 2 4		
Carlos Delgado, L (1, 3) OBP: 0.369, SLG: 0.565	3-1 2-H 2B		2-2 F9		3-0 F9		1-1 P3	2-1 E9 1-3 2-H 3-H 1B		5 0 2 3 0 0 2		
Tony Fernandez, S (1, 5) OBP: 0.434, SLG: 0.466	4-1 BB			0-1 G3	4-2 2B BB 1-2 2-3			HR BB G5-3		2 2 0 0 3 0 2		
Darrin Fletcher, L (1, 2) OBP: 0.334, SLG: 0.485	2-2 F9		0-3 K		0-0 1-H 2-H 3-H 2B			0-1 1-H HR	3-1 FC3-6 1B	5 1 3 5 0 1 2		
Tony Batista, R (1, 6) OBP: 0.338, SLG: 0.517			3-3 K		1-2 HR 1B			2-0 HR	0-0 F7	5 2 2 1 0 2 2		
Willie Greene, L (1, 10) OBP: 0.279, SLG: 0.421			1-3 K		0-0 1-H HR		1-1 G4-3	4-0 BB 1B BB 1B BB	0-1 FC3-6 E 1B 1-2f	4 2 1 2 1 1 1		
Homer Bush, R (1, 4) OBP: 0.361, SLG: 0.428			2-0 1B		2-2 G1-3		1-0 G5-3	4-1 1B BB 1-2 BB	0-1 E5 1-3 1B	4 1 2 0 1 0 0		
<b>Inning Stats</b>	R: 1 H: 2 E: 0 LOB: 2 K: 1 BB: 1 S: 14 P: 25	R: 0 H: 1 E: 0 LOB: 1 K: 2 BB: 0 S: 10 P: 17	R: 0 H: 0 E: 0 LOB: 0 K: 0 BB: 0 S: 5 P: 10	R: 2 H: 2 E: 0 LOB: 0 K: 1 BB: 0 S: 12 P: 15	R: 3 H: 3 E: 0 LOB: 1 K: 1 BB: 1 S: 13 P: 26	R: 0 H: 0 E: 0 LOB: 0 K: 0 BB: 0 S: 6 P: 8	R: 0 H: 0 E: 0 LOB: 0 K: 1 BB: 0 S: 9 P: 13	R: 5 H: 3 E: 1 LOB: 2 K: 0 BB: 4 S: 17 P: 40	R: 0 H: 2 E: 1 LOB: 2 K: 0 BB: 0 S: 9 P: 14	1B: 7 SF: 0 2B: 3 SAC: 0 3B: 0 DP: 0 HR: 3 HBP: 0	WP: 0 PA: 46 PB: 0 SB: 0 CS: 0	
<b>PITCHER</b>	IP WLS BF H R ER SO BB IBB HBP BLK WP HR S P ERA WHIP											
Mike Oquist, R (1, 1) ERA: 5.34	4.2 L 23 7 6 6 4 2 0 0 0 0 0 1 50 87 11.57 1.929											
Tim Worrell, R (5, 1) ERA: 3.93	2.1 8 1 0 0 2 0 0 0 0 0 0 0 19 27 0.00 0.429											
Jimmy Haynes, R (8, 1) ERA: 6.12	0.2 9 3 5 5 0 4 0 0 0 0 0 2 14 36 67.50 10.500											
Doug Jones, R (8, 1) ERA: 3.97	1.1 6 2 0 0 0 0 0 0 0 0 0 0 12 18 0.00 1.500											

Toronto Blue Jays @ Oakland Athletics  
Network Associates Coliseum, Oakland, CA  
Fri Aug 20 1999, 10:35 PM EDT  
Att. 13,335 - Unknown - 64 F

livebaseballscorecards.com





Batter	1	2	3	4	5	6	7	8	9	AB	R	H	RBI	BB	SO	LOB
<b>Rich Becker, L</b> OBP: 0.386, SLG: 0.407 (1, 8) C B F C (9, 9)	1-3 K ①		1-0 F8 ③			3-2 P5 ①		2-3 K ①		4	0	0	0	0	2	1
<b>Randy Velarde, R</b> OBP: 0.382, SLG: 0.432 (1, 4) X	0-0 P4 ②			2-1 G4-6-3 1B		2-1 F8 ②		1-2 G4-6-3 ② ③ 1-2f		4	0	1	0	0	0	1
<b>Jason Giambi, L</b> OBP: 0.419, SLG: 0.563 (1, 3) B C B B F F B (9, 3)	4-2 BB			1-0 G4-6-3 ① ② 1-2f		1-1 2B			4-1 G6-4-3 BB	2	0	1	0	1	0	1
<b>John Jaha, R</b> OBP: 0.419, SLG: 0.577 (1, 10) F B B B X	3-1 G5-3 ③			4-2 BB		2-2 F8 ③			1-1 G6-4-3 ① ② 1-2f	3	0	0	0	1	0	3
<b>Matt Stairs, L</b> OBP: 0.363, SLG: 0.526 (1, 9) B B B B C (9, 8)		4-0 CS BB		3-2 G6-3 ③			1-2 P4 ①		1-3 K ③	2	0	0	0	1	0	1
<b>Ben Grieve, L</b> OBP: 0.371, SLG: 0.481 (1, 7) B X		3-3 K ① ② 1-2		1-0 L9 ①			0-2 1B			3	0	1	0	0	1	1
<b>Miguel Tejada, R</b> OBP: 0.330, SLG: 0.432 (1, 6) B C B C B C X		3-2 G6-3 ③		1-1 E 1B			2-2 P3 ②			3	0	1	0	0	0	1
<b>3 Eric Chavez, L</b> OBP: 0.348, SLG: 0.459 (1, 5) B X <b>Scott Spiezio, S</b> OBP: 0.317, SLG: 0.416 (4, 5)			2-0 G5-3 ①		0-1 G3 ② 1 SAFE		0-0 F7 ③			1	0	0	0	0	0	0
<b>A.J. Hinch, R</b> OBP: 0.256, SLG: 0.335 (1, 2) C B B B S B			3-3 K ②		3-1 G6-3 ③			4-2 G4-6-3 BB		2	0	0	0	1	1	1

Inning Stats	R: 0	H: 0	E: 0	K: 1	S: 9	R: 0	H: 0	E: 0	K: 1	S: 6	R: 0	H: 0	E: 0	K: 1	S: 6	R: 0	H: 1	E: 0	K: 0	S: 9	R: 0	H: 1	E: 1	K: 0	S: 7	R: 0	H: 1	E: 0	K: 0	S: 10	R: 0	H: 1	E: 0	K: 0	S: 10	R: 0	H: 0	E: 0	K: 1	S: 8	R: 0	H: 0	E: 0	K: 1	S: 6	R: 0	H: 0	E: 0	K: 1	S: 6	1B: 3	2B: 2	3B: 0	HR: 0	SF: 0	SAC: 0	DP: 4	HBP: 0	WP: 0	PB: 0	SB: 0	CS: 1	PA: 32
--------------	------	------	------	------	------	------	------	------	------	------	------	------	------	------	------	------	------	------	------	------	------	------	------	------	------	------	------	------	------	-------	------	------	------	------	-------	------	------	------	------	------	------	------	------	------	------	------	------	------	------	------	-------	-------	-------	-------	-------	--------	-------	--------	-------	-------	-------	-------	--------


PITCHER	IP	WLS	BF	H	R	ER	SO	BB	IBB	HBP	BLK	WP	HR	S	P	ERA	WHIP
<b>Joey Hamilton, R</b> ERA: 6.47 (1, 1)	6.0		22	3	0	0	3	3	0	0	0	0	0	47	94	0.00	1.000
<b>Graeme Lloyd, L</b> ERA: 3.18 (7, 1)	1.0		4	1	0	0	0	0	0	0	0	0	0	10	13	0.00	1.000
<b>Paul Quantrill, R</b> ERA: 2.87 (8, 1)	1.0		3	0	0	0	1	1	0	0	0	0	0	8	15	0.00	1.000
<b>Kelvim Escobar, R</b> ERA: 6.09 (9, 1)	1.0		3	0	0	0	1	1	0	0	0	0	0	6	12	0.00	1.000

**Toronto Blue Jays @ Oakland Athletics**  
**Network Associates Coliseum, Oakland, CA**

Fri Aug 20 1999, 10:35 PM EDT  
Att: 13,335 - Unknown - 64 F

livebaseballscorecards.com

<b>AB</b>	<b>27</b>
<b>R</b>	<b>0</b>
<b>H</b>	<b>4</b>
<b>RBI</b>	<b>0</b>
<b>BB</b>	<b>5</b>
<b>SO</b>	<b>5</b>
<b>LOB</b>	<b>12</b>



Batter	1	2	3	4	5	6	7	8	9	AB R H RBI BB SO LOB	TOP											
Shannon Stewart, R (1, 7) OBP: 0.378, SLG: 0.427	0-1 1B 2B 1B	0-2 G6-3			4-0 1B BB		4-1 HBP BB		2-3 K	3 1 1 0 2 1 0												
Brian McRae, S (1, 8) OBP: 0.323, SLG: 0.353	1-0 2B 1B 1B	3-2 L9			0-0 F8		1-1 HBP		3-3 K	4 1 1 0 0 1 2												
Shawn Green, L (1, 9) OBP: 0.381, SLG: 0.598	1-0 1B 2B		2-3 K		0-1 1B G4-6-3		0-0 P5			4 1 2 2 0 1 3												
Carlos Delgado, L (1, 3) OBP: 0.368, SLG: 0.563	2-1 BB 1B		0-0 P3		3-2 G4-6-3		1-1 G3			4 0 1 2 0 0 5												
Tony Fernandez, S (1, 5) OBP: 0.432, SLG: 0.463	4-2 BB		2-2 G4-3			1-1 L6		2-2 L3		3 0 0 0 1 0 0												
Darrin Fletcher, L (1, 2) OBP: 0.330, SLG: 0.479	0-1 F8		2-0 F7			2-2 F8		3-2 G6-3		4 0 0 0 0 0 2												
Tony Batista, R (1, 6) OBP: 0.337, SLG: 0.517	1-1 P5		0-1 G5-3			1-1 P4		0-2 2B		4 0 1 0 0 0 2												
Willie Greene, L (1, 10) OBP: 0.279, SLG: 0.417	3-2 F8		0-1 G4-3				3-2 HBP BB 1B	2-3 K		4 0 1 0 0 1 3												
Homer Bush, R (1, 4) OBP: 0.360, SLG: 0.426		2-2 G6-3			1-1 BB 1B		2-3 K		0-2 G1-3	4 1 1 0 0 1 1												
<b>Inning Stats</b>	R: 3 E: 0 K: 0 S: 16	H: 4 LOB: 2 BB: 1 P: 28	R: 0 E: 0 K: 0 S: 9	H: 0 LOB: 0 BB: 0 P: 14	R: 0 E: 0 K: 1 S: 8	H: 0 LOB: 0 BB: 0 P: 12	R: 0 E: 0 K: 0 S: 5	H: 0 LOB: 0 BB: 0 P: 7	R: 1 E: 0 K: 0 S: 8	H: 2 LOB: 1 BB: 1 P: 16	R: 0 E: 0 K: 0 S: 7	H: 0 LOB: 0 BB: 0 P: 11	R: 0 E: 0 K: 1 S: 12	H: 1 LOB: 3 BB: 1 P: 23	R: 0 E: 0 K: 1 S: 14	H: 1 LOB: 1 BB: 0 P: 21	R: 0 E: 0 K: 2 S: 9	H: 0 LOB: 0 BB: 0 P: 14	1B: 6 2B: 2 3B: 0 HR: 0	SF: 0 SAC: 0 DP: 1 HBP: 1	WP: 0 PB: 0 SB: 0 CS: 0	PA: 38
<b>PITCHER</b>	IP WLS BF H R ER SO BB IBB HBP BLK WP HR S P ERA WHIP																					
Omar Olivares, R (1, 1) ERA: 3.94	6.1 W 28 7 4 4 2 3 0 0 0 0 0 0 61 105 5.68 1.579																					
Greg McMichael, R (7, 1) ERA: 3.75	0.0 1 0 0 0 0 0 0 0 1 0 0 0 1 2 ∞ ∞																					
Buddy Groom, L (7, 1) ERA: 4.73	1.2 H 6 1 0 0 1 0 0 0 0 0 0 0 17 25 0.00 0.600																					
Jason Isringhausen, R (9, 1) ERA: 5.25	1.0 3 0 0 0 2 0 0 0 0 0 0 0 9 14 0.00 0.000																					

Toronto Blue Jays @ Oakland Athletics  
Network Associates Coliseum, Oakland, CA  
Sat Aug 21 1999, 10:05 PM EDT  
Att. 26,282 - Unknown - 70 F

livebaseballscorecards.com

AB	34
R	4
H	8
RBI	4
BB	3
SO	5
LOB	18



Batter	1	2	3	4	5	6	7	8	9
<b>Rich Becker, L</b> OBP: 0.392, SLG: 0.412 (1, 8) (7, 7)	4-1 G3 BB		4-2 BB HR BB	3-2 BB BB 2B	3-1 G1-3		1-3 K		
<b>Randy Velarde, R</b> OBP: 0.381, SLG: 0.428 (1, 4)	1-1 F9		2-3 K	4-2 BB BB BB	0-3 K			0-0 E3 E	
<b>Jason Giambi, L</b> OBP: 0.417, SLG: 0.558 (1, 3)	3-1 G3		4-2 HR BB	3-3 K	3-3 K			0-0 E3 FC6-4 2-H	
<b>John Jaha, R</b> OBP: 0.421, SLG: 0.584 (1, 10)	1-2 L4		1-0 HR	4-0 BB BB		4-0 BB BB		0-0 P5	
<b>Matt Stairs, L</b> OBP: 0.364, SLG: 0.527 <b>Jason McDonald, S</b> OBP: 0.305, SLG: 0.280 (8, PR) (9, 9)		1-1 FC3-6 1B	0-0 2B 2B	2-3 K		0-0 P2		0-1 FC6-4 1-2f	
<b>Ben Grieve, L</b> OBP: 0.373, SLG: 0.483 <b>Ryan Christenson, R</b> OBP: 0.302, SLG: 0.309 (1, 7) (7, 8)		0-0 FC3-6 1B 1-2f	3-2 G3 2B 2-H	4-2 BB 1-2 2-3 3-H		0-3 K		2-3 K SAFE	
<b>Scott Spiezio, S</b> OBP: 0.315, SLG: 0.412 (1, 5)		2-2 1B 1-2	0-0 G3	1-1 F7		0-0 G4-3			
<b>Miguel Tejada, R</b> OBP: 0.329, SLG: 0.430 (1, 6)		1-1 P4	1-3 K			0-0 2B 1B		3-2 G6-3	
<b>Mike Macfarlane, R</b> OBP: 0.276, SLG: 0.339 (1, 2)		1-3 K		0-1 2B BB 1B		2-1 SAFE 1-H 2B		1-0 G6-3	

Inning Stats	R: 0	H: 0	E: 0	K: 0	S: 8	L: 1	LOB: 1	BB: 1	P: 17
	R: 0	H: 2	E: 0	K: 1	S: 12	L: 0	LOB: 2	BB: 0	P: 17
	R: 4	H: 3	E: 0	K: 2	S: 17	L: 1	LOB: 1	BB: 2	P: 32
	R: 2	H: 2	E: 0	K: 2	S: 17	L: 3	LOB: 3	BB: 3	P: 38
	R: 1	H: 2	E: 0	K: 2	S: 11	L: 1	LOB: 1	BB: 0	P: 19
	R: 0	H: 0	E: 0	K: 1	S: 5	L: 1	LOB: 1	BB: 1	P: 9
	R: 0	H: 0	E: 0	K: 1	S: 8	L: 0	LOB: 0	BB: 0	P: 13
	R: 1	H: 0	E: 2	K: 1	S: 8	L: 0	LOB: 1	BB: 0	P: 10

PITCHER										PITCHER																								
IP	WLS	BF	H	R	ER	SO	BB	IBB	HBP	BLK	WP	HR	S	P	ERA	WHIP	IP	WLS	BF	H	R	ER	SO	BB	IBB	HBP	BLK	WP	HR	S	P	ERA	WHIP	
Chris Carpenter, R	(1, 1)	3.0	L	20	7	6	6	3	4	0	0	0	0	0	18.00	3.667																		
Paul Spoljaric, L	(4, 1)	0.2		4	0	0	0	2	2	0	0	0	0	8	0.00	3.000																		
Pete Munro, R	(4, 1)	2.1		10	2	1	1	3	1	0	0	0	0	18	3.86	1.286																		
Kelvim Escobar, R	(7, 1)	2.0		8	0	1	0	2	0	0	0	0	0	16	0.00	0.000																		

**BOTTOM**

AB R H RBI BB SO LOB

3 2 1 0 2 1 1

4 1 0 0 1 2 3

4 1 0 0 1 2 5

3 1 1 4 2 0 2

5 1 2 0 0 1 5

0 0 0 0 0 0 0

3 0 1 2 1 1 2

1 0 0 0 0 1 1

4 0 1 0 0 0 5

4 1 1 0 0 1 3

4 1 2 1 0 1 2

**AB 35**  
**R 8**  
**H 9**  
**RBI 7**  
**BB 7**  
**SO 10**  
**LOB 29**

**OAKLAND ATHLETICS**

WP: 0 PA: 42  
PB: 0  
SB: 0  
CS: 0

**Toronto Blue Jays @ Oakland Athletics**  
Network Associates Coliseum, Oakland, CA

Sat Aug 21 1999, 10:05 PM EDT  
Att: 26,282 - Unknown - 70 F

livebaseballscorecards.com

Batter 1 2 3 4 5 6 7 8 9 AB R H RBI BB SO LOB TOP

<b>Shannon Stewart, R</b> (1, 7) <small>OBP: 0.378, SLG: 0.427</small>						5 1 2 0 0 0 3
<b>Homer Bush, R</b> (1, 4) <small>OBP: 0.363, SLG: 0.434</small>						5 2 3 0 0 0 1
<b>Shawn Green, L</b> (1, 9) <small>OBP: 0.382, SLG: 0.598</small>						5 0 2 1 0 1 2
<b>Carlos Delgado, L</b> (1, 3) <small>OBP: 0.370, SLG: 0.563</small>						3 0 2 2 1 0 1
<b>Tony Batista, R</b> (1, 6) <small>OBP: 0.334, SLG: 0.512</small>						4 0 0 0 0 0 5
<b>Willie Greene, L</b> (1, 10) <small>OBP: 0.278, SLG: 0.414</small>						4 0 1 0 0 1 0
<b>Jacob Brumfield, R</b> (1, 8) <small>OBP: 0.318, SLG: 0.379</small>						4 0 1 0 0 0 2
<b>Casey Blake, R</b> (1, 5) <small>OBP: 0.318, SLG: 0.379</small>						3 0 0 0 1 0 0
<b>Mike Matheny, R</b> (1, 2) <small>OBP: 0.277, SLG: 0.317</small> <b>Tony Fernandez, S</b> (9, PH) <small>OBP: 0.431, SLG: 0.462</small> <b>Darrin Fletcher, L</b> (9, 2) <small>OBP: 0.330, SLG: 0.479</small>					3 0 1 0 0 0 2 1 0 0 0 0 0 0 0 0 0 0 0 0 0	

<b>Inning Stats</b> R: 1 H: 2 E: 0 LOB: 1 K: 0 BB: 0 S: 14 P: 22 R: 0 H: 1 E: 0 LOB: 2 K: 1 BB: 1 S: 11 P: 17 R: 1 H: 3 E: 0 LOB: 2 K: 1 BB: 0 S: 14 P: 24 R: 0 H: 1 E: 0 LOB: 0 K: 0 BB: 0 S: 8 P: 9 R: 0 H: 0 E: 0 LOB: 1 K: 0 BB: 1 S: 7 P: 12 R: 0 H: 0 E: 0 LOB: 0 K: 0 BB: 0 S: 7 P: 10 R: 1 H: 4 E: 0 LOB: 2 K: 0 BB: 0 S: 13 P: 24 R: 0 H: 0 E: 0 LOB: 0 K: 0 BB: 0 S: 6 P: 8 R: 0 H: 1 E: 0 LOB: 1 K: 0 BB: 0 S: 12 P: 17 1B: 10 SF: 0 2B: 2 SAC: 0 3B: 1 DP: 1 HR: 0 HBP: 0	WP: 0 PA: 40 PB: 0 SB: 0 CS: 1
--	---

BATTER	IP	WLS	BF	H	R	ER	SO	BB	IBB	HBP	BLK	WP	HR	S	P	ERA	WHIP
<b>Gil Heredia, R</b> (1, 1) <small>ERA: 4.74</small>	6.2		29	9	3	3	2	2	0	0	0	0	0	67	107	4.05	1.650
<b>Buddy Groom, L</b> (7, 1) <small>ERA: 4.73</small>	0.0	B	2	2	0	0	0	0	0	0	0	0	0	5	9	∞	∞
<b>Greg McMichael, R</b> (7, 1) <small>ERA: 3.7</small>	0.1		1	0	0	0	0	0	0	0	0	0	0	2	2	0.00	0.000
<b>Doug Jones, R</b> (8, 1) <small>ERA: 3.87</small>	2.0	W	7	1	0	0	0	0	0	0	0	0	0	18	25	0.00	0.500

Toronto Blue Jays @ Oakland Athletics  
 Network Associates Coliseum, Oakland, CA  
 Sun Aug 22 1999, 4:05 PM EDT  
 Att. 23,907 - Sunny - 76 F

[livebaseballscorecards.com](http://livebaseballscorecards.com)

<b>AB</b>	37
<b>R</b>	3
<b>H</b>	12
<b>RBI</b>	3
<b>BB</b>	2
<b>SO</b>	2
<b>LOB</b>	16



Batter	1	2	3	4	5	6	7	8	9	AB R H RBI BB SO LOB
<b>Rich Becker, L</b> OBP: 0.402, SLG: 0.413 (1, 8) BB: 9, BB: 7	4-2 FC5-4 BB	4-2 1-2 BB			2-0 F8 BB 1B		4-0 1B BB		0-1 G5-3	2 0 1 0 3 0 1
<b>Randy Velarde, R</b> OBP: 0.381, SLG: 0.428 (1, 4) BB: 9, BB: 4	3-1 FC5-4 1B 1-2f	0-0 F9			1-3 K		0-2 G5-4-3 1B	1-2 2-H 1B	5 1 2 1 0 1 4	
<b>Jason Giambi, L</b> OBP: 0.420, SLG: 0.557 (1, 3) BB: 9, BB: 3	1-2 1B 1-3 1B		4-1 G5-4-3 BB		4-0 1-2 BB		0-1 F7		2 0 1 0 2 0 2	
<b>John Jaha, R</b> OBP: 0.417, SLG: 0.577 (1, 10) BB: 9, BB: 10	3-3 K		2-2 G5-4-3 1-2f		1-1 F8		3-2 G5-4-3 1-2f		4 0 0 0 0 1 7	
<b>Matt Stairs, L</b> OBP: 0.363, SLG: 0.524 (1, 9) BB: 9, BB: 9	0-2 1-3 3-H 1B		2-1 G3		3-2 F7		1-3 K		4 0 1 1 0 1 2	
<b>Olmedo Saenz, R</b> OBP: 0.359, SLG: 0.456 (1, 5) BB: 9, BB: 5	3-2 G5-3			3-1 F9		0-1 HR	0-1 G6-3		4 1 1 1 0 0 2	
<b>Ben Grieve, L</b> OBP: 0.374, SLG: 0.492 <b>Ryan Christenson, R</b> OBP: 0.302, SLG: 0.309 (1, 7) (9, 8)		1-0 S 1B		1-1 HR		0-0 G4-3	0-3 K		4 1 2 1 0 1 0 0 0 0 0 0 0 0	
<b>Miguel Tejada, R</b> OBP: 0.329, SLG: 0.428 (1, 6)		0-1 F8		2-2 F9		3-1 P5	4-1 SH1-4 1B BB		3 1 0 0 1 0 1	
<b>Mike Macfarlane, R</b> OBP: 0.271, SLG: 0.333 <b>A.J. Hinch, R</b> OBP: 0.256, SLG: 0.335 (1, 2) (9, PH)		1-0 F8		2-1 L5		0-0 L8	0-0 SH1-4		3 0 0 0 0 0 1 0 0 0 0 0 0 0	

Inning Stats	R: 1 E: 0 K: 1 S: 16	H: 2 LOB: 2 BB: 1 P: 30	R: 0 E: 0 K: 0 S: 7	H: 1 LOB: 2 BB: 1 P: 13	R: 0 E: 0 K: 0 S: 6	H: 0 LOB: 0 BB: 1 P: 14	R: 1 E: 0 K: 0 S: 12	H: 1 LOB: 0 BB: 0 P: 20	R: 0 E: 0 K: 1 S: 10	H: 1 LOB: 2 BB: 1 P: 21	R: 0 E: 0 K: 0 S: 8	H: 1 LOB: 1 BB: 1 P: 15	R: 0 E: 0 K: 2 S: 8	H: 0 LOB: 0 BB: 0 P: 9	R: 1 E: 0 K: 0 S: 7	H: 1 LOB: 1 BB: 1 P: 12	1B: 6 2B: 0 3B: 0 HR: 2	SF: 0 SAC: 1 DP: 2 HBP: 0	WP: 0 PB: 0 SB: 1 CS: 0	PA: 38
--------------	-------------------------------	----------------------------------	------------------------------	----------------------------------	------------------------------	----------------------------------	-------------------------------	----------------------------------	-------------------------------	----------------------------------	------------------------------	----------------------------------	------------------------------	---------------------------------	------------------------------	----------------------------------	----------------------------------	------------------------------------	----------------------------------	--------

PITCHER	IP	WLS	BF	H	R	ER	SO	BB	IBB	HBP	BLK	WP	HR	S	P	ERA	WHIP
<b>32 Roy Halladay, R</b> ERA: 4.37 (1, 1)	6.0		29	7	3	3	2	5	0	0	0	0	2	60	114	4.50	2.000
<b>Graeme Lloyd, L</b> ERA: 3.07 (7, 1)	2.0		5	0	0	0	2	0	0	0	0	0	13	17	0.00	0.000	
<b>Billy Koch, R</b> ERA: 2.45 (9, 1)	0.2	L	4	1	1	1	0	1	0	0	0	0	7	12	13.50	3.000	


**BOTTOM**


**Toronto Blue Jays @ Oakland Athletics**  
Network Associates Coliseum, Oakland, CA

Sun Aug 22 1999, 4:05 PM EDT  
Att: 23,907 - Sunny - 76 F

livebaseballscorecards.com

<b>AB</b>	<b>31</b>
<b>R</b>	<b>4</b>
<b>H</b>	<b>8</b>
<b>RBI</b>	<b>4</b>
<b>BB</b>	<b>6</b>
<b>SO</b>	<b>4</b>
<b>LOB</b>	<b>20</b>



Batter	1	2	3	4	5	6	7	8	9	AB R H RBI BB SO LOB	TOP										
Shannon Stewart, R (1, 7) OBP: 0.377, SLG: 0.426	2-2 BLK PB 1B	1-0 G6-3		0-2 E6 HR		0-0 2B 1B	0-0 F8		0-0 P4	6 2 2 0 0 0 3											
Brian McRae, S (1, 8) OBP: 0.324, SLG: 0.360 Jacob Brumfield, R (8, 8) OBP: 0.318, SLG: 0.379	0-0 F8		4-2 2B BB FC1-2-6	2-2 2-H HR		2-3 K		2-2 L8		4 1 1 2 1 1 2 0 0 0 0 0 0 0											
Shawn Green, L (1, 9) OBP: 0.384, SLG: 0.603	3-2 F7		1-1 2B 1-3	0-0 E 1B		3-2 2B 1-H		1-0 G3-1		5 2 3 1 0 0 1											
Carlos Delgado, L (1, 3) OBP: 0.371, SLG: 0.561	1-3 K		1-2 P3	4-0 E BB		0-0 F8		0-0 1B 1B		4 1 1 0 1 1 4											
Tony Fernandez, S (1, 5) OBP: 0.435, SLG: 0.474		2-0 2B 2B	0-1 FC1-2-5	1-0 E8 1-H 2-H 2B		0-0 2B 2-H		3-2 1B 1-2		5 1 4 3 0 0 2											
Darrin Fletcher, L (1, 2) OBP: 0.328, SLG: 0.472		4-0 2B G4-3 BB	2-1 F9	0-0 P6		0-0 P3		0-2 F9		4 1 0 0 1 0 6											
Tony Batista, R (1, 6) OBP: 0.337, SLG: 0.523		2-2 G4-3 1-3 2-H 2B		2-1 HR		0-0 G4-3		1-3 K		5 1 3 2 0 1 0	AB 43 R 9 H 14 RBI 9 BB 3 SO 5 LOB 23										
Willie Greene, L (1, 10) OBP: 0.272, SLG: 0.403		2-3 K		2-2 P5		1-3 K		0-0 G4-3		5 0 0 0 0 2 3											
Homer Bush, R (1, 4) OBP: 0.358, SLG: 0.428		0-0 G4-3		1-2 G6-3		1-0 P4		3-2 E6		5 0 0 1 0 0 2											
<b>Inning Stats</b>	R: 0 E: 0 K: 1 S: 13	H: 1 LOB: 1 BB: 0 P: 19	R: 2 E: 0 K: 1 S: 10	H: 2 LOB: 1 BB: 1 P: 21	R: 0 E: 0 K: 0 S: 12	H: 1 LOB: 2 BB: 1 P: 20	R: 5 E: 2 K: 0 S: 17	H: 4 LOB: 1 BB: 1 P: 29	R: 0 E: 0 K: 1 S: 7	H: 0 LOB: 0 BB: 0 P: 9	R: 2 E: 0 K: 1 S: 11	H: 3 LOB: 1 BB: 0 P: 16	R: 0 E: 1 K: 1 S: 14	H: 0 LOB: 1 BB: 0 P: 18	R: 0 E: 0 K: 0 S: 11	H: 2 LOB: 2 BB: 0 P: 17	R: 0 E: 0 K: 0 S: 6	H: 1 LOB: 1 BB: 0 P: 6	1B: 6 2B: 6 3B: 0 HR: 2	SF: 0 SAC: 0 DP: 0 HBP: 0	WP: 0 PA: 46 PB: 1 SB: 1 CS: 0
<b>PITCHER</b>	IP WLS BF H R ER SO BB IBB HBP BLK WP HR S P ERA WHIP																				
Kevin Appier, R (1, 1) ERA: 4.9	3.2 L 23 8 7 3 2 3 0 0 0 1 0 2 51 88 7.36 3.000																				
Tim Worrell, R (4, 1) ERA: 4.01	3.1 14 3 2 2 3 0 0 0 0 0 0 0 33 44 5.40 0.900																				
Jason Isringhausen, R (8, 1) ERA: 5.04	2.0 9 3 0 0 0 0 0 0 0 0 0 0 17 23 0.00 1.500																				

Toronto Blue Jays @ Oakland Athletics  
Network Associates Coliseum, Oakland, CA

Mon Aug 23 1999, 4:05 PM EDT  
Att. 10,047 - Sunny - 69 F

livebaseballscorecards.com

Batter	1	2	3	4	5	6	7	8	9	AB	R	H	RBI	BB	SO	LOB	BOTTOM							
Ryan Christenson, R OBP: 0.305, SLG: 0.317 Rich Becker, L OBP: 0.405, SLG: 0.417	1-0 SAFE 1B 2B	0-0 B2-3		1-2 E5 3B 1B		2-2 F9		0-0 FC4 1B		4	2	2	1	0	0	3								
Randy Velarde, R OBP: 0.383, SLG: 0.432	3-2 HBP 1B		1-3 K	3-1 3B 1B		4-0 SAFE 1B BB		0-0 FC4		4	0	2	2	1	1	1								
Jason Giambi, L OBP: 0.419, SLG: 0.554	3-2 SAFE 1B SAFE SAFE HBP		4-0 FC5-4 BB	2-2 F8		0-0 F8			2-2 F7	3	0	0	0	1	0	4								
Olmedo Saenz, R OBP: 0.355, SLG: 0.449	1-3 K		2-3 K		0-1 F9		2-3 K		1-1 1B	5	0	1	0	0	3	3								
Scott Spiezio, S OBP: 0.313, SLG: 0.407	1-0 P3		3-1 FC5-4		0-1 G3		1-1 1B		2-2 P8	5	0	1	0	0	0	4								
Miguel Tejada, R OBP: 0.326, SLG: 0.423	0-2 G4-3		1-0 F7		1-2 G6-3		0-1 L8		0-1 F9	5	0	0	0	0	0	4								
Ben Grieve, L OBP: 0.375, SLG: 0.493		0-2 G4-3		3-2 1B 2B		3-2 FC4-6 1B HBP		1-2 G5-3		3	1	1	0	0	0	1								
Jason McDonald, S OBP: 0.304, SLG: 0.279		3-3 K		0-0 F9		2-2 FC4-6 1B		0-1 F7		4	0	1	0	0	1	1								
A.J. Hinch, R OBP: 0.261, SLG: 0.338		3-2 1B		1-1 1B E 1B		1-2 FC4-6 BB		0-0 F7		4	1	2	0	0	0	2								
Inning Stats	R: 1 E: 0 K: 1 S: 13	H: 2 LOB: 2 BB: 0 P: 22	R: 0 E: 0 K: 1 S: 12	H: 1 LOB: 1 BB: 0 P: 18	R: 0 E: 0 K: 2 S: 10	H: 0 LOB: 1 BB: 1 P: 20	R: 3 E: 1 K: 0 S: 15	H: 4 LOB: 1 BB: 0 P: 26	R: 0 E: 0 K: 0 S: 13	H: 0 LOB: 0 BB: 0 P: 14	R: 0 E: 0 K: 1 S: 13	H: 1 LOB: 3 BB: 1 P: 25	R: 0 E: 0 K: 1 S: 13	H: 1 LOB: 1 BB: 0 P: 17	R: 0 E: 0 K: 0 S: 5	H: 1 LOB: 1 BB: 0 P: 5	R: 0 E: 0 K: 0 S: 13	H: 1 LOB: 1 BB: 0 P: 18	1B: 8 2B: 2 3B: 1 HR: 0	SF: 0 SAC: 0 DP: 0 HBP: 2	WP: 0 PB: 0 SB: 0 CS: 0	PA: 42		
PITCHER	IP WLS BF H R ER SO	W W H H W	WLS W H H W	BF 29 9 4 4 4	H 8 2 0 0 0	R 4 0 0 0 0	ER 4 0 0 0 0	SO 4 1 0 0 0	BB 4 0 0 0 0	IBB 2 0 0 0 0	HBP 0 0 0 0 0	BLK 0 0 0 0 0	WP 0 0 0 0 0	HR 0 0 0 0 0	S 75 19 13	P 124 23 18	ERA 6.35 0.00 0.00	WHIP 1.765 0.857 1.000						
David Wells, L ERA: 5.17	(1, 1)																							
John Frascatore, R ERA: 3.77	(6, 1)																							
Paul Quantrill, R ERA: 2.78	(9, 1)																							

Toronto Blue Jays @ Oakland Athletics  
Network Associates Coliseum, Oakland, CA

Mon Aug 23 1999, 4:05 PM EDT  
Att. 10,047 - Sunny - 69 F

livebaseballscores.com

AB	38
R	4
H	11
RBI	3
BB	2
SO	5
LOB	23



Batter	1	2	3	4	5	6	7	8	9	AB R H RBI BB SO LOB	TOP	
Shannon Stewart, R (1, 7) OBP: 0.376, SLG: 0.424	1-3 K		0-3 K			1-0 G6-3	1-0 1B		1-0 F8	5 0 1 0 0 2 0		
Brian McRae, S (1, 8) OBP: 0.321, SLG: 0.356 Jacob Brumfield, R (7, 8) OBP: 0.316, SLG: 0.376	3-3 K		0-1 F7			3-3 K	1-3 K		1-2 G4-3	4 0 0 0 0 3 2 1 0 0 0 0 0 0		
Shawn Green, L (1, 9) OBP: 0.386, SLG: 0.611	2-2 2B				2-0 L7	1-2 HR		1-2 HR	2-3 K	5 2 3 1 0 1 0		
Carlos Delgado, L (1, 3) OBP: 0.370, SLG: 0.564	0-0 G3				2-2 G3	2-1 HR		1-3 K		4 1 1 2 0 1 1		
Tony Fernandez, S (1, 5) OBP: 0.436, SLG: 0.475					0-0 G4-3	4-1 BB		2-1 1B 2B		3 1 1 0 1 1 0		
Darrin Fletcher, L (1, 2) OBP: 0.327, SLG: 0.469					0-1 F8	1-0 G3		2-3 K		4 0 1 0 0 1 2		
Tony Batista, R (1, 6) OBP: 0.336, SLG: 0.520					0-0 E5			0-1 G6-3	0-1 2B 1B	4 1 1 0 0 1 1		
Willie Greene, L (1, 10) OBP: 0.276, SLG: 0.410					2-3 K			0-0 1B	0-0 1H 3H 2B	4 0 2 2 0 1 2		
Homer Bush, R (1, 4) OBP: 0.354, SLG: 0.423			1-2 P4		3-2 F9		1-2 F9	2-2 G5-3		4 0 0 0 0 0 3		
<b>Inning Stats</b>	R: 0 E: 0 K: 2 S: 14 H: 1 LOB: 1 BB: 0 P: 20	R: 0 E: 0 K: 2 S: 8 H: 1 LOB: 1 BB: 0 P: 15	R: 0 E: 0 K: 1 S: 8 H: 0 LOB: 0 BB: 0 P: 9	R: 0 E: 0 K: 0 S: 5 H: 0 LOB: 0 BB: 0 P: 9	R: 0 E: 1 K: 1 S: 11 H: 0 LOB: 1 BB: 0 P: 16	R: 2 E: 0 K: 1 S: 11 H: 2 LOB: 1 BB: 1 P: 23	R: 0 E: 0 K: 1 S: 12 H: 2 LOB: 2 BB: 0 P: 15	R: 3 E: 0 K: 2 S: 17 H: 4 LOB: 1 BB: 0 P: 25	R: 0 E: 0 K: 1 S: 8 H: 0 LOB: 0 BB: 0 P: 12	1B: 5 2B: 3 3B: 0 HR: 2 SF: 0 SAC: 0 DP: 0 HBP: 0	WP: 0 PB: 0 SB: 0 CS: 0 PA: 39	
<b>PITCHER</b>	IP WLS BF H R ER SO BB IBB HBP BLK WP HR S P ERA WHIP											
Ramon Ortiz, R (1, 1) ERA: 1.8	7.0 L 29 6 2 2 8 1 0 0 0 0 1 69 107 2.57 1.000											
Mike Holtz, L (8, 1) ERA: 10.19	0.2 4 2 2 2 2 0 0 0 0 0 1 11 17 27.00 3.000											
Mark Petkovsek, R (8, 1) ERA: 3.03	1.1 6 2 1 1 1 0 0 0 0 0 0 14 20 6.75 1.500											

Toronto Blue Jays @ Anaheim Angels  
Edison International Field, Anaheim, CA

Tue Aug 24 1999, 10:05 PM EDT  
Att. 21,492 - Unknown - 80 F

livebaseballscorecards.com

AB 38  
R 5  
H 10  
RBI 5  
BB 1  
SO 11  
LOB 11





Batter	1	2	3	4	5	6	7	8	9	AB	R	H	RBI	BB	SO	LOB	BOTTOM	
<b>Trent Durrington, R</b> OBP: 0.237, SLG: 0.241 (1, 4)	3-2 F8		2-1 F8		0-3 K		0-0 G3			4	0	0	0	0	1	0	<b>Toronto Blue Jays @ Anaheim Angels</b> <b>Edison International Field, Anaheim, CA</b> Tue Aug 24 1999, 10:05 PM EDT Att: 21,492 - Unknown - 80 F	
<b>Jim Edmonds, L</b> OBP: 0.326, SLG: 0.410 (1, 8)	3-2 HR		0-1 P8		0-2 2B			1-3 K		4	1	2	1	0	1	0		
<b>Mo Vaughn, L</b> OBP: 0.343, SLG: 0.452 (1, 3)	2-1 G3-1		4-1 BB		0-1 G4-3			1-0 1B		3	0	1	0	1	0	1		
<b>Tim Salmon, R</b> OBP: 0.375, SLG: 0.491 (1, 9)	4-1 BB		4-2 BB			0-0 F7		0-1 L8		2	0	0	0	2	0	1		
<b>16 Garret Anderson, L</b> OBP: 0.327, SLG: 0.469 (1, 7)	0-0 G3		3-3 K			1-2 L4		2-0 1B		4	0	1	0	0	1	3		
<b>Troy Glaus, R</b> OBP: 0.326, SLG: 0.455 (1, 5)		3-2 G6-3		0-1 P4		1-0 1B		1-3 K		4	0	1	0	0	1	2		
<b>Todd Greene, R</b> OBP: 0.270, SLG: 0.437 (1, 10)		2-0 P3		2-2 G5-3		0-0 L9			4-2 BB	3	0	0	0	1	0	1		
<b>Bengie Molina, R</b> OBP: 0.255, SLG: 0.373 (1, 2)		1-0 E7		3-2 F9			2-2 F9		0-1 G4-6-3	4	0	1	0	0	0	1		
<b>Andy Sheets, R</b> OBP: 0.243, SLG: 0.294 (1, 6)		0-2 P3			2-2 F7		2-1 F9		1-3 K	4	0	0	0	0	1	1		
<b>Inning Stats</b>	R: 1 E: 0 K: 0 S: 13	H: 1 LOB: 1 BB: 1 P: 25	R: 0 E: 1 K: 0 S: 8	H: 1 LOB: 1 BB: 0 P: 14	R: 0 E: 0 K: 1 S: 10	H: 0 LOB: 0 BB: 2 P: 23	R: 0 E: 0 K: 0 S: 9	H: 1 LOB: 1 BB: 0 P: 15	R: 0 E: 0 K: 0 S: 6	H: 2 LOB: 2 BB: 0 P: 15	R: 0 E: 0 K: 1 S: 7	H: 0 LOB: 0 BB: 1 P: 12	1B: 3 2B: 2 3B: 0 HR: 1	SF: 0 SAC: 0 DP: 1 HBP: 0	WP: 0 PB: 0 SB: 0 CS: 0	PA: 36		
<b>PITCHER</b>	IP WLS BF H R ER SO	W W	H R ER SO	BB IBB HBP BLK	WP HR S P	ERA WHIP	<b>PITCHER</b>	IP WLS BF H R ER SO	BB IBB HBP BLK	WP HR S P	ERA WHIP							
<b>Pat Hentgen, R</b> ERA: 5.23 (1, 1)	7.0		4	1	1	2	3	0	0	0	0	0	0	0	0	0	1.29	1.000
<b>Graeme Lloyd, L</b> ERA: 3.03 (8, 1)	0.2		2	0	0	1	0	0	0	0	0	0	0	0	0	0	0.00	3.000
<b>Billy Koch, R</b> ERA: 2.39 (8, 1)	1.1	S	4	0	0	2	1	0	0	0	0	0	0	0	0	0	0.00	0.750

<b>AB</b>	<b>32</b>
<b>R</b>	<b>1</b>
<b>H</b>	<b>6</b>
<b>RBI</b>	<b>1</b>
<b>BB</b>	<b>4</b>
<b>SO</b>	<b>5</b>
<b>LOB</b>	<b>10</b>



Batter	1	2	3	4	5	6	7	8	9	AB R H RBI BB SO LOB	TOP											
Shannon Stewart, R (1, 7) OBP: 0.376, SLG: 0.424	2-3 K			1-1 F8		3-2 G5-3	0-0 2-H 1B		2-2 G3 1B	5 0 2 1 0 1 0												
Brian McRae, S (1, 10) OBP: 0.319, SLG: 0.357	2-0 P4			2-2 G4-3 2B		2-3 K		3-1 G3-1	1-2 F8	5 0 1 0 0 1 1												
Shawn Green, L (1, 9) OBP: 0.384, SLG: 0.606	2-3 K			3-2 G4-3		3-1 HR HBP		3-2 F8	2-0 G3	4 1 0 0 0 1 2												
Carlos Delgado, L (1, 3) OBP: 0.372, SLG: 0.569		2-3 K		4-2 BB		0-0 1-H HR		3-0 E4 2B	4-0 FC5-4 IBB	3 2 1 2 2 1 0												
Tony Fernandez, S (1, 5) Casey Blake, R (8, 5) OBP: 0.438, SLG: 0.475		0-1 G6-4-3 1B		2-3 K		4-0 BB		4-0 2B HR IBB	0-0 FC5-4	2 1 1 0 2 1 2 1 0 0 0 0 0 2												
Tony Batista, R (1, 6) OBP: 0.336, SLG: 0.520		1-2 G6-4-3			3-3 K	1-0 P4		3-2 HR 2B		4 1 1 1 0 1 2												
Jacob Brumfield, R (1, 8) OBP: 0.321, SLG: 0.396			1-1 F7		3-2 G6-3		4-2 SH2-3 1B BB	0-1 HR		3 2 1 3 1 0 0												
Mike Matheny, R (1, 2) OBP: 0.284, SLG: 0.324			1-3 K		2-0 FC5-4 1B		0-0 SH2-3	3-2 1B		3 0 2 0 0 1 0												
Homer Bush, R (1, 4) OBP: 0.350, SLG: 0.418			0-3 K		0-2 FC5-4		2-3 K	1-2 G3		4 0 0 0 0 2 3												
<b>Inning Stats</b>	R: 0 E: 0 K: 2 S: 9	H: 0 LOB: 0 BB: 0 P: 15	R: 0 E: 0 K: 1 S: 9	H: 1 LOB: 0 BB: 0 P: 12	R: 0 E: 0 K: 2 S: 8	H: 0 LOB: 0 BB: 0 P: 10	R: 0 E: 0 K: 1 S: 15	H: 1 LOB: 2 BB: 1 P: 27	R: 0 E: 0 K: 1 S: 10	H: 1 LOB: 1 BB: 0 P: 18	R: 2 E: 0 K: 1 S: 9	H: 1 LOB: 1 BB: 1 P: 22	R: 1 E: 0 K: 1 S: 9	H: 1 LOB: 1 BB: 1 P: 15	R: 4 E: 1 K: 0 S: 18	H: 3 LOB: 1 BB: 1 P: 38	R: 0 E: 0 K: 0 S: 11	H: 1 LOB: 2 BB: 1 P: 20	1B: 5 2B: 2 3B: 0 HR: 2	SF: 0 SAC: 1 DP: 1 HBP: 1	WP: 0 PB: 0 SB: 0 CS: 0	PA: 41
<b>PITCHER</b>	IP WLS BF H R ER SO BB IBB HBP BLK WP HR S P ERA WHIP												IP WLS BF H R ER SO BB IBB HBP BLK WP HR S P ERA WHIP									
Chuck Finley, L (1, 1) ERA: 4.88	7.0 L 28 5 3 3 9 3 0 1 0 0 0 1 69 119 3.86 1.143																					
Al Levine, R (8, 1) ERA: 3.39	1.0 8 3 4 0 0 0 0 1 0 0 0 1 18 38 0.00 3.000																					
Lou Pote, R (9, 1) ERA: 3.48	1.0 5 1 0 0 0 0 0 1 0 0 0 0 11 20 0.00 1.000																					

Toronto Blue Jays @ Anaheim Angels  
Edison International Field, Anaheim, CA

Wed Aug 25 1999, 4:05 PM EDT  
Att. 21,592 - Unknown - 84 F

livebaseballscorecards.com

AB	34
R	7
H	9
RBI	7
BB	5
SO	9
LOB	12



Batter	1	2	3	4	5	6	7	8	9
Trent Durrington, R (1, 4) OBP: 0.222, SLG: 0.226 Todd Greene, R (9, PH) OBP: 0.269, SLG: 0.435	1-3 K		1-1 G6-3		0-0 P3		1-1 G5-3		1-2 G4-3
Jim Edmonds, L (1, 3) OBP: 0.333, SLG: 0.407	2-1 F8		2-3 K		2-0 2B 1-3 3-H 1B		4-1 WP BB		
Mo Vaughn, L (1, 10) OBP: 0.345, SLG: 0.453	4-2 BB BB		3-3 K		0-2 1-3 3-H 2B		0-3 K		
Tim Salmon, R (1, 9) OBP: 0.373, SLG: 0.485	4-1 1-2 BB			0-0 G5-3	1-3 K		1-3 K		
16 Garret Anderson, L (1, 8) OBP: 0.325, SLG: 0.465	0-0 G4-3			1-1 G4-3		1-0 F8	2-3 K		
Troy Glaus, R (1, 5) OBP: 0.324, SLG: 0.451		2-1 G6-3		3-1 P2		0-0 G1-3		0-3 K	
Orlando Palmeiro, L (1, 7) OBP: 0.367, SLG: 0.332		2-2 3B			3-2 G4-3 1B 2B		3-3 K		2-2 G1-3
Bengie Molina, R (1, 2) OBP: 0.241, SLG: 0.352 Matt Walbeck, S (9, PH) OBP: 0.307, SLG: 0.317		0-2 G3			0-0 G4-3		0-2 G4-3		3-2 1B 1B
Andy Sheets, R (1, 6) OBP: 0.244, SLG: 0.291 Jeff Huson, L (9, PH) OBP: 0.322, SLG: 0.323		0-1 L6			4-1 1B 2B BB		2-1 L7		3-1 1B

Inning Stats	R: 0 E: 0 K: 1 S: 9	H: 0 LOB: 2 BB: 2 P: 20	R: 0 E: 0 K: 0 S: 14	H: 1 LOB: 1 BB: 0 P: 18	R: 0 E: 0 K: 2 S: 8	H: 0 LOB: 0 BB: 0 P: 14	R: 0 E: 0 K: 0 S: 5	H: 0 LOB: 0 BB: 0 P: 9	R: 2 E: 0 K: 1 S: 14	H: 3 LOB: 2 BB: 1 P: 24	R: 0 E: 0 K: 1 S: 5	H: 0 LOB: 0 BB: 0 P: 9	R: 0 E: 0 K: 0 S: 7	H: 0 LOB: 0 BB: 0 P: 10	R: 0 E: 0 K: 3 S: 13	H: 0 LOB: 1 BB: 1 P: 20	R: 0 E: 0 K: 1 S: 14	H: 2 LOB: 2 BB: 0 P: 23	1B: 3 2B: 2 3B: 1 HR: 0	SF: 0 SAC: 0 DP: 0 HBP: 0
--------------	------------------------------	----------------------------------	-------------------------------	----------------------------------	------------------------------	----------------------------------	------------------------------	---------------------------------	-------------------------------	----------------------------------	------------------------------	---------------------------------	------------------------------	----------------------------------	-------------------------------	----------------------------------	-------------------------------	----------------------------------	----------------------------------	------------------------------------

PITCHER	IP	WLS	BF	H	R	ER	SO	BB	IBB	HBP	BLK	WP	HR	S	P	ERA	WHIP
Joey Hamilton, R (1, 1) ERA: 6.19	7.0		28	4	2	2	5	3	0	0	0	0	0	62	104	2.57	1.000
Graeme Lloyd, L (8, 1) ERA: 2.98	1.0		4	0	0	0	3	1	0	0	0	1	0	13	20	0.00	1.000
Paul Quantrill, R (9, 1) ERA: 2.7	1.0		5	2	0	0	1	0	0	0	0	0	0	14	23	0.00	2.000

**BOTTOM**

AB	R	H	RBI	BB	SO	LOB
4	0	0	0	0	1	2
1	0	0	0	0	0	2
3	0	1	1	1	1	0
3	0	1	1	1	2	1
3	0	0	0	1	2	3
4	0	0	0	0	1	3
4	0	0	0	0	1	0
4	1	2	0	0	1	0
3	0	0	0	0	0	2
1	0	1	0	0	0	0
2	1	0	0	1	0	1
1	0	1	0	0	0	0

<b>AB</b>	<b>33</b>
<b>R</b>	<b>2</b>
<b>H</b>	<b>6</b>
<b>RBI</b>	<b>2</b>
<b>BB</b>	<b>4</b>
<b>SO</b>	<b>9</b>
<b>LOB</b>	<b>14</b>



WP	PA
1	37
PB: 0	SB: 0
CS: 0	

**Toronto Blue Jays @ Anaheim Angels**  
**Edison International Field, Anaheim, CA**  
 Wed Aug 25 1999, 4:05 PM EDT  
 Att: 21,592 - Unknown - 84 F

livebaseballscorecards.com

Batter	1	2	3	4	5	6	7	8	9	AB R H RBI BB SO LOB	TOP	
Mark McLemore, S (1, 4) OBP: 0.367, SLG: 0.377	2-1 29 F9 2B		0-2 29 1B 1B 2B	3-2 G4-3		2-3 K		1-3 K		5 1 2 0 0 2 2		
Ivan Rodriguez, R (1, 2) OBP: 0.349, SLG: 0.548	1-0 P4		4-2 1B 29 1B SF8 BB		0-2 29 CS 1B		1-2 S 29 BB G3 1B		2-2 G4-3	4 2 2 0 1 0 1		
29 Rusty Greer, L (1, 7) OBP: 0.414, SLG: 0.490	3-1 F9		1-2 SF8 1B 1B 1B		2-1 G1-3		4-1 1B G3 BB		2-3 K	4 1 1 0 1 1 2		
Juan Gonzalez, R (1, 9) OBP: 0.363, SLG: 0.560	3-3 K		1-1 1B		0-0 P4		2-1 L4		4-1 1B 1B BB	4 1 1 1 1 1 3		
Rafael Palmeiro, L (1, 10) OBP: 0.426, SLG: 0.659		0-0 F8	0-1 SF8			1-2 HR		3-2 G3	2-0 1B 1B 1B	4 1 2 3 0 0 1		
Todd Zeile, R (1, 5) OBP: 0.366, SLG: 0.494		2-1 HR 2B	2-2 SF9		0-1 2B 1B		0-0 1B		2-0 1B	4 1 4 2 0 0 0		
Lee Stevens, L (1, 3) OBP: 0.350, SLG: 0.505		1-1 HR	2-3 K		3-2 2B		1-3 K			4 1 2 2 0 2 3		
Royce Clayton, R (1, 6) OBP: 0.315, SLG: 0.384		1-3 K		0-0 G4-3		3-3 K		1-1 G4-3		4 0 0 0 0 2 2		
Tom Goodwin, L (1, 8) OBP: 0.314, SLG: 0.317		2-2 P7		0-2 G4-3		0-3 K2-3		1-0 F7		4 0 0 0 0 1 2		
<b>Inning Stats</b>	R: 0 H: 1 E: 0 LOB: 1 K: 1 BB: 0 S: 9 P: 18	R: 2 H: 2 E: 0 LOB: 0 K: 1 BB: 0 S: 15 P: 21	R: 3 H: 3 E: 0 LOB: 1 K: 1 BB: 1 S: 19 P: 29	R: 0 H: 0 E: 0 LOB: 0 K: 0 BB: 0 S: 8 P: 11	R: 0 H: 1 E: 0 LOB: 0 K: 0 BB: 0 S: 6 P: 8	R: 1 H: 3 E: 0 LOB: 2 K: 3 BB: 0 S: 21 P: 30	R: 1 H: 2 E: 0 LOB: 2 K: 1 BB: 1 S: 13 P: 24	R: 0 H: 0 E: 0 LOB: 0 K: 1 BB: 0 S: 6 P: 9	R: 1 H: 2 E: 0 LOB: 2 K: 1 BB: 1 S: 10 P: 22	1B: 8 SF: 2 2B: 4 SAC: 0 3B: 0 DP: 0 HR: 2 HBP: 0	WP: 0 PA: 42 PB: 0 SB: 1 CS: 1	
<b>PITCHER</b>	IP WLS BF H R ER SO BB IBB HBP BLK WP HR S P ERA WHIP											
Chris Carpenter, R (1, 1) ERA: 4.22	5.0 L 25 10 6 6 3 1 0 0 0 0 2 66 100 10.80 2.200											
Paul Spoljaric, L (6, 1) ERA: 5.4	2.0 9 2 1 1 4 1 0 0 0 0 0 25 41 4.50 1.500											
Pete Munro, R (8, 1) ERA: 5.11	2.0 8 2 1 1 2 1 0 0 0 0 0 16 31 4.50 1.500											

Texas Rangers @ Toronto Blue Jays  
SkyDome, Toronto, ON  
Fri Aug 27 1999, 7:05 PM EDT  
Att. 30,181 - Unknown - 82 F

livebaseballscorecards.com

AB	37
R	8
H	14
RBI	8
BB	3
SO	9
LOB	16



Batter	1	2	3	4	5	6	7	8	9	AB	R	H	RBI	BB	SO	LOB
Shannon Stewart, R (1, 7) OBP: 0.375, SLG: 0.422	1-1 G5-3			2-3 K		1-0 G6-3 WP 1B		1-3 K		4	0	1	0	0	2	0
Jacob Brumfield, R (1, 8) OBP: 0.313, SLG: 0.385	2-2 F7			1-2 G5-3		2-0 P8		1-2 P5		4	0	0	0	0	0	1
Shawn Green, L (1, 9) OBP: 0.383, SLG: 0.603	1-3 K			1-1 G1-3		3-2 G6-3		1-1 G4-6-3 1B		4	0	1	0	0	1	1
Carlos Delgado, L (1, 3) OBP: 0.371, SLG: 0.573			1-3 K		1-0 HR	2-2 G4-3		2-0 F8		4	1	1	1	0	1	2
Tony Fernandez, S (1, 5) OBP: 0.439, SLG: 0.477			1-0 F8		2-0 2B		4-2 1B BB	2-2 G4-6-3 1-2f		3	1	1	0	1	0	1
Darrin Fletcher, L (1, 2) OBP: 0.330, SLG: 0.475			2-3 K		2-1 2B		2-2 G6-3 1B			3	0	2	1	0	1	0
Tony Batista, R (1, 6) OBP: 0.333, SLG: 0.516				0-0 G6-3		2-3 K		1-3 K		3	0	0	0	0	2	3
Willie Greene, L (1, 10) OBP: 0.277, SLG: 0.406				4-2 G4-6-3 BB		2-3 K		3-2 G6-3 1-2f		2	0	0	0	1	1	3
Homer Bush, R (1, 4) OBP: 0.347, SLG: 0.415				0-0 G4-6-3 1-2f		2-0 G6-3		1-2 F9		3	0	0	0	0	0	2

Inning Stats	R: 0	H: 0	E: 0	K: 1	S: 8	R: 0	H: 0	E: 0	K: 2	S: 9	R: 0	H: 0	E: 0	K: 0	S: 6	R: 2	H: 3	E: 0	K: 2	S: 11	R: 0	H: 1	E: 0	K: 0	S: 9	R: 0	H: 1	E: 0	K: 1	S: 12	R: 0	H: 0	E: 0	K: 1	S: 9	R: 0	H: 1	E: 0	K: 0	S: 6	1B: 3	SF: 0	2B: 2	SAC: 0	3B: 0	DP: 3	HR: 1	HBP: 0	WP: 1	PA: 32
	0	0	0	1	8	0	0	0	2	9	0	0	0	0	6	2	3	1	0	11	0	1	0	0	9	0	1	0	0	0	12	0	0	0	9	0	0	0	6	3	0	2	0	3	1	0	32			

PITCHER	IP	WLS	BF	H	R	ER	SO	BB	IBB	HBP	BLK	WP	HR	S	P	ERA	WHIP	PITCHER	IP	WLS	BF	H	R	ER	SO	BB	IBB	HBP	BLK	WP	HR	S	P	ERA	WHIP											
Rick Helling, R (1, 1) ERA: 4.19	9.0	W	32	6	2	2	8	2	0	0	0	1	1	78	131	2.00	0.889																													

**TEXAS RANGERS @ TORONTO BLUE JAYS**  
 SkyDome, Toronto, ON  
 Fri Aug 27 1999, 7:05 PM EDT  
 Att: 30,181 - Unknown - 82 F

AB	30
R	2
H	6
RBI	2
BB	2
SO	8
LOB	13



WP: 1	PA: 32
PB: 0	
SB: 0	
CS: 0	

Batter	1	2	3	4	5	6	7	8	9	AB R H RBI BB SO LOB	TOP
--------	---	---	---	---	---	---	---	---	---	----------------------	-----

Luis Alicea, S OBP: 0.314, SLG: 0.289 (1, 4)	0-1 1B 29 1B	1 SAFE 4-1 1B 29 1B BB	1-0 G6-3			1-0 BB 29 WP 1B		1-0 L4		4 3 2 0 1 0 1	
Ivan Rodriguez, R OBP: 0.351, SLG: 0.555 (1, 2)	2-3 K	2-3 K				0-2 BB 29 WP 1B		1-1 29 2B 1B		5 2 3 1 0 2 3	
29 Rusty Greer, L OBP: 0.417, SLG: 0.495 (1, 7)	2-2 BB 1B	1-2 HR 1B				4-2 BB BB		0-0 1-H 2B		4 1 3 3 1 0 0	
Juan Gonzalez, R OBP: 0.361, SLG: 0.562 (1, 10)	1-2 P3	0-2 HR 1-H				1-3 K		2-1 F7		5 1 1 2 0 2 6	
Rafael Palmeiro, L OBP: 0.426, SLG: 0.656 (1, 3)	0-1 BB 1B	2-3 K				4-1 G4-3		0-3 K		4 0 1 2 1 2 1	
Todd Zeile, R OBP: 0.365, SLG: 0.489 (1, 5)	4-0 BB					0-3 K		0-1 P4		4 0 0 0 1 1 3	
Roberto Kelly, R OBP: 0.378, SLG: 0.456 (1, 9)	3-3 K					1-1 G4-3		1-2 F9		5 1 2 0 0 1 3	
Royce Clayton, R OBP: 0.314, SLG: 0.385 (1, 6)						2-1 G6-3		2-3 K		5 0 1 1 0 2 1	
Tom Goodwin, L OBP: 0.312, SLG: 0.315 (1, 8)						0-0 F8		1-1 FC4-6		5 1 1 0 0 1 2	

Inning Stats	R: 1	H: 3	E: 0	K: 2	S: 22	P: 34	R: 4	H: 3	E: 0	K: 2	S: 18	P: 31	R: 1	H: 2	E: 0	K: 0	S: 14	P: 17	R: 1	H: 1	E: 0	K: 1	S: 14	P: 22	R: 0	H: 0	E: 0	K: 1	S: 7	P: 10	R: 1	H: 2	E: 0	K: 2	S: 15	P: 26	R: 0	H: 0	E: 0	K: 2	S: 9	P: 14	R: 1	H: 2	E: 0	K: 1	S: 9	P: 13	R: 0	H: 1	E: 0	K: 1	S: 10	P: 15	1B: 9	2B: 3	3B: 0	HR: 2	SF: 0	SAC: 0	DP: 0	HBP: 0	WP: 1	PB: 0	SB: 3	CS: 0	PA: 45
--------------	------	------	------	------	-------	-------	------	------	------	------	-------	-------	------	------	------	------	-------	-------	------	------	------	------	-------	-------	------	------	------	------	------	-------	------	------	------	------	-------	-------	------	------	------	------	------	-------	------	------	------	------	------	-------	------	------	------	------	-------	-------	-------	-------	-------	-------	-------	--------	-------	--------	-------	-------	-------	-------	--------

PITCHER	IP	WLS	BF	H	R	ER	SO	BB	IBB	HBP	BLK	WP	HR	S	P	ERA	WHIP
David Wells, L ERA: 5.41 (1, 1)	4.0	L	23	9	7	7	5	2	0	0	0	0	2	68	104	15.75	2.750
Kelvim Escobar, R ERA: 5.94 (5, 1)	3.0		13	2	1	1	4	2	0	0	0	1	0	31	50	3.00	1.333
John Frascatore, R ERA: 3.86 (8, 1)	1.0		5	2	1	1	1	0	0	0	0	0	0	9	13	9.00	2.000
Billy Koch, R ERA: 2.34 (9, 1)	1.0		4	1	0	0	1	0	0	0	0	0	0	10	15	0.00	1.000

Texas Rangers @ Toronto Blue Jays  
 SkyDome, Toronto, ON  
 Sat Aug 28 1999, 4:05 PM EDT  
 Att. 31,117 - Cloudy - 86 F

livebaseballscorecards.com

AB	41
R	9
H	14
RBI	9
BB	4
SO	11
LOB	20



Batter	1	2	3	4	5	6	7	8	9	AB R H RBI BB SO LOB
Shannon Stewart, R (1, 7) OBP: 0.379, SLG: 0.426	2-1 CS 1B		2-2 1B		1-3 K		2-1 WP 1B		1-0 2B 1B	5 1 4 0 0 1 1
Brian McRae, S (1, 8) OBP: 0.320, SLG: 0.358	3-3 1-2 K		1-0 F7		4-1 BB		0-3 K		3-1 1B SF9 2B	4 1 1 0 1 2 3
Shawn Green, L (1, 9) OBP: 0.381, SLG: 0.599	3-3 K			2-3 K	2-3 K2-3		3-2 F9		2-2 DI 2B 1B	5 1 1 1 0 3 3
Carlos Delgado, L (1, 3) OBP: 0.369, SLG: 0.572		2-2 G5-3		2-2 P5		1-2 2B 2B	2-2 G3		1-0 SF9	4 1 1 1 0 0 1
Tony Fernandez, S (1, 5) OBP: 0.441, SLG: 0.482		4-0 BB		2-1 HR 2B		1-0 1B SF7 2B		2-0 P9	3-H 0-3 K	4 2 2 1 1 1 1
Darrin Fletcher, L (1, 2) OBP: 0.334, SLG: 0.489		0-0 F8		0-1 HR		2-2 1B		3-2 G3	0-0 2B	5 1 3 3 0 0 1
Tony Batista, R (1, 6) OBP: 0.332, SLG: 0.514		1-3 K		2-2 G6-3		1-0 SF7		0-0 E 1B	1-3 K	4 0 1 1 0 2 2
Willie Greene, L (1, 10) OBP: 0.273, SLG: 0.400 Jacob Brumfield, R (8, PH) OBP: 0.311, SLG: 0.383		0-0 F9		0-1 G4-3		0-3 K		2-2 E6		3 0 0 0 0 1 1 1 0 0 0 0 0 1
Homer Bush, R (1, 4) OBP: 0.346, SLG: 0.416		1-3 K		1-2 PB 2B		0-3 K2-3		1-0 F8		4 0 1 0 0 2 3

Inning Stats	R: 0 E: 0 K: 2 S: 8	H: 1 LOB: 0 BB: 0 P: 16	R: 0 E: 0 K: 1 S: 7	H: 0 LOB: 1 BB: 1 P: 14	R: 0 E: 0 K: 1 S: 9	H: 1 LOB: 1 BB: 0 P: 13	R: 2 E: 0 K: 1 S: 14	H: 2 LOB: 0 BB: 0 P: 22	R: 0 E: 0 K: 2 S: 12	H: 1 LOB: 2 BB: 1 P: 20	R: 2 E: 0 K: 2 S: 14	H: 3 LOB: 1 BB: 0 P: 19	R: 0 E: 0 K: 1 S: 13	H: 1 LOB: 1 BB: 0 P: 20	R: 0 E: 1 K: 0 S: 9	H: 1 LOB: 2 BB: 0 P: 17	R: 3 E: 0 K: 2 S: 17	H: 4 LOB: 1 BB: 0 P: 25	1B: 7 2B: 7 3B: 0 HR: 1	SF: 2 SAC: 0 DP: 1 HBP: 0
--------------	------------------------------	----------------------------------	------------------------------	----------------------------------	------------------------------	----------------------------------	-------------------------------	----------------------------------	-------------------------------	----------------------------------	-------------------------------	----------------------------------	-------------------------------	----------------------------------	------------------------------	----------------------------------	-------------------------------	----------------------------------	----------------------------------	------------------------------------

**BOTTOM**

**Texas Rangers @ Toronto Blue Jays**  
 SkyDome, Toronto, ON  
 Sat Aug 28 1999, 4:05 PM EDT  
 Att: 31,117 - Cloudy - 86 F

AB	39
R	7
H	14
RBI	7
BB	2
SO	12
LOB	17

WP: 1 PA: 43  
 PB: 1  
 SB: 0  
 CS: 1



PITCHER	IP	WLS	BF	H	R	ER	SO	BB	IBB	HBP	BLK	WP	HR	S	P	ERA	WHIP
Aaron Sele, R (1, 1) ERA: 4.95	6.0		27	8	4	4	9	2	0	0	0	0	1	64	104	6.00	1.667
Tim Crabtree, R (7, 1) ERA: 2.77	1.0		4	1	0	0	1	0	0	0	0	0	0	13	20	0.00	1.000
Jeff Fassero, L (8, 1) ERA: 7.52	1.0		8	4	3	3	0	0	0	0	0	0	0	18	32	27.00	4.000
John Wetteland, R (9, 1) ERA: 3.96	1.0	S	4	1	0	0	2	0	0	0	0	0	0	8	10	0.00	1.000

Batter	1	2	3	4	5	6	7	8	9	AB R H RBI BB SO LOB	TOP	
Mark McLemore, S (1, 4) OBP: 0.364, SLG: 0.373	0-0 P9		1-1 P6		1-0 G3		1-1 F9	2-3 K		5 0 0 0 0 1 3		
Ivan Rodriguez, R (1, 2) OBP: 0.352, SLG: 0.553	0-1 1B		0-3 K		0-1 F8		1-1 BB 1B	3-3 K		5 0 2 0 0 2 3		
29 Rusty Greer, L (1, 7) OBP: 0.413, SLG: 0.489	1-1 F8		0-0 G4-3		2-2 L5		0-3 K	0-0 F7		5 0 0 0 0 1 5		
Juan Gonzalez, R (1, 9) OBP: 0.363, SLG: 0.564	2-0 P3			1-0 E 2B		2-2 L3 1B	4-0 1-2 BB	0-3 K		4 1 2 0 1 1 1		
Rafael Palmeiro, L (1, 10) OBP: 0.425, SLG: 0.652		4-2 1B BB		0-1 E8 HR 1B		3-1 L3	2-2 P3	2-2 F7		4 1 1 1 1 0 3		
Todd Zeile, R (1, 5) OBP: 0.367, SLG: 0.498		1-3 K		2-2 2-H HR		1-0 BB 2B	2-1 1B 1B HBP	2-1 F9		4 2 2 2 0 1 1		
Lee Stevens, L (1, 3) OBP: 0.354, SLG: 0.506		2-2 BB 1B		2-3 K		4-0 BB IBB	1-0 1B 1B 1B			3 0 2 0 1 1 0		
Royce Clayton, R (1, 6) OBP: 0.318, SLG: 0.385		4-0 1-2 BB		0-0 G6-3		4-2 1-2 2-3 BB	0-0 1B 1B			2 0 1 1 2 0 0		
Tom Goodwin, L (1, 8) OBP: 0.311, SLG: 0.314		1-3 K		1-0 F8		0-1 F7	1-0 1-2 2-3 1B			4 0 1 0 0 1 5		
<b>Inning Stats</b>	R: 0 E: 0 K: 0 S: 6 H: 1 LOB: 1 BB: 0 P: 9	R: 0 E: 0 K: 2 S: 11 H: 1 LOB: 2 BB: 2 P: 23	R: 0 E: 0 K: 1 S: 6 H: 0 LOB: 0 BB: 0 P: 7	R: 3 E: 1 K: 1 S: 13 H: 3 LOB: 0 BB: 0 P: 19	R: 0 E: 0 K: 0 S: 8 H: 0 LOB: 0 BB: 0 P: 11	R: 0 E: 0 K: 0 S: 11 H: 2 LOB: 3 BB: 2 P: 25	R: 0 E: 0 K: 1 S: 10 H: 1 LOB: 2 BB: 1 P: 18	R: 1 E: 0 K: 2 S: 14 H: 3 LOB: 3 BB: 0 P: 23	R: 0 E: 0 K: 1 S: 10 H: 0 LOB: 0 BB: 0 P: 14	1B: 8 2B: 3 3B: 0 HR: 1 SF: 0 SAC: 0 DP: 1 HBP: 1	WP: 0 PB: 0 SB: 0 CS: 0 PA: 42	
<b>PITCHER</b>	IP WLS BF H R ER SO BB IBB HBP BLK WP HR S P ERA WHIP											
32 Roy Halladay, R (1, 1) ERA: 4.35	6.2 L 31 8 3 3 5 4 1 0 0 0 1 62 107 4.05 1.800											
Graeme Lloyd, L (7, 1) ERA: 3.12	0.1 5 3 1 1 0 0 0 0 1 0 0 0 7 13 27.00 9.000											
Paul Quantrill, R (8, 1) ERA: 2.55	2.0 6 0 0 0 0 3 0 0 0 0 0 0 20 29 0.00 0.000											

Texas Rangers @ Toronto Blue Jays  
SkyDome, Toronto, ON  
Sun Aug 29 1999, 1:05 PM EDT  
Att. 30,502 - Sunny - 70 F

livebaseballscorecards.com

AB	36
R	4
H	11
RBI	4
BB	5
SO	8
LOB	21






Batter	1	2	3	4	5	6	7	8	9	AB R H RBI BB SO LOB
Shannon Stewart, R OBP: 0.378, SLG: 0.424 (1, 7)	1-1 BB 1B 1B 1B		1-0 F9 1		0-3 K 2		0-0 FC5-4 1-2f 3			4 1 1 0 0 1 2
Homer Bush, R OBP: 0.345, SLG: 0.414 (1, 4)	2-2 1B BB 1-2 G1-2-3 1B		2-2 F9 2		2-1 FC4 1-2f 3			2-1 G4-3 1		4 0 1 0 0 0 1
Shawn Green, L OBP: 0.380, SLG: 0.595 (1, 9)	4-1 G1-2-3 1B 1-2 2-3 BB		1-1 G6-3 3			2-1 P5 1		0-0 G3-1 2		3 0 0 0 1 0 0
Carlos Delgado, L OBP: 0.369, SLG: 0.569 (1, 3)	1-0 G1-2-3 1B 1-2 2-3 3-H 1B			3-2 G6-3 1		2-2 G4-3 2		1-1 L3 3		4 0 1 1 0 0 0
Tony Batista, R OBP: 0.336, SLG: 0.518 (1, 6)	3-3 K 1			2-2 1B 1		0-0 1B 1		0-2 G3 SF7 2B 1		4 1 3 0 0 1 3
Willie Greene, L OBP: 0.268, SLG: 0.392 (1, 10)	2-1 G1-2-3 1-2 2-3 3-Hf 1			0-0 F8 2		3-2 G4-3 3		1-1 G3 1		4 0 0 0 0 0 6
Jacob Brumfield, R OBP: 0.304, SLG: 0.375 (1, 8)			2-0 F7 1		0-0 P3 3		1-1 P3 1		2-2 SF7 2	3 0 0 1 0 0 1
Mike Matheny, R OBP: 0.279, SLG: 0.318 Darrin Fletcher, L OBP: 0.336, SLG: 0.491 (9, PH)			0-0 G6-3 2		1-1 G4-3 1		2-2 F7 2		3-H 2-2 1B 1	3 0 0 0 0 0 0 1 0 1 0 0 0 0
Casey Blake, R OBP: 0.273, SLG: 0.200 Brian McRae, S OBP: 0.320, SLG: 0.357 (9, PH)			2-3 K 3		2-2 FC4 1B 1		2-2 FC5-4 1B 1		1-3 K 3	3 0 2 0 0 1 0 1 0 0 0 0 1 1

Inning Stats	R: 1 E: 0 K: 1 S: 12	H: 3 LOB: 2 BB: 1 P: 25	R: 0 E: 0 K: 1 S: 5	H: 0 LOB: 0 BB: 0 P: 9	R: 0 E: 0 K: 0 S: 6	H: 0 LOB: 0 BB: 0 P: 10	R: 0 E: 0 K: 0 S: 8	H: 1 LOB: 1 BB: 0 P: 13	R: 0 E: 0 K: 1 S: 12	H: 1 LOB: 1 BB: 0 P: 17	R: 0 E: 0 K: 0 S: 10	H: 1 LOB: 1 BB: 0 P: 17	R: 0 E: 0 K: 0 S: 11	H: 1 LOB: 1 BB: 0 P: 16	R: 0 E: 0 K: 0 S: 5	H: 0 LOB: 0 BB: 0 P: 8	R: 1 E: 0 K: 1 S: 18	H: 2 LOB: 1 BB: 0 P: 24	1B: 8 2B: 1 3B: 0 HR: 0	SF: 1 SAC: 0 DP: 1 HBP: 0
--------------	-------------------------------	----------------------------------	------------------------------	---------------------------------	------------------------------	----------------------------------	------------------------------	----------------------------------	-------------------------------	----------------------------------	-------------------------------	----------------------------------	-------------------------------	----------------------------------	------------------------------	---------------------------------	-------------------------------	----------------------------------	----------------------------------	------------------------------------

PITCHER	IP	WLS	BF	H	R	ER	SO	BB	IBB	HBP	BLK	WP	HR	S	P	ERA	WHIP
John Burkett, R ERA: 6.13 (1, 1)	6.2	W	27	7	1	1	3	1	0	0	0	0	0	63	106	1.35	1.200
Tim Crabtree, R ERA: 2.75 (7, 1)	0.1	H	1	0	0	0	0	0	0	0	0	0	0	1	1	0.00	0.000
59 Jeff Zimmerman, R ERA: 1.16 (8, 1)	1.0	H	3	0	0	0	0	0	0	0	0	0	0	5	8	0.00	0.000
John Wetteland, R ERA: 4.05 (9, 1)	1.0	S	5	2	1	1	1	0	0	0	0	0	0	18	24	9.00	2.000

**TEXAS RANGERS @ TORONTO BLUE JAYS**  
**SkyDome, Toronto, ON**  
Sun Aug 29 1999, 1:05 PM EDT  
Att: 30,502 - Sunny - 70 F

<b>AB</b>	<b>34</b>
<b>R</b>	<b>2</b>
<b>H</b>	<b>9</b>
<b>RBI</b>	<b>2</b>
<b>BB</b>	<b>1</b>
<b>SO</b>	<b>4</b>
<b>LOB</b>	<b>14</b>



Batter	1	2	3	4	5	6	7	8	9	AB R H RBI BB SO LOB	TOP											
Jacque Jones, L (1, 8) OBP: 0.311, SLG: 0.424	0-2 G4-3		1-1 G1-3			1-0 G4-3			0-0 F7	4 0 0 0 0 0 0	<b>Minnesota Twins @ Toronto Blue Jays</b> SkyDome, Toronto, ON Mon Aug 30 1999, 7:05 PM EDT Att. 22,137 - Unknown - 66 F											
Chad Allen, R (1, 7) OBP: 0.325, SLG: 0.388	3-2 F9		2-2 G4-3			2-2 G3			4-2 FC4-6 BB	3 0 0 0 1 0 0												
Matt Lawton, L (1, 9) OBP: 0.351, SLG: 0.365	3-0 1B				3-2 F7	2-3 K			0-0 FC4-6 1-2f	4 0 1 0 0 1 1												
Marty Cordova, R (1, 10) OBP: 0.371, SLG: 0.477	2-2 F9				2-2 G4-3				0-1 G6-3	4 0 0 0 0 0 2												
Todd Walker, L (1, 4) OBP: 0.345, SLG: 0.410					1-3 K				0-0 G4-3	3 0 1 0 0 1 0												
Ron Coomer, R (1, 3) OBP: 0.306, SLG: 0.444									0-1 G6-3	3 1 1 1 0 0 0												
Corey Koskie, L (1, 5) OBP: 0.380, SLG: 0.474										3 0 2 0 0 0 0												
Terry Steinbach, R (1, 2) OBP: 0.365, SLG: 0.407										3 0 0 0 0 2 2												
Denny Hocking, S (8, PR) OBP: 0.322, SLG: 0.382										0 0 0 0 0 0 0												
Cristian Guzman, S (1, 6) OBP: 0.283, SLG: 0.289										2 0 0 0 0 0 0												
Doug Mientkiewicz, L (8, PH) OBP: 0.317, SLG: 0.322										0 0 0 0 0 0 0												
Tori Hunter, R (8, PH) OBP: 0.311, SLG: 0.364										1 0 0 0 0 0 1												
Javier Valentin, S (8, 2) OBP: 0.322, SLG: 0.421										0 0 0 0 0 0 0												
<b>Inning Stats</b>	R: 0 E: 0 K: 0 S: 15	H: 1 LOB: 1 BB: 0 P: 23	R: 0 E: 0 K: 1 S: 14	H: 2 LOB: 1 BB: 0 P: 21	R: 0 E: 0 K: 0 S: 7	H: 0 LOB: 0 BB: 0 P: 11	R: 0 E: 0 K: 1 S: 12	H: 0 LOB: 0 BB: 0 P: 18	R: 1 E: 0 K: 1 S: 12	H: 1 LOB: 0 BB: 0 P: 20	R: 0 E: 0 K: 1 S: 7	H: 0 LOB: 0 BB: 0 P: 12	R: 0 E: 0 K: 0 S: 6	H: 0 LOB: 0 BB: 0 P: 9	R: 0 E: 0 K: 0 S: 9	H: 1 LOB: 1 BB: 0 P: 13	R: 0 E: 0 K: 0 S: 7	H: 0 LOB: 1 BB: 1 P: 11	1B: 3 2B: 1 3B: 0 HR: 1	SF: 0 SAC: 0 DP: 1 HBP: 0	WP: 0 PB: 0 SB: 1 CS: 0	PA: 31
<b>PITCHER</b>	IP WLS BF H R ER SO BB IBB HBP BLK WP HR S P ERA WHIP																					
Pat Hentgen, R (1, 1) ERA: 5.05	7.1 W 26 5 1 1 4 0 0 0 0 0 1 80 123 1.23 0.682																					
Graeme Lloyd, L (8, 1) ERA: 3.08	0.2 H 1 0 0 0 0 0 0 0 0 0 0 2 4 0.00 0.000																					
Billy Koch, R (9, 1) ERA: 2.29	1.0 S 4 0 0 0 0 1 0 0 0 0 0 7 11 0.00 1.000																					

livebaseballscorecards.com

<b>AB</b>	30
<b>R</b>	1
<b>H</b>	5
<b>RBI</b>	1
<b>BB</b>	1
<b>SO</b>	4
<b>LOB</b>	6



Batter	1	2	3	4	5	6	7	8	9
Shannon Stewart, R OBP: 0.375, SLG: 0.421 (1, 7)	3-2 L5		1-0 G5-3			2-2 G5-3		0-0 G1-3	
10 Vernon Wells, R (1, 8)	1-3 K		0-3 K			0-2 G5-3			
Shawn Green, L OBP: 0.380, SLG: 0.593 (1, 9)	4-0 BB 1B BB		1-2 L7			2-2 G6-3			
Carlos Delgado, L OBP: 0.370, SLG: 0.568 (1, 3)	4-2 SAFE 1B 1-2 BB			4-2 FC6-4 BB		2-2 F7			
Tony Fernandez, S OBP: 0.440, SLG: 0.481 (1, 5)	0-1 1-3 2-H 1B		1-2 FC6-4 G3-6-3 1-2f			3-2 G3			
Darrin Fletcher, L OBP: 0.333, SLG: 0.486 (1, 2)		2-3 K		2-2 G3-6-3 1-2f		1-2 F7			
Tony Batista, R OBP: 0.336, SLG: 0.524 (1, 6)		3-2 HR			0-0 F7		2-3 K		
Willie Greene, L OBP: 0.265, SLG: 0.387 (1, 10)		1-1 G3			3-2 P6		2-1 P6		
Homer Bush, R OBP: 0.345, SLG: 0.411 (1, 4)		2-2 F9			0-0 F8		2-2 HBP		

Inning Stats	R: 1	H: 1	E: 0	LOB: 2	K: 1	S: 11	P: 23	R: 1	H: 1	E: 0	LOB: 0	K: 1	S: 12	P: 20	R: 0	H: 0	E: 0	LOB: 0	K: 1	S: 7	P: 9	R: 0	H: 0	E: 0	LOB: 0	K: 0	S: 9	P: 16	R: 0	H: 0	E: 0	LOB: 0	K: 0	S: 5	P: 8	R: 0	H: 0	E: 0	LOB: 0	K: 0	S: 9	P: 13	R: 0	H: 0	E: 0	LOB: 0	K: 0	S: 11	P: 17	R: 0	H: 0	E: 0	LOB: 1	K: 1	S: 8	P: 14
--------------	------	------	------	--------	------	-------	-------	------	------	------	--------	------	-------	-------	------	------	------	--------	------	------	------	------	------	------	--------	------	------	-------	------	------	------	--------	------	------	------	------	------	------	--------	------	------	-------	------	------	------	--------	------	-------	-------	------	------	------	--------	------	------	-------

PITCHER	IP	WLS	BF	H	R	ER	SO	BB	IBB	HBP	BLK	WP	HR	S	P	ERA	WHIP
54 Jason Ryan, R ERA: 3.65 (1, 1)	8.0	L	28	2	2	2	4	3	0	1	0	0	1	72	120	2.25	0.625

AB R H RBI BB SO LOB

4	0	0	0	0	0	1
3	0	0	0	0	2	0
2	1	0	0	1	0	0
1	0	0	0	2	0	0
3	0	1	1	0	0	1
3	0	0	0	0	1	1
3	1	1	1	0	1	0
3	0	0	0	0	0	0
2	0	0	0	0	0	0

AB	R	H	RBI	BB	SO	LOB
24	2	2	2	3	4	3

WP	PA	ERA	WHIP
0	28		

**Minnesota Twins @ Toronto Blue Jays**  
 SkyDome, Toronto, ON  
 Mon Aug 30 1999, 7:05 PM EDT  
 Att: 22,137 - Unknown - 66 F

livebaseballscores.com



Batter	1	2	3	4	5	6	7	8	9	AB R H RBI BB SO LOB	TOP											
Jacque Jones, L (1, 8) OBP: 0.323, SLG: 0.441	4-2 3B BB	1-0 1B	1-2 G4-3	1-0 HR			2-2 G4-6-3 1B		4-2 2B SF7 BB	4 3 3 4 2 0 2												
Cristian Guzman, S (1, 6) OBP: 0.283, SLG: 0.305	1-0 2B	1-2 F9		E5 K			0-2 G4-6-3		2-2 2B	3 2 1 1 0 0 2 3 0 1 1 0 1 1												
Denny Hocking, S (4, PH) OBP: 0.322, SLG: 0.385	1-H 3B						1-2f		1-3 2-H													
Matt Lawton, L (1, 9) OBP: 0.348, SLG: 0.363	0-2 G5-3	3-1 G3		1 SAFE 1B	1-1 SF7 1B	2-2 G6-3	1-1 F9		2-0 SF7	5 1 1 1 0 0 3												
Marty Cordova, R (1, 10) OBP: 0.368, SLG: 0.481	2-1 G1-3		2-1 HR	2-2 SF7 1B	1-2 G1-3			0-0 G5-3	0-0 P4	5 1 1 2 0 0 2												
Todd Walker, L (1, 4) OBP: 0.348, SLG: 0.415	1-0 2B		1-2 2B 1B	2-3 K	0-1 L6			2-2 L4-6 1B 1B		5 1 3 1 0 1 1												
Terry Steinbach, R (1, 2) OBP: 0.372, SLG: 0.416	3-H K		0-0 FC3-6 1-H 2B	4-0 1B 1B BB		2-1 G6-3 1B		1-0 1B		4 1 3 1 1 1 1 0 0 0 0 0 0 0												
Javier Valentin, S (8, 2) OBP: 0.322, SLG: 0.421								1-2 1B														
Corey Koskie, L (1, 5) OBP: 0.380, SLG: 0.471			0-0 G4-3	4-1 FC3-6 BB	0-0 1B 1B	2-2 G6-3		0-2 L4-6		4 1 1 1 1 0 3												
Torii Hunter, R (1, 7) OBP: 0.315, SLG: 0.368		1-1 1B 1B	0-3 K	1-1 1B HR 1B	1-2 2-3 1B	1-0 1B			0-0 F9	5 2 3 0 0 1 2												
Doug Mientkiewicz, L (1, 3) OBP: 0.321, SLG: 0.327		0-0 1B 1B	2-2 FC3-6	1-2 HR 1B		0-3 K			2-0 2B 1B	5 2 3 2 0 1 3												
			1-2f 2-3	1-3 2-H 3-H																		
<b>Inning Stats</b>	R: 2 E: 0 K: 1 S: 15	H: 2 LOB: 1 BB: 1 P: 24	R: 1 E: 0 K: 0 S: 10	H: 3 LOB: 2 BB: 0 P: 16	R: 2 E: 0 K: 1 S: 16	H: 3 LOB: 2 BB: 1 P: 26	R: 7 E: 1 K: 2 S: 25	H: 5 LOB: 0 BB: 1 P: 41	R: 0 E: 0 K: 0 S: 8	H: 0 LOB: 0 BB: 0 P: 11	R: 0 E: 0 K: 1 S: 9	H: 2 LOB: 1 BB: 0 P: 14	R: 0 E: 0 K: 0 S: 8	H: 1 LOB: 0 BB: 0 P: 11	R: 0 E: 0 K: 0 S: 8	H: 2 LOB: 1 BB: 0 P: 11	R: 2 E: 0 K: 0 S: 9	H: 2 LOB: 1 BB: 1 P: 19	1B: 14 2B: 4 3B: 1 HR: 2	SF: 2 SAC: 0 DP: 3 HBP: 0	WP: 0 PB: 0 SB: 0 CS: 0	PA: 49
<b>PITCHER</b>	IP WLS BF H R ER SO BB IBB HBP BLK WP HR S P ERA WHIP																					
Joey Hamilton, R (1, 1) ERA: 6.52	2.0 L 14 7 5 5 1 1 0 0 0 0 0 1 30 48 22.50 4.000																					
Paul Spoljaric, L (3, 1) ERA: 5.25	1.2 14 6 7 0 2 2 0 0 0 0 0 1 33 55 0.00 4.800																					
Pete Munro, R (4, 1) ERA: 4.89	5.1 21 7 2 2 2 1 0 0 0 0 0 0 45 70 3.38 1.500																					

Minnesota Twins @ Toronto Blue Jays  
SkyDome, Toronto, ON  
Tue Aug 31 1999, 7:05 PM EDT  
Att. 23,136 - Unknown - 75 F

AB	43
R	14
H	20
RBI	14
BB	4
SO	5
LOB	20




Batter	1	2	3	4	5	6	7	8	9	AB	R	H	RBI	BB	SO	LOB
Shannon Stewart, R (1, 7) OBP: 0.372, SLG: 0.418	1-0 G6-3		1-3 K			0-0 F9		1-3 K	0-0 F9	5	0	0	0	0	2	2
10 Vernon Wells, R (1, 8) OBP: 0.379, SLG: 0.590	0-1 F9			1-0 P3		1-3 K		1-1 G3-1		4	0	0	0	0	1	0
Shawn Green, L (1, 9) OBP: 0.379, SLG: 0.590	0-1 G4-3			1-1 G6-3		0-1 G3		1-0 1B		4	0	1	0	0	0	0
Carlos Delgado, L (1, 3) OBP: 0.369, SLG: 0.566		1-1 L7		1-2 G6-3			2-0 2B 1B 1B	2-3 K		4	1	1	0	0	1	1
Tony Fernandez, S (1, 5) OBP: 0.439, SLG: 0.478 Chris Woodward, R (8, 5) OBP: 0.296, SLG: 0.292		1-2 G6-3			4-2 1B BB		0-3 K		0-3 K	2	0	0	0	1	1	1
Darrin Fletcher, L (1, 2) OBP: 0.338, SLG: 0.492		1-0 1B		1-2 P5			0-0 1B G3 2B		1-1 FC5-4 1B	4	1	3	0	0	0	1
Tony Batista, R (1, 6) OBP: 0.335, SLG: 0.522		3-2 G4-3		0-0 P4			0-0 G3 1B		1-0 FC5-4 1B	4	1	1	1	0	0	3
Willie Greene, L (1, 10) OBP: 0.269, SLG: 0.389			3-2 G4-3		2-2 1B		2-1 G3		0-1 1B 1B	4	0	2	1	0	0	1
Homer Bush, R (1, 4) OBP: 0.344, SLG: 0.410			2-2 G6-3		0-0 F9		1-2 P4		0-0 1B	4	0	1	1	0	0	3

Inning Stats	R: 0	H: 0	E: 0	K: 0	S: 5	R: 0	H: 1	E: 0	K: 0	S: 12	R: 0	H: 0	E: 0	K: 1	S: 10	R: 0	H: 0	E: 0	K: 0	S: 6	R: 0	H: 1	E: 0	K: 0	S: 10	R: 0	H: 0	E: 0	K: 1	S: 8	R: 2	H: 3	E: 0	K: 1	S: 13	R: 0	H: 1	E: 0	K: 2	S: 9	R: 1	H: 3	E: 0	K: 1	S: 11	1B: 8	SF: 0	2B: 1	SAC: 0	3B: 0	DP: 0	HR: 0	HBP: 0	WP: 0	PA: 37
--------------	------	------	------	------	------	------	------	------	------	-------	------	------	------	------	-------	------	------	------	------	------	------	------	------	------	-------	------	------	------	------	------	------	------	------	------	-------	------	------	------	------	------	------	------	------	------	-------	-------	-------	-------	--------	-------	-------	-------	--------	-------	--------

PITCHER	IP	WLS	BF	H	R	ER	SO	BB	IBB	HBP	BLK	WP	HR	S	P	ERA	WHIP
Brad Radke, R (1, 1) ERA: 3.93	7.0	W	27	5	2	2	3	1	0	0	0	0	0	64	93	2.57	0.857
Travis Miller, L (8, 1) ERA: 1.91	1.0		4	1	0	0	2	0	0	0	0	0	0	9	14	0.00	1.000
Mike Trombley, R (9, 1) ERA: 3.97	1.0		6	3	1	1	1	0	0	0	0	0	0	11	13	9.00	3.000

**MINNESOTA TWINS @ TORONTO BLUE JAYS**  
**SKYDOME, TORONTO, ON**  
 Tue Aug 31 1999, 7:05 PM EDT  
 Att: 23,136 - Unknown - 75 F

AB	36
R	3
H	9
RBI	3
BB	1
SO	6
LOB	12



PITCHER	IP	WLS	BF	H	R	ER	SO	BB	IBB	HBP	BLK	WP	HR	S	P	ERA	WHIP
---------	----	-----	----	---	---	----	----	----	-----	-----	-----	----	----	---	---	-----	------

Batter	1	2	3	4	5	6	7	8	9	AB R H RBI BB SO LOB	TOP			
Jacque Jones, L (1, 8) OBP: 0.327, SLG: 0.444 Chad Allen, R (8, PH) OBP: 0.324, SLG: 0.387 (8, 7)	0-0 CS 1B		3-2 F8			0-1 G1-3 1B		3-1 L4-3 1-2		3 0 2 0 0 0 0 1 0 0 0 0 0 1				
Denny Hocking, S (1, 4) OBP: 0.318, SLG: 0.380	0-1 SAFE F9			2-1 L3		1-1 SAFE G1-3 1-2		0-0 G5-3		4 0 0 0 0 0 2				
Matt Lawton, L (1, 9) OBP: 0.344, SLG: 0.358	2-1 G4-3 1-2			1-2 P2		3-2 F7			3-3 K	4 0 0 0 0 1 2				
Ron Coomer, R (1, 5) OBP: 0.308, SLG: 0.447		2-1 1B		1-1 2B		3-1 F8			2-2 G6-3	4 0 2 0 0 0 1				
Todd Walker, L (1, 10) OBP: 0.347, SLG: 0.412		0-0 L9		4-1 BB			1-1 G3		0-2 F8	3 0 0 0 1 0 1				
Terry Steinbach, R (1, 2) OBP: 0.369, SLG: 0.411		1-1 P2		3-2 P6			0-0 G6-3			3 0 0 0 0 0 3				
Doug Mientkiewicz, L (1, 3) OBP: 0.322, SLG: 0.325		1-2 F9			3-2 F8		4-2 WP BB			2 0 0 0 1 0 1				
Torii Hunter, R (1, 7) OBP: 0.312, SLG: 0.364 (8, 8)			1-0 G5-3		2-2 G6-3		3-3 K		1-2 K	3 0 0 0 0 1 1				
Cristian Guzman, S (1, 6) OBP: 0.284, SLG: 0.305		1-2 G4-3			0-0 G6-3			1-1 L4-3 1B		3 0 1 0 0 0 0				
<b>Inning Stats</b>	R: 0 E: 0 K: 0 S: 5 H: 1 LOB: 0 BB: 0 P: 7	R: 0 E: 0 K: 0 S: 11 H: 1 LOB: 1 BB: 0 P: 15	R: 0 E: 0 K: 0 S: 7 H: 0 LOB: 0 BB: 0 P: 12	R: 0 E: 0 K: 0 S: 14 H: 1 LOB: 2 BB: 1 P: 25	R: 0 E: 0 K: 0 S: 8 H: 0 LOB: 0 BB: 0 P: 13	R: 0 E: 0 K: 0 S: 10 H: 1 LOB: 1 BB: 0 P: 17	R: 0 E: 0 K: 1 S: 10 H: 0 LOB: 1 BB: 1 P: 18	R: 0 E: 0 K: 0 S: 5 H: 1 LOB: 0 BB: 0 P: 9	R: 0 E: 0 K: 1 S: 12 H: 0 LOB: 0 BB: 0 P: 17	1B: 4 2B: 2 3B: 0 HR: 0 SF: 0 SAC: 0 DP: 1 HBP: 0	WP: 1 PB: 0 SB: 0 CS: 1 PA: 32			
<b>PITCHER</b>	IP WLS BF H R ER SO BB IBB HBP BLK WP HR S P ERA WHIP												<b>PITCHER</b>	IP WLS BF H R ER SO BB IBB HBP BLK WP HR S P ERA WHIP
Kelvim Escobar, R (1, 1) ERA: 5.66	7.0 W 26 4 0 0 1 2 0 0 0 0 1 0 65 107 0.00 0.857													
Graeme Lloyd, L (8, 1) ERA: 3.03	1.0 3 1 0 0 0 0 0 0 0 0 0 0 5 9 0.00 1.000													
Billy Koch, R (9, 1) ERA: 2.25	1.0 3 0 0 0 0 1 0 0 0 0 0 0 0 12 17 0.00 0.000													

Minnesota Twins @ Toronto Blue Jays  
SkyDome, Toronto, ON  
Wed Sep 01 1999, 7:05 PM EDT  
Att. 23,145 - Unknown - 76 F

livebaseballscorecards.com

AB 30  
R 0  
H 5  
RBI 0  
BB 2  
SO 2  
LOB 12



Batter	1	2	3	4	5	6	7	8	9
Shannon Stewart, R OBP: 0.370, SLG: 0.415 (1, 7)	0-2 P3		1-0 F9			2-3 K		1-0 FC5-4 10 G6-4-3	
10 Vernon Wells, R OBP: 0.182, SLG: 0.273 (1, 8)	0-0 2B			2-0 F9			0-0 F8 1B FC 1B	2-0 G6-4-3	
Shawn Green, L OBP: 0.379, SLG: 0.589 (1, 9)	0-2 G5-3			1-3 K2-3			0-0 FC F8 SF9 1B		
Carlos Delgado, L OBP: 0.368, SLG: 0.563 (1, 3)	1-2 F9			0-0 F9			0-2 F8		
Tony Fernandez, S OBP: 0.437, SLG: 0.475 (1, 5)		0-0 L7			1-0 P3		2-1 FC SF9 HR		
Tony Batista, R OBP: 0.333, SLG: 0.519 (1, 6)		3-2 P3			3-2 P7		0-2 SF9		
Pat Borders, R OBP: 0.304, SLG: 0.522 (1, 10)		0-0 P9			3-3 K		2-2 2-H HR		
Mike Matheny, R OBP: 0.274, SLG: 0.312 (1, 2)			0-1 F9			0-1 G5-3	0-1 F8		
Homer Bush, R OBP: 0.344, SLG: 0.409 (1, 4)			2-2 G1-6-3			1-0 F8		0-1 FC5-4 1B	

Inning Stats		R: 0	H: 1	E: 0	LOB: 1	K: 0	BB: 0	S: 12	R: 0	H: 0	E: 0	LOB: 0	K: 0	BB: 0	S: 8	R: 0	H: 0	E: 0	LOB: 0	K: 1	BB: 0	S: 5	R: 0	H: 0	E: 0	LOB: 0	K: 1	BB: 0	S: 8	R: 4	H: 3	E: 0	LOB: 0	K: 0	BB: 0	S: 19	R: 0	H: 1	E: 0	LOB: 0	K: 0	BB: 0	S: 4
Eric Milton, L ERA: 4.64 (1, 1)	IP: 6.2	WLS: L	BF: 25	H: 4	R: 4	ER: 4	SO: 3	BB: 0	IBB: 0	HBP: 0	BLK: 0	WP: 0	HR: 1	S: 64	P: 88	ERA: 5.40	WHIP: 0.600																										
Hector Carrasco, R ERA: 5.97 (7, 1)	IP: 1.1	WLS: L	BF: 4	H: 1	R: 0	ER: 0	SO: 0	BB: 0	IBB: 0	HBP: 0	BLK: 0	WP: 0	HR: 0	S: 6	P: 9	ERA: 0.00	WHIP: 0.750																										

**BOTTOM**

AB R H RBI BB SO LOB

4 0 0 0 0 1 1

4 1 2 0 0 0 1

3 1 1 0 0 1 1

3 0 0 0 0 0 3

3 1 0 1 0 0 1

2 0 0 1 0 0 0

3 1 1 2 0 1 0

3 0 0 0 0 0 0

3 0 1 0 0 0 0

**AB 28**

**R 4**

**H 5**

**RBI 4**

**BB 0**

**SO 3**

**LOB 7**

1B: 3 SF: 1  
2B: 1 SAC: 0  
3B: 0 DP: 1  
HR: 1 HBP: 0


WP: 0 PA: 29  
PB: 0  
SB: 0  
CS: 0

**MINNESOTA TWINS @ TORONTO BLUE JAYS**

SkyDome, Toronto, ON

Wed Sep 01 1999, 7:05 PM EDT

Att: 23,145 - Unknown - 76 F



IP	WLS	BF	H	R	ER	SO	BB	IBB	HBP	BLK	WP	HR	S	P	ERA	WHIP
Eric Milton, L	(1, 1)	6.2	L	25	4	4	4	3	0	0	0	1	64	88	5.40	0.600
Hector Carrasco, R	(7, 1)	1.1	L	4	1	0	0	0	0	0	0	0	6	9	0.00	0.750

Batter	1	2	3	4	5	6	7	8	9	AB R H RBI BB SO LOB	TOP	
<b>Cristian Guzman, S</b> (1, 6) OBP: 0.282, SLG: 0.303 <b>Doug Mientkiewicz, L</b> (8, PH) OBP: 0.321, SLG: 0.323 (8, 3)	0-3 K	1-3 K			2-3 K			1-0 G3-1		3 0 0 0 0 3 3 1 0 0 0 0 0 0		
<b>Brent Gates, S</b> (1, 5) OBP: 0.328, SLG: 0.333 (8, 4)	1-2 G5-3		1-2 E6			0-1 G6-3		0-0 G4-3		4 0 0 0 0 0 0		
<b>Ron Coomer, R</b> (1, 3) OBP: 0.308, SLG: 0.445 (8, 5)	0-1 F7		0-0 G6-4-3			2-1 1B		2-1 F9		4 0 1 0 0 0 1		
<b>Marty Cordova, R</b> (1, 9) OBP: 0.369, SLG: 0.482		0-0 1B 2B	0-1 G4-3			1-3 K		4-2 BB		3 1 1 0 1 1 1		
<b>Chad Allen, R</b> (1, 7) OBP: 0.321, SLG: 0.383		1-3 K		2-2 G1-3		0-0 G4-3		1-2 L9		4 0 0 0 0 1 3		
<b>Terry Steinbach, R</b> (1, 2) OBP: 0.367, SLG: 0.409		1-1 E 1B 1B		1-0 G4-3		0-0 F9		0-0 F8		4 0 1 0 0 0 1		
<b>Todd Walker, L</b> (1, 10) OBP: 0.347, SLG: 0.412		1-2 E 1B		1-0 G1-3		0-0 G6-3				3 0 1 1 0 0 0		
<b>Torii Hunter, R</b> (1, 8) OBP: 0.308, SLG: 0.361		1-3 K		0-3 K		1-1 G6-3				3 0 0 0 0 2 2		
<b>Denny Hocking, S</b> (1, 4) OBP: 0.315, SLG: 0.376 (8, 6)		1-2 E4		2-1 G6-3		3-1 G6-3				3 0 0 0 0 0 2		
<b>Inning Stats</b>	R: 0 E: 0 K: 1 S: 10 H: 0 LOB: 0 BB: 0 P: 11	R: 1 E: 1 K: 3 S: 23 H: 3 LOB: 3 BB: 0 P: 29	R: 0 E: 1 K: 0 S: 6 H: 0 LOB: 0 BB: 0 P: 7	R: 0 E: 0 K: 0 S: 5 H: 0 LOB: 0 BB: 0 P: 9	R: 0 E: 0 K: 2 S: 9 H: 0 LOB: 0 BB: 0 P: 13	R: 0 E: 0 K: 1 S: 9 H: 1 LOB: 1 BB: 0 P: 12	R: 0 E: 0 K: 0 S: 4 H: 0 LOB: 0 BB: 0 P: 5	R: 0 E: 0 K: 0 S: 4 H: 0 LOB: 0 BB: 0 P: 8	R: 0 E: 0 K: 0 S: 10 H: 0 LOB: 1 BB: 1 P: 17	1B: 3 2B: 1 3B: 0 HR: 0 SF: 0 SAC: 0 DP: 1 HBP: 0	WP: 0 PB: 0 SB: 0 CS: 0 PA: 33	
<b>PITCHER</b> <b>David Wells, L</b> (1, 1) ERA: 5.19	IP WLS BF H R ER SO BB IBB HBP BLK WP HR S P ERA WHIP	9.0 W 33 4 1 1 7 1 0 0 0 0 0 80 111 1.00 0.556										

**Minnesota Twins @ Toronto Blue Jays**  
**SkyDome, Toronto, ON**  
 Thu Sep 02 1999, 7:05 PM EDT  
 Att. 22,255 - Unknown - 85 F

[livebaseballscorecards.com](http://livebaseballscorecards.com)

<b>AB</b>	<b>32</b>
<b>R</b>	<b>1</b>
<b>H</b>	<b>4</b>
<b>RBI</b>	<b>1</b>
<b>BB</b>	<b>1</b>
<b>SO</b>	<b>7</b>
<b>LOB</b>	<b>13</b>





Batter	1	2	3	4	5	6	7	8	9	AB	R	H	RBI	BB	SO	LOB
Shannon Stewart, R OBP: 0.374, SLG: 0.418 (1, 7)	4-2 FC3-6 1B BB	1-1 3-H 1B			0-0 G4-6-3 1B		1-2 10 S 1B			3	1	3	2	1	0	0
10 Vernon Wells, R OBP: 0.200, SLG: 0.267 (1, 8)	0-0 FC3-6 1B	2-2 SAFE SAFE F8			0-2 G4-6-3 1-2f 1B		0-3 3-H 0-3 K			4	0	1	0	0	1	3
Shawn Green, L OBP: 0.378, SLG: 0.585 (1, 9)	1-1 FC3-6 1B 1-2f 2-3 HR	0-0 G4-3			0-3 K		4-0 IBB			3	1	0	0	1	1	3
David Segui, S OBP: 0.358, SLG: 0.453 (1, 10)	0-1 1-2 3-H HR 1B				0-1 P4		2-3 K		1-0 F7	4	1	1	1	0	1	2
Carlos Delgado, L OBP: 0.367, SLG: 0.566 (1, 3)	3-2 1-H 2-H HR				3-2 F8		0-0 G6-3		1-3 K	4	1	1	3	0	1	0
Tony Fernandez, S OBP: 0.437, SLG: 0.474 (1, 5)	2-2 P6				2-1 G3-1		4-2 BB		3-1 2B 1B	3	0	1	0	1	0	0
Darrin Fletcher, L OBP: 0.337, SLG: 0.492 (1, 2)	3-2 F9				0-0 P6		0-0 P7		2-2 1-3 G5-3 2B	4	0	1	0	0	0	1
Tony Batista, R OBP: 0.338, SLG: 0.527 (1, 6)					2-2 SH1-3 1B 2B		3-2 SH1-3 1B 2B		4-0 IBB	3	2	3	0	1	0	0
Homer Bush, R OBP: 0.343, SLG: 0.407 (1, 4)					0-0 SH1-3 2-3		0-0 G6-3 1-2f		1-0 SH1-3 2-3	2	0	0	0	0	0	4

Inning Stats	R: 4	H: 3	LOB: 0	K: 0	S: 18	P: 31	R: 1	H: 2	LOB: 1	K: 0	S: 11	P: 13	R: 0	H: 0	LOB: 0	K: 0	S: 8	R: 0	H: 1	LOB: 0	K: 0	S: 5	P: 7	R: 0	H: 1	LOB: 0	K: 1	S: 9	P: 9	R: 0	H: 0	LOB: 1	K: 1	S: 9	P: 15	R: 1	H: 2	LOB: 2	K: 1	S: 11	P: 21	R: 0	H: 2	LOB: 2	K: 1	S: 10	P: 20
1B: 7	SF: 0	2B: 3	SAC: 2	3B: 0	DP: 3	HR: 1	HBP: 0	WP: 0	PA: 36	PB: 0	SB: 1	CS: 0	1B: 7	SF: 0	2B: 3	SAC: 2	3B: 0	DP: 3	HR: 1	HBP: 0	WP: 0	PA: 36	PB: 0	SB: 1	CS: 0																						

PITCHER	IP	WLS	BF	H	R	ER	SO	BB	IBB	HBP	BLK	WP	HR	S	P	ERA	WHIP
Joe Mays, R ERA: 4.23 (1, 1)	6.1	L	28	9	6	6	2	2	0	0	0	0	1	67	100	8.53	1.737
Bob Wells, R ERA: 3.6 (7, 1)	0.2		3	0	0	0	1	0	1	0	0	0	0	4	9	0.00	0.000
Eddie Guardado, L ERA: 4.19 (8, 1)	1.0		5	2	0	0	1	0	1	0	0	0	0	10	20	0.00	2.000

BOTTOM

Minnesota Twins @ Toronto Blue Jays  
SkyDome, Toronto, ON  
Thu Sep 02 1999, 7:05 PM EDT  
Att: 22,255 - Unknown - 85 F

livebaseballscores.com

AB	30
R	6
H	11
RBI	6
BB	4
SO	4
LOB	13



Batter 1 2 3 4 5 6 7 8 9 AB R H RBI BB SO LOB TOP

Table with 9 columns for batters and 10 rows of play-by-play data. Each play includes pitcher/batter info, count, pitch type, and result (e.g., HR, BB, K, G5-3).

Inning Stats table with columns for R, H, E, K, S, P, H, LOB, BB, IBB, HBP, BLK, WP, HR, S, P, ERA, WHIP.

Pitcher stats table with columns for IP, WLS, BF, H, R, ER, SO, BB, IBB, HBP, BLK, WP, HR, S, P, ERA, WHIP.

Toronto Blue Jays @ Kansas City Royals
Kauffman Stadium, Kansas City, MO
Fri Sep 03 1999, 7:05 PM CDT
Att. 13,857 - Unknown - 87 F

Summary statistics table: AB 34, R 5, H 9, RBI 5, BB 9, SO 3, LOB 26.



Batter	1	2	3	4	5	6	7	8	9	AB	R	H	RBI	BB	SO	LOB
Johnny Damon, L (1, 7) OBP: 0.377, SLG: 0.470	1-2 G4-3		4-2 S BB BB		0-0 G5-3 SH1-4 1-2 1B		1-0 FC4-6 1B		2-2 1B SF8-3 1B	4	1	3	0	1	0	0
Ray Holbert, R (1, 6) OBP: 0.298, SLG: 0.250 Jeremy Giambi, L (9, PH) OBP: 0.365, SLG: 0.360 Mendy López, R (9, PR)	0-1 G1-3		4-0 S 1-2 BB		1-0 SH1-4 1-2 2-3		1-0 FC4-6 1-2f 2B G5-3		2-1 SF8-3 1-3 2-H 1B	2	1	0	0	1	0	1
Carlos Beltrán, S (1, 8) OBP: 0.327, SLG: 0.446	3-3 K		3-3 K 1-2 2-3		4-2 G5-3 BB		0-0 G5-3 1-2		2-1 SF8-3 1-2 3-H	3	0	0	1	1	2	3
Jermaine Dye, R (1, 9) OBP: 0.346, SLG: 0.521		0-0 L8	1-1 F8		3-1 G5-3 1-2 2-3f		2-2 2B 2-H		0-0 1B	5	0	2	1	0	0	5
29 Mike Sweeney, R (1, 10) OBP: 0.379, SLG: 0.515		2-0 G4-3		1-2 1B 1B		1-2 G4-3		2-3 K	2-3 K	5	0	1	0	0	2	2
Joe Randa, R (1, 5) OBP: 0.374, SLG: 0.498		1-2 1B		0-1 F7		0-0 FC3-6 1B		1-3 K		4	0	2	0	0	1	1
Joe Vitiello, R (1, 3) OBP: 0.231, SLG: 0.167		1-1 F9		1-0 G4-6-3 1B		0-0 FC3-6 1B		1-2 G6-3		4	0	2	0	0	0	1
Chad Kreuter, S (1, 2) OBP: 0.311, SLG: 0.321 Dee Brown, L (6, PH) Sal Fasano, R (7, 2) OBP: 0.300, SLG: 0.500			2-3 K		2-2 G4-6-3 1-2f		3-0 FC3-6 1-2f 2-3 FC6-4		2-2 G1-3	2	0	0	0	0	1	2
Jed Hansen, R (1, 4) OBP: 0.317, SLG: 0.361 Scott Pose, L (9, PH) OBP: 0.392, SLG: 0.336			0-0 HR		3-2 SH1-4 1B		1-0 FC6-4 1-2f		1-0 1B 1B	3	1	2	1	0	0	2

Inning Stats	R: 0	H: 0	E: 0	K: 1	S: 8	H: 0	LOB: 0	BB: 0	P: 12	R: 0	H: 1	E: 0	K: 0	S: 8	H: 1	LOB: 1	BB: 0	P: 12	R: 1	H: 1	E: 0	K: 2	S: 14	H: 2	LOB: 2	BB: 2	P: 28	R: 0	H: 2	E: 0	K: 0	S: 11	H: 2	LOB: 1	BB: 0	P: 15	R: 0	H: 2	E: 0	K: 0	S: 10	H: 2	LOB: 2	BB: 1	P: 21	R: 0	H: 2	E: 0	K: 0	S: 7	H: 2	LOB: 2	BB: 0	P: 12	R: 1	H: 2	E: 0	K: 1	S: 9	H: 2	LOB: 1	BB: 0	P: 15	R: 0	H: 0	E: 0	K: 1	S: 10	H: 0	LOB: 0	BB: 0	P: 14	R: 2	H: 4	E: 0	K: 1	S: 12	H: 4	LOB: 1	BB: 0	P: 21	1B: 12	SF: 1	2B: 2	SAC: 1	3B: 0	DP: 3	HR: 1	HBP: 0	WP: 0	PA: 41
--------------	------	------	------	------	------	------	--------	-------	-------	------	------	------	------	------	------	--------	-------	-------	------	------	------	------	-------	------	--------	-------	-------	------	------	------	------	-------	------	--------	-------	-------	------	------	------	------	-------	------	--------	-------	-------	------	------	------	------	------	------	--------	-------	-------	------	------	------	------	------	------	--------	-------	-------	------	------	------	------	-------	------	--------	-------	-------	------	------	------	------	-------	------	--------	-------	-------	--------	-------	-------	--------	-------	-------	-------	--------	-------	--------

PITCHER	IP	WLS	BF	H	R	ER	SO	BB	IBB	HBP	BLK	WP	HR	S	P	ERA	WHIP
32 Roy Halladay, R (1, 1) ERA: 4.22	6.0		27	8	1	1	3	3	0	0	0	0	1	58	100	1.50	1.833
Graeme Lloyd, L (7, 1) ERA: 3.14	0.2	H	3	1	1	1	0	0	0	0	0	0	0	3	5	13.50	1.500
Paul Quantrill, R (7, 1) ERA: 2.45	1.1	W	5	1	0	0	2	0	0	0	0	0	0	16	24	0.00	0.750
Billy Koch, R (9, 1) ERA: 2.55	1.0	S	6	4	2	2	1	0	0	0	0	0	0	12	21	18.00	4.000

BOTTOM

Toronto Blue Jays @ Kansas City Royals  
Kauffman Stadium, Kansas City, MO

livebaseballscorecards.com

AB	36
R	4
H	14
RBI	4
BB	3
SO	6
LOB	19



Fri Sep 03 1999, 7:05 PM CDT  
Att: 13,857 - Unknown - 87 F

Batter	1	2	3	4	5	6	7	8	9	AB R H RBI BB SO LOB	TOP	
Shannon Stewart, R (1, 7) OBP: 0.378, SLG: 0.422	2-3 K	0-0 1-3 3-H 2B		1-0 G6-3		1 SAFE 1 SAFE 1 SAFE 1 B 1 B X		1-1 P3		5 0 2 1 0 1 0		
10 Vernon Wells, R (1, 8) OBP: 0.200, SLG: 0.208	2-1 G5-3	4-2 BB		2-0 F8		2-0 G3 1-3 1B		1-2 F8		4 0 1 1 1 0 0		
Shawn Green, L (1, 9) OBP: 0.382, SLG: 0.589	4-2 BB	0-0 G4-3		2-3 K		1-0 G3 1-2 2-3		2-2 P5		4 0 0 0 1 1 5		
David Segui, S (1, 10) OBP: 0.356, SLG: 0.456 Brian McRae, S (6, PH) OBP: 0.318, SLG: 0.355	0-0 F7		2-2 HR		1-3 K	3-3 K		0-0 G2-3		3 1 1 1 0 1 1 2 0 0 0 0 1 2		
Carlos Delgado, L (1, 3) OBP: 0.374, SLG: 0.574		2-1 1B 1B	0-1 HR		0-0 1B		2-2 CS HBP	0-2 1B		4 2 4 1 0 0 0		
Tony Fernandez, S (1, 5) OBP: 0.432, SLG: 0.465		2-2 P5	4-1 1B L5 BB		1-2 F8		3-3 SAFE K	0-0 L8		4 0 0 0 1 1 4		
Darrin Fletcher, L (1, 2) OBP: 0.341, SLG: 0.490		1-3 K	0-0 1-3 1B		2-0 F9		4-2 BB			3 0 1 0 1 1 2		
Tony Batista, R (1, 6) OBP: 0.336, SLG: 0.521		1-1 1B 2B 1B	0-3 K			0-0 F7	2-3 K			4 1 1 0 0 2 3		
Homer Bush, R (1, 4) OBP: 0.343, SLG: 0.414		1-0 2B 1B	1-2 L5			0-2 1B S 1B		2-2 HR		4 2 3 2 0 0 2		
<b>Inning Stats</b>	R: 0 E: 0 K: 1 S: 9 H: 0 LOB: 1 BB: 1 P: 17	R: 2 E: 0 K: 1 S: 16 H: 4 LOB: 3 BB: 1 P: 27	R: 2 E: 0 K: 1 S: 16 H: 3 LOB: 1 BB: 1 P: 23	R: 0 E: 0 K: 1 S: 5 H: 0 LOB: 0 BB: 0 P: 10	R: 0 E: 0 K: 1 S: 8 H: 1 LOB: 1 BB: 0 P: 12	R: 1 E: 0 K: 1 S: 13 H: 3 LOB: 2 BB: 0 P: 21	R: 0 E: 0 K: 2 S: 13 H: 0 LOB: 1 BB: 1 P: 24	R: 1 E: 0 K: 0 S: 11 H: 1 LOB: 0 BB: 0 P: 17	R: 0 E: 0 K: 0 S: 5 H: 1 LOB: 1 BB: 0 P: 5	1B: 9 2B: 3 3B: 0 HR: 3 SF: 0 SAC: 0 DP: 2 HBP: 1	WP: 0 PB: 0 SB: 1 CS: 1 PA: 42	
<b>PITCHER</b>	IP WLS BF H R ER SO BB IBB HBP BLK WP HR S P ERA WHIP											
Jeff Suppan, R (1, 1) ERA: 4.26	5.1 L 29 11 5 5 5 3 0 0 0 0 0 2 61 100 8.44 2.625											
Alvin Morman, L (6, 1) ERA: 4.37	1.1 5 0 0 0 2 1 0 1 0 0 0 0 14 27 0.00 0.750											
Derek Wallace, R (7, 1) ERA: 3.24	1.1 5 1 1 1 1 0 0 0 0 0 0 1 16 24 6.75 0.750											
Jeff Montgomery, R (9, 1) ERA: 6.85	0.2 3 1 0 0 0 0 0 0 0 0 0 0 5 5 0.00 1.500											

Toronto Blue Jays @ Kansas City Royals  
Kauffman Stadium, Kansas City, MO

Sat Sep 04 1999, 7:05 PM CDT  
Att. 15,243 - Overcast - 66 F

AB	37
R	6
H	13
RBI	6
BB	4
SO	8
LOB	19



livebaseballscorecards.com

Batter	1	2	3	4	5	6	7	8	9
<b>Johnny Damon, L</b> (1, 7) OBP: 0.376, SLG: 0.474	1-2 G5-3		1-1 G3-1			2-1 HR	0-1 G1-3		
<b>Ray Holbert, R</b> (1, 6) OBP: 0.279, SLG: 0.232	0-0 L9		2-3 K			2-1 B5-3		3-2 E6 HBP 1B	
<b>Carlos Beltrán, S</b> (1, 8) OBP: 0.330, SLG: 0.446	1-1 HBP 1B			0-0 G3-1		4-2 29 WP S BB		2-2 WP 1B HBP	
<b>Jermaine Dye, R</b> (1, 9) OBP: 0.347, SLG: 0.520	1-2 29 FC4-6 HBP			1-1 1B		2-3 K		1-0 F7	
<b>29 Mike Sweeney, R</b> (1, 10) OBP: 0.376, SLG: 0.511	2-2 FC4-6 1-2f			2-1 F8		3-3 K		1-1 P3	
<b>Joe Randa, R</b> (1, 5) OBP: 0.373, SLG: 0.496		1-2 G5-3		2-1 F8		1-0 G6-3		0-1 WP 1B	
<b>Jeremy Giambi, L</b> (1, 3) OBP: 0.363, SLG: 0.356		2-3 K			0-0 F8	4-2 E SF8 BB		2-3 K	
<b>Tim Spehr, R</b> (1, 2) OBP: 0.322, SLG: 0.397		1-2 G5-3			3-3 K	0-2 E3 SF8			
<b>Dee Brown, L</b> (7, PH)									
<b>Sal Fasano, R</b> (8, 2) OBP: 0.300, SLG: 0.500									
<b>Jed Hansen, R</b> (1, 4) OBP: 0.306, SLG: 0.351			1-1 F7			1-3 K		0-1 SF8	

Inning Stats	R: 0	H: 1	E: 0	K: 0	S: 12	LOB: 2	BB: 0	P: 17
	R: 0	H: 0	E: 0	K: 1	S: 9 <td>LOB: 0</td> <td>BB: 0</td> <td>P: 13 </td>	LOB: 0	BB: 0	P: 13
	R: 0	H: 0	E: 0	K: 1	S: 7 <td>LOB: 0</td> <td>BB: 0</td> <td>P: 11 </td>	LOB: 0	BB: 0	P: 11
	R: 0	H: 1	E: 0	K: 0	S: 7 <td>LOB: 1</td> <td>BB: 0</td> <td>P: 12 </td>	LOB: 1	BB: 0	P: 12
	R: 0	H: 0	E: 0	K: 2	S: 7 <td>LOB: 0</td> <td>BB: 0</td> <td>P: 11 </td>	LOB: 0	BB: 0	P: 11
	R: 1	H: 1	E: 0	K: 2	S: 13 <td>LOB: 1</td> <td>BB: 1</td> <td>P: 26 </td>	LOB: 1	BB: 1	P: 26
	R: 1	H: 0	E: 1	K: 0	S: 12 <td>LOB: 1</td> <td>BB: 1</td> <td>P: 17 </td>	LOB: 1	BB: 1	P: 17
	R: 1	H: 1	E: 1	K: 1	S: 13 <td>LOB: 2</td> <td>BB: 0</td> <td>P: 22 </td>	LOB: 2	BB: 0	P: 22

PITCHER	IP	WLS	BF	H	R	ER	SO	BB	IBB	HBP	BLK	WP	HR	S	P	ERA	WHIP
<b>Pat Hentgen, R</b> (1, 1) ERA: 4.9	6.2	W	27	3	2	1	6	2	0	1	0	1	1	65	105	1.35	0.750
<b>Graeme Lloyd, L</b> (7, 1) ERA: 3.13	0.1	H	3	0	1	0	0	0	0	1	0	0	0	7	12	0.00	0.000
<b>John Frascatore, R</b> (8, 1) ERA: 3.79	1.0	S	4	1	0	0	1	0	0	0	0	1	0	8	12	0.00	1.000

**BOTTOM**

**Toronto Blue Jays @ Kansas City Royals**  
**Kauffman Stadium, Kansas City, MO**  
 Sat Sep 04 1999, 7:05 PM CDT  
 Att. 15,243 - Overcast - 66 F

AB	29
R	3
H	4
RBI	3
BB	2
SO	7
LOB	14



1B	3	SF	1	WP	2	PA	34
2B	0	SAC	0	PB	0		
3B	0	DP	0	SB	1		
HR	1	HBP	2	CS	0		

Batter	1	2	3	4	5	6	7	8	9	AB R H RBI BB SO LOB	TOP											
Shannon Stewart, R (1, 7) OBP: 0.376, SLG: 0.419	0-1 G4-3		1-2 F8	1-3 K			1-0 F9		4-2 G6-4-3 BB	4 0 0 0 1 1 2												
10 Vernon Wells, R (1, 8) OBP: 0.167, SLG: 0.172	0-2 F7		2-1 F8			1-0 F8	3-2 G5-3		0-0 G6-4-3	5 0 0 0 0 0 3												
Shawn Green, L (1, 9) OBP: 0.385, SLG: 0.596	3-2 HR		4-2 BB BB			2-1 1B		0-0 PB BB 1B	3-2 F8	4 1 3 1 1 0 2												
David Segui, S (1, 10) OBP: 0.355, SLG: 0.453	1-1 G4-3		4-0 BB			0-0 F7		1-2 F7		3 0 0 0 1 0 2												
Carlos Delgado, L (1, 3) OBP: 0.371, SLG: 0.569		2-3 K	0-2 P5			2-2 F7		1-0 P6		4 0 0 0 0 1 5												
Tony Fernandez, S (1, 5) OBP: 0.437, SLG: 0.471		0-0 1B		1-2 1B SF8 1B		0-0 FC6-5 2B		4-1 PB BB		3 1 3 0 1 0 0												
Tony Batista, R (1, 6) OBP: 0.333, SLG: 0.516		0-0 F9		1-1 P4		0-1 FC6-5 L4-3		1-2 G6-3		4 0 0 0 0 0 5												
Mike Matheny, R (1, 2) OBP: 0.279, SLG: 0.316		0-1 G5-3		1-0 1B		1-0 L4-3			0-0 HR	3 0 1 0 0 0 2												
Willie Greene, L (9, PH) OBP: 0.272, SLG: 0.406				1-3 1B		1-2				1 1 1 1 0 0 0												
Homer Bush, R (1, 4) OBP: 0.343, SLG: 0.415			3-2 10 F8 10 S 1B		3-1 SF8		2-0 G6-3		4-1 10 G6-4-3 BB BB	2 0 1 1 0 0 0												
Brian McRae, S (9, PH) OBP: 0.320, SLG: 0.355										0 0 0 0 1 0 0												
Chris Woodward, R (9, PR) OBP: 0.296, SLG: 0.292										0 0 0 0 0 0 0												
<b>Inning Stats</b>	R: 1 E: 0 K: 0 S: 10	H: 1 LOB: 0 BB: 0 P: 14	R: 0 E: 0 K: 1 S: 7	H: 1 LOB: 1 BB: 0 P: 9	R: 0 E: 0 K: 0 S: 13	H: 1 LOB: 3 BB: 2 P: 27	R: 1 E: 0 K: 1 S: 11	H: 2 LOB: 1 BB: 0 P: 18	R: 0 E: 0 K: 0 S: 8	H: 1 LOB: 1 BB: 0 P: 13	R: 0 E: 0 K: 0 S: 4	H: 1 LOB: 0 BB: 0 P: 5	R: 0 E: 0 K: 0 S: 6	H: 0 LOB: 0 BB: 0 P: 12	R: 0 E: 0 K: 0 S: 10	H: 1 LOB: 2 BB: 1 P: 17	R: 1 E: 0 K: 0 S: 15	H: 1 LOB: 2 BB: 2 P: 26	1B: 6 2B: 2 3B: 0 HR: 2	SF: 1 SAC: 0 DP: 2 HBP: 0	WP: 0 PB: 1 SB: 1 CS: 0	PA: 39
<b>PITCHER</b>	IP WLS BF H R ER SO BB IBB HBP BLK WP HR S P ERA WHIP																					
Jay Witasick, R (1, 1) ERA: 5.88	8.0 W 36 9 3 3 2 4 0 0 0 0 2 71 121 3.38 1.625																					
49 Chris Fussell, R (9, 1) ERA: 6.95	1.0 S 3 0 0 0 0 1 0 0 0 0 0 0 13 20 0.00 1.000																					

Toronto Blue Jays @ Kansas City Royals  
Kauffman Stadium, Kansas City, MO

Sun Sep 05 1999, 1:05 PM CDT  
Att. 15,315 - Overcast - 78 F

AB	33
R	3
H	9
RBI	3
BB	5
SO	2
LOB	21



Batter	1	2	3	4	5	6	7	8	9
<b>Johnny Damon, L</b> OBP: 0.373, SLG: 0.470 (1, 7)	0-2 G4-3		2-3 K		1-0 G3		2-3 K		
<b>Ray Holbert, R</b> OBP: 0.323, SLG: 0.283 (1, 6)	1-1 G4-6-3 1B			1-0 1B S 1B	0-1 WP S SF9 1B			1-0 CS 1B	
<b>Carlos Beltrán, S</b> OBP: 0.329, SLG: 0.446 (1, 8)	1-0 G4-6-3 1-2f			0-1 P6	2-2 SF9			3-2 2B 1B	
<b>Jermaine Dye, R</b> OBP: 0.346, SLG: 0.520 (1, 9)		0-1 F8		2-1 G5-3	2-3 K			0-2 29 G3 1-H 2B	
<b>Dee Brown, L</b> OBP: 0.200, SLG: 0.111 <b>29 Mike Sweeney, R</b> OBP: 0.376, SLG: 0.510 (8, PH)		3-3 K		0-0 1B 2B 1B		0-0 F8		1-2 G3	
<b>Joe Randa, R</b> OBP: 0.374, SLG: 0.496 (1, 5)		1-0 1B		2-0 2B 1B		2-3 K		0-1 F7	
<b>Joe Vitiello, R</b> OBP: 0.250, SLG: 0.267 (1, 3)		1-1 P4		1-2 1-H 2-H E 2B		1-3 K			
<b>Sal Fasano, R</b> OBP: 0.308, SLG: 0.455 (1, 2)			1-0 F8	0-2 E2 2-H 1B			0-3 K		
<b>Mendy López, R</b> (1, 4)			0-3 K	3-2 L5			3-2 G6-3		

Inning Stats	R: 0 E: 0 K: 0 S: 6	H: 1 LOB: 0 BB: 0 P: 8	R: 0 E: 0 K: 1 S: 10	H: 1 LOB: 1 BB: 0 P: 15	R: 0 E: 0 K: 2 S: 7	H: 0 LOB: 0 BB: 0 P: 10	R: 4 E: 1 K: 0 S: 16	H: 5 LOB: 1 BB: 0 P: 25	R: 1 E: 0 K: 1 S: 9	H: 1 LOB: 0 BB: 0 P: 14	R: 0 E: 0 K: 2 S: 9	H: 0 LOB: 0 BB: 0 P: 12	R: 0 E: 0 K: 2 S: 10	H: 0 LOB: 0 BB: 0 P: 15	R: 1 E: 0 K: 0 S: 17	H: 3 LOB: 1 BB: 0 P: 22
--------------	------------------------------	---------------------------------	-------------------------------	----------------------------------	------------------------------	----------------------------------	-------------------------------	----------------------------------	------------------------------	----------------------------------	------------------------------	----------------------------------	-------------------------------	----------------------------------	-------------------------------	----------------------------------

PITCHER	IP	WLS	BF	H	R	ER	SO	BB	IBB	HBP	BLK	WP	HR	S	P	ERA	WHIP
<b>Kelvim Escobar, R</b> ERA: 5.74 (1, 1)	4.0	L	18	7	4	4	3	0	0	0	0	0	0	39	58	9.00	1.750
<b>Pete Munro, R</b> ERA: 4.76 (5, 1)	3.0		10	1	1	1	5	0	0	0	0	1	0	28	41	3.00	0.333
<b>John Hudek, R</b> ERA: 8.0 (8, 1)	0.1		3	3	1	1	0	0	0	0	0	0	0	10	14	27.00	9.000
<b>Paul Spoljaric, L</b> ERA: 5.22 (8, 1)	0.1		1	0	0	0	0	0	0	0	0	0	0	5	6	0.00	0.000
<b>Mike Romano, R</b> ERA: (8, 1)	0.1		1	0	0	0	0	0	0	0	0	0	0	2	2	0.00	0.000

AB R H RBI BB SO LOB

4	0	0	0	0	2	0
4	2	4	0	0	0	0
3	1	1	1	0	0	2
4	0	1	1	0	1	1
3	1	1	0	0	1	0
1	0	0	0	0	0	1
4	1	2	1	0	1	1
3	1	1	2	0	1	1
3	0	1	1	0	1	0
3	0	0	0	0	1	1

1B: 9	SF: 1	WP: 1	PA: 33
2B: 2	SAC: 0	PB: 0	
3B: 0	DP: 1	SB: 2	
HR: 0	HBP: 0	CS: 1	

AB	32
R	6
H	11
RBI	6
BB	0
SO	8
LOB	7



**Toronto Blue Jays @ Kansas City Royals**  
Kauffman Stadium, Kansas City, MO  
Sun Sep 05 1999, 1:05 PM CDT  
Att. 15,315 - Overcast - 78 F

livebaseballscorecards.com

Batter	1	2	3	4	5	6	7	8	9	AB R H RBI BB SO LOB	TOP	
Shannon Stewart, R (1, 7) OBP: 0.375, SLG: 0.417	2-1 G5-3		1-1 F8		4-1 HR BB		1-0 F8		0-1 L4	4 1 0 0 1 0 1		
10 Vernon Wells, R (1, 8) OBP: 0.176, SLG: 0.156	3-3 K		4-0 BB		1-1 F8			1-1 F8		3 0 0 0 1 1 1		
Shawn Green, L (1, 9) OBP: 0.386, SLG: 0.600	1-1 G6-3		3-3 K		2-1 HR			4-1 BB BB		3 2 1 2 1 1 2		
David Segui, S (1, 10) OBP: 0.355, SLG: 0.454 Brian McRae, S (8, PH) OBP: 0.319, SLG: 0.354		1-0 F9		2-2 1B 2B		1-1 F7		0-1 F8		3 0 1 0 0 0 0 1 0 0 0 0 0 1		
Carlos Delgado, L (1, 3) OBP: 0.372, SLG: 0.568	2-1 P6			0-0 P5		3-2 G4-6-3 1B		4-1 1B BB		3 0 1 0 1 0 1		
Tony Fernandez, S (1, 5) OBP: 0.437, SLG: 0.471	2-2 1B			0-0 F7		2-3 K		0-0 1B		4 0 2 1 0 1 2		
Darrin Fletcher, L (1, 2) OBP: 0.340, SLG: 0.487	0-0 P6			1-2 1B		2-1 G4-6-3 1-2f		1-1 P8		4 0 1 0 0 0 4		
Tony Batista, R (1, 6) OBP: 0.333, SLG: 0.521			2-3 K		1-0 HR		3-1 F8		1-1 G6-3	4 1 1 1 0 1 0		
Homer Bush, R (1, 4) OBP: 0.342, SLG: 0.411			4-2 10S BB		2-3 K		3-2 F8		2-1 F8	3 0 0 0 1 1 0		
<b>Inning Stats</b>	R: 0 E: 0 K: 1 S: 8 H: 0 LOB: 0 BB: 0 P: 14	R: 0 E: 0 K: 0 S: 7 H: 1 LOB: 1 BB: 0 P: 12	R: 0 E: 0 K: 2 S: 11 H: 0 LOB: 2 BB: 2 P: 25	R: 0 E: 0 K: 0 S: 9 H: 2 LOB: 2 BB: 0 P: 12	R: 3 E: 0 K: 1 S: 11 H: 2 LOB: 0 BB: 1 P: 22	R: 0 E: 0 K: 1 S: 12 H: 1 LOB: 0 BB: 0 P: 19	R: 0 E: 0 K: 0 S: 8 H: 0 LOB: 0 BB: 0 P: 15	R: 1 E: 0 K: 0 S: 9 H: 1 LOB: 2 BB: 2 P: 19	R: 0 E: 0 K: 0 S: 6 H: 0 LOB: 0 BB: 0 P: 9	1B: 4 2B: 1 3B: 0 HR: 2 SF: 0 SAC: 0 DP: 1 HBP: 0	WP: 0 PB: 0 SB: 1 CS: 0 PA: 37	
<b>PITCHER</b>	IP WLS BF H R ER SO BB IBB HBP BLK WP HR S P ERA WHIP											
Gil Meche, R (1, 1) ERA: 5.46	6.0 W 25 6 3 3 5 3 0 0 0 0 2 58 104 4.50 1.500											
Frankie Rodriguez, R (7, 1) ERA: 5.97	1.1 H 4 0 0 0 0 0 0 0 0 0 0 10 18 0.00 0.000											
Butch Henry, L (8, 1) ERA: 4.68	0.2 5 1 1 1 0 2 0 0 0 0 0 7 16 13.50 4.500											
Jose Mesa, R (9, 1) ERA: 5.43	1.0 S 3 0 0 0 0 0 0 0 0 0 0 6 9 0.00 0.000											

Toronto Blue Jays @ Seattle Mariners  
Safeco Field, Seattle, WA  
Tue Sep 07 1999, 7:05 PM PDT  
Att. 39,709 - Unknown - 67 F

livebaseballscorecards.com

AB	32
R	4
H	7
RBI	4
BB	5
SO	5
LOB	12





Batter	1	2	3	4	5	6	7	8	9
Charles Gipson, R OBP: 0.310, SLG: 0.370 (1, 7) C B S X (9, 9)	1-2 G6-3 ①		3-2 G4-3 ①		0-0 SH2-4 ① 1-2 2-3		2-2 F7 ②		
David Bell, R OBP: 0.328, SLG: 0.420 (1, 4) B F S X (9, 9)	1-2 F8 ②		2-3 K ②		1-1 SF7 ② 3-H		2-2 G1-3 ③		
Ken Griffey Jr., L OBP: 0.385, SLG: 0.590 (1, 8) S B S X (9, 9)	1-2 G4-3 ③		2-2 G4-3 ③		1-2 HR ③ 2-H			4-0 FC6-4 BB ①	
Alex Rodriguez, R OBP: 0.369, SLG: 0.619 (1, 6) C B S X (9, 9)		1-2 F7 ①		3-1 G5-4-3 1B ①	2-0 G1-6-3 ③		0-0 FC6-4 1B ① 1-2f		
Edgar Martinez, R OBP: 0.452, SLG: 0.564 (1, 10) B B C B X (9, 9)		3-1 HR 1B ②		0-1 G5-4-3 1-2f ②		0-2 G5-4-3 1B ②	2-2 G4-6-3 1B ② 1-H		
Jay Buhner, R OBP: 0.380, SLG: 0.461 Brian Hunter, R OBP: 0.287, SLG: 0.310 (1, 9) (9, 7) C B S X (9, 9)		2-2 E6 HR ②		4-2 BB ③		0-0 G5-4-3 1B ②	2-2 G4-6-3 ② ③ 1-2f		
Mike Blowers, R OBP: 0.143, SLG: 0.143 (1, 3) C B S X (9, 9)		1-3 K ②		0-0 G3 ③		0-2 G5-4-3 ② 1-2f 2-3			
Russ Davis, R OBP: 0.302, SLG: 0.430 (1, 5) C B S X (9, 9)		0-0 HR ② 1-H 2-H			3-1 SH2-4 SF7 1B ③	1-2 F9 ③			
Dan Wilson, R OBP: 0.319, SLG: 0.366 (1, 2) C B S X (9, 9)		3-2 G6-3 ③			1-1 SH2-4 HR 1B ③		1-0 F9 ①		

Inning Stats	R: 0 E: 0 K: 0 S: 9	H: 0 LOB: 0 BB: 0 P: 12	R: 3 E: 1 K: 1 S: 16	H: 2 LOB: 0 BB: 0 P: 26	R: 0 E: 0 K: 1 S: 10	H: 0 LOB: 0 BB: 0 P: 17	R: 0 E: 0 K: 0 S: 8	H: 1 LOB: 1 BB: 1 P: 15	R: 3 E: 0 K: 0 S: 11	H: 3 LOB: 0 BB: 0 P: 19	R: 0 E: 0 K: 0 S: 11	H: 2 LOB: 1 BB: 0 P: 12	R: 0 E: 0 K: 0 S: 7	H: 0 LOB: 0 BB: 0 P: 12	R: 1 E: 0 K: 0 S: 8	H: 1 LOB: 0 BB: 1 P: 16
1B: 7 2B: 0 3B: 0 HR: 2	SF: 1 SAC: 1 DP: 3 HBP: 0	WP: 0 PA: 33	ERA: 5.14 WHIP: 1.429	ERA: 0.00 WHIP: 1.000												

PITCHER	IP	WLS	BF	H	R	ER	SO	BB	IBB	HBP	BLK	WP	HR	S	P	ERA	WHIP
David Wells, L ERA: 5.19 (1, 1)	7.0	L	30	8	7	4	2	2	0	0	0	0	2	72	117	5.14	1.429
Paul Quantrill, R ERA: 2.39 (8, 1)	1.0		3	1	0	0	0	0	0	0	0	0	0	8	12	0.00	1.000

**Toronto Blue Jays @ Seattle Mariners**  
Safeco Field, Seattle, WA

Tue Sep 07 1999, 7:05 PM PDT  
Att: 39,709 - Unknown - 67 F

AB	29
R	7
H	9
RBI	7
BB	2
SO	2
LOB	10



AB	R	H	RBI	BB	SO	LOB
3	0	0	0	0	0	0
3	0	0	1	0	1	0
3	1	1	2	1	0	0
4	1	1	0	0	0	1
4	1	3	1	0	0	1
3	1	1	0	1	0	2
0	0	0	0	0	0	0
3	0	0	0	0	1	5
3	2	2	3	0	0	1
3	1	1	0	0	0	0

Batter	1	2	3	4	5	6	7	8	9	AB R H RBI BB SO LOB	TOP					
Shannon Stewart, R (1, 7) OBP: 0.376, SLG: 0.417	3-2 F8			0-1 G1-6-3 1B		0-1 G6-4-3 1B			1-2 F8	4 0 2 0 0 0 0						
10 Vernon Wells, R (1, 8) OBP: 0.189, SLG: 0.171 Willie Greene, L (9, PH) OBP: 0.271, SLG: 0.404 José Cruz Jr., S (9, 8) OBP: 0.343, SLG: 0.407	1-2 G6-4-3 1B			1-0 G1-6-3 1-2f		0-0 G6-4-3 1-2f			2-2 F8	3 0 1 0 0 0 3 1 0 0 0 0 0 0 0 0 0 0 0 0 0						
Shawn Green, L (1, 9) OBP: 0.387, SLG: 0.601	2-1 G6-4-3 1-2f			1-0 2B			1-1 F7		2-2 HR 1B	4 1 2 0 0 0 1						
Carlos Delgado, L (1, 3) OBP: 0.373, SLG: 0.579		2-3 K		3-3 K			0-0 HR		1-1 HR 1-H	4 2 2 3 0 2 1						
Tony Fernandez, S (1, 5) OBP: 0.436, SLG: 0.469		1-2 G6-3			1-2 P4		0-0 F7		2-0 CS 1B	4 0 1 0 0 0 0						
Tony Batista, R (1, 6) OBP: 0.331, SLG: 0.517		3-1 G5-3			2-0 G5-3		1-3 K		0-2 CS 1-2	3 0 0 0 0 1 0						
Darrin Fletcher, L (1, 2) OBP: 0.337, SLG: 0.483				0-1 F8		0-1 F7			0-1 P9	3 0 0 0 0 0 0						
Pat Borders, R (1, 10) OBP: 0.308, SLG: 0.500				1-1 P7		1-2 SH1-4 1B			2-2 L6	3 0 1 0 0 0 0						
Homer Bush, R (1, 4) OBP: 0.341, SLG: 0.409				1-0 G1-3		0-0 SH1-4 1 SAFE			1-1 G4-3	2 0 0 0 0 0 0						
<b>Inning Stats</b>	R: 0 E: 0 K: 0 S: 9 H: 1 LOB: 0 BB: 0 P: 15	R: 0 E: 0 K: 1 S: 8 H: 0 LOB: 0 BB: 0 P: 14	R: 0 E: 0 K: 0 S: 5 H: 0 LOB: 0 BB: 0 P: 7	R: 0 E: 0 K: 1 S: 7 H: 2 LOB: 1 BB: 0 P: 12	R: 0 E: 0 K: 0 S: 6 H: 0 LOB: 0 BB: 0 P: 9	R: 0 E: 0 K: 0 S: 7 H: 2 LOB: 1 BB: 0 P: 8	R: 1 E: 0 K: 1 S: 7 H: 1 LOB: 0 BB: 0 P: 9	R: 0 E: 0 K: 0 S: 8 H: 0 LOB: 0 BB: 0 P: 11	R: 2 E: 0 K: 0 S: 14 H: 3 LOB: 0 BB: 0 P: 22	1B: 6 2B: 1 3B: 0 HR: 2 SF: 0 SAC: 1 DP: 3 HBP: 0	WP: 0 PB: 0 SB: 0 CS: 1 PA: 33					
<b>PITCHER</b>	IP WLS BF H R ER SO BB IBB HBP BLK WP HR S P ERA WHIP															
Jamie Moyer, L (1, 1) ERA: 4.0	8.0	27	6	1	1	3	0	0	0	0	0	1	57	85	1.12	0.750
Jose Mesa, R (9, 1) ERA: 5.64	1.0	W	5	3	2	2	0	0	0	0	0	1	14	22	18.00	3.000

Toronto Blue Jays @ Seattle Mariners  
Safeco Field, Seattle, WA  
Wed Sep 08 1999, 7:35 PM PDT  
Att. 36,971 - Unknown - 77 F

livebaseballscorecards.com

AB 31  
R 3  
H 9  
RBI 3  
BB 0  
SO 3  
LOB 5




Batter	1	2	3	4	5	6	7	8	9	AB	R	H	RBI	BB	SO	LOB
Brian Hunter, R OBP: 0.287, SLG: 0.310 (1, 7)	0-3 K		1-2 S 1B			0-0 P4		0-3 K		4	0	1	0	0	2	0
Raul Ibanez, L OBP: 0.305, SLG: 0.392 (1, 3) Mike Blowers, R OBP: 0.250, SLG: 0.250 (8, PH) Charles Gipson, R OBP: 0.310, SLG: 0.370 (8, PR)	3-2 F8		2-2 F7			2-0 F7		3-1 HR 1B		3	0	0	0	0	0	1
Ken Griffey Jr., L OBP: 0.386, SLG: 0.597 (1, 8)	1-0 L9		2-2 G3-1			2-2 2B		1-1 HR		4	1	2	2	0	0	1
Alex Rodriguez, R OBP: 0.366, SLG: 0.613 (1, 6)		1-3 K		3-3 K		0-1 P4		0-2 G5-3		4	0	0	0	0	2	2
Edgar Martinez, R OBP: 0.452, SLG: 0.563 (1, 10)		4-0 BB BB		1-0 L9		1-0 FC1-6 1B		0-1 G4-3		3	0	1	0	1	0	1
Jay Buhner, R OBP: 0.381, SLG: 0.459 (1, 9) Shane Monahan, L (9, PR)		0-0 F8		2-2 L3		3-2 FC1-6 1B		4-0 HR BB		3	0	1	0	1	0	1
Tom Lampkin, L OBP: 0.369, SLG: 0.519 (1, 2)		4-1 BB BB		2-2 F7		0-0 P6		1-2 HR		3	1	1	2	1	0	2
Russ Davis, R OBP: 0.300, SLG: 0.427 (1, 5)		0-0 P3		2-2 K		1-2 FC1-6		3-0 HR		3	0	0	0	0	1	4
Rafael Bourrigal, R OBP: 0.319, SLG: 0.417 (1, 4) Ryan Jackson, L OBP: 0.348, SLG: 0.350 (7, PH) David Bell, R OBP: 0.328, SLG: 0.420 (8, 4)			3-2 G4-3		0-0 F9		2-3 K			2	0	0	0	0	0	0

Inning Stats	R: 0	H: 0	E: 0	K: 1	S: 8	R: 0	H: 0	E: 0	K: 1	S: 8	R: 0	H: 1	E: 0	K: 0	S: 13	R: 0	H: 0	E: 0	K: 1	S: 10	R: 0	H: 0	E: 0	K: 1	S: 9	R: 0	H: 1	E: 0	K: 0	S: 8	R: 0	H: 2	E: 0	K: 1	S: 11	R: 2	H: 2	E: 0	K: 1	S: 12	R: 2	H: 1	E: 0	K: 0	S: 3	R: 0	H: 0	E: 0	K: 1	S: 8			
	LOB: 0	BB: 0	P: 12	LOB: 2	BB: 2	P: 17	LOB: 1	BB: 0	P: 21	LOB: 0	BB: 0	P: 16	LOB: 0	BB: 0	P: 13	LOB: 1	BB: 0	P: 12	LOB: 2	BB: 0	P: 18	LOB: 1	BB: 0	P: 16	LOB: 1	BB: 1	P: 8	LOB: 1	BB: 1	P: 8	1B: 4	SF: 0	2B: 1	SAC: 0	3B: 0	DP: 0	HR: 2	HBP: 0	WP: 0	PA: 34	ERA	WHIP											
PITCHER	IP	WLS	BF	H	R	ER	SO	BB	IBB	HBP	BLK	WP	HR	S	P	ERA	WHIP																IP	WLS	BF	H	R	ER	SO	BB	IBB	HBP	BLK	WP	HR	S	P	ERA	WHIP				
32 Roy Halladay, R ERA: 4.0 (1, 1)	7.0		27	4	0	0	5	2	0	0	0	0	0	67	109	0.00	0.857																																				
Graeme Lloyd, L ERA: 3.39 (8, 1)	0.1	B	3	2	2	2	1	0	0	0	0	0	1	7	11	54.00	6.000																																				
Billy Koch, R ERA: 2.85 (8, 1)	0.2	L	4	1	2	2	0	1	0	0	0	0	1	8	13	27.00	3.000																																				

**Toronto Blue Jays @ Seattle Mariners**  
**Safeco Field, Seattle, WA**  
 Wed Sep 08 1999, 7:35 PM PDT  
 Att: 36,971 - Unknown - 77 F

AB	31
R	4
H	7
RBI	4
BB	3
SO	6
LOB	14



Batter	1	2	3	4	5	6	7	8	9	AB R H RBI BB SO LOB	TOP																
Shannon Stewart, R (1, 7) OBP: 0.374, SLG: 0.415	1-1 F7		3-2 G4-3		0-0 F8		0-1 L5		0-1 WP S 2-H 1B	5 0 1 1 0 0 0																	
David Segui, S (1, 10) OBP: 0.356, SLG: 0.464	1-1 F7		0-1 2B		0-2 G1-6-3		1-2 HR		0-0 SAFE L7	5 1 2 1 0 0 1																	
Shawn Green, L (1, 9) OBP: 0.387, SLG: 0.598	0-0 1B		2-1 L7		3-2 G4-3		2-1 G4-3		4-1 WP 1-2 BB	4 0 1 0 1 0 1																	
Carlos Delgado, L (1, 3) OBP: 0.373, SLG: 0.578	2-1 G4-3		3-2 G3		1-1 1B 2B		0-2 F8		4-2 1-2 2-3 FC6-4 BB	4 1 1 0 1 0 2																	
Tony Fernandez, S (1, 5) OBP: 0.434, SLG: 0.466		2-3 K		1-3 K		2-1 1B 2B		0-1 G1-3	1-1 FC6-4 1-2f	5 0 1 0 0 2 3																	
Darrin Fletcher, L (1, 2) OBP: 0.341, SLG: 0.503		0-0 HR		3-1 WP 1B		3-2 P6		3-2 HR		4 3 3 2 0 0 2																	
Tony Batista, R (1, 6) OBP: 0.332, SLG: 0.517		1-1 1B		3-2 P3 1-2		0-0 G6-3 1B		0-0 F9		4 0 2 1 0 0 1																	
Homer Bush, R (1, 4) OBP: 0.342, SLG: 0.409		1-1 F8		1-1 G6-3 2-H 1B		3-2 SAFE G6-3 1-2f			4-0 S 1B BB	3 1 1 1 1 0 3																	
10 Vernon Wells, R (1, 8) OBP: 0.175, SLG: 0.158 Willie Greene, L (9, PH) OBP: 0.270, SLG: 0.402 Jacob Brumfield, R (9, 8) OBP: 0.304, SLG: 0.375		1-2 SAFE G5-3		0-3 K		0-0 F7			1-3 K 1-2	3 0 0 0 0 1 2 1 0 0 0 0 1 1 0 0 0 0 0 0 0																	
<b>Inning Stats</b>	R: 0 E: 0 K: 0 S: 7	H: 1 LOB: 1 BB: 0 P: 11	R: 1 E: 0 K: 1 S: 18	H: 2 LOB: 1 BB: 0 P: 23	R: 0 E: 0 K: 0 S: 10	H: 1 LOB: 1 BB: 0 P: 18	R: 1 E: 0 K: 2 S: 14	H: 2 LOB: 1 BB: 0 P: 22	R: 0 E: 0 K: 0 S: 10	H: 0 LOB: 0 BB: 0 P: 13	R: 1 E: 0 K: 0 S: 12	H: 3 LOB: 1 BB: 0 P: 21	R: 1 E: 0 K: 0 S: 9	H: 1 LOB: 0 BB: 0 P: 12	R: 1 E: 0 K: 1 S: 11	H: 1 LOB: 3 BB: 3 P: 25	1B: 7 2B: 2 3B: 0 HR: 3	SF: 0 SAC: 0 DP: 1 HBP: 0	WP: 2 PB: 0 SB: 2 CS: 0	PA: 41							
<b>PITCHER</b>	IP WLS BF H R ER SO BB IBB HBP BLK WP HR S P ERA WHIP																										
Brian Moehler, R (1, 1) ERA: 5.02	6.0		26	9	3	3	3	0	0	0	0	1	1	71	108	4.50	1.500										
Erik Hiljus, R (7, 1) ERA: 9.0	2.0		8	2	2	2	0	0	0	0	0	0	2	18	24	9.00	1.000										
Todd Jones, R (9, 1) ERA: 3.83	1.0	W	7	1	1	1	1	3	0	0	0	1	0	11	25	9.00	4.000										

Toronto Blue Jays @ Detroit Tigers  
Tiger Stadium, Detroit, MI  
Fri Sep 10 1999, 7:05 PM EDT  
Att. 33,736 - Cloudy - 68 F

livebaseballscorecards.com

AB	38
R	6
H	12
RBI	6
BB	3
SO	4
LOB	16



Batter	1	2	3	4	5	6	7	8	9	AB	R	H	RBI	BB	SO	LOB	BOTTOM					
<b>Luis Polonia, L</b> (1, 10) OBP: 0.363, SLG: 0.511	0-0 FC5-4 S 1B		0-2 L3		4-0 BB 1B BB		2-1 HBP BB 1B	1-0 HR		4	1	3	1	1	0	0	<p><b>Toronto Blue Jays @ Detroit Tigers</b></p> <p>Tiger Stadium, Detroit, MI</p> <p>Fri Sep 10 1999, 7:05 PM EDT</p> <p>Att: 33,736 - Cloudy - 68 F</p> <p>livebaseballscorecards.com</p>					
<b>Brad Ausmus, R</b> (1, 2) OBP: 0.361, SLG: 0.419	2-1 F9		2-3		0-0 1B BB		4-1 HBP BB 1B	1-0 F9		4	0	1	0	1	1	1						
<b>Tony Clark, S</b> (1, 3) OBP: 0.363, SLG: 0.519 <b>Frank Catalanotto, L</b> (9, PR) OBP: 0.330, SLG: 0.453	4-2 FC5-4 BB 1-2		2-1 G4-3		0-1 F7		1-0 G4-6-3 HBP 1-2 2-3		0-0 WP 1B 2B	3	0	1	0	1	0	2						
<b>Damion Easley, R</b> (1, 4) OBP: 0.357, SLG: 0.456	2-2 FC5-4 1-2f 2-3			0-3 K	4-2 BB 1-2 2-3		2-1 G4-6-3 1-2f		4-0 1B IBB 2-3	3	0	0	0	2	1	5						
<b>Dean Palmer, R</b> (1, 5) OBP: 0.328, SLG: 0.503	2-2 F9			2-2 HR	1-2 G4-3			0-1 BB 1B 2B 1B	4-0 1B IBB 1-2	4	2	2	1	1	0	5						
<b>Juan Encarnacion, R</b> (1, 7) OBP: 0.290, SLG: 0.454		1-0 G6-3		1-3 K		0-1 P6		1-1 BB 2B 1B	0-2 1B 1-2 2-3 3-H	5	1	2	1	0	1	0						
<b>Gabe Kapler, R</b> (1, 8) OBP: 0.316, SLG: 0.453		1-3 K		3-1 1B		0-0 F8		4-2 2B BB 1-2 2-3		3	1	1	0	1	1	0						
<b>Karim Garcia, L</b> (1, 9) OBP: 0.281, SLG: 0.423 <b>Gabe Alvarez, R</b> (8, PH) OBP: 0.222, SLG: 0.372 <b>Kimera Bartee, R</b> (9, 8) OBP: 0.302, SLG: 0.291		2-1 F9		0-3 K		0-1 G4-1		2-3 K		3	0	0	0	0	1	1						
<b>Deivi Cruz, R</b> (1, 6) OBP: 0.304, SLG: 0.418			0-0 HR		1-3 K		2-2 F8	0-0 2B 1-H 2-H 3-H		4	1	2	4	0	1	0						
<b>Inning Stats</b>	R: 0 E: 0 K: 0 S: 12	H: 1 LOB: 2 BB: 1 P: 22	R: 0 E: 0 K: 1 S: 6	H: 0 LOB: 0 BB: 0 P: 10	R: 1 E: 0 K: 1 S: 10	H: 1 LOB: 0 BB: 0 P: 14	R: 1 E: 0 K: 3 S: 17	H: 2 LOB: 1 BB: 0 P: 23	R: 0 E: 0 K: 1 S: 12	H: 1 LOB: 3 BB: 2 P: 22	R: 0 E: 0 K: 0 S: 5	H: 0 LOB: 0 BB: 0 P: 5	R: 0 E: 0 K: 0 S: 8	H: 1 LOB: 2 BB: 1 P: 19	R: 4 E: 0 K: 1 S: 15	H: 4 LOB: 0 BB: 1 P: 24		R: 1 E: 0 K: 0 S: 4	H: 2 LOB: 3 BB: 2 P: 12	1B: 7 2B: 2 3B: 0 HR: 3	SF: 0 SAC: 0 DP: 1 HBP: 1	WP: 1 PB: 0 SB: 1 CS: 0

**Toronto Blue Jays @ Detroit Tigers**  
Tiger Stadium, Detroit, MI  
Fri Sep 10 1999, 7:05 PM EDT  
Att: 33,736 - Cloudy - 68 F

AB	34
R	7
H	12
RBI	7
BB	7
SO	7
LOB	17



	PITCHER	IP	WLS	BF	H	R	ER	SO	BB	IBB	HBP	BLK	WP	HR	S	P	ERA	WHIP
	<b>Pat Hentgen, R</b> (1, 1) ERA: 4.82	6.1		29	6	2	2	6	4	0	0	0	0	2	68	110	2.84	1.579
	<b>Paul Quantrill, R</b> (7, 1) ERA: 3.05	0.2	H	5	2	3	3	0	1	0	1	0	0	0	8	16	40.50	4.500
	<b>Graeme Lloyd, L</b> (8, 1) ERA: 3.5	0.2	B	3	2	1	1	1	0	0	0	0	0	1	8	11	13.50	3.000
	<b>John Frascatore, R</b> (8, 1) ERA: 3.92	0.1	L	5	2	1	1	0	0	2	0	0	1	0	5	14	27.00	6.000

Batter	1	2	3	4	5	6	7	8	9	AB R H RBI BB SO LOB	TOP																
Shannon Stewart, R (1, 7) OBP: 0.374, SLG: 0.417	0-1 G1-3 1B		1-1 G4-3		1-2 P4		1-0 BB 1B 2B	2-3 K		5 2 2 1 0 1 1																	
David Segui, S (1, 10) OBP: 0.354, SLG: 0.461	1-3 K		0-0 P3		3-3 K		2-1 G1-3	1-2 1B		5 0 1 1 0 2 2																	
Shawn Green, L (1, 9) OBP: 0.387, SLG: 0.596	1-0 G1-3 1B		1-0 G4-3		0-0 F9		4-1 BB 1B BB	3-2 G4-3		4 1 1 0 1 0 1																	
Carlos Delgado, L (1, 3) OBP: 0.372, SLG: 0.574	0-0 G1-3			4-2 G4-6-3 HR BB BB		2-2 P2	3-3 K		0-0 G5-3	4 1 0 1 1 1 3																	
Tony Fernandez, S (1, 5) OBP: 0.437, SLG: 0.466	4-1 BB			4-1 G4-6-3 1-2 BB		2-2 1B WP 1B	4-2 1B BB		0-0 G3	2 1 1 0 3 0 0																	
Darrin Fletcher, L (1, 2) OBP: 0.342, SLG: 0.501	0-0 G4-3			1-1 G4-6-3 1-2f 2-3		3-2 WP 2B 1B	3-2 1B		0-3 K	5 1 2 2 0 1 4																	
Tony Batista, R (1, 6) OBP: 0.333, SLG: 0.526				1-0 HR		2-0 1H 3H 2B	0-3 K			4 1 2 3 0 2 2																	
Jacob Brumfield, R (1, 8) OBP: 0.297, SLG: 0.365			1-3 K		2-3 K			1-0 F8		4 0 0 0 0 2 1																	
Homer Bush, R (1, 4) OBP: 0.344, SLG: 0.415			0-0 F9		3-2 G6-3		2-2 2B 3B	0-2 1B 1B		4 2 2 0 0 0 0																	
<b>Inning Stats</b>	R: 1 E: 0 K: 1 S: 9	H: 2 LOB: 2 BB: 1 P: 15	R: 0 E: 0 K: 2 S: 7	H: 0 LOB: 0 BB: 0 P: 8	R: 0 E: 0 K: 0 S: 4	H: 0 LOB: 0 BB: 0 P: 6	R: 2 E: 0 K: 1 S: 10	H: 1 LOB: 0 BB: 2 P: 22	R: 0 E: 0 K: 1 S: 10	H: 0 LOB: 0 BB: 0 P: 17	R: 2 E: 0 K: 0 S: 13	H: 3 LOB: 1 BB: 0 P: 22	R: 3 E: 0 K: 2 S: 22	H: 3 LOB: 2 BB: 2 P: 41	R: 1 E: 0 K: 1 S: 17	H: 2 LOB: 1 BB: 0 P: 23	R: 0 E: 0 K: 1 S: 5	H: 0 LOB: 0 BB: 0 P: 5	1B: 7 2B: 2 3B: 1 HR: 1	SF: 0 SAC: 0 DP: 1 HBP: 0	WP: 1 PB: 0 SB: 1 CS: 0	PA: 42					
<b>PITCHER</b>	IP WLS BF H R ER SO BB IBB HBP BLK WP HR S P ERA WHIP																										
Willie Blair, R (1, 1) ERA: 6.54	5.2		25	6	5	5	5	3	0	0	0	1	1	52	89	7.94	1.588										
Francisco Cordero, R (6, 1) ERA: 3.95	1.0	L	8	3	3	3	1	2	0	0	0	0	0	20	39	27.00	5.000										
Dave Borkowski, R (7, 1) ERA: 7.22	1.1		6	2	1	1	2	0	0	0	0	0	0	20	26	6.75	1.500										
Masao Kida, R (9, 1) ERA: 5.71	1.0		3	0	0	0	1	0	0	0	0	0	0	5	5	0.00	0.000										

Toronto Blue Jays @ Detroit Tigers  
Tiger Stadium, Detroit, MI  
Sat Sep 11 1999, 5:05 PM EDT  
Att. 40,269 - Unknown - 75 F

AB	37
R	9
H	11
RBI	8
BB	5
SO	9
LOB	14



BOTTOM

Toronto Blue Jays @ Detroit Tigers  
Tiger Stadium, Detroit, MI  
Sat Sep 11 1999, 5:05 PM EDT  
Att: 40,269 - Unknown - 75 F

livebaseballscorecards.com

AB	36
R	5
H	11
RBI	5
BB	2
SO	5
LOB	13



WP:	1	PA:	40
PB:	0		
SB:	0		
CS:	0		

AB R H RBI BB SO LOB

5	1	1	1	0	1	2
4	1	1	0	1	0	2
4	1	1	1	0	0	0
5	1	1	1	0	2	2
3	0	2	1	1	1	0
4	0	1	0	0	0	2
4	0	2	0	0	0	2
4	1	2	0	0	0	1
3	0	0	1	0	1	2

Batter	1	2	3	4	5	6	7	8	9
Luis Polonia, L OBP: 0.359, SLG: 0.516 (1, 10)	1-0 HR		1-0 F9	1-1 P4		3-3 K			2-2 P4
Brad Ausmus, R OBP: 0.361, SLG: 0.419 (1, 2)	1-2 G6-3		1-1 2B	2-2 G6-3		3-2 F9			4-2 DI BB
Tony Clark, S OBP: 0.363, SLG: 0.519 (1, 3)	2-0 G6-3		2-2 1B 2B		0-2 G6-3		1-2 F7		3-1 G6-4-3 HBP
Damion Easley, R OBP: 0.356, SLG: 0.453 (1, 4)	2-3 K		1-0 2B 1B		1-3 K		0-2 F9		3-2 G6-4-3
Dean Palmer, R OBP: 0.331, SLG: 0.506 (1, 5)		1-3 K	2-1 SAFE 1B 2B		3-2 1B 1B		4-2 WP BB		
Juan Encarnacion, R OBP: 0.290, SLG: 0.453 (1, 7)		0-1 B2-3	2-2 G5-3		0-0 1B		2-1 F9		
Gabe Kapler, R OBP: 0.318, SLG: 0.456 (1, 8)		2-2 2B		1-2 1B 1B	0-1 F8			0-0 G5-3	
Karim Garcia, L OBP: 0.285, SLG: 0.433 (1, 9)		1-0 P6		2-0 1B		1-0 SF9 3B		1-1 F8	
Deivi Cruz, R OBP: 0.301, SLG: 0.416 (1, 6)			3-1 G5-3	1-3 K		2-0 SF9		1-2 L8	

Inning Stats	R: 1	H: 1	E: 0	K: 1	S: 8	LOB: 0	BB: 0	P: 14	R: 0	H: 1	E: 0	K: 1	S: 9	LOB: 1	BB: 0	P: 13	R: 3	H: 4	E: 0	K: 0	S: 15	LOB: 1	BB: 0	P: 27	R: 0	H: 2	E: 0	K: 1	S: 13	LOB: 2	BB: 0	P: 20	R: 0	H: 2	E: 0	K: 1	S: 14	LOB: 2	BB: 0	P: 18	R: 1	H: 1	E: 0	K: 1	S: 9	LOB: 0	BB: 0	P: 18	R: 0	H: 0	E: 0	K: 0	S: 10	LOB: 1	BB: 1	P: 17	R: 0	H: 0	E: 0	K: 0	S: 6	LOB: 0	BB: 0	P: 8	R: 0	H: 0	E: 0	K: 0	S: 10	LOB: 1	BB: 1	P: 22
--------------	------	------	------	------	------	--------	-------	-------	------	------	------	------	------	--------	-------	-------	------	------	------	------	-------	--------	-------	-------	------	------	------	------	-------	--------	-------	-------	------	------	------	------	-------	--------	-------	-------	------	------	------	------	------	--------	-------	-------	------	------	------	------	-------	--------	-------	-------	------	------	------	------	------	--------	-------	------	------	------	------	------	-------	--------	-------	-------

PITCHER	IP	WLS	BF	H	R	ER	SO	BB	IBB	HBP	BLK	WP	HR	S	P	ERA	WHIP
Chris Carpenter, R ERA: 4.38 (1, 1)	3.0		15	6	4	4	2	0	0	0	0	0	1	32	54	12.00	2.000
Pete Munro, R ERA: 4.56 (4, 1)	2.0		10	4	0	0	2	0	0	0	0	0	0	27	38	0.00	2.000
Paul Spoljaric, L ERA: 5.28 (6, 1)	1.0	W	4	1	1	1	1	0	0	0	0	0	0	9	18	9.00	1.000
John Frascatore, R ERA: 3.8 (7, 1)	2.0	H	7	0	0	0	0	1	0	0	0	1	0	16	25	0.00	0.500
Billy Koch, R ERA: 2.8 (9, 1)	1.0		4	0	0	0	0	1	0	1	0	0	0	10	22	0.00	1.000

PITCHER	IP	WLS	BF	H	R	ER	SO	BB	IBB	HBP	BLK	WP	HR	S	P	ERA	WHIP
---------	----	-----	----	---	---	----	----	----	-----	-----	-----	----	----	---	---	-----	------

Batter	1	2	3	4	5	6	7	8	9	AB R H RBI BB SO LOB	TOP											
Shannon Stewart, R (1, 7) OBP: 0.374, SLG: 0.416 10 Vernon Wells, R (1, 8) OBP: 0.182, SLG: 0.167	2-1 G6-3	1-1 SAFE 1-3 1B			0-2 P5		0-0 P8		0-3 K	1 0 0 0 0 0 4 0 1 0 0 10												
Homer Bush, R (1, 4) OBP: 0.344, SLG: 0.419	0-3 K	2-0 SAFE G6-3			3-2 1B 3B		2-2 F9		0-0 1B	5 1 2 0 0 1 1												
Shawn Green, L (1, 9) OBP: 0.389, SLG: 0.600	4-0 BB HBP 2B BB				4-0 1B BB		2-0 F7		2-0 G3	3 2 1 1 2 0 1												
Carlos Delgado, L (1, 10) OBP: 0.374, SLG: 0.580	1-0 BB 2B HBP				1-1 G1-6-3 1B				0-0 HR	3 2 2 2 0 0 0												
Tony Fernandez, S (1, 5) OBP: 0.436, SLG: 0.463	4-0 2B BB				1-2 G1-6-3 1-2f				2-0 G6-3	3 0 0 0 1 0 2												
Darrin Fletcher, L (1, 2) OBP: 0.344, SLG: 0.504	2-2 2B				1-2 L9				1-2 1B	4 0 2 2 0 0 0												
Tony Batista, R (1, 6) OBP: 0.331, SLG: 0.521	2-2 G6-3				3-3 K				1-3 K	4 0 0 0 0 2 3												
Willis Otanez, R (1, 3) OBP: 0.283, SLG: 0.366					4-2 G6-4-3 BB				1-2 K	3 0 1 0 1 1 1												
Jacob Brumfield, R (1, 8) OBP: 0.295, SLG: 0.363					0-1 G6-4-3 1B				1-3 K	4 0 1 0 0 1 2												
<b>Inning Stats</b>	R: 2 E: 0 K: 1 S: 11	H: 1 LOB: 2 BB: 2 P: 26	R: 0 E: 0 K: 0 S: 9	H: 2 LOB: 1 BB: 0 P: 14	R: 1 E: 0 K: 1 S: 10	H: 1 LOB: 0 BB: 1 P: 14	R: 0 E: 0 K: 1 S: 8	H: 0 LOB: 0 BB: 1 P: 15	R: 1 E: 0 K: 0 S: 12	H: 2 LOB: 1 BB: 1 P: 21	R: 0 E: 0 K: 0 S: 11	H: 1 LOB: 1 BB: 0 P: 17	R: 0 E: 0 K: 0 S: 5	H: 0 LOB: 0 BB: 0 P: 9	R: 1 E: 0 K: 2 S: 11	H: 2 LOB: 1 BB: 0 P: 16	R: 0 E: 0 K: 2 S: 9	H: 1 LOB: 1 BB: 0 P: 12	1B: 6 2B: 1 3B: 1 HR: 2	SF: 0 SAC: 0 DP: 2 HBP: 1	WP: 0 PB: 0 SB: 0 CS: 0	PA: 39
<b>PITCHER</b>	IP WLS BF H R ER SO BB IBB HBP BLK WP HR S P ERA WHIP																					
Jeff Weaver, R (1, 1) ERA: 5.42	6.0 L 27 7 4 4 2 4 0 1 0 0 1 61 107 6.00 1.833																					
Erik Hiljus, R (7, 1) ERA: 6.0	1.0 3 0 0 0 0 0 0 0 0 0 0 5 9 0.00 0.000																					
Doug Brocail, R (8, 1) ERA: 2.81	2.0 9 3 1 1 4 0 0 0 0 0 1 20 28 4.50 1.500																					

Toronto Blue Jays @ Detroit Tigers  
Tiger Stadium, Detroit, MI  
Sun Sep 12 1999, 1:05 PM EDT  
Att. 39,349 - Cloudy - 73 F

livebaseballscorecards.com

AB	34
R	5
H	10
RBI	5
BB	4
SO	6
LOB	10





Batter	1	2	3	4	5	6	7	8	9	AB	R	H	RBI	BB	SO	LOB
Luis Polonia, L OBP: 0.355, SLG: 0.509 (1, 10)	2-3 K		2-0 F9		1-2 G3			0-2 L3		4	0	0	0	0	1	1
Deivi Cruz, R OBP: 0.305, SLG: 0.434 (1, 6)	1-2 G4-3 2B			0-0 HR		2-1 G5-3		0-2 HR		4	2	3	2	0	0	0
Tony Clark, S OBP: 0.363, SLG: 0.516 (1, 3)	0-0 G4-3			0-3 K		3-3 K		1-1 1B E 1B		4	1	1	0	0	2	1
Damion Easley, R OBP: 0.357, SLG: 0.453 (1, 4)	2-3 P4			3-3 K		0-1 1B 1B		1-1 1B FC1-6 1B		4	0	2	0	0	1	1
Dean Palmer, R OBP: 0.332, SLG: 0.505 (1, 5)		1-0 P3		4-2 BB		1-1 SAFE 1B		0-2 FC1-6 1-2f 2-H		3	0	1	0	1	0	1
Juan Encarnacion, R OBP: 0.288, SLG: 0.450 Bobby Higginson, L OBP: 0.351, SLG: 0.382 Kimera Barteo, R OBP: 0.302, SLG: 0.291 (1, 7) (8, PH) (9, 8)		1-2 E5 CS S		2-3 K		3-2 L7		2-3 K		3	0	0	0	0	1	3
Gabe Kapler, R OBP: 0.316, SLG: 0.452 Frank Catalanotto, L OBP: 0.329, SLG: 0.451 (1, 8) (9, 9) (9, PH)		2-3 K 1-3			2-2 L3		0-2 G4-3		0-3 K	3	0	0	0	0	1	1
Karim Garcia, L OBP: 0.280, SLG: 0.425 (1, 9) (9, 7)			0-0 L9		2-3 K		0-1 F7		0-0 G3-1	4	0	0	0	0	1	0
Bill Haselman, R OBP: 0.320, SLG: 0.414 Robert Fick, L (9, PH) (1, 2)			1-2 G6-3		0-0 2B		3-3 K		2-2 G4-3	3	0	1	0	0	1	0


Inning Stats	R: 0	H: 1	E: 0	LOB: 1	K: 1	P: 14	R: 0	H: 0	E: 1	LOB: 1	K: 1	P: 14	R: 0	H: 0	E: 0	LOB: 0	K: 0	P: 8	R: 1	H: 1	E: 0	LOB: 1	K: 3	P: 23	R: 0	H: 1	E: 0	LOB: 1	K: 1	P: 19	R: 0	H: 2	E: 0	LOB: 2	K: 1	P: 24	R: 0	H: 0	E: 0	LOB: 0	K: 1	P: 11	R: 2	H: 3	E: 1	LOB: 1	K: 1	P: 22	R: 0	H: 0	E: 0	LOB: 0	K: 1	P: 12	1B: 4	SF: 0	2B: 3	SAC: 0	3B: 0	DP: 1	HR: 2	HBP: 0
--------------	------	------	------	--------	------	-------	------	------	------	--------	------	-------	------	------	------	--------	------	------	------	------	------	--------	------	-------	------	------	------	--------	------	-------	------	------	------	--------	------	-------	------	------	------	--------	------	-------	------	------	------	--------	------	-------	------	------	------	--------	------	-------	-------	-------	-------	--------	-------	-------	-------	--------

PITCHER	IP	WLS	BF	H	R	ER	SO	BB	IBB	HBP	BLK	WP	HR	S	P	ERA	WHIP
Kelvim Escobar, R ERA: 5.62 (1, 1)	5.0	W	19	3	1	1	6	1	0	0	0	0	1	51	78	1.80	0.800
Paul Quantrill, R ERA: 2.9 (6, 1)	2.0	H	8	2	0	0	2	0	0	0	0	0	0	23	35	0.00	1.000
Graeme Lloyd, L ERA: 3.62 (8, 1)	0.1		4	3	2	1	0	0	0	0	0	0	1	11	13	27.00	9.000
Billy Koch, R ERA: 2.72 (8, 1)	1.2	S	5	0	0	0	2	0	0	0	0	0	0	17	21	0.00	0.000

**BOTTOM**

**Toronto Blue Jays @ Detroit Tigers**  
**Tiger Stadium, Detroit, MI**  
 Sun Sep 12 1999, 1:05 PM EDT  
 Att. 39,349 - Cloudy - 73 F

<b>AB</b>	<b>35</b>
<b>R</b>	<b>3</b>
<b>H</b>	<b>8</b>
<b>RBI</b>	<b>2</b>
<b>BB</b>	<b>1</b>
<b>SO</b>	<b>10</b>
<b>LOB</b>	<b>9</b>



WP	PA	ERA	WHIP
0	36		

Batter	1	2	3	4	5	6	7	8	9	AB R H RBI BB SO LOB	TOP
<b>Chuck Knoblauch, R</b> (1, 4) OBP: 0.387, SLG: 0.449 B C F X 1-2 			C B B X 3-1 			1 SAFE 1 SAFE C S F F X 1 SAFE 0-2 		1 SAFE 1-1 C B X 		4 0 0 0 0 0 4	
<b>2 Derek Jeter, R</b> (1, 6) OBP: 0.427, SLG: 0.552 B C F X 1-2 				B B B C C F F X 3-2 		B C X 1-1 		X 0-0 		4 0 1 0 0 0 1	
<b>Bernie Williams, S</b> (1, 8) OBP: 0.425, SLG: 0.524 F B S F F X 2-3 				B B B F F X 2-1 			B B X 2-0 		B B X 1 SAFE 2-0 	4 0 0 0 0 1 1	
<b>Chili Davis, S</b> (1, 10) OBP: 0.365, SLG: 0.444 X 0-0 				C C F F F X 2-3 			F C B B X 1-2 		C X 0-1 	4 0 0 0 0 1 0	
<b>Jim Leyritz, R</b> (1, 3) OBP: 0.329, SLG: 0.425 X C 0-1 					X 0-0 			B B X 2-0 		3 0 0 0 0 0 0	
<b>Scott Brosius, R</b> (1, 5) OBP: 0.307, SLG: 0.409 X C B B B 3-1 					C C F F B B B X 3-2 			C C X 0-2 		3 0 0 0 0 0 0	
<b>20 Jorge Posada, S</b> (1, 2) OBP: 0.346, SLG: 0.415 X 0-0 					B C C S B X 2-2 			B X 1-1 		3 1 1 0 0 0 0	
<b>Shane Spencer, R</b> (1, 9) OBP: 0.306, SLG: 0.386 B B X 2-0 						X 0-0 		X 0-0 		3 0 1 0 0 0 1	
<b>Chad Curtis, R</b> (1, 7) OBP: 0.387, SLG: 0.370 B C F B B B 4-2 						B C B S B 4-2 		B C F F F C 1-2 		1 0 1 1 2 0 0	
<b>Inning Stats</b> R: 0 H: 0 R: 0 H: 0 R: 0 H: 1 R: 0 H: 0 R: 0 H: 0 R: 0 H: 0 R: 1 H: 2 R: 0 H: 1 E: 0 LOB: 0 E: 0 LOB: 0 E: 0 LOB: 1 E: 0 LOB: 0 E: 0 LOB: 1 E: 0 LOB: 1 E: 0 LOB: 0 E: 0 LOB: 0 K: 1 BB: 0 K: 0 BB: 0 K: 1 BB: 1 K: 0 BB: 0 K: 0 BB: 0 K: 0 BB: 0 K: 0 BB: 0 K: 0 BB: 0 K: 0 BB: 0 S: 10 P: 14 S: 5 P: 8 S: 6 P: 15 S: 8 P: 15 S: 8 P: 13 S: 10 P: 15 S: 5 P: 10 S: 14 P: 17 S: 4 P: 6										1B: 2 SF: 0 2B: 2 SAC: 0 3B: 0 DP: 1 HR: 0 HBP: 0	WP: 0 PA: 31 PB: 0 SB: 0 CS: 1
<b>PITCHER</b> <b>David Wells, L</b> (1, 1) ERA: 5.0	IP WLS BF H R ER SO BB IBB HBP BLK WP HR S P ERA WHIP 9.0 W 31 4 1 1 2 2 0 0 0 0 0 0 70 113 1.00 0.667					<b>PITCHER</b> IP WLS BF H R ER SO BB IBB HBP BLK WP HR S P ERA WHIP					

**New York Yankees @ Toronto Blue Jays**  
 SkyDome, Toronto, ON  
 Mon Sep 13 1999, 7:05 PM EDT  
 Att: 30,118 - Dome - 72 F

AB	29
R	1
H	4
RBI	1
BB	2
SO	2
LOB	7



Batter	1	2	3	4	5	6	7	8	9
<b>Homer Bush, R</b> OBP: 0.343, SLG: 0.416 (1, 4) B C B C X	2-2 L3 ①		3-3 K ②			4-2 1B BB BB ③	1-3 K ③		
<b>David Segui, S</b> OBP: 0.353, SLG: 0.457 (1, 10) C F B F B X	2-2 G6-3 ②		1-3 K ③			1 SAFE 1 SAFE 1 SAFE 1-2 1B BB ③		3-1 F7 ①	
<b>Shawn Green, L</b> OBP: 0.388, SLG: 0.597 (1, 9) C B B X	2-1 P5 ③				0-1 G4-3 ①	1-0 1-2 2-3 1B ③		0-0 G3-4-1 ②	
<b>Carlos Delgado, L</b> OBP: 0.375, SLG: 0.578 (1, 3) C B H		2-1 G4-6-3 1B 2B HBP ②		1-1 F9 ②		1-3 K ①		4-0 BB ③	
<b>Tony Fernandez, S</b> OBP: 0.434, SLG: 0.461 (1, 5) X F B F X		1-2 G4-6-3 1B ③		0-0 G3-1 ③		2-1 P5 ②		1-2 F8 ③	
<b>Darrin Fletcher, L</b> OBP: 0.341, SLG: 0.500 (1, 2) F X		0-1 G4-6-3 1-2f 2-3 ① ②			0-1 P2 ①	2-3 K ③			
<b>Tony Batista, R</b> OBP: 0.333, SLG: 0.526 (1, 6) B F B X		2-1 2B 3-H ③			3-3 K ②		0-2 F8 2B ③		
<b>Jacob Brumfield, R</b> OBP: 0.296, SLG: 0.358 (1, 7) S F B B S B B S		3-3 K ③			4-2 10 CS BB ③		3-1 F8 2-3 ①		
<b>10 Vernon Wells, R</b> OBP: 0.191, SLG: 0.244 (1, 8) C B X			1-1 G3-1 ①		0-1 CS 1-2 ③	1-0 HR ③	0-3 K ②		

Inning Stats	R: 0	H: 0	E: 0	K: 0	S: 9	R: 1	H: 2	E: 0	K: 1	S: 12	R: 0	H: 0	E: 0	K: 2	S: 8	R: 0	H: 0	E: 0	K: 0	S: 5	R: 0	H: 0	E: 0	K: 1	S: 9	R: 1	H: 2	E: 0	K: 2	S: 15	R: 0	H: 1	E: 0	K: 2	S: 11	R: 0	H: 0	E: 0	K: 0	S: 6
	LOB: 0	BB: 0	P: 15	ER: 2	SO: 8	LOB: 0	BB: 0	P: 20	ER: 0	SO: 13	LOB: 0	BB: 0	P: 6	LOB: 0	BB: 1	LOB: 3	BB: 2	P: 30	LOB: 1	BB: 0	P: 15	LOB: 1	BB: 1	P: 14	LOB: 0	SAC: 0	DP: 1	HBP: 1	1B: 2	SF: 0	2B: 2	3B: 0	HR: 1	1B: 2	SF: 0	2B: 2	3B: 0	HR: 1		

PITCHER	IP	WLS	BF	H	R	ER	SO	BB	IBB	HBP	BLK	WP	HR	S	P	ERA	WHIP	PITCHER	IP	WLS	BF	H	R	ER	SO	BB	IBB	HBP	BLK	WP	HR	S	P	ERA	WHIP					
<b>Orlando Hernandez, R</b> ERA: 4.07 (1, 1)	8.0	L	32	5	2	2	8	4	0	1	0	0	1	75	129	2.25	1.125																							

AB R H RBI BB SO LOB

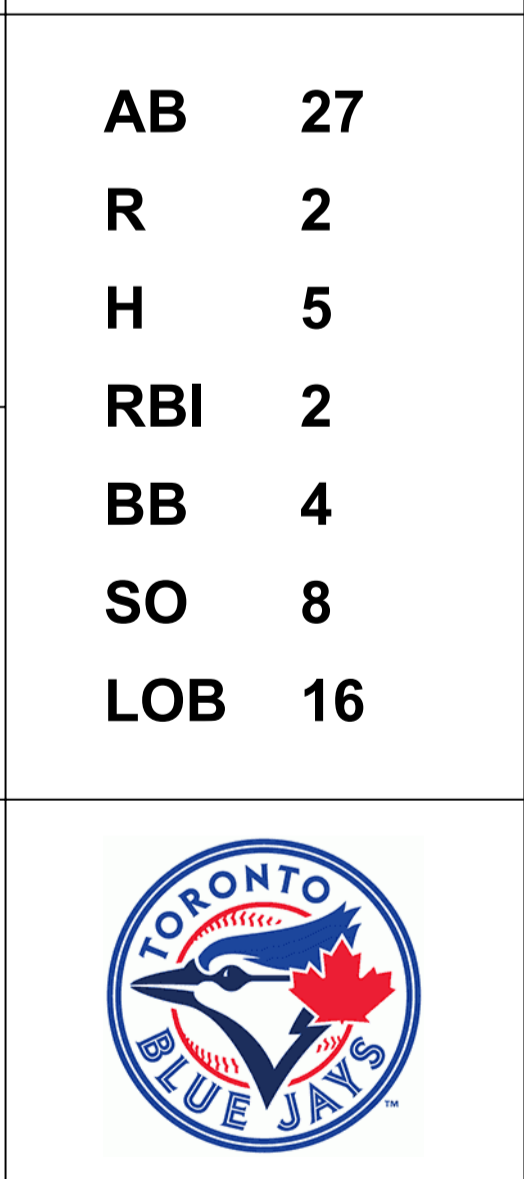
3	0	0	0	1	2	1
3	0	0	0	1	1	0
4	0	1	0	0	0	0
2	1	0	0	1	1	3
4	0	1	0	0	0	4
3	0	0	0	0	1	5
3	0	2	1	0	1	0
2	0	0	0	1	1	2
3	1	1	1	0	1	1

AB	R	H	RBI	BB	SO	LOB
27	2	5	2	4	8	16

WP	PA
0	33

**New York Yankees @ Toronto Blue Jays**  
SkyDome, Toronto, ON  
Mon Sep 13 1999, 7:05 PM EDT  
Att. 30,118 - Dome - 72 F

livebaseballscorecards.com



Batter	1	2	3	4	5	6	7	8	9	AB R H RBI BB SO LOB
<b>Chuck Knoblauch, R</b> (1, 4) OBP: 0.387, SLG: 0.447	0-1 G6-3		0-3 K			3-3 K		4-2 HR 2 1B BB	2-2 HR 2 BB 1B	4 2 1 0 1 2 1
<b>2 Derek Jeter, R</b> (1, 6) OBP: 0.428, SLG: 0.551	3-2 F9		0-1 F9			4-1 G4-6-3 BB		0-0 HR 1B 1-2 2-H	4-2 HR BB	3 2 1 1 2 0 1
<b>Paul O'Neill, L</b> (1, 9) OBP: 0.355, SLG: 0.454	2-1 F8				0-0 F7	0-0 G4-6-3 1-2f		2-2 E2 HR 1-2 2-3	1-0 HR 1-H 2-H 3-H	5 2 1 4 0 0 3
<b>Bernie Williams, S</b> (1, 8) OBP: 0.425, SLG: 0.530		0-0 P6			2-1 2B		0-0 G6-3	1-0 HR 1-H 2-H 3-H	1-1 G5-3	5 1 2 4 0 0 0
<b>Darryl Strawberry, L</b> (1, 10) OBP: 0.645, SLG: 0.762 <b>Alfonso Soriano, R</b> (8, PR)		2-3 K			3-3 K		0-3 K	2-2 2B	0-0 F7	4 0 1 0 0 3 1 1 0 0 0 0 0 0
<b>Tino Martinez, L</b> (1, 3) OBP: 0.342, SLG: 0.452		2-2 G6-3			1-0 G6-3		2-2 G3	4-0 IBB		3 0 0 0 1 0 1
<b>20 Jorge Posada, S</b> (1, 2) OBP: 0.348, SLG: 0.416			1-2 2B G4-3 1B			1-0 L7		FC3-6 1B		4 1 2 0 0 1 2
<b>Ricky Ledee, L</b> (1, 7) OBP: 0.354, SLG: 0.473			2-2 G4-3 1-3 2B			0-3 K2-3		1-1 FC3-6 2 1B 1-2f	0-1 F9	4 1 1 0 0 1 1
<b>Luis Sojo, R</b> (1, 5) OBP: 0.293, SLG: 0.370 <b>Chili Davis, S</b> (8, PH) OBP: 0.364, SLG: 0.443 <b>Clay Bellinger, R</b> (8, 5) OBP: 0.147, SLG: 0.265			1-0 G4-3 2-3 3-H			1-1 G6-3		2-2 G4-3 1-2	1-1 E5 1B PB HR	2 0 0 1 0 0 1 1 0 0 0 0 0 1 1 1 0 0 0 0 0

Inning Stats	R: 0 E: 0 K: 0 S: 7	H: 0 LOB: 0 BB: 0 P: 12	R: 0 E: 0 K: 1 S: 9	H: 0 LOB: 0 BB: 0 P: 13	R: 1 E: 0 K: 1 S: 12	H: 2 LOB: 1 BB: 0 P: 16	R: 0 E: 0 K: 1 S: 7	H: 1 LOB: 1 BB: 0 P: 13	R: 0 E: 0 K: 1 S: 6	H: 0 LOB: 0 BB: 0 P: 8	R: 0 E: 0 K: 1 S: 5	H: 0 LOB: 0 BB: 1 P: 12	R: 0 E: 0 K: 1 S: 9	H: 0 LOB: 0 BB: 0 P: 11	R: 5 E: 1 K: 1 S: 23	H: 4 LOB: 2 BB: 2 P: 39	R: 4 E: 1 K: 0 S: 14	H: 2 LOB: 0 BB: 1 P: 23	1B: 4 2B: 3 3B: 0 HR: 2	SF: 0 SAC: 0 DP: 1 HBP: 0	WP: 0 PB: 1 SB: 0 CS: 0	PA: 41
--------------	------------------------------	----------------------------------	------------------------------	----------------------------------	-------------------------------	----------------------------------	------------------------------	----------------------------------	------------------------------	---------------------------------	------------------------------	----------------------------------	------------------------------	----------------------------------	-------------------------------	----------------------------------	-------------------------------	----------------------------------	----------------------------------	------------------------------------	----------------------------------	--------

PITCHER	IP	WLS	BF	H	R	ER	SO	BB	IBB	HBP	BLK	WP	HR	S	P	ERA	WHIP
<b>32 Roy Halladay, R</b> (1, 1) ERA: 3.91	7.2		29	5	4	3	6	2	0	0	0	0	0	68	105	3.52	0.913
<b>Graeme Lloyd, L</b> (8, 1) ERA: 3.62	0.0		1	0	0	0	0	0	0	0	0	0	0	3	5	∞	∞
<b>Billy Koch, R</b> (8, 1) ERA: 3.16	0.2	L	8	3	5	3	1	1	1	0	0	0	1	17	31	40.50	6.000
<b>Paul Spoljaric, L</b> (9, 1) ERA: 5.37	0.2		3	1	1	0	0	0	0	0	0	0	1	4	6	0.00	1.500

**TOP**

**New York Yankees @ Toronto Blue Jays**

SkyDome, Toronto, ON

Tue Sep 14 1999, 7:05 PM EDT  
Att. 29,140 - Unknown - 71 F

<b>AB</b>	<b>37</b>
<b>R</b>	<b>10</b>
<b>H</b>	<b>9</b>
<b>RBI</b>	<b>10</b>
<b>BB</b>	<b>4</b>
<b>SO</b>	<b>7</b>
<b>LOB</b>	<b>12</b>




Batter	1	2	3	4	5	6	7	8	9	AB	R	H	RBI	BB	SO	LOB
Homer Bush, R OBP: 0.342, SLG: 0.412 (1, 4)	4-2 CS BB		0-0 L4		1-1 F9		2-2 G3	0-3 K		4	0	0	0	1	1	1
David Segui, S OBP: 0.354, SLG: 0.459 (1, 10)	2-3 SAFE K		2-1 HR 2B		1-3 SAFE K		2-1 1B 1B		2-1 G4-3	5	2	2	0	0	2	2
Shawn Green, L OBP: 0.390, SLG: 0.602 (1, 9)	4-1 BB		2-0 HR 2-H		2-2 G1-3		2-0 1B 1B		1-3 K	4	2	2	2	1	1	1
Carlos Delgado, L OBP: 0.374, SLG: 0.574 (1, 3)	1-3 SAFE K		0-1 E9		0-3 K		3-3 K		0-0 1B	5	0	1	0	0	3	3
Tony Fernandez, S OBP: 0.434, SLG: 0.461 (1, 5)		2-3 K	2-2 F8		1-1 HR 1B		0-0 1B 1B		2-3 K	5	1	2	1	0	2	2
Darrin Fletcher, L OBP: 0.343, SLG: 0.508 (1, 2)	1-1 SAFE P5		1-0 L6		3-0 HR 1-H		1-1 1B 1B		1-3 2-H 1B	4	1	2	3	0	0	1
Tony Batista, R OBP: 0.332, SLG: 0.524 (1, 6)	1-3 SAFE K		2-3 K		1-1 1B		0-0 P5			4	0	1	0	0	2	3
Jacob Brumfield, R OBP: 0.290, SLG: 0.349 (1, 7)	1-3 SAFE K		2-1 G6-3		3-2 F8		1-3 K			4	0	0	0	0	2	2
10 Vernon Wells, R OBP: 0.200, SLG: 0.250 (1, 8)		2-3 K			0-0 E 1B		2-3 K		2-2 F9	3	0	1	0	0	2	1
Willie Greene, L OBP: 0.269, SLG: 0.400 (8, PH)										1	0	0	0	0	0	0
José Cruz Jr., S OBP: 0.343, SLG: 0.407 (9, 8)										0	0	0	0	0	0	0

Inning Stats	R: 0	H: 0	E: 0	K: 2	S: 11	LOB: 1	BB: 2	P: 21	R: 0	H: 0	E: 0	K: 3	S: 14	LOB: 1	BB: 0	P: 19	R: 2	H: 2	E: 1	K: 1	S: 12	LOB: 1	BB: 0	P: 20	R: 0	H: 0	E: 0	K: 1	S: 6	LOB: 0	BB: 0	P: 11	R: 0	H: 1	E: 1	K: 1	S: 11	LOB: 1	BB: 0	P: 15	R: 2	H: 3	E: 0	K: 2	S: 15	LOB: 1	BB: 0	P: 25	R: 2	H: 4	E: 0	K: 1	S: 13	LOB: 2	BB: 0	P: 23	R: 0	H: 0	E: 0	K: 2	S: 10	LOB: 0	BB: 0	P: 13	R: 0	H: 1	E: 0	K: 2	S: 10	LOB: 1	BB: 0	P: 15	1B: 8	SF: 0	2B: 2	SAC: 0	3B: 0	DP: 1	HR: 2	HBP: 0	WP: 1	PA: 41
--------------	------	------	------	------	-------	--------	-------	-------	------	------	------	------	-------	--------	-------	-------	------	------	------	------	-------	--------	-------	-------	------	------	------	------	------	--------	-------	-------	------	------	------	------	-------	--------	-------	-------	------	------	------	------	-------	--------	-------	-------	------	------	------	------	-------	--------	-------	-------	------	------	------	------	-------	--------	-------	-------	------	------	------	------	-------	--------	-------	-------	-------	-------	-------	--------	-------	-------	-------	--------	-------	--------

PITCHER	IP	WLS	BF	H	R	ER	SO	BB	IBB	HBP	BLK	WP	HR	S	P	ERA	WHIP
David Cone, R ERA: 3.2 (1, 1)	6.0		27	6	4	4	10	2	0	0	0	1	2	69	111	6.00	1.333
Allen Watson, L ERA: 3.64 (7, 1)	0.2		6	4	2	2	1	0	0	0	0	0	0	12	22	27.00	6.000
Ramiro Mendoza, R ERA: 4.4 (7, 1)	1.1	W	4	0	0	0	2	0	0	0	0	0	0	11	14	0.00	0.000
42 Mariano Rivera, R ERA: 2.11 (9, 1)	1.0		4	1	0	0	2	0	0	0	0	0	0	10	15	0.00	1.000

**NEW YORK YANKEES @ TORONTO BLUE JAYS**  
 SkyDome, Toronto, ON  
 Tue Sep 14 1999, 7:05 PM EDT  
 Att: 29,140 - Unknown - 71 F

<b>AB</b>	<b>39</b>
<b>R</b>	<b>6</b>
<b>H</b>	<b>11</b>
<b>RBI</b>	<b>6</b>
<b>BB</b>	<b>2</b>
<b>SO</b>	<b>15</b>
<b>LOB</b>	<b>16</b>



Batter	1	2	3	4	5	6	7	8	9	AB R H RBI BB SO LOB	TOP
<b>Chuck Knoblauch, R</b> (1, 4) OBP: 0.385, SLG: 0.444 	2-1 <b>P5</b> 		1-2 <b>G6-3</b> 		1-0 <b>G6-4-3</b> 		1-0 <b>F9</b> 			4 0 0 0 0 0 1	
<b>2 Derek Jeter, R</b> (1, 6) OBP: 0.427, SLG: 0.548 	2-1 <b>E5</b> <b>1B</b> 			0-0 <b>G5-3</b> 		4-2 <b>HR</b> <b>BB</b> 	0-3 <b>K</b> 			3 2 0 0 1 1 0	
<b>Paul O'Neill, L</b> (1, 9) OBP: 0.354, SLG: 0.452 	0-0 <b>CS</b> <b>1B</b> <b>2-H</b> 			3-2 <b>F8</b> 		2-2 <b>F7</b> 		3-2 <b>G6-3</b> 		4 0 1 1 0 0 1	
<b>Bernie Williams, S</b> (1, 8) OBP: 0.424, SLG: 0.534 	3-1 <b>F7</b> 			3-2 <b>G4-3</b> 		0-0 <b>HR</b> <b>1-H</b> 		1-2 <b>L4</b> 		4 1 1 2 0 0 1	
<b>Tino Martinez, L</b> (1, 3) OBP: 0.342, SLG: 0.456 	1-1 <b>CS</b> <b>1-2</b> 	0-0 <b>F7</b> 			2-1 <b>HR</b> 	1-0 <b>F8</b> 		0-1 <b>G1-3</b> 		4 1 1 1 0 0 0	
<b>Chili Davis, S</b> (1, 10) OBP: 0.365, SLG: 0.445 		2-3 <b>K</b> 			2-1 <b>3B</b> <b>2B</b> 	4-1 <b>BB</b> <b>BB</b> 		1-0 <b>G6-3</b> 		3 1 1 0 1 1 0	
<b>Ricky Ledee, L</b> (1, 7) OBP: 0.356, SLG: 0.481 		1-2 <b>F8</b> 			0-0 <b>1B</b> <b>3B</b> <b>2-H</b> 	4-0 <b>BB</b> 		2-3 <b>K2-3</b> 		3 1 1 1 1 1 0	
<b>D'Angelo Jimenez, S</b> (1, 5) OBP: 0.333, SLG: 0.333 <b>Clay Bellinger, R</b> (8, 5) OBP: 0.143, SLG: 0.257 			0-0 <b>G1-3-6</b> <b>1B</b> 		0-0 <b>F8</b> 	2-3 <b>K</b> 		2-0 <b>G3</b> 		3 0 1 0 0 1 3 1 0 0 0 0 0 0	
<b>Joe Girardi, R</b> (1, 2) OBP: 0.266, SLG: 0.331 			0-0 <b>G1-3-6</b> <b>1B</b> 		0-0 <b>G6-4-3</b> <b>1B</b> 		0-1 <b>G6-3</b> 			3 0 1 1 0 0 1	
<b>Inning Stats</b>	R: 1 H: 1 E: 1 LOB: 0 K: 0 BB: 0 S: 8 P: 16	R: 0 H: 0 E: 0 LOB: 0 K: 1 BB: 0 S: 9 P: 12	R: 0 H: 1 E: 0 LOB: 0 K: 0 BB: 0 S: 6 P: 7	R: 0 H: 0 E: 0 LOB: 0 K: 0 BB: 0 S: 8 P: 14	R: 3 H: 4 E: 0 LOB: 0 K: 0 BB: 0 S: 8 P: 13	R: 2 H: 1 E: 0 LOB: 2 K: 1 BB: 3 S: 14 P: 31	R: 0 H: 0 E: 0 LOB: 0 K: 1 BB: 0 S: 6 P: 7	R: 0 H: 0 E: 0 LOB: 0 K: 0 BB: 0 S: 9 P: 13	R: 0 H: 0 E: 0 LOB: 0 K: 1 BB: 0 S: 5 P: 10	1B: 3 SF: 0 2B: 1 SAC: 0 3B: 1 DP: 2 HR: 2 HBP: 0	WP: 0 PA: 36 PB: 0 SB: 0 CS: 1
<b>PITCHER</b> <b>Pat Hentgen, R</b> (1, 1) ERA: 4.92 <b>Paul Quantrill, R</b> (6, 1) ERA: 2.81 <b>Graeme Lloyd, L</b> (8, 1) ERA: 3.51	IP WLS BF H R ER SO BB IBB HBP BLK WP HR S P ERA WHIP 5.2 L 24 7 6 5 1 2 2 0 0 0 0 2 49 83 7.94 1.588 1.1 5 0 0 0 2 1 0 0 0 0 0 0 10 17 0.00 0.750 2.0 6 0 0 0 1 0 0 0 0 0 0 0 14 23 0.00 0.000	<b>PITCHER</b> IP WLS BF H R ER SO BB IBB HBP BLK WP HR S P ERA WHIP									

**New York Yankees @ Toronto Blue Jays**  
 SkyDome, Toronto, ON  
 Wed Sep 15 1999, 7:05 PM EDT  
 Att. 29,460 - Unknown - 67 F

<b>AB</b>	<b>32</b>
<b>R</b>	<b>6</b>
<b>H</b>	<b>7</b>
<b>RBI</b>	<b>6</b>
<b>BB</b>	<b>3</b>
<b>SO</b>	<b>4</b>
<b>LOB</b>	<b>7</b>



Batter	1	2	3	4	5	6	7	8	9	AB	R	H	RBI	BB	SO	LOB
Homer Bush, R OBP: 0.342, SLG: 0.413 (1, 4)	1-1 G5-3		0-1 G4-3	0-0 K		1-3 K			4-1 G4-3 BB	4	0	1	2	1	1	1
Brian McRae, S OBP: 0.323, SLG: 0.355 (1, 10)	3-2 FC4-6 BB		4-2 BB	4-2 BB		1-1 G5-3			0-0 G4-3	2	0	1	0	2	0	0
David Segui, S OBP: 0.353, SLG: 0.458 (9, PH)									1-2 G4-3	1	0	0	0	0	0	1
Shawn Green, L OBP: 0.387, SLG: 0.597 (1, 9)	0-0 FC4-6		1-0 G4-3	2-3 K					0-1 G4-3	5	0	0	0	0	1	6
Carlos Delgado, L OBP: 0.375, SLG: 0.579 (1, 3)	0-0 F7			2-0 HR					2-3 P3	4	1	2	1	1	0	2
Tony Fernandez, S OBP: 0.433, SLG: 0.459 (1, 5)		2-1 G6-3		0-0 F8		2-1 BB			1-2 G4-6-3	4	0	1	0	0	0	1
Tony Batista, R OBP: 0.333, SLG: 0.523 (1, 6)		0-0 P3		4-2 WP		0-1 F7			1-2 G4-6-3	3	1	1	0	1	0	2
Pat Borders, R OBP: 0.267, SLG: 0.433 (1, 2)		3-2 G6-3		1-0 BB		1-1 F7			0-1 FC5-4	4	0	0	0	0	0	4
José Cruz Jr., S OBP: 0.342, SLG: 0.408 (1, 8)			1-1 L7	0-0 BB		2-3 L7			1-0 L8	4	0	0	0	0	0	4
Jacob Brumfield, R OBP: 0.294, SLG: 0.349 (1, 7)			0-1 L7	0-0 2B		0-0 K			0-0 L4	4	1	1	1	0	1	3
			0-1 G4-3	4-1 2B					2-0 FC5-4	3	1	1	0	1	0	1

Inning Stats	R: 0	H: 1	E: 0	LOB: 1	K: 0	BB: 0	S: 7	P: 11	R: 0	H: 0	E: 0	LOB: 0	K: 0	BB: 0	S: 6	P: 11	R: 0	H: 1	E: 0	LOB: 2	K: 0	BB: 1	S: 9	P: 15	R: 4	H: 3	E: 0	LOB: 2	K: 1	BB: 3	S: 14	P: 31	R: 0	H: 1	E: 0	LOB: 2	K: 1	BB: 1	S: 10	P: 19	R: 0	H: 0	E: 0	LOB: 0	K: 1	BB: 0	S: 7	P: 12	R: 0	H: 1	E: 0	LOB: 0	K: 0	BB: 0	S: 7	P: 10	R: 0	H: 1	E: 0	LOB: 1	K: 0	BB: 0	S: 5	P: 8	R: 0	H: 0	E: 0	LOB: 1	K: 0	BB: 1	S: 6	P: 10	1B: 5	SF: 0	2B: 2	SAC: 0	3B: 0	DP: 1	HR: 1	HBP: 0	WP: 1	PA: 40
--------------	------	------	------	--------	------	-------	------	-------	------	------	------	--------	------	-------	------	-------	------	------	------	--------	------	-------	------	-------	------	------	------	--------	------	-------	-------	-------	------	------	------	--------	------	-------	-------	-------	------	------	------	--------	------	-------	------	-------	------	------	------	--------	------	-------	------	-------	------	------	------	--------	------	-------	------	------	------	------	------	--------	------	-------	------	-------	-------	-------	-------	--------	-------	-------	-------	--------	-------	--------

PITCHER	IP	WLS	BF	H	R	ER	SO	BB	IBB	HBP	BLK	WP	HR	S	P	ERA	WHIP
Andy Pettitte, L ERA: 4.59 (1, 1)	8.0	W	36	8	4	4	3	5	0	0	0	1	1	65	117	4.50	1.625
42 Mariano Rivera, R ERA: 2.08 (9, 1)	1.0	S	4	0	0	0	0	1	0	0	0	0	0	6	10	0.00	1.000


**BOTTOM**

## New York Yankees @ Toronto Blue Jays

SkyDome, Toronto, ON

Wed Sep 15 1999, 7:05 PM EDT  
Att: 29,460 - Unknown - 67 F

<b>AB</b>	<b>34</b>
<b>R</b>	<b>4</b>
<b>H</b>	<b>8</b>
<b>RBI</b>	<b>4</b>
<b>BB</b>	<b>6</b>
<b>SO</b>	<b>3</b>
<b>LOB</b>	<b>21</b>



PITCHER	IP	WLS	BF	H	R	ER	SO	BB	IBB	HBP	BLK	WP	HR	S	P	ERA	WHIP
---------	----	-----	----	---	---	----	----	----	-----	-----	-----	----	----	---	---	-----	------

Batter	1	2	3	4	5	6	7	8	9	AB R H RBI BB SO LOB	TOP										
Mike Caruso, S (1, 6) OBP: 0.288, SLG: 0.300	2-2 G6-3	1-3 K		0-0 CS 1B		4-1 G4-3 WP 1B BB		0-0 SH1-4		3 1 1 0 1 1 0											
Greg Norton, S (1, 5) OBP: 0.357, SLG: 0.426	1-1 2B	1-0 G6-3		3-1 F8		1-0 G4-3		0-2 FC5-4 1B		5 0 2 0 0 0 2											
Ray Durham, S (1, 4) OBP: 0.378, SLG: 0.450	0-0 P4			3-2 1B SF8 2B		1-0 G4-6-3 1B		3-2 FC5-4 1B		5 1 3 2 0 0 1											
Magglio Ordonez, R (1, 9) OBP: 0.344, SLG: 0.512	4-0 BB			0-0 FC5-4 1B		0-0 1B SF9 2B		0-2 FC5-4 FC6-4		4 1 2 0 1 0 3											
Carlos Lee, R (1, 10) OBP: 0.328, SLG: 0.463	0-3 K			2-0 SF8		2-2 14 1B 1B		2-0 FC6-4		4 0 1 1 0 1 4											
Chris Singleton, L (1, 8) OBP: 0.331, SLG: 0.487				2-0 FC5-4 14 1B HR BB		0-0 SF9		4-1 14 S BB		2 1 0 1 2 0 1											
14 Paul Konerko, R (1, 3) OBP: 0.346, SLG: 0.505				2-1 BB 1-2f		2-2 1B		3-2 P3		5 1 3 0 0 0 1											
Brian Simmons, S (1, 7) OBP: 0.284, SLG: 0.378				4-1 1B		1-1 P2		1-0 P4		4 1 1 3 1 0 3											
Mark Johnson, L (1, 2) OBP: 0.339, SLG: 0.335				2-1 P5		1-3 K		0-0 1B SH1-4 1B		4 1 1 0 0 1 5											
<b>Inning Stats</b>	R: 0 E: 0 K: 1 S: 11	H: 1 LOB: 2 BB: 1 P: 18	R: 3 E: 0 K: 1 S: 9	H: 2 LOB: 0 BB: 1 P: 17	R: 1 E: 0 K: 0 S: 11	H: 3 LOB: 3 BB: 1 P: 26	R: 0 E: 0 K: 0 S: 6	H: 1 LOB: 0 BB: 0 P: 12	R: 1 E: 0 K: 1 S: 13	H: 3 LOB: 2 BB: 0 P: 19	R: 1 E: 0 K: 0 S: 5	H: 1 LOB: 0 BB: 1 P: 11	R: 0 E: 0 K: 0 S: 7	H: 0 LOB: 1 BB: 1 P: 18	R: 1 E: 0 K: 0 S: 16	H: 3 LOB: 2 BB: 0 P: 21	R: 0 E: 0 K: 0 S: 7	H: 0 LOB: 0 BB: 0 P: 11	1B: 10 2B: 3 3B: 0 HR: 1	SF: 2 SAC: 1 DP: 1 HBP: 0	WP: 1 PA: 44 PB: 0 SB: 1 CS: 1
<b>PITCHER</b>	IP WLS BF H R ER SO BB IBB HBP BLK WP HR S P ERA WHIP																				
Kelvim Escobar, R (1, 1) ERA: 5.76	4.0 L 23 9 5 5 2 3 0 0 0 0 0 1 41 79 11.25 3.000																				
Mike Romano, R (5, 1) ERA: 3.86	2.0 8 2 1 1 1 1 0 0 0 0 1 0 14 24 4.50 1.500																				
Paul Spoljaric, L (7, 1) ERA: 5.4	1.1 8 3 1 1 0 1 0 0 0 0 0 0 19 33 6.75 3.000																				
John Frascatore, R (8, 1) ERA: 3.7	1.2 5 0 0 0 0 0 0 0 0 0 0 0 11 17 0.00 0.000																				

Chicago White Sox @ Toronto Blue Jays  
SkyDome, Toronto, ON  
Fri Sep 17 1999, 7:05 PM EDT  
Att. 30,743 - Unknown - 67 F

AB	36
R	7
H	14
RBI	7
BB	5
SO	3
LOB	20





Batter	1	2	3	4	5	6	7	8	9	AB	R	H	RBI	BB	SO	LOB
Homer Bush, R OBP: 0.343, SLG: 0.414 (1, 4)	1-0 F9 1B HBP	2-2 F7			0-0 G4-6-3		1-2 1B 2B		0-3 K	4	0	1	1	0	1	2
David Segui, S OBP: 0.354, SLG: 0.458 (1, 10)	3-2 F7		0-0 F7			0-0 FC6-4 1B	2-1 G3-6-3 1B			4	0	2	0	0	0	1
Shawn Green, L OBP: 0.386, SLG: 0.594 (1, 9)	1-1 1-2 1B		1-0 G3-1			0-0 FC6-4 1B SF7	1-2 G3-6-3			4	1	1	0	0	0	3
Carlos Delgado, L OBP: 0.376, SLG: 0.579 (1, 3)	1-2 F9		2-2 G5-3			0-0 1-3 1B		0-0 G3 1B		4	0	2	0	0	0	2
Tony Fernandez, S OBP: 0.430, SLG: 0.456 (1, 5)	2-1 L1			2-3 K		1-2 SF7		0-3 K		3	0	0	1	0	2	3
Darrin Fletcher, L OBP: 0.344, SLG: 0.510 (1, 2)		0-0 2B		1-2 G6-3		1-2 BB		3-2 G3		3	1	1	0	1	0	1
Tony Batista, R OBP: 0.333, SLG: 0.522 (1, 6)		1-1 2B		3-3 K		3-2 L6		1-1 P5		4	0	1	1	0	1	3
José Cruz Jr., S OBP: 0.342, SLG: 0.406 (1, 8)		2-3 K2-3			4-2 FC5-4 BB		1-3 K 2B		0-3 K	2	1	0	0	1	2	1
Brian McRae, S OBP: 0.322, SLG: 0.354 (9, PH)										1	0	0	0	0	1	0
Jacob Brumfield, R OBP: 0.289, SLG: 0.343 (1, 7)		2-1 P2			2-0 FC5-4		2-3 K		2-3 K	3	0	0	0	0	1	3
Willie Greene, L OBP: 0.267, SLG: 0.398 (9, PH)					1-2 G4-6-3					1	0	0	0	0	1	0

Inning Stats	R: 0	H: 1	E: 0	K: 12	S: 12	R: 1	H: 2	E: 0	K: 13	S: 13	R: 0	H: 0	E: 0	K: 5	S: 5	R: 0	H: 0	E: 0	K: 2	S: 10	R: 0	H: 0	E: 0	K: 5	S: 5	R: 1	H: 2	E: 0	K: 11	S: 11	R: 1	H: 2	E: 0	K: 16	S: 16	R: 0	H: 1	E: 0	K: 10	S: 10	R: 0	H: 0	E: 0	K: 9	S: 9	R: 0	H: 0	E: 0	K: 3	S: 9	1B: 5	2B: 3	3B: 0	HR: 0	SF: 1	SAC: 0	DP: 2	HBP: 1	WP: 1	PB: 0	SB: 0	CS: 0	PA: 37
--------------	------	------	------	-------	-------	------	------	------	-------	-------	------	------	------	------	------	------	------	------	------	-------	------	------	------	------	------	------	------	------	-------	-------	------	------	------	-------	-------	------	------	------	-------	-------	------	------	------	------	------	------	------	------	------	------	-------	-------	-------	-------	-------	--------	-------	--------	-------	-------	-------	-------	--------

PITCHER	IP	WLS	BF	H	R	ER	SO	BB	IBB	HBP	BLK	WP	HR	S	P	ERA	WHIP
Kip Wells, R ERA: 5.49 (1, 1)	5.2		23	5	2	2	3	1	0	1	0	0	0	51	82	3.18	1.059
Jesus Pena, L ERA: 4.2 (6, 1)	0.0		1	0	0	0	0	1	0	0	0	0	0	2	6	∞	∞
41 Bill Simas, R ERA: 3.99 (6, 1)	0.2	H	5	2	1	1	2	0	0	0	0	1	0	16	25	13.50	3.000
Keith Foulke, R ERA: 2.2 (7, 1)	1.2	H	5	1	0	0	1	0	0	0	0	0	0	13	18	0.00	0.600
Bob Howry, R ERA: 3.86 (9, 1)	1.0		3	0	0	0	3	0	0	0	0	0	0	9	11	0.00	0.000

BOTTOM

Chicago White Sox @ Toronto Blue Jays  
 SkyDome, Toronto, ON  
 Fri Sep 17 1999, 7:05 PM EDT  
 Att: 30,743 - Unknown - 67 F

livebaseballscorecards.com

AB	33
R	3
H	8
RBI	3
BB	2
SO	9
LOB	19



Batter	1	2	3	4	5	6	7	8	9	AB R H RBI BB SO LOB	TOP											
Mike Caruso, S (1, 6) OBP: 0.291, SLG: 0.303	2-2 F8 1B	0-0 S 1B			0-3 K 1B		0-0 BB S 1B	0-2 CS 1B		5 0 3 1 0 1 0												
Craig Wilson, R (1, 5) OBP: 0.298, SLG: 0.322 Greg Norton, S (9, PH) OBP: 0.356, SLG: 0.425	1-0 BB 2B 1B	3-1 SAFE F7 1-2			2-0 G6-3		4-1 BB 1-2 BB	0-2 CS 1-2	0-2 G4-3	3 1 1 0 1 0 1 1 0 0 0 0 0 0												
Ray Durham, S (1, 4) OBP: 0.382, SLG: 0.452	4-1 2B 1-2 BB				1-0 K 2B		4-0 1-2 2-3 BB		0-2 S HR 1B	3 2 2 0 2 1 0												
Magglio Ordonez, R (1, 9) OBP: 0.345, SLG: 0.509	0-0 P5 1-2 2B				0-1 F7 FC4 BB		1-3 K 2		4-2 SAFE HR BB	3 1 0 0 2 1 5												
Carlos Lee, R (1, 10) OBP: 0.328, SLG: 0.472	1-1 1-H 2-H 1B 2B				0-2 P9 1-2f		0-0 FC4 1-2f		1-0 1-H 2-H HR	5 2 2 5 0 0 5												
14 Paul Konerko, R (1, 3) OBP: 0.346, SLG: 0.503	4-1 1B BB				1-1 1B 1B		1-3 K		2-1 P4 G6-3	4 0 1 0 1 1 0												
Chris Singleton, L (1, 8) OBP: 0.329, SLG: 0.484	0-1 1-3 2-H 1B				1-0 F8		3-3 K		0-0 G4-3 F8	5 0 1 1 0 1 1												
Darrin Jackson, R (1, 7) OBP: 0.288, SLG: 0.437					0-1 G4-6-3 1-2 1B		0-0 G5-3		0-1 1B 1B	4 1 2 0 0 0 0												
Brook Fordyce, R (1, 2) OBP: 0.342, SLG: 0.445					2-1 G6-4-3 1-2f		0-2 G6-3		0-2 SAFE 1B 1B	4 0 1 0 0 0 3												
<b>Inning Stats</b>	R: 3 E: 0 K: 0 S: 11	H: 3 LOB: 2 BB: 2 P: 23	R: 0 E: 1 K: 0 S: 5	H: 1 LOB: 1 BB: 0 P: 8	R: 0 E: 0 K: 1 S: 9	H: 0 LOB: 0 BB: 0 P: 10	R: 0 E: 0 K: 0 S: 7	H: 2 LOB: 1 BB: 0 P: 11	R: 0 E: 0 K: 1 S: 7	H: 1 LOB: 2 BB: 1 P: 14	R: 0 E: 0 K: 2 S: 13	H: 0 LOB: 0 BB: 0 P: 17	R: 0 E: 0 K: 1 S: 11	H: 1 LOB: 3 BB: 2 P: 20	R: 1 E: 0 K: 0 S: 14	H: 3 LOB: 1 BB: 0 P: 16	R: 3 E: 0 K: 0 S: 12	H: 2 LOB: 0 BB: 1 P: 17	1B: 10 2B: 2 3B: 0 HR: 1	SF: 0 SAC: 0 DP: 2 HBP: 0	WP: 0 PB: 0 SB: 3 CS: 1	PA: 44
<b>PITCHER</b>	IP WLS BF H R ER SO BB IBB HBP BLK WP HR S P ERA WHIP																					
David Wells, L (1, 1) ERA: 4.98 Paul Quantrill, R (9, 1) ERA: 3.38	8.0 L 6 2 3 3 0 1 0 0 0 0 1 12 17 27.00 3.000																					

Chicago White Sox @ Toronto Blue Jays  
SkyDome, Toronto, ON  
Sat Sep 18 1999, 4:05 PM EDT  
Att. 28,260 - Cloudy - 69 F

livebaseballscorecards.com

AB	37
R	7
H	13
RBI	7
BB	6
SO	5
LOB	15





Batter	1	2	3	4	5	6	7	8	9	AB R H RBI BB SO LOB	TOP											
Mike Caruso, S (1, 6) OBP: 0.290, SLG: 0.302	1-1 G3	2-2 FC6-4		0-0 1B		3-1 P5			0-0 G1-3	5 0 1 0 0 0 3												
Greg Norton, S (1, 5) OBP: 0.354, SLG: 0.422	1-3 K		0-1 BB 1B	2-0 F9			1-3 K		2-3 K	5 0 1 0 0 3 2												
Ray Durham, S (1, 4) OBP: 0.382, SLG: 0.451	2-0 F8		4-0 BB 1B		1-0 G4-3		4-0 G4-3 BB			2 0 0 0 2 0 0												
Magglio Ordonez, R (1, 9) OBP: 0.344, SLG: 0.507		4-0 1B S HR BB	2-3 K		0-0 G1-3		2-2 G4-3			3 1 0 0 1 1 3												
Carlos Lee, R (1, 10) OBP: 0.326, SLG: 0.468		3-3 K	1-2 L5		2-1 P4		1-3 K			4 0 0 0 0 2 4												
Chris Singleton, L (1, 8) OBP: 0.331, SLG: 0.486		2-2 HR 1B	1-0 F9			1-2 2B		0-1 G3-1		4 1 2 0 0 0 2												
14 Paul Konerko, R (1, 3) OBP: 0.344, SLG: 0.499		1-2 F9		0-0 L5		1-2 P4		0-2 G4-3		4 0 0 0 0 0 3												
Brian Simmons, S (1, 7) OBP: 0.293, SLG: 0.412		0-0 HR		1-0 G3		4-0 BB		2-3 K		3 1 1 3 1 1 0												
Mark Johnson, L (1, 2) OBP: 0.345, SLG: 0.335		1-0 FC6-4 HBP		4-2 1B BB		0-1 F7			2-1 F9	0 0 0 0 1 0 0												
Brook Fordyce, R (4, 2) OBP: 0.340, SLG: 0.442										2 0 0 0 0 0 2												
<b>Inning Stats</b>	R: 0 E: 0 K: 1 S: 6	H: 0 LOB: 0 BB: 0 P: 10	R: 3 E: 0 K: 1 S: 16	H: 2 LOB: 1 BB: 1 P: 29	R: 0 E: 0 K: 1 S: 10	H: 1 LOB: 2 BB: 1 P: 18	R: 0 E: 0 K: 0 S: 7	H: 1 LOB: 2 BB: 1 P: 14	R: 0 E: 0 K: 0 S: 4	H: 0 LOB: 0 BB: 0 P: 7	R: 0 E: 0 K: 2 S: 13	H: 1 LOB: 2 BB: 1 P: 22	R: 0 E: 0 K: 2 S: 11	H: 0 LOB: 1 BB: 1 P: 19	R: 0 E: 0 K: 1 S: 8	H: 0 LOB: 0 BB: 0 P: 10	R: 0 E: 0 K: 1 S: 6	H: 0 LOB: 0 BB: 0 P: 10	1B: 3 2B: 1 3B: 0 HR: 1	SF: 0 SAC: 0 DP: 0 HBP: 1	WP: 0 PB: 0 SB: 1 CS: 0	PA: 38
<b>PITCHER</b>	IP WLS BF H R ER SO BB IBB HBP BLK WP HR S P ERA WHIP																					
32 Roy Halladay, R (1, 1) ERA: 3.92	6.2 L 31 5 3 3 4 5 0 1 0 0 1 62 113 4.05 1.500																					
John Frascatore, R (7, 1) ERA: 3.63	1.1 4 0 0 0 2 0 0 0 0 0 0 13 16 0.00 0.000																					
Billy Koch, R (9, 1) ERA: 3.1	1.0 3 0 0 0 1 0 0 0 0 0 0 6 10 0.00 0.000																					

Chicago White Sox @ Toronto Blue Jays  
SkyDome, Toronto, ON  
Sun Sep 19 1999, 1:05 PM EDT  
Att. 27,120 - Sunny - 71 F

AB	32
R	3
H	5
RBI	3
BB	5
SO	7
LOB	19



Batter	1	2	3	4	5	6	7	8	9	AB R H RBI BB SO LOB
--------	---	---	---	---	---	---	---	---	---	----------------------

<b>Shannon Stewart, R</b> (1, 7) <small>OBP: 0.372, SLG: 0.413</small>										4 0 0 0 0 0 2
<b>Homer Bush, R</b> (1, 4) <small>OBP: 0.347, SLG: 0.417</small>										4 0 3 1 0 1 0
<b>Shawn Green, L</b> (1, 9) <small>OBP: 0.382, SLG: 0.586</small>										4 0 0 0 0 0 4

<b>Carlos Delgado, L</b> (1, 3) <small>OBP: 0.379, SLG: 0.574</small>										3 0 0 0 1 1 0
<b>Tony Batista, R</b> (1, 6) <small>OBP: 0.329, SLG: 0.515</small>										3 0 0 0 1 1 1
<b>Brian McRae, S</b> (1, 10) <small>OBP: 0.324, SLG: 0.354</small>										3 0 1 0 1 0 0

<b>Willis Otanez, R</b> (1, 5) <small>OBP: 0.287, SLG: 0.363</small>										3 1 0 0 1 0 4
<b>Mike Matheny, R</b> (1, 2) <small>OBP: 0.276, SLG: 0.313</small>										2 0 0 0 0 0 1
<b>David Segui, S</b> (8, PH) <small>OBP: 0.355, SLG: 0.461</small>										1 0 1 0 0 0 0

Inning Stats	R: 0 H: 1 E: 0 LOB: 0 K: 0 BB: 0 S: 7 P: 13	R: 0 H: 0 E: 0 LOB: 0 K: 1 BB: 0 S: 12 P: 19	R: 2 H: 2 E: 0 LOB: 1 K: 0 BB: 1 S: 11 P: 22	R: 0 H: 1 E: 0 LOB: 1 K: 0 BB: 1 S: 7 P: 13	R: 0 H: 0 E: 0 LOB: 0 K: 1 BB: 0 S: 6 P: 8	R: 0 H: 0 E: 0 LOB: 0 K: 1 BB: 0 S: 11 P: 16	R: 0 H: 0 E: 0 LOB: 0 K: 0 BB: 0 S: 6 P: 8	R: 0 H: 2 E: 0 LOB: 2 K: 0 BB: 0 S: 12 P: 19	R: 0 H: 0 E: 0 LOB: 1 K: 1 BB: 2 S: 6 P: 17	1B: 4 SF: 0 2B: 2 SAC: 0 3B: 0 DP: 2 HR: 0 HBP: 0
--------------	--	---	---	--	---	---	---	---	--	--

PITCHER	IP	WLS	BF	H	R	ER	SO	BB	IBB	HBP	BLK	WP	HR	S	P	ERA	WHIP
<b>Mike Sirota, L</b> (1, 1) <small>ERA: 4.13</small>	7.0	W	25	4	2	2	3	2	0	0	0	0	0	60	99	2.57	0.857
<b>Keith Foulke, R</b> (8, 1) <small>ERA: 2.17</small>	1.0	H	5	2	0	0	0	0	0	0	0	0	0	12	19	0.00	2.000
<b>Bob Howry, R</b> (9, 1) <small>ERA: 3.73</small>	1.0	S	4	0	0	0	1	2	0	0	0	0	0	6	17	0.00	2.000

**BOTTOM**

**Chicago White Sox @ Toronto Blue Jays**  
 SkyDome, Toronto, ON  
 Sun Sep 19 1999, 1:05 PM EDT  
 Att: 27,120 - Sunny - 71 F

<b>AB</b>	<b>30</b>
<b>R</b>	<b>2</b>
<b>H</b>	<b>6</b>
<b>RBI</b>	<b>2</b>
<b>BB</b>	<b>4</b>
<b>SO</b>	<b>4</b>
<b>LOB</b>	<b>13</b>



Batter	1	2	3	4	5	6	7	8	9	AB R H RBI BB SO LOB	TOP									
Shannon Stewart, R (1, 7) OBP: 0.371, SLG: 0.411	1-2 F8		0-0 G6-3			0-3 K		4-2 HBP BB		3 0 0 0 1 1 2										
Brian McRae, S (1, 8) OBP: 0.325, SLG: 0.352	0-3 K			4-2 1B BB		0-0 G4-3		2-0 G4-6-3 HBP		2 0 0 0 1 1 0										
Shawn Green, L (1, 9) OBP: 0.381, SLG: 0.583	2-1 G3-1			2-2 1-3 1B		1-2 G6-3		0-1 G4-6-3 1-2f		4 0 1 0 0 0 2										
Carlos Delgado, L (1, 3) OBP: 0.376, SLG: 0.570		0-3 K		0-1 P4		0-0 G4-3			0-3 K	4 0 0 0 0 2 2										
David Segui, S (1, 10) OBP: 0.354, SLG: 0.461		0-3 K		2-3 SAFE K			1-1 2B		0-1 G4-3	4 0 1 0 0 2 2										
Darrin Fletcher, L (1, 2) OBP: 0.340, SLG: 0.509		0-0 F9		3-3 K			3-3 K		0-0 F8	4 0 0 0 0 2 3										
Tony Batista, R (1, 6) OBP: 0.328, SLG: 0.512			3-3 K		0-0 F8		3-3 K			3 0 0 0 0 2 1										
Willis Otanez, R (1, 5) OBP: 0.282, SLG: 0.356			0-3 K		3-2 G3		1-2 G5-3			3 0 0 0 0 1 1										
Homer Bush, R (1, 4) OBP: 0.347, SLG: 0.416			1-1 1B		1-1 E5			2-3 K		3 0 1 0 0 1 0										
<b>Inning Stats</b>	R: 0 E: 0 K: 1 S: 8	H: 0 LOB: 0 BB: 0 P: 11	R: 0 E: 0 K: 2 S: 7	H: 0 LOB: 0 BB: 0 P: 7	R: 0 E: 0 K: 2 S: 9	H: 1 LOB: 1 BB: 0 P: 13	R: 0 E: 0 K: 2 S: 14	H: 1 LOB: 2 BB: 1 P: 25	R: 0 E: 1 K: 1 S: 12	H: 0 LOB: 1 BB: 0 P: 16	R: 0 E: 0 K: 2 S: 12	H: 1 LOB: 1 BB: 0 P: 20	R: 0 E: 0 K: 1 S: 8	H: 0 LOB: 1 BB: 1 P: 16	R: 0 E: 0 K: 1 S: 6	H: 0 LOB: 0 BB: 0 P: 6	1B: 2 2B: 1 3B: 0 HR: 0	SF: 0 SAC: 0 DP: 1 HBP: 1	WP: 0 PB: 0 SB: 0 CS: 0	PA: 33
<b>PITCHER</b> Pedro Martinez, R (1, 1) ERA: 2.11	IP: 9.0 WLS: W BF: 33 H: 3 R: 0 ER: 0 SO: 12 BB: 2 IBB: 0 HBP: 1 BLK: 0 WP: 0 HR: 0 S: 81 P: 120 ERA: 0.00 WHIP: 0.556																			

Toronto Blue Jays @ Boston Red Sox  
 Fenway Park, Boston, MA  
 Tue Sep 21 1999, 7:35 PM EDT  
 Att. 27,799 - Cloudy - 67 F

livebaseballscorecards.com

AB	30
R	0
H	3
RBI	0
BB	2
SO	12
LOB	13



Batter	1	2	3	4	5	6	7	8	9	AB	R	H	RBI	BB	SO	LOB	BOTTOM
--------	---	---	---	---	---	---	---	---	---	----	---	---	-----	----	----	-----	--------

<b>Jose Offerman, S</b> <small>OBP: 0.394, SLG: 0.441</small> <small>(1, 4)</small> 	4-2 		1-1 	3-2 		0-2 				3	1	2	0	1	0	0	<b>Toronto Blue Jays @ Boston Red Sox</b> Fenway Park, Boston, MA Tue Sep 21 1999, 7:35 PM EDT Att: 27,799 - Cloudy - 67 F
<b>Damon Buford, R</b> <small>OBP: 0.292, SLG: 0.360</small> <small>(1, 8)</small> 	1-3 		1-1 	2-0 		1-0 				4	1	2	0	0	1	1	
<b>Jason Varitek, S</b> <small>OBP: 0.333, SLG: 0.478</small> <small>(1, 2)</small> 	2-2 		1-2 	1-0 			1-2 			4	0	0	0	0	0	4	
<b>Nomar Garciaparra, R</b> <small>OBP: 0.418, SLG: 0.602</small> <small>(1, 6)</small> 	0-1 		3-2 		0-0 		0-0 			4	1	1	0	0	0	2	
<b>Troy O'Leary, L</b> <small>OBP: 0.350, SLG: 0.512</small> <small>(1, 7)</small> 		0-3 	1-0 		1-0 		1-0 			4	0	3	1	0	1	0	
<b>Mike Stanley, R</b> <small>OBP: 0.398, SLG: 0.470</small> <small>(1, 3)</small> 		2-0 	4-2 		0-2 		3-2 			2	0	1	1	1	0	1	
<b>Scott Hatteberg, L</b> <small>OBP: 0.392, SLG: 0.286</small> <b>Butch Huskey, R</b> <small>OBP: 0.339, SLG: 0.486</small> <small>(8, PH)</small> 	1-2 		1-3 		0-0 		0-0 			3	0	1	0	0	1	3	
<b>38 Wilton Veras, R</b> <small>OBP: 0.330, SLG: 0.422</small> <small>(1, 5)</small> 	0-1 			0-0 		1-0 		2-0 		4	0	1	0	0	0	3	
<b>Trot Nixon, L</b> <small>OBP: 0.356, SLG: 0.485</small> <small>(1, 9)</small> 	2-2 			1-1 		3-1 		0-3 		4	0	0	0	0	1	3	

<b>Inning Stats</b> R: 0 H: 0 E: 0 LOB: 1 K: 1 BB: 1 S: 11 P: 18	R: 0 H: 2 E: 0 LOB: 2 K: 1 BB: 0 S: 12 P: 17	R: 2 H: 3 E: 1 LOB: 2 K: 1 BB: 1 S: 19 P: 31	R: 0 H: 3 E: 0 LOB: 2 K: 0 BB: 0 S: 8 P: 15	R: 1 H: 2 E: 0 LOB: 1 K: 0 BB: 0 S: 9 P: 11	R: 0 H: 0 E: 0 LOB: 0 K: 0 BB: 0 S: 6 P: 10	R: 0 H: 1 E: 0 LOB: 1 K: 0 BB: 0 S: 9 P: 14	R: 0 H: 0 E: 0 LOB: 0 K: 1 BB: 0 S: 5 P: 7	1B: 10 SF: 1 2B: 1 SAC: 0 3B: 0 DP: 1 HR: 0 HBP: 0	WP: 0 PA: 36 PB: 0 SB: 1 CS: 0
--	---	---	--	--	--	--	---	---	---

<b>PITCHER</b> <b>Pat Hentgen, R</b> <small>ERA: 4.83</small> <small>(1, 1)</small> IP: 7.0 WLS: L BF: 33 H: 11 R: 3 ER: 2 SO: 3 BB: 2 IBB: 0 HBP: 0 BLK: 0 WP: 0 HR: 0 S: 74 P: 116 ERA: 2.57 WHIP: 1.857	<b>PITCHER</b> <b>Graeme Lloyd, L</b> <small>ERA: 3.46</small> <small>(8, 1)</small> IP: 1.0 WLS: 3 H: 0 R: 0 ER: 0 SO: 1 BB: 0 IBB: 0 HBP: 0 BLK: 0 WP: 0 HR: 0 S: 5 P: 7 ERA: 0.00 WHIP: 0.000
--	--

livebaseballscorecards.com

<b>AB</b>	<b>33</b>
<b>R</b>	<b>3</b>
<b>H</b>	<b>11</b>
<b>RBI</b>	<b>2</b>
<b>BB</b>	<b>2</b>
<b>SO</b>	<b>4</b>
<b>LOB</b>	<b>17</b>







Batter	1	2	3	4	5	6	7	8	9	AB	R	H	RBI	BB	SO	LOB
Jose Offerman, S (1, 4) OBP: 0.393, SLG: 0.439 Jeff Frye, R (7, 4) OBP: 0.358, SLG: 0.318	2-1 L6		2-2 F7		3-1 F8		3-2 2B 1B		2-1 P3	3	0	0	0	0	0	1
Damon Buford, R (1, 8) OBP: 0.289, SLG: 0.356 Lou Merloni, R (7, PH) OBP: 0.305, SLG: 0.321	1-3 K		1-1 G5-4-3		3-3 K		2-0 1B 2B		2-2 1B 2B	3	0	0	0	0	2	1
Jason Varitek, S (1, 2) OBP: 0.331, SLG: 0.475 Butch Huskey, R (7, 7) OBP: 0.340, SLG: 0.486	2-0 G3-1			1-0 G4-3		2-2 G6-3	2-0 18 G2-3 E 1B		1-0 P6	3	0	0	0	0	0	0
Nomar Garciaparra, R (1, 6) OBP: 0.418, SLG: 0.600 Donnie Sadler, R (7, 6) OBP: 0.313, SLG: 0.359		1-3 K		1-0 G4-3 1B		0-0 P3	1-1 E4 18 G2-3		2-2 2B 1B	3	1	1	0	0	1	0
Troy O'Leary, L (1, 7) OBP: 0.350, SLG: 0.517 Rheal Cormier, L (7, 1) Tomo Ohka, S (7, 1) 18 Reggie Jefferson, S (7, PH) John Wasdin, R (8, 1) Rod Beck, R (9, 1) Jon Nunnally, L (9, PH) OBP: 0.250, SLG: 0.375		3-2 HR		1-1 G4-3		1-3 K	1-2 G2-3		1-2 2B	3	1	1	1	0	1	1
Mike Stanley, R (1, 3) OBP: 0.399, SLG: 0.470 Brian Daubach, L (7, 3) OBP: 0.357, SLG: 0.557		0-0 F9		2-2 2B 1B					0-0 F9	2	0	1	1	0	0	0
Scott Hatteberg, L (1, 10) OBP: 0.398, SLG: 0.303		4-0 38 FC5-4 BB		2-1 2B						3	1	1	0	1	0	1
38 Wilton Veras, R (1, 5) OBP: 0.327, SLG: 0.410		1-1 FC5-4		1-0 P8						3	1	0	0	0	0	3
Trot Nixon, L (1, 9) OBP: 0.358, SLG: 0.482			4-1 G5-4-3 BB		3-1 G4-3					2	1	0	0	2	0	0

Inning Stats	R: 0	H: 0	E: 0	K: 1	S: 6	P: 11	R: 1	H: 1	E: 0	K: 1	S: 10	R: 0	H: 0	E: 0	K: 0	S: 6	R: 1	H: 3	E: 0	K: 0	S: 10	R: 0	H: 0	E: 0	K: 1	S: 7	R: 0	H: 0	E: 0	K: 1	S: 10	R: 5	H: 3	E: 1	K: 0	S: 19	R: 0	H: 0	E: 0	K: 0	S: 9	R: 2	H: 3	E: 0	K: 0	S: 14	1B: 5	SF: 0	2B: 4	SAC: 0	3B: 0	DP: 1	HR: 1	HBP: 1	WP: 0	PA: 42
--------------	------	------	------	------	------	-------	------	------	------	------	-------	------	------	------	------	------	------	------	------	------	-------	------	------	------	------	------	------	------	------	------	-------	------	------	------	------	-------	------	------	------	------	------	------	------	------	------	-------	-------	-------	-------	--------	-------	-------	-------	--------	-------	--------

PITCHER	IP	WLS	BF	H	R	ER	SO	BB	IBB	HBP	BLK	WP	HR	S	P	ERA	WHIP
Kelvim Escobar, R (1, 1) ERA: 5.81	6.1		27	4	5	5	4	4	0	1	0	0	1	55	108	7.11	1.263
Paul Quantrill, R (7, 1) ERA: 3.8	0.0		4	3	2	2	0	0	0	0	0	0	0	8	16	∞	∞
Graeme Lloyd, L (7, 1) ERA: 3.38	1.2		5	0	0	0	0	0	0	0	0	0	0	14	19	0.00	0.000
John Frascatore, R (9, 1) ERA: 3.84	1.0		6	3	2	2	0	0	0	0	0	0	0	14	22	18.00	3.000

BOTTOM

Toronto Blue Jays @ Boston Red Sox  
Fenway Park, Boston, MA  
Wed Sep 22 1999, 7:35 PM EDT  
Att: 25,345 - Cloudy - 58 F

livebaseballscorecards.com

AB	37
R	9
H	10
RBI	9
BB	4
SO	4
LOB	14



Batter	1	2	3	4	5	6	7	8	9	AB R H RBI BB SO LOB	TOP																
Homer Bush, R (1, 4) OBP: 0.348, SLG: 0.417	1-3 K		2-0 2B	0-0 G1-3		0-2 P4			1-2 1B 2B 1B	5 2 2 0 0 1 0																	
Jacob Brumfield, R (1, 7) OBP: 0.292, SLG: 0.350	3-1 P6		0-0 BB 2B		1-0 1B SF9 1B	2-3 K			0-0 P6	5 2 2 1 0 1 1																	
Shawn Green, L (1, 9) OBP: 0.387, SLG: 0.592	0-0 2B		4-2 BB BB BB		0-1 1B 1B		1-0 G3		0-0 2B 1B	4 2 3 0 1 0 0																	
Tony Batista, R (1, 6) OBP: 0.334, SLG: 0.519	1-0 HBP		4-1 BB BB		0-0 SF9		4-1 G4-3 BB		1-1 G3 2B	1 1 1 3 2 0 0																	
Brian McRae, S (1, 10) OBP: 0.325, SLG: 0.352	0-0 P3		4-1 BB		1-0 P4		1-2 G4-3		1-1 G3	4 0 0 2 1 0 4																	
Willis Otanez, R (1, 3) OBP: 0.283, SLG: 0.355		1-3 K	0-3 K		4-2 1B BB		1-1 G5-3		0-1 G6-3	4 0 0 0 1 2 3																	
Darrin Fletcher, L (1, 2) OBP: 0.341, SLG: 0.505		0-3 K	2-3 K		0-1 1B		2-0 1B 1B			4 0 2 1 0 2 3																	
José Cruz Jr., S (8, PR) OBP: 0.345, SLG: 0.406					1-2 2-H					0 0 0 0 0 0 0																	
Casey Blake, R (1, 5) OBP: 0.214, SLG: 0.154		0-2 P3		1-2 G1-3		1-2 G4-3		2-2 G6-4-3 1B		3 0 0 0 0 0 2																	
Willie Greene, L (8, PH) OBP: 0.268, SLG: 0.397										1 0 1 0 0 0 0																	
Chris Woodward, R (8, PR) OBP: 0.296, SLG: 0.292										0 0 0 0 0 0 0																	
10 Vernon Wells, R (1, 8) OBP: 0.270, SLG: 0.328			0-0 G4-3	1-0 P8		2-3 K		2-2 G6-4-3		3 0 0 0 0 1 0																	
David Segui, S (8, PH) OBP: 0.352, SLG: 0.459										1 0 0 0 0 0 2																	
Mike Matheny, R (8, 2) OBP: 0.276, SLG: 0.313										0 0 0 0 0 0 0																	
<b>Inning Stats</b>	R: 0 E: 0 K: 1 S: 7	H: 1 LOB: 2 BB: 0 P: 12	R: 0 E: 0 K: 2 S: 9	H: 0 LOB: 0 BB: 0 P: 10	R: 2 E: 0 K: 2 S: 14	H: 2 LOB: 3 BB: 3 P: 30	R: 0 E: 0 K: 0 S: 5	H: 0 LOB: 0 BB: 0 P: 7	R: 2 E: 0 K: 0 S: 13	H: 3 LOB: 2 BB: 1 P: 20	R: 0 E: 0 K: 2 S: 11	H: 0 LOB: 0 BB: 0 P: 15	R: 0 E: 0 K: 0 S: 5	H: 0 LOB: 0 BB: 1 P: 11	R: 0 E: 0 K: 0 S: 13	H: 2 LOB: 2 BB: 0 P: 20	R: 3 E: 0 K: 0 S: 11	H: 3 LOB: 0 BB: 0 P: 14	1B: 7 2B: 4 3B: 0 HR: 0	SF: 1 SAC: 0 DP: 2 HBP: 1	WP: 0 PB: 0 SB: 0 CS: 0	PA: 42					
<b>PITCHER</b>	IP WLS BF H R ER SO BB IBB HBP BLK WP HR S P ERA WHIP																										
Kent Mercker, L (1, 1) ERA: 4.88	4.2		25	6	4	4	5	4	0	1	0	0	0	45	75	7.71	2.143										
Rich Garces, R (5, 1) ERA: 1.8	1.2		6	0	0	0	2	1	0	0	0	0	0	16	26	0.00	0.600										
Derek Lowe, R (7, 1) ERA: 2.65	1.2		5	2	0	0	0	0	0	0	0	0	0	16	24	0.00	1.200										
Rod Beck, R (9, 1) ERA: 6.37	1.0	L	6	3	3	3	0	0	0	0	0	0	0	11	14	27.00	3.000										

Toronto Blue Jays @ Boston Red Sox  
Fenway Park, Boston, MA  
Thu Sep 23 1999, 7:05 PM EDT  
Att. 30,780 - Unknown - 71 F

livebaseballscorecards.com

AB	35
R	7
H	11
RBI	7
BB	5
SO	7
LOB	15




Batter	1	2	3	4	5	6	7	8	9	AB R H RBI BB SO LOB
<b>Jose Offerman, S</b> OBP: 0.393, SLG: 0.438 (1, 4) BB SAFE SAFE SAFE SAFE	4-1 F8 BB		2-2 G5-4-3 1-2f		1-2 G5-3		3-1 FC4-6 1B 1-2 1B		1-3 K	4 0 1 0 1 1 1
<b>Jason Varitek, S</b> OBP: 0.332, SLG: 0.474 (1, 2) SAFE SAFE SAFE SAFE	1-3 K			0-0 HR 1B	1-2 F8		0-0 FC4-6 1B 1-2 2-3 1B		0-0 L7	5 1 2 0 0 1 1
<b>Nomar Garciaparra, R</b> OBP: 0.416, SLG: 0.602 (1, 6) SAFE SAFE SAFE SAFE	1-1 F8 1-2			0-0 HR 1B 1-H		0-0 G4-3	3-2 FC4-6 1B 1-2f 2-3 3-H		1-1 P4	5 1 1 3 0 0 3
<b>Mike Stanley, R</b> OBP: 0.400, SLG: 0.470 (1, 3) SAFE SAFE SAFE SAFE	2-1 F7			2-0 HR 1B		0-0 1B 1B	2-3 K			4 1 2 0 0 1 3
<b>Butch Huskey, R</b> OBP: 0.339, SLG: 0.492 (1, 10) SAFE SAFE SAFE SAFE		3-2 G5-3		3-2 HR 1B 1-H		1-2 L8		0-0 G5-3		4 1 1 2 0 0 1
<b>Troy O'Leary, L</b> OBP: 0.351, SLG: 0.517 (1, 7) SAFE SAFE SAFE SAFE		3-2 F9		1-0 G4-3		1-0 1B 1-2 1B		0-2 FC5-4 1B		4 0 2 0 0 0 0
<b>John Valentin, R</b> OBP: 0.311, SLG: 0.394 (1, 5) SAFE SAFE SAFE SAFE		2-2 G6-3		3-3 K		0-1 1B 1-2 2-H		0-1 E6 FC5-4		4 0 1 0 0 1 1
<b>Damon Buford, R</b> OBP: 0.285, SLG: 0.350 (1, 8) SAFE SAFE SAFE SAFE			1-0 L9	0-0 G6-3			0-3 K	0-0 FC5-4 1-2f 2-3		4 0 0 0 0 1 2
<b>Darren Lewis, R</b> OBP: 0.317, SLG: 0.318 (1, 9) SAFE SAFE SAFE SAFE			3-1 G5-4-3 1B		0-1 G5-3		0-2 1B FC4-6 1B	1-1 P4		4 1 2 0 0 0 2

Inning Stats	R: 0 E: 0 K: 1 S: 8	H: 0 LOB: 1 BB: 1 P: 16	R: 0 E: 0 K: 0 S: 15	H: 0 LOB: 0 BB: 0 P: 23	R: 0 E: 0 K: 0 S: 6	H: 1 LOB: 0 BB: 0 P: 12	R: 4 E: 0 K: 1 S: 12	H: 4 LOB: 0 BB: 0 P: 21	R: 0 E: 0 K: 0 S: 8	H: 0 LOB: 0 BB: 0 P: 10	R: 0 E: 0 K: 0 S: 9	H: 3 LOB: 2 BB: 0 P: 11	R: 1 E: 0 K: 2 S: 18	H: 3 LOB: 2 BB: 0 P: 26	R: 0 E: 1 K: 0 S: 9	H: 1 LOB: 2 BB: 0 P: 10	R: 0 E: 0 K: 1 S: 6	H: 0 LOB: 0 BB: 0 P: 8	1B: 10 2B: 0 3B: 0 HR: 2	SF: 0 SAC: 0 DP: 1 HBP: 0	WP: 0 PB: 0 SB: 0 CS: 0	PA: 39
--------------	------------------------------	----------------------------------	-------------------------------	----------------------------------	------------------------------	----------------------------------	-------------------------------	----------------------------------	------------------------------	----------------------------------	------------------------------	----------------------------------	-------------------------------	----------------------------------	------------------------------	----------------------------------	------------------------------	---------------------------------	-----------------------------------	------------------------------------	----------------------------------	--------

PITCHER	IP	WLS	BF	H	R	ER	SO	BB	IBB	HBP	BLK	WP	HR	S	P	ERA	WHIP
<b>David Wells, L</b> ERA: 5.01 (1, 1)	8.0	W	36	12	5	5	4	1	0	0	0	0	2	85	129	5.62	1.625
<b>Billy Koch, R</b> ERA: 3.05 (9, 1)	1.0	S	3	0	0	0	1	0	0	0	0	0	0	6	8	0.00	0.000

**Toronto Blue Jays @ Boston Red Sox**  
**Fenway Park, Boston, MA**  
 Thu Sep 23 1999, 7:05 PM EDT  
 Att: 30,780 - Unknown - 71 F

AB	R	H	RBI	BB	SO	LOB
38	5	12	5	1	5	14

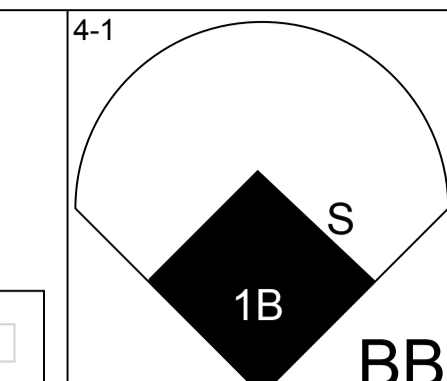


Batter	1	2	3	4	5	6	7	8	9	AB	R	H	RBI	BB	SO	LOB
--------	---	---	---	---	---	---	---	---	---	----	---	---	-----	----	----	-----

**TOP**

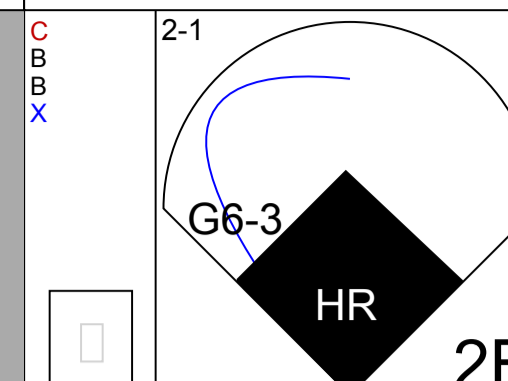
**Kenny Lofton, L** (1, 8)  
OBP: 0.407, SLG: 0.437

**Dave Roberts, L** (6, 8)  
OBP: 0.282, SLG: 0.314



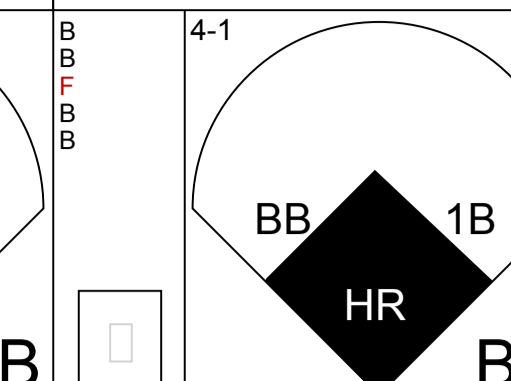
**Omar Vizquel, S** (1, 6)  
OBP: 0.396, SLG: 0.428

**John McDonald, R** (6, 6)  
OBP: 0.353, SLG: 0.353



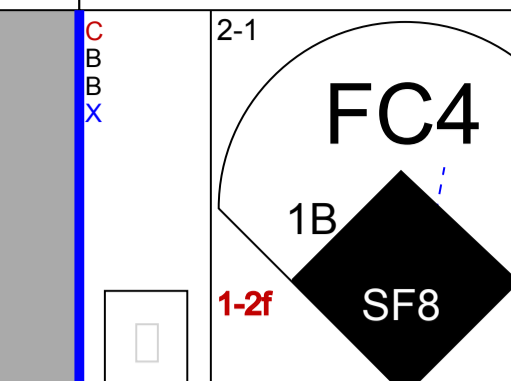
**Roberto Alomar, S** (1, 4)  
OBP: 0.426, SLG: 0.542

**Carlos Baerga, S** (6, 4)  
OBP: 0.305, SLG: 0.320



**Manny Ramirez, R** (1, 9)  
OBP: 0.446, SLG: 0.670

**Alex Ramirez, R** (6, 9)  
OBP: 0.319, SLG: 0.433



**Jim Thome, L** (1, 10)  
OBP: 0.430, SLG: 0.553



2	4	2	2	2	0	0
2	2	1	4	0	0	1

**Cleveland Indians @ Toronto Blue Jays**

**SkyDome, Toronto, ON**

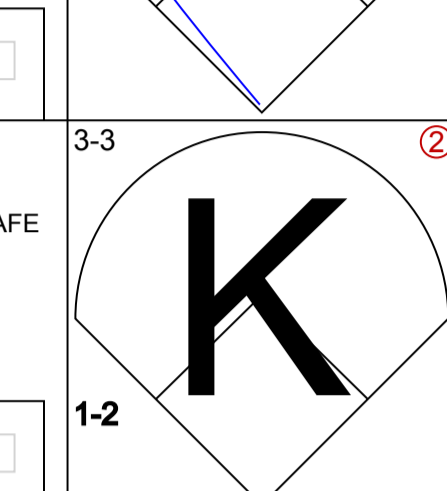
**Fri Sep 24 1999, 7:05 PM EDT**

**Att. 26,620 - Cloudy - 64 F**

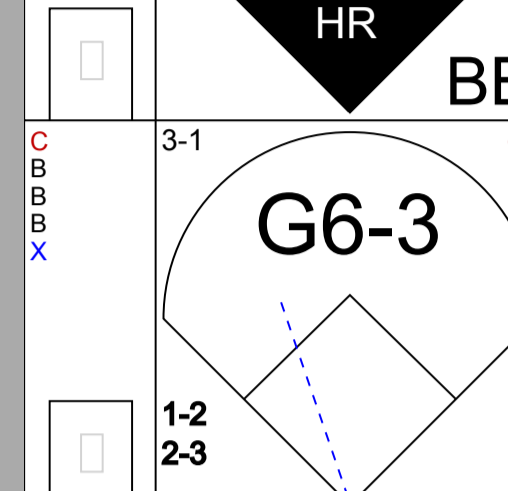
R: 1, E: 0, K: 1, S: 12	H: 1, LOB: 1, BB: 1, P: 25	R: 0, E: 0, K: 0, S: 7	H: 0, LOB: 0, BB: 0, P: 11	R: 3, E: 0, K: 1, S: 11	H: 2, LOB: 1, BB: 2, P: 26	R: 5, E: 0, K: 1, S: 24	H: 5, LOB: 2, BB: 2, P: 43	R: 4, E: 0, K: 1, S: 24	H: 2, LOB: 0, BB: 2, P: 41	R: 0, E: 0, K: 0, S: 3	H: 0, LOB: 0, BB: 0, P: 6	R: 1, E: 1, K: 1, S: 11	H: 1, LOB: 1, BB: 1, P: 20	R: 4, E: 0, K: 0, S: 18	H: 3, LOB: 0, BB: 1, P: 33	R: 0, E: 0, K: 1, S: 7	H: 1, LOB: 1, BB: 0, P: 11	1B: 9, 2B: 3, 3B: 0, HR: 3	SF: 1, SAC: 0, DP: 0, HBP: 0	WP: 0, PB: 0, SB: 1, CS: 0	PA: 51
-------------------------	----------------------------	------------------------	----------------------------	-------------------------	----------------------------	-------------------------	----------------------------	-------------------------	----------------------------	------------------------	---------------------------	-------------------------	----------------------------	-------------------------	----------------------------	------------------------	----------------------------	----------------------------	------------------------------	----------------------------	--------

R: 3, E: 0, K: 1, S: 11	H: 2, LOB: 1, BB: 2, P: 26	R: 4, E: 0, K: 1, S: 24	H: 2, LOB: 0, BB: 2, P: 41	R: 0, E: 0, K: 0, S: 3	H: 0, LOB: 0, BB: 0, P: 6	R: 1, E: 1, K: 1, S: 11	H: 1, LOB: 1, BB: 1, P: 20	R: 4, E: 0, K: 0, S: 18	H: 3, LOB: 0, BB: 1, P: 33	R: 0, E: 0, K: 1, S: 7	H: 1, LOB: 1, BB: 0, P: 11	1B: 9, 2B: 3, 3B: 0, HR: 3	SF: 1, SAC: 0, DP: 0, HBP: 0	WP: 0, PB: 0, SB: 1, CS: 0	PA: 51
-------------------------	----------------------------	-------------------------	----------------------------	------------------------	---------------------------	-------------------------	----------------------------	-------------------------	----------------------------	------------------------	----------------------------	----------------------------	------------------------------	----------------------------	--------

**Richie Sexson, R** (1, 3)  
OBP: 0.310, SLG: 0.521

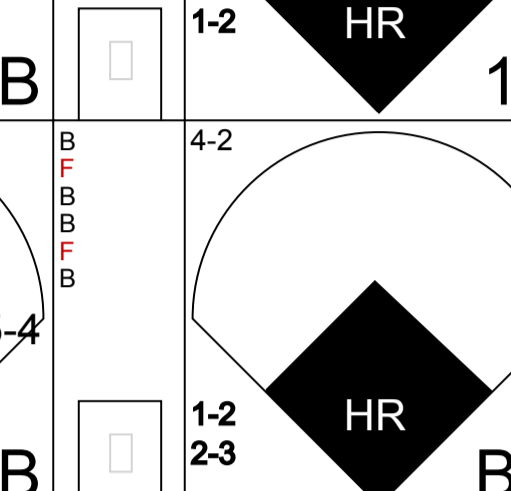


**David Justice, L** (1, 7)  
OBP: 0.413, SLG: 0.475

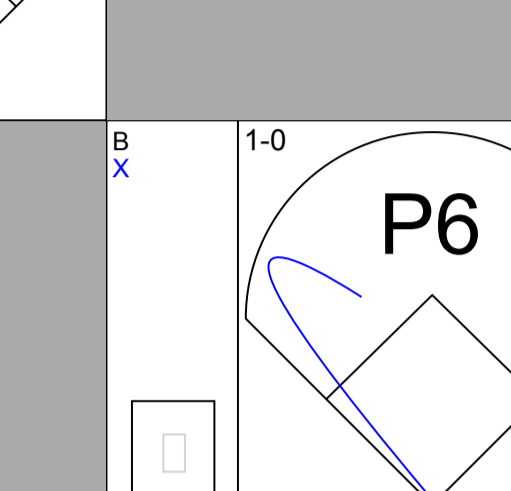
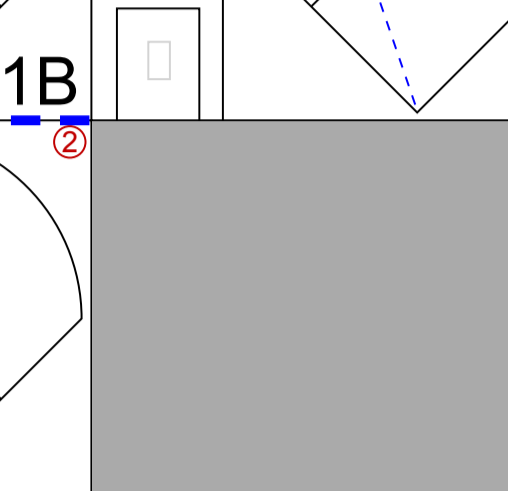
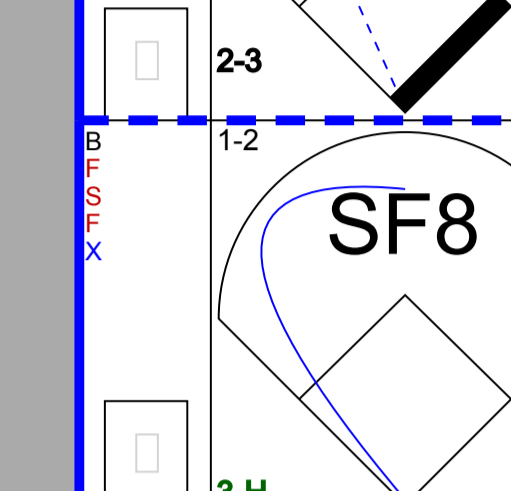


**Travis Fryman, R** (1, 5)  
OBP: 0.303, SLG: 0.398

**Tyler Houston, L** (6, 5)  
OBP: 0.304, SLG: 0.369



**Einar Diaz, R** (1, 2)  
OBP: 0.324, SLG: 0.359



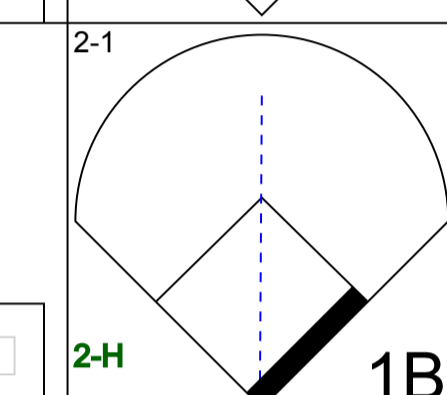
6	1	2	1	0	2	2
3	2	0	0	2	1	2

AB	41
R	18
H	15
RBI	18
BB	9
SO	6
LOB	17

**Pete Munro, R** (1, 1)  
ERA: 5.51

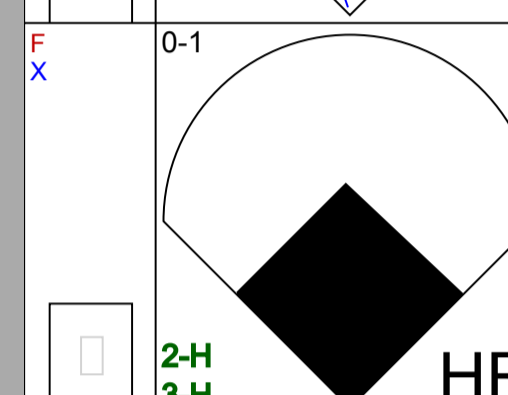
**Mike Romano, R** (4, 1)  
ERA: 11.81

**John Hudek, R** (7, 1)  
ERA: 8.71



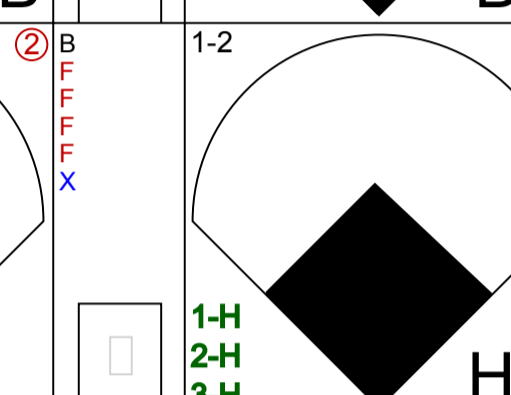
**Pitcher**

IP: 3.1, WLS: L, BF: 19, H: 5, R: 7, ER: 7, SO: 2, BB: 4, IBB: 0, HBP: 0, BLK: 0, WP: 0, HR: 1, S: 37, P: 75, ERA: 18.90, WHIP: 2.700



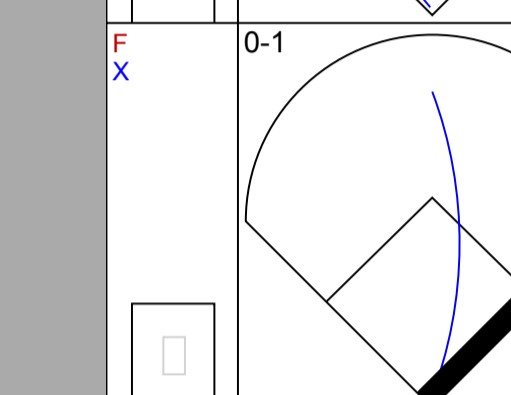
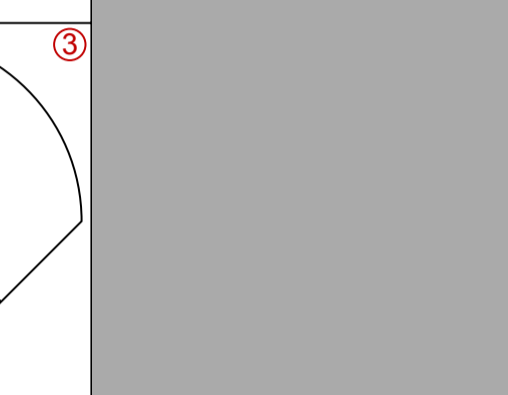
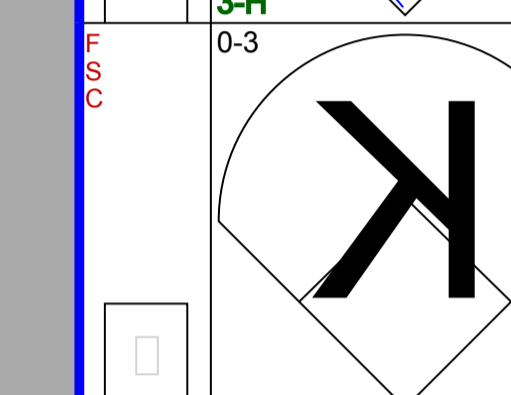
**Pitcher**

IP: 3.0, WLS: L, BF: 19, H: 6, R: 7, ER: 6, SO: 2, BB: 4, IBB: 0, HBP: 0, BLK: 0, WP: 0, HR: 1, S: 48, P: 89, ERA: 18.00, WHIP: 3.333



**Pitcher**

IP: 2.2, WLS: L, BF: 13, H: 4, R: 4, ER: 4, SO: 2, BB: 1, IBB: 0, HBP: 0, BLK: 0, WP: 0, HR: 1, S: 32, P: 52, ERA: 13.50, WHIP: 1.875



4	3	3	8	0	0	1
2	0	1	0	0	1	1

WP	0
PB	0
SB	1
CS	0

Batter	1	2	3	4	5	6	7	8	9	AB	R	H	RBI	BB	SO	LOB
Homer Bush, R OBP: 0.344, SLG: 0.413 (1, 4)	3-2 F9	2-3 K		3-3 K		0-0 G6-3		0-2 G4-3		5	0	0	0	0	2	3
José Cruz Jr., S OBP: 0.348, SLG: 0.418 (1, 7)	1-0 HR	1-3 K2-3			1-0 L8		2-1 G4-3 1B		0-1 G1-3 WP 1B	5	1	3	1	0	1	1
Shawn Green, L OBP: 0.387, SLG: 0.590 (1, 9)	0-0 G6-3		2-3 K		4-2 G6-3 BB		1-2 G4-3		2-2 G1-3	2	0	0	0	1	1	0
Willie Greene, L OBP: 0.266, SLG: 0.394 (6, 9)									1-3 G1-3	2	0	0	0	0	0	2
David Segui, S OBP: 0.352, SLG: 0.465 (1, 10)	1-0 HR		1-1 G6-3		2-2 G6-3		2-0 G5-3		3-3 K	3	1	1	1	0	0	1
Brian McRae, S OBP: 0.323, SLG: 0.350 (7, PH)					1-2 G6-3					2	0	0	0	0	1	2
Tony Fernandez, S OBP: 0.430, SLG: 0.454 (1, 5)	4-0 BB		1-1 BB		3-2 G4-3		1-0 G1-3		0-1 G6-3	1	0	0	0	1	0	1
Casey Blake, R OBP: 0.188, SLG: 0.133 (6, 5)	BB		HBP							2	0	0	0	0	0	2
Darrin Fletcher, L OBP: 0.344, SLG: 0.504 (1, 2)	4-1 BB		4-2 BB							1	0	0	0	2	0	0
Pat Borders, R OBP: 0.265, SLG: 0.412 (7, 2)	1-2 BB		1-2 BB							1	0	0	0	0	1	0
Tony Batista, R OBP: 0.334, SLG: 0.524 (1, 6)	0-0 F7		3-2 G6-3							3	1	1	1	0	0	4
Chris Woodward, R OBP: 0.286, SLG: 0.280 (7, 6)										1	0	0	0	0	0	0
Willis Otanez, R OBP: 0.288, SLG: 0.375 (1, 3)		0-1 G5-3		1-0 G6-4-3 1B		3-2 HR		0-1 G5-3		4	1	2	1	0	0	1
10 Vernon Wells, R OBP: 0.284, SLG: 0.338 (1, 8)		1-1 S 1B		2-1 G6-4-3 1B		1-3 K		0-2 G1-3 1B		4	0	2	0	0	1	1

Inning Stats	R: 2	H: 2	E: 0	K: 0	S: 8	H: 2	LOB: 2	BB: 2	P: 21	R: 0	H: 1	E: 0	K: 2	S: 11	H: 0	LOB: 1	BB: 0	P: 15	R: 0	H: 0	E: 0	K: 1	S: 12	H: 0	LOB: 2	BB: 1	P: 23	R: 0	H: 1	E: 0	K: 1	S: 8	H: 1	LOB: 0	BB: 0	P: 14	R: 0	H: 0	E: 0	K: 0	S: 11	H: 2	LOB: 0	BB: 0	P: 18	R: 0	H: 1	E: 0	K: 0	S: 9	H: 1	LOB: 1	BB: 0	P: 15	R: 0	H: 1	E: 1	K: 1	S: 14	H: 1	LOB: 2	BB: 0	P: 19	R: 0	H: 1	E: 0	K: 1	S: 11	H: 1	LOB: 1	BB: 0	P: 16	1B: 5	SF: 0	2B: 0	SAC: 0	3B: 0	DP: 1	HR: 4	HBP: 1	WP: 1	PA: 41
--------------	------	------	------	------	------	------	--------	-------	-------	------	------	------	------	-------	------	--------	-------	-------	------	------	------	------	-------	------	--------	-------	-------	------	------	------	------	------	------	--------	-------	-------	------	------	------	------	-------	------	--------	-------	-------	------	------	------	------	------	------	--------	-------	-------	------	------	------	------	-------	------	--------	-------	-------	------	------	------	------	-------	------	--------	-------	-------	-------	-------	-------	--------	-------	-------	-------	--------	-------	--------


PITCHER	IP	WLS	BF	H	R	ER	SO	BB	IBB	HBP	BLK	WP	HR	S	P	ERA	WHIP
Jim Brower, R ERA: 5.4 (1, 1)	6.0		28	6	4	4	5	4	0	1	0	0	4	62	112	6.00	1.667
Mark Langston, L ERA: 5.25 (7, 1)	1.0		4	1	0	0	0	0	0	0	0	0	0	9	15	0.00	1.000
Chris Haney, L ERA: 4.81 (8, 1)	1.0		5	1	0	0	1	0	0	0	0	0	0	14	19	0.00	1.000
Steve Karsay, R ERA: 2.84 (9, 1)	1.0		4	1	0	0	1	0	0	0	0	1	0	11	16	0.00	1.000

**BOTTOM**

**Cleveland Indians @ Toronto Blue Jays**  
 SkyDome, Toronto, ON  
 Fri Sep 24 1999, 7:05 PM EDT  
 Att: 26,620 - Cloudy - 64 F

livebaseballscorecards.com

AB	36
R	4
H	9
RBI	4
BB	4
SO	7
LOB	18



Batter	1	2	3	4	5	6	7	8	9	AB	R	H	RBI	BB	SO	LOB	TOP										
<b>Kenny Lofton, L</b> (1, 8) OBP: 0.410, SLG: 0.442 <b>Jolbert Cabrera, R</b> (6, 8) OBP: 0.222, SLG: 0.206	1-1 1B BB 2B 1B	1-1 B2	1-1 1-2 3-H 1B			1-0 G4-3 2B 2B	0-1 FC4-6 1-2f			4	2	3	1	0	0	1											
<b>Omar Vizquel, S</b> (1, 6) OBP: 0.396, SLG: 0.428 <b>John McDonald, R</b> (6, 6) OBP: 0.333, SLG: 0.333	4-2 SAFE 1-2 2B 1B BB	2-0 S S 2-3 1B	1-1 P4			1-0 G4-3 2-3		1-2 G6-3		3	1	1	0	1	0	3											
<b>Wil Cordero, R</b> (1, 7) OBP: 0.355, SLG: 0.467	0-1 2B 2B 1-2 2-3 1B	2-2 SAFE F8		1-0 F8		0-0 2B		2-1 F9		5	1	2	1	0	0	1											
<b>Manny Ramirez, R</b> (1, 9) OBP: 0.444, SLG: 0.669 <b>Alex Ramirez, R</b> (6, 9) OBP: 0.326, SLG: 0.440	3-2 2B 2B 1-3 2-H 3-H 2B	2-3 K		0-0 F9		3-3 K		2-2 1B		4	1	1	2	0	2	2											
<b>Richie Sexson, R</b> (1, 3) OBP: 0.308, SLG: 0.516	2-3 K		0-0 P3	0-1 F8		4-2 BB		1-0 L4		4	0	0	0	1	1	3											
<b>David Justice, L</b> (1, 10) OBP: 0.413, SLG: 0.480	2-2 P6		4-2 1B E BB			3-1 HR		0-1 P5		4	2	1	1	1	0	4											
<b>Travis Fryman, R</b> (1, 5) OBP: 0.304, SLG: 0.401	2-2 PB 2B 2-H 3-H		2-0 E 1B 1B			2-0 F8		0-3 K		5	1	2	2	0	2	0											
<b>Carlos Baerga, S</b> (1, 4) OBP: 0.285, SLG: 0.308	1-3 K 2-3		1-1 E6 1B 1-3 2-H			1-2 P3		1-3 K		5	0	0	0	0	2	2											
<b>Einar Diaz, R</b> (1, 2) OBP: 0.326, SLG: 0.363		3-1 1B WP 2B	1-1 P8			0-1 G5-3		0-0 FC4-6 1B		4	1	2	0	0	0	2											
<b>Inning Stats</b>	R: 4 E: 0 K: 2 S: 27	H: 4 LOB: 1 BB: 1 P: 42	R: 1 E: 0 K: 1 S: 11	H: 2 LOB: 1 BB: 0 P: 21	R: 2 E: 1 K: 0 S: 13	H: 2 LOB: 2 BB: 1 P: 23	R: 0 E: 0 K: 0 S: 4	H: 0 LOB: 0 BB: 0 P: 5	R: 1 E: 0 K: 0 S: 9	H: 1 LOB: 0 BB: 0 P: 15	R: 1 E: 0 K: 1 S: 15	H: 2 LOB: 2 BB: 1 P: 25	R: 0 E: 0 K: 2 S: 10	H: 1 LOB: 1 BB: 0 P: 11	R: 0 E: 0 K: 0 S: 9	H: 1 LOB: 1 BB: 0 P: 15	R: 0 E: 0 K: 1 S: 7	H: 0 LOB: 0 BB: 0 P: 9	1B: 7 2B: 5 3B: 0 HR: 1	SF: 0 SAC: 0 DP: 0 HBP: 0	WP: 1 PB: 1 SB: 2 CS: 0	PA: 44					
<b>PITCHER</b>	IP	WLS	BF	H	R	ER	SO	BB	IBB	HBP	BLK	WP	HR	S	P	ERA	WHIP										
<b>Paul Spoljaric, L</b> (1, 1) ERA: 5.87	5.2	L	31	11	9	7	4	2	0	0	0	1	1	72	119	11.12	2.294										
<b>Paul Quantrill, R</b> (6, 1) ERA: 3.6	2.1		10	2	0	0	2	1	0	0	0	0	0	26	38	0.00	1.286										
<b>Graeme Lloyd, L</b> (9, 1) ERA: 3.33	1.0		3	0	0	0	1	0	0	0	0	0	0	7	9	0.00	0.000										

**Cleveland Indians @ Toronto Blue Jays**  
**SkyDome, Toronto, ON**  
 Sat Sep 25 1999, 4:05 PM EDT  
 Att. 32,029 - Unknown - 67 F

AB	41
R	9
H	13
RBI	7
BB	3
SO	7
LOB	19



WP	1	PA	44
----	---	----	----

ERA	WHIP
-----	------

Batter	1	2	3	4	5	6	7	8	9	AB R H RBI BB SO LOB
<b>Homer Bush, R</b> OBP: 0.347, SLG: 0.416 (1, 4)	3-2 G5-3		2-2 2B		1-2 G4-3		0-1 2B 1B		4-1 G3 BB	4 1 2 0 1 0 0
<b>José Cruz Jr., S</b> OBP: 0.352, SLG: 0.420 (1, 7)	4-2 CS BB		0-3 K			4-2 2B BB	1-1 S 2B		1-2 G3	3 1 1 1 2 1 3
<b>Shawn Green, L</b> OBP: 0.385, SLG: 0.590 (1, 9)	2-2 F7		0-2 SF9			0-0 1B 2B	0-0 P4		0-1 P6	4 1 1 2 0 0 4
<b>David Segui, S</b> OBP: 0.352, SLG: 0.464 (1, 10)	2-2 CS	3-2 E 1B	2-2 L3			2-1 F7	0-0 1B			3 1 1 0 0 0 2
<b>Brian McRae, S</b> OBP: 0.325, SLG: 0.352 (7, PH)	1-2	1B					3-H			1 0 1 1 0 0 0
<b>Tony Fernandez, S</b> OBP: 0.429, SLG: 0.453 (1, 5)		0-1 E6		1-0 G5-3		1-1 F8	3-3 K			1 0 0 0 0 0 1
<b>Casey Blake, R</b> OBP: 0.158, SLG: 0.111 (3, 5)		1-2					2-3			3 0 0 0 0 1 3
<b>Darrin Fletcher, L</b> OBP: 0.345, SLG: 0.504 (1, 2)		2-2 F8		0-2 G5-4-3 1B		2-2 1B		2-2 G4-3		4 0 2 1 0 0 2
<b>Tony Batista, R</b> OBP: 0.331, SLG: 0.519 (1, 6)		1-1 P2		2-2 G5-4-3		1-1 F8		2-3 K		4 0 0 0 0 1 4
<b>Willis Otanez, R</b> OBP: 0.287, SLG: 0.372 (1, 3)		0-1 1B		3-3 K			1-3 K	0-0 G6-3		4 0 1 1 0 2 0
<b>Jacob Brumfield, R</b> OBP: 0.296, SLG: 0.346 (1, 8)			4-0 2B SF9 BB		0-0 G5-3		4-2 1B 2B BB		0-1 G6-3	2 2 0 0 2 0 0

Inning Stats	R: 0	H: 0	E: 0	K: 0	S: 12	R: 1	H: 2	E: 1	K: 0	S: 16	R: 1	H: 1	E: 0	K: 1	S: 17	R: 0	H: 1	E: 0	K: 0	S: 8	R: 0	H: 0	E: 0	K: 1	S: 9	R: 2	H: 2	E: 0	K: 0	S: 14	R: 2	H: 3	E: 0	K: 2	S: 14	R: 0	H: 0	E: 0	K: 1	S: 8	R: 0	H: 0	E: 0	K: 0	S: 8	R: 0	H: 0	E: 0	K: 0	S: 8	1B: 6	2B: 3	3B: 0	HR: 0	SF: 1	SAC: 0	DP: 1	HBP: 0	WP: 0	PB: 0	SB: 1	CS: 1	PA: 40
--------------	------	------	------	------	-------	------	------	------	------	-------	------	------	------	------	-------	------	------	------	------	------	------	------	------	------	------	------	------	------	------	-------	------	------	------	------	-------	------	------	------	------	------	------	------	------	------	------	------	------	------	------	------	-------	-------	-------	-------	-------	--------	-------	--------	-------	-------	-------	-------	--------


PITCHER	IP	WLS	BF	H	R	ER	SO	BB	IBB	HBP	BLK	WP	HR	S	P	ERA	WHIP
<b>Bartolo Colon, R</b> ERA: 4.09 (1, 1)	6.0	W	25	6	4	3	2	3	0	0	0	0	0	76	118	4.50	1.500
<b>Steve Reed, R</b> ERA: 4.01 (7, 1)	0.1		4	2	2	2	1	1	0	0	0	0	0	9	15	54.00	9.000
<b>Paul Assenmacher, L</b> ERA: 8.44 (7, 1)	0.1	H	2	1	0	0	0	0	0	0	0	0	0	2	2	0.00	3.000
<b>Sean DePaula, R</b> ERA: 5.19 (7, 1)	1.1	H	4	0	0	0	2	0	0	0	0	0	0	11	18	0.00	0.000
<b>Michael Jackson, R</b> ERA: 4.09 (9, 1)	1.0	S	4	0	0	0	0	1	0	0	0	0	0	8	13	0.00	1.000

**BOTTOM**

**Cleveland Indians @ Toronto Blue Jays**  
SkyDome, Toronto, ON

Sat Sep 25 1999, 4:05 PM EDT  
Att: 32,029 - Unknown - 67 F

<b>AB</b>	<b>33</b>
<b>R</b>	<b>6</b>
<b>H</b>	<b>9</b>
<b>RBI</b>	<b>6</b>
<b>BB</b>	<b>5</b>
<b>SO</b>	<b>5</b>
<b>LOB</b>	<b>19</b>



PITCHER	IP	WLS	BF	H	R	ER	SO	BB	IBB	HBP	BLK	WP	HR	S	P	ERA	WHIP
---------	----	-----	----	---	---	----	----	----	-----	-----	-----	----	----	---	---	-----	------

Batter	1	2	3	4	5	6	7	8	9	AB R H RBI BB SO LOB	TOP																
<b>Kenny Lofton, L</b> OBP: 0.411, SLG: 0.440 (1, 8)	0-3 K 1B 1B SF9	4-2 BB		1-3 K		2-1 F7		0-0 1B	4-2 2B BB	4 2 1 0 2 2 1																	
<b>Omar Vizquel, S</b> OBP: 0.396, SLG: 0.428 (1, 6)	1-0 SF9 1B 1B	0-1 F8		0-0 G6-3		0-2 G4-3		2-1 FC5 2B	0-3 K	6 1 2 0 0 1 5																	
<b>Roberto Alomar, S</b> OBP: 0.428, SLG: 0.544 (1, 4)	0-0 BB 1B SF8 1B	1-1 F7			4-2 G5-4-3 1B BB		1-1 F7	4-1 BB	3-2 2B 1-H 2-H 3-H	4 2 2 3 2 0 1																	
<b>Manny Ramirez, R</b> OBP: 0.445, SLG: 0.667 (1, 9)	3-1 SF9		4-2 G4-6-3 BB BB		1-2 G5-4-3 1B		4-2 BB BB	0-3 K	0-2 P3	3 0 1 1 2 1 3																	
<b>Jim Thome, L</b> OBP: 0.431, SLG: 0.554 (1, 3)	0-1 BB 1B		4-1 G4-6-3 BB		3-2 G5-4-3 1-2f 2-3		1-3 K	0-1 FC5		1 0 1 1 1 0 0																	
<b>Richie Sexson, R</b> OBP: 0.307, SLG: 0.513 (3, 3)	1-2 3-H 1B		1-2 BB		0-2 G4-6-3 1B		4-2 BB	2-3f		3 0 0 0 0 1 5																	
<b>Harold Baines, L</b> OBP: 0.385, SLG: 0.539 (1, 10)	4-0 FC5-4 BB		0-1 G4-6-3		0-2 1B		4-2 BB		0-0 HR	2 0 1 1 1 0 2																	
<b>Wil Cordero, R</b> OBP: 0.361, SLG: 0.486 (7, PH)	1-2 2-3 BB		1-2f 2-3		3-H 1B		1-2 BB			1 1 1 1 1 0 0																	
<b>David Justice, L</b> OBP: 0.411, SLG: 0.476 (1, 7)	1-0 SF8		2-0 F8		2-3 K		2-2 G4-3		4-2 BB 1B BB	3 1 0 1 1 1 5																	
<b>Tyler Houston, L</b> OBP: 0.304, SLG: 0.380 (1, 5)	1-1 FC5-4		1-1 HR		3-2 HR		1-1 G5-3		2-2 HR 1B	3 1 1 1 0 0 2																	
<b>Jolbert Cabrera, R</b> OBP: 0.243, SLG: 0.229 (8, PH)									0-0 BB 1B	1 1 1 0 0 0 0																	
<b>Carlos Baerga, S</b> OBP: 0.299, SLG: 0.313 (8, 5)	1-2f								1-2 2B 1B	1 1 1 0 0 0 0																	
<b>Sandy Alomar Jr., R</b> OBP: 0.323, SLG: 0.557 (1, 2)		0-1 L8		2-2 G4-3		2-0 1B		0-0 HR	1-2 F7	5 1 2 2 0 0 2																	
<b>Inning Stats</b>	R: 3 E: 0 K: 1 S: 12	H: 3 LOB: 2 BB: 1 P: 22	R: 0 E: 0 K: 0 S: 8	H: 0 LOB: 1 BB: 1 P: 13	R: 0 E: 0 K: 0 S: 6	H: 0 LOB: 2 BB: 2 P: 16	R: 1 E: 0 K: 1 S: 11	H: 1 LOB: 0 BB: 0 P: 17	R: 1 E: 0 K: 1 S: 15	H: 2 LOB: 1 BB: 1 P: 25	R: 0 E: 0 K: 0 S: 8	H: 1 LOB: 1 BB: 0 P: 13	R: 0 E: 0 K: 1 S: 15	H: 0 LOB: 2 BB: 2 P: 27	R: 2 E: 0 K: 1 S: 13	H: 4 LOB: 2 BB: 1 P: 21	R: 4 E: 0 K: 1 S: 21	H: 3 LOB: 1 BB: 2 P: 33	1B: 9 2B: 2 3B: 0 HR: 3	SF: 2 SAC: 0 DP: 2 HBP: 0	WP: 1 PB: 0 SB: 0 CS: 0	PA: 49					
<b>PITCHER</b>	IP WLS BF H R ER SO BB IBB HBP BLK WP HR S P ERA WHIP																										
<b>Pat Hentgen, R</b> ERA: 4.9 (1, 1)	6.2		32	7	5	5	4	6	0	0	0	1	1	68	120	6.75	1.950										
<b>Graeme Lloyd, L</b> ERA: 3.55 (7, 1)	0.2	B	5	3	2	2	0	1	0	0	0	0	1	12	20	27.00	6.000										
<b>Billy Koch, R</b> ERA: 3.6 (8, 1)	1.0	L	9	3	4	4	1	3	0	0	0	0	1	19	34	36.00	6.000										
<b>John Frascatore, R</b> ERA: 3.8 (9, 1)	0.2		3	1	0	0	1	0	0	0	0	0	0	10	13	0.00	1.500										

**Cleveland Indians @ Toronto Blue Jays**  
**SkyDome, Toronto, ON**  
 Sun Sep 26 1999, 1:05 PM EDT  
 Att. 34,253 - Sunny - 67 F

AB	37
R	11
H	14
RBI	11
BB	10
SO	6
LOB	26



WP: 1	PA: 49
PB: 0	
SB: 0	
CS: 0	



Batter	1	2	3	4	5	6	7	8	9	AB R H RBI BB SO LOB
Homer Bush, R OBP: 0.347, SLG: 0.414 (1, 4)	1-1 G5-3	4-2 BB			0-2 1B S 1B	1-3 K			1-2 F9	4 1 1 0 1 1 1
José Cruz Jr., S OBP: 0.352, SLG: 0.429 (1, 7)	2-0 S 1B	3-2 F8			3-2 G6-3	0-0 HR			2-3 K	5 1 2 3 0 1 3
Shawn Green, L OBP: 0.384, SLG: 0.586 (1, 9)	3-3 K		0-0 P5		4-2 1B 1B BB	2-2 P6			3-3 K	4 1 0 0 1 2 1
David Segui, S OBP: 0.352, SLG: 0.464 (1, 10)	1-2 F9		1-2 G1-3		0-0 1B 1B					3 0 1 0 0 0 1
Brian McRae, S OBP: 0.324, SLG: 0.351 (7, PH)					1-2 2-3					1 0 0 0 0 1 0
Darrin Fletcher, L OBP: 0.342, SLG: 0.499 (1, 2)		1-0 F8	0-0 P8		0-2 P4			0-0 F7		4 0 0 0 0 0 3
Tony Batista, R OBP: 0.331, SLG: 0.517 (1, 6)		1-0 P3		2-3 K	0-1 1B			3-2 F8		4 0 1 2 0 1 0
Willis Otanez, R OBP: 0.286, SLG: 0.366 (1, 3)		4-1 2B 10 2B BB		1-3 K	0-1 P2			2-0 P5		3 1 0 0 1 1 2
Casey Blake, R OBP: 0.217, SLG: 0.227 (1, 5)		1-1 10 2B BB		1-1 F9		3-2 HR 1B		2-3 K		4 2 2 0 0 1 0
10 Vernon Wells, R OBP: 0.296, SLG: 0.377 (1, 8)		0-0 2B			2-2 1B G6-3 2B	1-3 K		0-3 K		4 1 2 2 0 2 1

Inning Stats	R: 0	H: 1	E: 0	K: 11	S: 18	R: 2	H: 2	E: 0	K: 13	S: 27	R: 0	H: 0	E: 0	K: 5	S: 6	R: 0	H: 0	E: 0	K: 8	S: 12	R: 3	H: 4	E: 0	K: 21	S: 30	R: 2	H: 2	E: 0	K: 14	S: 21	R: 0	H: 0	E: 0	K: 8	S: 13	R: 0	H: 0	E: 0	K: 9	S: 15	1B: 5	2B: 3	3B: 0	HR: 1	SF: 0	SAC: 0	DP: 0	HBP: 0	WP: 0	PB: 0	SB: 2	CS: 0	PA: 39
--------------	------	------	------	-------	-------	------	------	------	-------	-------	------	------	------	------	------	------	------	------	------	-------	------	------	------	-------	-------	------	------	------	-------	-------	------	------	------	------	-------	------	------	------	------	-------	-------	-------	-------	-------	-------	--------	-------	--------	-------	-------	-------	-------	--------

PITCHER	IP	WLS	BF	H	R	ER	SO	BB	IBB	HBP	BLK	WP	HR	S	P	ERA	WHIP
Dave Burba, R ERA: 4.35 (1, 1)	5.2		29	9	7	7	5	3	0	0	0	0	1	68	108	11.12	2.118
Ricardo Rincon, L ERA: 4.25 (6, 1)	1.1		4	0	0	0	1	0	0	0	0	0	0	12	19	0.00	0.000
Paul Shuey, R ERA: 3.63 (8, 1)	1.0	W	3	0	0	0	2	0	0	0	0	0	0	8	12	0.00	0.000
Michael Jackson, R ERA: 4.07 (9, 1)	0.1		1	0	0	0	0	0	0	0	0	0	0	3	4	0.00	0.000
Sean DePaula, R ERA: 4.82 (9, 1)	0.2		2	0	0	0	2	0	0	0	0	0	0	6	11	0.00	0.000

BOTTOM

Cleveland Indians @ Toronto Blue Jays  
 SkyDome, Toronto, ON  
 Sun Sep 26 1999, 1:05 PM EDT  
 Att. 34,253 - Sunny - 67 F

livebaseballscorecards.com

AB	36
R	7
H	9
RBI	7
BB	3
SO	10
LOB	12



Batter	1	2	3	4	5	6	7	8	9	AB R H RBI BB SO LOB	TOP									
Homer Bush, R (1, 4) OBP: 0.350, SLG: 0.416	2-1 1B HR 1B		2-1 F9		2-0 CS 1B		1-0 2B 1B		1-1 G5-3	5 2 3 0 0 0 0										
Jacob Brumfield, R (1, 7) OBP: 0.309, SLG: 0.363	0-0 1-2 HR 1B		4-2 G4-6-3 BB		0-3 K		4-2 2B BB		1-1 HR 3B	3 3 2 0 2 1 1										
Shawn Green, L (1, 9) OBP: 0.385, SLG: 0.592	2-1 HR 1B		1-0 G4-6-3		1-1 CS		3-2 2B		4-2 HR BB	4 2 2 5 1 0 1										
David Segui, S (1, 10) OBP: 0.352, SLG: 0.463 Brian McRae, S (7, PH) OBP: 0.325, SLG: 0.359	2-2 F7				2-2 G6-3		1-2 1B 1B		1-1 G5-3	3 0 1 0 0 0 0 2 1 1 3 0 0 1										
Tony Fernandez, S (1, 5) OBP: 0.427, SLG: 0.450	2-1 G3-1				3-2 1B 1B		0-2 F7		0-3 K G6-3	5 0 1 0 0 1 1										
Darrin Fletcher, L (1, 2) OBP: 0.343, SLG: 0.499	3-3 K				0-0 1-2 1B		2-2 FC5-4 1B		1-1 F7	4 0 2 0 0 1 0										
Tony Batista, R (1, 6) OBP: 0.330, SLG: 0.514					2-2 P4		1-2 FC5-4		2-0 HBP	3 0 0 0 0 0 4										
Willis Otanez, R (1, 3) OBP: 0.281, SLG: 0.358					3-3 K		1-3 K		0-0 F7	4 0 0 0 0 3 3										
10 Vernon Wells, R (1, 8) OBP: 0.293, SLG: 0.384					0-0 F9		2-1 1B 2B		3-1 G6-3	4 0 1 0 0 0 0										
<b>Inning Stats</b>	R: 3 E: 0 K: 1 S: 14	H: 3 LOB: 0 BB: 0 P: 25	R: 0 E: 0 K: 1 S: 6	H: 0 LOB: 0 BB: 0 P: 6	R: 0 E: 0 K: 1 S: 11	H: 2 LOB: 2 BB: 0 P: 25	R: 0 E: 0 K: 1 S: 6	H: 1 LOB: 0 BB: 0 P: 11	R: 0 E: 0 K: 0 S: 18	H: 2 LOB: 2 BB: 0 P: 23	R: 2 E: 0 K: 1 S: 15	H: 3 LOB: 1 BB: 1 P: 27	R: 0 E: 0 K: 1 S: 6	H: 0 LOB: 1 BB: 0 P: 9	R: 3 E: 0 K: 0 S: 10	H: 2 LOB: 0 BB: 1 P: 20	1B: 8 2B: 2 3B: 1 HR: 2	SF: 0 SAC: 0 DP: 1 HBP: 1	WP: 0 PB: 0 SB: 0 CS: 1	PA: 42
<b>PITCHER</b>	IP WLS BF H R ER SO BB IBB HBP BLK WP HR S P ERA WHIP																			
Dan Wheeler, R (1, 1) ERA: 5.87	6.0 L 25 8 3 3 4 1 0 0 0 0 0 1 70 108 4.50 1.500																			
Cory Lidle, R (7, 1) ERA: 6.0	0.2 4 2 2 2 1 1 0 0 0 0 0 0 9 17 27.00 4.500																			
Alan Newman, L (7, 1) ERA: 7.36	0.1 2 1 0 0 0 0 0 0 0 0 0 0 6 10 0.00 3.000																			
Jim Morris, L (8, 1) ERA: 8.1	2.0 10 2 3 3 1 1 0 1 0 0 0 1 16 29 13.50 1.500																			

Toronto Blue Jays @ Tampa Bay Devil Rays  
Tropicana Field, St. Petersburg, FL  
Tue Sep 28 1999, 7:05 PM EDT  
Att. 12,549 - Dome - 72 F

AB	37
R	8
H	13
RBI	8
BB	3
SO	6
LOB	11





Batter	1	2	3	4	5	6	7	8	9	AB R H RBI BB SO LOB	TOP											
Homer Bush, R (1, 4) OBP: 0.346, SLG: 0.412	0-2 F9	2-1 L6		0-2 G5-3		0-0 L5		2-1 G1-3		5 0 0 0 0 0 3												
Jacob Brumfield, R (1, 8) OBP: 0.306, SLG: 0.358	1-2 BB 1B	0-0 G4-3			0-1 F9	0-0 F7		1-3 K		5 1 1 0 0 1 2												
Shawn Green, L (1, 9) OBP: 0.390, SLG: 0.598	4-2 1B 1B BB		3-2 G6-3 1B 2B		3-1 1B 1B		1-2 WP 1B 2B		0-0 G5-3 1B 1B	4 3 4 0 1 0 0												
David Segui, S (1, 10) OBP: 0.352, SLG: 0.462 Brian McRae, S (7, PH) OBP: 0.326, SLG: 0.360	2-2 WP 1B 1B		0-0 G6-3		1-3 K		0-3 K		3-1 WP G5-3 1B	3 1 1 1 0 1 2 2 0 1 0 0 1 1												
Tony Fernandez, S (1, 5) OBP: 0.429, SLG: 0.452 Casey Blake, R (9, 5) OBP: 0.217, SLG: 0.227	1-1 1B WP SF8 1B		0-0 G1-6-3 1B		2-1 1B		2-2 E6 1B		0-0 G5-3	5 1 3 2 0 0 3 0 0 0 0 0 0 0												
Darrin Fletcher, L (1, 2) OBP: 0.344, SLG: 0.496	1-2 SF8 1B		1-0 G1-6-3		1-2 F9		1-2 F7		4-2 WP BB	4 0 1 1 1 0 5												
Tony Batista, R (1, 6) OBP: 0.331, SLG: 0.514	2-1 SF8			0-0 P6		1-2 BB 1B		2-2 1-2 2-H 1B	3-2 F9	4 0 2 2 0 0 2												
Willis Otanez, R (1, 3) OBP: 0.275, SLG: 0.351	1-3 K			0-0 F8		2-2 P4		0-0 F7		4 0 0 0 0 1 4												
José Cruz Jr., S (1, 7) OBP: 0.354, SLG: 0.431		0-0 F7		2-1 2B		4-0 BB		1-0 G4-3		3 0 1 0 1 0 0												
<b>Inning Stats</b>	R: 4 E: 0 K: 1 S: 23	H: 4 LOB: 1 BB: 1 P: 35	R: 0 E: 0 K: 0 S: 4	H: 0 LOB: 0 BB: 0 P: 6	R: 1 E: 0 K: 0 S: 6	H: 2 LOB: 0 BB: 0 P: 10	R: 0 E: 0 K: 0 S: 7	H: 1 LOB: 1 BB: 0 P: 9	R: 0 E: 0 K: 1 S: 12	H: 2 LOB: 2 BB: 0 P: 19	R: 0 E: 0 K: 0 S: 8	H: 1 LOB: 2 BB: 1 P: 15	R: 1 E: 1 K: 1 S: 20	H: 2 LOB: 2 BB: 0 P: 26	R: 0 E: 0 K: 1 S: 6	H: 0 LOB: 0 BB: 0 P: 10	R: 0 E: 0 K: 0 S: 12	H: 2 LOB: 2 BB: 1 P: 22	1B: 11 2B: 3 3B: 0 HR: 0	SF: 1 SAC: 0 DP: 2 HBP: 0	WP: 3 PB: 0 SB: 0 CS: 0	PA: 43
<b>PITCHER</b>	IP WLS BF H R ER SO BB IBB HBP BLK WP HR S P ERA WHIP																					
Bobby Witt, R (1, 1) ERA: 5.84	6.0 L 30 11 6 5 2 2 0 0 0 0 1 0 63 98 7.50 2.167																					
Mike Duvall, L (7, 1) ERA: 4.03	0.2 4 1 0 0 1 0 0 0 0 0 1 0 16 21 0.00 1.500																					
Eddie Gaillard, R (7, 1) ERA: 3.18	1.1 6 2 0 0 1 0 0 0 0 0 0 0 10 17 0.00 1.500																					
Norm Charlton, L (9, 1) ERA: 4.44	1.0 3 0 0 0 0 1 0 0 0 0 1 0 9 16 0.00 1.000																					

Toronto Blue Jays @ Tampa Bay Devil Rays  
Tropicana Field, St. Petersburg, FL  
Wed Sep 29 1999, 7:05 PM EDT  
Att. 12,741 - Dome - 72 F

AB	39
R	6
H	14
RBI	6
BB	3
SO	4
LOB	22



Batter	1	2	3	4	5	6	7	8	9	AB	R	H	RBI	BB	SO	LOB
Miguel Cairo, R OBP: 0.339, SLG: 0.375 (1, 4)	2-3 K		0-1 G4-3		1-1 G4-6-3		3-2 1-2 1B		2-2 1-2f 2-3 G6-4-3	5	0	1	0	0	1	4
Dave Martinez, L OBP: 0.365, SLG: 0.393 (1, 8)	2-1 G3-1			2-0 2B	1-3 K		1-2 F7		2-3 K	5	1	1	0	0	2	3
Jose Canseco, R OBP: 0.365, SLG: 0.560 (1, 10)	2-3 K			0-3 K		2-3 K		0-0 2B		4	0	1	0	0	3	1
Bubba Trammell, R OBP: 0.387, SLG: 0.522 (1, 7)		1-0 G4-6-3 1B		0-0 1B SF8 2B		4-2 BB		2-1 G5-3		3	1	2	1	1	0	1
Steve Cox, L OBP: 0.200, SLG: 0.267 (1, 3)		0-1 G4-6-3		2-2 HBP 1B		0-0 P3		1-3 K		4	0	1	0	0	1	3
Herbert Perry, R OBP: 0.335, SLG: 0.405 (1, 5)		0-0 F9		1-1 1-2 HBP		3-3 K		4-2 BB		2	0	0	0	1	1	1
John Flaherty, R OBP: 0.310, SLG: 0.414 (1, 2)			1-0 1B	1-2 SF8			0-0 P6	1-3 K		3	0	1	1	0	1	2
Jose Guillen, R OBP: 0.321, SLG: 0.350 (1, 9)			1-3 K	3-3 K			4-2 1B BB		2-2 G6-4-3 BB 1B	3	0	1	0	1	2	3
Aaron Ledesma, R OBP: 0.304, SLG: 0.315 (1, 6)			3-3 K		2-1 G4-6-3 1B		3-1 F8		4-2 G6-4-3 BB	3	0	1	0	0	1	2
Paul Sorrento, L OBP: 0.353, SLG: 0.404 (9, PH)									1-2 BB	0	0	0	0	1	0	0

Inning Stats	R: 0	H: 0	E: 0	K: 2	S: 8	LOB: 0	BB: 0	P: 14	R: 0	H: 1	E: 0	K: 0	S: 4	LOB: 0	BB: 0	P: 5	R: 0	H: 1	E: 0	K: 2	S: 10	LOB: 1	BB: 0	P: 15	R: 2	H: 3	E: 0	K: 2	S: 17	LOB: 2	BB: 0	P: 26	R: 0	H: 1	E: 0	K: 1	S: 7	LOB: 0	BB: 0	P: 11	R: 0	H: 0	E: 0	K: 2	S: 12	LOB: 1	BB: 1	R: 0	H: 1	E: 0	K: 0	S: 14	LOB: 2	BB: 1	R: 0	H: 1	E: 0	K: 2	S: 11	LOB: 2	BB: 1	R: 0	H: 1	E: 0	K: 1	S: 11	LOB: 1	BB: 1	1B: 6	SF: 1	2B: 3	SAC: 0	3B: 0	DP: 3	HR: 0	HBP: 1	WP: 0	PA: 38
--------------	------	------	------	------	------	--------	-------	-------	------	------	------	------	------	--------	-------	------	------	------	------	------	-------	--------	-------	-------	------	------	------	------	-------	--------	-------	-------	------	------	------	------	------	--------	-------	-------	------	------	------	------	-------	--------	-------	------	------	------	------	-------	--------	-------	------	------	------	------	-------	--------	-------	------	------	------	------	-------	--------	-------	-------	-------	-------	--------	-------	-------	-------	--------	-------	--------

PITCHER	IP	WLS	BF	H	R	ER	SO	BB	IBB	HBP	BLK	WP	HR	S	P	ERA	WHIP
Kelvim Escobar, R ERA: 5.69 (1, 1)	6.2	W	28	7	2	2	9	2	0	0	0	0	0	69	113	2.70	1.350
Graeme Lloyd, L ERA: 3.52 (7, 1)	0.1	H	1	0	0	0	0	0	0	0	0	0	0	3	4	0.00	0.000
Paul Quantrill, R ERA: 3.47 (8, 1)	1.0		5	1	0	0	2	1	0	0	0	0	0	11	19	0.00	2.000
Billy Koch, R ERA: 3.48 (9, 1)	1.0		4	1	0	0	1	1	0	0	0	0	0	11	21	0.00	2.000

**Toronto Blue Jays @ Tampa Bay Devil Rays**  
Tropicana Field, St. Petersburg, FL

Wed Sep 29 1999, 7:05 PM EDT  
Att. 12,741 - Dome - 72 F

<b>AB</b>	<b>32</b>
<b>R</b>	<b>2</b>
<b>H</b>	<b>9</b>
<b>RBI</b>	<b>2</b>
<b>BB</b>	<b>4</b>
<b>SO</b>	<b>12</b>
<b>LOB</b>	<b>20</b>

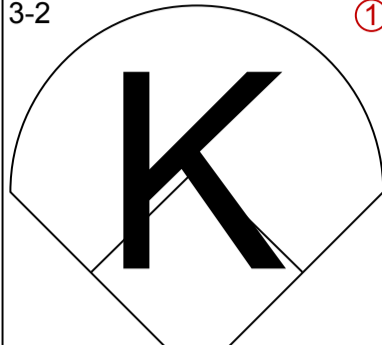
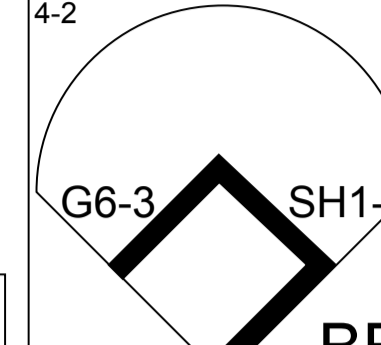
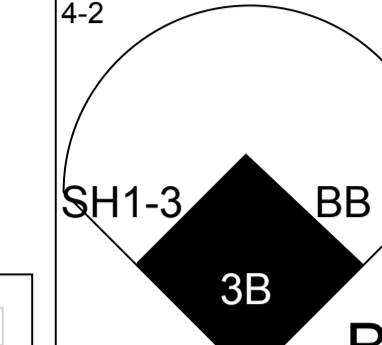
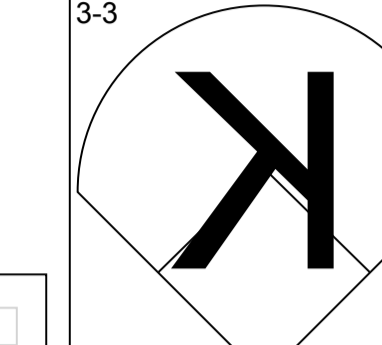
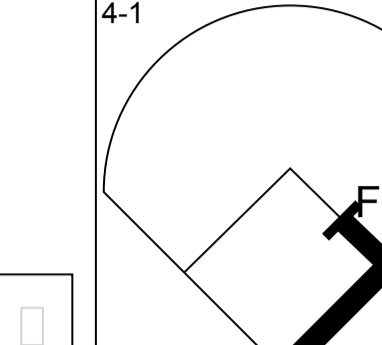
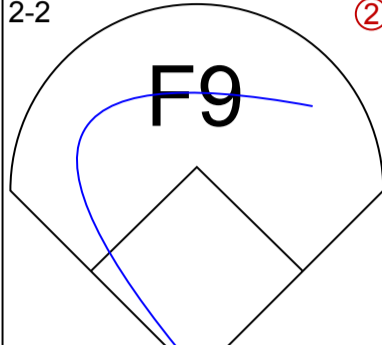
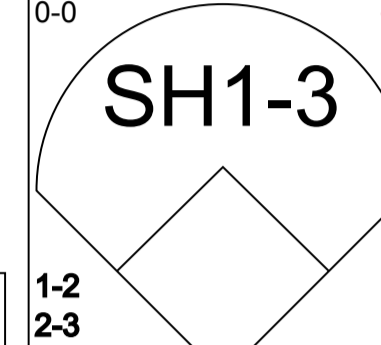
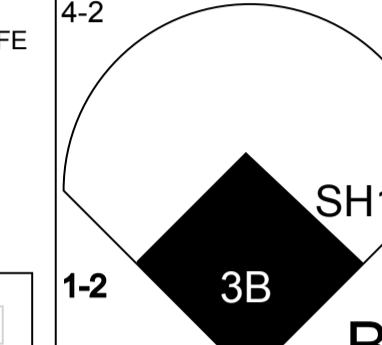
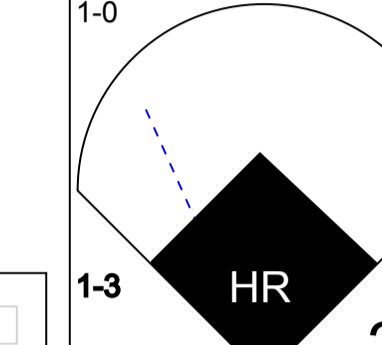
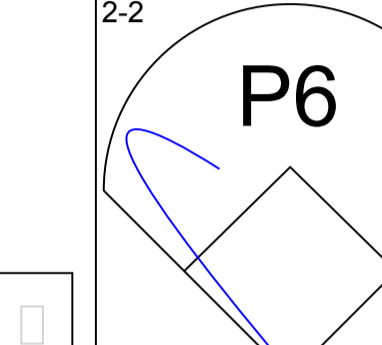
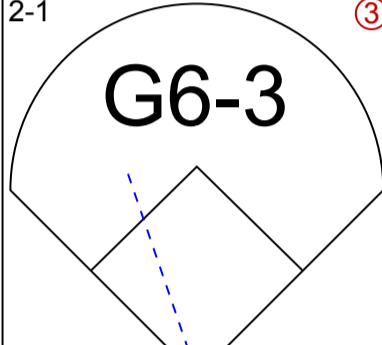
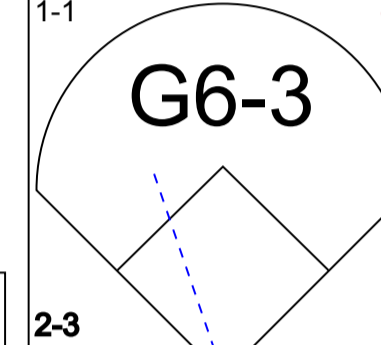
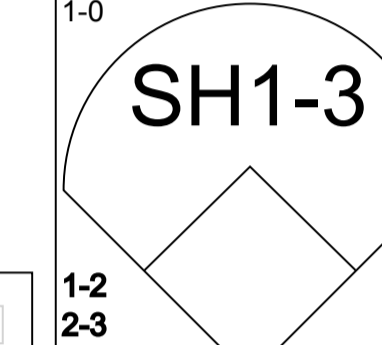
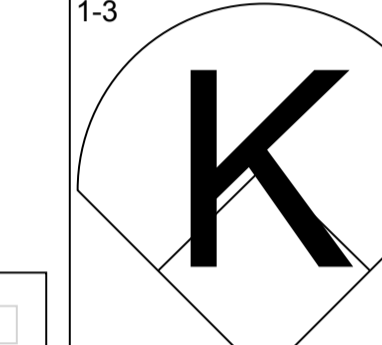
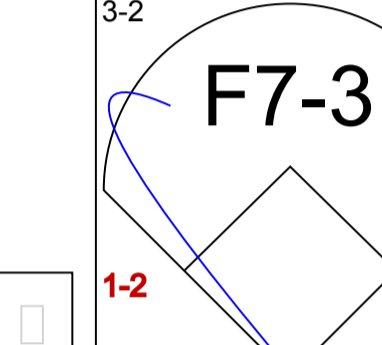
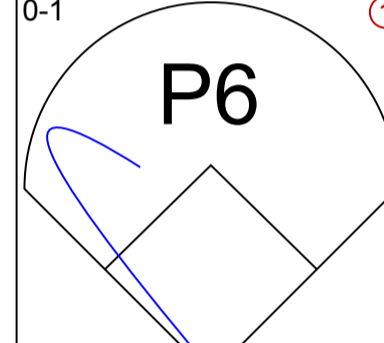
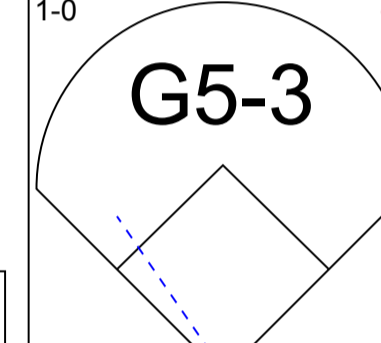
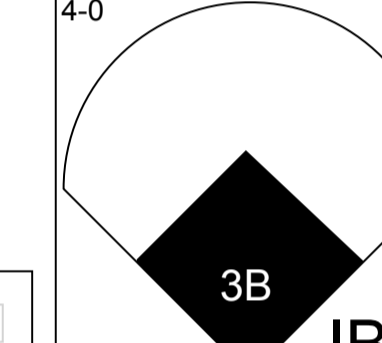
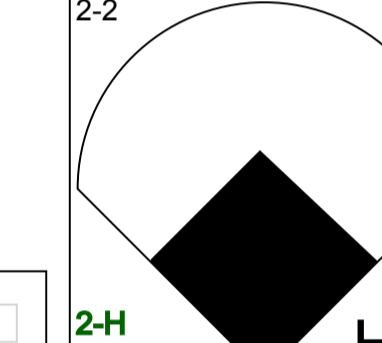
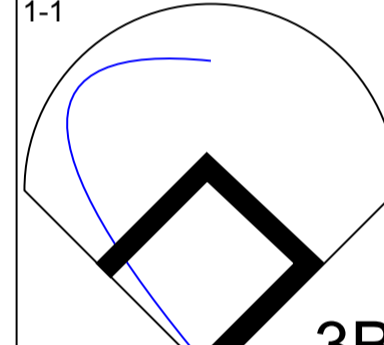
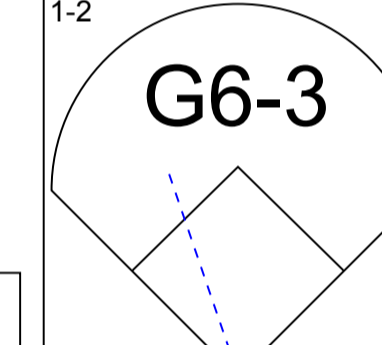
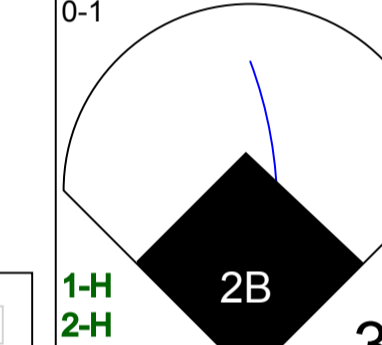
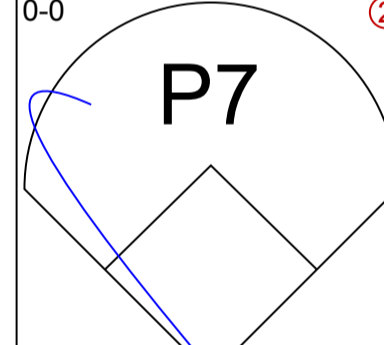
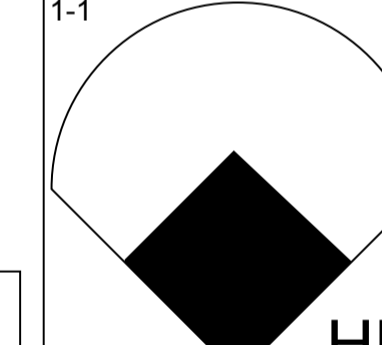
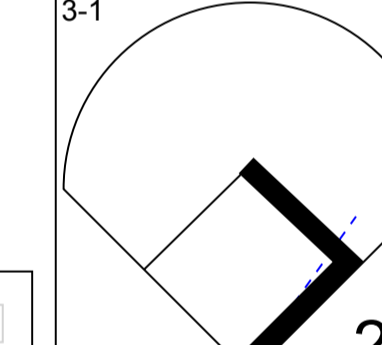
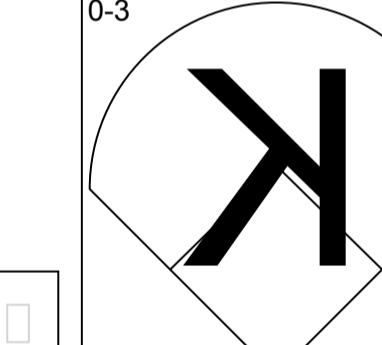
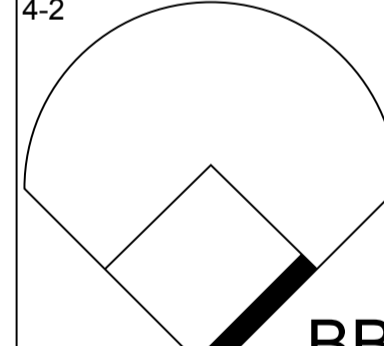
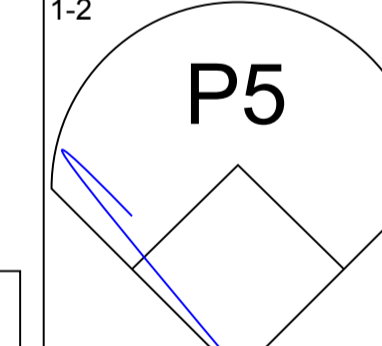
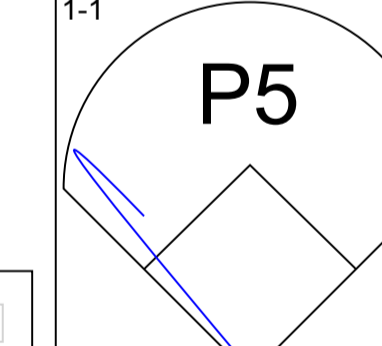
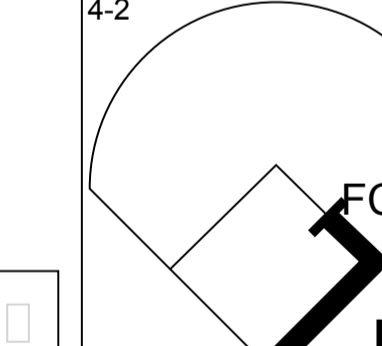
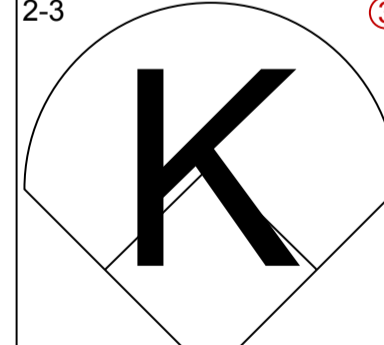
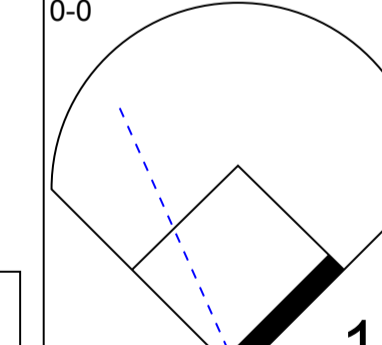
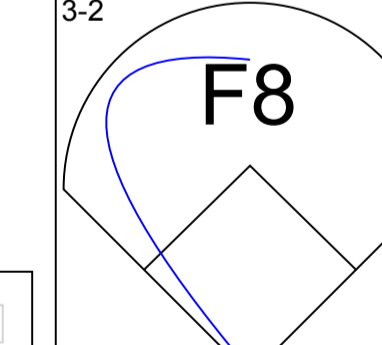
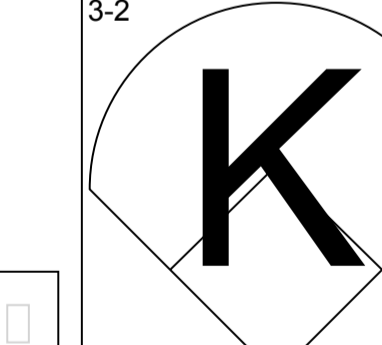
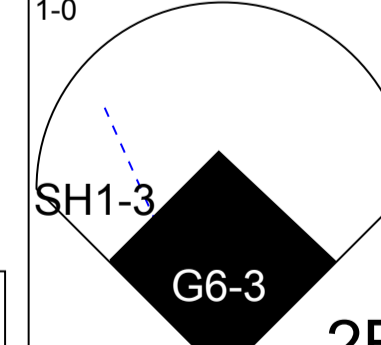
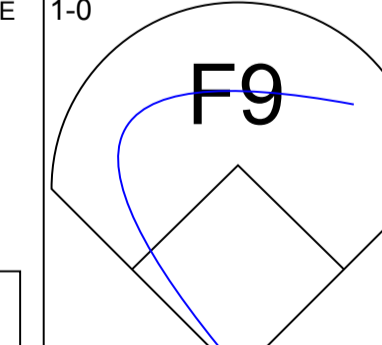
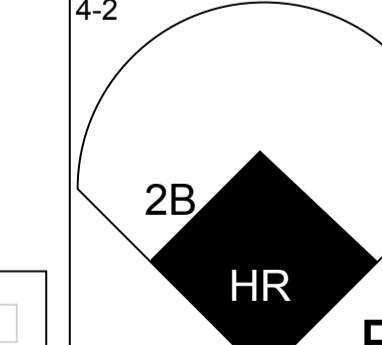
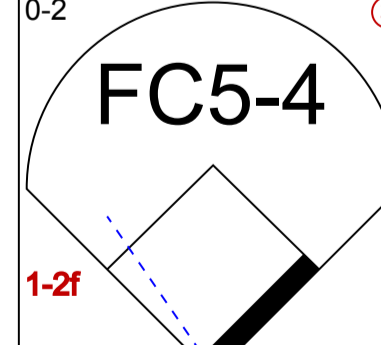


Batter	1	2	3	4	5	6	7	8	9	AB R H RBI BB SO LOB	TOP		
Homer Bush, R (1, 4) OBP: 0.349, SLG: 0.414	1-2 G4-6-3 BB 1B		2-2 L4		0-0 1-2 1B			0-1 E6 1B BB 1B	1-3 K	5 1 3 0 0 1 0			
José Cruz Jr., S (1, 7) OBP: 0.354, SLG: 0.429	4-2 G4-6-3 1-2 BB		2-2 G6-3		0-0 G4-3			0-1 BB BB 1B 1B	2-0 F7	4 1 1 0 1 0 2			
Shawn Green, L (1, 9) OBP: 0.388, SLG: 0.594	3-2 G4-6-3 1-2f 2-3		3-2 G3				0-1 P4	2-3 K		4 0 0 0 0 1 4			
David Segui, S (1, 10) OBP: 0.349, SLG: 0.459 Tony Fernandez, S (8, PH) OBP: 0.430, SLG: 0.453 Jacob Brumfield, R (8, PR) OBP: 0.306, SLG: 0.358	1-1 F8			1-0 F8		2-1 L6		0-1 BB BB 1B		3 0 0 0 0 0 1 1 0 1 0 0 0 0 0 0 0 0 0 0 0			
Darrin Fletcher, L (1, 2) OBP: 0.342, SLG: 0.493 Pat Borders, R (7, 2) OBP: 0.286, SLG: 0.412		2-2 F8		1-2 G3-1		0-3 K		4-2 FC5 BB BB		3 0 0 0 0 1 0 0 0 0 1 1 0 0			
Tony Batista, R (1, 6) OBP: 0.331, SLG: 0.513 Chris Woodward, R (7, 6) OBP: 0.276, SLG: 0.269		1-1 1B 1B		3-2 L5			3-2 F8	1-3 K		3 0 1 0 0 0 0 1 0 0 0 0 1 3			
Willis Otanez, R (1, 3) OBP: 0.280, SLG: 0.351		2-2 F9			1-2 1B 1B		1-3 K	4-2 1-2 2-3 3-H BB		3 0 1 1 1 1 1			
Casey Blake, R (1, 5) OBP: 0.259, SLG: 0.308		0-1 1-2 1B			0-0 F7		1-2 2B	2-2 FC5		4 0 2 0 0 0 4			
10 Vernon Wells, R (1, 8) OBP: 0.278, SLG: 0.364		2-2 G4-3			0-0 P4		0-0 P2		2-0 F9	4 0 0 0 0 0 4			
<b>Inning Stats</b>	R: 0 H: 1 E: 0 LOB: 1 K: 0 BB: 1 S: 13 P: 22	R: 0 H: 2 E: 0 LOB: 2 K: 0 BB: 0 S: 13 P: 20	R: 0 H: 0 E: 0 LOB: 0 K: 0 BB: 0 S: 11 P: 18	R: 0 H: 0 E: 0 LOB: 0 K: 0 BB: 0 S: 10 P: 15	R: 0 H: 2 E: 0 LOB: 2 K: 0 BB: 0 S: 7 P: 8	R: 0 H: 0 E: 0 LOB: 0 K: 1 BB: 0 S: 8 P: 10	R: 0 H: 1 E: 0 LOB: 1 K: 1 BB: 0 S: 15 P: 20	R: 2 H: 3 E: 1 LOB: 3 K: 2 BB: 2 S: 22 P: 35	R: 0 H: 0 E: 0 LOB: 0 K: 1 BB: 0 S: 6 P: 11	1B: 8 SF: 0 2B: 1 SAC: 0 3B: 0 DP: 1 HR: 0 HBP: 0	WP: 0 PA: 38 PB: 0 SB: 0 CS: 0		
<b>PITCHER</b>	IP WLS BF H R ER SO BB IBB HBP BLK WP HR S P ERA WHIP											<b>PITCHER</b>	IP WLS BF H R ER SO BB IBB HBP BLK WP HR S P ERA WHIP
Bartolo Colon, R (1, 1) ERA: 3.95	7.0 W 27 6 0 0 2 1 0 0 0 0 0 0 77 113 0.00 1.000												
Ricardo Rincon, L (8, 1) ERA: 4.6	0.2 7 3 2 2 2 2 0 0 0 0 0 0 17 28 27.00 7.500												
Sean DePaula, R (8, 1) ERA: 4.22	1.1 4 0 0 0 1 0 0 0 0 0 0 0 11 18 0.00 0.000												

Toronto Blue Jays @ Cleveland Indians  
 Jacobs Field, Cleveland, OH  
 Thu Sep 30 1999, 7:05 PM EDT  
 Att. 43,201 - Unknown - 61 F

AB	35
R	2
H	9
RBI	2
BB	3
SO	5
LOB	19



Batter	1	2	3	4	5	6	7	8	9
<b>Kenny Lofton, L</b> OBP: 0.407, SLG: 0.432 <b>Dave Roberts, L</b> OBP: 0.287, SLG: 0.314	3-2 		4-2 G6-3 SH1-3 		4-2 SH1-3 BB 3B 	3-3 		4-1 F7-3 BB 	
<b>Omar Vizquel, S</b> OBP: 0.398, SLG: 0.433 <b>John McDonald, R</b> OBP: 0.316, SLG: 0.316	2-2 F9 		0-0 SH1-3 		4-2 1-2 SH1-3 3B BB 	1-0 1-3 HR 2B 		2-2 P6 	
<b>Roberto Alomar, S</b> OBP: 0.426, SLG: 0.538 <b>Enrique Wilson, S</b> OBP: 0.312, SLG: 0.355	2-1 G6-3 		1-1 G6-3 		1-0 1-2 SH1-3 2-3 	1-3 K 		3-2 F7-3 1-2 	
<b>Manny Ramirez, R</b> OBP: 0.444, SLG: 0.665 <b>Alex Ramirez, R</b> OBP: 0.316, SLG: 0.426		0-1 P6 	1-0 G5-3 		4-0 3B IBB 	2-2 2-H 3-H HR 			
<b>Richie Sexson, R</b> OBP: 0.306, SLG: 0.517		1-1 3B 		1-2 G6-3 	0-1 1-H 2-H 3-H 2B 3B 				
<b>Wil Cordero, R</b> OBP: 0.358, SLG: 0.500		0-0 P7 		1-1 HR 	3-1 3-H 2B 		0-3 K 		
<b>Jim Thome, L</b> OBP: 0.432, SLG: 0.551		4-2 BB 		1-2 P5 	1-1 P5 		4-2 FC5-4 BB 		
<b>Travis Fryman, R</b> OBP: 0.304, SLG: 0.398 <b>Tyler Houston, L</b> OBP: 0.303, SLG: 0.378		2-3 K 		0-0 1B 	3-2 F8 		3-2 K 		
<b>Sandy Alomar Jr., R</b> OBP: 0.314, SLG: 0.534 <b>Einar Diaz, R</b> OBP: 0.325, SLG: 0.362			1-0 SH1-3 G6-3 2B 	1-0 F9 		4-2 2B HR BB 		0-2 FC5-4 1-2f 	

AB	R	H	RBI	BB	SO	LOB
2	1	0	0	2	2	1
0	0	0	0	1	0	0
2	2	1	0	1	0	0
1	0	0	0	0	0	1
3	0	0	1	0	1	3
1	0	0	0	0	0	1
3	2	1	3	1	0	1
0	0	0	0	0	0	0
4	1	2	3	0	0	0
4	1	2	2	0	1	1
2	0	0	0	2	0	1
3	0	1	0	0	1	3
1	0	0	0	0	1	1
2	2	1	0	1	0	1
1	0	0	0	0	0	1


**BOTTOM**

**Toronto Blue Jays @ Cleveland Indians**  
Jacobs Field, Cleveland, OH

Thu Sep 30 1999, 7:05 PM EDT  
Att: 43,201 - Unknown - 61 F

livebaseballscorecards.com


<b>AB</b>	<b>29</b>
<b>R</b>	<b>9</b>
<b>H</b>	<b>8</b>
<b>RBI</b>	<b>9</b>
<b>BB</b>	<b>8</b>
<b>SO</b>	<b>6</b>
<b>LOB</b>	<b>15</b>



Inning	R	H	E	K	S	H	LOB	BB	P
1	0	0	0	8	15	1	2	1	18
2	0	0	0	11	15	1	2	1	18
3	1	1	0	7	14	1	1	1	14
4	1	2	0	10	14	2	1	0	14
5	4	2	0	18	38	2	1	3	38
6	3	2	0	15	28	2	0	1	28
7	0	0	0	11	18	0	1	1	18
8	0	0	0	8	17	0	0	1	17
9	0	0	0	8	17	0	0	1	17

PITCHER	IP	WLS	BF	H	R	ER	SO	BB	IBB	HBP	BLK	WP	HR	S	P	ERA	WHIP
<b>Paul Spoljaric, L</b> ERA: 6.26	4.1	L	23	5	6	6	2	4	1	0	0	0	1	45	83	12.46	2.077
<b>John Hudek, R</b> ERA: 8.44	0.2		3	1	0	0	0	0	0	0	0	0	0	9	16	0.00	1.500
<b>John Bale, L</b> ERA: 13.5	2.0		10	2	3	3	4	2	0	0	0	0	1	26	46	13.50	2.000
<b>Gary Glover, R</b> ERA:	1.0		3	0	0	0	0	1	0	0	0	0	0	8	17	0.00	1.000

WP	PA	ERA	WHIP
0	39		
0			
0			
0			

Batter	1	2	3	4	5	6	7	8	9	AB R H RBI BB SO LOB	TOP																																																																																																																																										
Homer Bush, R OBP: 0.351, SLG: 0.418 (1, 4)	1-3 K	2-2 1B			2-2 1B	0-2 FC6-4		0-0 2B		5 0 3 2 0 1 1																																																																																																																																											
José Cruz Jr., S OBP: 0.350, SLG: 0.423 (1, 7)	2-3 K	0-2 F8			0-0 G4-6-3	1-0 L8		1-1 FC6-2		5 0 0 0 0 1 5																																																																																																																																											
Shawn Green, L OBP: 0.388, SLG: 0.591 (1, 9)	4-1 1B BB	3-1 L9			4-0 HR BB		0-1 F8	1-2 G4-3		3 2 0 0 2 0 3																																																																																																																																											
David Segui, S OBP: 0.351, SLG: 0.467 (1, 10)	2-2 1B		3-3 K		0-0 HR		1-3 K		1-3 K	3 2 2 2 0 1 0																																																																																																																																											
Tony Fernandez, S OBP: 0.428, SLG: 0.451 (7, PH)	1-2 1B				1-H HR					2 0 0 0 0 2 0																																																																																																																																											
Tony Batista, R OBP: 0.330, SLG: 0.510 (1, 6)	2-2 BB 1B		0-2 G6-3		0-3 K		0-3 K		2-3 K	5 0 1 1 0 3 0																																																																																																																																											
Willis Otanez, R OBP: 0.292, SLG: 0.374 (1, 3)	0-2 BB 1B		2-2 G5-3			1-2 1B 1B		1-0 HR	4-2 BB	4 2 3 2 1 0 0																																																																																																																																											
Casey Blake, R OBP: 0.313, SLG: 0.333 (1, 5)	4-2 BB			2-2 F8		0-2 1B FC6-4		2-0 SH3-4 2B 1B	1-3 K	4 2 2 0 1 1 1	AB 37 R 8 H 12 RBI 8 BB 5 SO 10 LOB 15																																																																																																																																										
Mike Matheny, R OBP: 0.271, SLG: 0.307 (1, 2)	0-0 F8			3-3 K		2-2 F8		0-1 SH3-4		3 0 0 0 0 1 5																																																																																																																																											
10 Vernon Wells, R OBP: 0.289, SLG: 0.363 (1, 8)		0-0 B1-3		2-1 F8		0-0 FC6-4 1B		4-1 2B FC6-2 BB		3 0 1 1 1 0 0																																																																																																																																											
Inning Stats	R: 2 E: 0 K: 2 S: 25	H: 3 LOB: 3 BB: 2 P: 40	R: 0 E: 0 K: 0 S: 11	H: 1 LOB: 1 BB: 0 P: 16	R: 0 E: 0 K: 1 S: 9	H: 0 LOB: 0 BB: 0 P: 14	R: 0 E: 0 K: 1 S: 8	H: 0 LOB: 0 BB: 0 P: 15	R: 2 E: 0 K: 2 S: 15	H: 3 LOB: 1 BB: 0 P: 18	R: 0 E: 0 K: 2 S: 8	H: 0 LOB: 0 BB: 0 P: 9	R: 2 E: 0 K: 0 S: 11	H: 3 LOB: 2 BB: 1 P: 20	R: 0 E: 0 K: 3 S: 11	H: 0 LOB: 1 BB: 1 P: 19	1B: 9 2B: 1 3B: 0 HR: 2	SF: 0 SAC: 1 DP: 1 HBP: 0	WP: 0 PB: 0 SB: 0 CS: 0	PA: 43																																																																																																																																	
PITCHER	IP WLS BF H R ER SO BB IBB HBP BLK WP HR S P ERA WHIP	<table border="0"> <tr> <td>Dwight Gooden, R (1, 1) ERA: 6.26</td> <td>5.0</td> <td></td> <td>23</td> <td>6</td> <td>4</td> <td>4</td> <td>5</td> <td>3</td> <td>0</td> <td>0</td> <td>0</td> <td>0</td> <td>1</td> <td>63</td> <td>101</td> <td>7.20</td> <td>1.800</td> </tr> <tr> <td>Steve Reed, R (6, 1) ERA: 4.23</td> <td>1.0</td> <td>B</td> <td>6</td> <td>3</td> <td>2</td> <td>2</td> <td>0</td> <td>0</td> <td>0</td> <td>0</td> <td>0</td> <td>0</td> <td>0</td> <td>15</td> <td>18</td> <td>18.00</td> <td>3.000</td> </tr> <tr> <td>Paul Assenmacher, L (7, 1) ERA: 8.27</td> <td>0.2</td> <td></td> <td>2</td> <td>0</td> <td>0</td> <td>0</td> <td>1</td> <td>0</td> <td>0</td> <td>0</td> <td>0</td> <td>0</td> <td>0</td> <td>5</td> <td>6</td> <td>0.00</td> <td>0.000</td> </tr> <tr> <td>Steve Karsay, R (7, 1) ERA: 3.01</td> <td>0.2</td> <td>L</td> <td>6</td> <td>3</td> <td>2</td> <td>2</td> <td>1</td> <td>1</td> <td>0</td> <td>0</td> <td>0</td> <td>0</td> <td>1</td> <td>9</td> <td>16</td> <td>27.00</td> <td>6.000</td> </tr> <tr> <td>Ricardo Rincon, L (8, 1) ERA: 4.53</td> <td>0.2</td> <td></td> <td>2</td> <td>0</td> <td>0</td> <td>0</td> <td>0</td> <td>0</td> <td>0</td> <td>0</td> <td>0</td> <td>0</td> <td>0</td> <td>5</td> <td>7</td> <td>0.00</td> <td>0.000</td> </tr> </table>																			Dwight Gooden, R (1, 1) ERA: 6.26	5.0		23	6	4	4	5	3	0	0	0	0	1	63	101	7.20	1.800	Steve Reed, R (6, 1) ERA: 4.23	1.0	B	6	3	2	2	0	0	0	0	0	0	0	15	18	18.00	3.000	Paul Assenmacher, L (7, 1) ERA: 8.27	0.2		2	0	0	0	1	0	0	0	0	0	0	5	6	0.00	0.000	Steve Karsay, R (7, 1) ERA: 3.01	0.2	L	6	3	2	2	1	1	0	0	0	0	1	9	16	27.00	6.000	Ricardo Rincon, L (8, 1) ERA: 4.53	0.2		2	0	0	0	0	0	0	0	0	0	0	5	7	0.00	0.000	PITCHER	IP WLS BF H R ER SO BB IBB HBP BLK WP HR S P ERA WHIP	<table border="0"> <tr> <td>Paul Shuey, R (9, 1) ERA: 3.54</td> <td>1.0</td> <td></td> <td>4</td> <td>0</td> <td>0</td> <td>0</td> <td>3</td> <td>1</td> <td>0</td> <td>0</td> <td>0</td> <td>0</td> <td>0</td> <td>0</td> <td>0</td> <td>0.00</td> <td>1.000</td> </tr> </table>																			Paul Shuey, R (9, 1) ERA: 3.54	1.0		4	0	0	0	3	1	0	0	0	0	0	0	0	0.00	1.000
Dwight Gooden, R (1, 1) ERA: 6.26	5.0		23	6	4	4	5	3	0	0	0	0	1	63	101	7.20	1.800																																																																																																																																				
Steve Reed, R (6, 1) ERA: 4.23	1.0	B	6	3	2	2	0	0	0	0	0	0	0	15	18	18.00	3.000																																																																																																																																				
Paul Assenmacher, L (7, 1) ERA: 8.27	0.2		2	0	0	0	1	0	0	0	0	0	0	5	6	0.00	0.000																																																																																																																																				
Steve Karsay, R (7, 1) ERA: 3.01	0.2	L	6	3	2	2	1	1	0	0	0	0	1	9	16	27.00	6.000																																																																																																																																				
Ricardo Rincon, L (8, 1) ERA: 4.53	0.2		2	0	0	0	0	0	0	0	0	0	0	5	7	0.00	0.000																																																																																																																																				
Paul Shuey, R (9, 1) ERA: 3.54	1.0		4	0	0	0	3	1	0	0	0	0	0	0	0	0.00	1.000																																																																																																																																				

Toronto Blue Jays @ Cleveland Indians  
 Jacobs Field, Cleveland, OH  
 Fri Oct 01 1999, 7:05 PM EDT  
 Att. 43,040 - Overcast - 61 F

livebaseballscorecards.com



Batter	1	2	3	4	5	6	7	8	9	AB R H RBI BB SO LOB
<b>Kenny Lofton, L</b> OBP: 0.409, SLG: 0.438 (1, 8)	3-2 1B BB 1B	2-0 1-H SF7 3B	1-0 F7		0-1 1-3 2-H 1B		1 SAFE 1 SAFE CS 1-2	2-2 F7		5 2 3 2 0 0 2
<b>Omar Vizquel, S</b> OBP: 0.396, SLG: 0.430 (1, 6)	1-1 F7	0-3 3B		0-0 B2-3	4-2 BB			2-2 L5		4 0 0 0 1 1 2
<b>Roberto Alomar, S</b> OBP: 0.424, SLG: 0.536 (1, 4)	0-0 BB 1-3 1B	3-2 SF7		2-2 G4-3	0-3 K			3-2 L7		4 0 1 1 0 1 3
<b>Manny Ramirez, R</b> OBP: 0.446, SLG: 0.669 (1, 9)	3-1 BB 1-2 HBP	4-2 BB		2-0 HR		0-2 F8			1-3 K	3 1 1 1 1 1 0
<b>Jim Thome, L</b> OBP: 0.429, SLG: 0.545 (1, 3)	2-3 K	0-1 L7		0-0 G4-3		3-3 K			1-3 K	5 0 0 0 0 3 4
<b>Harold Baines, L</b> OBP: 0.387, SLG: 0.535 (1, 10)	4-0 1-2 2-3 3-H BB		0-0 F7		4-2 1B BB	0-0 F8			1-2 G4-3	3 1 0 1 2 0 0
<b>David Justice, L</b> OBP: 0.409, SLG: 0.473 (1, 7)	3-2 L7		1-1 2B		0-0 F7		1-0 F7			4 0 1 0 0 0 4
<b>Travis Fryman, R</b> OBP: 0.309, SLG: 0.412 (1, 5)		1-0 HR	3-2 1B		3-1 F8		1-0 FC4 1B			4 1 3 1 0 0 1
<b>Einar Diaz, R</b> OBP: 0.327, SLG: 0.363 (1, 2)		0-1 3B 1B	0-3 K		0-0 1B 1B		2-2 SAFE FC4 CS 1-2f			4 1 2 0 0 1 3

Inning Stats	R: 1	H: 2	E: 0	K: 1	S: 15	R: 3	H: 3	E: 0	K: 1	S: 14	R: 0	H: 2	E: 0	K: 1	S: 10	R: 1	H: 1	E: 0	K: 0	S: 6	R: 1	H: 2	E: 0	K: 1	S: 14	R: 0	H: 0	E: 0	K: 1	S: 7	R: 0	H: 1	E: 0	K: 0	S: 7	R: 0	H: 0	E: 0	K: 2	S: 12	R: 0	H: 0	E: 0	K: 2	S: 11	1B: 7	SF: 1	2B: 1	SAC: 0	3B: 1	DP: 0	HR: 2	HBP: 1	WP: 0	PA: 43
	0	3	0	15	14	0	3	0	10	14	0	2	10	0	10	0	0	0	0	6	0	0	0	0	14	0	0	0	0	7	0	0	0	11	0	0	0	0	12	0	0	0	14	7	1	1	0	2	1	0	0	0	43		

PITCHER	IP	WLS	BF	H	R	ER	SO	BB	IBB	HBP	BLK	WP	HR	S	P	ERA	WHIP
<b>Pete Munro, R</b> ERA: 6.02 (1, 1)	4.2		27	9	6	6	3	3	0	1	0	0	2	51	93	11.57	2.571
<b>John Frascatore, R</b> ERA: 3.73 (5, 1)	1.1		6	1	0	0	2	1	0	0	0	0	0	15	22	0.00	1.500
<b>Paul Quantrill, R</b> ERA: 3.33 (7, 1)	2.0	W	6	1	0	0	0	0	0	0	0	0	0	19	31	0.00	0.500
<b>Billy Koch, R</b> ERA: 3.43 (9, 1)	1.0	S	3	0	0	0	2	0	0	0	0	0	0	11	14	0.00	0.000

**BOTTOM**

**Toronto Blue Jays @ Cleveland Indians**  
**Jacobs Field, Cleveland, OH**  
 Fri Oct 01 1999, 7:05 PM EDT  
 Att. 43,040 - Overcast - 61 F

livebaseballscorecards.com

<b>AB</b>	<b>36</b>
<b>R</b>	<b>6</b>
<b>H</b>	<b>11</b>
<b>RBI</b>	<b>6</b>
<b>BB</b>	<b>4</b>
<b>SO</b>	<b>7</b>
<b>LOB</b>	<b>19</b>



Batter	1	2	3	4	5	6	7	8	9	AB R H RBI BB SO LOB	TOP											
Homer Bush, R (1, 4) OBP: 0.351, SLG: 0.417	1-2 G1-3		1-2 HR 1B		2-0 F9		0-0 F9		1-3 K	6 1 2 0 0 1 1												
José Cruz Jr., S (1, 7) OBP: 0.355, SLG: 0.423	4-1 1B BB		2-2 F8 1B		4-2 BB		0-0 G6-4-3 1B			2 0 1 0 3 0 1												
Shawn Green, L (1, 9) OBP: 0.386, SLG: 0.593	1-2 P5		1-2 HR K		1-2 G2-3		3-1 G6-4-3 1-2f			5 1 1 2 0 1 7												
David Segui, S (1, 10) OBP: 0.355, SLG: 0.468 Tony Fernandez, S (8, PH)	1-1 SAFE 1B		4-1 1B HR BB		1-1 F7		2-1 1B 1B		2-2 G4-3 G3 1B	3 1 2 0 1 0 0 1 0 1 0 0 0 0												
Darrin Fletcher, L (1, 2) OBP: 0.340, SLG: 0.489	1-1 F7		1-0 HR 1B		1-0 F8		0-0 F7		1-2 G3 1-2	5 1 1 0 0 0 4												
Tony Batista, R (1, 6) OBP: 0.330, SLG: 0.515		3-3 K	0-0 HR 1-H 2-H		3-2 E5		1-0 1B		3-2 G4-3 2-3	5 1 2 3 0 1 1												
Willis Otanez, R (1, 3) OBP: 0.294, SLG: 0.394		1-0 2B	2-2 HR		3-2 F7		1-0 P6		0-1 F9	5 1 2 1 0 0 4												
Casey Blake, R (1, 5) OBP: 0.297, SLG: 0.400		2-1 G5-3	0-0 P3		0-0 HR		2-3 K		0-2 G5-3	5 1 1 1 0 1 3												
10 Vernon Wells, R (1, 8) OBP: 0.295, SLG: 0.357		1-0 F9	4-0 BB 1B BB		1-0 F7		3-2 1B		0-1 L9	4 0 1 0 1 0 1												
<b>Inning Stats</b>	R: 0 E: 0 K: 0 S: 11	H: 1 LOB: 2 BB: 1 P: 19	R: 0 E: 0 K: 1 S: 7	H: 1 LOB: 1 BB: 0 P: 14	R: 6 E: 0 K: 1 S: 29	H: 6 LOB: 3 BB: 3 P: 52	R: 0 E: 1 K: 0 S: 11	H: 0 LOB: 1 BB: 0 P: 19	R: 1 E: 0 K: 0 S: 10	H: 1 LOB: 1 BB: 1 P: 18	R: 0 E: 0 K: 1 S: 8	H: 2 LOB: 2 BB: 0 P: 14	R: 0 E: 0 K: 0 S: 7	H: 2 LOB: 1 BB: 0 P: 13	R: 0 E: 0 K: 0 S: 17	H: 1 LOB: 1 BB: 0 P: 23	R: 0 E: 0 K: 1 S: 8	H: 0 LOB: 0 BB: 0 P: 9	1B: 9 2B: 1 3B: 0 HR: 4	SF: 0 SAC: 0 DP: 1 HBP: 0	WP: 0 PB: 0 SB: 0 CS: 0	PA: 46
<b>PITCHER</b>	IP WLS BF H R ER SO BB IBB HBP BLK WP HR S P ERA WHIP											<b>PITCHER</b>	IP WLS BF H R ER SO BB IBB HBP BLK WP HR S P ERA WHIP									
Jaret Wright, R (1, 1) ERA: 6.06	2.1 L 16 7 6 6 1 2 0 0 0 0 3 34 59 23.14 3.857																					
Jim Brower, R (3, 1) ERA: 4.56	3.2 19 4 1 1 2 3 0 0 0 0 1 42 77 2.46 1.909																					
Steve Karsay, R (7, 1) ERA: 2.97	1.0 4 2 0 0 0 0 0 0 0 0 0 7 13 0.00 2.000																					
Chris Haney, L (8, 1) ERA: 4.69	1.0 4 1 0 0 0 0 0 0 0 0 0 17 23 0.00 1.000																					
Michael Jackson, R (9, 1) ERA: 3.95	1.0 3 0 0 0 0 1 0 0 0 0 0 8 9 0.00 0.000																					

Toronto Blue Jays @ Cleveland Indians  
 Jacobs Field, Cleveland, OH  
 Sat Oct 02 1999, 1:05 PM EDT  
 Att. 43,049 - Cloudy - 72 F

livebaseballscorecards.com

AB	41
R	7
H	14
RBI	7
BB	5
SO	4
LOB	22



BOTTOM

Toronto Blue Jays @ Cleveland Indians  
Jacobs Field, Cleveland, OH

livebaseballscorecards.com

AB	33
R	3
H	8
RBI	3
BB	4
SO	7
LOB	16



WP	0	PA	37
PB	0		
SB	1		
CS	0		

ERA	2.25	WHIP	1.125
ERA	3.63		
ERA	3.39		

AB R H RBI BB SO LOB

5	0	0	0	0	0	4
3	0	1	0	0	0	0
1	0	0	0	0	0	2
3	0	0	0	0	1	1
1	1	1	0	0	0	0
3	0	0	0	0	1	1
1	1	1	2	0	0	0
4	0	0	0	0	2	0
2	0	1	0	1	1	0
0	1	0	0	1	0	0
2	0	2	0	2	0	0
2	0	0	0	0	1	3
1	0	0	0	0	1	1
1	0	1	1	0	0	0
4	0	1	0	0	0	4

1	2	3	4	5	6	7	8	9
F7			G3		B1-3		FC6-5	F8
G5-3			G3-1 S 1B		G4-3		FC6-5	
K			G3-1		G3-1			HR 1B
G6-3		0-1 G6-3	P4		K			HR 1B
G4-3		2-1 G4-3		1-3 K	L7			K
K		1-3 K		4-0 1B BB	3-2 1B			BB 1B BB
G6-4-3 1B		3-2 G6-4-3 1B		0-2 1B	1-2 1B		FC6-5 1B BB	1B BB
G6-4-3		0-1 G6-4-3		2-3 K			K	1B BB
G5-3		1-1 G5-3		2-1 F9			FC6-5 FC6-5 1B	P5

R: 0	H: 0	R: 0	H: 0	R: 0	H: 1	R: 0	H: 1	R: 0	H: 0	R: 0	H: 1	R: 0	H: 1	R: 0	H: 0	R: 0	H: 1	R: 3	H: 3
E: 0	LOB: 0	E: 0	LOB: 0	E: 0	LOB: 0	E: 0	LOB: 1	E: 0	LOB: 0	E: 0	LOB: 1	E: 0	LOB: 2	E: 0	LOB: 0	E: 0	LOB: 1	E: 0	LOB: 2
K: 1	BB: 0	K: 1	BB: 0	K: 0	BB: 0	K: 0	BB: 0	K: 1	BB: 0	K: 1	BB: 0	K: 1	BB: 1	K: 1	BB: 1	K: 1	BB: 1	K: 1	BB: 2
S: 8	P: 8	S: 8	P: 11	S: 7	P: 11	S: 9	P: 16	S: 11	P: 20	S: 3	P: 4	S: 7	P: 12	S: 8	P: 16	S: 18	P: 34	S: 18	P: 34

PITCHER	IP	WLS	BF	H	R	ER	SO	BB	IBB	HBP	BLK	WP	HR	S	P	ERA	WHIP	PITCHER	IP	WLS	BF	H	R	ER	SO	BB	IBB	HBP	BLK	WP	HR	S	P	ERA	WHIP	
Pat Hentgen, R	(1, 1)	8.0	W	31	7	2	2	6	2	0	0	0	0	1	66	104	2.25	1.125																		
Graeme Lloyd, L	(9, 1)	0.1		4	1	1	1	2	0	0	0	0	0	7	19	27.00	9.000																			
Billy Koch, R	(9, 1)	0.2	S	2	0	0	0	0	0	0	0	0	0	6	9	0.00	0.000																			

Sat Oct 02 1999, 1:05 PM EDT  
Att: 43,049 - Cloudy - 72 F

Batter	1	2	3	4	5	6	7	8	9	AB R H RBI BB SO LOB	TOP											
Homer Bush, R OBP: 0.353, SLG: 0.421 (1, 4)	0-1 G3-1 1B		2-3 2-H K			2-0 1-2 HR 1B		1-3 K	0-0 1B 2B	5 2 3 0 0 2 0												
José Cruz Jr., S OBP: 0.358, SLG: 0.433 (1, 7)	2-3 K		2-3 K			1-1 1-H 2-H HR		4-0 HR BB	0-0 1B	4 2 2 4 1 2 1												
Shawn Green, L OBP: 0.384, SLG: 0.588 (1, 9)	1-0 G3-1 1-2			0-0 G3-1		1-1 G4-3		0-1 E9 1-3 HR	3-3 K	5 1 0 0 0 1 3												
Tony Fernandez, S OBP: 0.427, SLG: 0.449 (1, 10)	1-3 K			1-3 K		0-3 K		4-0 HR IBB		3 0 0 0 0 3 1												
Brian McRae, S OBP: 0.327, SLG: 0.360 (8, PH)										0 1 0 0 1 0 0												
Darrin Fletcher, L OBP: 0.339, SLG: 0.485 (1, 2)		2-3 K		0-0 F8		4-0 FC6-4 BB		3-3 K		3 0 0 0 1 2 3												
Tony Batista, R OBP: 0.330, SLG: 0.518 (1, 6)		1-3 K			2-1 G3-1	2-1 FC6-4 1-2f		0-0 HR		4 1 1 4 0 1 1												
Willis Otanez, R OBP: 0.293, SLG: 0.391 (1, 3)		0-0 F9			1-3 K		0-0 G6-4-3 1B	0-0 F8		4 0 1 0 0 1 0												
Casey Blake, R OBP: 0.293, SLG: 0.385 (1, 5)			2-2 PB WP 10 G5-3 1B		1-2 F9		1-2 G6-4-3		3-3 K	4 1 1 0 0 1 1												
10 Vernon Wells, R OBP: 0.293, SLG: 0.352 (1, 8)		2-2 SAFE G5-3 1-2			1-1 HR 1B		3-2 G6-3		3-2 P4	4 1 1 0 0 0 1												
<b>Inning Stats</b>	R: 0 E: 0 K: 2 S: 9	H: 1 LOB: 1 BB: 0 P: 13	R: 0 E: 0 K: 2 S: 8	H: 0 LOB: 0 BB: 0 P: 11	R: 1 E: 0 K: 2 S: 14	H: 1 LOB: 0 BB: 0 P: 22	R: 0 E: 0 K: 1 S: 5	H: 0 LOB: 0 BB: 0 P: 6	R: 0 E: 0 K: 1 S: 8	H: 0 LOB: 0 BB: 0 P: 12	R: 3 E: 0 K: 1 S: 12	H: 3 LOB: 1 BB: 1 P: 23	R: 0 E: 0 K: 0 S: 7	H: 1 LOB: 0 BB: 0 P: 11	R: 4 E: 1 K: 2 S: 13	H: 1 LOB: 0 BB: 2 P: 25	R: 1 E: 0 K: 2 S: 14	H: 2 LOB: 1 BB: 0 P: 23	1B: 6 2B: 1 3B: 0 HR: 2	SF: 0 SAC: 0 DP: 1 HBP: 0	WP: 1 PB: 1 SB: 0 CS: 0	PA: 39
<b>PITCHER</b>	IP WLS BF H R ER SO BB IBB HBP BLK WP HR S P ERA WHIP																					
Dave Burba, R ERA: 4.25 (1, 1)	5.0 L 17 2 1 0 8 0 0 0 0 1 0 44 64 0.00 0.400																					
Charles Nagy, R ERA: 4.95 (6, 1)	1.0 7 3 3 3 1 1 0 0 0 0 1 12 23 27.00 4.000																					
Ricardo Rincon, L ERA: 4.43 (7, 1)	1.0 3 1 0 0 0 0 0 0 0 0 0 7 11 0.00 1.000																					
Paul Shuey, R ERA: 3.53 (8, 1)	0.1 2 0 1 1 1 1 0 0 0 0 0 4 9 27.00 3.000																					
Paul Assenmacher, L ERA: 8.18 (8, 1)	0.1 3 0 0 0 1 0 1 0 0 0 0 7 14 0.00 0.000																					
<b>PITCHER</b>	IP WLS BF H R ER SO BB IBB HBP BLK WP HR S P ERA WHIP																					
Michael Jackson, R ERA: 4.06 (8, 1)	0.1 2 1 3 0 0 0 0 0 0 0 1 2 2 0.00 3.000																					
Sean DePaula, R ERA: 4.63 (9, 1)	1.0 5 2 1 1 2 0 0 0 0 0 0 14 23 9.00 2.000																					

Toronto Blue Jays @ Cleveland Indians  
 Jacobs Field, Cleveland, OH  
 Sun Oct.03 1999, 1:05 PM EDT  
 Att. 43,012 - Cloudy - 62 F

AB	36
R	9
H	9
RBI	8
BB	3
SO	13
LOB	11



Batter	1	2	3	4	5	6	7	8	9	AB	R	H	RBI	BB	SO	LOB
Kenny Lofton, L (1, 8) Dave Roberts, L (5, 8) OBP: 0.405, SLG: 0.432 OBP: 0.281, SLG: 0.308	1-2 G4-3		4-1 FC5-2 1-2 BB		1-2 F9			0-0 F7	2-3 K	1 0 0 0 1 0 0 3 0 0 0 0 1 2						
Enrique Wilson, S (1, 4) (6, 5) OBP: 0.310, SLG: 0.352	1-2 F9		0-2 FC5-2 1-2 2-3 3-Hr			2-2 F7		1-1 F7 2B 1B		4 1 1 0 0 0 3						
Omar Vizquel, S (1, 6) Jolbert Cabrera, R (8, PH) (9, 4) OBP: 0.397, SLG: 0.436 OBP: 0.231, SLG: 0.216	1-0 1B		3-3 K			2-2 HR		0-2 F9		3 1 2 1 0 1 3 1 0 0 0 0 0 1						
Manny Ramirez, R (1, 9) Alex Ramirez, R (5, 9) OBP: 0.442, SLG: 0.663 OBP: 0.327, SLG: 0.474	0-1 F7		0-3 K			0-0 G6-3		0-1 F7 1-H 2B		2 0 0 0 0 1 4 2 0 1 1 0 0 0						
Richie Sexson, R (1, 3) OBP: 0.305, SLG: 0.514		0-1 G5-3		0-0 G4-3		0-2 P4		0-0 G5-3		4 0 0 0 0 0 1						
Wil Cordero, R (1, 7) OBP: 0.364, SLG: 0.500		1-0 G1-6-3 1B		0-3 K				1-0 F9		4 0 2 0 0 1 0						
Harold Baines, L (1, 10) Carlos Baerga, S (7, PH) OBP: 0.387, SLG: 0.533 OBP: 0.300, SLG: 0.314		0-2 G1-6-3 1-2f		0-0 F7				1-3 K 1B		2 0 0 0 0 0 1 2 0 0 0 0 2 1						
Sandy Alomar Jr., R (1, 2) Einar Diaz, R (7, 2) OBP: 0.322, SLG: 0.533 OBP: 0.328, SLG: 0.362			0-0 1B FC5-2 1B		0-0 G6-4-3 1B			1-0 F8		2 0 2 0 0 0 0 1 0 0 0 0 0 1						
Travis Fryman, R (1, 5) John McDonald, R (6, 4) (9, 6) OBP: 0.309, SLG: 0.410 OBP: 0.333, SLG: 0.333			2-1 FC5-2 BB 1-3 1B		0-0 G6-4-3 1-2f			2-2 P7		2 0 1 0 0 0 1 2 0 1 0 0 0 1						

Inning Stats	R: 0	H: 1	E: 0	LOB: 1	K: 0	BB: 0	S: 11	R: 0	H: 1	E: 0	LOB: 0	K: 0	BB: 0	S: 7	R: 0	H: 2	E: 0	LOB: 3	K: 2	BB: 1	S: 13	R: 0	H: 0	E: 0	LOB: 0	K: 1	BB: 0	S: 6	R: 0	H: 1	E: 0	LOB: 0	K: 0	BB: 0	S: 5	R: 1	H: 1	E: 0	LOB: 0	K: 0	BB: 0	S: 10	R: 0	H: 1	E: 0	LOB: 1	K: 1	BB: 0	S: 9	R: 1	H: 2	E: 0	LOB: 1	K: 0	BB: 0	S: 10	R: 0	H: 1	E: 0	LOB: 2	K: 2	BB: 0	S: 15	1B: 8	SF: 0	2B: 1	SAC: 0	3B: 0	DP: 2	HR: 1	HBP: 1	WP: 0	PA: 37
PITCHER David Wells, L (1, 1) ERA: 4.82	IP	WLS	BF	H	R	ER	SO	BB	IBB	HBP	BLK	WP	HR	S	P	ERA	WHIP																			IP	WLS	BF	H	R	ER	SO	BB	IBB	HBP	BLK	WP	HR	S	P	ERA	WHIP																					

**Toronto Blue Jays @ Cleveland Indians**  
 Jacobs Field, Cleveland, OH  
 Sun Oct 03 1999, 1:05 PM EDT  
 Att: 43,012 - Cloudy - 62 F

livebaseballscorecards.com

AB	35
R	2
H	10
RBI	2
BB	1
SO	6
LOB	19

