



Toronto Blue Jays - 1999

Batter	1	2	3	4	5	6	7	8	9	AB	R	H	RBI	BB	SO	LOB	TOP										
Shannon Stewart, R (1, 7)	G5-3		G1-3		P4		G5-4-3		G6-3	5	0	0	0	0	0	7	Toronto Blue Jays @ Minnesota Twins Hubert H. Humphrey Metrodome, Minneapolis, MN Tue Apr 06 1999, 8:05 PM EDT Att: 45,601 - Dome - 72 F livebaseballscorecards.com										
Homer Bush, R (1, 4)	K		G6-3		G5-3			L6		4	0	0	0	0	1	3											
Shawn Green, L (1, 9) OBP: 0.500, SLG: 1.000	2B		F8		G4-3			2B		4	0	2	0	0	0	1											
Dave Hollins, S (1, 10)	G4-3			K		2B		K		4	0	1	0	0	2	2											
Carlos Delgado, L (1, 3) OBP: 0.500, SLG: 1.333		HR	G4-3		G4-6-3			K		3	1	1	1	1	1	1											
Tony Fernandez, S (1, 5)	G4-3		P6		G4-6-3			G4-3		4	0	0	0	0	0	2											
José Cruz Jr., S (1, 8)	K				K			1B		3	0	0	0	1	3	0											
Darrin Fletcher, L (1, 2) OBP: 0.500, SLG: 0.500	G6-3				1B			F7		4	0	2	0	0	0	1											
Alex Gonzalez, R (1, 6) OBP: 1.000, SLG: 1.000			G6-3	G1-3	1B			1B		4	0	4	0	0	0	0											
Inning Stats	R: 0 E: 0 K: 1 S: 10	H: 1 LOB: 1 BB: 0 P: 13	R: 1 E: 0 K: 1 S: 11	H: 1 LOB: 0 BB: 0 P: 17	R: 0 E: 0 K: 0 S: 6	H: 1 LOB: 1 BB: 0 P: 8	R: 0 E: 0 K: 1 S: 11	H: 0 LOB: 0 BB: 0 P: 17	R: 0 E: 0 K: 1 S: 11	H: 2 LOB: 2 BB: 0 P: 16	R: 0 E: 0 K: 0 S: 4	H: 1 LOB: 1 BB: 1 P: 11	R: 0 E: 0 K: 1 S: 10	H: 2 LOB: 0 BB: 0 P: 18	R: 0 E: 0 K: 2 S: 13	H: 1 LOB: 1 BB: 0 P: 17		R: 0 E: 0 K: 0 S: 7	H: 1 LOB: 2 BB: 1 P: 16	1B: 6 2B: 3 3B: 0 HR: 1	SF: 0 SAC: 0 DP: 2 HBP: 0	WP: 0 PB: 0 SB: 0 CS: 0	PA: 37				
PITCHER	IP	WLS	BF	H	R	ER	SO	BB	IBB	HBP	BLK	WP	HR	S	P	ERA	WHIP										
Brad Radke, R (1, 1) ERA: 1.29	7.0	W	28	8	1	1	5	1	0	0	0	0	1	63	100	1.29	1.286										
Eddie Guardado, L (8, 1) ERA:	1.0		4	1	0	0	2	0	0	0	0	0	0	13	17	0.00	1.000										
Mike Trombley, R (9, 1) ERA:	0.2		4	1	0	0	0	1	0	0	0	0	0	6	15	0.00	3.000										
Rick Aguilera, R (9, 1) ERA:	0.1		1	0	0	0	0	0	0	0	0	0	0	1	1	0.00	0.000										

Batter	1	2	3	4	5	6	7	8	9	AB	R	H	RBI	BB	SO	LOB	BOTTOM										
Tori Hunter, R (1, 8) OBP: 0.200, SLG: 0.200	F9		G1-3		FC6-4		1B	K		5	1	1	1	0	1	1	Toronto Blue Jays @ Minnesota Twins Hubert H. Humphrey Metrodome, Minneapolis, MN Tue Apr 06 1999, 8:05 PM EDT Att: 45,601 - Dome - 72 F livebaseballscorecards.com										
Chad Allen, R (1, 7) OBP: 0.500, SLG: 0.500	FC4		P4		G6-3		2B	1B		4	1	2	0	0	0	1											
Todd Walker, L (1, 4) Denny Hocking, S (8, 6)	FC4		F7		G6-3		L4			4	0	0	0	0	0	3											
Ron Coomer, R (1, 5) OBP: 0.500, SLG: 0.500	F7				1B		F8			4	0	2	0	0	0	3											
Matt Lawton, L (1, 9) OBP: 0.750, SLG: 1.000		2B	1B		F9		G6-3	2B		4	1	3	2	0	0	1											
Marty Cordova, R (1, 10) OBP: 0.500, SLG: 0.750		F8			G5-4-3		G6-3	2B		4	0	2	1	0	0	3											
Doug Mientkiewicz, L (1, 3) OBP: 0.500, SLG: 1.000		2B			G5-4-3		2B	G4-3		4	1	2	0	0	0	3											
Terry Steinbach, R (1, 2) OBP: 0.500, SLG: 0.500	L4				FC6-4		3B	F9		4	1	2	0	0	0	2											
Cristian Guzman, S (1, 6) Brent Gates, S (7, PH) (8, 4)	K				K		1B	K		2	0	0	0	0	2	3											
							1B	K		2	1	1	2	0	1	0											
Inning Stats	R: 0 E: 1 K: 0 S: 11	H: 1 LOB: 1 BB: 0 P: 16	R: 0 E: 0 K: 1 S: 11	H: 2 LOB: 2 BB: 0 P: 15	R: 0 E: 0 K: 0 S: 5	H: 0 LOB: 0 BB: 0 P: 11	R: 0 E: 0 K: 0 S: 9	H: 2 LOB: 1 BB: 0 P: 10	R: 0 E: 0 K: 1 S: 9	H: 1 LOB: 1 BB: 0 P: 13	R: 0 E: 0 K: 0 S: 10	H: 2 LOB: 1 BB: 0 P: 17	R: 6 E: 0 K: 0 S: 15	H: 7 LOB: 1 BB: 0 P: 24	R: 0 E: 0 K: 2 S: 10	H: 0 LOB: 0 BB: 0 P: 15		1B: 10 2B: 4 3B: 1 HR: 0	SF: 0 SAC: 0 DP: 2 HBP: 0	WP: 0 PB: 0 SB: 0 CS: 0	PA: 37						
PITCHER	IP	WLS	BF	H	R	ER	SO	BB	IBB	HBP	BLK	WP	HR	S	P	ERA	WHIP										
Pat Hentgen, R (1, 1) ERA: 3.0	6.0	L	26	10	2	2	2	0	0	0	0	0	0	6	8	27.00	9.000										
Dan Plesac, L (7, 1) ERA: 81.0	0.1	B	4	3	1	1	0	0	0	0	0	0	0	6	10	40.50	3.000										
Pete Munro, R (7, 1) ERA: 13.5	0.2		4	2	3	3	0	0	0	0	0	0	0	6	10	0.00	0.000										
Tom Davey, R (8, 1) ERA:	1.0		3	0	0	0	2	0	0	0	0	0	0	10	15	0.00	0.000										

Batter	1	2	3	4	5	6	7	8	9	AB	R	H	RBI	BB	SO	LOB	TOP									
Shannon Stewart, R OBP: 0.364, SLG: 0.600 (1, 7)	F9	FC5-2 1B		2B BB	HR		1B		K	5	2	3	4	1	1	0										
Homer Bush, R OBP: 0.300, SLG: 0.400 (1, 4)	F8	FC5-2		2B	1B		1B		E5 FC3-6	6	0	3	1	0	0	3										
Shawn Green, L OBP: 0.300, SLG: 0.500 (1, 9)	1B	K		K	FC4-6		K		FC3-6	6	0	1	0	0	3	8										
Dave Hollins, S OBP: 0.300, SLG: 0.444 (1, 10)	G4-3		F8				G4-3		G4-3	5	0	1	0	1	0	4										
Carlos Delgado, L OBP: 0.444, SLG: 1.143 (1, 3)		K	HR	L4			K		1B BB SF7-6	4	2	1	1	1	2	3										
Tony Fernandez, S OBP: 0.444, SLG: 0.750 (1, 5)	E 2B 1B	HR			E4 1B HR		BB		1B 1B	4	3	3	1	1	0	0										
José Cruz Jr., S OBP: 0.333, SLG: 0.143 (1, 8)	E3 2B 1B	BB			F7		K		1B	4	1	1	0	1	1	4										
Darrin Fletcher, L OBP: 0.444, SLG: 0.625 (1, 2)	1B FC5-2 2B	G4-3			HR 1B		G3-1		SF7-5-6	4	1	2	2	0	0	3										
Alex Gonzalez, R OBP: 0.556, SLG: 0.500 (1, 6)	FC5-2 1B BB			G6-3	P8		F7		K	4	0	0	0	1	1	3										
Inning Stats	R: 0 E: 0 K: 0 S: 10	H: 1 LOB: 1 BB: 0 P: 14	R: 2 E: 1 K: 2 S: 15	H: 3 LOB: 3 BB: 1 P: 28	R: 2 E: 0 K: 0 S: 9	H: 2 LOB: 2 BB: 1 P: 23	R: 1 E: 0 K: 1 S: 9	H: 1 LOB: 2 BB: 2 P: 19	R: 3 E: 1 K: 0 S: 13	H: 3 LOB: 1 BB: 0 P: 24	R: 0 E: 0 K: 2 S: 9	H: 1 LOB: 2 BB: 1 P: 18	R: 0 E: 0 K: 1 S: 14	H: 2 LOB: 0 BB: 0 P: 18	R: 1 E: 0 K: 1 S: 9	H: 2 LOB: 1 BB: 1 P: 18	R: 0 E: 1 K: 1 S: 8	H: 0 LOB: 1 BB: 0 P: 10	1B: 9 2B: 4 3B: 0 HR: 3	SF: 1 SAC: 0 DP: 1 HBP: 0	WP: 0 PB: 0 SB: 1 CS: 1	PA: 49				
PITCHER	IP	WLS	BF	H	R	ER	SO	BB	IBB	HBP	BLK	WP	HR	S	P	ERA	WHIP									
Mike Lincoln, R ERA: 10.8 (1, 1)	3.1	L	20	7	5	4	2	3	0	0	0	0	0	2	37	73	10.80	3.000								
Bob Welts, R ERA: (4, 1)	1.2		10	3	3	0	1	1	0	0	0	0	1	19	35	0.00	2.400									
23 Benj Sampson, L ERA: (6, 1)	1.0		5	1	0	0	2	1	0	0	0	0	0	9	18	0.00	2.000									
Dan Perkins, R ERA: 4.5 (7, 1)	2.0		10	4	1	1	2	1	0	0	0	0	0	23	36	4.50	2.500									
Joe Mays, R ERA: (9, 1)	1.0		4	0	0	0	1	0	0	0	0	0	0	8	10	0.00	0.000									

Toronto Blue Jays @ Minnesota Twins
Hubert H. Humphrey Metrodome, Minneapolis, MN

AB 42
R 9
H 15
RBI 9
BB 6
SO 8
LOB 28



Wed Apr 07 1999, 8:05 PM EDT
Att. 9,220 - Dome - 72 F

Batter	1	2	3	4	5	6	7	8	9	AB	R	H	RBI	BB	SO	LOB	BOTTOM								
Tori Hunter, R OBP: 0.100, SLG: 0.100 (1, 8)	K		G1-3		G6-3		K		G4-3	5	0	0	0	0	2	3									
Brent Gates, S OBP: 0.400, SLG: 0.750 Corey Koskie, L (6, 5)	K		BB		G5-3		K			2	0	0	0	1	1	1									
Todd Walker, L OBP: 0.125, SLG: 0.125 (1, 4)	K		G5-3			1B 2B 1B	G6-3			4	1	1	0	0	1	3									
Ron Coomer, R OBP: 0.375, SLG: 0.375 (1, 3)		K			FC6-4 1B		F9		F8	4	0	1	0	0	1	1									
Marty Cordova, R OBP: 0.500, SLG: 0.571 (1, 10)	F9				F9		2B 1B		FC6 BB	3	1	1	0	1	0	1									
Matt Lawton, L OBP: 0.500, SLG: 0.750 (1, 9)	G4-3				FC6-4 FC4-6		1B 2B		K	4	1	1	2	0	1	2									
Chad Allen, R OBP: 0.375, SLG: 0.375 (1, 7)					FC4-6		K		FC6	4	0	1	0	0	1	3									
Terry Steinbach, R OBP: 0.333, SLG: 0.333 Javier Valentin, S OBP: 0.500, SLG: 0.500 (6, 2)			FC				G5-3		G3-1	2	0	0	0	0	0	1									
Cristian Guzman, S OBP: 0.167, SLG: 0.333 (1, 6)			K				G6-3		G4-3	4	0	1	0	0	2	3									
Inning Stats	R: 0 E: 0 K: 3 S: 12	H: 0 LOB: 0 BB: 0 P: 20	R: 0 E: 0 K: 1 S: 7	H: 0 LOB: 0 BB: 0 P: 9	R: 0 E: 0 K: 1 S: 10	H: 1 LOB: 3 BB: 1 P: 17	R: 0 E: 0 K: 0 S: 7	H: 1 LOB: 1 BB: 0 P: 9	R: 0 E: 0 K: 2 S: 8	H: 4 LOB: 1 BB: 0 P: 14	R: 0 E: 0 K: 2 S: 8	H: 0 LOB: 0 BB: 0 P: 11	R: 0 E: 0 K: 1 S: 10	H: 0 LOB: 1 BB: 1 P: 18	R: 0 E: 0 K: 0 S: 4	H: 0 LOB: 0 BB: 0 P: 5	1B: 5 2B: 2 3B: 0 HR: 0	SF: 0 SAC: 0 DP: 0 HBP: 0	WP: 0 PB: 0 SB: 2 CS: 0	PA: 37					
PITCHER	IP	WLS	BF	H	R	ER	SO	BB	IBB	HBP	BLK	WP	HR	S	P	ERA	WHIP								
David Wells, L ERA: 4.5 32 Roy Halladay, R ERA: (7, 1)	6.0	S	10	0	0	0	3	1	0	0	0	0	0	22	34	0.00	0.333								

Toronto Blue Jays @ Minnesota Twins
Hubert H. Humphrey Metrodome, Minneapolis, MN

AB 35
R 3
H 7
RBI 3
BB 2
SO 10
LOB 18



Wed Apr 07 1999, 8:05 PM EDT
Att. 9,220 - Dome - 72 F

Batter	1	2	3	4	5	6	7	8	9	AB	R	H	RBI	BB	SO	LOB	TOP										
Shannon Stewart, R OBP: 0.375, SLG: 0.533	F8		1B	E5		G6-3				5	1	2	0	0	0	0	Toronto Blue Jays @ Minnesota Twins Hubert H. Humphrey Metrodome, Minneapolis, MN Thu Apr 08 1999, 8:05 PM EDT Att. 9,431 - Dome - 72 F										
Craig Grebeck, R OBP: 0.800, SLG: 1.250	2B		1B	2B		HR				4	1	3	2	1	1												
Shawn Green, L OBP: 0.267, SLG: 0.600	K		F8	K		HR				5	1	1	2	0	3												
Dave Hollins, S OBP: 0.400, SLG: 0.462	G6-3			1B		BB				4	1	2	0	1	0	1											
Carlos Delgado, L OBP: 0.429, SLG: 0.818	F9			BB		F7				4	1	1	0	1	1	1											
Tony Fernandez, S OBP: 0.286, SLG: 0.462	L3			F8		F7				5	0	0	0	0	1	5											
José Cruz Jr., S OBP: 0.429, SLG: 0.500	P9			2B						3	2	1	1	2	0	0											
Alex Gonzalez, R OBP: 0.643, SLG: 0.667				1B		G6-3				4	2	3	2	1	0	2											
Mike Matheny, R	F8			F9						3	0	0	0	0	0	2											
Willie Greene, L (7, PH)						F8				0	0	0	0	0	0	0											
Geronimo Berroa, R (7, PH)						G1-4-3				1	0	0	0	0	0	1											
Darin Fletcher, L OBP: 0.400, SLG: 0.556										1	0	0	0	0	0	1											
Inning Stats	R: 0 E: 0 K: 1 S: 9	H: 1 LOB: 1 P: 14	R: 0 E: 0 K: 0 S: 7	H: 0 LOB: 0 BB: 12	R: 1 E: 0 K: 0 S: 9	H: 3 LOB: 1 BB: 15	R: 5 E: 2 K: 1 S: 15	H: 4 LOB: 1 BB: 1	R: 0 E: 0 K: 0 S: 11	H: 1 LOB: 2 BB: 1	R: 1 E: 0 K: 1 S: 11	H: 2 LOB: 1 BB: 1	R: 0 E: 0 K: 2 S: 12	H: 0 LOB: 0 BB: 0	R: 0 E: 0 K: 0 S: 11	H: 1 LOB: 1 BB: 0	1B: 8 2B: 3 3B: 0 HR: 2	SF: 0 SAC: 0 DP: 1 HBP: 0	WP: 0 PB: 0 SB: 0 CS: 0	PA: 45							
PITCHER	IP	WLS	BF	H	R	ER	SO	BB	IBB	HBP	BLK	WP	HR	S	P	ERA	WHIP										
Eric Milton, L ERA: 9.82	3.2		20	8	6	4	1	1	0	0	0	0	0	37	63	9.82	2.455										
Mike Trombley, R ERA	1.1	W	6	1	0	0	1	1	0	0	0	0	0	14	24	0.00	1.500										
Joe Mays, R ERA: 13.5	1.0		9	2	3	3	1	4	0	0	0	0	2	12	34	27.00	6.000										
Eddie Guardado, L ERA	2.0	H	6	1	0	0	3	0	0	0	0	0	0	20	26	0.00	0.500										
Rick Aguilera, R ERA	1.0	S	4	1	0	0	0	0	0	0	0	0	0	11	15	0.00	1.000										

AB 39
R 9
H 13
RBI 7
BB 6
SO 6
LOB 17



Batter	1	2	3	4	5	6	7	8	9	AB	R	H	RBI	BB	SO	LOB	BOTTOM										
Tori Hunter, R OBP: 0.200, SLG: 0.200	K		G1	K		G6-3				5	0	2	0	0	2	2	Toronto Blue Jays @ Minnesota Twins Hubert H. Humphrey Metrodome, Minneapolis, MN Thu Apr 08 1999, 8:05 PM EDT Att. 9,431 - Dome - 72 F										
Denny Hocking, S (9, 4)	G4-3		G1	F7		K				5	0	0	0	0	1	6											
Todd Walker, L OBP: 0.308, SLG: 0.250										4	2	2	0	1	0	2											
Cristian Guzman, S OBP: 0.167, SLG: 0.333	2B		G5-3							0	0	0	0	0	0	0											
Marty Cordova, R OBP: 0.692, SLG: 0.818	1B			2B						4	1	4	2	1	0	0											
Matt Lawton, L OBP: 0.385, SLG: 0.615	G3		G4-3	G6-3		K				5	1	1	0	0	1	6											
Chad Allen, R OBP: 0.308, SLG: 0.308			G4-3	G6-3		FC4				5	1	1	1	0	0	2											
Doug Mientkiewicz, L OBP: 0.556, SLG: 0.857			1B	2B		P3				3	3	1	1	2	0	2											
Terry Steinbach, R OBP: 0.455, SLG: 0.333			1B	2B		P9				3	2	1	0	2	0	2											
Corey Koskie, L OBP: 0.600, SLG: 0.800			1B	2B						4	1	3	5	0	0	0											
Ron Coomer, R OBP: 0.375, SLG: 0.375			1B	2B		F8				0	0	0	0	0	0	0											
Inning Stats	R: 1 E: 0 K: 1 S: 10	H: 2 LOB: 1 BB: 0 P: 16	R: 4 E: 0 K: 0 S: 14	H: 5 LOB: 2 BB: 2 P: 30	R: 2 E: 0 K: 0 S: 17	H: 3 LOB: 2 BB: 1 P: 29	R: 3 E: 0 K: 1 S: 15	H: 3 LOB: 2 BB: 2 P: 30	R: 1 E: 1 K: 1 S: 10	H: 2 LOB: 2 BB: 0 P: 17	R: 0 E: 0 K: 1 S: 7	H: 0 LOB: 0 BB: 0 P: 12	R: 0 E: 0 K: 0 S: 6	H: 0 LOB: 0 BB: 1 P: 10	R: 0 E: 0 K: 0 S: 11	H: 0 LOB: 0 BB: 0 P: 17	1B: 11 2B: 4 3B: 0 HR: 0	SF: 0 SAC: 0 DP: 2 HBP: 0	WP: 0 PB: 0 SB: 1 CS: 0	PA: 44							
PITCHER	IP	WLS	BF	H	R	ER	SO	BB	IBB	HBP	BLK	WP	HR	S	P	ERA	WHIP										
Joey Hamilton, R ERA: 27.0	2.1	L	18	9	7	7	1	3	0	0	0	0	0	30	60	27.00	5.143										
40 Eric Ludwick, R ERA: 27.0	1.0		8	3	3	3	0	2	0	0	0	0	0	20	38	27.00	5.000										
Pete Munro, R ERA: 2.7	2.2		12	3	1	0	3	0	0	0	0	0	0	23	36	0.00	1.125										
Dan Plesac, L ERA: 20.25	1.0		3	0	0	0	0	1	0	0	0	0	0	6	10	0.00	1.000										
Graeme Lloyd, L ERA	1.0		3	0	0	0	0	0	0	0	0	0	0	11	17	0.00	0.000										

AB 38
R 11
H 15
RBI 9
BB 6
SO 4
LOB 22



Batter	1	2	3	4	5	6	7	8	9	AB	R	H	RBI	BB	SO	LOB	TOP											
Shannon Stewart, R OBP: 0.429, SLG: 0.722										3	3	2	2	1	0	0	Toronto Blue Jays @ Baltimore Orioles Oriole Park at Camden Yards, Baltimore, MD Fri Apr 09 1999, 7:05 PM EDT Att: 36,430 - Cloudy - 49 F											
Homer Bush, R OBP: 0.333, SLG: 0.357										4	0	1	1	1	2	2												
Shawn Green, L OBP: 0.300, SLG: 0.650										5	1	2	1	0	1	2												
Dave Hollins, S OBP: 0.300, SLG: 0.333											5	0	0	0	1	2												
Carlos Delgado, L OBP: 0.376, SLG: 0.600											4	0	0	1	0	1		0										
Willie Greene, L OBP: 0.357, SLG: 0.462											2	1	0	0	3	2		0										
José Cruz Jr., S OBP: 0.500, SLG: 0.500											2	1	1	0	2	0		1										
Darrin Fletcher, L OBP: 0.357, SLG: 0.462										4	1	1	1	0	0	3												
Alex Gonzalez, R OBP: 0.556, SLG: 0.625										4	0	1	1	0	0	0												
Inning Stats	R: 1 E: 0 K: 2 S: 12	H: 1 LOB: 0 BB: 0 P: 21	R: 3 E: 0 K: 0 S: 12	H: 2 LOB: 1 BB: 2 P: 27	R: 1 E: 0 K: 0 S: 10	H: 1 LOB: 2 BB: 2 P: 19	R: 1 E: 0 K: 1 S: 9	H: 2 LOB: 1 BB: 0 P: 13	R: 0 E: 0 K: 1 S: 9	H: 1 LOB: 1 BB: 0 P: 14	R: 0 E: 0 K: 1 S: 11	H: 0 LOB: 1 BB: 1 P: 20	R: 1 E: 0 K: 0 S: 11	H: 1 LOB: 1 BB: 1 P: 19	R: 0 E: 0 K: 2 S: 10	H: 0 LOB: 0 BB: 0 P: 13		1B: 4 2B: 3 3B: 0 HR: 1	SF: 2 SAC: 0 DP: 0 HBP: 0	WP: 0 PB: 0 SB: 1 CS: 1	PA: 42							
PITCHER	IP	WLS	BF	H	R	ER	SO	BB	IBB	HBP	BLK	WP	HR	S	P	ERA	WHIP											
Sidney Ponson, R ERA: 16.88	(1, 1)	2.2	L	15	4	5	5	2	3	0	0	0	0	1	31	59	16.88	2.625										
Doug Johns, L ERA: 4.5	(3, 1)	3.1		15	3	1	1	2	2	0	0	0	0	0	31	52	2.70	1.500										
Ricky Bones, R ERA: 3.38	(7, 1)	1.0		4	0	0	0	1	1	0	0	0	0	0	11	20	0.00	1.000										
Jesse Orosco, L ERA: 3.38	(8, 1)	1.0		5	1	1	1	0	1	0	0	0	0	0	11	19	9.00	2.000										
Mike Timlin, R ERA:	(9, 1)	1.0		3	0	0	0	2	0	0	0	0	0	0	10	13	0.00	0.000										

Batter	1	2	3	4	5	6	7	8	9	AB	R	H	RBI	BB	SO	LOB	BOTTOM											
Brady Anderson, L OBP: 0.300, SLG: 0.421											5	0	0	0	2	2	Toronto Blue Jays @ Baltimore Orioles Oriole Park at Camden Yards, Baltimore, MD Fri Apr 09 1999, 7:05 PM EDT Att: 36,430 - Cloudy - 49 F											
Mike Bordick, R OBP: 0.350, SLG: 0.389											4	1	0	0	1	2		2										
Will Clark, L OBP: 0.500, SLG: 0.733										3	1	1	0	1	1	0												
Albert Belle, R OBP: 0.556, SLG: 0.667										3	1	2	0	1	0	2												
Harold Baines, L OBP: 0.333, SLG: 0.250										2	0	1	0	0	0	1												
Jeff Conine, R (6, PH)										2	0	0	1	0	1	3												
B.J. Surhoff, L OBP: 0.294, SLG: 0.294											4	0	1	1	0	5												
Cal Ripken Jr., R OBP: 0.250, SLG: 0.500										4	0	1	1	0	0	1												
Charles Johnson, R OBP: 0.500, SLG: 0.333											2	0	0	0	1	0		1										
Rich Amaral, R (9, PH)											1	0	0	0	0	0		0										
Jeff Reboulet, R OBP: 0.385, SLG: 0.111										2	1	0	0	1	0	1												
Lenny Webster, R OBP: 0.333, SLG: 0.333										1	0	0	0	0	0	0												
Inning Stats	R: 0 E: 0 K: 1 S: 5	H: 0 LOB: 0 BB: 0 P: 9	R: 1 E: 0 K: 0 S: 13	H: 3 LOB: 1 BB: 0 P: 19	R: 0 E: 0 K: 2 S: 8	H: 0 LOB: 0 BB: 0 P: 11	R: 0 E: 0 K: 1 S: 7	H: 1 LOB: 0 BB: 0 P: 9	R: 0 E: 0 K: 0 S: 6	H: 0 LOB: 0 BB: 0 P: 8	R: 1 E: 0 K: 2 S: 14	H: 1 LOB: 3 BB: 2 P: 30	R: 0 E: 0 K: 0 S: 11	H: 0 LOB: 1 BB: 1 P: 19	R: 2 E: 0 K: 0 S: 14	H: 1 LOB: 1 BB: 2 P: 31	R: 0 E: 1 K: 0 S: 11	H: 0 LOB: 1 BB: 0 P: 14	1B: 5 2B: 1 3B: 0 HR: 0	SF: 0 SAC: 0 DP: 2 HBP: 0	WP: 2 PB: 0 SB: 0 CS: 0	PA: 38						
PITCHER	IP	WLS	BF	H	R	ER	SO	BB	IBB	HBP	BLK	WP	HR	S	P	ERA	WHIP											
Kelvin Escobar, R ERA: 3.18	(1, 1)	5.2	W	22	5	2	2	5	2	0	0	0	1	0	47	80	3.18	1.235										
Dan Plesac, L ERA: 16.2	(6, 1)	0.1	H	2	0	0	0	1	0	0	0	0	0	6	6	0.00	0.000											
Tom Davey, R ERA: 6.75	(7, 1)	1.2		8	0	2	2	0	3	0	0	0	0	20	40	10.80	1.800											
Graeme Lloyd, L ERA:	(8, 1)	1.1		6	1	0	0	0	0	0	0	0	0	16	24	0.00	0.750											

AB 33
R 7
H 8
RBI 7
BB 7
SO 7
LOB 10

AB 33
R 4
H 6
RBI 3
BB 5
SO 6
LOB 18

Batter	1	2	3	4	5	6	7	8	9	AB	R	H	RBI	BB	SO	LOB	TOP											
Shannon Stewart, R OBP: 0.360, SLG: 0.591 (1, 7)	L6		FC6-4		G2-3		K			4	0	0	0	0	1	4	Toronto Blue Jays @ Baltimore Orioles Oriole Park at Camden Yards, Baltimore, MD Sat Apr 10 1999, 1:35 PM EDT Att: 43,700 - Sunny - 61 F											
Craig Grebeck, R OBP: 0.571, SLG: 0.833 Homer Bush, R OBP: 0.353, SLG: 0.375 (1, 4) (4, 4)	F7			G6-3	K			1B	2	0	0	0	0	0	0	0												
Shawn Green, L OBP: 0.292, SLG: 0.565 (1, 9)	G3			G3-1 1B BB		P4		G4-3	3	0	0	0	1	0	0													
Dave Hollins, S OBP: 0.333, SLG: 0.364 (1, 10)		G1-3		G3-1 1B		K		1B	4	0	2	0	0	1	0													
Carlos Delgado, L OBP: 0.261, SLG: 0.474 (1, 3)		P5		G3-1		K		K	4	0	0	0	0	2	3													
Tony Fernandez, S OBP: 0.333, SLG: 0.500 (1, 5)									3	0	1	0	1	1	0													
José Cruz Jr., S OBP: 0.409, SLG: 0.375 (1, 8)			B1-3	L9			K	G4-3	4	0	0	0	0	1	4													
Alex Gonzalez, R OBP: 0.500, SLG: 0.550 (1, 6)			G6-3		G2-3 1B		G4-3	K	4	0	1	0	0	1	1													
Mike Matheny, R OBP: 0.200, SLG: 0.200 Willie Greene, L (7, PH) Darrin Fletcher, L OBP: 0.357, SLG: 0.462 (7, 2)									2	0	1	0	0	1	1													
									0	0	0	0	0	1	0													
									0	0	0	0	0	0	0													
Inning Stats	R: 0 E: 0 K: 0 S: 6	H: 0 LOB: 0 BB: 0 P: 11	R: 0 E: 0 K: 1 S: 7	H: 0 LOB: 0 BB: 0 P: 9	R: 0 E: 0 K: 0 S: 8	H: 1 LOB: 1 BB: 0 P: 10	R: 0 E: 0 K: 0 S: 10	H: 1 LOB: 3 BB: 2 P: 20	R: 0 E: 0 K: 2 S: 13	H: 1 LOB: 1 BB: 0 P: 17	R: 0 E: 0 K: 2 S: 8	H: 0 LOB: 0 BB: 0 P: 12	R: 0 E: 0 K: 1 S: 11	H: 1 LOB: 2 BB: 1 P: 18	R: 0 E: 0 K: 1 S: 10	H: 2 LOB: 1 BB: 0 P: 14	R: 0 E: 0 K: 1 S: 6	H: 0 LOB: 0 BB: 0 P: 9	1B: 5 2B: 1 3B: 0 HR: 0	SF: 0 SAC: 0 DP: 0 HBP: 0	WP: 0 PB: 0 SB: 0 CS: 0	PA: 35						
PITCHER	IP	WLS	BF	H	R	ER	SO	BB	IBB	HBP	BLK	WP	HR	S	P	ERA	WHIP											
35 Mike Mussina, R ERA: 3.0 Arthur Rhodes, L ERA: 5.4 Mike Timlin, R ERA:	(1, 1)	7.0	W	28	4	0	0	7	3	0	0	0	0	0	63	97	0.00	1.000										
(8, 1)	1.0	H	4	2	0	0	1	0	0	0	0	0	0	10	14	0.00	2.000											
(9, 1)	1.0	S	3	0	0	0	1	0	0	0	0	0	0	6	9	0.00	0.000											

AB	32
R	0
H	6
RBI	0
BB	3
SO	9
LOB	14



Batter	1	2	3	4	5	6	7	8	9	AB	R	H	RBI	BB	SO	LOB	BOTTOM											
Brady Anderson, L OBP: 0.292, SLG: 0.435 (1, 8)	G1-3		P5		K			IBB 2B		4	0	1	0	0	1	2	Toronto Blue Jays @ Baltimore Orioles Oriole Park at Camden Yards, Baltimore, MD Sat Apr 10 1999, 1:35 PM EDT Att: 43,700 - Sunny - 61 F											
Mike Bordick, R OBP: 0.333, SLG: 0.333 (1, 6)	K		FC5-4		K			IBB BB	3	0	0	0	1	2	2													
Will Clark, L OBP: 0.500, SLG: 0.684 (1, 3)	3B 1B		F8		G3-6-1 1B			K	4	1	2	0	0	1	3													
Albert Belle, R OBP: 0.591, SLG: 0.833 (1, 9)	3B			G3-1 2B		G3-6-1		IBB	3	0	2	1	1	0	1													
Harold Baines, L OBP: 0.250, SLG: 0.182 Rich Amaral, R (8, PH)	F8			F7		P5		L3	3	0	0	0	0	0	2													
									1	0	0	0	0	0	3													
B.J. Surhoff, L OBP: 0.250, SLG: 0.250 (1, 7)		K		G3-1			K		3	0	0	0	0	2	1													
Cal Ripken Jr., R OBP: 0.143, SLG: 0.286 (1, 5)		G5-3		G2-3			K		3	0	0	0	0	1	1													
Lenny Webster, R OBP: 0.333, SLG: 0.250 (1, 2)		G5-3			SH3-4 BB		K		2	0	0	0	1	1	0													
Jesse Garcia, R OBP: 0.500, SLG: 0.500 (1, 4)			FC5-4 1B		SH3-4			F9	2	0	1	0	0	0	0													
Inning Stats	R: 1 E: 0 K: 1 S: 8	H: 2 LOB: 1 BB: 0 P: 14	R: 0 E: 0 K: 1 S: 5	H: 0 LOB: 0 BB: 0 P: 6	R: 0 E: 1 K: 0 S: 8	H: 1 LOB: 1 BB: 0 P: 13	R: 0 E: 0 K: 0 S: 6	H: 1 LOB: 1 BB: 0 P: 11	R: 0 E: 0 K: 2 S: 9	H: 0 LOB: 1 BB: 1 P: 15	R: 0 E: 0 K: 0 S: 9	H: 1 LOB: 0 BB: 0 P: 14	R: 0 E: 0 K: 3 S: 12	H: 0 LOB: 0 BB: 0 P: 17	R: 0 E: 0 K: 1 S: 7	H: 1 LOB: 3 BB: 2 P: 19	R: 0 E: 0 K: 1 S: 7	H: 0 LOB: 0 BB: 0 P: 9	1B: 3 2B: 2 3B: 1 HR: 0	SF: 0 SAC: 1 DP: 1 HBP: 0	WP: 0 PB: 0 SB: 0 CS: 0	PA: 32						
PITCHER	IP	WLS	BF	H	R	ER	SO	BB	IBB	HBP	BLK	WP	HR	S	P	ERA	WHIP											
Chris Carpenter, R ERA: 1.23 Dan Plesac, L ERA: 13.5 Pete Munro, R ERA: 2.45	(1, 1)	7.1	L	29	6	1	1	7	2	0	0	0	0	0	60	98	1.23	1.091										
(8, 1)	0.1		2	0	0	0	1	0	1	0	0	0	0	3	9	0.00	0.000											
(8, 1)	0.1		1	0	0	0	0	0	0	0	0	0	0	1	2	0.00	0.000											

AB	28
R	1
H	6
RBI	1
BB	3
SO	8
LOB	15



Batter	1	2	3	4	5	6	7	8	9	AB R H RBI BB SO LOB	TOP																
José Cruz Jr., S OBP: 0.464, SLG: 0.400 (1, 8)	0-0 G4-3 G3 1B	4-2 BB			0-3 K		1B L3		4-2 G2-3 BB	4 1 2 0 2 1 3	Toronto Blue Jays @ Baltimore Orioles Oriole Park at Camden Yards, Baltimore, MD Sun Apr 11 1999, 1:35 PM EDT Att. 40,273 - Overcast - 52 F AB 36 R 9 H 10 RBI 8 BB 9 SO 4 LOB 26																
Shawn Green, L OBP: 0.333, SLG: 0.536 (1, 9)	2-2 G3	0-0 G1-3			4-1 1B BB		2-2 SF7 1B	2-1 WP HBP 1B	2-2 G2-3 BB	5 2 2 0 1 0 5																	
Dave Hollins, S OBP: 0.300, SLG: 0.296 (1, 10)	2-0 G4-3		3-2 P7		1-1 F9		0-0 E5 HR	4-1 HBP WP FC3-2 BB	3-3 K	5 1 0 0 1 1 5																	
Carlos Delgado, L OBP: 0.286, SLG: 0.455 (1, 3)	2-2 F9		1-2 G4-3		2-1 1B		0-0 SF7	4-0 FC3-2 HBP BB IBB		3 1 1 2 1 0 1																	
Tony Fernandez, S OBP: 0.348, SLG: 0.421 (1, 5)		2-0 L8	1-3 K		1-1 P4		0-0 HR IBB	3-2 BB FC3-2 HBP		3 1 0 1 1 1 2																	
Darin Fletcher, L OBP: 0.388, SLG: 0.667 (1, 2)		0-0 1B 2B		1-2 G3-1		2-2 P7	0-0 HR	1-2 FC3-2 BB		5 2 2 3 0 0 3																	
Gerónimo Berroa, R (1, 7)		3-2 G6-3		1-2 E5 G6-4-3		4-2 BB	1-1 G6-3	4-2 G6-4-3 BB		3 0 0 1 2 0 1																	
Alex Gonzalez, R OBP: 0.481, SLG: 0.500 (1, 6)		1-1 BB 1B		1-2 G6-4-3		2-2 P4	4-2 1B HBP	0-1 G6-4-3		4 0 1 1 0 0 5																	
Norberto Martin, R OBP: 0.600, SLG: 0.500 (1, 4)		0-0 BB 1B			4-0 BB 1B	0-2 F7	0-1 1B		0-3 K	4 1 2 0 1 1 1																	
Inning Stats	R: 0 E: 0 K: 0 S: 8	H: 1 LOB: 1 BB: 0 P: 14	R: 1 E: 0 K: 0 S: 11	H: 3 LOB: 3 BB: 1 P: 21	R: 0 E: 0 K: 1 S: 11	H: 0 LOB: 0 BB: 0 P: 16	R: 0 E: 1 K: 0 S: 9	H: 0 LOB: 0 BB: 0 P: 12	R: 1 E: 0 K: 1 S: 11	H: 1 LOB: 2 BB: 2 P: 23	R: 0 E: 0 K: 0 S: 12	H: 0 LOB: 1 BB: 1 P: 20	R: 5 E: 1 K: 0 S: 15	H: 4 LOB: 2 BB: 1 P: 28	R: 2 E: 0 K: 0 S: 16	H: 1 LOB: 2 BB: 1 P: 34	R: 0 E: 0 K: 2 S: 12	H: 0 LOB: 1 BB: 1 P: 21	1B: 8 2B: 1 3B: 0 HR: 1	SF: 1 SAC: 0 DP: 2 HBP: 2	WP: 1 PB: 0 SB: 0 CS: 0	PA: 48					
PITCHER	IP WLS BF H R ER SO BB IBB HBP BLK WP HR S P ERA WHIP											PITCHER	IP WLS BF H R ER SO BB IBB HBP BLK WP HR S P ERA WHIP														
Doug Linton, R ERA: 3.6 (1, 1)	5.0	23	5	2	2	2	3	0	0	0	0	0	0	50	86	3.60	1.600										
Ricky Bones, R ERA: 2.45 (6, 1)	1.0	H	4	0	0	0	1	0	0	0	0	0	12	20	0.00	1.000											
Jesse Orosco, L ERA: 15.0 (7, 1)	0.1	L	6	3	5	4	0	0	1	0	0	1	7	15	108.00	9.000											
Mike Fetters, R ERA: 10.13 (7, 1)	1.0		10	2	2	2	2	1	2	0	1	0	22	45	18.00	4.000											
Heathcliff Slocumb, R ERA: (8, 1)	1.2		5	0	0	0	2	1	0	0	0	0	14	23	0.00	0.600											

Batter	1	2	3	4	5	6	7	8	9	AB R H RBI BB SO LOB	BOTTOM															
Brady Anderson, L OBP: 0.379, SLG: 0.462 (1, 8)	1-2 1B 1B	2-1 1B			4-2 BB 1B BB	4-1 FC6-4 BB			3-1 P5	3 1 2 0 2 0 0	Toronto Blue Jays @ Baltimore Orioles Oriole Park at Camden Yards, Baltimore, MD Sun Apr 11 1999, 1:35 PM EDT Att. 40,273 - Overcast - 52 F AB 34 R 5 H 8 RBI 5 BB 6 SO 2 LOB 12															
Mike Bordick, R OBP: 0.345, SLG: 0.346 (1, 6)	0-0 1B	1-0 L7			0-1 BB	0-2 FC6-4		3-2 G6-3	5 0 2 0 0 0 4																	
Will Clark, L OBP: 0.519, SLG: 0.783 (1, 3)	2-0 HR 1B		3-1 F7		4-2 FC6 BB		3-3 K	3-2 HR	4 2 2 2 1 1 0																	
Albert Belle, R OBP: 0.519, SLG: 0.682 (1, 9)	4-0 HR BB		1-1 F8		2-2 P9		3-2 P9	0-1 G6-3	4 1 0 0 1 0 3																	
Harold Baines, L OBP: 0.250, SLG: 0.400 (1, 10)	0-1 HR		1-0 G3		2-0 FC6		0-0 F9		4 1 1 3 0 0 3																	
B.J. Surhoff, L OBP: 0.208, SLG: 0.208 (1, 7)	1-2 G6-3			2-1 F8		1-1 F9		2-2 F8	4 0 0 0 0 0 0																	
Cal Ripken Jr., R OBP: 0.182, SLG: 0.273 (1, 5)	1-1 F7			0-0 G1-3		1-0 BB 1B		1-0 G6-3	4 0 1 0 0 0 0																	
Delino DeShields, L (1, 4)		0-0 F8		3-3 K		1-2 F7		4-1 DI BB	3 0 0 0 1 1 1																	
Charles Johnson, R OBP: 0.438, SLG: 0.250 (1, 2)		1-1 P3			0-0 G4-3	4-2 BB BB		2-2 G4-3	3 0 0 0 1 0 1																	
Inning Stats	R: 4 E: 0 K: 0 S: 13	H: 4 LOB: 0 BB: 1 P: 22	R: 0 E: 0 K: 0 S: 6	H: 1 LOB: 0 BB: 0 P: 10	R: 0 E: 0 K: 0 S: 5	H: 0 LOB: 0 BB: 0 P: 10	R: 0 E: 0 K: 1 S: 6	H: 0 LOB: 0 BB: 0 P: 11	R: 0 E: 0 K: 0 S: 11	H: 1 LOB: 3 BB: 2 P: 23	R: 0 E: 0 K: 0 S: 12	H: 1 LOB: 3 BB: 2 P: 23	R: 0 E: 0 K: 1 S: 8	H: 0 LOB: 0 BB: 0 P: 14	R: 0 E: 0 K: 0 S: 10	H: 0 LOB: 1 BB: 1 P: 19	R: 1 E: 0 K: 0 S: 10	H: 1 LOB: 0 BB: 0 P: 19	1B: 6 2B: 0 3B: 0 HR: 2	SF: 0 SAC: 0 DP: 0 HBP: 0	WP: 0 PB: 0 SB: 0 CS: 0	PA: 40				
PITCHER	IP WLS BF H R ER SO BB IBB HBP BLK WP HR S P ERA WHIP											PITCHER	IP WLS BF H R ER SO BB IBB HBP BLK WP HR S P ERA WHIP													
Pat Hentgen, R ERA: 5.23 (5, 1)	1.2	W	9	1	0	0	3	0	0	0	0	0	18	37	0.00	2.400										
32 Roy Halladay, R ERA: (7, 1)	1.0	H	3	0	0	0	1	0	0	0	0	0	8	14	0.00	0.000										
Dan Plesac, L ERA: 9.0 (8, 1)	2.0		8	1	1	1	0	1	0	0	0	1	20	38	4.50	1.000										

Batter	1	2	3	4	5	6	7	8	9	AB	R	H	RBI	BB	SO	LOB	TOP					
Randy Winn, S OBP: 0.321, SLG: 0.429										4	0	2	0	0	1	1	<p>Tampa Bay Devil Rays @ Toronto Blue Jays</p> <p>SkyDome, Toronto, ON</p> <p>Mon Apr 12 1999, 7:05 PM EDT</p> <p>Att: 37,160 - Dome - 72 F</p>					
Miguel Cairo, R OBP: 0.491, SLG: 0.640										4	0	0	0	0	0	3						
Jose Canseco, R OBP: 0.323, SLG: 0.375										4	1	1	1	0	2	2						
Fred McGriff, L OBP: 0.226, SLG: 0.433										4	0	0	0	0	2	2						
John Flaherty, R OBP: 0.308, SLG: 0.417										4	0	0	0	0	2	0						
Bobby Smith, R OBP: 0.222, SLG: 0.125										4	0	1	0	0	2	0						
Danny Clyburn, R OBP: 0.250, SLG: 0.400										2	0	0	0	1	1	1						
Quinton McCracken, S OBP: 0.300, SLG: 0.278										3	0	2	0	0	0	1						
Kevin Stocker, S OBP: 0.478, SLG: 0.500										2	0	0	0	0	2	2						
David Lamb, S (7, 6)									1	0	0	0	0	0	0	0						
Inning Stats	R: 0 E: 0 K: 1 S: 11	H: 1 LOB: 1 BB: 0 P: 18	R: 0 E: 0 K: 1 S: 7	H: 1 LOB: 0 BB: 0 P: 9	R: 0 E: 0 K: 1 S: 15	H: 1 LOB: 1 BB: 0 P: 20	R: 0 E: 0 K: 2 S: 7	H: 0 LOB: 0 BB: 0 P: 12	R: 0 E: 0 K: 3 S: 15	H: 1 LOB: 1 BB: 0 P: 19	R: 0 E: 0 K: 0 S: 19	H: 0 LOB: 1 BB: 1 P: 27	R: 0 E: 0 K: 0 S: 8	H: 0 LOB: 1 BB: 1 P: 19	R: 0 E: 0 K: 1 S: 9	H: 0 LOB: 0 BB: 0 P: 12	R: 1 E: 0 K: 2 S: 8	H: 1 LOB: 0 BB: 0 P: 9	1B: 5 2B: 0 3B: 0 HR: 1	SF: 0 SAC: 0 DP: 1 HBP: 0	WP: 0 PB: 0 SB: 3 CS: 0	PA: 33
PITCHER	IP WLS BF H R ER SO BB IBB HBP BLK WP HR S P ERA WHIP																					
David Wells, L ERA: 2.45	(1, 1) 5.0 W 19 5 0 0 8 0 0 0 0 0 0 0 57 80 0.00 1.000																					
Pete Munro, R ERA: 1.59	(6, 1) 2.0 7 0 0 0 1 1 0 0 0 0 0 0 25 44 0.00 0.500																					
Robert Person, R ERA:	(8, 1) 1.0 3 0 0 0 1 0 0 0 0 0 0 0 9 12 0.00 0.000																					
Graeme Lloyd, L ERA: 2.7	(9, 1) 1.0 4 1 1 1 2 0 0 0 0 0 0 1 8 9 9.00 1.000																					

Batter	1	2	3	4	5	6	7	8	9	AB	R	H	RBI	BB	SO	LOB	BOTTOM					
José Cruz Jr., S OBP: 0.455, SLG: 0.417										4	1	1	0	1	0	0	<p>Tampa Bay Devil Rays @ Toronto Blue Jays</p> <p>SkyDome, Toronto, ON</p> <p>Mon Apr 12 1999, 7:05 PM EDT</p> <p>Att: 37,160 - Dome - 72 F</p>					
Shawn Green, L OBP: 0.371, SLG: 0.531										4	2	2	0	1	0	1						
Dave Hollins, S OBP: 0.324, SLG: 0.323										4	1	2	0	0	2	3						
Carlos Delgado, L OBP: 0.344, SLG: 0.520										3	2	2	2	1	0	1						
Tony Fernandez, S OBP: 0.444, SLG: 0.609										4	0	4	2	0	0	0						
Geronimo Berroa, R Shannon Stewart, R (7, FR) (8, 7)										3	0	0	1	0	2	4						
Alex Gonzalez, R OBP: 0.484, SLG: 0.593										3	1	1	1	0	2	3						
Norberto Martin, R OBP: 0.444, SLG: 0.286										3	0	0	0	1	0	3						
Mike Matheny, R OBP: 0.111, SLG: 0.111										4	0	0	0	0	1	3						
Inning Stats	R: 0 E: 0 K: 1 S: 9	H: 1 LOB: 0 BB: 0 P: 17	R: 1 E: 0 K: 1 S: 10	H: 2 LOB: 1 BB: 0 P: 14	R: 3 E: 1 K: 2 S: 14	H: 3 LOB: 1 BB: 1 P: 31	R: 1 E: 0 K: 1 S: 12	H: 1 LOB: 0 BB: 0 P: 18	R: 2 E: 0 K: 2 S: 18	H: 3 LOB: 3 BB: 2 P: 33	R: 0 E: 0 K: 0 S: 10	H: 1 LOB: 1 BB: 1 P: 20	R: 0 E: 0 K: 0 S: 8	H: 1 LOB: 2 BB: 0 P: 14	R: 0 E: 0 K: 0 S: 7	H: 0 LOB: 0 BB: 0 P: 13	R: 0 E: 0 K: 0 S: 7	H: 0 LOB: 0 BB: 0 P: 13	1B: 7 2B: 4 3B: 0 HR: 1	SF: 0 SAC: 0 DP: 2 HBP: 2	WP: 1 PB: 1 SB: 0 CS: 1	PA: 39
PITCHER	IP WLS BF H R ER SO BB IBB HBP BLK WP HR S P ERA WHIP																					
Tony Saunders, L ERA: 7.0	(1, 1) 4.0 L 22 2 0 0 2 2 0 0 0 0 1 0 23 42 0.00 2.000																					
Albie Lopez, R ERA: 6.23	(5, 1) 2.0 9 2 0 0 2 2 0 0 0 0 0 0 8 14 0.00 1.000																					
Esteban Yan, R ERA: 9.0	(7, 1) 1.0 4 1 0 0 0 0 0 0 2 0 0 0 8 14 0.00 1.000																					
Mike Duvall, L ERA: 2.7	(8, 1) 1.0 3 0 0 0 0 0 0 0 0 0 0 0 7 13 0.00 0.000																					

AB	32
R	1
H	6
RBI	1
BB	1
SO	12
LOB	12



AB	32
R	7
H	12
RBI	6
BB	4
SO	7
LOB	18



Batter	1	2	3	4	5	6	7	8	9	10	11	AB	R	H	RBI	BB	SO	LOB
Randy Winn, S OBP: 0.282, SLG: 0.385 (1, 8)	K	G3		F7		E3		K			G5-3	6	0	0	0	0	2	3
Dave Martinez, L OBP: 0.369, SLG: 0.467 (1, 9)	G4-3		G4-3			G4-3			F7		1B	5	0	1	0	1	0	1
Jose Canseco, R OBP: 0.357, SLG: 0.485 (1, 10)	F8			HR		P6		F9		HBP	F8	5	1	1	1	0	0	3
Fred McGriff, L OBP: 0.310, SLG: 0.436 (1, 3)		K		1B		G6-4-3		F8		BB	G4-3	5	0	2	0	1	1	1
John Flaherty, R OBP: 0.278, SLG: 0.344 (1, 2)		2B HBP	L9			F8		1B			K	4	1	1	0	0	1	4
Wade Boggs, L OBP: 0.267, SLG: 0.286 (1, 5)		1B	G4-3			G6-4-3		F7			G4-3	5	1	1	1	0	0	5
Quinton McCracken, S OBP: 0.300, SLG: 0.321 (1, 7)		2B				F8		K			F8	5	1	2	1	0	1	0
Miguel Cairo, R OBP: 0.424, SLG: 0.548 (1, 4)		2B				F8		K			F8	5	1	1	0	0	2	1
Kevin Stocker, S OBP: 0.563, SLG: 0.679 (1, 6)		2B				1B		BB			G6-3	4	1	3	2	1	0	0

Inning Stats	R: 0	H: 0	E: 0	K: 1	LOB: 0	BB: 0	P: 14	R: 3	H: 4	E: 0	K: 1	LOB: 1	BB: 0	P: 32	R: 1	H: 2	E: 0	K: 0	LOB: 0	BB: 0	P: 19	R: 1	H: 2	E: 0	K: 0	LOB: 2	BB: 1	P: 16	R: 0	H: 1	E: 0	K: 0	LOB: 0	BB: 0	P: 7	R: 1	H: 1	E: 0	K: 1	LOB: 1	BB: 0	P: 29	R: 0	H: 1	E: 0	K: 0	LOB: 1	BB: 0	P: 12	R: 0	H: 0	E: 0	K: 3	LOB: 2	BB: 1	P: 17	R: 0	H: 0	E: 0	K: 1	LOB: 2	BB: 0	P: 21	R: 0	H: 0	E: 0	K: 0	LOB: 0	BB: 0	P: 3	R: 0	H: 1	E: 0	K: 0	LOB: 1	BB: 1	P: 4	1B: 9	SF: 0	2B: 2	SAC: 0	3B: 0	DP: 1	HR: 1	HBP: 2	WP: 0	PA: 49
--------------	------	------	------	------	--------	-------	-------	------	------	------	------	--------	-------	-------	------	------	------	------	--------	-------	-------	------	------	------	------	--------	-------	-------	------	------	------	------	--------	-------	------	------	------	------	------	--------	-------	-------	------	------	------	------	--------	-------	-------	------	------	------	------	--------	-------	-------	------	------	------	------	--------	-------	-------	------	------	------	------	--------	-------	------	------	------	------	------	--------	-------	------	-------	-------	-------	--------	-------	-------	-------	--------	-------	--------

Batter	1	2	3	4	5	6	7	8	9	10	11	AB	R	H	RBI	BB	SO	LOB
Shannon Stewart, R OBP: 0.333, SLG: 0.469 (1, 7)	K		G5-3			HR		L9			1B	5	2	1	0	1	1	5
Jose Cruz Jr., S OBP: 0.465, SLG: 0.484 (1, 8)	K		K			HR		K		F7	1B	5	1	1	1	1	3	0
Shawn Green, L OBP: 0.356, SLG: 0.548 (1, 9)	K			G4-3		HR		F9		G6-3	1B	5	1	1	3	0	1	0
Carlos Delgado, L OBP: 0.357, SLG: 0.571 (1, 3)		HR		K		P4		G1-3		FC6-4	1B	5	1	2	1	0	1	0
Tony Fernandez, S OBP: 0.459, SLG: 0.567 (9, 4)		F7		P4		1B		1B		FC6-4	1B	4	2	1	0	1	0	1
Dave Hollins, S OBP: 0.273, SLG: 0.268 (1, 10)		G3				K		K		F8	G6-3	5	0	0	0	0	2	2
Darrin Fletcher, L OBP: 0.393, SLG: 0.577 Mark Dalesandro, R OBP: 0.100, SLG: 0.100 (8, PR)				F7		HBP		1B		SF8	1B	4	0	3	0	0	0	0
Mike Matheny, R OBP: 0.100, SLG: 0.100 (9, 2)		1B				1B		1B		1B	G6-3	1	0	0	0	0	0	0
Alex Gonzalez, R OBP: 0.500, SLG: 0.611 (1, 6)		G1-3				2B		HBP		1B	G6-3	5	0	3	1	0	0	1
Norberto Martin, R OBP: 0.375, SLG: 0.231 Willie Greene, L OBP: 0.225, SLG: 0.225 (8, PH)			P3			K		HBP		SF8	G4-3	2	0	0	0	0	1	1


Inning Stats	R: 0	H: 0	E: 0	K: 3	LOB: 0	BB: 0	P: 18	R: 1	H: 2	E: 0	K: 0	LOB: 1	BB: 0	P: 20	R: 0	H: 0	E: 0	K: 1	LOB: 0	BB: 0	P: 11	R: 0	H: 0	E: 0	K: 1	LOB: 0	BB: 0	P: 12	R: 0	H: 0	E: 0	K: 2	LOB: 1	BB: 0	P: 15	R: 4	H: 4	E: 0	K: 1	LOB: 3	BB: 2	P: 32	R: 0	H: 0	E: 0	K: 1	LOB: 0	BB: 0	P: 11	R: 1	H: 2	E: 0	K: 0	LOB: 2	BB: 1	P: 22	R: 0	H: 0	E: 0	K: 0	LOB: 0	BB: 0	P: 3	R: 0	H: 2	E: 0	K: 0	LOB: 0	BB: 0	P: 3	1B: 9	SF: 1	2B: 1	SAC: 0	3B: 0	DP: 0	HR: 2	HBP: 1	WP: 0	PA: 47
--------------	------	------	------	------	--------	-------	-------	------	------	------	------	--------	-------	-------	------	------	------	------	--------	-------	-------	------	------	------	------	--------	-------	-------	------	------	------	------	--------	-------	-------	------	------	------	------	--------	-------	-------	------	------	------	------	--------	-------	-------	------	------	------	------	--------	-------	-------	------	------	------	------	--------	-------	------	------	------	------	------	--------	-------	------	-------	-------	-------	--------	-------	-------	-------	--------	-------	--------

PITCHER	IP	WLS	BF	H	R	ER	SO	BB	IBB	HBP	BLK	WP	HR	S	P	ERA	WHIP
Rolando Arrojo, R ERA: 6.75 (1, 1)	5.1		23	5	5	5	7	2	0	0	0	0	2	60	94	8.44	1.312
Esteban Yan, R ERA: 7.71 (6, 1)	0.2	H	5	2	0	0	1	0	0	0	0	0	0	9	14	0.00	3.000
Scott Aldred, L ERA: 7.71 (7, 1)	1.0	H	3	0	0	0	1	0	0	0	0	0	0	8	11	0.00	0.000
Jim Mecer, R ERA: 2.84 (8, 1)	1.0	B	6	2	1	1	0	1	0	0	0	0	0	11	22	9.00	3.000
Mike Duvall, L ERA: 2.25 (9, 1)	0.2		3	1	0	0	0	0	0	0	0	0	0	5	10	0.00	1.500

Tampa Bay Devil Rays @ Toronto Blue Jays
SkyDome, Toronto, ON
Wed Apr 14 1999, 7:05 PM EDT
Att: 23,847 - Dome - 72 F

TOP


AB 44
R 6
H 12
RBI 5
BB 3
SO 7
LOB 18




BOTTOM

Tampa Bay Devil Rays @ Toronto Blue Jays
SkyDome, Toronto, ON
Wed Apr 14 1999, 7:05 PM EDT
Att: 23,847 - Dome - 72 F

AB 42
R 7
H 12
RBI 7
BB 3
SO 9
LOB 10



Batter	1	2	3	4	5	6	7	8	9	AB	R	H	RBI	BB	SO	LOB	TOP						
Quinton McCracken, S OBP: 0.265, SLG: 0.281 (1, 8)	G3-1		G1-3			P3			G6-3	4	0	0	0	0	0	1	<p>Tampa Bay Devil Rays @ Toronto Blue Jays</p> <p>SkyDome, Toronto, ON</p> <p>Thu Apr 15 1999, 7:05 PM EDT</p> <p>Att: 23,765 - Dome - 72 F</p>						
Dave Martinez, L OBP: 0.350, SLG: 0.412 (1, 9)	F8				G3	G6-3			L6	4	0	0	0	0	0	1							
Jose Canseco, R OBP: 0.333, SLG: 0.444 (1, 10)	F8			K						3	0	0	0	0	2	0							
Fred McGriff, L OBP: 0.311, SLG: 0.500 (1, 3)		HR		G3					G4-3	3	1	1	1	0	0	0							
Danny Clyburn, R OBP: 0.200, SLG: 0.308 (1, 7)	G6-3				G3				L8	3	0	0	0	0	0	0							
Bobby Smith, R OBP: 0.235, SLG: 0.133 (1, 5)	F9				F9				G4-3	3	0	0	0	0	0	0							
Miguel Cairo, R OBP: 0.389, SLG: 0.500 (1, 4)	F7				K				K	3	0	0	0	0	2	0							
Mike DiFelice, R OBP: 0.333, SLG: 1.000 (1, 2)			G4-3			G4-3			G6-3	3	0	1	0	0	0	0							
Kevin Stocker, S OBP: 0.529, SLG: 0.633 David Lamb, S (8, 6)			L8			G4-3			K	2	0	0	0	0	0	1	<p>AB 29</p> <p>R 1</p> <p>H 2</p> <p>RBI 1</p> <p>BB 0</p> <p>SO 5</p> <p>LOB 3</p> 						
Inning Stats	R: 0 E: 0 K: 0 S: 9	H: 0 LOB: 0 BB: 0 P: 15	R: 1 E: 0 K: 0 S: 12	H: 1 LOB: 0 BB: 0 P: 18	R: 0 E: 0 K: 0 S: 6	H: 0 LOB: 0 BB: 0 P: 8	R: 0 E: 0 K: 1 S: 8	H: 0 LOB: 0 BB: 0 P: 10	R: 0 E: 0 K: 1 S: 7	H: 0 LOB: 0 BB: 0 P: 14	R: 0 E: 0 K: 0 S: 9	H: 1 LOB: 1 BB: 0 P: 11	R: 0 E: 0 K: 1 S: 10	H: 0 LOB: 0 BB: 0 P: 16	R: 0 E: 0 K: 1 S: 10	H: 0 LOB: 0 BB: 0 P: 16	R: 0 E: 0 K: 1 S: 7	H: 0 LOB: 0 BB: 0 P: 8	1B: 0 2B: 1 3B: 0 HR: 1	SF: 0 SAC: 0 DP: 0 HBP: 0	WP: 0 PB: 0 CS: 0	PA: 29	
PITCHER Chris Carpenter, R ERA: 1.1 (1, 1)	IP: 9.0 WLS: W BF: 29 H: 2 R: 1 ER: 1 SO: 5 BB: 0 IBB: 0 HBP: 0 BLK: 0 WP: 0 HR: 1 S: 78 P: 116 ERA: 1.00 WHIP: 0.222											PITCHER	IP: 9.0 WLS: W BF: 29 H: 2 R: 1 ER: 1 SO: 5 BB: 0 IBB: 0 HBP: 0 BLK: 0 WP: 0 HR: 1 S: 78 P: 116 ERA: 1.00 WHIP: 0.222										

Batter	1	2	3	4	5	6	7	8	9	AB	R	H	RBI	BB	SO	LOB	BOTTOM						
Shannon Stewart, R OBP: 0.390, SLG: 0.583 (1, 7)	HR 1B		F8			HR	2B FC 1B			4	3	3	2	1	0	0	<p>Tampa Bay Devil Rays @ Toronto Blue Jays</p> <p>SkyDome, Toronto, ON</p> <p>Thu Apr 15 1999, 7:05 PM EDT</p> <p>Att: 23,765 - Dome - 72 F</p>						
Jose Cruz Jr., S OBP: 0.500, SLG: 0.515 (1, 8)	HR BB		2B BB		FC4-6 BB	FC 2B	F9			2	2	1	0	3	0	2							
Shawn Green, L OBP: 0.360, SLG: 0.553 (1, 9)	P7		2B		FC4-6 1B 2B	FC 2B	FC6-4 1B			5	2	2	0	0	0	4							
Carlos Delgado, L OBP: 0.362, SLG: 0.615 (1, 3)	HR		P6		1B BB	G3	L6			4	2	1	4	1	0	6							
Tony Fernandez, S OBP: 0.463, SLG: 0.588 Mark Dalesandro, R (7, PH) (8, 5)	G3		K		1B 1B	2B 2B	FC6-4			4	1	2	2	0	1	2							
Willie Greene, L OBP: 0.385, SLG: 0.250 (1, 10)	K				1-2 2-H 1B	2B 2B				1	0	0	0	0	0	3							
Darrin Fletcher, L OBP: 0.424, SLG: 0.552 (1, 2)					F8	P4			K	5	0	1	1	0	2	2							
Alex Gonzalez, R OBP: 0.444, SLG: 0.537 (1, 6)			FC5-4 HBP		F7	1B	HBP		G3	3	0	1	1	0	0	0							
Norberto Martin, R OBP: 0.400, SLG: 0.200 Pat Kelly, R (9, 4)			FC5-4 CS		L7	K	K		F7	5	0	0	0	0	2	5							
Inning Stats	R: 3 E: 0 K: 1 S: 12	H: 2 LOB: 0 BB: 1 P: 22	R: 0 E: 0 K: 1 S: 5	H: 0 LOB: 0 BB: 0 P: 11	R: 0 E: 0 K: 1 S: 6	H: 1 LOB: 2 BB: 1 P: 11	R: 0 E: 0 K: 0 S: 3	H: 0 LOB: 0 BB: 0 P: 6	R: 4 E: 0 K: 1 S: 13	H: 3 LOB: 2 BB: 2 P: 29	R: 4 E: 0 K: 1 S: 16	H: 4 LOB: 2 BB: 0 P: 24	R: 0 E: 0 K: 1 S: 8	H: 1 LOB: 3 BB: 2 P: 18	R: 0 E: 0 K: 1 S: 8	H: 0 LOB: 0 BB: 0 P: 15	1B: 5 2B: 4 3B: 0 HR: 2	SF: 0 SAC: 0 DP: 0 HBP: 3	WP: 0 PB: 0 CS: 1	PA: 44			
PITCHER Julio Santana, R ERA: 12.6 Mike Duvall, L ERA: 1.69 Esteban Yan, R ERA: 6.35	IP: 5.2 WLS: L BF: 32 H: 9 R: 2 ER: 0 SO: 1 BB: 2 IBB: 0 HBP: 0 BLK: 0 WP: 0 HR: 0 S: 51 P: 95 ERA: 17.47 WHIP: 2.294											PITCHER	IP: 5.2 WLS: L BF: 32 H: 9 R: 2 ER: 0 SO: 1 BB: 2 IBB: 0 HBP: 0 BLK: 0 WP: 0 HR: 0 S: 51 P: 95 ERA: 17.47 WHIP: 2.294										



Batter	1	2	3	4	5	6	7	8	9	AB	R	H	RBI	BB	SO	LOB	TOP										
Brady Anderson, L (1, 8) OBP: 0.460, SLG: 0.571	0-1 HR	0-2 G4-3			2-2 1B 2B		1-3 K	0-0 F7		5	2	1	0	1	2		Baltimore Orioles @ Toronto Blue Jays SkyDome, Toronto, ON Fri Apr 16 1999, 7:05 PM EDT Att: 25,281 - Dome - 72 F										
Mike Bordick, R (1, 6) OBP: 0.367, SLG: 0.444	1-0 BB 1B		1-1 F9		0-0 2B G6-3 1B		1-1 1B 1B		2-2 G6-3	5	3	3	0	0	0												
Will Clark, L (1, 3) OBP: 0.479, SLG: 0.707	3-3 K		0-3 K		1-0 SAFE 1-3 2B		0-0 1B 1B		0-1 G4-3	5	0	2	1	0	2	1											
Albert Belle, R (1, 9) OBP: 0.417, SLG: 0.610	4-1 SAFE 1B BB		0-0 G6-3		0-0 G6-3		2-3 K		3-3 K	4	0	0	1	1	2	3											
Harold Baines, L (1, 10) OBP: 0.344, SLG: 0.483 Jeff Conine, R (7, PH) OBP: 0.357, SLG: 0.300	0-2 G1-6-3 1B			1-2 L9	0-0 G6-3		2-1 1B			3	0	1	1	0	0	1											
B.J. Surhoff, L (1, 7) OBP: 0.348, SLG: 0.439	2-2 G1-6-3			0-2 HR		4-1 BB		3-H 1B		3	1	1	1	1	0	4											
Willis Otanez, R (1, 5)		0-2 SH5-3 1B		1-1 P3		1-1 F8		1-3 K		4	0	1	0	0	1	1											
Delino DeShields, L (1, 4) OBP: 0.222, SLG: 0.067 Rich Amaral, R (8, PH) Jeff Reboulet, R (8, 4) OBP: 0.429, SLG: 0.200		1-1 SH5-3		1-1 L7		2-0 F7		1-0 F8		2	0	0	0	0	0	1											
Charles Johnson, R (1, 2) OBP: 0.357, SLG: 0.292		1-2 K			1-1 F9		0-1 L7		0-0 1B	4	0	1	0	0	1	2											
Inning Stats	R: 2 E: 0 K: 1 S: 13	H: 3 LOB: 1 BB: 1 P: 23	R: 0 E: 0 K: 1 S: 14	H: 1 LOB: 0 BB: 0 P: 15	R: 0 E: 0 K: 1 S: 6	H: 0 LOB: 0 BB: 0 P: 7	R: 1 E: 0 K: 0 S: 10	H: 1 LOB: 0 BB: 0 P: 13	R: 2 E: 0 K: 0 S: 9	H: 3 LOB: 1 BB: 0 P: 13	R: 0 E: 0 K: 0 S: 6	H: 0 LOB: 1 BB: 1 P: 13	R: 1 E: 0 K: 2 S: 13	H: 3 LOB: 2 BB: 0 P: 21	R: 0 E: 0 K: 1 S: 7	H: 1 LOB: 1 BB: 0 P: 9		R: 0 E: 0 K: 1 S: 8	H: 0 LOB: 0 BB: 0 P: 13	1B: 8 2B: 2 3B: 0 HR: 2	SF: 0 SAC: 1 DP: 1 HBP: 0	WP: 0 PB: 0 SB: 0 CS: 0	PA: 40				
PITCHER	IP	WLS	BF	H	R	ER	SO	BB	IBB	HBP	BLK	WP	HR	S	P	ERA	WHIP										
Pat Hentgen, R (1, 1) ERA: 6.06	6.0		27	8	5	5	3	2	0	0	0	0	2	58	84	7.50	1.667										
Dan Plesac, L (7, 1) ERA: 8.31	0.2	4	2	1	1	2	0	0	0	0	0	0	0	9	13	13.50	3.000										
Pete Munro, R (7, 1) ERA: 1.42	0.2	3	1	0	0	1	0	0	0	0	0	0	0	8	13	0.00	1.500										
Graeme Lloyd, L (8, 1) ERA: 1.29	1.1	W	5	1	0	0	0	0	0	0	0	0	0	8	11	0.00	0.750										
Robert Person, R (9, 1) ERA:	0.1	S	1	0	0	0	1	0	0	0	0	0	0	3	6	0.00	0.000										

Batter	1	2	3	4	5	6	7	8	9	AB	R	H	RBI	BB	SO	LOB	BOTTOM										
Shannon Stewart, R (1, 7) OBP: 0.413, SLG: 0.575	1-1 G6-3	1-1 S 1B			3-3 K		4-0 WP 1B BB	1-1 1B		4	1	2	2	1	1	0	Baltimore Orioles @ Toronto Blue Jays SkyDome, Toronto, ON Fri Apr 16 1999, 7:05 PM EDT Att: 25,281 - Dome - 72 F										
José Cruz Jr., S (1, 8) OBP: 0.491, SLG: 0.486	4-2 S BB	2-3 K			0-0 2B 1B		1-3 K	3-3 K		4	1	1	0	1	3	4											
Shawn Green, L (1, 9) OBP: 0.345, SLG: 0.538	2-3 K		3-1 2B		3-1 P5		1-3 K	1-0 G4-3		5	0	1	0	0	2	5											
Carlos Delgado, L (1, 3) OBP: 0.373, SLG: 0.628	0-1 F8		2-1 P4		1-1 1H 2B		2-1 1B	1-2 1B		4	0	2	1	0	0	2											
Tony Fernandez, S (1, 5) OBP: 0.444, SLG: 0.553		2-1 G6-3	0-3 K		1-1 L4		2-2 FC4-6 1B			4	0	1	1	0	1	2											
Willie Greene, L (1, 10) OBP: 0.412, SLG: 0.583		2-2 WP BB E 1B		3-2 F9		1-2 HR	1-0 FC4-6			4	2	2	1	0	0	3											
Darrin Fletcher, L (1, 2) OBP: 0.405, SLG: 0.500		4-1 SAFE WP 2B BB		0-1 P6		0-0 F8		1-2 L8		3	1	0	0	1	0	0											
Alex Gonzalez, R (1, 6) OBP: 0.429, SLG: 0.500		3-2 E5 2B 1B		1-1 G6-3		0-1 G6-3		4-2 BB 1B BB		3	2	0	1	1	0	1											
Pat Kelly, R (1, 4) OBP: 0.500, SLG: 0.667		2-2 1B 2B		2-1 F9		0-0 G4-3		4-1 1B BB		3	0	1	1	1	0	0											
Inning Stats	R: 0 E: 0 K: 1 S: 9	H: 0 LOB: 1 BB: 1 P: 16	R: 3 E: 1 K: 1 S: 21	H: 3 LOB: 1 BB: 1 P: 36	R: 0 E: 0 K: 1 S: 11	H: 1 LOB: 0 BB: 0 P: 19	R: 0 E: 0 K: 0 S: 6	H: 0 LOB: 0 BB: 0 P: 9	R: 1 E: 0 K: 1 S: 11	H: 2 LOB: 1 BB: 0 P: 19	R: 1 E: 0 K: 0 S: 7	H: 1 LOB: 0 BB: 0 P: 8	R: 1 E: 0 K: 2 S: 15	H: 2 LOB: 2 BB: 1 P: 26	R: 1 E: 0 K: 1 S: 15	H: 1 LOB: 2 BB: 2 P: 29		R: 1 E: 0 K: 1 S: 8	H: 0 LOB: 0 BB: 0 P: 13	1B: 6 2B: 3 3B: 0 HR: 1	SF: 0 SAC: 0 DP: 0 HBP: 0	WP: 2 PB: 0 SB: 2 CS: 0	PA: 39				
PITCHER	IP	WLS	BF	H	R	ER	SO	BB	IBB	HBP	BLK	WP	HR	S	P	ERA	WHIP										
Sidney Ponson, R (1, 1) ERA: 9.39	5.0		23	6	4	3	4	2	0	0	0	0	1	11	17	13.50	1.500										
Mike Fetters, R (6, 1) ERA: 9.0	1.1	B	6	1	2	2	1	1	0	0	0	0	0	6	9	0.00	3.000										
Jesse Orosco, L (7, 1) ERA: 19.64	0.1	H	2	1	0	0	1	0	0	0	0	0	0	6	9	0.00	3.000										
Ricky Bones, R (7, 1) ERA: 2.45	1.1	L	8	2	1	1	1	2	0	0	0	1	0	20	37	6.75	3.000										



Batter	1	2	3	4	5	6	7	8	9	AB	R	H	RBI	BB	SO	LOB	TOP										
Rich Amaral, R (1, 8) OBP: 0.471, SLG: 0.571	G1-3		1B		FC1-4-6		K		BB	3	0	0	0	1	1	1	Baltimore Orioles @ Toronto Blue Jays SkyDome, Toronto, ON Sat Apr 17 1999, 4:05 PM EDT Att: 30,739 - Dome - 72 F										
Brady Anderson, L (9, PH) OBP: 0.471, SLG: 0.571			BB		CS				BB	0	1	0	0	1	0	0											
Mike Bordick, R (1, 6) OBP: 0.398, SLG: 0.449	F9		1B		1-2		F8		BB	4	1	2	0	1	0	0											
Will Clark, L (1, 10) OBP: 0.434, SLG: 0.630	G6-3		F7		CS		E4		BB	5	0	0	0	0	1	4											
Albert Belle, R (1, 9) OBP: 0.453, SLG: 0.595					HBP				P3	1	1	0	0	3	0	2											
Jeff Conine, R (1, 3) OBP: 0.294, SLG: 0.231			BB		L8					3	0	0	0	0	1	3											
Harold Baines, L (7, PH) OBP: 0.344, SLG: 0.483							F9			0	0	0	0	0	0	0											
Willie Gault, R (7, PH) OBP: 0.333, SLG: 0.529									BB	1	0	0	0	1	1	2											
B.J. Surhoff, L (1, 7) OBP: 0.375, SLG: 0.444									BB	4	1	2	2	1	2	2											
Cal Ripken Jr., R (1, 5) OBP: 0.207, SLG: 0.250									BB	5	0	1	1	0	1	5											
Lenny Webster, R (1, 2) OBP: 0.278, SLG: 0.188			G4-3		G6-3				F8	4	0	1	1	0	0	1											
Delino DeShields, L (1, 4) OBP: 0.227, SLG: 0.105									FC5-4	4	0	1	0	0	1	3											
Inning Stats	R: 0 E: 0 K: 0 S: 6	H: 0 LOB: 0 BB: 0 P: 11	R: 0 E: 0 K: 2 S: 8	H: 0 LOB: 1 BB: 1 P: 16	R: 0 E: 0 K: 1 S: 12	H: 1 LOB: 2 BB: 1 P: 19	R: 0 E: 0 K: 2 S: 8	H: 0 LOB: 1 BB: 0 P: 15	R: 0 E: 0 K: 0 S: 9	H: 2 LOB: 1 BB: 0 P: 13	R: 2 E: 0 K: 0 S: 9	H: 3 LOB: 2 BB: 1 P: 18	R: 0 E: 1 K: 2 S: 11	H: 0 LOB: 2 BB: 1 P: 18	R: 0 E: 0 K: 0 S: 14	H: 0 LOB: 1 BB: 1 P: 23	R: 2 E: 0 K: 1 S: 13	H: 1 LOB: 2 BB: 3 P: 30	1B: 7 2B: 0 3B: 0 HR: 0	SF: 0 SAC: 0 DP: 0 HBP: 1	WP: 0 PB: 0 SB: 3 CS: 1	PA: 44					
PITCHER	IP	WLS	BF	H	R	ER	SO	BB	IBB	HBP	BLK	WP	HR	S	P	ERA	WHIP										
David Wells, L (1, 1) ERA: 2.55	6.2	W	30	6	2	2	6	3	0	1	0	0	0	59	102	2.70	1.350										
Tom Davey, R (7, 1) ERA: 4.25	0.0		1	0	0	0	0	1	0	0	0	0	0	1	5	∞	∞										
Dan Plesac, L (7, 1) ERA: 6.35	1.1	H	5	0	0	0	1	1	0	0	0	0	0	17	26	0.00	0.750										
Robert Person, R (9, 1) ERA: 7.71	0.2		5	0	2	2	1	3	0	0	0	0	0	8	23	27.00	4.500										
Graeme Lloyd, L (9, 1) ERA: 1.23	0.1	S	2	1	0	0	0	0	0	0	0	0	0	5	7	0.00	3.000										

Batter	1	2	3	4	5	6	7	8	9	AB	R	H	RBI	BB	SO	LOB	BOTTOM										
Shannon Stewart, R (1, 7) OBP: 0.440, SLG: 0.571			G6-3				WP			2	0	1	1	2	0	0	Baltimore Orioles @ Toronto Blue Jays SkyDome, Toronto, ON Sat Apr 17 1999, 4:05 PM EDT Att: 30,739 - Dome - 72 F										
José Cruz Jr., S (1, 8) OBP: 0.456, SLG: 0.439	G3-1		F8		P6		K2-3			4	0	0	0	0	1	3											
Shawn Green, L (1, 9) OBP: 0.356, SLG: 0.607	F8						G3			4	2	2	1	0	0	1											
Carlos Delgado, L (1, 3) OBP: 0.382, SLG: 0.660			HR							4	2	2	0	0	1	1											
Willie Greene, L (1, 5) OBP: 0.381, SLG: 0.500										4	0	1	1	0	0	2											
Dave Hollins, S (1, 10) OBP: 0.283, SLG: 0.279										2	1	1	1	0	1	0											
Tony Fernandez, S (6, PH) OBP: 0.468, SLG: 0.553										0	1	0	0	2	0	0											
Darrin Fletcher, L (1, 2) OBP: 0.390, SLG: 0.472										4	0	1	2	0	0	3											
Alex Gonzalez, R (1, 6) OBP: 0.434, SLG: 0.521										4	1	2	1	0	0	0											
Pat Kelly, R (1, 4) OBP: 0.333, SLG: 0.400										2	0	0	0	0	1	1											
Inning Stats	R: 0 E: 0 K: 0 S: 8	H: 0 LOB: 0 BB: 1 P: 18	R: 2 E: 0 K: 1 S: 19	H: 3 LOB: 0 BB: 0 P: 25	R: 1 E: 0 K: 1 S: 9	H: 1 LOB: 0 BB: 0 P: 14	R: 0 E: 0 K: 1 S: 12	H: 0 LOB: 0 BB: 0 P: 17	R: 0 E: 0 K: 0 S: 8	H: 0 LOB: 1 BB: 1 P: 15	R: 1 E: 0 K: 0 S: 9	H: 2 LOB: 1 BB: 1 P: 18	R: 1 E: 0 K: 1 S: 10	H: 2 LOB: 1 BB: 0 P: 13	R: 2 E: 0 K: 0 S: 9	H: 2 LOB: 0 BB: 1 P: 18	R: 2 E: 0 K: 0 S: 9	H: 2 LOB: 0 BB: 1 P: 18	1B: 5 2B: 4 3B: 0 HR: 1	SF: 0 SAC: 1 DP: 1 HBP: 0	WP: 2 PB: 0 SB: 0 CS: 1	PA: 35					
PITCHER	IP	WLS	BF	H	R	ER	SO	BB	IBB	HBP	BLK	WP	HR	S	P	ERA	WHIP										
Doug Linton, R (1, 1) ERA: 5.56	6.1	L	28	8	5	5	3	2	1	0	0	0	0	70	113	7.11	1.579										
Jesse Orosco, L (7, 1) ERA: 16.62	0.2		2	0	0	0	1	0	0	0	0	1	0	5	7	0.00	0.000										
Heathcliff Slocumb, R (8, 1) ERA: 10.36	1.0		5	2	2	2	0	0	1	0	0	1	0	9	18	18.00	2.000										

AB	34
R	4
H	7
RBI	4
BB	8
SO	8
LOB	23



Batter	1	2	3	4	5	6	7	8	9	AB	R	H	RBI	BB	SO	LOB	TOP										
Brady Anderson, L OBP: 0.436, SLG: 0.522	1-3 K		0-1 E6 G3		0-2 G6-3			2-0 F8		4	0	0	0	0	1	0	Baltimore Orioles @ Toronto Blue Jays SkyDome, Toronto, ON Sun Apr 18 1999, 1:05 PM EDT Att: 27,126 - Dome - 72 F										
Mike Bordick, R OBP: 0.379, SLG: 0.423	1-0 G6-3		1-1 G3		3-1 G5-3			4-1 BB		3	0	0	0	1	0	1											
Will Clark, L OBP: 0.444, SLG: 0.630 Jeff Conine, R OBP: 0.250, SLG: 0.188	4-2 FC5-4 BB		0-0 G1-3				2-1 F9		2-0 F8	0	0	0	0	1	0	0											
Albert Belle, R OBP: 0.439, SLG: 0.556	1-0 FC5-4			0-0 P4			1-2 P4		4-0 G4-3 DI BB	3	0	0	0	1	0	1											
Harold Baines, L OBP: 0.306, SLG: 0.424		1-1 G4-3		1-0 P5			2-1 P5		0-0 F8	4	0	0	0	0	0	1											
B.J. Surhoff, L OBP: 0.385, SLG: 0.449		1-1 S 1B		1-1 2B 1B			1-1 L9		2-2 G4-3	4	0	2	0	0	0	1											
Willis Oteñez, R OBP: 0.318, SLG: 0.524		3-1 P4		0-1 2B			3-1 P5		0-3 K	4	0	1	0	0	1	2											
Delino DeShields, L OBP: 0.200, SLG: 0.091		3-1 F8		0-2 G6-3			2-2 G4-3			3	0	0	0	0	0	3											
Charles Johnson, R OBP: 0.323, SLG: 0.259			0-1 F8		2-3 K			2-1 F9		3	0	0	0	0	1	0											
Inning Stats	R: 0 E: 0 K: 1 S: 10	H: 0 LOB: 1 BB: 1 P: 17	R: 0 E: 0 K: 0 S: 8	H: 1 LOB: 1 BB: 0 P: 16	R: 0 E: 1 K: 0 S: 7	H: 0 LOB: 1 BB: 0 P: 8	R: 0 E: 0 K: 0 S: 9	H: 2 LOB: 2 BB: 0 P: 11	R: 0 E: 0 K: 1 S: 10	H: 0 LOB: 0 BB: 0 P: 15	R: 0 E: 0 K: 0 S: 8	H: 0 LOB: 0 BB: 0 P: 13	R: 0 E: 0 K: 0 S: 7	H: 0 LOB: 1 BB: 1 P: 15	R: 0 E: 0 K: 1 S: 7	H: 0 LOB: 1 BB: 1 P: 13	1B: 2 2B: 1 3B: 0 HR: 0	SF: 0 SAC: 0 DP: 0 HBP: 0	WP: 0 PB: 0 SB: 1 CS: 0	PA: 34							
PITCHER	IP	WLS	BF	H	R	ER	SO	BB	IBB	HBP	BLK	WP	HR	S	P	ERA	WHIP										
32 Roy Halladay, R ERA: 1.08	(1, 1)	7.0	W	26	3	0	0	2	1	0	0	0	0	59	93	0.00	0.571										
Pete Munro, R ERA: 1.08	(8, 1)	2.0		8	0	0	0	1	2	0	0	0	0	12	28	0.00	1.000										

Batter	1	2	3	4	5	6	7	8	9	AB	R	H	RBI	BB	SO	LOB	BOTTOM										
Shannon Stewart, R OBP: 0.444, SLG: 0.545	1-1 1B 1B HBP		4-2 WP S 1B BB		3-2 F9		1-3 K			2	2	0	0	1	1	1	Baltimore Orioles @ Toronto Blue Jays SkyDome, Toronto, ON Sun Apr 18 1999, 1:05 PM EDT Att: 27,126 - Dome - 72 F										
José Cruz Jr., S OBP: 0.475, SLG: 0.442	3-2 SAFE SAFE SAFE SAFE 1B		4-1 SAFE SAFE SAFE SAFE S 1B BB		0-1 F8		4-2 G4-6-3 1B BB			2	1	1	0	2	0	0											
Shawn Green, L OBP: 0.365, SLG: 0.650	1-0 P5		1-0 P4		2-2 HR		2-1 G4-6-3 1B			4	1	2	1	0	0	4											
Carlos Delgado, L OBP: 0.390, SLG: 0.640	2-2 SAFE SAFE SAFE SAFE 1B		1-1 SAFE SAFE SAFE SAFE P4		4-2 HR		3-1 G4-6-3		1-2 1B	3	0	1	1	1	0	4											
Tony Fernandez, S OBP: 0.451, SLG: 0.524	0-3 K		0-0 CS 1B		0-2 F9		0-0 P7			4	0	1	2	0	1	4											
Willie Greene, L OBP: 0.360, SLG: 0.421	0-2 G3-4-3		0-1 CS		3-3 K		4-2 FC6-4 BB		2-0 F8	3	0	0	0	1	1	2											
Alex Gonzalez, R OBP: 0.404, SLG: 0.481		1-3 K		1-2 F7		1-0 SAFE SAFE SAFE SAFE FC6-4 1B SF7		3-1 G5-3		4	1	0	0	0	1	1											
Mike Matheny, R OBP: 0.143, SLG: 0.143		0-1 P3		1-3 K		1-0 K		2-3 K		4	0	1	0	0	2	0											
Pat Kelly, R OBP: 0.333, SLG: 0.857		1-3 K		1-1 HR		1-2 SAFE SAFE SAFE SAFE SF7				2	1	1	2	0	1	0											
Inning Stats	R: 1 E: 0 K: 1 S: 14	H: 2 LOB: 2 BB: 0 P: 21	R: 0 E: 0 K: 2 S: 9	H: 0 LOB: 0 BB: 0 P: 11	R: 2 E: 0 K: 0 S: 8	H: 1 LOB: 0 BB: 2 P: 18	R: 0 E: 0 K: 2 S: 11	H: 0 LOB: 0 BB: 0 P: 16	R: 2 E: 0 K: 0 S: 16	H: 2 LOB: 1 BB: 1 P: 26	R: 1 E: 0 K: 1 S: 14	H: 1 LOB: 1 BB: 1 P: 22	R: 0 E: 0 K: 0 S: 8	H: 1 LOB: 1 BB: 1 P: 17	R: 0 E: 0 K: 1 S: 6	H: 0 LOB: 0 BB: 0 P: 13	1B: 5 2B: 0 3B: 0 HR: 2	SF: 1 SAC: 0 DP: 1 HBP: 1	WP: 1 PB: 0 SB: 2 CS: 1	PA: 36							
PITCHER	IP	WLS	BF	H	R	ER	SO	BB	IBB	HBP	BLK	WP	HR	S	P	ERA	WHIP										
Juan Guzman, R ERA: 8.36	(1, 1)	4.2	L	21	5	5	5	0	2	0	1	0	0	27	83	3.86	2.143										
Arthur Rhodes, L ERA: 6.75	(5, 1)	2.1		11	2	1	1	1	3	0	0	0	0	6	13	0.00	0.000										
Mike Fetters, R ERA: 7.5	(8, 1)	1.0		3	0	0	0	1	0	0	0	0	0	6	13	0.00	0.000										

AB	31
R	0
H	3
RBI	0
BB	3
SO	3
LOB	11



Batter	1	2	3	4	5	6	7	8	9	AB	R	H	RBI	BB	SO	LOB	TOP										
Orlando Palmeiro, L OBP: 0.291, SLG: 0.358 (1, 7)	G4-3			G6-3			1B		G3-1	5	0	2	0	0	0	0											
Randy Velarde, R OBP: 0.375, SLG: 0.426 (1, 4)	F9				G5-3		2B			4	0	1	0	0	1	2											
Darin Erstad, L OBP: 0.338, SLG: 0.321 (1, 3)	1B			P5	F9		F7			3	1	0	0	1	0	2											
Tim Salmon, R OBP: 0.516, SLG: 0.736 (1, 9)	1B			2B	1B		K			3	0	2	1	1	1	2											
16 Garret Anderson, L OBP: 0.317, SLG: 0.407 (1, 8)	1B			2B	F9				K	4	0	2	0	0	1	1											
Troy Glaus, R OBP: 0.483, SLG: 0.780 (1, 5)	K			K			L7		F8	4	0	0	0	0	2	4											
Todd Greene, R OBP: 0.320, SLG: 0.565 (1, 10)				F9	G6-3				F8	4	0	1	0	0	0	2											
Charlie O'Brien, R OBP: 0.059, SLG: 0.059 (9, PH)				G4-3			K		K	3	0	0	0	0	1	1											
Jeff Huson, L OBP: 0.154, SLG: 0.154 (9, PH)										1	0	0	0	0	1	0											
Andy Sheets, R OBP: 0.321, SLG: 0.420 (1, 6)	F8			K			F8		G6-3	4	0	0	0	0	1	1											
Inning Stats	R: 1 E: 0 K: 1 S: 11	H: 2 LOB: 2 BB: 1 P: 27	R: 0 E: 0 K: 1 S: 12	H: 2 LOB: 2 BB: 0 P: 16	R: 0 E: 0 K: 1 S: 11	H: 1 LOB: 2 BB: 1 P: 17	R: 0 E: 0 K: 1 S: 7	H: 0 LOB: 0 BB: 0 P: 11	R: 0 E: 0 K: 0 S: 7	H: 0 LOB: 1 BB: 0 P: 13	R: 0 E: 0 K: 1 S: 7	H: 0 LOB: 0 BB: 0 P: 10	R: 0 E: 0 K: 1 S: 12	H: 2 LOB: 2 BB: 0 P: 20	R: 0 E: 0 K: 1 S: 7	H: 0 LOB: 0 BB: 0 P: 14	R: 0 E: 0 K: 1 S: 11	H: 0 LOB: 0 BB: 0 P: 14	1B: 6 2B: 2 3B: 0 HR: 0	SF: 0 SAC: 0 DP: 0 HBP: 0	WP: 0 PB: 0 SB: 1 CS: 0	PA: 37					
PITCHER	IP	WLS	BF	H	R	ER	SO	BB	IBB	HBP	BLK	WP	HR	S	P	ERA	WHIP										
Kelvin Escobar, R ERA: 4.0 (1, 1)	6.1	W	29	8	1	1	5	2	0	0	0	0	0	62	107	1.42	1.579										
Dan Plesac, L ERA: 5.4 (7, 1)	1.0	H	3	0	0	0	2	0	0	0	0	0	0	8	13	0.00	0.000										
Tom Davey, R ERA: 3.38 (8, 1)	1.2		5	0	0	0	1	0	0	0	0	0	0	15	22	0.00	0.000										

Anaheim Angels @ Toronto Blue Jays
SkyDome, Toronto, ON
Tue Apr 20 1999, 7:05 PM EDT
Att: 23,775 - Dome - 72 F

AB 35
R 1
H 8
RBI 1
BB 2
SO 8
LOB 15



Batter	1	2	3	4	5	6	7	8	9	AB	R	H	RBI	BB	SO	LOB	BOTTOM										
Shannon Stewart, R OBP: 0.448, SLG: 0.532 (1, 7)	G3		WP		2B					3	1	1	0	1	1	1											
José Cruz Jr., S OBP: 0.462, SLG: 0.413 (1, 8)	BB		F7		P4				P3	3	0	0	0	1	0	4											
Shawn Green, L OBP: 0.343, SLG: 0.609 (1, 9)	K		P5		K				L3	4	0	0	0	0	2	5											
Carlos Delgado, L OBP: 0.381, SLG: 0.604 (1, 3)	K			G4-3	2B				K	3	1	0	1	1	2	1											
Tony Fernandez, S OBP: 0.455, SLG: 0.543 (1, 5)			K		1B				G1-3	4	0	2	3	0	1	0											
Geronimo Berroa, R (1, 10)	F9			P4	P3				K	4	0	0	0	0	1	2											
Alex Gonzalez, R OBP: 0.393, SLG: 0.455 (1, 6)	F9			G5-3					1B	3	0	0	0	1	0	1											
Mike Matheny, R OBP: 0.278, SLG: 0.412 (1, 2)				HR	BB				F8	3	2	2	1	0	0	0											
Pat Kelly, R OBP: 0.385, SLG: 0.727 (1, 4)			P9		2B				K	4	1	2	0	0	1	2											
Inning Stats	R: 0 E: 0 K: 2 S: 14	H: 0 LOB: 1 BB: 1 P: 22	R: 0 E: 0 K: 1 S: 10	H: 0 LOB: 0 BB: 0 P: 17	R: 1 E: 0 K: 0 S: 12	H: 2 LOB: 1 BB: 0 P: 20	R: 0 E: 0 K: 0 S: 7	H: 1 LOB: 1 BB: 0 P: 10	R: 4 E: 0 K: 1 S: 18	H: 2 LOB: 1 BB: 2 P: 36	R: 0 E: 0 K: 1 S: 14	H: 1 LOB: 0 BB: 0 P: 17	R: 0 E: 0 K: 1 S: 9	H: 0 LOB: 0 BB: 0 P: 13	R: 0 E: 0 K: 2 S: 11	H: 1 LOB: 2 BB: 1 P: 20	1B: 5 2B: 1 3B: 0 HR: 1	SF: 0 SAC: 0 DP: 0 HBP: 1	WP: 1 PB: 0 SB: 1 CS: 0	PA: 36							
PITCHER	IP	WLS	BF	H	R	ER	SO	BB	IBB	HBP	BLK	WP	HR	S	P	ERA	WHIP										
Chuck Finley, L ERA: 7.94 (1, 1)	4.2	L	23	5	5	5	4	3	0	1	0	0	0	58	100	9.64	1.714										
Al Levine, R ERA: (5, 1)	1.1		5	1	0	0	1	0	0	0	0	0	0	17	22	0.00	0.750										
Mike Holtz, L ERA: (7, 1)	1.0		3	0	0	0	1	0	0	0	0	0	0	9	13	0.00	0.000										
Shigetoshi Hasegawa, R ERA: 5.87 (8, 1)	1.0		5	1	0	0	2	1	0	0	0	0	0	11	20	0.00	2.000										

Anaheim Angels @ Toronto Blue Jays
SkyDome, Toronto, ON
Tue Apr 20 1999, 7:05 PM EDT
Att: 23,775 - Dome - 72 F

AB 31
R 5
H 7
RBI 5
BB 4
SO 8
LOB 16



Batter	1	2	3	4	5	6	7	8	9	AB	R	H	RBI	BB	SO	LOB	TOP								
Orlando Palmeiro, L OBP: 0.322, SLG: 0.375										3	1	2	0	1	0	1	Anaheim Angels @ Toronto Blue Jays SkyDome, Toronto, ON Wed Apr 21 1999, 7:05 PM EDT Att: 23,749 - Dome - 72 F								
Randy Velarde, R OBP: 0.377, SLG: 0.415										4	0	1	0	0	0	4									
Darin Erstad, L OBP: 0.343, SLG: 0.305										3	0	0	0	2	0	4									
Tim Salmon, R OBP: 0.507, SLG: 0.702										4	0	1	0	1	2	2									
16 Garret Anderson, L OBP: 0.324, SLG: 0.444										4	1	1	2	1	0	3									
Troy Glaus, R OBP: 0.460, SLG: 0.745										5	0	1	0	0	1	6									
Chris Pritchett, L OBP: 0.167, SLG: 0.167										2	0	0	0	1	0	1									
Todd Greene, R OBP: 0.314, SLG: 0.553										4	0	1	0	0	1	2									
Matt Walbeck, S OBP: 0.351, SLG: 0.400										4	0	1	0	0	1	1									
Andy Sheets, R OBP: 0.316, SLG: 0.407										4	0	1	0	0	1	1									
Inning Stats	R: 0 E: 0 K: 0 S: 7	H: 1 LOB: 1 BB: 1 P: 15	R: 0 E: 0 K: 0 S: 13	H: 0 LOB: 1 BB: 1 P: 20	R: 0 E: 0 K: 1 S: 11	H: 0 LOB: 1 BB: 0 P: 14	R: 1 E: 0 K: 2 S: 16	H: 2 LOB: 1 BB: 0 P: 26	R: 1 E: 0 K: 0 S: 14	H: 1 LOB: 1 BB: 0 P: 31	R: 0 E: 0 K: 1 S: 10	H: 1 LOB: 1 BB: 0 P: 15	R: 0 E: 0 K: 1 S: 14	H: 1 LOB: 2 BB: 0 P: 22	R: 0 E: 0 K: 0 S: 8	H: 2 LOB: 2 BB: 0 P: 13	R: 0 E: 0 K: 1 S: 11	H: 0 LOB: 1 BB: 1 P: 19	1B: 6 2B: 1 3B: 0 HR: 1	SF: 0 SAC: 1 DP: 1 HBP: 1	WP: 1 PB: 0 SB: 0 CS: 0	PA: 42			
PITCHER	IP	WLS	BF	H	R	ER	SO	BB	IBB	HBP	BLK	WP	HR	S	P	ERA	WHIP								
Chris Carpenter, R ERA: 1.69	5.0	W	24	4	2	2	3	5	0	0	0	1	1	61	106	3.60	1.800								
Pete Munro, R ERA: 0.93	1.1	H	7	2	0	0	0	0	0	1	0	0	0	17	26	0.00	1.500								
Graeme Lloyd, L ERA: 1.04	1.1	H	6	2	0	0	1	0	0	0	0	0	0	13	22	0.00	1.500								
Robert Person, R ERA: 4.91	1.1	S	5	0	0	0	1	1	0	0	0	0	0	13	21	0.00	0.750								

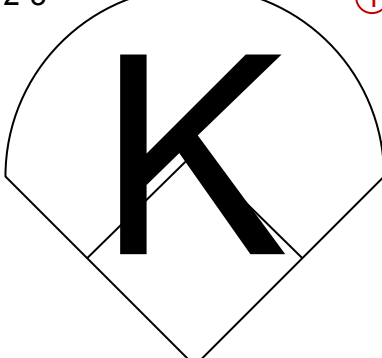
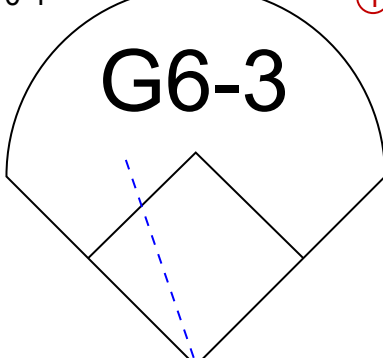
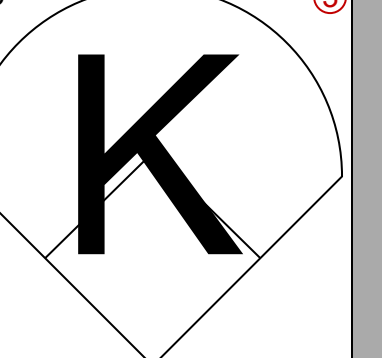
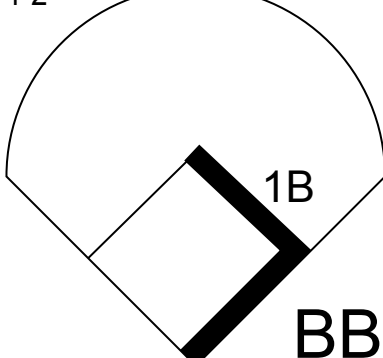
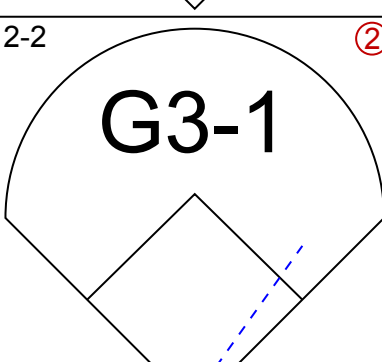
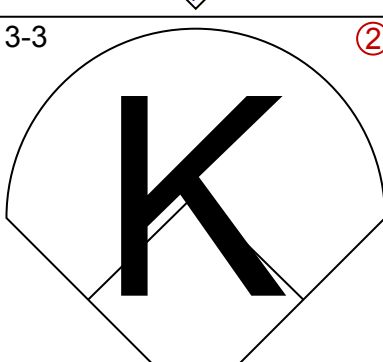
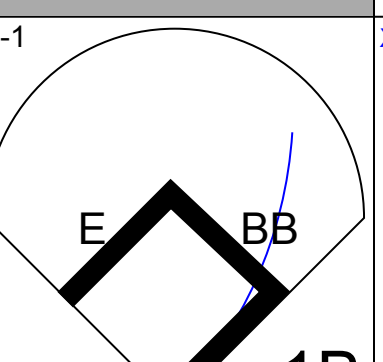
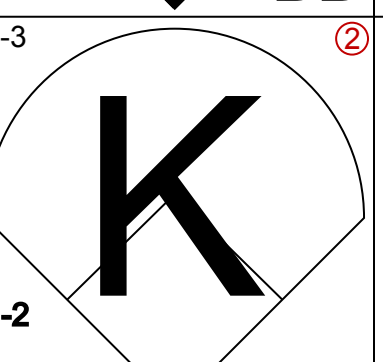
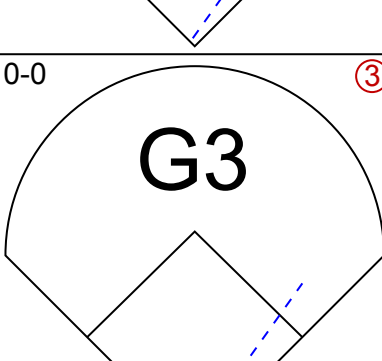
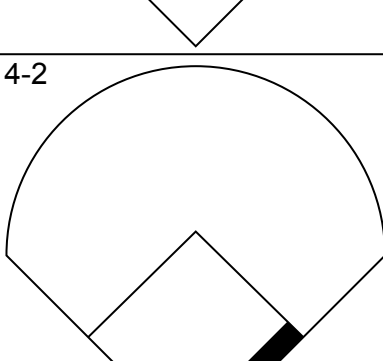
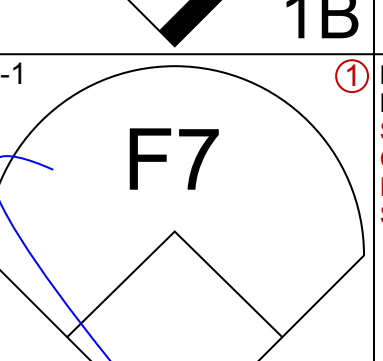
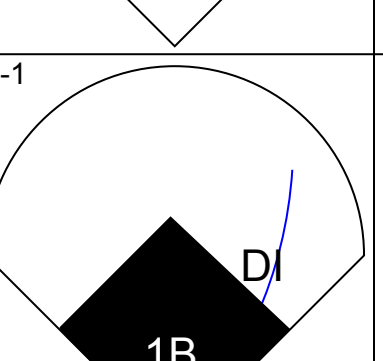
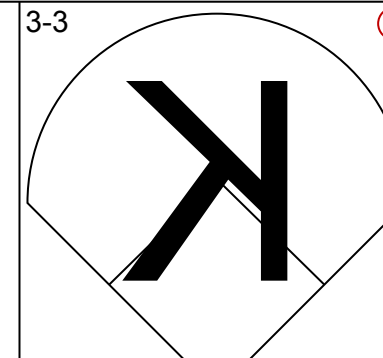
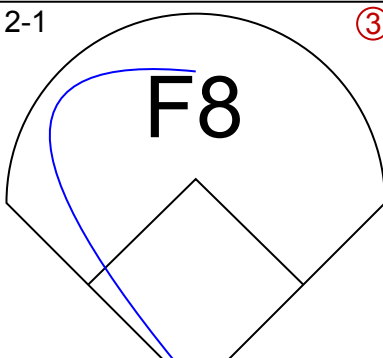
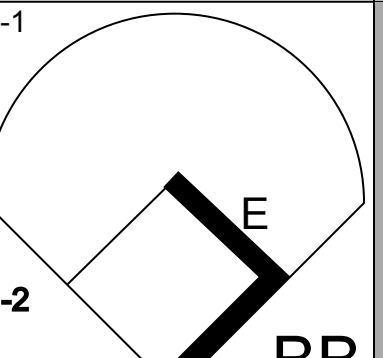
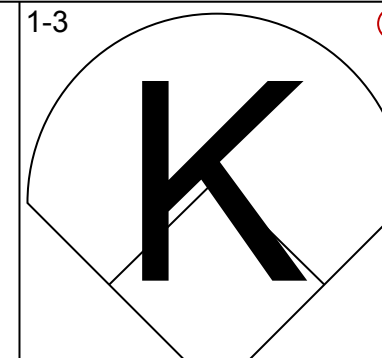
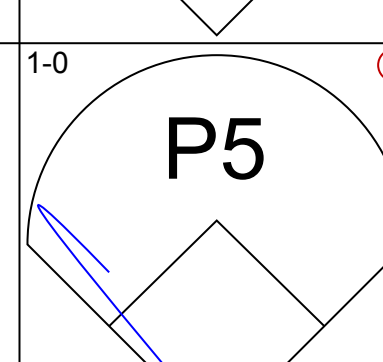
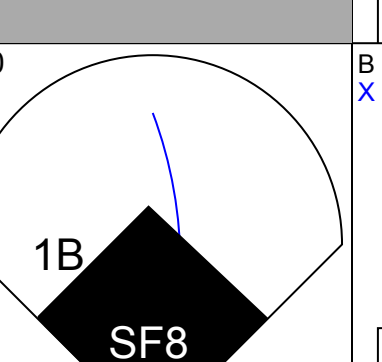
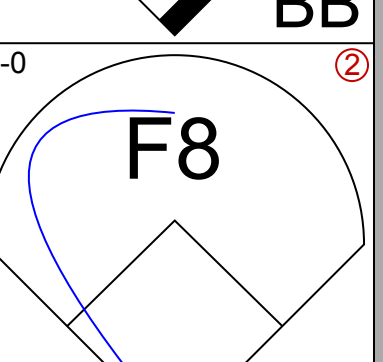
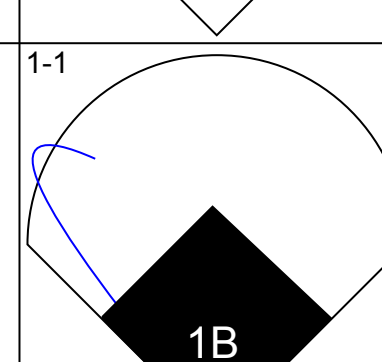
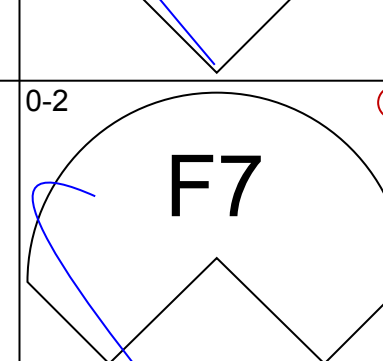
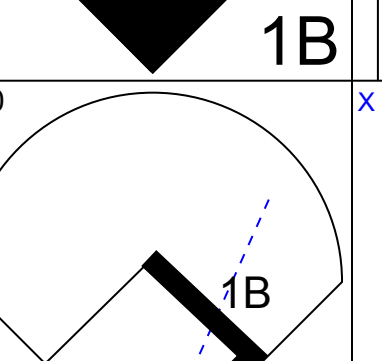
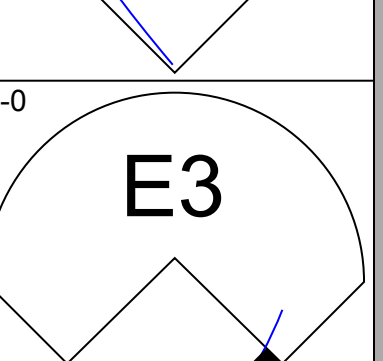
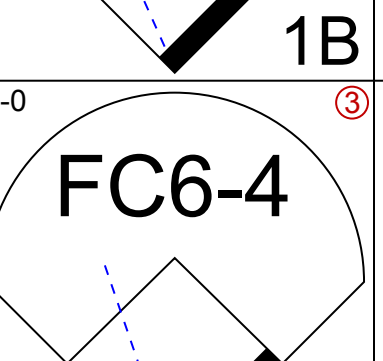
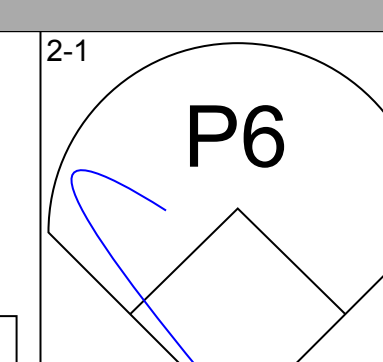
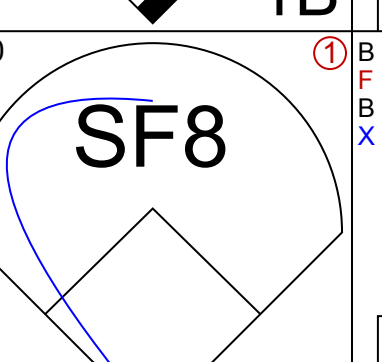
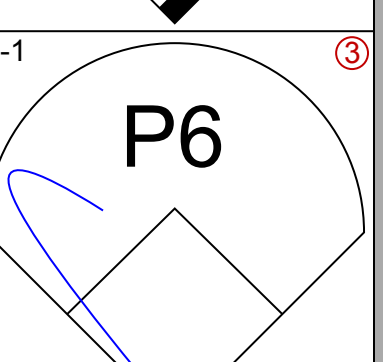
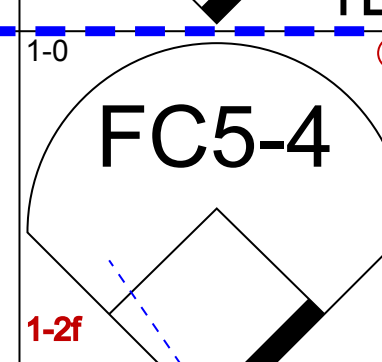
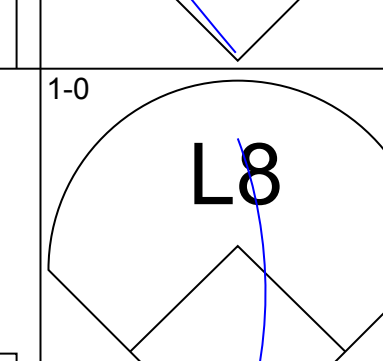
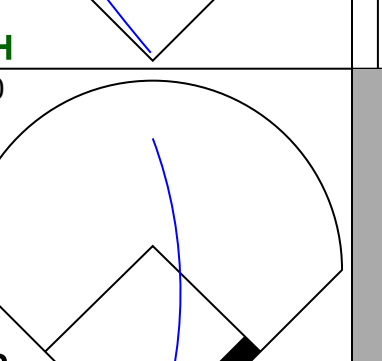
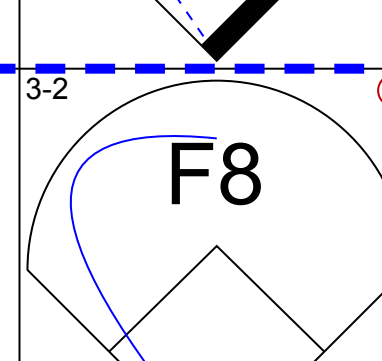
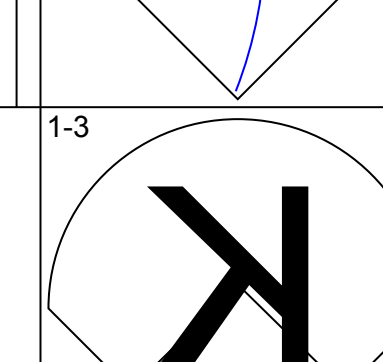
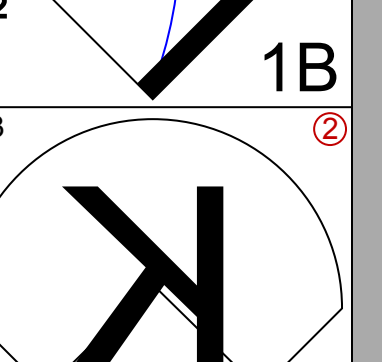
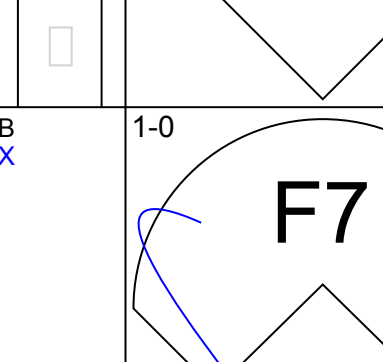
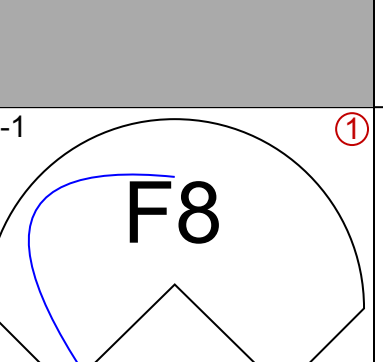
Batter	1	2	3	4	5	6	7	8	9	AB	R	H	RBI	BB	SO	LOB	BOTTOM								
Shannon Stewart, R OBP: 0.468, SLG: 0.549										4	0	3	0	0	0	1	Anaheim Angels @ Toronto Blue Jays SkyDome, Toronto, ON Wed Apr 21 1999, 7:05 PM EDT Att: 23,749 - Dome - 72 F								
José Cruz Jr., S OBP: 0.435, SLG: 0.380										4	0	0	1	0	2	4									
Shawn Green, L OBP: 0.352, SLG: 0.591										2	0	0	0	1	0	2									
Carlos Delgado, L OBP: 0.373, SLG: 0.571										3	0	0	0	0	1	3									
Tony Fernandez, S OBP: 0.458, SLG: 0.560										4	1	2	0	0	0	2									
Willie Greene, L OBP: 0.379, SLG: 0.565										4	1	2	2	0	1	1									
Darrin Fletcher, L OBP: 0.378, SLG: 0.450										4	0	1	0	0	1	4									
Alex Gonzalez, R OBP: 0.385, SLG: 0.458										4	0	1	0	0	0	4									
Pat Kelly, R OBP: 0.375, SLG: 0.714										3	1	1	0	0	0	1									
Inning Stats	R: 0 E: 0 K: 1 S: 12	H: 1 LOB: 1 BB: 0 P: 20	R: 0 E: 0 K: 0 S: 6	H: 0 LOB: 0 BB: 0 P: 10	R: 1 E: 0 K: 1 S: 10	H: 2 LOB: 2 BB: 1 P: 16	R: 2 E: 0 K: 0 S: 9	H: 3 LOB: 0 BB: 0 P: 14	R: 0 E: 0 K: 1 S: 13	H: 1 LOB: 1 BB: 0 P: 19	R: 0 E: 0 K: 1 S: 11	H: 1 LOB: 1 BB: 0 P: 19	R: 0 E: 0 K: 1 S: 15	H: 1 LOB: 3 BB: 0 P: 23	R: 0 E: 0 K: 1 S: 15	H: 1 LOB: 0 BB: 0 P: 23	1B: 6 2B: 3 3B: 0 HR: 1	SF: 0 SAC: 0 DP: 1 HBP: 2	WP: 1 PB: 0 SB: 3 CS: 1	PA: 35					
PITCHER	IP	WLS	BF	H	R	ER	SO	BB	IBB	HBP	BLK	WP	HR	S	P	ERA	WHIP								
Omar Olivares, R ERA: 1.77	6.0	L	25	8	3	3	3	1	0	0	0	1	0	11	19	0.00	1.000								
Mark Petkovsek, R ERA:	1.0		4	1	0	0	1	0	0	0	0	0	0	14	22	0.00	1.500								
Mike Magnante, L ERA:	0.2		5	1	0	0	1	0	0	2	0	0	0	1	1	0.00	0.000								
Shigetoshi Hasegawa, R ERA: 5.63	0.1		1	0	0	0	0	0	0	0	0	0	0	1	1	0.00	0.000								

AB	34
R	2
H	8
RBI	2
BB	6
SO	5
LOB	24



AB	32
R	3
H	10
RBI	3
BB	1
SO	5
LOB	22




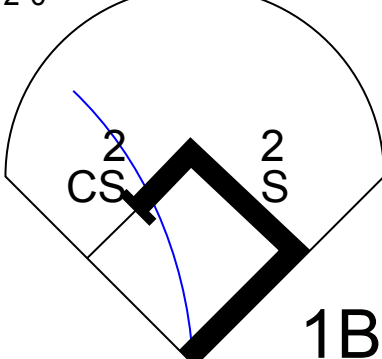
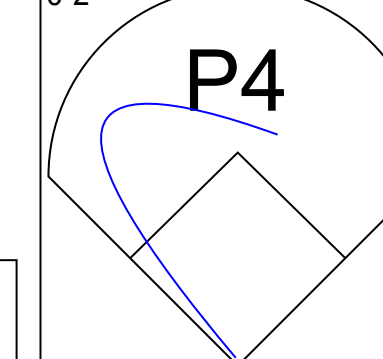
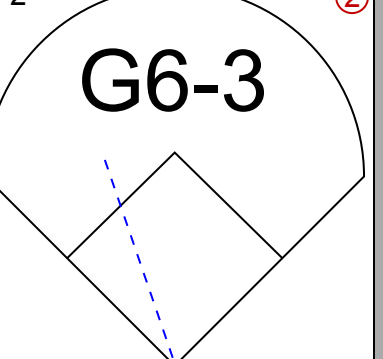
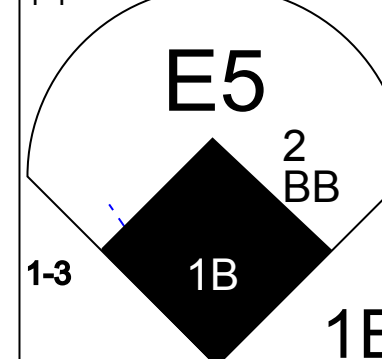

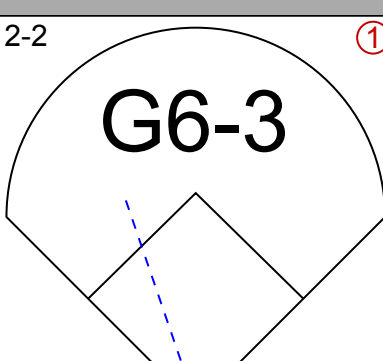
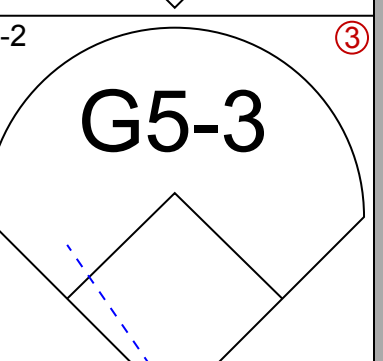
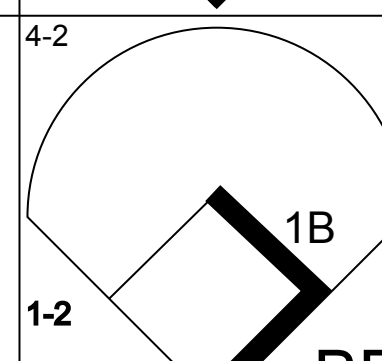

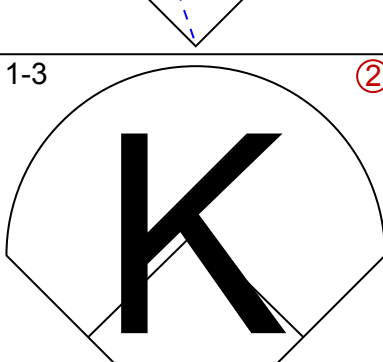
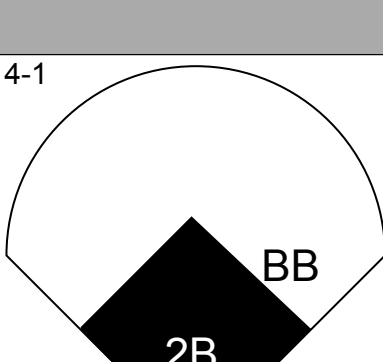
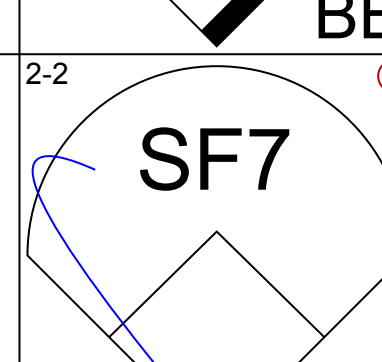
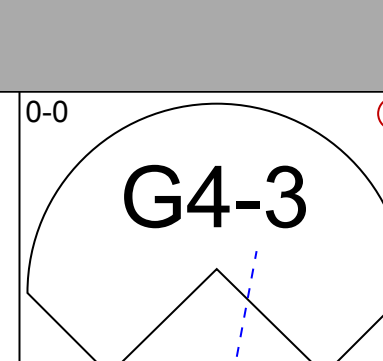
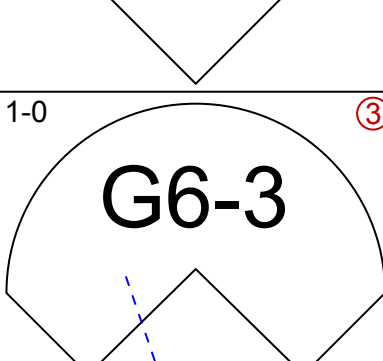
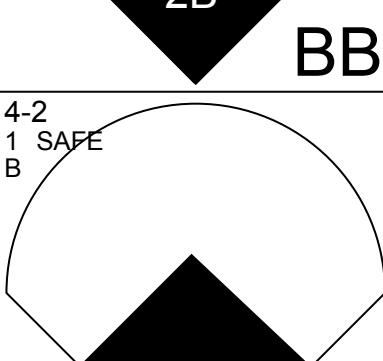
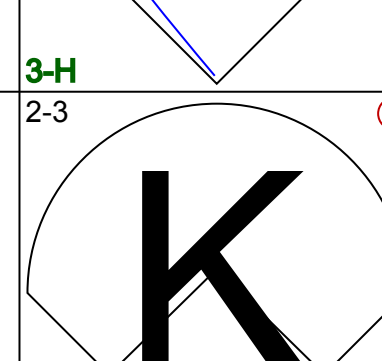
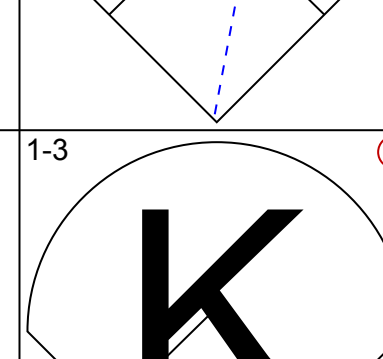
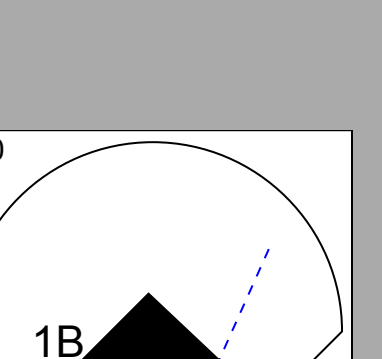
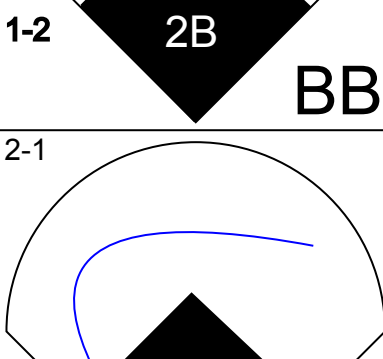
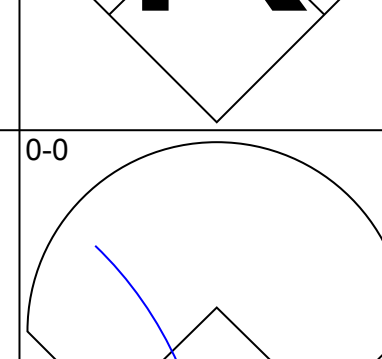
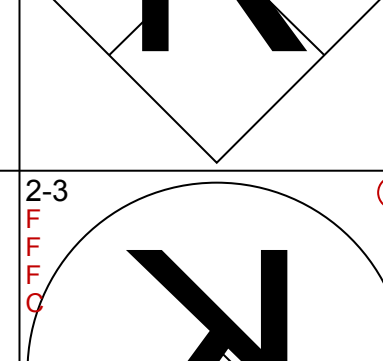
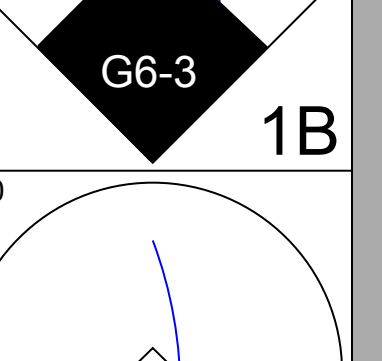
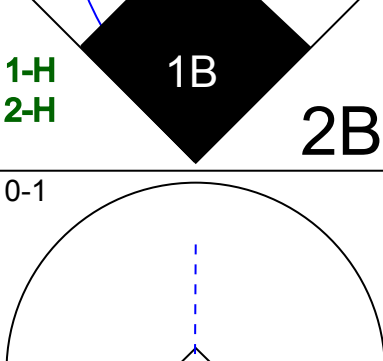
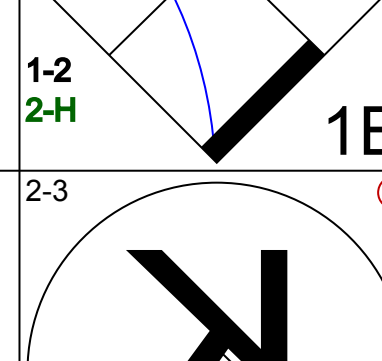
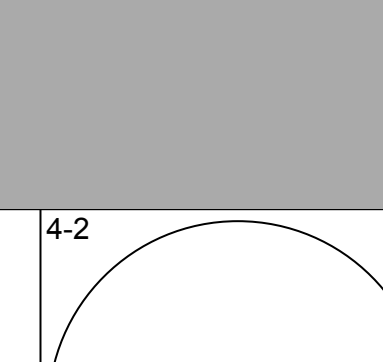
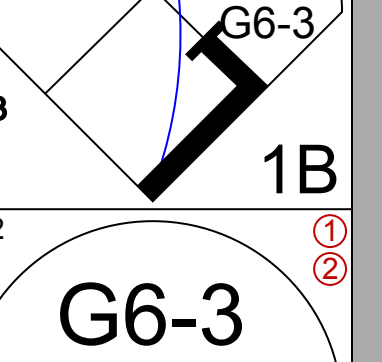
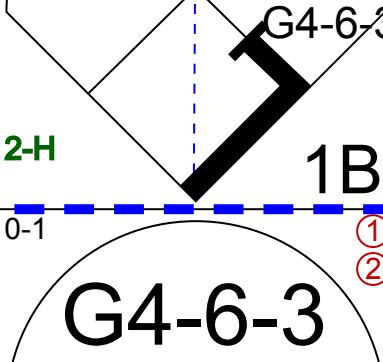
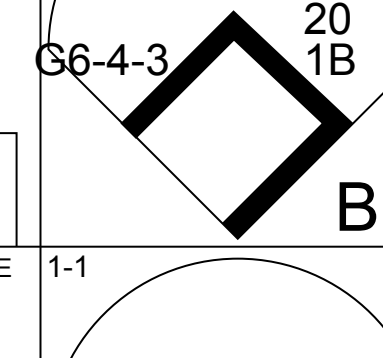
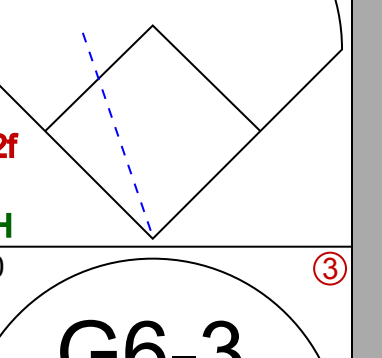
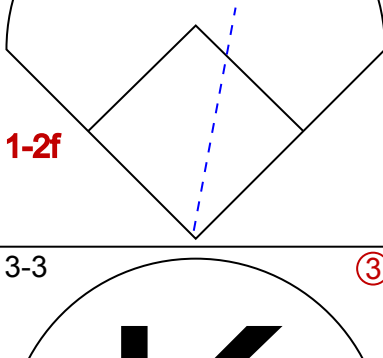
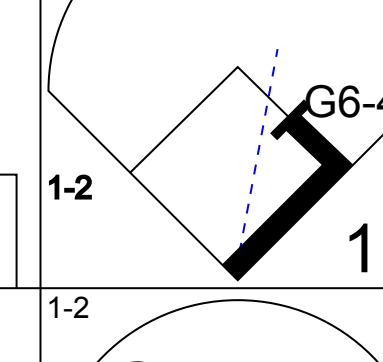
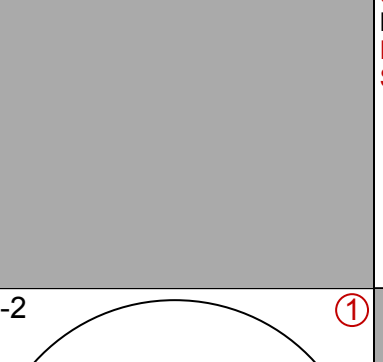
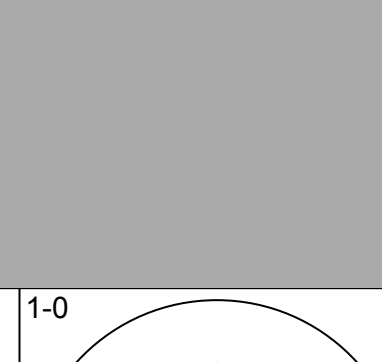
Batter	1	2	3	4	5	6	7	8	9	AB	R	H	RBI	BB	SO	LOB	TOP					
Shannon Stewart, R (1.7) OBP: 0.451, SLG: 0.517																	3 1 0 0 2 2 2					
José Cruz Jr., S (1.8) OBP: 0.449, SLG: 0.404																	5 0 2 0 0 2 1					
Shawn Green, L (1.9) OBP: 0.370, SLG: 0.613																	4 1 1 0 1 1 3					
Carlos Delgado, L (1.3) OBP: 0.364, SLG: 0.516																	4 0 1 2 1 2 1					
Tony Fernandez, S (1.5) OBP: 0.507, SLG: 0.603																	5 2 3 0 0 0 2					
Willie Greene, L (1.10) OBP: 0.359, SLG: 0.469																	5 0 2 1 0 0 4					
Darrin Fletcher, L (1.2) Gerónimo Berroa, R (8. PH) Mike Matheny, R (8.2) OBP: 0.278, SLG: 0.412																	2 0 0 1 0 0 3 1 0 0 0 0 0 1 0 0 0 0 0 0 0					
Alex Gonzalez, R (1.6) OBP: 0.356, SLG: 0.418																	4 0 1 0 0 1 1					
Pat Kelly, R (1.4) OBP: 0.375, SLG: 0.864																	4 0 0 0 0 2 2					
Inning Stats	R: 0 E: 0 K: 1 S: 9	H: 0 LOB: 0 BB: 0 P: 13	R: 0 E: 0 K: 1 S: 10	H: 0 LOB: 0 BB: 0 P: 14	R: 0 E: 0 K: 1 S: 6	H: 0 LOB: 0 BB: 0 P: 10	R: 0 E: 0 K: 1 S: 9	H: 0 LOB: 1 BB: 1 P: 18	R: 1 E: 0 K: 2 S: 11	H: 3 LOB: 2 BB: 0 P: 14	R: 0 E: 1 K: 0 S: 9	H: 1 LOB: 3 BB: 1 P: 17	R: 0 E: 0 K: 2 S: 11	H: 1 LOB: 2 BB: 1 P: 19	R: 1 E: 0 K: 1 S: 11	H: 2 LOB: 1 BB: 0 P: 17	R: 2 E: 0 K: 1 S: 13	H: 3 LOB: 2 BB: 1 P: 25	1B: 9 2B: 1 3B: 0 HR: 0	SF: 1 SAC: 0 DP: 0 HBP: 0	WP: 0 PB: 0 SB: 0 CS: 0	PA: 42
PITCHER	IP	WLS	BF	H	R	ER	SO	BB	IBB	HBP	BLK	WP	HR	S	P	ERA	WHIP					
Orlando Hernandez, R (1.1) ERA: 4.39	7.1	W: 33	7	2	2	9	3	0	0	0	0	0	0	72	114	2.46	1.364					
Mike Stanton, L (8.1) ERA: 8.31	0.1	H: 1	0	0	0	0	0	0	0	0	0	0	0	1	2	0.00	0.000					
Jeff Nelson, R (8.1) ERA: 4.91	1.0	H: 6	2	2	2	1	1	0	0	0	0	0	0	13	26	18.00	3.000					
42 Mariano Rivera, R (9.1) ERA: 3.0	0.1	S: 2	1	0	0	0	0	0	0	0	0	0	0	3	5	0.00	3.000					

Toronto Blue Jays @ New York Yankees
Yankee Stadium, Bronx, NY
Fri Apr 23 1999, 7:30 PM EDT
Att: 36,529 - Cloudy - 47 F

livebaseballscores.com

AB 37
R 4
H 10
RBI 4
BB 4
SO 10
LOB 20




Batter	1	2	3	4	5	6	7	8	9	AB	R	H	RBI	BB	SO	LOB	BOTTOM					
Chuck Knoblauch, R (1.4) OBP: 0.435, SLG: 0.400										4	1	2	0	0	0	1						
Derek Jeter, R (1.6) OBP: 0.536, SLG: 0.909										2	0	0	0	2	0	0						
Paul O'Neill, L (1.9) OBP: 0.359, SLG: 0.549										2	1	0	1	1	1	1						
Bernie Williams, S (1.8) OBP: 0.355, SLG: 0.414										3	1	0	0	1	1	2						
Chili Davis, S (1.10) OBP: 0.516, SLG: 0.700										4	2	3	3	0	1	0						
Tino Martinez, L (1.3) OBP: 0.344, SLG: 0.358										4	0	2	1	0	2	2						
Chad Curtis, R (1.7) OBP: 0.267, SLG: 0.462										2	0	0	0	1	0	2						
20 Jorge Posada, S (1.2) OBP: 0.258, SLG: 0.231										3	0	1	0	0	1	0						
Luis Sojo, R (1.5) OBP: 0.353, SLG: 0.412										3	1	1	0	0	0	2						
Inning Stats	R: 0 E: 0 K: 0 S: 6	H: 1 LOB: 0 BB: 1 P: 12	R: 0 E: 0 K: 2 S: 17	H: 0 LOB: 0 BB: 0 P: 20	R: 0 E: 0 K: 0 S: 11	H: 1 LOB: 1 BB: 1 P: 17	R: 0 E: 0 K: 1 S: 7	H: 0 LOB: 0 BB: 0 P: 11	R: 1 E: 0 K: 0 S: 6	H: 2 LOB: 0 BB: 0 P: 9	R: 0 E: 0 K: 0 S: 9	H: 0 LOB: 0 BB: 0 P: 13	R: 3 E: 0 K: 1 S: 17	H: 2 LOB: 2 BB: 2 P: 30	R: 2 E: 1 K: 2 S: 17	H: 3 LOB: 2 BB: 1 P: 29	1B: 8 2B: 1 3B: 0 HR: 0	SF: 1 SAC: 0 DP: 4 HBP: 0	WP: 0 PB: 0 SB: 1 CS: 1	PA: 33		
PITCHER	IP	WLS	BF	H	R	ER	SO	BB	IBB	HBP	BLK	WP	HR	S	P	ERA	WHIP					
David Wells, L (1.1) ERA: 3.42	6.0	L: 24	6	4	4	3	4	0	0	0	0	0	0	67	103	6.00	1.667					
Pete Munro, R (7.1) ERA: 2.31	2.0	9	3	2	2	3	1	0	0	0	0	0	0	23	38	9.00	2.000					

Toronto Blue Jays @ New York Yankees
Yankee Stadium, Bronx, NY
Fri Apr 23 1999, 7:30 PM EDT
Att: 36,529 - Cloudy - 47 F

livebaseballscores.com

AB 27
R 6
H 9
RBI 5
BB 5
SO 6
LOB 10



Batter	1	2	3	4	5	6	7	8	9	AB R H RBI BB SO LOB	TOP																									
Shannon Stewart, R (1, 7) OBP: 0.447, SLG: 0.500	E6 2B G3						G6-3		F9	4 1 1 0 1 0 0	Toronto Blue Jays @ New York Yankees Yankee Stadium, Bronx, NY Sat Apr 24 1999, 1:35 PM EDT Att: 46,924 - Sunny - 52 F																									
José Cruz Jr., S (1, 8) OBP: 0.446, SLG: 0.410	G3 1B 2B					B2-3 BB	K		DI BB	4 1 1 0 1 1 2																										
Shawn Green, L (1, 9) OBP: 0.360, SLG: 0.600	G3				L4		F9		2B	5 0 1 1 0 1 3																										
Carlos Delgado, L (1, 3) OBP: 0.378, SLG: 0.507	1B 1B				G4-6-3 BB		G6-3		K	3 0 1 1 2 1 2																										
Tony Fernandez, S (1, 5) OBP: 0.493, SLG: 0.597	P6				G4-6-3		E 2B		L9	4 1 1 0 0 0 2																										
Gerónimo Berroa, R (1, 10) OBP: 0.222, SLG: 0.067	FC6-4 1B				P5		FC1-2-5 1B G6-3		1B FC3-2 1B	3 1 1 0 0 0 1 1 0 1 0 0 0 0																										
Willie Greene, L (8, FH) OBP: 0.375, SLG: 0.485	1B				B2-3		G6-3 1B		FC3-2 1B	4 0 2 0 0 0 2																										
Alex Gonzalez, R (1, 6) OBP: 0.364, SLG: 0.423	FC6-4				B2-3		G6-3 1B		FC3-2 1B	3 0 0 1 0 2 1 1 0 0 0 0 0 2																										
Mike Matheny, R (1, 2) OBP: 0.238, SLG: 0.350					K		G6-3		FC3-2	4 0 0 0 0 1 3																										
Darin Fletcher, L (8, FH) OBP: 0.356, SLG: 0.489					K		G6-3		FC3-2	3 0 0 1 0 2 1 1 0 0 0 0 0 2																										
Pat Kelly, R (1, 4) OBP: 0.321, SLG: 0.731					K		B4-3		F8	4 0 0 0 0 1 3																										
Inning Stats	R: 2 E: 1 K: 0 S: 13	H: 3 LOB: 2 BB: 0 P: 25	R: 0 E: 0 K: 2 S: 9	H: 1 LOB: 1 BB: 0 P: 12	R: 0 E: 0 K: 1 S: 5	H: 0 LOB: 0 BB: 1 P: 11	R: 0 E: 0 K: 1 S: 8	H: 0 LOB: 0 BB: 0 P: 14	R: 0 E: 0 K: 0 S: 3	H: 2 LOB: 1 BB: 1 P: 17	R: 0 E: 0 K: 1 S: 13	H: 1 LOB: 1 BB: 0 P: 18	R: 0 E: 0 K: 0 S: 14	H: 2 LOB: 2 BB: 0 P: 23	R: 0 E: 0 K: 2 S: 7	H: 0 LOB: 1 BB: 1 P: 13	1B: 6 2B: 3 3B: 0 HR: 0	SF: 0 SAC: 0 DP: 1 HBP: 0	WP: 0 PB: 0 SB: 1 CS: 0	PA: 40																
PITCHER	IP WLS BF H R ER SO BB IBB HBP BLK WP HR S P ERA WHIP																																			
Andy Pettitte, L (1, 1) ERA: 2.08	7.0	31	7	4	3	4	3	0	0	0	0	0	0	60	106	3.86	1.429																			
Ramiro Mendoza, R (8, 1) ERA: 2.05	1.0	5	2	0	0	0	0	0	0	0	0	0	0	14	23	0.00	2.000																			
42 Mariano Rivera, R (9, 1) ERA: 2.57	1.0	4	0	0	0	2	1	0	0	0	0	0	0	7	13	0.00	1.000																			

Batter	1	2	3	4	5	6	7	8	9	AB R H RBI BB SO LOB	BOTTOM																									
Chuck Knoblauch, R (1, 4) OBP: 0.459, SLG: 0.441	2B 2B						G6-3			4 1 3 2 1 0 0	Toronto Blue Jays @ New York Yankees Yankee Stadium, Bronx, NY Sat Apr 24 1999, 1:35 PM EDT Att: 46,924 - Sunny - 52 F																									
2 Derek Jeter, R (1, 6) OBP: 0.541, SLG: 0.881	K						K		HBP	4 0 2 2 0 2 1																										
Paul O'Neill, L (1, 9) OBP: 0.362, SLG: 0.519	G4-3 BB						K		G4-3	3 0 0 0 2 1 4																										
Bernie Williams, S (1, 8) OBP: 0.348, SLG: 0.419	G4-3						K		HR 2B	4 1 1 0 0 1 5																										
Tino Martinez, L (1, 3) OBP: 0.338, SLG: 0.339							F9		P2	3 1 0 0 1 0 0																										
Chili Davis, S (1, 10) OBP: 0.500, SLG: 0.722	G4-3						K		K	4 1 1 3 0 2 0																										
Ricky Ledee, L (1, 7) OBP: 0.174, SLG: 0.136	L9						E 1B BB		F9	3 1 0 0 1 0 0																										
Luis Sojo, R (1, 5) OBP: 0.333, SLG: 0.381							F8		E4 BB	4 1 1 0 0 0 1																										
Joe Girardi, R (1, 2) OBP: 0.267, SLG: 0.393							L9		G4-6-3 1B	3 1 1 0 1 0 1																										
Inning Stats	R: 0 E: 0 K: 1 S: 8	H: 1 LOB: 1 BB: 1 P: 19	R: 0 E: 0 K: 0 S: 6	H: 0 LOB: 0 BB: 0 P: 11	R: 0 E: 0 K: 0 S: 14	H: 2 LOB: 3 BB: 1 P: 28	R: 4 E: 1 K: 1 S: 17	H: 2 LOB: 1 BB: 2 P: 33	R: 0 E: 0 K: 2 S: 8	H: 0 LOB: 0 BB: 0 P: 11		R: 0 E: 0 K: 0 S: 7	H: 1 LOB: 0 BB: 0 P: 11	R: 0 E: 0 K: 2 S: 9	H: 0 LOB: 0 BB: 0 P: 11	R: 3 E: 0 K: 0 S: 25	H: 3 LOB: 3 BB: 2 P: 40	1B: 5 2B: 3 3B: 0 HR: 1	SF: 0 SAC: 0 DP: 2 HBP: 1	WP: 0 PB: 1 SB: 0 CS: 0	PA: 39															
PITCHER	IP WLS BF H R ER SO BB IBB HBP BLK WP HR S P ERA WHIP																																			
32 Roy Halladay, R (1, 1) ERA	4.0	21	5	4	0	2	4	0	0	0	0	0	0	45	91	0.00	2.250																			
Tom Davey, R (5, 1) ERA: 2.38	2.2	8	1	0	0	3	0	0	0	0	0	0	0	20	28	0.00	0.375																			
Dan Plesac, L (7, 1) ERA: 7.27	0.2	L	5	2	3	3	1	0	0	0	0	0	1	13	20	40.50	4.500																			
Robert Person, R (8, 1) ERA: 4.15	0.2	5	1	0	0	0	1	0	1	0	0	0	0	16	25	0.00	3.000																			

AB	36
R	4
H	9
RBI	3
BB	4
SO	6
LOB	18



AB	32
R	7
H	9
RBI	7
BB	6
SO	6
LOB	12



Batter	1	2	3	4	5	6	7	8	9	AB	R	H	RBI	BB	SO	LOB	TOP					
Shannon Stewart, R (1, 7) OBP: 0.440, SLG: 0.494										5	1	2	0	0	2	2						
José Cruz Jr., S (1, 8) OBP: 0.398, SLG: 0.395										5	1	1	2	0	1	1						
Shawn Green, L (1, 9) OBP: 0.356, SLG: 0.613										4	2	2	1	0	0	0						
Carlos Delgado, L (1, 3) OBP: 0.371, SLG: 0.456										4	1	0	0	1	1	0						
Tony Fernandez, S (1, 5) OBP: 0.489, SLG: 0.548										5	1	3	2	0	0	0						
Willie Greene, L (1, 10) OBP: 0.354, SLG: 0.410										2	1	0	0	1	0	3						
Mark Dalesandro, R (7, PH)										2	0	0	0	0	0	0						
Darrin Fletcher, L (1, 2) OBP: 0.350, SLG: 0.500										5	0	2	2	0	1	2						
Alex Gonzalez, R (1, 6) OBP: 0.352, SLG: 0.398										4	1	1	0	1	1	4						
Pat Kelly, R (1, 4) OBP: 0.350, SLG: 0.694										3	2	2	2	1	0	0						
Inning Stats	R: 4 E: 0 K: 1 S: 17	H: 4 LOB: 1 BB: 2 P: 31	R: 0 E: 0 K: 0 S: 4	H: 0 LOB: 0 BB: 0 P: 5	R: 0 E: 0 K: 1 S: 6	H: 1 LOB: 1 BB: 0 P: 10	R: 2 E: 0 K: 1 S: 20	H: 1 LOB: 0 BB: 1 P: 30	R: 1 E: 0 K: 0 S: 11	H: 2 LOB: 2 BB: 0 P: 19	R: 3 E: 1 K: 0 S: 11	H: 3 LOB: 0 BB: 0 P: 17	R: 0 E: 0 K: 1 S: 11	H: 1 LOB: 2 BB: 1 P: 16	R: 0 E: 0 K: 0 S: 6	H: 0 LOB: 0 BB: 0 P: 8	R: 0 E: 0 K: 0 S: 5	H: 1 LOB: 1 BB: 0 P: 8	1B: 7 2B: 5 3B: 0 HR: 1	SF: 1 SAC: 0 DP: 0 HBP: 0	WP: 0 PB: 0 SB: 5 CS: 0	PA: 44
PITCHER	IP WLS BF H R ER SO BB IBB HBP BLK WP HR S P ERA WHIP																					
Omar Olivares, R (1, 1) ERA: 3.7	4.0 L 20 6 6 6 3 3 0 0 0 0 0 1 47 76 13.50 2.250																					
Mike Magnante, L (5, 1) ERA: 3.0	2.0 12 5 4 3 1 0 0 0 0 0 0 0 22 36 13.50 2.500																					
Mark Petkovsek, R (7, 1) ERA: 0.82	2.0 8 1 0 0 2 1 0 0 0 0 0 0 17 24 0.00 1.000																					
Mike Holtz, L (9, 1) ERA:	1.0 4 1 0 0 0 0 0 0 0 0 0 0 5 8 0.00 1.000																					

Toronto Blue Jays @ Anaheim Angels
Edison International Field, Anaheim, CA
Tue Apr 27 1999, 10:05 PM EDT
Att: 17,899 - Cloudy - 60 F

AB 39
R 10
H 13
RBI 9
BB 4
SO 6
LOB 12

Batter	1	2	3	4	5	6	7	8	9	AB	R	H	RBI	BB	SO	LOB	BOTTOM					
Darin Erstad, L (1, 3) OBP: 0.366, SLG: 0.397										3	0	1	0	1	1	0						
Randy Velarde, R (1, 4) OBP: 0.382, SLG: 0.373										2	0	0	0	0	0	0						
Jeff Huson, L (6, PH) (7, 4)										2	0	0	0	0	0	2						
Mo Vaughn, L (1, 10) OBP: 0.364, SLG: 0.474										3	0	0	0	1	0	2						
Tim Salmon, R (1, 9) OBP: 0.456, SLG: 0.653										4	0	1	0	0	1	0						
16 Garret Anderson, L (1, 8) OBP: 0.281, SLG: 0.410										4	0	0	0	0	0	2						
Troy Glaus, R (1, 5) OBP: 0.439, SLG: 0.648										1	0	0	0	1	1	0						
Tim Unroe, R (7, 5) OBP: 0.444, SLG: 0.556										2	0	2	0	0	0	0						
Todd Greene, R (1, 7) OBP: 0.277, SLG: 0.459										4	0	0	0	0	0	3						
Matt Walbeck, S (1, 2) OBP: 0.300, SLG: 0.333										3	0	0	0	0	1	1						
Andy Sheets, R (1, 6) OBP: 0.294, SLG: 0.406										3	1	1	1	0	0	0						
Inning Stats	R: 0 E: 0 K: 1 S: 10	H: 1 LOB: 1 BB: 1 P: 20	R: 0 E: 0 K: 0 S: 6	H: 0 LOB: 0 BB: 1 P: 11	R: 0 E: 0 K: 0 S: 5	H: 0 LOB: 0 BB: 0 P: 10	R: 0 E: 0 K: 0 S: 7	H: 0 LOB: 0 BB: 0 P: 9	R: 0 E: 0 K: 1 S: 5	H: 0 LOB: 0 BB: 0 P: 11	R: 0 E: 0 K: 0 S: 10	H: 1 LOB: 1 BB: 0 P: 16	R: 0 E: 0 K: 0 S: 6	H: 1 LOB: 1 BB: 0 P: 8	R: 1 E: 0 K: 1 S: 14	H: 1 LOB: 1 BB: 1 P: 25	R: 0 E: 0 K: 1 S: 8	H: 1 LOB: 1 BB: 0 P: 12	1B: 3 2B: 1 3B: 0 HR: 1	SF: 0 SAC: 0 DP: 1 HBP: 0	WP: 0 PB: 0 SB: 0 CS: 0	PA: 34
PITCHER	IP WLS BF H R ER SO BB IBB HBP BLK WP HR S P ERA WHIP																					
Pat Hentgen, R (1, 1) ERA: 5.27	7.0 W 25 3 0 0 2 2 0 0 0 0 0 0 49 85 0.00 0.714																					
Steve Sinclair, L (8, 1) ERA: 4.5	2.0 9 2 1 1 2 1 0 0 0 0 0 1 22 37 4.50 1.500																					

Toronto Blue Jays @ Anaheim Angels
Edison International Field, Anaheim, CA
Tue Apr 27 1999, 10:05 PM EDT
Att: 17,899 - Cloudy - 60 F

AB 31
R 1
H 5
RBI 1
BB 3
SO 4
LOB 10


Batter	1	2	3	4	5	6	7	8	9	AB	R	H	RBI	BB	SO	LOB	TOP			
Shannon Stewart, R OBP: 0.431, SLG: 0.506										4	0	0	0	1	1	3	Toronto Blue Jays @ Anaheim Angels Edison International Field, Anaheim, CA Thu Apr 29 1999, 10:05 PM EDT Att: 18,346 - Unknown - 65 F			
Alex Gonzalez, R OBP: 0.370, SLG: 0.433 Norberto Martin, R OBP: 0.381, SLG: 0.188										2	0	1	0	2	0	0				
Shawn Green, L OBP: 0.373, SLG: 0.660										3	0	0	0	1	1	4				
Carlos Delgado, L OBP: 0.368, SLG: 0.442										3	0	1	0	1	0	4				
Tony Fernandez, S OBP: 0.474, SLG: 0.519 Willie Greene, L OBP: 0.340, SLG: 0.372										2	0	0	0	0	0	5				
Darin Fletcher, L OBP: 0.343, SLG: 0.492 Mark Dalessandro, R OBP: 0.380, SLG: 0.357										2	0	0	0	0	0	0				
Kevin Witt, L OBP: 0.400, SLG: 1.000										3	1	1	1	1	0	0				
José Cruz Jr., S OBP: 0.380, SLG: 0.357										3	0	0	0	1	0	0				
Pat Kelly, R OBP: 0.367, SLG: 0.644										4	0	1	0	0	1	2				
Inning Stats	R: 0 E: 0 K: 1 S: 16	H: 0 LOB: 2 BB: 2 P: 25	R: 0 E: 0 K: 0 S: 6	H: 0 LOB: 0 BB: 0 P: 9	R: 0 E: 0 K: 1 S: 10	H: 2 LOB: 3 BB: 1 P: 14	R: 1 E: 0 K: 1 S: 8	H: 1 LOB: 0 BB: 0 P: 12	R: 0 E: 0 K: 0 S: 8	H: 0 LOB: 1 BB: 2 P: 20	R: 0 E: 0 K: 1 S: 9	H: 1 LOB: 1 BB: 0 P: 14	R: 0 E: 0 K: 0 S: 7	H: 0 LOB: 0 BB: 0 P: 11	R: 0 E: 0 K: 0 S: 6	H: 0 LOB: 0 BB: 0 P: 12		1B: 2 2B: 1 3B: 0 HR: 1	SF: 0 SAC: 0 DP: 1 HBP: 0	WP: 0 PB: 0 SB: 2 CS: 0
PITCHER	IP WLS BF H R ER SO BB IBB HBP BLK WP HR S P ERA WHIP																			
Ken Hill, R ERA: 3.94	(1, 1)	7.0 W 32 4 1 1 3 8 0 0 0 0 0 1 63 111 1.29 1.714																		
Mike Magnante, L ERA: 2.7	(8, 1)	1.0 3 0 0 0 0 0 0 0 0 0 0 0 7 11 0.00 0.000																		
Shigetoshi Hasegawa, R ERA: 5.25	(9, 1)	1.0 3 0 0 0 0 0 0 0 0 0 0 0 6 12 0.00 0.000																		

Batter	1	2	3	4	5	6	7	8	9	AB	R	H	RBI	BB	SO	LOB	BOTTOM			
Orlando Palmeiro, L OBP: 0.338, SLG: 0.366										4	3	2	1	1	1	2	Toronto Blue Jays @ Anaheim Angels Edison International Field, Anaheim, CA Thu Apr 29 1999, 10:05 PM EDT Att: 18,346 - Unknown - 65 F			
Randy Velarde, R OBP: 0.374, SLG: 0.424										4	3	2	4	2	0	3				
Mo Vaughn, L OBP: 0.406, SLG: 0.690										5	1	3	2	0	2	1				
Tim Salmon, R OBP: 0.460, SLG: 0.675										5	1	2	2	0	0	4				
Darin Erstad, L OBP: 0.359, SLG: 0.398										5	2	2	0	0	0	2				
Troy Glaus, R OBP: 0.457, SLG: 0.718										3	3	1	2	2	1	1				
16 Garret Anderson, L OBP: 0.293, SLG: 0.440										3	1	1	1	1	0	0				
Matt Walbeck, S OBP: 0.321, SLG: 0.327										3	2	1	0	1	0	0				
Andy Sheets, R OBP: 0.299, SLG: 0.458										4	1	1	5	0	0	2				
Inning Stats	R: 7 E: 0 K: 0 S: 16	H: 5 LOB: 1 BB: 2 P: 39	R: 0 E: 0 K: 1 S: 11	H: 1 LOB: 1 BB: 0 P: 15	R: 5 E: 0 K: 1 S: 16	H: 4 LOB: 0 BB: 1 P: 27	R: 0 E: 0 K: 0 S: 7	H: 0 LOB: 0 BB: 0 P: 11	R: 1 E: 0 K: 0 S: 7	H: 1 LOB: 1 BB: 1 P: 13	R: 2 E: 0 K: 0 S: 12	H: 2 LOB: 0 BB: 0 P: 17	R: 1 E: 0 K: 2 S: 17	H: 1 LOB: 1 BB: 1 P: 27	R: 1 E: 0 K: 0 S: 12	H: 1 LOB: 2 BB: 2 P: 23		1B: 8 2B: 3 3B: 0 HR: 4	SF: 2 SAC: 0 DP: 1 HBP: 2	WP: 1 PB: 0 SB: 0 CS: 0
PITCHER	IP WLS BF H R ER SO BB IBB HBP BLK WP HR S P ERA WHIP																			
32 Roy Halladay, R ERA: 4.43	(1, 1)	2.1 L 20 9 11 1 1 3 0 0 1 0 0 0 2 35 68 42.43 5.143																		
Steve Sinclair, L ERA: 7.94	(3, 1)	3.2 16 4 4 4 1 1 0 1 0 0 0 2 34 54 9.82 1.364																		
Dan Plesac, L ERA: 6.75	(7, 1)	1.0 5 1 1 1 2 1 0 0 0 0 1 0 17 27 9.00 2.000																		
Robert Person, R ERA: 5.4	(8, 1)	1.0 6 1 1 1 0 2 0 0 0 0 0 0 12 23 9.00 3.000																		

Batter	1	2	3	4	5	6	7	8	9	AB	R	H	RBI	BB	SO	LOB	TOP								
Shannon Stewart, R OBP: 0.439, SLG: 0.516 (1, 7)	G5-3 SF8 1B		1-2 1B HR 2B	2-2 G6-3	4-2 1-2 BB		2-2 G1-3			4	2	2	0	1	0	2									
Alex Gonzalez, R OBP: 0.371, SLG: 0.442 (1, 6)	G5-3		1-1 HR 1B	0-0 2B	2-3 K			3-3 K		5	1	2	0	0	2	3									
Shawn Green, L OBP: 0.391, SLG: 0.686 (1, 9)			3-2 HR	4-2 BB		4-1 F7-1-3 BB		0-3 K		2	1	1	3	3	1	0									
Carlos Delgado, L OBP: 0.369, SLG: 0.511 (1, 3)	2-2 SF8		3-2 HR	2-1 F7		1-1 F7-1-3		0-0 HR		4	2	2	3	0	0	3									
Tony Fernandez, S OBP: 0.450, SLG: 0.488 (1, 5)	1-2 CS	1-0 F7	0-0 G4-3	2-1 F8		3-1 G5-3		3-0 G5-3		5	0	0	0	0	0	2									
Gerónimo Berroa, R OBP: 0.375, SLG: 0.389 (1, 10)		4-1 1B BB	4-2 HR BB		0-1 HR		4-1 FC6-4 BB		2-2 F9	1	2	1	1	3	0	0									
Kevin Witt, L OBP: 0.333, SLG: 0.800 (9, PH)										1	0	0	0	0	0	0									
José Cruz Jr., S OBP: 0.381, SLG: 0.393 (1, 8)		0-3 K	3-2 HR	2-3 K		1-0 FC6-4 1B		1-2 1B		5	1	2	2	0	2	2									
Mark Dalesandro, R (1, 2)		0-1 1B	1-1 G4-3	4-2 BB		2-0 F8		0-1 F8		0	0	0	0	0	0	0									
Darin Fletcher, L OBP: 0.347, SLG: 0.477 (2, PH) (2, 2)		1-2 1B								4	0	1	0	1	0	2									
Pat Kelly, R OBP: 0.358, SLG: 0.612 (1, 4)		1-0 P3	0-0 G1-3		1-0 F9		0-0 1B		0-1 G4-3	4	0	1	0	0	0	3									
Willie Greene, L OBP: 0.333, SLG: 0.364 (9, PH)										1	0	0	0	0	0	1									
Inning Stats	R: 1 E: 0 K: 0 S: 8	H: 1 LOB: 0 BB: 1 P: 17	R: 0 E: 0 K: 1 S: 8	H: 1 LOB: 2 BB: 1 P: 14	R: 6 E: 0 K: 0 S: 23	H: 5 LOB: 0 BB: 1 P: 39	R: 0 E: 0 K: 0 S: 12	H: 1 LOB: 2 BB: 1 P: 22	R: 1 E: 0 K: 2 S: 15	H: 1 LOB: 2 BB: 2 P: 28	R: 0 E: 0 K: 0 S: 5	H: 0 LOB: 0 BB: 1 P: 13	R: 0 E: 0 K: 0 S: 7	H: 1 LOB: 0 BB: 1 P: 16	R: 1 E: 0 K: 2 S: 8	H: 1 LOB: 0 BB: 0 P: 14	R: 0 E: 0 K: 0 S: 10	H: 1 LOB: 1 BB: 0 P: 13	1B: 5 2B: 3 3B: 0 HR: 5	SF: 1 SAC: 0 DP: 1 HBP: 0	WP: 0 PB: 0 SB: 2 CS: 1	PA: 46			
PITCHER	IP	WLS	BF	H	R	ER	SO	BB	IBB	HBP	BLK	WP	HR	S	P	ERA	WHIP								
Jeff Fassero, L ERA: 6.87 (1, 1)	4.2		28	9	8	8	2	6	0	0	0	0	4	63	115	15.43	3.214								
John Halama, L ERA: 4.15 (5, 1)	3.1	W	13	2	1	1	3	2	0	0	0	0	1	23	48	2.70	1.200								
Jose Mesa, R ERA: 10.45 (9, 1)	1.0	S	4	1	0	0	0	0	0	0	0	0	0	10	13	0.00	1.000								

Toronto Blue Jays @ Seattle Mariners
The Kingdome, Seattle, WA
Fri Apr 30 1999, 10:05 PM EDT
Att: 29,353 - Dome - 72 F


AB 36
R 9
H 12
RBI 9
BB 8
SO 5
LOB 18



Batter	1	2	3	4	5	6	7	8	9	AB	R	H	RBI	BB	SO	LOB	BOTTOM								
Brian Hunter, R OBP: 0.319, SLG: 0.318 (1, 7)	1-1 1B	1-3 K			0-2 G4-3	1-1 G6-3		2-3 K		5	1	1	0	0	2	3									
David Bell, R OBP: 0.301, SLG: 0.488 (1, 4)	2-2 FC3-6 CS 1B		0-1 G6-3		4-0 1B BB	1-1 P6		4-1 HR BB		1	0	1	1	0	0	0									
Domingo Cedeno, S OBP: 0.300, SLG: 0.400 (2, 4)										2	0	0	0	1	0	0									
Butch Huskey, R OBP: 0.377, SLG: 0.534 (6, PH) (9, 5)										0	1	0	0	1	0	0									
Ken Griffey Jr., L OBP: 0.402, SLG: 0.663 (1, 8)	0-0 E4 FC3-6		1-1 F9		2-2 1-2 2-H 1B		3-2 F8	0-0 1-2 2-3 HR BB		5	1	2	5	0	0	1									
Edgar Martinez, R OBP: 0.427, SLG: 0.464 (1, 10)	1-2 FC3-6		1-0 1B		2-2 P8		4-1 BB	0-2 G5-3		4	0	1	0	1	0	4									
David Segui, S OBP: 0.309, SLG: 0.477 (1, 3)	1-3 K		3-2 G4-3		0-0 F7		4-0 1-2 BB	0-0 F8		4	0	0	0	1	1	5									
John Mabry, L OBP: 0.282, SLG: 0.552 (1, 9)		2-2 HR		1-0 P5		1-2 G1-5-3	0-0 P3			3	1	1	1	0	0	0									
Matt Mieske, R OBP: 0.300, SLG: 0.900 (7, PH)										0	0	0	0	0	0	0									
Raul Ibanez, L OBP: 0.375, SLG: 0.375 (8, 9)										1	0	0	0	0	0	2									
Russ Davis, R OBP: 0.281, SLG: 0.506 (1, 5) (9, 6)		2-1 P3		3-2 F8		0-0 HR	3-2 P3			4	1	1	1	0	0	2									
Dan Wilson, R OBP: 0.333, SLG: 0.328 (1, 2)		4-1 WP SF8 BB		0-1 G6-3		1-1 HR		4-2 BB HR BB		2	3	1	0	2	0	0									
Rafael Bourquigal, R OBP: 0.429, SLG: 0.833 (1, 6) (9, 4)		3-1 SF8		1-1 G4-3 1B		1-0 HR		4-1 BB HR BB		2	3	2	3	1	0	0									
Inning Stats	R: 1 E: 1 K: 1 S: 13	H: 2 LOB: 2 BB: 0 P: 18	R: 2 E: 0 K: 1 S: 11	H: 1 LOB: 0 BB: 1 P: 23	R: 0 E: 0 K: 0 S: 9	H: 1 LOB: 0 BB: 0 P: 14	R: 0 E: 0 K: 0 S: 6	H: 0 LOB: 0 BB: 0 P: 10	R: 1 E: 0 K: 0 S: 14	H: 2 LOB: 2 BB: 1 P: 23	R: 3 E: 0 K: 0 S: 11	H: 3 LOB: 0 BB: 0 P: 16	R: 0 E: 0 K: 0 S: 10	H: 0 LOB: 2 BB: 2 P: 24	R: 4 E: 0 K: 1 S: 14	H: 1 LOB: 0 BB: 3 P: 28	1B: 6 2B: 1 3B: 0 HR: 4	SF: 1 SAC: 0 DP: 1 HBP: 0	WP: 1 PB: 0 SB: 2 CS: 1	PA: 41					
PITCHER	IP	WLS	BF	H	R	ER	SO	BB	IBB	HBP	BLK	WP	HR	S	P	ERA	WHIP								
Kelvin Escobar, R ERA: 5.52 (1, 1)	5.1		27	9	7	7	2	2	0	0	0	0	0	4	6	0.00	0.000								
Pete Munro, R ERA: 1.59 (6, 1)	0.2	H	2	0	0	0	0	0	0	0	0	0	0	4	6	0.00	0.000								
Dan Plesac, L ERA: 6.55 (7, 1)	0.1	H	3	0	0	0	0	2	0	0	0	0	0	6	17	0.00	6.000								
Robert Person, R ERA: 8.22 (7, 1)	1.0	L	6	0	3	3	1	3	0	0	0	0	0	12	29	27.00	3.000								
Graeme Lloyd, L ERA: 1.98 (8, 1)	0.2	B	3	1	1	1	0	0	0	0	0	0	1	6	6	13.50	1.500								

Toronto Blue Jays @ Seattle Mariners
The Kingdome, Seattle, WA
Fri Apr 30 1999, 10:05 PM EDT
Att: 29,353 - Dome - 72 F

AB 33
R 11
H 10
RBI 11
BB 7
SO 3
LOB 17




Batter	1	2	3	4	5	6	7	8	9	AB	R	H	RBI	BB	SO	LOB	TOP			
Shannon Stewart, R (1, 7) OBP: 0.438, SLG: 0.510	G5-3		P4	P4			G1-3	BB BB 1B		5	0	2	1	0	0	1				
Alex Gonzalez, R (1, 6) OBP: 0.384, SLG: 0.424	F8		P4	G5-3			G5-3	BB BB 1B		4	0	0	0	1	0	4				
Shawn Green, L (1, 9) OBP: 0.400, SLG: 0.676	L7		G3-6-1				K	BB BB 1B		3	0	1	2	1	1	0				
Carlos Delgado, L (1, 3) OBP: 0.362, SLG: 0.495		K	G3-6-1				F8	BB BB 1B		5	1	1	0	0	1	7				
Tony Fernandez, S (1, 5) OBP: 0.438, SLG: 0.472	F7			G6-3			F8	SH2-4 1B		5	1	1	0	0	1	1				
Gerónimo Berroa, R (1, 10) OBP: 0.385, SLG: 0.400								SH2-4 1B		2	1	1	0	0	1	0				
Kevin Witt, L (5, FH) OBP: 0.250, SLG: 0.571	K			1B			K	SH2-4 1B		2	0	0	0	0	2	1				
José Cruz Jr., S (1, 8) OBP: 0.398, SLG: 0.409			E1					2B 1B		4	3	3	0	1	1	0				
Mike Matheny, R (1, 2) OBP: 0.200, SLG: 0.276			1B 1B	E3			G1-6-3	P2		4	2	1	1	0	0	4				
Pat Kelly, R (1, 4) OBP: 0.386, SLG: 0.660			1B 1B				K	1B BB 2B		4	1	3	4	0	1	0				
Inning Stats	R: 0 E: 0 K: 0 S: 5	H: 0 LOB: 0 BB: 0 P: 9	R: 0 E: 0 K: 2 S: 8	H: 0 LOB: 0 BB: 0 P: 14	R: 2 E: 1 K: 0 S: 14	H: 5 LOB: 2 BB: 0 P: 20	R: 3 E: 1 K: 0 S: 22	H: 3 LOB: 1 BB: 0 P: 33	R: 0 E: 0 K: 1 S: 7	H: 1 LOB: 0 BB: 0 P: 11	R: 0 E: 0 K: 1 S: 6	H: 0 LOB: 0 BB: 0 P: 9	R: 4 E: 0 K: 0 S: 22	H: 4 LOB: 3 BB: 3 P: 37	R: 0 E: 0 K: 3 S: 9	H: 0 LOB: 0 BB: 0 P: 15	1B: 11 2B: 2 3B: 0 HR: 0	SF: 0 SAC: 1 DP: 2 HBP: 1	WP: 0 PB: 0 SB: 1 CS: 0	PA: 43
PITCHER	IP	WLS	BF	H	R	ER	SO	BB	IBB	HBP	BLK	WP	HR	S	P	ERA	WHIP			
Jamie Moyer, L (1, 1) ERA: 7.81	7.1	L	34	11	8	7	5	0	1	1	0	0	0	78	123	8.59	1.500			
Mark Leiter, R (8, 1) ERA: 8.75	0.1		2	1	0	0	0	0	0	0	0	0	0	4	4	0.00	3.000			
Jose Paniagua, R (8, 1) ERA: 1.23	1.1		7	1	1	1	3	2	0	0	0	0	0	19	35	6.75	2.250			

Toronto Blue Jays @ Seattle Mariners
The Kingdome, Seattle, WA
Sat May 01 1999, 9:05 PM EDT
Att: 35,628 - Dome - 72 F

livebaseballscores.com

AB 38
R 9
H 13
RBI 8
BB 3
SO 8
LOB 18




Batter	1	2	3	4	5	6	7	8	9	AB	R	H	RBI	BB	SO	LOB	BOTTOM					
Brian Hunter, R (1, 7) OBP: 0.299, SLG: 0.296	K		G4-3				F9	L3		5	0	0	0	0	2	3						
David Bell, R (1, 4) OBP: 0.327, SLG: 0.506	P5						1B HR	BB		3	1	2	0	2	0	0						
Ken Griffey Jr., L (1, 8) OBP: 0.392, SLG: 0.632	FC5-4		P3				F7	L1		4	0	0	0	1	0	7						
Edgar Martinez, R (1, 10) OBP: 0.417, SLG: 0.449	FC5-4		G6-3				HR	1B		5	1	1	0	0	1	4						
David Segui, S (1, 3) OBP: 0.316, SLG: 0.511			K				F8	HR		4	1	2	3	0	1	0						
John Mabry, L (1, 9) OBP: 0.282, SLG: 0.532	L8						1B 1B	F7		4	0	1	0	0	0	1						
Russ Davis, R (1, 5) OBP: 0.301, SLG: 0.511							1B	1B		3	0	2	0	1	0	0						
Dan Wilson, R (1, 2) OBP: 0.343, SLG: 0.339							1B	1B		4	0	2	0	0	1	1						
Rafael Bourquard, R (1, 6) OBP: 0.438, SLG: 0.786							1B	1B		2	0	1	0	0	0	3						
Raul Ibanez, L (8, FH) OBP: 0.333, SLG: 0.333							FC5-2-6			1	0	0	0	0	0	0						
Domingo Cedeno, S (9, 6) OBP: 0.300, SLG: 0.400							G4-3			0	0	0	0	0	0	0						
Inning Stats	R: 0 E: 0 K: 1 S: 8	H: 0 LOB: 1 BB: 1 P: 17	R: 0 E: 0 K: 2 S: 10	H: 0 LOB: 1 BB: 1 P: 19	R: 0 E: 0 K: 0 S: 13	H: 1 LOB: 2 BB: 1 P: 23	R: 0 E: 0 K: 0 S: 10	H: 3 LOB: 1 BB: 0 P: 16	R: 3 E: 0 K: 0 S: 22	H: 3 LOB: 0 BB: 0 P: 31	R: 0 E: 0 K: 0 S: 9	H: 2 LOB: 3 BB: 1 P: 16	R: 0 E: 0 K: 0 S: 4	H: 1 LOB: 0 BB: 0 P: 5	R: 0 E: 0 K: 0 S: 8	H: 0 LOB: 0 BB: 0 P: 14	R: 0 E: 0 K: 2 S: 9	H: 1 LOB: 1 BB: 0 P: 11	1B: 9 2B: 1 3B: 0 HR: 1	SF: 0 SAC: 1 DP: 2 HBP: 0	WP: 0 PB: 0 SB: 0 CS: 0	PA: 40
PITCHER	IP	WLS	BF	H	R	ER	SO	BB	IBB	HBP	BLK	WP	HR	S	P	ERA	WHIP					
Chris Carpenter, R (1, 1) ERA: 2.67	5.2	W	29	9	3	3	3	4	0	0	0	0	0	22	32	0.00	0.600					
Tom Davey, R (6, 1) ERA: 3.12	3.1	S	11	2	0	0	2	0	0	0	0	0	0	22	32	0.00	0.600					

Toronto Blue Jays @ Seattle Mariners
The Kingdome, Seattle, WA
Sat May 01 1999, 9:05 PM EDT
Att: 35,628 - Dome - 72 F

livebaseballscores.com

AB 35
R 3
H 11
RBI 3
BB 4
SO 5
LOB 19



Batter	1	2	3	4	5	6	7	8	9	AB	R	H	RBI	BB	SO	LOB	TOP				
Shannon Stewart, R (1, 7) OBP: 0.444, SLG: 0.525	G5-3		BB BB 1B		S 1B		2B		G6-3	5	0	3	0	0	0	0	Toronto Blue Jays @ Seattle Mariners The Kingdome, Seattle, WA Sun May 02 1999, 4:35 PM EDT Att: 31,355 - Dome - 72 F				
Alex Gonzalez, R (1, 6) OBP: 0.374, SLG: 0.422	G5-3		BB 1-2 BB		BB BB 1-2 BB		F8		1B	3	0	1	0	2	0	1					
Shawn Green, L (1, 9) OBP: 0.400, SLG: 0.661	G3		BB 1-2 2-3 BB		BB BB 3-3 K		L4		1B	4	0	1	0	1	1	3					
Carlos Delgado, L (1, 3) OBP: 0.364, SLG: 0.485		G3	G4-3			1B SF8 1B			G6-3	4	1	1	0	1	0	5					
Kevin Witt, L (1, 10) OBP: 0.250, SLG: 0.455	L4			G3		BB 1-3 1B			G4-3	4	0	1	0	0	0	2					
Willie Greene, L (1, 5) OBP: 0.328, SLG: 0.348	G4-3			G5-3		SF8				2	0	0	1	1	0	0					
José Cruz Jr., S (1, 8) OBP: 0.393, SLG: 0.396			P5	P6		BB 1-2 BB		FC3-6 BB		3	0	0	0	1	0	1					
Mike Matheny, R (1, 2) OBP: 0.206, SLG: 0.364			HR		K	F8		P9		4	1	1	1	0	1	3					
Pat Kelly, R (1, 4) OBP: 0.379, SLG: 0.648			G5-3		L6	G3			L9	1	0	0	0	0	0	0					
Norberto Martin, R (3, 4) OBP: 0.333, SLG: 0.158										3	0	0	0	0	0	2					
Inning Stats	R: 0 E: 0 K: 0 S: 9	H: 0 LOB: 0 BB: 0 P: 14	R: 0 E: 0 K: 0 S: 9	H: 0 LOB: 0 BB: 0 P: 10	R: 1 E: 0 K: 0 S: 13	H: 2 LOB: 2 BB: 2 P: 28	R: 0 E: 0 K: 0 S: 5	H: 0 LOB: 0 BB: 0 P: 7	R: 0 E: 0 K: 2 S: 11	H: 1 LOB: 2 BB: 1 P: 19	R: 0 E: 0 K: 0 S: 9	H: 0 LOB: 2 BB: 1 P: 17	R: 0 E: 0 K: 0 S: 5	H: 0 LOB: 0 BB: 1 P: 11	R: 0 E: 0 K: 0 S: 13	H: 2 LOB: 2 BB: 0 P: 16	1B: 6 2B: 1 3B: 0 HR: 1	SF: 1 SAC: 0 DP: 0 HBP: 0	WP: 0 PB: 0 SB: 1 CS: 1	PA: 40	
PITCHER	IP	WLS	BF	H	R	ER	SO	BB	IBB	HBP	BLK	WP	HR	S	P	ERA	WHIP				
Mac Suzuki, R (1, 1) ERA: 6.52	5.0		23	5	2	2	2	3	0	0	0	0	1	57	93	3.60	1.600				
28 Ken Cloude, R (6, 1) ERA: 6.39	4.0	W	17	3	0	0	0	2	1	0	0	0	0	36	60	0.00	1.250				

AB 33
R 2
H 8
RBI 2
BB 6
SO 2
LOB 17



Batter	1	2	3	4	5	6	7	8	9	AB	R	H	RBI	BB	SO	LOB	BOTTOM				
Brian Hunter, R (1, 7) OBP: 0.309, SLG: 0.320	2B		G4-6-3 1B		G6-3			G4-6-3		4	0	2	1	0	0	1	Toronto Blue Jays @ Seattle Mariners The Kingdome, Seattle, WA Sun May 02 1999, 4:35 PM EDT Att: 31,355 - Dome - 72 F				
David Bell, R (1, 4) OBP: 0.324, SLG: 0.527	P4		G4-6-3			K		HR		4	1	1	1	0	1	3					
Ken Griffey Jr., L (1, 8) OBP: 0.396, SLG: 0.622	F7		G4-6-3 IBB			K		SH3-4 1B		3	1	1	0	1	1	1					
David Segui, S (1, 3) OBP: 0.310, SLG: 0.500			G4-6-3			K		SH3-4		2	0	0	0	0	1	4					
Russ Davis, R (6, 5) OBP: 0.296, SLG: 0.506			G4-6-3			K				1	0	0	0	0	1	0					
John Mabry, L (1, 5) OBP: 0.250, SLG: 0.508	G3			F7			P5		K	3	0	0	0	0	0	0					
Dan Wilson, R (9, PH) OBP: 0.338, SLG: 0.333									K	1	0	0	0	0	1	1					
Butch Huskey, R (1, 9) OBP: 0.369, SLG: 0.516									1B	4	0	1	1	0	3	0					
Matt Mieske, R (1, 10) OBP: 0.231, SLG: 0.692	G4-3						P6			3	0	0	0	0	1	0					
Tom Lampkin, L (1, 2) OBP: 0.361, SLG: 0.364			1B 2B		G3			G4-3		3	1	1	0	0	0	0					
Rafael Bourquigal, R (1, 6) OBP: 0.444, SLG: 0.750			G4-6-3 WP							2	0	1	0	0	0	0					
Edgar Martinez, R (8, PH) ERA: 2.0			G4-6-3 1B							0	0	0	0	1	0	0					
Domingo Cedeno, S (8, PR) OBP: 0.300, SLG: 0.400										0	0	0	0	0	0	0					
Inning Stats	R: 0 E: 1 K: 1 S: 16	H: 1 LOB: 1 BB: 0 P: 22	R: 0 E: 0 K: 1 S: 9	H: 0 LOB: 0 BB: 0 P: 14	R: 1 E: 0 K: 0 S: 14	H: 3 LOB: 2 BB: 1 P: 26	R: 0 E: 0 K: 2 S: 11	H: 0 LOB: 0 BB: 0 P: 14	R: 0 E: 0 K: 3 S: 9	H: 0 LOB: 0 BB: 0 P: 16	R: 0 E: 0 K: 1 S: 6	H: 0 LOB: 0 BB: 0 P: 8	R: 0 E: 0 K: 0 S: 5	H: 0 LOB: 1 BB: 1 P: 11	R: 2 E: 0 K: 1 S: 11	H: 3 LOB: 1 BB: 0 P: 16	1B: 4 2B: 2 3B: 0 HR: 1	SF: 0 SAC: 1 DP: 2 HBP: 0	WP: 1 PB: 0 SB: 0 CS: 0	PA: 33	
PITCHER	IP	WLS	BF	H	R	ER	SO	BB	IBB	HBP	BLK	WP	HR	S	P	ERA	WHIP				
Pat Hentgen, R (1, 1) ERA: 4.41	7.1		27	4	1	1	8	1	0	0	0	0	1	3	7	13.50	1.500				
Pete Munro, R (8, 1) ERA: 2.0	0.2	B	2	1	1	1	0	0	0	0	0	0	0	3	3	0.00	3.000				
Dan Plesac, L (9, 1) ERA: 7.15	0.1	L	2	1	0	0	0	0	0	0	0	0	0	3	3	0.00	3.000				
Robert Person, R (9, 1) ERA: 7.88	0.1		2	1	1	1	1	0	0	0	0	0	0	6	8	27.00	3.000				

AB 30
R 3
H 7
RBI 3
BB 2
SO 9
LOB 10



Batter	1	2	3	4	5	6	7	8	9	AB	R	H	RBI	BB	SO	LOB	TOP								
Shannon Stewart, R OBP: 0.423, SLG: 0.495 (1, 7)	P6	G5-3	L4		G6-3		G4-3		F9	6	0	0	0	0	0	5	Toronto Blue Jays @ Seattle Mariners The Kingdome, Seattle, WA Mon May 03 1999, 6:35 PM EDT Att: 22,304 - Dome - 72 F AB 44 R 16 H 17 RBI 16 BB 4 SO 7 LOB 17								
Alex Gonzalez, R OBP: 0.380, SLG: 0.430 (1, 6)	F8		E 2B BB	G4-3 SF7 2B		K2-3		F9	5	3	2	0	1	1	0										
Shawn Green, L OBP: 0.397, SLG: 0.670 (1, 9)	K		E4 2B	G4-3		F8		WP 2B 1B	6	3	2	3	0	1	2										
Carlos Delgado, L OBP: 0.386, SLG: 0.569 (1, 3)				SF7		1B 1B HBP		4-1 2B 1B	3	5	3	5	1	0	0										
Tony Fernandez, S OBP: 0.450, SLG: 0.489 (1, 5)				E6		1B 1B		G4-3	5	1	3	3	1	0	0										
Kevin Witt, L OBP: 0.294, SLG: 0.500 (1, 10)	FC3-6 HR		WP FC 2B	G3		1B		K	5	2	2	2	0	1	3										
José Cruz Jr., S OBP: 0.394, SLG: 0.426 (1, 8)			K			G1-3 1B		P3	5	1	2	2	0	1	4										
Kevin Brown, R OBP: 0.200, SLG: 0.200 (1, 2)	K		FC			G1-3		K	5	0	1	1	0	2	1										
Norberto Martin, R OBP: 0.379, SLG: 0.261 (1, 4)			K			L4-3 1B		L4-3 1B	4	1	2	0	1	1	2										
Inning Stats	R: 0 E: 0 K: 1 S: 10	H: 0 LOB: 0 BB: 0 P: 14	R: 3 E: 0 K: 1 S: 13	H: 3 LOB: 1 BB: 1 P: 25	R: 5 E: 1 K: 2 S: 20	H: 3 LOB: 1 BB: 1 P: 32	R: 1 E: 1 K: 0 S: 10	H: 1 LOB: 1 BB: 0 P: 17	R: 0 E: 0 K: 1 S: 7	H: 1 LOB: 1 BB: 1 P: 13	R: 1 E: 0 K: 1 S: 11	H: 2 LOB: 2 BB: 0 P: 18	R: 0 E: 0 K: 0 S: 4	H: 1 LOB: 0 BB: 0 P: 6	R: 2 E: 0 K: 1 S: 14	H: 2 LOB: 1 BB: 1 P: 29	R: 4 E: 0 K: 1 S: 18	H: 4 LOB: 0 BB: 0 P: 30	1B: 8 2B: 6 3B: 0 HR: 4	SF: 1 SAC: 0 DP: 2 HBP: 1	WP: 2 PB: 0 SB: 0 CS: 0	PA: 50			
PITCHER	IP	WLS	BF	H	R	ER	SO	BB	IBB	HBP	BLK	WP	HR	S	P	ERA	WHIP								
Freddy Garcia, R ERA: 5.13 (1, 1)	2.0	L	14	5	7	6	2	2	0	0	0	0	2	30	53	27.00	3.500								
John Halama, L ERA: 4.75 (3, 1)	4.0		20	5	3	3	3	1	0	1	0	1	0	41	66	6.75	1.500								
Eric Weaver, R ERA: 7.71 (7, 1)	2.0		9	3	2	2	1	0	0	0	0	1	0	18	35	9.00	1.500								
Jose Mesa, R ERA: 12.71 (9, 1)	1.0		7	4	4	4	1	0	0	0	0	0	2	18	30	36.00	4.000								

Batter	1	2	3	4	5	6	7	8	9	AB	R	H	RBI	BB	SO	LOB	BOTTOM									
Brian Hunter, R OBP: 0.314, SLG: 0.325 (1, 7)	F9 BB SF8 1B	P6		G6-3				K	5	1	2	0	0	1	1	Toronto Blue Jays @ Seattle Mariners The Kingdome, Seattle, WA Mon May 03 1999, 6:35 PM EDT Att: 22,304 - Dome - 72 F AB 38 R 10 H 13 RBI 10 BB 4 SO 5 LOB 13										
David Bell, R OBP: 0.327, SLG: 0.547 (1, 4)			G6-3	P7		F9		HR	4	1	1	1	1	0	2											
Ken Griffey Jr., L OBP: 0.396, SLG: 0.606 (1, 8)	F9		F9		G4-3		G4-3 S BB	HR 1B	4	1	1	0	1	0	2											
Edgar Martinez, R OBP: 0.404, SLG: 0.430 (1, 10)	SF8		F9		G4-3		K	K	4	0	0	1	0	2	2											
Matt Mieske, R OBP: 0.313, SLG: 0.688 (1, 9)				HR			G4-3		3	1	2	0	0	0	1											
John Mabry, L OBP: 0.243, SLG: 0.493 (7, PH) (8, 9)	P4						G4-3		2	0	0	0	0	1	2											
Russ Davis, R OBP: 0.313, SLG: 0.570 (1, 5)			HR BB				F8		4	3	2	4	1	1	2											
Butch Huskey, R OBP: 0.371, SLG: 0.552 (1, 3)				L4		G6-3		G6-3	5	1	2	2	0	0	0											
Dan Wilson, R OBP: 0.333, SLG: 0.328 (1, 2)						F9		G1-4-6-3	4	1	1	0	0	0	1											
Rafael Bourquigal, R OBP: 0.500, SLG: 0.895 (1, 6)	F7					1B		BB	3	1	2	2	1	0	0											
Inning Stats	R: 1 E: 0 K: 0 S: 11	H: 1 LOB: 1 BB: 1 P: 20	R: 2 E: 0 K: 0 S: 16	H: 1 LOB: 0 BB: 1 P: 25	R: 0 E: 0 K: 0 S: 7	H: 0 LOB: 0 BB: 0 P: 13	R: 4 E: 0 K: 0 S: 15	H: 4 LOB: 0 BB: 0 P: 23	R: 0 E: 0 K: 1 S: 12	H: 1 LOB: 1 BB: 0 P: 17	R: 0 E: 0 K: 0 S: 11	H: 2 LOB: 2 BB: 0 P: 15	R: 0 E: 0 K: 1 S: 9	H: 0 LOB: 1 BB: 1 P: 18	R: 0 E: 0 K: 1 S: 9	H: 1 LOB: 1 BB: 1 P: 15	R: 3 E: 0 K: 2 S: 13	H: 3 LOB: 0 BB: 0 P: 23	1B: 8 2B: 0 3B: 0 HR: 5	SF: 1 SAC: 0 DP: 1 HBP: 0	WP: 0 PB: 0 SB: 1 CS: 0	PA: 43				
PITCHER	IP	WLS	BF	H	R	ER	SO	BB	IBB	HBP	BLK	WP	HR	S	P	ERA	WHIP									
David Wells, L ERA: 6.39 (1, 1)	5.0	W	24	7	7	7	1	2	0	0	0	0	0	11	15	0.00	2.000									
Pete Munro, R ERA: 1.89 (6, 1)	1.0	H	5	2	0	0	0	0	0	0	0	0	0	2	30	54	10.12	2.250								
Tom Davey, R ERA: 4.05 (7, 1)	2.2	H	13	4	3	3	4	2	0	0	0	0	2	30	54	10.12	2.250									
Graeme Lloyd, L ERA: 1.93 (9, 1)	0.1		1	0	0	0	0	0	0	0	0	0	0	1	2	0.00	0.000									

Toronto Blue Jays @ Seattle Mariners
The Kingdome, Seattle, WA
Mon May 03 1999, 6:35 PM EDT
Att: 22,304 - Dome - 72 F



Batter	1	2	3	4	5	6	7	8	9	AB	R	H	RBI	BB	SO	LOB	TOP										
Tony Phillips, S OBP: 0.390, SLG: 0.536 (1, 4)										5	0	3	0	1	1	2											
Jason McDonald, S OBP: 0.337, SLG: 0.257 (1, 8)										6	1	1	0	0	1	6											
Jason Giambi, L OBP: 0.406, SLG: 0.579 (1, 3)										5	1	2	0	0	2	3											
John Jaha, R OBP: 0.443, SLG: 0.691 Scott Spiezo, S OBP: 0.333, SLG: 0.391 (1, 10)										2	0	2	2	0	0	0											
Matt Stairs, L OBP: 0.415, SLG: 0.603 (1, 9)										3	1	1	0	1	1	2											
Olmedo Saenz, R OBP: 0.491, SLG: 0.667 (1, 5)										3	2	1	0	1	1	2											
Ben Grieve, L OBP: 0.213, SLG: 0.235 Jorge Velandia, R OBP: 0.167, SLG: 0.167 (7, 4)										4	0	0	0	0	0	4											
Miguel Tejada, R OBP: 0.315, SLG: 0.406 (1, 6)										4	1	2	1	1	1	1											
A.J. Hinch, R OBP: 0.239, SLG: 0.290 (1, 2)										4	1	2	3	1	1	4											
Inning Stats	R: 1 E: 0 K: 2 S: 14	H: 3 LOB: 2 BB: 0 P: 23	R: 0 E: 0 K: 1 S: 11	H: 1 LOB: 2 BB: 1 P: 19	R: 1 E: 0 K: 0 S: 15	H: 2 LOB: 3 BB: 2 P: 31	R: 0 E: 0 K: 1 S: 12	H: 2 LOB: 2 BB: 0 P: 20	R: 2 E: 0 K: 0 S: 12	H: 3 LOB: 1 BB: 0 P: 22	R: 0 E: 0 K: 1 S: 9	H: 0 LOB: 0 BB: 0 P: 13	R: 0 E: 0 K: 1 S: 10	H: 0 LOB: 0 BB: 0 P: 15	R: 0 E: 0 K: 1 S: 11	H: 0 LOB: 1 BB: 1 P: 22	R: 4 E: 0 K: 3 S: 23	H: 4 LOB: 1 BB: 1 P: 38	1B: 10 2B: 4 3B: 0 HR: 1	SF: 0 SAC: 0 DP: 1 HBP: 2	WP: 2 PB: 0 SB: 3 CS: 0	PA: 47					
PITCHER	IP	WLS	BF	H	R	ER	SO	BB	IBB	HBP	BLK	WP	HR	S	P	ERA	WHIP										
Kelvim Escobar, R ERA: 5.77 (1, 1)	5.0	L	29	11	4	4	4	3	0	2	0	1	1	64	115	7.20	2.800										
Billy Koch, R ERA: (6, 1)	2.2		9	0	0	0	2	1	0	0	0	0	0	27	45	0.00	0.375										
Dan Plesac, L ERA: 8.25 (8, 1)	0.2		4	1	2	2	2	1	0	0	0	0	0	13	21	27.00	3.000										
Pete Munro, R ERA: 2.75 (9, 1)	0.2		5	3	2	2	2	0	0	0	0	1	0	13	22	27.00	4.500										

Oakland Athletics @ Toronto Blue Jays
SkyDome, Toronto, ON
Wed May 05 1999, 7:05 PM EDT
Att: 20,314 - Unknown - 73 F

AB 40
R 8
H 15
RBI 7
BB 5
SO 10
LOB 26





Batter	1	2	3	4	5	6	7	8	9	AB	R	H	RBI	BB	SO	LOB	BOTTOM										
Shannon Stewart, R OBP: 0.417, SLG: 0.517 (1, 10)										4	0	0	0	0	2	2											
Alex Gonzalez, R OBP: 0.369, SLG: 0.417 (1, 6)										3	0	0	0	1	0	1											
Shawn Green, L OBP: 0.393, SLG: 0.650 (1, 9)										3	1	0	0	0	2	1											
Carlos Delgado, L OBP: 0.378, SLG: 0.550 (1, 3)										4	1	1	0	0	2	0											
Tony Fernandez, S OBP: 0.443, SLG: 0.490 (1, 5)										4	0	1	2	0	0	0											
José Cruz Jr., S OBP: 0.376, SLG: 0.404 (1, 8)										4	0	1	0	0	0	1											
Anthony Sanders, R OBP: 0.286, SLG: 0.429 (1, 7)										3	0	0	0	0	1	1											
Mike Matheny, R OBP: 0.216, SLG: 0.361 (1, 2)										3	0	1	0	0	0	0											
Pat Kelly, R OBP: 0.377, SLG: 0.649 (1, 4)										3	0	1	0	0	0	1											
Inning Stats	R: 2 E: 0 K: 0 S: 8	H: 2 LOB: 1 BB: 0 P: 15	R: 0 E: 0 K: 1 S: 8	H: 1 LOB: 0 BB: 0 P: 12	R: 0 E: 0 K: 2 S: 7	H: 0 LOB: 0 BB: 0 P: 9	R: 0 E: 0 K: 1 S: 8	H: 0 LOB: 0 BB: 0 P: 13	R: 0 E: 0 K: 0 S: 9	H: 1 LOB: 1 BB: 0 P: 10	R: 0 E: 0 K: 2 S: 11	H: 0 LOB: 0 BB: 0 P: 19	R: 0 E: 0 K: 0 S: 4	H: 1 LOB: 0 BB: 0 P: 6	R: 0 E: 0 K: 1 S: 11	H: 0 LOB: 1 BB: 1 P: 20	R: 0 E: 0 K: 0 S: 3	H: 0 LOB: 0 BB: 0 P: 4	1B: 2 2B: 3 3B: 0 HR: 0	SF: 0 SAC: 0 DP: 1 HBP: 1	WP: 0 PB: 0 SB: 0 CS: 0	PA: 33					
PITCHER	IP	WLS	BF	H	R	ER	SO	BB	IBB	HBP	BLK	WP	HR	S	P	ERA	WHIP										
Kenny Rogers, L ERA: 4.74 (1, 1)	9.0	W	33	5	2	2	7	1	0	1	0	0	0	69	108	2.00	0.667										

Oakland Athletics @ Toronto Blue Jays
SkyDome, Toronto, ON
Wed May 05 1999, 7:05 PM EDT
Att: 20,314 - Unknown - 73 F

AB 31
R 2
H 5
RBI 2
BB 1
SO 7
LOB 7



Batter	1	2	3	4	5	6	7	8	9	AB	R	H	RBI	BB	SO	LOB	TOP					
Tony Phillips, S OBP: 0.386, SLG: 0.534 (1, 7)	K2-3		K			SF8 1B 2B		G4-3		4	1	1	0	0	2	0	Oakland Athletics @ Toronto Blue Jays SkyDome, Toronto, ON Thu May 06 1999, 7:05 PM EDT Att: 20,310 - Dome - 72 F AB 31 R 3 H 6 RBI 3 BB 1 SO 7 LOB 6 					
Jason McDonald, S OBP: 0.344, SLG: 0.269 (1, 8)	CS 1B			K		WP 1B		F7		4	0	2	0	0	1	0						
Jason Giambi, L OBP: 0.394, SLG: 0.564 (1, 3)	F8 1-2			G4-3		SF8		K		3	0	0	1	0	1	1						
Olmedo Saenz, R OBP: 0.456, SLG: 0.605 (1, 5)		F9		K		K			F9	4	0	0	0	0	2	1						
Matt Stairs, L OBP: 0.418, SLG: 0.630 (1, 9)		HR			P5			G3		3	1	1	1	1	0	0						
Scott Spiezio, S OBP: 0.329, SLG: 0.384 (1, 4)	F8				WP 1B					4	1	1	0	0	0	2						
Jorge Velandia, R OBP: 0.167, SLG: 0.167 (9, 4)					BLK 1B			P8		0	0	0	0	0	0	0						
Ben Grieve, L OBP: 0.206, SLG: 0.227 (1, 10)	G6-3			K				G4-3		3	0	0	0	0	1	1						
Mike Macfarlane, R OBP: 0.289, SLG: 0.294 (1, 2)			G6-3					F9		3	0	1	1	0	0	0						
Miguel Tejada, R OBP: 0.306, SLG: 0.394 (1, 6)			F9			G4-3		G6-3		3	0	0	0	0	0	1						
Inning Stats	R: 0 E: 0 K: 1 S: 9	H: 1 LOB: 0 BB: 0 P: 11	R: 1 E: 0 K: 0 S: 13	H: 1 LOB: 0 BB: 0 P: 18	R: 0 E: 0 K: 1 S: 9	H: 0 LOB: 0 BB: 0 P: 13	R: 0 E: 0 K: 2 S: 7	H: 0 LOB: 0 BB: 0 P: 12	R: 1 E: 0 K: 1 S: 8	H: 2 LOB: 1 BB: 0 P: 13	R: 1 E: 0 K: 0 S: 14	H: 2 LOB: 2 BB: 0 P: 21	R: 0 E: 0 K: 0 S: 6	H: 0 LOB: 0 BB: 0 P: 9	R: 0 E: 0 K: 1 S: 9	H: 0 LOB: 0 BB: 0 P: 14	R: 0 E: 0 K: 0 S: 7	H: 0 LOB: 0 BB: 0 P: 10	1B: 4 2B: 1 3B: 0 HR: 1	SF: 1 SAC: 0 DP: 0 HBP: 0	WP: 2 PB: 0 SB: 0 CS: 1	PA: 33
PITCHER Chris Carpenter, R ERA: 2.74 (1, 1)	IP: 9.0 WLS: L BF: 33 H: 6 R: 3 ER: 3 SO: 7 BB: 1 IBB: 0 HBP: 0 BLK: 1 WP: 2 HR: 1 S: 82 P: 121 ERA: 3.00 WHIP: 0.778															PITCHER						

Batter	1	2	3	4	5	6	7	8	9	AB	R	H	RBI	BB	SO	LOB	BOTTOM					
Shannon Stewart, R OBP: 0.416, SLG: 0.508 (1, 7)	G6-3 BB 1B		K		G5-3				K	4	0	1	0	1	2	0	Oakland Athletics @ Toronto Blue Jays SkyDome, Toronto, ON Thu May 06 1999, 7:05 PM EDT Att: 20,310 - Dome - 72 F AB 37 R 2 H 10 RBI 2 BB 2 SO 7 LOB 19 					
Alex Gonzalez, R OBP: 0.378, SLG: 0.429 (1, 6)	SAFE SAFE G6-3 BB		F8			G4-3 1B		K		4	1	2	0	1	1	2						
Shawn Green, L OBP: 0.393, SLG: 0.648 (1, 9)	G6-3 1-2 2-3		F8			G4-3 2B				5	0	2	0	0	1	4						
Carlos Delgado, L OBP: 0.367, SLG: 0.531 (1, 3)	L4		P3			G1-3		FC4-6 1B		4	1	0	0	0	0	5						
Tony Fernandez, S OBP: 0.445, SLG: 0.490 (1, 5)	G3-1			G4-3				1B 1B		4	0	2	1	0	0	2						
Kevin Witt, L OBP: 0.292, SLG: 0.409 (1, 10)		G4-3								3	0	0	0	0	0	1						
Anthony Sanders, R OBP: 0.286, SLG: 0.429 (8, FH)				F9						0	0	0	0	0	0	0						
Willie Greene, L OBP: 0.302, SLG: 0.314 (8, FH)										1	0	0	0	0	1	2						
José Cruz Jr., S OBP: 0.374, SLG: 0.398 (1, 8)		K		G4-3				G4-3		4	0	1	1	0	1	0						
Mike Matheny, R OBP: 0.220, SLG: 0.350 (1, 2)		FC6-4 1B				F7				4	0	1	0	0	1	2						
Pat Kelly, R OBP: 0.369, SLG: 0.623 (1, 4)	FC6-4 1-2					F7				4	0	1	0	0	0	1						
Inning Stats	R: 0 E: 0 K: 0 S: 10	H: 1 LOB: 2 BB: 1 P: 15	R: 0 E: 0 K: 1 S: 12	H: 1 LOB: 0 BB: 0 P: 17	R: 0 E: 0 K: 1 S: 8	H: 1 LOB: 1 BB: 0 P: 8	R: 0 E: 0 K: 0 S: 5	H: 0 LOB: 0 BB: 0 P: 9	R: 0 E: 0 K: 0 S: 3	H: 0 LOB: 0 BB: 0 P: 4	R: 1 E: 0 K: 0 S: 11	H: 2 LOB: 1 BB: 0 P: 14	R: 0 E: 0 K: 1 S: 16	H: 1 LOB: 2 BB: 1 P: 22	R: 1 E: 0 K: 2 S: 12	H: 3 LOB: 2 BB: 0 P: 18	R: 0 E: 0 K: 2 S: 12	H: 1 LOB: 1 BB: 0 P: 20	1B: 8 2B: 2 3B: 0 HR: 0	SF: 0 SAC: 0 DP: 0 HBP: 0	WP: 0 PB: 0 SB: 2 CS: 0	PA: 39
PITCHER Gil Heredia, R ERA: 4.24 (1, 1)	IP: 6.2 WLS: W BF: 27 H: 6 R: 1 ER: 1 SO: 2 BB: 1 IBB: 0 HBP: 0 BLK: 0 WP: 0 HR: 0 S: 60 P: 79 ERA: 1.35 WHIP: 1.050															PITCHER						
T.J. Mathews, R ERA: 1.29 (7, 1)	0.1 H 2 0 0 0 1																					
Buddy Groom, L ERA: 6.75 (8, 1)	0.1 H 3 2 1 1 0																					
Billy Taylor, R ERA: 2.92 (8, 1)	1.2 S 7 2 0 0 4																					

Batter	1	2	3	4	5	6	7	8	9	AB	R	H	RBI	BB	SO	LOB	TOP										
Tom Goodwin, L (1,8) OBP: 0.321, SLG: 0.323	3-1 HR	0-0 F7			2-2 F7		2-1 HR 1B		0-0 G4-3	5	2	1	0	0	1												
Mark McLemore, S (1,4) OBP: 0.340, SLG: 0.412	1-1 HR		4-1 BB		3-1 1B		4-0 HR BB		2-2 F7	3	2	2	1	2	0	0											
29 Rusty Greer, L (1,7) OBP: 0.400, SLG: 0.450	2-2 1B		1-1 G3-6-1		2-1 G4-3		1-3 K			4	0	1	0	0	1	5											
Juan Gonzalez, R (1,9) OBP: 0.341, SLG: 0.535	0-2 F8		1-2 F7			1-0 HR	3-2 HR			4	2	2	4	0	0	1											
Rafael Palmeiro, L (1,10) OBP: 0.434, SLG: 0.579	0-2 FC3-6			0-0 G5-3		4-2 BB	0-2 L9			3	0	0	0	1	0	1											
Ivan Rodriguez, R (1,2) OBP: 0.304, SLG: 0.444	4-2 BB		0-0 G4-3		0-1 E6		1-0 G3-1			3	0	0	0	1	0	1											
Todd Zeile, R (1,5) OBP: 0.325, SLG: 0.544	1-2 P6		0-1 F8		0-3 K		0-3 K			4	0	0	0	0	2	4											
Lee Stevens, L (1,3) OBP: 0.402, SLG: 0.621		1-2 G3			2-3 K		0-0 G4-6-3		0-3 K	4	0	0	0	0	2	2											
44 Kelly Dransfeldt, R (1,6) OBP: 0.238, SLG: 0.158 Luis Alcega, S (9,PH) OBP: 0.252, SLG: 0.237		1-2 G5-3			4-0 1B BB		0-0 G6-3		1-2 P6	2	0	0	0	1	0	0											
Inning Stats	R: 2 E: 0 K: 0 S: 25	H: 3 LOB: 2 BB: 1 P: 36	R: 0 E: 0 K: 0 S: 9	H: 0 LOB: 0 BB: 0 P: 11	R: 0 E: 0 K: 0 S: 6	H: 0 LOB: 0 BB: 1 P: 12	R: 0 E: 0 K: 0 S: 4	H: 0 LOB: 0 BB: 0 P: 4	R: 0 E: 0 K: 1 S: 12	H: 1 LOB: 2 BB: 1 P: 25	R: 1 E: 0 K: 1 S: 10	H: 1 LOB: 1 BB: 1 P: 15	R: 3 E: 0 K: 1 S: 12	H: 2 LOB: 0 BB: 1 P: 22	R: 0 E: 0 K: 2 S: 7	H: 0 LOB: 0 BB: 0 P: 8	R: 0 E: 0 K: 0 S: 7	H: 0 LOB: 0 BB: 0 P: 10	1B: 3 2B: 0 3B: 0 HR: 4	SF: 0 SAC: 0 DP: 2 HBP: 0	WP: 0 PA: 38 PB: 0 SB: 0 CS: 0						
PITCHER	IP	WLS	BF	H	R	ER	SO	BB	IBB	HBP	BLK	WP	HR	S	P	ERA	WHIP										
Pat Hentgen, R (1,1) ERA: 4.54	5.0	W	23	5	3	3	1	4	0	0	0	0	3	59	96	5.40	1.800										
Tom Davey, R (6,1) ERA: 4.54	1.1	H	6	1	2	2	1	1	0	0	0	0	0	10	16	13.50	1.500										
Dan Plesac, L (7,1) ERA: 8.53	0.2	H	3	1	1	1	1	0	0	0	0	0	1	9	13	13.50	1.500										
Billy Koch, R (8,1) ERA:	2.0	S	6	0	0	0	2	0	0	0	0	0	0	14	18	0.00	0.000										

Texas Rangers @ Toronto Blue Jays
SkyDome, Toronto, ON
Fri May 07 1999, 7:05 PM EDT
Att: 22,110 - Sunny - 67 F

AB	33
R	6
H	7
RBI	6
BB	5
SO	5
LOB	15



Batter	1	2	3	4	5	6	7	8	9	AB	R	H	RBI	BB	SO	LOB	BOTTOM										
Shannon Stewart, R (1,7) OBP: 0.423, SLG: 0.508	1-0 2B G4-3 1B			4-1 CS BB		3-1 FC4-6 1B	1-0 G6-3			4	1	2	0	1	0	1											
Alex Gonzalez, R (1,6) OBP: 0.386, SLG: 0.452	0-0 G4-3 HR 2B	2-2 F9		1-2 2B		0-0 FC4-6 1B		0-2 BB 1B		5	3	3	0	0	0	1											
Shawn Green, L (1,9) OBP: 0.387, SLG: 0.629	0-1 G4-3	0-1 G4-3		0-1 G3		0-3 K		4-0 2B FC5-2 BB		4	0	0	1	1	1	3											
Carlos Delgado, L (1,3) OBP: 0.382, SLG: 0.573	2-3 3H HR		4-0 2B G3 BB		3-2 1B 1B 2B	3-1 1B 1B		0-3 K		4	2	3	2	1	1	2											
Tony Fernandez, S (1,5) OBP: 0.468, SLG: 0.542	3-1 2B 2B		2-2 G3 WP 2B		2-2 1B 1B	2-2 1B 1B		1-1 FC5-2 1B 2B		5	3	5	2	0	0	0											
Willie Greene, L (1,10) OBP: 0.299, SLG: 0.309 Mark Dalesandro, R (8,PH) Kevin Witt, L (8,PH) OBP: 0.280, SLG: 0.391	1-3 K		2-0 G3		2-1 1B	1-0 P6		1-2 FC5-2 1B IBB		4	0	1	1	0	1	5											
José Cruz Jr., S (1,8) OBP: 0.382, SLG: 0.391	4-2 2B BB		4-0 WP IBB		3-3 K		0-0 G3	4-0 1B IBB		2	0	0	0	3	1	2											
Mike Matheny, R (1,2) OBP: 0.261, SLG: 0.422	0-2 2B		2-3 K		1-3 K		1-2 K	0-1 2B		5	0	3	2	0	2	3											
Pat Kelly, R (1,4) OBP: 0.343, SLG: 0.576	1-1 G6-3		1-2 K		0-1 F9		1-1 L7	0-0 P2	2-2 F7	5	0	0	0	0	0	8											
Inning Stats	R: 4 E: 0 K: 1 S: 17	H: 5 LOB: 2 BB: 1 P: 28	R: 0 E: 0 K: 0 S: 7	H: 0 LOB: 0 BB: 0 P: 10	R: 1 E: 0 K: 1 S: 7	H: 1 LOB: 1 BB: 2 P: 21	R: 0 E: 0 K: 0 S: 8	H: 1 LOB: 1 BB: 1 P: 13	R: 1 E: 0 K: 2 S: 16	H: 3 LOB: 2 BB: 0 P: 28	R: 1 E: 0 K: 1 S: 14	H: 3 LOB: 2 BB: 0 P: 23	R: 0 E: 0 K: 0 S: 7	H: 1 LOB: 1 BB: 0 P: 9	R: 2 E: 0 K: 1 S: 20	H: 3 LOB: 3 BB: 2 P: 32	1B: 8 2B: 8 3B: 0 HR: 1	SF: 0 SAC: 0 DP: 0 HBP: 0	WP: 1 PA: 45 PB: 0 SB: 0 CS: 1								
PITCHER	IP	WLS	BF	H	R	ER	SO	BB	IBB	HBP	BLK	WP	HR	S	P	ERA	WHIP										
Mark Clark, R (1,1) ERA: 7.85	3.2	L	20	7	5	5	2	3	1	0	0	0	0	21	36	10.80	2.400										
Esteban Loaiza, R (4,1) ERA: 6.75	1.2		9	4	2	2	2	0	0	0	0	0	0	7	9	0.00	1.000										
Eric Gunderson, L (6,1) ERA: 7.2	0.2		4	2	0	0	1	0	0	0	0	0	0	11	17	0.00	3.000										
Danny Patterson, R (7,1) ERA: 5.96	1.0		4	1	0	0	0	0	0	0	0	0	0	7	9	0.00	1.000										
Mike Venafro, L (8,1) ERA: 3.52	0.1		4	2	2	2	1	1	0	0	0	0	0	8	13	54.00	9.000										

Texas Rangers @ Toronto Blue Jays
SkyDome, Toronto, ON
Fri May 07 1999, 7:05 PM EDT
Att: 22,110 - Sunny - 67 F


AB	39
R	9
H	17
RBI	8
BB	6
SO	6
LOB	27



Batter	1	2	3	4	5	6	7	8	9	AB	R	H	RBI	BB	SO	LOB	TOP										
Mark McLemore, S (1, 4) OBP: 0.342, SLG: 0.406	0-0 29 HR 1B		1-3 K		0-2 FC5-4 29 1B 1-2		4-1 29 S 2B BB		1-0 F8	4	3	1	0	1	1	1											
Roberto Kelly, R (1, 8) OBP: 0.462, SLG: 0.595	0-2 P4		1-0 G6-3		0-1 29 1B 1-2		1-0 P8		0-3 K	5	0	1	0	0	1	2											
29 Rusty Greer, L (1, 7) OBP: 0.407, SLG: 0.478	2-1 1-H HR		4-1 FC5-4 BB		2-2 1-3 2-H 1B		1-3 1-2		0-1 G6-3	4	1	2	3	1	1	1											
Juan Gonzalez, R (1, 9) OBP: 0.346, SLG: 0.526	1-1 G4-3		2-1 FC5-4 1-2		4-0 FC3-6 1BB		4-0 2B 1BB			2	0	0	0	2	0	1											
Rafael Palmeiro, L (1, 10) OBP: 0.427, SLG: 0.576	1-0 G3			1-0 G3-1	1-2 FC3-6 1-2		1-1 1-3 2-H 2B			4	0	1	1	0	0	3											
Ivan Rodriguez, R (1, 2) OBP: 0.302, SLG: 0.447		0-0 G5-3		0-3 K		1-0 S 2B		0-3 K		4	0	1	0	0	2	2											
Todd Zeile, R (1, 5) OBP: 0.314, SLG: 0.523		0-2 G5-3		0-1 G4-3		3-3 K		2-1 L6		4	0	0	0	0	1	1											
Lee Stevens, L (1, 3) OBP: 0.397, SLG: 0.604		4-2 BB		0-1 G4-3	2-2 G3		0-3 K			3	0	0	0	1	1	1											
Jon Shave, R (1, 6) OBP: 0.333, SLG: 0.304	0-0 F7			0-1 FC5-4 1B	2-2 G6-3		1-3 K			4	0	1	0	0	1	2											
Inning Stats	R: 2 E: 0 K: 0 S: 10	H: 2 LOB: 0 BB: 0 P: 14	R: 0 E: 0 K: 0 S: 7	H: 0 LOB: 1 BB: 1 P: 11	R: 0 E: 0 K: 1 S: 7	H: 0 LOB: 1 BB: 1 P: 15	R: 0 E: 0 K: 1 S: 6	H: 0 LOB: 0 BB: 0 P: 7	R: 1 E: 0 K: 0 S: 16	H: 3 LOB: 3 BB: 1 P: 23	R: 0 E: 0 K: 1 S: 12	H: 1 LOB: 1 BB: 0 P: 20	R: 1 E: 0 K: 2 S: 10	H: 1 LOB: 2 BB: 2 P: 21	R: 0 E: 0 K: 2 S: 8	H: 0 LOB: 0 BB: 0 P: 11	R: 0 E: 0 K: 1 S: 6	H: 0 LOB: 0 BB: 0 P: 7	1B: 4 2B: 2 3B: 0 HR: 1	SF: 0 SAC: 0 DP: 0 HBP: 0	WP: 0 PB: 0 SB: 2 CS: 0	PA: 39					
PITCHER	IP	WLS	BF	H	R	ER	SO	BB	IBB	HBP	BLK	WP	HR	S	P	ERA	WHIP										
David Wells, L (1, 1) ERA: 6.0	8.0	L	36	7	4	4	7	3	2	0	0	0	1	76	122	4.50	1.250										
Graeme Lloyd, L (9, 1) ERA: 1.6	1.0		3	0	0	0	1	0	0	0	0	0	0	6	7	0.00	0.000										

Texas Rangers @ Toronto Blue Jays
SkyDome, Toronto, ON
Sat May 08 1999, 4:05 PM EDT
Att: 24,642 - Dome - 72 F


AB 34
R 4
H 7
RBI 4
BB 5
SO 8
LOB 14



Batter	1	2	3	4	5	6	7	8	9	AB	R	H	RBI	BB	SO	LOB	BOTTOM										
Shannon Stewart, R (1, 7) OBP: 0.408, SLG: 0.488	0-1 G6-3		0-0 FC6-4 1B 1-2 2-3 G4-3	0-0 G1-3			1-0 F9		1-0 F8	5	1	0	0	0	0	4											
Alex Gonzalez, R (1, 6) OBP: 0.382, SLG: 0.445	1-0 G6-3		1-1 HBP 1-3 3-H 1-2 1B G4-3		0-0 F7		1-2 CS 1-2		2-3 K	4	0	1	1	0	1	0											
Shawn Green, L (1, 9) OBP: 0.377, SLG: 0.610	0-1 G3		1-1 G4-3		0-0 G4-3		0-2 P4			4	0	0	1	0	0	1											
Carlos Delgado, L (1, 3) OBP: 0.385, SLG: 0.563		1-3 K	1-1 HBP HBP		3-3 K		4-2 1B BB			2	0	0	0	1	2	0											
Tony Fernandez, S (1, 5) OBP: 0.476, SLG: 0.542		4-1 WP BB	3-2 HBP		1-1 G4-6-3 1B		2-2 1B			0	0	0	0	1	0	0											
Mark Dalesandro, R (3, PR) OBP: 0.286, SLG: 0.286			1-2 2-3 HBP				1-2 1B			2	0	2	0	0	0	0											
Willie Greene, L (1, 10) OBP: 0.282, SLG: 0.288	1-0 L1		3-3 K		1-1 G4-6-3 1-2		2-3 K			4	0	0	0	0	2	7											
José Cruz Jr., S (1, 8) OBP: 0.376, SLG: 0.493	1-0 G4-3			1-1 G6-3 3B		0-0 F8			1-1 P5	4	1	1	0	0	0	1											
Mike Matheny, R (1, 2) OBP: 0.306, SLG: 0.435			0-0 FC6-4 1B 1B		4-0 G6-3 BB		4-2 FC5-4 BB		0-1 F8	1	1	1	0	2	0	0											
Kevin Witt, L (9, PH) OBP: 0.269, SLG: 0.375							2-2 FC5-4 BB			1	0	0	0	0	0	0											
Pat Kelly, R (1, 4) OBP: 0.351, SLG: 0.571			0-0 FC6-4 1B	1-0 G6-3		2-2 FC5-4 CS		1-2 1B		4	0	2	0	0	0	2											
Inning Stats	R: 0 E: 0 K: 0 S: 5	H: 0 LOB: 0 BB: 0 P: 6	R: 0 E: 0 K: 1 S: 6	H: 0 LOB: 1 BB: 1 P: 13	R: 2 E: 0 K: 1 S: 14	H: 3 LOB: 3 BB: 0 P: 23	R: 1 E: 0 K: 0 S: 4	H: 1 LOB: 0 BB: 1 P: 10	R: 0 E: 0 K: 0 S: 5	H: 0 LOB: 0 BB: 0 P: 9	R: 0 E: 0 K: 0 S: 5	H: 1 LOB: 0 BB: 0 P: 7	R: 0 E: 0 K: 0 S: 8	H: 0 LOB: 1 BB: 1 P: 16	R: 0 E: 0 K: 2 S: 14	H: 1 LOB: 2 BB: 1 P: 24	R: 0 E: 0 K: 0 S: 8	H: 1 LOB: 1 BB: 0 P: 11	1B: 6 2B: 0 3B: 1 HR: 0	SF: 0 SAC: 0 DP: 2 HBP: 2	WP: 1 PB: 0 SB: 0 CS: 1	PA: 38					
PITCHER	IP	WLS	BF	H	R	ER	SO	BB	IBB	HBP	BLK	WP	HR	S	P	ERA	WHIP										
Mike Morgan, R (1, 1) ERA: 4.12	6.0	W	26	5	3	3	3	3	2	0	0	0	0	20	34	4.50	1.333										
59 Jeff Zimmerman, R (7, 1) ERA: 9.54	2.0	H	7	1	0	0	2	1	0	0	0	0	0	20	34	0.00	1.000										
John Wetteland, R (9, 1) ERA: 4.38	1.0	S	4	1	0	0	0	0	0	0	0	0	0	8	11	0.00	1.000										

Texas Rangers @ Toronto Blue Jays
SkyDome, Toronto, ON
Sat May 08 1999, 4:05 PM EDT
Att: 24,642 - Dome - 72 F

AB 31
R 3
H 7
RBI 2
BB 4
SO 5
LOB 15



Batter	1	2	3	4	5	6	7	8	9	AB	R	H	RBI	BB	SO	LOB	TOP								
Tom Goodwin, L (1.8) OBP: 0.313, SLG: 0.317										5	0	1	1	0	2	6									
Mark McLemore, S (1.4) OBP: 0.350, SLG: 0.406										5	0	2	2	1	0	1									
29 Rusty Greer, L (1.7) OBP: 0.397, SLG: 0.458										5	0	0	0	1	2	4									
Juan Gonzalez, R (1.9) OBP: 0.356, SLG: 0.545										5	3	3	0	0	0	3									
Rafael Palmeiro, L (1.10) OBP: 0.434, SLG: 0.587										5	1	3	1	0	0	4									
Ivan Rodriguez, R (1.2) OBP: 0.315, SLG: 0.472										5	2	3	1	0	1	2									
Todd Zeile, R (1.5) OBP: 0.333, SLG: 0.541										4	3	3	2	1	0	0									
Lee Stevens, L (1.3) OBP: 0.413, SLG: 0.631										5	2	4	3	0	1	3									
44 Kelly Dransfeldt, R (1.6) OBP: 0.231, SLG: 0.167										5	0	1	1	0	0	8									
Inning Stats	R: 0 E: 0 K: 0 S: 10	H: 1 LOB: 2 BB: 2 P: 21	R: 3 E: 0 K: 1 S: 12	H: 3 LOB: 1 BB: 1 P: 19	R: 1 E: 0 K: 1 S: 13	H: 4 LOB: 3 BB: 0 P: 23	R: 0 E: 0 K: 1 S: 5	H: 0 LOB: 0 BB: 0 P: 10	R: 0 E: 0 K: 0 S: 6	H: 1 LOB: 0 BB: 0 P: 11	R: 1 E: 0 K: 2 S: 11	H: 2 LOB: 1 BB: 0 P: 17	R: 4 E: 0 K: 0 S: 16	H: 6 LOB: 2 BB: 0 P: 25	R: 2 E: 0 K: 1 S: 14	H: 3 LOB: 1 BB: 0 P: 19	R: 0 E: 0 K: 0 S: 7	H: 0 LOB: 0 BB: 0 P: 11	1B: 12 2B: 8 3B: 0 HR: 0	SF: 1 SAC: 0 DP: 2 HBP: 0	WP: 0 PB: 0 SB: 0 CS: 0	PA: 48			
PITCHER	IP	WLS	BF	H	R	ER	SO	BB	IBB	HBP	BLK	WP	HR	S	P	ERA	WHIP								
32 Roy Halladay, R (1.1) ERA: 5.93	2.0		16	8	4	4	1	3	0	0	0	0	0	27	51	18.00	5.500								
Paul Spoljaric, L (3.1) ERA: 12.93	2.0	7	1	0	0	2	0	0	0	0	0	0	0	15	25	0.00	0.500								
Pete Munro, R (5.1) ERA: 4.15	2.0	L	10	5	4	4	2	0	0	0	0	0	0	20	32	18.00	2.500								
Tom Davey, R (7.1) ERA: 5.48	1.2		10	5	3	3	1	0	0	0	0	0	0	17	25	16.20	3.000								
Dan Plesac, L (8.1) ERA: 7.71	1.1		5	1	0	0	0	0	0	0	0	0	0	15	23	0.00	0.750								

Texas Rangers @ Toronto Blue Jays
SkyDome, Toronto, ON
Sun May 09, 1999, 8:05 PM EDT
Att: 20,374 - Dome - 72 F

AB 44
R 11
H 20
RBI 11
BB 3
SO 6
LOB 31



Batter	1	2	3	4	5	6	7	8	9	AB	R	H	RBI	BB	SO	LOB	BOTTOM								
Shannon Stewart, R (1.7) OBP: 0.408, SLG: 0.485										5	1	2	0	0	0	1									
Alex Gonzalez, R (1.6) OBP: 0.376, SLG: 0.436										5	0	1	0	0	1	2									
Shawn Green, L (1.9) OBP: 0.373, SLG: 0.621										4	1	1	2	0	0	2									
Carlos Delgado, L (1.3) OBP: 0.382, SLG: 0.549										3	0	0	0	1	1	1									
Kevin Witt, L (1.10) OBP: 0.241, SLG: 0.333										3	0	0	0	0	1	2									
Jacob Brumfield, R (8, PH) OBP: 0.278, SLG: 0.389										1	0	0	0	0	1	0									
Willie Greene, L (1.5) OBP: 0.280, SLG: 0.274										3	1	0	0	1	1	1									
José Cruz Jr., S (1.8) OBP: 0.382, SLG: 0.397										2	1	0	0	2	1	0									
Pat Kelly, R (1.4) OBP: 0.359, SLG: 0.649										4	2	2	4	0	0	3									
Mike Matheny, R (1.2) OBP: 0.321, SLG: 0.440										4	0	2	0	0	1	0									
Inning Stats	R: 1 E: 1 K: 1 S: 13	H: 2 LOB: 1 BB: 0 P: 18	R: 1 E: 0 K: 2 S: 12	H: 1 LOB: 0 BB: 0 P: 15	R: 0 E: 0 K: 0 S: 3	H: 0 LOB: 0 BB: 0 P: 5	R: 0 E: 0 K: 1 S: 8	H: 0 LOB: 2 BB: 2 P: 22	R: 0 E: 0 K: 0 S: 10	H: 2 LOB: 1 BB: 0 P: 13	R: 3 E: 0 K: 1 S: 13	H: 1 LOB: 0 BB: 2 P: 25	R: 1 E: 0 K: 0 S: 8	H: 1 LOB: 0 BB: 0 P: 14	R: 0 E: 1 K: 1 S: 8	H: 0 LOB: 1 BB: 0 P: 13	R: 0 E: 0 K: 1 S: 6	H: 1 LOB: 0 BB: 0 P: 10	1B: 5 2B: 0 3B: 0 HR: 3	SF: 0 SAC: 0 DP: 2 HBP: 0	WP: 0 PB: 0 SB: 0 CS: 0	PA: 38			
PITCHER	IP	WLS	BF	H	R	ER	SO	BB	IBB	HBP	BLK	WP	HR	S	P	ERA	WHIP								
John Burkett, R (1.1) ERA: 9.0	4.0		19	5	2	1	4	2	0	0	0	0	0	12	22	10.80	1.200								
Mike Venafro, L (5.1) ERA: 4.82	1.2	6	0	2	2	0	0	2	0	0	0	0	0	9	16	9.00	1.000								
Danny Patterson, R (6.1) ERA: 5.84	1.0	W	4	1	1	1	1	0	0	0	0	0	1	9	14	9.00	1.000								
Mike Munoz, L (7.1) ERA: 4.26	1.0		5	1	1	1	1	0	0	0	0	0	1	9	14	9.00	1.000								
Tim Lincecum, R (8.1) ERA: 4.35	1.1		4	1	0	0	1	0	0	0	0	0	0	9	15	0.00	0.750								

Texas Rangers @ Toronto Blue Jays
SkyDome, Toronto, ON
Sun May 09, 1999, 8:05 PM EDT
Att: 20,374 - Dome - 72 F


AB 34
R 6
H 8
RBI 6
BB 4
SO 7
LOB 12




Batter	1	2	3	4	5	6	7	8	9	AB	R	H	RBI	BB	SO	LOB	TOP								
Shannon Stewart, R (1, 7) OBP: 0.408, SLG: 0.489	2-1 G4-3 1B	0-3 K		1-1 G6-3		1-0 1B 2B		0-3 K		5	2	2	1	0	2	2	Toronto Blue Jays @ Kansas City Royals Kauffman Stadium, Kansas City, MO Tue May 11 1999, 7:05 PM CDT Att: 12,141 - Cloudy - 66 F								
Alex Gonzalez, R (1, 6) OBP: 0.383, SLG: 0.445	0-1 G4-3 1B	4-1 1B BB		0-3 K		0-1 1B		1-2 F8		4	1	2	0	1	1	0									
Shawn Green, L (1, 9) OBP: 0.380, SLG: 0.618	2-2 G4-3	1-2 1B		3-1 F8		1-0 1B		4-2 BB		4	0	2	4	1	0	1									
Carlos Delgado, L (1, 3) OBP: 0.376, SLG: 0.535	1-1 F8-4 1B	0-1 G3			0-1 F8			2-0 F8		5	0	1	1	0	0	5									
Tony Fernandez, S (1, 5) OBP: 0.473, SLG: 0.532	1-1 1B		4-2 WP 1B BB		1-1 F8		1-2 F8		2-0 L7	4	0	1	0	1	0	0									
Mark Dalesandro, R (1, 10) OBP: 0.417, SLG: 0.364	2-2 F8-4		0-1 WP 1B		1-1 G5-3		2-1 2B SF8 HBP		0-0 1B	4	1	2	0	0	0	2									
José Cruz Jr., S (1, 8) OBP: 0.382, SLG: 0.413		1-3 K	2-1 G4-3			1-2 1B G4-3 2B		2-0 SF8 2B	1-3 K	5	1	2	0	0	2	3									
Pat Kelly, R (1, 4) OBP: 0.361, SLG: 0.636		4-2 BB 1B BB	1-3 K			0-0 2B G4-3 1B		0-2 SF8	2-3 K	3	2	1	1	1	2	3									
Mike Matheny, R (1, 2) OBP: 0.316, SLG: 0.426		0-0 1B BB	1-1 F9			1-1 G4-3		1-2 G1-3		4	1	1	1	0	0	4									
Inning Stats	R: 2 E: 0 K: 0 S: 14	H: 4 LOB: 1 BB: 0 P: 22	R: 2 E: 0 K: 2 S: 17	H: 2 LOB: 2 BB: 2 P: 27	R: 0 E: 0 K: 1 S: 14	H: 1 LOB: 2 BB: 1 P: 22	R: 0 E: 0 K: 1 S: 7	H: 0 LOB: 0 BB: 0 P: 11	R: 0 E: 0 K: 0 S: 6	H: 0 LOB: 0 BB: 0 P: 8	R: 3 E: 0 K: 0 S: 15	H: 5 LOB: 1 BB: 0 P: 20	R: 1 E: 0 K: 0 S: 12	H: 1 LOB: 1 BB: 0 P: 18	R: 0 E: 0 K: 1 S: 12	H: 0 LOB: 1 BB: 1 P: 19	R: 0 E: 0 K: 2 S: 8	H: 1 LOB: 1 BB: 0 P: 13	1B: 10 2B: 5 3B: 0 HR: 0	SF: 1 SAC: 0 DP: 2 HBP: 1	WP: 1 PB: 0 SB: 0 CS: 0	PA: 44			
PITCHER	IP	WLS	BF	H	R	ER	SO	BB	IBB	HBP	BLK	WP	HR	S	P	ERA	WHIP								
Jim Pittsley, R (1, 1) ERA: 6.94	5.0	L	26	9	6	6	4	3	0	0	0	1	0	64	97	10.80	2.400								
Avlin Morman, L (6, 1) ERA: 5.0	2.0		10	4	2	2	0	0	0	1	0	0	0	21	31	9.00	2.000								
Terry Mathews, R (8, 1) ERA: 2.35	2.0		8	1	0	0	3	1	0	0	0	0	0	20	32	0.00	1.000								

Batter	1	2	3	4	5	6	7	8	9	AB	R	H	RBI	BB	SO	LOB	BOTTOM								
Carlos Beltrán, S (1, 8) OBP: 0.331, SLG: 0.470	1-0 E SF7 1B	1-3 K			0-2 F8 S 1B		1-0 P5		0-0 L9	5	1	2	0	0	1	2	Toronto Blue Jays @ Kansas City Royals Kauffman Stadium, Kansas City, MO Tue May 11 1999, 7:05 PM CDT Att: 12,141 - Cloudy - 66 F								
Joe Randa, R (1, 5) OBP: 0.336, SLG: 0.398	2-1 E 1B		1-1 P3		2-2 F8		2-0 2B 1B			4	0	2	1	0	0	1									
Johnny Damon, L (1, 7) OBP: 0.379, SLG: 0.475	0-2 P4		2-2 1B		4-2 S BB		0-2 2B		1-3 2B	3	0	2	0	1	0	2									
Jeff King, R (1, 3) OBP: 0.345, SLG: 0.370	4-1 FC6-4 BB		1-1 F9		3-2 P4		3-1 F8			3	0	0	0	1	0	5									
Larry Sutton, L (1, 10) OBP: 0.333, SLG: 0.418	2-0 SF7		1-2 F9			0-1 F7		1-3 K		2	0	0	1	0	0	1									
Steve Scarosone, R (8, PH) OBP: 0.212, SLG: 0.107										1	0	0	0	0	1	0									
Jermaine Dye, R (1, 9) OBP: 0.331, SLG: 0.505	0-1 FC6-4			0-3 K		0-0 P4		0-0 G6-4-3 1B		4	0	1	0	0	1	2									
Chad Kreuter, S (1, 2) OBP: 0.284, SLG: 0.275		2-1 L9		3-1 F8		1-0 P8		1-1 G6-4-3		4	0	0	0	0	0	1									
Carlos Febles, R (1, 4) OBP: 0.375, SLG: 0.495		2-1 G6-3 2B		2-0 F7		2-1 G5-3 1B		0-2 G5-4-3 1B		4	1	3	0	0	0	0									
Rey Sanchez, R (1, 6) OBP: 0.348, SLG: 0.445		0-0 G6-3			0-2 F8		0-0 G5-3		0-0 G5-4-3	4	0	0	0	0	0	3									
Inning Stats	R: 1 E: 1 K: 0 S: 10	H: 2 LOB: 2 BB: 1 P: 19	R: 0 E: 0 K: 1 S: 8	H: 1 LOB: 1 BB: 0 P: 13	R: 0 E: 0 K: 1 S: 10	H: 1 LOB: 1 BB: 0 P: 15	R: 0 E: 0 K: 1 S: 6	H: 0 LOB: 0 BB: 0 P: 11	R: 0 E: 0 K: 0 S: 18	H: 1 LOB: 2 BB: 1 P: 27	R: 0 E: 0 K: 0 S: 4	H: 0 LOB: 0 BB: 0 P: 5	R: 1 E: 0 K: 0 S: 10	H: 3 LOB: 2 BB: 0 P: 18	R: 0 E: 0 K: 1 S: 6	H: 1 LOB: 0 BB: 0 P: 8	R: 0 E: 0 K: 0 S: 9	H: 1 LOB: 0 BB: 0 P: 9	1B: 8 2B: 2 3B: 0 HR: 0	SF: 1 SAC: 0 DP: 2 HBP: 0	WP: 0 PB: 0 SB: 0 CS: 0	PA: 37			
PITCHER	IP	WLS	BF	H	R	ER	SO	BB	IBB	HBP	BLK	WP	HR	S	P	ERA	WHIP								
Kelvin Escobar, R (1, 1) ERA: 5.23	7.0	W	31	8	2	2	2	2	0	0	0	0	0	66	108	2.57	1.429								
Graeme Lloyd, L (8, 1) ERA: 1.59	2.0		6	2	0	0	1	0	0	0	0	0	0	15	17	0.00	1.000								

AB 38
R 8
H 14
RBI 8
BB 4
SO 7
LOB 20



AB 34
R 2
H 10
RBI 2
BB 2
SO 3
LOB 17



Batter	1	2	3	4	5	6	7	8	9	AB	R	H	RBI	BB	SO	LOB	TOP					
Shannon Stewart, R OBP: 0.398, SLG: 0.476 (1, 7)	F9		G5-3			K		F9		4	0	0	0	0	1	0						
Alex Gonzalez, R OBP: 0.373, SLG: 0.433 (1, 6)	F8			F7		L7		G5-3		4	0	0	0	0	0	0						
Shawn Green, L OBP: 0.389, SLG: 0.642 (1, 9)	1B			HR		FC6-4 1B		F7		4	1	3	1	0	0	0						
Carlos Delgado, L OBP: 0.366, SLG: 0.519 (1, 3)	K			F9		FC6-4 1-2		K		4	0	0	0	0	2	2						
Tony Fernandez, S OBP: 0.470, SLG: 0.522 (1, 5)		G6-3								2	0	0	0	1	1	0						
Mark Dalesandro, R OBP: 0.333, SLG: 0.286 (1, 10)		G5-3		F7				L9		3	0	0	0	0	0	1						
José Cruz Jr., S OBP: 0.375, SLG: 0.403 (1, 8)						P2		F9		3	0	0	0	0	1	0						
Pat Kelly, R OBP: 0.349, SLG: 0.613 (1, 4)			G5-3			L5		F7		3	0	0	0	0	0	0						
Mike Matheny, R OBP: 0.300, SLG: 0.404 (1, 2)			G3-1			G5-3		G6-3		3	0	0	0	0	0	0						
Inning Stats	R: 0 E: 0 K: 1 S: 7	H: 1 LOB: 1 BB: 0 P: 11	R: 0 E: 0 K: 1 S: 9	H: 0 LOB: 0 BB: 0 P: 12	R: 0 E: 0 K: 0 S: 9	H: 0 LOB: 0 BB: 0 P: 9	R: 1 E: 0 K: 0 S: 11	H: 1 LOB: 1 BB: 1 P: 19	R: 0 E: 0 K: 1 S: 6	H: 0 LOB: 0 BB: 0 P: 10	R: 0 E: 0 K: 1 S: 9	H: 1 LOB: 1 BB: 0 P: 18	R: 0 E: 0 K: 1 S: 6	H: 0 LOB: 0 BB: 0 P: 6	R: 0 E: 0 K: 0 S: 6	H: 0 LOB: 0 BB: 0 P: 8	R: 0 E: 0 K: 1 S: 7	H: 0 LOB: 0 BB: 0 P: 9	1B: 2 2B: 0 3B: 0 HR: 1	SF: 0 SAC: 0 DP: 0 HBP: 0	WP: 0 PB: 0 SB: 0 CS: 0	PA: 31
PITCHER Kevin Appier, R ERA: 4.32 (1, 1)	IP: 9.0 WLS: W BF: 31 H: 3 R: 1 ER: 1 SO: 5 BB: 1 IBB: 0 HBP: 0 BLK: 0 WP: 0 HR: 1 S: 70 P: 102 ERA: 1.00 WHIP: 0.444															PITCHER						

Toronto Blue Jays @ Kansas City Royals
Kauffman Stadium, Kansas City, MO
Wed May 12 1999, 7:05 PM CDT
Att: 13,073 - Unknown - 65 F

AB 30
R 1
H 3
RBI 1
BB 1
SO 5
LOB 3



Batter	1	2	3	4	5	6	7	8	9	AB	R	H	RBI	BB	SO	LOB	BOTTOM			
Carlos Beltrán, S OBP: 0.333, SLG: 0.475 (1, 8)	G6-3		G3	2B E 1B	K			G4-3 2B		5	1	2	0	0	1	1				
Joe Randa, R OBP: 0.338, SLG: 0.406 (1, 5)	G6-3		BB 1B	E 2B		G1-3		G4-3 2-3		5	1	2	1	0	0	1				
Johnny Damon, L OBP: 0.379, SLG: 0.484 (1, 7)	F9		BB 1-2	E1 2-3H 3-H		3B		K		4	0	1	0	1	1	1				
Jeff King, R OBP: 0.349, SLG: 0.347 (1, 3)		1B HBP	P6	BB		K		G6-3		3	0	0	0	1	1	4				
29 Mike Sweeney, R OBP: 0.375, SLG: 0.526 (1, 10)		L9			K	L7				4	0	1	0	0	1	4				
Jermaine Dye, R OBP: 0.344, SLG: 0.549 (1, 9)				FC6-4 HR 1-2	E 2B			HR		4	3	3	1	0	0	1				
Tim Spehr, R OBP: 0.400, SLG: 0.588 (1, 2)	K			HR	E5 G4-3 2-H			P5		4	1	1	2	0	1	2				
Carlos Febles, R OBP: 0.371, SLG: 0.487 (1, 4)	G4-3			1B 2B 1B	G4-3			G6-3		4	1	1	0	0	0	3				
Rey Sanchez, R OBP: 0.336, SLG: 0.430 (1, 6)			G3-1	K	G6-3			F9		4	0	0	0	0	1	2				
Inning Stats	R: 0 E: 0 K: 0 S: 6	H: 0 LOB: 0 BB: 0 P: 8	R: 0 E: 0 K: 1 S: 9	H: 1 LOB: 2 BB: 0 P: 13	R: 0 E: 0 K: 0 S: 8	H: 1 LOB: 2 BB: 1 P: 13	R: 5 E: 1 K: 2 S: 21	H: 5 LOB: 2 BB: 1 P: 33	R: 1 E: 1 K: 1 S: 10	H: 1 LOB: 1 BB: 0 P: 11	R: 0 E: 0 K: 1 S: 10	H: 1 LOB: 1 BB: 0 P: 17	R: 1 E: 0 K: 0 S: 10	H: 1 LOB: 0 BB: 0 P: 18	R: 0 E: 0 K: 1 S: 10	H: 1 LOB: 1 BB: 0 P: 14	1B: 5 2B: 3 3B: 1 HR: 2	SF: 0 SAC: 0 DP: 0 HBP: 1	WP: 0 PB: 0 SB: 0 CS: 0	PA: 40
PITCHER Chris Carpenter, R ERA: 2.96 Paul Spoljarc, L ERA: 12.96 Billy Koch, R ERA: (1, 1) (7, 1) (8, 1)	IP: 6.0 WLS: L BF: 32 H: 6 R: 3 ER: 3 SO: 5 BB: 2 IBB: 0 HBP: 1 BLK: 0 WP: 0 HR: 1 S: 64 P: 95 ERA: 4.50 WHIP: 1.833															PITCHER				

Toronto Blue Jays @ Kansas City Royals
Kauffman Stadium, Kansas City, MO
Wed May 12 1999, 7:05 PM CDT
Att: 13,073 - Unknown - 65 F

AB 37
R 7
H 11
RBI 4
BB 2
SO 6
LOB 19



Batter	1	2	3	4	5	6	7	8	9	AB	R	H	RBI	BB	SO	LOB	TOP										
Shannon Stewart, R (1, 7) OBP: 0.398, SLG: 0.469	1-2 G5-3	2-0 BB 1B 1B		0-0 G5-3		4-2 S 1B BB		1-3 K		4	1	1	1	1	1	0	Toronto Blue Jays @ Kansas City Royals Kauffman Stadium, Kansas City, MO Thu May 13 1999, 1:05 PM CDT Att: 19,573 - Sunny - 69 F										
Alex Gonzalez, R (1, 6) OBP: 0.374, SLG: 0.432	3-2 G5-3	0-0 BB 1B 1B		0-0 G5-3		0-1 1B		2-3 K		5	1	2	0	0	1	0											
Shawn Green, L (1, 9) OBP: 0.395, SLG: 0.645	2-0 P4	4-0 1B BB			0-0 1B SF7 1B	1-3 K			1-1 1B 2B	4	2	2	0	1	1	2											
Carlos Delgado, L (1, 3) OBP: 0.380, SLG: 0.537					1-0 F8		1-0 2B		2-0 G5-4-3 1B 2H	5	1	4	3	0	0	1											
Tony Fernandez, S (1, 5) OBP: 0.482, SLG: 0.530					0-0 1B SF7 1B		4-1 BB		0-0 G5-4-3 1B	4	1	3	0	1	0	2											
Mark Dalesandro, R (1, 10) OBP: 0.250, SLG: 0.222		0-0 E3 1B BB G6-4-3	0-0 G3		0-0 SF7		1-0 P6		0-2 G5-4-3 1B 1-2 2-3	4	1	0	1	0	0	6											
Jacob Brumfield, R (1, 8) OBP: 0.261, SLG: 0.318		4-2 G6-4-3 1B BB 1-2 2-3 3-H	0-2 P6		3-H G6-3		0-1 P6		0-0 P3	4	1	0	1	1	0	4											
Pat Kelly, R (1, 4) OBP: 0.344, SLG: 0.595		0-0 G6-4-3 1B 1-2 2-3 3-H	1-0 F8			2-3 K	2-3 K			4	0	1	1	0	2	2											
Mike Matheny, R (1, 2) OBP: 0.281, SLG: 0.377		1-2 G6-4-3 1-2 2-3 3-H		2-0 F7		1-2 L8		0-0 G5-3		4	0	0	0	0	0	2											
Inning Stats	R: 0 E: 0 K: 0 S: 8	H: 0 LOB: 0 BB: 0 P: 14	R: 6 E: 1 K: 0 S: 21	H: 6 LOB: 2 BB: 2 P: 37	R: 0 E: 0 K: 0 S: 5	H: 0 LOB: 0 BB: 0 P: 6	R: 0 E: 0 K: 0 S: 3	H: 0 LOB: 0 BB: 0 P: 5	R: 1 E: 0 K: 0 S: 8	H: 2 LOB: 1 BB: 1 P: 11	R: 0 E: 0 K: 2 S: 15	H: 1 LOB: 2 BB: 1 P: 23	R: 0 E: 0 K: 1 S: 8	H: 1 LOB: 2 BB: 1 P: 16	R: 0 E: 0 K: 2 S: 8	H: 0 LOB: 0 BB: 0 P: 11	R: 1 E: 0 K: 0 S: 8	H: 3 LOB: 1 BB: 0 P: 11	1B: 11 2B: 2 3B: 0 HR: 0	SF: 1 SAC: 0 DP: 2 HBP: 0	WP: 0 PB: 0 SB: 1 CS: 0	PA: 43					
PITCHER	IP	WLS	BF	H	R	ER	SO	BB	IBB	HBP	BLK	WP	HR	S	P	ERA	WHIP										
50 José Rosado, L (1, 1) ERA: 1.93	6.0	L	30	9	7	2	2	3	0	0	0	0	0	60	96	3.00	2.000										
Tery Mathews, R (7, 1) ERA: 2.09	1.0		5	1	0	0	1	1	0	0	0	0	0	8	16	0.00	2.000										
Scott Service, R (8, 1) ERA: 7.16	1.0		3	0	0	0	2	0	0	0	0	0	0	8	11	0.00	0.000										
Jeff Montgomery, R (9, 1) ERA: 5.14	1.0		5	3	1	1	0	0	0	0	0	0	0	8	11	9.00	3.000										

Batter	1	2	3	4	5	6	7	8	9	AB	R	H	RBI	BB	SO	LOB	BOTTOM										
Carlos Beltrán, S (1, 8) OBP: 0.329, SLG: 0.465	0-3 K	2-1 G3-1			0-3 K		1-3 K		2-2 1B	5	0	1	0	0	3	4	Toronto Blue Jays @ Kansas City Royals Kauffman Stadium, Kansas City, MO Thu May 13 1999, 1:05 PM CDT Att: 19,573 - Sunny - 69 F										
Joe Randa, R (1, 5) OBP: 0.340, SLG: 0.406	2-1 FC5-4 1B		0-1 L8			0-0 L8	0-2 F7		2-1 1B	5	0	2	0	0	0	3											
Johnny Damon, L (1, 7) OBP: 0.367, SLG: 0.466	0-1 FC5-4 29 2B		0-0 G4-3			0-2 F9		3-2 P2	2-2 P4	5	1	0	0	0	0	3											
29 Mike Sweeney, R (1, 10) OBP: 0.380, SLG: 0.545	1-0 1-H 2B		1-0 F9			3-1 G5-3		2-1 1B 2B		4	0	2	1	0	0	0											
Larry Sutton, L (1, 3) OBP: 0.348, SLG: 0.421	4-1 P7			0-2 P7			2-2 1B 1B		0-1 F7	2	1	1	0	1	0	0											
Scott Leius, R (8, PH) OBP: 0.256, SLG: 0.303										0	0	0	0	0	0	0											
Scott Pose, L (8, PH) OBP: 0.417, SLG: 0.400										1	0	0	0	0	0	1											
Steve Scarson, R (9, 3) OBP: 0.212, SLG: 0.107										0	0	0	0	0	0	0											
Jermaine Dye, R (1, 9) OBP: 0.341, SLG: 0.538	2-2 P3			0-3 K			0-1 P4		0-0 1B	4	0	1	0	0	1	3											
Tim Spehr, R (1, 2) OBP: 0.390, SLG: 0.571			1-3 K				2-2 1B 1B		2-1 P6	1	0	0	0	0	1	0											
Chad Kreuter, S (3, 2) OBP: 0.286, SLG: 0.278				0-0 G3			1-3 1B 1B			3	0	1	0	0	0	2											
Carlos Febles, R (1, 4) OBP: 0.375, SLG: 0.483		4-1 G6-3 S BB			1-2 G1-3		3-2 1B 1B		0-0 G1-3	3	0	1	1	1	0	0											
Rey Sanchez, R (1, 6) OBP: 0.333, SLG: 0.424		1-1 G6-3			0-0 L9		0-0 1B 1B		2-3 K	4	0	1	0	0	1	1											
Inning Stats	R: 1 E: 0 K: 1 S: 12	H: 2 LOB: 2 BB: 1 P: 21	R: 0 E: 0 K: 1 S: 8	H: 0 LOB: 1 BB: 1 P: 16	R: 0 E: 0 K: 0 S: 4	H: 0 LOB: 0 BB: 0 P: 5	R: 0 E: 0 K: 1 S: 8	H: 0 LOB: 0 BB: 0 P: 10	R: 0 E: 0 K: 1 S: 7	H: 0 LOB: 0 BB: 0 P: 8	R: 0 E: 0 K: 0 S: 6	H: 0 LOB: 0 BB: 0 P: 9	R: 1 E: 0 K: 1 S: 19	H: 4 LOB: 3 BB: 0 P: 27	R: 0 E: 0 K: 0 S: 10	H: 2 LOB: 2 BB: 0 P: 17	R: 0 E: 0 K: 1 S: 13	H: 2 LOB: 2 BB: 0 P: 21	1B: 8 2B: 2 3B: 0 HR: 0	SF: 0 SAC: 0 DP: 0 HBP: 0	WP: 0 PB: 0 SB: 1 CS: 0	PA: 39					
PITCHER	IP	WLS	BF	H	R	ER	SO	BB	IBB	HBP	BLK	WP	HR	S	P	ERA	WHIP										
Pat Hentgen, R (1, 1) ERA: 4.3	6.1	W	27	6	2	2	4	2	0	0	0	0	0	11	17	0.00	1.000										
Dan Plesac, L (7, 1) ERA: 7.2	1.0	H	4	1	0	0	1	0	0	0	0	0	0	11	17	0.00	1.000										
Pete Munro, R (8, 1) ERA: 3.86	1.2		8	3	0	0	1	0	0	0	0	0	0	18	28	0.00	1.800										

AB	38
R	8
H	13
RBI	7
BB	4
SO	5
LOB	19



AB	37
R	2
H	10
RBI	2
BB	2
SO	6
LOB	17



Batter	1	2	3	4	5	6	7	8	9	AB	R	H	RBI	BB	SO	LOB	TOP					
Jose Offerman, S (1, 10) OBP: 0.421, SLG: 0.544	G5-3		G4-6-3		G3		2B		K	5	0	1	0	0	1	4	Boston Red Sox @ Toronto Blue Jays SkyDome, Toronto, ON Fri May 14 1999, 7:05 PM EDT Att: 22,186 - Dome - 72 F					
John Valentin, R (1, 5) OBP: 0.325, SLG: 0.412	K			F8		1B	F8	2B	5	0	2	1	0	1	1							
Nomar Garciaparra, R (1, 6) OBP: 0.392, SLG: 0.563	P4			F8		1B	K		5	0	1	0	0	1	2							
Mike Stanley, R (1, 3) OBP: 0.416, SLG: 0.386		G5-3		G5-3		K			4	0	1	0	0	1	2							
Troy O'Leary, L (1, 7) OBP: 0.338, SLG: 0.504	K				F9	G1-4-3	F8	FC4-6	4	1	1	0	0	1	3							
Damon Buford, R (1, 8) OBP: 0.360, SLG: 0.407					G1-4-3	P3		K	3	0	0	0	1	1	4							
Jeff Frye, R (1, 4) OBP: 0.353, SLG: 0.288	G5-3				F9		HR	P3	4	1	1	0	0	0	3							
Jason Varitek, S (1, 2) OBP: 0.340, SLG: 0.427			L6			3B	HR		4	2	3	3	0	0	0							
Darren Lewis, R (1, 9) OBP: 0.355, SLG: 0.308				G4-6-3		3B	K	2B	2	1	1	1	2	1	0							
Inning Stats	R: 0 E: 0 K: 1 S: 6	H: 0 LOB: 0 BB: 0 P: 10	R: 0 E: 0 K: 1 S: 11	H: 0 LOB: 1 BB: 1 P: 22	R: 0 E: 0 K: 0 S: 6	H: 0 LOB: 0 BB: 1 P: 11	R: 0 E: 0 K: 0 S: 5	H: 0 LOB: 0 BB: 0 P: 7	R: 2 E: 0 K: 0 S: 14	H: 3 LOB: 1 BB: 0 P: 21	R: 0 E: 0 K: 1 S: 11	H: 2 LOB: 2 BB: 0 P: 13	R: 2 E: 0 K: 2 S: 16	H: 3 LOB: 1 BB: 0 P: 22	R: 0 E: 0 K: 1 S: 10	H: 1 LOB: 1 BB: 0 P: 16		R: 1 E: 0 K: 1 S: 10	H: 2 LOB: 1 BB: 1 P: 20	1B: 6 2B: 4 3B: 1 HR: 1	SF: 0 SAC: 0 DP: 2 HBP: 0	WP: 2 PB: 0 SB: 0 CS: 1
PITCHER	IP	WLS	BF	H	R	ER	SO	BB	IBB	HBP	BLK	WP	HR	S	P	ERA	WHIP					
David Wells, L (1, 1) ERA: 5.74	8.0	L	34	9	4	4	6	2	0	0	0	0	1	79	122	4.50	1.375					
Tom Davey, R (9, 1) ERA: 5.63	1.0		5	2	1	1	1	1	0	0	0	2	0	10	20	9.00	3.000					

Batter	1	2	3	4	5	6	7	8	9	AB	R	H	RBI	BB	SO	LOB	BOTTOM					
Shannon Stewart, R (1, 7) OBP: 0.394, SLG: 0.464	G6-3		CS		L4-6			G5-3		4	0	1	0	0	0	2	Boston Red Sox @ Toronto Blue Jays SkyDome, Toronto, ON Fri May 14 1999, 7:05 PM EDT Att: 22,186 - Dome - 72 F					
Craig Grebeck, R (1, 6) OBP: 0.636, SLG: 0.750	1B		1B		FC6-4			FC3-6	2	0	1	0	2	0	1							
Shawn Green, L (1, 9) OBP: 0.386, SLG: 0.628	1B		L9				G3	FC3-6	4	0	0	0	0	1	3							
Carlos Delgado, L (1, 3) OBP: 0.382, SLG: 0.532	1B				K		G1-3	L4	3	0	1	0	1	1	1							
Tony Fernandez, S (1, 5) OBP: 0.476, SLG: 0.521	L8				1B		G1-3	F8	4	0	1	0	0	0	3							
Willie Greene, L (1, 10) OBP: 0.289, SLG: 0.262		K			K		L4	G5-3	3	0	0	0	0	2	2							
Jacob Brumfield, R (9, FH) OBP: 0.250, SLG: 0.304					K				1	0	0	0	0	0	0							
José Cruz Jr., S (1, 8) OBP: 0.366, SLG: 0.391	K				K		G3-1	F7	4	0	0	0	0	2	1							
Pat Kelly, R (1, 4) OBP: 0.344, SLG: 0.586	G5-3						P3		3	0	1	0	0	0	0							
Mike Matheny, R (1, 2) OBP: 0.284, SLG: 0.375			G4-3				K		3	0	1	0	0	1	0							
Inning Stats	R: 0 E: 0 K: 1 S: 11	H: 2 LOB: 2 BB: 0 P: 19	R: 0 E: 0 K: 2 S: 8	H: 0 LOB: 0 BB: 0 P: 11	R: 0 E: 0 K: 0 S: 9	H: 1 LOB: 1 BB: 1 P: 15	R: 0 E: 0 K: 3 S: 11	H: 1 LOB: 1 BB: 0 P: 22	R: 0 E: 0 K: 0 S: 10	H: 2 LOB: 1 BB: 0 P: 15	R: 0 E: 0 K: 0 S: 9	H: 0 LOB: 1 BB: 1 P: 20	R: 0 E: 0 K: 1 S: 8	H: 0 LOB: 0 BB: 0 P: 13	R: 0 E: 0 K: 0 S: 6	H: 0 LOB: 1 BB: 1 P: 12	R: 0 E: 0 K: 0 S: 4	H: 0 LOB: 0 BB: 0 P: 4	1B: 6 2B: 1 3B: 0 HR: 0	SF: 0 SAC: 0 DP: 1 HBP: 0	WP: 0 PB: 0 SB: 1 CS: 1	PA: 34
PITCHER	IP	WLS	BF	H	R	ER	SO	BB	IBB	HBP	BLK	WP	HR	S	P	ERA	WHIP					
57 Juan Pena, R (1, 1) ERA: 0.69	7.0	W	27	6	0	0	7	2	0	0	0	0	0	66	115	0.00	1.143					
Derek Lowe, R (8, 1) ERA: 4.79	0.1		2	0	0	0	0	1	0	0	0	0	0	2	6	0.00	3.000					
Rheal Cormier, L (8, 1) ERA: 2.75	1.2		5	0	0	0	0	0	0	0	0	0	0	8	10	0.00	0.000					

Batter	1	2	3	4	5	6	7	8	9	AB	R	H	RBI	BB	SO	LOB	TOP										
Jose Offerman, S OBP: 0.411, SLG: 0.517 (1, 4)										3	0	0	0	2	1	2	Boston Red Sox @ Toronto Blue Jays SkyDome, Toronto, ON Sun May 16 1999, 1:05 PM EDT Att: 21,094 - Sunny - 70 F										
John Valentin, R OBP: 0.335, SLG: 0.431 Jeff Frye, R OBP: 0.366, SLG: 0.283 (5, 5)										2	0	1	0	0	0	1											
18 Reggie Jefferson, S OBP: 0.351, SLG: 0.586 Damon Buford, R OBP: 0.356, SLG: 0.402 (1, 10)										4	1	2	3	0	1	1											
Nomar Garciaparra, R OBP: 0.385, SLG: 0.533 (1, 6)										4	0	1	0	1	0	0											
Troy O'Leary, L OBP: 0.342, SLG: 0.504 (1, 7)										5	1	2	0	0	2	1											
Mike Stanley, R OBP: 0.409, SLG: 0.417 (1, 3)										5	0	1	1	0	1	3											
Scott Hatteberg, L OBP: 0.400, SLG: 0.160 (1, 2)										3	2	1	0	1	1	1											
Darren Lewis, R OBP: 0.378, SLG: 0.333 (1, 8)										4	0	2	0	0	1	2											
Trot Nixon, L OBP: 0.294, SLG: 0.351 (1, 9)										4	1	2	1	0	1	2											
Inning Stats	R: 0 E: 0 K: 0 S: 7	H: 0 LOB: 0 BB: 1 P: 13	R: 1 E: 0 K: 1 S: 12	H: 2 LOB: 1 BB: 0 P: 20	R: 0 E: 0 K: 2 S: 10	H: 1 LOB: 1 BB: 0 P: 13	R: 0 E: 0 K: 1 S: 6	H: 0 LOB: 0 BB: 0 P: 11	R: 3 E: 0 K: 1 S: 17	H: 3 LOB: 3 BB: 3 P: 36	R: 0 E: 0 K: 2 S: 13	H: 2 LOB: 1 BB: 0 P: 18	R: 1 E: 0 K: 0 S: 14	H: 2 LOB: 0 BB: 0 P: 18	R: 1 E: 0 K: 1 S: 18	H: 2 LOB: 3 BB: 1 P: 33		R: 0 E: 0 K: 1 S: 8	H: 0 LOB: 0 BB: 0 P: 14	1B: 6 2B: 5 3B: 0 HR: 1	SF: 0 SAC: 0 DP: 1 HBP: 1	WP: 0 PB: 0 SB: 0 CS: 2	PA: 42				
PITCHER	IP	WLS	BF	H	R	ER	SO	BB	IBB	HBP	BLK	WP	HR	S	P	ERA	WHIP										
Kelvin Escobar, R ERA: 5.48 (1, 1)	4.2		22	5	4	4	4	4	0	0	0	0	0	48	88	7.71	1.929										
Paul Spoljaric, L ERA: 11.81 (5, 1)	1.2		8	4	1	1	3	0	0	0	0	0	1	24	32	5.40	2.400										
Billy Koch, R ERA: 3.38 (7, 1)	1.1		8	3	1	1	0	1	0	1	0	0	0	20	34	6.75	3.000										
Dan Plesac, L ERA: 7.31 (8, 1)	0.1		1	0	0	0	1	0	0	0	0	0	0	5	8	0.00	0.000										
Graeme Lloyd, L ERA: 1.42 (9, 1)	1.0	W	3	0	0	0	1	0	0	0	0	0	0	8	14	0.00	0.000										

Batter	1	2	3	4	5	6	7	8	9	AB	R	H	RBI	BB	SO	LOB	BOTTOM										
Shannon Stewart, R OBP: 0.383, SLG: 0.444 (1, 7)										5	0	0	0	0	1	3	Boston Red Sox @ Toronto Blue Jays SkyDome, Toronto, ON Sun May 16 1999, 1:05 PM EDT Att: 21,094 - Sunny - 70 F										
Alex Gonzalez, R OBP: 0.370, SLG: 0.416 (1, 6)										4	1	1	0	1	1	0											
Shawn Green, L OBP: 0.392, SLG: 0.616 (1, 9)										4	2	2	0	1	0	1											
Carlos Delgado, L OBP: 0.383, SLG: 0.550 (1, 3)										5	2	2	3	0	1	3											
Tony Fernandez, S OBP: 0.483, SLG: 0.528 (1, 5)										2	2	1	0	2	0	0											
Willie Greene, L OBP: 0.272, SLG: 0.265 Pat Kelly, R OBP: 0.337, SLG: 0.580 (1, 10)										2	1	0	0	0	0	1											
José Cruz Jr., S OBP: 0.384, SLG: 0.471 (1, 8)										3	1	3	2	1	0	0											
Homer Bush, R OBP: 0.304, SLG: 0.318 Kevin Witt, L OBP: 0.288, SLG: 0.345 Mark Dalesandro, R OBP: 0.250, SLG: 0.222 (1, 4)										3	0	1	1	0	1	2											
Mike Matheny, R OBP: 0.274, SLG: 0.357 Craig Grebeck, R OBP: 0.500, SLG: 0.500 (1, 2)										1	0	0	0	0	1	2											
Inning Stats	R: 0 E: 0 K: 0 S: 6	H: 1 LOB: 1 BB: 0 P: 9	R: 1 E: 0 K: 0 S: 10	H: 1 LOB: 1 BB: 1 P: 21	R: 0 E: 0 K: 1 S: 8	H: 1 LOB: 1 BB: 0 P: 16	R: 0 E: 0 K: 1 S: 11	H: 1 LOB: 1 BB: 0 P: 18	R: 0 E: 0 K: 1 S: 4	H: 0 LOB: 0 BB: 0 P: 7	R: 3 E: 0 K: 1 S: 14	H: 3 LOB: 1 BB: 1 P: 20	R: 0 E: 0 K: 0 S: 6	H: 0 LOB: 0 BB: 0 P: 8	R: 2 E: 0 K: 2 S: 13	H: 2 LOB: 3 BB: 2 P: 25		R: 3 E: 0 K: 0 S: 5	H: 2 LOB: 0 BB: 1 P: 11	1B: 6 2B: 3 3B: 0 HR: 2	SF: 1 SAC: 0 DP: 0 HBP: 0	WP: 1 PB: 0 SB: 3 CS: 0	PA: 40				
PITCHER	IP	WLS	BF	H	R	ER	SO	BB	IBB	HBP	BLK	WP	HR	S	P	ERA	WHIP										
Pat Rapp, R ERA: 7.24 (1, 1)	5.0		21	4	2	2	2	2	0	0	0	0	1	12	14	18.00	3.000										
Rheal Cormier, L ERA: 3.48 (6, 1)	1.0	B	6	3	2	2	1	0	0	0	0	0	0	5	7	0.00	0.000										
Jim Corsi, R ERA: 5.27 (7, 1)	0.2	H	2	0	0	0	0	0	0	0	0	0	0	2	2	27.00	3.000										
Mark Guthrie, L ERA: 4.86 Derek Lowe, R ERA: 5.18 (8, 1)	1.0	B	6	1	1	1	2	2	0	0	0	0	0	12	24	9.00	3.000										

Batter	1	2	3	4	5	6	7	8	9	AB	R	H	RBI	BB	SO	LOB	TOP					
Jose Offerman, S OBP: 0.422, SLG: 0.554 (1, 4)										5	2	4	1	0	0	1						
Jeff Frye, R OBP: 0.355, SLG: 0.266 (1, 5)										4	1	0	0	1	0	4						
Brian Daubach, L OBP: 0.411, SLG: 0.640 (1, 3)										5	2	1	3	0	1	2						
Nomar Garciaparra, R OBP: 0.393, SLG: 0.544 (1, 6)										5	1	3	1	0	0	1						
Mike Stanley, R OBP: 0.401, SLG: 0.407 (1, 10)										5	0	1	1	0	1	4						
Jason Varitek, S OBP: 0.330, SLG: 0.411 (1, 2)										5	0	1	1	0	2	3						
Damon Buford, R OBP: 0.362, SLG: 0.412 (9, 8)										3	2	1	0	0	1	2						
Darren Lewis, R OBP: 0.374, SLG: 0.330 (9, 9)										4	0	1	0	0	1	2						
Trot Nixon, L OBP: 0.284, SLG: 0.342 (9, PH)										2	0	0	1	0	0	1						
John Valentin, R OBP: 0.340, SLG: 0.435 (9, PR)										1	0	1	0	0	0	0						
Troy O'Leary, L OBP: 0.342, SLG: 0.504 (9, 7)										0	0	0	0	0	0	0						
Inning Stats	R: 2 E: 1 K: 0 S: 13	H: 3 LOB: 2 BB: 0 P: 17	R: 0 E: 0 K: 0 S: 10	H: 1 LOB: 1 BB: 0 P: 15	R: 0 E: 1 K: 1 S: 12	H: 0 LOB: 1 BB: 0 P: 20	R: 0 E: 0 K: 1 S: 6	H: 0 LOB: 0 BB: 0 P: 13	R: 0 E: 0 K: 1 S: 10	H: 0 LOB: 0 BB: 0 P: 16	R: 0 E: 0 K: 0 S: 5	H: 0 LOB: 0 BB: 0 P: 5	R: 1 E: 0 K: 2 S: 8	H: 2 LOB: 1 BB: 0 P: 14	R: 0 E: 0 K: 2 S: 9	H: 1 LOB: 1 BB: 0 P: 11	R: 5 E: 0 K: 1 S: 14	H: 5 LOB: 1 BB: 1 P: 26	1B: 7 2B: 5 3B: 1 HR: 1	SF: 1 SAC: 0 DP: 1 HBP: 1	WP: 0 PB: 0 SB: 1 CS: 1	PA: 42
PITCHER	IP	WLS	BF	H	R	ER	SO	BB	IBB	HBP	BLK	WP	HR	S	P	ERA	WHIP					
Chris Carpenter, R ERA: 2.86	(1, 1)	8.0	33	8	3	2	5	0	0	0	0	0	0	73	111	2.25	1.000					
Graeme Lloyd, L ERA: 3.66	(9, 1)	0.2	L	7	4	5	1	0	1	1	0	0	1	11	21	67.50	6.000					
Tom Davey, R ERA: 5.55	(9, 1)	0.1		2	1	0	0	0	0	0	0	0	0	3	5	0.00	3.000					

Boston Red Sox @ Toronto Blue Jays
SkyDome, Toronto, ON
Mon May 17 1999, 7:05 PM EDT
Att: 20,395 - Unknown - 73 F

AB 39
R 8
H 13
RBI 8
BB 1
SO 6
LOB 20



Batter	1	2	3	4	5	6	7	8	9	AB	R	H	RBI	BB	SO	LOB	BOTTOM					
Shannon Stewart, R OBP: 0.384, SLG: 0.439 (1, 7)										4	1	1	1	0	1	1						
Craig Grebeck, R OBP: 0.476, SLG: 0.471 (1, 6)										5	1	2	0	0	1	4						
Shawn Green, L OBP: 0.403, SLG: 0.643 (1, 9)										4	3	3	2	1	0	1						
Carlos Delgado, L OBP: 0.378, SLG: 0.545 (1, 3)										5	0	1	1	0	2	5						
Tony Fernandez, S OBP: 0.481, SLG: 0.523 (1, 5)										5	0	2	0	0	0	3						
Willie Greene, L OBP: 0.279, SLG: 0.278 (9, PR)										4	0	1	2	1	2	3						
Jacob Brumfield, R OBP: 0.250, SLG: 0.304 (9, FR)										0	0	0	0	0	0	0						
José Cruz Jr., S OBP: 0.384, SLG: 0.462 (1, 8)										3	1	0	0	2	1	2						
Homer Bush, R OBP: 0.333, SLG: 0.385 (9, PH)										4	1	2	0	0	0	0						
Kevin Witt, L OBP: 0.250, SLG: 0.333 (9, PH)										1	0	0	0	0	1	2						
Mike Matheny, R OBP: 0.286, SLG: 0.356 (1, 2)										3	0	1	1	1	1	0						
Inning Stats	R: 0 E: 0 K: 0 S: 11	H: 1 LOB: 0 BB: 1 P: 15	R: 0 E: 0 K: 0 S: 5	H: 0 LOB: 0 BB: 1 P: 13	R: 1 E: 0 K: 1 S: 17	H: 2 LOB: 2 BB: 1 P: 30	R: 1 E: 0 K: 1 S: 18	H: 2 LOB: 3 BB: 2 P: 33	R: 1 E: 0 K: 0 S: 12	H: 2 LOB: 1 BB: 0 P: 16	R: 0 E: 0 K: 1 S: 9	H: 0 LOB: 0 BB: 0 P: 12	R: 1 E: 0 K: 2 S: 13	H: 2 LOB: 1 BB: 0 P: 19	R: 0 E: 0 K: 2 S: 7	H: 0 LOB: 0 BB: 0 P: 13	R: 3 E: 0 K: 2 S: 17	H: 4 LOB: 2 BB: 1 P: 27	1B: 8 2B: 4 3B: 0 HR: 1	SF: 0 SAC: 0 DP: 1 HBP: 1	WP: 1 PB: 1 SB: 3 CS: 1	PA: 44
PITCHER	IP	WLS	BF	H	R	ER	SO	BB	IBB	HBP	BLK	WP	HR	S	P	ERA	WHIP					
49 Tim Wakefield, R ERA: 6.88	(1, 1)	5.0	25	7	3	3	2	4	0	1	0	0	0	63	107	5.40	2.200					
John Wasdin, R ERA: 2.6	(6, 1)	3.0	W	11	2	1	1	5	0	0	0	0	1	29	44	3.00	0.667					
Tom Gordon, R ERA: 4.26	(9, 1)	1.0		8	4	3	2	0	1	0	0	0	0	17	27	27.00	4.000					

Boston Red Sox @ Toronto Blue Jays
SkyDome, Toronto, ON
Mon May 17 1999, 7:05 PM EDT
Att: 20,395 - Unknown - 73 F

AB 38
R 7
H 13
RBI 7
BB 5
SO 9
LOB 21



Batter	1	2	3	4	5	6	7	8	9	AB	R	H	RBI	BB	SO	LOB	TOP					
Juan Encarnacion, R OBP: 0.300, SLG: 0.426 Karim Garcia, L OBP: 0.286, SLG: 0.389	0-0 G6-3	1-0 F9			2-2 S SF8 2B		1-1 E6 1B		0-2 F8	4	1	1	0	0	0	1						
Damion Easley, R OBP: 0.348, SLG: 0.478	0-1 S 1B	1-1 P4			1-2 SF8 2H		1-1 F8		0-0 FC5-4 1-2	4	1	1	1	0	0	3						
Bobby Higginson, L OBP: 0.388, SLG: 0.459	1-2 F7		0-1 P6		2-1 1B		3-2 1B			4	0	2	1	0	0	1						
Dean Palmer, R OBP: 0.348, SLG: 0.443	4-2 1B WP BB		1-2 G6-3		1-3 K		2-2 K			3	1	0	0	1	2	1						
Tony Clark, S OBP: 0.297, SLG: 0.331	3-2 WP S 1B		1-0 G4-3				0-1 F8			4	1	1	1	0	1	0						
Gabe Kapler, R OBP: 0.342, SLG: 0.484	4-2 1B 1-3 3H BB		3-0 G5-3				1-1 F8		2-1 S 1B	3	0	1	0	1	0	0						
Gregg Jefferies, S OBP: 0.266, SLG: 0.316	0-1 1-2 3H 1B		3-2 L6				0-2 L8		2-2 G4-3	4	0	1	1	0	0	1						
Brad Ausmus, R OBP: 0.296, SLG: 0.363 Jose Macias, S OBP: 0.250, SLG: 1.000	3-2 G6-3		2-1 F9				0-1 G6-3		2-3 K	3	0	0	0	0	0	2						
Deivi Cruz, R OBP: 0.248, SLG: 0.278 Frank Catalanotto, L OBP: 0.363, SLG: 0.466		0-0 F9			0-0 G6-3		2-2 F8 1B 2B		1-1 FC5-4 1B	2	0	0	0	0	0	0						
Inning Stats	R: 3 E: 0 K: 0 S: 19	H: 3 LOB: 2 BB: 2 P: 34	R: 0 E: 0 K: 0 S: 4	H: 0 LOB: 0 BB: 0 P: 6	R: 0 E: 0 K: 0 S: 6	H: 0 LOB: 0 BB: 0 P: 8	R: 0 E: 0 K: 0 S: 6	H: 0 LOB: 1 BB: 0 P: 14	R: 1 E: 0 K: 0 S: 16	H: 2 LOB: 1 BB: 0 P: 22	R: 0 E: 0 K: 0 S: 7	H: 0 LOB: 0 BB: 0 P: 8	R: 1 E: 1 K: 0 S: 12	H: 2 LOB: 2 BB: 0 P: 19	R: 0 E: 0 K: 2 S: 12	H: 1 LOB: 1 BB: 0 P: 18	R: 0 E: 0 K: 1 S: 9	H: 1 LOB: 1 BB: 0 P: 12	1B: 7 2B: 2 3B: 0 HR: 0	SF: 1 SAC: 0 DP: 0 HBP: 0	WP: 1 PB: 0 SB: 5 CS: 0	PA: 38
PITCHER	IP WLS BF H R ER SO BB IBB HBP BLK WP HR S P ERA WHIP	IP WLS BF H R ER SO BB IBB HBP BLK WP HR S P ERA WHIP																				
Pat Hentgen, R ERA: 4.44	(1, 1)	6.2	W	29	6	5	4	1	2	0	0	0	0	1	0	67	105	5.40	1.200			
Dan Plesac, L ERA: 7.16	(7, 1)	0.1	H	1	1	0	0	0	0	0	0	0	0	0	0	3	6	0.00	3.000			
Billy Koch, R ERA: 2.7	(8, 1)	2.0	S	8	2	0	0	3	0	0	0	0	0	0	0	21	30	0.00	1.000			

Detroit Tigers @ Toronto Blue Jays
SkyDome, Toronto, ON
Tue May 18 1999, 7:05 PM EDT
Att: 20,310 - Dome - 72 F

AB 35
R 5
H 9
RBI 4
BB 2
SO 4
LOB 10



Batter	1	2	3	4	5	6	7	8	9	AB	R	H	RBI	BB	SO	LOB	BOTTOM			
Shannon Stewart, R OBP: 0.395, SLG: 0.443	4-2 FC6-4 BB	4-2 HBP BB BB		1-0 1B 1B		1-1 G3-1 G4-3 HR 1B		0-0 F9		3	2	2	0	2	0	0				
Homer Bush, R OBP: 0.344, SLG: 0.367	2-2 FC6-4 1B 1-2	4-1 HBP BB BB		1-2 1B E 1B		3-2 G4-3 1-2		1-3 K		4	1	1	0	1	1	2				
Shawn Green, L OBP: 0.408, SLG: 0.640	3-1 1-3 1B	3-2 HBP BB		0-1 E 1B		1-2 G3-1 2-3		2-2 F7		4	0	2	2	0	0	1				
Carlos Delgado, L OBP: 0.376, SLG: 0.557	0-1 P3	2-2 K		1-2 L7		1-1 HR				4	1	1	2	0	1	7				
Tony Fernandez, S OBP: 0.475, SLG: 0.511	3-2 G6-3	2-2 G5-3		0-0 E5 1-2 2H 1B		4-0 FC5-4 BB				3	0	0	0	1	0	6				
José Cruz Jr., S OBP: 0.381, SLG: 0.452		4-2 2B G4-3 BB		1-1 G4-3 F7		0-0 FC5-4 1-2				3	1	0	0	1	0	3				
Pat Kelly, R OBP: 0.333, SLG: 0.576		0-2 G4-3 1B 2B		1-2 F8		2-0 G5-3		3-3 K		4	1	1	0	0	1	0				
Craig Grebeck, R OBP: 0.400, SLG: 0.381		1-1 G4-3		1-1 G6-3		0-2 F9		2-2 F8		4	0	0	1	0	0	1				
Mike Matheny, R OBP: 0.284, SLG: 0.351		0-0 BB HBP 1B		2-0 P3		1-3 K		0-2 G4-3		4	1	1	1	0	1	0				
Inning Stats	R: 0 E: 0 K: 0 S: 15	H: 1 LOB: 2 BB: 1 P: 27	R: 3 E: 0 K: 1 S: 24	H: 2 LOB: 3 BB: 3 P: 43	R: 0 E: 0 K: 0 S: 7	H: 0 LOB: 0 BB: 0 P: 10	R: 2 E: 1 K: 0 S: 15	H: 3 LOB: 2 BB: 0 P: 20	R: 0 E: 0 K: 1 S: 8	H: 0 LOB: 0 BB: 0 P: 11	R: 2 E: 0 K: 0 S: 13	H: 2 LOB: 1 BB: 1 P: 25	R: 0 E: 0 K: 1 S: 12	H: 0 LOB: 0 BB: 0 P: 17	R: 0 E: 0 K: 1 S: 7	H: 0 LOB: 0 BB: 0 P: 10	1B: 6 2B: 1 3B: 0 HR: 1	SF: 0 SAC: 0 DP: 0 HBP: 1	WP: 0 PB: 0 SB: 0 CS: 0	PA: 39
PITCHER	IP WLS BF H R ER SO BB IBB HBP BLK WP HR S P ERA WHIP	IP WLS BF H R ER SO BB IBB HBP BLK WP HR S P ERA WHIP																		
Justin Thompson, L ERA: 4.96	(1, 1)	4.0	L	24	6	5	4	1	4	0	0	0	0	0	0	13	20	6.75	0.750	
Bryce Florie, R ERA: 3.39	(5, 1)	1.1		5	1	1	1	1	0	0	0	0	0	0	0	8	16	13.50	3.000	
C.J. Nitkowski, L ERA: 6.75	(6, 1)	0.2		4	1	1	1	0	1	0	0	0	0	0	0	19	27	0.00	0.000	
Matt Anderson, R ERA: 2.37	(7, 1)	2.0		6	0	0	0	2	0	0	0	0	0	0	0	19	27	0.00	0.000	

Detroit Tigers @ Toronto Blue Jays
SkyDome, Toronto, ON
Tue May 18 1999, 7:05 PM EDT
Att: 20,310 - Dome - 72 F

AB 33
R 7
H 8
RBI 6
BB 5
SO 4
LOB 20



Batter	1	2	3	4	5	6	7	8	9	AB R H RBI BB SO LOB	TOP											
Juan Encarnacion, R OBP: 0.303, SLG: 0.443	(1, 7) C K		(4, 1) B S BB		(0, 3) C K		(0, 1) F HR		(2, 3) B K	4 1 1 3 1 3 0	Detroit Tigers @ Toronto Blue Jays SkyDome, Toronto, ON Wed May 19 1999, 7:05 PM EDT Att: 20,384 - Unknown - 70 F											
Damion Easley, R OBP: 0.381, SLG: 0.493	(1, 4) C HBP 1B		(0, 3) C SAFE SAFE K		(1, 1) B HR		(1, 0) B S 1B		(4, 1) B BB	4 1 3 0 1 1 1												
Bobby Higginson, L OBP: 0.388, SLG: 0.478	(1, 9) C SAFE X		(1, 3) B K		(1, 0) B HR		(2, 1) B P6		(1, 3) F SAFE K	5 1 2 2 0 2 4												
Dean Palmer, R OBP: 0.350, SLG: 0.460	(1, 5) H			(1, 0) B HR			(0, 0) B P6		(0, 3) F SAFE K	4 1 1 1 0 1 3												
Tony Clark, S OBP: 0.296, SLG: 0.336	(1, 3) C X			(0, 2) B P5			(0, 0) X P4		(1, 1) B G4-3 3B 2B	4 1 1 0 0 0 3												
Gabe Kapler, R OBP: 0.325, SLG: 0.456				(1, 3) C K			(0, 3) C K		(2, 1) B G4-3	4 0 0 0 0 2 1												
Jason Wood, R Karim Garcia, L OBP: 0.281, SLG: 0.382	(1, 10) B K			(1, 3) B K			(1, 2) F F8		(2, 3) B K	3 0 0 0 0 1 0 1 0 0 0 0 1 1												
Bill Haselman, R Jose Macias, S Brad Ausmus, R OBP: 0.372, SLG: 0.513 OBP: 0.250, SLG: 1.000 OBP: 0.303, SLG: 0.391	(1, 2) X G5-3			(2, 0) B G4-3			(1, 0) B 2B HR 1B		(0, 0) B 3B	3 0 1 0 0 0 0 0 1 0 0 0 0 0 1 0 1 1 0 0 0												
Deivi Cruz, R OBP: 0.248, SLG: 0.287	(1, 6) C K			(0, 0) X F9			(1, 0) B HR 2B		(2, 2) B G4-3	4 1 1 0 0 1 1												
Inning Stats	R: 0 E: 0 K: 1 S: 9	H: 2 LOB: 2 BB: 0 P: 13	R: 0 E: 0 K: 0 S: 6	H: 0 LOB: 0 BB: 0 P: 10	R: 0 E: 0 K: 3 S: 10	H: 0 LOB: 1 BB: 1 P: 16	R: 1 E: 0 K: 2 S: 15	H: 1 LOB: 0 BB: 0 P: 18	R: 0 E: 0 K: 1 S: 5	H: 0 LOB: 0 BB: 0 P: 7		R: 2 E: 0 K: 1 S: 9	H: 2 LOB: 0 BB: 0 P: 14	R: 3 E: 0 K: 0 S: 11	H: 4 LOB: 2 BB: 0 P: 17	R: 1 E: 0 K: 1 S: 11	H: 2 LOB: 1 BB: 0 P: 18	R: 0 E: 0 K: 3 S: 10	H: 0 LOB: 1 BB: 1 P: 17	1B: 4 2B: 3 3B: 1 HR: 3	SF: 0 SAC: 0 DP: 1 HBP: 1	WP: 0 PB: 0 SB: 2 CS: 0
PITCHER	IP WLS BF H R ER SO BB IBB HBP BLK WP HR S P ERA WHIP											PITCHER	IP WLS BF H R ER SO BB IBB HBP BLK WP HR S P ERA WHIP									
David Wells, L ERA: 6.0	(1, 1) 7.0 L 31 9 6 6 8 1 0 1 0 0 0 3 65 95 7.71 1.429											Tom Davey, R ERA: 5.47	(8, 1) 2.0 9 2 1 1 4 1 0 0 0 0 0 21 35 4.50 1.500									


Batter	1	2	3	4	5	6	7	8	9	AB R H RBI BB SO LOB	BOTTOM											
Shannon Stewart, R OBP: 0.402, SLG: 0.440	(1, 7) B G6-3		(4, 2) C 1B FC4-6 BB		(4, 1) B 1B BB		(4, 2) C G6-3 BB			1 1 0 0 3 0 0	Detroit Tigers @ Toronto Blue Jays SkyDome, Toronto, ON Wed May 19 1999, 7:05 PM EDT Att: 20,384 - Unknown - 70 F											
Homer Bush, R OBP: 0.381, SLG: 0.382	(1, 6) B F9		(2, 1) B FC4-6 1B		(1, 2) B S 1B		(1, 0) B G6-3		(1, 2) B 1-2 2-3	4 0 2 0 0 0 2												
Shawn Green, L OBP: 0.400, SLG: 0.625	(1, 9) B G4-3		(0, 1) B FC4-6		(2, 3) B K		(0, 0) X G3			4 0 0 1 0 1 4												
Carlos Delgado, L OBP: 0.383, SLG: 0.565			(1, 3) C 1B K				(1, 1) B HR 2B		(4, 2) B G3-6-1 BB	3 1 2 0 1 1 1												
Tony Fernandez, S OBP: 0.470, SLG: 0.525				(1, 1) C G4-3			(3, 2) B 2H HR		(0, 3) B K	4 1 1 2 0 1 2												
José Cruz Jr., S OBP: 0.373, SLG: 0.440				(1, 0) B G3			(1, 3) B K		(2, 1) B G3-6-1	4 0 0 0 0 1 2												
Kevin Witt, L OBP: 0.250, SLG: 0.324	(1, 10) B K			(0, 3) B K			(1, 3) B K			4 0 1 0 0 3 0												
Craig Grebeck, R OBP: 0.345, SLG: 0.320					(1, 1) B G4-3		(0, 0) B G5-3		(3, 2) B P6	4 0 0 0 0 0 2												
Mike Matheny, R OBP: 0.286, SLG: 0.342							(4, 1) B G6-3 BB BB			2 0 0 0 1 0 0												
Willie Greene, L OBP: 0.276, SLG: 0.274									(1, 3) B K	1 0 0 0 0 1 0												
Inning Stats	R: 0 E: 0 K: 0 S: 7	H: 0 LOB: 0 BB: 0 P: 13	R: 0 E: 0 K: 0 S: 9	H: 2 LOB: 2 BB: 0 P: 15	R: 1 E: 0 K: 1 S: 11	H: 1 LOB: 1 BB: 1 P: 18	R: 0 E: 0 K: 1 S: 6	H: 0 LOB: 0 BB: 0 P: 8	R: 0 E: 0 K: 1 S: 11	H: 1 LOB: 2 BB: 1 P: 21	R: 2 E: 0 K: 2 S: 15	H: 2 LOB: 0 BB: 0 P: 21	R: 0 E: 0 K: 0 S: 5	H: 0 LOB: 2 BB: 2 P: 14	R: 0 E: 0 K: 1 S: 7	H: 0 LOB: 0 BB: 1 P: 13	R: 0 E: 0 K: 2 S: 12	H: 0 LOB: 0 BB: 0 P: 16	1B: 4 2B: 1 3B: 0 HR: 1	SF: 0 SAC: 0 DP: 2 HBP: 0	WP: 0 PB: 0 SB: 1 CS: 0	PA: 36
PITCHER	IP WLS BF H R ER SO BB IBB HBP BLK WP HR S P ERA WHIP											PITCHER	IP WLS BF H R ER SO BB IBB HBP BLK WP HR S P ERA WHIP									
Brian Moehler, R ERA: 4.09	(1, 1) 6.0 W 27 6 3 3 3 3 0 0 0 0 0 1 60 101 4.50 1.500											Masao Kida, R ERA: 4.02	(7, 1) 0.2 H 2 0 0 0 0 1 0 0 0 0 0 3 8 0.00 1.500									
C.J. Nitkowski, L ERA: 6.6	(7, 1) 0.1 H 1 0 0 0 0 0 0 0 0 0 0 1 1 0.00 0.000											Doug Brocail, R ERA: 3.32	(8, 1) 2.0 6 0 0 0 3 1 0 0 0 0 0 19 29 0.00 0.500									



Batter	1	2	3	4	5	6	7	8	9	AB	R	H	RBI	BB	SO	LOB	TOP					
Juan Encarnacion, R OBP: 0.302, SLG: 0.438										4	0	1	0	0	0	1						
Damion Easley, R OBP: 0.358, SLG: 0.486										4	0	1	0	0	1	1						
Bobby Higginson, L OBP: 0.379, SLG: 0.465										4	0	0	0	0	1	1						
Dean Palmer, R OBP: 0.347, SLG: 0.454										4	0	1	0	0	2	1						
Tony Clark, S OBP: 0.295, SLG: 0.340										4	0	1	0	0	1	1						
Karim Garcia, L OBP: 0.279, SLG: 0.373										4	0	1	0	0	1	2						
Frank Catalanotto, L OBP: 0.345, SLG: 0.461										4	0	0	0	0	0	2						
Brad Ausmus, R OBP: 0.304, SLG: 0.389										3	0	1	0	0	0	0						
Deivi Cruz, R OBP: 0.243, SLG: 0.282										2	0	0	0	0	0	2						
Gregg Jefferies, S OBP: 0.271, SLG: 0.322										1	0	1	0	0	0	0						
Inning Stats	R: 0 E: 0 K: 0 S: 8	H: 1 LOB: 1 BB: 0 P: 11	R: 0 E: 0 K: 0 S: 9	H: 2 LOB: 2 BB: 0 P: 15	R: 0 E: 0 K: 0 S: 9	H: 0 LOB: 0 BB: 0 P: 12	R: 0 E: 0 K: 2 S: 12	H: 1 LOB: 1 BB: 0 P: 19	R: 0 E: 0 K: 1 S: 8	H: 1 LOB: 1 BB: 0 P: 11	R: 0 E: 0 K: 2 S: 11	H: 1 LOB: 1 BB: 0 P: 14	R: 0 E: 0 K: 0 S: 8	H: 1 LOB: 1 BB: 0 P: 11	R: 0 E: 0 K: 1 S: 7	H: 0 LOB: 0 BB: 0 P: 13	R: 0 E: 0 K: 0 S: 5	H: 0 LOB: 0 BB: 0 P: 6	1B: 6 2B: 1 3B: 0 HR: 0	SF: 0 SAC: 0 DP: 0 HBP: 0	WP: 0 PB: 0 SB: 1 CS: 0	PA: 34
PITCHER 32 Roy Halladay, R ERA: 4.17	IP: 9.0 WLS: W BF: 34 H: 7 R: 0 ER: 0 SO: 6 BB: 0 IBB: 0 HBP: 0 BLK: 0 WP: 0 HR: 0 S: 77 P: 112 ERA: 0.00 WHIP: 0.778															PITCHER						

Detroit Tigers @ Toronto Blue Jays
SkyDome, Toronto, ON
Thu May 20 1999, 7:05 PM EDT
Att: 21,137 - Unknown - 67 F


AB 34
R 0
H 7
RBI 0
BB 0
SO 6
LOB 11



Batter	1	2	3	4	5	6	7	8	9	AB	R	H	RBI	BB	SO	LOB	BOTTOM			
Shannon Stewart, R OBP: 0.402, SLG: 0.436										4	1	1	0	1	0	2				
Homer Bush, R OBP: 0.390, SLG: 0.395										4	2	2	0	0	1	1				
Shawn Green, L OBP: 0.405, SLG: 0.641										5	2	3	3	0	1	2				
Carlos Delgado, L OBP: 0.384, SLG: 0.564										4	2	1	0	1	0	3				
Tony Fernandez, S OBP: 0.485, SLG: 0.545										4	0	4	2	0	0	0				
José Cruz Jr., S OBP: 0.374, SLG: 0.439										5	0	2	2	0	0	3				
Willie Greene, L OBP: 0.264, SLG: 0.260										4	0	0	0	0	0	5				
Pat Kelly, R OBP: 0.330, SLG: 0.558										3	0	0	0	1	3	1				
Mike Matheny, R OBP: 0.284, SLG: 0.349										4	0	1	0	0	2	1				
Inning Stats	R: 2 E: 0 K: 0 S: 17	H: 2 LOB: 1 BB: 1 P: 32	R: 0 E: 0 K: 0 S: 8	H: 0 LOB: 1 BB: 1 P: 13	R: 1 E: 0 K: 1 S: 14	H: 3 LOB: 2 BB: 0 P: 23	R: 0 E: 0 K: 2 S: 11	H: 2 LOB: 2 BB: 0 P: 15	R: 1 E: 0 K: 1 S: 10	H: 2 LOB: 1 BB: 0 P: 17	R: 3 E: 0 K: 1 S: 18	H: 3 LOB: 2 BB: 1 P: 33	R: 0 E: 0 K: 1 S: 9	H: 1 LOB: 1 BB: 0 P: 11	R: 0 E: 0 K: 1 S: 11	H: 1 LOB: 1 BB: 0 P: 16	1B: 10 2B: 3 3B: 0 HR: 1	SF: 0 SAC: 0 DP: 1 HBP: 2	WP: 0 PB: 0 SB: 0 CS: 0	PA: 42
PITCHER Dave Milick, R ERA: 5.16 Masao Kida, R ERA: 4.39 Todd Jones, R ERA: 2.4	IP: 5.2 WLS: L BF: 31 H: 11 R: 7 ER: 7 SO: 7 BB: 3 IBB: 0 HBP: 1 BLK: 0 WP: 0 HR: 1 S: 71 P: 120 ERA: 11.12 WHIP: 2.471															PITCHER				

Detroit Tigers @ Toronto Blue Jays
SkyDome, Toronto, ON
Thu May 20 1999, 7:05 PM EDT
Att: 21,137 - Unknown - 67 F

AB 37
R 7
H 14
RBI 7
BB 3
SO 7
LOB 18



Batter	1	2	3	4	5	6	7	8	9	AB	R	H	RBI	BB	SO	LOB	TOP										
Shannon Stewart, R OBP: 0.404, SLG: 0.443	0-1 SH5-4 S G3 1B		1-1 2B		0-2 F8			1-0 F8		4	1	2	0	0	0	0											
Homer Bush, R OBP: 0.364, SLG: 0.366	1-0 SH5-4 1-3		1-2 G1-3			1-3 K		0-0 G3		3	0	0	0	0	0	1											
Shawn Green, L OBP: 0.407, SLG: 0.634	3-1 G3			4-0 BB BB		3-3 K			4-2 DI 2B BB	2	1	0	1	2	1	0											
Carlos Delgado, L OBP: 0.376, SLG: 0.550	2-3 K			2-2 L8		1-3 K			1-2 F9	4	0	0	0	0	2	2											
Tony Fernandez, S OBP: 0.491, SLG: 0.555		0-0 G6-3		4-1 BB 1-2 BB			0-1 G5-3 1B		0-2 2B	3	0	2	1	1	0	0											
Dave Hollins, S OBP: 0.280, SLG: 0.255	2-0 G5-3			1-3 K			0-0 G5-3 1-2		1-3 K	4	0	0	0	0	2	4											
José Cruz Jr., S OBP: 0.371, SLG: 0.430	0-1 G4-3			3-3 K			3-1 F7		4-0 BB	3	0	0	0	1	1	3											
Pat Kelly, R OBP: 0.330, SLG: 0.546			4-2 G6-4-3 BB		0-1 B1-3		2-2 G5-3		0-3 K	2	0	0	0	1	0	1											
Pat Lennon, R (9, PH)										1	0	0	0	0	1	2											
Mike Matheny, R OBP: 0.278, SLG: 0.341			2-2 G6-4-3		3-3 K			0-0 G5-3		2	0	0	0	0	1	1											
Mark Dalessandro, R OBP: 0.238, SLG: 0.211			1-2							1	0	0	0	0	0	0											
Inning Stats	R: 1 E: 0 K: 1 S: 9	H: 1 LOB: 0 BB: 0 P: 15	R: 0 E: 0 K: 0 S: 4	H: 0 LOB: 0 BB: 0 P: 6	R: 0 E: 0 K: 0 S: 11	H: 1 LOB: 1 BB: 1 P: 19	R: 0 E: 0 K: 2 S: 11	H: 0 LOB: 0 BB: 2 P: 24	R: 0 E: 0 K: 1 S: 8	H: 0 LOB: 0 BB: 0 P: 11	R: 0 E: 0 K: 0 S: 10	H: 1 LOB: 1 BB: 0 P: 15	R: 0 E: 0 K: 0 S: 9	H: 1 LOB: 0 BB: 0 P: 14	R: 0 E: 0 K: 0 S: 3	H: 0 LOB: 0 BB: 0 P: 4	R: 1 E: 0 K: 2 S: 15	H: 1 LOB: 2 BB: 2 P: 25	1B: 2 2B: 2 3B: 0 HR: 0	SF: 0 SAC: 1 DP: 1 HBP: 0	WP: 0 PB: 0 SB: 1 CS: 0	PA: 35					
PITCHER	IP	WLS	BF	H	R	ER	SO	BB	IBB	HBP	BLK	WP	HR	S	P	ERA	WHIP										
Pat Rapp, R ERA: 6.21	(1, 1)	6.0	W	23	3	1	1	7	3	0	0	0	0	55	92	1.50	1.000										
Derek Lowe, R ERA: 4.97	(7, 1)	1.0	H	3	0	0	0	0	0	0	0	0	0	7	12	0.00	0.000										
Jim Corsi, R ERA: 5.17	(8, 1)	1.0		4	0	1	1	0	1	0	0	0	0	5	10	9.00	1.000										
Tom Gordon, R ERA: 3.24	(9, 1)	1.0		5	1	0	0	2	1	0	0	0	0	13	19	0.00	2.000										

Toronto Blue Jays @ Boston Red Sox
Fenway Park, Boston, MA
Fri May 21 1999, 7:05 PM EDT
Att: 27,284 - Unknown - 65 F

AB 29
R 2
H 4
RBI 2
BB 5
SO 9
LOB 14



Batter	1	2	3	4	5	6	7	8	9	AB	R	H	RBI	BB	SO	LOB	BOTTOM										
Darren Lewis, R OBP: 0.391, SLG: 0.353	4-2 FC5-4 BB		0-3 K		2-2 1B 1B		2-1 2B			3	1	2	2	1	1	0											
John Valentin, R OBP: 0.331, SLG: 0.424	2-1 FC5-4 1-2			2-1 P5	0-0 1B		1-0 G1-3			4	0	1	2	0	0	2											
Brian Daubach, L OBP: 0.359, SLG: 0.552	0-3 K			0-1 G6-3	2-H 3-H 0-3 K			1-1 L8		4	0	0	0	0	2	2											
Nomar Garciaparra, R OBP: 0.391, SLG: 0.543	1-1 P2			0-0 G5-3		1-0 G5-3		3-2 F8		4	0	0	0	0	0	1											
Troy O'Leary, L OBP: 0.322, SLG: 0.468		1-3 K			1-0 L3	3-2 F7		1-3 K		4	0	0	0	0	2	0											
Mike Stanley, R OBP: 0.405, SLG: 0.426		1-3 K			4-2 BB 1B BB	1-2 F7				2	1	0	0	1	1	0											
Damon Buford, R OBP: 0.347, SLG: 0.391		0-3 K2-3			2-3 K		0-0 S 2B 1B			3	1	1	0	0	2	1											
Jason Varitek, S OBP: 0.342, SLG: 0.463			1-3 K		4-2 1B 1B BB		0-0 F9			2	1	0	0	1	1	1											
Jeff Frye, R OBP: 0.349, SLG: 0.257			1-0 L7		1-2 1B 1B 1B		1-2 K			3	1	1	1	0	1	1											
Inning Stats	R: 0 E: 0 K: 1 S: 9	H: 0 LOB: 1 BB: 1 P: 16	R: 0 E: 0 K: 3 S: 9	H: 0 LOB: 0 BB: 0 P: 11	R: 0 E: 0 K: 2 S: 7	H: 0 LOB: 0 BB: 0 P: 9	R: 0 E: 0 K: 0 S: 5	H: 0 LOB: 0 BB: 0 P: 7	R: 4 E: 0 K: 2 S: 18	H: 3 LOB: 1 BB: 2 P: 32	R: 0 E: 0 K: 0 S: 8	H: 0 LOB: 0 BB: 0 P: 13	R: 1 E: 0 K: 1 S: 8	H: 2 LOB: 1 BB: 0 P: 12	R: 0 E: 0 K: 1 S: 8	H: 0 LOB: 0 BB: 0 P: 13	R: 0 E: 0 K: 1 S: 8	H: 0 LOB: 0 BB: 0 P: 13	1B: 4 2B: 1 3B: 0 HR: 0	SF: 0 SAC: 0 DP: 0 HBP: 0	WP: 0 PB: 0 SB: 1 CS: 0	PA: 32					
PITCHER	IP	WLS	BF	H	R	ER	SO	BB	IBB	HBP	BLK	WP	HR	S	P	ERA	WHIP										
Kelvim Escobar, R ERA: 5.64	(1, 1)	6.2	L	28	5	5	5	9	3	0	0	0	0	63	98	6.75	1.200										
Pete Munro, R ERA: 4.32	(7, 1)	1.1		4	0	0	0	1	0	0	0	0	0	9	15	0.00	0.000										

Toronto Blue Jays @ Boston Red Sox
Fenway Park, Boston, MA
Fri May 21 1999, 7:05 PM EDT
Att: 27,284 - Unknown - 65 F

AB 29
R 5
H 5
RBI 5
BB 3
SO 10
LOB 8



Batter	1	2	3	4	5	6	7	8	9	AB	R	H	RBI	BB	SO	LOB	TOP								
Shannon Stewart, R (1, 7) OBP: 0.396, SLG: 0.433	E5 G4-3 G3		K		G6-3			F7		4	1	0	0	0	1	0									
Homer Bush, R (1, 6) OBP: 0.333, SLG: 0.333	G4-3		L7				P7	K		4	0	0	0	0	1	1									
Shawn Green, L (1, 9) OBP: 0.404, SLG: 0.631	G3		G3				2B		L9	4	0	1	1	0	0	0									
Carlos Delgado, L (1, 3) OBP: 0.379, SLG: 0.547	1B			G3		K			HBP 3B BB	3	1	1	0	1	1	1									
Tony Fernandez, S (1, 5) OBP: 0.486, SLG: 0.544	2-6	K		G6-3		F8			HBP 3B	3	1	0	0	0	1	1									
Dave Hollins, S (1, 10)		BB 1B		1B			P7		K	4	0	2	0	0	1	2									
José Cruz Jr., S (1, 8) OBP: 0.369, SLG: 0.438	F7			K		P2			1B 3B	4	1	1	2	0	1	2									
Craig Grebeck, R (1, 4) OBP: 0.394, SLG: 0.333		BB			K		BB 2-4		1B	2	0	1	1	2	1	0									
Mark Dalesandro, R (1, 2) OBP: 0.200, SLG: 0.174	G5-3				K		2-4	P9	F7	4	0	0	0	0	1	3									
Inning Stats	R: 1 E: 1 K: 0 S: 12	H: 1 LOB: 1 BB: 0 P: 15	R: 0 E: 0 K: 1 S: 10	H: 1 LOB: 2 BB: 1 P: 17	R: 0 E: 0 K: 1 S: 7	H: 0 LOB: 0 BB: 0 P: 9	R: 0 E: 0 K: 1 S: 12	H: 1 LOB: 1 BB: 0 P: 18	R: 0 E: 0 K: 2 S: 13	H: 0 LOB: 0 BB: 0 P: 17	R: 0 E: 0 K: 1 S: 9	H: 1 LOB: 1 BB: 0 P: 10	R: 0 E: 0 K: 0 S: 7	H: 0 LOB: 1 BB: 1 P: 13	R: 0 E: 0 K: 1 S: 9	H: 0 LOB: 0 BB: 0 P: 12	R: 3 E: 0 K: 1 S: 11	H: 2 LOB: 1 BB: 1 P: 24	1B: 4 2B: 1 3B: 1 HR: 0	SF: 0 SAC: 0 DP: 0 HBP: 1	WP: 0 PB: 0 SB: 1 CS: 0	PA: 36			
PITCHER	IP	WLS	BF	H	R	ER	SO	BB	IBB	HBP	BLK	WP	HR	S	P	ERA	WHIP								
49 Tim Wakefield, R (1, 1) ERA: 5.95	8.1	W	34	4	3	2	7	3	0	1	0	0	0	82	122	2.16	0.840								
John Wasdin, R (9, 1) ERA: 3.06	0.1		3	2	1	1	1	0	0	0	0	0	0	7	11	27.00	6.000								
Tom Gordon, R (9, 1) ERA: 3.12	0.1	S	1	0	0	0	0	0	0	0	0	0	0	1	2	0.00	0.000								

Toronto Blue Jays @ Boston Red Sox
Fenway Park, Boston, MA
Sat May 22 1999, 1:05 PM EDT
Att: 32,038 - Overcast - 75 F

AB 32
R 4
H 6
RBI 4
BB 3
SO 8
LOB 10



Batter	1	2	3	4	5	6	7	8	9	AB	R	H	RBI	BB	SO	LOB	BOTTOM								
Jose Offerman, S (1, 4) OBP: 0.417, SLG: 0.530	G6-3		HR 1B	F8		K		FC5 1B BB		4	1	1	0	1	1	2									
John Valentin, R (1, 5) OBP: 0.345, SLG: 0.455	L3 1B		HR	1B		G6-3		FC5 1B		5	1	4	5	0	0	1									
Brian Daubach, L (1, 3) OBP: 0.348, SLG: 0.524	L3		F7	P4			1B	F8		5	0	1	0	0	0	5									
Nomar Garciaparra, R (1, 6) OBP: 0.385, SLG: 0.531		CS G3 1B	K		L8		P4	FC5		5	0	1	0	0	1	3									
Troy O'Leary, L (1, 7) OBP: 0.330, SLG: 0.475	G3		1B 2B		BB		BB	F9		4	1	2	0	1	0	3									
Mike Stanley, R (1, 10) OBP: 0.414, SLG: 0.427		BB	1B		F9		1B			2	0	1	1	2	0	1									
Jason Varitek, S (1, 2) OBP: 0.331, SLG: 0.446			K	K		K		F9		4	0	0	0	0	3	7									
Darren Lewis, R (1, 8) OBP: 0.380, SLG: 0.342			E6 1B HR 1B	G1-6-3		G1-3		F8		4	1	0	0	0	0	3									
Trot Nixon, L (1, 9) OBP: 0.306, SLG: 0.360			1B HR 1B	1B		WP 1B		BB 1B		4	2	4	0	0	0	0									
Inning Stats	R: 0 E: 0 K: 0 S: 8	H: 1 LOB: 0 BB: 0 P: 10	R: 0 E: 0 K: 1 S: 11	H: 1 LOB: 2 BB: 1 P: 20	R: 5 E: 1 K: 2 S: 18	H: 5 LOB: 1 BB: 0 P: 26	R: 0 E: 0 K: 0 S: 12	H: 2 LOB: 2 BB: 0 P: 19	R: 0 E: 0 K: 1 S: 7	H: 1 LOB: 1 BB: 0 P: 12	R: 0 E: 0 K: 0 S: 11	H: 2 LOB: 3 BB: 1 P: 24	R: 1 E: 0 K: 0 S: 16	H: 2 LOB: 2 BB: 1 P: 28	R: 0 E: 0 K: 0 S: 11	H: 0 LOB: 0 BB: 0 P: 13	R: 0 E: 0 K: 0 S: 11	H: 0 LOB: 0 BB: 0 P: 12	1B: 12 2B: 3 3B: 0 HR: 1	SF: 0 SAC: 0 DP: 2 HBP: 0	WP: 1 PB: 0 SB: 0 CS: 1	PA: 41			
PITCHER	IP	WLS	BF	H	R	ER	SO	BB	IBB	HBP	BLK	WP	HR	S	P	ERA	WHIP								
Chris Carpenter, R (1, 1) ERA: 3.02	6.0	L	29	10	5	3	5	2	0	0	0	0	0	11	24	4.50	2.000								
Graeme Lloyd, L (7, 1) ERA: 3.49	1.0		6	2	0	0	0	1	0	0	0	0	0	11	24	0.00	3.000								
Billy Koch, R (8, 1) ERA: 3.27	1.0		6	2	1	1	0	1	0	0	0	0	0	16	28	9.00	3.000								

Toronto Blue Jays @ Boston Red Sox
Fenway Park, Boston, MA
Sat May 22 1999, 1:05 PM EDT
Att: 32,038 - Overcast - 75 F

AB 37
R 6
H 14
RBI 6
BB 4
SO 5
LOB 25




Batter	1	2	3	4	5	6	7	8	9	AB	R	H	RBI	BB	SO	LOB	TOP					
Shannon Stewart, R OBP: 0.387, SLG: 0.418 (1, 8)	G4-3		G4-3			G1-3	BB 2B BB	G6-4-3		4	1	0	1	1	0	1						
Pat Kelly, R OBP: 0.333, SLG: 0.530 (1, 4)	P5		G6-3			F8	BB 2B BB			3	1	0	1	2	0	0						
Shawn Green, L OBP: 0.404, SLG: 0.626 (1, 9)	K		G4-3			F7	BB 2B BB			4	1	0	1	1	1	1						
Carlos Delgado, L OBP: 0.375, SLG: 0.552 (1, 3)		HR				G4-3				4	3	2	3	1	1	0						
Tony Fernandez, S OBP: 0.489, SLG: 0.548 (1, 5)		K				K				3	1	1	2	0	2	0						
Dave Hollins, S OBP: 0.270, SLG: 0.271 (1, 10)	P6					P5				4	1	1	1	0	0	1						
Pat Lennon, R OBP: 0.444, SLG: 0.875 José Cruz Jr., S OBP: 0.365, SLG: 0.433 (7, PR)		HR				G2-3				2	1	1	1	0	0	0						
Homer Bush, R OBP: 0.333, SLG: 0.352 (1, 6)						G4-3				4	1	2	1	0	1	0						
Mike Matheny, R OBP: 0.299, SLG: 0.363 (1, 2)	G4-3					K				3	1	1	1	1	1	1						
Inning Stats	R: 0 E: 0 K: 1 S: 5	H: 0 LOB: 0 BB: 0 P: 7	R: 2 E: 0 K: 1 S: 12	H: 3 LOB: 1 BB: 0 P: 21	R: 0 E: 0 K: 0 S: 9	H: 0 LOB: 0 BB: 0 P: 12	R: 0 E: 0 K: 1 S: 9	H: 0 LOB: 0 BB: 0 P: 15	R: 0 E: 0 K: 1 S: 8	H: 0 LOB: 0 BB: 0 P: 11	R: 0 E: 0 K: 0 S: 7	H: 0 LOB: 0 BB: 0 P: 10	R: 10 E: 0 K: 0 S: 24	H: 5 LOB: 1 BB: 4 P: 51	R: 0 E: 0 K: 1 S: 5	H: 0 LOB: 0 BB: 1 P: 13	R: 0 E: 0 K: 1 S: 6	H: 0 LOB: 0 BB: 1 P: 13	1B: 4 2B: 2 3B: 0 HR: 2	SF: 0 SAC: 0 DP: 3 HBP: 2	WP: 0 PB: 0 SB: 0 CS: 0	PA: 40
PITCHER	IP	WLS	BF	H	R	ER	SO	BB	IBB	HBP	BLK	WP	HR	S	P	ERA	WHIP					
Brian Moehler, R ERA: 4.61 (1, 1)	6.0	L	25	4	6	6	4	1	0	2	0	0	2	56	90	9.00	0.833					
Matt Anderson, R ERA: 3.92 (7, 1)	0.0		4	2	1	1	0	2	0	0	0	0	0	4	13	∞	∞					
Will Brunson, L ERA: 13.5 (7, 1)	1.0		5	2	5	5	0	1	0	0	0	0	0	14	24	45.00	3.000					
Bryce Florie, R ERA: 2.63 (8, 1)	2.0		6	0	0	0	2	2	0	0	0	0	0	11	26	0.00	1.000					

Toronto Blue Jays @ Detroit Tigers
Tiger Stadium, Detroit, MI
Mon May 24, 1999, 7:05 PM EDT
Att: 13,038 - Cloudy - 50 F

livebaseballscorecards.com

AB 32
R 12
H 8
RBI 12
BB 6
SO 6
LOB 5




Batter	1	2	3	4	5	6	7	8	9	AB	R	H	RBI	BB	SO	LOB	BOTTOM					
Juan Encarnacion, R OBP: 0.317, SLG: 0.475 (1, 7)	S 2B		B5-3			K		K2-3		5	1	2	2	0	2	1						
Gregg Jefferies, S OBP: 0.282, SLG: 0.316 (1, 10)	G5-3		F7			P6	FC6-4	L8		5	0	1	1	0	0	1						
Damion Easley, R OBP: 0.357, SLG: 0.462 (1, 4)	G3		P4			BB 1B BB	FC6-4	K		4	2	0	0	1	1	2						
Bobby Higginson, L OBP: 0.367, SLG: 0.433 (1, 9)	S BB					BB 1B BB	FC5-4	G6-3		1	1	0	0	4	0	0						
Dean Palmer, R OBP: 0.345, SLG: 0.466 (1, 5)	K					F8	FC5-4			4	0	1	1	0	1	5						
Gabe Kapler, R OBP: 0.333, SLG: 0.432 (1, 8)			P3			K				4	0	1	1	0	1	3						
Jason Wood, R OBP: 0.167, SLG: 0.167 Tony Clark, S OBP: 0.289, SLG: 0.322 (7, PH)			G6-3			G6-3 WP	1B	K		3	0	2	1	0	0	0						
Bill Haselman, R OBP: 0.383, SLG: 0.535 (1, 2)						K		F9		4	1	2	0	0	1	1						
Deivi Cruz, R OBP: 0.259, SLG: 0.304 (1, 6)			K			G6-3		F7		4	1	1	0	0	1	2						
Inning Stats	R: 0 E: 0 K: 1 S: 14	H: 1 LOB: 2 BB: 1 P: 23	R: 0 E: 0 K: 1 S: 11	H: 1 LOB: 0 BB: 0 P: 16	R: 0 E: 0 K: 0 S: 5	H: 0 LOB: 0 BB: 0 P: 8	R: 0 E: 0 K: 1 S: 5	H: 0 LOB: 0 BB: 1 P: 11	R: 0 E: 0 K: 2 S: 12	H: 1 LOB: 1 BB: 0 P: 14	R: 2 E: 0 K: 0 S: 7	H: 2 LOB: 2 BB: 2 P: 20	R: 4 E: 1 K: 1 S: 16	H: 5 LOB: 2 BB: 1 P: 29	R: 0 E: 0 K: 1 S: 7	H: 0 LOB: 0 BB: 0 P: 10	R: 0 E: 0 K: 1 S: 7	H: 0 LOB: 0 BB: 0 P: 10	1B: 7 2B: 2 3B: 1 HR: 0	SF: 0 SAC: 0 DP: 0 HBP: 0	WP: 1 PB: 0 SB: 2 CS: 1	PA: 40
PITCHER	IP	WLS	BF	H	R	ER	SO	BB	IBB	HBP	BLK	WP	HR	S	P	ERA	WHIP					
David Wells, L ERA: 6.15 (1, 1)	6.0	W	28	8	5	5	5	4	0	0	0	0	0	60	100	7.50	2.000					
Pete Munro, R ERA: 4.85 (7, 1)	0.1		4	2	1	1	0	1	0	0	0	0	0	6	14	27.00	9.000					
Tom Davey, R ERA: 4.85 (7, 1)	2.2		8	0	0	0	3	0	0	0	0	0	0	18	27	0.00	0.000					

Toronto Blue Jays @ Detroit Tigers
Tiger Stadium, Detroit, MI
Mon May 24, 1999, 7:05 PM EDT
Att: 13,038 - Cloudy - 50 F

livebaseballscorecards.com

AB 35
R 6
H 10
RBI 6
BB 5
SO 8
LOB 17



Batter	1	2	3	4	5	6	7	8	9	AB	R	H	RBI	BB	SO	LOB	TOP					
Shannon Stewart, R OBP: 0.392, SLG: 0.423 (1, 8)										5	1	3	2	0	0	2						
Pat Kelly, R OBP: 0.328, SLG: 0.510 (1, 4)										4	0	0	0	1	0	2						
Shawn Green, L OBP: 0.399, SLG: 0.620 (1, 9)										5	0	1	0	0	0	2						
Carlos Delgado, L OBP: 0.371, SLG: 0.541 (1, 3)										4	0	0	0	1	3	2						
Tony Fernandez, S OBP: 0.489, SLG: 0.544 (1, 5)										3	1	1	1	1	0	2						
Dave Hollins, S OBP: 0.289, SLG: 0.317 (1, 10)										4	1	1	2	0	0	3						
Pat Lennon, R OBP: 0.308, SLG: 0.583 José Cruz Jr., S OBP: 0.365, SLG: 0.433 (1, 7)										4	0	0	0	0	1	0						
Homer Bush, R OBP: 0.361, SLG: 0.368 (1, 6)										3	2	2	0	1	1	0						
Mike Matheny, R OBP: 0.297, SLG: 0.351 (1, 2)										3	0	0	0	1	1	2						
Inning Stats	R: 0 E: 0 K: 0 S: 15	H: 2 LOB: 2 BB: 0 P: 23	R: 0 E: 0 K: 1 S: 5	H: 0 LOB: 0 BB: 0 P: 9	R: 0 E: 0 K: 0 S: 9	H: 0 LOB: 0 BB: 0 P: 14	R: 2 E: 0 K: 1 S: 12	H: 2 LOB: 0 BB: 0 P: 20	R: 2 E: 0 K: 0 S: 19	H: 2 LOB: 3 BB: 3 P: 36	R: 1 E: 0 K: 2 S: 14	H: 1 LOB: 1 BB: 1 P: 25	R: 0 E: 0 K: 1 S: 6	H: 0 LOB: 0 BB: 0 P: 11	R: 0 E: 0 K: 0 S: 15	H: 1 LOB: 2 BB: 1 P: 24	R: 0 E: 0 K: 1 S: 8	H: 0 LOB: 0 BB: 0 P: 13	1B: 6 2B: 1 3B: 0 HR: 1	SF: 0 SAC: 0 DP: 0 HBP: 0	WP: 0 PB: 0 SB: 2 CS: 0	PA: 40
PITCHER	IP WLS BF H R ER SO BB IBB HBP BLK WP HR S P ERA WHIP																					
Dave Milcik, R ERA: 5.4 (1, 1)	4.2 L 23 6 4 4 2 3 0 0 0 0 0 1 59 100 7.71 1.929																					
Masao Kida, R ERA: 4.99 (5, 1)	1.1 6 1 1 1 2 1 0 0 0 0 0 0 15 27 6.75 1.500																					
C.J. Nitkowski, L ERA: 5.71 (7, 1)	1.1 4 0 0 0 1 0 0 0 0 0 0 0 9 16 0.00 0.000																					
Doug Brocail, R ERA: 3.08 (8, 1)	1.2 7 1 0 0 1 1 0 0 0 0 0 0 20 32 0.00 1.200																					

Toronto Blue Jays @ Detroit Tigers
Tiger Stadium, Detroit, MI
Tue May 25 1999, 7:05 PM EDT
Att: 13,087 - Cloudy - 54 F

AB	35
R	5
H	8
RBI	5
BB	5
SO	6
LOB	15



Batter	1	2	3	4	5	6	7	8	9	AB	R	H	RBI	BB	SO	LOB	BOTTOM					
Juan Encarnacion, R OBP: 0.320, SLG: 0.475 Karim Garcia, L OBP: 0.299, SLG: 0.355 (1, 7)										2	0	1	0	0	0	0						
Gregg Jefferies, S OBP: 0.279, SLG: 0.312 (1, 10)										5	1	1	0	0	0	2						
Damion Easley, R OBP: 0.366, SLG: 0.494 (1, 6)										4	1	3	1	0	0	1						
Bobby Higginson, L OBP: 0.365, SLG: 0.429 (1, 9)										4	0	1	1	0	1	2						
Dean Palmer, R OBP: 0.349, SLG: 0.483 (1, 5)										3	1	1	1	1	2	0						
Tony Clark, S OBP: 0.296, SLG: 0.325 Jason Wood, R OBP: 0.154, SLG: 0.154 (1, 3)										2	0	1	0	1	1	0						
Gabe Kapler, R OBP: 0.333, SLG: 0.429 (1, 8)										3	0	1	0	0	0	1						
Frank Catalanotto, L OBP: 0.374, SLG: 0.528 (1, 4)										4	0	1	0	0	1	3						
Brad Ausmus, R OBP: 0.314, SLG: 0.391 (1, 2)										4	0	1	0	0	0	2						
Inning Stats	R: 0 E: 0 K: 0 S: 8	H: 2 LOB: 1 BB: 0 P: 15	R: 0 E: 0 K: 0 S: 7	H: 1 LOB: 1 BB: 1 P: 15	R: 0 E: 0 K: 0 S: 6	H: 0 LOB: 0 BB: 0 P: 8	R: 2 E: 0 K: 1 S: 11	H: 2 LOB: 1 BB: 1 P: 25	R: 1 E: 0 K: 0 S: 13	H: 2 LOB: 2 BB: 0 P: 20	R: 0 E: 0 K: 2 S: 14	H: 2 LOB: 2 BB: 0 P: 25	R: 0 E: 0 K: 1 S: 8	H: 1 LOB: 1 BB: 0 P: 11	R: 0 E: 0 K: 1 S: 9	H: 0 LOB: 0 BB: 0 P: 11	R: 0 E: 0 K: 0 S: 9	H: 1 LOB: 1 BB: 0 P: 12	1B: 7 2B: 3 3B: 0 HR: 2	SF: 0 SAC: 1 DP: 1 HBP: 0	WP: 1 PB: 0 SB: 0 CS: 1	PA: 38
PITCHER	IP WLS BF H R ER SO BB IBB HBP BLK WP HR S P ERA WHIP																					
32 Roy Halladay, R ERA: 4.06 (1, 1)	5.2 W 25 8 3 2 3 2 0 0 0 0 0 1 54 100 3.18 1.765																					
Dan Plesac, L ERA: 7.36 (6, 1)	1.1 H 6 2 0 0 1 0 0 0 0 0 0 0 13 19 0.00 1.500																					
Billy Koch, R ERA: 2.77 (8, 1)	2.0 S 7 1 0 0 1 0 0 0 0 0 0 0 18 23 0.00 0.500																					

Toronto Blue Jays @ Detroit Tigers
Tiger Stadium, Detroit, MI
Tue May 25 1999, 7:05 PM EDT
Att: 13,087 - Cloudy - 54 F

AB	35
R	3
H	11
RBI	3
BB	2
SO	5
LOB	12



Batter	1	2	3	4	5	6	7	8	9	AB	R	H	RBI	BB	SO	LOB	TOP								
Shannon Stewart, R OBP: 0.388, SLG: 0.417 (1, 8)	F9		F8		G1-3	FC4				5	0	1	1	0	0	2	<p>Toronto Blue Jays @ Detroit Tigers Tiger Stadium, Detroit, MI Wed May 26 1999, 7:05 PM EDT Att: 14,177 - Cloudy - 66 F</p> <p>livebaseballscorecards.com</p>								
Craig Grebeck, R OBP: 0.442, SLG: 0.432 (1, 4)	G6-3			1B SF8	2B HR		F9	P4		5	2	2	0	0	0	1									
Shawn Green, L OBP: 0.403, SLG: 0.634 (1, 9)				SF8 BB	FC2-5	1B	F7		G4-3	5	1	3	1	0	0	1									
Carlos Delgado, L OBP: 0.372, SLG: 0.550 (1, 3)	CS	F7		FC2-5	2B BB		F9	L7		4	2	1	2	1	0	0									
Tony Fernandez, S OBP: 0.487, SLG: 0.546 (1, 5)		F9		SF8	2B	HBP		G6-3		3	0	1	1	0	0	0									
Dave Hollins, S OBP: 0.276, SLG: 0.338 (1, 10)	K			FC2-5	2B BB				P6	5	2	2	0	0	1	3									
Pat Lennon, R OBP: 0.353, SLG: 0.500 José Cruz Jr., S OBP: 0.365, SLG: 0.433 (8, 8)			FC6-4	BB	2B	BB		K		2	1	0	0	0	2	2									
Homer Bush, R OBP: 0.369, SLG: 0.393 (1, 6)			FC6-4					K		4	1	2	3	0	1	1									
Mike Matheny, R OBP: 0.295, SLG: 0.344 (1, 2)			F9		K			SF8		2	0	0	1	1	1	2									
Inning Stats	R: 0 E: 0 K: 0 S: 8	H: 1 LOB: 0 BB: 0 P: 13	R: 0 E: 0 K: 1 S: 12	H: 0 LOB: 0 BB: 0 P: 15	R: 0 E: 0 K: 0 S: 5	H: 0 LOB: 1 BB: 1 P: 10	R: 4 E: 0 K: 1 S: 14	H: 3 LOB: 1 BB: 2 P: 30	R: 2 E: 0 K: 0 S: 14	H: 3 LOB: 2 BB: 1 P: 24	R: 1 E: 0 K: 0 S: 8	H: 1 LOB: 0 BB: 0 P: 16	R: 2 E: 0 K: 1 S: 13	H: 3 LOB: 1 BB: 0 P: 22	R: 0 E: 0 K: 0 S: 10	H: 1 LOB: 1 BB: 0 P: 15	1B: 6 2B: 4 3B: 0 HR: 2	SF: 2 SAC: 0 DP: 0 HBP: 1	WP: 0 PB: 0 SB: 1 CS: 1	PA: 43					
PITCHER	IP	WLS	BF	H	R	ER	SO	BB	IBB	HBP	BLK	WP	HR	S	P	ERA	WHIP								
Willie Blair, R ERA: 8.8 (1, 1)	5.0	L	24	7	6	6	2	3	0	1	0	0	1	53	92	10.80	2.000								
Bryce Florie, R ERA: 3.0 (6, 1)	1.1		6	1	1	1	2	1	0	0	0	0	1	13	23	6.75	1.500								
C.J. Nitkowski, L ERA: 5.5 (7, 1)	0.2		2	0	0	0	0	0	0	0	0	0	0	3	8	0.00	0.000								
Matt Anderson, R ERA: 4.57 (8, 1)	1.0		6	3	2	2	1	0	0	0	0	0	0	13	22	18.00	3.000								
Todd Jones, R ERA: 4.67 (9, 1)	1.0		4	1	0	0	0	0	0	0	0	0	0	10	15	0.00	1.000								

Batter	1	2	3	4	5	6	7	8	9	AB	R	H	RBI	BB	SO	LOB	BOTTOM								
Luis Polonia, L (1, 10)	P6		L6		F8		K		L6	4	0	0	0	0	1	0	<p>Toronto Blue Jays @ Detroit Tigers Tiger Stadium, Detroit, MI Wed May 26 1999, 7:05 PM EDT Att: 14,177 - Cloudy - 66 F</p> <p>livebaseballscorecards.com</p>								
Bill Haselman, R OBP: 0.375, SLG: 0.523 (9, FH)										1	0	0	0	0	0	0									
Frank Catalanotto, L OBP: 0.359, SLG: 0.505 (1, 3)	G3		G3		G4-3		F9			4	0	0	0	0	0	0									
Damion Easley, R OBP: 0.368, SLG: 0.491 (1, 4)	K2-3		HR			G3	1B	G4-3		3	2	1	0	0	1	0									
Bobby Higginson, L OBP: 0.367, SLG: 0.448 (1, 9)		G3-1		HR		G3	1B	P4		4	2	2	2	0	0	0									
Dean Palmer, R OBP: 0.353, SLG: 0.500 (1, 5)			F7		L7			E	1B	3	1	1	1	1	0	2									
Karim Garcia, L OBP: 0.285, SLG: 0.348 (1, 7)			K		F8		G3	E4		4	0	1	0	0	1	2									
Gabe Kapler, R OBP: 0.340, SLG: 0.443 (1, 8)					P4			F8		4	0	2	2	0	0	2									
Brad Ausmus, R OBP: 0.311, SLG: 0.381 (1, 2)					P4		G6-3		L6	3	0	0	0	1	0	1									
Deivi Cruz, R OBP: 0.252, SLG: 0.296 Gregg Jefferies, S OBP: 0.277, SLG: 0.309 (9, FH)			L8		G6-3		K		G5-3	3	0	0	0	0	1	2									
Inning Stats	R: 0 E: 0 K: 1 S: 7	H: 0 LOB: 0 BB: 0 P: 11	R: 1 E: 0 K: 1 S: 13	H: 2 LOB: 2 BB: 1 P: 24	R: 2 E: 0 K: 0 S: 11	H: 2 LOB: 0 BB: 0 P: 17	R: 0 E: 0 K: 0 S: 5	H: 0 LOB: 0 BB: 0 P: 11	R: 0 E: 0 K: 0 S: 9	H: 2 LOB: 1 BB: 0 P: 15	R: 0 E: 0 K: 2 S: 12	H: 0 LOB: 0 BB: 0 P: 13	R: 0 E: 1 K: 0 S: 10	H: 1 LOB: 2 BB: 1 P: 22	R: 0 E: 0 K: 0 S: 6	H: 0 LOB: 0 BB: 0 P: 12	1B: 4 2B: 1 3B: 0 HR: 2	SF: 0 SAC: 0 DP: 0 HBP: 1	WP: 0 PB: 0 SB: 0 CS: 0	PA: 37					
PITCHER	IP	WLS	BF	H	R	ER	SO	BB	IBB	HBP	BLK	WP	HR	S	P	ERA	WHIP								
Kelvin Escobar, R ERA: 5.86 (1, 1)	5.2	W	25	6	5	5	2	1	0	1	0	0	2	48	81	7.94	1.235								
Joey Hamilton, R ERA: 17.81 (6, 1)	0.2	H	2	0	0	0	1	0	0	0	0	0	0	6	8	0.00	0.000								
Graeme Lloyd, L ERA: 3.09 (7, 1)	2.2	S	10	1	0	0	1	1	0	0	0	0	0	23	41	0.00	0.750								

AB	35
R	9
H	12
RBI	9
BB	4
SO	5
LOB	11



Batter	1	2	3	4	5	6	7	8	9	AB	R	H	RBI	BB	SO	LOB	TOP								
Chuck Knoblauch, R (1,4) OBP: 0.361, SLG: 0.368	L8		F7		F8	FC5-4 1B	L3			5	0	1	0	0	0	1	New York Yankees @ Toronto Blue Jays SkyDome, Toronto, ON Fri May 28 1999, 7:05 PM EDT Att: 30,355 - Cloudy - 74 F								
2 Derek Jeter, R (1,6) OBP: 0.460, SLG: 0.631	G6-3 2B				G3-1 1B 2B	SF9		L4		4	1	3	2	0	0	0									
Paul O'Neill, L (1,9) Shane Spencer, R (6,PH) OBP: 0.286, SLG: 0.316	G6-3 2-3		F7		G3-1 2-3	FC5-4 1-2		F9		4	0	0	0	0	0	4									
Bernie Williams, S (1,8) OBP: 0.401, SLG: 0.481	G3				G4-3 1B 2B			F8		4	2	2	1	1	0	1									
Tino Martinez, L (1,3) Luis Sojo, R (8,3) OBP: 0.200, SLG: 0.220					G4-3 2-3				P2	4	1	2	0	0	1	2									
Chili Davis, S (1,10) OBP: 0.432, SLG: 0.578					G1-3				F7	5	1	1	0	0	0	2									
Scott Brosius, R (1,5) OBP: 0.264, SLG: 0.408									G5-3	5	2	3	3	0	0	1									
Chad Curtis, R (1,7) OBP: 0.355, SLG: 0.372										4	1	2	1	0	1	2									
Joe Girardi, R (1,2) OBP: 0.231, SLG: 0.302					G1-3				G4-6-3	4	2	2	2	0	0	1									
Inning Stats	R: 0 E: 0 K: 0 S: 7	H: 1 LOB: 1 BB: 0 P: 9	R: 0 E: 0 K: 0 S: 7	H: 1 LOB: 1 BB: 0 P: 12	R: 0 E: 0 K: 0 S: 9	H: 1 LOB: 1 BB: 0 P: 17	R: 1 E: 0 K: 1 S: 13	H: 2 LOB: 1 BB: 0 P: 21	R: 2 E: 0 K: 1 S: 16	H: 3 LOB: 1 BB: 0 P: 21	R: 3 E: 0 K: 0 S: 10	H: 4 LOB: 1 BB: 0 P: 17	R: 4 E: 0 K: 0 S: 11	H: 4 LOB: 0 BB: 1 P: 20	R: 0 E: 0 K: 0 S: 9	H: 0 LOB: 0 BB: 0 P: 12		R: 0 E: 0 K: 0 S: 6	H: 0 LOB: 0 BB: 0 P: 9	1B: 10 2B: 6 3B: 0 HR: 0	SF: 1 SAC: 0 DP: 1 HBP: 0	WP: 0 PB: 0 SB: 0 CS: 0	PA: 43		
PITCHER	IP WLS BF H R ER SO BB IBB HBP BLK WP HR S P ERA WHIP	IP WLS BF H R ER SO BB IBB HBP BLK WP HR S P ERA WHIP	IP WLS BF H R ER SO BB IBB HBP BLK WP HR S P ERA WHIP	IP WLS BF H R ER SO BB IBB HBP BLK WP HR S P ERA WHIP	IP WLS BF H R ER SO BB IBB HBP BLK WP HR S P ERA WHIP	IP WLS BF H R ER SO BB IBB HBP BLK WP HR S P ERA WHIP	IP WLS BF H R ER SO BB IBB HBP BLK WP HR S P ERA WHIP	IP WLS BF H R ER SO BB IBB HBP BLK WP HR S P ERA WHIP	IP WLS BF H R ER SO BB IBB HBP BLK WP HR S P ERA WHIP	IP WLS BF H R ER SO BB IBB HBP BLK WP HR S P ERA WHIP	IP WLS BF H R ER SO BB IBB HBP BLK WP HR S P ERA WHIP	IP WLS BF H R ER SO BB IBB HBP BLK WP HR S P ERA WHIP	IP WLS BF H R ER SO BB IBB HBP BLK WP HR S P ERA WHIP	IP WLS BF H R ER SO BB IBB HBP BLK WP HR S P ERA WHIP	IP WLS BF H R ER SO BB IBB HBP BLK WP HR S P ERA WHIP	IP WLS BF H R ER SO BB IBB HBP BLK WP HR S P ERA WHIP	IP WLS BF H R ER SO BB IBB HBP BLK WP HR S P ERA WHIP	IP WLS BF H R ER SO BB IBB HBP BLK WP HR S P ERA WHIP	IP WLS BF H R ER SO BB IBB HBP BLK WP HR S P ERA WHIP	IP WLS BF H R ER SO BB IBB HBP BLK WP HR S P ERA WHIP	IP WLS BF H R ER SO BB IBB HBP BLK WP HR S P ERA WHIP	IP WLS BF H R ER SO BB IBB HBP BLK WP HR S P ERA WHIP	IP WLS BF H R ER SO BB IBB HBP BLK WP HR S P ERA WHIP	IP WLS BF H R ER SO BB IBB HBP BLK WP HR S P ERA WHIP	IP WLS BF H R ER SO BB IBB HBP BLK WP HR S P ERA WHIP

AB 41
R 10
H 16
RBI 9
BB 1
SO 2
LOB 14



Batter	1	2	3	4	5	6	7	8	9	AB	R	H	RBI	BB	SO	LOB	BOTTOM								
Shannon Stewart, R (1,8) OBP: 0.388, SLG: 0.414	SH1-3 BB		K		K		K			4	0	1	1	1	3	1	New York Yankees @ Toronto Blue Jays SkyDome, Toronto, ON Fri May 28 1999, 7:05 PM EDT Att: 30,355 - Cloudy - 74 F								
Craig Grebeck, R (1,4) OBP: 0.426, SLG: 0.450	SH1-3 1-2		K				G1-3			3	0	1	1	0	1	1									
Shawn Green, L (1,9) José Cruz Jr., S (5,PH) OBP: 0.365, SLG: 0.449	K				F8					1	1	0	0	0	1	1									
Carlos Delgado, L (1,3) OBP: 0.374, SLG: 0.547	K				E S 1B HBP					3	1	1	1	0	1	1									
Tony Fernandez, S (1,5) OBP: 0.487, SLG: 0.545										4	1	2	1	0	1	0									
Dave Hollins, S (1,10) OBP: 0.263, SLG: 0.319					F7					4	0	0	0	0	2	4									
Pat Lennon, R (1,7) OBP: 0.333, SLG: 0.444					G5-3					4	1	1	1	0	2	3									
Homer Bush, R (1,6) OBP: 0.377, SLG: 0.391										3	0	1	1	1	1	3									
Mike Matheny, R (1,2) OBP: 0.294, SLG: 0.350					FC5-4 BB					4	1	1	0	0	0	1									
Inning Stats	R: 0 E: 0 K: 2 S: 9	H: 0 LOB: 1 BB: 1 P: 19	R: 0 E: 0 K: 3 S: 10	H: 0 LOB: 0 BB: 0 P: 12	R: 0 E: 0 K: 2 S: 10	H: 0 LOB: 1 BB: 1 P: 18	R: 3 E: 0 K: 0 S: 13	H: 2 LOB: 0 BB: 1 P: 28	R: 0 E: 0 K: 1 S: 10	H: 1 LOB: 1 BB: 0 P: 16	R: 0 E: 0 K: 3 S: 15	H: 2 LOB: 2 BB: 0 P: 25	R: 0 E: 0 K: 1 S: 7	H: 0 LOB: 0 BB: 0 P: 8	R: 1 E: 0 K: 0 S: 5	H: 1 LOB: 0 BB: 0 P: 8		R: 2 E: 0 K: 1 S: 15	H: 3 LOB: 1 BB: 0 P: 22	1B: 6 2B: 2 3B: 0 HR: 1	SF: 1 SAC: 1 DP: 0 HBP: 1	WP: 1 PB: 0 SB: 1 CS: 1	PA: 40		
PITCHER	IP WLS BF H R ER SO BB IBB HBP BLK WP HR S P ERA WHIP	IP WLS BF H R ER SO BB IBB HBP BLK WP HR S P ERA WHIP	IP WLS BF H R ER SO BB IBB HBP BLK WP HR S P ERA WHIP	IP WLS BF H R ER SO BB IBB HBP BLK WP HR S P ERA WHIP	IP WLS BF H R ER SO BB IBB HBP BLK WP HR S P ERA WHIP	IP WLS BF H R ER SO BB IBB HBP BLK WP HR S P ERA WHIP	IP WLS BF H R ER SO BB IBB HBP BLK WP HR S P ERA WHIP	IP WLS BF H R ER SO BB IBB HBP BLK WP HR S P ERA WHIP	IP WLS BF H R ER SO BB IBB HBP BLK WP HR S P ERA WHIP	IP WLS BF H R ER SO BB IBB HBP BLK WP HR S P ERA WHIP	IP WLS BF H R ER SO BB IBB HBP BLK WP HR S P ERA WHIP	IP WLS BF H R ER SO BB IBB HBP BLK WP HR S P ERA WHIP	IP WLS BF H R ER SO BB IBB HBP BLK WP HR S P ERA WHIP	IP WLS BF H R ER SO BB IBB HBP BLK WP HR S P ERA WHIP	IP WLS BF H R ER SO BB IBB HBP BLK WP HR S P ERA WHIP	IP WLS BF H R ER SO BB IBB HBP BLK WP HR S P ERA WHIP	IP WLS BF H R ER SO BB IBB HBP BLK WP HR S P ERA WHIP	IP WLS BF H R ER SO BB IBB HBP BLK WP HR S P ERA WHIP	IP WLS BF H R ER SO BB IBB HBP BLK WP HR S P ERA WHIP	IP WLS BF H R ER SO BB IBB HBP BLK WP HR S P ERA WHIP	IP WLS BF H R ER SO BB IBB HBP BLK WP HR S P ERA WHIP	IP WLS BF H R ER SO BB IBB HBP BLK WP HR S P ERA WHIP	IP WLS BF H R ER SO BB IBB HBP BLK WP HR S P ERA WHIP	IP WLS BF H R ER SO BB IBB HBP BLK WP HR S P ERA WHIP	IP WLS BF H R ER SO BB IBB HBP BLK WP HR S P ERA WHIP

AB 33
R 6
H 9
RBI 6
BB 3
SO 13
LOB 17



Batter	1	2	3	4	5	6	7	8	9	AB	R	H	RBI	BB	SO	LOB	TOP					
Chuck Knoblauch R (1,4) OBP: 0.357, SLG: 0.369	F9		P3			K		F8		5	1	1	1	0	1	2						
2 Derek Jeter R (1,6) OBP: 0.464, SLG: 0.639	F9 1B		SF8 3B			E5 1B		F9	G6-3	4	2	2	1	1	0	0						
Paul O'Neill L (1,9) Shane Spencer R (9,PH) OBP: 0.302, SLG: 0.410	1B		SF8			K			HR	3	1	2	1	0	1	0						
Bernie Williams S (1,8) OBP: 0.406, SLG: 0.484	F9		CS 1B			K			G3 1B	5	1	3	1	0	1	2						
Tino Martinez L (1,3) Luis Sojo R (9,PH) OBP: 0.196, SLG: 0.216	G4-3		CS			K			G3	4	0	1	1	0	1	2						
Chili Davis S (1,10) OBP: 0.426, SLG: 0.564						K			K	4	0	0	0	0	2	1						
Scott Brosius R (1,5) OBP: 0.263, SLG: 0.415						F8			SF9	3	0	1	1	0	0	0						
20 Jorge Posada S (1,2) OBP: 0.302, SLG: 0.355									WP 2B	3	0	0	0	1	2	1						
Chad Curtis R (1,7) OBP: 0.360, SLG: 0.371									K	3	2	1	0	1	2	4						
Inning Stats	R: 0 H: 2 E: 0 K: 0 S: 12	H: 2 LOB: 2 BB: 0 P: 17	R: 0 H: 0 E: 0 K: 2 S: 7	H: 0 LOB: 0 BB: 0 P: 10	R: 2 H: 2 E: 0 K: 0 S: 11	H: 2 LOB: 0 BB: 1 P: 18	R: 0 H: 0 E: 0 K: 0 S: 5	H: 0 LOB: 0 BB: 0 P: 6	R: 5 H: 5 E: 1 K: 1 S: 22	H: 5 LOB: 3 BB: 2 P: 45	R: 0 H: 0 E: 0 K: 2 S: 8	H: 0 LOB: 0 BB: 0 P: 11	R: 0 H: 0 E: 0 K: 2 S: 7	H: 0 LOB: 0 BB: 0 P: 9	R: 0 H: 1 E: 0 K: 2 S: 9	H: 1 LOB: 1 BB: 0 P: 16	R: 1 H: 2 E: 0 K: 1 S: 11	H: 2 LOB: 1 BB: 0 P: 16	1B: 8 2B: 2 3B: 1 HR: 1	SF: 2 SAC: 0 DP: 0 HBP: 1	WP: 1 PB: 0 SB: 1 CS: 1	PA: 43
PITCHER	IP WLS BF H R ER SO BB IBB HBP BLK WP HR S P ERA WHIP																					
Pat Hentgen R (1,1) ERA: 5.08	4.1 L 21 7 6 6 2 2 0 0 0 0 0 0 48 76 12.46 2.077																					
Tom Davey R (5,1) ERA: 4.59	3.2 16 3 1 1 7 1 0 1 0 1 0 33 56 2.46 1.091																					
Dan Plesac L (9,1) ERA: 7.45	1.0 5 2 1 1 1 0 0 0 0 0 0 1 11 16 9.00 2.000																					

New York Yankees @ Toronto Blue Jays
SkyDome, Toronto, ON
Sat May 29 1999, 4:05 PM EDT
Att: 40,175 - Sunny - 81 F

AB	36
R	8
H	12
RBI	7
BB	3
SO	10
LOB	13



Batter	1	2	3	4	5	6	7	8	9	AB	R	H	RBI	BB	SO	LOB	BOTTOM					
Homer Bush R (1,6) OBP: 0.356, SLG: 0.368	K		F8			G5-3		P6		4	0	0	0	0	1	0						
Craig Grebeck R (1,4) OBP: 0.431, SLG: 0.477						P3		G6-3 1B		4	0	2	0	0	0	0						
Shannon Stewart R (1,7) OBP: 0.386, SLG: 0.411						F8		G6-3		4	0	1	0	0	0	2						
Carlos Delgado L (1,3) OBP: 0.372, SLG: 0.546						K		G5-3		4	1	1	0	0	2	2						
Tony Fernandez S (1,5) OBP: 0.483, SLG: 0.538						G6-3		G4-3 2B		4	0	1	0	0	0	1						
José Cruz Jr. S (1,8) OBP: 0.367, SLG: 0.444						F8		G4-3		2	1	0	0	2	0	2						
Dave Hollins S (1,10) OBP: 0.263, SLG: 0.316						G3-1		G4-3		4	1	1	1	0	0	1						
Pat Lennon R (1,9) OBP: 0.320, SLG: 0.455						G4-3		G4-3		4	1	1	1	0	0	1						
Mike Matheny R (1,2) OBP: 0.286, SLG: 0.340						K		G5-3		4	0	1	2	0	2	1						
Mike Matheny R (1,2) OBP: 0.286, SLG: 0.340						G1-3		K		3	0	0	0	0	2	1						
Inning Stats	R: 0 H: 1 E: 0 K: 2 S: 9	H: 1 LOB: 1 BB: 0 P: 12	R: 0 H: 0 E: 0 K: 0 S: 6	H: 0 LOB: 0 BB: 0 P: 10	R: 0 H: 0 E: 0 K: 1 S: 7	H: 0 LOB: 0 BB: 0 P: 10	R: 0 H: 2 E: 0 K: 1 S: 21	H: 2 LOB: 2 BB: 0 P: 25	R: 0 H: 0 E: 0 K: 2 S: 10	H: 0 LOB: 0 BB: 0 P: 15	R: 0 H: 0 E: 0 K: 0 S: 6	H: 0 LOB: 0 BB: 0 P: 11	R: 2 H: 2 E: 0 K: 1 S: 15	H: 2 LOB: 1 BB: 1 P: 24	R: 0 H: 1 E: 0 K: 0 S: 5	H: 1 LOB: 0 BB: 0 P: 7	R: 1 H: 1 E: 0 K: 0 S: 5	H: 1 LOB: 1 BB: 1 P: 10	1B: 4 2B: 3 3B: 0 HR: 0	SF: 0 SAC: 0 DP: 1 HBP: 0	WP: 0 PB: 0 SB: 0 CS: 0	PA: 35
PITCHER	IP WLS BF H R ER SO BB IBB HBP BLK WP HR S P ERA WHIP																					
David Cone R (1,1) ERA: 2.18	7.0 W 27 5 2 2 7 1 0 0 0 0 0 74 107 2.57 0.857																					
Jason Grimsley R (8,1) ERA: 2.15	2.0 8 2 1 1 0 1 0 0 0 0 0 0 10 17 4.50 1.500																					

New York Yankees @ Toronto Blue Jays
SkyDome, Toronto, ON
Sat May 29 1999, 4:05 PM EDT
Att: 40,175 - Sunny - 81 F


AB	33
R	3
H	7
RBI	3
BB	2
SO	7
LOB	10



Batter	1	2	3	4	5	6	7	8	9	AB	R	H	RBI	BB	SO	LOB	TOP										
Chuck Knoblauch, R OBP: 0.358, SLG: 0.372 (1, 4)										4	3	1	0	1	1	2	New York Yankees @ Toronto Blue Jays SkyDome, Toronto, ON Sun May 30 1999, 1:05 PM EDT Att: 39,111 - Unknown - 84 F										
2 Derek Jeter, R OBP: 0.471, SLG: 0.642 (1, 6)										4	1	3	3	1	0	0											
Bernie Williams, S OBP: 0.401, SLG: 0.482 (1, 8)										5	0	1	2	0	2	3											
Chili Davis, S OBP: 0.426, SLG: 0.556 (1, 10)										4	0	1	0	1	2	2											
Tino Martinez, L OBP: 0.343, SLG: 0.444 (1, 3)										5	0	0	0	0	2	3											
Scott Brosius, R OBP: 0.281, SLG: 0.430 (1, 5)										5	1	1	1	0	1	2											
Shane Spencer, R OBP: 0.298, SLG: 0.395 (1, 9)										4	0	1	0	0	1	0											
Chad Curtis, R OBP: 0.365, SLG: 0.370 (1, 7)										3	2	1	0	1	0	1											
Joe Girardi, R OBP: 0.217, SLG: 0.288 (1, 2)										3	1	0	1	0	0	1											
Inning Stats	R: 1 E: 0 K: 0 S: 12	H: 1 LOB: 2 BB: 2 P: 26	R: 3 E: 2 K: 2 S: 16	H: 1 LOB: 1 BB: 1 P: 29	R: 0 E: 0 K: 0 S: 5	H: 0 LOB: 0 BB: 0 P: 6	R: 0 E: 0 K: 1 S: 6	H: 0 LOB: 0 BB: 0 P: 8	R: 0 E: 0 K: 1 S: 6	H: 1 LOB: 1 BB: 0 P: 7	R: 0 E: 0 K: 2 S: 23	H: 2 LOB: 1 BB: 0 P: 34	R: 0 E: 0 K: 0 S: 12	H: 1 LOB: 1 BB: 0 P: 19	R: 0 E: 0 K: 1 S: 11	H: 0 LOB: 1 BB: 1 P: 17		R: 0 E: 0 K: 2 S: 8	H: 0 LOB: 0 BB: 0 P: 9	1B: 6 2B: 2 3B: 0 HR: 1	SF: 1 SAC: 0 DP: 0 HBP: 0	WP: 0 PB: 1 SB: 3 CS: 0	PA: 42				
PITCHER	IP	WLS	BF	H	R	ER	SO	BB	IBB	HBP	BLK	WP	HR	S	P	ERA	WHIP										
David Wells, L ERA: 6.3 (1, 1)	5.2	L	29	7	8	5	5	3	0	0	0	0	0	18	28	7.94	1.765										
Graeme Lloyd, L ERA: 2.92 (6, 1)	1.1		6	2	0	0	1	0	0	0	0	0	0	18	28	0.00	1.500										
Joey Hamilton, R ERA: 18.32 (8, 1)	1.0		4	0	0	0	1	1	0	0	0	0	0	11	17	0.00	1.000										
Billy Koch, R ERA: 2.57 (9, 1)	1.0		3	0	0	0	2	0	0	0	0	0	0	8	9	0.00	0.000										

Batter	1	2	3	4	5	6	7	8	9	AB	R	H	RBI	BB	SO	LOB	BOTTOM										
Homer Bush, R OBP: 0.377, SLG: 0.380 (1, 6)										3	1	2	0	1	0	0	New York Yankees @ Toronto Blue Jays SkyDome, Toronto, ON Sun May 30 1999, 1:05 PM EDT Att: 39,111 - Unknown - 84 F										
Pat Kelly, R OBP: 0.333, SLG: 0.505 (1, 4)										3	0	1	0	1	0	1											
Shannon Stewart, R OBP: 0.379, SLG: 0.405 (1, 7)										3	0	0	1	0	1	3											
Carlos Delgado, L OBP: 0.374, SLG: 0.550 (1, 3)										4	0	2	1	0	2	1											
José Cruz Jr., S OBP: 0.360, SLG: 0.434 (1, 8)										4	0	0	0	0	3	3											
Willis O'neal, R OBP: 0.272, SLG: 0.321 (1, 5)										4	0	1	0	0	1	2											
Dave Hollins, S OBP: 0.262, SLG: 0.350 (1, 10)										4	1	1	1	0	0	2											
Pat Lennon, R OBP: 0.276, SLG: 0.385 (1, 9)										4	0	0	0	0	3	2											
Mark Dalessandro, R OBP: 0.207, SLG: 0.185 (1, 2)										4	1	1	0	0	1	0											
Inning Stats	R: 0 E: 0 K: 1 S: 12	H: 1 LOB: 1 BB: 0 P: 19	R: 1 E: 0 K: 1 S: 9	H: 1 LOB: 0 BB: 0 P: 13	R: 2 E: 0 K: 1 S: 16	H: 2 LOB: 2 BB: 2 P: 31	R: 0 E: 0 K: 0 S: 10	H: 0 LOB: 0 BB: 0 P: 14	R: 0 E: 0 K: 1 S: 10	H: 0 LOB: 0 BB: 0 P: 13	R: 0 E: 0 K: 2 S: 18	H: 2 LOB: 2 BB: 0 P: 23	R: 0 E: 0 K: 0 S: 7	H: 2 LOB: 1 BB: 0 P: 9	R: 0 E: 0 K: 3 S: 11	H: 0 LOB: 0 BB: 0 P: 18		R: 0 E: 0 K: 2 S: 8	H: 0 LOB: 0 BB: 0 P: 11	1B: 6 2B: 1 3B: 0 HR: 1	SF: 1 SAC: 0 DP: 1 HBP: 0	WP: 0 PB: 0 SB: 1 CS: 0	PA: 36				
PITCHER	IP	WLS	BF	H	R	ER	SO	BB	IBB	HBP	BLK	WP	HR	S	P	ERA	WHIP										
Hideki Irabu, R ERA: 5.53 (1, 1)	5.1	W	24	6	3	3	5	2	0	0	0	0	0	1	66	5.06	1.500										
Ramiro Mendoza, R ERA: 5.16 (6, 1)	2.2		9	2	0	0	4	0	0	0	0	0	0	27	38	0.00	0.750										
Jeff Nelson, R ERA: 6.14 (9, 1)	1.0		3	0	0	0	2	0	0	0	0	0	0	8	11	0.00	0.000										

AB	37
R	8
H	9
RBI	7
BB	4
SO	9
LOB	14



AB	33
R	3
H	8
RBI	3
BB	2
SO	11
LOB	14



Batter	1	2	3	4	5	6	7	8	9	AB R H RBI BB SO LOB	TOP											
Ray Durham, S (1, 4) OBP: 0.395, SLG: 0.485										4 1 0 0 1 3 3	Chicago White Sox @ Toronto Blue Jays SkyDome, Toronto, ON Tue Jun 01 1999, 7:05 PM EDT Att: 20,399 - Overcast - 78 F											
Mike Caruso, S (1, 6) OBP: 0.301, SLG: 0.310										5 0 1 0 0 1 2												
Frank Thomas, R (1, 3) OBP: 0.430, SLG: 0.494										5 1 4 2 0 0 0												
Magglio Ordonez, R (1, 9) OBP: 0.343, SLG: 0.503										5 1 2 0 0 0 3												
Carlos Lee, R (1, 7) OBP: 0.338, SLG: 0.459									4 1 2 0 1 0 3													
Darrin Jackson, R (9, 7) OBP: 0.302, SLG: 0.484										0 0 0 0 0 0 0												
Greg Norton, S (1, 5) OBP: 0.392, SLG: 0.490												5 0 1 0 0 1 7										
14 Paul Konerko, R (1, 10) OBP: 0.288, SLG: 0.399										4 1 1 1 0 0 5												
Chris Singleton, L (1, 8) OBP: 0.288, SLG: 0.444										5 1 2 2 0 0 3												
Mark Johnson, L (1, 2) OBP: 0.279, SLG: 0.246										2 0 0 1 1 1 1												
Inning Stats	R: 0 E: 1 K: 1 S: 10	H: 2 LOB: 2 BB: 0 P: 12	R: 0 E: 0 K: 0 S: 5	H: 0 LOB: 0 BB: 0 P: 8	R: 0 E: 0 K: 2 S: 8	H: 0 LOB: 0 BB: 1 P: 12	R: 2 E: 0 K: 1 S: 16	H: 4 LOB: 3 BB: 1 P: 29	R: 0 E: 1 K: 1 S: 10	H: 1 LOB: 2 BB: 0 P: 17	R: 3 E: 1 K: 0 S: 12	H: 3 LOB: 1 BB: 1 P: 23	R: 1 E: 0 K: 0 S: 9	H: 2 LOB: 1 BB: 0 P: 17	R: 0 E: 0 K: 1 S: 5	H: 0 LOB: 0 BB: 0 P: 9	R: 0 E: 0 K: 0 S: 10	H: 1 LOB: 2 BB: 1 P: 18	1B: 9 2B: 4 3B: 0 HR: 0	SF: 2 SAC: 0 DP: 0 HBP: 0	WP: 0 PB: 0 SB: 0 CS: 1	PA: 44
PITCHER	IP WLS BF H R ER SO BB IBB HBP BLK WP HR S P ERA WHIP											IP WLS BF H R ER SO BB IBB HBP BLK WP HR S P ERA WHIP										
Kelvin Escobar, R (1, 1) ERA: 6.02	6.0 L 31 10 5 5 5 2 0 0 0 0 0 0 61 101 7.50 2.000																					
32 Roy Halladay, R (7, 1) ERA: 4.15	1.0 5 2 1 1 0 0 0 0 0 0 0 0 9 17 9.00 2.000																					
Paul Spoljaric, L (8, 1) ERA: 9.45	1.0 3 0 0 0 1 0 0 0 0 0 0 0 5 9 0.00 0.000																					
Joey Hamilton, R (9, 1) ERA: 16.55	1.0 5 1 0 0 0 1 0 0 0 0 0 0 10 18 0.00 2.000																					

Batter	1	2	3	4	5	6	7	8	9	AB R H RBI BB SO LOB	BOTTOM											
Homer Bush, R (1, 6) OBP: 0.383, SLG: 0.400										4 2 2 0 0 0 0	Chicago White Sox @ Toronto Blue Jays SkyDome, Toronto, ON Tue Jun 01 1999, 7:05 PM EDT Att: 20,399 - Overcast - 78 F											
Craig Grebeck, R (1, 4) OBP: 0.418, SLG: 0.458										4 0 1 1 0 0 2												
Shannon Stewart, R (1, 7) OBP: 0.381, SLG: 0.407										4 0 2 1 0 0 0												
Carlos Delgado, L (1, 3) OBP: 0.368, SLG: 0.539										4 0 0 0 0 3 3												
Tony Fernandez, S (1, 5) OBP: 0.478, SLG: 0.531												4 0 1 0 0 1 0										
Dave Hollins, S (1, 10) OBP: 0.250, SLG: 0.333												4 0 0 0 0 1 1										
José Cruz Jr., S (1, 8) OBP: 0.353, SLG: 0.424												4 0 0 0 0 1 1										
Pat Lennon, R (1, 9) OBP: 0.281, SLG: 0.379										3 0 1 0 0 1 0												
Mike Matheny, R (1, 2) OBP: 0.278, SLG: 0.330										3 0 0 0 0 0 2												
Inning Stats	R: 0 E: 0 K: 0 S: 7	H: 0 LOB: 0 BB: 0 P: 11	R: 0 E: 0 K: 2 S: 9	H: 0 LOB: 0 BB: 0 P: 14	R: 0 E: 0 K: 1 S: 5	H: 0 LOB: 0 BB: 0 P: 10	R: 1 E: 1 K: 1 S: 8	H: 0 LOB: 0 BB: 0 P: 15	R: 0 E: 0 K: 0 S: 9	H: 2 LOB: 2 BB: 0 P: 15		R: 0 E: 0 K: 0 S: 7	H: 2 LOB: 1 BB: 0 P: 13	R: 0 E: 0 K: 0 S: 7	H: 0 LOB: 0 BB: 0 P: 14	R: 1 E: 0 K: 1 S: 15	H: 3 LOB: 2 BB: 0 P: 24	R: 0 E: 0 K: 2 S: 11	H: 0 LOB: 0 BB: 0 P: 14	1B: 6 2B: 1 3B: 0 HR: 0	SF: 0 SAC: 0 DP: 1 HBP: 0	WP: 0 PB: 0 SB: 1 CS: 0
PITCHER	IP WLS BF H R ER SO BB IBB HBP BLK WP HR S P ERA WHIP											IP WLS BF H R ER SO BB IBB HBP BLK WP HR S P ERA WHIP										
Mike Siroka, L (1, 1) ERA: 2.79	8.0 W 31 7 2 1 5 0 0 0 0 0 0 0 67 116 1.12 0.875																					
Keith Foulke, R (9, 1) ERA: 2.79	1.0 3 0 0 0 2 0 0 0 0 0 0 0 11 14 0.00 0.000																					

Batter	1	2	3	4	5	6	7	8	9	AB	R	H	RBI	BB	SO	LOB	TOP					
Ray Durham, S OBP: 0.360, SLG: 0.482 (1, 4)										3	2	1	0	2	1	1	Chicago White Sox @ Toronto Blue Jays SkyDome, Toronto, ON Wed Jun 02 1999, 7:05 PM EDT Att: 22,197 - Dome - 72 F					
Mike Caruso, S OBP: 0.395, SLG: 0.316 Darrin Jackson, R OBP: 0.323, SLG: 0.500 (7, PH) (7, 7)										3	0	2	0	0	0	3						
Frank Thomas, R OBP: 0.434, SLG: 0.500 (1, 3)										4	0	2	2	1	0	5						
Magglio Ordonez, R OBP: 0.345, SLG: 0.515 (1, 9)										5	1	2	3	0	0	3						
Carlos Lee, R OBP: 0.345, SLG: 0.462 Craig Wilson, R OBP: 0.289, SLG: 0.200 (7, 6)										4	0	2	0	0	0	0						
Greg Norton, S OBP: 0.382, SLG: 0.475 (1, 5)										5	0	0	0	0	1	3						
14 Paul Konerko, R OBP: 0.285, SLG: 0.392 (1, 10)										5	0	1	0	0	1	0						
Chris Singleton, L OBP: 0.294, SLG: 0.452 (1, 8)										5	1	2	0	0	1	0						
Brook Fordyce, R OBP: 0.373, SLG: 0.490 (1, 2)										4	1	1	0	0	0	3						
Inning Stats	R: 0 E: 1 K: 1 S: 11	H: 2 LOB: 1 BB: 0 P: 17	R: 0 E: 0 K: 0 S: 10	H: 1 LOB: 0 BB: 0 P: 13	R: 0 E: 0 K: 0 S: 9	H: 2 LOB: 2 BB: 0 P: 14	R: 0 E: 0 K: 0 S: 4	H: 0 LOB: 0 BB: 0 P: 6	R: 0 E: 0 K: 0 S: 17	H: 2 LOB: 3 BB: 1 P: 25	R: 1 E: 0 K: 1 S: 8	H: 1 LOB: 0 BB: 0 P: 12	R: 3 E: 0 K: 1 S: 17	H: 4 LOB: 2 BB: 1 P: 26	R: 3 E: 2 K: 2 S: 17	H: 3 LOB: 2 BB: 1 P: 29		R: 0 E: 0 K: 0 S: 9	H: 0 LOB: 0 BB: 0 P: 12	1B: 12 2B: 4 3B: 0 HR: 1	SF: 0 SAC: 0 DP: 2 HBP: 0	WP: 0 PB: 0 SB: 1 CS: 0
PITCHER	IP WLS BF H R ER SO BB IBB HBP BLK WP HR S P ERA WHIP																					
Chris Carpenter, R ERA: 3.63	(1, 1) 6.1 W 28 9 3 3 2 2 0 0 0 0 0 1 65 98 4.26 1.737																					
Dan Plesac, L ERA: 7.91	(7, 1) 0.0 1 1 0 0 0 0 0 0 0 0 0 0 1 1 ∞ ∞																					
Tom Davey, R ERA: 4.54	(7, 1) 0.1 H 3 2 1 1 0 0 0 0 0 0 0 0 6 9 27.00 6.000																					
Graeme Lloyd, L ERA: 2.81	(7, 1) 1.0 H 6 2 3 0 2 0 0 0 0 0 0 0 14 21 0.00 2.000																					
Billy Koch, R ERA: 2.35	(8, 1) 1.1 S 6 1 0 0 1 1 0 0 0 0 0 0 16 25 0.00 1.500																					

Batter	1	2	3	4	5	6	7	8	9	AB	R	H	RBI	BB	SO	LOB	BOTTOM			
Homer Bush, R OBP: 0.395, SLG: 0.456 (1, 6)										4	2	3	3	0	1	0	Chicago White Sox @ Toronto Blue Jays SkyDome, Toronto, ON Wed Jun 02 1999, 7:05 PM EDT Att: 22,197 - Dome - 72 F			
Craig Grebeck, R OBP: 0.441, SLG: 0.471 (1, 4)										3	0	2	1	1	0	1				
Shannon Stewart, R OBP: 0.373, SLG: 0.397 (1, 7)										5	0	0	0	0	1	5				
Carlos Delgado, L OBP: 0.372, SLG: 0.536 (1, 3)										3	1	1	0	2	0	1				
Tony Fernandez, S OBP: 0.472, SLG: 0.522 (1, 10)										5	0	1	1	0	0	3				
Darin Fletcher, L OBP: 0.394, SLG: 0.586 (1, 2)										5	2	3	3	0	0	2				
Willis Oteaz, R OBP: 0.281, SLG: 0.341 (1, 5)									4	1	2	0	0	1	1					
José Cruz Jr., S OBP: 0.365, SLG: 0.439 (1, 8)										3	2	3	1	1	0	0				
Jacob Brumfield, R OBP: 0.214, SLG: 0.259 (1, 9)										4	1	0	0	0	2	5				
Inning Stats	R: 0 E: 0 K: 1 S: 6	H: 1 LOB: 1 BB: 0 P: 7	R: 1 E: 0 K: 0 S: 12	H: 2 LOB: 1 BB: 0 P: 19	R: 0 E: 0 K: 1 S: 10	H: 1 LOB: 2 BB: 1 P: 16	R: 3 E: 0 K: 0 S: 12	H: 4 LOB: 1 BB: 0 P: 15	R: 0 E: 0 K: 1 S: 10	H: 1 LOB: 1 BB: 0 P: 16	R: 1 E: 0 K: 1 S: 13	H: 0 LOB: 1 BB: 2 P: 26	R: 3 E: 0 K: 1 S: 15	H: 4 LOB: 0 BB: 0 P: 23	R: 1 E: 0 K: 0 S: 10	H: 2 LOB: 2 BB: 1 P: 19		1B: 8 2B: 4 3B: 1 HR: 2	SF: 1 SAC: 1 DP: 0 HBP: 0	WP: 1 PB: 0 SB: 2 CS: 1
PITCHER	IP WLS BF H R ER SO BB IBB HBP BLK WP HR S P ERA WHIP																			
John Snyder, R ERA: 4.01	(1, 1) 5.2 L 29 9 5 5 4 3 0 0 0 0 0 0 61 97 7.94 2.118																			
Sean Lowe, R ERA: 2.79	(6, 1) 0.1 1 0 0 0 0 0 0 0 0 0 0 2 2 0.00 0.000																			
Bryan Ward, L ERA: 7.71	(7, 1) 0.1 3 2 2 2 0 0 0 0 0 0 0 1 5 8 54.00 6.000																			
Bob Howry, R ERA: 5.68	(7, 1) 0.2 3 2 1 1 1 0 0 0 0 0 1 0 10 15 13.50 3.000																			
41 Bill Simas, R ERA: 3.49	(8, 1) 1.0 6 2 1 1 0 0 1 0 0 0 0 0 10 19 9.00 2.000																			

AB	41
R	7
H	15
RBI	6
BB	3
SO	5
LOB	20

AB	36
R	9
H	15
RBI	9
BB	4
SO	5
LOB	18

Batter	1	2	3	4	5	6	7	8	9	AB	R	H	RBI	BB	SO	LOB	TOP					
Ray Durham, S (1, 4) OBP: 0.368, SLG: 0.495	3-2 1B HR	3-2 1B 3B		0-1 1B S	2-3 1B K		2-0 1B FC6-4 WP		4-1 BB	5	3	3	1	1	1	4	Chicago White Sox @ Toronto Blue Jays SkyDome, Toronto, ON Thu Jun 03 1999, 1:05 PM EDT Att: 33,673 - Cloudy - 61 F					
Mike Caruso, S (1, 6) OBP: 0.307, SLG: 0.317	3-2 1B CS	0-0 1B 3H		3-3 1B K		0-1 F9	1-2 L3		0-0 F8	6	0	2	1	0	1	4						
Frank Thomas, R (1, 3) OBP: 0.433, SLG: 0.495	2-2 1B P4	2-0 1B F7		1-3 1B K		4-1 BB	2-1 1B			4	0	1	2	1	1	4						
Magglio Ordonez, R (1, 9) OBP: 0.341, SLG: 0.523	1-0 HR		0-1 F9	0-3 1B K		1-2 P4	0-1 L4			5	1	1	2	0	1	3						
Carlos Lee, R (1, 7) OBP: 0.360, SLG: 0.482	2-2 1B BLK		1-2 1B		1-2 1B 14 G4-6-3		1-0 F9		0-0 F9	5	3	3	0	0	0	1						
Darrin Jackson, R (8, 7) OBP: 0.323, SLG: 0.500										0	0	0	0	0	0	0						
Greg Norton, S (1, 5) OBP: 0.388, SLG: 0.475	0-1 1B FC6		0-2 1B		4-2 1B 14 G4-6-3		1-1 1B E6	2-1 G6-3		4	1	2	1	1	0	0						
Chris Singleton, L (1, 8) OBP: 0.298, SLG: 0.450	1-1 1B FC6		2-2 1B P8		0-0 1B 14 G4-6-3		3-1 1B BB FC6-4	1-2 F8		5	1	2	0	0	0	3						
Jeff Liefer, L (1, 10) OBP: 0.271, SLG: 0.288		1-2 G6-3		0-0 1B	2-2 G4-6-3		0-2 1B FC6-4		1-2 F9	2	0	1	1	0	0	0						
14 Paul Konerko, R (5, PH) OBP: 0.296, SLG: 0.391			1-2 1B		1-2 1B		1-2 1B FC6-4			3	1	1	1	0	0	2						
Mark Johnson, L (1, 2) OBP: 0.288, SLG: 0.233			1-3 K	3-3 K		4-1 BB	4-2 BB FC6-4		3-3 K	3	0	0	0	2	3	2						
Inning Stats	R: 3 E: 0 K: 0 S: 17	H: 5 LOB: 1 BB: 0 P: 29	R: 1 E: 0 K: 1 S: 12	H: 2 LOB: 1 BB: 0 P: 19	R: 1 E: 0 K: 1 S: 16	H: 3 LOB: 2 BB: 0 P: 22	R: 0 E: 0 K: 3 S: 17	H: 1 LOB: 1 BB: 0 P: 21	R: 1 E: 0 K: 1 S: 18	H: 2 LOB: 2 BB: 2 P: 31	R: 0 E: 0 K: 0 S: 7	H: 0 LOB: 0 BB: 1 P: 13	R: 4 E: 1 K: 0 S: 18	H: 3 LOB: 1 BB: 1 P: 31	R: 0 E: 0 K: 0 S: 7	H: 0 LOB: 0 BB: 0 P: 10	R: 0 E: 0 K: 1 S: 8	H: 0 LOB: 1 BB: 1 P: 16	1B: 13 2B: 1 3B: 1 HR: 1	SF: 0 SAC: 0 DP: 1 HBP: 0	WP: 1 PB: 0 SB: 2 CS: 1	PA: 47
PITCHER	IP WLS BF H R ER SO BB IBB HBP BLK WP HR S P ERA WHIP	IP WLS BF H R ER SO BB IBB HBP BLK WP HR S P ERA WHIP	IP WLS BF H R ER SO BB IBB HBP BLK WP HR S P ERA WHIP	IP WLS BF H R ER SO BB IBB HBP BLK WP HR S P ERA WHIP	IP WLS BF H R ER SO BB IBB HBP BLK WP HR S P ERA WHIP	IP WLS BF H R ER SO BB IBB HBP BLK WP HR S P ERA WHIP	IP WLS BF H R ER SO BB IBB HBP BLK WP HR S P ERA WHIP	IP WLS BF H R ER SO BB IBB HBP BLK WP HR S P ERA WHIP	IP WLS BF H R ER SO BB IBB HBP BLK WP HR S P ERA WHIP	IP WLS BF H R ER SO BB IBB HBP BLK WP HR S P ERA WHIP	IP WLS BF H R ER SO BB IBB HBP BLK WP HR S P ERA WHIP	IP WLS BF H R ER SO BB IBB HBP BLK WP HR S P ERA WHIP	IP WLS BF H R ER SO BB IBB HBP BLK WP HR S P ERA WHIP	IP WLS BF H R ER SO BB IBB HBP BLK WP HR S P ERA WHIP	IP WLS BF H R ER SO BB IBB HBP BLK WP HR S P ERA WHIP	IP WLS BF H R ER SO BB IBB HBP BLK WP HR S P ERA WHIP	IP WLS BF H R ER SO BB IBB HBP BLK WP HR S P ERA WHIP					
Pat Hentgen, R (1, 1) ERA: 5.57	2.2 L	11 3	10 5	5 5	1 1	5 1	2 0	0 0	0 0	0 0	0 0	38 58	3.86 2.143									
Paul Spoljaric, L (3, 1) ERA: 8.57	2.1 H	11 3	1 1	5 5	2 1	0 0	0 0	0 0	0 0	1 1	0 0	32 54	3.00 1.667									
32 Roy Halladay, R (6, 1) ERA: 4.09	3.0 P	15 3	4 1	0 0	2 1	0 0	2 1	0 0	0 0	0 0	8 16	0.00 1.000										
Dan Plesac, L (9, 1) ERA: 7.52	1.0 P	4 0	0 0	0 0	1 1	0 0	0 0	0 0	0 0	0 0	8 16	0.00 1.000										

AB 42
R 10
H 16
RBI 9
BB 5
SO 7
LOB 23



Batter	1	2	3	4	5	6	7	8	9	AB	R	H	RBI	BB	SO	LOB	BOTTOM					
Homer Bush, R (1, 6) OBP: 0.374, SLG: 0.429	0-3 K		1-0 G5-3		0-0 P6		1-3 K		2-1 FC5	5	0	0	0	0	2	4	Chicago White Sox @ Toronto Blue Jays SkyDome, Toronto, ON Thu Jun 03 1999, 1:05 PM EDT Att: 33,673 - Cloudy - 61 F					
Craig Grebeck, R (1, 4) OBP: 0.435, SLG: 0.463	1-1 G5-3		2-3 K			1-1 E5 F8 HR 1B	1-3 K			3	1	1	0	0	1	0						
Pat Kelly, R (7, PH) OBP: 0.331, SLG: 0.500										1	0	0	0	0	1	1						
Shannon Stewart, R (1, 7) OBP: 0.372, SLG: 0.392	4-2 2B S BB			2-0 P4		1-1 F8		2-3 K		3	1	0	0	1	1	1						
Carlos Delgado, L (1, 3) OBP: 0.375, SLG: 0.555	2-2 2B 1H			1-1 F9		3-2 HR		2-3 K		4	1	2	3	0	1	0						
Darrin Fletcher, L (1, 2) OBP: 0.358, SLG: 0.568	0-3 K			1-2 1B		0-2 F8		2-3 K		4	0	1	0	0	2	1						
Dave Hollins, S (1, 10) OBP: 0.250, SLG: 0.341		1-2 G6-3		0-1 F9		2-1 2B		0-0 G3-1		4	0	1	0	0	0	1						
Willis Otanez, R (1, 5) OBP: 0.270, SLG: 0.326		2-3 K			3-2 F7		2-3 K		2-0 F7	4	0	0	0	0	2	1						
José Cruz Jr., S (1, 8) OBP: 0.368, SLG: 0.451		1-1 F9			1-1 P6		1-2 F7 2B		3-2 FC5 2B	4	0	2	0	0	0	0						
Jacob Brumfield, R (1, 9) OBP: 0.250, SLG: 0.241			1-2 F9		4-2 BB		2-2 F7		4-2 BB	2	0	0	0	2	0	1						
Inning Stats	R: 1 E: 0 K: 2 S: 15	H: 1 LOB: 1 BB: 1 P: 22	R: 0 E: 0 K: 1 S: 10	H: 0 LOB: 0 BB: 0 P: 14	R: 0 E: 0 K: 1 S: 7	H: 0 LOB: 0 BB: 0 P: 11	R: 0 E: 0 K: 0 S: 8	H: 1 LOB: 1 BB: 0 P: 12	R: 0 E: 0 K: 0 S: 8	H: 0 LOB: 1 BB: 1 P: 16	R: 2 E: 1 K: 1 S: 16	H: 3 LOB: 1 BB: 0 P: 25	R: 0 E: 0 K: 2 S: 12	H: 1 LOB: 1 BB: 0 P: 17	R: 0 E: 0 K: 3 S: 10	H: 0 LOB: 0 BB: 0 P: 16	R: 0 E: 0 K: 0 S: 11	H: 1 LOB: 2 BB: 1 P: 22	1B: 2 2B: 4 3B: 0 HR: 1	SF: 0 SAC: 0 DP: 0 HBP: 0	WP: 0 PB: 0 SB: 1 CS: 0	PA: 37
PITCHER	IP WLS BF H R ER SO BB IBB HBP BLK WP HR S P ERA WHIP	IP WLS BF H R ER SO BB IBB HBP BLK WP HR S P ERA WHIP	IP WLS BF H R ER SO BB IBB HBP BLK WP HR S P ERA WHIP	IP WLS BF H R ER SO BB IBB HBP BLK WP HR S P ERA WHIP	IP WLS BF H R ER SO BB IBB HBP BLK WP HR S P ERA WHIP	IP WLS BF H R ER SO BB IBB HBP BLK WP HR S P ERA WHIP	IP WLS BF H R ER SO BB IBB HBP BLK WP HR S P ERA WHIP	IP WLS BF H R ER SO BB IBB HBP BLK WP HR S P ERA WHIP	IP WLS BF H R ER SO BB IBB HBP BLK WP HR S P ERA WHIP	IP WLS BF H R ER SO BB IBB HBP BLK WP HR S P ERA WHIP	IP WLS BF H R ER SO BB IBB HBP BLK WP HR S P ERA WHIP	IP WLS BF H R ER SO BB IBB HBP BLK WP HR S P ERA WHIP	IP WLS BF H R ER SO BB IBB HBP BLK WP HR S P ERA WHIP	IP WLS BF H R ER SO BB IBB HBP BLK WP HR S P ERA WHIP	IP WLS BF H R ER SO BB IBB HBP BLK WP HR S P ERA WHIP	IP WLS BF H R ER SO BB IBB HBP BLK WP HR S P ERA WHIP						
Jaime Navarro, R (1, 1) ERA: 5.83	5.2 W	24 8	3 1	4 0	3 0	3 0	6 0	0 0	0 0	0 0	25 38	0.00 0.429										
Keith Foulke, R (6, 1) ERA: 2.59	2.1 H	8 1	0 0	6 0	0 0	0 0	0 0	0 0	0 0	0 0	25 38	0.00 0.429										
David Lundquist, R (9, 1) ERA: 7.32	1.0 P	5 1	0 0	0 0	1 1	0 0	0 0	0 0	0 0	11 22	0.00 2.000											

AB 34
R 3
H 7
RBI 3
BB 3
SO 10
LOB 10



Batter	1	2	3	4	5	6	7	8	9	AB	R	H	RBI	BB	SO	LOB	TOP								
James Mouton, R (1.10) OBP: 0.478, SLG: 0.471	G3-1		G5-3		F9		F9			4	0	0	0	0	0	3	Montreal Expos @ Toronto Blue Jays SkyDome, Toronto, ON Fri Jun 04 1999, 7:05 PM EDT Att: 24,147 - Unknown - 78 F								
Michael Barrett, R (1.5) OBP: 0.345, SLG: 0.441	G1-3			HR		FC6-4		G6-3		4	1	2	0	0	0	0									
Rondell White, R (1.7) OBP: 0.358, SLG: 0.539	F9			HR		FC6-4		L8		4	1	1	2	0	0	1									
Vladimir Guerrero, R (1.9) OBP: 0.354, SLG: 0.533		F7		G6-3		K		F7		4	0	0	0	0	1	1									
Shane Andrews, R (1.3) OBP: 0.363, SLG: 0.507		K		K		G6-3			K	4	0	0	0	0	3	1									
Chris Widger, R (1.2) OBP: 0.343, SLG: 0.539				K			1B SH2-4		L4	4	0	2	0	0	1	0									
Manny Martinez, R (1.8) OBP: 0.275, SLG: 0.386		F9			BB		SH2-4		G4-3	2	0	0	0	1	0	1									
Mike Mordecai, R (1.4) OBP: 0.344, SLG: 0.506			G6-3		K					3	0	1	0	0	1	1									
Orlando Cabrera, R (1.6) OBP: 0.317, SLG: 0.415			G6-3		P3		P6			3	0	0	0	0	0	3									
Inning Stats	R: 0 E: 0 K: 0 S: 5	H: 0 LOB: 0 BB: 0 P: 5	R: 0 E: 0 K: 1 S: 9	H: 1 LOB: 1 BB: 0 P: 10	R: 0 E: 0 K: 0 S: 6	H: 0 LOB: 0 BB: 0 P: 8	R: 2 E: 0 K: 2 S: 15	H: 2 LOB: 0 BB: 0 P: 25	R: 0 E: 0 K: 1 S: 10	H: 0 LOB: 1 BB: 1 P: 17	R: 0 E: 0 K: 1 S: 9	H: 1 LOB: 1 BB: 0 P: 16	R: 0 E: 0 K: 0 S: 8	H: 2 LOB: 2 BB: 0 P: 12	R: 0 E: 0 K: 0 S: 9	H: 0 LOB: 0 BB: 0 P: 11	R: 0 E: 0 K: 1 S: 7	H: 0 LOB: 0 BB: 0 P: 10	1B: 4 2B: 1 3B: 0 HR: 1	SF: 0 SAC: 1 DP: 0 HBP: 0	WP: 0 PB: 0 SB: 1 CS: 0	PA: 34			
PITCHER	IP	WLS	BF	H	R	ER	SO	BB	IBB	HBP	BLK	WP	HR	S	P	ERA	WHIP								
David Wells, L (1.1) ERA: 5.86	8.0	W	31	6	2	2	5	1	0	0	0	0	1	71	104	2.25	0.875								
Billy Koch, R (9.1) ERA: 2.2	1.0		3	0	0	0	1	0	0	0	0	0	0	7	10	0.00	0.000								

AB	32
R	2
H	6
RBI	2
BB	1
SO	6
LOB	11



Batter	1	2	3	4	5	6	7	8	9	AB	R	H	RBI	BB	SO	LOB	BOTTOM								
Shannon Stewart, R (1.7) OBP: 0.370, SLG: 0.389	G6-3		K			G6-3				4	0	1	1	0	1	0	Montreal Expos @ Toronto Blue Jays SkyDome, Toronto, ON Fri Jun 04 1999, 7:05 PM EDT Att: 24,147 - Unknown - 78 F								
Pat Kelly, R (1.4) OBP: 0.328, SLG: 0.500	B3					K		F9-2		4	0	1	0	0	1	2									
Shawn Green, L (1.9) OBP: 0.401, SLG: 0.625										2	0	0	0	0	1	1									
Jacob Brumfield, R (5.9) OBP: 0.294, SLG: 0.241	K		F8			FC4-6		HBP		0	1	0	0	2	0	0									
Carlos Delgado, L (1.3) OBP: 0.373, SLG: 0.549		G4-3		K		FC4-6		1B	HBP	4	1	1	0	0	1	1									
Tony Fernandez, S (1.5) OBP: 0.472, SLG: 0.522		1B		F7				F7		4	1	2	0	0	0	2									
Darin Fletcher, L (1.2) OBP: 0.376, SLG: 0.566				G3				F7		2	1	1	0	1	0	0									
Dave Hollins, S (1.10) OBP: 0.250, SLG: 0.330		G4-6-3			F7		SF7	K		3	1	0	0	1	1	5									
José Cruz Jr., S (1.8) OBP: 0.374, SLG: 0.457			E8		K			E9		4	1	3	2	0	1	0									
Homer Bush, R (1.6) OBP: 0.358, SLG: 0.414			G6-3		G5-3		SF7	K		3	0	0	2	0	1	2									
Inning Stats	R: 0 E: 0 K: 1 S: 9	H: 2 LOB: 1 BB: 0 P: 14	R: 0 E: 0 K: 0 S: 9	H: 2 LOB: 1 BB: 0 P: 12	R: 1 E: 1 K: 1 S: 14	H: 2 LOB: 1 BB: 0 P: 18	R: 0 E: 0 K: 1 S: 10	H: 0 LOB: 0 BB: 0 P: 18	R: 0 E: 0 K: 1 S: 10	H: 0 LOB: 1 BB: 1 P: 16	R: 3 E: 1 K: 0 S: 11	H: 3 LOB: 1 BB: 2 P: 21	R: 2 E: 1 K: 2 S: 16	H: 2 LOB: 2 BB: 1 P: 26	1B: 8 2B: 2 3B: 0 HR: 0	SF: 1 SAC: 0 DP: 2 HBP: 1	WP: 0 PB: 0 SB: 0 CS: 0	PA: 36							
PITCHER	IP	WLS	BF	H	R	ER	SO	BB	IBB	HBP	BLK	WP	HR	S	P	ERA	WHIP								
Mike Thurman, R (1.1) ERA: 6.25	6.0	L	23	5	2	2	5	1	0	0	0	0	0	63	93	3.00	1.000								
Bobby Ayala, R (7.1) ERA: 3.64	0.0		3	1	0	0	0	2	0	0	0	0	0	1	9	∞	∞								
Anthony Telford, R (7.1) ERA: 2.57	2.0		10	3	4	3	2	1	0	1	0	0	0	25	37	13.50	2.000								

AB	30
R	6
H	9
RBI	5
BB	4
SO	7
LOB	13



Batter	1	2	3	4	5	6	7	8	9	AB	R	H	RBI	BB	SO	LOB	TOP										
Manny Martinez, R OBP: 0.273, SLG: 0.387 (1, 8)	2-2 F7		2-2 E9 1B 2B		1-3 K		3-2 E6 CS		1-3 K	5	1	1	0	0	2	0											
Ryan McGuire, L OBP: 0.359, SLG: 0.418 (1, 3)	0-2 G5-3		0-0 1B		1-1 G6-3		4-1 SAFE 1-2 BB			3	0	1	1	1	0	0											
Rondell White, R OBP: 0.356, SLG: 0.533 (1, 7)	0-0 CS 1B		0-1 L9			0-1 L7		2-1 F8		4	0	1	0	0	0	2											
Jose Vidro, S OBP: 0.354, SLG: 0.547 (1, 4)	2-1 CS 1-2	1-1 G1-2-3	3-2 F9			0-0 WP HR 1B		2-0 F7		4	1	1	0	0	0	2											
Vladimir Guerrero, R OBP: 0.357, SLG: 0.535 (1, 9)		1-2 E FC5-2 2B	0-0 P3			4-2 WP HR BB		0-0 F9		3	1	1	0	1	0	1											
Orlando Merced, S OBP: 0.350, SLG: 0.448 (1, 10)		4-1 FC5-2 E BB		0-0 F7		2-2 1-H 2-H HR		2-3 K		3	1	1	3	1	1	0											
Michael Barrett, R OBP: 0.339, SLG: 0.433 Shane Andrews, R OBP: 0.358, SLG: 0.500 (1, 5) (6, 5)	1-1 E3 FC5-2		1-2 G3-1			1-0 P4		0-0 G5-3		3	0	0	0	0	0	2	AB 33										
Chris Widger, R OBP: 0.333, SLG: 0.523 (1, 2)	2-0 FC5-2 1-2 2-3 3-H		3-2 F9			1-0 P4		1-1 F8		1	0	0	0	0	0	3	R 5										
Orlando Cabrera, R OBP: 0.316, SLG: 0.408 (1, 6)	0-0 F9				2-1 G5-3		1-0 S E HBP		0-0 F9	3	1	0	0	0	0	3	H 6										
Inning Stats	R: 0 E: 0 K: 0 S: 9	H: 1 LOB: 0 BB: 0 P: 13	R: 0 E: 1 K: 0 S: 10	H: 1 LOB: 3 BB: 1 P: 19	R: 1 E: 1 K: 0 S: 10	H: 2 LOB: 1 BB: 0 P: 15	R: 0 E: 0 K: 0 S: 7	H: 0 LOB: 0 BB: 0 P: 11	R: 0 E: 0 K: 1 S: 7	H: 0 LOB: 0 BB: 0 P: 11	R: 3 E: 0 K: 0 S: 11	H: 2 LOB: 0 BB: 1 P: 19	R: 1 E: 1 K: 0 S: 8	H: 0 LOB: 1 BB: 1 P: 20	R: 0 E: 0 K: 1 S: 5	H: 0 LOB: 0 BB: 0 P: 7	R: 0 E: 0 K: 1 S: 6	H: 0 LOB: 0 BB: 0 P: 8	1B: 3 2B: 2 3B: 0 HR: 1	SF: 0 SAC: 0 DP: 0 HBP: 1	WP: 2 PB: 0 SB: 1 CS: 2	PA: 38					
PITCHER	IP	WLS	BF	H	R	ER	SO	BB	IBB	HBP	BLK	WP	HR	S	P	ERA	WHIP										
Joey Hamilton, R ERA: 13.21 (1, 1)	5.1	L	24	6	4	4	1	2	0	0	0	2	1	52	84	6.75	1.500										
Tom Davey, R ERA: 4.58 (6, 1)	1.2		7	0	1	1	0	1	0	1	0	0	0	10	24	5.40	0.600										
Paul Spoljanc, L ERA: 8.14 (8, 1)	2.0		6	0	0	0	2	0	0	0	0	0	0	11	15	0.00	0.000										

Montreal Expos @ Toronto Blue Jays
SkyDome, Toronto, ON
Sat Jun 05 1999, 4:05 PM EDT
Att: 28,112 - Cloudy - 76 F

AB 33
R 5
H 6
RBI 4
BB 3
SO 3
LOB 13



Batter	1	2	3	4	5	6	7	8	9	AB	R	H	RBI	BB	SO	LOB	BOTTOM										
Shannon Stewart, R OBP: 0.368, SLG: 0.384 (1, 7)	1-1 P9		2-1 SAFE 1-2 HBP		1-1 G6-3		0-0 F8			3	0	0	0	0	0	0											
Pat Kelly, R OBP: 0.318, SLG: 0.483 (1, 4)	1-2 F7		0-0 P3		1-0 F9			2-3 K2-3		4	0	0	0	0	1	2											
Dave Hollins, S OBP: 0.250, SLG: 0.326 (1, 10)	0-0 1B		2-0 G1-3			0-2 P2		0-1 G3-1		4	0	1	0	0	0	2											
Carlos Delgado, L OBP: 0.378, SLG: 0.546 (1, 3)	2-0 F8			4-2 F8 BB BB		4-1 FC3-6 1B BB		4-2 BB		1	0	0	0	3	0	1											
Tony Fernandez, S OBP: 0.473, SLG: 0.519 (1, 5)		0-2 F8		4-2 BB		2-0 FC3-6 1B		1-0 F7		3	0	1	0	1	0	1											
Darin Fletcher, L OBP: 0.371, SLG: 0.544 (1, 2)		1-3 K		0-1 F8		3-1 FC3-6			4-0 BB	3	0	0	0	1	1	4											
José Cruz Jr., S OBP: 0.368, SLG: 0.448 (1, 8)		2-3 K		0-3 K		0-3 K			0-0 F8	4	0	0	0	0	3	5	AB 30										
Homer Bush, R OBP: 0.343, SLG: 0.396 (1, 6)			1-2 F9		2-3 K			1-1 G5-3		2	0	0	0	0	1	3	R 0										
Jacob Brumfield, R OBP: 0.289, SLG: 0.242 (1, 9)			1-1 HBP 1B		1-1 G6-3		0-2 G6-3		1-1 G4-3	4	0	1	0	0	0	1	H 3										
Inning Stats	R: 0 E: 0 K: 0 S: 7	H: 1 LOB: 1 BB: 0 P: 11	R: 0 E: 0 K: 2 S: 9	H: 0 LOB: 0 BB: 0 P: 12	R: 0 E: 0 K: 0 S: 9	H: 1 LOB: 2 BB: 0 P: 15	R: 0 E: 0 K: 2 S: 16	H: 0 LOB: 2 BB: 2 P: 26	R: 0 E: 0 K: 0 S: 5	H: 0 LOB: 0 BB: 0 P: 8	R: 0 E: 0 K: 1 S: 11	H: 1 LOB: 2 BB: 1 P: 20	R: 0 E: 0 K: 0 S: 6	H: 0 LOB: 0 BB: 0 P: 7	R: 0 E: 0 K: 1 S: 9	H: 0 LOB: 1 BB: 1 P: 16	R: 0 E: 0 K: 0 S: 5	H: 0 LOB: 1 BB: 1 P: 10	1B: 3 2B: 0 3B: 0 HR: 0	SF: 0 SAC: 0 DP: 0 HBP: 1	WP: 0 PB: 0 SB: 0 CS: 0	PA: 36					
PITCHER	IP	WLS	BF	H	R	ER	SO	BB	IBB	HBP	BLK	WP	HR	S	P	ERA	WHIP										
Miguel Batista, R ERA: 3.66 (1, 1)	9.0	W	36	3	0	0	6	5	0	1	0	0	0	77	125	0.00	0.889										

Montreal Expos @ Toronto Blue Jays
SkyDome, Toronto, ON
Sat Jun 05 1999, 4:05 PM EDT
Att: 28,112 - Cloudy - 76 F

AB 30
R 0
H 3
RBI 0
BB 5
SO 6
LOB 19



Batter	1	2	3	4	5	6	7	8	9	AB	R	H	RBI	BB	SO	LOB	TOP			
Manny Martinez, R OBP: 0.272, SLG: 0.383 (1, 8)	G4-3		1B 2B		P3		P3			4	1	1	0	0	0	2	Montreal Expos @ Toronto Blue Jays SkyDome, Toronto, ON Sun Jun 06 1999, 1:05 PM EDT Att: 24,392 - Sunny - 86 F			
Ryan McGuire, L OBP: 0.368, SLG: 0.431 (1, 3) (8, 7)	1B BB		P5		2B		G6-4-3			3	0	1	0	1	0	4				
Rondell White, R OBP: 0.532, SLG: 0.532 Darron Cox, R OBP: 0.320, SLG: 0.435 (1, 7) (8, 2)	G4-6-3 1B		1B		F8		F8			4	0	2	1	0	0	1				
Jose Vidro, S OBP: 0.352, SLG: 0.546 (1, 4) (8, 3)	G4-6-3		2B		F8		F7			4	0	1	1	0	0	3				
Vladimir Guerrero, R OBP: 0.359, SLG: 0.530 James Moulton, R OBP: 0.476, SLG: 0.471 (1, 9) (8, PR) (8, 9)			G6-3		G6-3		BB			2	0	0	0	2	0	2				
Orlando Merced, S OBP: 0.345, SLG: 0.437 (1, 10)	F9				F8		G6-3 1B			4	0	1	0	0	1	2				
Michael Barrett, R OBP: 0.333, SLG: 0.425 Wilton Guerrero, S OBP: 0.298, SLG: 0.342 (1, 2) (8, 4)	G6-3				F9		G6-3			3	0	0	0	0	0	1				
Shane Andrews, R OBP: 0.376, SLG: 0.500 (1, 5)			1B BB		1B		1B			2	1	1	0	2	0	0				
Orlando Cabrera, R OBP: 0.314, SLG: 0.405 (1, 6)			F7		G6-3		G6-4-3 1B			4	0	1	0	0	0	2				
Inning Stats	R: 0 E: 0 K: 0 S: 12	H: 1 LOB: 1 BB: 1 P: 17	R: 0 E: 0 K: 0 S: 3	H: 0 LOB: 0 BB: 1 P: 9	R: 2 E: 0 K: 0 S: 12	H: 3 LOB: 2 BB: 1 P: 24	R: 0 E: 0 K: 0 S: 10	H: 0 LOB: 1 BB: 1 P: 18	R: 0 E: 0 K: 0 S: 7	H: 1 LOB: 1 BB: 0 P: 11	R: 0 E: 0 K: 0 S: 6	H: 2 LOB: 1 BB: 0 P: 6	R: 0 E: 0 K: 1 S: 7	H: 0 LOB: 1 BB: 1 P: 17	R: 0 E: 0 K: 0 S: 5	H: 0 LOB: 0 BB: 0 P: 7	1B: 6 2B: 2 3B: 0 HR: 0	SF: 0 SAC: 0 DP: 3 HBP: 0	WP: 0 PB: 0 CS: 0	PA: 36
PITCHER	IP	WLS	BF	H	R	ER	SO	BB	IBB	HBP	BLK	WP	HR	S	P	ERA	WHIP			
Kelvin Escobar, R ERA: 5.6 (1, 1)	8.0	W	33	8	2	2	1	5	0	0	0	0	0	61	110	2.25	1.625			
Graeme Lloyd, L ERA: 2.7 (9, 1)	1.0		3	0	0	0	0	0	0	0	0	0	0	5	7	0.00	0.000			


AB	31
R	2
H	8
RBI	2
BB	5
SO	1
LOB	17




Batter	1	2	3	4	5	6	7	8	9	AB	R	H	RBI	BB	SO	LOB	BOTTOM			
Shannon Stewart, R OBP: 0.368, SLG: 0.382 (1, 7)	F9		F9			1B SF8 1B		F9 BB		4	1	1	0	1	0	2	Montreal Expos @ Toronto Blue Jays SkyDome, Toronto, ON Sun Jun 06 1999, 1:05 PM EDT Att: 24,392 - Sunny - 86 F			
Craig Grebeck, R OBP: 0.448, SLG: 0.466 (1, 4)	K		E7 1B 2B		G6-3		F9 1B			4	1	2	0	1	1	0				
Carlos Delgado, L OBP: 0.379, SLG: 0.543 (1, 3)	BB		2B 1B		K		SF8			3	1	1	1	1	1	2				
Tony Fernandez, S OBP: 0.476, SLG: 0.542 (1, 5)	F8		1B 2B		HR		1B			5	2	3	3	0	0	3				
Darrin Fletcher, L OBP: 0.372, SLG: 0.571 (1, 2)			HR 1B		G4-3		F9			5	2	2	2	0	0	4				
Willis Olavez, R OBP: 0.288, SLG: 0.330 (1, 10)			SH1-4 SF7 1B		G4-3 HBP 1B		G5-3			2	1	1	0	1	0	2				
José Cruz Jr., S OBP: 0.366, SLG: 0.444 (1, 8)			WP SH1-4 1B		G4-3		FC5-4 FC6-4			4	0	1	0	0	1	3				
Homer Bush, R OBP: 0.343, SLG: 0.394 (1, 6)			SH1-4 1B		S 1B		FC6-4			3	1	1	1	0	0	1				
Jacob Brumfield, R OBP: 0.286, SLG: 0.250 (1, 9)			SF7 1B		P6		G5-3			3	0	1	2	0	0	1				
Inning Stats	R: 0 E: 0 K: 1 S: 16	H: 0 LOB: 1 BB: 1 P: 28	R: 2 E: 0 K: 0 S: 16	H: 3 LOB: 1 BB: 0 P: 23	R: 5 E: 1 K: 0 S: 13	H: 6 LOB: 1 BB: 0 P: 21	R: 1 E: 0 K: 1 S: 8	H: 1 LOB: 0 BB: 0 P: 12	R: 0 E: 0 K: 0 S: 5	H: 0 LOB: 1 BB: 1 P: 10	R: 1 E: 0 K: 0 S: 15	H: 3 LOB: 2 BB: 0 P: 26	R: 0 E: 0 K: 1 S: 7	H: 0 LOB: 0 BB: 0 P: 10	R: 0 E: 0 K: 0 S: 14	H: 0 LOB: 2 BB: 2 P: 28	1B: 10 2B: 1 3B: 0 HR: 2	SF: 2 SAC: 1 DP: 0 HBP: 1	WP: 1 PB: 0 SB: 0 CS: 0	PA: 41
PITCHER	IP	WLS	BF	H	R	ER	SO	BB	IBB	HBP	BLK	WP	HR	S	P	ERA	WHIP			
Dustin Hermanson, R ERA: 5.7 (1, 1)	2.0	L	15	7	7	7	1	1	0	0	0	0	1	21	33	3.00	1.333			
J.D. Smart, R ERA: 5.82 (3, 1)	3.0		12	3	1	1	1	1	0	0	0	0	0	15	26	9.00	3.000			
Guillermo Mota, R ERA: 1.93 (6, 1)	1.0		6	3	1	1	0	0	0	0	0	0	0	7	10	0.00	0.000			
Ugueth Urbina, R ERA: 4.4 (7, 1)	1.0		3	0	0	0	0	0	0	0	0	0	0	4	12	"	"			
Bobby Ayala, R ERA: 3.84 (8, 1)	0.0		2	0	0	0	0	2	0	0	0	0	0	4	12	"	"			

AB	33
R	9
H	13
RBI	9
BB	4
SO	3
LOB	18



Batter	1	2	3	4	5	6	7	8	9	AB	R	H	RBI	BB	SO	LOB	TOP					
Shannon Stewart, R (1,7) OBP: 0.365, SLG: 0.378	G1-3		P4				F7		F9	5	0	1	0	0	0	0	<p>Toronto Blue Jays @ New York Mets Shea Stadium, Flushing, NY Mon Jun 07 1999, 7:40 PM EDT Att: 21,457 - Cloudy - 93 F</p> <p>AB 33 R 2 H 8 RBI 2 BB 4 SO 5 LOB 21</p> 					
Homer Bush, R (1,4) OBP: 0.336, SLG: 0.384			F7		G1-3		F7		F9	5	0	1	0	0	0	2						
Carlos Delgado, L (1,3) OBP: 0.379, SLG: 0.536							G3-1		K	3	0	0	0	2	1	1						
Tony Fernandez, S (1,5) OBP: 0.476, SLG: 0.538										3	0	1	0	1	0	2						
Darrin Fletcher, L (1,2) OBP: 0.378, SLG: 0.568										4	0	2	0	0	0	3						
José Cruz Jr., S (1,8) OBP: 0.368, SLG: 0.447										3	2	1	0	1	0	2						
Jacob Brunfield, R (1,9) OBP: 0.283, SLG: 0.275										4	0	1	0	0	2	4						
Chris Woodward, R (1,6) OBP: 0.250, SLG: 0.333										3	0	1	2	0	1	3						
32 Roy Halladay, R (1,1) (6, PH)										1	0	0	0	0	1	1						
Willis Oltz, R (6, PH) OBP: 0.286, SLG: 0.326										1	0	0	0	0	0	0						
Paul Spoljaric, R (6,1) (8, PH)										0	0	0	0	0	0	0						
Willie Greene, L (8, PH) OBP: 0.261, SLG: 0.256										1	0	0	0	0	0	3						
Tom Davey, R (8,1)										0	0	0	0	0	0	0						
Inning Stats	R: 0 E: 0 K: 0 S: 10	H: 1 LOB: 1 BB: 0 P: 16	R: 1 E: 0 K: 1 S: 14	H: 2 LOB: 1 BB: 0 P: 19	R: 0 E: 0 K: 0 S: 10	H: 0 LOB: 2 BB: 2 P: 22	R: 1 E: 0 K: 0 S: 20	H: 3 LOB: 2 BB: 0 P: 26	R: 0 E: 0 K: 0 S: 5	H: 0 LOB: 1 BB: 1 P: 11	R: 0 E: 0 K: 1 S: 9	H: 0 LOB: 0 BB: 0 P: 11	R: 0 E: 0 K: 0 S: 7	H: 0 LOB: 0 BB: 0 P: 11	R: 0 E: 0 K: 2 S: 13	H: 2 LOB: 3 BB: 1 P: 23	R: 0 E: 0 K: 1 S: 6	H: 0 LOB: 0 BB: 0 P: 9	1B: 6 2B: 2 3B: 0 HR: 0	SF: 1 SAC: 1 DP: 0 HBP: 0	WP: 0 PB: 0 SB: 1 CS: 0	PA: 39
PITCHER	IP WLS BF H R ER SO BB IBB HBP BLK WP HR S P ERA WHIP																					
Orel Hershiser, R (1,1) ERA: 5.49	6.0 W 27 6 2 2 2 3 0 0 0 0 0 68 105 3.00 1.500																					
Turk Wendell, R (7,1) ERA: 3.09	2.0 9 2 0 0 2 1 0 0 0 0 0 20 34 0.00 1.500																					
Pat Mahomes, R (9,1) ERA: 4.61	1.0 3 0 0 0 1 0 0 0 0 0 0 6 9 0.00 0.000																					

Batter	1	2	3	4	5	6	7	8	9	AB	R	H	RBI	BB	SO	LOB	BOTTOM			
Roger Cedeno, S (1,9) OBP: 0.435, SLG: 0.405		L7								4	1	3	0	1	0	1	<p>Toronto Blue Jays @ New York Mets Shea Stadium, Flushing, NY Mon Jun 07 1999, 7:40 PM EDT Att: 21,457 - Cloudy - 93 F</p> <p>AB 35 R 8 H 14 RBI 8 BB 5 SO 7 LOB 20</p> 			
Edgardo Alfonzo, R (1,4) OBP: 0.375, SLG: 0.452										4	1	2	1	0	0	2				
Luis Lopez, S (8, PH) OBP: 0.382, SLG: 0.390										1	0	0	0	0	1	1				
John Olerud, L (1,3) OBP: 0.474, SLG: 0.560										3	1	0	0	1	0	2				
Matt Franco, L (8, PH) OBP: 0.351, SLG: 0.400										0	0	0	0	1	0	0				
31 Mike Piazza, R (1,2) OBP: 0.368, SLG: 0.578										4	2	2	2	0	0	0				
Todd Pratt, R (8, PH) OBP: 0.354, SLG: 0.431										1	0	0	0	0	1	2				
Robin Ventura, L (1,5) OBP: 0.358, SLG: 0.485										5	0	2	0	0	0	4				
Brian McRae, S (1,8) OBP: 0.360, SLG: 0.421										4	0	1	0	0	2	3				
Benny Agbavani, R (1,7) OBP: 0.486, SLG: 0.905										3	2	2	2	1	0	2				
Rey Ordóñez, R (1,6) OBP: 0.302, SLG: 0.333										3	1	2	2	1	0	0				
Orel Hershiser, R (1,1) OBP: 0.174, SLG: 0.190										1	0	0	1	0	1	1				
Melvin Mora, R (6, PH) ERA: 8.2										1	0	0	0	0	1	0				
Turk Wendell, L (7,1)										1	0	0	0	0	1	2				
Pat Mahomes, R (9,1) OBP: 0.200, SLG: 0.400										0	0	0	0	0	0	0				
Inning Stats	R: 2 E: 0 K: 0 S: 16	H: 4 LOB: 2 BB: 0 P: 23	R: 0 E: 0 K: 1 S: 7	H: 0 LOB: 1 BB: 1 P: 13	R: 0 E: 0 K: 0 S: 6	H: 1 LOB: 1 BB: 0 P: 10	R: 2 E: 0 K: 0 S: 10	H: 4 LOB: 1 BB: 0 P: 17	R: 2 E: 0 K: 1 S: 12	H: 2 LOB: 0 BB: 0 P: 16	R: 0 E: 0 K: 1 S: 9	H: 0 LOB: 1 BB: 1 P: 17	R: 2 E: 0 K: 2 S: 14	H: 2 LOB: 2 BB: 2 P: 29	R: 0 E: 0 K: 2 S: 13	H: 1 LOB: 2 BB: 1 P: 21	1B: 8 2B: 1 3B: 2 HR: 3	SF: 1 SAC: 0 DP: 1 HBP: 0	WP: 0 PB: 1 SB: 3 CS: 1	PA: 41
PITCHER	IP WLS BF H R ER SO BB IBB HBP BLK WP HR S P ERA WHIP																			
32 Roy Halladay, R (1,1) ERA: 4.65	5.0 L 26 11 6 6 2 1 0 0 0 0 0 51 79 10.80 2.400																			
Paul Spoljaric, L (6,1) ERA: 8.2	2.0 10 2 2 2 3 2 1 0 0 0 0 23 46 9.00 2.000																			
Tom Davey, R (8,1) ERA: 4.46	1.0 5 1 0 0 2 1 0 0 0 0 0 13 21 0.00 2.000																			

Batter	1	2	3	4	5	6	7	8	9	AB	R	H	RBI	BB	SO	LOB	TOP					
Shannon Stewart, R (1, 7) OBP: 0.367, SLG: 0.375										2	0	0	0	2	2	0	<p>Toronto Blue Jays @ New York Mets Shea Stadium, Flushing, NY Tue Jun 08 1999, 7:40 PM EDT Att: 18,984 - Cloudy - 90 F</p> <p>livebaseballscores.com</p> <p>AB 31 R 3 H 4 RBI 3 BB 5 SO 9 LOB 8</p>					
Homer Bush, R (1, 4) OBP: 0.333, SLG: 0.373										3	0	0	0	1	1	2						
Carlos Delgado, L (1, 3) OBP: 0.374, SLG: 0.527										4	0	0	0	0	0	4						
Tony Fernandez, S (1, 5) OBP: 0.468, SLG: 0.528										4	0	0	0	0	1	0						
Darrin Fletcher, L (1, 2) OBP: 0.363, SLG: 0.543										4	0	0	0	0	1	0						
José Cruz Jr., S (1, 8) OBP: 0.374, SLG: 0.463										2	2	1	1	2	1	0						
Willie Greene, L (1, 9) OBP: 0.255, SLG: 0.250										2	0	0	0	0	1	1						
Jacob Brumfield, R (6, PH) OBP: 0.292, SLG: 0.357										2	1	1	2	0	0	0						
Chris Woodward, R (1, 6) OBP: 0.143, SLG: 0.167										3	0	0	0	0	0	0						
Graeme Lloyd, L (8, 1) OBP: 0.257, SLG: 0.333										0	0	0	0	0	0	0						
Pat Hentgen, R (1, 1) OBP: 0.500, SLG: 0.500										2	0	1	0	0	1	0						
Dan Plesac, L (6, 1) OBP: 0.435, SLG: 0.450										0	0	0	0	0	0	0						
Craig Grebeck, R (7, 1) OBP: 0.435, SLG: 0.450										2	0	0	0	0	1	1						
Tom Davey, R (7, 1)										0	0	0	0	0	0	0						
Inning Stats	R: 0 E: 0 K: 2 S: 8	H: 0 LOB: 0 BB: 0 P: 12	R: 1 E: 0 K: 1 S: 8	H: 1 LOB: 0 BB: 0 P: 13	R: 0 E: 0 K: 1 S: 14	H: 0 LOB: 1 BB: 2 P: 25	R: 0 E: 0 K: 2 S: 9	H: 0 LOB: 1 BB: 1 P: 21	R: 0 E: 0 K: 0 S: 10	H: 1 LOB: 2 BB: 1 P: 19	R: 2 E: 0 K: 0 S: 8	H: 1 LOB: 0 BB: 1 P: 15	R: 0 E: 0 K: 1 S: 9	H: 0 LOB: 0 BB: 0 P: 12	R: 0 E: 0 K: 2 S: 11	H: 0 LOB: 0 BB: 0 P: 18	R: 0 E: 0 K: 2 S: 12	H: 1 LOB: 1 BB: 0 P: 16	1B: 2 2B: 0 3B: 0 HR: 2	SF: 0 SAC: 0 DP: 0 HBP: 0	WP: 0 PB: 0 SB: 1 CS: 0	PA: 36
PITCHER	IP WLS BF H R ER SO BB IBB HBP BLK WP HR S P ERA WHIP																					
Jason Isringhausen, R (1, 1) ERA: 5.82	5.2 W 24 2 2 2 6 5 0 0 0 0 0 1 54 100 3.18 1.235																					
Dennis Cook, L (6, 1) ERA: 3.2	1.1 H 5 1 1 1 1 0 0 0 0 0 0 1 12 17 6.75 0.750																					
Armando Benitez, R (8, 1) ERA: 1.88	1.0 3 0 0 0 0 0 0 0 0 0 0 0 11 18 0.00 0.000																					
John Franco, L (9, 1) ERA: 2.38	1.0 4 1 0 0 2 0 0 0 0 0 0 0 12 16 0.00 1.000																					

Batter	1	2	3	4	5	6	7	8	9	AB	R	H	RBI	BB	SO	LOB	BOTTOM			
Rickey Henderson, R (1, 7) OBP: 0.407, SLG: 0.379										4	0	0	1	0	1	4	<p>Toronto Blue Jays @ New York Mets Shea Stadium, Flushing, NY Tue Jun 08 1999, 7:40 PM EDT Att: 18,984 - Cloudy - 90 F</p> <p>livebaseballscores.com</p> <p>AB 38 R 11 H 14 RBI 11 BB 3 SO 5 LOB 20</p>			
Eduardo Alfonzo, R (1, 4) OBP: 0.372, SLG: 0.460										5	1	1	2	0	0	5				
John Olerud, L (1, 3) OBP: 0.477, SLG: 0.563										4	2	2	0	1	0	1				
31 Mike Piazza, R (1, 2) OBP: 0.369, SLG: 0.579										5	1	2	1	0	0	2				
John Franco, L (9, 1)										0	0	0	0	0	0	0				
Robin Ventura, L (1, 5) OBP: 0.363, SLG: 0.493										5	2	3	1	0	1	1				
Benny Abajayanti, R (1, 9) OBP: 0.268, SLG: 0.354										3	0	0	0	0	1	2				
Dennis Cook, L (7, PH) ERA: 3.2										0	0	0	0	0	0	0				
Melvin Mora, R (7, PH) ERA: 3.2										1	1	1	1	0	0	0				
Armando Benitez, R (8, 1) OBP: 0.369, SLG: 0.457										0	0	0	0	0	0	0				
Todd Pratt, R (8, PH) ERA: 2.38										0	1	0	0	1	0	0				
Roger Cedeno, S (1, 8) OBP: 0.436, SLG: 0.424										3	1	1	3	1	0	0				
Rey Ordóñez, R (1, 6) OBP: 0.316, SLG: 0.354										5	1	4	2	0	0	0				
Jason Isringhausen, R (1, 1) OBP: 0.167, SLG: 0.333										1	1	0	0	0	0	1				
Brian McRae, S (6, 8) OBP: 0.356, SLG: 0.416										2	0	0	0	0	2	4				
Inning Stats	R: 0 E: 1 K: 0 S: 9	H: 0 LOB: 1 BB: 0 P: 13	R: 0 E: 0 K: 1 S: 8	H: 0 LOB: 0 BB: 0 P: 10	R: 3 E: 1 K: 0 S: 13	H: 2 LOB: 1 BB: 1 P: 25	R: 0 E: 0 K: 1 S: 9	H: 1 LOB: 1 BB: 0 P: 11	R: 1 E: 0 K: 0 S: 14	H: 3 LOB: 2 BB: 0 P: 23	R: 0 E: 0 K: 1 S: 12	H: 1 LOB: 2 BB: 1 P: 22	R: 4 E: 1 K: 2 S: 19	H: 5 LOB: 2 BB: 0 P: 27	R: 3 E: 0 K: 0 S: 7	H: 2 LOB: 0 BB: 1 P: 13	1B: 8 2B: 4 3B: 0 HR: 2	SF: 1 SAC: 2 DP: 0 HBP: 0	WP: 0 PB: 0 SB: 1 CS: 0	PA: 44
PITCHER	IP WLS BF H R ER SO BB IBB HBP BLK WP HR S P ERA WHIP																			
Pat Hentgen, R (1, 1) ERA: 5.56	5.0 L 25 6 4 3 2 2 0 0 0 0 0 0 1 55 88 5.40 1.600																			
Dan Plesac, L (6, 1) ERA: 8.44	1.0 7 4 3 3 1 0 0 0 0 0 0 0 18 25 27.00 4.000																			
Tom Davey, R (7, 1) ERA: 4.58	1.0 6 2 1 1 2 0 0 0 0 0 0 0 11 18 9.00 2.000																			
Graeme Lloyd, L (8, 1) ERA: 3.58	1.0 6 2 3 3 0 1 0 0 0 0 0 1 7 13 27.00 3.000																			

Batter	1	2	3	4	5	6	7	8	9	10	11	12	13	14	AB	R	H	RBI	BB	SO	LOB	TOP					
Shannon Stewart, R OBP: 0.365, SLG: 0.372			G5-3	FC4-6		FC6-4								G6-3	7	0	2	0	0	1	3						
Craig Grebeck, R OBP: 0.427, SLG: 0.439					L6					F7					6	1	2	0	0	2	2						
Willie Greene, L OBP: 0.255, SLG: 0.250 Jacob Brumfield, R OBP: 0.266, SLG: 0.341	FC3-6		F8									P3			4	0	1	0	0	1	3						
Carlos Delgado, L OBP: 0.375, SLG: 0.524	P6						P3			P6					5	0	1	1	1	1	5						
Tony Fernandez, S OBP: 0.473, SLG: 0.532							CS		G3-1						6	0	4	0	0	1	2						
Darrin Fletcher, L OBP: 0.352, SLG: 0.551				P4	G4-3		G4-3			G4-3					6	1	1	1	0	0	4						
José Cruz Jr., S OBP: 0.378, SLG: 0.476															5	1	2	1	1	2	0						
Chris Woodward, R OBP: 0.231, SLG: 0.250															6	0	2	0	0	2	2						
David Wells, L Billy Koch, R Drew Sothman, S Graeme Lloyd, L Willis Gray, R Shawn Green, L Tom Davey, R Dan Plesac, L	G3-1									G4-3					4	0	0	0	0	0	2						
Inning Stats	R: 0 E: 0 K: 1 S: 13	H: 2 LOB: 2 BB: 0 P: 21	R: 1 E: 0 K: 0 S: 11	H: 1 LOB: 0 BB: 1 P: 19	R: 1 E: 0 K: 0 S: 10	H: 2 LOB: 1 BB: 0 P: 13	R: 0 E: 0 K: 1 S: 10	H: 1 LOB: 1 BB: 0 P: 13	R: 0 E: 0 K: 1 S: 7	H: 0 LOB: 0 BB: 0 P: 12	R: 0 E: 0 K: 1 S: 9	H: 0 LOB: 0 BB: 0 P: 17	R: 0 E: 0 K: 1 S: 5	H: 2 LOB: 1 BB: 0 P: 4	R: 0 E: 0 K: 2 S: 3	H: 1 LOB: 2 BB: 0 P: 3	R: 0 E: 0 K: 2 S: 7	H: 0 LOB: 2 BB: 1 P: 11	1B: 12 2B: 2 3B: 0 HR: 2	SF: 0 SAC: 0 DP: 3 HBP: 0	WP: 0 PB: 0 SB: 0 CS: 1	PA: 57					
PITCHER	IP 6.0	WLS 2	BF 28	H 10	R 3	ER 3	SO 3	BB 0	IBB 0	HBP 0	BLK 0	WP 0	HR 0	S 66	P 103	ERA 4.50	WHIP 2.000										
Rick Reed, R ERA: 5.24	2.0	6	1	0	0	2	0	0	0	0	0	0	0	16	29	0.00	0.500										
Turk Wendell, R ERA: 2.92	2.0	6	0	0	0	3	0	0	0	0	0	0	0	14	18	0.00	0.000										
Dennis Cook, L ERA: 2.96	1.0	4	2	0	0	0	0	0	0	0	0	0	0	4	4	0.00	2.000										
John Franco, L ERA: 2.28	3.0	W	12	2	0	0	3	1	0	0	0	0	0	17	21	0.00	1.000										
Pat Mahomes, R ERA: 3.76																											

Toronto Blue Jays @ New York Mets
Shea Stadium, Flushing, NY
Wed Jun 09 1999, 7:40 PM EDT
Att: 18,254 - Overcast - 72 F

AB	52
R	3
H	15
RBI	3
BB	3
SO	11
LOB	25



Batter	1	2	3	4	5	6	7	8	9	10	11	12	13	14	AB	R	H	RBI	BB	SO	LOB	BOTTOM					
Rickey Henderson, R OBP: 0.411, SLG: 0.374						G1-3			G5-3						4	0	1	0	2	1	2						
Edgardo Alfonzo, R OBP: 0.371, SLG: 0.457										L4			P4		6	0	2	0	0	2	5						
John Olerud, L OBP: 0.467, SLG: 0.550 John Franco, L Pat Mahomes, R OBP: 0.167, SLG: 0.333															5	1	0	0	0	1	4						
31 Mike Piazza, R OBP: 0.368, SLG: 0.571															6	1	2	0	0	2	1						
Robin Ventura, L OBP: 0.361, SLG: 0.488 Luis Lopez, S OBP: 0.366, SLG: 0.383															4	0	1	2	0	0	1						
Brian McRae, S OBP: 0.360, SLG: 0.421															5	0	2	1	1	1	1						
Roger Cedeno, S OBP: 0.435, SLG: 0.419															4	0	1	0	1	1	0						
Ray Ordonez, R OBP: 0.311, SLG: 0.348															6	0	1	1	0	0	3						
Rick Reed, R Mevyn Mora, R Turk Wendell, L Todd Pratt, R Dennis Cook, L Matt Franco, L	G3-1														1	0	1	0	0	0	0						
Inning Stats	R: 0 E: 0 K: 2 S: 7	H: 0 LOB: 0 BB: 1 P: 13	R: 0 E: 0 K: 0 S: 6	H: 1 LOB: 0 BB: 0 P: 6	R: 0 E: 0 K: 2 S: 11	H: 2 LOB: 2 BB: 0 P: 14	R: 0 E: 0 K: 0 S: 6	H: 0 LOB: 0 BB: 0 P: 12	R: 0 E: 0 K: 0 S: 6	H: 0 LOB: 1 BB: 0 P: 10	R: 0 E: 0 K: 0 S: 7	H: 0 LOB: 0 BB: 0 P: 9	R: 3 E: 0 K: 0 S: 17	H: 4 LOB: 2 BB: 1 P: 28	R: 0 E: 0 K: 0 S: 3	H: 1 LOB: 1 BB: 0 P: 8	R: 0 E: 0 K: 1 S: 5	H: 0 LOB: 0 BB: 0 P: 5	R: 0 E: 0 K: 1 S: 6	H: 1 LOB: 1 BB: 0 P: 6	R: 1 E: 0 K: 0 S: 2	H: 1 LOB: 2 BB: 2 P: 10	1B: 10 2B: 4 3B: 0 HR: 0	SF: 0 SAC: 1 DP: 1 HBP: 0	WP: 0 PB: 1 SB: 3 CS: 2	PA: 54	
PITCHER	IP 8.2	WLS 3	BF 32	H 7	R 3	ER 3	SO 6	BB 1	IBB 1	HBP 0	BLK 0	WP 0	HR 0	S 75	P 108	ERA 3.12	WHIP 0.923										
David Wells, L ERA: 5.97	2.1	B	10	2	0	0	1	1	1	0	0	0	0	11	22	0.00	1.286										
Billy Koch, R ERA: 1.93	2.0	7	1	0	0	2	0	0	0	0	0	0	0	11	11	0.00	0.500										
Graeme Lloyd, L ERA: 3.34	0.0	L	2	0	1	1	0	2	0	0	0	0	0	8	"	"											
Tom Davey, R ERA: 4.82	0.1	2	1	0	0	0	0	0	0	0	0	0	0	2	2	0.00	3.000										
Dan Plesac, L ERA: 8.31																											

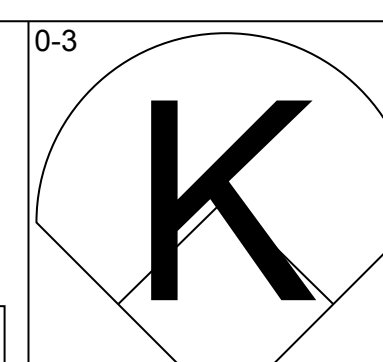
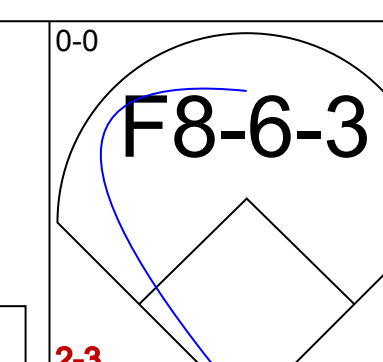
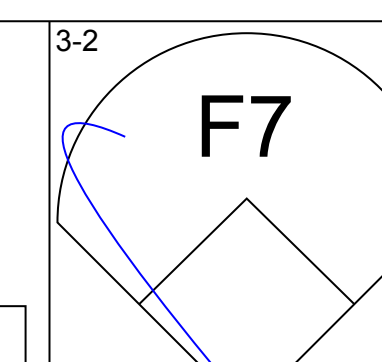
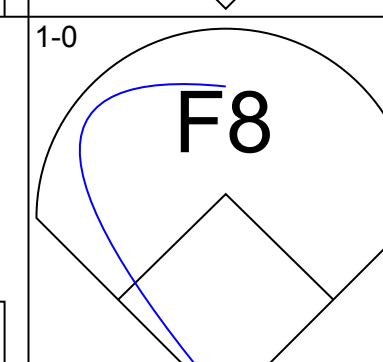
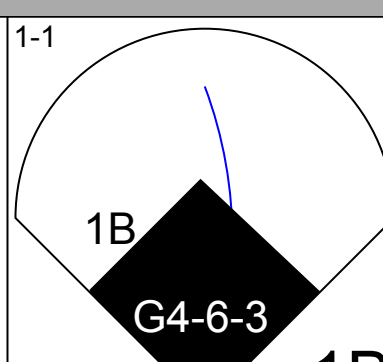
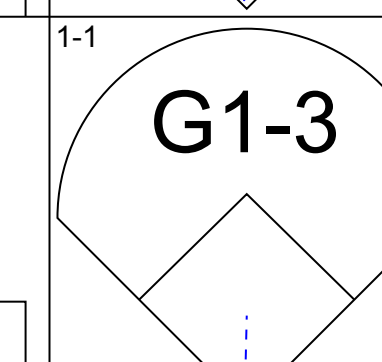
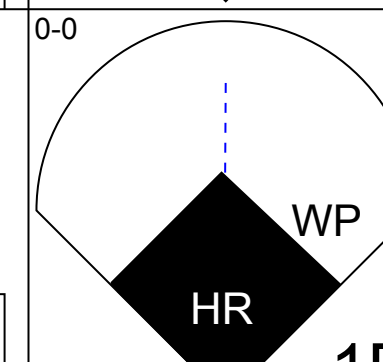
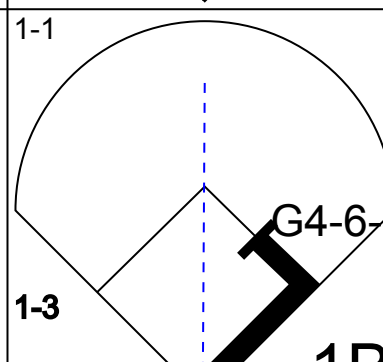
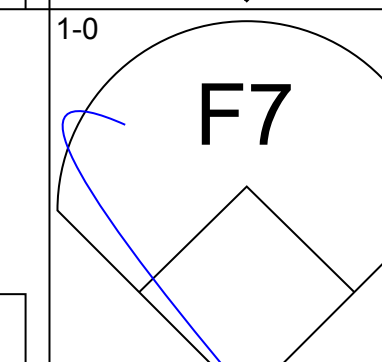
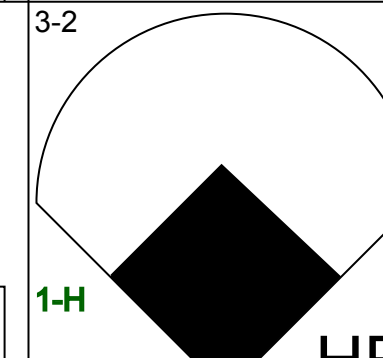
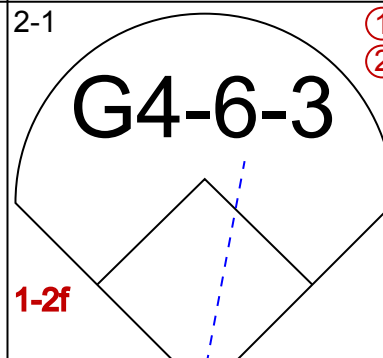
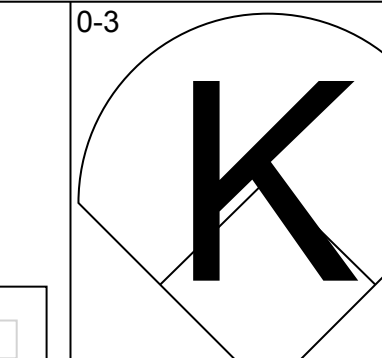
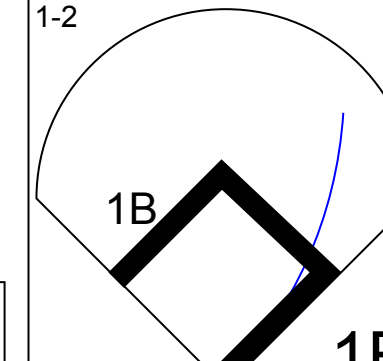
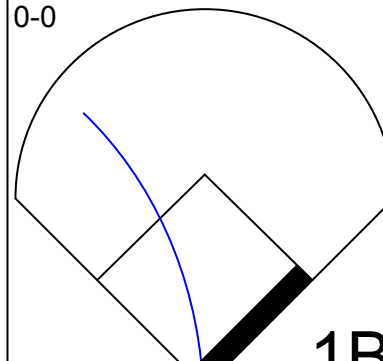
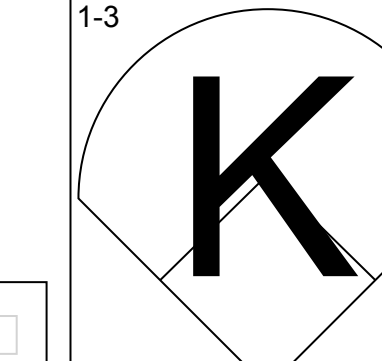
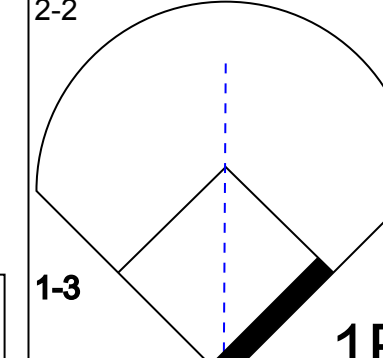
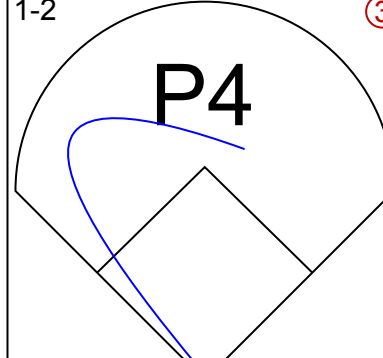
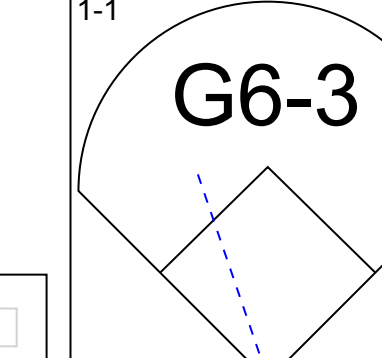
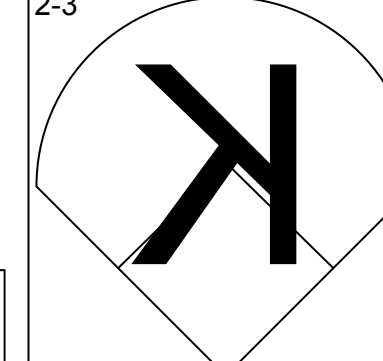
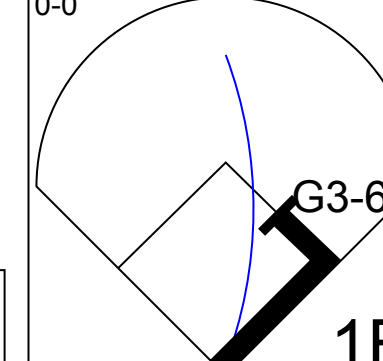
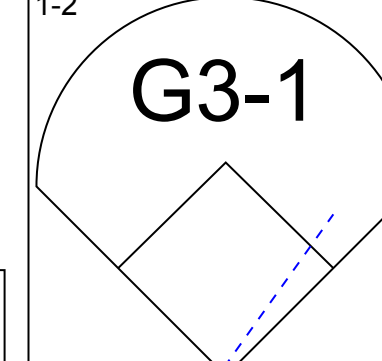
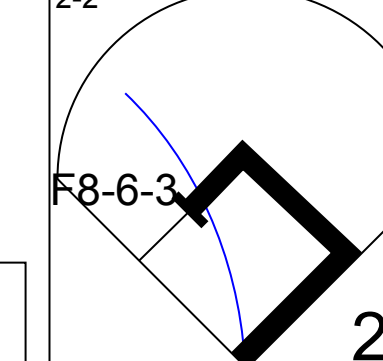
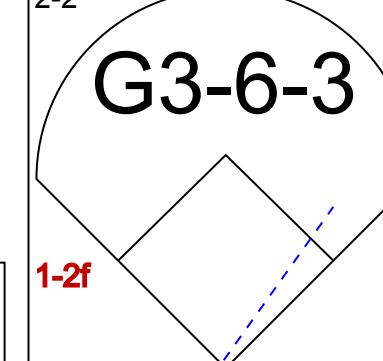
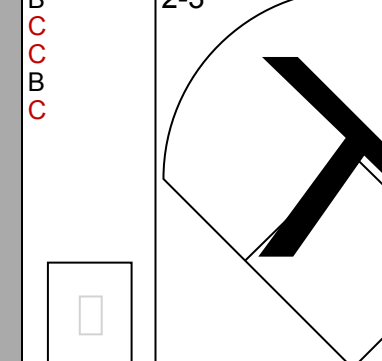
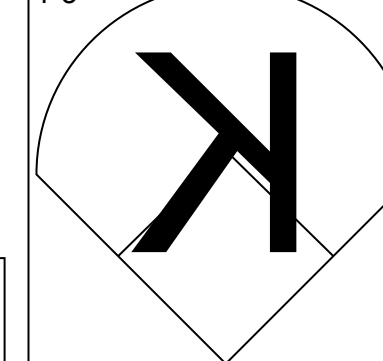
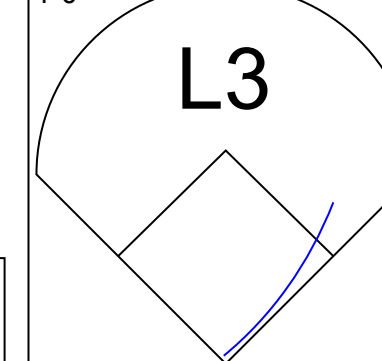
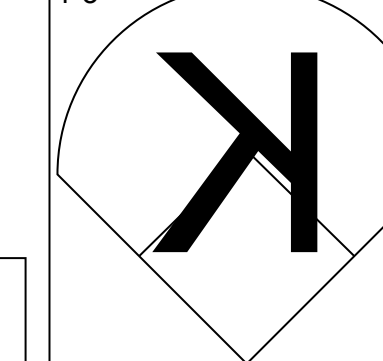

Toronto Blue Jays @ New York Mets
Shea Stadium, Flushing, NY
Wed Jun 09 1999, 7:40 PM EDT
Att: 18,254 - Overcast - 72 F

AB	47
R	4
H	11
RBI	4
BB	5
SO	9
LOB	18



Batter	1	2	3	4	5	6	7	8	9	AB	R	H	RBI	BB	SO	LOB	TOP										
Shannon Stewart, R (1, 7) OBP: 0.370, SLG: 0.381 Jacob Brumfield, R (5, 7) OBP: 0.269, SLG: 0.326	G5-3		K			K		K		2	0	0	0	0	1	1	Toronto Blue Jays @ Philadelphia Phillies Veterans Stadium, Philadelphia, PA Sat Jun 12 1999, 7:05 PM EDT Att: 20,449 - Cloudy - 70 F										
Homer Bush, R (1, 4) OBP: 0.325, SLG: 0.355	G4-3		K			G4-3 1B HBP		K		3	0	0	0	0	2	1											
Shawn Green, L (1, 9) OBP: 0.394, SLG: 0.608	G1-3				G4-3				F8	4	0	1	0	0	0	0											
Carlos Delgado, L (1, 3) OBP: 0.375, SLG: 0.529		K			G4-3 BB					3	1	1	2	1	1	2											
Tony Fernandez, S (1, 5) OBP: 0.474, SLG: 0.531					G4-6-3					4	0	2	0	0	0	3											
José Cruz Jr., S (1, 8) OBP: 0.366, SLG: 0.458										4	0	0	0	0	1	2											
Mike Matheny, R (1, 2) OBP: 0.269, SLG: 0.318										4	0	0	0	0	1	2											
Chris Woodward, R (1, 6) OBP: 0.250, SLG: 0.222										3	0	1	0	0	0	0											
Kelvim Escobar, R (1, 1) Dave Hollins, S (6, PH) Tom Davey, R (6, PH) Willis Olanez, R (8, PH) Graeme Lloyd, L (8, 1)										1	0	0	0	0	1	1											
Inning Stats	R: 0 E: 0 K: 0 S: 8	H: 0 LOB: 0 BB: 0 P: 11	R: 0 E: 0 K: 2 S: 11	H: 1 LOB: 1 BB: 0 P: 14	R: 0 E: 0 K: 3 S: 14	H: 1 LOB: 1 BB: 0 P: 17	R: 0 E: 0 K: 0 S: 8	H: 0 LOB: 0 BB: 0 P: 14	R: 0 E: 0 K: 1 S: 11	H: 0 LOB: 0 BB: 0 P: 16	R: 1 E: 0 K: 1 S: 10	H: 2 LOB: 2 BB: 0 P: 16	R: 0 E: 0 K: 1 S: 8	H: 0 LOB: 0 BB: 0 P: 13	R: 0 E: 0 K: 2 S: 9	H: 0 LOB: 0 BB: 0 P: 14		R: 1 E: 0 K: 0 S: 9	H: 2 LOB: 1 BB: 0 P: 14	1B: 5 2B: 0 3B: 0 HR: 1	SF: 0 SAC: 0 DP: 1 HBP: 1	WP: 0 PB: 0 SB: 0 CS: 0	PA: 34				
PITCHER	IP	WLS	BF	H	R	ER	SO	BB	IBB	HBP	BLK	WP	HR	S	P	ERA	WHIP										
Paul Byrd, R (1, 1) ERA: 3.14	8.0	W	29	4	1	1	9	1	0	1	0	0	0	79	115	1.12	0.625										
Jim Poole, L (9, 1) ERA: 4.24	1.0		5	2	1	1	0	0	0	0	0	0	1	9	14	9.00	2.000										

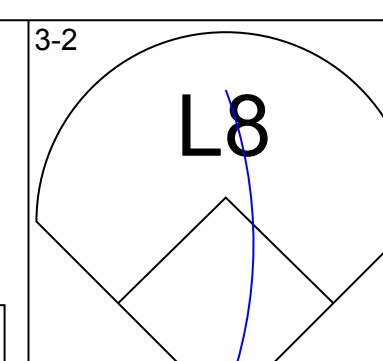
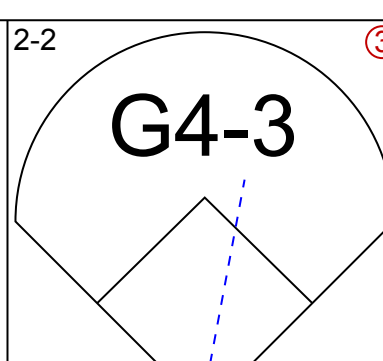
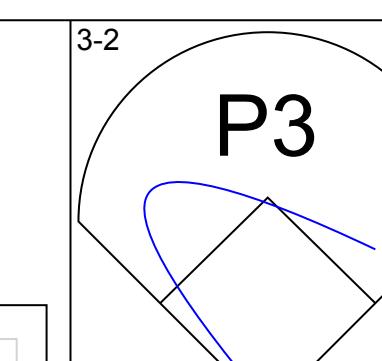
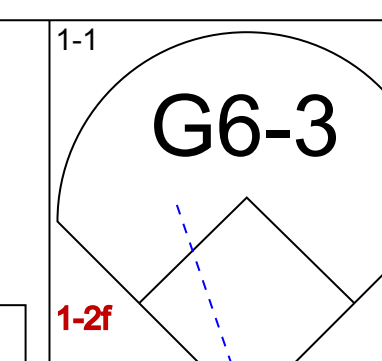
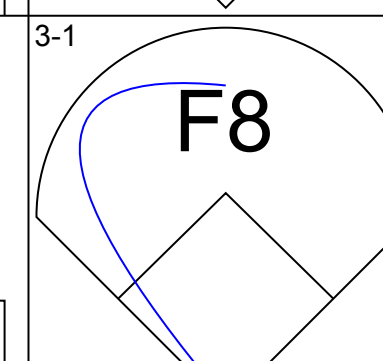
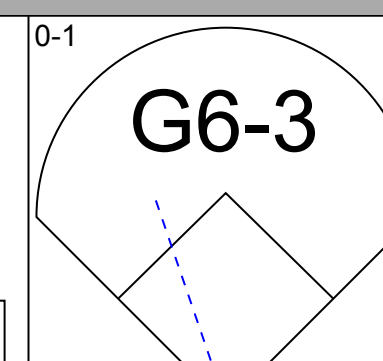
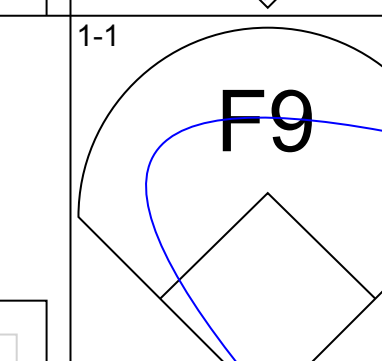
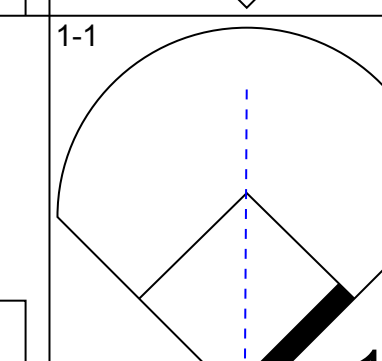
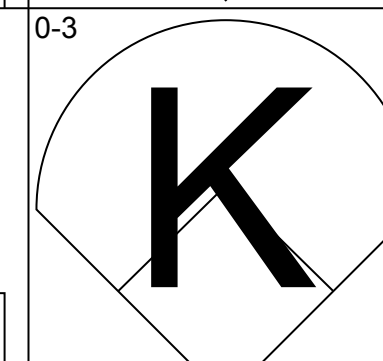
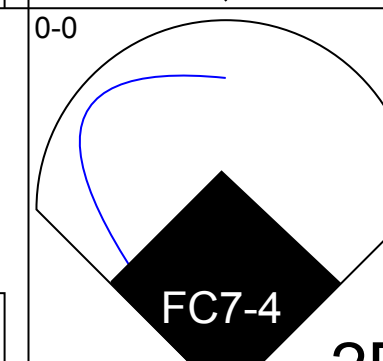
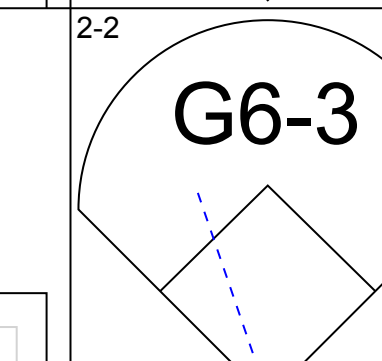
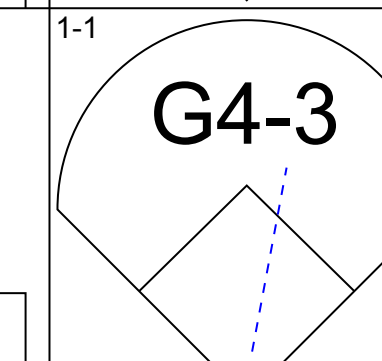
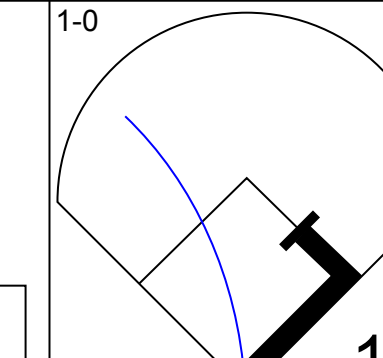
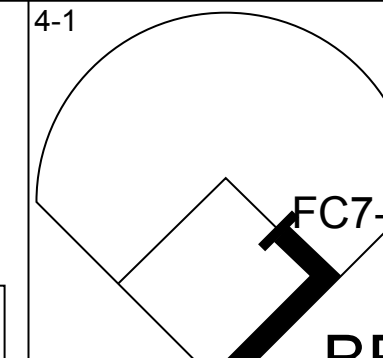
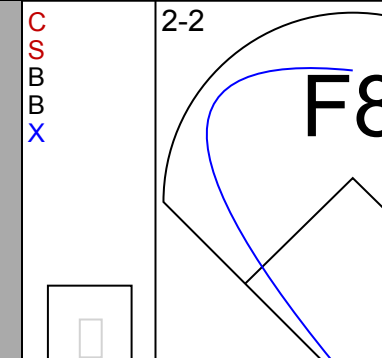
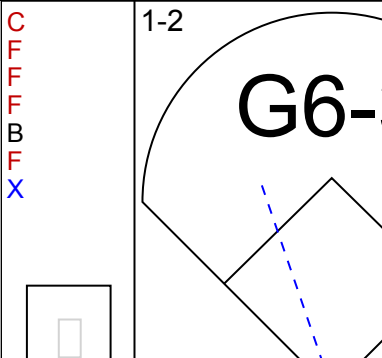
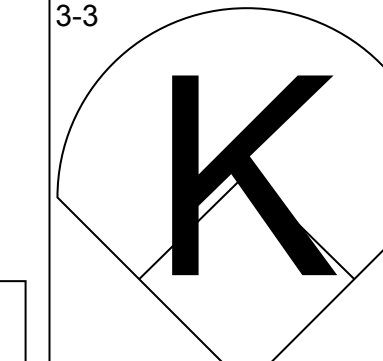
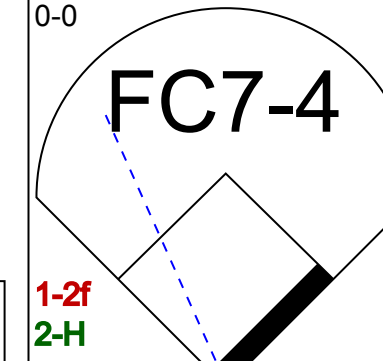
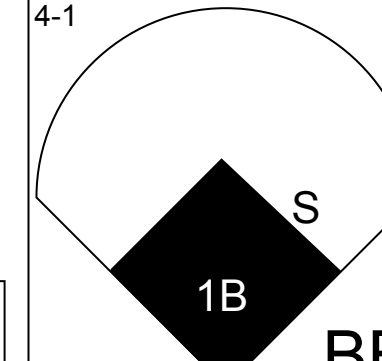
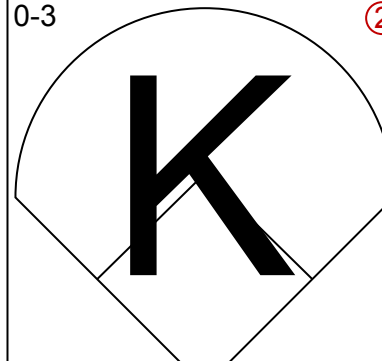
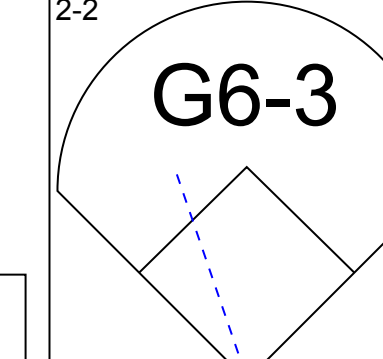
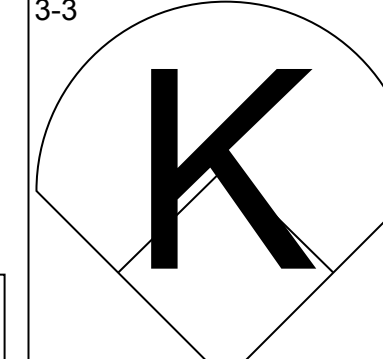
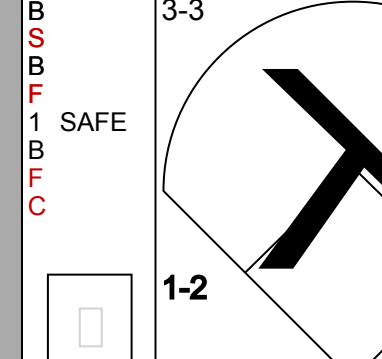
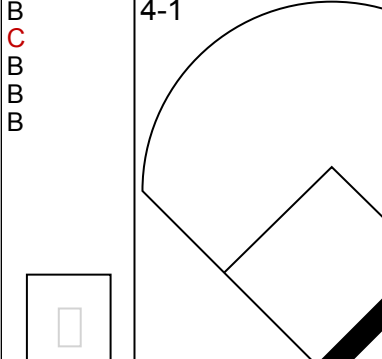
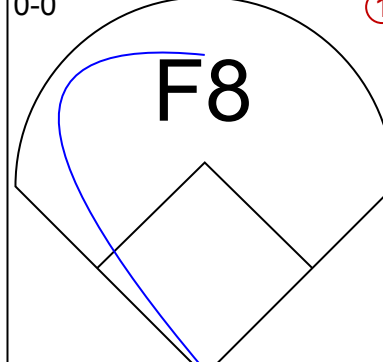
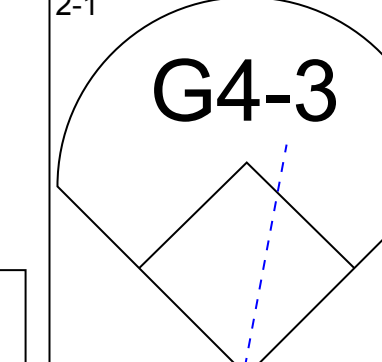
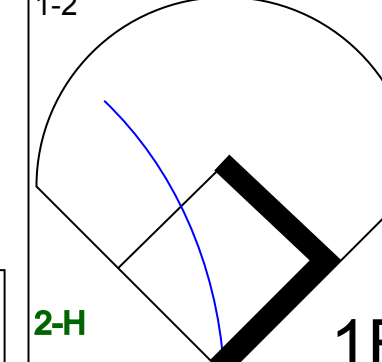
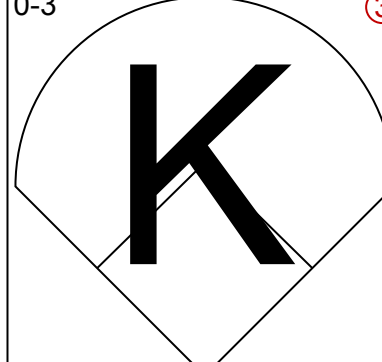
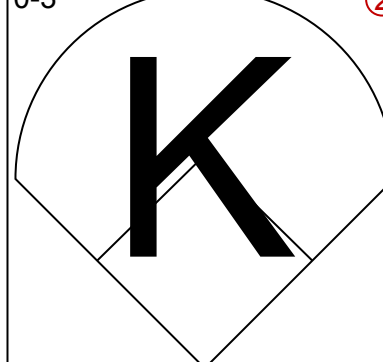
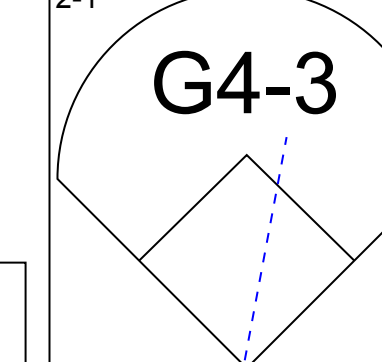
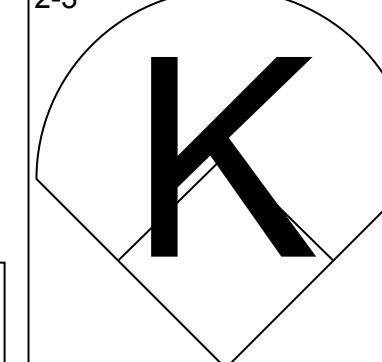
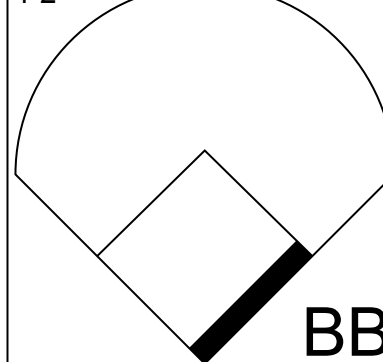
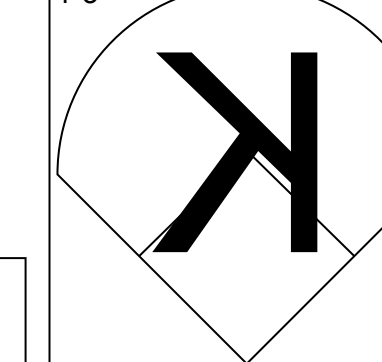
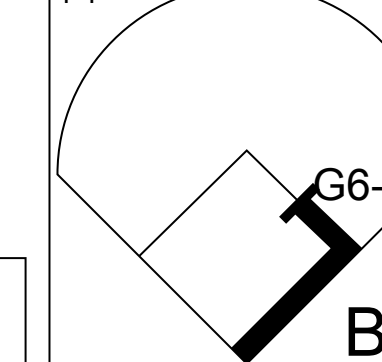
Batter	1	2	3	4	5	6	7	8	9	AB	R	H	RBI	BB	SO	LOB	BOTTOM										
Doug Glanville, R (1, 8) OBP: 0.395, SLG: 0.447	K		E			K				5	2	2	0	0	2	2	Toronto Blue Jays @ Philadelphia Phillies Veterans Stadium, Philadelphia, PA Sat Jun 12 1999, 7:05 PM EDT Att: 20,449 - Cloudy - 70 F										
Ron Gant, R (1, 7) OBP: 0.354, SLG: 0.442 Kevin Seick, R (8, 7) OBP: 0.405, SLG: 0.530	HR		K			G6-3				4	2	2	1	0	1	1											
Bobby Abreu, L (1, 9) OBP: 0.444, SLG: 0.611										3	1	1	2	1	2	1											
Scott Rolen, R (1, 5) OBP: 0.355, SLG: 0.486										3	1	1	2	0	0	1											
Rico Brogna, L (1, 3) OBP: 0.322, SLG: 0.416										4	0	1	0	0	1	2											
Mike Lieberthal, R (1, 2) OBP: 0.405, SLG: 0.629										4	0	0	0	0	1	1											
Marlon Anderson, L (1, 4) OBP: 0.255, SLG: 0.351 15 David Doster, R (8, 4) OBP: 0.516, SLG: 0.652										3	1	1	1	0	1	0											
Desi Relaford, S (1, 6) OBP: 0.355, SLG: 0.360										3	0	1	0	1	1	1											
Paul Byrd, R (1, 1) OBP: 0.219, SLG: 0.194 23 Kevin Jordan, R (8, PH) OBP: 0.380, SLG: 0.464 Jim Poole, L (9, 1)										2	0	0	0	0	0	1											
Inning Stats	R: 2 E: 0 K: 1 S: 10	H: 2 LOB: 0 BB: 0 P: 16	R: 0 E: 0 K: 1 S: 10	H: 1 LOB: 1 BB: 0 P: 15	R: 1 E: 1 K: 2 S: 16	H: 1 LOB: 1 BB: 1 P: 25	R: 1 E: 0 K: 2 S: 9	H: 1 LOB: 1 BB: 1 P: 16	R: 0 E: 0 K: 1 S: 7	H: 0 LOB: 1 BB: 0 P: 12	R: 0 E: 0 K: 1 S: 6	H: 0 LOB: 0 BB: 0 P: 11	R: 3 E: 0 K: 1 S: 17	H: 4 LOB: 1 BB: 0 P: 30	R: 0 E: 1 K: 1 S: 11	H: 0 LOB: 1 BB: 0 P: 16		1B: 3 2B: 3 3B: 0 HR: 3	SF: 0 SAC: 1 DP: 0 HBP: 1	WP: 2 PB: 0 SB: 1 CS: 0	PA: 37						
PITCHER	IP	WLS	BF	H	R	ER	SO	BB	IBB	HBP	BLK	WP	HR	S	P	ERA	WHIP										
Kelvim Escobar, R (1, 1) ERA: 5.59	5.0	L	23	5	4	3	7	2	0	1	0	0	2	52	84	5.40	1.400										
Tom Davey, R (6, 1) ERA: 5.59	2.0		10	4	3	3	2	0	0	0	0	2	1	23	41	13.50	2.000										
Graeme Lloyd, L (8, 1) ERA: 3.23	1.0		4	0	0	0	1	0	0	0	0	0	0	11	16	0.00	0.000										

Batter	1	2	3	4	5	6	7	8	9	AB	R	H	RBI	BB	SO	LOB	TOP					
Jacob Brumfield, R OBP: 0.263, SLG: 0.300 (1, 7)																	4 0 0 0 1 1 1					
Homer Bush, R OBP: 0.331, SLG: 0.360 (1, 4)																		4 2 2 0 0 0 0				
Shawn Green, L OBP: 0.396, SLG: 0.606 (1, 9)																		4 1 2 0 0 1 1				
Carlos Delgado, L OBP: 0.377, SLG: 0.545 (1, 3)																		4 2 2 3 0 1 1				
Tony Fernandez, S OBP: 0.478, SLG: 0.539 (1, 5)																		4 1 3 1 0 1 0				
Darin Fletcher, L OBP: 0.362, SLG: 0.594 (1, 2)																		4 1 2 2 0 0 1				
José Cruz Jr., S OBP: 0.364, SLG: 0.454 (1, 8)																		4 0 1 0 0 1 2				
Chris Woodward, R OBP: 0.250, SLG: 0.273 (1, 6)																		4 0 1 0 0 1 1				
Pat Hentgen, R OBP: 0.200, SLG: 0.200 (1, 1)																		3 0 0 0 0 2 1				
Billy Koch, R (8, 1)																		1 0 0 0 0 1 0				
Inning Stats	R: 2 E: 0 K: 2 S: 22	H: 4 LOB: 2 BB: 0 P: 31	R: 0 E: 0 K: 1 S: 10	H: 1 LOB: 0 BB: 0 P: 13	R: 1 E: 0 K: 0 S: 10	H: 3 LOB: 1 BB: 0 P: 15	R: 0 E: 0 K: 1 S: 7	H: 1 LOB: 0 BB: 0 P: 10	R: 0 E: 0 K: 2 S: 10	H: 0 LOB: 0 BB: 0 P: 15	R: 0 E: 0 K: 2 S: 9	H: 0 LOB: 0 BB: 0 P: 11	R: 0 E: 0 K: 1 S: 8	H: 0 LOB: 0 BB: 0 P: 12	R: 4 E: 0 K: 0 S: 15	H: 4 LOB: 0 BB: 1 P: 27	R: 0 E: 0 K: 1 S: 7	H: 0 LOB: 0 BB: 0 P: 8	1B: 8 2B: 4 3B: 0 HR: 2	SF: 0 SAC: 0 DP: 3 HBP: 0	WP: 1 PB: 0 SB: 0 CS: 0	PA: 37
PITCHER	IP WLS BF H R ER SO BB IBB HBP BLK WP HR S P ERA WHIP																					
Curt Schilling, R ERA: 3.39 (1, 1)	7.2 L 32 12 6 6 8 1 0 0 0 1 1 86 126 7.04 1.696																					
Yorkis Perez, L ERA: 3.54 (8, 1)	0.1 2 1 1 1 0 0 0 0 0 0 1 5 8 27.00 3.000																					
Robert Person, R ERA: 9.11 (9, 1)	1.0 3 0 0 0 1 0 0 0 0 0 0 7 8 0.00 0.000																					

Toronto Blue Jays @ Philadelphia Phillies
Veterans Stadium, Philadelphia, PA
Sun Jun 13 1999, 1:35 PM EDT
Att: 28,459 - Overcast - 73 F

AB	36
R	7
H	13
RBI	6
BB	1
SO	9
LOB	8



Batter	1	2	3	4	5	6	7	8	9	AB	R	H	RBI	BB	SO	LOB	BOTTOM					
Doug Glanville, R OBP: 0.389, SLG: 0.440 (1, 8)																	4 0 0 0 0 0 2					
Ron Gant, R OBP: 0.352, SLG: 0.438 (1, 7)																	4 0 1 0 0 0 0					
Bobby Abreu, L OBP: 0.441, SLG: 0.608 (1, 9)																	4 1 1 0 0 1 1					
Scott Rolen, R OBP: 0.358, SLG: 0.484 (1, 5)																	3 0 1 0 1 0 0					
Rico Brogna, L OBP: 0.321, SLG: 0.411 (1, 3)																	3 1 0 1 1 2 1					
Mike Lieberthal, R OBP: 0.403, SLG: 0.619 (1, 2)																	3 0 0 0 1 2 2					
Marlon Anderson, L OBP: 0.255, SLG: 0.349 (1, 4)																	4 0 1 1 0 1 1					
Alex Arias, R OBP: 0.325, SLG: 0.444 (1, 6)																	3 0 0 0 0 2 1					
Curt Schilling, R OBP: 0.194, SLG: 0.188 (1, 1)																	1 0 0 0 1 1 0					
Yorkis Perez, L (8, 1)																	0 0 0 0 0 0 0					
Kevin Seick, R OBP: 0.413, SLG: 0.530 (8, PH)																	0 0 0 0 1 0 0					
Robert Person, R (9, 1)																	0 0 0 0 0 0 0					
Inning Stats	R: 0 E: 0 K: 1 S: 8	H: 0 LOB: 0 BB: 0 P: 14	R: 0 E: 0 K: 1 S: 9	H: 1 LOB: 0 BB: 0 P: 15	R: 0 E: 0 K: 1 S: 12	H: 0 LOB: 1 BB: 1 P: 18	R: 1 E: 0 K: 1 S: 10	H: 1 LOB: 1 BB: 1 P: 17	R: 0 E: 0 K: 0 S: 7	H: 0 LOB: 0 BB: 0 P: 12	R: 0 E: 0 K: 0 S: 9	H: 0 LOB: 0 BB: 0 P: 15	R: 1 E: 0 K: 2 S: 16	H: 1 LOB: 1 BB: 1 P: 28	R: 0 E: 0 K: 0 S: 7	H: 1 LOB: 1 BB: 1 P: 14	R: 0 E: 0 K: 2 S: 13	H: 0 LOB: 1 BB: 1 P: 18	1B: 3 2B: 1 3B: 0 HR: 0	SF: 0 SAC: 0 DP: 1 HBP: 0	WP: 0 PB: 0 SB: 1 CS: 0	PA: 34
PITCHER	IP WLS BF H R ER SO BB IBB HBP BLK WP HR S P ERA WHIP																					
Pat Hentgen, R ERA: 5.28 (1, 1)	7.0 W 26 3 2 2 7 3 0 0 0 0 0 0 119 2.57 0.857																					
Billy Koch, R ERA: 1.74 (8, 1)	2.0 8 1 0 0 2 2 0 0 0 0 0 0 20 32 0.00 1.500																					

Toronto Blue Jays @ Philadelphia Phillies
Veterans Stadium, Philadelphia, PA
Sun Jun 13 1999, 1:35 PM EDT
Att: 28,459 - Overcast - 73 F

AB	29
R	2
H	4
RBI	2
BB	5
SO	9
LOB	8



Batter	1	2	3	4	5	6	7	8	9	AB	R	H	RBI	BB	SO	LOB	TOP										
Darin Erstad, L OBP: 0.297, SLG: 0.370	G3-1		K				P5			4	0	1	0	0	1	1	Anaheim Angels @ Toronto Blue Jays SkyDome, Toronto, ON Tue Jun 15 1999, 7:05 PM EDT Att: 21,165 - Unknown - 62 F										
Randy Velarde, R OBP: 0.376, SLG: 0.411	1B BB		HR			F9		G6-3		3	1	1	1	1	0	1											
Mo Vaughn, L OBP: 0.363, SLG: 0.547	1-2 1B		K			G4-3		G4-3		4	0	1	0	0	1	0											
Todd Greene, R OBP: 0.310, SLG: 0.509	K		F8			G6-3		F8		4	0	0	0	0	1	2											
16 Garret Anderson, L OBP: 0.289, SLG: 0.476	K			F7		F9		G6-3		4	0	0	0	0	1	2											
Troy Glaus, R OBP: 0.325, SLG: 0.468		F8		K2-3			1B BB	G1-6-3 1B		3	1	1	0	1	1	0											
Matt Walbeck, S OBP: 0.297, SLG: 0.343		K2-3		F9		G4-6-3 1B		G1-6-3 1-2		4	0	1	0	0	1	1											
Reggie Williams, S OBP: 0.207, SLG: 0.179		S BB		P6			G4-6-3 1B			2	0	1	1	1	0	0											
Andy Sheets, R OBP: 0.255, SLG: 0.319		F8			K		G4-6-3			3	0	0	0	0	1	3											
Inning Stats	R: 0 E: 0 K: 2 S: 11	H: 1 LOB: 2 BB: 1 P: 18	R: 0 E: 0 K: 1 S: 9	H: 0 LOB: 1 BB: 1 P: 17	R: 1 E: 0 K: 2 S: 9	H: 1 LOB: 0 BB: 0 P: 16	R: 0 E: 0 K: 1 S: 5	H: 0 LOB: 0 BB: 0 P: 8	R: 0 E: 0 K: 1 S: 11	H: 1 LOB: 1 BB: 0 P: 17	R: 0 E: 0 K: 0 S: 8	H: 0 LOB: 0 BB: 0 P: 12	R: 1 E: 0 K: 0 S: 11	H: 2 LOB: 1 BB: 1 P: 19	R: 0 E: 0 K: 0 S: 6	H: 0 LOB: 0 BB: 0 P: 7	R: 0 E: 0 K: 0 S: 12	H: 1 LOB: 0 BB: 0 P: 16	1B: 5 2B: 0 3B: 0 HR: 1	SF: 0 SAC: 0 DP: 2 HBP: 0	WP: 0 PB: 0 SB: 1 CS: 0	PA: 34					
PITCHER	IP	WLS	BF	H	R	ER	SO	BB	IBB	HBP	BLK	WP	HR	S	P	ERA	WHIP										
David Wells, L ERA: 5.34	7.0	W	28	5	2	2	7	3	0	0	0	0	1	64	107	2.57	1.143										
John Frascatore, R ERA: 3.97	1.0		3	0	0	0	0	0	0	0	0	0	0	6	7	0.00	0.000										
Paul Quantrill, R ERA:	1.0		3	1	0	0	0	0	0	0	0	0	0	12	16	0.00	1.000										

Batter	1	2	3	4	5	6	7	8	9	AB	R	H	RBI	BB	SO	LOB	BOTTOM										
Shannon Stewart, R OBP: 0.378, SLG: 0.395	G6-3 3B		F8	1-1 1B			G3 WP 1B			4	2	3	0	1	0	1	Anaheim Angels @ Toronto Blue Jays SkyDome, Toronto, ON Tue Jun 15 1999, 7:05 PM EDT Att: 21,165 - Unknown - 62 F										
Tony Batieta, R OBP: 0.337, SLG: 0.416	G6-3		F8			1B BB	F8			5	2	2	4	0	0	1											
Shawn Green, L OBP: 0.392, SLG: 0.597	F8		G3			P5	G3			5	1	1	0	0	0	1											
Carlos Delgado, L OBP: 0.384, SLG: 0.547	2B BB		1B			P3	1B 2B			3	2	2	2	2	0	0											
Tony Fernandez, S OBP: 0.478, SLG: 0.548	1-1 2B		P4			F8	G5-3			4	0	2	2	0	0	1											
Willis Oltanez, R OBP: 0.284, SLG: 0.316	1-1 2B					F8	G5-3			1	1	0	0	0	0	2											
Darin Fletcher, L OBP: 0.355, SLG: 0.577	G3			F7			F8			5	1	1	0	0	0	3											
Geronimo Berroa, R OBP: 0.452, SLG: 0.542		G5-3		G4-3 1B 2B			FC4-6 BB			4	2	3	2	1	0	0											
José Cruz Jr., S OBP: 0.361, SLG: 0.448		G4-3		G4-3			F8			5	1	1	1	0	0	3											
Homer Bush, R OBP: 0.341, SLG: 0.378				BLK 1B 1B			FC4-6			5	1	3	2	0	0	2											
Inning Stats	R: 2 E: 0 K: 0 S: 8	H: 2 LOB: 1 BB: 1 P: 15	R: 0 E: 0 K: 0 S: 9	H: 1 LOB: 0 BB: 0 P: 19	R: 0 E: 0 K: 0 S: 6	H: 1 LOB: 1 BB: 0 P: 8	R: 1 E: 0 K: 0 S: 9	H: 3 LOB: 2 BB: 0 P: 12	R: 1 E: 0 K: 0 S: 6	H: 1 LOB: 0 BB: 0 P: 7	R: 9 E: 0 K: 0 S: 28	H: 9 LOB: 1 BB: 1 P: 44	R: 0 E: 0 K: 0 S: 6	H: 1 LOB: 2 BB: 1 P: 14	R: 0 E: 0 K: 0 S: 13	H: 0 LOB: 1 BB: 1 P: 21	1B: 11 2B: 5 3B: 1 HR: 1	SF: 0 SAC: 0 DP: 0 HBP: 0	WP: 1 PB: 0 SB: 2 CS: 0	PA: 45							
PITCHER	IP	WLS	BF	H	R	ER	SO	BB	IBB	HBP	BLK	WP	HR	S	P	ERA	WHIP										
Tim Lincecum, R ERA: 6.95	5.0	L	26	11	7	7	0	1	0	0	1	0	0	45	74	12.60	2.400										
Al Levine, R ERA: 3.51	0.0		3	2	1	1	0	1	0	0	0	0	0	6	12												
Mike Magnante, L ERA: 5.92	2.0		12	5	5	4	0	1	0	0	0	1	0	21	33	18.00	3.000										
Shigetoshi Hasegawa, R ERA: 4.03	1.0		4	0	0	0	0	1	0	0	0	0	0	13	21	0.00	1.000										

Batter	1	2	3	4	5	6	7	8	9	AB	R	H	RBI	BB	SO	LOB	TOP										
Orlando Palmeiro, L OBP: 0.383, SLG: 0.335	1-2 1B 2B		3-2 G1-3			2-2 E	0-1 F7			4	1	2	0	0	0	4	Anaheim Angels @ Toronto Blue Jays SkyDome, Toronto, ON Wed Jun 16 1999, 7:05 PM EDT Att: 22,184 - Cloudy - 62 F										
Randy Velarde, R OBP: 0.376, SLG: 0.410	2-2 G4-6-3 2H 1B		3-2 G4-3		3-2 E4			4-0 BB		3	0	1	2	1	0	2											
Mo Vaughn, L OBP: 0.356, SLG: 0.535	1-0 G4-6-3 1-2		3-2 G6-3		0-0 F7			1-2 L3 1-2		4	0	0	0	0	0	5											
16 Garret Anderson, L OBP: 0.285, SLG: 0.469	2-1 G4-3			3-3 K		1-0 F7		0-3 K		4	0	0	0	0	2	0											
Darin Erstad, L OBP: 0.297, SLG: 0.368		0-1 P7		0-0 BB 1B		2-3 K		0-3 K		4	0	1	0	0	2	0											
Troy Glaus, R OBP: 0.324, SLG: 0.461		0-3 K		4-0 G6-4-3 1-2 BB		2-1 F8		3-1 F9		3	0	0	0	1	1	0											
Matt Luke, L OBP: 0.333, SLG: 0.333		2-0 L7		2-2 G6-4-3 1-2		0-1 BLK 1B		1-1 F9		3	0	1	0	0	0	2											
Reggie Williams, S OBP: 0.207, SLG: 0.179										0	0	0	0	0	0	0											
Todd Greene, R OBP: 0.308, SLG: 0.506										1	0	0	0	0	0	0											
Steve Decker, R OBP: 0.444, SLG: 0.467						0-2 P4		1-2 F7		2	1	0	0	0	0	1											
Jeff Huson, L OBP: 0.297, SLG: 0.300						2-2 G4-3 G1-3 1-2 1B		0-3 P5		3	0	1	0	0	1	2											
Inning Stats	R: 1 E: 0 K: 0 S: 11	H: 2 LOB: 0 BB: 0 P: 17	R: 0 E: 0 K: 1 S: 6	H: 0 LOB: 0 BB: 0 P: 8	R: 1 E: 0 K: 0 S: 17	H: 1 LOB: 1 BB: 0 P: 28	R: 0 E: 0 K: 1 S: 15	H: 1 LOB: 1 BB: 1 P: 24	R: 0 E: 1 K: 1 S: 14	H: 1 LOB: 2 BB: 0 P: 19	R: 0 E: 0 K: 1 S: 6	H: 0 LOB: 0 BB: 0 P: 11	R: 0 E: 0 K: 1 S: 10	H: 1 LOB: 2 BB: 0 P: 11	R: 0 E: 0 K: 1 S: 6	H: 0 LOB: 0 BB: 1 P: 11	1B: 5 2B: 2 3B: 0 HR: 0	SF: 0 SAC: 0 DP: 3 HBP: 1	WP: 0 PB: 0 SB: 0 CS: 0	PA: 34							
PITCHER	IP	WLS	BF	H	R	ER	SO	BB	IBB	HBP	BLK	WP	HR	S	P	ERA	WHIP										
Joey Hamilton, R ERA: 9.11	(1, 1)	7.0	28	6	2	2	4	1	0	1	1	0	0	79	118	2.57	1.000										
Graeme Lloyd, L ERA: 3.13	(8, 1)	1.0	W	3	0	0	1	1	0	0	0	0	0	6	11	0.00	1.000										
Billy Koch, R ERA: 1.66	(9, 1)	1.0	S	3	0	0	1	0	0	0	0	0	0	7	11	0.00	0.000										

Batter	1	2	3	4	5	6	7	8	9	AB	R	H	RBI	BB	SO	LOB	BOTTOM										
Shannon Stewart, R OBP: 0.376, SLG: 0.392	2-3 K		2-2 F8 1-3			3-1 G5-3	1-1 G6-4-3 1B			4	0	1	1	0	1	1	Anaheim Angels @ Toronto Blue Jays SkyDome, Toronto, ON Wed Jun 16 1999, 7:05 PM EDT Att: 22,184 - Cloudy - 62 F										
Tony Batista, R OBP: 0.341, SLG: 0.414	4-2 BB		1-0 P2			0-2 BB 1B	1-0 G6-4-3 1-2			3	0	1	0	1	0	3											
Shawn Green, L OBP: 0.390, SLG: 0.590	1-3 K			1-2 L4		4-0 BB 1B		1-0 G3		3	0	0	0	1	1	1											
Carlos Delgado, L OBP: 0.382, SLG: 0.540	1-2 L4			0-1 G4-3		0-3 K		4-2 BB 1B		3	1	0	0	1	1	3											
Tony Fernandez, S OBP: 0.479, SLG: 0.547		2-1 G4-3		3-2 BB 1B		3-1 P5		0-0 BB 1B		4	0	2	0	0	0	2											
Darin Fletcher, L OBP: 0.360, SLG: 0.570		2-0 F9		1-0 F8			4-1 BB FC5-4 BB	1-0 BB 1B		3	1	1	1	1	0	1											
Geronimo Berroa, R OBP: 0.429, SLG: 0.500		3-3 K			0-0 F9		0-0 BB FC5-4 BB	2-2 BB G5-4-3		4	1	1	0	0	1	2											
José Cruz Jr., S OBP: 0.361, SLG: 0.447			1-1 G4-3		1-2 G3-1		0-0 BB FC5-4 BB			3	0	1	0	0	0	0											
Homer Bush, R OBP: 0.341, SLG: 0.377			0-2 F8 S 1B		1-0 F7		0-0 BB FC5-4 1B			3	0	1	1	0	0	2											
Inning Stats	R: 0 E: 0 K: 2 S: 15	H: 0 LOB: 1 BB: 1 P: 23	R: 0 E: 0 K: 1 S: 6	H: 0 LOB: 0 BB: 0 P: 13	R: 0 E: 0 K: 0 S: 11	H: 1 LOB: 1 BB: 0 P: 15	R: 0 E: 0 K: 0 S: 9	H: 1 LOB: 1 BB: 0 P: 14	R: 0 E: 0 K: 1 S: 11	H: 3 LOB: 1 BB: 1 P: 21	R: 2 E: 0 K: 0 S: 7	H: 3 LOB: 1 BB: 1 P: 13	R: 1 E: 0 K: 0 S: 13	H: 2 LOB: 1 BB: 1 P: 21	1B: 8 2B: 0 3B: 0 HR: 0	SF: 0 SAC: 0 DP: 2 HBP: 0		WP: 0 PB: 0 SB: 1 CS: 0	PA: 34								
PITCHER	IP	WLS	BF	H	R	ER	SO	BB	IBB	HBP	BLK	WP	HR	S	P	ERA	WHIP										
Steve Sparks, R ERA: 5.24	(1, 1)	6.1	28	6	2	2	4	3	0	0	0	0	0	65	106	2.84	1.421										
Scott Schoeneweis, L ERA: 4.34	(7, 1)	1.0	L	5	2	1	1	1	0	0	0	0	0	11	18	9.00	3.000										
Mark Petkovsek, R ERA: 1.71	(8, 1)	0.2	1	0	0	0	0	0	0	0	0	0	0	3	5	0.00	0.000										


Batter	1	2	3	4	5	6	7	8	9	AB	R	H	RBI	BB	SO	LOB	TOP					
Orlando Palmeiro, L (1, 7) OBP: 0.380, SLG: 0.333	G3		F8					K		4	0	1	0	0	1	1	Anaheim Angels @ Toronto Blue Jays SkyDome, Toronto, ON Thu Jun 17 1999, 7:05 PM EDT Att: 20,465 - Dome - 72 F					
Randy Velarde, R (1, 4) OBP: 0.376, SLG: 0.411	P5			P4		P4				4	0	1	0	0	0	1						
Mo Vaughn, L (1, 10) OBP: 0.354, SLG: 0.527 Reggie Williams, S (8, PR) OBP: 0.207, SLG: 0.179	G4-3			G4-3		K				3	0	0	0	1	1	1						
16 Garret Anderson, L (1, 8) OBP: 0.280, SLG: 0.462		F7		G4-3			G4-3	FC6		4	0	0	0	0	0	2						
Todd Greene, R (1, 9) OBP: 0.312, SLG: 0.506							F7		G4-3	4	0	2	0	0	0	0						
Darin Erstad, L (1, 3) OBP: 0.296, SLG: 0.366					F8			F7		4	0	1	0	0	1	2						
Troy Glaus, R (1, 5) OBP: 0.327, SLG: 0.462			P6		F9					4	0	2	0	0	0	1						
Matt Walbeck, S (1, 2) OBP: 0.302, SLG: 0.343					G4-3					3	0	1	0	1	0	3						
Jeff Huson, L (1, 6) OBP: 0.289, SLG: 0.292 Andy Sheets, R (8, PH) OBP: 0.254, SLG: 0.317 Matt Luke, L (8, PH) OBP: 0.250, SLG: 0.250			F8			F8			K	2	0	0	0	0	0	1						
Inning Stats	R: 0 E: 0 K: 0 S: 6	H: 0 LOB: 0 BB: 0 P: 10	R: 0 E: 0 K: 1 S: 11	H: 1 LOB: 1 BB: 0 P: 17	R: 0 E: 0 K: 0 S: 9	H: 1 LOB: 1 BB: 0 P: 13	R: 0 E: 0 K: 0 S: 5	H: 0 LOB: 0 BB: 0 P: 8	R: 0 E: 0 K: 0 S: 6	H: 1 LOB: 1 BB: 0 P: 9	R: 0 E: 0 K: 1 S: 10	H: 1 LOB: 1 BB: 0 P: 17	R: 0 E: 0 K: 0 S: 13	H: 2 LOB: 2 BB: 0 P: 21	R: 0 E: 0 K: 2 S: 12	H: 1 LOB: 2 BB: 1 P: 20		R: 0 E: 0 K: 1 S: 11	H: 1 LOB: 2 BB: 1 P: 22	1B: 7 2B: 2 3B: 0 HR: 0	SF: 0 SAC: 0 DP: 1 HBP: 0	WP: 0 PB: 0 SB: 0 CS: 1
PITCHER	IP	WLS	BF	H	R	ER	SO	BB	IBB	HBP	BLK	WP	HR	S	P	ERA	WHIP					
Kelvin Escobar, R (1, 1) ERA: 5.12	7.0	W	26	6	0	0	2	0	0	0	0	0	0	60	95	0.00	0.857					
Graeme Lloyd, L (8, 1) ERA: 3.03	1.0	H	5	1	0	0	2	1	0	0	0	0	0	12	20	0.00	2.000					
Billy Koch, R (9, 1) ERA: 1.59	1.0	S	5	1	0	0	1	1	0	0	0	0	0	11	22	0.00	2.000					

Batter	1	2	3	4	5	6	7	8	9	AB	R	H	RBI	BB	SO	LOB	BOTTOM				
Shannon Stewart, R (1, 7) OBP: 0.377, SLG: 0.392	S		G3		G6-4-3			F9		3	0	1	0	1	0	1	Anaheim Angels @ Toronto Blue Jays SkyDome, Toronto, ON Thu Jun 17 1999, 7:05 PM EDT Att: 20,465 - Dome - 72 F				
Tony Batieta, R (1, 6) OBP: 0.339, SLG: 0.429	G5-3		P3		G6-3					4	1	1	1	0	0	3					
Shawn Green, L (1, 9) OBP: 0.384, SLG: 0.579	G1-3		G3				K	G5-3		4	0	0	1	0	1	2					
Carlos Delgado, L (1, 3) OBP: 0.377, SLG: 0.532	G3		P5				P6	K		4	0	0	0	0	1	2					
Tony Fernandez, S (1, 5) OBP: 0.481, SLG: 0.559		F7								2	1	1	1	1	0	0					
Darin Fletcher, L (1, 2) OBP: 0.359, SLG: 0.564					G3		L7			3	0	1	0	0	0	1					
Geronimo Berroa, R (1, 10) OBP: 0.395, SLG: 0.452					G6-3			F9		3	0	0	0	0	1	1					
José Cruz Jr., S (1, 8) OBP: 0.357, SLG: 0.441					G3-1			G1-3		3	0	0	0	0	0	1					
Homer Bush, R (1, 4) OBP: 0.348, SLG: 0.379								G1-3		2	1	1	0	1	0	0					
Inning Stats	R: 0 E: 0 K: 0 S: 12	H: 0 LOB: 1 BB: 1 P: 24	R: 0 E: 0 K: 1 S: 9	H: 1 LOB: 1 BB: 0 P: 12	R: 1 E: 0 K: 0 S: 8	H: 1 LOB: 1 BB: 1 P: 16	R: 1 E: 0 K: 0 S: 6	H: 1 LOB: 0 BB: 0 P: 7	R: 0 E: 0 K: 1 S: 12	H: 0 LOB: 1 BB: 1 P: 21	R: 0 E: 0 K: 0 S: 7	H: 0 LOB: 0 BB: 0 P: 14	R: 1 E: 0 K: 1 S: 12	H: 1 LOB: 0 BB: 0 P: 17	1B: 3 2B: 0 3B: 0 HR: 2	SF: 0 SAC: 0 DP: 1 HBP: 0		WP: 0 PB: 0 SB: 2 CS: 0	PA: 31		
PITCHER	IP	WLS	BF	H	R	ER	SO	BB	IBB	HBP	BLK	WP	HR	S	P	ERA	WHIP				
Ken Hill, R (1, 1) ERA: 4.76	7.1	L	29	5	3	3	2	3	0	0	0	0	2	65	114	3.68	1.091				
Mike Magnante, L (8, 1) ERA: 5.76	0.2		2	0	0	0	1	0	0	0	0	0	0	8	9	0.00	0.000				


Batter	1	2	3	4	5	6	7	8	9	AB	R	H	RBI	BB	SO	LOB	TOP											
Johnny Damon, L OBP: 0.377, SLG: 0.471	1-2 G3		0-0 G4-3			0-2 G4-3		1-1 F7		4	0	0	0	0	0	0	Kansas City Royals @ Toronto Blue Jays SkyDome, Toronto, ON Fri Jun 18 1999, 7:05 PM EDT Att: 24,245 - Cloudy - 76 F											
Joe Randa, R OBP: 0.354, SLG: 0.454	0-1 1B 2B		2-0 P4			1-2 F8		2-0 F7		4	1	1	0	0	0	0												
Carlos Beltrán, S OBP: 0.336, SLG: 0.466	0-1 1B 2B		0-1 F7			0-0 G3		0-3 K		4	1	1	0	0	1	0												
29 Mike Sweeney, R OBP: 0.390, SLG: 0.502	3-2 1B 2B			1-2 G4-3			0-0 E 1B		1-0 SH1-3 1B	4	2	3	2	0	0	0												
Jermaine Dye, R OBP: 0.362, SLG: 0.521	1-1 G6-3 1B			2-1 F9			4-2 1B E HR BB		3-1 SH1-3 1B	3	1	2	0	1	0	0												
Chad Kreuter, S OBP: 0.361, SLG: 0.416	2-0 G6-3 1-2			2-1 G4-3			1-2 HR 1B		0-0 SH1-3 1B	3	0	1	1	0	0	2												
Jeremy Giambi, L OBP: 0.400, SLG: 0.382		2-2 F9			0-0 L4		1-1 1-2 HR		4-0 IBB	3	1	1	2	1	0	0												
Carlos Febles, R OBP: 0.370, SLG: 0.459		2-1 G4-6-3 1B			3-1 P3		3-1 G4-3		2-1 SF8	3	0	1	1	0	0	0												
Rey Sanchez, R OBP: 0.305, SLG: 0.355		2-2 G4-6-3 1-2			3-2 G6-3		1-2 G5-3		0-3 K	4	0	0	0	0	1	3												
Inning Stats	R: 2 E: 0 K: 0 S: 18	H: 4 LOB: 1 BB: 0 P: 25	R: 0 E: 0 K: 0 S: 10	H: 1 LOB: 0 BB: 0 P: 16	R: 0 E: 0 K: 0 S: 4	H: 0 LOB: 0 BB: 0 P: 6	R: 0 E: 0 K: 0 S: 9	H: 0 LOB: 0 BB: 0 P: 14	R: 0 E: 0 K: 0 S: 6	H: 0 LOB: 0 BB: 0 P: 12	R: 0 E: 0 K: 0 S: 7	H: 0 LOB: 0 BB: 0 P: 8	R: 3 E: 1 K: 0 S: 15	H: 3 LOB: 0 BB: 1 P: 24	R: 0 E: 0 K: 1 S: 6	H: 0 LOB: 0 BB: 0 P: 9	R: 1 E: 0 K: 1 S: 9	H: 2 LOB: 2 BB: 1 P: 19	1B: 8 2B: 1 3B: 0 HR: 1	SF: 1 SAC: 1 DP: 2 HBP: 0	WP: 0 PB: 0 SB: 0 CS: 0	PA: 36						
PITCHER	IP	WLS	BF	H	R	ER	SO	BB	IBB	HBP	BLK	WP	HR	S	P	ERA	WHIP											
Pat Hentgen, R ERA: 5.42	(1, 1)	6.1	L	25	8	5	5	0	1	0	0	0	0	1	63	97	7.11	1.421										
Paul Quantrill, R ERA	(7, 1)	1.2		5	0	0	0	1	0	0	0	0	0	0	12	17	0.00	0.000										
John Frascatore, R ERA: 4.11	(9, 1)	1.0		6	2	1	1	1	0	1	0	0	0	0	9	19	9.00	2.000										

Batter	1	2	3	4	5	6	7	8	9	AB	R	H	RBI	BB	SO	LOB	BOTTOM											
Shannon Stewart, R OBP: 0.375, SLG: 0.388	1-3 K		3-2 G5-3		1-0 G6-3		0-1 G1-3		0-1 G1-3 1B	5	1	1	0	0	1	2	Kansas City Royals @ Toronto Blue Jays SkyDome, Toronto, ON Fri Jun 18 1999, 7:05 PM EDT Att: 24,245 - Cloudy - 76 F											
Tony Batista, R OBP: 0.341, SLG: 0.429	1-3 K		1-0 1B		2-0 P5		2-3 K		3-2 1B G1-3 1B	5	0	2	1	0	2	2												
Shawn Green, L OBP: 0.381, SLG: 0.576	0-0 2B		0-0 F7		3-1 F9				2-3 K 1-2 2-3	5	0	1	0	0	1	3												
Carlos Delgado, L OBP: 0.374, SLG: 0.523	1-0 G3			2-0 G3		3-1 P4		0-1 G4-3	1-0 1B HBP	4	0	0	0	0	0	1												
Tony Fernandez, S OBP: 0.483, SLG: 0.558		2-2 G3-1		4-1 1B BB		0-1 G6-3		2-1 1B	1-2 1B 1B	4	0	2	1	1	0	0												
Darin Fletcher, L OBP: 0.361, SLG: 0.566		2-1 2B		0-2 BB 1B		1-3 BB 1B		1-3 K	0-2 G1-3	5	1	2	0	0	1	4												
Geronimo Berroa, R OBP: 0.405, SLG: 0.457		3-3 K		0-0 E5 1B			1-2 G1-3 BB 1B		0-1 G3 1B	4	2	2	0	0	1	2												
José Cruz Jr., S OBP: 0.359, SLG: 0.437		3-2 P3		4-1 1B BB			4-1 G1-3 BB 1B		1-0 G3	2	0	0	0	2	0	2												
Homer Bush, R OBP: 0.353, SLG: 0.383			0-1 P6		1-0 1-3 2-4 1B		2-3 K		0-2 1B 1B	4	1	2	3	0	1	2												
Inning Stats	R: 0 E: 0 K: 2 S: 9	H: 1 LOB: 1 BB: 0 P: 12	R: 0 E: 0 K: 1 S: 13	H: 1 LOB: 1 BB: 0 P: 23	R: 0 E: 0 K: 0 S: 7	H: 1 LOB: 1 BB: 0 P: 11	R: 2 E: 1 K: 0 S: 8	H: 2 LOB: 2 BB: 2 P: 19	R: 0 E: 0 K: 1 S: 7	H: 0 LOB: 0 BB: 0 P: 10	R: 0 E: 0 K: 1 S: 13	H: 1 LOB: 2 BB: 1 P: 22	R: 0 E: 0 K: 1 S: 11	H: 1 LOB: 1 BB: 0 P: 18	R: 3 E: 0 K: 0 S: 19	H: 5 LOB: 3 BB: 0 P: 25	1B: 10 2B: 2 3B: 0 HR: 0	SF: 0 SAC: 0 DP: 0 HBP: 1	WP: 0 PB: 0 SB: 0 CS: 0	PA: 42								
PITCHER	IP	WLS	BF	H	R	ER	SO	BB	IBB	HBP	BLK	WP	HR	S	P	ERA	WHIP											
Jay Witasick, R ERA: 7.12	(1, 1)	6.0	W	26	6	2	0	4	3	0	0	0	0	0	9	13	0.00	1.500										
Scott Service, R ERA: 5.88	(7, 1)	1.0	H	3	0	0	0	2	0	0	0	0	0	0	9	13	0.00	0.000										
Tim Byrdak, L ERA: 4.5	(8, 1)	1.0	H	4	1	0	0	1	0	0	0	0	0	0	11	18	0.00	1.000										
Jeff Montgomery, R ERA: 7.82	(9, 1)	0.1		5	4	3	3	0	0	0	0	0	0	0	11	15	81.00	12.000										
Matt Whisenant, L ERA: 6.1	(9, 1)	0.2	S	4	1	0	0	0	0	0	1	0	0	0	8	10	0.00	1.500										

AB 32
R 6
H 10
RBI 6
BB 2
SO 2
LOB 5



AB 38
R 5
H 12
RBI 5
BB 3
SO 7
LOB 18



Batter	1	2	3	4	5	6	7	8	9	AB	R	H	RBI	BB	SO	LOB	TOP										
Johnny Damon, L (1, 7) OBP: 0.372, SLG: 0.463	G4-3		L8			L4		K		4	0	0	0	0	1	1	Kansas City Royals @ Toronto Blue Jays SkyDome, Toronto, ON Sat Jun 19 1999, 4:05 PM EDT Att: 23,369 - Cloudy - 76 F										
Joe Randa, R (1, 5) OBP: 0.356, SLG: 0.453	K		F9			G4-6-3 BB		1B		3	0	1	0	1	1	1											
Carlos Beltrán, S (1, 8) OBP: 0.338, SLG: 0.465	FC4-6 BB					G4-6-3 1-2		F9		3	0	1	0	1	0	2											
29 Mike Sweeney, R (1, 3) OBP: 0.384, SLG: 0.493	FC4-6 1-2							G4-3		4	0	0	0	0	1	3											
Jermaine Dye, R (1, 9) OBP: 0.364, SLG: 0.519		P3				G3-6-1 BB		G6-3		3	0	1	0	1	0	0											
Chad Kreuter, S (1, 2) OBP: 0.355, SLG: 0.408	K					G3-6-1 1-2		G3		3	0	0	0	1	1	3											
Jeremy Giambi, L (1, 10) OBP: 0.388, SLG: 0.351	G4-3					F7		L5		3	0	0	0	1	0	1											
Carlos Febles, R (1, 4) OBP: 0.372, SLG: 0.455			FC5-4 BB			G4-3		G4-3		2	0	0	0	2	0	1											
Steve Scarson, R (1, 6) OBP: 0.270, SLG: 0.204			FC5-4 1-2			K		FC4-6 1-2		2	0	0	0	0	1	1											
Scott Pose, L (7, PH) OBP: 0.400, SLG: 0.385										0	0	0	0	0	0	0											
Scott Leius, R (7, PH) OBP: 0.258, SLG: 0.288										1	0	0	0	0	0	3											
Inning Stats	R: 0 E: 0 K: 1 S: 11	H: 0 LOB: 1 BB: 1 P: 19	R: 0 E: 0 K: 1 S: 7	H: 0 LOB: 0 BB: 0 P: 10	R: 0 E: 0 K: 0 S: 9	H: 0 LOB: 1 BB: 1 P: 17	R: 0 E: 0 K: 0 S: 7	H: 1 LOB: 1 BB: 1 P: 13	R: 0 E: 0 K: 1 S: 8	H: 0 LOB: 0 BB: 0 P: 12	R: 0 E: 0 K: 0 S: 6	H: 0 LOB: 0 BB: 1 P: 11	R: 0 E: 0 K: 1 S: 15	H: 1 LOB: 2 BB: 2 P: 27	R: 0 E: 0 K: 1 S: 11	H: 1 LOB: 1 BB: 0 P: 17	R: 0 E: 0 K: 0 S: 12	H: 0 LOB: 1 BB: 1 P: 19	1B: 3 2B: 0 3B: 0 HR: 0	SF: 0 SAC: 0 DP: 2 HBP: 0	WP: 0 PB: 0 SB: 1 CS: 0	PA: 35					
PITCHER	IP	WLS	BF	H	R	ER	SO	BB	IBB	HBP	BLK	WP	HR	S	P	ERA	WHIP										
32 Roy Halladay, R (1, 1) ERA: 4.24	6.2	W	26	2	0	0	4	6	0	0	0	0	0	62	107	0.00	1.200										
Graeme Lloyd, L (7, 1) ERA: 2.94	1.0	H	4	1	0	0	1	0	0	0	0	0	0	9	13	0.00	1.000										
Paul Quantrill, R (8, 1) ERA:	1.1		5	0	0	0	0	1	0	0	0	0	0	15	25	0.00	0.750										

Batter	1	2	3	4	5	6	7	8	9	AB	R	H	RBI	BB	SO	LOB	BOTTOM										
Shannon Stewart, R (1, 7) OBP: 0.375, SLG: 0.392	F7		G5-3			1B 1B		P4		5	2	2	0	0	0	1	Kansas City Royals @ Toronto Blue Jays SkyDome, Toronto, ON Sat Jun 19 1999, 4:05 PM EDT Att: 23,369 - Cloudy - 76 F										
Tony Batista, R (1, 6) OBP: 0.344, SLG: 0.427	1B		F8			G3		1B WP HBP		3	1	1	0	0	0	1											
Shawn Green, L (1, 9) OBP: 0.382, SLG: 0.574	F9		G3			G4-3 1B 2H		E 1B		4	2	2	3	0	0	1											
Carlos Delgado, L (1, 3) OBP: 0.369, SLG: 0.515	P8					G4-3		K		4	0	0	0	0	1	3											
Tony Fernandez, S (1, 5) OBP: 0.483, SLG: 0.557		P6				L6		2B 1B		4	1	2	2	0	0	0											
Darin Fletcher, L (1, 2) OBP: 0.365, SLG: 0.568		HBP BB				F9		G4-3		3	0	1	1	1	0	1											
Geronimo Berroa, R (1, 10) OBP: 0.391, SLG: 0.421		HBP				F7		K		3	0	0	0	0	2	1											
José Cruz Jr., S (1, 8) OBP: 0.354, SLG: 0.430	K					K		K		4	0	0	0	0	4	2											
Homer Bush, R (1, 4) OBP: 0.357, SLG: 0.394	F9					G4-3		2B 1B		4	1	2	0	0	0	2											
Inning Stats	R: 0 E: 0 K: 0 S: 8	H: 1 LOB: 1 BB: 0 P: 15	R: 0 E: 0 K: 1 S: 7	H: 0 LOB: 2 BB: 1 P: 15	R: 0 E: 0 K: 0 S: 9	H: 0 LOB: 0 BB: 0 P: 16	R: 0 E: 0 K: 0 S: 5	H: 0 LOB: 0 BB: 0 P: 7	R: 0 E: 0 K: 1 S: 7	H: 0 LOB: 0 BB: 0 P: 11	R: 3 E: 0 K: 1 S: 17	H: 4 LOB: 1 BB: 0 P: 26	R: 4 E: 0 K: 2 S: 19	H: 4 LOB: 1 BB: 0 P: 29	R: 0 E: 0 K: 2 S: 9	H: 1 LOB: 1 BB: 0 P: 14	1B: 7 2B: 3 3B: 0 HR: 0	SF: 0 SAC: 0 DP: 0 HBP: 2	WP: 1 PB: 0 SB: 2 CS: 0	PA: 37							
PITCHER	IP	WLS	BF	H	R	ER	SO	BB	IBB	HBP	BLK	WP	HR	S	P	ERA	WHIP										
Kevin Appier, R (1, 1) ERA: 4.97	6.1	L	29	7	6	6	4	1	0	2	0	0	0	63	105	8.53	1.263										
Tim Lincecum, L (7, 1) ERA: 6.75	0.2		4	2	1	1	1	0	0	0	0	1	0	9	14	13.50	3.000										
Jose Santiago, R (8, 1) ERA: 3.89	1.0		4	1	0	0	2	0	0	0	0	0	0	9	14	0.00	1.000										

AB	28
R	0
H	3
RBI	0
BB	7
SO	5
LOB	16



AB	34
R	7
H	10
RBI	6
BB	1
SO	7
LOB	12



Batter	1	2	3	4	5	6	7	8	9	AB	R	H	RBI	BB	SO	LOB	TOP					
Johnny Damon, L OBP: 0.370, SLG: 0.460 (1, 7)										4	0	1	0	0	0	1	Kansas City Royals @ Toronto Blue Jays SkyDome, Toronto, ON Sun Jun 20 1999, 1:05 PM EDT Att: 24,211 - Unknown - 78 F livebaseballscorecards.com					
Joe Randa, R OBP: 0.354, SLG: 0.461 (1, 5)										4	1	1	1	0	0	1						
Carlos Beltrán, S OBP: 0.333, SLG: 0.458 (1, 8)										4	0	0	0	0	3	0						
29 Mike Sweeney, R OBP: 0.379, SLG: 0.486 (1, 3)										3	0	0	0	0	0	0						
Jermaine Dye, R OBP: 0.360, SLG: 0.512 (1, 9)										3	0	0	0	0	1	0						
Scott Leius, R OBP: 0.246, SLG: 0.274 (1, 10)										3	0	0	0	0	1	0						
Tim Spehr, R OBP: 0.360, SLG: 0.469 (1, 2)										3	0	0	0	0	1	0						
Carlos Febles, R OBP: 0.375, SLG: 0.462 (1, 4)										3	0	2	0	0	0	0						
Rey Sanchez, R OBP: 0.301, SLG: 0.350 (1, 6)										3	0	0	0	0	1	2						
Inning Stats	R: 0 E: 0 K: 1 S: 7	H: 0 LOB: 0 BB: 0 P: 9	R: 0 E: 0 K: 0 S: 6	H: 0 LOB: 0 BB: 0 P: 9	R: 0 E: 0 K: 0 S: 7	H: 1 LOB: 1 BB: 0 P: 12	R: 0 E: 0 K: 1 S: 6	H: 0 LOB: 0 BB: 0 P: 9	R: 0 E: 0 K: 1 S: 9	H: 0 LOB: 0 BB: 0 P: 12	R: 0 E: 0 K: 1 S: 7	H: 0 LOB: 0 BB: 0 P: 8	R: 1 E: 0 K: 1 S: 11	H: 1 LOB: 0 BB: 0 P: 19	R: 0 E: 0 K: 2 S: 9	H: 1 LOB: 1 BB: 0 P: 15	R: 0 E: 0 K: 0 S: 4	H: 1 LOB: 0 BB: 0 P: 5	1B: 2 2B: 1 3B: 0 HR: 1	SF: 0 SAC: 0 DP: 0 HBP: 0	WP: 0 PB: 0 SB: 1 CS: 0	PA: 30
PITCHER David Wells, L ERA: 4.94 (1, 1)	IP: 9.0 WLS: W BF: 30 H: 4 R: 1 ER: 1 SO: 7 BB: 0 IBB: 0 HBP: 0 BLK: 0 WP: 0 HR: 1 S: 66 P: 98 ERA: 1.00 WHIP: 0.444															PITCHER						

Batter	1	2	3	4	5	6	7	8	9	AB	R	H	RBI	BB	SO	LOB	BOTTOM					
Shannon Stewart, R OBP: 0.377, SLG: 0.397 (1, 7)										4	0	2	0	0	0	0	Kansas City Royals @ Toronto Blue Jays SkyDome, Toronto, ON Sun Jun 20 1999, 1:05 PM EDT Att: 24,211 - Unknown - 78 F livebaseballscorecards.com					
Tony Batiata, R OBP: 0.339, SLG: 0.419 (1, 6)										3	0	0	0	0	1	1						
Shawn Green, L OBP: 0.384, SLG: 0.571 (1, 9)										3	1	1	0	1	1	0						
Carlos Delgado, L OBP: 0.371, SLG: 0.511 (1, 3)										2	0	0	0	2	1	1						
Geronimo Berroa, R OBP: 0.380, SLG: 0.390 (1, 10)										3	0	0	0	1	0	4						
Willis Olavez, R OBP: 0.276, SLG: 0.310 (1, 5)										2	0	0	0	0	0	2						
Willie Greene, L OBP: 0.263, SLG: 0.294 (8, FH)										1	1	1	1	0	0	0						
Tony Fernandez, S OBP: 0.495, SLG: 0.559 (9, 5)										1	0	1	1	0	0	0						
Jacob Brumfield, R OBP: 0.250, SLG: 0.283 (1, 8)										3	0	0	0	0	1	2						
Homer Bush, R OBP: 0.349, SLG: 0.385 (1, 4)										3	0	0	0	0	1	0						
Mike Matheny, R OBP: 0.262, SLG: 0.310 (1, 2)										3	0	0	0	0	2	0						
Inning Stats	R: 0 E: 0 K: 1 S: 8	H: 0 LOB: 0 BB: 0 P: 10	R: 0 E: 0 K: 0 S: 7	H: 0 LOB: 0 BB: 0 P: 15	R: 0 E: 0 K: 1 S: 7	H: 0 LOB: 0 BB: 0 P: 8	R: 0 E: 0 K: 1 S: 6	H: 1 LOB: 0 BB: 0 P: 10	R: 0 E: 0 K: 0 S: 12	H: 0 LOB: 1 BB: 2 P: 24	R: 0 E: 0 K: 1 S: 7	H: 0 LOB: 0 BB: 0 P: 13	R: 0 E: 0 K: 1 S: 9	H: 1 LOB: 1 BB: 0 P: 13	R: 1 E: 0 K: 2 S: 11	H: 1 LOB: 0 BB: 0 P: 18	R: 1 E: 0 K: 0 S: 8	H: 2 LOB: 3 BB: 2 P: 20	1B: 3 2B: 1 3B: 0 HR: 1	SF: 0 SAC: 1 DP: 1 HBP: 0	WP: 0 PB: 0 SB: 1 CS: 1	PA: 33
PITCHER Jeff Suppan, R ERA: 3.38 Scott Service, R ERA: 5.82 (9, 1)	IP: 0.2 WLS: L BF: 6 H: 2 R: 1 ER: 1 SO: 0 BB: 0 IBB: 2 HBP: 0 BLK: 0 WP: 0 HR: 0 S: 8 P: 20 ERA: 13.50 WHIP: 3.000															PITCHER						

Batter	1	2	3	4	5	6	7	8	9	AB R H RBI BB SO LOB	TOP									
Kenny Lofton, L OBP: 0.444, SLG: 0.483 (1, 8)										3 1 1 1 1 1 1	Cleveland Indians @ Toronto Blue Jays SkyDome, Toronto, ON Tue Jun 22 1999, 7:05 PM EDT Att: 22,197 - Unknown - 81 F									
Omar Vizquel, S OBP: 0.401, SLG: 0.442 (1, 6)										5 0 1 0 0 0 3										
Roberto Alomar, S OBP: 0.429, SLG: 0.528 (1, 4)										4 0 1 0 0 0 4										
David Justice, L OBP: 0.372, SLG: 0.526 (1, 9)										4 0 1 1 0 0 1										
Richie Sexson, R OBP: 0.307, SLG: 0.519 (1, 3)										3 0 0 0 1 0 2										
Jim Thome, L OBP: 0.415, SLG: 0.470 (1, 10)										3 1 0 0 1 2 1										
Enrique Wilson, S OBP: 0.356, SLG: 0.437 (1, 5)										4 1 2 0 0 0 1										
Jacob Cruz, L OBP: 0.370, SLG: 0.708 (1, 7)										4 0 1 1 0 0 2										
Einar Diaz, R OBP: 0.304, SLG: 0.390 (1, 2)										4 0 1 0 0 1 2										
Inning Stats	R: 0 E: 0 K: 1 S: 8	H: 1 LOB: 0 BB: 0 P: 15	R: 0 E: 0 K: 1 S: 7	H: 0 LOB: 1 BB: 1 P: 12	R: 0 E: 0 K: 1 S: 8	H: 0 LOB: 1 BB: 1 P: 16	R: 1 E: 0 K: 0 S: 16	H: 2 LOB: 2 BB: 1 P: 29	R: 1 E: 0 K: 0 S: 16	H: 3 LOB: 0 BB: 0 P: 23		R: 0 E: 0 K: 0 S: 7	H: 0 LOB: 0 BB: 0 P: 9	R: 0 E: 0 K: 0 S: 7	H: 0 LOB: 0 BB: 0 P: 12	R: 1 E: 0 K: 0 S: 9	H: 2 LOB: 1 BB: 0 P: 12	1B: 6 2B: 2 3B: 0 HR: 0	SF: 0 SAC: 0 DP: 1 HBP: 1	WP: 0 PB: 0 SB: 1 CS: 0
PITCHER	IP WLS BF H R ER SO BB IBB HBP BLK WP HR S P ERA WHIP																			
Kelvin Escobar, R ERA: 4.93 (1, 1)	7.0 W 30 6 2 2 3 3 0 0 0 0 0 0 69 116 2.57 1.286																			
Graeme Lloyd, L ERA: 2.95 (8, 1)	1.0 H 3 0 0 0 1 0 0 0 0 0 0 0 6 13 0.00 0.000																			
Billy Koch, R ERA: 1.82 (9, 1)	1.0 S 5 2 1 1 0 0 0 0 0 0 0 0 9 12 9.00 2.000																			

AB	34
R	3
H	8
RBI	3
BB	3
SO	4
LOB	17



Batter	1	2	3	4	5	6	7	8	9	AB R H RBI BB SO LOB	BOTTOM									
Shannon Stewart, R OBP: 0.385, SLG: 0.404 (1, 7)										3 1 1 0 1 0 0	Cleveland Indians @ Toronto Blue Jays SkyDome, Toronto, ON Tue Jun 22 1999, 7:05 PM EDT Att: 22,197 - Unknown - 81 F									
Tony Batista, R OBP: 0.343, SLG: 0.434 (1, 6)										4 0 1 0 0 1 1										
Shawn Green, L OBP: 0.396, SLG: 0.619 (1, 9)										3 2 2 2 0 0 2										
Carlos Delgado, L OBP: 0.364, SLG: 0.496 (1, 3)										3 0 0 0 1 0 3										
Tony Fernandez, S OBP: 0.491, SLG: 0.568 (1, 5)										2 1 0 0 2 1 4										
Darin Fletcher, L OBP: 0.356, SLG: 0.549 (1, 2)										4 0 1 1 0 0 1										
Geronimo Berroa, R OBP: 0.345, SLG: 0.347 (1, 10)										4 0 1 1 0 1 1										
José Cruz Jr., S OBP: 0.352, SLG: 0.421 (1, 8)										2 0 0 0 1 0 0										
Homer Bush, R OBP: 0.353, SLG: 0.411 (1, 4)										3 0 0 0 0 0 2										
Inning Stats	R: 0 E: 0 K: 0 S: 8	H: 2 LOB: 2 BB: 0 P: 14	R: 0 E: 0 K: 1 S: 8	H: 0 LOB: 0 BB: 0 P: 12	R: 2 E: 0 K: 0 S: 13	H: 1 LOB: 1 BB: 1 P: 23	R: 1 E: 0 K: 0 S: 8	H: 1 LOB: 2 BB: 1 P: 17	R: 0 E: 0 K: 0 S: 5	H: 0 LOB: 0 BB: 0 P: 7		R: 0 E: 0 K: 1 S: 7	H: 0 LOB: 0 BB: 0 P: 9	R: 1 E: 0 K: 0 S: 10	H: 2 LOB: 2 BB: 1 P: 18	1B: 3 2B: 2 3B: 0 HR: 1	SF: 0 SAC: 0 DP: 1 HBP: 1	WP: 0 PB: 0 SB: 1 CS: 0	PA: 34	
PITCHER	IP WLS BF H R ER SO BB IBB HBP BLK WP HR S P ERA WHIP																			
Dwight Gooden, R ERA: 5.27 (1, 1)	7.0 L 29 4 3 3 3 4 0 1 0 0 0 0 6 13 3.86 1.143																			
Ricardo Rincon, L ERA: 4.97 (8, 1)	0.2 4 1 1 1 0 0 1 0 0 0 0 0 6 13 13.50 1.500																			
Steve Reed, R ERA: 2.89 (8, 1)	0.1 1 1 0 0 0 0 0 0 0 0 0 0 4 5 0.00 3.000																			

AB	28
R	4
H	6
RBI	4
BB	5
SO	3
LOB	14



Batter	1	2	3	4	5	6	7	8	9	AB	R	H	RBI	BB	SO	LOB	TOP											
Kenny Lofton, L OBP: 0.446, SLG: 0.481	0-2 1B 2B	1-1 G6-3			4-1 2B G4-3 BB		1-1 L5-3 HBP		2-2 E3 2B	3	3	1	0	1	0	0	Cleveland Indians @ Toronto Blue Jays SkyDome, Toronto, ON Wed Jun 23 1999, 7:05 PM EDT Att: 23,271 - Cloudy - 82 F											
Omar Vizquel, S OBP: 0.405, SLG: 0.445	2-0 P3	4-2 CS BB			2-2 G4-3 2B		0-3 K		4-2 2B 1B BB	3	1	1	0	2	1	2												
Roberto Alomar, S OBP: 0.432, SLG: 0.533	3-1 2B 1B	1-2 CS	3-2 E1 F8 1B		0-0 G4-3		2-2 L5-3		0-1 1B 2B	5	2	3	2	0	0	2												
David Justice, L OBP: 0.373, SLG: 0.526	1-1 1B 2B		1-0 F8		1-1 P6			0-0 G4-3	4-0 1B 1B IBB	4	2	1	1	1	0	2												
Richie Sexson, R OBP: 0.319, SLG: 0.540	2-1 1B		0-0 P9		4-1 BB			2-0 HR	0-2 G5-3 1B	4	1	3	4	1	0	1												
Jim Thome, L OBP: 0.414, SLG: 0.468	0-1 FC5-4 1B		0-1 G4-3		2-3 K			2-0 G3-1	2-2 G5-3 1B	5	0	2	1	0	1	3												
Mark Whiten, S OBP: 0.200, SLG: 0.400	1-3 K		0-0 P6		2-0 F9			2-2 2B	0-0 G5-3	5	0	1	1	0	1	4												
Enrique Wilson, S OBP: 0.343, SLG: 0.419	2-2 FC5-4		3-2 G4-3		1-2 F9			0-1 G6-3	1-2 G6-3	5	0	0	0	0	0	5												
Einar Diaz, R OBP: 0.297, SLG: 0.380		0-1 P4		3-1 L8		3-1 G6-3			0-1 G6-3	4	0	0	0	0	0	0												
Inning Stats	R: 3 E: 0 K: 1 S: 19	H: 5 LOB: 2 BB: 0 P: 29	R: 0 E: 0 K: 0 S: 9	H: 0 LOB: 0 BB: 1 P: 15	R: 0 E: 1 K: 0 S: 9	H: 1 LOB: 1 BB: 0 P: 16	R: 0 E: 0 K: 0 S: 6	H: 0 LOB: 0 BB: 0 P: 12	R: 1 E: 0 K: 1 S: 11	H: 1 LOB: 2 BB: 2 P: 24	R: 0 E: 0 K: 1 S: 7	H: 0 LOB: 0 BB: 0 P: 10	R: 1 E: 0 K: 0 S: 9	H: 2 LOB: 1 BB: 0 P: 15	R: 4 E: 1 K: 0 S: 24	H: 3 LOB: 2 BB: 2 P: 37	1B: 7 2B: 5 3B: 0 HR: 1	SF: 0 SAC: 0 DP: 1 HBP: 1	WP: 0 PB: 0 SB: 1 CS: 1	PA: 45								
PITCHER	IP	WLS	BF	H	R	ER	SO	BB	IBB	HBP	BLK	WP	HR	S	P	ERA	WHIP											
Pat Hentgen, R ERA: 5.55	(1, 1)	3.0	15	6	3	3	1	1	0	0	0	0	0	37	60	9.00	2.333											
Paul Spoljaric, L ERA: 8.4	(4, 1)	3.0	12	1	1	1	1	2	0	0	0	0	0	23	48	3.00	1.000											
Paul Quantrill, R ERA: 1.13	(7, 1)	2.0	L	8	2	1	1	0	0	1	0	0	0	1	16	25	4.50	1.000										
John Frascatore, R ERA: 4.5	(9, 1)	0.1	7	3	4	2	0	1	1	0	0	0	0	19	31	54.00	12.000											
Tom Davey, R ERA: 5.18	(9, 1)	0.2	2	0	0	0	0	0	0	0	0	0	0	5	6	0.00	0.000											

Batter	1	2	3	4	5	6	7	8	9	AB	R	H	RBI	BB	SO	LOB	BOTTOM										
Shannon Stewart, R OBP: 0.382, SLG: 0.403	0-1 G6-3	1-1 2B			2-3 K		0-0 F9		0-0 G5-3	5	0	1	1	0	1	2	Cleveland Indians @ Toronto Blue Jays SkyDome, Toronto, ON Wed Jun 23 1999, 7:05 PM EDT Att: 23,271 - Cloudy - 82 F										
Tony Batieta, R OBP: 0.340, SLG: 0.428	2-1 L6	1-2 G6-3			1-0 FC4-6 1B		0-0 F7		3-2 G5-3	5	0	1	0	0	0	3											
Shawn Green, L OBP: 0.398, SLG: 0.616	4-2 2B E BB		3-2 G4-3 1B		2-1 FC4-6 1B			1-3 K		3	1	1	0	1	1	1											
Carlos Delgado, L OBP: 0.363, SLG: 0.496	0-0 E9 1B 2B		0-1 G4-3		0-3 K			0-3 K		4	1	1	0	0	2	2											
Tony Fernandez, S OBP: 0.491, SLG: 0.566	0-0 HR 1B		0-0 F8		4-2 G4-6-3 BB			0-1 G4-3		3	1	1	1	1	0	0											
Darin Fletcher, L OBP: 0.360, SLG: 0.577	2-2 HR		0-0 G3-1		2-2 F7			1-0 PB G5-3 2B		4	2	2	2	0	0	1											
Geronimo Berroa, R OBP: 0.339, SLG: 0.327	2-2 F8		0-2 F9		2-0 G4-6-3			4-2 1B G5-3 BB		3	1	0	0	1	0	1											
José Cruz Jr., S OBP: 0.352, SLG: 0.421		0-0 P7		1-1 3B		2-2 SH1-4 1B		1-0 G5-3		0	0	0	0	0	0	0											
Jacob Brumfield, R OBP: 0.266, SLG: 0.333								1-2 2H		4	0	2	1	0	0	1											
Homer Bush, R OBP: 0.353, SLG: 0.410		0-2 G5-3		0-0 P6		0-0 SH1-4		0-1 G5-3		3	0	1	0	0	0	1											
Inning Stats	R: 4 E: 1 K: 0 S: 15	H: 3 LOB: 0 BB: 1 P: 25	R: 0 E: 0 K: 0 S: 10	H: 1 LOB: 0 BB: 0 P: 12	R: 0 E: 0 K: 0 S: 7	H: 1 LOB: 1 BB: 0 P: 8	R: 0 E: 0 K: 2 S: 10	H: 0 LOB: 0 BB: 1 P: 15	R: 0 E: 0 K: 0 S: 6	H: 1 LOB: 1 BB: 0 P: 8	R: 0 E: 0 K: 2 S: 8	H: 0 LOB: 0 BB: 0 P: 9	R: 2 E: 0 K: 0 S: 10	H: 2 LOB: 1 BB: 1 P: 19	1B: 5 2B: 3 3B: 1 HR: 1	SF: 0 SAC: 1 DP: 2 HBP: 0	WP: 0 PB: 1 SB: 1 CS: 0	PA: 38									
PITCHER	IP	WLS	BF	H	R	ER	SO	BB	IBB	HBP	BLK	WP	HR	S	P	ERA	WHIP										
Charles Nagy, R ERA: 4.21	(1, 1)	7.0	W	29	4	4	2	2	0	0	0	0	0	8	9	0.00	0.000										
Paul Shuey, R ERA: 2.23	(8, 1)	1.0	H	3	0	0	2	0	0	0	0	0	0	8	9	0.00	0.000										
Michael Jackson, R ERA: 4.91	(9, 1)	1.0	6	2	2	2	0	1	0	0	0	0	0	10	19	18.00	3.000										



Batter	1	2	3	4	5	6	7	8	9	AB	R	H	RBI	BB	SO	LOB	TOP										
Kenny Lofton, L OBP: 0.439, SLG: 0.472 (1, 8)	L6		K		G6-3		K		L6	5	0	0	0	0	2	1	Cleveland Indians @ Toronto Blue Jays SkyDome, Toronto, ON Thu Jun 24 1999, 7:05 PM EDT Att: 26,117 - Dome - 72 F										
Omar Vizquel, S OBP: 0.402, SLG: 0.442 (1, 6)	F7		G3				G4-3			4	0	1	0	0	0	0											
Roberto Alomar, S OBP: 0.429, SLG: 0.527 (1, 4)	BB				F7	F8	F9			3	0	0	0	1	0	1											
David Justice, L OBP: 0.371, SLG: 0.518 (1, 9)	F7				BB WP		G6-3		G4-3	3	0	0	0	1	0	1											
Richie Sexson, R OBP: 0.318, SLG: 0.532 (1, 3)		G6-3		K		1B BB		K		3	0	0	0	1	2	1											
Jim Thome, L OBP: 0.419, SLG: 0.473 (1, 10)	G4-3				BB			G4-3		2	0	1	0	2	0	0											
Mark Whiten, S OBP: 0.222, SLG: 0.250 (1, 7)	G4-3				BB		F8			3	0	0	0	1	1	3											
Enrique Wilson, S OBP: 0.348, SLG: 0.417 (1, 5)	G6-3				G3				K	3	0	1	0	1	0	4											
Einar Diaz, R OBP: 0.293, SLG: 0.376 (1, 2)					G4-3				G6-3	2	0	0	0	0	0	0											
Jacob Cruz, L OBP: 0.357, SLG: 0.680 (6, PH)										1	0	0	0	0	0	3											
Chris Turner, R OBP: 0.250, SLG: 0.211 (6, 2)										0	0	0	0	0	0	0											
Jeff Manto, R OBP: 0.441, SLG: 0.333 (9, PH)										1	0	0	0	0	0	1											
Inning Stats	R: 0 E: 0 K: 0 S: 6	H: 0 LOB: 1 BB: 1 P: 12	R: 0 E: 0 K: 0 S: 9	H: 1 LOB: 1 BB: 0 P: 14	R: 0 E: 0 K: 1 S: 11	H: 0 LOB: 0 BB: 0 P: 16	R: 0 E: 0 K: 1 S: 17	H: 0 LOB: 3 BB: 3 P: 35	R: 0 E: 0 K: 0 S: 8	H: 1 LOB: 1 BB: 0 P: 12	R: 0 E: 0 K: 1 S: 10	H: 0 LOB: 0 BB: 0 P: 17	R: 0 E: 0 K: 1 S: 9	H: 0 LOB: 0 BB: 0 P: 14	R: 0 E: 0 K: 1 S: 7	H: 0 LOB: 1 BB: 1 P: 15	1B: 2 2B: 1 3B: 0 HR: 0	SF: 0 SAC: 0 DP: 0 HBP: 0	WP: 1 PB: 0 SB: 0 CS: 0	PA: 37							
PITCHER	IP	WLS	BF	H	R	ER	SO	BB	IBB	HBP	BLK	WP	HR	S	P	ERA	WHIP										
32 Roy Halladay, R ERA: 3.89 (1, 1)	6.0	W	27	3	0	0	2	6	0	0	0	1	0	62	115	0.00	1.500										
Graeme Lloyd, L ERA: 2.7 (7, 1)	2.0	H	6	0	0	0	2	0	0	0	0	0	0	19	31	0.00	0.000										
Billy Koch, R ERA: 1.75 (9, 1)	1.0	S	4	0	0	0	1	1	0	0	0	0	0	7	15	0.00	1.000										

AB 30
R 0
H 3
RBI 0
BB 7
SO 5
LOB 15



Batter	1	2	3	4	5	6	7	8	9	AB	R	H	RBI	BB	SO	LOB	BOTTOM										
Shannon Stewart, R OBP: 0.380, SLG: 0.401 (1, 7)	G6-3		F8					G6-3		4	0	1	1	0	0	0	Cleveland Indians @ Toronto Blue Jays SkyDome, Toronto, ON Thu Jun 24 1999, 7:05 PM EDT Att: 26,117 - Dome - 72 F										
Tony Batista, R OBP: 0.333, SLG: 0.418 (1, 6)	F7		F9		L6-3			K		4	0	0	0	0	1	2											
Shawn Green, L OBP: 0.399, SLG: 0.624 (1, 9)	BB				G4-3		P3	HR		3	1	1	1	1	0	0											
Carlos Delgado, L OBP: 0.364, SLG: 0.511 (1, 3)	F7				2B		HR	G4-3		4	1	2	1	0	0	1											
Tony Fernandez, S OBP: 0.486, SLG: 0.559 (1, 5)		F7			G6-3		G3			3	0	0	0	0	0	1											
Darin Fletcher, L OBP: 0.353, SLG: 0.564 (1, 2)		F7			F9		F8			3	0	0	0	0	0	1											
Craig Grebeck, R OBP: 0.436, SLG: 0.441 (1, 10)								G6-3		2	1	1	0	1	0	0											
Jacob Brumfield, R OBP: 0.269, SLG: 0.322 (1, 8)		L5						L8		2	0	0	0	1	0	1											
Homer Bush, R OBP: 0.346, SLG: 0.401 (1, 4)					G6-3		FC5-4	K2-3		3	0	0	0	0	1	2											
Inning Stats	R: 0 E: 0 K: 0 S: 9	H: 0 LOB: 1 BB: 1 P: 18	R: 0 E: 0 K: 0 S: 8	H: 1 LOB: 0 BB: 0 P: 14	R: 0 E: 0 K: 0 S: 7	H: 0 LOB: 0 BB: 0 P: 13	R: 0 E: 0 K: 0 S: 8	H: 1 LOB: 1 BB: 0 P: 11	R: 1 E: 0 K: 0 S: 8	H: 1 LOB: 0 BB: 0 P: 15	R: 0 E: 0 K: 1 S: 10	H: 0 LOB: 0 BB: 0 P: 14	R: 1 E: 0 K: 1 S: 9	H: 1 LOB: 0 BB: 0 P: 16	1B: 2 2B: 2 3B: 0 HR: 2	SF: 0 SAC: 0 DP: 1 HBP: 0		WP: 0 PB: 0 SB: 1 CS: 0	PA: 31								
PITCHER	IP	WLS	BF	H	R	ER	SO	BB	IBB	HBP	BLK	WP	HR	S	P	ERA	WHIP										
Dave Burba, R ERA: 4.48 (1, 1)	7.0	L	27	4	2	2	1	3	0	0	0	0	1	70	117	2.57	1.000										
Steve Karsay, R ERA: 2.34 (8, 1)	1.0		4	1	1	1	1	0	0	0	0	0	1	9	16	9.00	1.000										



Batter	1	2	3	4	5	6	7	8	9	AB	R	H	RBI	BB	SO	LOB	TOP					
Shannon Stewart, R OBP: 0.382, SLG: 0.413	2-1 CS 1B			2-3 K		1-1 2H HR		2-2 G5-3		4	1	2	2	0	1	0						
Tony Batista, R OBP: 0.332, SLG: 0.431	3-3 K			1-3 K		2-2 P3			0-2 HR	4	1	1	1	0	2	1						
Shawn Green, L OBP: 0.394, SLG: 0.615	2-2 G6-3			2-3 K		3-3 K			3-3 HR	4	0	0	0	0	3	0						
Carlos Delgado, L OBP: 0.360, SLG: 0.504		1-2 G6-3			1-2 G4-3		2-3 K		0-1 G4-3	4	0	0	0	0	1	0						
Geronimo Berroa, R OBP: 0.318, SLG: 0.304		3-3 K			0-1 G4-3		2-0 G3		2-3 K	4	0	0	0	0	2	0						
Jacob Brumfield, R OBP: 0.297, SLG: 0.306		0-0 P3			0-1 G6-3		1-1 E6			3	0	0	0	0	0	0						
Willis Oteaz, R OBP: 0.289, SLG: 0.330			0-0 G4-6-3 1B		1-2 2B		1-0 F7			3	1	2	0	0	0	1	AB 32					
Mike Matheny, R OBP: 0.256, SLG: 0.302			3-1 F8		2-2 G6-3		0-3 K			3	0	0	0	0	1	2	R 4					
Homer Bush, R OBP: 0.346, SLG: 0.407			0-0 G4-6-3		2-1 HR 2B		1-3 K			3	1	1	1	0	1	1	H 6					
Inning Stats	R: 0 E: 0 K: 1 S: 12	H: 1 LOB: 0 BB: 0 P: 19	R: 0 E: 0 K: 1 S: 8	H: 0 LOB: 0 BB: 0 P: 12	R: 0 E: 0 K: 0 S: 4	H: 1 LOB: 0 BB: 0 P: 7	R: 0 E: 0 K: 3 S: 11	H: 0 LOB: 0 BB: 0 P: 16	R: 0 E: 0 K: 0 S: 7	H: 0 LOB: 0 BB: 0 P: 8	R: 3 E: 0 K: 1 S: 21	H: 3 LOB: 0 BB: 0 P: 32	R: 0 E: 1 K: 1 S: 7	H: 0 LOB: 1 BB: 0 P: 13	R: 0 E: 0 K: 2 S: 11	H: 0 LOB: 0 BB: 0 P: 14	R: 1 E: 0 K: 2 S: 12	H: 1 LOB: 0 BB: 0 P: 17	1B: 2 2B: 3 3B: 0 HR: 2	SF: 0 SAC: 0 DP: 2 HBP: 0	WP: 0 PB: 0 SB: 0 CS: 1	PA: 32
PITCHER Wilson Alvarez, L ERA: 5.07	IP: 9.0 WLS: W BF: 32	H: 6 R: 4 ER: 4 SO: 11	BB: 0 IBB: 0 HBP: 0 BLK: 0	WP: 0 HR: 2 S: 93 P: 138	ERA: 4.00 WHIP: 0.667	PITCHER	IP: 9.0 WLS: W BF: 32	H: 6 R: 4 ER: 4 SO: 11	BB: 0 IBB: 0 HBP: 0 BLK: 0	WP: 0 HR: 2 S: 93 P: 138	ERA: 4.00 WHIP: 0.667	PITCHER	IP: 9.0 WLS: W BF: 32	H: 6 R: 4 ER: 4 SO: 11	BB: 0 IBB: 0 HBP: 0 BLK: 0	WP: 0 HR: 2 S: 93 P: 138	ERA: 4.00 WHIP: 0.667					

Toronto Blue Jays @ Tampa Bay Devil Rays
Tropicana Field, St. Petersburg, FL
Fri Jun 25 1999, 7:05 PM EDT
Att: 16,522 - Dome - 72 F

AB	32
R	4
H	6
RBI	4
BB	0
SO	11
LOB	5



Batter	1	2	3	4	5	6	7	8	9	AB	R	H	RBI	BB	SO	LOB	BOTTOM			
Miguel Cairo, R OBP: 0.365, SLG: 0.409	2-2 F9 1B		0-1 F8	0-0 1B S 1B		1-2 F8	0-2 1B			5	0	3	3	0	0	0				
Aaron Ledesma, R OBP: 0.333, SLG: 0.348	0-0 1B		3-1 G6-3	1-1 1B 3H 1B		2-2 CS 1B	0-0 1B			5	0	4	2	0	0	0				
Herbert Perry, R OBP: 0.396, SLG: 0.460	0-0 F7		0-3 K2-3	1-3 K		3-3 K	0-0 G1-3			5	0	0	0	0	3	7				
Jose Canseco, R OBP: 0.364, SLG: 0.663	1-1 F9			1-1 HR	0-3 K		4-1 E BB BB	2-2 F9		4	2	1	1	1	1	2				
Fred McGriff, L OBP: 0.406, SLG: 0.586	0-3 K			1-0 HR	0-0 G4-3		4-2 BB E 1B BB	1-2 G4-3		4	2	1	1	1	1	2				
Bubba Trammell, R OBP: 0.333, SLG: 0.425		1-1 SH5-3 2B		2-2 G3	0-0 1B HR		1-1 E6 1B BB	1-3 K		5	2	2	0	0	1	2				
Dave Martinez, L OBP: 0.382, SLG: 0.434		0-0 SH5-3		2-2 FC6-4 1B HBP	1-2 HR 1B		4-0 1B 1B BB			1	3	1	1	1	0	0	AB 37			
Mike DiFelice, R OBP: 0.281, SLG: 0.417		1-1 G1-3		0-0 FC6-4 1B	2-1 HR		1-2 3H 1B BB			4	1	2	3	0	1	4	R 11			
Randy Winn, S OBP: 0.316, SLG: 0.367		2-0 F9		1-2 FC6-4 1B	3-3 K		1-3 K			4	1	0	0	0	2	6	H 14			
Inning Stats	R: 0 E: 0 K: 1 S: 12	H: 2 LOB: 2 BB: 0 P: 15	R: 0 E: 0 K: 0 S: 6	H: 1 LOB: 1 BB: 0 P: 10	R: 0 E: 0 K: 1 S: 7	H: 0 LOB: 0 BB: 0 P: 10	R: 4 E: 0 K: 1 S: 18	H: 5 LOB: 2 BB: 0 P: 27	R: 3 E: 0 K: 2 S: 14	H: 3 LOB: 0 BB: 0 P: 20	R: 0 E: 0 K: 1 S: 9	H: 1 LOB: 1 BB: 0 P: 15	R: 4 E: 1 K: 2 S: 19	H: 2 LOB: 2 BB: 3 P: 34	R: 0 E: 0 K: 1 S: 9	H: 0 LOB: 0 BB: 0 P: 13	1B: 10 2B: 2 3B: 0 HR: 3	SF: 0 SAC: 1 DP: 1 HBP: 1	WP: 0 PB: 0 SB: 2 CS: 1	PA: 42
PITCHER David Wells, L ERA: 5.31	IP: 5.0 WLS: L BF: 27	H: 11 R: 7 ER: 7 SO: 5	BB: 0 IBB: 0 HBP: 0 BLK: 0	WP: 0 HR: 3 S: 57 P: 82	ERA: 12.60 WHIP: 2.200	PITCHER	IP: 5.0 WLS: L BF: 27	H: 11 R: 7 ER: 7 SO: 5	BB: 0 IBB: 0 HBP: 0 BLK: 0	WP: 0 HR: 3 S: 57 P: 82	ERA: 12.60 WHIP: 2.200	PITCHER	IP: 5.0 WLS: L BF: 27	H: 11 R: 7 ER: 7 SO: 5	BB: 0 IBB: 0 HBP: 0 BLK: 0	WP: 0 HR: 3 S: 57 P: 82	ERA: 12.60 WHIP: 2.200			
Tom Davey, R ERA: 5.05	(6, 1)	1.0 7 1 4 0 1	3 0 0 0 0	0 0 15 34	0.00 4.000	John Frascatore, R ERA: 4.26	(7, 1)	2.0 8 2 0 0 3	0 0 0 0 0	0 0 22 28	0.00 1.000									

Toronto Blue Jays @ Tampa Bay Devil Rays
Tropicana Field, St. Petersburg, FL
Fri Jun 25 1999, 7:05 PM EDT
Att: 16,522 - Dome - 72 F

AB	37
R	11
H	14
RBI	11
BB	3
SO	9
LOB	23



Batter	1	2	3	4	5	6	7	8	9	AB	R	H	RBI	BB	SO	LOB	TOP			
Shannon Stewart, R OBP: 0.386, SLG: 0.418	2-2 2B		2-2 G1-3			2-1 P4		1-0 1B		4	0	2	0	0	0	0				
Rob Butler, L (1, 7)	2-2 F7		2-0 L7			0-0 F7		1-0 P8		4	0	0	0	0	0	2				
Shawn Green, L OBP: 0.399, SLG: 0.617	3-0 F7			3-3 K		1-1 1B			1-3 K	4	0	1	0	0	2	1				
Carlos Delgado, L OBP: 0.353, SLG: 0.490	4-0 BB			1-3 K2-3		2-3 K			0-3 K	3	0	0	0	1	3	1				
Tony Fernandez, S OBP: 0.485, SLG: 0.552 Willis Oltanez, R OBP: 0.287, SLG: 0.327	3-3 K			4-0 BB			4-2 BB		2-2 G1-4-3	1	0	0	0	2	1	2				
Darin Fletcher, L OBP: 0.356, SLG: 0.565		1-0 L6		1-0 F7			0-0 F9			3	0	0	0	0	0	2				
Geronimo Berroa, R OBP: 0.315, SLG: 0.290		1-3 K			1-0 F8		3-2 G6-4-3			3	0	0	0	0	1	1				
Tony Batista, R OBP: 0.324, SLG: 0.423		3-2 L8			2-3 K			1-1 F7		3	0	0	0	0	1	0				
Homer Bush, R OBP: 0.343, SLG: 0.397			3-2 F9		0-0 G6-3			0-1 L9		3	0	0	0	0	0	0				
Inning Stats	R: 0 E: 0 K: 1 S: 10	H: 1 LOB: 2 BB: 1 P: 24	R: 0 E: 0 K: 1 S: 9	H: 0 LOB: 0 BB: 0 P: 14	R: 0 E: 0 K: 0 S: 8	H: 0 LOB: 0 BB: 0 P: 15	R: 0 E: 0 K: 2 S: 10	H: 0 LOB: 1 BB: 1 P: 19	R: 0 E: 0 K: 1 S: 5	H: 0 LOB: 0 BB: 0 P: 8	R: 0 E: 0 K: 1 S: 8	H: 1 LOB: 1 BB: 0 P: 13	R: 0 E: 0 K: 0 S: 6	H: 0 LOB: 0 BB: 1 P: 13	R: 0 E: 0 K: 2 S: 10	H: 0 LOB: 0 BB: 0 P: 13	1B: 2 2B: 1 3B: 0 HR: 0	SF: 0 SAC: 0 DP: 1 HBP: 0	WP: 0 PB: 0 SB: 0 CS: 0	PA: 32
PITCHER Bobby Witt, R ERA: 5.48	IP: 9.0 WLS: W BF: 32	H: 3 R: 0 ER: 0 SO: 8	BB: 3 IBB: 0 HBP: 0 BLK: 0	WP: 0 HR: 0 S: 72 P: 128	ERA: 0.00 WHIP: 0.667	PITCHER														

Toronto Blue Jays @ Tampa Bay Devil Rays
Tropicana Field, St. Petersburg, FL
Sun Jun 27 1999, 1:35 PM EDT
Att: 18,048 - Dome - 72 F

AB	29
R	0
H	3
RBI	0
BB	3
SO	8
LOB	9



Batter	1	2	3	4	5	6	7	8	9	AB	R	H	RBI	BB	SO	LOB	BOTTOM		
Randy Winn, S OBP: 0.317, SLG: 0.363	1-0 HR	2-1 G4-6-3	2-1 G3-1		4-2 BB			0-2 P4		4	1	2	0	1	0	2			
Aaron Ledesma, R OBP: 0.321, SLG: 0.324	1-2 HR	2-0 G4-6-3		2-3 K2-3	2-2 G6-3			4-1 BB		4	1	1	0	1	1	3			
Jose Canseco, R OBP: 0.363, SLG: 0.650	2-3 K	3-3 K		4-2 WP		2-3 K		1-3 K		4	1	0	0	1	4	3			
Fred McGriff, L OBP: 0.408, SLG: 0.605 Herbert Perry, R OBP: 0.392, SLG: 0.455	1-0 HR		4-2 1B	1-0 E1	0-3 K			1-3 K		3	2	1	3	1	1	0			
Bubba Trammell, R OBP: 0.340, SLG: 0.404	3-2 2B		2-1 1B	2-3 K		1-2 F8				4	2	2	0	0	1	1			
Wade Boggs, L OBP: 0.345, SLG: 0.335	1-0 1B		1-2 1B	1-1 FC6-4			1-2 G4-3			4	1	2	1	0	0	1			
Paul Sorrento, L OBP: 0.338, SLG: 0.392	3-3 K		1-0 F7		4-2 FC5-4		4-2 BB			2	0	0	0	2	1	4			
Mike DiFelice, R OBP: 0.279, SLG: 0.406	1-0 1B		0-0 L3		0-1 FC5-4		1-3 K			4	0	1	1	0	1	5			
Kevin Stocker, S OBP: 0.388, SLG: 0.374	3-3 K		2-1 1B		2-1 FC4-6		0-1 F8			4	0	1	2	0	1	3			
Inning Stats	R: 5 E: 0 K: 3 S: 22	H: 6 LOB: 1 BB: 0 P: 38	R: 0 E: 0 K: 1 S: 6	H: 1 LOB: 0 BB: 0 P: 13	R: 2 E: 0 K: 0 S: 15	H: 3 LOB: 2 BB: 1 P: 27	R: 1 E: 1 K: 2 S: 13	H: 0 LOB: 1 BB: 1 P: 23	R: 0 E: 0 K: 2 S: 10	H: 0 LOB: 0 BB: 0 P: 13	R: 0 E: 0 K: 1 S: 11	H: 0 LOB: 1 BB: 1 P: 17	R: 0 E: 0 K: 2 S: 12	H: 0 LOB: 1 BB: 1 P: 18	1B: 8 2B: 1 3B: 0 HR: 1	SF: 0 SAC: 0 DP: 1 HBP: 0	WP: 1 PB: 0 SB: 0 CS: 0	PA: 40	
PITCHER Kelvin Escobar, R ERA: 5.5 Tom Davey, R ERA: 4.7 Paul Spoljaric, L ERA: 7.64	IP: 2.0 WLS: L BF: 15	H: 9 R: 7 ER: 7 SO: 4	BB: 1 IBB: 0 HBP: 0 BLK: 0	WP: 1 HR: 1 S: 35 P: 62	ERA: 0.00 WHIP: 1.333	PITCHER													

Toronto Blue Jays @ Tampa Bay Devil Rays
Tropicana Field, St. Petersburg, FL
Sun Jun 27 1999, 1:35 PM EDT
Att: 18,048 - Dome - 72 F

AB	34
R	8
H	10
RBI	7
BB	6
SO	11
LOB	23



Batter	1	2	3	4	5	6	7	8	9	AB	R	H	RBI	BB	SO	LOB	TOP										
Shannon Stewart, R OBP: 0.384, SLG: 0.415 (1, 7)	0-1 G6-3	0-3 K		0-1 G6-3			0-0 G5-3		1-2 BB	5	0	1	0	0	1	1											
Craig Grebeck, R OBP: 0.446, SLG: 0.452 (1, 10)	2-2 1B		1-0 G5-3		2-1 1B		2-1 1B		2-1 P3	5	0	3	0	0	0	2											
Shawn Green, L OBP: 0.399, SLG: 0.610 (1, 9)	2-2 F7		4-1 1B BB		1-3 K		2-0 L3		4-1 1-2 BB	3	0	0	0	2	1	3											
Carlos Delgado, L OBP: 0.351, SLG: 0.485 (1, 3)	1-0 F8		1-1 1-3 1B		1-3 K			0-1 G4-3	0-3 K	5	0	1	0	0	2	5											
Tony Fernandez, S OBP: 0.485, SLG: 0.549 (1, 5)		1-2 1B 2B 1B	2-3 K		0-0 G4-3			4-2 WP BB		3	1	1	0	1	1	3											
Darin Fletcher, L OBP: 0.354, SLG: 0.556 (1, 2)	2-0 2B G4-3 1B		0-1 F7			1-0 G3		2-3 K	1-2 K	4	1	1	0	0	1	3											
Tony Batista, R OBP: 0.323, SLG: 0.435 (1, 6)	1-1 P6			2-2 HR		1-1 P4		2-3 K		4	1	1	1	0	1	3											
Jacob Brumfield, R OBP: 0.269, SLG: 0.329 (1, 8)	3-2 G4-3 2B 2H		2-2 F8		2-2 G5-3			0-0 1B SH1-4 1B		4	0	2	1	0	0	0											
Homer Bush, R OBP: 0.337, SLG: 0.390 (1, 4)	0-2 G4-3 2-3 3H		1-0 F7			0-2 G1-3		0-0 SH1-4 1-2		3	0	0	1	0	0	1											
Inning Stats	R: 0 E: 0 K: 0 S: 9	H: 1 LOB: 1 BB: 0 P: 14	R: 2 E: 0 K: 1 S: 16	H: 3 LOB: 1 BB: 0 P: 23	R: 0 E: 0 K: 1 S: 9	H: 1 LOB: 2 BB: 1 P: 17	R: 1 E: 0 K: 0 S: 10	H: 1 LOB: 0 BB: 0 P: 15	R: 0 E: 0 K: 2 S: 9	H: 0 LOB: 0 BB: 0 P: 10	R: 0 E: 0 K: 0 S: 7	H: 1 LOB: 1 BB: 0 P: 11	R: 0 E: 0 K: 2 S: 11	H: 0 LOB: 1 BB: 1 P: 19	R: 0 E: 0 K: 1 S: 12	H: 2 LOB: 3 BB: 1 P: 19	1B: 8 2B: 1 3B: 0 HR: 1	SF: 0 SAC: 1 DP: 0 HBP: 0	WP: 1 PB: 0 SB: 0 CS: 0	PA: 40							
PITCHER	IP	WLS	BF	H	R	ER	SO	BB	IBB	HBP	BLK	WP	HR	S	P	ERA	WHIP										
Dave Eiland, R ERA: 4.84 (1, 1)	7.0	L	30	8	3	3	4	1	0	0	0	0	1	66	103	3.86	1.286										
Norm Charlton, L ERA: 2.51 (8, 1)	1.1		6	1	0	0	2	1	0	0	0	1	0	13	21	0.00	1.500										
Roberto Hernandez, R ERA: 3.69 (9, 1)	0.2		4	1	0	0	1	1	0	0	0	0	0	10	17	0.00	3.000										

Toronto Blue Jays @ Tampa Bay Devil Rays
Tropicana Field, St. Petersburg, FL
Mon Jun 28 1999, 7:05 PM EDT
Att: 15,499 - Dome - 72 F

AB	36
R	3
H	10
RBI	3
BB	3
SO	7
LOB	21



Batter	1	2	3	4	5	6	7	8	9	AB	R	H	RBI	BB	SO	LOB	BOTTOM										
Randy Winn, S OBP: 0.311, SLG: 0.356 (1, 8)	3-2 L6	1-0 G6-3		2-0 G6-3		3-2 G6-3			3-2 G6-3	5	0	0	0	0	0	2											
Dave Martinez, L OBP: 0.384, SLG: 0.434 (1, 9)	0-1 E 2B	0-0 G4-3		2-3 K		4-2 BB			0-0 G1-3	4	1	1	0	1	1	1											
Jose Canseco, R OBP: 0.357, SLG: 0.638 (1, 10)	2-3 K		2-3 K		0-0 P3	1-1 P4			1-3 K	5	0	0	0	0	3	3											
Fred McGriff, L OBP: 0.412, SLG: 0.602 (1, 3)	4-2 E BB		4-2 1B BB		3-2 1B				3-3 K	3	0	1	0	2	2	1											
John Flaherty, R OBP: 0.303, SLG: 0.408 (1, 2)	0-0 E9 1B		2-2 1B		1-0 1B				0-0 F8	4	0	3	1	0	0	0											
Wade Boggs, L OBP: 0.343, SLG: 0.329 (1, 5)	4-2 BB		3-3 K		1-2 F8				2-2 F8	3	0	0	0	1	1	4											
Paul Sorrento, L OBP: 0.331, SLG: 0.382 (1, 7)	1-2 G4-3		2-1 F8		3-1 F8				2-2 G6-3	3	0	0	0	0	0	7											
Herbert Perry, R OBP: 0.388, SLG: 0.449 (8, PH) (9, 7)										1	0	0	0	0	0	0											
Miguel Cairo, R OBP: 0.356, SLG: 0.398 (1, 4)		2-3 K		0-0 G6-3		3-2 F9			1-0 G6-3	4	0	0	0	0	1	0											
Kevin Stocker, S OBP: 0.394, SLG: 0.395 (1, 6)		0-0 G6-3 1B		2-1 HR		0-0 WP G6-3 1B			1-2 G4-3	4	1	3	1	0	0	0											
Inning Stats	R: 1 E: 1 K: 1 S: 19	H: 2 LOB: 3 BB: 2 P: 33	R: 0 E: 0 K: 1 S: 6	H: 1 LOB: 1 BB: 0 P: 9	R: 0 E: 0 K: 2 S: 13	H: 1 LOB: 2 BB: 1 P: 26	R: 1 E: 0 K: 1 S: 9	H: 1 LOB: 0 BB: 0 P: 15	R: 0 E: 0 K: 0 S: 14	H: 2 LOB: 2 BB: 0 P: 22	R: 0 E: 0 K: 0 S: 11	H: 1 LOB: 2 BB: 1 P: 22	R: 0 E: 0 K: 1 S: 8	H: 0 LOB: 0 BB: 0 P: 13	R: 0 E: 0 K: 0 S: 9	H: 0 LOB: 0 BB: 0 P: 13	R: 0 E: 0 K: 2 S: 11	H: 0 LOB: 1 BB: 0 P: 18	1B: 6 2B: 1 3B: 0 HR: 1	SF: 0 SAC: 0 DP: 0 HBP: 0	WP: 1 PB: 1 SB: 0 CS: 0	PA: 40					
PITCHER	IP	WLS	BF	H	R	ER	SO	BB	IBB	HBP	BLK	WP	HR	S	P	ERA	WHIP										
Chris Carpenter, R ERA: 3.63 (1, 1)	5.0	W	25	7	2	2	5	3	0	0	0	0	1	61	105	3.60	2.000										
32 Roy Halladay, R ERA: 3.64 (6, 1)	1.0	H	5	1	0	0	0	1	0	0	0	1	0	11	22	0.00	2.000										
Graeme Lloyd, L ERA: 3.08 (7, 1)	1.0	H	3	0	0	0	1	0	0	0	0	0	0	8	13	0.00	0.000										
Paul Quantrill, R ERA: 0.93 (8, 1)	1.0	H	3	0	0	0	0	0	0	0	0	0	0	9	13	0.00	0.000										
Billy Koch, R ERA: 1.69 (9, 1)	1.0	S	4	0	0	0	2	0	0	0	0	0	0	11	18	0.00	0.000										

Toronto Blue Jays @ Tampa Bay Devil Rays
Tropicana Field, St. Petersburg, FL
Mon Jun 28 1999, 7:05 PM EDT
Att: 15,499 - Dome - 72 F

AB	36
R	2
H	8
RBI	2
BB	4
SO	8
LOB	18



Batter	1	2	3	4	5	6	7	8	9	10	AB	R	H	RBI	BB	SO	LOB	TOP				
Brady Anderson, L OBP: 0.408, SLG: 0.468 (1, 8)	F9		F9		F8	G4-3			SH 2B BB	K	5	1	0	0	1	1	4	Baltimore Orioles @ Toronto Blue Jays SkyDome, Toronto, ON Tue Jun 29 1999, 7:05 PM EDT Att: 21,421 - Unknown - 70 F				
Mike Bordick, R OBP: 0.328, SLG: 0.390 (1, 6)	L8		K		1B		F9 BB 1B		SH 2B	G4-3	5	0	2	0	0	1	2					
B.J. Surhoff, L OBP: 0.363, SLG: 0.561 (1, 7)	K		HR		L6				P6		5	1	1	2	0	2	4					
Albert Belle, R OBP: 0.396, SLG: 0.473 (1, 9)		1B	HR						P4		3	1	2	1	2	0	2					
Harold Baines, L OBP: 0.419, SLG: 0.616 Jeff Conine, R OBP: 0.340, SLG: 0.463 (7, PH)	K		K		F8		F9				3	0	0	0	0	2	3					
Will Clark, L OBP: 0.359, SLG: 0.473 (1, 3)	K				G6-3		G6-3				2	0	1	1	0	0	2					
Cal Ripken Jr., R OBP: 0.332, SLG: 0.534 (1, 5)	F7				F8		L8		K	L3	5	0	0	0	0	1	4					
Jerry Hairston, R OBP: 0.467, SLG: 0.571 (1, 4)			2B		1B		1B			SH3-4 2B	5	1	4	0	0	1	0					
Charles Johnson, R OBP: 0.346, SLG: 0.490 (1, 2)			HR						K	SH3-4	4	1	2	1	0	2	1					
Inning Stats	R: 0 E: 0 K: 1 S: 6	H: 0 LOB: 0 BB: 0 P: 9	R: 0 E: 0 K: 2 S: 15	H: 1 LOB: 1 BB: 0 P: 24	R: 4 E: 0 K: 2 S: 18	H: 4 LOB: 0 BB: 0 P: 27	R: 0 E: 0 K: 1 S: 7	H: 1 LOB: 1 BB: 0 P: 11	R: 0 E: 0 K: 0 S: 9	H: 2 LOB: 2 BB: 0 P: 22	R: 0 E: 0 K: 1 S: 10	H: 1 LOB: 2 BB: 1 P: 20	R: 0 E: 0 K: 3 S: 11	H: 0 LOB: 0 BB: 0 P: 15	R: 1 E: 1 K: 0 S: 8	H: 1 LOB: 3 BB: 2 P: 18	R: 0 E: 0 K: 1 S: 6		H: 1 LOB: 1 BB: 0 P: 6	1B: 6 2B: 4 3B: 0 HR: 2	SF: 0 SAC: 2 DP: 0 HBP: 0	WP: 0 PB: 0 SB: 3 CS: 0
PITCHER	IP	WLS	BF	H	R	ER	SO	BB	IBB	HBP	BLK	WP	HR	S	P	ERA	WHIP					
Pat Hentgen, R ERA: 5.64 (1, 1)	5.0		23	7	4	4	6	1	0	0	0	0	2	55	93	7.20	1.600					
Paul Spoljaric, L ERA: 7.41 (6, 1)	1.0	H	5	2	0	0	0	0	0	0	0	0	0	11	21	0.00	2.000					
Paul Quantrill, R ERA: 0.9 (7, 1)	0.1	H	3	1	0	0	1	1	0	0	0	0	0	8	15	0.00	6.000					
Graeme Lloyd, L ERA: 3.03 (7, 1)	0.2	H	2	0	0	0	0	0	0	0	0	0	0	2	5	0.00	0.000					
Billy Koch, R ERA: 1.57 (8, 1)	2.0	B	10	1	1	0	3	1	1	0	0	0	0	19	33	0.00	1.000					

AB	41
R	5
H	12
RBI	5
BB	4
SO	11
LOB	25



Batter	1	2	3	4	5	6	7	8	9	10	AB	R	H	RBI	BB	SO	LOB	BOTTOM				
Shannon Stewart, R OBP: 0.380, SLG: 0.410 (1, 7)	G5-3	L5		K		G5-3		G4-3		1B	6	0	1	1	0	1	3	Baltimore Orioles @ Toronto Blue Jays SkyDome, Toronto, ON Tue Jun 29 1999, 7:05 PM EDT Att: 21,421 - Unknown - 70 F				
Craig Grebeck, R OBP: 0.455, SLG: 0.447 (1, 10)	1B BB			1B			P5		G1-3		3	1	1	0	2	0	0					
Shawn Green, L OBP: 0.399, SLG: 0.606 (1, 9)	1B	P5		K			G1-3		S 1B		5	0	2	0	0	1	2					
Carlos Delgado, L OBP: 0.352, SLG: 0.483 (1, 3)	E 1B 1B					F9			K		5	1	2	1	0	2	1					
Tony Fernandez, S OBP: 0.454, SLG: 0.543 (1, 5)	E3 1B HR			E S BB		G6-3		K			3	1	0	0	2	1	2					
Darin Fletcher, L OBP: 0.349, SLG: 0.545 (1, 2)	HR 1B			K		G4-3		K		F7	5	1	1	1	0	2	3					
Tony Batista, R OBP: 0.333, SLG: 0.461 (1, 6)	HR										4	2	3	3	1	0	1					
Jacob Brumfield, R OBP: 0.272, SLG: 0.319 (1, 8)	F8			P4		SH3-4 1B				SH3-4 1B BB	2	0	0	0	1	0	2					
Homer Bush, R OBP: 0.328, SLG: 0.378 (1, 4)		K				G6-3		F8		G4-3	5	0	0	0	0	2	4					
Inning Stats	R: 5 E: 1 K: 0 S: 14	H: 4 LOB: 0 BB: 1 P: 29	R: 0 E: 0 K: 1 S: 11	H: 0 LOB: 1 BB: 1 P: 19	R: 0 E: 1 K: 2 S: 10	H: 0 LOB: 2 BB: 1 P: 22	R: 0 E: 0 K: 2 S: 13	H: 1 LOB: 1 BB: 0 P: 21	R: 0 E: 0 K: 0 S: 6	H: 1 LOB: 1 BB: 0 P: 9	R: 0 E: 0 K: 1 S: 7	H: 1 LOB: 1 BB: 0 P: 12	R: 0 E: 0 K: 2 S: 19	H: 1 LOB: 2 BB: 1 P: 28	R: 0 E: 0 K: 1 S: 10	H: 1 LOB: 2 BB: 1 P: 20	R: 1 E: 0 K: 0 S: 3		H: 1 LOB: 1 BB: 1 P: 7	1B: 8 2B: 1 3B: 0 HR: 1	SF: 0 SAC: 2 DP: 0 HBP: 0	WP: 0 PB: 0 SB: 2 CS: 0
PITCHER	IP	WLS	BF	H	R	ER	SO	BB	IBB	HBP	BLK	WP	HR	S	P	ERA	WHIP					
Juan Guzman, R ERA: 4.38 (8, 1)	7.0		32	7	5	0	6	3	0	0	0	0	1	67	122	1.29	1.429					
Jesse Orosco, L ERA: 6.75 (8, 1)	0.1		2	1	0	0	1	0	0	0	0	0	0	11	16	0.00	3.000					
Mike Timlin, R ERA: 4.83 (8, 1)	1.1		7	1	0	0	2	1	1	0	0	0	0	16	30	0.00	1.500					
Arthur Rhodes, L ERA: 6.0 (8, 1)	1.0	L	5	1	1	1	0	1	0	0	0	0	0	5	9	9.00	2.000					


AB	38
R	6
H	10
RBI	6
BB	6
SO	9
LOB	18



Batter	1	2	3	4	5	6	7	8	9	AB	R	H	RBI	BB	SO	LOB	TOP		
Brady Anderson, L (1, 8) OBP: 0.409, SLG: 0.473	G4-3		1B	P7		K			G6-3	5	1	2	0	0	1	1			
Mike Bordick, R (1, 6) OBP: 0.329, SLG: 0.399	FC4-6		1B	G5-4-3		G4-3		G5-3	G6-3	5	1	2	0	0	0	1			
B.J. Surhoff, L (1, 7) OBP: 0.361, SLG: 0.562	FC4-6		1B	G5-4-3		P5		K	F8	5	1	1	1	0	1	2			
Albert Belle, R (1, 9) OBP: 0.406, SLG: 0.477	1B		G5-4-3	HR		HR		PO		1	1	0	0	3	0	1			
Harold Baines, L (1, 10) Jeff Conine, R (7, PH) OBP: 0.344, SLG: 0.479	1B		BB	BB		HR		PO	F9	2	1	2	3	1	0	0			
Will Clark, L (1, 3) OBP: 0.360, SLG: 0.477	P3		BB	K		K			G6-3	4	0	1	0	0	2	3			
Charles Johnson, R (1, 2) OBP: 0.346, SLG: 0.488			F8	K		G4-3		G6-3		3	0	0	0	1	1	1			
Jeff Reboulet, R (1, 5) OBP: 0.316, SLG: 0.230			K	F8		G4-3		K		4	0	0	0	0	2	2			
Jerry Hairston, R (1, 4) OBP: 0.348, SLG: 0.545			G6-3	HR		K			G4-3	4	1	1	1	0	1	1			
Inning Stats	R: 1 E: 0 K: 0 S: 8	H: 2 LOB: 2 BB: 1 P: 15	R: 0 E: 0 K: 1 S: 6	H: 0 LOB: 0 BB: 0 P: 9	R: 2 E: 0 K: 1 S: 11	H: 3 LOB: 1 BB: 1 P: 21	R: 1 E: 0 K: 1 S: 11	H: 1 LOB: 0 BB: 0 P: 19	R: 2 E: 0 K: 1 S: 9	H: 1 LOB: 0 BB: 1 P: 19	R: 0 E: 0 K: 1 S: 5	H: 0 LOB: 0 BB: 1 P: 13	R: 0 E: 0 K: 1 S: 9	H: 1 LOB: 1 BB: 0 P: 15	R: 0 E: 0 K: 0 S: 6	H: 1 LOB: 1 BB: 0 P: 10	1B: 5 2B: 2 3B: 0 HR: 2	SF: 0 SAC: 0 DP: 1 HBP: 0	WP: 0 PA: 40 PB: 0 SB: 1 CS: 0
PITCHER	IP	WLS	BF	H	R	ER	SO	BB	IBB	HBP	BLK	WP	HR	S	P	ERA	WHIP		
Joey Hamilton, R (1, 1) ERA: 8.02	6.0		28	7	6	6	6	4	0	0	0	0	2	57	106	9.00	1.833		
Paul Spoljaric, L (7, 1) ERA: 7.07	1.1	5	1	0	0	1	1	0	0	0	0	0	0	10	20	0.00	1.500		
John Frascatore, R (8, 1) ERA: 4.02	0.2	W	2	0	0	1	0	0	0	0	0	0	0	4	8	0.00	0.000		
Billy Koch, R (9, 1) ERA: 1.52	1.0	S	4	1	0	0	0	0	0	0	0	0	0	6	10	0.00	1.000		

Baltimore Orioles @ Toronto Blue Jays
SkyDome, Toronto, ON
 Thu Jul 01 1999, 2:05 PM EDT
 Att: 30,263 - Dome - 72 F

AB 34
 R 6
 H 9
 RBI 5
 BB 5
 SO 8
 LOB 12



Batter	1	2	3	4	5	6	7	8	9	AB	R	H	RBI	BB	SO	LOB	BOTTOM		
Shannon Stewart, R (1, 7) OBP: 0.375, SLG: 0.405	G6-3		G5-3		K		P4	G3		5	0	0	1	0	1	3			
Willie Greene, L (1, 10) OBP: 0.295, SLG: 0.374	G1-3		1B			HR	G3	1B		5	1	4	2	0	0	0			
Shawn Green, L (1, 9) OBP: 0.402, SLG: 0.627	BB		G4-3			HR	G3	HR		4	2	2	1	1	0	2			
Carlos Delgado, L (1, 3) OBP: 0.353, SLG: 0.492	G4-3		F7			HR	G3	F7		4	1	1	3	0	0	1			
Tony Fernandez, S (1, 5) OBP: 0.476, SLG: 0.534			F7		G4-3		G4-3	P4		4	0	0	0	0	0	2			
Darin Fletcher, L (1, 2) OBP: 0.348, SLG: 0.549			G6-3		F8		1B	BB		2	1	0	0	1	0	0			
Tony Batista, R (1, 6) OBP: 0.339, SLG: 0.460			FC6-4		G5-3		G5-3	1B		3	1	2	0	1	0	0			
Jacob Brumfield, R (1, 8) OBP: 0.284, SLG: 0.346			FC6-4		K		P4	G3		3	1	0	0	1	1	3			
Homer Bush, R (1, 4) OBP: 0.330, SLG: 0.374			K		BB		K	G3		3	1	1	1	1	2	2			
Inning Stats	R: 0 E: 0 K: 0 S: 12	H: 0 LOB: 1 BB: 1 P: 19	R: 0 E: 0 K: 0 S: 9	H: 0 LOB: 1 BB: 1 P: 15	R: 0 E: 0 K: 1 S: 8	H: 1 LOB: 0 BB: 0 P: 12	R: 0 E: 0 K: 0 S: 4	H: 0 LOB: 0 BB: 0 P: 10	R: 0 E: 0 K: 2 S: 8	H: 0 LOB: 1 BB: 1 P: 17	R: 3 E: 0 K: 1 S: 20	H: 4 LOB: 2 BB: 1 P: 36	R: 0 E: 0 K: 0 S: 11	H: 1 LOB: 2 BB: 0 P: 17	R: 5 E: 0 K: 0 S: 16	H: 4 LOB: 0 BB: 1 P: 29	1B: 6 2B: 2 3B: 0 HR: 2	SF: 0 SAC: 0 DP: 0 HBP: 2	WP: 0 PA: 40 PB: 0 SB: 0 CS: 0
PITCHER	IP	WLS	BF	H	R	ER	SO	BB	IBB	HBP	BLK	WP	HR	S	P	ERA	WHIP		
Scott Erickson, R (1, 1) ERA: 6.51	6.1		29	6	3	3	4	4	0	0	0	0	1	67	119	4.26	1.579		
Doug Johns, L (7, 1) ERA: 5.25	0.2	H	5	1	2	2	0	0	0	2	0	0	0	10	16	27.00	1.500		
Ricky Bones, R (8, 1) ERA: 5.51	0.0		1	0	0	0	0	1	0	0	0	0	0	1	5	∞	∞		
Mike Timlin, R (8, 1) ERA: 5.35	1.0	L	5	3	3	3	0	0	0	0	0	0	1	10	15	27.00	3.000		

Baltimore Orioles @ Toronto Blue Jays
SkyDome, Toronto, ON
 Thu Jul 01 1999, 2:05 PM EDT
 Att: 30,263 - Dome - 72 F

AB 33
 R 8
 H 10
 RBI 8
 BB 5
 SO 4
 LOB 13



Batter	1	2	3	4	5	6	7	8	9	AB	R	H	RBI	BB	SO	LOB	TOP							
Miguel Cairo, R OBP: 0.365, SLG: 0.421 (1, 4)	1-2 G3 1B	2-1 L4	1-3 K		2-3 K		4-2 G5-4-3 BB			4	0	1	0	1	2	7								
Dave Martinez, L OBP: 0.384, SLG: 0.445 (1, 8) (7, 9)	3-1 G3	3-2 L9	2-0 1-3 2-H 3-H 2B		3-2 1-H 2-H 3B		0-2 G5-4-3 1-2			5	0	2	4	0	0	6								
Jose Canseco, R OBP: 0.372, SLG: 0.644 (1, 10)	2-1 L7		HR G6-3		0-1 F8			2-1 F8		5	1	1	1	0	0	4								
Fred McGriff, L OBP: 0.409, SLG: 0.584 (1, 3)	4-1 BB		4-1 HR BB		0-2 G6-3		0-0 F7	1-1 F8		3	1	0	0	2	0	0								
Bubba Trammell, R OBP: 0.348, SLG: 0.516 (1, 9) (7, 7)	3-2 P3		2-1 HR		1-1 G6-3		0-0 2B	0-0 F7		5	1	2	2	0	0	2								
Wade Boggs, L OBP: 0.380, SLG: 0.361 Aaron Ledesma, R OBP: 0.329, SLG: 0.324 (9, PR) (9, 5)		2-1 BB 1B	2-3 K		1-1 G6-3		4-2 G1-6-3 BB	4-0 G6-4-3 BB		3	1	1	0	2	1	0								
John Flaherty, R OBP: 0.315, SLG: 0.409 (1, 2)	1-2 F9		4-2 1B 2B BB		4-0 1B 3B BB		0-0 G1-6-3 1-2	0-1 L9		3	2	0	0	2	0	4								
Paul Sorrento, L OBP: 0.358, SLG: 0.434 Randy Winn, S OBP: 0.299, SLG: 0.341 (7, PR) (7, 8)	1 SAFE 1-2 1B BB	4-2 1-2 1B BB	4-2 1-2 1B BB		1-0 F8		1-1 SH1-3 2B	0-0 G6-4-3 1-2		2	1	1	0	2	0	1								
Kevin Stocker, S OBP: 0.390, SLG: 0.397 (1, 6)	1-1 1-3 2-H 1B	1-1 1-2 2-3 1B	1-2 2B 1B		0-2 1-2 3B 1B		0-0 SH1-3			3	1	3	1	0	0	0								
Inning Stats	R: 0 E: 0 K: 0 S: 11	H: 1 LOB: 2 BB: 1 P: 24	R: 1 E: 0 K: 0 S: 18	H: 2 LOB: 2 BB: 1 P: 31	R: 5 E: 0 K: 2 S: 22	H: 4 LOB: 3 BB: 3 P: 44	R: 0 E: 0 K: 0 S: 7	H: 0 LOB: 0 BB: 0 P: 9	R: 2 E: 0 K: 1 S: 15	H: 2 LOB: 1 BB: 1 P: 25	R: 0 E: 0 K: 0 S: 6	H: 1 LOB: 2 BB: 1 P: 10	R: 0 E: 0 K: 0 S: 9	H: 1 LOB: 2 BB: 1 P: 14	R: 0 E: 0 K: 0 S: 5	H: 0 LOB: 0 BB: 0 P: 8	R: 0 E: 0 K: 0 S: 3	H: 0 LOB: 1 BB: 1 P: 7	1B: 5 2B: 3 3B: 1 HR: 2	SF: 0 SAC: 1 DP: 3 HBP: 0	WP: 0 PB: 0 SB: 0 CS: 0	PA: 44		
PITCHER	IP WLS BF H R ER SO BB IBB HBP BLK WP HR S P ERA WHIP	IP WLS BF H R ER SO BB IBB HBP BLK WP HR S P ERA WHIP	IP WLS BF H R ER SO BB IBB HBP BLK WP HR S P ERA WHIP	IP WLS BF H R ER SO BB IBB HBP BLK WP HR S P ERA WHIP	IP WLS BF H R ER SO BB IBB HBP BLK WP HR S P ERA WHIP	IP WLS BF H R ER SO BB IBB HBP BLK WP HR S P ERA WHIP	IP WLS BF H R ER SO BB IBB HBP BLK WP HR S P ERA WHIP	IP WLS BF H R ER SO BB IBB HBP BLK WP HR S P ERA WHIP	IP WLS BF H R ER SO BB IBB HBP BLK WP HR S P ERA WHIP	IP WLS BF H R ER SO BB IBB HBP BLK WP HR S P ERA WHIP	IP WLS BF H R ER SO BB IBB HBP BLK WP HR S P ERA WHIP	IP WLS BF H R ER SO BB IBB HBP BLK WP HR S P ERA WHIP	IP WLS BF H R ER SO BB IBB HBP BLK WP HR S P ERA WHIP	IP WLS BF H R ER SO BB IBB HBP BLK WP HR S P ERA WHIP	IP WLS BF H R ER SO BB IBB HBP BLK WP HR S P ERA WHIP	IP WLS BF H R ER SO BB IBB HBP BLK WP HR S P ERA WHIP	IP WLS BF H R ER SO BB IBB HBP BLK WP HR S P ERA WHIP	IP WLS BF H R ER SO BB IBB HBP BLK WP HR S P ERA WHIP	IP WLS BF H R ER SO BB IBB HBP BLK WP HR S P ERA WHIP	IP WLS BF H R ER SO BB IBB HBP BLK WP HR S P ERA WHIP	IP WLS BF H R ER SO BB IBB HBP BLK WP HR S P ERA WHIP	IP WLS BF H R ER SO BB IBB HBP BLK WP HR S P ERA WHIP	IP WLS BF H R ER SO BB IBB HBP BLK WP HR S P ERA WHIP	IP WLS BF H R ER SO BB IBB HBP BLK WP HR S P ERA WHIP

Tampa Bay Devil Rays @ Toronto Blue Jays
SkyDome, Toronto, ON
Fri Jul 02 1999, 7:05 PM EDT
Att: 23,109 - Unknown - 80 F

AB 34
R 8
H 11
RBI 8
BB 9
SO 3
LOB 25



Batter	1	2	3	4	5	6	7	8	9	AB	R	H	RBI	BB	SO	LOB	BOTTOM								
Shannon Stewart, R OBP: 0.377, SLG: 0.403 (1, 7)	0-1 F9 1B	0-1 F8 1-3			1-1 2B 1B HBP	3-1 F8		4-1 BB 1B BB	3-2 FC1-2 1-3	4	2	1	0	1	0	3									
Craig Grebeck, R OBP: 0.448, SLG: 0.447 (1, 10)	1-2 BB 1B		2-2 F9		1 SAFE 1-0 1B HR 2B	4-1 BB BB BB		2-1 BB BB 1B	1-2 G4-3	5	2	3	0	1	0	2									
Shawn Green, L OBP: 0.402, SLG: 0.622 (1, 9)	0-3 K		1-1 F8		2-2 HR 1B	4-1 BB BB		3-3 K		4	1	1	1	1	2	4									
Carlos Delgado, L OBP: 0.357, SLG: 0.500 (1, 3)	2-2 F9		2-3 K		0-1 HR 1B	4-0 G4-6-3 BB		4-2 1B BB		3	1	1	3	2	1	2									
Tony Fernandez, S OBP: 0.475, SLG: 0.530 (1, 5)	4-1 BB		1-0 P5		0-0 F7	2-1 G4-6-3 1-2		2-2 1B		4	0	1	2	1	0	3									
Darin Fletcher, L OBP: 0.350, SLG: 0.551 (1, 2)	1-0 F7		0-0 1B 2B		3-2 1B 1B		1-0 G3	0-2 F7		5	1	2	0	0	0	5									
Tony Batista, R OBP: 0.336, SLG: 0.454 (1, 6)		3-2 P3		2-0 F8	1-0 P4		2-2 P4	1-0 1B SH3-4 FC1-2 1B		5	0	1	0	0	0	2									
Jacob Brumfield, R OBP: 0.293, SLG: 0.354 (1, 8)	0-3 K		1-1 2H 1B		0-0 1B		3-2 P3	0-0 SH3-4		4	0	2	1	0	1	0									
Homer Bush, R OBP: 0.332, SLG: 0.375 (1, 4)	2-2 1B		1-1 L8		0-3 K		0-0 G6-3	0-2 FC1-2 1B		5	0	2	0	0	1	3									
Inning Stats	R: 0 E: 1 K: 1 S: 15	H: 2 LOB: 3 BB: 1 P: 23	R: 0 E: 1 K: 1 S: 12	H: 1 LOB: 1 BB: 0 P: 17	R: 0 E: 0 K: 1 S: 8	H: 0 LOB: 0 BB: 0 P: 13	R: 1 E: 0 K: 0 S: 7	H: 2 LOB: 1 BB: 0 P: 12	R: 4 E: 0 K: 1 S: 18	H: 5 LOB: 2 BB: 0 P: 26	R: 0 E: 0 K: 0 S: 6	H: 0 LOB: 2 BB: 3 P: 23	R: 0 E: 0 K: 0 S: 7	H: 0 LOB: 0 BB: 0 P: 13	R: 2 E: 0 K: 1 S: 22	H: 2 LOB: 2 BB: 2 P: 37	R: 0 E: 0 K: 0 S: 13	H: 2 LOB: 2 BB: 0 P: 18	1B: 11 2B: 2 3B: 0 HR: 1	SF: 0 SAC: 1 DP: 1 HBP: 1	WP: 0 PB: 0 SB: 1 CS: 0	PA: 47			
PITCHER	IP WLS BF H R ER SO BB IBB HBP BLK WP HR S P ERA WHIP	IP WLS BF H R ER SO BB IBB HBP BLK WP HR S P ERA WHIP	IP WLS BF H R ER SO BB IBB HBP BLK WP HR S P ERA WHIP	IP WLS BF H R ER SO BB IBB HBP BLK WP HR S P ERA WHIP	IP WLS BF H R ER SO BB IBB HBP BLK WP HR S P ERA WHIP	IP WLS BF H R ER SO BB IBB HBP BLK WP HR S P ERA WHIP	IP WLS BF H R ER SO BB IBB HBP BLK WP HR S P ERA WHIP	IP WLS BF H R ER SO BB IBB HBP BLK WP HR S P ERA WHIP	IP WLS BF H R ER SO BB IBB HBP BLK WP HR S P ERA WHIP	IP WLS BF H R ER SO BB IBB HBP BLK WP HR S P ERA WHIP	IP WLS BF H R ER SO BB IBB HBP BLK WP HR S P ERA WHIP	IP WLS BF H R ER SO BB IBB HBP BLK WP HR S P ERA WHIP	IP WLS BF H R ER SO BB IBB HBP BLK WP HR S P ERA WHIP	IP WLS BF H R ER SO BB IBB HBP BLK WP HR S P ERA WHIP	IP WLS BF H R ER SO BB IBB HBP BLK WP HR S P ERA WHIP	IP WLS BF H R ER SO BB IBB HBP BLK WP HR S P ERA WHIP	IP WLS BF H R ER SO BB IBB HBP BLK WP HR S P ERA WHIP	IP WLS BF H R ER SO BB IBB HBP BLK WP HR S P ERA WHIP	IP WLS BF H R ER SO BB IBB HBP BLK WP HR S P ERA WHIP	IP WLS BF H R ER SO BB IBB HBP BLK WP HR S P ERA WHIP	IP WLS BF H R ER SO BB IBB HBP BLK WP HR S P ERA WHIP	IP WLS BF H R ER SO BB IBB HBP BLK WP HR S P ERA WHIP	IP WLS BF H R ER SO BB IBB HBP BLK WP HR S P ERA WHIP	IP WLS BF H R ER SO BB IBB HBP BLK WP HR S P ERA WHIP	IP WLS BF H R ER SO BB IBB HBP BLK WP HR S P ERA WHIP

Tampa Bay Devil Rays @ Toronto Blue Jays
SkyDome, Toronto, ON
Fri Jul 02 1999, 7:05 PM EDT
Att: 23,109 - Unknown - 80 F

AB 39
R 7
H 14
RBI 7
BB 6
SO 5
LOB 24



Batter	1	2	3	4	5	6	7	8	9	AB	R	H	RBI	BB	SO	LOB	TOP		
Miguel Cairo, R OBP: 0.368, SLG: 0.420	F7		WP G4-3 1B		CS	P7-3 BB			F9	3	0	1	0	1	0	0			
Dave Martinez, L OBP: 0.383, SLG: 0.442	1B		G4-3			P7-3			G6-3	4	0	1	0	0	0	2			
Jose Canseco, R OBP: 0.368, SLG: 0.635	F8		K			K			F9	4	0	0	0	0	2	2			
Fred McGriff, L OBP: 0.405, SLG: 0.578	G3			E4 G5-4-3					F7	3	0	0	0	0	0	1			
Bubba Trammell, R OBP: 0.333, SLG: 0.492		P3		G5-4-3					G6-3	3	0	0	0	0	0	1			
Herbert Perry, R OBP: 0.396, SLG: 0.418		L9		L4					G5-3	3	0	0	0	0	0	0			
John Flaherty, R OBP: 0.315, SLG: 0.405					L9				K	2	0	0	0	1	1	0	AB 28		
Kevin Stocker, S OBP: 0.386, SLG: 0.392						P6			G4-3	3	0	0	0	0	0	1	R 0		
Randy Winn, S OBP: 0.299, SLG: 0.341									K	3	0	1	0	0	1	0	H 3		
Inning Stats	R: 0 E: 0 K: 0 S: 6	H: 1 LOB: 1 BB: 0 P: 11	R: 0 E: 0 K: 0 S: 6	H: 0 LOB: 1 BB: 1 P: 15	R: 0 E: 0 K: 1 S: 13	H: 1 LOB: 1 BB: 0 P: 21	R: 0 E: 1 K: 0 S: 6	H: 0 LOB: 0 BB: 0 P: 8	R: 0 E: 0 K: 0 S: 6	H: 1 LOB: 0 BB: 1 P: 9	R: 0 E: 0 K: 1 S: 5	H: 0 LOB: 0 BB: 0 P: 7	R: 0 E: 0 K: 2 S: 10	H: 0 LOB: 0 BB: 0 P: 17	R: 0 E: 0 K: 0 S: 5	H: 0 LOB: 0 BB: 0 P: 9	1B: 3 2B: 1 3B: 0 HR: 0	SF: 0 SAC: 0 DP: 2 HBP: 0	WP: 1 PA: 31 PB: 0 SB: 0 CS: 1
PITCHER Chris Carpenter, R ERA: 3.26	IP: 9.0 WLS: W BF: 30 H: 3 R: 0 ER: 0 SO: 4 BB: 2 IBB: 0 HBP: 0 BLK: 0 WP: 1 HR: 0 S: 63 P: 109 ERA: 0.00 WHIP: 0.556															PITCHER			

Tampa Bay Devil Rays @ Toronto Blue Jays
SkyDome, Toronto, ON
Sat Jul 03 1999, 4:05 PM EDT
Att: 25,344 - Dome - 72 F

livebaseballscorecards.com

AB 28
R 0
H 3
RBI 0
BB 2
SO 4
LOB 7




Batter	1	2	3	4	5	6	7	8	9	AB	R	H	RBI	BB	SO	LOB	BOTTOM		
Shannon Stewart, R OBP: 0.373, SLG: 0.398	K		G6-3		L6	FC6-4 CS				4	0	0	1	0	1	3			
Craig Grebeck, R OBP: 0.471, SLG: 0.472	FC3-6 1B					CS				4	1	4	1	0	0	0			
Shawn Green, L OBP: 0.403, SLG: 0.620	FC3-6 1B									4	1	2	0	0	1	2			
Carlos Delgado, L OBP: 0.353, SLG: 0.494	FC3-6		F8			K			G6-3	4	0	0	0	0	1	7			
Tony Fernandez, S OBP: 0.475, SLG: 0.531	K									3	0	1	3	1	1	2			
Darin Fletcher, L OBP: 0.348, SLG: 0.544										4	0	1	0	0	1	2			
Tony Batista, R OBP: 0.335, SLG: 0.450		P6				G6-3				4	0	1	0	0	1	1	AB 34		
Jacob Brumfield, R OBP: 0.313, SLG: 0.376										3	2	2	0	1	1	1	R 5		
Homer Bush, R OBP: 0.335, SLG: 0.378										4	1	2	0	0	0	3	H 13		
Inning Stats	R: 0 E: 0 K: 2 S: 11	H: 2 LOB: 2 BB: 0 P: 21	R: 0 E: 0 K: 1 S: 9	H: 1 LOB: 1 BB: 0 P: 16	R: 0 E: 0 K: 1 S: 12	H: 1 LOB: 1 BB: 0 P: 23	R: 0 E: 0 K: 1 S: 9	H: 0 LOB: 0 BB: 1 P: 17	R: 4 E: 0 K: 2 S: 20	H: 5 LOB: 1 BB: 0 P: 28	R: 1 E: 0 K: 0 S: 14	H: 2 LOB: 0 BB: 0 P: 18	R: 0 E: 0 K: 0 S: 5	H: 1 LOB: 0 BB: 0 P: 8	R: 0 E: 0 K: 0 S: 6	H: 1 LOB: 2 BB: 1 P: 12	1B: 11 2B: 2 3B: 0 HR: 0	SF: 0 SAC: 0 DP: 1 HBP: 0	WP: 0 PA: 37 PB: 0 SB: 0 CS: 2
PITCHER Bobby Witt, R ERA: 5.62 Julio Santana, R ERA: 7.59	IP: 6.0 WLS: L BF: 28 H: 11 R: 5 ER: 5 SO: 7 BB: 1 IBB: 0 HBP: 0 BLK: 0 WP: 0 HR: 0 S: 75 P: 123 ERA: 7.50 WHIP: 2.000															PITCHER			

Tampa Bay Devil Rays @ Toronto Blue Jays
SkyDome, Toronto, ON
Sat Jul 03 1999, 4:05 PM EDT
Att: 25,344 - Dome - 72 F

livebaseballscorecards.com

AB 34
R 5
H 13
RBI 5
BB 2
SO 7
LOB 21



Batter	1	2	3	4	5	6	7	8	9	AB	R	H	RBI	BB	SO	LOB	TOP					
Miguel Cairo, R (1,4) OBP: 0.364, SLG: 0.414	P4		FC4-6 1B		G6-3		F9		G3	5	0	1	0	0	0	1	Tampa Bay Devil Rays @ Toronto Blue Jays SkyDome, Toronto, ON Sun Jul 04 1999, 1:05 PM EDT Att: 24,639 - Dome - 72 F livebaseballscorecards.com					
Dave Martinez, L (1,9) OBP: 0.380, SLG: 0.449	K		FC4-6 CS				G3-1		F8	5	1	1	2	0	1	3						
Jose Canseco, R (1,10) OBP: 0.366, SLG: 0.640	K		CS				F9		F8	4	1	1	1	0	1	0						
Fred McGriff, L (1,3) OBP: 0.409, SLG: 0.580		P9							FC4-6 1B	4	0	3	0	0	0	0						
John Flaherty, R (1,2) OBP: 0.314, SLG: 0.403	G6-3								FC4-6 1B	4	0	1	0	0	0	2						
Wade Boggs, L (1,5) OBP: 0.352, SLG: 0.353	P5								FC4-6 L4-3	4	0	0	0	0	1	3						
Paul Sorrento, L (1,7) OBP: 0.361, SLG: 0.439									L4-3	3	0	1	0	1	0	2						
Aaron Ledesma, R (1,6) OBP: 0.349, SLG: 0.351									G3	3	1	2	0	1	0	1						
Randy Winn, S (1,8) OBP: 0.299, SLG: 0.339									L3	4	0	1	0	0	1	5						
Inning Stats	R: 0 E: 0 K: 2 S: 9	H: 0 LOB: 0 BB: 0 P: 13	R: 0 E: 0 K: 0 S: 3	H: 0 LOB: 0 BB: 0 P: 7	R: 1 E: 0 K: 0 S: 9	H: 3 LOB: 1 BB: 0 P: 12	R: 1 E: 0 K: 2 S: 14	H: 2 LOB: 3 BB: 2 P: 27	R: 1 E: 0 K: 0 S: 11	H: 2 LOB: 1 BB: 0 P: 20	R: 0 E: 0 K: 0 S: 10	H: 1 LOB: 1 BB: 0 P: 16	R: 0 E: 0 K: 0 S: 7	H: 0 LOB: 0 BB: 0 P: 11	R: 0 E: 0 K: 0 S: 8	H: 2 LOB: 1 BB: 0 P: 15	R: 0 E: 0 K: 0 S: 9	H: 1 LOB: 1 BB: 0 P: 12	1B: 7 2B: 3 3B: 0 HR: 2	SF: 0 SAC: 0 DP: 1 HBP: 0	WP: 0 PB: 0 SB: 0 CS: 1	PA: 39
PITCHER	IP	WLS	BF	H	R	ER	SO	BB	IBB	HBP	BLK	WP	HR	S	P	ERA	WHIP					
Pat Hentgen, R (1,1) ERA: 5.51	7.0	W	30	8	3	3	4	2	0	0	0	0	2	63	106	3.86	1.429					
Graeme Lloyd, L (8,1) ERA: 2.89	1.0	H	4	2	0	0	0	0	0	0	0	0	0	8	15	0.00	2.000					
Billy Koch, R (9,1) ERA: 1.47	1.0	S	4	1	0	0	0	0	0	0	0	0	0	9	12	0.00	1.000					

Batter	1	2	3	4	5	6	7	8	9	AB	R	H	RBI	BB	SO	LOB	BOTTOM					
Shannon Stewart, R (1,7) OBP: 0.369, SLG: 0.393	F8		G5-3		G6-3		G6-3			4	0	0	0	0	0	3	Tampa Bay Devil Rays @ Toronto Blue Jays SkyDome, Toronto, ON Sun Jul 04 1999, 1:05 PM EDT Att: 24,639 - Dome - 72 F livebaseballscorecards.com					
Craig Grebeck, R (1,5) OBP: 0.482, SLG: 0.473	K		G4-3				F7		1B	4	1	1	0	0	1	0						
Willis Otanez, R (9,5) OBP: 0.287, SLG: 0.327	K								2B	0	0	0	0	0	0	0						
Shawn Green, L (1,9) OBP: 0.407, SLG: 0.641									1B	3	3	2	2	1	1	0						
Carlos Delgado, L (1,3) OBP: 0.354, SLG: 0.497									SF8	4	0	2	1	0	1	0						
Willie Greene, L (1,10) OBP: 0.296, SLG: 0.383	K								1B	3	0	1	0	0	2	1						
Rob Butler, L (7, PR)	K								1B	0	1	0	0	0	0	0						
Tony Batista, R (1,6) OBP: 0.329, SLG: 0.442									1B	4	0	0	0	0	0	4						
Jacob Brumfield, R (1,8) OBP: 0.310, SLG: 0.375									SF8	3	1	1	2	0	1	0						
Mike Matheny, R (1,2) OBP: 0.256, SLG: 0.300	K								K	4	0	1	0	0	2	2						
Homer Bush, R (1,4) OBP: 0.338, SLG: 0.380									F9	4	0	2	0	0	1	4						
Inning Stats	R: 1 E: 0 K: 2 S: 10	H: 2 LOB: 1 BB: 0 P: 18	R: 0 E: 0 K: 2 S: 11	H: 0 LOB: 0 BB: 0 P: 15	R: 0 E: 0 K: 0 S: 5	H: 1 LOB: 0 BB: 0 P: 7	R: 1 E: 0 K: 2 S: 11	H: 1 LOB: 0 BB: 0 P: 16	R: 0 E: 0 K: 0 S: 8	H: 1 LOB: 1 BB: 0 P: 12	R: 0 E: 0 K: 1 S: 5	H: 0 LOB: 0 BB: 0 P: 9	R: 2 E: 1 K: 1 S: 12	H: 3 LOB: 1 BB: 0 P: 18	R: 2 E: 0 K: 1 S: 14	H: 2 LOB: 3 BB: 1 P: 28	R: 2 E: 0 K: 1 S: 10	H: 2 LOB: 1 BB: 1 P: 12	1B: 5 2B: 3 3B: 0 HR: 2	SF: 1 SAC: 0 DP: 0 HBP: 1	WP: 1 PB: 0 SB: 0 CS: 0	PA: 36
PITCHER	IP	WLS	BF	H	R	ER	SO	BB	IBB	HBP	BLK	WP	HR	S	P	ERA	WHIP					
Dave Eiland, R (1,1) ERA: 4.81	2.0	L	17	5	3	2	3	0	0	0	0	0	1	35	54	4.15	1.154					
Rick White, R (3,1) ERA: 4.03	4.1	L	17	5	3	2	3	0	0	0	0	0	1	35	54	4.15	1.154					
Albie Lopez, R (7,1) ERA: 8.18	1.2		10	2	2	2	2	0	1	1	0	1	0	19	35	10.80	1.200					

Batter	1	2	3	4	5	6	7	8	9	10	AB	R	H	RBI	BB	SO	LOB	TOP							
Shannon Stewart, R OBP: 0.370, SLG: 0.394 (1, 7)	F9		L3		FC4 1B			BB FC G6-2-3 1B		B3	5	0	2	1	0	0	1								
Willie Greene, L OBP: 0.288, SLG: 0.367 Rob Butler, L OBP: 0.333, SLG: 0.200 (8, PR)	G3		G3		FC4			FC BB G6-2-3 1-2		G4-3 1B	4	0	0	0	0	0	2								
Shawn Green, L OBP: 0.410, SLG: 0.648 (1, 9)	HR		G5-3					G6-2-3 BB		G4-3 1B	3	1	1	1	2	0	1								
Carlos Delgado, L OBP: 0.351, SLG: 0.491 (1, 3)	L8				F8			G6-2-3			4	0	0	0	0	0	4								
Tony Fernandez, S OBP: 0.475, SLG: 0.527 (1, 5)								G6-2-3			2	0	0	0	1	0	3								
Darin Fletcher, L OBP: 0.340, SLG: 0.531 (1, 2)	G4-6-3		G4-6-3		G4-6-3			G4-3		F8	4	0	0	0	0	0	2								
Tony Batista, R OBP: 0.332, SLG: 0.454 (1, 6)					P6			HR			3	1	1	1	1	0									
Jacob Brumfield, R OBP: 0.317, SLG: 0.385 (1, 8)					G5-3 1B			G6-3		K	3	1	1	0	1	1	0								
Homer Bush, R OBP: 0.337, SLG: 0.378 (1, 4)	K				G5-3			G6-3		WP S 1B	4	1	1	0	0	1	3								
Inning Stats	R: 1 E: 0 K: 0 S: 12	H: 1 LOB: 0 BB: 0 P: 18	R: 0 E: 0 K: 1 S: 9	H: 0 LOB: 2 BB: 2 P: 19	R: 0 E: 0 K: 0 S: 9	H: 0 LOB: 0 BB: 0 P: 14	R: 0 E: 0 K: 0 S: 3	H: 0 LOB: 0 BB: 1 P: 8	R: 1 E: 0 K: 0 S: 13	H: 2 LOB: 1 BB: 0 P: 20	R: 0 E: 0 K: 0 S: 6	H: 0 LOB: 0 BB: 1 P: 15	R: 1 E: 0 K: 0 S: 10	H: 1 LOB: 0 BB: 0 P: 17	R: 0 E: 0 K: 2 S: 8	H: 0 LOB: 0 BB: 0 P: 16	R: 0 E: 0 K: 2 S: 10	H: 0 LOB: 0 BB: 0 P: 16	R: 1 E: 0 K: 0 S: 4	H: 2 LOB: 0 BB: 0 P: 6	1B: 4 2B: 1 3B: 0 HR: 2	SF: 0 SAC: 0 DP: 5 HBP: 1	WP: 1 PB: 0 SB: 1 CS: 0	PA: 39	
PITCHER	IP	WLS	BF	H	R	ER	SO	BB	IBB	HBP	BLK	WP	HR	S	P	ERA	WHIP								
Scott Erickson, R ERA: 6.34 (1, 1)	7.0		29	5	3	3	1	4	0	0	0	0	0	2	65	118	3.86	1.286							
Arthur Rhodes, L ERA: 6.55 (8, 1)	1.0		3	0	0	0	0	1	0	0	0	0	0	5	10	0.00	1.000								
Jesse Orosco, L ERA: 7.71 (9, 1)	0.1		1	0	0	0	0	0	0	0	0	0	0	2	4	0.00	0.000								
Mike Timlin, R ERA: 5.35 (9, 1)	1.2	L	6	2	1	1	2	0	0	0	0	1	0	12	18	5.40	1.200								

Toronto Blue Jays @ Baltimore Orioles
Oriole Park at Camden Yards, Baltimore, MD

Tue Jul 06 1999, 7:35 PM EDT
Att. 37,939 - Overcast - 105 F

AB 33
R 4
H 7
RBI 4
BB 5
SO 3
LOB 16



Batter	1	2	3	4	5	6	7	8	9	10	AB	R	H	RBI	BB	SO	LOB	BOTTOM						
Rich Amaral, R OBP: 0.356, SLG: 0.392 Jeff Rebutoul, R OBP: 0.311, SLG: 0.225 (8, 4)	S 1B				G5-3			G4-6-3		K	4	0	2	0	0	0	2							
Mike Bordick, R OBP: 0.331, SLG: 0.388 (1, 6)	K		L7					F8 1B BB		K	4	1	0	0	1	2	2							
B.J. Surhoff, L OBP: 0.363, SLG: 0.569 (1, 7)	F9		F8					G4-3		L8	5	0	0	0	0	0	3							
Albert Belle, R OBP: 0.404, SLG: 0.478 (1, 9)	F8				L7			F8 2B BB			4	1	2	0	0	0	1							
Harold Baines, L OBP: 0.423, SLG: 0.624 (1, 10)			F9		G1-3			G4-3 2B		K	4	0	1	1	0	1	1							
Jeff Conine, R OBP: 0.335, SLG: 0.485 (1, 3)	F8				F9			G4-3			4	0	0	1	0	0	1							
Cal Ripken Jr., R OBP: 0.330, SLG: 0.542 (1, 5)	G4-3				G6-3			F9			4	0	1	0	0	0	1							
Jerry Hairston, R OBP: 0.275, SLG: 0.447 Brady Anderson, L OBP: 0.405, SLG: 0.457 (8, 8)			SF9 3B		K			G6-3			2	1	1	0	0	1	0							
Charles Johnson, R OBP: 0.350, SLG: 0.480 (1, 2)	SF9							G6-4-3			2	0	1	1	1	0	2							
Inning Stats	R: 0 E: 0 K: 1 S: 7	H: 1 LOB: 1 BB: 0 P: 13	R: 0 E: 0 K: 0 S: 5	H: 0 LOB: 0 BB: 0 P: 6	R: 1 E: 0 K: 0 S: 9	H: 2 LOB: 1 BB: 0 P: 18	R: 0 E: 0 K: 0 S: 10	H: 0 LOB: 0 BB: 0 P: 12	R: 0 E: 0 K: 1 S: 14	H: 0 LOB: 1 BB: 1 P: 24	R: 2 E: 0 K: 0 S: 10	H: 2 LOB: 1 BB: 1 P: 19	R: 0 E: 0 K: 0 S: 10	H: 1 LOB: 0 BB: 0 P: 18	R: 0 E: 0 K: 1 S: 12	H: 1 LOB: 1 BB: 0 P: 16	R: 0 E: 0 K: 0 S: 6	H: 1 LOB: 1 BB: 0 P: 11	R: 0 E: 0 K: 2 S: 7	H: 0 LOB: 0 BB: 0 P: 7	1B: 5 2B: 2 3B: 1 HR: 0	SF: 1 SAC: 0 DP: 2 HBP: 0	WP: 0 PB: 0 SB: 1 CS: 0	PA: 39
PITCHER	IP	WLS	BF	H	R	ER	SO	BB	IBB	HBP	BLK	WP	HR	S	P	ERA	WHIP							
David Wells, L ERA: 5.52 Paul Quantrill, R ERA: 2.25 Graeme Lloyd, L ERA: 2.76 Billy Koch, R ERA: 1.42 (10, 1)	6.0		25	5	3	3	2	2	0	0	0	0	0	55	92	4.50	1.167							
	7.1		4	1	0	0	0	0	0	0	0	0	0	12	20	0.00	0.750							
	1.2	W	7	2	0	0	1	1	0	0	0	0	0	16	25	0.00	1.800							
	1.0	S	3	0	0	0	2	0	0	0	0	0	0	7	7	0.00	0.000							

Toronto Blue Jays @ Baltimore Orioles
Oriole Park at Camden Yards, Baltimore, MD

Tue Jul 06 1999, 7:35 PM EDT
Att. 37,939 - Overcast - 105 F

AB 35
R 3
H 8
RBI 3
BB 3
SO 5
LOB 13



Batter	1	2	3	4	5	6	7	8	9	AB	R	H	RBI	BB	SO	LOB	TOP			
Shannon Stewart, R (1, 7) OBP: 0.370, SLG: 0.394	1-2 E3 1B BB	0-2 F7			1-2 G4-6-3 1B		3-1 L3		2-2 HR 1B	5	2	2	0	0	0	0				
Willie Greene, L (1, 10) OBP: 0.299, SLG: 0.396	4-0 BB 1B SF8 BB	2-2 F7			2-3 K			4-2 BB BB 1B BB	1-2 HR	3	3	1	2	2	1	1				
Shawn Green, L (1, 9) OBP: 0.407, SLG: 0.640	1-2 SF8 BB 1B	1-0 F9			0-1 G4-6-3 1-2			3-3 K	1-0 G3	5	1	1	0	0	1	2				
Carlos Delgado, L (1, 3) OBP: 0.351, SLG: 0.486	4-2 BB 1B 1-2 2-3 3-H BB		2-0 P4			4-2 BB		1-3 K	2-3 K	3	0	0	1	2	2	1				
Tony Fernandez, S (1, 5) OBP: 0.473, SLG: 0.523	SF8		3-2 F7			0-1 F7		4-2 BB BB 1-2 1B BB		2	1	0	1	1	0	1				
Darin Fletcher, L (1, 2) OBP: 0.344, SLG: 0.528	1-2 BB		2-2 G4-3			1-1 F7		4-1 1B BB		3	0	1	1	1	0	1				
Rob Butler, L (8, PR) OBP: 0.333, SLG: 0.200	1-2 BB 1B							1-2 2-3 BB		0	0	0	0	0	0	0				
Mike Matheny, R (8, 2) OBP: 0.256, SLG: 0.300	1-2 3-H 1B							1-2 2-3 BB		0	0	0	0	0	0	0				
Tony Batista, R (1, 6) OBP: 0.335, SLG: 0.452	4-2 BB			2-0 F8		3-2 G5-3		2-1 BB		3	0	1	2	1	0	1				
Jacob Brumfield, R (1, 8) OBP: 0.306, SLG: 0.368	2-3 K			2-1 P6			1-2 G4-3	1-2 2-3 K		4	0	0	0	0	2	5				
Homer Bush, R (1, 4) OBP: 0.330, SLG: 0.370	0-3 K			0-0 G4-3			3-1 G5-3		0-2 G5-3	4	0	0	0	0	1	3				
Inning Stats	R: 3 H: 2 E: 2 K: 2 S: 25	H: 2 LOB: 3 BB: 3 P: 42	R: 0 H: 0 E: 0 K: 0 S: 10	H: 0 LOB: 0 BB: 0 P: 13	R: 0 H: 0 E: 0 K: 0 S: 7	H: 0 LOB: 0 BB: 0 P: 14	R: 0 H: 0 E: 0 K: 0 S: 4	H: 1 LOB: 1 BB: 1 P: 8	R: 0 H: 0 E: 0 K: 0 S: 17	H: 0 LOB: 0 BB: 0 P: 25	R: 0 H: 0 E: 0 K: 0 S: 7	H: 0 LOB: 0 BB: 0 P: 14	R: 2 H: 1 E: 0 K: 3 S: 19	H: 1 LOB: 2 BB: 3 P: 39	R: 2 H: 2 E: 0 K: 1 S: 15	H: 2 LOB: 0 BB: 0 P: 21	1B: 5 2B: 0 3B: 0 HR: 1	SF: 1 SAC: 0 DP: 1 HBP: 0	WP: 0 PB: 0 SB: 0 CS: 0	PA: 40
PITCHER	IP WLS BF H R ER SO BB IBB HBP BLK WP HR S P ERA WHIP																			
Jason Johnson, R (1, 1) ERA: 9.99	6.0 25 3 3 2 3 4 0 0 0 0 0 0 72 114 3.00 1.167																			
Scott Kamieniecki, R (7, 1) ERA: 9.0	1.2 H 7 0 2 2 2 2 0 0 0 0 0 20 39 10.80 1.200																			
Jesse Orosco, L (8, 1) ERA: 7.71	0.0 1 0 0 0 0 1 0 0 0 0 0 0 1 5 ∞ ∞																			
Gabe Molina, R (8, 1) ERA: 4.5	1.1 L 7 3 2 2 2 0 0 0 0 0 0 1 20 30 13.50 2.250																			

Toronto Blue Jays @ Baltimore Orioles
Oriole Park at Camden Yards, Baltimore, MD

AB 32
R 7
H 6
RBI 7
BB 7
SO 7
LOB 15



Wed Jul 07 1999, 7:35 PM EDT
Att: 42,275 - Unknown - 98 F

Batter	1	2	3	4	5	6	7	8	9	AB	R	H	RBI	BB	SO	LOB	BOTTOM	
Brady Anderson, L (1, 8) OBP: 0.405, SLG: 0.456	3-1 F8	3-2 G5-4-3 1B		2-2 1B 1B		1-0 G4-3		2-3 K		5	0	2	1	0	1	2		
Mike Bordick, R (1, 6) OBP: 0.331, SLG: 0.386	3-2 F8	3-2 G5-4-3		0-2 1B		1-1 G6-3		0-0 CS 1B		4	0	1	1	0	0	3		
Will Clark, L (9, PH) OBP: 0.362, SLG: 0.478				1-2 1B						1	0	1	0	0	0	0		
Rich Amaral, R (9, PR) OBP: 0.356, SLG: 0.392				1-2 3-H 1B						0	0	0	0	0	0	0		
B.J. Surhoff, L (1, 7) OBP: 0.364, SLG: 0.566	2-1 F7		0-0 G5-4-3 1B	1-2 2-3 1B		1-2 G5-3		3-3 K	1-2 K	5	0	2	0	0	1	1		
Albert Belle, R (1, 9) OBP: 0.398, SLG: 0.471		0-0 P6	1-1 G5-4-3	0-2 F8		3-0 G6-3		3-3 K	3-3 K	5	0	0	0	0	1	5		
Harold Baines, L (1, 10) OBP: 0.420, SLG: 0.631		0-0 HR	2-3 K	0-0 F7		1-1 F7				4	1	1	1	0	1	3		
Jeff Conine, R (1, 3) OBP: 0.338, SLG: 0.470		0-0 1B 2B		1-1 HR 1B		0-0 F8		0-1 F7		4	2	2	0	0	0	0		
Cal Ripken Jr., R (1, 5) OBP: 0.338, SLG: 0.560		1-1 HBP 1B 1B		0-0 HR 1B		2-2 G6-3		1-1 G6-3		4	2	3	2	0	0	0		
Jerry Hairston, R (1, 4) OBP: 0.318, SLG: 0.450		2-1 1B HBP 1B		4-0 1B 1B BB		1-0 L1-3		4-1 BB BB		2	1	1	1	2	0	1		
Charles Johnson, R (1, 2) OBP: 0.352, SLG: 0.475		1-2 2-3 HBP		0-0 F9		1-0 G3-1		4-2 BB		2	0	0	0	1	0	1		
Inning Stats	R: 0 H: 0 E: 0 K: 0 S: 7	H: 5 LOB: 2 BB: 0 P: 26	R: 0 H: 1 E: 0 K: 1 S: 6	H: 0 LOB: 0 BB: 0 P: 9	R: 3 H: 5 E: 0 K: 0 S: 15	H: 3 LOB: 3 BB: 1 P: 24	R: 0 H: 1 E: 0 K: 0 S: 6	H: 0 LOB: 0 BB: 0 P: 7	R: 0 H: 0 E: 0 K: 0 S: 6	H: 0 LOB: 0 BB: 0 P: 11	R: 0 H: 0 E: 0 K: 1 S: 12	H: 0 LOB: 2 BB: 2 P: 23	R: 0 H: 1 E: 0 K: 2 S: 8	H: 1 LOB: 1 BB: 0 P: 14	1B: 10 2B: 3 3B: 0 HR: 2	SF: 0 SAC: 0 DP: 4 HBP: 1	WP: 0 PB: 0 SB: 0 CS: 1	PA: 40
PITCHER	IP WLS BF H R ER SO BB IBB HBP BLK WP HR S P ERA WHIP																	
Joey Hamilton, R (1, 1) ERA: 8.57	3.1 20 1 0 1 0 0 0 0 0 0 0 28 50 0.00 0.923																	
32 Roy Halladay, R (4, 1) ERA: 3.6	4.1 16 2 0 0 0 2 0 0 0 0 0 0 28 50 0.00 0.923																	
Paul Spoljaric, L (8, 1) ERA: 6.63	0.1 W 1 0 0 0 1 0 0 0 0 0 0 5 7 0.00 0.000																	
Billy Koch, R (9, 1) ERA: 1.38	1.0 S 3 1 0 0 2 0 0 0 0 0 0 8 14 0.00 1.000																	

Toronto Blue Jays @ Baltimore Orioles
Oriole Park at Camden Yards, Baltimore, MD

AB 36
R 6
H 13
RBI 6
BB 3
SO 4
LOB 16



Wed Jul 07 1999, 7:35 PM EDT
Att: 42,275 - Unknown - 98 F


Batter	1	2	3	4	5	6	7	8	9	AB	R	H	RBI	BB	SO	LOB	TOP					
Shannon Stewart, R (1, 7) OBP: 0.375, SLG: 0.406	G5-3		1B SF9			1B CS		HR		4	2	3	1	1	0	0	Toronto Blue Jays @ Baltimore Orioles Oriole Park at Camden Yards, Baltimore, MD Thu Jul 08, 1999, 3:05 PM EDT Att: 41,738 - Cloudy - 94 F					
Homer Bush, R (1, 4) OBP: 0.327, SLG: 0.365	G6-3		1B SF9			1B		G6-3		5	1	1	0	0	0	2						
Shawn Green, L (1, 9) OBP: 0.410, SLG: 0.642	1B		1B SF9			1B HR		1B		4	1	3	1	0	1	1						
Carlos Delgado, L (1, 3) OBP: 0.352, SLG: 0.494	K		1B SF9			1B HR		K		5	1	2	3	0	3	2						
Willie Greene, L (1, 10) OBP: 0.295, SLG: 0.381		G4-3	F7			BB		G3-1		4	0	0	0	1	1	1						
Darin Fletcher, L (1, 2) OBP: 0.345, SLG: 0.525		HR	F9			F7		HR		5	2	2	0	0	0	2						
Tony Batista, R (1, 6) OBP: 0.336, SLG: 0.477		F8				G6-3		HR		5	2	2	3	0	0	1						
Willis Otanez, R (1, 5) OBP: 0.294, SLG: 0.389		HR	F9			F9		G5-3		4	2	2	3	0	0	0						
Jacob Brumfield, R (1, 8) OBP: 0.295, SLG: 0.354		K	F7			F7		P2		4	0	0	0	0	1	0						
Inning Stats	R: 0 E: 0 K: 1 S: 13	H: 1 LOB: 1 BB: 0 P: 18	R: 2 E: 0 K: 1 S: 20	H: 2 LOB: 0 BB: 0 P: 32	R: 2 E: 0 K: 0 S: 9	H: 3 LOB: 1 BB: 0 P: 17	R: 0 E: 0 K: 0 S: 7	H: 0 LOB: 0 BB: 0 P: 10	R: 2 E: 0 K: 1 S: 11	H: 3 LOB: 1 BB: 1 P: 22	R: 2 E: 0 K: 1 S: 11	H: 2 LOB: 1 BB: 1 P: 16	R: 2 E: 0 K: 1 S: 11	H: 2 LOB: 0 BB: 0 P: 18	R: 1 E: 0 K: 1 S: 11	H: 2 LOB: 1 BB: 0 P: 17	R: 0 E: 0 K: 1 S: 6	H: 0 LOB: 0 BB: 0 P: 7	1B: 9 2B: 0 3B: 0 HR: 6	SF: 1 SAC: 0 DP: 0 HBP: 0	WP: 0 PB: 0 SB: 2 CS: 1	PA: 43
PITCHER	IP WLS BF H R ER SO BB IBB HBP BLK WP HR S P ERA WHIP																					
Sidney Ponson, R (1, 1) ERA: 4.1	5.0 L 25 10 7 7 2 1 0 0 0 0 3 64 101 12.60 2.200																					
Rocky Coppinger, R (6, 1) ERA: 6.31	3.0 15 5 4 4 3 1 0 0 0 0 3 31 49 12.00 2.000																					
Arthur Rhodes, L (9, 1) ERA: 6.37	1.0 3 0 0 0 0 1 0 0 0 0 0 6 7 0.00 0.000																					

Batter	1	2	3	4	5	6	7	8	9	AB	R	H	RBI	BB	SO	LOB	BOTTOM			
Brady Anderson, L (1, 8) OBP: 0.406, SLG: 0.453	1B WP		2B PB			F9		1B		2	2	0	0	2	1	2	Toronto Blue Jays @ Baltimore Orioles Oriole Park at Camden Yards, Baltimore, MD Thu Jul 08, 1999, 3:05 PM EDT Att: 41,738 - Cloudy - 94 F			
Rich Amaral, R (7, 8) OBP: 0.363, SLG: 0.400	BB		BB							1	0	1	0	0	0	0				
Mike Bordick, R (1, 6) OBP: 0.332, SLG: 0.386	1B		K			1B		K		5	0	2	1	0	2	3				
B.J. Surhoff, L (1, 7) OBP: 0.369, SLG: 0.569	BB		2B			BB		G5-3		2	1	1	1	3	0	1				
Albert Belle, R (1, 9) OBP: 0.396, SLG: 0.476	G5-4-3		K			F9		F8		5	1	1	1	0	1	6				
Harold Baines, L (1, 10) OBP: 0.424, SLG: 0.644	F7		1B			F7		HR		5	1	3	2	0	0	2				
Jeff Conine, R (1, 3) OBP: 0.338, SLG: 0.473	K		1B			L9		F8		5	0	2	0	0	1	1				
Cal Ripken Jr., R (1, 5) OBP: 0.332, SLG: 0.550	G4-3		G3			G6-3		G1-3		4	0	0	0	0	0	4				
Jeff Reboulet, R (8, 5) OBP: 0.308, SLG: 0.223								K		1	0	0	0	0	1	1				
Jerry Hairston, R (1, 4) OBP: 0.367, SLG: 0.533	1B		2B			1B		F9		5	1	4	0	0	0	0				
Mike Figga, R (1, 2) OBP: 0.214, SLG: 0.259	K		K			L5		G1-3		4	0	0	0	0	2	3				
Will Clark, L (9, PH) OBP: 0.360, SLG: 0.475								F9		1	0	0	0	0	0	2				
Inning Stats	R: 1 E: 0 K: 0 S: 10	H: 1 LOB: 1 BB: 2 P: 25	R: 0 E: 0 K: 2 S: 9	H: 1 LOB: 0 BB: 0 P: 12	R: 2 E: 0 K: 2 S: 15	H: 3 LOB: 2 BB: 1 P: 24	R: 0 E: 0 K: 2 S: 12	H: 1 LOB: 1 BB: 0 P: 19	R: 1 E: 0 K: 0 S: 10	H: 2 LOB: 2 BB: 1 P: 18	R: 1 E: 0 K: 0 S: 10	H: 1 LOB: 0 BB: 0 P: 15	R: 0 E: 0 K: 1 S: 8	H: 1 LOB: 1 BB: 0 P: 13	R: 1 E: 0 K: 1 S: 14	H: 3 LOB: 2 BB: 0 P: 23	1B: 8 2B: 4 3B: 0 HR: 2	SF: 0 SAC: 0 DP: 1 HBP: 0	WP: 1 PB: 1 SB: 2 CS: 0	PA: 45
PITCHER	IP WLS BF H R ER SO BB IBB HBP BLK WP HR S P ERA WHIP																			
Kelvin Escobar, R (1, 1) ERA: 5.93	6.0 W 31 9 4 4 6 5 0 0 0 0 1 0 68 117 6.00 2.333																			
Paul Quantrill, R (7, 1) ERA: 2.57	2.0 8 2 1 1 1 0 0 0 0 0 1 18 28 4.50 1.000																			
Paul Spoljaric, L (9, 1) ERA: 6.75	0.2 5 3 1 1 1 0 0 0 0 0 1 10 18 13.50 4.500																			
John Frascatore, R (9, 1) ERA: 3.98	0.1 1 0 0 0 0 0 0 0 0 0 0 4 5 0.00 0.000																			

Batter	1	2	3	4	5	6	7	8	9	AB	R	H	RBI	BB	SO	LOB	TOP										
Shannon Stewart, R (1.7) OBP: 0.373, SLG: 0.412	0-1 HR		0-1 F8	1-2 F8			0-2 G1-3		0-3 K	5	1	1	1	0	1	2											
Homer Bush, R (1.4) OBP: 0.329, SLG: 0.366	3-2 G5-3		0-0 F8 2B	2-1 1B			0-0 G5-3		0-3 K	5	1	2	0	0	1	1											
Shawn Green, L (1.9) OBP: 0.408, SLG: 0.637	0-0 G5-3		1-0 2B 1B	0-1 PO	2-1 G3			1-3 K		4	0	1	0	0	1	0											
Carlos Delgado, L (1.3) OBP: 0.351, SLG: 0.491	2-3 K		1-0 F8		3-3 K			0-1 1B		4	0	1	0	0	2	2											
Tony Fernandez, S (1.5) OBP: 0.470, SLG: 0.523		0-1 L8	2-2 2B		2-0 F7			2-1 F7		4	0	1	1	0	0	1											
Darin Fletcher, L (1.2) OBP: 0.343, SLG: 0.516	0-1 G3-1		4-1 BB			0-1 F9		0-3 K		3	0	0	0	1	1	1											
Tony Batista, R (1.6) OBP: 0.338, SLG: 0.494	1-1 WP 2B		1-1 P3			3-2 G5-3			1-1 HR	4	1	2	1	0	0	3											
José Cruz Jr., S (1.8) OBP: 0.354, SLG: 0.420	4-1 IBB		2-3 K			1-3 K			1-2 1B	3	0	1	0	1	2	0											
Chris Carpenter, R (1.1) Rob Butler, L (7, PH) John Frascatore, R (7, 1) Jacob Brumfield, R (9, PH) Graeme Lloyd, L (9, 1)	0-3 K		4-1 PO 1B BB			1-2 L6		3-3 K		1	0	0	0	1	1	2											
Inning Stats	R: 1 E: 0 K: 1 S: 10	H: 1 LOB: 0 BB: 0 P: 15	R: 0 E: 0 K: 1 S: 10	H: 1 LOB: 2 BB: 1 P: 15	R: 1 E: 0 K: 0 S: 11	H: 3 LOB: 3 BB: 1 P: 20	R: 0 E: 0 K: 1 S: 12	H: 1 LOB: 1 BB: 0 P: 21	R: 0 E: 0 K: 1 S: 6	H: 0 LOB: 0 BB: 0 P: 13	R: 0 E: 0 K: 1 S: 9	H: 0 LOB: 0 BB: 0 P: 13	R: 0 E: 0 K: 0 S: 7	H: 0 LOB: 0 BB: 0 P: 8	R: 0 E: 0 K: 2 S: 12	H: 1 LOB: 1 BB: 0 P: 15	R: 1 E: 0 K: 3 S: 15	H: 2 LOB: 1 BB: 0 P: 20	1B: 5 2B: 2 3B: 0 HR: 2	SF: 0 SAC: 0 DP: 0 HBP: 0	WP: 1 PB: 0 SB: 1 CS: 0	PA: 39					
PITCHER	IP	WLS	BF	H	R	ER	SO	BB	IBB	HBP	BLK	WP	HR	S	P	ERA	WHIP										
Jeremy Powell, R (1.1) ERA: 3.75	6.0		26	6	2	2	5	2	1	0	0	1	1	58	97	3.00	1.333										
Anthony Telford, R (7, 1) ERA: 2.94	1.0		3	0	0	0	0	0	0	0	0	0	0	7	8	0.00	0.000										
Steve Kline, L (8, 1) ERA: 4.54	1.0		4	1	0	0	2	0	0	0	0	0	0	12	15	0.00	1.000										
Ugueth Urbina, R (9, 1) ERA: 4.33	1.0	W	5	2	1	1	3	0	0	0	0	0	1	15	20	9.00	2.000										

Toronto Blue Jays @ Montreal Expos
Olympic Stadium, Montreal, QB
Fri Jul 09 1999, 7:05 PM EDT
Att: 10,091 - Dome - 72 F

AB 35
R 3
H 9
RBI 3
BB 3
SO 10
LOB 13



Batter	1	2	3	4	5	6	7	8	9	AB	R	H	RBI	BB	SO	LOB	BOTTOM										
Terry Jones, S (1.8) OBP: 0.296, SLG: 0.385	2-1 G3		1-0 L6			2-2 1B		2-3 K		5	0	1	0	0	1	4											
Wilton Guerrero, S (1.4) Ugueth Urbina, R (9, 1)	1-1 1B		1-1 1B		2-2 1B	0-1 1B		0-1 G3-1		5	1	4	1	0	0	1											
Jose Fernandez, R (1.5) Anthony Telford, R (7, 1) Steve Kline, S (8, 1)	1-2 P4		1-3 K		0-3 K	0-2 G3-1			0-0 3B	4	0	0	0	0	2	8											
Mike Mordecai, R (9, 4) Vladimir Guerrero, R (1.9) Chris Widger, R (1.2)	0-0 1B		0-1 1B		2-3 K		0-0 G6-3		1-0 3B	5	0	3	1	0	1	3											
Chris Widger, R (1.2) Ryan McGuire, L (1.7)	1-2 FC4-6 1B		1-3 K		1-3 K		1-1 K		1-1 CS 1B	4	0	2	1	0	2	5											
Ryan McGuire, L (1.7) OBP: 0.353, SLG: 0.366	0-0 FC4-6			0-1 F8		1-3 K		3-2 G3		4	0	0	0	0	1	3											
Fernando Segunol, S (1.3) Orlando Cabrera, R (1.6)		0-1 P6		3-3 K		0-1 BB FC5-2 1B		2-1 HR		4	1	2	1	0	1	0											
Orlando Cabrera, R (1.6) OBP: 0.294, SLG: 0.406		2-2 P6		1-3 K		1-1 FC5-2 BB 1B		0-1 F9		4	1	1	0	0	1	0											
Jeremy Powell, R (1.1) Shane Andrews, R (6, PH) Graeme Lloyd, L (7, 5)	1-2 F9				0-0 1B 1B	4-2 1B FC5-2 BB		0-0 2B		2	0	1	0	0	0	0											
Inning Stats	R: 1 E: 0 K: 0 S: 14	H: 3 LOB: 2 BB: 0 P: 19	R: 0 E: 0 K: 0 S: 9	H: 0 LOB: 0 BB: 0 P: 12	R: 0 E: 0 K: 2 S: 11	H: 2 LOB: 2 BB: 0 P: 15	R: 0 E: 0 K: 2 S: 8	H: 0 LOB: 0 BB: 0 P: 12	R: 0 E: 0 K: 3 S: 18	H: 3 LOB: 3 BB: 0 P: 25	R: 1 E: 0 K: 1 S: 20	H: 3 LOB: 3 BB: 1 P: 27	R: 0 E: 0 K: 0 S: 7	H: 1 LOB: 0 BB: 0 P: 11	R: 1 E: 0 K: 1 S: 13	H: 2 LOB: 1 BB: 0 P: 17	R: 1 E: 0 K: 0 S: 2	H: 2 LOB: 1 BB: 0 P: 3	1B: 13 2B: 1 3B: 1 HR: 1	SF: 0 SAC: 0 DP: 0 HBP: 0	WP: 0 PB: 0 SB: 0 CS: 1	PA: 40					
PITCHER	IP	WLS	BF	H	R	ER	SO	BB	IBB	HBP	BLK	WP	HR	S	P	ERA	WHIP										
Chris Carpenter, R (1.1) ERA: 3.24	6.0		30	11	2	2	8	1	0	0	0	0	0	80	110	3.00	2.000										
John Frascatore, R (7, 1) ERA: 4.01	2.0		8	3	1	1	1	0	0	0	0	0	1	20	28	4.50	1.500										
Graeme Lloyd, L (9, 1) ERA: 2.98	0.0	L	2	2	1	1	0	0	0	0	0	0	0	2	3	∞	∞										

Toronto Blue Jays @ Montreal Expos
Olympic Stadium, Montreal, QB
Fri Jul 09 1999, 7:05 PM EDT
Att: 10,091 - Dome - 72 F

AB 39
R 4
H 16
RBI 4
BB 1
SO 9
LOB 24



Batter	1	2	3	4	5	6	7	8	9	AB R H RBI BB SO LOB	TOP								
Shannon Stewart, R OBP: 0.376, SLG: 0.420	0-1 F7		1-3 K		3-1 G3-1 1-H HR 2B	0-0 S 1B			0-1 1B G3-4 2B	5 2 3 1 0 1 0	<p>Toronto Blue Jays @ Montreal Expos</p> <p>Olympic Stadium, Montreal, QB</p> <p>Sat Jul 10 1999, 7:05 PM EDT</p> <p>Att: 15,005 - Dome - 72 F</p> <p>livebaseballscorecards.com</p>								
Craig Grebeck, R OBP: 0.468, SLG: 0.469	2-2 G5-3		4-0 BB		4-2 G3-1 HR BB	1-2 F9		0-0 G3-4 G3 1B	3 1 1 0 2 0 1										
Shawn Green, L OBP: 0.408, SLG: 0.641	0-0 HR		4-0 BB		3-2 G3-1		0-3 K	0-0 G3	4 1 1 1 1 1 4										
Carlos Delgado, L OBP: 0.351, SLG: 0.497	2-2 FC5-4 HBP		0-0 F8		0-0 HR		2-3 K	0-0 G3-4	4 1 1 4 0 1 3										
Tony Fernandez, S OBP: 0.469, SLG: 0.519	2-0 FC5-4			1-2 F7	1-0 S 2B 1B		2-1 G5-3	0-0 IBB	4 1 1 0 1 0 1										
Darin Fletcher, L OBP: 0.346, SLG: 0.519		0-0 F8		1-2 P4	3-2 2B		4-0 SH BB	1-3 K	3 0 1 1 1 1 0 0 0 0 0 0 0 0 0 0 1 0 0 0 0 0 1 2										
Homer Bush, R OBP: 0.329, SLG: 0.366				1-0 G1-3	1-1 G5-3		2-1 SH 1-3		3 0 0 0 0 0 1 1										
Mike Matheny, R OBP: 0.254, SLG: 0.298							0-2 F8		4 1 1 0 0 1 2										
Tony Batista, R OBP: 0.335, SLG: 0.488								2-2 L1-3	1 0 0 0 0 0 1 0 0 0 0 0 0 0 0 0 1 0 0 0 0 0 0 1 1 0 0 0 0 0 1 0 1 0 0 0 0 0 0 2 0 0 0 0 0 0 0 0 0 0 0 0 0 0 0 0										
José Cruz Jr., S OBP: 0.353, SLG: 0.417									1B: 4 SF: 0 2B: 4 SAC: 1 3B: 0 DP: 1 HR: 2 HBP: 1										
Pat Hentgen, R ERA: 5.48									WP: 0 PA: 42 PB: 0 SB: 2 CS: 0										
Inning Stats	R: 1 E: 0 K: 0 S: 11	H: 1 LOB: 1 BB: 0 P: 17	R: 0 E: 0 K: 1 S: 5	H: 0 LOB: 0 BB: 0 P: 7	R: 0 E: 0 K: 2 S: 8	H: 0 LOB: 2 BB: 2 P: 17	R: 0 E: 0 K: 0 S: 8	H: 0 LOB: 0 BB: 0 P: 11	R: 5 E: 0 K: 0 S: 18	H: 5 LOB: 1 BB: 1 P: 36	R: 0 E: 0 K: 2 S: 9	H: 1 LOB: 1 BB: 0 P: 12	R: 0 E: 0 K: 2 S: 9	H: 0 LOB: 0 BB: 0 P: 13	R: 0 E: 1 K: 0 S: 8	H: 0 LOB: 2 BB: 1 P: 16	R: 1 E: 0 K: 1 S: 8	H: 2 LOB: 2 BB: 1 P: 13	1B: 4 SF: 0 2B: 4 SAC: 1 3B: 0 DP: 1 HR: 2 HBP: 1
PITCHER	IP WLS BF H R ER SO BB IBB HBP BLK WP HR S P ERA WHIP	IP WLS BF H R ER SO BB IBB HBP BLK WP HR S P ERA WHIP											IP WLS BF H R ER SO BB IBB HBP BLK WP HR S P ERA WHIP						
Dustin Hermanson, R ERA: 5.48	(1, 1) 4.2 23 5 6 6 3 3 0 1 0 0 2 45 79 11.57 1.714																		
Bobby Ayala, R ERA: 2.87	(5, 1) 1.1 6 2 0 0 2 0 0 0 0 0 0 14 21 0.00 1.500																		
Steve Kline, L ERA: 4.41	(7, 1) 1.0 5 0 0 0 2 1 0 0 0 0 0 11 21 0.00 1.000																		
Guillermo Mota, R ERA: 1.69	(8, 1) 1.0 2 0 0 0 0 0 0 0 0 0 0 6 8 0.00 0.000																		
Anthony Telford, R ERA: 3.98	(9, 1) 1.0 L 6 2 1 1 1 0 1 0 0 0 0 8 13 9.00 2.000																		

Batter	1	2	3	4	5	6	7	8	9	AB R H RBI BB SO LOB	BOTTOM								
Terry Jones, S OBP: 0.281, SLG: 0.355	0-3 K		1-0 G4-3	2-0 FC6-4 1B		0-3 K			1-3 K	5 0 1 1 0 3 1	<p>Toronto Blue Jays @ Montreal Expos</p> <p>Olympic Stadium, Montreal, QB</p> <p>Sat Jul 10 1999, 7:05 PM EDT</p> <p>Att: 15,005 - Dome - 72 F</p> <p>livebaseballscorecards.com</p>								
Wilton Guerrero, S OBP: 0.322, SLG: 0.377	0-1 G4-3		3-1 E4	1-0 FC6-4		1-1 G1-3		0-3 K	4 0 0 0 0 0 2 0 0 0 0 0 0 0 1 0 0 0 0 1 0										
Mike Mordecai, R OBP: 0.317, SLG: 0.431			G6-4-3	1-2 1B					5 1 1 0 0 0 1										
Jose Fernandez, R OBP: 0.250, SLG: 0.304					2-0 G6-3		3-1 F9	0-1 G6-3	4 2 3 2 0 0 0										
Shane Andrews, R OBP: 0.319, SLG: 0.345	3-2 HR 1B		3-1 G6-4-3		1-1 F8		3-1 1B		4 1 2 1 0 1 1										
Vladimir Guerrero, R OBP: 0.373, SLG: 0.553	0-0 1-H HR			1-0 2B	1-1 F8		0-0 F9		3 0 0 0 0 0 1										
Chris Widger, R OBP: 0.353, SLG: 0.505	0-1 FC5-4 1B			2-2 SH5-4 2B	1-3 K		0-0 F9		3 2 2 1 0 0 0 0 0 0 0 0 0 0										
James Mouton, R OBP: 0.402, SLG: 0.405	1-2 FC5-4			0-0 SH5-4		2-2 G5-3		0-0 F9	3 0 2 1 1 0 0										
Fernando Seguinol, S OBP: 0.290, SLG: 0.377		0-0 G1-3		1-1 1B HBP		2-1 HR		3-2 1B	2 0 0 0 0 0 2 2 0 0 0 0 0 0 0 0 1 0 0 0 0 0 0 1 0 0 0 0 0 0 0 0 0 0 0 0 0 0 0 0 1 0 0 0 0 0 1 1 0 0 0 0 0 0 0 0										
Ryan McGuire, L OBP: 0.353, SLG: 0.366				0-2 1B		4-2 FC6-4 BB		1-1 1B	3 0 2 1 1 0 0										
Orlando Cabrera, R OBP: 0.300, SLG: 0.408				1-2 1B				2-2 1B	3 0 2 1 1 0 0										
Dustin Hermanson, R ERA: 5.75									2 0 0 0 0 0 2 2 0 0 0 0 0 0 0 0 1 0 0 0 0 0 0 1 0 1 0 0 0 0 0 1 1 0 0 0 0 0 0 0 0										
John Frascatore, R ERA: 3.98									1B: 7 SF: 0 2B: 2 SAC: 1 3B: 0 DP: 1 HR: 2 HBP: 1										
Inning Stats	R: 2 E: 0 K: 1 S: 17	H: 3 LOB: 1 BB: 0 P: 21	R: 0 E: 0 K: 1 S: 9	H: 0 LOB: 0 BB: 0 P: 14	R: 0 E: 1 K: 0 S: 5	H: 0 LOB: 0 BB: 0 P: 12	R: 3 E: 0 K: 1 S: 16	H: 4 LOB: 2 BB: 0 P: 23	R: 0 E: 0 K: 1 S: 6	H: 0 LOB: 0 BB: 0 P: 10	R: 1 E: 0 K: 0 S: 14	H: 1 LOB: 1 BB: 1 P: 23	R: 0 E: 0 K: 0 S: 7	H: 1 LOB: 1 BB: 0 P: 14	R: 0 E: 0 K: 1 S: 9	H: 2 LOB: 1 BB: 0 P: 15	R: 0 E: 0 K: 2 S: 8	H: 0 LOB: 0 BB: 0 P: 9	1B: 7 SF: 0 2B: 2 SAC: 1 3B: 0 DP: 1 HR: 2 HBP: 1
PITCHER	IP WLS BF H R ER SO BB IBB HBP BLK WP HR S P ERA WHIP	IP WLS BF H R ER SO BB IBB HBP BLK WP HR S P ERA WHIP											IP WLS BF H R ER SO BB IBB HBP BLK WP HR S P ERA WHIP						
Pat Hentgen, R ERA: 5.75	(1, 1) 3.2 19 7 5 5 3 0 0 0 0 0 0 1 46 12.27 1.909																		
John Frascatore, R ERA: 3.98	(4, 1) 0.1 1 0 0 0 0 0 0 0 0 0 0 1 2 0.00 0.000																		
32 Roy Halladay, R ERA: 3.58	(5, 1) 3.0 12 2 1 1 2 1 0 0 0 0 0 1 27 47 3.00 1.000																		
Paul Quantrill, R ERA: 2.4	(8, 1) 1.0 W 4 2 0 0 1 0 0 0 0 0 0 9 15 0.00 2.000																		
Billy Koch, R ERA: 1.34	(9, 1) 1.0 S 3 0 0 0 2 0 0 0 0 0 0 8 9 0.00 0.000																		

Batter	1	2	3	4	5	6	7	8	9	AB	R	H	RBI	BB	SO	LOB	TOP								
Shannon Stewart, R (1, 7) OBP: 0.372, SLG: 0.415	0-3 K		2-0 F8		2-1 G1-3			1-2 G6-3		4	0	0	0	0	1	1									
Homer Bush, R (1, 4) OBP: 0.323, SLG: 0.359	2-1 G4-3			0-1 G4-3		0-1 G5-3		0-0 G4-3		4	0	0	0	0	0	0									
Shawn Green, L (1, 9) OBP: 0.409, SLG: 0.638	1-2 G4-3			1-0 1B SF7 1B		4-2 BB			0-1 G1-3	3	1	1	0	1	0	0									
Carlos Delgado, L (1, 3)		0-0 G4-3		3-0 1B 1B		2-3 K			1-2 F9	4	0	1	0	0	1	1									
Tony Fernandez, S (1, 5)	1-2 P3			2-1 SF7		2-2 G5-3			0-0 G6-3	3	0	0	1	0	0	1									
Darin Fletcher, L (1, 2)	2-1 P5			3-H 1-0 1B			1-1 FC6 1B			3	0	2	0	0	0	0									
Tony Batista, R (1, 6)			4-2 SH1-3 BB		1-1 F7		0-2 FC6 G4-6-3 1-2			2	0	0	0	1	0	3									
José Cruz Jr., S (1, 8)			2-3 K		0-0 G4-3		0-2 G4-6-3 1-2			3	0	0	0	0	1	2									
David Wells, L (1, 1)			0-0 SH1-3		0-0 G4-3			0-0 P6		2	0	0	0	0	0	0									
Inning Stats	R: 0 E: 0 K: 1 S: 8	H: 0 LOB: 0 BB: 0 P: 11	R: 0 E: 0 K: 0 S: 6	H: 0 LOB: 0 BB: 0 P: 9	R: 0 E: 0 K: 1 S: 7	H: 0 LOB: 1 BB: 1 P: 15	R: 1 E: 0 K: 0 S: 9	H: 3 LOB: 2 BB: 0 P: 17	R: 0 E: 0 K: 0 S: 4	H: 0 LOB: 0 BB: 0 P: 6	R: 0 E: 0 K: 0 S: 12	H: 0 LOB: 1 BB: 1 P: 20	R: 0 E: 0 K: 0 S: 8	H: 1 LOB: 0 BB: 0 P: 9	R: 0 E: 0 K: 0 S: 5	H: 0 LOB: 0 BB: 0 P: 6	R: 0 E: 0 K: 0 S: 6	H: 0 LOB: 0 BB: 0 P: 7	1B: 4 2B: 0 3B: 0 HR: 0	SF: 1 SAC: 1 DP: 1 HBP: 0	WP: 0 PB: 0 SB: 0 CS: 0	PA: 32			
PITCHER	IP	WLS	BF	H	R	ER	SO	BB	IBB	HBP	BLK	WP	HR	S	P	ERA	WHIP								
Carl Pavano, R (1, 1) ERA: 5.59	6.0	L	23	3	1	1	3	2	0	0	0	0	0	46	78	1.50	0.833								
Steve Kline, L (7, 1) ERA: 4.17	2.0		6	1	0	0	0	0	0	0	0	0	0	13	15	0.00	0.500								
Ugueth Urbina, R (9, 1) ERA: 4.23	1.0		3	0	0	0	0	0	0	0	0	0	0	6	7	0.00	0.000								

Toronto Blue Jays @ Montreal Expos
Olympic Stadium, Montreal, QB
Sun Jul 11 1999, 1:35 PM EDT
Att: 15,201 - Dome - 72 F

AB 28
R 1
H 4
RBI 1
BB 2
SO 3
LOB 8



Batter	1	2	3	4	5	6	7	8	9	AB	R	H	RBI	BB	SO	LOB	BOTTOM								
James Mouton, R (1, 7) OBP: 0.396, SLG: 0.410	3-2 2B		1-3 K			1-1 E5		2-0 F9		4	0	1	0	0	1	2									
Wilton Guerrero, S (1, 4) OBP: 0.314, SLG: 0.367	1-2 G5-3			0-3 K		0-3 K			0-0 P3	4	0	0	0	0	2	2									
Michael Barrett, R (1, 5) OBP: 0.320, SLG: 0.396	1-3 K2-3			3-2 G6-3			2-1 G1-3		1-2 G1-3	4	0	0	0	0	1	1									
Vladimir Guerrero, R (1, 9) OBP: 0.369, SLG: 0.546	1-2 F8			1-1 F9			2-2 F9		2-2 G1-3	4	0	0	0	0	0	1									
Chris Widger, R (1, 2) OBP: 0.348, SLG: 0.498		0-1 G6-3			1-3 K		1-2 G6-3			3	0	0	0	0	1	0									
Shane Andrews, R (1, 3) OBP: 0.320, SLG: 0.345		1-3 K			1-0 G6-3			0-0 G6-3 SH2-4 1B		3	0	1	0	0	1	0									
Chris Stowers, L (8, FR)										0	0	0	0	0	0	0									
Ryan McGuire, L (9, 3) OBP: 0.353, SLG: 0.366										0	0	0	0	0	0	0									
Orlando Cabrera, R (1, 6) OBP: 0.298, SLG: 0.406		0-0 G6-3			0-3 K2-3			0-0 SH2-4		2	0	0	0	0	1	0									
Terry Jones, S (1, 8) OBP: 0.257, SLG: 0.324			0-0 G1-3			0-1 G6-3		0-0 G6-3		3	0	0	0	0	0	2									
Carl Pavano, R (1, 1) OBP: 0.088, SLG: 0.061			0-0 F9			0-0 G3		4-2 BB		1	0	0	0	0	0	0									
Jose Fernandez, R (6, PH) OBP: 0.240, SLG: 0.292										1	0	0	0	0	0	0									
Steve Kline, S (7, 1)										0	0	0	0	0	0	0									
Mike Mordecai, R (8, PH) OBP: 0.323, SLG: 0.431										0	0	0	0	1	0	0									
Ugueth Urbina, R (9, 1)										0	0	0	0	0	0	0									
Inning Stats	R: 0 E: 0 K: 1 S: 12	H: 1 LOB: 1 BB: 0 P: 18	R: 0 E: 0 K: 1 S: 6	H: 0 LOB: 0 BB: 0 P: 7	R: 0 E: 0 K: 1 S: 5	H: 0 LOB: 0 BB: 0 P: 6	R: 0 E: 0 K: 1 S: 9	H: 0 LOB: 0 BB: 0 P: 13	R: 0 E: 1 K: 2 S: 7	H: 0 LOB: 0 BB: 0 P: 9	R: 0 E: 1 K: 1 S: 8	H: 0 LOB: 1 BB: 0 P: 9	R: 0 E: 0 K: 0 S: 13	H: 0 LOB: 0 BB: 0 P: 18	R: 0 E: 0 K: 0 S: 7	H: 1 LOB: 2 BB: 1 P: 13	R: 0 E: 0 K: 0 S: 7	H: 0 LOB: 0 BB: 0 P: 10	1B: 1 2B: 1 3B: 0 HR: 0	SF: 0 SAC: 1 DP: 0 HBP: 0	WP: 0 PB: 0 SB: 0 CS: 0	PA: 31			
PITCHER	IP	WLS	BF	H	R	ER	SO	BB	IBB	HBP	BLK	WP	HR	S	P	ERA	WHIP								
David Wells, L (1, 1) ERA: 5.13	9.0	W	31	2	0	0	7	1	0	0	0	0	0	74	103	0.00	0.333								

Toronto Blue Jays @ Montreal Expos
Olympic Stadium, Montreal, QB
Sun Jul 11 1999, 1:35 PM EDT
Att: 15,201 - Dome - 72 F


AB 29
R 0
H 2
RBI 0
BB 1
SO 7
LOB 8



Batter	1	2	3	4	5	6	7	8	9	AB R H RBI BB SO LOB	TOP									
Luis Castillo, S OBP: 0.363, SLG: 0.337	4-2 E BB		1-2 G6-3			0-2 G6-3		2-2 G6-3	0-0 SH G5-3	3 0 0 1 1 0 0	Florida Marlins @ Toronto Blue Jays SkyDome, Toronto, ON Thu Jul 15 1999, 7:05 PM EDT Att: 25,072 - Unknown - 75 F									
Alex Gonzalez, R OBP: 0.320, SLG: 0.455	2-1 F7		0-0 L9			0-0 F8		2-2 G6-3	0-0 G5-3	5 0 0 0 0 0 3										
Bruce Aven, R OBP: 0.375, SLG: 0.495	0-1 E6		0-1 G5-3			2-2 F8		0-1 G5-3	0-1 G6-3	5 0 0 0 0 0 3										
Kevin Millar, R OBP: 0.435, SLG: 0.551	2-1 F8			1-0 1B		0-0 1B G6-4-3		2-2 HR		4 2 3 1 0 0 2										
Mark Kotsay, L OBP: 0.304, SLG: 0.393	1-2 L4			0-0 G4-3-6-3		2-1 G6-4-3 1B WP		2-2 F7		4 1 1 0 0 0 3										
Preston Wilson, R OBP: 0.327, SLG: 0.514		1-2 G4-3		3-1 P4		0-1 G6-4-3 1B		0-2 2B 1B		4 1 2 0 0 0 0										
Danny Bautista, R OBP: 0.272, SLG: 0.418	0-1 E5 1B G5-3				3-2 P3	1-0 G6-4-3		1-2 1B 2B		4 2 1 0 0 0 2										
Mike Lowell, R OBP: 0.353, SLG: 0.394	2-2 G5-3				2-1 F9	1-2 HR		1-0 1B SH		4 2 2 2 0 0 1										
Mike Redmond, R OBP: 0.377, SLG: 0.328	1-0 2H 1B				1-0 G6-3	1-0 F9		1-2 G5-3 SH 1B		4 0 2 2 0 0 0										
Inning Stats	R: 0 E: 1 K: 0 S: 13	H: 0 LOB: 2 BB: 1 P: 22	R: 1 E: 1 K: 0 S: 9	H: 1 LOB: 1 BB: 0 P: 13	R: 0 E: 0 K: 0 S: 7	H: 0 LOB: 0 BB: 0 P: 8	R: 0 E: 0 K: 0 S: 7	H: 0 LOB: 0 BB: 0 P: 13	R: 0 E: 0 K: 0 S: 7	H: 0 LOB: 0 BB: 0 P: 9	R: 3 E: 0 K: 0 S: 13	H: 4 LOB: 0 BB: 0 P: 20	R: 0 E: 0 K: 0 S: 9	H: 0 LOB: 0 BB: 0 P: 13	R: 4 E: 1 K: 0 S: 22	H: 5 LOB: 2 BB: 0 P: 29	1B: 8 2B: 1 3B: 0 HR: 2	SF: 0 SAC: 1 DP: 2 HBP: 0	WP: 1 PB: 0 SB: 0 CS: 0	PA: 39
PITCHER	IP WLS BF H R ER SO BB IBB HBP BLK WP HR S P ERA WHIP											IP WLS BF H R ER SO BB IBB HBP BLK WP HR S P ERA WHIP								
Chris Carpenter, R ERA: 3.3	(1, 1) 6.2 26 6 4 3 0 1 0 0 0 0 1 1 59 91 4.05 1.050																			
Paul Quantrill, R ERA: 2.2	(7, 1) 1.1 H 4 0 0 0 0 0 0 0 0 0 0 10 15 0.00 0.000																			
Billy Koch, R ERA: 2.38	(9, 1) 0.1 L 6 5 4 4 0 0 0 0 0 0 0 1 18 25 108.00 15.000																			
Graeme Lloyd, L ERA: 2.93	(9, 1) 0.2 3 0 0 0 0 0 0 0 0 0 0 4 4 0.00 0.000																			


Batter	1	2	3	4	5	6	7	8	9	AB R H RBI BB SO LOB	BOTTOM									
Shannon Stewart, R OBP: 0.370, SLG: 0.420	1-3 K		2-1 HR		0-2 L4-3		1-0 F8		1-3 K	5 1 1 3 0 2 2	Florida Marlins @ Toronto Blue Jays SkyDome, Toronto, ON Thu Jul 15 1999, 7:05 PM EDT Att: 25,072 - Unknown - 75 F									
Willie Greene, L OBP: 0.294, SLG: 0.370	3-2 G4-3		4-2 1B BB			0-0 F7		1-1 F7	0-1 1B	2 0 0 0 1 0 0										
Craig Grebeck, R OBP: 0.469, SLG: 0.469									1-2 1B	2 0 1 0 0 0 0										
Shawn Green, L OBP: 0.411, SLG: 0.638	1-0 L4		3-1 1B			1-2 HR 1B		3-3 K	1-1 1B	5 1 3 1 0 1 0										
Carlos Delgado, L OBP: 0.351, SLG: 0.504		0-1 G3-1	3-0 P6			1-0 HR		1-1 BB	1-1 F8	5 1 2 2 0 0 3										
Tony Fernandez, S OBP: 0.464, SLG: 0.512		2-1 F7		1-2 G6-3		3-1 FC3-6 1B		4-0 BB IBB		3 0 1 0 1 0 0										
Darin Fletcher, L OBP: 0.348, SLG: 0.513		1-3 K		1-0 F8		3-1 FC3-6		4-0 BB	1-2 BB	3 0 0 0 1 1 1										
Tony Batista, R OBP: 0.333, SLG: 0.480			0-1 1B HR		1-1 F7	2-2 F9		1-3 K		4 1 1 0 0 1 4										
José Cruz Jr., S OBP: 0.348, SLG: 0.409			2-0 F8		1-0 E6 FC4-6		1-0 F7	2-2 1B 1B		4 1 1 0 0 0 1										
Homer Bush, R OBP: 0.321, SLG: 0.357			1-1 HR		1-2 FC4-6 L4-3		3-2 G6-3		0-3 K	4 1 1 0 0 1 2										
Inning Stats	R: 0 E: 0 K: 1 S: 7	H: 0 LOB: 0 BB: 0 P: 12	R: 0 E: 0 K: 1 S: 7	H: 0 LOB: 0 BB: 0 P: 10	R: 3 E: 0 K: 0 S: 12	H: 4 LOB: 1 BB: 1 P: 27	R: 0 E: 0 K: 0 S: 7	H: 0 LOB: 0 BB: 0 P: 10	R: 0 E: 1 K: 0 S: 7	H: 0 LOB: 0 BB: 0 P: 10	R: 2 E: 0 K: 0 S: 14	H: 3 LOB: 1 BB: 0 P: 26	R: 0 E: 0 K: 2 S: 13	H: 1 LOB: 3 BB: 2 P: 27	R: 1 E: 0 K: 2 S: 20	H: 3 LOB: 2 BB: 0 P: 25	1B: 8 2B: 2 3B: 0 HR: 2	SF: 0 SAC: 0 DP: 1 HBP: 0	WP: 0 PB: 0 SB: 0 CS: 0	PA: 40
PITCHER	IP WLS BF H R ER SO BB IBB HBP BLK WP HR S P ERA WHIP											IP WLS BF H R ER SO BB IBB HBP BLK WP HR S P ERA WHIP								
Livan Hernandez, R ERA: 4.65	(1, 1) 6.0 25 7 5 5 2 1 0 0 0 0 0 0 6 11 7.50 1.333																			
Vladimir Nunez, R ERA: 2.75	(7, 1) 1.0 3 0 0 0 0 0 0 0 0 0 0 0 6 11 0.00 0.000																			
Jesus Sanchez, L ERA: 0.74	(8, 1) 0.2 5 1 0 0 1 1 1 0 0 0 0 0 10 23 0.00 3.000																			
Braden Loper, R ERA: 3.78	(8, 1) 0.1 W 1 0 0 0 1 0 0 0 0 0 0 0 3 4 0.00 0.000																			
Antonio Alfonseca, R ERA: 3.74	(9, 1) 1.0 S 6 3 1 1 2 0 0 0 0 0 0 0 20 25 9.00 3.000																			


AB 37
R 8
H 11
RBI 6
BB 1
SO 0
LOB 14



AB 37
R 6
H 11
RBI 6
BB 3
SO 6
LOB 13



Batter	1	2	3	4	5	6	7	8	9	AB R H RBI BB SO LOB	TOP											
Luis Castillo, S (1.4) OBP: 0.364, SLG: 0.346	0-1 G5-3 3B		2-1 G4-3		0-0 SF7		2-2 S 2B 1B		1-2 E5	4 2 2 1 0 0 1	Florida Marlins @ Toronto Blue Jays SkyDome, Toronto, ON Fri Jul 16 1999, 7:05 PM EDT Att: 22,449 - Unknown - 90 F livebaseballscores.com AB 37 R 4 H 10 RBI 4 BB 1 SO 7 LOB 15 											
Alex Gonzalez, R (1.6) OBP: 0.318, SLG: 0.454	1-2 G5-3		2-3 K		1-1 F9		3-1 2B 2B		0-2 F8	5 1 1 2 0 1 2												
Bruce Aven, R (1.10) OBP: 0.380, SLG: 0.503	1-0 1B		1-3 K			2-1 1B 1B		0-0 2B 2B	2-1 F9	5 0 3 1 0 1 2												
Kevin Millar, R (1.3) OBP: 0.424, SLG: 0.536	1-1 F9		1-3 K			1-2 F8 1B		2-2 G5-3		4 0 0 0 0 1 3												
Mark Kotsay, L (1.9) OBP: 0.300, SLG: 0.387	0-1 F8		0-0 G4-3			3-3 K 1-2 1B		1-1 G1-3		4 0 0 0 0 1 2												
Preston Wilson, R (1.8) OBP: 0.330, SLG: 0.512		3-3 K		4-1 BB		0-1 1B		1-1 G5-3		3 0 1 0 1 1 0												
Danny Bautista, R (1.7) OBP: 0.271, SLG: 0.410		2-3 K		3-2 F9		2-3 1B G6-3		1-0 FC4-6 1B		4 0 1 0 0 1 3												
Mike Lowell, R (1.5) OBP: 0.350, SLG: 0.398	2-2 F8				1-0 G4-3 SF7 2B		1-2 G6-3	0-1 FC4-6		4 1 1 0 0 0 1												
Jorge Fabregas, L (1.2) OBP: 0.286, SLG: 0.329			1-1 G4-3 2B		1-0 G4-3		2-0 G4-3		1-3 K	4 0 1 0 0 1 1												
Inning Stats	R: 1 E: 0 K: 0 S: 10	H: 2 LOB: 1 BB: 0 P: 13	R: 0 E: 0 K: 2 S: 10	H: 0 LOB: 0 BB: 0 P: 17	R: 0 E: 0 K: 2 S: 11	H: 1 LOB: 1 BB: 0 P: 17	R: 0 E: 0 K: 1 S: 10	H: 0 LOB: 1 BB: 1 P: 18	R: 1 E: 0 K: 0 S: 5	H: 1 LOB: 0 BB: 0 P: 8	R: 0 E: 0 K: 1 S: 11	H: 2 LOB: 2 BB: 0 P: 19	R: 2 E: 0 K: 0 S: 13	H: 3 LOB: 1 BB: 0 P: 23	R: 0 E: 0 K: 0 S: 7	H: 1 LOB: 1 BB: 0 P: 10	R: 0 E: 1 K: 1 S: 11	H: 0 LOB: 1 BB: 0 P: 15	1B: 5 2B: 4 3B: 1 HR: 0	SF: 1 SAC: 0 DP: 0 HBP: 0	WP: 0 PB: 1 SB: 1 CS: 0	PA: 39
PITCHER	IP WLS BF H R ER SO BB IBB HBP BLK WP HR S P ERA WHIP											PITCHER	IP WLS BF H R ER SO BB IBB HBP BLK WP HR S P ERA WHIP									
Pat Hentgen, R (1.1) ERA: 5.71	7.0 L 31 9 4 4 6 1 0 0 0 0 0 0 70 115 5.14 1.429																					
Paul Spoljaric, L (8.1) ERA: 6.53	1.1 6 1 0 0 1 0 0 0 0 0 0 0 13 18 0.00 0.750																					
John Frascatore, R (9.1) ERA: 3.92	0.2 2 0 0 0 0 0 0 0 0 0 0 0 5 7 0.00 0.000																					

Batter	1	2	3	4	5	6	7	8	9	AB R H RBI BB SO LOB	BOTTOM											
Shannon Stewart, R (1.7) OBP: 0.373, SLG: 0.421	0-3 K	1-0 FC6-4 1B		1-1 F9-3 1B		0-0 F7			4-2 G5-3 BB	4 0 2 0 1 1 1	Florida Marlins @ Toronto Blue Jays SkyDome, Toronto, ON Fri Jul 16 1999, 7:05 PM EDT Att: 22,449 - Unknown - 90 F livebaseballscores.com AB 34 R 2 H 11 RBI 2 BB 3 SO 5 LOB 16 											
Homer Bush, R (1.4) OBP: 0.323, SLG: 0.358	0-2 S 1B	1-0 FC6-4		0-1 F9-3		1-0 1B			0-2 G5-3	5 1 2 0 0 0 5												
Shawn Green, L (1.9) OBP: 0.411, SLG: 0.633	2-1 FC4-6 1B		1-1 CS HBP		0-0 F8		0-0 F7		1-1 F7	4 0 1 1 0 0 1												
Carlos Delgado, L (1.3) OBP: 0.355, SLG: 0.504	4-1 FC4-6 BB		2-1 1B HBP		3-2 BB 1B		2-3 K			2 1 1 0 1 1 0												
Tony Fernandez, S (1.5) OBP: 0.462, SLG: 0.508	1-1 FC4-6		1-2 1B		1-0 F7		1-3 K			4 0 1 0 0 1 3												
Darin Fletcher, L (1.2) OBP: 0.352, SLG: 0.510	2-2 G3		3-1 G4-6-3 1B		4-2 BB				2-1 F9	3 0 1 1 1 0 2												
Tony Batista, R (1.6) OBP: 0.329, SLG: 0.472		1-2 F7	1-2 G4-6-3		1-3 K				2-2 P5	4 0 0 0 0 1 4												
Willie Greene, L (1.10) OBP: 0.285, SLG: 0.357		3-2 F8		2-1 G4-3		1-3 K			1-1 G2-3	4 0 0 0 0 1 0												
José Cruz Jr., S (1.8) OBP: 0.353, SLG: 0.415			2-1 1B		1-0 1B		0-0 1B		0-0 F7	4 0 3 0 0 0 0												
Inning Stats	R: 1 E: 0 K: 1 S: 20	H: 2 LOB: 2 BB: 1 P: 29	R: 0 E: 0 K: 0 S: 12	H: 2 LOB: 0 BB: 0 P: 19	R: 1 E: 0 K: 0 S: 9	H: 2 LOB: 1 BB: 0 P: 16	R: 0 E: 0 K: 0 S: 7	H: 2 LOB: 1 BB: 0 P: 11	R: 0 E: 0 K: 1 S: 10	H: 1 LOB: 2 BB: 1 P: 19	R: 0 E: 0 K: 1 S: 6	H: 2 LOB: 2 BB: 0 P: 8	R: 0 E: 0 K: 2 S: 12	H: 0 LOB: 0 BB: 0 P: 15	R: 0 E: 0 K: 0 S: 8	H: 0 LOB: 0 BB: 0 P: 13	R: 0 E: 0 K: 0 S: 9	H: 0 LOB: 1 BB: 1 P: 14	1B: 11 2B: 1 3B: 0 HR: 0	SF: 0 SAC: 0 DP: 2 HBP: 2	WP: 0 PB: 0 SB: 3 CS: 1	PA: 39
PITCHER	IP WLS BF H R ER SO BB IBB HBP BLK WP HR S P ERA WHIP											PITCHER	IP WLS BF H R ER SO BB IBB HBP BLK WP HR S P ERA WHIP									
Dennis Springer, R (1.1) ERA: 4.33	8.0 W 35 11 2 2 2 2 0 0 0 0 0 0 84 130 2.25 1.625																					
Antonio Alfonseca, R (9.1) ERA: 3.66	1.0 S 4 0 0 0 0 1 0 0 0 0 0 0 9 14 0.00 1.000																					

Batter	1	2	3	4	5	6	7	8	9	AB	R	H	RBI	BB	SO	LOB	TOP					
Keith Lockhart, L (1, 10) OBP: 0.293, SLG: 0.286	F7		F8			G1-4-3 G5-3 2B		S E 1B 1B		4	2	2	0	0	0	1	Atlanta Braves @ Toronto Blue Jays SkyDome, Toronto, ON Sun Jul 18 1999, 1:05 PM EDT Att: 31,137 - Cloudy - 82 F					
Bret Boone, R (1, 4) OBP: 0.317, SLG: 0.397	G5-3		FC6-4			G1-4-3		K		4	0	0	0	0	1	3						
10 Chipper Jones, S (1, 5) OBP: 0.427, SLG: 0.589	F9				G4-3			F7		3	0	0	0	1	0	1						
Brian Jordan, R (1, 9) OBP: 0.360, SLG: 0.515		F9						G5-3		4	0	2	1	0	0	1						
Ryan Klesko, L (1, 7) OBP: 0.375, SLG: 0.571 Gerald Williams, R (8, PH) OBP: 0.332, SLG: 0.437 (8, 7)										2	0	1	0	1	0	1						
Andruw Jones, R (1, 8) OBP: 0.359, SLG: 0.501										1	0	0	0	0	0	1						
Javy Lopez, R (1, 2) OBP: 0.364, SLG: 0.529										2	0	0	0	2	1	2						
Randall Simon, L (1, 3) OBP: 0.361, SLG: 0.403										4	0	0	0	0	1	3						
Walt Weiss, S (1, 6) OBP: 0.311, SLG: 0.303										4	0	1	0	0	1	1						
Inning Stats	R: 0 E: 0 K: 0 S: 6	H: 0 LOB: 0 BB: 0 P: 10	R: 0 E: 0 K: 0 S: 8	H: 0 LOB: 1 BB: 2 P: 18	R: 0 E: 0 K: 0 S: 6	H: 1 LOB: 1 BB: 0 P: 10	R: 0 E: 0 K: 0 S: 9	H: 2 LOB: 1 BB: 0 P: 13	R: 0 E: 0 K: 0 S: 9	H: 0 LOB: 0 BB: 0 P: 11	R: 1 E: 0 K: 0 S: 9	H: 1 LOB: 1 BB: 1 P: 17	R: 0 E: 0 K: 2 S: 12	H: 0 LOB: 1 BB: 1 P: 20	R: 1 E: 1 K: 1 S: 13	H: 2 LOB: 2 BB: 0 P: 21		R: 0 E: 0 K: 1 S: 5	H: 0 LOB: 0 BB: 0 P: 9	1B: 5 2B: 2 3B: 0 HR: 0	SF: 0 SAC: 0 DP: 2 HBP: 0	WP: 0 PB: 0 SB: 2 CS: 0
PITCHER	IP	WLS	BF	H	R	ER	SO	BB	IBB	HBP	BLK	WP	HR	S	P	ERA	WHIP					
Joey Hamilton, R (1, 1) ERA: 7.58	7.2	W	31	6	2	1	3	4	0	0	0	0	0	70	116	1.17	1.304					
Graeme Lloyd, L (8, 1) ERA: 2.91	0.1	H	1	0	0	0	0	0	0	0	0	0	0	2	4	0.00	0.000					
Billy Koch, R (9, 1) ERA: 2.31	1.0	S	3	0	0	0	1	0	0	0	0	0	0	5	9	0.00	0.000					

Batter	1	2	3	4	5	6	7	8	9	AB	R	H	RBI	BB	SO	LOB	BOTTOM				
Shannon Stewart, R (1, 7) OBP: 0.378, SLG: 0.429										3	0	2	0	1	0	0	Atlanta Braves @ Toronto Blue Jays SkyDome, Toronto, ON Sun Jul 18 1999, 1:05 PM EDT Att: 31,137 - Cloudy - 82 F				
José Cruz Jr., S (1, 8) OBP: 0.357, SLG: 0.417										2	1	1	0	2	0	1					
Shawn Green, L (1, 9) OBP: 0.416, SLG: 0.640										3	1	2	1	1	1	2					
Carlos Delgado, L (1, 3) OBP: 0.359, SLG: 0.510										4	1	1	1	0	2	5					
Tony Fernandez, S (1, 10) OBP: 0.460, SLG: 0.507										4	0	2	1	0	1	4					
Darin Fletcher, L (1, 2) OBP: 0.352, SLG: 0.505										4	0	2	0	0	1	1					
Tony Batista, R (1, 6) OBP: 0.323, SLG: 0.462										4	0	0	0	0	1	4					
Willis Otanez, R (1, 5) OBP: 0.276, SLG: 0.362										4	0	0	0	0	1	4					
Homer Bush, R (1, 4) OBP: 0.322, SLG: 0.353										3	0	0	0	1	0	3					
Inning Stats	R: 0 E: 0 K: 3 S: 24	H: 1 LOB: 2 BB: 1 P: 35	R: 0 E: 0 K: 2 S: 7	H: 0 LOB: 0 BB: 0 P: 10	R: 0 E: 0 K: 0 S: 4	H: 0 LOB: 0 BB: 2 P: 15	R: 2 E: 0 K: 1 S: 22	H: 3 LOB: 1 BB: 0 P: 29	R: 1 E: 0 K: 0 S: 14	H: 2 LOB: 1 BB: 1 P: 25	R: 0 E: 0 K: 0 S: 12	H: 2 LOB: 2 BB: 0 P: 14	R: 0 E: 0 K: 1 S: 9	H: 1 LOB: 2 BB: 1 P: 18	R: 0 E: 0 K: 0 S: 8	H: 1 LOB: 1 BB: 0 P: 12		1B: 4 2B: 6 3B: 0 HR: 0	SF: 0 SAC: 0 DP: 0 HBP: 0	WP: 0 PB: 0 SB: 0 CS: 0	PA: 37
PITCHER	IP	WLS	BF	H	R	ER	SO	BB	IBB	HBP	BLK	WP	HR	S	P	ERA	WHIP				
Kevin Millwood, R (1, 1) ERA: 3.27	6.0	L	27	8	3	3	6	4	0	0	0	0	0	83	128	4.50	2.000				
Mike Remlinger, L (7, 1) ERA: 1.5	1.0		5	1	0	0	1	1	0	0	0	0	0	9	18	0.00	2.000				
Rudy Seanez, R (8, 1) ERA: 2.16	1.0		4	1	0	0	0	0	0	0	0	0	0	8	12	0.00	1.000				



AB	31
R	2
H	6
RBI	1
BB	4
SO	4
LOB	16

AB	31
R	3
H	10
RBI	3
BB	5
SO	7
LOB	24

Batter	1	2	3	4	5	6	7	8	9	AB	R	H	RBI	BB	SO	LOB	TOP										
Otis Nixon, S OBP: 0.291, SLG: 0.215 (1, 7)										4	0	1	0	1	1	2											
Keith Lockhart, L OBP: 0.304, SLG: 0.290 (1, 10)										5	1	1	1	0	0	2											
10 Chipper Jones, S OBP: 0.429, SLG: 0.597 (1, 5)										4	2	2	1	0	0	2											
Brian Jordan, R OBP: 0.366, SLG: 0.518 (1, 9)										5	1	2	2	0	1	2											
Javy Lopez, R OBP: 0.366, SLG: 0.530 (1, 2)										4	1	2	1	1	0	2											
Andruw Jones, R OBP: 0.357, SLG: 0.500 (1, 8)										5	0	1	1	0	0	4											
Bret Boone, R OBP: 0.310, SLG: 0.388 (1, 4)										4	0	0	0	0	2	3											
Randall Simon, L OBP: 0.364, SLG: 0.404 (1, 3)										4	0	3	0	0	0	1											
Walt Weiss, S OBP: 0.309, SLG: 0.297 (1, 6)										4	1	1	0	0	1	2											
Inning Stats	R: 3 E: 1 K: 1 S: 13	H: 3 LOB: 1 BB: 1 P: 20	R: 0 E: 0 K: 1 S: 6	H: 1 LOB: 1 BB: 0 P: 9	R: 1 E: 0 K: 1 S: 9	H: 2 LOB: 1 BB: 0 P: 13	R: 1 E: 0 K: 0 S: 11	H: 4 LOB: 2 BB: 0 P: 18	R: 0 E: 0 K: 1 S: 9	H: 0 LOB: 1 BB: 1 P: 14	R: 0 E: 0 K: 1 S: 9	H: 0 LOB: 0 BB: 0 P: 14	R: 1 E: 0 K: 0 S: 11	H: 1 LOB: 0 BB: 0 P: 18	R: 0 E: 0 K: 0 S: 6	H: 1 LOB: 1 BB: 0 P: 12	R: 0 E: 0 K: 0 S: 14	H: 1 LOB: 2 BB: 0 P: 23	1B: 8 2B: 4 3B: 0 HR: 1	SF: 0 SAC: 0 DP: 0 HBP: 1	WP: 0 PB: 0 SB: 1 CS: 0	PA: 42					
PITCHER	IP	WLS	BF	H	R	ER	SO	BB	IBB	HBP	BLK	WP	HR	S	P	ERA	WHIP										
Chris Carpenter, R ERA: 3.62 (1, 1)	3.1		19	9	5	5	3	1	0	0	0	0	0	34	51	13.50	3.000										
32 Roy Halladay, R ERA: 3.53 (4, 1)	3.2	W	14	2	1	1	2	1	0	0	0	0	1	34	55	2.46	0.818										
Paul Quantrill, R ERA: 1.96 (8, 1)	2.0		9	2	0	0	0	0	0	1	0	0	0	20	35	0.00	1.000										

Atlanta Braves @ Toronto Blue Jays
SkyDome, Toronto, ON
Tue Jul 20 1999, 7:05 PM EDT
Att: 28,366 - Unknown - 75 F

AB 39
R 6
H 13
RBI 6
BB 2
SO 5
LOB 20

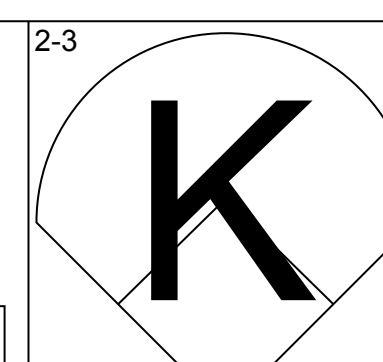
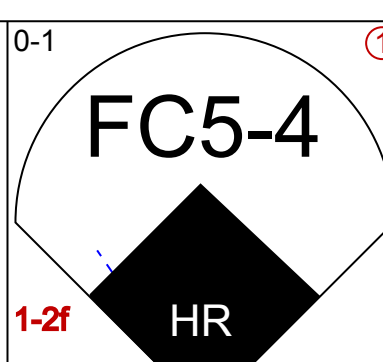
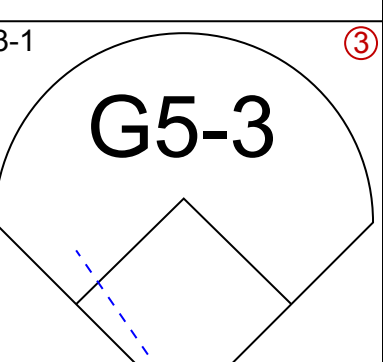
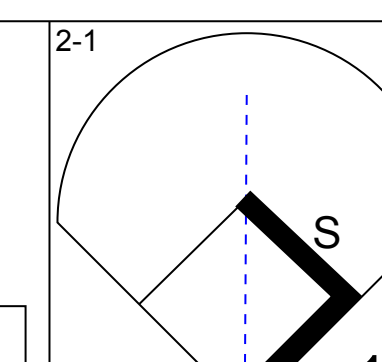
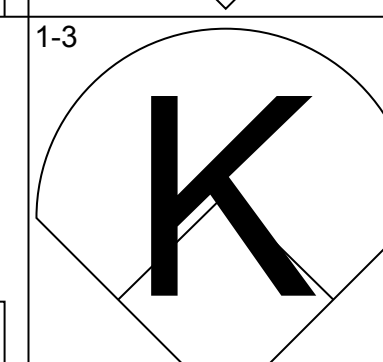
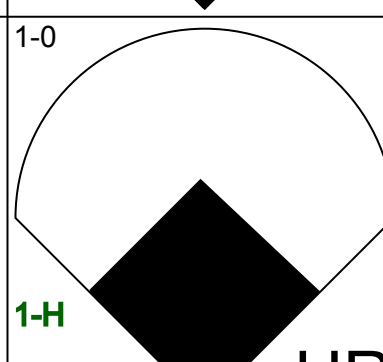
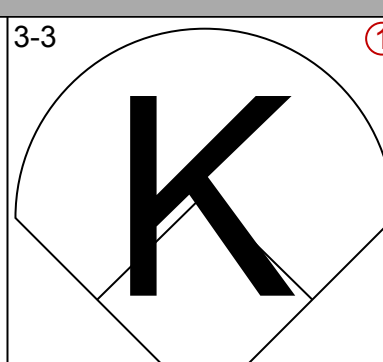
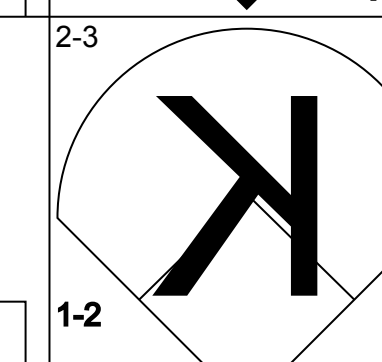
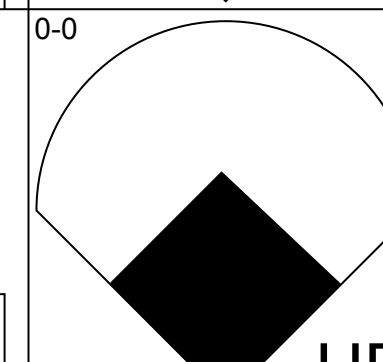
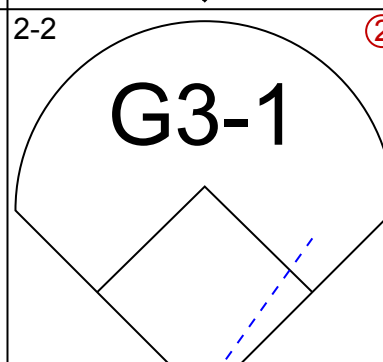
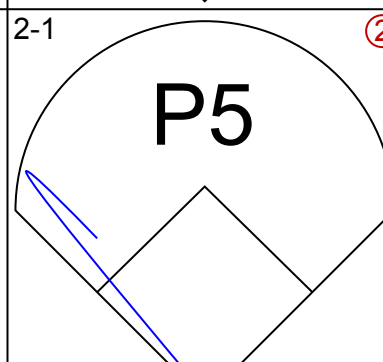
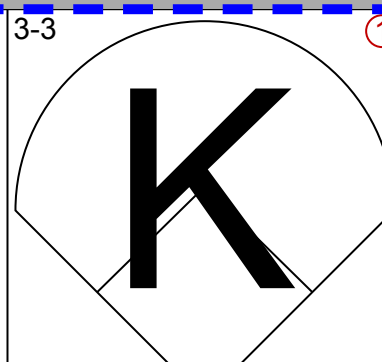
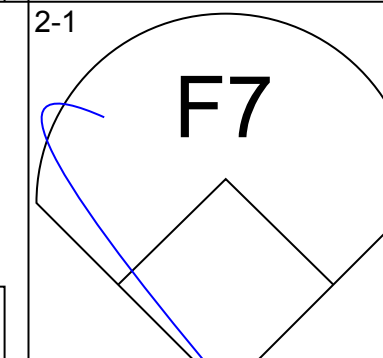
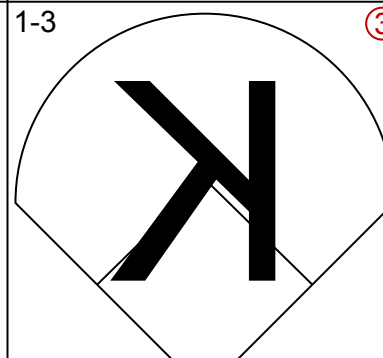
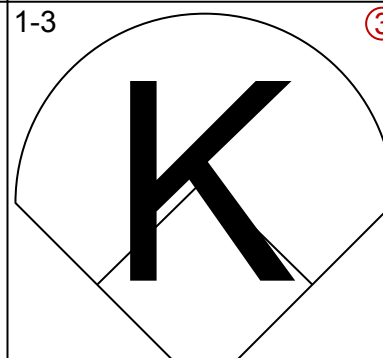
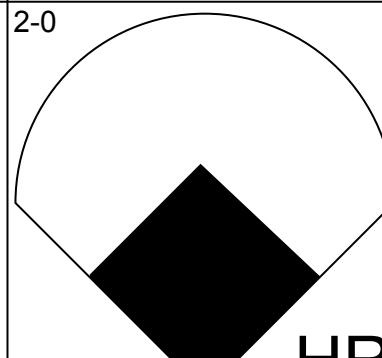
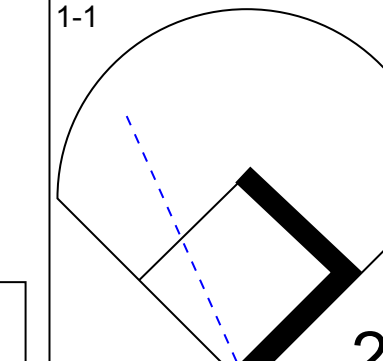
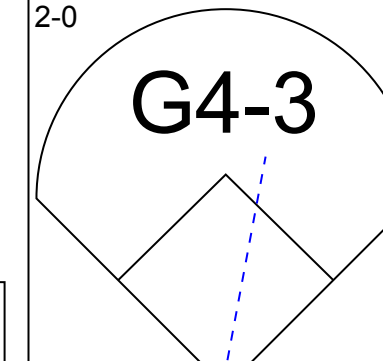
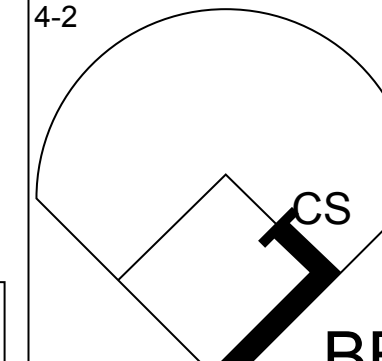
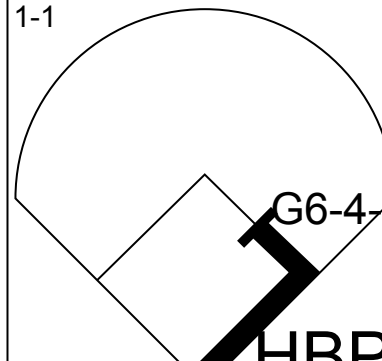
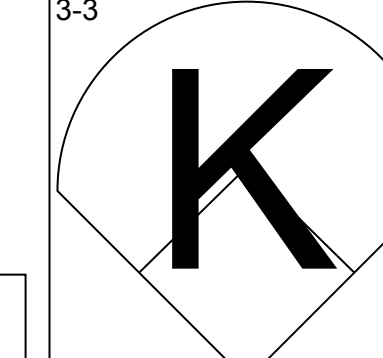
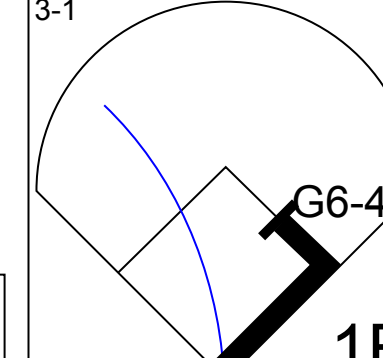
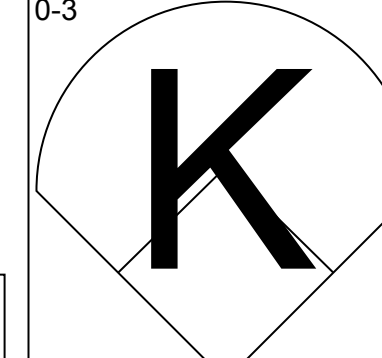
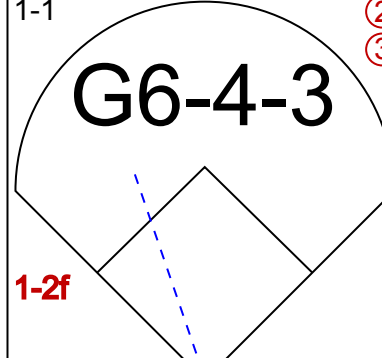
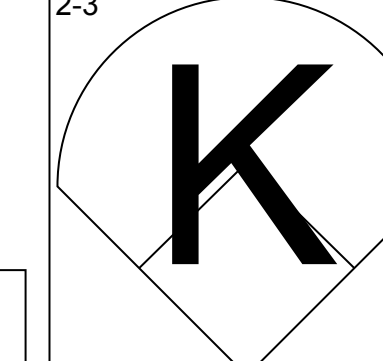
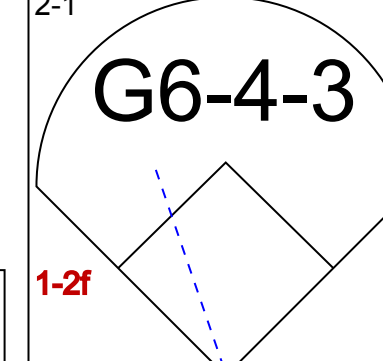
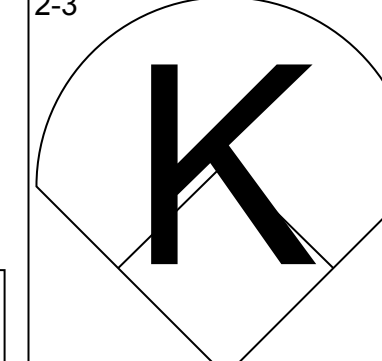
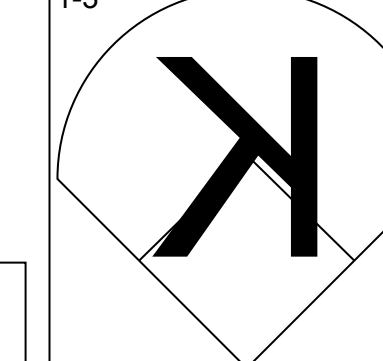
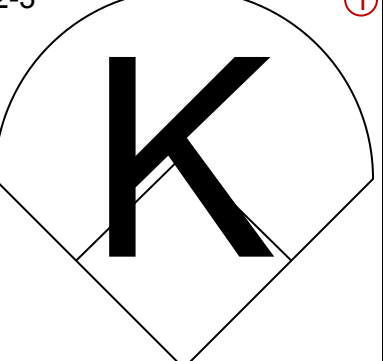
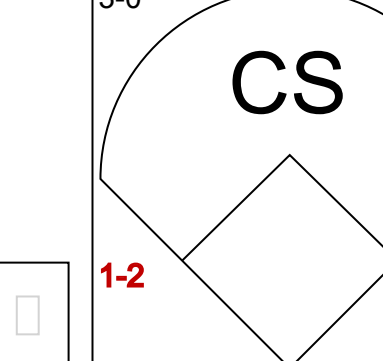
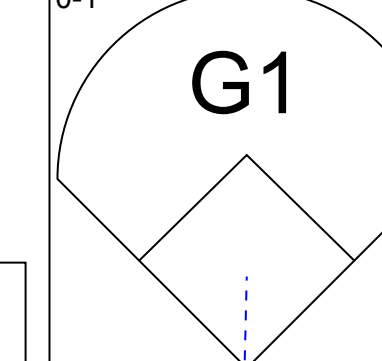
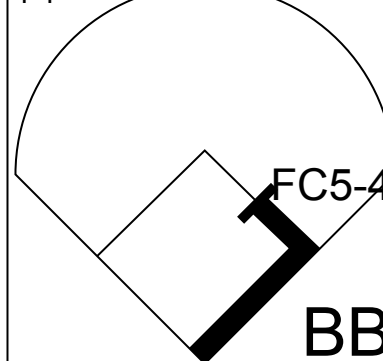
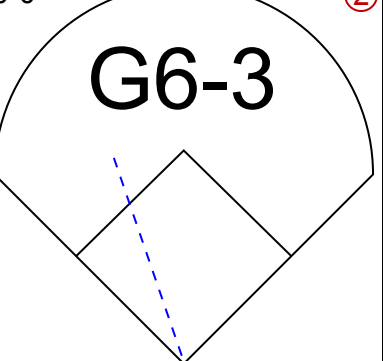
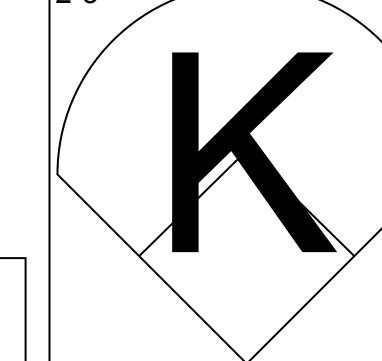


Batter	1	2	3	4	5	6	7	8	9	AB	R	H	RBI	BB	SO	LOB	BOTTOM										
Shannon Stewart, R OBP: 0.380, SLG: 0.434 (1, 7)										5	2	2	0	1	2	2											
Craig Grebeck, R OBP: 0.463, SLG: 0.448 (1, 10)										5	0	1	0	0	0	5											
Shawn Green, L OBP: 0.412, SLG: 0.645 (1, 9)										6	3	2	2	0	0	5											
Carlos Delgado, L OBP: 0.361, SLG: 0.524 (1, 3)										4	1	2	1	0	1	1											
Tony Fernandez, S OBP: 0.453, SLG: 0.494 (1, 5)										3	1	0	0	2	2	4											
Tony Batista, R OBP: 0.329, SLG: 0.474 (1, 6)										4	2	2	2	1	1	2											
Darrin Fletcher, L OBP: 0.353, SLG: 0.514 (1, 2)										4	1	1	4	0	1	4											
José Cruz Jr., S OBP: 0.362, SLG: 0.423 (1, 8)										5	1	3	1	0	0	3											
Homer Bush, R OBP: 0.326, SLG: 0.361 (1, 4)										5	0	2	1	0	1	2											
Inning Stats	R: 2 E: 1 K: 0 S: 17	H: 3 LOB: 3 BB: 1 P: 28	R: 0 E: 0 K: 1 S: 10	H: 0 LOB: 0 BB: 0 P: 12	R: 0 E: 0 K: 1 S: 8	H: 0 LOB: 1 BB: 1 P: 18	R: 0 E: 0 K: 1 S: 13	H: 2 LOB: 2 BB: 0 P: 20	R: 2 E: 0 K: 0 S: 19	H: 3 LOB: 2 BB: 0 P: 30	R: 6 E: 1 K: 0 S: 26	H: 5 LOB: 2 BB: 2 P: 45	R: 1 E: 0 K: 3 S: 13	H: 1 LOB: 1 BB: 0 P: 19	R: 0 E: 0 K: 1 S: 11	H: 1 LOB: 2 BB: 0 P: 21	1B: 9 2B: 4 3B: 0 HR: 2	SF: 0 SAC: 0 DP: 0 HBP: 3	WP: 0 PB: 0 SB: 1 CS: 0	PA: 48							
PITCHER	IP	WLS	BF	H	R	ER	SO	BB	IBB	HBP	BLK	WP	HR	S	P	ERA	WHIP										
Tom Glavine, L ERA: 4.11 (1, 1)	5.1	L	31	10	7	5	4	2	0	0	0	0	1	14	26	8.44	2.250										
Mike Remlinger, L ERA: 2.18 (6, 1)	0.1		6	3	3	1	0	2	0	0	0	0	1	15	22	6.75	0.750										
Russ Springer, R ERA: 5.73 (6, 1)	1.1		6	1	1	1	3	0	0	1	0	0	1	15	22	6.75	0.750										
John Hudek, R ERA: 7.64 (8, 1)	1.0		5	1	0	0	1	0	0	1	0	0	0	11	21	0.00	1.000										

Atlanta Braves @ Toronto Blue Jays
SkyDome, Toronto, ON
Tue Jul 20 1999, 7:05 PM EDT
Att: 28,366 - Unknown - 75 F

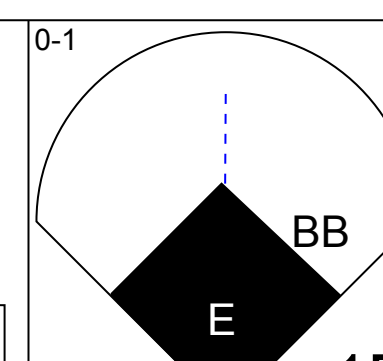
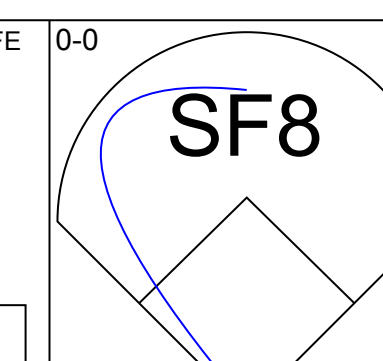
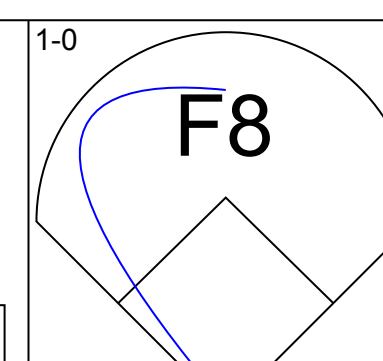
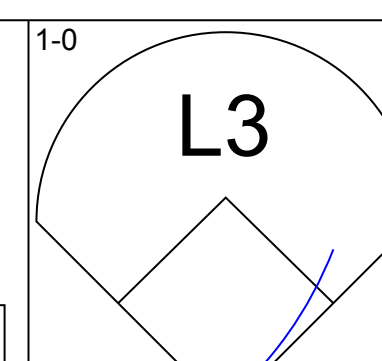
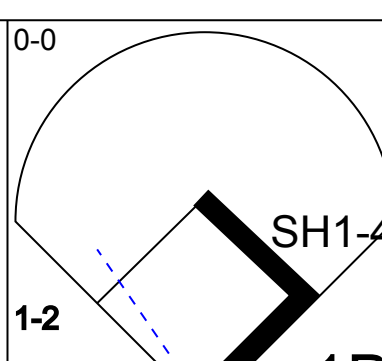
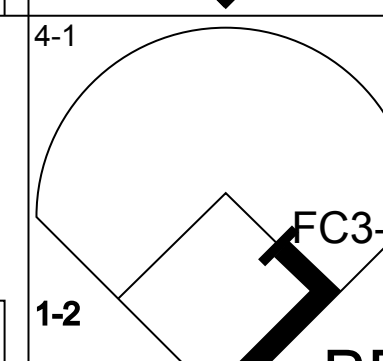
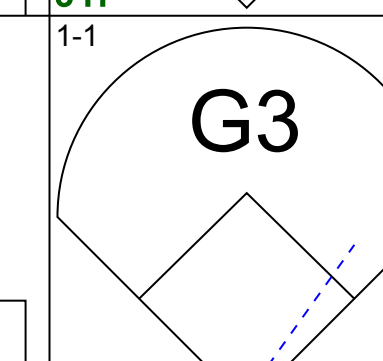
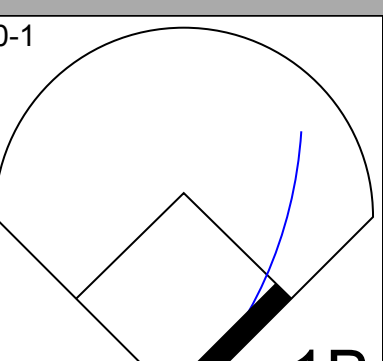
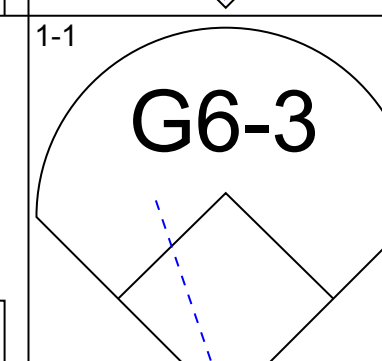
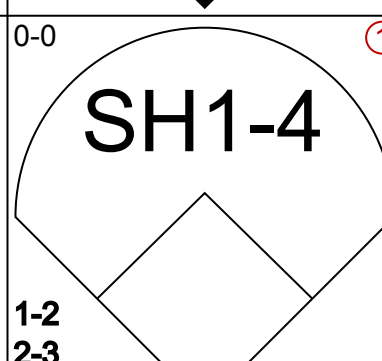
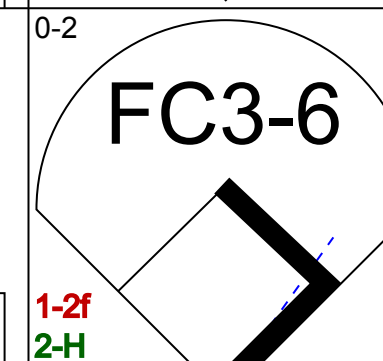
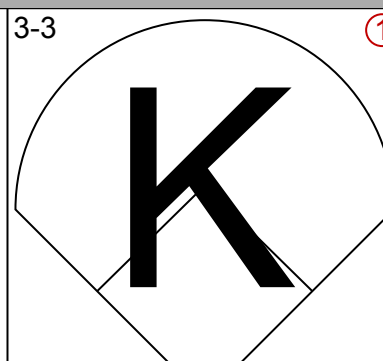
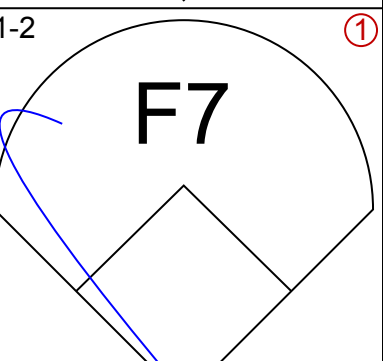
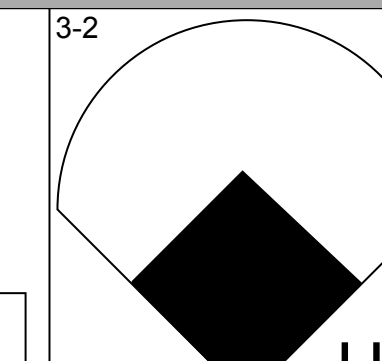
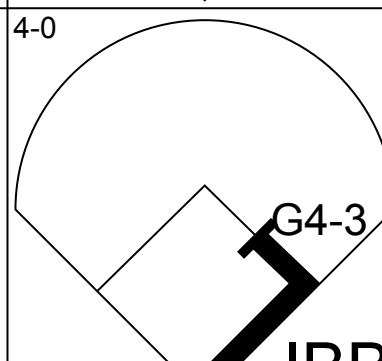
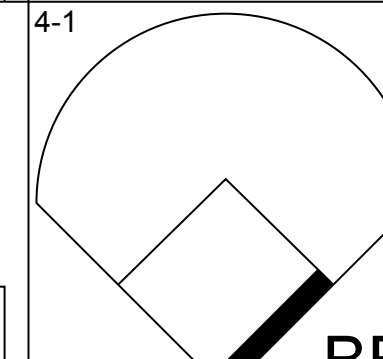
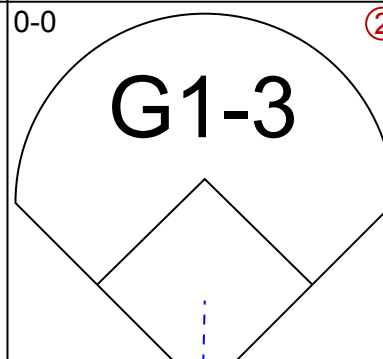
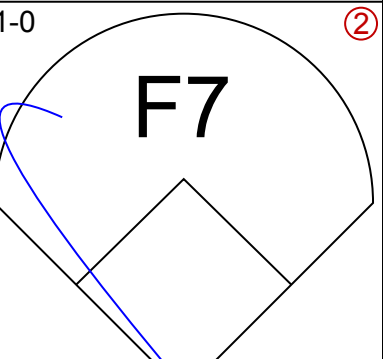
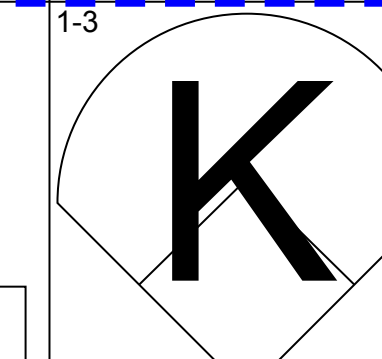
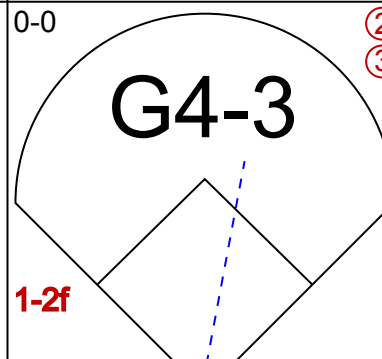
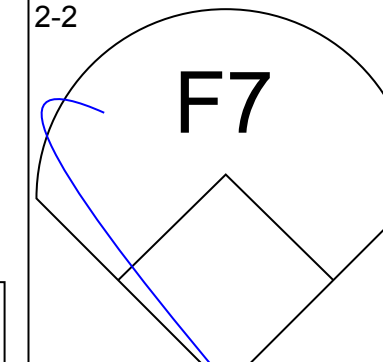
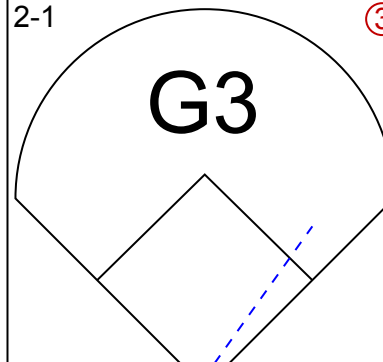
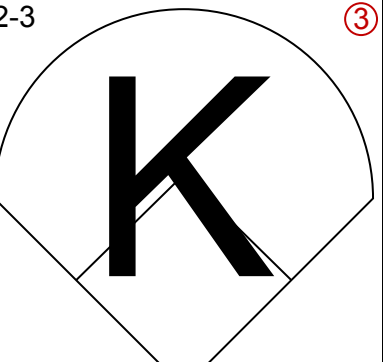
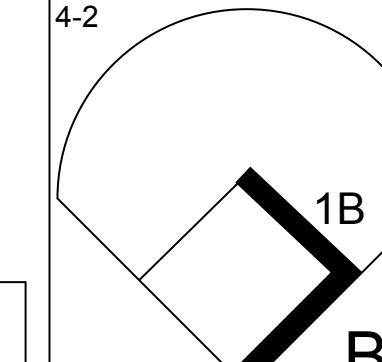
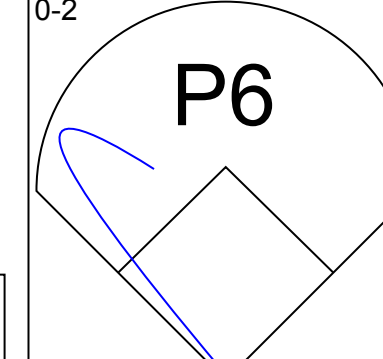
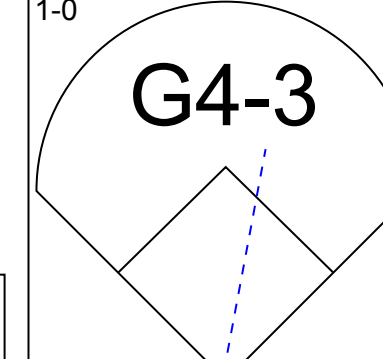
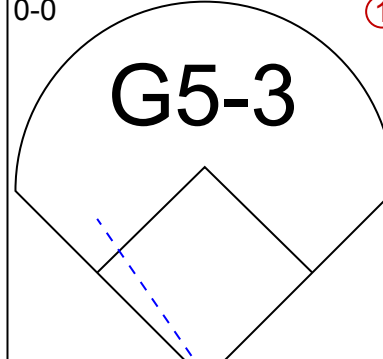
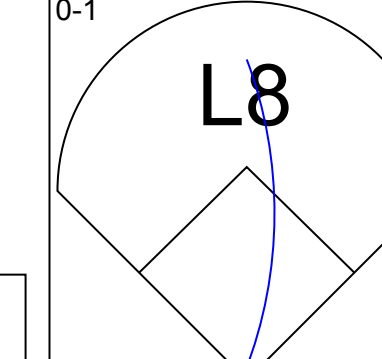
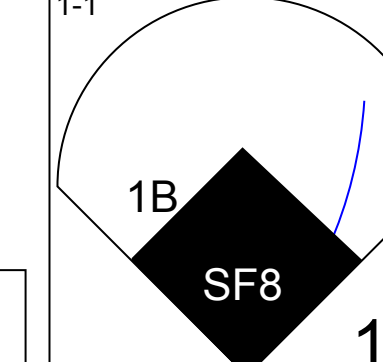
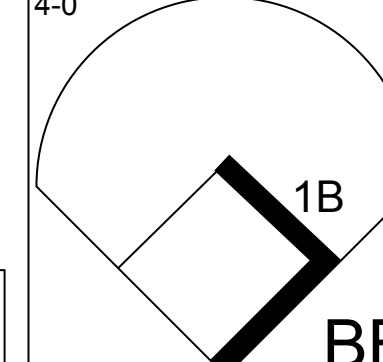
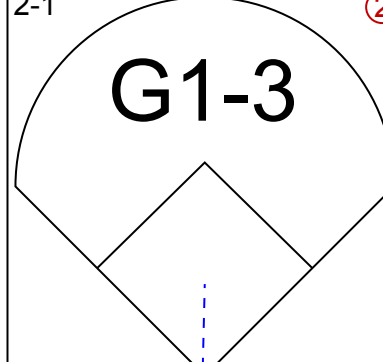
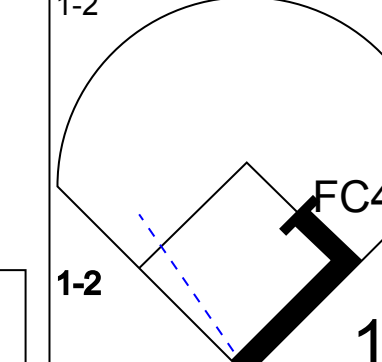
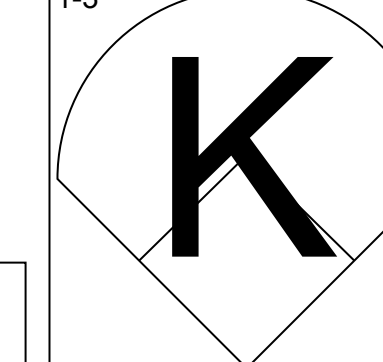
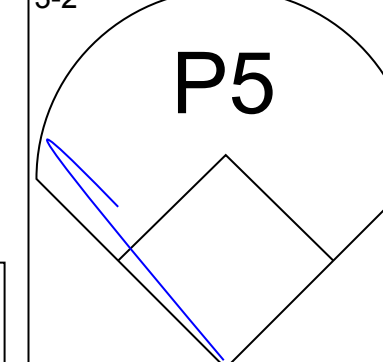
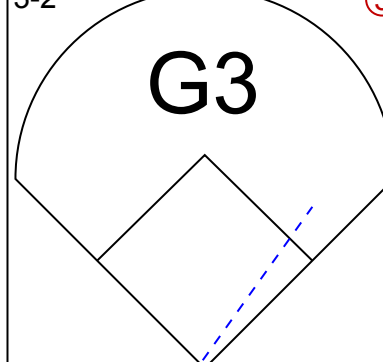
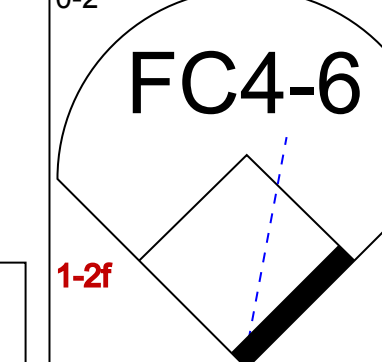
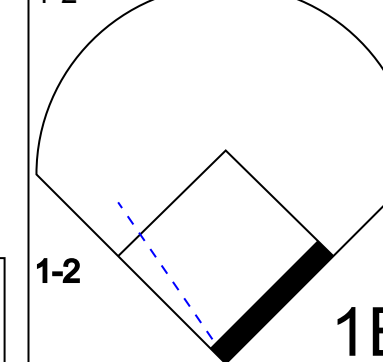
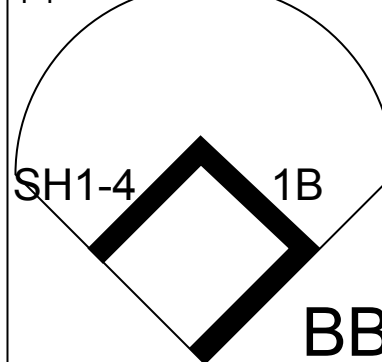
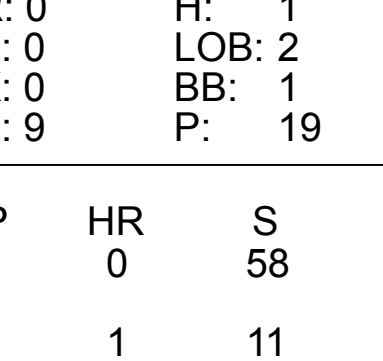
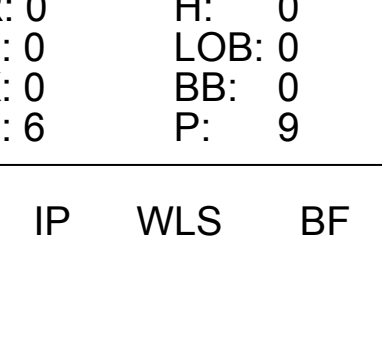
AB 41
R 11
H 15
RBI 11
BB 4
SO 8
LOB 28



Batter	1	2	3	4	5	6	7	8	9	AB R H RBI BB SO LOB	TOP											
Shannon Stewart, R OBP: 0.378, SLG: 0.432										4 1 1 0 0 1 1	Toronto Blue Jays @ Cleveland Indians Jacobs Field, Cleveland, OH Wed Jul 21 1999, 7:05 PM EDT Att: 43,218 - Cloudy - 82 F											
Willie Greene, L OBP: 0.284, SLG: 0.379										4 1 1 2 0 3 1												
Shawn Green, L OBP: 0.410, SLG: 0.649										4 1 1 1 0 1 0												
Carlos Delgado, L OBP: 0.360, SLG: 0.530										4 1 1 1 0 2 0												
Tony Fernandez, S OBP: 0.456, SLG: 0.497										2 0 1 0 1 0 0												
Darin Fletcher, L OBP: 0.352, SLG: 0.509										4 0 1 0 0 2 3												
Tony Batista, R OBP: 0.326, SLG: 0.469										3 0 0 0 0 2 3												
José Cruz Jr., S OBP: 0.359, SLG: 0.418										3 0 0 0 0 2 1												
Homer Bush, R OBP: 0.327, SLG: 0.358										2 0 0 0 1 1 0												
Inning Stats	R: 1 E: 0 K: 2 S: 9	H: 1 LOB: 0 BB: 0 P: 14	R: 0 E: 0 K: 3 S: 11	H: 1 LOB: 1 BB: 0 P: 18	R: 2 E: 0 K: 1 S: 10	H: 1 LOB: 0 BB: 1 P: 18	R: 0 E: 0 K: 0 S: 5	H: 0 LOB: 0 BB: 0 P: 12	R: 0 E: 0 K: 1 S: 6	H: 0 LOB: 0 BB: 0 P: 11	R: 0 E: 0 K: 2 S: 9	H: 0 LOB: 0 BB: 1 P: 15	R: 0 E: 0 K: 2 S: 9	H: 0 LOB: 0 BB: 1 P: 18	R: 0 E: 0 K: 2 S: 10	H: 1 LOB: 1 BB: 0 P: 16	R: 1 E: 0 K: 1 S: 9	H: 1 LOB: 0 BB: 0 P: 16	1B: 2 2B: 1 3B: 0 HR: 3	SF: 0 SAC: 0 DP: 2 HBP: 1	WP: 0 PB: 0 SB: 1 CS: 1	PA: 34
PITCHER	IP WLS BF H R ER SO BB IBB HBP BLK WP HR S P ERA WHIP											PITCHER	IP WLS BF H R ER SO BB IBB HBP BLK WP HR S P ERA WHIP									
Dave Burba, R ERA: 4.93	(1, 1) 8.0 0 29 5 3 3 13 2 0 0 0 0 2 69 122 3.38 0.875																					
Michael Jackson, R ERA: 4.46	(9, 1) 1.0 L 4 1 1 1 1 0 0 0 1 0 0 1 9 16 9.00 1.000																					

AB	30
R	4
H	6
RBI	4
BB	2
SO	14
LOB	9



Batter	1	2	3	4	5	6	7	8	9	AB R H RBI BB SO LOB	BOTTOM									
Kenny Lofton, L OBP: 0.412, SLG: 0.433										4 1 2 1 0 0 2	Toronto Blue Jays @ Cleveland Indians Jacobs Field, Cleveland, OH Wed Jul 21 1999, 7:05 PM EDT Att: 43,218 - Cloudy - 82 F									
Omar Vizquel, S OBP: 0.385, SLG: 0.421										3 0 1 0 1 0 1										
Roberto Alomar, S OBP: 0.420, SLG: 0.522										4 1 1 1 1 1 2										
Manny Ramirez, R OBP: 0.418, SLG: 0.621										4 0 0 0 1 1 4										
David Justice, L OBP: 0.405, SLG: 0.534										3 0 0 0 1 1 3										
Richie Sexson, R OBP: 0.296, SLG: 0.471										4 0 0 0 0 0 3										
Jim Thome, L OBP: 0.423, SLG: 0.504										3 1 2 0 1 0 0										
Enrique Wilson, S OBP: 0.341, SLG: 0.404										4 0 0 0 0 1 4										
Einar Diaz, R OBP: 0.303, SLG: 0.353										3 0 2 0 0 0 0										
Jacob Cruz, L OBP: 0.356, SLG: 0.513										0 0 0 0 1 0 0										
Inning Stats	R: 1 E: 1 K: 0 S: 14	H: 2 LOB: 1 BB: 0 P: 13	R: 0 E: 0 K: 1 S: 8	H: 0 LOB: 0 BB: 0 P: 13	R: 0 E: 0 K: 0 S: 9	H: 1 LOB: 2 BB: 1 P: 19	R: 0 E: 0 K: 1 S: 10	H: 0 LOB: 0 BB: 0 P: 14	R: 0 E: 0 K: 0 S: 7	H: 0 LOB: 0 BB: 0 P: 12	R: 0 E: 0 K: 0 S: 6	H: 0 LOB: 0 BB: 0 P: 9	R: 1 E: 0 K: 1 S: 19	H: 2 LOB: 2 BB: 1 P: 28	R: 0 E: 0 K: 0 S: 4	H: 1 LOB: 2 BB: 2 P: 12	1B: 7 2B: 0 3B: 0 HR: 1	SF: 1 SAC: 1 DP: 1 HBP: 0	WP: 0 PB: 0 SB: 0 CS: 0	PA: 40
PITCHER	IP WLS BF H R ER SO BB IBB HBP BLK WP HR S P ERA WHIP											PITCHER	IP WLS BF H R ER SO BB IBB HBP BLK WP HR S P ERA WHIP							
Pat Hentgen, R ERA: 5.57	(1, 1) 6.0 0 26 5 2 2 3 3 0 0 0 0 0 1 11 17 9.00 1.333																			
Graeme Lloyd, L ERA: 2.95	(7, 1) 1.0 B 4 1 1 1 0 0 0 0 0 0 0 1 11 17 9.00 1.000																			
John Frascatore, R ERA: 3.66	(8, 1) 1.0 W 5 1 0 0 1 1 0 0 0 0 0 0 14 20 0.00 2.000																			
Billy Koch, R ERA: 2.25	(9, 1) 1.0 S 5 1 0 0 0 1 1 0 0 0 0 0 4 12 0.00 2.000																			

AB	32
R	3
H	8
RBI	2
BB	6
SO	4
LOB	19



Batter	1	2	3	4	5	6	7	8	9	AB	R	H	RBI	BB	SO	LOB	TOP										
Shannon Stewart, R OBP: 0.375, SLG: 0.428	F9	G5-3			P9		K			4	0	0	0	0	1	2	Toronto Blue Jays @ Cleveland Indians Jacobs Field, Cleveland, OH Thu Jul 22 1999, 7:05 PM EDT Att: 43,138 - Unknown - 81 F										
Willie Greene, L OBP: 0.277, SLG: 0.370 Craig Grebeck, R OBP: 0.460, SLG: 0.443	G4-3		G3-1		L9		G6-3			3	0	0	0	0	0	0											
Shawn Green, L OBP: 0.408, SLG: 0.648	G4-3		G4-3			1B SF7 2B		K		4	1	1	0	0	1	0											
Carlos Delgado, L OBP: 0.359, SLG: 0.527		1B 2B 1B	G4-3			K		K		4	1	1	0	0	2	1											
Tony Fernandez, S OBP: 0.456, SLG: 0.497		2B 1B			K			G6-3		4	1	2	0	0	1	0											
Darin Fletcher, L OBP: 0.350, SLG: 0.512		G4-3 1B 2B			K					3	1	1	2	0	2	0											
Tony Batista, R OBP: 0.328, SLG: 0.471		G1-6-3				FC5-4				3	0	1	1	1	0	2											
José Cruz Jr., S OBP: 0.358, SLG: 0.414		G4-3			K					3	0	0	0	1	1	3											
Homer Bush, R OBP: 0.327, SLG: 0.358										3	0	1	1	0	1	1											
Inning Stats	R: 0 E: 0 K: 0 S: 3	H: 0 LOB: 0 BB: 0 P: 4	R: 3 E: 0 K: 0 S: 16	H: 4 LOB: 1 BB: 0 P: 20	R: 0 E: 0 K: 0 S: 7	H: 0 LOB: 0 BB: 0 P: 15	R: 0 E: 0 K: 3 S: 11	H: 1 LOB: 1 BB: 0 P: 17	R: 0 E: 0 K: 0 S: 8	H: 0 LOB: 0 BB: 0 P: 10	R: 1 E: 0 K: 1 S: 12	H: 2 LOB: 1 BB: 0 P: 19	R: 0 E: 0 K: 1 S: 9	H: 0 LOB: 0 BB: 1 P: 16	R: 0 E: 0 K: 2 S: 7	H: 0 LOB: 0 BB: 0 P: 12	R: 0 E: 0 K: 2 S: 10	H: 0 LOB: 1 BB: 1 P: 18	1B: 4 2B: 3 3B: 0 HR: 0	SF: 1 SAC: 1 DP: 0 HBP: 0	WP: 0 PB: 0 SB: 1 CS: 0	PA: 36					
PITCHER	IP	WLS	BF	H	R	ER	SO	BB	IBB	HBP	BLK	WP	HR	S	P	ERA	WHIP										
Charles Nagy, R ERA: 4.67	6.0	L	25	7	4	4	4	0	0	0	0	0	0	57	85	6.00	1.167										
Charles Nagy, R ERA: 4.67	6.0	L	25	7	4	4	4	0	0	0	0	0	0	57	85	6.00	1.167										
Ricardo Rincon, L ERA: 5.06	2.0		7	0	0	0	3	1	0	0	0	0	0	16	28	0.00	0.500										
Paul Shuey, R ERA: 3.67	1.0		4	0	0	0	2	1	0	0	0	0	0	10	18	0.00	1.000										

Batter	1	2	3	4	5	6	7	8	9	AB	R	H	RBI	BB	SO	LOB	BOTTOM										
Kenny Lofton, L OBP: 0.407, SLG: 0.427	G6-3		G6-3		F7	K			K	5	0	0	0	0	2	1	Toronto Blue Jays @ Cleveland Indians Jacobs Field, Cleveland, OH Thu Jul 22 1999, 7:05 PM EDT Att: 43,138 - Unknown - 81 F										
Omar Vizquel, S OBP: 0.391, SLG: 0.423	G6-3 1B		S B1-3 BB		S 1B BB				G6-3	3	1	2	0	2	0	0											
Roberto Alomar, S OBP: 0.420, SLG: 0.521	G6-3 1B		B1-3		S 1B					4	0	2	1	0	1	2											
Manny Ramirez, R OBP: 0.414, SLG: 0.614	G6-3		G5-3		K				G4-3	4	0	0	0	0	1	4											
Richie Sexson, R OBP: 0.298, SLG: 0.483	K				K					4	1	2	1	0	2	3											
Jim Thome, L OBP: 0.424, SLG: 0.505										3	1	1	0	1	2	1											
Alex Ramirez, R OBP: 0.260, SLG: 0.430 Charles Nagy, L ERA: 4.67 John McDonald, R OBP: 0.306, SLG: 0.308 Ricardo Rincon, L ERA: 5.06 David Justice, L OBP: 0.400, SLG: 0.536 Paul Shuey, R ERA: 3.67										0	0	0	0	0	0	0											
Enrique Wilson, S OBP: 0.340, SLG: 0.401										4	0	1	0	0	1	4											
Einar Diaz, R OBP: 0.304, SLG: 0.357 Jacob Cruz, L OBP: 0.348, SLG: 0.500										3	0	1	1	0	0	2											
Inning Stats	R: 0 E: 0 K: 1 S: 12	H: 2 LOB: 2 BB: 0 P: 16	R: 0 E: 0 K: 2 S: 15	H: 1 LOB: 1 BB: 0 P: 20	R: 0 E: 0 K: 0 S: 12	H: 0 LOB: 1 BB: 1 P: 21	R: 1 E: 0 K: 1 S: 9	H: 1 LOB: 1 BB: 1 P: 15	R: 1 E: 0 K: 2 S: 15	H: 1 LOB: 1 BB: 1 P: 23	R: 1 E: 0 K: 2 S: 14	H: 2 LOB: 0 BB: 0 P: 24	R: 0 E: 0 K: 1 S: 7	H: 1 LOB: 0 BB: 0 P: 10	R: 0 E: 0 K: 1 S: 12	H: 2 LOB: 0 BB: 0 P: 19	R: 0 E: 0 K: 2 S: 7	H: 0 LOB: 0 BB: 0 P: 9	1B: 7 2B: 2 3B: 0 HR: 1	SF: 0 SAC: 0 DP: 1 HBP: 0	WP: 0 PB: 0 SB: 3 CS: 1	PA: 38					
PITCHER	IP	WLS	BF	H	R	ER	SO	BB	IBB	HBP	BLK	WP	HR	S	P	ERA	WHIP										
David Wells, L ERA: 4.8	5.0	W	23	5	2	2	6	3	0	0	0	0	0	14	24	9.00	2.000										
Paul Spoljaric, L ERA: 6.59	1.0	H	5	2	1	1	2	0	0	0	0	0	0	10	16	0.00	2.000										
Paul Quantrill, R ERA: 1.86	1.0	H	4	2	0	0	1	0	0	0	0	0	0	9	13	0.00	1.000										
Graeme Lloyd, L ERA: 2.89	1.0	H	3	1	0	0	1	0	0	0	0	0	0	7	9	0.00	0.000										
Billy Koch, R ERA: 2.19	1.0	S	3	0	0	0	2	0	0	0	0	0	0	7	9	0.00	0.000										



Batter	1	2	3	4	5	6	7	8	9	AB R H RBI BB SO LOB	TOP											
Shannon Stewart, R OBP: 0.377, SLG: 0.429 (1, 7)	G5-3 1B		G6-3 BB		G6-4-3 BB		HBP		WP 2B	3 0 1 0 1 0 0	Toronto Blue Jays @ Chicago White Sox Comiskey Park, Chicago, IL Fri Jul 23 1999, 4:05 PM EDT Att: 14,166 - Cloudy - 93 F											
Craig Grebeck, R OBP: 0.450, SLG: 0.432 (1, 10)	2B 1B		G1-3		G6-4-3 1-2		P6		K 2-3	5 0 1 0 0 1 4												
Shawn Green, L OBP: 0.407, SLG: 0.646 (1, 9)	1-3 2B				F7		G3		G3	4 0 1 0 0 0 2												
Carlos Delgado, L OBP: 0.358, SLG: 0.522 (1, 3)	FC3-2-5 2-3 3-H				4-1 HBP		K		K	3 0 0 0 0 2 2												
Tony Batista, R OBP: 0.333, SLG: 0.477 (1, 6)					0-0 F8		1B		2B	3 0 2 0 1 0 1												
Willis Oltenez, R OBP: 0.274, SLG: 0.355 (1, 5)					2-3 K		1B		P6	4 0 1 0 0 1 3												
José Cruz Jr., S OBP: 0.353, SLG: 0.408 (1, 8)					0-1 G5-3		G6-3		G3	4 0 0 0 0 0 4												
Homer Bush, R OBP: 0.329, SLG: 0.357 (1, 4)					0-1 G5-3		HBP HR		G4-3	3 1 1 0 0 0 1												
Mike Matheny, R OBP: 0.263, SLG: 0.317 (1, 2)					0-0 P9		2-2 HR		P6	4 1 1 2 0 0 1												
Inning Stats	R: 0 E: 0 K: 0 S: 18	H: 2 LOB: 1 BB: 0 P: 25	R: 0 E: 0 K: 0 S: 8	H: 0 LOB: 1 BB: 1 P: 16	R: 0 E: 0 K: 0 S: 5	H: 0 LOB: 0 BB: 0 P: 5	R: 0 E: 0 K: 1 S: 11	H: 0 LOB: 1 BB: 0 P: 19	R: 2 E: 0 K: 0 S: 10	H: 1 LOB: 0 BB: 1 P: 19	R: 0 E: 0 K: 1 S: 14	H: 2 LOB: 2 BB: 0 P: 21	R: 0 E: 0 K: 0 S: 9	H: 1 LOB: 2 BB: 0 P: 19	R: 0 E: 0 K: 1 S: 10	H: 1 LOB: 1 BB: 0 P: 15	R: 0 E: 0 K: 1 S: 8	H: 1 LOB: 1 BB: 0 P: 12	1B: 4 2B: 4 3B: 0 HR: 1	SF: 0 SAC: 0 DP: 2 HBP: 3	WP: 1 PB: 0 SB: 0 CS: 0	PA: 38
PITCHER	IP WLS BF H R ER SO BB IBB HBP BLK WP HR S P ERA WHIP											PITCHER	IP WLS BF H R ER SO BB IBB HBP BLK WP HR S P ERA WHIP									
Jim Parque, L ERA: 3.9 (1, 1)	7.0 L 30 6 2 2 2 2 2 0 3 0 0 1 75 124 2.57 1.143																					
Keith Foulke, R ERA: 2.79 (8, 1)	2.0 8 2 0 0 2 0 0 0 0 1 0 18 27 0.00 1.000																					

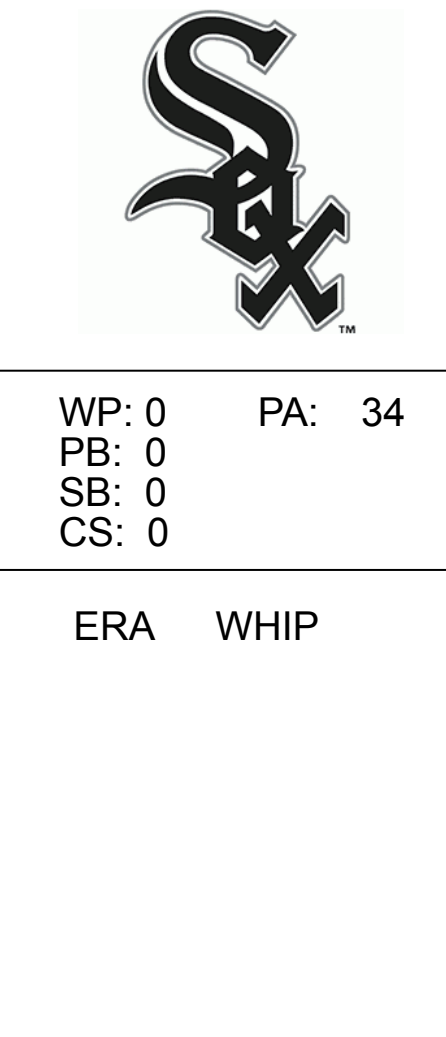
Batter	1	2	3	4	5	6	7	8	9	AB R H RBI BB SO LOB	BOTTOM									
Ray Durham, S OBP: 0.367, SLG: 0.474 (1, 4)	L5-3 1B				G3		G1-3		G4-6-3 1-2	4 0 1 0 0 0 3	Toronto Blue Jays @ Chicago White Sox Comiskey Park, Chicago, IL Fri Jul 23 1999, 4:05 PM EDT Att: 14,166 - Cloudy - 93 F									
Chris Singleton, L OBP: 0.346, SLG: 0.540 (1, 8)	F7				F7		F8		G2-3	4 0 0 0 0 0 1										
Frank Thomas, R OBP: 0.423, SLG: 0.512 (1, 10)	L5-3				F9		HR		G4-3 14 1B	4 1 2 1 0 0 1										
Darrin Jackson, R OBP: 0.282, SLG: 0.396 (9, PR)	1-2								G4-3 1B	0 0 0 0 0 0 0										
14 Paul Konerko, R OBP: 0.336, SLG: 0.496 (1, 3)					G4-3		G6-3		G4-3 1B	3 0 1 0 1 0 0										
Craig Wilson, R OBP: 0.315, SLG: 0.325 (9, PR)									G4-3 1B	0 0 0 0 0 0 0										
Carlos Lee, R OBP: 0.326, SLG: 0.421 (1, 7)					F8		CS 1B		G4-3	4 0 2 0 0 0 3										
Greg Norton, S OBP: 0.345, SLG: 0.386 (1, 5)	G4-6-3				K		P6		FC5-4 IBB	3 0 0 0 0 1 3										
Brian Simmons, S OBP: 0.333, SLG: 0.200 (1, 9)					G1-3		G1 BB		HBP 1B	3 0 1 0 1 0 3										
Brook Fordyce, R OBP: 0.345, SLG: 0.452 (1, 2)					G6-3		K		G4-6-3 HBP	2 0 0 0 0 1 1										
Mike Caruso, S OBP: 0.278, SLG: 0.311 (1, 6)					K		G1		K	3 0 0 0 0 2 3										
55 Liu Rodriguez, S OBP: 0.311, SLG: 0.289 (9, 6)										0 0 0 0 0 0 0										
Inning Stats	R: 0 E: 0 K: 0 S: 7	H: 1 LOB: 0 BB: 0 P: 8	R: 0 E: 0 K: 0 S: 5	H: 0 LOB: 0 BB: 1 P: 12	R: 0 E: 0 K: 1 S: 10	H: 0 LOB: 0 BB: 0 P: 12	R: 0 E: 0 K: 0 S: 6	H: 0 LOB: 0 BB: 0 P: 8	R: 0 E: 0 K: 1 S: 8	H: 1 LOB: 1 BB: 0 P: 14	R: 0 E: 0 K: 1 S: 15	H: 2 LOB: 1 BB: 0 P: 26	R: 0 E: 0 K: 1 S: 12	H: 1 LOB: 1 BB: 0 P: 19	R: 0 E: 0 K: 0 S: 10	H: 2 LOB: 3 BB: 1 P: 18	1B: 6 2B: 2 3B: 0 HR: 1	SF: 0 SAC: 0 DP: 4 HBP: 1	WP: 0 PB: 0 SB: 0 CS: 1	PA: 34
PITCHER	IP WLS BF H R ER SO BB IBB HBP BLK WP HR S P ERA WHIP											PITCHER	IP WLS BF H R ER SO BB IBB HBP BLK WP HR S P ERA WHIP							
Joey Hamilton, R ERA: 6.93 (1, 1)	6.2 W 22 3 1 1 3 2 0 0 0 0 0 18 28 0.00 1.500																			
John Frascatore, R ERA: 3.56 (7, 1)	1.1 H 6 2 0 0 1 0 0 1 0 0 0 18 28 0.00 1.500																			
Billy Koch, R ERA: 2.13 (9, 1)	1.0 S 6 2 0 0 0 0 0 1 0 0 0 0 10 18 0.00 2.000																			

Batter	1	2	3	4	5	6	7	8	9	AB	R	H	RBI	BB	SO	LOB	TOP						
Shannon Stewart, R OBP: 0.381, SLG: 0.431	G6-3		1B	G6-4-3			HR	FC6-4	1B	5	1	3	1	1	0	2	Toronto Blue Jays @ Chicago White Sox Comiskey Park, Chicago, IL Sun Jul 25 1999, 1:05 PM EDT Att: 18,299 - Cloudy - 88 F						
Homer Bush, R OBP: 0.328, SLG: 0.355	1B		1B		F9		K	FC6-4	P4	6	0	2	0	0	1	6							
Shawn Green, L OBP: 0.407, SLG: 0.649	F7		K		G4-3		HR		FC3-6	5	2	2	3	0	1	3							
Carlos Delgado, L OBP: 0.359, SLG: 0.521	K			P6	FC4-6		K		FC3-6	5	0	2	0	0	2	1							
Tony Fernandez, S OBP: 0.453, SLG: 0.492	G6-3			2B	FC4-6		G6-3		FC3-6	5	2	1	0	0	0	3							
Tony Batista, R OBP: 0.336, SLG: 0.482	F7			2B			F7		1B	3	2	1	1	1	0	0							
Willis Oteaz, R OBP: 0.279, SLG: 0.372	K			1B			F9		P6	5	2	2	2	0	1	1							
Jacob Brumfield, R OBP: 0.303, SLG: 0.368			P4				G6-3		1B	5	1	3	2	0	0	0							
Mike Matheny, R OBP: 0.268, SLG: 0.315	F7						HR		K	4	1	1	1	1	1	3							
Inning Stats	R: 0 E: 0 K: 1 S: 10	H: 1 LOB: 1 BB: 0 P: 12	R: 0 E: 0 K: 1 S: 8	H: 0 LOB: 0 BB: 0 P: 11	R: 0 E: 0 K: 1 S: 11	H: 2 LOB: 2 BB: 0 P: 17	R: 3 E: 0 K: 0 S: 14	H: 4 LOB: 1 BB: 1 P: 22	R: 0 E: 0 K: 0 S: 7	H: 0 LOB: 1 BB: 0 P: 11	R: 0 E: 0 K: 0 S: 8	H: 0 LOB: 0 BB: 0 P: 16	R: 3 E: 0 K: 2 S: 13	H: 2 LOB: 0 BB: 1 P: 20	R: 0 E: 0 K: 1 S: 13	H: 1 LOB: 3 BB: 1 P: 22		R: 5 E: 0 K: 0 S: 20	H: 6 LOB: 1 BB: 0 P: 31	1B: 12 2B: 4 3B: 0 HR: 1	SF: 0 SAC: 0 DP: 1 HBP: 1	WP: 0 PB: 1 SB: 1 CS: 0	PA: 47
PITCHER	IP	WLS	BF	H	R	ER	SO	BB	IBB	HBP	BLK	WP	HR	S	P	ERA	WHIP						
Mike Siroka, L ERA: 3.47	(1, 1)	7.0	L	32	10	6	6	5	2	0	0	0	0	1	71	109	7.71	1.714					
41 Bill Simas, R ERA: 4.19	(8, 1)	1.0		6	1	0	0	1	1	0	1	0	0	0	13	22	0.00	2.000					
Bryan Ward, L ERA: 7.55	(9, 1)	0.1		6	5	5	0	0	0	0	0	0	0	0	14	21	135.00	15.000					
Scott Eyre, L ERA: 10.97	(9, 1)	0.2		3	1	0	0	0	0	0	0	0	0	6	10	0.00	1.500						

Batter	1	2	3	4	5	6	7	8	9	AB	R	H	RBI	BB	SO	LOB	BOTTOM					
Ray Durham, S OBP: 0.365, SLG: 0.467	F9		G4-3		F9			K		4	0	0	0	0	1	0	Toronto Blue Jays @ Chicago White Sox Comiskey Park, Chicago, IL Sun Jul 25 1999, 1:05 PM EDT Att: 18,299 - Cloudy - 88 F					
Chris Singleton, L OBP: 0.347, SLG: 0.544	L7		L4				K		2B	4	1	1	0	0	1	0						
Frank Thomas, R OBP: 0.420, SLG: 0.509	BB				P9		P4		G6-3	2	0	0	0	1	0	0						
Brian Simmons, S OBP: 0.428, SLG: 0.500	BB						P4		SF9	1	1	1	1	0	0	0						
Magglio Ordonez, R OBP: 0.368, SLG: 0.558	BB				G4-3		G6-3		G6-3	3	1	1	0	1	0	1						
Carlos Lee, R OBP: 0.320, SLG: 0.417	K				G4-3		K		SF9	3	0	0	2	0	2	2						
14 Paul Konerko, R OBP: 0.344, SLG: 0.496							P3		1B	3	0	2	0	1	0	0						
Mark Johnson, L OBP: 0.312, SLG: 0.316	K				K		G3-1		G3	4	0	0	0	0	2	3						
Craig Wilson, R OBP: 0.308, SLG: 0.317	G1-6-3				F9				G6-3	3	0	0	0	0	0	1						
55 Liu Rodriguez, S OBP: 0.292, SLG: 0.268					P5				G6-3	3	0	0	0	0	1	0						
Inning Stats	R: 0 E: 0 K: 1 S: 13	H: 0 LOB: 2 BB: 2 P: 27	R: 0 E: 0 K: 1 S: 7	H: 1 LOB: 0 BB: 0 P: 9	R: 0 E: 0 K: 1 S: 9	H: 0 LOB: 0 BB: 0 P: 11	R: 1 E: 0 K: 0 S: 12	H: 1 LOB: 1 BB: 1 P: 22	R: 0 E: 0 K: 0 S: 7	H: 0 LOB: 0 BB: 0 P: 11	R: 0 E: 0 K: 1 S: 6	H: 0 LOB: 0 BB: 0 P: 7	R: 0 E: 0 K: 1 S: 6	H: 0 LOB: 0 BB: 0 P: 9	R: 0 E: 0 K: 1 S: 11	H: 0 LOB: 0 BB: 0 P: 19	R: 2 E: 0 K: 0 S: 12	H: 3 LOB: 1 BB: 0 P: 18	1B: 2 2B: 1 3B: 2 HR: 0	SF: 1 SAC: 0 DP: 1 HBP: 0	WP: 0 PB: 0 SB: 0 CS: 0	PA: 34
PITCHER	IP	WLS	BF	H	R	ER	SO	BB	IBB	HBP	BLK	WP	HR	S	P	ERA	WHIP					
Chris Carpenter, R ERA: 3.45	(1, 1)	8.0	W	28	2	1	1	7	3	0	0	0	0	71	115	1.12	0.625					
Graeme Lloyd, L ERA: 3.21	(9, 1)	1.0		6	3	2	2	0	0	0	0	0	0	12	18	18.00	3.000					

AB	43
R	11
H	17
RBI	10
BB	3
SO	6
LOB	19

AB	30
R	3
H	5
RBI	3
BB	3
SO	7
LOB	7



Batter	1	2	3	4	5	6	7	8	9	AB	R	H	RBI	BB	SO	LOB	TOP																					
Darren Lewis, R OBP: 0.339, SLG: 0.337 (1, 9)										5	2	3	3	1	0	1	Boston Red Sox @ Toronto Blue Jays SkyDome, Toronto, ON Tue Jul 27 1999, 7:05 PM EDT Att: 38,631 - Unknown - 82 F																					
John Valentin, R OBP: 0.317, SLG: 0.412 (1, 5)										5	0	2	1	1	0	3																						
Nomar Garciaparra, R OBP: 0.400, SLG: 0.614 (1, 6)										6	1	3	2	0	1	3																						
Mike Stanley, R OBP: 0.380, SLG: 0.458 (1, 3)										5	1	1	0	1	1	3																						
Butch Huskey, R OBP: 0.359, SLG: 0.502 (1, 10)										5	1	3	1	1	1	3																						
Troy O'Leary, L OBP: 0.342, SLG: 0.518 (1, 7)										5	2	2	1	1	0	2																						
Damon Buford, R OBP: 0.306, SLG: 0.371 (1, 8)										4	1	0	1	1	0	4																						
Jason Varitek, S OBP: 0.322, SLG: 0.475 (1, 2)										3	2	2	2	1	0	0																						
Donnie Sadler, R OBP: 0.250, SLG: 0.324 (1, 4)										5	1	2	0	0	2	3																						
Inning Stats	R: 1 E: 0 K: 0 S: 10	H: 3 LOB: 1 BB: 0 P: 14	R: 2 E: 1 K: 0 S: 21	H: 3 LOB: 2 BB: 1 P: 32	R: 0 E: 0 K: 0 S: 5	H: 0 LOB: 1 BB: 1 P: 10	R: 0 E: 0 K: 1 S: 6	H: 1 LOB: 1 BB: 0 P: 8	R: 6 E: 0 K: 2 S: 27	H: 7 LOB: 2 BB: 1 P: 40	R: 0 E: 0 K: 0 S: 6	H: 1 LOB: 2 BB: 1 P: 14	R: 0 E: 1 K: 2 S: 12	H: 0 LOB: 2 BB: 1 P: 21	R: 2 E: 0 K: 0 S: 15	H: 2 LOB: 1 BB: 1 P: 28	R: 0 E: 0 K: 0 S: 6	H: 1 LOB: 2 BB: 1 P: 16	1B: 9 2B: 8 3B: 1 HR: 0	SF: 1 SAC: 1 DP: 0 HBP: 0	WP: 0 PB: 0 SB: 2 CS: 0	PA: 52																
PITCHER	IP	WLS	BF	H	R	ER	SO	BB	IBB	HBP	BLK	WP	HR	S	P	ERA	WHIP	PITCHER				IP	WLS	BF	H	R	ER	SO	BB	IBB	HBP	BLK	WP	HR	S	P	ERA	WHIP
David Wells, L ERA: 5.11 (1, 1)	4.0		24	11	7	7	1	2	0	0	0	0	0	54	80	15.75	3.250					1.1		6	2	2	2	2	2	0	0	0	0	0	21	38	9.00	3.000
32 Roy Halladay, R ERA: 3.78 (5, 1)	2.0	L	12	4	2	2	2	2	0	0	0	0	0	21	38	9.00	3.000					7.1		8	1	2	2	2	2	0	0	0	0	0	19	35	13.50	2.250
Paul Spoljaric, L ERA: 6.8 (7, 1)	1.1		8	1	2	2	2	2	0	0	0	0	0	19	35	13.50	2.250					8.1		8	2	0	0	0	0	1	0	0	0	0	14	30	0.00	1.200
Paul Quantrill, R ERA: 1.99 (8, 1)	1.2		8	2	0	0	0	0	1	0	0	0	0	14	30	0.00	1.200																					

Batter	1	2	3	4	5	6	7	8	9	AB	R	H	RBI	BB	SO	LOB	BOTTOM																					
Shannon Stewart, R OBP: 0.380, SLG: 0.429 (1, 7)										5	1	1	1	0	0	3	Boston Red Sox @ Toronto Blue Jays SkyDome, Toronto, ON Tue Jul 27 1999, 7:05 PM EDT Att: 38,631 - Unknown - 82 F																					
Willis Greene, L OBP: 0.289, SLG: 0.398 (1, 10)										5	1	3	4	0	0	2																						
Shawn Green, L OBP: 0.409, SLG: 0.643 (1, 9)										3	0	1	1	1	0	2																						
Carlos Delgado, L OBP: 0.355, SLG: 0.511 (1, 3)										4	0	0	0	1	1	6																						
Darrin Fletcher, L OBP: 0.346, SLG: 0.498 (1, 2)										5	0	1	0	0	1	1																						
Tony Batista, R OBP: 0.338, SLG: 0.488 (1, 6)										5	1	2	0	0	1	1																						
Willis Oteaz, R OBP: 0.273, SLG: 0.355 (1, 5)										4	1	0	0	1	3	2																						
José Cruz Jr., S OBP: 0.353, SLG: 0.413 (1, 8)										4	3	3	1	0	0	1																						
Homer Bush, R OBP: 0.337, SLG: 0.372 (1, 4)										4	2	3	1	0	0	0																						
Inning Stats	R: 0 E: 0 K: 1 S: 10	H: 1 LOB: 1 BB: 0 P: 17	R: 5 E: 1 K: 0 S: 25	H: 5 LOB: 1 BB: 1 P: 43	R: 0 E: 0 K: 1 S: 10	H: 1 LOB: 0 BB: 0 P: 13	R: 2 E: 0 K: 0 S: 7	H: 2 LOB: 1 BB: 1 P: 14	R: 0 E: 0 K: 1 S: 9	H: 0 LOB: 0 BB: 0 P: 12	R: 1 E: 1 K: 0 S: 12	H: 2 LOB: 2 BB: 0 P: 18	R: 0 E: 0 K: 3 S: 10	H: 0 LOB: 0 BB: 0 P: 17	R: 1 E: 0 K: 0 S: 8	H: 2 LOB: 1 BB: 0 P: 13	R: 0 E: 0 K: 0 S: 8	H: 1 LOB: 1 BB: 1 P: 14	1B: 9 2B: 3 3B: 0 HR: 2	SF: 0 SAC: 0 DP: 2 HBP: 1	WP: 0 PB: 1 SB: 0 CS: 1	PA: 43																
PITCHER	IP	WLS	BF	H	R	ER	SO	BB	IBB	HBP	BLK	WP	HR	S	P	ERA	WHIP	PITCHER				IP	WLS	BF	H	R	ER	SO	BB	IBB	HBP	BLK	WP	HR	S	P	ERA	WHIP
Bret Saberhagen, R ERA: 3.27 (1, 1)	3.1		20	9	7	7	2	1	0	0	0	0	0	49	78	18.90	3.000					8.1		6	2	0	0	0	1	0	0	0	0	11	21	0.00	2.250	
Mark Guthrie, L ERA: 6.0 (4, 1)	1.0	W	3	0	0	0	0	1	0	0	0	0	0	7	15	0.00	1.000																					
Rich Garces, R ERA: (5, 1)	1.0		5	2	1	0	1	0	0	0	0	0	0	10	13	0.00	2.000																					
Rheal Cormier, L ERA: 4.24 (6, 1)	1.0	H	4	0	0	0	1	0	0	1	0	0	0	10	16	0.00	0.000																					
Derek Lowe, R ERA: 3.48 (7, 1)	1.1	H	5	1	1	1	2	0	0	0	0	0	1	12	18	6.75	0.750																					

AB 43
R 11
H 18
RBI 11
BB 7
SO 5
LOB 22



AB 39
R 9
H 14
RBI 8
BB 3
SO 6
LOB 18



Batter	1	2	3	4	5	6	7	8	9	AB	R	H	RBI	BB	SO	LOB	TOP								
Darren Lewis, R (1, 8) OBP: 0.337, SLG: 0.334	2-2 P6		1-3 K			2-2 FC5-4 1B	2-1 G4-3		0-2 F7	5	0	1	0	0	1	2									
John Valentin, R (1, 5) OBP: 0.315, SLG: 0.418	2-2 K			1-1 G1-3		2-2 FC5-4 BB 1B 1-2 HR		0-1 F9	0-1 HR	5	2	1	2	0	1	1									
Brian Daubach, L (1, 3) OBP: 0.367, SLG: 0.592	3-2 G4-3			0-0 2B		2-0 F7		3-3 K	0-0 F9	5	0	1	0	0	1	1									
Nomar Garciaparra, R (1, 6) OBP: 0.401, SLG: 0.613		2-1 G6-3		1-0 F7		1-1 BB HR 1B		1-0 1B		4	1	2	0	0	0	1									
Troy O'Leary, L (1, 7) OBP: 0.341, SLG: 0.513	0-2 G4-3			0-0 F8		4-2 HR BB		1-0 F8		3	1	0	0	1	0	2									
Butch Huskey, R (1, 10) OBP: 0.361, SLG: 0.524	0-1 L4				1-1 F8	0-1 HR			3-1 HR	4	2	2	5	0	0	0									
Jason Varitek, S (1, 2) OBP: 0.324, SLG: 0.482			2-2 2B		1-2 2B	0-0 F9		2-0 G4-3		4	0	2	0	0	0	0									
Donnie Sadler, R (1, 4) OBP: 0.250, SLG: 0.316			2-3 K		1-0 F8		0-2 P8	1-2 2B 1B		4	1	1	0	0	1	2									
Trot Nixon, L (1, 9) OBP: 0.359, SLG: 0.451			2-3 K		0-0 F7		1-1 F7	1-0 HR 2B		4	1	1	1	0	1	2									
Inning Stats	R: 0 E: 0 K: 1 S: 11	H: 0 LOB: 0 BB: 0 P: 18	R: 0 E: 0 K: 0 S: 7	H: 0 LOB: 0 BB: 0 P: 9	R: 0 E: 0 K: 3 S: 13	H: 1 LOB: 1 BB: 0 P: 20	R: 0 E: 0 K: 0 S: 5	H: 1 LOB: 1 BB: 0 P: 7	R: 0 E: 0 K: 0 S: 7	H: 1 LOB: 1 BB: 0 P: 10	R: 4 E: 0 K: 0 S: 14	H: 3 LOB: 0 BB: 1 P: 25	R: 0 E: 0 K: 0 S: 7	H: 0 LOB: 0 BB: 0 P: 10	R: 0 E: 0 K: 1 S: 10	H: 1 LOB: 1 BB: 0 P: 15	R: 4 E: 0 K: 0 S: 15	H: 4 LOB: 0 BB: 0 P: 22	1B: 4 2B: 4 3B: 0 HR: 3	SF: 0 SAC: 0 DP: 0 HBP: 0	WP: 0 PB: 0 SB: 0 CS: 0	PA: 39			
PITCHER	IP	WLS	BF	H	R	ER	SO	BB	IBB	HBP	BLK	WP	HR	S	P	ERA	WHIP								
Joey Hamilton, R (1, 1) ERA: 6.66	8.0	L	32	7	4	4	5	1	0	0	0	0	1	74	114	4.50	1.000								
John Frascatore, R (9, 1) ERA: 4.09	0.2		6	4	4	4	0	0	0	0	0	0	2	14	21	54.00	6.000								
Graeme Lloyd, L (9, 1) ERA: 3.19	0.1		1	0	0	0	0	0	0	0	0	0	0	1	1	0.00	0.000								

Boston Red Sox @ Toronto Blue Jays
SkyDome, Toronto, ON
Wed Jul 28 1999, 7:05 PM EDT
Att: 36,190 - Cloudy - 81 F

AB 38
R 8
H 11
RBI 8
BB 1
SO 5
LOB 11



Batter	1	2	3	4	5	6	7	8	9	AB	R	H	RBI	BB	SO	LOB	BOTTOM								
Shannon Stewart, R (1, 7) OBP: 0.379, SLG: 0.426	2-3 K		4-1 SAFE 1-2 BB			0-0 F8			1-1 F8	3	0	0	0	1	1	0									
Willie Greene, L (1, 10) OBP: 0.282, SLG: 0.387	1-3 K		2-0 F8			1-1 F7			2-1 P6	4	0	0	0	0	1	2									
Shawn Green, L (1, 9) OBP: 0.410, SLG: 0.641	1-2 1B		0-0 P2			3-2 F8			4-2 BB BB	3	0	1	0	1	0	2									
Carlos Delgado, L (1, 3) OBP: 0.355, SLG: 0.508	0-0 G4-3			1-1 G3			3-2 L4		4-1 BB BB	3	0	0	0	1	0	1									
Tony Batista, R (1, 6) OBP: 0.334, SLG: 0.481		2-1 F8		1-0 F9			0-2 G1-3		2-3 K	4	0	0	0	0	1	2									
Darin Fletcher, L (1, 2) OBP: 0.342, SLG: 0.491		1-0 G4-3		2-3 K			1-1 F8			3	0	0	0	0	1	0									
Willis Olavez, R (1, 5) OBP: 0.270, SLG: 0.350		2-2 P3			2-1 P9			3-2 F7		2	0	0	0	0	0	0									
Craig Grebeck, R (8, PH) (9, 5) OBP: 0.446, SLG: 0.429										1	0	0	0	0	0	0									
José Cruz Jr., S (1, 8) OBP: 0.350, SLG: 0.409			0-3 K		2-3 K			1-1 G3		3	0	0	0	0	2	0									
Homer Bush, R (1, 4) OBP: 0.337, SLG: 0.371			3-2 BB 1B		0-1 G1-3			2-3 K2-3		3	0	1	0	0	1	0									
Inning Stats	R: 0 E: 0 K: 2 S: 10	H: 1 LOB: 1 BB: 0 P: 14	R: 0 E: 0 K: 0 S: 6	H: 0 LOB: 0 BB: 0 P: 11	R: 0 E: 0 K: 1 S: 10	H: 1 LOB: 2 BB: 1 P: 19	R: 0 E: 0 K: 1 S: 6	H: 0 LOB: 0 BB: 0 P: 10	R: 0 E: 0 K: 1 S: 7	H: 0 LOB: 0 BB: 0 P: 11	R: 0 E: 0 K: 0 S: 8	H: 0 LOB: 0 BB: 0 P: 12	R: 0 E: 0 K: 0 S: 10	H: 0 LOB: 0 BB: 0 P: 14	R: 0 E: 0 K: 1 S: 10	H: 0 LOB: 0 BB: 0 P: 16	R: 0 E: 0 K: 1 S: 12	H: 0 LOB: 2 BB: 2 P: 25	1B: 2 2B: 0 3B: 0 HR: 0	SF: 0 SAC: 0 DP: 0 HBP: 0	WP: 0 PB: 0 SB: 0 CS: 0	PA: 32			
PITCHER	IP	WLS	BF	H	R	ER	SO	BB	IBB	HBP	BLK	WP	HR	S	P	ERA	WHIP								
Pat Rapp, R (1, 1) ERA: 4.36	8.0	W	27	2	0	0	6	1	0	0	0	0	0	67	107	0.00	0.375								
49 Tim Wakefield, R (9, 1) ERA: 4.82	1.0		5	0	0	0	1	2	0	0	0	0	0	12	25	0.00	2.000								

Boston Red Sox @ Toronto Blue Jays
SkyDome, Toronto, ON
Wed Jul 28 1999, 7:05 PM EDT
Att: 36,190 - Cloudy - 81 F

AB 29
R 0
H 2
RBI 0
BB 3
SO 7
LOB 7



Batter	1	2	3	4	5	6	7	8	9	AB	R	H	RBI	BB	SO	LOB	TOP		
Luis Polonia, L (1, 7) OBP: 0.391, SLG: 0.589	1-1 G4-3 SF8 1B		0-2 G3			2-3 K		1-2 G6-3		4	1	1	0	0	1	0			
Brad Ausmus, R (1, 2) OBP: 0.382, SLG: 0.442	3-2 G4-3			2-1 G5-3		2-2 2B		0-0 L6		4	0	1	0	0	0	1			
Damon Easley, R (1, 4) OBP: 0.343, SLG: 0.432	2-0 SF8			4-2 BB BB		3-3 K		2-1 F8		2	0	0	1	1	1	1			
Dean Palmer, R (1, 5) OBP: 0.336, SLG: 0.537	3-3 K			4-2 BB BB		1-2 P3		2-1 1B 2B		3	1	1	0	1	1	1			
Tony Clark, S (1, 3)		1-0 G6-3		1-3 K			3-1 G6-3		0-0 1B 1B	4	0	1	1	0	1	2			
Karim Garcia, L (1, 9)		0-0 G4-3		0-0 G3			2-3 K		0-0 F7	4	0	0	0	0	1	3			
Gregg Jefferies, S (1, 10)		3-2 G4-3			1-0 G6-3		0-0 2B		0-1 1B 1B	4	0	2	0	0	0	0			
Gabe Kapler, R (1, 8)			1-3 K		0-1 G6-3		0-1 G5-3		3-2 F8	4	0	0	0	0	1	3			
Deivi Cruz, R (1, 6)			1-1 G5-3		0-1 F7			1-0 G6-3		3	0	0	0	0	0	0			
Inning Stats	R: 1 E: 0 K: 1 S: 9	H: 1 LOB: 0 BB: 0 P: 18	R: 0 E: 0 K: 0 S: 7	H: 0 LOB: 0 BB: 0 P: 11	R: 0 E: 0 K: 1 S: 10	H: 0 LOB: 0 BB: 0 P: 12	R: 0 E: 0 K: 1 S: 11	H: 0 LOB: 0 BB: 2 P: 22	R: 0 E: 0 K: 0 S: 5	H: 1 LOB: 1 BB: 0 P: 6	R: 0 E: 0 K: 1 S: 9	H: 1 LOB: 1 BB: 0 P: 14	R: 0 E: 0 K: 0 S: 6	H: 0 LOB: 0 BB: 0 P: 8	R: 1 E: 0 K: 0 S: 12	H: 3 LOB: 2 BB: 0 P: 19	1B: 3 2B: 3 3B: 0 HR: 0	SF: 1 SAC: 0 DP: 0 HBP: 0	WP: 0 PA: 35 PB: 0 SB: 1 CS: 0
PITCHER Kelvin Escobar, R (1, 1) ERA: 5.81	IP: 9.0 WLS: W BF: 35 H: 6 R: 2 ER: 2 SO: 6 BB: 2 IBB: 0 HBP: 0 BLK: 0 WP: 0 HR: 0 S: 83 P: 132 ERA: 2.00 WHIP: 0.889															PITCHER			

Detroit Tigers @ Toronto Blue Jays
SkyDome, Toronto, ON
Fri Jul 30 1999, 7:05 PM EDT
Att: 28,412 - Unknown - 81 F

AB	32
R	2
H	6
RBI	2
BB	2
SO	6
LOB	11



Batter	1	2	3	4	5	6	7	8	9	AB	R	H	RBI	BB	SO	LOB	BOTTOM		
Shannon Stewart, R (1, 7) OBP: 0.377, SLG: 0.423	1-1 G5-3	1-0 CS	2-2 G5-3	1-1 1B		2-0 G4-3		1-0 G4-3		5	0	1	2	0	0	0			
Willie Greene, L (1, 10) OBP: 0.294, SLG: 0.418	2-1 HR		2-1 1B	1-3 2H 3H 1B		2-2 G6-3				4	1	3	2	0	0	0			
Shawn Green, L (1, 9) OBP: 0.408, SLG: 0.645	0-0 HR		1-0 F8	1-0 P4			0-1 G3			4	1	1	1	0	0	3			
Carlos Delgado, L (1, 3) OBP: 0.358, SLG: 0.519	4-2 BB		2-2 G3		2-2 F9 SF8 2B		3-1 HR			3	2	2	1	1	0	1			
Tony Fernandez, S (1, 5) OBP: 0.454, SLG: 0.502	0-0 L7			1-0 1B 1B	1-1 F9		1-1 HR			4	2	2	1	0	0	2			
Willis Oteaz, R (8, 5) OBP: 0.270, SLG: 0.350				2-3 1B 1B	2-3 BB		1-1 HR			0	0	0	0	0	0	0			
Darin Fletcher, L (1, 2) OBP: 0.345, SLG: 0.487	1-1 L8			0-3 K	4-2 BB		4-0 BB			2	0	0	0	2	1	2			
Tony Batista, R (1, 6) OBP: 0.333, SLG: 0.480		0-3 K		0-0 BB 1B	1-1 SF8		0-0 G4-6-3			3	1	1	1	0	1	1			
José Cruz Jr., S (1, 8) OBP: 0.348, SLG: 0.405		2-0 G3		4-0 BB 1B	1-3 K			1-3 K		3	1	0	0	1	2	1			
Homer Bush, R (1, 4) OBP: 0.336, SLG: 0.367		4-2 CS BB		2-3 K		0-1 G6-3		0-1 G5-3		3	0	0	0	1	1	3			
Inning Stats	R: 2 E: 0 K: 0 S: 13	H: 2 LOB: 1 BB: 1 P: 21	R: 0 E: 0 K: 1 S: 6	H: 0 LOB: 0 BB: 1 P: 13	R: 0 E: 0 K: 0 S: 9	H: 1 LOB: 1 BB: 0 P: 16	R: 3 E: 0 K: 2 S: 14	H: 4 LOB: 2 BB: 1 P: 25	R: 1 E: 0 K: 1 S: 13	H: 1 LOB: 1 BB: 1 P: 22	R: 0 E: 0 K: 0 S: 8	H: 0 LOB: 0 BB: 0 P: 12	R: 2 E: 0 K: 0 S: 7	H: 2 LOB: 0 BB: 1 P: 15	R: 0 E: 0 K: 1 S: 6	H: 0 LOB: 0 BB: 0 P: 8	1B: 5 2B: 1 3B: 0 HR: 4	SF: 1 SAC: 0 DP: 1 HBP: 0	WP: 0 PA: 38 PB: 0 SB: 0 CS: 1
PITCHER Jeff Weaver, R (1, 1) ERA: 4.8	IP: 6.0 WLS: L BF: 29 H: 8 R: 6 ER: 6 SO: 4 BB: 4 IBB: 0 HBP: 0 BLK: 0 WP: 0 HR: 2 S: 63 P: 109 ERA: 9.00 WHIP: 2.000															PITCHER			
C.J. Nitkowski, L (7, 1) ERA: 5.77	0.1 WLS: L BF: 4 H: 2 R: 2 ER: 2 SO: 0 BB: 1 IBB: 0 HBP: 0 BLK: 0 WP: 0 HR: 0 S: 6 P: 14 ERA: 54.00 WHIP: 9.000																		
Masao Kida, R (7, 1) ERA: 4.91	1.2 WLS: L BF: 4 H: 0 R: 0 ER: 0 SO: 1 BB: 0 IBB: 0 HBP: 0 BLK: 0 WP: 0 HR: 0 S: 7 P: 9 ERA: 0.00 WHIP: 0.000																		

Detroit Tigers @ Toronto Blue Jays
SkyDome, Toronto, ON
Fri Jul 30 1999, 7:05 PM EDT
Att: 28,412 - Unknown - 81 F


AB	31
R	8
H	10
RBI	8
BB	5
SO	5
LOB	13



Batter	1	2	3	4	5	6	7	8	9	AB	R	H	RBI	BB	SO	LOB	TOP										
Luis Polonia, L OBP: 0.386, SLG: 0.578	L7			F7		G4-3			G4-3	5	0	1	1	0	0	2											
Brad Ausmus, R OBP: 0.382, SLG: 0.439	F9		K	FC4-6			G4-6-3		DI 2B	4	1	1	0	1	1	2											
Damon Easley, R OBP: 0.344, SLG: 0.431	G5-3		2B FC3-6		BB		K		G5-3	5	1	2	0	0	1	2											
Dean Palmer, R OBP: 0.339, SLG: 0.542		K	FC3-6		BB		G4-6-3		1B	4	1	2	1	1	1	1											
Tony Clark, S OBP: 0.341, SLG: 0.467	2B 1B		FC3-6		P3				F9	4	1	2	1	0	0	2											
Jeff Weaver, R OBP: 0.500, SLG: 0.750	1B		HBP						1B	0	0	0	0	0	0	0											
Karim Garcia, L OBP: 0.259, SLG: 0.382	1B		FC3-6		K				G5-3	3	1	1	1	0	1	4											
Juan Encarnacion, R OBP: 0.298, SLG: 0.489	SF8		CS						1B	2	0	1	0	0	0	0											
Frank Catalanotto, L OBP: 0.330, SLG: 0.462	1B		CS		K				F9	3	1	1	1	0	1	2											
Gabe Alvarez, R OBP: 0.125, SLG: 0.375	1B				G1-3				2B	2	0	1	0	0	0	2											
Gabe Kapler, R OBP: 0.308, SLG: 0.433	SF8				1B				G3	2	0	1	1	1	0	0											
Deivi Cruz, R OBP: 0.287, SLG: 0.390	1B				1B				BB	4	0	2	0	0	0	2											
Gregg Jefferies, S OBP: 0.264, SLG: 0.342	1B				FC4-6				G4-3	0	0	0	0	0	0	0											
Inning Stats	R: 0 E: 0 K: 0 S: 4	H: 0 LOB: 0 BB: 0 P: 6	R: 3 E: 0 K: 1 S: 15	H: 5 LOB: 2 BB: 0 P: 26	R: 1 E: 0 K: 1 S: 14	H: 2 LOB: 1 BB: 0 P: 19	R: 0 E: 0 K: 1 S: 10	H: 2 LOB: 2 BB: 0 P: 18	R: 0 E: 0 K: 1 S: 15	H: 0 LOB: 0 BB: 0 P: 16	R: 0 E: 0 K: 1 S: 9	H: 1 LOB: 0 BB: 0 P: 14	R: 0 E: 0 K: 0 S: 12	H: 1 LOB: 2 BB: 1 P: 21	R: 2 E: 0 K: 0 S: 15	H: 3 LOB: 2 BB: 1 P: 26	1B: 11 2B: 4 3B: 0 HR: 0	SF: 1 SAC: 0 DP: 1 HBP: 1	WP: 0 PB: 0 SB: 0 CS: 1	PA: 44							
PITCHER	IP	WLS	BF	H	R	ER	SO	BB	IBB	HBP	BLK	WP	HR	S	P	ERA	WHIP										
Chris Carpenter, R ERA: 3.64	4.0		22	10	4	4	3	1	0	1	0	0	0	48	80	9.00	2.750										
Paul Spoljaric, L ERA: 6.65	1.0		3	0	0	0	1	0	0	0	0	0	0	10	15	0.00	0.000										
32 Roy Halladay, R ERA: 3.7	2.0	W	6	1	0	0	1	0	0	0	0	0	0	17	30	0.00	0.500										
Graeme Lloyd, L ERA: 3.14	0.2	H	3	1	0	0	0	0	0	0	0	0	0	10	14	0.00	1.500										
Paul Quantrill, R ERA: 1.99	0.1	H	2	0	0	0	0	1	0	0	0	0	0	2	7	0.00	3.000										
PITCHER	IP	WLS	BF	H	R	ER	SO	BB	IBB	HBP	BLK	WP	HR	S	P	ERA	WHIP										
Billy Koch, R ERA: 2.48	1.0		7	3	2	2	0	1	0	0	0	0	0	15	26	18.00	4.000										

Detroit Tigers @ Toronto Blue Jays
SkyDome, Toronto, ON
Sat Jul 31 1999, 4:05 PM EDT
Att: 29,527 - Dome - 72 F


AB 38
R 6
H 15
RBI 6
BB 3
SO 5
LOB 19



Batter	1	2	3	4	5	6	7	8	9	AB	R	H	RBI	BB	SO	LOB	BOTTOM										
Shannon Stewart, R OBP: 0.373, SLG: 0.418	G1-3	FC5-2			G5-4-3	K			G5-3	5	0	0	0	0	1	6											
Tony Batieta, R OBP: 0.335, SLG: 0.493	HR	K			1B	G4-3				4	2	2	1	0	1	5											
Shawn Green, L OBP: 0.409, SLG: 0.651	K		G3		1B				HR	4	2	2	2	0	1	0											
David Segui, S OBP: 0.351, SLG: 0.450	K		G4-3		1B				K	4	0	1	1	0	2	0											
Carlos Delgado, L OBP: 0.357, SLG: 0.515		E 1B BB	F8		K				G3-1	3	1	0	0	1	1	1											
Tony Fernandez, S OBP: 0.452, SLG: 0.498	F7				K	FC3-6 1B			F8	4	1	1	0	0	1	1											
Darrin Fletcher, L OBP: 0.347, SLG: 0.488	1B E FC5-2				F7				F9	4	0	2	0	0	0	0											
José Cruz Jr., S OBP: 0.347, SLG: 0.413	E3 FC5-2				K	FC3-6 WP 1B			HR	4	1	1	1	0	1	4											
Homer Bush, R OBP: 0.342, SLG: 0.373	FC5-2				G5-4-3	WP 1B			G6-3	4	0	3	2	0	0	0											
Inning Stats	R: 1 E: 0 K: 2 S: 12	H: 1 LOB: 0 BB: 0 P: 19	R: 1 E: 1 K: 1 S: 13	H: 2 LOB: 3 BB: 1 P: 24	R: 0 E: 0 K: 0 S: 9	H: 0 LOB: 0 BB: 0 P: 16	R: 0 E: 0 K: 2 S: 8	H: 0 LOB: 0 BB: 0 P: 13	R: 2 E: 0 K: 1 S: 20	H: 4 LOB: 1 BB: 0 P: 30	R: 1 E: 0 K: 1 S: 11	H: 3 LOB: 2 BB: 0 P: 16	R: 1 E: 0 K: 0 S: 11	H: 1 LOB: 0 BB: 0 P: 16	R: 1 E: 0 K: 0 S: 6	H: 1 LOB: 0 BB: 0 P: 10	1B: 8 2B: 1 3B: 0 HR: 3	SF: 0 SAC: 0 DP: 1 HBP: 0	WP: 1 PB: 0 SB: 1 CS: 0	PA: 37							
PITCHER	IP	WLS	BF	H	R	ER	SO	BB	IBB	HBP	BLK	WP	HR	S	P	ERA	WHIP										
Dave Milcki, R ERA: 5.28	5.1	L	26	9	5	5	6	1	0	0	0	0	1	66	106	8.44	1.875										
Bryce Florie, R ERA: 4.59	0.2		3	1	0	0	1	0	0	0	0	1	0	7	12	0.00	1.500										
Nelson Cruz, R ERA: 5.94	2.0		8	2	2	2	1	0	0	0	0	0	2	17	26	9.00	1.000										

Detroit Tigers @ Toronto Blue Jays
SkyDome, Toronto, ON
Sat Jul 31 1999, 4:05 PM EDT
Att: 29,527 - Dome - 72 F

AB 36
R 7
H 12
RBI 7
BB 1
SO 8
LOB 17



Batter	1	2	3	4	5	6	7	8	9	AB R H RBI BB SO LOB	TOP									
Luis Polonia, L (1, 10) OBP: 0.392, SLG: 0.580	4-0 BB G5-4-3		0-0 P6		1-1 2B		4-2 BB FC6-4		1-3 K	3 0 1 0 2 1 1	Detroit Tigers @ Toronto Blue Jays SkyDome, Toronto, ON Sun Aug 01 1999, 1:05 PM EDT Att: 30,105 - Sunny - 78 F									
Brad Ausmus, R (1, 2) OBP: 0.380, SLG: 0.445	0-0 G5-4-3 1-2f		2-0 HR		0-3 2B		0-1 SAFE SAFE FC6-4 1-2f		3-2 G5-3	5 1 1 1 0 1 4										
Juan Encarnacion, R (1, 7) OBP: 0.299, SLG: 0.470	2-3 K		1-2 2B		1-3 K			1-1 F9		4 0 1 0 0 2 1										
Dean Palmer, R (1, 5) OBP: 0.341, SLG: 0.541		0-2 2B 1B	2-2 K		1-0 L4			4-2 HR BB		3 2 1 0 1 1 1										
Tony Clark, S (1, 3) OBP: 0.345, SLG: 0.483		1-0 G3 1-H 2B		2-2 WP 1B		1-1 F7		1-0 HR		4 1 3 3 0 0 0										
Karim Garcia, L (1, 9) OBP: 0.280, SLG: 0.400		0-0 G3		1-3 K		0-0 HR		2-0 G6-3		3 1 1 1 0 1 2										
Gabe Alvarez, R (8, PH) OBP: 0.118, SLG: 0.353		2-3 CS HBP		1-2 K		0-2 HR		2-2 F9		1 0 0 0 0 0 0										
Frank Catalanotto, L (1, 4) OBP: 0.329, SLG: 0.455		2-2 CS HBP		3-3 K		0-2 F8		2-2 F9		3 0 0 0 0 1 1										
Gabe Kapler, R (1, 8) OBP: 0.304, SLG: 0.426		1 SAFE BB F BB X 3-1 F8 1-2		2-0 L8			3-3 K		1-1 G1-3	4 0 0 0 0 1 3										
Deivi Cruz, R (1, 6) OBP: 0.287, SLG: 0.391			2-3 K		2-3 K		1-2 P4		0-0 2B	4 0 1 0 0 2 0										
Inning Stats	R: 0 E: 0 K: 1 S: 4	H: 0 LOB: 0 BB: 1 P: 10	R: 1 E: 0 K: 0 S: 10	H: 2 LOB: 1 BB: 0 P: 16	R: 1 E: 0 K: 2 S: 14	H: 2 LOB: 1 BB: 0 P: 21	R: 0 E: 0 K: 2 S: 12	H: 1 LOB: 1 BB: 0 P: 20	R: 0 E: 0 K: 3 S: 15	H: 1 LOB: 0 BB: 0 P: 11	R: 0 E: 0 K: 1 S: 9	H: 0 LOB: 1 BB: 1 P: 23	R: 2 E: 0 K: 0 S: 13	H: 1 LOB: 0 BB: 1 P: 23	R: 0 E: 0 K: 1 S: 11	H: 1 LOB: 1 BB: 0 P: 16	1B: 2 2B: 4 3B: 0 HR: 3	SF: 0 SAC: 0 DP: 1 HBP: 1	WP: 1 PB: 0 SB: 0 CS: 1	PA: 38
PITCHER	IP WLS BF H R ER SO BB IBB HBP BLK WP HR S P ERA WHIP											PITCHER	IP WLS BF H R ER SO BB IBB HBP BLK WP HR S P ERA WHIP							
Pat Hentgen, R (1, 1) ERA: 5.22	7.0 W 29 7 3 3 9 2 0 1 0 0 1 2 79 120 3.86 1.286																			
Paul Quantrill, R (8, 1) ERA: 2.7	0.1 3 1 2 2 0 1 0 0 0 0 0 1 8 14 54.00 6.000																			
Graeme Lloyd, L (8, 1) ERA: 3.1	0.2 H 2 0 0 0 0 0 0 0 0 0 0 0 5 9 0.00 0.000																			
Billy Koch, R (9, 1) ERA: 2.41	1.0 S 4 1 0 0 1 0 0 0 0 0 0 0 11 16 0.00 1.000																			

Batter	1	2	3	4	5	6	7	8	9	AB R H RBI BB SO LOB	BOTTOM							
Shannon Stewart, R (1, 7) OBP: 0.378, SLG: 0.423	1-0 2B		2-0 S 1B		1 SAFE SAFE 1-2 BB G6-4-3		4-2 SF9 SH 1B BB		0-0 SH1	2 1 2 0 2 0 0	Detroit Tigers @ Toronto Blue Jays SkyDome, Toronto, ON Sun Aug 01 1999, 1:05 PM EDT Att: 30,105 - Sunny - 78 F							
Tony Batista, R (1, 6) OBP: 0.334, SLG: 0.490	1-3 K		1-1 P6		0-0 G6-4-3 1-2f		0-0 SH BB 1B BB 1-2 2-3	1-1 BB 1B	2-3	4 1 1 1 0 1 4								
Shawn Green, L (1, 9) OBP: 0.404, SLG: 0.644	3-0 F7		2-2 L4			0-2 G6-3	0-0 SF9	0-0 L8		4 0 0 1 0 0 3								
David Segui, S (1, 3) OBP: 0.354, SLG: 0.449	4-0 BB		3-2 G6-3			2-2 F9	2-3 3-H 1-1 BB BB FC4-6 1B	4-2 BB BB		3 1 1 1 2 0 1								
Carlos Delgado, L (1, 10) OBP: 0.355, SLG: 0.510	1-3 K		1-2 P5		0-1 F9		0-1 F9 FC4-6 BB BB 1-2 2-3	0-2 F8		4 0 0 0 1 1 4								
Tony Fernandez, S (1, 5) OBP: 0.452, SLG: 0.500		0-3 K		0-1 P4			0-2 2B			3 1 1 1 1 1 0								
Darrin Fletcher, L (1, 2) OBP: 0.346, SLG: 0.488		0-1 G1-3		1-2 L9			0-1 SAFE SAFE BB BB FC4-6 2B			4 1 1 2 0 0 2								
Jacob Brumfield, R (1, 8) OBP: 0.317, SLG: 0.394		3-2 WP 2B			4-2 S BB		0-2 2B			3 1 2 0 1 0 2								
Homer Bush, R (1, 4) OBP: 0.344, SLG: 0.378		2-0 G5-3			1-3 K		0-2 SAFE SAFE SH SF9 BB 1B	0-1 SH1 1B 2B		4 2 2 1 0 1 2								
Inning Stats	R: 0 E: 0 K: 2 S: 10	H: 1 LOB: 2 BB: 1 P: 20	R: 0 E: 0 K: 1 S: 9	H: 1 LOB: 0 BB: 0 P: 14	R: 0 E: 0 K: 0 S: 10	H: 0 LOB: 0 BB: 0 P: 12	R: 0 E: 0 K: 1 S: 7	H: 0 LOB: 2 BB: 2 P: 16	R: 0 E: 0 K: 0 S: 8	H: 0 LOB: 0 BB: 0 P: 10		R: 7 E: 1 K: 0 S: 29	H: 5 LOB: 3 BB: 3 P: 45	R: 1 E: 0 K: 0 S: 11	H: 2 LOB: 2 BB: 1 P: 16	1B: 4 2B: 6 3B: 0 HR: 0	SF: 1 SAC: 2 DP: 1 HBP: 0	WP: 1 PB: 0 SB: 2 CS: 0
PITCHER	IP WLS BF H R ER SO BB IBB HBP BLK WP HR S P ERA WHIP											PITCHER	IP WLS BF H R ER SO BB IBB HBP BLK WP HR S P ERA WHIP					
Dave Borkowski, R (1, 1) ERA: 7.5	6.0 L 27 7 4 4 4 3 0 0 0 0 0 0 65 103 6.00 1.667																	
Masao Kida, R (7, 1) ERA: 5.29	0.0 2 0 0 0 0 1 0 0 0 0 0 0 4 8 ∞ ∞																	
C.J. Nitkowski, L (7, 1) ERA: 5.97	0.1 3 1 1 1 0 1 0 0 0 0 0 0 6 11 27.00 6.000																	
Doug Brocail, R (7, 1) ERA: 2.96	1.1 7 2 3 3 0 1 0 0 0 0 0 0 14 20 20.25 2.250																	
Todd Jones, R (8, 1) ERA: 4.71	0.1 2 0 0 0 0 1 0 0 0 0 0 0 5 9 0.00 3.000																	

AB	34
R	5
H	9
RBI	5
BB	3
SO	10
LOB	13



AB	31
R	8
H	10
RBI	7
BB	7
SO	4
LOB	18



Batter	1	2	3	4	5	6	7	8	9	AB	R	H	RBI	BB	SO	LOB	TOP					
Shannon Stewart, R (1, 7) OBP: 0.377, SLG: 0.422										4	0	1	0	0	0	0	<p>Toronto Blue Jays @ New York Yankees Yankee Stadium, Bronx, NY Mon Aug 02 1999, 7:30 PM EDT Att: 40,825 - Unknown - 87 F</p> <p>livebaseballscorecards.com</p> <p>AB 31 R 1 H 7 RBI 1 BB 0 SO 4 LOB 10</p>					
Tony Batista, R (1, 6) OBP: 0.333, SLG: 0.487										4	0	1	0	0	1	1						
Shawn Green, L (1, 9) OBP: 0.401, SLG: 0.638										4	0	0	0	0	1	2						
David Segui, S (1, 10) OBP: 0.355, SLG: 0.449										4	0	2	0	0	0	1						
Carlos Delgado, L (1, 3) OBP: 0.353, SLG: 0.506										3	1	0	0	0	0	2						
Tony Fernandez, S (1, 5) OBP: 0.451, SLG: 0.499										3	0	1	0	0	1	0						
Jacob Brunfield, R (1, 8) OBP: 0.317, SLG: 0.393										3	0	1	1	0	0	0						
Mike Matheny, R (1, 2) OBP: 0.262, SLG: 0.308										3	0	0	0	0	0	2						
Homer Bush, R (1, 4) OBP: 0.344, SLG: 0.378										3	0	1	0	0	1	2						
Inning Stats	R: 0 E: 0 K: 0 S: 7	H: 1 LOB: 0 BB: 0 P: 9	R: 0 E: 0 K: 1 S: 6	H: 0 LOB: 0 BB: 0 P: 9	R: 0 E: 0 K: 0 S: 8	H: 0 LOB: 0 BB: 0 P: 15	R: 0 E: 0 K: 1 S: 8	H: 0 LOB: 0 BB: 0 P: 14	R: 1 E: 0 K: 1 S: 11	H: 3 LOB: 2 BB: 0 P: 17	R: 0 E: 0 K: 0 S: 7	H: 0 LOB: 0 BB: 0 P: 11	R: 0 E: 0 K: 0 S: 6	H: 1 LOB: 0 BB: 0 P: 9	R: 0 E: 0 K: 0 S: 5	H: 1 LOB: 0 BB: 0 P: 12	R: 0 E: 0 K: 1 S: 13	H: 1 LOB: 1 BB: 0 P: 21	1B: 7 2B: 0 3B: 0 HR: 0	SF: 0 SAC: 0 DP: 2 HBP: 0	WP: 0 PB: 0 SB: 1 CS: 1	PA: 32
PITCHER	IP WLS BF H R ER SO BB IBB HBP BLK WP HR S P ERA WHIP																					
Andy Pettitte, L (1, 1) ERA: 5.34	8.0 W 27 6 1 1 3 0 0 0 0 0 0 58 96 1.12 0.750																					
42 Mariano Rivera, R (9, 1) ERA: 3.05	1.0 S 4 1 0 0 1 0 0 0 0 0 0 0 13 21 0.00 1.000																					

Batter	1	2	3	4	5	6	7	8	9	AB	R	H	RBI	BB	SO	LOB	BOTTOM			
Chuck Knoblauch, R (1, 4) OBP: 0.390, SLG: 0.412										3	0	0	0	0	1	1	<p>Toronto Blue Jays @ New York Yankees Yankee Stadium, Bronx, NY Mon Aug 02 1999, 7:30 PM EDT Att: 40,825 - Unknown - 87 F</p> <p>livebaseballscorecards.com</p> <p>AB 30 R 3 H 7 RBI 3 BB 1 SO 8 LOB 13</p>			
Derek Jeter, R (1, 6) OBP: 0.435, SLG: 0.600										4	1	1	2	0	1	1				
Bernie Williams, S (1, 8) OBP: 0.425, SLG: 0.519										4	0	1	0	0	2	0				
Chili Davis, S (1, 10) OBP: 0.385, SLG: 0.480										3	1	1	1	1	0	1				
Jim Leyritz, R (1, 3) OBP: 0.329, SLG: 0.449										4	0	1	0	0	2	1				
Tino Martinez, L (9, 3) OBP: 0.350, SLG: 0.431										0	0	0	0	0	0	0				
Shane Spencer, R (1, 9) OBP: 0.313, SLG: 0.397										3	0	1	0	0	2	2				
Scott Brosius, R (1, 5) OBP: 0.329, SLG: 0.443										3	0	0	0	0	0	3				
Chad Curtis, R (1, 7) OBP: 0.380, SLG: 0.342										3	0	1	0	0	0	0				
Joe Girardi, R (1, 2) OBP: 0.241, SLG: 0.301										3	1	1	0	0	0	4				
Inning Stats	R: 0 E: 0 K: 2 S: 8	H: 0 LOB: 0 BB: 0 P: 11	R: 0 E: 0 K: 1 S: 13	H: 2 LOB: 3 BB: 1 P: 24	R: 0 E: 0 K: 1 S: 5	H: 0 LOB: 0 BB: 0 P: 8	R: 1 E: 0 K: 1 S: 7	H: 1 LOB: 0 BB: 0 P: 8	R: 0 E: 0 K: 1 S: 10	H: 0 LOB: 1 BB: 0 P: 18	R: 0 E: 0 K: 1 S: 6	H: 0 LOB: 0 BB: 0 P: 10	R: 0 E: 0 K: 0 S: 3	H: 1 LOB: 0 BB: 0 P: 6	R: 2 E: 0 K: 1 S: 15	H: 3 LOB: 1 BB: 0 P: 19	1B: 4 2B: 1 3B: 0 HR: 2	SF: 0 SAC: 1 DP: 1 HBP: 0	WP: 0 PB: 0 SB: 0 CS: 0	PA: 32
PITCHER	IP WLS BF H R ER SO BB IBB HBP BLK WP HR S P ERA WHIP																			
David Wells, L (1, 1) ERA: 5.02	8.0 L 32 7 3 3 8 1 0 0 0 0 2 67 104 3.38 1.000																			

Batter	1	2	3	4	5	6	7	8	9	AB	R	H	RBI	BB	SO	LOB	TOP								
Shannon Stewart, R (1, 7) OBP: 0.377, SLG: 0.424	G6-3		L7				G5-3		1B 2B	5	0	2	0	0	0	1	Toronto Blue Jays @ New York Yankees Yankee Stadium, Bronx, NY Tue Aug 03 1999, 7:30 PM EDT Att: 43,110 - Unknown - 82 F								
Tony Batista, R (1, 6) OBP: 0.334, SLG: 0.486	K		K				K		1B 2B	5	0	2	2	0	3	1									
Shawn Green, L (1, 9) OBP: 0.399, SLG: 0.632	K		1B				F7		K	5	0	1	0	0	2	4									
David Segui, S (1, 10) OBP: 0.356, SLG: 0.457		HR	1B				G4-3		K	5	1	2	1	0	1	2									
Carlos Delgado, L (1, 3) OBP: 0.352, SLG: 0.502		P4	F9							3	0	0	0	1	1	2									
Tony Fernandez, S (1, 5) OBP: 0.452, SLG: 0.500		1B HBP					L7			3	0	1	0	0	0	1									
Darrin Fletcher, L (1, 2) OBP: 0.344, SLG: 0.484		1B					F8		2B	4	0	1	0	0	1	2									
José Cruz Jr., S (1, 8) OBP: 0.343, SLG: 0.407		K					K		G5-3	4	0	0	0	0	3	2									
Homer Bush, R (1, 4) OBP: 0.346, SLG: 0.383	G5-3						G6-3		2B 1B	4	2	2	0	0	0	2									
Inning Stats	R: 0 E: 0 K: 2 S: 8	H: 0 LOB: 0 BB: 0 P: 12	R: 1 E: 0 K: 1 S: 17	H: 2 LOB: 2 BB: 0 P: 26	R: 0 E: 0 K: 1 S: 14	H: 2 LOB: 2 BB: 0 P: 22	R: 0 E: 0 K: 1 S: 8	H: 0 LOB: 0 BB: 0 P: 13	R: 0 E: 0 K: 1 S: 11	H: 1 LOB: 1 BB: 0 P: 15	R: 0 E: 0 K: 0 S: 6	H: 0 LOB: 1 BB: 1 P: 11	R: 1 E: 0 K: 1 S: 10	H: 2 LOB: 1 BB: 0 P: 15	R: 0 E: 0 K: 2 S: 10	H: 1 LOB: 1 BB: 0 P: 12	R: 1 E: 0 K: 2 S: 16	H: 3 LOB: 2 BB: 0 P: 28	1B: 7 2B: 3 3B: 0 HR: 1	SF: 0 SAC: 0 DP: 0 HBP: 1	WP: 0 PB: 0 SB: 1 CS: 0	PA: 40			
PITCHER	IP	WLS	BF	H	R	ER	SO	BB	IBB	HBP	BLK	WP	HR	S	P	ERA	WHIP								
David Cone, R (1, 1) ERA: 2.83	6.2	L	29	7	2	2	7	1	0	1	0	0	1	72	110	2.70	1.200								
Mike Stanton, L (7, 1) ERA: 4.71	1.2		6	1	0	0	2	0	0	0	0	0	0	15	22	0.00	0.600								
Jason Grimsley, R (9, 1) ERA: 3.88	0.0		3	1	1	1	0	0	0	0	0	0	0	7	12	∞	∞								
Allen Watson, L (9, 1) ERA: 4.11	0.2		2	0	0	0	2	0	0	0	0	0	0	6	10	0.00	0.000								

AB 38
R 3
H 11
RBI 3
BB 1
SO 11
LOB 17



Batter	1	2	3	4	5	6	7	8	9	AB	R	H	RBI	BB	SO	LOB	BOTTOM								
Chuck Knoblauch, R (1, 4) OBP: 0.388, SLG: 0.411	G6-3		G6-3				F9		F8	4	0	1	0	0	0	2	Toronto Blue Jays @ New York Yankees Yankee Stadium, Bronx, NY Tue Aug 03 1999, 7:30 PM EDT Att: 43,110 - Unknown - 82 F								
2 Derek Jeter, R (1, 6) OBP: 0.431, SLG: 0.594	G6-3						G5-3		K	4	0	0	0	0	1	2									
Paul O'Neill, L (1, 9) OBP: 0.363, SLG: 0.475	K						G5-3		G6-3	4	0	0	0	0	1	0									
Bernie Williams, S (1, 8) OBP: 0.422, SLG: 0.514		K					F7		L9	4	0	0	0	0	1	0									
Tino Martinez, L (1, 3) OBP: 0.347, SLG: 0.427		P6					G4-3		G4-3	4	0	0	0	0	0	0									
Chili Davis, S (1, 10) OBP: 0.385, SLG: 0.477		F9					K			2	0	0	0	0	1	1									
Chad Curtis, R (7, FR) OBP: 0.380, SLG: 0.342									BB	0	0	0	0	0	0	0									
Ricky Ledee, L (1, 7) OBP: 0.318, SLG: 0.465							G5-3		2B	2	0	2	0	0	0	0									
Jim Leyritz, R (7, PH) OBP: 0.327, SLG: 0.446									1B	1	0	0	0	0	0	1									
Shane Spencer, R (8, 7) OBP: 0.313, SLG: 0.397									G6-3	0	0	0	0	0	0	0									
Scott Brosius, R (1, 5) OBP: 0.329, SLG: 0.445							L4		F8	3	0	1	0	0	0	2									
Joe Girardi, R (1, 2) OBP: 0.245, SLG: 0.326							G5-3		HR	2	1	1	1	0	0	1									
Inning Stats	R: 0 E: 0 K: 1 S: 7	H: 1 LOB: 0 BB: 0 P: 11	R: 0 E: 0 K: 1 S: 8	H: 0 LOB: 0 BB: 0 P: 14	R: 0 E: 0 K: 0 S: 10	H: 1 LOB: 1 BB: 0 P: 13	R: 0 E: 0 K: 0 S: 4	H: 0 LOB: 0 BB: 0 P: 8	R: 0 E: 0 K: 1 S: 9	H: 1 LOB: 1 BB: 0 P: 13	R: 1 E: 0 K: 0 S: 6	H: 1 LOB: 0 BB: 0 P: 14	R: 0 E: 0 K: 0 S: 11	H: 0 LOB: 1 BB: 1 P: 17	R: 0 E: 0 K: 1 S: 10	H: 1 LOB: 1 BB: 0 P: 11	R: 0 E: 0 K: 0 S: 10	H: 0 LOB: 0 BB: 0 P: 15	1B: 2 2B: 2 3B: 0 HR: 1	SF: 0 SAC: 1 DP: 1 HBP: 0	WP: 0 PB: 0 SB: 0 CS: 0	PA: 32			
PITCHER	IP	WLS	BF	H	R	ER	SO	BB	IBB	HBP	BLK	WP	HR	S	P	ERA	WHIP								
Joey Hamilton, R (1, 1) ERA: 6.26	6.0	W	21	4	1	1	3	1	0	0	0	0	0	8	13	0.00	1.500								
Graeme Lloyd, L (7, 1) ERA: 3.05	0.2	H	3	0	0	0	0	1	0	0	0	0	0	8	13	0.00	1.500								
John Frascatore, R (7, 1) ERA: 3.98	1.1	H	5	1	0	0	1	0	0	0	0	0	0	13	15	0.00	0.750								
Billy Koch, R (9, 1) ERA: 2.36	1.0	S	3	0	0	0	0	0	0	0	0	0	0	10	15	0.00	0.000								


AB 30
R 1
H 5
RBI 1
BB 1
SO 4
LOB 8




Batter	1	2	3	4	5	6	7	8	9	AB R H RBI BB SO LOB	TOP									
Shannon Stewart, R (1, 7) OBP: 0.379, SLG: 0.424	1-1 G3 G2-3 1B		1-0 S HR HBP		0-0 F9		1-2 P4		0-0 2-3 1B	4 1 2 0 0 0 0	Toronto Blue Jays @ New York Yankees Yankee Stadium, Bronx, NY Wed Aug 04 1999, 12:00 PM EDT Att: 52,833 - Sunny - 82 F									
Tony Batista, R (1, 6) OBP: 0.332, SLG: 0.491	2-2 G2-3		1-0 1-H HR		3-3 K		2-3 K		0-0 G5-3	5 1 1 2 0 2 3										
Shawn Green, L (1, 9) OBP: 0.395, SLG: 0.626	0-1 G3		2-2 L4		3-3 K			2-0 F7		4 0 0 0 0 1 1										
David Segui, S (1, 3) OBP: 0.357, SLG: 0.458	0-1 F7			1-0 FC3-6 1B		3-3 K		0-0 1B		4 0 2 0 0 1 1										
Carlos Delgado, L (1, 10) OBP: 0.352, SLG: 0.500		0-1 F9		1-0 F7		3-1 1B		2-1 L6		4 0 1 0 0 0 2										
Tony Fernandez, S (1, 5) OBP: 0.450, SLG: 0.497		0-0 G3		1-2 FC3-6 1B		0-0 1B		2-2 G6-3		4 1 1 0 0 0 2										
Darrin Fletcher, L (1, 2) OBP: 0.347, SLG: 0.482		1-0 F8		3-2 1B		1-1 P4		4-2 1B G5-3 BB		3 0 1 0 1 0 2										
Jacob Brumfield, R (1, 8) OBP: 0.318, SLG: 0.391			2-3 K		1-2 1B		1-0 F8		0-3 K	3 0 1 1 0 1 2										
Willie Greene, L (9, PH) OBP: 0.292, SLG: 0.415					1-2 3-H 1B					1 0 0 0 0 1 1										
Homer Bush, R (1, 4) OBP: 0.342, SLG: 0.379			2-3 K		2-3 K		2-3 K		1-1 G5-3	3 0 0 0 0 3 2										
Craig Grebeck, R (9, PH) OBP: 0.443, SLG: 0.425								1-2		1 0 0 0 0 0 1										
Inning Stats	R: 0 E: 0 K: 0 S: 9	H: 1 LOB: 1 BB: 0 P: 12	R: 0 E: 0 K: 0 S: 4	H: 0 LOB: 0 BB: 0 P: 5	R: 2 E: 0 K: 2 S: 13	H: 1 LOB: 0 BB: 0 P: 21	R: 1 E: 0 K: 1 S: 17	H: 3 LOB: 2 BB: 0 P: 26	R: 0 E: 0 K: 1 S: 9	H: 2 LOB: 0 BB: 0 P: 17	R: 0 E: 0 K: 0 S: 11	H: 0 LOB: 0 BB: 0 P: 16	R: 0 E: 0 K: 0 S: 7	H: 1 LOB: 1 BB: 0 P: 13	R: 0 E: 0 K: 1 S: 10	H: 1 LOB: 2 BB: 1 P: 15	1B: 8 2B: 9 3B: 0 HR: 1	SF: 0 SAC: 0 DP: 0 HBP: 1	WP: 0 PB: 0 SB: 1 CS: 0	PA: 38
PITCHER	IP WLS BF H R ER SO BB IBB HBP BLK WP HR S P ERA WHIP											IP WLS BF H R ER SO BB IBB HBP BLK WP HR S P ERA WHIP								
Hideki Irabu, R (1, 1) ERA: 3.89	7.0 W 29 7 3 3 8 0 0 1 0 0 1 72 112 3.86 1.000																			
Mike Stanton, L (8, 1) ERA: 4.59	1.0 5 1 0 0 0 1 0 0 0 0 0 10 20 0.00 2.000																			
Ramiro Mendoza, R (9, 1) ERA: 4.47	1.0 4 1 0 0 1 0 0 0 0 0 0 7 8 0.00 1.000																			

Batter	1	2	3	4	5	6	7	8	9	AB R H RBI BB SO LOB	BOTTOM									
Chuck Knoblauch, R (1, 4) OBP: 0.389, SLG: 0.421	2-2 HR	2-1 F7	0-0 1-3 2B		2-2 P6			1-0 L7		5 1 2 1 0 0 3	Toronto Blue Jays @ New York Yankees Yankee Stadium, Bronx, NY Wed Aug 04 1999, 12:00 PM EDT Att: 52,833 - Sunny - 82 F									
Derek Jeter, R (1, 6) OBP: 0.435, SLG: 0.594	0-1 HR	2-0 2B HBP	0-1 G6-3			4-2 HR BB		4-2 G5-4-3 BB		2 2 1 0 2 0 2										
Paul O'Neill, L (1, 9) OBP: 0.363, SLG: 0.475	4-2 HR BB	1-2 2B		1-3 K		2-3 K		0-0 G5-4-3		4 1 1 1 1 2 2										
Bernie Williams, S (1, 8) OBP: 0.424, SLG: 0.530	2-2 HR	4-1 IBB		0-3 K		0-0 HR				3 2 2 5 1 1 0										
Tino Martinez, L (1, 3) OBP: 0.344, SLG: 0.422	3-3 K	3-3 K		1-3 K		2-0 G4-3				4 0 0 0 0 3 3										
Chili Davis, S (1, 10) OBP: 0.383, SLG: 0.483	1-3 K		3-2 HR		0-1 F9		2-3 K			4 1 1 1 0 2 0										
Ricky Ledee, L (1, 7) OBP: 0.306, SLG: 0.448	1-3 K		0-3 K		1-0 G4-3		3-2 G4-3			4 0 0 0 0 2 0										
Jorge Posada, S (1, 2) OBP: 0.329, SLG: 0.419		4-1 2B HBP BB	1-0 G6-3		3-2 2B		0-0 P5			3 1 1 0 1 0 0										
Scott Brosius, R (1, 5) OBP: 0.331, SLG: 0.442		1-1 F8	4-1 2B BB		3-2 HBP		1-1 G6-3			2 0 0 0 1 0 1										
Inning Stats	R: 4 E: 0 K: 3 S: 21	H: 3 LOB: 0 BB: 1 P: 34	R: 1 E: 0 K: 1 S: 13	H: 1 LOB: 3 BB: 2 P: 30	R: 1 E: 0 K: 1 S: 11	H: 2 LOB: 1 BB: 1 P: 19	R: 0 E: 0 K: 3 S: 12	H: 0 LOB: 0 BB: 0 P: 14	R: 0 E: 0 K: 2 S: 13	H: 1 LOB: 2 BB: 0 P: 22		R: 2 E: 0 K: 2 S: 11	H: 1 LOB: 1 BB: 1 P: 21	R: 0 E: 0 K: 0 S: 7	H: 0 LOB: 0 BB: 0 P: 11	R: 0 E: 0 K: 0 S: 7	H: 0 LOB: 0 BB: 1 P: 12	1B: 1 2B: 3 3B: 0 HR: 4	SF: 0 SAC: 0 DP: 1 HBP: 2	WP: 0 PB: 0 SB: 0 CS: 0
PITCHER	IP WLS BF H R ER SO BB IBB HBP BLK WP HR S P ERA WHIP											IP WLS BF H R ER SO BB IBB HBP BLK WP HR S P ERA WHIP								
Kelvin Escobar, R (1, 1) ERA: 6.09	1.2 L 13 4 5 5 3 2 1 0 0 0 0 1 33 50 27.00 3.600																			
Paul Spoljaric, L (2, 1) ERA: 6.41	3.0 13 3 1 1 5 1 0 0 0 0 1 33 50 3.00 1.333																			
32 Roy Halladay, R (5, 1) ERA: 3.79	2.1 10 1 2 2 2 1 0 1 0 0 1 25 44 7.71 0.857																			
Paul Quantrill, R (8, 1) ERA: 2.99	1.0 3 0 0 0 0 1 0 0 0 0 0 7 12 0.00 1.000																			



Batter	1	2	3	4	5	6	7	8	9	AB	R	H	RBI	BB	SO	LOB	TOP	
Shannon Stewart, R OBP: 0.379, SLG: 0.422	G6-3		1B		K		F9			4	0	1	0	0	1	4	<p>Toronto Blue Jays @ Texas Rangers The Ballpark at Arlington, Arlington, TX</p> <p>Sat Aug 07 1999, 8:35 PM EDT Att: 40,329 - Unknown - 97 F</p> <p>livebaseballscorecards.com</p> <p>AB 34 R 0 H 6 RBI 0 BB 0 SO 10 LOB 11</p> 	
Curtis Goodwin, L OBP: 0.291, SLG: 0.286	K		G4-3			K		K	4	0	0	0	0	0	3	1		
Shawn Green, L OBP: 0.392, SLG: 0.623	F7			G4-3		K		F8	4	0	0	0	0	1	0			
David Segui, S OBP: 0.359, SLG: 0.455 Willis Olavez, R OBP: 0.299, SLG: 0.354		G4-3		K		K		G5-3	0	0	0	0	0	0	0	0		
Carlos Delgado, L OBP: 0.356, SLG: 0.523		K		K					4	0	2	0	0	1	1			
Tony Fernandez, S OBP: 0.444, SLG: 0.491		G4-3		G3			F7		4	0	0	0	0	0	3			
Darrin Fletcher, L OBP: 0.340, SLG: 0.475		G3			G3-1		P6		4	0	0	0	0	1	2			
Tony Batista, R OBP: 0.331, SLG: 0.488			K		G5-3				3	0	1	0	0	1	0			
Homer Bush, R OBP: 0.344, SLG: 0.380			G5-3		E5				3	0	1	0	0	0	0			
Inning Stats	R: 0 E: 0 K: 1 S: 8	H: 0 LOB: 0 BB: 0 P: 10	R: 0 E: 0 K: 1 S: 6	H: 1 LOB: 1 BB: 0 P: 13	R: 0 E: 0 K: 1 S: 10	H: 1 LOB: 1 BB: 0 P: 13	R: 0 E: 0 K: 1 S: 10	H: 0 LOB: 1 BB: 0 P: 16	R: 0 E: 0 K: 3 S: 10	H: 3 LOB: 3 BB: 0 P: 19	R: 0 E: 0 K: 1 S: 7	H: 0 LOB: 0 BB: 0 P: 10	R: 0 E: 0 K: 1 S: 8	H: 0 LOB: 0 BB: 0 P: 12	1B: 5 2B: 1 3B: 0 HR: 0	SF: 0 SAC: 0 DP: 0 HBP: 0	WP: 0 PB: 0 SB: 0 CS: 0	PA: 34
PITCHER Aaron Sele, R ERA: 5.28	IP: 9.0 WLS: W BF: 34 H: 6 R: 0 ER: 0 SO: 10 BB: 0 IBB: 0 HBP: 0 BLK: 0 WP: 0 HR: 0 S: 82 P: 124 ERA: 0.00 WHIP: 0.667																	

Batter	1	2	3	4	5	6	7	8	9	AB	R	H	RBI	BB	SO	LOB	BOTTOM			
Mark McLemore, S OBP: 0.376, SLG: 0.383	1B			G3-6-3		K		F9		5	1	3	0	0	1	2	<p>Toronto Blue Jays @ Texas Rangers The Ballpark at Arlington, Arlington, TX</p> <p>Sat Aug 07 1999, 8:35 PM EDT Att: 40,329 - Unknown - 97 F</p> <p>livebaseballscorecards.com</p> <p>AB 35 R 6 H 13 RBI 6 BB 3 SO 9 LOB 19</p> 			
Ivan Rodriguez, R OBP: 0.355, SLG: 0.542	1B		P4	G3-6-3				K	5	1	2	3	0	1	2					
Rafael Palmeiro, L OBP: 0.437, SLG: 0.612	1B			K				P6	3	2	1	1	1	1	0					
Juan Gonzalez, R OBP: 0.356, SLG: 0.560	K			F8				F8	4	0	2	0	0	1	2					
Lee Stevens, L OBP: 0.355, SLG: 0.501	1B			BB				K	4	0	2	1	0	1	1					
Todd Zeile, R OBP: 0.366, SLG: 0.495	1B			1B				G4-3	4	0	1	1	0	1	3					
Roberto Kelly, R OBP: 0.386, SLG: 0.457	P2			K					3	0	0	0	1	1	5					
Royce Clayton, R OBP: 0.300, SLG: 0.371		G4-3						K	3	1	1	0	1	1	1					
Tom Goodwin, L OBP: 0.321, SLG: 0.314	G4-3		G4-3					K	4	1	1	0	0	1	3					
Inning Stats	R: 2 E: 0 K: 1 S: 18	H: 5 LOB: 2 BB: 0 P: 25	R: 0 E: 0 K: 0 S: 9	H: 1 LOB: 1 BB: 0 P: 12	R: 1 E: 0 K: 1 S: 15	H: 2 LOB: 3 BB: 2 P: 28	R: 0 E: 0 K: 1 S: 6	H: 1 LOB: 0 BB: 0 P: 11	R: 0 E: 0 K: 1 S: 9	H: 1 LOB: 1 BB: 0 P: 15	R: 3 E: 0 K: 1 S: 10	H: 3 LOB: 0 BB: 0 P: 18	R: 0 E: 0 K: 2 S: 10	H: 0 LOB: 1 BB: 1 P: 20	R: 0 E: 0 K: 2 S: 10	H: 0 LOB: 0 BB: 0 P: 13	1B: 9 2B: 2 3B: 1 HR: 1	SF: 0 SAC: 0 DP: 1 HBP: 0	WP: 0 PB: 0 SB: 0 CS: 0	PA: 38
PITCHER Pat Hentgen, R ERA: 5.32 32 Roy Halladay, R ERA: 3.93 Paul Spoljaric, L ERA: 6.14	IP: 2.2 WLS: L BF: 17 H: 8 R: 3 ER: 3 SO: 2 BB: 2 IBB: 0 HBP: 0 BLK: 0 WP: 0 HR: 0 S: 41 P: 63 ERA: 10.12 WHIP: 3.750																			

Batter	1	2	3	4	5	6	7	8	9	AB	R	H	RBI	BB	SO	LOB	TOP										
Shannon Stewart, R OBP: 0.381, SLG: 0.430 (1, 7)										5	3	2	1	0	0	3	Toronto Blue Jays @ Minnesota Twins Hubert H. Humphrey Metrodome, Minneapolis, MN Tue Aug 10 1999, 8:05 PM EDT Att: 15,842 - Dome - 72 F										
Brian McRae, S OBP: 0.327, SLG: 0.358 (1, 8)										3	0	1	0	2	0	1											
Shawn Green, L OBP: 0.395, SLG: 0.630 (1, 9)										5	1	2	2	0	0	2											
Carlos Delgado, L OBP: 0.364, SLG: 0.557 (1, 3)										5	2	2	2	0	0	5											
Tony Fernandez, S OBP: 0.441, SLG: 0.485 (1, 5)										3	1	1	0	2	0	0											
Darin Fletcher, L OBP: 0.337, SLG: 0.489 (1, 2)										5	1	2	4	0	1	1											
Tony Batista, R OBP: 0.333, SLG: 0.497 (1, 6)										5	0	1	0	0	0	2											
Willie Greene, L OBP: 0.286, SLG: 0.394 (1, 10)										4	1	1	0	0	1	2											
Homer Bush, R OBP: 0.358, SLG: 0.419 (1, 4)										4	1	3	1	0	0	2											
Inning Stats	R: 1 E: 0 K: 0 S: 7	H: 2 LOB: 0 BB: 0 P: 10	R: 2 E: 0 K: 0 S: 13	H: 3 LOB: 1 BB: 0 P: 19	R: 1 E: 0 K: 0 S: 11	H: 1 LOB: 0 BB: 0 P: 15	R: 0 E: 0 K: 0 S: 6	H: 0 LOB: 0 BB: 0 P: 9	R: 3 E: 0 K: 0 S: 13	H: 4 LOB: 2 BB: 1 P: 19	R: 2 E: 0 K: 0 S: 12	H: 3 LOB: 1 BB: 1 P: 17	R: 0 E: 0 K: 1 S: 12	H: 1 LOB: 2 BB: 1 P: 21	R: 0 E: 0 K: 0 S: 10	H: 0 LOB: 0 BB: 1 P: 16	R: 1 E: 0 K: 1 S: 11	H: 1 LOB: 0 BB: 0 P: 18	1B: 9 2B: 2 3B: 0 HR: 5	SF: 0 SAC: 0 DP: 1 HBP: 0	WP: 0 PB: 0 CS: 2	PA: 43					
PITCHER	IP	WLS	BF	H	R	ER	SO	BB	IBB	HBP	BLK	WP	HR	S	P	ERA	WHIP										
Brad Radke, R ERA: 3.89 (1, 1)	4.2	L	24	10	7	7	0	1	0	0	0	0	4	48	70	13.50	2.357										
23 Benj Sampson, L ERA: 7.52 (5, 1)	0.2		6	3	2	2	0	1	0	0	0	0	0	13	18	27.00	6.000										
Hector Carrasco, R ERA: 7.15 (6, 1)	1.2		6	1	0	0	1	1	0	0	0	0	0	13	22	0.00	1.200										
Eddie Guardado, L ERA: 4.8 (8, 1)	1.0		3	0	0	0	0	1	0	0	0	0	0	10	16	0.00	1.000										
Travis Miller, L ERA: 2.37 (9, 1)	1.0		4	1	1	1	1	0	0	0	0	0	1	11	18	9.00	1.000										

AB	39
R	10
H	15
RBI	10
BB	4
SO	2
LOB	18



Batter	1	2	3	4	5	6	7	8	9	AB	R	H	RBI	BB	SO	LOB	BOTTOM										
Todd Walker, L OBP: 0.349, SLG: 0.437 (1, 10)										4	1	1	0	1	0	3	Toronto Blue Jays @ Minnesota Twins Hubert H. Humphrey Metrodome, Minneapolis, MN Tue Aug 10 1999, 8:05 PM EDT Att: 15,842 - Dome - 72 F										
Denny Hocking, S OBP: 0.327, SLG: 0.385 (1, 4)										3	2	2	1	1	0	0											
Matt Lawton, L OBP: 0.359, SLG: 0.391 (1, 9)										5	0	1	1	0	0	5											
Ron Coomer, R OBP: 0.311, SLG: 0.441 (1, 3)										5	0	1	3	0	2	2											
Corey Koskie, L OBP: 0.369, SLG: 0.457 (1, 5)										3	0	1	0	0	1	0											
Brent Gates, S OBP: 0.357, SLG: 0.366 (7, PH) (8, 5)										1	0	0	0	1	1	2											
Chad Allen, R OBP: 0.337, SLG: 0.406 (1, 7)										5	0	0	0	0	1	5											
Jacque Jones, L OBP: 0.344, SLG: 0.453 (1, 8)										4	1	2	0	0	1	1											
Terry Steinbach, R OBP: 0.391, SLG: 0.423 (1, 2)										2	1	2	0	2	0	0											
Cristian Guzman, S OBP: 0.285, SLG: 0.304 (1, 6)										4	1	1	1	0	1	5											
Inning Stats	R: 2 E: 0 K: 0 S: 12	H: 1 LOB: 1 BB: 1 P: 22	R: 0 E: 0 K: 2 S: 11	H: 1 LOB: 0 BB: 0 P: 19	R: 0 E: 0 K: 0 S: 9	H: 0 LOB: 0 BB: 0 P: 14	R: 0 E: 0 K: 1 S: 7	H: 0 LOB: 0 BB: 0 P: 11	R: 1 E: 0 K: 0 S: 11	H: 2 LOB: 2 BB: 1 P: 21	R: 0 E: 0 K: 1 S: 10	H: 1 LOB: 1 BB: 0 P: 15	R: 3 E: 0 K: 1 S: 18	H: 3 LOB: 2 BB: 2 P: 39	R: 0 E: 0 K: 0 S: 11	H: 1 LOB: 1 BB: 1 P: 18	R: 0 E: 0 K: 2 S: 18	H: 2 LOB: 2 BB: 0 P: 22	1B: 7 2B: 4 3B: 0 HR: 0	SF: 1 SAC: 0 DP: 1 HBP: 0	WP: 1 PB: 0 CS: 0	PA: 42					
PITCHER	IP	WLS	BF	H	R	ER	SO	BB	IBB	HBP	BLK	WP	HR	S	P	ERA	WHIP										
Kelvin Escobar, R ERA: 6.06 (1, 1)	5.0	W	21	4	3	3	3	2	0	0	0	0	0	50	87	5.40	1.200										
32 Roy Halladay, R ERA: 4.13 (6, 1)	1.2		10	4	3	3	1	1	0	0	0	1	0	24	44	16.20	3.000										
Graeme Lloyd, L ERA: 2.91 (7, 1)	1.1	H	6	1	0	0	1	2	0	0	0	0	0	15	28	0.00	2.250										
Billy Koch, R ERA: 2.2 (9, 1)	1.0		5	2	0	0	2	0	0	0	0	0	0	18	22	0.00	2.000										

AB	36
R	6
H	11
RBI	6
BB	5
SO	7
LOB	23



Batter	1	2	3	4	5	6	7	8	9	AB R H RBI BB SO LOB	TOP											
Shannon Stewart, R (1, 10) OBP: 0.381, SLG: 0.431	2-2 CS 1B		0-1 SF8			1-2 3B 1B	1-2 P4		3-2 G5-3	4 1 2 1 0 0 2	Toronto Blue Jays @ Minnesota Twins Hubert H. Humphrey Metrodome, Minneapolis, MN Wed Aug 11 1999, 8:05 PM EDT Att: 15,777 - Dome - 72 F AB 37 R 6 H 12 RBI 6 BB 3 SO 13 LOB 19											
Brian McRae, S (1, 8) OBP: 0.328, SLG: 0.365	0-3 K		1-0 F7			0-0 1B 3B	2-0 P7		0-0 1B 1B	5 1 2 1 0 1 3												
Shawn Green, L (1, 9) OBP: 0.393, SLG: 0.625	2-3 K					2-2 2B 1B	0-3 K		2-2 P3	5 0 1 1 0 3 4												
Carlos Delgado, L (1, 3) OBP: 0.366, SLG: 0.563	1-0 CS 1-2	0-0 HR				2-3 K		4-0 HR BB	2-2 FC5-4 1B	4 2 2 1 1 2 1												
Tony Fernandez, S (1, 5) OBP: 0.439, SLG: 0.481		0-3 K				0-3 K		2-3 K	0-2 FC5-4 1B	5 0 1 0 0 3 4												
Tony Batista, R (1, 6) OBP: 0.335, SLG: 0.509		2-1 P5				2-1 K		0-1 HR		4 1 2 2 0 1 1												
Jacob Brumfield, R (1, 7) OBP: 0.315, SLG: 0.380		2-3 K				1-3 K		2-2 P4		4 0 0 0 0 3 2												
Mike Matheny, R (1, 2) OBP: 0.275, SLG: 0.319			0-0 F8 SF8 2B			3-2 G6-3		4-2 BB		2 1 1 0 2 0 0												
Homer Bush, R (1, 4) OBP: 0.356, SLG: 0.417			0-0 F8			0-1 G6-3		0-0 E5 1B	0-2 G3	4 0 1 0 0 0 2												
Inning Stats	R: 0 E: 0 K: 2 S: 10	H: 1 LOB: 0 BB: 0 P: 15	R: 1 E: 0 K: 2 S: 9	H: 1 LOB: 0 BB: 0 P: 13	R: 1 E: 0 K: 0 S: 5	H: 1 LOB: 0 BB: 0 P: 6	R: 0 E: 0 K: 3 S: 12	H: 1 LOB: 1 BB: 0 P: 20	R: 0 E: 0 K: 1 S: 8	H: 0 LOB: 0 BB: 0 P: 12		R: 2 E: 0 K: 3 S: 20	H: 4 LOB: 2 BB: 1 P: 28	R: 0 E: 1 K: 1 S: 9	H: 1 LOB: 2 BB: 1 P: 16	R: 2 E: 0 K: 1 S: 14	H: 1 LOB: 1 BB: 2 P: 26	R: 0 E: 0 K: 0 S: 14	H: 2 LOB: 0 BB: 0 P: 21	1B: 7 2B: 2 3B: 1 HR: 2	SF: 1 SAC: 0 DP: 0 HBP: 0	WP: 0 PB: 0 CS: 1
PITCHER	IP WLS BF H R ER SO BB IBB HBP BLK WP HR S P ERA WHIP											PITCHER	IP WLS BF H R ER SO BB IBB HBP BLK WP HR S P ERA WHIP									
Eric Milton, L (1, 1) ERA: 5.26	7.0 L 30 9 4 4 12 1 0 0 0 0 1 73 110 5.14 1.429																					
Eddie Guardado, L (8, 1) ERA: 5.29	0.2 5 1 0 2 2 1 2 0 0 0 0 1 11 23 27.00 4.500																					
Bob Wells, R (8, 1) ERA: 3.92	0.1 1 0 0 0 0 0 0 0 0 0 0 0 3 3 0.00 0.000																					
Travis Miller, L (9, 1) ERA: 2.3	1.0 5 2 0 0 0 0 0 0 0 0 0 0 14 21 0.00 2.000																					

Batter	1	2	3	4	5	6	7	8	9	AB R H RBI BB SO LOB	BOTTOM									
Todd Walker, L (1, 4) OBP: 0.346, SLG: 0.433	2-3 K		0-0 G4-3			2-1 G4-3		2-2 F8		4 0 0 0 0 1 1	Toronto Blue Jays @ Minnesota Twins Hubert H. Humphrey Metrodome, Minneapolis, MN Wed Aug 11 1999, 8:05 PM EDT Att: 15,777 - Dome - 72 F AB 33 R 3 H 7 RBI 3 BB 0 SO 9 LOB 8									
Chad Allen, R (1, 7) OBP: 0.336, SLG: 0.404	3-2 1B					2-2 F9			1-3 K	4 0 1 0 0 1 0										
Matt Lawton, L (1, 10) OBP: 0.361, SLG: 0.392	0-0 P4					1-1 G4-3			2-1 HR 1B	4 2 2 0 0 0 1										
Ron Coomer, R (1, 5) OBP: 0.308, SLG: 0.436	2-3 K					1-1 F8			2-0 F8	4 0 0 0 0 1 3										
Jacque Jones, L (1, 8) OBP: 0.347, SLG: 0.470		2-0 G3				0-2 1B			2-1 HR	4 1 2 3 0 1 0										
Terry Steinbach, R (1, 2) OBP: 0.389, SLG: 0.419		1-3 K				0-0 G1-3			0-3 K	4 0 1 0 0 2 1										
Doug Mientkiewicz, L (1, 3) OBP: 0.322, SLG: 0.315		2-3 K								3 0 0 0 0 1 1										
Tori Hunter, R (1, 9) OBP: 0.305, SLG: 0.372			1-0 F7			1-0 WP 1B			1-2 L3	3 0 1 0 0 0 0										
Cristian Guzman, S (1, 6) OBP: 0.282, SLG: 0.301			2-3 K			3-3 K			0-0 G3	3 0 0 0 0 2 1										
Inning Stats	R: 0 E: 0 K: 2 S: 11	H: 1 LOB: 1 BB: 0 P: 18	R: 0 E: 0 K: 2 S: 8	H: 0 LOB: 0 BB: 0 P: 13	R: 0 E: 0 K: 1 S: 5	H: 0 LOB: 0 BB: 0 P: 8	R: 1 E: 0 K: 0 S: 10	H: 2 LOB: 1 BB: 0 P: 13	R: 0 E: 0 K: 0 S: 7	H: 0 LOB: 0 BB: 0 P: 12		R: 0 E: 0 K: 1 S: 5	H: 1 LOB: 0 BB: 0 P: 6	R: 0 E: 0 K: 0 S: 7	H: 0 LOB: 0 BB: 0 P: 10	R: 2 E: 0 K: 2 S: 12	H: 2 LOB: 0 BB: 0 P: 19	1B: 6 2B: 0 3B: 0 HR: 1	SF: 0 SAC: 0 DP: 1 HBP: 0	WP: 1 PB: 0 CS: 0
PITCHER	IP WLS BF H R ER SO BB IBB HBP BLK WP HR S P ERA WHIP											PITCHER	IP WLS BF H R ER SO BB IBB HBP BLK WP HR S P ERA WHIP							
Chris Carpenter, R (1, 1) ERA: 3.6	9.0 W 33 7 3 3 9 0 0 0 0 1 1 72 112 3.00 0.778																			

Batter	1	2	3	4	5	6	7	8	9	AB	R	H	RBI	BB	SO	LOB	TOP										
Shannon Stewart, R OBP: 0.380, SLG: 0.429	0-1 S 1B		2-3 K			2-1 G5-3		1-1 F9		4	0	1	0	0	1	0	Toronto Blue Jays @ Minnesota Twins Hubert H. Humphrey Metrodome, Minneapolis, MN Thu Aug 12 1999, 1:15 PM EDT Att: 21,206 - Dome - 72 F livebaseballscorecards.com										
Brian McRae, S OBP: 0.327, SLG: 0.361	1-3 K			3-1 G4-3		4-0 BB 1B BB		2-2 G4-3		3	0	0	0	1	1												
Shawn Green, L OBP: 0.392, SLG: 0.621	3-3 K			0-0 G4-3		0-0 BB 1B		3-3 K		4	0	1	0	0	2	1											
Carlos Delgado, L OBP: 0.367, SLG: 0.564	1-3 K			3-3 K		4-2 BB 1B 2B		1-0 K		3	0	1	0	1	2	1											
Darrin Fletcher, L OBP: 0.332, SLG: 0.482		2-0 G4-3			0-0 F7	3-1 F7		1-3 K		4	0	0	0	0	1	4											
Tony Batista, R OBP: 0.335, SLG: 0.507		0-0 G4-6-3 1B			1-2 G5-3	0-3 K				3	0	1	0	0	1	3											
Willie Greene, L OBP: 0.281, SLG: 0.386		3-1 G4-6-3 1-2			3-1 G3	1-3 K				3	0	0	0	0	1	4											
Willis Oteñez, R OBP: 0.276, SLG: 0.367			1-0 G4-3			2-2 G4-3		1-0 L3 1B		0	0	0	0	0	0	0											
Tony Fernandez, S OBP: 0.436, SLG: 0.480										3	0	1	0	0	0	0											
Homer Bush, R OBP: 0.353, SLG: 0.413			3-3 K			1-0 G6-3		0-1 L3 1-2		3	0	0	0	0	1	1											
Inning Stats	R: 0 H: 1 E: 0 K: 3 S: 11	H: 1 LOB: 1 BB: 0 P: 16	R: 0 H: 1 E: 0 K: 0 S: 4	H: 1 LOB: 0 BB: 0 P: 9	R: 0 H: 0 E: 0 K: 2 S: 8	H: 0 LOB: 0 BB: 0 P: 14	R: 0 H: 0 E: 0 K: 1 S: 6	H: 0 LOB: 0 BB: 0 P: 12	R: 0 H: 0 E: 0 K: 0 S: 6	H: 0 LOB: 0 BB: 0 P: 10	R: 0 H: 0 E: 0 K: 0 S: 8	H: 0 LOB: 0 BB: 0 P: 13	R: 0 H: 1 E: 0 K: 2 S: 11	H: 1 LOB: 3 BB: 0 P: 23	R: 0 H: 1 E: 0 K: 0 S: 5	H: 1 LOB: 0 BB: 0 P: 7	R: 0 H: 1 E: 0 K: 2 S: 10	H: 1 LOB: 1 BB: 0 P: 17	1B: 4 2B: 2 3B: 0 HR: 0	SF: 0 SAC: 0 DP: 2 HBP: 0	WP: 0 PB: 0 SB: 1 CS: 0	PA: 32					
PITCHER	IP	WLS	BF	H	R	ER	SO	BB	IBB	HBP	BLK	WP	HR	S	P	ERA	WHIP										
Joe Mays, R ERA: 3.88	(1, 1)	7.0	W	26	4	0	0	8	2	0	0	0	0	55	99	0.00	0.857										
Bob Wells, R ERA: 3.86	(8, 1)	1.0	H	2	0	0	0	0	0	0	0	0	0	4	5	0.00	0.000										
Mike Trombley, R ERA: 3.73	(9, 1)	1.0	S	4	1	0	0	2	0	0	0	0	0	10	17	0.00	1.000										

Batter	1	2	3	4	5	6	7	8	9	AB	R	H	RBI	BB	SO	LOB	BOTTOM										
Jacque Jones, L OBP: 0.340, SLG: 0.460	1-1 L4		1-0 G4-3			3-2 G4-3		1-3 K		4	0	0	1	0	1	1	Toronto Blue Jays @ Minnesota Twins Hubert H. Humphrey Metrodome, Minneapolis, MN Thu Aug 12 1999, 1:15 PM EDT Att: 21,206 - Dome - 72 F livebaseballscorecards.com										
Denny Hocking, S OBP: 0.323, SLG: 0.381	1-0 G6-3			0-0 G4-3		1-2 SF7		3-2 F7		3	0	0	1	0	0	0											
Matt Lawton, L OBP: 0.357, SLG: 0.387	1-1 G5-3			2-3 K		3-H G4-3		2-1 G3-1		4	0	0	0	0	1	0											
Marty Cordova, R OBP: 0.374, SLG: 0.471		2-2 P2		2-1 F9		3-2 1B 1B 2B				3	1	1	0	0	0	0											
Corey Koskie, L OBP: 0.373, SLG: 0.464		3-1 WP CS 2B			1-1 L6	0-1 1B 1B				3	0	2	0	0	0	0											
Brent Gates, S OBP: 0.357, SLG: 0.366		1-1 P6			0-3 K	2-3 1B		0-1 1B		3	0	1	1	0	1	1											
Doug Mientkiewicz, L OBP: 0.323, SLG: 0.513		4-2 BB			2-1 G4-3		1-3 3-H 1-1 L6			2	0	0	0	1	0	2											
Javier Valentin, S OBP: 0.330, SLG: 0.430		1-2 CS		0-0 G3		1-1 WP G4-3 1B		0-1 P4		3	1	1	0	0	0	2											
Tori Hunter, R OBP: 0.305, SLG: 0.371			1-3 K			0-2 G4-3 WP SF7 1B		2-0 F8		3	1	1	0	0	1	2											
Inning Stats	R: 0 H: 0 E: 0 K: 0 S: 5	H: 0 LOB: 0 BB: 0 P: 8	R: 0 H: 1 E: 0 K: 0 S: 13	H: 1 LOB: 1 BB: 1 P: 24	R: 0 H: 0 E: 0 K: 1 S: 6	H: 0 LOB: 0 BB: 0 P: 8	R: 0 H: 0 E: 0 K: 1 S: 6	H: 0 LOB: 0 BB: 0 P: 10	R: 0 H: 0 E: 0 K: 1 S: 7	H: 0 LOB: 0 BB: 0 P: 10	R: 2 H: 2 E: 0 K: 0 S: 14	H: 2 LOB: 0 BB: 0 P: 19	R: 1 H: 3 E: 0 K: 0 S: 12	H: 3 LOB: 2 BB: 0 P: 18	R: 0 H: 0 E: 0 K: 1 S: 11	H: 0 LOB: 0 BB: 0 P: 17		1B: 4 2B: 2 3B: 0 HR: 0	SF: 1 SAC: 0 DP: 0 HBP: 0	WP: 2 PB: 0 SB: 0 CS: 1	PA: 31						
PITCHER	IP	WLS	BF	H	R	ER	SO	BB	IBB	HBP	BLK	WP	HR	S	P	ERA	WHIP										
Pat Hentgen, R ERA: 5.2	(1, 1)	8.0	L	30	6	3	3	4	1	0	0	2	0	74	114	3.38	0.875										


Batter	1	2	3	4	5	6	7	8	9	AB	R	H	RBI	BB	SO	LOB	TOP									
Tony Phillips, S OBP: 0.354, SLG: 0.423 (1, 8)										5	1	3	0	0	2	2	Oakland Athletics @ Toronto Blue Jays SkyDome, Toronto, ON Fri Aug 13 1999, 7:05 PM EDT Att: 34,150 - Unknown - 82 F									
Ryan Christenson, R OBP: 0.304, SLG: 0.316 (8, PR)										0	0	0	0	0	0											
Randy Velarde, R OBP: 0.379, SLG: 0.425 (1, 4)										5	1	2	0	0	1	2										
Jason Giambi, L OBP: 0.413, SLG: 0.553 (1, 3)										3	1	2	1	2	1	2										
John Jaha, R OBP: 0.422, SLG: 0.600 (1, 10)										4	1	0	0	1	2	5										
Matt Stairs, L OBP: 0.368, SLG: 0.545 (1, 9)										5	3	3	5	0	1	0										
Ben Grievie, L OBP: 0.366, SLG: 0.471 Jason McDonald, S OBP: 0.304, SLG: 0.255 (7, 8)										2	1	0	0	2	2	0										
Miguel Tejada, R OBP: 0.326, SLG: 0.418 (1, 6)										4	0	0	0	1	0	1										
Eric Chavez, L OBP: 0.350, SLG: 0.472 (1, 5)										4	1	1	2	0	0	1										
A.J. Hinch, R OBP: 0.261, SLG: 0.320 (1, 2)										4	0	1	0	0	2	1										
Inning Stats	R: 0 E: 0 K: 1 S: 11	H: 2 LOB: 1 BB: 0 P: 20	R: 2 E: 1 K: 2 S: 14	H: 1 LOB: 1 BB: 2 P: 27	R: 1 E: 0 K: 2 S: 12	H: 1 LOB: 0 BB: 0 P: 17	R: 0 E: 0 K: 1 S: 8	H: 0 LOB: 0 BB: 0 P: 10	R: 4 E: 0 K: 2 S: 16	H: 3 LOB: 1 BB: 2 P: 33	R: 0 E: 0 K: 1 S: 10	H: 1 LOB: 0 BB: 0 P: 17	R: 1 E: 0 K: 1 S: 8	H: 1 LOB: 0 BB: 1 P: 18	R: 1 E: 0 K: 0 S: 12	H: 3 LOB: 3 BB: 1 P: 23	R: 0 E: 0 K: 1 S: 8	H: 0 LOB: 0 BB: 0 P: 13	1B: 8 2B: 1 3B: 0 HR: 4	SF: 0 SAC: 0 DP: 2 HBP: 0	WP: 1 PB: 0 SB: 1 CS: 0	PA: 43				
PITCHER	IP	WLS	BF	H	R	ER	SO	BB	IBB	HBP	BLK	WP	HR	S	P	ERA	WHIP									
32 Roy Halladay, R ERA: 4.36	(1, 1)	4.2	L	22	6	6	5	8	3	0	0	0	1	1	55	92	9.64	1.929								
Paul Spoljaric, L ERA: 5.92	(5, 1)	1.1		7	2	1	1	1	1	0	0	0	0	1	16	32	6.75	2.250								
Graeme Lloyd, L ERA: 3.02	(7, 1)	1.0		4	1	1	1	1	1	0	0	0	0	1	8	18	9.00	2.000								
Paul Quantrill, R ERA: 2.54	(8, 1)	2.0		10	3	1	1	1	1	0	0	0	0	1	20	36	4.50	2.000								

Batter	1	2	3	4	5	6	7	8	9	AB	R	H	RBI	BB	SO	LOB	BOTTOM									
Shannon Stewart, R OBP: 0.379, SLG: 0.433 (1, 7)										5	1	1	2	0	1	1	Oakland Athletics @ Toronto Blue Jays SkyDome, Toronto, ON Fri Aug 13 1999, 7:05 PM EDT Att: 34,150 - Unknown - 82 F									
Brian McRae, S OBP: 0.329, SLG: 0.370 (1, 8)										3	2	1	1	1	0	0										
Shawn Green, L OBP: 0.389, SLG: 0.616 (1, 9)										4	0	0	0	0	0	1										
Carlos Delgado, L OBP: 0.367, SLG: 0.563 (1, 3)										4	0	1	0	0	1	0										
Tony Fernandez, S OBP: 0.434, SLG: 0.474 (1, 5)										4	0	0	1	0	0	1										
Darin Fletcher, L OBP: 0.331, SLG: 0.479 Chris Woodward, R OBP: 0.280, SLG: 0.304 (8, PR)										4	0	1	0	0	0	1										
Tony Batista, R OBP: 0.337, SLG: 0.514 (1, 6)										3	3	1	1	1	0	1										
Willie Greene, L OBP: 0.286, SLG: 0.407 Jacob Brumfield, R OBP: 0.315, SLG: 0.380 (9, PR)										4	1	2	2	0	1	0										
Homer Bush, R OBP: 0.352, SLG: 0.411 (1, 4)										4	1	1	1	0	0	1										
Inning Stats	R: 1 E: 0 K: 1 S: 8	H: 1 LOB: 0 BB: 0 P: 14	R: 2 E: 0 K: 0 S: 7	H: 1 LOB: 0 BB: 1 P: 13	R: 0 E: 0 K: 1 S: 9	H: 0 LOB: 0 BB: 0 P: 14	R: 0 E: 0 K: 0 S: 6	H: 0 LOB: 0 BB: 0 P: 10	R: 1 E: 0 K: 0 S: 8	H: 1 LOB: 0 BB: 0 P: 14	R: 1 E: 0 K: 0 S: 16	H: 1 LOB: 1 BB: 1 P: 25	R: 2 E: 0 K: 1 S: 12	H: 2 LOB: 0 BB: 0 P: 18	R: 0 E: 0 K: 0 S: 5	H: 0 LOB: 0 BB: 0 P: 7		R: 0 E: 0 K: 0 S: 9	H: 2 LOB: 1 BB: 0 P: 12	1B: 3 2B: 1 3B: 0 HR: 4	SF: 0 SAC: 0 DP: 0 HBP: 0	WP: 0 PB: 0 SB: 0 CS: 0	PA: 37			
PITCHER	IP	WLS	BF	H	R	ER	SO	BB	IBB	HBP	BLK	WP	HR	S	P	ERA	WHIP									
Kevin Appier, R ERA: 4.64	(1, 1)	5.2	W	23	4	5	5	2	2	0	0	0	0	3	49	84	7.94	1.059								
Buddy Groom, L ERA: 5.35	(6, 1)	1.0	H	3	0	0	0	1	0	0	0	0	0	10	14	0.00	0.000									
T.J. Mathews, R ERA: 3.74	(7, 1)	1.1		6	2	2	2	0	0	0	0	0	1	12	17	13.50	1.500									
Doug Jones, R ERA: 3.74	(9, 1)	1.0	S	5	2	1	1	0	0	0	0	0	0	9	12	9.00	2.000									

AB	37
R	9
H	12
RBI	8
BB	6
SO	11
LOB	14



AB	35
R	8
H	8
RBI	8
BB	2
SO	3
LOB	6



Batter	1	2	3	4	5	6	7	8	9	AB	R	H	RBI	BB	SO	LOB	TOP										
Tony Phillips, S (1, 8) OBP: 0.356, SLG: 0.423 Jason McDonald, S (2, FH) OBP: 0.302, SLG: 0.277										0	1	0	0	2	0	0	Oakland Athletics @ Toronto Blue Jays SkyDome, Toronto, ON Sat Aug 14 1999, 4:05 PM EDT Att: 37,113 - Cloudy - 74 F										
Randy Velarde, R (1, 4) OBP: 0.383, SLG: 0.434										5	2	3	1	1	0	1											
Jason Giambi, L (1, 3) OBP: 0.416, SLG: 0.553 Scott Spiezio, S (6, 3) OBP: 0.301, SLG: 0.394										3	1	2	1	1	0	0											
John Jaha, R (1, 10) OBP: 0.423, SLG: 0.594										3	1	0	0	2	2	5											
Matt Stairs, L (1, 9) OBP: 0.373, SLG: 0.547										4	2	3	2	1	0	1											
Ben Grieve, L (1, 7) OBP: 0.367, SLG: 0.467										5	2	1	0	0	1	6											
Miguel Tejada, R (1, 6) OBP: 0.324, SLG: 0.423										5	1	1	3	0	2	7											
3 Eric Chavez, L (1, 5) OBP: 0.351, SLG: 0.471										5	1	2	1	0	1	4											
A.J. Hinch, R (1, 2) OBP: 0.259, SLG: 0.333										5	1	1	4	0	0	1											
Inning Stats	R: 3 E: 1 K: 1 S: 28	H: 4 LOB: 2 BB: 4 P: 56	R: 3 E: 0 K: 1 S: 15	H: 3 LOB: 0 BB: 1 P: 28	R: 1 E: 0 K: 0 S: 8	H: 1 LOB: 0 BB: 1 P: 19	R: 0 E: 0 K: 0 S: 5	H: 0 LOB: 0 BB: 0 P: 6	R: 0 E: 0 K: 3 S: 17	H: 2 LOB: 3 BB: 1 P: 28	R: 0 E: 1 K: 2 S: 16	H: 1 LOB: 2 BB: 0 P: 27	R: 0 E: 0 K: 0 S: 4	H: 1 LOB: 1 BB: 0 P: 10	R: 1 E: 0 K: 1 S: 14	H: 2 LOB: 1 BB: 0 P: 22	1B: 10 2B: 0 3B: 0 HR: 4	SF: 0 SAC: 0 DP: 2 HBP: 1	WP: 1 PB: 0 SB: 0 CS: 0	PA: 49							
PITCHER	IP	WLS	BF	H	R	ER	SO	BB	IBB	HBP	BLK	WP	HR	S	P	ERA	WHIP	PITCHER									
Joey Hamilton, R (1, 1) ERA: 6.94	0.1	L	9	4	8	7	1	2	0	1	0	0	1	20	38	189.00	18.000										
Pete Munro, R (1, 1) ERA: 5.12	4.2		23	6	4	4	1	5	0	0	0	1	2	47	92	7.71	2.357										
Paul Spoljaric, L (6, 1) ERA: 5.7	2.0		8	1	0	0	5	0	0	0	0	0	0	27	43	0.00	0.500										
John Frascatore, R (8, 1) ERA: 3.98	1.0		4	1	0	0	0	0	0	0	0	0	0	4	10	0.00	1.000										
Billy Koch, R (9, 1) ERA: 2.35	1.0		5	2	1	1	1	0	0	0	0	0	1	14	22	9.00	2.000										
Batter	1	2	3	4	5	6	7	8	9	AB	R	H	RBI	BB	SO	LOB	BOTTOM										
Shannon Stewart, R (1, 7) OBP: 0.379, SLG: 0.431										4	1	1	0	1	0	2	Oakland Athletics @ Toronto Blue Jays SkyDome, Toronto, ON Sat Aug 14 1999, 4:05 PM EDT Att: 37,113 - Cloudy - 74 F										
Brian McRae, S (1, 8) OBP: 0.325, SLG: 0.365										5	0	0	0	0	3	4											
Shawn Green, L (1, 9) OBP: 0.389, SLG: 0.615										5	1	2	0	0	0	1											
Carlos Delgado, L (1, 3) OBP: 0.367, SLG: 0.567										4	1	1	3	1	0	1											
Tony Fernandez, S (1, 5) OBP: 0.436, SLG: 0.477 Casey Blake, R (4, 5)										2	0	2	0	0	0	0											
Darin Fletcher, L (1, 2) OBP: 0.330, SLG: 0.476										4	1	1	0	0	0	4											
Tony Batista, R (1, 6) ERA: 2.87 Chris Woodward, R (7, 6) OBP: 0.308, SLG: 0.304										3	1	1	0	0	0	0											
Willie Greene, L (1, 10) OBP: 0.285, SLG: 0.404										4	0	1	1	0	1	1											
Homer Bush, R (1, 4) OBP: 0.353, SLG: 0.412										4	0	2	1	0	2	0											
Inning Stats	R: 0 E: 0 K: 1 S: 14	H: 1 LOB: 3 BB: 1 P: 22	R: 0 E: 0 K: 1 S: 9	H: 1 LOB: 2 BB: 1 P: 16	R: 0 E: 0 K: 0 S: 6	H: 1 LOB: 1 BB: 0 P: 10	R: 0 E: 0 K: 1 S: 7	H: 0 LOB: 0 BB: 0 P: 10	R: 1 E: 0 K: 1 S: 9	H: 2 LOB: 1 BB: 0 P: 14	R: 2 E: 0 K: 1 S: 17	H: 4 LOB: 1 BB: 0 P: 25	R: 2 E: 0 K: 1 S: 10	H: 2 LOB: 1 BB: 1 P: 19	R: 0 E: 0 K: 1 S: 8	H: 0 LOB: 0 BB: 0 P: 11	R: 0 E: 0 K: 0 S: 8	H: 0 LOB: 0 BB: 0 P: 10	1B: 9 2B: 1 3B: 0 HR: 1	SF: 0 SAC: 0 DP: 1 HBP: 0	WP: 2 PB: 0 SB: 1 CS: 0	PA: 41					
PITCHER	IP	WLS	BF	H	R	ER	SO	BB	IBB	HBP	BLK	WP	HR	S	P	ERA	WHIP	PITCHER									
Tim Hudson, R (1, 1) ERA: 2.87	6.0	W	29	9	3	3	5	2	0	0	0	0	1	18	30	4.50	1.833										
Tim Worrell, R (7, 1) ERA: 4.1	2.0		9	2	2	2	2	1	0	0	0	0	1	18	30	9.00	1.500										
Jason Istringhausen, R (9, 1) ERA: 5.56	1.0		3	0	0	0	0	0	0	0	0	0	0	8	10	0.00	0.000										

Batter	1	2	3	4	5	6	7	8	9	AB	R	H	RBI	BB	SO	LOB	TOP								
Tony Phillips, S OBP: 0.362, SLG: 0.433 Ryan Christenson, R OBP: 0.399, SLG: 0.317	2-2 S 2B 1B		0-0 HR	4-2 2B BB		4-2 FC4-6 BB	0-1 CS 1B		1-2 F7	2	2	2	2	2	0	0									
Randy Velarde, R OBP: 0.384, SLG: 0.437	1-3 K		0-1 G3 S BLK 1B	0-1 2B		0-0 FC4-6 2B	2-2 CS	0-1 2B SF8 1B	1-2 G3	3	6	3	3	0	0	1									
Jason Giambi, L OBP: 0.420, SLG: 0.563	2-1 K 2H 2B		4-1 BLK G3 1B BB	1-1 L7		3-2 HBP 1H 2B		1-1 SF8 2B			4	1	3	2	1	0	2								
Matt Stairs, L OBP: 0.371, SLG: 0.541	3-3 K		3-3 K			1-2 F7	4-2 HBP BB	1-2 P8			4	0	0	0	1	2	5								
Scott Spiezio, S OBP: 0.309, SLG: 0.399		0-1 G1-3	0-1 G3			0-0 2B	3-1 HBP	4-0 IBB			3	1	1	0	1	0	2								
Ben Grievie, L OBP: 0.371, SLG: 0.481 John Jaha, R OBP: 0.422, SLG: 0.594 Jason McDonald, S OBP: 0.302, SLG: 0.277		0-1 HR	4-1 BLK 1B BB			0-0 FC5-4 2B	1-3 K	2-1 SF8			3	1	2	2	1	1	3								
Miguel Tejada, R OBP: 0.325, SLG: 0.421	2-0 P8		1-0 1B			4-2 FC5-4 BB	3-2 G6-3	2-3 3H 1-3 K			4	0	1	1	1	1	5								
3 Eric Chavez, L OBP: 0.349, SLG: 0.467	2-0 G1-3			1-0 G3-1		1-1 FC5-4		0-0 L4	2-2 SH1-4 1B		5	0	1	0	0	0	2								
A.J. Hinch, R OBP: 0.259, SLG: 0.331			2-2 E4 HR	1-1 CS 1B		1-2 F8	1-2 P3	0-0 SH1-4			4	1	1	0	0	0	2								
Inning Stats	R: 1 E: 0 K: 2 S: 12	H: 2 LOB: 0 BB: 0 P: 20	R: 1 E: 0 K: 0 S: 6	H: 1 LOB: 0 BB: 0 P: 10	R: 4 E: 1 K: 1 S: 15	H: 3 LOB: 2 BB: 2 P: 29	R: 0 E: 0 K: 0 S: 9	H: 2 LOB: 2 BB: 1 P: 16	R: 1 E: 0 K: 0 S: 13	H: 2 LOB: 2 BB: 1 P: 20	R: 1 E: 0 K: 1 S: 21	H: 1 LOB: 0 BB: 0 P: 11	R: 0 E: 0 K: 0 S: 8	H: 1 LOB: 0 BB: 0 P: 11	R: 1 E: 0 K: 1 S: 12	H: 2 LOB: 2 BB: 1 P: 21	R: 0 E: 0 K: 0 S: 10	H: 1 LOB: 1 BB: 0 P: 14	1B: 7 2B: 8 3B: 0 HR: 2	SF: 1 SAC: 1 DP: 0 HBP: 1	WP: 0 PB: 0 SB: 2 CS: 2	PA: 48			
PITCHER	IP	WLS	BF	H	R	ER	SO	BB	IBB	HBP	BLK	WP	HR	S	P	ERA	WHIP								
Kelvin Escobar, R ERA: 6.13	4.1	L	25	10	7	4	3	4	0	0	1	0	2	50	88	8.31	3.231								
Paul Quantrill, R ERA: 2.79	1.0		7	1	1	1	0	2	0	1	0	0	0	18	34	9.00	3.000								
Graeme Lloyd, L ERA: 3.07	2.0		9	3	1	1	1	0	1	0	0	0	0	23	36	4.50	1.500								
John Frascatore, R ERA: 3.86	1.2		6	1	0	0	1	0	0	0	0	0	0	15	22	0.00	0.600								

Oakland Athletics @ Toronto Blue Jays
SkyDome, Toronto, ON
Sun Aug 15 1999, 1:05 PM EDT
Att: 34,677 - Cloudy - 74 F

AB	37
R	9
H	15
RBI	8
BB	7
SO	5
LOB	25



Batter	1	2	3	4	5	6	7	8	9	AB	R	H	RBI	BB	SO	LOB	BOTTOM								
Shannon Stewart, R OBP: 0.379, SLG: 0.432	3-2 S HBP	1-0 2H 3H 2B			1-1 G5-3	0-1 P6		0-0 P6		4	0	1	2	0	0	2									
Tony Batieta, R OBP: 0.338, SLG: 0.517	0-1 F8	0-0 F7			3-2 1B	2-2 FC4-6 1B		2-2 F7		5	1	2	0	0	0	2									
Shawn Green, L OBP: 0.387, SLG: 0.611	3-3 K		0-1 G4-3		0-1 BB 2B	0-2 FC4-6		0-1 P6		5	1	1	1	0	1	3									
Carlos Delgado, L OBP: 0.365, SLG: 0.562	4-1 BB		1-2 F7		0-3 K	1-2 K		2-1 G4-3		4	0	0	0	1	2	1									
Tony Fernandez, S OBP: 0.435, SLG: 0.473	2-3 K		2-2 G3		4-2 2B BB	0-1 G6-3				3	1	0	0	1	1	2									
Willie Greene, L OBP: 0.284, SLG: 0.406		2-3 K		2-0 G4-3	0-0 2B	2-1 P8				4	0	1	2	0	1	0									
Jacob Brunfield, R OBP: 0.313, SLG: 0.376	1-0 F7		2-2 1B		1-3 K			0-0 F8		4	0	1	0	0	1	1									
Mike Matheny, R OBP: 0.275, SLG: 0.317	1-1 2B 2B 1B		0-1 F9		1-1 F8			3-2 G4-3		4	1	1	0	0	0	1									
Homer Bush, R OBP: 0.358, SLG: 0.420	1-0 2B 2B		1-2 F9		1-2 1B S 1B			0-2 E4 1B		4	1	3	0	0	0	1									
Inning Stats	R: 0 E: 0 K: 2 S: 12	H: 0 LOB: 1 BB: 1 P: 24	R: 2 E: 0 K: 1 S: 9	H: 3 LOB: 0 BB: 0 P: 15	R: 0 E: 0 K: 0 S: 8	H: 0 LOB: 0 BB: 0 P: 11	R: 0 E: 0 K: 0 S: 12	H: 1 LOB: 1 BB: 0 P: 17	R: 3 E: 0 K: 2 S: 17	H: 3 LOB: 1 BB: 1 P: 26	R: 0 E: 0 K: 0 S: 13	H: 2 LOB: 2 BB: 0 P: 17	R: 0 E: 0 K: 1 S: 8	H: 0 LOB: 0 BB: 0 P: 11	R: 0 E: 1 K: 0 S: 9	H: 1 LOB: 1 BB: 0 P: 12	R: 0 E: 0 K: 0 S: 7	H: 0 LOB: 0 BB: 0 P: 11	1B: 6 2B: 3 3B: 1 HR: 0	SF: 0 SAC: 0 DP: 0 HBP: 1	WP: 0 PB: 0 SB: 2 CS: 0	PA: 40			
PITCHER	IP	WLS	BF	H	R	ER	SO	BB	IBB	HBP	BLK	WP	HR	S	P	ERA	WHIP								
Mike Oquist, R ERA: 5.08	5.0	W	25	7	5	5	5	2	0	1	0	0	0	10	14	0.00	3.000								
Greg McMichael, R ERA: 3.91	0.2	H	4	2	0	0	0	0	0	0	0	0	0	16	22	0.00	0.000								
Buddy Groom, L ERA: 5.06	2.0	H	6	0	0	0	1	0	0	0	0	0	0	11	15	0.00	0.750								
T.J. Mathews, R ERA: 3.84	1.1		5	1	0	0	0	0	0	0	0	0	0	11	15	0.00	0.750								

Oakland Athletics @ Toronto Blue Jays
SkyDome, Toronto, ON
Sun Aug 15 1999, 1:05 PM EDT
Att: 34,677 - Cloudy - 74 F

AB	37
R	5
H	10
RBI	5
BB	2
SO	6
LOB	13



Batter	1	2	3	4	5	6	7	8	9	AB	R	H	RBI	BB	SO	LOB	TOP									
Brian Hunter, R OBP: 0.295, SLG: 0.323 (1, 7)										5	0	0	0	0	0	4	Seattle Mariners @ Toronto Blue Jays SkyDome, Toronto, ON Mon Aug 16 1999, 7:05 PM EDT Att: 29,308 - Cloudy - 72 F									
David Bell, R OBP: 0.336, SLG: 0.435 (1, 4)										2	1	1	0	3	0	1										
Ken Griffey Jr., L OBP: 0.399, SLG: 0.596 (1, 8)										5	2	3	1	0	1	2										
Alex Rodriguez, R OBP: 0.389, SLG: 0.674 (1, 6)										3	1	1	2	2	1	2										
Edgar Martinez, R OBP: 0.440, SLG: 0.520 (1, 10)										3	1	1	1	2	0	3										
Jay Buhner, R OBP: 0.395, SLG: 0.470 Ozzie Timmons, R OBP: 0.222, SLG: 0.313 (9, 9)										4	1	2	0	1	2	5										
Ryan Jackson, L OBP: 0.556, SLG: 0.571 (1, 3)										3	0	1	1	2	0	2										
Dan Wilson, R OBP: 0.325, SLG: 0.377 (1, 2)										3	0	1	2	0	0	3										
Russ Davis, R OBP: 0.295, SLG: 0.440 (1, 5)										5	1	1	0	0	2	5										
Inning Stats	R: 0 E: 0 K: 0 S: 5	H: 1 LOB: 2 BB: 2 P: 18	R: 1 E: 0 K: 0 S: 9	H: 1 LOB: 1 BB: 1 P: 18	R: 0 E: 0 K: 2 S: 11	H: 0 LOB: 0 BB: 2 P: 22	R: 0 E: 0 K: 0 S: 7	H: 0 LOB: 0 BB: 0 P: 9	R: 0 E: 0 K: 1 S: 9	H: 0 LOB: 1 BB: 1 P: 15	R: 1 E: 0 K: 1 S: 13	H: 3 LOB: 1 BB: 0 P: 16	R: 2 E: 0 K: 1 S: 18	H: 2 LOB: 3 BB: 3 P: 35	R: 3 E: 0 K: 0 S: 11	H: 3 LOB: 0 BB: 0 P: 19	R: 0 E: 0 K: 1 S: 7	H: 1 LOB: 3 BB: 1 P: 15	1B: 9 2B: 1 3B: 0 HR: 1	SF: 1 SAC: 2 DP: 2 HBP: 0	WP: 2 PB: 0 SB: 0 CS: 0	PA: 46				
PITCHER	IP	WLS	BF	H	R	ER	SO	BB	IBB	HBP	BLK	WP	HR	S	P	ERA	WHIP									
Chris Carpenter, R ERA: 3.69	(1, 1)	6.2	L	34	7	4	4	5	8	1	0	0	1	0	70	131	5.40	2.250								
Paul Quantrill, R ERA: 2.97	(7, 1)	1.0		4	1	1	1	0	0	0	0	0	0	0	9	11	9.00	1.000								
Graeme Lloyd, L ERA: 3.23	(8, 1)	0.0		1	1	0	0	0	0	0	0	0	0	0	2	5	∞	∞								
John Frascatore, R ERA: 3.92	(8, 1)	1.1		7	2	2	2	1	1	0	0	0	1	1	9	20	13.50	2.250								

Batter	1	2	3	4	5	6	7	8	9	AB	R	H	RBI	BB	SO	LOB	BOTTOM									
Shannon Stewart, R OBP: 0.377, SLG: 0.430 (1, 7)										5	0	1	1	0	0	3	Seattle Mariners @ Toronto Blue Jays SkyDome, Toronto, ON Mon Aug 16 1999, 7:05 PM EDT Att: 29,308 - Cloudy - 72 F									
Brian McRae, S OBP: 0.321, SLG: 0.359 (1, 10)										5	0	0	0	0	0	2										
Shawn Green, L OBP: 0.384, SLG: 0.605 (1, 9)										4	0	0	0	0	0	0										
Carlos Delgado, L OBP: 0.368, SLG: 0.565 (1, 3)										3	1	2	0	1	1	0										
Tony Fernandez, S OBP: 0.431, SLG: 0.468 (1, 5)										4	1	0	0	0	1	3										
Tony Batista, R OBP: 0.339, SLG: 0.515 (1, 6)										3	1	1	0	1	1	3										
Darrin Fletcher, L OBP: 0.332, SLG: 0.476 (1, 2)										4	2	2	2	0	0	2										
Jacob Brumfield, R OBP: 0.320, SLG: 0.382 Willie Greene, L OBP: 0.293, SLG: 0.404 (9, PH)										3	0	2	0	0	1	0										
Homer Bush, R OBP: 0.360, SLG: 0.424 (1, 4)										4	0	2	1	0	2	1										
Inning Stats	R: 0 E: 0 K: 0 S: 8	H: 0 LOB: 0 BB: 0 P: 13	R: 0 E: 0 K: 1 S: 8	H: 1 LOB: 0 BB: 0 P: 13	R: 0 E: 0 K: 1 S: 8	H: 1 LOB: 1 BB: 0 P: 10	R: 0 E: 0 K: 1 S: 10	H: 0 LOB: 0 BB: 0 P: 17	R: 0 E: 0 K: 1 S: 8	H: 0 LOB: 0 BB: 0 P: 13	R: 0 E: 0 K: 1 S: 12	H: 0 LOB: 0 BB: 0 P: 18	R: 3 E: 1 K: 0 S: 19	H: 3 LOB: 2 BB: 1 P: 31	R: 0 E: 0 K: 1 S: 11	H: 1 LOB: 1 BB: 0 P: 18	R: 2 E: 0 K: 0 S: 15	H: 4 LOB: 1 BB: 0 P: 27	1B: 8 2B: 2 3B: 0 HR: 0	SF: 0 SAC: 0 DP: 1 HBP: 0	WP: 0 PB: 0 SB: 1 CS: 0	PA: 38				
PITCHER	IP	WLS	BF	H	R	ER	SO	BB	IBB	HBP	BLK	WP	HR	S	P	ERA	WHIP									
Jamie Moyer, L ERA: 4.4	(1, 1)	6.2		27	5	3	0	5	2	0	0	0	0	0	71	113	0.00	1.050								
Jose Paniagua, R ERA: 3.64	(7, 1)	1.1	H	5	1	0	0	1	0	0	0	0	0	13	20	0.00	0.750									
Tom Davey, R ERA: 5.26	(9, 1)	0.0		2	2	2	2	0	0	0	0	0	0	5	9	∞	∞									
Jose Mesa, R ERA: 5.54	(9, 1)	1.0	S	4	2	0	0	0	0	0	0	0	0	10	18	0.00	2.000									

AB	33
R	7
H	11
RBI	7
BB	10
SO	6
LOB	27



AB	36
R	5
H	10
RBI	5
BB	2
SO	6
LOB	15



Batter	1	2	3	4	5	6	7	8	9	AB	R	H	RBI	BB	SO	LOB	TOP
Brian Hunter, R OBP: 0.295, SLG: 0.323 (1, 7)										4	1	1	0	1	1	1	
David Bell, R OBP: 0.337, SLG: 0.438 (1, 4)										5	1	1	1	1	0	0	4
Ken Griffey Jr., L OBP: 0.400, SLG: 0.599 (1, 8)										4	1	1	1	1	0	0	0
Alex Rodriguez, R OBP: 0.385, SLG: 0.662 (1, 6)										4	0	1	0	0	0	1	
Edgar Martinez, R OBP: 0.442, SLG: 0.536 (1, 10)										4	1	2	1	0	2	1	
Jay Buhner, R OBP: 0.402, SLG: 0.494 (9, PR)										4	1	3	2	0	1	1	
Raul Ibanez, L OBP: 0.303, SLG: 0.377 (9, 9)										0	0	0	0	0	0	0	
Dan Wilson, R OBP: 0.322, SLG: 0.373 (1, 2)										4	0	0	0	0	1	3	
Russ Davis, R OBP: 0.292, SLG: 0.431 (1, 5)										4	0	0	0	0	2	1	
Ryan Jackson, L OBP: 0.529, SLG: 0.500 (1, 3)										3	0	1	0	0	1	0	
Inning Stats	R: 0 H: 0 E: 0 K: 1 S: 14	H: 0 R: 0 ER: 0 LOB: 0 BB: 0 P: 21	R: 2 H: 2 E: 0 K: 0 S: 12	R: 3 H: 4 E: 1 K: 3 S: 21	R: 0 H: 0 E: 0 K: 1 S: 7	R: 0 H: 0 E: 0 K: 0 S: 6	R: 0 H: 2 E: 0 K: 1 S: 8	R: 0 H: 1 E: 0 K: 0 S: 6	R: 0 H: 0 E: 0 K: 1 S: 8	R: 0 H: 1 E: 0 K: 2 S: 11	1B: 7 2B: 3 3B: 0 HR: 1	SF: 0 SAC: 0 DP: 1 HBP: 1	WP: 0 PB: 0 SB: 2 CS: 0	PA: 38			
PITCHER	IP WLS BF H R ER SO BB IBB HBP BLK WP HR S P ERA WHIP																
David Wells, L ERA: 5.13 (1, 1)	8.0 L 32 9 5 4 7 0 0 0 0 0 1 82 116 4.50 1.125																
Billy Koch, R ERA: 2.3 (9, 1)	1.0 6 1 0 0 2 1 0 1 0 0 0 11 24 0.00 2.000																

Seattle Mariners @ Toronto Blue Jays
SkyDome, Toronto, ON
Wed Aug 18 1999, 1:05 PM EDT
Att: 38,224 - Cloudy - 70 F

AB 36
R 5
H 10
RBI 5
BB 1
SO 9
LOB 12



Batter	1	2	3	4	5	6	7	8	9	AB	R	H	RBI	BB	SO	LOB	BOTTOM
Shannon Stewart, R OBP: 0.378, SLG: 0.429 (1, 7)										5	0	1	0	0	2	1	
Brian McRae, S OBP: 0.321, SLG: 0.355 (1, 8)										3	0	0	0	1	0	1	
Shawn Green, L OBP: 0.382, SLG: 0.601 (1, 9)										4	0	2	0	0	0	1	
Carlos Delgado, L OBP: 0.368, SLG: 0.565 (1, 3)										3	0	0	0	0	1	2	
Tony Fernandez, S OBP: 0.432, SLG: 0.469 (1, 5)										3	0	1	0	1	0	0	
Tony Batista, R OBP: 0.337, SLG: 0.511 (1, 6)										3	1	1	0	1	1	3	
Willie Greene, L OBP: 0.276, SLG: 0.408 (1, 10)										4	0	0	0	0	1	7	
Mike Matheny, R OBP: 0.276, SLG: 0.317 (9, PH)										3	0	1	1	0	1	0	
Darin Fletcher, L OBP: 0.330, SLG: 0.469 (9, PH)										1	0	0	0	0	1	0	
Homer Bush, R OBP: 0.357, SLG: 0.427 (1, 4)										4	0	0	0	0	2	1	
Inning Stats	R: 0 H: 1 E: 0 K: 2 S: 11	H: 0 R: 0 ER: 0 LOB: 0 BB: 0 P: 18	R: 0 H: 0 E: 0 K: 0 S: 7	R: 0 H: 1 E: 0 K: 0 S: 10	R: 0 H: 0 E: 0 K: 0 S: 4	R: 1 H: 2 E: 0 K: 1 S: 13	R: 0 H: 1 E: 0 K: 1 S: 15	R: 0 H: 0 E: 0 K: 2 S: 9	R: 0 H: 1 E: 0 K: 1 S: 16	R: 0 H: 0 E: 0 K: 2 S: 7	1B: 4 2B: 2 3B: 0 HR: 0	SF: 0 SAC: 0 DP: 0 HBP: 1	WP: 0 PB: 0 SB: 1 CS: 0	PA: 37			
PITCHER	IP WLS BF H R ER SO BB IBB HBP BLK WP HR S P ERA WHIP																
Freddy Garcia, R ERA: 4.5 (1, 1)	5.2 W 24 5 1 1 3 2 0 0 0 0 0 0 3 5 0.00 0.000																
Steve Sinclair, L ERA: 7.1 (6, 1)	0.1 H 1 0 0 0 1 0 0 0 0 0 0 0 3 5 0.00 0.000																
Tom Davey, R ERA: 5.13 (7, 1)	1.1 7 1 0 0 2 1 0 1 0 0 0 0 20 33 0.00 1.500																
Jose Paniagua, R ERA: 3.7 (8, 1)	1.2 S 5 0 0 0 3 0 0 0 0 0 0 0 12 16 0.00 0.000																

Seattle Mariners @ Toronto Blue Jays
SkyDome, Toronto, ON
Wed Aug 18 1999, 1:05 PM EDT
Att: 38,224 - Cloudy - 70 F

AB 33
R 1
H 6
RBI 1
BB 3
SO 9
LOB 16



Batter	1	2	3	4	5	6	7	8	9	AB	R	H	RBI	BB	SO	LOB	TOP								
Shannon Stewart, R (1, 7) OBP: 0.376, SLG: 0.428	0-1 SAFE SAFE SAFE SAFE 2B	1-1 SAFE SAFE SAFE SAFE F9			0-0 SAFE SAFE SAFE SAFE L4	0-2 SAFE SAFE SAFE SAFE F9		1-0 SAFE SAFE SAFE SAFE L8	2-1 SAFE SAFE SAFE SAFE F9	6	1	1	0	0	0	5									
Brian McRae, S (1, 8) OBP: 0.322, SLG: 0.354	0-0 SAFE SAFE SAFE SAFE B1-3		1-0 SAFE SAFE SAFE SAFE G4-3		3-2 SAFE SAFE SAFE SAFE BB 1B		1-2 SAFE SAFE SAFE SAFE G4-3	4-2 SAFE SAFE SAFE SAFE E 1B BB		4	1	1	0	1	0	1									
Jacob Brumfield, R (8, FR) OBP: 0.320, SLG: 0.382									1-2 SAFE SAFE SAFE SAFE BB																
Shawn Green, L (1, 9) OBP: 0.380, SLG: 0.597	2-3 SAFE SAFE SAFE SAFE K		2-0 SAFE SAFE SAFE SAFE P2		1-0 SAFE SAFE SAFE SAFE BB 1B		2-3 SAFE SAFE SAFE SAFE K	1-2 SAFE SAFE SAFE SAFE P7		5	1	1	0	0	2	4									
Carlos Delgado, L (1, 3) OBP: 0.369, SLG: 0.565	3-1 SAFE SAFE SAFE SAFE 2H 2B		2-2 SAFE SAFE SAFE SAFE F9		3-0 SAFE SAFE SAFE SAFE F9		1-1 SAFE SAFE SAFE SAFE P3	2-1 SAFE SAFE SAFE SAFE E9 1B		5	0	2	3	0	0	2									
Tony Fernandez, S (1, 5) OBP: 0.434, SLG: 0.466	4-1 SAFE SAFE SAFE SAFE BB			0-1 SAFE SAFE SAFE SAFE G3	4-2 SAFE SAFE SAFE SAFE 2B BB				HR BB G5-3	2	2	0	0	3	0	2									
Darin Fletcher, L (1, 2) OBP: 0.334, SLG: 0.485	2-2 SAFE SAFE SAFE SAFE F9		0-3 SAFE SAFE SAFE SAFE K		0-0 SAFE SAFE SAFE SAFE 2B			0-1 SAFE SAFE SAFE SAFE HR	3-1 SAFE SAFE SAFE SAFE FC3-6 1B	5	1	3	5	0	1	2									
Tony Batista, R (1, 6) OBP: 0.338, SLG: 0.517		3-3 SAFE SAFE SAFE SAFE K		1-2 SAFE SAFE SAFE SAFE HR 1B				2-0 SAFE SAFE SAFE SAFE HR	0-0 SAFE SAFE SAFE SAFE F7	5	2	2	1	0	2	2									
Willie Greene, L (1, 10) OBP: 0.279, SLG: 0.421		1-3 SAFE SAFE SAFE SAFE K		0-0 SAFE SAFE SAFE SAFE HR		1-1 SAFE SAFE SAFE SAFE G4-3		4-0 SAFE SAFE SAFE SAFE BB 1B BB	0-1 SAFE SAFE SAFE SAFE FC3-6 1B	4	2	1	2	1	1	1									
Homer Bush, R (1, 4) OBP: 0.361, SLG: 0.428		2-0 SAFE SAFE SAFE SAFE 1B		2-2 SAFE SAFE SAFE SAFE G1-3		1-0 SAFE SAFE SAFE SAFE G5-3		4-1 SAFE SAFE SAFE SAFE BB 1B BB	0-1 SAFE SAFE SAFE SAFE E5 1B	4	1	2	0	1	0	0									
Inning Stats	R: 1 E: 0 K: 1 S: 14	H: 2 LOB: 2 BB: 1 P: 25	R: 0 E: 0 K: 2 S: 10	H: 1 LOB: 1 BB: 0 P: 17	R: 0 E: 0 K: 1 S: 5	H: 0 LOB: 0 BB: 0 P: 10	R: 2 E: 0 K: 1 S: 12	H: 2 LOB: 0 BB: 0 P: 15	R: 3 E: 0 K: 1 S: 13	H: 3 LOB: 1 BB: 1 P: 26	R: 0 E: 0 K: 0 S: 6	H: 0 LOB: 0 BB: 0 P: 8	R: 0 E: 0 K: 1 S: 9	H: 0 LOB: 0 BB: 0 P: 13	R: 5 E: 1 K: 0 S: 17	H: 3 LOB: 2 BB: 4 P: 40	R: 0 E: 1 K: 0 S: 9	H: 2 LOB: 2 BB: 0 P: 14	1B: 7 2B: 3 3B: 0 HR: 3	SF: 0 SAC: 0 DP: 0 HBP: 0	WP: 0 PB: 0 SB: 0 CS: 0	PA: 46			
PITCHER	IP WLS BF H R ER SO BB IBB HBP BLK WP HR S P ERA WHIP	IP WLS BF H R ER SO BB IBB HBP BLK WP HR S P ERA WHIP	IP WLS BF H R ER SO BB IBB HBP BLK WP HR S P ERA WHIP	IP WLS BF H R ER SO BB IBB HBP BLK WP HR S P ERA WHIP	IP WLS BF H R ER SO BB IBB HBP BLK WP HR S P ERA WHIP	IP WLS BF H R ER SO BB IBB HBP BLK WP HR S P ERA WHIP	IP WLS BF H R ER SO BB IBB HBP BLK WP HR S P ERA WHIP	IP WLS BF H R ER SO BB IBB HBP BLK WP HR S P ERA WHIP	IP WLS BF H R ER SO BB IBB HBP BLK WP HR S P ERA WHIP	IP WLS BF H R ER SO BB IBB HBP BLK WP HR S P ERA WHIP	IP WLS BF H R ER SO BB IBB HBP BLK WP HR S P ERA WHIP	IP WLS BF H R ER SO BB IBB HBP BLK WP HR S P ERA WHIP	IP WLS BF H R ER SO BB IBB HBP BLK WP HR S P ERA WHIP	IP WLS BF H R ER SO BB IBB HBP BLK WP HR S P ERA WHIP	IP WLS BF H R ER SO BB IBB HBP BLK WP HR S P ERA WHIP	IP WLS BF H R ER SO BB IBB HBP BLK WP HR S P ERA WHIP	IP WLS BF H R ER SO BB IBB HBP BLK WP HR S P ERA WHIP	IP WLS BF H R ER SO BB IBB HBP BLK WP HR S P ERA WHIP	IP WLS BF H R ER SO BB IBB HBP BLK WP HR S P ERA WHIP	IP WLS BF H R ER SO BB IBB HBP BLK WP HR S P ERA WHIP	IP WLS BF H R ER SO BB IBB HBP BLK WP HR S P ERA WHIP	IP WLS BF H R ER SO BB IBB HBP BLK WP HR S P ERA WHIP	IP WLS BF H R ER SO BB IBB HBP BLK WP HR S P ERA WHIP	IP WLS BF H R ER SO BB IBB HBP BLK WP HR S P ERA WHIP	IP WLS BF H R ER SO BB IBB HBP BLK WP HR S P ERA WHIP

Toronto Blue Jays @ Oakland Athletics
Network Associates Coliseum, Oakland, CA

AB 40
R 11
H 13
RBI 11
BB 6
SO 6
LOB 19



WP: 0 PA: 46
PB: 0
SB: 0
CS: 0

Batter	1	2	3	4	5	6	7	8	9	AB	R	H	RBI	BB	SO	LOB	BOTTOM								
Rich Becker, L (1, 8) OBP: 0.386, SLG: 0.407	1-3 SAFE SAFE SAFE SAFE K		1-0 SAFE SAFE SAFE SAFE F8			3-2 SAFE SAFE SAFE SAFE P5		2-3 SAFE SAFE SAFE SAFE K		4	0	0	0	0	2	1									
Randy Velarde, R (1, 4) OBP: 0.382, SLG: 0.432	0-0 SAFE SAFE SAFE SAFE P4			2-1 SAFE SAFE SAFE SAFE G4-6-3 1B		2-1 SAFE SAFE SAFE SAFE F8		1-2 SAFE SAFE SAFE SAFE G4-6-3		4	0	1	0	0	0	1									
Jason Giambi, L (1, 3) OBP: 0.419, SLG: 0.563	4-2 SAFE SAFE SAFE SAFE BB			1-0 SAFE SAFE SAFE SAFE G4-6-3		1-1 SAFE SAFE SAFE SAFE 2B			4-1 SAFE SAFE SAFE SAFE G6-4-3 BB	2	0	1	0	1	0	1									
Olmedo Saenz, R (9, 3) OBP: 0.361, SLG: 0.443										0	0	0	0	1	0	0									
John Jaha, R (1, 10) OBP: 0.419, SLG: 0.577	3-1 SAFE SAFE SAFE SAFE G5-3		4-2 SAFE SAFE SAFE SAFE BB		2-2 SAFE SAFE SAFE SAFE F8			1-1 SAFE SAFE SAFE SAFE G6-4-3		3	0	0	0	1	0	3									
Matt Stairs, L (1, 9) OBP: 0.363, SLG: 0.526		4-0 SAFE SAFE SAFE SAFE CS BB		3-2 SAFE SAFE SAFE SAFE G6-3		1-2 SAFE SAFE SAFE SAFE P4			1-3 SAFE SAFE SAFE SAFE K	2	0	0	0	1	0	1									
Ryan Christenson, R (9, 8) OBP: 0.303, SLG: 0.311										1	0	0	0	0	1	0									
Ben Grievie, L (1, 7) OBP: 0.371, SLG: 0.481	3-3 SAFE SAFE SAFE SAFE K			1-0 SAFE SAFE SAFE SAFE L9		0-2 SAFE SAFE SAFE SAFE 1B				3	0	1	0	0	1	1									
Miguel Tejada, R (1, 6) OBP: 0.330, SLG: 0.432		3-2 SAFE SAFE SAFE SAFE G6-3		1-1 SAFE SAFE SAFE SAFE E 1B		2-2 SAFE SAFE SAFE SAFE P3				3	0	1	0	0	0	1									
3 Eric Chavez, L (1, 5) OBP: 0.348, SLG: 0.459			2-0 SAFE SAFE SAFE SAFE G5-3		0-1 SAFE SAFE SAFE SAFE G3		0-0 SAFE SAFE SAFE SAFE F7			1	0	0	0	0	0	0									
Scott Spiezio, S (4, 5) OBP: 0.317, SLG: 0.416										2	0	0	0	0	0	2									
A.J. Hinch, R (1, 2) OBP: 0.256, SLG: 0.335			3-3 SAFE SAFE SAFE SAFE K		3-1 SAFE SAFE SAFE SAFE G6-3			4-2 SAFE SAFE SAFE SAFE G4-6-3 BB		2	0	0	0	1	1	1									
Inning Stats	R: 0 E: 0 K: 1 S: 9	H: 0 LOB: 1 BB: 1 P: 17	R: 0 E: 0 K: 1 S: 6	H: 0 LOB: 1 BB: 1 P: 16	R: 0 E: 0 K: 1 S: 6	H: 0 LOB: 0 BB: 0 P: 12	R: 0 E: 0 K: 0 S: 9	H: 1 LOB: 1 BB: 1 P: 19	R: 0 E: 1 K: 0 S: 7	H: 1 LOB: 1 BB: 0 P: 12	R: 0 E: 0 K: 0 S: 10	H: 1 LOB: 1 BB: 0 P: 18	R: 0 E: 0 K: 0 S: 10	H: 1 LOB: 1 BB: 0 P: 13	R: 0 E: 0 K: 1 S: 8	H: 0 LOB: 0 BB: 1 P: 15	R: 0 E: 0 K: 1 S: 6	H: 0 LOB: 0 BB: 1 P: 12	1B: 3 2B: 2 3B: 0 HR: 0	SF: 0 SAC: 0 DP: 4 HBP: 0	WP: 0 PB: 0 SB: 0 CS: 1	PA: 32			
PITCHER	IP WLS BF H R ER SO BB IBB HBP BLK WP HR S P ERA WHIP	IP WLS BF H R ER SO BB IBB HBP BLK WP HR S P ERA WHIP	IP WLS BF H R ER SO BB IBB HBP BLK WP HR S P ERA WHIP	IP WLS BF H R ER SO BB IBB HBP BLK WP HR S P ERA WHIP	IP WLS BF H R ER SO BB IBB HBP BLK WP HR S P ERA WHIP	IP WLS BF H R ER SO BB IBB HBP BLK WP HR S P ERA WHIP	IP WLS BF H R ER SO BB IBB HBP BLK WP HR S P ERA WHIP	IP WLS BF H R ER SO BB IBB HBP BLK WP HR S P ERA WHIP	IP WLS BF H R ER SO BB IBB HBP BLK WP HR S P ERA WHIP	IP WLS BF H R ER SO BB IBB HBP BLK WP HR S P ERA WHIP	IP WLS BF H R ER SO BB IBB HBP BLK WP HR S P ERA WHIP	IP WLS BF H R ER SO BB IBB HBP BLK WP HR S P ERA WHIP	IP WLS BF H R ER SO BB IBB HBP BLK WP HR S P ERA WHIP	IP WLS BF H R ER SO BB IBB HBP BLK WP HR S P ERA WHIP	IP WLS BF H R ER SO BB IBB HBP BLK WP HR S P ERA WHIP	IP WLS BF H R ER SO BB IBB HBP BLK WP HR S P ERA WHIP	IP WLS BF H R ER SO BB IBB HBP BLK WP HR S P ERA WHIP	IP WLS BF H R ER SO BB IBB HBP BLK WP HR S P ERA WHIP	IP WLS BF H R ER SO BB IBB HBP BLK WP HR S P ERA WHIP	IP WLS BF H R ER SO BB IBB HBP BLK WP HR S P ERA WHIP	IP WLS BF H R ER SO BB IBB HBP BLK WP HR S P ERA WHIP	IP WLS BF H R ER SO BB IBB HBP BLK WP HR S P ERA WHIP	IP WLS BF H R ER SO BB IBB HBP BLK WP HR S P ERA WHIP	IP WLS BF H R ER SO BB IBB HBP BLK WP HR S P ERA WHIP	IP WLS BF H R ER SO BB IBB HBP BLK WP HR S P ERA WHIP

Toronto Blue Jays @ Oakland Athletics
Network Associates Coliseum, Oakland, CA

AB 27
R 0
H 4
RBI 0
BB 5
SO 5
LOB 12



WP: 0 PA: 32
PB: 0
SB: 0
CS: 1

Batter	1	2	3	4	5	6	7	8	9	AB	R	H	RBI	BB	SO	LOB	TOP								
Shannon Stewart, R OBP: 0.378, SLG: 0.427 (1, 7)										5	1	2	0	0	0	3									
Homer Bush, R OBP: 0.363, SLG: 0.434 (1, 4)										5	2	3	0	0	0	1									
Shawn Green, L OBP: 0.382, SLG: 0.598 (1, 9)										5	0	2	1	0	1	2									
Carlos Delgado, L OBP: 0.370, SLG: 0.563 (1, 3)										3	0	2	2	1	0	1									
Tony Batista, R OBP: 0.334, SLG: 0.512 (1, 6)										4	0	0	0	0	0	5									
Willie Greene, L OBP: 0.278, SLG: 0.414 (1, 10)										4	0	1	0	0	1	0									
Jacob Brumfield, R OBP: 0.318, SLG: 0.379 (1, 8)										4	0	1	0	0	0	2									
Casey Blake, R (1, 5)										3	0	0	0	1	0	0									
Mike Matheny, R OBP: 0.277, SLG: 0.317 (1, 2)										3	0	1	0	0	0	2									
Tony Fernandez, S OBP: 0.431, SLG: 0.462 (9, PH)										1	0	0	0	0	0	0									
Darrin Fletcher, L OBP: 0.330, SLG: 0.479 (9, 2)										0	0	0	0	0	0	0									
Inning Stats	R: 1 E: 0 K: 0 S: 14	H: 2 LOB: 1 BB: 0 P: 22	R: 0 E: 0 K: 1 S: 11	H: 1 LOB: 2 BB: 1 P: 17	R: 1 E: 0 K: 1 S: 14	H: 3 LOB: 2 BB: 0 P: 24	R: 0 E: 0 K: 0 S: 8	H: 1 LOB: 0 BB: 0 P: 9	R: 0 E: 0 K: 0 S: 7	H: 0 LOB: 1 BB: 1 P: 12	R: 0 E: 0 K: 0 S: 7	H: 0 LOB: 0 BB: 0 P: 10	R: 1 E: 0 K: 0 S: 13	H: 4 LOB: 2 BB: 0 P: 24	R: 0 E: 0 K: 0 S: 6	H: 0 LOB: 0 BB: 0 P: 8	R: 0 E: 0 K: 0 S: 12	H: 1 LOB: 1 BB: 0 P: 17	1B: 10 2B: 2 3B: 1 HR: 0	SF: 0 SAC: 0 DP: 1 HBP: 0	WP: 0 PB: 0 SB: 1 CS: 1	PA: 40			
PITCHER	IP	WLS	BF	H	R	ER	SO	BB	IBB	HBP	BLK	WP	HR	S	P	ERA	WHIP								
Gil Heredia, R ERA: 4.74 (1, 1)	6.2		29	9	3	3	2	2	0	0	0	0	0	67	107	4.05	1.650								
Buddy Groom, L ERA: 4.73 (7, 1)	0.0	B	2	2	0	0	0	0	0	0	0	0	0	5	9	∞	∞								
Greg McMichael, R ERA: 3.7 (7, 1)	0.1		1	0	0	0	0	0	0	0	0	0	0	2	2	0.00	0.000								
Doug Jones, R ERA: 3.87 (8, 1)	2.0	W	7	1	0	0	0	0	0	0	0	0	0	18	25	0.00	0.500								

Toronto Blue Jays @ Oakland Athletics
Network Associates Coliseum, Oakland, CA
Sun Aug 22 1999, 4:05 PM EDT
Att: 23,907 - Sunny - 76 F

AB 37
R 3
H 12
RBI 3
BB 2
SO 2
LOB 16





Batter	1	2	3	4	5	6	7	8	9	AB	R	H	RBI	BB	SO	LOB	BOTTOM								
Rich Becker, L OBP: 0.402, SLG: 0.413 (1, 8)										2	0	1	0	3	0	1									
Randy Velarde, R OBP: 0.381, SLG: 0.428 (1, 4)										5	1	2	1	0	1	4									
Jason Giambi, L OBP: 0.420, SLG: 0.557 (1, 3)										2	0	1	0	2	0	2									
John Jaha, R OBP: 0.417, SLG: 0.577 (1, 10)										4	0	0	0	0	1	7									
Matt Stairs, L OBP: 0.363, SLG: 0.524 (1, 9)										4	0	1	1	0	1	2									
Olmedo Saenz, R OBP: 0.356, SLG: 0.456 (1, 5)										4	1	1	1	0	0	2									
Ben Grievie, L OBP: 0.374, SLG: 0.492 (1, 7)										4	1	2	1	0	1	0									
Ryan Christenson, R OBP: 0.302, SLG: 0.309 (9, 8)										0	0	0	0	0	0	0									
Miguel Tejada, R OBP: 0.329, SLG: 0.428 (1, 6)										3	1	0	0	1	0	1									
Mike Macfarlane, R OBP: 0.271, SLG: 0.333 (1, 2)										3	0	0	0	0	0	1									
A.J. Hinch, R OBP: 0.256, SLG: 0.335 (9, PH)										0	0	0	0	0	0	0									
Inning Stats	R: 1 E: 0 K: 1 S: 16	H: 2 LOB: 2 BB: 1 P: 30	R: 0 E: 0 K: 0 S: 7	H: 1 LOB: 2 BB: 1 P: 13	R: 0 E: 0 K: 0 S: 6	H: 0 LOB: 0 BB: 1 P: 14	R: 1 E: 0 K: 0 S: 12	H: 1 LOB: 0 BB: 0 P: 20	R: 0 E: 0 K: 0 S: 10	H: 1 LOB: 2 BB: 1 P: 21	R: 1 E: 0 K: 0 S: 6	H: 1 LOB: 0 BB: 0 P: 9	R: 0 E: 0 K: 2 S: 8	H: 1 LOB: 1 BB: 1 P: 15	R: 0 E: 0 K: 2 S: 8	H: 0 LOB: 0 BB: 0 P: 9	R: 0 E: 0 K: 0 S: 7	H: 1 LOB: 1 BB: 1 P: 12	1B: 6 2B: 0 3B: 0 HR: 2	SF: 0 SAC: 1 DP: 2 HBP: 0	WP: 0 PB: 0 SB: 1 CS: 0	PA: 38			
PITCHER	IP	WLS	BF	H	R	ER	SO	BB	IBB	HBP	BLK	WP	HR	S	P	ERA	WHIP								
32 Roy Halladay, R ERA: 4.37 (1, 1)	6.0		29	7	3	3	2	5	0	0	0	0	0	60	114	4.50	2.000								
Graeme Lloyd, L ERA: 3.07 (7, 1)	2.0		5	0	0	0	2	0	0	0	0	0	0	13	17	0.00	0.000								
Billy Koch, R ERA: 2.45 (9, 1)	0.2	L	4	1	1	1	0	1	0	0	0	0	0	7	12	13.50	3.000								

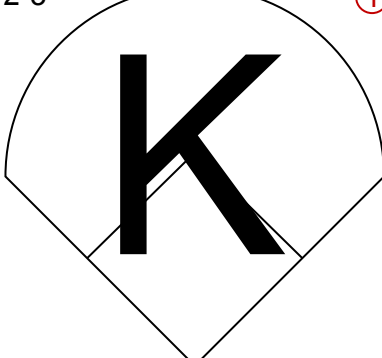
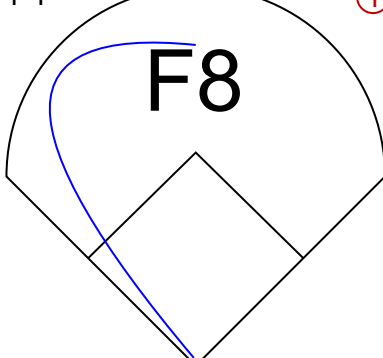
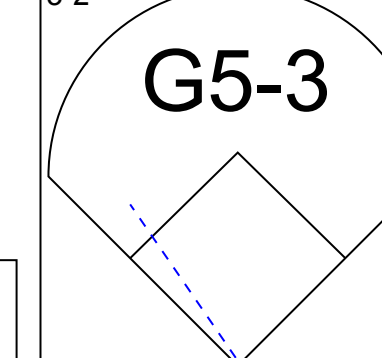
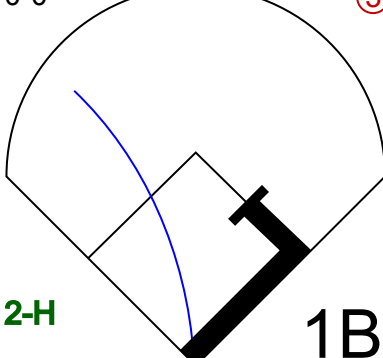
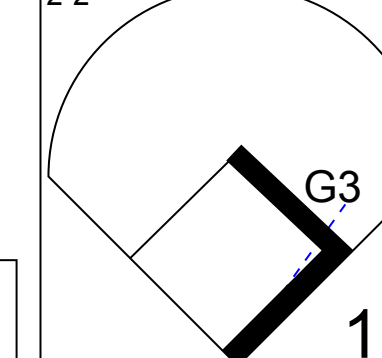
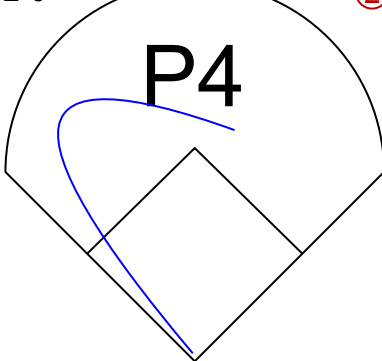
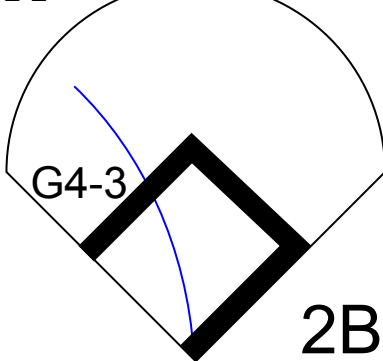
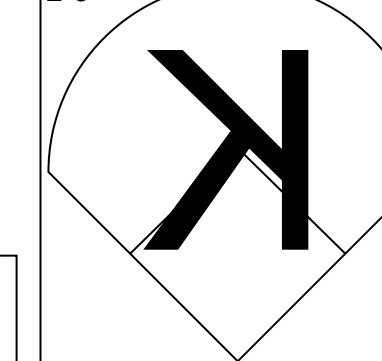
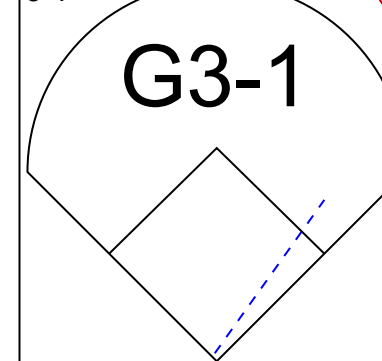
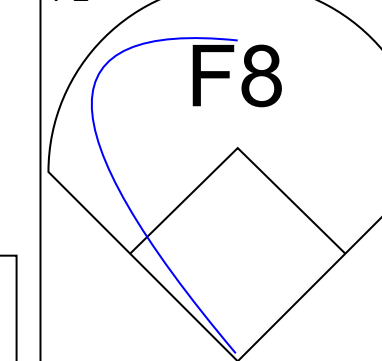
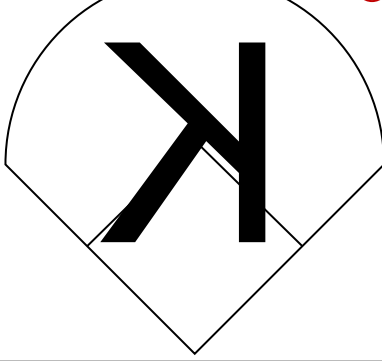
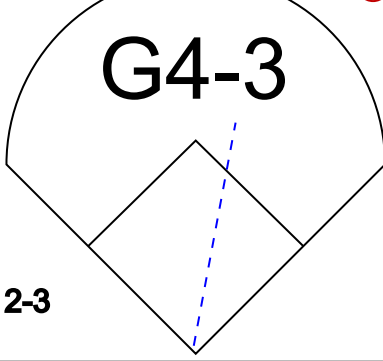
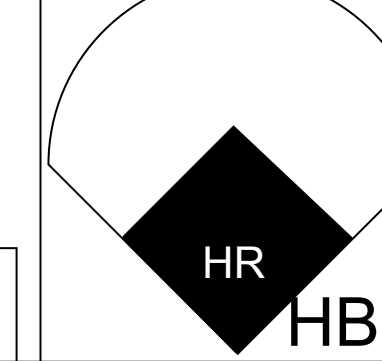
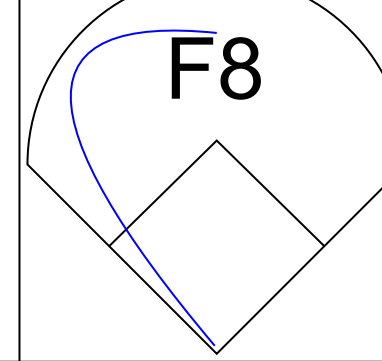
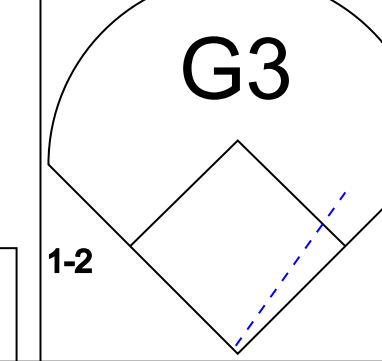
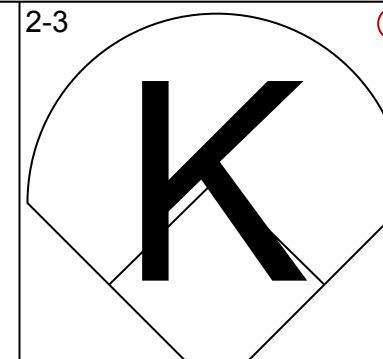
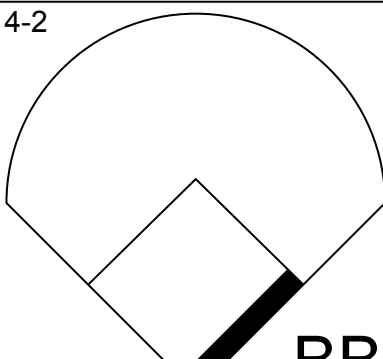
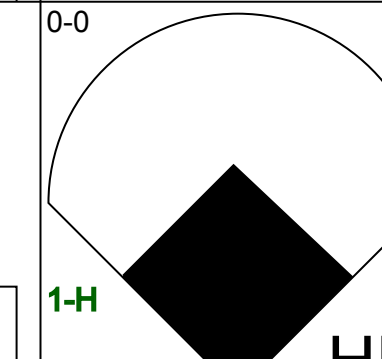
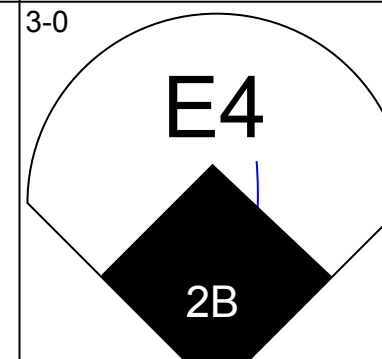
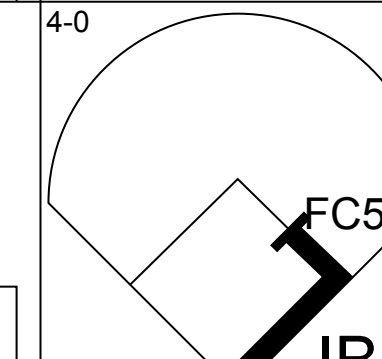
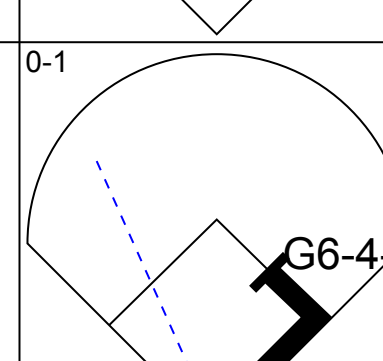
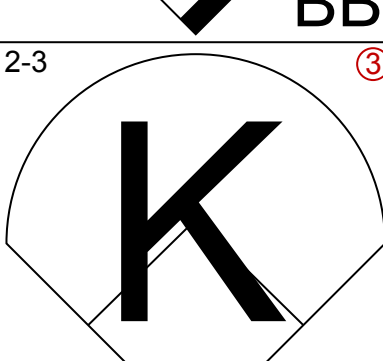
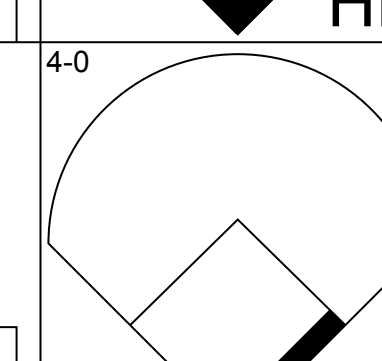
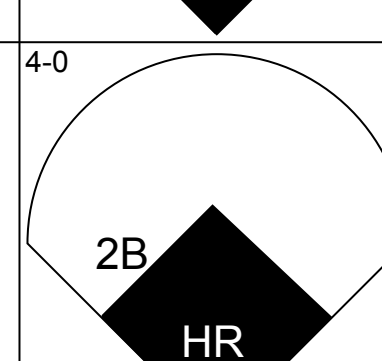
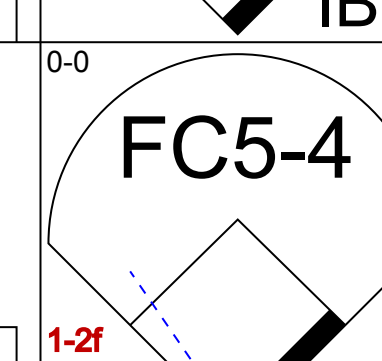
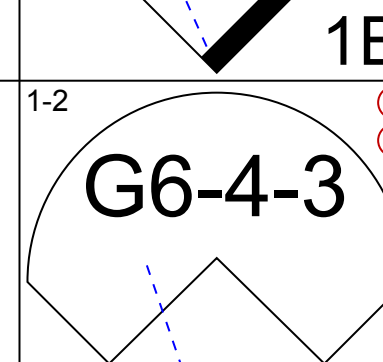
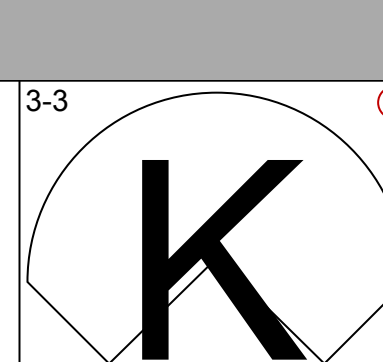
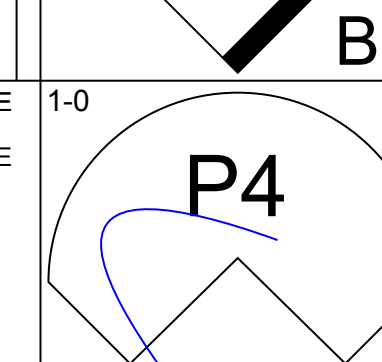
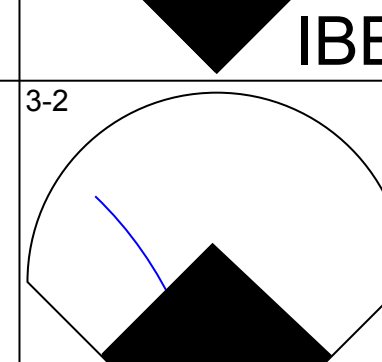
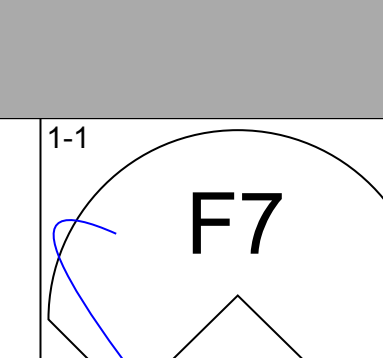
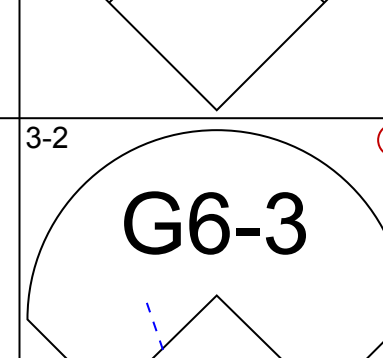
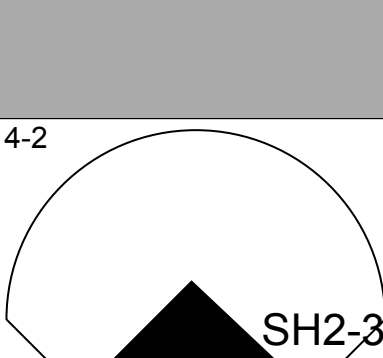
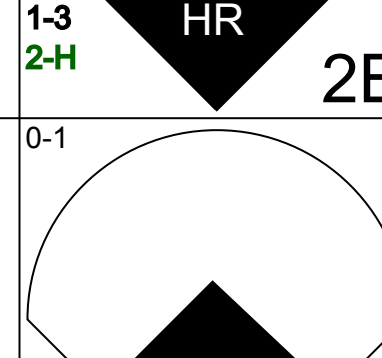
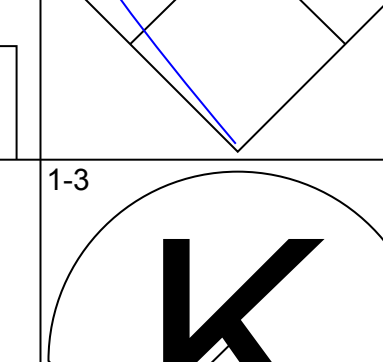
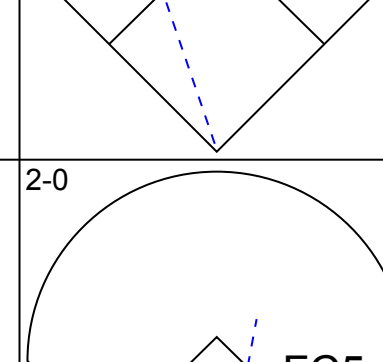
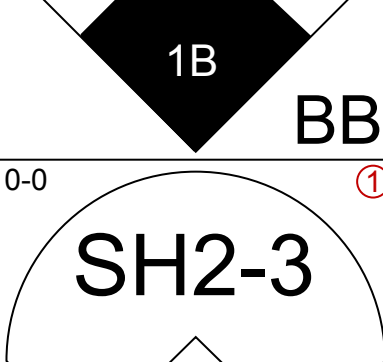
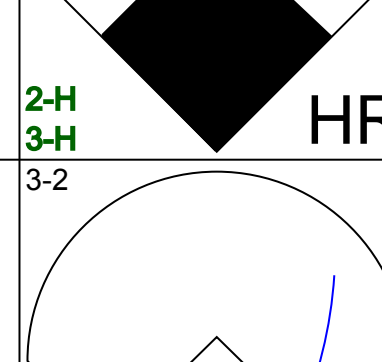
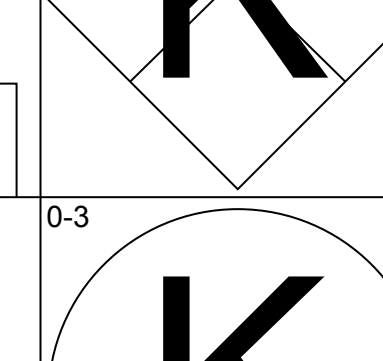
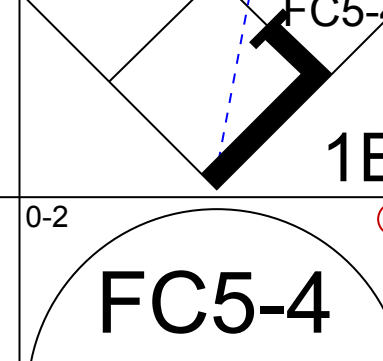
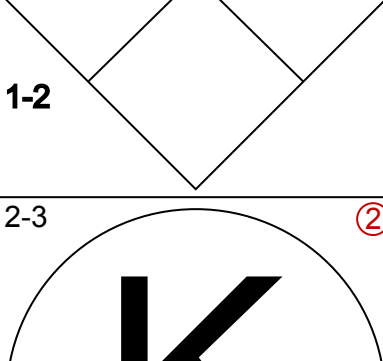
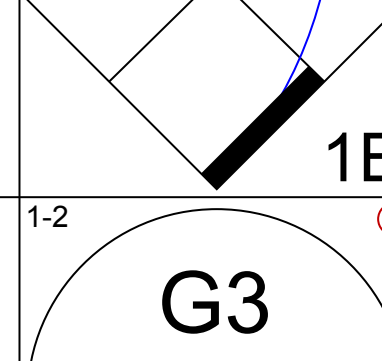
Toronto Blue Jays @ Oakland Athletics
Network Associates Coliseum, Oakland, CA
Sun Aug 22 1999, 4:05 PM EDT
Att: 23,907 - Sunny - 76 F

AB 31
R 4
H 8
RBI 4
BB 6
SO 4
LOB 20



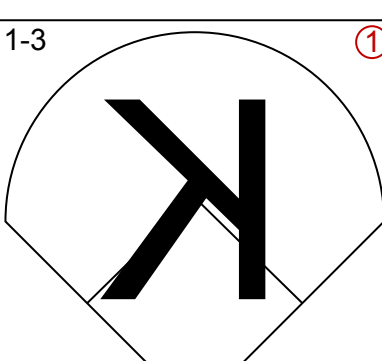
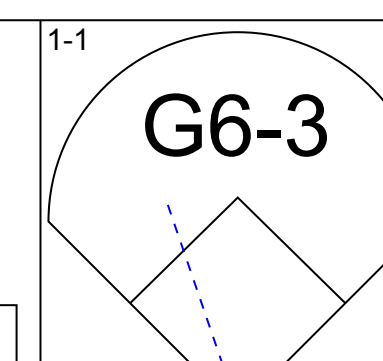
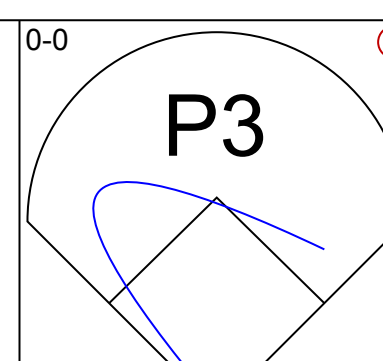
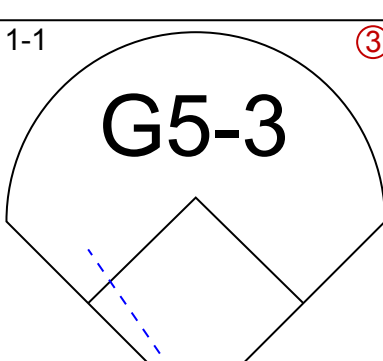
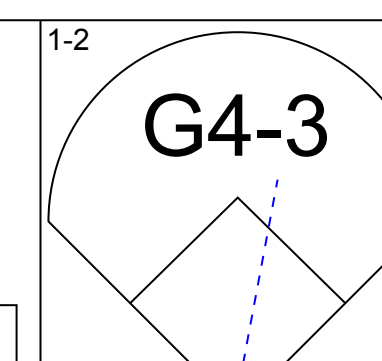
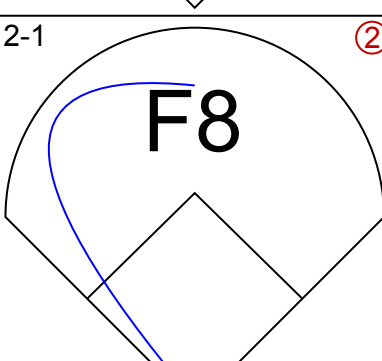
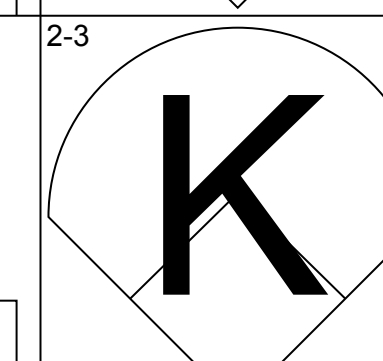
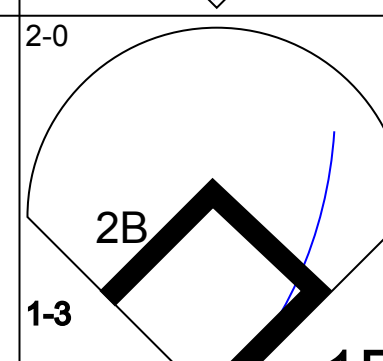


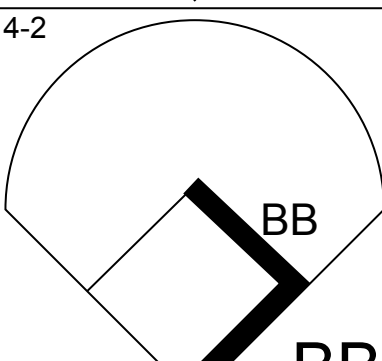
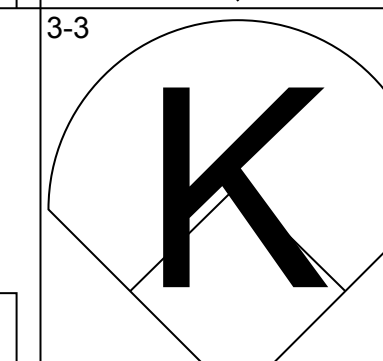
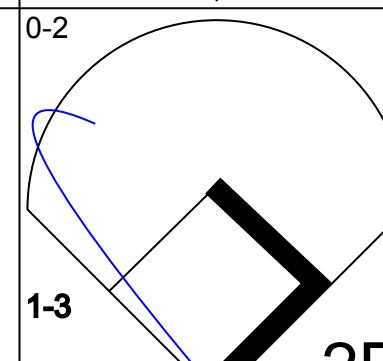


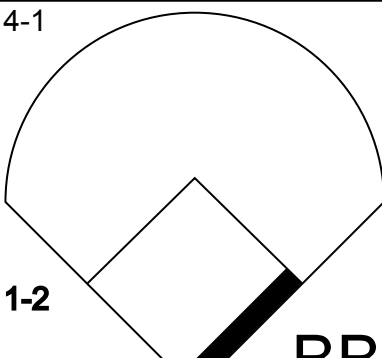
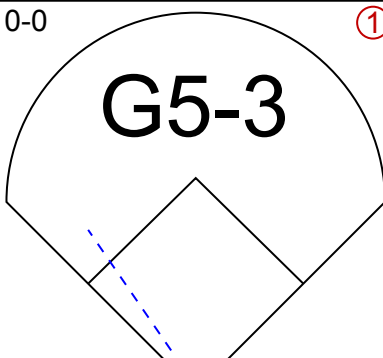
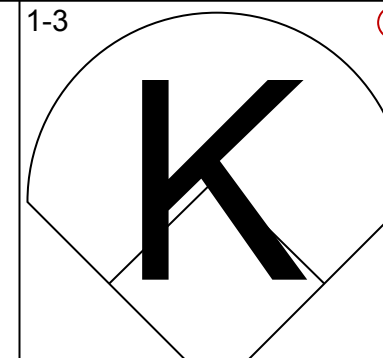


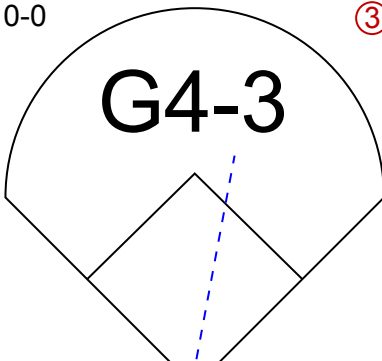
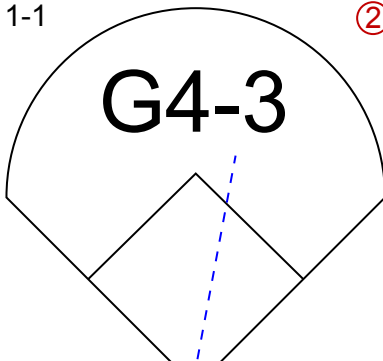
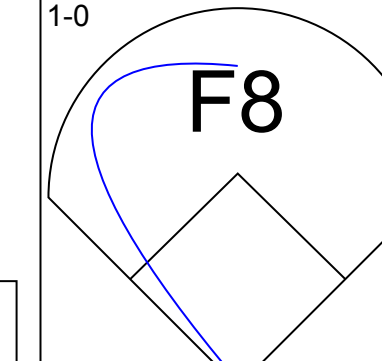
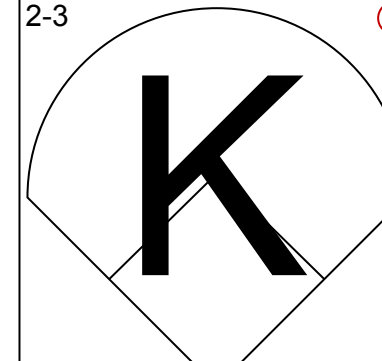
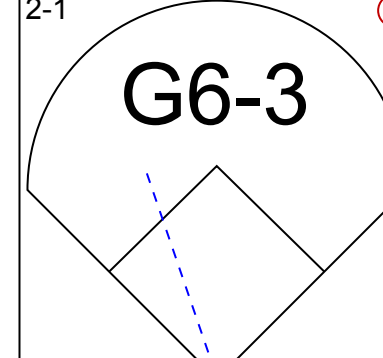
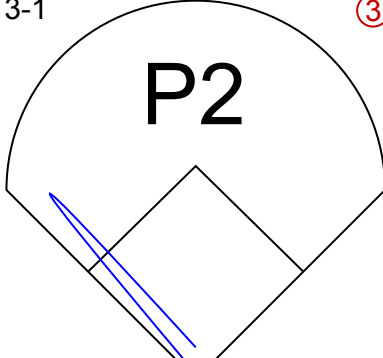
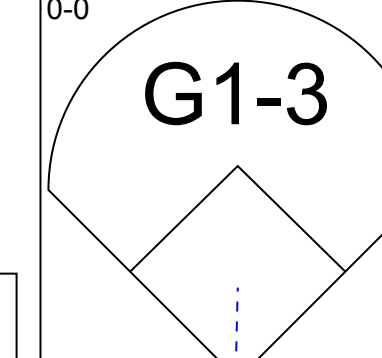
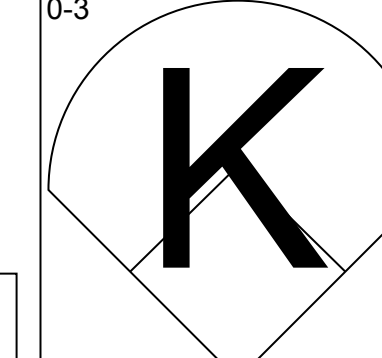
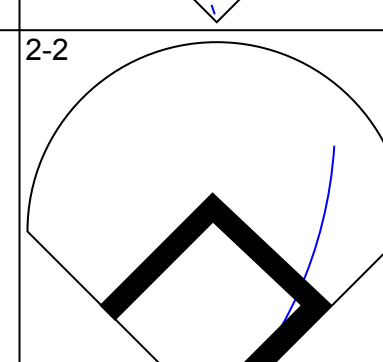

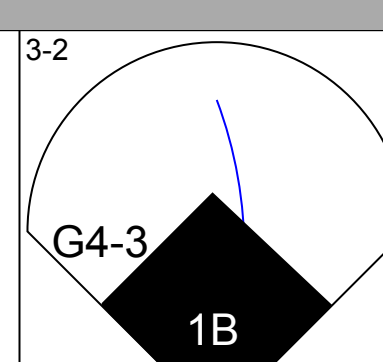
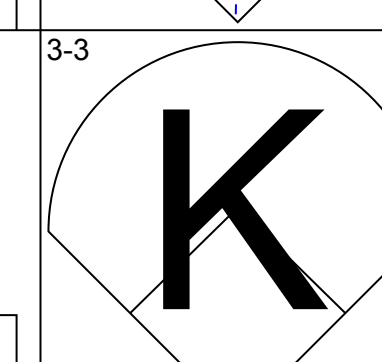
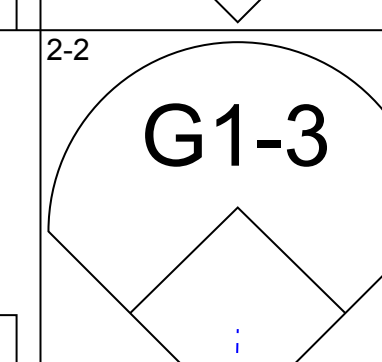
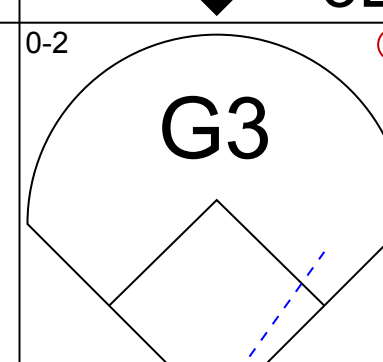


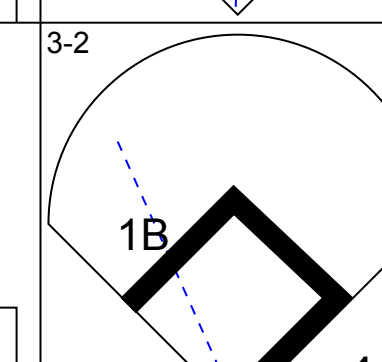
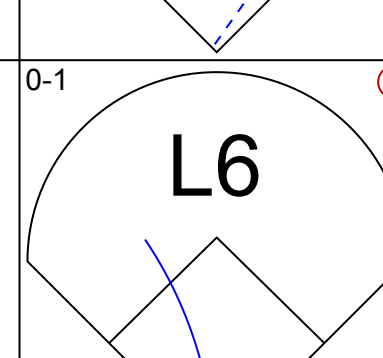
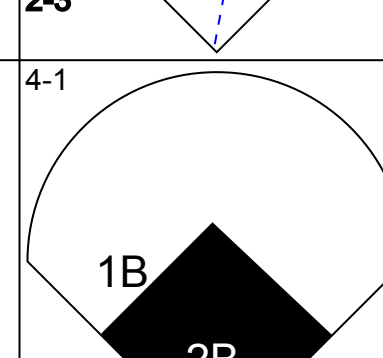
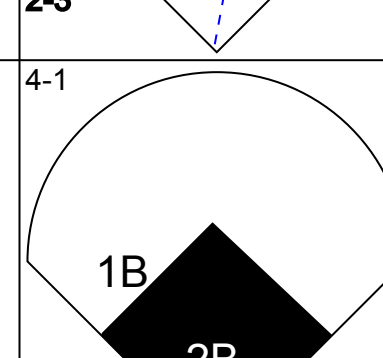
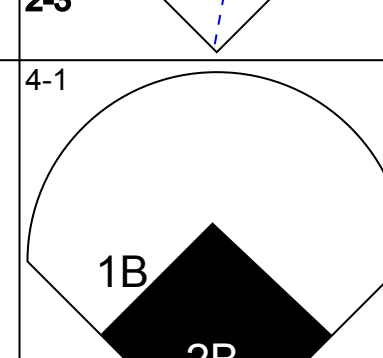
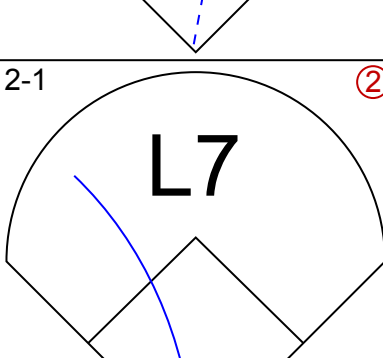
Batter	1	2	3	4	5	6	7	8	9	AB	R	H	RBI	BB	SO	LOB	TOP											
Shannon Stewart, R OBP: 0.376, SLG: 0.424	1-3 K		0-3 K			1-0 G6-3	1-0 1B		1-0 F8	5	0	1	0	0	2	0	<p>Toronto Blue Jays @ Anaheim Angels Edison International Field, Anaheim, CA</p> <p>Tue Aug 24 1999, 10:05 PM EDT Att: 21,492 - Unknown - 80 F</p> <p>livebaseballscorecards.com</p> <p>AB 38 R 5 H 10 RBI 5 BB 1 SO 11 LOB 11</p> 											
Brian McRae, S OBP: 0.321, SLG: 0.356 Jacob Brumfield, R OBP: 0.316, SLG: 0.376	3-3 K		0-1 F7			3-3 K	1-3 SAFE K		1-2 G4-3	4	0	0	0	0	3	2												
Shawn Green, L OBP: 0.388, SLG: 0.611	2-2 2B			2-0 L7		1-2 HR		1-2 HR	2-3 K	5	2	3	1	0	1	0												
Carlos Delgado, L OBP: 0.370, SLG: 0.564	0-0 G3			2-2 G3		2-1 HR		1-3 K		4	1	1	2	0	1	1												
Tony Fernandez, S OBP: 0.436, SLG: 0.475	1-3 K			0-0 G4-3		4-1 BB		2-1 1B 2B		3	1	1	0	1	1	0												
Darin Fletcher, L OBP: 0.327, SLG: 0.469	2-0 1B				0-1 F8	1-0 G3		2-3 K		4	0	1	0	0	1	2												
Tony Batista, R OBP: 0.336, SLG: 0.520	3-3 K				0-0 E5		0-1 G6-3	0-1 2B 1B		4	1	1	0	0	1	1												
Willie Greene, L OBP: 0.276, SLG: 0.410	1-0 G4-3				2-3 K		0-0 1B 1B	1-H 3-H 2B		4	0	2	2	0	1	2												
Homer Bush, R OBP: 0.354, SLG: 0.423			1-2 P4		3-2 F9		1-2 F9	2-2 G5-3		4	0	0	0	0	0	3												
Inning Stats	R: 0 E: 0 K: 2 S: 14	H: 1 LOB: 1 BB: 0 P: 20	R: 0 E: 0 K: 2 S: 8	H: 1 LOB: 1 BB: 0 P: 15	R: 0 E: 0 K: 1 S: 8	H: 0 LOB: 0 BB: 0 P: 9	R: 0 E: 0 K: 0 S: 5	H: 0 LOB: 0 BB: 0 P: 9	R: 0 E: 1 K: 1 S: 11	H: 0 LOB: 1 BB: 0 P: 16	R: 2 E: 0 K: 1 S: 11	H: 2 LOB: 1 BB: 1 P: 23	R: 0 E: 0 K: 1 S: 12	H: 2 LOB: 2 BB: 0 P: 15	R: 3 E: 0 K: 2 S: 17	H: 4 LOB: 1 BB: 0 P: 25	R: 0 E: 0 K: 1 S: 8	H: 0 LOB: 0 BB: 0 P: 12	1B: 5 2B: 3 3B: 0 HR: 2	SF: 0 SAC: 0 DP: 0 HBP: 0	WP: 0 PB: 0 SB: 0 CS: 0	PA: 39						
PITCHER	IP WLS BF H R ER SO BB IBB HBP BLK WP HR S P ERA WHIP	7.0 L 29 6 2 2 8 1 0 0 0 0 1 69 107 2.57 1.000	0.2 4 2 2 2 2 0 0 0 0 0 1 11 17 27.00 3.000	1.1 6 2 1 1 1 0 0 0 0 0 0 14 20 6.75 1.500	PITCHER										IP WLS BF H R ER SO BB IBB HBP BLK WP HR S P ERA WHIP													
Ramon Ortiz, R ERA: 1.8											7.0	L	29	6	2	2	8	1	0	0	0	0	0	1	69	107	2.57	1.000
Mike Holtz, L ERA: 10.19											0.2	4	2	2	2	2	0	0	0	0	0	0	1	11	17	27.00	3.000	
Mark Petkovsek, R ERA: 3.03											1.1	6	2	1	1	1	0	0	0	0	0	0	14	20	6.75	1.500		

Batter	1	2	3	4	5	6	7	8	9	AB	R	H	RBI	BB	SO	LOB	BOTTOM											
Trent Durrington, R OBP: 0.297, SLG: 0.241	3-2 F8		2-1 F8				0-0 G3			4	0	0	0	0	1	0	<p>Toronto Blue Jays @ Anaheim Angels Edison International Field, Anaheim, CA</p> <p>Tue Aug 24 1999, 10:05 PM EDT Att: 21,492 - Unknown - 80 F</p> <p>livebaseballscorecards.com</p> <p>AB 32 R 1 H 6 RBI 1 BB 4 SO 5 LOB 10</p> 											
Jim Edmonds, L OBP: 0.326, SLG: 0.410	3-2 HR		0-1 P8		0-2 2B			1-3 K		4	1	2	1	0	1	0												
Mo Vaughn, L OBP: 0.343, SLG: 0.452	2-1 G3-1		4-1 BB		0-1 G4-3			1-0 1B 1B		3	0	1	0	1	0	1												
Tim Salmon, R OBP: 0.375, SLG: 0.491	4-1 BB		4-2 BB			0-0 F7		0-1 L8		2	0	0	0	2	0	1												
16 Garret Anderson, L OBP: 0.327, SLG: 0.469	0-0 G3		3-3 K			1-2 L4		2-0 1B		4	0	1	0	0	1	3												
Troy Glaus, R OBP: 0.326, SLG: 0.455		3-2 G6-3		0-1 P4		1-0 1B		1-3 K		4	0	1	0	0	1	2												
Todd Greene, R OBP: 0.270, SLG: 0.437		2-0 P3		2-2 G5-3		0-0 L9			4-2 G4-6-3 BB	3	0	0	0	1	0	1												
Bengie Molina, R OBP: 0.255, SLG: 0.373		1-0 E7		3-2 F9			2-2 F9		0-1 G4-6-3	4	0	1	0	0	0	1												
Andy Sheets, R OBP: 0.243, SLG: 0.294		0-2 P3			2-2 F7		2-1 F9		1-3 K	4	0	0	0	0	1	1												
Inning Stats	R: 1 E: 0 K: 0 S: 13	H: 1 LOB: 1 BB: 1 P: 25	R: 0 E: 1 K: 0 S: 8	H: 1 LOB: 1 BB: 0 P: 14	R: 0 E: 0 K: 1 S: 10	H: 0 LOB: 0 BB: 2 P: 23	R: 0 E: 0 K: 0 S: 9	H: 0 LOB: 0 BB: 0 P: 14	R: 0 E: 0 K: 1 S: 13	H: 1 LOB: 1 BB: 0 P: 15	R: 0 E: 0 K: 0 S: 6	H: 1 LOB: 1 BB: 0 P: 8	R: 0 E: 0 K: 2 S: 10	H: 0 LOB: 0 BB: 0 P: 10	R: 0 E: 0 K: 2 S: 10	H: 2 LOB: 2 BB: 0 P: 15	R: 0 E: 0 K: 1 S: 7	H: 0 LOB: 0 BB: 1 P: 12	1B: 3 2B: 2 3B: 0 HR: 1	SF: 0 SAC: 0 DP: 1 HBP: 0	WP: 0 PB: 0 SB: 0 CS: 0	PA: 36						
PITCHER	IP WLS BF H R ER SO BB IBB HBP BLK WP HR S P ERA WHIP	7.0 W 28 4 1 1 2 3 0 0 0 0 0 7 65 109 1.29 1.000	0.2 4 2 0 0 1 0 0 0 0 0 0 7 11 0.00 3.000	1.1 S 4 0 0 0 2 1 0 0 0 0 10 16 0.00 0.750	PITCHER										IP WLS BF H R ER SO BB IBB HBP BLK WP HR S P ERA WHIP													
Pat Hentgen, R ERA: 5.23											7.0	W	28	4	1	1	2	3	0	0	0	0	0	7	65	109	1.29	1.000
Graeme Lloyd, L ERA: 3.03											0.2	4	2	0	0	1	0	0	0	0	0	0	7	11	0.00	3.000		
Billy Koch, R ERA: 2.39											1.1	S	4	0	0	0	2	1	0	0	0	0	10	16	0.00	0.750		

Batter	1	2	3	4	5	6	7	8	9	AB	R	H	RBI	BB	SO	LOB	TOP									
Shannon Stewart, R OBP: 0.376, SLG: 0.424										5	0	2	1	0	1	0	Toronto Blue Jays @ Anaheim Angels Edison International Field, Anaheim, CA Wed Aug 25 1999, 4:05 PM EDT Att: 21,592 - Unknown - 84 F									
Brian McRae, S OBP: 0.319, SLG: 0.357										5	0	1	0	0	1	1										
Shawn Green, L OBP: 0.384, SLG: 0.606										4	1	0	0	0	1	2										
Carlos Delgado, L OBP: 0.372, SLG: 0.569										3	2	1	2	2	1	0										
Tony Fernandez, S OBP: 0.438, SLG: 0.475 Casey Blake, R (8.5)										2	1	1	0	2	1	2										
Tony Batista, R OBP: 0.336, SLG: 0.520										4	1	1	1	0	1	2										
Jacob Brunfield, R OBP: 0.321, SLG: 0.396										3	2	1	3	1	0	0										
Mike Matheny, R OBP: 0.284, SLG: 0.324										3	0	2	0	0	1	0										
Homer Bush, R OBP: 0.350, SLG: 0.418										4	0	0	0	0	2	3										
Inning Stats	R: 0 E: 0 K: 2 S: 9	H: 0 LOB: 0 BB: 0 P: 15	R: 0 E: 0 K: 1 S: 9	H: 1 LOB: 0 BB: 0 P: 12	R: 0 E: 0 K: 2 S: 8	H: 0 LOB: 0 BB: 0 P: 10	R: 0 E: 0 K: 1 S: 15	H: 1 LOB: 2 BB: 1 P: 27	R: 0 E: 0 K: 1 S: 10	H: 1 LOB: 0 BB: 0 P: 18	R: 2 E: 0 K: 1 S: 9	H: 1 LOB: 1 BB: 1 P: 22	R: 1 E: 0 K: 1 S: 9	H: 1 LOB: 1 BB: 1 P: 15	R: 4 E: 1 K: 0 S: 18	H: 3 LOB: 1 BB: 1 P: 38	R: 0 E: 0 K: 0 S: 11	H: 1 LOB: 2 BB: 1 P: 20	1B: 5 2B: 2 3B: 0 HR: 2	SF: 0 SAC: 1 DP: 1 HBP: 1	WP: 0 PB: 0 SB: 0 CS: 0	PA: 41				
PITCHER	IP	WLS	BF	H	R	ER	SO	BB	IBB	HBP	BLK	WP	HR	S	P	ERA	WHIP									
Chuck Finley, L ERA: 4.88	(1.1)	7.0	L	28	5	3	3	9	3	0	1	0	0	1	69	119	3.86	1.143								
Al Levine, R ERA: 3.59	(8.1)	1.0		8	3	4	0	0	0	1	0	0	0	1	18	38	0.00	3.000								
Lou Pote, R ERA: 3.48	(9.1)	1.0		5	1	0	0	0	0	1	0	0	0	0	11	20	0.00	1.000								

AB	34
R	7
H	9
RBI	7
BB	5
SO	9
LOB	12



Batter	1	2	3	4	5	6	7	8	9	AB	R	H	RBI	BB	SO	LOB	BOTTOM									
Trent Durrington, R OBP: 0.222, SLG: 0.226 Todd Greene, R OBP: 0.269, SLG: 0.435										4	0	0	0	0	1	2	Toronto Blue Jays @ Anaheim Angels Edison International Field, Anaheim, CA Wed Aug 25 1999, 4:05 PM EDT Att: 21,592 - Unknown - 84 F									
Jim Edmonds, L OBP: 0.333, SLG: 0.407										3	0	1	1	1	1	0										
Mo Vaughn, L OBP: 0.345, SLG: 0.453										3	0	1	1	1	2	1										
Tim Salmon, R OBP: 0.373, SLG: 0.485										3	0	0	0	1	2	3										
16 Garret Anderson, L OBP: 0.325, SLG: 0.465										4	0	0	0	0	1	3										
Troy Glaus, R OBP: 0.324, SLG: 0.451										4	0	0	0	0	1	0										
Orlando Palmeiro, L OBP: 0.367, SLG: 0.532										4	1	2	0	0	1	0										
Bengie Molina, R OBP: 0.241, SLG: 0.352 Matt Walbeck, S OBP: 0.307, SLG: 0.317										3	0	0	0	0	0	2										
Andy Sheets, R OBP: 0.244, SLG: 0.291 Jeff Huson, L OBP: 0.322, SLG: 0.323										2	1	0	0	1	0	1										
Inning Stats	R: 0 E: 0 K: 1 S: 9	H: 0 LOB: 2 BB: 2 P: 20	R: 0 E: 0 K: 0 S: 14	H: 1 LOB: 1 BB: 0 P: 18	R: 0 E: 0 K: 2 S: 8	H: 0 LOB: 0 BB: 0 P: 14	R: 0 E: 0 K: 0 S: 5	H: 0 LOB: 0 BB: 0 P: 9	R: 2 E: 0 K: 1 S: 14	H: 3 LOB: 2 BB: 1 P: 24	R: 0 E: 0 K: 1 S: 5	H: 0 LOB: 0 BB: 0 P: 9	R: 0 E: 0 K: 0 S: 7	H: 0 LOB: 0 BB: 0 P: 10	R: 0 E: 0 K: 3 S: 13	H: 0 LOB: 1 BB: 1 P: 20	R: 0 E: 0 K: 1 S: 14	H: 2 LOB: 2 BB: 0 P: 23	1B: 3 2B: 2 3B: 1 HR: 0	SF: 0 SAC: 0 DP: 0 HBP: 0	WP: 1 PB: 0 SB: 0 CS: 0	PA: 37				
PITCHER	IP	WLS	BF	H	R	ER	SO	BB	IBB	HBP	BLK	WP	HR	S	P	ERA	WHIP									
Joey Hamilton, R ERA: 6.19	(1.1)	7.0	W	28	4	2	2	5	3	0	0	0	0	1	62	104	2.57	1.000								
Graeme Lloyd, L ERA: 2.95	(8.1)	1.0		4	0	0	0	3	1	0	0	0	1	0	13	20	0.00	1.000								
Paul Quantrill, R ERA: 2.7	(9.1)	1.0		5	2	0	0	1	0	0	0	0	0	0	14	23	0.00	2.000								

AB	33
R	2
H	6
RBI	2
BB	4
SO	9
LOB	14



Batter	1	2	3	4	5	6	7	8	9	AB R H RBI BB SO LOB	TOP											
Mark McLemore, S (1, 4) OBP: 0.367, SLG: 0.377										5 1 2 0 0 2 2	Texas Rangers @ Toronto Blue Jays SkyDome, Toronto, ON Fri Aug 27 1999, 7:05 PM EDT Att: 30,181 - Unknown - 82 F											
Ivan Rodriguez, R (1, 2) OBP: 0.349, SLG: 0.548										4 2 2 0 1 0 1												
29 Rusty Greer, L (1, 7) OBP: 0.414, SLG: 0.490										4 1 1 0 1 1 2												
Juan Gonzalez, R (1, 9) OBP: 0.363, SLG: 0.560										4 1 1 1 1 1 3												
Rafael Palmeiro, L (1, 10) OBP: 0.426, SLG: 0.659										4 1 2 3 0 0 1												
Todd Zeile, R (1, 5) OBP: 0.366, SLG: 0.494										4 1 4 2 0 0 0												
Lee Stevens, L (1, 3) OBP: 0.350, SLG: 0.505										4 1 2 2 0 2 3												
Royce Clayton, R (1, 6) OBP: 0.315, SLG: 0.384										4 0 0 0 0 2 2												
Tom Goodwin, L (1, 8) OBP: 0.314, SLG: 0.317										4 0 0 0 0 1 2												
Inning Stats	R: 0 E: 0 K: 1 S: 9	H: 1 LOB: 1 BB: 0 P: 18	R: 2 E: 0 K: 1 S: 15	H: 2 LOB: 0 BB: 0 P: 21	R: 3 E: 0 K: 1 S: 19	H: 3 LOB: 1 BB: 1 P: 29	R: 0 E: 0 K: 0 S: 8	H: 0 LOB: 0 BB: 0 P: 11	R: 0 E: 0 K: 0 S: 6	H: 1 LOB: 0 BB: 0 P: 8	R: 1 E: 0 K: 3 S: 21	H: 3 LOB: 2 BB: 0 P: 30	R: 1 E: 0 K: 1 S: 13	H: 2 LOB: 2 BB: 1 P: 24	R: 0 E: 0 K: 1 S: 6	H: 0 LOB: 0 BB: 0 P: 9	R: 1 E: 0 K: 1 S: 10	H: 2 LOB: 2 BB: 1 P: 22	1B: 8 2B: 4 3B: 0 HR: 2	SF: 2 SAC: 0 DP: 0 HBP: 0	WP: 0 PB: 0 SB: 1 CS: 1	PA: 42
PITCHER	IP WLS BF H R ER SO BB IBB HBP BLK WP HR S P ERA WHIP											PITCHER	IP WLS BF H R ER SO BB IBB HBP BLK WP HR S P ERA WHIP									
Chris Carpenter, R (1, 1) ERA: 4.22	5.0 L 25 10 6 6 3 1 0 0 0 0 2 66 100 10.80 2.200																					
Paul Spoljarc, L (6, 1) ERA: 5.4	2.0 9 2 1 1 4 1 0 0 0 0 0 25 41 4.50 1.500																					
Pete Munro, R (8, 1) ERA: 5.11	2.0 8 2 1 1 2 1 0 0 0 0 0 16 31 4.50 1.500																					

AB	37
R	8
H	14
RBI	8
BB	3
SO	9
LOB	16



Batter	1	2	3	4	5	6	7	8	9	AB R H RBI BB SO LOB	BOTTOM											
Shannon Stewart, R (1, 7) OBP: 0.375, SLG: 0.422										4 0 1 0 0 2 0	Texas Rangers @ Toronto Blue Jays SkyDome, Toronto, ON Fri Aug 27 1999, 7:05 PM EDT Att: 30,181 - Unknown - 82 F											
Jacob Brumfield, R (1, 8) OBP: 0.313, SLG: 0.385										4 0 0 0 0 0 1												
Shawn Green, L (1, 9) OBP: 0.383, SLG: 0.603										4 0 1 0 0 1 1												
Carlos Delgado, L (1, 3) OBP: 0.371, SLG: 0.573										4 1 1 1 0 1 2												
Tony Fernandez, S (1, 5) OBP: 0.439, SLG: 0.477										3 1 1 0 1 0 1												
Darin Fletcher, L (1, 2) OBP: 0.330, SLG: 0.475										3 0 2 1 0 1 0												
Tony Batista, R (1, 6) OBP: 0.333, SLG: 0.516										3 0 0 0 0 2 3												
Willie Greene, L (1, 10) OBP: 0.277, SLG: 0.406										2 0 0 0 1 1 3												
Homer Bush, R (1, 4) OBP: 0.347, SLG: 0.415										3 0 0 0 0 0 2												
Inning Stats	R: 0 E: 0 K: 1 S: 8	H: 0 LOB: 0 BB: 0 P: 12	R: 0 E: 0 K: 2 S: 9	H: 0 LOB: 0 BB: 0 P: 13	R: 0 E: 0 K: 0 S: 6	H: 0 LOB: 1 BB: 1 P: 10	R: 0 E: 0 K: 1 S: 8	H: 0 LOB: 0 BB: 0 P: 12	R: 2 E: 0 K: 2 S: 11	H: 3 LOB: 1 BB: 0 P: 22	R: 0 E: 0 K: 0 S: 9	H: 1 LOB: 1 BB: 0 P: 17	R: 0 E: 0 K: 1 S: 12	H: 1 LOB: 1 BB: 1 P: 22	R: 0 E: 0 K: 1 S: 9	H: 0 LOB: 0 BB: 0 P: 12	R: 0 E: 0 K: 0 S: 6	H: 1 LOB: 0 BB: 0 P: 11	1B: 3 2B: 2 3B: 0 HR: 1	SF: 0 SAC: 0 DP: 3 HBP: 0	WP: 1 PB: 0 SB: 0 CS: 0	PA: 32
PITCHER	IP WLS BF H R ER SO BB IBB HBP BLK WP HR S P ERA WHIP											PITCHER	IP WLS BF H R ER SO BB IBB HBP BLK WP HR S P ERA WHIP									
Rick Helling, R (1, 1) ERA: 4.19	9.0 W 32 6 2 2 8 2 0 0 0 1 1 78 131 2.00 0.889																					

AB	30
R	2
H	6
RBI	2
BB	2
SO	8
LOB	13



Batter	1	2	3	4	5	6	7	8	9	AB	R	H	RBI	BB	SO	LOB	TOP																					
Luis Alica, S (1, 4) OBP: 0.314, SLG: 0.289										4	3	2	0	1	0	1	Texas Rangers @ Toronto Blue Jays SkyDome, Toronto, ON Sat Aug 28 1999, 4:05 PM EDT Att: 31,117 - Cloudy - 86 F																					
Ivan Rodriguez, R (1, 2) OBP: 0.351, SLG: 0.555										5	2	3	1	0	2	3																						
29 Rusty Greer, L (1, 7) OBP: 0.417, SLG: 0.495										4	1	3	3	1	0	0																						
Juan Gonzalez, R (1, 10) OBP: 0.361, SLG: 0.562										5	1	1	2	0	2	6																						
Rafael Palmeiro, L (1, 3) OBP: 0.426, SLG: 0.656										4	0	1	2	1	2	1																						
Todd Zeile, R (1, 5) OBP: 0.365, SLG: 0.489										4	0	0	0	1	1	3																						
Roberto Kelly, R (1, 9) OBP: 0.378, SLG: 0.456										5	1	2	0	0	1	3																						
Royce Clayton, R (1, 6) OBP: 0.314, SLG: 0.385										5	0	1	1	0	2	1																						
Tom Goodwin, L (1, 8) OBP: 0.312, SLG: 0.315										5	1	1	0	0	1	2																						
Inning Stats	R: 1 E: 0 K: 2 S: 22	H: 3 LOB: 3 BB: 1 P: 34	R: 4 E: 0 K: 2 S: 18	H: 3 LOB: 0 BB: 1 P: 31	R: 1 E: 0 K: 0 S: 14	H: 2 LOB: 1 BB: 0 P: 17	R: 1 E: 0 K: 1 S: 14	H: 1 LOB: 0 BB: 0 P: 22	R: 0 E: 0 K: 1 S: 7	H: 0 LOB: 0 BB: 0 P: 10	R: 1 E: 0 K: 1 S: 15	H: 2 LOB: 3 BB: 2 P: 26	R: 0 E: 0 K: 2 S: 9	H: 0 LOB: 0 BB: 0 P: 14	R: 1 E: 0 K: 1 S: 9	H: 2 LOB: 1 BB: 0 P: 13	R: 0 E: 0 K: 1 S: 10	H: 1 LOB: 1 BB: 0 P: 15	1B: 9 2B: 3 3B: 0 HR: 2	SF: 0 SAC: 0 DP: 0 HBP: 0	WP: 1 PB: 0 SB: 3 CS: 0	PA: 45																
PITCHER	IP	WLS	BF	H	R	ER	SO	BB	IBB	HBP	BLK	WP	HR	S	P	ERA	WHIP	PITCHER				IP	WLS	BF	H	R	ER	SO	BB	IBB	HBP	BLK	WP	HR	S	P	ERA	WHIP
David Wells, L (1, 1) ERA: 5.41	4.0	L	23	9	7	7	5	2	0	0	0	0	2	68	104	15.75	2.750																					
Kelvin Escobar, R (5, 1) ERA: 5.94	3.0		13	2	1	1	4	2	0	0	0	1	0	31	50	3.00	1.333																					
John Frascatore, R (8, 1) ERA: 3.86	1.0		5	2	1	1	1	0	0	0	0	0	0	9	13	9.00	2.000																					
Billy Koch, R (9, 1) ERA: 2.34	1.0		4	1	0	0	1	0	0	0	0	0	0	10	15	0.00	1.000																					

Batter	1	2	3	4	5	6	7	8	9	AB	R	H	RBI	BB	SO	LOB	BOTTOM																					
Shannon Stewart, R (1, 7) OBP: 0.379, SLG: 0.426										5	1	4	0	0	1	1	Texas Rangers @ Toronto Blue Jays SkyDome, Toronto, ON Sat Aug 28 1999, 4:05 PM EDT Att: 31,117 - Cloudy - 86 F																					
Brian McRae, S (1, 8) OBP: 0.320, SLG: 0.358										4	1	1	0	1	2	3																						
Shawn Green, L (1, 9) OBP: 0.381, SLG: 0.599										5	1	1	1	0	3	3																						
Carlos Delgado, L (1, 3) OBP: 0.369, SLG: 0.572										4	1	1	1	0	0	1																						
Tony Fernandez, S (1, 5) OBP: 0.441, SLG: 0.482										4	2	2	1	1	1	1																						
Darin Fletcher, L (1, 2) OBP: 0.334, SLG: 0.489										5	1	3	3	0	0	1																						
Tony Batista, R (1, 6) OBP: 0.332, SLG: 0.514										4	0	1	1	0	2	2																						
Willie Greene, L (1, 10) OBP: 0.273, SLG: 0.400										3	0	0	0	0	1	1																						
Jacob Brumfield, R (8, PH) OBP: 0.311, SLG: 0.383										1	0	0	0	0	0	1																						
Homer Bush, R (1, 4) OBP: 0.346, SLG: 0.416										4	0	1	0	0	2	3																						
Inning Stats	R: 0 E: 0 K: 2 S: 8	H: 1 LOB: 0 BB: 0 P: 16	R: 0 E: 0 K: 1 S: 7	H: 0 LOB: 1 BB: 1 P: 14	R: 0 E: 0 K: 1 S: 9	H: 1 LOB: 0 BB: 0 P: 13	R: 2 E: 0 K: 1 S: 14	H: 2 LOB: 0 BB: 0 P: 22	R: 0 E: 0 K: 2 S: 12	H: 1 LOB: 2 BB: 1 P: 20	R: 2 E: 0 K: 2 S: 14	H: 3 LOB: 1 BB: 0 P: 19	R: 0 E: 0 K: 1 S: 13	H: 1 LOB: 1 BB: 0 P: 20	R: 0 E: 1 K: 0 S: 9	H: 1 LOB: 2 BB: 0 P: 17	R: 3 E: 0 K: 2 S: 17	H: 4 LOB: 1 BB: 0 P: 25	1B: 7 2B: 7 3B: 0 HR: 1	SF: 2 SAC: 0 DP: 1 HBP: 0	WP: 1 PB: 1 SB: 0 CS: 1	PA: 43																
PITCHER	IP	WLS	BF	H	R	ER	SO	BB	IBB	HBP	BLK	WP	HR	S	P	ERA	WHIP	PITCHER				IP	WLS	BF	H	R	ER	SO	BB	IBB	HBP	BLK	WP	HR	S	P	ERA	WHIP
Aaron Sele, R (1, 1) ERA: 4.95	6.0	W	27	8	4	4	9	2	0	0	0	1	0	13	20	6.00	1.667																					
Tim Crabtree, R (7, 1) ERA: 2.77	1.0		4	1	0	0	1	0	0	0	0	1	0	13	20	0.00	1.000																					
Jeff Fassero, L (8, 1) ERA: 7.52	1.0		8	4	3	3	0	0	0	0	0	0	0	18	32	27.00	4.000																					
John Wetteland, R (9, 1) ERA: 3.96	1.0	S	4	1	0	0	2	0	0	0	0	0	0	8	10	0.00	1.000																					

AB	41
R	9
H	14
RBI	9
BB	4
SO	11
LOB	20



AB	39
R	7
H	14
RBI	7
BB	2
SO	12
LOB	17



Batter	1	2	3	4	5	6	7	8	9	AB	R	H	RBI	BB	SO	LOB	TOP										
Mark McLemore, S (1, 4) OBP: 0.364, SLG: 0.373	0-0 P9		1-1 P6		1-0 G3		1-1 F9	2-3 K		5	0	0	0	0	1	3											
Ivan Rodriguez, R (1, 2) OBP: 0.352, SLG: 0.553	0-1 1B		0-3 K		0-1 F8		1-1 BB 1B	3-3 K		5	0	2	0	0	2	3											
29 Rusty Greer, L (1, 7) OBP: 0.413, SLG: 0.489	1-1 F8		0-0 G4-3		2-2 L5		0-3 K	0-0 F7		5	0	0	0	0	1	5											
Juan Gonzalez, R (1, 9) OBP: 0.363, SLG: 0.564	2-0 P3			1-0 E 2B		2-2 L3 1B	4-0 BB		0-3 K	4	1	2	0	1	1	1											
Rafael Palmeiro, L (1, 10) OBP: 0.425, SLG: 0.652		4-2 1B BB		0-1 E8 HR 1B		3-1 L3	2-2 P3		2-2 F7	4	1	1	1	1	0	3											
Todd Zeile, R (1, 5) OBP: 0.387, SLG: 0.498		1-3 K		2-2 HR		1-0 BB 2B		2-1 1B HBP	2-1 F9	4	2	2	2	0	1	1											
Lee Stevens, L (1, 3) OBP: 0.354, SLG: 0.506		2-2 BB 1B		2-3 K		4-0 BB IBB		1-0 1B 1B		3	0	2	0	1	1	0											
Royce Clayton, R (1, 6) OBP: 0.318, SLG: 0.385		4-0 BB		0-0 G6-3		4-2 BB		0-0 1B 1B		2	0	1	1	2	0	0											
Tom Goodwin, L (1, 8) OBP: 0.311, SLG: 0.314		1-2 BB		1-3 K		1-0 F8		1-0 1B		4	0	1	0	0	1	5											
Inning Stats	R: 0 E: 0 K: 0 S: 6	H: 1 LOB: 1 BB: 0 P: 9	R: 0 E: 0 K: 2 S: 11	H: 1 LOB: 2 BB: 2 P: 23	R: 0 E: 0 K: 1 S: 6	H: 0 LOB: 0 BB: 0 P: 7	R: 3 E: 1 K: 1 S: 13	H: 3 LOB: 0 BB: 0 P: 19	R: 0 E: 0 K: 0 S: 8	H: 0 LOB: 0 BB: 0 P: 11	R: 0 E: 0 K: 0 S: 11	H: 2 LOB: 3 BB: 2 P: 25	R: 0 E: 0 K: 1 S: 10	H: 1 LOB: 2 BB: 1 P: 18	R: 1 E: 0 K: 2 S: 14	H: 3 LOB: 3 BB: 0 P: 23	R: 0 E: 0 K: 1 S: 10	H: 0 LOB: 0 BB: 0 P: 14	1B: 8 2B: 3 3B: 0 HR: 1	SF: 0 SAC: 0 DP: 1 HBP: 1	WP: 0 PB: 0 SB: 0 CS: 0	PA: 42					
PITCHER	IP	WLS	BF	H	R	ER	SO	BB	IBB	HBP	BLK	WP	HR	S	P	ERA	WHIP										
32 Roy Halladay, R (1, 1) ERA: 4.35	6.2	L	31	8	3	3	5	4	1	0	0	0	1	62	107	4.05	1.800										
Graeme Lloyd, L (7, 1) ERA: 3.12	0.1		5	3	1	1	0	0	0	1	0	0	0	7	13	27.00	9.000										
Paul Quantrill, R (8, 1) ERA: 2.55	2.0		6	0	0	0	3	0	0	0	0	0	0	20	29	0.00	0.000										

Texas Rangers @ Toronto Blue Jays
SkyDome, Toronto, ON
Sun Aug 29 1999, 1:05 PM EDT
Att: 30,502 - Sunny - 70 F

AB 36
R 4
H 11
RBI 4
BB 5
SO 8
LOB 21





Batter	1	2	3	4	5	6	7	8	9	AB	R	H	RBI	BB	SO	LOB	BOTTOM										
Shannon Stewart, R (1, 7) OBP: 0.378, SLG: 0.424	1-1 BB 1B 1B		1-0 F9		0-3 K		0-0 FC5-4			4	1	1	0	0	1	2											
Homer Bush, R (1, 4) OBP: 0.345, SLG: 0.414	2-2 1B BB G1-2-3 1B		2-2 F9		2-1 FC4			2-1 G4-3		4	0	1	0	0	0	1											
Shawn Green, L (1, 9) OBP: 0.380, SLG: 0.595	4-1 G1-2-3 1B BB		1-1 G6-3			2-1 P5		0-0 G3-1		3	0	0	0	1	0	0											
Carlos Delgado, L (1, 3) OBP: 0.369, SLG: 0.569	1-0 G1-2-3 1B			3-2 G6-3		2-2 G4-3		1-1 L3		4	0	1	1	0	0	0											
Tony Batista, R (1, 6) OBP: 0.336, SLG: 0.518	3-3 K			2-2 1B		0-0 1B			0-2 G3 SF7 2B	4	1	3	0	0	1	3											
Willie Greene, L (1, 10) OBP: 0.288, SLG: 0.392	2-1 G1-2-3			0-0 F8		3-2 G4-3			1-1 G3	4	0	0	0	0	0	6											
Jacob Brumfield, R (1, 8) OBP: 0.304, SLG: 0.375		2-0 F7		0-0 P3			1-1 P3		2-2 SF7	3	0	0	1	0	0	1											
Mike Matheny, R (1, 2) OBP: 0.279, SLG: 0.318		0-0 G6-3			1-1 G4-3		2-2 F7		2-2 1B	3	0	0	0	0	0	0											
Darin Fletcher, L (9, PH) OBP: 0.336, SLG: 0.491										1	0	1	0	0	0	0											
Casey Blake, R (1, 5) OBP: 0.273, SLG: 0.200		2-3 K			2-2 FC4 1B		2-2 FC5-4 1B		1-3 K	3	0	2	0	0	1	0											
Brian McRae, S (9, PH) OBP: 0.320, SLG: 0.357										1	0	0	0	0	1	1											
Inning Stats	R: 1 E: 0 K: 1 S: 12	H: 3 LOB: 2 BB: 1 P: 25	R: 0 E: 0 K: 1 S: 5	H: 0 LOB: 0 BB: 0 P: 9	R: 0 E: 0 K: 0 S: 6	H: 0 LOB: 0 BB: 0 P: 10	R: 0 E: 0 K: 0 S: 8	H: 1 LOB: 1 BB: 0 P: 13	R: 0 E: 0 K: 1 S: 12	H: 1 LOB: 1 BB: 0 P: 17	R: 0 E: 0 K: 0 S: 10	H: 1 LOB: 1 BB: 0 P: 17	R: 0 E: 0 K: 0 S: 11	H: 1 LOB: 1 BB: 0 P: 16	R: 0 E: 0 K: 0 S: 5	H: 0 LOB: 0 BB: 0 P: 8	R: 1 E: 0 K: 1 S: 18	H: 2 LOB: 1 BB: 0 P: 24	1B: 8 2B: 1 3B: 0 HR: 0	SF: 1 SAC: 0 DP: 1 HBP: 0	WP: 0 PB: 0 SB: 0 CS: 0	PA: 36					
PITCHER	IP	WLS	BF	H	R	ER	SO	BB	IBB	HBP	BLK	WP	HR	S	P	ERA	WHIP										
John Burkett, R (1, 1) ERA: 6.13	6.2	W	27	7	1	1	3	1	0	0	0	0	0	1	1	0.00	0.000										
Tim Lincecum, R (7, 1) ERA: 2.75	0.1	H	1	0	0	0	0	0	0	0	0	0	0	1	1	0.00	0.000										
59 Jeff Zimmerman, R (8, 1) ERA: 1.16	1.0	H	3	0	0	0	0	0	0	0	0	0	0	5	8	0.00	0.000										
John Wetteland, R (9, 1) ERA: 4.05	1.0	S	5	2	1	1	1	0	0	0	0	0	0	18	24	9.00	2.000										

Texas Rangers @ Toronto Blue Jays
SkyDome, Toronto, ON
Sun Aug 29 1999, 1:05 PM EDT
Att: 30,502 - Sunny - 70 F

AB 34
R 2
H 9
RBI 2
BB 1
SO 4
LOB 14



Batter	1	2	3	4	5	6	7	8	9	AB	R	H	RBI	BB	SO	LOB	TOP										
Jacque Jones, L (1, 8) OBP: 0.311, SLG: 0.424	G4-3		G1-3			G4-3			F7	4	0	0	0	0	0	0	Minnesota Twins @ Toronto Blue Jays SkyDome, Toronto, ON Mon Aug 30 1999, 7:05 PM EDT Att: 22,137 - Unknown - 66 F AB 30 R 1 H 5 RBI 1 BB 1 SO 4 LOB 6 										
Chad Allen, R (1, 7) OBP: 0.325, SLG: 0.388	F9		G4-3			G3			FC4-6 BB	3	0	0	0	1	0												
Matt Lawton, L (1, 9) OBP: 0.351, SLG: 0.365	1B				F7				FC4-6 1-2	4	0	1	0	0	1												
Marty Cordova, R (1, 10) OBP: 0.371, SLG: 0.477	F9				G4-3				G6-3	4	0	0	0	0	2												
Todd Walker, L (1, 4) OBP: 0.345, SLG: 0.410										3	0	1	0	0	1												
Ron Coomer, R (1, 3) OBP: 0.306, SLG: 0.444										3	1	1	1	0	0												
Corey Koskie, L (1, 5) OBP: 0.380, SLG: 0.474										3	0	2	0	0	0												
Terry Steinbach, R (1, 2) OBP: 0.365, SLG: 0.407										3	0	0	0	0	2												
Denny Hocking, S (8, PR) OBP: 0.322, SLG: 0.382										0	0	0	0	0	0												
Cristian Guzman, S (1, 6) OBP: 0.283, SLG: 0.299										2	0	0	0	0	0												
Doug Mientkiewicz, L (8, PH) OBP: 0.317, SLG: 0.322										0	0	0	0	0	0												
Toni Hunter, R (8, PH) OBP: 0.311, SLG: 0.364										1	0	0	0	0	1												
Javier Valentin, S (8, 2) OBP: 0.322, SLG: 0.421										0	0	0	0	0	0												
Inning Stats	R: 0 E: 0 K: 0 S: 15	H: 1 LOB: 1 BB: 0 P: 23	R: 0 E: 0 K: 1 S: 14	H: 2 LOB: 1 BB: 0 P: 21	R: 0 E: 0 K: 0 S: 7	H: 0 LOB: 0 BB: 0 P: 11	R: 0 E: 0 K: 1 S: 12	H: 0 LOB: 0 BB: 0 P: 18	R: 1 E: 0 K: 1 S: 12	H: 1 LOB: 0 BB: 0 P: 20	R: 0 E: 0 K: 0 S: 7	H: 0 LOB: 0 BB: 0 P: 12	R: 0 E: 0 K: 0 S: 6	H: 0 LOB: 0 BB: 0 P: 9	R: 0 E: 0 K: 0 S: 9	H: 1 LOB: 1 BB: 0 P: 13	R: 0 E: 0 K: 0 S: 7	H: 0 LOB: 1 BB: 1 P: 11	1B: 3 2B: 1 3B: 0 HR: 1	SF: 0 SAC: 0 DP: 1 HBP: 0	WP: 0 PB: 0 SB: 1 CS: 0	PA: 31					
PITCHER	IP	WLS	BF	H	R	ER	SO	BB	IBB	HBP	BLK	WP	HR	S	P	ERA	WHIP										
Pat Hentgen, R (1, 1) ERA: 5.05	7.1	W	26	5	1	1	4	0	0	0	0	0	1	80	123	1.23	0.682										
Graeme Lloyd, L (8, 1) ERA: 3.05	0.2	H	1	0	0	0	0	0	0	0	0	0	0	2	4	0.00	0.000										
Billy Koch, R (9, 1) ERA: 2.29	1.0	S	4	0	0	0	0	1	0	0	0	0	0	7	11	0.00	1.000										

Batter	1	2	3	4	5	6	7	8	9	AB	R	H	RBI	BB	SO	LOB	BOTTOM										
Shannon Stewart, R (1, 7) OBP: 0.375, SLG: 0.421	L5		G5-3			G5-3			G1-3	4	0	0	0	0	0	1	Minnesota Twins @ Toronto Blue Jays SkyDome, Toronto, ON Mon Aug 30 1999, 7:05 PM EDT Att: 22,137 - Unknown - 66 F AB 24 R 2 H 2 RBI 2 BB 3 SO 4 LOB 3 										
10 Vernon Wells, R (1, 8) OBP: 0.375, SLG: 0.421	K					G5-3				3	0	0	0	0	2	0											
Shawn Green, L (1, 9) OBP: 0.380, SLG: 0.593	1B BB		L7			G6-3				2	1	0	0	1	0	0											
Carlos Delgado, L (1, 3) OBP: 0.370, SLG: 0.568	1B BB									1	0	0	0	2	0	0											
Tony Fernandez, S (1, 5) OBP: 0.440, SLG: 0.481										3	0	1	1	0	0	1											
Darin Fletcher, L (1, 2) OBP: 0.333, SLG: 0.486										3	0	0	0	0	1	1											
Tony Batista, R (1, 6) OBP: 0.336, SLG: 0.524										3	1	1	1	0	1	0											
Willie Greene, L (1, 10) OBP: 0.265, SLG: 0.387										3	0	0	0	0	0	0											
Homer Bush, R (1, 4) OBP: 0.345, SLG: 0.411										2	0	0	0	0	0	0											
Inning Stats	R: 1 E: 0 K: 1 S: 11	H: 1 LOB: 2 BB: 2 P: 23	R: 1 E: 0 K: 1 S: 12	H: 1 LOB: 0 BB: 0 P: 20	R: 0 E: 0 K: 1 S: 7	H: 0 LOB: 0 BB: 0 P: 9	R: 0 E: 0 K: 0 S: 9	H: 0 LOB: 0 BB: 1 P: 16	R: 0 E: 0 K: 0 S: 5	H: 0 LOB: 0 BB: 0 P: 8	R: 0 E: 0 K: 0 S: 9	H: 0 LOB: 0 BB: 0 P: 13	R: 0 E: 0 K: 0 S: 11	H: 0 LOB: 0 BB: 0 P: 17	R: 0 E: 0 K: 1 S: 8	H: 0 LOB: 1 BB: 0 P: 14		R: 0 E: 0 K: 1 S: 8	H: 0 LOB: 0 BB: 0 P: 14	1B: 1 2B: 0 3B: 0 HR: 1	SF: 0 SAC: 0 DP: 1 HBP: 1	WP: 0 PB: 0 SB: 0 CS: 0	PA: 28				
PITCHER	IP	WLS	BF	H	R	ER	SO	BB	IBB	HBP	BLK	WP	HR	S	P	ERA	WHIP										
54 Jason Ryan, R (1, 1) ERA: 3.65	8.0	L	28	2	2	2	4	3	0	1	0	0	1	72	120	2.25	0.625										

Batter	1	2	3	4	5	6	7	8	9	AB	R	H	RBI	BB	SO	LOB	TOP					
Jacque Jones, L OBP: 0.323, SLG: 0.441	4-2 3B BB	1-0 3-H 1B	1-2 G4-3	1-0 1-H HR			2-2 G4-6-3 1B		4-2 2B SF7 BB	4	3	4	2	0	2		Minnesota Twins @ Toronto Blue Jays SkyDome, Toronto, ON Tue Aug 31 1999, 7:05 PM EDT Att: 23,136 - Unknown - 75 F					
Cristian Guzman, S OBP: 0.283, SLG: 0.305 Denny Hocking, S OBP: 0.322, SLG: 0.385	1-0 2B 3B	1-2 F9		E5 SF7			0-2 G4-6-3 1-2		2-2 2B	3	2	1	1	0	0	2						
Matt Lawton, L OBP: 0.348, SLG: 0.363	0-2 G5-3	3-1 G3		1-1 SF7 1B	2-2 G6-3		1-1 F9		2-0 SF7	5	1	1	1	0	0	3						
Marty Cordova, R OBP: 0.368, SLG: 0.481	2-1 G1-3		2-1 HR	2-2 SF7 1B	1-2 G1-3			0-0 G5-3	0-0 P4	5	1	1	2	0	0	2						
Todd Walker, L OBP: 0.348, SLG: 0.415	1-0 2B		1-2 2B 1B	1-2 K	0-1 L6			2-2 L4-6 1B		5	1	3	1	0	1	1						
Terry Steinbach, R OBP: 0.372, SLG: 0.416 Javier Valentin, S OBP: 0.322, SLG: 0.421	1-3 K		0-0 FC3-6 2B	4-0 1B 1B BB		2-1 G6-3 1B		1-0 1B	1-2 1B	4	1	3	1	1	1	1						
Corey Koskie, L OBP: 0.380, SLG: 0.471		0-0 G4-3	4-1 FC3-6 BB	0-0 1B 1B		2-2 G6-3 1-2		0-2 L4-6		4	1	1	1	1	0	3						
Tori Hunter, R OBP: 0.315, SLG: 0.368	1-1 1B 1B		0-3 K	1-1 1B HR 1B		1-0 1B			0-0 F9	5	2	3	0	0	1	2						
Doug Mientkiewicz, L OBP: 0.321, SLG: 0.327	1-3 1B		2-2 FC3-6	1-2 HR 1B		0-3 K			2-0 BB 1B	5	2	3	2	0	1	3						
Inning Stats	R: 2 E: 0 K: 1 S: 15	H: 2 LOB: 1 BB: 1 P: 24	R: 1 E: 0 K: 0 S: 10	H: 3 LOB: 2 BB: 0 P: 16	R: 2 E: 0 K: 1 S: 16	H: 3 LOB: 2 BB: 1 P: 26	R: 7 E: 1 K: 2 S: 25	H: 5 LOB: 0 BB: 1 P: 41	R: 0 E: 0 K: 0 S: 8	H: 0 LOB: 0 BB: 0 P: 11	R: 0 E: 0 K: 1 S: 9	H: 2 LOB: 1 BB: 0 P: 14	R: 0 E: 0 K: 0 S: 8	H: 1 LOB: 0 BB: 0 P: 11	R: 0 E: 0 K: 0 S: 8	H: 2 LOB: 1 BB: 0 P: 11		R: 2 E: 0 K: 0 S: 9	H: 2 LOB: 1 BB: 1 P: 19	1B: 14 2B: 4 3B: 1 HR: 2	SF: 2 SAC: 0 DP: 3 HBP: 0	WP: 0 PB: 0 SB: 0 CS: 0
PITCHER	IP WLS BF H R ER SO BB IBB HBP BLK WP HR S P ERA WHIP	IP WLS BF H R ER SO BB IBB HBP BLK WP HR S P ERA WHIP	IP WLS BF H R ER SO BB IBB HBP BLK WP HR S P ERA WHIP	IP WLS BF H R ER SO BB IBB HBP BLK WP HR S P ERA WHIP	IP WLS BF H R ER SO BB IBB HBP BLK WP HR S P ERA WHIP	IP WLS BF H R ER SO BB IBB HBP BLK WP HR S P ERA WHIP	IP WLS BF H R ER SO BB IBB HBP BLK WP HR S P ERA WHIP	IP WLS BF H R ER SO BB IBB HBP BLK WP HR S P ERA WHIP	IP WLS BF H R ER SO BB IBB HBP BLK WP HR S P ERA WHIP	IP WLS BF H R ER SO BB IBB HBP BLK WP HR S P ERA WHIP	IP WLS BF H R ER SO BB IBB HBP BLK WP HR S P ERA WHIP	IP WLS BF H R ER SO BB IBB HBP BLK WP HR S P ERA WHIP	IP WLS BF H R ER SO BB IBB HBP BLK WP HR S P ERA WHIP	IP WLS BF H R ER SO BB IBB HBP BLK WP HR S P ERA WHIP	IP WLS BF H R ER SO BB IBB HBP BLK WP HR S P ERA WHIP	IP WLS BF H R ER SO BB IBB HBP BLK WP HR S P ERA WHIP	IP WLS BF H R ER SO BB IBB HBP BLK WP HR S P ERA WHIP					
Joey Hamilton, R ERA: 6.52	2.0	1.2	5.1																			
Paul Spoljaric, L ERA: 5.25																						
Pete Munro, R ERA: 4.89																						

AB	43
R	14
H	20
RBI	14
BB	4
SO	5
LOB	20



Batter	1	2	3	4	5	6	7	8	9	AB	R	H	RBI	BB	SO	LOB	BOTTOM					
Shannon Stewart, R OBP: 0.372, SLG: 0.418	1-0 G6-3		1-3 K			0-0 F9		1-3 K	0-0 F9	5	0	0	0	0	2	2	Minnesota Twins @ Toronto Blue Jays SkyDome, Toronto, ON Tue Aug 31 1999, 7:05 PM EDT Att: 23,136 - Unknown - 75 F					
10 Vernon Wells, R	0-1 F9			1-0 P3		1-3 K		1-1 G3-1		4	0	0	0	0	1	0						
Shawn Green, L OBP: 0.379, SLG: 0.590	0-1 G4-3			1-1 G6-3		0-1 G3		1-0 1B		4	0	1	0	0	0	0						
Carlos Delgado, L OBP: 0.369, SLG: 0.566		1-1 L7		1-2 G6-3		2-0 2B 1B		2-3 K		4	1	1	0	0	1	1						
Tony Fernandez, S OBP: 0.439, SLG: 0.478 Chris Woodward, R OBP: 0.296, SLG: 0.292		1-2 G6-3			4-2 1B BB		0-3 K		0-3 K	2	0	0	0	1	1	1						
Darin Fletcher, L OBP: 0.338, SLG: 0.492		1-0 1B		1-2 P5		0-0 1B 2B		1-1 FC5-4 1B		4	1	3	0	0	0	1						
Tony Batista, R OBP: 0.335, SLG: 0.522		3-2 G4-3			0-0 P4		0-0 G3 1B		1-0 FC5-4 1B	4	1	1	1	0	0	3						
Willie Greene, L OBP: 0.269, SLG: 0.389			3-2 G4-3		2-2 1B		2-3 3-H 2-1 G3		0-1 1B	4	0	2	1	0	0	1						
Homer Bush, R OBP: 0.344, SLG: 0.410			2-2 G6-3		0-0 F9		1-2 3-H 1-2 P4		0-0 1B	4	0	1	1	0	0	3						
Inning Stats	R: 0 E: 0 K: 0 S: 5	H: 0 LOB: 0 BB: 0 P: 6	R: 0 E: 0 K: 0 S: 12	H: 1 LOB: 1 BB: 0 P: 18	R: 0 E: 0 K: 1 S: 10	H: 0 LOB: 0 BB: 0 P: 16	R: 0 E: 0 K: 0 S: 6	H: 0 LOB: 0 BB: 0 P: 9	R: 0 E: 0 K: 1 S: 10	H: 1 LOB: 2 BB: 1 P: 17	R: 0 E: 0 K: 1 S: 8	H: 0 LOB: 0 BB: 0 P: 9	R: 2 E: 0 K: 1 S: 13	H: 3 LOB: 1 BB: 0 P: 18	R: 0 E: 0 K: 2 S: 9	H: 1 LOB: 1 BB: 0 P: 14		R: 1 E: 0 K: 1 S: 11	H: 3 LOB: 2 BB: 0 P: 13	1B: 8 2B: 1 3B: 0 HR: 0	SF: 0 SAC: 0 DP: 0 HBP: 0	WP: 0 PB: 0 SB: 0 CS: 0
PITCHER	IP WLS BF H R ER SO BB IBB HBP BLK WP HR S P ERA WHIP	IP WLS BF H R ER SO BB IBB HBP BLK WP HR S P ERA WHIP	IP WLS BF H R ER SO BB IBB HBP BLK WP HR S P ERA WHIP	IP WLS BF H R ER SO BB IBB HBP BLK WP HR S P ERA WHIP	IP WLS BF H R ER SO BB IBB HBP BLK WP HR S P ERA WHIP	IP WLS BF H R ER SO BB IBB HBP BLK WP HR S P ERA WHIP	IP WLS BF H R ER SO BB IBB HBP BLK WP HR S P ERA WHIP	IP WLS BF H R ER SO BB IBB HBP BLK WP HR S P ERA WHIP	IP WLS BF H R ER SO BB IBB HBP BLK WP HR S P ERA WHIP	IP WLS BF H R ER SO BB IBB HBP BLK WP HR S P ERA WHIP	IP WLS BF H R ER SO BB IBB HBP BLK WP HR S P ERA WHIP	IP WLS BF H R ER SO BB IBB HBP BLK WP HR S P ERA WHIP	IP WLS BF H R ER SO BB IBB HBP BLK WP HR S P ERA WHIP	IP WLS BF H R ER SO BB IBB HBP BLK WP HR S P ERA WHIP	IP WLS BF H R ER SO BB IBB HBP BLK WP HR S P ERA WHIP	IP WLS BF H R ER SO BB IBB HBP BLK WP HR S P ERA WHIP						
Brad Radke, R ERA: 3.93	7.0	1.0	1.0																			
Travis Miller, L ERA: 1.91																						
Mike Trombley, R ERA: 3.97																						

AB	36
R	3
H	9
RBI	3
BB	1
SO	6
LOB	12



Batter	1	2	3	4	5	6	7	8	9	AB	R	H	RBI	BB	SO	LOB	TOP								
Jacque Jones, L (1, 8) OBP: 0.327, SLG: 0.444 Chad Allen, R (8, FH) OBP: 0.324, SLG: 0.387	0-0 CS 1B		3-2 F8			0-1 G1-3 1B		3-1 L4-3		3	0	2	0	0	0	0									
Denny Hocking, S (1, 4) OBP: 0.318, SLG: 0.380	0-1 SAFE F9			2-1 L3		1-1 G1-3		0-0 G5-3		4	0	0	0	0	0	2									
Matt Lawton, L (1, 9) OBP: 0.344, SLG: 0.358	2-1 G4-3			1-2 P2		3-2 F7			3-3 K	4	0	0	0	0	1	2									
Ron Coomer, R (1, 5) OBP: 0.308, SLG: 0.447		2-1 1B		1-1 2B		3-1 F8			2-2 G6-3	4	0	2	0	0	0	1									
Todd Walker, L (1, 10) OBP: 0.347, SLG: 0.412	0-0 L9			4-1 BB			1-1 G3		0-2 F8	3	0	0	0	1	0	1									
Terry Steinbach, R (1, 2) OBP: 0.389, SLG: 0.411	1-1 P2			3-2 P6			0-0 G6-3			3	0	0	0	0	0	3									
Doug Mientkiewicz, L (1, 3) OBP: 0.322, SLG: 0.325	1-2 F9				3-2 F8			4-2 WP BB		2	0	0	0	1	0	1									
Tori Hunter, R (1, 7) OBP: 0.312, SLG: 0.364			1-0 G5-3		2-2 G6-3		3-3 K			3	0	0	0	0	1	1									
Cristian Guzman, S (1, 6) OBP: 0.284, SLG: 0.305			1-2 G4-3		0-0 G6-3			1-1 L4-3 1B		3	0	1	0	0	0	0									
Inning Stats	R: 0 E: 0 K: 0 S: 5	H: 1 LOB: 0 BB: 0 P: 7	R: 0 E: 0 K: 0 S: 11	H: 1 LOB: 1 BB: 0 P: 15	R: 0 E: 0 K: 0 S: 7	H: 0 LOB: 0 BB: 0 P: 12	R: 0 E: 0 K: 0 S: 14	H: 1 LOB: 2 BB: 1 P: 25	R: 0 E: 0 K: 0 S: 8	H: 0 LOB: 0 BB: 0 P: 13	R: 0 E: 0 K: 0 S: 10	H: 1 LOB: 1 BB: 0 P: 17	R: 0 E: 0 K: 0 S: 10	H: 0 LOB: 1 BB: 1 P: 18	R: 0 E: 0 K: 0 S: 5	H: 1 LOB: 0 BB: 0 P: 9	R: 0 E: 0 K: 1 S: 12	H: 0 LOB: 0 BB: 0 P: 17	1B: 4 2B: 2 3B: 0 HR: 0	SF: 0 SAC: 0 DP: 1 HBP: 0	WP: 1 PB: 0 SB: 0 CS: 1	PA: 32			
PITCHER	IP	WLS	BF	H	R	ER	SO	BB	IBB	HBP	BLK	WP	HR	S	P	ERA	WHIP								
Kelvin Escobar, R (1, 1) ERA: 5.66	7.0	W	26	4	0	0	1	2	0	0	0	1	0	65	107	0.00	0.857								
Graeme Lloyd, L (8, 1) ERA: 3.03	1.0		3	1	0	0	0	0	0	0	0	0	0	5	9	0.00	1.000								
Billy Koch, R (9, 1) ERA: 2.25	1.0		3	0	0	0	1	0	0	0	0	0	0	12	17	0.00	0.000								

Minnesota Twins @ Toronto Blue Jays
 SkyDome, Toronto, ON
 Wed Sep 01 1999, 7:05 PM EDT
 Att: 23,145 - Unknown - 76 F

AB	30
R	0
H	5
RBI	0
BB	2
SO	2
LOB	12

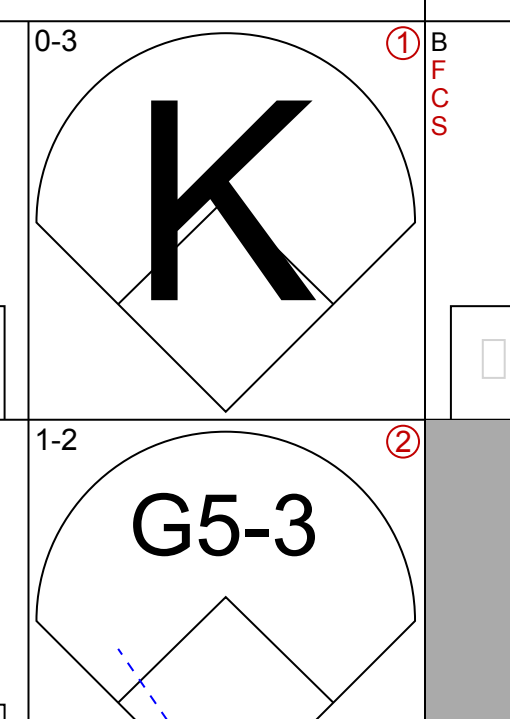
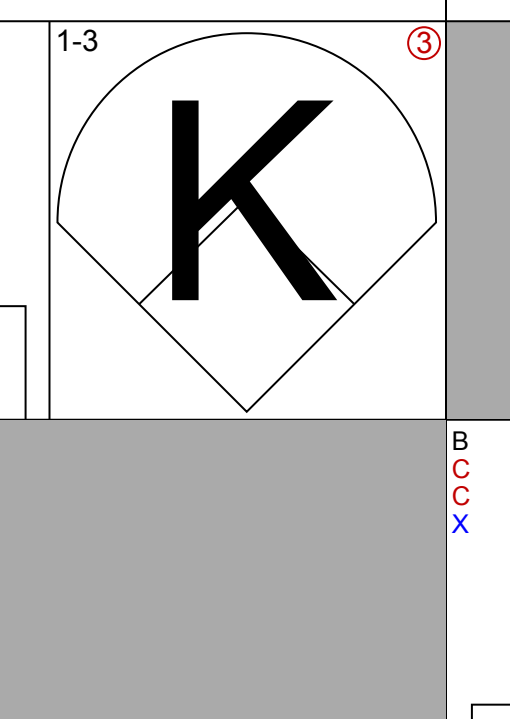
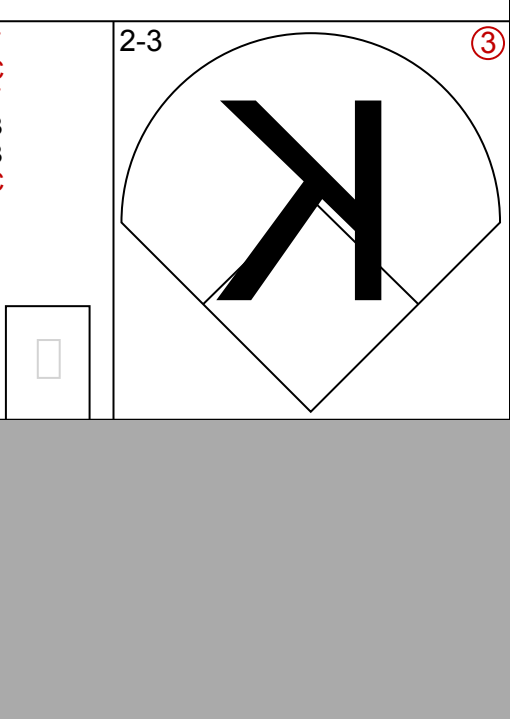
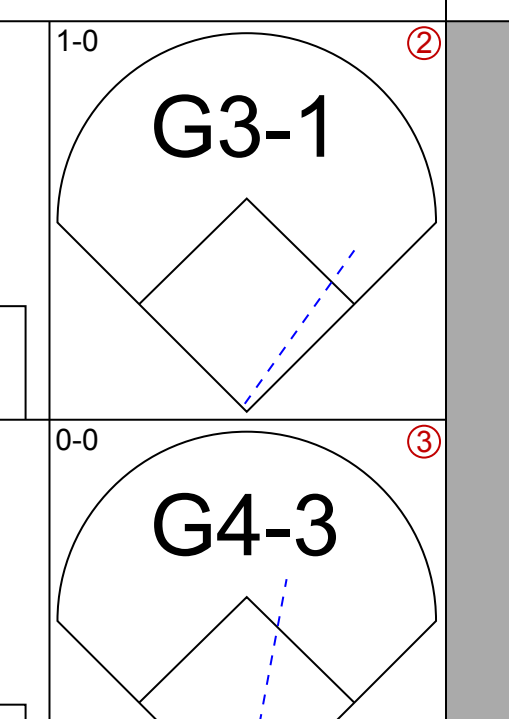
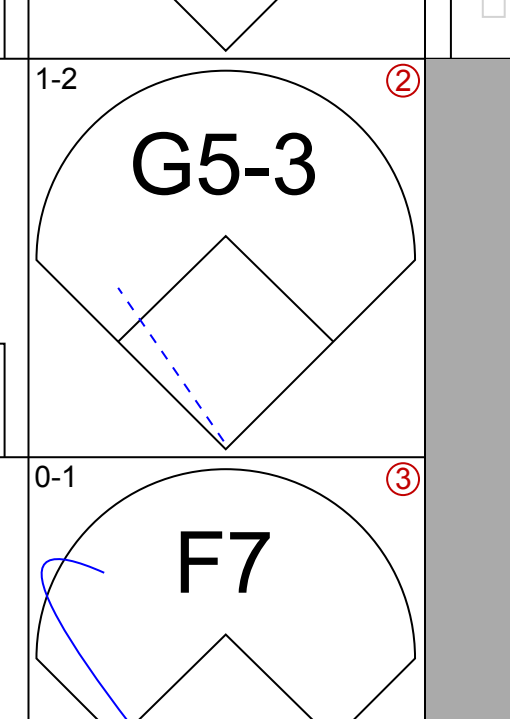
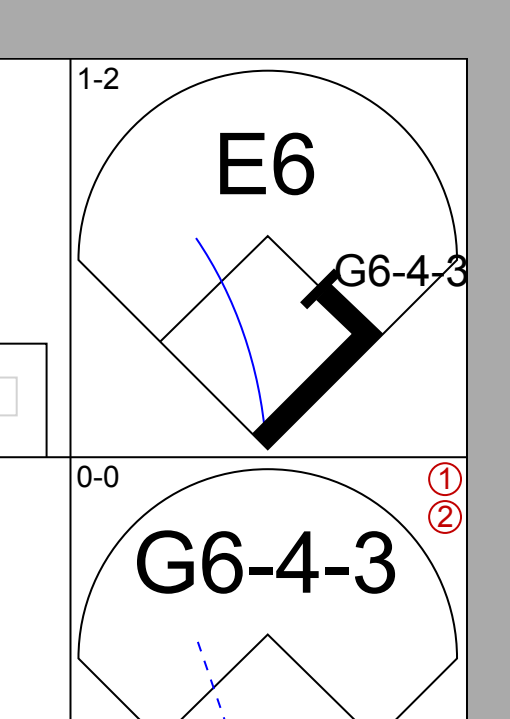
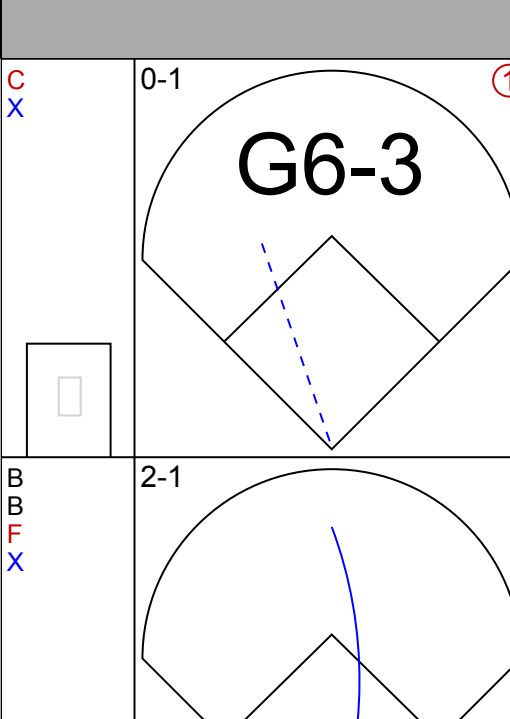
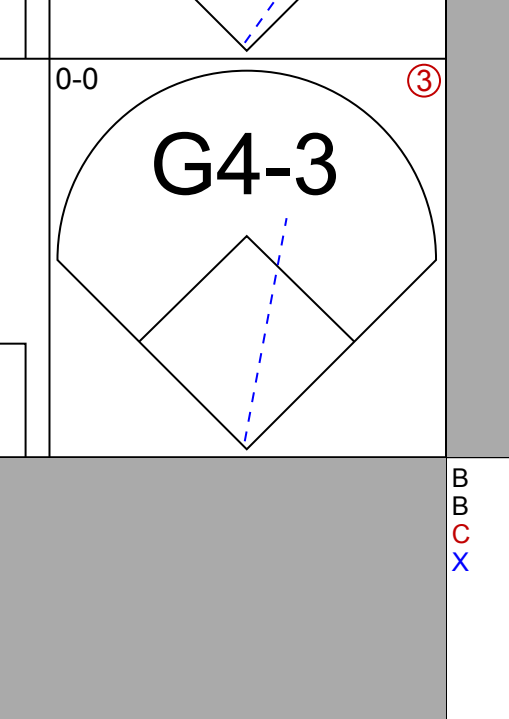
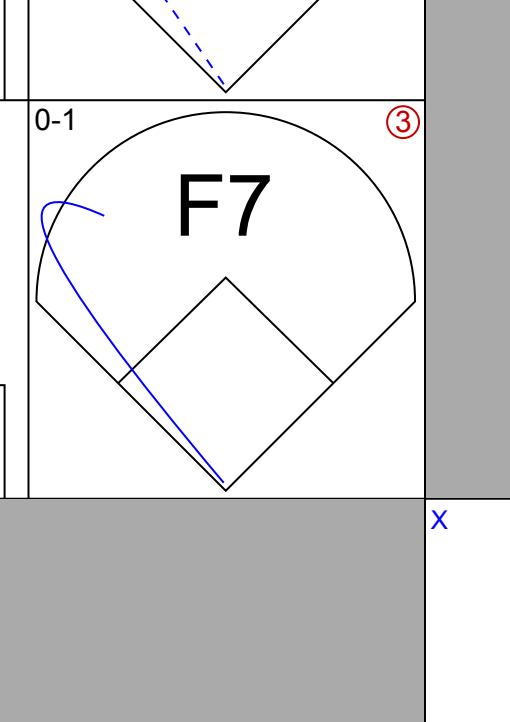
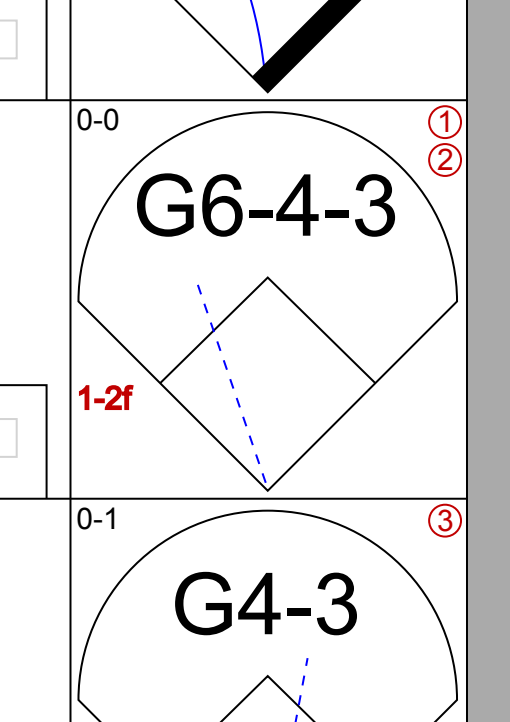
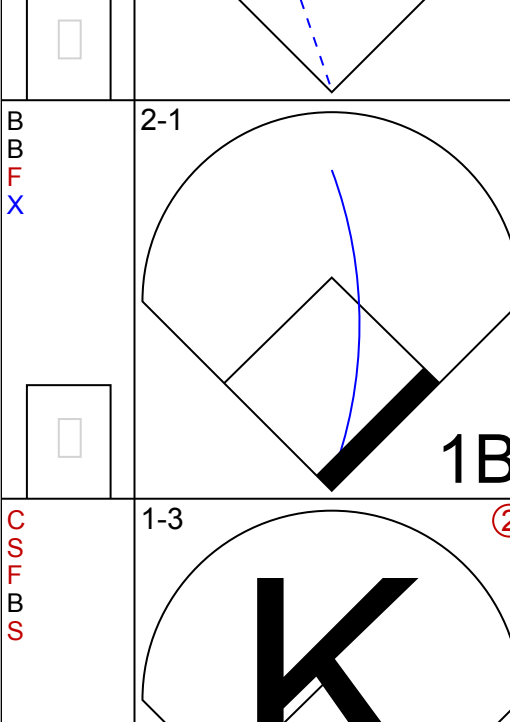
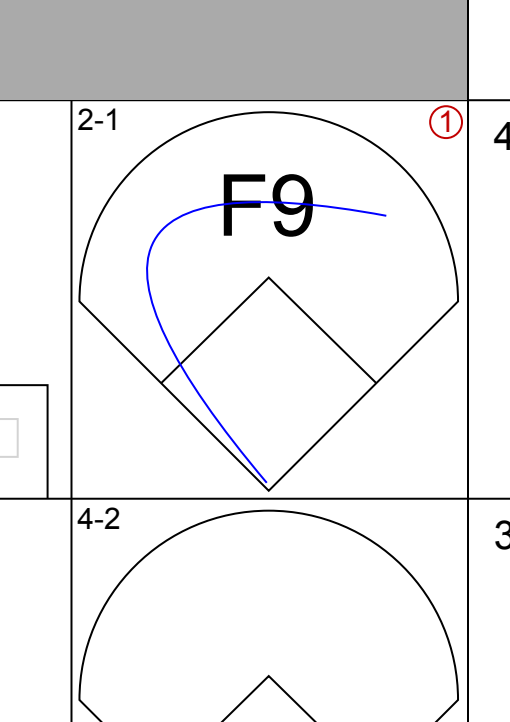
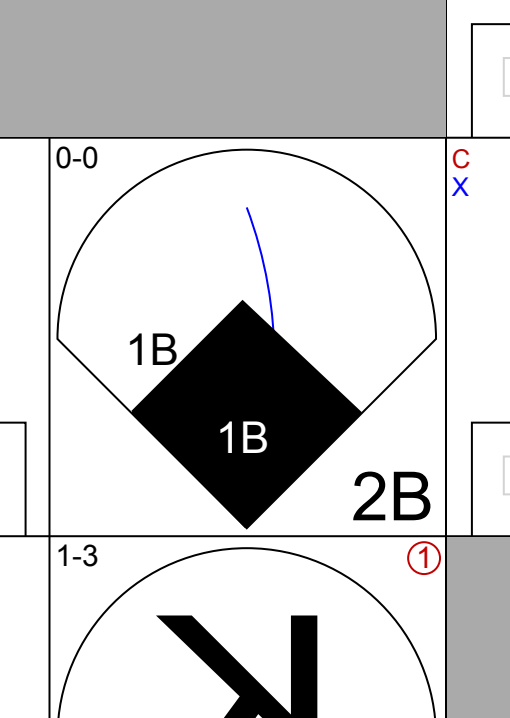
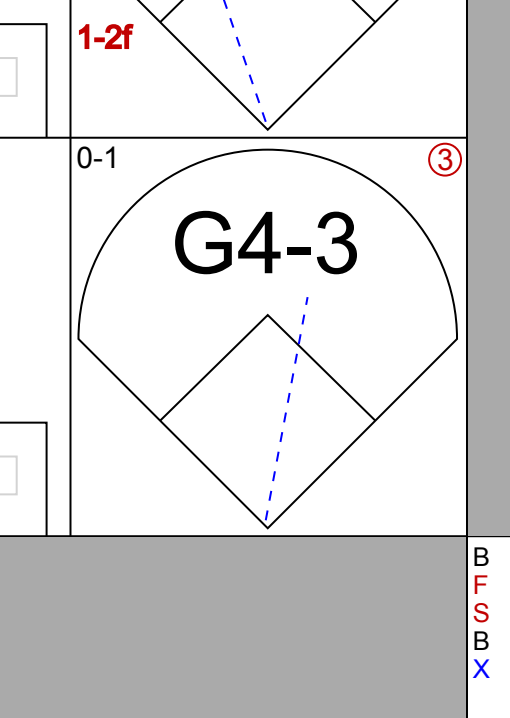
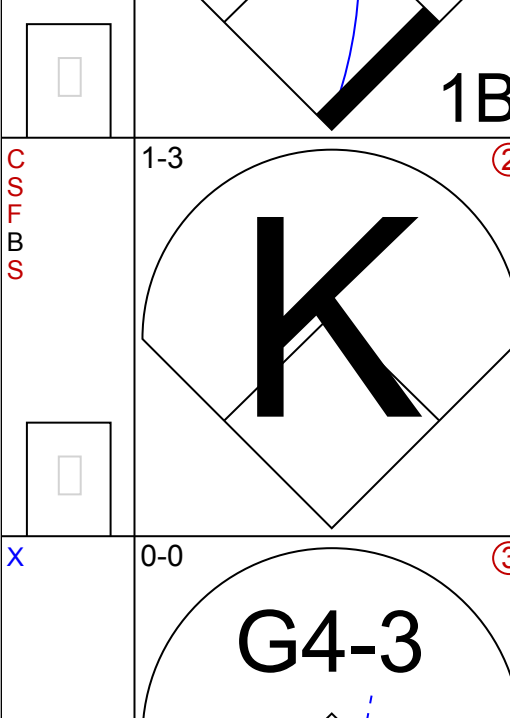
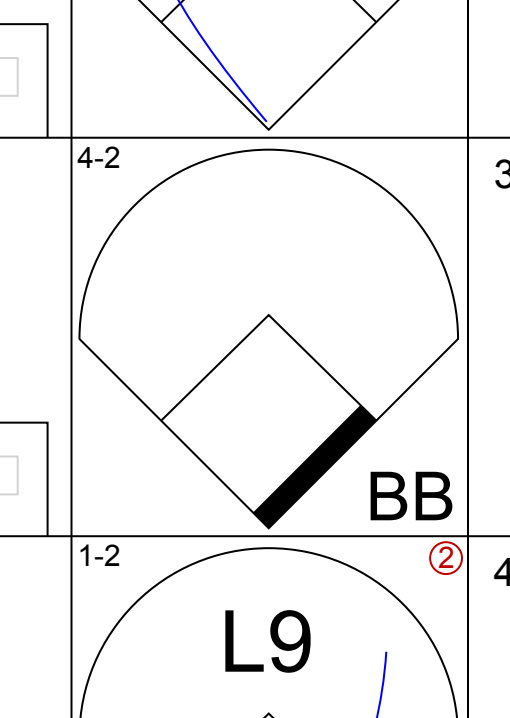
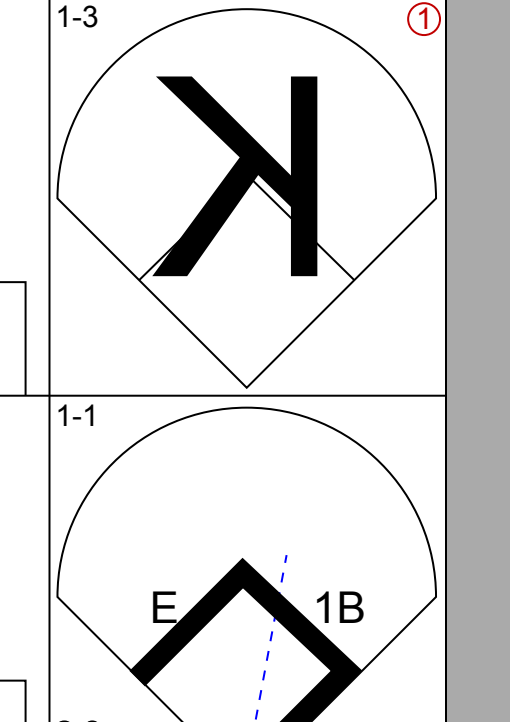
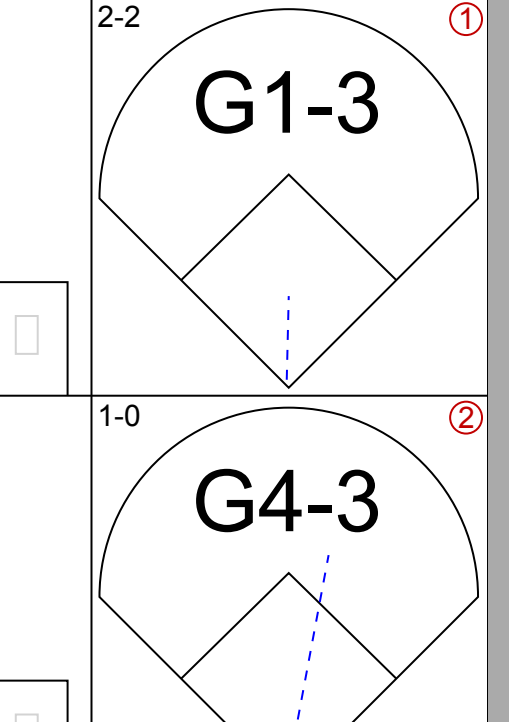
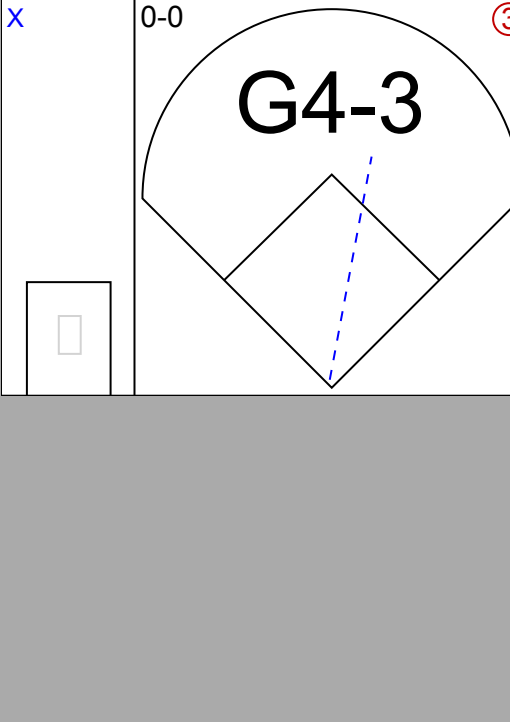
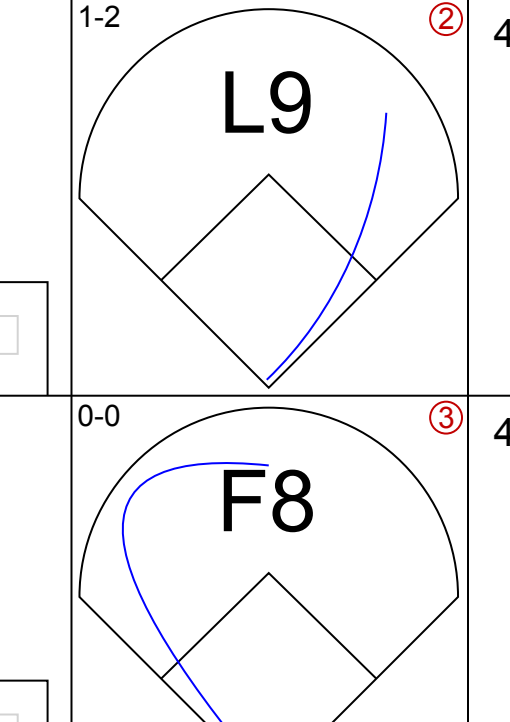
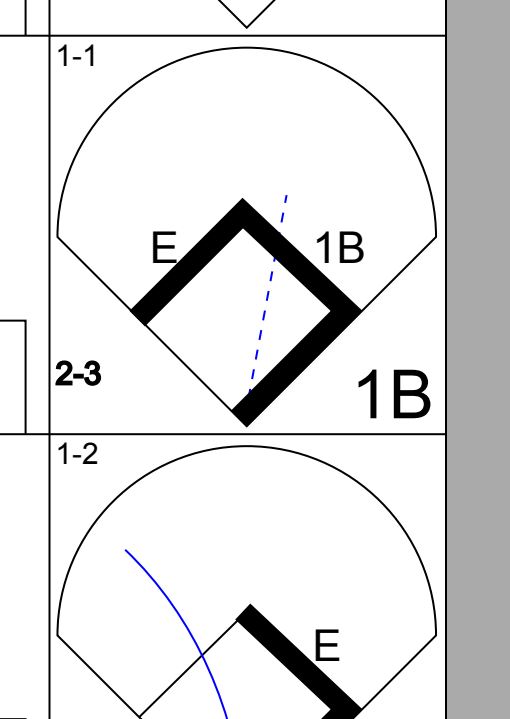
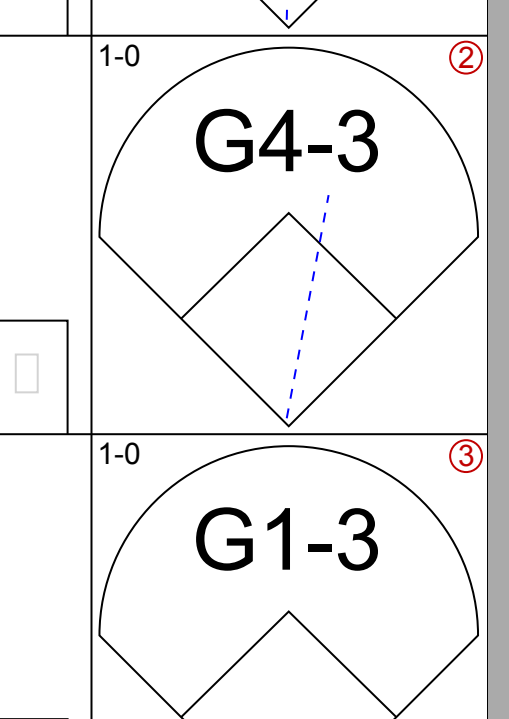
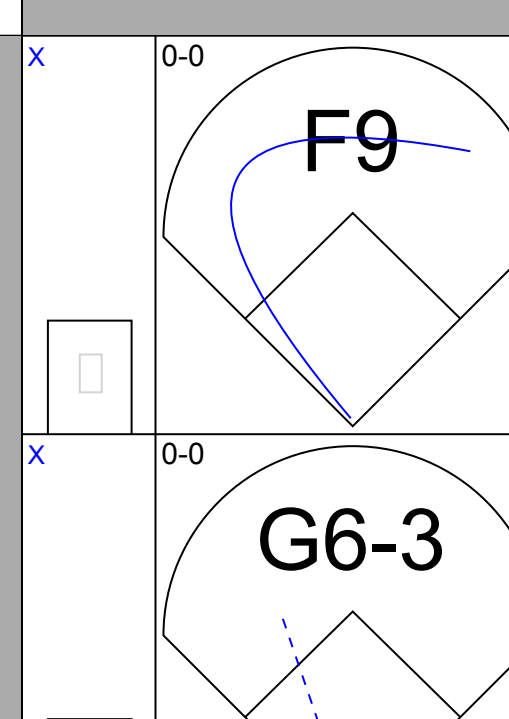
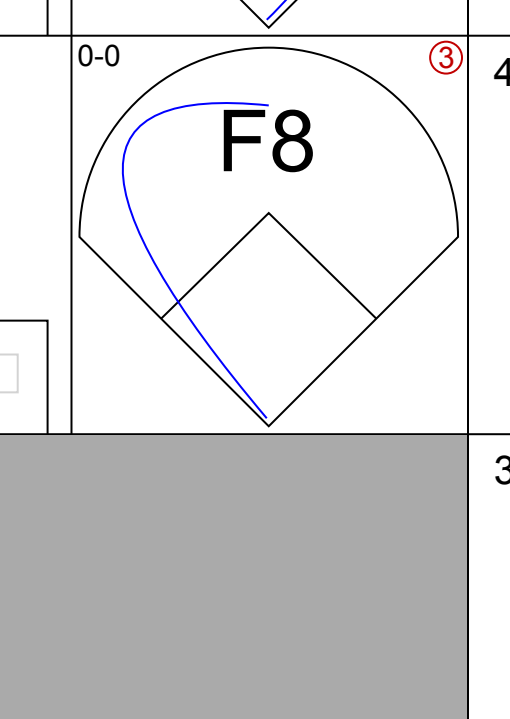
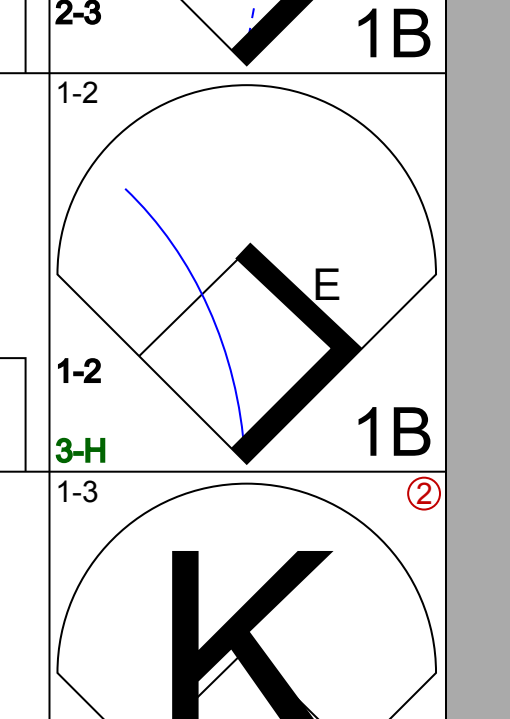
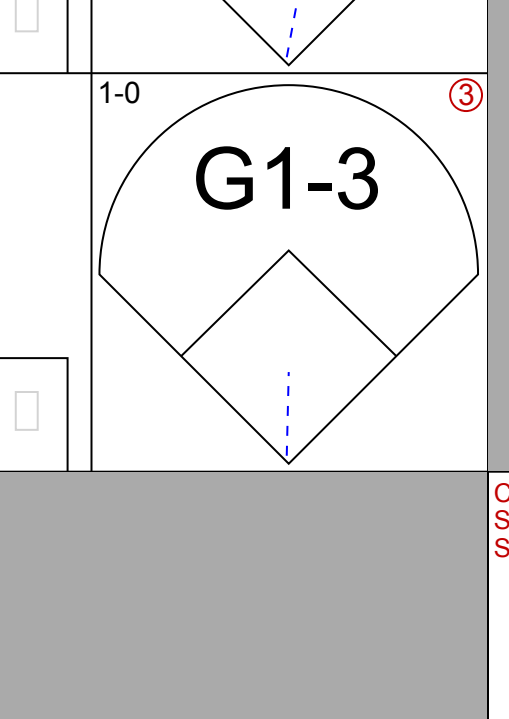
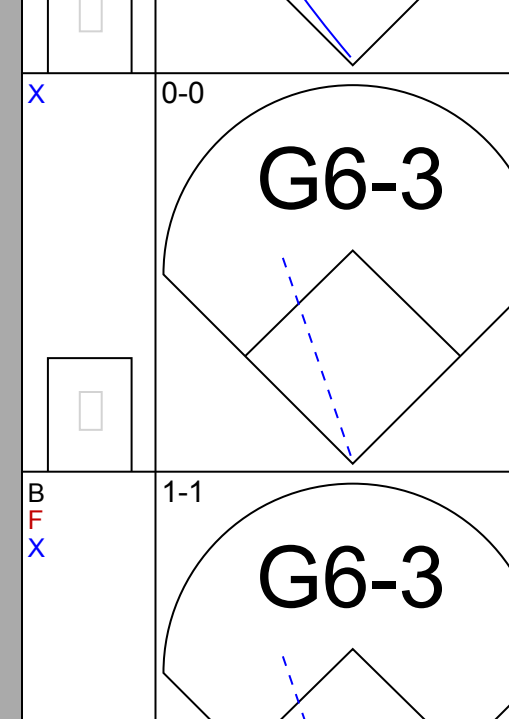
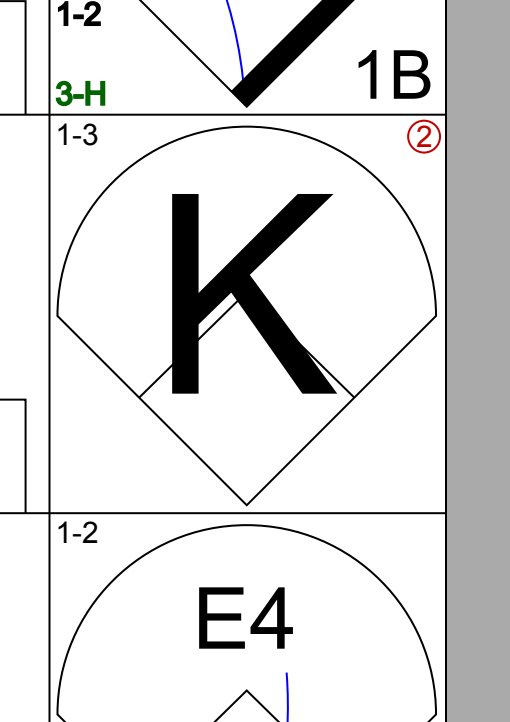
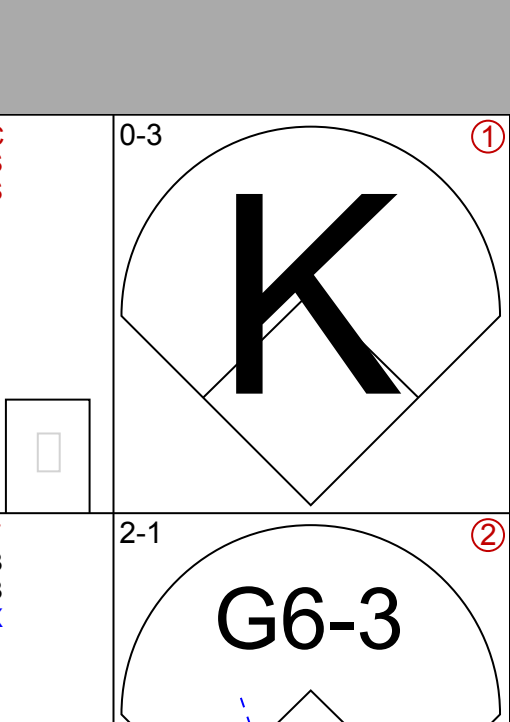
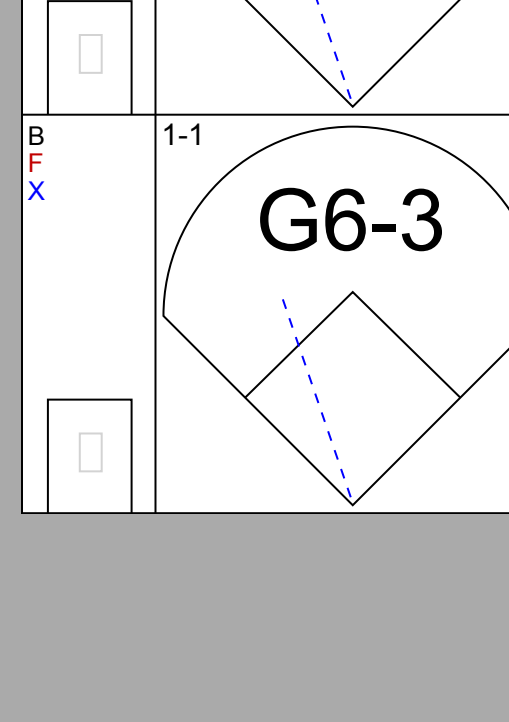
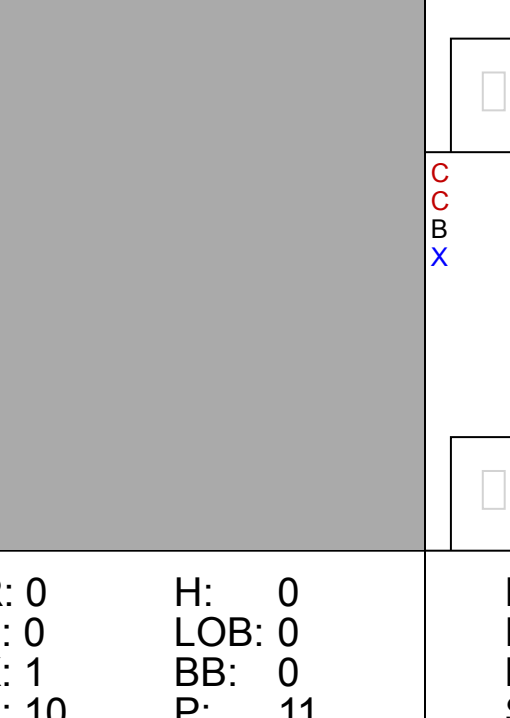
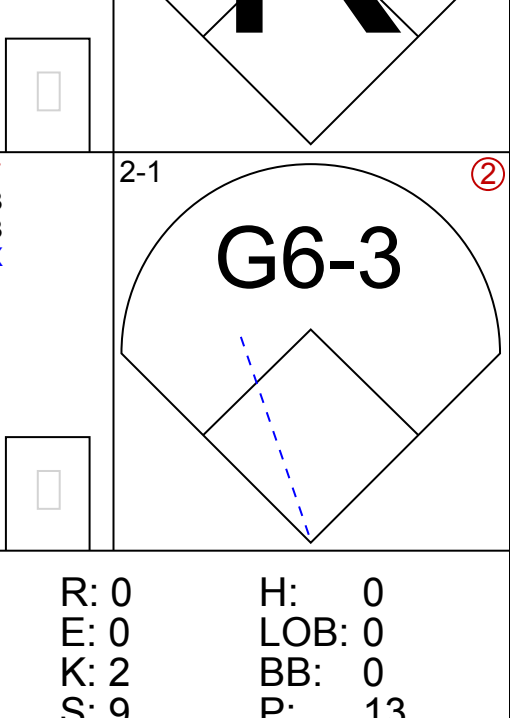
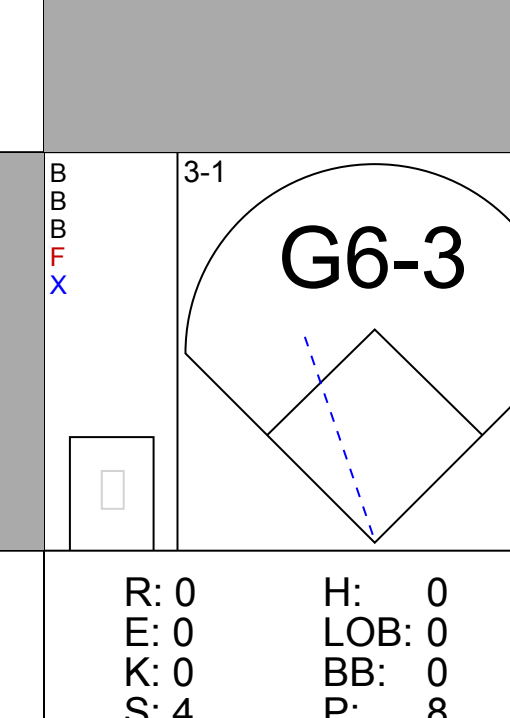


Batter	1	2	3	4	5	6	7	8	9	AB	R	H	RBI	BB	SO	LOB	BOTTOM								
Shannon Stewart, R (1, 7) OBP: 0.370, SLG: 0.415	0-2 P3		1-0 F9			2-3 K		1-0 FC5-4 10 G6-4-3		4	0	0	0	0	1	1									
10 Vernon Wells, R (1, 8) OBP: 0.182, SLG: 0.273	0-0 2B			2-0 F9			0-0 F8 1B FC	2-0 G6-4-3		4	1	2	0	0	0	1									
Shawn Green, L (1, 9) OBP: 0.379, SLG: 0.589	0-2 G5-3			1-3 K2-3			0-0 FC F8 1B SF9			3	1	1	0	0	1	1									
Carlos Delgado, L (1, 3) OBP: 0.368, SLG: 0.563	1-2 F9			0-0 F9			0-2 F8			3	0	0	0	0	0	3									
Tony Fernandez, S (1, 5) OBP: 0.437, SLG: 0.475		0-0 L7			1-0 P3		2-1 FC SF9 HR			3	1	0	1	0	0	1									
Tony Batista, R (1, 6) OBP: 0.333, SLG: 0.519		3-2 P3			3-2 P7		2-3 3-H 0-2 SF9			2	0	0	1	0	0	0									
Pat Borders, R (1, 10) OBP: 0.304, SLG: 0.522		0-0 P9			3-3 K		3-H 2-2 HR			3	1	1	2	0	1	0									
Mike Matheny, R (1, 2) OBP: 0.274, SLG: 0.312			0-1 F9			0-1 G5-3		0-1 F8		3	0	0	0	0	0	0									
Homer Bush, R (1, 4) OBP: 0.344, SLG: 0.409			2-2 G1-6-3			1-0 F8		0-1 FC5-4 1B		3	0	1	0	0	0	0									
Inning Stats	R: 0 E: 0 K: 0 S: 12	H: 1 LOB: 1 BB: 0 P: 13	R: 0 E: 0 K: 0 S: 8	H: 0 LOB: 0 BB: 0 P: 11	R: 0 E: 0 K: 0 S: 8	H: 0 LOB: 0 BB: 0 P: 11	R: 0 E: 0 K: 1 S: 5	H: 0 LOB: 0 BB: 0 P: 8	R: 0 E: 0 K: 1 S: 6	H: 0 LOB: 0 BB: 0 P: 15	R: 4 E: 0 K: 0 S: 19	H: 3 LOB: 0 BB: 0 P: 23	R: 0 E: 0 K: 0 S: 4	H: 1 LOB: 0 BB: 0 P: 7	R: 0 E: 0 K: 0 S: 4	H: 1 LOB: 0 BB: 0 P: 7	1B: 3 2B: 1 3B: 0 HR: 1	SF: 1 SAC: 0 DP: 1 HBP: 0	WP: 0 PB: 0 SB: 0 CS: 0	PA: 29					
PITCHER	IP	WLS	BF	H	R	ER	SO	BB	IBB	HBP	BLK	WP	HR	S	P	ERA	WHIP								
Eric Milton, L (1, 1) ERA: 4.64	6.2	L	25	4	4	4	3	0	0	0	0	0	0	64	88	5.40	0.600								
Hector Carrasco, R (7, 1) ERA: 5.97	1.1		4	1	0	0	0	0	0	0	0	0	0	6	9	0.00	0.750								

Minnesota Twins @ Toronto Blue Jays
 SkyDome, Toronto, ON
 Wed Sep 01 1999, 7:05 PM EDT
 Att: 23,145 - Unknown - 76 F

AB	28
R	4
H	5
RBI	4
BB	0
SO	3
LOB	7

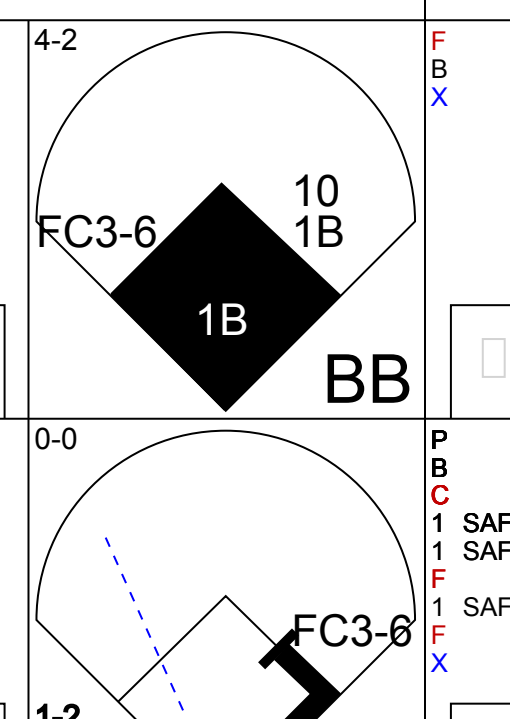
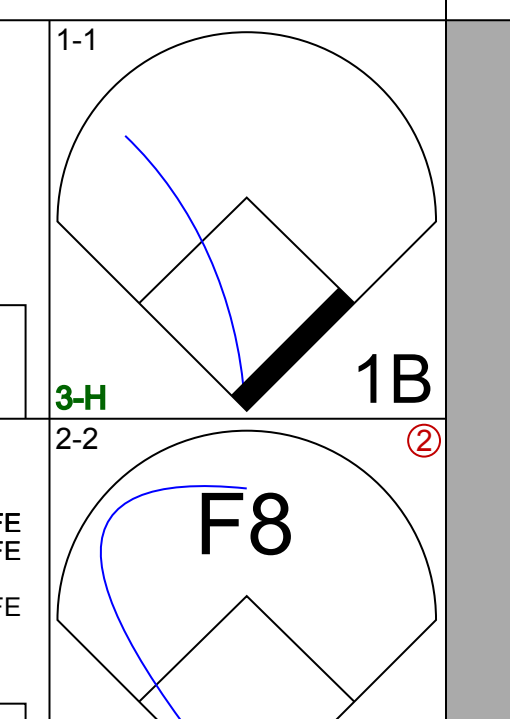
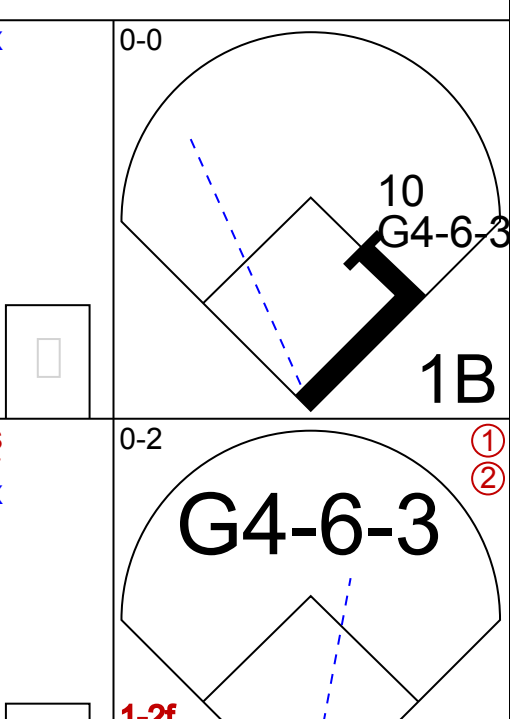
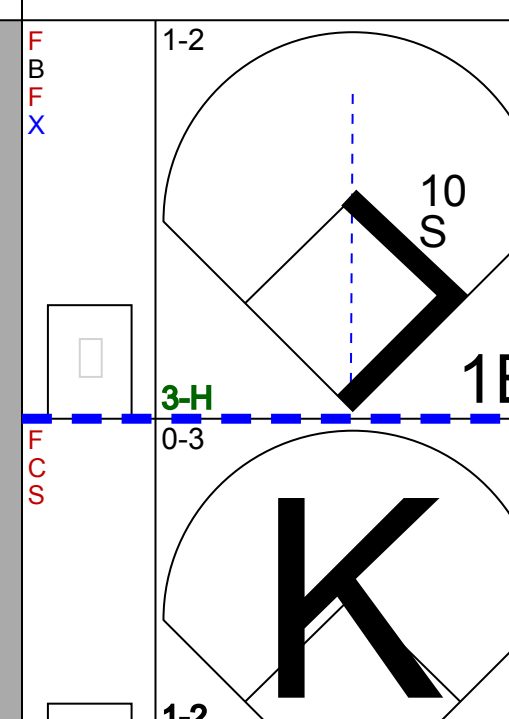
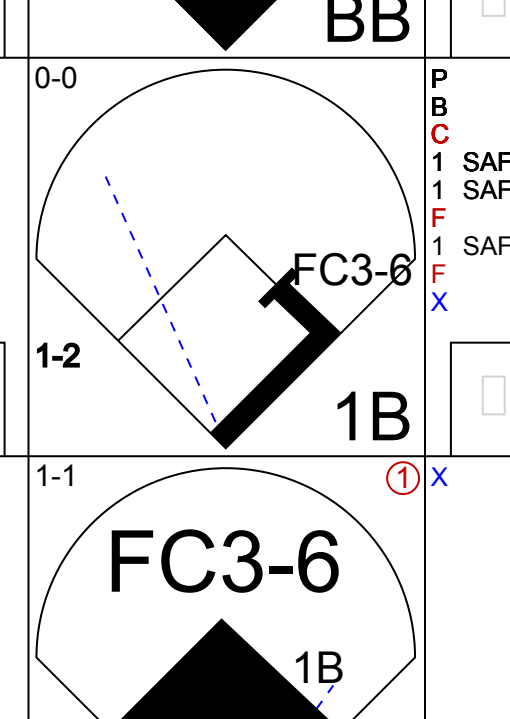
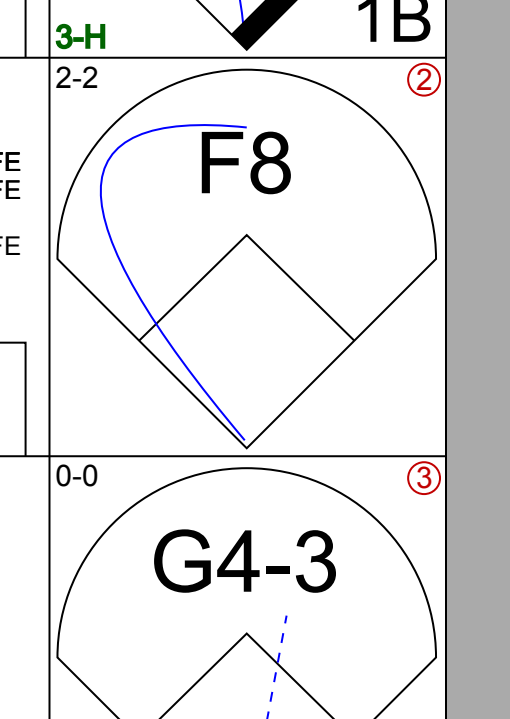
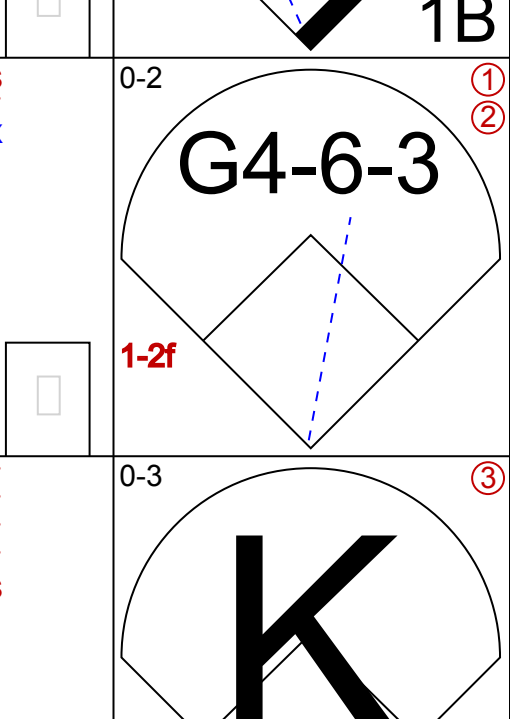
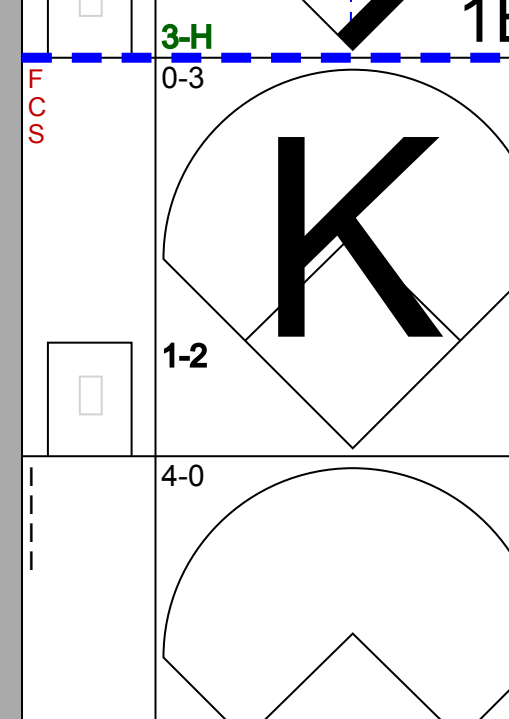
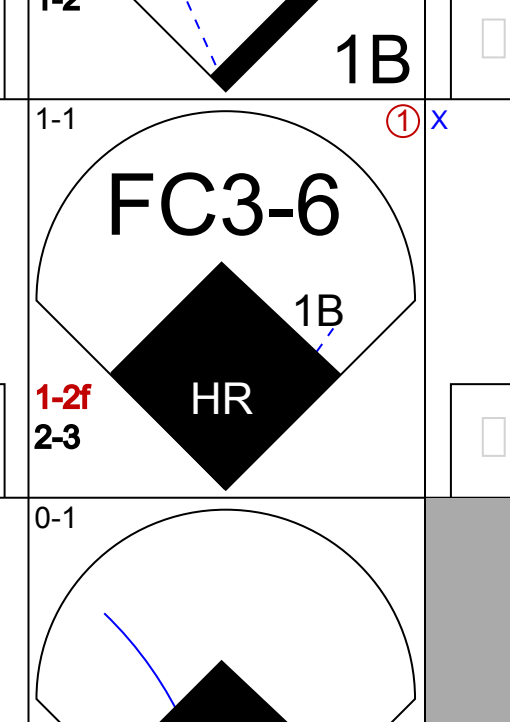
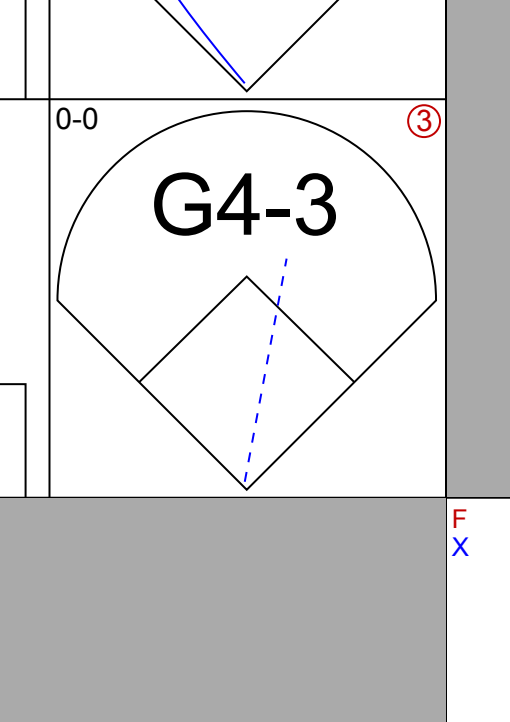
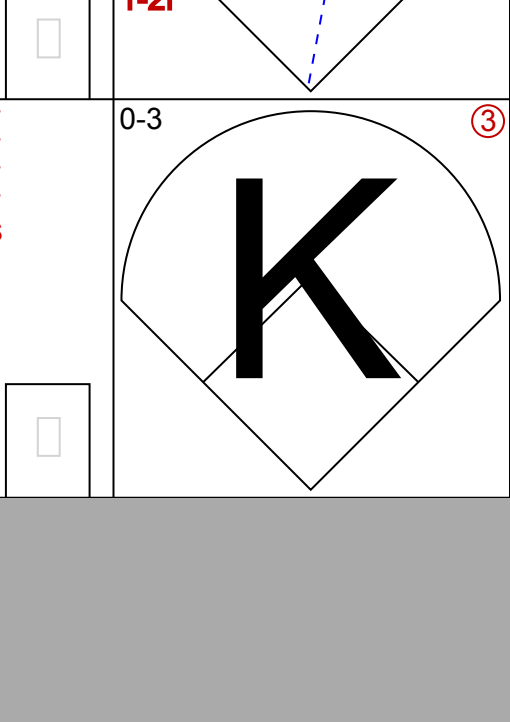
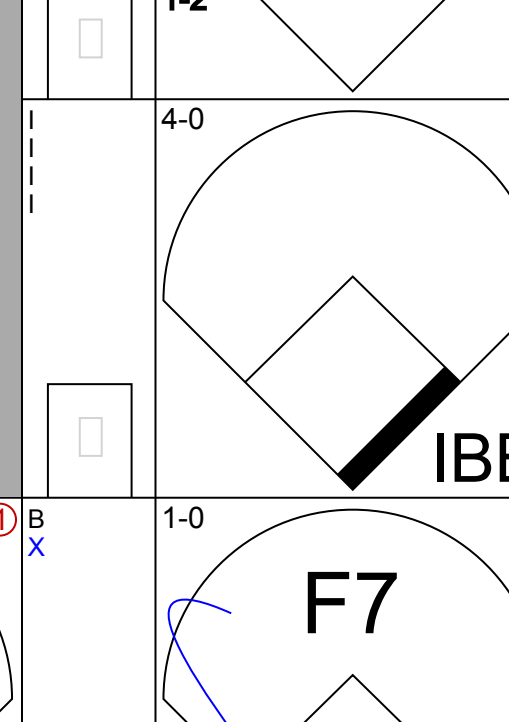
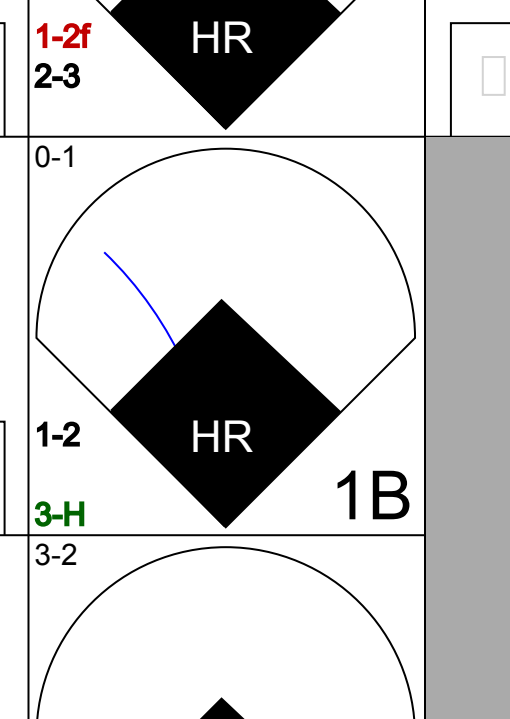
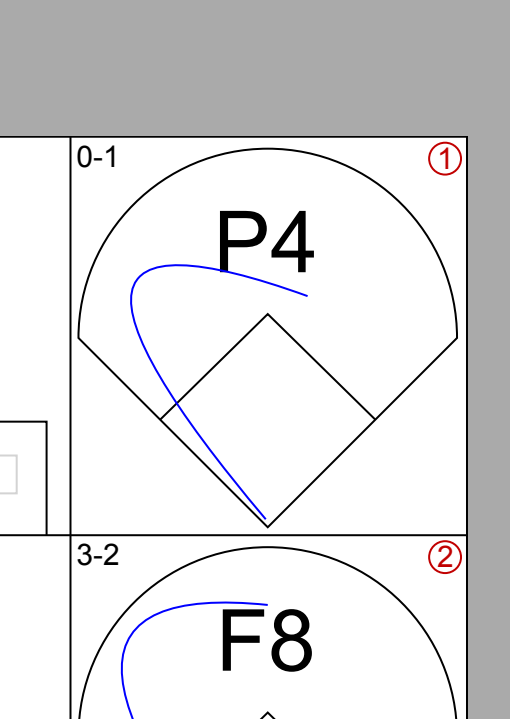
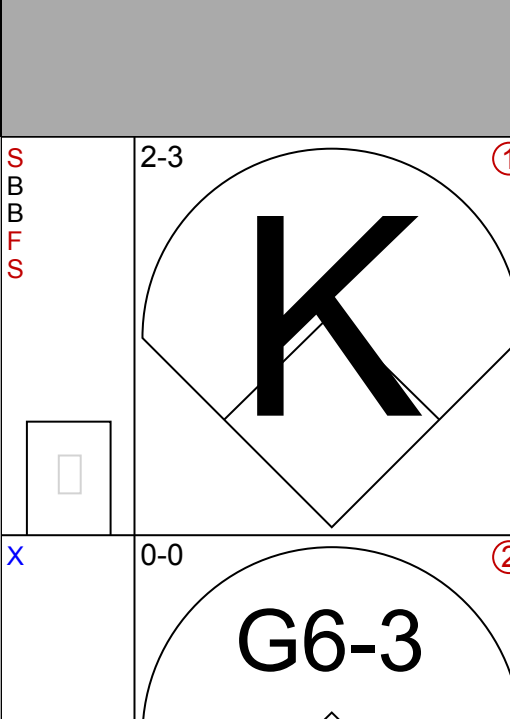
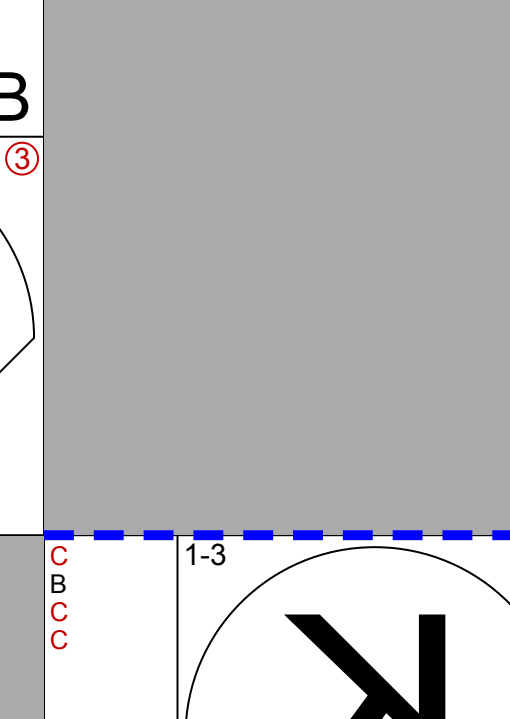
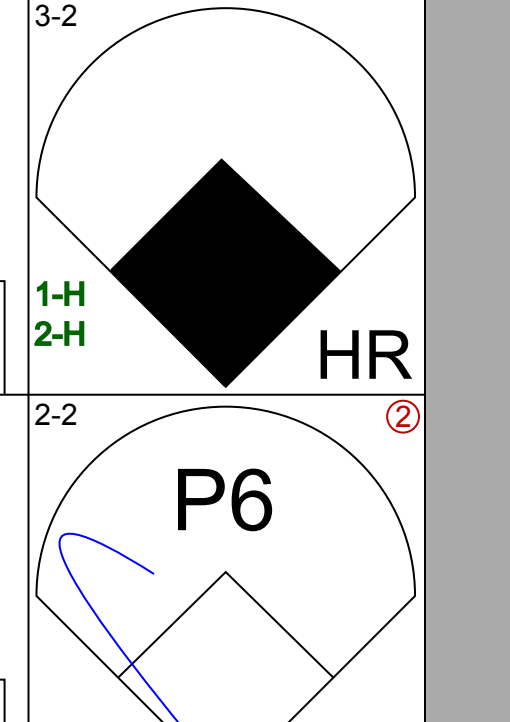
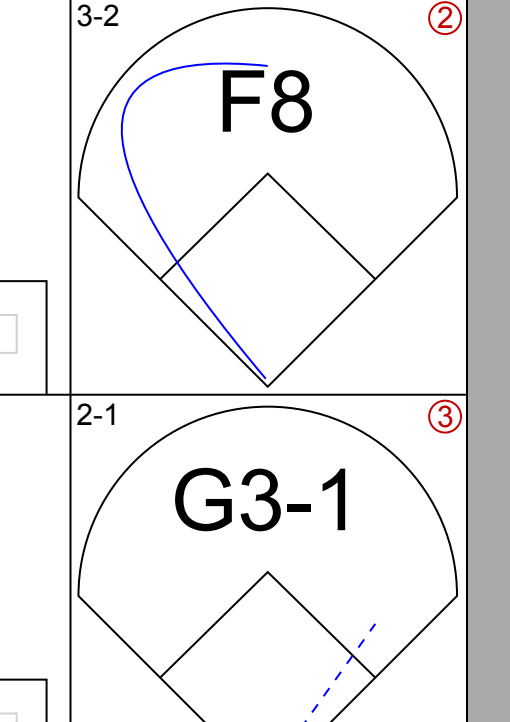
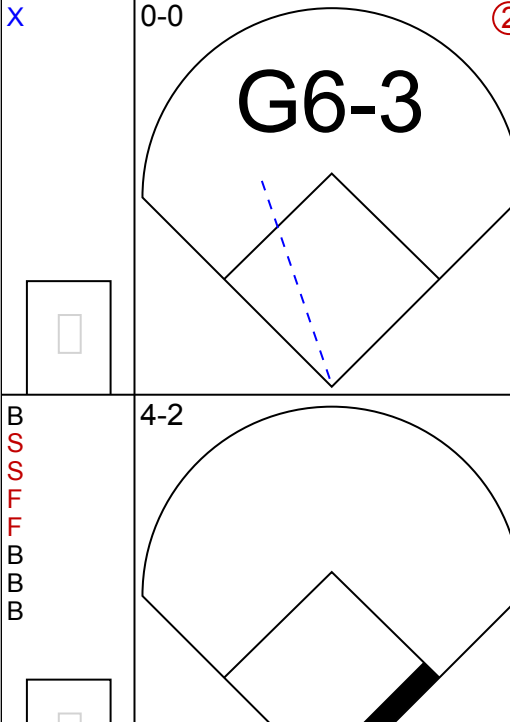
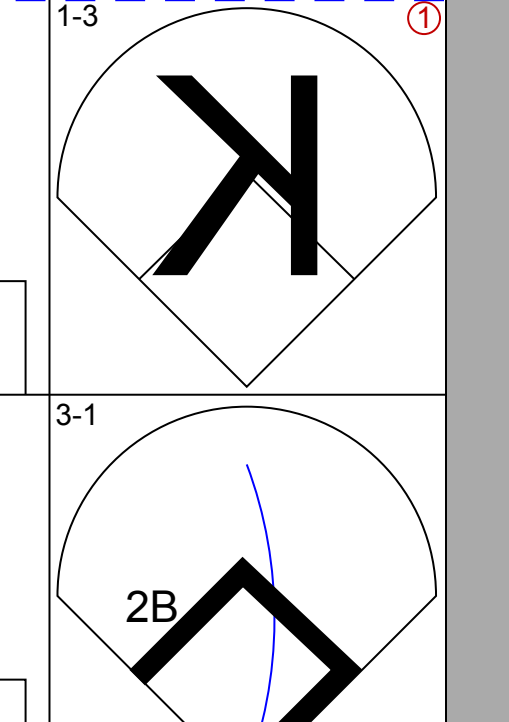
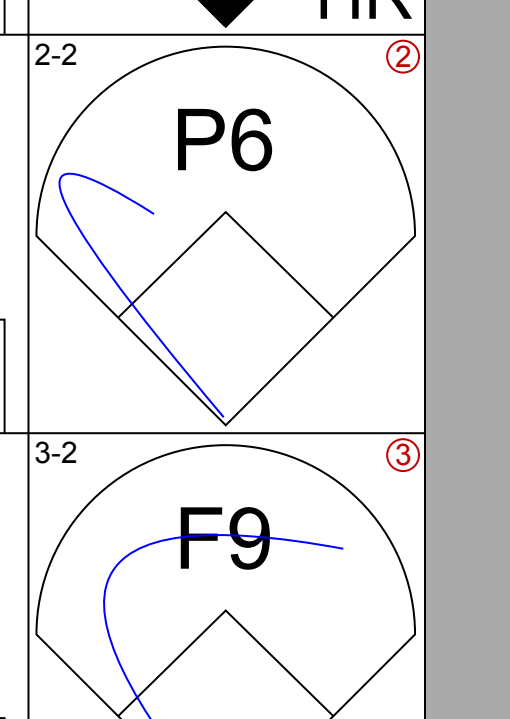
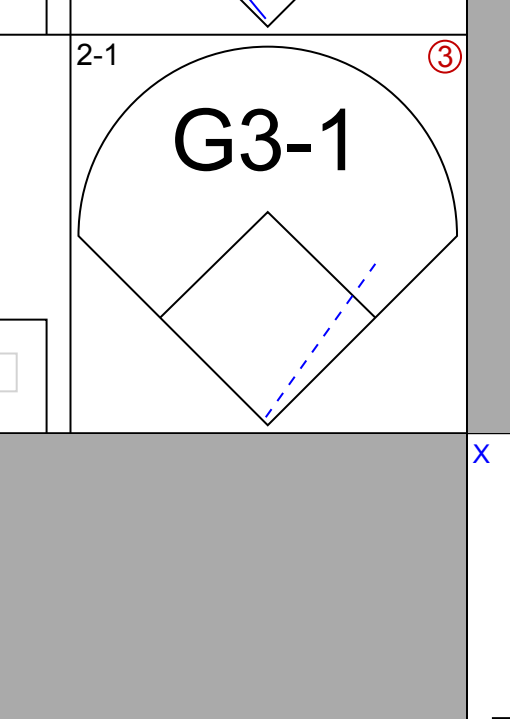
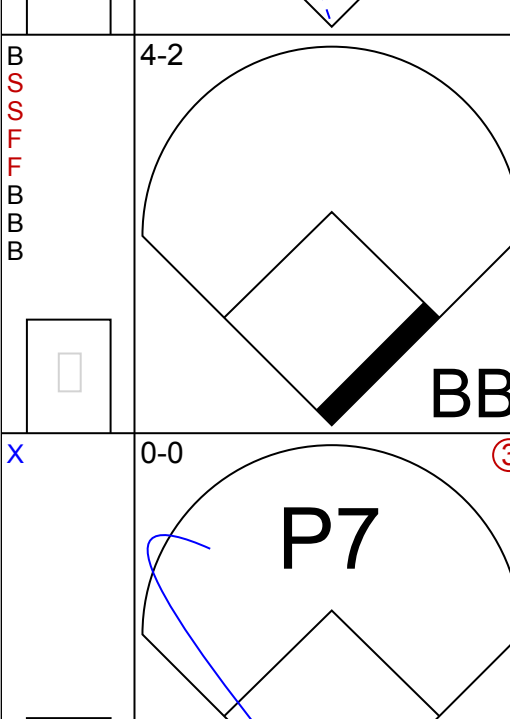
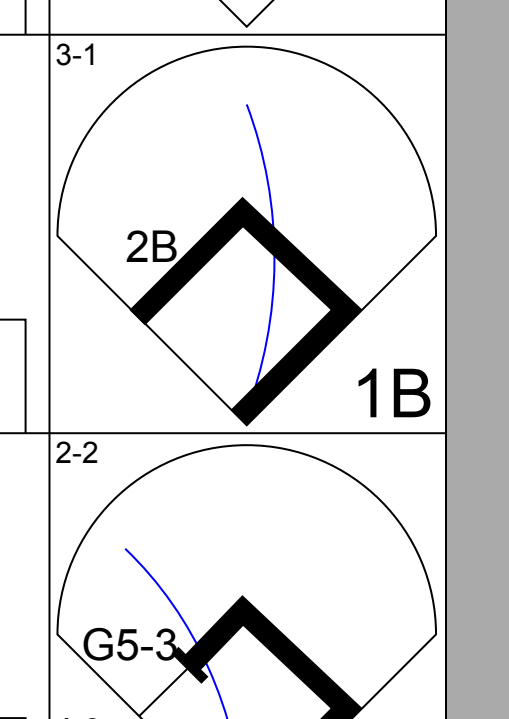

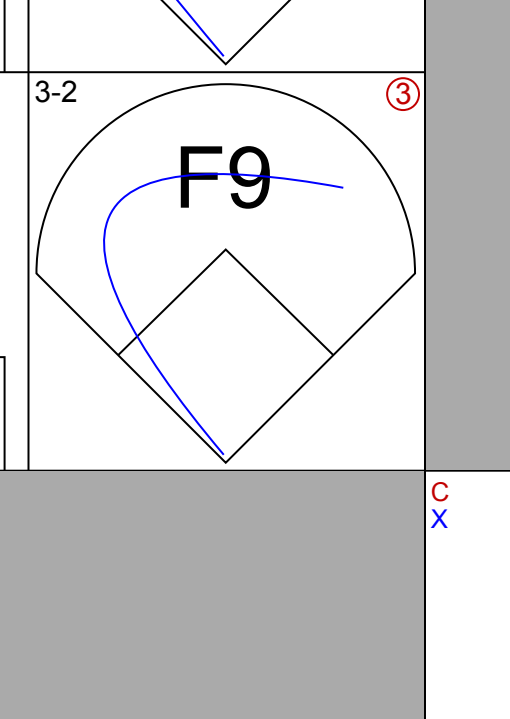
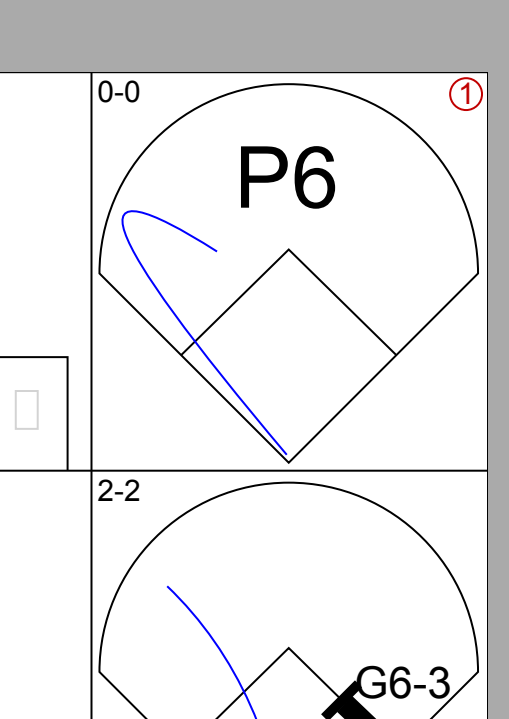
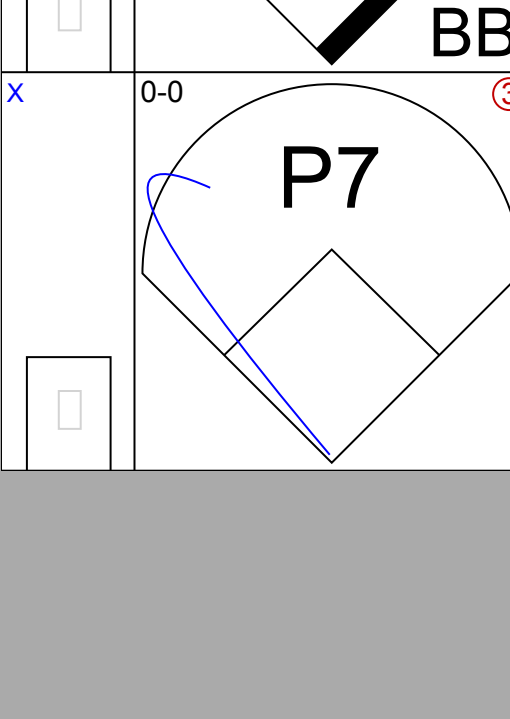
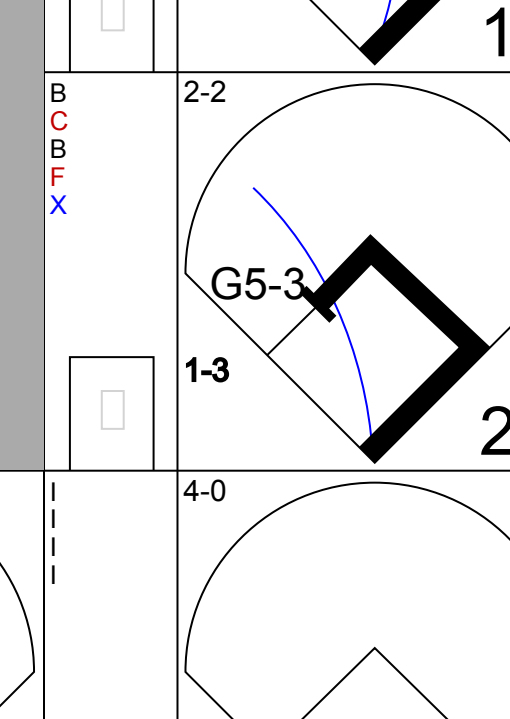

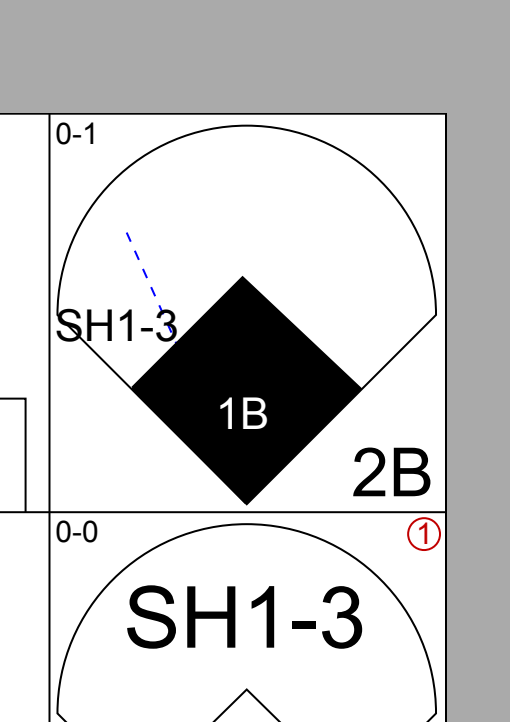
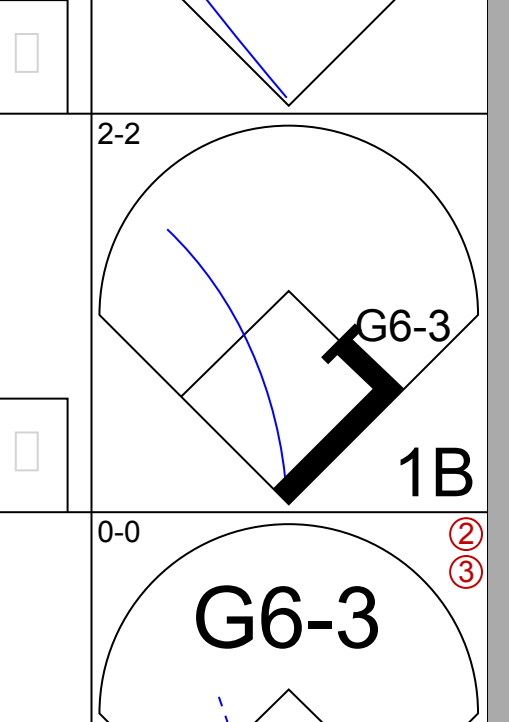
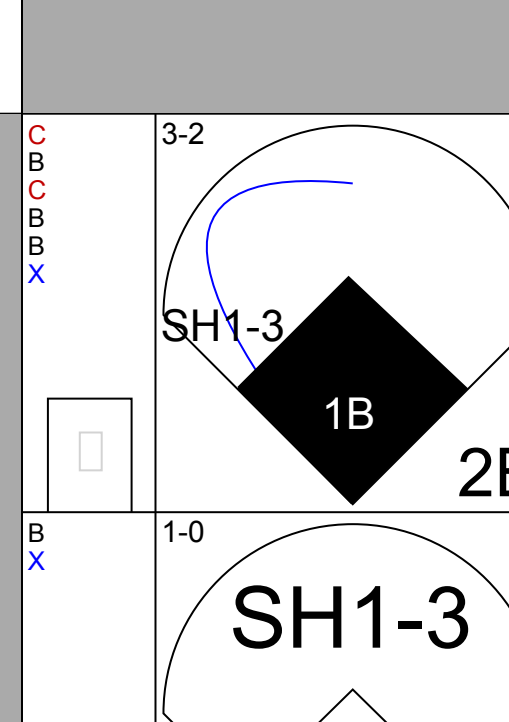
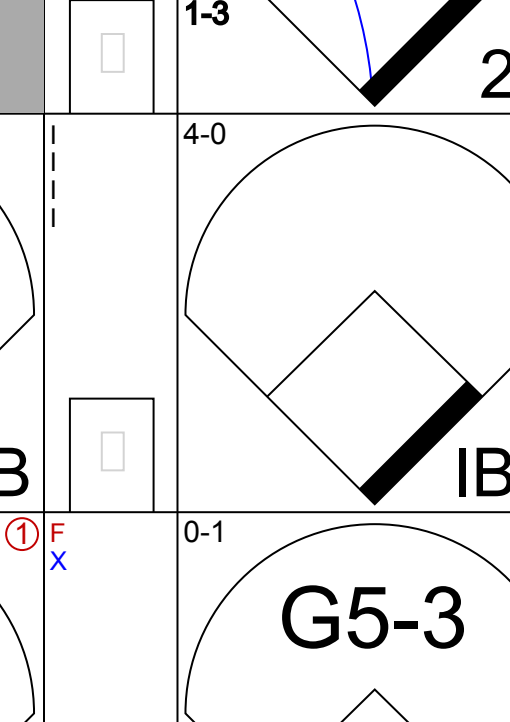

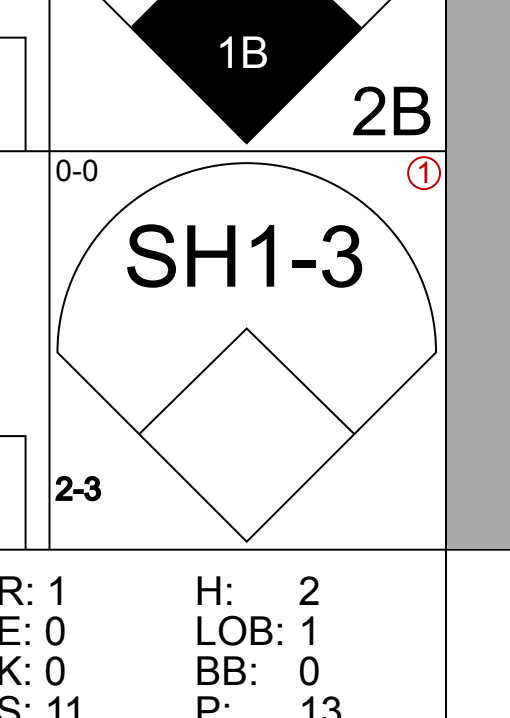
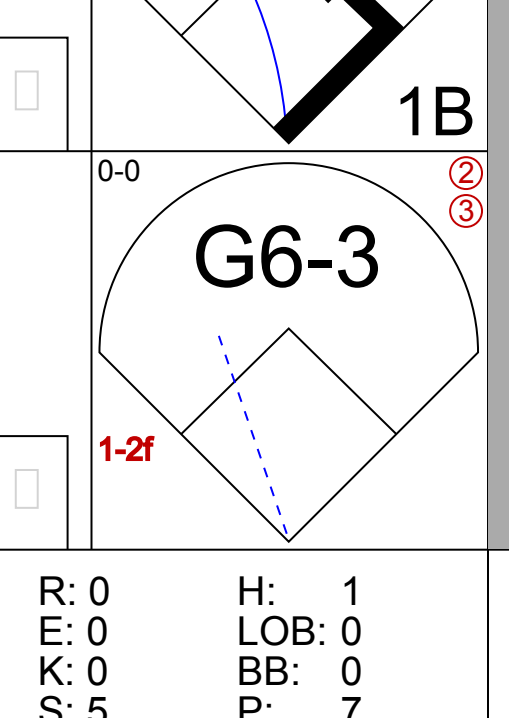
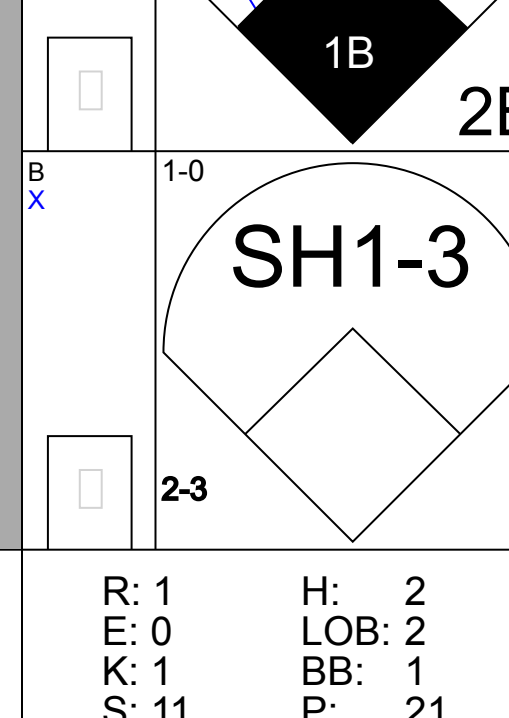
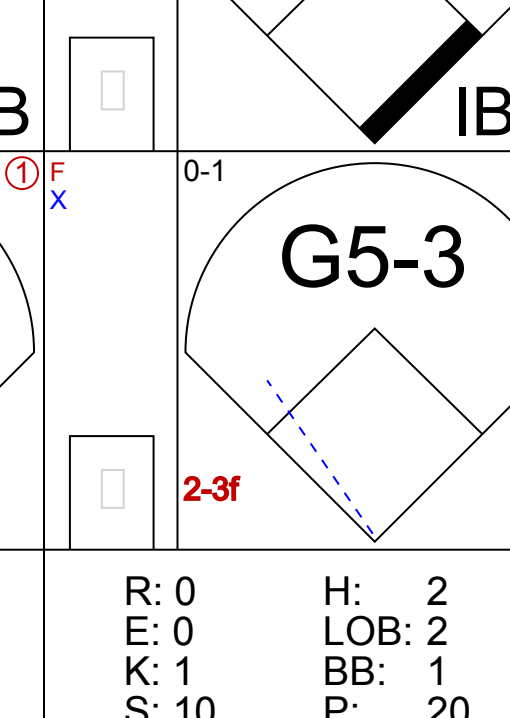


Batter	1	2	3	4	5	6	7	8	9	AB	R	H	RBI	BB	SO	LOB	TOP
Cristian Guzman, S (1, 6) OBP: 0.282, SLG: 0.303 Doug Mientkiewicz, L (8, PH) OBP: 0.321, SLG: 0.323 (8, 3)										3	0	0	0	0	3	3	
Brent Gates, S (1, 5) OBP: 0.328, SLG: 0.333 (8, 4)										4	0	0	0	0	0	0	
Ron Coomer, R (1, 3) OBP: 0.308, SLG: 0.445 (8, 5)										4	0	1	0	0	0	1	
Marty Cordova, R (1, 9) OBP: 0.369, SLG: 0.482										3	1	1	0	1	1	1	
Chad Allen, R (1, 7) OBP: 0.321, SLG: 0.383										4	0	0	0	0	1	3	
Terry Steinbach, R (1, 2) OBP: 0.397, SLG: 0.409										4	0	1	0	0	0	1	
Todd Walker, L (1, 10) OBP: 0.347, SLG: 0.412										3	0	1	1	0	0	0	
Tori Hunter, R (1, 8) OBP: 0.309, SLG: 0.361										3	0	0	0	0	2	2	
Denny Hocking, S (1, 4) OBP: 0.315, SLG: 0.376 (8, 6)										3	0	0	0	0	0	2	
Inning Stats	R: 0 H: 0 E: 0 K: 1 S: 10	H: 3 LOB: 3 BB: 0 P: 11	R: 0 H: 0 E: 1 K: 0 S: 6	H: 0 LOB: 0 BB: 0 P: 7	R: 0 H: 0 E: 0 K: 0 S: 5	H: 0 LOB: 0 BB: 0 P: 9	R: 0 H: 1 E: 0 K: 1 S: 9	H: 0 LOB: 1 BB: 0 P: 12	R: 0 H: 0 E: 0 K: 0 S: 4	H: 0 LOB: 0 BB: 0 P: 8	R: 0 H: 0 E: 0 K: 0 S: 10	H: 0 LOB: 1 BB: 1 P: 17	1B: 3 2B: 1 3B: 0 HR: 0	SF: 0 SAC: 0 DP: 1 HBP: 0	WP: 0 PB: 0 SB: 0 CS: 0	PA: 33	
PITCHER David Wells, L (1, 1) ERA: 5.19	IP: 9.0 WLS: W BF: 33 H: 4 R: 1 ER: 1 SO: 7 BB: 1 IBB: 0 HBP: 0 BLK: 0 WP: 0 HR: 0 S: 80 P: 111 ERA: 1.00 WHIP: 0.556																

Minnesota Twins @ Toronto Blue Jays
SkyDome, Toronto, ON
Thu Sep 02 1999, 7:05 PM EDT
Att: 22,255 - Unknown - 85 F

AB 32
R 1
H 4
RBI 1
BB 1
SO 7
LOB 13



Batter	1	2	3	4	5	6	7	8	9	AB	R	H	RBI	BB	SO	LOB	BOTTOM
Shannon Stewart, R (1, 7) OBP: 0.374, SLG: 0.418										3	1	3	2	1	0	0	
10 Vernon Wells, R (1, 8) OBP: 0.200, SLG: 0.287										4	0	1	0	0	1	3	
Shawn Green, L (1, 9) OBP: 0.378, SLG: 0.585										3	1	0	0	1	1	3	
David Segui, S (1, 10) OBP: 0.358, SLG: 0.453										4	1	1	1	0	1	2	
Carlos Delgado, L (1, 3) OBP: 0.367, SLG: 0.566										4	1	1	3	0	1	0	
Tony Fernandez, S (1, 5) OBP: 0.437, SLG: 0.474										3	0	1	0	1	0	0	
Darrin Fletcher, L (1, 2) OBP: 0.337, SLG: 0.492										4	0	1	0	0	0	1	
Tony Batista, R (1, 6) OBP: 0.338, SLG: 0.527										3	2	3	0	1	0	0	
Homer Bush, R (1, 4) OBP: 0.343, SLG: 0.407										2	0	0	0	0	0	4	
Inning Stats	R: 4 H: 3 E: 0 K: 0 S: 18	H: 2 LOB: 1 BB: 0 P: 13	R: 0 H: 0 E: 0 K: 0 S: 8	H: 0 LOB: 0 BB: 0 P: 13	R: 0 H: 1 E: 0 K: 0 S: 5	H: 0 LOB: 0 BB: 0 P: 7	R: 0 H: 0 E: 0 K: 1 S: 9	H: 1 LOB: 1 BB: 1 P: 15	R: 1 H: 2 E: 0 K: 1 S: 11	H: 2 LOB: 2 BB: 1 P: 21	R: 0 H: 2 E: 0 K: 1 S: 10	H: 2 LOB: 2 BB: 1 P: 20	1B: 7 2B: 3 3B: 0 HR: 1	SF: 0 SAC: 2 DP: 3 HBP: 0	WP: 0 PB: 0 SB: 1 CS: 0	PA: 36	
PITCHER Joe Mays, R (1, 1) ERA: 4.23 Bob Wells, R (7, 1) ERA: 3.6 Eddie Guardado, L (8, 1) ERA: 4.19	IP: 6.1 WLS: L BF: 28 H: 9 R: 6 ER: 6 SO: 2 BB: 2 IBB: 0 HBP: 0 BLK: 0 WP: 0 HR: 1 S: 67 P: 100 ERA: 8.53 WHIP: 1.737																

Minnesota Twins @ Toronto Blue Jays
SkyDome, Toronto, ON
Thu Sep 02 1999, 7:05 PM EDT
Att: 22,255 - Unknown - 85 F

AB 30
R 6
H 11
RBI 6
BB 4
SO 4
LOB 13



Batter	1	2	3	4	5	6	7	8	9	AB	R	H	RBI	BB	SO	LOB	TOP					
Shannon Stewart, R (1, 7) OBP: 0.377, SLG: 0.421	4-1 BB BB BB		2-2 G5-3		1-2 HR 1B		0-1 2B	4-0 BB 1-2 2-3 3-H BB		3	1	2	1	2	0	0						
10 Vernon Wells, R (1, 8) OBP: 0.150, SLG: 0.200	2-0 F8		1-3 K		3-2 P2		2-1 G5-3	1-3 K		5	0	0	0	0	2	6						
Shawn Green, L (1, 9) OBP: 0.383, SLG: 0.593	4-0 BB 1-2 BB		0-0 1B		1-2 HR		4-0 IBB		0-0 SH1-3 1B	3	2	3	2	2	0	0						
David Segui, S (1, 10) OBP: 0.357, SLG: 0.449	4-2 BB		2-2 P6		0-1 G4-3		3-2 F9		2-1 SH1-3 1B	3	0	0	0	1	0	3						
Brian McRae, S (9, PH) OBP: 0.320, SLG: 0.357	1-2 2-3 BB								1-2 SH1-3	0	0	0	0	0	0	0						
Carlos Delgado, L (1, 3) OBP: 0.369, SLG: 0.565	3-2 F7			4-2 1B BB		1-0 F8		4-0 1B BB FC3-2 BB	1-2 SH1-3 1B	3	1	1	1	2	0	3						
Tony Fernandez, S (1, 5) OBP: 0.435, SLG: 0.469	1-2 G3-1			0-0 L5		0-0 P5		1-0 F9	4-0 1B IBB	4	0	0	0	1	0	5						
Darrin Fletcher, L (1, 2) OBP: 0.399, SLG: 0.491		1-3 K		3-2 FC5-4 1B		0-1 G4-3		4-1 FC3-2 1B BB	2-2 G5-4-3 1B	3	0	1	0	1	1	0						
Jacob Brumfield, R (8, PR) OBP: 0.304, SLG: 0.375				1-3 1B				1-2 BB BB	1-3 2-H 1B	0	1	0	0	0	0	0						
Mike Matheny, R (8, 2) OBP: 0.278, SLG: 0.316								2-1 BB FC3-2 1B	2-1 G5-4-3	5	0	1	0	0	0	4						
Tony Batista, R (1, 6) OBP: 0.337, SLG: 0.523		0-0 G5-3		0-0 P2		3-2 F8		1-2 2-3 BB FC3-2 1B	1-2 1-2 1B	4	0	0	0	0	0	5						
Homer Bush, R (1, 4) OBP: 0.339, SLG: 0.403		2-2 F9		1-2 FC5-4				1-1 FC3-2 BB		4	0	0	0	0	0	5						
Inning Stats	R: 0 E: 0 K: 0 S: 11	H: 0 LOB: 3 BB: 3 P: 29	R: 0 E: 0 K: 1 S: 8	H: 0 LOB: 0 BB: 0 P: 11	R: 0 E: 0 K: 1 S: 15	H: 1 LOB: 1 BB: 0 P: 20	R: 0 E: 0 K: 0 S: 13	H: 1 LOB: 2 BB: 1 P: 21	R: 2 E: 0 K: 0 S: 16	H: 2 LOB: 0 BB: 0 P: 22	R: 0 E: 0 K: 0 S: 7	H: 0 LOB: 0 BB: 1 P: 10	R: 0 E: 0 K: 0 S: 8	H: 1 LOB: 2 BB: 1 P: 17	R: 1 E: 0 K: 1 S: 10	H: 1 LOB: 3 BB: 3 P: 27	R: 2 E: 0 K: 0 S: 11	H: 3 LOB: 1 BB: 1 P: 22	1B: 7 2B: 1 3B: 0 HR: 1	SF: 0 SAC: 1 DP: 1 HBP: 0	WP: 0 PB: 0 SB: 0 CS: 0	PA: 44
PITCHER	IP WLS BF H R ER SO BB IBB HBP BLK WP HR S P ERA WHIP																					
Blake Stein, R (1, 1) ERA: 3.97	7.0	31	5	2	2	2	4	1	0	0	0	0	1	78	130	2.57	1.286					
Avin Morman, L (8, 1) ERA: 4.5	0.1	L 3	0	1	1	0	2	0	0	0	0	0	0	2	11	27.00	6.000					
Brad Rigby, R (8, 1) ERA: 4.46	0.2	4	1	0	0	1	1	0	0	0	0	0	0	8	16	0.00	3.000					
Tim Byrdak, L (9, 1) ERA: 8.84	0.1	4	2	2	2	0	0	1	0	0	0	0	0	6	13	54.00	6.000					
Scott Service, R (9, 1) ERA: 5.99	0.2	2	1	0	0	0	0	0	0	0	0	0	0	5	9	0.00	1.500					

Toronto Blue Jays @ Kansas City Royals
Kauffman Stadium, Kansas City, MO

AB 34
R 5
H 9
RBI 5
BB 9
SO 3
LOB 26



WP: 0 PA: 44
PB: 0
SB: 0
CS: 0

Batter	1	2	3	4	5	6	7	8	9	AB	R	H	RBI	BB	SO	LOB	BOTTOM					
Johnny Damon, L (1, 7) OBP: 0.377, SLG: 0.470	1-2 G4-3		4-2 S BB BB		0-0 G5-3 SH1-4 1B		1-0 FC4-6 1B		2-2 1B SF8-3 1B	4	1	3	0	1	0	0						
Ray Holbert, R (1, 6) OBP: 0.298, SLG: 0.250	0-1 G1-3		4-0 S BB		1-0 SH1-4		1-0 FC4-6 G5-3 2B		2-1 SF8-3 1B	2	1	0	0	1	0	1						
Jeremy Giambi, L (9, PH) OBP: 0.365, SLG: 0.360			1-2 S BB		1-2 2-3		1-2 2-3		1-3 2-H 1B	1	0	1	1	0	0	0						
Mendy López, R (9, PR) OBP: 0.327, SLG: 0.446			3-3 K		4-2 G5-3 BB		0-0 G5-3		2-1 SF8-3	3	0	0	1	1	2	3						
Carlos Beltrán, S (1, 8) OBP: 0.346, SLG: 0.521		0-0 L8		1-1 F8		3-1 G5-3		2-2 2B	0-0 1B	5	0	2	1	0	0	5						
29 Mike Sweeney, R (1, 10) OBP: 0.379, SLG: 0.515		2-0 G4-3		1-2 1B 1B		1-2 G4-3		2-3 K	2-3 K	5	0	1	0	0	2	2						
Joe Randa, R (1, 5) OBP: 0.374, SLG: 0.498		1-2 1B		0-1 F7		0-0 FC3-6 1B		1-3 K		4	0	2	0	0	1	1						
Joe Vitiello, R (1, 3) OBP: 0.231, SLG: 0.167		1-1 F9		1-0 G4-6-3 1B		0-0 FC3-6 1B		1-2 G6-3		4	0	2	0	0	0	1						
Chad Kreuter, S (1, 2) OBP: 0.311, SLG: 0.321			2-3 K		2-2 G4-6-3		3-0 FC3-6 FC6-4		2-2 G1-3	2	0	0	0	0	1	2						
Dee Brown, L (6, PH) OBP: 0.300, SLG: 0.500				1-2 1B		1-2 2-3				1	0	0	0	0	0	2						
Sal Fasano, R (7, 2) OBP: 0.300, SLG: 0.500				1-2 1B		1-2 2-3				1	0	0	0	0	0	0						
Jed Hansen, R (1, 4) OBP: 0.317, SLG: 0.361			0-0 HR		3-2 SH1-4 1B		1-0 FC6-4			3	1	2	1	0	0	2						
Scott Pose, L (9, PH) OBP: 0.392, SLG: 0.336									1-0 1B	1	1	1	0	0	0	0						
Inning Stats	R: 0 E: 0 K: 1 S: 8	H: 1 LOB: 1 BB: 0 P: 12	R: 0 E: 0 K: 0 S: 8	H: 1 LOB: 1 BB: 0 P: 12	R: 1 E: 0 K: 2 S: 14	H: 1 LOB: 2 BB: 2 P: 28	R: 0 E: 0 K: 0 S: 11	H: 2 LOB: 1 BB: 0 P: 15	R: 0 E: 0 K: 0 S: 10	H: 2 LOB: 2 BB: 1 P: 21	R: 0 E: 0 K: 0 S: 7	H: 2 LOB: 0 BB: 0 P: 12	R: 1 E: 0 K: 1 S: 9	H: 2 LOB: 1 BB: 0 P: 15	R: 0 E: 0 K: 1 S: 10	H: 0 LOB: 0 BB: 0 P: 14	R: 2 E: 0 K: 1 S: 12	H: 4 LOB: 1 BB: 0 P: 21	1B: 12 2B: 2 3B: 0 HR: 1	SF: 1 SAC: 1 DP: 3 HBP: 0	WP: 0 PB: 0 SB: 2 CS: 0	PA: 41
PITCHER	IP WLS BF H R ER SO BB IBB HBP BLK WP HR S P ERA WHIP																					
32 Roy Halladay, R (1, 1) ERA: 4.22	6.0	27	8	1	1	3	3	0	0	0	0	0	0	58	100	1.50	1.833					
Graeme Lloyd, L (7, 1) ERA: 3.14	0.2	H 3	1	1	1	0	0	0	0	0	0	0	0	3	5	13.50	1.500					
Paul Quantrill, R (7, 1) ERA: 2.45	1.1	W 5	1	0	0	2	0	0	0	0	0	0	0	16	24	0.00	0.750					
Billy Koch, R (9, 1) ERA: 2.55	1.0	S 6	4	2	2	1	0	0	0	0	0	0	0	12	21	18.00	4.000					

Toronto Blue Jays @ Kansas City Royals
Kauffman Stadium, Kansas City, MO

AB 36
R 4
H 14
RBI 4
BB 3
SO 6
LOB 19

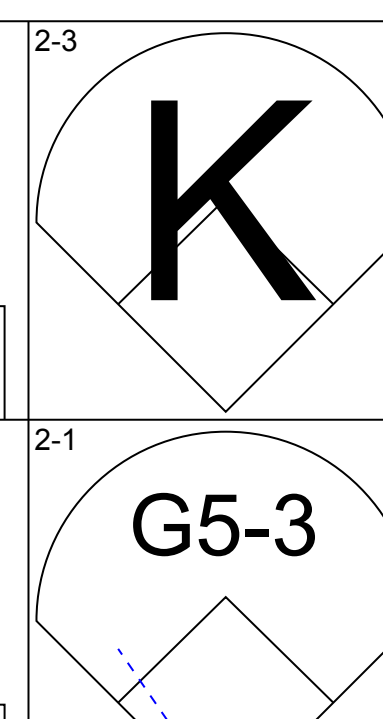
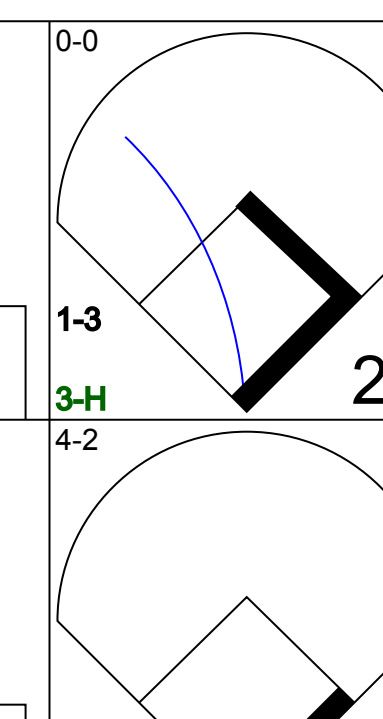
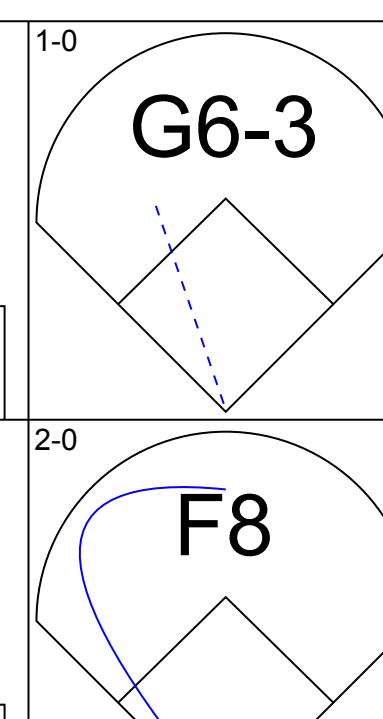
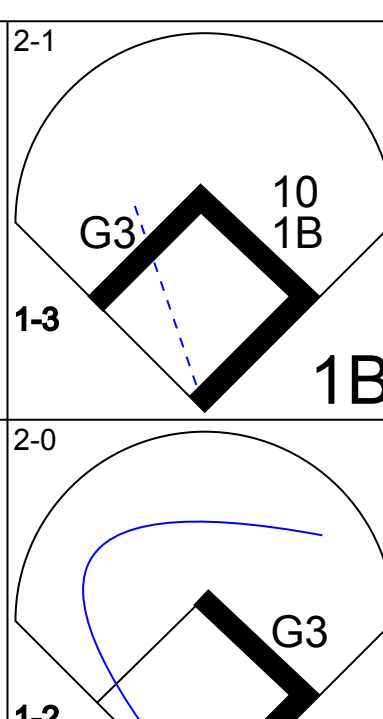
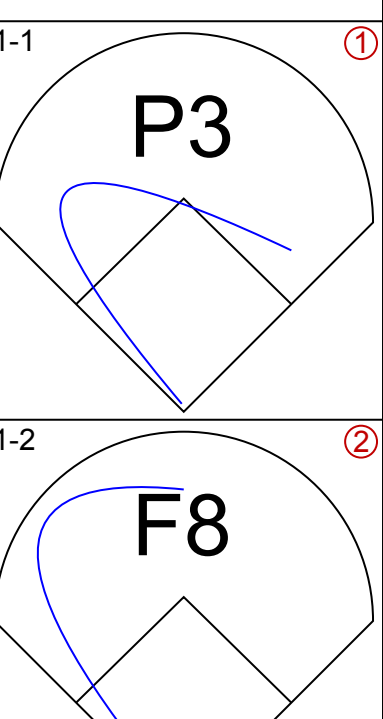
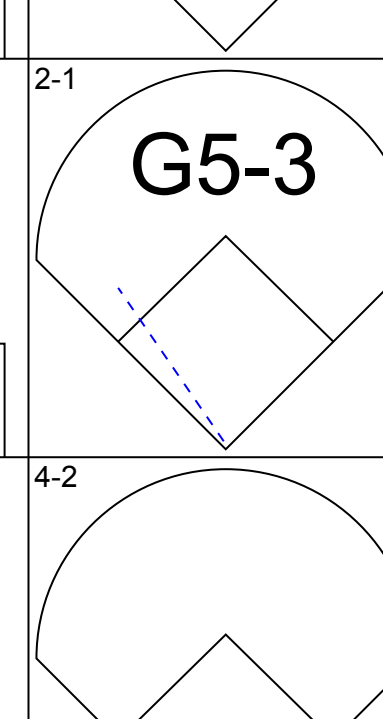
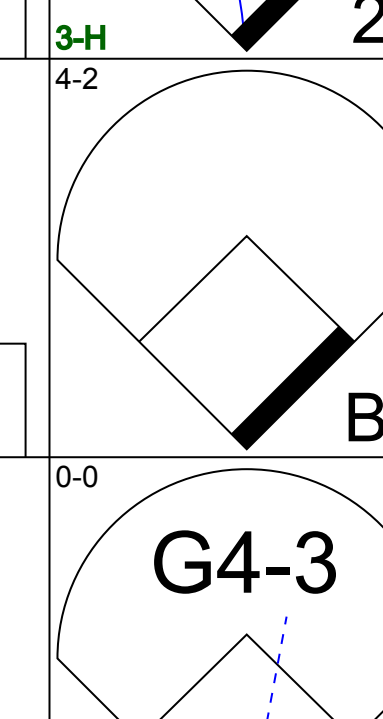
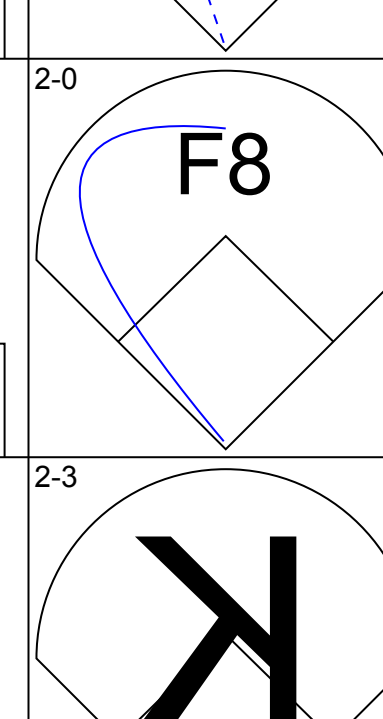
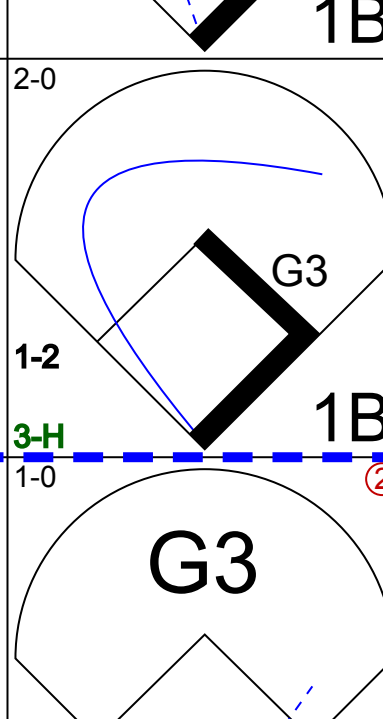
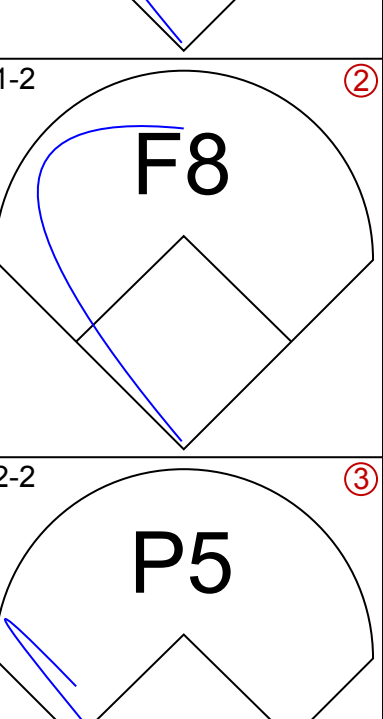
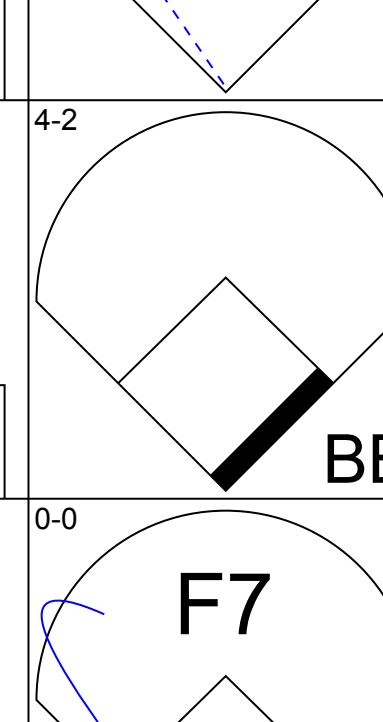
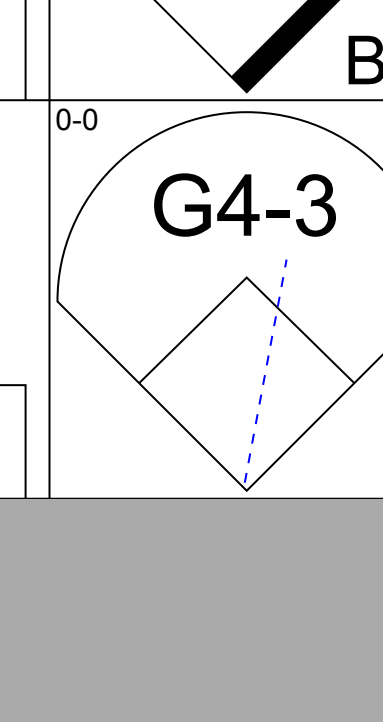
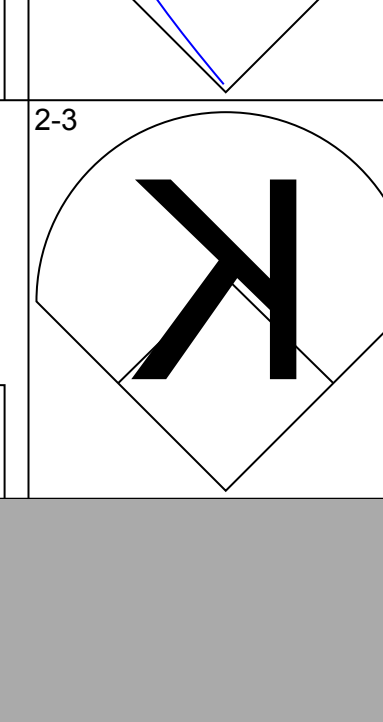
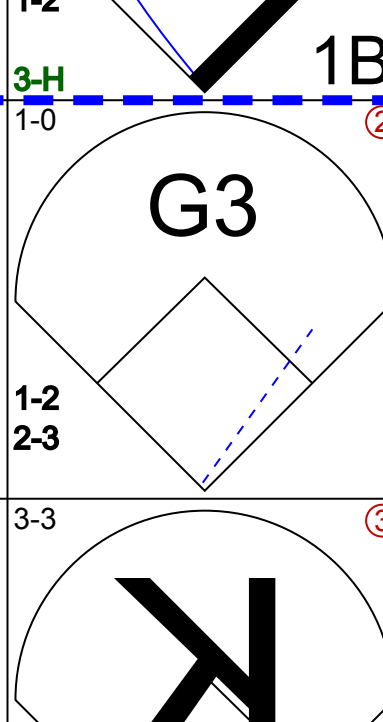
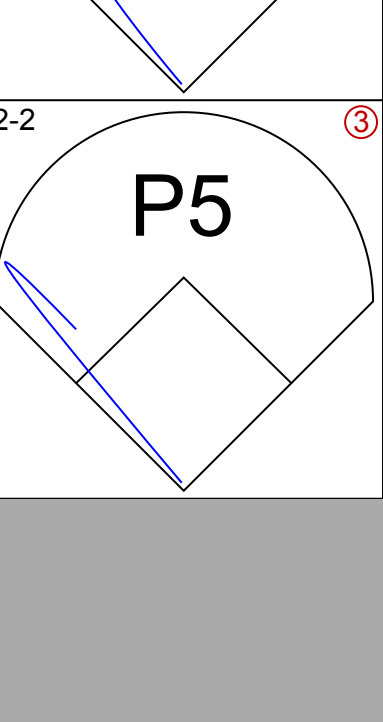
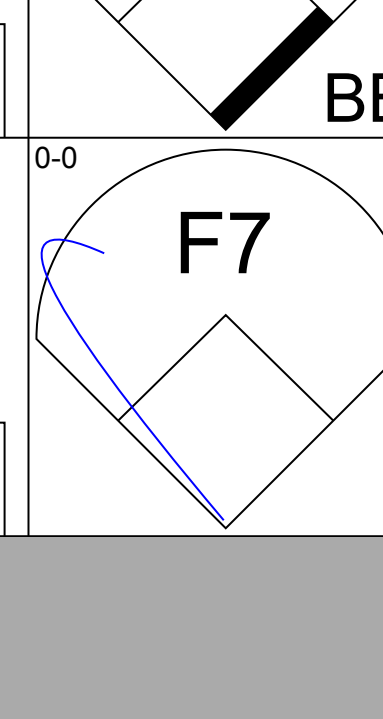

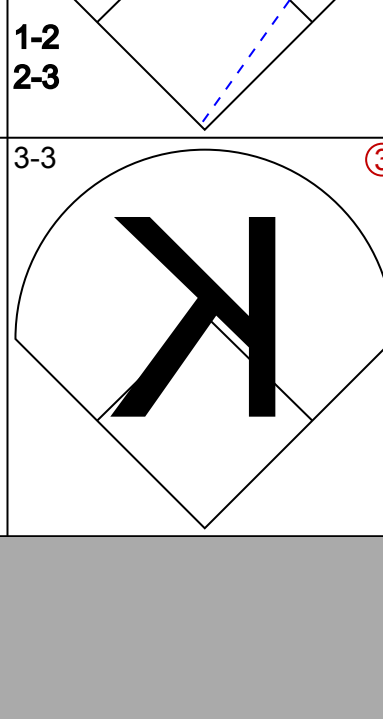

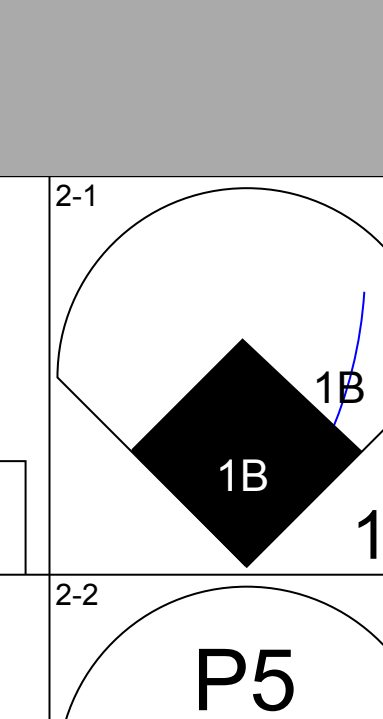



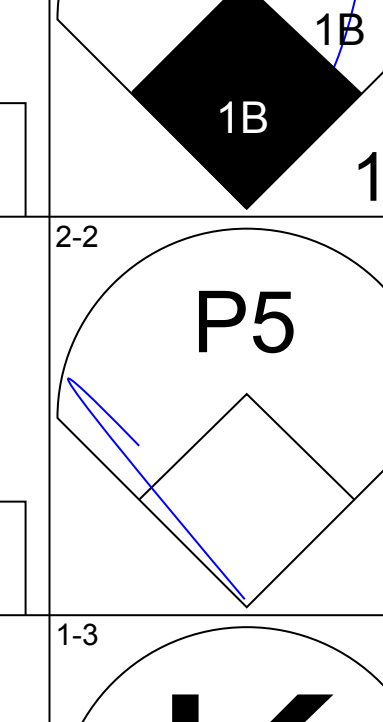



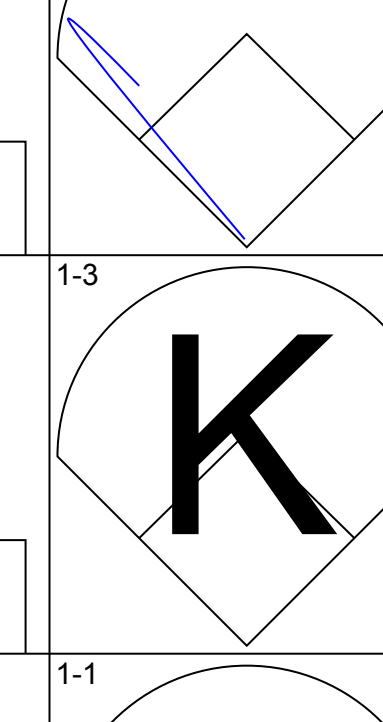



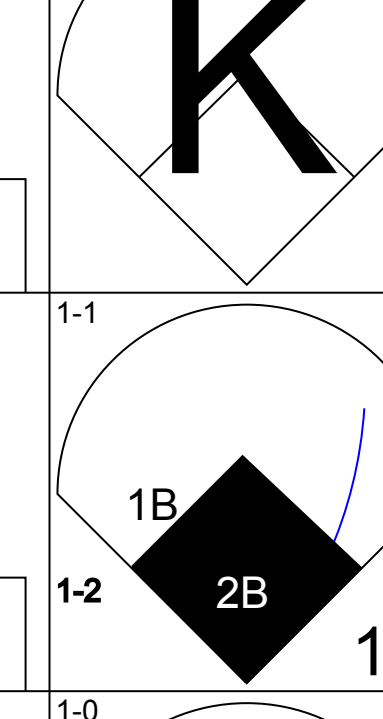

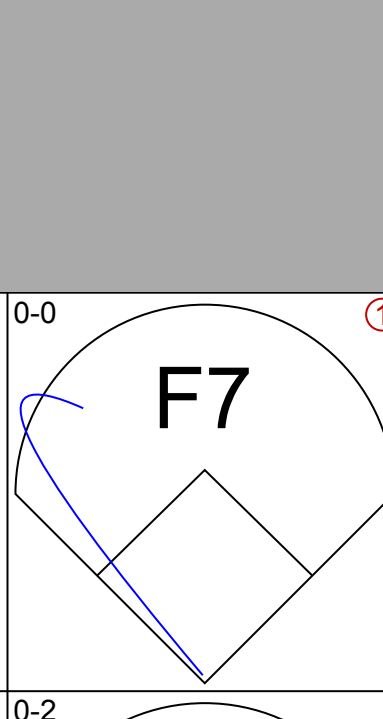

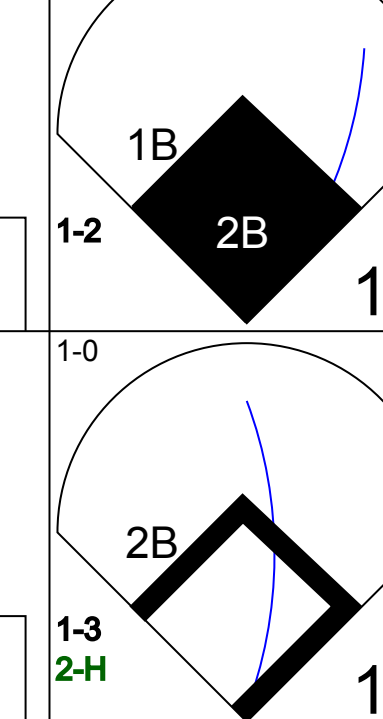

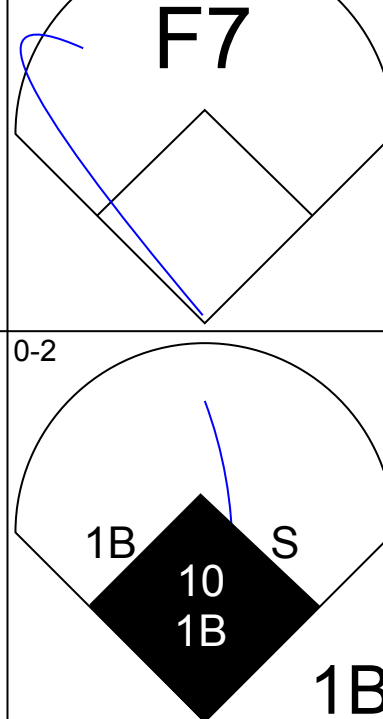
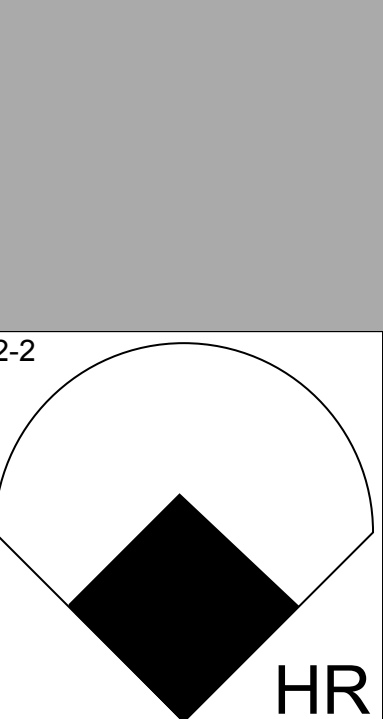


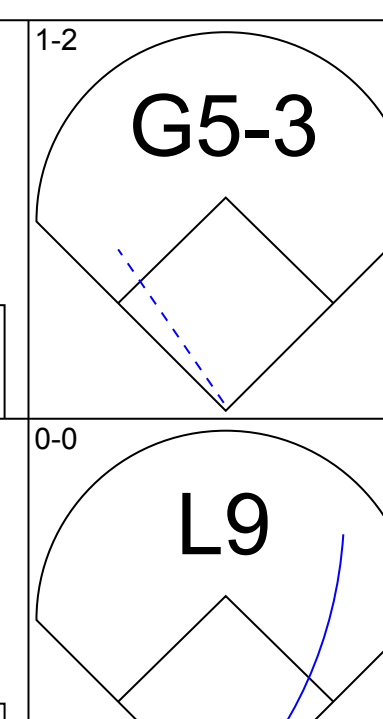
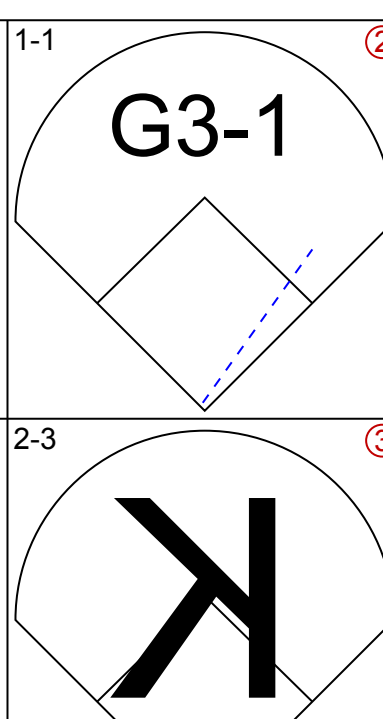
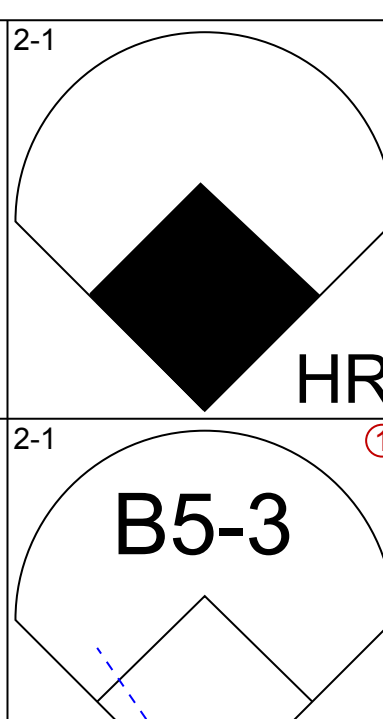
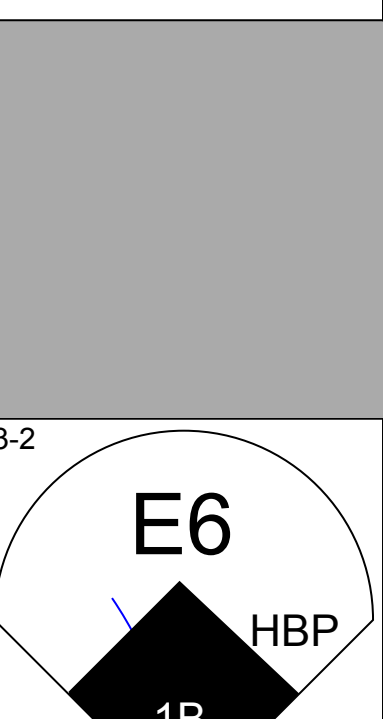
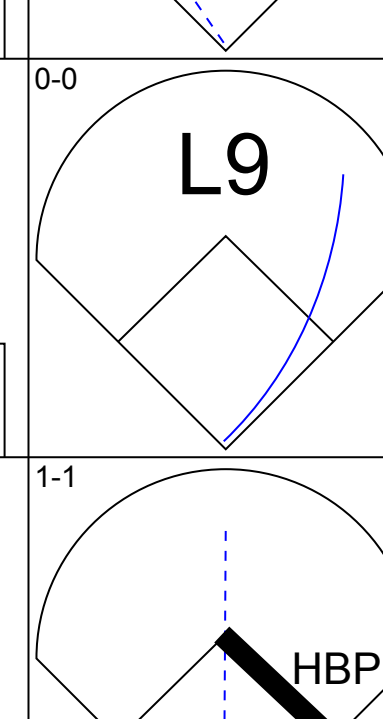

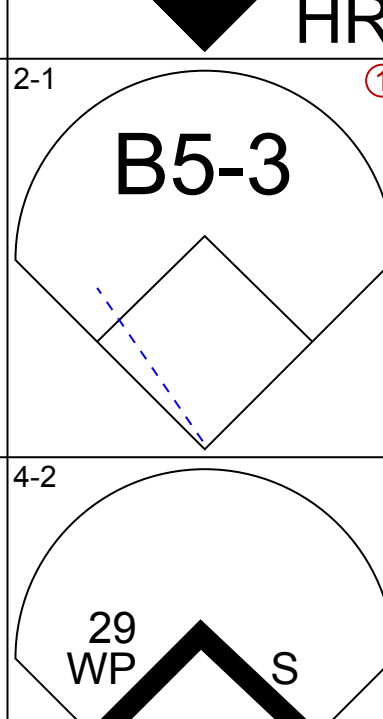
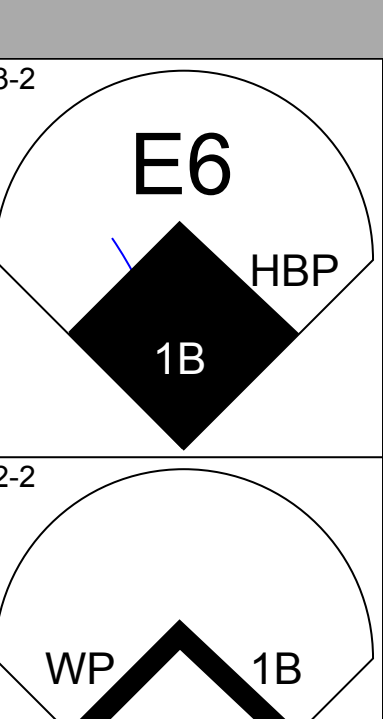
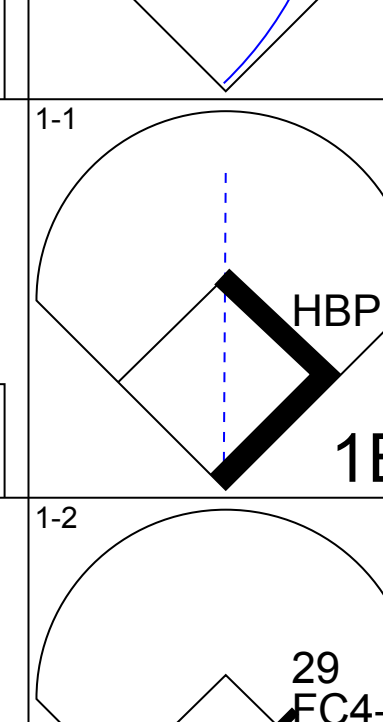
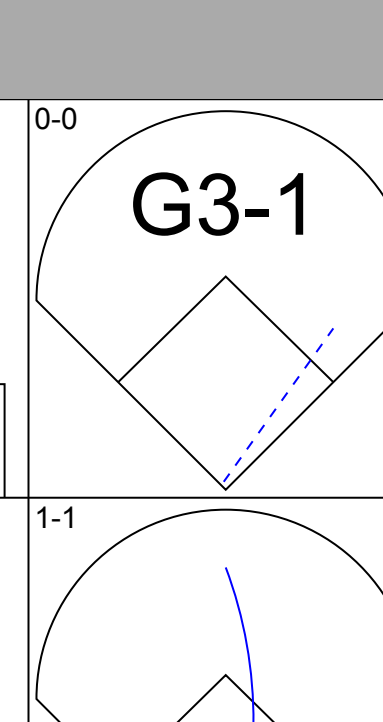
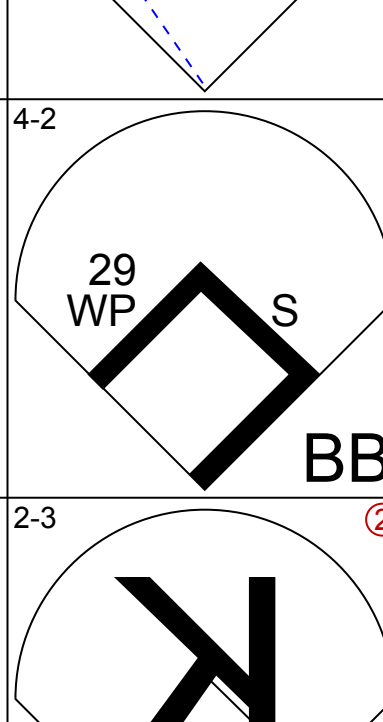
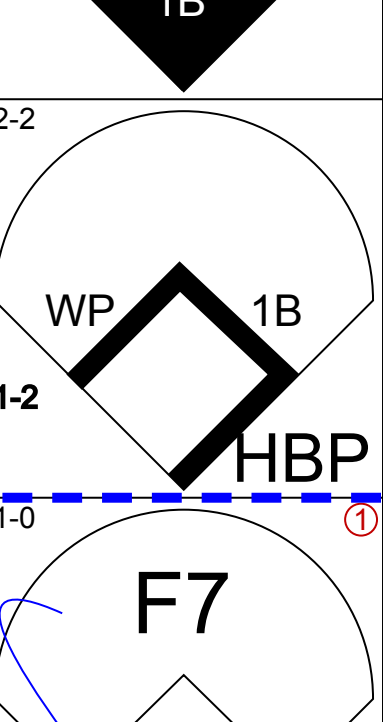
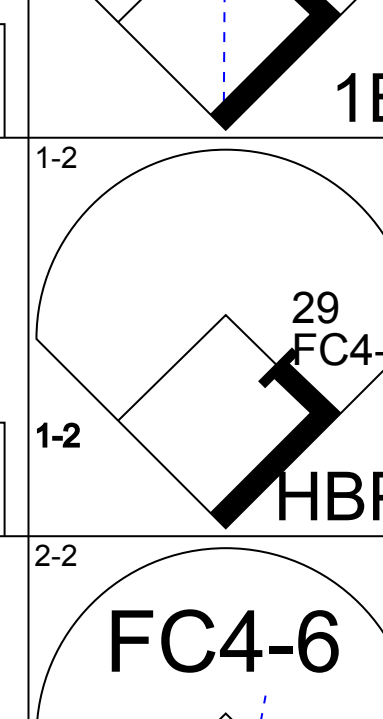
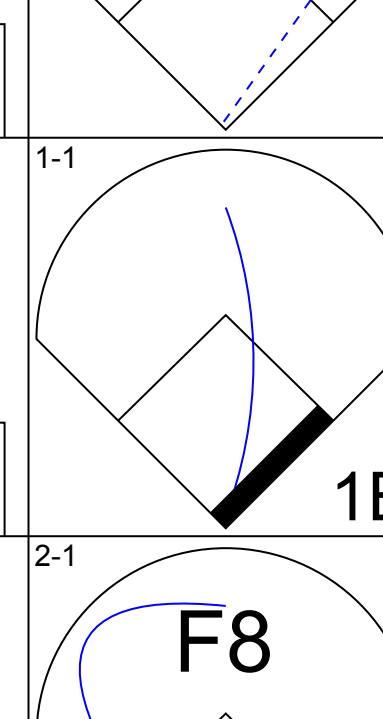
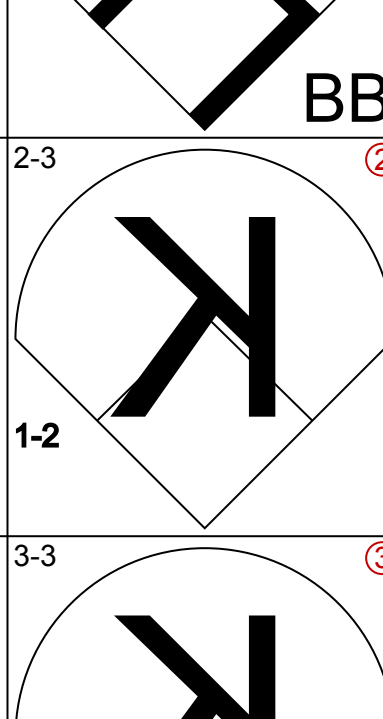
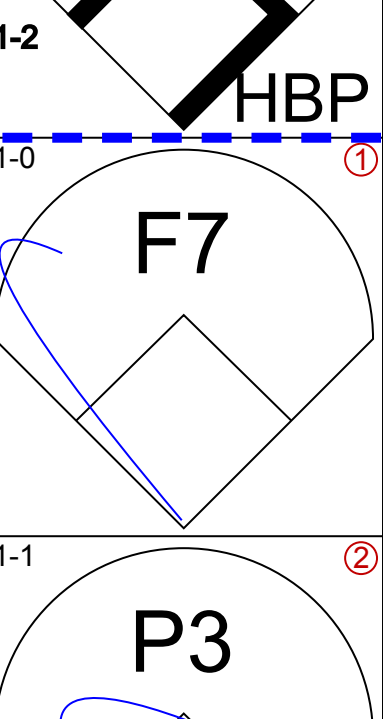
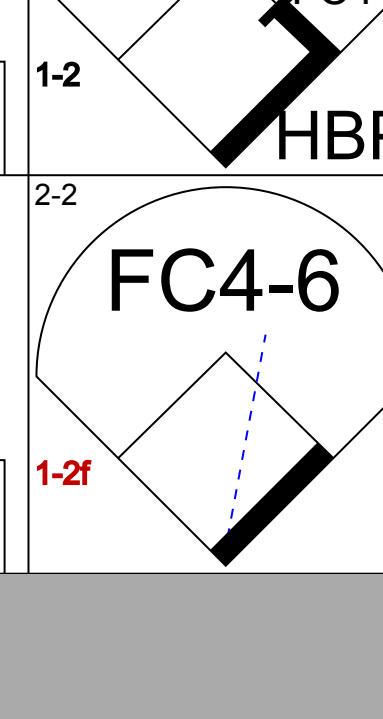
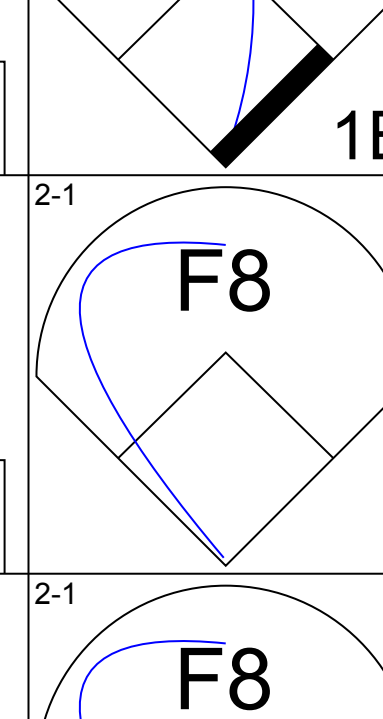
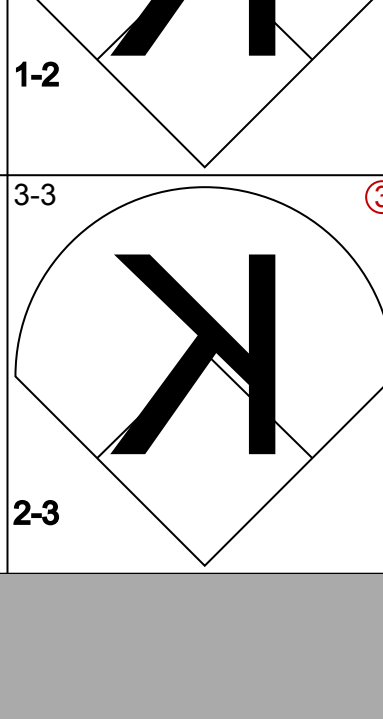
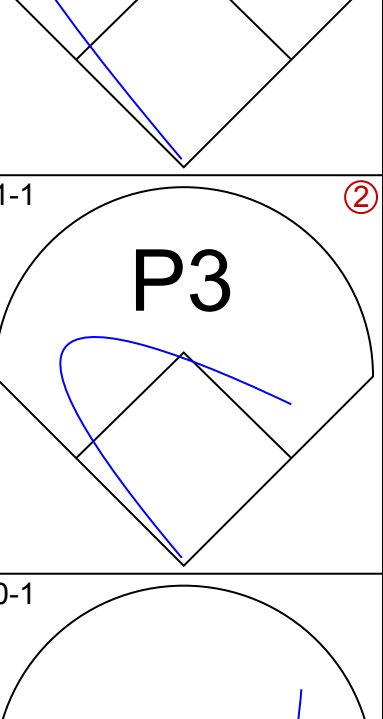
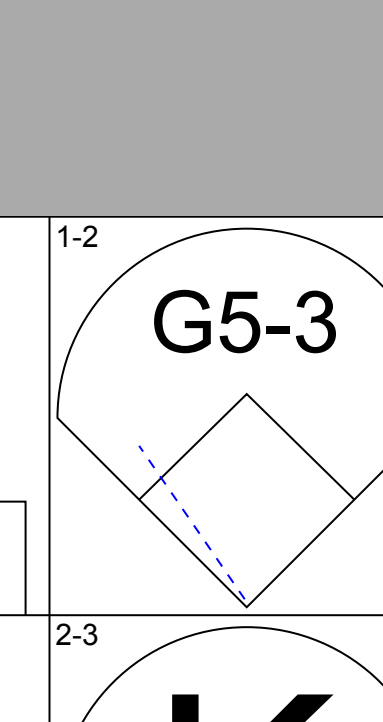
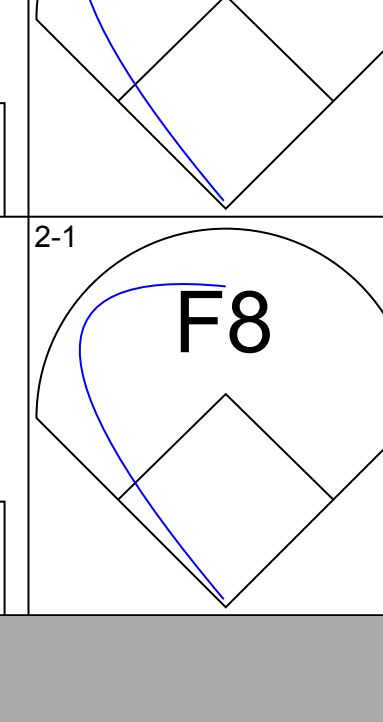
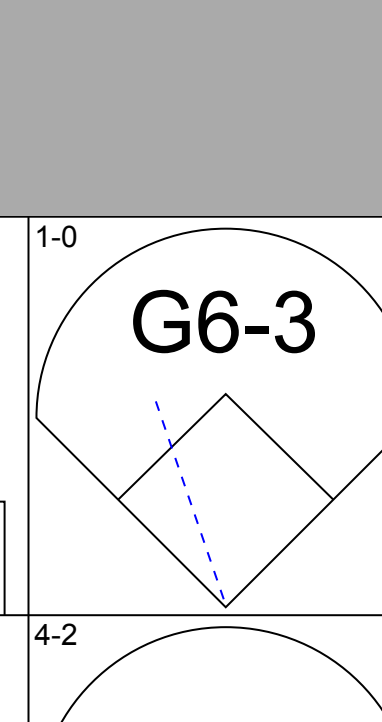

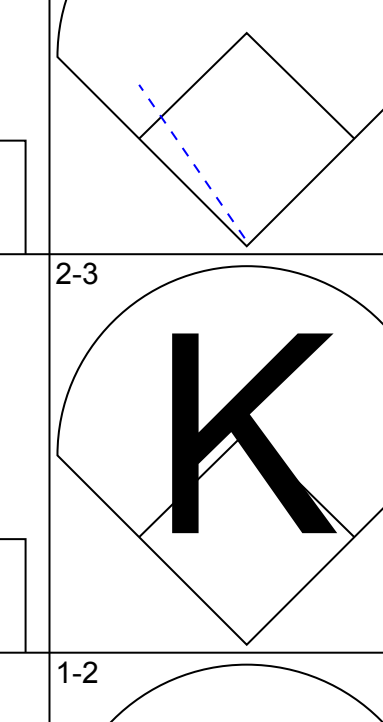
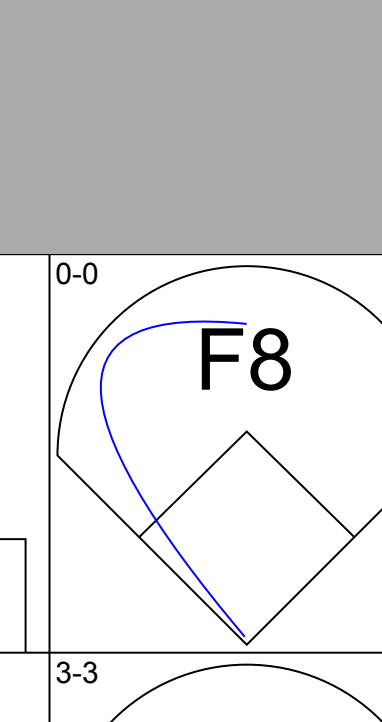
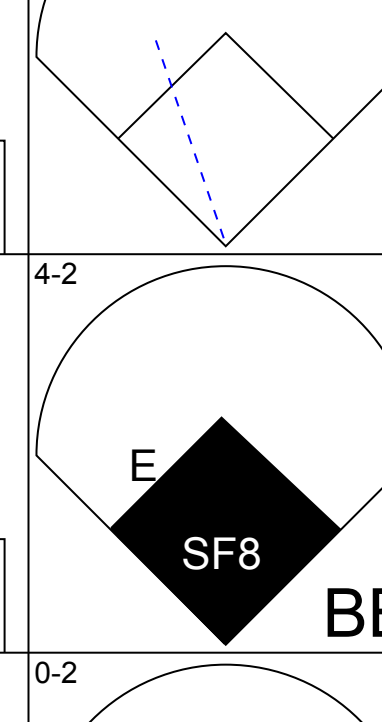


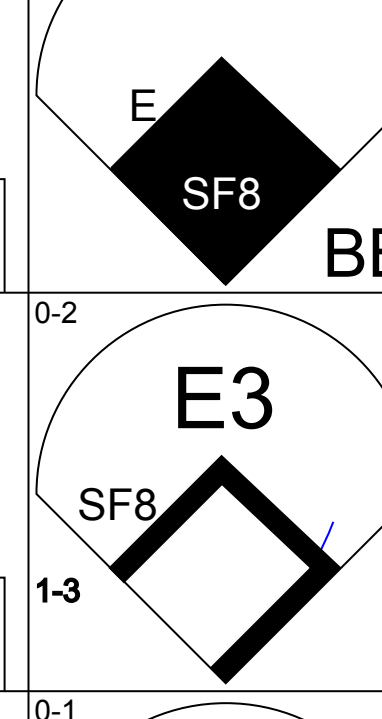
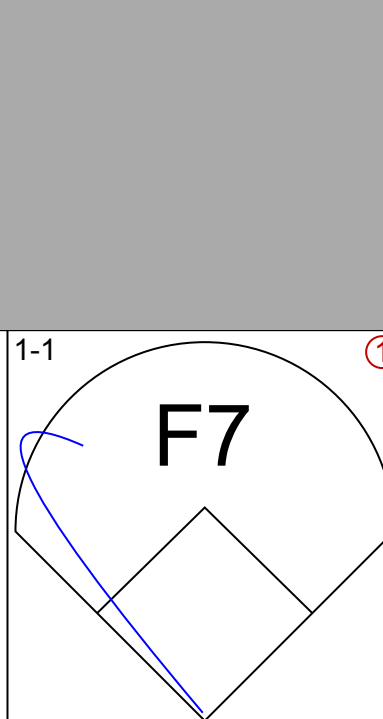
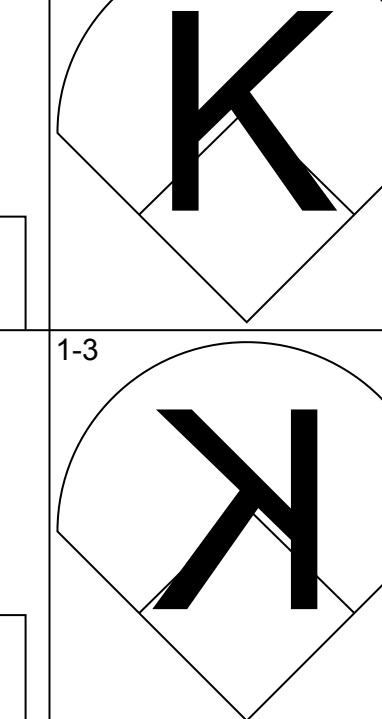
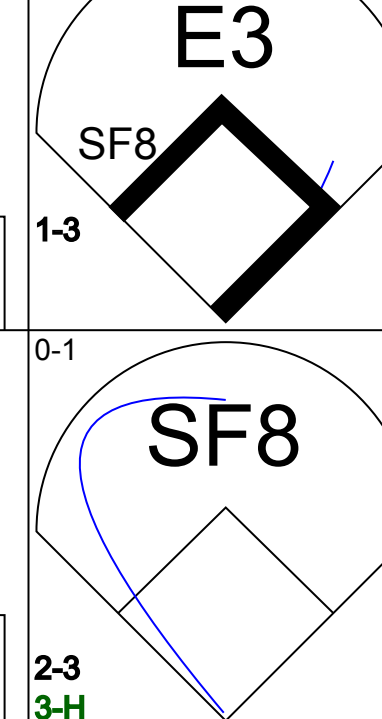
WP: 0 PA: 41
PB: 0
SB: 2
CS: 0

Fri Sep 03 1999, 7:05 PM CDT
Att: 13,857 - Unknown - 87 F

livebaseballscorecards.com

livebaseballscorecards.com

Batter	1	2	3	4	5	6	7	8	9	AB	R	H	RBI	BB	SO	LOB	TOP					
Shannon Stewart, R OBP: 0.378, SLG: 0.422										5	0	2	1	0	1	0	Toronto Blue Jays @ Kansas City Royals Kauffman Stadium, Kansas City, MO Sat Sep 04 1999, 7:05 PM CDT Att: 15,243 - Overcast - 66 F					
10 Vernon Wells, R OBP: 0.200, SLG: 0.208										4	0	1	1	1	0	0						
Shawn Green, L OBP: 0.382, SLG: 0.589										4	0	0	0	1	1	5						
David Segui, S OBP: 0.356, SLG: 0.456 Brian McRae, S OBP: 0.318, SLG: 0.355										3	1	1	1	0	1	1						
Carlos Delgado, L OBP: 0.374, SLG: 0.574										4	2	4	1	0	0	0						
Tony Fernandez, S OBP: 0.342, SLG: 0.465										4	0	0	0	1	1	4						
Darrin Fletcher, L OBP: 0.341, SLG: 0.490										3	0	1	0	1	1	2						
Tony Batista, R OBP: 0.336, SLG: 0.521										4	1	1	0	0	2	3						
Homer Bush, R OBP: 0.343, SLG: 0.414										4	2	3	2	0	0	2						
Inning Stats	R: 0 E: 0 K: 1 S: 9	H: 0 LOB: 1 BB: 1 P: 17	R: 2 E: 0 K: 1 S: 16	H: 4 LOB: 3 BB: 1 P: 27	R: 2 E: 0 K: 1 S: 16	H: 3 LOB: 1 BB: 1 P: 23	R: 0 E: 0 K: 1 S: 5	H: 0 LOB: 0 BB: 0 P: 10	R: 0 E: 0 K: 1 S: 8	H: 1 LOB: 1 BB: 0 P: 12	R: 1 E: 0 K: 1 S: 13	H: 3 LOB: 2 BB: 0 P: 21	R: 0 E: 0 K: 2 S: 13	H: 0 LOB: 1 BB: 1 P: 24	R: 1 E: 0 K: 0 S: 11	H: 1 LOB: 0 BB: 0 P: 17	R: 0 E: 0 K: 0 S: 5	H: 1 LOB: 1 BB: 0 P: 5	1B: 9 2B: 3 3B: 0 HR: 3	SF: 0 SAC: 0 DP: 2 HBP: 1	WP: 0 PB: 0 SB: 1 CS: 1	PA: 42
PITCHER	IP WLS BF H R ER SO BB IBB HBP BLK WP HR S P ERA WHIP																					
Jeff Suppan, R ERA: 4.26	(1, 1) 5.1 L 29 11 5 5 5 3 0 0 0 0 2 61 100 8.44 2.625																					
Alvin Morman, L ERA: 4.37	(6, 1) 1.1 5 0 0 0 2 1 0 1 0 0 0 14 27 0.00 0.750																					
Derek Wallace, R ERA: 3.24	(7, 1) 1.1 5 1 1 1 1 0 0 0 0 0 1 16 24 6.75 0.750																					
Jeff Montgomery, R ERA: 6.85	(9, 1) 0.2 3 1 0 0 0 0 0 0 0 0 0 5 5 0.00 1.500																					

Batter	1	2	3	4	5	6	7	8	9	AB	R	H	RBI	BB	SO	LOB	BOTTOM					
Johnny Damon, L OBP: 0.376, SLG: 0.474										4	1	1	1	0	0	1	Toronto Blue Jays @ Kansas City Royals Kauffman Stadium, Kansas City, MO Sat Sep 04 1999, 7:05 PM CDT Att: 15,243 - Overcast - 66 F					
Ray Holbert, R OBP: 0.279, SLG: 0.232										4	1	0	0	0	1	0						
Carlos Beltrán, S OBP: 0.330, SLG: 0.446										2	0	1	0	1	0	0						
Jermaine Dye, R OBP: 0.347, SLG: 0.520										3	0	1	0	0	1	3						
29 Mike Sweeney, R OBP: 0.376, SLG: 0.511										4	0	0	0	0	1	6						
Joe Randa, R OBP: 0.373, SLG: 0.496										4	0	1	1	0	0	1						
Jeremy Giambi, L OBP: 0.363, SLG: 0.356										3	1	0	0	1	2	2						
Tim Spehr, R OBP: 0.322, SLG: 0.397 Dee Brown, L OBP: 0.300, SLG: 0.500										2	0	0	0	0	1	0						
Jed Hansen, R OBP: 0.306, SLG: 0.351										2	0	0	1	0	1	0						
Inning Stats	R: 0 E: 0 K: 0 S: 12	H: 1 LOB: 2 BB: 0 P: 17	R: 0 E: 0 K: 1 S: 9	H: 0 LOB: 0 BB: 0 P: 13	R: 0 E: 0 K: 1 S: 7	H: 0 LOB: 0 BB: 0 P: 11	R: 0 E: 0 K: 0 S: 7	H: 1 LOB: 1 BB: 0 P: 12	R: 0 E: 0 K: 2 S: 7	H: 0 LOB: 0 BB: 0 P: 11	R: 1 E: 0 K: 2 S: 13	H: 1 LOB: 1 BB: 1 P: 26	R: 1 E: 1 K: 0 S: 12	H: 0 LOB: 1 BB: 1 P: 17	R: 1 E: 1 K: 1 S: 13	H: 1 LOB: 2 BB: 0 P: 22	R: 0 E: 0 K: 0 S: 5	H: 1 LOB: 1 BB: 0 P: 5	1B: 3 2B: 0 3B: 0 HR: 1	SF: 1 SAC: 0 DP: 0 HBP: 2	WP: 2 PB: 0 SB: 1 CS: 0	PA: 34
PITCHER	IP WLS BF H R ER SO BB IBB HBP BLK WP HR S P ERA WHIP																					
Pat Hentgen, R ERA: 4.9	(1, 1) 6.2 W 27 3 2 1 6 2 0 1 0 0 0 0 7 105 1.35 0.750																					
Graeme Lloyd, L ERA: 3.13	(7, 1) 0.1 H 3 0 1 0 0 0 0 0 1 0 0 0 7 12 0.00 0.000																					
John Frascatore, R ERA: 3.79	(8, 1) 1.0 S 4 1 0 0 1 0 0 0 0 0 1 0 8 12 0.00 1.000																					

AB	37
R	6
H	13
RBI	6
BB	4
SO	8
LOB	19



AB	29
R	3
H	4
RBI	3
BB	2
SO	7
LOB	14



Batter	1	2	3	4	5	6	7	8	9	AB	R	H	RBI	BB	SO	LOB	TOP			
Shannon Stewart, R (1, 7) OBP: 0.376, SLG: 0.419	G4-3		F8	K			F9		G6-4-3	4	0	0	0	1	1	2				
10 Vernon Wells, R (1, 8) OBP: 0.167, SLG: 0.172	F7		F8		F8		G5-3		G6-4-3	5	0	0	0	0	0	3				
Shawn Green, L (1, 9) OBP: 0.385, SLG: 0.596	HR		BB	BB	1B			PB	F8	4	1	3	1	1	0	2				
David Segui, S (1, 10) OBP: 0.355, SLG: 0.453	G4-3		BB	BB	F7			F7		3	0	0	0	1	0	2				
Carlos Delgado, L (1, 3)		K	P5		F7			P6		4	0	0	0	0	1	5				
Tony Fernandez, S (1, 5) OBP: 0.437, SLG: 0.471		1B		1B		FC6-5		PB		3	1	3	0	1	0	0				
Tony Batista, R (1, 6) OBP: 0.333, SLG: 0.516	F9		P4		FC6-5			G6-3		4	0	0	0	0	0	5				
Mike Matheny, R (1, 2) OBP: 0.279, SLG: 0.316	G5-3				L4-3					3	0	1	0	0	0	2				
Willie Greene, L (9, PH) OBP: 0.272, SLG: 0.406					1B				HR	1	1	1	1	0	0	0				
Homer Bush, R (1, 4) OBP: 0.343, SLG: 0.415					SF8					2	0	1	1	0	0	0				
Brian McRae, S (9, PH) OBP: 0.320, SLG: 0.355										0	0	0	0	1	0	0				
Chris Woodward, R (9, PR) OBP: 0.296, SLG: 0.292										0	0	0	0	0	0	0				
Inning Stats	R: 1 E: 0 K: 0 S: 10	H: 1 LOB: 0 BB: 0 P: 14	R: 0 E: 0 K: 1 S: 7	H: 1 LOB: 1 BB: 0 P: 9	R: 0 E: 0 K: 0 S: 13	H: 1 LOB: 3 BB: 2 P: 27	R: 1 E: 0 K: 1 S: 11	H: 2 LOB: 1 BB: 0 P: 18	R: 0 E: 0 K: 0 S: 8	H: 1 LOB: 1 BB: 0 P: 13	R: 0 E: 0 K: 0 S: 6	H: 0 LOB: 0 BB: 0 P: 12	R: 0 E: 0 K: 0 S: 10	H: 1 LOB: 2 BB: 1 P: 17	R: 1 E: 0 K: 0 S: 15	H: 1 LOB: 2 BB: 2 P: 26	1B: 6 2B: 2 3B: 0 HR: 2	SF: 1 SAC: 0 DP: 2 HBP: 0	WP: 0 PB: 1 SB: 1 CS: 1	PA: 39
PITCHER	IP WLS BF H R ER SO BB IBB HBP BLK WP HR S P ERA WHIP																			
Jay Witasick, R (1, 1) ERA: 5.88	8.0 W 36 9 3 3 2 4 0 0 0 0 2 71 121 3.38 1.625																			
49 Chris Fussell, R (9, 1) ERA: 6.95	1.0 S 3 0 0 0 0 1 0 0 0 0 0 13 20 0.00 1.000																			

Toronto Blue Jays @ Kansas City Royals
Kauffman Stadium, Kansas City, MO

Sun Sep 05 1999, 1:05 PM CDT
Att: 15,315 - Overcast - 78 F

AB 33
R 3
H 9
RBI 3
BB 5
SO 2
LOB 21



Batter	1	2	3	4	5	6	7	8	9	AB	R	H	RBI	BB	SO	LOB	BOTTOM			
Johnny Damon, L (1, 7) OBP: 0.373, SLG: 0.470	G4-3		K		G3		K			4	0	0	0	0	2	0				
Ray Holbert, R (1, 6) OBP: 0.323, SLG: 0.283	G4-6-3			1B	WP			CS		4	2	4	0	0	0	0				
Carlos Beltrán, S (1, 8) OBP: 0.329, SLG: 0.446	G4-6-3		P6		SF9			1B		3	1	1	1	0	0	2				
Jermaine Dye, R (1, 9) OBP: 0.346, SLG: 0.520		F8		G5-3			K			4	0	1	1	0	1	1				
Dee Brown, L (1, 10) OBP: 0.200, SLG: 0.111										3	1	1	0	0	1	0				
29 Mike Sweeney, R (8, PH) OBP: 0.376, SLG: 0.510										1	0	0	0	0	0	1				
Joe Randa, R (1, 5) OBP: 0.374, SLG: 0.496										4	1	2	1	0	1	1				
Joe Vitiello, R (1, 3) OBP: 0.250, SLG: 0.267										3	1	1	2	0	1	1				
Sal Fasano, R (1, 2) OBP: 0.308, SLG: 0.455										3	0	1	1	0	1	0				
Mendy López, R (1, 4) OBP: 0.376, SLG: 0.419										3	0	0	0	0	1	1				
Inning Stats	R: 0 E: 0 K: 0 S: 6	H: 1 LOB: 0 BB: 0 P: 8	R: 0 E: 0 K: 1 S: 10	H: 1 LOB: 1 BB: 0 P: 15	R: 0 E: 0 K: 2 S: 7	H: 0 LOB: 0 BB: 0 P: 10	R: 4 E: 1 K: 0 S: 16	H: 5 LOB: 1 BB: 0 P: 25	R: 1 E: 0 K: 1 S: 9	H: 1 LOB: 0 BB: 0 P: 14	R: 0 E: 0 K: 2 S: 9	H: 0 LOB: 0 BB: 0 P: 12	R: 0 E: 0 K: 2 S: 10	H: 0 LOB: 0 BB: 0 P: 15	R: 1 E: 0 K: 0 S: 17	H: 3 LOB: 1 BB: 0 P: 22	1B: 9 2B: 2 3B: 0 HR: 0	SF: 1 SAC: 0 DP: 1 HBP: 0	WP: 1 PB: 0 SB: 2 CS: 1	PA: 33
PITCHER	IP WLS BF H R ER SO BB IBB HBP BLK WP HR S P ERA WHIP																			
Kelvin Escobar, R (1, 1) ERA: 5.74	4.0 L 18 7 4 4 3 0 0 0 0 0 1 0 28 41 3.00 0.333																			
Pete Munro, R (5, 1) ERA: 4.78	3.0 10 1 1 1 5 0 0 0 0 0 1 0 28 41 3.00 0.333																			
John Hudek, R (8, 1) ERA: 8.0	0.1 3 3 1 1 0 0 0 0 0 0 0 0 10 14 27.00 9.000																			
Paul Spoljaric, L (8, 1) ERA: 5.22	0.1 1 0 0 0 0 0 0 0 0 0 0 0 5 6 0.00 0.000																			
Mike Romano, R (8, 1) ERA:	0.1 1 0 0 0 0 0 0 0 0 0 0 0 2 2 0.00 0.000																			

Toronto Blue Jays @ Kansas City Royals
Kauffman Stadium, Kansas City, MO

Sun Sep 05 1999, 1:05 PM CDT
Att: 15,315 - Overcast - 78 F


AB 32
R 6
H 11
RBI 6
BB 0
SO 8
LOB 7



Batter	1	2	3	4	5	6	7	8	9	AB	R	H	RBI	BB	SO	LOB	TOP					
Shannon Stewart, R (1, 7) OBP: 0.375, SLG: 0.417	G5-3		F8				F8		L4	4	1	0	0	1	0	1						
10 Vernon Wells, R (1, 8) OBP: 0.176, SLG: 0.156	K						F8		F8	3	0	0	0	1	1	1						
Shawn Green, L (1, 9) OBP: 0.386, SLG: 0.600	G6-3		K							3	2	1	2	1	1	2						
David Segui, S (1, 10) OBP: 0.355, SLG: 0.454 Brian McRae, S (8, PH) OBP: 0.319, SLG: 0.354		F9					F7		F8	3	0	1	0	0	0	0						
Carlos Delgado, L (1, 3) OBP: 0.372, SLG: 0.568		P6								3	0	1	0	1	0	1						
Tony Fernandez, S (1, 5) OBP: 0.437, SLG: 0.471							K			4	0	2	1	0	1	2						
Darrin Fletcher, L (1, 2) OBP: 0.340, SLG: 0.487		P6								4	0	1	0	0	0	4						
Tony Batista, R (1, 6) OBP: 0.333, SLG: 0.521			K							4	1	1	1	0	1	0						
Homer Bush, R (1, 4) OBP: 0.342, SLG: 0.411										3	0	0	0	1	1	0						
Inning Stats	R: 0 E: 0 K: 1 S: 8	H: 0 LOB: 0 BB: 0 P: 14	R: 0 E: 0 K: 0 S: 7	H: 1 LOB: 1 BB: 0 P: 12	R: 0 E: 0 K: 2 S: 11	H: 0 LOB: 2 BB: 2 P: 25	R: 0 E: 0 K: 0 S: 9	H: 2 LOB: 2 BB: 0 P: 12	R: 3 E: 0 K: 1 S: 11	H: 2 LOB: 0 BB: 1 P: 22	R: 0 E: 0 K: 1 S: 12	H: 1 LOB: 0 BB: 0 P: 19	R: 0 E: 0 K: 0 S: 8	H: 0 LOB: 0 BB: 0 P: 15	R: 1 E: 0 K: 0 S: 9	H: 1 LOB: 2 BB: 2 P: 19	R: 0 E: 0 K: 0 S: 6	H: 0 LOB: 0 BB: 0 P: 9	1B: 4 2B: 1 3B: 0 HR: 2	SF: 0 SAC: 0 DP: 1 HBP: 0	WP: 0 PB: 0 SB: 1 CS: 0	PA: 37
PITCHER	IP	WLS	BF	H	R	ER	SO	BB	IBB	HBP	BLK	WP	HR	S	P	ERA	WHIP					
Gil Meche, R (1, 1) ERA: 5.46	6.0	W	25	6	3	3	5	3	0	0	0	0	2	58	104	4.50	1.500					
Frankie Rodriguez, R (7, 1) ERA: 5.97	1.1	H	4	0	0	0	0	0	0	0	0	0	0	10	18	0.00	0.000					
Butch Henry, L (8, 1) ERA: 4.68	0.2		5	1	1	1	0	2	0	0	0	0	0	7	16	13.50	4.500					
Jose Mesa, R (9, 1) ERA: 5.43	1.0	S	3	0	0	0	0	0	0	0	0	0	0	6	9	0.00	0.000					

Toronto Blue Jays @ Seattle Mariners
Safeco Field, Seattle, WA
Tue Sep 07 1999, 7:05 PM PDT
Att: 39,709 - Unknown - 67 F


AB 32
R 4
H 7
RBI 4
BB 5
SO 5
LOB 12



Batter	1	2	3	4	5	6	7	8	9	AB	R	H	RBI	BB	SO	LOB	BOTTOM					
Charles Gipson, R (1, 7) OBP: 0.310, SLG: 0.370	G6-3		G4-3							3	0	0	0	0	0	0						
David Bell, R (1, 4) OBP: 0.328, SLG: 0.420	F8		K							3	0	0	1	0	1	0						
Ken Griffey Jr., L (1, 8) OBP: 0.385, SLG: 0.590	G4-3		G4-3							3	1	1	2	1	0	0						
Alex Rodriguez, R (1, 6) OBP: 0.369, SLG: 0.619		F7								4	1	1	0	0	0	1						
Edgar Martinez, R (1, 10) OBP: 0.452, SLG: 0.564										4	1	3	1	0	0	1						
Jay Buhner, R (1, 9) OBP: 0.380, SLG: 0.461 Brian Hunter, R (9, 7) OBP: 0.287, SLG: 0.310										3	1	1	0	1	0	2						
Brian Hunter, R (9, 7) OBP: 0.287, SLG: 0.310										0	0	0	0	0	0	0						
Mike Blowers, R (1, 3) OBP: 0.143, SLG: 0.143			K							3	0	0	0	0	1	5						
Russ Davis, R (1, 5) OBP: 0.302, SLG: 0.430										3	2	2	3	0	0	1						
Dan Wilson, R (1, 2) OBP: 0.319, SLG: 0.366										3	1	1	0	0	0	0						
Inning Stats	R: 0 E: 0 K: 0 S: 9	H: 0 LOB: 0 BB: 0 P: 12	R: 3 E: 1 K: 1 S: 16	H: 2 LOB: 0 BB: 0 P: 26	R: 0 E: 0 K: 1 S: 10	H: 0 LOB: 0 BB: 0 P: 17	R: 0 E: 0 K: 0 S: 8	H: 1 LOB: 1 BB: 1 P: 15	R: 3 E: 0 K: 0 S: 11	H: 3 LOB: 0 BB: 0 P: 19	R: 0 E: 0 K: 0 S: 11	H: 2 LOB: 1 BB: 0 P: 12	R: 0 E: 0 K: 0 S: 7	H: 0 LOB: 0 BB: 0 P: 12	R: 1 E: 0 K: 0 S: 8	H: 1 LOB: 0 BB: 1 P: 16	1B: 7 2B: 0 3B: 0 HR: 2	SF: 1 SAC: 1 DP: 3 HBP: 0	WP: 0 PB: 0 SB: 1 CS: 0	PA: 33		
PITCHER	IP	WLS	BF	H	R	ER	SO	BB	IBB	HBP	BLK	WP	HR	S	P	ERA	WHIP					
David Wells, L (1, 1) ERA: 5.19	7.0	L	30	8	7	4	2	0	0	0	0	0	0	72	117	5.14	1.429					
Paul Quantrill, R (8, 1) ERA: 2.39	1.0		3	1	0	0	0	0	0	0	0	0	0	8	12	0.00	1.000					

Toronto Blue Jays @ Seattle Mariners
Safeco Field, Seattle, WA
Tue Sep 07 1999, 7:05 PM PDT
Att: 39,709 - Unknown - 67 F

AB 29
R 7
H 9
RBI 7
BB 2
SO 2
LOB 10



Batter	1	2	3	4	5	6	7	8	9	AB	R	H	RBI	BB	SO	LOB	TOP								
Shannon Stewart, R (1, 7) OBP: 0.376, SLG: 0.417	F8			1B		1B			F8	4	0	2	0	0	0	0									
10 Vernon Wells, R (1, 8) OBP: 0.189, SLG: 0.171				G1-6-3		G6-4-3			F8	3	0	1	0	0	0	3									
Willie Greene, L (9, PH) OBP: 0.271, SLG: 0.404				G6-4-3		G6-4-3			F8	1	0	0	0	0	0	0									
José Cruz Jr., S (9, 8) OBP: 0.343, SLG: 0.407				1B		1-2f			F8	0	0	0	0	0	0	0									
Shawn Green, L (1, 9) OBP: 0.387, SLG: 0.601	G6-4-3								HR	4	1	2	0	0	0	1									
Carlos Delgado, L (1, 3) OBP: 0.373, SLG: 0.579		K							HR	4	2	2	3	0	2	1									
Tony Fernandez, S (1, 5) OBP: 0.436, SLG: 0.469		G6-3				P4			HR	4	0	1	0	0	0	0									
Tony Batista, R (1, 6) OBP: 0.331, SLG: 0.517		G5-3				G5-3			CS	3	0	0	0	0	1	0									
Darrin Fletcher, L (1, 2) OBP: 0.337, SLG: 0.483				F8		F7			CS	3	0	0	0	0	0	0									
Pat Borders, R (1, 10) OBP: 0.308, SLG: 0.500				P7		SH1-4			L6	3	0	1	0	0	0	0									
Homer Bush, R (1, 4) OBP: 0.341, SLG: 0.409				G1-3		SH1-4			G4-3	2	0	0	0	0	0	0									
Inning Stats	R: 0 E: 0 K: 0 S: 9	H: 1 LOB: 0 BB: 0 P: 15	R: 0 E: 0 K: 1 S: 8	H: 0 LOB: 0 BB: 0 P: 14	R: 0 E: 0 K: 0 S: 5	H: 0 LOB: 0 BB: 0 P: 7	R: 0 E: 0 K: 1 S: 7	H: 2 LOB: 1 BB: 0 P: 12	R: 0 E: 0 K: 0 S: 6	H: 0 LOB: 0 BB: 0 P: 9	R: 0 E: 0 K: 0 S: 7	H: 2 LOB: 1 BB: 0 P: 8	R: 1 E: 0 K: 1 S: 7	H: 1 LOB: 0 BB: 0 P: 9	R: 0 E: 0 K: 0 S: 8	H: 0 LOB: 0 BB: 0 P: 11	R: 2 E: 0 K: 0 S: 14	H: 3 LOB: 0 BB: 0 P: 22	1B: 6 2B: 1 3B: 0 HR: 2	SF: 0 SAC: 1 DP: 3 HBP: 0	WP: 0 PB: 0 SB: 0 CS: 1	PA: 33			
PITCHER	IP	WLS	BF	H	R	ER	SO	BB	IBB	HBP	BLK	WP	HR	S	P	ERA	WHIP								
Jamie Moyer, L (1, 1) ERA: 4.0	8.0		27	6	1	1	3	0	0	0	0	0	1	57	85	1.12	0.750								
Jose Mesa, R (9, 1) ERA: 5.64	1.0	W	5	3	2	2	0	0	0	0	0	0	1	14	22	18.00	3.000								

Toronto Blue Jays @ Seattle Mariners
Safeco Field, Seattle, WA
Wed Sep 08 1999, 7:35 PM PDT
Att: 36,971 - Unknown - 77 F

AB 31
R 3
H 9
RBI 3
BB 0
SO 3
LOB 5



Batter	1	2	3	4	5	6	7	8	9	AB	R	H	RBI	BB	SO	LOB	BOTTOM								
Brian Hunter, R (1, 7) OBP: 0.287, SLG: 0.310	K					P4			K	4	0	1	0	0	2	0									
Raul Ibanez, L (1, 3) OBP: 0.305, SLG: 0.392						F7			F8	3	0	0	0	0	0	1									
Mike Blowers, R (8, PH) OBP: 0.250, SLG: 0.250						F7			F8	1	0	1	0	0	0	0									
Charles Gipson, R (8, PR) OBP: 0.310, SLG: 0.370						F7			HR	0	1	0	0	0	0	0									
Ken Griffey Jr., L (1, 8) OBP: 0.386, SLG: 0.597	L9					G3-1			HR	4	1	2	2	0	0	1									
Alex Rodriguez, R (1, 6) OBP: 0.366, SLG: 0.613		K				P4			G5-3	4	0	0	0	0	2	2									
Edgar Martinez, R (1, 10) OBP: 0.452, SLG: 0.563		BB				L9			G4-3	3	0	1	0	1	0	1									
Jay Buhner, R (1, 9) OBP: 0.381, SLG: 0.459						L3			G4-3	3	0	1	0	1	0	1									
Shane Monahan, L (9, PR)						L3			HR	0	1	0	0	0	0	0									
Tom Lampkin, L (1, 2) OBP: 0.369, SLG: 0.519						F7			HR	3	1	1	2	1	0	2									
Russ Davis, R (1, 5) OBP: 0.300, SLG: 0.427						K			HR	3	0	0	0	0	1	4									
Rafael Bourquigal, R (1, 4) OBP: 0.319, SLG: 0.417						F9			HR	2	0	0	0	0	0	0									
Ryan Jackson, L (7, PH) ERA: 3.39						F9			HR	1	0	0	0	0	1	2									
David Bell, R (8, 4) OBP: 0.329, SLG: 0.420						F9			HR	0	0	0	0	0	0	0									
Inning Stats	R: 0 E: 0 K: 1 S: 8	H: 0 LOB: 0 BB: 0 P: 12	R: 0 E: 0 K: 1 S: 8	H: 0 LOB: 2 BB: 2 P: 17	R: 0 E: 0 K: 0 S: 13	H: 1 LOB: 0 BB: 0 P: 21	R: 0 E: 0 K: 1 S: 10	H: 0 LOB: 0 BB: 0 P: 16	R: 0 E: 0 K: 1 S: 9	H: 0 LOB: 0 BB: 0 P: 13	R: 0 E: 0 K: 0 S: 8	H: 1 LOB: 1 BB: 0 P: 12	R: 0 E: 0 K: 1 S: 11	H: 2 LOB: 2 BB: 0 P: 18	R: 2 E: 0 K: 1 S: 12	H: 2 LOB: 1 BB: 0 P: 16	R: 2 E: 0 K: 0 S: 3	H: 1 LOB: 1 BB: 1 P: 8	1B: 4 2B: 1 3B: 0 HR: 2	SF: 0 SAC: 0 DP: 0 HBP: 0	WP: 0 PB: 0 SB: 1 CS: 0	PA: 34			
PITCHER	IP	WLS	BF	H	R	ER	SO	BB	IBB	HBP	BLK	WP	HR	S	P	ERA	WHIP								
32 Roy Halladay, R (1, 1) ERA: 4.0	7.0		27	4	0	0	5	2	0	0	0	0	0	67	109	0.00	0.857								
Graeme Lloyd, L (8, 1) ERA: 3.39	0.1	B	3	2	2	2	1	0	0	0	0	0	1	7	11	54.00	6.000								
Billy Koch, R (8, 1) ERA: 2.85	0.2	L	4	1	2	2	0	1	0	0	0	0	1	8	13	27.00	3.000								

Toronto Blue Jays @ Seattle Mariners
Safeco Field, Seattle, WA
Wed Sep 08 1999, 7:35 PM PDT
Att: 36,971 - Unknown - 77 F

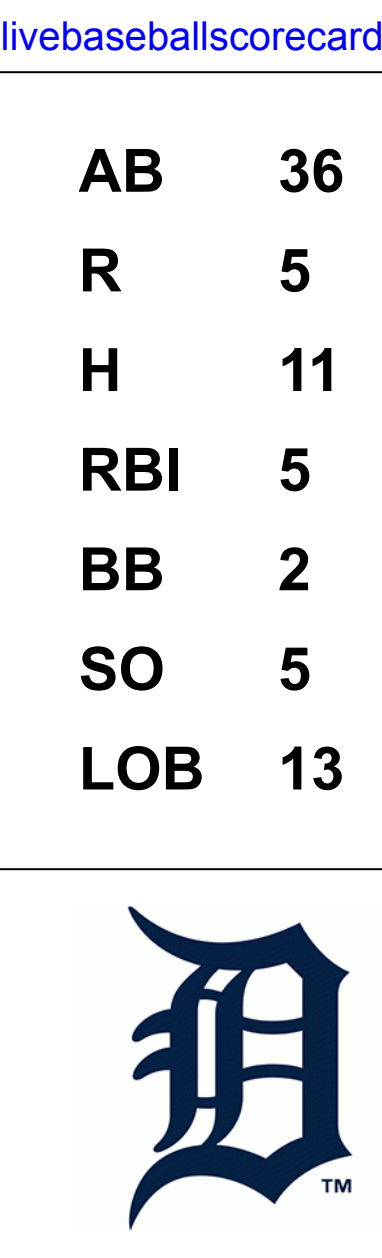
AB 31
R 4
H 7
RBI 4
BB 3
SO 6
LOB 14



Batter	1	2	3	4	5	6	7	8	9	AB	R	H	RBI	BB	SO	LOB	TOP					
Shannon Stewart, R OBP: 0.374, SLG: 0.417										5	2	2	1	0	1	1	Toronto Blue Jays @ Detroit Tigers Tiger Stadium, Detroit, MI Sat Sep 11 1999, 5:05 PM EDT Att: 40,269 - Unknown - 75 F					
David Segui, S OBP: 0.354, SLG: 0.461										5	0	1	1	0	2	2						
Shawn Green, L OBP: 0.387, SLG: 0.596										4	1	1	0	1	0	1						
Carlos Delgado, L OBP: 0.372, SLG: 0.574										4	1	0	1	1	1	3						
Tony Fernandez, S OBP: 0.437, SLG: 0.466										2	1	1	0	3	0	0						
Darin Fletcher, L OBP: 0.342, SLG: 0.501										5	1	2	2	0	1	4						
Tony Batista, R OBP: 0.333, SLG: 0.526										4	1	2	3	0	2	2						
Jacob Brumfield, R OBP: 0.297, SLG: 0.365										4	0	0	0	0	2	1						
Homer Bush, R OBP: 0.344, SLG: 0.415										4	2	2	0	0	0	0						
Inning Stats	R: 1 E: 0 K: 1 S: 9	H: 2 LOB: 2 BB: 1 P: 15	R: 0 E: 0 K: 2 S: 7	H: 0 LOB: 0 BB: 0 P: 8	R: 0 E: 0 K: 0 S: 4	H: 0 LOB: 0 BB: 0 P: 6	R: 2 E: 0 K: 1 S: 10	H: 1 LOB: 0 BB: 2 P: 22	R: 0 E: 0 K: 1 S: 10	H: 0 LOB: 0 BB: 0 P: 17	R: 2 E: 0 K: 0 S: 13	H: 3 LOB: 1 BB: 0 P: 22	R: 3 E: 0 K: 2 S: 22	H: 3 LOB: 2 BB: 2 P: 41	R: 1 E: 0 K: 1 S: 17	H: 2 LOB: 1 BB: 0 P: 23	R: 0 E: 0 K: 1 S: 5	H: 0 LOB: 0 BB: 0 P: 5	1B: 7 2B: 2 3B: 1 HR: 1	SF: 0 SAC: 0 DP: 1 HBP: 0	WP: 1 PB: 0 SB: 1 CS: 0	PA: 42
PITCHER	IP	WLS	BF	H	R	ER	SO	BB	IBB	HBP	BLK	WP	HR	S	P	ERA	WHIP					
Wille Blair, R ERA: 6.54	(1, 1)	5.2	25	6	5	5	5	3	0	0	0	1	1	52	89	7.94	1.588					
Francisco Cordero, R ERA: 3.95	(6, 1)	1.0	L	8	3	3	3	1	2	0	0	0	0	20	39	27.00	5.000					
Dave Borkowski, R ERA: 7.22	(7, 1)	1.1		6	2	1	1	2	0	0	0	0	0	20	26	6.75	1.500					
Masao Kida, R ERA: 5.71	(9, 1)	1.0		3	0	0	0	1	0	0	0	0	0	5	5	0.00	0.000					

Batter	1	2	3	4	5	6	7	8	9	AB	R	H	RBI	BB	SO	LOB	BOTTOM					
Luis Polonia, L OBP: 0.359, SLG: 0.516										5	1	1	1	0	1	2	Toronto Blue Jays @ Detroit Tigers Tiger Stadium, Detroit, MI Sat Sep 11 1999, 5:05 PM EDT Att: 40,269 - Unknown - 75 F					
Brad Ausmus, R OBP: 0.381, SLG: 0.419										4	1	1	0	1	0	2						
Tony Clark, S OBP: 0.363, SLG: 0.519										4	1	1	1	0	0	0						
Damon Easley, R OBP: 0.356, SLG: 0.453										5	1	1	1	0	2	2						
Dean Palmer, R OBP: 0.331, SLG: 0.506										3	0	2	1	1	1	0						
Juan Encarnacion, R OBP: 0.290, SLG: 0.453										4	0	1	0	0	0	2						
Gabe Kapler, R OBP: 0.318, SLG: 0.456										4	0	2	0	0	0	2						
Karim Garcia, L OBP: 0.285, SLG: 0.433										4	1	2	0	0	0	1						
Deivi Cruz, R OBP: 0.301, SLG: 0.416										3	0	0	1	0	1	2						
Inning Stats	R: 1 E: 0 K: 1 S: 8	H: 1 LOB: 0 BB: 0 P: 14	R: 0 E: 0 K: 1 S: 9	H: 1 LOB: 0 BB: 0 P: 13	R: 3 E: 0 K: 0 S: 15	H: 4 LOB: 1 BB: 0 P: 27	R: 0 E: 0 K: 1 S: 13	H: 2 LOB: 0 BB: 0 P: 20	R: 0 E: 0 K: 1 S: 14	H: 2 LOB: 2 BB: 0 P: 18	R: 1 E: 0 K: 1 S: 9	H: 1 LOB: 0 BB: 0 P: 18	R: 0 E: 0 K: 0 S: 10	H: 0 LOB: 1 BB: 1 P: 17	R: 0 E: 0 K: 0 S: 6	H: 0 LOB: 0 BB: 0 P: 8	R: 0 E: 0 K: 0 S: 10	H: 0 LOB: 1 BB: 1 P: 22	1B: 5 2B: 4 3B: 1 HR: 1	SF: 1 SAC: 0 DP: 1 HBP: 1	WP: 1 PB: 0 SB: 0 CS: 0	PA: 40
PITCHER	IP	WLS	BF	H	R	ER	SO	BB	IBB	HBP	BLK	WP	HR	S	P	ERA	WHIP					
Chris Carpenter, R ERA: 4.38	(1, 1)	3.0	15	6	4	4	2	0	0	0	0	0	0	27	38	0.00	2.000					
Pete Munro, R ERA: 4.59	(4, 1)	2.0	10	4	0	0	2	0	0	0	0	0	0	9	18	9.00	1.000					
Paul Spoljaric, L ERA: 5.28	(6, 1)	1.0	W	4	1	1	1	0	0	0	0	0	0	16	25	0.00	0.500					
John Frascatore, R ERA: 3.8	(7, 1)	2.0	H	7	0	0	0	1	0	0	0	1	0	10	22	0.00	1.000					
Billy Koch, R ERA: 2.5	(9, 1)	1.0		4	0	0	0	1	0	1	0	0	0	10	22	0.00	1.000					

AB	37
R	9
H	11
RBI	8
BB	5
SO	9
LOB	14



Batter	1	2	3	4	5	6	7	8	9	AB	R	H	RBI	BB	SO	LOB	TOP				
Shannon Stewart, R (1, 7) OBP: 0.374, SLG: 0.416 10 Vernon Wells, R (1, 8) OBP: 0.182, SLG: 0.167	2-1 G6-3	1-1 SAFE 1-3 1B			0-2 P5		0-0 P8		0-3 K	1	0	0	0	0	0	0					
Homer Bush, R (1, 4) OBP: 0.374, SLG: 0.419	0-3 K	2-0 G6-3			3-2 1B		2-2 F9		0-0 1B	5	1	2	0	0	1	1					
Shawn Green, L (1, 9) OBP: 0.389, SLG: 0.600	4-0 BB HBP 2B BB				4-0 1B BB		2-0 F7		2-0 G3	3	2	1	1	2	0	1					
Carlos Delgado, L (1, 10) OBP: 0.374, SLG: 0.580	1-0 BB HBP 2B				2-2 F7		0-0 G1-6-3			3	2	2	2	0	0	0					
Tony Fernandez, S (1, 5) OBP: 0.436, SLG: 0.463	4-0 2B BB				1-1 G1-6-3				2-0 G6-3	3	0	0	0	1	0	2					
Darin Fletcher, L (1, 2) OBP: 0.344, SLG: 0.504	2-2 2B				1-2 L9				1-2 1B	4	0	2	2	0	0	0					
Tony Batista, R (1, 6) OBP: 0.331, SLG: 0.521	2-2 G6-3				3-3 K				0-1 L5	4	0	0	0	0	2	3					
Willis Oteñez, R (1, 3) OBP: 0.283, SLG: 0.366					4-2 G6-4-3 BB				1-2 K	3	0	1	0	1	1	1					
Jacob Brumfield, R (1, 8) OBP: 0.295, SLG: 0.363	0-1 10 1B				0-1 G6-4-3				1-2 F7	4	0	1	0	0	1	2					
Inning Stats	R: 2 E: 0 K: 1 S: 11	H: 1 LOB: 2 BB: 2 P: 26	R: 0 E: 0 K: 0 S: 9	H: 2 LOB: 1 BB: 0 P: 14	R: 1 E: 0 K: 0 S: 10	H: 1 LOB: 0 BB: 1 P: 14	R: 0 E: 0 K: 1 S: 8	H: 0 LOB: 0 BB: 1 P: 15	R: 1 E: 0 K: 0 S: 12	H: 2 LOB: 1 BB: 1 P: 21	R: 0 E: 0 K: 0 S: 5	H: 0 LOB: 0 BB: 0 P: 9	R: 1 E: 0 K: 2 S: 11	H: 2 LOB: 1 BB: 0 P: 16	R: 0 E: 0 K: 2 S: 9	H: 1 LOB: 1 BB: 0 P: 12	1B: 6 2B: 1 3B: 1 HR: 2	SF: 0 SAC: 0 DP: 2 HBP: 1	WP: 0 PB: 0 SB: 0 CS: 0	PA: 39	
PITCHER	IP WLS BF H R ER SO BB IBB HBP BLK WP HR S P ERA WHIP	IP WLS BF H R ER SO BB IBB HBP BLK WP HR S P ERA WHIP	IP WLS BF H R ER SO BB IBB HBP BLK WP HR S P ERA WHIP	IP WLS BF H R ER SO BB IBB HBP BLK WP HR S P ERA WHIP	IP WLS BF H R ER SO BB IBB HBP BLK WP HR S P ERA WHIP	IP WLS BF H R ER SO BB IBB HBP BLK WP HR S P ERA WHIP	IP WLS BF H R ER SO BB IBB HBP BLK WP HR S P ERA WHIP	IP WLS BF H R ER SO BB IBB HBP BLK WP HR S P ERA WHIP	IP WLS BF H R ER SO BB IBB HBP BLK WP HR S P ERA WHIP	IP WLS BF H R ER SO BB IBB HBP BLK WP HR S P ERA WHIP	IP WLS BF H R ER SO BB IBB HBP BLK WP HR S P ERA WHIP	IP WLS BF H R ER SO BB IBB HBP BLK WP HR S P ERA WHIP	IP WLS BF H R ER SO BB IBB HBP BLK WP HR S P ERA WHIP	IP WLS BF H R ER SO BB IBB HBP BLK WP HR S P ERA WHIP	IP WLS BF H R ER SO BB IBB HBP BLK WP HR S P ERA WHIP	IP WLS BF H R ER SO BB IBB HBP BLK WP HR S P ERA WHIP	IP WLS BF H R ER SO BB IBB HBP BLK WP HR S P ERA WHIP	IP WLS BF H R ER SO BB IBB HBP BLK WP HR S P ERA WHIP	IP WLS BF H R ER SO BB IBB HBP BLK WP HR S P ERA WHIP	IP WLS BF H R ER SO BB IBB HBP BLK WP HR S P ERA WHIP	IP WLS BF H R ER SO BB IBB HBP BLK WP HR S P ERA WHIP
Jeff Weaver, R (1, 1) ERA: 5.42	6.0 L	27	7	4	4	2	4	0	0	1	61	107	6.00	1.833							
Erik Hiljus, R (7, 1) ERA: 5.0	1.0	3	0	0	0	0	0	0	0	0	5	9	0.00	0.000							
Doug Brocail, R (8, 1) ERA: 2.81	2.0	9	3	1	1	4	0	0	0	0	1	20	4.50	1.500							

Toronto Blue Jays @ Detroit Tigers
Tiger Stadium, Detroit, MI
Sun Sep 12 1999, 1:05 PM EDT
Att: 39,349 - Cloudy - 73 F

AB	34
R	5
H	10
RBI	5
BB	4
SO	6
LOB	10





Batter	1	2	3	4	5	6	7	8	9	AB	R	H	RBI	BB	SO	LOB	BOTTOM					
Luis Polonia, L (1, 10) OBP: 0.355, SLG: 0.509	2-3 K		2-0 F9		1-2 G3			0-2 L3		4	0	0	0	0	1	1						
Deivi Cruz, R (1, 6) OBP: 0.305, SLG: 0.434	1-2 G4-3 2B				0-0 HR		2-1 G5-3		0-2 HR	4	2	3	2	0	0	0						
Tony Clark, S (1, 3) OBP: 0.363, SLG: 0.516	0-0 G4-3				0-3 K		3-3 K		1-1 1B	4	1	1	0	0	2	1						
Damon Easley, R (1, 4) OBP: 0.357, SLG: 0.453	3-0 P4				3-3 K		0-1 1B		1-1 FC1-6 1B	4	0	2	0	0	1	1						
Dean Palmer, R (1, 5) OBP: 0.332, SLG: 0.505					4-2 BB		1-1 SAFE 1-2 1B		0-2 FC1-6 1-2 2-H	3	0	1	0	1	0	1						
Juan Encarnación, R (1, 7) OBP: 0.288, SLG: 0.450 Bobby Higginson, L (8, PH) OBP: 0.351, SLG: 0.382 Kimera Barteaux, R (9, 8) OBP: 0.302, SLG: 0.291	1-2 E5 CS				2-3 K		3-2 L7		2-3 K	3	0	0	0	0	1	3						
Gabe Kapler, R (1, 8) OBP: 0.316, SLG: 0.452	2-3 K						2-2 L3		0-3 K	3	0	0	0	0	1	1						
Frank Catalanotto, L (9, PH) OBP: 0.329, SLG: 0.451									0-2 G4-3	1	0	0	0	0	1	0						
Karim Garcia, L (1, 9) OBP: 0.280, SLG: 0.425					0-0 L9		2-3 K		0-0 G3-1	4	0	0	0	0	1	0						
Bill Haselman, R (1, 2) OBP: 0.320, SLG: 0.414 Robert Fick, L (9, PH)	1-2 G6-3						0-0 2B		3-3 K	3	0	1	0	0	1	0						
Inning Stats	R: 0 E: 0 K: 1 S: 8	H: 1 LOB: 0 BB: 0 P: 14	R: 0 E: 1 K: 1 S: 10	H: 0 LOB: 0 BB: 0 P: 14	R: 0 E: 0 K: 0 S: 5	H: 0 LOB: 0 BB: 0 P: 8	R: 1 E: 0 K: 3 S: 14	H: 1 LOB: 1 BB: 1 P: 23	R: 0 E: 0 K: 1 S: 14	H: 1 LOB: 1 BB: 0 P: 19	R: 0 E: 0 K: 1 S: 15	H: 2 LOB: 2 BB: 0 P: 24	R: 0 E: 0 K: 1 S: 8	H: 0 LOB: 0 BB: 0 P: 11	R: 2 E: 1 K: 1 S: 18	H: 3 LOB: 1 BB: 0 P: 22	R: 0 E: 0 K: 1 S: 10	H: 0 LOB: 0 BB: 0 P: 12	1B: 4 2B: 3 3B: 0 HR: 2	SF: 0 SAC: 0 DP: 1 HBP: 0	WP: 0 PB: 0 SB: 1 CS: 1	PA: 36
PITCHER	IP WLS BF H R ER SO BB IBB HBP BLK WP HR S P ERA WHIP	IP WLS BF H R ER SO BB IBB HBP BLK WP HR S P ERA WHIP	IP WLS BF H R ER SO BB IBB HBP BLK WP HR S P ERA WHIP	IP WLS BF H R ER SO BB IBB HBP BLK WP HR S P ERA WHIP	IP WLS BF H R ER SO BB IBB HBP BLK WP HR S P ERA WHIP	IP WLS BF H R ER SO BB IBB HBP BLK WP HR S P ERA WHIP	IP WLS BF H R ER SO BB IBB HBP BLK WP HR S P ERA WHIP	IP WLS BF H R ER SO BB IBB HBP BLK WP HR S P ERA WHIP	IP WLS BF H R ER SO BB IBB HBP BLK WP HR S P ERA WHIP	IP WLS BF H R ER SO BB IBB HBP BLK WP HR S P ERA WHIP	IP WLS BF H R ER SO BB IBB HBP BLK WP HR S P ERA WHIP	IP WLS BF H R ER SO BB IBB HBP BLK WP HR S P ERA WHIP	IP WLS BF H R ER SO BB IBB HBP BLK WP HR S P ERA WHIP	IP WLS BF H R ER SO BB IBB HBP BLK WP HR S P ERA WHIP	IP WLS BF H R ER SO BB IBB HBP BLK WP HR S P ERA WHIP	IP WLS BF H R ER SO BB IBB HBP BLK WP HR S P ERA WHIP	IP WLS BF H R ER SO BB IBB HBP BLK WP HR S P ERA WHIP	IP WLS BF H R ER SO BB IBB HBP BLK WP HR S P ERA WHIP	IP WLS BF H R ER SO BB IBB HBP BLK WP HR S P ERA WHIP	IP WLS BF H R ER SO BB IBB HBP BLK WP HR S P ERA WHIP	IP WLS BF H R ER SO BB IBB HBP BLK WP HR S P ERA WHIP	
Kelvin Escobar, R (1, 1) ERA: 5.62	5.0 W	19	3	1	1	6	1	0	0	0	51	78	1.80	0.800								
Paul Quantrill, R (6, 1) ERA: 2.9	2.0	8	2	0	0	2	0	0	0	0	23	35	0.00	1.000								
Graeme Lloyd, L (8, 1) ERA: 3.62	0.1	4	3	2	1	0	0	0	0	1	11	13	27.00	9.000								
Billy Koch, R (8, 1) ERA: 2.72	1.2	5	0	0	0	2	0	0	0	0	17	21	0.00	0.000								

Toronto Blue Jays @ Detroit Tigers
Tiger Stadium, Detroit, MI
Sun Sep 12 1999, 1:05 PM EDT
Att: 39,349 - Cloudy - 73 F

AB	35
R	3
H	8
RBI	2
BB	1
SO	10
LOB	9



Batter	1	2	3	4	5	6	7	8	9	AB	R	H	RBI	BB	SO	LOB	TOP			
Chuck Knoblauch R (1,4) OBP: 0.387, SLG: 0.449	F7		F8			G5-3		FC5-4		4	0	0	0	0	0	4	<p>New York Yankees @ Toronto Blue Jays SkyDome, Toronto, ON Mon Sep 13 1999, 7:05 PM EDT Att: 30,118 - Dome - 72 F</p> <p>AB 29 R 1 H 4 RBI 1 BB 2 SO 2 LOB 7</p> 			
2 Derek Jeter R (1,6) OBP: 0.427, SLG: 0.552	G5-3			F8		G5-3			G6-4-3 1B	4	0	1	0	0	0	1				
Bernie Williams, S (1,8) OBP: 0.425, SLG: 0.524	K			G5-3			G6-3		G6-4-3 1-2	4	0	0	0	0	1	1				
Chili Davis, S (1,10) OBP: 0.365, SLG: 0.444		G6-3			K			G5-3	G5-3	4	0	0	0	0	1	0				
Jim Leyritz, R (1,3) OBP: 0.329, SLG: 0.425		P4			F8					3	0	0	0	0	0	0				
Scott Brosius, R (1,5) OBP: 0.307, SLG: 0.409		P5				P4			G4-3	3	0	0	0	0	0	0				
20 Jorge Posada, S (1,2) OBP: 0.346, SLG: 0.415			G4-3			F8				3	1	1	0	0	0	0				
Shane Spencer, R (1,9) OBP: 0.306, SLG: 0.386							G5-3		F9	3	0	1	0	0	0	1				
Chad Curtis, R (1,7) OBP: 0.387, SLG: 0.370								G5-3 BB		1	0	1	1	2	0	0				
Inning Stats	R: 0 E: 0 K: 1 S: 10	H: 0 LOB: 0 BB: 0 P: 14	R: 0 E: 0 K: 0 S: 5	H: 0 LOB: 0 BB: 0 P: 8	R: 0 E: 0 K: 0 S: 6	H: 1 LOB: 1 BB: 1 P: 15	R: 0 E: 0 K: 1 S: 8	H: 0 LOB: 0 BB: 0 P: 15	R: 0 E: 0 K: 0 S: 10	H: 0 LOB: 0 BB: 1 P: 15	R: 0 E: 0 K: 0 S: 5	H: 0 LOB: 0 BB: 0 P: 10	R: 1 E: 0 K: 0 S: 14	H: 2 LOB: 1 BB: 0 P: 17	R: 0 E: 0 K: 0 S: 4	H: 1 LOB: 0 BB: 0 P: 6	1B: 2 2B: 2 3B: 0 HR: 0	SF: 0 SAC: 0 DP: 1 HBP: 0	WP: 0 PB: 0 SB: 0 CS: 1	PA: 31
PITCHER David Wells, L (1,1) ERA: 5.0	IP: 9.0 WLS: W BF: 31 H: 4 R: 1 ER: 1 SO: 2 BB: 2 IBB: 0 HBP: 0 BLK: 0 WP: 0 HR: 0 S: 70 P: 113 ERA: 1.00 WHIP: 0.667															PITCHER				

Batter	1	2	3	4	5	6	7	8	9	AB	R	H	RBI	BB	SO	LOB	BOTTOM	
Homer Bush, R (1,4) OBP: 0.343, SLG: 0.416	L3		K			1B BB	K			3	0	0	0	1	2	1	<p>New York Yankees @ Toronto Blue Jays SkyDome, Toronto, ON Mon Sep 13 1999, 7:05 PM EDT Att: 30,118 - Dome - 72 F</p> <p>AB 27 R 2 H 5 RBI 2 BB 4 SO 8 LOB 16</p> 	
David Segui, S (1,10) OBP: 0.353, SLG: 0.457	G6-3		K			1B BB		F7		3	0	0	0	1	1	0		
Shawn Green, L (1,9) OBP: 0.388, SLG: 0.597	P5			G4-3		1B 2-3		G3-4-1		4	0	1	0	0	0	0		
Carlos Delgado, L (1,3) OBP: 0.375, SLG: 0.578		G4-6-3 1B 2B HBP		F9		K			BB	2	1	0	0	1	1	3		
Tony Fernandez, S (1,5) OBP: 0.434, SLG: 0.461		G4-6-3 1B		G3-1		P5		F8		4	0	1	0	0	0	4		
Darin Fletcher, L (1,2) OBP: 0.341, SLG: 0.500	G4-6-3 1-2 2-3				P2	K				3	0	0	0	0	1	5		
Tony Batista, R (1,6) OBP: 0.333, SLG: 0.526					K			F8 2B		3	0	2	1	0	1	0		
Jacob Brumfield, R (1,7) OBP: 0.296, SLG: 0.358						10 CS BB		F8		2	0	0	0	1	1	2		
10 Vernon Wells, R (1,8) OBP: 0.191, SLG: 0.244			G3-1		CS				K	3	1	1	1	0	1	1		
Inning Stats	R: 0 E: 0 K: 0 S: 9	H: 2 LOB: 1 BB: 0 P: 20	R: 0 E: 0 K: 2 S: 8	H: 0 LOB: 0 BB: 0 P: 13	R: 0 E: 0 K: 0 S: 5	H: 0 LOB: 0 BB: 0 P: 6	R: 0 E: 0 K: 1 S: 9	H: 0 LOB: 0 BB: 1 P: 16	R: 1 E: 0 K: 2 S: 15	H: 2 LOB: 3 BB: 2 P: 30	R: 0 E: 0 K: 2 S: 11	H: 1 LOB: 1 BB: 0 P: 15	R: 0 E: 0 K: 0 S: 6	H: 0 LOB: 1 BB: 1 P: 14	1B: 2 2B: 2 3B: 0 HR: 1	SF: 0 SAC: 0 DP: 1 HBP: 1		WP: 0 PB: 0 SB: 0 CS: 1
PITCHER Orlando Hernandez, R (1,1) ERA: 4.07	IP: 8.0 WLS: L BF: 32 H: 5 R: 2 ER: 2 SO: 8 BB: 4 IBB: 0 HBP: 1 BLK: 0 WP: 0 HR: 1 S: 75 P: 129 ERA: 2.25 WHIP: 1.125															PITCHER		

Batter	1	2	3	4	5	6	7	8	9	AB	R	H	RBI	BB	SO	LOB	TOP								
Chuck Knoblauch, R (1,4) OBP: 0.387, SLG: 0.447	G6-3		K			K		E 2B HR BB	E 2B HR BB	4	2	1	0	1	2	1	New York Yankees @ Toronto Blue Jays SkyDome, Toronto, ON Tue Sep 14 1999, 7:05 PM EDT Att: 29,140 - Unknown - 71 F								
2 Derek Jeter, R (1,6) OBP: 0.426, SLG: 0.551	F9		F9			G4-6-3 BB		E HR 1B	E HR BB	3	2	1	1	2	0	1									
Paul O'Neill, L (1,9) OBP: 0.355, SLG: 0.454	F8				F7	G4-6-3		E2 HR	E HR	5	2	1	4	0	0	3									
Bernie Williams, S (1,8) OBP: 0.425, SLG: 0.530		P6			2B			G6-3 HR	G5-3	5	1	2	4	0	0	0									
Darryl Strawberry, L (1,10) Alfonso Soriano, R (8, PR)	K	K			K			HR	F7	4	0	1	0	0	0	3									
Tino Martinez, L (1,3) OBP: 0.342, SLG: 0.452	G6-3				G6-3			2B		3	0	0	0	1	0	1									
20 Jorge Posada, S (1,2) OBP: 0.348, SLG: 0.416			2B G4-3		L7			HR		4	1	2	0	0	1	2									
Ricky Ledee, L (1,7) OBP: 0.354, SLG: 0.473			G4-3		K2-3			FC3-6 2B G4-3	F9	4	1	1	0	0	1	1									
Luis Sojo, R (1,5) Chili Davis, S (8, PH) Clay Bellinger, R (8,5) OBP: 0.293, SLG: 0.370 OBP: 0.364, SLG: 0.443 OBP: 0.147, SLG: 0.265	G4-3		G4-3		G6-3			G4-3	E5 1B HR PB	2	0	0	1	0	0	1									
			2-3 3H					1-2		1	1	0	0	0	0	0									
Inning Stats	R: 0 E: 0 K: 0 S: 7	H: 0 LOB: 0 BB: 0 P: 12	R: 0 E: 0 K: 1 S: 9	H: 0 LOB: 0 BB: 0 P: 13	R: 1 E: 0 K: 1 S: 12	H: 2 LOB: 1 BB: 0 P: 16	R: 0 E: 0 K: 1 S: 7	H: 1 LOB: 1 BB: 0 P: 13	R: 0 E: 0 K: 1 S: 6	H: 0 LOB: 0 BB: 1 P: 8	R: 0 E: 0 K: 1 S: 5	H: 0 LOB: 0 BB: 1 P: 12	R: 0 E: 0 K: 1 S: 9	H: 0 LOB: 0 BB: 0 P: 11	R: 5 E: 1 K: 1 S: 23	H: 4 LOB: 2 BB: 2 P: 39	R: 4 E: 1 K: 0 S: 14	H: 2 LOB: 0 BB: 1 P: 23	1B: 4 2B: 3 3B: 0 HR: 2	SF: 0 SAC: 0 DP: 1 HBP: 0	WP: 0 PB: 1 SB: 0 CS: 0	PA: 41			
PITCHER	IP	WLS	BF	H	R	ER	SO	BB	IBB	HBP	BLK	WP	HR	S	P	ERA	WHIP								
32 Roy Halladay, R (1,1) ERA: 3.91	7.2		29	5	4	3	6	2	0	0	0	0	0	68	105	3.52	0.913								
Graeme Lloyd, L (8,1) ERA: 3.62	0.0		1	0	0	0	0	0	0	0	0	0	0	3	5	∞	∞								
Billy Koch, R (8,1) ERA: 3.16	0.2	L	8	3	5	3	1	1	1	0	0	0	1	17	31	40.50	6.000								
Paul Spoljaric, L (9,1) ERA: 5.37	0.2		3	1	1	0	0	0	0	0	0	0	1	4	6	0.00	1.500								

Batter	1	2	3	4	5	6	7	8	9	AB	R	H	RBI	BB	SO	LOB	BOTTOM								
Homer Bush, R (1,4) OBP: 0.342, SLG: 0.412	CS BB		L4		F9		G3	K		4	0	0	0	1	1	1	New York Yankees @ Toronto Blue Jays SkyDome, Toronto, ON Tue Sep 14 1999, 7:05 PM EDT Att: 29,140 - Unknown - 71 F								
David Segui, S (1,10) OBP: 0.354, SLG: 0.459	K		HR		K		1B	1B	G4-3	5	2	2	0	0	2	2									
Shawn Green, L (1,9) OBP: 0.390, SLG: 0.602	BB		HR		G1-3		1B	1B	K	4	2	2	2	1	1	1									
Carlos Delgado, L (1,3) OBP: 0.374, SLG: 0.574	K		E9			K	K	1B	1B	5	0	1	0	0	3	3									
Tony Fernandez, S (1,5) OBP: 0.434, SLG: 0.461	K		F8			HR	1B	1B	K	5	1	2	1	0	2	2									
Darin Fletcher, L (1,2) OBP: 0.343, SLG: 0.508	P5				L6		HR	1B		4	1	2	3	0	0	1									
Tony Batista, R (1,6) OBP: 0.332, SLG: 0.524	K				K		1B	P5		4	0	1	0	0	2	3									
Jacob Brumfield, R (1,7) OBP: 0.290, SLG: 0.349	K				G6-3		F8	K		4	0	0	0	0	2	2									
10 Vernon Wells, R (1,8) Willie Greene, L (8, PH) José Cruz Jr., S (9,8) OBP: 0.200, SLG: 0.250 OBP: 0.269, SLG: 0.400 OBP: 0.343, SLG: 0.407	K						1B	F9		3	0	1	0	0	2	1									
										1	0	0	0	0	0	0									
Inning Stats	R: 0 E: 0 K: 2 S: 11	H: 0 LOB: 1 BB: 2 P: 21	R: 0 E: 0 K: 3 S: 14	H: 0 LOB: 1 BB: 0 P: 19	R: 2 E: 1 K: 1 S: 12	H: 2 LOB: 1 BB: 0 P: 20	R: 0 E: 0 K: 1 S: 6	H: 0 LOB: 0 BB: 0 P: 11	R: 0 E: 0 K: 1 S: 11	H: 1 LOB: 1 BB: 0 P: 15	R: 2 E: 0 K: 2 S: 15	H: 3 LOB: 1 BB: 0 P: 25	R: 2 E: 0 K: 1 S: 13	H: 4 LOB: 2 BB: 0 P: 23	R: 0 E: 0 K: 2 S: 10	H: 0 LOB: 0 BB: 0 P: 13	R: 0 E: 0 K: 2 S: 10	H: 1 LOB: 1 BB: 0 P: 15	1B: 8 2B: 2 3B: 0 HR: 2	SF: 0 SAC: 0 DP: 1 HBP: 0	WP: 1 PB: 0 SB: 0 CS: 1	PA: 41			
PITCHER	IP	WLS	BF	H	R	ER	SO	BB	IBB	HBP	BLK	WP	HR	S	P	ERA	WHIP								
David Cone, R (1,1) ERA: 3.2	6.0		27	6	4	4	10	2	0	0	0	0	0	69	111	6.00	1.333								
Allen Watson, L (7,1) ERA: 3.64	0.2		6	4	2	2	1	0	0	0	0	0	0	12	22	27.00	6.000								
Ramiro Mendoza, R (7,1) ERA: 4.4	1.1	W	4	0	0	0	2	0	0	0	0	0	0	11	14	0.00	0.000								
42 Mariano Rivera, R (9,1) ERA: 2.11	1.0		4	1	0	0	2	0	0	0	0	0	0	10	15	0.00	1.000								



Batter	1	2	3	4	5	6	7	8	9	AB	R	H	RBI	BB	SO	LOB	TOP					
Mike Caruso, S OBP: 0.288, SLG: 0.300 (1, 6)	G6-3	K		CS 1B		G4-3 WP 1B BB		SH1-4		3	1	1	0	1	1	0	Chicago White Sox @ Toronto Blue Jays SkyDome, Toronto, ON Fri Sep 17 1999, 7:05 PM EDT Att: 30,743 - Unknown - 67 F					
Greg Norton, S OBP: 0.357, SLG: 0.426 (1, 5)		G6-3		F8		G4-3		FC5-4 1B		5	0	2	0	0	0	2						
Ray Durham, S OBP: 0.378, SLG: 0.450 (1, 4)	P4			1B SF8		G4-6-3 1B		FC5-4 1B		5	1	3	2	0	0	1						
Magglio Ordonez, R OBP: 0.344, SLG: 0.512 (1, 9)				FC5-4 1B		G4-6-3 1B		FC5-4 FC6-4		4	1	2	0	1	0	3						
Carlos Lee, R OBP: 0.328, SLG: 0.463 (1, 10)	K			SF8		14 1B		FC6-4		4	0	1	1	0	1	4						
Chris Singleton, L OBP: 0.331, SLG: 0.487 (1, 8)		14 HR BB		FC5-4 BB 14 1B		SF9				2	1	0	1	2	0	1						
14 Paul Konerko, R OBP: 0.346, SLG: 0.505 (1, 3)		HR 1B		BB 1B		1B		P3		5	1	3	0	0	0	1						
Brian Simmons, S OBP: 0.284, SLG: 0.378 (1, 7)		HR		BB		P2		P4		4	1	1	3	1	0	3						
Mark Johnson, L OBP: 0.339, SLG: 0.335 (1, 2)	F9			P5		K		1B SH1-4 1B		4	1	1	0	0	1	5						
Inning Stats	R: 0 E: 0 K: 1 S: 11	H: 1 LOB: 2 BB: 1 P: 18	R: 3 E: 0 K: 1 S: 9	H: 2 LOB: 0 BB: 1 P: 17	R: 1 E: 0 K: 0 S: 11	H: 3 LOB: 3 BB: 1 P: 26	R: 0 E: 0 K: 0 S: 6	H: 1 LOB: 0 BB: 0 P: 12	R: 1 E: 0 K: 1 S: 13	H: 3 LOB: 2 BB: 0 P: 19	R: 1 E: 0 K: 0 S: 5	H: 1 LOB: 1 BB: 1 P: 11	R: 0 E: 0 K: 0 S: 7	H: 0 LOB: 1 BB: 1 P: 18	R: 1 E: 0 K: 0 S: 16	H: 3 LOB: 2 BB: 0 P: 21		R: 0 E: 0 K: 0 S: 7	H: 0 LOB: 0 BB: 0 P: 11	1B: 10 2B: 3 HR: 1	SF: 2 SAC: 1 DP: 1 HBP: 0	WP: 1 PB: 0 CS: 1
PITCHER	IP	WLS	BF	H	R	ER	SO	BB	IBB	HBP	BLK	WP	HR	S	P	ERA	WHIP					
Kelvim Escobar, R ERA: 5.76 (1, 1)	4.0	L	23	9	5	5	2	3	0	0	0	0	1	0	14	24	11.25	3.000				
Mike Romano, R ERA: 3.86 (5, 1)	2.0		8	2	1	1	1	1	0	0	0	1	0	14	24	4.50	1.500					
Paul Spoljaric, L ERA: 5.4 (7, 1)	1.1		3	1	1	0	0	1	0	0	0	0	0	19	33	6.75	3.000					
John Frascatore, R ERA: 3.7 (8, 1)	1.2		5	0	0	0	0	0	0	0	0	0	0	11	17	0.00	0.000					

Batter	1	2	3	4	5	6	7	8	9	AB	R	H	RBI	BB	SO	LOB	BOTTOM				
Homer Bush, R OBP: 0.343, SLG: 0.414 (1, 4)	F9 1B HBP	F7			G4-6-3		1B 1-H 2B		K	4	0	1	1	0	1	2	Chicago White Sox @ Toronto Blue Jays SkyDome, Toronto, ON Fri Sep 17 1999, 7:05 PM EDT Att: 30,743 - Unknown - 67 F				
David Segui, S OBP: 0.354, SLG: 0.458 (1, 10)	F7			F7		FC6-4 1B		G3-6-3 1B		4	0	2	0	0	0	1					
Shawn Green, L OBP: 0.386, SLG: 0.594 (1, 9)	1B			G3-1		FC6-4 1B SF7		G3-6-3		4	1	1	0	0	0	3					
Carlos Delgado, L OBP: 0.376, SLG: 0.579 (1, 3)	F9			G5-3		BB 1B		G3 1B		4	0	2	0	0	0	2					
Tony Fernandez, S OBP: 0.430, SLG: 0.456 (1, 5)	L1			K		SF7		K		3	0	0	1	0	2	3					
Darin Fletcher, L OBP: 0.344, SLG: 0.510 (1, 2)		2B 2B		G6-3		BB		G3		3	1	1	0	1	0	1					
Tony Batista, R OBP: 0.333, SLG: 0.522 (1, 6)		2B		K		L6		P5		4	0	1	1	0	1	3					
José Cruz Jr., S OBP: 0.342, SLG: 0.406 (1, 8)		K2-3		FC5-4 BB		K 2B		K		2	1	0	0	1	2	1					
Brian McRae, S OBP: 0.322, SLG: 0.354 (9, PH)										1	0	0	0	0	1	0					
Jacob Brumfield, R OBP: 0.289, SLG: 0.343 (1, 7)		P2		FC5-4 G4-6-3		K		K		3	0	0	0	0	1	3					
Willie Greene, L OBP: 0.267, SLG: 0.398 (9, PH)										1	0	0	0	0	1	0					
Inning Stats	R: 0 E: 0 K: 0 S: 12	H: 1 LOB: 2 BB: 0 P: 20	R: 1 E: 0 K: 1 S: 13	H: 2 LOB: 1 BB: 0 P: 20	R: 0 E: 0 K: 2 S: 10	H: 0 LOB: 0 BB: 0 P: 16	R: 0 E: 0 K: 0 S: 5	H: 0 LOB: 1 BB: 1 P: 11	R: 1 E: 0 K: 0 S: 11	H: 2 LOB: 1 BB: 1 P: 19	R: 1 E: 0 K: 2 S: 16	H: 2 LOB: 1 BB: 0 P: 23	R: 0 E: 0 K: 1 S: 10	H: 1 LOB: 1 BB: 0 P: 14	R: 0 E: 0 K: 3 S: 9	H: 0 LOB: 0 BB: 0 P: 11	1B: 5 2B: 3 HR: 0	SF: 1 SAC: 0 DP: 2 HBP: 1	WP: 1 PB: 0 CS: 0	PA: 37	
PITCHER	IP	WLS	BF	H	R	ER	SO	BB	IBB	HBP	BLK	WP	HR	S	P	ERA	WHIP				
Kip Wells, R ERA: 5.49 (1, 1)	5.2	W	23	5	2	2	3	1	0	1	0	0	0	2	6						
Jesus Pena, L ERA: 4.2 (6, 1)	0.0		1	0	0	0	0	1	0	0	0	0	0	2	6						
41 Bill Simas, R ERA: 3.99 (6, 1)	0.2	H	5	2	1	1	2	0	0	0	0	1	0	16	25	13.50	3.000				
Keith Foulke, R ERA: 2.2 (7, 1)	1.2	H	5	1	0	0	1	0	0	0	0	0	0	13	18	0.00	0.600				
Bob Howry, R ERA: 3.66 (9, 1)	1.0		3	0	0	0	3	0	0	0	0	0	0	9	11	0.00	0.000				



Batter	1	2	3	4	5	6	7	8	9	AB	R	H	RBI	BB	SO	LOB	TOP				
Mike Caruso, S OBP: 0.291, SLG: 0.303	F8	1B			K		BB S	CS		5	0	3	1	0	1	0					
Craig Wilson, R OBP: 0.298, SLG: 0.322	BB	SAFE			G6-3		BB	CS	G4-3	3	1	1	0	1	0	1					
Greg Norton, S OBP: 0.356, SLG: 0.425	BB	1B					BB			1	0	0	0	0	0	0					
Ray Durham, S OBP: 0.382, SLG: 0.452	BB	BB			K		BB		HR	3	2	2	0	2	1	0					
Magglio Ordonez, R OBP: 0.345, SLG: 0.509	P5				F7		K		HR	3	1	0	0	2	1	5					
Carlos Lee, R OBP: 0.328, SLG: 0.472	BB				P9		F9		HR	5	2	2	5	0	0	5					
14 Paul Konerko, R OBP: 0.346, SLG: 0.503	BB				1B		K		G6-3	4	0	1	0	1	1	0					
Chris Singleton, L OBP: 0.324, SLG: 0.484	BB				F8		K		F8	5	0	1	1	0	1	1					
Darrin Jackson, R OBP: 0.288, SLG: 0.437					G4-6-3		G5-3		1B	4	1	2	0	0	0	0					
Brook Fordyce, R OBP: 0.342, SLG: 0.445					G4-6-3		G6-3		1B	4	0	1	0	0	0	3					
Inning Stats	R: 3 E: 0 K: 0 S: 11	H: 3 LOB: 2 BB: 2 P: 23	R: 0 E: 1 K: 0 S: 5	H: 1 LOB: 1 BB: 0 P: 8	R: 0 E: 0 K: 1 S: 9	H: 0 LOB: 0 BB: 0 P: 10	R: 0 E: 0 K: 0 S: 7	H: 2 LOB: 1 BB: 0 P: 11	R: 0 E: 0 K: 1 S: 13	H: 0 LOB: 0 BB: 0 P: 17	R: 0 E: 0 K: 1 S: 11	H: 1 LOB: 3 BB: 2 P: 20	R: 1 E: 0 K: 0 S: 14	H: 3 LOB: 1 BB: 0 P: 16	R: 3 E: 0 K: 0 S: 12	H: 2 LOB: 0 BB: 1 P: 17	1B: 10 2B: 2 3B: 0 HR: 1	SF: 0 SAC: 0 DP: 2 HBP: 0	WP: 0 PB: 0 SB: 3 CS: 1	PA: 44	
PITCHER	IP WLS BF H R ER SO	IP WLS BF H R ER SO	IP WLS BF H R ER SO	IP WLS BF H R ER SO	IP WLS BF H R ER SO	IP WLS BF H R ER SO	IP WLS BF H R ER SO	IP WLS BF H R ER SO	IP WLS BF H R ER SO	IP WLS BF H R ER SO	IP WLS BF H R ER SO	IP WLS BF H R ER SO	IP WLS BF H R ER SO	IP WLS BF H R ER SO	IP WLS BF H R ER SO	IP WLS BF H R ER SO	ERA WHIP	ERA WHIP			
David Wells, L ERA: 4.98	8.0	37	11	4	4	5	5	0	0	0	0	0	0	0	0	0	0	4.50	2.000		
Paul Quantrill, R ERA: 3.35	1.0	L 6	2	3	3	0	1	0	0	0	0	0	1	12	17	27.00	3.000				

Chicago White Sox @ Toronto Blue Jays
SkyDome, Toronto, ON
Sat Sep 18 1999, 4:05 PM EDT
Att: 28,260 - Cloudy - 69 F

AB	37
R	7
H	13
RBI	7
BB	6
SO	5
LOB	15



Batter	1	2	3	4	5	6	7	8	9	AB	R	H	RBI	BB	SO	LOB	BOTTOM					
Shannon Stewart, R OBP: 0.374, SLG: 0.416	K		FC5-4	K		BB		F7		5	0	2	0	0	2	1						
Homer Bush, R OBP: 0.344, SLG: 0.414	BB		FC5-4		P4	BB		G5-3		5	1	2	2	0	0	1						
Shawn Green, L OBP: 0.384, SLG: 0.590	K		K		G5-3			F7		4	0	0	0	1	2	2						
Carlos Delgado, L OBP: 0.379, SLG: 0.578	BB		BB		BB		G3		DI	1	0	0	0	4	0	3						
Tony Fernandez, S OBP: 0.429, SLG: 0.455	K		BB		BB		F8		F9	1	0	0	0	0	1	2						
Willis Oltanz, R OBP: 0.288, SLG: 0.369	K		BB		BB		F8		F9	4	0	2	1	0	0	1						
Tony Batista, R OBP: 0.330, SLG: 0.518			G4-3		F7		F9			4	0	0	0	0	1	4						
Darrin Fletcher, L OBP: 0.343, SLG: 0.515			K		HR		G4-3		F7	4	1	1	1	0	1	0						
Pat Borders, R OBP: 0.273, SLG: 0.424			G1-3		G5-3		FC6-4		K	3	0	1	0	0	0	0						
David Segui, S OBP: 0.353, SLG: 0.457					G5-3		FC6-4		K	1	0	0	0	0	1	0						
10 Vernon Wells, R OBP: 0.226, SLG: 0.275			BB		BB		FC6-4		K	3	2	2	0	0	0	1						
Willie Greene, L OBP: 0.266, SLG: 0.396			BB		BB		FC6-4		K	1	0	0	0	0	1	0						
José Cruz Jr., S OBP: 0.342, SLG: 0.406			BB		BB		FC6-4		K	0	0	0	0	0	0	0						
Inning Stats	R: 0 E: 0 K: 3 S: 15	H: 1 LOB: 2 BB: 1 P: 27	R: 0 E: 0 K: 2 S: 10	H: 0 LOB: 0 BB: 0 P: 18	R: 2 E: 0 K: 1 S: 16	H: 3 LOB: 2 BB: 1 P: 23	R: 1 E: 0 K: 1 S: 11	H: 2 LOB: 1 BB: 0 P: 18	R: 0 E: 0 K: 0 S: 5	H: 1 LOB: 2 BB: 1 P: 11	R: 1 E: 0 K: 0 S: 13	H: 3 LOB: 3 BB: 1 P: 25	R: 0 E: 0 K: 0 S: 5	H: 0 LOB: 0 BB: 0 P: 10	R: 0 E: 0 K: 2 S: 9	H: 0 LOB: 0 BB: 0 P: 15	R: 0 E: 0 K: 0 S: 10	H: 0 LOB: 1 BB: 1 P: 19	1B: 9 2B: 1 3B: 0 HR: 1	SF: 0 SAC: 0 DP: 1 HBP: 0	WP: 0 PB: 0 SB: 1 CS: 1	PA: 41
PITCHER	IP WLS BF H R ER SO	IP WLS BF H R ER SO	IP WLS BF H R ER SO	IP WLS BF H R ER SO	IP WLS BF H R ER SO	IP WLS BF H R ER SO	IP WLS BF H R ER SO	IP WLS BF H R ER SO	IP WLS BF H R ER SO	IP WLS BF H R ER SO	IP WLS BF H R ER SO	IP WLS BF H R ER SO	IP WLS BF H R ER SO	IP WLS BF H R ER SO	IP WLS BF H R ER SO	IP WLS BF H R ER SO	ERA WHIP	ERA WHIP				
Jim Parque, L ERA: 5.03	5.2	28	9	4	4	7	3	0	0	0	0	0	0	0	0	0	6.35	2.118				
Sean Lowe, R ERA: 3.68	0.0	1	1	0	0	0	0	0	0	0	0	1	2									
Jesus Pena, L ERA: 4.11	0.1	2	0	0	0	0	1	0	0	0	0	2	7	0.00	3.000							
Jaime Navarro, R ERA: 6.03	2.0	W 6	0	0	0	2	0	0	0	0	0	14	25	0.00	0.000							
Bob Howry, R ERA: 3.79	1.0	S 4	0	0	0	0	1	0	0	0	0	10	19	0.00	1.000							

Chicago White Sox @ Toronto Blue Jays
SkyDome, Toronto, ON
Sat Sep 18 1999, 4:05 PM EDT
Att: 28,260 - Cloudy - 69 F

AB	36
R	4
H	10
RBI	4
BB	5
SO	9
LOB	15




Batter	1	2	3	4	5	6	7	8	9	AB	R	H	RBI	BB	SO	LOB	TOP										
Mike Caruso, S (1, 6) OBP: 0.290, SLG: 0.302	G3	FC6-4							G1-3	5	0	1	0	0	0	3	Chicago White Sox @ Toronto Blue Jays SkyDome, Toronto, ON Sun Sep 19 1999, 1:05 PM EDT Att: 27,120 - Sunny - 71 F										
Greg Norton, S (1, 5) OBP: 0.354, SLG: 0.422	K								K	5	0	1	0	0	3	2											
Ray Durham, S (1, 4) OBP: 0.382, SLG: 0.451	F8									2	0	0	0	2	0	0											
Magglio Ordonez, R (1, 9) OBP: 0.344, SLG: 0.507										3	1	0	0	1	1	3											
Carlos Lee, R (1, 10) OBP: 0.326, SLG: 0.468										4	0	0	0	0	2	4											
Chris Singleton, L (1, 8) OBP: 0.331, SLG: 0.486										4	1	2	0	0	0	2											
14 Paul Konerko, R (1, 3) OBP: 0.344, SLG: 0.499										4	0	0	0	0	0	3											
Brian Simmons, S (1, 7) OBP: 0.293, SLG: 0.412										3	1	1	3	1	1	0											
Mark Johnson, L (1, 2) OBP: 0.345, SLG: 0.335										0	0	0	0	1	0	0											
Brook Fordyce, R (4, 2) OBP: 0.340, SLG: 0.442										2	0	0	0	0	0	2											
Inning Stats	R: 0 E: 0 K: 1 S: 6	H: 0 LOB: 0 BB: 0 P: 10	R: 3 E: 0 K: 1 S: 16	H: 2 LOB: 1 BB: 1 P: 29	R: 0 E: 0 K: 1 S: 10	H: 1 LOB: 2 BB: 1 P: 18	R: 0 E: 0 K: 0 S: 7	H: 1 LOB: 2 BB: 1 P: 14	R: 0 E: 0 K: 0 S: 4	H: 0 LOB: 0 BB: 0 P: 7	R: 0 E: 0 K: 0 S: 13	H: 1 LOB: 2 BB: 1 P: 22	R: 0 E: 0 K: 2 S: 11	H: 0 LOB: 1 BB: 1 P: 19	R: 0 E: 0 K: 1 S: 8	H: 0 LOB: 0 BB: 0 P: 10	R: 0 E: 0 K: 1 S: 6	H: 0 LOB: 0 BB: 0 P: 10	1B: 3 2B: 1 3B: 0 HR: 1	SF: 0 SAC: 0 DP: 0 HBP: 1	WP: 0 PB: 0 SB: 1 CS: 0	PA: 38					
PITCHER	IP	WLS	BF	H	R	ER	SO	BB	IBB	HBP	BLK	WP	HR	S	P	ERA	WHIP										
32 Roy Halladay, R (1, 1) ERA: 3.92	6.2	L	31	5	3	3	4	5	0	1	0	0	1	62	113	4.05	1.500										
John Frascatore, R (7, 1) ERA: 3.63	1.1		4	0	0	0	2	0	0	0	0	0	0	13	16	0.00	0.000										
Billy Koch, R (9, 1) ERA: 3.1	1.0		3	0	0	0	1	0	0	0	0	0	0	6	10	0.00	0.000										

Batter	1	2	3	4	5	6	7	8	9	AB	R	H	RBI	BB	SO	LOB	BOTTOM										
Shannon Stewart, R (1, 7) OBP: 0.372, SLG: 0.413	F9									4	0	0	0	0	0	2	Chicago White Sox @ Toronto Blue Jays SkyDome, Toronto, ON Sun Sep 19 1999, 1:05 PM EDT Att: 27,120 - Sunny - 71 F										
Homer Bush, R (1, 4) OBP: 0.347, SLG: 0.417										4	0	3	1	0	1	0											
Shawn Green, L (1, 9) OBP: 0.382, SLG: 0.586										4	0	0	0	0	0	4											
Carlos Delgado, L (1, 3) OBP: 0.379, SLG: 0.574										3	0	0	0	1	1	0											
Tony Batista, R (1, 6) OBP: 0.329, SLG: 0.515										3	0	0	0	1	1	1											
Brian McRae, S (1, 10) OBP: 0.324, SLG: 0.354										3	0	1	0	1	0	0											
Willis Oteñez, R (1, 5) OBP: 0.287, SLG: 0.363										3	1	0	0	1	0	4											
Mike Matheny, R (1, 2) OBP: 0.276, SLG: 0.313										2	0	0	0	0	0	1											
David Segui, S (8, PH) OBP: 0.265, SLG: 0.461										1	0	1	0	0	0	0											
Darrin Fletcher, L (9, 2) OBP: 0.343, SLG: 0.515										0	0	0	0	0	0	0											
10 Vernon Wells, R (1, 8) OBP: 0.236, SLG: 0.302										2	1	1	1	0	1	0											
Willie Greene, L (8, PH) OBP: 0.265, SLG: 0.395										1	0	0	0	0	0	1											
José Cruz Jr., S (8, PR) OBP: 0.342, SLG: 0.406										0	0	0	0	0	0	0											
Inning Stats	R: 0 E: 0 K: 0 S: 7	H: 1 LOB: 0 BB: 0 P: 13	R: 0 E: 0 K: 1 S: 12	H: 0 LOB: 0 BB: 0 P: 19	R: 2 E: 0 K: 0 S: 11	H: 2 LOB: 1 BB: 1 P: 22	R: 0 E: 0 K: 0 S: 7	H: 1 LOB: 1 BB: 1 P: 13	R: 0 E: 0 K: 1 S: 6	H: 0 LOB: 0 BB: 0 P: 8	R: 0 E: 0 K: 1 S: 11	H: 0 LOB: 0 BB: 0 P: 16	R: 0 E: 0 K: 0 S: 6	H: 0 LOB: 0 BB: 0 P: 8	R: 0 E: 0 K: 0 S: 12	H: 2 LOB: 2 BB: 0 P: 19	R: 0 E: 0 K: 1 S: 6	H: 0 LOB: 1 BB: 2 P: 17	1B: 4 2B: 2 3B: 0 HR: 0	SF: 0 SAC: 0 DP: 2 HBP: 0	WP: 0 PB: 0 SB: 0 CS: 1	PA: 34					
PITCHER	IP	WLS	BF	H	R	ER	SO	BB	IBB	HBP	BLK	WP	HR	S	P	ERA	WHIP										
Mike Siroka, L (1, 1) ERA: 4.13	7.0		25	4	2	2	3	2	0	0	0	0	0	60	99	2.57	0.857										
Keith Foulke, R (8, 1) ERA: 2.17	1.0	H	5	2	0	0	0	0	0	0	0	0	0	12	19	0.00	2.000										
Bob Howry, R (9, 1) ERA: 3.73	1.0	S	4	0	0	0	1	2	0	0	0	0	0	6	17	0.00	2.000										

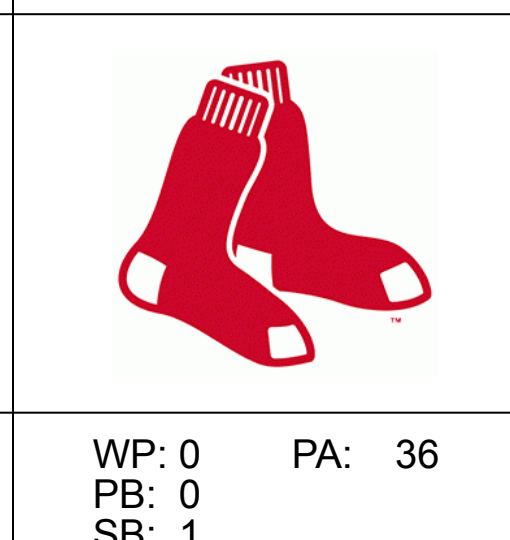
Batter	1	2	3	4	5	6	7	8	9	AB	R	H	RBI	BB	SO	LOB	TOP			
Shannon Stewart, R (1, 7) OBP: 0.371, SLG: 0.411	1-2 F8		0-0 G6-3		0-3 K			4-2 HBP BB		3	0	0	0	1	1	2	Toronto Blue Jays @ Boston Red Sox Fenway Park, Boston, MA Tue Sep 21 1999, 7:35 PM EDT Att: 27,799 - Cloudy - 67 F			
Brian McRae, S (1, 8) OBP: 0.325, SLG: 0.352	0-3 K			4-2 1B BB		0-0 G4-3		2-0 G4-6-3 HBP		2	0	0	0	1	1	0				
Shawn Green, L (1, 9) OBP: 0.381, SLG: 0.583	2-1 G3-1			2-2 1B		1-2 G6-3		0-1 G4-6-3		4	0	1	0	0	0	2				
Carlos Delgado, L (1, 3) OBP: 0.376, SLG: 0.570		0-3 K		0-1 P4		0-0 G4-3			0-3 K	4	0	0	0	0	2	2				
David Segui, S (1, 10) OBP: 0.354, SLG: 0.461		0-3 K		2-3 K			1-1 2B		0-1 G4-3	4	0	1	0	0	2	2				
Darin Fletcher, L (1, 2) OBP: 0.340, SLG: 0.509	0-0 F9			3-3 K			3-3 K		0-0 F8	4	0	0	0	0	2	3				
Tony Batista, R (1, 6) OBP: 0.328, SLG: 0.512			3-3 K		0-0 F8		3-3 K			3	0	0	0	0	2	1				
Willis Otanez, R (1, 5) OBP: 0.282, SLG: 0.356			0-3 K		3-2 G3		1-2 G5-3			3	0	0	0	0	1	1				
Homer Bush, R (1, 4) OBP: 0.347, SLG: 0.416			1-1 1B		1-1 E5			2-3 K		3	0	1	0	0	1	0				
Inning Stats	R: 0 E: 0 K: 1 S: 8	H: 0 LOB: 0 BB: 0 P: 11	R: 0 E: 0 K: 2 S: 7	H: 0 LOB: 0 BB: 0 P: 7	R: 0 E: 0 K: 2 S: 9	H: 1 LOB: 1 BB: 0 P: 13	R: 0 E: 0 K: 2 S: 14	H: 1 LOB: 2 BB: 1 P: 25	R: 0 E: 1 K: 1 S: 12	H: 0 LOB: 1 BB: 0 P: 16	R: 0 E: 0 K: 2 S: 12	H: 1 LOB: 1 BB: 0 P: 20	R: 0 E: 0 K: 1 S: 8	H: 0 LOB: 1 BB: 1 P: 16	R: 0 E: 0 K: 1 S: 6	H: 0 LOB: 0 BB: 0 P: 6	1B: 2 2B: 1 3B: 0 HR: 0	SF: 0 SAC: 0 DP: 1 HBP: 1	WP: 0 PB: 0 SB: 0 CS: 0	PA: 33
PITCHER Pedro Martinez, R (1, 1) ERA: 2.11	IP: 9.0 WLS: W BF: 33 H: 3 R: 0 ER: 0 SO: 12 BB: 2 IBB: 0 HBP: 1 BLK: 0 WP: 0 HR: 0 S: 81 P: 120 ERA: 0.00 WHIP: 0.556															PITCHER				

Batter	1	2	3	4	5	6	7	8	9	AB	R	H	RBI	BB	SO	LOB	BOTTOM			
Jose Offerman, S (1, 4) OBP: 0.394, SLG: 0.441	4-2 FC5-4 BB		1-1 S E 1B	3-2 1B 2B		0-2 G3				3	1	2	0	1	0	0	Toronto Blue Jays @ Boston Red Sox Fenway Park, Boston, MA Tue Sep 21 1999, 7:35 PM EDT Att: 27,799 - Cloudy - 67 F			
Damon Buford, R (1, 8) OBP: 0.292, SLG: 0.360	1-3 K		1-1 E1 1B	2-0 1B		1-0 G6-3				4	1	2	0	0	1	1				
Jason Varitek, S (1, 2) OBP: 0.333, SLG: 0.478	2-2 FC5-4 1-2		1-2 F7	1-0 P2			1-2 F8			4	0	0	0	0	0	4				
Nomar Garciaparra, R (1, 6) OBP: 0.418, SLG: 0.602	0-1 L7		3-2 L8		0-0 1B SF9		0-0 P2			4	1	1	0	0	0	2				
Troy O'Leary, L (1, 7) OBP: 0.350, SLG: 0.512		0-3 K	1-0 BB 1B	1-0 BB 1B	1-0 1B		1-0 1B			4	0	3	1	0	1	0				
Mike Stanley, R (1, 3) OBP: 0.396, SLG: 0.470		2-0 1B	4-2 1B	0-2 SF9		3-2 L7				2	0	1	1	1	0	1				
Scott Hatteberg, L (1, 10) OBP: 0.392, SLG: 0.286		1-2 1B	1-3 BB		0-0 P5		0-0 L8			3	0	1	0	0	1	3				
Butch Huskey, R (8, PH) OBP: 0.339, SLG: 0.486		1-2 1B								1	0	0	0	0	0	0				
3B Wilton Veras, R (1, 5) OBP: 0.330, SLG: 0.422		0-1 F9		0-0 G1-4-6 1B		1-0 G1-3		2-0 F8		4	0	1	0	0	0	3				
Trot Nixon, L (1, 9) OBP: 0.356, SLG: 0.485		2-2 G3-1		1-1 G1-4-6 1-2		3-1 F7		0-3 K		4	0	0	0	0	1	3				
Inning Stats	R: 0 E: 0 K: 1 S: 11	H: 0 LOB: 1 BB: 1 P: 18	R: 0 E: 0 K: 1 S: 12	H: 2 LOB: 2 BB: 0 P: 17	R: 2 E: 1 K: 1 S: 19	H: 3 LOB: 2 BB: 1 P: 31	R: 0 E: 0 K: 0 S: 8	H: 3 LOB: 0 BB: 0 P: 15	R: 1 E: 0 K: 0 S: 9	H: 2 LOB: 1 BB: 0 P: 11	R: 0 E: 0 K: 0 S: 6	H: 0 LOB: 0 BB: 0 P: 10	R: 0 E: 0 K: 0 S: 9	H: 1 LOB: 1 BB: 0 P: 14	R: 0 E: 0 K: 1 S: 5	H: 0 LOB: 0 BB: 0 P: 7	1B: 10 2B: 1 3B: 0 HR: 0	SF: 1 SAC: 0 DP: 1 HBP: 0	WP: 0 PB: 0 SB: 1 CS: 0	PA: 36
PITCHER Pat Hentgen, R (1, 1) ERA: 4.83	IP: 7.0 WLS: L BF: 33 H: 11 R: 3 ER: 2 SO: 3 BB: 2 IBB: 0 HBP: 0 BLK: 0 WP: 0 HR: 0 S: 74 P: 116 ERA: 2.57 WHIP: 1.857															PITCHER				
Graeme Lloyd, L (8, 1) ERA: 3.46	IP: 1.0 WLS: L BF: 3 H: 0 R: 0 ER: 0 SO: 1 BB: 0 IBB: 0 HBP: 0 BLK: 0 WP: 0 HR: 0 S: 5 P: 7 ERA: 0.00 WHIP: 0.000															PITCHER				

AB	30
R	0
H	3
RBI	0
BB	2
SO	12
LOB	13



AB	33
R	3
H	11
RBI	2
BB	2
SO	4
LOB	17



Batter	1	2	3	4	5	6	7	8	9	AB	R	H	RBI	BB	SO	LOB	TOP										
Homer Bush, R OBP: 0.347, SLG: 0.415	F9	1B	1B	K		P6	F8			6	0	2	1	0	1	5											
José Cruz Jr., S OBP: 0.345, SLG: 0.406	S	E	BB	G3		K		P2		5	3	2	1	1	1	4											
Shawn Green, L OBP: 0.384, SLG: 0.590	E8	FC1-2-5	1B		HR		F7	1B		6	3	4	1	0	0	2											
Carlos Delgado, L OBP: 0.377, SLG: 0.571	G4-3	E5	1B		F8			P2		5	2	2	1	1	0	2											
Casey Blake, R OBP: 0.273, SLG: 0.200	1B	SF	1B	BB			2B			0	0	0	0	0	0	0											
David Segui, S OBP: 0.353, SLG: 0.460	G4-3	SF	1B		K		E			3	1	1	2	0	1	1											
Brian McRae, S OBP: 0.326, SLG: 0.355	1-2	E	2B		1-2		2B			2	1	1	1	0	1	0											
Darin Fletcher, L OBP: 0.340, SLG: 0.505	BB	E9	1B		P6		E3			5	1	1	2	1	0	4											
Tony Batista, R OBP: 0.330, SLG: 0.516	F7	1B	2B				K			6	0	3	1	0	2	4											
Willis Otanez, R OBP: 0.286, SLG: 0.363		1B			F7		G6-3			5	2	2	1	0	1	4											
10 Vernon Wells, R OBP: 0.283, SLG: 0.345		1B								5	1	4	2	0	1	2											
Inning Stats	R: 2 E: 1 K: 0 S: 16	H: 2 LOB: 2 BB: 2 P: 29	R: 6 E: 3 K: 2 S: 22	H: 6 LOB: 2 BB: 0 P: 34	R: 1 E: 0 K: 0 S: 12	H: 4 LOB: 2 BB: 0 P: 22	R: 0 E: 0 K: 1 S: 13	H: 2 LOB: 2 BB: 0 P: 19	R: 1 E: 0 K: 1 S: 8	H: 1 LOB: 0 BB: 0 P: 12	R: 0 E: 0 K: 1 S: 11	H: 2 LOB: 2 BB: 0 P: 16	R: 4 E: 1 K: 1 S: 17	H: 4 LOB: 1 BB: 0 P: 25	R: 0 E: 0 K: 0 S: 9	H: 1 LOB: 0 BB: 0 P: 13	R: 0 E: 0 K: 2 S: 10	H: 0 LOB: 0 BB: 0 P: 15	1B: 16 2B: 5 3B: 0 HR: 1	SF: 1 SAC: 0 DP: 1 HBP: 0	WP: 0 PB: 0 SB: 1 CS: 0	PA: 52					
PITCHER	IP	WLS	BF	H	R	ER	SO	BB	IBB	HBP	BLK	WP	HR	S	P	ERA	WHIP										
Pat Rapp, R ERA: 4.29	1.0	L	11	6	6	3	0	2	0	0	0	0	0	22	41	27.00	8.000										
Bryce Florie, R ERA: 4.3	2.0	13	6	3	1	2	1	0	0	0	0	0	0	28	44	4.50	3.500										
Mark Portugal, R ERA: 5.51	2.0	9	3	1	1	2	0	0	0	0	0	0	1	21	31	4.50	1.500										
Brian Rose, R ERA: 4.93	1.0	5	2	0	0	1	0	0	0	0	0	0	0	11	16	0.00	2.000										
Rheal Cormier, L ERA: 3.66	0.2	6	3	4	1	1	0	0	0	0	0	0	0	13	18	13.50	4.500										
PITCHER	IP	WLS	BF	H	R	ER	SO	BB	IBB	HBP	BLK	WP	HR	S	P	ERA	WHIP										
Tomo Ohka, R ERA: 9.0	0.1	2	1	0	0	0	0	0	0	0	0	0	0	4	7	0.00	3.000										
John Wasdin, R ERA: 4.06	1.0	3	1	0	0	0	0	0	0	0	0	0	0	9	13	0.00	1.000										
Rod Beck, R ERA: 5.85	1.0	3	0	0	0	2	0	0	0	0	0	0	0	10	15	0.00	0.000										

Toronto Blue Jays @ Boston Red Sox
Fenway Park, Boston, MA
Wed Sep 22 1999, 7:35 PM EDT
Att: 25,345 - Cloudy - 58 F

AB 48
R 14
H 22
RBI 13
BB 3
SO 8
LOB 28



Batter	1	2	3	4	5	6	7	8	9	AB	R	H	RBI	BB	SO	LOB	BOTTOM										
Jose Offerman, S OBP: 0.393, SLG: 0.439	L6		F7		F8		2B		P3	3	0	0	0	0	0	1											
Jeff Frye, R OBP: 0.358, SLG: 0.318							1B			2	1	1	1	0	0	0											
Damon Buford, R OBP: 0.288, SLG: 0.356	K		G5-4-3		K		1B		1B	3	0	0	0	0	2	1											
Lou Merloni, R OBP: 0.305, SLG: 0.321							2B		2B	2	2	2	2	0	0	0											
Jason Varitek, S OBP: 0.331, SLG: 0.475	G3-1				G4-3		1B		P6	3	0	0	0	0	0	0											
Butch Huskey, R OBP: 0.340, SLG: 0.486							E			2	0	1	2	0	0	1											
Nomar Garciaparra, R OBP: 0.418, SLG: 0.660		K			G4-3		1B		2B	3	1	1	0	0	1	0											
Donnie Sadler, R OBP: 0.313, SLG: 0.359							1B		1B	2	1	1	1	0	0	1											
Troy O'Leary, L OBP: 0.357, SLG: 0.517							1B		1B	3	1	1	1	0	0	1											
Rheal Cormier, L OBP: 0.357, SLG: 0.517							2B		2B	0	0	0	0	0	0	0											
Tomo Ohka, S ERA: 9.0							1B		1B	0	0	0	0	0	0	0											
18 Reggie Jefferson, S OBP: 0.435							1B		1B	1	0	0	0	0	0	2											
John Wasdin, R ERA: 4.06							1B		1B	0	0	0	0	0	0	0											
Rod Beck, R ERA: 5.85							1B		1B	0	0	0	0	0	0	0											
Jon Nunnally, L OBP: 0.266, SLG: 0.375							1B		1B	1	0	1	1	0	0	0											
Mike Stanley, R OBP: 0.395, SLG: 0.470							2B		F9	2	0	1	1	0	0	0											
Brian Daubach, L OBP: 0.357, SLG: 0.557							1B			2	0	0	0	1	0	3											
Scott Hatteberg, L OBP: 0.398, SLG: 0.303										3	1	1	0	1	0	1											
38 Wilton Veras, R OBP: 0.327, SLG: 0.410										3	1	0	0	0	0	3											
Trot Nixon, L OBP: 0.358, SLG: 0.482										2	1	0	0	2	0	0											
Inning Stats	R: 0 E: 0 K: 1 S: 6	H: 0 LOB: 0 BB: 0 P: 11	R: 1 E: 0 K: 1 S: 10	H: 1 LOB: 1 BB: 1 P: 19	R: 0 E: 0 K: 0 S: 6	H: 0 LOB: 0 BB: 1 P: 13	R: 1 E: 0 K: 0 S: 10	H: 3 LOB: 2 BB: 0 P: 18	R: 0 E: 0 K: 1 S: 7	H: 0 LOB: 0 BB: 0 P: 16	R: 0 E: 0 K: 1 S: 10	H: 0 LOB: 0 BB: 0 P: 13	R: 5 E: 1 K: 0 S: 19	H: 3 LOB: 2 BB: 2 P: 40	R: 0 E: 0 K: 0 S: 9	H: 0 LOB: 0 BB: 0 P: 13	R: 2 E: 0 K: 0 S: 14	H: 3 LOB: 1 BB: 0 P: 22	1B: 5 2B: 4 3B: 0 HR: 1	SF: 0 SAC: 0 DP: 1 HBP: 1	WP: 0 PB: 0 SB: 0 CS: 0	PA: 42					
PITCHER	IP	WLS	BF	H	R	ER	SO	BB	IBB	HBP	BLK	WP	HR	S	P	ERA	WHIP										
Kelvin Escobar, R ERA: 5.81	6.1	27	4	0	1	0	0	4	0	0	0	0	0	8	16	∞	∞										
Paul Quantrill, R ERA: 3.5	0.0	4	3	2	2	0	0	0	0	0	0	0	0	8	16	∞	∞										
Graeme Lloyd, L ERA: 3.38	1.2	5	0	0	0	0	0	0	0	0	0	0	0	14	19	0.00	0.000										
John Frascatore, R ERA: 3.84	1.0	6	3	2	2	0	0	0	0	0	0	0	0	14	22	18.00	3.000										

Toronto Blue Jays @ Boston Red Sox
Fenway Park, Boston, MA
Wed Sep 22 1999, 7:35 PM EDT
Att: 25,345 - Cloudy - 58 F

AB 37
R 9
H 10
RBI 9
BB 4
SO 4
LOB 14



Batter	1	2	3	4	5	6	7	8	9	AB	R	H	RBI	BB	SO	LOB	TOP					
Homer Bush, R OBP: 0.348, SLG: 0.417										5	2	2	0	0	1	0						
Jacob Brumfield, R OBP: 0.292, SLG: 0.350										5	2	2	1	0	1	1						
Shawn Green, L OBP: 0.387, SLG: 0.592										4	2	3	0	1	0	0						
Tony Batista, R OBP: 0.334, SLG: 0.519										1	1	1	3	2	0	0						
Brian McRae, S OBP: 0.325, SLG: 0.352										4	0	0	2	1	0	4						
Willis Oltenez, R OBP: 0.283, SLG: 0.355										4	0	0	0	1	2	3						
Darrin Fletcher, L OBP: 0.341, SLG: 0.505										4	0	2	1	0	2	3	AB 35					
José Cruz Jr., S OBP: 0.345, SLG: 0.406										0	0	0	0	0	0	0	R 7					
Casey Blake, R OBP: 0.214, SLG: 0.154										3	0	0	0	0	0	2	H 11					
Willie Greene, L OBP: 0.298, SLG: 0.397										1	0	1	0	0	0	0	RBI 7					
Chris Woodward, R OBP: 0.296, SLG: 0.292										0	0	0	0	0	0	0	BB 5					
10 Vernon Wells, R OBP: 0.270, SLG: 0.328										3	0	0	0	0	1	0	SO 7					
David Segui, S OBP: 0.352, SLG: 0.459										1	0	0	0	0	0	2	LOB 15					
Mike Matheny, R OBP: 0.276, SLG: 0.313										0	0	0	0	0	0	0						
Inning Stats	R: 0 E: 0 K: 1 S: 7	H: 1 LOB: 2 BB: 0 P: 12	R: 0 E: 0 K: 2 S: 9	H: 0 LOB: 0 BB: 0 P: 10	R: 2 E: 0 K: 2 S: 14	H: 2 LOB: 3 BB: 3 P: 30	R: 0 E: 0 K: 0 S: 5	H: 0 LOB: 0 BB: 0 P: 7	R: 2 E: 0 K: 0 S: 13	H: 3 LOB: 2 BB: 1 P: 20	R: 0 E: 0 K: 2 S: 11	H: 0 LOB: 0 BB: 0 P: 15	R: 0 E: 0 K: 0 S: 5	H: 0 LOB: 0 BB: 1 P: 11	R: 0 E: 0 K: 0 S: 13	H: 2 LOB: 2 BB: 0 P: 20	R: 3 E: 0 K: 0 S: 11	H: 3 LOB: 0 BB: 0 P: 14	1B: 7 2B: 4 3B: 0 HR: 0	SF: 1 SAC: 0 DP: 2 HBP: 1	WP: 0 PB: 0 SB: 0 CS: 0	PA: 42
PITCHER	IP WLS BF H R ER SO BB IBB HBP BLK WP HR S P ERA WHIP																					
Kent Mercker, L ERA: 4.88	(1, 1) 4.2 25 6 4 4 5 4 0 1 0 0 0 0 45 75 7.71 2.143																					
Rich Garcés, R ERA: 1.5	(5, 1) 1.2 6 0 0 0 2 1 0 0 0 0 0 0 16 26 0.00 0.600																					
Derek Lowe, R ERA: 2.65	(7, 1) 1.2 5 2 0 0 0 0 0 0 0 0 0 0 16 24 0.00 1.200																					
Rod Beck, R ERA: 6.37	(9, 1) 1.0 L 6 3 3 3 0 0 0 0 0 0 0 0 11 14 27.00 3.000																					

Toronto Blue Jays @ Boston Red Sox
Fenway Park, Boston, MA
Thu Sep 23 1999, 7:05 PM EDT
Att: 30,780 - Unknown - 71 F

AB	35
R	7
H	11
RBI	7
BB	5
SO	7
LOB	15



Batter	1	2	3	4	5	6	7	8	9	AB	R	H	RBI	BB	SO	LOB	BOTTOM					
Jose Offerman, S OBP: 0.393, SLG: 0.438										4	0	1	0	1	1	1						
Jason Varitek, S OBP: 0.332, SLG: 0.474										5	1	2	0	0	1	1						
Nomar Garciaparra, R OBP: 0.416, SLG: 0.662										5	1	1	3	0	0	3						
Mike Stanley, R OBP: 0.400, SLG: 0.470										4	1	2	0	0	1	3						
Butch Huskey, R OBP: 0.339, SLG: 0.492										4	1	1	2	0	0	1						
Troy O'Leary, L OBP: 0.351, SLG: 0.517										4	0	2	0	0	0	0						
John Valentin, R OBP: 0.311, SLG: 0.394										4	0	1	0	0	1	1	AB 38					
Damon Buford, R OBP: 0.285, SLG: 0.350										4	0	0	0	0	1	2	R 5					
Darren Lewis, R OBP: 0.317, SLG: 0.318										4	1	2	0	0	0	2	H 12					
Inning Stats	R: 0 E: 0 K: 1 S: 8	H: 0 LOB: 1 BB: 1 P: 16	R: 0 E: 0 K: 0 S: 15	H: 0 LOB: 0 BB: 0 P: 23	R: 0 E: 0 K: 0 S: 6	H: 1 LOB: 0 BB: 0 P: 12	R: 4 E: 0 K: 1 S: 12	H: 4 LOB: 0 BB: 0 P: 21	R: 0 E: 0 K: 0 S: 8	H: 0 LOB: 0 BB: 0 P: 10	R: 0 E: 0 K: 0 S: 9	H: 3 LOB: 2 BB: 0 P: 11	R: 1 E: 0 K: 2 S: 18	H: 3 LOB: 2 BB: 0 P: 26	R: 0 E: 1 K: 0 S: 9	H: 1 LOB: 2 BB: 0 P: 10	R: 0 E: 0 K: 1 S: 6	H: 0 LOB: 0 BB: 0 P: 8	1B: 10 2B: 0 3B: 0 HR: 2	SF: 0 SAC: 0 DP: 1 HBP: 0	WP: 0 PB: 0 SB: 0 CS: 0	PA: 39
PITCHER	IP WLS BF H R ER SO BB IBB HBP BLK WP HR S P ERA WHIP																					
David Wells, L ERA: 5.01	(1, 1) 8.0 W 36 12 5 5 4 1 0 0 0 0 0 0 6 129 5.62 1.625																					
Billy Koch, R ERA: 3.05	(9, 1) 1.0 S 3 0 0 0 1 0 0 0 0 0 0 0 6 8 0.00 0.000																					

Toronto Blue Jays @ Boston Red Sox
Fenway Park, Boston, MA
Thu Sep 23 1999, 7:05 PM EDT
Att: 30,780 - Unknown - 71 F

AB	38
R	5
H	12
RBI	5
BB	1
SO	5
LOB	14



Batter	1	2	3	4	5	6	7	8	9	AB	R	H	RBI	BB	SO	LOB	TOP								
Homer Bush, R OBP: 0.350, SLG: 0.416	2-1 1B HR		2-1 F9		2-0 CS		1-0 2B BB		1-1 G5-3	5	2	3	0	0	0	0									
Jacob Brumfield, R OBP: 0.309, SLG: 0.363	0-0 HR		4-2 BB		0-3 K		4-2 2B BB		1-1 HR	3	3	2	0	2	1	1									
Shawn Green, L OBP: 0.385, SLG: 0.592	2-1 HR		1-0 G4-6-3		1-1 CS		3-2 2B		4-2 HR	4	2	2	5	1	0	1									
David Segui, S OBP: 0.352, SLG: 0.463	2-2 F7				2-2 G6-3		1-2 1B		1-0 HR	3	0	1	0	0	0	0									
Brian McRae, S OBP: 0.325, SLG: 0.359							1-1 G5-3		1-0 HR	2	1	1	3	0	0	1									
Tony Fernandez, S OBP: 0.427, SLG: 0.450	2-1 G3-1				3-2 1B		0-2 F7		0-3 G6-3	5	0	1	0	0	1	1									
Darin Fletcher, L OBP: 0.343, SLG: 0.499	3-3 K				0-0 1B		2-2 FC5-4 1B		1-1 F7	4	0	2	0	0	1	0									
Tony Batista, R OBP: 0.330, SLG: 0.514		0-1 G5-3			2-2 P4		1-2 FC5-4 1B		0-0 HBP	3	0	0	0	0	0	4									
Willis Otanez, R OBP: 0.281, SLG: 0.358		0-3 K			3-3 K		1-3 K		0-0 F7	4	0	0	0	0	3	3									
10 Vernon Wells, R OBP: 0.293, SLG: 0.384		0-0 F9			2-0 G5-3		2-1 1B 2B		3-1 G6-3	4	0	1	0	0	0	0									
Inning Stats	R: 3 H: 3 E: 0 K: 1 S: 14	H: 3 R: 0 ER: 0 LOB: 0 BB: 0 P: 25	R: 0 H: 0 E: 0 K: 1 S: 6	H: 0 R: 0 ER: 0 LOB: 0 BB: 0 P: 6	R: 0 H: 0 E: 0 K: 0 S: 11	H: 2 R: 0 ER: 0 LOB: 2 BB: 0 P: 18	R: 0 H: 1 E: 0 K: 1 S: 6	H: 1 R: 0 ER: 0 LOB: 2 BB: 0 P: 11	R: 0 H: 2 E: 0 K: 0 S: 18	H: 2 R: 2 ER: 0 LOB: 1 BB: 1 P: 23	R: 2 H: 3 E: 0 K: 1 S: 15	H: 3 R: 0 ER: 0 LOB: 1 BB: 1 P: 27	R: 0 H: 0 E: 0 K: 1 S: 6	H: 0 R: 3 ER: 0 LOB: 0 BB: 1 P: 9	R: 3 H: 2 E: 0 K: 0 S: 10	H: 2 R: 0 ER: 0 LOB: 0 BB: 1 P: 20	1B: 8 2B: 2 3B: 1 HR: 2	SF: 0 SAC: 0 DP: 1 HBP: 1	WP: 0 PB: 0 SB: 0 CS: 1	PA: 42					
PITCHER	IP WLS BF H R ER SO BB IBB HBP BLK WP HR S P ERA WHIP	IP WLS BF H R ER SO BB IBB HBP BLK WP HR S P ERA WHIP	IP WLS BF H R ER SO BB IBB HBP BLK WP HR S P ERA WHIP	IP WLS BF H R ER SO BB IBB HBP BLK WP HR S P ERA WHIP	IP WLS BF H R ER SO BB IBB HBP BLK WP HR S P ERA WHIP	IP WLS BF H R ER SO BB IBB HBP BLK WP HR S P ERA WHIP	IP WLS BF H R ER SO BB IBB HBP BLK WP HR S P ERA WHIP	IP WLS BF H R ER SO BB IBB HBP BLK WP HR S P ERA WHIP	IP WLS BF H R ER SO BB IBB HBP BLK WP HR S P ERA WHIP	IP WLS BF H R ER SO BB IBB HBP BLK WP HR S P ERA WHIP	IP WLS BF H R ER SO BB IBB HBP BLK WP HR S P ERA WHIP	IP WLS BF H R ER SO BB IBB HBP BLK WP HR S P ERA WHIP	IP WLS BF H R ER SO BB IBB HBP BLK WP HR S P ERA WHIP	IP WLS BF H R ER SO BB IBB HBP BLK WP HR S P ERA WHIP	IP WLS BF H R ER SO BB IBB HBP BLK WP HR S P ERA WHIP	IP WLS BF H R ER SO BB IBB HBP BLK WP HR S P ERA WHIP	IP WLS BF H R ER SO BB IBB HBP BLK WP HR S P ERA WHIP	IP WLS BF H R ER SO BB IBB HBP BLK WP HR S P ERA WHIP	IP WLS BF H R ER SO BB IBB HBP BLK WP HR S P ERA WHIP	IP WLS BF H R ER SO BB IBB HBP BLK WP HR S P ERA WHIP	IP WLS BF H R ER SO BB IBB HBP BLK WP HR S P ERA WHIP	IP WLS BF H R ER SO BB IBB HBP BLK WP HR S P ERA WHIP			
Dan Wheeler, R ERA: 5.87	6.0 L	25 8 3 3 4	8 3 3 4	3 3 4	1 0 0 0	0 0 0 0	0 0 9 17	108 4.50 1.500																	
Cory Lidle, R ERA: 5.0	0.2	4 2 2 2	2 2 2 1	2 2 1 0	0 0 0 0	0 0 0 0	0 0 6 10	0.00 3.000																	
Alan Newman, L ERA: 7.36	0.1	2 1 0 0	1 0 0 0	2 0 0 0	0 0 0 0	0 0 0 0	0 0 6 16	0.00 13.500																	
Jim Morris, L ERA: 8.1	2.0	10 2 3 3	3 3 1	3 3 1	1 0 1 0	0 0 1 0	0 1 16 29	13.50 1.500																	

Toronto Blue Jays @ Tampa Bay Devil Rays
Tropicana Field, St. Petersburg, FL
Tue Sep 28 1999, 7:05 PM EDT
Att. 12,549 - Dome - 72 F

AB 37
R 8
H 13
RBI 8
BB 3
SO 6
LOB 11

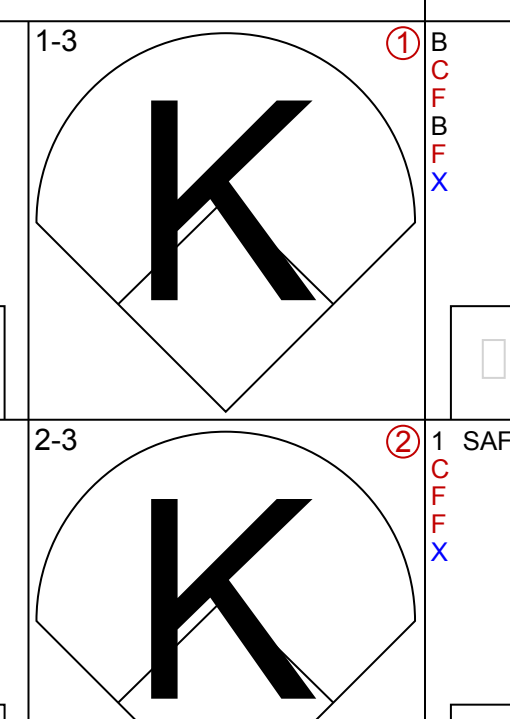
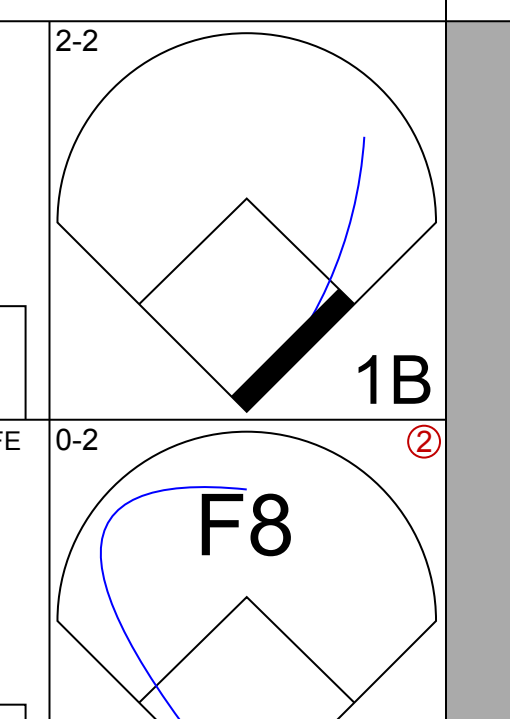
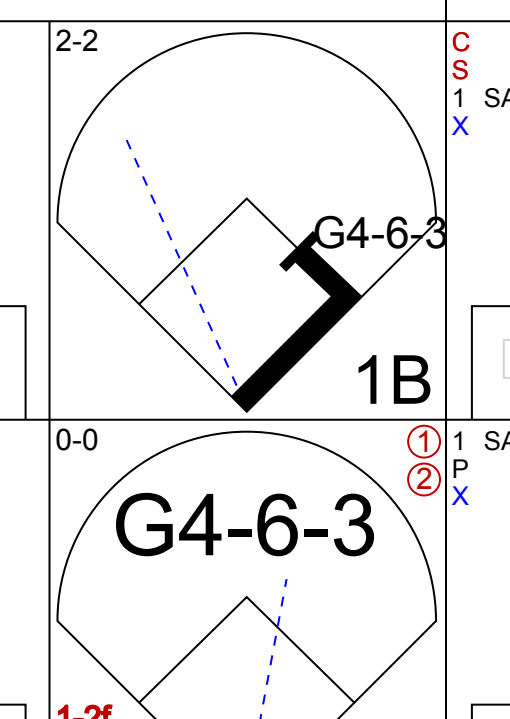
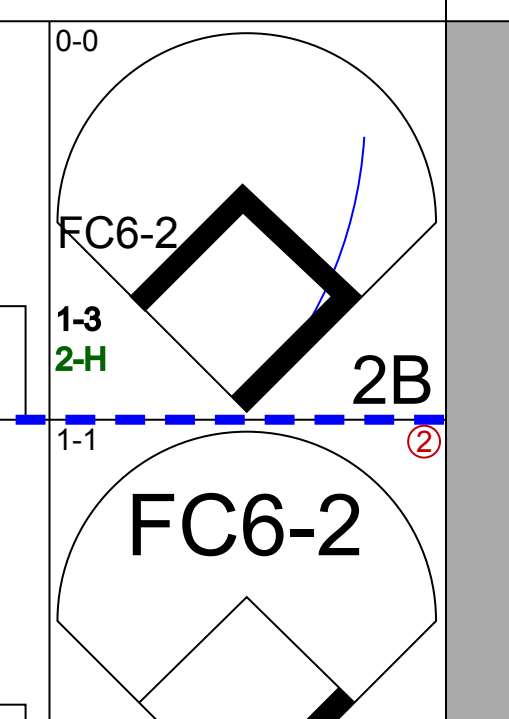

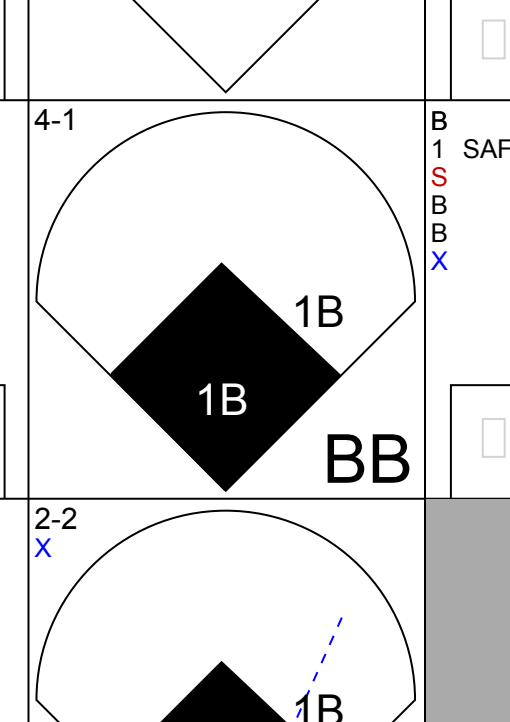
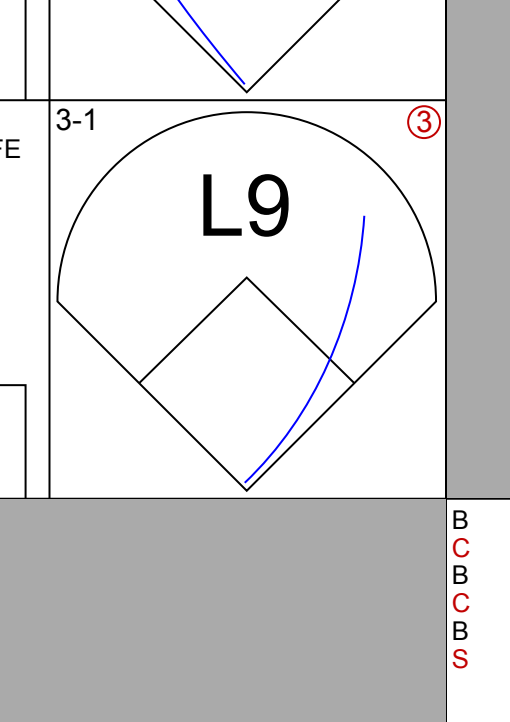
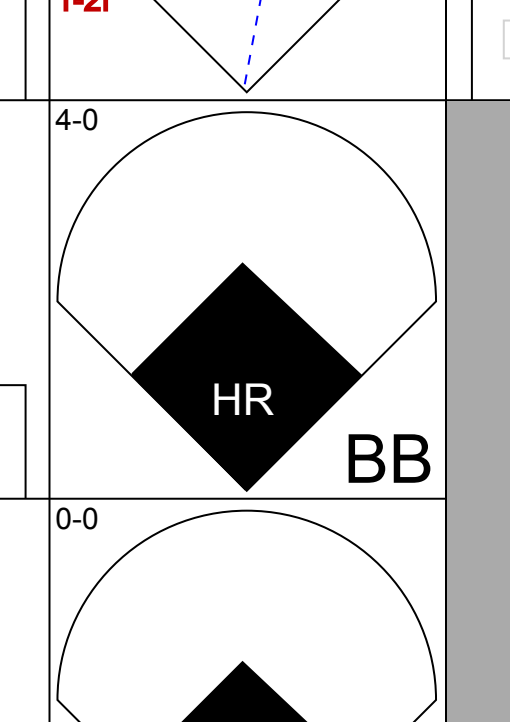
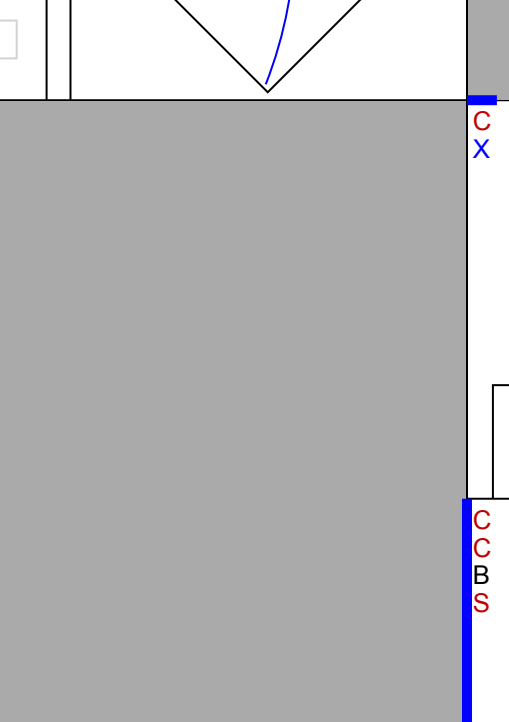
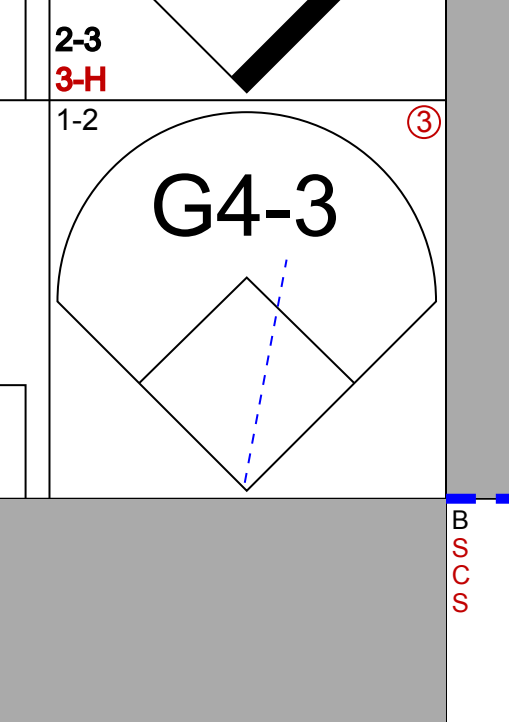
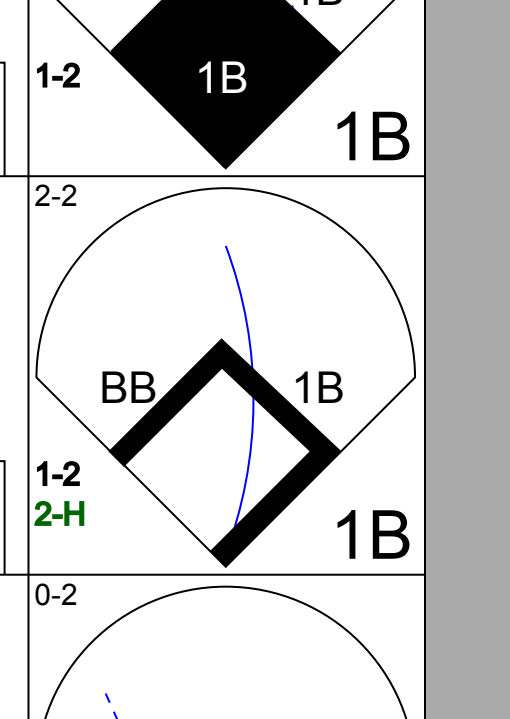
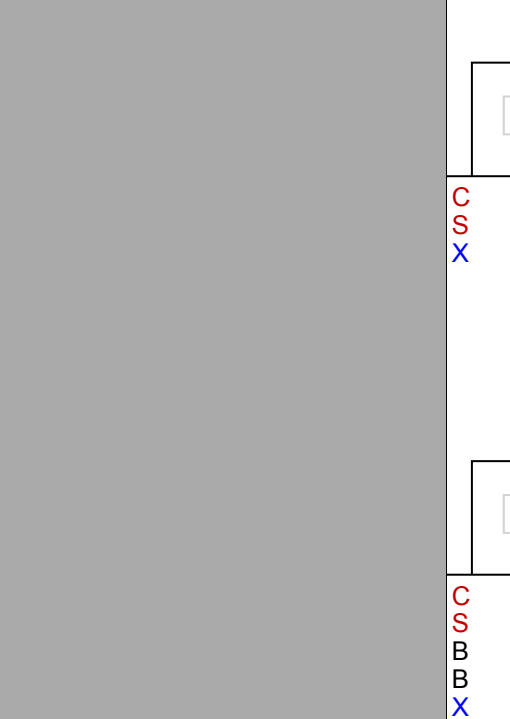
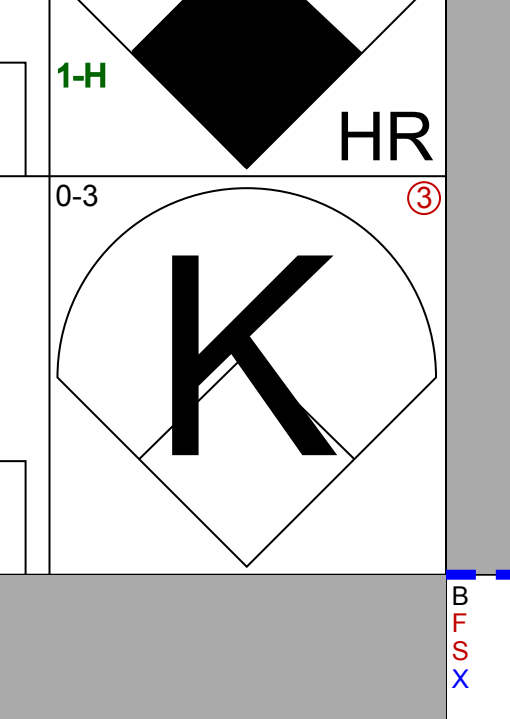
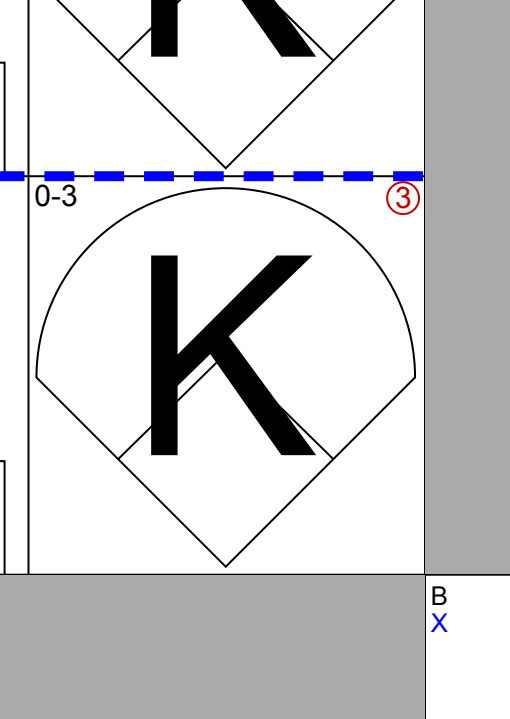
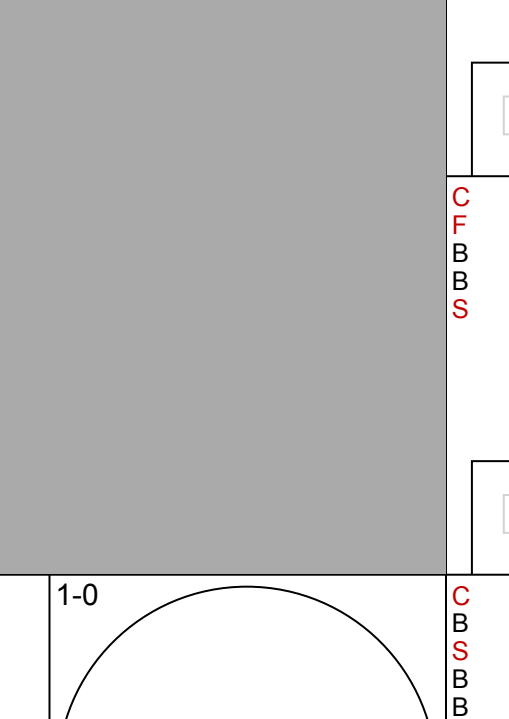
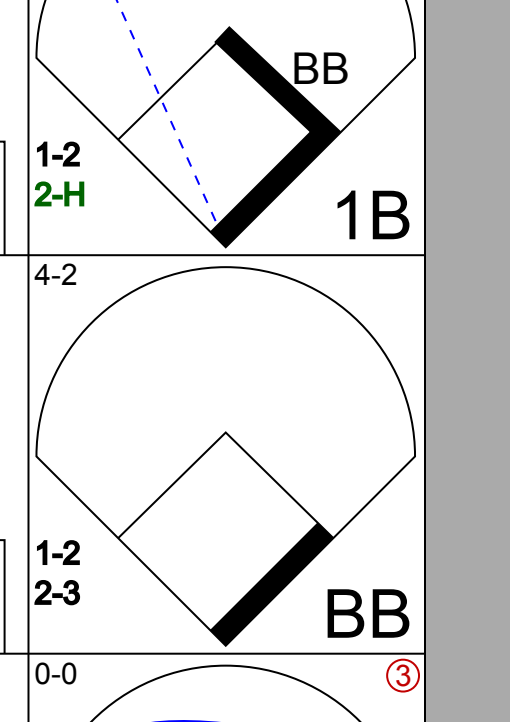
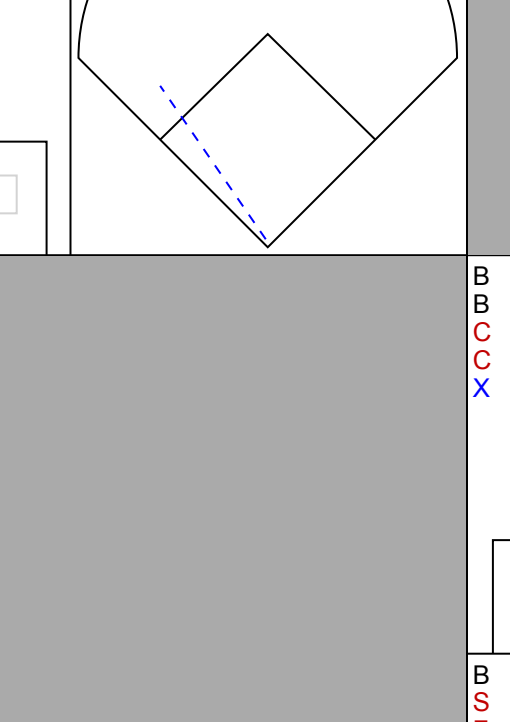
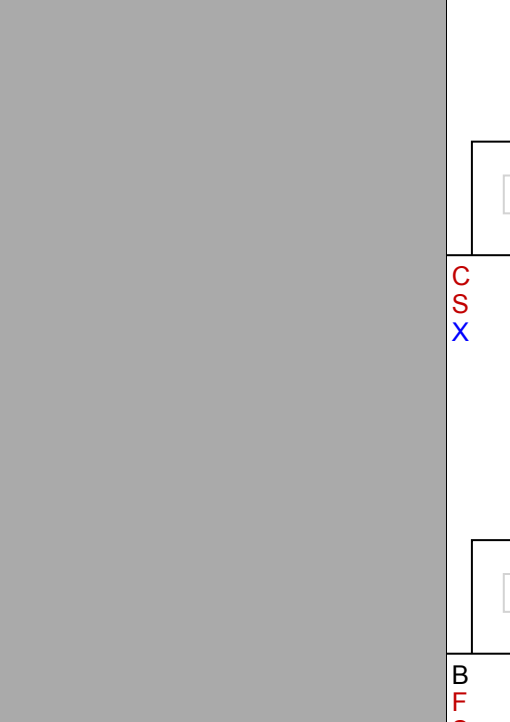
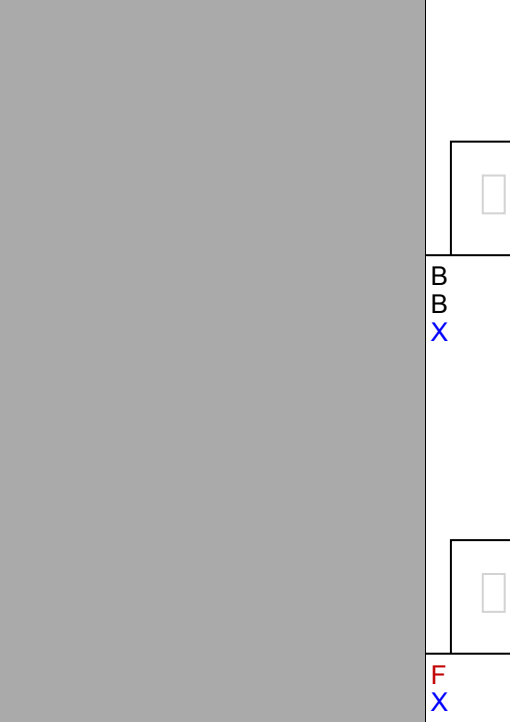
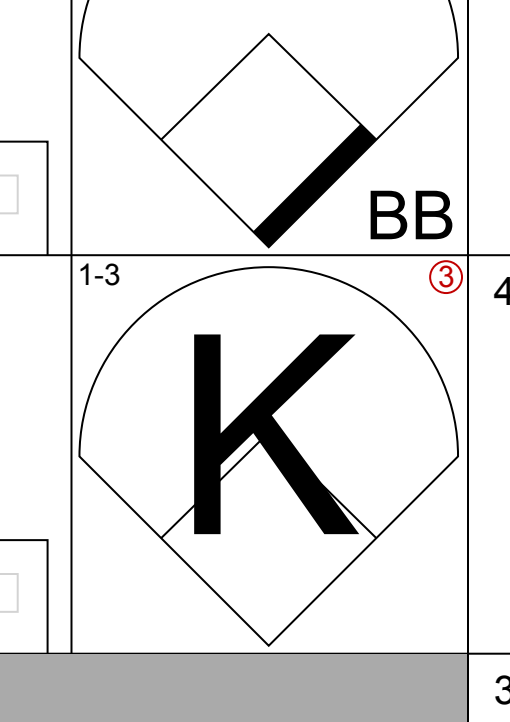
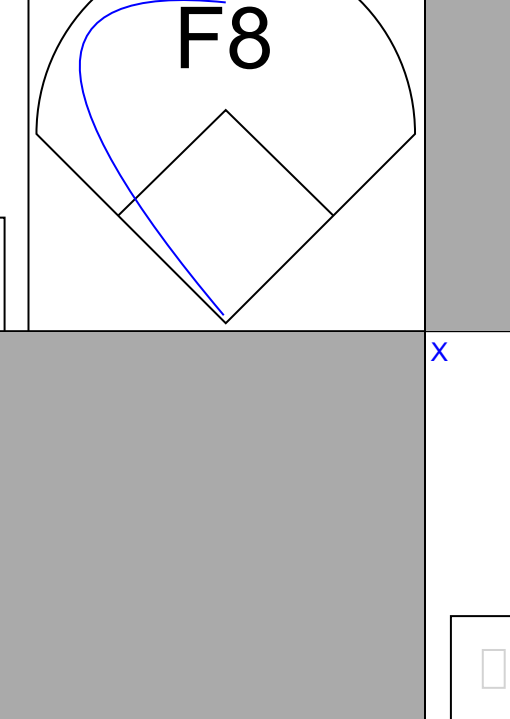
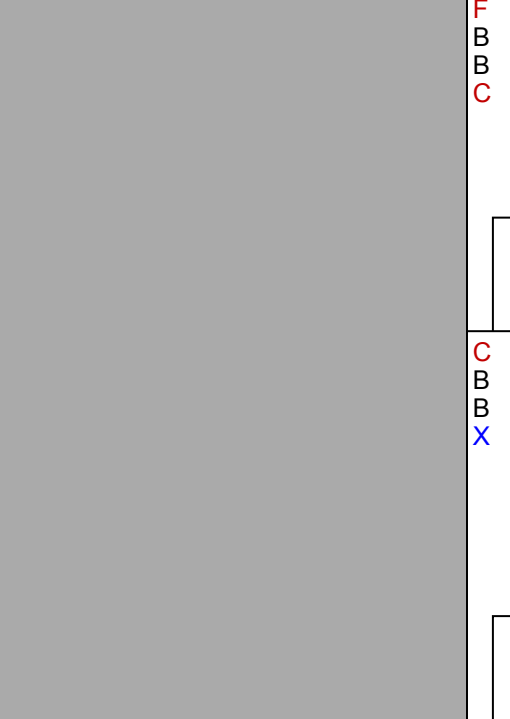
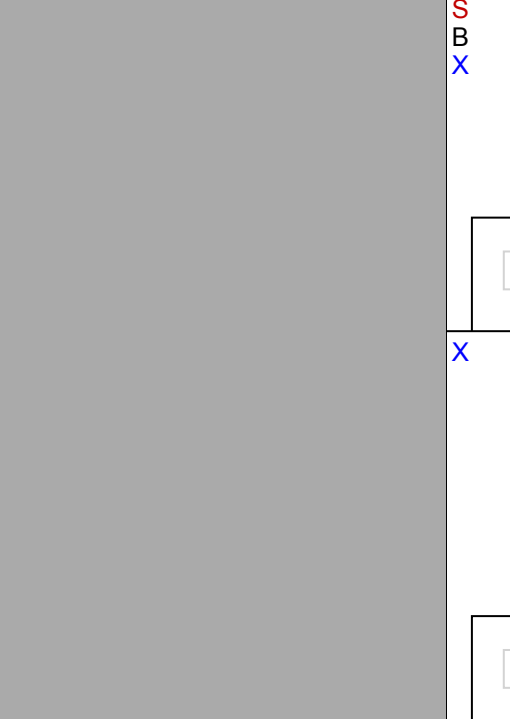
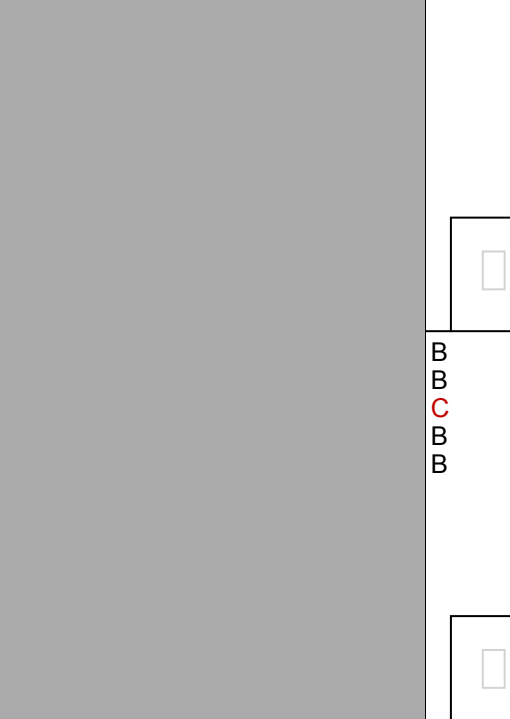

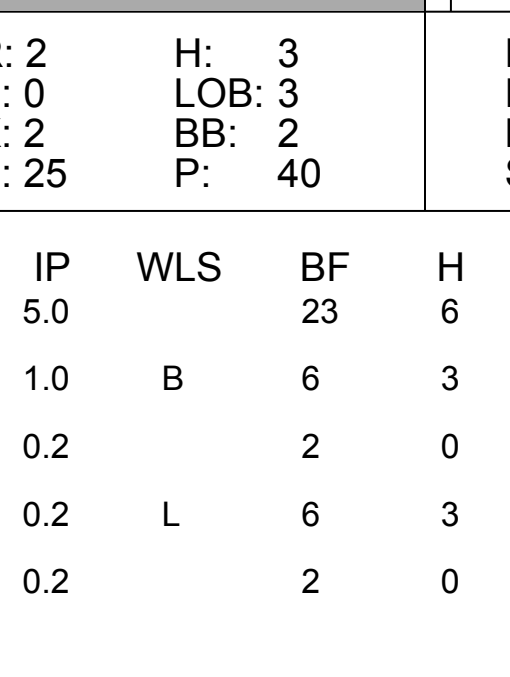
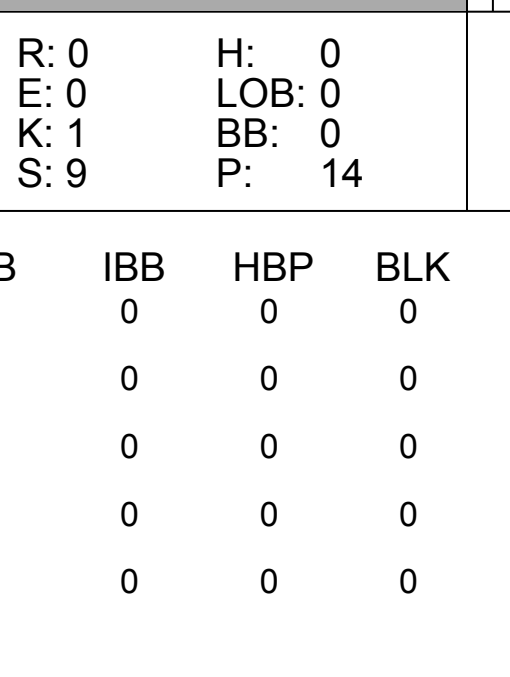
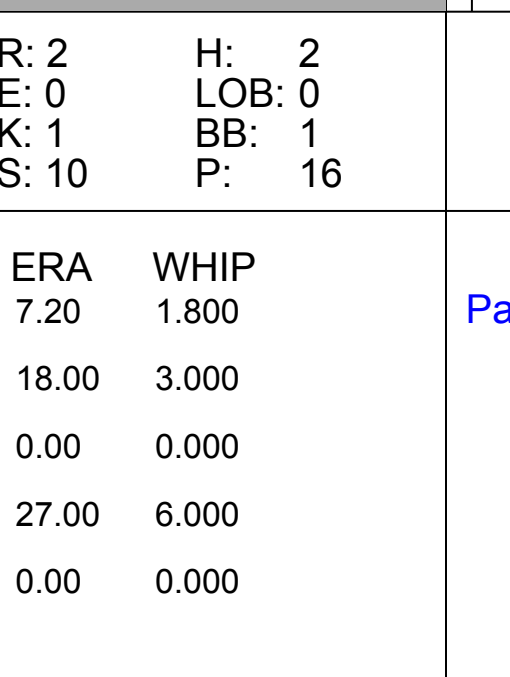
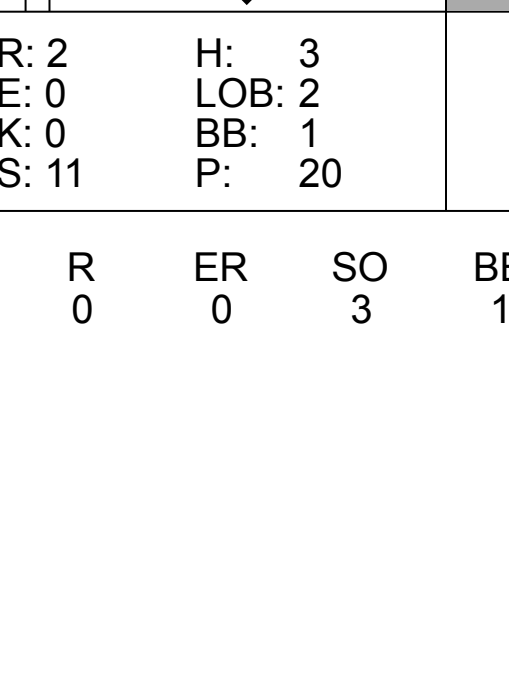
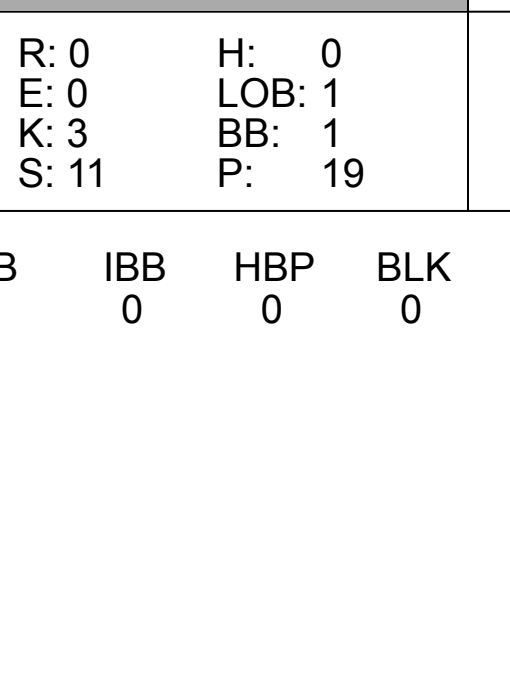
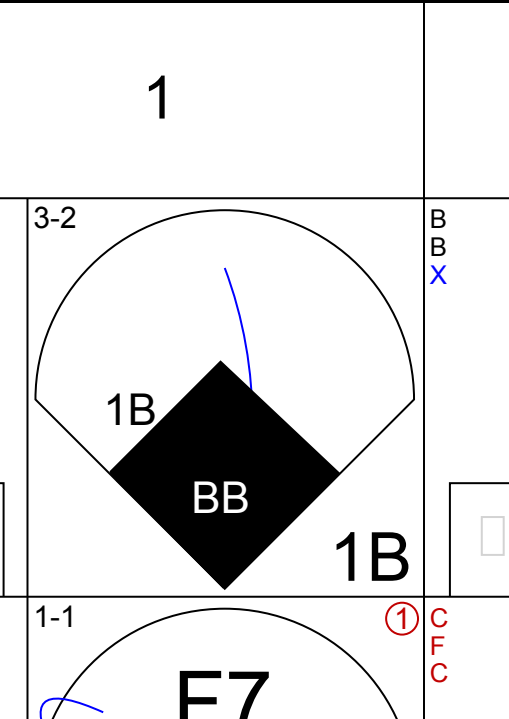
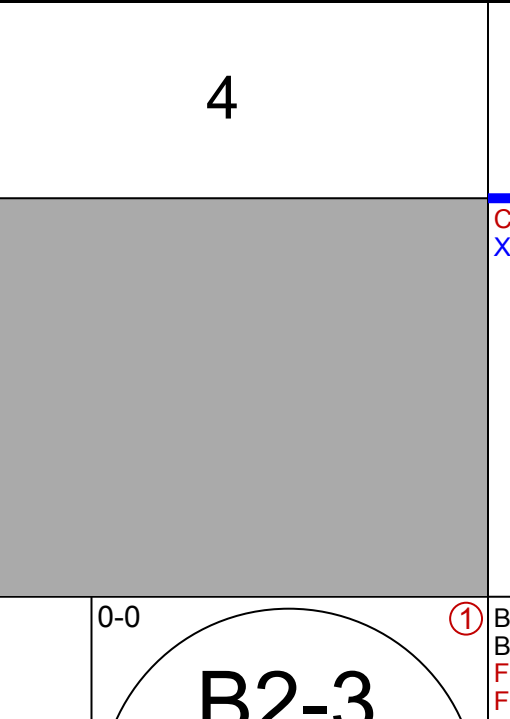
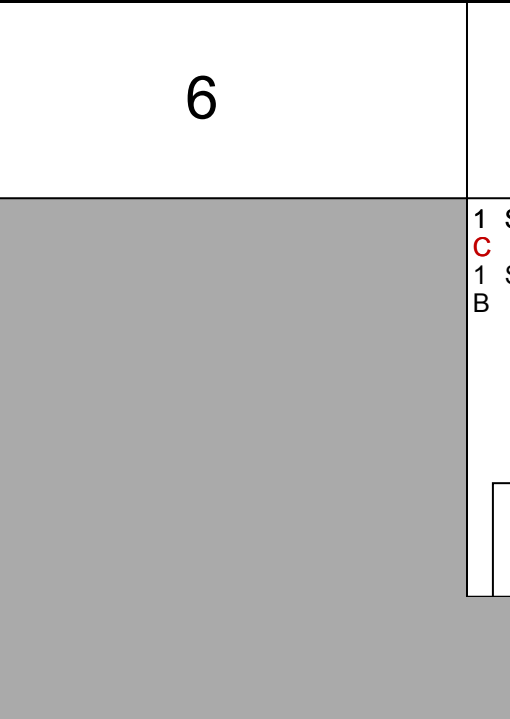
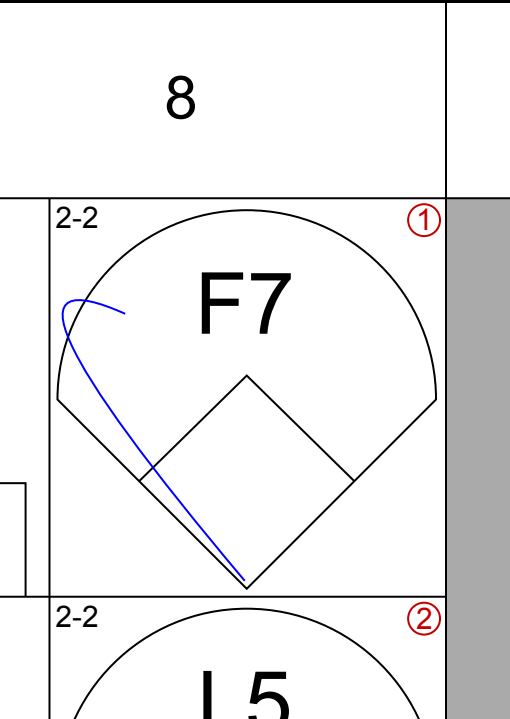

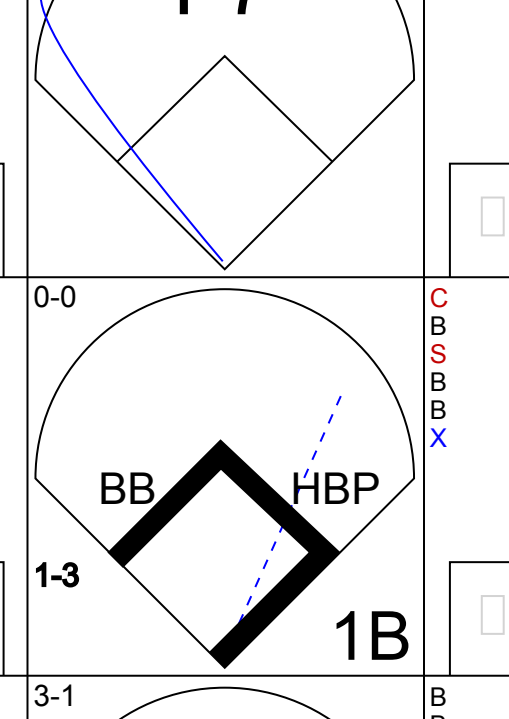
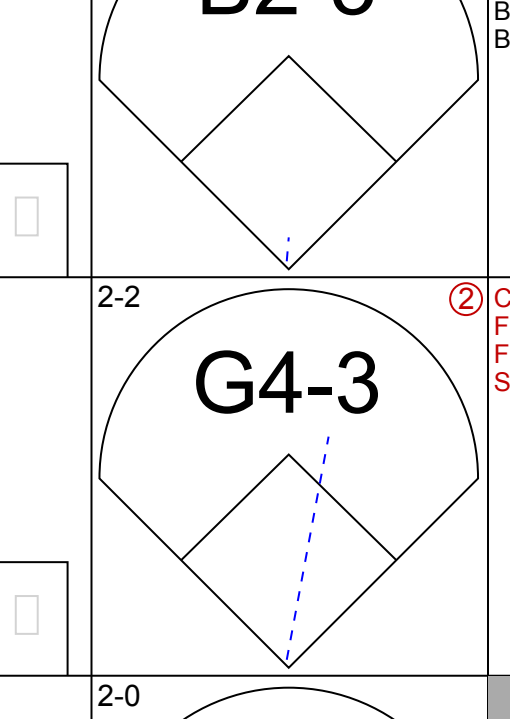

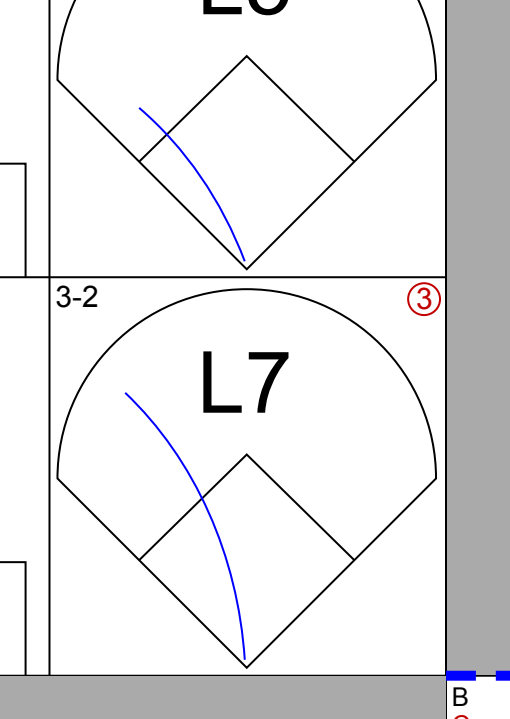
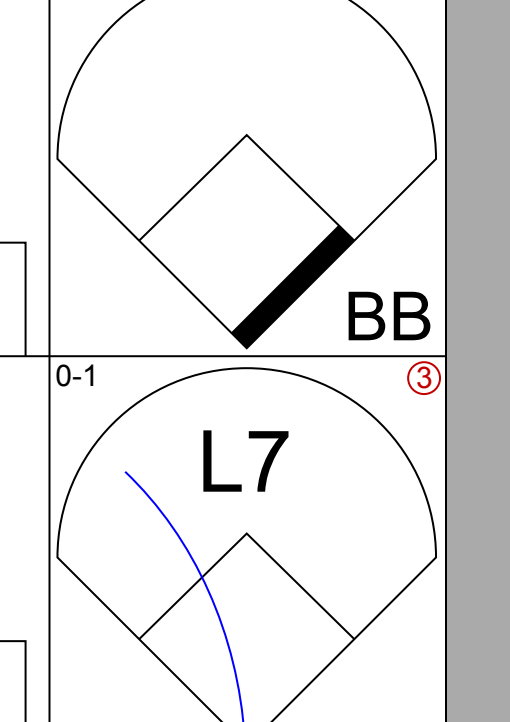
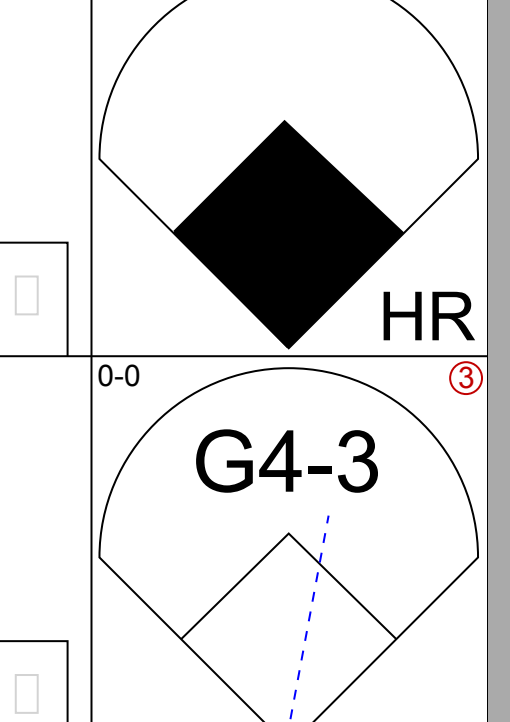
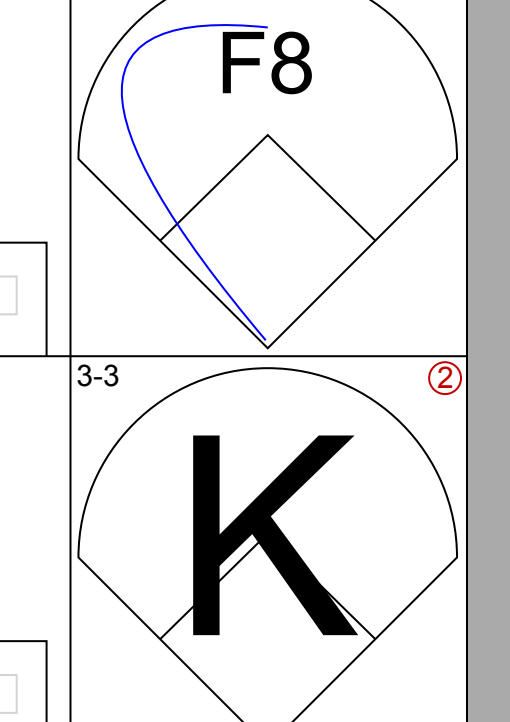
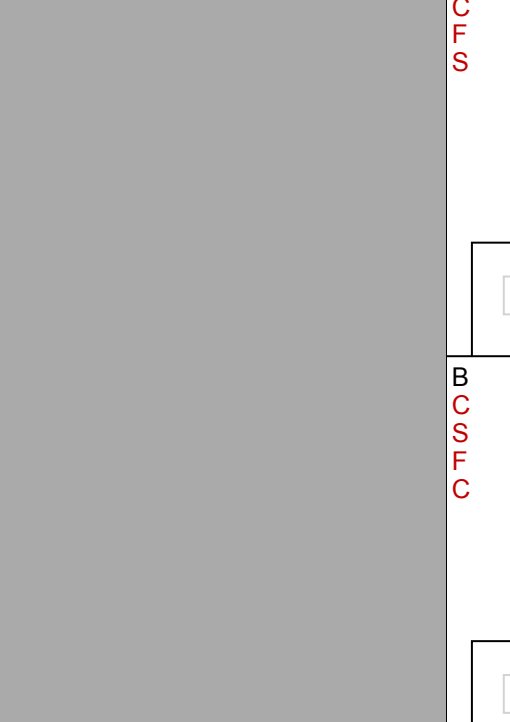
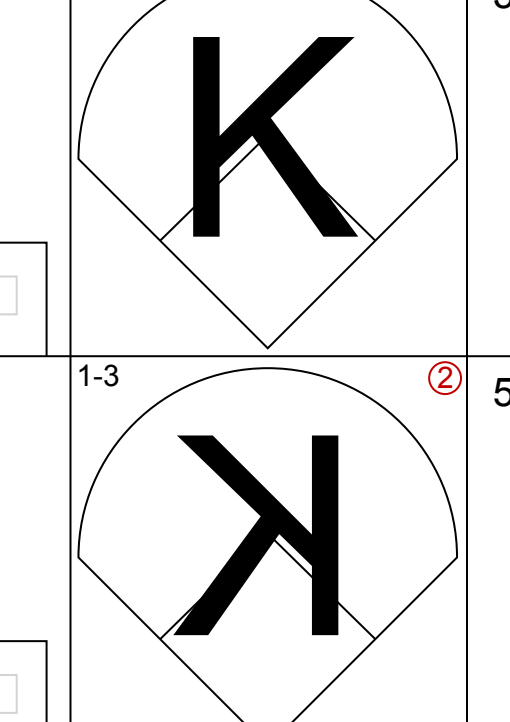


Batter	1	2	3	4	5	6	7	8	9	AB	R	H	RBI	BB	SO	LOB	BOTTOM							
Miguel Cairo, R OBP: 0.340, SLG: 0.377	2-1 G6-3		1-2 HR		4-1 FC4 BB		0-2 F9			3	1	1	0	1	0	0								
Terrell Lowery, R OBP: 0.330, SLG: 0.388	2-1 L9		0-3 K		1 SAFE 3-2 SAFE F8		2-1 G6-3			4	0	0	0	0	1	2								
Jose Canseco, R OBP: 0.366, SLG: 0.561	2-1 1B		0-0 HR		1-3 K		1-3 K			4	1	2	2	0	2	1								
Fred McGriff, L OBP: 0.406, SLG: 0.552	3-1 1B		0-0 2B		0-1 FC4		0-2 F7			4	0	2	0	0	0	1								
Bubba Trammell, R OBP: 0.383, SLG: 0.517	2-2 P4		3-2 P3		0-0 G6-3				2-2 F7	4	0	0	0	0	0	3								
John Flaherty, R OBP: 0.311, SLG: 0.415		1-2 G6-3	3-2 L8		0-1 G4-3				3-2 L9	4	0	0	0	0	0	1								
Herbert Perry, R OBP: 0.332, SLG: 0.409		4-2 FC5-4 BB		1-2 G3		1-3 K			3-3 K	3	0	0	0	1	2	0								
Jose Guillen, R OBP: 0.319, SLG: 0.350		2-2 L9		0-0 G6-3					3-2 F9	3	0	0	0	0	0	1								
Aaron Ledesma, R OBP: 0.304, SLG: 0.315		2-2 FC5-4		0-2 F9					2-1 F9	3	0	0	0	0	0	1								
Inning Stats	R: 0 H: 2 E: 0 K: 0 S: 13	H: 0 R: 0 ER: 0 LOB: 1 BB: 1 P: 21	R: 2 H: 3 E: 0 K: 1 S: 14	H: 3 R: 0 ER: 0 LOB: 1 BB: 0 P: 21	R: 0 H: 0 E: 0 K: 0 S: 8	H: 0 R: 0 ER: 0 LOB: 0 BB: 0 P: 9	R: 0 H: 0 E: 0 K: 1 S: 6	H: 0 R: 0 ER: 0 LOB: 0 BB: 0 P: 7	R: 0 H: 0 E: 0 K: 0 S: 11	H: 0 R: 0 ER: 0 LOB: 0 BB: 0 P: 16	R: 0 H: 0 E: 0 K: 1 S: 8	H: 0 R: 0 ER: 0 LOB: 0 BB: 0 P: 11	R: 0 H: 0 E: 0 K: 1 S: 9	H: 0 R: 3 ER: 0 LOB: 0 BB: 0 P: 17	1B: 3 2B: 1 3B: 0 HR: 1	SF: 0 SAC: 0 DP: 0 HBP: 0	WP: 0 PB: 0 SB: 0 CS: 0	PA: 34						
PITCHER	IP WLS BF H R ER SO BB IBB HBP BLK WP HR S P ERA WHIP	IP WLS BF H R ER SO BB IBB HBP BLK WP HR S P ERA WHIP	IP WLS BF H R ER SO BB IBB HBP BLK WP HR S P ERA WHIP	IP WLS BF H R ER SO BB IBB HBP BLK WP HR S P ERA WHIP	IP WLS BF H R ER SO BB IBB HBP BLK WP HR S P ERA WHIP	IP WLS BF H R ER SO BB IBB HBP BLK WP HR S P ERA WHIP	IP WLS BF H R ER SO BB IBB HBP BLK WP HR S P ERA WHIP	IP WLS BF H R ER SO BB IBB HBP BLK WP HR S P ERA WHIP	IP WLS BF H R ER SO BB IBB HBP BLK WP HR S P ERA WHIP	IP WLS BF H R ER SO BB IBB HBP BLK WP HR S P ERA WHIP	IP WLS BF H R ER SO BB IBB HBP BLK WP HR S P ERA WHIP	IP WLS BF H R ER SO BB IBB HBP BLK WP HR S P ERA WHIP	IP WLS BF H R ER SO BB IBB HBP BLK WP HR S P ERA WHIP	IP WLS BF H R ER SO BB IBB HBP BLK WP HR S P ERA WHIP	IP WLS BF H R ER SO BB IBB HBP BLK WP HR S P ERA WHIP	IP WLS BF H R ER SO BB IBB HBP BLK WP HR S P ERA WHIP	IP WLS BF H R ER SO BB IBB HBP BLK WP HR S P ERA WHIP	IP WLS BF H R ER SO BB IBB HBP BLK WP HR S P ERA WHIP	IP WLS BF H R ER SO BB IBB HBP BLK WP HR S P ERA WHIP	IP WLS BF H R ER SO BB IBB HBP BLK WP HR S P ERA WHIP	IP WLS BF H R ER SO BB IBB HBP BLK WP HR S P ERA WHIP	IP WLS BF H R ER SO BB IBB HBP BLK WP HR S P ERA WHIP		
David Wells, L ERA: 4.93	7.0	28 7 2 2	28 7 2 2	2 2 3	2 0 0 0	0 0 0 0	0 0 5 8	0.00 0.000																
Paul Quantrill, R ERA: 3.55	0.1	1 0 0 0	0 0 0 0	0 0 0 0	0 0 0 0	0 0 0 0	0 0 3 3	0.00 0.000																
Graeme Lloyd, L ERA: 3.53	0.1	3 0 0 0	0 0 0 1	0 0 0 1	0 0 0 0	0 0 0 0	0 0 9 17	0.00 0.000																
Billy Koch, R ERA: 3.54	1.0	3 0 0 0	0 0 0 1	0 0 0 1	0 0 0 0	0 0 0 0	0 0 9 17	0.00 0.000																

Toronto Blue Jays @ Tampa Bay Devil Rays
Tropicana Field, St. Petersburg, FL
Tue Sep 28 1999, 7:05 PM EDT
Att. 12,549 - Dome - 72 F

AB 32
R 2
H 5
RBI 2
BB 2
SO 5
LOB 10

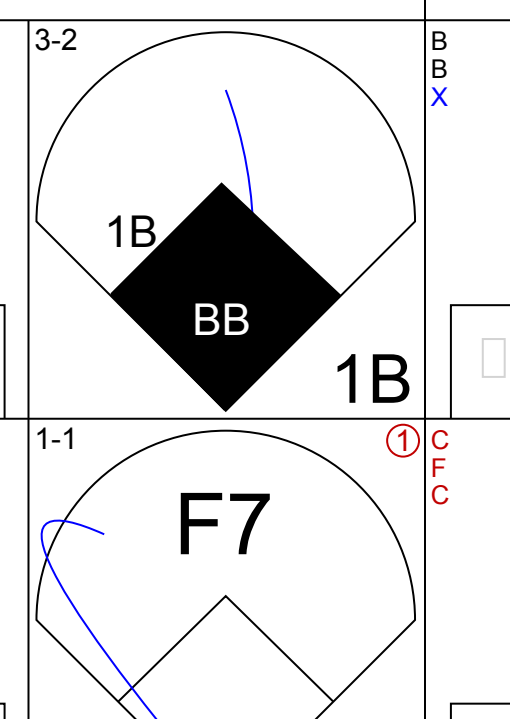
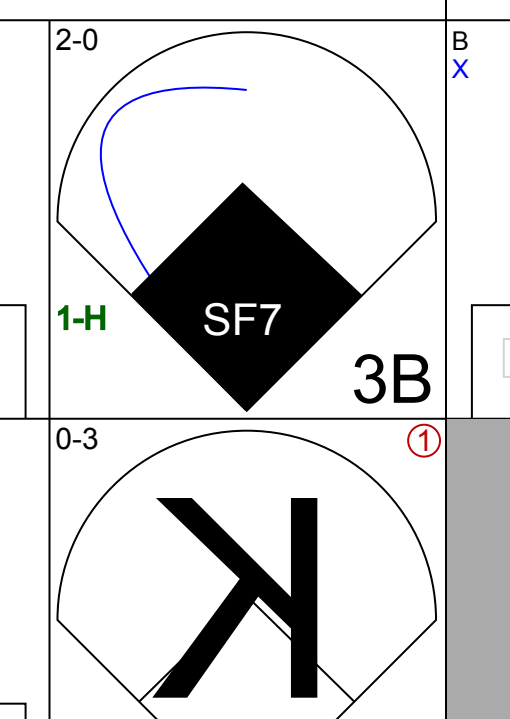
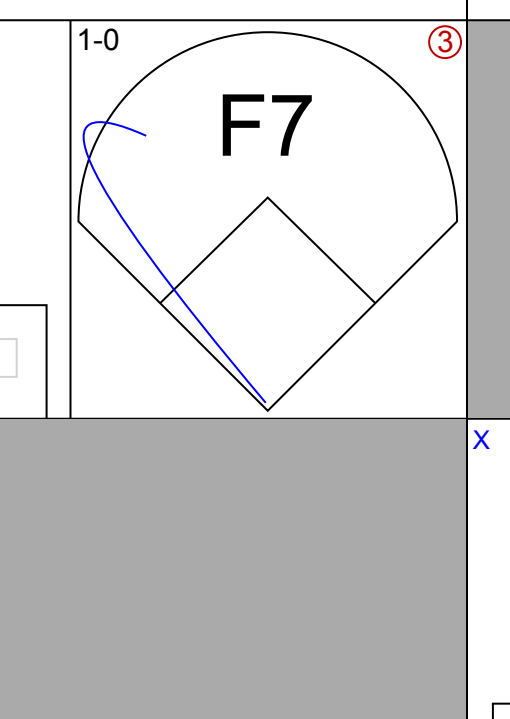
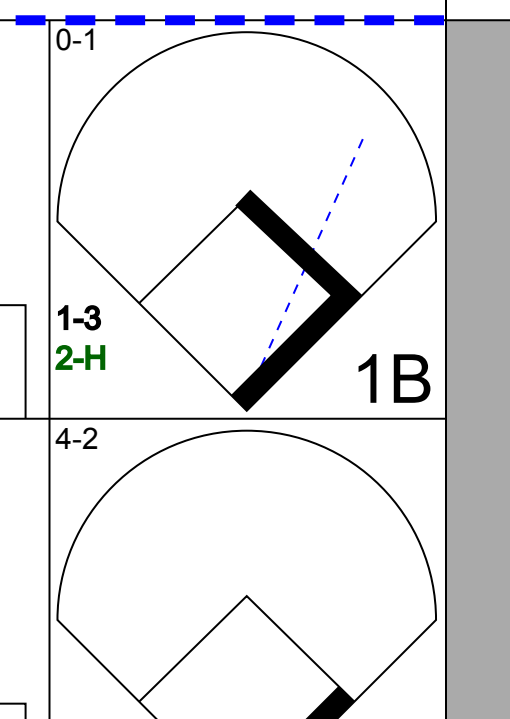
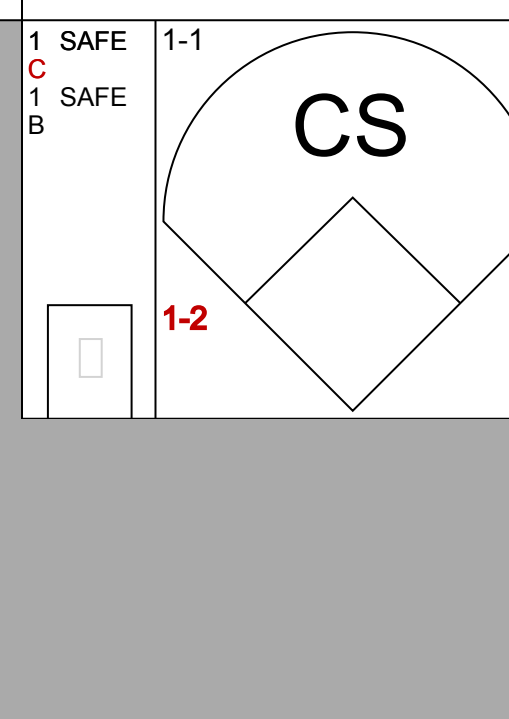
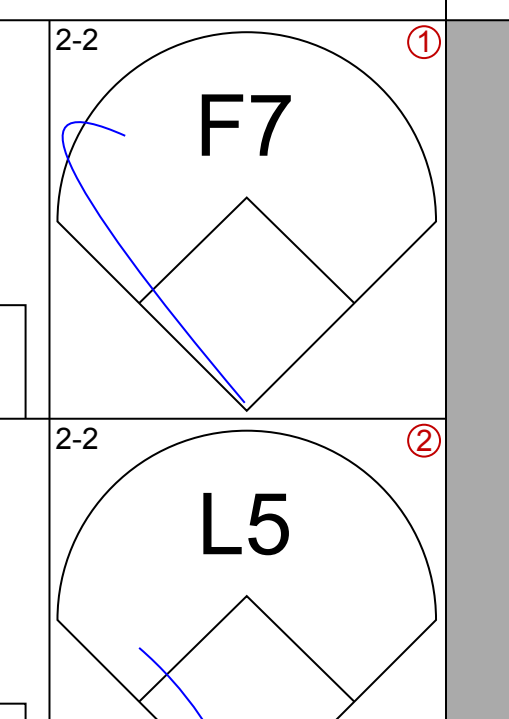
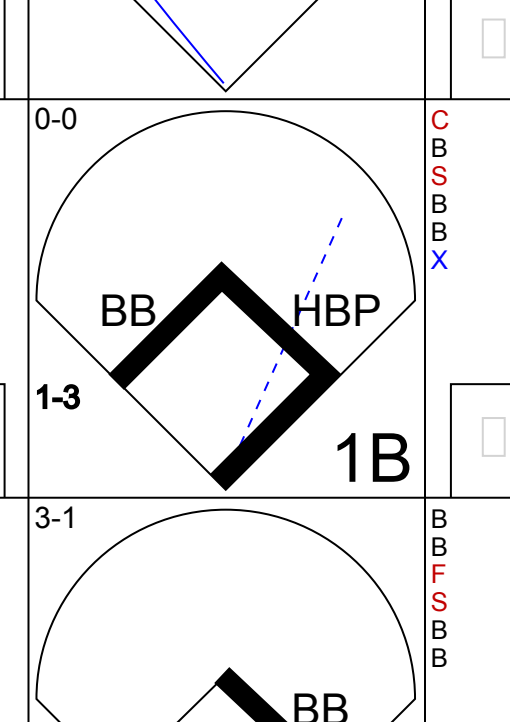
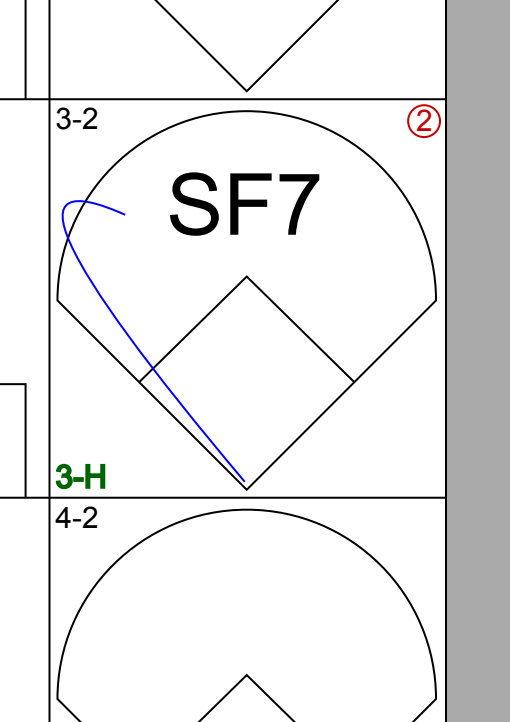
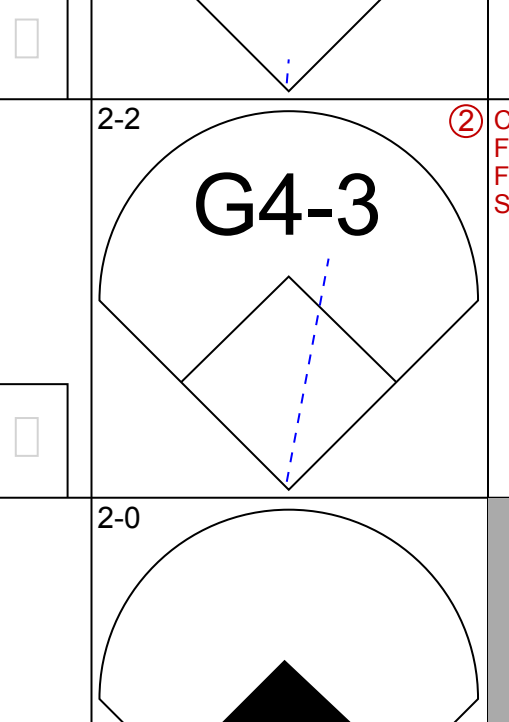
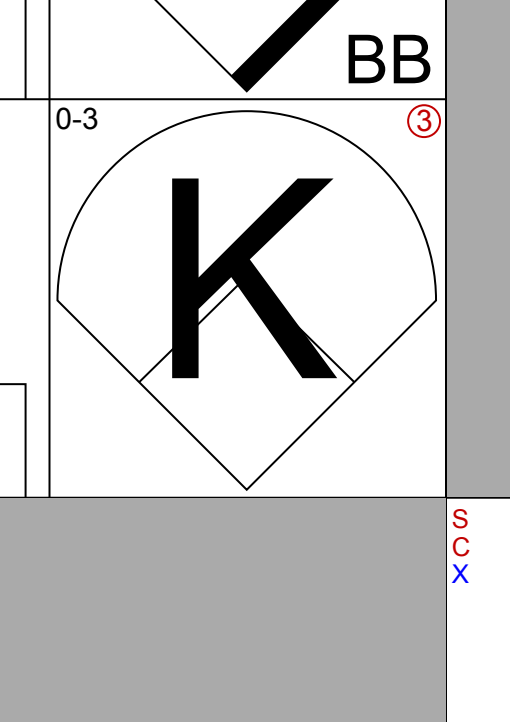
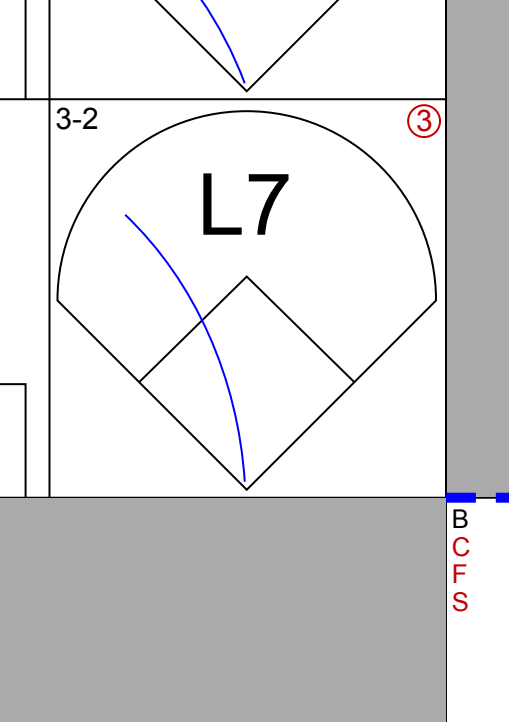
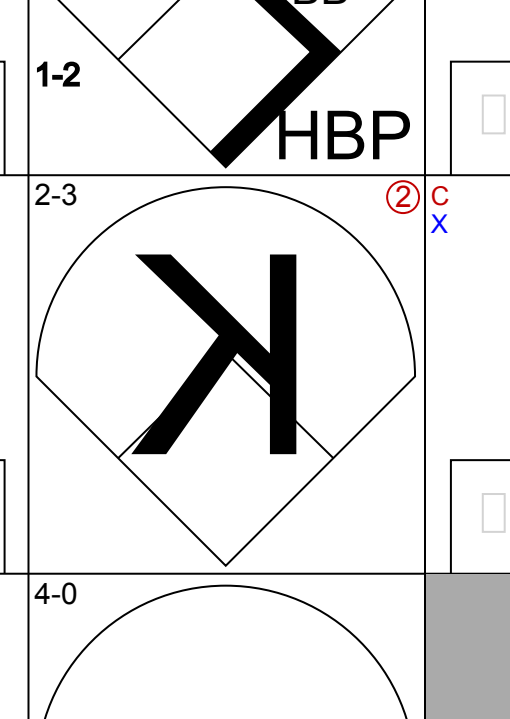
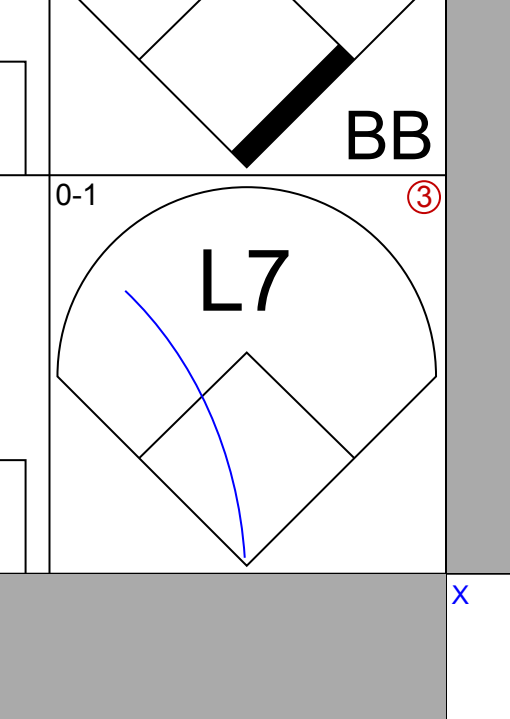
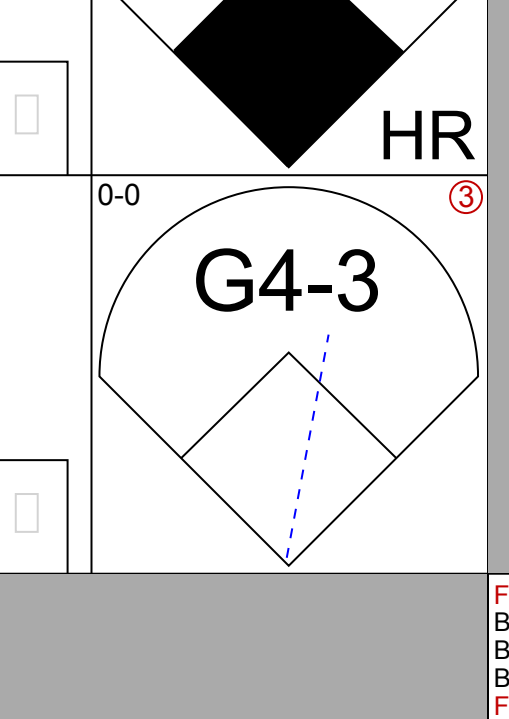
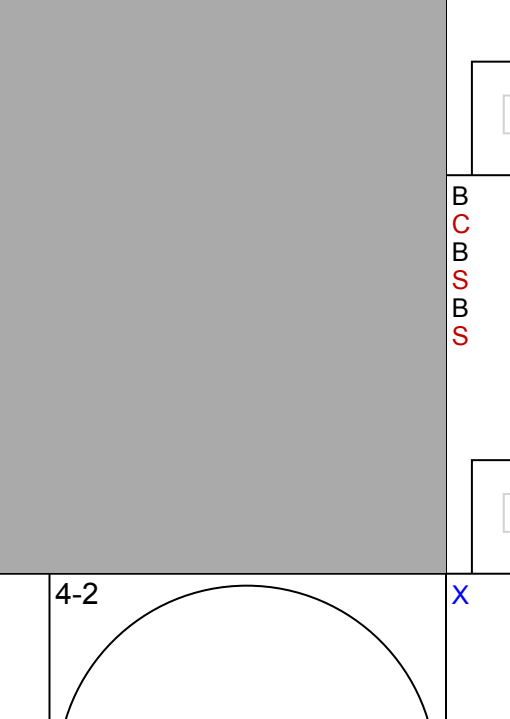
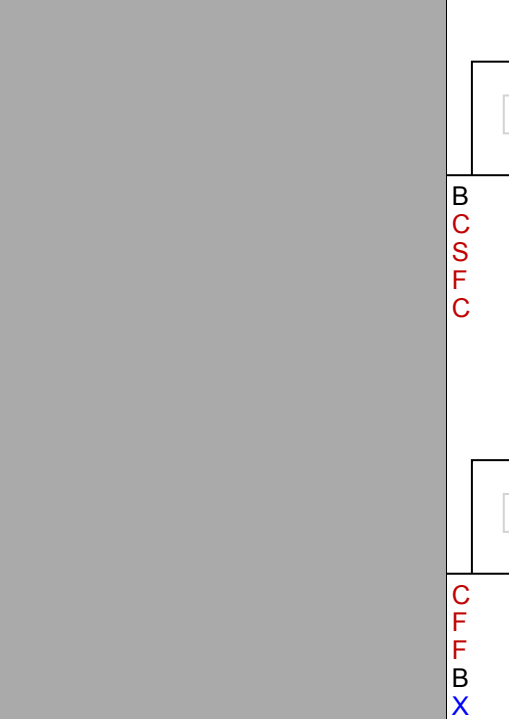
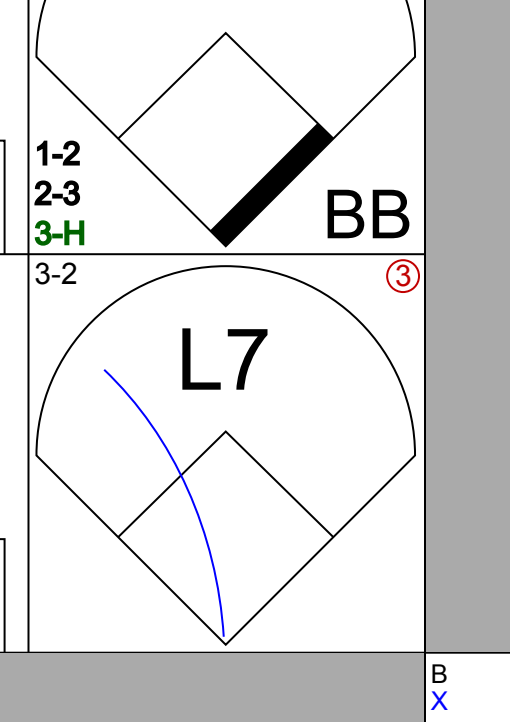
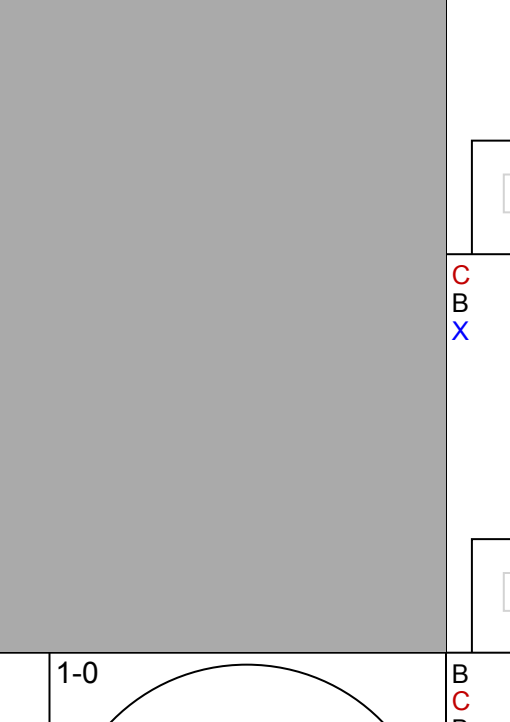

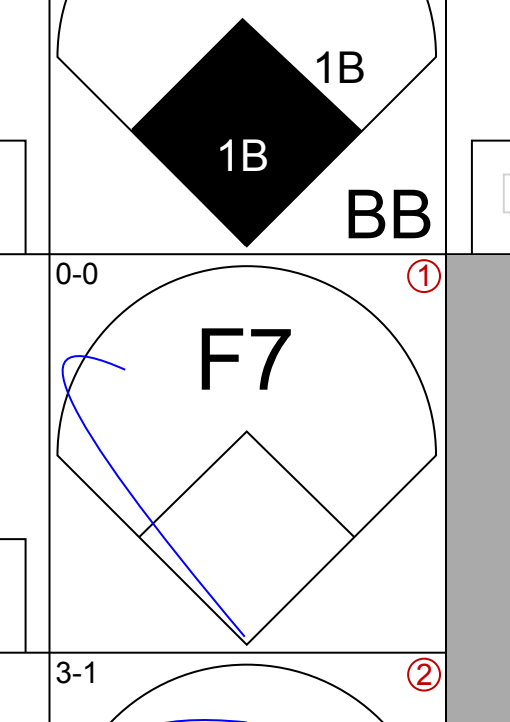
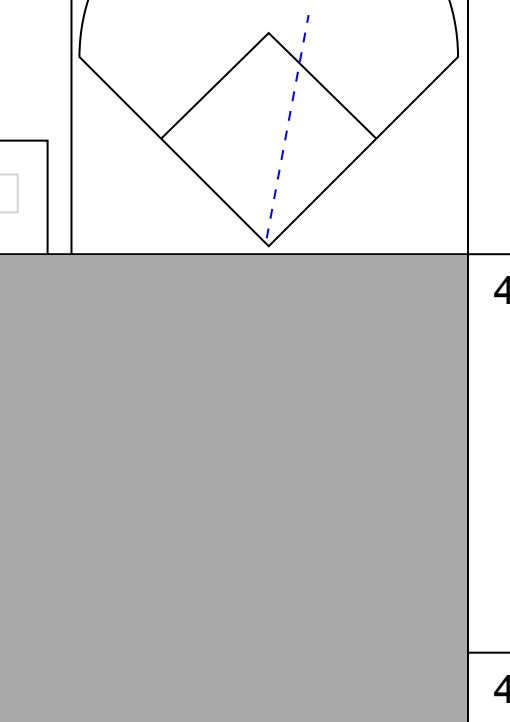
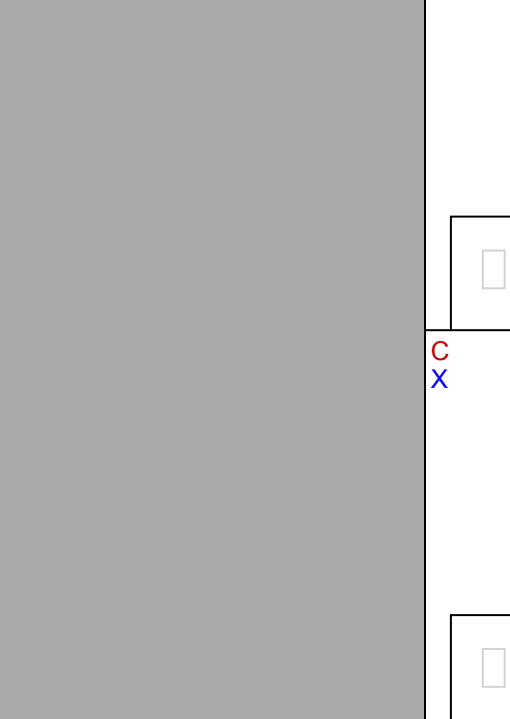
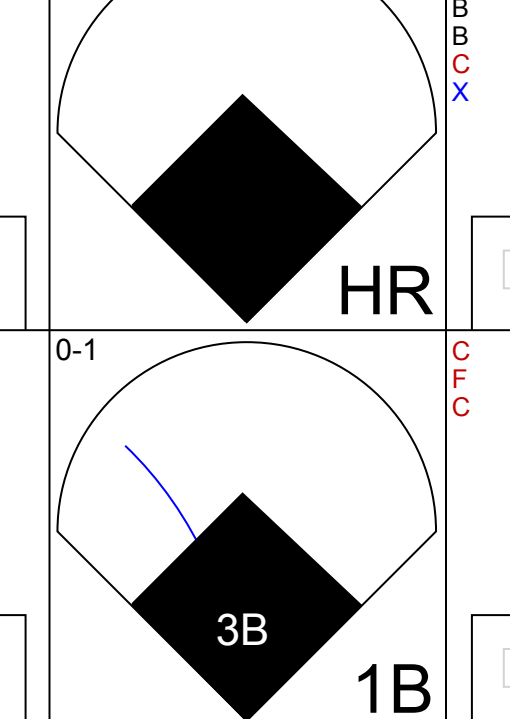

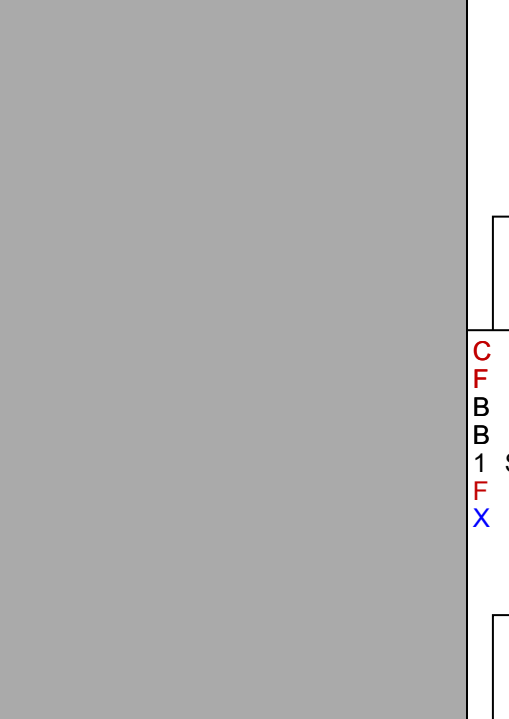

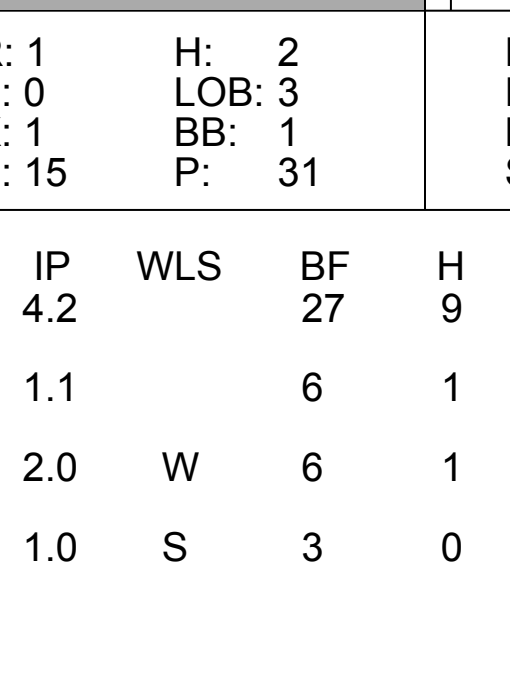
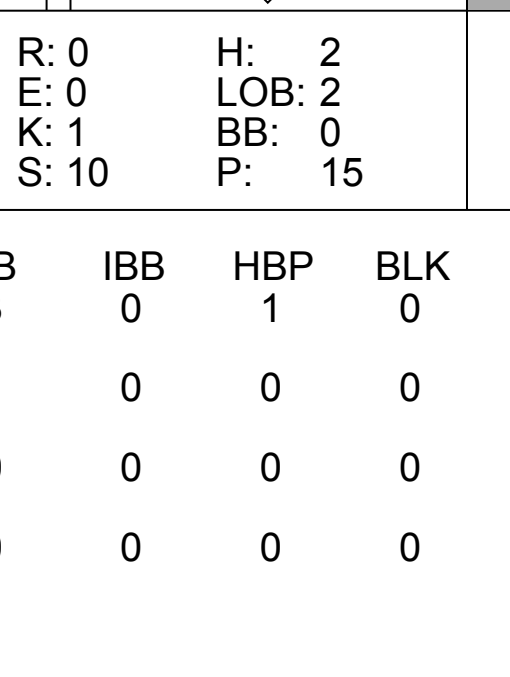
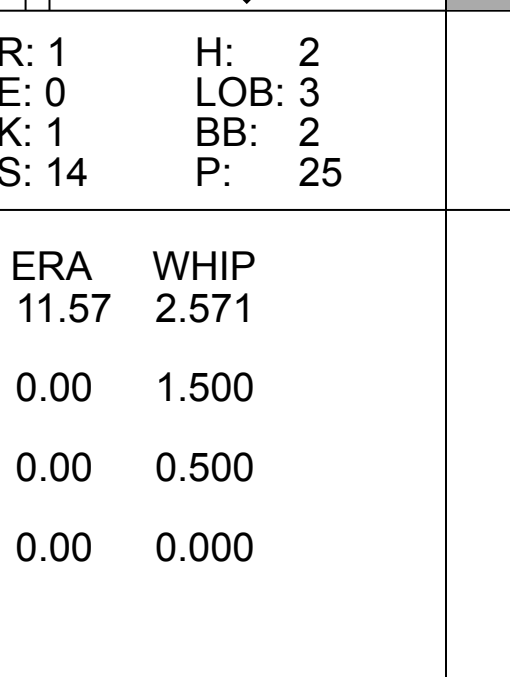
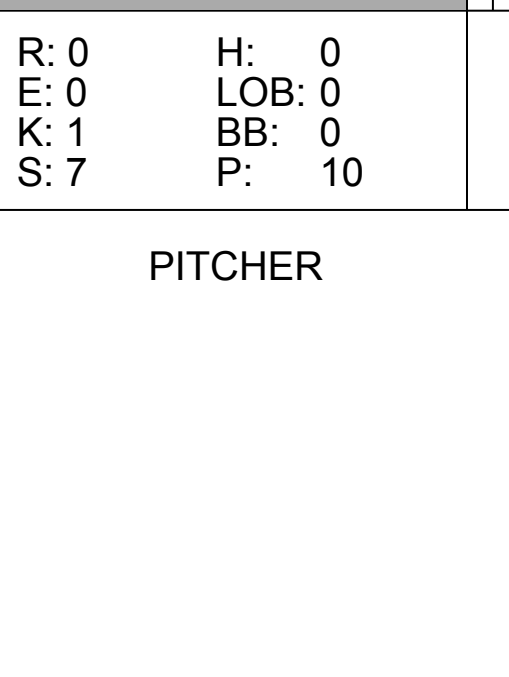
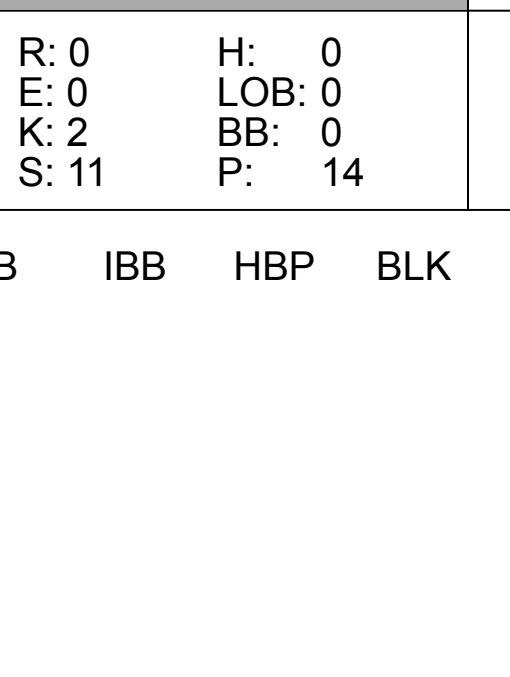


Batter	1	2	3	4	5	6	7	8	9	AB	R	H	RBI	BB	SO	LOB	TOP			
Homer Bush, R OBP: 0.351, SLG: 0.418 (1, 4)											5	0	3	2	0	1	1			
José Cruz Jr., S OBP: 0.350, SLG: 0.423 (1, 7)										5	0	0	0	0	0	1	5			
Shawn Green, L OBP: 0.388, SLG: 0.591 (1, 9)										3	2	0	0	2	0	3				
David Segui, S OBP: 0.351, SLG: 0.467 Tony Fernandez, S OBP: 0.326, SLG: 0.451 (7, PH)											3	2	2	2	0	1	0			
Tony Batista, R OBP: 0.330, SLG: 0.510 (1, 6)											5	0	1	1	0	3	0			
Willis Oltenez, R OBP: 0.292, SLG: 0.374 (1, 3)											4	2	3	2	1	0	0			
Casey Blake, R OBP: 0.313, SLG: 0.333 (1, 5)											4	2	2	0	1	1	1			
Mike Matheny, R OBP: 0.271, SLG: 0.307 (1, 2)											3	0	0	0	0	1	5			
10 Vernon Wells, R OBP: 0.289, SLG: 0.363 (1, 8)											3	0	1	1	1	0	0			
Inning Stats	R: 2 E: 0 K: 2 S: 25	H: 3 LOB: 3 BB: 2 P: 40	R: 0 E: 0 K: 0 S: 11	H: 1 LOB: 1 BB: 0 P: 16	R: 0 E: 0 K: 1 S: 9	H: 0 LOB: 0 BB: 0 P: 14	R: 0 E: 0 K: 1 S: 8	H: 0 LOB: 0 BB: 1 P: 15	R: 2 E: 0 K: 0 S: 10	H: 2 LOB: 0 BB: 1 P: 16	R: 0 E: 0 K: 2 S: 8	H: 0 LOB: 0 BB: 0 P: 9	R: 2 E: 0 K: 0 S: 11	H: 3 LOB: 2 BB: 1 P: 20	R: 0 E: 0 K: 3 S: 11	H: 0 LOB: 1 BB: 1 P: 19	1B: 9 2B: 1 3B: 0 HR: 2	SF: 0 SAC: 1 DP: 1 HBP: 0	WP: 0 PB: 0 SB: 0 CS: 0	PA: 43
PITCHER	IP WLS BF H R ER SO BB IBB HBP BLK WP HR S P ERA WHIP	IP WLS BF H R ER SO BB IBB HBP BLK WP HR S P ERA WHIP																		
Dwight Gooden, R ERA: 6.28 (1, 1)	5.0	23	6	4	4	5	3	0	0	0	0	0	0	1	63	101	7.20	1.800		
Steve Reed, R ERA: 4.23 (6, 1)	1.0	B	6	3	2	2	0	0	0	0	0	0	0	0	15	18	18.00	3.000		
Paul Assenmacher, L ERA: 9.27 (7, 1)	0.2		6	3	2	2	1	0	0	0	0	0	0	1	9	16	27.00	6.000		
Steve Karsay, R ERA: 3.01 (7, 1)	0.2	L	6	3	2	2	1	0	0	0	0	0	0	1	9	16	27.00	6.000		
Ricardo Rincon, L ERA: 4.53 (8, 1)	0.2		2	0	0	0	0	0	0	0	0	0	0	0	5	7	0.00	0.000		
PITCHER	IP WLS BF H R ER SO BB IBB HBP BLK WP HR S P ERA WHIP	IP WLS BF H R ER SO BB IBB HBP BLK WP HR S P ERA WHIP																		
Paul Shuey, R ERA: 3.54 (9, 1)	1.0		4	0	0	0	3	1	0	0	0	0	0	0	11	19	0.00	1.000		

Toronto Blue Jays @ Cleveland Indians
Jacobs Field, Cleveland, OH
Fri Oct 01 1999, 7:05 PM EDT
Att. 43,040 - Overcast - 61 F

AB 37
R 8
H 12
RBI 8
BB 5
SO 10
LOB 15



Batter	1	2	3	4	5	6	7	8	9	AB	R	H	RBI	BB	SO	LOB	BOTTOM					
Kenny Lofton, L OBP: 0.409, SLG: 0.438 (1, 8)										5	2	3	2	0	0	2						
Omar Vizquel, S OBP: 0.396, SLG: 0.430 (1, 6)										4	0	0	0	1	1	2						
Roberto Alomar, S OBP: 0.424, SLG: 0.536 (1, 4)										4	0	1	1	0	1	3						
Manny Ramirez, R OBP: 0.446, SLG: 0.669 (1, 9)										3	1	1	1	1	1	0						
Jim Thome, L OBP: 0.429, SLG: 0.545 (1, 3)										5	0	0	0	0	3	4						
Harold Baines, L OBP: 0.387, SLG: 0.535 (1, 10)										3	1	0	1	2	0	0						
David Justice, L OBP: 0.409, SLG: 0.473 (1, 7)											4	0	1	0	0	4						
Travis Fryman, R OBP: 0.309, SLG: 0.412 (1, 5)										4	1	3	1	0	0	1						
Einar Diaz, R OBP: 0.327, SLG: 0.363 (1, 2)											4	1	2	0	0	1	3					
Inning Stats	R: 1 E: 0 K: 1 S: 15	H: 2 LOB: 3 BB: 1 P: 31	R: 3 E: 0 K: 1 S: 14	H: 3 LOB: 1 BB: 1 P: 24	R: 0 E: 0 K: 1 S: 10	H: 2 LOB: 2 BB: 0 P: 15	R: 1 E: 0 K: 0 S: 6	H: 1 LOB: 0 BB: 0 P: 10	R: 1 E: 0 K: 1 S: 14	H: 2 LOB: 3 BB: 2 P: 25	R: 0 E: 0 K: 1 S: 7	H: 0 LOB: 0 BB: 0 P: 10	R: 0 E: 0 K: 0 S: 7	H: 1 LOB: 0 BB: 0 P: 12	R: 0 E: 0 K: 0 S: 12	H: 0 LOB: 0 BB: 0 P: 19	R: 0 E: 0 K: 2 S: 11	H: 0 LOB: 0 BB: 0 P: 14	1B: 7 2B: 1 3B: 1 HR: 2	SF: 1 SAC: 0 DP: 0 HBP: 1	WP: 0 PB: 0 SB: 0 CS: 1	PA: 43
PITCHER	IP WLS BF H R ER SO BB IBB HBP BLK WP HR S P ERA WHIP	IP WLS BF H R ER SO BB IBB HBP BLK WP HR S P ERA WHIP																				
Pete Munro, R ERA: 6.02 (5, 1)	1.1		6	1	0	0	2	1	0	0	0	0	0	0	15	22	0.00	1.500				
John Frascatore, R ERA: 3.73 (7, 1)	2.0	W	6	1	0	0	0	0	0	0	0	0	0	19	31	0.00	0.500					
Billy Koch, R ERA: 3.43 (9, 1)	1.0	S	3	0	0	0	2	0	0	0	0	0	0	11	14	0.00	0.000					

Toronto Blue Jays @ Cleveland Indians
Jacobs Field, Cleveland, OH
Fri Oct 01 1999, 7:05 PM EDT
Att. 43,040 - Overcast - 61 F

AB 36
R 6
H 11
RBI 6
BB 4
SO 7
LOB 19



Batter	1	2	3	4	5	6	7	8	9	AB	R	H	RBI	BB	SO	LOB	TOP								
Homer Bush, R OBP: 0.351, SLG: 0.417	G1-3		HR		F9		F9		K	6	1	2	0	0	1	1									
José Cruz Jr., S OBP: 0.355, SLG: 0.423	1B		F8							2	0	1	0	3	0	1									
Shawn Green, L OBP: 0.386, SLG: 0.593	P5		HR		G2-3		G6-4-3			5	1	1	2	0	1	7									
David Segui, S OBP: 0.355, SLG: 0.468	1B		HR		F7				G4-3	3	1	2	0	1	0	0									
Tony Fernandez, S OBP: 0.429, SLG: 0.452	1B									1	0	1	0	0	0	0									
Darrin Fletcher, L OBP: 0.340, SLG: 0.489	F7		HR		F8		F7		G3	5	1	1	0	0	0	4									
Tony Batista, R OBP: 0.330, SLG: 0.515		K			E5				G4-3	5	1	2	3	0	1	1									
Willis Oteñez, R OBP: 0.294, SLG: 0.394			HR		F7		P6		F9	5	1	2	1	0	0	4									
Casey Blake, R OBP: 0.297, SLG: 0.400		G5-3	P3				K		G5-3	5	1	1	1	0	1	3									
10 Vernon Wells, R OBP: 0.295, SLG: 0.357	F9		BB		F7				L9	4	0	1	0	1	0	1									
Inning Stats	R: 0 E: 0 K: 0 S: 11	H: 1 LOB: 2 BB: 1 P: 19	R: 0 E: 0 K: 1 S: 7	H: 1 LOB: 1 BB: 0 P: 14	R: 6 E: 0 K: 1 S: 29	H: 6 LOB: 3 BB: 3 P: 52	R: 0 E: 0 K: 0 S: 11	H: 0 LOB: 1 BB: 0 P: 19	R: 1 E: 0 K: 0 S: 10	H: 1 LOB: 1 BB: 1 P: 18	R: 0 E: 0 K: 0 S: 8	H: 2 LOB: 1 BB: 0 P: 14	R: 0 E: 0 K: 0 S: 7	H: 2 LOB: 1 BB: 0 P: 13	R: 0 E: 0 K: 0 S: 17	H: 1 LOB: 1 BB: 0 P: 23	R: 0 E: 0 K: 1 S: 8	H: 0 LOB: 0 BB: 0 P: 9	1B: 9 2B: 1 3B: 0 HR: 4	SF: 0 SAC: 0 DP: 1 HBP: 0	WP: 0 PB: 0 SB: 0 CS: 0	PA: 46			
PITCHER	IP	WLS	BF	H	R	ER	SO	BB	IBB	HBP	BLK	WP	HR	S	P	ERA	WHIP								
Jaret Wright, R ERA: 6.06	2.1	L	16	7	6	6	1	2	0	0	0	0	3	34	59	23.14	3.857								
Jim Brower, R ERA: 4.56	3.2		19	4	1	1	2	3	0	0	0	0	1	42	77	2.46	1.909								
Steve Karsay, R ERA: 2.97	1.0		4	2	0	0	0	0	0	0	0	0	0	7	13	0.00	2.000								
Chris Haney, L ERA: 4.69	1.0		4	1	0	0	0	0	0	0	0	0	0	17	23	0.00	1.000								
Michael Jackson, R ERA: 3.95	1.0		3	0	0	0	1	0	0	0	0	0	0	8	9	0.00	0.000								

Toronto Blue Jays @ Cleveland Indians
Jacobs Field, Cleveland, OH
Sat Oct 02 1999, 1:05 PM EDT
Att: 43,049 - Cloudy - 72 F

AB 41
R 7
H 14
RBI 7
BB 5
SO 4
LOB 22



Batter	1	2	3	4	5	6	7	8	9	AB	R	H	RBI	BB	SO	LOB	BOTTOM								
Kenny Lofton, L OBP: 0.405, SLG: 0.433	F7			G3		B1-3		FC6-5	F8	5	0	0	0	0	0	4									
Omar Vizquel, S OBP: 0.386, SLG: 0.429	G5-3			G3-1		G4-3		FC6-5		3	0	1	0	0	0	0									
Enrique Wilson, S OBP: 0.311, SLG: 0.354				1B						1	0	0	0	0	0	2									
Roberto Alomar, S OBP: 0.422, SLG: 0.533				G3-1		G3-1			HR	3	0	0	0	0	1	1									
Carlos Baerga, S OBP: 0.304, SLG: 0.319									1B	1	1	1	0	0	0	0									
Manny Ramirez, R OBP: 0.444, SLG: 0.665		G6-3		P4			K		HR	3	0	0	0	0	1	1									
Alex Ramirez, R OBP: 0.323, SLG: 0.463									HR	1	1	1	2	0	0	0									
Jim Thome, L OBP: 0.426, SLG: 0.540		G4-3					L7		K	4	0	0	0	0	2	0									
Harold Baines, L OBP: 0.388, SLG: 0.535										2	0	1	0	1	1	0									
Wil Cordero, R OBP: 0.362, SLG: 0.500							1B		BB	0	1	0	0	1	0	0									
David Justice, L OBP: 0.413, SLG: 0.476				G6-4-3			1B		BB	2	0	2	0	2	0	0									
Travis Fryman, R OBP: 0.307, SLG: 0.409									BB	2	0	0	0	0	1	3									
Tyler Houston, L OBP: 0.302, SLG: 0.377				G6-4-3			K			1	0	0	0	0	1	1									
Richie Sexson, R OBP: 0.307, SLG: 0.518										1	0	1	1	0	0	0									
Sandy Alomar Jr., R OBP: 0.312, SLG: 0.526				G5-3			F9		P5	4	0	1	0	0	0	4									
Inning Stats	R: 0 E: 0 K: 1 S: 8	H: 0 LOB: 0 BB: 0 P: 8	R: 0 E: 0 K: 1 S: 8	H: 0 LOB: 0 BB: 0 P: 11	R: 0 E: 0 K: 0 S: 7	H: 1 LOB: 0 BB: 0 P: 11	R: 0 E: 0 K: 0 S: 9	H: 1 LOB: 1 BB: 0 P: 16	R: 0 E: 0 K: 2 S: 11	H: 1 LOB: 2 BB: 1 P: 20	R: 0 E: 0 K: 0 S: 3	H: 0 LOB: 0 BB: 0 P: 4	R: 0 E: 0 K: 1 S: 7	H: 1 LOB: 1 BB: 0 P: 12	R: 0 E: 0 K: 1 S: 8	H: 1 LOB: 2 BB: 1 P: 16	R: 3 E: 0 K: 1 S: 18	H: 3 LOB: 2 BB: 2 P: 34	1B: 7 2B: 0 3B: 0 HR: 1	SF: 0 SAC: 0 DP: 1 HBP: 0	WP: 0 PB: 0 SB: 1 CS: 0	PA: 37			
PITCHER	IP	WLS	BF	H	R	ER	SO	BB	IBB	HBP	BLK	WP	HR	S	P	ERA	WHIP								
Pat Hentgen, R ERA: 4.79	8.0	W	31	7	2	2	6	2	0	0	0	0	1	66	104	2.25	1.125								
Graeme Lloyd, L ERA: 3.63	0.1		4	1	1	1	1	2	0	0	0	0	0	7	19	27.00	9.000								
Billy Koch, R ERA: 3.39	0.2	S	2	0	0	0	0	0	0	0	0	0	0	6	9	0.00	0.000								

Toronto Blue Jays @ Cleveland Indians
Jacobs Field, Cleveland, OH
Sat Oct 02 1999, 1:05 PM EDT
Att: 43,049 - Cloudy - 72 F

AB 33
R 3
H 8
RBI 3
BB 4
SO 7
LOB 16



