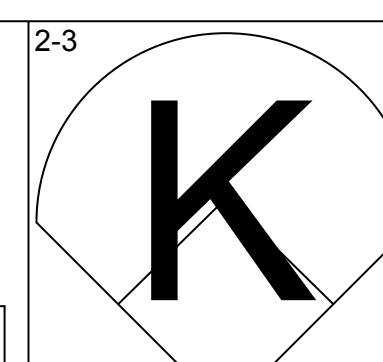
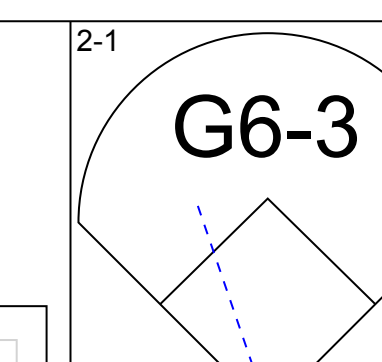
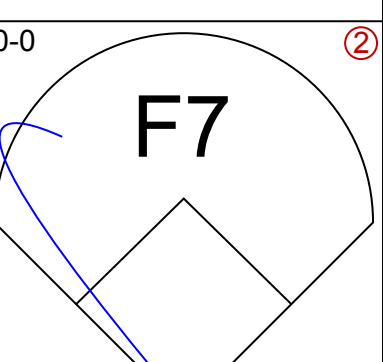
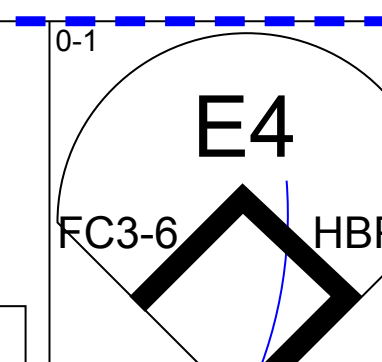
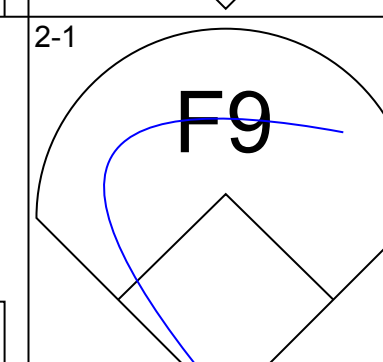
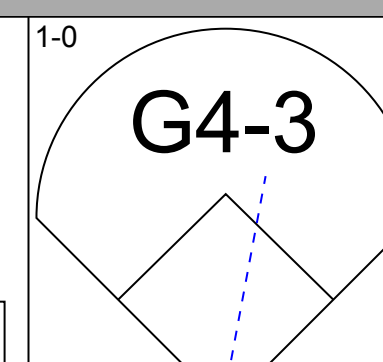
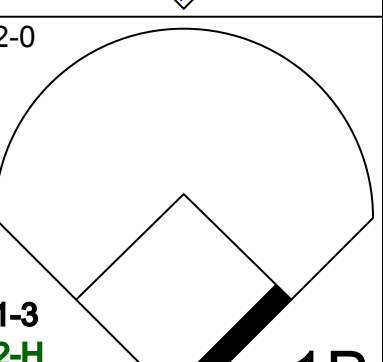
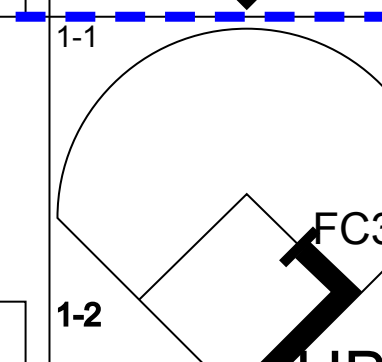
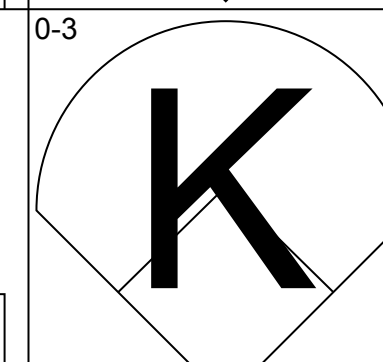
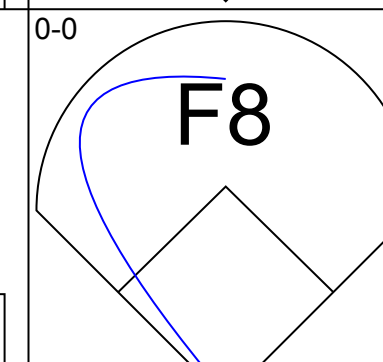
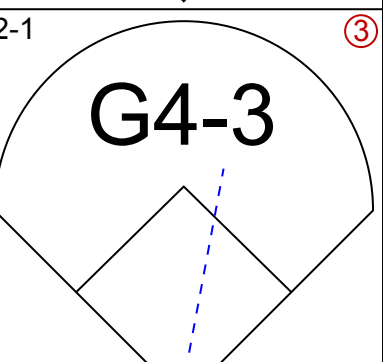
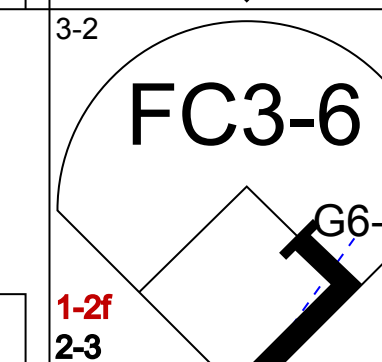
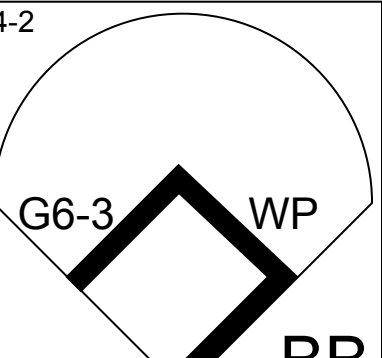
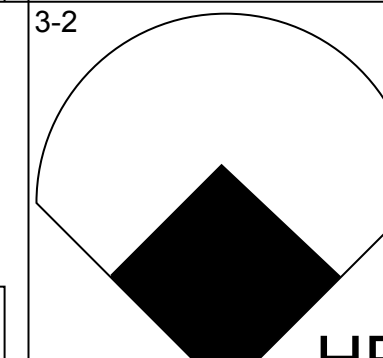
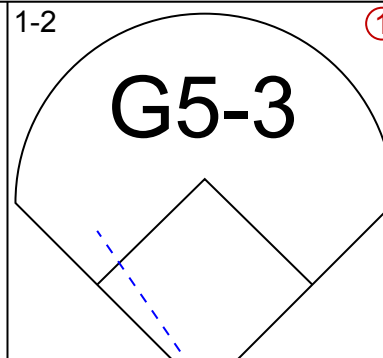
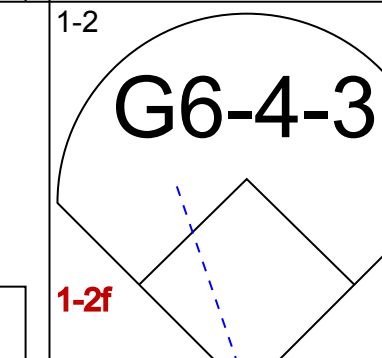
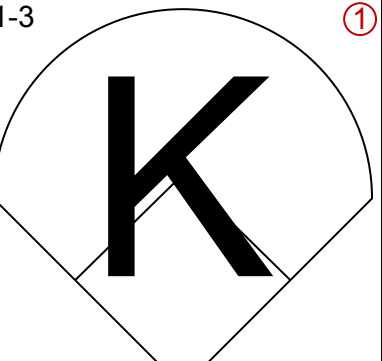
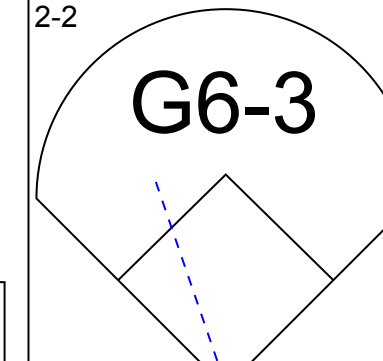
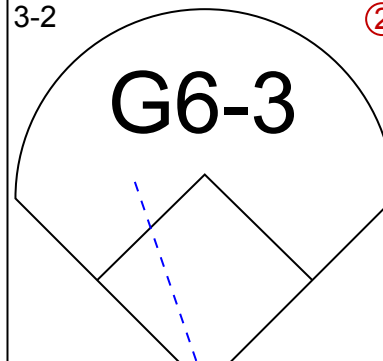
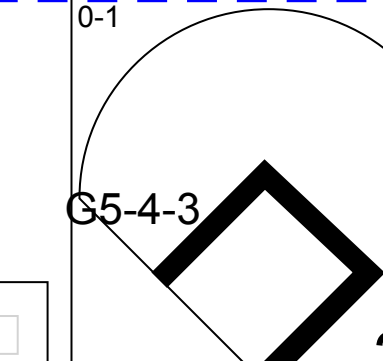
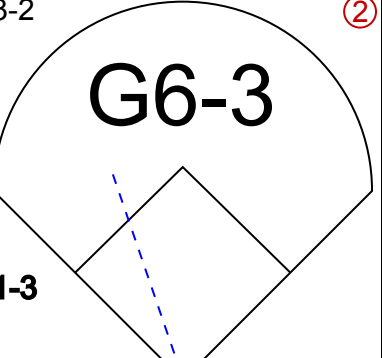
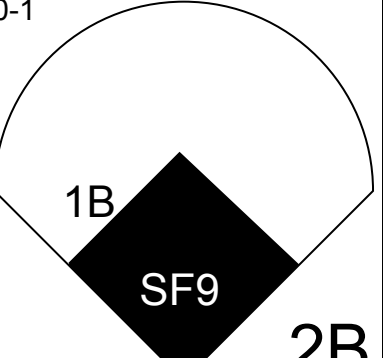
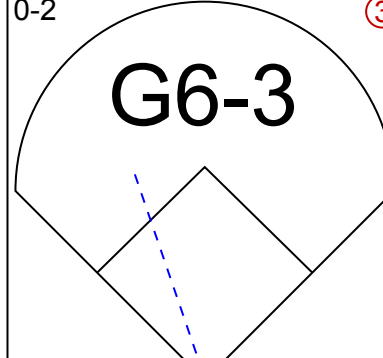
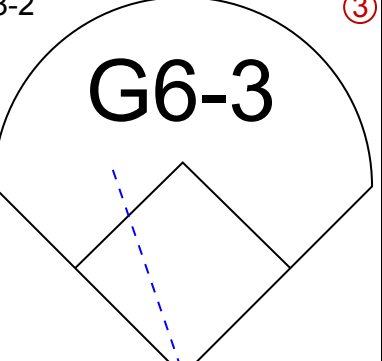
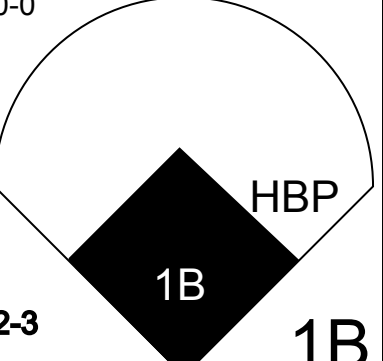
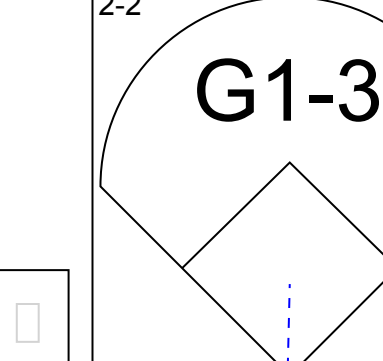
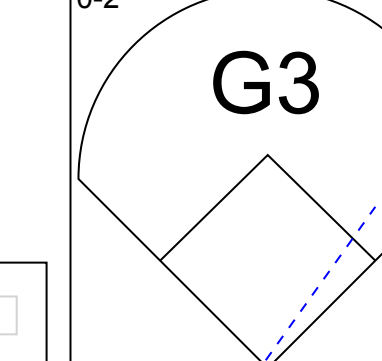
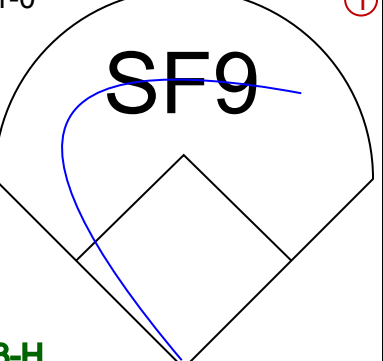
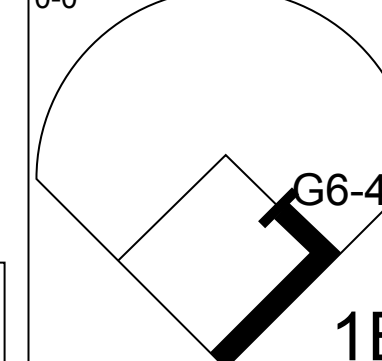
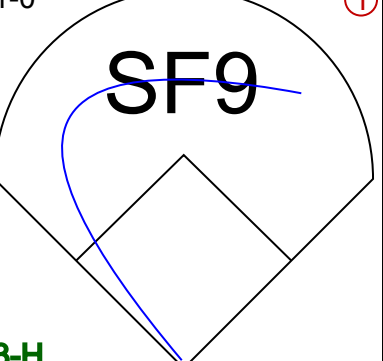
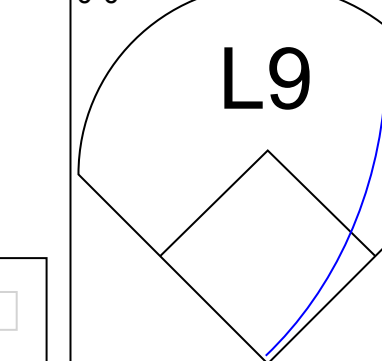
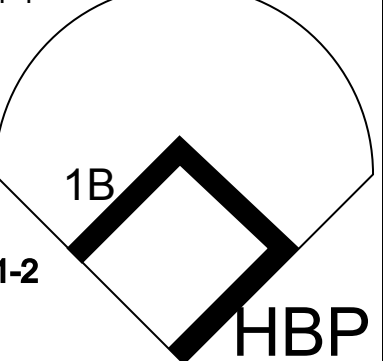
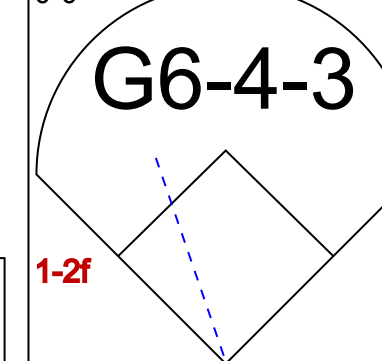


Toronto Blue Jays - 2000

Batter	1	2	3	4	5	6	7	8	9	AB	R	H	RBI	BB	SO	LOB	TOP										
Johnny Damon, L (1, 7)	G3		K			G4-3		G6-3	F7	5	0	0	0	0	1	1	Kansas City Royals @ Toronto Blue Jays SkyDome, Toronto, ON Mon Apr 03 2000, 4:05 PM EDT Att: 40,898 - Dome - 72 F										
Carlos Febles, R (1, 4) OBP: 0.250, SLG: 0.250	F9				F8	G5-3			1B	4	0	1	0	0	0	0											
Carlos Beltrán, S (1, 8) OBP: 0.500, SLG: 0.500	K				G2-3 1B			2B	K	4	1	2	0	0	2	1											
Jermaine Dye, R (1, 9) OBP: 0.250, SLG: 0.500		G4-3			G2-3			2B	G4-3	4	1	1	1	0	0	2											
29 Mike Sweeney, R (1, 3) OBP: 0.500, SLG: 0.500					K			1B	G1-3	4	0	2	0	0	1	1											
Joe Randa, R (1, 5) OBP: 0.500, SLG: 0.333	F7							1B	2B	3	1	1	1	1	1	1											
Mark Quinn, R (1, 10) OBP: 0.250, SLG: 0.500	F9				G5-3			1B	1B	4	1	1	0	0	1	3											
Brian Johnson, R (1, 2)			G6-3						K	3	0	0	0	0	2	2											
Scott Pose, L (9, PH)					K				K	1	0	0	0	0	1	2											
Jeff Reboulet, R (9, 6)									K	0	0	0	0	0	0	0											
Rey Sanchez, R (1, 6)			G4-3							3	0	0	0	0	0	2											
Gregg Zaun, S (9, PH) OBP: 1.000, SLG: 1.000						F9	P4		1B	1	0	1	2	0	0	0											
Inning Stats	R: 0 E: 0 K: 1 S: 7	H: 0 LOB: 0 BB: 0 P: 8	R: 0 E: 0 K: 0 S: 11	H: 1 LOB: 1 BB: 0 P: 15	R: 0 E: 0 K: 1 S: 8	H: 0 LOB: 0 BB: 0 P: 11	R: 0 E: 0 K: 1 S: 12	H: 1 LOB: 1 BB: 0 P: 19	R: 0 E: 0 K: 2 S: 9	H: 0 LOB: 0 BB: 0 P: 12	R: 2 E: 0 K: 1 S: 16	H: 4 LOB: 2 BB: 0 P: 22	R: 0 E: 0 K: 1 S: 13	H: 1 LOB: 1 BB: 0 P: 17	R: 2 E: 0 K: 1 S: 14	H: 2 LOB: 1 BB: 1 P: 22	1B: 7 2B: 2 3B: 0 HR: 0	SF: 0 SAC: 0 DP: 0 HBP: 0	WP: 0 PB: 0 CS: 2 CS: 0	PA: 37							
PITCHER	IP	WLS	BF	H	R	ER	SO	BB	IBB	HBP	BLK	WP	HR	S	P	ERA	WHIP										
David Wells, L (1, 1) ERA: 3.0	6.0		23	5	2	2	5	0	0	0	0	0	0	57	82	3.00	0.833										
Paul Quantrill, R (7, 1) ERA:	2.0	H	8	2	0	0	3	0	0	0	0	0	0	26	34	0.00	1.000										
Billy Koch, R (9, 1) ERA: 18.0	1.0	W	6	2	2	2	1	1	0	0	0	0	0	14	22	18.00	3.000										

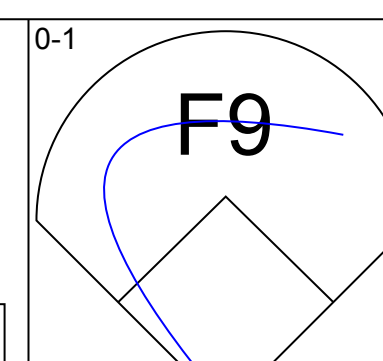
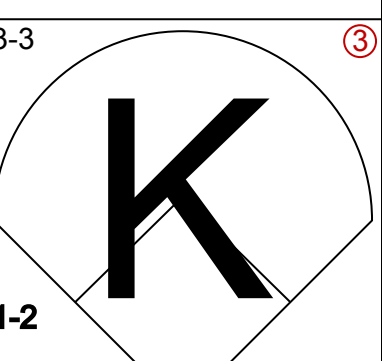
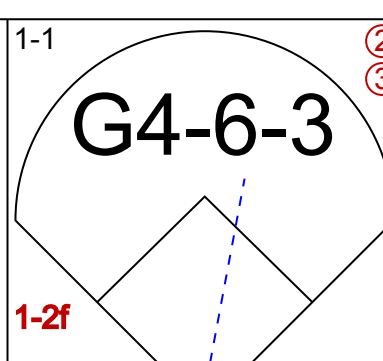
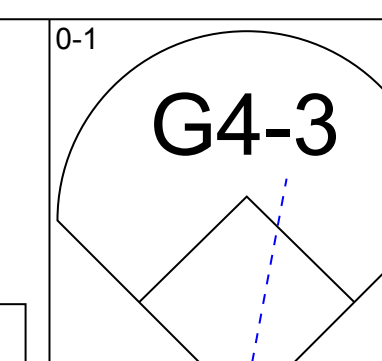
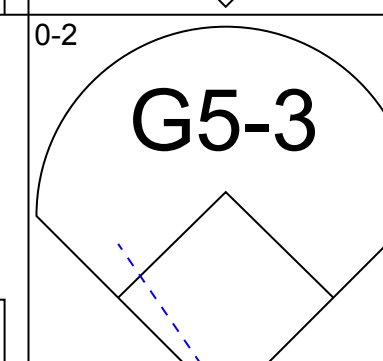
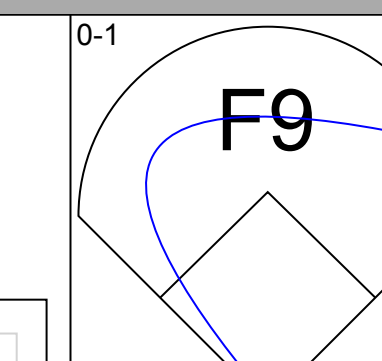
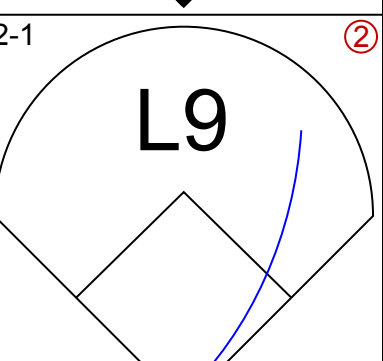
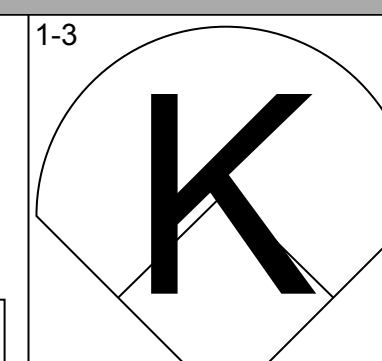
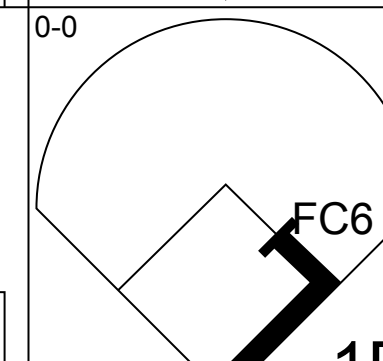
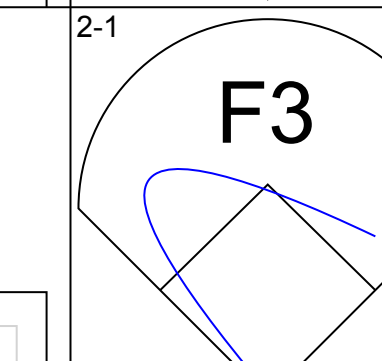
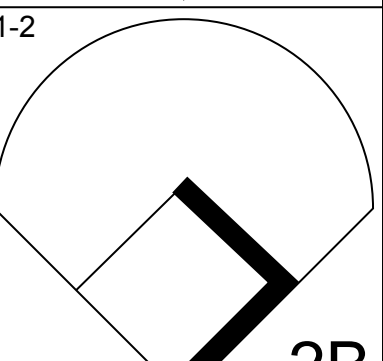
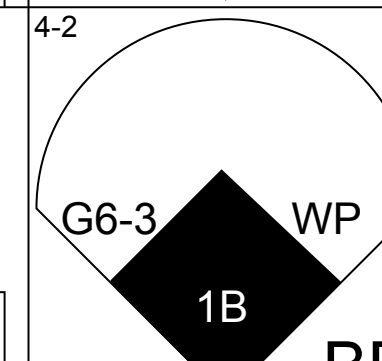
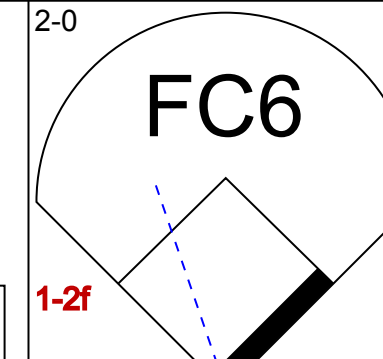
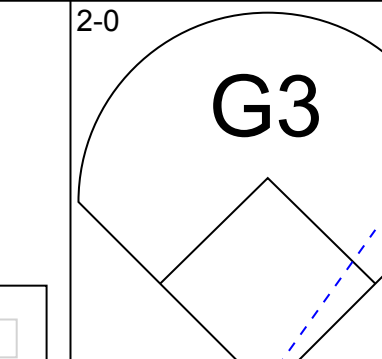
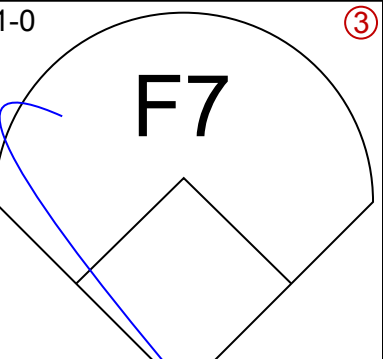
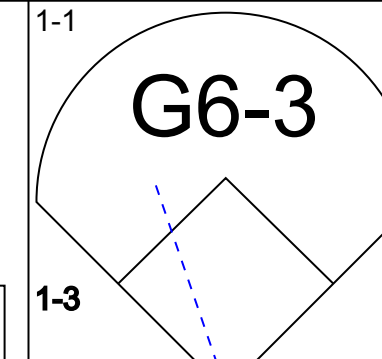
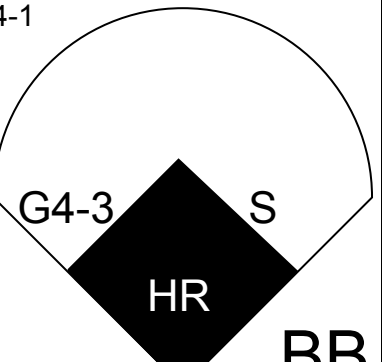
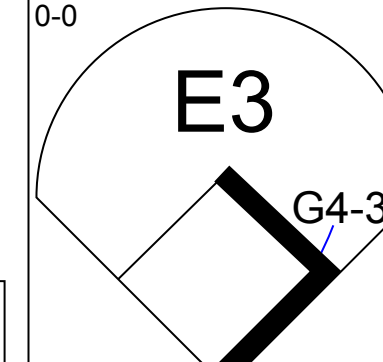
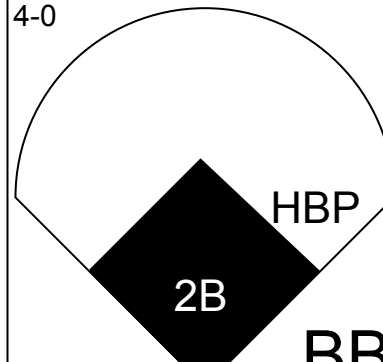

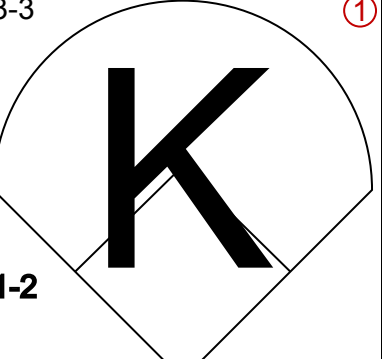
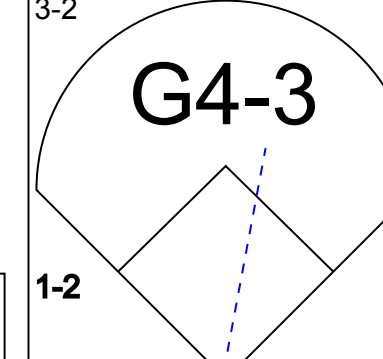
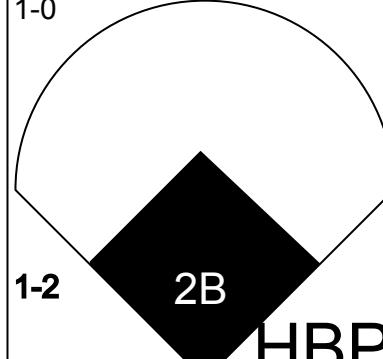

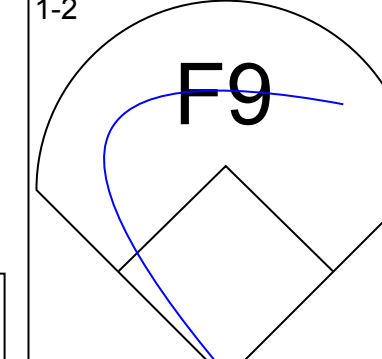
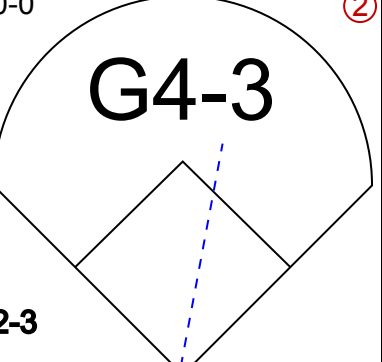
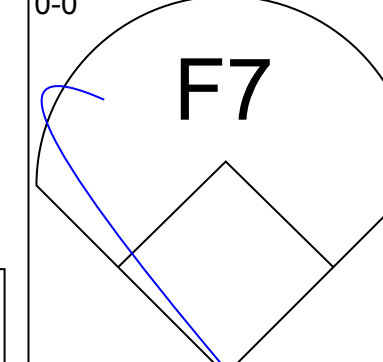
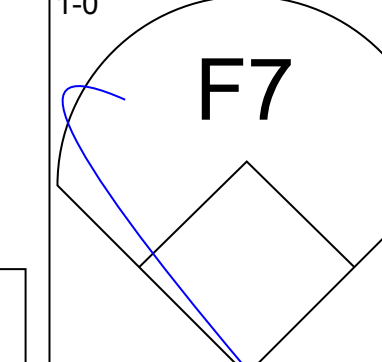
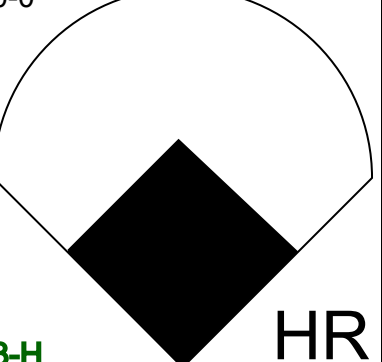
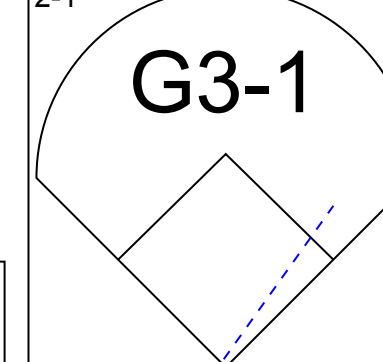
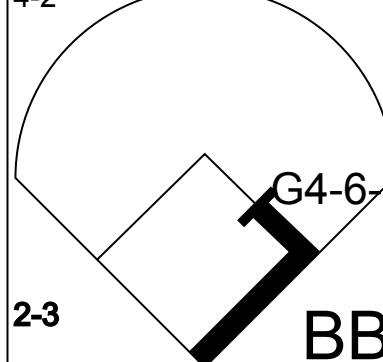
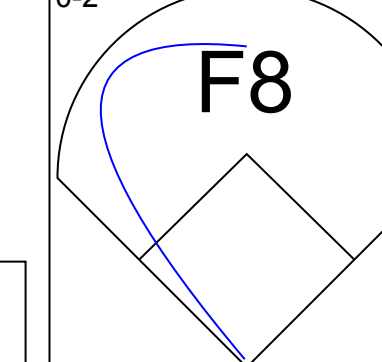
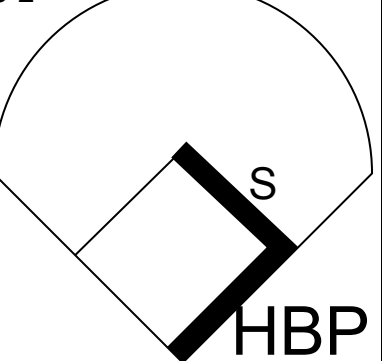
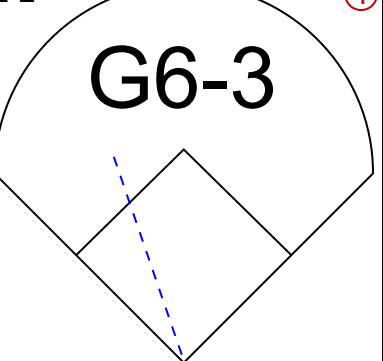
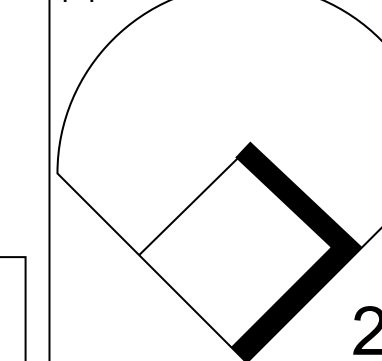
Batter	1	2	3	4	5	6	7	8	9	AB	R	H	RBI	BB	SO	LOB	BOTTOM											
Shannon Stewart, R (1, 7) OBP: 0.667, SLG: 2.667	HR		F7					SH		3	2	2	2	0	0	1	Kansas City Royals @ Toronto Blue Jays SkyDome, Toronto, ON Mon Apr 03 2000, 4:05 PM EDT Att: 40,898 - Dome - 72 F											
Homer Bush, R (1, 4)	K		G6-3		G6-3			G4-6-3		4	0	0	0	0	1	3												
Raul Mondesi, R (1, 9)	K				G6-3			K		4	0	0	0	0	2	1												
Carlos Delgado, L (1, 3)	L4				G6-3			G5-3		4	0	0	0	0	1	0												
Brad Fullmer, L (1, 10) OBP: 0.250, SLG: 0.250		F8			HR			G4-3		4	1	1	0	0	0	0												
Tony Batista, R (1, 5) OBP: 0.750, SLG: 2.250	F3				HR					4	2	3	3	0	0	0												
Darrin Fletcher, L (1, 2)	F7				F8			F9		3	0	0	0	0	0	0												
José Cruz Jr., S (1, 8)			K					G4-3		3	0	0	0	0	1	0												
Alex Gonzalez, R (1, 6) OBP: 0.667, SLG: 1.000					L4			G4-6-3	SH	3	0	2	0	0	0	0												
Inning Stats	R: 1 E: 0 K: 2 S: 13	H: 1 LOB: 0 BB: 0 P: 20	R: 0 E: 0 K: 0 S: 3	H: 0 LOB: 0 BB: 0 P: 5	R: 0 E: 0 K: 1 S: 14	H: 1 LOB: 1 BB: 0 P: 22	R: 2 E: 0 K: 0 S: 10	H: 2 LOB: 0 BB: 0 P: 17	R: 1 E: 0 K: 0 S: 11	H: 1 LOB: 0 BB: 0 P: 16	R: 0 E: 0 K: 0 S: 10	H: 0 LOB: 0 BB: 0 P: 13	R: 0 E: 0 K: 0 S: 4	H: 1 LOB: 0 BB: 0 P: 6	R: 0 E: 1 K: 1 S: 11	H: 1 LOB: 1 BB: 0 P: 14		R: 1 E: 0 K: 1 S: 7	H: 1 LOB: 0 BB: 0 P: 11	1B: 3 2B: 1 3B: 0 HR: 4	SF: 0 SAC: 1 DP: 1 HBP: 0	WP: 0 PB: 0 CS: 0	PA: 33					
PITCHER	IP	WLS	BF	H	R	ER	SO	BB	IBB	HBP	BLK	WP	HR	S	P	ERA	WHIP											
Jeff Suppan, R (1, 1) ERA: 7.2	5.0		20	5	4	4	3	0	0	0	0	0	0	3	51	80	7.20	1.000										
49 Chris Fussell, R (6, 1) ERA:	3.0		10	2	0	0	1	0	0	0	0	0	0	25	33	0.00	0.667											
Jerry Spradlin, R (9, 1) ERA: 13.5	0.2	L	3	1	1	1	1	0	0	0	0	0	1	7	11	13.50	1.500											

Batter	1	2	3	4	5	6	7	8	9	AB	R	H	RBI	BB	SO	LOB	TOP					
Johnny Damon, L (1,7)																	4 0 0 0 0 1 2					
Carlos Febles, R (1,4)																	3 0 1 1 0 0 0					
Carlos Beltrán, S (1,8)																	4 0 0 0 0 1 4					
Jemaine Dye, R (1,9)																	3 1 1 1 1 0 2					
29 Mike Sweeney, R (1,3)																	4 0 1 0 0 1 1					
Joe Randa, R (1,5)																	4 1 2 0 0 0 1					
Mark Quinn, R (1,10)																	4 1 1 0 0 0 3					
Brian Johnson, R (1,2)																	2 0 1 1 0 0 0					
Gregg Zaun, S (9,PH)																	1 0 0 0 0 0 1					
Rey Sanchez, R (1,6)																	2 0 0 0 0 0 1					
Inning Stats	R: 0 E: 0 K: 2 S: 8	H: 0 LOB: 0 BB: 0 P: 12	R: 0 E: 0 K: 1 S: 12	H: 0 LOB: 1 BB: 1 P: 23	R: 0 E: 0 K: 0 S: 7	H: 0 LOB: 0 BB: 0 P: 9	R: 1 E: 0 K: 0 S: 11	H: 1 LOB: 0 BB: 0 P: 17	R: 2 E: 0 K: 0 S: 9	H: 3 LOB: 2 BB: 0 P: 15	R: 0 E: 0 K: 0 S: 11	H: 0 LOB: 0 BB: 0 P: 15	R: 0 E: 0 K: 0 S: 6	H: 1 LOB: 0 BB: 0 P: 8	R: 0 E: 1 K: 0 S: 9	H: 0 LOB: 1 BB: 0 P: 14	R: 0 E: 0 K: 0 S: 6	H: 2 LOB: 1 BB: 0 P: 7	1B: 4 2B: 2 3B: 0 HR: 1	SF: 1 SAC: 0 DP: 3 HBP: 2	WP: 1 PB: 0 CS: 0	PA: 35
PITCHER	IP WLS BF H R ER SO BB IBB HBP BLK WP HR S P ERA WHIP																					
32 Roy Halladay, R (1,1)	7.0 W 27 5 3 3 3 1 0 0 0 0 1 1 64 99 3.86 0.857																					
Pedro Borbon, L (8,1)	0.0 1 0 0 0 0 0 0 0 0 0 0 0 2 2 ∞ ∞																					
John Frascatore, R (8,1)	1.0 H 3 0 0 0 0 0 0 0 1 0 0 0 7 12 0.00 0.000																					
Billy Koch, R (9,1)	1.0 S 4 2 0 0 0 0 0 0 0 0 0 0 6 7 0.00 2.000																					

Kansas City Royals @ Toronto Blue Jays
SkyDome, Toronto, ON
Tue Apr 04 2000, 7:05 PM EDT
Att: 13,514 - Dome - 72 F

AB 31
R 3
H 7
RBI 3
BB 1
SO 3
LOB 15



Batter	1	2	3	4	5	6	7	8	9	AB	R	H	RBI	BB	SO	LOB	BOTTOM					
Shannon Stewart, R (1,7)																	5 1 1 1 0 1 4					
Homer Bush, R (1,4)																	4 0 0 0 0 1 0					
Raul Mondesi, R (1,9)																	3 1 2 0 1 0 0					
Carlos Delgado, L (1,3)																	4 0 0 0 0 0 3					
Brad Fullmer, L (1,10)																	2 2 1 1 2 0 0					
Tony Batista, R (1,5)																	3 1 0 0 0 1 3					
Darrin Fletcher, L (1,2)																	4 0 1 2 0 0 2					
José Cruz Jr., S (1,8)																	3 1 1 2 1 0 1					
Alex Gonzalez, R (1,6)																	3 0 1 0 0 1 2					
Inning Stats	R: 0 E: 0 K: 0 S: 7	H: 1 LOB: 1 BB: 0 P: 9	R: 2 E: 0 K: 2 S: 12	H: 1 LOB: 1 BB: 1 P: 25	R: 0 E: 0 K: 0 S: 5	H: 0 LOB: 0 BB: 0 P: 9	R: 0 E: 1 K: 0 S: 8	H: 0 LOB: 1 BB: 0 P: 13	R: 1 E: 0 K: 0 S: 11	H: 2 LOB: 1 BB: 0 P: 19	R: 2 E: 0 K: 1 S: 10	H: 1 LOB: 1 BB: 2 P: 21	R: 1 E: 0 K: 1 S: 12	H: 1 LOB: 1 BB: 1 P: 20	R: 0 E: 0 K: 0 S: 8	H: 1 LOB: 1 BB: 0 P: 10	R: 0 E: 0 K: 0 S: 6	H: 1 LOB: 1 BB: 0 P: 7	1B: 2 2B: 3 3B: 0 HR: 2	SF: 0 SAC: 0 DP: 1 HBP: 2	WP: 2 PB: 0 CS: 0	PA: 37
PITCHER	IP WLS BF H R ER SO BB IBB HBP BLK WP HR S P ERA WHIP																					
Jay Witasick, R (1,1)	5.0 L 25 5 5 5 2 2 0 0 0 2 0 2 44 81 4.50 1.400																					
Dan Reichert, R (6,1)	2.0 8 1 1 1 2 2 0 0 0 2 0 21 35 4.50 1.500																					
Jerry Spradlin, R (8,1)	1.0 4 1 0 0 0 0 0 0 0 0 0 8 10 0.00 1.000																					

Kansas City Royals @ Toronto Blue Jays
SkyDome, Toronto, ON
Tue Apr 04 2000, 7:05 PM EDT
Att: 13,514 - Dome - 72 F

AB 31
R 6
H 7
RBI 6
BB 4
SO 4
LOB 15



Batter	1	2	3	4	5	6	7	8	9	AB	R	H	RBI	BB	SO	LOB	TOP										
Johnny Damon, L (1, 7) C K	1-1 F9		3-2 G3			3-2 F7		0-2 G6-3	2-3 K	5	0	0	0	0	1	0											
Carlos Febles, R (1, 4) C F K OBP: 0.250, SLG: 0.182	0-2 G4-3		2-2 F9			2-0 F8		1-2 F8		4	0	0	0	0	0	0											
Carlos Beltrán, S (1, 8) S O C OBP: 0.250, SLG: 0.250	0-3 K			2-2 F8		2-0 G2-3		0-0 2B BB BB		4	1	1	0	0	1	0											
Jermaine Dye, R (1, 9) OBP: 0.417, SLG: 0.700		2-3 K		0-0 G5-3			3-2 2B G4-3 1B	4-2 BB 2B BB		3	0	1	0	1	1	0											
29 Mike Sweeney, R (1, 3) OBP: 0.417, SLG: 0.727 Dave McCarty, R (8, 3)		1-3 K		2-0 HR			2-2 G4-3 1-2	4-1 BB BB		3	1	1	1	1	1	1											
Joe Randa, R (1, 5) OBP: 0.583, SLG: 1.200		0-0 HR		0-0 P4			2-2 HR	4-0 BB BB		3	2	2	3	1	0	0											
Mark Quinn, R (1, 10) OBP: 0.333, SLG: 0.364		4-2 BB		2-1 F9			2-2 1B 1B	2-1 G4-3		3	0	1	0	1	0	3											
Brian Johnson, R (1, 2) OBP: 0.200, SLG: 0.222		0-2 L6		2-1 G6-3			2-1 1B	0-1 G6-3		4	0	1	0	0	0	1											
Rey Sanchez, R (1, 6)			2-0 L9		0-0 F8		3-1 L9	0-0 G5-3		4	0	0	0	0	0	2											
Inning Stats	R: 0 E: 0 K: 1 S: 8	H: 0 LOB: 0 BB: 0 P: 9	R: 1 E: 0 K: 2 S: 14	H: 1 LOB: 1 BB: 1 P: 21	R: 0 E: 0 K: 0 S: 9	H: 0 LOB: 0 BB: 0 P: 16	R: 1 E: 0 K: 0 S: 6	H: 1 LOB: 0 BB: 0 P: 10	R: 0 E: 0 K: 0 S: 5	H: 0 LOB: 0 BB: 0 P: 9	R: 0 E: 0 K: 0 S: 7	H: 0 LOB: 0 BB: 0 P: 14	R: 1 E: 0 K: 0 S: 19	H: 4 LOB: 2 BB: 0 P: 33	R: 1 E: 0 K: 0 S: 12	H: 1 LOB: 3 BB: 3 P: 27	R: 0 E: 0 K: 1 S: 7	H: 0 LOB: 0 BB: 0 P: 9	1B: 4 2B: 0 3B: 0 HR: 3	SF: 0 SAC: 0 DP: 1 HBP: 0	WP: 0 PB: 0 SB: 0 CS: 0	PA: 37					
PITCHER	IP	WLS	BF	H	R	ER	SO	BB	IBB	HBP	BLK	WP	HR	S	P	ERA	WHIP										
Chris Carpenter, R (1, 1) ERA: 4.05	6.2	L	24	4	3	3	3	1	0	0	0	0	3	61	98	4.05	0.750										
Pete Munro, R (7, 1) ERA:	0.1		3	2	0	0	0	0	0	0	0	0	0	7	14	0.00	6.000										
Lance Painter, L (8, 1) ERA: 13.5	0.2		3	1	1	1	0	0	0	0	0	0	0	7	8	13.50	1.500										
Paul Quantrill, R (8, 1) ERA:	1.1		7	0	0	0	1	3	0	0	0	0	0	12	28	0.00	2.250										

Kansas City Royals @ Toronto Blue Jays
SkyDome, Toronto, ON
Wed Apr 05 2000, 7:05 PM EDT
Att: 14,957 - Dome - 72 F

AB 33
R 4
H 7
RBI 4
BB 4
SO 4
LOB 7



Batter	1	2	3	4	5	6	7	8	9	AB	R	H	RBI	BB	SO	LOB	BOTTOM										
Shannon Stewart, R (1, 7) C H OBP: 0.333, SLG: 1.091	1-2 S HBP		0-0 L4			1-0 F9	1-2 F8			3	0	0	0	0	0	2											
Homer Bush, R (1, 4) F OBP: 0.250, SLG: 0.100	2-3 K			1-1 G6-4-3 1B		4-1 BB		4-2 CS BB		2	0	1	0	2	1	1											
Raul Mondesi, R (1, 9) B OBP: 0.250, SLG: 0.273	3-2 G6-3			2-2 G6-4-3 1-2		0-1 G1-3		2-3 K		4	0	0	0	0	1	4											
Carlos Delgado, L (1, 3) C OBP: 0.364, SLG: 0.556	2-2 G6-3			2-1 F7			4-0 2B BB	3-1 G1-3-1		3	1	0	0	1	0	1											
Tony Batista, R (1, 5) B X OBP: 0.500, SLG: 1.364		1-1 G6-3			1-0 G5-3		2-2 FC1-6 1B 2B	2-2 HR		4	2	2	2	0	0	0											
Marty Cordova, R (1, 10) C OBP: 0.500, SLG: 0.286		0-1 G5-3			1-3 K		4-0 FC1-6 BB	2-3 K		2	0	0	0	0	1	0											
Brad Fullmer, L (7, PH) OBP: 0.500, SLG: 0.286										1	0	0	0	1	1	0											
José Cruz Jr., S (1, 8) B OBP: 0.364, SLG: 0.556		2-2 F9			0-0 1B		0-0 FC1-6 G3 1B	4-1 E S BB		3	0	1	0	1	0	2											
Alex Gonzalez, R (1, 6) OBP: 0.455, SLG: 0.600			1-1 F3		0-3 K		1-1 G3 1B	0-2 FC5-2-5		4	0	1	1	0	1	2											
Alberto Castillo, R (1, 2) D OBP: 0.111, SLG: 0.222			3-2 L5			1-1 F8	0-1 G3	0-0 G3		2	0	0	0	0	0	0											
Darin Fletcher, L (7, PH) (8, 2)										2	0	0	0	0	0	3											
Inning Stats	R: 0 E: 0 K: 1 S: 12	H: 0 LOB: 1 BB: 0 P: 20	R: 0 E: 0 K: 0 S: 7	H: 0 LOB: 0 BB: 0 P: 10	R: 0 E: 0 K: 0 S: 7	H: 0 LOB: 0 BB: 0 P: 11	R: 0 E: 0 K: 0 S: 8	H: 1 LOB: 0 BB: 0 P: 13	R: 0 E: 0 K: 2 S: 8	H: 1 LOB: 1 BB: 0 P: 10	R: 0 E: 0 K: 0 S: 6	H: 0 LOB: 1 BB: 1 P: 12	R: 2 E: 0 K: 0 S: 11	H: 2 LOB: 2 BB: 2 P: 23	R: 0 E: 0 K: 1 S: 8	H: 0 LOB: 1 BB: 1 P: 17	R: 1 E: 0 K: 1 S: 12	H: 1 LOB: 1 BB: 1 P: 20	1B: 3 2B: 1 3B: 0 HR: 1	SF: 0 SAC: 0 DP: 1 HBP: 1	WP: 0 PB: 0 SB: 2 CS: 1	PA: 36					
PITCHER	IP	WLS	BF	H	R	ER	SO	BB	IBB	HBP	BLK	WP	HR	S	P	ERA	WHIP										
50 José Rosado, L (1, 1) ERA: 3.0	6.0	W	23	3	2	2	3	2	0	0	0	0	0	51	85	3.00	0.833										
Jose Santiago, R (7, 1) ERA:	2.0	H	8	1	0	0	1	2	0	0	0	0	0	16	31	0.00	1.500										
Ricky Bottalico, R (8, 1) ERA: 9.0	1.0	S	5	1	1	1	1	1	0	0	0	0	1	12	20	9.00	2.000										

Kansas City Royals @ Toronto Blue Jays
SkyDome, Toronto, ON
Wed Apr 05 2000, 7:05 PM EDT
Att: 14,957 - Dome - 72 F

AB 30
R 3
H 5
RBI 3
BB 5
SO 5
LOB 15



Batter	1	2	3	4	5	6	7	8	9	AB	R	H	RBI	BB	SO	LOB	TOP							
Johnny Damon, L OBP: 0.100, SLG: 0.100	1-3 K	3-1 G1-3			0-1 L4	1-1 E 29 1B BB	0-0 L8		2-1 G1-3 1B	6	1	2	1	0	1	3								
Carlos Febles, R OBP: 0.333, SLG: 0.200	4-1 S BB		1-2 G4-3		0-0 F3	4-1 E 29 1B BB	3-1 1B		3-2 G1-3	4	1	1	1	2	0	2								
Carlos Beltrán, S OBP: 0.278, SLG: 0.294	0-3 K		3-2 29 1B 2B		2-1 G4-3	1-2 E 29 1B BB	0-0 G4-3		4-0 BB	5	1	1	0	1	1	5								
Jemaine Dye, R OBP: 0.444, SLG: 0.733	4-2 BB		1-3 K			2B		2-2 1B 2B	2-2 F8	5	1	2	0	1	2	7								
29 Mike Sweeney, R OBP: 0.500, SLG: 0.733 Dave McCarty, R (8, PH)	1-0 F9		0-0 1B			1B		2-3 K		4	2	3	2	0	0	2								
Joe Randa, R OBP: 0.588, SLG: 1.000		3-2 FC3-6 1B	3-3 K			G5-3		1-0 G5-4-3 1B		5	0	3	2	0	1	3								
Mark Quinn, R OBP: 0.375, SLG: 0.357 Scott Pose, L (8, PH)	1-0 FC3-6 1B			3-3 K		1B		0-0 G5-4-3		3	1	1	0	1	2	1	AB 42							
Gregg Zaun, S OBP: 0.571, SLG: 0.500	2-1 FC3-6 BB		2-1 L4-3 1B			2-2 1B BB 1B	3-2 P5		4-2 G1-3 1B BB	4	1	2	0	1	0	2	R 9							
Rey Sanchez, R OBP: 0.286, SLG: 0.167 Luis Ordez, R (7, PR)	4-2 BB		1-0 L4-3			1-0 BB 1B E 1B	0-2 1B		1-2 F9	3	1	2	0	1	0	1	H 17							
										1	0	0	0	0	0	1	RBI 6							
Inning Stats	R: 0 E: 0 K: 2 S: 11	H: 0 LOB: 2 BB: 2 P: 21	R: 0 E: 0 K: 0 S: 10	H: 2 LOB: 2 BB: 1 P: 23	R: 0 E: 0 K: 2 S: 15	H: 2 LOB: 2 BB: 0 P: 23	R: 0 E: 0 K: 1 S: 5	H: 1 LOB: 0 BB: 0 P: 10	R: 0 E: 0 K: 0 S: 5	H: 0 LOB: 0 BB: 0 P: 7	R: 9 E: 2 K: 2 S: 30	H: 7 LOB: 1 BB: 2 P: 51	R: 0 E: 0 K: 0 S: 10	H: 2 LOB: 2 BB: 0 P: 16	R: 0 E: 0 K: 1 S: 9	H: 2 LOB: 1 BB: 0 P: 14	R: 0 E: 0 K: 0 S: 14	H: 1 LOB: 3 BB: 2 P: 30	1B: 14 2B: 4 3B: 0 HR: 0	SF: 0 SAC: 0 DP: 2 HBP: 0	WP: 0 PB: 0 SB: 2 CS: 0	PA: 49		
PITCHER	IP WLS BF H R ER SO BB IBB HBP BLK WP HR S P ERA WHIP	IP WLS BF H R ER SO BB IBB HBP BLK WP HR S P ERA WHIP	IP WLS BF H R ER SO BB IBB HBP BLK WP HR S P ERA WHIP	IP WLS BF H R ER SO BB IBB HBP BLK WP HR S P ERA WHIP	IP WLS BF H R ER SO BB IBB HBP BLK WP HR S P ERA WHIP	IP WLS BF H R ER SO BB IBB HBP BLK WP HR S P ERA WHIP	IP WLS BF H R ER SO BB IBB HBP BLK WP HR S P ERA WHIP	IP WLS BF H R ER SO BB IBB HBP BLK WP HR S P ERA WHIP	IP WLS BF H R ER SO BB IBB HBP BLK WP HR S P ERA WHIP	IP WLS BF H R ER SO BB IBB HBP BLK WP HR S P ERA WHIP	IP WLS BF H R ER SO BB IBB HBP BLK WP HR S P ERA WHIP	IP WLS BF H R ER SO BB IBB HBP BLK WP HR S P ERA WHIP	IP WLS BF H R ER SO BB IBB HBP BLK WP HR S P ERA WHIP	IP WLS BF H R ER SO BB IBB HBP BLK WP HR S P ERA WHIP	IP WLS BF H R ER SO BB IBB HBP BLK WP HR S P ERA WHIP	IP WLS BF H R ER SO BB IBB HBP BLK WP HR S P ERA WHIP	IP WLS BF H R ER SO BB IBB HBP BLK WP HR S P ERA WHIP	IP WLS BF H R ER SO BB IBB HBP BLK WP HR S P ERA WHIP	IP WLS BF H R ER SO BB IBB HBP BLK WP HR S P ERA WHIP	IP WLS BF H R ER SO BB IBB HBP BLK WP HR S P ERA WHIP	IP WLS BF H R ER SO BB IBB HBP BLK WP HR S P ERA WHIP	IP WLS BF H R ER SO BB IBB HBP BLK WP HR S P ERA WHIP	IP WLS BF H R ER SO BB IBB HBP BLK WP HR S P ERA WHIP	IP WLS BF H R ER SO BB IBB HBP BLK WP HR S P ERA WHIP

Kansas City Royals @ Toronto Blue Jays
SkyDome, Toronto, ON
Thu Apr 06 2000, 12:35 PM EDT
Att: 14,336 - Dome - 72 F

AB 42
R 9
H 17
RBI 6
BB 7
SO 8
LOB 30



Batter	1	2	3	4	5	6	7	8	9	AB	R	H	RBI	BB	SO	LOB	BOTTOM								
Shannon Stewart, R OBP: 0.313, SLG: 0.857	1-0 P4		0-2 G6-3			1-2 F8		1-0 HBP		3	0	0	0	0	0	1									
Homer Bush, R OBP: 0.188, SLG: 0.071	3-2 G6-3			1-1 G4-3		0-0 FC5-4		3-2 G5-3		4	0	0	0	0	0	3									
Raul Mondesi, R OBP: 0.250, SLG: 0.333	1-0 G6-3			2-1 P3			2-1 2B		3-2 G6-3	4	0	1	0	0	0	0									
Carlos Delgado, L OBP: 0.125, SLG: 0.133		3-2 G4-3		3-3 K			1-0 F7		3-1 HR 2B	4	1	1	0	0	1	1									
Brad Fullmer, L OBP: 0.429, SLG: 0.545		2-0 F8			3-2 F7		0-0 L6		1-1 HR	4	1	1	2	0	0	1									
Tony Batista, R OBP: 0.375, SLG: 1.000		3-1 G6-3			2-2 F7		0-1 F7		2-2 G5-3	4	0	0	0	0	0	1									
Darrin Fletcher, L OBP: 0.154, SLG: 0.462			0-0 HR		1-3 K			1-0 G4-3	0-1 G4-3	4	1	1	1	0	1	0	AB 32								
José Cruz Jr., S OBP: 0.385, SLG: 0.500 Dewayne Wise, L (8, 8)			0-0 G4-3			4-1 FC5-4 BB		1-2 G3-1		1	0	0	0	1	0	0	R 3								
Alex Gonzalez, R OBP: 0.429, SLG: 0.538 Chris Woodward, R (9, 6)		1-0 G6-3			2-2 F9			0-0 HBP 1B		1	0	0	0	0	0	0	H 5								
										0	0	0	0	0	0	0	RBI 3								
Inning Stats	R: 0 E: 0 K: 0 S: 8	H: 0 LOB: 0 BB: 0 P: 13	R: 0 E: 0 K: 0 S: 6	H: 0 LOB: 0 BB: 0 P: 14	R: 1 E: 0 K: 0 S: 6	H: 1 LOB: 0 BB: 0 P: 7	R: 0 E: 0 K: 1 S: 7	H: 0 LOB: 0 BB: 0 P: 13	R: 0 E: 0 K: 1 S: 11	H: 0 LOB: 0 BB: 0 P: 17	R: 0 E: 0 K: 0 S: 8	H: 0 LOB: 1 BB: 1 P: 15	R: 0 E: 0 K: 0 S: 6	H: 1 LOB: 1 BB: 0 P: 9	R: 0 E: 0 K: 0 S: 9	H: 1 LOB: 2 BB: 0 P: 15	R: 2 E: 0 K: 0 S: 13	H: 2 LOB: 0 BB: 0 P: 22	1B: 1 2B: 2 3B: 0 HR: 2	SF: 0 SAC: 0 DP: 0 HBP: 1	WP: 0 PB: 0 SB: 0 CS: 0	PA: 34			
PITCHER	IP WLS BF H R ER SO BB IBB HBP BLK WP HR S P ERA WHIP	IP WLS BF H R ER SO BB IBB HBP BLK WP HR S P ERA WHIP	IP WLS BF H R ER SO BB IBB HBP BLK WP HR S P ERA WHIP	IP WLS BF H R ER SO BB IBB HBP BLK WP HR S P ERA WHIP	IP WLS BF H R ER SO BB IBB HBP BLK WP HR S P ERA WHIP	IP WLS BF H R ER SO BB IBB HBP BLK WP HR S P ERA WHIP	IP WLS BF H R ER SO BB IBB HBP BLK WP HR S P ERA WHIP	IP WLS BF H R ER SO BB IBB HBP BLK WP HR S P ERA WHIP	IP WLS BF H R ER SO BB IBB HBP BLK WP HR S P ERA WHIP	IP WLS BF H R ER SO BB IBB HBP BLK WP HR S P ERA WHIP	IP WLS BF H R ER SO BB IBB HBP BLK WP HR S P ERA WHIP	IP WLS BF H R ER SO BB IBB HBP BLK WP HR S P ERA WHIP	IP WLS BF H R ER SO BB IBB HBP BLK WP HR S P ERA WHIP	IP WLS BF H R ER SO BB IBB HBP BLK WP HR S P ERA WHIP	IP WLS BF H R ER SO BB IBB HBP BLK WP HR S P ERA WHIP	IP WLS BF H R ER SO BB IBB HBP BLK WP HR S P ERA WHIP	IP WLS BF H R ER SO BB IBB HBP BLK WP HR S P ERA WHIP	IP WLS BF H R ER SO BB IBB HBP BLK WP HR S P ERA WHIP	IP WLS BF H R ER SO BB IBB HBP BLK WP HR S P ERA WHIP	IP WLS BF H R ER SO BB IBB HBP BLK WP HR S P ERA WHIP	IP WLS BF H R ER SO BB IBB HBP BLK WP HR S P ERA WHIP	IP WLS BF H R ER SO BB IBB HBP BLK WP HR S P ERA WHIP	IP WLS BF H R ER SO BB IBB HBP BLK WP HR S P ERA WHIP	IP WLS BF H R ER SO BB IBB HBP BLK WP HR S P ERA WHIP	IP WLS BF H R ER SO BB IBB HBP BLK WP HR S P ERA WHIP

Kansas City Royals @ Toronto Blue Jays
SkyDome, Toronto, ON
Thu Apr 06 2000, 12:35 PM EDT
Att: 14,336 - Dome - 72 F

AB 32
R 3
H 5
RBI 3
BB 1
SO 2
LOB 8



Batter	1	2	3	4	5	6	7	8	9	AB	R	H	RBI	BB	SO	LOB	TOP			
Shannon Stewart, R OBP: 0.381, SLG: 0.889										4	1	2	1	1	0	3				
Homer Bush, R OBP: 0.238, SLG: 0.158										5	1	2	1	0	2	1				
Raul Mondesi, R OBP: 0.250, SLG: 0.316										4	0	1	0	0	2	2				
Carlos Delgado, L OBP: 0.100, SLG: 0.105										4	0	0	0	0	1	2				
Brad Fullmer, L OBP: 0.444, SLG: 0.500										3	0	1	0	0	1	0				
Tony Batista, R OBP: 0.350, SLG: 1.000										4	1	1	1	0	1	2				
Darrin Fletcher, L OBP: 0.235, SLG: 0.471										4	0	2	0	0	0	0				
José Cruz Jr., S OBP: 0.412, SLG: 0.714										4	2	2	1	0	1	3				
Alex Gonzalez, R OBP: 0.389, SLG: 0.438										3	0	0	0	1	1	2				
Inning Stats	R: 2 E: 0 K: 0 S: 12	H: 3 LOB: 0 BB: 0 P: 20	R: 2 E: 1 K: 1 S: 10	H: 3 LOB: 1 BB: 0 P: 13	R: 0 E: 0 K: 1 S: 8	H: 1 LOB: 1 BB: 0 P: 12	R: 0 E: 0 K: 0 S: 6	H: 1 LOB: 0 BB: 1 P: 8	R: 0 E: 0 K: 1 S: 12	H: 1 LOB: 1 BB: 1 P: 19	R: 0 E: 0 K: 1 S: 7	H: 0 LOB: 0 BB: 0 P: 11	R: 0 E: 0 K: 2 S: 8	H: 0 LOB: 0 BB: 0 P: 11	R: 1 E: 0 K: 2 S: 9	H: 1 LOB: 0 BB: 0 P: 10	1B: 8 2B: 0 3B: 1 HR: 2	SF: 0 SAC: 0 DP: 3 HBP: 1	WP: 0 PB: 0 SB: 0 CS: 0	PA: 38
PITCHER	IP WLS BF H R ER SO BB IBB HBP BLK WP HR S P ERA WHIP																			
Mark Clark, R ERA: 5.08	(1, 1) 5.1 W 25 10 4 3 3 1 0 1 0 0 0 1 52 79 5.06 2.062																			
Francisco Cordero, R ERA: 10.13	(6, 1) 1.1 H 5 0 0 0 2 1 0 0 0 0 0 0 0 14 23 0.00 0.750																			
Mike Venafro, L ERA: 3.0	(7, 1) 1.1 4 0 0 0 2 0 0 0 0 0 0 0 0 10 15 0.00 0.000																			
John Wetteland, R ERA: 4.5	(9, 1) 1.0 4 1 1 1 2 0 0 0 0 0 0 1 9 10 9.00 1.000																			

Toronto Blue Jays @ Texas Rangers
The Ballpark at Arlington, Arlington, TX
Fri Apr 07 2000, 8:05 PM EDT
Att: 31,619 - Cloudy - 77 F

AB	35
R	5
H	11
RBI	4
BB	2
SO	9
LOB	15



Batter	1	2	3	4	5	6	7	8	9	AB	R	H	RBI	BB	SO	LOB	BOTTOM	
Royce Clayton, R OBP: 0.208, SLG: 0.455										5	2	2	4	0	0	3		
29 Rusty Greer, L OBP: 0.385, SLG: 0.467										3	1	1	2	2	1	1		
Ivan Rodriguez, R OBP: 0.500, SLG: 0.952										5	1	2	1	0	0	2		
Rafael Palmeiro, L OBP: 0.333, SLG: 0.524										4	0	0	0	1	2	2		
Ruben Mateo, R OBP: 0.304, SLG: 0.381										5	2	2	1	0	1	2		
David Segui, S OBP: 0.524, SLG: 0.556										3	1	2	0	1	0	0		
Gabe Kapler, R OBP: 0.400, SLG: 0.737										4	1	1	0	0	0	3		
Frank Catalanotto, L OBP: 0.571, SLG: 0.800										1	2	1	1	1	0	0		
Tom Evans, R OBP: 0.500, SLG: 0.250										1	1	0	1	2	0	1		
Inning Stats	R: 0 E: 0 K: 1 S: 6	H: 0 LOB: 0 BB: 0 P: 9	R: 0 E: 0 K: 0 S: 6	H: 0 LOB: 1 BB: 1 P: 13	R: 3 E: 0 K: 0 S: 15	H: 2 LOB: 1 BB: 3 P: 31	R: 2 E: 0 K: 1 S: 12	H: 2 LOB: 0 BB: 1 P: 16	R: 2 E: 0 K: 0 S: 8	H: 2 LOB: 1 BB: 1 P: 16	R: 1 E: 0 K: 0 S: 12	H: 2 LOB: 1 BB: 0 P: 16	R: 1 E: 0 K: 2 S: 13	H: 1 LOB: 1 BB: 1 P: 20	1B: 5 2B: 1 3B: 0 HR: 5	SF: 1 SAC: 1 DP: 2 HBP: 1	WP: 0 PB: 0 SB: 0 CS: 0	PA: 41
PITCHER	IP WLS BF H R ER SO BB IBB HBP BLK WP HR S P ERA WHIP																	
Frank Castillo, R ERA: 15.0	(1, 1) 3.0 L 18 4 5 5 1 1 0 0 0 0 0 3 25 41 12.00 1.667																	
Lance Painter, L ERA: 12.27	(4, 1) 3.0 13 4 4 4 1 1 0 0 0 0 0 3 25 41 12.00 1.667																	
John Frascatore, R ERA: 6.0	(7, 1) 2.0 10 3 2 2 2 1 0 0 0 0 0 1 25 36 9.00 2.000																	

Toronto Blue Jays @ Texas Rangers
The Ballpark at Arlington, Arlington, TX
Fri Apr 07 2000, 8:05 PM EDT
Att: 31,619 - Cloudy - 77 F

AB	31
R	11
H	11
RBI	10
BB	7
SO	4
LOB	14



Batter	1	2	3	4	5	6	7	8	9	AB	R	H	RBI	BB	SO	LOB	TOP								
Shannon Stewart, R (1, 7) OBP: 0.385, SLG: 0.783	G1-4-3		F9				FC1-6 1B		L8	5	1	2	0	0	0	2									
Craig Grebeck, R (1, 4) OBP: 0.500, SLG: 1.200	FC5-4 1B		1B				FC1-6 1B		L9	5	1	3	2	0	0	2									
Raul Mondesi, R (1, 9) OBP: 0.292, SLG: 0.348	FC5-4 2B		1B				1-2 1B		G5-3	4	1	2	0	0	0	1									
Carlos Delgado, L (1, 3) OBP: 0.125, SLG: 0.182	1-H 2B		SF7				F7		G3	3	0	1	2	0	0	2									
Tony Batista, R (1, 5) OBP: 0.292, SLG: 0.826	K		K				P6		K	4	0	0	0	0	3	5									
Marty Cordova, R (1, 10) OBP: 0.167, SLG: 0.167		G5-3		G6-3			G6-3		CS 1B	4	0	1	0	0	0	0									
José Cruz Jr., S (1, 8) OBP: 0.333, SLG: 0.556		G4-3		F8			G4-3		K	4	0	0	0	0	1	1									
Alex Gonzalez, R (1, 6) OBP: 0.409, SLG: 0.474		K		1-1 2B			L7		BB	3	0	1	0	1	1	0									
Alberto Castillo, R (1, 2) OBP: 0.333, SLG: 0.556			E5 1B SF7		G1		G6-3		F8	4	1	0	0	0	0	2									
Inning Stats	R: 1 E: 0 K: 1 S: 11	H: 2 LOB: 1 BB: 0 P: 19	R: 0 E: 0 K: 1 S: 7	H: 0 LOB: 0 BB: 0 P: 10	R: 1 E: 1 K: 1 S: 12	H: 2 LOB: 2 BB: 0 P: 18	R: 0 E: 0 K: 0 S: 7	H: 1 LOB: 1 BB: 0 P: 12	R: 0 E: 0 K: 0 S: 15	H: 2 LOB: 2 BB: 0 P: 25	R: 0 E: 0 K: 0 S: 5	H: 0 LOB: 0 BB: 0 P: 7	R: 2 E: 0 K: 0 S: 10	H: 2 LOB: 0 BB: 0 P: 19	R: 0 E: 0 K: 2 S: 15	H: 1 LOB: 1 BB: 0 P: 20	R: 0 E: 0 K: 0 S: 6	H: 0 LOB: 1 BB: 1 P: 12	1B: 7 2B: 3 3B: 0 HR: 1	SF: 1 SAC: 0 DP: 1 HBP: 0	WP: 0 PB: 0 SB: 0 CS: 1	PA: 38			
PITCHER	IP	WLS	BF	H	R	ER	SO	BB	IBB	HBP	BLK	WP	HR	S	P	ERA	WHIP								
Kenny Rogers, L (1, 1) ERA: 2.4	7.0	L	31	9	4	3	3	0	0	0	0	0	1	67	110	3.86	1.286								
Tim Crabtree, R (8, 1) ERA: 7.35	1.0		3	1	0	0	2	0	0	0	0	0	0	15	20	0.00	1.000								
40 Matt Perisho, L (9, 1) ERA:	1.0		4	0	0	0	0	1	0	0	0	0	0	6	12	0.00	1.000								

Toronto Blue Jays @ Texas Rangers
The Ballpark at Arlington, Arlington, TX
Sat Apr 08 2000, 8:05 PM EDT
Att: 37,128 - Cloudy - 56 F

AB	36
R	4
H	10
RBI	4
BB	1
SO	5
LOB	15



Batter	1	2	3	4	5	6	7	8	9	AB	R	H	RBI	BB	SO	LOB	BOTTOM								
Royce Clayton, R (1, 6) OBP: 0.185, SLG: 0.400	G4-3		SH1-3		K			F8		3	0	0	0	0	1	1									
29 Rusty Greer, L (1, 7) OBP: 0.391, SLG: 0.500	2B		G5-3				FC4-6 BB	K		3	0	1	0	1	1	1									
Ivan Rodriguez, R (1, 2) OBP: 0.464, SLG: 0.840	F9				G3		FC4-6 CS 1B	1B		4	0	1	0	0	0	2									
Rafael Palmeiro, L (1, 3) OBP: 0.357, SLG: 0.520	G4-3				G3-1		1-2 1B	1B		4	0	2	0	0	0	1									
Ruben Mateo, R (1, 8) OBP: 0.296, SLG: 0.400		G5-3		2B			L5	K		4	0	1	0	0	1	4									
David Segui, S (1, 10) OBP: 0.340, SLG: 0.455		F7		K			G6-3	G6-3		4	0	0	0	0	1	1									
Chad Curtis, R (1, 9) OBP: 0.222, SLG: 0.500		G4-3			G4-3		G4-3	F8		4	0	0	0	0	0	0									
Luis Alicea, S (1, 4) OBP: 0.667, SLG: 0.667			SH1-3 1B				1B	1B		4	0	4	0	0	0	0									
Tom Evans, R (1, 5) OBP: 0.409, SLG: 0.188			F7		K		F9	F8		4	0	0	0	0	1	4									
Inning Stats	R: 0 E: 0 K: 0 S: 6	H: 1 LOB: 1 BB: 0 P: 7	R: 0 E: 0 K: 0 S: 5	H: 0 LOB: 0 BB: 0 P: 7	R: 0 E: 0 K: 1 S: 7	H: 1 LOB: 1 BB: 0 P: 9	R: 0 E: 0 K: 1 S: 8	H: 1 LOB: 1 BB: 0 P: 11	R: 0 E: 0 K: 2 S: 11	H: 1 LOB: 1 BB: 0 P: 16	R: 0 E: 0 K: 0 S: 8	H: 1 LOB: 1 BB: 1 P: 14	R: 0 E: 0 K: 0 S: 5	H: 1 LOB: 2 BB: 0 P: 11	R: 0 E: 0 K: 2 S: 10	H: 2 LOB: 2 BB: 0 P: 11	R: 0 E: 0 K: 0 S: 6	H: 1 LOB: 1 BB: 0 P: 8	1B: 7 2B: 2 3B: 0 HR: 0	SF: 0 SAC: 1 DP: 0 HBP: 0	WP: 0 PB: 0 SB: 0 CS: 1	PA: 36			
PITCHER	IP	WLS	BF	H	R	ER	SO	BB	IBB	HBP	BLK	WP	HR	S	P	ERA	WHIP								
David Wells, L (1, 1) ERA: 1.2	9.0	W	36	9	0	0	5	1	0	0	0	0	0	66	89	0.00	1.111								

Toronto Blue Jays @ Texas Rangers
The Ballpark at Arlington, Arlington, TX
Sat Apr 08 2000, 8:05 PM EDT
Att: 37,128 - Cloudy - 56 F

AB	34
R	0
H	9
RBI	0
BB	1
SO	5
LOB	14



Batter	1	2	3	4	5	6	7	8	9	AB	R	H	RBI	BB	SO	LOB	TOP								
Shannon Stewart, R OBP: 0.387, SLG: 0.741 (1, 7)	1-2 2B	3-3 K		1-1 CS	4-2 FC4-6 BB		2-3 K		1-1 G6-3	4	1	1	0	1	2	3									
Homer Bush, R OBP: 0.231, SLG: 0.130 (1, 4)	4-1 2B		1-3 K		0-2 FC4-6 E		2-1 L9		0-0 E4 2B	4	3	0	0	1	1	2									
Raul Mondesi, R OBP: 0.310, SLG: 0.393 (1, 9)	2-3 K		2-2 S 1B		0-0 E5		2-2 F8		3-H 1-0 2B	5	0	2	1	0	1	2									
Carlos Delgado, L OBP: 0.207, SLG: 0.308 (1, 3)	3-2 1-H 2-H 2B		4-2 1-2 BB		1-2 F7			3-2 2B	2-1 G6-3	4	0	2	2	1	0	2									
Tony Batista, R OBP: 0.250, SLG: 0.704 (1, 5)	2-1 F7		3-3 K		0-0 F7			2-3 K		4	0	0	0	0	2	5									
Brad Fullmer, L OBP: 0.384, SLG: 0.389 (1, 10)	0-2 L4		2-0 F8			3-3 K		1-2 F8		4	0	0	0	0	1	4									
José Cruz Jr., S OBP: 0.280, SLG: 0.455 (1, 8)		2-3 K		1-2 F9		0-0 F8		0-2 P6		4	0	0	0	0	1	1									
Darrin Fletcher, L OBP: 0.333, SLG: 0.600 Dewayne Wise, L (9, PR)		4-2 BB		1-1 G4-3		0-0 2B		1-2 G6-3 E 2B		3	0	2	0	1	0	0									
Alex Gonzalez, R OBP: 0.385, SLG: 0.409 (1, 6)		1-3 K		2-2 E5 CS		1-0 G5-3		4-2 G6-3 BB		3	0	0	0	1	1	2									
Inning Stats	R: 2 H: 2 E: 0 K: 1 S: 17	H: 2 LOB: 1 BB: 1 P: 29	R: 0 H: 0 E: 0 K: 3 S: 11	H: 0 LOB: 1 BB: 1 P: 21	R: 0 H: 1 E: 0 K: 2 S: 13	H: 0 LOB: 0 BB: 0 P: 25	R: 0 H: 0 E: 1 K: 0 S: 11	H: 0 LOB: 0 BB: 0 P: 16	R: 1 H: 0 E: 1 K: 0 S: 13	H: 0 LOB: 1 BB: 1 P: 18	R: 0 H: 1 E: 0 K: 1 S: 8	H: 0 LOB: 1 BB: 0 P: 12	R: 0 H: 0 E: 0 K: 1 S: 9	H: 0 LOB: 0 BB: 0 P: 15	R: 0 H: 1 E: 0 K: 1 S: 13	H: 1 LOB: 1 BB: 0 P: 19	R: 2 H: 2 E: 1 K: 0 S: 13	H: 2 LOB: 1 BB: 1 P: 22	1B: 1 2B: 6 3B: 0 HR: 0	SF: 0 SAC: 0 DP: 1 HBP: 0	WP: 0 PB: 0 SB: 1 CS: 1	PA: 41			
PITCHER	IP	WLS	BF	H	R	ER	SO	BB	IBB	HBP	BLK	WP	HR	S	P	ERA	WHIP								
Rick Helling, R ERA: 5.75 Francisco Cordero, R ERA: 7.36 Mike Venafro, L ERA: 3.0 59 Jeff Zimmerman, R ERA: 9.82 John Weteland, R ERA: 3.0	6.0	W	27	4	3	2	7	4	0	0	0	0	0	73	121	3.00	1.333								

Toronto Blue Jays @ Texas Rangers
The Ballpark at Arlington, Arlington, TX
Sun Apr 09 2000, 3:05 PM EDT
Att: 40,186 - Sunny - 66 F

AB 35
R 5
H 7
RBI 3
BB 5
SO 9
LOB 21



Batter	1	2	3	4	5	6	7	8	9	AB	R	H	RBI	BB	SO	LOB	BOTTOM								
Royce Clayton, R OBP: 0.188, SLG: 0.400 (1, 6)	1-3 K	2-3 K			0-1 1B 2B	0-2 G6-4-3		3-3 K		5	1	1	0	0	3	5									
29 Rusty Greer, L OBP: 0.370, SLG: 0.429 (1, 7)	3-2 G4-3	4-1 1-2 2-3 BB			1-1 L8		2-0 G6-3			3	0	0	0	1	0	1									
Rafael Palmeiro, L OBP: 0.344, SLG: 0.586 (1, 10)	3-2 HR	3-2 F9			1-2 F5		2-2 L4			4	1	1	1	0	0	4									
David Segui, S OBP: 0.114, SLG: 0.423 (1, 3)	0-2 P6		2-3 K		1-0 1B 3B 1B		0-0 G5-3			4	1	1	1	0	1	0									
Ruben Mateo, R OBP: 0.323, SLG: 0.414 (1, 8)		1-0 BB 2B 1B		0-2 G5-3		1-0 3B 1B		1-1 F9		4	2	2	0	0	0	0									
Frank Catalanotto, L OBP: 0.611, SLG: 1.000 Tom Evans, R OBP: 0.409, SLG: 0.188 (9, 5)		4-0 2B BB		0-1 F7		0-2 1-H 2-H 3B		1-0 1B 2B		3	2	2	2	1	0	0									
Gabe Kapler, R OBP: 0.333, SLG: 0.609 (1, 9)		3-1 F3			0-0 G5-3		0-3 K		1-2 F8	4	0	0	0	0	1	4									
Luis Alicea, S OBP: 0.625, SLG: 0.667 (9, 4)		2-0 29 BB 1-H 2-H 2B			0-0 G4-3		3-2 G3-1		4-2 1B BB	3	0	1	2	1	0	0									
Bill Haselman, R OBP: 0.750, SLG: 0.500 (1, 2)		4-0 29 BB BB			0-1 G6-3		4-2 G6-4-3 BB		1-3 2-H 1B	2	0	1	1	2	0	0									
Inning Stats	R: 1 H: 1 E: 0 K: 1 S: 16	H: 2 LOB: 3 BB: 3 P: 23	R: 2 H: 2 E: 0 K: 1 S: 12	H: 2 LOB: 3 BB: 3 P: 35	R: 0 H: 0 E: 0 K: 1 S: 10	H: 0 LOB: 0 BB: 0 P: 12	R: 0 H: 0 E: 0 K: 0 S: 4	H: 0 LOB: 0 BB: 0 P: 4	R: 3 H: 4 E: 0 K: 1 S: 17	H: 4 LOB: 1 BB: 0 P: 21	R: 0 H: 0 E: 0 K: 0 S: 12	H: 0 LOB: 0 BB: 1 P: 19	R: 0 H: 0 E: 0 K: 0 S: 6	H: 0 LOB: 0 BB: 0 P: 10	R: 1 H: 2 E: 0 K: 1 S: 12	H: 2 LOB: 2 BB: 1 P: 22	1B: 4 2B: 3 3B: 1 HR: 1	SF: 0 SAC: 0 DP: 1 HBP: 0	WP: 0 PB: 0 SB: 0 CS: 0	PA: 37					
PITCHER	IP	WLS	BF	H	R	ER	SO	BB	IBB	HBP	BLK	WP	HR	S	P	ERA	WHIP								
32 Roy Halladay, R ERA: 6.94 John Frascatore, R ERA: 4.15 Pedro Borbon, L ERA: 9.0 Billy Koch, R ERA: 9.0	4.2	L	24	7	6	6	3	3	0	0	0	0	0	15	22	0.00	0.750								

Toronto Blue Jays @ Texas Rangers
The Ballpark at Arlington, Arlington, TX
Sun Apr 09 2000, 3:05 PM EDT
Att: 40,186 - Sunny - 66 F


AB 32
R 7
H 9
RBI 7
BB 5
SO 5
LOB 14



Batter	1	2	3	4	5	6	7	8	9	AB	R	H	RBI	BB	SO	LOB	TOP			
Shannon Stewart, R OBP: 0.343, SLG: 0.645	F9		G6-3			G5-3		G4-3		4	0	0	0	0	0	1				
Homer Bush, R OBP: 0.297, SLG: 0.192	G3			FC1-2 WP BB				G5-3		3	0	1	0	1	0	0				
Raul Mondesi, R OBP: 0.273, SLG: 0.344	F8			K		G5-3		F9		4	0	0	0	0	1	2				
Carlos Delgado, L OBP: 0.212, SLG: 0.276		G6-3		FC1-2 WP 2H			K	FC5-4 BB		3	0	0	0	1	1	1				
Tony Batista, R OBP: 0.219, SLG: 0.613	G6-3			K			G4-3	FC5-4 BB		4	0	0	0	0	1	2				
Marty Cordova, R OBP: 0.333, SLG: 0.250	G2-3					G1-6-3 1B				2	0	1	0	1	0	0				
José Cruz Jr., S OBP: 0.250, SLG: 0.400			E6 G3 SH1-3		G1-6-3 1-2		K			3	0	0	0	0	1	2				
Alex Gonzalez, R OBP: 0.429, SLG: 0.435			SH1-3					G6-3 1B		1	0	1	0	1	0	0				
Alberto Castillo, R OBP: 0.250, SLG: 0.400			G3		CS		G4-3	G6-3 1B		3	0	0	0	0	0	2				
Inning Stats	R: 0 E: 0 K: 0 S: 4	H: 0 LOB: 0 BB: 0 P: 9	R: 0 E: 0 K: 0 S: 5	H: 0 LOB: 0 BB: 0 P: 7	R: 0 E: 1 K: 0 S: 6	H: 0 LOB: 1 BB: 0 P: 7	R: 0 E: 0 K: 2 S: 10	H: 0 LOB: 1 BB: 1 P: 19	R: 0 E: 0 K: 0 S: 8	H: 1 LOB: 0 BB: 1 P: 15	R: 0 E: 0 K: 2 S: 9	H: 0 LOB: 1 BB: 1 P: 16	R: 0 E: 0 K: 0 S: 4	H: 1 LOB: 0 BB: 0 P: 6	R: 0 E: 0 K: 0 S: 7	H: 0 LOB: 1 BB: 1 P: 15	1B: 2 2B: 1 3B: 0 HR: 0	SF: 0 SAC: 1 DP: 2 HBP: 0	WP: 2 PB: 0 SB: 1 CS: 1	PA: 33
PITCHER Scott Schoeneweis, L ERA: 3.0	IP: 9.0 WLS: W BF: 32 H: 3 R: 0 ER: 0 SO: 4 BB: 4 IBB: 0 HBP: 0 BLK: 0 WP: 2 HR: 0 S: 59 P: 104 ERA: 0.00 WHIP: 0.778																			

Toronto Blue Jays @ Anaheim Angels
Edison International Field, Anaheim, CA
Mon Apr 10 2000, 10:05 PM EDT
Att: 14,338 - Sunny - 72 F


AB	27
R	0
H	3
RBI	0
BB	4
SO	4
LOB	10



Batter	1	2	3	4	5	6	7	8	9	AB	R	H	RBI	BB	SO	LOB	BOTTOM	
Darin Erstad, L OBP: 0.529, SLG: 0.677	FC6-4 BB		L7	F7			F7	FC5-4		4	0	0	0	1	0	1		
Adam Kennedy, L OBP: 0.375, SLG: 0.433	FC6-4 FC5 1-2		F7	F7			2B 16 SF7 1B	G6-3		5	1	1	0	0	0	2		
Mo Vaughn, L OBP: 0.387, SLG: 0.346	FC5 BB		16 2B 1B		F8		HR 2B			3	2	2	0	1	0	0		
Tim Salmon, R OBP: 0.355, SLG: 0.261	FC5 1-2 2-3		16 2B BB		16 G4-6-3 BB		HR IBB			1	2	0	0	3	0	2		
16 Garret Anderson, L OBP: 0.200, SLG: 0.357	F7		BB 2B		G4-6-3		SF7			3	0	1	3	0	0	3		
Troy Glaus, R OBP: 0.500, SLG: 0.619		G5-3	BB BB			L6-4 BB BB	HR 1-2 2-H			2	1	1	3	2	0	0		
Scott Spiezio, S OBP: 0.481, SLG: 0.667			FC5-4 BB				G4-3			2	0	1	0	2	0	0		
Bengie Molina, R OBP: 0.316, SLG: 0.368		K	FC5-4			B3		FC5-4 1B		4	0	1	0	0	1	6		
Benji Gil, R OBP: 0.286, SLG: 0.286		G4-3			G6-3	L6-4		L3		4	0	0	0	0	0	4		
Inning Stats	R: 0 E: 0 K: 0 S: 8	H: 1 LOB: 1 BB: 2 P: 20	R: 0 E: 0 K: 1 S: 8	H: 1 LOB: 0 BB: 0 P: 10	R: 2 E: 0 K: 0 S: 10	H: 2 LOB: 3 BB: 3 P: 26	R: 0 E: 0 K: 0 S: 6	H: 0 LOB: 0 BB: 0 P: 7	R: 0 E: 0 K: 0 S: 6	H: 0 LOB: 0 BB: 1 P: 13	R: 4 E: 0 K: 0 S: 15	H: 3 LOB: 0 BB: 1 P: 26	R: 0 E: 0 K: 0 S: 13	H: 1 LOB: 1 BB: 0 P: 16	1B: 4 2B: 3 3B: 0 HR: 1	SF: 1 SAC: 0 DP: 2 HBP: 0	WP: 0 PB: 0 SB: 0 CS: 0	PA: 38
PITCHER Chris Carpenter, R ERA: 3.55 Pedro Borbon, L ERA: 21.6 Paul Quantrill, R ERA: 1.93	IP: 6.0 WLS: L BF: 27 H: 3 R: 2 ER: 2 SO: 2 BB: 8 IBB: 0 HBP: 0 BLK: 0 WP: 0 HR: 0 S: 45 P: 92 ERA: 3.00 WHIP: 1.833	IP: 0.2 WLS: 5 BF: 2 H: 2 R: 3 ER: 3 SO: 0 BB: 0 IBB: 1 HBP: 0 BLK: 0 WP: 0 HR: 11 S: 19 P: 40.50 WHIP: 3.000	IP: 1.1 WLS: 6 BF: 2 H: 2 R: 1 ER: 1 SO: 0 BB: 0 IBB: 0 HBP: 0 BLK: 0 WP: 1 HR: 17 S: 23 P: 6.75 WHIP: 1.500															

Toronto Blue Jays @ Anaheim Angels
Edison International Field, Anaheim, CA
Mon Apr 10 2000, 10:05 PM EDT
Att: 14,338 - Sunny - 72 F

AB	28
R	6
H	7
RBI	6
BB	9
SO	1
LOB	18



Batter	1	2	3	4	5	6	7	8	9	AB	R	H	RBI	BB	SO	LOB	TOP					
Shannon Stewart, R OBP: 0.400, SLG: 0.647	4-1 CS BB		4-1 SH2-3 BB		2-1 HR 1B	0-3 K		1-2 G4-3 1B		3	1	2	1	2	1	2	Toronto Blue Jays @ Anaheim Angels Edison International Field, Anaheim, CA Tue Apr 11 2000, 10:05 PM EDT Att: 15,229 - Sunny - 66 F					
Homer Bush, R OBP: 0.265, SLG: 0.200	0-2 BLK BB 1B		0-0 SH2-3		0-0 F9		1-3 K	0-0 G4-3		4	0	1	0	0	1	2						
Raul Mondesi, R OBP: 0.289, SLG: 0.432	1-1 F7		1-3 K		0-0 HR		2-2 FC4-6 HBP WP 1B		5	2	2	2	0	2	3							
Carlos Delgado, L OBP: 0.263, SLG: 0.313	4-1 BLK BB		3-3 K		0-0 PO 2B		3-2 FC4-6 HBP	1-3 K	3	0	1	0	1	2	2							
Brad Fullmer, L OBP: 0.370, SLG: 0.409	0-3 K			0-0 1B FC3-2 2B	4-1 BB		3-2 FC4-6 WP	1-3 K	4	0	1	0	1	2	4							
Tony Batista, R OBP: 0.250, SLG: 0.588		1-3 K		1-2 L4-6 FC3-2 1B	1-0 PO	2-2 G5-3	4-2 BB		3	0	1	0	1	1	0							
Darrin Fletcher, L OBP: 0.280, SLG: 0.500		2-0 F8		1-1 FC3-2		0-1 F8	1-1 F5		4	0	0	0	0	0	4							
José Cruz Jr., S OBP: 0.281, SLG: 0.464		3-1 G3		3-2 L4-6		4-1 E BB	2-0 1B 3B		3	1	1	0	1	0	2							
Alex Gonzalez, R OBP: 0.406, SLG: 0.407			2-1 SH2-3 BB 1B		2-1 F9	2-0 E5	2-3 K		4	0	1	0	0	1	2							
Inning Stats	R: 0 E: 0 K: 1 S: 10	H: 1 LOB: 2 BB: 2 P: 19	R: 0 E: 0 K: 1 S: 7	H: 0 LOB: 0 BB: 0 P: 13	R: 0 E: 0 K: 2 S: 10	H: 1 LOB: 2 BB: 1 P: 20	R: 0 E: 0 K: 0 S: 9	H: 2 LOB: 1 BB: 1 P: 14	R: 2 E: 0 K: 0 S: 8	H: 3 LOB: 1 BB: 1 P: 17	R: 0 E: 1 K: 1 S: 11	H: 0 LOB: 2 BB: 1 P: 19	R: 1 E: 0 K: 1 S: 19	H: 1 LOB: 2 BB: 1 P: 33	R: 1 E: 0 K: 3 S: 8	H: 2 LOB: 0 BB: 0 P: 13	R: 0 E: 0 K: 3 S: 9	H: 0 LOB: 0 BB: 0 P: 14	1B: 6 2B: 3 3B: 1 HR: 1	SF: 0 SAC: 1 DP: 2 HBP: 1	WP: 1 PB: 0 SB: 0 CS: 1	PA: 42
PITCHER	IP WLS BF H R ER SO BB IBB HBP BLK WP HR S P ERA WHIP	IP WLS BF H R ER SO BB IBB HBP BLK WP HR S P ERA WHIP	IP WLS BF H R ER SO BB IBB HBP BLK WP HR S P ERA WHIP	IP WLS BF H R ER SO BB IBB HBP BLK WP HR S P ERA WHIP	IP WLS BF H R ER SO BB IBB HBP BLK WP HR S P ERA WHIP	IP WLS BF H R ER SO BB IBB HBP BLK WP HR S P ERA WHIP	IP WLS BF H R ER SO BB IBB HBP BLK WP HR S P ERA WHIP	IP WLS BF H R ER SO BB IBB HBP BLK WP HR S P ERA WHIP	IP WLS BF H R ER SO BB IBB HBP BLK WP HR S P ERA WHIP	IP WLS BF H R ER SO BB IBB HBP BLK WP HR S P ERA WHIP	IP WLS BF H R ER SO BB IBB HBP BLK WP HR S P ERA WHIP	IP WLS BF H R ER SO BB IBB HBP BLK WP HR S P ERA WHIP	IP WLS BF H R ER SO BB IBB HBP BLK WP HR S P ERA WHIP	IP WLS BF H R ER SO BB IBB HBP BLK WP HR S P ERA WHIP	IP WLS BF H R ER SO BB IBB HBP BLK WP HR S P ERA WHIP	IP WLS BF H R ER SO BB IBB HBP BLK WP HR S P ERA WHIP						
Ramon Ortiz, R ERA: 3.6	5.0	W 23	7	2	2	4	4	0	0	1	0	1	44	83	3.60	2.200						
Shigetoshi Hasegawa, R ERA: 6.75	1.1	H 7	1	1	1	2	1	0	0	0	0	0	20	31	6.75	1.500						
Kent Mercker, L ERA: 6.35	0.1	H 2	0	0	0	0	0	0	1	0	0	0	6	12	0.00	0.000						
Lou Pote, R ERA: 3.38	1.1	H 6	2	1	1	1	1	0	0	0	1	0	12	22	6.75	2.250						
Troy Percival, R ERA: 6.0	1.0	S 3	0	0	0	3	0	0	0	0	0	0	9	14	0.00	0.000						

AB	33
R	4
H	10
RBI	3
BB	6
SO	10
LOB	21



Batter	1	2	3	4	5	6	7	8	9	AB	R	H	RBI	BB	SO	LOB	BOTTOM					
Darin Erstad, L OBP: 0.526, SLG: 0.743	1-2 G6-4-3 1B	2-1 HR		1-1 G4-3			3-2 F9			4	1	2	3	0	0	1	Toronto Blue Jays @ Anaheim Angels Edison International Field, Anaheim, CA Tue Apr 11 2000, 10:05 PM EDT Att: 15,229 - Sunny - 66 F					
Adam Kennedy, L OBP: 0.333, SLG: 0.382	3-2 G6-4-3	0-1 F8		0-1 FC2-3			1-0 F8			4	0	0	0	0	2							
Mo Vaughn, L OBP: 0.400, SLG: 0.448	4-2 BB		3-2 HR		3-2 G4-3		1-1 G6-3		3	1	1	1	1	0	0							
Tim Salmon, R OBP: 0.343, SLG: 0.296	3-2 G1-3		1-1 G4-3 2B		0-0 F7		3-1 G6-3		4	0	1	0	0	0	1							
16 Garret Anderson, L OBP: 0.206, SLG: 0.375		1-0 1B 2B	0-0 G4-3		3-3 K		0-0 G4-3		4	1	1	0	0	1	1							
Troy Glaus, R OBP: 0.485, SLG: 0.583		3-2 CS 1B	2-3 K		2-0 G6-3				3	0	1	1	0	1	1							
Scott Spiezio, S OBP: 0.467, SLG: 0.600		1-3 K	4-2 BB		1-1 F8				2	0	0	0	1	1	1							
Bengie Molina, R OBP: 0.318, SLG: 0.333		4-1 1B HR BB	0-1 F8		1-0 F8				2	1	0	0	1	0	2							
Benji Gil, R OBP: 0.400, SLG: 0.500		3-2 HR 1B		0-1 G4-3 FC2-3 2B			1-1 G1-3		3	1	2	0	0	0	0							
Inning Stats	R: 0 E: 0 K: 0 S: 13	H: 1 LOB: 1 BB: 1 P: 24	R: 4 E: 0 K: 1 S: 17	H: 4 LOB: 0 BB: 1 P: 31	R: 1 E: 0 K: 1 S: 16	H: 2 LOB: 2 BB: 1 P: 26	R: 0 E: 0 K: 0 S: 6	H: 1 LOB: 0 BB: 0 P: 7	R: 0 E: 0 K: 1 S: 8	H: 0 LOB: 0 BB: 0 P: 14	R: 0 E: 0 K: 0 S: 4	H: 0 LOB: 0 BB: 0 P: 8	R: 0 E: 0 K: 0 S: 11	H: 0 LOB: 0 BB: 0 P: 16	R: 0 E: 0 K: 0 S: 5	H: 0 LOB: 0 BB: 0 P: 9	R: 0 E: 0 K: 0 S: 9	H: 0 LOB: 0 BB: 0 P: 14	1B: 3 2B: 5 3B: 0 HR: 2	SF: 0 SAC: 0 DP: 3 HBP: 0	WP: 0 PB: 0 SB: 0 CS: 1	PA: 32
PITCHER	IP WLS BF H R ER SO BB IBB HBP BLK WP HR S P ERA WHIP	IP WLS BF H R ER SO BB IBB HBP BLK WP HR S P ERA WHIP	IP WLS BF H R ER SO BB IBB HBP BLK WP HR S P ERA WHIP	IP WLS BF H R ER SO BB IBB HBP BLK WP HR S P ERA WHIP	IP WLS BF H R ER SO BB IBB HBP BLK WP HR S P ERA WHIP	IP WLS BF H R ER SO BB IBB HBP BLK WP HR S P ERA WHIP	IP WLS BF H R ER SO BB IBB HBP BLK WP HR S P ERA WHIP	IP WLS BF H R ER SO BB IBB HBP BLK WP HR S P ERA WHIP	IP WLS BF H R ER SO BB IBB HBP BLK WP HR S P ERA WHIP	IP WLS BF H R ER SO BB IBB HBP BLK WP HR S P ERA WHIP	IP WLS BF H R ER SO BB IBB HBP BLK WP HR S P ERA WHIP	IP WLS BF H R ER SO BB IBB HBP BLK WP HR S P ERA WHIP	IP WLS BF H R ER SO BB IBB HBP BLK WP HR S P ERA WHIP	IP WLS BF H R ER SO BB IBB HBP BLK WP HR S P ERA WHIP	IP WLS BF H R ER SO BB IBB HBP BLK WP HR S P ERA WHIP	IP WLS BF H R ER SO BB IBB HBP BLK WP HR S P ERA WHIP						
Kelvin Escobar, R ERA: 8.31	3.1	L 19	8	5	5	2	3	0	0	0	0	0	14	24	0.00	0.000						
Lance Painter, L ERA: 7.11	2.2	7	0	0	0	1	0	0	0	0	0	0	11	16	0.00	0.000						
Pedro Borbon, L ERA: 13.5	1.0	3	0	0	0	0	0	0	0	0	0	0	5	9	0.00	0.000						
Billy Koch, R ERA: 6.75	1.0	3	0	0	0	0	0	0	0	0	0	0	5	9	0.00	0.000						

AB	29
R	5
H	8
RBI	5
BB	3
SO	3
LOB	9



Batter	1	2	3	4	5	6	7	8	9	AB	R	H	RBI	BB	SO	LOB	TOP					
Shannon Stewart, R OBP: 0.400, SLG: 0.615	1-2 G6-3 1B		1-2 F7					2-3 K	1-2 G6-3	5	0	2	0	0	1	1						
Homer Bush, R OBP: 0.256, SLG: 0.176	2-1 G6-3			3-2 G4-3		0-0 FC6-4 1B		1-1 1B 2B HBP	1-0 F9	4	2	0	0	0	0	3						
Raul Mondesi, R OBP: 0.333, SLG: 0.463	3-3 K			1-0 1B		1-0 1B		1-0 2B 1B		4	1	3	1	0	1	0						
Carlos Delgado, L OBP: 0.286, SLG: 0.333		2-3 K		1-2 1B		1-2 1B		1-3 K		4	0	2	1	0	2	2						
Brad Fullmer, L OBP: 0.355, SLG: 0.423	1-3 K			3-2 L9		0-0 P6		0-0 HR		4	1	1	2	0	1	2						
Tony Batista, R OBP: 0.275, SLG: 0.658	3-2 G5-3				2-2 F8		2-2 G5-3 BB 1B	2-1 HR		4	1	2	2	0	0	0						
Darrin Fletcher, L OBP: 0.276, SLG: 0.464			0-0 G3		1-0 G4-3		1-0 L4	1-0 1B		4	0	1	0	0	0	1						
José Cruz Jr., S OBP: 0.306, SLG: 0.452			1-1 1B		1-1 G3		4-1 BB	0-0 G3		3	0	1	0	1	0	1						
Alex Gonzalez, R OBP: 0.389, SLG: 0.387			1-0 P5			2-1 FC6-4 1B 1B	3-2 G5-3		0-3 K	4	1	1	0	0	1	3						
Inning Stats	R: 0 E: 0 K: 1 S: 9	H: 1 LOB: 0 BB: 0 P: 14	R: 0 E: 0 K: 2 S: 9	H: 0 LOB: 0 BB: 0 P: 15	R: 0 E: 0 K: 0 S: 7	H: 1 LOB: 1 BB: 0 P: 10	R: 0 E: 0 K: 0 S: 11	H: 2 LOB: 1 BB: 0 P: 19	R: 0 E: 0 K: 0 S: 6	H: 0 LOB: 0 BB: 0 P: 10	R: 2 E: 0 K: 0 S: 10	H: 4 LOB: 1 BB: 0 P: 15	R: 0 E: 0 K: 0 S: 8	H: 1 LOB: 1 BB: 1 P: 18	R: 4 E: 0 K: 2 S: 14	H: 4 LOB: 1 BB: 0 P: 22	R: 0 E: 0 K: 1 S: 7	H: 0 LOB: 0 BB: 0 P: 9	1B: 11 2B: 1 3B: 0 HR: 1	SF: 0 SAC: 0 DP: 2 HBP: 1	WP: 0 PB: 0 SB: 0 CS: 0	PA: 38
PITCHER	IP	WLS	BF	H	R	ER	SO	BB	IBB	HBP	BLK	WP	HR	S	P	ERA	WHIP					
Jason Dickson, R ERA: 2.77	6.1		25	9	2	2	3	0	0	0	0	0	0	56	90	2.84	1.421					
Mark Petkovsek, R ERA: 9.54	1.1	L	7	2	3	3	2	1	0	1	0	0	0	14	26	20.25	2.250					
Lou Pote, R ERA: 6.0	0.1		3	2	1	1	0	0	0	0	0	0	1	4	7	27.00	6.000					
Al Levine, R ERA: 5.79	1.0		3	0	0	0	1	0	0	0	0	0	0	7	9	0.00	0.000					

Toronto Blue Jays @ Anaheim Angels
Edison International Field, Anaheim, CA
Wed Apr 12 2000, 10:05 PM EDT
Att: 16,494 - Sunny - 70 F

livebaseballscores.com

AB 36
R 6
H 13
RBI 6
BB 1
SO 6
LOB 13



Batter	1	2	3	4	5	6	7	8	9	AB	R	H	RBI	BB	SO	LOB	BOTTOM					
Darin Erstad, L OBP: 0.512, SLG: 0.725	2-2 F9		1-3 K			0-1 2B 2B		2-0 F7	1-0 L3 1B	5	1	2	0	0	1	0						
Adam Kennedy, L OBP: 0.390, SLG: 0.432	0-0 16 S 1B		4-2 FC1-6 BB		2-0 16 G3 2B		4-1 HBP BB		1-2 L3	3	1	2	1	2	0	1						
Mo Vaughn, L OBP: 0.385, SLG: 0.406	0-3 K		1-0 FC1-6		2-2 F7		3-2 HBP			3	0	0	0	0	1	3						
16 Garret Anderson, L OBP: 0.237, SLG: 0.417	1-1 CS 1B			0-0 F9 2B		0-0 G3		0-2 G3-1		4	0	2	1	0	0	3						
Troy Glaus, R OBP: 0.432, SLG: 0.500	1-1 CS	2-3 K		2-2 F8		0-0 F8		3-2 F7		4	0	0	0	0	1	2						
Scott Spiezio, S OBP: 0.441, SLG: 0.542		2-3 K		0-0 F9		1-0 F2		1-1 1B 1B		4	0	1	0	0	1	1						
Orlando Palmeiro, L OBP: 0.600, SLG: 0.750			0-0 2B		2-0 HBP HBP		2-2 F7		1-2 G6-4-3 1B	3	0	2	0	0	0	0						
Bengie Molina, R OBP: 0.308, SLG: 0.292		0-1 G1-3			1-1 HBP		0-3 K		1-1 G6-4-3	3	0	0	0	0	1	3						
Benji Gil, R OBP: 0.286, SLG: 0.357			0-0 B5-3		2-3 K			1-2 G1-3	1-1 L3	4	0	0	0	0	1	3						
Inning Stats	R: 1 E: 0 K: 1 S: 10	H: 2 LOB: 0 BB: 0 P: 14	R: 0 E: 0 K: 2 S: 10	H: 1 LOB: 1 BB: 0 P: 14	R: 0 E: 0 K: 1 S: 8	H: 0 LOB: 1 BB: 1 P: 14	R: 0 E: 0 K: 1 S: 9	H: 1 LOB: 3 BB: 0 P: 16	R: 1 E: 0 K: 0 S: 9	H: 2 LOB: 1 BB: 0 P: 13	R: 0 E: 0 K: 1 S: 7	H: 0 LOB: 0 BB: 0 P: 10	R: 0 E: 0 K: 0 S: 10	H: 0 LOB: 2 BB: 1 P: 20	R: 0 E: 0 K: 0 S: 13	H: 2 LOB: 1 BB: 0 P: 19	R: 0 E: 0 K: 0 S: 6	H: 1 LOB: 0 BB: 0 P: 9	1B: 5 2B: 5 3B: 0 HR: 0	SF: 0 SAC: 0 DP: 2 HBP: 3	WP: 0 PB: 0 SB: 1 CS: 1	PA: 39
PITCHER	IP	WLS	BF	H	R	ER	SO	BB	IBB	HBP	BLK	WP	HR	S	P	ERA	WHIP					
Frank Castillo, R ERA: 6.52	6.2		29	6	2	2	6	2	0	2	0	0	0	58	93	2.70	1.200					
Pedro Borbon, L ERA: 12.0	0.1	W	2	0	0	0	0	0	0	1	0	0	0	5	8	0.00	0.000					
John Frascatore, R ERA: 3.38	1.0		4	2	0	0	0	0	0	0	0	0	0	13	19	0.00	2.000					
Billy Koch, R ERA: 5.4	1.0		3	1	0	0	0	0	0	0	0	0	0	6	9	0.00	1.000					

Toronto Blue Jays @ Anaheim Angels
Edison International Field, Anaheim, CA
Wed Apr 12 2000, 10:05 PM EDT
Att: 16,494 - Sunny - 70 F

livebaseballscores.com

AB 33
R 2
H 9
RBI 2
BB 2
SO 6
LOB 16



Batter	1	2	3	4	5	6	7	8	9	AB	R	H	RBI	BB	SO	LOB	TOP								
Mark McLemore, S OBP: 0.478, SLG: 0.382 (1, 4)	4-1 1B 2B BB	1-0 F8		2-2 HR		0-2 S HR SF7 1B	1-0 E HBP		4-2 E 1B 2B BB	3	4	2	1	2	0	1									
Stan Javier, S OBP: 0.480, SLG: 0.450 (1, 7)	1-1 2B	1-0 F8		4-1 1B BB		1-1 SF7	0-0 E5		0-0 E 2B 1B	4	1	2	2	1	0	2									
Charles Gipson, R OBP: 0.333, SLG: 0.333 (9, FR)	1-2 2B 1B					1-2 3-H 4-2	1-3 2-H		1-2 2-3 3-H E 2B 1B	0	1	0	0	0	0	0									
Alex Rodriguez, R OBP: 0.500, SLG: 0.622 (1, 6)	3-2 1B 2B			1-3 K	0-2 L9				1-1 E5 2B	5	3	1	3	1	1	5									
John Olerud, L OBP: 0.429, SLG: 0.474 (1, 3)	1-2 G3 1B			1-1 G6-3	1-0 1B				1-2 HR BB	5	2	3	3	1	1	2									
Edgar Martinez, R OBP: 0.258, SLG: 0.452 (1, 10)	2-1 P3			1-0 1B	3-2 G3				0-0 G6-3 2B	6	1	2	4	0	0	5									
Raul Ibanez, L OBP: 0.385, SLG: 0.615 (5, PH)	2-1 G3			2-2 1B					0-1 G6-3	2	0	1	0	0	0	1									
David Bell, R OBP: 0.214, SLG: 0.275 (5, 5)	1-2 F5			1-2 1B					3-H G6-3	4	0	0	1	0	2	1									
Tom Lampkin, L (1, 2)	0-0 F5			1-2 L6					4-1 BB	3	0	0	0	0	0	3									
Joe Oliver, R OBP: 0.444, SLG: 0.750 (6, PH)										2	0	0	0	1	0	0									
John Mabry, L OBP: 0.366, SLG: 0.471 (5, 9)				0-1 HR	2-1 G6-3				2-3 K BB	6	2	3	1	0	1	1									
Mike Cameron, R OBP: 0.286, SLG: 0.386 (1, 8)	0-2 F7			3-2 G6-3					4-0 1B BB E BB	4	3	2	0	1	0	1									
Inning Stats	R: 3 E: 0 K: 0 S: 18	H: 3 LOB: 1 BB: 1 P: 31	R: 0 E: 0 K: 0 S: 7	H: 1 LOB: 1 BB: 0 P: 11	R: 0 E: 0 K: 1 S: 14	H: 2 LOB: 2 BB: 0 P: 20	R: 2 E: 0 K: 0 S: 22	H: 3 LOB: 2 BB: 1 P: 35	R: 0 E: 0 K: 1 S: 9	H: 0 LOB: 0 BB: 0 P: 13	R: 5 E: 0 K: 0 S: 20	H: 3 LOB: 0 BB: 2 P: 35	R: 1 E: 1 K: 2 S: 13	H: 1 LOB: 2 BB: 0 P: 20	R: 0 E: 0 K: 1 S: 7	H: 0 LOB: 0 BB: 0 P: 10	R: 6 E: 1 K: 0 S: 14	H: 3 LOB: 1 BB: 3 P: 30	1B: 9 2B: 4 3B: 0 HR: 3	SF: 1 SAC: 0 DP: 0 HBP: 1	WP: 0 PB: 0 SB: 1 CS: 0	PA: 53			
PITCHER	IP	WLS	BF	H	R	ER	SO	BB	IBB	HBP	BLK	WP	HR	S	P	ERA	WHIP								
32 Roy Halladay, R ERA: 8.04	4.0	L	23	9	5	5	1	2	0	0	0	0	2	61	97	11.25	2.750								
Lance Painter, L ERA: 4.32	1.0		3	0	0	0	1	0	0	0	0	0	0	9	13	0.00	0.000								
Paul Quantrill, R ERA: 6.43	0.1		4	2	3	3	0	1	0	0	0	0	0	12	19	81.00	9.000								
Pedro Borbon, L ERA: 11.57	1.2		10	2	3	2	2	1	0	1	0	0	1	21	36	10.80	1.800								
John Frascatore, R ERA: 7.39	2.0		13	3	6	4	1	3	0	0	0	0	0	21	40	18.00	3.000								

Seattle Mariners @ Toronto Blue Jays
SkyDome, Toronto, ON
Sat Apr 15 2000, 4:05 PM EDT
Att: 21,754 - Dome - 72 F

AB 44
R 17
H 16
RBI 15
BB 7
SO 5
LOB 22



Batter	1	2	3	4	5	6	7	8	9	AB	R	H	RBI	BB	SO	LOB	BOTTOM								
Shannon Stewart, R OBP: 0.431, SLG: 0.667 (1, 7)	2-2 6-3-5 2B		2-2 1B 2B 1B	3-2 F8			1-1 L8		0-3 K	1	0	1	0	0	0	0									
Dewayne Wise, L OBP: 0.200, SLG: 0.200 (2, 7)										4	1	1	0	0	1	2									
Craig Grebeck, R OBP: 0.400, SLG: 0.667 (1, 4)	3-2 6-3-5 2-3f		1-0 F9		1-1 P4		0-0 G6-3		4-2 BB	4	0	0	0	1	0	3									
Raul Mondesi, R OBP: 0.346, SLG: 0.500 (1, 9)	0-0 G5-3		1-1 2B 1B		2-2 P6		2-1 HR		1-1 L9	5	2	2	2	0	0	2									
Carlos Delgado, L OBP: 0.314, SLG: 0.409 (1, 3)		4-2 2B G5-3 BB		2-3 K	3-2 G4-3		2-1 G3-1			3	1	0	0	1	1	2									
Tony Batista, R OBP: 0.347, SLG: 0.783 (1, 5)		3-1 S 2B	1-1 1-H 2-H 2B		1-0 2B SF8 1B			0-2 F9		4	1	3	2	0	0	0									
Marty Cordova, R OBP: 0.276, SLG: 0.353 (1, 10)		0-0 G5-3	1-1 F9		3-1 2B		1-0 G6-3			4	0	1	1	0	0	2									
José Cruz Jr., S OBP: 0.267, SLG: 0.462 (1, 8)		3-H L6		1-0 G3-1		1-2 SF8		3-3 K		3	0	0	1	0	1	1									
Alex Gonzalez, R OBP: 0.341, SLG: 0.333 (9, PH)		2-3 K		0-0 F9		3-H G5-3			0-1 G4-3	3	0	0	0	0	1	2									
Brad Fulmer, L OBP: 0.344, SLG: 0.407 (9, PH)										1	0	0	0	0	0	0									
Alberto Castillo, R OBP: 0.313, SLG: 0.467 (1, 2)			4-1 F9 1B BB		3-1 1B				3-1 BB	2	1	1	0	1	0	1									
Darin Fletcher, L OBP: 0.300, SLG: 0.483 (9, PH)										1	0	1	0	0	0	0									
Inning Stats	R: 0 E: 0 K: 0 S: 8	H: 1 LOB: 0 BB: 0 P: 13	R: 1 E: 0 K: 1 S: 13	H: 1 LOB: 1 BB: 1 P: 23	R: 3 E: 0 K: 1 S: 16	H: 3 LOB: 1 BB: 1 P: 28	R: 0 E: 0 K: 0 S: 11	H: 1 LOB: 1 BB: 0 P: 18	R: 0 E: 0 K: 0 S: 11	H: 0 LOB: 0 BB: 0 P: 17	R: 1 E: 0 K: 0 S: 9	H: 2 LOB: 1 BB: 0 P: 18	R: 1 E: 0 K: 0 S: 7	H: 1 LOB: 0 BB: 0 P: 12	R: 0 E: 0 K: 1 S: 7	H: 0 LOB: 0 BB: 0 P: 11	R: 0 E: 0 K: 1 S: 12	H: 1 LOB: 2 BB: 1 P: 20	1B: 5 2B: 5 3B: 0 HR: 1	SF: 1 SAC: 0 DP: 1 HBP: 0	WP: 0 PB: 0 SB: 1 CS: 0	PA: 39			
PITCHER	IP	WLS	BF	H	R	ER	SO	BB	IBB	HBP	BLK	WP	HR	S	P	ERA	WHIP								
John Halama, L ERA: 6.23	2.2		14	5	4	4	2	2	0	0	0	0	0	35	61	13.50	2.625								
Frankie Rodriguez, R ERA: 3.68	3.1	W	13	3	1	1	0	0	0	0	0	0	0	33	56	2.70	0.900								
Jose Paniagua, R ERA: 1.29	3.0	S	12	2	1	1	2	1	0	0	0	0	1	26	43	3.00	1.000								

Seattle Mariners @ Toronto Blue Jays
SkyDome, Toronto, ON
Sat Apr 15 2000, 4:05 PM EDT
Att: 21,754 - Dome - 72 F

AB 35
R 6
H 10
RBI 6
BB 3
SO 4
LOB 15



Batter	1	2	3	4	5	6	7	8	9	AB	R	H	RBI	BB	SO	LOB	TOP					
Mark McLemore, S OBP: 0.453, SLG: 0.350 (1, 4)	F8	G5-3		G4-3		F8	2B 1B	1B HR BB	F8	6	2	1	1	1	0	0						
Stan Javier, S OBP: 0.516, SLG: 0.600 (1, 7)	K	G4-3		HR 3B		CS BB BB	1B 2B	1B HR 1B		5	2	3	1	1	1	0						
Alex Rodriguez, R OBP: 0.536, SLG: 0.857 Raul Ibanez, L OBP: 0.385, SLG: 0.615 (8, 9)	HR		2B 1B	HR		CS 1B BB	K	HR		5	5	4	7	1	1	2						
John Olerud, L OBP: 0.491, SLG: 0.571 (1, 3)	2B		1B 1B	HR		HR 1B	1B	HBP		4	3	4	1	1	0	0						
Edgar Martinez, R OBP: 0.324, SLG: 0.457 (1, 10)	2B BB		G5-3 1B	K		HR BB	1B	F8		4	1	2	2	2	1	2						
Jay Buhner, R OBP: 0.375, SLG: 0.658 Charles Gipson, R OBP: 0.286, SLG: 0.286 (8, 6)	2B		G5-3 1B	F8		HR	F8	K		5	1	3	5	0	0	4						
John Mabry, L OBP: 0.360, SLG: 0.478 (1, 5)		G3	G5-3			F6	WP 1B			6	1	2	0	0	0	3						
Dan Wilson, R OBP: 0.385, SLG: 0.471 (1, 2)		HR 1B	F9			K	F8	BB HBP 1B	G5-3	6	2	2	0	0	1	3						
Mike Cameron, R OBP: 0.291, SLG: 0.429 (1, 8)	HR		K			K		1B BB HBP	F7	5	2	1	2	0	3	2						
Inning Stats	R: 2 E: 0 K: 1 S: 10	H: 3 LOB: 2 BB: 1 P: 18	R: 2 E: 0 K: 0 S: 11	H: 2 LOB: 0 BB: 0 P: 18	R: 2 E: 0 K: 1 S: 16	H: 4 LOB: 2 BB: 0 P: 23	R: 2 E: 0 K: 1 S: 14	H: 3 LOB: 1 BB: 0 P: 23	R: 0 E: 0 K: 2 S: 11	H: 0 LOB: 0 BB: 0 P: 18	R: 4 E: 0 K: 0 S: 18	H: 3 LOB: 1 BB: 3 P: 38	R: 1 E: 0 K: 2 S: 23	H: 3 LOB: 1 BB: 1 P: 37	R: 6 E: 0 K: 1 S: 20	H: 4 LOB: 1 BB: 1 P: 32	R: 0 E: 0 K: 0 S: 7	H: 0 LOB: 0 BB: 0 P: 14	1B: 11 2B: 5 3B: 1 HR: 5	SF: 0 SAC: 0 DP: 0 HBP: 2	WP: 1 PB: 0 SB: 0 CS: 2	PA: 55
PITCHER	IP	WLS	BF	H	R	ER	SO	BB	IBB	HBP	BLK	WP	HR	S	P	ERA	WHIP					
Chris Carpenter, R ERA: 7.31 (1, 1)	3.1	L	21	11	8	8	2	1	0	0	0	0	3	42	66	21.60	3.600					
Clayton Andrews, L ERA: 7.71 (4, 1)	2.1		10	2	2	2	3	2	0	0	0	0	0	9	57	7.71	1.714					
John Frascatore, R ERA: 9.39 (6, 1)	0.1		4	2	2	2	0	1	0	0	0	1	1	9	15	54.00	9.000					
Pete Munro, R ERA: 9.0 (7, 1)	1.0		12	6	6	6	2	2	0	1	0	0	0	33	54	54.00	8.000					
Pedro Borbon, L ERA: 11.12 (8, 1)	1.0		5	1	1	1	1	0	0	1	0	0	1	10	15	9.00	1.000					

Seattle Mariners @ Toronto Blue Jays
SkyDome, Toronto, ON
Sun Apr 16 2000, 1:05 PM EDT
Att: 15,325 - Dome - 72 F

AB 47
R 19
H 22
RBI 19
BB 6
SO 8
LOB 17



Batter	1	2	3	4	5	6	7	8	9	AB	R	H	RBI	BB	SO	LOB	BOTTOM					
José Cruz Jr., S OBP: 0.260, SLG: 0.419 (1, 8)	G4-3 HR BB	K		F4		K		G3		4	1	0	0	1	2	4						
Craig Grebeck, R OBP: 0.333, SLG: 0.500 (1, 4)	G4-3			G5-4-3			K		L4	5	0	1	0	0	1	3						
Raul Mondesi, R OBP: 0.351, SLG: 0.509 (1, 9)	K	G5-3			G3 HR 2B		G3 1B		K	5	2	2	0	0	2	3						
Carlos Delgado, L OBP: 0.321, SLG: 0.531 (1, 3)	HR			HR	G3		G3		G4-3	5	2	2	3	0	2							
Tony Batista, R OBP: 0.377, SLG: 0.800 (1, 5)	2B			CS 1B	P6		1B			4	1	3	1	0	0	1						
Brad Fullmer, L OBP: 0.361, SLG: 0.548 (1, 10)	2B			P6	HR		G3-1			4	1	2	3	0	0	2						
Marty Cordova, R OBP: 0.227, SLG: 0.286 (1, 7)	F7			K	K			F8		4	0	0	0	0	2	2						
Darrin Fletcher, L OBP: 0.324, SLG: 0.545 (1, 2)		1B 2B		1B 2B		F8		G6-3		4	0	2	0	0	0							
Alex Gonzalez, R OBP: 0.354, SLG: 0.333 (1, 6)		G6-3		G5-4-3 1B		G4-3		HBP		3	0	1	0	0	0	1						
Inning Stats	R: 3 E: 0 K: 1 S: 17	H: 3 LOB: 1 BB: 1 P: 30	R: 0 E: 0 K: 1 S: 14	H: 2 LOB: 0 BB: 0 P: 23	R: 1 E: 0 K: 0 S: 12	H: 2 LOB: 0 BB: 0 P: 16	R: 0 E: 0 K: 0 S: 5	H: 0 LOB: 0 BB: 0 P: 10	R: 2 E: 0 K: 1 S: 10	H: 2 LOB: 0 BB: 0 P: 16	R: 0 E: 0 K: 1 S: 8	H: 0 LOB: 1 BB: 0 P: 15	R: 1 E: 0 K: 1 S: 12	H: 2 LOB: 1 BB: 0 P: 16	R: 0 E: 0 K: 0 S: 6	H: 0 LOB: 1 BB: 0 P: 14	R: 0 E: 0 K: 1 S: 8	H: 0 LOB: 0 BB: 0 P: 10	1B: 5 2B: 5 3B: 0 HR: 3	SF: 0 SAC: 0 DP: 1 HBP: 1	WP: 0 PB: 0 SB: 0 CS: 1	PA: 40
PITCHER	IP	WLS	BF	H	R	ER	SO	BB	IBB	HBP	BLK	WP	HR	S	P	ERA	WHIP					
Freddy Garcia, R ERA: 7.31 (1, 1)	5.0	W	25	11	6	6	4	1	0	0	0	0	3	58	95	10.80	2.400					
Jose Mesa, R ERA: 4.05 (6, 1)	3.0		12	2	1	1	2	0	0	1	0	0	0	26	45	3.00	0.667					
Arthur Rhodes, L ERA: 1.93 (9, 1)	1.0		3	0	0	0	1	0	0	0	0	0	0	8	10	0.00	0.000					

Seattle Mariners @ Toronto Blue Jays
SkyDome, Toronto, ON
Sun Apr 16 2000, 1:05 PM EDT
Att: 15,325 - Dome - 72 F

AB 38
R 7
H 13
RBI 7
BB 1
SO 7
LOB 18



Batter	1	2	3	4	5	6	7	8	9	AB	R	H	RBI	BB	SO	LOB	TOP	
Orlando Palmeiro, L (1.7) OBP: 0.455, SLG: 0.556										3	0	1	1	0	0	0	Anaheim Angels @ Toronto Blue Jays SkyDome, Toronto, ON Mon Apr 17 2000, 7:05 PM EDT Att: 13,622 - Dome - 72 F	
Adam Kennedy, L (1.4) OBP: 0.373, SLG: 0.455										4	0	1	0	0	0	1		
Mo Vaughn, L (1.3) OBP: 0.386, SLG: 0.426 Keith Johnson, R (8, PR) (8, 3)										4	0	3	0	0	0	1		
Tim Salmon, R (1.9) OBP: 0.404, SLG: 0.359										2	0	0	0	2	0	2		
16 Garret Anderson, L (1, 10) OBP: 0.260, SLG: 0.447										4	0	1	0	0	0	5		
Troy Glaus, R (1.5) OBP: 0.415, SLG: 0.488										4	0	1	0	0	0	1		
Edgard Clemente, R (1.8) OBP: 0.091, SLG: 0.091										4	0	0	0	0	0	1		
Bengie Molina, R (1.2) OBP: 0.270, SLG: 0.294										4	1	1	0	0	0	1		
Benji Gil, R (1.6) OBP: 0.241, SLG: 0.310										3	0	0	0	0	1	2		
Inning Stats	R: 0 H: 2 E: 0 K: 0 S: 9	H: 2 LOB: 2 BB: 1 P: 19	R: 0 H: 1 E: 0 K: 0 S: 6	H: 1 LOB: 1 BB: 0 P: 10	R: 0 H: 1 E: 0 K: 0 S: 6	H: 0 LOB: 0 BB: 0 P: 9	R: 1 H: 1 E: 0 K: 0 S: 6	H: 1 LOB: 0 BB: 0 P: 10	R: 0 H: 2 E: 0 K: 1 S: 7	H: 0 LOB: 0 BB: 0 P: 10	R: 0 H: 1 E: 0 K: 0 S: 8	H: 2 LOB: 1 BB: 1 P: 17	R: 0 H: 0 E: 0 K: 0 S: 9	H: 0 LOB: 0 BB: 0 P: 17	1B: 4 2B: 4 3B: 0 HR: 0	SF: 1 SAC: 0 DP: 1 HBP: 0		WP: 0 PB: 1 SB: 1 CS: 0
PITCHER	IP WLS BF H R ER SO BB IBB HBP BLK WP HR S P ERA WHIP																	
Kelvin Escobar, R (1, 1) ERA: 4.86	8.0 W 32 8 1 1 1 2 0 0 0 0 0 0 55 96 1.12 1.250																	
Paul Quantrill, R (9, 1) ERA: 5.63	1.0 3 0 0 0 0 0 0 0 0 0 0 0 9 17 0.00 0.000																	

Batter	1	2	3	4	5	6	7	8	9	AB	R	H	RBI	BB	SO	LOB	BOTTOM	
José Cruz Jr., S (1, 8) OBP: 0.236, SLG: 0.375										5	0	0	0	0	0	4	Anaheim Angels @ Toronto Blue Jays SkyDome, Toronto, ON Mon Apr 17 2000, 7:05 PM EDT Att: 13,622 - Dome - 72 F	
Craig Grebeck, R (1, 4) OBP: 0.300, SLG: 0.421										5	0	1	0	0	0	3		
Raul Mondesi, R (1, 9) OBP: 0.361, SLG: 0.576										4	2	2	1	0	0	1		
Carlos Delgado, L (1, 3) OBP: 0.367, SLG: 0.596										3	1	3	1	1	0	0		
Tony Batista, R (1, 5) OBP: 0.368, SLG: 0.755										3	1	0	0	0	1	4		
Darin Fletcher, L (1, 2) OBP: 0.342, SLG: 0.528										3	1	1	0	0	1	0		
Brad Fullmer, L (1, 10) OBP: 0.375, SLG: 0.618										3	2	1	4	1	1	2		
Marty Cordova, R (1, 7) OBP: 0.269, SLG: 0.360										4	0	2	0	0	1	2		
Alex Gonzalez, R (1, 6) OBP: 0.346, SLG: 0.311										3	0	0	0	1	1	1		
Inning Stats	R: 0 H: 2 E: 0 K: 0 S: 11	H: 0 LOB: 0 BB: 0 P: 20	R: 0 H: 0 E: 0 K: 2 S: 7	H: 0 LOB: 0 BB: 0 P: 12	R: 0 H: 0 E: 1 K: 0 S: 10	H: 0 LOB: 1 BB: 1 P: 18	R: 1 H: 1 E: 0 K: 0 S: 12	H: 1 LOB: 2 BB: 2 P: 23	R: 1 H: 2 E: 0 K: 2 S: 16	H: 0 LOB: 0 BB: 0 P: 11	R: 5 H: 5 E: 0 K: 1 S: 20	H: 5 LOB: 1 BB: 0 P: 34	R: 0 H: 0 E: 0 K: 0 S: 9	H: 0 LOB: 0 BB: 0 P: 17	1B: 4 2B: 4 3B: 0 HR: 2	SF: 0 SAC: 0 DP: 1 HBP: 2		WP: 0 PB: 0 SB: 0 CS: 0
PITCHER	IP WLS BF H R ER SO BB IBB HBP BLK WP HR S P ERA WHIP																	
Ramon Ortiz, R (1, 1) ERA: 3.48	5.1 L 23 5 2 2 3 3 0 0 1 0 0 0 7 13 0.00 0.000																	
Kent Mercker, L (6, 1) ERA: 6.0	0.1 2 0 0 0 1 0 0 0 1 0 0 0 7 13 0.00 0.000																	
Mark Petkovsek, R (6, 1) ERA: 13.5	1.1 8 3 4 4 0 0 0 0 1 0 0 1 16 30 27.00 2.250																	
Lou Pote, R (8, 1) ERA: 9.0	0.0 1 1 1 1 0 0 0 0 0 0 0 1 4 6 ∞ ∞																	
Derrick Turnbow, R (8, 1) ERA:	1.0 4 1 0 0 1 0 0 0 0 0 0 0 9 13 0.00 1.000																	

Batter	1	2	3	4	5	6	7	8	9	AB	R	H	RBI	BB	SO	LOB	TOP								
Darin Erstad, L (1.7) OBP: 0.540, SLG: 0.714 Orlando Palmeiro, L (9. PR) OBP: 0.417, SLG: 0.500	1-0 G4-6-3 1B	4-2 1B		0-1 FC1-2 HR	4-1 1-2 2-3 3B		3-2 BB		3-2 BB	3	2	2	0	3	0	3									
Adam Kennedy, L (1.4) OBP: 0.415, SLG: 0.567	0-1 1B	0-3 K		1-2 2-3 3-H HR	0-0 1-1 E		4-2 BB		3-2 1B	5	3	4	8	1	1	3									
Mo Vaughn, L (1.3) OBP: 0.381, SLG: 0.423	2-2 G4-6-3 1B		2-2 F7	G3	E3		4-2 BB		1-2 3-H 2B	5	1	1	2	1	0	2									
Tim Salmon, R (1.9) OBP: 0.362, SLG: 0.311 Edgard Clemente, R (9.9) OBP: 0.091, SLG: 0.091	3-3 K		1-2 G6-3	K	K		0-3 K		0-1 G5-3	6	0	0	0	0	4	7									
16 Garret Anderson, L (1.8) OBP: 0.286, SLG: 0.453		2-2 F9 BB 1B					0-0 F8		1-1 G4-3	6	2	3	0	0	1	3									
Troy Glas, R (1.5) OBP: 0.244, SLG: 0.592		1-2 F7		1-3 K			2-0 S 2B		1-2 HR	6	2	3	2	0	2	2									
Scott Spiezio, S (1.10) OBP: 0.440, SLG: 0.526		4-2 1B S BB		2-0 1B FC1-2 2B			3-3 K		0-0 P3	4	0	2	0	1	1	1									
Bengie Molina, R (1.2) OBP: 0.279, SLG: 0.289		0-0 F9		2-2 FC1-2 1B HR HBP			1-0 BB 3B HBP		2-2 G6-3	4	2	1	2	0	0	3									
Benji Gil, R (1.6) OBP: 0.313, SLG: 0.355 Keith Johnson, R (6.6) OBP: 0.667, SLG: 0.500		3-2 S 1B		2-2 FC1-2 HR 1B			1-0 BB 3B HBP		0-0 F8	2	2	2	1	0	0	0									
Inning Stats	R: 0 E: 0 K: 1 S: 9	H: 2 LOB: 1 BB: 0 P: 15	R: 1 E: 0 K: 1 S: 17	H: 2 LOB: 3 BB: 2 P: 31	R: 0 E: 0 K: 1 S: 13	H: 1 LOB: 1 BB: 0 P: 19	R: 4 E: 0 K: 1 S: 18	H: 3 LOB: 0 BB: 0 P: 28	R: 5 E: 1 K: 2 S: 12	H: 3 LOB: 1 BB: 1 P: 27	R: 1 E: 0 K: 0 S: 8	H: 1 LOB: 0 BB: 0 P: 12	R: 0 E: 0 K: 1 S: 15	H: 1 LOB: 0 BB: 2 P: 29	R: 0 E: 0 K: 1 S: 6	H: 1 LOB: 0 BB: 0 P: 9	R: 5 E: 0 K: 0 S: 20	H: 5 LOB: 3 BB: 2 P: 41	1B: 11 2B: 5 3B: 1 HR: 2	SF: 1 SAC: 0 DP: 2 HBP: 3	WP: 2 PB: 0 SB: 4 CS: 0	PA: 55			
PITCHER	IP WLS BF H R ER SO BB IBB HBP BLK WP HR S P ERA WHIP	IP WLS BF H R ER SO BB IBB HBP BLK WP HR S P ERA WHIP	IP WLS BF H R ER SO BB IBB HBP BLK WP HR S P ERA WHIP	IP WLS BF H R ER SO BB IBB HBP BLK WP HR S P ERA WHIP	IP WLS BF H R ER SO BB IBB HBP BLK WP HR S P ERA WHIP	IP WLS BF H R ER SO BB IBB HBP BLK WP HR S P ERA WHIP	IP WLS BF H R ER SO BB IBB HBP BLK WP HR S P ERA WHIP	IP WLS BF H R ER SO BB IBB HBP BLK WP HR S P ERA WHIP	IP WLS BF H R ER SO BB IBB HBP BLK WP HR S P ERA WHIP	IP WLS BF H R ER SO BB IBB HBP BLK WP HR S P ERA WHIP	IP WLS BF H R ER SO BB IBB HBP BLK WP HR S P ERA WHIP	IP WLS BF H R ER SO BB IBB HBP BLK WP HR S P ERA WHIP	IP WLS BF H R ER SO BB IBB HBP BLK WP HR S P ERA WHIP	IP WLS BF H R ER SO BB IBB HBP BLK WP HR S P ERA WHIP	IP WLS BF H R ER SO BB IBB HBP BLK WP HR S P ERA WHIP	IP WLS BF H R ER SO BB IBB HBP BLK WP HR S P ERA WHIP	IP WLS BF H R ER SO BB IBB HBP BLK WP HR S P ERA WHIP	IP WLS BF H R ER SO BB IBB HBP BLK WP HR S P ERA WHIP	IP WLS BF H R ER SO BB IBB HBP BLK WP HR S P ERA WHIP	IP WLS BF H R ER SO BB IBB HBP BLK WP HR S P ERA WHIP	IP WLS BF H R ER SO BB IBB HBP BLK WP HR S P ERA WHIP	IP WLS BF H R ER SO BB IBB HBP BLK WP HR S P ERA WHIP	IP WLS BF H R ER SO BB IBB HBP BLK WP HR S P ERA WHIP	IP WLS BF H R ER SO BB IBB HBP BLK WP HR S P ERA WHIP	IP WLS BF H R ER SO BB IBB HBP BLK WP HR S P ERA WHIP

Anaheim Angels @ Toronto Blue Jays
SkyDome, Toronto, ON
Tue Apr 18 2000, 7:05 PM EDT
Att: 13,825 - Dome - 72 F

AB 44
R 16
H 19
RBI 15
BB 7
SO 9
LOB 27



Batter	1	2	3	4	5	6	7	8	9	AB	R	H	RBI	BB	SO	LOB	BOTTOM									
José Cruz Jr., S (1.8) OBP: 0.283, SLG: 0.462	2-2 1B		0-0 G4-3			2-2 HR 1B	4-2 G1-3 BB		1-0 1-1 2-H HR	4	2	3	3	1	0	0										
Craig Grebeck, R (1.4) OBP: 0.360, SLG: 0.583	3-2 1B		0-0 G4-3			2-1 1-H HR	3-2 F9		0-2 2B 1B	5	2	3	2	0	0	1										
Raul Mondesi, R (1.9) OBP: 0.348, SLG: 0.594	2-3 K			1-0 G3		1-0 HR	3-2 G1-3		0-2 F7	5	1	1	1	0	1	4										
Carlos Delgado, L (1.3) OBP: 0.369, SLG: 0.632	2-3 K			3-1 L4		1-0 HR	3-2 G6-3		1-1 2B WP 1B	5	2	2	1	0	1	3										
Tony Batista, R (1.5) OBP: 0.371, SLG: 0.741	0-1 P6			0-1 1B		1-3 K		0-2 F8	3-2 WP 1B 2B	5	1	2	1	0	1	2										
Darin Fletcher, L (1.2) OBP: 0.348, SLG: 0.512		1-3 K		0-3 K		0-0 1B		1-0 F7	1-2 1B	5	0	2	1	0	2	1										
Brad Fuller, L (1.10) OBP: 0.378, SLG: 0.590	0-2 F7				0-1 G6-4-3 1B	0-0 1B		2-1 G6-3	0-1 P6	5	0	2	0	0	0	1										
Marty Cordova, R (1.7) OBP: 0.290, SLG: 0.367		2-2 G5-3			1-0 G6-4-3 1B	0-2 L6				5	1	2	0	0	0	3										
Alex Gonzalez, R (1.6) OBP: 0.333, SLG: 0.286			2-1 F4		2-0 F8	0-3 K				4	1	0	0	1	1	4										
Inning Stats	R: 0 E: 0 K: 2 S: 17	H: 2 LOB: 2 BB: 0 P: 25	R: 0 E: 0 K: 1 S: 9	H: 0 LOB: 0 BB: 0 P: 12	R: 0 E: 0 K: 0 S: 4	H: 0 LOB: 0 BB: 0 P: 6	R: 0 E: 0 K: 1 S: 8	H: 1 LOB: 1 BB: 0 P: 12	R: 0 E: 0 K: 0 S: 4	H: 1 LOB: 2 BB: 0 P: 7	R: 4 E: 0 K: 2 S: 19	H: 6 LOB: 2 BB: 0 P: 26	R: 0 E: 0 K: 0 S: 12	H: 0 LOB: 1 BB: 1 P: 25	R: 0 E: 0 K: 0 S: 6	H: 0 LOB: 0 BB: 0 P: 9	R: 6 E: 0 K: 0 S: 30	H: 7 LOB: 2 BB: 1 P: 46	1B: 12 2B: 1 3B: 0 HR: 4	SF: 0 SAC: 0 DP: 1 HBP: 0	WP: 1 PB: 0 SB: 0 CS: 0	PA: 45				
PITCHER	IP WLS BF H R ER SO BB IBB HBP BLK WP HR S P ERA WHIP	IP WLS BF H R ER SO BB IBB HBP BLK WP HR S P ERA WHIP	IP WLS BF H R ER SO BB IBB HBP BLK WP HR S P ERA WHIP	IP WLS BF H R ER SO BB IBB HBP BLK WP HR S P ERA WHIP	IP WLS BF H R ER SO BB IBB HBP BLK WP HR S P ERA WHIP	IP WLS BF H R ER SO BB IBB HBP BLK WP HR S P ERA WHIP	IP WLS BF H R ER SO BB IBB HBP BLK WP HR S P ERA WHIP	IP WLS BF H R ER SO BB IBB HBP BLK WP HR S P ERA WHIP	IP WLS BF H R ER SO BB IBB HBP BLK WP HR S P ERA WHIP	IP WLS BF H R ER SO BB IBB HBP BLK WP HR S P ERA WHIP	IP WLS BF H R ER SO BB IBB HBP BLK WP HR S P ERA WHIP	IP WLS BF H R ER SO BB IBB HBP BLK WP HR S P ERA WHIP	IP WLS BF H R ER SO BB IBB HBP BLK WP HR S P ERA WHIP	IP WLS BF H R ER SO BB IBB HBP BLK WP HR S P ERA WHIP	IP WLS BF H R ER SO BB IBB HBP BLK WP HR S P ERA WHIP	IP WLS BF H R ER SO BB IBB HBP BLK WP HR S P ERA WHIP	IP WLS BF H R ER SO BB IBB HBP BLK WP HR S P ERA WHIP	IP WLS BF H R ER SO BB IBB HBP BLK WP HR S P ERA WHIP	IP WLS BF H R ER SO BB IBB HBP BLK WP HR S P ERA WHIP	IP WLS BF H R ER SO BB IBB HBP BLK WP HR S P ERA WHIP	IP WLS BF H R ER SO BB IBB HBP BLK WP HR S P ERA WHIP	IP WLS BF H R ER SO BB IBB HBP BLK WP HR S P ERA WHIP	IP WLS BF H R ER SO BB IBB HBP BLK WP HR S P ERA WHIP	IP WLS BF H R ER SO BB IBB HBP BLK WP HR S P ERA WHIP	IP WLS BF H R ER SO BB IBB HBP BLK WP HR S P ERA WHIP	IP WLS BF H R ER SO BB IBB HBP BLK WP HR S P ERA WHIP

Anaheim Angels @ Toronto Blue Jays
SkyDome, Toronto, ON
Tue Apr 18 2000, 7:05 PM EDT
Att: 13,825 - Dome - 72 F

AB 43
R 10
H 17
RBI 9
BB 2
SO 6
LOB 19



Batter	1	2	3	4	5	6	7	8	9	AB	R	H	RBI	BB	SO	LOB	TOP			
Darin Erstad, L OBP: 0.544, SLG: 0.750	1-1 G4-3		2-0 1B		4-2 BB		0-1 G3		0-0 HR	4	1	2	3	1	0	0	Anaheim Angels @ Toronto Blue Jays SkyDome, Toronto, ON Wed Apr 19 2000, 7:05 PM EDT Att: 13,572 - Dome - 72 F			
Adam Kennedy, L OBP: 0.391, SLG: 0.531 Keith Johnson, R OBP: 0.750, SLG: 0.667	1-3 K		0-3 K		1-1 P6		2-2 G4-3		0-0 1B	4	0	0	0	0	2	3				
Mo Vaughn, L OBP: 0.388, SLG: 0.418 Scott Spiezio, S OBP: 0.431, SLG: 0.513	2-2 FC5-4 HBP			2-3 K		0-0 FC4-6 1B		0-0 F5	3-2 P3	3	0	1	0	0	1	0				
Tim Salmon, R OBP: 0.296 Orlando Palmeiro, L OBP: 0.417, SLG: 0.500	0-0 FC5-4			2-3 K		1-2 FC4-6 1B		0-0 G5-3		4	1	0	0	0	1	2				
16 Garret Anderson, L OBP: 0.283, SLG: 0.439 Mark Petkovsek, R		0-1 F8		1-1 E6		0-0 1B		0-1 G4-3		4	0	1	0	0	0	0				
Troy Glaus, R OBP: 0.413, SLG: 0.585		0-3 K		0-0 F9		1-3 K			0-1 HR	4	1	1	0	0	2	3				
Edgard Clemente, R OBP: 0.200, SLG: 0.200		0-3 K			0-2 FC6-4 1B		0-0 1-2 2-H 1B		0-3 K	4	0	2	1	0	2	1				
Bengie Molina, R OBP: 0.277, SLG: 0.268			1-0 G1-6-3		1-3 K		2-0 F8		4-1 HR	3	1	0	0	1	1	3				
Benji Gil, R OBP: 0.278, SLG: 0.314			0-0 L4		0-1 FC6-4 BB		0-1 G6-3		1-3 K	4	0	0	0	0	1	3				
Inning Stats	R: 0 E: 0 K: 1 S: 8	H: 0 LOB: 1 BB: 0 P: 12	R: 0 E: 0 K: 2 S: 8	H: 0 LOB: 0 BB: 0 P: 8	R: 0 E: 0 K: 1 S: 6	H: 1 LOB: 1 BB: 0 P: 9	R: 0 E: 1 K: 2 S: 10	H: 0 LOB: 1 BB: 0 P: 15	R: 0 E: 0 K: 1 S: 13	H: 1 LOB: 2 BB: 1 P: 19	R: 0 E: 0 K: 0 S: 7	H: 0 LOB: 0 BB: 0 P: 9	R: 0 E: 0 K: 0 S: 4	H: 0 LOB: 0 BB: 0 P: 4	R: 3 E: 0 K: 2 S: 14	H: 3 LOB: 1 BB: 1 P: 22		1B: 6 2B: 1 3B: 0 HR: 1	SF: 0 SAC: 0 DP: 0 HBP: 1	WP: 0 PB: 0 SB: 1 CS: 0
PITCHER David Wells, L ERA: 4.32	IP: 9.0 W: 3 L: 1 BF: 39	H: 8 R: 4 ER: 4 SO: 10	BB: 2 IBB: 0 HBP: 1 BLK: 0	WP: 0 HR: 1 S: 81 P: 113	ERA: 4.00 WHIP: 1.111	PITCHER										IP: 9.0 W: 3 L: 1 BF: 39	H: 8 R: 4 ER: 4 SO: 10	BB: 2 IBB: 0 HBP: 1 BLK: 0	WP: 0 HR: 1 S: 81 P: 113	ERA: 4.00 WHIP: 1.111

Batter	1	2	3	4	5	6	7	8	9	AB	R	H	RBI	BB	SO	LOB	BOTTOM			
José Cruz Jr., S OBP: 0.303, SLG: 0.509	1-1 HR	1-2 F7		1-0 BB 1B	4-2 FC6-4 1B		3-1 G4-3	3-1 L8		5	2	2	1	1	0	2	Anaheim Angels @ Toronto Blue Jays SkyDome, Toronto, ON Wed Apr 19 2000, 7:05 PM EDT Att: 13,572 - Dome - 72 F			
Craig Grebeck, R OBP: 0.497, SLG: 0.679	0-0 2B		1-1 HR	1-2 BB 1B	0-1 FC6-4 1B		4-1 BB			4	3	4	0	1	0	0				
Raul Mondesi, R OBP: 0.338, SLG: 0.580	2-1 2B		2-2 F8	0-0 P4	2-0 FC6-4		1-0 F9			5	1	1	1	0	0	6				
Carlos Delgado, L OBP: 0.400, SLG: 0.627	1-0 G6-4-3 2B		4-0 HR	4-1 BB 1B	1-3 K			4-0 FC4-6 BB		2	2	1	1	3	1	2				
Brad Fullmer, L OBP: 0.400, SLG: 0.651	4-1 BB		0-0 HR	1-1 BB 1B		2-0 G6-3		0-0 FC4-6 2B 1B		4	2	2	4	1	0	1				
Tony Batista, R OBP: 0.403, SLG: 0.825	2-1 G6-4-3		3-0 HR	1-2 BB 1B		0-0 2B		1-1 BB 1B		5	2	4	3	0	0	2				
Marty Cordova, R OBP: 0.333, SLG: 0.382	3-2 G1-3		3-2 FC5-4 1B	1-2 G6-4-3 BB		1-0 F3		0-0 BB 1B		4	0	2	2	1	0	2				
Alex Gonzalez, R OBP: 0.323, SLG: 0.278		0-1 F8	1-0 FC5-4	3-1 G6-4-3		2-0 F9		1-2 1B		5	0	1	0	0	0	5				
Alberto Castillo, R OBP: 0.238, SLG: 0.350	2-2 G4-3		0-0 G1-3		0-0 F3		0-0 F8	0-0 F8		5	0	0	0	0	0	3				
Inning Stats	R: 3 E: 0 K: 0 S: 14	H: 4 LOB: 1 BB: 1 P: 27	R: 0 E: 0 K: 0 S: 8	H: 0 LOB: 0 BB: 0 P: 11	R: 4 E: 0 K: 0 S: 12	H: 4 LOB: 1 BB: 1 P: 26	R: 3 E: 0 K: 0 S: 16	H: 4 LOB: 2 BB: 2 P: 31	R: 0 E: 0 K: 1 S: 9	H: 1 LOB: 1 BB: 1 P: 16	R: 0 E: 0 K: 0 S: 4	H: 0 LOB: 1 BB: 1 P: 9	R: 0 E: 0 K: 0 S: 5	H: 0 LOB: 1 BB: 1 P: 13	R: 2 E: 0 K: 0 S: 10	H: 3 LOB: 2 BB: 1 P: 20		1B: 10 2B: 4 3B: 0 HR: 3	SF: 0 SAC: 0 DP: 2 HBP: 0	WP: 0 PB: 0 SB: 0 CS: 0
PITCHER Ken Hill, R ERA: 8.84 Derrick Turnbow, R ERA: 7.00 Mark Petkovsek, R ERA: 14.14	IP: 3.1 W: 0 L: 1 BF: 23	H: 11 R: 10 ER: 10 SO: 0	BB: 3 IBB: 0 HBP: 0 BLK: 0	WP: 0 HR: 3 S: 42 P: 79	ERA: 27.00 WHIP: 4.200	PITCHER										IP: 3.1 W: 0 L: 1 BF: 23	H: 11 R: 10 ER: 10 SO: 0	BB: 3 IBB: 0 HBP: 0 BLK: 0	WP: 0 HR: 3 S: 42 P: 79	ERA: 27.00 WHIP: 4.200

Batter	1	2	3	4	5	6	7	8	9	AB	R	H	RBI	BB	SO	LOB	TOP					
Darin Erstad, L (1, 7) OBP: 0.548, SLG: 0.738										5	2	3	2	0	0	0	Anaheim Angels @ Toronto Blue Jays SkyDome, Toronto, ON Thu Apr 20 2000, 7:05 PM EDT Att: 13,985 - Dome - 72 F					
Adam Kennedy, L (1, 4) OBP: 0.405, SLG: 0.551										5	2	3	0	0	1							
Mo Vaughn, L (1, 3) OBP: 0.403, SLG: 0.433 Keith Johnson, R (6, PR) OBP: 0.750, SLG: 0.667 (8, 3)										5	1	3	2	0	2							
Tim Salmon, R (1, 9) OBP: 0.343, SLG: 0.308										3	1	1	3	1	0	2						
16 Garret Anderson, L (1, 8) OBP: 0.292, SLG: 0.459										4	0	2	1	0	0	1						
Troy Glaus, R (1, 5) OBP: 0.426, SLG: 0.603										5	1	3	1	0	0	4						
Scott Spiezo, S (1, 10) OBP: 0.411, SLG: 0.465										4	1	0	0	1	0	4						
Matt Walbeck, S (1, 2) OBP: 0.278, SLG: 0.444										5	2	3	1	0	0	2						
Benji Gil, R (1, 6) OBP: 0.275, SLG: 0.308 Orlando Palmeiro, L (9, PH) OBP: 0.355, SLG: 0.455										4	1	1	1	0	1	1						
Inning Stats	R: 1 E: 0 K: 1 S: 12	H: 2 LOB: 0 BB: 0 P: 22	R: 0 E: 0 K: 0 S: 7	H: 1 LOB: 1 BB: 0 P: 11	R: 0 E: 0 K: 2 S: 7	H: 0 LOB: 0 BB: 0 P: 8	R: 0 E: 0 K: 1 S: 11	H: 1 LOB: 2 BB: 1 P: 20	R: 0 E: 0 K: 0 S: 10	H: 2 LOB: 1 BB: 0 P: 18	R: 8 E: 0 K: 0 S: 24	H: 9 LOB: 2 BB: 1 P: 39	R: 1 E: 0 K: 0 S: 7	H: 1 LOB: 0 BB: 0 P: 9	R: 1 E: 0 K: 0 S: 8	H: 2 LOB: 1 BB: 0 P: 8	R: 0 E: 0 K: 1 S: 7	H: 1 LOB: 1 BB: 0 P: 10	1B: 14 2B: 4 3B: 0 HR: 1	SF: 2 SAC: 0 DP: 2 HBP: 0	WP: 1 PB: 0 SB: 1 CS: 1	PA: 46
PITCHER	IP WLS BF H R ER SO BB IBB HBP BLK WP HR S P ERA WHIP																					
32 Roy Halladay, R (1, 1) ERA: 9.0	5.1 W 27 11 7 7 4 2 0 0 0 0 1 0 56 96 11.81 2.438																					
Paul Quantrill, R (6, 1) ERA: 7.56	0.1 4 3 2 2 0 0 0 0 0 0 0 1 9 14 54.00 9.000																					
Pedro Borbon, L (6, 1) ERA: 10.29	0.2 4 2 1 1 0 0 0 0 0 0 0 1 10 13 13.50 3.000																					
John Frascatore, R (7, 1) ERA: 12.1	0.2 2 0 0 0 0 0 0 0 0 0 0 3 4 0.00 0.000																					
Billy Koch, R (8, 1) ERA: 4.5	2.0 S 8 3 1 1 1 0 0 0 0 0 0 0 15 18 4.50 1.500																					

Batter	1	2	3	4	5	6	7	8	9	AB	R	H	RBI	BB	SO	LOB	BOTTOM	
José Cruz Jr., S (1, 8) OBP: 0.310, SLG: 0.492										4	0	1	2	1	2	0	Anaheim Angels @ Toronto Blue Jays SkyDome, Toronto, ON Thu Apr 20 2000, 7:05 PM EDT Att: 13,985 - Dome - 72 F	
Craig Grebeck, R (1, 6) OBP: 0.428, SLG: 0.636 Alex Gonzalez, R (8, 6) OBP: 0.323, SLG: 0.278										5	1	1	0	0	0	4		
Raul Mondesi, R (1, 9) OBP: 0.368, SLG: 0.616										4	2	3	1	1	0	0		
Carlos Delgado, L (1, 3) OBP: 0.400, SLG: 0.651										4	2	1	1	1	1	2		
Brad Fullmer, L (1, 10) OBP: 0.436, SLG: 0.660										4	2	3	2	1	1	0		
Tony Batista, R (1, 5) OBP: 0.417, SLG: 0.803										3	2	1	0	1	0	2		
Darrin Fletcher, L (1, 2) OBP: 0.383, SLG: 0.591										3	2	2	5	1	0	1		
Marty Cordova, R (1, 7) OBP: 0.325, SLG: 0.368										4	1	1	0	0	0	3		
Homer Bush, R (1, 4) OBP: 0.250, SLG: 0.186										4	0	1	1	0	1	3		
Inning Stats	R: 0 E: 0 K: 1 S: 9	H: 0 LOB: 0 BB: 1 P: 18	R: 3 E: 0 K: 0 S: 17	H: 5 LOB: 2 BB: 0 P: 25	R: 2 E: 0 K: 0 S: 5	H: 2 LOB: 1 BB: 0 P: 9	R: 6 E: 0 K: 1 S: 18	H: 4 LOB: 0 BB: 2 P: 34	R: 0 E: 0 K: 1 S: 7	H: 1 LOB: 0 BB: 0 P: 12	R: 1 E: 0 K: 0 S: 9	H: 2 LOB: 2 BB: 2 P: 25	R: 0 E: 0 K: 1 S: 8	H: 0 LOB: 1 BB: 1 P: 20	1B: 9 2B: 3 3B: 0 HR: 2	SF: 0 SAC: 0 DP: 2 HBP: 1	WP: 1 PB: 0 SB: 1 CS: 1	PA: 43
PITCHER	IP WLS BF H R ER SO BB IBB HBP BLK WP HR S P ERA WHIP																	
Kent Bothenfield, R (1, 1) ERA: 5.64	3.2 L 23 10 9 9 2 2 0 0 0 0 1 1 44 75 22.09 3.273																	
Kent Mercker, L (4, 1) ERA: 6.3	3.0 12 3 3 3 2 2 0 0 0 0 0 1 24 47 9.00 1.667																	
Lou Pote, R (7, 1) ERA: 6.75	1.1 7 1 0 0 1 1 1 0 0 0 0 0 12 32 0.00 1.500																	

Batter	1	2	3	4	5	6	7	8	9	AB	R	H	RBI	BB	SO	LOB	TOP					
Chuck Knoblauch R (1,4) OBP: 0.308, SLG: 0.350	0-2 G1-6-3 1B			0-1 G4-3		0-0 L8		1-1 F9		4	0	1	0	0	0	2						
2 Derek Jeter R (1,6) OBP: 0.366, SLG: 0.446	0-0 G1-6-3			1-0 G5-3		1-0 FC6-4 1B 1-2 2-3 HBP			1-1 G4-3 2B G1	3	1	1	0	0	0	1						
Paul O'Neill L (1,9) OBP: 0.446, SLG: 0.491	2-3 K			1-0 G6-3		0-0 FC6-4 1B 1-2 2-H 3-H 2-2			1-1 G4-3 2-3	4	0	1	2	0	1	1						
Bernie Williams S (1,8) OBP: 0.309, SLG: 0.525		0-0 G4-3			2-1 G4-3	FC6-4 1B CS 1-2 2-3			2-1 G1	4	0	0	1	0	0	2						
Tino Martinez L (1,3) OBP: 0.355, SLG: 0.481		1-0 G4-3			1-0 HBP	0-1 CS	0-0 G3		3-H 2-1 G4-3	3	0	0	0	0	0	0						
Ricky Ledee L (1,7) OBP: 0.381, SLG: 0.345		3-2 G6-3			1-3 K		0-0 G4-3			3	0	0	0	0	1	1						
20 Jorge Posada S (1,2) OBP: 0.368, SLG: 0.577			0-2 F8		3-1 G3		2-1 F8			3	0	0	0	0	0	1						
Shane Spencer R (1,10) OBP: 0.265, SLG: 0.478			0-0 G6-3			0-1 2 HBP 1B 1B		3-1 G6-3		3	1	1	0	0	0	0						
Clayton Kershaw R (1,5) OBP: 0.346, SLG: 0.435			0-3 K			0-1 2 HBP 1B 1B		0-0 F9		3	1	1	0	0	1	0						
Inning Stats	R: 0 E: 0 K: 1 S: 8	H: 1 LOB: 0 BB: 0 P: 10	R: 0 E: 0 K: 0 S: 5	H: 0 LOB: 0 BB: 0 P: 9	R: 0 E: 0 K: 1 S: 7	H: 0 LOB: 0 BB: 0 P: 7	R: 0 E: 0 K: 0 S: 4	H: 0 LOB: 1 BB: 0 P: 6	R: 0 E: 0 K: 1 S: 7	H: 0 LOB: 1 BB: 0 P: 14	R: 2 E: 0 K: 0 S: 10	H: 3 LOB: 1 BB: 0 P: 13	R: 0 E: 0 K: 0 S: 4	H: 0 LOB: 0 BB: 0 P: 6	R: 0 E: 0 K: 0 S: 5	H: 0 LOB: 0 BB: 0 P: 9	R: 1 E: 0 K: 0 S: 8	H: 1 LOB: 0 BB: 0 P: 14	1B: 4 2B: 1 3B: 0 HR: 0	SF: 0 SAC: 0 DP: 1 HBP: 2	WP: 0 PB: 0 SB: 0 CS: 1	PA: 33
PITCHER Chris Carpenter R (1,1) ERA: 5.76	IP: 9.0 WLS: W BF: 32 H: 5 R: 3 ER: 3 SO: 3 BB: 0 IBB: 0 HBP: 2 BLK: 0 WP: 0 HR: 0 S: 58 P: 88 ERA: 3.00 WHIP: 0.556															PITCHER	IP: 9.0 WLS: W BF: 32 H: 5 R: 3 ER: 3 SO: 3 BB: 0 IBB: 0 HBP: 2 BLK: 0 WP: 0 HR: 0 S: 58 P: 88 ERA: 3.00 WHIP: 0.556					

New York Yankees @ Toronto Blue Jays
SkyDome, Toronto, ON
Fri Apr 21 2000, 4:05 PM EDT
Att: 25,921 - Dome - 72 F

AB	30
R	3
H	5
RBI	3
BB	0
SO	3
LOB	8



Batter	1	2	3	4	5	6	7	8	9	AB	R	H	RBI	BB	SO	LOB	BOTTOM			
José Cruz Jr. S (1,8) OBP: 0.316, SLG: 0.492	0-0 F8		2-2 L6	0-0 2H 2B		0-0 F5		4-1 FC6-2 BB		4	0	1	1	1	0	0				
Homer Bush R (1,4) OBP: 0.294, SLG: 0.229	0-1 3B 1B		0-2 P4	0-3 K		1-0 2B		0-2 FC6-2		5	1	2	0	0	1	4				
Raul Mondesi R (1,9) OBP: 0.370, SLG: 0.636	1-1 1H 3B		2-2 P6		0-0 F8 1B HBP 1B	3-3 K		0-0 SF8		4	2	2	2	0	1	1				
Carlos Delgado L (1,3) OBP: 0.413, SLG: 0.687	0-2 G5-3 1B			3-1 HR	1-0 FC6-4 1B HBP		0-2 G4-3	4-1 L7		4	1	2	2	0	0	2				
Brad Fullmer L (1,10) OBP: 0.458, SLG: 0.680	1-1 1-2 1B			2-2 HBP 2B HBP	0-0 F8		0-2 2B			3	1	2	0	0	0	2				
Tony Batista R (1,5) OBP: 0.395, SLG: 0.757	1-1 G5-3			0-0 F7	1-2 F3		2-2 G5-3			4	0	0	0	0	0	6				
Darrin Fletcher L (1,2) OBP: 0.373, SLG: 0.563		0-2 F7		2-2 F5	1-1 FC6-4 1B		1-2 G4-3			4	0	1	1	0	0	2				
Marty Cordova R (1,7) OBP: 0.341, SLG: 0.350		0-0 F7		1-0 2B HBP	1-2 FC6-4		4-2 BB FC6-2 BB			2	1	0	0	1	0	2				
Alex Gonzalez R (1,6) OBP: 0.333, SLG: 0.310		2-1 F9		2-2 1H 2H 2B 2B	1-1 G4-3		0-0 FC6-2 BB SF8 1B			4	2	2	2	0	0	0				
Inning Stats	R: 2 E: 0 K: 0 S: 13	H: 4 LOB: 1 BB: 0 P: 16	R: 0 E: 0 K: 0 S: 6	H: 0 LOB: 0 BB: 0 P: 8	R: 0 E: 0 K: 0 S: 9	H: 0 LOB: 0 BB: 0 P: 13	R: 4 E: 0 K: 1 S: 16	H: 3 LOB: 1 BB: 0 P: 26	R: 1 E: 0 K: 0 S: 10	H: 2 LOB: 2 BB: 0 P: 14	R: 0 E: 0 K: 1 S: 7	H: 1 LOB: 0 BB: 0 P: 12	R: 0 E: 0 K: 0 S: 15	H: 1 LOB: 1 BB: 0 P: 18	R: 1 E: 0 K: 0 S: 11	H: 1 LOB: 2 BB: 2 P: 21	1B: 6 2B: 4 3B: 1 HR: 1	SF: 1 SAC: 0 DP: 1 HBP: 3	WP: 0 PB: 0 SB: 0 CS: 0	PA: 40
PITCHER Ramiro Mendoza R (1,1) ERA: 5.02 Todd Ertos R (5,1) ERA: 6.14 Mike Stanton L (7,1) ERA: 5.4 56 Darrell Einertson R (8,1) ERA: 3.0 Allen Watson L (8,1) ERA: 6.0	IP: 4.0 WLS: L BF: 20 H: 7 R: 6 ER: 6 SO: 6 BB: 0 IBB: 0 HBP: 1 BLK: 0 WP: 0 HR: 1 S: 44 P: 63 ERA: 13.50 WHIP: 1.750															PITCHER	IP: 4.0 WLS: L BF: 20 H: 7 R: 6 ER: 6 SO: 6 BB: 0 IBB: 0 HBP: 1 BLK: 0 WP: 0 HR: 1 S: 44 P: 63 ERA: 13.50 WHIP: 1.750			

New York Yankees @ Toronto Blue Jays
SkyDome, Toronto, ON
Fri Apr 21 2000, 4:05 PM EDT
Att: 25,921 - Dome - 72 F

AB	34
R	8
H	12
RBI	8
BB	2
SO	2
LOB	19



Batter	1	2	3	4	5	6	7	8	9	AB	R	H	RBI	BB	SO	LOB	TOP		
Chuck Knoblauch R (1,4) OBP: 0.304, SLG: 0.344	F9		F9		P4			FC4-6 1B		4	0	1	0	0	0	2	New York Yankees @ Toronto Blue Jays SkyDome, Toronto, ON Sat Apr 22 2000, 1:05 PM EDT Att: 30,167 - Dome - 72 F		
2 Derek Jeter R (1,6) OBP: 0.350, SLG: 0.464	K			1B	K			FC4-6 G4-3		4	1	1	1	0	2	3			
Paul O'Neill, L (1,9) OBP: 0.435, SLG: 0.475	K			G3	1B	G4-3		G4-3		4	0	1	1	0	1	1			
Bernie Williams, S (1,8) OBP: 0.306, SLG: 0.508				G3	1B	G3		F9		4	0	1	0	0	0	2			
Tino Martinez, L (1,3) OBP: 0.348, SLG: 0.466	K			P6		G4-3		G4-6-3 1B		4	0	1	0	0	1	2			
Ricky Ledesma, L (1,7) OBP: 0.350, SLG: 0.333	F8			F7			G5-4-3 1B	G4-6-3 1-2f		4	0	1	0	0	0	3			
Shane Spencer, R (1,10) OBP: 0.264, SLG: 0.460	F7				1B	F8		P4		4	0	1	0	0	0	2			
Jim Leyritz, R (1,2) OBP: 0.125, SLG: 0.267			G6-3		F8	G5-4-3 1-2f				3	0	0	0	0	0	2			
Clay Bellinger R (1,5) OBP: 0.357, SLG: 0.440			F8					E1 1B FC4-6 1B		2	0	1	0	0	0	0			
Lance Johnson, L (8,PH) OBP: 0.600, SLG: 0.700										1	1	1	0	0	0	0			
Alfonso Soriano, R (8,5) OBP: 0.200, SLG: 0.550										0	0	0	0	0	0	0			
Inning Stats	R: 0 E: 0 K: 2 S: 8	H: 0 LOB: 0 BB: 0 P: 10	R: 0 E: 0 K: 1 S: 8	H: 1 LOB: 1 BB: 0 P: 10	R: 0 E: 0 K: 0 S: 5	H: 0 LOB: 0 BB: 0 P: 9	R: 1 E: 0 K: 0 S: 6	H: 2 LOB: 1 BB: 0 P: 11	R: 0 E: 0 K: 1 S: 9	H: 2 LOB: 2 BB: 0 P: 15	R: 0 E: 0 K: 0 S: 4	H: 1 LOB: 0 BB: 0 P: 8	R: 1 E: 1 K: 0 S: 10	H: 2 LOB: 1 BB: 0 P: 17	R: 0 E: 0 K: 0 S: 7	H: 1 LOB: 0 BB: 0 P: 9	1B: 8 2B: 0 3B: 1 HR: 0	SF: 0 SAC: 0 DP: 2 HBP: 0	WP: 0 PA: 34 CS: 0
PITCHER Kelvim Escobar, R (1,1) ERA: 3.86	IP: 9.0 WLS: W BF: 34 H: 9 R: 2 ER: 2 SO: 4 BB: 0 IBB: 0 HBP: 0 BLK: 0 WP: 0 HR: 0 S: 65 P: 102 ERA: 2.00 WHIP: 1.000															PITCHER			

Batter	1	2	3	4	5	6	7	8	9	AB	R	H	RBI	BB	SO	LOB	BOTTOM		
José Cruz Jr. S (1,8) OBP: 0.325, SLG: 0.580	HR	F8		HR		G3-1				4	2	2	4	0	0	0	New York Yankees @ Toronto Blue Jays SkyDome, Toronto, ON Sat Apr 22 2000, 1:05 PM EDT Att: 30,167 - Dome - 72 F		
Homer Bush, R (1,4) OBP: 0.283, SLG: 0.231	G5-3	FC6-4 1B		K		G5-3				4	0	1	0	0	1	0			
Raul Mondesi, R (1,9) OBP: 0.353, SLG: 0.605	E6 2B	FC6-4 1-2f		K		K				4	1	0	0	0	2	1			
Carlos Delgado, L (1,3) OBP: 0.417, SLG: 0.690	1H 2B		G4-3	G4-3		WP 1B				4	1	2	1	0	0	0			
Brad Fullmer, L (1,10) OBP: 0.460, SLG: 0.685	HR 2B		FC5-4 1B		G1-3		K			4	1	2	1	0	1	1			
Tony Batista, R (1,5) OBP: 0.388, SLG: 0.770	HR		FC5-4 1-2f		G6-3		G6-3			4	1	1	2	0	0	1			
Darrin Fletcher, L (1,2) OBP: 0.364, SLG: 0.538	K		G4-3		G4-3		G6-4-3 1B			4	0	1	0	0	1	1			
Marty Cordova, R (1,7) OBP: 0.333, SLG: 0.326	K			1B HR HBP		G5-3		G6-4-3 1-2f		3	1	0	0	0	1	1			
Alex Gonzalez, R (1,6) OBP: 0.333, SLG: 0.311	F7			HR 1B		K				3	1	1	0	0	1	0			
Inning Stats	R: 5 E: 1 K: 2 S: 23	H: 4 LOB: 0 BB: 0 P: 34	R: 0 E: 0 K: 0 S: 7	H: 1 LOB: 1 BB: 0 P: 10	R: 0 E: 0 K: 0 S: 10	H: 1 LOB: 1 BB: 0 P: 14	R: 3 E: 0 K: 2 S: 14	H: 2 LOB: 0 BB: 0 P: 27	R: 0 E: 0 K: 1 S: 5	H: 0 LOB: 0 BB: 0 P: 7	R: 0 E: 0 K: 2 S: 11	H: 1 LOB: 1 BB: 0 P: 19	R: 0 E: 0 K: 0 S: 7	H: 1 LOB: 0 BB: 0 P: 13	R: 0 E: 0 K: 0 S: 3	H: 1 LOB: 0 BB: 0 P: 10		1B: 5 2B: 2 3B: 0 HR: 3	SF: 0 SAC: 0 DP: 1 HBP: 1
PITCHER David Cone, R (1,1) ERA: 10.7	IP: 3.0 WLS: L BF: 19 H: 8 R: 8 ER: 7 SO: 2 BB: 0 IBB: 0 HBP: 0 BLK: 0 WP: 0 HR: 3 S: 47 P: 73 ERA: 21.00 WHIP: 2.667															PITCHER			
Jason Grimsley, R (4,1) ERA: 1.74	IP: 3.0 WLS: 0 BF: 9 H: 0 R: 0 ER: 0 SO: 3 BB: 0 IBB: 0 HBP: 0 BLK: 0 WP: 0 HR: 1 S: 18 P: 26 ERA: 0.00 WHIP: 0.000															PITCHER			
Allen Watson, L (7,1) ERA: 4.5	IP: 1.0 WLS: 4 BF: 1 H: 0 R: 0 ER: 0 SO: 2 BB: 0 IBB: 0 HBP: 0 BLK: 0 WP: 1 HR: 0 S: 11 P: 19 ERA: 0.00 WHIP: 1.000															PITCHER			
56 Darrell Einertson, R (8,1) ERA: 2.25	IP: 1.0 WLS: 3 BF: 1 H: 1 R: 0 ER: 0 SO: 0 BB: 0 IBB: 0 HBP: 0 BLK: 0 WP: 0 HR: 7 S: 13 P: 13 ERA: 0.00 WHIP: 1.000															PITCHER			

AB	34
R	2
H	9
RBI	2
BB	0
SO	4
LOB	17



AB	34
R	8
H	10
RBI	8
BB	0
SO	7
LOB	5



Batter	1	2	3	4	5	6	7	8	9	AB R H RBI BB SO LOB	TOP																									
Chuck Knoblauch, R (1, 4) <small>OBP: 0.306, SLG: 0.343</small> Clayton Kershaw, R (5, FH) <small>OBP: 0.333, SLG: 0.407</small>										3 1 1 0 0 2 1 2 0 0 0 0 1 0	New York Yankees @ Toronto Blue Jays SkyDome, Toronto, ON Sun Apr 23 2000, 1:05 PM EDT Att: 20,485 - Dome - 72 F																									
2 Derek Jeter, R (1, 6) <small>OBP: 0.375, SLG: 0.466</small>										4 2 2 1 1 0 0																										
Paul O'Neill, L (1, 9) <small>OBP: 0.419, SLG: 0.455</small>										5 1 1 1 0 1 2																										
Bernie Williams, S (1, 8) <small>OBP: 0.338, SLG: 0.609</small>										4 2 3 5 1 0 1																										
Tino Martinez, L (1, 3) <small>OBP: 0.366, SLG: 0.492</small>										5 1 3 0 0 0 1																										
20 Jorge Posada, S (1, 2) <small>OBP: 0.387, SLG: 0.684</small>										5 2 3 3 0 1 2																										
Ricky Ledee, L (1, 7) <small>OBP: 0.333, SLG: 0.342</small>										5 0 1 0 0 1 2																										
Shane Spencer, R (1, 10) <small>OBP: 0.259, SLG: 0.436</small>										5 0 1 0 0 1 2																										
Alfonso Soriano, R (1, 5) <small>OBP: 0.208, SLG: 0.478</small>									3 1 0 0 1 1 2																											
Inning Stats	R: 2 E: 0 K: 1 S: 11	H: 1 LOB: 0 BB: 1 P: 20	R: 1 E: 0 K: 1 S: 13	H: 2 LOB: 1 BB: 0 P: 22	R: 0 E: 0 K: 0 S: 9	H: 2 LOB: 2 BB: 0 P: 18	R: 7 E: 0 K: 2 S: 20	H: 6 LOB: 0 BB: 1 P: 36	R: 0 E: 0 K: 2 S: 8	H: 0 LOB: 0 BB: 0 P: 11	R: 0 E: 0 K: 0 S: 12	H: 1 LOB: 1 BB: 0 P: 16	R: 0 E: 0 K: 1 S: 10	H: 1 LOB: 1 BB: 0 P: 16	R: 0 E: 0 K: 0 S: 10	H: 2 LOB: 0 BB: 0 P: 17	1B: 9 2B: 2 3B: 0 HR: 4	SF: 0 SAC: 0 DP: 1 HBP: 0	WP: 0 PB: 0 CS: 0	PA: 44																
PITCHER	IP WLS BF H R ER SO BB IBB HBP BLK WP HR S P ERA WHIP																																			
Frank Castillo, R (1, 1) <small>ERA: 9.0</small>	2.0	10	3	3	3	2	1	0	0	0	0	0	2	24	42	13.50	2.000																			
Clayton Andrews, L (3, 1) <small>ERA: 20.25</small>	1.2	L 14	8	7	7	1	1	0	0	0	0	2	26	49	37.80	5.400																				
Lance Painter, L (4, 1) <small>ERA: 3.95</small>	2.1	8	0	0	0	3	1	0	0	0	0	0	23	37	0.00	0.429																				
Paul Quantrill, R (7, 1) <small>ERA: 6.1</small>	2.0	8	2	0	0	2	0	0	0	0	0	0	21	32	0.00	1.000																				
Pedro Borbon, L (9, 1) <small>ERA: 9.0</small>	1.0	4	2	0	0	0	0	0	0	0	0	0	10	17	0.00	2.000																				

Batter	1	2	3	4	5	6	7	8	9	AB R H RBI BB SO LOB	BOTTOM																									
José Cruz Jr., S (1, 8) <small>OBP: 0.318, SLG: 0.595</small>										5 1 1 1 0 2 0	New York Yankees @ Toronto Blue Jays SkyDome, Toronto, ON Sun Apr 23 2000, 1:05 PM EDT Att: 20,485 - Dome - 72 F																									
Homer Bush, R (1, 4) <small>OBP: 0.258, SLG: 0.228</small>									5 1 1 0 0 2 0																											
Raul Mondesi, R (1, 9) <small>OBP: 0.344, SLG: 0.576</small>									4 0 0 0 1 3 2																											
Carlos Delgado, L (1, 3) <small>OBP: 0.420, SLG: 0.716</small>									3 2 1 1 1 1 1																											
Brad Fullmer, L (1, 10) <small>OBP: 0.463, SLG: 0.690</small>									4 1 2 1 0 1 1																											
Tony Batista, R (1, 5) <small>OBP: 0.369, SLG: 0.731</small>									4 0 0 1 0 2 2																											
Darrin Fletcher, L (1, 2) <small>OBP: 0.373, SLG: 0.589</small>									4 1 2 2 0 0 1																											
Marty Cordova, R (1, 7) <small>OBP: 0.327, SLG: 0.383</small>									4 1 1 1 0 0 3																											
Alex Gonzalez, R (1, 6) <small>OBP: 0.315, SLG: 0.292</small>									4 0 0 0 0 1 1																											
Inning Stats	R: 3 E: 1 K: 1 S: 16	H: 3 LOB: 2 BB: 1 P: 24	R: 0 E: 0 K: 1 S: 6	H: 0 LOB: 0 BB: 0 P: 10	R: 0 E: 0 K: 1 S: 9	H: 0 LOB: 0 BB: 0 P: 11	R: 0 E: 0 K: 1 S: 8	H: 0 LOB: 0 BB: 0 P: 10	R: 4 E: 0 K: 2 S: 13	H: 4 LOB: 0 BB: 0 P: 21	R: 0 E: 0 K: 3 S: 12	H: 0 LOB: 1 BB: 1 P: 18	R: 0 E: 0 K: 0 S: 9	H: 1 LOB: 1 BB: 0 P: 16	R: 0 E: 0 K: 2 S: 8	H: 0 LOB: 0 BB: 0 P: 9	1B: 3 2B: 1 3B: 0 HR: 4	SF: 0 SAC: 0 DP: 0 HBP: 0	WP: 1 PB: 0 CS: 0	PA: 39																
PITCHER	IP WLS BF H R ER SO BB IBB HBP BLK WP HR S P ERA WHIP																																			
Orlando Hernandez, R (1, 1) <small>ERA: 3.13</small>	6.1	W 30	7	7	7	8	2	0	0	0	0	0	11	16	0.00	1.000																				
Mike Stanton, L (7, 1) <small>ERA: 4.5</small>	1.0	H 4	1	0	0	2	0	0	0	0	0	1	0	4	8	0.00	0.000																			
Jeff Nelson, R (8, 1) <small>ERA: 2.0</small>	0.2	H 2	0	0	0	0	0	0	0	0	0	0	0	8	9	0.00	0.000																			
42 Mariano Rivera, R (9, 1) <small>ERA: 3.27</small>	1.0	S 3	0	0	0	2	0	0	0	0	0	0	0	8	9	0.00	0.000																			

AB	41
R	10
H	15
RBI	10
BB	3
SO	8
LOB	13



AB	37
R	7
H	8
RBI	7
BB	2
SO	12
LOB	11



Batter	1	2	3	4	5	6	7	8	9	AB	R	H	RBI	BB	SO	LOB	TOP					
José Cruz Jr. S OBP: 0.333, SLG: 0.608 (1, 8)	0-2 BB 2B		0-0 G4-3	1-1 1B			1-0 F8		2-1 1B	5	0	3	0	0	0	0						
Homer Bush R OBP: 0.254, SLG: 0.226 (1, 4)	1-0 B2		2-0 1B	1-2 F9			0-3 K		1-0 F8	5	1	1	0	0	1	3						
Raul Mondesi R OBP: 0.330, SLG: 0.551 (1, 9)	1-3 K		0-0 F2		2-2 E8 G6-3		2-2 G5-3			4	0	0	0	0	1	2						
Carlos Delgado L OBP: 0.435, SLG: 0.711 (1, 3)	4-2 BB BB		4-0 1B 2B BB		1-1 G6-3			1-2 1B		2	1	1	0	2	0	1						
Brad Fullmer L OBP: 0.465, SLG: 0.672 (1, 10)	4-0 BB		2-1 2B 1B		0-0 F7			0-0 P6		3	1	1	1	1	0	2						
Tony Batista R OBP: 0.384, SLG: 0.720 (1, 5)	0-0 P4		2-0 2B		2-0 F9			2-3 K		4	0	1	2	0	1	5						
Darrin Fletcher L OBP: 0.349, SLG: 0.550 (1, 2)		3-1 G3	0-0 G4-3			3-3 K		0-0 F9		4	0	0	0	0	1	2						
Alex Gonzalez R OBP: 0.299, SLG: 0.275 (1, 6)		3-2 G6-3		0-1 F3		3-2 G5-3		0-2 G5-3		4	0	0	0	0	0	0						
Dewayne Wise L OBP: 0.111, SLG: 0.111 (1, 7)		0-1 G3		0-0 G1-3		1-1 L4		1-1 G1-3		4	0	0	0	0	0	0						
Inning Stats	R: 0 H: 1 E: 0 K: 1 S: 15	H: 3 LOB: 3 BB: 2 P: 25	R: 0 H: 0 E: 0 K: 0 S: 7	H: 0 LOB: 0 BB: 0 P: 13	R: 3 H: 3 E: 0 K: 0 S: 7	H: 3 LOB: 1 BB: 1 P: 17	R: 0 H: 1 E: 0 K: 0 S: 8	H: 1 LOB: 1 BB: 0 P: 10	R: 0 H: 0 E: 1 K: 0 S: 7	H: 0 LOB: 1 BB: 0 P: 12	R: 0 H: 0 E: 0 K: 1 S: 10	H: 0 LOB: 0 BB: 0 P: 17	R: 0 H: 0 E: 0 K: 1 S: 9	H: 0 LOB: 0 BB: 0 P: 10	R: 0 H: 1 E: 0 K: 1 S: 9	H: 1 LOB: 1 BB: 0 P: 12	R: 0 H: 1 E: 0 K: 0 S: 9	H: 1 LOB: 1 BB: 0 P: 13	1B: 5 2B: 2 3B: 0 HR: 0	SF: 0 SAC: 0 DP: 0 HBP: 0	WP: 0 PB: 0 SB: 1 CS: 0	PA: 38
PITCHER	IP	WLS	BF	H	R	ER	SO	BB	IBB	HBP	BLK	WP	HR	S	P	ERA	WHIP					
Kevin Appier R ERA: 4.06 (1, 1)	7.1	L	32	6	3	3	3	3	0	0	0	0	0	66	110	3.68	1.227					
Doug Jones R ERA: 6.52 (8, 1)	1.2		6	1	0	0	1	0	0	0	0	0	0	13	19	0.00	0.600					

Toronto Blue Jays @ Oakland Athletics
Network Associates Coliseum, Oakland, CA
Mon Apr 24 2000, 10:05 PM EDT
Att: 8,363 - Sunny - 60 F

AB	35
R	3
H	7
RBI	3
BB	3
SO	4
LOB	15





Batter	1	2	3	4	5	6	7	8	9	AB	R	H	RBI	BB	SO	LOB	BOTTOM				
Terrence Long L OBP: 0.200, SLG: 0.200 (1, 8)	0-1 F5		0-0 F7			1-2 1B		3-2 G5-3	1-1 F8	5	0	1	0	0	0	1					
Miguel Tejada R OBP: 0.361, SLG: 0.361 (1, 6)	2-3 K		1-0 1B			1-3 K		1-0 1B E		4	1	2	0	0	2	1					
Jason Giambi L OBP: 0.373, SLG: 0.677 (1, 3)	3-2 G4-3		1-1 F8			1-1 F8		1-0 F7		4	0	0	0	0	0	3					
Matt Stairs L OBP: 0.294, SLG: 0.419 (1, 9)		1-0 G4-3		1-1 L8		2-3 K		2-1 E8 FC6-5 1B 1B		4	0	1	0	0	1	1					
Adam Piatt R OBP: 0.500, SLG: 0.500 (1, 10)		1-3 K		0-1 P4			0-1 F9 1B 1B	1-1 FC6-5 1B		4	0	2	0	0	1	0					
Ben Griewe L OBP: 0.325, SLG: 0.400 (1, 7)		2-0 2B 2B		0-0 G3			1-3 K	0-2 FC6-5		4	1	1	0	0	1	3					
Frank Menechino R OBP: 0.357, SLG: 0.553 (1, 4)		3-2 2B			1-0 G4-3		2-2 1B		2-3 K	3	0	2	1	0	0	0					
Rich Becker L OBP: 0.411, SLG: 0.364 (9, PH)		2-H 2B				1-2 1B				1	0	0	0	0	1	0					
3 Eric Chavez L OBP: 0.410, SLG: 0.551 (1, 5)		1-3 K			3-3 K		0-0 F9		1-2 2B	4	0	1	0	0	2	3					
Sal Fasano R OBP: 0.333, SLG: 0.241 (1, 2)					3-3 K		0-0 F9		2-0 G5-3	2	0	0	0	0	1	0					
Ramon Hernandez R OBP: 0.222, SLG: 0.325 (7, PH) (8, 2)							2-3 F8			2	0	0	0	0	0	3					
Inning Stats	R: 0 H: 0 E: 0 K: 1 S: 9	H: 2 LOB: 1 BB: 0 P: 14	R: 1 H: 2 E: 0 K: 2 S: 13	H: 1 LOB: 1 BB: 0 P: 21	R: 0 H: 1 E: 0 K: 0 S: 5	H: 1 LOB: 0 BB: 0 P: 8	R: 0 H: 0 E: 0 K: 0 S: 5	H: 0 LOB: 0 BB: 0 P: 6	R: 0 H: 1 E: 0 K: 2 S: 11	H: 1 LOB: 1 BB: 0 P: 16	R: 0 H: 2 E: 0 K: 1 S: 10	H: 2 LOB: 2 BB: 0 P: 13	R: 1 H: 3 E: 1 K: 0 S: 14	H: 3 LOB: 2 BB: 0 P: 22	R: 0 H: 1 E: 0 K: 1 S: 10	H: 1 LOB: 1 BB: 0 P: 16	1B: 7 2B: 3 3B: 0 HR: 0	SF: 0 SAC: 0 DP: 0 HBP: 0	WP: 0 PB: 0 SB: 0 CS: 0	PA: 37	
PITCHER	IP	WLS	BF	H	R	ER	SO	BB	IBB	HBP	BLK	WP	HR	S	P	ERA	WHIP				
David Wells L ERA: 3.69 (1, 1)	6.2	W	26	6	1	1	8	0	0	0	0	0	0	63	95	1.35	0.900				
John Frascatore R ERA: 11.7 (7, 1)	0.1	H	1	0	0	0	0	0	0	0	0	0	0	1	1	0.00	0.000				
Billy Koch R ERA: 4.5 (8, 1)	2.0	S	10	4	1	1	1	0	0	0	0	0	0	24	38	4.50	2.000				

Toronto Blue Jays @ Oakland Athletics
Network Associates Coliseum, Oakland, CA
Mon Apr 24 2000, 10:05 PM EDT
Att: 8,363 - Sunny - 60 F

AB	37
R	2
H	10
RBI	1
BB	0
SO	9
LOB	15



Batter	1	2	3	4	5	6	7	8	9	AB	R	H	RBI	BB	SO	LOB	TOP										
José Cruz Jr. S OBP: 0.340, SLG: 0.598 (1, 8)	2-2 S 1B		4-2 G6-3 BB			1-2 G4-3		1-0 G3		3	0	1	0	1	0	1	Toronto Blue Jays @ Oakland Athletics Network Associates Coliseum, Oakland, CA Tue Apr 25 2000, 10:05 PM EDT Att: 8,266 - Sunny - 62 F AB 29 R 2 H 4 RBI 2 BB 3 SO 8 LOB 10 										
Homer Bush R OBP: 0.239, SLG: 0.212 (1, 4)	1-3 K2-3		0-2 G6-3			2-1 G6-3		0-0 F9		4	0	0	0	0	1	3											
Raul Mondesi R OBP: 0.327, SLG: 0.533 (1, 9)	1-3 K			2-3 K			3-2 G5-3		4-0 G4-3 2B BB	3	1	0	0	1	2	1											
Carlos Delgado L OBP: 0.427, SLG: 0.684 (1, 3)	1-3 K			1-0 L3 HBP			1-3 K		3-2 G4-3	3	0	0	0	0	2	2											
Brad Fullmer L OBP: 0.467, SLG: 0.723 (1, 10)		3-1 F9		2-2 L3			1-0 HR		0-0 2B	4	1	2	2	0	0	1											
Tony Batista R OBP: 0.348, SLG: 0.686 (1, 5)		2-3 K			0-1 P6		2-0 P5		2-1 F7	4	0	0	0	0	1	1											
Darrin Fletcher L OBP: 0.333, SLG: 0.524 (1, 2)		1-2 G4-3			0-1 G3-1				0-0 F7	3	0	0	0	0	0	0											
Alex Gonzalez R OBP: 0.300, SLG: 0.268 (1, 6)			4-1 G4-3 BB		2-3 K			2-1 G4-3		2	0	0	0	1	1	0											
Dewayne Wise L OBP: 0.167, SLG: 0.167 (1, 7)			2-0 G4-3			0-3 K		0-0 1B		3	0	1	0	0	1	1											
Inning Stats	R: 0 E: 0 K: 3 S: 14	H: 1 LOB: 1 BB: 0 P: 19	R: 0 E: 0 K: 1 S: 8	H: 0 LOB: 0 BB: 0 P: 14	R: 0 E: 0 K: 0 S: 7	H: 0 LOB: 1 BB: 2 P: 17	R: 0 E: 0 K: 1 S: 6	H: 0 LOB: 0 BB: 0 P: 11	R: 0 E: 0 K: 1 S: 7	H: 0 LOB: 0 BB: 0 P: 9	R: 0 E: 0 K: 1 S: 8	H: 0 LOB: 0 BB: 0 P: 11	R: 1 E: 0 K: 1 S: 11	H: 1 LOB: 0 BB: 0 P: 18	R: 0 E: 0 K: 0 S: 5	H: 1 LOB: 1 BB: 0 P: 8	R: 1 E: 0 K: 0 S: 7	H: 1 LOB: 1 BB: 1 P: 16	1B: 2 2B: 2 3B: 0 HR: 1	SF: 0 SAC: 0 DP: 2 HBP: 1	WP: 0 PB: 0 SB: 1 CS: 0	PA: 33					
PITCHER	IP	WLS	BF	H	R	ER	SO	BB	IBB	HBP	BLK	WP	HR	S	P	ERA	WHIP										
Tim Hudson R ERA: 6.26 (1, 1)	7.0	W	24	2	1	1	8	2	0	0	0	0	1	61	99	1.29	0.571										
Jeff Tam R ERA: 2.51 (8, 1)	1.0		4	1	0	0	0	0	0	0	0	0	0	5	8	0.00	1.000										
Ron Mahay L ERA: 7.82 (9, 1)	1.0		5	1	1	1	0	1	0	0	0	0	0	7	16	9.00	2.000										

Batter	1	2	3	4	5	6	7	8	9	AB	R	H	RBI	BB	SO	LOB	BOTTOM										
Terrence Long L OBP: 0.500, SLG: 0.889 (1, 8)	3-2 BB 1B 2B			0-0 G4-3	1-1 HBP		1-1 2B			4	2	3	3	0	0	1	Toronto Blue Jays @ Oakland Athletics Network Associates Coliseum, Oakland, CA Tue Apr 25 2000, 10:05 PM EDT Att: 8,266 - Sunny - 62 F AB 33 R 11 H 12 RBI 10 BB 8 SO 7 LOB 22 										
Miguel Tejada R OBP: 0.395, SLG: 0.355 (1, 6)	1-1 BB			0-1 G5-3	0-3 K		1-3 K			4	1	1	0	0	1	3											
Jorge Velandia R OBP: 0.143, SLG: 0.190 (7, 6)	1-2 2B									1	0	0	0	0	1	1											
Jason Giambi L OBP: 0.400, SLG: 0.677 (1, 3)	4-1 2B 1B BB				1-0 1B BB	0-0 HR 1B		4-0 1B BB		3	3	2	0	2	0	0											
Olmedo Saenz R OBP: 0.407, SLG: 0.571 (1, 10)	1-3 K		1-1 F7		0-0 BB SF8 1B	1-3 K		1-1 1B		5	1	2	0	0	2	4											
Matt Stairs L OBP: 0.315, SLG: 0.434 (1, 9)	1-1 1B WP			4-0 G4-6-3 BB	4-1 BB HBP BB	2-0 F8		2-3 K		2	2	1	2	2	0	1											
Rich Becker L OBP: 0.404, SLG: 0.356 (7, 9)	1-3 2H 3H				1-2 HBP BB					1	0	0	0	0	1	2											
Ben Griewe L OBP: 0.341, SLG: 0.446 (1, 7)	1-2 WP		1-1 G4-6-3		4-2 HBP BB	1-0 HR		1-2 F8		4	1	2	4	1	0	3											
Ramon Hernandez R OBP: 0.220, SLG: 0.302 (1, 2)	2-3 3H				1-2 2-3 3H	2-3 SF8		0-0 G3		3	0	0	1	1	1	3											
3 Eric Chavez L OBP: 0.390, SLG: 0.521 (1, 5)	1-1 F9		0-3 K		3-2 F5		1-1 G3			4	0	0	0	0	1	4											
Frank Menechino R OBP: 0.383, SLG: 0.551 (1, 4)		4-2 HR BB		2-1 G4-3 1B	4-2 HBP BB		0-0 F3			2	1	1	0	2	0	0											
Inning Stats	R: 4 E: 0 K: 1 S: 19	H: 4 LOB: 1 BB: 1 P: 32	R: 2 E: 0 K: 0 S: 18	H: 1 LOB: 0 BB: 1 P: 28	R: 0 E: 0 K: 1 S: 5	H: 0 LOB: 2 BB: 2 P: 14	R: 0 E: 0 K: 0 S: 5	H: 1 LOB: 0 BB: 0 P: 7	R: 3 E: 0 K: 1 S: 16	H: 2 LOB: 3 BB: 3 P: 34	R: 2 E: 0 K: 2 S: 9	H: 2 LOB: 0 BB: 0 P: 15	R: 0 E: 0 K: 1 S: 8	H: 1 LOB: 1 BB: 0 P: 11	R: 0 E: 0 K: 1 S: 9	H: 1 LOB: 2 BB: 1 P: 17	1B: 8 2B: 2 3B: 0 HR: 2	SF: 1 SAC: 0 DP: 2 HBP: 1	WP: 1 PB: 0 SB: 0 CS: 0	PA: 43							
PITCHER	IP	WLS	BF	H	R	ER	SO	BB	IBB	HBP	BLK	WP	HR	S	P	ERA	WHIP										
32 Roy Halladay R ERA: 10.8 (1, 1)	4.0	L	23	8	9	9	2	5	0	0	0	0	1	50	89	20.25	3.250										
John Bale L ERA: 14.73 (5, 1)	2.0		11	2	2	2	3	2	0	1	0	0	1	22	41	9.00	2.000										
Clayton Andrews L ERA: 13.5 (7, 1)	2.0		9	2	0	0	2	1	0	0	0	0	0	17	28	0.00	1.500										

Batter	1	2	3	4	5	6	7	8	9	AB	R	H	RBI	BB	SO	LOB	TOP										
José Cruz Jr., S OBP: 0.333, SLG: 0.570	0-0 F5	1-3 K		0-0 L7		3-1 G1-3			4-2 SH1-4 BB	4	0	0	0	1	1	3											
Homer Bush, R OBP: 0.297, SLG: 0.232	1-0 G4-3 1B	4-1 BB			1-2 1B		1-3 K		1-1 SH1-4	3	0	2	0	1	1	0											
Raul Mondesi, R OBP: 0.311, SLG: 0.505	2-1 G4-3	1-0 F8			3-3 SAFE K		3-1 P5		1-3 K	5	0	0	0	0	2	6											
Carlos Delgado, L OBP: 0.436, SLG: 0.711	2-0 G1-3		3-1 1B		3-2 HBP		2-1 HR		2-3 K	4	1	2	1	0	1	2											
Brad Fullmer, L OBP: 0.468, SLG: 0.706		2-2 BB 1B	1-2 F9		3-2 F7		4-1 BB			3	1	1	0	1	0	2											
Tony Batista, R OBP: 0.344, SLG: 0.667		0-2 L8	2-3 K			0-1 1B SF8 1B	1-0 F7			4	1	1	0	0	1	3											
Marty Cordova, R ERA: 5.12	4-2 1B BB		1-1 P4			0-0 G4-3		2-1 G4-3		3	1	0	0	1	0	2											
Dewayne Wise, L OBP: 0.167, SLG: 0.167	1-2 1B BB					1-2 G4-3				0	0	0	0	0	0	0											
Alex Gonzalez, R OBP: 0.310, SLG: 0.280	0-2 1B 2H			1-1 G6-3		0-2 SF8 1B		0-2 F2		4	0	2	1	0	0	0											
Alberto Castillo, R OBP: 0.240, SLG: 0.348	0-2 BB 1B			0-0 F9		0-2 SF8		1-2 F9		3	0	1	2	0	0	0											
Inning Stats	R: 0 E: 0 K: 0 S: 5	H: 1 LOB: 1 BB: 0 P: 10	R: 2 E: 0 K: 1 S: 21	H: 3 LOB: 3 BB: 2 P: 33	R: 0 E: 0 K: 1 S: 10	H: 1 LOB: 1 BB: 0 P: 17	R: 0 E: 0 K: 0 S: 4	H: 0 LOB: 0 BB: 0 P: 5	R: 0 E: 0 K: 1 S: 11	H: 1 LOB: 1 BB: 0 P: 21	R: 1 E: 0 K: 1 S: 9	H: 1 LOB: 1 BB: 1 P: 20	R: 0 E: 0 K: 0 S: 8	H: 0 LOB: 0 BB: 0 P: 11	R: 0 E: 0 K: 2 S: 11	H: 0 LOB: 1 BB: 1 P: 19	1B: 8 2B: 0 3B: 0 HR: 1	SF: 1 SAC: 1 DP: 0 HBP: 1	WP: 0 PB: 0 SB: 0 CS: 0	PA: 40							
PITCHER	IP	WLS	BF	H	R	ER	SO	BB	IBB	HBP	BLK	WP	HR	S	P	ERA	WHIP										
Omar Olivares, R ERA: 5.12	6.0	L	28	8	3	3	3	2	0	1	0	0	0	62	100	4.50	1.667										
T.J. Mathews, R ERA: 6.3	2.0		8	1	1	1	1	1	0	0	0	0	1	17	31	4.50	1.000										
Jason Iseringhausen, R ERA: 2.0	1.0		4	0	0	0	2	1	0	0	0	0	0	11	19	0.00	1.000										

Toronto Blue Jays @ Oakland Athletics
Network Associates Coliseum, Oakland, CA
Wed Apr 26 2000, 10:05 PM EDT
Att. 14,477 - Sunny - 70 F

AB	33
R	4
H	9
RBI	4
BB	4
SO	6
LOB	18



Batter	1	2	3	4	5	6	7	8	9	AB	R	H	RBI	BB	SO	LOB	BOTTOM										
Terrence Long, L OBP: 0.429, SLG: 0.769	1-1 G4-3 HR 2B		2-1 G4-3		1-2 G6-3		1-1 F8			4	1	1	0	0	0	0											
Miguel Tejada, R OBP: 0.341, SLG: 0.338	0-1 G4-3		1-2 F3		2-0 G4-3			0-1 G6-3		4	0	0	0	0	0	1											
Jason Giambi, L OBP: 0.417, SLG: 0.716	1-0 HR		4-2 2B BB		0-3 K			4-2 BB		2	1	1	2	2	1	0											
Matt Stairs, L OBP: 0.312, SLG: 0.438	3-3 K		0-0 2B		1-1 G4-3			1-1 F3		4	0	1	0	0	1	1											
Adam Platt, R OBP: 0.286, SLG: 0.286	2-3 K		2-1 G5-3			2-3 K		3-3 K		3	0	0	0	0	2	2											
Rich Becker, L OBP: 0.397, SLG: 0.348										1	0	0	0	0	1	1											
Ben Grieve, L OBP: 0.337, SLG: 0.449		0-0 G4-3		2-2 F8		2-0 2B			0-3 K	4	0	1	0	0	1	0											
Ramon Hernandez, R OBP: 0.222, SLG: 0.298		2-2 F9		0-1 F9		0-0 F9			2-2 1B	4	0	1	0	0	0	1											
3 Eric Chavez, L OBP: 0.395, SLG: 0.513		4-2 BB		0-0 1B			2-1 F8		3-3 K	3	0	1	0	1	1	1											
Frank Menechino, R OBP: 0.365, SLG: 0.519		3-2 F8		3-2 1B			2-1 F9		1-2 P3	3	0	0	0	0	0	2											
Olmedo Saenz, R OBP: 0.400, SLG: 0.560										1	0	0	0	0	0	1											
Inning Stats	R: 2 E: 0 K: 2 S: 11	H: 2 LOB: 0 BB: 0 P: 18	R: 0 E: 0 K: 0 S: 10	H: 0 LOB: 1 BB: 1 P: 19	R: 0 E: 0 K: 0 S: 10	H: 1 LOB: 1 BB: 0 P: 19	R: 0 E: 0 K: 0 S: 10	H: 1 LOB: 1 BB: 0 P: 15	R: 0 E: 0 K: 1 S: 8	H: 0 LOB: 0 BB: 0 P: 11	R: 0 E: 0 K: 1 S: 7	H: 1 LOB: 1 BB: 0 P: 12	R: 0 E: 0 K: 0 S: 6	H: 0 LOB: 0 BB: 0 P: 11	R: 0 E: 0 K: 1 S: 9	H: 0 LOB: 1 BB: 1 P: 17	R: 0 E: 0 K: 2 S: 14	H: 1 LOB: 1 BB: 0 P: 20	1B: 2 2B: 3 3B: 0 HR: 1	SF: 0 SAC: 0 DP: 0 HBP: 0	WP: 0 PB: 0 SB: 0 CS: 0	PA: 36					
PITCHER	IP	WLS	BF	H	R	ER	SO	BB	IBB	HBP	BLK	WP	HR	S	P	ERA	WHIP										
Chris Carpenter, R ERA: 5.01	7.1	W	29	5	2	2	4	2	0	0	0	0	0	64	107	2.46	0.955										
Pedro Borbon, L ERA: 8.64	0.1	H	2	0	0	0	0	1	0	0	0	0	0	4	9	0.00	3.000										
Paul Quantrill, R ERA: 5.91	0.1	H	1	0	0	0	1	0	0	0	0	0	0	3	6	0.00	0.000										
Billy Koch, R ERA: 4.09	1.0	S	4	1	0	0	2	0	0	0	0	0	0	14	20	0.00	1.000										

Toronto Blue Jays @ Oakland Athletics
Network Associates Coliseum, Oakland, CA
Wed Apr 26 2000, 10:05 PM EDT
Att. 14,477 - Sunny - 70 F


AB	33
R	2
H	6
RBI	2
BB	3
SO	7
LOB	10



Batter	1	2	3	4	5	6	7	8	9	AB	R	H	RBI	BB	SO	LOB	TOP				
Shannon Stewart, R OBP: 0.418, SLG: 0.633 Dewayne Wise, L OBP: 0.167, SLG: 0.167	0-1 FC4-6 1B		0-2 F7			0-1 F8		3-2 G1-3		4	0	1	0	0	0	1					
José Cruz Jr., S OBP: 0.330, SLG: 0.551	1-0 F8		0-3 K			4-0 BB			1-2 E5 HBP	3	0	0	0	1	1	2					
Raul Mondesi, R OBP: 0.308, SLG: 0.490	1-1 FC4-6 1-2			1-0 F8		2-1 P4			1-1 HBP	3	0	0	0	0	0	2					
Carlos Delgado, L OBP: 0.429, SLG: 0.690	1-3 K			1-0 1B		3-3 K			3-3 K	4	0	1	0	0	3	4					
Brad Fullmer, L OBP: 0.446, SLG: 0.667		1-1 F7		0-1 F9			1-1 F9		0-3 K	4	0	0	0	0	1	3					
Tony Batista, R OBP: 0.330, SLG: 0.638		2-3 K		0-0 G1-3			2-3 K		1-0 G6-3	4	0	0	0	0	2	3					
Darrin Fletcher, L OBP: 0.319, SLG: 0.500		2-2 G4-3			1-1 G6-3		0-1 F5			3	0	0	0	0	0	0					
Alex Gonzalez, R OBP: 0.322, SLG: 0.286			4-2 BB		0-1 G5-4-3 1B			1-3 K		2	0	1	0	1	1	0					
Homer Bush, R OBP: 0.256, SLG: 0.222			1-0 P6		2-1 G5-4-3 1-2			2-2 F8		3	0	0	0	0	0	2					
Inning Stats	R: 0 E: 0 K: 1 S: 8	H: 1 LOB: 1 BB: 0 P: 11	R: 0 E: 0 K: 1 S: 9	H: 0 LOB: 0 BB: 0 P: 14	R: 0 E: 0 K: 1 S: 11	H: 0 LOB: 1 BB: 1 P: 16	R: 0 E: 0 K: 0 S: 5	H: 1 LOB: 1 BB: 0 P: 7	R: 0 E: 0 K: 1 S: 6	H: 0 LOB: 1 BB: 1 P: 17	R: 0 E: 0 K: 1 S: 7	H: 0 LOB: 0 BB: 0 P: 10	R: 0 E: 0 K: 1 S: 11	H: 0 LOB: 0 BB: 0 P: 17	R: 0 E: 1 K: 2 S: 11	H: 0 LOB: 2 BB: 0 P: 17	1B: 3 2B: 0 3B: 0 HR: 0	SF: 0 SAC: 0 DP: 1 HBP: 1	WP: 0 PB: 0 SB: 1 CS: 0	PA: 33	
PITCHER	IP	WLS	BF	H	R	ER	SO	BB	IBB	HBP	BLK	WP	HR	S	P	ERA	WHIP				
David Cone, R ERA: 7.66	7.0	W	25	3	0	0	5	2	0	0	0	0	0	54	84	0.00	0.714				
Jeff Nelson, R ERA: 2.13	1.0		3	0	0	0	1	0	0	0	0	0	0	11	17	0.00	0.000				
Mike Stanton, L ERA: 2.79	1.0		5	0	0	0	2	0	0	1	0	0	0	11	17	0.00	0.000				

Toronto Blue Jays @ New York Yankees
Yankee Stadium, Bronx, NY
Fri Apr 28 2000, 7:05 PM EDT
Att: 35,987 - Cloudy - 52 F


AB	30
R	0
H	3
RBI	0
BB	2
SO	8
LOB	17

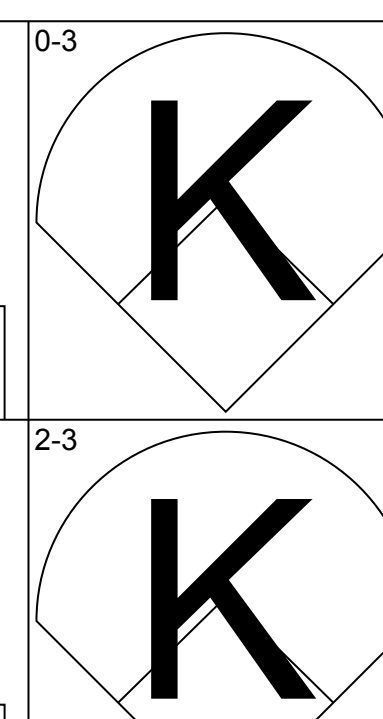
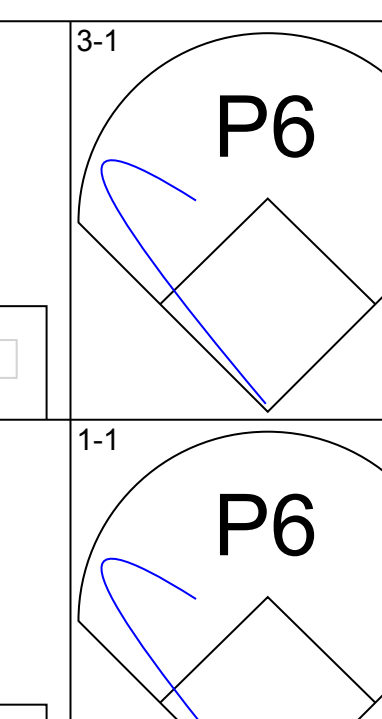
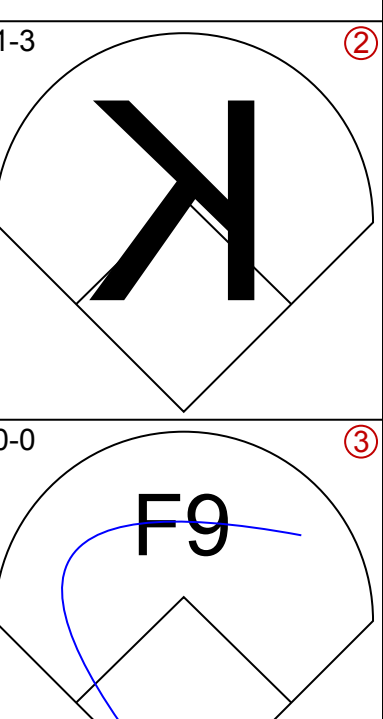
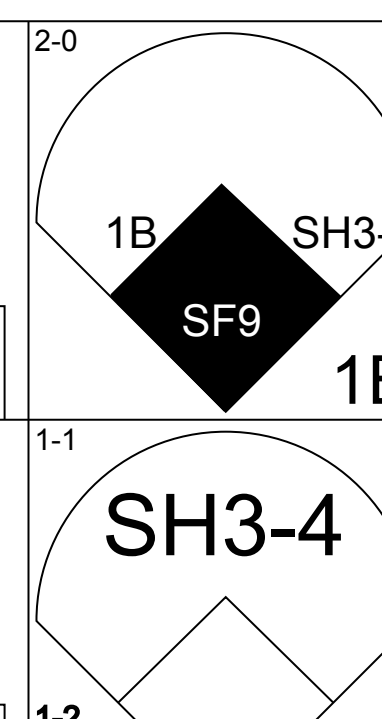
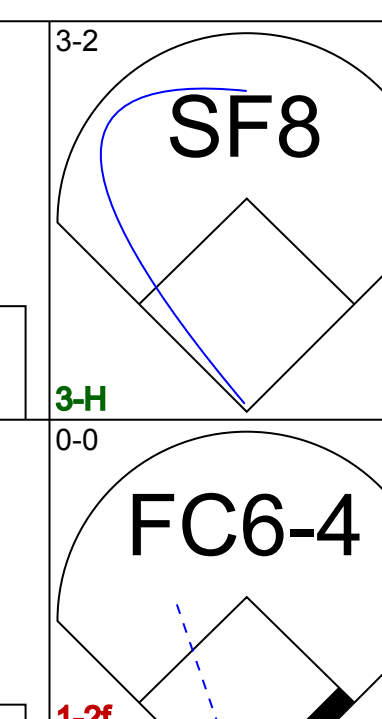
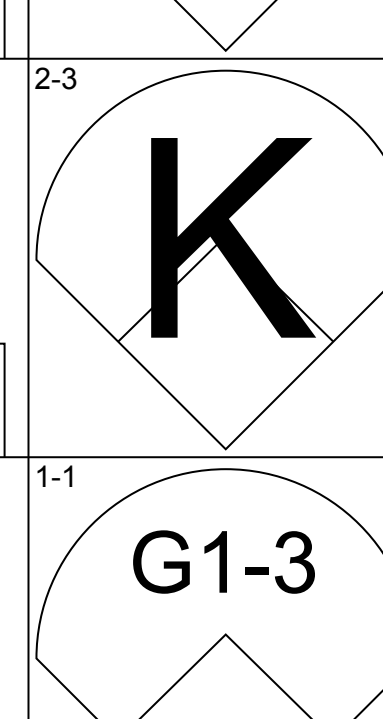
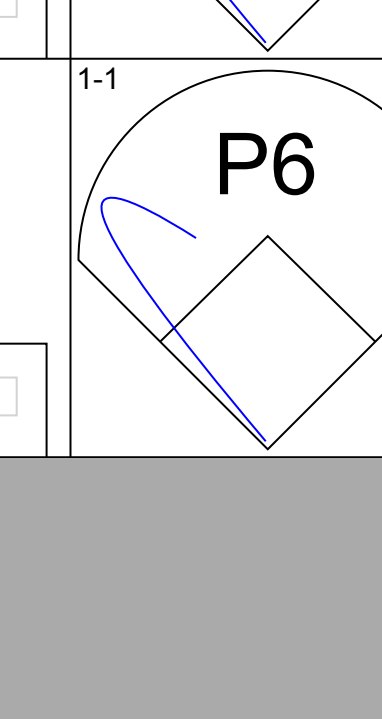
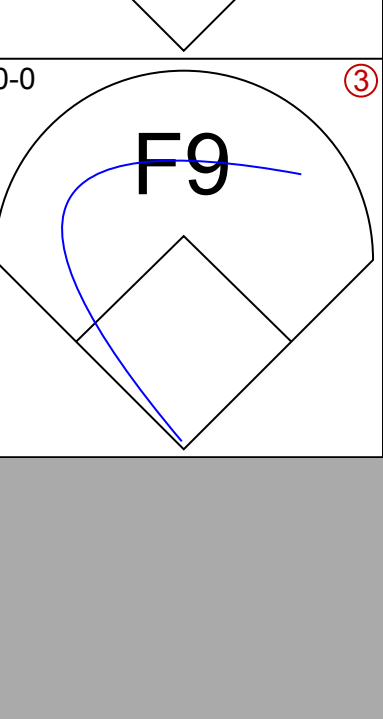
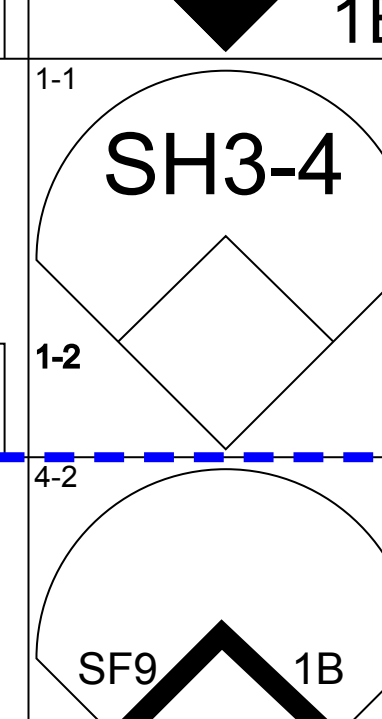
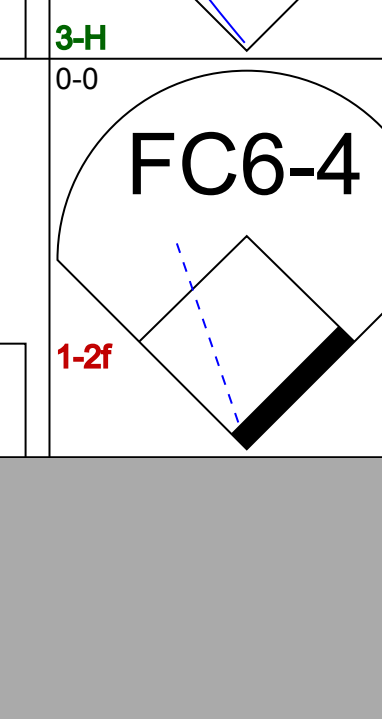
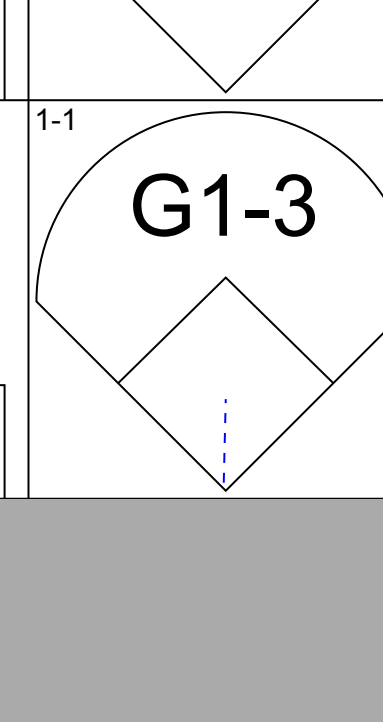
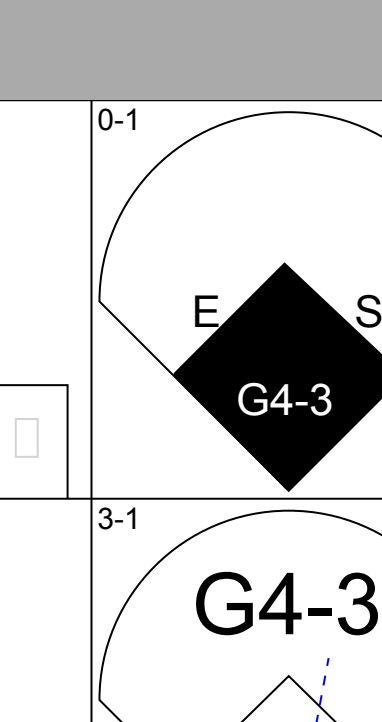
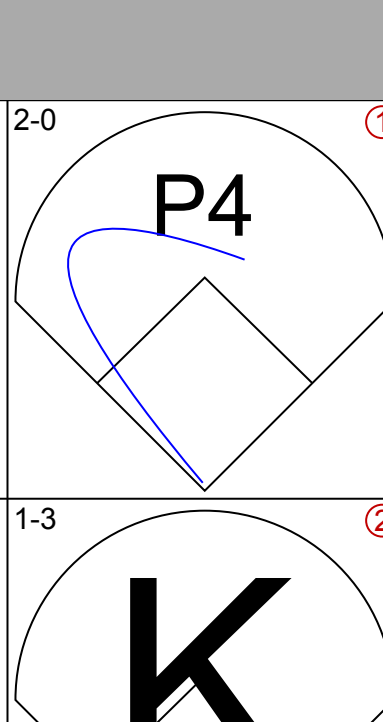
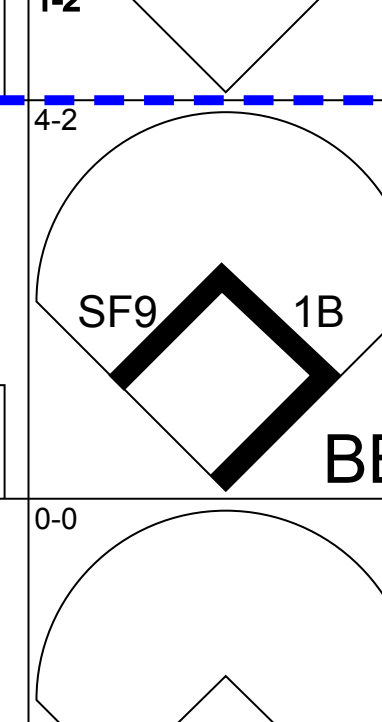

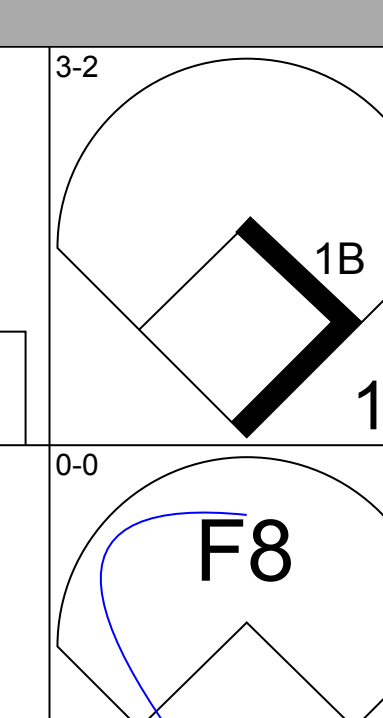
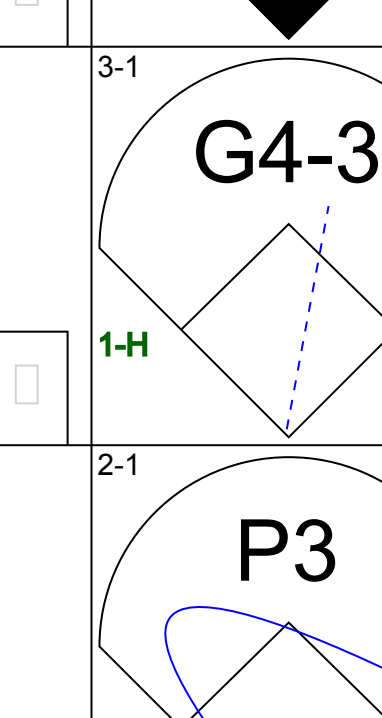
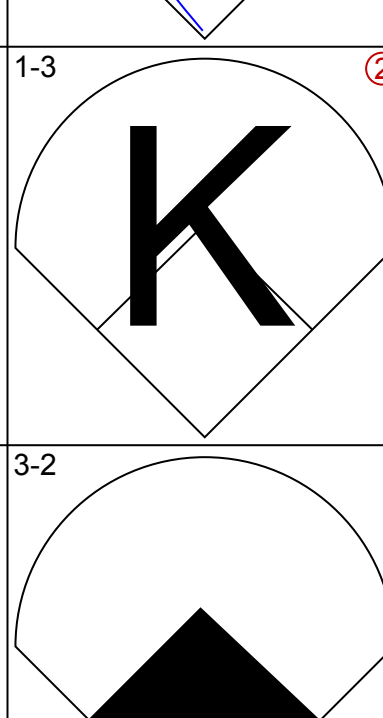
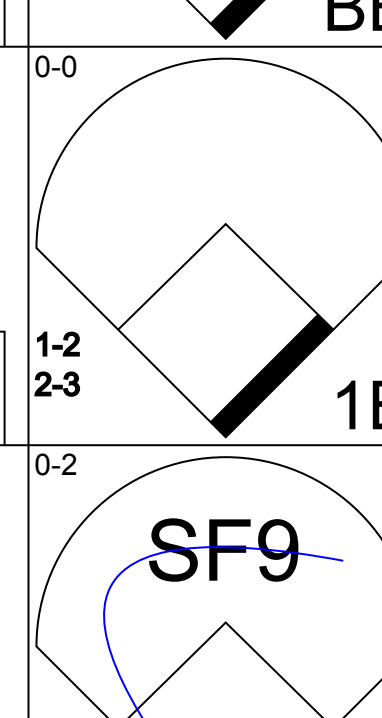

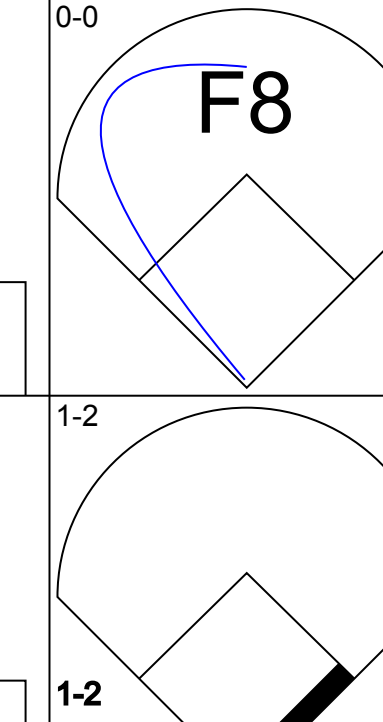
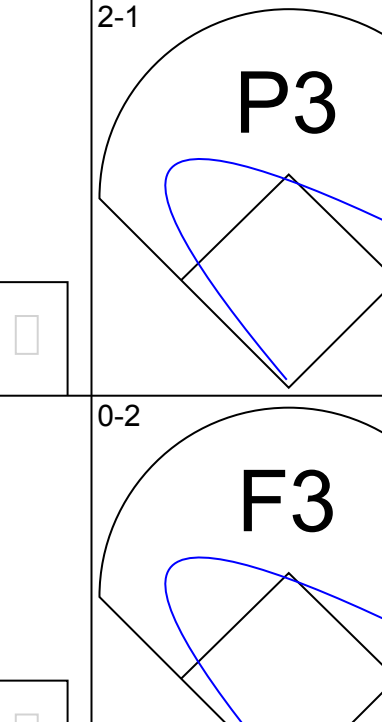
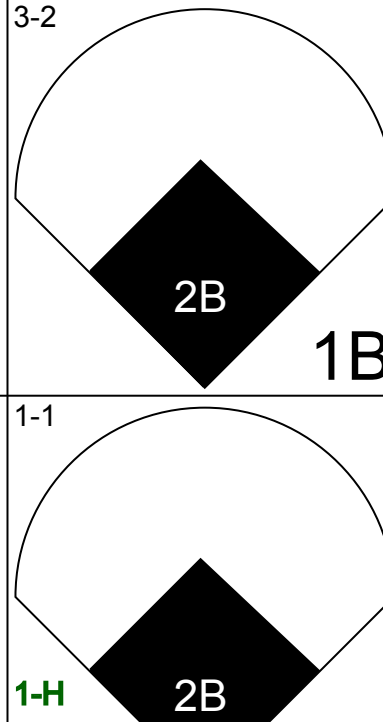
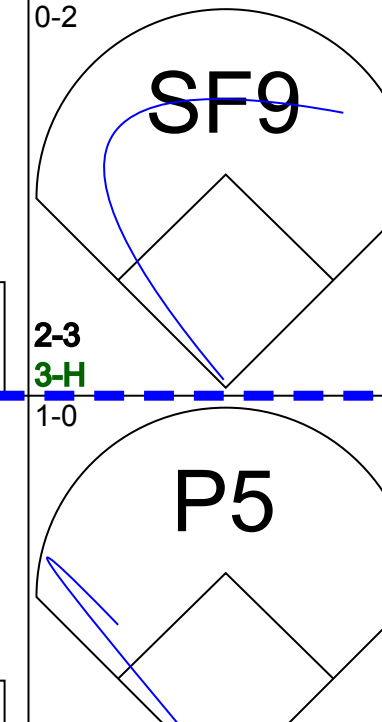

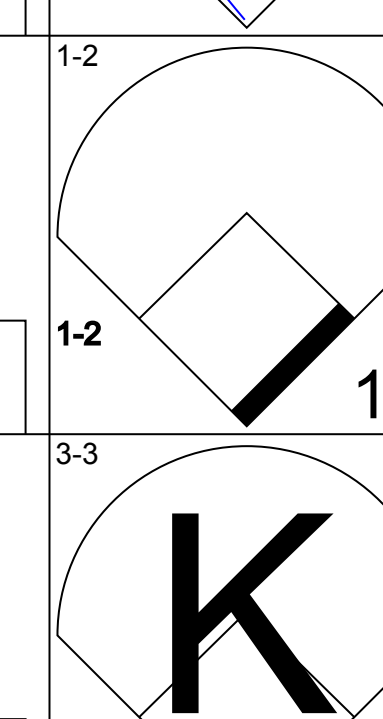
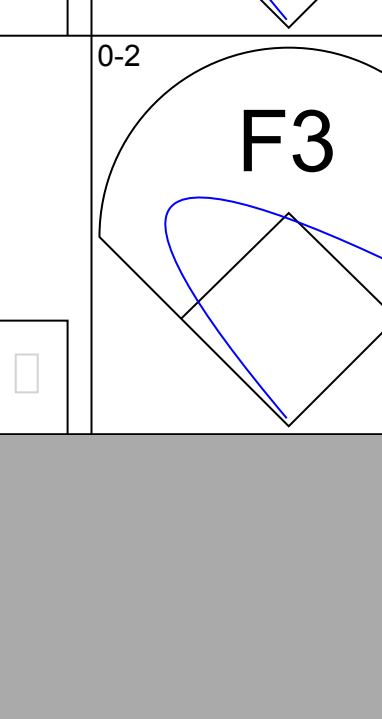
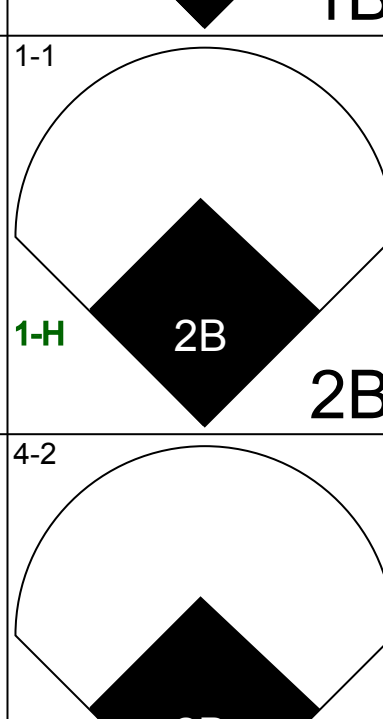
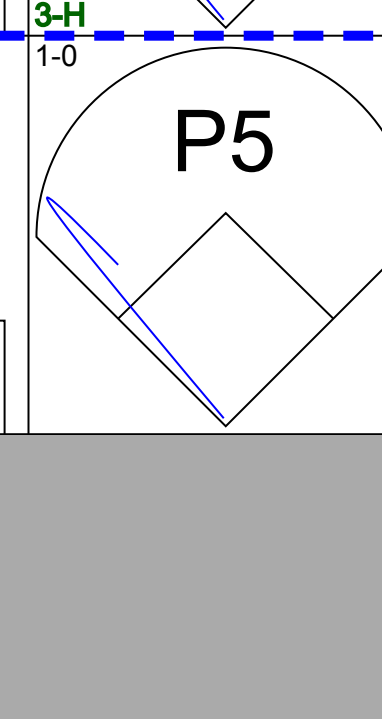
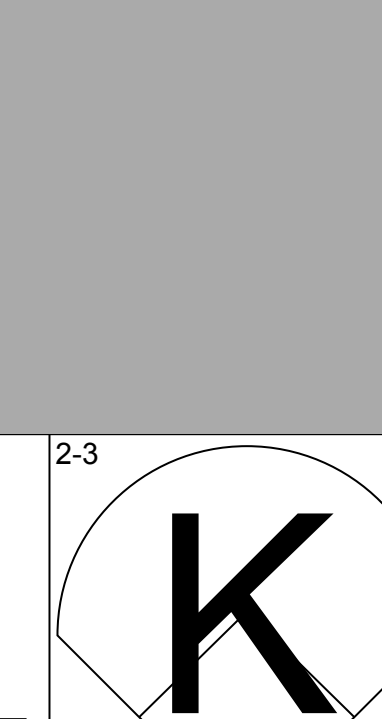
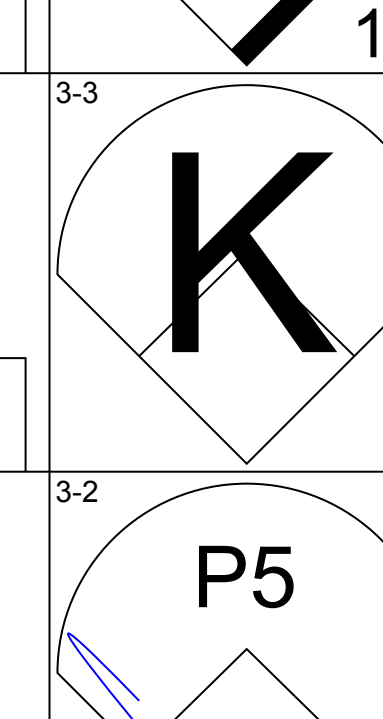
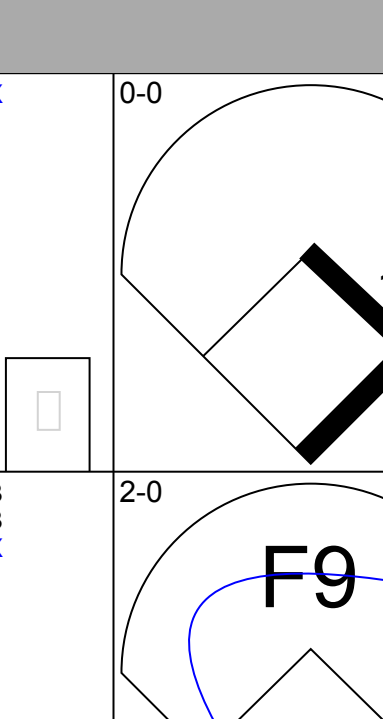
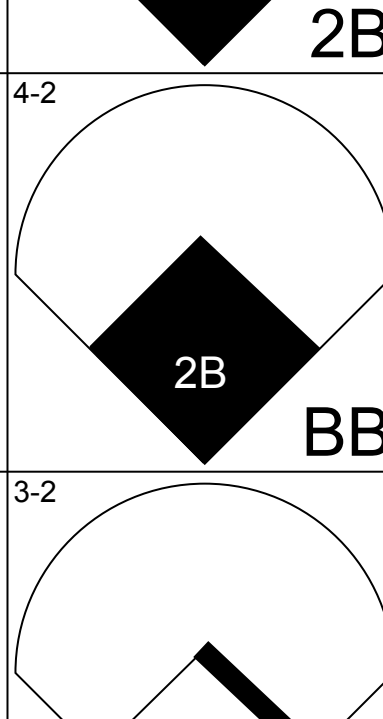
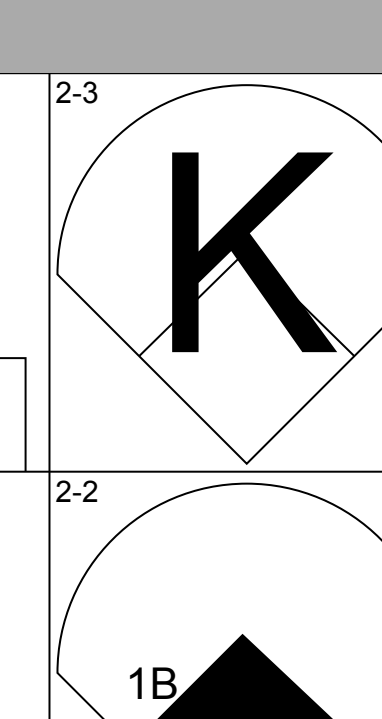
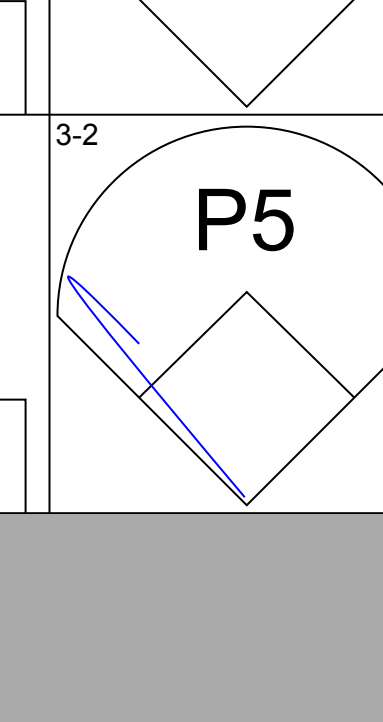
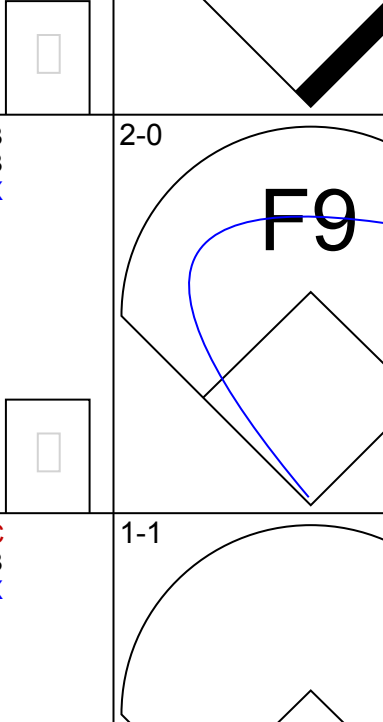
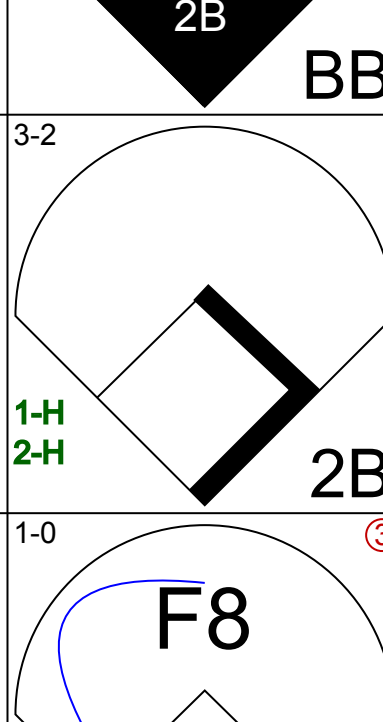
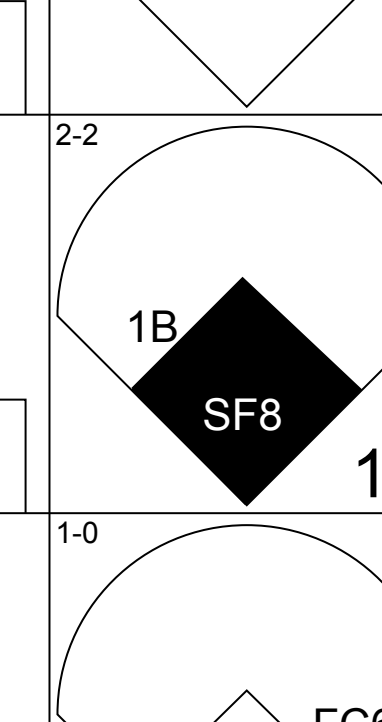
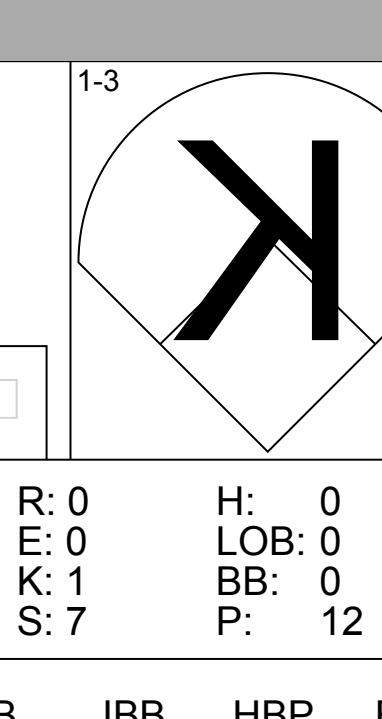
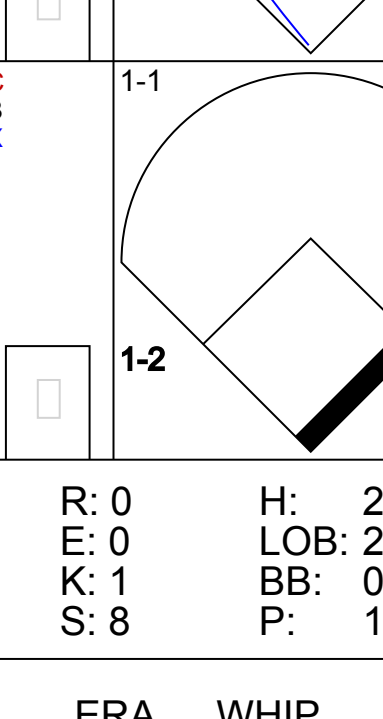
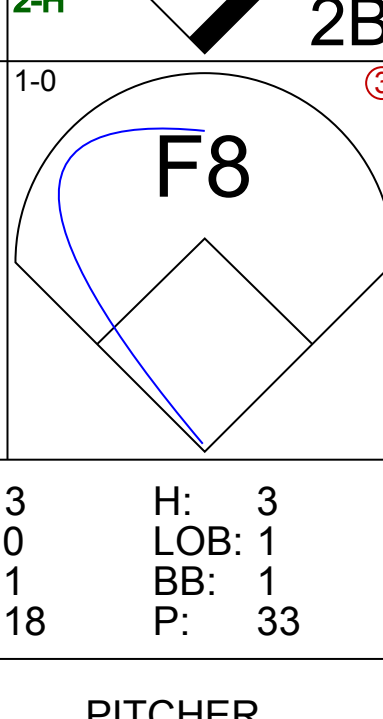
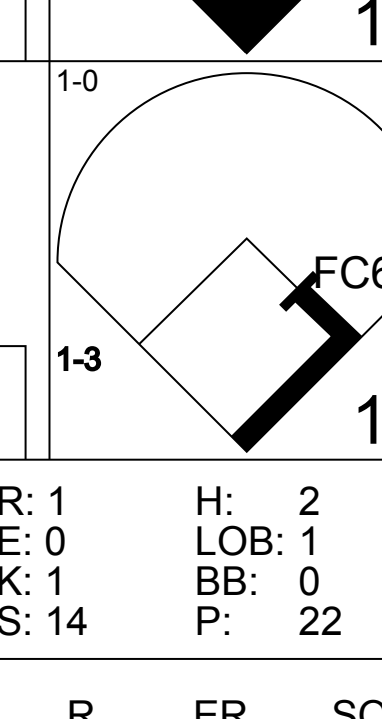


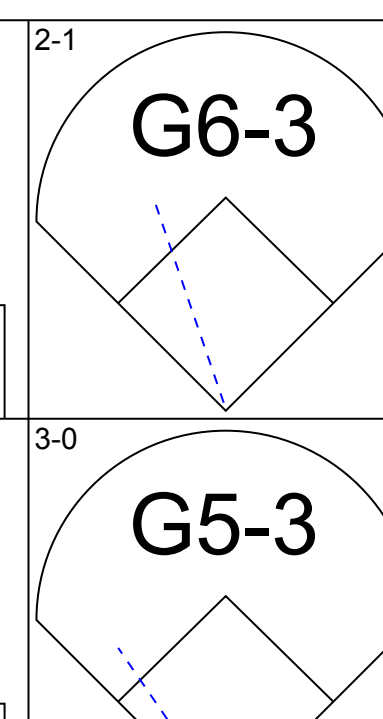
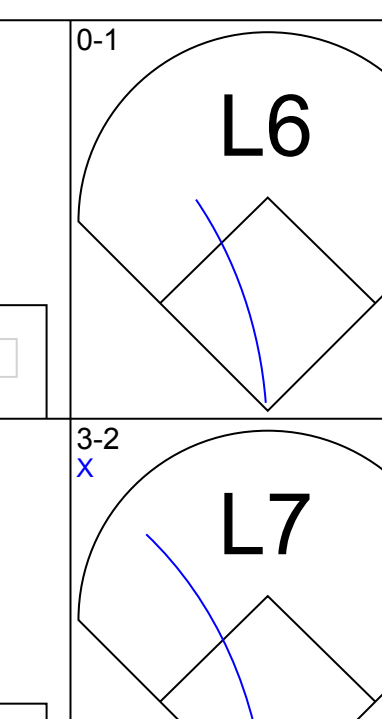
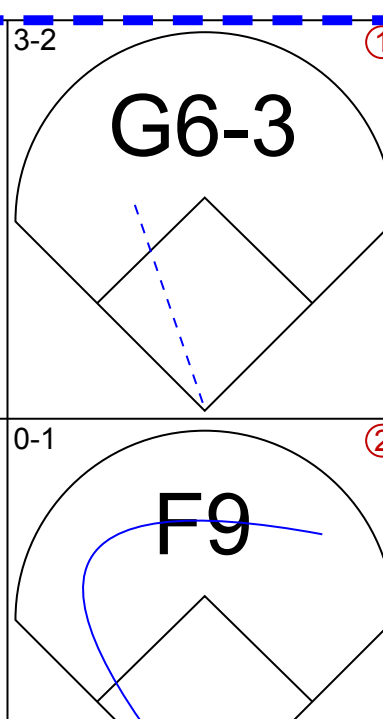
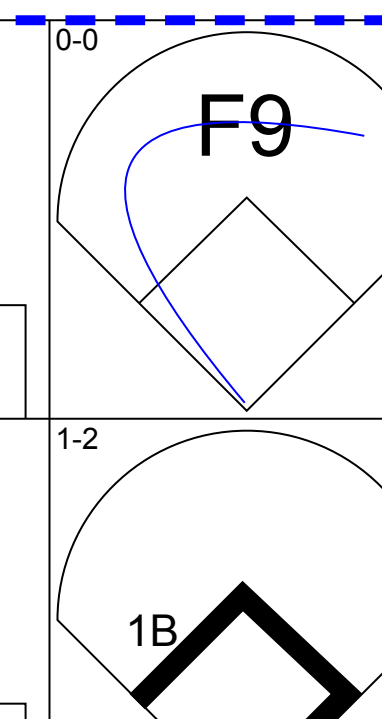
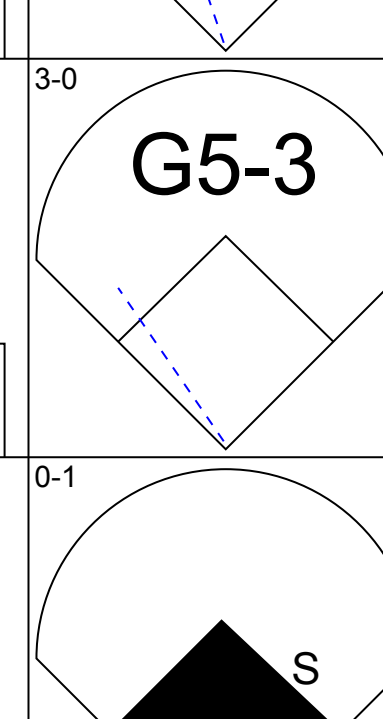
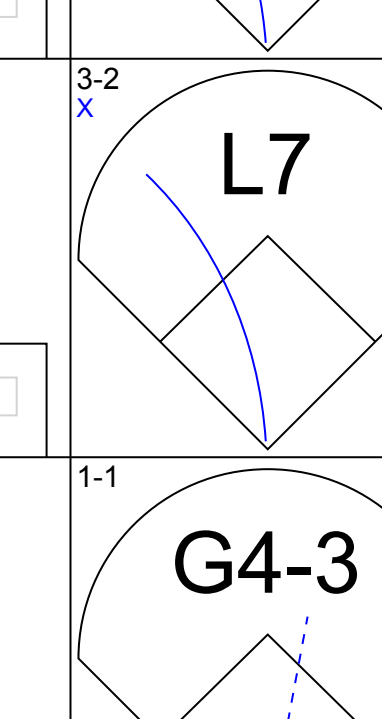
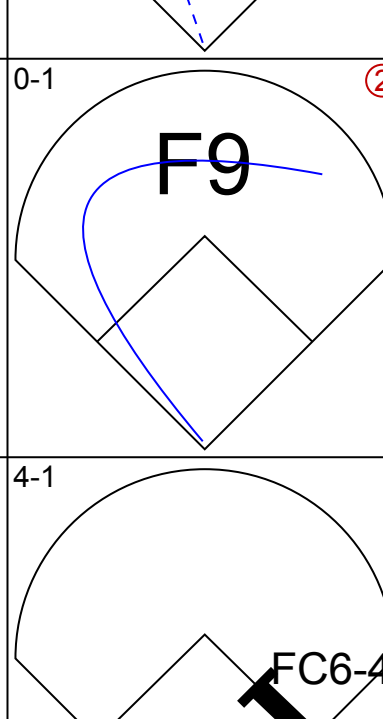
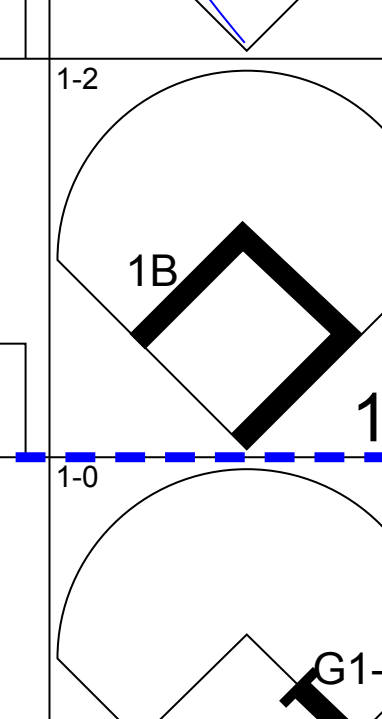
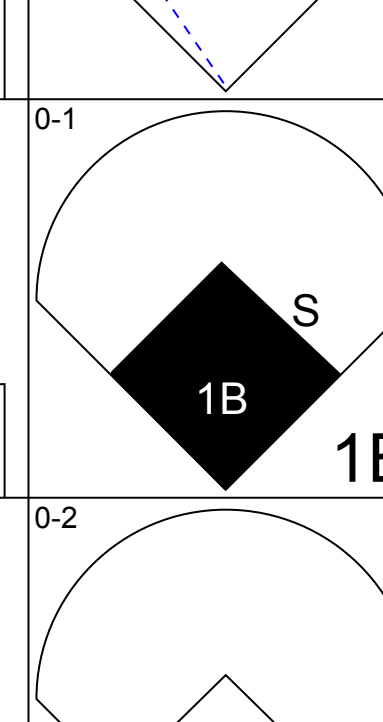
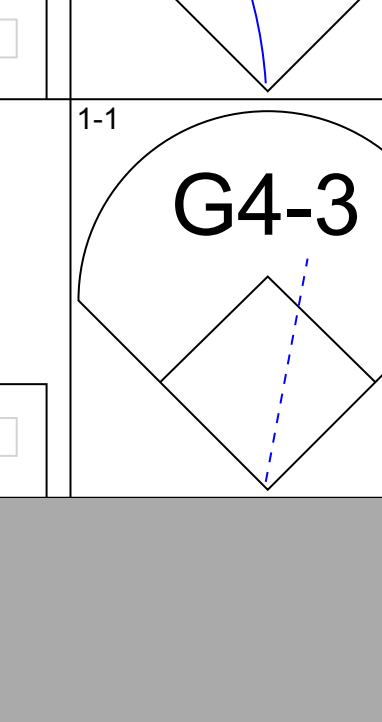
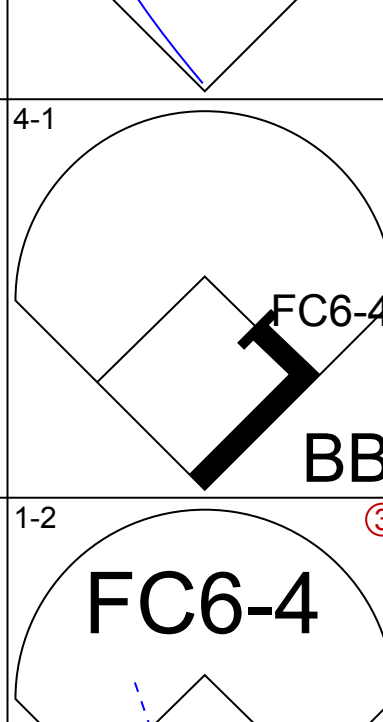
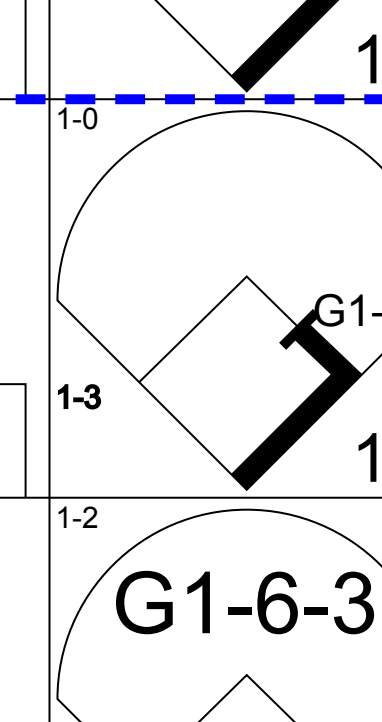
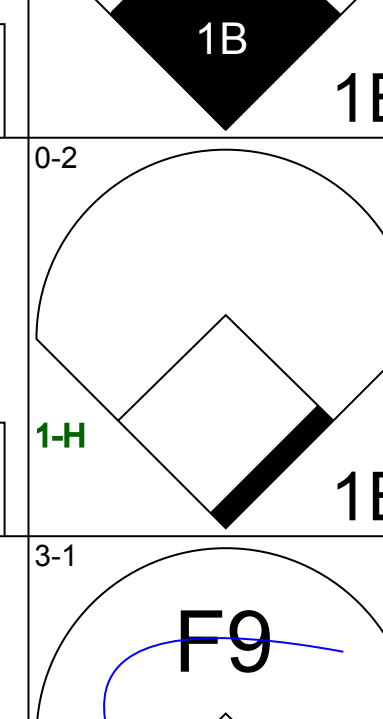
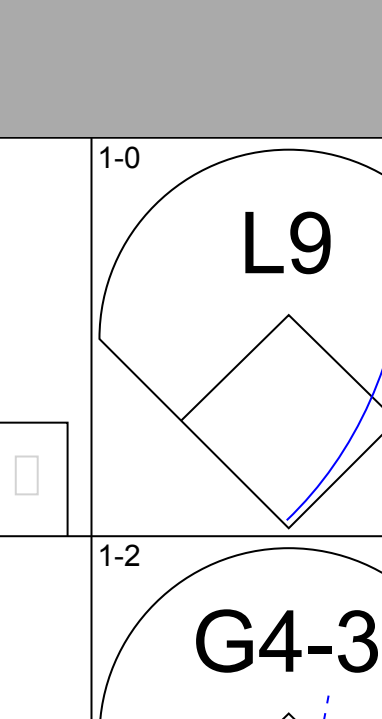
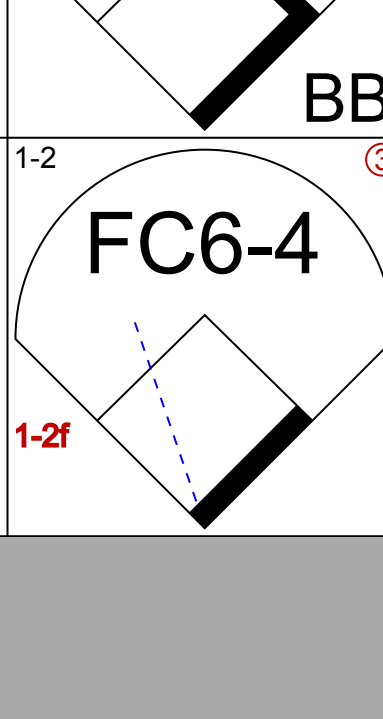
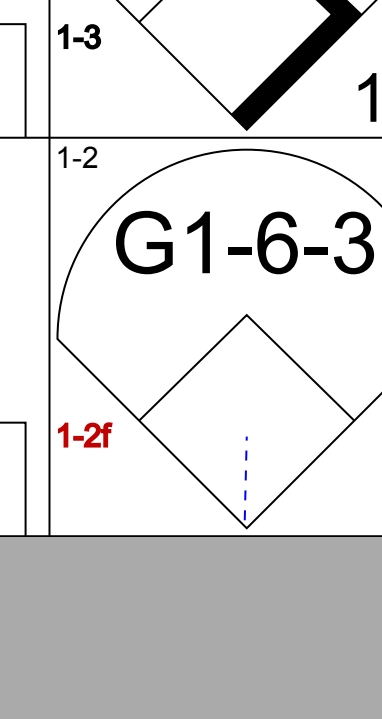
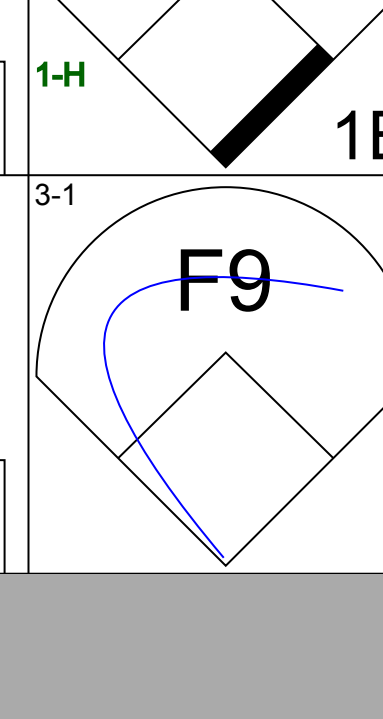
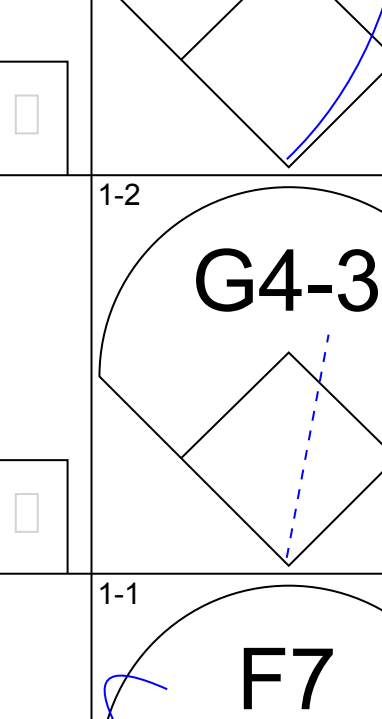
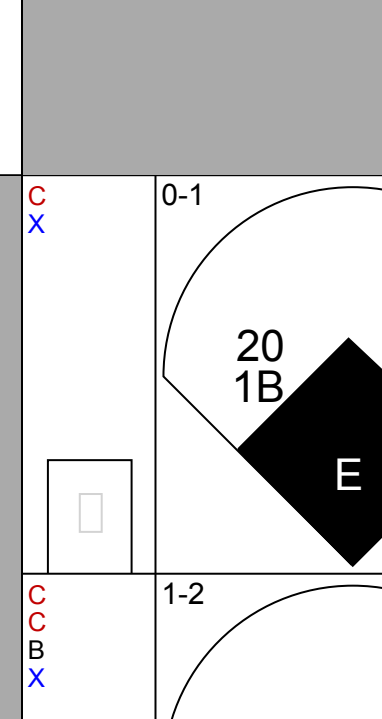
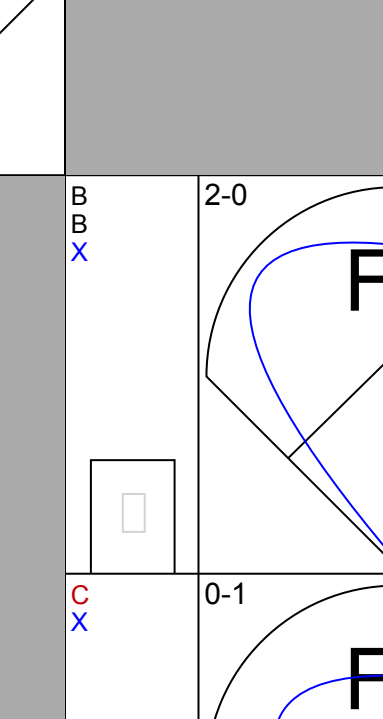
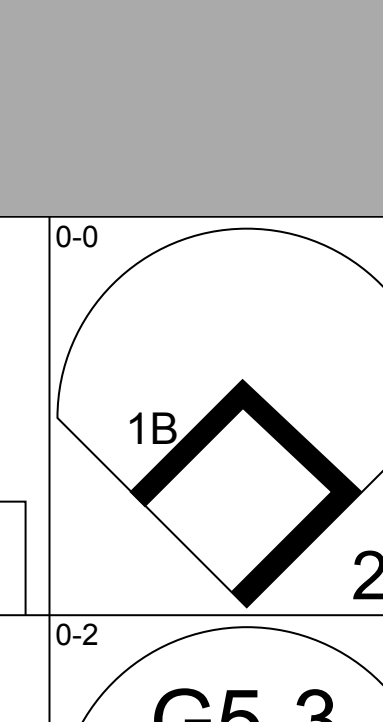
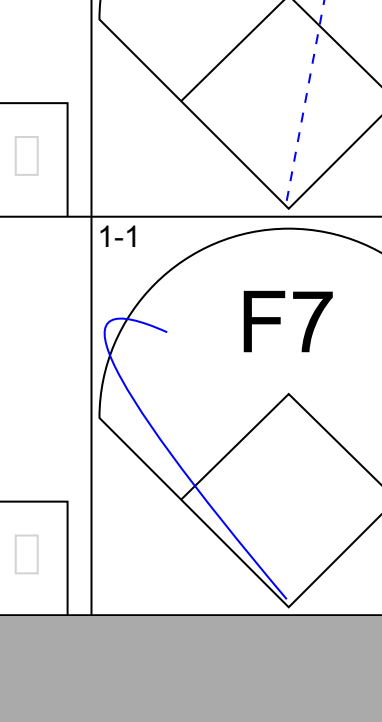
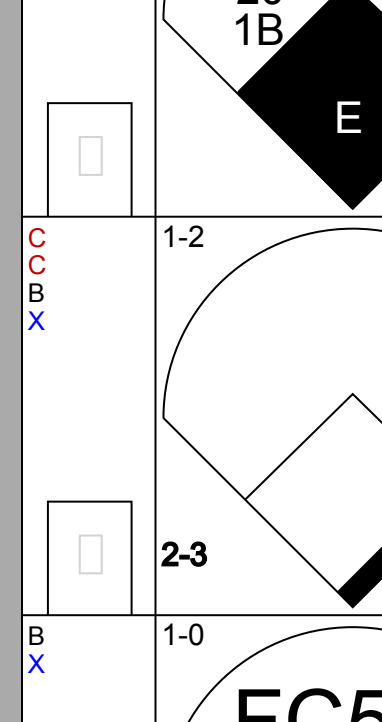
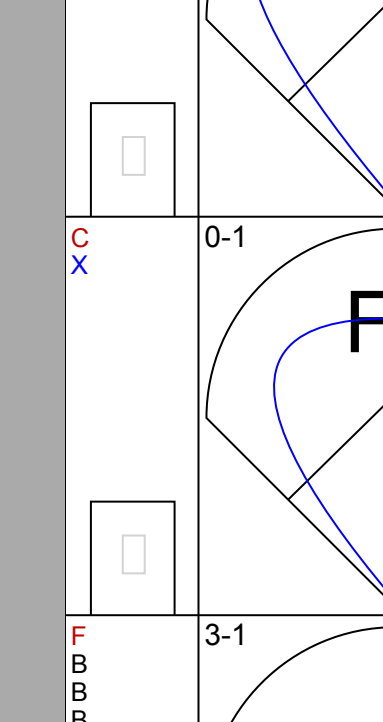
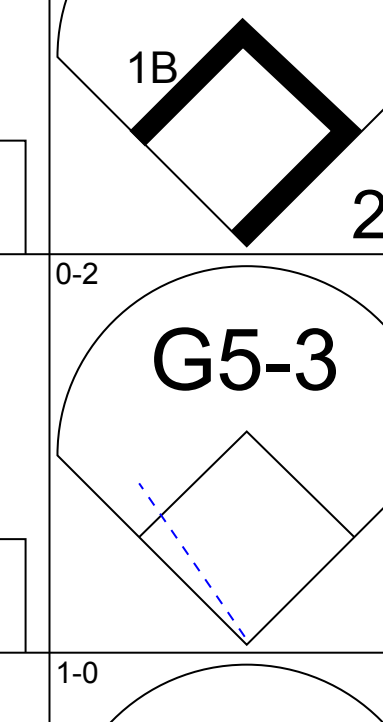
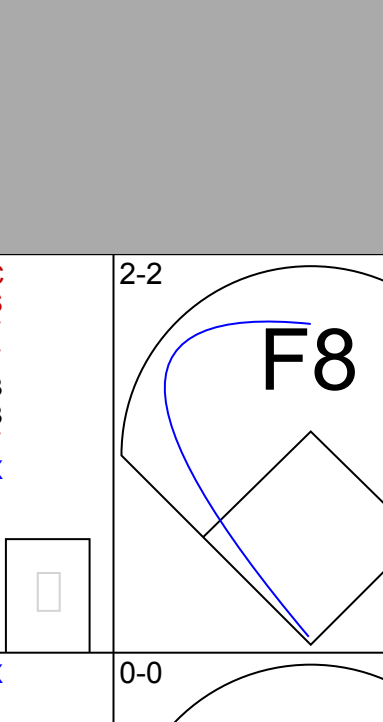
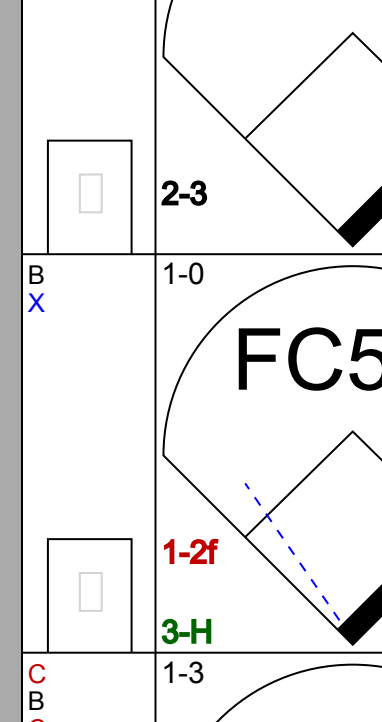
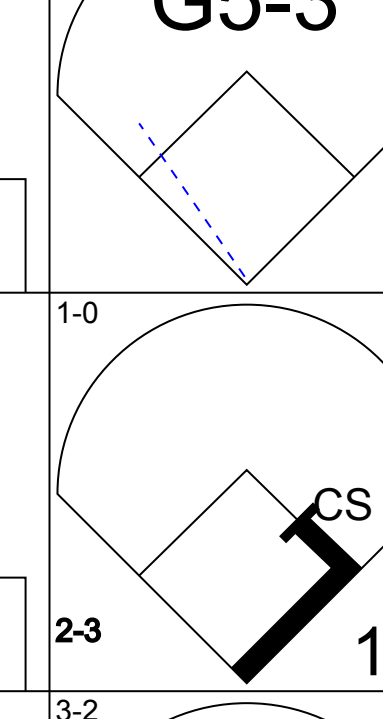
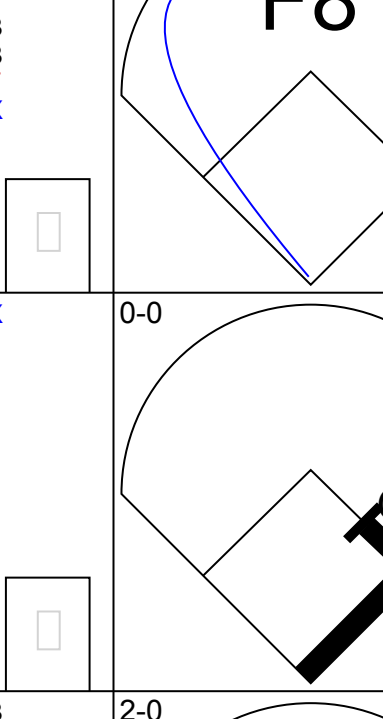
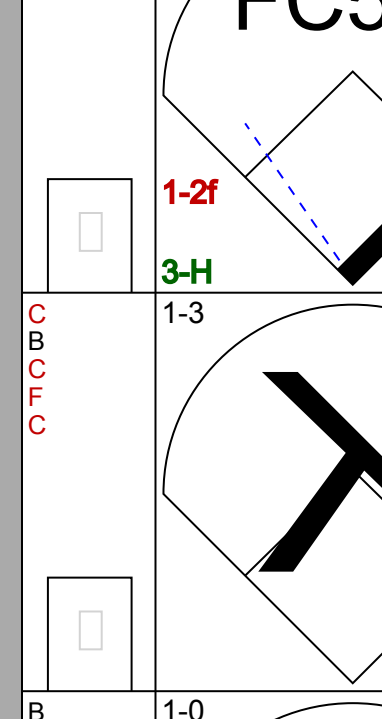
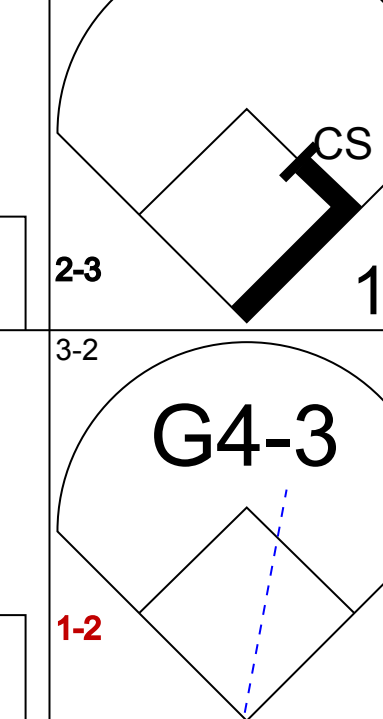
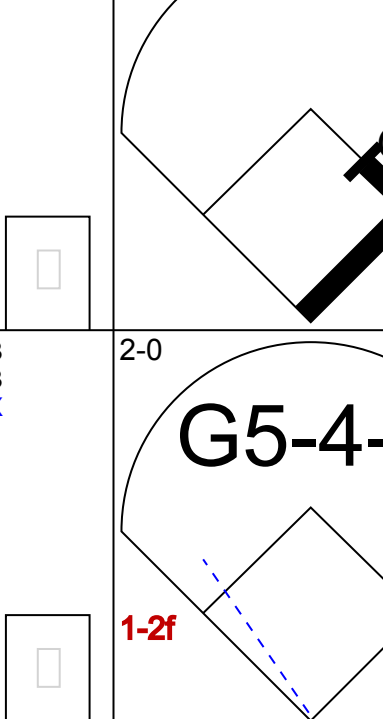
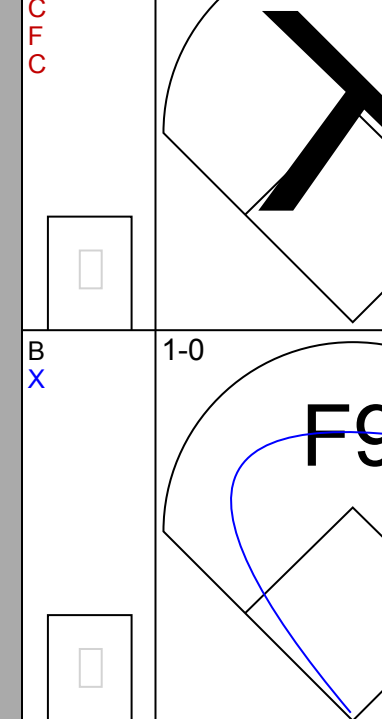
Batter	1	2	3	4	5	6	7	8	9	AB	R	H	RBI	BB	SO	LOB	BOTTOM				
Chuck Knoblauch, R OBP: 0.299, SLG: 0.333	3-2 F9		1-2 E 2B 1B	2-3 K		2-2 FC6-4 1-2 2-3		1-2 G3		5	1	1	0	0	1	3					
2 Derek Jeter, R OBP: 0.396, SLG: 0.512	1-0 G5-3		4-2 E 2B BB		1-1 G4-6-3 1B		0-0 SF7 3B			3	2	2	0	1	0	0					
Paul O'Neill, L OBP: 0.379, SLG: 0.397	1-0 L3		1-1 E5 2B G3 1-2 2-3 3-H		2-0 G4-6-3 1-2		1-1 G1-3			4	1	0	1	0	0	4					
Bernie Williams, S OBP: 0.376, SLG: 0.593		1-2 L7	0-0 G3 2B 1-3 2-H 3-H		0-3 K		4-0 HBP IBB			3	0	1	2	1	1	0					
Tino Martinez, L OBP: 0.379, SLG: 0.506		0-0 F9	1-0 G3			0-1 F7	3-1 HBP			3	0	0	1	0	0	1					
Ricky Ledee, L OBP: 0.298, SLG: 0.292		4-2 S 20 BB	0-0 G6-3			1-1 F9	1-1 SF7			2	0	0	1	1	0	1					
20 Jorge Posada, S OBP: 0.397, SLG: 0.657		3-3 K		3-2 1B		2-1 HR		0-2 L7		4	1	2	1	0	1	3					
Shane Spencer, R OBP: 0.246, SLG: 0.391			1-2 1B E 1B	3-3 K		4-1 FC6-4 1B BB		0-2 L7		3	1	1	0	1	1	0					
Scott Brosius, R OBP: 0.286, SLG: 0.250			0-3 K	2-2 E5		0-0 FC6-4 1B		2-1 F7		4	0	1	0	0	1	1					
Inning Stats	R: 0 E: 0 K: 0 S: 5	H: 0 LOB: 0 BB: 0 P: 10	R: 0 E: 0 K: 1 S: 11	H: 0 LOB: 1 BB: 1 P: 19	R: 4 E: 1 K: 1 S: 18	H: 3 LOB: 1 BB: 1 P: 26	R: 0 E: 1 K: 2 S: 14	H: 1 LOB: 1 BB: 0 P: 24	R: 0 E: 0 K: 1 S: 6	H: 1 LOB: 0 BB: 0 P: 9	R: 1 E: 0 K: 0 S: 11	H: 2 LOB: 2 BB: 1 P: 20	R: 1 E: 0 K: 0 S: 7	H: 1 LOB: 2 BB: 1 P: 17	R: 0 E: 0 K: 0 S: 8	H: 0 LOB: 0 BB: 0 P: 11	1B: 5 2B: 1 3B: 1 HR: 1	SF: 1 SAC: 0 DP: 1 HBP: 1	WP: 0 PB: 0 SB: 1 CS: 0	PA: 37	
PITCHER	IP	WLS	BF	H	R	ER	SO	BB	IBB	HBP	BLK	WP	HR	S	P	ERA	WHIP				
Kelvin Escobar, R ERA: 3.98	6.0	L	28	7	5	3	5	3	0	0	0	0	0	7	17	9.00	1.667				
Eric Gunderson, L ERA: 9.0	1.0		6	1	1	1	0	0	1	1	0	0	0	7	17	9.00	1.000				
John Frascatore, R ERA: 10.64	1.0		3	0	0	0	0	0	0	0	0	0	0	8	11	0.00	0.000				

Toronto Blue Jays @ New York Yankees
Yankee Stadium, Bronx, NY
Fri Apr 28 2000, 7:05 PM EDT
Att: 35,987 - Cloudy - 52 F

AB	31
R	6
H	8
RBI	6
BB	4
SO	5
LOB	13



Batter	1	2	3	4	5	6	7	8	9	AB	R	H	RBI	BB	SO	LOB	TOP					
José Cruz Jr. S (1, 8) OBP: 0.324, SLG: 0.538										4	1	1	1	0	2	2	Toronto Blue Jays @ New York Yankees Yankee Stadium, Bronx, NY Sat Apr 29 2000, 1:05 PM EDT Att: 38,783 - Sunny - 59 F					
Homer Bush R (1, 4) OBP: 0.244, SLG: 0.211										4	0	0	0	0	1	3						
Raul Mondesi R (1, 9) OBP: 0.309, SLG: 0.485 Dewayne Wise L (6, 9) OBP: 0.214, SLG: 0.154										3	1	1	0	0	0	0						
Carlos Delgado L (1, 3) OBP: 0.427, SLG: 0.674										5	0	2	1	0	1	0						
Brad Fullmer L (1, 10) OBP: 0.443, SLG: 0.671										4	1	2	1	0	0	1						
Tony Batista R (1, 5) OBP: 0.343, SLG: 0.646										5	1	3	1	0	0	2						
Marty Cordova R (1, 7) OBP: 0.333, SLG: 0.358										3	1	1	0	1	2	2						
Alex Gonzalez R (1, 6) OBP: 0.330, SLG: 0.309										4	1	2	2	0	0	3						
Alberto Castillo R (1, 2) OBP: 0.276, SLG: 0.370										4	0	2	0	0	1	1						
Inning Stats	R: 0 E: 0 K: 2 S: 8	H: 0 LOB: 0 BB: 0 P: 11	R: 0 E: 0 K: 1 S: 17	H: 2 LOB: 2 BB: 0 P: 27	R: 0 E: 0 K: 1 S: 7	H: 0 LOB: 0 BB: 0 P: 12	R: 1 E: 0 K: 0 S: 11	H: 1 LOB: 0 BB: 0 P: 16	R: 0 E: 0 K: 1 S: 8	H: 2 LOB: 2 BB: 0 P: 12	R: 3 E: 0 K: 1 S: 18	H: 3 LOB: 1 BB: 1 P: 33	R: 1 E: 0 K: 0 S: 10	H: 2 LOB: 2 BB: 1 P: 18	R: 1 E: 0 K: 1 S: 14	H: 2 LOB: 1 BB: 0 P: 22	R: 0 E: 0 K: 0 S: 10	H: 2 LOB: 2 BB: 0 P: 17	1B: 11 2B: 3 3B: 0 HR: 0	SF: 2 SAC: 1 DP: 0 HBP: 0	WP: 0 PB: 0 SB: 1 CS: 0	PA: 42
PITCHER	IP	WLS	BF	H	R	ER	SO	BB	IBB	HBP	BLK	WP	HR	S	P	ERA	WHIP					
Orlando Hernandez R (1, 1) ERA: 3.5	6.1	L	29	9	5	4	6	1	0	0	0	0	0	72	117	5.68	1.579					
Mike Stanton L (7, 1) ERA: 2.7	0.1		3	1	0	0	0	1	0	0	0	0	0	6	10	0.00	6.000					
Jason Grimsley R (7, 1) ERA: 2.7	1.1		6	2	1	1	1	0	0	0	0	0	0	15	24	6.75	1.500					
Todd Erdos R (9, 1) ERA: 5.4	1.0		4	2	0	0	0	0	0	0	0	0	0	10	17	0.00	2.000					

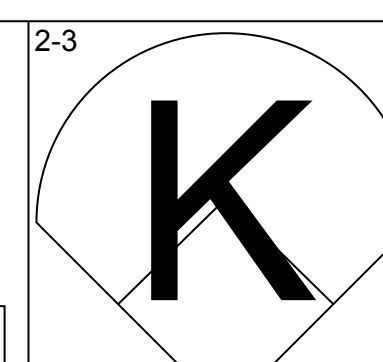
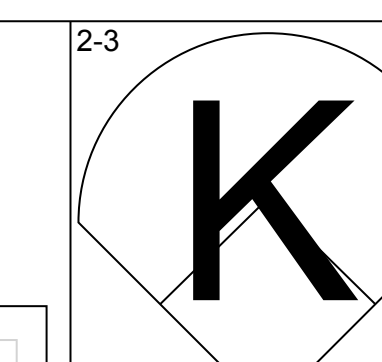
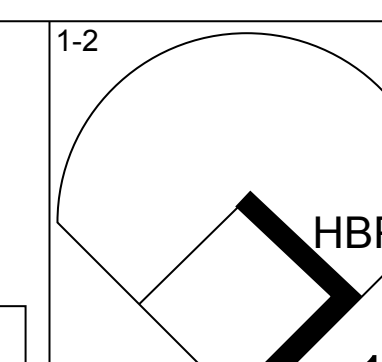
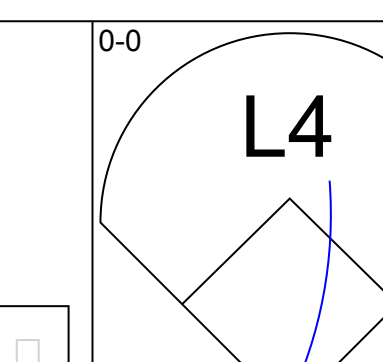
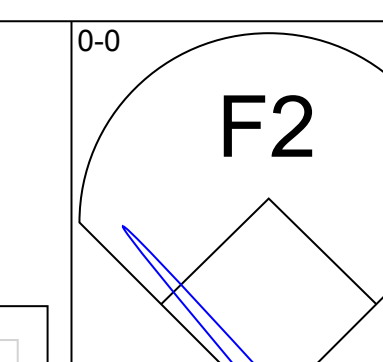
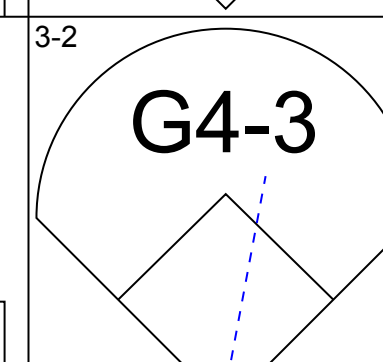
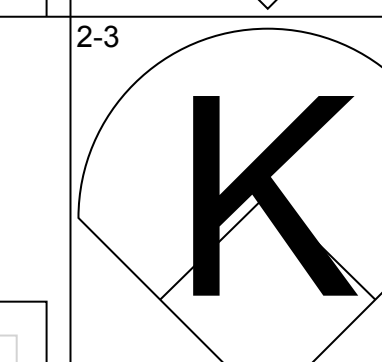
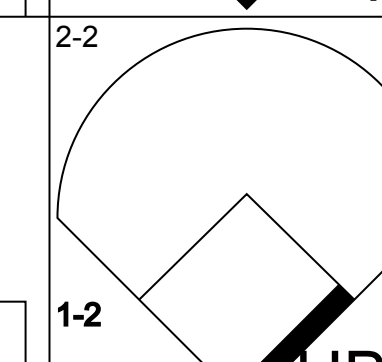
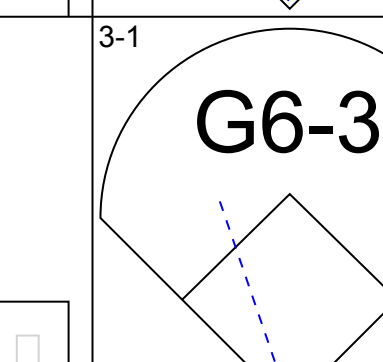
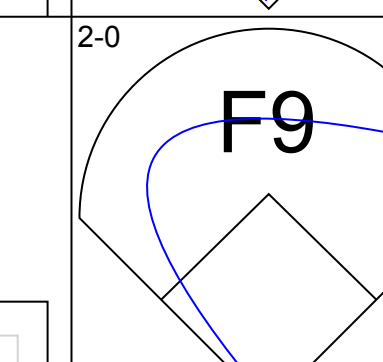
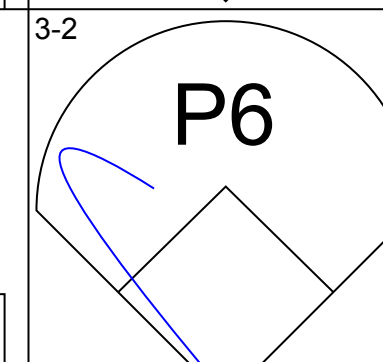
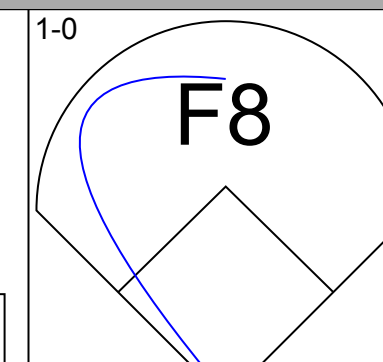
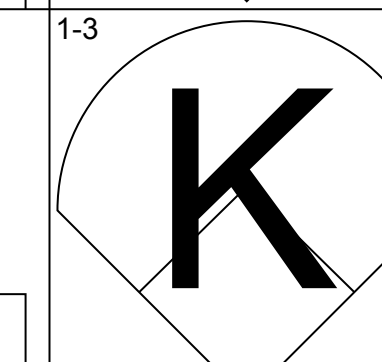
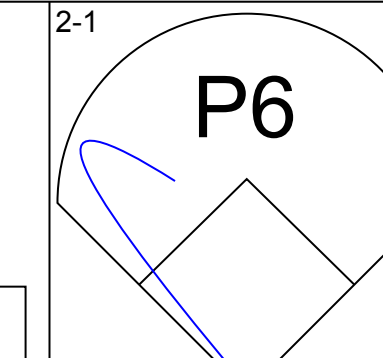
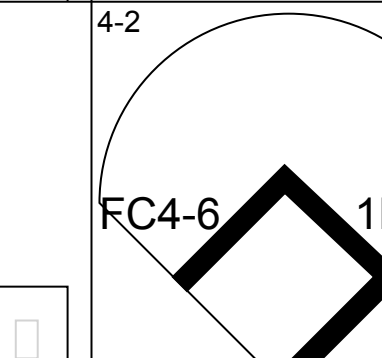
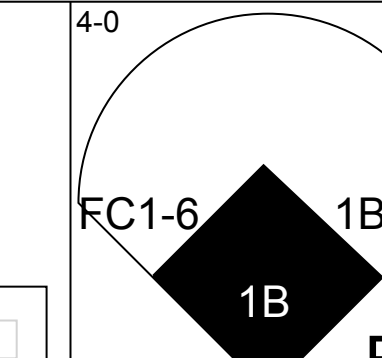
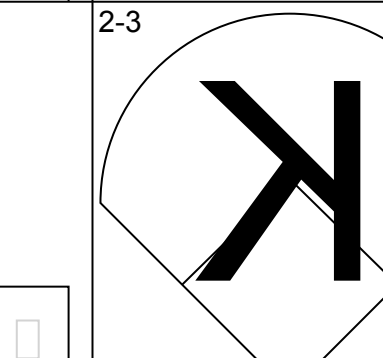
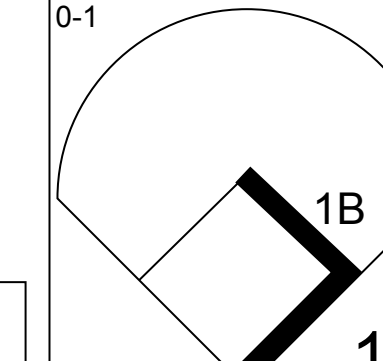
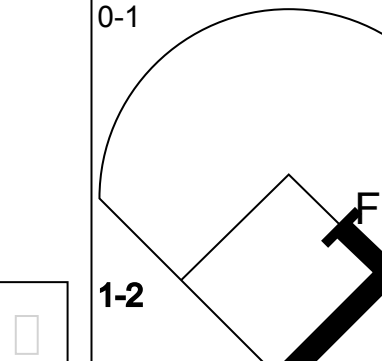
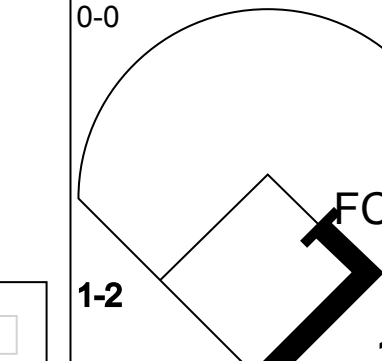
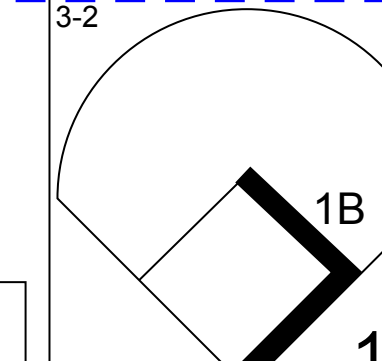
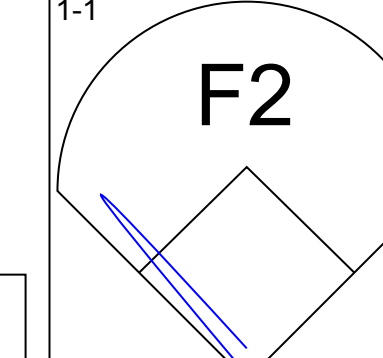
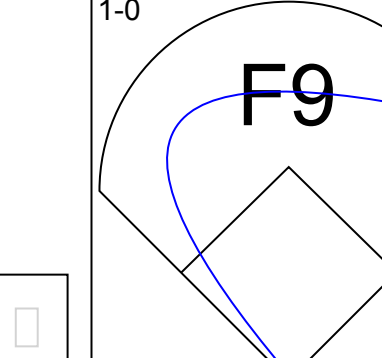
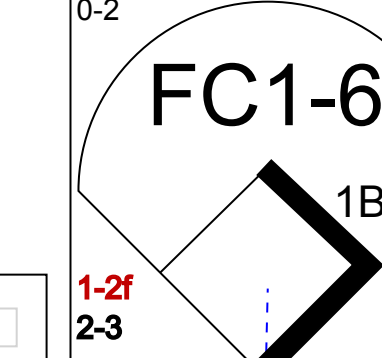
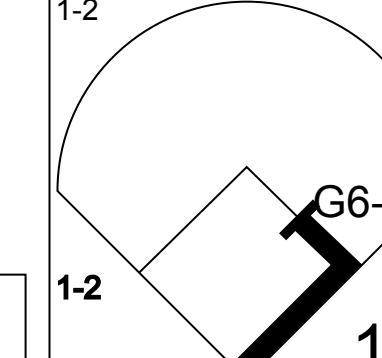
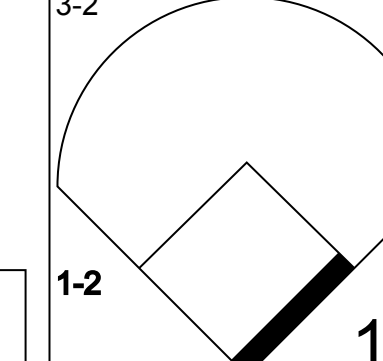
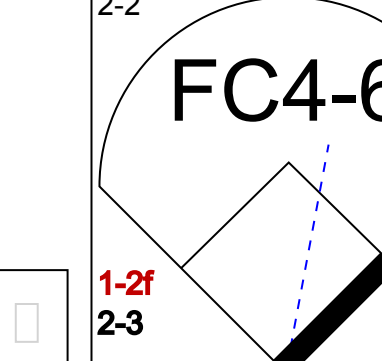
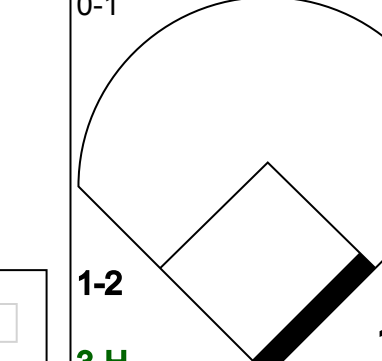
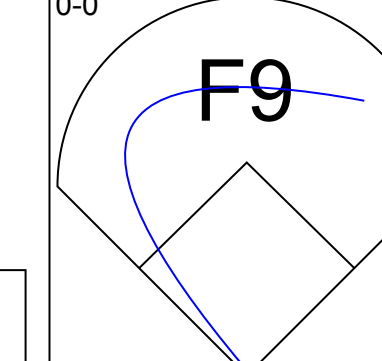
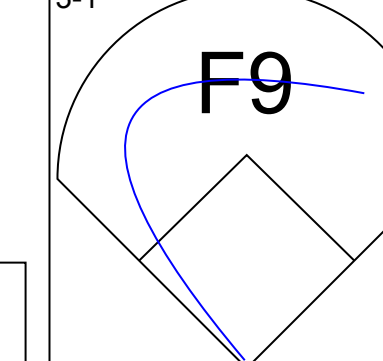
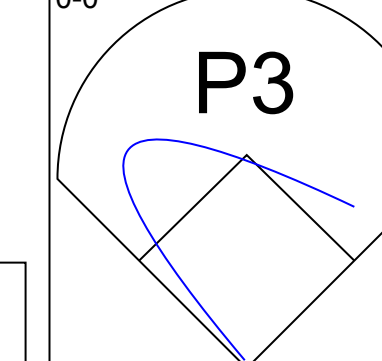
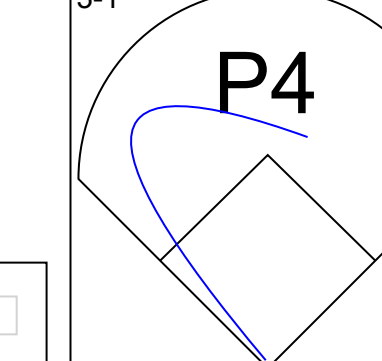
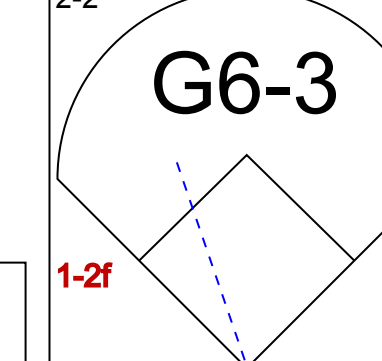
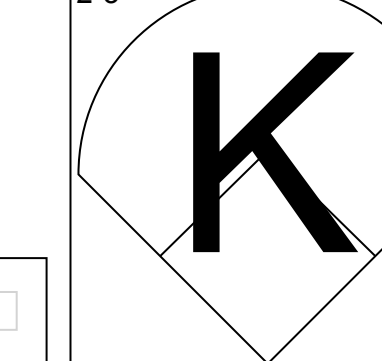
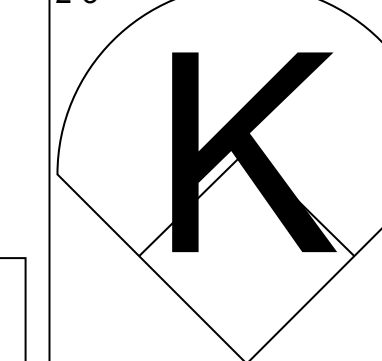
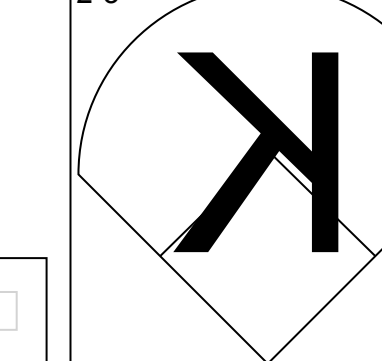
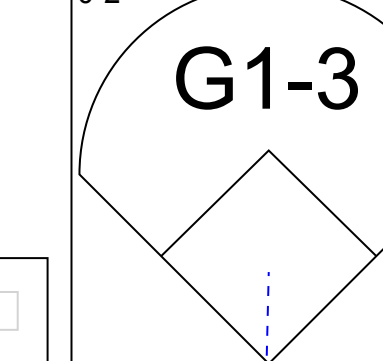
Batter	1	2	3	4	5	6	7	8	9	AB	R	H	RBI	BB	SO	LOB	BOTTOM				
Chuck Knoblauch R (1, 4) OBP: 0.284, SLG: 0.316										4	0	0	0	0	0	0	Toronto Blue Jays @ New York Yankees Yankee Stadium, Bronx, NY Sat Apr 29 2000, 1:05 PM EDT Att: 38,783 - Sunny - 59 F				
Derek Jeter R (1, 6) OBP: 0.390, SLG: 0.500										4	0	1	0	0	0	0					
Paul O'Neill L (1, 9) OBP: 0.396, SLG: 0.407										3	1	2	0	1	0	0					
Bernie Williams S (1, 8) OBP: 0.371, SLG: 0.576										4	0	1	1	0	0	3					
Tino Martinez L (1, 3) OBP: 0.374, SLG: 0.506											4	1	1	0	0	1					
Jorge Posada S (1, 2) OBP: 0.402, SLG: 0.662											4	0	2	0	0	0					
Shane Spencer R (1, 7) OBP: 0.247, SLG: 0.382										4	0	1	0	0	0	2					
Felix Jose S (1, 10) OBP: 1.000, SLG: 1.000 Jim Leyritz R (5, PR) OBP: 0.160, SLG: 0.250										2	0	2	0	0	0	0					
Scott Brosius R (1, 5) OBP: 0.222, SLG: 0.188										4	0	0	0	0	0	6					
Inning Stats	R: 1 E: 0 K: 0 S: 10	H: 2 LOB: 1 BB: 0 P: 18	R: 0 E: 0 K: 0 S: 8	H: 2 LOB: 1 BB: 0 P: 12	R: 0 E: 0 K: 0 S: 11	H: 0 LOB: 0 BB: 0 P: 15	R: 0 E: 0 K: 0 S: 6	H: 0 LOB: 0 BB: 0 P: 9	R: 0 E: 0 K: 0 S: 12	H: 1 LOB: 1 BB: 0 P: 12	R: 1 E: 1 K: 1 S: 11	H: 2 LOB: 1 BB: 0 P: 15	R: 0 E: 0 K: 0 S: 9	H: 2 LOB: 1 BB: 0 P: 12	R: 0 E: 0 K: 0 S: 11	H: 2 LOB: 2 BB: 0 P: 21	1B: 9 2B: 2 3B: 0 HR: 0	SF: 0 SAC: 0 DP: 2 HBP: 0	WP: 0 PB: 0 SB: 1 CS: 1	PA: 36	
PITCHER	IP	WLS	BF	H	R	ER	SO	BB	IBB	HBP	BLK	WP	HR	S	P	ERA	WHIP				
David Wells L (1, 1) ERA: 3.44	5.0	W	18	5	1	1	0	0	0	0	0	0	0	43	66	1.80	1.000				
Paul Quantrill R (6, 1) ERA: 5.69	2.0	H	9	2	1	1	1	1	0	0	0	0	0	23	35	4.50	1.500				
John Frascatore R (8, 1) ERA: 10.32	0.1		2	1	0	0	0	0	0	0	0	0	0	5	6	0.00	3.000				
Pedro Borbon L (8, 1) ERA: 7.45	1.1		6	3	0	0	0	0	0	0	0	0	0	11	21	0.00	2.250				
Billy Koch R (9, 1) ERA: 3.97	0.1	S	1	0	0	0	0	0	0	0	0	0	0	4	6	0.00	0.000				

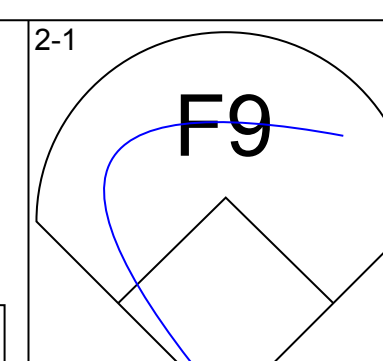
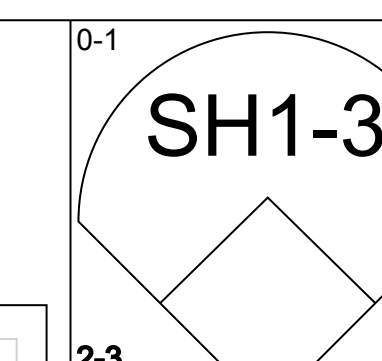
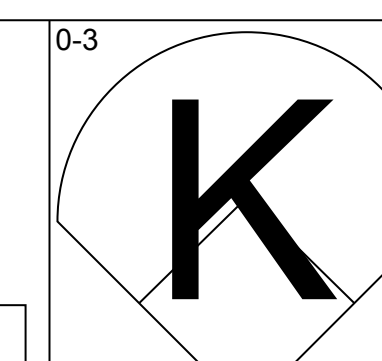
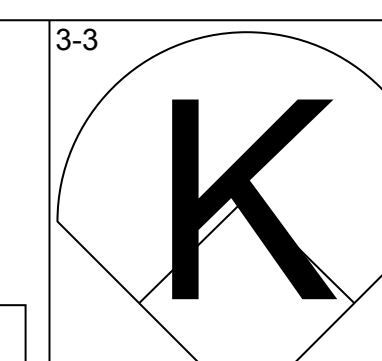
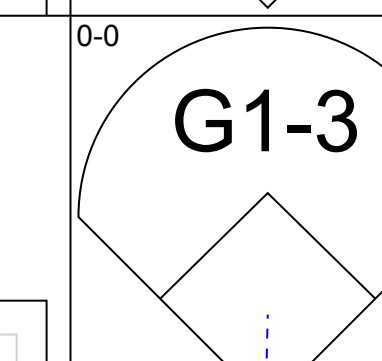
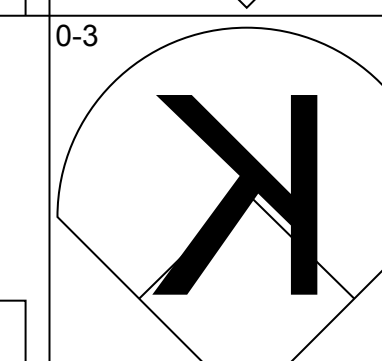
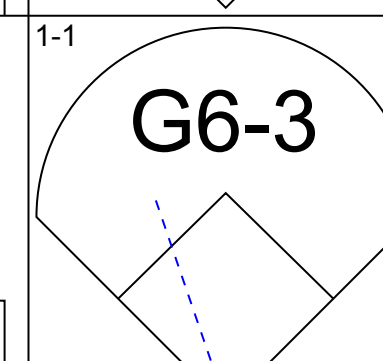
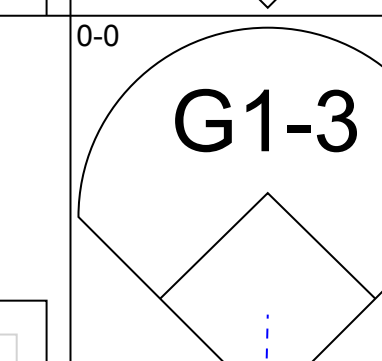
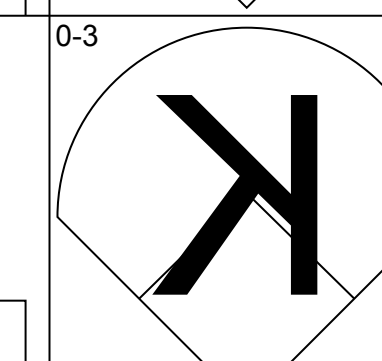
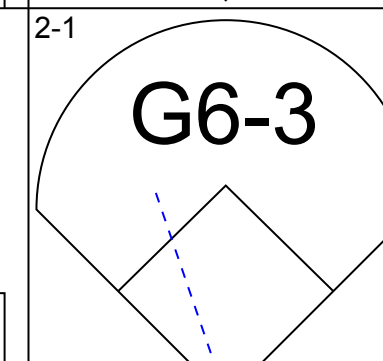
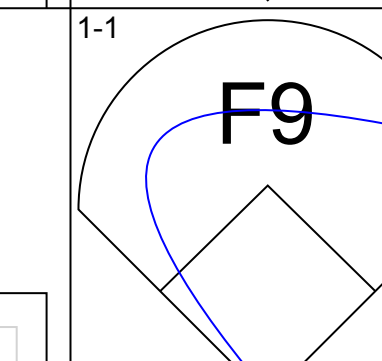
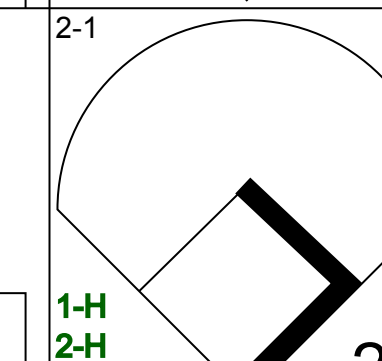
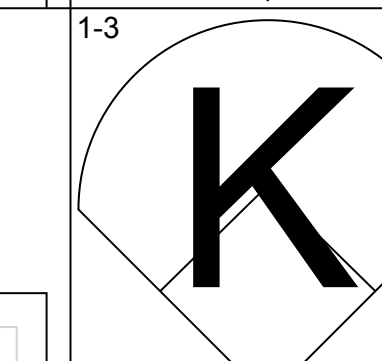
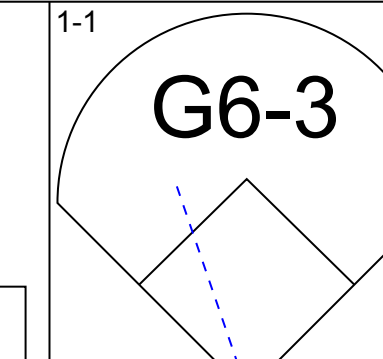
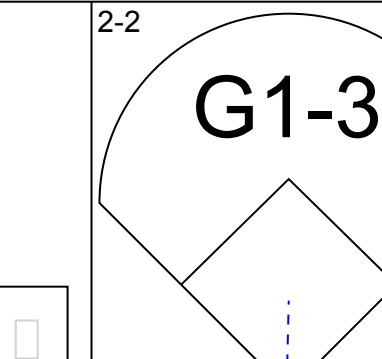
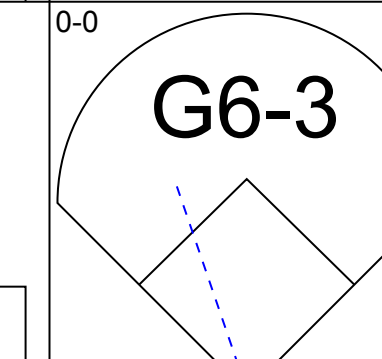

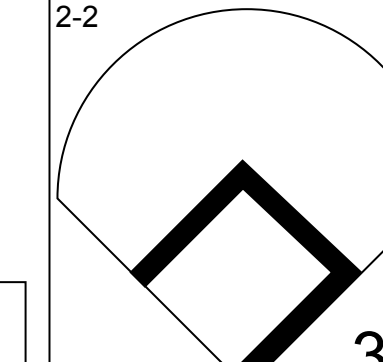
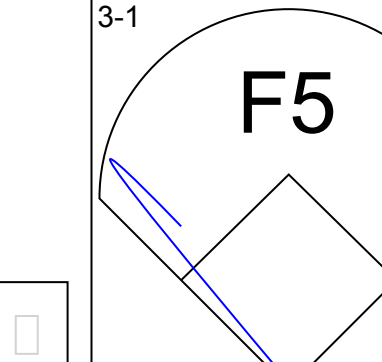
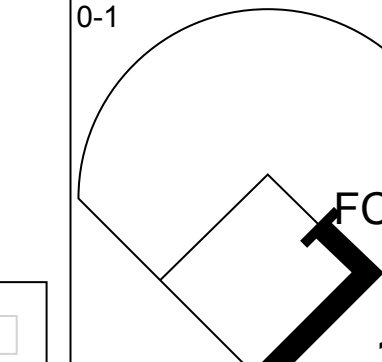

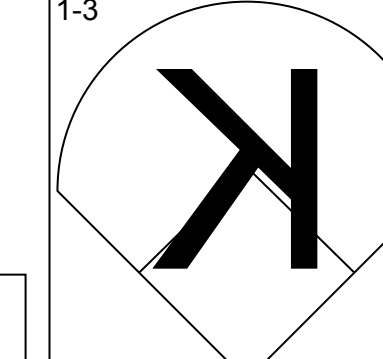
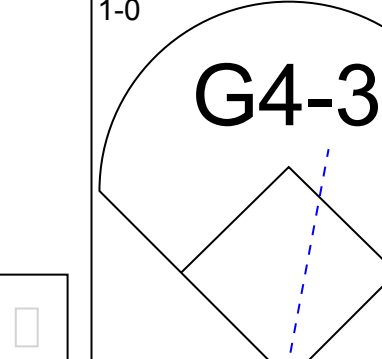
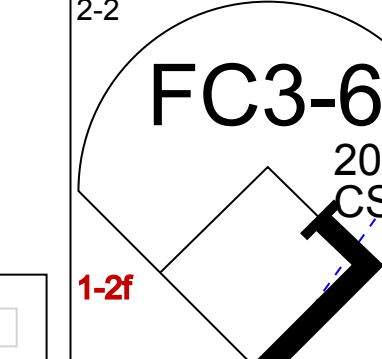

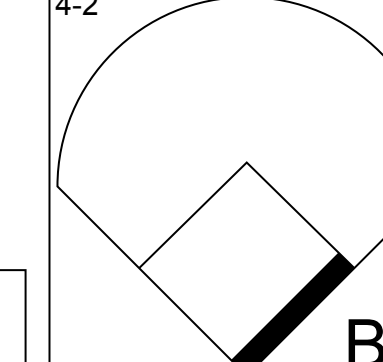
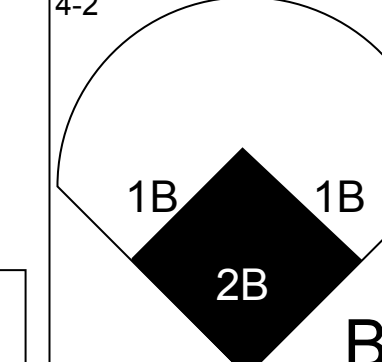
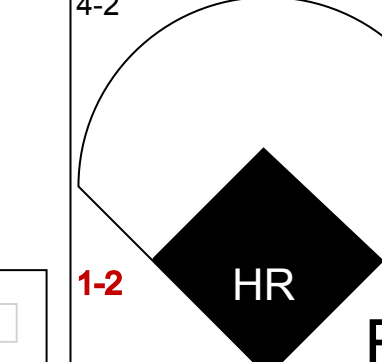
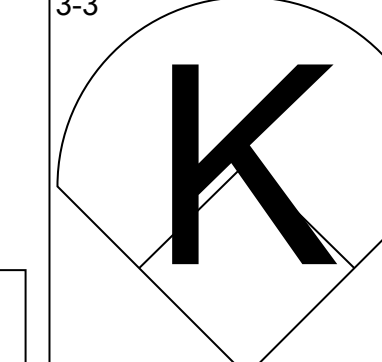
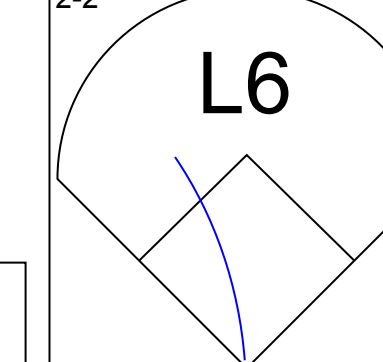
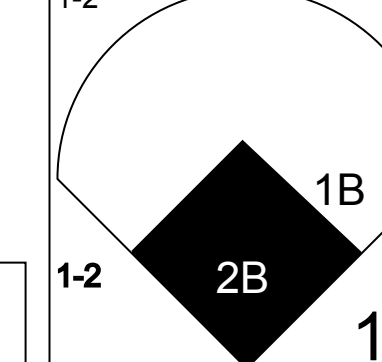
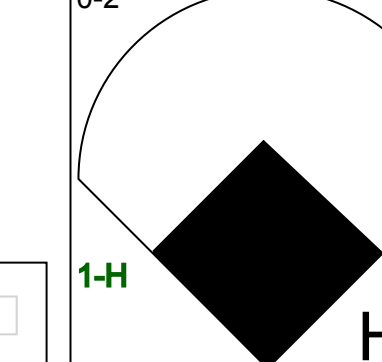
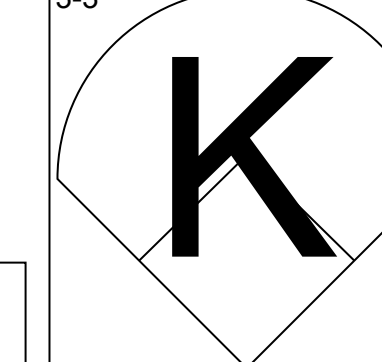
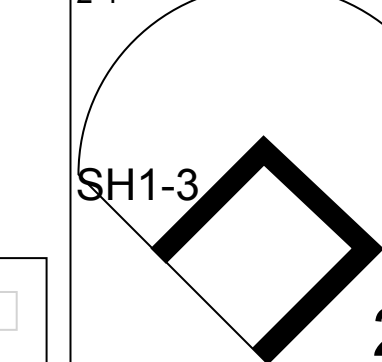
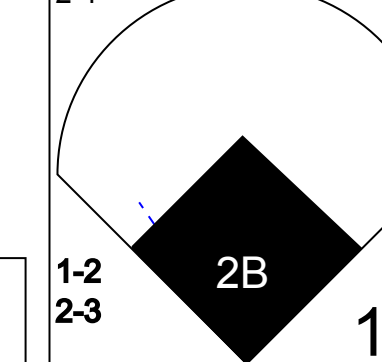
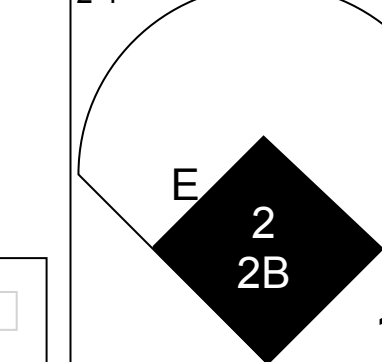
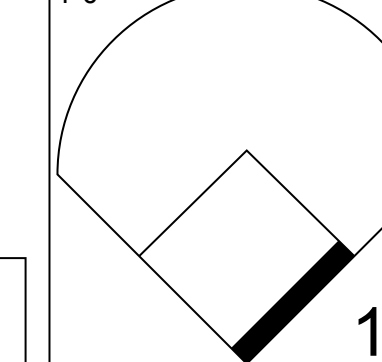
AB	37
R	6
H	14
RBI	6
BB	2
SO	7
LOB	14



AB	35
R	2
H	11
RBI	1
BB	1
SO	1
LOB	13



Batter	1	2	3	4	5	6	7	8	9	AB	R	H	RBI	BB	SO	LOB	TOP					
José Cruz Jr., S OBP: 0.319, SLG: 0.520										5	0	1	0	0	2	0	Toronto Blue Jays @ New York Yankees Yankee Stadium, Bronx, NY Sun Apr 30 2000, 1:05 PM EDT Att: 43,721 - Sunny - 60 F					
Homer Bush, R OBP: 0.241, SLG: 0.200										4	0	0	0	0	1	0						
Brad Fullmer, L OBP: 0.435, SLG: 0.663										4	0	1	0	0	1	2						
Carlos Delgado, L OBP: 0.430, SLG: 0.660										2	1	0	0	2	1	1						
Darrin Fletcher, L OBP: 0.356, SLG: 0.529										4	0	4	0	0	0	0						
Tony Batista, R OBP: 0.339, SLG: 0.631										4	0	1	0	0	0	5						
Marty Cordova, R OBP: 0.344, SLG: 0.368										4	0	2	1	0	0	4						
Alex Gonzalez, R OBP: 0.316, SLG: 0.294										4	0	0	0	0	0	6						
Dewayne Wise, L OBP: 0.167, SLG: 0.118										4	0	0	0	0	3	2						
Inning Stats	R: 0 E: 0 K: 1 S: 10	H: 0 LOB: 0 BB: 0 P: 18	R: 0 E: 0 K: 0 S: 11	H: 2 LOB: 2 BB: 0 P: 20	R: 0 E: 0 K: 3 S: 10	H: 0 LOB: 0 BB: 0 P: 16	R: 0 E: 0 K: 0 S: 10	H: 1 LOB: 2 BB: 1 P: 18	R: 0 E: 0 K: 2 S: 12	H: 1 LOB: 2 BB: 0 P: 18	R: 1 E: 0 K: 1 S: 11	H: 2 LOB: 2 BB: 1 P: 20	R: 0 E: 0 K: 1 S: 8	H: 1 LOB: 1 BB: 0 P: 15	R: 0 E: 0 K: 0 S: 10	H: 2 LOB: 1 BB: 0 P: 16	R: 0 E: 0 K: 0 S: 6	H: 0 LOB: 0 BB: 0 P: 8	1B: 8 2B: 1 3B: 0 HR: 0	SF: 0 SAC: 0 DP: 1 HBP: 1	WP: 0 PB: 0 SB: 0 CS: 0	PA: 38
PITCHER	IP	WLS	BF	H	R	ER	SO	BB	IBB	HBP	BLK	WP	HR	S	P	ERA	WHIP					
Roger Clemens, R ERA: 3.26	7.0	W	31	7	1	1	8	2	0	1	0	0	0	72	125	1.29	1.286					
Jeff Nelson, R ERA: 1.99	1.0		4	2	0	0	0	0	0	0	0	0	0	10	16	0.00	2.000					
Mike Stanton, L ERA: 2.45	1.0		3	0	0	0	0	0	0	0	0	0	0	6	8	0.00	0.000					


Batter	1	2	3	4	5	6	7	8	9	AB	R	H	RBI	BB	SO	LOB	BOTTOM				
Chuck Knoblauch, R OBP: 0.282, SLG: 0.313										4	1	1	0	0	2	4	Toronto Blue Jays @ New York Yankees Yankee Stadium, Bronx, NY Sun Apr 30 2000, 1:05 PM EDT Att: 43,721 - Sunny - 60 F				
Clay Bellinger, R OBP: 0.324, SLG: 0.367										0	0	0	0	0	0	0					
Derek Jeter, R OBP: 0.385, SLG: 0.500										4	0	1	2	0	1	4					
Paul O'Neill, L OBP: 0.389, SLG: 0.412										4	0	1	3	0	1	2					
Bernie Williams, S OBP: 0.366, SLG: 0.562										4	0	1	0	0	0	1					
Tino Martinez, L OBP: 0.379, SLG: 0.529										4	0	2	0	0	0	1					
Ricky Ledee, L OBP: 0.279, SLG: 0.269										4	0	0	0	0	1	2					
20 Jorge Posada, S OBP: 0.419, SLG: 0.653										1	2	0	0	3	1	0					
Shane Spencer, R OBP: 0.260, SLG: 0.431										4	2	2	2	0	1	2					
Scott Brosius, R OBP: 0.364, SLG: 0.400										4	2	4	0	0	0	0					
Inning Stats	R: 0 E: 0 K: 0 S: 6	H: 0 LOB: 0 BB: 0 P: 11	R: 0 E: 0 K: 1 S: 13	H: 1 LOB: 2 BB: 1 P: 23	R: 0 E: 0 K: 0 S: 7	H: 1 LOB: 1 BB: 0 P: 10	R: 0 E: 0 K: 0 S: 6	H: 0 LOB: 0 BB: 0 P: 12	R: 3 E: 0 K: 2 S: 17	H: 3 LOB: 1 BB: 1 P: 26	R: 4 E: 1 K: 1 S: 19	H: 5 LOB: 1 BB: 1 P: 29	R: 0 E: 0 K: 0 S: 6	H: 1 LOB: 0 BB: 0 P: 7	R: 0 E: 0 K: 3 S: 11	H: 1 LOB: 1 BB: 0 P: 21	1B: 7 2B: 3 3B: 1 HR: 1	SF: 0 SAC: 1 DP: 1 HBP: 0	WP: 0 PB: 0 SB: 0 CS: 1	PA: 37	
PITCHER	IP	WLS	BF	H	R	ER	SO	BB	IBB	HBP	BLK	WP	HR	S	P	ERA	WHIP				
32 Roy Halladay, R ERA: 10.57	5.2	L	27	8	6	6	3	0	0	0	0	0	0	63	104	9.53	1.941				
John Frascatore, R ERA: 10.03	0.1		3	2	1	0	1	0	0	0	0	0	0	5	7	0.00	6.000				
Lance Painter, L ERA: 3.45	2.0		7	2	0	0	3	0	0	0	0	0	0	17	28	0.00	1.000				

Batter	1	2	3	4	5	6	7	8	9	AB	R	H	RBI	BB	SO	LOB	TOP										
José Cruz Jr. S (1, 8) OBP: 0.322, SLG: 0.539	4-2 BB		1-0 HR		0-3 K		2-0 G3	1-3 K		4	1	1	1	1	2	4											
Homer Bush R (1, 4) OBP: 0.226, SLG: 0.188	2-2 F8		0-1 G1-3		1-1 G1-3		0-3 K		0-3 K	5	0	0	0	0	2	3											
Raul Mondesi R (1, 9) OBP: 0.313, SLG: 0.528	0-0 P3			2-3 K		1-0 HR	0-0 3B		0-2 G5-3	5	1	2	1	0	1	1											
Carlos Delgado L (1, 3) OBP: 0.437, SLG: 0.660	0-1 F7			3-1 G3		2-1 HR	4-2 BB		4-1 BB	3	1	1	0	2	0	1											
Brad Fullmer L (1, 10) OBP: 0.443, SLG: 0.690		1-2 L8		1-1 1B		2-1 HR	4-0 BB		2-0 F8	4	1	2	2	1	0	1											
Tony Batista R (1, 5) OBP: 0.327, SLG: 0.607		2-3 K		0-2 L8		1-0 G6-3	3-2 G5-3			4	0	0	0	0	1	4											
Darrin Fletcher L (1, 2) OBP: 0.338, SLG: 0.500		1-0 L8			0-2 P6	1-0 G6-3		0-0 F8		4	0	0	0	0	0	0											
Marty Cordova R (1, 7) OBP: 0.353, SLG: 0.383			2-1 F8		4-1 1B	1-3 K		1-1 BB		3	0	1	0	1	1	0											
Dewayne Wise L (8, FR) OBP: 0.197, SLG: 0.118										0	0	0	0	0	0	0											
Alex Gonzalez R (1, 6) OBP: 0.333, SLG: 0.341			3-2 F8		1-1 1B		2-1 HR	4-1 BB		3	1	2	1	1	0	0											
Inning Stats	R: 0 E: 0 K: 0 S: 8	H: 0 LOB: 1 BB: 1 P: 14	R: 0 E: 0 K: 1 S: 9	H: 0 LOB: 0 BB: 0 P: 13	R: 1 E: 0 K: 0 S: 8	H: 1 LOB: 0 BB: 0 P: 14	R: 0 E: 0 K: 1 S: 10	H: 1 LOB: 1 BB: 0 P: 16	R: 0 E: 0 K: 1 S: 11	H: 1 LOB: 2 BB: 1 P: 17	R: 3 E: 0 K: 1 S: 10	H: 3 LOB: 0 BB: 0 P: 18	R: 1 E: 0 K: 1 S: 14	H: 2 LOB: 3 BB: 2 P: 29	R: 0 E: 0 K: 1 S: 7	H: 1 LOB: 1 BB: 1 P: 13	R: 0 E: 0 K: 1 S: 8	H: 0 LOB: 1 BB: 1 P: 14	1B: 2 2B: 2 3B: 1 HR: 4	SF: 0 SAC: 0 DP: 0 HBP: 0	WP: 0 PB: 0 SB: 0 CS: 0	PA: 41					
PITCHER	IP	WLS	BF	H	R	ER	SO	BB	IBB	HBP	BLK	WP	HR	S	P	ERA	WHIP										
Kip Wells R (1, 1) ERA: 6.42	6.2	L	30	8	5	5	5	2	0	0	0	0	4	64	104	6.75	1.500										
Scott Eyre L (7, 1) ERA: 5.74	0.2		4	0	0	0	0	2	0	0	0	0	0	7	18	0.00	3.000										
Bob Howry R (8, 1) ERA: 5.23	0.2		3	1	0	0	1	1	0	0	0	0	0	6	12	0.00	3.000										
Sean Lowe R (9, 1) ERA: 1.65	1.0		4	0	0	0	1	1	0	0	0	0	0	8	14	0.00	1.000										

Toronto Blue Jays @ Chicago White Sox
Comiskey Park, Chicago, IL
Mon May 01 2000, 8:05 PM EDT
Att. 14,448 - Sunny - 55 F

livebaseballscorecards.com

AB 35
R 5
H 9
RBI 5
BB 6
SO 7
LOB 14




Batter	1	2	3	4	5	6	7	8	9	AB	R	H	RBI	BB	SO	LOB	BOTTOM										
Ray Durham S (1, 4) OBP: 0.369, SLG: 0.510	0-1 G3		1-2 G5-3		3-3 K			4-2 BB		3	0	0	0	1	1	2											
Jose Valentin S (1, 6) OBP: 0.352, SLG: 0.495	2-1 F7			3-1 G3-1		0-0 F7		4-1 BB		3	0	0	0	1	0	0											
Frank Thomas R (1, 10) OBP: 0.440, SLG: 0.600	0-1 G5-3			3-1 G6-3		1-0 1B		1-2 G5-3		4	0	1	0	0	0	2											
14 Paul Konerko R (1, 3) OBP: 0.383, SLG: 0.592		1-0 G5-3		1-1 G6-3		0-0 G6-4-3		2-2 G6-3		4	0	0	0	0	0	1											
Chris Singleton L (1, 8) OBP: 0.349, SLG: 0.536		1-2 F8			1-1 HR		3-2 G4-3		2-2 G6-3	4	2	2	1	0	0	0											
Carlos Lee R (1, 7) OBP: 0.389, SLG: 0.564		1-2 G6-3			0-0 HR		2-3 K		3-2 G5-3	4	1	1	2	0	1	0											
Greg Norton S (1, 5) OBP: 0.411, SLG: 0.571			1-1 SH1-3		2-1 G4-3		0-0 F7		3-H FC6	3	0	1	0	1	0	0											
Jeff Abbott R (1, 9) OBP: 0.216, SLG: 0.229			0-0 SH1-3		2-3 K			1-2 G4-3	1-1 FC6	3	0	0	0	0	1	1											
Josh Paul R (1, 2) OBP: 0.381, SLG: 0.575			0-0 FC3-2-5-3		2-2 1B			3-3 K		3	0	1	0	0	1	1											
Inning Stats	R: 0 E: 0 K: 0 S: 6	H: 0 LOB: 0 BB: 0 P: 8	R: 0 E: 0 K: 0 S: 7	H: 0 LOB: 0 BB: 0 P: 10	R: 0 E: 0 K: 0 S: 7	H: 1 LOB: 1 BB: 0 P: 9	R: 0 E: 0 K: 0 S: 6	H: 0 LOB: 0 BB: 0 P: 13	R: 2 E: 0 K: 2 S: 14	H: 3 LOB: 1 BB: 0 P: 24	R: 0 E: 0 K: 0 S: 3	H: 1 LOB: 0 BB: 0 P: 4	R: 0 E: 0 K: 1 S: 8	H: 0 LOB: 0 BB: 0 P: 13	R: 0 E: 0 K: 1 S: 13	H: 0 LOB: 2 BB: 2 P: 26	R: 1 E: 0 K: 0 S: 21	H: 1 LOB: 1 BB: 1 P: 33	1B: 2 2B: 1 3B: 1 HR: 2	SF: 0 SAC: 1 DP: 1 HBP: 0	WP: 0 PB: 0 SB: 0 CS: 0	PA: 35					
PITCHER	IP	WLS	BF	H	R	ER	SO	BB	IBB	HBP	BLK	WP	HR	S	P	ERA	WHIP										
Chris Carpenter R (1, 1) ERA: 4.5	7.2	W	29	5	2	2	4	2	0	0	0	0	2	61	103	2.35	0.913										
Billy Koch R (8, 1) ERA: 4.25	1.1	S	6	1	1	1	0	1	0	0	0	0	0	24	37	6.75	1.500										

Toronto Blue Jays @ Chicago White Sox
Comiskey Park, Chicago, IL
Mon May 01 2000, 8:05 PM EDT
Att. 14,448 - Sunny - 55 F

livebaseballscorecards.com


AB 31
R 3
H 6
RBI 3
BB 3
SO 4
LOB 7



Batter	1	2	3	4	5	6	7	8	9	AB	R	H	RBI	BB	SO	LOB	TOP
José Cruz Jr., S (1, 8) OBP: 0.325, SLG: 0.561	G5-3		G6-3	G3			FC5-4	HR		5	1	2	1	0	0	2	
Craig Grebeck, R (1, 4) OBP: 0.400, SLG: 0.579	L4		BB	1B			FC5-4	F9		5	1	1	1	0	0	1	
Raul Mondesi, R (1, 9) OBP: 0.325, SLG: 0.527	G6-3		BB	BB			1B	SF8		4	1	2	0	1	1	1	
Carlos Delgado, L (1, 3) OBP: 0.419, SLG: 0.627		G6-3	F7				FC5			5	0	0	0	0	2	6	
Tony Batista, R (1, 5) OBP: 0.331, SLG: 0.595		1B	G6-3							4	0	1	1	1	0	4	
Marty Cordova, R (1, 10) Brad Fuller, L (7, PH) OBP: 0.444, SLG: 0.690		16 BB		G5-3			F9	SF8		3	0	1	0	0	0	0	
16 Andy Thompson, R (1, 7)		1B					G3	F9		0	0	0	1	1	0	0	
Alex Gonzalez, R (1, 6) OBP: 0.320, SLG: 0.326			BB	F8	BLK	BB				3	0	0	0	2	1	4	
Alberto Castillo, R (1, 2) OBP: 0.273, SLG: 0.333				E6			K	G6-3		4	0	0	0	0	2	4	
Inning Stats	R: 0 H: 0 E: 0 K: 0 S: 6	H: 1 LOB: 3 BB: 0 P: 13	R: 0 H: 1 E: 0 K: 1 S: 15	H: 1 LOB: 2 BB: 1 P: 28	R: 0 H: 0 E: 1 K: 0 S: 12	H: 0 LOB: 1 BB: 0 P: 15	R: 0 H: 0 E: 0 K: 1 S: 5	H: 3 LOB: 2 BB: 1 P: 30	R: 1 H: 1 E: 0 K: 2 S: 7	H: 0 LOB: 2 BB: 1 P: 22	1B: 6 2B: 0 3B: 0 HR: 1	SF: 1 SAC: 0 DP: 0 HBP: 0	WP: 0 PB: 0 SB: 3 CS: 0	PA: 43			
PITCHER	IP	WLS	BF	H	R	ER	SO	BB	IBB	HBP	BLK	WP	HR	S	P	ERA	WHIP
Jim Parque, L (1, 1) ERA: 4.41	6.0		26	2	0	0	4	4	0	0	1	0	0	67	111	0.00	1.000
Kelly Wunsch, L (7, 1) ERA: 2.94	0.1	L	6	3	3	2	0	1	0	0	0	0	0	14	23	54.00	12.000
Bob Howry, R (7, 1) ERA: 4.91	0.2		2	0	0	0	0	0	0	0	0	0	0	4	7	0.00	0.000
41 Bill Simas, R (8, 1) ERA: 3.88	1.0		4	1	1	1	0	0	0	0	0	0	1	7	10	9.00	1.000
Keith Foulke, R (9, 1) ERA: 1.09	1.0		5	1	0	0	2	0	1	0	0	0	0	15	22	0.00	1.000

Toronto Blue Jays @ Chicago White Sox
Comiskey Park, Chicago, IL
Tue May 02 2000, 8:05 PM EDT
Att. 10,397 - Sunny - 57 F


AB 36
R 4
H 7
RBI 4
BB 6
SO 6
LOB 27



Batter	1	2	3	4	5	6	7	8	9	AB	R	H	RBI	BB	SO	LOB	BOTTOM
Ray Durham, S (1, 4) OBP: 0.365, SLG: 0.500	14 CS		G1-6-3					F7		4	0	1	0	0	1	5	
Jose Valentin, S (1, 6) OBP: 0.339, SLG: 0.475	F9			G3			P4			4	0	0	0	0	1	2	
Frank Thomas, R (1, 10) OBP: 0.433, SLG: 0.582	F9			F9			G5-3			3	0	0	0	1	0	1	
14 Paul Konerko, R (1, 3) OBP: 0.378, SLG: 0.607	CS			F3			G5-3			4	1	1	1	0	1	1	
Chris Singleton, L (1, 8) OBP: 0.345, SLG: 0.535				P5			F9	G4-3		4	0	1	0	0	0	1	
Carlos Lee, R (1, 7) OBP: 0.372, SLG: 0.537				G5-3			F9	G5-3		4	0	0	0	0	0	2	
Greg Norton, S (1, 5) OBP: 0.408, SLG: 0.554				F2				F8		2	0	0	0	1	0	0	
Jeff Abbott, R (1, 9) OBP: 0.225, SLG: 0.237				G6-3				G1-3		3	0	1	0	0	0	2	
Mark Johnson, L (1, 2) OBP: 0.328, SLG: 0.353				G1-6-3				1B		2	0	1	0	1	0	1	
Inning Stats	R: 0 H: 1 E: 0 K: 0 S: 12	H: 1 LOB: 0 BB: 0 P: 19	R: 1 H: 1 E: 0 K: 0 S: 9	H: 1 LOB: 0 BB: 0 P: 11	R: 0 H: 0 E: 0 K: 0 S: 9	H: 1 LOB: 2 BB: 2 P: 27	R: 0 H: 0 E: 0 K: 0 S: 5	H: 0 LOB: 0 BB: 0 P: 11	R: 0 H: 1 E: 0 K: 1 S: 13	H: 0 LOB: 1 BB: 1 P: 12	1B: 3 2B: 1 3B: 0 HR: 1	SF: 0 SAC: 0 DP: 1 HBP: 0	WP: 0 PB: 0 SB: 0 CS: 1	PA: 34			
PITCHER	IP	WLS	BF	H	R	ER	SO	BB	IBB	HBP	BLK	WP	HR	S	P	ERA	WHIP
Frank Castillo, R (1, 1) ERA: 6.86	6.0		22	4	1	1	1	4	0	0	0	0	0	1	2	0.00	0.000
Pedro Borbon, L (7, 1) ERA: 7.2	0.1	H	1	0	0	0	0	0	0	0	0	0	0	1	2	0.00	0.000
Paul Quantrill, R (7, 1) ERA: 5.02	1.2	H	6	1	0	0	1	0	0	0	0	0	0	18	30	0.00	0.600
Billy Koch, R (9, 1) ERA: 3.95	1.0	S	4	0	0	0	1	1	0	0	0	0	0	7	12	0.00	1.000

Toronto Blue Jays @ Chicago White Sox
Comiskey Park, Chicago, IL
Tue May 02 2000, 8:05 PM EDT
Att. 10,397 - Sunny - 57 F

AB 30
R 1
H 5
RBI 1
BB 3
SO 3
LOB 15



Batter	1	2	3	4	5	6	7	8	9	AB	R	H	RBI	BB	SO	LOB	TOP					
José Cruz Jr., S OBP: 0.315, SLG: 0.541 (1, 8) X	F9		K		K			P4		4	0	0	0	0	2	2	Toronto Blue Jays @ Chicago White Sox Comiskey Park, Chicago, IL Wed May 03 2000, 8:05 PM EDT Att: 12,026 - Sunny - 62 F					
Homer Bush, R OBP: 0.229, SLG: 0.191 (1, 4) B X	F8		G3-1			G6-3		G3 1B 1-2 2-H		4	0	1	1	0	0	0						
Raul Mondesi, R OBP: 0.315, SLG: 0.509 (1, 9) B X	K			G4-3		G4-3		G3 1-2 2-3		4	0	0	0	0	1	2						
Carlos Delgado, L OBP: 0.430, SLG: 0.625 (1, 3) C X		BB				G4-3			BB	2	0	1	0	2	0	0						
Brad Fullmer, L OBP: 0.427, SLG: 0.659 (1, 10) X	F9			P6 1B				F8	F7	4	0	0	0	0	0	5						
Tony Batista, R OBP: 0.320, SLG: 0.574 (1, 5) B X	F7			F7			P4		F7	4	0	0	0	0	0	2						
Darrin Fletcher, L OBP: 0.333, SLG: 0.526 (1, 2) B X	F9				HR		F9		F7	4	1	1	1	0	0	1						
Marty Cordova, R OBP: 0.360, SLG: 0.433 (1, 7) X			HR		P6			E3 BB 1B	1B	4	2	2	1	0	0	0						
Alex Gonzalez, R OBP: 0.318, SLG: 0.316 (1, 6) X	F4			G6-3				G3 1B BB 1-2	G5-3	3	0	0	0	1	0	1						
Inning Stats	R: 0 E: 0 K: 1 S: 5	H: 0 LOB: 0 BB: 0 P: 9	R: 0 E: 0 K: 0 S: 4	H: 0 LOB: 1 BB: 1 P: 11	R: 1 E: 0 K: 1 S: 10	H: 1 LOB: 0 BB: 0 P: 15	R: 0 E: 0 K: 0 S: 8	H: 1 LOB: 1 BB: 0 P: 13	R: 1 E: 0 K: 1 S: 12	H: 1 LOB: 0 BB: 0 P: 14	R: 0 E: 0 K: 0 S: 4	H: 0 LOB: 0 BB: 0 P: 6	R: 0 E: 0 K: 0 S: 9	H: 0 LOB: 0 BB: 0 P: 13	R: 1 E: 0 K: 0 S: 16	H: 1 LOB: 3 BB: 2 P: 28	R: 0 E: 0 K: 0 S: 5	H: 1 LOB: 1 BB: 0 P: 7	1B: 3 2B: 0 3B: 0 HR: 2	SF: 0 SAC: 0 DP: 0 HBP: 0	WP: 0 PB: 0 SB: 0 CS: 0	PA: 36
PITCHER	IP	WLS	BF	H	R	ER	SO	BB	IBB	HBP	BLK	WP	HR	S	P	ERA	WHIP					
James Baldwin, R ERA: 2.97 (1, 1)	7.1	W	29	4	3	2	3	2	0	0	0	0	2	63	99	2.46	0.818					
Keith Foulke, R ERA: 0.96 (8, 1)	1.2	S	7	1	0	0	0	1	0	0	0	0	0	10	17	0.00	1.200					

Batter	1	2	3	4	5	6	7	8	9	AB	R	H	RBI	BB	SO	LOB	BOTTOM				
Ray Durham, S OBP: 0.391, SLG: 0.478 (1, 4) B X	F8	F5		FC4-6 1-2 2-3		F7	G1-3			5	0	0	0	0	0	5	Toronto Blue Jays @ Chicago White Sox Comiskey Park, Chicago, IL Wed May 03 2000, 8:05 PM EDT Att: 12,026 - Sunny - 62 F				
Jose Valentin, S OBP: 0.342, SLG: 0.528 (1, 6) B X	HR		L7		L6	HR		L5		5	2	2	2	0	0	0					
Frank Thomas, R OBP: 0.440, SLG: 0.608 (1, 10) C X	K		G5-3		FC5-4 14 BB 1B	HR		BB		4	1	2	1	1	1	0					
14 Paul Konerko, R OBP: 0.395, SLG: 0.633 (1, 3) B X	BB		BB		FC5-4 BB	HR		F7		2	1	1	1	3	0	1					
Chris Singleton, L OBP: 0.330, SLG: 0.509 (1, 8) X	F9		K		F9	G4-3		G1-3		5	0	0	0	0	1	5					
Carlos Lee, R OBP: 0.376, SLG: 0.524 (1, 7) B X		G6-3 BB G5-3 1B		FC4-6 BB	FC5-4 1-2 2-3		G6-3			2	1	0	0	2	0	2					
Herbert Perry, R OBP: 0.317, SLG: 0.351 (1, 5) X		G5-3		FC4-6 BB		SH3-4 HR 1B		BB BB		2	1	1	0	2	0	1					
Jeff Abbott, R OBP: 0.233, SLG: 0.225 (1, 9) B X		G6-3		P3		SH3-4		BB		2	0	0	0	1	0	3					
Mark Johnson, L OBP: 0.339, SLG: 0.418 (1, 2) B X		3H 1B		F9		2H HR		F8		4	1	2	3	0	0	4					
Inning Stats	R: 1 E: 0 K: 1 S: 12	H: 1 LOB: 1 BB: 1 P: 20	R: 1 E: 0 K: 0 S: 12	H: 1 LOB: 1 BB: 1 P: 20	R: 0 E: 0 K: 1 S: 8	H: 0 LOB: 1 BB: 1 P: 15	R: 0 E: 0 K: 0 S: 5	H: 0 LOB: 2 BB: 2 P: 16	R: 0 E: 0 K: 0 S: 9	H: 1 LOB: 2 BB: 1 P: 19	R: 5 E: 0 K: 0 S: 18	H: 5 LOB: 0 BB: 0 P: 26	R: 0 E: 0 K: 0 S: 9	H: 0 LOB: 2 BB: 2 P: 20	R: 0 E: 0 K: 0 S: 7	H: 0 LOB: 1 BB: 1 P: 12	1B: 3 2B: 0 3B: 0 HR: 5	SF: 0 SAC: 1 DP: 0 HBP: 0	WP: 0 PB: 0 SB: 0 CS: 0	PA: 41	
PITCHER	IP	WLS	BF	H	R	ER	SO	BB	IBB	HBP	BLK	WP	HR	S	P	ERA	WHIP				
Kelvim Escobar, R ERA: 4.58 (1, 1)	5.2	L	29	6	5	5	2	6	0	0	0	0	3	57	107	7.94	2.118				
John Frascatore, R ERA: 10.95 (6, 1)	0.2		6	2	2	2	0	2	0	0	0	0	2	10	20	27.00	6.000				
Lance Painter, L ERA: 3.12 (7, 1)	1.2		6	0	0	0	0	1	0	0	0	0	0	13	21	0.00	0.600				

Batter	1	2	3	4	5	6	7	8	9	AB	R	H	RBI	BB	SO	LOB	TOP			
Jolbert Cabrera, R OBP: 0.267, SLG: 0.308 (1, 8)																	4 1 1 0 1 0 2			
Omar Vizquel, S OBP: 0.318, SLG: 0.351 (1, 6)																	4 0 0 0 0 1 3			
Roberto Alomar, S OBP: 0.306, SLG: 0.394 (1, 4)																	4 0 0 0 0 1 4			
Manny Ramirez, R OBP: 0.351, SLG: 0.520 (1, 9)																	3 0 2 0 1 0 0			
Travis Fryman, R OBP: 0.378, SLG: 0.494 (1, 10)																	4 0 0 0 0 2 6			
Richie Sexson, R OBP: 0.299, SLG: 0.273 (1, 3)																	4 0 1 0 0 1 3			
Enrique Wilson, S OBP: 0.423, SLG: 0.520 (1, 5)																	3 0 1 0 1 0 1			
Alex Ramirez, R OBP: 0.286, SLG: 0.308 (1, 7)																	4 0 1 0 0 1 2			
Einar Diaz, R OBP: 0.361, SLG: 0.414 (1, 2)																	4 0 1 0 0 0 2			
Inning Stats	R: 1 E: 1 K: 1 S: 14	H: 1 LOB: 2 BB: 1 P: 24	R: 0 E: 0 K: 0 S: 4	H: 0 LOB: 0 BB: 0 P: 5	R: 0 E: 0 K: 0 S: 7	H: 2 LOB: 2 BB: 0 P: 9	R: 0 E: 0 K: 1 S: 16	H: 2 LOB: 3 BB: 1 P: 20	R: 0 E: 0 K: 0 S: 12	H: 1 LOB: 2 BB: 1 P: 21	R: 0 E: 0 K: 0 S: 6	H: 0 LOB: 0 BB: 0 P: 10	R: 0 E: 0 K: 1 S: 8	H: 1 LOB: 0 BB: 0 P: 12	R: 0 E: 0 K: 0 S: 9	H: 0 LOB: 0 BB: 0 P: 13	1B: 6 2B: 1 3B: 1 HR: 0	SF: 0 SAC: 0 DP: 1 HBP: 0	WP: 0 PB: 0 SB: 2 CS: 0	PA: 37
PITCHER	IP WLS BF H R ER SO BB IBB HBP BLK WP HR S P ERA WHIP	IP WLS BF H R ER SO BB IBB HBP BLK WP HR S P ERA WHIP																		
David Wells, L ERA: 2.82 (1, 1)	8.0 W 34 7 1 0 6 3 0 0 0 0 0 79 121 0.00 1.250																			
Paul Quantrill, R ERA: 4.7 (9, 1)	1.0 3 0 0 0 0 0 0 0 0 0 0 0 9 13 0.00 0.000																			

Cleveland Indians @ Toronto Blue Jays
SkyDome, Toronto, ON
Thu May 04 2000, 7:05 PM EDT
Att: 16,637 - Dome - 72 F

AB 34
R 1
H 7
RBI 0
BB 3
SO 6
LOB 23



Batter	1	2	3	4	5	6	7	8	9	AB	R	H	RBI	BB	SO	LOB	BOTTOM			
José Cruz Jr., S OBP: 0.326, SLG: 0.548 (1, 8)																	4 1 2 2 1 0 1			
Homer Bush, R OBP: 0.238, SLG: 0.202 (1, 4)																	5 0 2 3 0 1 2			
Raul Mondesi, R OBP: 0.310, SLG: 0.496 (1, 9)																	5 0 1 0 0 3 0			
Carlos Delgado, L OBP: 0.436, SLG: 0.645 (1, 3)																	3 2 1 1 2 0 3			
Tony Batista, R OBP: 0.325, SLG: 0.576 (1, 5)																	3 1 1 0 1 0 0			
Marty Cordova, R OBP: 0.354, SLG: 0.414 (1, 10)																	3 1 0 0 1 0 2			
16 Andy Thompson, R OBP: 0.444, SLG: 0.167 (1, 7)																	3 2 1 1 1 1 0			
Alex Gonzalez, R OBP: 0.315, SLG: 0.313 (1, 6)																	4 1 1 0 0 2 4			
Alberto Castillo, R OBP: 0.297, SLG: 0.333 (1, 2)																	3 0 1 0 1 2 4			
Inning Stats	R: 0 E: 0 K: 0 S: 6	H: 0 LOB: 0 BB: 0 P: 13	R: 5 E: 0 K: 2 S: 21	H: 3 LOB: 0 BB: 3 P: 43	R: 0 E: 0 K: 1 S: 5	H: 0 LOB: 0 BB: 0 P: 7	R: 1 E: 0 K: 1 S: 16	H: 2 LOB: 2 BB: 1 P: 24	R: 1 E: 0 K: 1 S: 9	H: 1 LOB: 0 BB: 0 P: 17	R: 0 E: 0 K: 1 S: 9	H: 1 LOB: 1 BB: 0 P: 12	R: 0 E: 0 K: 1 S: 15	H: 0 LOB: 2 BB: 2 P: 27	R: 1 E: 0 K: 2 S: 16	H: 3 LOB: 3 BB: 1 P: 30	1B: 7 2B: 2 3B: 0 HR: 1	SF: 0 SAC: 0 DP: 0 HBP: 0	WP: 1 PB: 0 SB: 0 CS: 1	PA: 41
PITCHER	IP WLS BF H R ER SO BB IBB HBP BLK WP HR S P ERA WHIP	IP WLS BF H R ER SO BB IBB HBP BLK WP HR S P ERA WHIP																		
Chuck Finley, L ERA: 3.79 (1, 1)	5.0 L 24 6 1 0 2 4 0 0 0 0 0 24 39 0.00 1.500																			
Sean DePaula, R ERA: 7.11 (6, 1)	2.0 9 1 0 0 2 2 0 0 0 0 0 0 24 39 0.00 1.500																			
Steve Reed, R ERA: 11.05 (8, 1)	1.0 7 3 1 1 2 1 0 0 0 0 0 0 16 30 9.00 4.000																			

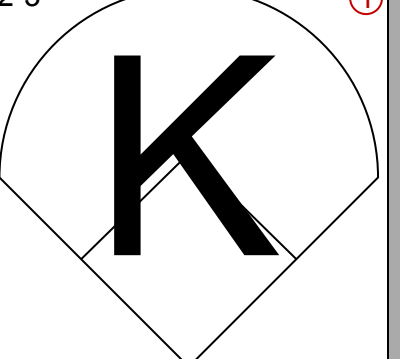
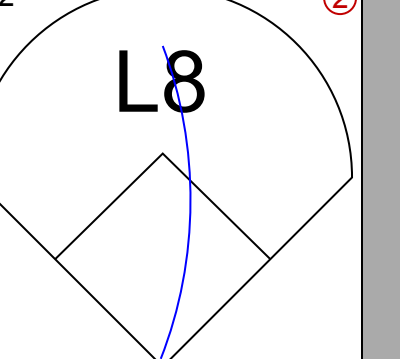
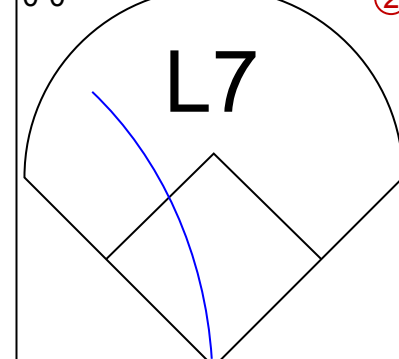
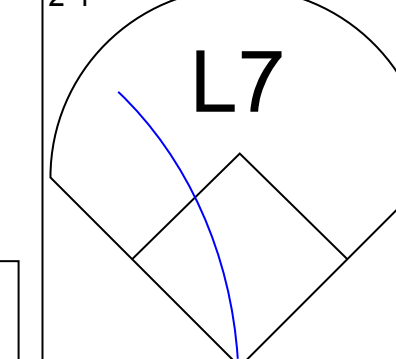
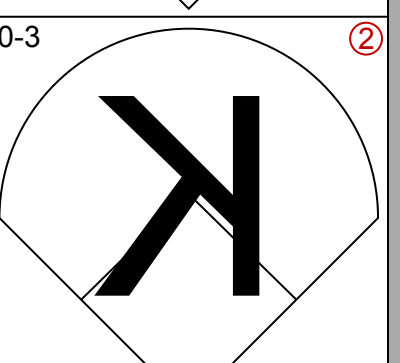
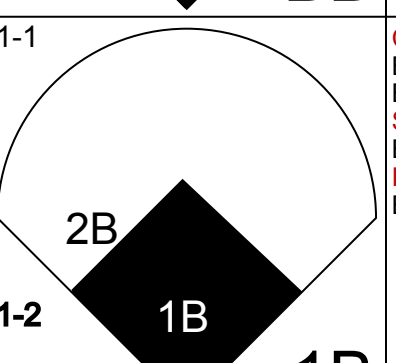
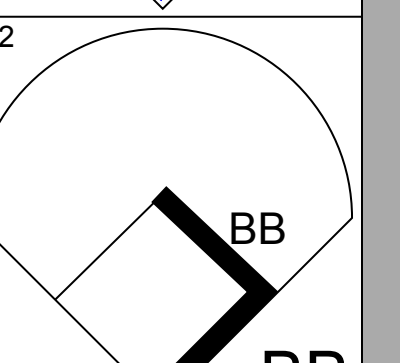
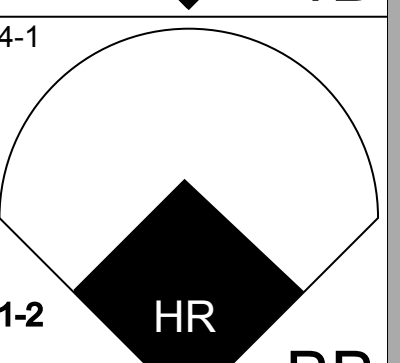
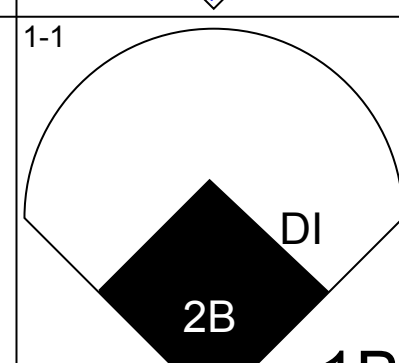
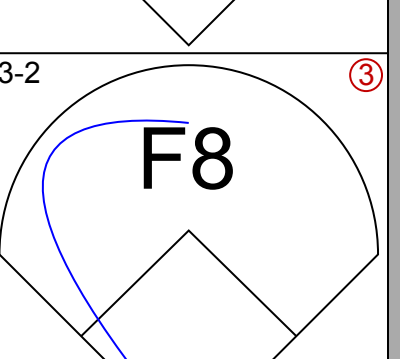
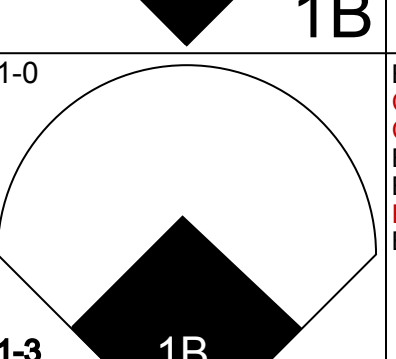
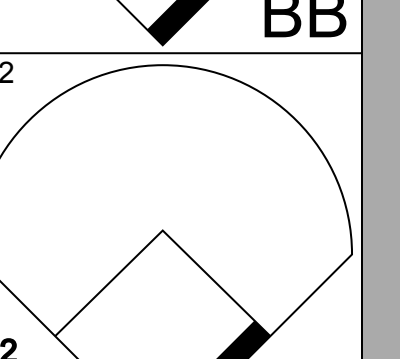
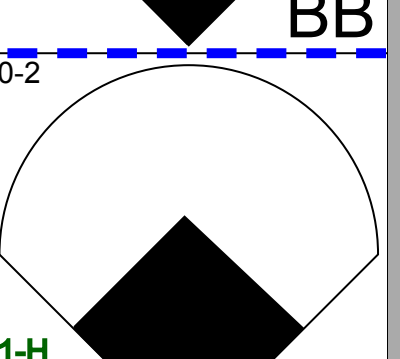
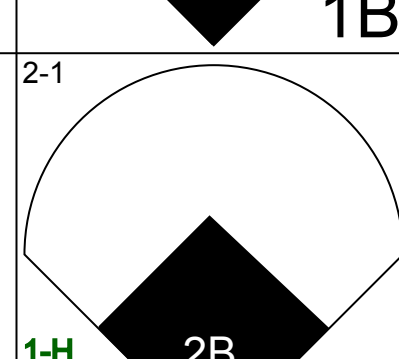
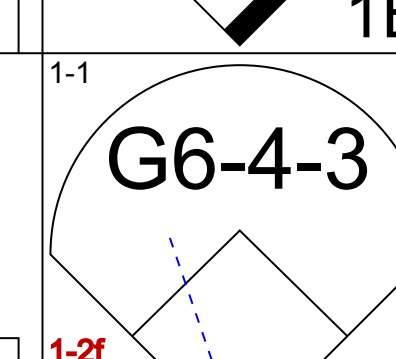
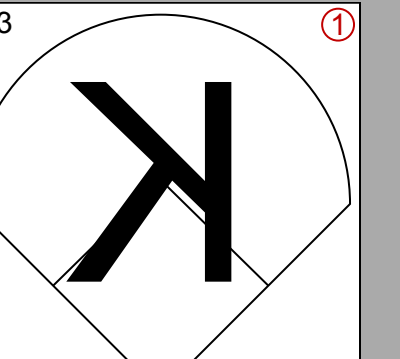
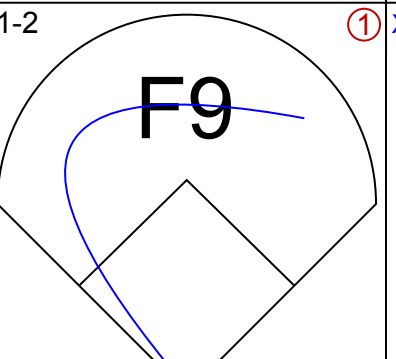
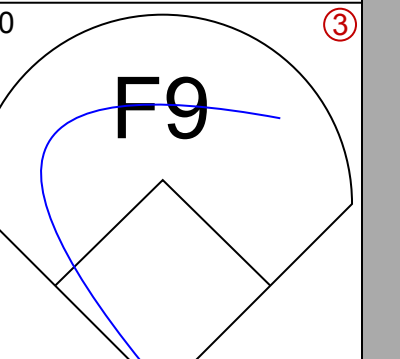
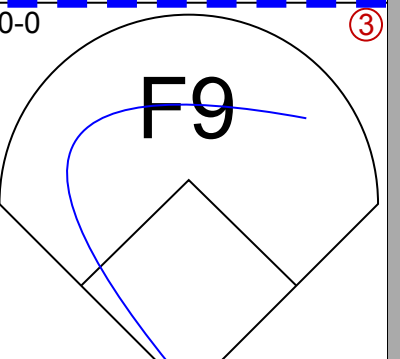
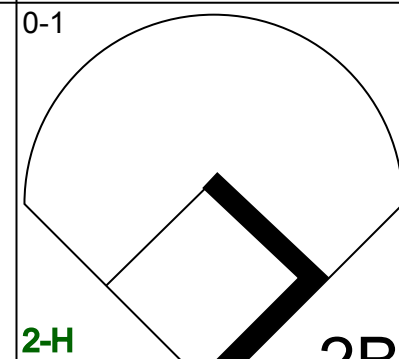

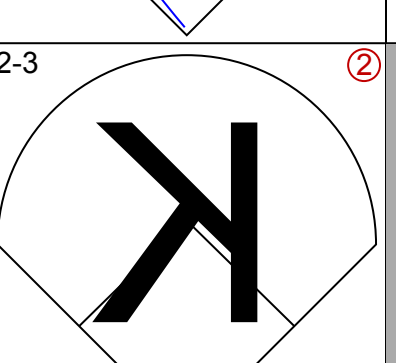
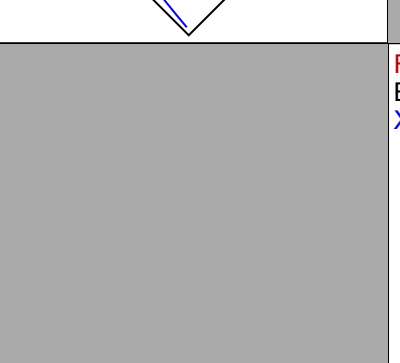
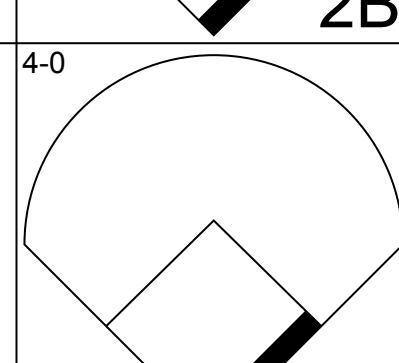

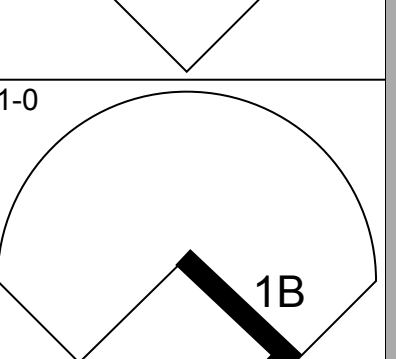


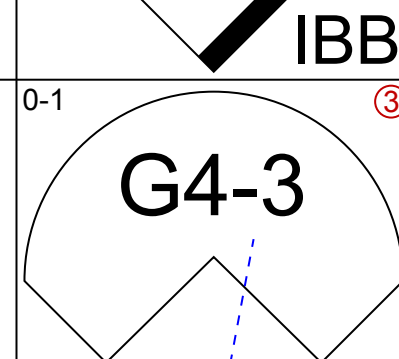
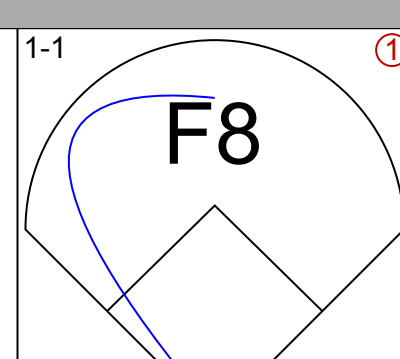




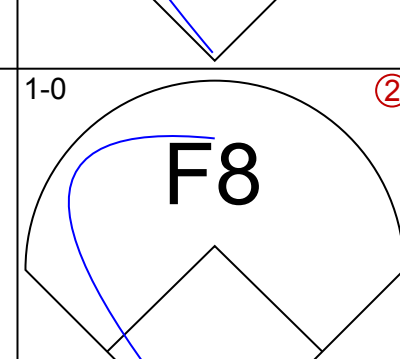
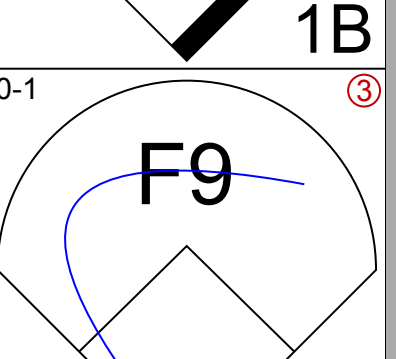
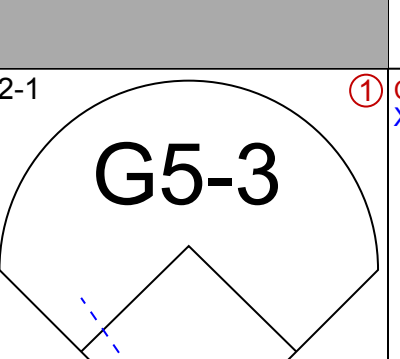
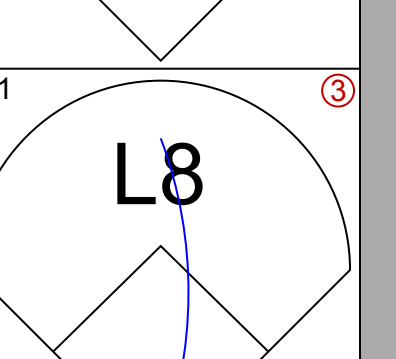

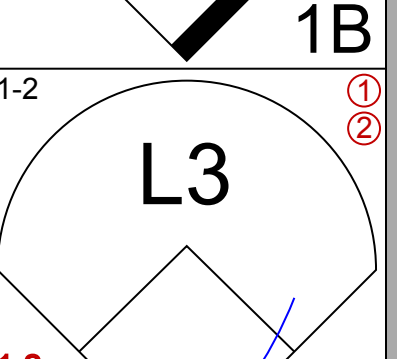
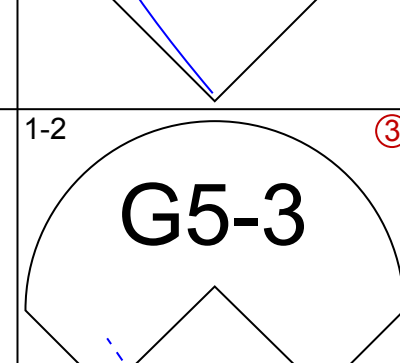
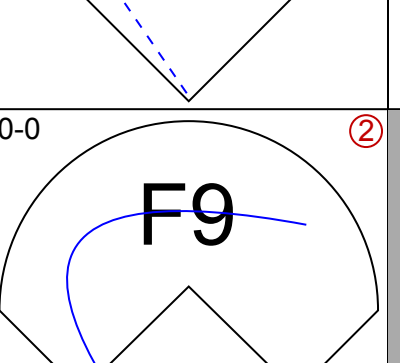
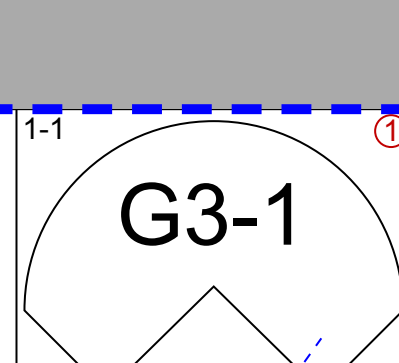
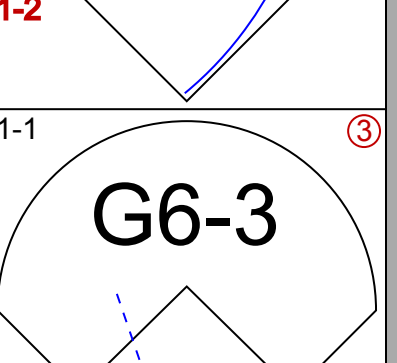
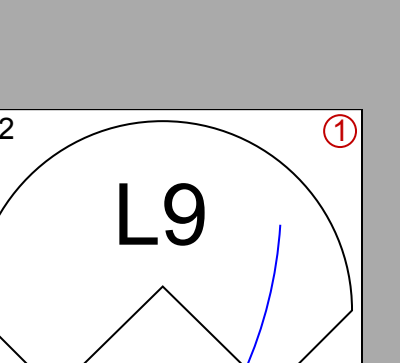
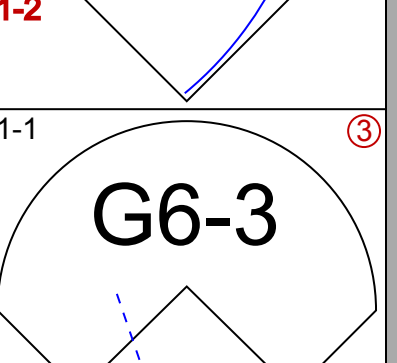
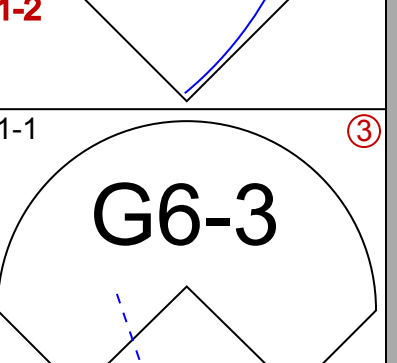
Cleveland Indians @ Toronto Blue Jays
SkyDome, Toronto, ON
Thu May 04 2000, 7:05 PM EDT
Att: 16,637 - Dome - 72 F

AB 33
R 8
H 10
RBI 7
BB 7
SO 9
LOB 16



Batter	1	2	3	4	5	6	7	8	9	AB R H RBI BB SO LOB	TOP																
Roberto Alomar, S OBP: 0.320, SLG: 0.407 (1, 4)										4 1 1 0 1 0 0	Cleveland Indians @ Toronto Blue Jays SkyDome, Toronto, ON Sat May 06 2000, 1:05 PM EDT Att: 23,730 - Cloudy - 76 F																
Omar Vizquel, S OBP: 0.331, SLG: 0.356 (1, 6)										5 2 3 0 0 0 1																	
David Justice, L OBP: 0.380, SLG: 0.429 (1, 10)										3 1 0 0 2 1 2																	
Manny Ramirez, R OBP: 0.376, SLG: 0.546 (1, 9)										4 1 1 1 1 2 2																	
Jim Thome, L OBP: 0.333, SLG: 0.561 (1, 3)										3 1 0 0 2 3 4																	
Richie Sexson, R OBP: 0.337, SLG: 0.333 (1, 7)										4 2 3 3 0 0 0																	
Travis Fryman, R OBP: 0.358, SLG: 0.464 (1, 5)										4 0 1 2 1 1 4																	
Einar Diaz, R OBP: 0.414, SLG: 0.507 (1, 2)										4 0 2 2 0 1 2																	
Jolbert Cabrera, R OBP: 0.250, SLG: 0.273 (1, 8)										4 0 0 0 0 0 4																	
Inning Stats	R: 4 E: 0 K: 1 S: 16	H: 3 LOB: 1 BB: 2 P: 33	R: 0 E: 0 K: 0 S: 7	H: 1 LOB: 0 BB: 0 P: 11	R: 0 E: 0 K: 3 S: 12	H: 0 LOB: 0 BB: 0 P: 16	R: 0 E: 0 K: 0 S: 7	H: 1 LOB: 1 BB: 0 P: 12	R: 1 E: 0 K: 1 S: 9	H: 2 LOB: 1 BB: 1 P: 16	R: 0 E: 0 K: 2 S: 11	H: 1 LOB: 1 BB: 0 P: 14	R: 0 E: 0 K: 0 S: 7	H: 0 LOB: 0 BB: 0 P: 15	R: 2 E: 0 K: 0 S: 7	H: 2 LOB: 1 BB: 2 P: 19	R: 1 E: 0 K: 1 S: 15	H: 1 LOB: 3 BB: 2 P: 30	1B: 8 2B: 5 3B: 0 HR: 0	SF: 0 SAC: 0 DP: 3 HBP: 1	WP: 0 PB: 0 SB: 2 CS: 0	PA: 43					
PITCHER	IP WLS BF H R ER SO BB IBB HBP BLK WP HR S P ERA WHIP											PITCHER	IP WLS BF H R ER SO BB IBB HBP BLK WP HR S P ERA WHIP														
Chris Carpenter, R ERA: 4.94 (1, 1)	7.1	32	8	6	6	7	4	0	0	0	0	0	0	70	122	7.36	1.636										
Paul Quantrill, R ERA: 4.95 (8, 1)	0.0	L	3	2	1	1	0	0	0	0	0	0	0	5	12	∞	∞										
John Frascatore, R ERA: 10.38 (8, 1)	0.2		1	0	0	0	0	0	0	0	0	0	0	1	2	0.00	0.000										
Pedro Borbon, L ERA: 6.94 (9, 1)	1.0		7	1	1	1	2	0	1	0	0	0	0	15	30	9.00	3.000										

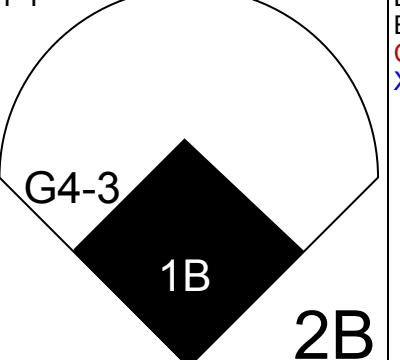


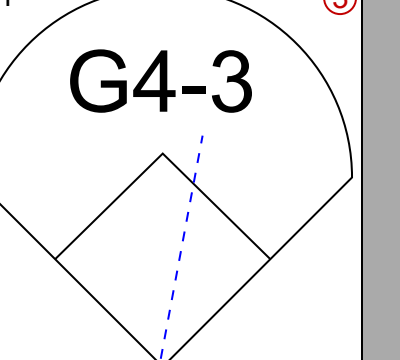


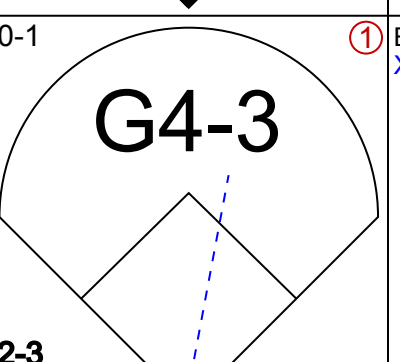
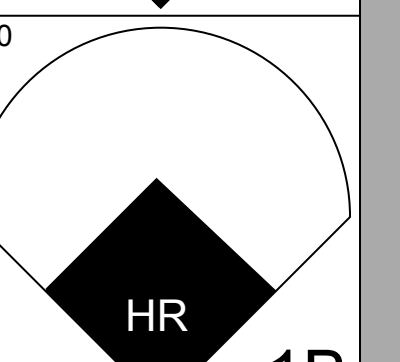
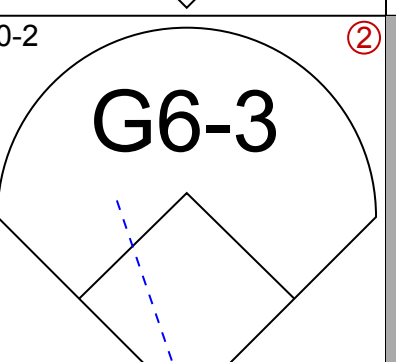

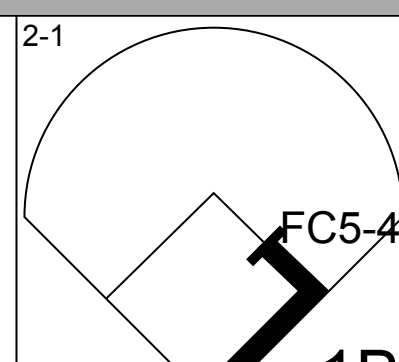
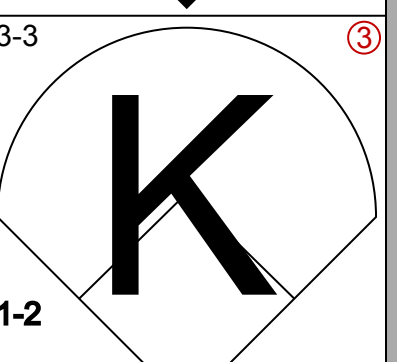
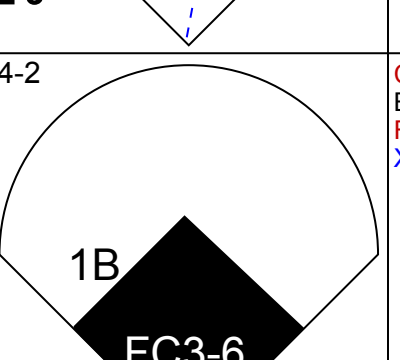
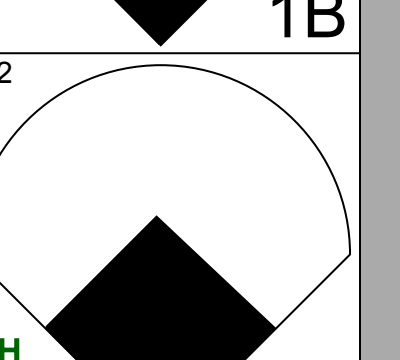
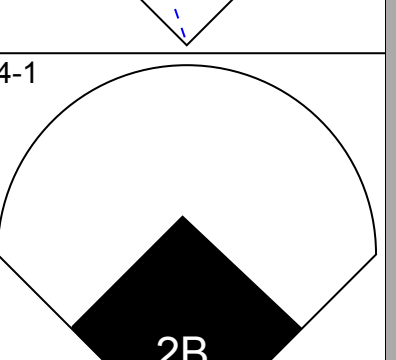


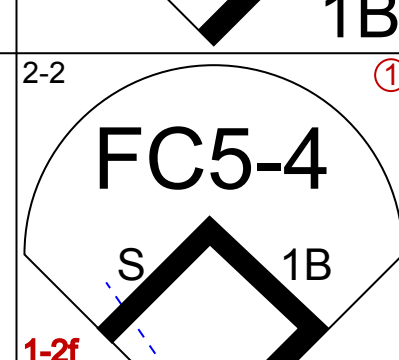
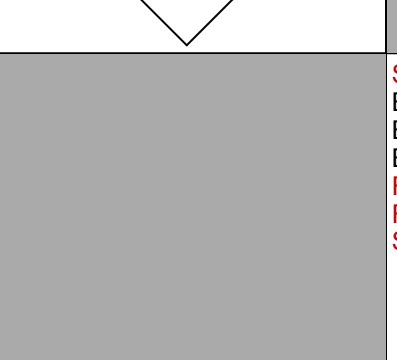
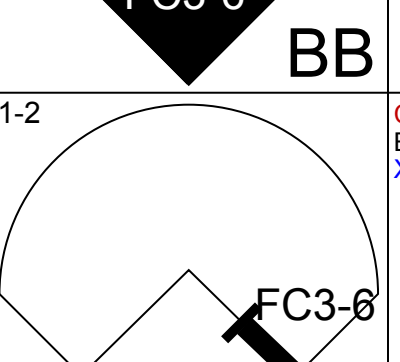
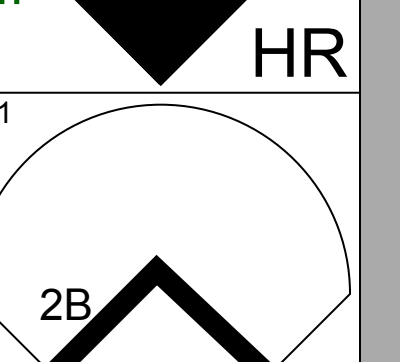
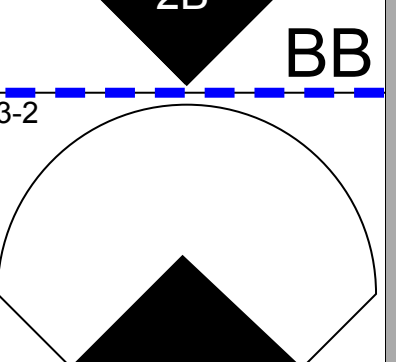


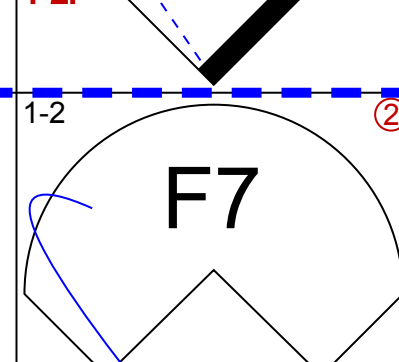

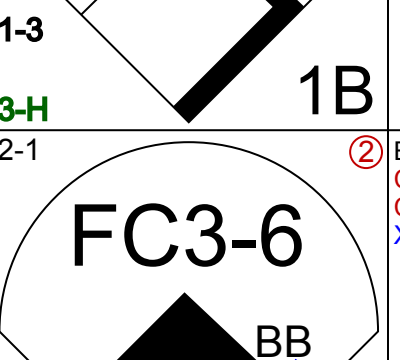
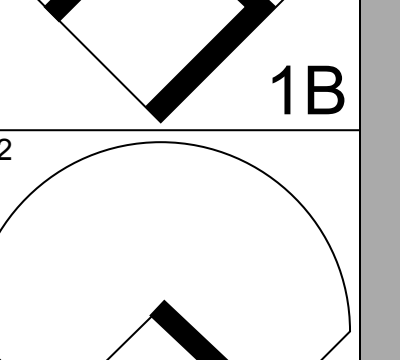
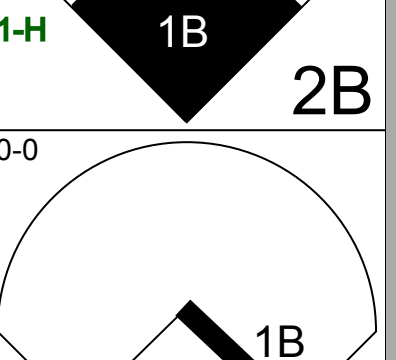

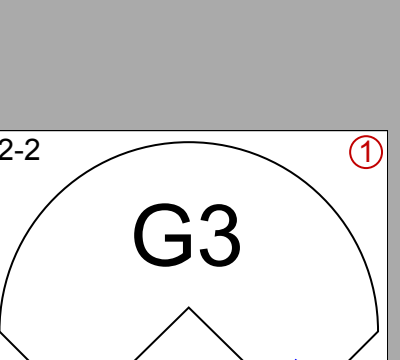
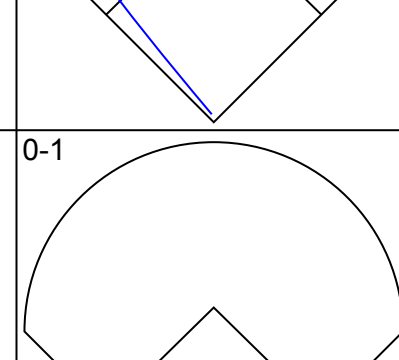

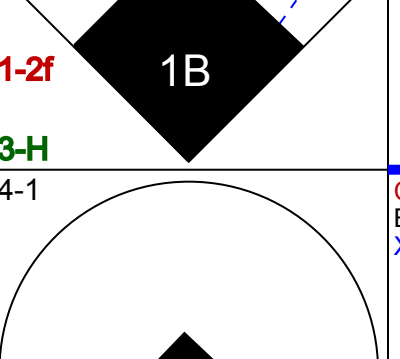
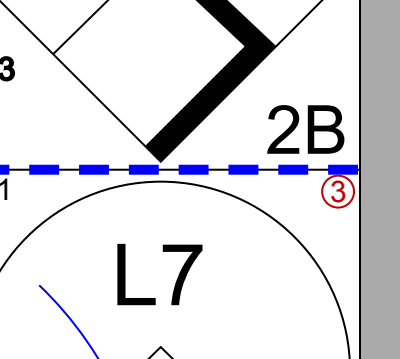
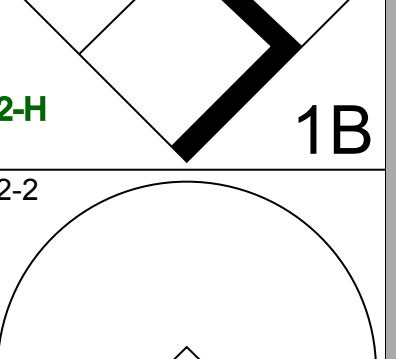

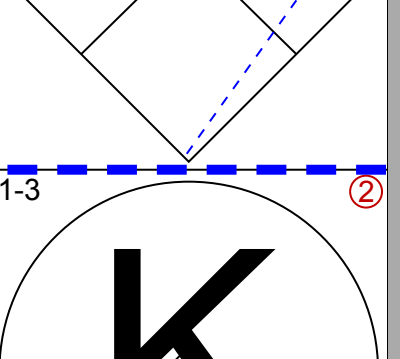
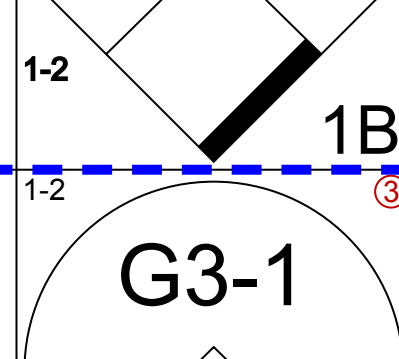

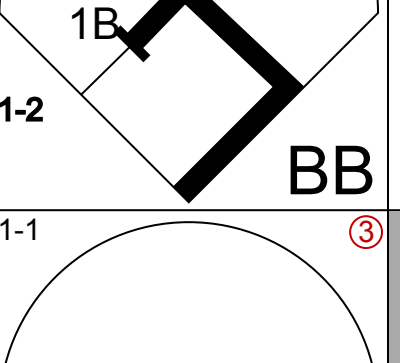
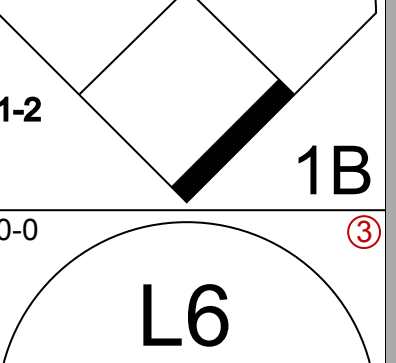
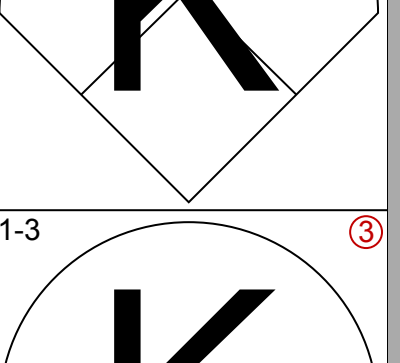
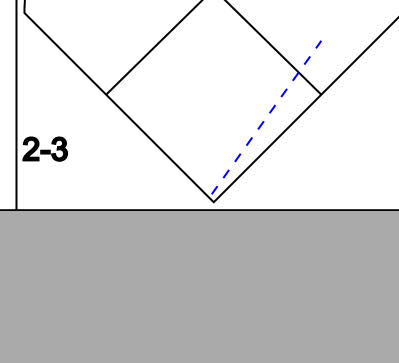
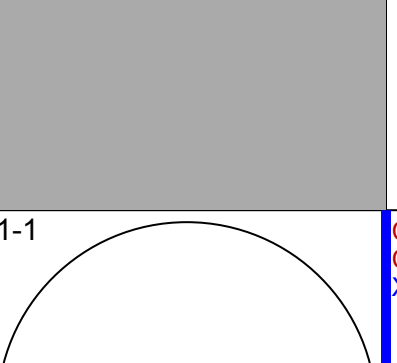
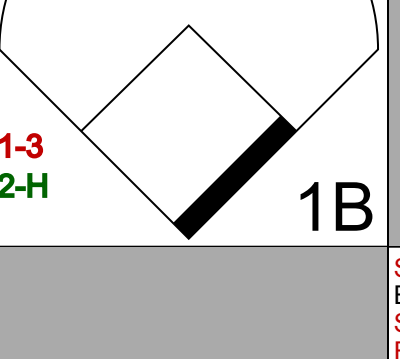
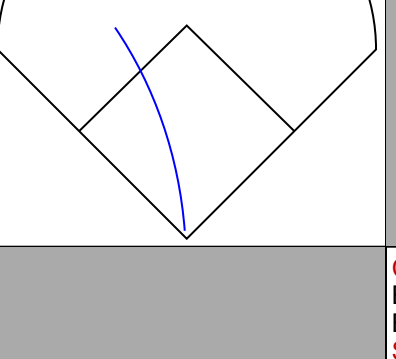
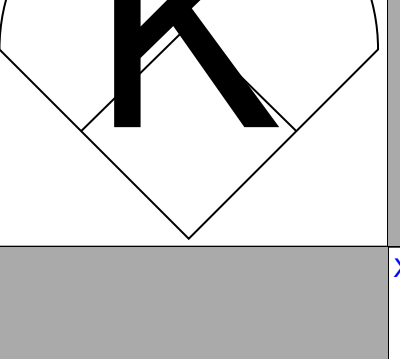

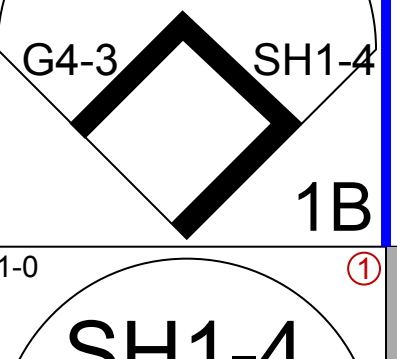

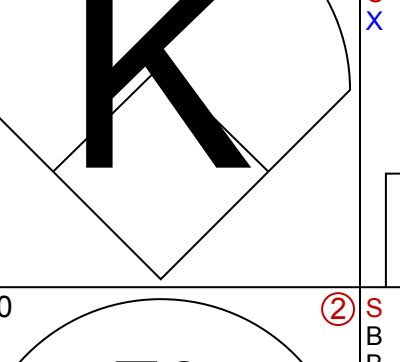



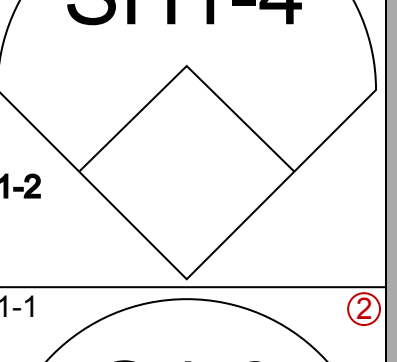




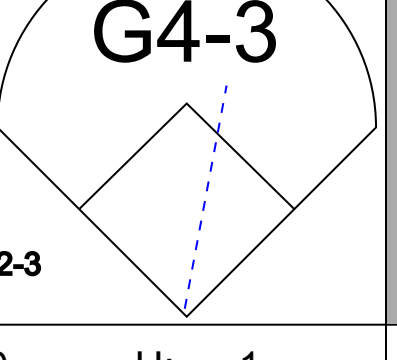
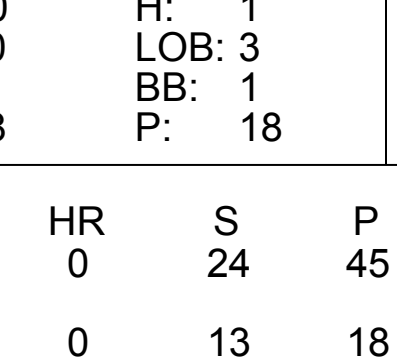
Batter	1	2	3	4	5	6	7	8	9	AB R H RBI BB SO LOB	BOTTOM																
José Cruz Jr., S OBP: 0.352, SLG: 0.610 (1, 8)										3 2 2 1 2 0 2	Cleveland Indians @ Toronto Blue Jays SkyDome, Toronto, ON Sat May 06 2000, 1:05 PM EDT Att: 23,730 - Cloudy - 76 F																
Homer Bush, R OBP: 0.243, SLG: 0.221 (1, 4)										5 0 2 1 0 1 3																	
Raul Mondesi, R OBP: 0.309, SLG: 0.508 (1, 9)										5 1 1 0 0 0 5																	
Carlos Delgado, L OBP: 0.444, SLG: 0.684 (1, 3)										2 2 1 2 2 0 1																	
Brad Fullmer, L OBP: 0.402, SLG: 0.608 (1, 10)										4 0 0 0 0 0 3																	
Tony Batista, R OBP: 0.319, SLG: 0.548 (1, 5)										4 1 1 0 0 2 0																	
Darrin Fletcher, L OBP: 0.344, SLG: 0.563 (1, 2)										4 0 2 1 0 1 0																	
Marty Cordova, R OBP: 0.345, SLG: 0.390 (1, 7)										4 0 0 1 0 1 2																	
Alex Gonzalez, R OBP: 0.328, SLG: 0.349 (1, 6)										3 0 1 0 1 1 0																	
Inning Stats	R: 0 E: 0 K: 0 S: 5	H: 0 LOB: 0 BB: 1 P: 11	R: 2 E: 0 K: 0 S: 13	H: 2 LOB: 2 BB: 2 P: 21	R: 0 E: 0 K: 0 S: 6	H: 1 LOB: 0 BB: 0 P: 10	R: 0 E: 0 K: 1 S: 7	H: 0 LOB: 0 BB: 0 P: 9	R: 1 E: 0 K: 1 S: 9	H: 1 LOB: 0 BB: 0 P: 13	R: 2 E: 0 K: 1 S: 15	H: 3 LOB: 1 BB: 0 P: 22	R: 1 E: 1 K: 1 S: 11	H: 1 LOB: 2 BB: 2 P: 26	R: 0 E: 0 K: 2 S: 8	H: 0 LOB: 0 BB: 0 P: 11	R: 0 E: 0 K: 0 S: 9	H: 2 LOB: 1 BB: 0 P: 13	1B: 5 2B: 3 3B: 0 HR: 2	SF: 0 SAC: 0 DP: 3 HBP: 0	WP: 0 PB: 0 SB: 0 CS: 0	PA: 39					
PITCHER	IP WLS BF H R ER SO BB IBB HBP BLK WP HR S P ERA WHIP											PITCHER	IP WLS BF H R ER SO BB IBB HBP BLK WP HR S P ERA WHIP														
Jaret Wright, R ERA: 3.75 (7, 1)	0.2		5	1	1	0	1	1	0	0	0	0	0	9	24	0.00	3.000										
Ricardo Rincon, L ERA: 3.27 (7, 1)	0.1	W	1	0	0	0	0	0	0	0	0	0	0	2	2	0.00	0.000										
Sean DePaula, L ERA: 6.14 (8, 1)	1.0	H	3	0	0	0	2	0	0	0	0	0	0	8	11	0.00	0.000										
Steve Karsay, R ERA: 2.15 (9, 1)	1.0	S	4	2	0	0	0	0	0	0	0	0	0	9	13	0.00	2.000										

Batter	1	2	3	4	5	6	7	8	9	10	11	12	AB	R	H	RBI	BB	SO	LOB	TOP						
Roberto Alomar, S OBP: 0.320, SLG: 0.398 (1, 4)													5	2	1	0	1	1	0							
Omar Vizquel, S OBP: 0.354, SLG: 0.370 (1, 6)													4	3	3	0	2	1	0							
David Justice, L OBP: 0.395, SLG: 0.490 (1, 10)													5	3	3	5	1	0	1							
Manny Ramirez, R OBP: 0.366, SLG: 0.535 (1, 9)													6	0	1	1	0	1	4							
Jim Thome, L OBP: 0.333, SLG: 0.539 (1, 3)													4	1	0	0	2	2	2							
Richie Sexson, R OBP: 0.346, SLG: 0.355 (1, 7)													6	1	3	2	0	1	2							
Travis Fryman, R OBP: 0.365, SLG: 0.466 (1, 5)													6	0	3	1	0	1	1							
Einar Diaz, R OBP: 0.362, SLG: 0.466 (1, 2)													6	0	0	1	0	0	5							
Jolbert Cabrera, R OBP: 0.222, SLG: 0.240 (9, PH)													3	0	0	0	0	0	0							
Enrique Wilson, S OBP: 0.407, SLG: 0.500 (9, PH)													1	0	0	0	0	0	0							
Mark Whiten, S OBP: 0.556, SLG: 0.500 (9, 8)													2	0	0	0	0	0	1							
Inning Stats	R: 0 E: 0 K: 2 S: 11	H: 0 LOB: 0 BB: 0 P: 16	R: 0 E: 0 K: 1 S: 6	H: 0 LOB: 0 BB: 0 P: 8	R: 0 E: 0 K: 1 S: 6	H: 0 LOB: 2 BB: 1 P: 9	R: 0 E: 0 K: 1 S: 10	H: 0 LOB: 0 BB: 0 P: 17	R: 3 E: 0 K: 2 S: 11	H: 2 LOB: 0 BB: 1 P: 19	R: 0 E: 0 K: 1 S: 8	H: 1 LOB: 1 BB: 0 P: 11	R: 2 E: 0 K: 0 S: 7	H: 3 LOB: 2 BB: 1 P: 19	R: 0 E: 0 K: 0 S: 7	H: 1 LOB: 0 BB: 0 P: 11	R: 0 E: 0 K: 0 S: 5	H: 1 LOB: 0 BB: 0 P: 8	R: 2 E: 0 K: 0 S: 12	H: 2 LOB: 1 BB: 1 P: 23	1B: 9 2B: 5 3B: 0 HR: 1	SF: 0 SAC: 0 DP: 2 HBP: 0	WP: 0 PB: 0 SB: 0 CS: 0	PA: 54		
PITCHER	IP WLS BF H R ER SO BB IBB HBP BLK WP HR S P ERA WHIP	IP WLS BF H R ER SO BB IBB HBP BLK WP HR S P ERA WHIP	IP WLS BF H R ER SO BB IBB HBP BLK WP HR S P ERA WHIP	IP WLS BF H R ER SO BB IBB HBP BLK WP HR S P ERA WHIP	IP WLS BF H R ER SO BB IBB HBP BLK WP HR S P ERA WHIP	IP WLS BF H R ER SO BB IBB HBP BLK WP HR S P ERA WHIP	IP WLS BF H R ER SO BB IBB HBP BLK WP HR S P ERA WHIP	IP WLS BF H R ER SO BB IBB HBP BLK WP HR S P ERA WHIP	IP WLS BF H R ER SO BB IBB HBP BLK WP HR S P ERA WHIP	IP WLS BF H R ER SO BB IBB HBP BLK WP HR S P ERA WHIP	IP WLS BF H R ER SO BB IBB HBP BLK WP HR S P ERA WHIP	IP WLS BF H R ER SO BB IBB HBP BLK WP HR S P ERA WHIP	IP WLS BF H R ER SO BB IBB HBP BLK WP HR S P ERA WHIP	IP WLS BF H R ER SO BB IBB HBP BLK WP HR S P ERA WHIP	IP WLS BF H R ER SO BB IBB HBP BLK WP HR S P ERA WHIP	IP WLS BF H R ER SO BB IBB HBP BLK WP HR S P ERA WHIP	IP WLS BF H R ER SO BB IBB HBP BLK WP HR S P ERA WHIP	IP WLS BF H R ER SO BB IBB HBP BLK WP HR S P ERA WHIP	IP WLS BF H R ER SO BB IBB HBP BLK WP HR S P ERA WHIP	IP WLS BF H R ER SO BB IBB HBP BLK WP HR S P ERA WHIP	IP WLS BF H R ER SO BB IBB HBP BLK WP HR S P ERA WHIP	IP WLS BF H R ER SO BB IBB HBP BLK WP HR S P ERA WHIP	IP WLS BF H R ER SO BB IBB HBP BLK WP HR S P ERA WHIP	IP WLS BF H R ER SO BB IBB HBP BLK WP HR S P ERA WHIP	IP WLS BF H R ER SO BB IBB HBP BLK WP HR S P ERA WHIP	IP WLS BF H R ER SO BB IBB HBP BLK WP HR S P ERA WHIP

Cleveland Indians @ Toronto Blue Jays
SkyDome, Toronto, ON
Sun May 07 2000, 1:05 PM EDT
Alt. 19,161 - Cloudy - 72 F

AB 48
R 10
H 14
RBI 10
BB 6
SO 7
LOB 16



Batter	1	2	3	4	5	6	7	8	9	10	11	12	AB	R	H	RBI	BB	SO	LOB	BOTTOM						
José Cruz Jr., S OBP: 0.356, SLG: 0.628 (1, 8)													6	2	2	1	1	3	1							
Homer Bush, R OBP: 0.246, SLG: 0.225 (1, 4)													7	1	2	0	0	1	4							
Raul Mondesi, R OBP: 0.317, SLG: 0.522 (1, 9)													4	3	1	2	2	1	1							
Carlos Delgado, L OBP: 0.448, SLG: 0.683 (1, 3)													6	1	3	2	0	1	1							
Brad Fuller, L OBP: 0.415, SLG: 0.618 (1, 10)													5	1	3	2	1	0	1							
Tony Batista, R OBP: 0.328, SLG: 0.542 (1, 5)													5	0	2	0	1	1	4							
Marty Cordova, R OBP: 0.348, SLG: 0.390 (1, 7)													5	0	2	1	0	2	2							
Dewayne Wise, L OBP: 0.158, SLG: 0.111 (11, 7)													1	0	0	0	0	0	2							
Alex Gonzalez, R OBP: 0.315, SLG: 0.333 (1, 6)													5	0	0	0	0	1	0							
Alberto Castillo, R OBP: 0.298, SLG: 0.297 (1, 2)													4	0	0	0	0	1	0							
Darrin Fletcher, L OBP: 0.348, SLG: 0.562 (11, 2)													2	0	1	0	0	0	2							
Inning Stats	R: 3 E: 0 K: 0 S: 15	H: 3 LOB: 2 BB: 2 P: 28	R: 3 E: 0 K: 1 S: 18	H: 5 LOB: 2 BB: 0 P: 28	R: 0 E: 0 K: 1 S: 9	H: 0 LOB: 0 BB: 0 P: 14	R: 2 E: 0 K: 1 S: 15	H: 3 LOB: 2 BB: 1 P: 25	R: 0 E: 0 K: 1 S: 8	H: 0 LOB: 0 BB: 0 P: 12	R: 0 E: 0 K: 1 S: 9	H: 0 LOB: 0 BB: 0 P: 10	R: 0 E: 0 K: 0 S: 8	H: 2 LOB: 2 BB: 0 P: 19	R: 0 E: 0 K: 1 S: 13	H: 1 LOB: 3 BB: 1 P: 18	R: 0 E: 0 K: 1 S: 8	H: 1 LOB: 2 BB: 1 P: 23	R: 0 E: 0 K: 1 S: 13	H: 1 LOB: 2 BB: 0 P: 18	1B: 11 2B: 3 3B: 0 HR: 2	SF: 0 SAC: 1 DP: 0 HBP: 0	WP: 0 PB: 0 SB: 1 CS: 0	PA: 56		
PITCHER	IP WLS BF H R ER SO BB IBB HBP BLK WP HR S P ERA WHIP	IP WLS BF H R ER SO BB IBB HBP BLK WP HR S P ERA WHIP	IP WLS BF H R ER SO BB IBB HBP BLK WP HR S P ERA WHIP	IP WLS BF H R ER SO BB IBB HBP BLK WP HR S P ERA WHIP	IP WLS BF H R ER SO BB IBB HBP BLK WP HR S P ERA WHIP	IP WLS BF H R ER SO BB IBB HBP BLK WP HR S P ERA WHIP	IP WLS BF H R ER SO BB IBB HBP BLK WP HR S P ERA WHIP	IP WLS BF H R ER SO BB IBB HBP BLK WP HR S P ERA WHIP	IP WLS BF H R ER SO BB IBB HBP BLK WP HR S P ERA WHIP	IP WLS BF H R ER SO BB IBB HBP BLK WP HR S P ERA WHIP	IP WLS BF H R ER SO BB IBB HBP BLK WP HR S P ERA WHIP	IP WLS BF H R ER SO BB IBB HBP BLK WP HR S P ERA WHIP	IP WLS BF H R ER SO BB IBB HBP BLK WP HR S P ERA WHIP	IP WLS BF H R ER SO BB IBB HBP BLK WP HR S P ERA WHIP	IP WLS BF H R ER SO BB IBB HBP BLK WP HR S P ERA WHIP	IP WLS BF H R ER SO BB IBB HBP BLK WP HR S P ERA WHIP	IP WLS BF H R ER SO BB IBB HBP BLK WP HR S P ERA WHIP	IP WLS BF H R ER SO BB IBB HBP BLK WP HR S P ERA WHIP	IP WLS BF H R ER SO BB IBB HBP BLK WP HR S P ERA WHIP	IP WLS BF H R ER SO BB IBB HBP BLK WP HR S P ERA WHIP	IP WLS BF H R ER SO BB IBB HBP BLK WP HR S P ERA WHIP	IP WLS BF H R ER SO BB IBB HBP BLK WP HR S P ERA WHIP	IP WLS BF H R ER SO BB IBB HBP BLK WP HR S P ERA WHIP	IP WLS BF H R ER SO BB IBB HBP BLK WP HR S P ERA WHIP	IP WLS BF H R ER SO BB IBB HBP BLK WP HR S P ERA WHIP	IP WLS BF H R ER SO BB IBB HBP BLK WP HR S P ERA WHIP

Cleveland Indians @ Toronto Blue Jays
SkyDome, Toronto, ON
Sun May 07 2000, 1:05 PM EDT
Alt. 19,161 - Cloudy - 72 F

AB 50
R 8
H 16
RBI 8
BB 5
SO 11
LOB 18



Batter	1	2	3	4	5	6	7	8	9	AB	R	H	RBI	BB	SO	LOB	TOP										
Brady Anderson, L OBP: 0.336, SLG: 0.430 (1, 8)	G4-3		SH5-3	F8				K		3	0	0	0	1	1	3	Baltimore Orioles @ Toronto Blue Jays SkyDome, Toronto, ON Mon May 08 2000, 7:05 PM EDT Att: 15,103 - Sunny - 72 F										
Delino DeShields, L OBP: 0.450, SLG: 0.557 (1, 4)	FC6-4 BB		K					F7		4	0	2	0	1	1	4											
B.J. Surhoff, L OBP: 0.336, SLG: 0.445 (1, 7)	F8		G4-3		L9-3			P4		5	0	1	0	0	0	5											
Albert Belle, R OBP: 0.367, SLG: 0.426 (1, 9)	FC6-4			G5-3	F3			K		5	0	1	1	0	1	2											
Harold Baines, L OBP: 0.303, SLG: 0.409 (1, 10)				G3				G3		5	0	2	0	0	0	2											
Cal Ripken Jr., R OBP: 0.286, SLG: 0.456 (1, 5)			K	1B 2B BB				G5-3		4	2	1	0	1	2	3											
Jeff Conine, R OBP: 0.352, SLG: 0.482 (1, 3)			FC3-6	2B						4	1	2	1	1	1	3											
Rich Amaral, R OBP: 0.344, SLG: 0.379 (9, PR)	1-2		1B	2B				S BB		0	0	0	0	0	0	0											
Charles Johnson, R OBP: 0.327, SLG: 0.538 (1, 2)			F3	2B				L4		5	1	2	2	0	0	3											
Mike Bordick, R OBP: 0.376, SLG: 0.614 (1, 6)			SH5-3	2B				K		4	1	3	1	1	1	1											
Inning Stats	R: 0 E: 0 K: 0 S: 8	H: 0 LOB: 1 BB: 1 P: 15	R: 0 E: 0 K: 1 S: 7	H: 1 LOB: 1 BB: 0 P: 9	R: 0 E: 0 K: 1 S: 8	H: 1 LOB: 1 BB: 0 P: 12	R: 2 E: 0 K: 0 S: 9	H: 2 LOB: 2 BB: 2 P: 25	R: 0 E: 0 K: 0 S: 10	H: 1 LOB: 0 BB: 0 P: 12	R: 1 E: 0 K: 0 S: 10	H: 3 LOB: 3 BB: 1 P: 21	R: 0 E: 0 K: 3 S: 14	H: 2 LOB: 2 BB: 0 P: 16	R: 2 E: 0 K: 1 S: 10	H: 4 LOB: 2 BB: 0 P: 17	R: 0 E: 0 K: 1 S: 8	H: 0 LOB: 2 BB: 1 P: 16	1B: 10 2B: 5 3B: 0 HR: 0	SF: 0 SAC: 1 DP: 1 HBP: 0	WP: 0 PB: 0 SB: 1 CS: 0	PA: 45					
PITCHER	IP	WLS	BF	H	R	ER	SO	BB	IBB	HBP	BLK	WP	HR	S	P	ERA	WHIP										
Kelvin Escobar, R ERA: 4.87 (1, 1)	7.0	W	36	12	5	5	5	4	0	0	0	0	0	65	114	6.43	2.286										
Pedro Borbon, L ERA: 7.3 (8, 1)	0.2	H	3	1	0	0	1	0	0	0	0	0	0	6	10	0.00	1.500										
John Frascatore, R ERA: 9.2 (8, 1)	0.1	H	2	1	0	0	0	0	0	0	0	0	0	2	3	0.00	3.000										
Billy Koch, R ERA: 4.24 (9, 1)	1.0	S	4	0	0	0	1	1	0	0	0	0	0	8	16	0.00	1.000										

Batter	1	2	3	4	5	6	7	8	9	AB	R	H	RBI	BB	SO	LOB	BOTTOM										
José Cruz Jr., S OBP: 0.351, SLG: 0.612 (1, 8)	K		F7	K				L5		5	0	1	0	0	2	3	Baltimore Orioles @ Toronto Blue Jays SkyDome, Toronto, ON Mon May 08 2000, 7:05 PM EDT Att: 15,103 - Sunny - 72 F										
Homer Bush, R OBP: 0.254, SLG: 0.221 (1, 4)	L9		G4-3							2	0	0	0	1	0	1											
Raul Mondesi, R OBP: 0.315, SLG: 0.511 (1, 9)	F9		L6							3	0	0	0	1	0	4											
Carlos Delgado, L OBP: 0.454, SLG: 0.685 (1, 3)		HR		1B HR						4	2	3	0	0	0	1											
Brad Fullmer, L OBP: 0.418, SLG: 0.619 (1, 10)	L9		HR	1B						3	1	1	0	1	0	2											
Tony Batista, R OBP: 0.331, SLG: 0.563 (1, 5)	HR		HR	1B						4	2	2	2	0	2	1											
Darrin Fletcher, L OBP: 0.354, SLG: 0.591 (1, 2)										4	1	2	4	0	0	0											
Dewayne Wise, L OBP: 0.158, SLG: 0.111 (9, 7)	F8		HR							0	0	0	0	0	0	0											
Marty Cordova, R OBP: 0.354, SLG: 0.395 (1, 7)										4	0	2	0	0	0	0											
Alberto Castillo, R OBP: 0.269, SLG: 0.297 (9, 2)	F9									0	0	0	0	0	0	0											
Alex Gonzalez, R OBP: 0.315, SLG: 0.333 (1, 6)			F8							3	0	1	0	0	0	1											
Inning Stats	R: 0 E: 0 K: 1 S: 7	H: 0 LOB: 0 BB: 0 P: 13	R: 2 E: 0 K: 0 S: 6	H: 2 LOB: 0 BB: 0 P: 12	R: 0 E: 0 K: 1 S: 9	H: 0 LOB: 1 BB: 0 P: 16	R: 4 E: 0 K: 1 S: 19	H: 4 LOB: 1 BB: 1 P: 33	R: 0 E: 0 K: 0 S: 8	H: 1 LOB: 1 BB: 1 P: 15	R: 0 E: 0 K: 1 S: 9	H: 2 LOB: 3 BB: 1 P: 15	R: 0 E: 0 K: 0 S: 9	H: 1 LOB: 0 BB: 0 P: 15	R: 0 E: 0 K: 0 S: 9	H: 2 LOB: 1 BB: 0 P: 13	1B: 9 2B: 2 3B: 0 HR: 2	SF: 0 SAC: 1 DP: 3 HBP: 1	WP: 0 PB: 0 SB: 1 CS: 0	PA: 37							
PITCHER	IP	WLS	BF	H	R	ER	SO	BB	IBB	HBP	BLK	WP	HR	S	P	ERA	WHIP										
Jason Johnson, R ERA: 6.14 (1, 1)	4.0	L	20	6	6	6	2	2	0	0	0	0	0	31	56	0.00	2.400										
Jose Mercedes, R ERA: 5.4 (5, 1)	3.1		16	6	0	0	2	2	0	0	0	0	0	31	56	0.00	2.400										
Buddy Groom, L ERA: 3.12 (8, 1)	0.2		1	0	0	0	0	0	0	0	0	0	0	2	2	0.00	0.000										

AB	39
R	5
H	14
RBI	5
BB	5
SO	7
LOB	26



AB	32
R	6
H	12
RBI	6
BB	3
SO	4
LOB	13



Batter	1	2	3	4	5	6	7	8	9	AB	R	H	RBI	BB	SO	LOB	TOP					
Rich Amaral, R OBP: 0.306, SLG: 0.333 (1, 8)	G4-3			G5-3		F9		G5-3		4	0	0	0	0	0	2	Baltimore Orioles @ Toronto Blue Jays SkyDome, Toronto, ON Tue May 09 2000, 7:05 PM EDT Att: 15,177 - Cloudy - 78 F					
Delino DeShields, L OBP: 0.444, SLG: 0.546 (1, 4)	G6-3			G6-3		G4-6-3				4	0	1	1	0	0	1						
B.J. Surhoff, L OBP: 0.326, SLG: 0.432 (1, 7)	G3-1			F3			G4-3	P6		4	0	0	0	0	0	1						
Albert Belle, R OBP: 0.371, SLG: 0.437 (1, 9)									F9	4	1	2	0	0	0	0						
Jeff Conine, R OBP: 0.368, SLG: 0.506 (1, 3)										4	1	3	0	0	0	1						
Cal Ripken Jr., R OBP: 0.294, SLG: 0.449 (1, 10)										4	0	1	2	0	0	3						
Charles Johnson, R OBP: 0.324, SLG: 0.526 (1, 2)										4	1	1	0	0	1	2						
Mark Lewis, R OBP: 0.226, SLG: 0.310 (1, 5)										3	1	1	0	0	0	0						
Mike Bordick, R OBP: 0.375, SLG: 0.612 (1, 6)										2	0	1	1	0	1	0						
Inning Stats	R: 0 E: 0 K: 0 S: 10	H: 0 LOB: 0 BB: 0 P: 12	R: 0 E: 0 K: 0 S: 6	H: 1 LOB: 0 BB: 0 P: 9	R: 0 E: 0 K: 2 S: 11	H: 0 LOB: 0 BB: 0 P: 13	R: 0 E: 0 K: 0 S: 6	H: 0 LOB: 0 BB: 0 P: 8	R: 2 E: 0 K: 0 S: 11	H: 3 LOB: 0 BB: 0 P: 15	R: 0 E: 0 K: 0 S: 4	H: 1 LOB: 0 BB: 0 P: 8	R: 0 E: 0 K: 0 S: 7	H: 1 LOB: 1 BB: 0 P: 11	R: 2 E: 0 K: 0 S: 11	H: 3 LOB: 1 BB: 0 P: 17	R: 0 E: 0 K: 0 S: 6	H: 1 LOB: 1 BB: 0 P: 8	1B: 7 2B: 3 3B: 0 HR: 0	SF: 1 SAC: 0 DP: 3 HBP: 0	WP: 0 PB: 0 SB: 0 CS: 0	PA: 34
PITCHER	IP	WLS	BF	H	R	ER	SO	BB	IBB	HBP	BLK	WP	HR	S	P	ERA	WHIP					
David Wells, L ERA: 3.08 (1, 1)	8.0	W	30	9	4	4	2	0	0	0	0	0	0	66	93	4.50	1.125					
Billy Koch, R ERA: 4.0 (9, 1)	1.0	S	4	1	0	0	0	0	0	0	0	0	0	6	8	0.00	1.000					

Batter	1	2	3	4	5	6	7	8	9	AB	R	H	RBI	BB	SO	LOB	BOTTOM				
José Cruz Jr., S OBP: 0.346, SLG: 0.597 (1, 8)										5	0	1	0	0	3	3	Baltimore Orioles @ Toronto Blue Jays SkyDome, Toronto, ON Tue May 09 2000, 7:05 PM EDT Att: 15,177 - Cloudy - 78 F				
Craig Grebeck, R OBP: 0.386, SLG: 0.548 (1, 4)										4	0	1	0	0	1	3					
Raul Mondesi, R OBP: 0.327, SLG: 0.560 (1, 9)										4	3	3	2	0	0	1					
Carlos Delgado, L OBP: 0.449, SLG: 0.695 (1, 3)										4	1	1	2	0	2	2					
Brad Fullmer, L OBP: 0.421, SLG: 0.615 (1, 10)										4	0	2	0	0	0	2					
Tony Batista, R OBP: 0.322, SLG: 0.547 (1, 5)										4	1	0	0	0	1	2					
Darrin Fletcher, L OBP: 0.360, SLG: 0.619 (1, 2)										4	1	2	1	0	0	1					
Marty Cordova, R OBP: 0.350, SLG: 0.389 Dewayne Wise, L OBP: 0.156, SLG: 0.111 (9, 7)										4	0	1	0	0	0	2					
Alex Gonzalez, R OBP: 0.313, SLG: 0.331 (1, 6)										4	0	1	1	0	0	1					
Inning Stats	R: 0 E: 0 K: 2 S: 14	H: 2 LOB: 2 BB: 0 P: 18	R: 1 E: 1 K: 1 S: 13	H: 2 LOB: 0 BB: 0 P: 19	R: 1 E: 0 K: 1 S: 12	H: 1 LOB: 0 BB: 0 P: 15	R: 0 E: 0 K: 1 S: 11	H: 1 LOB: 1 BB: 0 P: 18	R: 1 E: 0 K: 0 S: 10	H: 2 LOB: 1 BB: 0 P: 14	R: 1 E: 0 K: 0 S: 13	H: 1 LOB: 0 BB: 0 P: 19	R: 2 E: 0 K: 0 S: 13	H: 3 LOB: 1 BB: 0 P: 20	R: 0 E: 0 K: 1 S: 8	H: 0 LOB: 0 BB: 0 P: 15	1B: 8 2B: 0 3B: 0 HR: 4	SF: 0 SAC: 0 DP: 0 HBP: 0	WP: 0 PB: 0 SB: 2 CS: 0	PA: 37	
PITCHER	IP	WLS	BF	H	R	ER	SO	BB	IBB	HBP	BLK	WP	HR	S	P	ERA	WHIP				
35 Mike Mussina, R ERA: 4.78 (1, 1)	7.0	L	34	12	6	5	6	0	0	0	0	0	0	86	123	6.43	1.714				
Calvin Maduro, R ERA: 8.55 (8, 1)	1.0		3	0	0	0	1	0	0	0	0	0	0	8	15	0.00	0.000				

AB	33
R	4
H	10
RBI	4
BB	0
SO	2
LOB	10

AB	37
R	6
H	12
RBI	6
BB	0
SO	7
LOB	17



Batter	1	2	3	4	5	6	7	8	9	AB	R	H	RBI	BB	SO	LOB	TOP					
Brady Anderson, L (1, 8) OBP: 0.333, SLG: 0.432	F8		K			1B		G6-3		4	1	1	0	0	1	1	Baltimore Orioles @ Toronto Blue Jays SkyDome, Toronto, ON Wed May 10, 2000, 7:05 PM EDT Att. 15,598 - Dome - 72 F					
Delino DeShields, L (1, 4) OBP: 0.438, SLG: 0.537 Ryan Minor, R (6, PH) OBP: 0.500, SLG: 0.500	K		K2-3			G4-3		G5-3		2	0	0	0	0	2	1						
B.J. Surhoff, L (1, 7) OBP: 0.318, SLG: 0.419	G4-3				F7	G4-3		F7		4	0	0	0	0	0	1						
Albert Belle, R (1, 9) OBP: 0.367, SLG: 0.455		HR			P6	F6		G6-3		4	1	1	1	0	0	1						
Jeff Conine, R (1, 3) OBP: 0.354, SLG: 0.484	K				G6-3	G6-3		F8		4	0	0	0	0	1	1						
Cal Ripken Jr., R (1, 10) OBP: 0.293, SLG: 0.441	K					F7		E6		4	0	1	0	0	1	0						
Charles Johnson, R (1, 2) OBP: 0.321, SLG: 0.525	K						1B	F7		4	0	1	0	0	2	2						
Mark Lewis, R (1, 5) OBP: 0.235, SLG: 0.290					L8	L8		L4		2	0	0	0	1	0	2						
Mike Bordick, R (1, 6) OBP: 0.366, SLG: 0.597			K			K		F9		3	0	0	0	0	2	3						
Inning Stats	R: 0 E: 0 K: 1 S: 8	H: 0 LOB: 0 BB: 0 P: 13	R: 1 E: 0 K: 3 S: 11	H: 1 LOB: 0 BB: 0 P: 20	R: 0 E: 0 K: 3 S: 9	H: 0 LOB: 1 BB: 1 P: 15	R: 0 E: 0 K: 0 S: 6	H: 0 LOB: 0 BB: 0 P: 10	R: 0 E: 0 K: 1 S: 8	H: 1 LOB: 1 BB: 0 P: 12	R: 1 E: 0 K: 0 S: 12	H: 2 LOB: 1 BB: 0 P: 17	R: 0 E: 0 K: 0 S: 4	H: 1 LOB: 1 BB: 0 P: 6	R: 0 E: 0 K: 0 S: 8	H: 0 LOB: 0 BB: 0 P: 14		R: 0 E: 1 K: 1 S: 9	H: 0 LOB: 1 BB: 0 P: 14	1B: 2 2B: 2 3B: 0 HR: 1	SF: 0 SAC: 0 DP: 0 HBP: 0	WP: 0 PB: 0 SB: 1 CS: 0
PITCHER	IP	WLS	BF	H	R	ER	SO	BB	IBB	HBP	BLK	WP	HR	S	P	ERA	WHIP					
Lance Painter, L (1, 1) ERA: 3.42	5.0	W	18	2	1	1	8	1	0	0	0	0	1	42	70	1.80	0.600					
Eric Gunderson, L (6, 1) ERA: 7.2	0.1		3	2	1	1	0	0	0	0	0	0	0	9	13	27.00	6.000					
Paul Quantrill, R (6, 1) ERA: 3.98	3.2	S	13	1	0	0	1	0	0	0	0	0	0	24	38	0.00	0.273					

Batter	1	2	3	4	5	6	7	8	9	AB	R	H	RBI	BB	SO	LOB	BOTTOM					
José Cruz Jr., S (1, 8) OBP: 0.348, SLG: 0.590	1B	K	S		G1-6-3			F7		5	1	2	1	0	1	3	Baltimore Orioles @ Toronto Blue Jays SkyDome, Toronto, ON Wed May 10, 2000, 7:05 PM EDT Att. 15,598 - Dome - 72 F					
Homer Bush, R (1, 4) OBP: 0.282, SLG: 0.239	1B	FC6-4	1B			F9				4	0	2	2	0	0	2						
Raul Mondesi, R (1, 9) OBP: 0.325, SLG: 0.552	F8		1B			F7				4	1	1	0	0	0	3						
Carlos Delgado, L (1, 3) OBP: 0.444, SLG: 0.682	K		1B		K	L5				4	1	1	0	0	2	2						
Brad Fullmer, L (1, 10) OBP: 0.415, SLG: 0.602	G3		1B		P6			K		4	1	1	1	0	1	2						
Tony Batista, R (1, 5) OBP: 0.333, SLG: 0.585		HR	1B			K		K		3	1	2	1	1	1	0						
Darrin Fletcher, L (1, 2) OBP: 0.356, SLG: 0.604		FC5-4	F7		G3			F9		4	0	1	0	0	0	4						
Marty Cordova, R (1, 7) OBP: 0.346, SLG: 0.383 Dewayne Wise, L (9, 7) OBP: 0.158, SLG: 0.111		FC5-4	1B		G5-3			K		4	1	1	2	0	1	1						
Alex Gonzalez, R (1, 6) OBP: 0.326, SLG: 0.344		FC6-4	1B			G6-3				4	1	3	0	0	0	0						
Inning Stats	R: 0 E: 0 K: 1 S: 7	H: 2 LOB: 2 BB: 0 P: 12	R: 1 E: 0 K: 1 S: 14	H: 3 LOB: 2 BB: 0 P: 20	R: 6 E: 0 K: 0 S: 17	H: 7 LOB: 1 BB: 1 P: 31	R: 0 E: 0 K: 1 S: 11	H: 1 LOB: 1 BB: 0 P: 18	R: 0 E: 0 K: 0 S: 3	H: 1 LOB: 0 BB: 0 P: 5	R: 0 E: 0 K: 0 S: 9	H: 0 LOB: 0 BB: 0 P: 11	R: 0 E: 0 K: 2 S: 10	H: 0 LOB: 0 BB: 0 P: 12	R: 0 E: 0 K: 1 S: 6	H: 0 LOB: 0 BB: 0 P: 8		R: 0 E: 0 K: 1 S: 6	H: 0 LOB: 0 BB: 0 P: 8	1B: 11 2B: 1 3B: 1 HR: 1	SF: 0 SAC: 0 DP: 1 HBP: 0	WP: 0 PB: 0 SB: 1 CS: 0
PITCHER	IP	WLS	BF	H	R	ER	SO	BB	IBB	HBP	BLK	WP	HR	S	P	ERA	WHIP					
Scott Erickson, R (1, 1) ERA: 12.46	2.2	L	20	12	7	7	2	1	0	0	0	0	0	26	39	0.00	0.600					
Chuck McElroy, L (3, 1) ERA: 9.53	3.1		11	2	0	0	1	0	0	0	0	0	0	10	12	0.00	0.000					
Mike Trombley, R (7, 1) ERA: 4.5	1.0		3	0	0	0	2	0	0	0	0	0	0	6	8	0.00	0.000					
Mike Timlin, R (8, 1) ERA: 6.23	1.0		3	0	0	0	1	0	0	0	0	0	0	6	8	0.00	0.000					

AB 33
R 2
H 5
RBI 2
BB 1
SO 9
LOB 12



AB 36
R 7
H 14
RBI 7
BB 1
SO 6
LOB 17



Batter	1	2	3	4	5	6	7	8	9	AB	R	H	RBI	BB	SO	LOB	TOP										
José Cruz Jr., S OBP: 0.337, SLG: 0.570 (1, 8)	2-2 G1-3	1-1 F8			0-0 F8		1-0 FC3-6		0-1 G1-3	5	0	0	0	0	0	5	Toronto Blue Jays @ Tampa Bay Devil Rays Tropicana Field, St. Petersburg, FL Fri May 12 2000, 7:15 PM EDT Att: 17,532 - Dome - 72 F livebaseballscorecards.com										
Homer Bush, R OBP: 0.297, SLG: 0.246 (1, 4)	1-1 2B E		1-2 G3-6-3		1-2 G6-3		0-0 E6		0-1 E6	5	1	2	0	0	0	2											
Raul Mondesi, R OBP: 0.321, SLG: 0.540 (1, 9)	0-3 K		0-2 L7			0-2 1B		0-2 P4		5	0	1	0	0	2	5											
Carlos Delgado, L OBP: 0.439, SLG: 0.676 (1, 3)	3-0 E4		3-1 G3-6-3			0-3 K		2-2 G4-3		4	0	1	0	0	1	2											
Brad Fullmer, L OBP: 0.410, SLG: 0.590 (1, 10)	1-0 G3			3-2 F7		2-2 L7		0-2 1B		4	0	1	0	0	0	2											
Tony Batista, R OBP: 0.331, SLG: 0.575 (1, 5)		1-2 E6		1-2 CS		0-2 F8		2-3 K		4	0	1	0	0	1	2											
Darrin Fletcher, L OBP: 0.361, SLG: 0.600 (1, 2)		3-2 1B		1-1 L4			3-1 FC3-6	1-2 G3		4	1	2	0	0	0	2											
Marty Cordova, R OBP: 0.343, SLG: 0.388 (1, 7)		0-0 F8		0-2 CS	3-2 2B		1-0 F9		0-0 G6-3	4	0	1	0	0	0	3											
Alex Gonzalez, R OBP: 0.331, SLG: 0.368 (1, 6)		1-2 F3			1-0 F3		4-2 FC3-6	3-2 HR		3	1	1	1	1	0	3											
Inning Stats	R: 1 E: 1 K: 1 S: 10	H: 2 LOB: 1 BB: 0 P: 17	R: 0 E: 1 K: 0 S: 13	H: 1 LOB: 2 BB: 0 P: 19	R: 0 E: 0 K: 0 S: 9	H: 1 LOB: 0 BB: 0 P: 13	R: 0 E: 0 K: 0 S: 13	H: 1 LOB: 0 BB: 0 P: 18	R: 0 E: 0 K: 0 S: 9	H: 1 LOB: 1 BB: 0 P: 14	R: 0 E: 1 K: 0 S: 13	H: 1 LOB: 2 BB: 1 P: 21	R: 0 E: 0 K: 1 S: 12	H: 1 LOB: 1 BB: 0 P: 17	R: 1 E: 1 K: 1 S: 12	H: 1 LOB: 1 BB: 0 P: 16	1B: 7 2B: 2 3B: 0 HR: 1	SF: 0 SAC: 0 DP: 1 HBP: 0	WP: 1 PB: 0 SB: 0 CS: 1	PA: 40							
PITCHER	IP	WLS	BF	H	R	ER	SO	BB	IBB	HBP	BLK	WP	HR	S	P	ERA	WHIP										
Bryan Rekar, R ERA: 3.09 (1, 1)	6.0		24	7	1	0	2	0	0	0	0	0	0	67	96	0.00	1.167										
Rick White, R ERA: 2.73 (7, 1)	2.0	W	10	2	1	0	1	1	0	0	0	1	0	24	38	0.00	1.500										
Albie Lopez, R ERA: 4.35 (9, 1)	1.0	S	5	1	1	1	1	0	0	0	0	0	1	12	16	9.00	1.000										

Batter	1	2	3	4	5	6	7	8	9	AB	R	H	RBI	BB	SO	LOB	BOTTOM										
Gerald Williams, R OBP: 0.317, SLG: 0.414 (1, 8)	0-0 S HBP G6-4-3		3-2 F8			1-1 SH3-4		0-0 3B		3	2	2	1	0	0	0	Toronto Blue Jays @ Tampa Bay Devil Rays Tropicana Field, St. Petersburg, FL Fri May 12 2000, 7:15 PM EDT Att: 17,532 - Dome - 72 F livebaseballscorecards.com										
Miguel Cairo, R OBP: 0.339, SLG: 0.368 (1, 4)	1-2 G6-4-3		0-3 K			2-1 CS		1-0 2H 1B		3	0	2	2	0	1	0											
Greg Vaughn, R OBP: 0.351, SLG: 0.557 (1, 7)	3-1 G6-4-3			1-0 F9		2-1 F2		2-0 G6-3		4	0	0	0	0	0	3											
Fred McGriff, L OBP: 0.340, SLG: 0.422 (1, 3)	0-0 G4-3			0-0 F8		3-2 CS		2-0 G6-4-3		3	0	1	0	0	0	0											
Jose Canseco, R OBP: 0.350, SLG: 0.444 (1, 10)		1-2 F8		1-3 K			3-2 L7			3	0	0	0	0	1	1											
Vinny Castilla, R OBP: 0.291, SLG: 0.407 (1, 5)		2-1 FC6-4			1-0 G6-3		2-2 G6-4-3			3	0	1	0	0	0	1											
John Flaherty, R OBP: 0.362, SLG: 0.418 (1, 2)		0-1 F9			0-1 L6			1-2 G5-3		3	0	0	0	0	0	1											
Bubba Trammell, R OBP: 0.377, SLG: 0.532 Jose Guillen, R (9, 9)		0-0 FC6-4			1-2 G6-3			1-0 G4-3		3	1	1	0	0	0	1											
Kevin Stocker, S OBP: 0.370, SLG: 0.426 Steve Cox, L OBP: 0.346, SLG: 0.227 Ozzie Guillen, L OBP: 0.313, SLG: 0.267 (1, 6)			3-2 G4-3			1-0 SH3-4		2-2 G4-3		2	1	1	0	0	0	0											
Inning Stats	R: 1 E: 0 K: 0 S: 6	H: 1 LOB: 0 BB: 0 P: 10	R: 0 E: 0 K: 0 S: 8	H: 1 LOB: 0 BB: 0 P: 11	R: 0 E: 0 K: 1 S: 10	H: 0 LOB: 0 BB: 0 P: 16	R: 0 E: 0 K: 1 S: 5	H: 0 LOB: 0 BB: 0 P: 7	R: 0 E: 0 K: 0 S: 6	H: 2 LOB: 0 BB: 0 P: 18	R: 0 E: 0 K: 0 S: 8	H: 1 LOB: 0 BB: 0 P: 15	R: 2 E: 0 K: 0 S: 11	H: 3 LOB: 1 BB: 0 P: 18	1B: 7 2B: 0 3B: 1 HR: 0	SF: 0 SAC: 1 DP: 2 HBP: 1	WP: 0 PB: 0 SB: 1 CS: 1	PA: 31									
PITCHER	IP	WLS	BF	H	R	ER	SO	BB	IBB	HBP	BLK	WP	HR	S	P	ERA	WHIP										
Chris Carpenter, R ERA: 4.88 (1, 1)	8.0	L	30	8	4	4	2	0	0	1	0	0	0	63	103	4.50	1.000										

AB 38
R 3
H 10
RBI 1
BB 1
SO 4
LOB 26

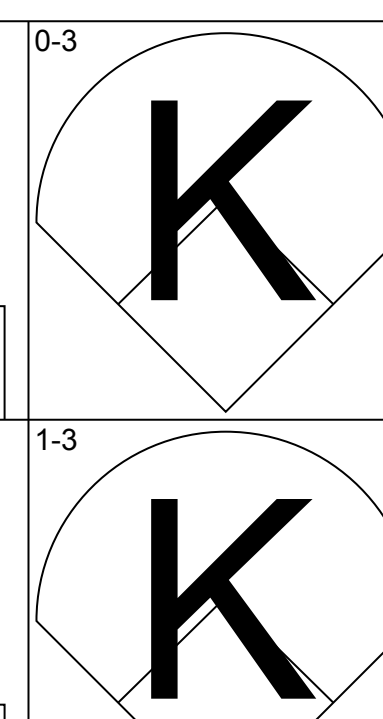
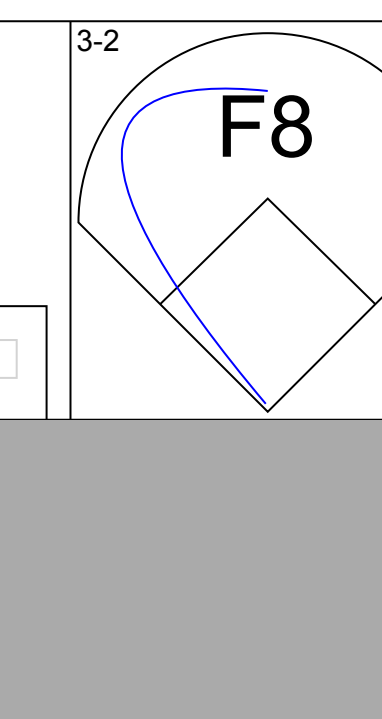
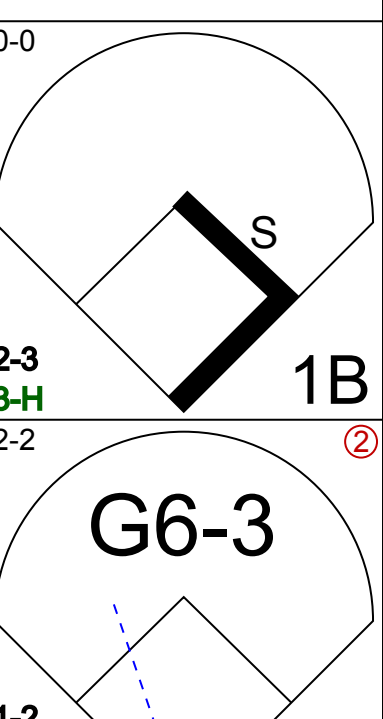
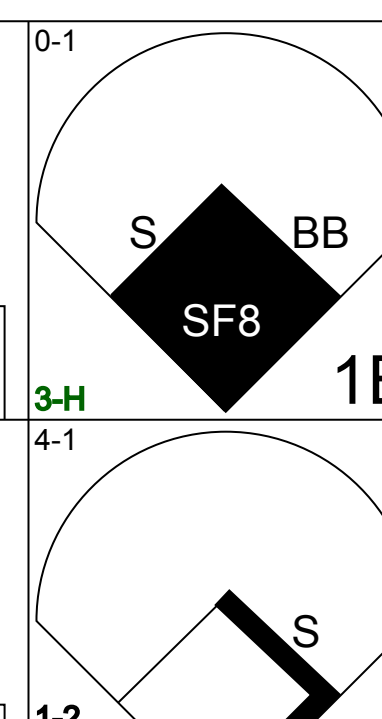
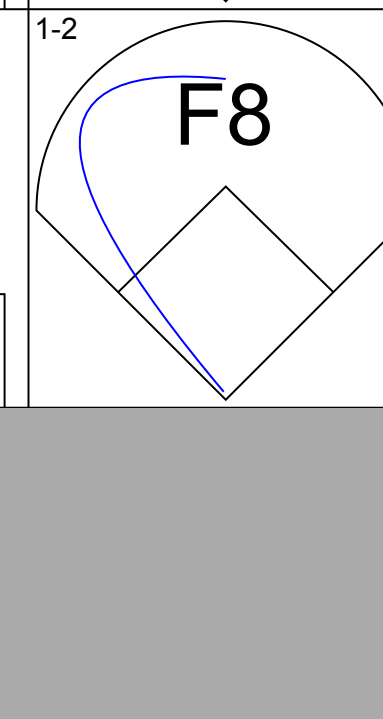

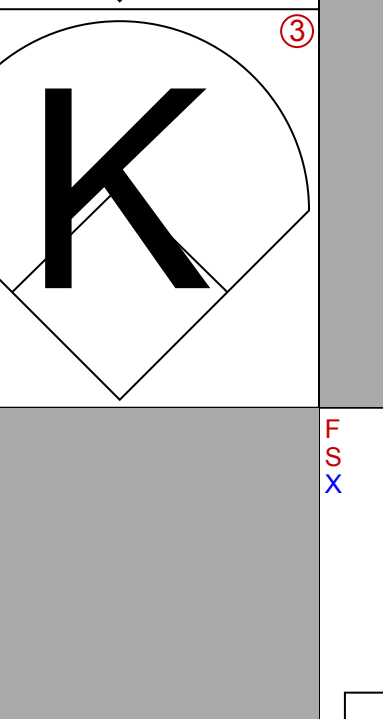
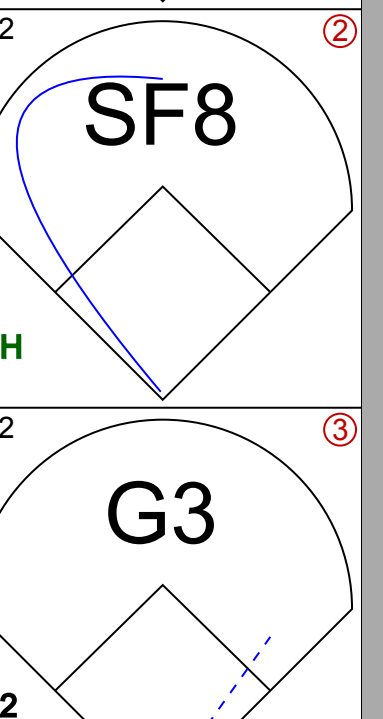
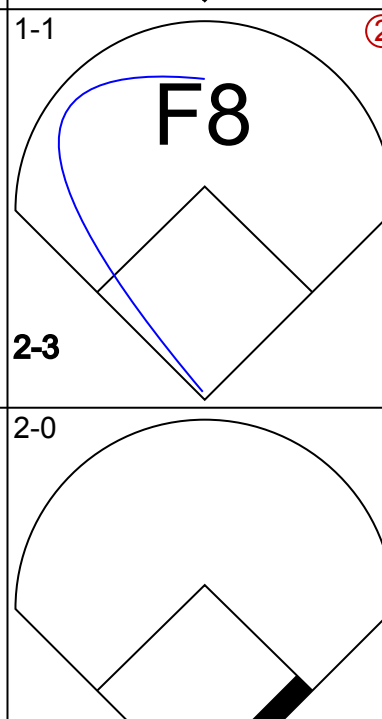
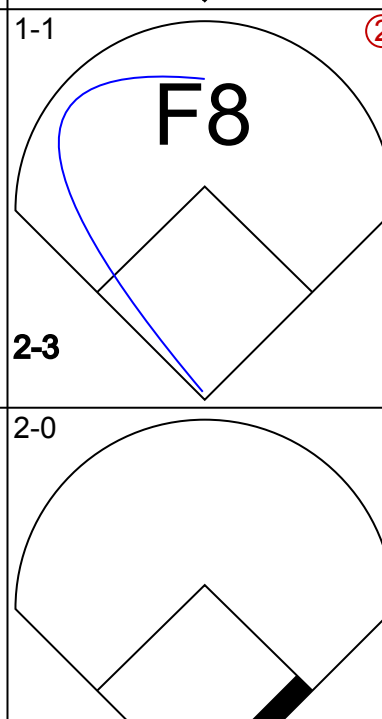

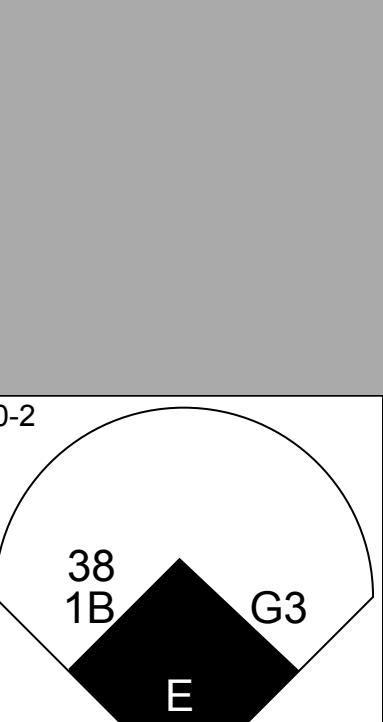

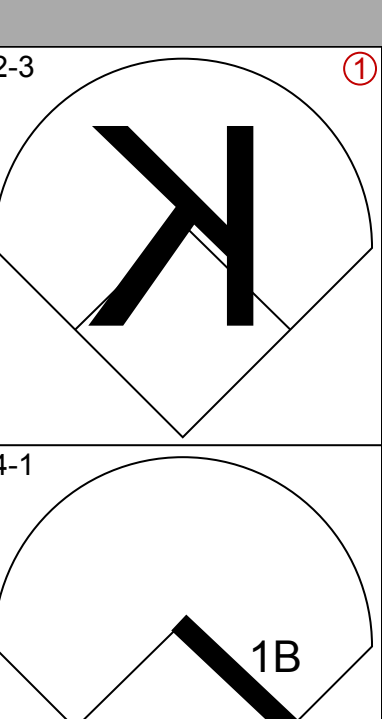
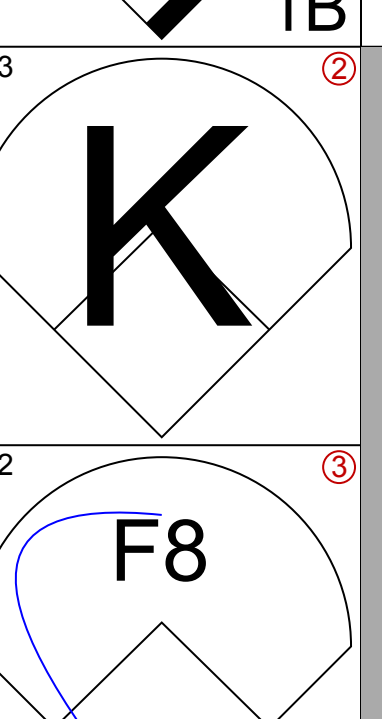
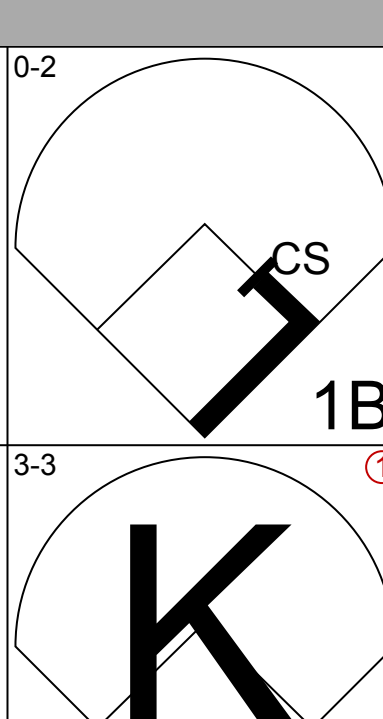
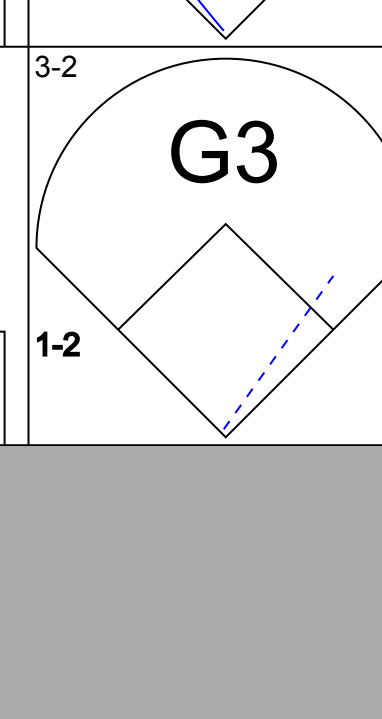
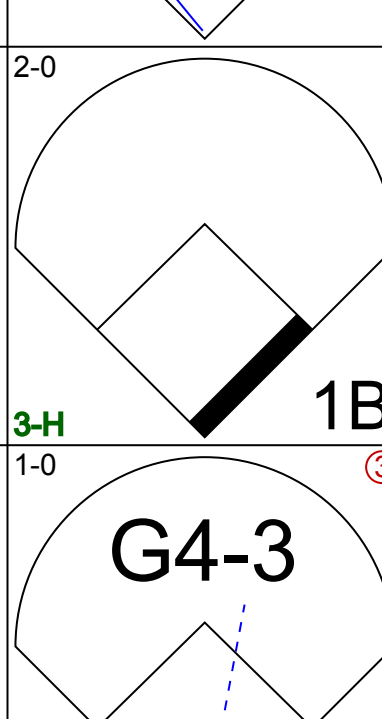
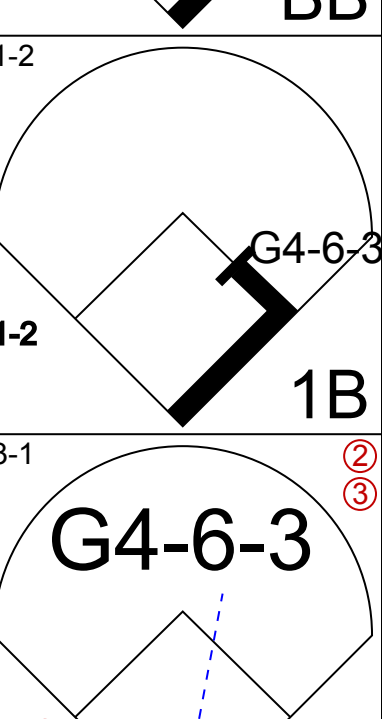

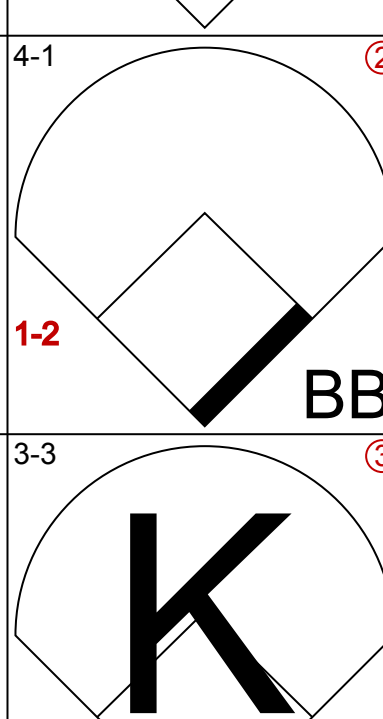
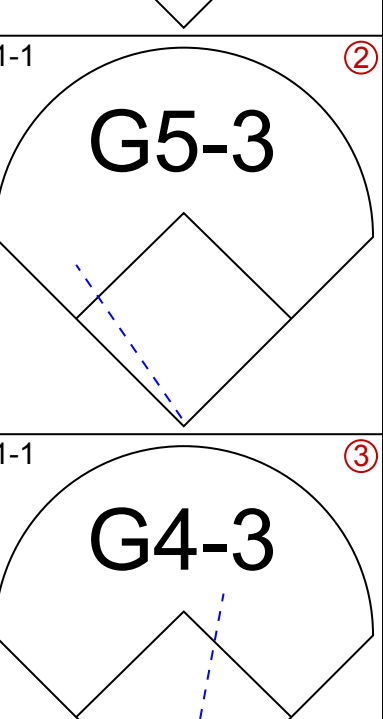


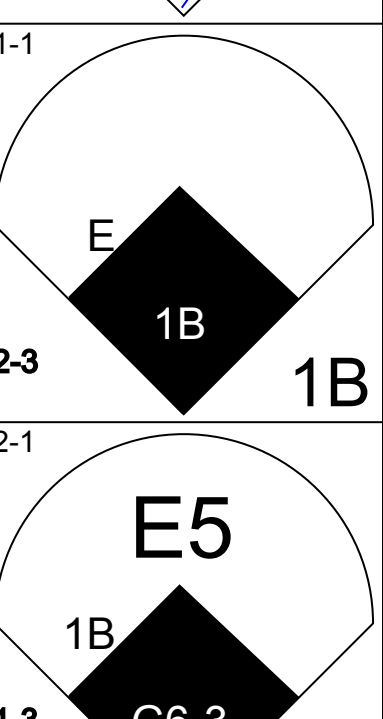


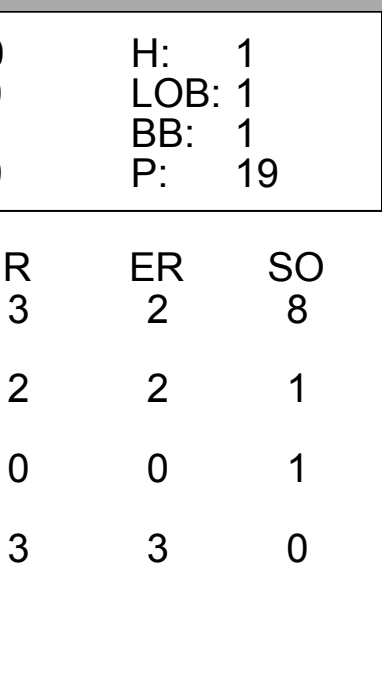
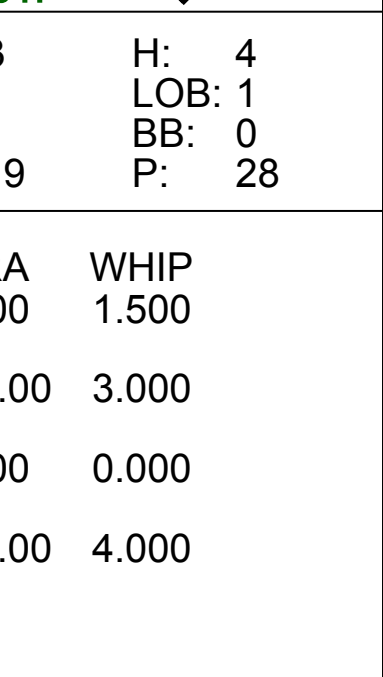
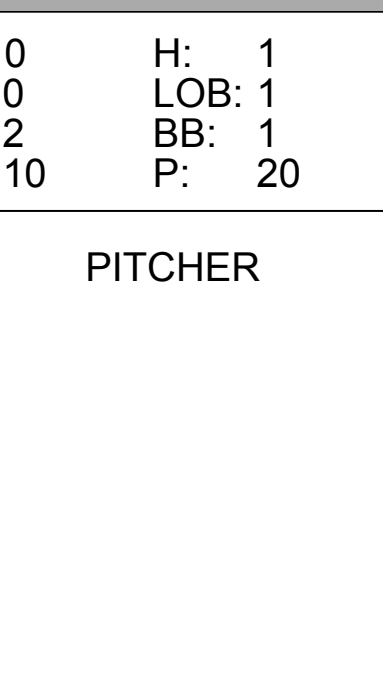
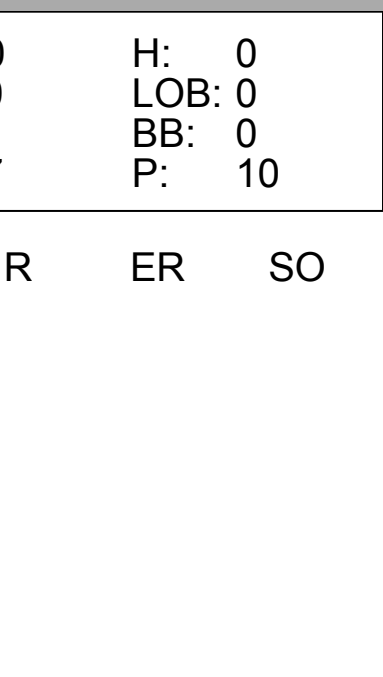
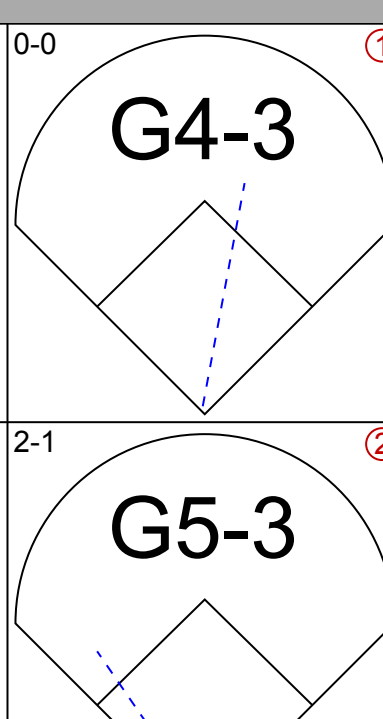
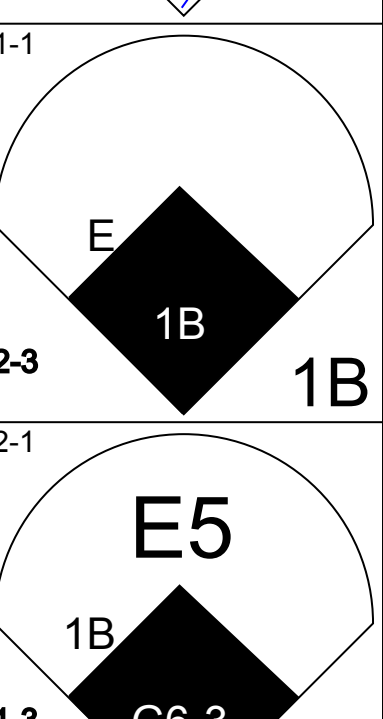
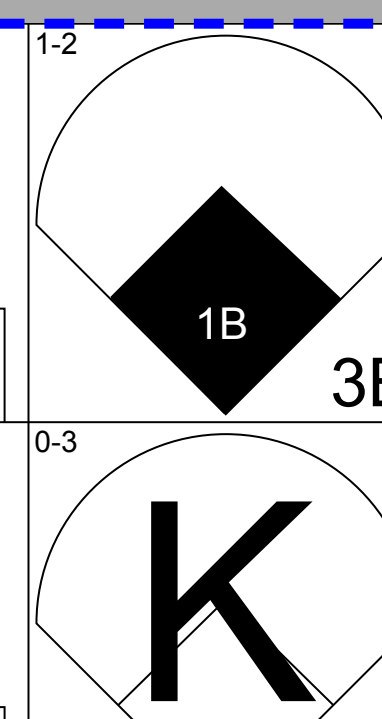
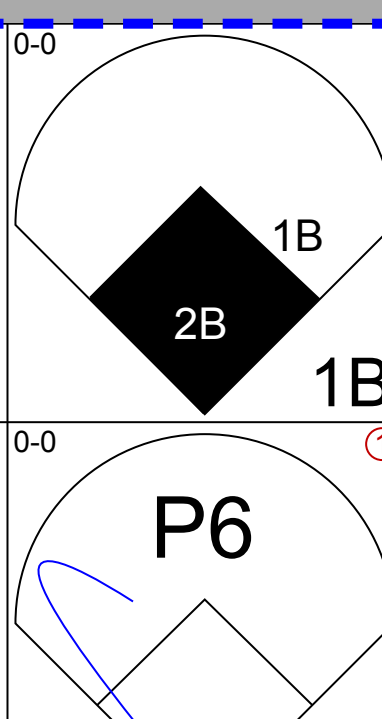
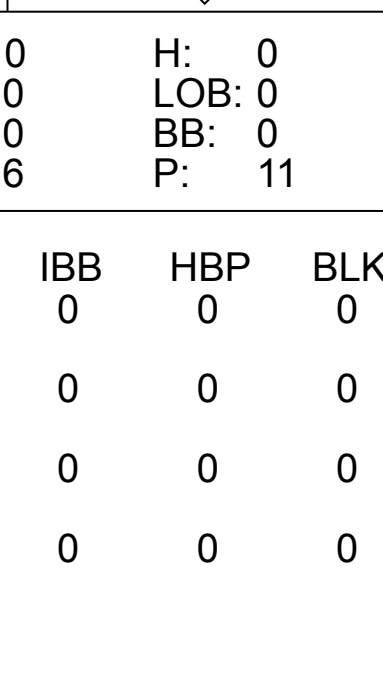
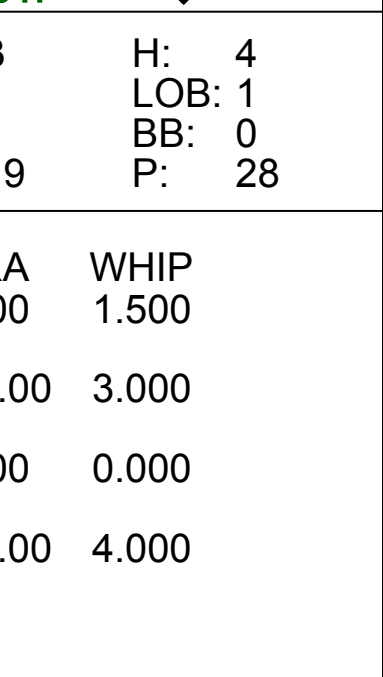
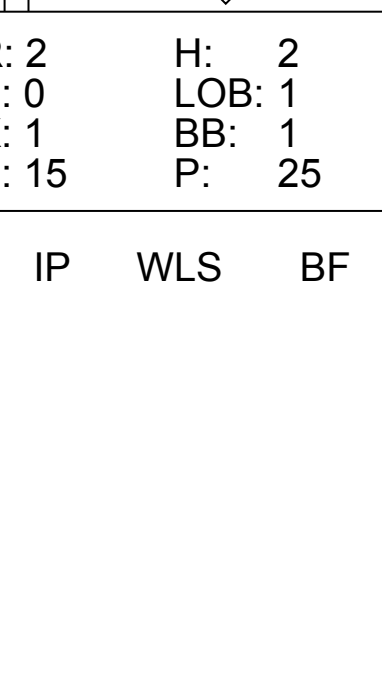



AB 28
R 4
H 8
RBI 3
BB 0
SO 2
LOB 8



Batter	1	2	3	4	5	6	7	8	9	AB R H RBI BB SO LOB	TOP											
José Cruz Jr. S OBP: 0.331, SLG: 0.552 (1, 8)	G3	K		K		G4-3	WP BB		F7	5 0 0 0 1 2 1	Toronto Blue Jays @ Tampa Bay Devil Rays Tropicana Field, St. Petersburg, FL Sat May 13 2000, 4:15 PM EDT Att: 20,054 - Dome - 72 F livebaseballscorecards.com											
Homer Bush R OBP: 0.272, SLG: 0.254 (1, 4)	K		L6	K		1B	BB			4 1 1 0 1 2 1												
Raul Mondesi R OBP: 0.335, SLG: 0.571 (1, 9)	2B		HR	S BB		1B HR	1B			4 2 3 2 1 1 3												
Carlos Delgado L OBP: 0.450, SLG: 0.674 (1, 3)	F7		G6-3 BB	BB		1B HR	BB			2 1 1 0 3 0 1												
Brad Fullmer L OBP: 0.410, SLG: 0.603 (1, 10)		K	G6-3 BB	F7		1B HR	F8			4 1 1 3 1 1 4												
Tony Batista R OBP: 0.340, SLG: 0.596 (1, 5)	HR	G6-3	1B	G4-6-3		F7	G4-3			5 1 3 1 0 0 2												
Darrin Fletcher L OBP: 0.372, SLG: 0.593 (1, 2)	HR	1B	IBB	G4-6-3		WP BB BB	G4-3			3 1 1 0 2 0 3												
Marty Cordova R OBP: 0.327, SLG: 0.369 Dewayne Wise L OBP: 0.156, SLG: 0.111 (1, 7) (9, 7)	F9	K		G5-3		K				5 0 0 0 0 2 5 0 0 0 0 0 0 0												
Alex Gonzalez R OBP: 0.333, SLG: 0.400 (1, 6)	HR			E 2B		G5-3	P6			5 1 2 2 0 0 1												
Inning Stats	R: 0 E: 0 K: 1 S: 9	H: 1 LOB: 1 BB: 0 P: 12	R: 3 E: 0 K: 2 S: 16	H: 3 LOB: 0 BB: 23 P: 23	R: 1 E: 0 K: 1 S: 9	H: 1 LOB: 3 BB: 2 P: 26	R: 0 E: 1 K: 2 S: 15	H: 1 LOB: 3 BB: 2 P: 26	R: 0 E: 0 K: 0 S: 5	H: 1 LOB: 0 BB: 0 P: 6		R: 4 E: 0 K: 0 S: 17	H: 4 LOB: 0 BB: 0 P: 28	R: 0 E: 0 K: 2 S: 14	H: 0 LOB: 3 BB: 3 P: 33	R: 0 E: 0 K: 0 S: 15	H: 1 LOB: 1 BB: 1 P: 22	R: 0 E: 0 K: 0 S: 3	H: 0 LOB: 0 BB: 0 P: 5	1B: 5 2B: 3 3B: 0 HR: 4	SF: 0 SAC: 0 DP: 2 HBP: 0	WP: 1 PB: 0 SB: 1 CS: 1
PITCHER	IP WLS BF H R ER SO BB IBB HBP BLK WP HR S P ERA WHIP											IP WLS BF H R ER SO BB IBB HBP BLK WP HR S P ERA WHIP										
Dwight Gooden R ERA: 6.82 (1, 1)	2.1 14 5 4 4 3 2 0 0 0 0 3 28 47 15.43 3.000																					
Cory Lidle R ERA: 3.86 (3, 1)	3.1 L 16 4 2 2 3 2 1 0 0 0 0 35 60 5.40 1.800																					
Mark Guthrie L ERA: 5.68 (6, 1)	0.1 3 2 2 2 0 0 0 0 0 1 8 14 54.00 6.000																					
Jeff Sparks R ERA: 2.66 (7, 1)	1.1 9 1 0 0 2 4 0 0 0 1 0 28 54 0.00 3.750																					
Roberto Hernandez R ERA: 6.61 (8, 1)	1.2 4 0 0 0 0 0 0 0 0 0 0 4 6 0.00 0.000																					

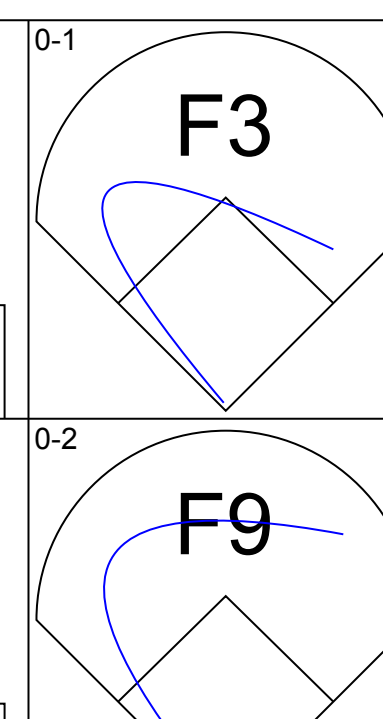
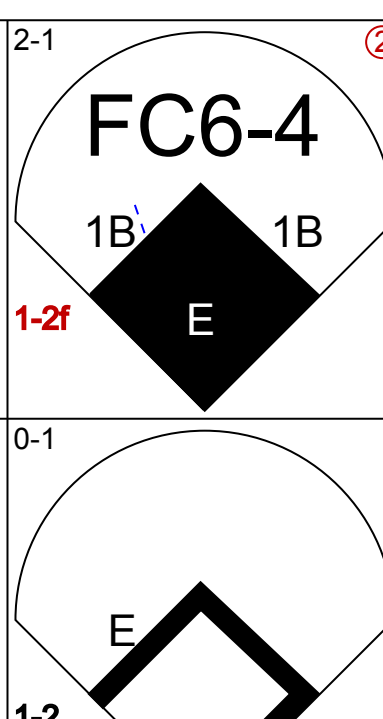
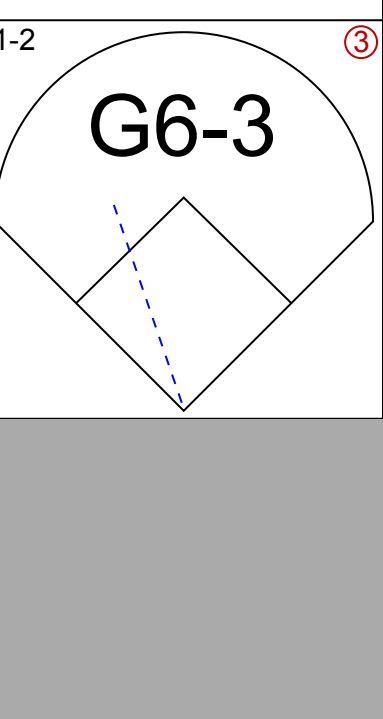
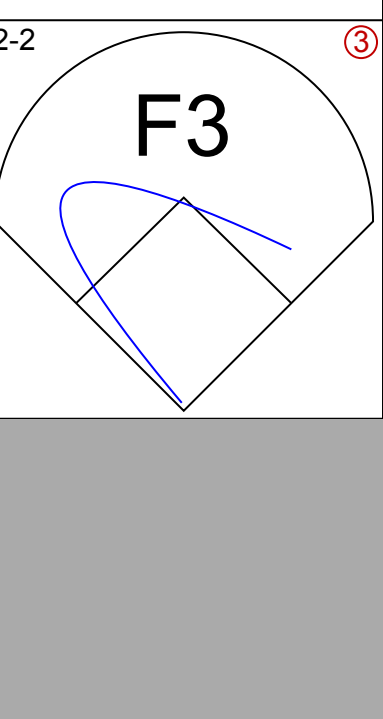
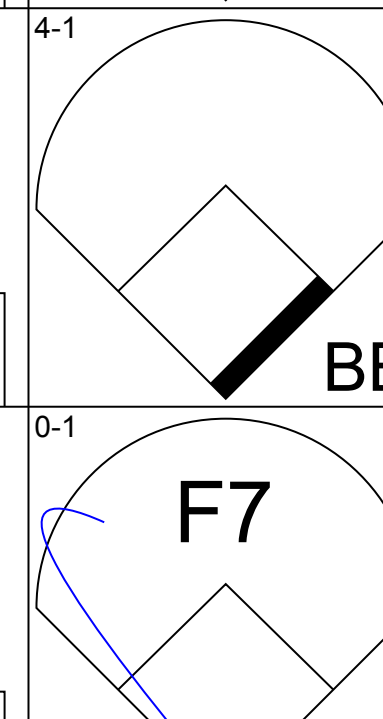
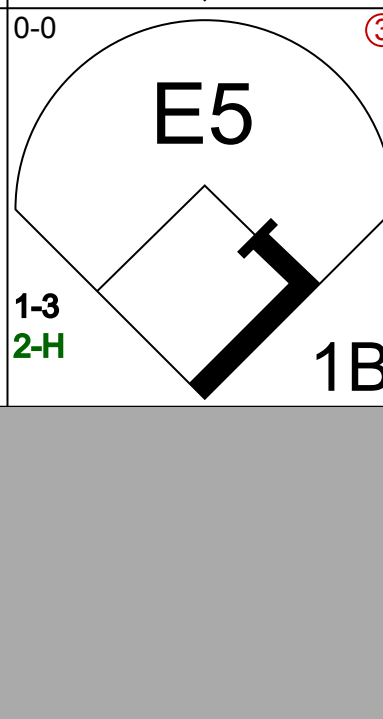
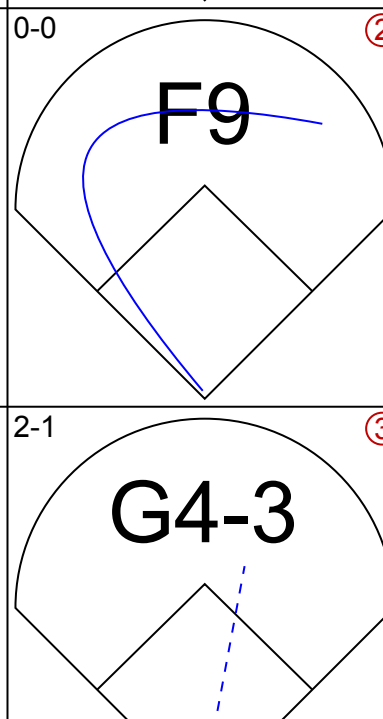
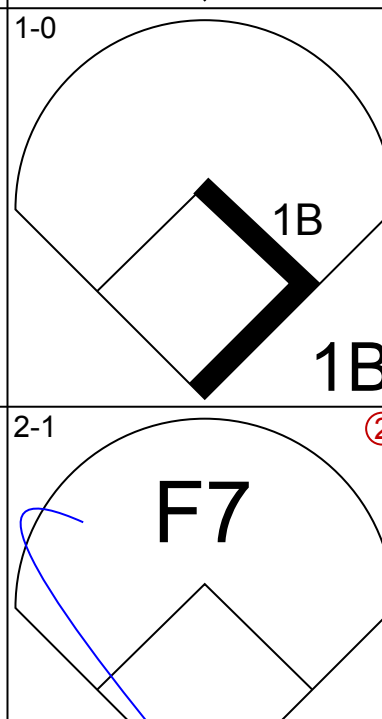

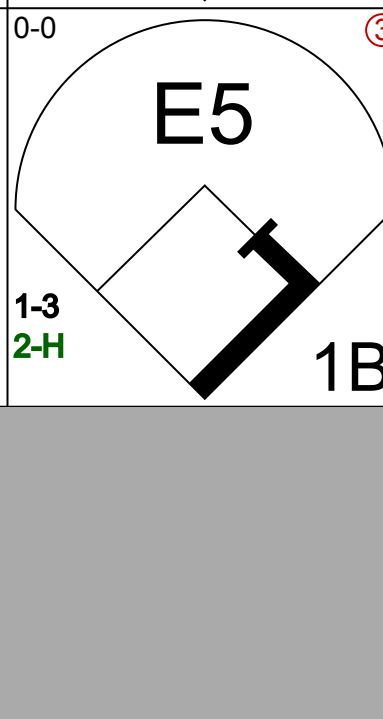
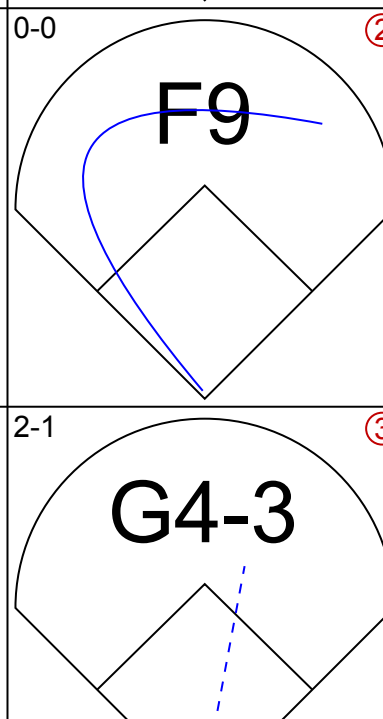
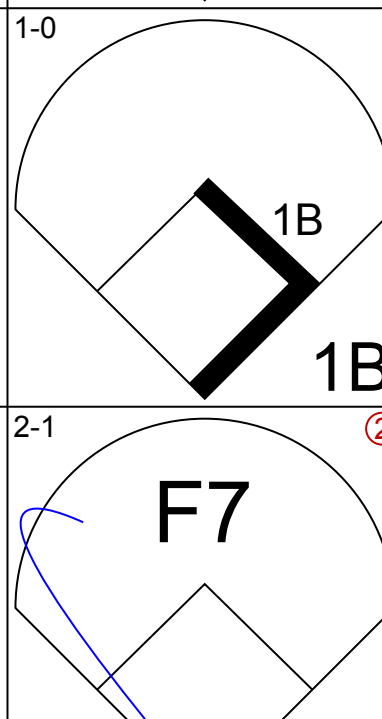

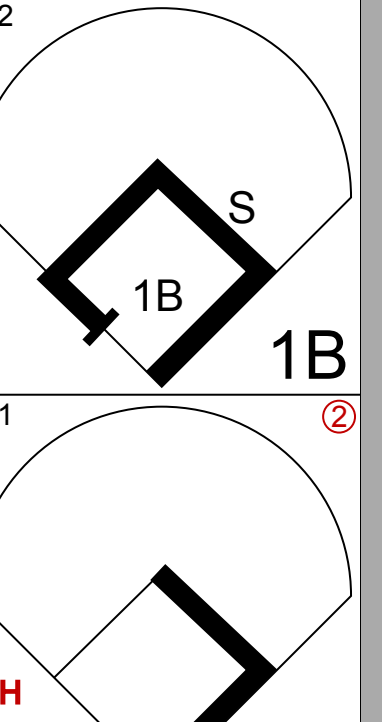

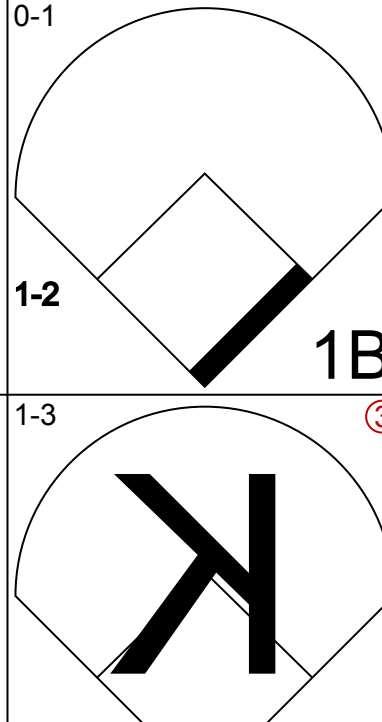
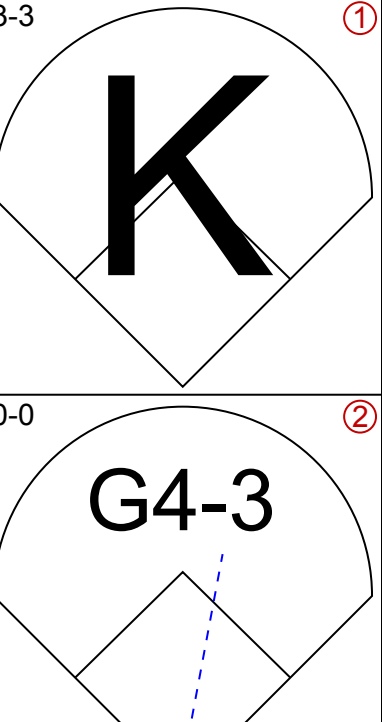
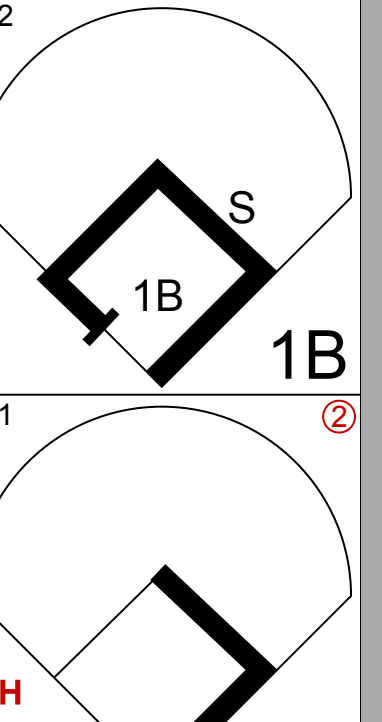
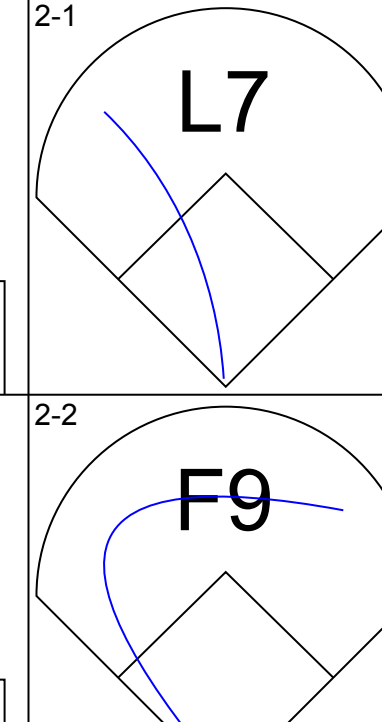
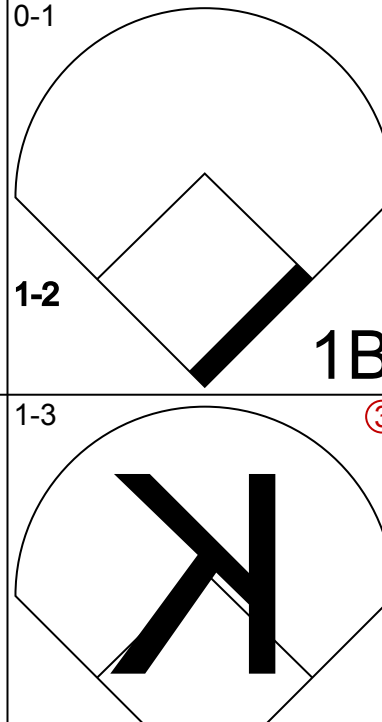
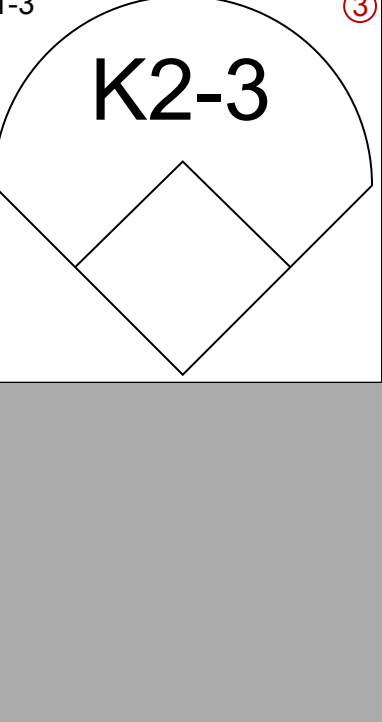
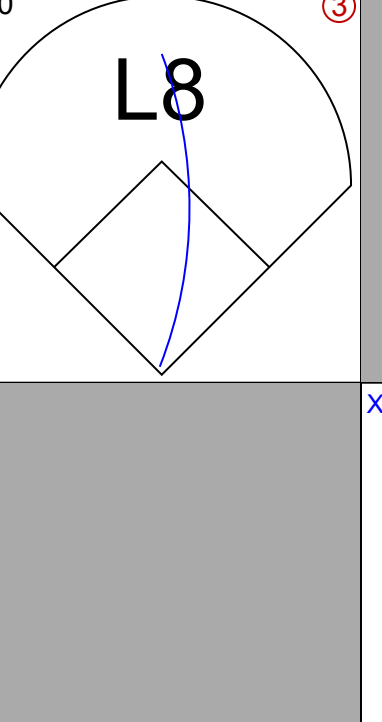



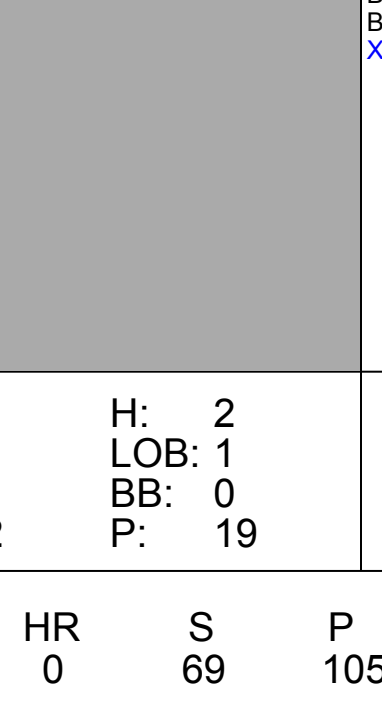
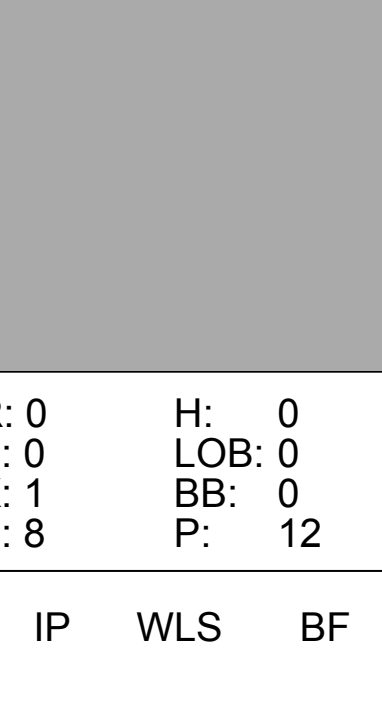
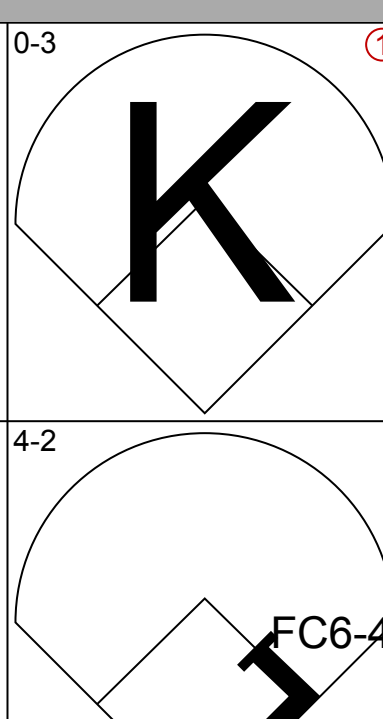
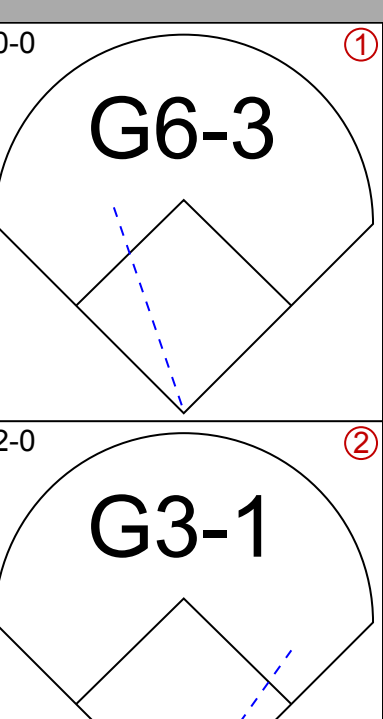
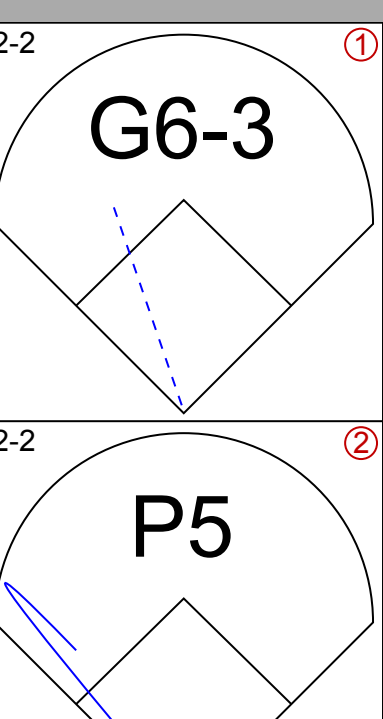
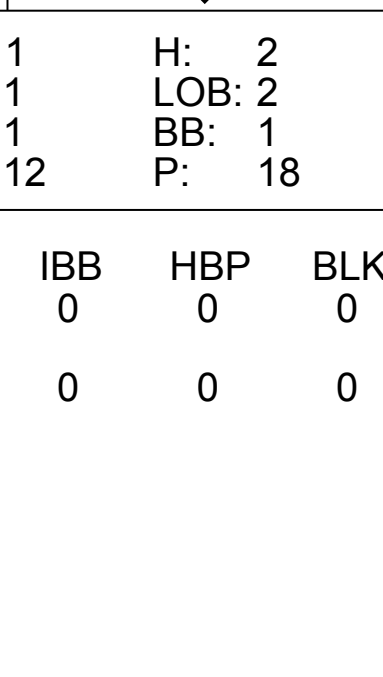
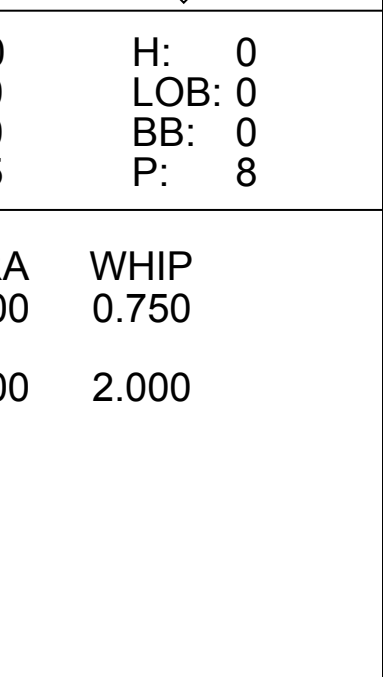
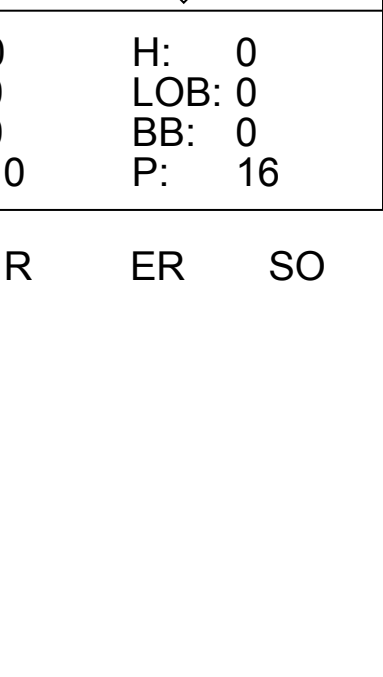
Batter	1	2	3	4	5	6	7	8	9	AB R H RBI BB SO LOB	BOTTOM									
Gerald Williams R OBP: 0.315, SLG: 0.406 (1, 8)	SH1-3 HR BB	P6			F7			G5-3		3 1 0 0 1 0 0	Toronto Blue Jays @ Tampa Bay Devil Rays Tropicana Field, St. Petersburg, FL Sat May 13 2000, 4:15 PM EDT Att: 20,054 - Dome - 72 F livebaseballscorecards.com									
Miguel Cairo R OBP: 0.351, SLG: 0.358 (1, 4)	SH1-3		G4-3		F9			K		3 0 0 0 0 1 0										
Greg Vaughn R OBP: 0.354, SLG: 0.566 (1, 7)	HR BB		F9		G1-3			3B		3 1 1 0 1 0 0										
Fred McGriff L OBP: 0.345, SLG: 0.443 (1, 3)	HR		F7		BB			K		3 1 1 3 1 1 1										
Jose Canseco R OBP: 0.340, SLG: 0.430 (1, 10)	K		P4		P4			P4		4 0 0 0 0 1 1										
Vinny Castilla R OBP: 0.281, SLG: 0.393 (1, 5)	G6-3			G5-3		G5-3		G4-3		4 0 0 0 0 0 0										
John Flaherty R OBP: 0.358, SLG: 0.422 (1, 2)		F8		F8			F9			4 0 1 0 0 0 0										
Bubba Trammell R OBP: 0.386, SLG: 0.588 (1, 9)		HR		1B		L6		P4		4 1 2 1 0 0 1										
Kevin Stocker S OBP: 0.360, SLG: 0.412 (1, 6)		K		G4-3		G3-1				3 0 0 0 0 1 1										
Inning Stats	R: 3 E: 0 K: 1 S: 14	H: 1 LOB: 2 BB: 0 P: 22	R: 1 E: 0 K: 1 S: 11	H: 1 LOB: 0 BB: 0 P: 16	R: 0 E: 0 K: 0 S: 7	H: 1 LOB: 1 BB: 0 P: 23	R: 0 E: 0 K: 0 S: 5	H: 0 LOB: 0 BB: 0 P: 8	R: 0 E: 0 K: 0 S: 8	H: 0 LOB: 0 BB: 0 P: 11		R: 0 E: 0 K: 2 S: 13	H: 1 LOB: 1 BB: 0 P: 18	R: 0 E: 0 K: 0 S: 8	H: 1 LOB: 1 BB: 0 P: 13	R: 0 E: 0 K: 0 S: 8	H: 1 LOB: 1 BB: 0 P: 13	1B: 1 2B: 1 3B: 1 HR: 2	SF: 0 SAC: 1 DP: 0 HBP: 0	WP: 0 PB: 0 SB: 0 CS: 0
PITCHER	IP WLS BF H R ER SO BB IBB HBP BLK WP HR S P ERA WHIP											IP WLS BF H R ER SO BB IBB HBP BLK WP HR S P ERA WHIP								
Kelvim Escobar R ERA: 4.91 (1, 1)	7.0 W 27 3 4 4 2 3 0 0 0 0 0 0 10 14 0.00 1.500																			
Paul Quantrill R ERA: 3.66 (8, 1)	0.2 3 1 0 0 1 0 0 0 0 0 0 3 4 0.00 0.000																			
Pedro Borbon L ERA: 7.11 (8, 1)	0.1 1 0 0 0 1 0 0 0 0 0 0 3 4 0.00 0.000																			
Billy Koch R ERA: 3.79 (9, 1)	1.0 4 1 0 0 0 0 0 0 0 0 0 8 13 0.00 1.000																			

Batter	1	2	3	4	5	6	7	8	9	AB	R	H	RBI	BB	SO	LOB	TOP										
Darren Lewis, R OBP: 0.389, SLG: 0.396 (1, 8)							 1B		 1B								5	2	3	2	0	1	0				
Trot Nixon, L OBP: 0.410, SLG: 0.600 (1, 9)							 BB		 1B	 2B							4	1	1	3	1	2	1				
Mike Stanley, R OBP: 0.366, SLG: 0.460 (1, 10)									 2B								4	0	1	1	0	1	2				
Brian Daubach, L OBP: 0.411, SLG: 0.639 (1, 3)						 1B				 1B							5	0	2	1	0	2	2				
Troy O'Leary, L OBP: 0.293, SLG: 0.402 (1, 7)		 BB						 1B									4	0	0	0	1	2	3				
Jeff Frye, R OBP: 0.238, SLG: 0.225 (1, 4)		 1B				 1B											3	1	2	0	1	0	0				
Scott Hatteberg, L OBP: 0.235, SLG: 0.241 (1, 2)		 1-2															4	0	0	0	0	1	4				
3B Wilton Veras, R OBP: 0.330, SLG: 0.386 (1, 5)					 1B		 3B		 1B								4	3	3	0	0	0	0				
Donnie Sadler, R OBP: 0.250, SLG: 0.563 (1, 6)					 1B												4	1	1	1	0	1	2				
Inning Stats	R: 0 E: 0 K: 2 S: 10	H: 0 LOB: 0 BB: 0 P: 12	R: 0 E: 0 K: 1 S: 9	H: 1 LOB: 1 BB: 1 P: 19	R: 0 E: 0 K: 0 S: 6	H: 0 LOB: 0 BB: 0 P: 11	R: 0 E: 0 K: 2 S: 14	H: 1 LOB: 1 BB: 0 P: 22	R: 3 E: 1 K: 1 S: 19	H: 4 LOB: 1 BB: 0 P: 28	R: 0 E: 0 K: 2 S: 10	H: 1 LOB: 1 BB: 1 P: 20	R: 2 E: 0 K: 1 S: 15	H: 2 LOB: 1 BB: 1 P: 25	R: 0 E: 0 K: 1 S: 7	H: 0 LOB: 0 BB: 0 P: 10	R: 3 E: 0 K: 0 S: 10	H: 4 LOB: 1 BB: 0 P: 15	1B: 11 2B: 1 3B: 1 HR: 0	SF: 1 SAC: 0 DP: 1 HBP: 0	WP: 0 PB: 0 SB: 3 CS: 1	PA: 41					
PITCHER	IP	WLS	BF	H	R	ER	SO	BB	IBB	HBP	BLK	WP	HR	S	P	ERA	WHIP										
Frank Castillo, R ERA: 6.15 (1, 1)	6.0	L	25	7	3	2	8	2	0	0	0	0	0	68	112	3.00	1.500										
John Frascatore, R ERA: 9.77 (7, 1)	1.0		6	2	2	2	1	1	0	0	0	0	0	15	25	18.00	3.000										
Eric Gunderson, L ERA: 6.0 (8, 1)	1.0		3	0	0	0	1	0	0	0	0	0	0	7	10	0.00	0.000										
32 Roy Halladay, R ERA: 11.97 (9, 1)	1.0		7	4	3	3	0	0	0	0	0	0	0	10	15	27.00	4.000										

Boston Red Sox @ Toronto Blue Jays
SkyDome, Toronto, ON
Mon May 15 2000, 7:05 PM EDT
Att: 16,124 - Dome - 72 F

AB 37
R 8
H 13
RBI 8
BB 3
SO 10
LOB 14



Batter	1	2	3	4	5	6	7	8	9	AB	R	H	RBI	BB	SO	LOB	BOTTOM										
Shannon Stewart, R OBP: 0.391, SLG: 0.569 (1, 7)			 1B							4	1	0	0	0	0	1											
Homer Bush, R OBP: 0.282, SLG: 0.244 (1, 4)			 1B							4	0	1	0	0	0	0											
Raul Mondesi, R OBP: 0.349, SLG: 0.569 (1, 9)			 1B					 1B		3	0	2	0	1	0	0											
Carlos Delgado, L OBP: 0.429, SLG: 0.637 (1, 3)										4	0	0	0	0	1	2											
Tony Batista, R OBP: 0.341, SLG: 0.582 (1, 5)				 1B					 1B	4	0	2	0	0	1	0											
Marty Cordova, R OBP: 0.325, SLG: 0.364 (1, 10)				 1B						4	0	1	0	0	1	2											
José Cruz Jr., S OBP: 0.324, SLG: 0.531 (1, 8)										3	0	0	0	0	2	1											
Alex Gonzalez, R OBP: 0.331, SLG: 0.390 (1, 6)										3	0	0	0	0	1	0											
Alberto Castillo, R OBP: 0.283, SLG: 0.317 (1, 2)			 BB							2	0	0	0	1	0	0											
Inning Stats	R: 0 E: 0 K: 0 S: 8	H: 0 LOB: 1 BB: 1 P: 12	R: 0 E: 0 K: 2 S: 9	H: 0 LOB: 0 BB: 0 P: 13	R: 1 E: 1 K: 1 S: 12	H: 2 LOB: 2 BB: 1 P: 18	R: 0 E: 0 K: 1 S: 12	H: 2 LOB: 1 BB: 0 P: 19	R: 0 E: 0 K: 0 S: 5	H: 0 LOB: 0 BB: 0 P: 8	R: 0 E: 0 K: 0 S: 5	H: 0 LOB: 0 BB: 0 P: 7	R: 0 E: 0 K: 1 S: 8	H: 0 LOB: 0 BB: 0 P: 12	R: 0 E: 0 K: 0 S: 10	H: 0 LOB: 0 BB: 0 P: 16	R: 0 E: 0 K: 1 S: 9	H: 2 LOB: 2 BB: 0 P: 13	1B: 6 2B: 0 3B: 0 HR: 0	SF: 0 SAC: 0 DP: 0 HBP: 0	WP: 0 PB: 0 SB: 1 CS: 0	PA: 33					
PITCHER	IP	WLS	BF	H	R	ER	SO	BB	IBB	HBP	BLK	WP	HR	S	P	ERA	WHIP										
Pete Schourek, L ERA: 2.78 (1, 1)	8.0	W	28	4	1	0	5	2	0	0	0	0	0	69	105	0.00	0.750										
Rich Garces, R ERA: 2.37 (9, 1)	1.0		5	2	0	0	1	0	0	0	0	0	0	9	13	0.00	2.000										

Boston Red Sox @ Toronto Blue Jays
SkyDome, Toronto, ON
Mon May 15 2000, 7:05 PM EDT
Att: 16,124 - Dome - 72 F

AB 31
R 1
H 6
RBI 0
BB 2
SO 6
LOB 6



Batter	1	2	3	4	5	6	7	8	9	AB	R	H	RBI	BB	SO	LOB	TOP										
Jose Offerman, S (1.4) OBP: 0.338, SLG: 0.346	G6-3		2B	1B	BB	G3		G6-3		4	1	1	0	1	0	0											
Darren Lewis, R (1.8) OBP: 0.424, SLG: 0.462	G5-3		SH1-3 1-H	2B	1-2 2-3	1B	1B	2B	BB	4	1	3	1	1	0	0											
Trot Nixon, L (1.9) OBP: 0.406, SLG: 0.589	K		SH1-3	L3			3B HBP SF7	1B	F8	4	1	1	1	0	1	4											
Mike Stanley, R (1.3) OBP: 0.352, SLG: 0.438		K	K		G6-3		F7	F8		5	0	0	0	0	2	3											
Jeff Frye, R (1.10) OBP: 0.277, SLG: 0.233		G1-4-3 1B	F8		FC6-4 HBP		BB 3B HBP	BB	P6	3	1	1	0	1	0	1											
3B Wilton Veras, R (1.5) OBP: 0.344, SLG: 0.391		G1-4-3 1B		1B G6-3	1B	P4	BB HBP	BB	K	4	2	2	0	0	1	1											
Manny Alexander, R (1.6) OBP: 0.205, SLG: 0.289	G1-4-3			1B G6-3	1B					3	0	1	0	0	0	3	AB 36										
Brian Daubach, L (7. PH) OBP: 0.408, SLG: 0.639				1B	1B	FC6-4		SF7		0	0	0	1	0	0	0	R 6										
Andy Sheets, R (7.6) OBP: 0.095, SLG: 0.095				1B	1B	1-2 2-3			1B	1	0	1	0	0	0	0	H 11										
Scott Hatteberg, L (1.2) OBP: 0.256, SLG: 0.242				G6-3		G3			G6-3	4	0	1	3	1	0	2	RBI 6										
Donnie Sadler, R (1.7) OBP: 0.200, SLG: 0.450		2-H 3-H		G6-3		G3		BB		4	0	0	0	0	0	5	BB 4										
Inning Stats	R: 0 E: 0 K: 1 S: 12	H: 0 LOB: 0 BB: 0 P: 19	R: 2 E: 0 K: 1 S: 15	H: 3 LOB: 1 BB: 0 P: 24	R: 1 E: 0 K: 1 S: 17	H: 2 LOB: 1 BB: 0 P: 26	R: 1 E: 0 K: 0 S: 10	H: 3 LOB: 3 BB: 1 P: 19	R: 0 E: 0 K: 0 S: 7	H: 0 LOB: 1 BB: 0 P: 10	R: 0 E: 0 K: 0 S: 9	H: 0 LOB: 0 BB: 0 P: 13	R: 2 E: 0 K: 0 S: 14	H: 2 LOB: 3 BB: 2 P: 26	R: 0 E: 0 K: 0 S: 8	H: 0 LOB: 1 BB: 1 P: 14	R: 0 E: 0 K: 1 S: 13	H: 1 LOB: 0 BB: 0 P: 18	1B: 9 2B: 2 3B: 0 HR: 0	SF: 1 SAC: 1 DP: 0 HBP: 2	WP: 0 PA: 44 PB: 0 SB: 1 CS: 0						
PITCHER	IP	WLS	BF	H	R	ER	SO	BB	IBB	HBP	BLK	WP	HR	S	P	ERA	WHIP										
Lance Painter, L (1.1) ERA: 4.23	4.0		21	8	4	4	3	1	0	0	0	0	0	54	88	9.00	2.250										
John Frascatore, R (5.1) ERA: 8.69	2.0		7	0	0	0	0	0	0	1	0	0	0	6	23	0.00	0.000										
Paul Quantrill, R (7.1) ERA: 4.64	0.1		5	2	2	2	0	1	0	1	0	0	0	6	13	54.00	9.000										
Pedro Borbon, L (7.1) ERA: 6.28	1.2		7	0	0	0	0	2	0	0	0	0	0	16	27	0.00	1.200										
Pete Munro, R (9.1) ERA: 8.1	1.0	W	4	1	0	0	1	0	0	0	0	0	0	13	18	0.00	1.000										

Boston Red Sox @ Toronto Blue Jays
SkyDome, Toronto, ON
Tue May 16 2000, 7:05 PM EDT
Att: 17,663 - Dome - 72 F

AB 36
R 6
H 11
RBI 6
BB 4
SO 4
LOB 19



Batter	1	2	3	4	5	6	7	8	9	AB	R	H	RBI	BB	SO	LOB	BOTTOM										
Shannon Stewart, R (1.7) OBP: 0.391, SLG: 0.571	P6		F7		2B	K			2B 1B	5	1	2	0	0	1	2											
José Cruz Jr., S (1.8) OBP: 0.332, SLG: 0.537	L5		K		1B	FC6-4 BB			2B 2B	4	1	2	0	1	1	0											
Raul Mondesi, R (1.9) OBP: 0.350, SLG: 0.570	PB S 1B			F7	P3	FC6-4			S 1B 2B	5	1	2	2	0	0	6											
Carlos Delgado, L (1.3) OBP: 0.429, SLG: 0.633	F7			F7		G4-3 1B 2B		K	1B IBB	4	1	1	0	1	1	1											
Brad Fullmer, L (1.10) OBP: 0.399, SLG: 0.585		G4-3		F9		G4-3		F9	K	5	0	0	0	0	1	3											
Tony Batista, R (1.5) OBP: 0.343, SLG: 0.577		P3			P4	BB 1B 1B		G6-3	1B	5	1	2	2	0	0	0											
Darrin Fletcher, L (1.2) OBP: 0.387, SLG: 0.637					HR	1B BB 1B		F8		4	2	3	1	0	0	0	AB 39										
Alex Gonzalez, R (1.6) OBP: 0.329, SLG: 0.381					F8	PB 1B BB		G3-1		3	0	0	0	1	1	1	R 7										
Homer Bush, R (1.4) OBP: 0.268, SLG: 0.252				P4		2B 1B		K		4	0	2	1	0	1	0	H 14										
Inning Stats	R: 0 E: 0 K: 0 S: 12	H: 1 LOB: 1 BB: 0 P: 16	R: 0 E: 0 K: 1 S: 12	H: 1 LOB: 0 BB: 0 P: 21	R: 0 E: 0 K: 1 S: 8	H: 0 LOB: 0 BB: 0 P: 12	R: 0 E: 0 K: 0 S: 7	H: 0 LOB: 0 BB: 0 P: 13	R: 1 E: 0 K: 0 S: 15	H: 4 LOB: 3 BB: 0 P: 20	R: 3 E: 0 K: 1 S: 19	H: 4 LOB: 3 BB: 2 P: 31	R: 0 E: 0 K: 1 S: 5	H: 0 LOB: 0 BB: 0 P: 7	R: 0 E: 0 K: 1 S: 12	H: 0 LOB: 0 BB: 0 P: 17	R: 3 E: 0 K: 1 S: 14	H: 4 LOB: 2 BB: 1 P: 23	1B: 9 2B: 4 3B: 0 HR: 1	SF: 0 SAC: 0 DP: 0 HBP: 0	WP: 0 PA: 42 PB: 2 SB: 2 CS: 0						
PITCHER	IP	WLS	BF	H	R	ER	SO	BB	IBB	HBP	BLK	WP	HR	S	P	ERA	WHIP										
49 Tim Wakefield, R (1.1) ERA: 3.74	5.0		21	6	1	1	2	0	0	0	0	0	0	9	15	81.00	12.000										
Rheal Cormier, L (6.1) ERA: 5.63	0.1	H	5	3	3	3	0	1	0	0	0	0	0	9	15	81.00	12.000										
John Wasdin, R (6.1) ERA: 3.06	1.2	B	7	1	0	0	2	1	0	0	0	0	0	15	23	0.00	1.200										
Derek Lowe, R (8.1) ERA: 1.88	1.1	L	9	4	3	3	2	0	1	0	0	0	0	26	40	20.25	3.000										

Boston Red Sox @ Toronto Blue Jays
SkyDome, Toronto, ON
Tue May 16 2000, 7:05 PM EDT
Att: 17,663 - Dome - 72 F

AB 39
R 7
H 14
RBI 6
BB 3
SO 6
LOB 13



Batter	1	2	3	4	5	6	7	8	9	AB	R	H	RBI	BB	SO	LOB	TOP								
Jose Offerman, S OBP: 0.333, SLG: 0.341 (1, 4)	E4 G5-3 2B		F8	K		K				5	1	1	1	0	2	2	Boston Red Sox @ Toronto Blue Jays SkyDome, Toronto, ON Wed May 17 2000, 7:05 PM EDT Att: 20,078 - Dome - 72 F								
Darren Lewis, R OBP: 0.426, SLG: 0.463 Manny Alexander, R OBP: 0.190, SLG: 0.268 (1, 8) (3, 6)	G5-3		F8	F2			F8	K		2	1	1	0	0	0	1									
Trot Nixon, L OBP: 0.405, SLG: 0.597 (1, 9)	G3 PB 2B		FC4-5 1B		G4-3		K	F5		5	1	2	2	0	1	3									
Brian Daubach, L OBP: 0.401, SLG: 0.622 (1, 3)	G3		FC4-5 1B				F5		K	5	1	1	0	0	1	3									
Carl Everett, S OBP: 0.403, SLG: 0.714 Andy Sheets, R OBP: 0.095, SLG: 0.095 (1, 10) (9, PR)	K		1B 38 1B		K			FC6-5 E 1B		5	1	3	1	0	2	1									
Troy O'Leary, L OBP: 0.285, SLG: 0.394 (1, 7)		L9	38 1B 1B		P6			E1 38 FC6-5 1B		5	1	1	1	0	1	3									
38 Wilton Veras, R OBP: 0.347, SLG: 0.391 (1, 5)		F9	1B			G4-6-3 1B		FC6-5 1B 1B		5	1	2	1	0	0	3									
Scott Hatteberg, L OBP: 0.256, SLG: 0.243 (1, 2)		K	K			G4-6-3		1B 1B 1B		4	0	1	1	0	2	3									
Donnie Sadler, R OBP: 0.292, SLG: 0.542 (3, 8)			1B 2B 1B		G5-3			1B 1B		4	1	3	0	0	0	0									
Inning Stats	R: 2 E: 1 K: 1 S: 14	H: 1 LOB: 0 BB: 0 P: 19	R: 0 E: 0 K: 1 S: 8	H: 0 LOB: 0 BB: 0 P: 12	R: 4 E: 0 K: 1 S: 14	H: 6 LOB: 2 BB: 0 P: 21	R: 0 E: 0 K: 1 S: 10	H: 0 LOB: 0 BB: 0 P: 15	R: 0 E: 0 K: 1 S: 7	H: 1 LOB: 1 BB: 0 P: 10	R: 0 E: 0 K: 1 S: 8	H: 2 LOB: 1 BB: 0 P: 16	R: 0 E: 0 K: 1 S: 6	H: 0 LOB: 0 BB: 0 P: 11	R: 2 E: 1 K: 2 S: 18	H: 4 LOB: 3 BB: 0 P: 25	R: 0 E: 0 K: 2 S: 13	H: 1 LOB: 1 BB: 0 P: 17	1B: 12 2B: 3 3B: 0 HR: 0	SF: 0 SAC: 0 DP: 1 HBP: 0	WP: 0 PB: 1 SB: 0 CS: 0	PA: 43			
PITCHER	IP	WLS	BF	H	R	ER	SO	BB	IBB	HBP	BLK	WP	HR	S	P	ERA	WHIP								
Chris Carpenter, R ERA: 4.91 (1, 1)	7.0	L	31	10	6	4	7	0	0	0	0	0	0	67	104	5.14	1.429								
Eric Gunderson, L ERA: 7.11 (8, 1)	0.1		6	4	2	1	0	0	0	0	0	0	0	11	13	27.00	12.000								
Pete Munro, R ERA: 7.59 (8, 1)	0.2		2	0	0	0	1	0	0	0	0	0	0	7	12	0.00	0.000								
Billy Koch, R ERA: 3.6 (9, 1)	1.0		4	1	0	0	2	0	0	0	0	0	0	13	17	0.00	1.000								

Batter	1	2	3	4	5	6	7	8	9	AB	R	H	RBI	BB	SO	LOB	BOTTOM								
Shannon Stewart, R OBP: 0.397, SLG: 0.567 (1, 7)	F2		F7			L3 1B				4	0	2	0	0	0	1	Boston Red Sox @ Toronto Blue Jays SkyDome, Toronto, ON Wed May 17 2000, 7:05 PM EDT Att: 20,078 - Dome - 72 F								
José Cruz Jr., S OBP: 0.325, SLG: 0.524 (1, 8)	G4-3		K			L3 1B		F5		4	0	0	0	0	1	3									
Raul Mondesi, R OBP: 0.348, SLG: 0.560 (1, 9)	K			L6		F7			BB	3	0	0	0	1	1	0									
Carlos Delgado, L OBP: 0.435, SLG: 0.638 (1, 3)										2	0	1	0	2	1	1									
Brad Fullmer, L OBP: 0.401, SLG: 0.579 (1, 10)										3	0	1	0	0	1	2									
Tony Batista, R OBP: 0.335, SLG: 0.563 (1, 5)										4	0	0	0	0	1	6									
Darrin Fletcher, L OBP: 0.377, SLG: 0.621 (1, 2)										3	0	0	0	0	1	3									
Alex Gonzalez, R OBP: 0.323, SLG: 0.373 (1, 6)										3	0	0	0	0	1	0									
Homer Bush, R OBP: 0.270, SLG: 0.248 (1, 4)										2	0	0	0	0	1	0									
Inning Stats	R: 0 E: 0 K: 1 S: 9	H: 0 LOB: 0 BB: 0 P: 13	R: 0 E: 0 K: 1 S: 9	H: 1 LOB: 1 BB: 0 P: 12	R: 0 E: 0 K: 2 S: 9	H: 0 LOB: 1 BB: 0 P: 16	R: 0 E: 0 K: 0 S: 8	H: 1 LOB: 1 BB: 1 P: 14	R: 0 E: 0 K: 2 S: 9	H: 0 LOB: 0 BB: 0 P: 14	R: 0 E: 0 K: 0 S: 5	H: 1 LOB: 0 BB: 0 P: 6	R: 0 E: 0 K: 0 S: 11	H: 0 LOB: 1 BB: 1 P: 16	R: 0 E: 0 K: 0 S: 10	H: 1 LOB: 0 BB: 0 P: 15	R: 0 E: 0 K: 2 S: 9	H: 0 LOB: 1 BB: 1 P: 17	1B: 3 2B: 2 3B: 0 HR: 0	SF: 0 SAC: 0 DP: 3 HBP: 2	WP: 0 PB: 0 SB: 0 CS: 0	PA: 33			
PITCHER	IP	WLS	BF	H	R	ER	SO	BB	IBB	HBP	BLK	WP	HR	S	P	ERA	WHIP								
Pedro Martinez, R ERA: 0.9 (1, 1)	7.0	W	25	3	0	0	6	2	0	2	0	0	0	60	91	0.00	0.714								
Brian Rose, R ERA: 6.08 (8, 1)	1.0		4	1	0	0	0	0	0	0	0	0	0	10	15	0.00	1.000								
Tim Young, L ERA: (9, 1)	1.0		4	0	0	0	2	1	0	0	0	0	0	9	17	0.00	1.000								




Batter	1	2	3	4	5	6	7	8	9	AB	R	H	RBI	BB	SO	LOB	TOP				
Ray Durham, S OBP: 0.315, SLG: 0.447	G3		HR				G4-3			4	1	1	2	0	1	1	Chicago White Sox @ Toronto Blue Jays SkyDome, Toronto, ON Fri May 19 2000, 7:05 PM EDT Att: 18,268 - Dome - 72 F				
Jose Valentin, S OBP: 0.325, SLG: 0.470	K		HR				G4-3			3	1	0	0	1	2	1					
Frank Thomas, R OBP: 0.429, SLG: 0.549	K		HR					G6-3		4	1	1	3	0	1	0					
Magglio Ordonez, R OBP: 0.368, SLG: 0.556		K						G4-3		3	0	1	0	1	1	0					
14 Paul Konerko, R OBP: 0.362, SLG: 0.541	K							G1-3		4	0	0	0	0	2	2					
Chris Singleton, L OBP: 0.323, SLG: 0.451	K							G4-3		4	0	0	0	0	1	2					
Carlos Lee, R OBP: 0.370, SLG: 0.546								F8		4	1	1	0	0	0	1					
Greg Norton, S OBP: 0.384, SLG: 0.500								F8		4	0	0	0	0	1	1					
Mark Johnson, L OBP: 0.337, SLG: 0.397								F8		2	1	1	0	1	0	0					
Inning Stats	R: 0 H: 0 E: 0 S: 7	H: 0 LOB: 0 BB: 0 P: 10	R: 0 H: 0 E: 0 S: 11	H: 0 LOB: 0 BB: 0 P: 14	R: 5 H: 4 E: 0 S: 25	H: 4 LOB: 1 BB: 2 P: 40	R: 0 H: 0 E: 0 S: 10	H: 0 LOB: 0 BB: 0 P: 13	R: 0 H: 0 E: 0 S: 11	H: 0 LOB: 1 BB: 0 P: 17	R: 0 H: 1 E: 0 S: 7	H: 1 LOB: 1 BB: 0 P: 11	R: 0 H: 0 E: 0 S: 8	H: 0 LOB: 0 BB: 0 P: 11	R: 0 H: 0 E: 0 S: 5	H: 0 LOB: 0 BB: 0 P: 9		1B: 1 2B: 3 3B: 0 HR: 1	SF: 0 SAC: 0 DP: 0 HBP: 0	WP: 0 PB: 0 SB: 1 CS: 0	PA: 35
PITCHER	IP	WLS	BF	H	R	ER	SO	BB	IBB	HBP	BLK	WP	HR	S	P	ERA	WHIP				
Kelvin Escobar, R ERA: 5.09	7.0	L	29	5	5	5	9	3	0	0	0	0	1	79	122	6.43	1.143				
Paul Quantrill, R ERA: 4.24	2.0		6	0	0	0	0	0	0	0	0	0	0	13	20	0.00	0.000				

Batter	1	2	3	4	5	6	7	8	9	AB	R	H	RBI	BB	SO	LOB	BOTTOM					
Shannon Stewart, R OBP: 0.397, SLG: 0.556	K		K				G6-3			5	0	2	0	0	2	1	Chicago White Sox @ Toronto Blue Jays SkyDome, Toronto, ON Fri May 19 2000, 7:05 PM EDT Att: 18,268 - Dome - 72 F					
Jose Cruz Jr., S OBP: 0.327, SLG: 0.526	F4						G6-4-3			5	1	2	0	0	1	2						
Raul Mondesi, R OBP: 0.344, SLG: 0.555	P6							G6-3		5	1	1	0	0	0	4						
Carlos Delgado, L OBP: 0.437, SLG: 0.635								F8		4	0	2	1	0	0	1						
Tony Batista, R OBP: 0.339, SLG: 0.559	K							G6-3		3	0	1	1	1	1	1						
Marty Cordova, R OBP: 0.333, SLG: 0.382								G6-3		3	0	2	0	0	0	0						
Brad Fullmer, L OBP: 0.399, SLG: 0.575								F9		1	0	0	0	0	1	2						
Alex Gonzalez, R OBP: 0.327, SLG: 0.379								F9		3	1	1	0	1	0	4						
Alberto Castillo, R OBP: 0.265, SLG: 0.295								F9		3	0	0	0	0	0	5						
Darwin Fletcher, L OBP: 0.374, SLG: 0.615								F9		1	0	0	0	0	1	3						
Homer Bush, R OBP: 0.269, SLG: 0.243								F9		3	0	0	1	1	1	0						
Inning Stats	R: 0 H: 0 E: 0 S: 7	H: 2 LOB: 2 BB: 0 P: 10	R: 0 H: 2 E: 0 S: 12	H: 2 LOB: 0 BB: 0 P: 16	R: 0 H: 1 E: 0 S: 9	H: 1 LOB: 1 BB: 1 P: 17	R: 0 H: 1 E: 0 S: 10	H: 1 LOB: 2 BB: 1 P: 21	R: 0 H: 1 E: 0 S: 8	H: 1 LOB: 0 BB: 0 P: 11	R: 1 H: 1 E: 0 S: 7	H: 1 LOB: 0 BB: 0 P: 10	R: 1 H: 1 E: 0 S: 9	H: 1 LOB: 0 BB: 0 P: 15	R: 1 H: 3 E: 0 S: 18	H: 3 LOB: 3 BB: 1 P: 26	R: 0 H: 1 E: 0 S: 8	H: 1 LOB: 1 BB: 0 P: 11	1B: 7 2B: 5 3B: 0 HR: 0	SF: 0 SAC: 0 DP: 2 HBP: 0	WP: 2 PB: 0 SB: 0 CS: 0	PA: 39
PITCHER	IP	WLS	BF	H	R	ER	SO	BB	IBB	HBP	BLK	WP	HR	S	P	ERA	WHIP					
Mike Siroka, L ERA: 5.02	7.0	W	28	7	2	2	4	2	0	0	0	2	0	5	7	27.00	6.000					
Kelly Wunsch, L ERA: 3.5	0.1	H	3	2	1	1	0	0	0	0	0	0	0	5	7	27.00	6.000					
Keith Foulke, R ERA: 0.66	1.2	S	8	2	0	0	3	1	0	0	0	0	0	21	30	0.00	1.800					

Batter	1	2	3	4	5	6	7	8	9	AB	R	H	RBI	BB	SO	LOB	TOP				
Ray Durham, S OBP: 0.312, SLG: 0.440	G6-3	1B		F9		FC4-6 G5-3		F8		5	1	1	0	0	0	1					
Craig Wilson, R OBP: 0.379, SLG: 0.389	BB 1B	1B		2B		G5-3		G6-3		5	3	3	1	0	0	1					
Frank Thomas, R OBP: 0.444, SLG: 0.566	FC6-4 1B	1B		2B				G1-6-3 1B		3	0	3	2	2	0	0					
Magglio Ordonez, R OBP: 0.369, SLG: 0.550	FC6-4 1B	1B		F3		K		G1-6-3		5	0	2	2	0	1	4					
14 Paul Konerko, R OBP: 0.354, SLG: 0.528	F9	P6		F9				G5-3		4	0	0	0	0	0	5					
Jeff Abbott, R OBP: 0.297, SLG: 0.368	FC6-4			HR				G5-4-3 BB		2	1	1	1	2	0	2					
Carlos Lee, R OBP: 0.360, SLG: 0.530		G5-3		K		P3-1 BB		G5-4-3		4	0	0	0	0	1	2					
Herbert Perry, R OBP: 0.293, SLG: 0.288	E5 1B	1B		K2-3		G4-3		G1-6-3 HBP		3	1	1	0	0	1	0					
Josh Paul, R OBP: 0.328, SLG: 0.410	G6-3			K				G1-6-3		4	0	1	0	0	1	2					
Inning Stats	R: 1 E: 0 K: 0 S: 11	H: 2 LOB: 2 BB: 1 P: 19	R: 3 E: 1 K: 0 S: 18	H: 5 LOB: 2 BB: 0 P: 24	R: 1 E: 0 K: 3 S: 13	H: 1 LOB: 0 BB: 0 P: 16	R: 1 E: 0 K: 0 S: 11	H: 2 LOB: 1 BB: 0 P: 14	R: 0 E: 0 K: 1 S: 15	H: 1 LOB: 2 BB: 1 P: 25	R: 0 E: 0 K: 0 S: 4	H: 0 LOB: 0 BB: 1 P: 11	R: 0 E: 0 K: 0 S: 7	H: 0 LOB: 0 BB: 0 P: 13	R: 0 E: 0 K: 0 S: 5	H: 1 LOB: 0 BB: 0 P: 7	1B: 9 2B: 3 3B: 0 HR: 1	SF: 0 SAC: 0 DP: 4 HBP: 1	WP: 0 PB: 0 SB: 0 CS: 0	PA: 40	
PITCHER	IP	WLS	BF	H	R	ER	SO	BB	IBB	HBP	BLK	WP	HR	S	P	ERA	WHIP				
David Wells, L ERA: 3.6	3.1	L	21	10	6	6	3	1	0	0	0	0	1	49	67	16.20	3.300				
Darwin Cubillan, R ERA:	2.2		10	1	0	0	1	2	0	0	0	0	0	26	47	0.00	1.125				
John Frascatore, R ERA: 7.4	3.0		9	1	0	0	0	1	0	1	0	0	0	16	31	0.00	0.667				

Chicago White Sox @ Toronto Blue Jays
SkyDome, Toronto, ON
Sat May 20 2000, 4:05 PM EDT
Att: 20,091 - Dome - 72 F

AB 35
R 6
H 12
RBI 6
BB 4
SO 4
LOB 17



Batter	1	2	3	4	5	6	7	8	9	AB	R	H	RBI	BB	SO	LOB	BOTTOM				
Shannon Stewart, R OBP: 0.390, SLG: 0.579	P4		G5-3		G5-3			HR		4	1	1	1	0	0	1					
José Cruz Jr., S OBP: 0.320, SLG: 0.514	G6-3		L6			G3		L7		4	0	0	0	0	0	0					
Raul Mondesi, R OBP: 0.342, SLG: 0.548	S 1B		G5-3			K		F8		4	0	1	0	0	1	0					
Carlos Delgado, L OBP: 0.433, SLG: 0.644	L7				F9	G4-3		HR		4	1	1	1	0	0	1					
Brad Fullmer, L OBP: 0.389, SLG: 0.558		F8		F8			G5-3		P6	4	0	0	0	0	0	0					
Tony Batista, R OBP: 0.332, SLG: 0.546		P3		F7			P6		K	4	0	0	0	0	1	0					
Darrin Fletcher, L OBP: 0.386, SLG: 0.620		FC6-4 1B			G5-3 1B				G6-3	4	0	3	0	0	0	0					
Alex Gonzalez, R OBP: 0.327, SLG: 0.378		FC6-4 1B			G5-3		K			3	0	1	0	0	1	2					
Homer Bush, R OBP: 0.264, SLG: 0.238	FC6-4				G5-3			G6-3		3	0	0	0	0	0	3					
Inning Stats	R: 0 E: 0 K: 0 S: 7	H: 1 LOB: 1 BB: 0 P: 10	R: 0 E: 0 K: 0 S: 13	H: 2 LOB: 2 BB: 0 P: 17	R: 0 E: 0 K: 0 S: 5	H: 0 LOB: 0 BB: 0 P: 5	R: 0 E: 0 K: 0 S: 3	H: 0 LOB: 0 BB: 0 P: 6	R: 0 E: 0 K: 1 S: 6	H: 1 LOB: 1 BB: 0 P: 9	R: 0 E: 0 K: 1 S: 11	H: 1 LOB: 0 BB: 0 P: 16	R: 1 E: 0 K: 0 S: 11	H: 1 LOB: 0 BB: 0 P: 16	R: 1 E: 0 K: 1 S: 9	H: 1 LOB: 0 BB: 0 P: 11	1B: 5 2B: 0 3B: 0 HR: 2	SF: 0 SAC: 0 DP: 0 HBP: 0	WP: 0 PB: 0 SB: 1 CS: 0	PA: 34	
PITCHER	IP	WLS	BF	H	R	ER	SO	BB	IBB	HBP	BLK	WP	HR	S	P	ERA	WHIP				
James Baldwin, R ERA: 2.51	9.0	W	34	7	2	2	3	0	0	0	0	0	2	73	102	2.00	0.778				

Chicago White Sox @ Toronto Blue Jays
SkyDome, Toronto, ON
Sat May 20 2000, 4:05 PM EDT
Att: 20,091 - Dome - 72 F

AB 34
R 2
H 7
RBI 2
BB 0
SO 3
LOB 7



Batter	1	2	3	4	5	6	7	8	9	AB	R	H	RBI	BB	SO	LOB	TOP
Ray Durham, S (1, 4) OBP: 0.305, SLG: 0.429										4	0	0	0	0	0	1	
Jose Valentin, S (1, 6) OBP: 0.317, SLG: 0.458										4	0	0	0	0	2	0	
Frank Thomas, R (1, 10) OBP: 0.440, SLG: 0.554										3	1	0	0	1	2	0	
Magglio Ordonez, R (1, 9) OBP: 0.366, SLG: 0.538										3	1	0	0	1	0	2	
14 Paul Konerko, R (1, 3) OBP: 0.346, SLG: 0.515										4	0	0	0	0	1	3	
Chris Singleton, L (1, 8) OBP: 0.325, SLG: 0.444										2	0	0	0	0	2	0	
Carlos Lee, R (1, 7) OBP: 0.353, SLG: 0.522										2	0	0	1	0	0	0	
Greg Norton, S (1, 5) OBP: 0.374, SLG: 0.485										3	0	0	0	0	1	1	
Mark Johnson, L (1, 2) OBP: 0.337, SLG: 0.395										3	0	1	0	0	1	0	
Inning Stats	R: 0 H: 0 E: 0 K: 2 S: 9	H: 0 R: 0 ER: 0 K: 1 S: 6	H: 0 R: 0 ER: 0 K: 1 S: 6	H: 1 R: 0 ER: 0 K: 1 S: 14	H: 0 R: 0 ER: 0 K: 1 S: 10	H: 0 R: 0 ER: 0 K: 0 S: 8	H: 0 R: 0 ER: 0 K: 0 S: 7	H: 0 R: 0 ER: 0 K: 2 S: 13	H: 0 R: 0 ER: 0 K: 1 S: 7	H: 0 R: 0 ER: 0 K: 1 S: 10	1B: 1 2B: 0 3B: 0 HR: 0	SF: 1 SAC: 1 DP: 1 HBP: 0	WP: 0 PB: 0 SB: 1 CS: 1	PA: 32			
PITCHER	IP WLS BF H R ER SO BB IBB HBP BLK WP HR S P ERA WHIP																
Frank Castillo, R (1, 1) ERA: 5.09	7.0 L 26 1 2 0 6 1 0 0 0 0 0 0 67 108 0.00 0.286																
Pedro Borbon, L (8, 1) ERA: 5.97	1.0 3 0 0 0 2 0 0 0 0 0 0 0 7 9 0.00 0.000																
Billy Koch, R (9, 1) ERA: 3.43	1.0 3 0 0 0 1 1 0 0 0 0 0 0 10 17 0.00 1.000																

Chicago White Sox @ Toronto Blue Jays
SkyDome, Toronto, ON
Sun May 21 2000, 1:05 PM EDT
Att: 18,264 - Cloudy - 65 F

AB 28
R 2
H 1
RBI 1
BB 2
SO 9
LOB 7


Batter	1	2	3	4	5	6	7	8	9	AB	R	H	RBI	BB	SO	LOB	BOTTOM
Shannon Stewart, R (1, 7) OBP: 0.384, SLG: 0.575										4	0	1	0	0	2	1	
Jose Cruz Jr., S (1, 8) OBP: 0.319, SLG: 0.506										3	0	0	0	1	2	1	
Raul Mondesi, R (1, 9) OBP: 0.335, SLG: 0.536										4	0	0	0	0	1	2	
Carlos Delgado, L (1, 3) OBP: 0.429, SLG: 0.652										4	1	1	1	0	2	1	
Brad Fullmer, L (1, 10) OBP: 0.391, SLG: 0.570										4	0	2	0	0	0	0	
Dewayne Wise, L (9, PR) OBP: 0.158, SLG: 0.111										0	0	0	0	0	0	0	
Tony Batieta, R (1, 5) OBP: 0.325, SLG: 0.534										4	0	0	0	0	2	2	
Darrin Fletcher, L (1, 2) OBP: 0.385, SLG: 0.613										3	0	1	0	0	1	1	
Alex Gonzalez, R (1, 6) OBP: 0.327, SLG: 0.384										3	0	1	0	0	1	1	
Homer Bush, R (1, 4) OBP: 0.259, SLG: 0.233										3	0	0	0	0	0	1	
Inning Stats	R: 0 H: 1 E: 0 K: 3 S: 12	H: 1 R: 0 ER: 0 K: 1 S: 9	H: 1 R: 0 ER: 0 K: 1 S: 9	H: 0 R: 0 ER: 0 K: 1 S: 7	H: 0 R: 0 ER: 0 K: 1 S: 10	H: 0 R: 0 ER: 0 K: 0 S: 10	H: 0 R: 0 ER: 0 K: 0 S: 10	H: 1 R: 0 ER: 0 K: 2 S: 14	H: 1 R: 0 ER: 0 K: 1 S: 8	H: 2 R: 1 ER: 0 K: 2 S: 14	1B: 1 2B: 4 3B: 0 HR: 1	SF: 0 SAC: 0 DP: 0 HBP: 0	WP: 0 PB: 0 SB: 1 CS: 1	PA: 33			
PITCHER	IP WLS BF H R ER SO BB IBB HBP BLK WP HR S P ERA WHIP																
21 Cal Eldred, R (1, 1) ERA: 4.08	6.2 W 24 3 0 0 7 1 0 0 0 0 0 0 69 109 0.00 0.600																
Kelly Wunsch, L (7, 1) ERA: 3.44	0.1 H 1 0 0 0 1 0 0 0 0 0 0 0 3 5 0.00 0.000																
Bob Howry, R (8, 1) ERA: 3.45	1.0 H 3 1 0 0 1 0 0 0 0 0 0 0 8 15 0.00 1.000																
Keith Foulke, R (9, 1) ERA: 0.95	1.0 S 5 2 1 1 2 0 0 0 0 0 0 1 14 24 9.00 2.000																

Chicago White Sox @ Toronto Blue Jays
SkyDome, Toronto, ON
Sun May 21 2000, 1:05 PM EDT
Att: 18,264 - Cloudy - 65 F

AB 32
R 1
H 6
RBI 1
BB 1
SO 11
LOB 10

Batter	1	2	3	4	5	6	7	8	9	AB	R	H	RBI	BB	SO	LOB	TOP																				
Jose Valentin, S (1, 6) OBP: 0.322, SLG: 0.455			G1-3							3	0	1	1	1	1	0	Chicago White Sox @ Toronto Blue Jays SkyDome, Toronto, ON Mon May 22 2000, 1:05 PM EDT Att: 19,167 - Cloudy - 61 F																				
Craig Wilson, R (1, 4) OBP: 0.361, SLG: 0.368 14 Paul Konerko, R (8, PH) OBP: 0.344, SLG: 0.512 Mark Johnson, L (8, 2) OBP: 0.337, SLG: 0.395										3	0	0	0	0	3	1																					
Frank Thomas, R (1, 10) OBP: 0.441, SLG: 0.550	E6		G5-3							3	0	1	0	1	0	0																					
Magglio Ordonez, R (1, 9) OBP: 0.363, SLG: 0.527										3	0	0	0	1	1	3																					
Greg Norton, S (1, 3) OBP: 0.361, SLG: 0.467	G3									4	0	0	0	0	2																						
Chris Singleton, L (1, 8) OBP: 0.323, SLG: 0.446		G3								4	0	1	0	0	1	0																					
Jeff Abbott, R (1, 7) OBP: 0.309, SLG: 0.367										3	1	1	0	1	1	1																					
Herbert Perry, R (1, 5) OBP: 0.323, SLG: 0.382										3	2	2	2	0	0	0																					
Josh Paul, R (1, 2) OBP: 0.324, SLG: 0.403 Ray Durham, S (8, PH) OBP: 0.302, SLG: 0.424										1	0	0	0	0	2	2																					
Inning Stats	R: 0 E: 1 K: 2 S: 11	H: 0 LOB: 2 BB: 1 P: 22	R: 0 E: 0 K: 0 S: 5	H: 0 LOB: 1 BB: 1 P: 10	R: 0 E: 0 K: 1 S: 7	H: 0 LOB: 0 BB: 0 P: 11	R: 0 E: 0 K: 1 S: 7	H: 1 LOB: 1 BB: 0 P: 11	R: 1 E: 0 K: 0 S: 9	H: 2 LOB: 0 BB: 0 P: 14	R: 0 E: 0 K: 0 S: 6	H: 1 LOB: 0 BB: 0 P: 9	R: 0 E: 0 K: 0 S: 7	H: 0 LOB: 0 BB: 0 P: 12	R: 0 E: 0 K: 1 S: 14	H: 0 LOB: 2 BB: 2 P: 26	R: 2 E: 0 K: 2 S: 17	H: 2 LOB: 0 BB: 0 P: 22	1B: 3 2B: 2 3B: 0 HR: 1	SF: 0 SAC: 1 DP: 2 HBP: 1	WP: 1 PB: 0 SB: 2 CS: 0	PA: 37															
PITCHER	IP	WLS	BF	H	R	ER	SO	BB	IBB	HBP	BLK	WP	HR	S	P	ERA	WHIP	PITCHER		IP	WLS	BF	H	R	ER	SO	BB	IBB	HBP	BLK	WP	HR	S	P	ERA	WHIP	
Pete Munro, R (1, 1) ERA: 5.0	7.1		28	4	1	1	5	3	0	1	0	1	0	55	98	1.23	0.955																				
Billy Koch, R (8, 1) ERA: 3.97	1.2	W	8	2	2	2	3	1	0	0	0	0	1	28	39	10.80	1.800																				

AB	30
R	3
H	6
RBI	3
BB	4
SO	8
LOB	10



Batter	1	2	3	4	5	6	7	8	9	AB	R	H	RBI	BB	SO	LOB	BOTTOM																				
Shannon Stewart, R (1, 7) OBP: 0.385, SLG: 0.576	G4-3		G4-3							5	0	2	1	0	0	1	Chicago White Sox @ Toronto Blue Jays SkyDome, Toronto, ON Mon May 22 2000, 1:05 PM EDT Att: 19,167 - Cloudy - 61 F																				
Craig Grebeck, R (1, 4) OBP: 0.408, SLG: 0.638										5	1	3	2	0	1	2																					
Raul Mondesi, R (1, 9) OBP: 0.338, SLG: 0.541										4	0	2	0	0	1	3																					
Carlos Delgado, L (1, 3) OBP: 0.431, SLG: 0.647	F7									3	0	1	0	1	1	2																					
Tony Batista, R (1, 5) OBP: 0.318, SLG: 0.522										4	0	0	0	0	1	3																					
Todd Greene, R (1, 10) OBP: 0.333, SLG: 0.333 Brad Fullmer, L (8, PH) OBP: 0.395, SLG: 0.570										3	1	1	0	0	0	1																					
José Cruz Jr., S (1, 8) OBP: 0.314, SLG: 0.497										3	0	0	0	0	3	4																					
Alex Gonzalez, R (1, 6) OBP: 0.326, SLG: 0.381										4	1	1	0	0	0	0																					
Alberto Castillo, R (1, 2) OBP: 0.289, SLG: 0.298 Darin Fletcher, L (8, PH) OBP: 0.389, SLG: 0.613										3	0	1	0	0	1	1																					
Inning Stats	R: 0 E: 0 K: 1 S: 8	H: 1 LOB: 1 BB: 0 P: 13	R: 0 E: 0 K: 1 S: 8	H: 0 LOB: 0 BB: 0 P: 11	R: 0 E: 0 K: 0 S: 8	H: 0 LOB: 0 BB: 0 P: 10	R: 1 E: 0 K: 1 S: 8	H: 2 LOB: 0 BB: 0 P: 12	R: 2 E: 1 K: 0 S: 22	H: 3 LOB: 2 BB: 0 P: 31	R: 0 E: 0 K: 1 S: 7	H: 1 LOB: 1 BB: 0 P: 10	R: 0 E: 0 K: 1 S: 6	H: 1 LOB: 0 BB: 0 P: 7	R: 0 E: 0 K: 3 S: 10	H: 1 LOB: 3 BB: 2 P: 21	R: 1 E: 0 K: 0 S: 7	H: 2 LOB: 2 BB: 1 P: 13	1B: 7 2B: 3 3B: 0 HR: 1	SF: 0 SAC: 1 DP: 1 HBP: 0	WP: 1 PB: 0 SB: 0 CS: 1	PA: 38															
PITCHER	IP	WLS	BF	H	R	ER	SO	BB	IBB	HBP	BLK	WP	HR	S	P	ERA	WHIP	PITCHER		IP	WLS	BF	H	R	ER	SO	BB	IBB	HBP	BLK	WP	HR	S	P	ERA	WHIP	
Jim Parque, L (1, 1) ERA: 4.22	7.0		28	8	3	2	5	0	0	0	1	1	0	67	94	2.57	1.143																				
41 Bill Simas, R (8, 1) ERA: 2.94	1.0		6	1	0	0	3	0	2	0	0	1	0	10	21	0.00	1.000																				
Bob Howry, R (8, 1) ERA: 3.94	0.1	L	4	2	1	1	0	1	0	0	0	0	0	7	13	27.00	9.000																				

AB	34
R	4
H	11
RBI	3
BB	3
SO	8
LOB	17




Batter	1	2	3	4	5	6	7	8	9	AB	R	H	RBI	BB	SO	LOB	TOP										
Shannon Stewart, R (1, 7) OBP: 0.385, SLG: 0.567	1-0 FC6-4 1B WP		1-0 BB	0-0 G6-3			0-1 G5-3		1-2 P4	5	1	2	0	0	0	1											
Craig Grebeck, R (1, 4) OBP: 0.434, SLG: 0.640	0-2 FC6-4 1B		4-0 BB		1-3 K		1-2 1B			3	0	2	0	1	1	0											
Raul Mondesi, R (1, 9) OBP: 0.332, SLG: 0.529	0-2 FC6-4 WP		0-0 P4		0-0 F7		3-1 G5-3			4	0	0	0	0	0	6											
Carlos Delgado, L (1, 3) OBP: 0.427, SLG: 0.639	1-2 F8		1-2 SF8		1-1 G4-1			4-1 BB		2	0	0	1	1	0	1											
Brad Fullmer, L (1, 10) OBP: 0.386, SLG: 0.555	0-3 K		2-3 K		1-0 E6 G1-4-3 1B			1-2 F8		4	0	0	0	0	2	4											
Tony Batista, R (1, 5) OBP: 0.322, SLG: 0.538		1-2 F7		0-0 HR		0-0 G1-4-3 1B		2-3 K		4	1	2	1	0	1	1											
Darrin Fletcher, L (1, 2) OBP: 0.378, SLG: 0.594		1-1 F8		2-3 K		1-2 G1-4-3		1-1 F9		4	0	0	0	0	1	3											
José Cruz Jr., S (1, 8) OBP: 0.313, SLG: 0.489		0-0 P6		4-2 S BB		1-3 K			2-3 K	3	0	0	0	1	2	1											
Alex Gonzalez, R (1, 6) OBP: 0.324, SLG: 0.377			0-0 BB SF8 1B		3-3 K		1-2 F8		0-3 K	4	1	1	0	0	2	1											
Inning Stats	R: 1 E: 0 K: 1 S: 13	H: 2 LOB: 1 BB: 0 P: 15	R: 0 E: 0 K: 0 S: 7	H: 0 LOB: 0 BB: 0 P: 9	R: 1 E: 0 K: 1 S: 9	H: 2 LOB: 2 BB: 1 P: 17	R: 1 E: 0 K: 2 S: 10	H: 1 LOB: 1 BB: 1 P: 19	R: 0 E: 0 K: 1 S: 6	H: 1 LOB: 0 BB: 0 P: 8	R: 0 E: 0 K: 1 S: 10	H: 1 LOB: 1 BB: 0 P: 15	R: 0 E: 0 K: 1 S: 11	H: 0 LOB: 1 BB: 1 P: 19	R: 0 E: 0 K: 2 S: 11	H: 0 LOB: 0 BB: 0 P: 14	1B: 6 2B: 0 3B: 0 HR: 1	SF: 1 SAC: 0 DP: 1 HBP: 0	WP: 1 PB: 0 SB: 1 CS: 0	PA: 37							
PITCHER	IP	WLS	BF	H	R	ER	SO	BB	IBB	HBP	BLK	WP	HR	S	P	ERA	WHIP										
Pedro Martínez, R (1, 1) ERA: 1.19	8.0	L	34	7	3	3	7	3	0	0	0	1	1	76	115	3.38	1.250										
Rich Garces, R (9, 1) ERA: 2.05	1.0		3	0	0	0	2	0	0	0	0	0	0	11	14	0.00	0.000										

Toronto Blue Jays @ Boston Red Sox
Fenway Park, Boston, MA
Tue May 23 2000, 7:05 PM EDT
Att: 33,402 - Sunny - 54 F

livebaseballscores.com

AB 33
R 3
H 7
RBI 2
BB 3
SO 9
LOB 18




Batter	1	2	3	4	5	6	7	8	9	AB	R	H	RBI	BB	SO	LOB	BOTTOM										
Jose Offerman, S (1, 4) OBP: 0.328, SLG: 0.329	4-2 1B G4-6-3 BB		0-0 G4-3		1-1 G6-3	1-2 G3			1-1 1B	4	1	1	0	1	0	5											
John Valentin, R (1, 5) OBP: 0.316, SLG: 0.526	2-0 G4-6-3 1B		0-0 F8		3-2 F8		1-2 F8		3-2 F2	5	0	1	0	0	0	4											
Trot Nixon, L (1, 9) OBP: 0.390, SLG: 0.556	2-1 G4-6-3		0-0 F8		0-1 F8		2-1 G3		1-0 G1	5	0	0	0	0	0	4											
Brian Daubach, L (1, 10) OBP: 0.390, SLG: 0.580	3-1 G4-3		2-1 BB BB 1B		0-0 G4-1 1B BB		2-0 F7			4	1	2	0	0	0	0											
Carl Everett, S (1, 8) OBP: 0.404, SLG: 0.692		3-2 CS HBP		4-2 BB BB		1-0 BB G4-1 1B		0-1 G6-4-3 1B		2	0	2	0	1	0	0											
Mike Stanley, R (1, 3) OBP: 0.354, SLG: 0.466		2-2 G6-3		3-3 K		1-3 K		2-3 K		4	0	0	0	0	3	6											
Troy O'Leary, L (1, 7) OBP: 0.280, SLG: 0.377		1-0 G3		4-1 BB		3-2 G4-1		1-1 G6-4-3		3	0	0	0	1	0	3											
Jason Varitek, S (1, 2) OBP: 0.421, SLG: 0.442			0-0 G4-3 G1-3 1B		3-2 F7		4-1 BB BB		3-3 K	3	0	1	0	1	1	3											
Donnie Sadler, R (1, 6) OBP: 0.333, SLG: 0.500			2-2 G1-3		3-2 2B		4-0 BB		1-0 1B	3	0	2	1	1	0	1											
Inning Stats	R: 1 E: 0 K: 0 S: 7	H: 1 LOB: 0 BB: 1 P: 18	R: 0 E: 0 K: 0 S: 7	H: 0 LOB: 0 BB: 0 P: 13	R: 0 E: 0 K: 1 S: 12	H: 1 LOB: 3 BB: 2 P: 28	R: 0 E: 0 K: 1 S: 14	H: 1 LOB: 1 BB: 0 P: 21	R: 0 E: 0 K: 1 S: 13	H: 2 LOB: 3 BB: 2 P: 26	R: 0 E: 0 K: 0 S: 6	H: 0 LOB: 0 BB: 0 P: 11	R: 0 E: 0 K: 1 S: 7	H: 1 LOB: 0 BB: 0 P: 10	R: 0 E: 0 K: 1 S: 10	H: 2 LOB: 2 BB: 0 P: 19	1B: 8 2B: 1 3B: 0 HR: 0	SF: 0 SAC: 0 DP: 2 HBP: 1	WP: 0 PB: 0 SB: 0 CS: 1	PA: 39							
PITCHER	IP	WLS	BF	H	R	ER	SO	BB	IBB	HBP	BLK	WP	HR	S	P	ERA	WHIP										
Chris Carpenter, R (1, 1) ERA: 4.76	5.2	W	27	6	2	2	2	5	0	0	0	0	0	6	8	0.00	0.000										
Paul Quantrill, R (6, 1) ERA: 4.13	0.2	H	2	0	0	0	0	0	0	0	0	0	0	6	8	0.00	0.000										
Pedro Borbon, L (7, 1) ERA: 5.63	0.2	H	2	0	0	0	0	0	0	0	0	0	0	3	7	0.00	0.000										
John Frascatore, R (8, 1) ERA: 7.06	1.0	H	3	1	0	0	1	0	0	0	0	0	0	7	10	0.00	1.000										
Billy Koch, R (9, 1) ERA: 3.8	1.0	S	5	2	0	0	1	0	0	0	0	0	0	10	19	0.00	2.000										

Toronto Blue Jays @ Boston Red Sox
Fenway Park, Boston, MA
Tue May 23 2000, 7:05 PM EDT
Att: 33,402 - Sunny - 54 F

livebaseballscores.com

AB 33
R 2
H 9
RBI 1
BB 5
SO 4
LOB 26



Batter	1	2	3	4	5	6	7	8	9	AB	R	H	RBI	BB	SO	LOB	TOP																					
Shannon Stewart, R (1, 7) OBP: 0.396, SLG: 0.626	F7		HR		G5-4-3 BB		1B 2B	1B 3B		4	4	3	2	1	0	0	Toronto Blue Jays @ Boston Red Sox Fenway Park, Boston, MA Thu May 25 2000, 7:05 PM EDT Att: 32,716 - Sunny - 72 F																					
Craig Grebeck, R (1, 4) OBP: 0.429, SLG: 0.600	P6		F7		G5-4-3 1B		1B 1B	K		5	1	2	0	0	1	1																						
Raul Mondesi, R (1, 9) Dewayne Wise, L (7, 9) OBP: 0.150, SLG: 0.105	G5-3		K		G5-4-3 1-2 3-H 2-2		1B 2B 1B	F2		4	1	1	1	0	1	1																						
Carlos Delgado, L (1, 3) OBP: 0.426, SLG: 0.648		G1-3		K	HR		2B 1B	FC5-4 1B		5	2	3	3	0	1	0																						
Tony Batista, R (1, 5) OBP: 0.321, SLG: 0.533	F8		K		1B		G3-1 1-1 2-H 2-1	FC5-4		5	0	2	2	0	1	1																						
Todd Greene, R (1, 10) OBP: 0.250, SLG: 0.625	G6-3		HR		F2		K		F8	5	1	1	1	0	1	2																						
Darrin Fletcher, L (1, 2) OBP: 0.390, SLG: 0.600			1B	FC6-4 1B	G1	G3-1		FC9-2 3B		5	1	3	0	0	0	1																						
José Cruz Jr., S (1, 8) OBP: 0.326, SLG: 0.492			E5 HR 1B	FC6-4 1B	K			FC9-2		4	1	2	0	1	1	1																						
Alex Gonzalez, R (1, 6) OBP: 0.310, SLG: 0.359			G4-3	FC6-4	F7	F7				4	0	0	0	0	0	5																						
Inning Stats	R: 0 E: 0 K: 0 S: 12	H: 0 LOB: 0 BB: 0 P: 18	R: 0 E: 0 K: 0 S: 10	H: 0 LOB: 0 BB: 0 P: 17	R: 3 E: 1 K: 1 S: 11	H: 3 LOB: 0 BB: 0 P: 20	R: 1 E: 0 K: 2 S: 15	H: 3 LOB: 2 BB: 1 P: 21	R: 2 E: 0 K: 1 S: 13	H: 3 LOB: 1 BB: 1 P: 23	R: 0 E: 0 K: 1 S: 7	H: 0 LOB: 0 BB: 0 P: 10	R: 4 E: 0 K: 1 S: 16	H: 5 LOB: 2 BB: 1 P: 23	R: 1 E: 0 K: 1 S: 13	H: 2 LOB: 1 BB: 0 P: 15	R: 0 E: 0 K: 0 S: 8	H: 1 LOB: 0 BB: 0 P: 10	1B: 10 2B: 3 3B: 2 HR: 3	SF: 0 SAC: 0 DP: 2 HBP: 0	WP: 0 PB: 0 SB: 1 CS: 0	PA: 44																
PITCHER	IP	WLS	BF	H	R	ER	SO	BB	IBB	HBP	BLK	WP	HR	S	P	ERA	WHIP	PITCHER				IP	WLS	BF	H	R	ER	SO	BB	IBB	HBP	BLK	WP	HR	S	P	ERA	WHIP
Pete Schourek, L (1, 1) ERA: 3.15	4.0	L	18	6	4	4	3	0	0	0	0	0	2	48	76	9.00	1.500					4.0	L	18	6	4	4	3	0	0	0	0	2	48	76	9.00	1.500	
49 Tim Wakefield, R (5, 1) ERA: 4.92	2.0		12	6	5	5	1	1	0	0	0	0	1	24	37	22.50	3.500					2.0		12	6	5	5	1	1	0	0	0	1	24	37	22.50	3.500	
John Wasdin, R (7, 1) ERA: 3.18	2.0		11	4	2	2	2	1	0	0	0	0	0	25	34	9.00	2.500					2.0		11	4	2	2	2	1	0	0	0	0	25	34	9.00	2.500	
Tim Young, L (9, 1) ERA:	1.0		3	1	0	0	0	0	0	0	0	0	0	8	10	0.00	1.000					1.0		3	1	0	0	0	0	0	0	0	8	10	0.00	1.000		

AB	42
R	11
H	17
RBI	9
BB	2
SO	6
LOB	13



Batter	1	2	3	4	5	6	7	8	9	AB	R	H	RBI	BB	SO	LOB	BOTTOM																					
Darren Lewis, R (1, 7) OBP: 0.424, SLG: 0.475	G4-3		F8		1B 2B		1B 1B	L4		5	2	2	0	0	0	1	Toronto Blue Jays @ Boston Red Sox Fenway Park, Boston, MA Thu May 25 2000, 7:05 PM EDT Att: 32,716 - Sunny - 72 F																					
Donnie Sadler, R (1, 9) OBP: 0.292, SLG: 0.426	G5-3		G6-3		K		K	G5-3		5	0	0	0	0	2	3																						
Jeff Frye, R (1, 4) OBP: 0.339, SLG: 0.315	F9		BB		BB 1B		1B 1B	HR 1B		4	1	3	0	1	0	0																						
Mike Stanley, R (1, 3) OBP: 0.356, SLG: 0.463		E9 1B	F8		BB 1B		1B 1B	F7		5	1	2	2	0	0	2																						
Carl Everett, S (1, 8) OBP: 0.410, SLG: 0.693	F8				S 1B		F7	HR		4	1	2	2	1	0	3																						
Jason Varitek, S (1, 10) OBP: 0.418, SLG: 0.439			FC5 3B 1B		K		F9	K		5	0	1	1	0	3	6																						
3B Wilton Veras, R (1, 5) OBP: 0.336, SLG: 0.386			WP FC5 1B		F2		F8	2B 2B		5	1	2	0	0	0	1																						
Scott Hatteberg, L (1, 2) OBP: 0.294, SLG: 0.279		FC5 WP			G4-3		G3			4	0	1	1	0	0	3																						
Manny Alexander, R (1, 6) OBP: 0.178, SLG: 0.250 Trot Nixon, L (8, PH) OBP: 0.392, SLG: 0.547			K		G6-3		K	F5		3	0	0	0	0	2	2																						
Inning Stats	R: 0 E: 0 K: 0 S: 6	H: 0 LOB: 0 BB: 0 P: 9	R: 1 E: 1 K: 1 S: 15	H: 2 LOB: 2 BB: 0 P: 20	R: 0 E: 0 K: 1 S: 8	H: 0 LOB: 1 BB: 1 P: 14	R: 0 E: 0 K: 1 S: 8	H: 1 LOB: 1 BB: 0 P: 10	R: 1 E: 0 K: 2 S: 19	H: 3 LOB: 3 BB: 1 P: 27	R: 0 E: 0 K: 1 S: 8	H: 0 LOB: 0 BB: 0 P: 10	R: 1 E: 0 K: 1 S: 11	H: 3 LOB: 2 BB: 0 P: 15	R: 1 E: 0 K: 0 S: 10	H: 2 LOB: 1 BB: 0 P: 17	R: 2 E: 0 K: 1 S: 12	H: 2 LOB: 0 BB: 0 P: 18	1B: 9 2B: 3 3B: 0 HR: 1	SF: 0 SAC: 0 DP: 0 HBP: 0	WP: 1 PB: 0 SB: 1 CS: 0	PA: 43																
PITCHER	IP	WLS	BF	H	R	ER	SO	BB	IBB	HBP	BLK	WP	HR	S	P	ERA	WHIP	PITCHER				IP	WLS	BF	H	R	ER	SO	BB	IBB	HBP	BLK	WP	HR	S	P	ERA	WHIP
David Wells, L (1, 1) ERA: 3.63	7.0	W	34	10	4	3	6	2	0	0	0	1	0	76	107	3.86	1.714					7.0	W	34	10	4	3	6	2	0	0	0	1	0	76	107	3.86	1.714
Paul Quantrill, R (8, 1) ERA: 4.19	2.0		9	3	2	2	1	0	0	0	0	0	1	21	33	9.00	1.500					2.0		9	3	2	2	1	0	0	0	0	1	21	33	9.00	1.500	



Batter	1	2	3	4	5	6	7	8	9	AB	R	H	RBI	BB	SO	LOB	TOP		
Shannon Stewart, R OBP: 0.396, SLG: 0.615 (1, 7)										5	0	2	0	0	0	3	Toronto Blue Jays @ Detroit Tigers Comerica Park, Detroit, MI Fri May 26 2000, 7:05 PM EDT Att: 33,068 - Cloudy - 70 F		
Craig Grebeck, R OBP: 0.426, SLG: 0.571 (1, 4)										3	0	0	0	2	1	3			
Raul Mondesi, R OBP: 0.333, SLG: 0.522 (1, 9)										5	1	2	1	0	1	3			
Carlos Delgado, L OBP: 0.425, SLG: 0.641 (1, 3)										5	2	2	1	0	1	3			
Brad Fullmer, L OBP: 0.385, SLG: 0.539 (1, 10)										4	1	1	0	1	1	0			
Tony Batista, R OBP: 0.322, SLG: 0.530 (1, 5)										3	1	1	1	1	1	0			
Darrin Fletcher, L OBP: 0.361, SLG: 0.621 (1, 2)										5	1	2	4	0	0	1			
José Cruz Jr., S OBP: 0.329, SLG: 0.490 (1, 8)										3	1	1	0	1	0	0			
Alex Gonzalez, R OBP: 0.310, SLG: 0.359 (1, 6)										3	1	1	0	0	0	3			
Inning Stats	R: 0 E: 0 K: 1 S: 8	H: 2 LOB: 1 BB: 0 P: 12	R: 0 E: 0 K: 1 S: 6	H: 0 LOB: 0 BB: 0 P: 10	R: 0 E: 0 K: 0 S: 10	H: 1 LOB: 1 BB: 0 P: 16	R: 1 E: 0 K: 0 S: 9	H: 3 LOB: 3 BB: 1 P: 18	R: 0 E: 0 K: 1 S: 7	H: 0 LOB: 0 BB: 0 P: 7	R: 0 E: 0 K: 1 S: 8	H: 1 LOB: 1 BB: 0 P: 14	R: 7 E: 1 K: 0 S: 22	H: 5 LOB: 1 BB: 2 P: 41	R: 0 E: 0 K: 0 S: 9	H: 0 LOB: 0 BB: 1 P: 17	1B: 9 2B: 2 3B: 0 HR: 1	SF: 1 SAC: 1 DP: 2 HBP: 0	WP: 1 PA: 43 FB: 0 SB: 0 CS: 0
PITCHER	IP	WLS	BF	H	R	ER	SO	BB	IBB	HBP	BLK	WP	HR	S	P	ERA	WHIP		
Dave Mlicki, R ERA: 5.21 (1, 1)	7.0		30	8	2	2	5	2	0	0	0	0	0	57	91	2.57	1.429		
Doug Brocail, R ERA: 5.56 (8, 1)	0.0	L	5	3	4	4	0	1	0	0	0	0	1	10	18				
Brandon Villafuerte, R ERA: 3.86 (8, 1)	2.0		8	1	2	1	0	2	0	0	0	1	0	20	39	4.50	1.500		

Batter	1	2	3	4	5	6	7	8	9	AB	R	H	RBI	BB	SO	LOB	BOTTOM				
Luis Polonia, L OBP: 0.315, SLG: 0.362 (1, 10)										5	0	0	0	0	2	9	Toronto Blue Jays @ Detroit Tigers Comerica Park, Detroit, MI Fri May 26 2000, 7:05 PM EDT Att: 33,068 - Cloudy - 70 F				
Shane Halter, R OBP: 0.286, SLG: 0.367 (1, 8)										5	0	0	0	0	3	3					
Gregg Jefferies, S OBP: 0.351, SLG: 0.389 (1, 3)										4	0	1	0	1	0	0					
Juan Gonzalez, R OBP: 0.319, SLG: 0.529 (1, 9)										5	2	2	1	0	0	2					
Bobby Higginson, L OBP: 0.337, SLG: 0.437 (1, 7)										3	0	1	1	1	0	1					
Dean Palmer, R OBP: 0.343, SLG: 0.476 (1, 5)										4	0	1	0	0	1	2					
Brad Ausmus, R OBP: 0.362, SLG: 0.340 (1, 2)										3	0	0	0	0	0	2					
Jose Macias, S OBP: 0.352, SLG: 0.360 (1, 4)										3	0	0	0	1	0	4					
Deivi Cruz, R OBP: 0.303, SLG: 0.404 (1, 6)										3	0	2	0	1	0	2					
Inning Stats	R: 0 E: 0 K: 2 S: 9	H: 0 LOB: 0 BB: 0 P: 13	R: 1 E: 0 K: 0 S: 16	H: 2 LOB: 3 BB: 1 P: 26	R: 0 E: 0 K: 0 S: 7	H: 1 LOB: 1 BB: 0 P: 11	R: 0 E: 0 K: 2 S: 16	H: 1 LOB: 3 BB: 0 P: 24	R: 0 E: 0 K: 0 S: 5	H: 0 LOB: 0 BB: 1 P: 12	R: 0 E: 0 K: 1 S: 10	H: 1 LOB: 1 BB: 1 P: 17	R: 1 E: 0 K: 1 S: 11	H: 1 LOB: 1 BB: 1 P: 19	R: 0 E: 0 K: 0 S: 9	H: 1 LOB: 0 BB: 0 P: 15	R: 0 E: 0 K: 0 S: 7	H: 0 LOB: 0 BB: 0 P: 10	1B: 2 2B: 5 3B: 0 HR: 1	SF: 0 SAC: 1 DP: 1 HBP: 0	WP: 0 PA: 40 FB: 0 SB: 1 CS: 0
PITCHER	IP	WLS	BF	H	R	ER	SO	BB	IBB	HBP	BLK	WP	HR	S	P	ERA	WHIP				
Frank Castillo, R ERA: 4.75 (1, 1)	6.2		32	6	2	2	6	4	0	0	0	0	0	71	119	2.70	1.500				
John Frascatore, R ERA: 7.01 (7, 1)	2.1	W	8	1	0	0	0	0	0	0	0	0	0	19	28	0.00	0.429				

AB	36
R	8
H	12
RBI	7
BB	5
SO	5
LOB	16



Batter	1	2	3	4	5	6	7	8	9	AB	R	H	RBI	BB	SO	LOB	TOP								
Shannon Stewart, R (1, 7) OBP: 0.400, SLG: 0.611	2-1 G6-3 1B			0-1 F8	1-1 1B			2-2 F9		4	0	2	2	0	0	0									
Craig Grebeck, R (1, 4) OBP: 0.417, SLG: 0.552	2-2 G6-3 1-2			1-3 K	2-3 K			2-2 BB 1B		4	1	1	0	0	2	3									
Raul Mondesi, R (1, 9) OBP: 0.336, SLG: 0.519	0-0 G5-3			0-2 1B				4-1 1B 1-2 BB		3	0	1	0	1	0	0									
Carlos Delgado, L (1, 3)		3-3 K		1-3 K				3-2 1B 1-3 1B		4	0	1	1	0	3	1									
Brad Fullmer, L (1, 10) OBP: 0.388, SLG: 0.542		4-0 CS BB		1-1 G3-1 1B 2B				0-3 K2-3		3	1	1	0	1	2	2									
Tony Batista, R (1, 5) OBP: 0.321, SLG: 0.525	3-3 K			0-1 L4				1-2 G1-4-3		4	0	1	0	0	1	4									
Darrin Fletcher, L (1, 2) OBP: 0.371, SLG: 0.604				0-2 F8	1-0 G3-1			1-1 G3		4	0	0	0	0	0	2									
José Cruz Jr., S (1, 8) OBP: 0.332, SLG: 0.485				4-0 CS BB	4-1 BB 1B BB			1-1 FC3-2		2	1	0	0	2	0	1									
Alex Gonzalez, R (1, 6) OBP: 0.309, SLG: 0.353				3-3 K	4-1 1B BB			0-1 F7		3	0	0	0	1	1	2									
Inning Stats	R: 0 E: 0 K: 0 S: 6	H: 1 LOB: 0 BB: 0 P: 10	R: 0 E: 0 K: 2 S: 7	H: 0 LOB: 1 BB: 1 P: 17	R: 0 E: 0 K: 1 S: 7	H: 0 LOB: 0 BB: 1 P: 14	R: 0 E: 0 K: 2 S: 11	H: 1 LOB: 1 BB: 0 P: 13	R: 2 E: 0 K: 1 S: 12	H: 2 LOB: 2 BB: 2 P: 25	R: 0 E: 0 K: 2 S: 7	H: 0 LOB: 0 BB: 0 P: 9	R: 0 E: 0 K: 0 S: 7	H: 1 LOB: 1 BB: 0 P: 9	R: 1 E: 0 K: 1 S: 20	H: 2 LOB: 2 BB: 1 P: 33	R: 0 E: 0 K: 0 S: 5	H: 0 LOB: 0 BB: 0 P: 7	1B: 6 2B: 2 3B: 0 HR: 0	SF: 0 SAC: 0 DP: 2 HBP: 0	WP: 1 PB: 0 SB: 1 CS: 2	PA: 36			
PITCHER	IP WLS BF H R ER SO BB IBB HBP BLK WP HR S P ERA WHIP	7.1 31 7 3 3 8 5 0 0 0 0 0 0 70 121 3.68 1.636	1.2 W 5 0 0 0 1 0 0 0 0 0 0 12 16 0.00 0.000																						

Toronto Blue Jays @ Detroit Tigers
Comerica Park, Detroit, MI
Sat May 27 2000, 5:05 PM EDT
Att: 29,584 - Cloudy - 61 F

AB 31
R 3
H 7
RBI 3
BB 5
SO 9
LOB 15



Batter	1	2	3	4	5	6	7	8	9	AB	R	H	RBI	BB	SO	LOB	BOTTOM							
Luis Polonia, L (1, 10) OBP: 0.327, SLG: 0.364	4-2 G6-3 BB		2-1 G4-3		2-0 FC4-6 1B			4-1 BB		2	0	1	0	2	0	0								
Rich Becker, L (1, 8) OBP: 0.392, SLG: 0.381	4-2 G6-3 BB		3-1 F5		0-0 FC4-6 G6-4-3			1-3 K		3	0	0	1	1	1	3								
Gregg Jefferies, S (1, 3) OBP: 0.342, SLG: 0.378	0-2 G6-3 1-2 2-3		3-2 F9		1-0 G6-4-3			1-0 F9		4	0	0	0	0	0	5								
Juan Gonzalez, R (1, 9) OBP: 0.325, SLG: 0.538	1-1 P6			1-0 FC4-6 1B				4-1 PO BB		3	0	2	0	0	0	1								
Shane Halter, R (8, 9) OBP: 0.297, SLG: 0.367				2-2 F8				0-0 F8		3	1	0	0	1	0	3								
Bobby Higginson, L (1, 7) OBP: 0.335, SLG: 0.428		4-2 HR BB		2-3 K				1-0 F8		4	1	1	2	0	1	3								
Dean Palmer, R (1, 5) OBP: 0.340, SLG: 0.492		3-1 HR		1-1 FC4-6				1-0 F8		4	1	1	2	0	1	3								
Brad Ausmus, R (1, 2) OBP: 0.365, SLG: 0.336		0-1 G5-3		1-1 FC4-6				1 SAFE 0-0 PO		2	1	0	0	1	0	1								
Jose Macias, S (1, 4) OBP: 0.351, SLG: 0.358		1-2 F7		1-2 1B FC4-6 1B				0-0 SH1-4 BB		3	1	1	0	0	0	2								
Deivi Cruz, R (1, 6) OBP: 0.308, SLG: 0.407		0-0 F9		0-2 FC4-6 1B				0-2 1B		4	0	2	1	0	0	0								
Inning Stats	R: 0 E: 0 K: 0 S: 10	H: 0 LOB: 2 BB: 2 P: 19	R: 2 E: 0 K: 0 S: 10	H: 1 LOB: 0 BB: 1 P: 18	R: 0 E: 0 K: 1 S: 9	H: 0 LOB: 0 BB: 0 P: 15	R: 1 E: 0 K: 0 S: 10	H: 3 LOB: 1 BB: 0 P: 14	R: 0 E: 0 K: 1 S: 9	H: 1 LOB: 2 BB: 0 P: 18	R: 0 E: 0 K: 1 S: 8	H: 0 LOB: 1 BB: 1 P: 15	R: 0 E: 0 K: 0 S: 3	H: 0 LOB: 0 BB: 1 P: 8	R: 1 E: 0 K: 0 S: 6	H: 1 LOB: 1 BB: 1 P: 10	1B: 5 2B: 1 3B: 0 HR: 1	SF: 0 SAC: 1 DP: 2 HBP: 1	WP: 0 PB: 0 SB: 1 CS: 0	PA: 37				
PITCHER	IP WLS BF H R ER SO BB IBB HBP BLK WP HR S P ERA WHIP	6.0 26 4 0 0 0 1 3 0 0 0 0 0 8 15 0.00 1.000	1.0 L 6 1 1 1 0 2 0 0 0 0 0 9 18 6.75 2.250																					

Toronto Blue Jays @ Detroit Tigers
Comerica Park, Detroit, MI
Sat May 27 2000, 5:05 PM EDT
Att: 29,584 - Cloudy - 61 F

AB 28
R 4
H 7
RBI 4
BB 6
SO 2
LOB 18



Batter	1	2	3	4	5	6	7	8	9	AB	R	H	RBI	BB	SO	LOB	TOP								
Shannon Stewart, R OBP: 0.400, SLG: 0.607	G4-3	K		SF8		FC6-4 1B		FC6-4 1B		4	0	2	1	0	1	1	Toronto Blue Jays @ Detroit Tigers Comerica Park, Detroit, MI Sun May 28 2000, 1:05 PM EDT Att: 29,105 - Cloudy - 57 F								
Alex Gonzalez, R OBP: 0.306, SLG: 0.348	1B	F9		F8		FC6-4 E		F9		5	0	1	1	0	0	4									
Raul Mondesi, R OBP: 0.333, SLG: 0.512	F8		K		HR	E6		FC6-4 HR		5	2	1	0	0	1	4									
Carlos Delgado, L OBP: 0.422, SLG: 0.658	G4-3		K		HR	F8		HR		5	2	2	5	0	1	3									
Tony Batista, R OBP: 0.318, SLG: 0.515		1B HBP	F7		F8		G5-3	F3		4	1	0	0	0	0	0									
Marty Cordova, R OBP: 0.346, SLG: 0.393	1B 2B	1B		E7 1B 2B	G5-3		F7 1B			5	2	4	0	0	0	0									
José Cruz Jr., S OBP: 0.333, SLG: 0.483	1B	2B		2B G6-3	G1-4-3		F7	F9		5	2	2	1	0	0	2									
Chris Woodward, R OBP: 0.600, SLG: 1.000	G4-3 2B	2B		G6-3 SF8		1B FC6-4 BB	G6-3	K		4	2	2	3	1	1	2									
Alberto Castillo, R OBP: 0.254, SLG: 0.278	G4-3			G6-3		F8		FC6-4 HR 1B	G4-3	5	1	1	1	0	0	4									
Inning Stats	R: 0 E: 0 K: 0 S: 7	H: 1 LOB: 1 BB: 0 P: 11	R: 3 E: 0 K: 1 S: 16	H: 3 LOB: 1 BB: 0 P: 28	R: 0 E: 0 K: 2 S: 8	H: 0 LOB: 0 BB: 0 P: 13	R: 3 E: 1 K: 0 S: 14	H: 3 LOB: 0 BB: 0 P: 21	R: 2 E: 0 K: 0 S: 13	H: 2 LOB: 0 BB: 0 P: 21	R: 1 E: 1 K: 0 S: 15	H: 1 LOB: 2 BB: 1 P: 24	R: 0 E: 0 K: 0 S: 6	H: 1 LOB: 1 BB: 0 P: 7	R: 3 E: 0 K: 0 S: 11	H: 3 LOB: 0 BB: 0 P: 19		R: 0 E: 0 K: 1 S: 14	H: 1 LOB: 0 BB: 0 P: 17	1B: 11 2B: 2 3B: 0 HR: 2	SF: 1 SAC: 0 DP: 0 HBP: 1	WP: 0 PB: 0 SB: 1 CS: 0	PA: 45		
PITCHER	IP	WLS	BF	H	R	ER	SO	BB	IBB	HBP	BLK	WP	HR	S	P	ERA	WHIP								
C.J. Nitkowski, L ERA: 7.3	3.0		17	7	6	6	3	0	0	1	0	0	0	38	64	18.00	2.333								
Willie Blair, R ERA: 5.23	4.2	L	22	6	5	5	0	1	0	0	0	0	1	50	73	9.64	1.500								
Allen McDill, L ERA: 10.8	0.2		4	2	1	1	0	0	0	0	0	0	1	9	16	13.50	3.000								
Todd Jones, R ERA: 4.86	0.2		2	0	0	0	1	0	0	0	0	0	0	7	8	0.00	0.000								

Batter	1	2	3	4	5	6	7	8	9	AB	R	H	RBI	BB	SO	LOB	BOTTOM								
Luis Polonia, L OBP: 0.329, SLG: 0.388	BB 1B	HR		G4-3			G4-3		K	5	2	2	1	0	1	1	Toronto Blue Jays @ Detroit Tigers Comerica Park, Detroit, MI Sun May 28 2000, 1:05 PM EDT Att: 29,105 - Cloudy - 57 F								
Rich Becker, L OBP: 0.390, SLG: 0.379	1B	HR		F7			F9		K	3	1	1	0	0	1	0									
Shane Halter, R OBP: 0.288, SLG: 0.355	1B	K							K	2	0	0	0	0	1	1									
Gregg Jefferies, S OBP: 0.344, SLG: 0.374	2B	F9		G4-3			L5		FC6 1B	4	1	1	0	1	0	0									
Juan Gonzalez, R OBP: 0.316, SLG: 0.522	F9		P5		G5-3		F9	FC6		5	0	0	0	0	0	5									
Bobby Higginson, L OBP: 0.333, SLG: 0.443	K		G3		G4-3			HR		4	1	1	1	0	1	3									
Dean Palmer, R OBP: 0.351, SLG: 0.523	2B	HR			G5-3			G4-3 1B		4	2	3	3	0	0	0									
Robert Fick, L OBP: 0.324, SLG: 0.318	2B		WP				F7	G4-3		4	0	2	2	0	0	1									
Jose Macias, S OBP: 0.328, SLG: 0.333	K		K		G6-3			G4-3		4	0	0	0	0	2	3									
Deivi Cruz, R OBP: 0.307, SLG: 0.403		G1-3		F7			L9	FC6 1B		4	0	1	0	0	0	2									
Inning Stats	R: 4 E: 0 K: 2 S: 22	H: 4 LOB: 1 BB: 1 P: 36	R: 1 E: 0 K: 1 S: 9	H: 1 LOB: 0 BB: 0 P: 12	R: 1 E: 0 K: 1 S: 15	H: 2 LOB: 2 BB: 0 P: 26	R: 0 E: 0 K: 0 S: 6	H: 0 LOB: 0 BB: 0 P: 11	R: 0 E: 0 K: 0 S: 8	H: 0 LOB: 0 BB: 0 P: 9	R: 0 E: 0 K: 0 S: 5	H: 0 LOB: 0 BB: 0 P: 8	R: 0 E: 0 K: 0 S: 7	H: 0 LOB: 0 BB: 0 P: 11	R: 1 E: 0 K: 0 S: 13	H: 2 LOB: 1 BB: 0 P: 24	R: 0 E: 0 K: 2 S: 13	H: 2 LOB: 2 BB: 0 P: 15	1B: 6 2B: 2 3B: 0 HR: 3	SF: 0 SAC: 0 DP: 0 HBP: 0	WP: 1 PB: 0 SB: 0 CS: 0	PA: 40			
PITCHER	IP	WLS	BF	H	R	ER	SO	BB	IBB	HBP	BLK	WP	HR	S	P	ERA	WHIP								
Chris Carpenter, R ERA: 5.32	3.0		18	7	6	6	4	1	0	0	0	0	0	26	46	18.00	2.667								
Clayton Andrews, L ERA: 6.1	4.0	W	12	0	0	0	0	0	0	0	0	0	0	26	39	0.00	0.000								
Billy Koch, R ERA: 3.86	2.0		10	4	1	1	2	0	0	0	0	0	1	26	39	4.50	2.000								

AB	42
R	12
H	15
RBI	12
BB	1
SO	4
LOB	20



AB	39
R	7
H	11
RBI	7
BB	1
SO	6
LOB	16



Batter	1	2	3	4	5	6	7	8	9	AB	R	H	RBI	BB	SO	LOB	TOP									
Jacque Jones, L (1, 8) OBP: 0.341, SLG: 0.500	1-2 F9	1-1 G6-3		0-1 BB 1B		3-3 K		1-0 2B SF7 1B		5	1	2	0	0	1	1										
Cristian Guzman, S (1, 6) OBP: 0.335, SLG: 0.443	4-2 1B BB	4-1 BB		4-0 FC6-4 BB 1-2		3-2 HR		0-1 2B		2	2	2	1	3	0	0										
Matt Lawton, L (1, 7) OBP: 0.433, SLG: 0.485	2-1 1B 1B	1-3 K		4-0 FC6-4 BB 1-2		1-3 K		1-0 SF7		3	1	1	1	1	2	1										
Ron Coomer, R (1, 3) OBP: 0.340, SLG: 0.457	2-0 BB 1B 1-2 3-H		0-2 F8	0-2 FC6-4			0-1 G5-3	0-0 G5-3 3-H		5	0	1	1	0	0	3										
Butch Huskey, R (1, 10) OBP: 0.342, SLG: 0.362	3-2 BB 1B 1-2 2-H		4-0 1B BB		0-3 K		4-1 1B BB	1-0 G5-3		3	0	1	1	2	1	0										
Corey Koskie, L (1, 5) OBP: 0.394, SLG: 0.396	3-3 K		1-1 1-2 1B		4-2 G3 BB		1-1 1-2 1B	4-1 G5-4-3 BB		3	0	2	0	2	1	2										
Brian Buchanan, R (1, 9) OBP: 0.294, SLG: 0.394	4-2 FC6-4 BB 1-2 2-3		1-0 F9		0-1 G3		1-1 L9	0-1 G5-4-3 1-2		4	0	0	0	1	0	6										
Matthew LeCroy, R (1, 2) OBP: 0.268, SLG: 0.352	2-0 FC6-4 1-2		1-1 F7		2-1 P1		0-0 G4-3			4	0	0	0	0	0	8										
Denny Hocking, S (1, 4) OBP: 0.382, SLG: 0.472		2-2 F7		1-3 K		1-0 CS 1B		3-3 K		4	0	1	0	0	2	0										
Inning Stats	R: 2 E: 0 K: 1 S: 21	H: 3 LOB: 3 BB: 2 P: 42	R: 0 E: 0 K: 1 S: 10	H: 0 LOB: 1 BB: 1 P: 18	R: 0 E: 0 K: 0 S: 9	H: 1 LOB: 2 BB: 1 P: 16	R: 0 E: 0 K: 1 S: 8	H: 1 LOB: 2 BB: 2 P: 17	R: 0 E: 0 K: 1 S: 10	H: 0 LOB: 1 BB: 1 P: 16	R: 1 E: 0 K: 2 S: 13	H: 2 LOB: 0 BB: 0 P: 21	R: 0 E: 0 K: 0 S: 8	H: 1 LOB: 2 BB: 1 P: 14	R: 1 E: 0 K: 1 S: 9	H: 2 LOB: 1 BB: 1 P: 14	R: 0 E: 0 K: 0 S: 4	H: 0 LOB: 0 BB: 1 P: 9	1B: 8 2B: 2 3B: 0 HR: 1	SF: 1 SAC: 0 DP: 2 HBP: 0	WP: 0 PB: 0 SB: 0 CS: 1	PA: 43				
PITCHER	IP	WLS	BF	H	R	ER	SO	BB	IBB	HBP	BLK	WP	HR	S	P	ERA	WHIP									
Kelvin Escobar, R (1, 1) ERA: 4.99	6.0	L	30	7	3	3	6	7	0	0	0	0	0	1	71	130	4.50	2.333								
John Frascatore, R (7, 1) ERA: 5.75	1.0		5	1	0	0	0	1	0	0	0	0	0	8	14	0.00	2.000									
Pedro Borbon, L (8, 1) ERA: 5.3	0.2		4	2	1	1	1	0	0	0	0	0	0	8	13	13.50	3.000									
Paul Quantrill, R (8, 1) ERA: 4.11	1.1		4	0	0	0	0	1	0	0	0	0	0	5	10	0.00	0.750									

Minnesota Twins @ Toronto Blue Jays
SkyDome, Toronto, ON
Tue May 30 2000, 7:05 PM EDT
Att: 16,371 - Cloudy - 68 F

AB 33
R 4
H 10
RBI 4
BB 9
SO 7
LOB 21



Batter	1	2	3	4	5	6	7	8	9	AB	R	H	RBI	BB	SO	LOB	BOTTOM								
Shannon Stewart, R (1, 7) OBP: 0.384, SLG: 0.581	2-3 K		1-0 E6		1-1 F9		0-0 G3 1-2 2-3		3-2 G6-3	5	0	0	0	0	1	3									
Craig Grebeck, R (1, 4) OBP: 0.395, SLG: 0.521	2-2 G1-4-3		0-3 K		2-2 G4-3		1-1 F8			4	0	0	0	0	1	3									
Raul Mondesi, R (1, 9) OBP: 0.328, SLG: 0.502	0-1 F9		3-1 G5-3 1-2		1-1 F3		1-3 K			4	0	0	0	0	1	1									
Carlos Delgado, L (1, 3) OBP: 0.432, SLG: 0.665		4-1 1B BB	4-1 BB		3-2 2B		4-0 FC5-4 BB			1	1	1	0	3	0	0									
Tony Batista, R (1, 5) OBP: 0.313, SLG: 0.505	1-0 F8		2-1 P3		0-1 F3		2-1 FC5-4 1-2			4	0	0	0	0	0	5									
Chris Woodward, R (8, PR) OBP: 0.600, SLG: 1.000										0	0	0	0	0	0	0									
Marty Cordova, R (1, 10) OBP: 0.338, SLG: 0.383	0-1 F8		2-3 K		2-3 K		2-3 K		1-0 P6	3	0	0	0	0	2	2									
Brad Fullmer, L (8, FH) OBP: 0.385, SLG: 0.538										1	0	0	0	0	0	1									
Darrin Fletcher, L (1, 2) OBP: 0.368, SLG: 0.595	0-1 1B 1B		0-0 F9		0-0 G6-3		2-0 F8			4	0	1	0	0	0	0									
José Cruz Jr., S (1, 8) OBP: 0.340, SLG: 0.493	1-2 1B		2-2 G5-3		0-0 G3 BB 1B		2-2 2B			4	0	3	1	0	0	0									
Alex Gonzalez, R (1, 6) OBP: 0.305, SLG: 0.343	3-H 2-3 K				1-0 F3		4-2 G3 BB		2-1 F3	3	0	0	0	1	1	3									
Inning Stats	R: 0 E: 0 K: 1 S: 8	H: 0 LOB: 0 BB: 0 P: 12	R: 1 E: 0 K: 1 S: 13	H: 2 LOB: 2 BB: 1 P: 21	R: 0 E: 0 K: 1 S: 9	H: 0 LOB: 2 BB: 1 P: 19	R: 0 E: 0 K: 1 S: 7	H: 0 LOB: 0 BB: 0 P: 11	R: 0 E: 0 K: 1 S: 10	H: 1 LOB: 1 BB: 0 P: 16	R: 0 E: 0 K: 0 S: 7	H: 1 LOB: 2 BB: 1 P: 12	R: 0 E: 0 K: 1 S: 6	H: 0 LOB: 1 BB: 1 P: 14	R: 0 E: 0 K: 0 S: 9	H: 1 LOB: 1 BB: 0 P: 18	1B: 3 2B: 2 3B: 0 HR: 0	SF: 0 SAC: 0 DP: 0 HBP: 0	WP: 0 PB: 0 SB: 0 CS: 0	PA: 37					
PITCHER	IP	WLS	BF	H	R	ER	SO	BB	IBB	HBP	BLK	WP	HR	S	P	ERA	WHIP								
Mark Redman, L (1, 1) ERA: 3.59	7.0	W	29	4	1	1	5	3	0	0	0	0	0	60	101	1.29	1.000								
Hector Carrasco, R (8, 1) ERA: 2.51	0.2	H	3	0	0	0	1	1	0	0	0	0	0	5	12	0.00	1.500								
Travis Miller, L (8, 1) ERA: 3.86	0.2	H	3	1	0	0	0	0	0	0	0	0	0	5	10	0.00	1.500								
LaTroy Hawkins, R (9, 1) ERA: 3.45	0.2	S	2	0	0	0	0	0	0	0	0	0	0	5	10	0.00	0.000								

Minnesota Twins @ Toronto Blue Jays
SkyDome, Toronto, ON
Tue May 30 2000, 7:05 PM EDT
Att: 16,371 - Cloudy - 68 F

AB 33
R 1
H 5
RBI 1
BB 4
SO 6
LOB 18



Batter	1	2	3	4	5	6	7	8	9	AB	R	H	RBI	BB	SO	LOB	TOP					
Jay Canizaro, R (1,4) OBP: 0.329, SLG: 0.377										4	0	1	0	0	1	1	Minnesota Twins @ Toronto Blue Jays SkyDome, Toronto, ON Wed May 31 2000, 7:05 PM EDT Att: 17,305 - Cloudy - 68 F					
Cristian Guzman, S (1,6) OBP: 0.338, SLG: 0.455										4	1	1	1	0	0	2						
Matt Lawton, L (1,7) OBP: 0.430, SLG: 0.480										4	0	1	0	0	0	0						
Ron Coomer, R (1,3)										4	1	1	0	0	0	1						
Butch Huskey, R (1,10) OBP: 0.346, SLG: 0.366										4	0	2	0	0	0	0						
Brian Buchanan, R (1,9) OBP: 0.297, SLG: 0.389										3	0	1	0	0	1	2						
Jacque Jones, L (9, PH) OBP: 0.339, SLG: 0.497										1	0	0	0	0	0	2						
Matthew LeCroy, R (1,2) OBP: 0.262, SLG: 0.342										3	0	0	0	0	3	3						
David Ortiz, L (9, PH) OBP: 0.348, SLG: 0.338										1	0	0	0	0	1	2						
Jason Maxwell, R (1,5) OBP: 0.326, SLG: 0.429										3	0	0	0	0	3	0						
Midge Cummings, L (9, PH) OBP: 0.394, SLG: 0.599										1	0	1	1	0	0	0						
Denny Hocking, S (1,8) OBP: 0.378, SLG: 0.464										4	0	1	0	0	1	2						
Inning Stats	R: 0 H: 0 E: 0 K: 1 S: 6	H: 0 LOB: 0 BB: 0 P: 8	R: 0 H: 1 E: 0 K: 1 S: 7	LOB: 1 BB: 0 P: 12	R: 0 H: 1 E: 0 K: 1 S: 9	LOB: 1 BB: 0 P: 12	R: 0 H: 2 E: 0 K: 2 S: 10	LOB: 2 BB: 0 P: 16	R: 0 H: 1 E: 0 K: 1 S: 9	LOB: 1 BB: 0 P: 10	R: 0 H: 0 E: 0 K: 0 S: 7	LOB: 0 BB: 0 P: 9	R: 0 H: 0 E: 0 K: 2 S: 8	LOB: 0 BB: 0 P: 10	R: 1 H: 1 E: 0 K: 1 S: 7	LOB: 0 BB: 0 P: 8	R: 1 H: 3 E: 0 K: 1 S: 17	LOB: 2 BB: 0 P: 21	1B: 8 2B: 0 3B: 0 HR: 1	SF: 0 SAC: 0 DP: 0 HBP: 0	WP: 1 PB: 0 SB: 0 CS: 0	PA: 36
PITCHER	IP WLS BF H R ER SO BB IBB HBP BLK WP HR S P ERA WHIP																					
David Wells, L (1,1) ERA: 3.49	8.0 W 32 8 2 2 9 0 0 0 0 1 1 71 95 2.25 1.000																					
Billy Koch, R (9,1) ERA: 3.71	1.0 S 4 1 0 0 1 0 0 0 0 0 0 9 11 0.00 1.000																					

Batter	1	2	3	4	5	6	7	8	9	AB	R	H	RBI	BB	SO	LOB	BOTTOM			
Shannon Stewart, R (1,7) OBP: 0.388, SLG: 0.579										4	1	2	0	0	1	0	Minnesota Twins @ Toronto Blue Jays SkyDome, Toronto, ON Wed May 31 2000, 7:05 PM EDT Att: 17,305 - Cloudy - 68 F			
Craig Grebeck, R (1,4) OBP: 0.375, SLG: 0.493										4	0	0	0	0	0	2				
Raul Mondesi, R (1,9) OBP: 0.322, SLG: 0.493										4	0	0	0	0	0	2				
Carlos Delgado, L (1,3) OBP: 0.435, SLG: 0.680										3	1	2	2	0	1	0				
Brad Fullmer, L (1,10) OBP: 0.379, SLG: 0.528										3	0	0	0	0	1	1				
José Cruz Jr., S (1,8) OBP: 0.336, SLG: 0.486										3	0	0	0	0	0	1				
Darrin Fletcher, L (1,2) OBP: 0.367, SLG: 0.596										3	1	1	0	0	0	0				
Alex Gonzalez, R (1,6) OBP: 0.302, SLG: 0.339										2	0	0	0	0	0	0				
Chris Woodward, R (1,5) OBP: 0.500, SLG: 1.143										3	1	1	2	0	0	0				
Inning Stats	R: 2 H: 2 E: 0 K: 0 S: 16	H: 2 LOB: 0 BB: 0 P: 24	R: 0 H: 0 E: 0 K: 0 S: 6	H: 0 LOB: 0 BB: 0 P: 7	R: 0 H: 0 E: 0 K: 0 S: 7	H: 0 LOB: 0 BB: 0 P: 9	R: 0 H: 1 E: 0 K: 1 S: 10	H: 1 LOB: 1 BB: 0 P: 15	R: 0 H: 0 E: 0 K: 0 S: 7	H: 0 LOB: 0 BB: 0 P: 10	R: 0 H: 0 E: 0 K: 1 S: 7	LOB: 0 BB: 0 P: 8	R: 0 H: 0 E: 0 K: 1 S: 9	LOB: 0 BB: 0 P: 15	R: 2 H: 3 E: 0 K: 0 S: 10	H: 3 LOB: 1 BB: 0 P: 12		1B: 3 2B: 1 3B: 0 HR: 2	SF: 0 SAC: 1 DP: 0 HBP: 0	WP: 0 PB: 0 SB: 1 CS: 0
PITCHER	IP WLS BF H R ER SO BB IBB HBP BLK WP HR S P ERA WHIP																			
Brad Radke, R (1,1) ERA: 3.96	8.0 L 30 6 4 4 3 0 0 0 0 0 2 72 100 4.50 0.750																			

Batter	1	2	3	4	5	6	7	8	9	AB	R	H	RBI	BB	SO	LOB	TOP																			
Jacque Jones, L (1, 8) OBP: 0.349, SLG: 0.521	L3		1-H 3B			E 1B		G4-3 1B 2B		4	2	3	1	0	0	0	Minnesota Twins @ Toronto Blue Jays SkyDome, Toronto, ON Thu Jun 01 2000, 12:35 PM EDT Att: 30,444 - Cloudy - 62 F																			
Cristian Guzman, S (1, 6) OBP: 0.336, SLG: 0.455	B5-3					E9 G4-3 2B		G5-3		4	1	1	1	0	1	2																				
Matt Lawton, L (1, 7) OBP: 0.427, SLG: 0.473	K					G4-3		G4-3		3	0	0	1	1	1	1																				
Ron Coomer, R (1, 10) OBP: 0.341, SLG: 0.469		G4-3				P4		HR		4	1	2	2	0	0	1																				
Midre Cummings, L (1, 9) OBP: 0.371, SLG: 0.477	G3					P4		G1-3		4	0	0	0	0	0	2																				
Butch Huskey, R (1, 3) OBP: 0.338, SLG: 0.355	F2					F9		K		4	0	0	0	0	2	1																				
Corey Koskie, L (1, 5) OBP: 0.361, SLG: 0.388						F8		G4-3		3	0	0	0	1	0	0																				
Marcus Jensen, S (1, 2) OBP: 0.271, SLG: 0.338						L1-3 BB		G5-3		2	1	0	0	2	1	0																				
Jay Canizaro, R (1, 4) OBP: 0.318, SLG: 0.363						L1-3		F9		3	0	0	0	0	1	3																				
Inning Stats	R: 0 H: 0 E: 0 K: 1 S: 11	H: 0 R: 0 ER: 0 SO: 10 LOB: 0 BB: 0 P: 17	R: 1 H: 1 E: 0 K: 2 S: 16	H: 1 R: 0 ER: 0 SO: 30 LOB: 1 BB: 2 P: 30	R: 0 H: 0 E: 0 K: 0 S: 11	H: 0 R: 0 ER: 0 SO: 21 LOB: 1 BB: 1 P: 21	R: 0 H: 0 E: 0 K: 1 S: 4	H: 0 R: 0 ER: 0 SO: 10 LOB: 0 BB: 1 P: 10	R: 3 H: 3 E: 1 K: 1 S: 17	H: 3 R: 0 ER: 0 SO: 25 LOB: 0 BB: 0 P: 25	R: 0 H: 0 E: 0 K: 0 S: 9	H: 0 R: 0 ER: 0 SO: 12 LOB: 0 BB: 0 P: 12	R: 1 H: 2 E: 0 K: 2 S: 13	H: 2 R: 0 ER: 0 SO: 16 LOB: 1 BB: 0 P: 16	R: 0 H: 0 E: 0 K: 2 S: 9	H: 0 R: 0 ER: 0 SO: 13 LOB: 0 BB: 0 P: 13	1B: 2 2B: 3 3B: 1 HR: 1	SF: 0 SAC: 0 DP: 1 HBP: 0	WP: 0 PA: 35 PB: 0 SB: 1 CS: 0																	
PITCHER	IP	WLS	BF	H	R	ER	SO	BB	IBB	HBP	BLK	WP	HR	S	P	ERA	WHIP	PITCHER		IP	WLS	BF	H	R	ER	SO	BB	IBB	HBP	BLK	WP	HR	S	P	ERA	WHIP
Frank Castillo, R (1, 1) ERA: 4.82	5.0	L	20	3	3	3	3	4	0	0	0	0	0	57	100	5.40	1.400			5.0	L	20	3	3	3	3	4	0	0	0	0	0	57	100	5.40	1.400
Clayton Andrews, L (6, 1) ERA: 7.92	2.2		10	2	2	2	1	0	0	0	0	0	1	25	34	6.75	0.750			2.2		10	2	2	2	1	0	0	0	0	1	25	34	6.75	0.750	
Darwin Cubillan, R (8, 1) ERA:	1.1		5	1	0	0	2	0	0	0	0	0	0	18	24	0.00	0.750			1.1		5	1	0	0	2	0	0	0	0	18	24	0.00	0.750		

AB	31
R	5
H	6
RBI	5
BB	4
SO	6
LOB	10



Batter	1	2	3	4	5	6	7	8	9	AB	R	H	RBI	BB	SO	LOB	BOTTOM																			
Shannon Stewart, R (1, 7) OBP: 0.383, SLG: 0.568			K			G4-3		FC1-6		4	0	1	0	0	1	1	Minnesota Twins @ Toronto Blue Jays SkyDome, Toronto, ON Thu Jun 01 2000, 12:35 PM EDT Att: 30,444 - Cloudy - 62 F																			
Craig Grebeck, R (1, 4) OBP: 0.357, SLG: 0.468	K					G6-3		F7		4	0	0	0	0	2	2																				
Raul Mondesi, R (1, 9) OBP: 0.317, SLG: 0.484	K					F9		P6		4	0	0	0	0	1	1																				
Carlos Delgado, L (1, 3) OBP: 0.436, SLG: 0.692	K					1B		HR		4	1	2	1	0	1	1																				
Marty Cordova, R (1, 10) OBP: 0.336, SLG: 0.379		P4				G6-3		F7		4	0	1	0	0	0	1																				
José Cruz Jr., S (1, 8) OBP: 0.335, SLG: 0.491		P6				3B		K		4	0	1	0	0	2	1																				
Alex Gonzalez, R (1, 6) OBP: 0.298, SLG: 0.333		F9				K		F9		3	0	0	0	0	1	1																				
Chris Woodward, R (1, 5) OBP: 0.364, SLG: 0.800						K		F2		3	0	0	0	0	2	1																				
Alberto Castillo, R (1, 2) OBP: 0.258, SLG: 0.281						F3		G4-3		3	0	1	0	0	0	1																				
Inning Stats	R: 0 H: 1 E: 0 K: 3 S: 16	H: 0 R: 0 ER: 0 SO: 12 LOB: 0 BB: 0 P: 12	R: 0 H: 0 E: 0 K: 2 S: 13	H: 0 R: 0 ER: 0 SO: 20 LOB: 0 BB: 0 P: 20	R: 0 H: 1 E: 0 K: 0 S: 8	H: 1 R: 0 ER: 0 SO: 11 LOB: 1 BB: 0 P: 11	R: 0 H: 0 E: 0 K: 1 S: 7	H: 0 R: 0 ER: 0 SO: 10 LOB: 0 BB: 0 P: 10	R: 1 H: 1 E: 0 K: 1 S: 9	H: 1 R: 0 ER: 0 SO: 12 LOB: 0 BB: 0 P: 12	R: 0 H: 1 E: 0 K: 1 S: 11	H: 1 R: 0 ER: 0 SO: 14 LOB: 1 BB: 0 P: 14	R: 0 H: 1 E: 0 K: 1 S: 8	H: 1 R: 0 ER: 0 SO: 13 LOB: 1 BB: 0 P: 13	1B: 4 2B: 0 3B: 1 HR: 1	SF: 0 SAC: 0 DP: 0 HBP: 0	WP: 0 PA: 33 PB: 0 SB: 0 CS: 0																			
PITCHER	IP	WLS	BF	H	R	ER	SO	BB	IBB	HBP	BLK	WP	HR	S	P	ERA	WHIP	PITCHER		IP	WLS	BF	H	R	ER	SO	BB	IBB	HBP	BLK	WP	HR	S	P	ERA	WHIP
Eric Milton, L (1, 1) ERA: 5.06	8.0	W	29	5	1	1	9	0	0	0	0	0	0	1	79	114	1.12	0.625			8.0	W	29	5	1	1	9	0	0	0	0	1	79	114	1.12	0.625
Bob Wells, R (9, 1) ERA: 4.39	0.1		1	0	0	0	0	0	0	0	0	0	0	1	2	0.00	0.000			0.1		1	0	0	0	0	0	0	0	1	2	0.00	0.000			
Eddie Guardado, L (9, 1) ERA: 5.09	0.2		3	1	0	0	1	0	0	0	0	0	0	7	11	0.00	1.500			0.2		3	1	0	0	1	0	0	0	7	11	0.00	1.500			

AB	33
R	1
H	6
RBI	1
BB	0
SO	10
LOB	10



Batter	1	2	3	4	5	6	7	8	9	AB	R	H	RBI	BB	SO	LOB	TOP										
Shannon Stewart, R (1, 7) OBP: 0.406, SLG: 0.602			G4-3					P4		4	0	1	0	0	1	0	Toronto Blue Jays @ Florida Marlins Pro Player Stadium, Miami, FL Sat Jun 03 2000, 7:05 PM EDT Att: 17,546 - Cloudy - 82 F										
Craig Grebeck, R (1, 4) OBP: 0.340, SLG: 0.448	F8					G6-3		G6-3		4	0	1	0	0	1	1											
Raul Mondesi, R (1, 9) OBP: 0.312, SLG: 0.485	G5-3		F8			P3			K	4	0	0	0	0	1	2											
Carlos Delgado, L (1, 3) OBP: 0.432, SLG: 0.679	K				F9	G6-3			F7	4	0	0	0	0	1	2											
Darrin Fletcher, L (1, 2) OBP: 0.359, SLG: 0.572 Dewayne Wise, L (9, PR) OBP: 0.150, SLG: 0.105	F9				F7	P4				4	0	1	0	0	0	1											
Jose Cruz Jr., S (1, 8) OBP: 0.331, SLG: 0.493	HR						G3-1		K	4	1	2	1	0	1	1											
Alex Gonzalez, R (1, 6) OBP: 0.296, SLG: 0.335	F8						G6-3			3	0	0	0	0	1	1											
Chris Woodward, R (1, 5) OBP: 0.368, SLG: 0.611	E6					F7			P4	3	0	0	0	0	0	0											
Chris Carpenter, R (1, 1) Todd Greene, R (8, PH) Billy Koch, R (8, 1)	K					G3-1		G6-3		2	0	0	0	0	1	1											
Inning Stats	R: 0 E: 0 K: 1 S: 8	H: 1 LOB: 1 BB: 0 P: 13	R: 1 E: 1 K: 1 S: 10	H: 1 LOB: 1 BB: 0 P: 16	R: 0 E: 0 K: 1 S: 8	H: 0 LOB: 0 BB: 0 P: 13	R: 0 E: 0 K: 1 S: 8	H: 1 LOB: 1 BB: 0 P: 12	R: 0 E: 0 K: 1 S: 9	H: 0 LOB: 0 BB: 0 P: 15	R: 0 E: 0 K: 0 S: 11	H: 1 LOB: 1 BB: 0 P: 17	R: 0 E: 0 K: 0 S: 5	H: 0 LOB: 0 BB: 0 P: 7	R: 0 E: 0 K: 0 S: 5	H: 0 LOB: 0 BB: 0 P: 7	R: 0 E: 0 K: 2 S: 11	H: 1 LOB: 1 BB: 0 P: 17	1B: 3 2B: 1 3B: 0 HR: 1	SF: 0 SAC: 0 DP: 0 HBP: 0	WP: 0 PB: 0 SB: 1 CS: 0	PA: 33					
PITCHER	IP	WLS	BF	H	R	ER	SO	BB	IBB	HBP	BLK	WP	HR	S	P	ERA	WHIP										
Ryan Dempster, R (1, 1) ERA: 3.18	7.0		26	4	1	1	5	0	0	0	0	0	1	59	93	1.29	0.571										
Braden Looper, R (8, 1) ERA: 3.0	1.0	W	3	0	0	0	0	0	0	0	0	0	0	5	7	0.00	0.000										
Antonio Alfonseca, R (9, 1) ERA: 5.72	1.0	S	4	1	0	0	2	0	0	0	0	0	0	11	17	0.00	1.000										

Batter	1	2	3	4	5	6	7	8	9	AB	R	H	RBI	BB	SO	LOB	BOTTOM										
Luis Castillo, S (1, 4) OBP: 0.474, SLG: 0.441	G4-6-3				FC5-2					4	0	3	0	0	0	3	Toronto Blue Jays @ Florida Marlins Pro Player Stadium, Miami, FL Sat Jun 03 2000, 7:05 PM EDT Att: 17,546 - Cloudy - 82 F										
Mark Kotsay, L (1, 9) OBP: 0.303, SLG: 0.432	G4-6-3				FC4-6			F8		4	0	0	0	0	1	6											
Cliff Floyd, L (1, 7) OBP: 0.389, SLG: 0.503					F7			G3-1		3	0	0	0	1	0	0											
Preston Wilson, R (1, 8) OBP: 0.347, SLG: 0.500	G1-3				L5			FC6-4	BB	4	0	1	0	0	1	1											
Mike Lowell, R (1, 5) OBP: 0.291, SLG: 0.475					K			F8		4	1	1	1	0	1	1											
Kevin Millar, R (1, 3) Antonio Alfonseca, R (9, 1) OBP: 0.387, SLG: 0.483					F7			HR		2	1	1	1	2	0	0											
Dave Berg, R (1, 6) OBP: 0.355, SLG: 0.323					1B	BB		FC6-4	BB	0	0	0	0	0	0	0											
Mike Redmond, R (1, 2) OBP: 0.351, SLG: 0.333					FC5-2	1B		HR		3	0	0	0	1	1	2											
Ryan Dempster, R (1, 1) Brant Brown, L (7, PH) Braden Looper, R (8, 1) Derrek Lee, R (9, 3) OBP: 0.067, SLG: 0.133 OBP: 0.227, SLG: 0.361 OBP: 0.349, SLG: 0.458					G4-3			F9		3	0	1	0	0	0	0											
					FC5-2	1B		K		2	0	0	0	0	0	3											
Inning Stats	R: 0 E: 0 K: 0 S: 7	H: 1 LOB: 1 BB: 1 P: 15	R: 0 E: 0 K: 0 S: 7	H: 0 LOB: 0 BB: 0 P: 10	R: 0 E: 0 K: 1 S: 12	H: 1 LOB: 1 BB: 0 P: 16	R: 0 E: 0 K: 1 S: 7	H: 0 LOB: 0 BB: 0 P: 10	R: 0 E: 0 K: 0 S: 16	H: 1 LOB: 3 BB: 2 P: 28	R: 0 E: 0 K: 0 S: 12	H: 1 LOB: 2 BB: 1 P: 24	R: 0 E: 0 K: 1 S: 11	H: 1 LOB: 1 BB: 0 P: 18	R: 2 E: 0 K: 2 S: 11	H: 2 LOB: 0 BB: 0 P: 15	1B: 4 2B: 1 3B: 0 HR: 2	SF: 0 SAC: 0 DP: 1 HBP: 0	WP: 0 PB: 0 SB: 0 CS: 0	PA: 34							
PITCHER	IP	WLS	BF	H	R	ER	SO	BB	IBB	HBP	BLK	WP	HR	S	P	ERA	WHIP										
Chris Carpenter, R (1, 1) ERA: 4.85	7.0		29	5	0	0	3	4	0	0	0	0	2	11	15	18.00	2.000										
Billy Koch, R (8, 1) ERA: 4.23	1.0	L	5	2	2	2	2	0	0	0	0	0	2	11	15	18.00	2.000										

Batter	1	2	3	4	5	6	7	8	9	AB	R	H	RBI	BB	SO	LOB	TOP			
Shannon Stewart, R (1, 7) OBP: 0.405, SLG: 0.593			SF7 							3	0	0	1	1	2	3				
Craig Grebeck, R (1, 4) OBP: 0.356, SLG: 0.436	1B 	G1-3 	E6 		G4-6-3 			K 		4	2	0	0	1	1	2				
Raul Mondesi, R (1, 9) OBP: 0.312, SLG: 0.490	1B 					F8 		F9 		5	2	3	3	0	0	0				
Carlos Delgado, L (1, 3) OBP: 0.435, SLG: 0.688	1B 		P5 							4	1	2	1	0	1	0				
José Cruz Jr., S (1, 8) OBP: 0.333, SLG: 0.491		F7 			FC4-6 					4	0	1	0	1	2	5				
Alex Gonzalez, R (1, 6) OBP: 0.297, SLG: 0.340	HR 	K 		FC4-6 		P6 			K 	5	1	1	1	0	2	4				
Chris Woodward, R (1, 5) OBP: 0.357, SLG: 0.654	HR 		1B SF7 		F9 		F9 		G4-3 	5	2	2	3	0	0	1				
Alberto Castillo, R (1, 2) OBP: 0.271, SLG: 0.281	FC5-4 		HR E 		K 		K 		K 	4	1	1	0	1	3	1				
David Wells, L (1, 1) OBP: 0.333, SLG: 0.333										3	0	1	0	0	1	2				
Dewayne Wise, L (7, PH) OBP: 0.190, SLG: 0.150										1	0	1	0	0	0	0				
John Frascatore, R (7, 1) OBP: 0.190, SLG: 0.150										0	0	0	0	0	0	0				
Paul Quantrill, L (9, 1) OBP: 0.190, SLG: 0.150										0	0	0	0	0	0	0				
Inning Stats	R: 5 H: 5 E: 0 K: 2 S: 21	H: 5 LOB: 2 BB: 2 P: 36	R: 0 H: 1 E: 0 K: 1 S: 11	LOB: 2 BB: 0 P: 21	R: 4 H: 3 E: 1 K: 1 S: 22	LOB: 0 BB: 0 P: 26	R: 0 H: 1 E: 0 K: 1 S: 10	LOB: 1 BB: 1 P: 14	R: 0 H: 0 E: 0 K: 0 S: 5	LOB: 0 BB: 0 P: 11	R: 0 H: 1 E: 0 K: 2 S: 13	LOB: 1 BB: 0 P: 18	R: 0 H: 1 E: 0 K: 2 S: 10	LOB: 1 BB: 0 P: 14	R: 0 H: 0 E: 0 K: 2 S: 8	LOB: 0 BB: 0 P: 11	1B: 8 2B: 2 3B: 0 HR: 2	SF: 1 SAC: 0 DP: 1 HBP: 1	WP: 0 PB: 0 CS: 0	PA: 44
PITCHER	IP WLS BF H R ER SO BB IBB HBP BLK WP HR S P ERA WHIP																			
John Burkett, R (1, 1) ERA: 6.31	2.0 L 17 8 7 6 3 2 0 1 0 0 1 40 67 27.00 5.000																			
Bruce Chen, L (3, 1) ERA: 1.93	4.0 6 2 2 0 3 2 0 0 0 0 1 37 55 0.00 1.000																			
Kerry Ligtenberg, R (7, 1) ERA: 4.91	1.0 4 1 0 0 2 0 0 0 0 0 0 13 18 0.00 1.000																			
Don Wengert, R (8, 1) ERA:	2.0 7 1 0 0 4 0 0 0 0 0 0 18 25 0.00 0.500																			

Toronto Blue Jays @ Atlanta Braves
Turner Field, Atlanta, GA
Mon Jun 05 2000, 7:40 PM EDT
Att: 33,641 - Overcast - 68 F

AB	38
R	9
H	12
RBI	9
BB	4
SO	12
LOB	18



Batter	1	2	3	4	5	6	7	8	9	AB	R	H	RBI	BB	SO	LOB	BOTTOM					
QuiVivo Veras, S (1, 4) OBP: 0.411, SLG: 0.393							G3-1 			4	0	1	0	0	2	3						
Don Wengert, R (8, 1) OBP: 0.411, SLG: 0.393	1B 									0	0	0	0	0	0	0						
Andruw Jones, R (1, 8) OBP: 0.418, SLG: 0.566				1B G4-3 	G6-3 				K 	4	1	1	0	0	2	2						
10 Chipper Jones, S (1, 5) OBP: 0.389, SLG: 0.548	G3-6 			G4-3 		L8 			1B 2B 	4	1	1	0	0	0	2						
Andres Galarraga, R (1, 3) OBP: 0.392, SLG: 0.621		G4-3 		L8 		L8 	G6-4-3 		G5-3 	4	0	1	0	0	0	2						
Brian Jordan, R (1, 9) OBP: 0.343, SLG: 0.538							G6-4-3 			4	1	2	2	0	0	1						
Javy Lopez, R (1, 2) OBP: 0.342, SLG: 0.492										3	0	2	1	0	0	0						
Keith Lockhart, L (8, 4) OBP: 0.305, SLG: 0.444								G4-3 	G3 	1	0	0	0	0	0	1						
Reggie Sanders, R (1, 7) OBP: 0.231, SLG: 0.220									G5-3 	4	0	0	0	0	2	2						
Rafael Furcal, S (1, 6) OBP: 0.399, SLG: 0.372			G4-3 						L8 	3	0	1	0	1	0	0						
John Burkett, R (1, 1) OBP: 0.077, SLG: 0.077										0	0	0	0	0	0	0						
Bruce Chen, L (3, 1) ERA: 1.93					SH1-4 					1	0	0	0	0	1	0						
Kerry Ligtenberg, R (7, 1) ERA: 4.91										0	0	0	0	0	0	0						
Wally Joyner, L (7, PH) OBP: 0.277, SLG: 0.281										0	0	0	0	0	1	0						
Fernando Lizaro, R (8, 2) OBP: 0.162, SLG: 0.100										1	0	0	0	0	0	0						
Inning Stats	R: 0 H: 1 E: 0 K: 1 S: 7	H: 1 LOB: 0 BB: 0 P: 8	R: 0 H: 1 E: 0 K: 1 S: 9	LOB: 1 BB: 0 P: 14	R: 0 H: 0 E: 0 K: 2 S: 10	LOB: 0 BB: 0 P: 13	R: 2 H: 3 E: 0 K: 1 S: 15	H: 3 LOB: 1 BB: 0 P: 19	R: 0 H: 1 E: 0 K: 0 S: 7	LOB: 0 BB: 0 P: 10	R: 0 H: 1 E: 0 K: 0 S: 10	LOB: 0 BB: 0 P: 16	R: 0 H: 0 E: 0 K: 0 S: 9	LOB: 2 BB: 2 P: 19	R: 1 H: 2 E: 0 K: 1 S: 12	LOB: 1 BB: 0 P: 18	R: 0 H: 0 E: 0 K: 0 S: 7	LOB: 0 BB: 0 P: 12	1B: 7 2B: 2 3B: 0 HR: 0	SF: 0 SAC: 1 DP: 2 HBP: 0	WP: 0 PB: 0 CS: 0	PA: 36
PITCHER	IP WLS BF H R ER SO BB IBB HBP BLK WP HR S P ERA WHIP																					
David Wells, L (1, 1) ERA: 3.45	6.0 W 23 7 2 2 6 0 0 0 0 0 0 58 80 3.00 1.167																					
John Frascatore, R (7, 1) ERA: 6.59	2.0 10 2 1 1 1 2 0 0 0 0 0 0 21 37 4.50 2.000																					
Paul Quantrill, R (9, 1) ERA: 4.09	1.0 3 0 0 0 0 0 0 0 0 0 0 0 7 12 0.00 0.000																					

Toronto Blue Jays @ Atlanta Braves
Turner Field, Atlanta, GA
Mon Jun 05 2000, 7:40 PM EDT
Att: 33,641 - Overcast - 68 F

AB	33
R	3
H	9
RBI	3
BB	2
SO	7
LOB	13



Batter	1	2	3	4	5	6	7	8	9	AB	R	H	RBI	BB	SO	LOB	TOP							
Wilton Guerrero, S OBP: 0.295, SLG: 0.321 (1, 10) (8, 9)	P5		G6-3 1B		G6-3 1-2		1B			4	0	2	0	0	0	1	Montreal Expos @ Toronto Blue Jays SkyDome, Toronto, ON Fri Jun 09 2000, 7:05 PM EDT Att: 26,122 - Sunny - 65 F							
Jose Vidro, S OBP: 0.403, SLG: 0.580 (1, 4)	1B 2B		G6-3 1-2		K		L7			4	1	1	0	0	1	2								
Rondell White, R OBP: 0.380, SLG: 0.532 Terry Jones, S OBP: 0.229, SLG: 0.212 (6, PR) (8, 7)	K		K				F9		G5-4-3 1B	4	0	1	0	0	2	1								
Vladimir Guerrero, R OBP: 0.439, SLG: 0.720 Anthony Telford, R (8, 1)	1B BB			K			BB BB		G5-4-3 1-2	2	0	0	0	2	1	1								
Lee Stevens, L OBP: 0.355, SLG: 0.517 Geoff Blum, S OBP: 0.307, SLG: 0.400 (1, 3) (8, 3)	BB 1B			HR			L6		G6-3	4	1	2	2	0	0	2								
Mike Mordecai, R OBP: 0.438, SLG: 0.695 Trace Coquillette, R OBP: 0.324, SLG: 0.419 (1, 5) (4, 5)	1-3 2-H 1B				F8		1-2			1	0	0	0	1	0	0								
Chris Widger, R OBP: 0.317, SLG: 0.508 Brian Schneider, L OBP: 0.360, SLG: 0.318 (1, 2) (8, 2)		P4		HR			K		F8	3	1	1	1	0	1	2								
Orlando Cabrera, R OBP: 0.255, SLG: 0.413 (1, 6)	F7			F3			L8		1B	4	0	1	0	0	0	0								
Peter Bergeron, L OBP: 0.308, SLG: 0.351 (1, 8)	F2						G6-3		F7	3	0	0	0	1	0	1								
Inning Stats	R: 1 E: 0 K: 1 S: 13	H: 2 LOB: 2 BB: 2 P: 25	R: 0 E: 0 K: 0 S: 6	H: 0 LOB: 0 BB: 0 P: 11	R: 0 E: 1 K: 1 S: 7	H: 1 LOB: 0 BB: 0 P: 9	R: 2 E: 0 K: 1 S: 11	H: 2 LOB: 0 BB: 1 P: 18	R: 0 E: 0 K: 1 S: 12	H: 0 LOB: 2 BB: 2 P: 27	R: 0 E: 0 K: 0 S: 7	H: 1 LOB: 1 BB: 0 P: 11	R: 0 E: 0 K: 0 S: 7	H: 1 LOB: 1 BB: 0 P: 12	R: 0 E: 0 K: 0 S: 11	H: 1 LOB: 1 BB: 0 P: 20	1B: 5 2B: 1 3B: 0 HR: 2	SF: 0 SAC: 0 DP: 2 HBP: 0	WP: 0 PB: 0 SB: 0 CS: 1	PA: 36				
PITCHER	IP WLS BF H R ER SO BB IBB HBP BLK WP HR S P ERA WHIP	7.0 W 29 6 3 3 5 5 0 0 0 0 2 63 114 3.86 1.571	2.0 L 7 2 0 0 0 0 0 0 0 0 0 0 18 32 0.00 1.000																					

Batter	1	2	3	4	5	6	7	8	9	AB	R	H	RBI	BB	SO	LOB	BOTTOM							
Shannon Stewart, R OBP: 0.423, SLG: 0.639 (1, 7)	HR 2B				F3 2-3		1B 2B			5	3	4	4	0	0	1	Montreal Expos @ Toronto Blue Jays SkyDome, Toronto, ON Fri Jun 09 2000, 7:05 PM EDT Att: 26,122 - Sunny - 65 F							
Homer Bush, R OBP: 0.283, SLG: 0.239 (1, 4)	P4	G6-3		CS 1B		G4-3	BB 1B			5	0	2	2	0	0	2								
Raul Mondesi, R OBP: 0.316, SLG: 0.480 (1, 9)	K		G4-3 S 1B	CS 1-2		F8	G5-3 BB			4	1	1	0	1	1	1								
Carlos Delgado, L OBP: 0.451, SLG: 0.727 (1, 3)	HR		G4-3			FC5-4 BB	BB G4-3			4	2	2	2	1	0	3								
Brad Fullmer, L OBP: 0.381, SLG: 0.521 (1, 10)	FC5-4 BB		G6-3			F7	P6 1B	G3 1B		4	0	1	0	1	0	2								
Tony Batista, R OBP: 0.315, SLG: 0.502 (1, 5)	FC5-4 1-2		1B			FC5-4 1-2	BB 1B WP 1B	P4 1B		5	1	2	1	0	0	3								
Darrin Fletcher, L OBP: 0.366, SLG: 0.566 (1, 2)		FC4-6 BB		F8		G3	WP BB 1B 1B	G3 1B		4	1	2	0	1	0	1								
José Cruz Jr., S OBP: 0.330, SLG: 0.472 (1, 8)	FC4-6 G5-3 HR			F7		BLK S 2B BB	WP 1B BB	G3 1-2 2-3		3	3	0	0	2	0	3								
Alex Gonzalez, R OBP: 0.295, SLG: 0.346 (1, 6)	G5-3			F3 1B 2B		G6-3	G6-3 1-2 1-2 2-H 2-H 1B	G1-3		5	2	2	2	0	0	4								
Inning Stats	R: 2 E: 0 K: 1 S: 14	H: 2 LOB: 1 BB: 1 P: 26	R: 2 E: 0 K: 0 S: 14	H: 1 LOB: 0 BB: 1 P: 22	R: 1 E: 0 K: 0 S: 15	H: 2 LOB: 1 BB: 0 P: 22	R: 1 E: 0 K: 0 S: 12	H: 2 LOB: 0 BB: 1 P: 18	R: 0 E: 0 K: 0 S: 11	H: 0 LOB: 1 BB: 1 P: 17	R: 1 E: 0 K: 0 S: 12	H: 1 LOB: 1 BB: 1 P: 20	R: 6 E: 0 K: 0 S: 26	H: 6 LOB: 2 BB: 2 P: 45	R: 0 E: 0 K: 0 S: 9	H: 2 LOB: 2 BB: 0 P: 12	1B: 9 2B: 5 3B: 0 HR: 2	SF: 0 SAC: 0 DP: 0 HBP: 0	WP: 2 PB: 0 SB: 0 CS: 1	PA: 46				
PITCHER	IP WLS BF H R ER SO BB IBB HBP BLK WP HR S P ERA WHIP	3.0 L 16 5 5 5 1 2 0 0 0 0 2 43 70 15.00 2.333	2.2 L 12 3 2 2 0 2 0 0 1 0 0 28 48 6.75 1.875	1.0 L 8 4 5 5 0 1 0 0 0 1 0 24 35 45.00 5.000	0.1 L 4 2 1 1 0 1 0 0 0 0 0 9 17 27.00 9.000	1.0 L 5 2 0 0 0 0 0 0 0 0 0 9 12 0.00 2.000																		

AB	31
R	3
H	8
RBI	3
BB	5
SO	5
LOB	10



AB	39
R	13
H	16
RBI	11
BB	6
SO	1
LOB	20



Batter	1	2	3	4	5	6	7	8	9	AB	R	H	RBI	BB	SO	LOB	TOP				
Wilton Guerrero, S OBP: 0.318, SLG: 0.333	4-1 2B BB	1-2 1B 1B		2-2 G3		3-2 F9		1-0 1B		4	2	2	2	1	0	1					
Jose Vidro, S OBP: 0.406, SLG: 0.585	0-0 1B 2B	1-1 1B			3-1 G5-3		0-1 1B	1-0 L8		5	1	3	2	0	0	1					
Rondell White, R OBP: 0.380, SLG: 0.533	2-0 HR 1B	0-3 K			1-1 F9		1-3 K		1-2 2B 2B	5	2	2	1	0	2	2					
Vladimir Guerrero, R OBP: 0.434, SLG: 0.721	2-0 1H HR		3-2 G6-3		3-3 K		1-0 L4	2-2 G6-3		5	1	1	2	0	1	2					
Lee Stevens, L OBP: 0.360, SLG: 0.522	1-0 G3-1		4-0 BB		2-1 1B SF9 1B		3-3 K	1-2 1B 2B		4	2	2	1	1	1	1					
Brian Schneider, L OBP: 0.333, SLG: 0.296	2-3 K		0-0 F8		3-2 FC4-6 1B		2-3 K	0-3 K		5	0	1	0	0	3	2					
Trace Coquillette, R OBP: 0.333, SLG: 0.412	1-3 K		0-0 F9		2-2 SF9		4-0 2B 1B BB	1-1 1B		3	1	1	2	1	1	1					
Orlando Cabrera, R OBP: 0.249, SLG: 0.402		1-1 F8		2-2 G5-3		1-2 FC4-6 2B	1-1 F7	0-0 G4-3		5	1	0	0	0	0	3					
Peter Bergeron, L OBP: 0.312, SLG: 0.364		0-0 G3-1		2-0 G4-3		2-1 1H 2B	2-1 1B 2B			4	1	2	1	0	0	0					
Inning Stats	R: 4 H: 3 E: 0 K: 2 S: 11	H: 3 LOB: 0 BB: 1 P: 23	R: 1 H: 2 E: 0 K: 1 S: 17	H: 2 LOB: 1 BB: 0 P: 20	R: 0 H: 0 E: 0 K: 0 S: 6	H: 0 LOB: 1 BB: 1 P: 13	R: 0 H: 0 E: 0 K: 0 S: 8	H: 0 LOB: 0 BB: 0 P: 14	R: 0 H: 3 E: 0 K: 2 S: 18	H: 3 LOB: 1 BB: 0 P: 31	R: 0 H: 1 E: 0 K: 2 S: 9	H: 1 LOB: 1 BB: 0 P: 14	R: 2 H: 2 E: 0 K: 1 S: 9	H: 2 LOB: 1 BB: 1 P: 20	R: 2 H: 3 E: 0 K: 1 S: 15	H: 3 LOB: 1 BB: 0 P: 20	1B: 8 2B: 5 3B: 0 HR: 1	SF: 1 SAC: 0 DP: 0 HBP: 0	WP: 0 PB: 0 SB: 1 CS: 0	PA: 44	
PITCHER	IP	WLS	BF	H	R	ER	SO	BB	IBB	HBP	BLK	WP	HR	S	P	ERA	WHIP				
Kelvin Escobar, R ERA: 5.08	5.2	L	27	8	7	7	4	2	0	0	0	0	1	64	109	11.12	1.765				
Darwin Cubillan, R ERA: 6.3	2.1		11	3	2	2	3	1	0	0	0	0	0	21	40	7.71	1.714				
Lance Painter, L ERA: 4.97	1.0		6	3	2	2	1	0	0	0	0	0	0	15	20	18.00	3.000				

Montreal Expos @ Toronto Blue Jays
SkyDome, Toronto, ON
 Sat Jun 10 2000, 4:05 PM EDT
 Att: 30,239 - Cloudy - 85 F

AB	40
R	11
H	14
RBI	11
BB	3
SO	8
LOB	13



Batter	1	2	3	4	5	6	7	8	9	AB	R	H	RBI	BB	SO	LOB	BOTTOM					
Shannon Stewart, R OBP: 0.410, SLG: 0.619	2-3 K		2-1 G4-3			1-0 G5-3		2-1 G6-3	3-1 F8	5	0	0	0	0	1	2						
Homer Bush, R OBP: 0.283, SLG: 0.239	0-0 G6-3			0-2 F9 2B 1B		1-2 G1-3		3-1 G4-3		4	1	1	0	0	0	0						
Raul Mondesi, R OBP: 0.315, SLG: 0.477	3-3 K			2-1 F9		3-1 F8		3-2 BB 1B		4	0	1	0	0	1	1						
Carlos Delgado, L OBP: 0.455, SLG: 0.729		4-2 L3 BB		3-2 G4-3 2H 2B		1-1 G4-3		4-2 1-2 BB BB		2	0	1	1	2	0	0						
Brad Fullmer, L OBP: 0.373, SLG: 0.509		1-2 L3		1-2 G4-3		1-0 G1		0-3 K		4	0	0	0	0	1	4						
Tony Batista, R OBP: 0.314, SLG: 0.511		1-0 F8		1-3 K		2-1 E5 1B		0-0 HR		4	1	1	1	0	1	1						
Darin Fletcher, L OBP: 0.364, SLG: 0.563			0-0 G3		1-0 G3-1		0-1 BB 1B	1-1 F9		1	0	0	0	0	0	0						
Alberto Castillo, R OBP: 0.275, SLG: 0.288							1-3 1B			3	0	1	0	0	0	0						
José Cruz Jr., S OBP: 0.332, SLG: 0.474			0-0 2B		1-0 P6		4-1 BB	0-0 G6-3		3	0	1	0	1	0	0						
Alex Gonzalez, R OBP: 0.295, SLG: 0.341			1-1 G5-3		0-2 F7		0-1 L4	4-1 BB		3	0	0	0	1	0	4						
Inning Stats	R: 0 H: 0 E: 0 K: 2 S: 7	H: 0 LOB: 0 BB: 0 P: 12	R: 0 H: 0 E: 0 K: 0 S: 6	H: 0 LOB: 1 BB: 1 P: 12	R: 0 H: 1 E: 0 K: 0 S: 6	H: 1 LOB: 1 BB: 0 P: 9	R: 1 H: 2 E: 0 K: 1 S: 16	H: 2 LOB: 0 BB: 0 P: 23	R: 0 H: 0 E: 0 K: 0 S: 5	H: 0 LOB: 0 BB: 0 P: 7	R: 0 H: 0 E: 0 K: 0 S: 6	H: 0 LOB: 0 BB: 0 P: 11	R: 0 H: 1 E: 1 K: 0 S: 10	H: 1 LOB: 3 BB: 1 P: 18	R: 0 H: 1 E: 0 K: 1 S: 12	H: 1 LOB: 2 BB: 1 P: 24	R: 1 H: 1 E: 0 K: 0 S: 7	H: 1 LOB: 1 BB: 1 P: 15	1B: 3 2B: 3 3B: 0 HR: 1	SF: 0 SAC: 0 DP: 1 HBP: 0	WP: 0 PB: 0 SB: 0 CS: 0	PA: 37
PITCHER	IP	WLS	BF	H	R	ER	SO	BB	IBB	HBP	BLK	WP	HR	S	P	ERA	WHIP					
Tony Armas, R ERA: 2.29	7.0	W	27	4	1	1	3	2	0	0	0	0	0	56	92	1.29	0.857					
Anthony Telford, R ERA: 4.71	1.0		5	1	0	0	1	1	0	0	0	0	0	12	24	0.00	2.000					
Steve Kline, L ERA: 1.32	1.0		5	1	1	1	0	1	0	0	0	0	1	7	15	9.00	2.000					

Montreal Expos @ Toronto Blue Jays
SkyDome, Toronto, ON
 Sat Jun 10 2000, 4:05 PM EDT
 Att: 30,239 - Cloudy - 85 F

AB	33
R	2
H	6
RBI	2
BB	4
SO	4
LOB	12



Batter	1	2	3	4	5	6	7	8	9	AB	R	H	RBI	BB	SO	LOB	TOP																					
Wilton Guerrero, S (1, 10) OBP: 0.310, SLG: 0.323	G3	K				G3		K		5	0	1	1	0	2	1	Montreal Expos @ Toronto Blue Jays SkyDome, Toronto, ON Sun Jun 11 2000, 1:05 PM EDT Att: 25,838 - Dome - 72 F																					
Jose Vidro, S (1, 4) OBP: 0.412, SLG: 0.586	HBP 1B	K				1B		CS 1B		5	0	3	0	0	2	2																						
Rondell White, R (1, 7) OBP: 0.381, SLG: 0.530	K					K		CS 1-2	F8	5	0	2	0	0	2	1																						
Vladimir Guerrero, R (1, 9) OBP: 0.434, SLG: 0.717	1-2 HBP					BB 2B			K	4	0	1	0	0	1	3																						
Chris Widger, R (1, 2) OBP: 0.320, SLG: 0.500	F9					BB BB			K	4	0	1	0	1	2	3																						
Lee Stevens, L (1, 3) OBP: 0.382, SLG: 0.531		1B 2B				K			K	4	1	2	0	0	2	3																						
Orlando Cabrera, R (1, 6) OBP: 0.259, SLG: 0.406		2B 1B				FC1-5 WP 1B			F7	3	1	2	0	1	0	1																						
Trace Coquille, R (1, 5) OBP: 0.302, SLG: 0.368		K				K			K2-3	4	0	0	0	0	3	7																						
Terry Jones, S (1, 8) OBP: 0.231, SLG: 0.243		1-H 3H 2B				FC1-5 1B			G4-3	4	1	1	2	0	1	1																						
Inning Stats	R: 0 E: 0 K: 1 S: 10	H: 1 LOB: 2 BB: 0 P: 16	R: 2 E: 0 K: 3 S: 14	H: 3 LOB: 1 BB: 0 P: 20	R: 0 E: 0 K: 2 S: 13	H: 1 LOB: 1 BB: 0 P: 21	R: 1 E: 0 K: 2 S: 10	H: 2 LOB: 1 BB: 0 P: 12	R: 0 E: 0 K: 2 S: 16	H: 1 LOB: 3 BB: 2 P: 26	R: 0 E: 0 K: 1 S: 11	H: 2 LOB: 2 BB: 0 P: 18	R: 0 E: 0 K: 1 S: 8	H: 2 LOB: 1 BB: 0 P: 13	R: 0 E: 0 K: 2 S: 8	H: 1 LOB: 0 BB: 0 P: 13	R: 0 E: 0 K: 2 S: 10	H: 0 LOB: 0 BB: 0 P: 13	1B: 9 2B: 4 3B: 0 HR: 0	SF: 0 SAC: 0 DP: 0 HBP: 1	WP: 1 PB: 0 SB: 1 CS: 3	PA: 42																
PITCHER	IP	WLS	BF	H	R	ER	SO	BB	IBB	HBP	BLK	WP	HR	S	P	ERA	WHIP	PITCHER				IP	WLS	BF	H	R	ER	SO	BB	IBB	HBP	BLK	WP	HR	S	P	ERA	WHIP
David Wells, L (1, 1) ERA: 3.48	7.0		35	12	3	3	11	2	0	1	0	1	0	82	126	3.86	2.000																					
Billy Koch, R (8, 1) ERA: 3.69	2.0	W	6	1	0	0	4	0	0	0	0	0	0	18	26	0.00	0.500																					

AB	38
R	3
H	13
RBI	3
BB	2
SO	15
LOB	22



Batter	1	2	3	4	5	6	7	8	9	AB	R	H	RBI	BB	SO	LOB	BOTTOM																					
Shannon Stewart, R (1, 7) OBP: 0.399, SLG: 0.600	G4-3	F9				G5-3		G6-3		5	0	0	0	0	0	3	Montreal Expos @ Toronto Blue Jays SkyDome, Toronto, ON Sun Jun 11 2000, 1:05 PM EDT Att: 25,838 - Dome - 72 F																					
Homer Bush, R (1, 4) OBP: 0.283, SLG: 0.235	G6-3					F3		1B BB		3	1	0	0	1	0	0																						
Raul Mondesi, R (1, 9) OBP: 0.318, SLG: 0.477	K					K		WP HR 1B		4	1	2	0	0	2	0																						
Carlos Delgado, L (1, 3) OBP: 0.459, SLG: 0.741		HR				BB		WP HR 1B		3	2	2	2	1	0	1																						
Brad Fullmer, L (1, 10) OBP: 0.376, SLG: 0.506	E8 2B 1B					G1-3		HR BB		3	2	1	0	1	0	1																						
Tony Batista, R (1, 5) OBP: 0.317, SLG: 0.529	G6-3 2H 2B					K		HR		4	2	2	5	0	1	0																						
José Cruz Jr., S (1, 8) OBP: 0.328, SLG: 0.466	K					P4		G3		4	0	0	0	0	1	1																						
Alex Gonzalez, R (1, 6) OBP: 0.298, SLG: 0.341	G6-3					G6-3		BB 1B		3	0	1	0	1	0	1																						
Alberto Castillo, R (1, 2) OBP: 0.286, SLG: 0.303						G4-3		BB		3	0	1	1	1	0	1																						
Inning Stats	R: 0 E: 0 K: 1 S: 10	H: 0 LOB: 0 BB: 0 P: 15	R: 3 E: 1 K: 1 S: 14	H: 4 LOB: 1 BB: 0 P: 21	R: 0 E: 0 K: 0 S: 8	H: 1 LOB: 0 BB: 0 P: 11	R: 0 E: 0 K: 1 S: 8	H: 0 LOB: 0 BB: 0 P: 12	R: 0 E: 0 K: 0 S: 7	H: 0 LOB: 0 BB: 0 P: 9	R: 0 E: 0 K: 1 S: 10	H: 0 LOB: 1 BB: 1 P: 18	R: 0 E: 0 K: 0 S: 11	H: 0 LOB: 1 BB: 1 P: 20	R: 5 E: 0 K: 0 S: 14	H: 4 LOB: 2 BB: 3 P: 31	R: 0 E: 0 K: 0 S: 10	H: 0 LOB: 0 BB: 0 P: 13	1B: 5 2B: 2 3B: 0 HR: 2	SF: 0 SAC: 0 DP: 1 HBP: 0	WP: 1 PB: 0 SB: 0 CS: 0	PA: 37																
PITCHER	IP	WLS	BF	H	R	ER	SO	BB	IBB	HBP	BLK	WP	HR	S	P	ERA	WHIP	PITCHER				IP	WLS	BF	H	R	ER	SO	BB	IBB	HBP	BLK	WP	HR	S	P	ERA	WHIP
Dustin Hermanson, R (1, 1) ERA: 8.64	6.0		23	5	3	3	4	1	0	0	0	0	1	57	86	4.50	1.000																					
Guillermo Mota, R (7, 1) ERA: 8.64	1.1	L	7	1	2	2	0	2	0	0	0	0	0	16	30	13.50	2.250																					
David Moraga, L (8, 1) ERA: 6.55	0.0		2	1	0	0	0	1	0	0	0	1	0	4	11	*	*																					
Felipe Lira, R (8, 1) ERA: 6.55	0.1		4	2	3	3	0	1	0	0	0	0	1	4	9	81.00	9.000																					
Matt Skarmetta, R (8, 1) ERA: 18.9	0.1		1	0	0	0	0	0	0	0	0	0	0	1	1	0.00	0.000																					

AB	32
R	8
H	9
RBI	8
BB	5
SO	4
LOB	8



Batter	1	2	3	4	5	6	7	8	9	AB	R	H	RBI	BB	SO	LOB	TOP										
Shannon Stewart, R (1, 7) OBP: 0.399, SLG: 0.600	F8		1B		K		K			5	1	2	2	0	2	1											
Homer Bush, R (1, 4) OBP: 0.261, SLG: 0.234	G5-3		F8					K	K	5	0	1	0	0	2	3											
Tony Batista, R (1, 5) OBP: 0.316, SLG: 0.524	F7				F5			K		4	0	1	1	0	1	1											
Carlos Delgado, L (1, 3)		K	P5			G3-1		2B		4	0	1	0	0	1	1											
Brad Fullmer, L (1, 10) OBP: 0.378, SLG: 0.528		K			HR		F7			4	1	2	1	0	1	0											
José Cruz Jr., S (1, 8) OBP: 0.323, SLG: 0.459	G3				G4-3		K		G1-3	4	0	0	0	0	1	2											
Marty Cordova, R (1, 9) OBP: 0.326, SLG: 0.367			G3-1		P6					3	0	0	0	0	0	0											
Raul Mondesi, R (9, PH) OBP: 0.317, SLG: 0.475									G5-3	1	0	0	0	0	0	0											
Alex Gonzalez, R (1, 6) OBP: 0.301, SLG: 0.352			WP		F5				K	4	1	2	0	0	1	0											
Alberto Castillo, R (1, 2) OBP: 0.295, SLG: 0.304			WP							3	1	1	0	1	1	1											
Inning Stats	R: 0 H: 0 E: 0 K: 0 S: 7	H: 0 LOB: 0 BB: 0 P: 11	R: 0 H: 0 E: 0 K: 2 S: 12	H: 0 LOB: 0 BB: 0 P: 17	R: 3 H: 3 E: 0 K: 0 S: 17	H: 3 LOB: 1 BB: 1 P: 28	R: 1 H: 1 E: 0 K: 0 S: 7	H: 1 LOB: 0 BB: 0 P: 10	R: 0 H: 1 E: 0 K: 1 S: 14	H: 1 LOB: 1 BB: 0 P: 18	R: 0 H: 0 E: 0 K: 1 S: 7	H: 0 LOB: 0 BB: 0 P: 11	R: 0 H: 1 E: 0 K: 2 S: 8	H: 1 LOB: 1 BB: 0 P: 14	R: 0 H: 2 E: 0 K: 2 S: 14	H: 2 LOB: 2 BB: 0 P: 25	R: 0 H: 2 E: 0 K: 2 S: 16	H: 2 LOB: 2 BB: 0 P: 19	1B: 5 2B: 4 3B: 0 HR: 1	SF: 0 SAC: 0 DP: 0 HBP: 0	WP: 2 PB: 0 SB: 0 CS: 0	PA: 38					
PITCHER	IP	WLS	BF	H	R	ER	SO	BB	IBB	HBP	BLK	WP	HR	S	P	ERA	WHIP										
Hideo Nomo, R (1, 1) ERA: 4.62	7.2	L	31	7	4	4	8	1	0	0	0	2	1	81	125	4.70	1.043										
C.J. Nitkowski, L (8, 1) ERA: 6.67	0.1		2	1	0	0	0	0	0	0	0	0	0	5	9	0.00	3.000										
Danny Patterson, R (9, 1) ERA: 2.35	1.0		5	2	0	0	2	0	0	0	0	0	0	16	19	0.00	2.000										

Toronto Blue Jays @ Detroit Tigers
Comerica Park, Detroit, MI
Mon Jun 12 2000, 7:05 PM EDT
Att: 21,779 - Cloudy - 64 F

AB 37
R 4
H 10
RBI 4
BB 1
SO 10
LOB 9



Batter	1	2	3	4	5	6	7	8	9	AB	R	H	RBI	BB	SO	LOB	BOTTOM										
Luis Polonia, L (1, 10) OBP: 0.298, SLG: 0.350	F7		F9			G4-3		G4-3		4	0	0	0	0	0	1											
Brad Ausmus, R (1, 2) OBP: 0.349, SLG: 0.332	G5-3				L5		G5-3			4	0	1	0	0	0	1											
Bobby Higginson, L (1, 7) OBP: 0.342, SLG: 0.462	K				G4-3					4	1	2	2	0	1	0											
Juan Gonzalez, R (1, 9) OBP: 0.325, SLG: 0.515		G3-1			F7					4	0	1	0	0	2	2											
Dean Palmer, R (1, 5) OBP: 0.338, SLG: 0.530		F8				F9		G5-3		4	0	1	0	0	0	1											
Damion Easley, R (1, 4) OBP: 0.299, SLG: 0.323		G3-1						K		4	0	1	0	0	1	2											
Juan Encarnacion, R (1, 8) OBP: 0.340, SLG: 0.493		G6-3				F8				4	0	1	0	0	0	2											
Tony Clark, S (1, 3) OBP: 0.263, SLG: 0.330			G3			G3				3	0	0	0	0	1	2											
Deivi Cruz, R (1, 6) OBP: 0.286, SLG: 0.383										2	1	1	0	0	0	0											
Rich Becker, L (8, PH) OBP: 0.398, SLG: 0.376			G4-3							1	0	0	0	0	1	0											
Shane Halter, R (9, 6) OBP: 0.288, SLG: 0.355						G4-3				0	0	0	0	0	0	0											
Inning Stats	R: 0 H: 0 E: 0 K: 1 S: 10	H: 1 LOB: 1 BB: 0 P: 11	R: 0 H: 1 E: 0 K: 0 S: 12	H: 1 LOB: 0 BB: 0 P: 21	R: 0 H: 0 E: 0 K: 0 S: 7	H: 0 LOB: 0 BB: 0 P: 10	R: 0 H: 0 E: 0 K: 0 S: 4	H: 0 LOB: 0 BB: 0 P: 5	R: 0 H: 1 E: 0 K: 0 S: 8	H: 1 LOB: 1 BB: 0 P: 17	R: 2 H: 2 E: 0 K: 1 S: 8	H: 2 LOB: 0 BB: 0 P: 10	R: 0 H: 1 E: 0 K: 2 S: 10	H: 1 LOB: 1 BB: 0 P: 19	R: 0 H: 2 E: 0 K: 2 S: 13	H: 2 LOB: 2 BB: 0 P: 23	R: 0 H: 1 E: 0 K: 0 S: 6	H: 1 LOB: 0 BB: 0 P: 7	1B: 5 2B: 2 3B: 0 HR: 1	SF: 0 SAC: 0 DP: 1 HBP: 0	WP: 0 PB: 0 SB: 1 CS: 0	PA: 34					
PITCHER	IP	WLS	BF	H	R	ER	SO	BB	IBB	HBP	BLK	WP	HR	S	P	ERA	WHIP										
Frank Castillo, R (1, 1) ERA: 4.71	7.0	W	26	5	2	2	4	0	0	0	0	0	0	8	13	0.00	1.500										
Paul Quantrill, R (8, 1) ERA: 3.99	0.2	H	3	1	0	0	1	0	0	0	0	0	0	2	5	∞	∞										
Pedro Borbon, L (8, 1) ERA: 4.95	0.0		1	1	0	0	0	0	0	0	0	0	0	2	5	∞	∞										
Billy Koch, R (8, 1) ERA: 3.55	1.1	S	4	1	0	0	1	0	0	0	0	0	0	9	12	0.00	0.750										

Toronto Blue Jays @ Detroit Tigers
Comerica Park, Detroit, MI
Mon Jun 12 2000, 7:05 PM EDT
Att: 21,779 - Cloudy - 64 F

AB 34
R 2
H 8
RBI 2
BB 0
SO 6
LOB 11



Batter	1	2	3	4	5	6	7	8	9	AB	R	H	RBI	BB	SO	LOB	TOP										
Shannon Stewart, R (1.7) OBP: 0.390, SLG: 0.586	F8		F8		F9			K		4	0	0	0	0	1	1	Toronto Blue Jays @ Detroit Tigers Comerica Park, Detroit, MI Tue Jun 13 2000, 7:05 PM EDT Att: 23,314 - Cloudy - 75 F										
Homer Bush, R (1.4) OBP: 0.255, SLG: 0.228	F9		G5-3			F9		F9		4	0	0	0	0	0	0											
Raul Mondesi, R (1.9) OBP: 0.316, SLG: 0.472	G6-3			G5-3		F3				4	0	1	0	0	0	0											
Carlos Delgado, L (1.3) OBP: 0.459, SLG: 0.731 Chris Woodward, R (6.3) OBP: 0.398, SLG: 0.636		G4-3 1B BB		G4-6-3 1B		F8		K		2	0	1	0	1	0	0											
Brad Fullmer, L (1.10) OBP: 0.380, SLG: 0.533	F9		G4-6-3							4	1	2	0	0	0	2											
Tony Batista, R (1.5) OBP: 0.323, SLG: 0.541		G4-3 1B			2-1 2B					4	2	3	2	0	1	1											
José Cruz Jr., S (1.8) OBP: 0.319, SLG: 0.452	G4-3				P4					4	0	0	0	0	0	4											
Alex Gonzalez, R (1.6) OBP: 0.302, SLG: 0.357 Craig Grebeck, R (7.6) OBP: 0.337, SLG: 0.457	K					G5-3		G6-3		3	0	1	1	0	1	2											
Alberto Castillo, R (1.2) OBP: 0.289, SLG: 0.296 Josh Phelps, R (6.2) OBP: 0.357, SLG: 0.457			G4-3		G6-3		K			2	0	0	0	0	0	1											
Inning Stats	R: 0 E: 0 K: 0 S: 7	H: 0 LOB: 0 BB: 0 P: 9	R: 0 E: 0 K: 1 S: 13	H: 1 LOB: 2 BB: 1 P: 20	R: 0 E: 0 K: 0 S: 5	H: 0 LOB: 0 BB: 0 P: 6	R: 0 E: 0 K: 0 S: 5	H: 1 LOB: 0 BB: 0 P: 8	R: 1 E: 0 K: 0 S: 11	H: 2 LOB: 1 BB: 0 P: 18	R: 0 E: 0 K: 0 S: 6	H: 0 LOB: 0 BB: 0 P: 8	R: 2 E: 0 K: 1 S: 11	H: 2 LOB: 0 BB: 0 P: 17	R: 0 E: 0 K: 2 S: 10	H: 1 LOB: 1 BB: 0 P: 14		R: 0 E: 0 K: 1 S: 7	H: 1 LOB: 1 BB: 0 P: 11	1B: 5 2B: 2 3B: 0 HR: 1	SF: 0 SAC: 0 DP: 1 HBP: 0	WP: 0 PB: 0 SB: 0 CS: 0	PA: 35				
PITCHER	IP	WLS	BF	H	R	ER	SO	BB	IBB	HBP	BLK	WP	HR	S	P	ERA	WHIP										
Willie Blair, R (1.1) ERA: 4.24	7.0	W	27	6	3	3	2	1	0	0	0	0	1	58	86	3.86	1.000										
Doug Brocail, R (8.1) ERA: 4.55	1.0		4	1	0	0	2	0	0	0	0	0	0	10	14	0.00	1.000										
Todd Jones, R (9.1) ERA: 3.68	1.0		4	1	0	0	1	0	0	0	0	0	0	7	11	0.00	1.000										

Batter	1	2	3	4	5	6	7	8	9	AB	R	H	RBI	BB	SO	LOB	BOTTOM											
Damon Easley, R (1.4) OBP: 0.313, SLG: 0.340 Jose Macias, S (7. PR) OBP: 0.338, SLG: 0.324	1B HR	P3		1B HR	2B 1B		E9			4	3	2	3	1	0	0	Toronto Blue Jays @ Detroit Tigers Comerica Park, Detroit, MI Tue Jun 13 2000, 7:05 PM EDT Att: 23,314 - Cloudy - 75 F											
Brad Ausmus, R (1.2) OBP: 0.359, SLG: 0.363 Robert Fick, L (8.2) OBP: 0.341, SLG: 0.318	1B HR			HR	1B G4-3		G4-6-3			5	4	4	2	0	0	1												
Bobby Higginson, L (1.7) OBP: 0.354, SLG: 0.502 Rich Becker, L (5. PR) OBP: 0.395, SLG: 0.373	HR			HR	1B		G3-1			4	2	4	7	0	0	0												
Juan Gonzalez, R (1.9) OBP: 0.324, SLG: 0.525 Wendell Magee, R (8.9) OBP: 0.337, SLG: 0.538	HR	K		F9	P4			G5-3 1B		4	1	1	1	0	1	3												
Dean Palmer, R (1.10) OBP: 0.344, SLG: 0.533	1B 2B			G6-3 BB	FC6-4 BB		G4-3			3	1	1	1	2	0	2												
Juan Encarnacion, R (1.8) OBP: 0.338, SLG: 0.398	K		G6-3	FC6-4	G4-3			FC5-4 1B		5	0	1	1	0	1	5												
Tony Clark, S (1.3) OBP: 0.260, SLG: 0.323	1B		K	G4-3		F5		K		5	0	1	0	0	2	2												
Shane Halter, R (1.5) OBP: 0.318, SLG: 0.383	1B			1B 2B	1B 1B		F9			5	2	4	1	0	0	0												
Deivi Cruz, R (1.6) OBP: 0.288, SLG: 0.384	G5-4-3			2B 1B	2B 1B		G4-3			5	2	2	0	0	0	4												
Inning Stats	R: 5 E: 0 K: 1 S: 18	H: 6 LOB: 1 BB: 1 P: 31	R: 1 E: 0 K: 1 S: 8	H: 2 LOB: 1 BB: 0 P: 16	R: 0 E: 0 K: 1 S: 8	H: 0 LOB: 0 BB: 1 P: 15	R: 5 E: 0 K: 0 S: 22	H: 5 LOB: 1 BB: 1 P: 40	R: 4 E: 0 K: 0 S: 19	H: 5 LOB: 2 BB: 0 P: 28	R: 0 E: 0 K: 0 S: 5	H: 0 LOB: 0 BB: 0 P: 7	R: 0 E: 1 K: 0 S: 3	H: 0 LOB: 1 BB: 0 P: 5	R: 1 E: 0 K: 1 S: 14	H: 3 LOB: 2 BB: 0 P: 18		1B: 14 2B: 4 3B: 0 HR: 4	SF: 0 SAC: 0 DP: 4 HBP: 0	WP: 0 PB: 0 SB: 0 CS: 1	PA: 45							
PITCHER	IP	WLS	BF	H	R	ER	SO	BB	IBB	HBP	BLK	WP	HR	S	P	ERA	WHIP											
Clayton Andrews, L (1.1) ERA: 10.02	1.1	L	12	8	6	6	1	1	0	0	0	0	0	1	23	41	40.50	6.750										
Darwin Cubillan, R (2.1) ERA: 9.53	2.2		13	5	5	5	2	2	0	0	0	0	1	33	61	16.88	2.625											
John Frascatore, R (5.1) ERA: 7.09	3.0		14	5	4	4	0	0	0	0	0	0	0	27	40	12.00	1.667											
Lance Painter, L (8.1) ERA: 5.1	1.0		6	3	1	1	1	0	0	0	0	0	0	14	18	9.00	3.000											



Batter	1	2	3	4	5	6	7	8	9	AB	R	H	RBI	BB	SO	LOB	TOP										
Shannon Stewart, R (1, 7) OBP: 0.389, SLG: 0.588 Marty Cordova, R (5, 7) OBP: 0.329, SLG: 0.369	1-1 G4-3		1-0 SH1-4 SF8 2B	1-3 K		2-3 K			2-2 BB HBP 1B	3	1	1	0	0	1	1											
Homer Bush, R (1, 4) OBP: 0.255, SLG: 0.224	1-1 F8		0-2 SH1-4 2-3	0-0 FC6-4 1-2			0-0 G6-3		4-1 HBP BB 1-2 BB	3	0	0	0	1	0	1											
Raul Mondesi, R (1, 9) OBP: 0.314, SLG: 0.472	2-1 G4-3		3-2 SF8		1-1 2B 2B		1-1 G5-3		3-3 K	4	1	1	1	0	1	2											
Carlos Delgado, L (1, 3) OBP: 0.464, SLG: 0.734		3-2 HR 1B	4-1 BB		3-1 2B 2B		2-3 K		4-0 HBP BB 1-2 BB	3	1	2	1	2	1	0											
Brad Fullmer, L (1, 10) OBP: 0.381, SLG: 0.543		0-1 HR 1B	2-3 K		1-0 P6			0-2 F8	1-1 HBP BB	4	1	1	3	0	1	2											
Tony Batista, R (1, 5) OBP: 0.324, SLG: 0.536		1-3 K		0-1 SH5-3 BB 1B	3-2 P3			4-0 BB	3-1 F3	4	1	1	0	1	1	4											
José Cruz Jr., S (1, 8) OBP: 0.321, SLG: 0.462		0-0 HR		4-1 SH5-3 BB 1B	0-0 L9			0-1 P3		3	2	1	1	1	0	2											
Alex Gonzalez, R (1, 6) OBP: 0.298, SLG: 0.352		1-2 P4		1-1 SH5-3 1-2 2-3		2-2 G6-3		0-3 K		3	0	0	0	0	1	1											
Alberto Castillo, R (1, 2) OBP: 0.287, SLG: 0.294		1-3 K		1-1 FC6-4 1B 2-H 3-H		0-1 G4-3		0-3 K		4	0	1	2	0	2	0											
Inning Stats	R: 0 E: 0 K: 0 S: 6	H: 0 LOB: 0 BB: 0 P: 10	R: 3 E: 0 K: 2 S: 16	H: 3 LOB: 0 BB: 22 P: 22	R: 1 E: 0 K: 1 S: 12	H: 1 LOB: 1 BB: 1 P: 22	R: 2 E: 0 K: 1 S: 12	H: 2 LOB: 1 BB: 1 P: 19	R: 1 E: 0 K: 0 S: 11	H: 2 LOB: 0 BB: 0 P: 15	R: 0 E: 0 K: 1 S: 6	H: 0 LOB: 0 BB: 0 P: 9	R: 0 E: 0 K: 1 S: 9	H: 0 LOB: 1 BB: 1 P: 13	R: 1 E: 0 K: 2 S: 15	H: 1 LOB: 3 BB: 2 P: 32	1B: 4 2B: 3 3B: 0 HR: 2	SF: 1 SAC: 2 DP: 0 HBP: 1	WP: 0 PB: 0 SB: 0 CS: 0	PA: 42							
PITCHER	IP	WLS	BF	H	R	ER	SO	BB	IBB	HBP	BLK	WP	HR	S	P	ERA	WHIP										
Jeff Weaver, R (1, 1) ERA: 4.54	4.0	L	20	6	6	6	4	2	0	0	0	0	2	46	73	13.50	2.000										
Allen McDill, L (5, 1) ERA: 6.75	1.0		5	2	1	1	0	0	0	0	0	0	0	11	19	9.00	2.000										
Dave Mickl, R (6, 1) ERA: 5.96	3.0		10	0	0	0	3	1	0	0	0	0	0	26	37	0.00	0.333										
Matt Anderson, R (9, 1) ERA: 4.23	0.2		4	1	1	1	2	1	0	0	0	0	0	12	21	13.50	3.000										
C.J. Nitkowski, L (9, 1) ERA: 6.64	0.1		3	0	0	0	0	1	0	1	0	0	0	3	11	0.00	3.000										

Toronto Blue Jays @ Detroit Tigers
Comerica Park, Detroit, MI
Wed Jun 14 2000, 7:05 PM EDT
Att: 27,479 - Cloudy - 76 F

AB 33
R 8
H 9
RBI 8
BB 5
SO 9
LOB 13



Batter	1	2	3	4	5	6	7	8	9	AB	R	H	RBI	BB	SO	LOB	BOTTOM										
Damon Easley, R (1, 4) OBP: 0.342, SLG: 0.369	0-1 CS 1B		4-1 FC6-4 BB		0-0 1B	4-1 1-2 2-3 BB		1-1 1-3 3-H 2B		3	0	3	1	2	0	0											
Brad Ausmus, R (1, 2) OBP: 0.356, SLG: 0.359	1-3 K 1-2		2-2 FC6-4 1B 1-2		3-1 1B	1-2 F8		1-0 L4		5	0	1	0	0	1	7											
Bobby Higginson, L (1, 7) OBP: 0.359, SLG: 0.500	4-1 E BB		1-0 1-2 1B		0-0 F8		2-3 K		4-2 G6-4-3 BB	3	0	1	0	2	1	2											
Juan Gonzalez, R (1, 9) OBP: 0.317, SLG: 0.512	0-1 E6 1-2		1-0 F7		0-3 K		0-1 P4		1-1 G6-4-3 1-2	5	0	0	0	0	1	6											
Dean Palmer, R (1, 5) OBP: 0.341, SLG: 0.521	2-3 K			4-1 WP G4-3 BB	2-1 F8		1-1 F8		3-1 F9	4	0	0	0	1	1	4											
Tony Clark, S (1, 3) OBP: 0.259, SLG: 0.320		0-0 G5-4-3 1B		0-3 K		0-0 F7		2-1 G4-3		4	0	1	0	0	1	1											
Juan Encarnacion, R (1, 8) OBP: 0.330, SLG: 0.390		0-0 G5-4-3 1-2		0-1 G4-3 1-2		2-0 G5-3		0-1 F3		4	0	0	0	0	2												
Luis Polonia, L (1, 10) OBP: 0.308, SLG: 0.352		1-3 K		4-0 2-3 BB		2-1 BB 1B 1B		4-1 1B PB 2B BB		2	1	1	0	2	1	0											
Deivi Cruz, R (1, 6) OBP: 0.292, SLG: 0.386			0-1 P6		1-3 K		1-2 BB 1B		1-0 2B 1B	4	0	2	0	0	1	2											
Inning Stats	R: 0 E: 1 K: 2 S: 11	H: 1 LOB: 2 BB: 1 P: 18	R: 0 E: 0 K: 1 S: 5	H: 1 LOB: 0 BB: 0 P: 6	R: 0 E: 0 K: 0 S: 8	H: 0 LOB: 2 BB: 1 P: 16	R: 0 E: 0 K: 2 S: 10	H: 0 LOB: 2 BB: 2 P: 19	R: 0 E: 0 K: 0 S: 9	H: 2 LOB: 2 BB: 0 P: 14	R: 0 E: 0 K: 0 S: 11	H: 2 LOB: 3 BB: 1 P: 21	R: 0 E: 0 K: 1 S: 8	H: 0 LOB: 0 BB: 0 P: 11	R: 1 E: 0 K: 0 S: 9	H: 2 LOB: 2 BB: 1 P: 18	R: 0 E: 0 K: 0 S: 7	H: 0 LOB: 0 BB: 1 P: 15	1B: 8 2B: 1 3B: 0 HR: 0	SF: 0 SAC: 0 DP: 2 HBP: 0	WP: 1 PB: 1 SB: 0 CS: 1	PA: 41					
PITCHER	IP	WLS	BF	H	R	ER	SO	BB	IBB	HBP	BLK	WP	HR	S	P	ERA	WHIP										
Chris Carpenter, R (1, 1) ERA: 4.45	8.0	W	38	9	1	1	7	6	0	0	0	0	0	71	123	1.12	1.875										
Pedro Borbon, L (9, 1) ERA: 4.95	0.0		1	0	0	0	0	1	0	0	0	0	0	3	7												
Paul Quantrill, R (9, 1) ERA: 3.79	1.0		2	0	0	0	0	0	0	0	0	0	0	4	8	0.00	0.000										

Toronto Blue Jays @ Detroit Tigers
Comerica Park, Detroit, MI
Wed Jun 14 2000, 7:05 PM EDT
Att: 27,479 - Cloudy - 76 F

AB 34
R 1
H 9
RBI 1
BB 7
SO 7
LOB 24



Batter	1	2	3	4	5	6	7	8	9	AB	R	H	RBI	BB	SO	LOB	TOP					
Shannon Stewart, R OBP: 0.385, SLG: 0.575	F9	FC5-4 BB		FC8-6 1B S 1-2		G4-3	F9			4	0	0	0	1	0	3						
Homer Bush, R OBP: 0.254, SLG: 0.219	HR BB	FC5-4		P6		P6		K		4	1	0	0	1	1	2						
Raul Mondesi, R OBP: 0.322, SLG: 0.487	HR			1B 2B	1B	S 1B		G6-3		4	2	3	2	1	0	0						
Carlos Delgado, L OBP: 0.470, SLG: 0.735	1B			2B G6-3	1B			F7		4	1	3	0	1	0	0						
Tony Batista, R OBP: 0.322, SLG: 0.533	F7			G3 1-3 2B				K		5	0	1	1	0	2	6						
José Cruz Jr., S OBP: 0.319, SLG: 0.457	1B			G6-3		G4-3		G4-3		5	0	1	1	0	1	1						
Brad Fullmer, L OBP: 0.377, SLG: 0.534	G4-3			G3		1B		L4		5	0	1	0	0	0	3						
Alex Gonzalez, R OBP: 0.297, SLG: 0.354				F8		K		K		4	0	1	0	0	2	2						
Alberto Castillo, R OBP: 0.296, SLG: 0.295				G5-3		FC8-6 1B		L6		3	0	1	0	1	0	1						
Inning Stats	R: 2 E: 0 K: 0 S: 16	H: 3 LOB: 2 BB: 1 P: 25	R: 0 E: 0 K: 0 S: 10	H: 0 LOB: 1 BB: 1 P: 18	R: 2 E: 0 K: 1 S: 11	H: 3 LOB: 1 BB: 0 P: 20	R: 0 E: 0 K: 1 S: 15	H: 2 LOB: 3 BB: 1 P: 26	R: 0 E: 0 K: 1 S: 10	H: 1 LOB: 1 BB: 0 P: 16	R: 0 E: 0 K: 1 S: 9	H: 1 LOB: 2 BB: 1 P: 15	R: 0 E: 0 K: 1 S: 10	H: 0 LOB: 0 BB: 0 P: 17	R: 0 E: 0 K: 1 S: 7	H: 0 LOB: 0 BB: 0 P: 11	R: 0 E: 0 K: 1 S: 9	H: 0 LOB: 0 BB: 0 P: 14	1B: 8 2B: 2 3B: 0 HR: 1	SF: 0 SAC: 0 DP: 0 HBP: 0	WP: 1 PB: 0 SB: 3 CS: 0	PA: 43
PITCHER	IP	WLS	BF	H	R	ER	SO	BB	IBB	HBP	BLK	WP	HR	S	P	ERA	WHIP					
Pete Schourek, L ERA: 4.38	3.2		22	8	4	4	1	3	0	0	0	0	1	47	83	9.82	3.000					
Hipolito Pichardo, R ERA: 2.13	2.1	W	10	2	0	0	3	0	1	0	0	0	0	24	37	0.00	0.857					
Rich Garcés, R ERA: 2.6	2.0	H	8	1	0	0	1	1	0	0	0	1	0	17	28	0.00	1.000					
Derek Lowe, R ERA: 1.85	1.0	S	3	0	0	0	1	0	0	0	0	0	0	9	14	0.00	0.000					

Toronto Blue Jays @ Boston Red Sox
Fenway Park, Boston, MA
Fri Jun 16 2000, 7:05 PM EDT
Att: 33,638 - Sunny - 87 F

AB	38
R	4
H	11
RBI	4
BB	5
SO	6
LOB	18



Batter	1	2	3	4	5	6	7	8	9	AB	R	H	RBI	BB	SO	LOB	BOTTOM					
Jose Offerman, S OBP: 0.340, SLG: 0.326	F7	G4-3		1-1 1B			P6			4	0	1	0	0	0	0						
Jeff Eves, R OBP: 0.399, SLG: 0.376	2B 1B	F8		F9			1B BB			3	2	1	0	1	0	2						
Trot Nixon, L OBP: 0.388, SLG: 0.519	1B 2B	K				F2	1B 1B			4	2	2	0	0	1	0						
Nomar Garciaparra, R OBP: 0.437, SLG: 0.574	HR 1B			F8		G6-3	1B 1B			4	1	2	3	0	0	0						
Carl Everett, S OBP: 0.397, SLG: 0.708	HR			K			F8			4	1	2	2	0	1	2						
Brian Daubach, L OBP: 0.354, SLG: 0.512	HR			K						3	1	1	1	0	2	1						
Mike Stanley, R (7, PH) OBP: 0.345, SLG: 0.444				K						1	0	1	1	0	0	0						
Troy O'Leary, L OBP: 0.286, SLG: 0.332	1-6 3B 1B			L7			K			3	0	0	0	1	1	0						
3B Wilton Veras, R OBP: 0.284, SLG: 0.315				K			P4			4	0	1	0	0	1	0						
Scott Hatteberg, L OBP: 0.278, SLG: 0.313	F9			1B			L8			4	0	1	0	0	0	2						
Inning Stats	R: 5 E: 0 K: 0 S: 21	H: 6 LOB: 2 BB: 1 P: 39	R: 0 E: 0 K: 1 S: 5	H: 0 LOB: 0 BB: 0 P: 10	R: 0 E: 0 K: 2 S: 8	H: 0 LOB: 0 BB: 0 P: 12	R: 0 E: 0 K: 1 S: 12	H: 2 LOB: 2 BB: 0 P: 18	R: 0 E: 0 K: 1 S: 7	H: 1 LOB: 1 BB: 0 P: 8	R: 0 E: 0 K: 1 S: 8	H: 0 LOB: 0 BB: 0 P: 12	R: 2 E: 0 K: 0 S: 13	H: 3 LOB: 2 BB: 1 P: 23	R: 0 E: 0 K: 0 S: 8	H: 0 LOB: 0 BB: 0 P: 12	R: 0 E: 0 K: 0 S: 8	H: 0 LOB: 0 BB: 0 P: 12	1B: 8 2B: 2 3B: 0 HR: 2	SF: 0 SAC: 0 DP: 0 HBP: 0	WP: 0 PB: 0 SB: 0 CS: 0	PA: 36
PITCHER	IP	WLS	BF	H	R	ER	SO	BB	IBB	HBP	BLK	WP	HR	S	P	ERA	WHIP					
Kelvin Escobar, R ERA: 5.32	6.1	L	30	9	6	6	6	2	0	0	0	0	2	65	109	8.53	1.737					
Lance Painter, L ERA: 5.4	0.0		1	1	0	0	0	0	0	0	0	0	0	2	3	∞	∞					
John Frascatore, R ERA: 7.02	0.1		2	1	0	0	0	0	0	0	0	0	0	5	7	0.00	3.000					
Pedro Borbon, L ERA: 4.64	1.1		4	1	1	1	0	0	0	0	0	0	0	10	15	6.75	0.750					

Toronto Blue Jays @ Boston Red Sox
Fenway Park, Boston, MA
Fri Jun 16 2000, 7:05 PM EDT
Att: 33,638 - Sunny - 87 F

AB	34
R	7
H	12
RBI	7
BB	2
SO	6
LOB	7




Batter	1	2	3	4	5	6	7	8	9	AB	R	H	RBI	BB	SO	LOB	TOP											
Shannon Stewart, R OBP: 0.375, SLG: 0.559 (1, 7)	1-1 F3		1-3 K	1-2 FC6-4		2-2 G5-3		1-2 L5		5	0	0	0	0	1	2												
Craig Grebeck, R OBP: 0.342, SLG: 0.436 (1, 4)	0-0 G6-3		2-2 P5	3-2 L5		1-1 G5-3		1-1 G2-3		5	0	0	0	0	0	2												
Raul Mondesi, R OBP: 0.323, SLG: 0.489 (1, 9)	2-1 CS 1B		1-2 F8		1-2 HR 2B		0-3 K		0-0 G6-3	5	1	2	0	0	1	0												
Carlos Delgado, L OBP: 0.469, SLG: 0.727 (1, 3)	1-0 CS	1-2 1B HR 1B		4-2 BB 1B 2B	1-0 F7		1-0 F2		1-1 G4-3	4	2	1	0	1	0	1												
Brad Fullmer, L OBP: 0.382, SLG: 0.552 (1, 10)		1-2 HR 1B		0-1 BB 2B 1B	0-0 HR		0-2 F7		2-0 G3	5	3	3	2	0	0	0												
Tony Batista, R OBP: 0.328, SLG: 0.547 (1, 5)		1-2 HR		4-2 2B 1B BB	1-3 K		2-1 1B			3	2	2	3	1	1	0												
José Cruz Jr., S OBP: 0.321, SLG: 0.462 (1, 8)		1-3 HR K		1-0 1B 2B	2-1 HR 1B		0-0 F9			4	2	2	2	0	1	1												
Alex Gonzalez, R OBP: 0.300, SLG: 0.369 (1, 6)		2-1 F8		0-1 FC6-4 1B	2-1 HR			0-3 K		4	1	2	4	0	1	0												
Alberto Castillo, R OBP: 0.304, SLG: 0.304 (1, 2)		0-0 G5-3		1-3 2-H 3-H 1-3 K	0-0 1B			1-0 1B		4	0	2	0	0	1	1												
Inning Stats	R: 0 E: 0 K: 0 S: 6	H: 1 LOB: 0 BB: 0 P: 9	R: 3 E: 0 K: 1 S: 19	H: 3 LOB: 0 BB: 0 P: 26	R: 0 E: 0 K: 1 S: 11	H: 0 LOB: 0 BB: 0 P: 15	R: 4 E: 0 K: 1 S: 21	H: 3 LOB: 1 BB: 2 P: 34	R: 4 E: 0 K: 1 S: 13	H: 5 LOB: 1 BB: 0 P: 20	R: 0 E: 0 K: 1 S: 9	H: 0 LOB: 0 BB: 0 P: 12	R: 0 E: 0 K: 0 S: 7	H: 1 LOB: 1 BB: 0 P: 10	R: 0 E: 0 K: 1 S: 10	H: 1 LOB: 1 BB: 0 P: 13	R: 0 E: 0 K: 0 S: 4	H: 0 LOB: 0 BB: 0 P: 7	1B: 9 2B: 2 3B: 0 HR: 3	SF: 0 SAC: 0 DP: 0 HBP: 0	WP: 0 PB: 0 SB: 1 CS: 1	PA: 42						
PITCHER	IP	WLS	BF	H	R	ER	SO	BB	IBB	HBP	BLK	WP	HR	S	P	ERA	WHIP											
Ramon Martinez, R ERA: 6.08 (1, 1)	3.0	L	17	7	7	7	2	2	0	0	0	0	0	1	46	69	21.00	3.000										
49 Tim Wakefield, R ERA: 4.75 (4, 1)	4.0		17	6	4	4	3	0	0	0	0	0	2	40	57	9.00	1.500											
Rod Beck, R ERA: (8, 1)	1.1		5	1	0	0	1	0	0	0	0	0	0	11	14	0.00	0.750											
Rheal Cormier, L ERA: 3.77 (9, 1)	0.2		2	0	0	0	0	0	0	0	0	0	0	3	6	0.00	0.000											

Toronto Blue Jays @ Boston Red Sox
Fenway Park, Boston, MA
Sat Jun 17 2000, 5:05 PM EDT
Att: 32,951 - Cloudy - 75 F

livebaseballscores.com

AB 39
R 11
H 14
RBI 11
BB 2
SO 6
LOB 7




Batter	1	2	3	4	5	6	7	8	9	AB	R	H	RBI	BB	SO	LOB	BOTTOM										
Jose Offerman, S OBP: 0.341, SLG: 0.328 (1, 3)	1-0 CS 1B		0-0 G6-4-3		0-1 F8		1-0 HBP BB 1B	1-3 K		5	1	2	0	0	1	2											
Jeff Eves, R OBP: 0.399, SLG: 0.377 (1, 4)	1-1 SAFE 1B		2-1 G5-3		3-2 1B E 1B		1-1 BB HBP 2B		0-2 G6-3	5	2	2	0	0	0	2											
Nomar Garciaparra, R OBP: 0.441, SLG: 0.516 (1, 6)	2-0 F9			1-3 K	0-2 E8 1B		1-0 BB HBP 2B		0-0 2B	4	1	2	2	0	1	1											
Carl Everett, S OBP: 0.393, SLG: 0.694 (1, 8)	0-1 F2			3-2 F2	2-3 K		4-2 BB HBP 2B		1-2 F5	4	1	0	1	1	1	3											
Mike Stanley, R OBP: 0.336, SLG: 0.434 Brian Daubach, L (9, PH) OBP: 0.353, SLG: 0.510 (1, 10)			0-3 K		1-0 G5-3		0-0 G6-3		2-3 K	4	0	0	0	0	2	3											
Jason Varitek, S OBP: 0.404, SLG: 0.453 (1, 2)		1-1 F9			0-1 HR		2-3 K		1-1 2B	4	1	2	4	0	1	0											
Troy O'Leary, L OBP: 0.285, SLG: 0.335 (1, 7)		0-1 G4-3			1-2 1B G4-3 2B		0-0 F5		3-2 F5	4	1	1	0	0	0	1											
Manny Alexander, R OBP: 0.235, SLG: 0.318 (1, 5)			2-2 1B 3B		1-0 1B G4-3 1B 1B		0-0 F9		1-3 K	4	2	2	0	0	1	0											
Darren Lewis, R OBP: 0.365, SLG: 0.406 Trot Nixon, L (8, PH) OBP: 0.386, SLG: 0.516 (9, 9)			1-1 G6-4-3 1B		1-2 G4-3		3-2 E 1B HBP 1B		0-3 K	3	1	2	2	0	0	1											
Inning Stats	R: 0 E: 0 K: 0 S: 6	H: 2 LOB: 1 BB: 0 P: 10	R: 0 E: 0 K: 1 S: 8	H: 0 LOB: 0 BB: 0 P: 9	R: 1 E: 0 K: 0 S: 9	H: 2 LOB: 0 BB: 0 P: 14	R: 0 E: 0 K: 1 S: 7	H: 0 LOB: 0 BB: 0 P: 12	R: 4 E: 1 K: 1 S: 20	H: 5 LOB: 1 BB: 0 P: 28	R: 0 E: 0 K: 1 S: 5	H: 0 LOB: 0 BB: 0 P: 7	R: 5 E: 1 K: 1 S: 21	H: 3 LOB: 1 BB: 1 P: 36	R: 0 E: 0 K: 3 S: 10	H: 0 LOB: 0 BB: 0 P: 12	R: 0 E: 0 K: 1 S: 12	H: 1 LOB: 1 BB: 0 P: 15	1B: 8 2B: 3 3B: 1 HR: 1	SF: 0 SAC: 0 DP: 1 HBP: 1	WP: 0 PB: 0 SB: 0 CS: 1	PA: 41					
PITCHER	IP	WLS	BF	H	R	ER	SO	BB	IBB	HBP	BLK	WP	HR	S	P	ERA	WHIP										
David Wells, L ERA: 3.71 (1, 1)	6.1	W	28	11	7	5	4	0	0	0	0	0	0	12	20	0.00	6.000										
Paul Quantrill, R ERA: 3.75 (7, 1)	0.1		5	1	3	0	1	1	0	1	0	0	0	4	7	0.00	0.000										
Pedro Borbon, L ERA: 4.57 (7, 1)	0.1	H	1	0	0	0	0	0	0	0	0	0	0	4	7	0.00	0.000										
Billy Koch, R ERA: 3.34 (8, 1)	2.0	S	7	1	0	0	4	0	0	0	0	0	0	22	27	0.00	0.500										

Toronto Blue Jays @ Boston Red Sox
Fenway Park, Boston, MA
Sat Jun 17 2000, 5:05 PM EDT
Att: 32,951 - Cloudy - 75 F

livebaseballscores.com

AB 39
R 10
H 13
RBI 9
BB 1
SO 9
LOB 14




Batter	1	2	3	4	5	6	7	8	9	AB	R	H	RBI	BB	SO	LOB	TOP										
Shannon Stewart, R OBP: 0.385, SLG: 0.563 (1, 7)	1-2 HR 1B	1-1 P4			2-2 S 1B		4-2 S BB		0-0 1B	4	1	3	0	1	0	1											
Craig Grebeck, R OBP: 0.344, SLG: 0.430 (1, 4)	0-0 HR 1B	2-3 K			3-0 1B		1-3 K		2-1 F8	4	1	1	0	0	2	3											
Raul Mondesi, R OBP: 0.326, SLG: 0.511 (1, 9)	2-0 1H 2H HR 1B		2-2 G6-3		0-0 F7				1-1 HR	4	2	2	4	0	0	2											
Carlos Delgado, L OBP: 0.466, SLG: 0.719 (1, 3)	0-1 G6-4-3 1B		3-2 F7		2-2 G4-3				2-3 K	4	0	1	0	0	1	2											
Tony Batista, R OBP: 0.327, SLG: 0.543 (1, 5)	2-1 G6-4-3 1-2		2-2 P6			2-0 G5-3			0-2 S 1B	4	0	1	0	0	0	1											
José Cruz Jr., S OBP: 0.317, SLG: 0.455 (1, 8)	0-0 F7			1-2 P4		0-0 P5			3-2 P3	4	0	0	0	0	0	1											
Brad Fullmer, L OBP: 0.379, SLG: 0.561 (1, 10)		1-1 HR		1-2 F8		2-3 K			2-3 K	4	1	1	1	0	2	1											
Alex Gonzalez, R OBP: 0.300, SLG: 0.365 (1, 6)		4-2 S S BB		1-1 G6-3			3-2 F9		3-3 K	3	0	0	0	1	1	0											
Alberto Castillo, R OBP: 0.292, SLG: 0.292 (1, 2)		0-2 F9			0-0 G5-3		1-3 K		1-0 G3	4	0	0	0	0	1	1											
Inning Stats	R: 3 E: 0 K: 0 S: 10	H: 4 LOB: 0 BB: 0 P: 15	R: 1 E: 0 K: 0 S: 15	H: 1 LOB: 1 BB: 1 P: 23	R: 0 E: 0 K: 0 S: 10	H: 0 LOB: 0 BB: 0 P: 17	R: 0 E: 0 K: 0 S: 9	H: 0 LOB: 0 BB: 0 P: 12	R: 0 E: 0 K: 1 S: 5	H: 0 LOB: 2 BB: 0 P: 9	R: 0 E: 0 K: 2 S: 12	H: 0 LOB: 1 BB: 1 P: 21	R: 1 E: 0 K: 2 S: 15	H: 2 LOB: 1 BB: 0 P: 23	R: 0 E: 0 K: 1 S: 7	H: 1 LOB: 1 BB: 0 P: 13	1B: 6 2B: 0 3B: 0 HR: 3	SF: 0 SAC: 0 DP: 1 HBP: 1	WP: 0 PB: 0 SB: 5 CS: 0	PA: 38							
PITCHER	IP	WLS	BF	H	R	ER	SO	BB	IBB	HBP	BLK	WP	HR	S	P	ERA	WHIP										
Jeff Fassero, L ERA: 4.35 (1, 1)	2.0	L	11	5	4	4	1	1	0	0	0	0	2	25	38	18.00	3.000										
Hipolito Pichardo, R ERA: 1.72 (3, 1)	3.0		11	1	0	0	0	0	0	1	0	0	0	28	45	0.00	0.333										
Rich Garces, R ERA: 2.45 (6, 1)	2.0		7	0	0	0	3	1	0	0	0	0	0	17	30	0.00	0.500										
Rheal Cormier, L ERA: 3.94 (8, 1)	1.0		5	2	1	1	2	0	0	0	0	0	1	15	23	9.00	2.000										
Rod Beck, R ERA: (9, 1)	1.0		4	1	0	0	1	0	0	0	0	0	0	7	13	0.00	1.000										

Toronto Blue Jays @ Boston Red Sox
Fenway Park, Boston, MA
Sun Jun 18 2000, 1:05 PM EDT
Att: 32,925 - Cloudy - 73 F

livebaseballscores.com

AB 35
R 5
H 9
RBI 5
BB 2
SO 7
LOB 12




Batter	1	2	3	4	5	6	7	8	9	AB	R	H	RBI	BB	SO	LOB	BOTTOM										
Jose Offerman, S OBP: 0.333, SLG: 0.319 (1, 3)	3-2 F7		2-3 K		1-2 F8			2-3 K	0-1 FC4-6	5	0	0	0	0	2	4											
Jeff Eves, R OBP: 0.395, SLG: 0.373 (1, 4)	3-1 F7		1-3 K			3-2 FC6-4 1B		2-2 G6-3		4	0	1	0	0	1	1											
Trot Nixon, L OBP: 0.380, SLG: 0.507 (1, 9)	3-2 G6-3		0-0 F8			2-3 K		2-2 G1-3		4	0	0	0	0	1	2											
Nomar Garciaparra, R OBP: 0.437, SLG: 0.571 (1, 6)		1-1 G5-3		1-2 P6		1-1 FC6-4			0-0 2B 1B	4	1	1	0	0	0	1											
Carl Everett, S OBP: 0.391, SLG: 0.691 (1, 8)		1-1 F9		1-1 2B		2-3 K			1-2 F9	4	0	1	0	0	1	2											
Brian Daubach, L OBP: 0.351, SLG: 0.502 (1, 10)		4-1 BB BB		3-0 F9			2-1 P4		0-3 K	3	0	0	0	1	1	2											
Jason Varitek, S OBP: 0.411, SLG: 0.459 (1, 2)		4-1 BB 1B		1-3 K			2-2 HBP		1-0 1B 2B	2	0	1	0	1	1	1											
Darren Lewis, R OBP: 0.361, SLG: 0.394 (1, 7)		1-1 G3-1			0-1 F9		0-1 F8		4-2 1B BB	3	0	0	0	1	0	3											
Manny Alexander, R OBP: 0.239, SLG: 0.319 (1, 5)			0-0 1B			3-3 K			0-0 FC4-6 1B	3	0	1	0	0	1	1											
Scott Hatteberg, L OBP: 0.288, SLG: 0.323 (9, PH)									1-2 2-3 3H	1	0	1	1	0	0	0											
Donnie Sadler, R OBP: 0.243, SLG: 0.318 (9, PR)										0	0	0	0	0	0	0											
Inning Stats	R: 0 E: 0 K: 0 S: 8	H: 0 LOB: 0 BB: 0 P: 17	R: 0 E: 0 K: 0 S: 8	H: 0 LOB: 2 BB: 2 P: 19	R: 0 E: 0 K: 2 S: 8	H: 1 LOB: 1 BB: 0 P: 11	R: 0 E: 0 K: 1 S: 10	H: 1 LOB: 1 BB: 0 P: 16	R: 0 E: 0 K: 2 S: 13	H: 1 LOB: 1 BB: 0 P: 21	R: 0 E: 0 K: 0 S: 12	H: 0 LOB: 1 BB: 0 P: 19	R: 0 E: 0 K: 1 S: 10	H: 0 LOB: 0 BB: 0 P: 16	R: 1 E: 0 K: 1 S: 13	H: 3 LOB: 3 BB: 1 P: 19	1B: 4 2B: 2 3B: 0 HR: 0	SF: 0 SAC: 0 DP: 0 HBP: 1	WP: 0 PB: 0 SB: 0 CS: 0	PA: 37							
PITCHER	IP	WLS	BF	H	R	ER	SO	BB	IBB	HBP	BLK	WP	HR	S	P	ERA	WHIP										
Frank Castillo, R ERA: 4.25 (1, 1)	7.0	W	27	7	3	0	6	2	0	1	0	0	0	71	119	0.00	0.714										
Paul Quantrill, R ERA: 3.53 (8, 1)	1.2		8	2	1	1	2	1	0	0	0	0	0	20	32	5.40	1.800										
Billy Koch, R ERA: 3.31 (9, 1)	0.1	S	2	1	0	0	0	0	0	0	0	0	0	3	3	0.00	3.000										

Toronto Blue Jays @ Boston Red Sox
Fenway Park, Boston, MA
Sun Jun 18 2000, 1:05 PM EDT
Att: 32,925 - Cloudy - 73 F

livebaseballscores.com

AB 33
R 1
H 6
RBI 1
BB 3
SO 8
LOB 17



Batter	1	2	3	4	5	6	7	8	9	AB	R	H	RBI	BB	SO	LOB	TOP					
Damon Easley, R (1, 4) OBP: 0.333, SLG: 0.328	0-2 BB 1B		0-2 FC5-4 FC5 BB 1-2 2-3		0-0 G4-3			2-2 F7		4	0	1	0	0	0	2	Detroit Tigers @ Toronto Blue Jays SkyDome, Toronto, ON Wed Jun 21 2000, 7:05 PM EDT Att: 18,125 - Cloudy - 73 F					
Brad Ausmus, R (1, 2) OBP: 0.355, SLG: 0.354	4-0 G4-6-3 BB		4-1 FC5 BB 1-2				1-2 F7	0-0 G6-3		2	0	0	0	2	0	0						
Bobby Higginson, L (1, 7) OBP: 0.373, SLG: 0.547	1-3 K		2-0 P6				2-1 WP 2B		2-3 K	4	0	1	0	0	2	5						
Juan Gonzalez, R (1, 9) OBP: 0.310, SLG: 0.525	2-2 G4-6-3		0-1 FC5 1-2 2-3				1-1 G5-3 2-3		1-0 L5	4	0	0	0	0	0	6						
Dean Palmer, R (1, 10) OBP: 0.348, SLG: 0.527		2-1 G3-6-3 1B		1-3 K2-3			0-1 F8		2-3 K	4	0	1	0	0	2	1						
Tony Clark, S (1, 3) OBP: 0.297, SLG: 0.411		1-2 G3-6-3 1-2		2-3 K			3-2 F7			3	0	0	0	0	1	1						
Juan Encarnacion, R (1, 8) OBP: 0.322, SLG: 0.397		1-3 K		3-2 G5-3			0-1 G5-3			3	0	0	0	0	1	0						
Deivi Cruz, R (1, 6) OBP: 0.297, SLG: 0.412			4-1 FC5-4 1B BB		2-0 G6-3		0-1 G5-3			2	0	0	0	1	0	0						
Shane Halter, R (1, 5) OBP: 0.330, SLG: 0.380			3-2 FC5-4 1B		3-2 F7			2-1 G5-3		3	0	1	0	0	0	0						
Inning Stats	R: 0 E: 0 K: 1 S: 10	H: 1 LOB: 1 BB: 1 P: 17	R: 0 E: 0 K: 1 S: 9	H: 1 LOB: 0 BB: 0 P: 13	R: 0 E: 0 K: 0 S: 12	H: 1 LOB: 3 BB: 2 P: 25	R: 0 E: 0 K: 2 S: 12	H: 0 LOB: 0 BB: 0 P: 18	R: 0 E: 0 K: 0 S: 6	H: 0 LOB: 0 BB: 0 P: 11	R: 0 E: 0 K: 0 S: 9	H: 1 LOB: 1 BB: 0 P: 13	R: 0 E: 0 K: 0 S: 8	H: 0 LOB: 0 BB: 0 P: 11	R: 0 E: 0 K: 0 S: 6	H: 0 LOB: 0 BB: 0 P: 10	R: 0 E: 0 K: 2 S: 7	H: 0 LOB: 0 BB: 0 P: 12	1B: 3 2B: 1 3B: 0 HR: 0	SF: 0 SAC: 0 DP: 2 HBP: 0	WP: 1 PB: 0 SB: 0 CS: 0	PA: 32
PITCHER Kelvim Escobar, R (1, 1) ERA: 4.84	IP: 9.0 WLS: W BF: 32 H: 4 R: 0 ER: 0 SO: 6 BB: 3 IBB: 0 HBP: 0 BLK: 0 WP: 1 HR: 0 S: 79 P: 130 ERA: 0.00 WHIP: 0.778															PITCHER						

Batter	1	2	3	4	5	6	7	8	9	AB	R	H	RBI	BB	SO	LOB	BOTTOM			
Shannon Stewart, R (1, 7) OBP: 0.388, SLG: 0.578	3-3 K			0-0 F9 1B BLK 1B	0-0 1-1 2-1 HR		1-0 BB 1B			4	2	3	3	0	1	0	Detroit Tigers @ Toronto Blue Jays SkyDome, Toronto, ON Wed Jun 21 2000, 7:05 PM EDT Att: 18,125 - Cloudy - 73 F			
Alex Gonzalez, R (1, 6) OBP: 0.307, SLG: 0.378	3-2 G4-3			0-1 F8	3-2 S 1B		4-0 BB 1B			3	0	1	0	1	0	1				
Raul Mondesi, R (1, 9) OBP: 0.329, SLG: 0.522	0-0 G5-3			0-0 BLK 1B	1-3 K		1-1 SF8-3-5			3	0	1	1	0	1	1				
Carlos Delgado, L (1, 3) OBP: 0.469, SLG: 0.722		4-1 G6-4-3 BB		0-2 F9		1-2 G3		3-2 HR		3	1	1	1	1	0	2				
Brad Fullmer, L (1, 10) OBP: 0.369, SLG: 0.541		1-0 G6-4-3 1-2		0-0 L4		1-2 1B		1-3 K		4	0	1	0	0	1	2				
Tony Batista, R (1, 5) OBP: 0.325, SLG: 0.533		1-2 L4		1-2 3-H		2-2 1B HR 1B		2-1 1B 1B		4	1	2	0	0	0	1				
José Cruz Jr., S (1, 8) OBP: 0.313, SLG: 0.446			1-3 K		2-3 K		1-0 G6-3		0-2 F9	4	0	0	0	0	2	3				
Alberto Castillo, R (1, 2) OBP: 0.298, SLG: 0.308			0-0 F9		1-1 F9		0-1 G3		1-0 1B	4	0	1	0	0	0	1				
Homer Bush, R (1, 4) OBP: 0.252, SLG: 0.219			0-1 L5		0-0 HR 1B		1-0 BB 1B		1-3 K	4	2	2	0	0	1	2				
Inning Stats	R: 0 E: 0 K: 1 S: 7	H: 0 LOB: 0 BB: 0 P: 13	R: 0 E: 0 K: 0 S: 5	H: 0 LOB: 0 BB: 1 P: 11	R: 0 E: 0 K: 1 S: 6	H: 0 LOB: 0 BB: 0 P: 7	R: 1 E: 0 K: 0 S: 8	H: 2 LOB: 1 BB: 0 P: 8	R: 3 E: 0 K: 2 S: 18	H: 4 LOB: 1 BB: 0 P: 27	R: 0 E: 0 K: 0 S: 8	H: 1 LOB: 1 BB: 0 P: 12	R: 1 E: 0 K: 0 S: 6	H: 2 LOB: 1 BB: 1 P: 13	R: 1 E: 0 K: 2 S: 17	H: 3 LOB: 2 BB: 0 P: 25	1B: 10 2B: 1 3B: 0 HR: 2	SF: 1 SAC: 0 DP: 2 HBP: 0	WP: 0 PB: 0 SB: 1 CS: 0	PA: 36
PITCHER Brian Moehler, R (1, 1) ERA: 3.59	IP: 6.1 WLS: L BF: 29 H: 9 R: 5 ER: 5 SO: 4 BB: 2 IBB: 0 HBP: 0 BLK: 0 WP: 0 HR: 1 S: 56 P: 88 ERA: 7.11 WHIP: 1.737															PITCHER				
Matt Anderson, R (7, 1) ERA: 5.22	1.0 3 1 1 1 1 0 0 0 0 0 0 1 9 14 9.00 1.000																			
Todd Jones, R (8, 1) ERA: 3.42	0.2 4 2 0 0 1 0 0 0 0 0 0 0 10 14 0.00 3.000																			

AB 29
R 0
H 4
RBI 0
BB 3
SO 6
LOB 15




AB 33
R 6
H 12
RBI 5
BB 2
SO 6
LOB 13



Batter	1	2	3	4	5	6	7	8	9	AB	R	H	RBI	BB	SO	LOB	TOP										
Damon Easley, R (1, 4) OBP: 0.328, SLG: 0.317	4-2 E G4-6-3 BB		3-2 P4		3-2 G5-3		0-3 K		1-2 G6-3	4	1	0	0	1	1	4											
Brad Ausmus, R (1, 2) OBP: 0.350, SLG: 0.348	3-1 E1 G4-6-3		1-1 G5-4-3		2-2 G6-3		3-3 K			4	0	0	0	0	1	5											
Bobby Higginson, L (1, 7) OBP: 0.367, SLG: 0.537	2-0 G4-6-3			2-2 F9		0-0 L3		1-3 K		4	0	0	0	0	1	1											
Juan Gonzalez, R (1, 10) OBP: 0.309, SLG: 0.520	0-3 K			1-1 FC5-4 1B		3-2 L8		0-1 G6-3		4	0	1	0	0	1	0											
Dean Palmer, R (1, 5) OBP: 0.346, SLG: 0.522		2-3 K		1-3 K		2-1 1B 1B		2-1 F9		4	0	1	0	0	2	1											
Juan Encarnacion, R (1, 8) OBP: 0.325, SLG: 0.399		2-3 K		1-1 FC5-4		0-0 1B		3-2 E G4-3 1B		4	1	2	0	0	1	1											
Wendell Magee, R (1, 9) Rich Becker, L (9, PH) OBP: 0.402, SLG: 0.430		3-3 K		1-1 G6-3		1-2 G1-3		1-2 E3 G4-3 G5-3		3	0	0	0	0	1	2	AB 35										
Tony Clark, S (1, 3) OBP: 0.311, SLG: 0.443			0-0 HR		0-0 WP 1B		4-1 WP G5-3 BB		3-2 G4-3	3	1	2	2	1	0	1	R 4										
Deivi Cruz, R (1, 6) OBP: 0.301, SLG: 0.413			1-0 G5-4-3 1B		1-0 WP 1B		0-0 G5-3		2-3 3-H G5-3	4	0	2	1	0	0	1	H 8										
Inning Stats	R: 1 E: 1 K: 1 S: 9	H: 0 LOB: 0 BB: 1 P: 18	R: 0 E: 0 K: 3 S: 12	H: 0 LOB: 0 BB: 0 P: 19	R: 1 E: 0 K: 0 S: 7	H: 2 LOB: 0 BB: 0 P: 12	R: 0 E: 0 K: 1 S: 10	H: 1 LOB: 1 BB: 0 P: 15	R: 0 E: 0 K: 0 S: 12	H: 2 LOB: 2 BB: 0 P: 19	R: 0 E: 0 K: 0 S: 10	H: 2 LOB: 2 BB: 0 P: 16	R: 0 E: 0 K: 2 S: 8	H: 0 LOB: 1 BB: 1 P: 15	R: 0 E: 0 K: 1 S: 7	H: 0 LOB: 0 BB: 0 P: 10	R: 2 E: 1 K: 0 S: 16	H: 1 LOB: 0 BB: 0 P: 24	1B: 7 2B: 0 3B: 0 HR: 1	SF: 0 SAC: 0 DP: 2 HBP: 0	WP: 2 PB: 0 SB: 0 CS: 0	PA: 37					
PITCHER	IP	WLS	BF	H	R	ER	SO	BB	IBB	HBP	BLK	WP	HR	S	P	ERA	WHIP										
David Wells, L (1, 1) ERA: 3.55	7.0	W	29	7	2	1	7	2	0	0	0	2	1	68	114	1.29	1.286										
Pedro Borbon, L (8, 1) ERA: 4.5	0.1	H	1	0	0	0	1	0	0	0	0	0	0	3	4	0.00	0.000										
Paul Quantrill, R (8, 1) ERA: 3.76	0.2	H	2	0	0	0	0	0	0	0	0	0	0	4	6	0.00	0.000										
Billy Koch, R (9, 1) ERA: 3.22	1.0		5	1	2	0	0	0	0	0	0	0	0	16	24	0.00	1.000										

Detroit Tigers @ Toronto Blue Jays
SkyDome, Toronto, ON
Thu Jun 22 2000, 7:05 PM EDT
Att: 20,259 - Cloudy - 72 F


AB 35
R 4
H 8
RBI 3
BB 2
SO 8
LOB 17



Batter	1	2	3	4	5	6	7	8	9	AB	R	H	RBI	BB	SO	LOB	BOTTOM										
Shannon Stewart, R (1, 7) OBP: 0.390, SLG: 0.601	1-1 1B 3B	2-2 L4			3-2 HR		0-0 E5			4	2	2	1	0	0	0											
Alex Gonzalez, R (1, 6) OBP: 0.302, SLG: 0.372	2-3 K2-3		2-2 F9		2-1 G5-3		0-0 F9			4	0	0	0	0	1	2											
Raul Mondesi, R (1, 9) OBP: 0.325, SLG: 0.515	0-3 K		2-1 G5-3		0-0 F8		0-0 F9			4	0	0	0	0	1	2											
Carlos Delgado, L (1, 3) OBP: 0.469, SLG: 0.719	0-1 2B 1B		3-2 1B		2-1 F9		3-2 F7			4	1	2	1	0	0	0											
Brad Fullmer, L (1, 10) OBP: 0.371, SLG: 0.545	1-0 1-H 2B		3-2 L3			0-3 K		0-0 S HR 1B		4	1	2	1	0	1	1											
Tony Batista, R (1, 5) OBP: 0.327, SLG: 0.556	0-0 G6-3			2-2 HR		0-2 P6		3-0 1-H HR		4	2	2	3	0	0	1											
José Cruz Jr., S (1, 8) OBP: 0.312, SLG: 0.441		4-1 WP SF9 BB		0-1 G3		0-0 E7		1-0 G3		3	1	0	0	1	0	0	AB 33										
Alberto Castillo, R (1, 2) OBP: 0.288, SLG: 0.299		1-1 SF9		0-1 G5-3		1-3 K		0-3 K		3	0	0	1	0	2	1	R 7										
Homer Bush, R (1, 4) OBP: 0.249, SLG: 0.216		1-3 K		0-0 F8		1-0 P3				3	0	0	0	0	1	0	H 8										
Inning Stats	R: 2 E: 0 K: 2 S: 13	H: 3 LOB: 1 BB: 0 P: 17	R: 1 E: 0 K: 1 S: 10	H: 0 LOB: 0 BB: 1 P: 18	R: 0 E: 0 K: 0 S: 11	H: 1 LOB: 0 BB: 0 P: 21	R: 1 E: 0 K: 0 S: 9	H: 1 LOB: 0 BB: 0 P: 11	R: 1 E: 0 K: 0 S: 8	H: 1 LOB: 0 BB: 0 P: 15	R: 0 E: 1 K: 2 S: 11	H: 0 LOB: 1 BB: 0 P: 12	R: 0 E: 1 K: 0 S: 4	H: 0 LOB: 1 BB: 0 P: 5	R: 2 E: 0 K: 1 S: 9	H: 2 LOB: 0 BB: 0 P: 16	1B: 3 2B: 1 3B: 1 HR: 3	SF: 1 SAC: 0 DP: 0 HBP: 0	WP: 1 PB: 0 SB: 2 CS: 0	PA: 35							
PITCHER	IP	WLS	BF	H	R	ER	SO	BB	IBB	HBP	BLK	WP	HR	S	P	ERA	WHIP										
Hideo Nomo, R (1, 1) ERA: 5.22	8.0	L	35	8	7	7	6	1	0	0	0	1	3	75	115	7.88	1.125										

Detroit Tigers @ Toronto Blue Jays
SkyDome, Toronto, ON
Thu Jun 22 2000, 7:05 PM EDT
Att: 20,259 - Cloudy - 72 F

AB 33
R 7
H 8
RBI 7
BB 1
SO 6
LOB 7



Batter	1	2	3	4	5	6	7	8	9	AB	R	H	RBI	BB	SO	LOB	TOP										
Darren Lewis, R OBP: 0.333, SLG: 0.363 (1, 7)	4-2 CS BB	0-0 G4-3			0-0 G4-3			3-2 2B	1-2 G4-3	4	1	1	0	1	0	2											
Jeff Frys, R OBP: 0.390, SLG: 0.377 (1, 4)	2-3 1-2		1-1 G6-3		2-2 L4			0-1 FC6-5 2H		4	0	1	1	0	1	1											
Trot Nixon, L OBP: 0.513, SLG: 0.513 (8, PR)	2-1 HR		0-1 FC6-4			0-2 F8		1-1 FC6-5 2B		4	1	2	1	0	0	1											
Curtis Pride, L (8, 7)								2-3 2B		0	1	0	0	0	0	0											
Nomar Garciaparra, R OBP: 0.443, SLG: 0.585 (1, 10)	0-1 F8		0-0 FC6-4			0-0 F9		4-1 2B	1-2 BB	3	0	0	0	1	0	1											
Carl Everett, S OBP: 0.396, SLG: 0.688 (1, 8)		1-1 HR	2-2 F5			0-2 F5		0-0 2B		4	1	2	2	0	0	1											
Brian Daubach, L OBP: 0.355, SLG: 0.500 (1, 3)		1-2 G1-3		1-3 K			1-0 F2	4-2 BB		3	0	0	0	1	1	0											
Jason Varitek, S OBP: 0.405, SLG: 0.440 (1, 2)		4-2 1B BB		2-2 G4-3			0-0 F7	2-1 F7		3	0	0	0	1	0	3											
Manny Alexander, R OBP: 0.250, SLG: 0.309 (1, 6)		1-2 1B		0-1 G5-3			0-3 K		2-2 G5-3	4	0	1	0	0	1	0											
3B Wilton Veras, R OBP: 0.274, SLG: 0.299 Scott Hatteberg, L OBP: 0.275, SLG: 0.319 (9, PH)		2-3 K			0-1 G1-3			1-0 F8	1-3 K	3	0	0	0	0	1	2											
										1	0	0	0	0	1	0											
Inning Stats	R: 1 E: 0 K: 1 S: 11	H: 1 LOB: 0 BB: 1 P: 19	R: 1 E: 0 K: 1 S: 14	H: 2 LOB: 2 BB: 1 P: 23	R: 0 E: 0 K: 0 S: 8	H: 1 LOB: 1 BB: 0 P: 11	R: 0 E: 0 K: 1 S: 10	H: 0 LOB: 0 BB: 0 P: 13	R: 0 E: 0 K: 0 S: 6	H: 0 LOB: 0 BB: 0 P: 8	R: 0 E: 0 K: 1 S: 5	H: 0 LOB: 0 BB: 0 P: 6	R: 2 E: 0 K: 0 S: 14	H: 3 LOB: 3 BB: 2 P: 29	R: 0 E: 0 K: 1 S: 9	H: 0 LOB: 0 BB: 0 P: 13	1B: 2 2B: 3 3B: 0 HR: 2	SF: 0 SAC: 0 DP: 0 HBP: 0	WP: 0 PB: 0 SB: 0 CS: 1	PA: 37							
PITCHER	IP	WLS	BF	H	R	ER	SO	BB	IBB	HBP	BLK	WP	HR	S	P	ERA	WHIP										
Frank Castillo, R ERA: 4.31 (1, 1)	7.1	W	29	6	4	4	4	2	0	0	0	0	2	67	97	4.91	1.091										
Pedro Borbon, L ERA: 4.43 (8, 1)	0.1	H	1	0	0	0	0	0	0	0	0	0	0	2	3	0.00	0.000										
Billy Koch, R ERA: 3.11 (8, 1)	1.1	S	7	1	0	0	1	2	0	0	0	0	0	15	29	0.00	2.250										
Batter	1	2	3	4	5	6	7	8	9	AB	R	H	RBI	BB	SO	LOB	BOTTOM										
Shannon Stewart, R OBP: 0.392, SLG: 0.597 (1, 7)	4-0 E S BB	2-1 F8		2-1 1B			0-2 G5-3			3	0	1	0	1	0	1											
Alex Gonzalez, R OBP: 0.301, SLG: 0.370 (1, 6)	2-3 K		1-2 HR		2-2 G6-3		1-1 F8			4	1	1	0	0	1	1											
Raul Mondesi, R OBP: 0.324, SLG: 0.522 (1, 9)	2-0 F3		0-0 1B		2-2 G1-3		1-1 P4			4	1	1	2	0	0	1											
Carlos Delgado, L OBP: 0.469, SLG: 0.714 (1, 3)	2-2 F7		3-1 HR		2-2 F8			4-0 G1-4-3 BB		3	0	1	0	1	0	1											
Brad Fullmer, L OBP: 0.373, SLG: 0.558 (1, 10)		1-2 HR	2-1 G3		0-2 1B		1-0 F9			4	1	2	1	0	0	1											
Tony Batieta, R OBP: 0.323, SLG: 0.548 (1, 5)		2-3 K	0-3 K		1-1 F3			0-0 G1-4-3	1-2	4	0	0	0	0	2	3											
José Cruz Jr., S OBP: 0.312, SLG: 0.450 (1, 8)		0-0 G4-3		1-1 HR		1-0 F5				3	1	1	1	0	0	0											
Alberto Castillo, R OBP: 0.289, SLG: 0.309 (1, 2)		3-1 1B 2B		2-2 G1-3		2-3 K2-3				3	1	1	0	0	1	0											
Homer Bush, R OBP: 0.250, SLG: 0.218 (1, 4)		1-2 S 1B		2-2 G6-3		0-0 G6-3				3	0	1	1	0	0	0											
Inning Stats	R: 0 E: 0 K: 1 S: 8	H: 0 LOB: 1 BB: 1 P: 17	R: 2 E: 0 K: 1 S: 14	H: 3 LOB: 1 BB: 0 P: 23	R: 2 E: 0 K: 1 S: 14	H: 2 LOB: 0 BB: 0 P: 20	R: 1 E: 0 K: 0 S: 10	H: 2 LOB: 1 BB: 0 P: 17	R: 0 E: 0 K: 1 S: 7	H: 0 LOB: 0 BB: 0 P: 10	R: 0 E: 0 K: 0 S: 7	H: 0 LOB: 0 BB: 0 P: 9	R: 0 E: 0 K: 0 S: 2	H: 0 LOB: 0 BB: 1 P: 7	1B: 5 2B: 1 3B: 0 HR: 3	SF: 0 SAC: 0 DP: 1 HBP: 0	WP: 0 PB: 0 SB: 2 CS: 0	PA: 33									
PITCHER	IP	WLS	BF	H	R	ER	SO	BB	IBB	HBP	BLK	WP	HR	S	P	ERA	WHIP										
John Wasdin, R ERA: 5.46 (1, 1)	4.0	L	19	7	5	5	3	1	0	0	0	0	3	46	77	11.25	2.000										
Bryce Florie, R ERA: 4.5 (5, 1)	1.0		5	2	0	0	0	0	0	0	0	0	0	14	21	0.00	2.000										
49 Tim Wakefield, R ERA: 5.46 (6, 1)	3.0		9	0	0	0	1	1	0	0	0	0	0	16	26	0.00	0.333										

Boston Red Sox @ Toronto Blue Jays
SkyDome, Toronto, ON
Fri Jun 23 2000, 7:05 PM EDT
Att: 28,198 - Sunny - 70 F

AB 33
R 4
H 7
RBI 4
BB 4
SO 5
LOB 11



Boston Red Sox @ Toronto Blue Jays
SkyDome, Toronto, ON
Fri Jun 23 2000, 7:05 PM EDT
Att: 28,198 - Sunny - 70 F

AB 31
R 5
H 9
RBI 5
BB 2
SO 4
LOB 8



Batter	1	2	3	4	5	6	7	8	9	AB	R	H	RBI	BB	SO	LOB	TOP										
Jose Offerman, S (1, 3) OBP: 0.326, SLG: 0.307	F7		L9		F8		G3		F7	5	0	0	0	0	0	1											
Jeff Eves, R (1, 4) OBP: 0.386, SLG: 0.374	G6-3		G5-3		F9			1B G6-3 1B		4	1	1	0	0	0	1											
Carl Everett, S (1, 8) OBP: 0.401, SLG: 0.688	F9		1B 2H 1B		4-1 BB			1-2 1B G6-3 1B		3	1	2	1	1	0	0											
Nomar Garciaparra, R (1, 6) OBP: 0.444, SLG: 0.598		1-1 HR	0-0 1B		0-0 F8			2-1 G6-3		4	1	2	2	0	0	2											
Brian Daubach, L (1, 10) OBP: 0.350, SLG: 0.491		2-3 K	0-0 F8		1-3 K			3-3 K		4	0	0	0	0	3	3											
Jason Varitek, S (1, 2) OBP: 0.403, SLG: 0.435	F7			0-0 G1-3		0-0 F8		1-1 1B		4	0	1	1	0	0	0											
Darren Lewis, R (1, 9) OBP: 0.323, SLG: 0.350	E5			2-1 G6-3		0-3 K		0-1 G5-3		4	0	0	0	0	1	1											
Curtis Pride, L (1, 7) Scott Hatteberg, L (9, PH) OBP: 0.272, SLG: 0.315		1-3 K		4-2 BB			3-2 G4-3		0-3 K	2	0	0	0	1	1	1											
Manny Alexander, R (1, 5) OBP: 0.250, SLG: 0.306			2-2 G5-3 1B		2-3 K		2-1 G5-3		2-3 K	4	1	1	0	0	2	1											
Inning Stats	R: 0 E: 0 K: 0 S: 6	H: 0 LOB: 0 BB: 0 P: 9	R: 1 E: 1 K: 2 S: 15	H: 1 LOB: 1 BB: 0 P: 22	R: 1 E: 0 K: 0 S: 12	H: 3 LOB: 2 BB: 0 P: 16	R: 0 E: 0 K: 1 S: 8	H: 0 LOB: 1 BB: 1 P: 16	R: 0 E: 0 K: 2 S: 10	H: 0 LOB: 0 BB: 0 P: 11	R: 0 E: 0 K: 0 S: 6	H: 0 LOB: 0 BB: 0 P: 11	R: 2 E: 0 K: 1 S: 16	H: 3 LOB: 1 BB: 0 P: 24	R: 0 E: 0 K: 2 S: 7	H: 0 LOB: 0 BB: 0 P: 9	1B: 6 2B: 0 3B: 0 HR: 1	SF: 0 SAC: 0 DP: 0 HBP: 0	WP: 0 PB: 0 SB: 0 CS: 0	PA: 37							
PITCHER	IP	WLS	BF	H	R	ER	SO	BB	IBB	HBP	BLK	WP	HR	S	P	ERA	WHIP										
32 Roy Halladay, R (1, 1) ERA: 10.84	7.0	W	30	6	4	4	5	2	0	0	0	0	1	68	105	5.14	1.143										
Paul Quantrill, R (8, 1) ERA: 3.57	1.0	H	4	1	0	0	1	0	0	0	0	0	0	10	16	0.00	1.000										
Billy Koch, R (9, 1) ERA: 3.03	1.0	S	3	0	0	0	2	0	0	0	0	0	0	7	9	0.00	0.000										

Boston Red Sox @ Toronto Blue Jays
 SkyDome, Toronto, ON
 Sat Jun 24 2000, 4:05 PM EDT
 Att: 30,130 - Dome - 72 F

AB 35
 R 4
 H 7
 RBI 4
 BB 2
 SO 8
 LOB 10



Batter	1	2	3	4	5	6	7	8	9	AB	R	H	RBI	BB	SO	LOB	BOTTOM											
Shannon Stewart, R (1, 7) OBP: 0.389, SLG: 0.589	G5-3		4-1 HR BB		G4-3		L9			3	1	0	0	1	0	1												
Alex Gonzalez, R (1, 6) OBP: 0.309, SLG: 0.386 Chris Woodward, R (6, 6) OBP: 0.375, SLG: 0.618	G6-3 HR HBP		2-0 1-H HR		2-2 1B 1B		1-3 K			2	3	2	2	0	0	0												
Raul Mondesi, R (1, 9) OBP: 0.323, SLG: 0.518	G6-3		2-2 F5		0-1 1B 1B		0-0 G6-3			4	0	1	0	0	0	1												
Carlos Delgado, L (1, 3) OBP: 0.470, SLG: 0.722	G6-3 2H HR		0-0 F7		0-0 L3 1B		1-2 G4-3			4	1	2	3	0	0	0												
Brad Fullmer, L (1, 10) OBP: 0.371, SLG: 0.566	F7		2-0 E6		0-0 L3		1-2 HR			4	1	1	1	0	0	2												
Tony Batista, R (1, 5) OBP: 0.318, SLG: 0.539		1-1 F9	2-2 G4-3		3-1 L7		1-1 F7			4	0	0	0	0	0	2												
José Cruz Jr., S (1, 8) OBP: 0.314, SLG: 0.451		1-0 G4-3		2-1 G6-3 G6-3 1B		0-0 G3		0-1 1B		4	0	2	0	0	0	0												
Alberto Castillo, R (1, 2) OBP: 0.288, SLG: 0.307		0-0 1B		1-0 G6-3		1-1 G6-3		0-2 G6-3		4	0	1	0	0	0	2												
Homer Bush, R (1, 4) OBP: 0.246, SLG: 0.214		3-2 F9		1-1 G6-3		0-0 G4-3				3	0	0	0	0	0	2												
Inning Stats	R: 2 E: 0 K: 0 S: 8	H: 1 LOB: 0 BB: 0 P: 15	R: 0 E: 0 K: 0 S: 10	H: 1 LOB: 0 BB: 0 P: 15	R: 2 E: 1 K: 0 S: 12	H: 1 LOB: 1 BB: 1 P: 24	R: 0 E: 0 K: 0 S: 7	H: 1 LOB: 1 BB: 0 P: 12	R: 1 E: 0 K: 0 S: 9	H: 3 LOB: 1 BB: 0 P: 14	R: 0 E: 0 K: 0 S: 4	H: 0 LOB: 0 BB: 0 P: 5	R: 0 E: 0 K: 1 S: 5	H: 0 LOB: 0 BB: 0 P: 6	R: 1 E: 0 K: 0 S: 13	H: 2 LOB: 1 BB: 0 P: 16	1B: 6 2B: 1 3B: 0 HR: 3	SF: 0 SAC: 0 DP: 1 HBP: 1	WP: 0 PB: 0 SB: 0 CS: 0	PA: 35								
PITCHER	IP	WLS	BF	H	R	ER	SO	BB	IBB	HBP	BLK	WP	HR	S	P	ERA	WHIP											
Brian Rose, R (1, 1) ERA: 6.11	2.2	L	14	3	4	4	0	1	0	1	0	0	0	23	36	2.70	1.200											
Hipolito Pichardo, R (3, 1) ERA: 2.25	3.1		13	4	1	1	0	0	0	0	0	0	0	5	6	0.00	0.000											
Rod Beck, R (7, 1) ERA: 4.11	1.0		3	0	0	0	1	0	0	0	0	0	0	1	13	16	9.00	2.000										
Rheal Cormier, L (8, 1)	1.0		5	2	1	1	0	0	0	0	0	0	1	13	16	9.00	2.000											

Boston Red Sox @ Toronto Blue Jays
 SkyDome, Toronto, ON
 Sat Jun 24 2000, 4:05 PM EDT
 Att: 30,130 - Dome - 72 F

AB 33
 R 6
 H 9
 RBI 6
 BB 1
 SO 1
 LOB 10



Batter	1	2	3	4	5	6	7	8	9	10	11	12	13	AB	R	H	RBI	BB	SO	LOB	TOP
Jose Offerman, S OBP: 0.333, SLG: 0.310														5	1	2	0	2	0	2	
Jeff Frye, R OBP: 0.379, SLG: 0.366														6	0	1	1	0	1	5	
Carl Everett, S OBP: 0.405, SLG: 0.682														5	1	2	0	2	0	2	
Nomar Garciaparra, R OBP: 0.435, SLG: 0.387														7	0	1	2	0	0	6	
Brian Daubach, L OBP: 0.350, SLG: 0.489														5	1	1	0	1	2	1	
Izzy Alcantara, R OBP: 0.167, SLG: 0.167														6	1	1	0	0	1	4	
Scott Hatteberg, L OBP: 0.287, SLG: 0.342														6	0	3	2	0	0	1	
3B Wilton Veras, R OBP: 0.272, SLG: 0.302														5	0	1	0	0	2	2	
Jason Vantek, S OBP: 0.401, SLG: 0.433														1	0	0	0	0	0	2	
Manny Alexander, R OBP: 0.250, SLG: 0.306														0	0	0	0	0	0	0	
Curtis Pride, L OBP: 0.308, SLG: 0.333														6	1	3	0	0	2	2	
Inning Stats	R: 2 E: 0 K: 1 S: 12	H: 2 LOB: 1 BB: 1 P: 22	R: 0 E: 0 K: 0 S: 11	H: 2 LOB: 2 BB: 0 P: 17	R: 1 E: 0 K: 0 S: 8	H: 1 LOB: 1 BB: 0 P: 11	R: 0 E: 0 K: 1 S: 15	H: 1 LOB: 1 BB: 0 P: 25	R: 0 E: 0 K: 2 S: 8	H: 0 LOB: 0 BB: 0 P: 10	R: 0 E: 0 K: 1 S: 10	H: 2 LOB: 2 BB: 0 P: 12	R: 0 E: 0 K: 1 S: 14	H: 2 LOB: 2 BB: 0 P: 21	R: 0 E: 0 K: 1 S: 10	H: 1 LOB: 2 BB: 1 P: 20	1B: 10 2B: 5 3B: 0 HR: 0	SF: 0 SAC: 1 DP: 1 HBP: 0	WP: 1 PB: 0 SB: 0 CS: 0	PA: 58	
PITCHER	IP 3.1	WLS 20	BF 7	H 5	ER 5	SO 1	BB 3	IBB 0	HBP 0	BLK 0	WP 0	HR 0	S 43	P 73	ERA 13.50	WHIP 3.000					
Chris Carpenter, R ERA: 5.49																					
Lanos Painter, L ERA: 5.12																					
John Frascatore, R ERA: 7.43																					
Pedro Borbon, L ERA: 4.24																					
Billy Koch, R ERA: 2.95																					
PITCHER	IP 3.0	WLS 13	BF 4	H 0	ER 0	SO 2	BB 0	IBB 0	HBP 0	BLK 0	WP 0	HR 0	S 29	P 39	ERA 0.00	WHIP 1.333					
Paul Quantrill, R ERA: 3.43																					
Matt DelVito, R ERA: 6.75																					

Boston Red Sox @ Toronto Blue Jays
SkyDome, Toronto, ON
Sun Jun 25 2000, 1:05 PM EDT
Att: 31,022 - Cloudy - 72 F

AB 52
R 5
H 15
RBI 5
BB 5
SO 8
LOB 27



Batter	1	2	3	4	5	6	7	8	9	10	11	12	13	AB	R	H	RBI	BB	SO	LOB	BOTTOM			
Shannon Stewart, R OBP: 0.386, SLG: 0.591														6	2	1	1	0	2	2				
Chris Woodward, R OBP: 0.340, SLG: 0.537														7	2	1	0	0	3	1				
Tony Batista, R OBP: 0.321, SLG: 0.551														7	1	3	2	0	2	2				
Carlos Delgado, L OBP: 0.467, SLG: 0.724														5	1	1	2	1	1	1				
Brad Fullmer, L OBP: 0.375, SLG: 0.569														6	0	3	1	0	0	2				
José Cruz Jr., S OBP: 0.315, SLG: 0.445														4	0	0	0	2	1	4				
Marty Cordova, R OBP: 0.329, SLG: 0.363														5	0	1	0	0	1	3				
Alberto Castillo, R OBP: 0.285, SLG: 0.297														4	0	0	0	1	1	3				
Homer Bush, R OBP: 0.240, SLG: 0.208														6	0	0	0	0	2	6				
Inning Stats	R: 1 E: 0 K: 1 S: 11	H: 1 LOB: 0 BB: 0 P: 17	R: 0 E: 1 K: 0 S: 10	H: 0 LOB: 2 BB: 1 P: 18	R: 1 E: 1 K: 1 S: 13	H: 1 LOB: 2 BB: 0 P: 22	R: 0 E: 0 K: 2 S: 9	H: 0 LOB: 0 BB: 0 P: 12	R: 1 E: 1 K: 3 S: 13	H: 3 LOB: 2 BB: 1 P: 33	R: 0 E: 0 K: 0 S: 9	H: 0 LOB: 0 BB: 0 P: 13	R: 0 E: 0 K: 1 S: 10	H: 1 LOB: 1 BB: 1 P: 15	R: 0 E: 0 K: 1 S: 16	H: 0 LOB: 0 BB: 0 P: 15	R: 0 E: 0 K: 0 S: 4	H: 1 LOB: 1 BB: 0 P: 7	R: 1 E: 1 K: 0 S: 11	H: 1 LOB: 1 BB: 0 P: 14	1B: 5 2B: 3 3B: 0 HR: 3	SF: 0 SAC: 1 DP: 1 HBP: 2	WP: 0 PB: 0 SB: 0 CS: 0	PA: 57
PITCHER	IP 6.2	WLS 32	BF 6	H 5	ER 4	SO 10	BB 1	IBB 0	HBP 2	BLK 0	WP 0	HR 3	S 87	P 134	ERA 5.40	WHIP 1.050								
Pedro Martínez, R ERA: 1.44																								
Rich Garces, R ERA: 2.25																								
Derek Lowe, R ERA: 2.05																								
Rod Beck, R ERA:																								
Rheal Cormier, L ERA: 3.94																								
PITCHER	IP 0.2	WLS L	BF 4	H 1	ER 1	SO 0	BB 0	IBB 0	HBP 0	BLK 0	WP 0	HR 0	S 11	P 14	ERA 0.00	WHIP 1.500								
Bryce Florie, R ERA: 4.05																								

Boston Red Sox @ Toronto Blue Jays
SkyDome, Toronto, ON
Sun Jun 25 2000, 1:05 PM EDT
Att: 31,022 - Cloudy - 72 F

AB 50
R 6
H 10
RBI 6
BB 4
SO 13
LOB 24



Batter	1	2	3	4	5	6	7	8	9	AB	R	H	RBI	BB	SO	LOB	TOP				
Shannon Stewart, R (1,7) OBP: 0.384, SLG: 0.584 Todd Greene, R (8,7) OBP: 0.333, SLG: 0.583	L1	F8		CS 1B			L6			4	0	1	0	0	0	2					
Craig Grebeck, R (1,4) OBP: 0.468, SLG: 0.420	G6-3		1B SF9	1B	G5-3		G4-3		F8	5	1	1	0	0	0	2					
Tony Batista, R (1,5) OBP: 0.323, SLG: 0.549	1B BB		P5			F7				3	0	1	0	1	0	1					
Carlos Delgado, L (1,3) OBP: 0.468, SLG: 0.720	1-3 1B		BB BB 1B		G3-1		F7			4	0	2	0	0	0	1					
Brad Fullmer, L (1,10) OBP: 0.369, SLG: 0.561	P4		SF9		G4-3			K		3	0	0	1	0	1	2					
José Cruz Jr., S (1,8) OBP: 0.320, SLG: 0.447		G5-3 1B	BB BB			G6-4-3 1B		F9		3	0	2	0	1	0	0					
Marty Cordova, R (1,9) OBP: 0.333, SLG: 0.362	F8		1-2 2-3 BB			G6-4-3 1B		P6		3	0	1	0	1	0	1					
Alberto Castillo, R (1,2) OBP: 0.278, SLG: 0.289 Charlie Greene, R (6,2)	G5-3		K			G6-4-3		G3		3	0	0	0	0	1	6					
Chris Woodward, R (1,6) OBP: 0.333, SLG: 0.500	1-2				L4		F9		G4-3	3	0	0	0	1	0	1					
Inning Stats	R: 0 E: 0 K: 0 S: 13	H: 1 LOB: 2 BB: 1 P: 22	R: 0 E: 0 K: 0 S: 12	H: 1 LOB: 2 BB: 1 P: 18	R: 1 E: 0 K: 1 S: 17	H: 2 LOB: 3 BB: 2 P: 31	R: 0 E: 0 K: 0 S: 6	H: 1 LOB: 0 BB: 0 P: 10	R: 0 E: 0 K: 0 S: 5	H: 2 LOB: 1 BB: 0 P: 10	R: 0 E: 0 K: 0 S: 8	H: 1 LOB: 1 BB: 0 P: 11	R: 0 E: 0 K: 1 S: 16	H: 0 LOB: 0 BB: 0 P: 24	R: 0 E: 0 K: 0 S: 7	H: 1 LOB: 1 BB: 0 P: 12	1B: 9 2B: 0 3B: 0 HR: 0	SF: 1 SAC: 0 DP: 1 HBP: 0	WP: 0 PB: 0 SB: 0 CS: 1	PA: 38	
PITCHER	IP	WLS	BF	H	R	ER	SO	BB	IBB	HBP	BLK	WP	HR	S	P	ERA	WHIP				
Steve Trachsel, R (1,1) ERA: 4.49	6.0	W	27	7	1	1	1	4	0	0	0	0	0	60	103	1.50	1.833				
Rick White, R (7,1) ERA: 3.43	1.0		4	1	0	0	0	0	0	0	0	0	0	8	11	0.00	1.000				
Tanyon Sturtze, R (8,1) ERA: 10.45	1.0		3	0	0	0	1	0	0	0	0	0	0	16	24	0.00	0.000				
Jim Mecir, R (9,1) ERA: 2.18	1.0		4	1	0	0	0	0	0	0	0	0	0	7	12	0.00	1.000				

Toronto Blue Jays @ Tampa Bay Devil Rays
Tropicana Field, St. Petersburg, FL
Tue Jun 27 2000, 7:15 PM EDT
Att: 14,657 - Dome - 72 F

AB 33
R 1
H 9
RBI 1
BB 4
SO 2
LOB 16





Batter	1	2	3	4	5	6	7	8	9	AB	R	H	RBI	BB	SO	LOB	BOTTOM				
Randy Winn, S (1,8) OBP: 0.412, SLG: 0.319	1B BB	FC4-6		E6		FC3-6 1B	K			4	2	1	1	1	1	3					
Steve Cox, L (1,10) OBP: 0.414, SLG: 0.500	1-3 1B	CS	G3-1	HR		FC3-6		2B		5	2	3	4	0	0	1					
Bubba Trammell, R (1,7) OBP: 0.367, SLG: 0.504	1B HBP		G6-3	1B		HBP BB 1B	F9			3	2	1	0	0	0	1					
Fred McGriff, L (1,3) OBP: 0.365, SLG: 0.480 Russ Johnson, R (7,PH) OBP: 0.226, SLG: 0.198	1-2 1B			F9 WP 1B		HBP BB	F8			3	2	3	3	1	0	0					
John Flaherty, R (1,2) OBP: 0.319, SLG: 0.389	F3		L5	WP 1B		P3		G6-3		5	0	1	0	0	0	5					
Bobby Smith, R (1,4) OBP: 0.408, SLG: 0.596	K			1B		P4		K		5	1	1	0	0	2	6					
Jose Guillen, R (1,9) OBP: 0.342, SLG: 0.515	F8					1B HBP		G3		4	1	1	0	0	0	3					
Ozzie Guillen, L (1,5) OBP: 0.328, SLG: 0.370		P4		HR BB		G4-3		1B		3	1	1	2	1	0	0					
Felix Martinez, S (1,6) OBP: 0.373, SLG: 0.396		FC4-6 1B		K		G3-1		G4-3		4	0	1	0	0	1	5					
Inning Stats	R: 2 E: 0 K: 1 S: 16	H: 2 LOB: 2 BB: 1 P: 27	R: 0 E: 0 K: 0 S: 9	H: 1 LOB: 0 BB: 0 P: 14	R: 0 E: 0 K: 0 S: 9	H: 1 LOB: 1 BB: 0 P: 18	R: 7 E: 1 K: 1 S: 24	H: 6 LOB: 1 BB: 1 P: 42	R: 0 E: 0 K: 0 S: 8	H: 1 LOB: 2 BB: 1 P: 16	R: 0 E: 0 K: 1 S: 13	H: 1 LOB: 1 BB: 0 P: 16	R: 0 E: 0 K: 1 S: 7	H: 0 LOB: 0 BB: 0 P: 12	1B: 9 2B: 3 3B: 0 HR: 1	SF: 0 SAC: 0 DP: 0 HBP: 3	WP: 1 PB: 0 SB: 0 CS: 1	PA: 44			
PITCHER	IP	WLS	BF	H	R	ER	SO	BB	IBB	HBP	BLK	WP	HR	S	P	ERA	WHIP				
Kelvin Escobar, R (1,1) ERA: 5.3	3.1	L	22	9	9	7	2	2	0	1	0	0	1	47	84	18.90	3.300				
Matt DeWitt, R (4,1) ERA: 6.75	2.2		14	3	2	2	0	1	0	2	0	1	0	27	48	6.75	1.500				
Lance Painter, L (7,1) ERA: 4.81	2.0		7	1	0	0	2	0	0	0	0	0	0	20	28	0.00	0.500				

Toronto Blue Jays @ Tampa Bay Devil Rays
Tropicana Field, St. Petersburg, FL
Tue Jun 27 2000, 7:15 PM EDT
Att: 14,657 - Dome - 72 F

AB 37
R 11
H 13
RBI 10
BB 3
SO 4
LOB 25



Batter	1	2	3	4	5	6	7	8	9	AB	R	H	RBI	BB	SO	LOB	TOP								
Shannon Stewart, R OBP: 0.380, SLG: 0.576 (1, 7)	G4-3		FC4-6 1B	K			K		G5-3	5	0	1	0	0	2	1	Toronto Blue Jays @ Tampa Bay Devil Rays Tropicana Field, St. Petersburg, FL Wed Jun 28 2000, 7:15 PM EDT Att: 15,308 - Dome - 72 F livebaseballscorecards.com								
Craig Grebeck, R OBP: 0.328, SLG: 0.407 (1, 4)	F7		FC4-6 FC6-4	FC5-4			F3			4	0	0	0	0	0	2									
Raul Mondesi, R OBP: 0.325, SLG: 0.515 (1, 9)	BB		FC6-4				K			2	0	0	0	2	1	1									
Carlos Delgado, L OBP: 0.468, SLG: 0.717 (1, 3)	F7									4	1	2	0	0	0	2									
Brad Fullmer, L OBP: 0.367, SLG: 0.556 (1, 10)	F8									4	1	1	0	0	0	2									
Tony Batista, R OBP: 0.322, SLG: 0.544 (1, 5)	F7									4	1	1	1	0	0	2									
José Cruz Jr., S OBP: 0.322, SLG: 0.461 (1, 8)	HR									4	2	2	2	0	1	1									
Alberto Castillo, R OBP: 0.270, SLG: 0.280 (1, 2)	G4-3									4	0	0	1	0	1	1									
Chris Woodward, R OBP: 0.309, SLG: 0.458 (1, 6)										4	0	0	0	0	2	0									
Inning Stats	R: 0 E: 0 K: 0 S: 11	H: 0 LOB: 1 BB: 1 P: 19	R: 1 E: 0 K: 0 S: 5	H: 1 LOB: 0 BB: 0 P: 6	R: 0 E: 0 K: 1 S: 7	H: 1 LOB: 1 BB: 0 P: 12	R: 4 E: 1 K: 1 S: 15	H: 4 LOB: 1 BB: 0 P: 21	R: 0 E: 0 K: 0 S: 4	H: 0 LOB: 1 BB: 1 P: 13	R: 0 E: 0 K: 3 S: 10	H: 0 LOB: 0 BB: 0 P: 16	R: 0 E: 0 K: 2 S: 15	H: 0 LOB: 0 BB: 0 P: 23	R: 0 E: 0 K: 0 S: 11	H: 1 LOB: 1 BB: 0 P: 15		R: 0 E: 0 K: 0 S: 8	H: 0 LOB: 0 BB: 0 P: 12	1B: 5 2B: 1 3B: 0 HR: 1	SF: 0 SAC: 0 DP: 0 HBP: 0	WP: 0 PB: 0 SB: 1 CS: 0	PA: 37		
PITCHER	IP	WLS	BF	H	R	ER	SO	BB	IBB	HBP	BLK	WP	HR	S	P	ERA	WHIP								
Esteban Yan, R ERA: 6.89 (1, 1)	4.0	L	21	6	5	4	2	2	0	0	0	0	1	38	62	9.00	2.000								
Doug Creek, L ERA: 1.77 (5, 1)	4.0		13	1	0	0	5	0	0	0	0	0	0	40	63	0.00	0.250								
Roberto Hernandez, R ERA: 4.42 (9, 1)	1.0		3	0	0	0	0	0	0	0	0	0	0	8	12	0.00	0.000								

Batter	1	2	3	4	5	6	7	8	9	AB	R	H	RBI	BB	SO	LOB	BOTTOM								
Randy Winn, S OBP: 0.404, SLG: 0.315 (1, 8)	G4-3		F7							4	0	1	0	0	0	0	Toronto Blue Jays @ Tampa Bay Devil Rays Tropicana Field, St. Petersburg, FL Wed Jun 28 2000, 7:15 PM EDT Att: 15,308 - Dome - 72 F livebaseballscorecards.com								
Miguel Cairo, R OBP: 0.320, SLG: 0.335 (1, 10)	P6									4	0	0	0	0	0	1									
Bubba Trammell, R OBP: 0.364, SLG: 0.504 (1, 7)	F8									4	1	1	0	0	1	1									
Fred McGriff, L OBP: 0.362, SLG: 0.475 (1, 3)										3	0	0	1	0	1	1									
Steve Cox, L OBP: 0.420, SLG: 0.506 (8, 3)										1	0	1	0	0	0	0									
John Flaherty, R OBP: 0.313, SLG: 0.381 (1, 2)	G5-3									4	0	0	0	0	1	1									
Bobby Smith, R OBP: 0.385, SLG: 0.560 (1, 4)	K									3	0	0	0	0	1	0									
Jose Guillen, R OBP: 0.335, SLG: 0.504 (1, 9)										3	0	0	0	0	0	0									
Russ Johnson, R OBP: 0.242, SLG: 0.247 (1, 5)										3	1	2	1	0	0	0									
Felix Martinez, S OBP: 0.362, SLG: 0.383 (1, 6)										3	0	0	0	0	1	1									
Inning Stats	R: 0 E: 0 K: 0 S: 5	H: 0 LOB: 0 BB: 0 P: 6	R: 0 E: 0 K: 1 S: 8	H: 0 LOB: 0 BB: 0 P: 8	R: 1 E: 0 K: 0 S: 8	H: 1 LOB: 0 BB: 0 P: 10	R: 1 E: 0 K: 0 S: 11	H: 1 LOB: 0 BB: 0 P: 14	R: 0 E: 0 K: 1 S: 12	H: 1 LOB: 1 BB: 0 P: 17	R: 0 E: 0 K: 2 S: 11	H: 1 LOB: 1 BB: 0 P: 14	R: 0 E: 0 K: 0 S: 5	H: 0 LOB: 0 BB: 0 P: 6	R: 0 E: 0 K: 0 S: 14	H: 0 LOB: 0 BB: 0 P: 16		R: 0 E: 0 K: 1 S: 11	H: 1 LOB: 1 BB: 0 P: 17	1B: 3 2B: 1 3B: 0 HR: 1	SF: 0 SAC: 0 DP: 0 HBP: 0	WP: 1 PB: 0 SB: 0 CS: 0	PA: 32		
PITCHER	IP	WLS	BF	H	R	ER	SO	BB	IBB	HBP	BLK	WP	HR	S	P	ERA	WHIP								
David Wells, L ERA: 3.43 (1, 1)	9.0	W	32	5	2	2	5	0	0	0	0	1	1	85	108	2.00	0.556								

Batter	1	2	3	4	5	6	7	8	9	AB	R	H	RBI	BB	SO	LOB	TOP										
Shannon Stewart, R (1, 7) OBP: 0.377, SLG: 0.568										4	0	2	1	0	1	1											
Chris Woodward, R (1, 6) OBP: 0.281, SLG: 0.421										4	0	0	0	0	1	3											
Raul Mondesi, R (1, 9) OBP: 0.328, SLG: 0.519										4	0	1	0	0	0	3											
Carlos Delgado, L (1, 3) OBP: 0.462, SLG: 0.705										4	0	0	0	0	1	1											
Brad Fullmer, L (1, 10) OBP: 0.373, SLG: 0.575										4	0	0	0	0	0	1											
Tony Batieta, R (1, 5) OBP: 0.323, SLG: 0.557										4	1	1	1	0	0	0											
José Cruz Jr., S (1, 8) OBP: 0.322, SLG: 0.471										4	1	1	0	0	0	0											
Alberto Castillo, R (1, 2) OBP: 0.277, SLG: 0.283										2	0	1	1	1	0	0											
Homer Bush, R (1, 4) OBP: 0.248, SLG: 0.227										4	1	1	0	0	1	2											
Inning Stats	R: 0 E: 0 K: 2 S: 10	H: 1 LOB: 1 BB: 0 P: 17	R: 0 E: 0 K: 0 S: 9	H: 0 LOB: 0 BB: 0 P: 14	R: 0 E: 0 K: 0 S: 14	H: 2 LOB: 2 BB: 0 P: 22	R: 0 E: 0 K: 0 S: 12	H: 0 LOB: 0 BB: 0 P: 18	R: 2 E: 0 K: 1 S: 17	H: 3 LOB: 1 BB: 0 P: 26	R: 0 E: 0 K: 1 S: 6	H: 0 LOB: 1 BB: 0 P: 12	R: 0 E: 0 K: 0 S: 7	H: 0 LOB: 1 BB: 1 P: 12	R: 0 E: 1 K: 0 S: 5	H: 0 LOB: 1 BB: 0 P: 7	R: 1 E: 0 K: 1 S: 13	H: 1 LOB: 0 BB: 0 P: 19	1B: 3 2B: 2 3B: 1 HR: 1	SF: 1 SAC: 0 DP: 0 HBP: 0	WP: 0 PB: 0 SB: 0 CS: 0	PA: 36					
PITCHER	IP	WLS	BF	H	R	ER	SO	BB	IBB	HBP	BLK	WP	HR	S	P	ERA	WHIP										
Pat Rapp, R (1, 1) ERA: 5.18	7.0	W	28	6	2	2	3	1	0	0	0	0	0	75	121	2.57	1.000										
Alan Mills, R (8, 1) ERA: 4.89	2.0		8	1	1	1	1	0	0	0	0	0	1	18	26	4.50	0.500										

Toronto Blue Jays @ Baltimore Orioles
 Oriole Park at Camden Yards, Baltimore, MD
 Fri Jun 30 2000, 7:35 PM EDT
 Att: 40,412 - Sunny - 84 F

AB	34
R	3
H	7
RBI	3
BB	1
SO	4
LOB	11



Batter	1	2	3	4	5	6	7	8	9	AB	R	H	RBI	BB	SO	LOB	BOTTOM										
Brady Anderson, L (1, 8) OBP: 0.352, SLG: 0.413										4	2	0	0	1	1	4											
Mike Bordick, R (1, 6) OBP: 0.341, SLG: 0.483										5	1	2	0	0	0	1											
Delino DeShields, L (1, 4) OBP: 0.372, SLG: 0.434										4	1	2	2	0	1	0											
Albert Belle, R (1, 9) OBP: 0.381, SLG: 0.566										4	1	2	2	0	0	0											
Luis Matos, R (8, 9) OBP: 0.334, SLG: 0.447										1	0	0	0	0	0	2											
B.J. Surhoff, L (1, 7) OBP: 0.334, SLG: 0.447										5	0	0	0	0	2	5											
Will Clark, L (1, 3) OBP: 0.421, SLG: 0.414										2	2	1	1	2	0	0											
Charles Johnson, R (1, 2) OBP: 0.355, SLG: 0.584										2	1	1	0	2	1	3											
Harold Baines, L (1, 10) OBP: 0.309, SLG: 0.377										5	0	2	2	0	0	5											
Ryan Minor, R (1, 5) OBP: 0.304, SLG: 0.238										3	0	1	0	0	0	1											
Inning Stats	R: 0 E: 0 K: 0 S: 9	H: 0 LOB: 0 BB: 0 P: 15	R: 1 E: 0 K: 1 S: 14	H: 1 LOB: 1 BB: 1 P: 27	R: 6 E: 0 K: 0 S: 25	H: 4 LOB: 2 BB: 3 P: 49	R: 0 E: 0 K: 1 S: 6	H: 0 LOB: 0 BB: 0 P: 9	R: 0 E: 0 K: 1 S: 10	H: 1 LOB: 0 BB: 0 P: 17	R: 0 E: 0 K: 1 S: 11	H: 1 LOB: 1 BB: 0 P: 14	R: 0 E: 0 K: 1 S: 12	H: 1 LOB: 3 BB: 1 P: 21	R: 1 E: 0 K: 0 S: 12	H: 3 LOB: 2 BB: 0 P: 18	1B: 8 2B: 2 3B: 0 HR: 1	SF: 0 SAC: 0 DP: 0 HBP: 2	WP: 2 PB: 0 SB: 0 CS: 0	PA: 42							
PITCHER	IP	WLS	BF	H	R	ER	SO	BB	IBB	HBP	BLK	WP	HR	S	P	ERA	WHIP										
32 Roy Halladay, R (1, 1) ERA: 11.6	2.2	L	16	4	7	7	1	4	0	0	0	2	0	23	38	0.00	0.857										
Lance Painter, L (3, 1) ERA: 4.5	2.1		10	2	0	0	2	0	0	1	0	0	0	11	14	0.00	1.000										
Pedro Borbon, L (6, 1) ERA: 4.07	1.0		4	1	0	0	1	0	0	0	0	0	0	12	21	0.00	2.000										
John Frascatore, R (7, 1) ERA: 7.23	1.0		6	1	0	0	1	1	0	1	0	0	0	12	18	9.00	3.000										
Billy Koch, R (8, 1) ERA: 3.1	1.0		6	3	1	1	0	0	0	0	0	0	0	12	18	9.00	3.000										

Toronto Blue Jays @ Baltimore Orioles
 Oriole Park at Camden Yards, Baltimore, MD
 Fri Jun 30 2000, 7:35 PM EDT
 Att: 40,412 - Sunny - 84 F

AB	35
R	8
H	11
RBI	7
BB	5
SO	5
LOB	21



Batter	1	2	3	4	5	6	7	8	9	AB	R	H	RBI	BB	SO	LOB	TOP					
Shannon Stewart, R OBP: 0.379, SLG: 0.571	G6-3		1B			2B		G3-1		4	1	2	0	0	0	0	<p>Toronto Blue Jays @ Baltimore Orioles</p> <p>Oriole Park at Camden Yards, Baltimore, MD</p> <p>Sat Jul 01 2000, 7:05 PM EDT</p> <p>Att: 40,876 - Cloudy - 88 F</p>					
Chris Woodward, R OBP: 0.279, SLG: 0.426	K		K			G6-3		F8		4	1	1	1	0	2	1						
Raul Mondesi, R OBP: 0.329, SLG: 0.529						2H				2	1	1	1	0	0	0						
Marty Cordova, R OBP: 0.329, SLG: 0.357	HR					G5-3		P4		2	0	0	0	0	0	1						
Carlos Delgado, L OBP: 0.459, SLG: 0.698	G4-3					G6-3				3	1	0	0	1	0	1						
Brad Fullmer, L OBP: 0.375, SLG: 0.574						2-1		F7		4	0	2	1	0	1	1						
Tony Batista, R OBP: 0.322, SLG: 0.563	K					3H				4	1	1	2	0	2	2						
José Cruz Jr., S OBP: 0.318, SLG: 0.465	G3					1-2		HR		4	0	0	0	0	1	0						
Charlie Greene, R OBP: 0.111, SLG: 0.111								F7		3	0	1	0	0	2	0						
Todd Greene, R OBP: 0.308, SLG: 0.538								F7		1	0	0	0	0	0	0						
Homer Bush, R OBP: 0.245, SLG: 0.224								K		3	0	0	0	0	1	1						
Inning Stats	R: 1 E: 0 K: 1 S: 11	H: 1 LOB: 0 BB: 0 P: 15	R: 0 E: 0 K: 2 S: 8	H: 0 LOB: 0 BB: 0 P: 12	R: 0 E: 0 K: 1 S: 6	H: 2 LOB: 1 BB: 0 P: 11	R: 0 E: 0 K: 1 S: 10	H: 1 LOB: 1 BB: 0 P: 15	R: 0 E: 0 K: 2 S: 9	H: 0 LOB: 0 BB: 0 P: 10	R: 2 E: 0 K: 0 S: 14	H: 3 LOB: 1 BB: 0 P: 21	R: 0 E: 0 K: 0 S: 7	H: 0 LOB: 0 BB: 0 P: 8	R: 0 E: 0 K: 0 S: 6	H: 0 LOB: 0 BB: 0 P: 9	R: 2 E: 0 K: 0 S: 8	H: 1 LOB: 0 BB: 1 P: 16	1B: 4 2B: 3 3B: 0 HR: 2	SF: 0 SAC: 0 DP: 1 HBP: 0	WP: 1 PB: 0 SB: 0 CS: 0	PA: 35
PITCHER Sidney Ponson, R ERA: 4.77	IP: 9.0 WLS: W BF: 35 H: 8 R: 5 ER: 5 SO: 9 BB: 1 IBB: 0 HBP: 0 BLK: 0 WP: 1 HR: 2 S: 79 P: 117 ERA: 5.00 WHIP: 1.000															PITCHER	IP: 9.0 WLS: W BF: 35 H: 8 R: 5 ER: 5 SO: 9 BB: 1 IBB: 0 HBP: 0 BLK: 0 WP: 1 HR: 2 S: 79 P: 117 ERA: 5.00 WHIP: 1.000					

Batter	1	2	3	4	5	6	7	8	9	AB	R	H	RBI	BB	SO	LOB	BOTTOM			
Delino DeShields, L OBP: 0.373, SLG: 0.437	K		FC3-6			G5-3				5	1	2	0	0	1	1	<p>Toronto Blue Jays @ Baltimore Orioles</p> <p>Oriole Park at Camden Yards, Baltimore, MD</p> <p>Sat Jul 01 2000, 7:05 PM EDT</p> <p>Att: 40,876 - Cloudy - 88 F</p>			
Mark Lewis, R OBP: 0.257, SLG: 0.281			1-2			G5-4-3		2B		0	0	0	0	0	0	0				
Mike Bordick, R OBP: 0.342, SLG: 0.483	G5-3		L7			2B		G5-4-3		4	2	1	1	1	0	2				
Will Clark, L OBP: 0.429, SLG: 0.445	G4-3					G4-3		2B		4	2	3	2	1	0	0				
Albert Belle, R OBP: 0.378, SLG: 0.558						HR		G4-3		4	0	0	1	1	1	2				
B.J. Surhoff, L OBP: 0.335, SLG: 0.447						F9		G1-3		4	0	0	1	1	1	2				
Jeff Conine, R OBP: 0.357, SLG: 0.522						F7		BB		5	1	2	1	0	0	2				
Harold Baines, L OBP: 0.317, SLG: 0.413						F7		BB		2	2	1	0	3	0	0				
Charles Johnson, R OBP: 0.362, SLG: 0.598						HR		BB		4	3	2	4	1	0	5				
Luis Matos, R						HR		BB		3	1	2	3	1	0	1				
Inning Stats	R: 0 E: 0 K: 1 S: 7	H: 0 LOB: 0 BB: 0 P: 9	R: 0 E: 0 K: 1 S: 6	H: 0 LOB: 0 BB: 0 P: 9	R: 1 E: 0 K: 0 S: 13	H: 2 LOB: 1 BB: 0 P: 18	R: 4 E: 0 K: 1 S: 11	H: 3 LOB: 0 BB: 1 P: 18	R: 5 E: 0 K: 0 S: 16	H: 3 LOB: 1 BB: 3 P: 35	R: 0 E: 0 K: 0 S: 5	H: 1 LOB: 1 BB: 1 P: 11	R: 0 E: 0 K: 0 S: 8	H: 1 LOB: 1 BB: 1 P: 15	R: 2 E: 0 K: 0 S: 23	H: 3 LOB: 3 BB: 2 P: 40	1B: 6 2B: 3 3B: 0 HR: 4	SF: 0 SAC: 0 DP: 2 HBP: 0	WP: 0 PB: 0 SB: 0 CS: 0	PA: 43
PITCHER Chris Carpenter, R ERA: 6.03	IP: 4.2 WLS: L BF: 24 H: 7 R: 9 ER: 9 SO: 3 BB: 3 IBB: 0 HBP: 0 BLK: 0 WP: 0 HR: 3 S: 46 P: 75 ERA: 17.36 WHIP: 2.143															PITCHER Matt DeWitt, R ERA: 7.71	IP: 5.1 WLS: L BF: 15 H: 6 R: 3 ER: 3 SO: 3 BB: 0 IBB: 0 HBP: 0 BLK: 0 WP: 1 HR: 31 S: 58 P: 58 ERA: 10.12 WHIP: 3.375			
PITCHER John Frascatore, R ERA: 7.11	IP: 0.2 WLS: L BF: 4 H: 0 R: 0 ER: 0 SO: 0 BB: 2 IBB: 0 HBP: 0 BLK: 0 WP: 0 HR: 0 S: 12 P: 22 ERA: 0.00 WHIP: 3.000															PITCHER John Frascatore, R ERA: 7.11	IP: 0.2 WLS: L BF: 4 H: 0 R: 0 ER: 0 SO: 0 BB: 2 IBB: 0 HBP: 0 BLK: 0 WP: 0 HR: 0 S: 12 P: 22 ERA: 0.00 WHIP: 3.000			

AB	34
R	5
H	8
RBI	5
BB	1
SO	9
LOB	7



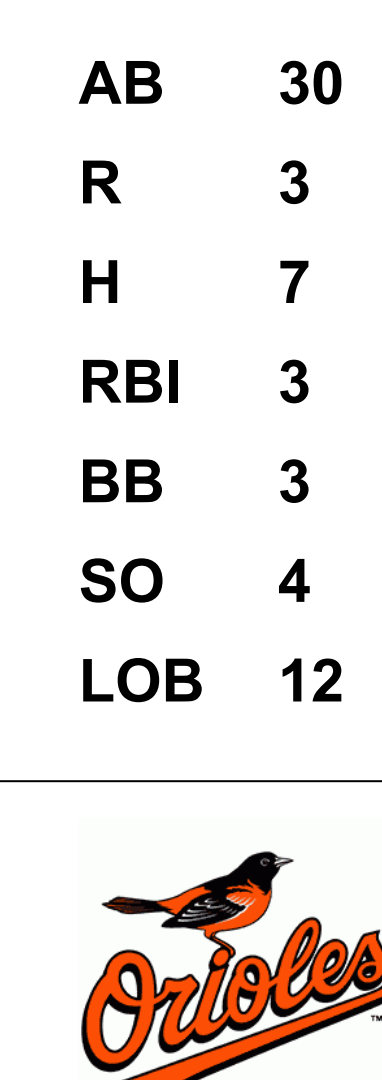
AB	35
R	12
H	13
RBI	12
BB	8
SO	3
LOB	15



Batter	1	2	3	4	5	6	7	8	9	AB	R	H	RBI	BB	SO	LOB	TOP										
Shannon Stewart, R (1, 7) OBP: 0.375, SLG: 0.568	G5-3		G6-3				F8		K	5	0	1	0	0	1	1	Toronto Blue Jays @ Baltimore Orioles Oriole Park at Camden Yards, Baltimore, MD Sun Jul 02 2000, 1:35 PM EDT Att: 41,267 - Cloudy - 90 F										
Craig Grebeck, R (1, 4) OBP: 0.326, SLG: 0.402	E4 HR		G6-3		G1-3			FC4-6 1B		4	1	1	0	0	0	2											
Raul Mondesi, R (1, 9) OBP: 0.331, SLG: 0.538	1-H HR		F9		P4			FC4-6 1B		4	1	2	2	0	0	2											
Carlos Delgado, L (1, 3) OBP: 0.457, SLG: 0.692	L7			F7		FC6-4 1B		FC4-6		4	0	1	0	0	0	2											
Brad Fullmer, L (1, 10) OBP: 0.370, SLG: 0.565	G3			G4-3		F8		P6		4	0	0	0	0	0	3											
Tony Batista, R (1, 5) OBP: 0.321, SLG: 0.559		K			FC6-4 1B			K		4	0	1	0	0	2	3											
José Cruz Jr., S (1, 8) OBP: 0.318, SLG: 0.463				F7		G4-3		K		4	0	1	0	0	1	2											
Alberto Castillo, R (1, 2) OBP: 0.278, SLG: 0.279 Marty Cordova, R (9, PH) OBP: 0.333, SLG: 0.357 Homer Bush, R (9, PR) OBP: 0.245, SLG: 0.224		K			FC5-4 BB		G4-3		CS BB	2	0	0	0	1	1	1											
Chris Woodward, R (1, 6) OBP: 0.268, SLG: 0.406 Todd Greene, R (9, PH) OBP: 0.357, SLG: 0.571		K			FC5-4 2B		K2-3		1-2 1B	1	0	1	0	0	0	0											
Inning Stats	R: 2 E: 1 K: 0 S: 13	H: 1 LOB: 0 BB: 0 P: 21	R: 0 E: 0 K: 3 S: 11	H: 1 LOB: 1 BB: 0 P: 16	R: 0 E: 0 K: 0 S: 16	H: 0 LOB: 0 BB: 0 P: 25	R: 0 E: 0 K: 0 S: 11	H: 1 LOB: 1 BB: 0 P: 14	R: 0 E: 0 K: 0 S: 10	H: 1 LOB: 1 BB: 0 P: 17	R: 0 E: 0 K: 1 S: 8	H: 0 LOB: 0 BB: 0 P: 11	R: 0 E: 0 K: 1 S: 12	H: 2 LOB: 2 BB: 0 P: 17	R: 0 E: 0 K: 2 S: 10	H: 1 LOB: 1 BB: 1 P: 20		1B: 6 2B: 1 3B: 0 HR: 1	SF: 0 SAC: 0 DP: 0 HBP: 0	WP: 0 PB: 0 SB: 0 CS: 1	PA: 37						
PITCHER	IP	WLS	BF	H	R	ER	SO	BB	IBB	HBP	BLK	WP	HR	S	P	ERA	WHIP										
35 Mike Mussina, R (1, 1) ERA: 3.84	7.0		28	5	2	1	4	1	0	0	0	0	1	80	121	1.29	0.857										
Mike Timlin, R (8, 1) ERA: 5.04	0.0		2	2	0	0	0	0	0	0	0	0	0	4	7	∞	∞										
Buddy Groom, L (8, 1) ERA: 4.68	0.2		2	0	0	0	0	0	0	0	0	0	0	4	4	0.00	0.000										
Mike Trombley, R (8, 1) ERA: 4.68	0.1	W	1	0	0	0	1	0	0	0	0	0	0	4	6	0.00	0.000										
Alan Mills, R (9, 1) ERA: 4.75	1.0	S	4	1	0	0	2	1	0	0	0	0	0	10	20	0.00	2.000										

Batter	1	2	3	4	5	6	7	8	9	AB	R	H	RBI	BB	SO	LOB	BOTTOM										
Brady Anderson, L (1, 8) OBP: 0.357, SLG: 0.416	P4		S 1B		G5-4-3 1B		1B			3	0	2	1	1	0	0	Toronto Blue Jays @ Baltimore Orioles Oriole Park at Camden Yards, Baltimore, MD Sun Jul 02 2000, 1:35 PM EDT Att: 41,267 - Cloudy - 90 F										
Mike Bordick, R (1, 6) OBP: 0.344, SLG: 0.482	F8		3-H 1B		G5-4-3 1-2		1B			3	0	1	0	1	0	1											
Delino DeShields, L (1, 4) OBP: 0.369, SLG: 0.431	K		G4-3			F7	G6-3			4	0	0	0	0	1	4											
Albert Belle, R (1, 9) OBP: 0.376, SLG: 0.557		G6-3		F8		2B		F8		4	1	1	0	0	0	0											
B.J. Surhoff, L (1, 7) OBP: 0.337, SLG: 0.449		F5		S HBP		F9 2B		F8		3	0	1	1	0	0	0											
Will Clark, L (1, 3) OBP: 0.426, SLG: 0.458		G4-3		K		F9 2B		HR		4	1	1	1	0	1	2											
Jeff Conine, R (1, 5) OBP: 0.360, SLG: 0.524			G4-1 1B		2B		F7	G6-3		3	1	1	0	1	0	1											
Harold Baines, L (1, 10) OBP: 0.312, SLG: 0.407			K		K			F7		3	0	0	0	0	2	3											
Greg Myers, L (1, 2) OBP: 0.281, SLG: 0.340			G4-1		G3		G1-3			3	0	0	0	0	0	1											
Inning Stats	R: 0 E: 0 K: 1 S: 6	H: 0 LOB: 0 BB: 0 P: 7	R: 0 E: 0 K: 0 S: 9	H: 0 LOB: 0 BB: 0 P: 12	R: 1 E: 0 K: 1 S: 14	H: 2 LOB: 2 BB: 1 P: 25	R: 0 E: 0 K: 2 S: 10	H: 0 LOB: 2 BB: 1 P: 19	R: 0 E: 0 K: 0 S: 8	H: 1 LOB: 0 BB: 0 P: 14	R: 1 E: 0 K: 0 S: 11	H: 2 LOB: 1 BB: 0 P: 18	R: 0 E: 0 K: 0 S: 12	H: 1 LOB: 2 BB: 1 P: 20	R: 1 E: 0 K: 0 S: 8	H: 1 LOB: 0 BB: 0 P: 11		1B: 3 2B: 3 3B: 0 HR: 1	SF: 0 SAC: 0 DP: 1 HBP: 1	WP: 0 PB: 0 SB: 2 CS: 0	PA: 34						
PITCHER	IP	WLS	BF	H	R	ER	SO	BB	IBB	HBP	BLK	WP	HR	S	P	ERA	WHIP										
Kelvin Escobar, R (1, 1) ERA: 5.17	6.0		25	5	2	2	4	2	0	1	0	0	0	8	15	0.00	1.500										
Pedro Borbon, L (7, 1) ERA: 3.96	0.2		3	0	0	0	0	1	0	0	0	0	0	8	15	0.00	1.500										
Paul Quantrill, R (7, 1) ERA: 3.45	1.1	L	6	2	1	1	0	0	0	0	0	0	1	12	16	6.75	1.500										

AB	35
R	2
H	8
RBI	2
BB	2
SO	7
LOB	18



Batter	1	2	3	4	5	6	7	8	9	AB	R	H	RBI	BB	SO	LOB	TOP											
Shannon Stewart, R OBP: 0.372, SLG: 0.559	4-2 S 1B BB		0-0 G6-3	2-2 F9			0-1 F9		0-2 FC4-6	4	1	0	0	1	0	1	Toronto Blue Jays @ Baltimore Orioles Oriole Park at Camden Yards, Baltimore, MD Mon Jul 03 2000, 1:35 PM EDT Att: 39,617 - Cloudy - 94 F livebaseballscorecards.com											
Homer Bush, R OBP: 0.244, SLG: 0.224	2-3 K		0-1 BB S HR 1B		0-1 F7		2-0 G3-1		2-3 K	5	1	1	0	0	2	2												
Raul Mondesi, R OBP: 0.333, SLG: 0.534	4-2 1B BB		4-2 1-2 HR BB		3-0 F8		1-1 G4-3			2	1	0	0	2	0	0												
Carlos Delgado, L OBP: 0.463, SLG: 0.709	3-2 1-3 2H 1B		4-2 1-2 3 HR BB		2-2 HR			0-1 G3 2B		3	2	3	2	1	0	0												
Brad Fullmer, L OBP: 0.364, SLG: 0.556	1-3 K		0-0 F9		1-0 F8			2-1 G3		4	0	0	0	0	1	5												
Tony Batista, R OBP: 0.320, SLG: 0.565		2-2 G5-3	0-0 HR			3-2 F8		2-2 P3		4	1	1	4	0	0	1												
José Cruz Jr., S OBP: 0.317, SLG: 0.463		0-2 L9	1-2 G4-3			1-1 G4-3 2B		0-3 K		4	0	1	0	0	1	1												
Alberto Castillo, R OBP: 0.277, SLG: 0.273		4-2 BB		0-0 G6-3		1-1 G4-3		1-2 E6 FC4-6		3	0	0	0	1	0	1												
Chris Woodward, R OBP: 0.253, SLG: 0.382	2-3 K		1-1 L6			2-2 F9		1-3 K		4	0	0	0	0	2	3												
Inning Stats	R: 1 E: 0 K: 2 S: 14	H: 1 LOB: 1 BB: 2 P: 28	R: 0 E: 0 K: 1 S: 11	H: 0 LOB: 1 BB: 1 P: 19	R: 4 E: 0 K: 0 S: 13	H: 2 LOB: 0 BB: 2 P: 22	R: 0 E: 0 K: 0 S: 7	H: 0 LOB: 0 BB: 0 P: 10	R: 1 E: 0 K: 0 S: 7	H: 1 LOB: 1 BB: 0 P: 13	R: 0 E: 0 K: 0 S: 5	H: 0 LOB: 0 BB: 0 P: 8	R: 0 E: 0 K: 1 S: 13	H: 1 LOB: 1 BB: 0 P: 17	R: 0 E: 1 K: 2 S: 14	H: 0 LOB: 1 BB: 0 P: 18	1B: 2 2B: 2 3B: 0 HR: 2	SF: 0 SAC: 0 DP: 0 HBP: 0	WP: 0 PB: 0 SB: 2 CS: 0	PA: 38								
PITCHER	IP	WLS	BF	H	R	ER	SO	BB	IBB	HBP	BLK	WP	HR	S	P	ERA	WHIP											
Jason Johnson, R ERA: 6.4	(1, 1)	5.0	L	23	4	6	6	3	5	0	0	0	0	2	52	92	10.80	1.800										
Jose Mercedes, R ERA: 5.4	(6, 1)	4.0		15	2	0	0	3	0	0	0	0	0	0	43	61	0.00	0.500										

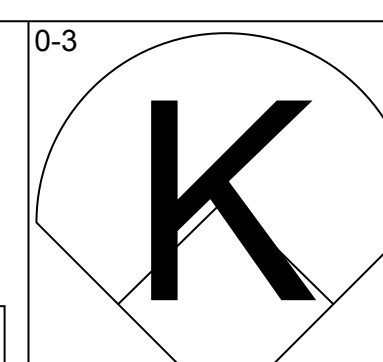
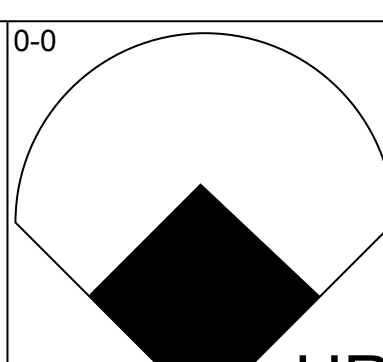
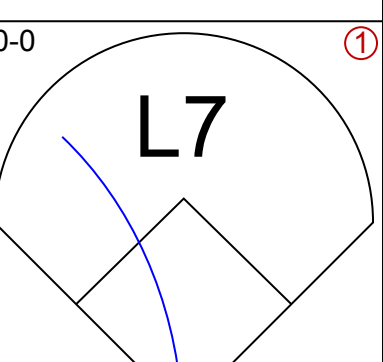
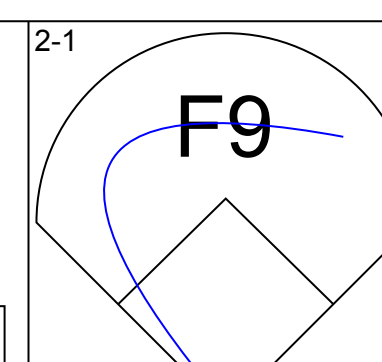
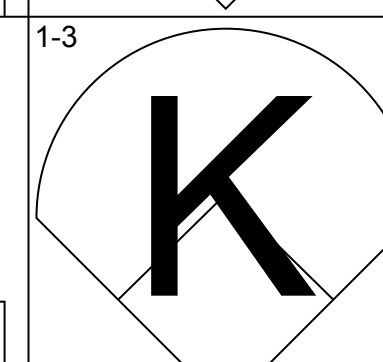
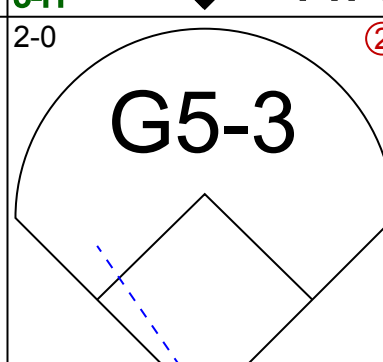
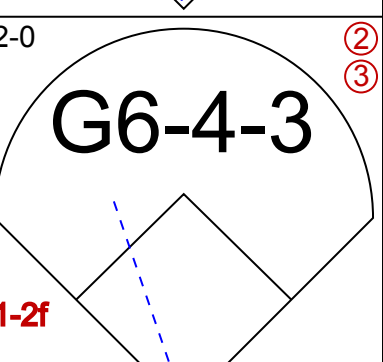
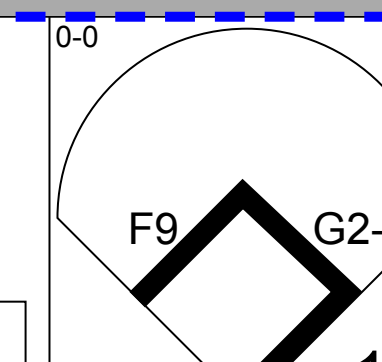
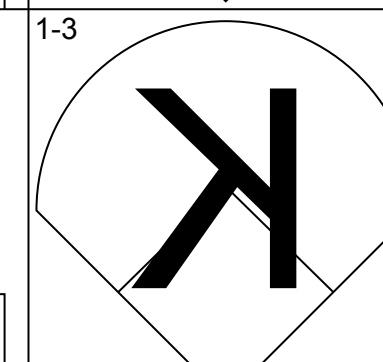
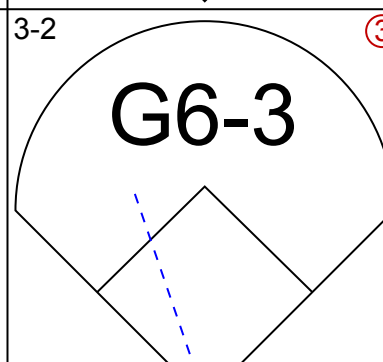
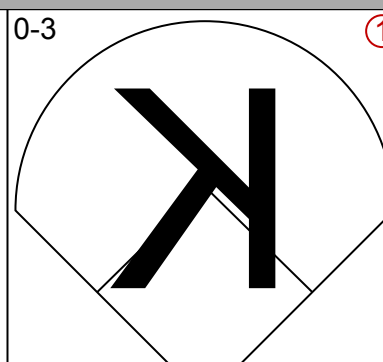
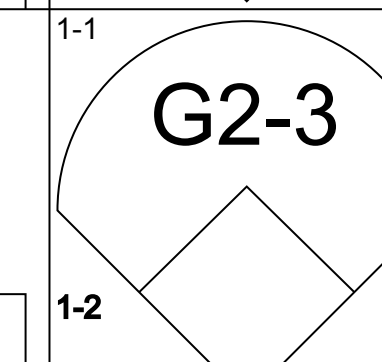
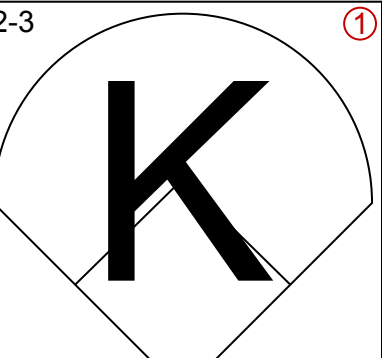
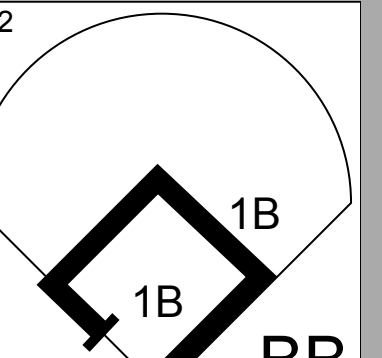
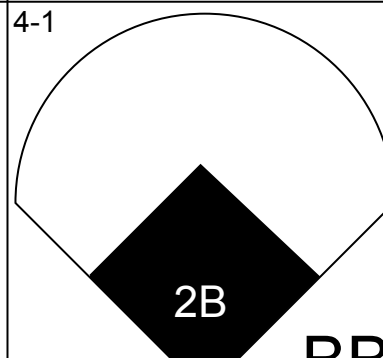
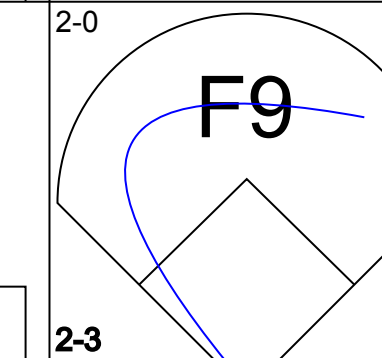
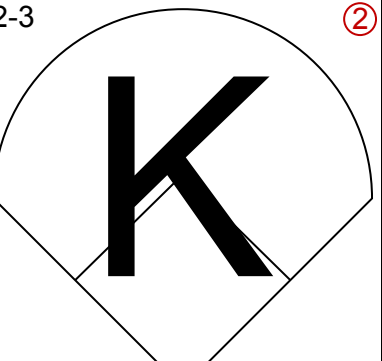
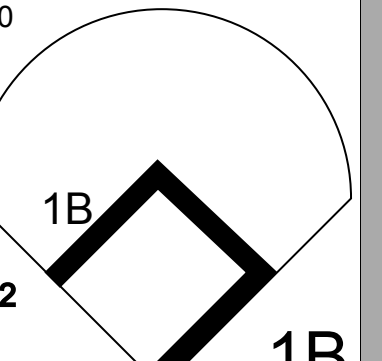
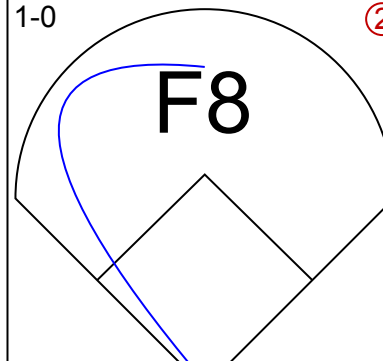
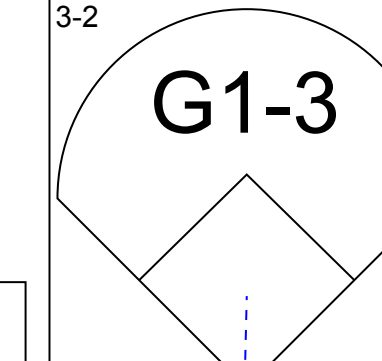
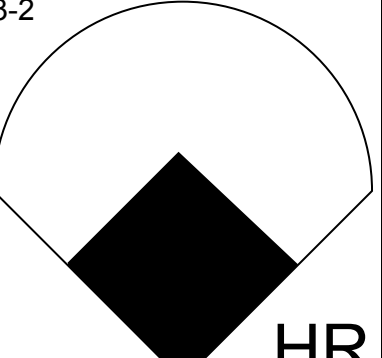
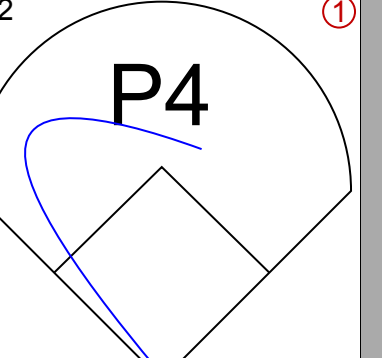
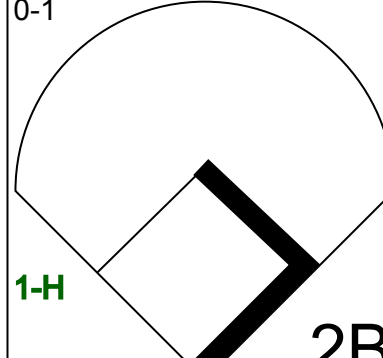
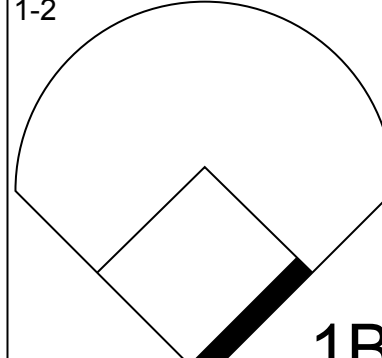
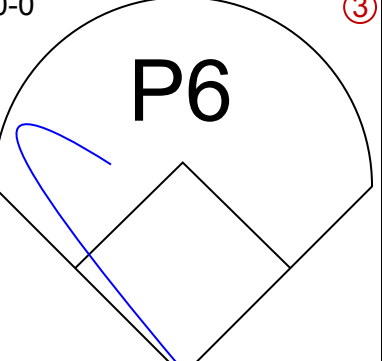

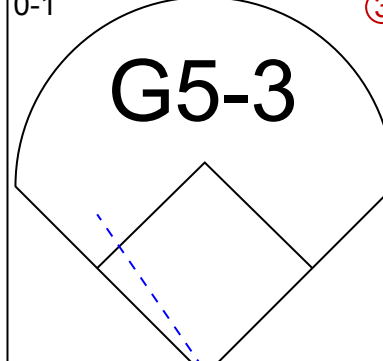
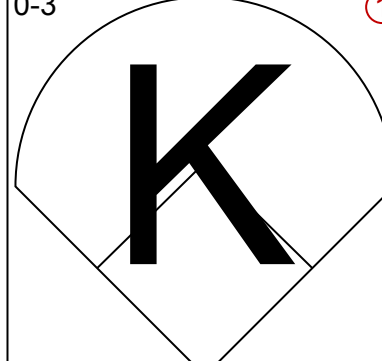
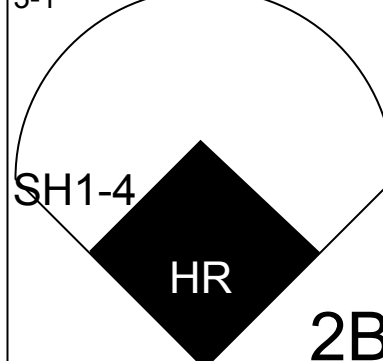
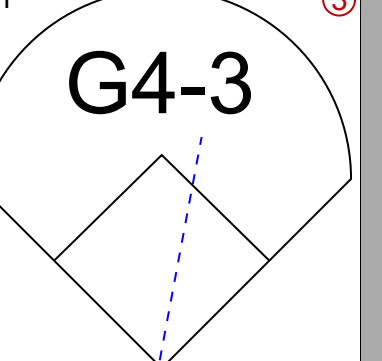
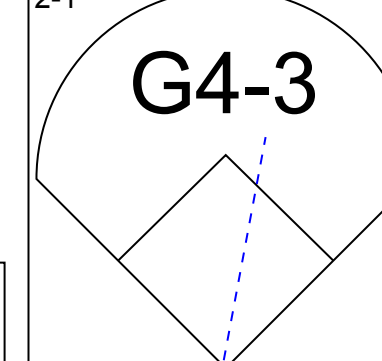
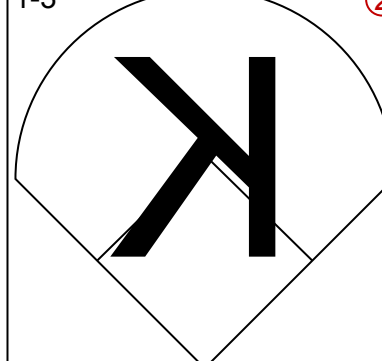
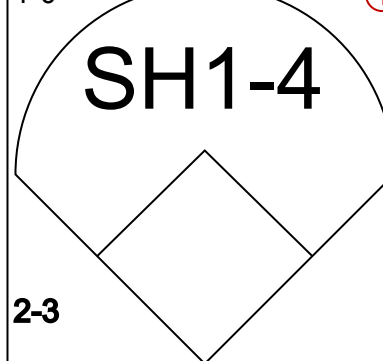
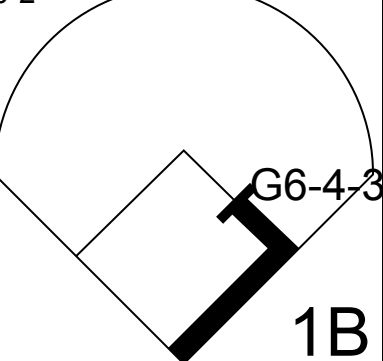
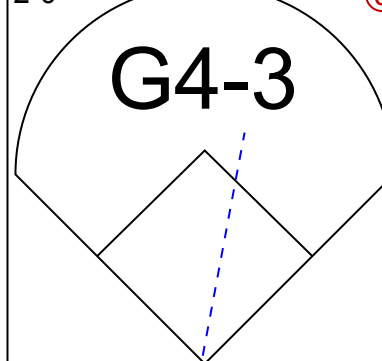
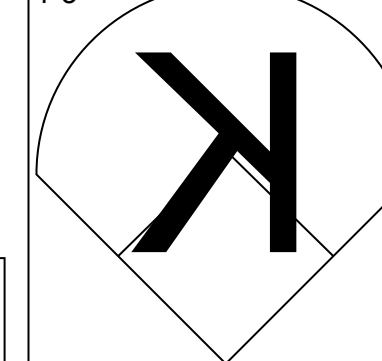
Batter	1	2	3	4	5	6	7	8	9	AB	R	H	RBI	BB	SO	LOB	BOTTOM											
Brady Anderson, L OBP: 0.351, SLG: 0.408	2-2 G5-3		0-0 F8				1-3 K		3-1 L6	5	0	0	0	0	2	2	Toronto Blue Jays @ Baltimore Orioles Oriole Park at Camden Yards, Baltimore, MD Mon Jul 03 2000, 1:35 PM EDT Att: 39,617 - Cloudy - 94 F livebaseballscorecards.com											
Mike Bordick, R OBP: 0.342, SLG: 0.477	1-1 G3		1-0 F7		1-0 F8		0-0 G4-3 1B		0-3 K	5	0	1	0	0	1	0												
B.J. Surhoff, L OBP: 0.339, SLG: 0.449	2-2 1B		2-0 E9 BLK		1-2 1B		2-1 G4-3			4	1	2	0	0	0	1												
Albert Belle, R OBP: 0.372, SLG: 0.550	0-1 P4		2-3 K		1-2 P4		3-2 F8			4	0	0	0	0	1	4												
Jeff Conine, R OBP: 0.358, SLG: 0.517		2-3 K	3-1 F8			4-2 1B G6-4-3 BB		2-2 F9		3	1	0	0	1	1	0												
Charles Johnson, R OBP: 0.368, SLG: 0.618		2-2 1B 2B	3-H		2-1 G6-3		0-2 G6-4-3 1B		1-1 HR	4	2	3	1	0	0	0												
Will Clark, L OBP: 0.423, SLG: 0.453		2-2 L9		1-1 2B 1B		2-1 G6-4-3		1-1 G1-3		4	0	1	0	0	0	2												
Mark Lewis, R OBP: 0.270, SLG: 0.294		0-0 1B 2H 1B		1-1 F7		0-2 1B		1-0 G6-3		4	0	2	1	0	0	1												
Luis Matos, R OBP: 0.158, SLG: 0.167		0-0 1B		1-1 2B		0-1 L7			1-3 K	3	0	2	0	0	0	1												
Harold Baines, L (9, PH) OBP: 0.310, SLG: 0.404			1-2 1B		1-H					1	0	0	0	0	1	0												
Inning Stats	R: 0 E: 0 K: 0 S: 11	H: 1 LOB: 1 BB: 0 P: 16	R: 1 E: 0 K: 1 S: 13	H: 3 LOB: 2 BB: 0 P: 19	R: 1 E: 1 K: 1 S: 11	H: 0 LOB: 0 BB: 0 P: 19	R: 0 E: 0 K: 0 S: 8	H: 2 LOB: 2 BB: 0 P: 13	R: 0 E: 0 K: 1 S: 10	H: 1 LOB: 1 BB: 0 P: 14	R: 1 E: 0 K: 0 S: 13	H: 2 LOB: 1 BB: 1 P: 19	R: 0 E: 0 K: 1 S: 12	H: 1 LOB: 1 BB: 0 P: 18	R: 1 E: 0 K: 0 S: 8	H: 1 LOB: 0 BB: 0 P: 13	R: 0 E: 0 K: 2 S: 9	H: 0 LOB: 0 BB: 0 P: 13	1B: 8 2B: 2 3B: 0 HR: 1	SF: 0 SAC: 0 DP: 1 HBP: 0	WP: 0 PB: 0 SB: 0 CS: 0	PA: 38						
PITCHER	IP	WLS	BF	H	R	ER	SO	BB	IBB	HBP	BLK	WP	HR	S	P	ERA	WHIP											
David Wells, L ERA: 3.41	(1, 1)	6.0	W	27	9	3	2	3	1	0	0	1	0	0	66	100	3.00	1.667										
Pedro Borbon, L ERA: 3.95	(7, 1)	0.2	H	3	1	0	0	1	0	0	0	0	0	6	9	0.00	1.500											
John Frascatore, R ERA: 7.22	(7, 1)	0.2	H	3	1	1	1	0	0	0	0	0	1	11	17	13.50	1.500											
Lance Painter, L ERA: 4.46	(8, 1)	0.1	H	1	0	0	0	0	0	0	0	0	0	2	3	0.00	0.000											
Billy Koch, R ERA: 3.0	(8, 1)	1.1	S	4	0	0	0	2	0	0	0	0	0	10	15	0.00	0.000											

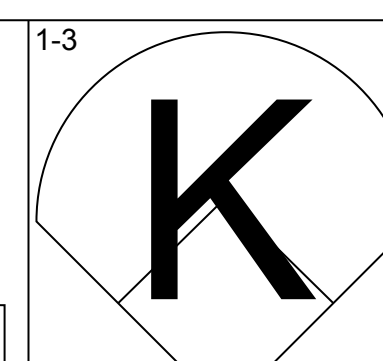
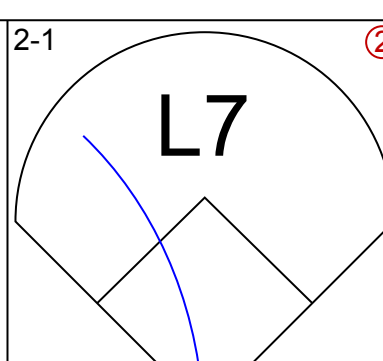
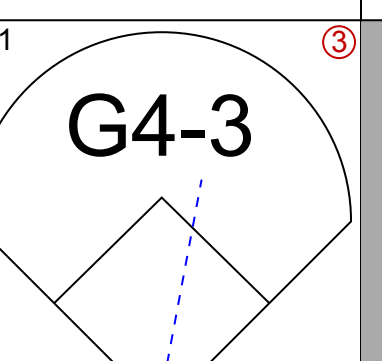
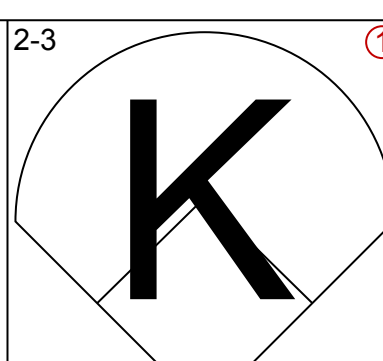
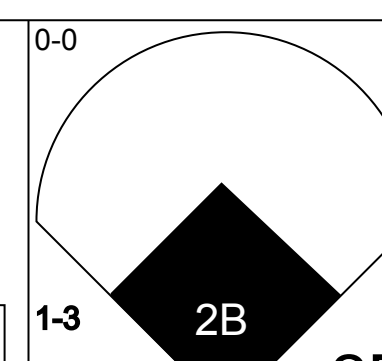
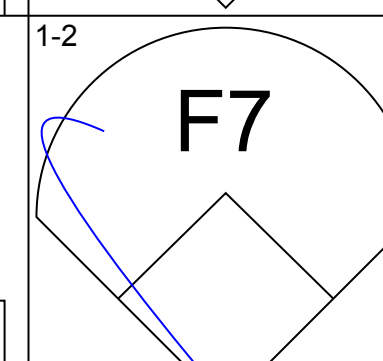
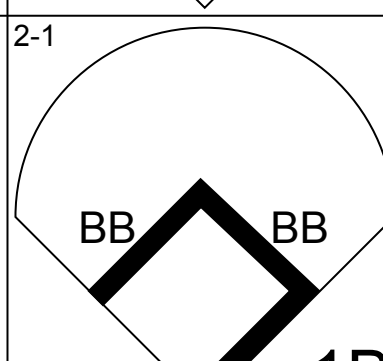
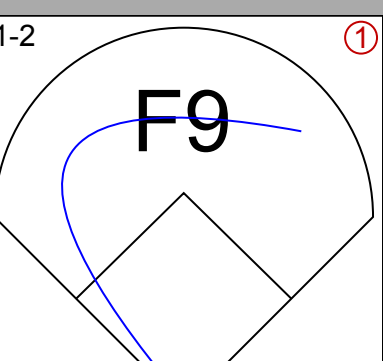
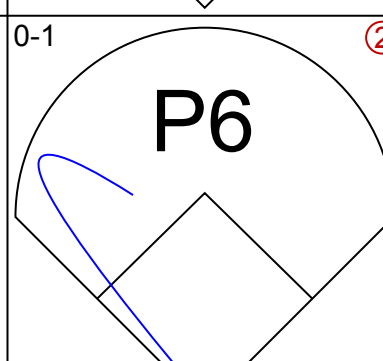
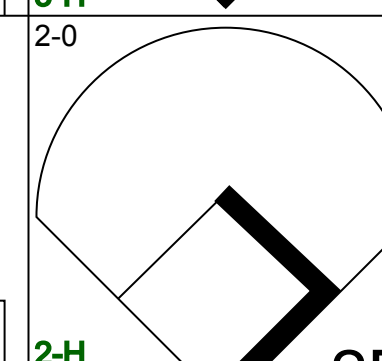
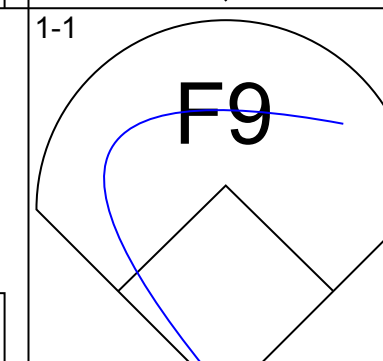
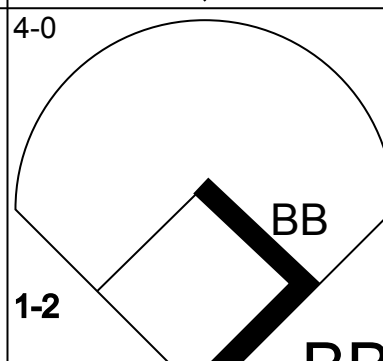
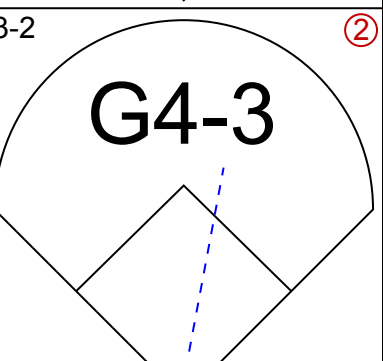
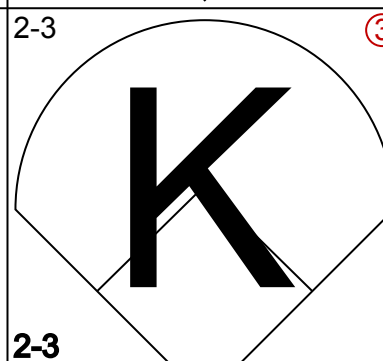
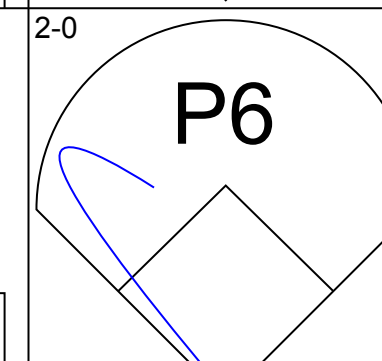
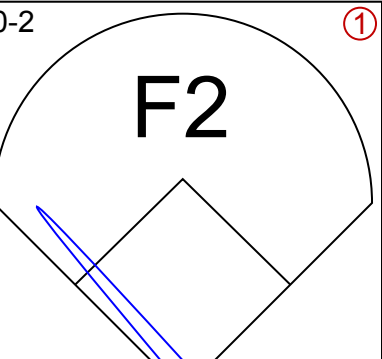

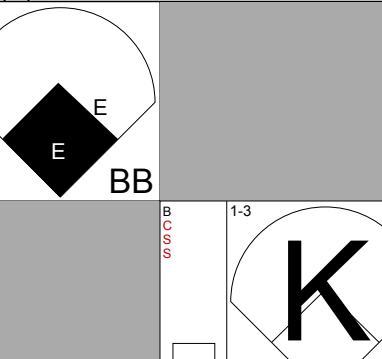
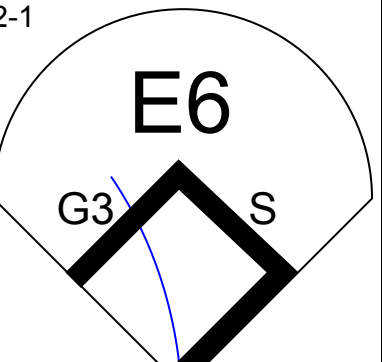
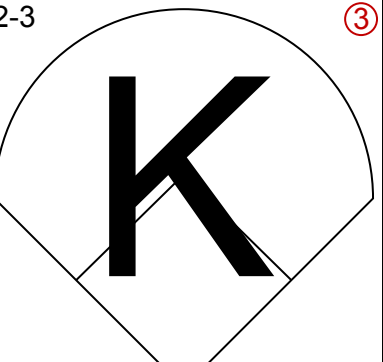
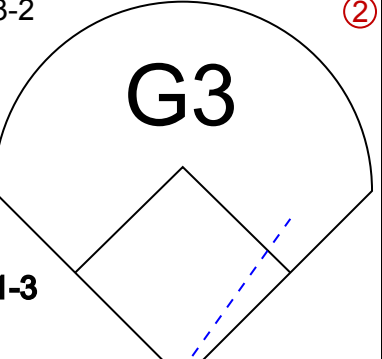


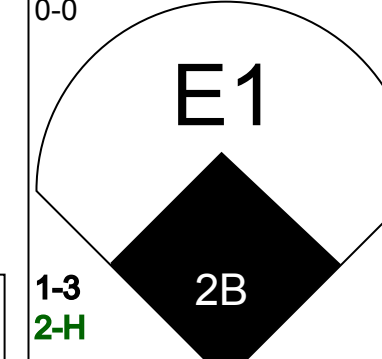

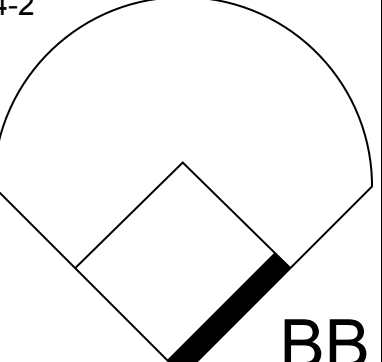

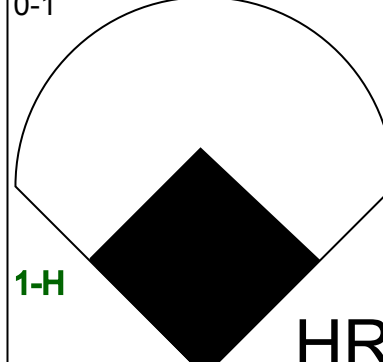
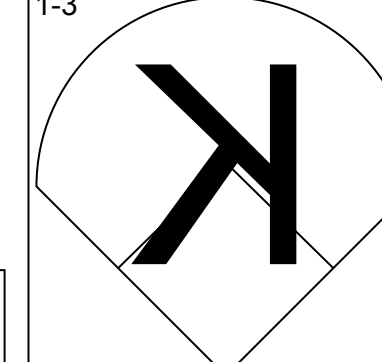

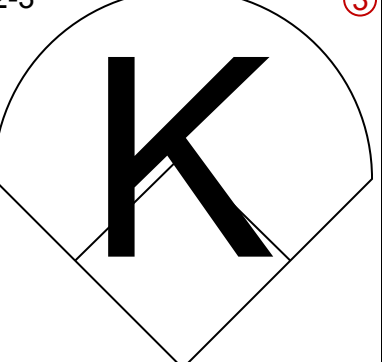
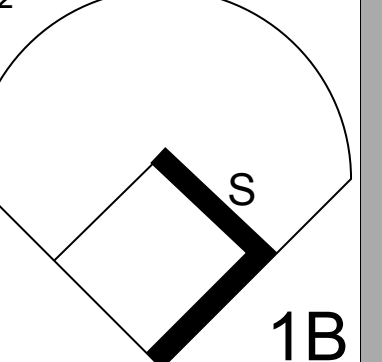
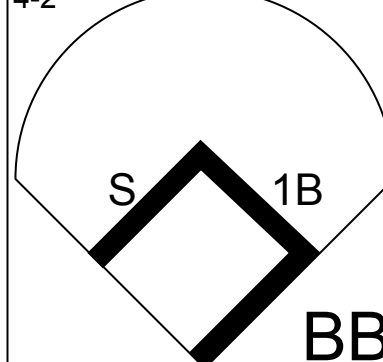
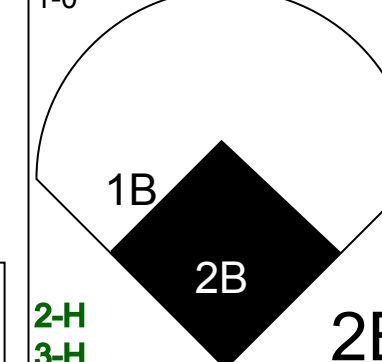


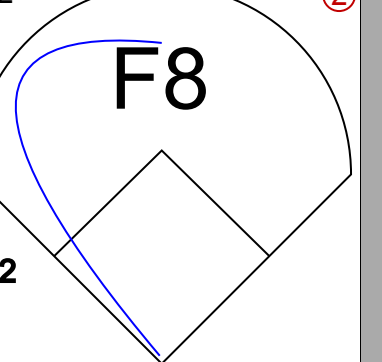
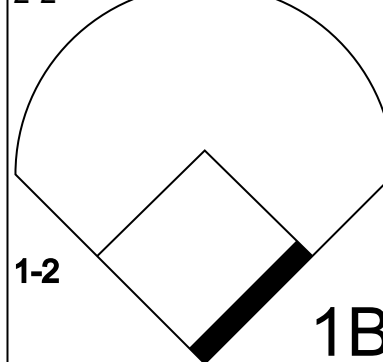
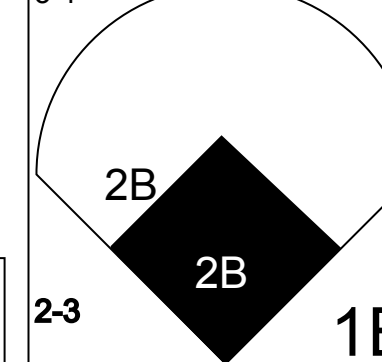
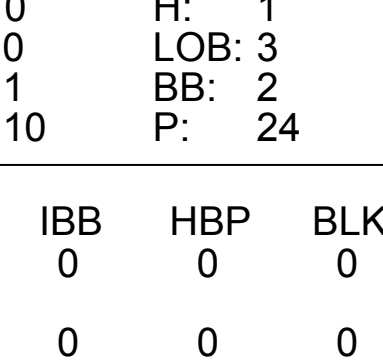
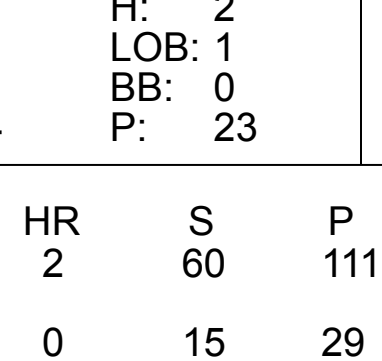
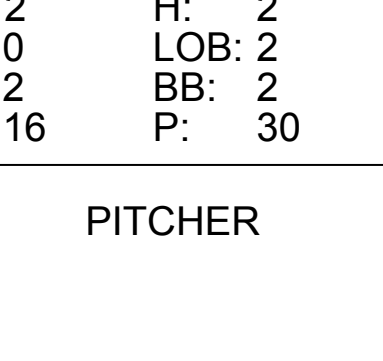
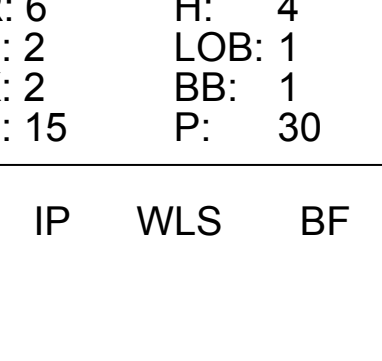
AB 33
R 6
H 6
RBI 6
BB 5
SO 6
LOB 14



AB 37
R 4
H 11
RBI 2
BB 1
SO 6
LOB 11



Batter	1	2	3	4	5	6	7	8	9	AB	R	H	RBI	BB	SO	LOB	TOP					
Shannon Stewart, R (1, 7) OBP: 0.370, SLG: 0.566										4	1	1	2	0	1	1	Toronto Blue Jays @ Cleveland Indians Jacobs Field, Cleveland, OH Tue Jul 04 2000, 1:05 PM EDT Att: 43,222 - Cloudy - 70 F					
Homer Bush, R (1, 4) OBP: 0.244, SLG: 0.224										4	0	1	0	0	1	1						
Raul Mondesi, R (1, 9) OBP: 0.330, SLG: 0.528										4	0	0	0	0	2	1						
Carlos Delgado, L (1, 3) OBP: 0.463, SLG: 0.704										2	1	0	0	2	1	1						
Brad Fullmer, L (1, 10) OBP: 0.363, SLG: 0.551										4	0	1	0	0	1	2						
Tony Batista, R (1, 5) OBP: 0.325, SLG: 0.580										4	1	3	2	0	0	2						
Darrin Fletcher, L (1, 2) OBP: 0.361, SLG: 0.556										4	0	1	0	0	1	2						
José Cruz Jr., S (1, 8) OBP: 0.316, SLG: 0.464										4	1	1	0	0	1	3						
Chris Woodward, R (1, 6) OBP: 0.260, SLG: 0.386										2	0	1	0	0	1	0						
Todd Greene, R (9, PH) OBP: 0.333, SLG: 0.533										1	0	0	0	0	0	1						
Inning Stats	R: 0 E: 0 K: 3 S: 13	H: 0 LOB: 0 BB: 0 P: 15	R: 1 E: 0 K: 2 S: 10	H: 1 LOB: 0 BB: 0 P: 17	R: 2 E: 0 K: 0 S: 10	H: 2 LOB: 2 BB: 0 P: 19	R: 0 E: 0 K: 0 S: 11	H: 2 LOB: 2 BB: 1 P: 23	R: 0 E: 0 K: 0 S: 8	H: 1 LOB: 0 BB: 0 P: 10	R: 1 E: 0 K: 1 S: 10	H: 1 LOB: 1 BB: 1 P: 15	R: 0 E: 0 K: 1 S: 7	H: 0 LOB: 0 BB: 0 P: 12	R: 0 E: 0 K: 0 S: 9	H: 1 LOB: 1 BB: 0 P: 15	R: 0 E: 0 K: 2 S: 10	H: 1 LOB: 1 BB: 0 P: 14	1B: 5 2B: 2 3B: 0 HR: 2	SF: 0 SAC: 1 DP: 1 HBP: 0	WP: 0 PB: 0 SB: 0 CS: 0	PA: 36
PITCHER	IP	WLS	BF	H	R	ER	SO	BB	IBB	HBP	BLK	WP	HR	S	P	ERA	WHIP					
Bartolo Colon, R (1, 1) ERA: 4.48	7.0	W	28	7	4	4	7	2	0	0	0	0	2	69	111	5.14	1.286					
Paul Shuey, R (8, 1) ERA: 2.59	1.0		4	1	0	0	0	0	0	0	0	0	0	9	15	0.00	1.000					
Steve Karsay, R (9, 1) ERA: 3.2	1.0		4	1	0	0	2	0	0	0	0	0	0	10	14	0.00	1.000					

Batter	1	2	3	4	5	6	7	8	9	AB	R	H	RBI	BB	SO	LOB	BOTTOM				
Roberto Alomar, S (1, 4) OBP: 0.341, SLG: 0.429										5	1	1	1	0	2	3	Toronto Blue Jays @ Cleveland Indians Jacobs Field, Cleveland, OH Tue Jul 04 2000, 1:05 PM EDT Att: 43,222 - Cloudy - 70 F				
Omar Vizquel, S (1, 6) OBP: 0.348, SLG: 0.360										5	0	2	2	0	0	2					
Ricky Ledee, L (1, 9) OBP: 0.332, SLG: 0.420										4	0	0	0	1	1	3					
Jim Thome, L (1, 3) OBP: 0.370, SLG: 0.571										2	1	0	0	3	1	1					
Jolbert Cabrera, R (8, 7) OBP: 0.271, SLG: 0.280										0	0	0	0	0	0	0					
Richie Sexson, R (1, 7) OBP: 0.309, SLG: 0.443										5	1	0	0	0	3	5					
Enrique Wilson, S (1, 5) OBP: 0.372, SLG: 0.469											4	2	0	0	1	0		2			
Russell Branyan, L (1, 10) OBP: 0.368, SLG: 0.699										4	2	2	3	1	1	2					
Kenny Lofton, L (1, 8) OBP: 0.340, SLG: 0.393										3	1	2	2	1	1	2					
Sandy Alomar Jr., R (1, 2) OBP: 0.362, SLG: 0.447										4	1	2	0	0	0	1					
Inning Stats	R: 0 E: 0 K: 1 S: 9	H: 0 LOB: 0 BB: 0 P: 12	R: 0 E: 1 K: 1 S: 14	H: 0 LOB: 1 BB: 1 P: 25	R: 0 E: 0 K: 1 S: 10	H: 1 LOB: 2 BB: 2 P: 24	R: 1 E: 0 K: 0 S: 14	H: 2 LOB: 1 BB: 0 P: 23	R: 0 E: 0 K: 1 S: 11	H: 0 LOB: 1 BB: 1 P: 21	R: 2 E: 0 K: 2 S: 16	H: 2 LOB: 2 BB: 2 P: 30	R: 6 E: 2 K: 2 S: 15	H: 4 LOB: 1 BB: 1 P: 30	R: 0 E: 0 K: 1 S: 5	H: 0 LOB: 0 BB: 0 P: 8	1B: 4 2B: 3 3B: 0 HR: 2	SF: 0 SAC: 0 DP: 0 HBP: 0	WP: 0 PB: 0 SB: 3 CS: 0	PA: 43	
PITCHER	IP	WLS	BF	H	R	ER	SO	BB	IBB	HBP	BLK	WP	HR	S	P	ERA	WHIP				
Frank Castillo, R (1, 1) ERA: 4.29	5.0		25	4	3	3	4	5	0	0	0	0	2	60	111	5.40	1.800				
Lance Painter, L (6, 1) ERA: 4.34	1.0		6	1	1	1	2	2	0	0	0	0	0	15	29	9.00	3.000				
John Frascatore, R (7, 1) ERA: 7.22	0.0	L	2	0	0	0	0	0	0	0	0	0	0	2	3	∞	∞				
Pedro Borbon, L (7, 1) ERA: 4.39	1.0		7	4	5	1	2	0	0	0	0	0	0	12	22	9.00	4.000				
Matt DeWitt, R (8, 1) ERA: 6.97	1.0		3	0	0	0	1	0	0	0	0	0	0	5	8	0.00	0.000				

Batter	1	2	3	4	5	6	7	8	9	AB	R	H	RBI	BB	SO	LOB	TOP										
Shannon Stewart, R OBP: 0.373, SLG: 0.563 (1, 7)										5	3	2	0	1	1	4	Toronto Blue Jays @ Cleveland Indians Jacobs Field, Cleveland, OH Wed Jul 05 2000, 7:05 PM EDT Att: 43,141 - Sunny - 76 F										
Alex Gonzalez, R OBP: 0.309, SLG: 0.383 (1, 6)										5	1	1	2	1	1	4											
Raul Mondesi, R OBP: 0.328, SLG: 0.523 (1, 9)										5	0	1	1	0	1	3											
Carlos Delgado, L OBP: 0.468, SLG: 0.703 (1, 3)										2	1	1	1	3	0	0											
Brad Fullmer, L OBP: 0.367, SLG: 0.550 (1, 10)										4	0	2	2	1	0	2											
Tony Batista, R OBP: 0.323, SLG: 0.577 (1, 5)										5	0	1	0	0	0	6											
Darrin Fletcher, L OBP: 0.362, SLG: 0.552 (1, 2)										3	0	1	1	1	0	1											
José Cruz Jr., S OBP: 0.317, SLG: 0.464 (1, 8)										4	0	1	0	1	1	6											
Homer Bush, R OBP: 0.255, SLG: 0.230 (1, 4)										3	2	2	0	2	0	1											
Inning Stats	R: 2 E: 0 K: 0 S: 13	H: 2 LOB: 3 BB: 3 P: 31	R: 2 E: 0 K: 0 S: 11	H: 2 LOB: 2 BB: 3 P: 26	R: 0 E: 0 K: 0 S: 8	H: 1 LOB: 2 BB: 1 P: 14	R: 1 E: 1 K: 0 S: 13	H: 0 LOB: 2 BB: 2 P: 26	R: 2 E: 0 K: 0 S: 14	H: 4 LOB: 1 BB: 0 P: 21	R: 0 E: 0 K: 1 S: 7	H: 1 LOB: 1 BB: 0 P: 7	R: 0 E: 0 K: 2 S: 7	H: 0 LOB: 0 BB: 0 P: 8	R: 0 E: 0 K: 0 S: 11	H: 1 LOB: 1 BB: 1 P: 19	R: 0 E: 0 K: 1 S: 9	H: 1 LOB: 1 BB: 1 P: 16	1B: 10 2B: 2 3B: 0 HR: 0	SF: 1 SAC: 0 DP: 2 HBP: 0	WP: 1 PB: 0 SB: 1 CS: 1	PA: 47					
PITCHER	IP	WLS	BF	H	R	ER	SO	BB	IBB	HBP	BLK	WP	HR	S	P	ERA	WHIP										
Jim Brower, R ERA: 5.52 (1, 1)	1.2		13	3	4	4	0	6	0	0	0	0	0	20	52	21.60	5.400										
Brian Williams, R ERA: 7.23 (2, 1)	2.2		17	5	3	2	0	3	0	0	0	1	0	36	60	6.75	3.000										
Jamie Brewington, R ERA: 2.9 (5, 1)	2.2	W	9	2	0	0	3	0	0	0	0	0	0	17	21	0.00	0.750										
Andrew Lorraine, L ERA: 5.95 (8, 1)	1.0		4	1	0	0	0	0	0	0	0	0	0	11	19	0.00	1.000										
Steve Reed, R ERA: 5.74 (9, 1)	1.0		4	1	0	0	1	1	0	0	0	0	0	9	16	0.00	2.000										

Batter	1	2	3	4	5	6	7	8	9	AB	R	H	RBI	BB	SO	LOB	BOTTOM										
Roberto Alomar, S OBP: 0.339, SLG: 0.425 (1, 4)										5	1	1	2	0	1	3	Toronto Blue Jays @ Cleveland Indians Jacobs Field, Cleveland, OH Wed Jul 05 2000, 7:05 PM EDT Att: 43,141 - Sunny - 76 F										
Jolbert Cabrera, R OBP: 0.271, SLG: 0.280 (9, 4)										0	0	0	0	0	0	0											
Omar Vizquel, S OBP: 0.347, SLG: 0.355 (1, 6)										4	1	0	0	1	0	4											
Ricky Ledee, L OBP: 0.337, SLG: 0.422 (1, 7)										4	2	2	1	1	0	1											
Jim Thome, L OBP: 0.376, SLG: 0.576 (1, 3)										3	2	2	2	2	1	1											
Travis Fryman, R OBP: 0.406, SLG: 0.543 (1, 5)										5	2	2	1	0	1	2											
Russell Brannan, L OBP: 0.391, SLG: 0.740 (1, 10)										4	3	3	4	1	1	0											
Sandy Alomar Jr., R OBP: 0.363, SLG: 0.445 (1, 2)										5	2	2	1	0	1	2											
Kenny Lofton, L OBP: 0.344, SLG: 0.405 (1, 8)										3	1	2	2	1	1	2											
Alex Ramirez, R OBP: 0.316, SLG: 0.462 (1, 9)										4	1	2	1	1	1	3											
Inning Stats	R: 0 E: 0 K: 1 S: 9	H: 0 LOB: 1 BB: 1 P: 17	R: 0 E: 0 K: 2 S: 9	H: 0 LOB: 0 BB: 0 P: 11	R: 0 E: 0 K: 2 S: 11	H: 1 LOB: 1 BB: 0 P: 17	R: 4 E: 0 K: 0 S: 16	H: 4 LOB: 1 BB: 1 P: 29	R: 6 E: 0 K: 0 S: 22	H: 6 LOB: 1 BB: 1 P: 35	R: 0 E: 0 K: 0 S: 9	H: 0 LOB: 0 BB: 1 P: 17	R: 5 E: 0 K: 1 S: 25	H: 5 LOB: 1 BB: 1 P: 40	R: 0 E: 0 K: 1 S: 9	H: 0 LOB: 2 BB: 2 P: 19	1B: 13 2B: 1 3B: 1 HR: 1	SF: 1 SAC: 0 DP: 2 HBP: 0	WP: 2 PB: 1 SB: 0 CS: 0	PA: 45							
PITCHER	IP	WLS	BF	H	R	ER	SO	BB	IBB	HBP	BLK	WP	HR	S	P	ERA	WHIP										
32 Roy Halladay, R ERA: 11.68 (1, 1)	4.1		22	6	6	6	5	3	0	0	0	0	1	50	89	12.46	2.077										
Paul Quantrill, R ERA: 4.59 (5, 1)	2.0	L	14	7	7	7	1	2	0	0	0	0	1	39	59	31.50	4.500										
Matt DeWitt, R ERA: 7.5 (7, 1)	1.2		9	3	2	2	1	2	0	0	0	0	0	21	37	10.80	3.000										

AB	36
R	7
H	12
RBI	7
BB	10
SO	4
LOB	27

AB	37
R	15
H	16
RBI	14
BB	7
SO	7
LOB	18



Batter	1	2	3	4	5	6	7	8	9	AB	R	H	RBI	BB	SO	LOB	TOP										
Shannon Stewart, R (1, 7) OBP: 0.379, SLG: 0.567	1-1 FC6-4 1B		3-2 2B 1B	0-0 FC6-4 1B		2-2 S 2B 1B	0-0 SF8		1-2 F8	5	2	4	2	0	0	0											
Alex Gonzalez, R (1, 6) OBP: 0.306, SLG: 0.378	2-2 FC6-4		1-3 K	1-2 2-3 3-H K		0-0 P4	2-3 K		2-2 G5-3	3	0	0	0	0	2	6											
Marty Cordova, R (6, FH) OBP: 0.331, SLG: 0.355	1-2 BB									1	0	0	0	0	0	1											
Chris Woodward, R (6, 6) OBP: 0.253, SLG: 0.375										2	0	0	0	0	1	2											
Raul Mondesi, R (1, 9) OBP: 0.332, SLG: 0.526	3-3 K		0-0 1B 2B	2-2 FC6-4		4-0 2B BB		0-0 G3 1B		4	3	2	1	1	1	4											
Carlos Delgado, L (1, 3) OBP: 0.472, SLG: 0.710	4-2 BB		2-0 G4-6-3 1B		3-2 2B	2-0 2B		1-1 G3		4	0	3	4	1	0	1											
Brad Fullmer, L (1, 10) OBP: 0.364, SLG: 0.543	2-2 G4-3		2-1 G4-6-3		0-0 F7	0-0 F8		1-2 FC5-4 1B		5	0	1	1	0	0	5											
Tony Batista, R (1, 5) OBP: 0.321, SLG: 0.578		1-3 K		1-0 BB 1B	0-0 F5		1-1 PB SF8 2B	1-0 FC5-4		5	2	2	0	0	1	2											
Darrin Fletcher, L (1, 2) OBP: 0.368, SLG: 0.548		0-0 P6		3-1 1B BB 1B	4-1 BB		1-2 BB HBP	2-1 F9		3	0	1	0	1	0	1											
José Cruz Jr., S (1, 8) OBP: 0.318, SLG: 0.470		0-0 G4-3		4-1 1B BB	0-0 F8		2-3 K		2-2 HR	4	1	1	1	1	1	4											
Homer Bush, R (1, 4) OBP: 0.258, SLG: 0.230			2-2 1B 2B 1B	1-3 K		0-0 G5-3	4-2 BB	2-1 F9		4	1	1	0	1	1	3											
Inning Stats	R: 0 E: 0 K: 1 S: 15	H: 1 LOB: 2 BB: 1 P: 27	R: 0 E: 0 K: 1 S: 5	H: 0 LOB: 0 BB: 0 P: 6	R: 3 E: 0 K: 1 S: 13	H: 4 LOB: 0 BB: 0 P: 23	R: 1 E: 0 K: 2 S: 16	H: 3 LOB: 3 BB: 1 P: 29	R: 0 E: 0 K: 0 S: 7	H: 1 LOB: 2 BB: 1 P: 14	R: 2 E: 0 K: 0 S: 7	H: 2 LOB: 1 BB: 1 P: 15	R: 1 E: 0 K: 2 S: 22	H: 1 LOB: 2 BB: 1 P: 32	R: 1 E: 0 K: 0 S: 9	H: 2 LOB: 1 BB: 0 P: 14	R: 1 E: 0 K: 0 S: 14	H: 1 LOB: 0 BB: 0 P: 21	1B: 10 2B: 4 3B: 0 HR: 1	SF: 1 SAC: 0 DP: 1 HBP: 1	WP: 0 PB: 1 SB: 1 CS: 0	PA: 47					
PITCHER	IP	WLS	BF	H	R	ER	SO	BB	IBB	HBP	BLK	WP	HR	S	P	ERA	WHIP										
Dave Burba, R (1, 1) ERA: 5.63	5.2	L	30	10	6	6	5	4	0	0	0	0	0	61	110	9.53	2.471										
Andrew Lorraine, L (6, 1) ERA: 5.9	0.1		2	1	0	0	0	0	0	0	0	0	0	2	4	0.00	3.000										
Justin Speier, R (7, 1) ERA: 2.0	2.0		11	3	2	2	2	1	0	1	0	0	0	31	46	9.00	2.000										
Steve Reed, R (9, 1) ERA: 5.86	1.0		4	1	1	1	0	0	0	0	0	0	1	14	21	9.00	1.000										

Toronto Blue Jays @ Cleveland Indians
 Jacobs Field, Cleveland, OH
 Thu Jul 06 2000, 7:05 PM EDT
 Att. 43,237 - Overcast - 72 F

AB	40
R	9
H	15
RBI	9
BB	5
SO	7
LOB	29



Batter	1	2	3	4	5	6	7	8	9	AB	R	H	RBI	BB	SO	LOB	BOTTOM											
Roberto Alomar, S (1, 4) OBP: 0.334, SLG: 0.418	3-3 K		0-1 F8	0-2 G4-3		2-2 P4	1-1 F6			5	0	0	0	0	1	2												
Omar Vizquel, S (1, 6) OBP: 0.350, SLG: 0.359	2-1 G5-3		0-2 2B 1B		0-1 G6-3	0-0 S 1B		0-1 S BB 1B		5	1	3	0	0	0	0												
Ricky Ledee, L (1, 7) OBP: 0.343, SLG: 0.428	2-1 1B		2-1 2B		1-0 F9	4-2 BB		2-0 F7		4	1	2	1	1	0	1												
Jim Thome, L (1, 3) OBP: 0.380, SLG: 0.582	0-3 K		0-1 2B		0-0 1B 2B	1-1 G3		4-2 BB		4	1	2	1	1	1	3												
Travis Fryman, R (1, 5) OBP: 0.402, SLG: 0.537		2-3 K	2-3 K		2-2 1B		1-3 K	3-2 F9		5	0	1	1	0	3	3												
Russell Brannan, L (1, 10) OBP: 0.389, SLG: 0.722		3-1 F7	4-1 BB		2-0 F8		1-1 HR	1-3 K		2	0	0	0	1	0	1												
Richie Sexson, R (7, FH) OBP: 0.310, SLG: 0.454										2	1	1	1	0	1	2												
Sandy Alomar Jr., R (1, 2) OBP: 0.364, SLG: 0.444		1-1 FC6-4 1B	2-3 K			0-1 L9	1-0 1B		1-2 G4-3	5	0	2	0	0	1	2												
Kenny Lofton, L (1, 8) OBP: 0.345, SLG: 0.414		0-0 FC6-4 1B		2-2 P6		3-2 HR 3B	1-0 F8		2-0 G5-3	5	1	2	0	0	0	1												
Alex Ramirez, R (1, 9) OBP: 0.320, SLG: 0.490		1-0 FC6-4		0-2 G5-3		1-0 HR	3-0 1B		2-3 K	5	1	2	2	0	1	2												
Inning Stats	R: 0 E: 0 K: 2 S: 10	H: 1 LOB: 1 BB: 0 P: 17	R: 0 E: 0 K: 1 S: 10	H: 2 LOB: 2 BB: 0 P: 17	R: 2 E: 0 K: 2 S: 19	H: 3 LOB: 1 BB: 1 P: 29	R: 0 E: 0 K: 0 S: 9	H: 0 LOB: 0 BB: 0 P: 11	R: 1 E: 0 K: 0 S: 8	H: 2 LOB: 1 BB: 0 P: 13	R: 2 E: 0 K: 0 S: 16	H: 3 LOB: 2 BB: 1 P: 27	R: 1 E: 0 K: 1 S: 10	H: 3 LOB: 3 BB: 0 P: 18	R: 0 E: 0 K: 1 S: 15	H: 1 LOB: 2 BB: 1 P: 25	R: 0 E: 0 K: 1 S: 8	H: 0 LOB: 0 BB: 0 P: 13	1B: 9 2B: 3 3B: 1 HR: 2	SF: 0 SAC: 0 DP: 0 HBP: 0	WP: 0 PB: 0 SB: 2 CS: 0	PA: 45						
PITCHER	IP	WLS	BF	H	R	ER	SO	BB	IBB	HBP	BLK	WP	HR	S	P	ERA	WHIP											
Chris Carpenter, R (1, 1) ERA: 6.13	5.2	W	29	11	5	5	5	1	0	0	0	0	0	8	14	0.00	1.500											
Pedro Borbon, L (6, 1) ERA: 4.29	0.2	H	3	0	0	0	1	1	0	0	0	0	0	1	7	14	13.50	4.500										
John Frascatore, R (7, 1) ERA: 7.32	0.2	H	5	3	1	1	0	0	0	0	0	0	1	7	14	13.50	4.500											
Billy Koch, R (8, 1) ERA: 2.86	2.0	S	8	1	0	0	2	1	0	0	0	0	0	23	38	0.00	1.000											

Toronto Blue Jays @ Cleveland Indians
 Jacobs Field, Cleveland, OH
 Thu Jul 06 2000, 7:05 PM EDT
 Att. 43,237 - Overcast - 72 F

AB	42
R	6
H	15
RBI	6
BB	3
SO	8
LOB	17



Batter	1	2	3	4	5	6	7	8	9	AB	R	H	RBI	BB	SO	LOB	TOP						
Shannon Stewart, R (1, 7) OBP: 0.381, SLG: 0.560	G6-3			1B HR BB	K			G4-6-3 BB		2	1	0	0	2	1	0							
Homer Bush, R (1, 4) OBP: 0.265, SLG: 0.235	K			HR 1B		G4-3		G4-6-3		4	1	1	0	0	1	1							
Raul Mondesi, R (1, 9) OBP: 0.332, SLG: 0.537	G6-3			HR		K		G5-3		4	1	1	3	0	1	0							
Carlos Delgado, L (1, 3) OBP: 0.469, SLG: 0.704		G3-1		G6-3 1B 2B				G1-3		4	1	2	0	0	0	0							
Tony Batista, R (1, 5) OBP: 0.322, SLG: 0.571	K			G6-3		G6-3		E9 2B		4	1	0	0	0	1	2							
Darvin Fletcher, L (1, 2) OBP: 0.374, SLG: 0.560	G4-3			G4-6-3 1B			G3	G3		4	0	1	1	0	0	1							
José Cruz Jr., S (1, 8) OBP: 0.320, SLG: 0.478			G4-3	G4-6-3			HR	2B		4	1	2	2	0	0	1							
Chris Woodward, R (1, 6) OBP: 0.264, SLG: 0.372			P3		K		F7	IBB		3	0	0	0	1	1	0							
David Wells, L (1, 1) OBP: 0.167, SLG: 0.167			G3		G1-3		K	K		3	0	0	0	0	1	0							
Billy Koch, R (8, 1)										1	0	0	0	0	1	2							
Inning Stats	R: 0 H: 0 E: 0 K: 1 S: 7	H: 0 LOB: 0 BB: 0 P: 11	R: 0 H: 0 E: 0 K: 1 S: 9	H: 0 LOB: 0 BB: 0 P: 14	R: 0 H: 0 E: 0 K: 0 S: 5	H: 0 LOB: 0 BB: 0 P: 10	R: 4 H: 4 E: 0 K: 0 S: 14	H: 4 LOB: 1 BB: 0 P: 24	R: 0 H: 0 E: 0 K: 2 S: 7	H: 1 LOB: 1 BB: 0 P: 12	R: 1 H: 1 E: 0 K: 1 S: 8	H: 1 LOB: 0 BB: 0 P: 12	R: 0 H: 0 E: 0 K: 0 S: 4	H: 0 LOB: 0 BB: 1 P: 8	R: 1 H: 1 E: 1 K: 1 S: 12	H: 1 LOB: 2 BB: 1 P: 23	1B: 2 2B: 3 3B: 0 HR: 2	SF: 0 SAC: 0 DP: 2 HBP: 0	WP: 0 PB: 0 SB: 0 CS: 0	PA: 36			
PITCHER	IP WLS BF H R ER SO BB IBB HBP BLK WP HR S P ERA WHIP	IP WLS BF H R ER SO BB IBB HBP BLK WP HR S P ERA WHIP	IP WLS BF H R ER SO BB IBB HBP BLK WP HR S P ERA WHIP	IP WLS BF H R ER SO BB IBB HBP BLK WP HR S P ERA WHIP	IP WLS BF H R ER SO BB IBB HBP BLK WP HR S P ERA WHIP	IP WLS BF H R ER SO BB IBB HBP BLK WP HR S P ERA WHIP	IP WLS BF H R ER SO BB IBB HBP BLK WP HR S P ERA WHIP	IP WLS BF H R ER SO BB IBB HBP BLK WP HR S P ERA WHIP	IP WLS BF H R ER SO BB IBB HBP BLK WP HR S P ERA WHIP	IP WLS BF H R ER SO BB IBB HBP BLK WP HR S P ERA WHIP	IP WLS BF H R ER SO BB IBB HBP BLK WP HR S P ERA WHIP	IP WLS BF H R ER SO BB IBB HBP BLK WP HR S P ERA WHIP	IP WLS BF H R ER SO BB IBB HBP BLK WP HR S P ERA WHIP	IP WLS BF H R ER SO BB IBB HBP BLK WP HR S P ERA WHIP	IP WLS BF H R ER SO BB IBB HBP BLK WP HR S P ERA WHIP	IP WLS BF H R ER SO BB IBB HBP BLK WP HR S P ERA WHIP	IP WLS BF H R ER SO BB IBB HBP BLK WP HR S P ERA WHIP	IP WLS BF H R ER SO BB IBB HBP BLK WP HR S P ERA WHIP	IP WLS BF H R ER SO BB IBB HBP BLK WP HR S P ERA WHIP	IP WLS BF H R ER SO BB IBB HBP BLK WP HR S P ERA WHIP	IP WLS BF H R ER SO BB IBB HBP BLK WP HR S P ERA WHIP	IP WLS BF H R ER SO BB IBB HBP BLK WP HR S P ERA WHIP	IP WLS BF H R ER SO BB IBB HBP BLK WP HR S P ERA WHIP

Toronto Blue Jays @ Montreal Expos
Olympic Stadium, Montreal, QB
Sat Jul 08 2000, 7:05 PM EDT
Att: 17,420 - Dome - 72 F

livebaseballscores.com

AB	33
R	6
H	7
RBI	6
BB	3
SO	7
LOB	7



Batter	1	2	3	4	5	6	7	8	9	AB	R	H	RBI	BB	SO	LOB	BOTTOM						
Wilton Guerrero, S (1, 8) OBP: 0.293, SLG: 0.296	P6		L6		1B				G6-3	4	0	1	0	1	0	0							
Orlando Cabrera, R (1, 6) OBP: 0.274, SLG: 0.382	F9		F9		L9		F9			4	0	0	0	0	0	2							
Jose Vidro, S (1, 4) OBP: 0.416, SLG: 0.620	1B		P6		K		K			4	0	1	0	0	2	2							
Vladimir Guerrero, R (1, 9) OBP: 0.440, SLG: 0.701	G5-3			WP G4-3 HBP 1B	F9		G4-3			4	1	1	0	0	0	2							
Lee Stevens, L (1, 3) OBP: 0.347, SLG: 0.503		G5-3		G4-3 WP HBP			1B			1	1	0	0	0	0	0							
Fernando Segunol, S (5, 3) OBP: 0.460, SLG: 0.467				G4-3 HBP				K		2	0	1	0	0	1	0							
Chris Widger, R (1, 2) OBP: 0.320, SLG: 0.448		S BB		G4-3		F9				3	0	1	1	1	0	2							
Mike Mordecai, R (1, 5) OBP: 0.350, SLG: 0.495				1-3 2H	G4-3			1B		3	0	0	1	0	1	2							
Anthony Telford, R (7, 1)		K		G4-3		F9		F7		0	0	0	0	0	0	0							
Geoff Blum, S (8, PH) OBP: 0.343, SLG: 0.387										1	0	0	0	0	0	1							
51 Scott Forster, R (9, 1)										0	0	0	0	0	0	0							
Terry Jones, S (1, 7) OBP: 0.254, SLG: 0.222				3H G5-3	G5-3		F9			3	0	0	0	1	0	1							
Tony Armas, R (1, 1) OBP: 0.118, SLG: 0.063										1	0	0	0	0	0	2							
Felipe Lira, R (4, 1) OBP: 0.333, SLG: 0.833		G4-3					F9			1	1	1	1	0	0	0							
Michael Barrett, R (7, 5) OBP: 0.285, SLG: 0.312					HR					2	0	0	0	0	0	0							
Inning Stats	R: 0 H: 1 E: 0 K: 0 S: 10	H: 0 LOB: 2 BB: 2 P: 15	R: 0 H: 0 E: 0 K: 1 S: 9	H: 0 LOB: 2 BB: 2 P: 19	R: 0 H: 0 E: 0 K: 0 S: 7	H: 0 LOB: 0 BB: 0 P: 11	R: 2 H: 1 E: 0 K: 0 S: 13	H: 1 LOB: 0 BB: 0 P: 22	R: 1 H: 2 E: 0 K: 1 S: 19	H: 2 LOB: 1 BB: 0 P: 26	R: 0 H: 1 E: 0 K: 0 S: 5	H: 1 LOB: 1 BB: 0 P: 6	R: 0 H: 0 E: 0 K: 1 S: 8	H: 0 LOB: 1 BB: 1 P: 14	R: 0 H: 1 E: 0 K: 1 S: 12	H: 1 LOB: 0 BB: 0 P: 15	R: 0 H: 0 E: 0 K: 0 S: 9	H: 0 LOB: 0 BB: 0 P: 13	1B: 5 2B: 0 3B: 0 HR: 1	SF: 0 SAC: 0 DP: 0 HBP: 1	WP: 1 PB: 0 SB: 1 CS: 0	PA: 37	
PITCHER	IP WLS BF H R ER SO BB IBB HBP BLK WP HR S P ERA WHIP	IP WLS BF H R ER SO BB IBB HBP BLK WP HR S P ERA WHIP	IP WLS BF H R ER SO BB IBB HBP BLK WP HR S P ERA WHIP	IP WLS BF H R ER SO BB IBB HBP BLK WP HR S P ERA WHIP	IP WLS BF H R ER SO BB IBB HBP BLK WP HR S P ERA WHIP	IP WLS BF H R ER SO BB IBB HBP BLK WP HR S P ERA WHIP	IP WLS BF H R ER SO BB IBB HBP BLK WP HR S P ERA WHIP	IP WLS BF H R ER SO BB IBB HBP BLK WP HR S P ERA WHIP	IP WLS BF H R ER SO BB IBB HBP BLK WP HR S P ERA WHIP	IP WLS BF H R ER SO BB IBB HBP BLK WP HR S P ERA WHIP	IP WLS BF H R ER SO BB IBB HBP BLK WP HR S P ERA WHIP	IP WLS BF H R ER SO BB IBB HBP BLK WP HR S P ERA WHIP	IP WLS BF H R ER SO BB IBB HBP BLK WP HR S P ERA WHIP	IP WLS BF H R ER SO BB IBB HBP BLK WP HR S P ERA WHIP	IP WLS BF H R ER SO BB IBB HBP BLK WP HR S P ERA WHIP	IP WLS BF H R ER SO BB IBB HBP BLK WP HR S P ERA WHIP	IP WLS BF H R ER SO BB IBB HBP BLK WP HR S P ERA WHIP	IP WLS BF H R ER SO BB IBB HBP BLK WP HR S P ERA WHIP	IP WLS BF H R ER SO BB IBB HBP BLK WP HR S P ERA WHIP	IP WLS BF H R ER SO BB IBB HBP BLK WP HR S P ERA WHIP	IP WLS BF H R ER SO BB IBB HBP BLK WP HR S P ERA WHIP	IP WLS BF H R ER SO BB IBB HBP BLK WP HR S P ERA WHIP	IP WLS BF H R ER SO BB IBB HBP BLK WP HR S P ERA WHIP

Toronto Blue Jays @ Montreal Expos
Olympic Stadium, Montreal, QB
Sat Jul 08 2000, 7:05 PM EDT
Att: 17,420 - Dome - 72 F

livebaseballscores.com

AB	33
R	3
H	6
RBI	3
BB	3
SO	4
LOB	14



Batter	1	2	3	4	5	6	7	8	9	AB	R	H	RBI	BB	SO	LOB	TOP						
Shannon Stewart, R OBP: 0.380, SLG: 0.558 (1, 7)			L6			HR	F8	G6-3	G6-3								6 1 2 0 0 0 0						
Homer Bush, R OBP: 0.274, SLG: 0.243 (1, 4)	G4-6-3			BB	HR	BB	G6-3		L1-3								5 4 3 0 1 0 1						
Raul Mondesi, R OBP: 0.337, SLG: 0.545 (1, 9)	F8			1B	HR	BB	1B	HBP	L1-3								4 4 2 3 2 0 1						
Carlos Delgado, L OBP: 0.476, SLG: 0.709 John Frascatore, R (8, 1)		G5-4-3		BB	1B	1B	1B	HBP									2 2 2 1 3 0 0						
Todd Greene, R OBP: 0.353, SLG: 0.588 Lance Painter, L (9, 1)				BB	1B	2B	BB	HBP									0 0 0 0 0 0 0						
Tony Batista, R OBP: 0.328, SLG: 0.571 (1, 5)	G5-4-3			1B	2B	BB	1B	HBP									1 0 1 1 0 0 0						
Darin Fletcher, L OBP: 0.387, SLG: 0.571 (1, 2)				1B	1B	1B	HBP										0 0 0 0 0 0 0						
José Cruz Jr., S OBP: 0.321, SLG: 0.477 Marty Cordova, R OBP: 0.331, SLG: 0.354 (5, 7)					BB	1B	HBP										5 1 3 3 0 0 2						
Chris Woodward, R OBP: 0.261, SLG: 0.354 (1, 6)					1B	1B	HBP										5 1 4 2 0 0 2						
Frank Castillo, R OBP: 0.143, SLG: 0.143 Brad Fullmer, L OBP: 0.363, SLG: 0.541 (8, 3)					BB	1B	HBP										5 1 4 2 0 0 2						
Inning Stats	R: 0 E: 0 K: 0 S: 10	H: 1 LOB: 0 BB: 0 P: 13	R: 0 E: 0 K: 1 S: 8	H: 1 LOB: 1 BB: 1 P: 17	R: 0 E: 0 K: 1 S: 8	H: 0 LOB: 0 BB: 0 P: 11	R: 2 E: 0 K: 0 S: 15	H: 2 LOB: 3 BB: 3 P: 31	R: 6 E: 0 K: 1 S: 18	H: 7 LOB: 0 BB: 0 P: 22	R: 3 E: 0 K: 1 S: 27	H: 3 LOB: 3 BB: 3 P: 46	R: 1 E: 0 K: 1 S: 14	H: 1 LOB: 3 BB: 1 P: 27	R: 0 E: 0 K: 1 S: 5	H: 0 LOB: 2 BB: 0 P: 10	R: 1 E: 0 K: 0 S: 14	H: 3 LOB: 2 BB: 0 P: 21	1B: 13 2B: 4 3B: 0 HR: 1	SF: 0 SAC: 0 DP: 3 HBP: 2	WP: 0 PB: 0 SB: 1 CS: 0	PA: 51	
PITCHER	IP	WLS	BF	H	R	ER	SO	BB	IBB	HBP	BLK	WP	HR	S	P	ERA	WHIP					ERA	WHIP
Dustin Hermanson, R ERA: 5.6 Yovanny Lara, R ERA: 7.2 51 Scott Forster, L ERA: 7.2 Mike Johnson, R ERA: 5.26 Scott Strickland, R ERA: 4.24	4.0	L	23	9	7	7	2	4	0	0	0	0	1	52	85	15.75	3.250					9.00	3.000
Steve Kline, L ERA: 2.1	1.0		5	3	1	1	0	0	0	0	0	0	0	14	27	9.00	2.000					9.00	3.000

Toronto Blue Jays @ Montreal Expos
Olympic Stadium, Montreal, QB
Sun Jul 09 2000, 1:35 PM EDT
Att: 22,489 - Dome - 72 F

AB	41
R	13
H	18
RBI	12
BB	8
SO	5
LOB	23



Batter	1	2	3	4	5	6	7	8	9	AB	R	H	RBI	BB	SO	LOB	BOTTOM						
Peter Bergeron, L OBP: 0.303, SLG: 0.333 (1, 8)	G6-3		G4-3		P6		F9										3 0 0 0 1 0 1						
Wilton Guerrero, S OBP: 0.286, SLG: 0.288 51 Scott Forster, R (6, 1)			BB														3 0 0 0 0 1 3						
15 Lenny Webster, R OBP: 0.167, SLG: 0.208 (7, 2)																	0 0 0 0 0 0 0						
Jose Vidro, S OBP: 0.414, SLG: 0.615 (1, 4)	G4-3		G4-3														1 0 0 0 0 0 0						
Vladimir Guerrero, R OBP: 0.437, SLG: 0.694 Geoff Blum, S OBP: 0.339, SLG: 0.383 (8, 3)																	4 0 1 0 0 0 2						
Fernando Seguignol, S OBP: 0.421, SLG: 0.632 (8, 9)																	3 1 0 0 0 0 1						
Mike Mordecai, R OBP: 0.353, SLG: 0.526 Terry Jones, S OBP: 0.262, SLG: 0.250 (6, 7)																	1 0 0 0 0 0 0						
Chris Widger, R OBP: 0.516, SLG: 0.441 Mike Johnson, L OBP: 0.154, SLG: 0.154 Scott Strickland, R (8, 1)																	3 1 0 0 0 0 1						
Steve Kline, S OBP: 0.286, SLG: 0.714 (9, PH)																	1 0 0 0 0 0 0						
Orlando Cabrera, R OBP: 0.281, SLG: 0.392 (1, 6)																	2 1 1 1 0 0 1						
Dustin Hermanson, R OBP: 0.185, SLG: 0.154 Yovanny Lara, R (5, 1)																	2 0 1 1 0 0 0						
Michael Barrett, R OBP: 0.280, SLG: 0.306 (5, 5)																	2 1 1 1 0 0 0						
Inning Stats	R: 0 E: 0 K: 1 S: 9	H: 0 LOB: 0 BB: 0 P: 13	R: 1 E: 0 K: 1 S: 8	H: 1 LOB: 0 BB: 0 P: 11	R: 0 E: 0 K: 0 S: 11	H: 1 LOB: 2 BB: 1 P: 20	R: 0 E: 0 K: 0 S: 11	H: 1 LOB: 1 BB: 0 P: 18	R: 0 E: 0 K: 1 S: 8	H: 1 LOB: 1 BB: 0 P: 11	R: 1 E: 0 K: 0 S: 16	H: 2 LOB: 1 BB: 0 P: 23	R: 0 E: 0 K: 0 S: 7	H: 0 LOB: 0 BB: 0 P: 10	R: 0 E: 0 K: 0 S: 5	H: 0 LOB: 0 BB: 0 P: 6	R: 1 E: 0 K: 1 S: 11	H: 2 LOB: 1 BB: 0 P: 19	1B: 4 2B: 2 3B: 0 HR: 2	SF: 0 SAC: 0 DP: 0 HBP: 0	WP: 0 PB: 0 SB: 0 CS: 0	PA: 36	
PITCHER	IP	WLS	BF	H	R	ER	SO	BB	IBB	HBP	BLK	WP	HR	S	P	ERA	WHIP					ERA	WHIP
Frank Castillo, R ERA: 4.17 John Frascatore, R ERA: 7.14 Lance Painter, L ERA: 4.42	7.0	W	28	6	2	2	4	1	0	0	0	0	0	5	6	0.00	0.000					9.00	2.000
Steve Kline, S ERA: 4.42	1.0		5	2	1	1	1	0	0	0	0	0	1	11	19	9.00	2.000					9.00	2.000

Toronto Blue Jays @ Montreal Expos
Olympic Stadium, Montreal, QB
Sun Jul 09 2000, 1:35 PM EDT
Att: 22,489 - Dome - 72 F

AB	35
R	3
H	8
RBI	3
BB	1
SO	5
LOB	14



Batter	1	2	3	4	5	6	7	8	9	AB	R	H	RBI	BB	SO	LOB	TOP				
Doug Glanville, R (1, 8) OBP: 0.297, SLG: 0.347	F3	K			G1-3			G6-3	L4	5	0	0	0	0	1	1					
Ron Cant, R (1, 7) OBP: 0.319, SLG: 0.467	K			HR	G6-3			2B G4-3	2B	5	2	3	1	0	1	0					
Bobby Abreu, L (1, 9) OBP: 0.429, SLG: 0.542	K		G6-3			CS 1B		G4-3 HR	2B	4	1	2	0	1	1	0					
Scott Rolen, R (1, 5) OBP: 0.366, SLG: 0.560		F8	G5-3			G6-3 1-2		G4-3 HR	F8	4	1	1	0	1	0	2					
Mike Lieberthal, R (1, 2) OBP: 0.368, SLG: 0.526		2B 1B	L7			G6-3		G4-3		4	1	1	1	0	0	3					
Pat Burrell, R (1, 3) OBP: 0.350, SLG: 0.500		2B			G4-3					4	2	3	0	0	1						
Brian Hunter, R (8, 3) OBP: 0.278, SLG: 0.439		2B				G5-3		HR		0	0	0	0	0	0	0					
Rob Ducey, L (1, 10) OBP: 0.354, SLG: 0.462		P5			F8			G4-3	BB	3	0	0	0	1	0	2					
Mickey Morandini, L (1, 4) OBP: 0.318, SLG: 0.305		1B 2B			K			G4-3	K	4	1	1	2	0	2	1					
Desi Relaford, S (1, 6) OBP: 0.381, SLG: 0.347		1B			G4-3			F8	F8	4	0	1	1	0	0	0					
Inning Stats	R: 0 E: 0 K: 2 S: 12	H: 0 LOB: 0 BB: 0 P: 17	R: 3 E: 0 K: 1 S: 21	H: 4 LOB: 1 BB: 0 P: 33	R: 1 E: 0 K: 0 S: 9	H: 1 LOB: 0 BB: 0 P: 17	R: 0 E: 0 K: 1 S: 7	H: 0 LOB: 0 BB: 0 P: 11	R: 0 E: 0 K: 0 S: 5	H: 2 LOB: 1 BB: 0 P: 12	R: 0 E: 0 K: 0 S: 9	H: 0 LOB: 0 BB: 0 P: 12	R: 4 E: 0 K: 1 S: 14	H: 3 LOB: 1 BB: 2 P: 28	R: 0 E: 0 K: 0 S: 11	H: 1 LOB: 2 BB: 1 P: 18	1B: 4 2B: 5 3B: 0 HR: 2	SF: 0 SAC: 0 DP: 0 HBP: 0	WP: 0 PB: 0 SB: 0 CS: 1	PA: 40	
PITCHER	IP	WLS	BF	H	R	ER	SO	BB	IBB	HBP	BLK	WP	HR	S	P	ERA	WHIP				
Chris Carpenter, R (1, 1) ERA: 6.34	7.2	L	34	10	8	8	4	1	1	0	0	0	2	79	129	9.39	1.435				
Pedro Borbon, L (8, 1) ERA: 4.71	0.1		1	0	0	0	1	0	0	0	0	0	0	5	7	0.00	0.000				
Paul Quantrill, R (9, 1) ERA: 4.59	1.0	S	5	1	0	0	0	1	0	0	0	0	0	11	18	0.00	2.000				

Philadelphia Phillies @ Toronto Blue Jays
SkyDome, Toronto, ON
Thu Jul 13 2000, 7:05 PM EDT
Att: 22,163 - Sunny - 73 F

AB	37
R	8
H	11
RBI	8
BB	3
SO	5
LOB	10



Batter	1	2	3	4	5	6	7	8	9	AB	R	H	RBI	BB	SO	LOB	BOTTOM					
Shannon Stewart, R (1, 7) OBP: 0.375, SLG: 0.550	F8		F8			G4-3		F9		4	0	0	0	0	0	0						
Homer Bush, R (1, 4) OBP: 0.273, SLG: 0.243	F8			G4-3		2B 1B		L7		4	0	1	0	0	0	0						
Raul Mondesi, R (1, 9) OBP: 0.339, SLG: 0.546	G5-3			G6-3		2B			G4-6-3 HR	3	1	1	0	1	0	0						
Carlos Delgado, L (1, 3) OBP: 0.479, SLG: 0.717		G3		HR		G4-3 IBB		G4-6-3 BB	G4-6-3 BB	2	1	1	1	2	0	0						
Brad Fullmer, L (1, 10) OBP: 0.362, SLG: 0.550		HR		G3-1		G4-3		G4-6-3		3	1	1	1	0	0	3						
Todd Greene, R (9, PH) OBP: 0.333, SLG: 0.556		HR				1-2 2-3				1	0	0	0	0	0	2						
Tony Batista, R (1, 5) OBP: 0.330, SLG: 0.589		G6-3				HR		F9	HR	4	2	2	3	0	0	0						
Darrin Fletcher, L (1, 2) OBP: 0.385, SLG: 0.565		F7				F7		P6	1B	4	0	1	0	0	0	0						
José Cruz Jr., S (1, 8) OBP: 0.317, SLG: 0.471			F8			K		G3	F8	4	0	0	0	0	1	1						
Chris Woodward, R (1, 6) OBP: 0.255, SLG: 0.345						L4				2	0	0	0	0	0	0						
Craig Grebeck, R (8, PH) OBP: 0.324, SLG: 0.398								G6-3		1	0	0	0	0	0	0						
Inning Stats	R: 0 E: 0 K: 0 S: 8	H: 0 LOB: 0 BB: 0 P: 11	R: 1 E: 0 K: 0 S: 6	H: 1 LOB: 0 BB: 0 P: 9	R: 0 E: 0 K: 0 S: 4	H: 0 LOB: 0 BB: 0 P: 6	R: 1 E: 0 K: 0 S: 7	H: 1 LOB: 0 BB: 0 P: 9	R: 1 E: 0 K: 1 S: 10	H: 1 LOB: 0 BB: 0 P: 15	R: 0 E: 0 K: 0 S: 6	H: 2 LOB: 2 BB: 1 P: 14	R: 0 E: 0 K: 0 S: 12	H: 0 LOB: 0 BB: 0 P: 17	R: 0 E: 0 K: 0 S: 7	H: 0 LOB: 0 BB: 0 P: 10	R: 2 E: 0 K: 0 S: 10	H: 2 LOB: 1 BB: 2 P: 22	1B: 2 2B: 1 3B: 0 HR: 4	SF: 0 SAC: 0 DP: 2 HBP: 0	WP: 0 PB: 0 SB: 0 CS: 0	PA: 35
PITCHER	IP	WLS	BF	H	R	ER	SO	BB	IBB	HBP	BLK	WP	HR	S	P	ERA	WHIP					
Curt Schilling, R (1, 1) ERA: 4.23	7.0	W	26	5	3	3	1	0	0	0	0	0	3	53	81	3.86	0.714					
Chris Brock, R (8, 1) ERA: 3.88	1.2		8	2	2	2	0	2	0	0	0	0	1	16	29	10.80	2.400					
Jeff Brantley, R (9, 1) ERA: 5.06	0.1	S	1	0	0	0	0	0	0	0	0	0	0	1	3	0.00	0.000					

Philadelphia Phillies @ Toronto Blue Jays
SkyDome, Toronto, ON
Thu Jul 13 2000, 7:05 PM EDT
Att: 22,163 - Sunny - 73 F

AB	32
R	5
H	7
RBI	5
BB	3
SO	1
LOB	6



Batter	1	2	3	4	5	6	7	8	9	AB	R	H	RBI	BB	SO	LOB	TOP					
Doug Glanville, R (1, 8) OBP: 0.296, SLG: 0.345	F7		1B		P4		FC6-5 FC6 1B 1-2 2-3F		G4-3	5	0	1	0	0	0	3						
Ron Gant, R (1, 7) OBP: 0.318, SLG: 0.464	K		G6-3			L8	FC6 1B 1-2 2-H			4	0	1	1	0	1	1						
Bobby Abreu, L (1, 9) OBP: 0.427, SLG: 0.541	K			F8			FC6 1B 1-2 2-3			4	0	1	0	0	1	2						
Scott Rolen, R (1, 5) OBP: 0.367, SLG: 0.556		G4-3		2B					G6-3	2	1	0	0	2	0	0						
Mike Lieberthal, R (1, 2) OBP: 0.367, SLG: 0.525	P4			BB		F9			F3	4	0	1	1	0	0	2						
Pat Burrell, R (1, 3) OBP: 0.348, SLG: 0.491				2B		K			K	3	0	0	0	1	3	3						
Rob Ducey, L (1, 10) Kevin Seifick, R (7, PH) OBP: 0.341, SLG: 0.358	F9			G5-3			FC6-5 SH5-4 1B		SH1-3 1B	2	0	0	0	0	0	2						
Mickey Morandini, L (1, 4) OBP: 0.315, SLG: 0.303			K		F8		SH5-4		SH1-3	2	0	0	0	0	1	0						
Desi Relaford, S (1, 6) OBP: 0.379, SLG: 0.342		L9			K		FC6-5 1B		F8	3	1	0	0	1	1	1						
Inning Stats	R: 0 E: 0 K: 2 S: 9	H: 0 LOB: 0 BB: 0 P: 14	R: 0 E: 0 K: 0 S: 8	H: 0 LOB: 1 BB: 1 P: 16	R: 0 E: 0 K: 1 S: 11	H: 1 LOB: 1 BB: 0 P: 18	R: 1 E: 0 K: 1 S: 9	H: 1 LOB: 1 BB: 1 P: 20	R: 0 E: 0 K: 1 S: 6	H: 0 LOB: 0 BB: 0 P: 8	R: 0 E: 0 K: 1 S: 12	H: 1 LOB: 2 BB: 1 P: 25	R: 1 E: 0 K: 0 S: 10	H: 2 LOB: 2 BB: 1 P: 16	R: 0 E: 0 K: 1 S: 11	H: 0 LOB: 0 BB: 0 P: 16	R: 0 E: 0 K: 0 S: 7	H: 1 LOB: 1 BB: 0 P: 10	1B: 4 2B: 2 3B: 0 HR: 0	SF: 0 SAC: 0 DP: 0 HBP: 0	WP: 0 PB: 0 SB: 0 CS: 0	PA: 37
PITCHER	IP	WLS	BF	H	R	ER	SO	BB	IBB	HBP	BLK	WP	HR	S	P	ERA	WHIP					
Kelvin Escobar, R (1, 1) ERA: 5.07	6.0		24	3	1	1	6	3	0	0	0	0	0	55	101	1.50	1.000					
Lance Painter, L (7, 1) ERA: 4.52	0.1		3	1	1	1	0	1	0	0	0	0	0	4	9	27.00	6.000					
John Frascatore, R (7, 1) ERA: 6.86	1.2		6	1	0	0	1	0	0	0	0	0	0	17	23	0.00	0.600					
Billy Koch, R (9, 1) ERA: 2.68	1.0	W	4	1	0	0	0	0	0	0	0	0	0	7	10	0.00	1.000					

Philadelphia Phillies @ Toronto Blue Jays
SkyDome, Toronto, ON
Fri Jul 14, 2000, 7:05 PM EDT
Att: 21,385 - Cloudy - 70 F

AB 31
R 2
H 6
RBI 2
BB 4
SO 7
LOB 14



Batter	1	2	3	4	5	6	7	8	9	AB	R	H	RBI	BB	SO	LOB	BOTTOM					
Shannon Stewart, R (1, 7) OBP: 0.376, SLG: 0.548	F8		FC6-4 2B 1-2F		G4-6-3 1B		K		1B FC5	5	1	2	0	0	1	3						
Craig Grebeck, R (1, 6) OBP: 0.318, SLG: 0.391	G6-3		P3		G4-6-3 1B				FC5 1B	5	0	1	0	0	0	2						
Raul Mondesi, R (1, 9) OBP: 0.342, SLG: 0.550	G6-3				HBP 1B				FC5	5	0	3	1	0	0	1						
Carlos Delgado, L (1, 3) OBP: 0.479, SLG: 0.717			K		HBP 1B				K	3	0	1	0	0	2	3						
Tony Batista, R (1, 5) OBP: 0.329, SLG: 0.583		G5-3		2B	F2				F7	3	1	0	0	1	0	3						
Todd Greene, R (1, 10) OBP: 0.286, SLG: 0.476				BB					F7	3	0	0	0	0	1	2						
Brad Fullmer, L (8, PH) OBP: 0.365, SLG: 0.552		F8		K					PO 1B	1	0	1	0	0	0	0						
José Cruz Jr., S (1, 8) OBP: 0.319, SLG: 0.473									F8	3	0	1	0	1	0	1						
Alberto Castillo, R (1, 2) OBP: 0.276, SLG: 0.272									F9	3	0	1	1	0	1	3						
Darwin Fletcher, L (8, PH) OBP: 0.383, SLG: 0.562									PO 1B	1	0	0	0	0	0	0						
Homer Bush, R (1, 4) OBP: 0.280, SLG: 0.263									F8	4	1	3	1	0	0	1						
Inning Stats	R: 0 E: 0 K: 0 S: 10	H: 0 LOB: 0 BB: 0 P: 14	R: 0 E: 0 K: 1 S: 10	H: 1 LOB: 2 BB: 1 P: 17	R: 0 E: 0 K: 1 S: 11	H: 2 LOB: 0 BB: 0 P: 16	R: 1 E: 0 K: 1 S: 8	H: 1 LOB: 1 BB: 1 P: 15	R: 0 E: 0 K: 0 S: 11	H: 2 LOB: 2 BB: 0 P: 19	R: 0 E: 0 K: 1 S: 9	H: 1 LOB: 0 BB: 0 P: 17	R: 0 E: 0 K: 0 S: 5	H: 1 LOB: 0 BB: 0 P: 7	R: 2 E: 0 K: 0 S: 11	H: 3 LOB: 2 BB: 0 P: 18	1B: 9 2B: 3 3B: 0 HR: 1	SF: 0 SAC: 0 DP: 1 HBP: 1	WP: 0 PB: 0 SB: 0 CS: 1	PA: 40		
PITCHER	IP	WLS	BF	H	R	ER	SO	BB	IBB	HBP	BLK	WP	HR	S	P	ERA	WHIP					
Randy Wolf, L (1, 1) ERA: 3.54	7.0		31	9	1	1	5	2	0	0	0	0	0	70	114	1.29	1.571					
Chris Brock, R (8, 1) ERA: 3.54	0.2	H	3	1	0	0	0	0	0	0	0	0	0	5	5	0.00	1.500					
Ed Vosberg, L (8, 1) ERA:	0.1	H	0	0	0	0	0	0	0	0	0	0	0	2	0	0.00	0.000					
Jeff Brantley, R (9, 1) ERA: 5.67	0.1	L	5	3	2	2	0	0	0	0	0	0	1	11	18	54.00	9.000					

Philadelphia Phillies @ Toronto Blue Jays
SkyDome, Toronto, ON
Fri Jul 14, 2000, 7:05 PM EDT
Att: 21,385 - Cloudy - 70 F

AB 36
R 3
H 13
RBI 3
BB 2
SO 5
LOB 19



Batter	1	2	3	4	5	6	7	8	9	AB	R	H	RBI	BB	SO	LOB	TOP					
Doug Glanville, R OBP: 0.300, SLG: 0.352	F7		F8														5 1 3 0 0 0 0					
Ron Gant, R OBP: 0.320, SLG: 0.474	G4-3																4 2 2 3 0 1 1					
Bobby Abreu, L OBP: 0.421, SLG: 0.533	K																5 0 0 0 0 1 3					
Scott Rolen, R OBP: 0.372, SLG: 0.574																	4 3 3 2 0 1 1					
Mike Lieberthal, R OBP: 0.368, SLG: 0.522																	2 0 0 0 1 1 0					
Pat Burrell, R OBP: 0.351, SLG: 0.488																	3 0 1 1 1 1 2					
23 Kevin Jordan, R OBP: 0.280, SLG: 0.343																	4 0 1 1 0 0 2					
Brian Hunter, R OBP: 0.263, SLG: 0.414																	4 0 0 0 0 0 3					
Alex Arias, R OBP: 0.267, SLG: 0.300																	4 1 1 0 0 2 0					
Inning Stats	R: 0 E: 0 K: 1 S: 9	H: 0 LOB: 0 BB: 0 P: 10	R: 1 E: 0 K: 0 S: 10	H: 1 LOB: 0 BB: 0 P: 15	R: 0 E: 0 K: 0 S: 7	H: 0 LOB: 0 BB: 0 P: 12	R: 2 E: 0 K: 1 S: 17	H: 3 LOB: 2 BB: 0 P: 24	R: 1 E: 0 K: 1 S: 8	H: 2 LOB: 1 BB: 0 P: 12	R: 0 E: 0 K: 1 S: 6	H: 0 LOB: 0 BB: 0 P: 10	R: 2 E: 0 K: 1 S: 12	H: 2 LOB: 0 BB: 0 P: 17	R: 1 E: 0 K: 0 S: 9	H: 2 LOB: 1 BB: 1 P: 17	R: 0 E: 0 K: 2 S: 8	H: 1 LOB: 1 BB: 0 P: 10	1B: 6 2B: 3 3B: 0 HR: 2	SF: 1 SAC: 0 DP: 1 HBP: 1	WP: 0 PB: 0 SB: 1 CS: 0	PA: 39
PITCHER	IP	WLS	BF	H	R	ER	SO	BB	IBB	HBP	BLK	WP	HR	S	P	ERA	WHIP					
David Wells, L ERA: 3.66	7.0	L	30	8	6	6	5	1	0	1	0	0	2	69	100	7.71	1.286					
Paul Quantrill, R ERA: 4.55	2.0		9	3	1	1	2	1	0	0	0	0	0	17	27	4.50	2.000					

Philadelphia Phillies @ Toronto Blue Jays
SkyDome, Toronto, ON
Sat Jul 15 2000, 4:05 PM EDT
Att: 24,828 - Dome - 72 F

AB 35
R 7
H 11
RBI 7
BB 2
SO 7
LOB 12



Batter	1	2	3	4	5	6	7	8	9	AB	R	H	RBI	BB	SO	LOB	BOTTOM					
Shannon Stewart, R OBP: 0.371, SLG: 0.540	G5-3		K														4 0 0 0 0 1 0					
Craig Grebeck, R OBP: 0.324, SLG: 0.390	F7																3 1 1 0 1 0 0					
Raul Mondesi, R OBP: 0.341, SLG: 0.549	G5-3																4 1 1 0 0 0 1					
Carlos Delgado, L OBP: 0.474, SLG: 0.708																	4 0 0 1 0 1 1					
Tony Batista, R OBP: 0.331, SLG: 0.591																	4 1 2 2 0 0 0					
Brad Fullmer, L OBP: 0.363, SLG: 0.547																	4 0 1 0 0 2 0					
José Cruz Jr., S OBP: 0.317, SLG: 0.469																	3 0 0 0 0 0 2					
Darrin Fletcher, L OBP: 0.377, SLG: 0.553																	3 0 0 0 0 0 2					
Homer Bush, R OBP: 0.277, SLG: 0.260																	3 0 0 0 0 1 0					
Inning Stats	R: 0 E: 0 K: 0 S: 7	H: 2 LOB: 2 BB: 0 P: 9	R: 0 E: 0 K: 0 S: 9	H: 2 LOB: 0 BB: 0 P: 15	R: 0 E: 0 K: 2 S: 14	H: 1 LOB: 1 BB: 0 P: 23	R: 0 E: 0 K: 1 S: 7	H: 0 LOB: 0 BB: 0 P: 11	R: 0 E: 0 K: 1 S: 4	H: 0 LOB: 0 BB: 0 P: 8	R: 3 E: 0 K: 1 S: 10	H: 2 LOB: 0 BB: 1 P: 21	R: 0 E: 0 K: 0 S: 7	H: 0 LOB: 0 BB: 0 P: 11	R: 0 E: 0 K: 0 S: 5	H: 0 LOB: 0 BB: 0 P: 7	R: 0 E: 0 K: 1 S: 6	H: 0 LOB: 0 BB: 0 P: 10	1B: 3 2B: 1 3B: 0 HR: 1	SF: 0 SAC: 0 DP: 0 HBP: 0	WP: 0 PB: 0 SB: 0 CS: 0	PA: 33
PITCHER	IP	WLS	BF	H	R	ER	SO	BB	IBB	HBP	BLK	WP	HR	S	P	ERA	WHIP					
Bruce Chen, L ERA: 2.22	5.0	W	18	3	0	0	3	0	0	0	0	0	0	41	66	0.00	0.600					
Steve Schrenk, R ERA: 6.17	0.2		5	2	3	3	0	1	0	0	0	0	1	7	17	40.50	4.500					
Ed Vosberg, L ERA:	1.0	H	3	0	0	0	1	0	0	0	0	0	0	8	12	0.00	0.000					
Chris Brock, R ERA: 3.76	1.1		4	0	0	0	0	0	0	0	0	0	0	7	10	0.00	0.000					
Bryan Ward, L ERA: 2.3	1.0		3	0	0	0	1	0	0	0	0	0	0	6	10	0.00	0.000					

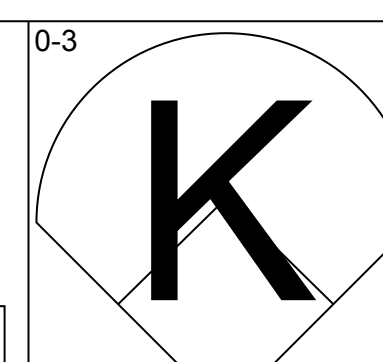
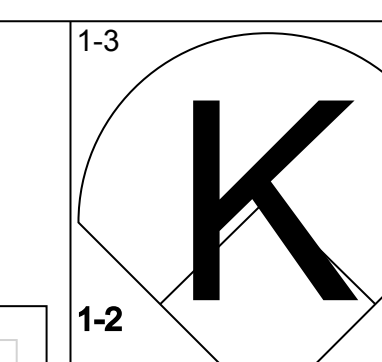
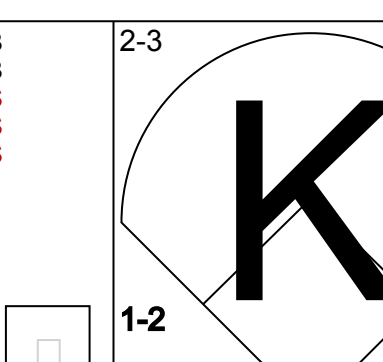
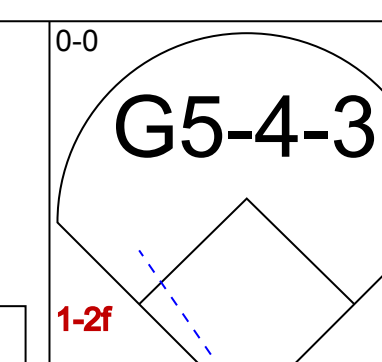
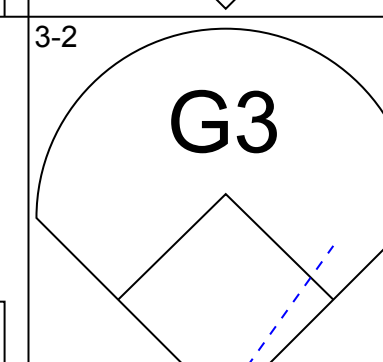
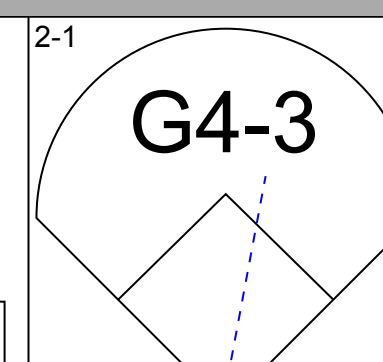
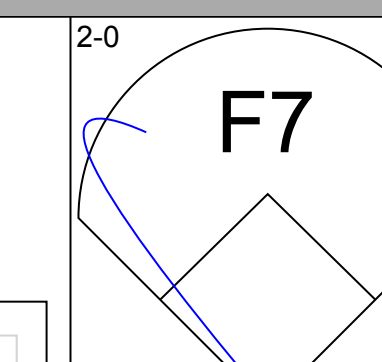
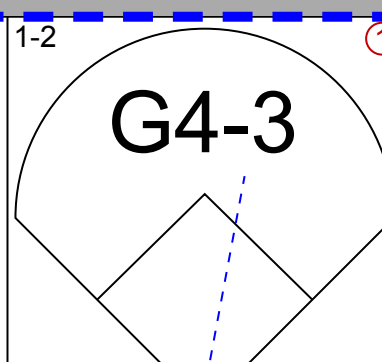
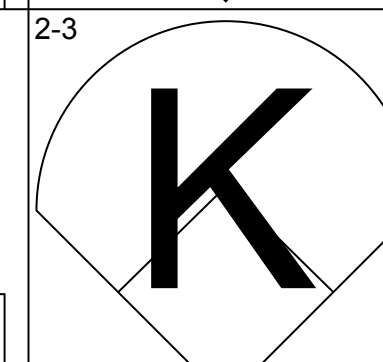
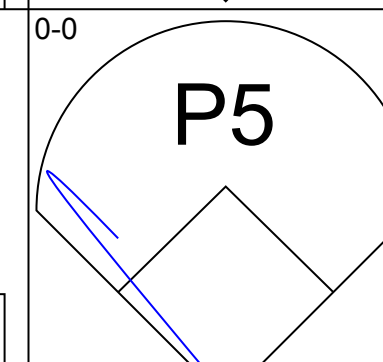
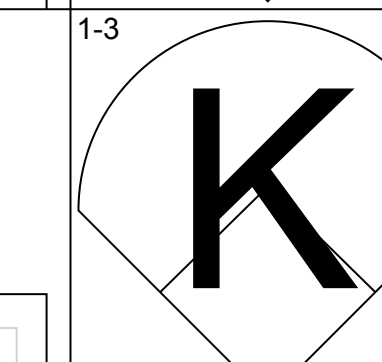
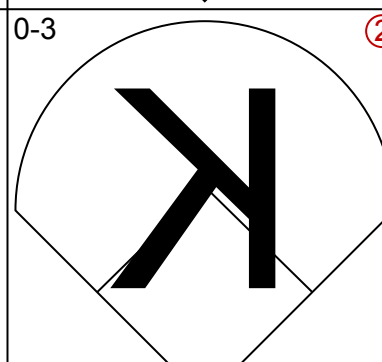
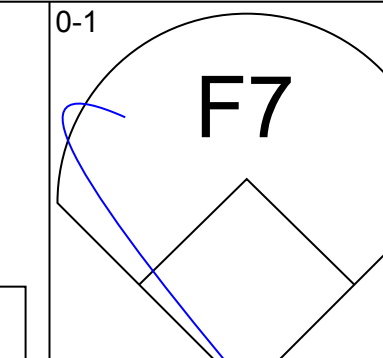
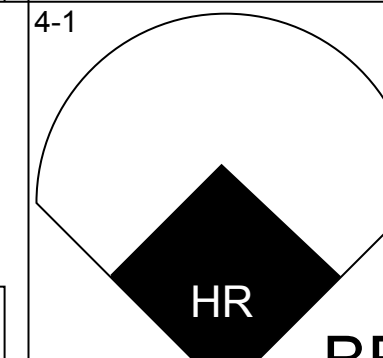
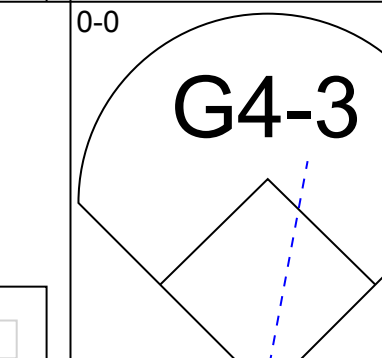
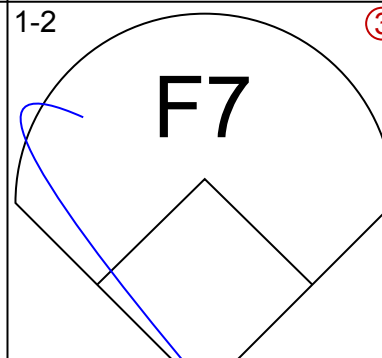
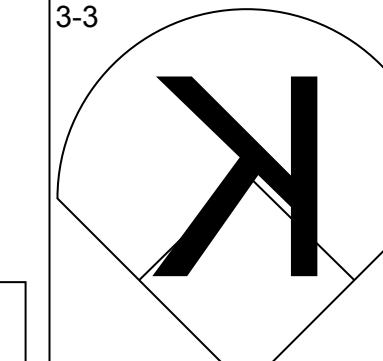
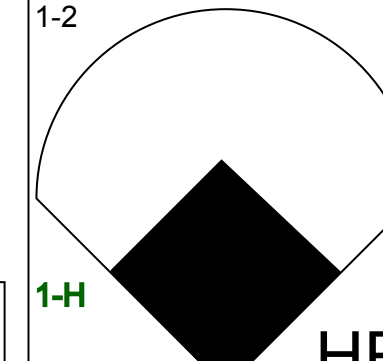
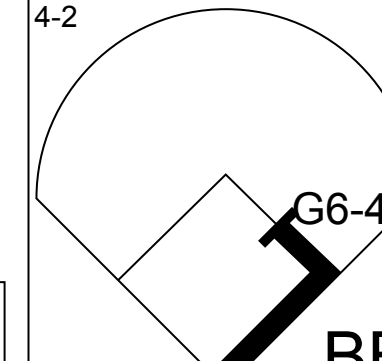
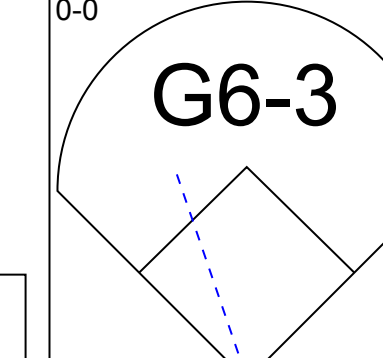
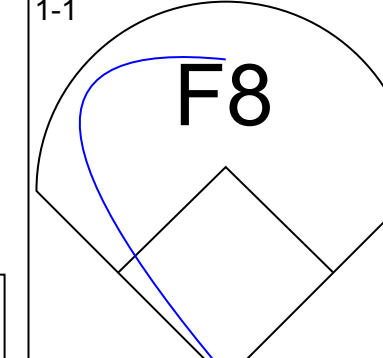
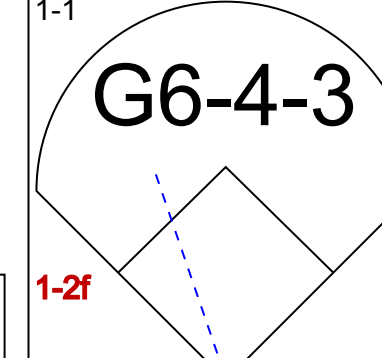
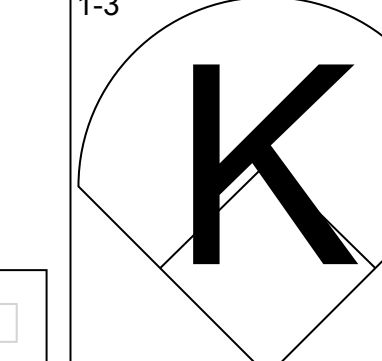
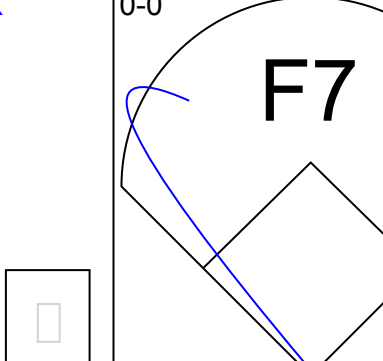
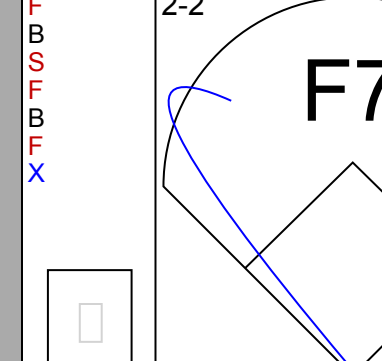
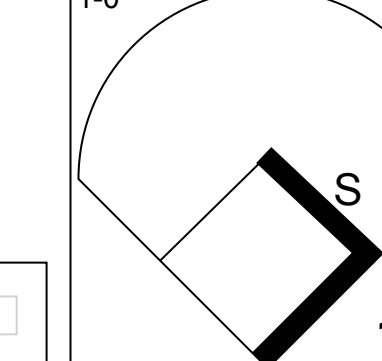
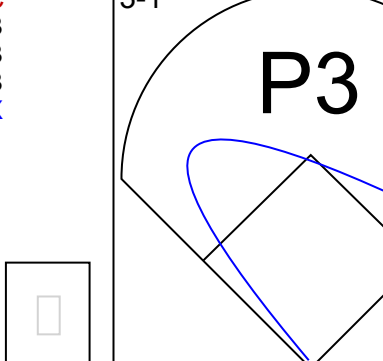
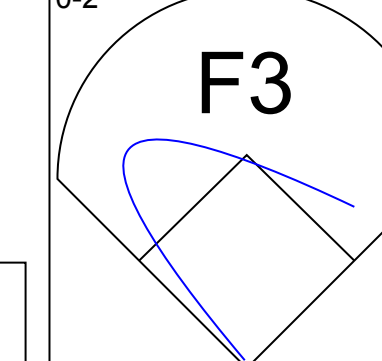
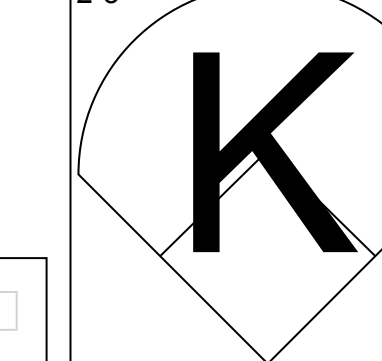
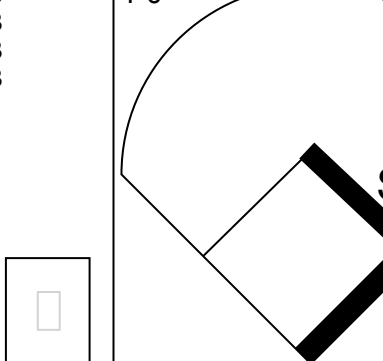
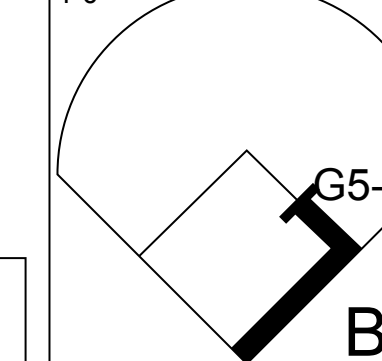
Philadelphia Phillies @ Toronto Blue Jays
SkyDome, Toronto, ON
Sat Jul 15 2000, 4:05 PM EDT
Att: 24,828 - Dome - 72 F

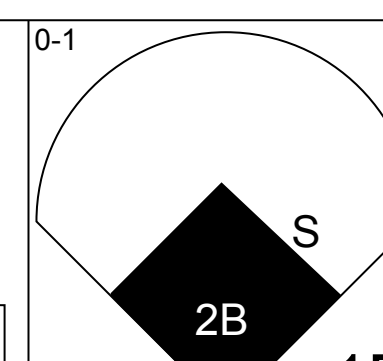
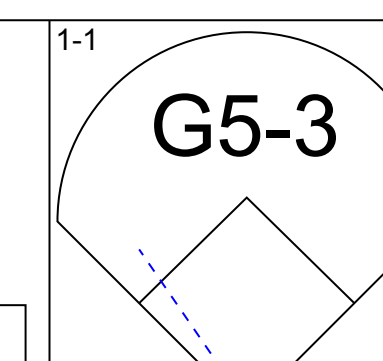
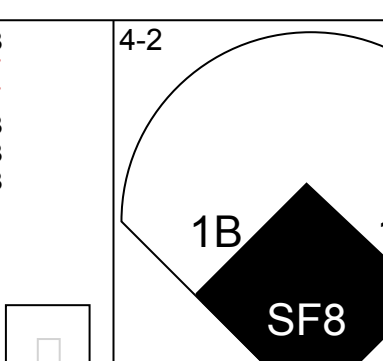
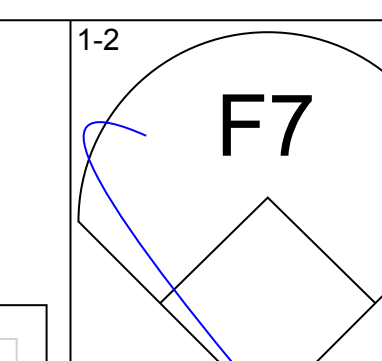
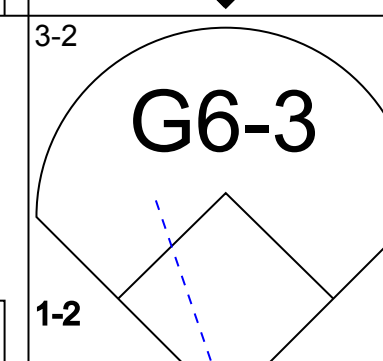
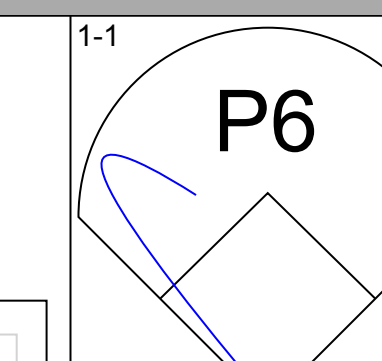
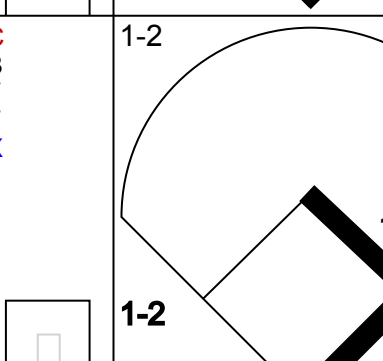
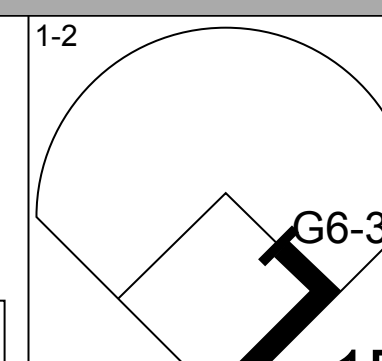
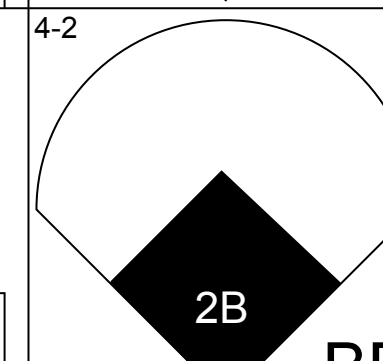
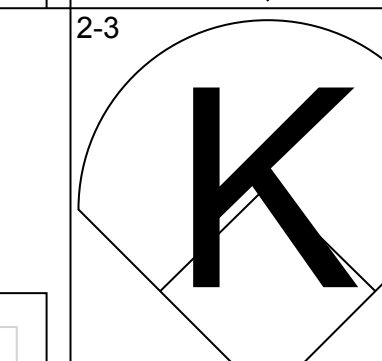
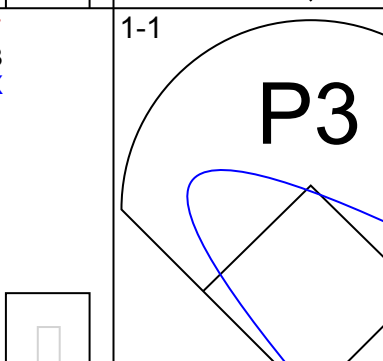
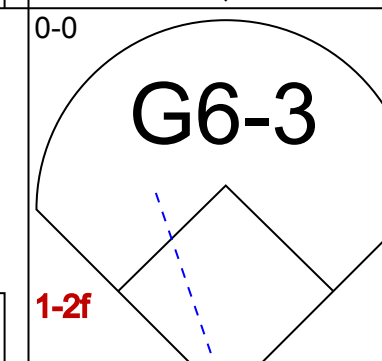
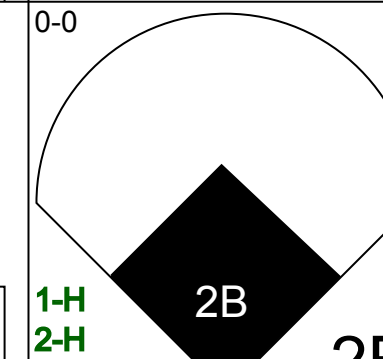
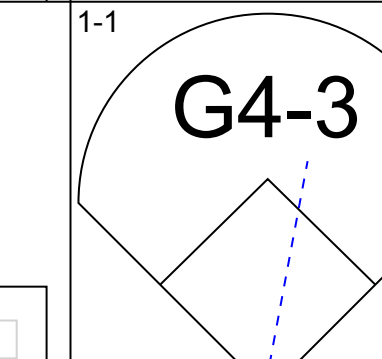
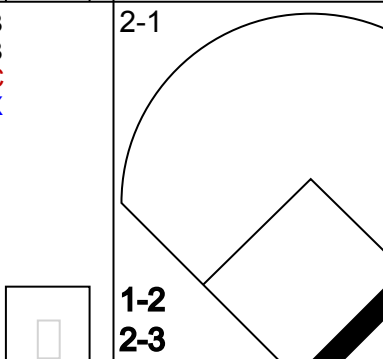
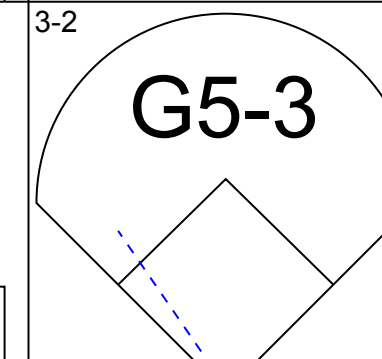
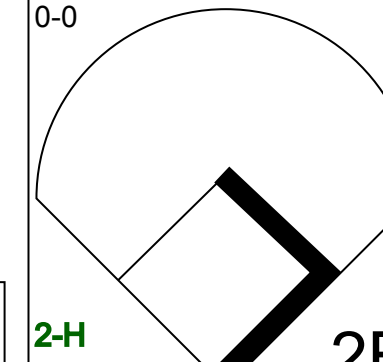
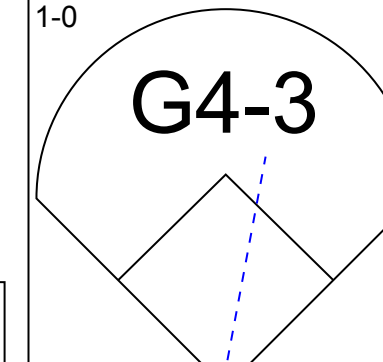
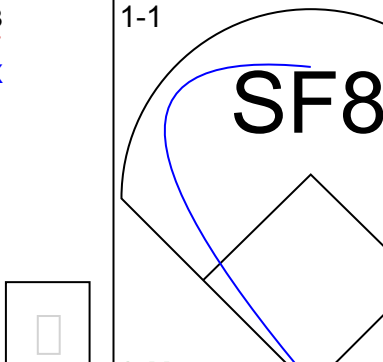
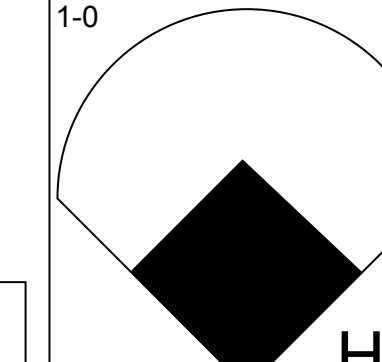
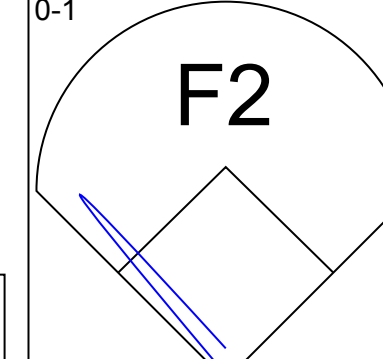
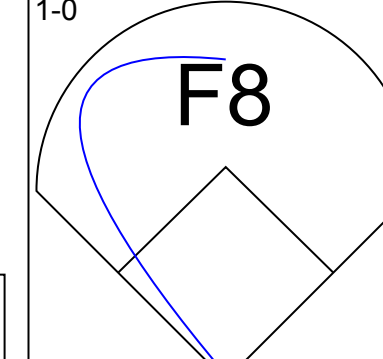
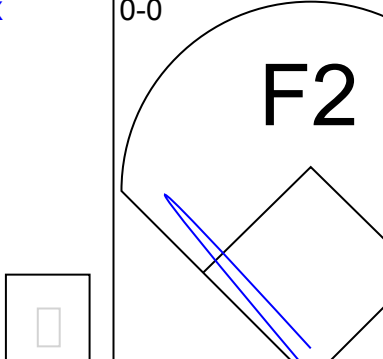
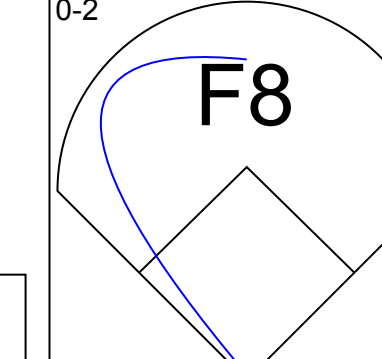
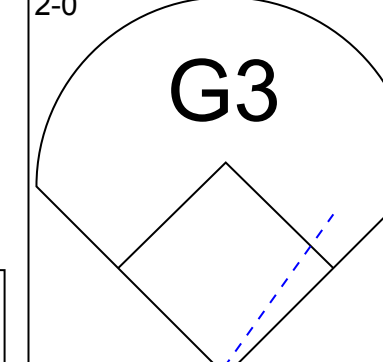
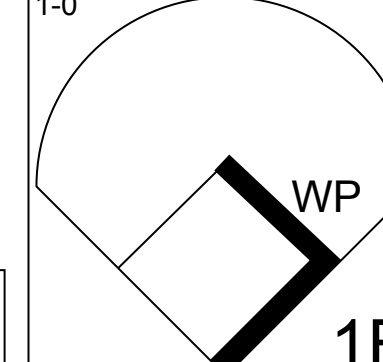
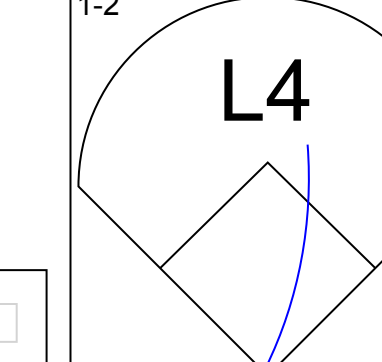
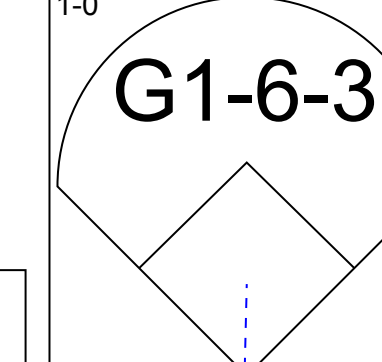
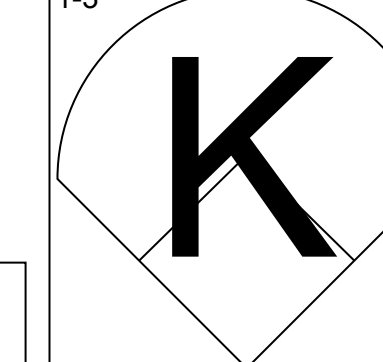
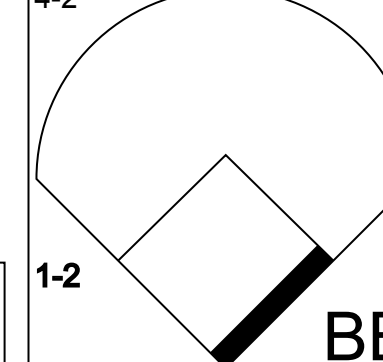
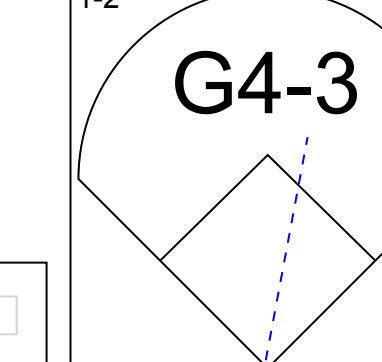
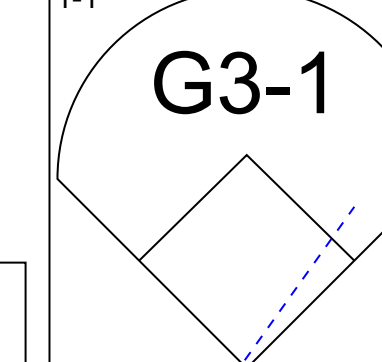
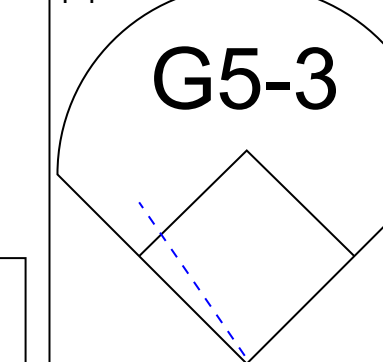
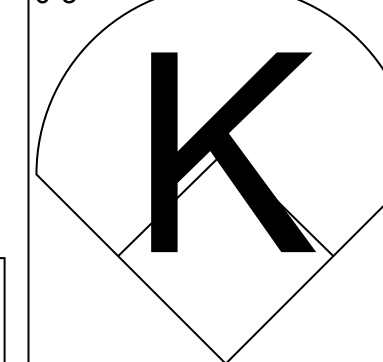
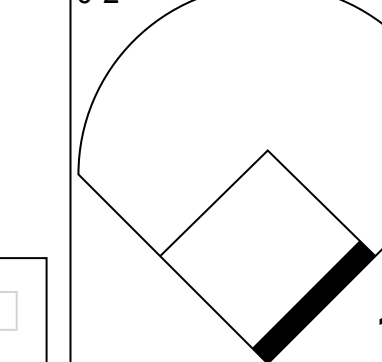
AB 32
R 3
H 5
RBI 3
BB 1
SO 5
LOB 6

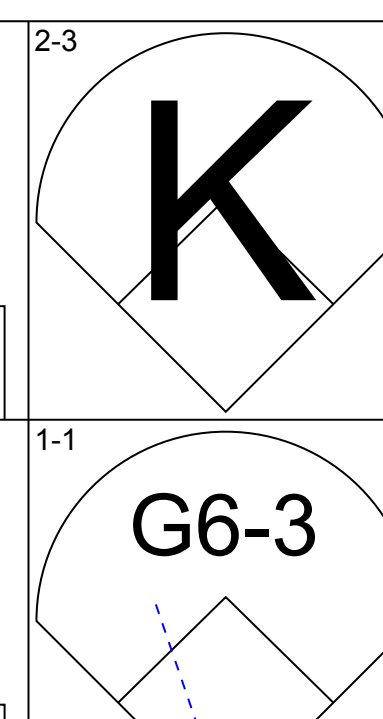
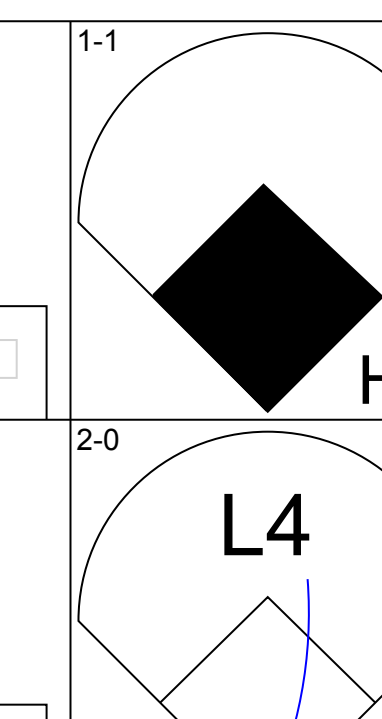
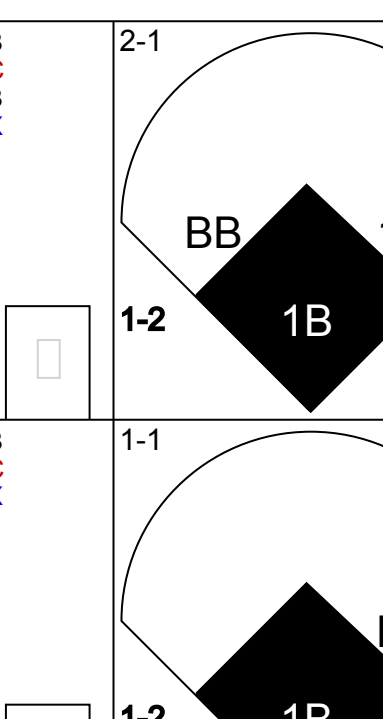
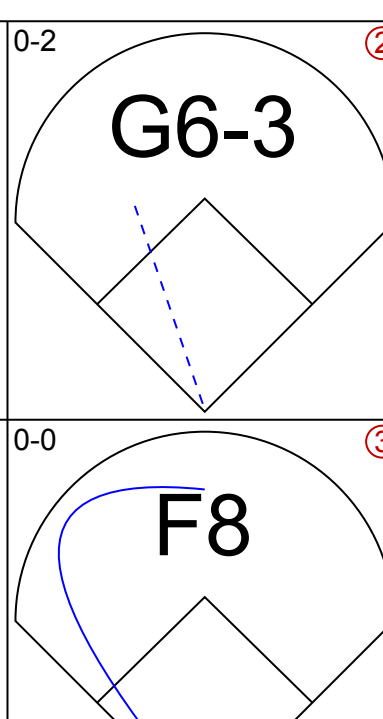
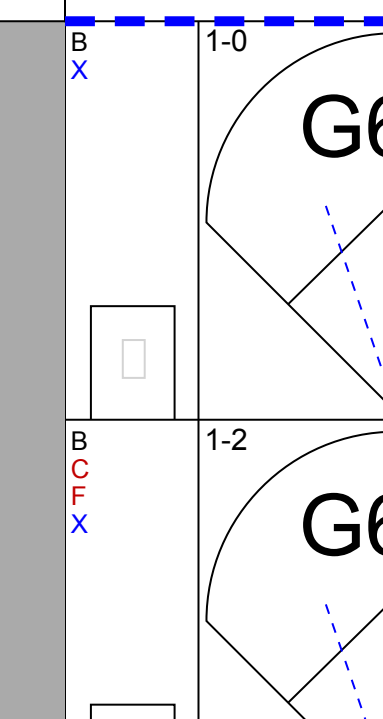
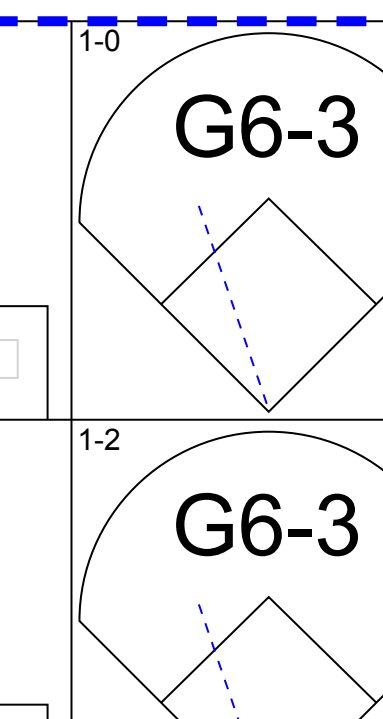
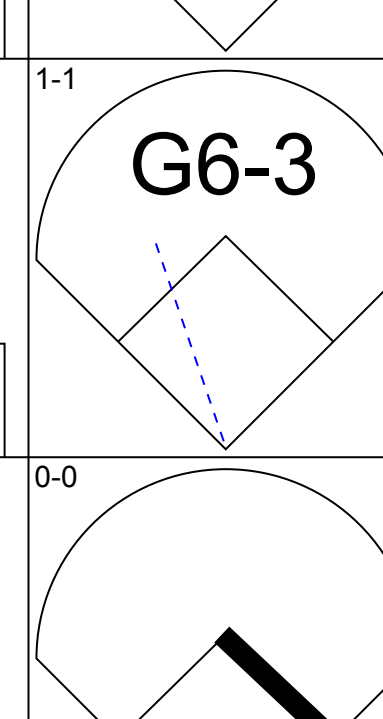
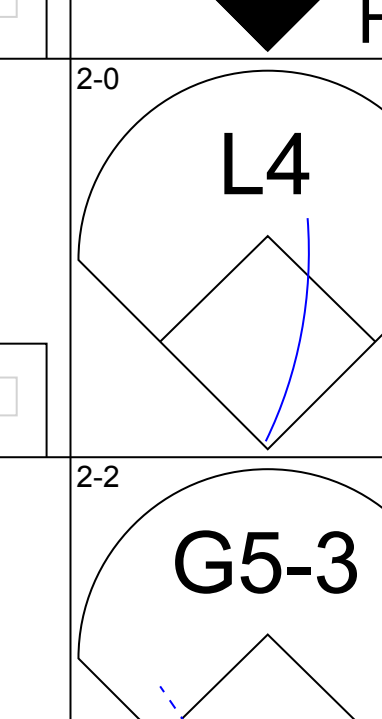
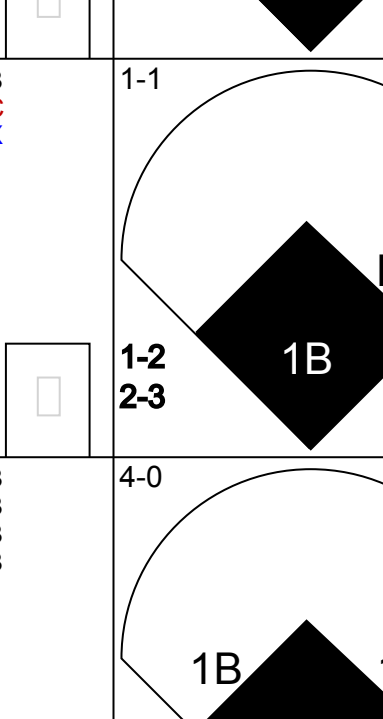
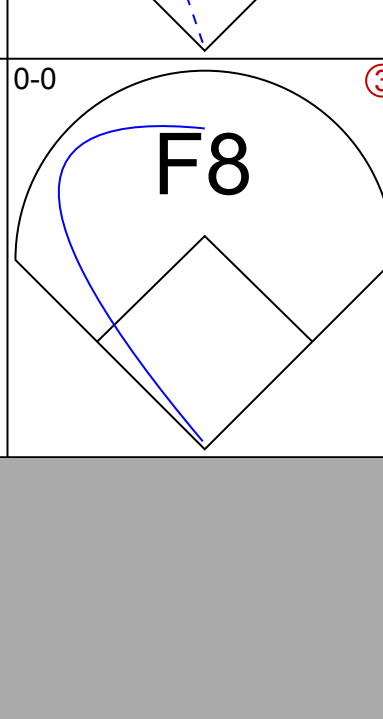
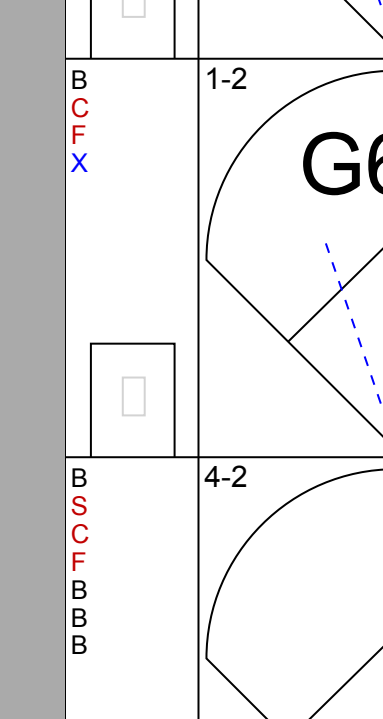
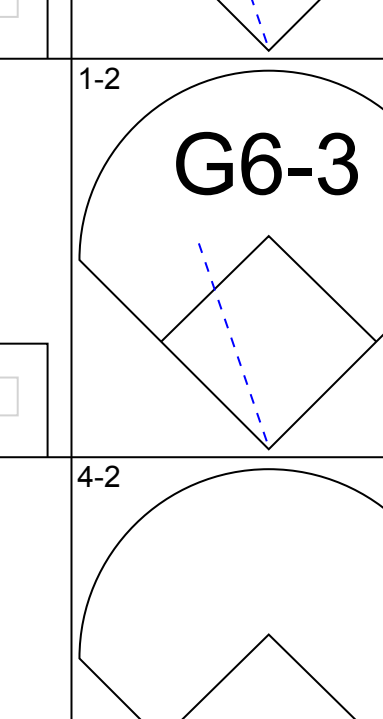
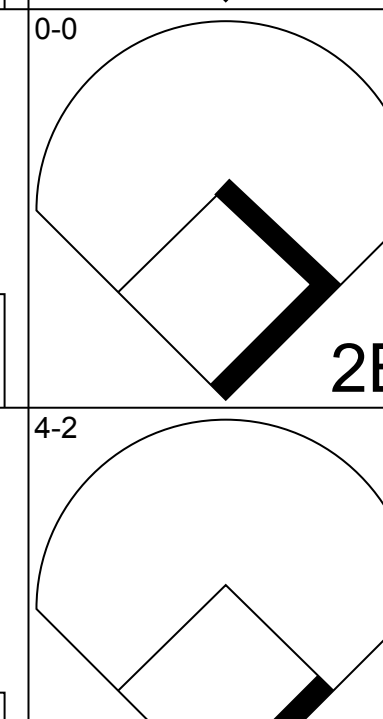
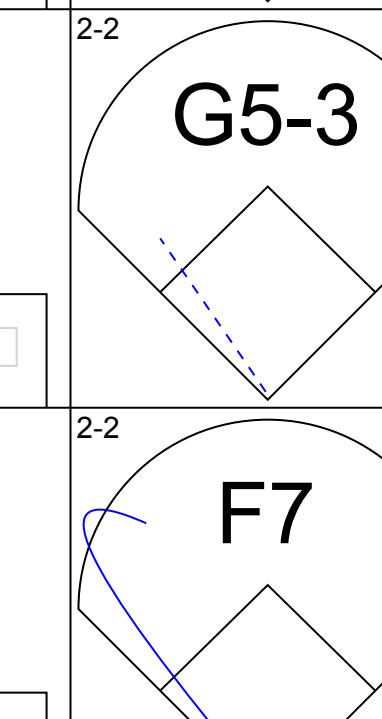
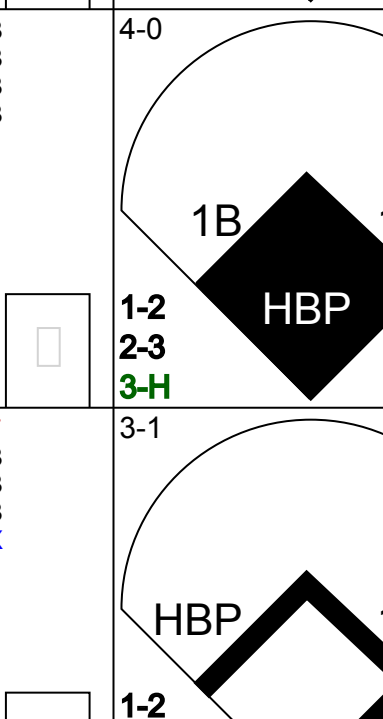

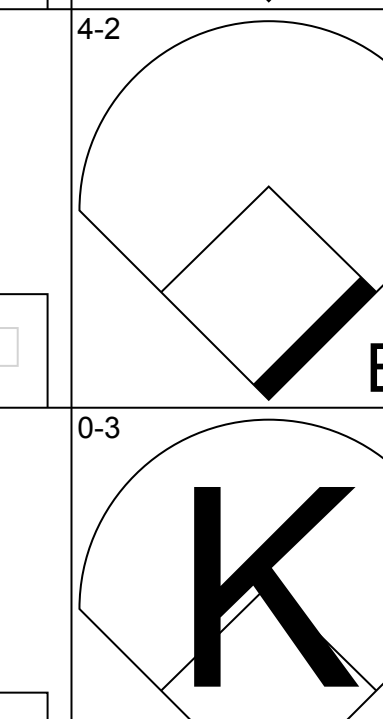
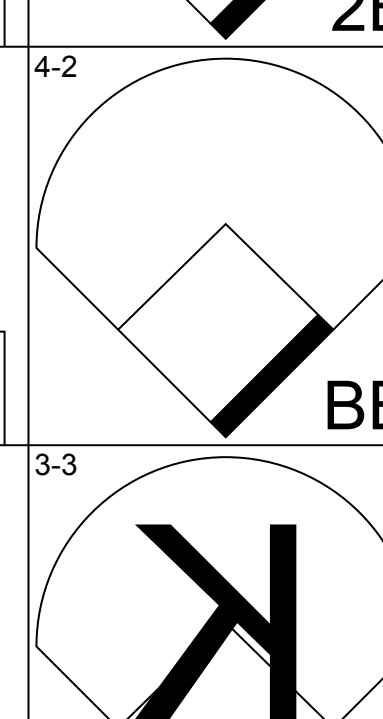
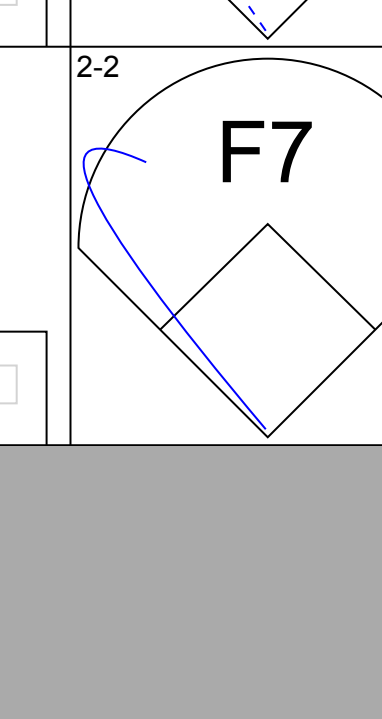
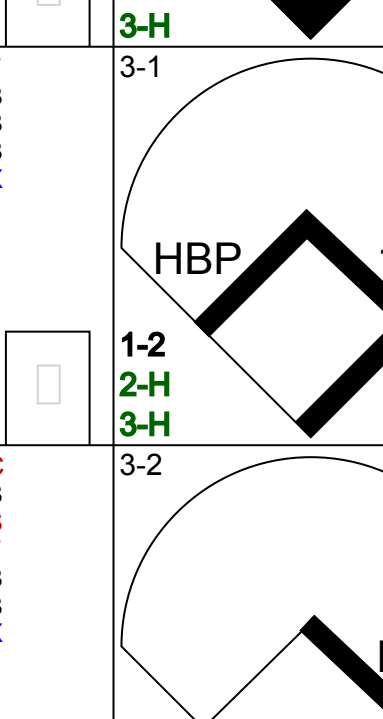

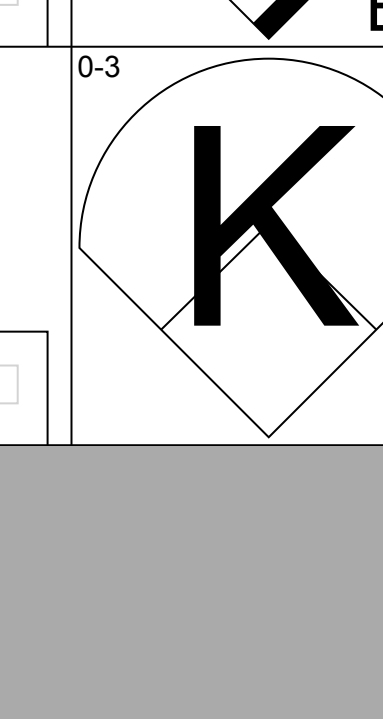
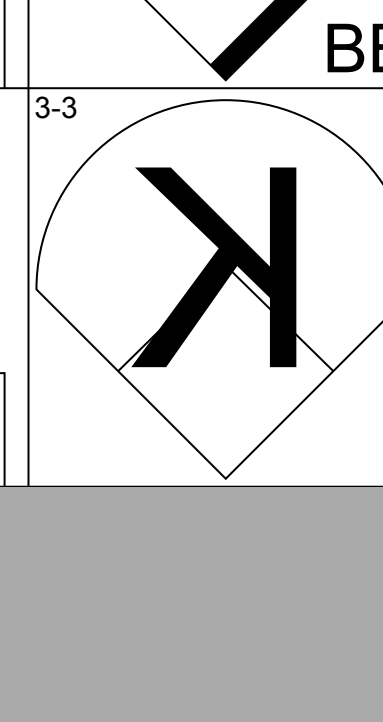
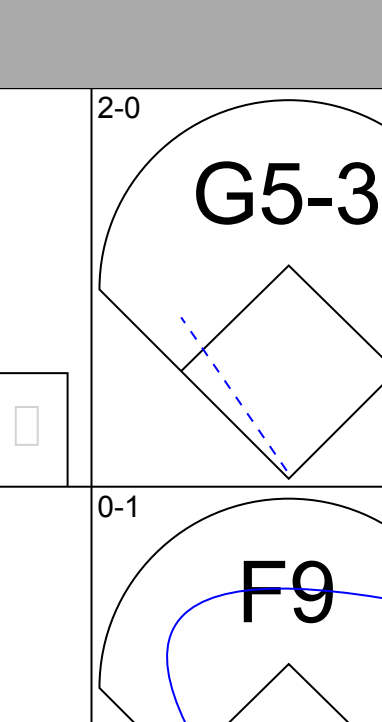
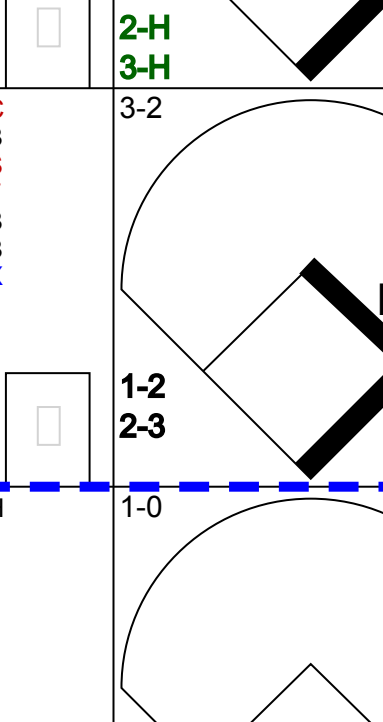
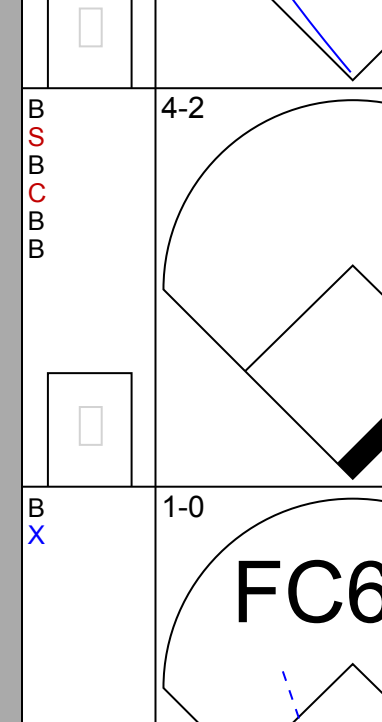
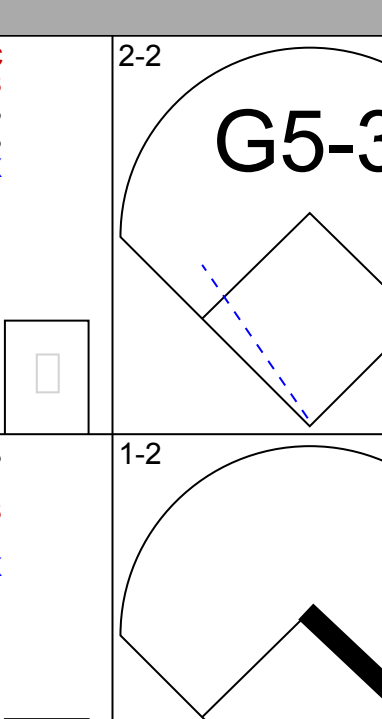
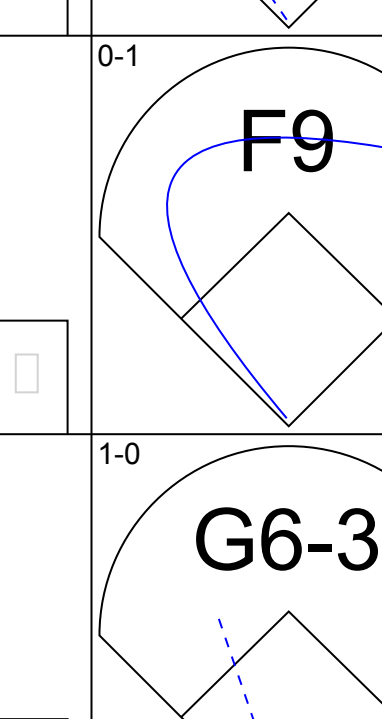
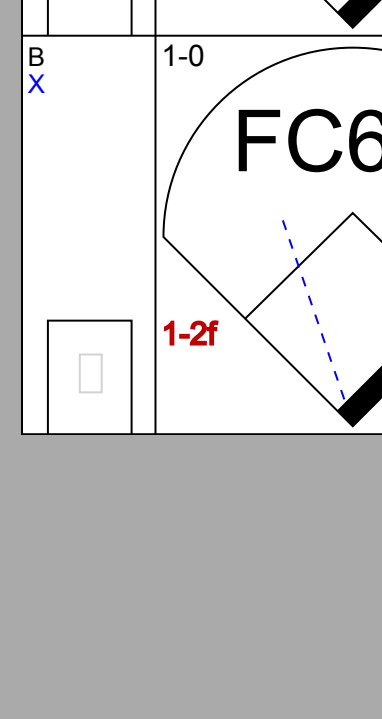
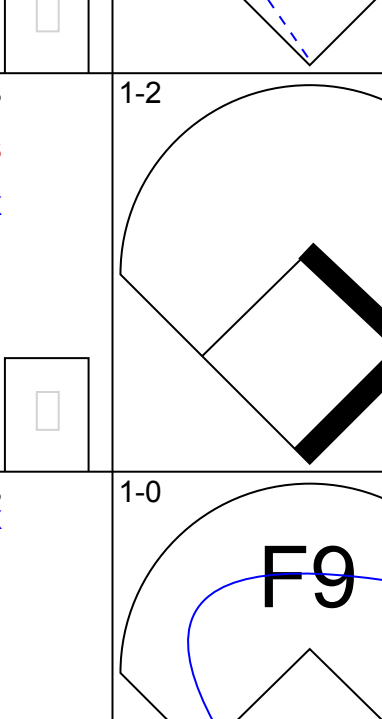
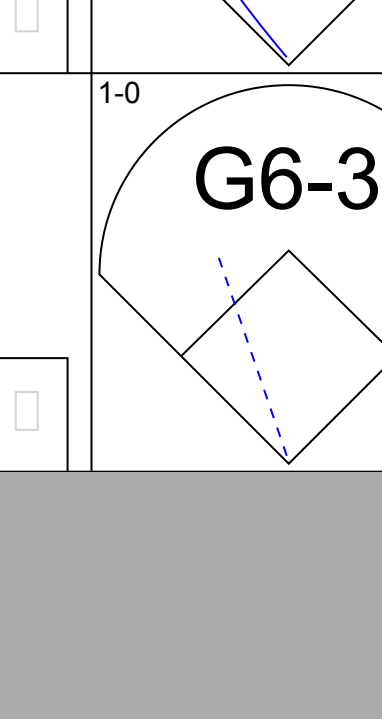
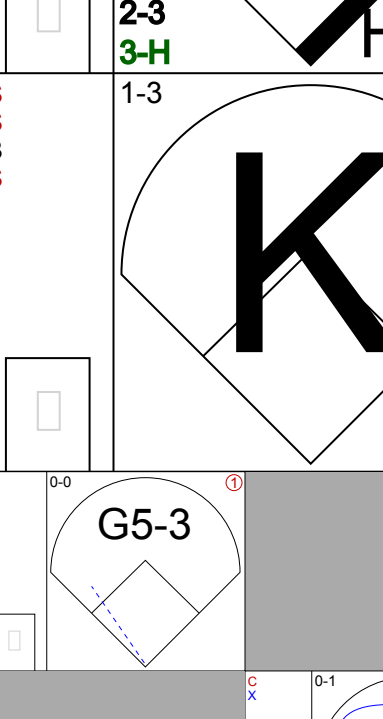
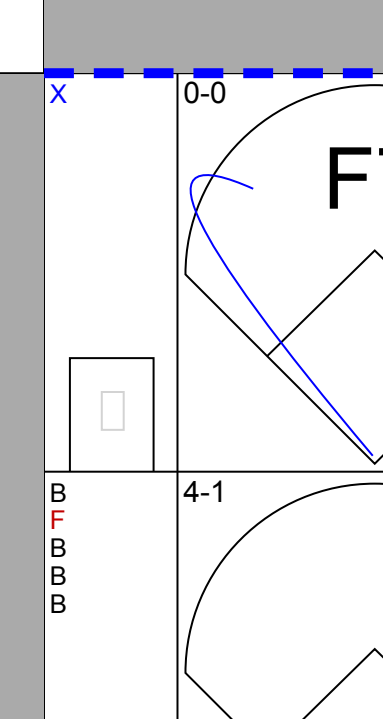
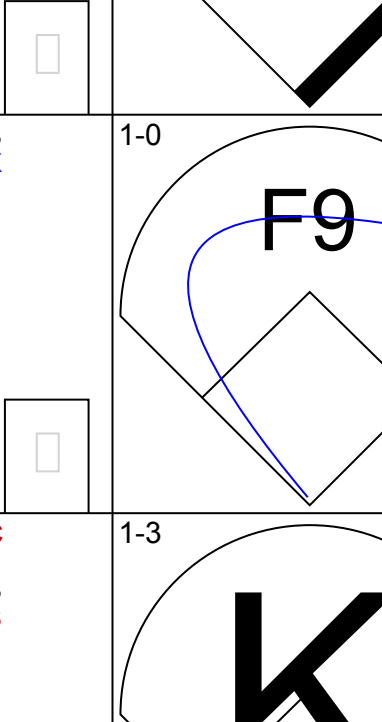
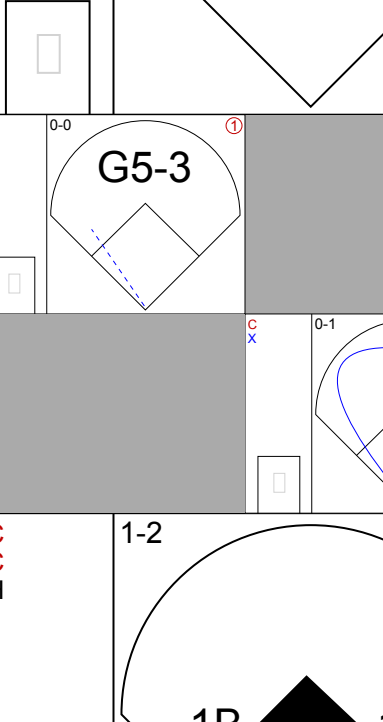
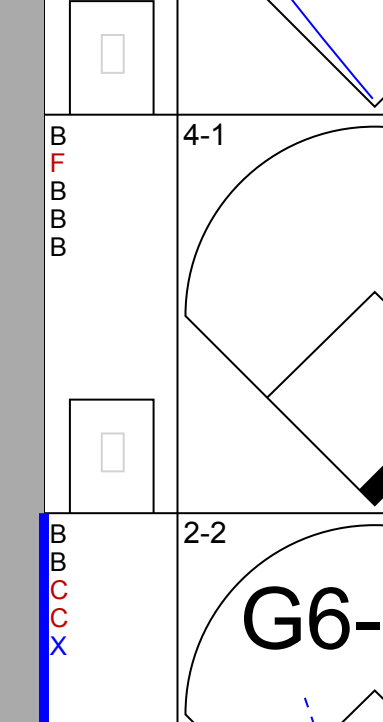
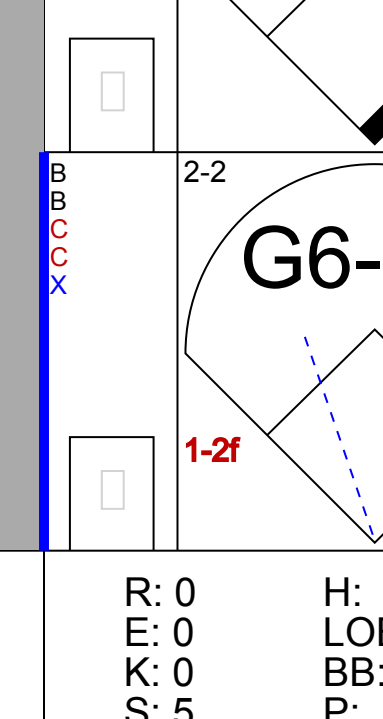
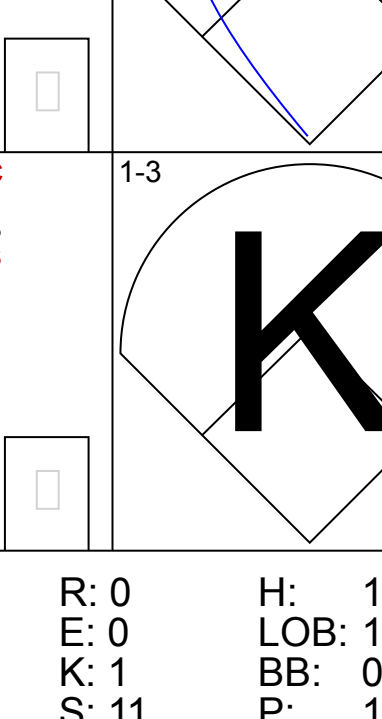
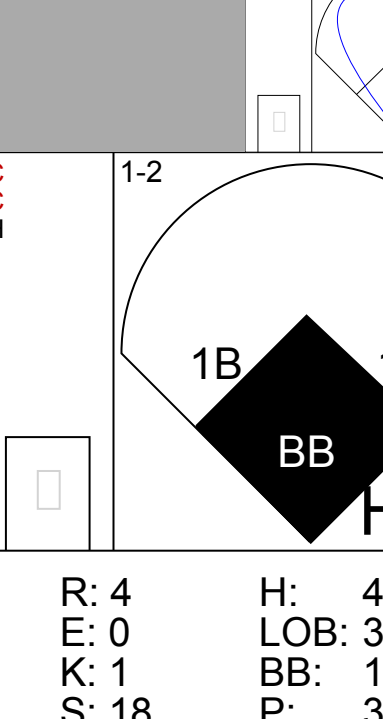
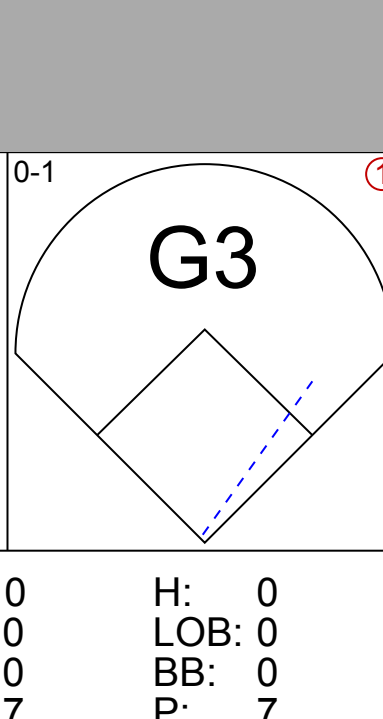
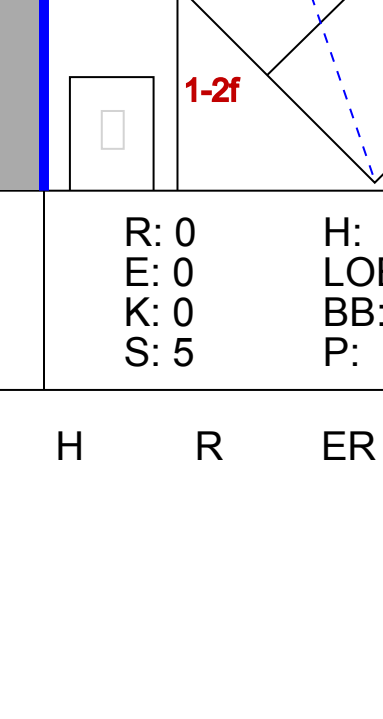


Batter	1	2	3	4	5	6	7	8	9	AB	R	H	RBI	BB	SO	LOB	TOP		
Melvin Mora, R OBP: 0.324, SLG: 0.445 (1, 6)										4	0	1	0	1	1	0	New York Mets @ Toronto Blue Jays SkyDome, Toronto, ON Sun Jul 16 2000, 1:05 PM EDT Att: 30,139 - Cloudy - 68 F		
Derek Bell, R OBP: 0.384, SLG: 0.477 (1, 9)										5	0	1	0	0	2	3			
Edgardo Alfonzo, R OBP: 0.419, SLG: 0.539 (1, 4)										5	0	3	0	0	1	0			
31 Mike Piazza, R OBP: 0.420, SLG: 0.717 (1, 10)										4	1	2	0	1	0	2			
Todd Zeile, R OBP: 0.374, SLG: 0.530 (1, 3)										5	1	1	1	0	1	7			
Jay Payton, R OBP: 0.337, SLG: 0.466 (1, 8)										3	0	0	0	1	0	0			
Benny Agbavani, R OBP: 0.380, SLG: 0.488 (1, 7)										4	0	1	1	0	1	1			
Matt Franco, L OBP: 0.313, SLG: 0.238 (1, 5)										3	0	0	0	1	0	2			
Todd Pratt, R OBP: 0.339, SLG: 0.505 (1, 2)										4	1	1	1	0	2	2			
Inning Stats	R: 0 E: 0 K: 1 S: 14	H: 2 LOB: 2 BB: 0 P: 22	R: 0 E: 0 K: 1 S: 9	H: 0 LOB: 0 BB: 0 P: 16	R: 1 E: 0 K: 1 S: 9	H: 1 LOB: 0 BB: 0 P: 14	R: 0 E: 0 K: 0 S: 7	H: 0 LOB: 0 BB: 0 P: 10	R: 0 E: 0 K: 2 S: 14	H: 1 LOB: 2 BB: 1 P: 23	R: 0 E: 0 K: 1 S: 11	H: 3 LOB: 3 BB: 0 P: 24	R: 0 E: 0 K: 0 S: 5	H: 0 LOB: 1 BB: 1 P: 13	R: 0 E: 0 K: 0 S: 16	H: 2 LOB: 2 BB: 0 P: 23	1B: 8 2B: 0 3B: 1 HR: 1	SF: 0 SAC: 0 DP: 0 HBP: 0	WP: 0 PA: 41 PB: 0 SB: 0 CS: 0
PITCHER	IP WLS BF H R ER SO BB IBB HBP BLK WP HR S P ERA WHIP																		
32 Roy Halladay, R ERA: 10.9 (1, 1)	6.0 W 26 5 3 3 6 3 0 0 0 0 1 64 110 4.50 1.333																		
John Frascatore, R ERA: 8.8 (7, 1)	1.2 H 9 3 0 0 2 1 0 0 0 0 0 21 36 0.00 2.400																		
Billy Koch, R ERA: 2.61 (8, 1)	1.1 S 6 2 0 0 0 0 0 0 0 0 0 0 17 24 0.00 1.500																		

Batter	1	2	3	4	5	6	7	8	9	AB	R	H	RBI	BB	SO	LOB	BOTTOM		
Shannon Stewart, R OBP: 0.369, SLG: 0.534 (1, 7)										3	0	0	0	1	1	2	New York Mets @ Toronto Blue Jays SkyDome, Toronto, ON Sun Jul 16 2000, 1:05 PM EDT Att: 30,139 - Cloudy - 68 F		
Craig Grebeck, R OBP: 0.322, SLG: 0.381 (1, 6)										3	1	0	0	1	2	3			
Raul Mondesi, R OBP: 0.343, SLG: 0.548 (1, 9)										4	1	2	0	0	1	0			
Carlos Delgado, L OBP: 0.474, SLG: 0.704 (1, 3)										2	1	0	0	2	0	2			
Tony Batista, R OBP: 0.330, SLG: 0.587 (1, 5)										4	1	1	0	0	2	2			
Marty Cordova, R OBP: 0.335, SLG: 0.374 (1, 10)										3	2	1	4	1	1	0			
José Cruz Jr., S OBP: 0.319, SLG: 0.476 (1, 8)										3	1	1	1	1	0	0			
Alberto Castillo, R OBP: 0.282, SLG: 0.279 (1, 2)										4	0	2	1	0	0	0			
Homer Bush, R OBP: 0.277, SLG: 0.260 (1, 4)										4	0	1	1	0	1	2			
Inning Stats	R: 0 E: 0 K: 2 S: 8	H: 0 LOB: 0 BB: 0 P: 14	R: 0 E: 0 K: 0 S: 9	H: 0 LOB: 0 BB: 0 P: 14	R: 0 E: 0 K: 1 S: 6	H: 0 LOB: 0 BB: 0 P: 8	R: 0 E: 0 K: 1 S: 10	H: 1 LOB: 0 BB: 0 P: 20	R: 2 E: 0 K: 2 S: 15	H: 1 LOB: 2 BB: 3 P: 30	R: 4 E: 0 K: 0 S: 20	H: 5 LOB: 3 BB: 2 P: 37	R: 0 E: 0 K: 1 S: 8	H: 0 LOB: 1 BB: 1 P: 18	R: 1 E: 0 K: 1 S: 10	H: 1 LOB: 0 BB: 0 P: 16	1B: 6 2B: 1 3B: 0 HR: 2	SF: 0 SAC: 0 DP: 1 HBP: 0	WP: 0 PA: 37 PB: 0 SB: 0 CS: 2
PITCHER	IP WLS BF H R ER SO BB IBB HBP BLK WP HR S P ERA WHIP																		
Al Leiter, L ERA: 3.29 (1, 1)	5.2 L 27 7 6 6 6 4 0 0 0 0 0 63 113 9.53 1.941																		
Turk Wendell, R ERA: 3.73 (6, 1)	0.1 2 0 0 0 0 1 0 0 0 0 0 5 10 0.00 3.000																		
Pat Mahomes, R ERA: 4.23 (7, 1)	1.0 3 0 0 0 1 1 0 0 0 0 0 8 18 0.00 1.000																		
Bobby Jones, L ERA: 10.5 (8, 1)	1.0 4 1 1 1 1 0 0 0 0 0 1 10 16 9.00 1.000																		

Batter	1	2	3	4	5	6	7	8	9	AB	R	H	RBI	BB	SO	LOB	TOP					
Gerald Williams, R OBP: 0.323, SLG: 0.447 (1, 8)										4	0	0	0	0	0	3	3	Tampa Bay Devil Rays @ Toronto Blue Jays SkyDome, Toronto, ON Wed Jul 19 2000, 7:05 PM EDT Att: 18,751 - Sunny - 65 F				
Steve Cox, L OBP: 0.414, SLG: 0.488 (1, 9)										4	0	0	0	0	0	0	0					
Greg Vaughn, R OBP: 0.377, SLG: 0.547 (1, 7)										4	0	0	0	0	0	3	0					
Fred McGriff, L OBP: 0.361, SLG: 0.478 (1, 3)										3	1	0	0	1	0	0	0					
Jose Canseco, R OBP: 0.376, SLG: 0.472 (1, 10)										2	1	1	2	1	1	0	0					
Vinny Castilla, R OBP: 0.280, SLG: 0.323 (1, 5)										3	0	0	0	0	0	1	0					
John Flaherty, R OBP: 0.319, SLG: 0.376 (1, 2)										3	0	0	0	0	1	0	0					
Miguel Cairo, R OBP: 0.307, SLG: 0.325 (1, 4)										3	0	1	0	0	0	0	0					
Felix Martinez, S OBP: 0.369, SLG: 0.348 (1, 6)										1	0	0	0	2	1	1	0					
Inning Stats	R: 0 E: 0 K: 2 S: 9	H: 0 LOB: 0 BB: 0 P: 14	R: 0 E: 0 K: 1 S: 6	H: 0 LOB: 0 BB: 0 P: 9	R: 0 E: 0 K: 3 S: 13	H: 1 LOB: 1 BB: 0 P: 18	R: 2 E: 0 K: 0 S: 9	H: 1 LOB: 0 BB: 1 P: 17	R: 0 E: 0 K: 1 S: 6	H: 0 LOB: 1 BB: 1 P: 15	R: 0 E: 0 K: 0 S: 5	H: 0 LOB: 0 BB: 0 P: 8	R: 0 E: 0 K: 0 S: 9	H: 0 LOB: 0 BB: 1 P: 16	R: 0 E: 0 K: 0 S: 4	H: 0 LOB: 0 BB: 1 P: 8	R: 0 E: 0 K: 1 S: 9	H: 0 LOB: 0 BB: 0 P: 11	1B: 1 2B: 0 3B: 0 HR: 1	SF: 0 SAC: 0 DP: 2 HBP: 0	WP: 0 PB: 0 CS: 0	PA: 31
PITCHER	IP	WLS	BF	H	R	ER	SO	BB	IBB	HBP	BLK	WP	HR	S	P	ERA	WHIP					
Kelvim Escobar, R ERA: 4.9 (1, 1)	8.0	W	28	2	2	2	8	4	0	0	0	0	1	61	105	2.25	0.750					
Billy Koch, R ERA: 2.5 (9, 1)	1.0	S	3	0	0	0	1	0	0	0	0	0	0	9	11	0.00	0.000					

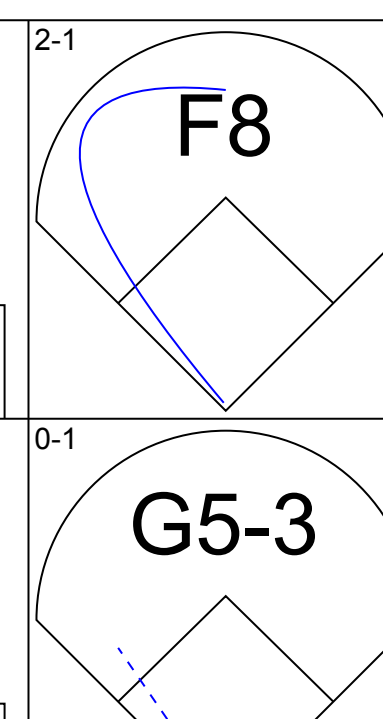
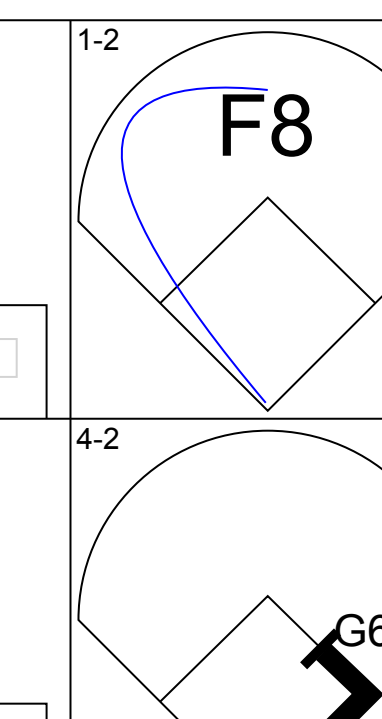
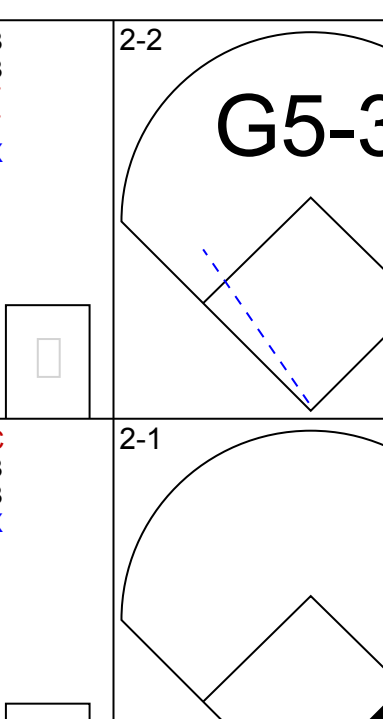
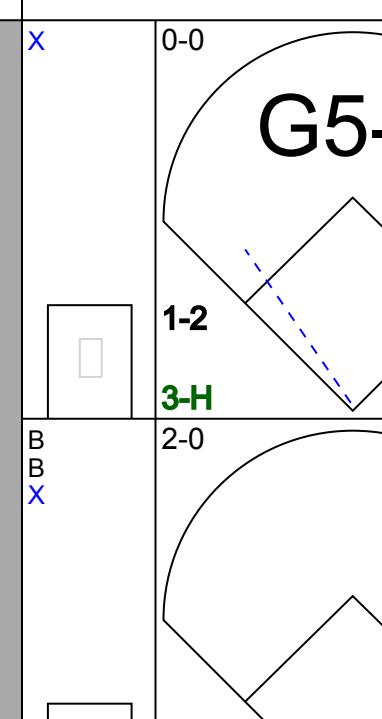
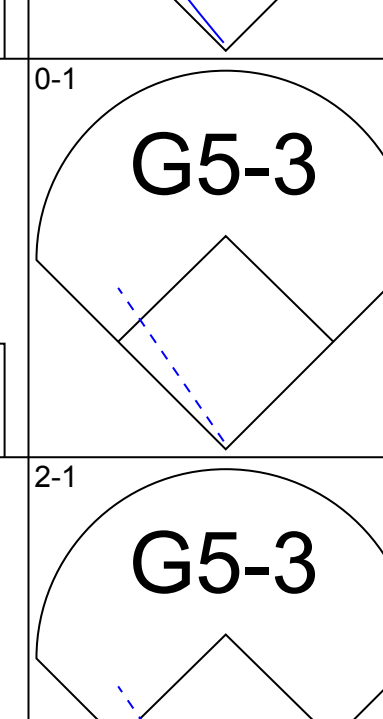
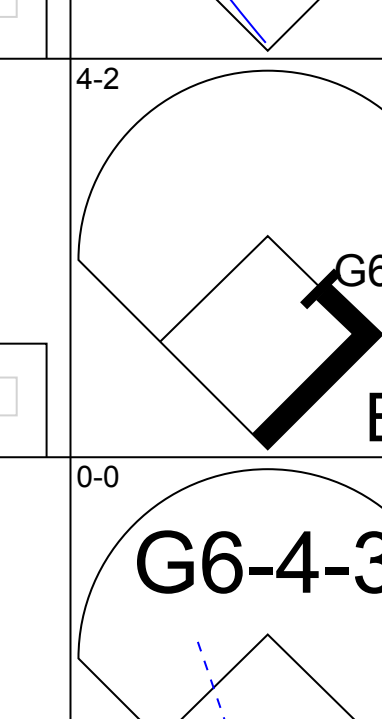
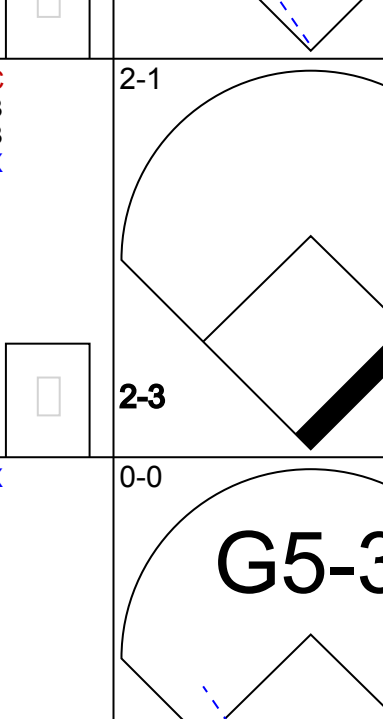
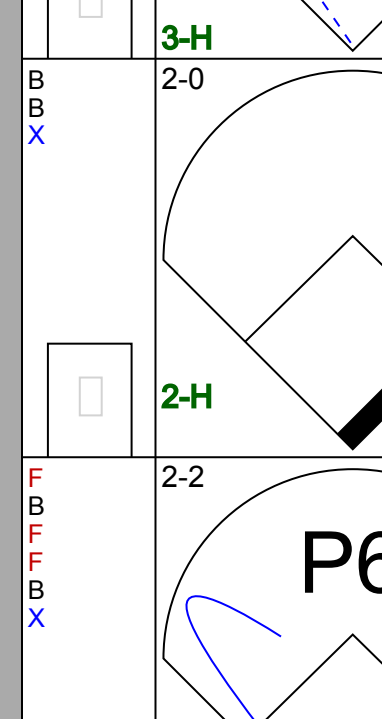
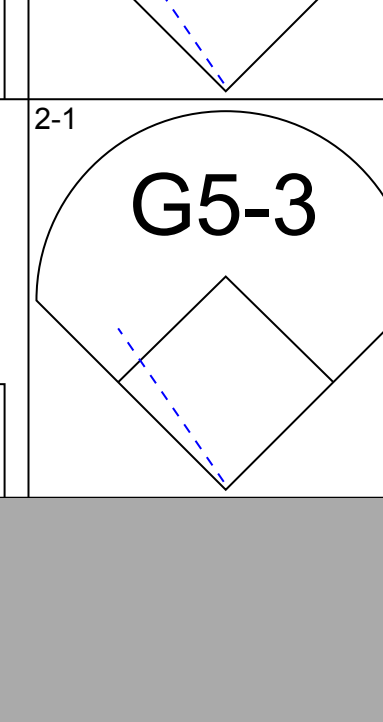
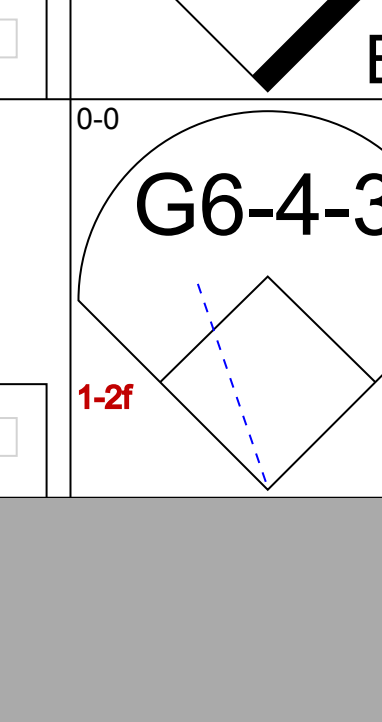
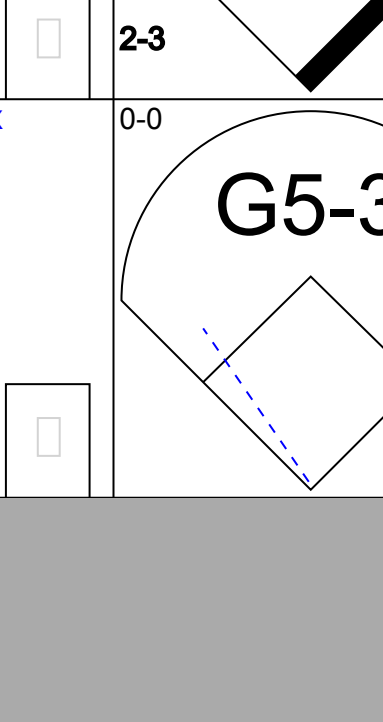
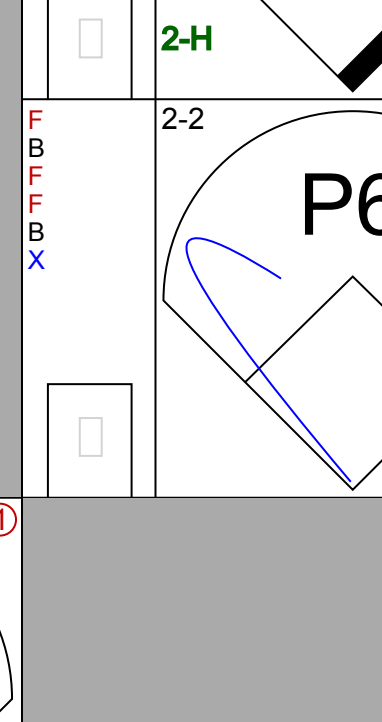
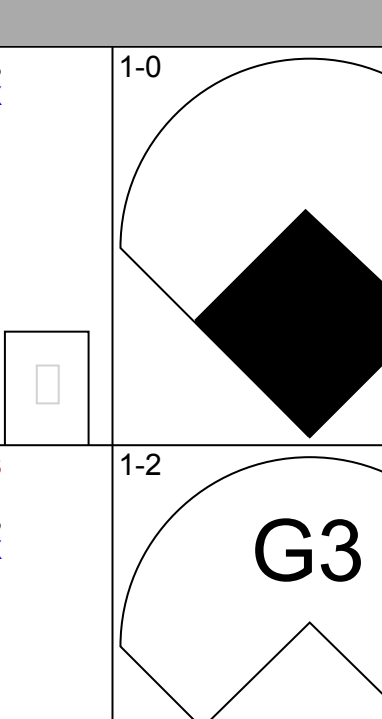
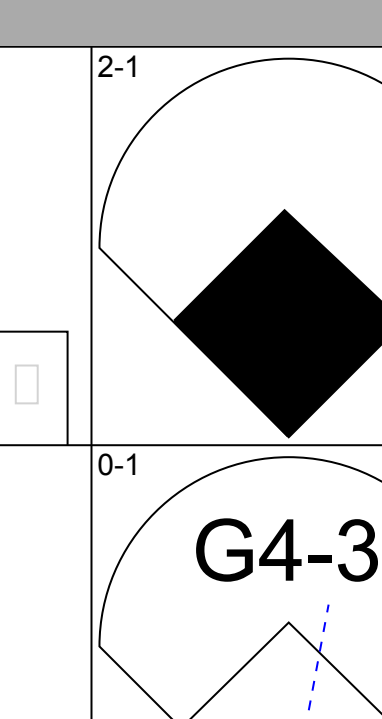
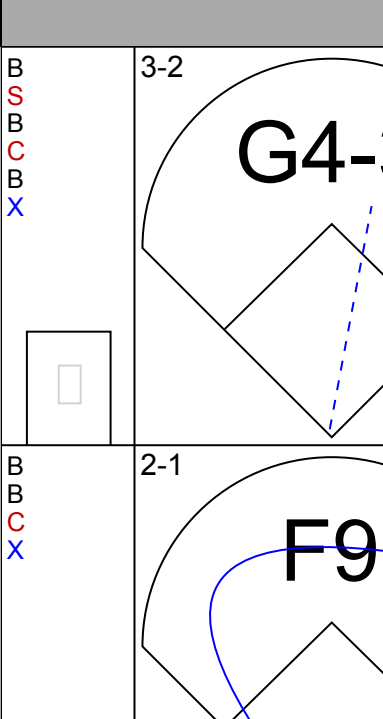
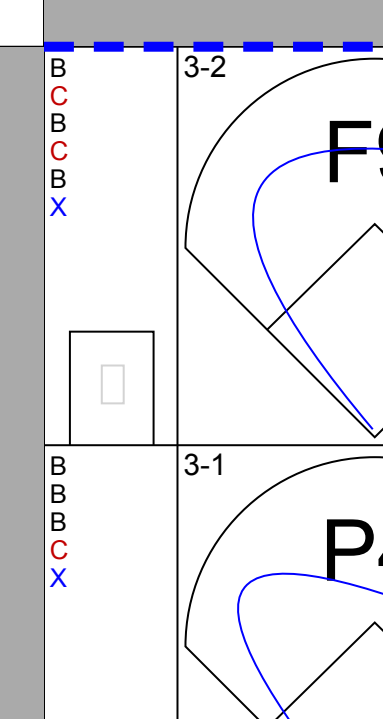
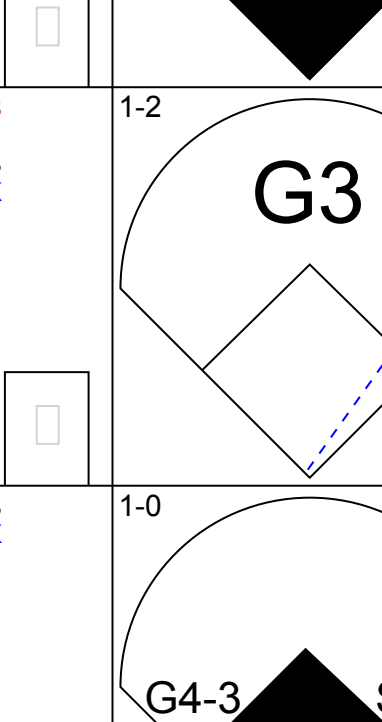
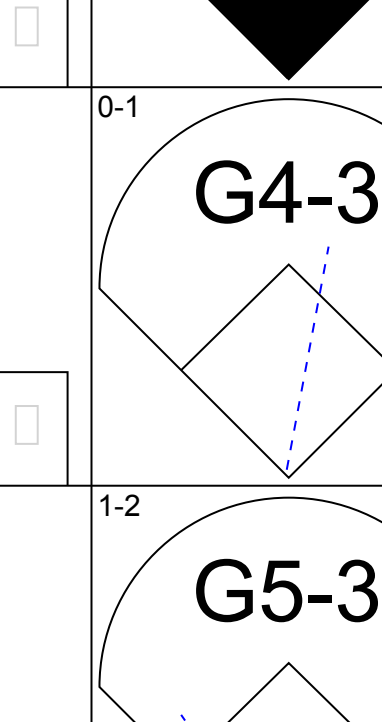
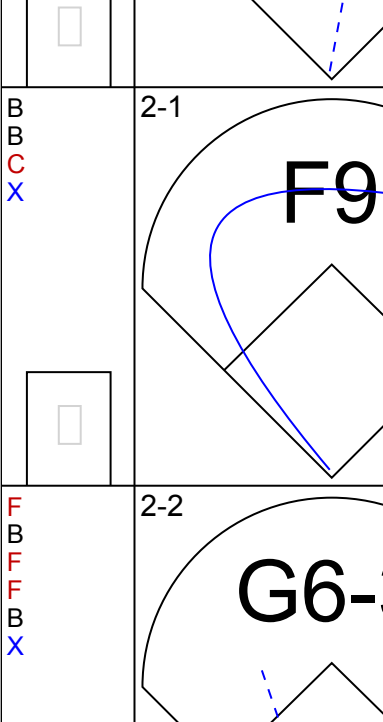
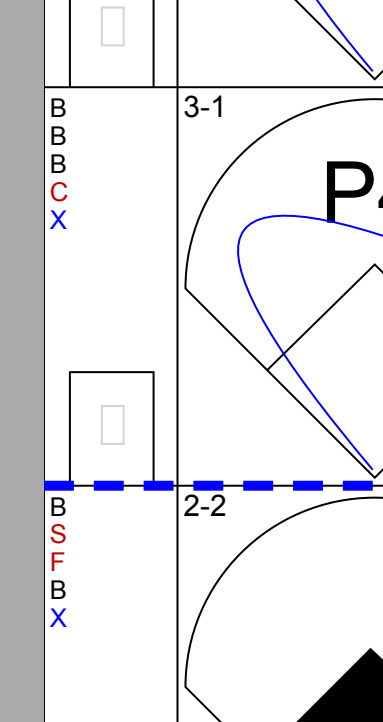
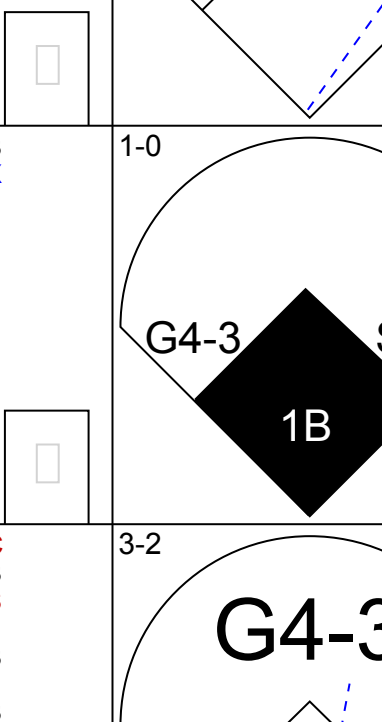
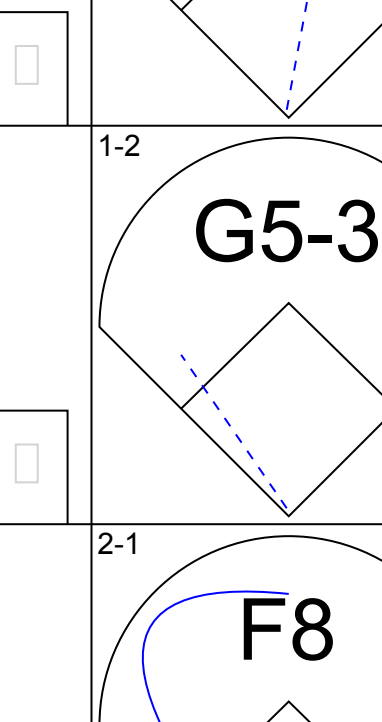
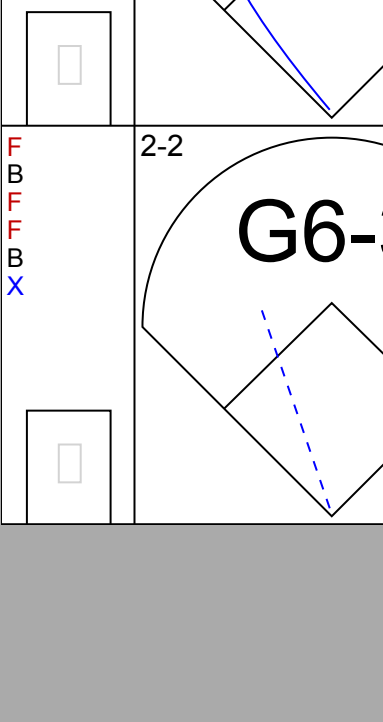
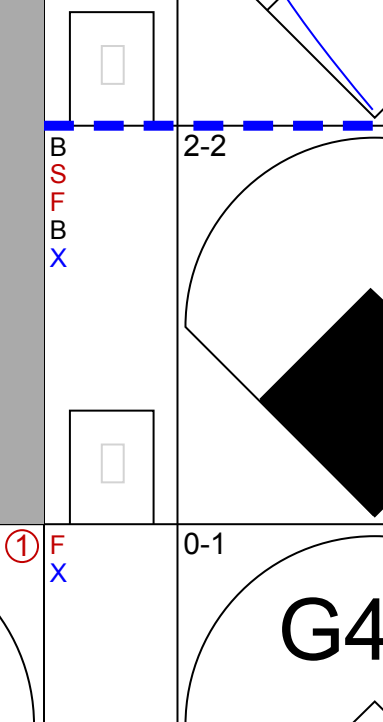
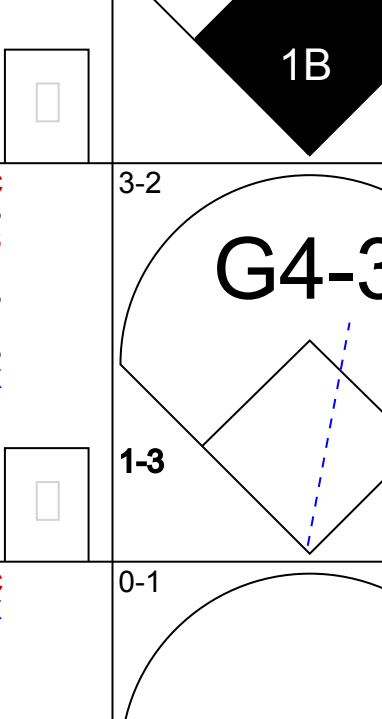
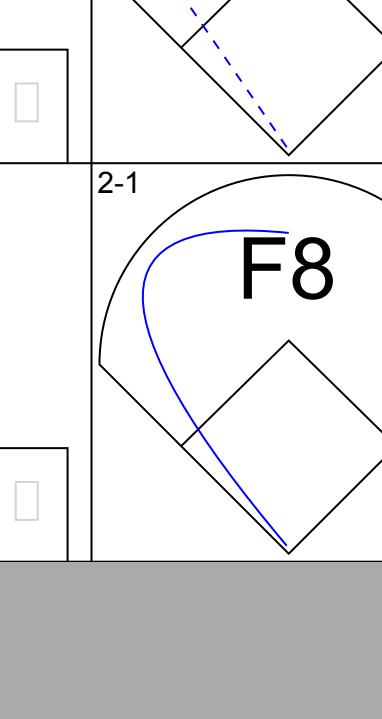

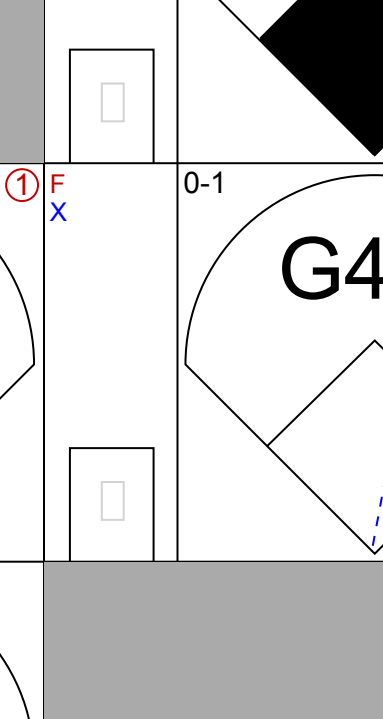
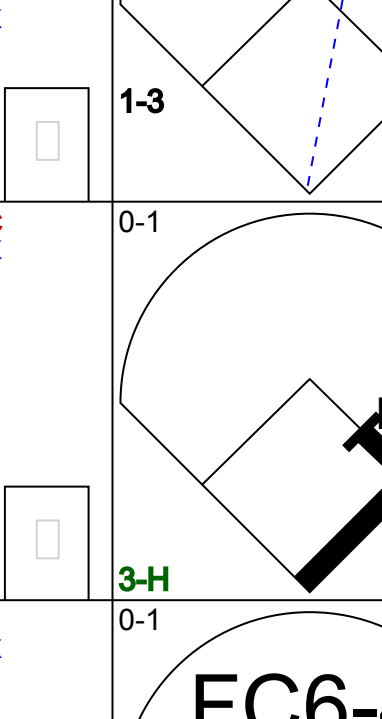
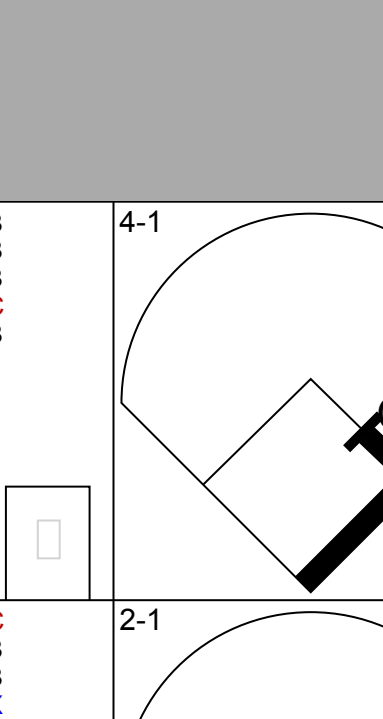
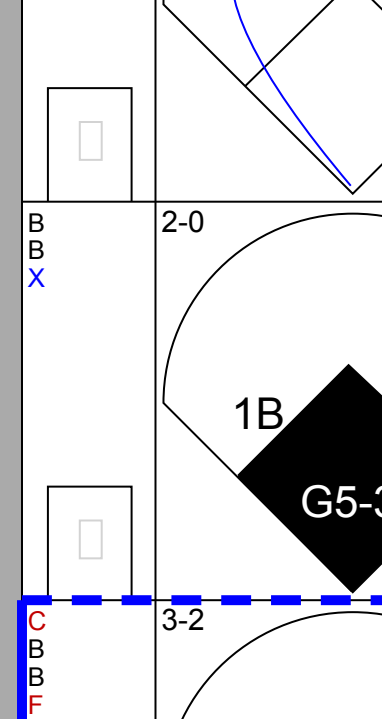
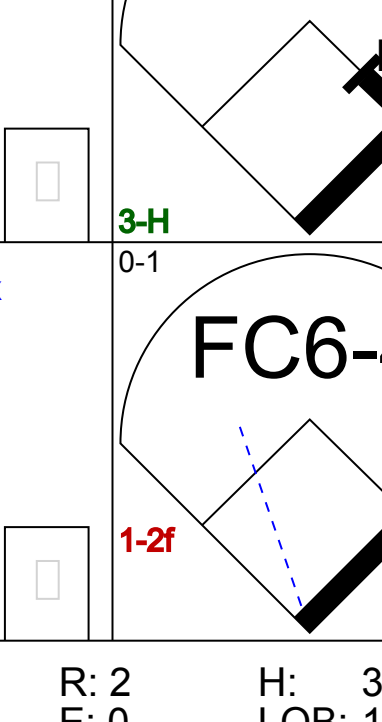
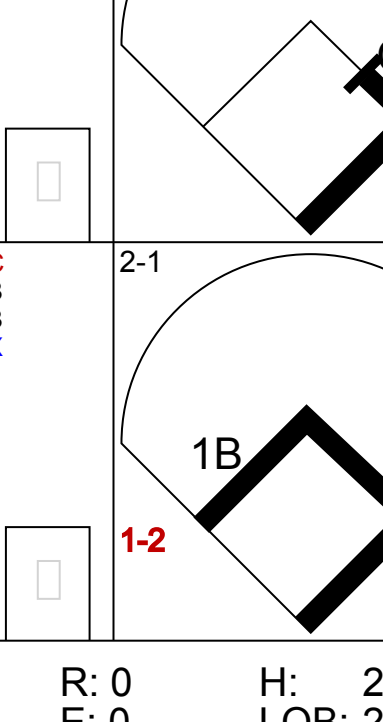
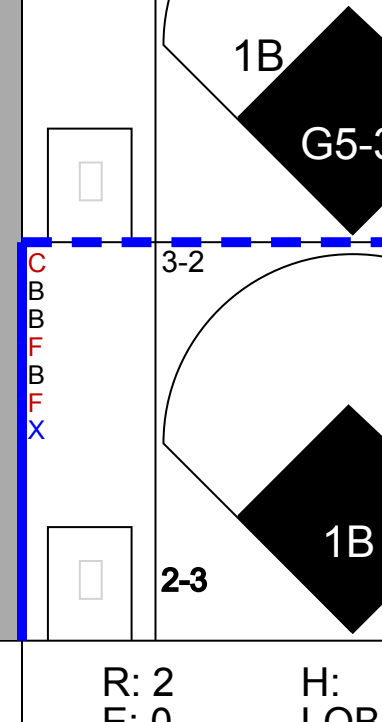
Batter	1	2	3	4	5	6	7	8	9	AB	R	H	RBI	BB	SO	LOB	BOTTOM				
Shannon Stewart, R OBP: 0.374, SLG: 0.541 (1, 7)										3	2	1	0	1	0	1	0	Tampa Bay Devil Rays @ Toronto Blue Jays SkyDome, Toronto, ON Wed Jul 19 2000, 7:05 PM EDT Att: 18,751 - Sunny - 65 F			
Craig Grebeck, R OBP: 0.333, SLG: 0.392 (1, 4)										4	0	2	0	0	0	1	0				
Raul Mondesi, R OBP: 0.337, SLG: 0.540 (1, 9)										3	1	0	0	1	1	3	0				
Carlos Delgado, L OBP: 0.478, SLG: 0.710 (1, 3)										4	1	2	2	0	0	0	0				
Brad Fullmer, L OBP: 0.366, SLG: 0.565 (1, 10)										3	1	2	3	0	0	0	0				
Tony Batista, R OBP: 0.325, SLG: 0.570 (1, 5)										4	0	0	0	0	0	3	0				
Darrin Fletcher, L OBP: 0.372, SLG: 0.555 (1, 2)										4	0	1	0	0	0	1	0				
José Cruz Jr., S OBP: 0.323, SLG: 0.482 (1, 8)										3	0	0	0	1	1	0	0				
Chris Woodward, R OBP: 0.248, SLG: 0.330 (1, 6)										3	0	1	0	0	1	2	0				
Inning Stats	R: 3 E: 0 K: 0 S: 14	H: 3 LOB: 1 BB: 1 P: 23	R: 0 E: 0 K: 1 S: 7	H: 0 LOB: 0 BB: 0 P: 10	R: 0 E: 0 K: 1 S: 7	H: 0 LOB: 0 BB: 0 P: 11	R: 0 E: 0 K: 1 S: 8	H: 1 LOB: 2 BB: 1 P: 15	R: 1 E: 0 K: 0 S: 13	H: 2 LOB: 2 BB: 1 P: 22	R: 0 E: 0 K: 0 S: 12	H: 1 LOB: 1 BB: 0 P: 15	R: 0 E: 0 K: 0 S: 7	H: 1 LOB: 0 BB: 0 P: 11	R: 1 E: 0 K: 0 S: 7	H: 1 LOB: 0 BB: 0 P: 10	1B: 6 2B: 2 3B: 0 HR: 1	SF: 1 SAC: 0 DP: 1 HBP: 0	WP: 1 PB: 0 SB: 1 CS: 0	PA: 35	
PITCHER	IP	WLS	BF	H	R	ER	SO	BB	IBB	HBP	BLK	WP	HR	S	P	ERA	WHIP				
Albie Lopez, R ERA: 4.3 (1, 1)	8.0	L	35	9	5	5	3	3	0	0	0	1	1	75	117	5.62	1.500				

Batter	1	2	3	4	5	6	7	8	9	AB	R	H	RBI	BB	SO	LOB	TOP					
Gerald Williams, R OBP: 0.324, SLG: 0.455 (1, 8)										5	2	2	1	0	1	0						
Russ Johnson, R OBP: 0.394, SLG: 0.273 (8, 5)										5	1	1	0	0	0	0						
Greg Vaughn, R OBP: 0.361, SLG: 0.548 (1, 7)										3	1	1	1	2	0	0						
Fred McGriff, L OBP: 0.361, SLG: 0.475 (1, 3)										4	0	1	2	1	1	1						
Jose Canseco, R OBP: 0.378, SLG: 0.470 (1, 10)										3	0	1	0	1	1	2						
Vinny Castilla, R OBP: 0.280, SLG: 0.321 (5, PR)										2	0	0	1	0	0	0						
Ozzie Guillen, L OBP: 0.333, SLG: 0.433 (5, 5)										1	0	0	0	0	0	1						
Bubba Trammell, R OBP: 0.351, SLG: 0.470 (1, 9)										4	0	1	0	0	1	3						
John Flaherty, R OBP: 0.317, SLG: 0.371 (1, 2)										3	0	0	0	1	0	4						
Felix Martinez, S OBP: 0.368, SLG: 0.343 (8, PH)										2	1	0	0	0	1	1						
Steve Cox, L OBP: 0.411, SLG: 0.484 (8, 4)										1	0	0	0	0	0	1						
Miguel Cairo, R OBP: 0.307, SLG: 0.325 (8, 4)										0	0	0	0	0	0	0						
Inning Stats	R: 0 E: 0 K: 2 S: 11	H: 1 LOB: 2 BB: 1 P: 21	R: 0 E: 0 K: 1 S: 11	H: 1 LOB: 1 BB: 0 P: 16	R: 1 E: 0 K: 0 S: 10	H: 1 LOB: 0 BB: 0 P: 17	R: 0 E: 0 K: 0 S: 4	H: 0 LOB: 0 BB: 0 P: 7	R: 4 E: 0 K: 1 S: 18	H: 4 LOB: 3 BB: 1 P: 34	R: 0 E: 0 K: 0 S: 7	H: 0 LOB: 0 BB: 0 P: 7	R: 0 E: 0 K: 0 S: 5	H: 0 LOB: 1 BB: 1 P: 10	R: 0 E: 0 K: 0 S: 5	H: 0 LOB: 0 BB: 1 P: 11	R: 0 E: 0 K: 1 S: 10	H: 0 LOB: 1 BB: 1 P: 16	1B: 4 2B: 2 3B: 0 HR: 1	SF: 0 SAC: 0 DP: 1 HBP: 2	WP: 0 PB: 0 SB: 0 CS: 0	PA: 40
PITCHER	IP	WLS	BF	H	R	ER	SO	BB	IBB	HBP	BLK	WP	HR	S	P	ERA	WHIP					
David Wells, L ERA: 3.87	(1, 1)	4.1	23	7	5	5	3	2	0	1	0	0	1	49	88	10.38	2.077					
John Frascatore, R ERA: 8.14	(5, 1)	2.2	10	0	0	0	1	1	0	1	0	0	0	17	24	0.00	0.375					
Paul Quantrill, R ERA: 4.34	(8, 1)	1.0	W	3	0	0	0	1	0	0	0	0	0	5	11	0.00	1.000					
Billy Koch, R ERA: 2.45	(9, 1)	1.0	S	4	0	0	0	1	0	0	0	0	0	10	16	0.00	1.000					

Tampa Bay Devil Rays @ Toronto Blue Jays
SkyDome, Toronto, ON
Thu Jul 20 2000, 7:05 PM EDT
Att: 18,915 - Cloudy - 82 F


AB	33
R	5
H	7
RBI	5
BB	5
SO	5
LOB	13



Batter	1	2	3	4	5	6	7	8	9	AB	R	H	RBI	BB	SO	LOB	BOTTOM					
Shannon Stewart, R OBP: 0.369, SLG: 0.534 (1, 7)										4	0	0	1	0	0	2						
Craig Grebeck, R OBP: 0.343, SLG: 0.397 (8, 6)										3	0	2	1	1	0	0						
Raul Mondesi, R OBP: 0.334, SLG: 0.534 (1, 9)										4	0	0	0	0	0	4						
Carlos Delgado, L OBP: 0.478, SLG: 0.725 (1, 3)										4	2	2	2	0	0	0						
Brad Fullmer, L OBP: 0.361, SLG: 0.557 (1, 10)										4	0	0	0	0	0	0						
Tony Batista, R OBP: 0.327, SLG: 0.578 (1, 5)										4	2	2	1	0	0	0						
Darrin Fletcher, L OBP: 0.365, SLG: 0.544 (1, 2)										4	0	0	0	0	0	1						
José Cruz Jr., S OBP: 0.328, SLG: 0.488 (1, 8)										2	1	2	1	1	0	0						
Chris Woodward, R OBP: 0.252, SLG: 0.344 (1, 6)										2	0	1	0	0	0	1						
Marty Cordova, R OBP: 0.340, SLG: 0.378 (7, PR)										1	0	1	0	0	0	0						
Homer Bush, R OBP: 0.267, SLG: 0.251 (8, 4)										0	1	0	0	0	0	0						
Inning Stats	R: 0 E: 0 K: 0 S: 6	H: 0 LOB: 0 BB: 0 P: 10	R: 2 E: 0 K: 0 S: 14	H: 3 LOB: 1 BB: 0 P: 20	R: 0 E: 0 K: 0 S: 6	H: 0 LOB: 0 BB: 1 P: 11	R: 1 E: 0 K: 0 S: 9	H: 1 LOB: 0 BB: 0 P: 14	R: 0 E: 0 K: 0 S: 9	H: 2 LOB: 2 BB: 1 P: 19	R: 0 E: 0 K: 0 S: 9	H: 0 LOB: 0 BB: 0 P: 16	R: 2 E: 0 K: 0 S: 12	H: 3 LOB: 1 BB: 0 P: 21	R: 1 E: 0 K: 0 S: 10	H: 1 LOB: 0 BB: 0 P: 18	R: 1 E: 0 K: 0 S: 10	H: 1 LOB: 0 BB: 0 P: 16	1B: 5 2B: 2 3B: 0 HR: 3	SF: 0 SAC: 0 DP: 1 HBP: 0	WP: 0 PB: 0 SB: 1 CS: 1	PA: 34
PITCHER	IP	WLS	BF	H	R	ER	SO	BB	IBB	HBP	BLK	WP	HR	S	P	ERA	WHIP					
Steve Trachsel, R ERA: 4.57	(1, 1)	6.1	26	7	4	4	0	2	0	0	0	0	0	10	17	13.50	3.000					
Jim Mecir, R ERA: 2.89	(7, 1)	0.2	B	4	2	1	1	0	0	0	0	0	0	5	11	0.00	0.000					
Doug Creek, L ERA: 2.63	(8, 1)	0.2		2	0	0	0	0	0	0	0	0	0	5	11	0.00	0.000					
Rick White, R ERA: 3.61	(8, 1)	0.1	L	2	1	1	1	0	0	0	0	0	1	5	7	27.00	3.000					

Tampa Bay Devil Rays @ Toronto Blue Jays
SkyDome, Toronto, ON
Thu Jul 20 2000, 7:05 PM EDT
Att: 18,915 - Cloudy - 82 F

AB	32
R	6
H	10
RBI	6
BB	2
SO	0
LOB	8

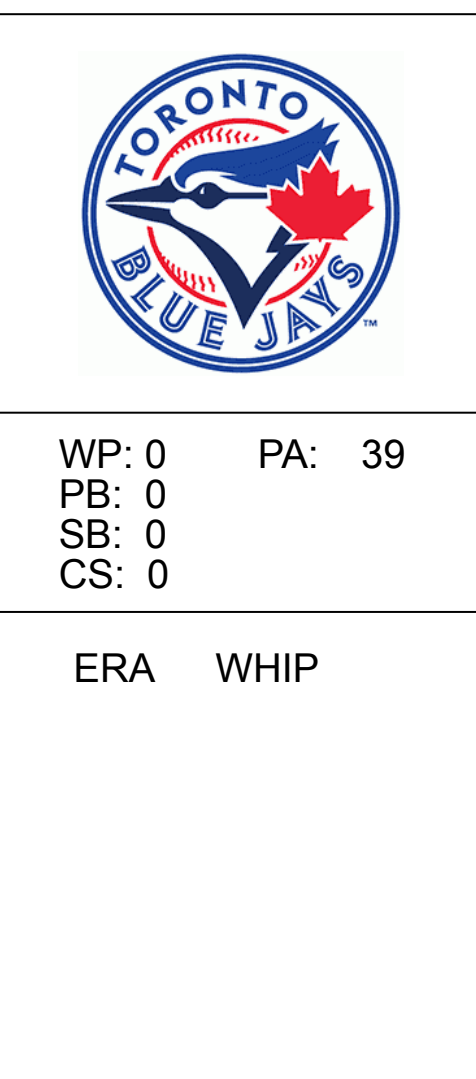


Batter	1	2	3	4	5	6	7	8	9	AB R H RBI BB SO LOB	TOP													
Brady Anderson, L OBP: 0.348, SLG: 0.413 (1, 8)	0-2 G4-3	2-2 S 2B		1-2 L7		0-0 F7		1-3 K	1-1 F8	6 0 1 0 0 1 5	Baltimore Orioles @ Toronto Blue Jays SkyDome, Toronto, ON Fri Jul 21, 2000, 7:05 PM EDT Att: 23,470 - Cloudy - 68 F													
Mike Bordick, R OBP: 0.355, SLG: 0.497 (1, 6)	0-0 G4-3	2-3 K		2-2 G5-3		2-0 F9		1-0 2B	1B	5 1 1 0 0 1 4														
Delino DeShields, L OBP: 0.369, SLG: 0.444 (1, 4)	3-2 HR			1-2 L4		0-0 G6-3		3-2 F7	2-1 SF8	4 1 1 2 0 0 0														
Albert Belle, R OBP: 0.372, SLG: 0.523 Luis Matos, R OBP: 0.297, SLG: 0.333 (8, 9)	1-3 K			2-1 G5-3		1-1 L4		3-2 BB BB	0-0 2B	5 0 2 1 0 1 0 0 0 0 0 0 0 0														
B.J. Surhoff, L OBP: 0.345, SLG: 0.456 (1, 7)		0-1 1B 1B 2B		0-1 1B		1-2 G3-1		0-0 P6	3-2 F7	5 1 2 0 0 0 2														
Will Clark, L OBP: 0.417, SLG: 0.483 (1, 3)		1-0 E 1B 1B		2-2 G3		1-0 1B 13 2B		4-0 BB	1-2 BB	4 3 3 1 1 0 1														
Charles Johnson, R OBP: 0.365, SLG: 0.574 (1, 2)		3-2 E9 1B 13 G4-6-3		2-1 G5-3		2-3 K		4-1 BB	1-2 2-3 BB	4 1 1 1 1 2 1														
Harold Baines, L OBP: 0.349, SLG: 0.451 (1, 10)		1-2 13 G4-6-3		1-0 HR		2-1 13 2B		0-3 K	0-0 13 FC4-6	5 1 4 2 0 1 3														
13 Ivanon Coffie, L OBP: 0.313, SLG: 0.231 (1, 5)		2-3 3-H		1-1 G4-6-3		4-2 S BB		0-0 1B	2-0 FC4-6	3 1 1 1 2 0 2														
Inning Stats	R: 1 E: 0 K: 1 S: 12	H: 1 LOB: 0 BB: 0 P: 16	R: 3 E: 1 K: 1 S: 18	H: 5 LOB: 1 BB: 0 P: 28	R: 0 E: 0 K: 0 S: 12	H: 1 LOB: 1 BB: 0 P: 17	R: 1 E: 0 K: 0 S: 11	H: 1 LOB: 1 BB: 1 P: 21	R: 0 E: 0 K: 0 S: 6	H: 0 LOB: 0 BB: 0 P: 8		R: 1 E: 0 K: 1 S: 9	H: 3 LOB: 2 BB: 0 P: 16	R: 0 E: 0 K: 1 S: 11	H: 1 LOB: 3 BB: 2 P: 25	R: 2 E: 0 K: 1 S: 12	H: 2 LOB: 1 BB: 1 P: 23	R: 1 E: 0 K: 1 S: 9	H: 2 LOB: 1 BB: 0 P: 15	1B: 9 2B: 4 3B: 0 HR: 3	SF: 1 SAC: 0 DP: 1 HBP: 0	WP: 0 PB: 0 SB: 2 CS: 0	PA: 46	
PITCHER	IP WLS BF H R ER SO BB IBB HBP BLK WP HR S P ERA WHIP											PITCHER	IP WLS BF H R ER SO BB IBB HBP BLK WP HR S P ERA WHIP											
32 Roy Halladay, R ERA: 11.05 Lance Painter, L ERA: 4.39 Pedro Borbon, L ERA: 5.17 Leo Estrella, R ERA: 5.79 (8, 1)	3.1 2.2 1.1 1.2	L 11 8 9	18 3 1 2	8 1 1 2	5 1 1 2	5 1 1 1	2 1 2 1	0 0 3 0	0 0 0 0	0 0 0 0	0 0 0 0	0 0 1 1	2 47 15 29	73 33 34 29	13.50 3.38 6.75 10.80	2.700 1.125 3.000 2.400								

Batter	1	2	3	4	5	6	7	8	9	AB R H RBI BB SO LOB	BOTTOM													
Shannon Stewart, R OBP: 0.370, SLG: 0.548 (1, 7)	1-1 G5-3		0-1 HR		0-1 G1-3 3B	1-3 K			0-2 F9	5 2 2 2 0 1 1	Baltimore Orioles @ Toronto Blue Jays SkyDome, Toronto, ON Fri Jul 21, 2000, 7:05 PM EDT Att: 23,470 - Cloudy - 68 F													
Craig Grebeck, R OBP: 0.345, SLG: 0.404 (1, 4)	1-1 2B		3-2 F8		0-0 F3		0-0 P6	2-2 1B		5 0 2 0 0 0 1														
Raul Mondesi, R OBP: 0.330, SLG: 0.527 (1, 9)	0-0 F8		0-0 G5-3		0-1 G1-3		1-1 G6-3	1-0 P4		5 0 0 1 0 0 2														
Carlos Delgado, L OBP: 0.478, SLG: 0.720 (1, 3)	4-0 IBB		2-1 F8		3-H 4-2 BB		1-2 G4-3			2 0 0 0 2 0 0														
Brad Fullmer, L OBP: 0.357, SLG: 0.549 (1, 10)	1-0 F8			0-1 L4	1-2 F7			0-1 G6-3		4 0 0 0 0 0 3														
Tony Batista, R OBP: 0.332, SLG: 0.596 (1, 5)		0-0 G6-3		1-2 FC4-6 1B		0-1 HR		2-1 HR		4 2 3 2 0 0 0														
Darrin Fletcher, L OBP: 0.359, SLG: 0.534 (1, 2)		1-0 G4-3		2-2 FC4-6		1-0 F9		1-3 K		4 0 0 0 0 1 1														
José Cruz Jr., S OBP: 0.327, SLG: 0.484 (1, 8)		4-2 BB		0-1 F8		0-2 G4-3		1-2 G3		3 0 0 0 1 0 1														
Chris Woodward, R OBP: 0.264, SLG: 0.354 Marty Cordova, R OBP: 0.337, SLG: 0.376 (9, PH)		3-2 F8			1-1 3B 1B	0-1 1B			3-3 K	3 1 2 0 0 0 1 1 0 0 0 0 1 0														
Inning Stats	R: 0 E: 0 K: 0 S: 6	H: 1 LOB: 2 BB: 1 P: 13	R: 0 E: 0 K: 0 S: 8	H: 0 LOB: 1 BB: 1 P: 16	R: 1 E: 0 K: 0 S: 8	H: 1 LOB: 0 BB: 0 P: 13	R: 0 E: 0 K: 0 S: 10	H: 1 LOB: 1 BB: 0 P: 13	R: 2 E: 0 K: 0 S: 12	H: 2 LOB: 1 BB: 1 P: 18		R: 1 E: 0 K: 1 S: 11	H: 2 LOB: 1 BB: 0 P: 13	R: 0 E: 0 K: 0 S: 6	H: 0 LOB: 0 BB: 0 P: 8	R: 1 E: 0 K: 1 S: 10	H: 1 LOB: 0 BB: 0 P: 14	R: 0 E: 0 K: 1 S: 13	H: 1 LOB: 1 BB: 0 P: 19	1B: 4 2B: 1 3B: 1 HR: 3	SF: 0 SAC: 0 DP: 0 HBP: 0	WP: 0 PB: 0 SB: 0 CS: 0	PA: 39	
PITCHER	IP WLS BF H R ER SO BB IBB HBP BLK WP HR S P ERA WHIP											PITCHER	IP WLS BF H R ER SO BB IBB HBP BLK WP HR S P ERA WHIP											
Pat Rapp, R ERA: 5.67 Buddy Groom, L ERA: 4.39 Mike Trombley, R ERA: 4.38 Mike Timlin, R ERA: 4.5 (8, 1)	6.2 1.0 0.1 1.0	W H H 4	30 4 1 1	7 1 0 0	4 1 0 0	4 1 0 1	1 1 0 1	1 1 0 1	0 0 0 0	0 0 0 0	0 0 0 0	0 0 0 0	0 0 0 0	0 0 0 0	0 1 3 13	9 10 4 19	5.40 9.00 0.00 0.00	1.350 1.000 0.000 1.000						

AB	41
R	9
H	16
RBI	8
BB	4
SO	6
LOB	18

AB	36
R	5
H	9
RBI	5
BB	3
SO	3
LOB	10



Batter	1	2	3	4	5	6	7	8	9	AB	R	H	RBI	BB	SO	LOB	TOP									
Brady Anderson, L OBP: 0.351, SLG: 0.412	1-1 CS HBP	0-0 F7		3-2 G4-6-3 HBP		0-3 K		0-1 2H 3H 1B		3	0	1	2	0	1	1	Baltimore Orioles @ Toronto Blue Jays SkyDome, Toronto, ON Sat Jul 22 2000, 4:05 PM EDT Att: 27,585 - Dome - 72 F									
Mike Bordick, R OBP: 0.355, SLG: 0.495	4-2 2B BB		0-1 2B E	2-2 G4-6-3		1-0 F7		1-1 F7		4	2	1	0	1	0	2										
Delino DeShields, L OBP: 0.364, SLG: 0.441	0-2 F8		3-2 F3		2-2 S 1B		3-1 F9		1-1 G3-1	5	1	1	0	0	0	2										
Albert Belle, R OBP: 0.373, SLG: 0.527	1-1		1-0		1-1 P6		3-2 F9		2-1 G6-3	5	1	2	1	0	0	1										
Luis Matos, R OBP: 0.297, SLG: 0.333	1-H		1-3 E		1-H		1-0 F7			0	0	0	0	0	0	0										
B.J. Surhoff, L OBP: 0.346, SLG: 0.456	3-2 G4-3		0-1 E3 2B		3-2 1B		1-0 F7		0-0	5	1	2	2	0	0	1										
Will Clark, L OBP: 0.416, SLG: 0.481		1-0 2B 13 G3 1B		0-2 F7		1-2 1B		1-3 K	0-0 G5-3	5	1	2	0	0	1	2										
Charles Johnson, R OBP: 0.363, SLG: 0.572		2-3 K	0-1 2B		0-3 K		3-2 G6-3			4	0	1	1	0	2	3										
Harold Baines, L OBP: 0.352, SLG: 0.457		3-2 13 G3 1B	0-3 K		1-0 G4-3		0-0 13 2B 1B			4	1	2	0	0	1	3										
13 Ivanon Coffie, L OBP: 0.300, SLG: 0.294	0-1 G3			2-1 G6-3		2-2 G4-3		1-0 1B 2B		4	1	1	1	0	0	1										
Inning Stats	R: 1 E: 0 K: 0 S: 12	H: 1 LOB: 1 BB: 1 P: 21	R: 1 E: 0 K: 1 S: 11	H: 2 LOB: 1 BB: 0 P: 17	R: 3 E: 1 K: 1 S: 18	H: 3 LOB: 1 BB: 0 P: 22	R: 0 E: 0 K: 0 S: 8	H: 0 LOB: 0 BB: 0 P: 15	R: 1 E: 0 K: 1 S: 16	H: 3 LOB: 2 BB: 0 P: 22	R: 0 E: 0 K: 1 S: 7	H: 0 LOB: 0 BB: 0 P: 10	R: 0 E: 0 K: 0 S: 8	H: 0 LOB: 0 BB: 0 P: 15	R: 2 E: 0 K: 1 S: 12	H: 3 LOB: 1 BB: 0 P: 18	R: 0 E: 0 K: 0 S: 6	H: 1 LOB: 1 BB: 0 P: 9	1B: 8 2B: 5 3B: 0 HR: 0	SF: 0 SAC: 0 DP: 1 HBP: 2	WP: 0 PB: 0 SB: 1 CS: 1	PA: 42				
PITCHER	IP	WLS	BF	H	R	ER	SO	BB	IBB	HBP	BLK	WP	HR	S	P	ERA	WHIP									
Esteban Loaiza, R ERA: 5.53	(1, 1)	5.0	L	26	9	6	5	3	1	0	2	0	0	0	65	97	9.00	2.000								
Chris Carpenter, R ERA: 6.64	(6, 1)	3.0		12	3	2	2	2	0	0	0	0	0	0	27	43	6.00	1.000								
Paul Quantrill, R ERA: 4.26	(9, 1)	1.0		4	1	0	0	0	0	0	0	0	0	0	6	9	0.00	1.000								

Batter	1	2	3	4	5	6	7	8	9	AB	R	H	RBI	BB	SO	LOB	BOTTOM									
Shannon Stewart, R OBP: 0.365, SLG: 0.541	1-2 G5-3		1-0 G6-3		0-2 G1-3		1-1 G6-3			4	0	0	0	0	0	2	Baltimore Orioles @ Toronto Blue Jays SkyDome, Toronto, ON Sat Jul 22 2000, 4:05 PM EDT Att: 27,585 - Dome - 72 F									
Homer Bush, R OBP: 0.271, SLG: 0.255	0-1 L4		2-0 1B		0-0 G6-3		0-0 G3 1B			4	0	2	0	0	0	1										
Tony Batista, R OBP: 0.333, SLG: 0.595	2-1 2B 1B		1-2 1B		1-3 K		1-3 K			4	0	2	0	0	2	2										
Carlos Delgado, L OBP: 0.476, SLG: 0.718	0-2 1B		0-2 L6			1-1 G3		2-0 G3		4	0	1	0	0	0	3										
Brad Fullmer, L OBP: 0.356, SLG: 0.556	2-1 G3			0-0 G4-3		0-0 HR		1-1 F8		4	1	1	1	0	0	3										
José Cruz Jr., S OBP: 0.326, SLG: 0.480		2-1 G3		4-2 BB		1-1 G3		1-0 F8		3	0	0	0	1	0	0										
Marty Cordova, R OBP: 0.335, SLG: 0.392		0-1 G5-3		1-0 F8		1-2 P4		3-2 HR		4	1	1	1	0	0	1										
Alberto Castillo, R OBP: 0.277, SLG: 0.273		2-3 K		2-1 F7			1-0 F8		0-1 F7	3	0	0	0	0	1	1										
Todd Greene, R OBP: 0.273, SLG: 0.455										1	0	0	0	0	0	0										
Alex Gonzalez, R OBP: 0.309, SLG: 0.380			0-2 G6-3 1B		3-2 G1-3 1B		1-0 F7		3-1 G6-3	4	0	2	0	0	0	0										
Inning Stats	R: 0 E: 0 K: 0 S: 15	H: 2 LOB: 2 BB: 0 P: 20	R: 0 E: 0 K: 1 S: 7	H: 0 LOB: 0 BB: 0 P: 11	R: 0 E: 0 K: 0 S: 13	H: 3 LOB: 2 BB: 0 P: 17	R: 0 E: 0 K: 0 S: 6	H: 0 LOB: 1 BB: 1 P: 13	R: 0 E: 0 K: 1 S: 11	H: 1 LOB: 1 BB: 0 P: 15	R: 1 E: 0 K: 0 S: 10	H: 1 LOB: 0 BB: 0 P: 13	R: 0 E: 0 K: 1 S: 4	H: 0 LOB: 0 BB: 0 P: 7	R: 0 E: 0 K: 1 S: 7	H: 1 LOB: 1 BB: 0 P: 11	R: 1 E: 0 K: 0 S: 8	H: 1 LOB: 0 BB: 0 P: 15	1B: 6 2B: 1 3B: 0 HR: 2	SF: 0 SAC: 0 DP: 1 HBP: 0	WP: 0 PB: 0 SB: 0 CS: 0	PA: 36				
PITCHER	IP	WLS	BF	H	R	ER	SO	BB	IBB	HBP	BLK	WP	HR	S	P	ERA	WHIP									
Jose Mercedes, R ERA: 5.37	(1, 1)	7.0	W	28	7	1	1	2	1	0	0	0	0	0	66	96	1.29	1.143								
Alan Mills, R ERA: 4.5	(8, 1)	1.0		4	1	0	0	1	0	0	0	0	0	7	11	0.00	1.000									
Chuck McElroy, L ERA: 5.1	(9, 1)	1.0		4	1	1	1	0	0	0	0	0	1	8	15	9.00	1.000									



Batter	1	2	3	4	5	6	7	8	9	AB	R	H	RBI	BB	SO	LOB	TOP										
Brady Anderson, L (1, 8) OBP: 0.348, SLG: 0.408																	4 0 0 0 0 2 0										
Mike Bordick, R (1, 6) OBP: 0.354, SLG: 0.492																	4 1 1 0 0 0 0										
Delino DeShields, L (1, 4) OBP: 0.362, SLG: 0.437																	3 0 0 0 1 1 0										
Albert Belle, R (1, 9) OBP: 0.369, SLG: 0.521																	4 0 0 0 0 0 2										
B.J. Surhoff, L (1, 7) OBP: 0.345, SLG: 0.454																	4 0 1 0 0 0 2										
Jeff Conine, R (1, 3) OBP: 0.336, SLG: 0.453																	3 0 3 0 1 0 0										
Harold Baines, L (1, 10) OBP: 0.354, SLG: 0.453																	2 0 0 1 2 0 2										
Charles Johnson, R (1, 2) OBP: 0.360, SLG: 0.566																	3 0 0 0 0 3 6										
Will Clark, L (9, PH) OBP: 0.415, SLG: 0.479																	1 0 0 0 0 1 1										
13 Ivanon Coffie, L (1, 5) OBP: 0.250, SLG: 0.238																	4 0 0 0 0 1 1										
Inning Stats	R: 0 E: 0 K: 2 S: 10	H: 0 LOB: 0 BB: 0 P: 17	R: 0 E: 0 K: 0 S: 10	H: 1 LOB: 1 BB: 0 P: 17	R: 0 E: 0 K: 2 S: 10	H: 0 LOB: 0 BB: 0 P: 14	R: 1 E: 0 K: 1 S: 11	H: 1 LOB: 3 BB: 3 P: 31	R: 0 E: 0 K: 1 S: 14	H: 2 LOB: 3 BB: 1 P: 23	R: 0 E: 0 K: 0 S: 7	H: 0 LOB: 0 BB: 0 P: 13	R: 0 E: 0 K: 0 S: 6	H: 0 LOB: 0 BB: 0 P: 7	R: 0 E: 0 K: 1 S: 8	H: 1 LOB: 1 BB: 0 P: 11	1B: 5 2B: 0 3B: 0 HR: 0	SF: 0 SAC: 0 DP: 0 HBP: 0	WP: 0 PB: 0 SB: 0 CS: 0	PA: 36							
PITCHER	IP	WLS	BF	H	R	ER	SO	BB	IBB	HBP	BLK	WP	HR	S	P	ERA	WHIP										
Frank Castillo, R (1, 1) ERA: 4.03	5.2	W	24	4	1	1	6	3	0	0	0	0	0	64	111	1.59	1.235										
Pedro Borbon, L (6, 1) ERA: 5.17	0.0		1	0	0	0	0	1	0	0	0	0	0	0	4	∞	∞										
Paul Quantrill, R (6, 1) ERA: 4.24	0.1	H	1	0	0	0	1	0	0	0	0	0	0	3	6	0.00	0.000										
Lance Painter, L (7, 1) ERA: 4.26	1.0	H	3	0	0	0	0	0	0	0	0	0	0	7	13	0.00	0.000										
Billy Koch, R (8, 1) ERA: 2.35	2.0	S	7	1	0	0	1	0	0	0	0	0	0	14	18	0.00	0.500										

Baltimore Orioles @ Toronto Blue Jays
SkyDome, Toronto, ON
 Sun Jul 23 2000, 1:05 PM EDT
 Att: 26,276 - Sunny - 71 F

AB 32
 R 1
 H 5
 RBI 1
 BB 4
 SO 8
 LOB 14



Batter	1	2	3	4	5	6	7	8	9	AB	R	H	RBI	BB	SO	LOB	BOTTOM										
Shannon Stewart, R (1, 7) OBP: 0.367, SLG: 0.544																	4 1 2 0 0 0 0										
Homer Bush, R (1, 4) OBP: 0.270, SLG: 0.258																	4 1 1 1 0 0 1										
Tony Batista, R (1, 5) OBP: 0.335, SLG: 0.605																	4 2 2 1 0 0 1										
Carlos Delgado, L (1, 3) OBP: 0.476, SLG: 0.718																	3 0 1 2 1 1 1										
Brad Fullmer, L (1, 10) OBP: 0.351, SLG: 0.548																	4 0 0 0 0 2 3										
José Cruz Jr., S (1, 8) OBP: 0.324, SLG: 0.476																	3 0 0 0 0 2 0										
Darrin Fletcher, L (1, 2) OBP: 0.359, SLG: 0.532																	3 0 1 0 0 0 0										
Marty Cordova, R (1, 9) OBP: 0.335, SLG: 0.391																	3 0 1 0 0 1 0										
Alex Gonzalez, R (1, 6) OBP: 0.306, SLG: 0.376																	3 0 0 0 0 1 2										
Inning Stats	R: 1 E: 0 K: 2 S: 12	H: 2 LOB: 1 BB: 0 P: 16	R: 0 E: 0 K: 1 S: 8	H: 0 LOB: 0 BB: 0 P: 13	R: 2 E: 0 K: 1 S: 20	H: 3 LOB: 1 BB: 0 P: 26	R: 0 E: 0 K: 0 S: 4	H: 2 LOB: 1 BB: 0 P: 7	R: 0 E: 0 K: 1 S: 8	H: 0 LOB: 0 BB: 0 P: 13	R: 0 E: 0 K: 1 S: 5	H: 0 LOB: 0 BB: 0 P: 11	R: 0 E: 0 K: 2 S: 11	H: 0 LOB: 0 BB: 0 P: 16	R: 1 E: 0 K: 0 S: 6	H: 1 LOB: 1 BB: 1 P: 15	1B: 3 2B: 4 3B: 0 HR: 1	SF: 0 SAC: 0 DP: 1 HBP: 0	WP: 0 PB: 0 SB: 0 CS: 0	PA: 32							
PITCHER	IP	WLS	BF	H	R	ER	SO	BB	IBB	HBP	BLK	WP	HR	S	P	ERA	WHIP										
35 Mike Mussina, R (1, 1) ERA: 3.86	8.0	L	32	8	4	4	7	1	0	0	0	0	1	74	117	4.50	1.125										

Baltimore Orioles @ Toronto Blue Jays
SkyDome, Toronto, ON
 Sun Jul 23 2000, 1:05 PM EDT
 Att: 26,276 - Sunny - 71 F

AB 31
 R 4
 H 8
 RBI 4
 BB 1
 SO 7
 LOB 8



Batter	1	2	3	4	5	6	7	8	9	AB	R	H	RBI	BB	SO	LOB	TOP										
Kenny Lofton, L OBP: 0.358, SLG: 0.400 (1, 8)	G4-3		L8		G6-3			G6-3		5	1	1	0	0	0	1	Cleveland Indians @ Toronto Blue Jays SkyDome, Toronto, ON Tue Jul 25 2000, 7:05 PM EDT Att: 28,672 - Sunny - 71 F										
Omar Vizquel, S OBP: 0.384, SLG: 0.405 (1, 6)	HR		G3-1		F7			G4-3		3	2	1	1	2	0	0											
Roberto Alomar, S OBP: 0.330, SLG: 0.414 (1, 4)	HR				1B			G4-3		5	2	2	2	0	1	3											
Manny Ramirez, R OBP: 0.426, SLG: 0.670 (1, 10)	F2				F8			2B		4	1	0	0	1	1	1											
Jim Thome, L OBP: 0.397, SLG: 0.589 Richie Sexson, R (8, PH) OBP: 0.314, SLG: 0.458 (8, 3)	F5				1B			1B		1	0	0	0	2	0	0											
Travis Fryman, R OBP: 0.407, SLG: 0.536 (1, 5)					BB			1B		1	1	1	1	1	0	0											
Ricky Ledee, L OBP: 0.326, SLG: 0.409 (1, 7)	G4-3				1B			1B		4	1	1	1	1	1	2											
Russell Branyan, L OBP: 0.350, SLG: 0.621 Jolbert Cabrera, R OBP: 0.297, SLG: 0.302 (7, 9)	K				K			1B		3	0	0	0	0	3	2											
Sandy Alomar Jr., R OBP: 0.350, SLG: 0.443 (1, 2)	G4-3				G5-3			1B		5	0	1	2	0	0	3											
Inning Stats	R: 2 E: 0 K: 0 S: 10	H: 1 LOB: 0 BB: 1 P: 20	R: 0 E: 0 K: 1 S: 7	H: 0 LOB: 0 BB: 0 P: 11	R: 0 E: 0 K: 0 S: 9	H: 0 LOB: 0 BB: 0 P: 14	R: 1 E: 0 K: 2 S: 19	H: 2 LOB: 2 BB: 1 P: 32	R: 0 E: 0 K: 0 S: 5	H: 0 LOB: 1 BB: 1 P: 17	R: 0 E: 0 K: 1 S: 6	H: 0 LOB: 0 BB: 0 P: 10	R: 7 E: 0 K: 0 S: 18	H: 6 LOB: 2 BB: 3 P: 36	R: 0 E: 0 K: 0 S: 8	H: 1 LOB: 3 BB: 2 P: 19		1B: 5 2B: 4 3B: 0 HR: 1	SF: 0 SAC: 0 DP: 0 HBP: 0	WP: 1 PB: 0 SB: 0 CS: 0	PA: 45						
PITCHER	IP	WLS	BF	H	R	ER	SO	BB	IBB	HBP	BLK	WP	HR	S	P	ERA	WHIP										
Kelvin Escobar, R ERA: 5.03 (1, 1)	7.1	L	31	5	6	6	6	3	1	0	0	1	1	68	124	7.36	1.091										
Pedro Borbon, L ERA: 6.03 (8, 1)	0.0		3	2	0	0	0	0	1	0	0	0	0	3	7	∞	∞										
Paul Quantrill, R ERA: 4.34 32 Roy Halladay, R ERA: 10.86 (9, 1)	0.2		5	2	4	4	0	1	0	0	0	0	0	10	17	54.00	4.500										
1.0	6	1	0	0	0	0	0	2	0	0	0	0	0	8	19	0.00	3.000										

Batter	1	2	3	4	5	6	7	8	9	AB	R	H	RBI	BB	SO	LOB	BOTTOM										
Shannon Stewart, R OBP: 0.368, SLG: 0.540 (1, 7)	K				WP			F7		4	1	1	0	1	1	1	Cleveland Indians @ Toronto Blue Jays SkyDome, Toronto, ON Tue Jul 25 2000, 7:05 PM EDT Att: 28,672 - Sunny - 71 F										
Homer Bush, R OBP: 0.289, SLG: 0.257 (1, 4)	L3				1B			F8		5	1	1	0	0	1	3											
Tony Batista, R OBP: 0.334, SLG: 0.601 (1, 5)	K				WP			F8		4	0	1	0	0	3	2											
Carlos Delgado, L OBP: 0.481, SLG: 0.725 (1, 3)					1B			K		3	0	3	2	1	0	0											
Marty Cordova, R OBP: 0.328, SLG: 0.381 (1, 9)	G6-4-3				2B			BB		4	0	0	0	0	1	4											
Todd Greene, R OBP: 0.269, SLG: 0.400 (1, 10)	K				G1-3			K		3	0	0	0	1	2	2											
José Cruz Jr., S OBP: 0.326, SLG: 0.474 (1, 8)					K			G6-3		2	1	0	0	2	0	0											
Alberto Castillo, R ERA: 3.82 Darwin Fletcher, L OBP: 0.356, SLG: 0.527 (6, PH) (7, 2)					F9			G3-1		2	0	1	0	0	1	0											
Alex Gonzalez, R OBP: 0.308, SLG: 0.381 (1, 6)	G6-4-3				K			L4		2	0	0	0	0	0	4											
Inning Stats	R: 0 E: 0 K: 2 S: 9	H: 0 LOB: 0 BB: 0 P: 12	R: 0 E: 0 K: 1 S: 5	H: 1 LOB: 0 BB: 0 P: 9	R: 0 E: 0 K: 0 S: 5	H: 1 LOB: 0 BB: 0 P: 9	R: 2 E: 0 K: 2 S: 16	H: 2 LOB: 1 BB: 1 P: 27	R: 0 E: 0 K: 1 S: 17	H: 2 LOB: 2 BB: 0 P: 27	R: 0 E: 0 K: 1 S: 10	H: 1 LOB: 3 BB: 3 P: 24	R: 0 E: 0 K: 1 S: 9	H: 0 LOB: 0 BB: 0 P: 13	R: 0 E: 0 K: 1 S: 10	H: 1 LOB: 1 BB: 0 P: 18		R: 1 E: 0 K: 1 S: 12	H: 1 LOB: 1 BB: 1 P: 24	1B: 6 2B: 3 3B: 0 HR: 0	SF: 0 SAC: 0 DP: 2 HBP: 0	WP: 1 PB: 0 SB: 0 CS: 1	PA: 38				
PITCHER	IP	WLS	BF	H	R	ER	SO	BB	IBB	HBP	BLK	WP	HR	S	P	ERA	WHIP										
Chuck Finley, L ERA: 3.82 Justin Speier, R ERA: 2.78 Cameron Cairncross, L ERA: Steve Reed, R ERA: 5.4 Paul Shuey, R ERA: 2.32 (1, 1)	5.2	W	24	7	2	2	7	3	0	0	0	1	0	59	99	3.18	1.765										
(6, 1)	0.0		1	0	0	0	0	1	0	0	0	0	0	2	6	∞	∞										
(6, 1)	0.1	H	1	0	0	0	0	0	0	0	0	0	0	1	3	0.00	0.000										
(7, 1)	1.0	H	3	0	0	0	0	0	0	0	0	0	0	9	13	0.00	0.000										
(8, 1)	1.0		4	1	0	0	1	0	0	0	0	0	0	10	18	0.00	1.000										
PITCHER	IP	WLS	BF	H	R	ER	SO	BB	IBB	HBP	BLK	WP	HR	S	P	ERA	WHIP										
Jamie Brewington, R ERA: 5.09 (9, 1)	1.0		5	1	1	1	1	1	0	0	0	0	0	12	24	9.00	2.000										

AB	37
R	10
H	10
RBI	10
BB	8
SO	6
LOB	14



Batter	1	2	3	4	5	6	7	8	9	AB	R	H	RBI	BB	SO	LOB	TOP					
Jolbert Cabrera, R OBP: 0.287, SLG: 0.291 (1, 8)	G6-3		L6-4			K		K		4	0	0	0	0	2	3	Cleveland Indians @ Toronto Blue Jays SkyDome, Toronto, ON Wed Jul 26 2000, 12:35 PM EDT Att: 31,183 - Sunny - 81 F					
Omar Vizquel, S OBP: 0.381, SLG: 0.401 (1, 6)	F8			P4		F7		G6-3		4	0	0	0	0	1							
Roberto Alomar, S OBP: 0.329, SLG: 0.413 (1, 4)	F9			K		L9			1B	4	0	1	0	0	1							
Manny Ramirez, R OBP: 0.420, SLG: 0.658 (1, 10)		K		L7			L7		K	4	0	0	0	2	1							
Travis Fryman, R OBP: 0.403, SLG: 0.530 (1, 5)	F8				G6-3		K		K	4	0	0	0	2	1							
Richie Sexson, R OBP: 0.315, SLG: 0.460 (1, 7)	G6-3				K					3	0	1	0	0	1							
Jim Thome, L OBP: 0.396, SLG: 0.589 (1, 3)			L6-4		K				K	3	0	1	0	0	2							
Alex Ramirez, R OBP: 0.316, SLG: 0.482 (1, 9)			K					G6-3		3	1	1	0	0	1							
Einar Diaz, R OBP: 0.316, SLG: 0.394 (1, 2)								L6		2	0	1	1	1	0							
Inning Stats	R: 0 H: 0 E: 0 K: 0 S: 6	H: 0 LOB: 0 BB: 0 P: 11	R: 0 H: 0 E: 0 K: 1 S: 6	H: 0 LOB: 0 BB: 0 P: 6	R: 0 H: 1 E: 0 K: 1 S: 8	LOB: 1 BB: 1 P: 12	R: 0 H: 0 E: 0 K: 1 S: 8	H: 0 LOB: 0 BB: 0 P: 11	R: 0 H: 0 E: 0 K: 2 S: 10	H: 0 LOB: 0 BB: 0 P: 11	R: 1 H: 2 E: 0 K: 1 S: 15	H: 2 LOB: 1 BB: 0 P: 22	R: 0 H: 1 E: 0 K: 2 S: 11	H: 1 LOB: 1 BB: 0 P: 17	R: 0 H: 0 E: 0 K: 1 S: 5	H: 0 LOB: 0 BB: 0 P: 6	R: 0 H: 1 E: 0 K: 2 S: 10	H: 1 LOB: 1 BB: 0 P: 14	1B: 2 2B: 4 3B: 0 HR: 0	SF: 0 SAC: 0 DP: 1 HBP: 0	WP: 0 PB: 0 SB: 0 CS: 0	PA: 32
PITCHER David Wells, L ERA: 3.69 (1, 1)	IP: 9.0 WLS: W BF: 32 H: 5 R: 1 ER: 1 SO: 11 BB: 1 IBB: 0 HBP: 0 BLK: 0 WP: 0 HR: 0 S: 79 P: 110 ERA: 1.00 WHIP: 0.667											PITCHER IP: WLS: BF: H: R: ER: SO: BB: IBB: HBP: BLK: WP: HR: S: P: ERA: WHIP										

Batter	1	2	3	4	5	6	7	8	9	AB	R	H	RBI	BB	SO	LOB	BOTTOM			
Shannon Stewart, R OBP: 0.372, SLG: 0.550 (1, 7)	K			HR	BB					3	1	2	2	1	1	0	Cleveland Indians @ Toronto Blue Jays SkyDome, Toronto, ON Wed Jul 26 2000, 12:35 PM EDT Att: 31,183 - Sunny - 81 F			
Homer Bush, R OBP: 0.272, SLG: 0.255 (1, 4)	K			HR	BB	2H		G4-3		2	1	0	0	2	1					
Tony Batista, R OBP: 0.331, SLG: 0.595 (1, 5)	K			BB	BB			F7		4	0	0	0	0	3					
Carlos Delgado, L OBP: 0.479, SLG: 0.723 (1, 3)		K		F8		HR		K		4	1	1	0	0	2					
Brad Fullmer, L OBP: 0.353, SLG: 0.567 (1, 10)		K		1H	HR	2H		G4-3		4	2	2	4	0	1					
José Cruz Jr., S OBP: 0.323, SLG: 0.469 (1, 8)		K				G3-1				4	0	0	0	0	3					
Darrin Fletcher, L OBP: 0.366, SLG: 0.546 (1, 2)				G6-3		HR		FC6-4		3	1	3	1	1	0					
Marty Cordova, R OBP: 0.326, SLG: 0.374 (1, 9)		G6-3			CS	FC6-4				3	1	0	0	1	1					
Alex Gonzalez, R OBP: 0.307, SLG: 0.383 (1, 6)		F8			BB			K		4	1	1	1	0	2					
Inning Stats	R: 0 H: 0 E: 0 K: 3 S: 9	H: 0 LOB: 0 BB: 0 P: 14	R: 0 H: 0 E: 0 K: 3 S: 11	H: 0 LOB: 0 BB: 0 P: 16	R: 0 H: 1 E: 0 K: 0 S: 4	LOB: 0 BB: 0 P: 8	R: 3 H: 2 E: 0 K: 2 S: 12	H: 2 LOB: 1 BB: 1 P: 23	R: 1 H: 1 E: 0 K: 2 S: 21	H: 1 LOB: 2 BB: 3 P: 36	R: 4 H: 4 E: 0 K: 0 S: 17	H: 4 LOB: 1 BB: 1 P: 26	R: 0 H: 0 E: 0 K: 1 S: 9	H: 0 LOB: 0 BB: 0 P: 11	R: 0 H: 1 E: 0 K: 3 S: 10	H: 1 LOB: 1 BB: 0 P: 17	1B: 3 2B: 2 3B: 0 HR: 4	SF: 0 SAC: 0 DP: 1 HBP: 0	WP: 0 PB: 0 SB: 0 CS: 1	PA: 36
PITCHER Bartolo Colon, R ERA: 4.49 (1, 1)	IP: 5.1 WLS: L BF: 25 H: 6 R: 7 ER: 7 SO: 10 BB: 5 IBB: 0 HBP: 0 BLK: 0 WP: 0 HR: 4 S: 64 P: 110 ERA: 11.81 WHIP: 2.062											PITCHER IP: WLS: BF: H: R: ER: SO: BB: IBB: HBP: BLK: WP: HR: S: P: ERA: WHIP								
Jaime Navarro, R ERA: 10.53 (6, 1)	1.2	7	2	1	1	1	0	0	0	0	0	19	24	5.40	1.200					
Steve Karsay, R ERA: 3.15 (8, 1)	1.0	4	1	0	0	3	0	0	0	0	0	10	17	0.00	1.000					

Batter	1	2	3	4	5	6	7	8	9	AB	R	H	RBI	BB	SO	LOB	TOP										
Shannon Stewart, R (1, 7) OBP: 0.377, SLG: 0.551										5	1	3	1	1	0	2											
Homer Bush, R (1, 4) OBP: 0.482, SLG: 0.257										6	0	2	0	0	0	4											
José Cruz Jr., S (1, 8) OBP: 0.326, SLG: 0.469										4	1	2	0	1	0	5											
Carlos Delgado, L (1, 3) OBP: 0.482, SLG: 0.729										4	1	3	1	1	0	0											
Tony Batista, R (1, 5) OBP: 0.329, SLG: 0.589										4	1	0	0	1	2	6											
Marty Cordova, R (1, 9) OBP: 0.350, SLG: 0.369										5	0	1	0	0	2	3											
Brad Fulmer, L (1, 10) OBP: 0.286, SLG: 0.407										3	0	0	0	0	1	1	AB 41										
Alberto Castillo, R (1, 2) OBP: 0.295, SLG: 0.302										4	2	3	0	1	0	1	R 7										
Alex Gonzalez, R (1, 6) OBP: 0.309, SLG: 0.381										4	0	1	2	1	1	3	H 16										
Inning Stats	R: 1 E: 0 K: 0 S: 11	H: 3 LOB: 1 BB: 0 P: 17	R: 0 E: 0 K: 2 S: 10	H: 1 LOB: 1 BB: 0 P: 13	R: 0 E: 0 K: 0 S: 7	H: 2 LOB: 2 BB: 1 P: 16	R: 0 E: 0 K: 0 S: 8	H: 1 LOB: 1 BB: 0 P: 10	R: 0 E: 0 K: 1 S: 12	H: 2 LOB: 2 BB: 1 P: 22	R: 0 E: 0 K: 1 S: 13	H: 1 LOB: 2 BB: 1 P: 22	R: 5 E: 1 K: 0 S: 22	H: 4 LOB: 3 BB: 3 P: 36	R: 0 E: 0 K: 2 S: 12	H: 0 LOB: 0 BB: 0 P: 18	R: 1 E: 0 K: 1 S: 13	H: 2 LOB: 1 BB: 0 P: 18	1B: 12 2B: 4 3B: 0 HR: 0	SF: 0 SAC: 0 DP: 3 HBP: 0	WP: 1 PB: 0 SB: 0 CS: 0	PA: 47					
PITCHER	IP	WLS	BF	H	R	ER	SO	BB	IBB	HBP	BLK	WP	HR	S	P	ERA	WHIP										
John Halama, L (1, 1) ERA: 4.93	5.2		27	10	1	1	4	3	0	0	0	0	0	58	97	1.59	2.294										
Jose Paniagua, R (6, 1) ERA: 4.14	0.2	H	2	0	0	0	0	0	0	0	0	0	0	5	5	0.00	0.000										
Arthur Rhodes, L (7, 1) ERA: 3.26	0.1	L	6	3	2	2	0	1	1	0	0	0	0	14	21	54.00	12.000										
Jose Mesa, R (7, 1) ERA: 5.4	2.1		12	3	4	3	4	1	0	0	0	1	0	31	49	11.57	1.714										

Toronto Blue Jays @ Seattle Mariners
Safeco Field, Seattle, WA
Thu Jul 27 2000, 7:05 PM PDT
Att: 40,398 - Sunny - 75 F



Batter	1	2	3	4	5	6	7	8	9	AB	R	H	RBI	BB	SO	LOB	BOTTOM										
Rickey Henderson, R (1, 7) OBP: 0.368, SLG: 0.319										4	1	2	1	0	2	0											
Mike Cameron, R (1, 8) OBP: 0.355, SLG: 0.443										4	0	0	0	0	0	3											
Alex Rodriguez, R (1, 6) OBP: 0.440, SLG: 0.637										3	0	2	1	1	0	2											
Edgar Martinez, R (1, 10) OBP: 0.437, SLG: 0.646										4	0	0	0	0	0	3											
John Olerud, L (1, 3) OBP: 0.411, SLG: 0.480										4	0	0	0	0	2	1											
Jay Buhner, R (1, 9) OBP: 0.380, SLG: 0.522										3	0	2	0	0	0	0											
David Bell, R (1, 5) OBP: 0.299, SLG: 0.355										4	0	0	0	0	2	3	AB 31										
Dan Wilson, R (1, 2) OBP: 0.297, SLG: 0.339										3	1	1	0	1	0	0	R 2										
Mark McLemore, S (1, 4) OBP: 0.346, SLG: 0.293										2	0	0	0	0	1	1	H 7										
Inning Stats	R: 0 E: 0 K: 1 S: 7	H: 0 LOB: 1 BB: 1 P: 14	R: 0 E: 0 K: 1 S: 8	H: 1 LOB: 0 BB: 0 P: 15	R: 0 E: 0 K: 2 S: 9	H: 0 LOB: 1 BB: 0 P: 13	R: 2 E: 0 K: 0 S: 13	H: 3 LOB: 0 BB: 0 P: 20	R: 0 E: 0 K: 0 S: 5	H: 1 LOB: 0 BB: 0 P: 7	R: 0 E: 0 K: 2 S: 9	H: 0 LOB: 0 BB: 0 P: 15	R: 0 E: 0 K: 1 S: 13	H: 1 LOB: 1 BB: 0 P: 21	R: 0 E: 0 K: 0 S: 6	H: 0 LOB: 0 BB: 0 P: 6	1B: 5 2B: 3 3B: 0 HR: 0	SF: 0 SAC: 1 DP: 2 HBP: 1	WP: 0 PB: 0 SB: 0 CS: 1	PA: 35							
PITCHER	IP	WLS	BF	H	R	ER	SO	BB	IBB	HBP	BLK	WP	HR	S	P	ERA	WHIP										
Esteban Loaiza, R (1, 1) ERA: 5.35	7.0		28	6	2	2	6	2	0	1	0	0	0	64	108	2.57	1.143										
John Frascatore, R (8, 1) ERA: 6.02	1.0		4	1	0	0	1	0	0	0	0	0	0	13	21	0.00	1.000										
Billy Koch, R (9, 1) ERA: 2.32	1.0		3	0	0	0	0	0	0	0	0	0	0	6	6	0.00	0.000										

Toronto Blue Jays @ Seattle Mariners
Safeco Field, Seattle, WA
Thu Jul 27 2000, 7:05 PM PDT
Att: 40,398 - Sunny - 75 F



Batter	1	2	3	4	5	6	7	8	9	AB	R	H	RBI	BB	SO	LOB	TOP										
Shannon Stewart, R OBP: 0.378, SLG: 0.549	(1, 7) K		4-1 HR BB		2-3 K		1-2 K			3	1	1	0	1	2	0	Toronto Blue Jays @ Seattle Mariners Safeco Field, Seattle, WA Fri Jul 28, 2000, 7:05 PM PDT Att: 37,126 - Cloudy - 70 F										
Homer Bush, R OBP: 0.270, SLG: 0.253	(1, 4) L6		1-3 K		1-3 K		2-2 F8			4	0	0	0	0	2	4											
José Cruz Jr., S OBP: 0.325, SLG: 0.475	(1, 8) F7		0-0 HR		0-0 G3		1-3 K			4	1	1	3	0	1	2											
Carlos Delgado, L OBP: 0.482, SLG: 0.732		2-1 FC1 2B	1-0 2B			2-1 G4-1		1-1 G3-1		4	1	2	0	0	0	0											
Brad Fullmer, L OBP: 0.349, SLG: 0.561	(1, 10) FC1 G5-3		1-1 2B			3-3 K		2-3 K		4	0	1	1	0	2	1											
Tony Batista, R OBP: 0.329, SLG: 0.584	(1, 5) G5-3		0-1 G5-3			4-2 BB		2-3 K		3	0	0	0	1	1	2											
Darrin Fletcher, L OBP: 0.360, SLG: 0.537	(1, 2) F8			2-3 K		1-0 G1-3		1-2 F7		4	0	0	0	0	1	2											
Rob Ducey, L OBP: 0.315, SLG: 0.394	(1, 9)		4-1 HR BB	2-1 P6			3-1 F8		0-2 G4-3	3	1	0	0	1	0	0											
Alex Gonzalez, R OBP: 0.308, SLG: 0.379	(1, 6)		2-3 K	1-3 K			2-0 1B		1-3 K	4	0	1	0	0	3	1											
Inning Stats	R: 0 E: 0 K: 1 S: 11	H: 0 LOB: 0 BB: 0 P: 14	R: 0 E: 0 K: 0 S: 6	H: 1 LOB: 1 BB: 0 P: 9	R: 4 E: 0 K: 2 S: 15	H: 3 LOB: 1 BB: 2 P: 28	R: 0 E: 0 K: 2 S: 10	H: 0 LOB: 0 BB: 0 P: 15	R: 0 E: 0 K: 1 S: 7	H: 0 LOB: 1 BB: 1 P: 19	R: 0 E: 0 K: 1 S: 13	H: 2 LOB: 2 BB: 0 P: 22	R: 0 E: 0 K: 2 S: 8	H: 0 LOB: 0 BB: 0 P: 13	R: 0 E: 0 K: 1 S: 9	H: 0 LOB: 0 BB: 0 P: 11		1B: 2 2B: 3 3B: 0 HR: 1	SF: 0 SAC: 0 DP: 0 HBP: 0	WP: 0 PB: 0 SB: 0 CS: 0	PA: 36						
PITCHER	IP	WLS	BF	H	R	ER	SO	BB	IBB	HBP	BLK	WP	HR	S	P	ERA	WHIP										
Freddy Garcia, R ERA: 4.11	(1, 1) 6.2	W 29	6	4	4	8	3	0	0	0	0	0	1	68	113	5.40	1.350										
37 Robert Ramsay, L ERA: 2.95	(7, 1) 1.1	H 4	0	0	0	3	0	0	0	0	0	0	0	11	17	0.00	0.000										
Kazuhiro Sasaki, R ERA: 3.4	(9, 1) 1.0	S 3	0	0	0	1	0	0	0	0	0	0	0	9	11	0.00	0.000										

AB 33
R 4
H 6
RBI 4
BB 3
SO 12
LOB 12



Batter	1	2	3	4	5	6	7	8	9	AB	R	H	RBI	BB	SO	LOB	BOTTOM										
Rickey Henderson, R OBP: 0.386, SLG: 0.317	(1, 7) L7	G5-4-3			3-1 FC5 1B		2-0 F9			5	0	1	1	0	0	3	Toronto Blue Jays @ Seattle Mariners Safeco Field, Seattle, WA Fri Jul 28, 2000, 7:05 PM PDT Att: 37,126 - Cloudy - 70 F										
Mark McLemore, S OBP: 0.350, SLG: 0.295	(1, 4) S BB	F7			1-2 FC5 BB 1B		1-1 BB			4	1	2	0	1	1	2											
Alex Rodriguez, R OBP: 0.437, SLG: 0.630	(1, 6) 1-2 BB		3-3 K	3-1 FC5 BB HBP	2-1 F3			2-1 G6-3		4	1	0	0	1	1	3											
Edgar Martinez, R OBP: 0.437, SLG: 0.645	(1, 10) F7		1-0 1B SF9 2B	4-0 HBP BB FC4-6 BB		2-3 K		2-3 K		4	2	1	0	1	2	2											
John Olerud, L OBP: 0.411, SLG: 0.476	(1, 3) F9		4-2 SF9 1B BB	4-0 FC4-6 HBP BB		0-2 G3-1		1-3 K		3	0	0	1	2	1	2											
Jay Buhner, R OBP: 0.384, SLG: 0.524	(1, 9)	1-0 2B 1B	0-0 BB	3-2 FC4-6 HBP		1-2 F3				3	1	2	1	0	0	0											
Mike Cameron, R OBP: 0.360, SLG: 0.447	(1, 8)	1-2 1B BB	1-0 SF9	0-2 FC4-6 FC6-4			4-1 G1 S FC6-4 BB			2	2	1	2	1	0	2											
Dan Wilson, R OBP: 0.301, SLG: 0.339	(1, 2) G5-4-3 1B		1-2 SF9 1B BB	4-1 FC6-4			0-2 G1			3	0	1	1	1	0	3											
David Bell, R OBP: 0.301, SLG: 0.355	(1, 5) 1-2 G5-4-3 1B		3-2 F9		1-0 F7		4-2 FC6-4 BB			3	0	1	1	1	0	3											
Inning Stats	R: 0 E: 0 K: 0 S: 8	H: 0 LOB: 2 BB: 2 P: 19	R: 2 E: 0 K: 0 S: 12	H: 4 LOB: 1 BB: 0 P: 20	R: 1 E: 0 K: 1 S: 12	H: 2 LOB: 3 BB: 2 P: 28	R: 3 E: 1 K: 0 S: 15	H: 2 LOB: 2 BB: 2 P: 33	R: 0 E: 0 K: 1 S: 11	H: 0 LOB: 0 BB: 0 P: 14	R: 1 E: 0 K: 1 S: 14	H: 0 LOB: 1 BB: 2 P: 23	R: 0 E: 0 K: 2 S: 9	H: 0 LOB: 0 BB: 0 P: 14	R: 0 E: 0 K: 1 S: 9	H: 0 LOB: 0 BB: 0 P: 11		1B: 7 2B: 2 3B: 0 HR: 0	SF: 1 SAC: 0 DP: 1 HBP: 1	WP: 0 PB: 0 SB: 3 CS: 0	PA: 41						
PITCHER	IP	WLS	BF	H	R	ER	SO	BB	IBB	HBP	BLK	WP	HR	S	P	ERA	WHIP										
Chris Carpenter, R ERA: 6.89	(1, 1) 3.1	L 22	8	6	6	1	3	0	0	0	0	0	0	34	58	3.00	1.333										
32 Roy Halladay, R ERA: 10.48	(4, 1) 3.0	14	1	1	1	1	3	0	1	0	0	0	0	34	58	3.00	1.333										
Paul Quantrill, R ERA: 4.22	(7, 1) 1.2	5	0	0	0	3	0	0	0	0	0	0	0	14	20	0.00	0.000										

AB 31
R 7
H 9
RBI 7
BB 8
SO 5
LOB 20



Batter	1	2	3	4	5	6	7	8	9	AB	R	H	RBI	BB	SO	LOB	TOP								
Rob Ducey, L OBP: 0.317, SLG: 0.393 (1, 7)										4	0	1	0	1	0	1									
Homer Bush, R OBP: 0.271, SLG: 0.253 (1, 4)										4	0	0	0	0	1	4									
Tony Batista, R OBP: 0.325, SLG: 0.571 (1, 5)										3	2	0	0	1	1	1									
Carlos Delgado, L OBP: 0.483, SLG: 0.727 (1, 3)										3	2	2	0	0	1	0									
Brad Fullmer, L OBP: 0.354, SLG: 0.572 (1, 10)										4	1	3	2	0	1	1									
José Cruz Jr., S OBP: 0.320, SLG: 0.465 (1, 8)										4	0	1	1	0	0	2									
Darrin Fletcher, L OBP: 0.359, SLG: 0.545 (1, 2)										4	1	1	2	0	1	3									
Marty Cordova, R OBP: 0.311, SLG: 0.350 (1, 9)										4	0	0	0	0	1	2									
Alex Gonzalez, R OBP: 0.309, SLG: 0.378 (1, 6)										4	0	2	0	0	1	0									
Inning Stats	R: 0 E: 0 K: 0 S: 7	H: 0 LOB: 0 BB: 1 P: 11	R: 0 E: 0 K: 1 S: 8	H: 0 LOB: 1 BB: 0 P: 14	R: 0 E: 0 K: 1 S: 10	H: 1 LOB: 1 BB: 0 P: 12	R: 2 E: 0 K: 1 S: 17	H: 2 LOB: 0 BB: 1 P: 25	R: 0 E: 0 K: 1 S: 7	H: 0 LOB: 0 BB: 0 P: 10	R: 0 E: 0 K: 1 S: 8	H: 0 LOB: 0 BB: 0 P: 15	R: 2 E: 0 K: 1 S: 13	H: 4 LOB: 2 BB: 0 P: 17	R: 2 E: 0 K: 0 S: 7	H: 3 LOB: 1 BB: 0 P: 14	R: 0 E: 0 K: 2 S: 11	H: 0 LOB: 1 BB: 0 P: 16	1B: 8 2B: 0 3B: 0 HR: 2	SF: 0 SAC: 0 DP: 3 HBP: 3	WP: 0 PB: 0 SB: 0 CS: 0	PA: 39			
PITCHER	IP	WLS	BF	H	R	ER	SO	BB	IBB	HBP	BLK	WP	HR	S	P	ERA	WHIP								
Aaron Sele, R ERA: 4.48 (1, 1)	6.2	W	27	6	4	4	4	2	0	1	0	0	2	66	98	5.40	1.200								
Jose Mesa, R ERA: 5.54 (7, 1)	0.1	H	3	1	1	1	1	0	0	1	0	0	0	5	10	27.00	3.000								
37 Robert Ramsay, L ERA: 3.09 (8, 1)	0.1	A	3	1	1	0	0	0	0	0	0	0	0	5	9	27.00	9.000								
Jose Paniagua, R ERA: 3.88 (8, 1)	1.2	S	5	0	0	0	2	0	0	1	0	0	0	12	17	0.00	0.000								

Toronto Blue Jays @ Seattle Mariners
Safeco Field, Seattle, WA
Sun Jul 30 2000, 1:35 PM PDT
Att: 43,648 - Sunny - 76 F

AB	34
R	6
H	10
RBI	5
BB	2
SO	7
LOB	14



Batter	1	2	3	4	5	6	7	8	9	AB	R	H	RBI	BB	SO	LOB	BOTTOM								
Rickey Henderson, R OBP: 0.376, SLG: 0.318 (1, 7)										0	2	0	0	5	0	0									
Mark McLemore, S OBP: 0.347, SLG: 0.289 (1, 4)										4	1	0	0	1	1	5									
Alex Rodriguez, R OBP: 0.444, SLG: 0.634 (1, 6)										3	3	1	1	2	1	2									
Edgar Martinez, R OBP: 0.438, SLG: 0.638 (1, 10)										3	2	1	2	1	0	1									
John Olerud, L OBP: 0.408, SLG: 0.473 (1, 3)										5	0	1	3	0	0	3									
Jay Buhner, R OBP: 0.388, SLG: 0.533 (1, 9)										3	1	1	2	1	2	0									
Mike Cameron, R OBP: 0.359, SLG: 0.441 (1, 8)										2	0	0	1	1	0	0									
Dan Wilson, R OBP: 0.300, SLG: 0.337 (1, 2)										4	0	1	0	0	1	3									
David Bell, R OBP: 0.300, SLG: 0.350 (1, 5)										3	1	0	0	0	0	1									
Inning Stats	R: 0 E: 0 K: 1 S: 9	H: 0 LOB: 1 BB: 1 P: 15	R: 0 E: 0 K: 1 S: 10	H: 0 LOB: 1 BB: 1 P: 17	R: 5 E: 2 K: 1 S: 18	H: 2 LOB: 0 BB: 1 P: 32	R: 0 E: 0 K: 0 S: 10	H: 1 LOB: 1 BB: 1 P: 19	R: 1 E: 0 K: 1 S: 7	H: 1 LOB: 0 BB: 0 P: 12	R: 0 E: 0 K: 1 S: 7	H: 0 LOB: 0 BB: 0 P: 12	R: 3 E: 0 K: 0 S: 14	H: 1 LOB: 2 BB: 4 P: 34	R: 1 E: 0 K: 0 S: 12	H: 0 LOB: 2 BB: 3 P: 26	R: 0 E: 0 K: 2 S: 11	H: 0 LOB: 1 BB: 0 P: 16	1B: 3 2B: 0 3B: 0 HR: 2	SF: 2 SAC: 0 DP: 1 HBP: 1	WP: 0 PB: 1 SB: 2 CS: 0	PA: 41			
PITCHER	IP	WLS	BF	H	R	ER	SO	BB	IBB	HBP	BLK	WP	HR	S	P	ERA	WHIP								
Kelvin Escobar, R ERA: 5.06 (1, 1)	6.1	L	31	4	9	4	5	7	0	1	0	0	2	68	126	5.68	1.737								
Pedro Borbon, L ERA: 5.97 (7, 1)	0.0		2	1	0	0	0	0	1	0	0	0	0	2	8	∞	∞								
John Frascatore, R ERA: 5.88 (7, 1)	1.0		5	0	1	1	0	2	0	0	0	0	0	11	21	9.00	2.000								
Paul Quantrill, R ERA: 4.13 (8, 1)	0.2		3	0	0	0	0	1	0	0	0	0	0	6	12	0.00	1.500								

Toronto Blue Jays @ Seattle Mariners
Safeco Field, Seattle, WA
Sun Jul 30 2000, 1:35 PM PDT
Att: 43,648 - Sunny - 76 F

AB	27
R	10
H	5
RBI	9
BB	11
SO	5
LOB	15



Batter	1	2	3	4	5	6	7	8	9	AB	R	H	RBI	BB	SO	LOB	TOP										
Shannon Stewart, R OBP: 0.375, SLG: 0.543 (1, 7)	L5		L6			G6-3			G6-3	4	0	0	0	0	0	0	Toronto Blue Jays @ Oakland Athletics Network Associates Coliseum, Oakland, CA Mon Jul 31 2000, 10:05 PM EDT Att: 13,608 - Sunny - 72 F livebaseballscorecards.com										
Craig Grebeck, R OBP: 0.350, SLG: 0.409 (1, 4)	K		G4-3			G5-3			2B	4	0	1	0	0	1	0											
Tony Batista, R OBP: 0.322, SLG: 0.565 (1, 5)	F8				P5				P4	4	0	0	0	0	0	1											
Carlos Delgado, L OBP: 0.481, SLG: 0.721 (1, 3)		G5-3			K				G5-3	3	0	0	0	1	1	1											
Brad Fullmer, L OBP: 0.357, SLG: 0.583 (1, 10)		HR			G4-3				1B BB	3	1	2	1	0	0	0											
José Cruz Jr., S OBP: 0.318, SLG: 0.462 (1, 8)	K					P6			G4-6-3	3	0	0	0	0	1	2											
Darrin Fletcher, L OBP: 0.358, SLG: 0.542 (1, 2)		1B				G3			G1-4-3	3	0	1	0	0	0	0											
Marty Cordova, R OBP: 0.306, SLG: 0.344 (1, 9)	K					K			G5-3	3	0	0	0	0	2	1											
Alex Gonzalez, R OBP: 0.306, SLG: 0.374 (1, 6)						F7			G6-3	3	0	0	0	0	0	0											
Inning Stats	R: 0 E: 0 K: 1 S: 9	H: 0 LOB: 0 BB: 0 P: 15	R: 1 E: 0 K: 2 S: 12	H: 2 LOB: 1 BB: 0 P: 17	R: 0 E: 0 K: 0 S: 8	H: 0 LOB: 0 BB: 0 P: 12	R: 0 E: 0 K: 1 S: 8	H: 0 LOB: 0 BB: 0 P: 10	R: 0 E: 0 K: 1 S: 9	H: 0 LOB: 0 BB: 0 P: 14	R: 0 E: 0 K: 0 S: 10	H: 0 LOB: 0 BB: 0 P: 15	R: 0 E: 0 K: 0 S: 8	H: 1 LOB: 1 BB: 1 P: 16	R: 0 E: 0 K: 0 S: 4	H: 0 LOB: 0 BB: 0 P: 7	R: 0 E: 0 K: 0 S: 9	H: 1 LOB: 1 BB: 0 P: 15	1B: 2 2B: 1 3B: 0 HR: 1	SF: 0 SAC: 0 DP: 1 HBP: 0	WP: 0 PB: 0 SB: 0 CS: 0	PA: 31					
PITCHER	IP	WLS	BF	H	R	ER	SO	BB	IBB	HBP	BLK	WP	HR	S	P	ERA	WHIP										
Tim Hudson, R ERA: 4.35 (1, 1)	8.0	W	27	3	1	1	5	1	0	0	0	0	1	68	106	1.12	0.500										
Jim Mecir, R ERA: 3.02 (9, 1)	1.0		4	1	0	0	0	0	0	0	0	0	0	9	15	0.00	1.000										

Batter	1	2	3	4	5	6	7	8	9	AB	R	H	RBI	BB	SO	LOB	BOTTOM										
Ryan Christenson, R OBP: 0.374, SLG: 0.433 (1, 7)	K		G5-3			2B BB			SH SH1-3	2	1	0	1	1	1	0	Toronto Blue Jays @ Oakland Athletics Network Associates Coliseum, Oakland, CA Mon Jul 31 2000, 10:05 PM EDT Att: 13,608 - Sunny - 72 F livebaseballscorecards.com										
Randy Velarde, R OBP: 0.374, SLG: 0.432 (1, 4)	1B		B1-3			K		F8 F3	5	0	1	0	0	1	3												
Jason Giambi, L OBP: 0.465, SLG: 0.616 (1, 3)	1B		2B BB			2B		HBP	2	0	2	1	1	0	0												
Olmedo Saenz, R OBP: 0.386, SLG: 0.507 Sal Fasano, R OBP: 0.298, SLG: 0.424 (1, 5) (8, 2)	F9-3		2B			G6-3		G6-5-3	4	0	1	0	0	0	6												
Adam Platt, R OBP: 0.419, SLG: 0.702 Matt Stairs, L OBP: 0.331, SLG: 0.422 (1, 9) (9, 9)	HR		G5-3 G4-3			G6-3		K	4	1	2	1	0	1	0												
Ben Griewe, L OBP: 0.358, SLG: 0.504 (1, 10)	G4-3		G4-3			P6		HR 1B	4	1	2	0	0	0	1												
Miguel Tejada, R OBP: 0.338, SLG: 0.477 (1, 6)	L9		G5-3			E4		HR 1B	4	1	1	2	0	0	2												
Terrence Long, L OBP: 0.337, SLG: 0.446 (1, 8)	G4-3		G3			K		2B	4	1	1	0	0	1	3												
Ramon Hernandez, R OBP: 0.311, SLG: 0.396 Eric Chavez, L OBP: 0.352, SLG: 0.472 (1, 2) (7, PR) (8, 5)	G5-3					G3		E4 SH1-3	3	0	1	0	0	0	1												
Inning Stats	R: 0 E: 0 K: 1 S: 9	H: 2 LOB: 1 BB: 0 P: 15	R: 1 E: 0 K: 0 S: 11	H: 2 LOB: 1 BB: 0 P: 17	R: 0 E: 0 K: 0 S: 8	H: 1 LOB: 2 BB: 1 P: 15	R: 0 E: 0 K: 0 S: 8	H: 1 LOB: 1 BB: 0 P: 13	R: 1 E: 0 K: 1 S: 9	H: 1 LOB: 1 BB: 1 P: 14	R: 0 E: 1 K: 1 S: 9	H: 0 LOB: 1 BB: 0 P: 12	R: 0 E: 1 K: 0 S: 8	H: 1 LOB: 3 BB: 0 P: 10	R: 4 E: 1 K: 1 S: 16	H: 4 LOB: 0 BB: 0 P: 20	1B: 5 2B: 6 3B: 0 HR: 2	SF: 0 SAC: 2 DP: 2 HBP: 1	WP: 0 PB: 0 SB: 0 CS: 0	PA: 38							
PITCHER	IP	WLS	BF	H	R	ER	SO	BB	IBB	HBP	BLK	WP	HR	S	P	ERA	WHIP										
David Wells, L ERA: 3.79 (1, 1)	8.0	L	38	12	6	5	4	2	0	1	0	0	2	78	116	5.62	1.750										

AB 30
R 1
H 4
RBI 1
BB 1
SO 5
LOB 5



AB 33
R 6
H 12
RBI 6
BB 2
SO 4
LOB 16



Batter	1	2	3	4	5	6	7	8	9	AB	R	H	RBI	BB	SO	LOB	TOP									
Luis Alicaia, S OBP: 0.366, SLG: 0.402	F8		K		SH1-4		FC6-4	F8		4	0	0	0	0	1	4	Texas Rangers @ Toronto Blue Jays SkyDome, Toronto, ON Fri Aug 04 2000, 7:05 PM EDT Att: 23,518 - Cloudy - 72 F									
Frank Catalanotto, L OBP: 0.452, SLG: 0.577 Chad Curtis, R OBP: 0.322, SLG: 0.436	F7		1B		G4-3		L6		K	3	0	1	2	0	0	1										
29 Rusty Greer, L OBP: 0.351, SLG: 0.412	K		G6-4-3		G3			G6-3	F7	5	0	0	0	0	1	2										
Rafael Palmeiro, L OBP: 0.382, SLG: 0.556		G3-1			G3-1				G1-3	5	1	2	1	0	0	0										
Gabe Kapler, R OBP: 0.332, SLG: 0.463	F8				P4		F2		HR	4	1	1	0	0	0	1										
Ricky Ledee, L OBP: 0.322, SLG: 0.391					G1		K		BB	3	2	1	1	1	1	1										
Bill Haselman, R OBP: 0.356, SLG: 0.506					G6-3				HR	3	1	1	2	1	0	1										
Mike Lamb, L OBP: 0.349, SLG: 0.412									K	4	2	2	0	0	1	2										
Royce Clayton, R OBP: 0.319, SLG: 0.433									WP	2	1	2	1	2	0	0										
Inning Stats	R: 0 E: 0 K: 1 S: 9	H: 0 LOB: 0 BB: 0 P: 13	R: 2 E: 0 K: 1 S: 10	H: 1 LOB: 0 BB: 1 P: 20	R: 1 E: 0 K: 1 S: 13	H: 1 LOB: 0 BB: 1 P: 21	R: 0 E: 0 K: 0 S: 7	H: 1 LOB: 1 BB: 0 P: 14	R: 1 E: 0 K: 0 S: 14	H: 2 LOB: 1 BB: 0 P: 24	R: 0 E: 0 K: 1 S: 7	H: 0 LOB: 0 BB: 0 P: 13	R: 1 E: 1 K: 0 S: 11	H: 1 LOB: 1 BB: 1 P: 18	R: 3 E: 0 K: 0 S: 19	H: 4 LOB: 2 BB: 1 P: 34		R: 0 E: 0 K: 1 S: 11	H: 0 LOB: 0 BB: 0 P: 17	1B: 6 2B: 2 3B: 0 HR: 2	SF: 0 SAC: 1 DP: 1 HBP: 0	WP: 2 PB: 0 SB: 0 CS: 0	PA: 40			
PITCHER	IP	WLS	BF	H	R	ER	SO	BB	IBB	HBP	BLK	WP	HR	S	P	ERA	WHIP									
Steve Trachsel, R ERA: 4.63	(1, 1)	6.1		27	6	5	4	4	3	0	0	0	1	1	64	115	5.68	1.421								
Pedro Borbon, L ERA: 5.91	(7, 1)	0.1		1	0	0	0	0	0	0	0	0	0	0	6	7	0.00	0.000								
John Frascatore, R ERA: 5.85	(7, 1)	0.1		1	0	0	0	0	0	0	0	0	0	0	1	1	0.00	0.000								
Lance Painter, L ERA: 4.11	(8, 1)	0.1	H	3	2	2	2	0	0	0	0	0	1	8	15	54.00	6.000									
Mark Guthrie, L ERA: 4.73	(8, 1)	0.1	H	3	1	0	0	0	1	0	0	0	1	0	6	13	0.00	6.000								
PITCHER	IP	WLS	BF	H	R	ER	SO	BB	IBB	HBP	BLK	WP	HR	S	P	ERA	WHIP									
Paul Quantrill, R ERA: 4.06	(8, 1)	0.1	W	2	1	1	1	0	0	0	0	0	0	0	5	6	27.00	3.000								
Billy Koch, R ERA: 2.44	(9, 1)	1.0	S	3	0	0	0	1	0	0	0	0	0	0	11	17	0.00	0.000								

AB	35
R	8
H	10
RBI	7
BB	4
SO	5
LOB	13



Batter	1	2	3	4	5	6	7	8	9	AB	R	H	RBI	BB	SO	LOB	BOTTOM									
Shannon Stewart, R OBP: 0.371, SLG: 0.531	F9		F3							4	1	2	3	1	0	0	Texas Rangers @ Toronto Blue Jays SkyDome, Toronto, ON Fri Aug 04 2000, 7:05 PM EDT Att: 23,518 - Cloudy - 72 F									
Alex Gonzalez, R OBP: 0.305, SLG: 0.392	F9									5	2	1	1	0	0	3										
Brad Fullmer, L OBP: 0.353, SLG: 0.569										4	1	2	1	1	1	0										
Carlos Delgado, L OBP: 0.486, SLG: 0.714	G5-3									5	1	1	0	0	0	3										
Tony Batista, R OBP: 0.327, SLG: 0.574			K							5	1	2	0	0	1	4										
José Cruz Jr., S OBP: 0.324, SLG: 0.462										4	2	3	1	0	0	1										
Darrin Fletcher, L OBP: 0.369, SLG: 0.546										4	1	2	3	0	1	3										
Marty Cordova, R OBP: 0.316, SLG: 0.351										4	1	1	0	1	0	2										
Chris Woodward, R OBP: 0.257, SLG: 0.340 Rob Ducey, L OBP: 0.312, SLG: 0.387 Craig Grebeck, R OBP: 0.333, SLG: 0.387										3	0	0	0	0	0	3										
Inning Stats	R: 0 E: 0 K: 0 S: 14	H: 1 LOB: 1 BB: 0 P: 21	R: 0 E: 0 K: 1 S: 11	H: 1 LOB: 0 BB: 0 P: 21	R: 1 E: 0 K: 0 S: 8	H: 1 LOB: 0 BB: 0 P: 13	R: 0 E: 0 K: 0 S: 9	H: 1 LOB: 3 BB: 1 P: 19	R: 2 E: 1 K: 1 S: 16	H: 2 LOB: 2 BB: 1 P: 25	R: 0 E: 0 K: 0 S: 8	H: 1 LOB: 0 BB: 0 P: 13	R: 5 E: 1 K: 0 S: 17	H: 5 LOB: 1 BB: 1 P: 33	R: 2 E: 0 K: 1 S: 16	H: 2 LOB: 1 BB: 0 P: 22		1B: 10 2B: 3 3B: 0 HR: 1	SF: 0 SAC: 0 DP: 0 HBP: 2	WP: 0 PB: 0 SB: 0 CS: 0	PA: 44					
PITCHER	IP	WLS	BF	H	R	ER	SO	BB	IBB	HBP	BLK	WP	HR	S	P	ERA	WHIP									
40 Matt Perisho, L ERA: 5.63	(1, 1)	6.0		31	8	5	3	2	3	0	0	0	0	1	69	122	4.50	1.833								
Francisco Cordero, R ERA: 5.62	(7, 1)	1.0	B	7	4	3	3	0	0	0	0	0	0	14	23	27.00	4.000									
Mike Venafro, L ERA: 3.98	(8, 1)	0.2	L	5	2	2	2	1	0	0	1	0	0	15	20	27.00	3.000									
Tim Crabtree, R ERA: 5.24	(8, 1)	0.1		1	0	0	0	0	0	0	0	0	0	1	2	0.00	0.000									



Batter	1	2	3	4	5	6	7	8	9	AB	R	H	RBI	BB	SO	LOB	TOP										
Luis Alicaia, S OBP: 0.366, SLG: 0.402	G6-3		E5		G4-3					5	2	2	0	0	0	1	Texas Rangers @ Toronto Blue Jays SkyDome, Toronto, ON Sat Aug 05 2000, 4:05 PM EDT Att: 26,143 - Sunny - 78 F										
Chad Curtis, R OBP: 0.338, SLG: 0.439 Ricky Ledee, L OBP: 0.321, SLG: 0.390	FC4-6					K			F7	3	1	2	1	1	1	0											
29 Rusty Greer, L OBP: 0.355, SLG: 0.417	P5		F7							4	0	2	3	1	0	3											
Rafael Palmeiro, L OBP: 0.380, SLG: 0.551	FC4-6		G3			F8				5	0	1	1	0	0	5											
Gabe Kapler, R OBP: 0.333, SLG: 0.464		G6-3			F9					4	0	1	0	1	1	2											
Bill Haselman, R OBP: 0.351, SLG: 0.494	K		G6-3			G6-3				4	0	1	0	0	1	2											
Mike Lamb, L OBP: 0.345, SLG: 0.407			G1-3		G4-3					4	0	0	0	0	1	2											
Royce Clayton, R OBP: 0.318, SLG: 0.431			K		G6-3					4	1	1	0	0	1	2											
Scott Sheldon, R OBP: 0.365, SLG: 0.482 Frank Catalanotto, L OBP: 0.449, SLG: 0.573			E		K				G3	3	1	1	0	0	2	1											
Inning Stats	R: 0 E: 0 K: 0 S: 8	H: 1 LOB: 1 BB: 0 P: 14	R: 0 E: 0 K: 1 S: 6	H: 0 LOB: 0 BB: 0 P: 7	R: 1 E: 1 K: 1 S: 13	H: 2 LOB: 2 BB: 0 P: 17	R: 0 E: 0 K: 0 S: 3	H: 0 LOB: 0 BB: 0 P: 6	R: 0 E: 0 K: 1 S: 12	H: 2 LOB: 2 BB: 0 P: 18	R: 3 E: 0 K: 1 S: 17	H: 3 LOB: 1 BB: 1 P: 28	R: 0 E: 0 K: 1 S: 16	H: 1 LOB: 2 BB: 1 P: 23	R: 1 E: 0 K: 1 S: 15	H: 2 LOB: 2 BB: 1 P: 25	1B: 8 2B: 3 3B: 0 HR: 0	SF: 0 SAC: 0 DP: 1 HBP: 0	WP: 0 PB: 0 SB: 0 CS: 0	PA: 41							
PITCHER	IP	WLS	BF	H	R	ER	SO	BB	IBB	HBP	BLK	WP	HR	S	P	ERA	WHIP										
David Wells, L ERA: 3.85	7.0	W	31	8	4	4	5	1	0	0	0	0	0	65	100	5.14	1.286										
John Frascatore, R ERA: 5.83	1.2	H	8	2	1	1	1	2	0	0	0	0	0	24	38	5.40	2.400										
Billy Koch, R ERA: 2.43	0.1	S	2	1	0	0	1	0	0	0	0	0	0	7	10	0.00	3.000										

Batter	1	2	3	4	5	6	7	8	9	AB	R	H	RBI	BB	SO	LOB	BOTTOM										
Shannon Stewart, R OBP: 0.371, SLG: 0.534	SH5-3	F8		G4-3		G1-4-3		K		5	1	2	0	0	1	2	Texas Rangers @ Toronto Blue Jays SkyDome, Toronto, ON Sat Aug 05 2000, 4:05 PM EDT Att: 26,143 - Sunny - 78 F										
Alex Gonzalez, R OBP: 0.311, SLG: 0.404	SH5-3	K								3	1	2	1	1	1	1											
Brad Fullmer, L OBP: 0.354, SLG: 0.564	1B	F8								3	1	0	0	0	0	4											
Carlos Delgado, L OBP: 0.486, SLG: 0.711	1B	G3								4	2	2	2	0	1	1											
Tony Batista, R OBP: 0.328, SLG: 0.581	BB		P3							4	1	2	3	0	1	0											
José Cruz Jr., S OBP: 0.323, SLG: 0.460	1B		F2							4	0	1	1	0	0	0											
Marty Cordova, R OBP: 0.319, SLG: 0.347			G5-3							2	1	0	0	2	0	0											
Alberto Castillo, R OBP: 0.291, SLG: 0.288	K									4	0	1	0	0	2	4											
Craig Grebeck, R OBP: 0.337, SLG: 0.401	F3									4	1	2	1	0	0	4											
Inning Stats	R: 3 E: 0 K: 1 S: 26	H: 4 LOB: 3 BB: 1 P: 43	R: 0 E: 0 K: 1 S: 12	H: 1 LOB: 1 BB: 0 P: 20	R: 0 E: 0 K: 0 S: 4	H: 0 LOB: 0 BB: 0 P: 8	R: 0 E: 0 K: 0 S: 7	H: 1 LOB: 0 BB: 0 P: 9	R: 3 E: 1 K: 0 S: 18	H: 3 LOB: 1 BB: 0 P: 27	R: 1 E: 0 K: 0 S: 12	H: 2 LOB: 1 BB: 0 P: 19	R: 0 E: 0 K: 2 S: 9	H: 0 LOB: 0 BB: 0 P: 14	R: 1 E: 0 K: 2 S: 21	H: 1 LOB: 2 BB: 2 P: 37	1B: 5 2B: 5 3B: 1 HR: 1	SF: 0 SAC: 1 DP: 1 HBP: 2	WP: 0 PB: 0 SB: 1 CS: 0	PA: 39							
PITCHER	IP	WLS	BF	H	R	ER	SO	BB	IBB	HBP	BLK	WP	HR	S	P	ERA	WHIP										
Doug Davis, L ERA: 7.49	5.0	L	25	9	6	6	2	1	0	2	0	0	0	67	107	10.80	2.000										
Jonathan Johnson, R ERA: 3.0	3.0		14	3	2	2	4	2	0	0	0	0	0	42	70	6.00	1.667										

Batter	1	2	3	4	5	6	7	8	9	AB	R	H	RBI	BB	SO	LOB	TOP				
Luis Alica, S OBP: 0.366, SLG: 0.399	F9		G6-3		G4-3 29 1B BB	P5		FC3-2 29 SH1-4 E 1B	F8	5	2	1	0	1	0	2					
Frank Catalanotto, L OBP: 0.441, SLG: 0.568	G6-3		G4-3		G4-3		G1-3	SH1-4		5	0	1	1	0	0	1					
29 Rusty Greer, L OBP: 0.358, SLG: 0.416					K		1B	FC3-2 E 1B	F8	5	3	2	1	1	1	4					
Rafael Palmeiro, L OBP: 0.382, SLG: 0.552	G3				WP 1B BB	FC1-5 1H	FC4-6 1B	E3 1B	G3	5	1	2	1	1	0	4					
Gabe Kapler, R OBP: 0.334, SLG: 0.463		F8			K	FC1-5	FC4-6 1B			5	0	2	2	0	1	2					
Ricky Ledes, L OBP: 0.319, SLG: 0.386		K				L8	FC4-6 BB			5	1	1	1	0	2	5					
Mike Lamb, L OBP: 0.354, SLG: 0.422					2B					3	3	3	0	2	0	0					
Scott Sheldon, R OBP: 0.368, SLG: 0.492		G4-3					K			5	1	2	3	0	1	5					
B.J. Waszgis, R OBP: 0.333, SLG: 0.400			K		G5-3		SF3	SH1-4 29 FC3-2 1B		4	0	2	1	0	1	1					
Inning Stats	R: 0 E: 0 K: 0 S: 6	H: 1 LOB: 1 BB: 0 P: 10	R: 0 E: 0 K: 1 S: 8	H: 1 LOB: 1 BB: 0 P: 11	R: 0 E: 0 K: 1 S: 8	H: 0 LOB: 0 BB: 0 P: 9	R: 3 E: 0 K: 2 S: 13	H: 2 LOB: 1 BB: 2 P: 26	R: 2 E: 0 K: 0 S: 16	H: 2 LOB: 1 BB: 0 P: 26	R: 1 E: 0 K: 1 S: 12	H: 2 LOB: 2 BB: 2 P: 23	R: 2 E: 1 K: 1 S: 13	H: 3 LOB: 2 BB: 0 P: 18	R: 2 E: 0 K: 0 S: 16	H: 4 LOB: 2 BB: 0 P: 23	1B: 11 2B: 5 3B: 0 HR: 0	SF: 1 SAC: 1 DP: 0 HBP: 0	WP: 1 PB: 0 SB: 0 CS: 0	PA: 49	
PITCHER	IP	WLS	BF	H	R	ER	SO	BB	IBB	HBP	BLK	WP	HR	S	P	ERA	WHIP				
Kelvin Escobar, R ERA: 5.22	6.0	L	28	7	6	6	4	3	0	0	0	1	0	56	88	9.00	1.667				
Pedro Borbon, L ERA: 6.09	0.2		6	2	1	1	0	2	0	0	0	0	0	9	20	13.50	6.000				
Chris Carpenter, R ERA: 7.04	1.2		13	7	4	2	2	0	0	0	0	0	0	26	37	10.80	4.200				
Mark Guthrie, L ERA: 4.67	0.2		2	0	0	0	0	0	0	0	0	0	0	6	7	0.00	0.000				

Texas Rangers @ Toronto Blue Jays
SkyDome, Toronto, ON
Sun Aug 06 2000, 1:05 PM EDT
Att: 28,780 - Dome - 72 F

AB 42
R 11
H 16
RBI 10
BB 5
SO 6
LOB 24



Batter	1	2	3	4	5	6	7	8	9	AB	R	H	RBI	BB	SO	LOB	BOTTOM				
Shannon Stewart, R OBP: 0.374, SLG: 0.535	HR E 1B				F9		BB 1B		G5-3	5	1	3	0	0	0	0					
Alex Gonzalez, R OBP: 0.312, SLG: 0.404	E5 HR				P5		BB 1B		1B	5	2	2	0	0	1	2					
Dave Martinez, L OBP: 0.322, SLG: 0.357	HR 1H 2H				K		BB		2B 1B	3	2	2	3	2	1	0					
Carlos Delgado, L OBP: 0.485, SLG: 0.718	G5-3		L9			HR	G4-3		2B	5	1	2	3	0	0	4					
Brad Fullmer, L OBP: 0.352, SLG: 0.559			L4			F2		K	F9	5	0	1	0	0	1	2					
Tony Batista, R OBP: 0.325, SLG: 0.575	F7		L7			P4		P4		4	0	0	0	0	0	2					
José Cruz Jr., S OBP: 0.322, SLG: 0.457	F8				P6		G1-3		BB	3	0	0	0	1	0	1					
Darrin Fletcher, L OBP: 0.364, SLG: 0.538		G1-3			F7			L8	G4-3	4	0	0	0	0	0	1					
Craig Grebeck, R OBP: 0.330, SLG: 0.392	F9				G5-3		K		L4	4	0	0	0	0	1	0					
Inning Stats	R: 3 E: 1 K: 0 S: 18	H: 3 LOB: 1 BB: 0 P: 25	R: 0 E: 0 K: 1 S: 9	H: 1 LOB: 1 BB: 0 P: 13	R: 0 E: 0 K: 0 S: 8	H: 0 LOB: 1 BB: 1 P: 17	R: 0 E: 0 K: 0 S: 6	H: 0 LOB: 0 BB: 0 P: 9	R: 1 E: 0 K: 0 S: 10	H: 1 LOB: 0 BB: 0 P: 17	R: 0 E: 0 K: 1 S: 9	H: 2 LOB: 3 BB: 1 P: 15	R: 0 E: 0 K: 1 S: 12	H: 0 LOB: 1 BB: 1 P: 21	R: 2 E: 0 K: 0 S: 14	H: 3 LOB: 1 BB: 0 P: 20	1B: 7 2B: 1 3B: 0 HR: 2	SF: 0 SAC: 0 DP: 0 HBP: 0	WP: 0 PB: 0 SB: 0 CS: 0	PA: 41	
PITCHER	IP	WLS	BF	H	R	ER	SO	BB	IBB	HBP	BLK	WP	HR	S	P	ERA	WHIP				
Ryan Glynn, R ERA: 4.22	6.2	W	30	7	4	3	3	2	0	0	0	0	0	65	103	4.05	1.350				
Mike Venafro, L ERA: 3.86	1.1	H	5	0	0	0	1	1	0	0	0	0	0	13	22	0.00	0.750				
Tim Crabtree, R ERA: 5.46	1.0		6	3	2	2	0	0	0	0	0	0	0	14	20	18.00	3.000				

Texas Rangers @ Toronto Blue Jays
SkyDome, Toronto, ON
Sun Aug 06 2000, 1:05 PM EDT
Att: 28,780 - Dome - 72 F

AB 38
R 6
H 10
RBI 6
BB 3
SO 4
LOB 12



Batter	1	2	3	4	5	6	7	8	9	AB	R	H	RBI	BB	SO	LOB	TOP					
Shannon Stewart, R OBP: 0.379, SLG: 0.549	1-1 HR	2-1 1B		1-1 G4-6-3			2-1 2B		0-1 1B	5	2	4	1	0	0	1	Toronto Blue Jays @ Kansas City Royals Kauffman Stadium, Kansas City, MO Mon Aug 07 2000, 7:05 PM CDT Att: 17,533 - Cloudy - 70 F					
Alex Gonzalez, R OBP: 0.310, SLG: 0.401	2-1 G6-3	0-0 G5-3			2-2 1B		2-3 K		2-1 F7	5	0	1	0	0	1	4						
Dave Martinez, L OBP: 0.326, SLG: 0.359	4-0 2B HR			1-1 F9 S 1B		0-0 G4-6-3		1-3 K	2-2 BB 1B	4	1	2	1	1	1	2						
Carlos Delgado, L OBP: 0.488, SLG: 0.725	0-0 HR			2-3 K		4-0 BB		0-0 1B	0-0 G5-3 BB 1B	4	2	3	1	1	1	1						
Brad Fullmer, L OBP: 0.353, SLG: 0.564	3-2 HR			0-0 F9		0-1 F9		1-1 F8	4-2 BB 1B	4	1	1	3	1	0	3						
Tony Batista, R OBP: 0.326, SLG: 0.572	1-0 G5-3			4-1 BB		1-1 F8		1-0 FC6-4 1B	0-0 G5-3	4	0	1	1	1	0	3						
Darrin Fletcher, L OBP: 0.359, SLG: 0.529	1-3 K			2-0 G4-1		0-2 G6-3		3-3 K		4	0	0	0	0	2	3						
José Cruz Jr., S OBP: 0.322, SLG: 0.455		3-2 G6-4-3 1B		2-3 K		3-2 G3		1-0 FC6-4		4	0	1	0	0	1	1						
Mickey Morandini, L OBP: 0.324, SLG: 0.315		1-0 G6-4-3		0-2 G4-6-3 1B			3-2 G1-3		4-2 F7 1B BB	3	0	1	0	0	0	1	livebaseballscores.com AB 37 R 7 H 14 RBI 7 BB 5 SO 6 LOB 19					
Craig Grebeck, R OBP: 0.333, SLG: 0.392										0	1	0	0	1	0	0						
Inning Stats	R: 4 E: 0 K: 1 S: 13	H: 3 LOB: 0 BB: 1 P: 25	R: 0 E: 0 K: 0 S: 7	H: 2 LOB: 1 BB: 0 P: 13	R: 0 E: 0 K: 1 S: 9	H: 1 LOB: 2 BB: 1 P: 18	R: 0 E: 0 K: 1 S: 8	H: 1 LOB: 0 BB: 0 P: 11	R: 0 E: 0 K: 0 S: 6	H: 0 LOB: 1 BB: 0 P: 12	R: 0 E: 0 K: 0 S: 9	H: 0 LOB: 0 BB: 0 P: 13	R: 0 E: 0 K: 2 S: 11	H: 1 LOB: 1 BB: 0 P: 19	R: 1 E: 0 K: 1 S: 8	H: 2 LOB: 1 BB: 0 P: 14	R: 2 E: 0 K: 0 S: 14	H: 3 LOB: 2 BB: 2 P: 26	1B: 9 2B: 2 3B: 1 HR: 2	SF: 0 SAC: 0 DP: 4 HBP: 0	WP: 0 PB: 0 SB: 1 CS: 1	PA: 42
PITCHER	IP WLS BF H R ER SO BB IBB HBP BLK WP HR S P ERA WHIP	IP WLS BF H R ER SO BB IBB HBP BLK WP HR S P ERA WHIP	IP WLS BF H R ER SO BB IBB HBP BLK WP HR S P ERA WHIP	IP WLS BF H R ER SO BB IBB HBP BLK WP HR S P ERA WHIP	IP WLS BF H R ER SO BB IBB HBP BLK WP HR S P ERA WHIP	IP WLS BF H R ER SO BB IBB HBP BLK WP HR S P ERA WHIP	IP WLS BF H R ER SO BB IBB HBP BLK WP HR S P ERA WHIP	IP WLS BF H R ER SO BB IBB HBP BLK WP HR S P ERA WHIP	IP WLS BF H R ER SO BB IBB HBP BLK WP HR S P ERA WHIP	IP WLS BF H R ER SO BB IBB HBP BLK WP HR S P ERA WHIP	IP WLS BF H R ER SO BB IBB HBP BLK WP HR S P ERA WHIP	IP WLS BF H R ER SO BB IBB HBP BLK WP HR S P ERA WHIP	IP WLS BF H R ER SO BB IBB HBP BLK WP HR S P ERA WHIP	IP WLS BF H R ER SO BB IBB HBP BLK WP HR S P ERA WHIP	IP WLS BF H R ER SO BB IBB HBP BLK WP HR S P ERA WHIP	IP WLS BF H R ER SO BB IBB HBP BLK WP HR S P ERA WHIP	IP WLS BF H R ER SO BB IBB HBP BLK WP HR S P ERA WHIP					
Blake Stein, R ERA: 5.89	(1, 1)	6.2 W 29	9 4 4 4	3 0 0 0	0 0 0 0	0 0 0 0	0 0 0 0	0 0 0 0	0 0 0 0	5.40 1.800												
Tim Byrdak, L ERA: 7.94	(7, 1)	1.1 H 6	2 1 1 2	0 0 0 0	0 0 0 0	0 0 0 0	0 0 0 0	0 0 0 0	0 0 0 0	6.75 1.500												
Ricky Bottalico, R ERA: 4.71	(9, 1)	1.0 S 7	3 2 2 0	2 0 0 0	0 0 0 0	0 0 0 0	0 0 0 0	0 0 0 0	0 0 0 0	18.00 5.000												

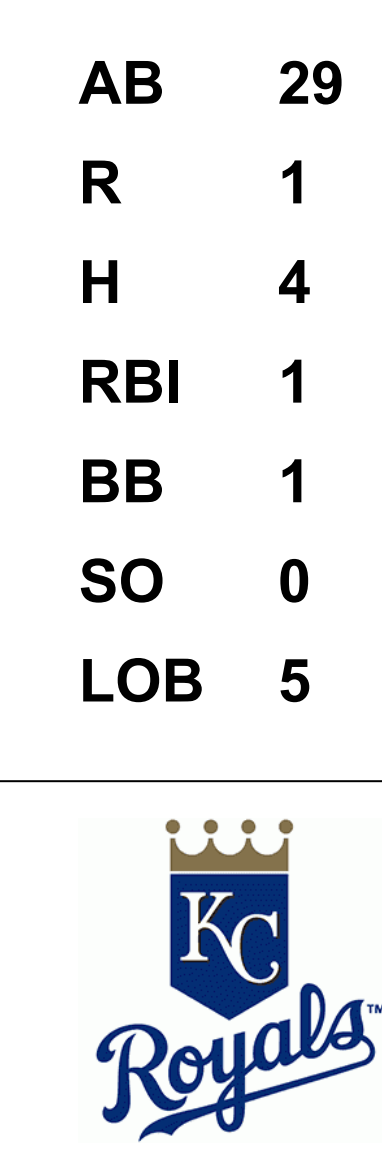
Batter	1	2	3	4	5	6	7	8	9	AB	R	H	RBI	BB	SO	LOB	BOTTOM			
Johnny Damon, L OBP: 0.386, SLG: 0.470	1-2 FC6-4 1B	0-2 G4-3			0-1 G4-3 S 1B	1-1 G6-3		2-2 F9-3 1B		5	1	4	2	0	0	2	Toronto Blue Jays @ Kansas City Royals Kauffman Stadium, Kansas City, MO Mon Aug 07 2000, 7:05 PM CDT Att: 17,533 - Cloudy - 70 F			
Rey Sanchez, R OBP: 0.294, SLG: 0.309	2-1 FC6-4		4-2 29 1B SF9 BB		3-2 G4-3	1-1 G6-3		2-1 F9-3		4	1	0	1	1	0	4				
29 Mike Sweeney, R OBP: 0.406, SLG: 0.509	1-3 K		0-2 1B		1-1 E 1B	2-3 3-H P6		2-2 G5-3		5	0	2	1	0	1	2				
Jermaine Dye, R OBP: 0.379, SLG: 0.573	2-3 K		1-2 F8		0-0 F8			0-0 G5-3		4	0	0	0	0	1	4				
Joe Randa, R OBP: 0.362, SLG: 0.459		1-0 2B 1B		1-0 SF9	1-2 F8		1-0 1B	1-0 2B 1B		3	2	2	1	0	0	1				
Mark Quinn, R OBP: 0.339, SLG: 0.480		1-0 L9		1-1 F8		2-2 G5-3	1-3 K			4	0	0	0	0	1	3				
Gregg Zaun, S OBP: 0.350, SLG: 0.360		1-0 F9		1-2 G3		2-2 HBP 1B 2B 1B	1-1 2B 1B			4	2	2	0	0	0	1				
Todd Dunwoody, L OBP: 0.276, SLG: 0.322		0-1 2B		1-2 G5-4-3 1B		0-2 HBP 2B 1B	3-2 HBP 2B 1B			4	1	4	3	0	0	0				
Carlos Febles, R OBP: 0.358, SLG: 0.340		4-2 BB		0-1 G5-4-3		2-0 2B G6-3 HBP	0-1 P4			2	1	0	0	1	0	2	livebaseballscores.com AB 35 R 8 H 14 RBI 8 BB 2 SO 3 LOB 19			
Inning Stats	R: 0 E: 0 K: 2 S: 13	H: 1 LOB: 1 BB: 0 P: 19	R: 1 E: 0 K: 0 S: 11	H: 2 LOB: 2 BB: 1 P: 18	R: 1 E: 0 K: 0 S: 11	H: 1 LOB: 1 BB: 1 P: 18	R: 0 E: 0 K: 0 S: 11	H: 1 LOB: 0 BB: 0 P: 13	R: 1 E: 0 K: 0 S: 12	H: 2 LOB: 1 BB: 0 P: 16	R: 3 E: 0 K: 0 S: 16	H: 3 LOB: 1 BB: 0 P: 25	R: 2 E: 0 K: 1 S: 13	H: 3 LOB: 1 BB: 0 P: 19	R: 0 E: 0 K: 0 S: 11	H: 1 LOB: 0 BB: 0 P: 17		1B: 11 2B: 4 3B: 0 HR: 0	SF: 1 SAC: 0 DP: 2 HBP: 1	WP: 0 PB: 0 SB: 1 CS: 0
PITCHER	IP WLS BF H R ER SO BB IBB HBP BLK WP HR S P ERA WHIP	IP WLS BF H R ER SO BB IBB HBP BLK WP HR S P ERA WHIP	IP WLS BF H R ER SO BB IBB HBP BLK WP HR S P ERA WHIP	IP WLS BF H R ER SO BB IBB HBP BLK WP HR S P ERA WHIP	IP WLS BF H R ER SO BB IBB HBP BLK WP HR S P ERA WHIP	IP WLS BF H R ER SO BB IBB HBP BLK WP HR S P ERA WHIP	IP WLS BF H R ER SO BB IBB HBP BLK WP HR S P ERA WHIP	IP WLS BF H R ER SO BB IBB HBP BLK WP HR S P ERA WHIP	IP WLS BF H R ER SO BB IBB HBP BLK WP HR S P ERA WHIP	IP WLS BF H R ER SO BB IBB HBP BLK WP HR S P ERA WHIP	IP WLS BF H R ER SO BB IBB HBP BLK WP HR S P ERA WHIP	IP WLS BF H R ER SO BB IBB HBP BLK WP HR S P ERA WHIP	IP WLS BF H R ER SO BB IBB HBP BLK WP HR S P ERA WHIP	IP WLS BF H R ER SO BB IBB HBP BLK WP HR S P ERA WHIP	IP WLS BF H R ER SO BB IBB HBP BLK WP HR S P ERA WHIP	IP WLS BF H R ER SO BB IBB HBP BLK WP HR S P ERA WHIP				
Esteban Loaiza, R ERA: 5.29	(1, 1)	5.1 L 27	9 6 6 2	2 0 0 0	0 0 0 0	0 0 0 0	0 0 0 0	0 0 0 0	0 0 0 0	10.12 2.062										
Lance Painter, L ERA: 4.11	(6, 1)	0.0 B 1	1 0 0 0	0 0 0 0	0 0 0 0	0 0 0 0	0 0 0 0	0 0 0 0	0 0 0 0	∞ ∞										
Paul Quantrill, R ERA: 4.24	(6, 1)	1.2 8 3	2 2 1	0 0 0	0 0 0	0 0 0	0 0 0	0 0 0	0 0 0	10.80 1.800										
Chris Carpenter, R ERA: 6.99	(8, 1)	1.0 3 1	0 0 0	0 0 0	0 0 0	0 0 0	0 0 0	0 0 0	0 0 0	0.00 1.000										



Batter	1	2	3	4	5	6	7	8	9	AB	R	H	RBI	BB	SO	LOB	TOP				
Shannon Stewart, R OBP: 0.380, SLG: 0.546	G3		1B	1B	F3			G5-3		4	2	1	0	1	0	2	<p>Toronto Blue Jays @ Kansas City Royals Kauffman Stadium, Kansas City, MO</p> <p>Tue Aug 08 2000, 7:05 PM CDT Att: 14,086 - Sunny - 93 F</p> <p>livebaseballscores.com</p>				
Alex Gonzalez, R OBP: 0.314, SLG: 0.404	1B		F2	1B	F7			1B		5	1	3	1	0	0	4					
Dave Martinez, L OBP: 0.327, SLG: 0.360	L8		1B	HBP	F8			F7		5	1	2	2	0	0	2					
Carlos Delgado, L OBP: 0.487, SLG: 0.721	G3		1B	HBP	G5-3			G1-3		4	0	1	1	0	0	2					
Brad Fullmer, L OBP: 0.356, SLG: 0.567		F9	P6	FC6-4	1B			K		5	0	3	2	0	1	2					
Tony Batista, R OBP: 0.323, SLG: 0.566	F9	G4-3	FC6-4	1B	F8			K		5	0	0	0	0	1	6					
Darrin Fletcher, L OBP: 0.356, SLG: 0.523	P6		K	1B	L4			G4-3		5	0	1	0	0	1	1					
José Cruz Jr., S OBP: 0.319, SLG: 0.451	K		F8	K	G1-3					4	0	0	0	0	2	2					
Mickey Morandini, L OBP: 0.329, SLG: 0.320			BB	1B	G4-3					4	2	3	0	0	0	0					
Inning Stats	R: 0 E: 0 K: 0 S: 10	H: 1 LOB: 1 BB: 0 P: 17	R: 0 E: 0 K: 1 S: 6	H: 1 LOB: 1 BB: 0 P: 10	R: 2 E: 0 K: 0 S: 12	H: 3 LOB: 2 BB: 1 P: 18	R: 4 E: 0 K: 1 S: 19	H: 5 LOB: 2 BB: 0 P: 31	R: 0 E: 0 K: 0 S: 16	H: 1 LOB: 1 BB: 0 P: 22	R: 0 E: 0 K: 0 S: 5	H: 0 LOB: 0 BB: 0 P: 7	R: 0 E: 0 K: 0 S: 5	H: 1 LOB: 1 BB: 0 P: 9	R: 0 E: 0 K: 2 S: 7	H: 0 LOB: 0 BB: 0 P: 10	1B: 13 2B: 1 3B: 0 HR: 0	SF: 0 SAC: 0 DP: 0 HBP: 1	WP: 0 PB: 0 SB: 0 CS: 0	PA: 43	
PITCHER	IP	WLS	BF	H	R	ER	SO	BB	IBB	HBP	BLK	WP	HR	S	P	ERA	WHIP				
Mac Suzuki, R ERA: 3.91	3.2	L	23	10	6	6	2	1	0	1	0	0	0	46	74	14.73	3.000				
51 Kris Wilson, R ERA:	4.1		17	4	0	0	1	0	0	0	0	0	0	42	60	0.00	0.923				
Andy Larkin, R ERA: 4.8	1.0		3	0	0	0	2	0	0	0	0	0	0	7	10	0.00	0.000				

Batter	1	2	3	4	5	6	7	8	9	AB	R	H	RBI	BB	SO	LOB	BOTTOM					
Johnny Damon, L OBP: 0.385, SLG: 0.475	G3		F7			HR		F8		4	1	1	1	0	0	1	<p>Toronto Blue Jays @ Kansas City Royals Kauffman Stadium, Kansas City, MO</p> <p>Tue Aug 08 2000, 7:05 PM CDT Att: 14,086 - Sunny - 93 F</p> <p>livebaseballscores.com</p>					
Ray Sanchez, R OBP: 0.282, SLG: 0.306	F4		2-5	L7		G4-3		F9		3	0	0	0	0	0	0						
Mark Quinn, R OBP: 0.338, SLG: 0.479										1	0	0	0	0	0	0						
29 Mike Sweeney, R OBP: 0.403, SLG: 0.595	F7		G6-3			G5-3		F7		4	0	0	0	0	0	0						
Jermaine Dye, R OBP: 0.379, SLG: 0.571		L7		G6-3						3	0	1	0	0	0	0						
Joe Randa, R OBP: 0.360, SLG: 0.456		F7			G6-3		P4			3	0	0	0	0	0	1						
Dave McCarty, R OBP: 0.330, SLG: 0.506					F9		F8			3	0	1	0	0	0	1						
Todd Dunwoody, L OBP: 0.277, SLG: 0.316					F8			G6-3		2	0	0	0	1	0	1						
Gregg Zaun, S OBP: 0.344, SLG: 0.353			P4			P4		G6-3		3	0	0	0	0	0	1						
Carlos Febles, R OBP: 0.358, SLG: 0.340						F9		G6-3		3	0	1	0	0	0	0						
Inning Stats	R: 0 E: 0 K: 0 S: 5	H: 0 LOB: 0 BB: 0 P: 8	R: 0 E: 0 K: 0 S: 12	H: 1 LOB: 1 BB: 0 P: 17	R: 0 E: 0 K: 0 S: 9	H: 1 LOB: 1 BB: 0 P: 15	R: 0 E: 0 K: 0 S: 5	H: 0 LOB: 0 BB: 0 P: 7	R: 0 E: 0 K: 0 S: 9	H: 0 LOB: 0 BB: 0 P: 12	R: 1 E: 0 K: 0 S: 9	H: 1 LOB: 1 BB: 0 P: 12	R: 0 E: 0 K: 0 S: 7	H: 1 LOB: 1 BB: 0 P: 9	R: 0 E: 0 K: 0 S: 12	H: 0 LOB: 0 BB: 1 P: 19	R: 0 E: 0 K: 0 S: 7	H: 0 LOB: 0 BB: 0 P: 9	1B: 3 2B: 0 3B: 0 HR: 1	SF: 0 SAC: 0 DP: 1 HBP: 0	WP: 0 PB: 0 SB: 1 CS: 0	PA: 30
PITCHER	IP	WLS	BF	H	R	ER	SO	BB	IBB	HBP	BLK	WP	HR	S	P	ERA	WHIP					
Frank Castillo, R ERA: 3.91	7.0	W	25	4	1	1	0	0	0	0	0	0	0	15	24	0.00	0.750					
Mark Guthrie, L ERA: 4.55	1.1		4	0	0	0	0	1	0	0	0	0	0	4	4	0.00	0.000					
John Frascatore, R ERA: 5.76	0.2		2	0	0	0	0	0	0	0	0	0	0	4	4	0.00	0.000					

AB 41
R 6
H 14
RBI 6
BB 1
SO 5
LOB 21



Batter	1	2	3	4	5	6	7	8	9	AB	R	H	RBI	BB	SO	LOB	TOP				
Shannon Stewart, R OBP: 0.381, SLG: 0.554 (1, 7)	G5-3		HR		L4			B5-3 1B		4	1	2	1	0	0	0	Toronto Blue Jays @ Kansas City Royals Kauffman Stadium, Kansas City, MO Wed Aug 09 2000, 7:05 PM CDT Att: 14,198 - Sunny - 88 F livebaseballscores.com				
Alex Gonzalez, R OBP: 0.314, SLG: 0.408 (1, 6)	1B 3B		K		K			K		4	1	1	0	0	3	1					
Dave Martinez, L OBP: 0.329, SLG: 0.362 (1, 9)	G4-3 1B		K					B5-3		4	0	2	1	0	1	1					
Carlos Delgado, L OBP: 0.483, SLG: 0.714 (1, 3)	G4-3				K			F5		4	0	0	0	0	1	3					
Brad Fullmer, L OBP: 0.357, SLG: 0.567 (1, 10)	F5				G3 1B			L3		4	1	2	0	0	0	2					
Tony Batista, R OBP: 0.324, SLG: 0.567 (1, 5)					G3 1B			G6-3		4	0	2	1	0	1	0					
José Cruz Jr., S OBP: 0.319, SLG: 0.449 (1, 8)					G3			1B		4	0	1	0	0	0	3					
Alberto Castillo, R OBP: 0.287, SLG: 0.284 (7, PH)					K			K		2	0	0	0	0	1	2					
Darin Fletcher, L OBP: 0.357, SLG: 0.523 (7, 2)	G5-3							G4-6-3 1B		2	0	1	0	0	1	1					
Mickey Morandini, L OBP: 0.327, SLG: 0.317 (9, PH)					G6-3			G4-6-3		3	0	0	0	0	1	2					
Todd Greene, R OBP: 0.358, SLG: 0.459 (9, PH)								G5-3		1	0	0	0	0	0	1					
Inning Stats	R: 1 E: 0 K: 0 S: 8	H: 2 LOB: 1 BB: 0 P: 11	R: 0 E: 0 K: 1 S: 10	H: 0 LOB: 0 BB: 0 P: 18	R: 1 E: 0 K: 2 S: 8	H: 1 LOB: 0 BB: 0 P: 12	R: 0 E: 0 K: 2 S: 11	H: 2 LOB: 2 BB: 0 P: 19	R: 0 E: 0 K: 0 S: 6	H: 1 LOB: 0 BB: 0 P: 11	R: 0 E: 0 K: 0 S: 6	H: 2 LOB: 1 BB: 0 P: 8	R: 0 E: 0 K: 1 S: 9	H: 1 LOB: 1 BB: 0 P: 12	R: 1 E: 0 K: 1 S: 16	H: 2 LOB: 1 BB: 0 P: 24	1B: 8 2B: 2 3B: 1 HR: 1	SF: 0 SAC: 0 DP: 2 HBP: 0	WP: 0 PB: 0 SB: 0 CS: 0	PA: 36	
PITCHER	IP	WLS	BF	H	R	ER	SO	BB	IBB	HBP	BLK	WP	HR	S	P	ERA	WHIP				
Jeff Suppan, R ERA: 5.42 (1, 1)	8.0	W	33	11	3	3	8	0	0	0	0	0	1	71	112	3.38	1.375				
Tim Byrdak, L ERA: 7.11 (9, 1)	0.2	H	2	0	0	0	1	0	0	0	0	0	0	10	15	0.00	0.000				
Andy Larkin, R ERA: 4.7 (9, 1)	0.1	S	1	0	0	0	0	0	0	0	0	0	0	1	1	0.00	0.000				

Batter	1	2	3	4	5	6	7	8	9	AB	R	H	RBI	BB	SO	LOB	BOTTOM				
Johnny Damon, L OBP: 0.386, SLG: 0.475 (1, 8)	FC6-4 1B		29 HR FC4 1B	K			G6-3			4	1	2	0	0	1	1	Toronto Blue Jays @ Kansas City Royals Kauffman Stadium, Kansas City, MO Wed Aug 09 2000, 7:05 PM CDT Att: 14,198 - Sunny - 88 F livebaseballscores.com				
Rey Sanchez, R OBP: 0.292, SLG: 0.306 (1, 6)	FC6-4 29 BB 1B SF7		FC4 29 HR	FC6			29 FC6-4 1B			4	2	1	0	0	0	3					
29 Mike Sweeney, R OBP: 0.406, SLG: 0.514 (1, 3)	BB 1B		1-1 1-H 3-H HR				FC5-4 1B			4	1	3	3	0	0	1					
Jermaine Dye, R OBP: 0.380, SLG: 0.570 (1, 10)	BB		G6-4-3 1B				FC5-4 FC5-4			3	0	1	0	1	0	1					
Joe Randa, R OBP: 0.357, SLG: 0.453 (1, 5)	SF7		G6-4-3				FC5-4			3	0	0	1	0	1	2					
Mark Quinn, R OBP: 0.340, SLG: 0.488 (1, 7)	K		1B 2B				P2			4	1	2	0	0	1	3					
Todd Dunwoody, L OBP: 0.276, SLG: 0.314 (1, 9)			P6				F7			4	0	1	1	0	0	1					
Gregg Zaun, S OBP: 0.344, SLG: 0.348 (1, 2)	K		FC6 BB				F8			2	0	0	0	1	1	0					
Carlos Febles, R OBP: 0.354, SLG: 0.336 (1, 4)	K		L7				F9			3	0	0	0	0	1	1					
Inning Stats	R: 1 E: 0 K: 1 S: 19	H: 2 LOB: 2 BB: 1 P: 26	R: 0 E: 0 K: 2 S: 8	H: 0 LOB: 0 BB: 0 P: 9	R: 4 E: 1 K: 0 S: 17	H: 5 LOB: 1 BB: 0 P: 25	R: 0 E: 0 K: 1 S: 6	H: 0 LOB: 1 BB: 1 P: 13	R: 0 E: 0 K: 0 S: 10	H: 0 LOB: 0 BB: 0 P: 13	R: 0 E: 0 K: 0 S: 8	H: 1 LOB: 0 BB: 0 P: 11	R: 0 E: 0 K: 1 S: 10	H: 1 LOB: 1 BB: 0 P: 16	1B: 7 2B: 1 3B: 1 HR: 1	SF: 1 SAC: 0 DP: 1 HBP: 0		WP: 0 PB: 0 SB: 0 CS: 0	PA: 35		
PITCHER	IP	WLS	BF	H	R	ER	SO	BB	IBB	HBP	BLK	WP	HR	S	P	ERA	WHIP				
Steve Trachsel, R ERA: 4.77 (1, 1)	5.0	L	24	8	5	5	4	2	0	0	0	0	0	14	18	0.00	0.000				
Pedro Borbon, L ERA: 5.92 (6, 1)	1.1		4	0	0	0	0	0	0	0	0	0	0	14	18	0.00	0.000				
Paul Quantrill, R ERA: 4.13 (7, 1)	1.2		6	2	0	0	1	0	0	0	0	0	0	14	22	0.00	1.200				

Batter	1	2	3	4	5	6	7	8	9	AB	R	H	RBI	BB	SO	LOB	TOP								
Shannon Stewart, R OBP: 0.382, SLG: 0.560	0-0 1B 1B	3-3 K		1-1 2H HR		3-3 K	3-1 1B		2-1 G6-3	6	2	3	3	0	2	1									
Alex Gonzalez, R OBP: 0.316, SLG: 0.412	0-0 1B 2B		0-0 F7	1-3 K		0-1 1B 2B	1-2 1B		3-2 E5	6	2	3	2	0	1	0									
Dave Martinez, L OBP: 0.332, SLG: 0.362	0-0 1B 2B		0-1 P6		4-0 1B BB	1-2 1B HR	0-0 F9		1-3 K	5	3	2	2	1	1	3									
Carlos Delgado, L OBP: 0.483, SLG: 0.712	3-1 L6-4 2H 2B		1-2 G4-3		2-0 G3	2-1 1B HR	0-2 F7			5	1	2	2	0	0	3									
Brad Fullmer, L OBP: 0.358, SLG: 0.571	4-0 BB			0-2 G3-1	0-3 K	1-2 1B HR		1-1 F8		4	1	1	3	1	1	1									
Tony Batista, R OBP: 0.327, SLG: 0.574	1-0 L6-4 2-3			2-0 HR	1-0 1B	1-0 F5		2-2 FC3-6 1B		5	1	3	2	0	0	2									
Darrin Fletcher, L OBP: 0.351, SLG: 0.513	2-2 P6			1-0 G4-3	1-1 G3		1-3 K	1-0 FC3-6		5	0	0	0	0	1	3									
José Cruz Jr., S OBP: 0.321, SLG: 0.452		0-2 G3		3-2 2B 2B		4-2 2B BB	0-0 WP 1B HBP	0-0 F8		4	3	2	0	1	0	1									
Craig Grebeck, R OBP: 0.335, SLG: 0.395		1-3 K		1-1 HR 2B		0-0 F7	2-0 1B WP HBP		2-3 K	4	2	1	1	0	2	1									
Inning Stats	R: 3 E: 0 K: 0 S: 9	H: 4 LOB: 1 BB: 1 P: 19	R: 0 E: 0 K: 2 S: 11	H: 0 LOB: 0 BB: 0 P: 15	R: 0 E: 0 K: 0 S: 6	H: 0 LOB: 0 BB: 0 P: 7	R: 4 E: 0 K: 1 S: 17	H: 4 LOB: 0 BB: 0 P: 26	R: 1 E: 0 K: 1 S: 8	H: 1 LOB: 1 BB: 1 P: 16	R: 5 E: 0 K: 1 S: 21	H: 4 LOB: 0 BB: 1 P: 33	R: 2 E: 0 K: 1 S: 14	H: 3 LOB: 2 BB: 0 P: 21	R: 0 E: 0 K: 0 S: 7	H: 1 LOB: 1 BB: 0 P: 11	R: 0 E: 1 K: 2 S: 11	H: 0 LOB: 1 BB: 0 P: 19	1B: 10 2B: 5 3B: 0 HR: 3	SF: 0 SAC: 0 DP: 1 HBP: 1	WP: 1 PB: 0 SB: 1 CS: 0	PA: 48			
PITCHER	IP	WLS	BF	H	R	ER	SO	BB	IBB	HBP	BLK	WP	HR	S	P	ERA	WHIP								
Brian Meadows, R ERA: 5.47	3.2		19	8	7	7	2	1	0	0	0	0	2	39	62	17.18	2.455								
49 Chris Fussell, R ERA: 6.55	2.0	L	10	2	3	3	3	2	0	0	0	0	0	21	37	13.50	2.000								
Tim Byrdak, L ERA: 11.37	0.0		3	3	3	3	0	0	0	0	0	0	1	11	15	∞	∞								
Jerry Spradlin, R ERA: 4.8	2.1		12	4	2	2	1	0	0	1	0	1	0	22	34	7.71	1.714								
Ricky Bottalico, R ERA: 4.63	1.0		4	0	0	0	2	0	0	0	0	0	0	11	19	0.00	0.000								

Toronto Blue Jays @ Kansas City Royals
Kauffman Stadium, Kansas City, MO

AB 44
R 15
H 17
RBI 15
BB 3
SO 8
LOB 15



Thu Aug 10 2000, 1:05 PM CDT
Att: 18,188 - Sunny - 93 F

Batter	1	2	3	4	5	6	7	8	9	AB	R	H	RBI	BB	SO	LOB	BOTTOM								
Johnny Damon, L OBP: 0.389, SLG: 0.480	0-2 2B 1B	1-1 2B		0-0 29 G6-3 1B		3-2 G6-3		1-2 G4-3		4	2	3	0	0	0	0									
Todd Dunwoody, L OBP: 0.274, SLG: 0.311										1	0	0	0	0	0	0									
Carlos Febles, R OBP: 0.346, SLG: 0.330	0-1 F8	0-1 G5-3		0-0 F2		2-3 K			0-0 G4-3	5	0	0	0	0	1	3									
29 Mike Sweeney, R OBP: 0.404, SLG: 0.510	0-0 F3		1-2 2B 1B	0-0 G6-3		2-2 F8			2-3 K	5	1	1	0	0	1	2									
Jermaine Dye, R OBP: 0.381, SLG: 0.574	0-1 1B 2B		0-0 F9	2-1 2B		1-0 F9			0-0 1B	4	1	2	2	0	0	1									
Scott Pose, L OBP: 0.271, SLG: 0.186										1	0	1	0	0	0	0									
Joe Randa, R OBP: 0.358, SLG: 0.456	1-0 HR 1B		1-0 1B 2B	0-0 G6-3		2-2 G6-3			0-0 G1-3	4	2	2	2	0	0	1									
Jeff Reboulet, R OBP: 0.344, SLG: 0.296										1	0	0	0	0	0	1									
Mark Quinn, R OBP: 0.344, SLG: 0.503	2-2 1H HR		0-0 FC6-4 1B		0-3 K		3-1 2B			4	1	3	2	0	1	0									
Dave McCarty, R OBP: 0.323, SLG: 0.494	2-2 G5-3		2-1 F3		0-3 K		0-3 K			4	0	0	0	0	2	3									
Héctor Ortiz, R OBP: 0.485, SLG: 0.517		1-2 F8	1-0 FC6-4 1B		1-1 FC4-6 1B			2-3 K		4	0	2	1	0	1	0									
Luis Ordez, R OBP: 0.242, SLG: 0.217		0-1 G4-3	0-1 FC6-4		1-1 FC4-6			1-1 G3		4	0	0	0	0	0	3									
Inning Stats	R: 4 E: 0 K: 0 S: 15	H: 4 LOB: 0 BB: 0 P: 20	R: 0 E: 0 K: 0 S: 10	H: 1 LOB: 1 BB: 0 P: 12	R: 2 E: 0 K: 0 S: 10	H: 4 LOB: 2 BB: 0 P: 16	R: 1 E: 0 K: 0 S: 6	H: 2 LOB: 1 BB: 0 P: 8	R: 0 E: 0 K: 2 S: 10	H: 1 LOB: 1 BB: 0 P: 12	R: 0 E: 0 K: 1 S: 11	H: 0 LOB: 0 BB: 0 P: 18	R: 0 E: 0 K: 1 S: 9	H: 1 LOB: 1 BB: 0 P: 15	R: 0 E: 0 K: 1 S: 8	H: 0 LOB: 0 BB: 0 P: 12	R: 0 E: 0 K: 1 S: 6	H: 1 LOB: 1 BB: 0 P: 8	1B: 8 2B: 5 3B: 0 HR: 1	SF: 0 SAC: 0 DP: 0 HBP: 0	WP: 0 PB: 0 SB: 0 CS: 0	PA: 41			
PITCHER	IP	WLS	BF	H	R	ER	SO	BB	IBB	HBP	BLK	WP	HR	S	P	ERA	WHIP								
David Wells, L ERA: 4.14	3.2		22	11	7	7	0	0	0	0	0	0	0	39	58	0.00	0.462								
Chris Carpenter, R ERA: 6.77	4.1	W	15	2	0	0	5	0	0	0	0	0	0	6	8	0.00	1.000								
Billy Koch, R ERA: 2.39	1.0		4	1	0	0	1	0	0	0	0	0	0	6	8	0.00	1.000								

Toronto Blue Jays @ Kansas City Royals
Kauffman Stadium, Kansas City, MO

AB 41
R 7
H 14
RBI 7
BB 0
SO 6
LOB 14



Thu Aug 10 2000, 1:05 PM CDT
Att: 18,188 - Sunny - 93 F

Batter	1	2	3	4	5	6	7	8	9	AB	R	H	RBI	BB	SO	LOB	TOP										
Shannon Stewart, R OBP: 0.383, SLG: 0.566 (1, 7)	1-2 E S 1B		2-1 HR		1-1 G4-3 1-3		0-3 K		2-3 K	5	1	2	1	0	2	2	Toronto Blue Jays @ Minnesota Twins Hubert H. Humphrey Metrodome, Minneapolis, MN Fri Aug 11 2000, 8:05 PM EDT Att: 13,360 - Dome - 72 F AB 33 R 4 H 8 RBI 4 BB 5 SO 10 LOB 20										
Alex Gonzalez, R OBP: 0.318, SLG: 0.410 (1, 6)	1-3 K		3-2 BB 1B		3-3 K		4-0 1B 1-2 BB		1-2 F8	4	0	1	0	1	2	2											
Brad Fullmer, L OBP: 0.357, SLG: 0.568 (1, 10)	0-3 K 1-3		1-2 P5		1-2 1B 3-H 0-2		0-3 K			4	0	1	1	0	2	4											
Carlos Delgado, L OBP: 0.483, SLG: 0.710 (1, 3)	2-3 K		4-2 G4-3 1-2 BB		G3		0-0 FC6-4 1-3 2-H 1B			3	0	1	1	1	1	2											
Tony Batista, R OBP: 0.324, SLG: 0.569 (1, 5)		1-0 P4	2-1 G4-3 1-2			0-2 G6-3		3-1 FC6-4 1-2		4	0	0	0	0	0	4											
José Cruz Jr., S OBP: 0.325, SLG: 0.460 (1, 8)		1-1 HR		4-1 CS BB		2-0 1B		3-1 G4-3		3	1	2	1	1	0	0											
Marty Cordova, R OBP: 0.318, SLG: 0.342 (1, 9)		4-1 BB		0-1 F8		0-0 F8		1-0 F9		3	0	0	0	1	0	2											
Darrin Fletcher, L OBP: 0.346, SLG: 0.505 (1, 2)		0-3 K		2-3 K 1-2		0-0 G4-3		1-3 K		4	0	0	0	0	3	3											
Craig Grebeck, R OBP: 0.338, SLG: 0.394 (1, 4)		2-2 G6-3			4-2 G4-3 1B BB		2-1 BB 1B		0-2 F8	3	2	1	0	1	0	1											
Inning Stats	R: 0 H: 1 E: 0 K: 3 S: 15	H: 1 LOB: 1 BB: 0 P: 19	R: 1 H: 1 E: 0 K: 1 S: 10	H: 1 LOB: 1 BB: 1 P: 18	R: 1 H: 2 E: 0 K: 0 S: 13	H: 1 LOB: 1 BB: 1 P: 25	R: 0 H: 0 E: 0 K: 1 S: 6	H: 0 LOB: 0 BB: 1 P: 12	R: 1 H: 1 E: 0 K: 1 S: 14	H: 1 LOB: 1 BB: 1 P: 23	R: 0 H: 1 E: 0 K: 0 S: 6	H: 1 LOB: 1 BB: 0 P: 8	R: 1 H: 2 E: 0 K: 2 S: 11	H: 2 LOB: 2 BB: 1 P: 20	R: 0 H: 0 E: 0 K: 1 S: 7	H: 0 LOB: 0 BB: 0 P: 12	R: 0 H: 0 E: 0 K: 1 S: 10	H: 0 LOB: 0 BB: 0 P: 13	1B: 6 2B: 0 3B: 0 HR: 2	SF: 0 SAC: 0 DP: 1 HBP: 0	WP: 0 PB: 1 SB: 1 CS: 1	PA: 38					
PITCHER	IP	WLS	BF	H	R	ER	SO	BB	IBB	HBP	BLK	WP	HR	S	P	ERA	WHIP										
J.C. Romero, L ERA: 4.6 (1, 1)	5.0	W	22	5	3	2	6	4	0	0	0	0	2	58	97	3.60	1.800										
Hector Carrasco, R ERA: 4.04 (6, 1)	3.0		13	3	1	1	3	1	0	0	0	0	0	24	40	3.00	1.333										
Bob Wells, R ERA: 3.73 (9, 1)	1.0		3	0	0	0	1	0	0	0	0	0	0	10	13	0.00	0.000										

Batter	1	2	3	4	5	6	7	8	9	AB	R	H	RBI	BB	SO	LOB	BOTTOM										
Cristian Guzman, S OBP: 0.314, SLG: 0.421 (1, 6)	1-0 FC1-2 3B					0-0 1B 2B		2-1 G6-3		5	1	2	0	0	0	0	Toronto Blue Jays @ Minnesota Twins Hubert H. Humphrey Metrodome, Minneapolis, MN Fri Aug 11 2000, 8:05 PM EDT Att: 13,360 - Dome - 72 F AB 36 R 9 H 13 RBI 9 BB 3 SO 5 LOB 11										
Denny Hocking, S OBP: 0.369, SLG: 0.414 (1, 4) (9, 9)	0-2 FC1-2 HR	3-3 K			0-2 2B 1B	1-2 2B 1B		2-2 G5-3		5	3	2	0	0	1	1											
Matt Lawton, L OBP: 0.432, SLG: 0.477 Jason Maxwell, R OBP: 0.316, SLG: 0.337 (1, 9) (9, 4)	1-2 HR		0-0 F8		2-1 G4-3 1H 3-H 1B 2B	1-1 1B 2B		3-2 G3-1		5	3	3	5	0	0	0											
Ron Coomer, R OBP: 0.336, SLG: 0.439 (1, 3)	4-0 BB BB		2-0 L9		1-0 G4-3 2-3 G3	2-1 1B		2-2 G6-3 1B		3	0	1	1	1	0	1											
David Ortiz, L OBP: 0.388, SLG: 0.454 (1, 10)	1-3 K		2-3 K		3-2 G3	2-2 G6-3 1B		1-2 1B		4	0	1	0	0	2	2											
Corey Koskie, L OBP: 0.401, SLG: 0.452 (1, 5)	4-1 1-2 BB			2-1 L9	4-2 1B BB	1-1 G6-3 1-2				2	1	0	0	2	0	2											
Tori Hunter, R OBP: 0.271, SLG: 0.312 (1, 8)	3-3 K			0-0 G5-3	3-2 1B 1B		3-3 K			4	0	1	1	0	2	2											
Jacque Jones, L OBP: 0.322, SLG: 0.474 (1, 7)		0-0 HR		0-1 S 1B	1-3 3-H 2-2 1B		0-0 F8			4	1	3	2	0	0	0											
Danny Ardoin, R OBP: 0.300, SLG: 0.313 (1, 2)		3-2 F9		3-2 F9	1-2 G6-3		2-2 G1-3			4	0	0	0	0	0	3											
Inning Stats	R: 2 H: 2 E: 0 K: 2 S: 16	H: 2 LOB: 2 BB: 2 P: 30	R: 1 H: 1 E: 0 K: 1 S: 18	H: 1 LOB: 0 BB: 0 P: 27	R: 0 H: 0 E: 0 K: 1 S: 5	H: 0 LOB: 0 BB: 0 P: 9	R: 0 H: 1 E: 0 K: 0 S: 9	H: 1 LOB: 1 BB: 0 P: 14	R: 4 H: 5 E: 0 K: 0 S: 22	H: 5 LOB: 2 BB: 1 P: 39	R: 2 H: 4 E: 0 K: 0 S: 15	H: 4 LOB: 1 BB: 0 P: 24	R: 0 H: 0 E: 0 K: 1 S: 8	H: 0 LOB: 0 BB: 0 P: 13	R: 0 H: 0 E: 0 K: 0 S: 8	H: 0 LOB: 0 BB: 0 P: 15	1B: 7 2B: 3 3B: 1 HR: 2	SF: 0 SAC: 0 DP: 1 HBP: 0	WP: 0 PB: 0 SB: 1 CS: 0	PA: 39							
PITCHER	IP	WLS	BF	H	R	ER	SO	BB	IBB	HBP	BLK	WP	HR	S	P	ERA	WHIP										
Kelvim Escobar, R ERA: 5.42 (5, 1)	0.1	L	4	2	1	1	0	1	0	0	0	0	0	11	23	27.00	9.000										
Lance Painter, L ERA: 4.29 (5, 1)	1.1		7	4	2	2	0	0	0	0	0	0	0	18	29	13.50	3.000										
Paul Quantrill, R ERA: 4.32 (7, 1)	2.0		6	0	0	0	1	0	0	0	0	0	0	16	28	0.00	0.000										



Batter	1	2	3	4	5	6	7	8	9	AB	R	H	RBI	BB	SO	LOB	TOP								
Shannon Stewart, R OBP: 0.385, SLG: 0.565 (1, 7)	L5	F8			G6-3 1B		1-2 1B		4-0 DI 1B BB	4	1	2	1	1	0	3	Toronto Blue Jays @ Minnesota Twins Hubert H. Humphrey Metrodome, Minneapolis, MN Sat Aug 12 2000, 7:05 PM EDT Att: 30,161 - Dome - 72 F livebaseballscorecards.com								
Alex Gonzalez, R OBP: 0.316, SLG: 0.407 (1, 6)	F8		K		G6-3		2-0 P6		1-2 DI 1B	5	0	1	1	0	1	2									
José Cruz Jr., S OBP: 0.322, SLG: 0.455 (1, 8)	F8		F8		G5-3		0-0 F8		2-3 K	5	0	0	0	0	1	3									
Carlos Delgado, L OBP: 0.483, SLG: 0.706 (1, 3)		1B 1B BB	G6-3		F8		4-1 G4-6-3 1B BB			2	1	0	0	2	0	0									
Tony Batista, R OBP: 0.326, SLG: 0.569 (1, 5)	F7				E8 1B		1-0 G4-3 1B		1-0 G4-6-3 1B	4	0	2	0	0	0	1									
Todd Greene, R OBP: 0.310, SLG: 0.450 (1, 10)		1B 1B 1B			G6-3		2-2 G4-3		0-2 G4-6-3	3	0	1	0	0	0	2									
Brad Fullmer, L OBP: 0.356, SLG: 0.566 (8, PH)		1B 1-2 1B			G6-3		1-2 G4-3		1-2 2-3	1	0	0	0	0	0	2									
Dave Martinez, L OBP: 0.331, SLG: 0.361 (1, 9)		1B 1-2 2-3 1B			K		0-1 L9		3-3 K	4	0	1	0	0	2	3									
Craig Grebeck, R OBP: 0.346, SLG: 0.406 (1, 4)		1-2 2-3 3-H 1B			1-2 1B		1-1 1B 2B		2-3 K	4	1	3	1	0	1	0									
Alberto Castillo, R OBP: 0.283, SLG: 0.279 (1, 2)		1-2 2-3 K			G3		0-3 K		2-3 K	3	0	0	0	0	2	4									
Darin Fletcher, L OBP: 0.345, SLG: 0.504 (9, PH)		K								1	0	0	0	0	1	0									
Inning Stats	R: 0 E: 0 K: 0 S: 8	H: 0 LOB: 0 BB: 0 P: 13	R: 1 E: 0 K: 1 S: 14	H: 3 LOB: 3 BB: 1 P: 25	R: 0 E: 0 K: 1 S: 9	H: 0 LOB: 0 BB: 0 P: 15	R: 0 E: 1 K: 1 S: 9	H: 1 LOB: 2 BB: 0 P: 12	R: 0 E: 0 K: 0 S: 10	H: 1 LOB: 1 BB: 0 P: 18	R: 0 E: 0 K: 0 S: 7	H: 1 LOB: 1 BB: 0 P: 12	R: 1 E: 0 K: 1 S: 11	H: 2 LOB: 1 BB: 0 P: 15	R: 0 E: 0 K: 1 S: 9	H: 1 LOB: 1 BB: 1 P: 17	R: 1 E: 0 K: 3 S: 12	H: 1 LOB: 1 BB: 1 P: 23	1B: 9 2B: 1 3B: 0 HR: 0	SF: 0 SAC: 0 DP: 1 HBP: 0	WP: 0 PB: 0 SB: 0 CS: 0	PA: 39			
PITCHER	IP	WLS	BF	H	R	ER	SO	BB	IBB	HBP	BLK	WP	HR	S	P	ERA	WHIP								
Mark Redman, L ERA: 4.43 (1, 1)	6.0	W	25	6	1	1	3	1	0	0	0	0	0	57	95	1.50	1.167								
Joe Mays, R ERA: 5.96 (7, 1)	1.0		5	2	1	1	1	0	0	0	0	0	0	11	15	9.00	2.000								
Travis Miller, L ERA: 3.99 (8, 1)	0.0		1	0	0	0	0	1	0	0	0	0	0	1	5	∞	∞								
LaTroy Hawkins, R ERA: 3.49 (8, 1)	2.0	S	8	2	1	1	4	1	0	0	0	0	0	20	35	4.50	1.500								

Batter	1	2	3	4	5	6	7	8	9	AB	R	H	RBI	BB	SO	LOB	BOTTOM								
Cristian Guzman, S OBP: 0.314, SLG: 0.421 (1, 6)	K	BB 1B	1-3 1B			K		FC6-4 G4-3 E		5	1	2	0	0	2	1	Toronto Blue Jays @ Minnesota Twins Hubert H. Humphrey Metrodome, Minneapolis, MN Sat Aug 12 2000, 7:05 PM EDT Att: 30,161 - Dome - 72 F livebaseballscorecards.com								
Jay Canizaro, R OBP: 0.328, SLG: 0.404 (1, 4)	E6 2B	1-2 BB 1B			K		P4	G4-3		5	1	1	1	0	1	1									
Matt Lawton, L OBP: 0.336, SLG: 0.481 (1, 9)		1-2 3-H 1B					G6-3		4-2 E BB	3	0	2	1	2	0	0									
Denny Hocking, S OBP: 0.369, SLG: 0.414 (9, 9)	FC1-5 1H 2B	1-2 2-3 BB			FC5-4 1B					0	0	0	0	0	0	0									
Ron Coomer, R OBP: 0.335, SLG: 0.437 (1, 3)	FC1-5 1B				FC5-4		G5-3	E7		5	1	1	1	0	1	5									
David Ortiz, L OBP: 0.392, SLG: 0.461 (1, 10)	1-1 2H 1B				G4-3 HR 2B		F7	G3-1		5	1	3	1	0	0	4									
Corey Koskie, L OBP: 0.402, SLG: 0.451 (1, 5)	G4-3				G4-3		G4-6-3 1B BB	1-2 1B		3	0	1	0	1	0	2									
Tori Hunter, R OBP: 0.281, SLG: 0.337 (1, 8)		1-0 FC4-6 1B	0-2 HR		G4-6-3 1B		1-1 K			4	1	3	2	0	1	2									
Jacque Jones, L OBP: 0.319, SLG: 0.469 (1, 7)		2-1 FC4-6 1B	3-H G3		G4-6-3		3-1 G1-3			4	1	0	0	0	0	5									
Chad Moeller, R OBP: 0.259, SLG: 0.275 (1, 2)		0-0 F9	4-2 1B				0-3 K		4-0 FC6-4 BB	0	0	0	0	0	0	0									
Danny Ardoin, R OBP: 0.333, SLG: 0.278 (2, 2)										2	0	0	0	2	1	2									
Inning Stats	R: 2 E: 1 K: 1 S: 16	H: 2 LOB: 1 BB: 0 P: 25	R: 1 E: 0 K: 1 S: 13	H: 3 LOB: 3 BB: 1 P: 22	R: 2 E: 0 K: 0 S: 16	H: 3 LOB: 2 BB: 1 P: 23	R: 0 E: 0 K: 1 S: 10	H: 1 LOB: 1 BB: 0 P: 11	R: 0 E: 0 K: 1 S: 12	H: 1 LOB: 1 BB: 1 P: 20	R: 0 E: 0 K: 1 S: 9	H: 0 LOB: 0 BB: 0 P: 13	R: 0 E: 0 K: 1 S: 12	H: 2 LOB: 2 BB: 0 P: 15	R: 1 E: 2 K: 0 S: 11	H: 1 LOB: 3 BB: 2 P: 23	1B: 10 2B: 2 3B: 0 HR: 1	SF: 0 SAC: 0 DP: 1 HBP: 0	WP: 0 PB: 0 SB: 0 CS: 0	PA: 41					
PITCHER	IP	WLS	BF	H	R	ER	SO	BB	IBB	HBP	BLK	WP	HR	S	P	ERA	WHIP								
Esteban Loaiza, R ERA: 5.26 (1, 1)	6.0	L	30	10	5	3	5	3	0	0	0	0	0	76	114	4.50	2.167								
Mark Guthrie, L ERA: 4.47 (7, 1)	1.0		5	2	0	0	1	0	0	0	0	0	0	12	15	0.00	2.000								
John Frascatore, R ERA: 5.82 (8, 1)	1.0		6	1	1	1	0	2	0	0	0	0	0	11	23	9.00	3.000								

AB 36
R 3
H 10
RBI 3
BB 3
SO 8
LOB 20



AB 36
R 6
H 13
RBI 6
BB 5
SO 6
LOB 22



Batter	1	2	3	4	5	6	7	8	9	AB	R	H	RBI	BB	SO	LOB	TOP										
Shannon Stewart, R (1.7) OBP: 0.382, SLG: 0.562	F7	FC5-2 HR	G5-3		1B		F8		K	6	2	1	1	0	1	4	Toronto Blue Jays @ Minnesota Twins Hubert H. Humphrey Metrodome, Minneapolis, MN Sun Aug 13 2000, 2:05 PM EDT Att: 25,656 - Dome - 72 F livebaseballscorecards.com										
Alex Gonzalez, R (1.6) OBP: 0.319, SLG: 0.417	1B G4-3	HR		G5-3	1B		K		G5-3	6	2	3	5	0	1	0											
Dave Martinez, L (1.9) OBP: 0.335, SLG: 0.365	G4-3	CS		WP	1B				K	5	0	3	0	0	1	1											
Carlos Delgado, L (1.3) OBP: 0.482, SLG: 0.709	G4-3	CS	F9	K					HR	4	2	1	2	1	1	2											
Brad Fullmer, L (1.10) OBP: 0.356, SLG: 0.575	G4-3		2B	F7					K	5	2	2	2	0	1	2											
Tony Batista, R (1.5) OBP: 0.331, SLG: 0.573		1B 2B	1B G3		1B 2B				P5	5	3	4	1	0	0	0											
Darrin Fletcher, L (1.2) OBP: 0.349, SLG: 0.505		2B FC5-2	G3 1B		K	L3			FC6-4 1B	5	0	3	0	0	1	2											
José Cruz Jr., S (1.8) OBP: 0.324, SLG: 0.459		FC5-2 HR	G3		2B 1B		F5		FC6-4	5	2	3	1	0	0	2											
Mickey Morandini, L (1.4) OBP: 0.322, SLG: 0.312	P6		G3		K		K2-3		K	5	0	0	1	0	3	6											
Inning Stats	R: 1 E: 0 K: 0 S: 11	H: 2 LOB: 1 BB: 0 P: 18	R: 4 E: 0 K: 0 S: 15	H: 5 LOB: 0 BB: 0 P: 17	R: 2 E: 0 K: 0 S: 15	H: 4 LOB: 2 BB: 0 P: 21	R: 0 E: 0 K: 1 S: 10	H: 1 LOB: 1 BB: 0 P: 13	R: 3 E: 0 K: 2 S: 17	H: 4 LOB: 1 BB: 0 P: 22	R: 1 E: 0 K: 1 S: 10	H: 2 LOB: 0 BB: 0 P: 13	R: 0 E: 0 K: 2 S: 9	H: 0 LOB: 0 BB: 0 P: 13	R: 2 E: 0 K: 1 S: 13	H: 2 LOB: 1 BB: 1 P: 18	R: 0 E: 0 K: 2 S: 8	H: 0 LOB: 0 BB: 0 P: 10	1B: 13 2B: 4 HR: 3	SF: 0 SAC: 0 DP: 0 HBP: 0	WP: 1 PB: 0 CS: 1	PA: 48					
PITCHER	IP	WLS	BF	H	R	ER	SO	BB	IBB	HBP	BLK	WP	HR	S	P	ERA	WHIP										
Brad Radke, R (1.1) ERA: 4.72	2.1	L	16	10	7	7	0	0	0	0	0	0	1	35	46	27.00	4.286										
Travis Miller, L (3.1) ERA: 4.32	2.2		14	6	3	3	0	0	0	0	0	1	0	33	45	10.12	2.250										
54 Jason Ryan, R (6.1) ERA: 8.41	2.0		8	2	1	1	3	0	0	0	0	0	1	19	26	4.50	1.000										
Eddie Guardado, L (8.1) ERA: 3.71	1.0		6	2	2	2	1	1	0	0	0	0	1	13	18	18.00	3.000										
Joe Mays, R (9.1) ERA: 5.92	1.0		3	0	0	0	2	0	0	0	0	0	0	8	10	0.00	0.000										

Batter	1	2	3	4	5	6	7	8	9	AB	R	H	RBI	BB	SO	LOB	BOTTOM										
Cristian Guzman, S (1.6) OBP: 0.315, SLG: 0.420	K		E1			F7		K		3	0	1	0	0	1	0	Toronto Blue Jays @ Minnesota Twins Hubert H. Humphrey Metrodome, Minneapolis, MN Sun Aug 13 2000, 2:05 PM EDT Att: 25,656 - Dome - 72 F livebaseballscorecards.com										
Jason Maxwell, R (7.4) OBP: 0.313, SLG: 0.333			1B							1	0	0	0	0	1	0											
Denny Hocking, S (1.4) OBP: 0.371, SLG: 0.415	F8		G4-3			1B				4	0	2	0	0	0	1											
Midre Cummings, L (1.9) OBP: 0.322, SLG: 0.383	G1-3			K		K		F7		4	0	0	0	0	2	2											
Ron Coomer, R (1.3) OBP: 0.333, SLG: 0.434		F9		K		F9		G4-3		3	0	0	0	0	1	1											
Jay Canizaro, R (8.4) OBP: 0.327, SLG: 0.402										1	0	0	0	0	0	1											
David Ortiz, L (1.10) OBP: 0.390, SLG: 0.461		G3		K		G4-3 1B		K		4	1	1	0	0	2	0											
Corey Koskie, L (1.5) OBP: 0.403, SLG: 0.453		FC5-4 BB			F8		G4-3		2B	3	1	1	0	1	0	1											
Tori Hunter, R (1.8) OBP: 0.290, SLG: 0.366		FC5-4			HR		G4-3 1B		2B	4	1	3	3	0	0	1											
Jacque Jones, L (1.7) OBP: 0.316, SLG: 0.464			G4-3		K		G4-3		K	4	0	0	0	0	2	2											
Danny Ardoin, R (1.2) OBP: 0.308, SLG: 0.250			K		F8		K		G6-3	2	0	0	0	0	1	0											
A.J. Pierzynski, L (7.2) ERA: 2.49					F8		K			2	0	0	0	0	1	2											
Inning Stats	R: 0 E: 0 K: 1 S: 9	H: 0 LOB: 0 BB: 0 P: 11	R: 0 E: 0 K: 0 S: 8	H: 0 LOB: 1 BB: 1 P: 18	R: 0 E: 1 K: 1 S: 8	H: 1 LOB: 1 BB: 0 P: 15	R: 0 E: 0 K: 3 S: 12	H: 0 LOB: 0 BB: 0 P: 15	R: 1 E: 0 K: 1 S: 6	H: 1 LOB: 0 BB: 0 P: 10	R: 0 E: 0 K: 1 S: 9	H: 1 LOB: 1 BB: 0 P: 12	R: 1 E: 0 K: 1 S: 12	H: 2 LOB: 1 BB: 0 P: 16	R: 0 E: 0 K: 1 S: 11	H: 1 LOB: 0 BB: 0 P: 15	R: 1 E: 0 K: 2 S: 14	H: 2 LOB: 1 BB: 0 P: 18	1B: 4 2B: 3 HR: 1	SF: 0 SAC: 0 DP: 0 HBP: 0	WP: 0 PB: 0 CS: 0	PA: 36					
PITCHER	IP	WLS	BF	H	R	ER	SO	BB	IBB	HBP	BLK	WP	HR	S	P	ERA	WHIP										
Frank Castillo, R (1.1) ERA: 3.86	1.2		5	0	0	0	1	1	0	0	0	0	1	50	76	3.38	1.125										
Chris Carpenter, R (2.1) ERA: 6.64	5.1	W	22	5	2	2	7	1	0	0	0	0	1	50	76	3.38	1.125										
Paul Quantrill, R (8.1) ERA: 4.26	1.0		4	1	0	0	1	0	0	0	0	0	0	11	15	0.00	1.000										
Billy Koch, R (9.1) ERA: 2.49	1.0		5	2	1	1	2	0	0	0	0	0	0	14	18	9.00	2.000										

AB 46
R 13
H 20
RBI 13
BB 1
SO 9
LOB 19



AB 35
R 3
H 8
RBI 3
SO 11
LOB 11



Batter	1	2	3	4	5	6	7	8	9	AB	R	H	RBI	BB	SO	LOB	TOP								
Darin Erstad, L (1, 8) OBP: 0.408, SLG: 0.549	G3		F8			1B BB	FC5 1B	1B		5	1	3	0	0	0	1	Anaheim Angels @ Toronto Blue Jays SkyDome, Toronto, ON Tue Aug 15 2000, 7:05 PM EDT Att: 26,706 - Cloudy - 88 F								
Troy Glaus, R (1, 5) OBP: 0.391, SLG: 0.592	F7		G6-4-3		BB SF8	1B	FC5 1B	K		5	1	2	0	0	1	2									
Tim Salmon, R (1, 10) OBP: 0.409, SLG: 0.565	2B			HR BB	16 1B BB		FC5	K		3	2	1	0	2	1	2									
Mo Vaughn, L (1, 3) OBP: 0.376, SLG: 0.536	F8			HR BB	16 1B BB		K	HR 1B		4	2	2	3	1	1	1									
Ron Gant, R (1, 7) OBP: 0.329, SLG: 0.507	F8			K	SF8		BB	HR		3	1	1	3	1	1	0									
16 Garret Anderson, L (1, 9) OBP: 0.293, SLG: 0.532	HR			2B	1B		P2	G1-3		5	1	3	2	0	0	1									
Benjie Molina, R (1, 2) OBP: 0.309, SLG: 0.423	G6-3			F7	F8		F7	K		5	0	0	0	0	1	4									
Adam Kennedy, L (1, 4) OBP: 0.312, SLG: 0.418	G1-3			F8			F8	F7		4	0	0	0	0	0	1									
Benji Gil, R (1, 6) OBP: 0.301, SLG: 0.336			G6-4-3 HBP		F9	G5-3		K		3	0	0	0	0	1	0									
Inning Stats	R: 0 E: 0 K: 0 S: 11	H: 1 LOB: 1 BB: 0 P: 15	R: 1 E: 0 K: 0 S: 13	H: 1 LOB: 0 BB: 0 P: 14	R: 0 E: 0 K: 0 S: 4	H: 0 LOB: 0 BB: 0 P: 9	R: 2 E: 0 K: 1 S: 14	H: 2 LOB: 1 BB: 1 P: 22	R: 3 E: 0 K: 0 S: 13	H: 3 LOB: 2 BB: 2 P: 23	R: 0 E: 0 K: 0 S: 8	H: 2 LOB: 2 BB: 0 P: 13	R: 0 E: 0 K: 1 S: 9	H: 0 LOB: 1 BB: 1 P: 15	R: 0 E: 0 K: 2 S: 12	H: 1 LOB: 1 BB: 0 P: 18		R: 2 E: 0 K: 2 S: 12	H: 2 LOB: 0 BB: 0 P: 19	1B: 7 2B: 2 3B: 0 HR: 3	SF: 1 SAC: 0 DP: 1 HBP: 1	WP: 0 PB: 0 SB: 1 CS: 0	PA: 43		
PITCHER	IP	WLS	BF	H	R	ER	SO	BB	IBB	HBP	BLK	WP	HR	S	P	ERA	WHIP								
David Wells, L (1, 1) ERA: 4.34	4.2	L	24	7	6	6	1	3	0	1	0	0	2	53	80	11.57	2.143								
Paul Quantrill, R (5, 1) ERA: 4.17	1.1		6	2	0	0	0	0	0	0	0	0	0	10	16	0.00	1.500								
Pedro Borbon, L (7, 1) ERA: 5.35	1.0		4	0	0	0	1	1	0	0	0	0	0	9	15	0.00	1.000								
Mark Guthrie, L (8, 1) ERA: 4.42	0.2		3	1	0	0	1	0	0	0	0	0	0	9	15	0.00	1.500								
Kelvim Escobar, R (8, 1) ERA: 5.49	1.1		6	2	2	2	3	0	0	0	0	0	1	15	22	13.50	1.500								

Batter	1	2	3	4	5	6	7	8	9	AB	R	H	RBI	BB	SO	LOB	BOTTOM								
Shannon Stewart, R (1, 7) OBP: 0.380, SLG: 0.565	G6-3		F8		HR		E4 G5-4-3		F9	5	1	1	2	0	0	4	Anaheim Angels @ Toronto Blue Jays SkyDome, Toronto, ON Tue Aug 15 2000, 7:05 PM EDT Att: 26,706 - Cloudy - 88 F								
Alex Gonzalez, R (1, 6) OBP: 0.317, SLG: 0.414	G5-3			F9	WP 1B		G5-4-3	G6-3		5	0	1	0	0	0	4									
Dave Martinez, L (1, 9) OBP: 0.334, SLG: 0.363	G3			1B BB SF7	1B		F7	G4-3		4	1	1	0	0	0	1									
Carlos Delgado, L (1, 3) OBP: 0.482, SLG: 0.706			G6-4-3 HBP	1B BB			F8	G4-3		2	0	0	0	1	0	1									
Brad Fullmer, L (1, 10) OBP: 0.355, SLG: 0.571	F8			1B			K	G4-3		4	0	1	0	0	1	1									
Tony Batista, R (1, 5) OBP: 0.330, SLG: 0.572	G6-4-3			SF7			K2-3	1B 2B		3	1	1	1	0	1	1									
Darrin Fletcher, L (1, 2) OBP: 0.348, SLG: 0.502			G3-1	G3-1			F9	2B 1B		4	0	1	0	0	0	2									
José Cruz Jr., S (1, 8) OBP: 0.326, SLG: 0.457					HR BB		F8	K		2	1	0	0	2	1	2									
Mickey Morandini, L (1, 4) OBP: 0.322, SLG: 0.313							F7			3	0	1	0	0	0	2									
Craig Grebeck, R (8, PH) OBP: 0.349, SLG: 0.415	F7							1B		1	0	1	1	0	0	0									
Inning Stats	R: 0 E: 0 K: 0 S: 8	H: 0 LOB: 0 BB: 0 P: 12	R: 0 E: 0 K: 0 S: 8	H: 0 LOB: 0 BB: 0 P: 14	R: 0 E: 0 K: 0 S: 8	H: 0 LOB: 1 BB: 1 P: 14	R: 1 E: 0 K: 0 S: 12	H: 2 LOB: 2 BB: 1 P: 23	R: 2 E: 0 K: 0 S: 8	H: 2 LOB: 1 BB: 1 P: 16	R: 0 E: 0 K: 2 S: 9	H: 0 LOB: 0 BB: 0 P: 14	R: 0 E: 1 K: 0 S: 9	H: 1 LOB: 1 BB: 0 P: 16	R: 0 E: 0 K: 0 S: 9	H: 0 LOB: 0 BB: 0 P: 13	R: 1 E: 0 K: 1 S: 11	H: 3 LOB: 2 BB: 0 P: 18	1B: 6 2B: 1 3B: 0 HR: 1	SF: 1 SAC: 0 DP: 2 HBP: 1	WP: 1 PB: 0 SB: 0 CS: 0	PA: 38			
PITCHER	IP	WLS	BF	H	R	ER	SO	BB	IBB	HBP	BLK	WP	HR	S	P	ERA	WHIP								
Matt Wise, R (1, 1) ERA: 3.31	6.1	W	27	5	3	3	2	3	0	1	0	0	0	6	10	4.26	1.263								
Mark Petkovsek, R (7, 1) ERA: 4.47	0.2	H	2	0	0	0	0	0	0	0	0	0	0	6	10	0.00	0.000								
Mike Holtz, L (8, 1) ERA: 4.26	1.1	H	6	2	1	1	1	0	0	0	0	0	0	14	21	6.75	1.500								
Shigetoshi Hasegawa, R (9, 1) ERA: 3.52	0.2		3	1	0	0	0	0	0	0	0	0	0	6	10	0.00	1.500								



Batter	1	2	3	4	5	6	7	8	9	AB	R	H	RBI	BB	SO	LOB	TOP										
Darin Erstad, L OBP: 0.407, SLG: 0.552 (1, 7)	1-1 P6	1-0 G4-3			3-2 HR		0-0 SH1-3	1-1 G6-3		4	1	1	1	0	0	2											
Orlando Palmeiro, L OBP: 0.401, SLG: 0.389 Ron Gant, R OBP: 0.328, SLG: 0.504 (7, 7)	3-2 BB 1B		1-2 F8		3-2 F7		3-2 P4		2-1 F2	3	0	1	0	0	0	0											
Mo Vaughn, L OBP: 0.377, SLG: 0.533 (1, 3)	1-1 BB 1B		2-2 G4-3			2-3 K	4-0 1B IBB		3-3 K	4	0	1	0	1	2	0											
Tim Salmon, R OBP: 0.411, SLG: 0.563 Scott Spiezo, S OBP: 0.336, SLG: 0.439 (1, 10)	4-1 BB 16 G4-6-3		1-1 F8			4-1 16 1B BB	1-0 1B		0-3 K	1	1	0	0	2	0	0											
16 Garret Anderson, L OBP: 0.293, SLG: 0.529 (1, 8)	0-2 G4-6-3			1-3 K		3-2 1B SF7	0-0 F7			4	1	1	0	0	1	5											
Troy Glaus, R OBP: 0.392, SLG: 0.598 (1, 5)		2-2 HR		0-1 P6		1-2 1B		1-3 1B	1-3 K	4	1	2	2	0	1	0											
Adam Kennedy, L OBP: 0.311, SLG: 0.417 (1, 4)		0-2 G1-3		3-1 F7		3-H SF7		0-2 1B	2-0 S E 1B	3	1	1	1	0	0	0											
Matt Walbeck, S OBP: 0.256, SLG: 0.392 (1, 2)		1-2 G1-3			1-2 G3	1-0 F2		0-3 K		4	0	0	0	0	1	2											
Kevin Stocker, S OBP: 0.365, SLG: 0.357 (1, 6)			0-0 2B		1-3 K		2-2 SH1-3 1B	1-0 E2 1B		4	1	3	0	0	1	0											
Inning Stats	R: 0 E: 0 K: 0 S: 11	H: 2 LOB: 2 BB: 1 P: 20	R: 1 E: 0 K: 0 S: 11	H: 2 LOB: 1 BB: 0 P: 15	R: 0 E: 0 K: 0 S: 9	H: 0 LOB: 0 BB: 0 P: 13	R: 0 E: 0 K: 1 S: 7	H: 0 LOB: 0 BB: 0 P: 11	R: 1 E: 0 K: 1 S: 14	H: 1 LOB: 0 BB: 0 P: 22	R: 2 E: 0 K: 1 S: 16	H: 2 LOB: 1 BB: 1 P: 27	R: 1 E: 0 K: 0 S: 11	H: 2 LOB: 2 BB: 1 P: 21	R: 1 E: 1 K: 2 S: 10	H: 2 LOB: 1 BB: 0 P: 15	R: 0 E: 0 K: 2 S: 10	H: 0 LOB: 0 BB: 0 P: 15	1B: 8 2B: 1 3B: 0 HR: 2	SF: 1 SAC: 1 DP: 1 HBP: 0	WP: 0 PB: 0 SB: 1 CS: 0	PA: 40					
PITCHER	IP	WLS	BF	H	R	ER	SO	BB	IBB	HBP	BLK	WP	HR	S	P	ERA	WHIP										
Steve Trachsel, R ERA: 4.84 (1, 1)	5.1		24	7	4	4	3	2	0	0	0	0	2	64	103	6.75	1.688										
Pedro Borbon, L ERA: 5.45 (6, 1)	1.0		4	1	1	1	0	0	0	0	0	0	0	10	13	9.00	1.000										
John Frascatore, R ERA: 5.79 (7, 1)	0.1		2	0	0	0	0	0	1	0	0	0	0	3	10	0.00	0.000										
Mark Guthrie, L ERA: 4.32 (7, 1)	1.1		7	3	1	0	2	0	0	0	0	0	0	12	18	0.00	2.250										
Billy Koch, R ERA: 2.45 (9, 1)	1.0	W	3	0	0	0	2	0	0	0	0	0	0	10	15	0.00	0.000										
Batter	1	2	3	4	5	6	7	8	9	AB	R	H	RBI	BB	SO	LOB	BOTTOM										
Shannon Stewart, R OBP: 0.380, SLG: 0.562 (1, 7)	4-0 FC4-6 BB 1B	2-0 F9		1-3 K			1-2 1B G5-3	0-1 G5-4-3		4	2	1	0	1	1	3											
Alex Gonzalez, R OBP: 0.318, SLG: 0.412 (1, 6)	4-0 FC4-6 BB	0-2 BB 1B		1-3 K			0-0 G5-3		1-1 G6-3	4	0	1	0	1	1	1											
Dave Martinez, L OBP: 0.338, SLG: 0.365 (1, 9)	2-1 FC4-6 BB 1B	4-1 BB			1-2 F8		2-2 G1-4-3		1-1 HR 1B	4	3	2	0	1	0	2											
Carlos Delgado, L OBP: 0.481, SLG: 0.709 (1, 3)	2-2 2B 1B	2-1 F7			1-1 F8		0-1 G1-4-3		3-2 HR	5	1	2	4	0	0	4											
Tony Batista, R OBP: 0.333, SLG: 0.581 (1, 5)	1-0 2B		0-0 G5-3		4-2 FC6-4 BB		2-0 HR			3	1	2	3	1	0	0											
Todd Greene, R OBP: 0.283, SLG: 0.409 (1, 10)	3-3 K		1-1 F8		0-0 FC6-4		1-2 F3			4	0	0	0	0	1	3											
José Cruz Jr., S OBP: 0.327, SLG: 0.462 (1, 8)	1-0 F9		1-0 HR			0-0 G6-3		4-0 1B BB		3	1	1	1	1	0	2											
Darinn Fletcher, L OBP: 0.344, SLG: 0.497 Mickey Morandini, L OBP: 0.324, SLG: 0.315 (1, 2)		0-3 K		0-0 G3		2-1 F5		0-0 G5-4-3 1B		3	0	0	0	0	1	0											
Craig Grebeck, R OBP: 0.343, SLG: 0.406 Alberto Castillo, R OBP: 0.283, SLG: 0.279 (1, 4)		1-1 BB 1B		1-0 F3		2-1 G5-3		0-1 P1		4	0	0	0	0	0	2											
Inning Stats	R: 2 E: 1 K: 1 S: 11	H: 2 LOB: 2 BB: 2 P: 28	R: 0 E: 1 K: 1 S: 12	H: 1 LOB: 3 BB: 1 P: 21	R: 1 E: 0 K: 0 S: 5	H: 1 LOB: 0 BB: 0 P: 7	R: 0 E: 0 K: 2 S: 7	H: 0 LOB: 0 BB: 0 P: 10	R: 0 E: 0 K: 0 S: 5	H: 0 LOB: 0 BB: 0 P: 9	R: 3 E: 0 K: 0 S: 13	H: 3 LOB: 0 BB: 0 P: 19	R: 0 E: 0 K: 0 S: 5	H: 1 LOB: 1 BB: 1 P: 9	R: 2 E: 0 K: 0 S: 7	H: 2 LOB: 0 BB: 0 P: 12	1B: 6 2B: 1 3B: 0 HR: 3	SF: 0 SAC: 0 DP: 1 HBP: 0	WP: 0 PB: 0 SB: 0 CS: 0	PA: 40							
PITCHER	IP	WLS	BF	H	R	ER	SO	BB	IBB	HBP	BLK	WP	HR	S	P	ERA	WHIP										
Scott Schoeneweis, L ERA: 5.01 (1, 1)	6.2		31	6	5	5	4	4	0	0	0	0	1	61	105	6.75	1.500										
Mark Petkovsek, R ERA: 4.6 (7, 1)	0.1	B	2	1	1	1	0	0	0	0	0	0	1	4	7	27.00	3.000										
Lou Pote, R ERA: 5.14 (8, 1)	1.1	L	7	3	2	2	0	1	0	0	0	0	1	12	21	13.50	3.000										

Anaheim Angels @ Toronto Blue Jays
SkyDome, Toronto, ON
Wed Aug 16 2000, 12:35 PM EDT
Att: 32,497 - Sunny - 75 F

AB 35
R 6
H 11
RBI 5
BB 3
SO 7
LOB 10



Anaheim Angels @ Toronto Blue Jays
SkyDome, Toronto, ON
Wed Aug 16 2000, 12:35 PM EDT
Att: 32,497 - Sunny - 75 F

AB 35
R 8
H 10
RBI 8
BB 5
SO 4
LOB 17



Batter	1	2	3	4	5	6	7	8	9	AB	R	H	RBI	BB	SO	LOB	TOP		
Denny Hocking, S (1, 3) OBP: 0.383, SLG: 0.426	2-2 FC6-4 1B		1-2 F9		4-2 BB			0-2 F9	2-0 FC6-4 1B	4	0	2	0	1	0	1	Minnesota Twins @ Toronto Blue Jays SkyDome, Toronto, ON Fri Aug 18 2000, 7:05 PM EDT Att: 23,074 - Dome - 72 F		
Cristian Guzman, S (1, 6) OBP: 0.315, SLG: 0.419	1-0 FC6-4 1-2f		1-0 F8		0-0 G1-3			1-1 G3	0-0 FC6-4 1-2f	5	0	0	0	0	0	6			
Matt Lawton, L (1, 9) OBP: 0.433, SLG: 0.477	3-3 K				0-0 G6-3			3-2 K		4	0	1	0	0	1	1			
David Ortiz, L (1, 10) OBP: 0.380, SLG: 0.458	3-3 K				2-2 FC3-6 1B			0-1 G3	2-2 F8	4	0	1	0	0	1	2			
Corey Koskie, L (1, 5) OBP: 0.401, SLG: 0.447		2-3 K			0-2 FC3-6 1-2f			4-2 BB	1-1 F8	3	0	0	0	1	1	1			
Tori Hunter, R (1, 8) OBP: 0.287, SLG: 0.371		3-2 L6			0-1 F5			2-1 F9	1-1 F3	4	0	0	0	0	0	2			
Midre Cummings, L (1, 7) OBP: 0.319, SLG: 0.395		2-3 K						0-1 G4-3	3-2 HR	4	1	1	1	0	2	0			
Jay Canizaro, R (1, 4) OBP: 0.326, SLG: 0.399					1-1 F9 G6-3 1B			1-1 G6-3	0-0 F9	3	0	1	0	0	0	0			
Jacque Jones, L (9, PH) OBP: 0.315, SLG: 0.469									0-0 DI E 1B	1	1	1	0	0	0	0			
A.J. Pierzynski, L (1, 2) OBP: 0.154, SLG: 0.083					0-1 G6-3			3-3 K	2-2 E6 1B 1-H	2	0	0	0	1	1	1			
Ron Coomer, R (9, PH) OBP: 0.331, SLG: 0.430										1	0	1	0	0	0	0			
Jason Maxwell, R (9, PR) OBP: 0.320, SLG: 0.341					1-2					0	0	0	0	0	0	0			
Inning Stats	R: 0 H: 1 E: 0 K: 2 S: 10	H: 1 LOB: 1 BB: 0 P: 19	R: 0 H: 0 E: 0 K: 2 S: 10	H: 0 LOB: 0 BB: 0 P: 17	R: 0 H: 1 E: 0 K: 0 S: 9	H: 1 LOB: 1 BB: 0 P: 12	R: 0 H: 1 E: 0 K: 0 S: 10	H: 1 LOB: 1 BB: 0 P: 12	R: 0 H: 0 E: 0 K: 1 S: 11	H: 0 LOB: 2 BB: 1 P: 18	R: 0 H: 0 E: 0 K: 1 S: 6	H: 0 LOB: 0 BB: 0 P: 9	R: 0 H: 1 E: 0 K: 0 S: 14	H: 1 LOB: 1 BB: 0 P: 20	R: 2 H: 4 E: 1 K: 0 S: 16	H: 4 LOB: 2 BB: 0 P: 25	1B: 6 2B: 1 3B: 0 HR: 1	SF: 0 SAC: 0 DP: 0 HBP: 0	WP: 0 PA: 38 PB: 0 SB: 1 CS: 0
PITCHER	IP WLS BF H R ER SO BB IBB HBP BLK WP HR S P ERA WHIP																		
Esteban Loaiza, R (1, 1) ERA: 4.98	7.2 W 30 4 0 0 6 3 0 0 0 0 0 76 123 0.00 0.913																		
Billy Koch, R (8, 1) ERA: 2.69	1.1 S 8 4 2 2 0 0 0 0 0 0 0 1 22 33 13.50 3.000																		

AB	35
R	2
H	8
RBI	1
BB	3
SO	6
LOB	14



Batter	1	2	3	4	5	6	7	8	9	AB	R	H	RBI	BB	SO	LOB	BOTTOM		
Shannon Stewart, R (1, 7) OBP: 0.381, SLG: 0.559	4-2 G6-3 BB		4-2 S BB		3-2 G6-3 1-2f			3-2 G6-3		2	0	0	0	2	0	2	Minnesota Twins @ Toronto Blue Jays SkyDome, Toronto, ON Fri Aug 18 2000, 7:05 PM EDT Att: 23,074 - Dome - 72 F		
Alex Gonzalez, R (1, 6) OBP: 0.318, SLG: 0.411	0-1 G6-3 1-2f		1-0 F8				1-2 G5-3	1-2 2B SF8 1B		4	1	1	0	0	0	2			
Dave Martinez, L (1, 9) OBP: 0.340, SLG: 0.370	2-1 HR 1B		2-0 F8				1-3 K2-3	1-1 1B 1-3 2B		4	1	2	0	0	1	1			
Carlos Delgado, L (1, 3) OBP: 0.485, SLG: 0.720	0-0 1-H HR				4-1 G3-6-3 BB		1-0 2B	4-0 1B 1B IBB		2	1	2	2	2	0	0			
Brad Fullmer, L (1, 10) OBP: 0.352, SLG: 0.567	3-2 F8				3-1 G3-6-3 1-2f		1-0 G4-3	1-1 SF8		3	0	0	1	0	0	2			
Tony Batista, R (1, 5) OBP: 0.335, SLG: 0.579		2-1 F8			1-1 F7			4-2 BB	0-2 1-2 2-3 1B	3	0	1	0	1	0	0			
Darrin Fletcher, L (1, 2) OBP: 0.343, SLG: 0.497		0-0 G4-3					1-1 1B 2B	3-2 F3	0-1 F8	4	0	1	0	0	0	4			
José Cruz Jr., S (1, 8) OBP: 0.327, SLG: 0.461		0-1 F9					2-1 G6-3 1B	1-3 K		3	0	1	0	0	1	1			
Mickey Morandini, L (1, 4) OBP: 0.321, SLG: 0.312					3-3 K		1-1 L3	1-0 F7		3	0	0	0	0	1	3			
Inning Stats	R: 2 H: 2 E: 0 K: 0 S: 12	H: 2 LOB: 1 BB: 1 P: 21	R: 0 H: 0 E: 0 K: 0 S: 5	H: 0 LOB: 0 BB: 0 P: 7	R: 0 H: 0 E: 0 K: 1 S: 9	H: 0 LOB: 1 BB: 1 P: 18	R: 0 H: 0 E: 0 K: 0 S: 5	H: 0 LOB: 0 BB: 1 P: 13	R: 0 H: 2 E: 0 K: 0 S: 9	H: 2 LOB: 1 BB: 0 P: 16	R: 0 H: 1 E: 0 K: 1 S: 8	H: 1 LOB: 1 BB: 0 P: 12	R: 0 H: 0 E: 0 K: 1 S: 12	H: 0 LOB: 1 BB: 1 P: 21	R: 1 H: 3 E: 0 K: 0 S: 20	H: 3 LOB: 3 BB: 1 P: 30		1B: 4 2B: 3 3B: 0 HR: 1	SF: 1 SAC: 0 DP: 3 HBP: 0
PITCHER	IP WLS BF H R ER SO BB IBB HBP BLK WP HR S P ERA WHIP																		
Matt Kinney, R (1, 1) ERA: 2.84	6.1 L 25 5 2 2 2 4 0 0 0 0 0 55 101 2.84 1.421																		
Bob Wells, R (7, 1) ERA: 3.57	0.2 2 0 0 0 1 0 0 0 0 0 0 5 7 0.00 0.000																		
Eddie Guardado, L (8, 1) ERA: 3.83	1.0 7 3 1 1 0 0 1 0 0 0 0 20 30 9.00 3.000																		

AB	28
R	3
H	8
RBI	3
BB	5
SO	3
LOB	15



Batter	1	2	3	4	5	6	7	8	9	AB	R	H	RBI	BB	SO	LOB	TOP				
Denny Hocking, S OBP: 0.380, SLG: 0.420	G6-3		G4-3		L6		2B		F7	4	1	0	0	1	0	1	Minnesota Twins @ Toronto Blue Jays SkyDome, Toronto, ON Sat Aug 19 2000, 4:05 PM EDT Att: 25,171 - Cloudy - 70 F				
Cristian Guzman, S OBP: 0.316, SLG: 0.421	K		K		G4-3		1B		3B	5	2	2	2	0	2	1					
Matt Lawton, L OBP: 0.433, SLG: 0.478	BB		F8				G3		K	5	0	2	1	0	1	1					
Ron Coomer, R OBP: 0.331, SLG: 0.432	BB				K		F3		K	4	1	1	1	1	2	1					
David Ortiz, L OBP: 0.389, SLG: 0.460										1	0	1	0	4	0	0					
Jason Maxwell, R OBP: 0.320, SLG: 0.341									1B	0	0	0	0	0	0	0					
Corey Koskie, L OBP: 0.401, SLG: 0.445							G4-3			4	0	1	1	1	1	5					
Tori Hunter, R OBP: 0.285, SLG: 0.364			G6-3						F9	4	1	0	0	1	1	5					
Jacque Jones, L OBP: 0.315, SLG: 0.470			K				G4-3		L7	4	0	1	0	0	1	3					
A.J. Pierzynski, L OBP: 0.133, SLG: 0.071			F7							2	0	0	0	0	0	1					
Jay Canizaro, R OBP: 0.325, SLG: 0.398					L4					1	0	0	0	0	1	1					
Danny Ardoin, R OBP: 0.300, SLG: 0.217							K		K	1	0	0	0	0	1	2					
Inning Stats	R: 0 H: 1 E: 0 K: 1 S: 14	H: 1 LOB: 3 BB: 2 P: 31	R: 0 H: 0 E: 0 K: 1 S: 8	H: 0 LOB: 0 BB: 0 P: 13	R: 0 H: 0 E: 0 K: 1 S: 9	H: 0 LOB: 1 BB: 0 P: 12	R: 0 H: 0 E: 0 K: 3 S: 10	H: 0 LOB: 1 BB: 1 P: 17	R: 0 H: 1 E: 0 K: 0 S: 8	H: 1 LOB: 1 BB: 0 P: 13	R: 3 H: 2 E: 0 K: 2 S: 18	H: 2 LOB: 1 BB: 2 P: 26	R: 0 H: 0 E: 0 K: 1 S: 8	H: 0 LOB: 2 BB: 2 P: 20	R: 2 H: 3 E: 0 K: 1 S: 16	H: 3 LOB: 2 BB: 1 P: 27	1B: 4 2B: 3 3B: 1 HR: 0	SF: 0 SAC: 0 DP: 0 HBP: 0	WP: 0 PB: 0 SB: 1 CS: 0	PA: 43	
PITCHER	IP	WLS	BF	H	R	ER	SO	BB	IBB	HBP	BLK	WP	HR	S	P	ERA	WHIP				
Joey Hamilton, R ERA: 4.73	(1, 1)	6.0	24	3	0	0	6	3	0	0	0	0	0	60	102	0.00	1.000				
Mark Guthrie, L ERA: 5.75	(7, 1)	0.2	L	6	2	3	3	1	2	0	0	0	0	15	23	40.50	6.000				
John Frascatore, R ERA: 5.45	(7, 1)	0.1	L	0	0	0	1	0	0	0	0	0	0	3	3	0.00	0.000				
Pedro Borbon, L ERA: 4.33	(8, 1)	0.0	L	2	0	0	0	2	0	0	0	0	0	8	∞	∞	∞				
Paul Quantrill, R ERA: 4.24	(8, 1)	1.2	L	8	2	2	2	1	0	0	0	0	0	19	29	10.80	1.800				
Lance Painter, L ERA: 4.24	(9, 1)	0.1	L	2	1	0	0	0	0	0	0	0	0	5	10	0.00	3.000				

Batter	1	2	3	4	5	6	7	8	9	AB	R	H	RBI	BB	SO	LOB	BOTTOM				
Shannon Stewart, R OBP: 0.382, SLG: 0.561	SH5-3		F9		L8					4	1	2	0	0	2	Minnesota Twins @ Toronto Blue Jays SkyDome, Toronto, ON Sat Aug 19 2000, 4:05 PM EDT Att: 25,171 - Cloudy - 70 F					
Alex Gonzalez, R OBP: 0.315, SLG: 0.407	SH5-3		K				K		K	3	0	0	0	3	1						
Dave Martinez, L OBP: 0.339, SLG: 0.368					L4		F7		K	4	0	1	1	0	1						
Carlos Delgado, L OBP: 0.484, SLG: 0.715			F8		G4-3		2B		G4-3	3	0	0	0	1	2						
Brad Fullmer, L OBP: 0.351, SLG: 0.566			P6		F3				G3	4	0	1	0	0	1						
Tony Batista, R OBP: 0.334, SLG: 0.577			F7		P3				F3	4	0	1	0	0	0						
Darrin Fletcher, L OBP: 0.342, SLG: 0.493			G3-1				F5		G3	4	0	1	0	0	1						
José Cruz Jr., S OBP: 0.327, SLG: 0.461							F5			3	0	1	0	0	1						
Mickey Morandini, L OBP: 0.321, SLG: 0.312			CS				G6-3			3	0	1	0	0	1						
Inning Stats	R: 1 H: 2 E: 0 K: 0 S: 10	H: 2 LOB: 1 BB: 0 P: 15	R: 0 H: 1 E: 0 K: 0 S: 5	H: 1 LOB: 0 BB: 0 P: 8	R: 0 H: 0 E: 0 K: 2 S: 11	H: 0 LOB: 0 BB: 0 P: 16	R: 0 H: 0 E: 0 K: 0 S: 5	H: 0 LOB: 0 BB: 0 P: 7	R: 0 H: 2 E: 0 K: 1 S: 13	H: 2 LOB: 2 BB: 0 P: 20	R: 0 H: 1 E: 0 K: 1 S: 18	H: 1 LOB: 1 BB: 1 P: 27	R: 0 H: 1 E: 0 K: 2 S: 14	H: 1 LOB: 1 BB: 0 P: 21	R: 0 H: 0 E: 0 K: 0 S: 6		H: 0 LOB: 0 BB: 0 P: 8	1B: 6 2B: 2 3B: 0 HR: 0	SF: 0 SAC: 1 DP: 0 HBP: 0	WP: 0 PB: 0 SB: 1 CS: 1	PA: 35
PITCHER	IP	WLS	BF	H	R	ER	SO	BB	IBB	HBP	BLK	WP	HR	S	P	ERA	WHIP				
Brad Radke, R ERA: 4.58	(1, 1)	7.0	W	27	7	1	1	4	0	0	0	0	0	70	103	1.29	1.143				
LaTroy Hawkins, R ERA: 3.44	(8, 1)	0.1	H	2	1	0	0	1	0	0	0	0	0	8	14	0.00	3.000				
Eddie Guardado, L ERA: 3.69	(8, 1)	1.2	S	5	0	0	0	1	0	0	0	0	0	12	15	0.00	0.000				

Batter	1	2	3	4	5	6	7	8	9	AB	R	H	RBI	BB	SO	LOB	TOP			
Cristian Guzman, S OBP: 0.315, SLG: 0.421 (1, 6)										4	1	1	0	0	0	1	Minnesota Twins @ Toronto Blue Jays SkyDome, Toronto, ON Sun Aug 20 2000, 1:05 PM EDT Att: 32,627 - Sunny - 63 F			
Denny Hocking, S OBP: 0.377, SLG: 0.416 (1, 4)										3	0	0	0	0	1	0				
Matt Lawton, L OBP: 0.433, SLG: 0.480 (1, 9)										4	2	2	1	0	0	0				
Ron Coomer, R OBP: 0.333, SLG: 0.433 (1, 3)										4	0	2	0	0	0	1				
David Ortiz, L OBP: 0.388, SLG: 0.457 (1, 10)										4	0	1	1	0	2	2				
Corey Koskie, L OBP: 0.400, SLG: 0.443 (1, 5)										4	0	1	0	0	1	2				
Tori Hunter, R OBP: 0.289, SLG: 0.367 (1, 8)										4	0	2	0	0	0	4				
Jacque Jones, L OBP: 0.312, SLG: 0.465 (1, 7)										4	0	0	0	0	1	6				
Danny Ardoin, R OBP: 0.265, SLG: 0.185 (1, 2)										4	0	0	0	0	2	2				
Inning Stats	R: 2 E: 1 K: 1 S: 14	H: 4 LOB: 3 BB: 0 P: 22	R: 0 E: 0 K: 1 S: 9	H: 0 LOB: 0 BB: 0 P: 11	R: 1 E: 1 K: 0 S: 8	H: 1 LOB: 0 BB: 0 P: 10	R: 0 E: 0 K: 0 S: 6	H: 1 LOB: 0 BB: 0 P: 7	R: 0 E: 0 K: 2 S: 6	H: 0 LOB: 0 BB: 0 P: 9	R: 0 E: 0 K: 0 S: 9	H: 1 LOB: 0 BB: 0 P: 11	R: 0 E: 0 K: 2 S: 11	H: 1 LOB: 1 BB: 0 P: 20	R: 0 E: 0 K: 1 S: 9	H: 1 LOB: 1 BB: 0 P: 10	1B: 7 2B: 2 3B: 0 HR: 0	SF: 0 SAC: 1 DP: 2 HBP: 0	WP: 0 PB: 0 SB: 0 CS: 0	PA: 36
PITCHER David Wells, L ERA: 4.23 (1, 1)	IP: 9.0 WLS: W BF: 36 H: 9 R: 3 ER: 2 SO: 7 BB: 0 IBB: 0 HBP: 0 BLK: 0 WP: 0 HR: 0 S: 79 P: 112 ERA: 2.00 WHIP: 1.000															PITCHER				

Batter	1	2	3	4	5	6	7	8	9	AB	R	H	RBI	BB	SO	LOB	BOTTOM			
Shannon Stewart, R OBP: 0.385, SLG: 0.564 (1, 7)										5	1	3	2	0	0	1	Minnesota Twins @ Toronto Blue Jays SkyDome, Toronto, ON Sun Aug 20 2000, 1:05 PM EDT Att: 32,627 - Sunny - 63 F			
Alex Gonzalez, R OBP: 0.317, SLG: 0.407 (1, 6)										3	0	1	1	0	1	1				
José Cruz Jr., S OBP: 0.326, SLG: 0.458 (1, 8)										5	0	1	1	0	0	5				
Carlos Delgado, L OBP: 0.482, SLG: 0.713 (1, 3)										4	0	1	0	0	1	2				
Tony Batista, R OBP: 0.333, SLG: 0.573 (1, 5)										3	0	0	0	1	2	1				
Dave Martinez, L OBP: 0.338, SLG: 0.370 (1, 9)										4	0	1	0	0	1	2				
Todd Greene, R OBP: 0.320, SLG: 0.489 (1, 10)										3	2	2	1	1	0	2				
Craig Grebeck, R OBP: 0.345, SLG: 0.405 (1, 4)										3	2	1	0	1	0	3				
Alberto Castillo, R OBP: 0.282, SLG: 0.274 (1, 2)										3	1	0	0	1	1	4				
Inning Stats	R: 0 E: 0 K: 2 S: 18	H: 1 LOB: 1 BB: 0 P: 27	R: 0 E: 0 K: 1 S: 10	H: 1 LOB: 2 BB: 1 P: 18	R: 0 E: 0 K: 0 S: 4	H: 0 LOB: 0 BB: 0 P: 7	R: 0 E: 0 K: 2 S: 8	H: 0 LOB: 0 BB: 0 P: 11	R: 1 E: 0 K: 1 S: 10	H: 3 LOB: 2 BB: 0 P: 13	R: 0 E: 0 K: 0 S: 9	H: 1 LOB: 1 BB: 1 P: 19	R: 3 E: 0 K: 0 S: 8	H: 2 LOB: 1 BB: 2 P: 21	R: 2 E: 1 K: 0 S: 13	H: 2 LOB: 2 BB: 0 P: 21	1B: 6 2B: 3 3B: 0 HR: 1	SF: 0 SAC: 1 DP: 1 HBP: 1	WP: 0 PB: 1 SB: 0 CS: 0	PA: 39
PITCHER Eric Milton, L ERA: 4.57 Hector Carrasco, R ERA: 4.13 Bob Wells, R ERA: 3.66	IP: 6.0 WLS: L BF: 5 H: 2 R: 1 ER: 1 SO: 3 BB: 0 IBB: 0 HBP: 0 BLK: 0 WP: 0 HR: 0 S: 61 P: 105 ERA: 4.50 WHIP: 1.667															PITCHER				

Batter	1	2	3	4	5	6	7	8	9	AB	R	H	RBI	BB	SO	LOB	TOP								
Johnny Damon, L (1, 8) OBP: 0.384, SLG: 0.475	G5-3	G4-3			P6		SH5-3 29 1B BB	K		4	1	0	0	1	1	3	Kansas City Royals @ Toronto Blue Jays SkyDome, Toronto, ON Tue Aug 22 2000, 7:05 PM EDT Att: 22,551 - Sunny - 70 F								
Rey Sanchez, R (1, 6) OBP: 0.303, SLG: 0.317	E 2B 1B		29 G6-3 1B S		1B		SH5-3	K	4	2	3	0	0	1	0										
29 Mike Sweeney, R (1, 10) OBP: 0.405, SLG: 0.522	F9		G6-3		G5-3		FC6-4 1B	F8	5	0	1	1	0	0	4										
Jemaine Dye, R (1, 9) OBP: 0.387, SLG: 0.582	E6 2B		G6-4-3 1B		F9		K	K	5	1	1	1	0	2	2										
Joe Randa, R (1, 5) OBP: 0.346, SLG: 0.441			G6-4-3		G1-4-3 1B 1B		FC6-4		4	0	2	2	0	0	2										
Mark Quinn, R (1, 7) OBP: 0.348, SLG: 0.512	K				G5-3		G1-4-3 1B	1B E 1B	4	1	2	0	0	1	1										
Dave McCarty, R (1, 3) OBP: 0.315, SLG: 0.488					F8		G1-4-3	F9	4	0	1	0	0	0	3										
Gregg Zaun, S (1, 2) OBP: 0.358, SLG: 0.358		K			F7			E3 1B	3	0	1	0	1	1	1										
Jeff Reboulet, R (1, 4) OBP: 0.332, SLG: 0.287	F7				G5-3 29 1B BB		F8	E3	3	0	0	0	1	0	5										
Inning Stats	R: 2 E: 1 K: 1 S: 12	H: 2 LOB: 1 BB: 0 P: 21	R: 0 E: 0 K: 1 S: 9	H: 1 LOB: 1 BB: 0 P: 13	R: 1 E: 0 K: 0 S: 5	H: 2 LOB: 0 BB: 0 P: 8	R: 0 E: 0 K: 0 S: 8	H: 0 LOB: 0 BB: 0 P: 11	R: 0 E: 0 K: 0 S: 7	H: 1 LOB: 3 BB: 1 P: 14	R: 0 E: 0 K: 0 S: 14	H: 2 LOB: 3 BB: 1 P: 29	R: 1 E: 0 K: 1 S: 10	H: 1 LOB: 1 BB: 1 P: 19	R: 1 E: 1 K: 1 S: 10	H: 2 LOB: 1 BB: 0 P: 12	R: 0 E: 0 K: 2 S: 13	H: 0 LOB: 0 BB: 0 P: 18	1B: 10 2B: 1 3B: 0 HR: 0	SF: 0 SAC: 1 DP: 2 HBP: 0	WP: 0 PB: 0 SB: 2 CS: 0	PA: 40			
PITCHER	IP	WLS	BF	H	R	ER	SO	BB	IBB	HBP	BLK	WP	HR	S	P	ERA	WHIP								
Steve Trachsel, R (1, 1) ERA: 4.72	6.0		27	8	3	1	2	1	1	0	0	0	0	55	96	1.50	1.500								
Mark Guthrie, L (7, 1) ERA: 4.88	0.0		1	0	1	1	0	1	0	0	0	0	0	0	4	∞	∞								
John Frascatore, R (7, 1) ERA: 5.62	1.1		7	3	1	0	1	0	0	0	0	0	0	16	23	0.00	2.250								
Kelvin Escobar, R (8, 1) ERA: 5.47	0.2	W	2	0	0	0	1	0	0	0	0	0	0	4	4	0.00	0.000								
Billy Koch, R (9, 1) ERA: 2.64	1.0	S	3	0	0	0	2	0	0	0	0	0	0	13	18	0.00	0.000								

Batter	1	2	3	4	5	6	7	8	9	AB	R	H	RBI	BB	SO	LOB	BOTTOM								
Shannon Stewart, R (1, 7) OBP: 0.384, SLG: 0.561	G4-6-3 1B		G5-4-3		K		K			4	0	1	0	0	2	3	Kansas City Royals @ Toronto Blue Jays SkyDome, Toronto, ON Tue Aug 22 2000, 7:05 PM EDT Att: 22,551 - Sunny - 70 F								
Alex Gonzalez, R (1, 6) OBP: 0.314, SLG: 0.403	G4-6-3				E5 2B 1B		E3	K	4	1	0	0	0	1	2										
Dave Martinez, L (1, 9) OBP: 0.340, SLG: 0.373	G4-3				F9		F9	1B HR BB	3	2	1	0	1	0	1										
Carlos Delgado, L (1, 3) OBP: 0.484, SLG: 0.713					FC4 1B		G4-3	HR 1B	4	1	3	1	0	0	0										
Brad Fullmer, L (1, 10) OBP: 0.352, SLG: 0.573	F9				FC4-6		FC4-6	HR	4	1	2	4	0	0	2										
Tony Batista, R (1, 5) OBP: 0.333, SLG: 0.577	FC4				F9		FC4-6	HR	4	1	1	1	0	0	3										
Darrin Fletcher, L (1, 2) OBP: 0.338, SLG: 0.487	G6-3				K		G4-3	F7	4	0	0	0	0	1	3										
José Cruz Jr., S (1, 8) OBP: 0.327, SLG: 0.458			K				SH5-3 E 1B	G4-3	4	1	2	0	0	1	0										
Mickey Morandini, L (1, 4) OBP: 0.321, SLG: 0.310			G5-4-3 BB		SH5-3		K	G4-3	2	0	0	0	1	1	1										
Inning Stats	R: 0 E: 0 K: 0 S: 4	H: 1 LOB: 0 BB: 0 P: 9	R: 0 E: 0 K: 0 S: 7	H: 1 LOB: 0 BB: 0 P: 11	R: 0 E: 0 K: 1 S: 7	H: 0 LOB: 0 BB: 1 P: 14	R: 2 E: 1 K: 1 S: 11	H: 2 LOB: 1 BB: 0 P: 24	R: 1 E: 1 K: 1 S: 12	H: 1 LOB: 1 BB: 0 P: 18	R: 0 E: 0 K: 0 S: 6	H: 1 LOB: 1 BB: 0 P: 10	R: 0 E: 0 K: 3 S: 10	H: 1 LOB: 1 BB: 0 P: 16	R: 4 E: 0 K: 0 S: 13	H: 3 LOB: 0 BB: 1 P: 20	R: 1 E: 0 K: 0 S: 7	H: 0 LOB: 0 BB: 0 P: 11	1B: 7 2B: 1 3B: 0 HR: 2	SF: 0 SAC: 1 DP: 2 HBP: 0	WP: 0 PB: 0 SB: 1 CS: 0	PA: 36			
PITCHER	IP	WLS	BF	H	R	ER	SO	BB	IBB	HBP	BLK	WP	HR	S	P	ERA	WHIP								
Dan Reichert, R (1, 1) ERA: 3.96	7.0		31	8	5	3	6	2	0	0	0	0	0	63	112	3.86	1.429								
Jose Santiago, R (8, 1) ERA: 4.41	1.0	L	5	2	2	2	0	0	0	0	0	0	2	7	10	18.00	2.000								

AB	36
R	5
H	11
RBI	4
BB	3
SO	6
LOB	21



AB	33
R	7
H	10
RBI	6
BB	2
SO	6
LOB	15



Batter	1	2	3	4	5	6	7	8	9	AB	R	H	RBI	BB	SO	LOB	TOP			
Johnny Damon, L (1, 8) OBP: 0.384, SLG: 0.480	L4		HR	29 G6-3 1B		G4-3		K		5	2	2	2	0	1	0	Kansas City Royals @ Toronto Blue Jays SkyDome, Toronto, ON Wed Aug 23 2000, 7:05 PM EDT Att: 22,616 - Sunny - 73 F			
Rey Sanchez, R (1, 6) OBP: 0.301, SLG: 0.316	G6-3		F9	29 G6-3 1B		G6-3		L6		5	1	1	0	0	0	0				
29 Mike Sweeney, R (1, 3) OBP: 0.405, SLG: 0.521	P4			G6-3		L6		BB 1B		5	0	2	1	0	0	2				
Jemaine Dye, R (1, 9) OBP: 0.389, SLG: 0.580		F3		FC4-6 1B			BB G1-3 BB	1-2 BB		3	0	1	2	2	1	1				
Joe Randa, R (1, 5) OBP: 0.342, SLG: 0.437	F8			FC4-6		G1-3		G4-3		5	0	0	0	0	1	5				
Mark Quinn, R (1, 7) OBP: 0.351, SLG: 0.510				F9		G1-3 1B			F7	3	1	1	0	1	0	0				
Todd Dunwoody, L (1, 10) OBP: 0.261, SLG: 0.298		2B		2B 1B BB		L9		K	F7	4	2	1	1	1	1	3				
Gregg Zaun, S (1, 2) OBP: 0.364, SLG: 0.372		2B		1B 1B 2B		G1-3			G3	4	1	2	1	1	0	1				
Jeff Reboulet, R (1, 4) OBP: 0.330, SLG: 0.287		G6-3		1B 29 G6-3 1B		G5-3		K		4	1	1	1	0	1	5				
Inning Stats	R: 0 E: 0 K: 0 S: 7	H: 0 LOB: 0 BB: 0 P: 10	R: 2 E: 0 K: 0 S: 13	H: 2 LOB: 1 BB: 0 P: 22	R: 1 E: 0 K: 2 S: 11	H: 2 LOB: 1 BB: 0 P: 17	R: 5 E: 0 K: 0 S: 15	H: 5 LOB: 1 BB: 1 P: 26	R: 0 E: 0 K: 0 S: 7	H: 1 LOB: 1 BB: 0 P: 11	R: 0 E: 0 K: 0 S: 5	H: 0 LOB: 3 BB: 3 P: 29	R: 0 E: 0 K: 1 S: 13	H: 1 LOB: 2 BB: 1 P: 22	R: 0 E: 0 K: 0 S: 6	H: 0 LOB: 0 BB: 0 P: 8		1B: 7 2B: 3 3B: 0 HR: 1	SF: 0 SAC: 0 DP: 0 HBP: 1	WP: 0 PB: 0 SB: 1 CS: 0
PITCHER	IP WLS BF H R ER SO BB IBB HBP BLK WP HR S P ERA WHIP																			
Esteban Loaiza, R (1, 1) ERA: 5.29	3.1	19	7	7	7	2	1	0	1	0	0	0	0	0	14	20	18.90	2.400		
Chris Carpenter, R (4, 1) ERA: 6.53	1.2	8	3	1	1	0	0	0	0	0	0	0	0	17	37	0.00	1.500			
Lance Painter, L (6, 1) ERA: 4.08	2.0	9	0	0	0	2	3	0	0	0	0	0	0	13	22	0.00	2.000			
Kelvin Escobar, R (8, 1) ERA: 5.43	1.0	W	5	1	0	0	1	0	0	0	0	0	0	6	8	0.00	0.000			
Billy Koch, R (9, 1) ERA: 2.6	1.0	S	3	0	0	0	0	0	0	0	0	0	0	6	8	0.00	0.000			

AB	38
R	8
H	11
RBI	8
BB	5
SO	5
LOB	17



Batter	1	2	3	4	5	6	7	8	9	AB	R	H	RBI	BB	SO	LOB	BOTTOM			
Shannon Stewart, R (1, 7) OBP: 0.384, SLG: 0.558	HR	FC5-4		L7		L3				4	2	1	0	0	0	5	Kansas City Royals @ Toronto Blue Jays SkyDome, Toronto, ON Wed Aug 23 2000, 7:05 PM EDT Att: 22,616 - Sunny - 73 F			
Alex Gonzalez, R (1, 6) OBP: 0.318, SLG: 0.418	HR	K				F8				5	1	3	5	0	1	3				
Dave Martinez, L (1, 9) OBP: 0.341, SLG: 0.371	S			F8		K		K		4	0	1	0	1	2	5				
Carlos Delgado, L (1, 3) OBP: 0.485, SLG: 0.725	F8		P6					HR	HR	5	2	3	2	0	0	2				
Brad Fullmer, L (1, 10) OBP: 0.351, SLG: 0.571	G4-3		K			F7			WP	5	0	1	0	0	2	3				
Tony Batista, R (1, 5) OBP: 0.333, SLG: 0.576			F8			K		HR	F3	4	1	1	0	1	1	3				
Darrin Fletcher, L (1, 2) OBP: 0.332, SLG: 0.479	G4-3			F8		P1		G6-3	P6	5	0	0	0	0	0	5				
José Cruz Jr., S (1, 8) OBP: 0.330, SLG: 0.464		G4-3		1B 2B BB		F8 1B BB		HR	K	3	2	1	2	2	1	1				
Mickey Morandini, L (1, 4) OBP: 0.329, SLG: 0.314			FC5-4	2B 1B				1B 2B BB		2	1	2	0	2	0	0				
Inning Stats	R: 2 E: 0 K: 0 S: 16	H: 2 LOB: 1 BB: 1 P: 29	R: 0 E: 1 K: 1 S: 11	H: 0 LOB: 1 BB: 1 P: 19	R: 0 E: 0 K: 1 S: 10	H: 0 LOB: 1 BB: 1 P: 18	R: 1 E: 0 K: 0 S: 16	H: 2 LOB: 2 BB: 1 P: 25	R: 0 E: 0 K: 1 S: 8	H: 1 LOB: 1 BB: 0 P: 12	R: 0 E: 0 K: 1 S: 11	H: 1 LOB: 2 BB: 1 P: 21	R: 5 E: 0 K: 2 S: 19	H: 5 LOB: 1 BB: 1 P: 37	R: 1 E: 0 K: 1 S: 12	H: 2 LOB: 1 BB: 0 P: 18		1B: 5 2B: 4 3B: 0 HR: 4	SF: 0 SAC: 0 DP: 0 HBP: 1	WP: 1 PB: 0 SB: 1 CS: 0
PITCHER	IP WLS BF H R ER SO BB IBB HBP BLK WP HR S P ERA WHIP																			
Blake Stein, R (1, 1) ERA: 5.98	6.0	30	6	3	3	4	5	0	1	0	0	0	2	15	31	67.50	7.500			
51 Kris Wilson, R (7, 1) ERA: 3.39	0.2	7	4	5	5	1	1	0	0	0	1	1	16	24	6.75	2.250				
Andy Larkin, R (7, 1) ERA: 4.05	1.1	L	7	3	1	1	2	0	0	0	0	0	0	0	0	0				



Batter	1	2	3	4	5	6	7	8	9	AB	R	H	RBI	BB	SO	LOB	TOP								
Shannon Stewart, R OBP: 0.390, SLG: 0.562 (1, 7)	3-3 K	3-2 2B 1B	1-1 L8			2-0 1B 2B	0-2 1B		3-2 SF7 1B	6	3	4	1	0	1	1									
Alex Gonzalez, R OBP: 0.317, SLG: 0.421 (1, 6)	0-1 HR	0-1 2B 1B		2-2 G5-3		0-0 F2	3-1 G3		2-3 K	6	1	2	1	0	1	5									
Dave Martinez, L OBP: 0.341, SLG: 0.368 (1, 9)	0-1 F7	2-1 SF7		0-0 1B		1-1 P5		1-2 P6	4-2 1B BB	4	0	1	1	1	0	1									
Carlos Delgado, L OBP: 0.484, SLG: 0.721 (1, 3)	0-1 1B BB	3-0 2B		4-2 1B BB		4-0 1B IBB		2-0 F2	0-0 SF7	3	0	2	2	2	0	0									
Brad Fullmer, L OBP: 0.353, SLG: 0.569 (1, 10)	4-1 1B BB	0-1 F2		2-2 P5		0-0 1B		0-1 1B	0-0 1B	5	0	3	2	1	0	4									
Tony Batista, R OBP: 0.328, SLG: 0.565 (1, 5)	1-1 1B	0-0 P4		0-2 G4-3		3-3 K		2-0 G5-3	1-2 F8	6	0	1	0	0	1	9									
Darrin Fletcher, L OBP: 0.333, SLG: 0.476 (1, 2)	0-0 P5		0-0 G3-1		0-1 G4-3		4-2 FC3-6 BB		1-2 HR 1B	4	1	1	0	1	0	3									
José Cruz Jr., S OBP: 0.329, SLG: 0.467 (1, 8)		2-2 E4 1B BB	2-1 2B		3-3 K		0-0 F8		0-0 HR	5	2	2	2	0	1	1									
Mickey Morandini, L OBP: 0.330, SLG: 0.313 (1, 4)		4-1 1B 1B SF7 BB	1-1 F5		0-2 P3		1-2 FC3-6 1B		1-2 1B SF7	4	2	1	0	1	0	2									
Inning Stats	R: 1 E: 0 K: 1 S: 15	H: 3 LOB: 3 BB: 1 P: 23	R: 3 E: 1 K: 0 S: 15	H: 3 LOB: 2 BB: 1 P: 29	R: 0 E: 0 K: 0 S: 7	H: 1 LOB: 1 BB: 1 P: 11	R: 0 E: 0 K: 0 S: 12	H: 1 LOB: 2 BB: 1 P: 20	R: 0 E: 0 K: 1 S: 8	H: 0 LOB: 0 BB: 0 P: 11	R: 1 E: 0 K: 1 S: 10	H: 2 LOB: 2 BB: 1 P: 20	R: 0 E: 0 K: 0 S: 11	H: 1 LOB: 2 BB: 1 P: 19	R: 0 E: 0 K: 0 S: 8	H: 1 LOB: 1 BB: 0 P: 13	R: 4 E: 0 K: 1 S: 28	H: 5 LOB: 2 BB: 1 P: 40	1B: 12 2B: 3 3B: 0 HR: 2	SF: 2 SAC: 0 DP: 0 HBP: 0	WP: 0 PB: 0 SB: 0 CS: 0	PA: 51			
PITCHER	IP	WLS	BF	H	R	ER	SO	BB	IBB	HBP	BLK	WP	HR	S	P	ERA	WHIP								
Brian Sikorski, R ERA: 3.71 (1, 1)	5.2	L	32	10	5	4	2	3	1	0	0	0	1	62	106	6.35	2.294								
Darwin Obitillo, R ERA: 6.75 (6, 1)	1.1		6	1	0	0	1	1	0	0	0	0	0	16	27	0.00	1.500								
59 Jeff Zimmerman, R ERA: 6.04 (8, 1)	1.1		10	5	4	4	1	1	0	0	0	0	1	31	47	27.00	4.500								
Francisco Cordero, R ERA: 5.02 (9, 1)	0.2		3	1	0	0	0	0	0	0	0	0	0	5	6	0.00	1.500								

Toronto Blue Jays @ Texas Rangers
The Ballpark at Arlington, Arlington, TX
Sat Aug 26 2000, 8:05 PM EDT
Att: 39,388 - Sunny - 96 F

AB	43
R	9
H	17
RBI	9
BB	6
SO	4
LOB	26



Batter	1	2	3	4	5	6	7	8	9	AB	R	H	RBI	BB	SO	LOB	BOTTOM								
Frank Catalanotto, L OBP: 0.405, SLG: 0.526 (1, 10)	3-2 1B 29 SF7 1B		0-1 F7			2-1 HR	4-0 BB			3	2	2	1	0	0	1									
Chad Curtis, R OBP: 0.332, SLG: 0.428 (7, PH)			0-2 F7-4			3-3 K	2-0 G4-3			4	0	1	0	0	1	4									
Luis Alica, S OBP: 0.354, SLG: 0.383 (1, 4)	2-2 1B		0-2 F7-4			3-1 F8	0-1 G3			3	0	0	1	0	0	0									
29 Rusty Greer, L OBP: 0.373, SLG: 0.468 (1, 7)	1-1 SF7		1-0 F9			1-3 K	0-1 F5			4	0	0	0	0	2	1									
Rafael Palmeiro, L OBP: 0.391, SLG: 0.539 (1, 3)	0-0 F8		1-3 K			1-1 F8	2-1 G1-3			4	1	2	0	0	0	1									
Gabe Kapler, R OBP: 0.339, SLG: 0.446 (1, 8)	3-2 F8		1-2 FC4-6 1B			1-1 G4-3 E 2B	2-1 G1-3			4	1	2	0	0	0	1									
Ricky Ledee, L OBP: 0.317, SLG: 0.377 (1, 9)		2-2 F8	1-1 FC4-6			2-1 G4-3	2-2 G4-3			4	0	0	0	0	0	2									
Bill Haselman, R OBP: 0.316, SLG: 0.458 (1, 2)		0-1 G6-3			0-0 P6	2-1 E6 BB BB	0-0 1B			4	0	1	1	0	0	0									
Mike Lamb, L OBP: 0.337, SLG: 0.396 (1, 5)		0-2 F8			1-2 F7	3-1 BB BB	0-0 F8			3	0	0	0	1	0	1									
Royce Clayton, R OBP: 0.300, SLG: 0.395 (1, 6)			4-1 F7-4 BB			2-2 L7	2-3 K			3	0	0	0	1	1	3									
Inning Stats	R: 1 E: 0 K: 0 S: 14	H: 2 LOB: 1 BB: 0 P: 23	R: 0 E: 0 K: 0 S: 8	H: 0 LOB: 0 BB: 0 P: 10	R: 0 E: 0 K: 0 S: 8	H: 0 LOB: 1 BB: 1 P: 12	R: 0 E: 0 K: 1 S: 10	H: 1 LOB: 0 BB: 0 P: 14	R: 0 E: 0 K: 2 S: 11	H: 0 LOB: 0 BB: 0 P: 8	R: 1 E: 1 K: 0 S: 13	H: 1 LOB: 3 BB: 2 P: 30	R: 0 E: 0 K: 0 S: 7	H: 0 LOB: 0 BB: 0 P: 10	R: 0 E: 0 K: 1 S: 11	H: 1 LOB: 1 BB: 0 P: 15	1B: 4 2B: 2 3B: 0 HR: 1	SF: 1 SAC: 0 DP: 1 HBP: 0	WP: 0 PB: 0 SB: 0 CS: 0	PA: 36					
PITCHER	IP	WLS	BF	H	R	ER	SO	BB	IBB	HBP	BLK	WP	HR	S	P	ERA	WHIP								
Joey Hamilton, R ERA: 1.5 (1, 1)	6.0	W	22	4	2	2	3	1	0	0	0	0	0	6	11	27.00	3.000								
Paul Quantrill, R ERA: 4.44 (7, 1)	0.1	H	3	1	1	1	0	0	0	0	0	0	0	6	12	0.00	3.000								
Mark Guthrie, L ERA: 4.85 (7, 1)	0.1	H	2	0	0	0	0	1	0	0	0	0	0	6	7	0.00	3.000								
John Frascatore, R ERA: 5.59 (7, 1)	0.1	H	2	0	0	0	0	1	0	0	0	0	0	1	7	0.00	3.000								
Pedro Borbon, L ERA: 5.19 (8, 1)	2.0	S	7	1	0	0	1	0	0	0	0	0	0	18	25	0.00	0.500								

Toronto Blue Jays @ Texas Rangers
The Ballpark at Arlington, Arlington, TX
Sat Aug 26 2000, 8:05 PM EDT
Att: 39,388 - Sunny - 96 F

AB	32
R	3
H	6
RBI	3
BB	3
SO	4
LOB	13




Batter	1	2	3	4	5	6	7	8	9	AB	R	H	RBI	BB	SO	LOB	TOP					
Shannon Stewart, R (1.7) OBP: 0.390, SLG: 0.569	F8		HR	SF8			SH1-3 1B	G1-6-3		4	1	2	2	0	0	1						
Alex Gonzalez, R (1.6) OBP: 0.319, SLG: 0.422	G3		1B BB 1B	G1-6-3			SH1-3		L6 1B 1B	4	0	2	0	0	0	1						
Dave Martinez, L (1.9) OBP: 0.345, SLG: 0.372			F8							5	0	3	0	0	1	2						
Carlos Delgado, L (1.3) OBP: 0.483, SLG: 0.716	F8		1B BB	G3					L6	3	0	0	0	2	0	4						
Brad Fullmer, L (1.10) OBP: 0.352, SLG: 0.564		G3	1-2 BB				F9		L6	5	0	1	0	0	1	5						
Tony Batista, R (1.5) OBP: 0.326, SLG: 0.560		K	P6						F7	4	0	0	0	0	1	4						
Darrin Fletcher, L (1.2) OBP: 0.338, SLG: 0.508		HR		HR						4	3	3	3	0	0	0						
José Cruz Jr., S (1.8) OBP: 0.330, SLG: 0.476		K		1B SF8 2B			G1		HR	4	2	2	1	0	1	0						
Mickey Morandini, L (1.4) OBP: 0.332, SLG: 0.314			K				P4		G1-6-3 BB	3	0	1	0	1	1	0						
Inning Stats	R: 0 E: 0 K: 0 S: 11	H: 1 LOB: 1 BB: 0 P: 15	R: 1 E: 0 K: 2 S: 9	H: 1 LOB: 0 BB: 0 P: 17	R: 1 E: 0 K: 1 S: 16	H: 3 LOB: 3 BB: 1 P: 27	R: 2 E: 0 K: 0 S: 10	H: 3 LOB: 0 BB: 0 P: 15	R: 0 E: 0 K: 1 S: 13	H: 1 LOB: 1 BB: 0 P: 21	R: 0 E: 0 K: 0 S: 3	H: 0 LOB: 0 BB: 0 P: 5	R: 0 E: 0 K: 1 S: 6	H: 1 LOB: 2 BB: 1 P: 15	R: 2 E: 0 K: 0 S: 8	H: 2 LOB: 0 BB: 1 P: 14	R: 0 E: 0 K: 0 S: 8	H: 2 LOB: 1 BB: 0 P: 9	1B: 8 2B: 2 3B: 0 HR: 5	SF: 1 SAC: 1 DP: 3 HBP: 0	WP: 0 PB: 0 SB: 1 CS: 0	PA: 41
PITCHER	IP	WLS	BF	H	R	ER	SO	BB	IBB	HBP	BLK	WP	HR	S	P	ERA	WHIP					
Rick Helling, R (1.1) ERA: 3.78	7.1	L	36	12	6	6	5	2	1	0	0	0	5	75	128	7.36	1.909					
Tim Crabtree, R (8.1) ERA: 5.14	0.2		2	1	0	0	0	0	0	0	0	0	0	5	5	0.00	1.500					
Mike Venafro, L (9.1) ERA: 3.81	1.0		3	1	0	0	0	0	0	0	0	0	0	4	5	0.00	1.000					

Toronto Blue Jays @ Texas Rangers
The Ballpark at Arlington, Arlington, TX
Sun Aug 27 2000, 8:05 PM EDT
Att: 21,896 - Sunny - 95 F

livebaseballscorecards.com

AB	36
R	6
H	14
RBI	6
BB	3
SO	5
LOB	17




Batter	1	2	3	4	5	6	7	8	9	AB	R	H	RBI	BB	SO	LOB	BOTTOM					
Frank Catalanotto, L (1.4) OBP: 0.396, SLG: 0.513	K	FC6-4			G5-3		K		G6-3	5	0	0	0	0	2	2						
Chad Curtis, R (1.10) OBP: 0.331, SLG: 0.429	1B 2B	K			F7		K			4	1	1	0	0	2	2						
29 Rusty Greer, L (1.7) OBP: 0.375, SLG: 0.467	1B BB		F7		HR 1B			K		3	1	1	0	1	1	0						
Rafael Palmeiro, L (1.3) OBP: 0.390, SLG: 0.543	F9		P3		HR		G6-3			4	1	1	2	0	0	2						
Gabe Kapler, R (1.8) OBP: 0.340, SLG: 0.449		F9		F9	G5-3			1B 2B		4	1	2	1	0	0	0						
Ricky Ledee, L (1.9) OBP: 0.319, SLG: 0.378	F7			S 1B			F8		S 1B	4	0	2	1	0	0	2						
Bill Haselman, R (1.2) OBP: 0.308, SLG: 0.446		K		K			L7		F7	4	0	0	0	0	2	2						
Mike Lamb, L (1.5) OBP: 0.336, SLG: 0.393		FC6-4 1B BB		F5			L1		G3	3	0	0	0	1	0	1						
Royce Clayton, R (1.6) OBP: 0.299, SLG: 0.393				G4-3			F9		F8	4	0	1	0	0	0	1						
Inning Stats	R: 1 E: 0 K: 1 S: 11	H: 2 LOB: 2 BB: 1 P: 22	R: 0 E: 0 K: 2 S: 11	H: 1 LOB: 2 BB: 1 P: 22	R: 0 E: 0 K: 1 S: 9	H: 0 LOB: 0 BB: 0 P: 11	R: 0 E: 0 K: 1 S: 9	H: 1 LOB: 1 BB: 0 P: 16	R: 2 E: 0 K: 0 S: 17	H: 2 LOB: 0 BB: 0 P: 27	R: 0 E: 0 K: 0 S: 8	H: 0 LOB: 0 BB: 0 P: 11	R: 0 E: 0 K: 2 S: 7	H: 0 LOB: 0 BB: 0 P: 10	R: 1 E: 0 K: 1 S: 12	H: 2 LOB: 1 BB: 0 P: 19	R: 0 E: 0 K: 0 S: 8	H: 0 LOB: 0 BB: 0 P: 11	1B: 5 2B: 2 3B: 0 HR: 1	SF: 0 SAC: 0 DP: 0 HBP: 0	WP: 0 PB: 0 SB: 2 CS: 0	PA: 37
PITCHER	IP	WLS	BF	H	R	ER	SO	BB	IBB	HBP	BLK	WP	HR	S	P	ERA	WHIP					
Steve Trachsel, R (1.1) ERA: 4.71	6.0	W	26	6	3	3	4	2	0	0	0	0	0	19	63	4.50	1.333					
Kevin Escobar, R (7.1) ERA: 5.35	2.0	H	8	2	1	1	3	0	0	0	0	0	0	8	11	0.00	0.000					
Billy Koch, R (9.1) ERA: 2.69	1.0	S	3	0	0	0	0	0	0	0	0	0	0	8	11	0.00	0.000					

Toronto Blue Jays @ Texas Rangers
The Ballpark at Arlington, Arlington, TX
Sun Aug 27 2000, 8:05 PM EDT
Att: 21,896 - Sunny - 95 F

livebaseballscorecards.com

AB	35
R	4
H	8
RBI	4
BB	2
SO	7
LOB	12



Batter	1	2	3	4	5	6	7	8	9	AB	R	H	RBI	BB	SO	LOB	TOP			
Shannon Stewart, R OBP: 0.388, SLG: 0.562 (1.7)	 1B	 1B	 F7		 BB	 G6-4-3			 1B	5	3	3	0	1	0	4				
Alex Gonzalez, R OBP: 0.318, SLG: 0.414 (1.6)	 1B	 BB		 G6-3	 K		 F9		 F3	5	0	1	0	1	1	4				
Dave Martinez, L OBP: 0.349, SLG: 0.383 (1.9)	 HR	 BB		 1B	 K		 PB		 1B	4	3	2	0	2	1	5				
Carlos Delgado, L OBP: 0.482, SLG: 0.718 (1.3)	 K	 FC3-6		 1B		 F7	 1B		 1B	6	0	3	4	0	1	4				
Brad Fullmer, L OBP: 0.348, SLG: 0.570 (1.10)	 HR	 F7		 P5		 HR	 F7		 K	6	2	2	4	0	1	6				
Tony Batista, R OBP: 0.323, SLG: 0.557 (1.5)	 HR		 G5-3	 G1-3		 1B	 F7		 F8	6	2	2	1	0	0	4				
Darrin Fletcher, L OBP: 0.343, SLG: 0.519 (1.2)	 1B		 HR		 1B	 BB		 G4-3		4	1	3	1	1	0	0				
José Cruz Jr., S OBP: 0.327, SLG: 0.473 (1.8)	 K		 F7		 K	 BB		 K		4	0	0	0	1	3	2				
Mickey Morandini, L OBP: 0.335, SLG: 0.318 (1.4)		 G6-3	 1B		 1B	 1B		 K		5	0	3	1	0	1	0				
Inning Stats	R: 4 H: 5 E: 0 K: 2 S: 19	H: 5 LOB: 1 BB: 0 P: 26	R: 1 H: 1 E: 0 K: 0 S: 15	H: 1 LOB: 2 BB: 2 P: 29	R: 1 H: 2 E: 0 K: 0 S: 9	H: 2 LOB: 1 BB: 0 P: 10	R: 0 H: 2 E: 0 K: 0 S: 14	H: 2 LOB: 3 BB: 1 P: 22	R: 0 H: 3 E: 0 K: 2 S: 15	H: 3 LOB: 2 BB: 2 P: 31	R: 1 H: 1 E: 0 K: 0 S: 11	H: 1 LOB: 1 BB: 1 P: 19	R: 0 H: 0 E: 0 K: 2 S: 9	H: 0 LOB: 0 BB: 0 P: 10	R: 2 H: 3 E: 0 K: 1 S: 15	H: 3 LOB: 1 BB: 0 P: 22	1B: 14 2B: 1 3B: 0 HR: 4	SF: 0 SAC: 0 DP: 1 HBP: 0	WP: 0 PB: 1 SB: 0 CS: 0	PA: 51
PITCHER	IP WLS BF H R ER SO BB IBB HBP BLK WP HR S P ERA WHIP																			
Matt Wise, R ERA: 4.11 (1.1)	4.1 L 28 12 6 6 3 3 0 0 0 0 3 65 104 12.46 3.462																			
Derrick Turnbow, R ERA: 4.34 (5.1)	3.2 17 4 3 2 4 3 0 0 0 0 1 42 67 4.91 1.909																			
Mark Petkovsek, R ERA: 4.86 (9.1)	1.0 6 3 2 2 1 0 0 0 0 0 0 15 22 18.00 3.000																			

Toronto Blue Jays @ Anaheim Angels
Edison International Field, Anaheim, CA
Wed Aug 30 2000, 10:05 PM EDT
Att: 19,653 - Cloudy - 67 F

AB	45
R	11
H	19
RBI	11
BB	6
SO	8
LOB	29



Batter	1	2	3	4	5	6	7	8	9	AB	R	H	RBI	BB	SO	LOB	BOTTOM			
Darin Erstad, L OBP: 0.410, SLG: 0.550 (1.10)	 G4-3		 K			 1B		 G4-3		4	0	1	0	0	1	0				
Troy Glaus, R OBP: 0.398, SLG: 0.598 (1.5)	 F9			 P6		 F7		 G5-3		4	0	0	0	0	0	1				
Tim Salmon, R OBP: 0.473, SLG: 0.577 (1.9)	 F7			 K		 K		 L8		3	0	0	0	0	2	1				
Orlando Palmeiro, L OBP: 0.385, SLG: 0.395 (8.8)										1	0	0	0	0	0	0				
Mo Vaughn, L OBP: 0.383, SLG: 0.542 (1.3)									 L4	2	1	2	1	1	0	0				
Scott Spiezo, S OBP: 0.332, SLG: 0.438 (8.9)									 BB	1	0	0	0	0	0	0				
Ron Gant, R OBP: 0.329, SLG: 0.497 (1.7)		 F8			 P5		 G5-3		 HR	4	1	1	1	0	0	1				
16 Garret Anderson, L OBP: 0.295, SLG: 0.507 (1.8)									 HR	4	1	1	1	0	0	1				
Adam Kennedy, L OBP: 0.304, SLG: 0.406 (8.4)									 K	3	0	1	0	0	0	0				
Bengie Molina, R OBP: 0.312, SLG: 0.411 (1.2)									 1B	1	0	0	0	0	1	0				
Shawn Wooten, R OBP: 0.200, SLG: 0.200 (8.2)		 1B							 1B	3	0	2	0	0	0	2				
Benji Gil, R OBP: 0.314, SLG: 0.343 (8.3)			 G5-3						 1B	1	0	1	0	0	0	0				
Kevin Stocker, S OBP: 0.347, SLG: 0.332 (1.6)			 F8						 K	4	0	1	0	0	1	2				
Inning Stats	R: 0 H: 0 E: 0 K: 0 S: 8	H: 0 LOB: 0 BB: 0 P: 12	R: 0 H: 1 E: 0 K: 0 S: 6	H: 1 LOB: 1 BB: 1 P: 12	R: 0 H: 0 E: 0 K: 1 S: 9	H: 0 LOB: 0 BB: 0 P: 12	R: 0 H: 1 E: 0 K: 1 S: 9	H: 1 LOB: 1 BB: 0 P: 11	R: 0 H: 1 E: 0 K: 2 S: 8	H: 1 LOB: 1 BB: 0 P: 10	R: 1 H: 3 E: 0 K: 0 S: 12	H: 3 LOB: 2 BB: 0 P: 18	R: 0 H: 0 E: 0 K: 0 S: 5	H: 0 LOB: 0 BB: 0 P: 9	R: 1 H: 2 E: 0 K: 2 S: 13	H: 2 LOB: 1 BB: 0 P: 18	1B: 7 2B: 0 3B: 0 HR: 2	SF: 0 SAC: 0 DP: 1 HBP: 0	WP: 0 PB: 0 SB: 0 CS: 0	PA: 35
PITCHER	IP WLS BF H R ER SO BB IBB HBP BLK WP HR S P ERA WHIP																			
David Wells, L ERA: 3.94 (1.1)	5.0 W 17 3 0 0 2 1 0 0 0 0 0 43 61 0.00 0.800																			
John Frascatore, R ERA: 5.49 (6.1)	2.0 10 4 1 1 2 0 0 0 0 0 1 20 28 4.50 2.000																			
Kelvin Escobar, R ERA: 5.34 (8.1)	2.0 8 2 1 1 2 0 0 0 0 0 1 18 27 4.50 1.000																			

Toronto Blue Jays @ Anaheim Angels
Edison International Field, Anaheim, CA
Wed Aug 30 2000, 10:05 PM EDT
Att: 19,653 - Cloudy - 67 F

AB	34
R	2
H	9
RBI	2
BB	1
SO	6
LOB	9



Batter	1	2	3	4	5	6	7	8	9	AB	R	H	RBI	BB	SO	LOB	TOP				
Randy Velarde, R OBP: 0.353, SLG: 0.400 (1, 4)	F8	1B		G6-3		G1-3			G4-3	5	0	1	1	0	0	1					
Terrence Long, L OBP: 0.339, SLG: 0.457 (1, 8)	G6-3	2B		K			P5			4	0	2	0	0	0	1					
Miguel Tejada, R OBP: 0.342, SLG: 0.458 (1, 6)	G6-3	G6-3		F9			G5-3			4	0	0	0	0	0	4					
Ben Grieve, L OBP: 0.359, SLG: 0.498 (1, 10)	F8			F8			G3			4	0	0	0	0	0	1					
Matt Stairs, L OBP: 0.322, SLG: 0.405 (8, PH)		1B		K				F9		3	0	2	0	0	1	0					
Mike Stanley, R OBP: 0.337, SLG: 0.405 (8, 9)		2B		FC5-4						1	0	0	0	0	0	0					
Ryan Christenson, R OBP: 0.345, SLG: 0.372 (8, 9)		1B		1B						0	0	0	0	0	0	0					
Adam Piatt, R OBP: 0.372, SLG: 0.548 (1, 7)		1B		FC5-4				K		4	1	2	0	0	1	1					
3 Eric Chavez, L OBP: 0.354, SLG: 0.500 (1, 5)		1B		1B				K		4	1	1	0	0	1	3					
50 Mario Valdez, L (1, 3)		F7		F5				F7		4	0	0	0	0	1	4					
Ramon Hernandez, R OBP: 0.301, SLG: 0.393 (1, 2)		1B		2B				F9		4	1	2	1	0	0	0					
Inning Stats	R: 0 E: 0 K: 0 S: 10	H: 1 LOB: 1 BB: 0 P: 15	R: 3 E: 1 K: 0 S: 21	H: 5 LOB: 2 BB: 0 P: 33	R: 0 E: 0 K: 0 S: 11	H: 2 LOB: 2 BB: 0 P: 13	R: 0 E: 0 K: 1 S: 9	H: 1 LOB: 1 BB: 0 P: 12	R: 0 E: 0 K: 1 S: 6	H: 0 LOB: 0 BB: 0 P: 7	R: 0 E: 0 K: 0 S: 7	H: 0 LOB: 0 BB: 0 P: 11	R: 0 E: 0 K: 2 S: 7	H: 0 LOB: 0 BB: 0 P: 12	R: 0 E: 0 K: 0 S: 9	H: 0 LOB: 0 BB: 0 P: 15	1B: 7 2B: 3 3B: 0 HR: 0	SF: 0 SAC: 0 DP: 0 HBP: 0	WP: 0 PB: 0 SB: 2 CS: 0	PA: 37	
PITCHER	IP	WLS	BF	H	R	ER	SO	BB	IBB	HBP	BLK	WP	HR	S	P	ERA	WHIP				
Joey Hamilton, R ERA: 2.37 (1, 1)	7.0		31	10	3	3	3	0	0	0	0	0	0	71	103	3.86	1.429				
Mark Guthrie, L ERA: 4.7 (8, 1)	1.1		4	0	0	0	2	0	0	0	0	0	0	10	17	0.00	0.000				
John Frascatore, R ERA: 5.43 (9, 1)	0.2	W	2	0	0	0	0	0	0	0	0	0	0	6	10	0.00	0.000				

Oakland Athletics @ Toronto Blue Jays
SkyDome, Toronto, ON
Fri Sep 01 2000, 7:05 PM EDT
Att: 22,187 - Sunny - 85 F

AB 37
R 3
H 10
RBI 2
BB 0
SO 5
LOB 15



Batter	1	2	3	4	5	6	7	8	9	AB	R	H	RBI	BB	SO	LOB	BOTTOM				
Shannon Stewart, R OBP: 0.388, SLG: 0.563 (1, 7)	G6-3	2B		K				F9		5	0	2	1	0	1	3					
Alex Gonzalez, R OBP: 0.319, SLG: 0.413 (1, 6)	1B	G6-3		F8				G6-3		4	0	1	0	1	0	5					
Dave Martinez, L OBP: 0.352, SLG: 0.386 (1, 9)	1B			P6				F7		5	1	3	0	0	0	3					
Carlos Delgado, L OBP: 0.483, SLG: 0.718 (1, 3)	K			FC5				L8		4	0	2	0	1	1	5					
Tony Batista, R OBP: 0.322, SLG: 0.553 (1, 5)				F8				K		5	0	1	1	0	2	3					
Todd Greene, R OBP: 0.328, SLG: 0.474 (1, 10)		2B		FC5				F8		3	1	1	0	1	0	2					
José Cruz Jr., S OBP: 0.326, SLG: 0.473 (1, 8)		1B		FC5				F8		4	1	1	1	0	1	2					
Darrin Fletcher, L OBP: 0.351, SLG: 0.523 (8, PR)		2B						SH1-4		3	1	3	1	1	0	0					
Dewayne Wise, L OBP: 0.190, SLG: 0.190 (9, 2)		1B						1B		0	0	0	0	0	0	0					
Alberto Castillo, R OBP: 0.276, SLG: 0.270 (9, 2)		1B						1B		0	0	0	0	0	0	0					
Craig Grebeck, R OBP: 0.355, SLG: 0.407 (1, 4)		K		F9				SH1-4		2	0	0	0	1	1	2					
Inning Stats	R: 0 E: 0 K: 1 S: 10	H: 2 LOB: 1 BB: 0 P: 17	R: 2 E: 0 K: 2 S: 14	H: 4 LOB: 2 BB: 0 P: 24	R: 0 E: 0 K: 0 S: 8	H: 0 LOB: 2 BB: 2 P: 20	R: 0 E: 0 K: 1 S: 9	H: 0 LOB: 1 BB: 1 P: 16	R: 0 E: 0 K: 1 S: 16	H: 2 LOB: 3 BB: 2 P: 28	R: 0 E: 0 K: 1 S: 7	H: 0 LOB: 0 BB: 0 P: 12	R: 0 E: 0 K: 0 S: 9	H: 1 LOB: 2 BB: 0 P: 11	R: 1 E: 0 K: 0 S: 8	H: 3 LOB: 2 BB: 0 P: 12	1B: 10 2B: 4 3B: 0 HR: 0	SF: 0 SAC: 1 DP: 1 HBP: 0	WP: 1 PB: 0 SB: 0 CS: 1	PA: 41	
PITCHER	IP	WLS	BF	H	R	ER	SO	BB	IBB	HBP	BLK	WP	HR	S	P	ERA	WHIP				
Mark Mulder, L ERA: 5.68 (6, 1)	5.1		27	9	3	3	5	4	0	0	0	0	0	5	9	5.06	2.438				
Jeff Tam, R ERA: 2.66 (6, 1)	0.0	B	2	1	0	0	0	1	0	0	0	0	0	5	9	∞	∞				
Mike Magnante, L ERA: 4.08 (8, 1)	2.0		7	1	0	0	1	0	0	0	0	0	0	15	24	0.00	0.500				
Doug Jones, R ERA: 4.05 (8, 1)	0.2	L	5	3	1	1	0	0	0	0	0	0	0	12	16	13.50	4.500				

Oakland Athletics @ Toronto Blue Jays
SkyDome, Toronto, ON
Fri Sep 01 2000, 7:05 PM EDT
Att: 22,187 - Sunny - 85 F

AB 35
R 4
H 14
RBI 4
BB 5
SO 6
LOB 25



Batter	1	2	3	4	5	6	7	8	9	AB	R	H	RBI	BB	SO	LOB	TOP										
Terrence Long, L (1, 8) OBP: 0.340, SLG: 0.459	0-1 G4-6-3 1B		0-0 F7		1-0 L3		1-2 G3		0-2 SF8 1-3 HR 2B	5	1	2	0	0	0	1											
Randy Velarde, R (1, 4) OBP: 0.349, SLG: 0.396	1-2 G4-6-3 1-2f		1-3 K		3-1 F8		1-0 G6-3		0-0 SF8	4	0	0	1	0	1	2											
Jason Giambi, L (1, 10) OBP: 0.460, SLG: 0.596	1-2 G3		1-1 G4-3		1-2 P6		0-0 F7		4-0 HR BB	4	1	0	0	1	0	1											
Matt Stairs, L (1, 9) OBP: 0.325, SLG: 0.414		0-2 F8		4-2 3 1B HR BB		3-1 F7		1-1 3 BB 1B	3-1 1-H 3-H HR	4	2	2	3	1	0	0											
Adam Piatt, R (1, 7) OBP: 0.385, SLG: 0.570 Ryan Christenson, R (8, PR) OBP: 0.350, SLG: 0.372 (8, 7)	2-2 3 G3-1 3B		0-1 L6		4-1 FC6-4 BB		1-0 3 BB 1B		4-1 BB	3	1	2	0	1	0	1											
3 Eric Chavez, L (1, 5) OBP: 0.355, SLG: 0.498	0-1 G3-1		0-2 HR 1B		0-0 F3		4-2 2-3 K		2-3 K	4	1	1	1	1	1	2											
Miguel Tejada, R (1, 6) OBP: 0.343, SLG: 0.464	3-H 2-1 1B		2-2 1-H 3-H HR		1-0 FC6-4 1-2f		1-3 K			4	1	2	3	0	1	4											
50 Mario Valdez, L (1, 3)	3-1 G4-3		0-0 F8		3-2 F7		1-0 F7			4	0	0	0	0	0	1											
Ramon Hernandez, R (1, 2) OBP: 0.303, SLG: 0.391			4-2 BB		0-3 K		1-2 G6-3		4-2 2B SF8 BB	2	1	0	0	2	1	0											
Inning Stats	R: 0 E: 0 K: 0 S: 10	H: 1 LOB: 0 BB: 0 P: 12	R: 1 E: 0 K: 0 S: 13	H: 2 LOB: 1 BB: 0 P: 20	R: 0 E: 0 K: 1 S: 8	H: 0 LOB: 1 BB: 1 P: 14	R: 3 E: 0 K: 1 S: 16	H: 2 LOB: 0 BB: 1 P: 22	R: 0 E: 0 K: 0 S: 6	H: 0 LOB: 0 BB: 0 P: 11	R: 0 E: 0 K: 0 S: 9	H: 0 LOB: 0 BB: 0 P: 14	R: 0 E: 0 K: 1 S: 10	H: 2 LOB: 3 BB: 1 P: 18	R: 4 E: 0 K: 1 S: 15	H: 2 LOB: 1 BB: 3 P: 33	1B: 5 2B: 1 3B: 1 HR: 2	SF: 1 SAC: 0 DP: 1 HBP: 0	WP: 0 PB: 0 SB: 0 CS: 0	PA: 42							
PITCHER	IP	WLS	BF	H	R	ER	SO	BB	IBB	HBP	BLK	WP	HR	S	P	ERA	WHIP										
Steve Trachsel, R (1, 1) ERA: 4.7	8.0	L	34	7	4	4	3	4	0	0	0	0	1	77	124	4.50	1.375										
Pedro Borbon, L (9, 1) ERA: 5.93	0.2		7	2	4	4	0	3	0	0	0	0	1	12	28	54.00	7.500										
Paul Quantrill, R (9, 1) ERA: 4.67	0.1		1	0	0	0	1	0	0	0	0	0	0	3	5	0.00	0.000										

Oakland Athletics @ Toronto Blue Jays
SkyDome, Toronto, ON
Sat Sep 02 2000, 4:05 PM EDT
Att: 26,261 - Dome - 72 F

AB 34
R 8
H 9
RBI 8
BB 7
SO 4
LOB 12



Batter	1	2	3	4	5	6	7	8	9	AB	R	H	RBI	BB	SO	LOB	BOTTOM										
Shannon Stewart, R (1, 7) OBP: 0.389, SLG: 0.561	0-1 SH1-3 1B		2-2 G5-3		4-2 BB BB		0-0 F9			3	0	1	0	1	0	1											
Alex Gonzalez, R (1, 6) OBP: 0.319, SLG: 0.412	0-0 SH1-3		1-1 F8		0-0 L4		1-0 1B			3	0	1	0	0	0	2											
Dave Martinez, L (1, 9) OBP: 0.354, SLG: 0.384	1-2 F8		4-1 BB		4-1 BB		1-2 BB		2-3 K	2	0	0	0	2	1	3											
Carlos Delgado, L (1, 3) OBP: 0.480, SLG: 0.712	0-1 G3		2-2 F7		2-3 K		0-2 L8			4	0	0	0	0	1	7											
Brad Fullmer, L (1, 10) OBP: 0.345, SLG: 0.564		0-2 P6		0-0 G1-3		0-1 F7			0-2 G4-3	4	0	0	0	0	0	4											
Tony Batista, R (1, 5) OBP: 0.319, SLG: 0.549		0-0 F7		2-3 K		3-1 P6		1-3 K	4	0	0	0	0	2	0												
Darrin Fletcher, L (1, 2) OBP: 0.350, SLG: 0.518	0-1 G4-3		0-1 G3		0-1 G3		0-0 G4-3		4-0 1B BB	3	0	0	0	1	0	0											
José Cruz Jr., S (1, 8) OBP: 0.326, SLG: 0.472			1-3 K		3-2 F9		1-3 K		0-0 1B	4	0	1	0	0	2	0											
Mickey Morandini, L (1, 4) OBP: 0.337, SLG: 0.326			2-1 P6		1-1 3B		0-1 1B 1B		2-3 K	4	0	2	0	0	1	2											
Inning Stats	R: 0 E: 0 K: 0 S: 8	H: 1 LOB: 1 BB: 0 P: 9	R: 0 E: 0 K: 0 S: 6	H: 0 LOB: 0 BB: 0 P: 6	R: 0 E: 0 K: 1 S: 9	H: 0 LOB: 1 BB: 1 P: 16	R: 0 E: 0 K: 1 S: 9	H: 0 LOB: 0 BB: 0 P: 14	R: 0 E: 0 K: 1 S: 12	H: 1 LOB: 3 BB: 2 P: 23	R: 0 E: 0 K: 1 S: 6	H: 0 LOB: 0 BB: 0 P: 10	R: 0 E: 0 K: 1 S: 10	H: 2 LOB: 2 BB: 0 P: 13	R: 0 E: 0 K: 2 S: 11	H: 1 LOB: 2 BB: 1 P: 18	1B: 4 2B: 0 3B: 1 HR: 0	SF: 0 SAC: 1 DP: 0 HBP: 0	WP: 0 PB: 0 SB: 0 CS: 0	PA: 36							
PITCHER	IP	WLS	BF	H	R	ER	SO	BB	IBB	HBP	BLK	WP	HR	S	P	ERA	WHIP										
Gil Heredia, R (1, 1) ERA: 4.19	7.1	W	29	4	0	0	4	3	0	0	0	0	0	63	97	0.00	0.955										
Jim Mecir, R (8, 1) ERA: 3.26	1.2	S	7	1	0	0	3	1	0	0	0	0	0	17	26	0.00	1.200										

Oakland Athletics @ Toronto Blue Jays
SkyDome, Toronto, ON
Sat Sep 02 2000, 4:05 PM EDT
Att: 26,261 - Dome - 72 F

AB 31
R 0
H 5
RBI 0
BB 4
SO 7
LOB 19



Batter	1	2	3	4	5	6	7	8	9	AB	R	H	RBI	BB	SO	LOB	TOP										
Terrence Long, L (1, 8) OBP: 0.341, SLG: 0.465	1-1 1B		0-1 G3		0-0 HR			1-0 G3-1		4	1	2	1	0	0	0											
Randy Velarde, R (1, 4) OBP: 0.350, SLG: 0.359	3-2 1B		2-2 E 2B		0-2 G6-3			0-1 F9		4	1	2	0	0	0	0											
Jason Giambi, L (1, 10) OBP: 0.460, SLG: 0.602	2-2 F9		1-2 E1 2H 1B		0-1 G4-1			1-1 HR		4	1	2	1	0	0	2											
Matt Stairs, L (1, 9) OBP: 0.322, SLG: 0.410	3-1 F7		3-2 G3		2-1 G6-3			3-1 G4-3		4	0	0	0	0	0	3											
Adam Platt, R (1, 5) OBP: 0.372, SLG: 0.550	1-0 G1-3			1-1 G6-3		0-2 F9			1-3 K	4	0	0	0	0	1	2											
Ben Griewe, L (1, 7) OBP: 0.357, SLG: 0.494		2-3 K		2-3 K			1-2 F7		0-0 G4-3	4	0	0	0	0	2	0											
Miguel Tejada, R (1, 6) OBP: 0.342, SLG: 0.469		0-2 F9		1-2 G5-3			1-1 HR		2-1 F9	4	1	1	1	0	0	0											
50 Mario Valdez, L (1, 3) OBP: 0.355, SLG: 0.388		2-3 K			0-0 G1-3		0-0 G3			3	0	0	0	0	1	0											
Ramon Hernandez, R (1, 2) OBP: 0.301, SLG: 0.387			1-0 F7		3-1 F7		1-1 G5-3			3	0	0	0	0	0	0											
Inning Stats	R: 0 H: 2 E: 0 K: 0 S: 14	H: 2 LOB: 2 BB: 0 P: 24	R: 0 H: 0 E: 0 K: 2 S: 9	H: 0 LOB: 0 BB: 13	R: 1 H: 2 E: 1 K: 0 S: 12	H: 2 LOB: 1 BB: 0 P: 19	R: 0 H: 0 E: 0 K: 1 S: 8	H: 0 LOB: 0 BB: 0 P: 12	R: 1 H: 1 E: 0 K: 0 S: 7	H: 1 LOB: 0 BB: 0 P: 10	R: 0 H: 0 E: 0 K: 0 S: 7	H: 0 LOB: 0 BB: 0 P: 9	R: 1 H: 1 E: 0 K: 0 S: 7	H: 1 LOB: 0 BB: 0 P: 11	R: 1 H: 1 E: 0 K: 0 S: 7	H: 1 LOB: 0 BB: 0 P: 12	1B: 3 2B: 1 3B: 0 HR: 3	SF: 0 SAC: 0 DP: 0 HBP: 0	WP: 0 PB: 0 SB: 0 CS: 0	PA: 34							
PITCHER	IP	WLS	BF	H	R	ER	SO	BB	IBB	HBP	BLK	WP	HR	S	P	ERA	WHIP										
Esteban Loaiza, R (1, 1) ERA: 5.03	8.0	L	31	7	4	3	3	0	0	0	0	0	3	72	110	3.38	0.875										
Billy Koch, R (9, 1) ERA: 2.61	1.0		3	0	0	0	1	0	0	0	0	0	0	6	9	0.00	0.000										

Oakland Athletics @ Toronto Blue Jays
SkyDome, Toronto, ON
Sun Sep 03 2000, 1:05 PM EDT
Att: 24,156 - Dome - 72 F

AB 34
R 4
H 7
RBI 3
BB 0
SO 4
LOB 7



Batter	1	2	3	4	5	6	7	8	9	AB	R	H	RBI	BB	SO	LOB	BOTTOM										
Shannon Stewart, R (1, 7) OBP: 0.388, SLG: 0.558	2-2 1B		2-2 G6-3		1-2 G6-3			1-2 G6-3		4	0	1	0	0	0	0											
Alex Gonzalez, R (1, 6) OBP: 0.318, SLG: 0.411	0-0 F3		1-2 G5-3			3-3 K		1-1 E 1B		4	1	1	0	0	1	1											
Dave Martinez, L (1, 9) OBP: 0.355, SLG: 0.388	0-0 F7		1-0 L3			2-1 1B 1B		0-1 E8 1H 2B		4	1	2	1	0	0	1											
Carlos Delgado, L (1, 3) OBP: 0.480, SLG: 0.713	2-2 F7			1-2 G3 G6-3 2B		2-0 G4-6-3 1B		1-1 F7		4	1	2	0	0	0	1											
Brad Fullmer, L (1, 10) OBP: 0.342, SLG: 0.559		3-2 G3-1		2-2 G3		0-1 G4-6-3 1-2F			2-2 G4-3	4	0	0	0	0	0	3											
Tony Batista, R (1, 5) OBP: 0.317, SLG: 0.545		2-3 K		0-0 G6-3			2-3 K		1-3 K	4	0	0	1	0	3	0											
Darrin Fletcher, L (1, 2) OBP: 0.348, SLG: 0.515		1-1 1B 1B		3H 1-0 F8			1-2 G4-3		2-2 F8	4	0	1	0	0	0	0											
José Cruz Jr., S (1, 8) OBP: 0.326, SLG: 0.471		1-1 1B			0-2 G4-3		1-2 F8			3	0	1	0	0	0	0											
Mickey Morandini, L (1, 4) OBP: 0.334, SLG: 0.323		1-3 K			1-0 F8			0-3 K		3	0	0	0	0	2	2											
Inning Stats	R: 0 H: 1 E: 0 K: 0 S: 9	H: 1 LOB: 1 BB: 0 P: 13	R: 0 H: 2 E: 0 K: 2 S: 13	H: 2 LOB: 2 BB: 0 P: 21	R: 0 H: 0 E: 0 K: 0 S: 7	H: 0 LOB: 0 BB: 0 P: 11	R: 1 H: 1 E: 0 K: 0 S: 10	H: 1 LOB: 0 BB: 0 P: 14	R: 0 H: 2 E: 0 K: 1 S: 8	H: 2 LOB: 1 BB: 0 P: 15	R: 0 H: 0 E: 0 K: 1 S: 9	H: 0 LOB: 0 BB: 0 P: 13	R: 2 H: 2 E: 1 K: 1 S: 12	H: 2 LOB: 0 BB: 0 P: 15	R: 0 H: 0 E: 0 K: 1 S: 10	H: 0 LOB: 0 BB: 0 P: 15	1B: 6 2B: 2 3B: 0 HR: 0	SF: 0 SAC: 0 DP: 1 HBP: 0	WP: 0 PB: 0 SB: 0 CS: 0	PA: 34							
PITCHER	IP	WLS	BF	H	R	ER	SO	BB	IBB	HBP	BLK	WP	HR	S	P	ERA	WHIP										
Tim Hudson, R (1, 1) ERA: 4.81	7.2	W	30	8	3	2	5	0	0	0	0	0	0	73	108	2.35	1.043										
Mike Magnante, L (8, 1) ERA: 4.0	0.2	H	2	0	0	0	0	0	0	0	0	0	0	6	9	0.00	0.000										
Jim Mecir, R (9, 1) ERA: 3.23	0.2	S	2	0	0	0	1	0	0	0	0	0	0	6	9	0.00	0.000										

Oakland Athletics @ Toronto Blue Jays
SkyDome, Toronto, ON
Sun Sep 03 2000, 1:05 PM EDT
Att: 24,156 - Dome - 72 F

AB 34
R 3
H 8
RBI 2
BB 0
SO 6
LOB 8



Batter	1	2	3	4	5	6	7	8	9	AB	R	H	RBI	BB	SO	LOB	TOP					
Terrence Long, L (1, 8) OBP: 0.345, SLG: 0.474										6	3	4	2	0	1	1	Oakland Athletics @ Toronto Blue Jays SkyDome, Toronto, ON Mon Sep 04 2000, 1:05 PM EDT Att: 21,824 - Dome - 72 F					
Randy Velarde, R (1, 4) OBP: 0.388, SLG: 0.404 Frank Menechino, R (8, 4) OBP: 0.333, SLG: 0.443										3	2	3	0	2	0	0						
Jason Giambi, L (1, 10) OBP: 0.459, SLG: 0.600										5	0	2	0	0	0	4						
Mike Stanley, R (1, 3) OBP: 0.347, SLG: 0.431 50 Mario Valdez, L (8, 3) OBP: 0.356, SLG: 0.498										5	2	5	5	0	0	0						
Adam Platt, R (1, 9) OBP: 0.373, SLG: 0.539										4	0	1	0	1	1	4						
Ben Grievs, L (1, 7) OBP: 0.356, SLG: 0.498 Ryan Christenson, R (7, 7) OBP: 0.348, SLG: 0.389										4	1	1	2	0	2	7						
Miguel Tejada, R (1, 6) OBP: 0.341, SLG: 0.472										5	1	1	1	0	0	3						
3 Eric Chavez, L (1, 5) OBP: 0.351, SLG: 0.492										5	0	0	0	0	0	0						
A.J. Hinch, R (1, 2) OBP: 0.400, SLG: 0.400										5	1	2	0	0	0	0						
Inning Stats	R: 5 E: 0 K: 1 S: 14	H: 5 LOB: 0 BB: 0 P: 22	R: 2 E: 0 K: 1 S: 16	H: 4 LOB: 3 BB: 1 P: 30	R: 0 E: 0 K: 1 S: 8	H: 0 LOB: 0 BB: 0 P: 15	R: 0 E: 0 K: 1 S: 13	H: 2 LOB: 2 BB: 1 P: 22	R: 0 E: 0 K: 0 S: 9	H: 1 LOB: 1 BB: 0 P: 12	R: 0 E: 0 K: 0 S: 9	H: 2 LOB: 2 BB: 1 P: 19	R: 2 E: 0 K: 0 S: 12	H: 3 LOB: 1 BB: 0 P: 15	R: 1 E: 0 K: 0 S: 13	H: 1 LOB: 0 BB: 0 P: 16		R: 0 E: 0 K: 1 S: 10	H: 1 LOB: 1 BB: 0 P: 15	1B: 14 2B: 2 3B: 0 HR: 4	SF: 0 SAC: 0 DP: 1 HBP: 0	WP: 1 PB: 0 SB: 2 CS: 0
PITCHER	IP WLS BF H R ER SO BB IBB HBP BLK WP HR S P ERA WHIP																					
David Wells, L (1, 1) ERA: 4.24	1.1 L 14 9 7 7 1 1 0 0 0 0 1 2 24 42 47.25 7.500																					
Lance Painter, L (2, 1) ERA: 3.9	2.2 10 2 0 0 3 1 0 0 0 0 0 0 27 47 0.00 1.125																					
Paul Quantrill, R (5, 1) ERA: 4.72	3.0 15 6 2 2 0 1 0 0 0 0 0 1 29 46 6.00 2.333																					
Mark Guthrie, L (8, 1) ERA: 4.76	1.0 4 1 1 1 0 0 0 0 0 0 0 1 13 16 9.00 1.000																					
Kelvin Escobar, R (9, 1) ERA: 5.31	1.0 4 1 0 0 1 0 0 0 0 0 0 0 10 15 0.00 1.000																					
Batter	1	2	3	4	5	6	7	8	9	AB	R	H	RBI	BB	SO	LOB	BOTTOM					
Shannon Stewart, R (1, 7) OBP: 0.385, SLG: 0.554 Dewayne Wise, L (8, 7) OBP: 0.227, SLG: 0.150										4	0	0	0	0	0	6	Oakland Athletics @ Toronto Blue Jays SkyDome, Toronto, ON Mon Sep 04 2000, 1:05 PM EDT Att: 21,824 - Dome - 72 F					
Alex Gonzalez, R (1, 6) OBP: 0.315, SLG: 0.406										5	0	0	0	0	2							
Dave Martinez, L (1, 9) OBP: 0.356, SLG: 0.388										3	0	1	0	1	1							
Carlos Delgado, L (1, 3) OBP: 0.479, SLG: 0.708										3	0	0	0	1	0							
Tony Batista, R (1, 5) OBP: 0.317, SLG: 0.542										3	0	0	0	1	0							
Todd Greene, R (1, 10) OBP: 0.323, SLG: 0.450										3	0	0	0	1	4							
José Cruz Jr., S (1, 8) ERA: 3.12 10 Vernon Wells, R (8, 8) ERA: 2.65										3	0	0	0	2	1							
Craig Grebeck, R (1, 4) OBP: 0.362, SLG: 0.408										2	0	1	0	2	0							
Alberto Castillo, R (1, 2) OBP: 0.288, SLG: 0.289										1	0	0	0	3	0							
Inning Stats	R: 0 E: 0 K: 1 S: 10	H: 0 LOB: 0 BB: 0 P: 14	R: 0 E: 0 K: 0 S: 4	H: 0 LOB: 0 BB: 0 P: 8	R: 0 E: 0 K: 1 S: 7	H: 0 LOB: 2 BB: 2 P: 18	R: 0 E: 0 K: 1 S: 14	H: 1 LOB: 2 BB: 1 P: 22	R: 0 E: 0 K: 0 S: 11	H: 0 LOB: 1 BB: 1 P: 21	R: 0 E: 0 K: 0 S: 6	H: 0 LOB: 0 BB: 0 P: 10	R: 0 E: 0 K: 1 S: 11	H: 1 LOB: 3 BB: 2 P: 23	R: 0 E: 0 K: 0 S: 6	H: 0 LOB: 2 BB: 2 P: 15		R: 0 E: 0 K: 0 S: 10	H: 0 LOB: 2 BB: 1 P: 18	1B: 2 2B: 1 3B: 0 HR: 0	SF: 0 SAC: 0 DP: 1 HBP: 1	WP: 1 PB: 0 SB: 0 CS: 0
PITCHER	IP WLS BF H R ER SO BB IBB HBP BLK WP HR S P ERA WHIP																					
Barry Zito, L (1, 1) ERA: 3.12	6.2 W 27 2 0 0 4 6 0 0 0 0 0 0 2 2 0.00 1.200																					
Jeff Tam, R (7, 1) ERA: 2.65	0.2 2 0 0 0 0 0 0 0 0 0 0 0 2 2 0.00 0.000																					
Todd Belitz, L (8, 1) ERA: 2.65	0.0 2 0 0 0 0 2 0 0 0 0 0 0 0 0 8 * * * *																					
T.J. Mathews, R (8, 1) ERA: 6.63	0.2 2 0 0 0 0 0 0 0 0 0 0 0 5 6 0.00 0.000																					
Jason Istringhausen, R (9, 1) ERA: 4.14	1.0 5 0 0 0 0 1 0 1 0 0 1 0 10 18 0.00 1.000																					
Batter	1	2	3	4	5	6	7	8	9	AB	R	H	RBI	BB	SO	LOB	BOTTOM					
Shannon Stewart, R (1, 7) OBP: 0.385, SLG: 0.554 Dewayne Wise, L (8, 7) OBP: 0.227, SLG: 0.150										4	0	0	0	0	0	6	Oakland Athletics @ Toronto Blue Jays SkyDome, Toronto, ON Mon Sep 04 2000, 1:05 PM EDT Att: 21,824 - Dome - 72 F					
Alex Gonzalez, R (1, 6) OBP: 0.315, SLG: 0.406										5	0	0	0	0	2							
Dave Martinez, L (1, 9) OBP: 0.356, SLG: 0.388										3	0	1	0	1	1							
Carlos Delgado, L (1, 3) OBP: 0.479, SLG: 0.708										3	0	0	0	1	0							
Tony Batista, R (1, 5) OBP: 0.317, SLG: 0.542										3	0	0	0	1	0							
Todd Greene, R (1, 10) OBP: 0.323, SLG: 0.450										3	0	0	0	1	4							
José Cruz Jr., S (1, 8) ERA: 3.12 10 Vernon Wells, R (8, 8) ERA: 2.65										3	0	0	0	2	1							
Craig Grebeck, R (1, 4) OBP: 0.362, SLG: 0.408										2	0	1	0	2	0							
Alberto Castillo, R (1, 2) OBP: 0.288, SLG: 0.289										1	0	0	0	3	0							
Inning Stats	R: 0 E: 0 K: 1 S: 10	H: 0 LOB: 0 BB: 0 P: 14	R: 0 E: 0 K: 0 S: 4	H: 0 LOB: 0 BB: 0 P: 8	R: 0 E: 0 K: 1 S: 7	H: 0 LOB: 2 BB: 2 P: 18	R: 0 E: 0 K: 1 S: 14	H: 1 LOB: 2 BB: 1 P: 22	R: 0 E: 0 K: 0 S: 11	H: 0 LOB: 1 BB: 1 P: 21	R: 0 E: 0 K: 0 S: 6	H: 0 LOB: 0 BB: 0 P: 10	R: 0 E: 0 K: 1 S: 11	H: 1 LOB: 3 BB: 2 P: 23	R: 0 E: 0 K: 0 S: 6	H: 0 LOB: 2 BB: 2 P: 15		R: 0 E: 0 K: 0 S: 10	H: 0 LOB: 2 BB: 1 P: 18	1B: 2 2B: 1 3B: 0 HR: 0	SF: 0 SAC: 0 DP: 1 HBP: 1	WP: 1 PB: 0 SB: 0 CS: 0
PITCHER	IP WLS BF H R ER SO BB IBB HBP BLK WP HR S P ERA WHIP																					
Barry Zito, L (1, 1) ERA: 3.12	6.2 W 27 2 0 0 4 6 0 0 0 0 0 0 2 2 0.00 1.200																					
Jeff Tam, R (7, 1) ERA: 2.65	0.2 2 0 0 0 0 0 0 0 0 0 0 0 2 2 0.00 0.000																					
Todd Belitz, L (8, 1) ERA: 2.65	0.0 2 0 0 0 0 2 0 0 0 0 0 0 0 0 8 * * * *																					
T.J. Mathews, R (8, 1) ERA: 6.63	0.2 2 0 0 0 0 0 0 0 0 0 0 0 5 6 0.00 0.000																					
Jason Istringhausen, R (9, 1) ERA: 4.14	1.0 5 0 0 0 0 1 0 1 0 0 1 0 10 18 0.00 1.000																					

Batter	1	2	3	4	5	6	7	8	9	AB	R	H	RBI	BB	SO	LOB	TOP				
Rickey Henderson, R OBP: 0.371, SLG: 0.305 Raul Ibanez, L OBP: 0.288, SLG: 0.312	L5	F9-6-4		P6			G6-4-3 BB		G5-3	4	0	0	0	1	0	2					
Mark McLemore, S OBP: 0.352, SLG: 0.308	BB 1B G3 BB				G4-3		B2		F8	4	1	0	0	1	1	2					
Alex Rodriguez, R OBP: 0.434, SLG: 0.613	G3 BB 1B			G6-4-3 BB	G3-1		G6-4-3			3	0	1	0	1	0	1					
Edgar Martinez, R OBP: 0.420, SLG: 0.601 Al Martin, L OBP: 0.358, SLG: 0.454	G3 BB			G6-4-3				SH1-4 E SF8 1B		3	0	2	0	1	0	1					
John Olerud, L OBP: 0.397, SLG: 0.440	G3			2B 1B				E3 SH1-4		3	1	1	1	1	0	3					
Jay Buhner, R OBP: 0.378, SLG: 0.534 Charles Gipson, R OBP: 0.370, SLG: 0.333	G5-3			2B	G6-3			SH1-4		3	0	1	1	0	0	4					
Mike Cameron, R OBP: 0.352, SLG: 0.437		1B BB		F8				SF8		2	1	0	1	1	0	1					
Joe Oliver, R OBP: 0.306, SLG: 0.488		F9-6-4 1B 1B		P6				L5		4	0	1	0	0	0	2					
David Bell, R OBP: 0.302, SLG: 0.343				F7				G6-3		4	0	1	1	0	1	0					
Inning Stats	R: 1 E: 0 K: 0 S: 9	H: 1 LOB: 2 BB: 2 P: 18	R: 1 E: 0 K: 1 S: 10	H: 2 LOB: 1 BB: 1 P: 16	R: 1 E: 0 K: 0 S: 13	H: 2 LOB: 1 BB: 1 P: 24	R: 0 E: 0 K: 0 S: 9	H: 0 LOB: 0 BB: 0 P: 14	R: 0 E: 0 K: 0 S: 10	H: 1 LOB: 2 BB: 1 P: 20	R: 0 E: 0 K: 0 S: 5	H: 0 LOB: 0 BB: 0 P: 11	R: 1 E: 1 K: 0 S: 13	H: 1 LOB: 2 BB: 0 P: 21	R: 0 E: 0 K: 1 S: 9	H: 0 LOB: 0 BB: 0 P: 14	1B: 5 2B: 3 3B: 0 HR: 0	SF: 1 SAC: 1 DP: 3 HBP: 0	WP: 0 PB: 0 SB: 0 CS: 0	PA: 38	
PITCHER	IP	WLS	BF	H	R	ER	SO	BB	IBB	HBP	BLK	WP	HR	S	P	ERA	WHIP				
Chris Carpenter, R ERA: 6.62	7.0		30	6	3	3	1	6	0	0	0	0	0	60	108	3.86	1.714				
Kelvin Escobar, R ERA: 5.25	2.0	L	8	1	1	0	1	0	0	0	0	0	0	22	35	0.00	0.500				

Seattle Mariners @ Toronto Blue Jays
SkyDome, Toronto, ON
Tue Sep 05 2000, 7:05 PM EDT
Att: 21,128 - Dome - 72 F

AB 30
R 4
H 7
RBI 4
BB 6
SO 2
LOB 16



Batter	1	2	3	4	5	6	7	8	9	AB	R	H	RBI	BB	SO	LOB	BOTTOM					
Shannon Stewart, R OBP: 0.381, SLG: 0.548	K	P4			G1-3	F8			G5-3	5	0	0	0	0	1	3						
Alex Gonzalez, R OBP: 0.314, SLG: 0.407	G5-3			G4-1	G4-3 1B 2B		K			4	1	1	0	0	1	0						
Dave Martinez, L OBP: 0.353, SLG: 0.384	F8			G6-3	G4-3		F7			4	0	0	0	0	0	1						
Carlos Delgado, L OBP: 0.480, SLG: 0.707		1B WP 1B BB		1B	1B IBB		G3			2	1	1	0	2	0	0						
Brad Fullmer, L OBP: 0.343, SLG: 0.558	F8			1B	1B		G6-3			4	0	2	1	0	0	1						
Tony Batista, R OBP: 0.316, SLG: 0.539	1B BB			G5-3	F7		G1-3			3	1	0	0	1	0	4						
Darrin Fletcher, L OBP: 0.345, SLG: 0.509	K			G3-1			P5		G6-3	4	0	0	0	0	1	2						
José Cruz Jr., S OBP: 0.325, SLG: 0.467	1B 1B			F7			S HBP		F7	3	0	1	0	0	0	0						
Mickey Morandini, L OBP: 0.333, SLG: 0.322	1B			K			K		G4-3	4	0	1	2	0	2	1						
Inning Stats	R: 0 E: 0 K: 1 S: 9	H: 0 LOB: 0 BB: 0 P: 15	R: 2 E: 0 K: 1 S: 15	H: 2 LOB: 2 BB: 2 P: 27	R: 0 E: 0 K: 0 S: 13	H: 2 LOB: 0 BB: 0 P: 21	R: 0 E: 0 K: 1 S: 7	H: 0 LOB: 0 BB: 0 P: 10	R: 1 E: 0 K: 0 S: 8	H: 2 LOB: 1 BB: 1 P: 17	R: 0 E: 0 K: 1 S: 6	H: 0 LOB: 0 BB: 0 P: 9	R: 0 E: 0 K: 0 S: 7	H: 0 LOB: 0 BB: 0 P: 9	R: 0 E: 0 K: 0 S: 6	H: 0 LOB: 0 BB: 0 P: 11	R: 0 E: 0 K: 0 S: 5	H: 0 LOB: 0 BB: 0 P: 6	1B: 5 2B: 1 3B: 0 HR: 0	SF: 0 SAC: 0 DP: 0 HBP: 1	WP: 1 PB: 0 SB: 1 CS: 0	PA: 37
PITCHER	IP	WLS	BF	H	R	ER	SO	BB	IBB	HBP	BLK	WP	HR	S	P	ERA	WHIP					
Aaron Sele, R ERA: 4.93	6.1		29	6	3	3	5	2	1	1	0	0	0	61	103	4.26	1.263					
Arthur Rhodes, L ERA: 4.27	1.2	W	5	0	0	0	0	0	0	0	0	0	0	10	16	0.00	0.000					
Kazuhiko Sasaki, R ERA: 3.61	1.0	S	3	0	0	0	0	0	0	0	0	0	0	5	6	0.00	0.000					

Seattle Mariners @ Toronto Blue Jays
SkyDome, Toronto, ON
Tue Sep 05 2000, 7:05 PM EDT
Att: 21,128 - Dome - 72 F

AB 33
R 3
H 6
RBI 3
BB 3
SO 5
LOB 12



Batter	1	2	3	4	5	6	7	8	9	AB	R	H	RBI	BB	SO	LOB	TOP			
Mark McLemore, S (1,4) X OBP: 0.351, SLG: 0.305	0-0 F8		4-2 HR BB		2-1 G4-3		0-1 F8		0-1 G5-3	4	1	0	0	1	0	2				
Stan Javier, S (1,7) X OBP: 0.351, SLG: 0.397	0-0 G3-1		0-1 P5		2-1		0-2 L3			4	0	1	0	0	0	2				
Alex Rodriguez, R (1,6) B B B OBP: 0.436, SLG: 0.619	4-0 BB		0-1 HR		4-1			1-2 F9		2	1	1	2	2	0	0				
Edgar Martinez, R (1,10) C B B B B B OBP: 0.419, SLG: 0.597	3-2 G5-3		4-1 HR		2-2 F8			0-1 F7		3	0	0	0	1	0	3				
John Olerud, L (1,3) B C C C X OBP: 0.397, SLG: 0.441		2-1 FC5-4 1B		0-0 G4-3				2-2 F7		4	0	2	0	0	0	1				
Jay Buhner, R (1,9) S C B B B B B OBP: 0.377, SLG: 0.540	1-2 FC5-4 HBP 1-2			3-3 K		0-0 FC4-6 1B 1-2			2-2 HR	4	1	1	1	0	1	2				
Mike Cameron, R (1,8) H C C C C C OBP: 0.351, SLG: 0.434	2-2 G5-4-3 HBP 1-2			0-0 F9		1-1 F7			0-1 G5-3	3	0	0	0	0	0	1				
Joe Oliver, R (1,2) B B B OBP: 0.301, SLG: 0.479	1-1 G5-4-3 1-2			1-1 G4-3		2-2 F8			0-3 K	3	0	0	0	0	0	3				
Carlos Guillen, S (9, PH) X OBP: 0.323, SLG: 0.377										1	0	0	0	0	1	0				
David Bell, R (1,5) C X OBP: 0.303, SLG: 0.341				0-1 G6-3		0-2 G5-3			1-0	2	0	0	0	0	0	0				
Al Martin, L (9, PH) X OBP: 0.340, SLG: 0.455									L3 HBP	1	0	1	0	0	0	0				
Inning Stats	R: 0 E: 0 K: 0 S: 5	H: 0 LOB: 1 BB: 1 P: 12	R: 0 E: 0 K: 0 S: 11	H: 1 LOB: 1 BB: 0 P: 17	R: 2 E: 0 K: 0 S: 10	H: 1 LOB: 1 BB: 2 P: 18	R: 0 E: 0 K: 1 S: 6	H: 0 LOB: 0 BB: 0 P: 10	R: 0 E: 0 K: 0 S: 12	H: 1 LOB: 2 BB: 1 P: 22	R: 0 E: 0 K: 0 S: 10	H: 0 LOB: 0 BB: 0 P: 11	R: 0 E: 0 K: 0 S: 9	H: 0 LOB: 0 BB: 0 P: 12	R: 1 E: 0 K: 1 S: 11	H: 2 LOB: 1 BB: 0 P: 14	1B: 3 2B: 2 3B: 0 HR: 2	SF: 0 SAC: 0 DP: 2 HBP: 2	WP: 0 PB: 0 SB: 0 CS: 0	PA: 37
PITCHER	IP WLS BF H R ER SO BB IBB HBP BLK WP HR S P ERA WHIP																			
Joey Hamilton, R (1,1) ERA: 2.42	7.0 W 29 4 2 2 1 4 0 0 2 0 0 1 61 100 2.57 1.143																			
John Frascatore, R (8,1) ERA: 5.4	2.0 8 2 1 1 1 0 0 0 0 0 0 1 20 26 4.50 1.000																			

Seattle Mariners @ Toronto Blue Jays
SkyDome, Toronto, ON
Wed Sep 06 2000, 7:05 PM EDT
Att: 17,055 - Dome - 72 F

AB 31
R 3
H 6
RBI 3
BB 4
SO 2
LOB 14



Batter	1	2	3	4	5	6	7	8	9	AB	R	H	RBI	BB	SO	LOB	BOTTOM			
Shannon Stewart, R (1,7) X OBP: 0.381, SLG: 0.548	0-0 P6		1-0 G5-3	4-0 HBP 2B IBB		0-0 1B 2B		2-0 F9		4	2	1	0	1	0	0				
Alex Gonzalez, R (1,6) S B B B B B OBP: 0.316, SLG: 0.406	4-1 BB		0-1 G1-3 1B	2-3 K		0-0 L4				3	0	1	0	1	1	4				
Chad Mottola, R (1,9) C X OBP: 0.750, SLG: 0.667	0-1 L8		0-0 G1-3 1B	1-0 2B HBP		3-2 G4-6-3 1B 2H				3	1	2	2	0	0	1				
Carlos Delgado, L (1,3) S C C OBP: 0.479, SLG: 0.706	0-3 K		1-0 G1-3 1-2 2-3	0-1 2B		3-1 G4-6-3 1-2				4	0	1	3	0	1	4				
Tony Batista, R (1,5) S B B B B B OBP: 0.318, SLG: 0.538		3-2 FC5-4 SF9 1B	2-2 G1-3	1-3 K			3-1 FC6-4 1B			4	1	2	0	0	1	3				
Todd Greene, R (1,10) B B B B B B OBP: 0.304, SLG: 0.422	3-1 E5 FC5-4 1-2			0-0 F7	1-3 K		1-2 FC6-4 G6-4-3 1-2			4	0	0	0	0	1	2				
José Cruz Jr., S (1,8) B C C C C C OBP: 0.327, SLG: 0.470	1-2 FC5-4 1-2 2-3			0-0 1B 2B 1B			1-0 G6-4-3 1-2			4	1	2	0	0	0	3				
Darrin Fletcher, L (1,2) X OBP: 0.346, SLG: 0.510	0-0 SF9			2-2 2B HBP 1B			0-1 F3		1-1 G4-6-3 1B	3	1	2	1	0	0	1				
Craig Grebeck, R (1,4) C B B B B B OBP: 0.360, SLG: 0.409	3-H 1-2 G4-3			0-0 HBP 2B 2B			3-1 F9		2-2 G4-6-3 1-2	4	1	1	1	0	0	3				
Inning Stats	R: 0 E: 0 K: 1 S: 7	H: 0 LOB: 1 BB: 1 P: 11	R: 1 E: 1 K: 0 S: 16	H: 1 LOB: 0 BB: 0 P: 24	R: 0 E: 0 K: 0 S: 10	H: 2 LOB: 0 BB: 0 P: 14	R: 5 E: 0 K: 2 S: 14	H: 4 LOB: 1 BB: 1 P: 24	R: 0 E: 0 K: 1 S: 8	H: 1 LOB: 0 BB: 0 P: 13	R: 1 E: 0 K: 0 S: 8	H: 2 LOB: 0 BB: 0 P: 14	R: 0 E: 0 K: 0 S: 6	H: 1 LOB: 0 BB: 0 P: 11	R: 0 E: 0 K: 0 S: 6	H: 1 LOB: 0 BB: 0 P: 11	1B: 8 2B: 4 3B: 0 HR: 0	SF: 1 SAC: 0 DP: 3 HBP: 1	WP: 0 PB: 0 SB: 0 CS: 0	PA: 37
PITCHER	IP WLS BF H R ER SO BB IBB HBP BLK WP HR S P ERA WHIP																			
John Halama, L (1,1) ERA: 6.19	3.1 L 18 6 4 3 3 1 0 0 0 0 0 0 39 57 8.10 2.100																			
Brett Tomko, R (4,1) ERA: 4.85	2.2 13 4 3 3 3 0 1 1 0 0 0 0 24 43 10.12 1.500																			
Frankie Rodriguez, R (7,1) ERA: 6.75	2.0 6 2 0 0 0 0 0 0 0 0 0 0 12 22 0.00 1.000																			

Seattle Mariners @ Toronto Blue Jays
SkyDome, Toronto, ON
Wed Sep 06 2000, 7:05 PM EDT
Att: 17,055 - Dome - 72 F

AB 33
R 7
H 12
RBI 7
BB 2
SO 4
LOB 21



Batter	1	2	3	4	5	6	7	8	9	AB	R	H	RBI	BB	SO	LOB	TOP										
Rickey Henderson, R OBP: 0.373, SLG: 0.309 Raul Ibanez, L OBP: 0.288, SLG: 0.312	0-1 G5-4-3 1B		1-1 F9		0-0 2B		1-0 P5		4-2 G6-3 E 2B BB	4	1	2	1	1	0	0											
Al Martin, L OBP: 0.339, SLG: 0.460 Charles Gipson, R OBP: 0.357, SLG: 0.320	0-3 K		1-0 G4-3		0-0 F8			0-1 HR	1-0 E5 G6-3 2B	4	1	1	1	0	1	2											
Alex Rodriguez, R OBP: 0.434, SLG: 0.616	2-1 G5-4-3			2-2 L5	2-1 L7			1-2 G4-3 2B	3-2 G6-3	5	0	1	1	0	0	4											
Edgar Martinez, R OBP: 0.417, SLG: 0.595 Brian Leshar, R OBP: 1.000, SLG: 2.500		1-2 G6-3		2-2 F3		1-2 G1-3		2-0 G4-3	2-1 2B	5	0	1	2	0	0	1											
John Olerud, L OBP: 0.399, SLG: 0.441		1-0 1B		1-1 G3-1		0-1 1B		4-0 G6-4-3 IBB	0-1 G6-3	4	0	2	0	1	0	1											
Mike Cameron, R OBP: 0.352, SLG: 0.437		3-2 1B			1-2 SH1-4 2B	1-3 K		3-1 G6-4-3		4	1	2	0	0	1	3											
Carlos Guillen, S OBP: 0.326, SLG: 0.380		0-1 F5		4-1 SH1-4 2B	3-2 G4-3			2-2 1B 2B		3	2	1	0	1	0	3											
Dan Wilson, R OBP: 0.292, SLG: 0.328		1-3 K		1-1 SH1-4		1-2 F9		1-3 K		3	0	0	0	0	2	3											
Mark McLemore, S OBP: 0.352, SLG: 0.309			3-2 F8		1-1 2B	3-2 G3-1		2-0 E G6-3 1B		4	2	2	3	0	0	0											
Inning Stats	R: 0 E: 0 K: 1 S: 7	H: 1 LOB: 0 BB: 0 P: 9	R: 0 E: 0 K: 1 S: 14	H: 2 LOB: 2 BB: 0 P: 20	R: 0 E: 0 K: 0 S: 7	H: 0 LOB: 0 BB: 0 P: 12	R: 0 E: 0 K: 0 S: 8	H: 0 LOB: 0 BB: 0 P: 13	R: 3 E: 0 K: 0 S: 12	H: 3 LOB: 1 BB: 1 P: 21	R: 0 E: 0 K: 1 S: 15	H: 1 LOB: 0 BB: 0 P: 20	R: 0 E: 0 K: 0 S: 8	H: 0 LOB: 0 BB: 0 P: 13	R: 1 E: 0 K: 0 S: 9	H: 2 LOB: 1 BB: 1 P: 19	R: 4 E: 1 K: 1 S: 20	H: 3 LOB: 1 BB: 1 P: 35	1B: 5 2B: 6 3B: 0 HR: 1	SF: 0 SAC: 1 DP: 2 HBP: 0	WP: 0 PB: 0 SB: 0 CS: 0	PA: 41					
PITCHER	IP	WLS	BF	H	R	ER	SO	BB	IBB	HBP	BLK	WP	HR	S	P	ERA	WHIP										
Steve Trachsel, R ERA: 4.72	7.0	L	30	9	4	4	3	1	0	0	0	0	1	77	115	5.14	1.429										
Paul Quantrill, R ERA: 4.96	1.0		3	0	0	0	0	0	1	0	0	0	0	3	12	0.00	0.000										
Billy Koch, R ERA: 2.71	0.2		7	3	4	1	1	1	0	0	0	0	0	18	33	13.50	6.000										
Mark Guthrie, L ERA: 4.74	0.1		1	0	0	0	0	0	0	0	0	0	0	2	2	0.00	0.000										

Seattle Mariners @ Toronto Blue Jays
SkyDome, Toronto, ON
Thu Sep 07 2000, 7:05 PM EDT
Att: 17,571 - Sunny - 76 F

AB 37
R 8
H 12
RBI 8
BB 3
SO 4
LOB 19



Batter	1	2	3	4	5	6	7	8	9	AB	R	H	RBI	BB	SO	LOB	BOTTOM										
Shannon Stewart, R OBP: 0.379, SLG: 0.543	0-0 F9		3-3 K		2-1 G5-3			0-1 F9		4	0	0	0	0	1	2											
Alex Gonzalez, R OBP: 0.313, SLG: 0.403	1-0 G5-3		0-3 K			1-3 K		1-3 K		4	0	0	0	0	3	1											
Dave Martinez, L OBP: 0.350, SLG: 0.380	1-2 P4		0-0 FC5			0-1 G4-3		2-1 G4-3		4	0	0	0	0	0	1											
Carlos Delgado, L OBP: 0.479, SLG: 0.703		4-1 BB BB		3-0 G4-3		4-0 BB		1-2 G5-3		2	0	0	0	2	0	0											
Brad Fullmer, L OBP: 0.341, SLG: 0.553		1-2 F8		3-2 G4-3		2-0 G4-3		1-0 F7		4	0	0	0	0	0	2											
Tony Batista, R OBP: 0.319, SLG: 0.543		1-3 K		2-3 K			4-2 G6-4-3 BB		0-0 HR	3	1	1	1	1	2	1											
Darrin Fletcher, L OBP: 0.348, SLG: 0.509		4-0 BB BB			2-2 G4-6-3 1B		0-1 G6-4-3 1-2		0-2 G6-3	3	0	1	0	1	0	1											
José Cruz Jr., S OBP: 0.327, SLG: 0.468		2-2 F8		3-1 G4-6-3		4-0 S BB				2	0	0	0	1	0	3											
Mickey Morandini, L OBP: 0.336, SLG: 0.323			4-0 FC5 S BB		0-0 1B		2-2 P4			2	0	1	0	1	0	1											
Inning Stats	R: 0 E: 0 K: 0 S: 5	H: 0 LOB: 0 BB: 0 P: 7	R: 0 E: 0 K: 1 S: 10	H: 0 LOB: 2 BB: 2 P: 22	R: 0 E: 0 K: 2 S: 7	H: 0 LOB: 1 BB: 1 P: 14	R: 0 E: 0 K: 1 S: 10	H: 0 LOB: 0 BB: 0 P: 18	R: 0 E: 0 K: 0 S: 9	H: 2 LOB: 1 BB: 0 P: 16	R: 0 E: 0 K: 1 S: 6	H: 0 LOB: 1 BB: 1 P: 13	R: 0 E: 0 K: 0 S: 7	H: 0 LOB: 2 BB: 2 P: 17	R: 0 E: 0 K: 1 S: 7	H: 0 LOB: 0 BB: 0 P: 10	R: 1 E: 0 K: 0 S: 8	H: 1 LOB: 0 BB: 0 P: 10	1B: 2 2B: 0 3B: 0 HR: 1	SF: 0 SAC: 0 DP: 2 HBP: 0	WP: 0 PB: 0 SB: 2 CS: 0	PA: 34					
PITCHER	IP	WLS	BF	H	R	ER	SO	BB	IBB	HBP	BLK	WP	HR	S	P	ERA	WHIP										
Freddy Garcia, R ERA: 3.78	8.0	W	30	2	0	0	6	6	0	0	0	0	0	61	117	0.00	1.000										
Jose Paniagua, R ERA: 3.99	1.0		4	1	1	1	0	0	0	0	0	0	1	8	10	9.00	1.000										

Seattle Mariners @ Toronto Blue Jays
SkyDome, Toronto, ON
Thu Sep 07 2000, 7:05 PM EDT
Att: 17,571 - Sunny - 76 F


AB 28
R 1
H 3
RBI 1
BB 6
SO 6
LOB 12



Batter	1	2	3	4	5	6	7	8	9	AB	R	H	RBI	BB	SO	LOB	TOP			
Rich Becker, L OBP: 0.387, SLG: 0.379 (1, 9)	G4-3		K		FC4-6			K		4	0	0	0	0	2	1				
Billy McMillon, L OBP: 0.405, SLG: 0.478 (1, 10)	1B BB		F8				G6-3	G6-3		3	0	0	0	1	0	0				
Bobby Higginson, L OBP: 0.374, SLG: 0.535 (1, 7)	1B			G1-3	2B		CS 1B	1B	G1-3	4	0	3	0	0	0	0				
Dean Palmer, R OBP: 0.342, SLG: 0.481 (1, 5)	K			K			1B		K	4	0	1	0	0	3	3				
Tony Clark, S OBP: 0.341, SLG: 0.526 (1, 3)	G3			G1-3			1B		K	4	0	0	0	0	2	5				
Deivi Cruz, R OBP: 0.309, SLG: 0.442 (1, 6)		G5-3		G5-3			F7			3	0	0	0	0	0	1				
Damion Easley, R OBP: 0.355, SLG: 0.420 (1, 4)		K		F7			P4			3	0	0	0	0	1	0				
Juan Encarnacion, R OBP: 0.327, SLG: 0.432 (1, 8)		K		G6-3			K			3	0	0	0	0	2	0				
Brad Ausmus, R OBP: 0.354, SLG: 0.370 (1, 2)			K				FC4-6 1B		F9	3	0	1	0	0	1	0				
Inning Stats	R: 0 H: 1 E: 0 K: 1 S: 10	H: 1 LOB: 2 BB: 1 P: 22	R: 0 H: 0 E: 0 K: 2 S: 8	H: 0 LOB: 0 BB: 0 P: 10	R: 0 H: 0 E: 0 K: 2 S: 8	H: 0 LOB: 0 BB: 0 P: 11	R: 0 H: 1 E: 0 K: 1 S: 9	H: 1 LOB: 1 BB: 0 P: 12	R: 0 H: 1 E: 0 K: 0 S: 10	H: 2 LOB: 2 BB: 0 P: 16	R: 0 H: 0 E: 0 K: 1 S: 14	H: 0 LOB: 0 BB: 0 P: 17	R: 0 H: 0 E: 0 K: 1 S: 8	H: 0 LOB: 0 BB: 0 P: 12	R: 0 H: 0 E: 0 K: 2 S: 9	H: 0 LOB: 0 BB: 0 P: 16	1B: 4 2B: 2 3B: 0 HR: 0	SF: 0 SAC: 0 DP: 1 HBP: 0	WP: 0 PB: 0 SB: 0 CS: 1	PA: 32
PITCHER Esteban Loaiza, R ERA: 4.77 (1, 1)	IP: 9.0 WLS: W BF: 32 H: 5 R: 0 ER: 0 SO: 11 BB: 1 IBB: 0 HBP: 0 BLK: 0 WP: 0 HR: 0 S: 85 P: 131 ERA: 0.00 WHIP: 0.667																			

Detroit Tigers @ Toronto Blue Jays
SkyDome, Toronto, ON
Fri Sep 08 2000, 7:05 PM EDT
Att: 19,121 - Cloudy - 70 F


AB 31
R 0
H 5
RBI 0
BB 1
SO 11
LOB 10



Batter	1	2	3	4	5	6	7	8	9	AB	R	H	RBI	BB	SO	LOB	BOTTOM			
Shannon Stewart, R OBP: 0.379, SLG: 0.545 (1, 7)	F9 2B		G6-3				L5			4	0	2	1	0	0	0				
Alex Gonzalez, R OBP: 0.311, SLG: 0.399 (1, 6)	B1-3		G1-3		K			F9		4	0	0	0	0	1	2				
Dave Martinez, L OBP: 0.349, SLG: 0.381 (1, 9)	F9			1B 2B	CS		G4-3	K		4	0	1	0	0	1	1				
Carlos Delgado, L OBP: 0.479, SLG: 0.701 (1, 3)	HBP			1B			G4-3	P4		3	0	1	0	0	0	0				
Brad Fullmer, L OBP: 0.340, SLG: 0.558 (1, 10)	G5-3			F5			HR			3	1	1	1	0	0	4				
Tony Batista, R OBP: 0.317, SLG: 0.540 (1, 5)		P4		F3			K			3	0	0	0	0	1	2				
Darrin Fletcher, L OBP: 0.345, SLG: 0.504 (1, 2)		L8		K			L3			3	0	0	0	0	1	2				
José Cruz Jr., S OBP: 0.327, SLG: 0.473 (1, 8)		K			F8		HR			3	1	1	1	0	1	0				
Mickey Morandini, L OBP: 0.336, SLG: 0.326 (1, 4)			G3		E9 1B 2B		G1-3			3	1	1	0	0	0	0				
Inning Stats	R: 0 H: 1 E: 0 K: 0 S: 11	H: 1 LOB: 2 BB: 0 P: 17	R: 0 H: 0 E: 0 K: 1 S: 5	H: 0 LOB: 0 BB: 0 P: 5	R: 0 H: 0 E: 0 K: 0 S: 7	H: 0 LOB: 0 BB: 0 P: 10	R: 0 H: 2 E: 0 K: 1 S: 15	H: 2 LOB: 2 BB: 0 P: 20	R: 1 H: 2 E: 1 K: 1 S: 9	H: 2 LOB: 0 BB: 0 P: 16	R: 1 H: 1 E: 0 K: 0 S: 8	H: 1 LOB: 0 BB: 0 P: 15	R: 1 H: 1 E: 0 K: 1 S: 11	H: 1 LOB: 0 BB: 0 P: 13	R: 0 H: 0 E: 0 K: 1 S: 7	H: 0 LOB: 0 BB: 0 P: 10	1B: 2 2B: 3 3B: 0 HR: 2	SF: 0 SAC: 0 DP: 0 HBP: 1	WP: 0 PB: 0 SB: 0 CS: 1	PA: 32
PITCHER Jeff Weaver, R ERA: 4.73 (1, 1)	IP: 8.0 WLS: L BF: 31 H: 7 R: 3 ER: 2 SO: 5 BB: 0 IBB: 0 HBP: 1 BLK: 0 WP: 0 HR: 2 S: 73 P: 106 ERA: 2.25 WHIP: 0.875																			

Detroit Tigers @ Toronto Blue Jays
SkyDome, Toronto, ON
Fri Sep 08 2000, 7:05 PM EDT
Att: 19,121 - Cloudy - 70 F

AB 30
R 3
H 7
RBI 3
BB 0
SO 5
LOB 11



Batter	1	2	3	4	5	6	7	8	9	AB	R	H	RBI	BB	SO	LOB	TOP								
Damon Easley, R OBP: 0.354, SLG: 0.419 (1, 4)	L8			F8	2B		G5-3			4	1	1	1	0	0	1									
Juan Encarnacion, R OBP: 0.327, SLG: 0.432 (1, 8)	F8			F9	2B			K		4	0	1	2	0	1	0									
Bobby Higginson, L OBP: 0.373, SLG: 0.533 (1, 7)	K			1B	K			G4-3		4	0	1	0	0	2	1									
Juan Gonzalez, R OBP: 0.348, SLG: 0.519 (1, 10)		G5-3		F9				G2-3		4	0	1	0	0	0	1									
Dean Palmer, R OBP: 0.339, SLG: 0.477 (1, 5)		F8			K			G5-3		4	0	0	0	0	2	1									
Wendell Magee, R OBP: 0.325, SLG: 0.453 (9, PH)																									
Rich Becker, L OBP: 0.389, SLG: 0.382 (9, 9)		G4-3																							
Deivi Cruz, R OBP: 0.309, SLG: 0.444 (1, 6)				G6-3	1B			G5-3		3	1	1	1	0	0	0									
Brad Ausmus, R OBP: 0.355, SLG: 0.374 (1, 2)				F9	1B			G6-3		4	1	2	1	0	0	0									
Shane Halter, R OBP: 0.274, SLG: 0.332 (7, PH)																									
Tony Clark, S OBP: 0.344, SLG: 0.509 (7, PH)																									
54 Rod Lindsay, R OBP: 0.366, SLG: 0.555 (7, PH)																									
Dusty Allen, R OBP: 0.301, SLG: 0.471 (9, PH)																									
Billy McMillon, L OBP: 0.301, SLG: 0.471 (9, PH)																									
Hal Morris, L OBP: 0.301, SLG: 0.398 (9, 3)																									
Inning Stats	R: 0 H: 0 E: 0 K: 1 S: 10	H: 0 R: 0 ER: 0 LOB: 0 P: 17	R: 0 H: 0 E: 0 K: 0 S: 6	H: 0 R: 0 ER: 0 LOB: 0 P: 7	R: 0 H: 0 E: 0 K: 1 S: 7	H: 0 R: 0 ER: 0 LOB: 0 P: 11	R: 0 H: 1 E: 0 K: 0 S: 9	H: 1 R: 0 ER: 0 LOB: 1 P: 13	R: 4 H: 5 E: 0 K: 2 S: 22	H: 5 R: 0 ER: 0 LOB: 1 P: 33	R: 0 H: 0 E: 0 K: 1 S: 8	H: 0 R: 0 ER: 0 LOB: 0 P: 11	R: 0 H: 1 E: 0 K: 0 S: 11	H: 1 R: 0 ER: 0 LOB: 2 P: 14	R: 0 H: 1 E: 0 K: 2 S: 9	H: 1 R: 0 ER: 0 LOB: 1 P: 15	R: 1 H: 2 E: 0 K: 0 S: 11	H: 2 R: 0 ER: 0 LOB: 0 P: 16	1B: 7 2B: 4 3B: 0 HR: 0	SF: 0 SAC: 1 DP: 1 HBP: 0	WP: 1 PB: 0 SB: 3 CS: 0	PA: 36			
PITCHER	IP	WLS	BF	H	R	ER	SO	BB	IBB	HBP	BLK	WP	HR	S	P	ERA	WHIP								
David Wells, L ERA: 4.27 (1, 1)	7.0		28	7	4	4	5	0	0	0	0	0	0	73	106	5.14	1.000								
Kelvin Escobar, R ERA: 5.22 (8, 1)	1.0	H	4	1	0	0	2	0	0	0	0	0	0	9	15	0.00	1.000								
Billy Koch, R ERA: 2.8 (9, 1)	1.0	W	4	2	1	1	0	0	0	0	0	1	0	11	16	9.00	2.000								

Detroit Tigers @ Toronto Blue Jays
SkyDome, Toronto, ON
Sat Sep 09 2000, 4:05 PM EDT
Att: 23,623 - Cloudy - 72 F

AB 35
R 5
H 10
RBI 5
BB 0
SO 7
LOB 7



Batter	1	2	3	4	5	6	7	8	9	AB	R	H	RBI	BB	SO	LOB	BOTTOM								
Shannon Stewart, R OBP: 0.378, SLG: 0.541 (1, 7)	G6-3	L9			BB		G5-3		G6-3	5	1	1	0	0	0	1									
Alex Gonzalez, R OBP: 0.314, SLG: 0.401 (1, 6)	BB		L5		BB		F3		BB	3	2	1	0	2	0	0									
Dave Martinez, L OBP: 0.349, SLG: 0.378 (1, 9)	P6		F7		BB		P6		BB	3	1	0	0	1	0	1									
Carlos Delgado, L OBP: 0.482, SLG: 0.700 (1, 3)	BB		HR		BB		G6-4-3		K	2	1	1	2	3	1	2									
Brad Fullmer, L OBP: 0.343, SLG: 0.566 (1, 10)	FC6-4		HR		SF7		G6-4-3		BB	3	1	2	4	1	0	1									
Tony Batista, R OBP: 0.315, SLG: 0.536 (1, 5)	FC6-4		G5-3		K		K		1B	4	0	0	0	0	2	4									
Darin Fletcher, L OBP: 0.347, SLG: 0.504 (1, 2)		F7			BB				G4-6-3	4	0	2	0	0	0	0									
Dewayne Wise, L OBP: 0.227, SLG: 0.150 (8, PR)									1B	0	0	0	0	0	0	0									
Alberto Castillo, R OBP: 0.288, SLG: 0.269 (9, 2)										0	0	0	0	0	0	0									
José Cruz Jr., S OBP: 0.326, SLG: 0.470 (1, 8)	L6		G3-1		BB			G4-6-3		3	0	0	0	1	0	1									
Mickey Morandini, L OBP: 0.335, SLG: 0.328 (1, 4)			K		G5-3			G5-3		4	0	1	0	0	1	4									
Inning Stats	R: 0 H: 0 E: 0 K: 0 S: 15	H: 1 R: 0 ER: 0 LOB: 3 P: 28	R: 0 H: 1 E: 0 K: 0 S: 5	H: 1 R: 0 ER: 0 LOB: 0 P: 8	R: 2 H: 1 E: 0 K: 0 S: 16	H: 1 R: 0 ER: 0 LOB: 0 P: 27	R: 0 H: 0 E: 0 K: 1 S: 8	H: 0 R: 0 ER: 0 LOB: 0 P: 12	R: 3 H: 3 E: 0 K: 1 S: 21	H: 3 R: 0 ER: 0 LOB: 3 P: 41	R: 0 H: 0 E: 0 K: 0 S: 5	H: 0 R: 0 ER: 0 LOB: 0 P: 6	R: 0 H: 0 E: 0 K: 1 S: 7	H: 0 R: 0 ER: 0 LOB: 1 P: 13	R: 0 H: 1 E: 0 K: 0 S: 5	H: 1 R: 0 ER: 0 LOB: 0 P: 8	R: 1 H: 2 E: 0 K: 1 S: 14	H: 2 R: 0 ER: 0 LOB: 2 P: 26	1B: 5 2B: 2 3B: 0 HR: 1	SF: 1 SAC: 0 DP: 2 HBP: 1	WP: 0 PB: 0 SB: 0 CS: 0	PA: 41			
PITCHER	IP	WLS	BF	H	R	ER	SO	BB	IBB	HBP	BLK	WP	HR	S	P	ERA	WHIP								
Hideo Nomo, R ERA: 4.88 (1, 1)	4.0		20	3	4	4	1	0	0	0	0	0	0	6	14	27.00	6.000								
55 Sean Runyan, L ERA: 6.0 (5, 1)	0.1		3	1	1	1	0	1	0	0	0	0	0	6	14	27.00	6.000								
Nelson Cruz, R ERA: 2.56 (5, 1)	1.2		7	1	0	0	1	1	0	0	0	0	0	18	27	0.00	1.200								
C.J. Nitkowski, L ERA: 4.9 (7, 1)	2.2	L	11	3	1	1	2	1	0	1	0	0	0	26	47	3.38	1.500								

Detroit Tigers @ Toronto Blue Jays
SkyDome, Toronto, ON
Sat Sep 09 2000, 4:05 PM EDT
Att: 23,623 - Cloudy - 72 F

AB 31
R 6
H 8
RBI 6
BB 8
SO 4
LOB 14



Batter	1	2	3	4	5	6	7	8	9	AB	R	H	RBI	BB	SO	LOB	TOP										
Rich Becker, L (1, 8) OBP: 0.398, SLG: 0.387										2	0	2	0	3	0	0	Detroit Tigers @ Toronto Blue Jays SkyDome, Toronto, ON Sun Sep 10 2000, 1:05 PM EDT Att: 21,666 - Overcast - 72 F										
Jose Macias, S (1, 5) OBP: 0.327, SLG: 0.365										5	0	0	0	0	3	6											
Bobby Higginson, L (1, 7) OBP: 0.370, SLG: 0.529										4	0	0	0	0	0	6											
Juan Gonzalez, R (1, 9) OBP: 0.345, SLG: 0.514										4	0	0	0	0	2	6											
Tony Clark, S (1, 10) OBP: 0.338, SLG: 0.518										4	1	0	0	0	1	3											
Hal Morris, L (1, 3) OBP: 0.392, SLG: 0.372										4	1	2	0	0	0	1											
Deivi Cruz, R (1, 6) OBP: 0.311, SLG: 0.448										4	0	2	1	0	0	1											
Damon Easley, R (1, 4) OBP: 0.353, SLG: 0.417										4	0	1	0	0	0	1											
Javier Cardona, R (1, 2) OBP: 0.195, SLG: 0.282										3	0	1	0	0	1	3											
Billy McMillon, L (9, PH) OBP: 0.395, SLG: 0.464										1	0	0	0	0	1	0											
Inning Stats	R: 0 E: 0 K: 2 S: 11	H: 0 LOB: 1 BB: 1 P: 20	R: 1 E: 1 K: 0 S: 7	H: 0 LOB: 0 BB: 0 P: 9	R: 0 E: 1 K: 0 S: 13	H: 1 LOB: 3 BB: 1 P: 22	R: 0 E: 0 K: 1 S: 10	H: 1 LOB: 1 BB: 0 P: 15	R: 0 E: 0 K: 2 S: 12	H: 1 LOB: 1 BB: 0 P: 18	R: 1 E: 1 K: 0 S: 8	H: 3 LOB: 1 BB: 0 P: 10	R: 0 E: 0 K: 0 S: 6	H: 0 LOB: 1 BB: 1 P: 13	R: 0 E: 0 K: 1 S: 8	H: 1 LOB: 0 BB: 0 P: 11	R: 0 E: 0 K: 2 S: 10	H: 1 LOB: 1 BB: 0 P: 16	1B: 5 2B: 3 3B: 0 HR: 0	SF: 0 SAC: 0 DP: 2 HBP: 0	WP: 0 PB: 0 SB: 1 CS: 0	PA: 38					
PITCHER	IP	WLS	BF	H	R	ER	SO	BB	IBB	HBP	BLK	WP	HR	S	P	ERA	WHIP										
Chris Carpenter, R (1, 1) ERA: 6.39	7.0	W	31	6	2	1	5	3	0	0	0	0	0	67	107	1.29	1.286										
Kelvin Escobar, R (8, 1) ERA: 5.15	2.0	S	7	2	0	0	3	0	0	0	0	0	0	18	27	0.00	1.000										

Batter	1	2	3	4	5	6	7	8	9	AB	R	H	RBI	BB	SO	LOB	BOTTOM										
Shannon Stewart, R (1, 7) OBP: 0.377, SLG: 0.539										4	1	1	0	0	1	0	Detroit Tigers @ Toronto Blue Jays SkyDome, Toronto, ON Sun Sep 10 2000, 1:05 PM EDT Att: 21,666 - Overcast - 72 F										
Alex Gonzalez, R (1, 6) OBP: 0.313, SLG: 0.402										4	1	1	2	0	2	0											
Dave Martinez, L (1, 9) OBP: 0.349, SLG: 0.375										3	1	0	0	1	1	2											
Carlos Delgado, L (1, 3) OBP: 0.479, SLG: 0.694										4	0	0	0	0	1	3											
Brad Fullmer, L (1, 10) OBP: 0.347, SLG: 0.577										4	2	3	2	0	0	1											
Tony Batista, R (1, 5) OBP: 0.315, SLG: 0.536										4	0	1	1	0	2	1											
Darrin Fletcher, L (1, 2) OBP: 0.344, SLG: 0.500										3	0	0	0	0	0	2											
José Cruz Jr., S (1, 8) OBP: 0.325, SLG: 0.467										3	0	0	0	0	1	1											
Mickey Morandini, L (1, 4) OBP: 0.335, SLG: 0.328										3	1	1	0	0	0	0											
Inning Stats	R: 0 E: 0 K: 1 S: 7	H: 0 LOB: 0 BB: 0 P: 12	R: 1 E: 0 K: 2 S: 13	H: 2 LOB: 1 BB: 0 P: 19	R: 2 E: 0 K: 1 S: 13	H: 3 LOB: 1 BB: 0 P: 17	R: 0 E: 0 K: 0 S: 4	H: 0 LOB: 0 BB: 0 P: 11	R: 0 E: 0 K: 1 S: 6	H: 0 LOB: 0 BB: 0 P: 12	R: 1 E: 1 K: 1 S: 11	H: 1 LOB: 1 BB: 1 P: 21	R: 0 E: 0 K: 1 S: 8	H: 0 LOB: 0 BB: 0 P: 11	R: 2 E: 1 K: 1 S: 11	H: 1 LOB: 0 BB: 0 P: 20	R: 2 E: 0 K: 1 S: 10	H: 1 LOB: 0 BB: 0 P: 16	1B: 3 2B: 3 3B: 0 HR: 1	SF: 0 SAC: 0 DP: 0 HBP: 0	WP: 1 PB: 0 SB: 0 CS: 0	PA: 33					
PITCHER	IP	WLS	BF	H	R	ER	SO	BB	IBB	HBP	BLK	WP	HR	S	P	ERA	WHIP										
Steve Sparks, R (1, 1) ERA: 3.28	7.2	L	31	6	5	4	7	1	0	0	0	0	1	69	115	4.70	0.913										
Todd Jones, R (8, 1) ERA: 3.27	0.1		2	1	1	0	1	0	0	0	0	0	1	4	8	0.00	3.000										

AB	35
R	2
H	8
RBI	1
BB	3
SO	8
LOB	27



AB	32
R	6
H	7
RBI	5
BB	1
SO	8
LOB	10



Batter	1	2	3	4	5	6	7	8	9	AB	R	H	RBI	BB	SO	LOB	TOP																					
Shannon Stewart, R (1, 7) OBP: 0.376, SLG: 0.537	F3	K					F8			4	0	1	0	0	1	2	Toronto Blue Jays @ New York Yankees Yankee Stadium, Bronx, NY Tue Sep 12 2000, 7:05 PM EDT Att: 30,370 - Sunny - 80 F																					
Alex Gonzalez, R (1, 6) OBP: 0.315, SLG: 0.401	BB		F8				G6-3			3	0	1	1	1	0	0																						
Chad Mottola, R (1, 9) OBP: 0.375, SLG: 0.286	F8		K				P3			4	0	0	0	0	2	4																						
Carlos Delgado, L (1, 3) OBP: 0.477, SLG: 0.691	K		F7				G3-6-1			4	0	1	0	0	1	4																						
Tony Batista, R (1, 5) OBP: 0.312, SLG: 0.532	F8						P4			4	0	0	0	0	0	1																						
Brad Fullmer, L (1, 10) OBP: 0.348, SLG: 0.576	1B	1B					G4-3			4	1	2	0	0	0	1																						
José Cruz Jr., S (1, 8) OBP: 0.322, SLG: 0.464	K		K				L6			4	0	0	0	0	3	2																						
Darrin Fletcher, L (1, 2) OBP: 0.346, SLG: 0.500	2B	1B					K			4	1	2	0	0	1	1																						
Craig Grebeck, R (1, 4) OBP: 0.362, SLG: 0.413	1B	2B					G5-3			3	0	1	1	1	0	0																						
Inning Stats	R: 0 E: 0 K: 1 S: 13	H: 0 LOB: 1 BB: 1 P: 21	R: 1 E: 0 K: 2 S: 16	H: 3 LOB: 2 BB: 0 P: 20	R: 0 E: 0 K: 1 S: 9	H: 0 LOB: 0 BB: 0 P: 15	R: 0 E: 0 K: 1 S: 6	H: 0 LOB: 0 BB: 0 P: 9	R: 1 E: 0 K: 0 S: 15	H: 3 LOB: 2 BB: 1 P: 24	R: 0 E: 0 K: 1 S: 11	H: 1 LOB: 1 BB: 0 P: 14	R: 0 E: 0 K: 0 S: 6	H: 0 LOB: 0 BB: 0 P: 7	R: 0 E: 0 K: 1 S: 12	H: 1 LOB: 1 BB: 0 P: 17	R: 0 E: 0 K: 1 S: 7	H: 0 LOB: 0 BB: 0 P: 9	1B: 7 2B: 1 3B: 0 HR: 0	SF: 0 SAC: 0 DP: 1 HBP: 0	WP: 0 PB: 0 SB: 0 CS: 0	PA: 36																
PITCHER	IP	WLS	BF	H	R	ER	SO	BB	IBB	HBP	BLK	WP	HR	S	P	ERA	WHIP	PITCHER				IP	WLS	BF	H	R	ER	SO	BB	IBB	HBP	BLK	WP	HR	S	P	ERA	WHIP
Denny Neagle, L (1, 1) ERA: 3.87	7.2	W	32	8	2	2	7	2	0	0	0	0	0	87	125	2.35	1.304																					
Randy Choate, L (8, 1) ERA: 2.03	0.1		1	0	0	0	0	0	0	0	0	0	0	1	2	0.00	0.000																					
Jason Grimsley, R (9, 1) ERA: 4.55	1.0		3	0	0	0	1	0	0	0	0	0	0	7	9	0.00	0.000																					

AB 34
R 2
H 8
RBI 2
BB 2
SO 8
LOB 15



Batter	1	2	3	4	5	6	7	8	9	AB	R	H	RBI	BB	SO	LOB	BOTTOM																					
Chuck Knoblauch, R (1, 4) OBP: 0.355, SLG: 0.392	2 CS									3	0	1	2	1	0	2	Toronto Blue Jays @ New York Yankees Yankee Stadium, Bronx, NY Tue Sep 12 2000, 7:05 PM EDT Att: 30,370 - Sunny - 80 F																					
Jose Vizcaino, S (7, 4) OBP: 0.309, SLG: 0.294	BB	3B								1	0	0	0	0	0	0																						
2 Derek Jeter, R (1, 6) OBP: 0.405, SLG: 0.470	2B	K								4	1	0	0	1	1	3																						
Paul O'Neill, L (1, 9) OBP: 0.349, SLG: 0.448	P6									3	2	1	0	1	0	1																						
Clay Bellinger, R (8, 7) OBP: 0.313, SLG: 0.410	F7									1	0	0	0	0	1	0																						
David Justice, L (1, 7) OBP: 0.384, SLG: 0.599	F2									3	1	2	1	1	0	0																						
Tino Martinez, L (1, 3) OBP: 0.339, SLG: 0.430	F7									3	1	1	1	1	0	2																						
20 Jorge Posada, S (1, 2) OBP: 0.431, SLG: 0.537	G5-3	1B								3	2	1	0	1	0	4																						
Jose Canseco, R (1, 10) OBP: 0.391, SLG: 0.480	G5-3	1B								3	3	3	3	1	0	0																						
Ryan Thompson, R (1, 8) OBP: 0.326, SLG: 0.432	G5-3									4	0	1	3	0	0	3																						
Scott Brosius, R (1, 5) OBP: 0.308, SLG: 0.394	P4									4	0	1	0	0	0	3																						
Inning Stats	R: 1 E: 0 K: 0 S: 8	H: 1 LOB: 2 BB: 2 P: 19	R: 3 E: 0 K: 1 S: 18	H: 2 LOB: 2 BB: 2 P: 32	R: 0 E: 0 K: 0 S: 6	H: 0 LOB: 0 BB: 0 P: 10	R: 2 E: 0 K: 0 S: 9	H: 2 LOB: 0 BB: 0 P: 18	R: 1 E: 0 K: 0 S: 12	H: 3 LOB: 1 BB: 0 P: 19	R: 0 E: 0 K: 0 S: 12	H: 2 LOB: 2 BB: 0 P: 18	R: 3 E: 0 K: 0 S: 10	H: 1 LOB: 1 BB: 3 P: 29	R: 0 E: 0 K: 1 S: 7	H: 0 LOB: 0 BB: 0 P: 14	1B: 7 2B: 2 3B: 1 HR: 1	SF: 0 SAC: 0 DP: 1 HBP: 0	WP: 0 PB: 0 SB: 1 CS: 1	PA: 39																		
PITCHER	IP	WLS	BF	H	R	ER	SO	BB	IBB	HBP	BLK	WP	HR	S	P	ERA	WHIP	PITCHER				IP	WLS	BF	H	R	ER	SO	BB	IBB	HBP	BLK	WP	HR	S	P	ERA	WHIP
Joey Hamilton, R (1, 1) ERA: 3.9	4.0	L	19	5	6	6	1	4	0	0	0	0	0	12	19	9.00	3.000																					
Lance Painter, L (5, 1) ERA: 3.89	1.0		5	3	1	1	0	0	0	0	0	0	0	12	18	0.00	2.000																					
Paul Quantrill, R (6, 1) ERA: 4.6	1.0		5	2	0	0	0	0	0	0	0	0	0	12	18	0.00	2.000																					
Pedro Borbon, L (7, 1) ERA: 6.48	0.2		5	0	3	3	0	2	1	0	0	0	0	4	19	40.50	3.000																					
32 Roy Halladay, R (7, 1) ERA: 10.41	1.1		5	1	0	0	1	0	0	0	0	0	0	13	24	0.00	0.750																					

AB 32
R 10
H 11
RBI 10
BB 7
SO 2
LOB 18



Batter	1	2	3	4	5	6	7	8	9	AB	R	H	RBI	BB	SO	LOB	TOP										
Shannon Stewart, R (1, 7) OBP: 0.376, SLG: 0.535	F7		P6			F9		1B	1B	5	0	2	1	0	0	1	<p>Toronto Blue Jays @ New York Yankees</p> <p>Yankee Stadium, Bronx, NY</p> <p>Wed Sep 13 2000, 7:05 PM EDT</p> <p>Att: 29,083 - Sunny - 74 F</p> <p>livebaseballscorecards.com</p>										
Alex Gonzalez, R (1, 6) OBP: 0.311, SLG: 0.397	G4-3		P3			K		K	F9	5	0	0	0	0	2	5											
Dave Martinez, L (1, 9) OBP: 0.352, SLG: 0.377	BB			G1-3			1B	1B		3	0	2	0	1	0	0											
Carlos Delgado, L (1, 3) OBP: 0.477, SLG: 0.689	K			G6-3			1B	F2		4	0	2	0	0	1	4											
Brad Fullmer, L (1, 10) OBP: 0.345, SLG: 0.571		G3		G6-3			F8	L4		4	0	0	0	0	0	6											
Tony Batista, R (1, 5) OBP: 0.314, SLG: 0.533					F9		K		1B	4	1	2	0	0	1	2											
Darrin Fletcher, L (1, 2) OBP: 0.342, SLG: 0.494					P6		F7		K	4	0	0	0	0	1	4											
José Cruz Jr., S (1, 8) OBP: 0.322, SLG: 0.464					K			1B	K	4	1	1	0	0	3	1											
Mickey Morandini, L (1, 4) OBP: 0.339, SLG: 0.331						P6		1B	1B	3	0	2	1	1	0	0											
Inning Stats	R: 0 E: 0 K: 1 S: 8	H: 0 LOB: 1 BB: 1 P: 15	R: 0 E: 0 K: 0 S: 6	H: 1 LOB: 0 BB: 0 P: 9	R: 0 E: 0 K: 1 S: 10	H: 1 LOB: 1 BB: 0 P: 14	R: 0 E: 0 K: 0 S: 8	H: 0 LOB: 0 BB: 0 P: 14	R: 0 E: 0 K: 1 S: 7	H: 0 LOB: 0 BB: 0 P: 10	R: 0 E: 0 K: 1 S: 11	H: 2 LOB: 2 BB: 0 P: 14	R: 1 E: 0 K: 1 S: 16	H: 4 LOB: 3 BB: 0 P: 24	R: 1 E: 0 K: 2 S: 19	H: 2 LOB: 2 BB: 1 P: 30	1B: 9 2B: 2 3B: 0 HR: 0	SF: 0 SAC: 0 DP: 2 HBP: 0	WP: 0 PB: 0 CS: 0	PA: 38							
PITCHER	IP	WLS	BF	H	R	ER	SO	BB	IBB	HBP	BLK	WP	HR	S	P	ERA	WHIP										
Roger Clemens, R (1, 1) ERA: 3.3	7.0	W	28	8	1	1	5	1	0	0	0	0	0	64	97	1.29	1.286										
Jeff Nelson, R (8, 1) ERA: 2.34	0.1	H	1	0	0	0	1	0	0	0	0	0	0	3	3	0.00	0.000										
42 Mariano Rivera, R (8, 1) ERA: 3.1	1.2	S	9	3	1	1	2	1	0	0	0	0	0	24	38	5.40	2.400										

Batter	1	2	3	4	5	6	7	8	9	AB	R	H	RBI	BB	SO	LOB	BOTTOM										
Chuck Knoblauch, R (1, 4) OBP: 0.362, SLG: 0.400	F7-6-4		1B							3	1	3	0	0	0	0	<p>Toronto Blue Jays @ New York Yankees</p> <p>Yankee Stadium, Bronx, NY</p> <p>Wed Sep 13 2000, 7:05 PM EDT</p> <p>Att: 29,083 - Sunny - 74 F</p> <p>livebaseballscorecards.com</p>										
Jose Vizcaino, S (8, 4) OBP: 0.309, SLG: 0.294	HBP		2B							0	0	0	0	0	0	0											
Derek Jeter, R (1, 6) OBP: 0.404, SLG: 0.468	1B		F7		FC4-6		K			4	1	1	0	0	1	3											
Paul O'Neill, L (1, 9) OBP: 0.349, SLG: 0.446	F7-6-4		BB		F7			G3-1		4	0	1	1	0	0	3											
Tino Martinez, L (1, 3) OBP: 0.339, SLG: 0.434	HR		F9		F7			P6		4	1	1	2	0	0	2											
David Justice, L (1, 7) OBP: 0.385, SLG: 0.597	1B		BB		L4			F3		3	0	1	0	1	0	0											
Jose Canseco, R (1, 10) OBP: 0.397, SLG: 0.475	F7		F8		G5-3					3	0	0	0	0	0	3											
20 Jorge Posada, S (1, 2) OBP: 0.428, SLG: 0.533		F8			G4-3			G3-1		3	0	0	0	0	0	0											
Scott Brosius, R (1, 5) OBP: 0.306, SLG: 0.392		K			G1-3			F7		3	0	0	0	0	1	0											
Clay Bellinger, R (1, 8) OBP: 0.308, SLG: 0.403		G6-3			F7			F8		3	0	0	0	0	0	0											
Inning Stats	R: 2 E: 0 K: 0 S: 14	H: 3 LOB: 1 BB: 0 P: 22	R: 0 E: 0 K: 1 S: 11	H: 0 LOB: 0 BB: 0 P: 15	R: 1 E: 0 K: 0 S: 8	H: 2 LOB: 2 BB: 1 P: 15	R: 0 E: 0 K: 0 S: 4	H: 0 LOB: 0 BB: 0 P: 5	R: 0 E: 0 K: 0 S: 5	H: 1 LOB: 1 BB: 0 P: 12	R: 0 E: 0 K: 0 S: 6	H: 0 LOB: 0 BB: 0 P: 10	R: 0 E: 0 K: 1 S: 12	H: 1 LOB: 1 BB: 0 P: 17	R: 0 E: 0 K: 0 S: 9	H: 0 LOB: 0 BB: 0 P: 15	1B: 5 2B: 2 3B: 0 HR: 1	SF: 0 SAC: 0 DP: 1 HBP: 1	WP: 0 PB: 0 CS: 0	PA: 32							
PITCHER	IP	WLS	BF	H	R	ER	SO	BB	IBB	HBP	BLK	WP	HR	S	P	ERA	WHIP										
Esteban Loaiza, R (1, 1) ERA: 4.73	7.0	L	29	7	3	3	2	1	0	0	0	0	0	60	96	3.86	1.143										
Kelvim Escobar, R (8, 1) ERA: 5.12	1.0		3	0	0	0	0	0	0	0	0	0	0	9	15	0.00	0.000										

Batter	1	2	3	4	5	6	7	8	9	10	11	AB	R	H	RBI	BB	SO	LOB	TOP						
Shannon Stewart, R OBP: 0.375, SLG: 0.531 (1, 7)	G1-3		K		G5-3			E1 FC4-2 SH5-4		BB		4	0	0	0	1	1	3							
Alex Gonzalez, R OBP: 0.309, SLG: 0.394 (1, 6)	L6		G4-6-3			K		SH5-4		P1-3		4	0	0	0	0	1	2							
Dave Martinez, L OBP: 0.348, SLG: 0.373 (1, 9)	E6			G1-3		L3		FC4-2		K		5	0	0	0	0	1	3							
Carlos Delgado, L OBP: 0.477, SLG: 0.686 (1, 3)	K				BB	K		K		K		4	1	1	0	1	3	4							
Tony Batista, R OBP: 0.311, SLG: 0.529 (1, 5)		F8		K		K		G1-4-3		F9		5	0	0	0	0	1	2							
Todd Greene, R OBP: 0.292, SLG: 0.403 Brad Fuller, L OBP: 0.344, SLG: 0.569 (9, PH)	K			K		K		K		L6		3	0	0	0	0	3	1							
José Cruz Jr., S OBP: 0.324, SLG: 0.470 (1, 8)								G5-3				4	1	2	2	1	0	0							
Craig Grebeck, R OBP: 0.298, SLG: 0.421 Dewayne Wise, L OBP: 0.227, SLG: 0.150 Mickey Morandini, L OBP: 0.337, SLG: 0.329 (8, PR)	FC6-4 1B									F8		3	0	2	0	0	0	1							
Alberto Castillo, R OBP: 0.290, SLG: 0.271 Darrin Fletcher, L OBP: 0.341, SLG: 0.493 (10, PH)								SH 2B				2	0	1	0	0	1	1							
Inning Stats	R: 0 E: 1 K: 1 S: 17	H: 0 LOB: 1 BB: 0 P: 23	R: 0 E: 0 K: 1 S: 9	H: 1 LOB: 1 BB: 0 P: 15	R: 0 E: 0 K: 1 S: 11	H: 1 LOB: 0 BB: 0 P: 14	R: 0 E: 0 K: 2 S: 13	H: 0 LOB: 1 BB: 1 P: 21	R: 0 E: 0 K: 1 S: 6	H: 0 LOB: 0 BB: 0 P: 11	R: 1 E: 2 K: 1 S: 17	H: 1 LOB: 3 BB: 0 P: 21	R: 0 E: 0 K: 0 S: 9	H: 0 LOB: 1 BB: 1 P: 14	R: 0 E: 0 K: 1 S: 13	H: 0 LOB: 1 BB: 1 P: 21	R: 2 E: 0 K: 1 S: 11	H: 2 LOB: 0 BB: 0 P: 18	1B: 4 2B: 1 3B: 0 HR: 1	SF: 0 SAC: 2 DP: 1 HBP: 0	WP: 0 PB: 0 SB: 0 CS: 0	PA: 44			
PITCHER	IP 7.1	WLS 2	BF 29	H 4	R 1	ER 0	SO 9	BB 1	IBB 0	HBP 0	BLK 0	WP 0	HR 0	S 89	P 130	ERA 0.00	WHIP 0.682								
Andy Pettitte, L ERA: 3.86 (1, 1)																									
Mike Stanton, L ERA: 4.33 (8, 1)	0.2		2	0	0	0	1	0	0	0	0	0	0	7	8	0.00	0.000								
42 Mariano Rivera, R ERA: 3.06 (9, 1)	1.0		4	0	0	0	0	1	0	0	0	0	0	9	14	0.00	1.000								
Jeff Nelson, R ERA: 2.31 (10, 1)	1.0		4	0	0	0	1	1	0	0	0	0	0	13	21	0.00	1.000								
Randy Choate, L ERA: 5.14 (11, 1)	1.0	L	5	2	2	2	1	0	0	0	0	0	1	11	18	18.00	2.000								

Toronto Blue Jays @ New York Yankees
Yankee Stadium, Bronx, NY
Thu Sep 14 2000, 7:05 PM EDT
Att: 35,040 - Sunny - 69 F

livebaseballscorecards.com

AB 39
R 3
H 6
RBI 2
BB 3
SO 12
LOB 19




Batter	1	2	3	4	5	6	7	8	9	10	11	AB	R	H	RBI	BB	SO	LOB	BOTTOM						
Chuck Knoblauch, R OBP: 0.360, SLG: 0.397 (1, 4)	P5		F9			G4-3 1B		G6-3		G6-3		5	0	1	0	0	0	0							
Jose Vizcaino, S OBP: 0.309, SLG: 0.294 (11, 4)												0	0	0	0	0	0	0							
2 Derek Jeter, R OBP: 0.407, SLG: 0.477 (1, 6)	CS 1B							F9				5	1	4	1	0	0	1							
David Justice, L OBP: 0.383, SLG: 0.593 (1, 9)				P4		G4-3		K		F7		5	0	1	0	0	1	3							
Jose Canseco, R OBP: 0.382, SLG: 0.467 (1, 10)	K					F8		F7		L7		5	0	0	0	0	2	4							
Glenallen Hill, R OBP: 0.338, SLG: 0.581 Ryan Thompson, R OBP: 0.356, SLG: 0.538 (11, 8)	G6-3							L6		20 IBB 1B		3	0	0	0	0	0	1							
Tino Martinez, L OBP: 0.336, SLG: 0.430 (1, 3)	K2-3					G3-1		F7		P1		5	0	0	0	0	1	1							
20 Jorge Posada, S OBP: 0.430, SLG: 0.535 (1, 2)	F9					1B 2B						4	0	2	0	1	1	0							
Scott Brosius, R OBP: 0.306, SLG: 0.390 (1, 5)				L4				F9		G6-3		4	0	1	0	0	0	3							
Clayton Kershaw, R OBP: 0.334, SLG: 0.411 Luis Polonia, L OBP: 0.334, SLG: 0.411 (11, 7)	F8							F8		L7		3	0	0	0	0	1	1							
Inning Stats	R: 0 E: 0 K: 1 S: 9	H: 2 LOB: 1 BB: 0 P: 13	R: 0 E: 0 K: 1 S: 7	H: 0 LOB: 0 BB: 0 P: 8	R: 0 E: 0 K: 0 S: 9	H: 0 LOB: 0 BB: 0 P: 16	R: 0 E: 0 K: 0 S: 7	H: 1 LOB: 1 BB: 0 P: 7	R: 0 E: 0 K: 0 S: 7	H: 1 LOB: 1 BB: 0 P: 13	R: 1 E: 0 K: 2 S: 11	H: 1 LOB: 1 BB: 0 P: 15	R: 0 E: 0 K: 0 S: 9	H: 1 LOB: 2 BB: 1 P: 20	R: 0 E: 0 K: 0 S: 11	H: 1 LOB: 1 BB: 0 P: 20	R: 1 E: 0 K: 2 S: 13	H: 1 LOB: 0 BB: 0 P: 21	1B: 8 2B: 1 3B: 0 HR: 2	SF: 0 SAC: 0 DP: 0 HBP: 0	WP: 0 PB: 0 SB: 0 CS: 1	PA: 43			
PITCHER	IP 8.0	WLS 2	BF 30	H 8	R 2	ER 1	SO 4	BB 0	IBB 0	HBP 0	BLK 0	WP 0	HR 1	S 64	P 91	ERA 1.12	WHIP 1.000								
David Wells, L ERA: 4.15 (9, 1)																									
Billy Koch, R ERA: 2.72 (11, 1)	2.0	W	9	2	0	0	0	0	1	0	0	0	0	20	40	0.00	1.000								
Kelvin Escobar, R ERA: 5.15 (11, 1)	1.0	S	4	1	1	1	2	0	0	0	0	0	1	13	21	9.00	1.000								

Toronto Blue Jays @ New York Yankees
Yankee Stadium, Bronx, NY
Thu Sep 14 2000, 7:05 PM EDT
Att: 35,040 - Sunny - 69 F

livebaseballscorecards.com

AB 42
R 2
H 11
RBI 2
BB 1
SO 6
LOB 14




Batter	1	2	3	4	5	6	7	8	9	AB	R	H	RBI	BB	SO	LOB	TOP								
Shannon Stewart, R (1, 7) OBP: 0.374, SLG: 0.529	1-1 2B		2-1 F7		0-1 1B		0-0 G5-3			4	0	2	1	0	0	1									
Alex Gonzalez, R (1, 6) OBP: 0.307, SLG: 0.397	2-1 L6			2-2 G5-3	0-1 1B			3-2 G6-3		4	0	1	1	0	0	0									
Dave Martinez, L (1, 9) OBP: 0.349, SLG: 0.372	2-3 K			0-1 2B	3-2 F7			2-1 G4-3		4	0	1	0	0	1	2									
Carlos Delgado, L (1, 3)		2-0 G4-6-3 1B		3-0 F7	1-3 K			1-3 K		4	0	1	0	0	2	3									
Tony Batista, R (1, 5) OBP: 0.309, SLG: 0.522		2-3 K		3-2 G5-3		3-2 G6-3			4-1 G4-6-3 BB	3	0	0	0	1	1	2									
Brad Fullmer, L (1, 10) OBP: 0.342, SLG: 0.565		0-2 G4-6-3 1-2f			2-1 G6-3	2-1 G6-3			0-1 G4-6-3 1-2f	4	0	0	0	0	0	2									
José Cruz Jr., S (1, 8) OBP: 0.325, SLG: 0.472			1-1 WP 2B		1-0 2B	0-1 G4-3			1-1 1B	4	1	3	0	0	0	0									
Darrin Fletcher, L (1, 2) OBP: 0.344, SLG: 0.507 Dewayne Wise, L (9, PR) OBP: 0.227, SLG: 0.150			1-3 K		1-1 1B 2B		1-3 K		0-0 1B	4	1	2	1	0	2	1									
Craig Grebeck, R (1, 4) OBP: 0.364, SLG: 0.418			1-1 G6-3		0-0 1B 1B		3-3 K		0-0 F7	4	1	1	0	0	1	3									
Inning Stats	R: 0 E: 0 K: 1 S: 7	H: 1 LOB: 0 BB: 0 P: 12	R: 0 E: 0 K: 1 S: 13	H: 1 LOB: 0 BB: 0 P: 17	R: 0 E: 0 K: 1 S: 9	H: 1 LOB: 1 BB: 0 P: 14	R: 0 E: 0 K: 0 S: 10	H: 1 LOB: 1 BB: 0 P: 18	R: 3 E: 0 K: 1 S: 16	H: 5 LOB: 2 BB: 0 P: 24	R: 0 E: 0 K: 0 S: 12	H: 0 LOB: 0 BB: 0 P: 17	R: 0 E: 0 K: 2 S: 8	H: 0 LOB: 0 BB: 0 P: 12	R: 0 E: 0 K: 1 S: 8	H: 0 LOB: 0 BB: 1 P: 14	R: 0 E: 0 K: 0 S: 7	H: 2 LOB: 2 BB: 1 P: 12	1B: 6 2B: 5 3B: 0 HR: 0	SF: 0 SAC: 0 DP: 2 HBP: 0	WP: 1 PB: 0 CS: 0	PA: 36			
PITCHER	IP	WLS	BF	H	R	ER	SO	BB	IBB	HBP	BLK	WP	HR	S	P	ERA	WHIP								
Mike Siroka, L (1, 1) ERA: 3.7	7.0		28	9	3	3	6	0	0	0	0	1	0	75	114	3.86	1.286								
Kelly Wunsch, L (8, 1) ERA: 2.79	1.0	W	3	0	0	0	1	0	0	0	0	0	0	8	14	0.00	0.000								
Keith Foulke, R (9, 1) ERA: 3.16	1.0	S	5	2	0	0	0	1	0	0	0	0	0	7	12	0.00	3.000								

Toronto Blue Jays @ Chicago White Sox
Comiskey Park, Chicago, IL
Sat Sep 16 2000, 7:05 PM EDT
Att: 33,204 - Sunny - 67 F

livebaseballscores.com

AB 35
R 3
H 11
RBI 3
BB 1
SO 7
LOB 14




Batter	1	2	3	4	5	6	7	8	9	AB	R	H	RBI	BB	SO	LOB	BOTTOM								
Ray Durham, S (1, 4) OBP: 0.358, SLG: 0.443	4-2 G5-3 BB		2-2 G4-3 2H 1B		0-2 E6			F7		4	0	1	1	1	1	2									
Jose Valentin, S (1, 6) OBP: 0.359, SLG: 0.517	4-1 G5-3 BB		0-0 G4-3 2-3		2-1 F7			2-1 2B 1B		3	1	1	0	1	0	2									
Frank Thomas, R (1, 3) OBP: 0.436, SLG: 0.645	0-2 G5-3 1-2 2-3f		1-1 L9			2-1 F3		2-0 2B 2B		4	1	1	1	0	0	3									
Magglio Ordonez, R (1, 9) OBP: 0.381, SLG: 0.564	0-0 G5-3			1-1 E4 G1-3		1-0 F9		0-0 BB 14 1B 2B		4	1	1	1	0	0	1									
Harold Baines, L (1, 10) OBP: 0.342, SLG: 0.424 Tony Graffanino, R (8, PR) OBP: 0.385, SLG: 0.396				1-1 G1-3 1-2		0-3 K		4-0 14 1B BB 1B IBB		3	0	0	0	1	2	1									
Carlos Lee, R (1, 7) OBP: 0.346, SLG: 0.496	1-3 K			1-3 K			0-1 P4	0-0 F9		4	0	0	0	0	2	3									
Herbert Perry, R (1, 5) OBP: 0.349, SLG: 0.458	1-0 G4-3			2-0 G4-3			0-3 K	4-2 14 1B BB		3	1	0	0	1	1	1									
Chris Singleton, L (1, 8) OBP: 0.301, SLG: 0.375 14 Paul Konerko, R (8, PH) OBP: 0.362, SLG: 0.472 McKay Christensen, L (8, PR) ERA: 5.3			3-2 F8		2-1 F7		2-2 2B	1-0 1B 1B		3	0	1	0	0	0	0									
Charles Johnson, R (1, 2) OBP: 0.380, SLG: 0.578			0-0 E4 1B		2-2 G6-3		0-1 G5-3	1-2 2-3 3-4 1B		4	1	2	2	0	0	1									
Inning Stats	R: 0 E: 0 K: 0 S: 8	H: 0 LOB: 1 BB: 2 P: 16	R: 0 E: 0 K: 2 S: 7	H: 0 LOB: 0 BB: 0 P: 9	R: 1 E: 1 K: 0 S: 13	H: 2 LOB: 1 BB: 0 P: 19	R: 0 E: 1 K: 1 S: 8	H: 0 LOB: 1 BB: 0 P: 13	R: 0 E: 0 K: 1 S: 6	H: 0 LOB: 0 BB: 0 P: 9	R: 0 E: 0 K: 1 S: 10	H: 1 LOB: 1 BB: 0 P: 12	R: 5 E: 0 K: 1 S: 14	H: 5 LOB: 2 BB: 2 P: 31	1B: 5 2B: 3 3B: 0 HR: 0	SF: 0 SAC: 0 DP: 1 HBP: 0	WP: 0 PB: 0 CS: 0	PA: 37							
PITCHER	IP	WLS	BF	H	R	ER	SO	BB	IBB	HBP	BLK	WP	HR	S	P	ERA	WHIP								
Chris Carpenter, R (1, 1) ERA: 6.17	7.1		29	4	2	1	5	2	0	0	0	0	0	66	102	1.23	0.818								
Kevin Escobar, R (8, 1) ERA: 5.3	0.1	L	5	2	1	1	0	1	1	0	0	0	0	5	15	27.00	9.000								
Mark Guthrie, L (8, 1) ERA: 4.74	0.0		1	1	1	1	0	0	0	0	0	0	0	1	2	∞	∞								
John Frascatore, R (8, 1) ERA: 5.4	0.1		2	1	2	2	1	0	0	0	0	0	0	4	6	54.00	3.000								

Toronto Blue Jays @ Chicago White Sox
Comiskey Park, Chicago, IL
Sat Sep 16 2000, 7:05 PM EDT
Att: 33,204 - Sunny - 67 F

livebaseballscores.com

AB 33
R 6
H 8
RBI 6
BB 4
SO 6
LOB 14



Batter	1	2	3	4	5	6	7	8	9	AB	R	H	RBI	BB	SO	LOB	TOP				
Chuck Knoblauch R (1, 4) OBP: 0.359, SLG: 0.384	4-1 CS BB		1-2 F9		3-1 1B			2-1 2B 1B	1-1 G4-3	4	0	2	0	1	0	1					
2 Derek Jeter R (1, 6) OBP: 0.404, SLG: 0.469	2-2 G4-6-3 1B		4-2 F BB		2-3 K			3-2 1B		3	0	2	0	1	1	1					
David Justice L (1, 9) OBP: 0.383, SLG: 0.591	0-2 G4-6-3		0-0 E4 FC6			4-0 G4-6-3 1B BB		1-3 K		3	0	0	0	1	1	4					
Bernie Williams S (1, 8) OBP: 0.393, SLG: 0.567		1-0 20 E 2B		0-0 FC6		1-1 G4-6-3 1B		3-3 K		4	1	2	0	0	1	4					
Tino Martinez L (1, 3) OBP: 0.331, SLG: 0.419		3-2 F7		1-2 P4		1-0 G4-6-3		2-2 F7		4	0	0	0	0	0	5					
Jose Canseco R (1, 10) OBP: 0.378, SLG: 0.458		2-3 K		2-3 K		1-2 F8			2-3 K	4	0	0	0	0	3	2					
20 Jorge Posada S (1, 2) OBP: 0.424, SLG: 0.532		2-2 E6 2H		1-1 G3-1			2-2 G5-4-3 1B		2-3 K2-3	4	0	1	0	0	1	0					
Scott Brosius R (1, 5) OBP: 0.303, SLG: 0.384		0-1 F8			0-1 G5-3		1-1 G5-4-3		0-0 1B 2B	4	1	1	0	0	0	2					
Luis Polonia L (1, 7) OBP: 0.333, SLG: 0.412				0-0 G3		2-2 G3		1-2 G4-3		4	0	1	1	0	0	0					
Inning Stats	R: 0 E: 0 K: 0 S: 9	H: 1 LOB: 0 BB: 1 P: 15	R: 1 E: 1 K: 1 S: 16	H: 1 LOB: 1 BB: 0 P: 24	R: 0 E: 1 K: 0 S: 8	H: 0 LOB: 2 BB: 1 P: 13	R: 0 E: 0 K: 1 S: 10	H: 0 LOB: 0 BB: 0 P: 14	R: 0 E: 0 K: 1 S: 10	H: 1 LOB: 1 BB: 0 P: 17	R: 0 E: 0 K: 0 S: 6	H: 1 LOB: 1 BB: 0 P: 13	R: 0 E: 0 K: 2 S: 19	H: 2 LOB: 2 BB: 0 P: 30	R: 1 E: 0 K: 2 S: 11	H: 2 LOB: 1 BB: 0 P: 16	1B: 7 2B: 2 3B: 0 HR: 0	SF: 0 SAC: 0 DP: 3 HBP: 0	WP: 0 PB: 0 SB: 0 CS: 1	PA: 37	
PITCHER	IP	WLS	BF	H	R	ER	SO	BB	IBB	HBP	BLK	WP	HR	S	P	ERA	WHIP				
Esteban Loaiza R (1, 1) ERA: 4.56	7.0	W	27	5	1	0	3	3	0	0	0	0	0	68	109	0.00	1.143				
Kelvin Escobar R (8, 1) ERA: 5.29	1.0		5	2	0	0	2	0	0	0	0	0	0	19	30	0.00	2.000				
Billy Koch R (9, 1) ERA: 2.77	1.0		5	2	1	1	2	0	0	0	0	0	0	11	16	9.00	2.000				

New York Yankees @ Toronto Blue Jays
SkyDome, Toronto, ON
 Wed Sep 20 2000, 7:05 PM EDT
 Att: 28,463 - Dome - 72 F

AB	34
R	2
H	9
RBI	1
BB	3
SO	7
LOB	19



Batter	1	2	3	4	5	6	7	8	9	AB	R	H	RBI	BB	SO	LOB	BOTTOM				
Shannon Stewart R (1, 7) OBP: 0.374, SLG: 0.524	1-0 SH G4-6-3 2B		1-1 G6-3 3B HBP	2-2 F8		1-3 K		1-0 P3		4	2	1	0	0	1	3					
Alex Gonzalez R (1, 6) OBP: 0.312, SLG: 0.397	0-0 SH G4-6-3		2-0 G6-3	0-0 2B		0-0 F7				3	1	1	1	0	0	1					
Dave Martinez L (1, 9) OBP: 0.358, SLG: 0.387	1-1 G4-6-3		1-2 SF9 3B	1-2 2B		1-2 F9				4	1	2	3	0	0	1					
Carlos Delgado L (1, 3) OBP: 0.476, SLG: 0.685	4-1 BB		0-1 SF9	1-3 K		2-0 G3				2	0	1	1	1	1	1					
Brad Fullmer L (1, 10) OBP: 0.343, SLG: 0.567	1-1 F9		2-2 P5		1-1 F9		1-2 G3			4	0	0	0	0	0	2					
Tony Batista R (1, 5) OBP: 0.313, SLG: 0.528		0-1 G5-3		4-0 1B BB		0-1 1B		3-1 G5-3		3	1	1	0	1	0	1					
Darrin Fletcher L (1, 2) OBP: 0.347, SLG: 0.505		3-2 F9		1-2 F8 1B 2B		0-3 K		1-1 F8		4	1	1	0	0	1	1					
José Cruz Jr., S (1, 8) OBP: 0.327, SLG: 0.477		0-0 1B		0-3 K		0-0 G4-3		3-3 K		4	0	1	0	0	2	3					
Mickey Morandini L (1, 4) OBP: 0.336, SLG: 0.328		1-1 G3		1-1 2B 2B 1B		1-3 K		1-0 1B		4	1	2	1	0	1	1					
Inning Stats	R: 1 E: 1 K: 0 S: 7	H: 1 LOB: 1 BB: 1 P: 14	R: 0 E: 0 K: 0 S: 9	H: 1 LOB: 0 BB: 0 P: 13	R: 2 E: 0 K: 0 S: 11	H: 1 LOB: 0 BB: 0 P: 17	R: 4 E: 0 K: 2 S: 25	H: 4 LOB: 1 BB: 1 P: 37	R: 0 E: 0 K: 1 S: 8	H: 1 LOB: 1 BB: 0 P: 9	R: 0 E: 0 K: 2 S: 7	H: 0 LOB: 0 BB: 0 P: 9	R: 0 E: 0 K: 0 S: 10	H: 1 LOB: 1 BB: 0 P: 17	R: 0 E: 0 K: 1 S: 7	H: 1 LOB: 1 BB: 0 P: 13	1B: 6 2B: 3 3B: 1 HR: 0	SF: 1 SAC: 1 DP: 1 HBP: 1	WP: 0 PB: 0 SB: 0 CS: 0	PA: 37	
PITCHER	IP	WLS	BF	H	R	ER	SO	BB	IBB	HBP	BLK	WP	HR	S	P	ERA	WHIP				
David Cone R (1, 1) ERA: 6.55	3.2	L	20	6	7	7	1	2	0	1	0	0	0	42	67	0.00	0.923				
Dwight Gooden R (4, 1) ERA: 4.49	4.1		17	4	0	0	5	0	0	0	0	0	0	42	62	0.00	0.923				

New York Yankees @ Toronto Blue Jays
SkyDome, Toronto, ON
 Wed Sep 20 2000, 7:05 PM EDT
 Att: 28,463 - Dome - 72 F

AB	32
R	7
H	10
RBI	6
BB	2
SO	6
LOB	14



Batter	1	2	3	4	5	6	7	8	9	AB	R	H	RBI	BB	SO	LOB	TOP						
Chuck Knoblauch R (1.4) OBP: 0.356, SLG: 0.380	G3			F9		F9			G6-3	4	0	0	0	0	0	0							
2 Derek Jeter R (1.6) OBP: 0.403, SLG: 0.468	L7			K		L4			G4-3 1B	4	0	1	0	0	1	0							
Bernie Williams S (1.8) OBP: 0.392, SLG: 0.571	F8			G5-3					G4-3	4	1	1	1	0	0	1							
Glenallen Hill R (1.7) OBP: 0.332, SLG: 0.586									K	4	0	0	0	0	2	1							
20 Jorge Posada S (1.2) OBP: 0.424, SLG: 0.531									K	3	0	1	0	0	2	0							
David Justice L (1.9) OBP: 0.381, SLG: 0.587									K	3	0	0	0	0	1	1							
Jose Canseco R (1.10) OBP: 0.390, SLG: 0.460										3	0	2	0	0	1	0							
Tino Martinez L (1.3) OBP: 0.329, SLG: 0.417										3	0	0	0	0	0	3							
Scott Brosius R (1.5) OBP: 0.302, SLG: 0.381										3	0	0	0	0	1	0							
Inning Stats	R: 0 H: 0 E: 0 K: 0 S: 6	H: 0 LOB: 0 BB: 0 P: 10	R: 0 H: 0 E: 0 K: 2 S: 7	H: 0 LOB: 0 BB: 0 P: 8	R: 0 H: 0 E: 0 K: 1 S: 8	H: 0 LOB: 0 BB: 0 P: 9	R: 0 H: 0 E: 0 K: 1 S: 9	H: 0 LOB: 0 BB: 0 P: 13	R: 0 H: 2 E: 0 K: 1 S: 13	H: 2 LOB: 2 BB: 0 P: 17	R: 0 H: 0 E: 0 K: 1 S: 5	H: 0 LOB: 0 BB: 0 P: 6	R: 1 H: 1 E: 0 K: 1 S: 12	H: 1 LOB: 0 BB: 0 P: 19	R: 0 H: 1 E: 0 K: 0 S: 10	H: 1 LOB: 0 BB: 0 P: 17	R: 0 H: 1 E: 0 K: 1 S: 12	H: 1 LOB: 1 BB: 0 P: 15	1B: 4 2B: 0 3B: 0 HR: 1	SF: 0 SAC: 0 DP: 1 HBP: 0	WP: 0 PB: 0 SB: 0 CS: 0	PA: 31	
PITCHER David Wells L (1.1) ERA: 4.02	IP: 9.0 WLS: W BF: 31 H: 5 R: 1 ER: 1 SO: 8 BB: 0 IBB: 0 HBP: 0 BLK: 0 WP: 0 HR: 1 S: 82 P: 114 ERA: 1.00 WHIP: 0.556											PITCHER	IP: 9.0 WLS: W BF: 31 H: 5 R: 1 ER: 1 SO: 8 BB: 0 IBB: 0 HBP: 0 BLK: 0 WP: 0 HR: 1 S: 82 P: 114 ERA: 1.00 WHIP: 0.556										

New York Yankees @ Toronto Blue Jays
SkyDome, Toronto, ON
Thu Sep 21 2000, 7:05 PM EDT
Att: 30,074 - Dome - 72 F

AB	31
R	1
H	5
RBI	1
BB	0
SO	8
LOB	6



Batter	1	2	3	4	5	6	7	8	9	AB	R	H	RBI	BB	SO	LOB	BOTTOM						
Shannon Stewart R (1.7) OBP: 0.373, SLG: 0.524	F9									4	1	1	0	0	0	0							
Alex Gonzalez R (1.6) OBP: 0.311, SLG: 0.398	F3									4	0	1	1	0	1	0							
Dave Martinez L (1.9) OBP: 0.357, SLG: 0.385	G4-3									4	0	1	0	0	0	0							
Carlos Delgado L (1.3) OBP: 0.478, SLG: 0.690										3	1	2	1	0	0	2							
Brad Fullmer L (1.10) OBP: 0.344, SLG: 0.568										4	1	2	0	0	0	2							
Tony Batista R (1.5) OBP: 0.313, SLG: 0.528										4	0	1	0	0	1	2							
Darrin Fletcher L (1.2) OBP: 0.350, SLG: 0.505										2	0	1	0	1	0	1							
José Cruz Jr., S (1.8) OBP: 0.326, SLG: 0.476										2	0	0	1	0	0	3							
Mickey Morandini L (1.4) OBP: 0.334, SLG: 0.326										3	0	0	0	0	1	2							
Inning Stats	R: 0 H: 0 E: 0 K: 0 S: 8	H: 1 LOB: 2 BB: 0 P: 11	R: 0 H: 1 E: 0 K: 0 S: 17	H: 1 LOB: 2 BB: 0 P: 24	R: 1 H: 3 E: 0 K: 0 S: 10	H: 3 LOB: 1 BB: 0 P: 11	R: 0 H: 1 E: 0 K: 0 S: 10	H: 1 LOB: 1 BB: 0 P: 15	R: 0 H: 0 E: 0 K: 2 S: 8	H: 0 LOB: 0 BB: 0 P: 8	R: 2 H: 3 E: 0 K: 0 S: 13	H: 3 LOB: 2 BB: 1 P: 26	R: 0 H: 0 E: 0 K: 0 S: 5	H: 0 LOB: 0 BB: 0 P: 6	R: 0 H: 1 E: 0 K: 1 S: 7	H: 1 LOB: 0 BB: 0 P: 9	R: 0 H: 1 E: 0 K: 1 S: 7	H: 1 LOB: 0 BB: 0 P: 9	1B: 4 2B: 4 3B: 0 HR: 1	SF: 1 SAC: 0 DP: 1 HBP: 1	WP: 0 PB: 0 SB: 0 CS: 0	PA: 33	
PITCHER Orlando Hernandez R (1.1) ERA: 4.56 Mike Stanton L (8.1) ERA: 4.22	IP: 7.0 WLS: L BF: 30 H: 3 R: 3 ER: 3 SO: 2 BB: 0 IBB: 0 HBP: 0 BLK: 0 WP: 0 HR: 1 S: 71 P: 101 ERA: 3.86 WHIP: 1.143											PITCHER	IP: 7.0 WLS: L BF: 30 H: 3 R: 3 ER: 3 SO: 2 BB: 0 IBB: 0 HBP: 0 BLK: 0 WP: 0 HR: 1 S: 71 P: 101 ERA: 3.86 WHIP: 1.143										

New York Yankees @ Toronto Blue Jays
SkyDome, Toronto, ON
Thu Sep 21 2000, 7:05 PM EDT
Att: 30,074 - Dome - 72 F

AB	30
R	3
H	9
RBI	3
BB	1
SO	3
LOB	12



Batter	1	2	3	4	5	6	7	8	9	AB R H RBI BB SO LOB	TOP																	
Jason Tyner, L (1, 8) OBP: 0.254, SLG: 0.257	L7		G3		SH5-3		G4-3			4 0 1 0 0 0 1	Tampa Bay Devil Rays @ Toronto Blue Jays SkyDome, Toronto, ON Fri Sep 22 2000, 7:05 PM EDT Att: 18,063 - Dome - 72 F																	
Randy Winn, S (1, 7) OBP: 0.386, SLG: 0.301	K		G4-3				1B 2B		1B	4 1 1 1 1 1 1																		
Greg Vaughn, R (1, 10) OBP: 0.364, SLG: 0.499	G5-3		P6		L7				P3	5 0 1 1 0 0 2																		
Fred McGriff, L (1, 3) OBP: 0.362, SLG: 0.428										3 0 1 0 1 0 1																		
Aubrey Huff, L (1, 5) OBP: 0.317, SLG: 0.439										3 0 0 0 0 1 3																		
Russ Johnson, R (7, 5) OBP: 0.316, SLG: 0.298										0 0 0 0 0 0 0																		
Ozzie Timmons, R (1, 9) OBP: 0.384, SLG: 0.727										4 0 1 0 0 0 2																		
Bobby Smith, R (1, 4) OBP: 0.277, SLG: 0.375										4 0 1 0 0 2 3																		
Toby Hall, R (1, 2) OBP: 0.333, SLG: 0.833										4 1 2 1 0 0 2																		
John Flaherty, R (9, 2) OBP: 0.292, SLG: 0.369										0 0 0 0 0 0 0																		
Felix Martinez, S (1, 6) OBP: 0.306, SLG: 0.302										4 1 2 0 0 0 3																		
Inning Stats	R: 0 E: 0 K: 1 S: 9	H: 0 LOB: 0 BB: 0 P: 11	R: 0 E: 0 K: 1 S: 14	H: 2 LOB: 3 BB: 1 P: 23	R: 0 E: 0 K: 0 S: 7	H: 0 LOB: 0 BB: 0 P: 11	R: 0 E: 0 K: 1 S: 9	H: 1 LOB: 1 BB: 0 P: 11	R: 1 E: 0 K: 0 S: 8	H: 2 LOB: 1 BB: 1 P: 16	R: 0 E: 0 K: 0 S: 12	H: 1 LOB: 2 BB: 0 P: 17	R: 2 E: 0 K: 1 S: 10	H: 3 LOB: 1 BB: 0 P: 15	R: 0 E: 0 K: 0 S: 9	H: 0 LOB: 0 BB: 0 P: 9	R: 0 E: 0 K: 0 S: 8	H: 1 LOB: 1 BB: 0 P: 12	1B: 7 2B: 2 3B: 0 HR: 1	SF: 0 SAC: 1 DP: 0 HBP: 1	WP: 0 PB: 0 CS: 1	PA: 39						
PITCHER	IP WLS BF H R ER SO BB IBB HBP BLK WP HR S P ERA WHIP											PITCHER	IP WLS BF H R ER SO BB IBB HBP BLK WP HR S P ERA WHIP															
Frank Castillo, R (1, 1) ERA: 3.75	5.0	21	5	1	1	3	2	0	0	0	0	0	0	1	47	72	1.80	1.400										
Mark Guttrie, L (6, 1) ERA: 4.52	1.0	5	1	0	0	0	0	0	0	1	0	0	0	0	12	17	0.00	1.000										
John Frascatore, R (7, 1) ERA: 5.65	0.1	L	3	2	2	2	0	0	0	0	0	0	0	0	4	5	54.00	6.000										
Kelvin Escobar, R (7, 1) ERA: 5.21	1.2	6	1	0	0	1	0	0	0	0	0	0	0	0	15	19	0.00	0.600										
Billy Koch, R (9, 1) ERA: 2.74	1.0	4	1	0	0	0	0	0	0	0	0	0	0	0	8	12	0.00	1.000										
Shannon Stewart, R (1, 7) OBP: 0.372, SLG: 0.521	G6-3																				5 0 1 0 0 2 3	Tampa Bay Devil Rays @ Toronto Blue Jays SkyDome, Toronto, ON Fri Sep 22 2000, 7:05 PM EDT Att: 18,063 - Dome - 72 F						
Alex Gonzalez, R (1, 6) OBP: 0.313, SLG: 0.396	G6-3																				2 0 0 0 2 0 1							
Dave Martinez, L (1, 9) OBP: 0.358, SLG: 0.385																					3 0 1 0 1 0 3							
Carlos Delgado, L (1, 3) OBP: 0.475, SLG: 0.685	G4-3																				4 0 0 0 0 0 4							
Brad Fullmer, L (1, 10) OBP: 0.341, SLG: 0.563																					4 1 0 0 0 1 0							
Tony Batista, R (1, 5) OBP: 0.312, SLG: 0.526																					3 0 0 0 1 1 1							
Darrin Fletcher, L (1, 2) ERA: 5.32																					4 1 4 2 0 0 0							
Dewayne Wise, L (9, PR) OBP: 0.217, SLG: 0.143																					0 0 0 0 0 0 0							
José Cruz Jr., S (1, 8) OBP: 0.324, SLG: 0.473																					3 0 0 0 0 1 2							
Mickey Morandini, L (1, 4) OBP: 0.333, SLG: 0.325																					4 0 1 0 0 0 3							
Inning Stats	R: 0 E: 0 K: 0 S: 10	H: 0 LOB: 1 BB: 1 P: 21	R: 0 E: 0 K: 1 S: 9	H: 1 LOB: 0 BB: 0 P: 12	R: 0 E: 0 K: 0 S: 7	H: 1 LOB: 2 BB: 1 P: 15	R: 0 E: 0 K: 1 S: 7	H: 1 LOB: 1 BB: 0 P: 11	R: 0 E: 0 K: 0 S: 11	H: 0 LOB: 1 BB: 1 P: 21	R: 2 E: 1 K: 1 S: 10	H: 1 LOB: 0 BB: 0 P: 17	R: 0 E: 0 K: 1 S: 8	H: 1 LOB: 0 BB: 0 P: 8	R: 0 E: 0 K: 0 S: 3	H: 1 LOB: 0 BB: 0 P: 4	R: 0 E: 0 K: 1 S: 10	H: 1 LOB: 2 BB: 1 P: 15	1B: 6 2B: 0 3B: 0 HR: 1	SF: 0 SAC: 1 DP: 2 HBP: 0	WP: 1 PB: 0 SB: 0 CS: 0	PA: 37						
PITCHER	IP WLS BF H R ER SO BB IBB HBP BLK WP HR S P ERA WHIP											PITCHER	IP WLS BF H R ER SO BB IBB HBP BLK WP HR S P ERA WHIP															
Cory Lidle, R (1, 1) ERA: 6.31	6.0	W	26	4	2	0	3	3	0	0	0	0	0	0	11	12	0.00	1.167										
Esteban Yan, R (7, 1) ERA: 6.31	2.0	H	6	2	0	0	1	0	0	0	0	0	0	0	11	12	0.00	1.000										
Roberto Hernandez, R (9, 1) ERA: 2.86	1.0	S	5	1	0	0	1	1	0	0	0	0	0	0	10	15	0.00	2.000										

AB 35
R 3
H 10
RBI 3
BB 2
SO 4
LOB 18

AB 32
R 2
H 7
RBI 2
BB 4
SO 5
LOB 17



Batter	1	2	3	4	5	6	7	8	9	AB	R	H	RBI	BB	SO	LOB	TOP					
Jason Tyner, L (1, 8) OBP: 0.244, SLG: 0.246	1-1 G4-3	3-1 CS	1-2 G6-3	2-2 L4			2-1 G6-3		0-0 G4-3	5	0	0	0	0	0	2						
Randy Winn, S (1, 7) OBP: 0.384, SLG: 0.295	2-2 F7		3-1 G4-3				4-0			3	0	0	0	1	1	0						
Steve Cox, L (1, 10) OBP: 0.379, SLG: 0.452	3-2 HR		3-3 K				2-2 BB			4	1	1	0	0	2	2						
Fred McGriff, L (1, 3) OBP: 0.363, SLG: 0.434	1-1 HR			2-2 HR			0-0 F8		1-0 P6	4	2	2	2	0	0	0						
Aubrey Huff, L (1, 5) OBP: 0.324, SLG: 0.436 Russ Johnson, R (8, PR) OBP: 0.316, SLG: 0.298	2-3 K			4-1 HR			2-1 G4-3		1-2 G5-3	3	1	1	0	1	1	0						
Ozzie Timmons, R (1, 9) OBP: 0.400, SLG: 0.933		0-2 1B		1-1 HR			3-2 G5-3		0-2 G5-3	4	2	2	3	0	0	1						
Bobby Smith, R (1, 4) OBP: 0.277, SLG: 0.372		0-0		0-0 G4-3			1-1 L8		0-1 G5-3	4	0	1	0	0	0	2						
Mike DiFelice, R (1, 2) OBP: 0.277, SLG: 0.387		0-0 G4-6-3		1-1			1-0 SH5-3		0-2 F8	4	0	2	0	0	0	1						
Felix Martinez, S (1, 6) OBP: 0.303, SLG: 0.299		1-2		2-2 F7			1-0 SH5-3		2-2 L5	3	0	0	0	0	1	1						
Inning Stats	R: 2 E: 0 K: 1 S: 14	H: 2 LOB: 0 BB: 0 P: 23	R: 1 E: 0 K: 1 S: 10	H: 2 LOB: 0 BB: 0 P: 14	R: 0 E: 0 K: 1 S: 8	H: 0 LOB: 0 BB: 0 P: 15	R: 3 E: 0 K: 0 S: 15	H: 3 LOB: 1 BB: 1 P: 27	R: 0 E: 0 K: 2 S: 7	H: 0 LOB: 0 BB: 0 P: 10	R: 0 E: 0 K: 0 S: 7	H: 0 LOB: 0 BB: 0 P: 13	R: 0 E: 0 K: 0 S: 7	H: 1 LOB: 2 BB: 1 P: 17	R: 0 E: 0 K: 0 S: 10	H: 1 LOB: 2 BB: 0 P: 12	R: 0 E: 0 K: 0 S: 8	H: 0 LOB: 0 BB: 0 P: 10	1B: 4 2B: 3 3B: 0 HR: 2	SF: 0 SAC: 1 DP: 1 HBP: 0	WP: 1 PB: 0 CS: 1	PA: 38
PITCHER	IP WLS BF H R ER SO BB IBB HBP BLK WP HR S P ERA WHIP																					
32 Roy Halladay, R (1, 1) ERA: 10.75	3.0 15 6 6 6 3 1 0 0 0 0 1 2 38 65 18.00 2.333																					
Lance Painter, L (4, 1) ERA: 3.72	3.2 14 2 0 0 2 1 0 0 0 0 0 0 27 49 0.00 0.818																					
Mark Guthrie, L (7, 1) ERA: 4.48	0.2 3 1 0 0 0 0 0 0 0 0 0 0 8 12 0.00 1.500																					
Paul Quantrill, R (8, 1) ERA: 4.57	0.2 2 0 0 0 0 0 0 0 0 0 0 0 5 5 0.00 0.000																					
Billy Koch, R (9, 1) ERA: 2.7	1.0 W 3 0 0 0 0 0 0 0 0 0 0 0 8 10 0.00 0.000																					

Tampa Bay Devil Rays @ Toronto Blue Jays
 SkyDome, Toronto, ON
 Sat Sep 23 2000, 4:05 PM EDT
 Att: 24,473 - Dome - 72 F


AB	34
R	6
H	9
RBI	5
BB	2
SO	5
LOB	9



Batter	1	2	3	4	5	6	7	8	9	AB	R	H	RBI	BB	SO	LOB	BOTTOM					
Shannon Stewart, R (1, 7) OBP: 0.370, SLG: 0.524	1-2 G6-3		0-0 FC4-6	1-1 P6		2-0 HR		3-1 F8		5	1	1	1	0	0	5						
Alex Gonzalez, R (1, 6) OBP: 0.315, SLG: 0.397	2-3 K		0-2	1-3 1B		0-0 G5-3	4-1 G1-4-3	0-2	1-2 1B	4	0	2	1	1	1	0						
Raul Mondesi, R (1, 9) OBP: 0.339, SLG: 0.523 Mickey Morandini, L (9, 4) OBP: 0.333, SLG: 0.325	1-0 1B		2-1 F7		1-3 K	0-0 G1-4-3	0-0 K	1-3	1-3 K	5	0	1	0	0	2	5						
Carlos Delgado, L (1, 3) OBP: 0.473, SLG: 0.680	2-2 F5			2-0 P6	4-1 1B		2-2 G6-3		0-1 G3	4	0	0	0	1	0	1						
Brad Fullmer, L (1, 10) OBP: 0.342, SLG: 0.562		2-3 K		0-0 1B	1-2 FC5-4		2-1 F8		2-3 K	5	1	2	0	0	2	0						
Tony Batista, R (1, 5) OBP: 0.313, SLG: 0.523		3-2 G5-3		4-1 1B	2-2 FC5-4		2-3 K		4-2 2B	3	2	0	0	2	1	2						
Darrin Fletcher, L (1, 2) OBP: 0.359, SLG: 0.522	1-2 F8			1-1 FC4-6	1-2 1B		2-0 2B		1-3 K	5	1	3	1	0	1	0						
José Cruz Jr., S (1, 8) OBP: 0.327, SLG: 0.477			0-3 K	2-2 FC4-6	1-2 1B		2-1 E7		0-0 F8	4	2	3	1	0	1	0						
Craig Grebeck, R (1, 4) OBP: 0.368, SLG: 0.416 Dave Martinez, L (8, PH) OBP: 0.360, SLG: 0.386			4-0 FC4-6	1-2 1B		1-0 K		0-1 1B		2	0	0	1	1	1	2						
Inning Stats	R: 0 E: 0 K: 1 S: 12	H: 1 LOB: 1 BB: 0 P: 18	R: 0 E: 0 K: 1 S: 13	H: 0 LOB: 0 BB: 0 P: 19	R: 0 E: 0 K: 1 S: 9	H: 1 LOB: 2 BB: 1 P: 15	R: 2 E: 0 K: 0 S: 13	H: 3 LOB: 2 BB: 1 P: 24	R: 0 E: 0 K: 1 S: 15	H: 1 LOB: 2 BB: 1 P: 23	R: 3 E: 1 K: 1 S: 10	H: 3 LOB: 0 BB: 1 P: 22	R: 0 E: 0 K: 1 S: 9	H: 0 LOB: 0 BB: 0 P: 15	R: 1 E: 0 K: 2 S: 15	H: 3 LOB: 2 BB: 0 P: 20	R: 1 E: 0 K: 1 S: 9	H: 1 LOB: 1 BB: 1 P: 16	1B: 10 2B: 2 3B: 0 HR: 1	SF: 0 SAC: 0 DP: 1 HBP: 0	WP: 0 PB: 0 CS: 0	PA: 43
PITCHER	IP WLS BF H R ER SO BB IBB HBP BLK WP HR S P ERA WHIP																					
Bryan Rekar, R (1, 1) ERA: 4.55	5.0 24 6 2 2 4 3 0 0 0 0 0 1 8 16 81.00 9.000																					
Doug Creek, L (6, 1) ERA: 4.55	0.1 4 3 3 3 1 0 0 0 0 0 0 1 8 16 0.00 0.600																					
Dan Wheeler, R (6, 1) ERA: 6.05	1.2 H 5 0 0 0 1 1 0 0 0 0 0 0 11 21 0.00 0.600																					
Esteban Yan, R (8, 1) ERA: 6.33	1.0 B 6 3 1 1 2 0 0 0 0 0 0 0 15 20 9.00 3.000																					
Trevor Enders, L (9, 1) ERA: 8.64	0.2 L 4 1 1 1 1 1 0 0 0 0 0 0 9 16 13.50 3.000																					

Tampa Bay Devil Rays @ Toronto Blue Jays
 SkyDome, Toronto, ON
 Sat Sep 23 2000, 4:05 PM EDT
 Att: 24,473 - Dome - 72 F

AB	38
R	7
H	13
RBI	5
BB	5
SO	9
LOB	15



Batter	1	2	3	4	5	6	7	8	9	AB R H RBI BB SO LOB	TOP										
Jason Tyner, L (1, 8) OBP: 0.260, SLG: 0.256	0-0 S 1B		0-0 SH1-3 1-2		0-1 L6		4-2 BB		3-2 BB 1B	3 1 2 0 1 0 0	Tampa Bay Devil Rays @ Toronto Blue Jays SkyDome, Toronto, ON Sun Sep 24 2000, 1:05 PM EDT Att: 28,172 - Dome - 72 F livebaseballscorecards.com										
Ozzie Guillen, L (1, 6) OBP: 0.283, SLG: 0.336	1-2 G5-3		1-1 F9		0-0 1B	1-0 F7		0-2 F9	5 1 1 0 0 0 5												
Steve Cox, L (1, 3) OBP: 0.377, SLG: 0.448	2-3 K		0-0 F7		2-2 1B FC4-6	1-0 F8		0-0 F8	5 1 1 0 0 1 5												
Fred McGriff, L (1, 10) OBP: 0.368, SLG: 0.437	4-2 BB		3-0 G6-4-3 1B		0-0 FC4-6 1B		1-1 1B HR	4-2 1B BB	3 1 3 1 2 0 0												
Ozzie Timmons, R (1, 7) OBP: 0.350, SLG: 0.750	2-3 K		0-2 G6-4-3 1-2		1-3 3-H K		0-0 F8	0-1 BB	5 0 1 1 0 2 6												
Aubrey Huff, L (1, 5) OBP: 0.330, SLG: 0.438 Russ Johnson, R (8, PR) OBP: 0.315, SLG: 0.297 (8, 5)	2-2 G1-3		3-2 1B		0-0 FC4-6		0-0 1B HR	3-2 F9	4 0 2 1 0 0 1 1 1 0 0 0 0 2												
John Flaherty, R (1, 2) OBP: 0.292, SLG: 0.375	2-2 F8		2-2 F8		2-1 F7		1-1 1-H 2-H HR		4 1 1 3 0 0 2												
Bobby Smith, R (1, 4) OBP: 0.270, SLG: 0.362	0-1 G6-3				2-1 F7		0-3 K	0-3 K	4 0 0 0 0 2 1												
Jose Guillen, R (1, 9) OBP: 0.316, SLG: 0.425			1-2 F9 SH1-3 1B		2-1 F7		1-0 2B	1-0 F2	4 0 2 0 0 0 1												
Inning Stats	R: 0 E: 0 K: 2 S: 12	H: 1 LOB: 2 BB: 1 P: 21	R: 0 E: 0 K: 0 S: 8	H: 0 LOB: 0 BB: 0 P: 12	R: 0 E: 0 K: 0 S: 7	H: 1 LOB: 1 BB: 0 P: 9	R: 0 E: 0 K: 0 S: 12	H: 2 LOB: 1 BB: 0 P: 20	R: 0 E: 0 K: 1 S: 6	H: 0 LOB: 0 BB: 0 P: 10		R: 2 E: 0 K: 1 S: 11	H: 3 LOB: 1 BB: 0 P: 14	R: 0 E: 0 K: 1 S: 8	H: 1 LOB: 2 BB: 1 P: 15	R: 3 E: 0 K: 1 S: 10	H: 3 LOB: 1 BB: 0 P: 13	R: 1 E: 0 K: 0 S: 18	H: 2 LOB: 2 BB: 1 P: 28	1B: 11 2B: 1 3B: 0 HR: 1	SF: 0 SAC: 1 DP: 1 HBP: 0
PITCHER	IP WLS BF H R ER SO BB IBB HBP BLK WP HR S P ERA WHIP											PITCHER	IP WLS BF H R ER SO BB IBB HBP BLK WP HR S P ERA WHIP								
Steve Trachsel, R (1, 1) ERA: 4.62	7.0 L 30 8 2 2 4 2 0 0 0 0 0 64 101 2.57 1.429											Kevin Escobar, R (8, 1) ERA: 5.36	2.0 12 5 4 4 1 1 0 0 0 0 1 28 41 18.00 3.000								

Batter	1	2	3	4	5	6	7	8	9	AB R H RBI BB SO LOB	BOTTOM										
Shannon Stewart, R (1, 7) OBP: 0.368, SLG: 0.520	0-3 K		0-1 G1-3			0-2 G6-3		1-1 F7		4 0 0 0 0 1 1	Tampa Bay Devil Rays @ Toronto Blue Jays SkyDome, Toronto, ON Sun Sep 24 2000, 1:05 PM EDT Att: 28,172 - Dome - 72 F livebaseballscorecards.com										
Alex Gonzalez, R (1, 6) OBP: 0.313, SLG: 0.394	3-2 F8			1-1 E4 WP		1-0 G6-3		1-2 G5-3	4 0 0 0 0 0 0												
Dave Martinez, L (1, 9) OBP: 0.357, SLG: 0.383	2-2 G4-3		2-2 P5		1-2 F5			2-3 K	4 0 0 0 0 1 1												
Carlos Delgado, L (1, 3) OBP: 0.471, SLG: 0.676		3-2 G4-3		4-2 BB		2-3 K		2-2 G4-3	3 0 0 0 1 1 0												
Brad Fullmer, L (1, 10) OBP: 0.340, SLG: 0.558		3-2 F8		1-0 F8		1-1 G6-3			3 0 0 0 0 0 2												
Tony Batista, R (1, 5) OBP: 0.313, SLG: 0.524		1-0 F8		2-2 P4		3-2 2B			3 0 1 0 0 0 2												
Darrin Fletcher, L (1, 2) OBP: 0.359, SLG: 0.520			0-0 1B		3-2 G3		0-2 G4-3		3 0 1 0 0 0 1												
José Cruz Jr., S (1, 8) OBP: 0.325, SLG: 0.474			0-1 F8		2-2 P6		0-0 F6		3 0 0 0 0 0 1												
Mickey Morandini, L (1, 4) OBP: 0.331, SLG: 0.322			3-1 F7		0-0 F9		1-2 P5		3 0 0 0 0 0 1												
Inning Stats	R: 0 E: 0 K: 1 S: 10	H: 0 LOB: 0 BB: 0 P: 15	R: 0 E: 0 K: 0 S: 8	H: 0 LOB: 0 BB: 0 P: 15	R: 0 E: 0 K: 0 S: 7	H: 1 LOB: 1 BB: 0 P: 10	R: 0 E: 0 K: 0 S: 13	H: 0 LOB: 2 BB: 1 P: 22	R: 0 E: 1 K: 0 S: 8	H: 0 LOB: 0 BB: 0 P: 13		R: 0 E: 0 K: 0 S: 8	H: 0 LOB: 0 BB: 0 P: 10	R: 0 E: 0 K: 1 S: 12	H: 1 LOB: 1 BB: 0 P: 18	R: 0 E: 0 K: 0 S: 6	H: 0 LOB: 0 BB: 0 P: 8	R: 0 E: 0 K: 1 S: 11	H: 0 LOB: 0 BB: 0 P: 16	1B: 1 2B: 1 3B: 0 HR: 0	SF: 0 SAC: 0 DP: 0 HBP: 0
PITCHER	IP WLS BF H R ER SO BB IBB HBP BLK WP HR S P ERA WHIP											PITCHER	IP WLS BF H R ER SO BB IBB HBP BLK WP HR S P ERA WHIP								
Travis Harper, R (1, 1) ERA: 4.5	9.0 W 31 2 0 0 3 1 0 0 0 1 0 83 127 0.00 0.333																				

Batter	1	2	3	4	5	6	7	8	9	AB	R	H	RBI	BB	SO	LOB	TOP		
Shannon Stewart, R (1, 7) OBP: 0.366, SLG: 0.516	1-2 BB SF9 1B		2-1 G5-3		0-0 CS 1B		0-2 L9			4	1	2	0	0	0	0			
Alex Gonzalez, R (1, 6) OBP: 0.312, SLG: 0.391	1-0 BB 1B		0-0 L5		4-2 BB BB		1-0 G5-3			3	0	1	0	1	0	0			
Dave Martinez, L (1, 9) OBP: 0.355, SLG: 0.381	0-3 K		3-2 F7		2-0 P6			1-0 F5		4	0	0	0	0	1	3			
Carlos Delgado, L (1, 3) OBP: 0.475, SLG: 0.679	4-2 BB			0-3 K	4-1 BB			0-1 G4-3		2	0	0	0	2	1	0			
Darrin Fletcher, L (1, 2) OBP: 0.354, SLG: 0.514	1-0 SF9			0-0 2B 1B	0-1 G3			3-2 F7		3	0	1	1	0	0	2			
Tony Batista, R (1, 5) OBP: 0.311, SLG: 0.520	3-1 L5			2-2 2B	1-3 2B		0-1 L6		3-3 K	4	0	1	0	0	1	2			
José Cruz Jr., S (1, 8) OBP: 0.325, SLG: 0.471		1-0 G3		4-0 BB		2-1 G4-3		1-0 L9		3	0	0	0	1	0	0			
Todd Greene, R (1, 10) OBP: 0.278, SLG: 0.419		0-0 G5-3		1-3 K		1-1 F2		1-2 F2		4	0	0	0	0	1	3			
Mickey Morandini, L (1, 4) OBP: 0.327, SLG: 0.318		1-2 P4		0-0 F8		1-1 F8				3	0	0	0	0	0	3			
Inning Stats	R: 1 H: 2 E: 0 K: 1 S: 12	H: 2 LOB: 2 BB: 1 P: 22	R: 0 H: 0 E: 0 K: 0 S: 5	H: 0 LOB: 0 BB: 0 P: 7	R: 0 H: 0 E: 0 K: 2 S: 6	H: 0 LOB: 3 BB: 1 P: 11	R: 0 H: 2 E: 0 K: 2 S: 12	H: 1 LOB: 2 BB: 2 P: 17	R: 0 H: 0 E: 0 K: 0 S: 6	H: 0 LOB: 0 BB: 0 P: 10	R: 0 H: 0 E: 0 K: 1 S: 7	H: 0 LOB: 0 BB: 0 P: 11	R: 0 H: 0 E: 0 K: 1 S: 9	H: 0 LOB: 0 BB: 0 P: 14	1B: 4 2B: 1 3B: 0 HR: 0	SF: 1 SAC: 0 DP: 0 HBP: 0	WP: 0 PB: 0 SB: 0 CS: 1	PA: 35	
PITCHER	IP	WLS	BF	H	R	ER	SO	BB	IBB	HBP	BLK	WP	HR	S	P	ERA	WHIP		
Jose Mercedes, R (1, 1) ERA: 4.03	7.0	W	29	5	1	1	3	4	0	0	0	0	0	56	95	1.29	1.286		
Buddy Groom, L (8, 1) ERA: 4.54	1.0	H	3	0	0	0	0	0	0	0	0	0	0	7	11	0.00	0.000		
Ryan Kohlmeier, R (9, 1) ERA: 2.59	1.0	S	3	0	0	0	1	0	0	0	0	0	0	9	14	0.00	0.000		

Toronto Blue Jays @ Baltimore Orioles
Oriole Park at Camden Yards, Baltimore, MD
Tue Sep 26 2000, 7:05 PM EDT
Att: 31,614 - Cloudy - 59 F

AB 30
R 1
H 5
RBI 1
BB 4
SO 4
LOB 13



Batter	1	2	3	4	5	6	7	8	9	AB	R	H	RBI	BB	SO	LOB	BOTTOM		
Gene Kingsale, S (1, 8) OBP: 0.250, SLG: 0.288	3-2 F9		0-0 P4			1-2 1B 2B 1B		0-0 F9		4	1	1	0	0	0	0			
Jerry Hairston, R (1, 4) OBP: 0.352, SLG: 0.373	1-2 G5-3			0-0 B3		2-2 1B		2-3 K		4	0	1	0	0	1	0			
Delino DeShields, L (1, 7) OBP: 0.365, SLG: 0.441	1-1 G4-3			2-2 F7		0-1 2B		3-2 G4-3		4	0	1	1	0	0	0			
Albert Belle, R (1, 10) OBP: 0.339, SLG: 0.470		3-2 G6-3		3-2 F2		3-H 2-3 K				3	0	0	0	0	1	1			
Cal Ripken Jr., R (1, 5) OBP: 0.292, SLG: 0.423		0-1 L7			0-2 1B		1-1 L7			3	0	1	0	0	0	0			
6 Melvin Mora, R (1, 6) OBP: 0.332, SLG: 0.415		2-1 1B			0-1 F7		0-1 1B SF9 1B			3	1	2	0	0	0	1			
Chris Richard, L (1, 3) OBP: 0.318, SLG: 0.500		0-0 F7			0-0 F7		2-0 1B		1-3 1B	3	0	1	0	0	0	2			
Brook Fordyce, R (1, 2) OBP: 0.334, SLG: 0.500			2-2 F8		1-3 K		3-1 SF9			2	0	0	1	0	1	1			
Luis Matos, R (1, 9) OBP: 0.283, SLG: 0.314			3-2 P6			0-0 G4-3	3-H 1-3 K			3	0	0	0	0	1	1			
Inning Stats	R: 0 H: 0 E: 0 K: 0 S: 9	H: 1 LOB: 1 BB: 0 P: 14	R: 0 H: 0 E: 0 K: 0 S: 7	H: 0 LOB: 0 BB: 0 P: 12	R: 0 H: 0 E: 0 K: 0 S: 8	H: 0 LOB: 0 BB: 0 P: 13	R: 0 H: 3 E: 0 K: 1 S: 13	H: 1 LOB: 1 BB: 0 P: 10	R: 1 H: 2 E: 0 K: 1 S: 10	H: 0 LOB: 0 BB: 0 P: 14	1B: 6 2B: 1 3B: 0 HR: 0	SF: 1 SAC: 0 DP: 0 HBP: 0	WP: 0 PB: 0 SB: 1 CS: 0	PA: 30					
PITCHER	IP	WLS	BF	H	R	ER	SO	BB	IBB	HBP	BLK	WP	HR	S	P	ERA	WHIP		
David Wells, L (1, 1) ERA: 3.96	8.0	L	30	7	2	2	4	0	0	0	0	0	0	75	113	2.25	0.875		

Toronto Blue Jays @ Baltimore Orioles
Oriole Park at Camden Yards, Baltimore, MD
Tue Sep 26 2000, 7:05 PM EDT
Att: 31,614 - Cloudy - 59 F

AB 29
R 2
H 7
RBI 2
BB 0
SO 4
LOB 6



Batter	1	2	3	4	5	6	7	8	9	AB	R	H	RBI	BB	SO	LOB	TOP										
Shannon Stewart, R (1, 7) OBP: 0.366, SLG: 0.519 Dewayne Wise, L (8, 7) OBP: 0.208, SLG: 0.136	G1-3			F8 G5-3 1B		F9			F7	3	0	1	0	0	0	0											
Alex Gonzalez, R (1, 6) OBP: 0.310, SLG: 0.386 Chris Woodward, R (6, 6) OBP: 0.254, SLG: 0.337	G6-3			G5-3		K			G6-3	3	0	0	0	0	1	1											
Dave Martinez, L (1, 9) OBP: 0.351, SLG: 0.376 Chad Mottola, R (5, 9) OBP: 0.300, SLG: 0.222	G3			F8					K	2	0	0	0	0	0	1											
Carlos Delgado, L (1, 3)		K		K						2	0	0	0	1	2	1											
Darrin Fletcher, L (1, 10) OBP: 0.354, SLG: 0.518 Marty Cordova, R (7, PH) OBP: 0.317, SLG: 0.340	G4-3								K	2	1	1	1	0	0	0											
Tony Batista, R (1, 5) OBP: 0.310, SLG: 0.522	F8								F7	3	0	0	0	0	0	1											
José Cruz Jr., S (1, 8) OBP: 0.351, SLG: 0.467 10 Vernon Wells, R (5, 8)				K					G4-3	2	0	0	0	0	1	0											
Craig Grebeck, R (1, 4) OBP: 0.362, SLG: 0.408				K					P6	3	0	0	0	0	2	0											
Alberto Castillo, R (1, 2) OBP: 0.285, SLG: 0.262				F8					F8	1	0	0	0	0	0	0											
Inning Stats	R: 0 E: 0 K: 0 S: 8	H: 0 LOB: 0 BB: 0 P: 14	R: 0 E: 0 K: 1 S: 6	H: 0 LOB: 0 BB: 0 P: 8	R: 0 E: 0 K: 2 S: 9	H: 0 LOB: 0 BB: 0 P: 15	R: 0 E: 0 K: 1 S: 8	H: 1 LOB: 1 BB: 0 P: 13	R: 1 E: 0 K: 0 S: 6	H: 0 LOB: 0 BB: 0 P: 10	R: 0 E: 0 K: 2 S: 10	H: 0 LOB: 1 BB: 1 P: 21	R: 0 E: 0 K: 1 S: 7	H: 0 LOB: 0 BB: 0 P: 13	R: 0 E: 0 K: 1 S: 7	H: 0 LOB: 0 BB: 0 P: 10	1B: 1 2B: 0 3B: 0 HR: 1	SF: 0 SAC: 0 DP: 0 HBP: 0	WP: 0 PB: 0 SB: 0 CS: 0	PA: 30							
PITCHER	IP	WLS	BF	H	R	ER	SO	BB	IBB	HBP	BLK	WP	HR	S	P	ERA	WHIP										
Pat Rapp, R (1, 1) ERA: 5.9	7.0	W	24	2	1	1	7	1	0	0	0	0	1	55	94	1.29	0.429										
Jay Spurgeon, R (8, 1) ERA: 6.0	1.0		3	0	0	0	1	0	0	0	0	0	0	7	13	0.00	0.000										
Buddy Groom, L (9, 1) ERA: 4.78	0.1		1	0	0	0	0	0	0	0	0	0	0	1	1	0.00	0.000										
45 Lesli Brea, R (9, 1) ERA: 12.38	0.2		2	0	0	0	1	0	0	0	0	0	0	6	9	0.00	0.000										

Toronto Blue Jays @ Baltimore Orioles
Oriole Park at Camden Yards, Baltimore, MD
Thu Sep 28 2000, 7:05 PM EDT
Att: 32,203 - Cloudy - 68 F

AB 29
R 1
H 2
RBI 1
BB 1
SO 9
LOB 5



Batter	1	2	3	4	5	6	7	8	9	AB	R	H	RBI	BB	SO	LOB	BOTTOM										
Brady Anderson, L (1, 9) OBP: 0.377, SLG: 0.421 Karim Garcia, L (6, PH) OBP: 0.091, SLG: 0.091	HR	1B BB		BB	SF8	G6-3				2	4	2	4	2	0	0											
Jerry Hairston, R (1, 4) OBP: 0.349, SLG: 0.365	K	E4 1B		E4 1B	1B	1B			F7	6	4	2	2	0	1	2											
Delino DeShields, L (1, 7) OBP: 0.366, SLG: 0.446 Trenidad Hubbard, R (5, PR) OBP: 0.271, SLG: 0.274	2B BB	G6-3 1B		F7	1B 1B	1B			G4-3 1B	4	2	3	5	1	0	2											
Albert Belle, R (1, 10) OBP: 0.339, SLG: 0.467	F8	G6-3		F9	1B	1B			G4-3	6	0	2	2	0	0	3											
Chris Richard, L (1, 3) OBP: 0.314, SLG: 0.493 Ryan Minor, R (8, 3) OBP: 0.170, SLG: 0.143	1B 2B	K		FC1-6 1B	K				PB 1B G6-3 BB	5	2	2	1	0	2	3											
Cal Ripken Jr., R (1, 5) OBP: 0.301, SLG: 0.430 Mark Lewis, R (5, PR) OBP: 0.305, SLG: 0.385	1B			K	1B 1B	1B			G6-3 PB 1B	4	1	3	1	0	1	0											
6 Melvin Mora, R (1, 6) OBP: 0.333, SLG: 0.412 Jesse Garcia, R (5, PH) OBP: 0.158, SLG: 0.059	F9			K	1B 1B	1B			P4	2	1	1	0	0	0	1											
Brook Fordyce, R (1, 2) OBP: 0.342, SLG: 0.514 Fernando Lunar, R (8, 2) OBP: 0.247, SLG: 0.182		BB E 1B		P4	1B 2B 1B	1B			G6-3	5	4	4	2	0	0	1											
Gene Kingsale, S (1, 8) OBP: 0.253, SLG: 0.288	F8			G4-3	2B 1B	1B			G4-3	6	2	2	2	0	0	3											
Inning Stats	R: 3 E: 0 K: 1 S: 14	H: 3 LOB: 1 BB: 1 P: 25	R: 3 E: 2 K: 1 S: 15	H: 2 LOB: 1 BB: 1 P: 27	R: 0 E: 0 K: 1 S: 7	H: 0 LOB: 1 BB: 0 P: 13	R: 10 E: 2 K: 0 S: 28	H: 8 LOB: 0 BB: 1 P: 51	R: 5 E: 0 K: 2 S: 28	H: 7 LOB: 3 BB: 1 P: 46	R: 1 E: 0 K: 0 S: 7	H: 1 LOB: 0 BB: 0 P: 10	R: 0 E: 0 K: 0 S: 3	H: 1 LOB: 0 BB: 0 P: 5	R: 1 E: 0 K: 0 S: 9	H: 1 LOB: 1 BB: 1 P: 14	1B: 18 2B: 2 3B: 0 HR: 3	SF: 1 SAC: 0 DP: 1 HBP: 1	WP: 0 PB: 1 SB: 0 CS: 0	PA: 54							
PITCHER	IP	WLS	BF	H	R	ER	SO	BB	IBB	HBP	BLK	WP	HR	S	P	ERA	WHIP										
Chris Carpenter, R (1, 1) ERA: 6.27	3.0	L	18	5	6	4	3	2	0	1	0	0	0	18	36	12.00	2.333										
32 Roy Halladay, R (4, 1) ERA: 10.64	0.2		9	5	7	3	0	1	0	0	0	0	0	18	36	40.50	9.000										
Lance Painter, L (4, 1) ERA: 4.73	1.0		12	8	8	5	1	1	0	0	0	0	1	32	52	45.00	9.000										
John Frascatore, R (5, 1) ERA: 5.53	3.1		15	5	2	1	1	1	0	0	0	0	1	25	38	2.70	1.800										

Toronto Blue Jays @ Baltimore Orioles
Oriole Park at Camden Yards, Baltimore, MD
Thu Sep 28 2000, 7:05 PM EDT
Att: 32,203 - Cloudy - 68 F

AB 47
R 23
H 23
RBI 20
BB 5
SO 5
LOB 21



Batter	1	2	3	4	5	6	7	8	9	AB	R	H	RBI	BB	SO	LOB	TOP				
Shannon Stewart, R OBP: 0.366, SLG: 0.521	0-1 2B	3-2 G6-3			0-1 G3			1-0 F3		4	1	1	0	0	0	0	Toronto Blue Jays @ Cleveland Indians Jacobs Field, Cleveland, OH Fri Sep 29 2000, 7:05 PM EDT Att: 42,768 - Sunny - 63 F				
Alex Gonzalez, R OBP: 0.311, SLG: 0.395	3-2 G3 FC5-4 2B	2-2 HR			0-0 F5			0-0 G5-3		4	2	2	2	0	0	0					
Dave Martinez, L OBP: 0.348, SLG: 0.373	1-2 G3	2-0 L8			0-0 F8			1-2 G4-3		4	0	0	0	0	0	1					
Carlos Delgado, L OBP: 0.473, SLG: 0.670	1-1 FC5-4 BB HBP				0-1 F9			3-1 F8		3	0	0	0	0	0	0					
Darrin Fletcher, L OBP: 0.355, SLG: 0.517	4-0 FC5-4 BB				0-0 G3-1			3-2 G5-4-3 1B		3	0	1	0	1	0	0					
Tony Batista, R OBP: 0.308, SLG: 0.519	1-1 FC5-4 FC6-4				2-1 F9			3-2 G5-4-3		4	0	0	1	0	0	3					
José Cruz Jr., S OBP: 0.322, SLG: 0.465	0-1 FC6-4				1-3 K			0-0 F7		3	0	0	0	0	1	2					
Todd Greene, R OBP: 0.280, SLG: 0.455					0-2 F7			0-3 K		3	1	1	1	0	1	0					
Mickey Morandini, L OBP: 0.324, SLG: 0.315					1-1 F8			1-3 K		3	0	0	0	0	1	0					
Inning Stats	R: 2 E: 0 K: 0 S: 15	H: 2 LOB: 2 BB: 1 P: 25	R: 2 E: 0 K: 0 S: 13	H: 2 LOB: 0 BB: 0 P: 21	R: 0 E: 0 K: 1 S: 5	H: 0 LOB: 0 BB: 0 P: 7	R: 0 E: 0 K: 1 S: 9	H: 0 LOB: 0 BB: 0 P: 11	R: 0 E: 0 K: 0 S: 4	H: 1 LOB: 0 BB: 0 P: 19	R: 0 E: 0 K: 2 S: 8	H: 0 LOB: 0 BB: 0 P: 9	R: 0 E: 0 K: 0 S: 6	H: 0 LOB: 0 BB: 0 P: 8	R: 0 E: 0 K: 0 S: 4	H: 0 LOB: 0 BB: 0 P: 8	1B: 1 2B: 1 3B: 1 HR: 2	SF: 0 SAC: 0 DP: 1 HBP: 1	WP: 0 PB: 0 SB: 0 CS: 0	PA: 33	
PITCHER	IP	WLS	BF	H	R	ER	SO	BB	IBB	HBP	BLK	WP	HR	S	P	ERA	WHIP				
Dave Burba, R ERA: 4.47	1.2		11	4	4	4	0	1	0	1	0	0	2	27	43	21.60	3.000				
Tom Martin, L ERA: 4.05	1.0	3	0	0	0	0	0	0	0	0	0	0	0	4	6	0.00	0.000				
Justin Speier, R ERA: 3.29	3.1	W	10	1	0	0	1	0	0	0	0	0	0	25	38	0.00	0.300				
Steve Karsay, R ERA: 3.66	3.0	S	9	0	0	0	2	0	0	0	0	0	0	18	25	0.00	0.000				

AB 31
R 4
H 5
RBI 4
BB 1
SO 3
LOB 6



Batter	1	2	3	4	5	6	7	8	9	AB	R	H	RBI	BB	SO	LOB	BOTTOM				
Kenny Lofton, L OBP: 0.370, SLG: 0.416	0-1 G6-3	1-0 1B		0-1 G4-3		3-1 F8		1-1 F9		5	0	1	2	0	0	3	Toronto Blue Jays @ Cleveland Indians Jacobs Field, Cleveland, OH Fri Sep 29 2000, 7:05 PM EDT Att: 42,768 - Sunny - 63 F				
Omar Vizquel, S OBP: 0.379, SLG: 0.378	3-3 K	2-H 3-H F9			1-1 F8	0-3 K				4	0	0	0	0	2	2					
Roberto Alomar, S OBP: 0.375, SLG: 0.469	0-0 G1-3			2-0 BB SF9 1B	4-2 HR BB	1-2 F5				3	2	1	0	1	0	0					
Manny Ramirez, R OBP: 0.456, SLG: 0.684		0-1 HR 2B		4-2 SF9 BB	2-2 HR	0-0 G5-3				3	2	2	2	1	0	0					
Jim Thome, L OBP: 0.395, SLG: 0.525	1-0 HR	1-0 HR		4-1 G6-4-3 BB	0-3 K	1-2 L9				3	1	1	2	1	1	0					
Travis Fryman, R OBP: 0.395, SLG: 0.521	0-0 G6-3			1-2 2-3 SF9	0-1 G6-3			0-0 G6-3		3	0	0	1	0	0	0					
David Segui, S OBP: 0.367, SLG: 0.511	3-1 G4-3 1B 2B			3-1 G6-4-3		0-1 HR		0-3 K		4	2	2	1	0	1	2					
Russell Branyan, L OBP: 0.323, SLG: 0.539	4-2 G4-3 1B BB			1-2 F9		3-3 K		0-1 E6 1B		2	1	0	0	1	1	0					
Jolbert Cabrera, R OBP: 0.293, SLG: 0.322										1	0	0	0	0	0	0					
Sandy Alomar Jr., R OBP: 0.325, SLG: 0.399	0-0 G4-3			1-3 K		0-1 1B		1-1 1B		4	0	2	0	0	1	2					
Inning Stats	R: 0 E: 0 K: 1 S: 6	H: 0 LOB: 0 BB: 0 P: 9	R: 4 E: 0 K: 0 S: 12	H: 4 LOB: 1 BB: 1 P: 22	R: 1 E: 0 K: 0 S: 7	H: 1 LOB: 1 BB: 2 P: 17	R: 0 E: 0 K: 1 S: 8	H: 0 LOB: 0 BB: 0 P: 10	R: 2 E: 0 K: 1 S: 13	H: 1 LOB: 1 BB: 1 P: 20	R: 1 E: 0 K: 2 S: 13	H: 2 LOB: 1 BB: 0 P: 19	R: 0 E: 0 K: 0 S: 9	H: 0 LOB: 0 BB: 0 P: 11	R: 0 E: 1 K: 1 S: 10	H: 1 LOB: 2 BB: 0 P: 12	1B: 4 2B: 2 3B: 0 HR: 3	SF: 1 SAC: 0 DP: 1 HBP: 0	WP: 0 PB: 0 SB: 2 CS: 0	PA: 37	
PITCHER	IP	WLS	BF	H	R	ER	SO	BB	IBB	HBP	BLK	WP	HR	S	P	ERA	WHIP				
Steve Trachsel, R ERA: 4.8	2.0	L	13	5	5	5	1	2	0	0	0	0	1	21	40	22.50	3.500				
Mark Guthrie, L ERA: 4.45	3.0		11	1	2	2	2	2	0	0	0	0	1	25	38	6.00	1.000				
Paul Quantrill, R ERA: 4.52	3.0		13	3	1	1	3	0	0	0	0	0	1	32	42	3.00	1.000				

AB 32
R 8
H 9
RBI 8
BB 4
SO 6
LOB 9



Batter	1	2	3	4	5	6	7	8	9	AB	R	H	RBI	BB	SO	LOB	TOP																					
Shannon Stewart, R (1.7) OBP: 0.364, SLG: 0.520	F9		2B		G5-3		FC5-4		F9	5	0	1	1	0	0	2	Toronto Blue Jays @ Cleveland Indians Jacobs Field, Cleveland, OH Sat Sep 30 2000, 1:05 PM EDT Att: 42,676 - Sunny - 65 F																					
Alex Gonzalez, R (1.6) OBP: 0.312, SLG: 0.396	F3		BB		K		K		2B	4	0	1	0	1	2	2																						
Dave Martinez, L (1.9) OBP: 0.346, SLG: 0.371	K		F8			1B	G4-3		G6-3	5	0	1	0	0	1	4																						
Carlos Delgado, L (1.3) OBP: 0.472, SLG: 0.669		F7		K		L3		3B	2B	4	1	1	0	1	1	1																						
Tony Batista, R (1.5) OBP: 0.306, SLG: 0.515		K		G6-3		K		G6-3	FC6-4	5	0	0	0	0	2	4																						
José Cruz Jr., S (1.8) OBP: 0.323, SLG: 0.467			FC6-4	BB	G5-3		F8		1B	3	1	1	1	1	0	1																						
Todd Greene, R (1.10) Dewayne Wise, L (6, PR) OBP: 0.208, SLG: 0.136	FC6-4				G6-3		BB	1B	G3	4	1	2	1	0	0	1																						
Craig Grebeck, R (1.4) OBP: 0.364, SLG: 0.411			G5-3		1B	2B	FC5-4	BB	G3	3	2	1	0	1	0	1																						
Alberto Castillo, R (1.2) Darin Fletcher, L (7, PH) OBP: 0.356, SLG: 0.517			K		G5-3	1B	FC5-4	G3	G3	2	0	1	1	0	1	0																						
										2	0	1	1	0	0	2																						
Inning Stats	R: 0 E: 0 K: 1 S: 8	H: 0 LOB: 0 BB: 0 P: 10	R: 0 E: 0 K: 1 S: 10	H: 0 LOB: 1 BB: 1 P: 15	R: 0 E: 0 K: 1 S: 9	H: 1 LOB: 2 BB: 1 P: 20	R: 0 E: 0 K: 1 S: 10	H: 0 LOB: 0 BB: 0 P: 15	R: 1 E: 0 K: 1 S: 11	H: 2 LOB: 1 BB: 0 P: 20	R: 0 E: 0 K: 1 S: 6	H: 1 LOB: 1 BB: 0 P: 9	R: 2 E: 0 K: 1 S: 12	H: 2 LOB: 1 BB: 1 P: 20	R: 2 E: 0 K: 0 S: 9	H: 3 LOB: 2 BB: 0 P: 15	R: 0 E: 0 K: 0 S: 7	H: 1 LOB: 2 BB: 1 P: 15	1B: 5 2B: 4 3B: 1 HR: 0	SF: 0 SAC: 0 DP: 0 HBP: 0	WP: 0 PB: 0 SB: 1 CS: 0	PA: 41																
PITCHER	IP	WLS	BF	H	R	ER	SO	BB	IBB	HBP	BLK	WP	HR	S	P	ERA	WHIP	PITCHER				IP	WLS	BF	H	R	ER	SO	BB	IBB	HBP	BLK	WP	HR	S	P	ERA	WHIP
Chuck Finley, L (1.1) ERA: 4.17	6.0	W	25	5	2	2	6	2	0	0	0	0	0	57	92	3.00	1.167	Cameron Caimcross, L (6, 1) ERA: 4.0				0.1	H	1	0	0	0	0	0	0	0	0	1	1	0.00	0.000		
Paul Shuey, R (7.1) ERA: 3.59	1.0	H	5	1	1	1	1	1	0	0	0	0	0	9	17	9.00	2.000	Bob Wickman, R (6, 1) ERA: 3.1				1.0	S	5	1	0	0	0	0	1	0	0	7	15	0.00	1.000		
Ricardo Rincon, L (8.1) ERA: 2.37	0.0			1	1	1	0	0	0	0	0	0	0	2	4	∞	∞																					
Steve Karsay, R (8.1) ERA: 3.76	0.1	H	3	2	1	1	0	0	0	0	0	0	0	5	9	27.00	6.000																					
Steve Reed, R (8.1) ERA: 4.5	0.1	H	1	0	0	0	0	0	0	0	0	0	0	1	1	0.00	0.000																					

AB	37
R	5
H	10
RBI	5
BB	4
SO	7
LOB	18



Batter	1	2	3	4	5	6	7	8	9	AB	R	H	RBI	BB	SO	LOB	BOTTOM																					
Kenny Lofton, L (1.8) OBP: 0.369, SLG: 0.414	F8		F8		P5	FC6		FC4-6		5	0	1	0	0	0	3	Toronto Blue Jays @ Cleveland Indians Jacobs Field, Cleveland, OH Sat Sep 30 2000, 1:05 PM EDT Att: 42,676 - Sunny - 65 F																					
Omar Vizquel, S (1.6) OBP: 0.380, SLG: 0.377			BB		FC6-4		K	FC4-6		4	0	1	0	1	1	2																						
Roberto Alomar, S (1.4) OBP: 0.377, SLG: 0.476	F8				PB	1B	G3	1B	HR	4	2	3	1	0	0	1																						
Manny Ramirez, R (1.9) OBP: 0.456, SLG: 0.690	F3				P4	1B	G3	1B	HR	4	2	2	1	0	0	2																						
Jim Thome, L (1.3) OBP: 0.396, SLG: 0.524					F7	G3	FC4-6	1B		3	0	1	1	1	0	2																						
Travis Fryman, R (1.5) OBP: 0.394, SLG: 0.519	F8				F9	BB	FC5-2	1B	FC4-6	4	0	1	0	0	0	3																						
David Segui, S (1.10) OBP: 0.386, SLG: 0.509			K		G4-3	BB	BB	K		3	1	0	0	1	2	2																						
Russell Branyan, L (1.7) Jolbert Cabrera, R (6, PR) OBP: 0.291, SLG: 0.320			G3		E7	1B	BB	G4-3		2	1	1	1	1	0	1																						
Sandy Alomar Jr., R (1.2) OBP: 0.324, SLG: 0.398			K		FC6-4	FC5-2	FC6	F9		4	0	1	1	0	1	2																						
										1B: 8 2B: 1 3B: 0 HR: 2	SF: 0 SAC: 0 DP: 0 HBP: 0	WP: 0 PB: 1 SB: 0 CS: 0	PA: 38																									
Inning Stats	R: 0 E: 0 K: 0 S: 8	H: 0 LOB: 1 BB: 1 P: 16	R: 0 E: 0 K: 1 S: 8	H: 0 LOB: 1 BB: 1 P: 13	R: 0 E: 0 K: 1 S: 7	H: 1 LOB: 0 BB: 0 P: 8	R: 0 E: 0 K: 0 S: 7	H: 1 LOB: 1 BB: 0 P: 13	R: 1 E: 1 K: 0 S: 13	H: 2 LOB: 1 BB: 0 P: 21	R: 3 E: 2 K: 0 S: 15	H: 3 LOB: 2 BB: 2 P: 33	R: 2 E: 0 K: 2 S: 16	H: 3 LOB: 1 BB: 0 P: 26	R: 0 E: 0 K: 0 S: 7	H: 1 LOB: 1 BB: 0 P: 12																						
PITCHER	IP	WLS	BF	H	R	ER	SO	BB	IBB	HBP	BLK	WP	HR	S	P	ERA	WHIP	PITCHER				IP	WLS	BF	H	R	ER	SO	BB	IBB	HBP	BLK	WP	HR	S	P	ERA	WHIP
Esteban Loaiza, R (1.1) ERA: 4.56	1.2	L	9	3	2	2	2	1	0	0	0	0	0	2	19	10.80	2.400	Caimcross, L (6, 1) ERA: 4.0				0.1	H	1	0	0	0	0	0	0	0	1	1	0.00	0.000			
Kevin Escobar, R (6.1) ERA: 5.95	1.0			3	2	2	2	1	0	0	0	0	0	2	19	34	10.80	2.400	Wickman, R (6, 1) ERA: 3.1				1.0	S	5	1	0	0	0	0	1	0	0	7	15	0.00	1.000	
Billy Koch, R (8.1) ERA: 2.63	1.0			1	0	0	0	0	0	0	0	0	0	7	12	0.00	1.000																					



Batter	1	2	3	4	5	6	7	8	9	AB	R	H	RBI	BB	SO	LOB	TOP								
Shannon Stewart, R OBP: 0.363, SLG: 0.518	1-2 HR 1B		3-1 F8			2-3 K		0-1 F9		4	1	1	0	0	1	0									
Alex Gonzalez, R OBP: 0.313, SLG: 0.404	0-0 HR		1-2 G5-3			1-2 1B 2B		0-0 F8		4	2	2	2	0	0	0									
Dave Martinez, L OBP: 0.346, SLG: 0.370	0-3 K			1-0 G4-3		3-2 1B		1-0 G4-3		4	0	1	1	0	1	0									
Carlos Delgado, L OBP: 0.470, SLG: 0.664	0-3 K			2-0 F7		3-3 K			1-1 G5-3	4	0	0	0	0	2	1									
Darrin Fletcher, L OBP: 0.355, SLG: 0.514	2-2 G4-3			1-0 G3-1			0-1 G3 1B		0-2 P6	4	0	1	0	0	0	0									
Tony Batista, R OBP: 0.307, SLG: 0.519		3-2 G5-3			1-2 L4		2-2 G3 1B		0-0 HR	4	1	2	1	0	0	0									
José Cruz Jr., S OBP: 0.323, SLG: 0.466		1-3 K			2-3 K		2-2 G3		1-0 1B	4	0	1	0	0	2	2									
Todd Greene, R OBP: 0.278, SLG: 0.435		0-0 G5-3			0-3 K		0-3 K		2-2 P1	4	0	0	0	0	2	3									
Mickey Morandini, L OBP: 0.322, SLG: 0.313			0-0 G1-3			0-1 F8		1-1 F7		3	0	0	0	0	0	2									
Inning Stats	R: 2 E: 0 K: 2 S: 13	H: 2 LOB: 0 BB: 0 P: 16	R: 0 E: 0 K: 1 S: 7	H: 0 LOB: 0 BB: 0 P: 11	R: 0 E: 0 K: 0 S: 6	H: 0 LOB: 0 BB: 0 P: 10	R: 0 E: 0 K: 0 S: 3	H: 0 LOB: 0 BB: 0 P: 7	R: 0 E: 0 K: 2 S: 11	H: 0 LOB: 0 BB: 0 P: 14	R: 1 E: 0 K: 2 S: 16	H: 2 LOB: 1 BB: 0 P: 25	R: 0 E: 0 K: 1 S: 15	H: 2 LOB: 2 BB: 0 P: 20	R: 0 E: 0 K: 0 S: 4	H: 0 LOB: 0 BB: 0 P: 5	R: 1 E: 0 K: 0 S: 10	H: 2 LOB: 1 BB: 0 P: 14	1B: 5 2B: 1 3B: 0 HR: 2	SF: 0 SAC: 0 DP: 0 HBP: 0	WP: 0 PB: 0 SB: 0 CS: 0	PA: 35			
PITCHER	IP	WLS	BF	H	R	ER	SO	BB	IBB	HBP	BLK	WP	HR	S	P	ERA	WHIP								
Steve Woodard, R ERA: 5.85	5.2	W	21	4	3	3	6	0	0	0	0	0	1	52	76	4.76	0.706								
Cameron Cairncross, L ERA: 3.86	0.1		2	1	0	0	1	0	0	0	0	0	0	6	9	0.00	3.000								
Steve Reed, R ERA: 4.36	2.0		7	1	0	0	1	0	0	0	0	0	0	17	23	0.00	0.500								
Ricardo Rincon, L ERA: 2.7	1.0		5	2	1	1	0	0	0	0	0	0	1	10	14	9.00	2.000								

Toronto Blue Jays @ Cleveland Indians
Jacobs Field, Cleveland, OH
Sun Oct 01 2000, 1:05 PM EDT
Att: 42,594 - Cloudy - 71 F

AB 35
R 4
H 8
RBI 4
BB 0
SO 8
LOB 8



Batter	1	2	3	4	5	6	7	8	9	AB	R	H	RBI	BB	SO	LOB	BOTTOM								
Kenny Lofton, L OBP: 0.369, SLG: 0.422	1-2 SH1-4 1B 2B	1-0 SF		0-0 HR		0-3 K		3-3 K		4	2	2	2	0	2	0									
Omar Vizquel, S OBP: 0.377, SLG: 0.375	0-0 SH1-4	1-3 2-H 3-H SF9		1-3 K		0-1 G4-3		0-0 G5-3		3	0	0	1	0	1	0									
Roberto Alomar, S OBP: 0.378, SLG: 0.475	1-1 G5-3 1B	0-3 K		4-2 G5-4-3 BB			0-0 F8			3	0	1	1	1	1	1									
Manny Ramirez, R OBP: 0.457, SLG: 0.697	0-0 G5-3		1-0 1B HR 2B	3-1 G5-4-3			0-1 HR			4	2	2	1	0	0	2									
Travis Fryman, R OBP: 0.392, SLG: 0.516	2-1 G5-3		1-3 K		2-2 F9		1-1 F7			4	0	0	0	0	1	2									
David Segui, S OBP: 0.388, SLG: 0.510		3-1 FC4-6 1B SF	0-0 HR 1B		0-1 1B		1-1 G6-3			4	2	3	0	0	0	0									
Jim Thome, L OBP: 0.398, SLG: 0.531		3-2 FC4-6 1B	0-1 HR 1B		1-3 K			0-0 HR 1B		4	2	3	3	0	1	1									
Sandy Alomar Jr., R OBP: 0.324, SLG: 0.404		0-0 FC4-6 HBP SF	1-2 HR		1-2 F8			1-0 HR		4	2	1	2	0	1	3									
Jolbert Cabrera, R OBP: 0.290, SLG: 0.314		1-2 SF HBP SF9	3-1 F8			0-0 P6		1-0 G5-3		3	1	0	0	0	0	0									
Inning Stats	R: 1 E: 0 K: 0 S: 9	H: 2 LOB: 1 BB: 0 P: 13	R: 3 E: 1 K: 1 S: 15	H: 2 LOB: 1 BB: 0 P: 25	R: 3 E: 0 K: 2 S: 12	H: 3 LOB: 0 BB: 0 P: 18	R: 1 E: 0 K: 1 S: 8	H: 1 LOB: 0 BB: 1 P: 16	R: 0 E: 0 K: 1 S: 15	H: 1 LOB: 1 BB: 0 P: 19	R: 0 E: 0 K: 1 S: 7	H: 0 LOB: 0 BB: 0 P: 7	R: 1 E: 0 K: 0 S: 7	H: 1 LOB: 0 BB: 0 P: 9	R: 2 E: 0 K: 1 S: 7	H: 2 LOB: 0 BB: 0 P: 12	1B: 6 2B: 2 3B: 0 HR: 4	SF: 2 SAC: 1 DP: 1 HBP: 1	WP: 0 PB: 0 SB: 0 CS: 0	PA: 38					
PITCHER	IP	WLS	BF	H	R	ER	SO	BB	IBB	HBP	BLK	WP	HR	S	P	ERA	WHIP								
David Wells, L ERA: 4.11	2.1	L	16	7	7	5	2	0	0	0	0	0	1	31	47	19.29	3.000								
Chris Carpenter, R ERA: 6.25	1.2		6	1	1	1	2	1	0	0	0	0	1	13	25	5.40	1.200								
John Frascatore, R ERA: 5.42	3.0		11	2	1	1	2	0	0	0	0	0	1	29	35	3.00	0.667								
Mark Guthrie, L ERA: 4.67	1.0		5	2	2	2	1	0	0	0	0	0	1	7	12	18.00	2.000								

Toronto Blue Jays @ Cleveland Indians
Jacobs Field, Cleveland, OH
Sun Oct 01 2000, 1:05 PM EDT
Att: 42,594 - Cloudy - 71 F

AB 33
R 11
H 12
RBI 10
BB 1
SO 7
LOB 9

