


Toronto Blue Jays - 2001

Batter	1	2	3	4	5	6	7	8	9	AB	R	H	RBI	BB	SO	LOB	TOP										
29 Rusty Greer, L OBP: 0.400, SLG: 0.250	3-1 CS HBP		0-0 G3	0-1 G6-3			2-1 1B		1-2 G3-1	4	0	1	0	0	0	3											
Randy Velarde, R OBP: 0.250, SLG: 0.250	3-3 1-2 K		0-2 1B		2-3 K		0-3 K			4	0	1	0	0	0	3											
Alex Rodriguez, R OBP: 0.500, SLG: 0.500	1-2 2B 1B		1-1 1B		2-3 K		2-2 P4			4	1	2	0	0	1	1											
Rafael Palmeiro, L OBP: 0.250, SLG: 0.500	0-1 1-H 2B		0-1 F8		1-2 G4-3			0-0 G3		4	0	1	1	0	0	2											
Ivan Rodriguez, R	0-1 F8		2-0 G1-3		1-2 P4		2-3 K			4	0	0	0	0	1	3											
Andrés Galarraga, R		1-0 G5-3		4-2 FC6-4 1B BB		0-3 K		0-0 G5-3		3	0	0	0	1	1	0											
Ken Caminiti, S OBP: 0.500, SLG: 0.750		2-0 G1-3		0-0 FC6-4 1B		1-0 2B		1-2 G3		4	0	2	0	0	0	0											
Ruben Mateo, R OBP: 0.500, SLG: 1.250		1-1 3B		2-1 FC6-4 1-2 2-3		0-3 K		3-2 F9 2B		4	0	2	0	0	1	3											
Bo Porter, R Frank Catalanotto, L	1-3 K		1-3 K		1-3 K		0-3 K		0-0 F9	3	0	0	0	0	3	3											
Inning Stats	R: 1 E: 0 K: 1 S: 13	H: 2 LOB: 1 BB: 0 P: 20	R: 0 E: 0 K: 1 S: 7	H: 1 LOB: 1 BB: 0 P: 12	R: 0 E: 0 K: 0 S: 10	H: 2 LOB: 2 BB: 1 P: 13	R: 0 E: 0 K: 1 S: 11	H: 1 LOB: 2 BB: 1 P: 18	R: 0 E: 0 K: 2 S: 9	H: 0 LOB: 0 BB: 0 P: 14	R: 0 E: 0 K: 2 S: 11	H: 1 LOB: 1 BB: 0 P: 13	R: 0 E: 0 K: 1 S: 6	H: 0 LOB: 0 BB: 0 P: 8	R: 0 E: 0 K: 1 S: 11	H: 1 LOB: 1 BB: 0 P: 16	1B: 5 2B: 4 3B: 1 HR: 0	SF: 0 SAC: 0 DP: 1 HBP: 1	WP: 0 PB: 0 SB: 0 CS: 1	PA: 37							
PITCHER	IP	WLS	BF	H	R	ER	SO	BB	IBB	HBP	BLK	WP	HR	S	P	ERA	WHIP										
Esteban Loaiza, R ERA: 1.29	7.0	W	30	8	1	1	9	1	0	1	0	0	0	74	107	1.29	1.286										
Pedro Borbon, L ERA:	0.1		0	0	0	0	0	0	0	0	0	0	0	1	1	0.00	0.000										
Kelvim Escobar, R ERA:	0.2		2	0	0	0	1	0	0	0	0	0	0	5	7	0.00	0.000										
Billy Koch, R ERA:	1.0		4	1	0	0	0	0	0	0	0	0	0	11	16	0.00	1.000										

Texas Rangers @ Toronto Blue Jays
Hiram Bithorn Stadium, San Juan, PR
Sun Apr 01 2001, 4:05 PM EDT
Att: 19,891 - Sunny - 88 F

AB	35
R	1
H	9
RBI	1
BB	1
SO	10
LOB	18



Batter	1	2	3	4	5	6	7	8	9	AB	R	H	RBI	BB	SO	LOB	BOTTOM										
Shannon Stewart, R OBP: 0.600, SLG: 1.400	1-0 F8		1-0 HR		2-2 1-H 2B		0-1 1B 1B 1B	0-3 K		5	2	3	2	0	1	0											
Alex Gonzalez, R OBP: 0.600, SLG: 0.800	2-3 K		1-2 CS 1B		2-0 F3		2-2 1B 1B SF9 1B	3-2 2B		5	1	3	1	0	1	1											
Raul Mondesi, R OBP: 0.400, SLG: 0.250	0-2 F2		1-1 CS		2-1 G6-3		4-1 1B 1B SF9 1B	2-2 G6-3		4	1	1	0	1	0	1											
Carlos Delgado, L OBP: 0.250, SLG: 0.250		1-0 E6 FC4-6		3-3 K		3-2 G3		0-0 1B 1B		4	0	1	1	0	1	2											
Brad Fullmer, L		0-0 FC4-6		4-1 HR BB		1-3 K		0-1 SF9		2	1	0	1	1	1	1											
Tony Batista, R OBP: 0.250, SLG: 1.000	2-2 F7		1-0 HR		1-0 HR		3-1 F8		1-3 K	4	1	1	2	0	1	3											
Darrin Fletcher, L OBP: 0.500, SLG: 0.500	0-1 P4		0-2 G3-1		0-2 G3-1		0-0 1B		0-2 1B 1B	4	0	2	1	0	0	1											
José Cruz Jr., S OBP: 0.250, SLG: 0.250			0-1 G4-3		1-2 2B 1B		2-1 G4-3		2-3 K	4	1	1	0	0	1	3											
Homer Bush, R OBP: 0.250, SLG: 0.500			0-0 G6-3		1-3 K		3-2 1B 1B 2B		0-0 F7	4	1	1	0	0	1	1											
Inning Stats	R: 0 E: 0 K: 1 S: 7	H: 0 LOB: 0 BB: 0 P: 10	R: 0 E: 0 K: 0 S: 7	H: 0 LOB: 1 BB: 0 P: 10	R: 1 E: 0 K: 0 S: 8	H: 2 LOB: 0 BB: 0 P: 11	R: 2 E: 0 K: 1 S: 13	H: 1 LOB: 0 BB: 1 P: 23	R: 1 E: 0 K: 1 S: 18	H: 2 LOB: 2 BB: 1 P: 30	R: 0 E: 0 K: 1 S: 9	H: 1 LOB: 1 BB: 0 P: 15	R: 4 E: 0 K: 2 S: 25	H: 6 LOB: 2 BB: 0 P: 34	R: 0 E: 0 K: 1 S: 12	H: 1 LOB: 1 BB: 0 P: 17	1B: 8 2B: 3 3B: 0 HR: 2	SF: 1 SAC: 0 DP: 0 HBP: 0	WP: 0 PB: 0 SB: 0 CS: 1	PA: 40							
PITCHER	IP	WLS	BF	H	R	ER	SO	BB	IBB	HBP	BLK	WP	HR	S	P	ERA	WHIP										
Rick Helling, R ERA: 6.0	6.0	L	26	6	4	4	4	6	4	4	4	0	0	10	16	6.00	1.333										
Mark Petkovsek, R ERA:	0.0		4	4	4	4	0	0	0	0	0	0	0	3	3	0.00	3.000										
Mike Venafro, L ERA:	0.1		2	1	0	0	0	0	0	0	0	0	0	3	3	0.00	3.000										
59 Jeff Zimmerman, R ERA:	0.2		3	1	0	0	2	0	0	0	0	0	0	12	15	0.00	1.500										
Jeff Brantley, R ERA:	1.0		4	1	0	0	1	0	0	0	0	0	0	12	17	0.00	1.000										

Texas Rangers @ Toronto Blue Jays
Hiram Bithorn Stadium, San Juan, PR
Sun Apr 01 2001, 4:05 PM EDT
Att: 19,891 - Sunny - 88 F

AB	36
R	8
H	13
RBI	8
BB	2
SO	7
LOB	13



Batter	1	2	3	4	5	6	7	8	9	AB	R	H	RBI	BB	SO	LOB	TOP									
Shannon Stewart, R OBP: 0.571, SLG: 1.077 Brian Simmons, S (9, 7)	G5-3		F9				G5-3		SH1-4 HR BB	4	1	1	0	1	0	2	Toronto Blue Jays @ Tampa Bay Devil Rays Tropicana Field, St. Petersburg, FL Wed Apr 04 2001, 7:15 PM EDT Att: 10,566 - Dome - 72 F									
Alex Gonzalez, R OBP: 0.385, SLG: 0.583	B1-3		SF9				HR 2B	SH1-4	3	1	2	2	0	0	0											
Raul Mondesi, R OBP: 0.429, SLG: 0.545	K						K	HR	4	1	1	2	1	3	3											
Carlos Delgado, L OBP: 0.385, SLG: 1.083		K	F7				HR	HR	5	3	3	4	0	1	1											
Brad Fullmer, L OBP: 0.385, SLG: 0.400	L9						HR	F7	5	0	2	0	0	0	0											
Tony Batista, R OBP: 0.308, SLG: 0.750	K						HBP	P4	4	1	1	1	0	2	1											
Darrin Fletcher, L OBP: 0.333, SLG: 0.333							B1-5-4	P4	4	1	1	0	0	0	3											
José Cruz Jr., S OBP: 0.167, SLG: 0.250							F5	G1-3	4	1	1	0	0	0	1											
Homer Bush, R OBP: 0.250, SLG: 0.417 Ryan Freel, R (9, 4)							F7	F9	4	2	2	1	0	0	0											
									0	0	0	0	0	0	0											
Inning Stats	R: 0 E: 0 K: 1 S: 9	H: 0 LOB: 0 BB: 0 P: 11	R: 0 E: 0 K: 2 S: 8	H: 0 LOB: 0 BB: 0 P: 13	R: 3 E: 1 K: 0 S: 12	H: 3 LOB: 1 BB: 1 P: 21	R: 0 E: 0 K: 1 S: 8	H: 1 LOB: 1 BB: 0 P: 12	R: 0 E: 0 K: 1 S: 10	H: 2 LOB: 2 BB: 0 P: 15	R: 1 E: 0 K: 0 S: 9	H: 2 LOB: 1 BB: 0 P: 17	R: 3 E: 0 K: 1 S: 13	H: 3 LOB: 0 BB: 0 P: 19	R: 1 E: 0 K: 0 S: 11	H: 1 LOB: 0 BB: 0 P: 15	R: 3 E: 0 K: 0 S: 11	H: 2 LOB: 0 BB: 1 P: 18	1B: 5 2B: 4 3B: 0 HR: 5	SF: 1 SAC: 1 DP: 1 HBP: 1	WP: 0 PB: 0 SB: 0 CS: 0	PA: 42				
PITCHER	IP	WLS	BF	H	R	ER	SO	BB	IBB	HBP	BLK	WP	HR	S	P	ERA	WHIP									
Paul Wilson, R ERA: 5.4	(1, 1)	5.0		22	7	4	3	5	1	0	0	0	0	1	48	75	5.40	1.600								
Tanyon Sturtze, R ERA: 10.8	(6, 1)	1.2	B	8	3	2	2	1	0	0	1	0	0	0	16	26	10.80	1.800								
Doug Creek, L ERA: 6.75	(7, 1)	0.1		2	1	1	1	0	0	0	0	0	1	5	7	27.00	3.000									
Ken Hill, R ERA: 18.0	(8, 1)	2.0	L	10	3	4	4	0	1	0	0	0	3	22	33	18.00	2.000									

Batter	1	2	3	4	5	6	7	8	9	AB	R	H	RBI	BB	SO	LOB	BOTTOM									
Gerald Williams, R OBP: 0.222, SLG: 0.556	F8	L7		K		G5-3		SH5-4		4	0	0	0	0	1	1	Toronto Blue Jays @ Tampa Bay Devil Rays Tropicana Field, St. Petersburg, FL Wed Apr 04 2001, 7:15 PM EDT Att: 10,566 - Dome - 72 F									
Steve Cox, L OBP: 0.687, SLG: 0.778 Randy Winn, S (8, 7)	G4-3		F8				BB 1B	G3	4	1	3	0	0	0	0											
Greg Vaughn, R OBP: 0.556, SLG: 0.571	G4-3						BB 1B	F7	5	2	2	0	0	0	3											
Fred McGriff, L OBP: 0.400, SLG: 0.333	G3						BB 1B		4	1	1	0	1	1	2											
Ben Grieve, L OBP: 0.400, SLG: 0.556		PB BB 1B	E4				G4-6-3 BB	K	5	2	2	1	0	1	2											
Vinny Castilla, R OBP: 0.600, SLG: 1.222	K						G4-6-3 1B		4	1	3	4	1	1	1											
Bobby Smith, R OBP: 0.333, SLG: 0.143		PB BB					G4-6-3 1B	K	3	1	0	0	2	1	5											
John Flaherty, R OBP: 0.222, SLG: 0.222		FC6-4 1B					F8	P5	5	0	1	2	0	1	4											
Felix Martinez, S OBP: 0.250, SLG: 0.375	FC6-4						F7	G3 SH5-4 1B	4	0	1	0	0	1	1											
Inning Stats	R: 0 E: 0 K: 0 S: 12	H: 1 LOB: 1 BB: 0 P: 17	R: 2 E: 1 K: 1 S: 15	H: 2 LOB: 1 BB: 1 P: 24	R: 3 E: 1 K: 2 S: 19	H: 2 LOB: 1 BB: 1 P: 32	R: 0 E: 0 K: 2 S: 10	H: 1 LOB: 1 BB: 0 P: 15	R: 0 E: 0 K: 0 S: 7	H: 1 LOB: 1 BB: 0 P: 9	R: 0 E: 0 K: 0 S: 6	H: 0 LOB: 0 BB: 0 P: 8	R: 3 E: 0 K: 0 S: 15	H: 4 LOB: 1 BB: 1 P: 22	R: 0 E: 0 K: 0 S: 9	H: 1 LOB: 0 BB: 0 P: 13	R: 0 E: 0 K: 2 S: 10	H: 1 LOB: 2 BB: 1 P: 21	1B: 10 2B: 2 3B: 0 HR: 1	SF: 0 SAC: 1 DP: 1 HBP: 0	WP: 0 PB: 1 SB: 0 CS: 0	PA: 44				
PITCHER	IP	WLS	BF	H	R	ER	SO	BB	IBB	HBP	BLK	WP	HR	S	P	ERA	WHIP									
Joey Hamilton, R ERA: 1.8	(1, 1)	5.0		25	7	5	1	5	2	0	0	0	0	13	22	27.00	4.000									
Lance Painter, L ERA: 27.0	(6, 1)	1.0		7	3	3	3	0	1	0	0	0	0	0	13	22	27.00	4.000								
Paul Quantrill, R ERA:	(7, 1)	2.0	W	7	2	0	0	0	0	0	0	0	0	17	21	0.00	1.000									
Billy Koch, R ERA:	(9, 1)	1.0	S	5	1	0	0	2	1	0	0	0	0	10	21	0.00	2.000									

Batter	1	2	3	4	5	6	7	8	9	AB	R	H	RBI	BB	SO	LOB	TOP			
Shannon Stewart, R OBP: 0.542, SLG: 0.955 (1, 7)										5	2	2	0	0	0	2	Toronto Blue Jays @ New York Yankees Yankee Stadium, Bronx, NY Fri Apr 06 2001, 7:05 PM EDT Att: 29,606 - Overcast - 49 F			
Alex Gonzalez, R OBP: 0.391, SLG: 0.524 (1, 6)										5	2	2	0	0	1	3				
Raul Mondesi, R OBP: 0.375, SLG: 0.450 (1, 9)										4	2	1	1	1	1	4				
Carlos Delgado, L OBP: 0.478, SLG: 1.167 (1, 3)										2	3	2	5	2	0	0				
Brad Fullmer, L OBP: 0.391, SLG: 0.450 (1, 10)										5	0	1	1	0	1	3				
Tony Batista, R OBP: 0.281, SLG: 0.636 (1, 5)										5	1	1	2	0	2	3				
Darrin Fletcher, L OBP: 0.364, SLG: 0.409 (1, 2)										5	1	3	1	0	0	0				
José Cruz Jr., S OBP: 0.250, SLG: 0.450 (1, 8)										5	1	2	2	0	0	1				
Ryan Freel, R OBP: 0.333, SLG: 0.333 (1, 4)										5	1	2	0	0	1	2				
Inning Stats	R: 2 E: 0 K: 0 S: 7	H: 2 LOB: 0 BB: 0 P: 11	R: 0 E: 0 K: 0 S: 9	H: 0 LOB: 0 BB: 0 P: 12	R: 2 E: 0 K: 1 S: 12	H: 3 LOB: 2 BB: 1 P: 21	R: 5 E: 0 K: 1 S: 16	H: 5 LOB: 0 BB: 0 P: 24	R: 0 E: 0 K: 1 S: 6	H: 1 LOB: 1 BB: 0 P: 10	R: 0 E: 0 K: 1 S: 9	H: 0 LOB: 0 BB: 1 P: 15	R: 0 E: 0 K: 1 S: 8	H: 0 LOB: 0 BB: 0 P: 11	R: 4 E: 0 K: 0 S: 13	H: 4 LOB: 2 BB: 1 P: 26	1B: 11 2B: 2 3B: 0 HR: 3	SF: 0 SAC: 0 DP: 2 HBP: 1	WP: 1 PB: 0 SB: 2 CS: 0	PA: 45
PITCHER	IP WLS BF H R ER SO BB IBB HBP BLK WP HR S P ERA WHIP																			
43 Christian Parker, R ERA: 21.0	3.0 L 18 8 7 2 3 1 1 0 0 0 0 2 33 54 21.00 3.000																			
Carlos Almanzar, R ERA: 6.0	3.0 12 4 2 2 3 0 0 0 0 0 1 26 33 6.00 1.333																			
Randy Choate, L ERA: 10.13	2.2 11 1 3 3 2 2 0 1 0 1 0 25 47 10.12 1.125																			
Todd Williams, R ERA: 6.75	0.1 4 3 1 1 0 0 0 0 0 0 0 5 5 27.00 9.000																			

Batter	1	2	3	4	5	6	7	8	9	AB	R	H	RBI	BB	SO	LOB	BOTTOM			
Chuck Knoblauch, R OBP: 0.316, SLG: 0.188 (1, 7)										5	0	0	1	0	2	3	Toronto Blue Jays @ New York Yankees Yankee Stadium, Bronx, NY Fri Apr 06 2001, 7:05 PM EDT Att: 29,606 - Overcast - 49 F			
Alfonso Soriano, R OBP: 0.198, SLG: 0.263 (1, 4)										5	1	1	0	0	1	3				
Paul O'Neill, L OBP: 0.333, SLG: 0.625 (1, 9)										4	1	2	2	0	1	1				
Bernie Williams, S OBP: 0.400, SLG: 0.583 (1, 8)										3	1	0	0	1	1	1				
David Justice, L OBP: 0.533, SLG: 0.769 (1, 10)										4	0	2	1	0	1	1				
Tino Martinez, L OBP: 0.467, SLG: 0.583 (1, 3)										4	0	1	0	0	0	1				
Joe Oliver, R OBP: 0.333, SLG: 0.333 (1, 2)										3	1	1	0	0	0	2				
20 Jorge Posada, S OBP: 0.417, SLG: 0.700 (6, PH) (9, 2)										1	0	0	0	0	0	1				
Luis Sojo, R OBP: 0.067, SLG: 0.067 (1, 6)										4	0	1	0	0	0	3				
Scott Brosius, R OBP: 0.467, SLG: 0.429 (1, 5)										4	0	2	0	0	0	0				
Inning Stats	R: 0 E: 0 K: 2 S: 11	H: 0 LOB: 0 BB: 0 P: 19	R: 0 E: 0 K: 0 S: 6	H: 2 LOB: 2 BB: 0 P: 13	R: 0 E: 0 K: 1 S: 9	H: 1 LOB: 0 BB: 0 P: 13	R: 0 E: 0 K: 0 S: 5	H: 0 LOB: 0 BB: 0 P: 8	R: 0 E: 0 K: 3 S: 13	H: 2 LOB: 1 BB: 0 P: 19	R: 1 E: 0 K: 0 S: 18	H: 3 LOB: 2 BB: 0 P: 23	R: 2 E: 0 K: 0 S: 9	H: 2 LOB: 1 BB: 1 P: 19	R: 0 E: 0 K: 0 S: 10	H: 0 LOB: 0 BB: 0 P: 16	1B: 7 2B: 2 3B: 0 HR: 1	SF: 0 SAC: 0 DP: 0 HBP: 0	WP: 0 PB: 0 SB: 0 CS: 0	PA: 38
PITCHER	IP WLS BF H R ER SO BB IBB HBP BLK WP HR S P ERA WHIP																			
Esteban Loaiza, R ERA: 1.93	7.0 W 29 8 2 2 2 0 1 0 0 0 0 1 67 103 2.57 1.143																			
Lance Painter, L ERA: 33.75	0.1 4 2 2 2 0 1 0 0 0 0 0 1 6 14 54.00 9.000																			
Paul Quantrill, R ERA:	1.2 5 0 0 0 0 0 0 0 0 0 0 0 13 21 0.00 0.000																			

Batter	1	2	3	4	5	6	7	8	9	AB	R	H	RBI	BB	SO	LOB	TOP			
Shannon Stewart, R OBP: 0.529, SLG: 0.897										4	0	0	0	1	1	2	Toronto Blue Jays @ New York Yankees Yankee Stadium, Bronx, NY Sun Apr 08 2001, 1:05 PM EDT Att: 31,970 - Cloudy - 43 F			
Alex Gonzalez, R OBP: 0.375, SLG: 0.483										3	1	1	0	1	1	0				
Chris Woodward, R OBP: 1.000, SLG: 1.000										1	0	1	0	0	0	0				
Raul Mondesi, R OBP: 0.333, SLG: 0.379										4	1	2	0	0	0	1				
Brian Simmons, S OBP: 0.333, SLG: 0.333										1	0	0	0	0	0	2				
Carlos Delgado, L OBP: 0.531, SLG: 1.043										3	1	1	0	1	1	1				
Brad Fullmer, L OBP: 0.438, SLG: 0.444										4	1	2	2	0	2	2				
Tony Batista, R OBP: 0.219, SLG: 0.467										3	1	0	0	0	1	2				
Darrin Fletcher, L OBP: 0.308, SLG: 0.346										4	0	0	0	0	1	3				
José Cruz Jr., S OBP: 0.250, SLG: 0.500										4	0	1	2	0	0	0				
Ryan Freel, R OBP: 0.353, SLG: 0.313										4	0	1	1	0	0	1				
Inning Stats	R: 0 E: 0 K: 2 S: 7	H: 0 LOB: 0 BB: 0 P: 11	R: 0 E: 0 K: 2 S: 10	H: 0 LOB: 0 BB: 0 P: 13	R: 0 E: 0 K: 0 S: 9	H: 1 LOB: 1 BB: 0 P: 14	R: 5 E: 1 K: 0 S: 18	H: 4 LOB: 1 BB: 1 P: 32	R: 0 E: 0 K: 1 S: 12	H: 0 LOB: 2 BB: 0 P: 16	R: 0 E: 0 K: 1 S: 11	H: 1 LOB: 2 BB: 1 P: 17	R: 0 E: 0 K: 1 S: 7	H: 0 LOB: 0 BB: 0 P: 10	R: 0 E: 0 K: 0 S: 8	H: 1 LOB: 1 BB: 1 P: 15	1B: 9 2B: 1 3B: 0 HR: 0	SF: 0 SAC: 0 DP: 1 HBP: 1	WP: 0 PB: 0 SB: 0 CS: 0	PA: 39
PITCHER	IP WLS BF H R ER SO BB IBB HBP BLK WP HR S P ERA WHIP																			
Roger Clemens, R ERA: 4.8	(1, 1) 6.2 W 31 8 5 5 5 2 0 0 1 0 0 0 70 107 6.75 1.500																			
Randy Choate, L ERA: 6.75	(7, 1) 1.1 4 0 0 0 2 0 0 0 0 0 0 10 15 0.00 0.000																			
Carlos Almanzar, R ERA: 4.5	(9, 1) 1.0 4 1 0 0 0 1 0 0 0 0 0 8 15 0.00 2.000																			

Batter	1	2	3	4	5	6	7	8	9	AB	R	H	RBI	BB	SO	LOB	BOTTOM			
Chuck Knoblauch, R OBP: 0.333, SLG: 0.269										6	2	3	1	0	0	2	Toronto Blue Jays @ New York Yankees Yankee Stadium, Bronx, NY Sun Apr 08 2001, 1:05 PM EDT Att: 31,970 - Cloudy - 43 F			
Derek Jeter, R OBP: 0.400, SLG: 0.500										5	2	3	2	0	0	1				
Clay Bellinger, R										1	0	0	0	0	0	0				
Paul O'Neill, L OBP: 0.370, SLG: 0.565										4	2	2	1	1	0	4				
Michael Coleman, R										1	0	0	0	0	1	0				
Bernie Williams, S OBP: 0.480, SLG: 0.500										3	2	1	0	3	1	0				
David Justice, L OBP: 0.522, SLG: 0.632										3	2	2	2	1	1	0				
Scott Seabolt, R ERA: 6.75										1	0	0	0	0	0	2				
Tino Martinez, L OBP: 0.500, SLG: 0.600										4	2	3	4	1	0	2				
20 Jorge Posada, S OBP: 0.381, SLG: 0.895										5	1	2	4	0	0	4				
Alfonso Soriano, R OBP: 0.214, SLG: 0.333										4	2	2	1	0	1	0				
Scott Brosius, R OBP: 0.458, SLG: 0.478										5	1	2	0	0	1	3				
Inning Stats	R: 6 E: 0 K: 1 S: 22	H: 5 LOB: 1 BB: 2 P: 44	R: 1 E: 1 K: 0 S: 15	H: 3 LOB: 2 BB: 0 P: 21	R: 5 E: 0 K: 0 S: 24	H: 4 LOB: 1 BB: 2 P: 40	R: 1 E: 0 K: 0 S: 7	H: 3 LOB: 1 BB: 0 P: 10	R: 0 E: 0 K: 2 S: 11	H: 1 LOB: 1 BB: 0 P: 20	R: 2 E: 0 K: 1 S: 19	H: 3 LOB: 2 BB: 1 P: 32	R: 1 E: 0 K: 0 S: 8	H: 1 LOB: 1 BB: 1 P: 15	R: 0 E: 0 K: 1 S: 8	H: 0 LOB: 0 BB: 0 P: 11	1B: 14 2B: 5 3B: 0 HR: 1	SF: 1 SAC: 0 DP: 1 HBP: 0	WP: 0 PB: 0 SB: 0 CS: 0	PA: 49
PITCHER	IP WLS BF H R ER SO BB IBB HBP BLK WP HR S P ERA WHIP																			
Steve Parris, R ERA: 16.88	(1, 1) 1.1 L 14 8 7 6 1 2 0 0 0 0 0 0 35 54 27.00 4.500																			
Kevin Beirne, R ERA: 18.0	(2, 1) 2.0 15 7 6 6 0 2 0 0 0 0 0 0 35 54 27.00 4.500																			
Lance Painter, L ERA: 17.18	(4, 1) 2.1 11 4 2 2 3 1 0 0 0 0 0 0 27 48 7.71 2.143																			
Dan Plesac, L ERA: 5.4	(6, 1) 1.1 6 1 1 1 0 1 0 0 0 0 0 0 12 22 6.75 1.500																			
Pedro Escobon, L ERA: 4.5	(8, 1) 1.0 3 0 0 0 1 0 0 0 0 0 0 8 11 0.00 0.000																			

Batter	1	2	3	4	5	6	7	8	9	AB	R	H	RBI	BB	SO	LOB	TOP								
Gerald Williams, R OBP: 0.150, SLG: 0.350 (1, 8)	F9		G6-3			G6-4-3				4	1	1	0	0	0	3	Tampa Bay Devil Rays @ Toronto Blue Jays SkyDome, Toronto, ON Mon Apr 09 2001, 7:05 PM EDT Att: 48,115 - Dome - 72 F livebaseballscores.com								
Steve Cox, L OBP: 0.393, SLG: 0.571 (1, 7)	L7			K		G5-4-3				4	0	2	1	0	1	0									
Greg Vaughn, R OBP: 0.357, SLG: 0.261 (1, 10)	G5-3			F8		G5-4-3				4	0	0	0	0	1	2									
Fred McGriff, L OBP: 0.333, SLG: 0.321 (1, 3)		G3-1		FC5-4	BB					4	0	2	0	0	1	1									
Ben Grieve, L OBP: 0.310, SLG: 0.320 (1, 9)				4-1	FC5-4					1	0	0	0	3	1	1									
Vinny Castilla, R OBP: 0.345, SLG: 0.500 (1, 5)	G5-4-3			1-2	BB					4	0	0	0	0	5										
Russ Johnson, R OBP: 0.500, SLG: 0.400 (1, 4)						G3				4	0	2	0	0	1	0									
John Flaherty, R OBP: 0.250, SLG: 0.211 (1, 2)			F9			F7				3	0	0	0	1	0	2									
Felix Martinez, S OBP: 0.292, SLG: 0.375 (1, 6)			G6-3			G5-3				4	0	1	0	0	1	2									
Inning Stats	R: 0 E: 0 K: 0 S: 4	H: 0 LOB: 0 BB: 0 P: 7	R: 0 E: 0 K: 0 S: 7	H: 0 LOB: 0 BB: 1 P: 12	R: 0 E: 0 K: 0 S: 6	H: 1 LOB: 1 BB: 0 P: 7	R: 0 E: 0 K: 1 S: 8	H: 1 LOB: 2 BB: 1 P: 17	R: 0 E: 0 K: 0 S: 6	H: 0 LOB: 0 BB: 0 P: 11	R: 1 E: 0 K: 0 S: 8	H: 3 LOB: 2 BB: 1 P: 16	R: 0 E: 0 K: 0 S: 7	H: 2 LOB: 1 BB: 0 P: 9	R: 0 E: 0 K: 2 S: 11	H: 1 LOB: 1 BB: 1 P: 15	R: 0 E: 0 K: 0 S: 13	H: 0 LOB: 1 BB: 1 P: 22	1B: 6 2B: 2 3B: 0 HR: 0	SF: 0 SAC: 0 DP: 3 HBP: 0	WP: 0 PB: 0 SB: 0 CS: 0	PA: 36			
PITCHER	IP	WLS	BF	H	R	ER	SO	BB	IBB	HBP	BLK	WP	HR	S	P	ERA	WHIP								
Joey Hamilton, R ERA: 1.64 (1, 1)	6.0	W	24	5	1	1	1	3	0	0	0	0	0	39	70	1.50	1.333								
Paul Quantrill, R ERA (7, 1)	1.1		6	3	0	0	1	0	0	0	0	0	0	12	15	0.00	2.250								
Dan Plesac, L ERA: 3.86 (8, 1)	0.2		2	0	0	0	2	0	0	0	0	0	0	6	9	0.00	0.000								
Kelvim Escobar, R ERA: 2.45 (9, 1)	1.0		4	0	0	0	2	1	0	0	0	0	0	13	22	0.00	1.000								

Batter	1	2	3	4	5	6	7	8	9	AB	R	H	RBI	BB	SO	LOB	BOTTOM								
Shannon Stewart, R OBP: 0.538, SLG: 0.882 (1, 7)	E8				G6-3					5	1	3	2	0	0	0	Tampa Bay Devil Rays @ Toronto Blue Jays SkyDome, Toronto, ON Mon Apr 09 2001, 7:05 PM EDT Att: 48,115 - Dome - 72 F livebaseballscores.com								
Alex Gonzalez, R OBP: 0.324, SLG: 0.412 (1, 6)	G5-3				P6					5	0	0	0	0	6										
Raul Mondesi, R OBP: 0.351, SLG: 0.469 (1, 9)										3	1	1	1	1	1	0									
Carlos Delgado, L OBP: 0.500, SLG: 0.960 (1, 3)	SF8									2	0	0	1	0	1	0									
Brad Fullmer, L OBP: 0.389, SLG: 0.387 (1, 10)	K				G1-3					4	1	0	0	0	1	2									
Tony Batista, R OBP: 0.222, SLG: 0.471 (1, 5)					P6					4	1	1	0	0	1	1									
Darrin Fletcher, L OBP: 0.300, SLG: 0.367 (1, 2)					L6					4	1	1	1	0	0	1									
José Cruz Jr., S OBP: 0.313, SLG: 0.516 (1, 8)					G3					3	2	2	1	1	0	0									
Ryan Freel, R OBP: 0.400, SLG: 0.389 Chris Woodward, R (6, PR) OBP: 0.500, SLG: 0.500 (7, 4)					F7					2	0	1	2	0	0	0									
Inning Stats	R: 1 E: 1 K: 1 S: 12	H: 0 LOB: 1 BB: 1 P: 22	R: 1 E: 0 K: 0 S: 12	H: 2 LOB: 2 BB: 0 P: 18	R: 0 E: 0 K: 2 S: 10	H: 0 LOB: 0 BB: 0 P: 15	R: 0 E: 0 K: 0 S: 6	H: 0 LOB: 0 BB: 0 P: 11	R: 0 E: 0 K: 0 S: 7	H: 0 LOB: 0 BB: 0 P: 11	R: 5 E: 1 K: 1 S: 19	H: 4 LOB: 1 BB: 1 P: 30	R: 0 E: 0 K: 0 S: 5	H: 0 LOB: 0 BB: 0 P: 6	R: 1 E: 0 K: 1 S: 16	H: 3 LOB: 2 BB: 0 P: 22	1B: 4 2B: 4 3B: 0 HR: 1	SF: 1 SAC: 0 DP: 1 HBP: 2	WP: 0 PB: 0 SB: 0 CS: 0	PA: 38					
PITCHER	IP	WLS	BF	H	R	ER	SO	BB	IBB	HBP	BLK	WP	HR	S	P	ERA	WHIP								
Paul Wilson, R ERA: 4.22 (1, 1)	5.2	L	27	5	7	2	4	2	0	1	0	0	0	62	100	3.18	1.235								
Rusty Meacham, R ERA (6, 1)	1.1		5	1	0	0	0	0	0	1	0	0	0	9	13	0.00	0.750								
Ariel Prieto, R ERA: 3.0 (8, 1)	1.0		6	3	1	1	1	0	0	0	0	0	0	16	22	9.00	3.000								

Batter	1	2	3	4	5	6	7	8	9	AB R H RBI BB SO LOB	TOP									
Gerald Williams, R OBP: 0.200, SLG: 0.345	0-3 K		1-2 E4			4-0 1B BB	1-2 F8		0-1 P5	4 1 0 0 1 1 1	Tampa Bay Devil Rays @ Toronto Blue Jays SkyDome, Toronto, ON Wed Apr 11 2001, 7:05 PM EDT Att: 24,017 - Dome - 72 F livebaseballscorecards.com									
Russ Johnson, R OBP: 0.429, SLG: 0.583	2-3 K		2-2 G5-3			0-1 1B BB	1-2 G4-3			4 1 1 0 0 1 1										
Greg Vaughn, R OBP: 0.333, SLG: 0.258	1-0 1B			3-3 K		0-0 1B		1-1 G5-3		4 1 2 0 0 1 0										
Fred McGriff, L OBP: 0.368, SLG: 0.472	2-1 P6			0-1 2B		3-1 1B		0-2 G4-3		4 0 2 1 0 0 1										
Ben Grieve, L OBP: 0.270, SLG: 0.273		2-0 F8		1-2 G6-3		0-1 1B		0-3 K		4 0 1 2 0 1 1										
Vinny Castilla, R OBP: 0.270, SLG: 0.382		2-2 G4-3		0-3 K		1-2 P6		0-1 G4-3		4 0 0 0 0 1 3										
Jose Guillen, R OBP: 0.111, SLG: 0.111		2-1 G3-1			1-2 G3	1-1 FC1-6-4		2-1 2B		4 1 1 0 0 0 2										
John Flaherty, R OBP: 0.250, SLG: 0.259			0-1 F9		0-0 F9	0-0 F8		3-2 G4-3		4 0 1 1 0 0 2										
Felix Martinez, S OBP: 0.219, SLG: 0.281			0-0 G6-3		3-2 G1-3		1-0 G4-3	0-0 G4-3		4 0 0 0 0 0 1										
Inning Stats	R: 0 H: 1 E: 0 K: 2 S: 9	H: 1 LOB: 1 BB: 0 P: 14	R: 0 H: 0 E: 0 K: 0 S: 7	H: 0 LOB: 0 BB: 0 P: 13	R: 0 H: 0 E: 1 K: 0 S: 10	H: 1 LOB: 1 BB: 0 P: 15	R: 0 H: 0 E: 0 K: 0 S: 9	H: 0 LOB: 0 BB: 0 P: 13	R: 3 H: 4 E: 0 K: 0 S: 13	H: 4 LOB: 2 BB: 1 P: 22	R: 0 H: 0 E: 0 K: 0 S: 7	H: 0 LOB: 0 BB: 0 P: 10	R: 0 H: 0 E: 0 K: 0 S: 10	H: 0 LOB: 0 BB: 0 P: 11	R: 1 H: 2 E: 0 K: 0 S: 11	H: 2 LOB: 1 BB: 0 P: 16	1B: 6 2B: 2 3B: 0 HR: 0	SF: 0 SAC: 0 DP: 0 HBP: 0	WP: 0 PB: 0 SB: 2 CS: 0	PA: 37
PITCHER	IP WLS BF H R ER SO BB IBB HBP BLK WP HR S P ERA WHIP											PITCHER	IP WLS BF H R ER SO BB IBB HBP BLK WP HR S P ERA WHIP							
Esteban Loaiza, R ERA: 2.84	(1, 1) 5.0 23 6 3 3 4 1 0 0 0 0 0 0 53 82 5.40 1.400																			
John Frascatore, R ERA:	(6, 1) 2.1 7 0 0 0 0 0 0 0 0 0 0 0 15 21 0.00 0.000																			
Pedro Borbon, L ERA: 3.38	(8, 1) 0.2 2 0 0 0 1 0 0 0 0 0 0 0 8 8 0.00 0.000																			
Billy Koch, R ERA: 5.4	(9, 1) 1.0 L 5 2 1 1 0 0 0 0 0 0 0 0 11 16 9.00 2.000																			


Batter	1	2	3	4	5	6	7	8	9	AB R H RBI BB SO LOB	BOTTOM									
Shannon Stewart, R OBP: 0.511, SLG: 0.810	1-0 L9		0-1 E1		1-1 G6-3		1-2 1B			4 1 2 0 0 0 0	Tampa Bay Devil Rays @ Toronto Blue Jays SkyDome, Toronto, ON Wed Apr 11 2001, 7:05 PM EDT Att: 24,017 - Dome - 72 F livebaseballscorecards.com									
Alex Gonzalez, R OBP: 0.311, SLG: 0.366	2-1 L9		3-1 E1		4-0 BB		0-0 F7			3 0 0 0 1 0 2										
Raul Mondesi, R OBP: 0.311, SLG: 0.395	1-1 G1-3		2-2 SF7		2-1 F9			2-3 K		3 0 0 1 0 1 1										
Carlos Delgado, L OBP: 0.455, SLG: 0.781		2-1 1B	1-3 K			4-2 BB		2-3 K		3 1 1 0 1 2 1										
Brad Fullmer, L OBP: 0.341, SLG: 0.333		0-3 K	2-3 K			0-0 L4		2-0 F9		4 0 0 0 0 2 3										
Tony Batista, R OBP: 0.227, SLG: 0.500		1-2 2B		1-3 K		3-3 K			0-1 F8	4 0 1 0 0 2 1										
Darrin Fletcher, L OBP: 0.289, SLG: 0.368		0-1 2B		1-1 G3-1		0-1 F8			1-0 G4-3	4 0 1 1 0 0 1										
José Cruz Jr., S OBP: 0.300, SLG: 0.538		2-3 K		2-1 G4-3			3-3 K		1-0 1B	4 0 1 0 0 2 1										
Chris Woodward, R OBP: 0.400, SLG: 1.000			2-0 HR		1-1 G4-3		0-1 G1-3		0-3 K	3 1 1 1 0 0 0										
Brian Simmons, S OBP: 0.250, SLG: 0.250										1 0 0 0 0 1 1										
Inning Stats	R: 0 H: 0 E: 0 K: 0 S: 5	H: 3 LOB: 1 BB: 0 P: 9	R: 1 H: 3 E: 0 K: 2 S: 13	H: 3 LOB: 0 BB: 0 P: 18	R: 2 H: 2 E: 2 K: 2 S: 15	H: 2 LOB: 1 BB: 0 P: 25	R: 0 H: 0 E: 0 K: 1 S: 8	H: 0 LOB: 0 BB: 0 P: 12	R: 0 H: 0 E: 0 K: 0 S: 6	H: 0 LOB: 1 BB: 1 P: 14	R: 0 H: 1 E: 0 K: 1 S: 11	H: 1 LOB: 0 BB: 0 P: 15	R: 0 H: 0 E: 0 K: 2 S: 10	H: 0 LOB: 0 BB: 0 P: 16	R: 0 H: 1 E: 0 K: 1 S: 7	H: 1 LOB: 1 BB: 0 P: 9	1B: 5 2B: 1 3B: 0 HR: 1	SF: 1 SAC: 0 DP: 0 HBP: 0	WP: 0 PB: 0 SB: 0 CS: 0	PA: 36
PITCHER	IP WLS BF H R ER SO BB IBB HBP BLK WP HR S P ERA WHIP											PITCHER	IP WLS BF H R ER SO BB IBB HBP BLK WP HR S P ERA WHIP							
Ryan Rupe, R ERA: 10.38	(1, 1) 5.0 22 5 3 2 5 2 0 0 0 0 0 0 49 84 3.60 1.400																			
Doug Creek, L ERA: 2.45	(6, 1) 1.1 4 0 0 0 2 0 0 0 0 0 0 0 12 18 0.00 0.000																			
Rusty Meacham, R ERA:	(7, 1) 1.0 4 1 0 0 1 0 0 0 0 0 0 0 14 17 0.00 1.000																			
Esteban Yan, R ERA: 7.36	(8, 1) 1.2 W 6 1 0 0 2 0 0 0 0 0 0 0 11 17 0.00 0.600																			


AB 36
R 4
H 8
RBI 4
BB 1
SO 5
LOB 12



AB 33
R 3
H 7
RBI 3
BB 2
SO 10
LOB 11



Batter	1	2	3	4	5	6	7	8	9	AB R H RBI BB SO LOB	TOP																																		
											Kansas City Royals @ Toronto Blue Jays SkyDome, Toronto, ON Thu Apr 12 2001, 7:05 PM EDT livebaseballscorecards.com																																		
																				AB 0 R 0 H 0 RBI 0 BB 0 SO 0 LOB 0																									
																																													
Inning Stats																				1B: 0 SF: 0 WP: 0 PA: 0 2B: 0 SAC: 0 FB: 0 3B: 0 DP: 0 SB: 0 HR: 0 HBP: 0 CS: 0																									
PITCHER										IP		WLS	BF	H	R	ER	SO	BB	IBB	HBP	BLK	WP	HR	S	P	ERA	WHIP	PITCHER	IP	WLS	BF	H	R	ER	SO	BB	IBB	HBP	BLK	WP	HR	S	P	ERA	WHIP

Batter	1	2	3	4	5	6	7	8	9	AB R H RBI BB SO LOB	BOTTOM																																		
											Kansas City Royals @ Toronto Blue Jays SkyDome, Toronto, ON Thu Apr 12 2001, 7:05 PM EDT livebaseballscorecards.com																																		
																				AB 0 R 0 H 0 RBI 0 BB 0 SO 0 LOB 0																									
																																													
Inning Stats																				1B: 0 SF: 0 WP: 0 PA: 0 2B: 0 SAC: 0 FB: 0 3B: 0 DP: 0 SB: 0 HR: 0 HBP: 0 CS: 0																									
PITCHER										IP		WLS	BF	H	R	ER	SO	BB	IBB	HBP	BLK	WP	HR	S	P	ERA	WHIP	PITCHER	IP	WLS	BF	H	R	ER	SO	BB	IBB	HBP	BLK	WP	HR	S	P	ERA	WHIP

Batter	1	2	3	4	5	6	7	8	9	AB	R	H	RBI	BB	SO	LOB	TOP										
Rey Sanchez, R (1, 6) OBP: 0.212, SLG: 0.273	1-1 F8		3-2 G5-3			0-0 E6		3-2 G6-3		4	0	0	0	0	0	1	Kansas City Royals @ Toronto Blue Jays SkyDome, Toronto, ON Fri Apr 13 2001, 4:05 PM EDT Att: 26,148 - Dome - 72 F										
Carlos Beltrán, S (1, 8) OBP: 0.356, SLG: 0.419	2-1 F8		3-1 F9			0-3 K		1-3 K		4	0	0	0	0	2	2											
Mark Quinn, R (1, 7) OBP: 0.415, SLG: 0.821	1-1 2B			0-0 G5-3		1-0 L1		2-1 G5-3		4	0	1	0	0	0	1											
Jermaine Dye, R (1, 9) OBP: 0.325, SLG: 0.500	2-3 K			2-0 F9		2-1 G6-3		2-2 F8		4	0	0	0	0	1	2											
29 Mike Sweeney, R (1, 10) OBP: 0.186, SLG: 0.200		2-3 K		1-1 HR		2-2 F9		1-1 E4		4	1	1	1	0	1	0											
Joe Randa, R (1, 5) OBP: 0.190, SLG: 0.231		1-0 G5-3		3-2 G4-3		1-2 G6-3		0-0 F3		4	0	0	0	0	0	1											
Dave McCarty, R (1, 3) OBP: 0.400, SLG: 0.211		4-2 BB			2-3 K		0-1 G5-3			2	0	0	0	1	1	0											
Héctor Ortiz, R (1, 2) OBP: 0.409, SLG: 0.450		1-1 G4-3			2-2 G4-6-3		2-2 G6-3			2	0	1	0	0	0	1											
Luis Aícea, S (8, PH) OBP: 0.059, SLG: 0.059										1	0	0	0	0	0	0											
A.J. Hinch, R (8, 2) OBP: 0.200, SLG: 0.500										0	0	0	0	0	0	0											
Carlos Febles, R (1, 4) OBP: 0.276, SLG: 0.231			3-3 K		1-0 G4-6-3			1-0 G6-3		3	0	1	0	0	1	1											
Inning Stats	R: 0 E: 0 K: 1 S: 9	H: 1 LOB: 1 BB: 0 P: 15	R: 0 E: 0 K: 1 S: 8	H: 0 LOB: 1 BB: 1 P: 16	R: 0 E: 0 K: 1 S: 8	H: 0 LOB: 0 BB: 0 P: 17	R: 1 E: 0 K: 0 S: 8	H: 1 LOB: 0 BB: 0 P: 14	R: 0 E: 1 K: 1 S: 7	H: 0 LOB: 1 BB: 0 P: 10	R: 0 E: 0 K: 0 S: 8	H: 0 LOB: 0 BB: 0 P: 11	R: 0 E: 0 K: 1 S: 11	H: 1 LOB: 1 BB: 0 P: 18	R: 0 E: 1 K: 0 S: 8	H: 0 LOB: 1 BB: 0 P: 13	1B: 1 2B: 2 3B: 0 HR: 1	SF: 0 SAC: 0 DP: 1 HBP: 0	WP: 0 PB: 0 SB: 0 CS: 0	PA: 33							
PITCHER	IP	WLS	BF	H	R	ER	SO	BB	IBB	HBP	BLK	WP	HR	S	P	ERA	WHIP										
Chris Michalak, L (1, 1) ERA: 0.79	6.0	W	22	3	1	1	5	1	0	0	0	0	1	48	85	1.50	0.667										
Paul Quantrill, R (7, 1) ERA	1.2	H	6	1	0	0	0	0	0	0	0	0	0	15	24	0.00	0.600										
Kelvim Escobar, R (8, 1) ERA: 1.8	0.1	H	1	0	0	0	1	0	0	0	0	0	0	4	5	0.00	0.000										
Billy Koch, R (9, 1) ERA: 4.5	1.0	S	4	0	0	0	0	0	0	0	0	0	0	8	13	0.00	0.000										

Batter	1	2	3	4	5	6	7	8	9	AB	R	H	RBI	BB	SO	LOB	BOTTOM										
Shannon Stewart, R (1, 7) OBP: 0.490, SLG: 0.761	2-1 G5-3		1-2 1B BB			3-2 L8		0-0 F2		4	1	1	0	0	0	2	Kansas City Royals @ Toronto Blue Jays SkyDome, Toronto, ON Fri Apr 13 2001, 4:05 PM EDT Att: 26,148 - Dome - 72 F										
Alex Gonzalez, R (1, 6) OBP: 0.327, SLG: 0.378	3-2 G6-3		0-0 BB BB 1B			1-0 BB FC6-4 1B		1-0 FC6-4 1B		4	1	2	0	0	0	2											
Raul Mondesi, R (1, 9) OBP: 0.327, SLG: 0.390	4-2 BB		2-2 P4			0-0 FC6-4 BB 1B		2-2 G6-3		3	0	1	0	1	0	2											
Carlos Delgado, L (1, 3) OBP: 0.458, SLG: 0.735	3-3 K		4-0 BB BB			4-2 FC6-4 BB		2-2 F8		2	0	0	0	2	1	1											
Brad Fullmer, L (1, 10) OBP: 0.354, SLG: 0.317		4-1 G3 WP BB		4-0 BB BB		0-0 FC6-4 1B		1-0 F9		2	0	0	2	2	0	2											
Tony Batista, R (1, 5) OBP: 0.208, SLG: 0.457		0-3 K		1-2 2-3 3-1 BB		1-2 2-3 3-1 BB		1-0 F3		4	0	0	0	0	2	6											
José Cruz Jr., S (1, 8) OBP: 0.318, SLG: 0.535		2-2 G3		2-3 K		1-0 G3-1		2-2 FC3-6 1B		4	0	2	0	0	0	1											
Alberto Castillo, R (1, 2) OBP: 0.318, SLG: 0.535		0-0 F9		0-2 G1-6-3		0-1 FC3-6 1B		4-0 FC3-6 1B		3	0	0	0	1	0	2											
Jeff Frye, R (1, 4) OBP: 0.333, SLG: 0.200					2-2 G1-3		3-1 FC6-4 1B		1-0 G4-6-3 BB		3	0	1	0	0	1											
Darrin Fletcher, L (8, PH) OBP: 0.282, SLG: 0.359										1	0	0	0	0	0	2											
Chris Woodward, R (9, 4) OBP: 0.400, SLG: 1.000										0	0	0	0	0	0	0											
Inning Stats	R: 0 E: 0 K: 1 S: 10	H: 0 LOB: 1 BB: 1 P: 22	R: 0 E: 0 K: 1 S: 8	H: 0 LOB: 1 BB: 1 P: 14	R: 1 E: 0 K: 2 S: 17	H: 2 LOB: 3 BB: 2 P: 30	R: 0 E: 0 K: 0 S: 7	H: 0 LOB: 0 BB: 0 P: 10	R: 1 E: 0 K: 0 S: 11	H: 2 LOB: 2 BB: 1 P: 20	R: 0 E: 0 K: 0 S: 11	H: 0 LOB: 0 BB: 0 P: 12	R: 0 E: 0 K: 0 S: 7	H: 1 LOB: 1 BB: 1 P: 14	R: 0 E: 0 K: 0 S: 7	H: 0 LOB: 1 BB: 0 P: 13	1B: 7 2B: 0 3B: 0 HR: 0	SF: 0 SAC: 0 DP: 1 HBP: 0	WP: 1 PB: 0 SB: 1 CS: 0	PA: 36							
PITCHER	IP	WLS	BF	H	R	ER	SO	BB	IBB	HBP	BLK	WP	HR	S	P	ERA	WHIP										
Jeff Suppan, R (1, 1) ERA: 5.19	6.0	L	29	6	2	2	4	5	0	0	0	0	0	64	112	3.00	1.833										
Jason Grimsley, R (7, 1) ERA	2.0		7	1	0	0	0	1	0	0	0	0	0	14	26	0.00	1.000										



Batter	1	2	3	4	5	6	7	8	9	AB	R	H	RBI	BB	SO	LOB	TOP								
Rey Sanchez, R OBP: 0.222, SLG: 0.333 (1, 6)			SH5-3					F9		3	0	1	1	0	1	0	Kansas City Royals @ Toronto Blue Jays SkyDome, Toronto, ON Sat Apr 14 2001, 1:05 PM EDT Att: 26,024 - Dome - 72 F								
Carlos Beltrán, S OBP: 0.327, SLG: 0.391 (1, 8)	F9		SF7					F9		3	0	0	1	0	0	1									
Mark Quinn, R OBP: 0.444, SLG: 0.837 (1, 10)			K							4	1	3	0	0	1	0									
Jemaine Dye, R OBP: 0.295, SLG: 0.450 (1, 9)	K							F9		4	0	0	1	0	1	2									
29 Mike Sweeney, R OBP: 0.191, SLG: 0.273 Dave McCarty, R OBP: 0.400, SLG: 0.211 (1, 3) (9, 3)		F9								4	1	1	1	0	1	0									
Joe Randa, R OBP: 0.217, SLG: 0.238 (1, 5)										0	0	0	0	0	0	0									
Dee Brown, L OBP: 0.158, SLG: 0.263 (1, 7)										3	0	1	0	0	0	0									
Héctor Ortiz, R OBP: 0.423, SLG: 0.458 (1, 2)										4	0	0	0	0	1	2									
Carlos Febles, R OBP: 0.281, SLG: 0.276 (1, 4)										4	0	2	0	0	0	1									
Inning Stats	R: 0 E: 0 K: 2 S: 10	H: 1 LOB: 1 BB: 0 P: 17	R: 0 E: 0 K: 0 S: 7	H: 0 LOB: 1 BB: 0 P: 11	R: 1 E: 0 K: 1 S: 6	H: 1 LOB: 0 BB: 0 P: 9	R: 0 E: 0 K: 0 S: 6	H: 0 LOB: 0 BB: 0 P: 9	R: 1 E: 0 K: 1 S: 11	H: 2 LOB: 1 BB: 0 P: 13	R: 1 E: 1 K: 1 S: 14	H: 1 LOB: 0 BB: 0 P: 20	R: 0 E: 0 K: 0 S: 7	H: 1 LOB: 1 BB: 0 P: 10	R: 0 E: 0 K: 0 S: 10	H: 1 LOB: 1 BB: 0 P: 15	R: 1 E: 0 K: 0 S: 7	H: 2 LOB: 0 BB: 0 P: 9	1B: 5 2B: 2 3B: 1 HR: 1	SF: 1 SAC: 1 DP: 2 HBP: 1	WP: 0 PB: 0 SB: 1 CS: 0	PA: 35			
PITCHER	IP	WLS	BF	H	R	ER	SO	BB	IBB	HBP	BLK	WP	HR	S	P	ERA	WHIP								
Joey Hamilton, R ERA: 2.0 (1, 1)	7.0		27	6	3	2	5	0	0	1	0	0	0	61	89	2.57	0.857								
John Frascatore, R ERA: 2.25 (8, 1)	1.2		7	3	1	1	0	0	0	0	0	0	1	15	20	5.40	1.800								
Bob File, R ERA: (9, 1)	0.1	W	1	0	0	0	0	0	0	0	0	0	0	2	4	0.00	0.000								

Batter	1	2	3	4	5	6	7	8	9	AB	R	H	RBI	BB	SO	LOB	BOTTOM								
Shannon Stewart, R OBP: 0.482, SLG: 0.740 (1, 7)	F8		F9							4	1	1	1	1	0	0	Kansas City Royals @ Toronto Blue Jays SkyDome, Toronto, ON Sat Apr 14 2001, 1:05 PM EDT Att: 26,024 - Dome - 72 F								
Alex Gonzalez, R OBP: 0.333, SLG: 0.400 (1, 6)	G1-3									5	0	2	1	0	1	3									
Raul Mondesi, R OBP: 0.352, SLG: 0.435 (1, 9)	P4									5	1	3	1	0	1	1									
Carlos Delgado, L OBP: 0.491, SLG: 0.811 (1, 3)										3	1	2	2	2	1	1									
Brad Fullmer, L OBP: 0.346, SLG: 0.311 (1, 10)										4	0	1	0	0	2	3									
Tony Batista, R OBP: 0.192, SLG: 0.420 (1, 5)										4	0	0	0	0	1	6									
Darrin Fletcher, L OBP: 0.279, SLG: 0.333 (1, 2)										3	1	0	0	1	1	3									
Brian Simmons, S OBP: 0.125, SLG: 0.125 (1, 8)										4	0	0	0	0	1	1									
Jeff Frye, R OBP: 0.333, SLG: 0.250 José Cruz Jr., S OBP: 0.333, SLG: 0.535 (1, 4) (9, PH)										3	0	1	0	0	0	0									
Inning Stats	R: 0 E: 0 K: 0 S: 8	H: 0 LOB: 0 BB: 0 P: 10	R: 1 E: 0 K: 1 S: 14	H: 1 LOB: 0 BB: 0 P: 22	R: 0 E: 0 K: 0 S: 5	H: 0 LOB: 0 BB: 0 P: 5	R: 0 E: 0 K: 2 S: 11	H: 2 LOB: 3 BB: 1 P: 19	R: 0 E: 0 K: 0 S: 9	H: 0 LOB: 0 BB: 0 P: 14	R: 0 E: 0 K: 1 S: 9	H: 2 LOB: 2 BB: 1 P: 16	R: 0 E: 0 K: 2 S: 11	H: 1 LOB: 2 BB: 1 P: 21	R: 0 E: 0 K: 1 S: 9	H: 1 LOB: 1 BB: 0 P: 12	R: 4 E: 0 K: 1 S: 13	H: 3 LOB: 1 BB: 2 P: 29	1B: 6 2B: 3 3B: 0 HR: 1	SF: 0 SAC: 0 DP: 0 HBP: 0	WP: 0 PB: 0 SB: 2 CS: 0	PA: 40			
PITCHER	IP	WLS	BF	H	R	ER	SO	BB	IBB	HBP	BLK	WP	HR	S	P	ERA	WHIP								
Mac Suzuki, R ERA: 1.64 (1, 1)	6.0		24	5	1	1	4	1	1	0	0	0	0	7	13	0.00	1.500								
55 Tony Cogan, L ERA: 5.79 (7, 1)	0.2	H	3	1	0	0	1	0	0	0	0	0	0	4	8	0.00	3.000								
Doug Henry, R ERA: 5.4 (7, 1)	0.1	H	2	0	0	0	1	1	0	0	0	0	0	4	8	0.00	3.000								
Jason Grimsley, R ERA: (8, 1)	1.0	H	4	1	0	0	1	0	0	0	0	0	0	9	12	0.00	1.000								
Roberto Hernandez, R ERA: 24.3 (9, 1)	0.2	L	7	3	4	4	1	2	0	0	0	0	0	13	29	54.00	7.500								

AB	32
R	4
H	9
RBI	4
BB	0
SO	5
LOB	8



Batter	1	2	3	4	5	6	7	8	9	AB	R	H	RBI	BB	SO	LOB	TOP											
Rey Sanchez, R OBP: 0.220, SLG: 0.317	E3 1B	FC5-2				G3			G6-3	5	1	1	0	0	0	1												
Carlos Beltrán, S OBP: 0.315, SLG: 0.360	4-2 1B FC5-4 BB	P4				G4-3			F8	4	1	0	0	1	0	3												
Mark Quinn, R OBP: 0.440, SLG: 0.787	2-1 FC5-4 1B 1-3 2-H					G6-3			G6-3	4	0	1	1	1	1	0												
Jemaine Dye, R OBP: 0.292, SLG: 0.432	1-1 FC5-4 29 HR					29 FC4-6 1B			G5-3	4	1	1	1	0	1	2												
29 Mike Sweeney, R OBP: 0.216, SLG: 0.354	0-1					FC4-6				4	1	2	2	0	1	2												
Dave McCarty, R OBP: 0.400, SLG: 0.211	1-H HR					FC6-4				0	0	0	0	0	0	0												
Joe Randa, R OBP: 0.220, SLG: 0.239	1-3 K					FC6-4			G5-3	4	0	1	0	0	1	2												
Dee Brown, L OBP: 0.174, SLG: 0.227	0-3 K					G3			F8	3	0	0	0	1	1	2												
A.J. Hinch, R OBP: 0.143, SLG: 0.357						K			G5-3	4	0	0	0	0	2	2												
Carlos Febles, R OBP: 0.306, SLG: 0.364						K			G6-3	4	0	2	0	0	0	2												
Inning Stats	R: 4 E: 1 K: 2 S: 16	H: 2 LOB: 0 BB: 1 P: 23	R: 0 E: 0 K: 0 S: 9	H: 1 LOB: 1 BB: 0 P: 13	R: 0 E: 0 K: 0 S: 6	H: 1 LOB: 1 BB: 0 P: 9	R: 0 E: 0 K: 1 S: 10	H: 2 LOB: 2 BB: 0 P: 17	R: 0 E: 0 K: 2 S: 15	H: 1 LOB: 2 BB: 1 P: 22	R: 0 E: 0 K: 0 S: 7	H: 0 LOB: 0 BB: 0 P: 9	R: 0 E: 0 K: 1 S: 14	H: 1 LOB: 2 BB: 1 P: 25	R: 0 E: 0 K: 1 S: 7	H: 0 LOB: 0 BB: 0 P: 11	1B: 6 2B: 0 3B: 1 HR: 1	SF: 0 SAC: 0 DP: 0 HBP: 0	WP: 0 PB: 0 CS: 3 SB: 0	PA: 39								
PITCHER	IP	WLS	BF	H	R	ER	SO	BB	IBB	HBP	BLK	WP	HR	S	P	ERA	WHIP											
Chris Carpenter, R ERA: 1.8	(1, 1)	5.0	L	25	7	4	3	5	2	0	0	0	0	1	56	84	5.40	1.800										
Paul Quantrill, R ERA: 1.8	(6, 1)	2.0		6	0	0	0	0	0	0	0	0	0	17	24	0.00	0.000											
Kelvin Escobar, R ERA: 1.5	(8, 1)	1.0		5	1	0	0	1	1	0	0	0	0	14	25	0.00	2.000											
Billy Koch, R ERA: 3.86	(9, 1)	1.0		3	0	0	0	1	0	0	0	0	0	7	11	0.00	0.000											

Kansas City Royals @ Toronto Blue Jays
SkyDome, Toronto, ON
 Sun Apr 15 2001, 1:05 PM EDT
 Att: 21,379 - Dome - 72 F

livebaseballscores.com

AB 36
 R 4
 H 8
 RBI 4
 BB 3
 SO 7
 LOB 16



Batter	1	2	3	4	5	6	7	8	9	AB	R	H	RBI	BB	SO	LOB	BOTTOM										
Shannon Stewart, R OBP: 0.459, SLG: 0.685	1-2 F8								F9	4	0	0	0	1	1	4											
Alex Gonzalez, R OBP: 0.305, SLG: 0.364	0-2 F9								G6-3	5	0	0	1	0	0	5											
Raul Mondesi, R OBP: 0.328, SLG: 0.400	1-3 K								L8	4	0	0	0	0	1	1											
Carlos Delgado, L OBP: 0.491, SLG: 0.850									G4-3	3	1	1	1	1	0	0											
Brad Fullmer, L OBP: 0.321, SLG: 0.286									G3-1	4	0	0	0	0	0	1											
Tony Batista, R OBP: 0.214, SLG: 0.415									F7	3	0	1	0	1	0	1											
Darrin Fletcher, L OBP: 0.298, SLG: 0.333									F8	3	0	1	0	1	0	2											
Ryan Freel, R OBP: 0.400, SLG: 0.389									1B	0	0	0	0	0	0	0											
José Cruz Jr., S OBP: 0.388, SLG: 0.556									F8	2	1	2	0	2	0	0											
Jeff Frye, R OBP: 0.417, SLG: 0.300									WP	2	0	1	0	1	1	3											
Brian Simmons, S OBP: 0.111, SLG: 0.111									1B	1	0	0	0	0	0	2											
Inning Stats	R: 0 E: 0 K: 1 S: 10	H: 0 LOB: 0 BB: 0 P: 12	R: 0 E: 0 K: 0 S: 12	H: 1 LOB: 1 BB: 0 P: 17	R: 1 E: 0 K: 1 S: 7	H: 0 LOB: 1 BB: 2 P: 17	R: 0 E: 0 K: 1 S: 10	H: 0 LOB: 3 BB: 3 P: 25	R: 0 E: 0 K: 0 S: 4	H: 0 LOB: 0 BB: 0 P: 6	R: 1 E: 0 K: 0 S: 5	H: 1 LOB: 1 BB: 1 P: 13	R: 0 E: 0 K: 0 S: 8	H: 2 LOB: 1 BB: 0 P: 14	R: 0 E: 0 K: 0 S: 6	H: 0 LOB: 0 BB: 0 P: 7	R: 0 E: 0 K: 0 S: 14	H: 2 LOB: 3 BB: 1 P: 25	1B: 5 2B: 0 3B: 0 HR: 1	SF: 0 SAC: 0 DP: 2 HBP: 0	WP: 1 PB: 0 CS: 0 SB: 0	PA: 38					
PITCHER	IP	WLS	BF	H	R	ER	SO	BB	IBB	HBP	BLK	WP	HR	S	P	ERA	WHIP										
Blake Stein, R ERA: 3.24	(1, 1)	6.0	W	25	2	2	2	3	6	0	0	0	0	9	15	0.00	1.500										
Doug Henry, R ERA: 4.5	(7, 1)	1.1	H	5	2	0	0	0	0	0	0	0	0	5	6	0.00	0.000										
55 Tony Cogan, L ERA: 5.06	(8, 1)	0.2	H	2	0	0	0	0	0	0	0	0	0	5	6	0.00	0.000										
Roberto Hernandez, R ERA: 18.89	(9, 1)	1.0	S	6	2	0	0	0	1	0	0	0	0	14	25	0.00	3.000										

Kansas City Royals @ Toronto Blue Jays
SkyDome, Toronto, ON
 Sun Apr 15 2001, 1:05 PM EDT
 Att: 21,379 - Dome - 72 F

livebaseballscores.com

AB 31
 R 2
 H 6
 RBI 2
 BB 7
 SO 3
 LOB 19



Batter	1	2	3	4	5	6	7	8	9	AB	R	H	RBI	BB	SO	LOB	TOP										
Chuck Knoblauch, R OBP: 0.304, SLG: 0.274	1-2 G3-1 2B	1-0 F9		1-1 1B			2-2 G4-3		0-2 G3	5	1	2	0	0	0	3	New York Yankees @ Toronto Blue Jays SkyDome, Toronto, ON Tue Apr 17 2001, 7:05 PM EDT Att: 20,019 - Dome - 72 F										
2 Derek Jeter, R OBP: 0.388, SLG: 0.409	4-0 G3-1 20 E BB	1-2		0-0 F9			2-2 G3		1-2 2-3 2B	4	1	2	2	1	0	1											
Paul O'Neill, L OBP: 0.338, SLG: 0.561	0-2 G3-1	2-2 F7			2-2 L5			2-2 2B	0-2 G3	5	0	1	0	0	0	5											
David Justice, L OBP: 0.339, SLG: 0.389	3-1 G3-1		3-2 20 F8 2B		2-0 G4-3			2-1 F8		4	0	1	1	0	0	2											
20 Jorge Posada, S OBP: 0.375, SLG: 0.721	3-2 E4		1-2 F8		1-2 G3			0-3 K		4	0	0	0	0	1	2											
Tino Martinez, L OBP: 0.379, SLG: 0.500	2-2 F7		0-1 G6-3			2-3 K		1-2 G4-3		4	0	0	0	0	1	3											
Michael Coleman, R OBP: 0.350, SLG: 0.500		2-2 F9	0-2 P4			1-3 K			2-3 K	4	0	0	0	0	2	1											
Alfonso Soriano, R OBP: 0.288, SLG: 0.500		0-1 E5 2B		0-2 F9		3-3 K			1-0 G3 2B 1B	4	2	1	0	0	1	0											
Scott Brosius, R OBP: 0.464, SLG: 0.519	1-1 2B		0-2 G6-3			1-2 F3			4-0 2B BB	3	1	1	1	1	0	0											
Inning Stats	R: 2 E: 1 K: 0 S: 19	H: 1 LOB: 1 BB: 1 P: 32	R: 1 E: 1 K: 0 S: 18	H: 2 LOB: 2 BB: 0 P: 25	R: 0 E: 0 K: 0 S: 12	H: 1 LOB: 1 BB: 0 P: 16	R: 0 E: 0 K: 0 S: 10	H: 1 LOB: 1 BB: 0 P: 11	R: 0 E: 0 K: 0 S: 7	H: 0 LOB: 0 BB: 0 P: 12	R: 0 E: 0 K: 0 S: 12	H: 0 LOB: 0 BB: 0 P: 18	R: 0 E: 0 K: 1 S: 12	H: 1 LOB: 1 BB: 0 P: 17	R: 2 E: 0 K: 1 S: 14	H: 2 LOB: 1 BB: 1 P: 22	1B: 3 2B: 5 3B: 0 HR: 0	SF: 0 SAC: 0 DP: 0 HBP: 0	WP: 0 PB: 0 SB: 0 CS: 0	PA: 39							
PITCHER	IP	WLS	BF	H	R	ER	SO	BB	IBB	HBP	BLK	WP	HR	S	P	ERA	WHIP										
Esteban Loaiza, R ERA: 2.52	6.0	W	26	5	3	1	3	1	0	0	0	0	0	78	114	1.50	1.000										
Paul Quantrill, R ERA:	7.1	H	3	0	0	0	0	0	0	0	0	0	0	9	14	0.00	0.000										
Dan Plesac, L ERA: 3.38	0.1	H	2	1	0	0	0	0	0	0	0	0	0	6	10	0.00	3.000										
Kelvim Escobar, R ERA: 1.35	0.2	H	2	0	0	0	1	0	0	0	0	0	0	6	7	0.00	0.000										
Billy Koch, R ERA: 5.63	1.0	S	6	2	2	2	1	1	0	0	0	0	0	14	22	18.00	3.000										
Batter	1	2	3	4	5	6	7	8	9	AB	R	H	RBI	BB	SO	LOB	BOTTOM										
Shannon Stewart, R OBP: 0.485, SLG: 0.684	4-2 BB		4-1 HR BB	0-2 BB S 1B	0-0 S 1B		2-3 K			3	2	2	0	2	1	1	New York Yankees @ Toronto Blue Jays SkyDome, Toronto, ON Tue Apr 17 2001, 7:05 PM EDT Att: 20,019 - Dome - 72 F										
Alex Gonzalez, R OBP: 0.328, SLG: 0.424	0-3 K		2-0 1-H HR	4-1 BB BB	0-3 K			0-2 FC3-6 1B		4	2	2	2	1	2	2											
Raul Mondesi, R OBP: 0.333, SLG: 0.389	2-2 F9		4-0 2B S BB	2-2 P6		2-0 F9		0-2 FC3-6 1B		4	1	1	0	1	0	3											
Carlos Delgado, L OBP: 0.500, SLG: 0.837	3-0 F7		2-2 FC5 2B	4-0 BB BB		4-1 BB		0-2 FC3-6 1B		3	0	1	0	2	0	3											
Tony Batista, R OBP: 0.230, SLG: 0.404		2-3 K	0-1 F9	4-2 BB BB	1-2 2-3 3-H BB		1-2 F5	3-1 G4-6-3 1B		4	0	1	2	1	1	3											
Brad Fullmer, L OBP: 0.311, SLG: 0.278		0-1 1B	2-3 K2-3	2-3 K		2-2 G4-3		1-2 G4-6-3		5	0	1	0	0	2	8											
José Cruz Jr., S OBP: 0.415, SLG: 0.625		3-2 1B	4-2 FC5 BB		3-2 HR		0-1 E5 G3 SH1-3			3	1	2	1	1	0	0											
Alberto Castillo, R		0-0 P6	3-H FC5		1-2 F3		1-2 SH1-3			3	0	0	0	0	0	4											
Ryan Freel, R OBP: 0.333, SLG: 0.318		0-3 K		1-3 K		0-0 G6-3		1-2 G3		4	0	0	0	0	2	3											
Chris Woodward, R OBP: 0.400, SLG: 1.000										0	0	0	0	0	0	0											
Inning Stats	R: 0 E: 0 K: 1 S: 10	H: 0 LOB: 1 BB: 1 P: 19	R: 0 E: 0 K: 2 S: 13	H: 2 LOB: 2 BB: 0 P: 18	R: 3 E: 0 K: 1 S: 15	H: 2 LOB: 2 BB: 3 P: 34	R: 1 E: 0 K: 2 S: 16	H: 1 LOB: 3 BB: 3 P: 33	R: 1 E: 0 K: 1 S: 11	H: 2 LOB: 1 BB: 0 P: 15	R: 0 E: 0 K: 0 S: 9	H: 0 LOB: 1 BB: 1 P: 18	R: 0 E: 1 K: 1 S: 9	H: 0 LOB: 1 BB: 0 P: 12	R: 1 E: 0 K: 0 S: 12	H: 3 LOB: 1 BB: 0 P: 15	1B: 7 2B: 1 3B: 0 HR: 2	SF: 0 SAC: 1 DP: 1 HBP: 0	WP: 0 PB: 0 SB: 3 CS: 0	PA: 42							
PITCHER	IP	WLS	BF	H	R	ER	SO	BB	IBB	HBP	BLK	WP	HR	S	P	ERA	WHIP										
Randy Keister, L ERA: 8.99	4.0	L	24	5	4	4	6	7	0	0	0	0	0	54	104	9.00	3.000										
Brian Boehringer, R ERA: 2.08	3.0		13	2	1	1	2	1	0	0	0	0	1	29	45	3.00	1.000										
Todd Williams, R ERA: 3.15	0.0		2	2	1	1	0	0	0	0	0	0	0	6	6	*	*										
Mike Stanton, L ERA:	1.0		3	1	0	0	0	0	0	0	0	0	0	6	9	0.00	1.000										

AB 37
R 5
H 8
RBI 4
BB 2
SO 5
LOB 17



AB 33
R 6
H 10
RBI 5
BB 8
SO 8
LOB 27



Batter	1	2	3	4	5	6	7	8	9	AB	R	H	RBI	BB	SO	LOB	TOP											
Chuck Knoblauch R (1,7) OBP: 0.315, SLG: 0.288	0-0 1B		1-2 1B		1-1 G5-3		0-0 G3			4	0	2	0	0	0	0	New York Yankees @ Toronto Blue Jays SkyDome, Toronto, ON Wed Apr 18 2001, 7:05 PM EDT Att: 19,770 - Dome - 72 F											
2 Derek Jeter R (1,6) OBP: 0.377, SLG: 0.417	1-1 F8		0-0 F8			0-0 1B 2B		3-2 E6 FC5-4		4	1	1	0	0	0	3												
Paul O'Neill L (1,9) OBP: 0.333, SLG: 0.541	0-0 L8		2-2 F7			2-1 20 BB 1B		0-2 L9		4	0	1	1	0	0	4												
David Justice L (1,10) OBP: 0.333, SLG: 0.431	1-2 L5			0-0 HR		1-3 K		1-2 FC5-4 20 FC6-4		4	1	1	1	0	1	3												
20 Jorge Posada S (1,2) OBP: 0.365, SLG: 0.674		1-0 G4-3		2-3 K		4-2 BB		1-0 FC6-4		3	0	0	0	1	1	1												
Tino Martinez L (1,3) OBP: 0.355, SLG: 0.464		0-1 G4-3		2-1 F9		1-2 F5			1-1 G3	4	0	0	0	0	0	2												
Michael Coleman R (1,8) OBP: 0.292, SLG: 0.417		0-0 F9		0-1 G5-3		2-2 L6			1-3 K	4	0	0	0	0	1	2												
Alfonso Soriano R (1,4) OBP: 0.286, SLG: 0.484			3-2 F8		0-2 L7		1-2 P3		1-2 1B	4	0	1	0	0	0	0												
Scott Brosius R (1,5) OBP: 0.450, SLG: 0.491			4-2 1B BB		0-0 G1-3		0-3 K		0-0 F9	3	0	0	0	1	1	1												
Inning Stats	R: 0 E: 0 K: 0 S: 7	H: 1 LOB: 1 BB: 0 P: 9	R: 0 E: 0 K: 0 S: 4	H: 0 LOB: 0 BB: 0 P: 5	R: 0 E: 0 K: 0 S: 14	H: 1 LOB: 2 BB: 1 P: 24	R: 1 E: 0 K: 1 S: 8	H: 1 LOB: 0 BB: 0 P: 12	R: 0 E: 0 K: 0 S: 8	H: 0 LOB: 0 BB: 0 P: 9	R: 1 E: 0 K: 1 S: 14	H: 2 LOB: 2 BB: 1 P: 24	R: 0 E: 0 K: 1 S: 9	H: 0 LOB: 0 BB: 0 P: 10	R: 0 E: 1 K: 1 S: 10	H: 0 LOB: 1 BB: 0 P: 15	R: 0 E: 0 K: 1 S: 9	H: 1 LOB: 1 BB: 0 P: 12	1B: 4 2B: 1 3B: 0 HR: 1	SF: 0 SAC: 0 DP: 0 HBP: 0	WP: 0 PB: 0 SB: 0 CS: 0	PA: 36						
PITCHER	IP	WLS	BF	H	R	ER	SO	BB	IBB	HBP	BLK	WP	HR	S	P	ERA	WHIP											
Chris Michalak L (1,1) ERA: 1.62	5.1	W	23	5	2	2	2	2	0	0	0	0	0	1	49	74	3.38	1.312										
Pedro Borbon L (6,1) ERA: 3.0	0.1	H	1	0	0	0	0	0	0	0	0	0	0	3	4	0.00	0.000											
John Frascatore R (6,1) ERA: 1.69	1.1	H	5	0	0	0	1	0	0	0	0	0	0	15	21	0.00	0.000											
Dan Plesac L (8,1) ERA: 2.25	1.1		4	0	0	0	0	0	0	0	0	0	0	9	12	0.00	0.000											
Paul Quantrill R (9,1) ERA:	0.2		3	1	0	0	1	0	0	0	0	0	0	7	9	0.00	1.500											

Batter	1	2	3	4	5	6	7	8	9	AB	R	H	RBI	BB	SO	LOB	BOTTOM											
Shannon Stewart R (1,7) OBP: 0.479, SLG: 0.677	2-1 G4-3	0-1 1B 2B		2-2 1B		0-1 F7		1-2 G4-3		5	0	2	1	0	0	1	New York Yankees @ Toronto Blue Jays SkyDome, Toronto, ON Wed Apr 18 2001, 7:05 PM EDT Att: 19,770 - Dome - 72 F											
Alex Gonzalez R (1,6) OBP: 0.353, SLG: 0.460	0-3 K	2-2 1B		1-0 2B 1B		0-0 1B				4	0	3	2	0	1	0												
Raul Mondesi R (1,9) OBP: 0.328, SLG: 0.397	1-0 F7	0-1 F8		2-2 2B		1-1 P4				4	0	1	0	0	0	3												
Carlos Delgado L (1,3) OBP: 0.485, SLG: 0.783		2-2 F8		4-0 HBP		1-1 G3		0-3 K		3	0	0	0	0	1	1												
José Cruz Jr. S (1,8) OBP: 0.421, SLG: 0.667		1-1 HR		2-2 P6		4-2 S 2B BB		0-0 G5-3		3	2	1	1	1	0	1												
Brad Fullmer L (1,10) OBP: 0.323, SLG: 0.310		0-1 HR 1B		1-2 F7		1-1 G2-3 1H 2B		3-3 K		4	1	2	1	0	1	1												
Tony Batista R (1,5) OBP: 0.231, SLG: 0.443		3-2 1H HR		1-3 K		1-2 G2-3		1-0 P3		4	1	1	2	0	1	2												
Alberto Castillo R (1,2) OBP: 0.267, SLG: 0.154		0-0 S 2B 1B			0-0 FC1-6 1B		1-2 G1-3		4-2 L1-3 BB	3	1	2	0	1	0	1												
Jeff Frye R (1,4) OBP: 0.375, SLG: 0.286		3-3 K		1-2 FC1-6 1B		3-1 2B 1B		2-2 L1-3		4	2	1	0	0	1	3												
Inning Stats	R: 0 E: 0 K: 1 S: 6	H: 0 LOB: 0 BB: 0 P: 9	R: 4 E: 0 K: 1 S: 28	H: 6 LOB: 0 BB: 0 P: 39	R: 0 E: 0 K: 1 S: 9	H: 0 LOB: 1 BB: 0 P: 17	R: 1 E: 0 K: 0 S: 12	H: 4 LOB: 2 BB: 0 P: 18	R: 1 E: 0 K: 0 S: 13	H: 1 LOB: 1 BB: 1 P: 21	R: 1 E: 0 K: 1 S: 12	H: 2 LOB: 0 BB: 0 P: 16	R: 0 E: 0 K: 1 S: 7	H: 0 LOB: 0 BB: 0 P: 11	R: 0 E: 0 K: 0 S: 9	H: 0 LOB: 0 BB: 1 P: 16	1B: 7 2B: 5 3B: 0 HR: 2	SF: 0 SAC: 0 DP: 1 HBP: 1	WP: 0 PB: 0 SB: 0 CS: 0	PA: 37								
PITCHER	IP	WLS	BF	H	R	ER	SO	BB	IBB	HBP	BLK	WP	HR	S	P	ERA	WHIP											
Orilando Hernandez R (1,1) ERA: 5.84	3.0	L	16	6	4	4	3	0	0	1	0	0	0	2	43	65	12.00	2.000										
Ramiro Mendoza R (4,1) ERA: 4.7	2.2		14	7	3	3	0	1	0	0	0	0	0	32	50	10.12	3.000											
Randy Choate L (6,1) ERA: 4.26	2.1		7	0	0	0	2	1	0	0	0	0	0	21	32	0.00	0.429											

AB	34
R	2
H	6
RBI	2
BB	2
SO	4
LOB	16



AB	34
R	7
H	13
RBI	7
BB	2
SO	5
LOB	13



livebaseballscores.com

Batter	1	2	3	4	5	6	7	8	9	10	11	12	13	14	15	16	17	AB	R	H	RBI	BB	SO	LOB	TOP													
Chuck Knoblauch, R OBP: 0.354, SLG: 0.315	G4-3	1B		G6-3		BB 2B		1B		G6-3		BB		G3-1			BB 2B	7	1	4	0	2	0	1														
2 Derek Jeter, R OBP: 0.407, SLG: 0.411	BB	1B		G3		1B		1B		K		F9					1B	8	1	3	0	1	2	5														
Paul O'Neill, L OBP: 0.346, SLG: 0.557	BB									G6-3		G4-3					1B	9	3	4	2	0	1	7														
David Justice, L OBP: 0.361, SLG: 0.492	BB																1B	7	1	3	2	2	1	4														
20 Jorge Posada, S OBP: 0.400, SLG: 0.654	BB																1B	6	0	3	0	2	0	3														
Tino Martinez, L OBP: 0.314, SLG: 0.413	BB																1B	7	0	0	2	0	2	7														
Alfonso Soriano, R OBP: 0.282, SLG: 0.457	G4-3																L3	8	0	2	0	0	1	5														
Scott Brosius, R OBP: 0.412, SLG: 0.460																	F7	8	0	1	0	0	2	4														
Clay Bellinger, R OBP: 0.063, SLG: 0.063																																						
Darrell McDonald, S OBP: 0.500, SLG: 0.500																																						
Inning Stats	R: 2 E: 0 K: 0 S: 13	H: 1 LOB: 2 BB: 3 P: 28	R: 0 E: 0 K: 2 S: 9	H: 1 LOB: 1 BB: 0 P: 12	R: 1 E: 0 K: 0 S: 11	H: 3 LOB: 2 BB: 0 P: 15	R: 0 E: 0 K: 0 S: 5	H: 0 LOB: 0 BB: 0 P: 9	R: 2 E: 0 K: 0 S: 14	H: 4 LOB: 1 BB: 0 P: 20	R: 0 E: 0 K: 0 S: 16	H: 2 LOB: 3 BB: 1 P: 29	R: 0 E: 0 K: 0 S: 10	H: 1 LOB: 1 BB: 0 P: 11	R: 0 E: 1 K: 0 S: 11	H: 2 LOB: 3 BB: 1 P: 20	R: 0 E: 0 K: 2 S: 10	H: 0 LOB: 0 BB: 0 P: 14	R: 0 E: 0 K: 2 S: 11	H: 1 LOB: 1 BB: 0 P: 17	R: 0 E: 0 K: 1 S: 5	H: 0 LOB: 0 BB: 0 P: 7	R: 0 E: 0 K: 1 S: 9	H: 1 LOB: 1 BB: 0 P: 13	R: 0 E: 0 K: 1 S: 7	H: 1 LOB: 0 BB: 0 P: 11	R: 0 E: 0 K: 1 S: 5	H: 1 LOB: 0 BB: 0 P: 8	R: 1 E: 0 K: 1 S: 9	H: 2 LOB: 2 BB: 1 P: 17	1B: 16 2B: 5 3B: 0 HR: 1	SF: 1 SAC: 1 DP: 3 HBP: 0	WP: 0 SB: 1 CS: 1	PA: 76				
PITCHER	IP 6.0	WLS 0.1	BF 32	H 11	R 5	ER 2	SO 2	BB 0	IBB 0	HBP 0	BLK 0	WP 0	HR 0	S 68	P 113	ERA 7.50	WHIP 2.500																					
Joey Hamilton, R ERA: 3.39											Billy Koch, R ERA: 4.5	IP 2.0	WLS 0	BF 8	H 1	R 0	ER 0	SO 1	BB 0	IBB 0	HBP 0	BLK 0	WP 0	HR 0	S 12	P 19	ERA 0.00	WHIP 1.000										
Pedro Borbon, L ERA: 2.1											Bob Fife, R ERA: 2.08	IP 4.0	WLS L	BF 16	H 5	R 1	ER 1	SO 4	BB 1	IBB 0	HBP 0	BLK 0	WP 0	HR 0	S 30	P 49	ERA 2.25	WHIP 1.500										
John Frascatore, R ERA: 1.42																																						
Dan Plesac, L ERA: 1.92																																						
Kelvin Escobar, R ERA: 0.93																																						
Batter	1	2	3	4	5	6	7	8	9	10	11	12	13	14	15	16	17	AB <th>R</th> <th>H</th> <th>RBI</th> <th>BB</th> <th>SO</th> <th>LOB</th> <th>BOTTOM</th>	R	H	RBI	BB	SO	LOB	BOTTOM													
Shannon Stewart, R OBP: 0.486, SLG: 0.677	K																	3	1	2	0	0	1	0														
Brian Simmons, S OBP: 0.143, SLG: 0.214	K																	5	0	1	0	0	2	1														
Alex Gonzalez, R OBP: 0.395, SLG: 0.443	K																	7	0	2	0	0	2	2														
Raul Mondesi, R OBP: 0.320, SLG: 0.389	K																	7	1	1	0	1	3	2														
Carlos Delgado, L OBP: 0.478, SLG: 0.712																		6	1	1	0	2	2	4														
José Cruz Jr., S OBP: 0.431, SLG: 0.667																		6	1	2	3	1	3	4														
Brad Fuller, L OBP: 0.315, SLG: 0.318																		8	1	2	1	0	2	9														
Tony Batista, R OBP: 0.233, SLG: 0.435																		8	0	2	1	0	1	4														
Darin Fletcher, L OBP: 0.309, SLG: 0.300																		5	0	0	0	3	2	3														
Ryan Freel, R OBP: 0.333, SLG: 0.318																		0	0	0	0	0	0	0														
Jeff Frye, R OBP: 0.292, SLG: 0.227																		8	0	1	0	0	1	6														
Inning Stats	R: 0 E: 0 K: 3 S: 9	H: 0 LOB: 0 BB: 0 P: 13	R: 0 E: 0 K: 1 S: 15	H: 2 LOB: 2 BB: 0 P: 23	R: 5 E: 0 K: 0 S: 21	H: 5 LOB: 2 BB: 2 P: 36	R: 0 E: 0 K: 0 S: 6	H: 1 LOB: 0 BB: 0 P: 9	R: 0 E: 0 K: 1 S: 10	H: 0 LOB: 1 BB: 1 P: 17	R: 0 E: 0 K: 0 S: 7	H: 0 LOB: 0 BB: 0 P: 11	R: 0 E: 0 K: 2 S: 12	H: 1 LOB: 1 BB: 0 P: 18	R: 0 E: 0 K: 1 S: 10	H: 1 LOB: 1 BB: 0 P: 15	R: 0 E: 0 K: 2 S: 12	H: 2 LOB: 3 BB: 1 P: 17	R: 0 E: 0 K: 2 S: 11	H: 1 LOB: 1 BB: 0 P: 13	R: 0 E: 0 K: 1 S: 5	H: 0 LOB: 0 BB: 0 P: 7	R: 0 E: 0 K: 1 S: 9	H: 0 LOB: 0 BB: 0 P: 11	R: 0 E: 0 K: 1 S: 7	H: 0 LOB: 0 BB: 0 P: 8	R: 0 E: 0 K: 1 S: 5	H: 0 LOB: 0 BB: 0 P: 11	R: 0 E: 0 K: 0 S: 7	H: 0 LOB: 0 BB: 0 P: 12	1B: 10 2B: 3 3B: 1 HR: 0	SF: 0 SAC: 0 DP: 2 HBP: 2	WP: 1 SB: 0 CS: 0	PA: 72				
PITCHER	IP 6.0	WLS 0.1	BF 28	H 8	R 5	ER 5	SO 5	BB 3	IBB 0	HBP 0	BLK 0	WP 0	HR 0	S 68	P 109	ERA 7.50	WHIP 1.833																					
Roger Clemens, R ERA: 1.62											Randy Choate, L ERA: 3.95	IP 0.2	WLS W	BF 5	H 0	R 0	ER 0	SO 0	BB 2	IBB 0	HBP 0	BLK 0	WP 0	HR 0	S 10	P 23	ERA 0.00	WHIP 3.000										
Todd Williams, R ERA: 3.0											Ramiro Mendoza, R ERA: 4.32	IP 0.2	WLS S	BF 1	H 0	R 0	ER 0	SO 0	BB 0	IBB 0	HBP 0	BLK 0	WP 0	HR 0	S 2	P 3	ERA 0.00	WHIP 0.000										
Mike Stanton, L ERA: 3.0																																						
42 Mariano Rivera, R ERA: 1.11																																						
Brian Boshinger, R ERA: 1.35																																						

New York Yankees @ Toronto Blue Jays
SkyDome, Toronto, ON
Thu Apr 19 2001, 7:05 PM EDT
Att: 24,684 - Dome - 72 F

AB 67
R 6
H 21
RBI 26
BB 7
SO 12
LOB 37



WP: 0	PA: 76
SB: 1	
CS: 1	

New York Yankees @ Toronto Blue Jays
SkyDome, Toronto, ON
Thu Apr 19 2001, 7:05 PM EDT
Att: 24,684 - Dome - 72 F

AB 63
R 5
H 14
RBI 5
BB 7
SO 19
LOB 35



WP: 1	PA: 72
SB: 0	
CS: 0	

Batter	1	2	3	4	5	6	7	8	9	AB	R	H	RBI	BB	SO	LOB	TOP										
Brian Simmons, S (1, 7) OBP: 0.158, SLG: 0.167	F7	K			G3-1		HBP HR BB	K		4	1	0	0	1	2	1	Toronto Blue Jays @ Kansas City Royals Kauffman Stadium, Kansas City, MO Fri Apr 20 2001, 7:05 PM CDT Att: 28,018 - Cloudy - 72 F										
Jeff Eves, R (1, 4) OBP: 0.345, SLG: 0.269	G6-3		1B		G6-3		HR HBP	HR	1B	4	2	2	1	0	0	0											
Raul Mondesi, R (1, 9) OBP: 0.338, SLG: 0.471	HR		K			1B	HR	G5-3	1B	5	2	3	5	0	1	2											
Carlos Delgado, L (1, 3) OBP: 0.494, SLG: 0.875	HR		FC1-6-4			1B	HR	HR		4	4	3	4	1	0	1											
José Cruz Jr., S (1, 8) OBP: 0.414, SLG: 0.629	F7		G3			1B	F9	G3-1		5	0	1	0	0	0	1											
Brad Fullmer, L (1, 10) OBP: 0.308, SLG: 0.310		WP 3B			P4		G3	F8		5	1	1	1	0	0	1											
Tony Batista, R (1, 5) OBP: 0.234, SLG: 0.425	F7						F8			4	0	1	0	0	0	2											
Darrin Fletcher, L (1, 2) OBP: 0.310, SLG: 0.321	F7		G4-6-3					G6-3		3	1	1	0	0	0	2											
Alberto Castillo, R (7, 2) OBP: 0.250, SLG: 0.143							SH HBP	G6-3		1	0	0	0	0	0	0											
Chris Woodward, R (1, 6) OBP: 0.375, SLG: 1.000		1-H 3B					SH HBP BB	F8		3	1	1	1	0	0	0											
Inning Stats	R: 2 E: 0 K: 0 S: 10	H: 2 LOB: 0 BB: 0 P: 16	R: 1 E: 0 K: 1 S: 11	H: 2 LOB: 1 BB: 0 P: 20	R: 0 E: 0 K: 1 S: 8	H: 1 LOB: 1 BB: 0 P: 11	R: 0 E: 0 K: 0 S: 5	H: 1 LOB: 0 BB: 0 P: 9	R: 0 E: 0 K: 0 S: 7	H: 0 LOB: 0 BB: 0 P: 9	R: 1 E: 0 K: 0 S: 12	H: 2 LOB: 1 BB: 1 P: 24	R: 6 E: 1 K: 0 S: 22	H: 3 LOB: 0 BB: 1 P: 38	R: 0 E: 0 K: 1 S: 9	H: 0 LOB: 0 BB: 0 P: 14	R: 2 E: 0 K: 0 S: 8	H: 2 LOB: 0 BB: 0 P: 15	1B: 6 2B: 1 3B: 1 HR: 5	SF: 0 SAC: 1 DP: 1 HBP: 1	WP: 3 PB: 3 SB: 0 CS: 1	PA: 42					
PITCHER	IP	WLS	BF	H	R	ER	SO	BB	IBB	HBP	BLK	WP	HR	S	P	ERA	WHIP										
Mac Suzuki, R (1, 1) ERA: 3.18	6.0	L	25	8	4	4	2	1	0	0	0	3	2	53	89	6.00	1.500										
51 Kris Wilson, R (7, 1) ERA: 7.71	0.0		5	2	5	4	0	1	0	1	0	0	1	10	18												
55 Tony Cogan, L (7, 1) ERA: 7.71	0.2		3	1	1	1	0	0	0	0	0	0	1	9	15	13.50	1.500										
Jose Santiago, R (7, 1) ERA: 8.59	1.1		4	0	0	0	1	0	0	0	0	0	0	12	19	0.00	0.000										
Roberto Hernandez, R (9, 1) ERA: 16.83	1.0		5	2	2	2	0	0	0	0	0	0	1	8	15	18.00	2.000										

Batter	1	2	3	4	5	6	7	8	9	AB	R	H	RBI	BB	SO	LOB	BOTTOM										
Luis Altea, S (1, 4) OBP: 0.154, SLG: 0.120	F8		F9		K		FC4 1B		P6	5	0	1	0	0	1	0	Toronto Blue Jays @ Kansas City Royals Kauffman Stadium, Kansas City, MO Fri Apr 20 2001, 7:05 PM CDT Att: 28,018 - Cloudy - 72 F										
Carlos Beltrán, S (1, 8) OBP: 0.347, SLG: 0.400	L7		G4-3		HR		F7		K	5	1	1	1	0	1	1											
Mark Quinn, R (1, 10) OBP: 0.412, SLG: 0.766	G4-3		G6-3		2B BB		FC4		G6-3	4	0	0	0	1	0	1											
Jermaine Dye, R (1, 9) OBP: 0.292, SLG: 0.433		K			K		G4-3			4	0	0	0	0	2	2											
29 Mike Sweeney, R (1, 3) OBP: 0.265, SLG: 0.403		G6-3 1B			FC6-4 1B		BB		1B 2B	3	2	3	0	1	0	0											
Joe Randa, R (1, 5) OBP: 0.227, SLG: 0.230		G6-3			FC6-4 WP 2B		L4		G1-3	4	1	0	0	0	0	5											
Dee Brown, L (1, 7) OBP: 0.259, SLG: 0.346		1B			1B		F2		G5-3 1B	4	0	3	3	0	0	0											
Héctor Ortiz, R (1, 2) OBP: 0.357, SLG: 0.342					FC6 1B		G1-6-3 BB		G5-3	3	0	2	0	1	0	1											
Rey Sanchez, R (1, 6) OBP: 0.207, SLG: 0.263					FC6 1B				G3-1	3	0	0	0	0	0	5											
Luis Ordaz, R (8, 6) OBP: 0.333, SLG: 0.333		G5-3			FC6		G1-6-3			1	0	0	0	0	0	1											
Inning Stats	R: 0 E: 0 K: 0 S: 6	H: 0 LOB: 0 BB: 0 P: 9	R: 1 E: 0 K: 1 S: 17	H: 3 LOB: 2 BB: 0 P: 26	R: 0 E: 0 K: 0 S: 7	H: 0 LOB: 0 BB: 0 P: 13	R: 1 E: 0 K: 1 S: 13	H: 3 LOB: 2 BB: 0 P: 18	R: 1 E: 0 K: 1 S: 11	H: 1 LOB: 2 BB: 2 P: 24	R: 0 E: 0 K: 0 S: 5	H: 0 LOB: 0 BB: 1 P: 10	R: 0 E: 0 K: 0 S: 5	H: 1 LOB: 1 BB: 0 P: 6	R: 1 E: 0 K: 0 S: 13	H: 2 LOB: 1 BB: 0 P: 20	R: 0 E: 0 K: 1 S: 9	H: 0 LOB: 0 BB: 0 P: 14	1B: 6 2B: 3 3B: 0 HR: 1	SF: 0 SAC: 0 DP: 1 HBP: 0	WP: 1 PB: 1 SB: 0 CS: 0	PA: 39					
PITCHER	IP	WLS	BF	H	R	ER	SO	BB	IBB	HBP	BLK	WP	HR	S	P	ERA	WHIP										
Chris Carpenter, R (1, 1) ERA: 2.33	7.0	W	31	8	3	3	3	3	0	0	0	0	0	64	106	3.86	1.571										
Pasqual Coco, R (8, 1) ERA: 4.5	2.0		8	2	1	1	1	0	0	0	0	0	0	22	34	4.50	1.000										



Batter	1	2	3	4	5	6	7	8	9	10	11	12	13	AB	R	H	RBI	BB	SO	LOB	TOP						
Shannon Stewart, R OBP: 0.463, SLG: 0.634 Chris Woodward, R OBP: 0.375, SLG: 1.000	F7		HBP HR 1B		K		K			F4		F9		6	1	1	0	0	2	2							
Alex Gonzalez, R OBP: 0.329, SLG: 0.408	K		L7		F9				F4	G3-1		FC4-6		6	0	0	0	0	1	3							
Raul Mondesi, R OBP: 0.349, SLG: 0.467	1B BB		P3		F8				G3-1 BB 1B			1B		5	0	2	0	1	0	2							
Carlos Delgado, L OBP: 0.494, SLG: 0.833					HBP				G3-1 BB	G6-3				4	1	1	0	1	1	1							
Brad Fullmer, L OBP: 0.298, SLG: 0.338	K				HR				G3-1		L1-4			6	1	1	4	0	1	4							
Tony Batista, R OBP: 0.220, SLG: 0.397		F2			K				G5-3		F9			5	0	0	0	0	1	2							
Darrin Fletcher, L OBP: 0.302, SLG: 0.310	G4-3				F8				G3-1	FC6-4 1B	G6-3			5	0	1	0	0	0	0							
Brian Simmons, S OBP: 0.125, SLG: 0.130 (12, 7)	K2-3				G6-3				G4-3	FC6-4 G6-3		K		5	0	0	0	0	2	1							
Jeff Frye, R OBP: 0.333, SLG: 0.241 Jose Cruz Jr., S OBP: 0.423, SLG: 0.630 (12, 8)					HBP HR BB				G6-3	G6-3		FC4-6 1B		3	1	0	0	1	1	1							
														1	0	1	0	0	0	0							
Inning Stats	R: 0 E: 0 K: 2 S: 12	H: 1 LOB: 2 BB: 1 P: 26	R: 0 E: 0 K: 1 S: 6	H: 0 LOB: 0 BB: 0 P: 9	R: 4 E: 0 K: 1 S: 17	H: 2 LOB: 0 BB: 1 P: 32	R: 0 E: 0 K: 1 S: 8	H: 0 LOB: 0 BB: 0 P: 9	R: 0 E: 0 K: 0 S: 6	H: 1 LOB: 1 BB: 0 P: 21	R: 0 E: 0 K: 0 S: 10	H: 1 LOB: 2 BB: 1 P: 16	R: 0 E: 0 K: 1 S: 7	H: 0 LOB: 0 BB: 0 P: 10	R: 0 E: 0 K: 1 S: 9	H: 1 LOB: 1 BB: 0 P: 9	R: 0 E: 0 K: 0 S: 8	H: 0 LOB: 0 BB: 0 P: 10	R: 0 E: 0 K: 1 S: 9	H: 1 LOB: 1 BB: 0 P: 19	R: 0 E: 0 K: 1 S: 8	H: 0 LOB: 0 BB: 0 P: 11	1B: 6 2B: 0 3B: 0 HR: 1	SF: 0 SAC: 0 DP: 0 HBP: 1	W/P: 0 PB: 0 SB: 0 CS: 0	PA: 50	
PITCHER	IP	WLS	BF	H	R	ER	SO	BB	IBB	HBP	BLK	WP	HR	S	P	ERA	WHIP										
Blake Stein, R ERA: 6.2	(1, 1)	6.0	25	4	4	4	6	2	0	1	0	0	1	60	105	6.00	1.000										
Jason Grimsley, R ERA: 2.7	(7, 1)	2.0	8	1	0	0	1	1	0	0	0	0	0	22	32	0.00	1.000										
Jose Santiago, R ERA: 6.38	(8, 1)	2.1	8	1	0	0	0	0	0	0	0	0	0	17	21	0.00	0.429										
Roberto Hernandez, R ERA: 12.36	(11, 1)	1.2	6	1	0	0	1	0	0	0	0	0	0	12	26	0.00	0.600										
Doug Henry, R ERA: 3.72	(13, 1)	1.0	W	3	0	0	0	0	0	0	0	0	0	8	11	0.00	0.000										

Toronto Blue Jays @ Kansas City Royals
Kauffman Stadium, Kansas City, MO
Sat Apr 21 2001, 7:05 PM CDT
Att. 18,246 - Overcast - 67 F

livebaseballscorecards.com

AB 46
R 4
H 7
RBI 4
BB 3
SO 9
LOB 16



Batter	1	2	3	4	5	6	7	8	9	10	11	12	13	AB	R	H	RBI	BB	SO	LOB	BOTTOM									
Luis Alcega, S OBP: 0.156, SLG: 0.129	F5		F7						G6-3			F8		6	0	1	0	0	0	2										
Carlos Beltran, S OBP: 0.333, SLG: 0.371	G6-4-3 BB		F8		F7				K	G4-3		K		5	0	0	0	1	2	2										
Mark Quinn, R OBP: 0.392, SLG: 0.714	G6-4-3				F7				G3-1	G4-3		G4-3		6	1	1	0	0	0	2										
Jermaine Dye, R OBP: 0.296, SLG: 0.415		F8			1B 1B 1B				F9	G6-3		L9		5	2	1	0	0	0	1										
29 Mike Sweeney, R OBP: 0.284, SLG: 0.439					L9				P6		G4-3			4	1	1	1	2	0	2										
Dee Brown, L OBP: 0.273, SLG: 0.344					1B 1B				F9	F5		K		6	0	2	0	0	2	2										
Joe Randa, R OBP: 0.264, SLG: 0.313					1B				HR	SH2-4 1B		K		6	1	4	4	0	1	2										
A.J. Hinch, R OBP: 0.167, SLG: 0.294	G1-3				K				K					3	0	0	0	0	2	4										
Luis Ordez, R OBP: 0.167, SLG: 0.167 Dave McCarty, R OBP: 0.371, SLG: 0.357 Rey Sanchez, R OBP: 0.207, SLG: 0.263					G4-3				P5			SH3-4 HBP		3	0	0	0	0	1	2										
												SH3-4		1	0	0	0	0	1	1										
														0	0	0	0	0	0	0										
Inning Stats	R: 0 E: 0 K: 0 S: 9	H: 0 LOB: 0 BB: 1 P: 14	R: 0 E: 0 K: 0 S: 10	H: 1 LOB: 2 BB: 1 P: 17	R: 0 E: 0 K: 0 S: 7	H: 0 LOB: 0 BB: 0 P: 10	R: 2 E: 0 K: 1 S: 19	H: 4 LOB: 2 BB: 0 P: 27	R: 0 E: 0 K: 0 S: 8	H: 1 LOB: 1 BB: 0 P: 13	R: 2 E: 0 K: 1 S: 9	H: 2 LOB: 0 BB: 0 P: 11	R: 0 E: 0 K: 1 S: 8	H: 0 LOB: 0 BB: 0 P: 9	R: 0 E: 0 K: 0 S: 9	H: 0 LOB: 0 BB: 0 P: 13	R: 0 E: 0 K: 1 S: 13	H: 1 LOB: 1 BB: 0 P: 16	R: 0 E: 0 K: 0 S: 8	H: 0 LOB: 0 BB: 0 P: 12	R: 0 E: 0 K: 2 S: 7	H: 0 LOB: 0 BB: 0 P: 8	R: 0 E: 0 K: 1 S: 10	H: 0 LOB: 1 BB: 0 P: 13	R: 1 E: 0 K: 1 S: 10	H: 1 LOB: 2 BB: 1 P: 19	1B: 8 2B: 0 3B: 0 HR: 2	SF: 0 SAC: 2 DP: 1 HBP: 2	W/P: 0 PB: 0 SB: 2 CS: 0	PA: 52
PITCHER	IP	WLS	BF	H	R	ER	SO	BB	IBB	HBP	BLK	WP	HR	S	P	ERA	WHIP													
Steve Parris, R ERA: 10.45	(1, 1)	5.0	22	6	2	2	2	2	0	0	0	0	2	17	20	9.00	1.000													
John Frascatore, R ERA: 3.24	(8, 1)	2.0	B	8	2	2	2	0	0	0	0	0	0	21	28	0.00	0.600													
Paul Quantrill, R ERA: 1.35	(8, 1)	1.2	6	1	0	0	1	0	0	0	0	0	0	26	34	0.00	0.000													
Pedro Borbon, L ERA: 1.35	(8, 1)	3.1	11	0	0	0	3	0	0	1	0	0	0	26	34	0.00	0.000													
Dan Plesac, L ERA: 3.38	(13, 1)	0.2	L	5	1	1	1	0	1	1	0	0	0	10	19	13.50	1.500													

Toronto Blue Jays @ Kansas City Royals
Kauffman Stadium, Kansas City, MO
Sat Apr 21 2001, 7:05 PM CDT
Att. 18,246 - Overcast - 67 F

livebaseballscorecards.com

AB 45
R 5
H 10
RBI 5
BB 3
SO 9
LOB 20



Batter	1	2	3	4	5	6	7	8	9	AB	R	H	RBI	BB	SO	LOB	TOP								
Shannon Stewart, R (1, 7) OBP: 0.440, SLG: 0.600										4	0	0	0	0	0	1									
Alex Gonzalez, R (1, 6) OBP: 0.337, SLG: 0.405										3	0	1	0	1	0	0									
Raul Mondesi, R (1, 9) OBP: 0.367, SLG: 0.461										1	0	0	0	3	1	0									
Carlos Delgado, L (1, 3) OBP: 0.472, SLG: 0.781										4	0	0	0	0	2	5									
José Cruz Jr., S (1, 8) OBP: 0.413, SLG: 0.612										4	1	1	0	0	2	4									
Brad Fullmer, L (1, 10) OBP: 0.284, SLG: 0.321										4	0	0	0	0	1	2									
Tony Batista, R (1, 5) OBP: 0.212, SLG: 0.383										3	0	0	0	0	1	1									
Darrin Fletcher, L (1, 2) OBP: 0.288, SLG: 0.295										3	0	0	0	0	1	0									
Jeff Frye, R (1, 4) OBP: 0.333, SLG: 0.226										2	0	0	0	1	0	0									
Inning Stats	R: 0 E: 0 K: 1 S: 11	H: 1 LOB: 2 BB: 1 P: 20	R: 0 E: 0 K: 1 S: 8	H: 0 LOB: 0 BB: 0 P: 13	R: 0 E: 0 K: 0 S: 8	H: 0 LOB: 0 BB: 1 P: 15	R: 1 E: 1 K: 0 S: 8	H: 1 LOB: 1 BB: 1 P: 15	R: 0 E: 0 K: 0 S: 13	H: 0 LOB: 0 BB: 0 P: 14	R: 0 E: 0 K: 2 S: 7	H: 0 LOB: 0 BB: 0 P: 13	R: 0 E: 0 K: 2 S: 8	H: 0 LOB: 0 BB: 0 P: 11	R: 0 E: 0 K: 1 S: 8	H: 0 LOB: 0 BB: 2 P: 9	R: 0 E: 0 K: 2 S: 8	H: 0 LOB: 2 BB: 2 P: 20	1B: 2 2B: 0 3B: 0 HR: 0	SF: 0 SAC: 0 DP: 2 HBP: 0	WP: 2 PB: 0 SB: 0 CS: 0	PA: 33			
PITCHER	IP	WLS	BF	H	R	ER	SO	BB	IBB	HBP	BLK	WP	HR	S	P	ERA	WHIP								
Dan Reichert, R (1, 1) ERA: 2.73	8.0	W	30	2	1	0	6	5	0	0	0	1	0	71	118	0.00	0.875								
Roberto Hernandez, R (9, 1) ERA: 11.0	1.0	S	3	0	0	0	2	0	0	0	0	1	0	8	12	0.00	0.000								

Toronto Blue Jays @ Kansas City Royals
Kauffman Stadium, Kansas City, MO
Sun Apr 22 2001, 1:05 PM CDT
Att: 17,371 - Cloudy - 68 F

AB 28
R 1
H 2
RBI 0
BB 5
SO 8
LOB 13



Batter	1	2	3	4	5	6	7	8	9	AB	R	H	RBI	BB	SO	LOB	BOTTOM								
Luis Altea, S (1, 4) OBP: 0.167, SLG: 0.143										4	0	1	0	0	1	1									
Carlos Beltrán, S (1, 8) OBP: 0.354, SLG: 0.397										3	1	2	0	1	0	1									
Mark Quinn, R (1, 7) OBP: 0.385, SLG: 0.730										4	1	1	2	0	1	3									
Jermaine Dye, R (1, 9) OBP: 0.293, SLG: 0.420										4	1	1	0	0	0	1									
29 Mike Sweeney, R (1, 3) OBP: 0.295, SLG: 0.500										4	2	2	2	0	0	0									
Dee Brown, L (1, 10) OBP: 0.297, SLG: 0.361										4	0	2	1	0	0	0									
Joe Randa, R (1, 5) OBP: 0.250, SLG: 0.296										4	0	0	0	0	2	2									
Héctor Ortiz, R (1, 2) OBP: 0.378, SLG: 0.333										1	0	0	0	2	1	0									
Rey Sanchez, R (1, 6) OBP: 0.200, SLG: 0.254										2	0	0	0	0	0	1									
Inning Stats	R: 0 E: 0 K: 2 S: 12	H: 1 LOB: 1 BB: 0 P: 14	R: 0 E: 0 K: 1 S: 9	H: 0 LOB: 0 BB: 0 P: 14	R: 0 E: 0 K: 0 S: 7	H: 0 LOB: 1 BB: 1 P: 15	R: 3 E: 0 K: 0 S: 10	H: 3 LOB: 0 BB: 1 P: 16	R: 0 E: 0 K: 1 S: 13	H: 2 LOB: 2 BB: 0 P: 19	R: 0 E: 0 K: 0 S: 9	H: 1 LOB: 1 BB: 0 P: 11	R: 0 E: 0 K: 0 S: 11	H: 0 LOB: 1 BB: 1 P: 18	R: 2 E: 0 K: 1 S: 10	H: 2 LOB: 0 BB: 0 P: 17	1B: 4 2B: 3 3B: 0 HR: 2	SF: 0 SAC: 1 DP: 1 HBP: 0	WP: 0 PB: 0 SB: 0 CS: 1	PA: 35					
PITCHER	IP	WLS	BF	H	R	ER	SO	BB	IBB	HBP	BLK	WP	HR	S	P	ERA	WHIP								
Esteban Loaiza, R (1, 1) ERA: 2.81	7.0	L	29	7	3	3	4	3	0	0	0	0	1	71	107	3.86	1.429								
Kelvin Escobar, R (8, 1) ERA: 2.53	1.0		5	2	2	2	1	0	0	0	0	0	1	10	17	18.00	2.000								

Toronto Blue Jays @ Kansas City Royals
Kauffman Stadium, Kansas City, MO
Sun Apr 22 2001, 1:05 PM CDT
Att: 17,371 - Cloudy - 68 F

AB 30
R 5
H 9
RBI 5
BB 3
SO 5
LOB 9



Batter	1	2	3	4	5	6	7	8	9	AB	R	H	RBI	BB	SO	LOB	TOP								
29 Rusty Greer, L OBP: 0.340, SLG: 0.512	F8	SF9		L8		F9 1B	G4-3			4	1	1	1	0	0	3	Texas Rangers @ Toronto Blue Jays SkyDome, Toronto, ON Tue Apr 24 2001, 7:05 PM EDT Att: 15,381 - Dome - 72 F								
Randy Velardo, R OBP: 0.495, SLG: 0.577	K	L6		WP 1B		F9		F8		5	0	1	0	0	1	2									
Alex Rodriguez, R OBP: 0.459, SLG: 0.654				G4-3	G4-3			K		4	0	1	0	1	1	2									
Rafael Palmeiro, L OBP: 0.367, SLG: 0.493	F7							F9		3	0	1	1	2	0	1									
Ivan Rodriguez, R OBP: 0.383, SLG: 0.600										5	2	4	1	0	0	1									
Andres Galaraga, R OBP: 0.464, SLG: 0.553										3	1	1	1	1	1	2									
Frank Catalanotto, L OBP: 0.310, SLG: 0.444										5	1	0	0	0	3	7									
Ruben Mateo, R OBP: 0.305, SLG: 0.329										5	0	1	1	0	2	4									
Gabe Kapler, R OBP: 0.500, SLG: 0.429										4	0	2	0	0	0	5									
Inning Stats	R: 0 E: 0 K: 1 S: 10	H: 1 LOB: 1 BB: 0 P: 14	R: 3 E: 1 K: 0 S: 16	H: 3 LOB: 1 BB: 0 P: 21	R: 0 E: 0 K: 2 S: 23	H: 1 LOB: 2 BB: 1 P: 33	R: 0 E: 0 K: 0 S: 11	H: 2 LOB: 2 BB: 0 P: 14	R: 0 E: 0 K: 2 S: 15	H: 1 LOB: 3 BB: 1 P: 24	R: 1 E: 0 K: 0 S: 13	H: 2 LOB: 1 BB: 1 P: 20	R: 0 E: 0 K: 1 S: 14	H: 1 LOB: 2 BB: 1 P: 24	R: 0 E: 0 K: 1 S: 8	H: 0 LOB: 0 BB: 0 P: 12	R: 1 E: 0 K: 1 S: 7	H: 1 LOB: 0 BB: 0 P: 11	1B: 7 2B: 4 3B: 0 HR: 1	SF: 1 SAC: 0 DP: 0 HBP: 1	WP: 1 PB: 0 SB: 0 CS: 0	PA: 44			
PITCHER	IP	WLS	BF	H	R	ER	SO	BB	IBB	HBP	BLK	WP	HR	S	P	ERA	WHIP								
Joey Hamilton, R ERA: 3.88	5.1		30	9	4	3	5	3	0	1	0	1	0	84	122	5.06	2.250								
Pedro Borbon, L ERA: 1.29	0.1	B	1	1	0	0	0	0	0	0	0	0	0	2	2	0.00	3.000								
John Frascatore, R ERA: 2.79	1.1	W	6	1	0	0	1	1	0	0	0	0	0	16	26	0.00	1.500								
Kelvim Escobar, R ERA: 2.31	1.0	H	3	0	0	0	1	0	0	0	0	0	0	8	12	0.00	0.000								
Billy Koch, R ERA: 4.91	1.0	S	4	1	1	1	1	0	0	0	0	0	1	7	11	9.00	1.000								

AB	38
R	5
H	12
RBI	5
BB	4
SO	8
LOB	27



Batter	1	2	3	4	5	6	7	8	9	AB	R	H	RBI	BB	SO	LOB	BOTTOM								
Shannon Stewart, R OBP: 0.449, SLG: 0.613										5	1	3	1	0	0	1	Texas Rangers @ Toronto Blue Jays SkyDome, Toronto, ON Tue Apr 24 2001, 7:05 PM EDT Att: 15,381 - Dome - 72 F								
Brian Simmons, S OBP: 0.125, SLG: 0.130										0	0	0	0	0	0	0									
Alex Gonzalez, R OBP: 0.333, SLG: 0.402	FC5-4									3	1	1	2	0	0	1									
Raul Mondesi, R OBP: 0.379, SLG: 0.500										4	1	2	3	1	1	2									
Carlos Delgado, L OBP: 0.468, SLG: 0.746										3	0	0	0	1	1	2									
José Cruz Jr., S OBP: 0.413, SLG: 0.597										5	0	2	0	0	1	5									
Brad Fullmer, L OBP: 0.283, SLG: 0.318										4	0	1	0	0	0	3									
Tony Batista, R OBP: 0.225, SLG: 0.417										3	2	1	1	1	1	2									
Alberto Castillo, R OBP: 0.316, SLG: 0.133										1	0	0	0	2	0	0									
Chris Woodward, R OBP: 0.375, SLG: 1.000										0	1	0	0	0	0	0									
Jeff Frye, R OBP: 0.316, SLG: 0.212										2	1	0	0	0	0	1									
Darrin Fletcher, L OBP: 0.294, SLG: 0.290										1	0	0	0	1	0	3									
Inning Stats	R: 0 E: 0 K: 1 S: 11	H: 1 LOB: 2 BB: 1 P: 19	R: 0 E: 0 K: 0 S: 5	H: 0 LOB: 0 BB: 0 P: 8	R: 0 E: 1 K: 1 S: 6	H: 0 LOB: 1 BB: 0 P: 9	R: 0 E: 0 K: 1 S: 17	H: 2 LOB: 2 BB: 1 P: 24	R: 1 E: 0 K: 0 S: 10	H: 3 LOB: 2 BB: 1 P: 18	R: 2 E: 1 K: 1 S: 14	H: 1 LOB: 3 BB: 2 P: 30	1B: 7 2B: 1 3B: 0 HR: 2	SF: 1 SAC: 2 DP: 1 HBP: 1	WP: 0 PB: 0 SB: 1 CS: 1	PA: 41									
PITCHER	IP	WLS	BF	H	R	ER	SO	BB	IBB	HBP	BLK	WP	HR	S	P	ERA	WHIP								
Doug Davis, L ERA: 5.24	5.1		26	6	4	4	3	3	0	0	0	0	0	2	64	6.75	1.688								
Pat Mahomes, R ERA: 3.71	1.2	L	11	4	3	2	0	2	1	0	0	0	0	17	34	10.80	3.600								
Mark Petkovsek, R ERA: 9.0	1.0		4	0	0	0	1	0	0	1	0	0	0	10	18	0.00	0.000								

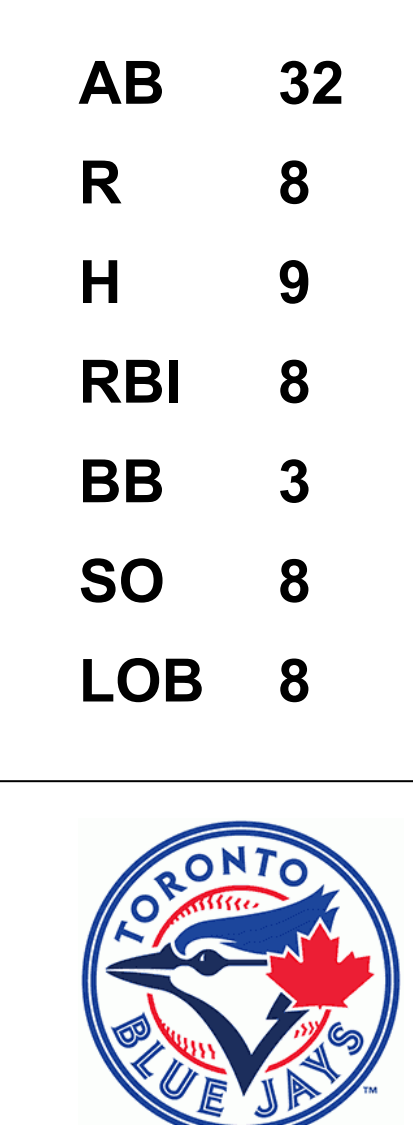
AB	31
R	7
H	10
RBI	7
BB	6
SO	4
LOB	20



Batter	1	2	3	4	5	6	7	8	9	AB	R	H	RBI	BB	SO	LOB	TOP									
29 Rusty Greer, L OBP: 0.337, SLG: 0.511										4	1	1	0	0	1	1	Texas Rangers @ Toronto Blue Jays SkyDome, Toronto, ON Wed Apr 25 2001, 7:05 PM EDT Att: 15,021 - Dome - 72 F									
Randy Velarde, R OBP: 0.402, SLG: 0.561										4	1	1	1	0	2	0										
Alex Rodriguez, R OBP: 0.441, SLG: 0.622										4	0	0	0	0	2	1										
Rafael Palmeiro, L OBP: 0.362, SLG: 0.494										4	1	1	0	0	1	1										
Ivan Rodriguez, R OBP: 0.388, SLG: 0.602										3	1	1	1	1	1	1										
Andres Galarraga, R OBP: 0.386, SLG: 0.575										4	1	1	2	0	1	2										
Frank Catalanotto, L OBP: 0.333, SLG: 0.452										4	0	2	1	0	1	0										
Ruben Mateo, R OBP: 0.314, SLG: 0.320										2	0	0	0	1	1	1										
Gabe Kapler, R OBP: 0.333, SLG: 0.273										4	0	0	0	0	1	4										
Inning Stats	R: 0 E: 0 K: 1 S: 7	H: 0 LOB: 0 BB: 0 P: 10	R: 1 E: 0 K: 1 S: 10	H: 2 LOB: 2 BB: 0 P: 16	R: 2 E: 0 K: 1 S: 16	H: 3 LOB: 1 BB: 0 P: 23	R: 0 E: 0 K: 1 S: 6	H: 1 LOB: 0 BB: 0 P: 7	R: 0 E: 0 K: 2 S: 8	H: 0 LOB: 0 BB: 0 P: 11	R: 2 E: 0 K: 0 S: 14	H: 1 LOB: 0 BB: 1 P: 23	R: 0 E: 1 K: 1 S: 6	H: 0 LOB: 0 BB: 0 P: 10	R: 0 E: 0 K: 3 S: 13	H: 0 LOB: 1 BB: 1 P: 18	R: 0 E: 0 K: 1 S: 10	H: 0 LOB: 1 BB: 1 P: 18	1B: 3 2B: 3 3B: 0 HR: 1	SF: 0 SAC: 0 DP: 1 HBP: 1	WP: 0 PB: 0 SB: 0 CS: 1	PA: 36				
PITCHER	IP	WLS	BF	H	R	ER	SO	BB	IBB	HBP	BLK	WP	HR	S	P	ERA	WHIP									
Chris Carpenter, R ERA: 3.15	(1, 1)	7.1	30	7	5	5	8	1	0	0	0	0	0	1	71	106	6.14	1.091								
Dan Plesac, L ERA: 3.18	(8, 1)	0.1	1	0	0	0	1	0	0	0	0	0	0	4	5	0.00	0.000									
Paul Quantrill, R ERA: 4.35	(8, 1)	0.1	W	1	0	0	1	0	0	0	0	0	0	5	7	0.00	0.000									
Billy Koch, R ERA: 4.5	(9, 1)	1.0	S	4	0	0	1	1	0	0	0	0	0	10	18	0.00	1.000									

Batter	1	2	3	4	5	6	7	8	9	AB	R	H	RBI	BB	SO	LOB	BOTTOM									
Shannon Stewart, R OBP: 0.452, SLG: 0.619										4	1	2	0	0	1	0	Texas Rangers @ Toronto Blue Jays SkyDome, Toronto, ON Wed Apr 25 2001, 7:05 PM EDT Att: 15,021 - Dome - 72 F									
Alex Gonzalez, R OBP: 0.330, SLG: 0.395										4	1	1	0	0	1	1										
Raul Mondesi, R OBP: 0.384, SLG: 0.488										2	2	0	0	2	1	0										
Carlos Delgado, L OBP: 0.459, SLG: 0.743										3	1	1	1	0	0	1										
José Cruz Jr., S OBP: 0.417, SLG: 0.592										4	1	2	1	0	1	2										
Brad Fullmer, L OBP: 0.292, SLG: 0.360										4	2	2	4	0	1	1										
Tony Batista, R OBP: 0.226, SLG: 0.402										3	0	0	0	1	1	1										
Darrin Fletcher, L OBP: 0.292, SLG: 0.288										4	0	1	2	0	0	0										
Jeff Frye, R OBP: 0.286, SLG: 0.189										4	0	0	0	0	2	2										
Inning Stats	R: 4 E: 0 K: 2 S: 18	H: 3 LOB: 0 BB: 1 P: 27	R: 0 E: 0 K: 0 S: 8	H: 0 LOB: 0 BB: 0 P: 12	R: 0 E: 0 K: 2 S: 9	H: 0 LOB: 0 BB: 0 P: 13	R: 0 E: 0 K: 1 S: 7	H: 0 LOB: 0 BB: 0 P: 11	R: 0 E: 0 K: 1 S: 7	H: 1 LOB: 1 BB: 0 P: 11	R: 1 E: 0 K: 0 S: 8	H: 2 LOB: 1 BB: 0 P: 14	R: 0 E: 0 K: 2 S: 9	H: 0 LOB: 0 BB: 0 P: 13	R: 3 E: 1 K: 0 S: 11	H: 3 LOB: 2 BB: 2 P: 21	1B: 6 2B: 2 3B: 0 HR: 1	SF: 1 SAC: 0 DP: 0 HBP: 0	WP: 0 PB: 0 SB: 0 CS: 0	PA: 36						
PITCHER	IP	WLS	BF	H	R	ER	SO	BB	IBB	HBP	BLK	WP	HR	S	P	ERA	WHIP									
Kenny Rogers, L ERA: 6.35	(1, 1)	7.2	L	33	8	8	8	2	0	0	0	0	0	1	71	111	9.39	1.304								
Jeff Brantley, R ERA: 4.35	(8, 1)	0.0	1	0	0	0	0	1	0	0	0	0	0	1	5	*	*									
Mike Venafro, L ERA: 3.0	(8, 1)	0.0	1	1	0	0	0	0	0	0	0	0	0	2	2	*	*									
59 Jeff Zimmerman, R ERA: 2.53	(8, 1)	0.1	1	0	0	0	0	0	0	0	0	0	0	3	4	0.00	0.000									

AB 33
R 5
H 7
RBI 5
BB 2
SO 11
LOB 11



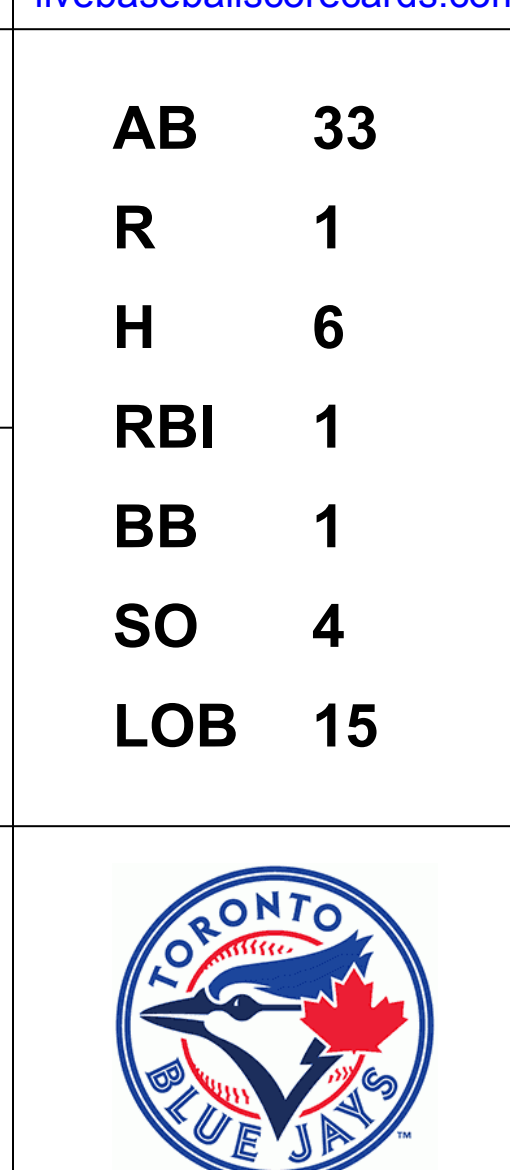
Batter	1	2	3	4	5	6	7	8	9	AB	R	H	RBI	BB	SO	LOB	TOP								
Orlando Palmeiro, L OBP: 0.308, SLG: 0.391 (1, 7) (8, 8)										4	0	2	1	1	1	0	Anaheim Angels @ Toronto Blue Jays SkyDome, Toronto, ON Fri Apr 27 2001, 7:05 PM EDT Att: 16,174 - Dome - 72 F								
Darin Erstad, L OBP: 0.303, SLG: 0.341 (1, 10)										4	0	0	0	1	2	4									
Tim Salmon, R OBP: 0.323, SLG: 0.402 (1, 9)										5	0	2	0	0	1	4									
16 Garret Anderson, L OBP: 0.289, SLG: 0.398 Scott Spiezo, S OBP: 0.293, SLG: 0.278 (1, 8) (8, 7)										4	0	1	0	0	1	3									
Troy Glaus, R OBP: 0.333, SLG: 0.506 David Eckstein, R OBP: 0.403, SLG: 0.424 (1, 5) (8, 6)										4	1	2	0	0	0	2									
Wally Joyner, L OBP: 0.224, SLG: 0.289 Jose Fernandez, R (8, PH) (8, 5)										3	0	0	0	0	1	3									
Jorge Fabregas, L OBP: 0.125, SLG: 0.313 Shawn Wooten, R OBP: 0.400, SLG: 0.875 (1, 2) (8, PH) (8, 2)										3	0	0	0	0	0	2									
Adam Kennedy, L OBP: 0.300, SLG: 0.459 (1, 4)										4	1	2	0	0	1	0									
Benji Gil, R OBP: 0.364, SLG: 0.537 (1, 6) (8, 3)										4	1	1	0	0	0	2									
Inning Stats	R: 0 E: 0 K: 3 S: 12	H: 0 LOB: 0 BB: 0 P: 16	R: 0 E: 0 K: 0 S: 9	H: 0 LOB: 0 BB: 0 P: 13	R: 0 E: 0 K: 0 S: 12	H: 2 LOB: 2 BB: 0 P: 18	R: 0 E: 0 K: 1 S: 11	H: 2 LOB: 1 BB: 0 P: 13	R: 1 E: 0 K: 0 S: 13	H: 2 LOB: 1 BB: 1 P: 21	R: 0 E: 0 K: 0 S: 7	H: 1 LOB: 0 BB: 0 P: 13	R: 1 E: 1 K: 1 S: 13	H: 1 LOB: 3 BB: 1 P: 24	R: 2 E: 0 K: 1 S: 14	H: 2 LOB: 0 BB: 0 P: 17		R: 0 E: 0 K: 1 S: 13	H: 1 LOB: 1 BB: 0 P: 19	1B: 7 2B: 3 3B: 0 HR: 1	SF: 0 SAC: 0 DP: 2 HBP: 0	WP: 0 PB: 0 SB: 0 CS: 0	PA: 40		
PITCHER	IP	WLS	BF	H	R	ER	SO	BB	IBB	HBP	BLK	WP	HR	S	P	ERA	WHIP								
Esteban Loaiza, R ERA: 2.77 (1, 1)	7.0	W	32	9	3	2	5	2	0	0	0	0	0	79	120	2.57	1.571								
Pedro Borbon, L ERA: 2.09 (8, 1)	1.2		6	1	1	1	2	0	0	0	0	0	1	18	24	5.40	0.600								
John Frascatore, R ERA: 2.7 (9, 1)	0.1		2	1	0	0	0	0	0	0	0	0	0	7	10	0.00	3.000								

Batter	1	2	3	4	5	6	7	8	9	AB	R	H	RBI	BB	SO	LOB	BOTTOM								
Shannon Stewart, R OBP: 0.475, SLG: 0.636 (1, 7)										4	2	3	0	2	0	0	Anaheim Angels @ Toronto Blue Jays SkyDome, Toronto, ON Fri Apr 27 2001, 7:05 PM EDT Att: 16,174 - Dome - 72 F								
Alex Gonzalez, R OBP: 0.330, SLG: 0.385 (1, 6)										5	1	1	0	1	0	3									
Raul Mondesi, R OBP: 0.400, SLG: 0.500 (1, 9)										4	4	2	1	2	0	3									
Carlos Delgado, L OBP: 0.485, SLG: 0.750 (1, 3)										2	2	2	1	3	0	0									
José Cruz Jr., S OBP: 0.404, SLG: 0.605 (1, 8)										5	1	1	4	0	3	9									
Brad Fullmer, L OBP: 0.317, SLG: 0.387 (1, 10)										4	1	4	2	0	0	0									
Tony Batista, R OBP: 0.245, SLG: 0.440 (1, 5)										4	1	2	3	1	1	2									
Darrin Fletcher, L OBP: 0.273, SLG: 0.268 (1, 2)										5	0	0	1	0	0	6									
Chris Woodward, R OBP: 0.231, SLG: 0.615 (1, 4)										5	0	0	0	0	1	3									
Inning Stats	R: 2 E: 0 K: 1 S: 15	H: 3 LOB: 3 BB: 2 P: 32	R: 0 E: 0 K: 1 S: 18	H: 1 LOB: 3 BB: 2 P: 32	R: 0 E: 0 K: 1 S: 10	H: 1 LOB: 1 BB: 0 P: 15	R: 3 E: 0 K: 0 S: 12	H: 2 LOB: 1 BB: 2 P: 25	R: 0 E: 0 K: 0 S: 11	H: 1 LOB: 1 BB: 0 P: 17	R: 2 E: 0 K: 2 S: 14	H: 2 LOB: 2 BB: 2 P: 30	R: 5 E: 1 K: 0 S: 13	H: 4 LOB: 0 BB: 1 P: 23	R: 0 E: 0 K: 0 S: 8	H: 1 LOB: 1 BB: 0 P: 12		1B: 11 2B: 2 3B: 0 HR: 2	SF: 1 SAC: 0 DP: 0 HBP: 0	WP: 0 PB: 0 SB: 1 CS: 0	PA: 48				
PITCHER	IP	WLS	BF	H	R	ER	SO	BB	IBB	HBP	BLK	WP	HR	S	P	ERA	WHIP								
Jarrod Washburn, L ERA: 7.56 (1, 1)	4.2	L	28	8	5	5	3	5	1	0	0	0	0	62	116	9.64	2.786								
Lou Pote, R ERA: 5.65 (5, 1)	2.1		16	6	7	7	2	2	1	0	0	0	2	31	58	27.00	3.429								
Ben Weber, R ERA: 1.08 (8, 1)	1.0		4	1	0	0	0	0	0	0	0	0	0	8	12	0.00	1.000								

Batter	1	2	3	4	5	6	7	8	9	AB R H RBI BB SO LOB	TOP									
David Eckstein, R (1, 10) OBP: 0.389, SLG: 0.406	1-1 G1-3		0-1 G6-3		3-2 G5-3		2-2 F9 1B		0-3 K	5 0 1 0 0 1 0	Anaheim Angels @ Toronto Blue Jays SkyDome, Toronto, ON Sat Apr 28 2001, 1:05 PM EDT Att: 19,261 - Dome - 72 F									
Scott Spiezio, S (1, 7) OBP: 0.304, SLG: 0.325 (6, 3)	3-2 G6-3			2-0 1B BB 2B	0-0 BB 1B		0-0 SF8 1B		2-3 K	4 1 2 1 0 1 0										
Tim Salmon, R (1, 9) OBP: 0.340, SLG: 0.398	4-2 16 S BB			4-2 BB 1B 2B BB	1 SAFE 4-2 1-2 BB		3-H 3-2 F9			1 1 0 0 3 0 1										
16 Garret Anderson, L (1, 8) OBP: 0.277, SLG: 0.381	2-2 F7			2-3 K	1-1 F9		1-2 F9			4 0 0 0 0 1 5										
Troy Glaus, R (1, 5) OBP: 0.330, SLG: 0.489		2-3 K		0-2 L9		1-2 G6-3		1-0 SH1-3 HBP		3 0 0 0 0 1 2										
Shawn Wooten, R (1, 3) OBP: 0.407, SLG: 0.846 Orlando Palmeiro, L (6, PH) OBP: 0.290, SLG: 0.375 (6, 7)	1-1 G1-3			2-1 BB 2B 1B		3-2 G4-3		0-1 SH1-3		2 1 1 0 0 0 0 1 0 0 0 0 0 0										
Bengie Molina, R (1, 2) OBP: 0.329, SLG: 0.294	2-1 F3			4-1 2B BB		1-0 1B		1-3 K		3 0 1 1 1 1 1										
Benji Gil, R (1, 6) OBP: 0.373, SLG: 0.552			1-0 CS 1B		1-2 1B		3-3 K		2-2 G4-3	4 0 2 2 0 1 2										
Adam Kennedy, L (1, 4) OBP: 0.295, SLG: 0.425			0-2 G3		1-2 G6-3		4-0 1B SF8 BB		1-1 G1-4-3	3 1 0 0 1 0 3										
Inning Stats	R: 0 H: 0 E: 0 K: 0 S: 14	H: 0 LOB: 1 BB: 1 P: 24	R: 0 H: 0 E: 0 K: 1 S: 7	H: 0 LOB: 0 BB: 0 P: 12	R: 0 H: 1 E: 0 K: 0 S: 6	H: 1 LOB: 0 BB: 0 P: 7	R: 3 H: 3 E: 0 K: 1 S: 21	H: 3 LOB: 2 BB: 2 P: 37	R: 0 H: 1 E: 0 K: 0 S: 8	H: 1 LOB: 1 BB: 1 P: 16		R: 1 H: 1 E: 0 K: 0 S: 12	H: 1 LOB: 1 BB: 1 P: 22	R: 0 H: 0 E: 0 K: 1 S: 9	H: 0 LOB: 0 BB: 0 P: 13	R: 0 H: 0 E: 0 K: 2 S: 8	H: 0 LOB: 0 BB: 0 P: 11	1B: 5 2B: 2 3B: 0 HR: 0	SF: 1 SAC: 1 DP: 0 HBP: 1	WP: 0 PB: 0 SB: 2 CS: 1
PITCHER	IP WLS BF H R ER SO BB IBB HBP BLK WP HR S P ERA WHIP																			
Chris Michalak, L (1, 1) ERA: 2.49	5.0 L 22 5 3 3 2 4 0 0 0 0 0 0 56 96 5.40 1.800																			
Pasqual Coco, R (6, 1) ERA: 6.0	1.0 6 2 1 1 1 1 0 0 0 0 0 0 18 32 9.00 3.000																			
Paul Quantrill, R (7, 1) ERA:	2.0 7 0 0 0 1 0 0 0 1 0 0 0 16 24 0.00 0.000																			
Kelvin Escobar, R (9, 1) ERA: 2.13	1.0 3 0 0 0 2 0 0 0 0 0 0 0 8 11 0.00 0.000																			

Batter	1	2	3	4	5	6	7	8	9	AB R H RBI BB SO LOB	BOTTOM									
Shannon Stewart, R (1, 7) OBP: 0.476, SLG: 0.630	0-0 G6-3 E 1B		3-1 G5-4-3 1B		2-2 G5-4-3 1B			0-1 G3-1		4 1 2 0 0 0 1	Anaheim Angels @ Toronto Blue Jays SkyDome, Toronto, ON Sat Apr 28 2001, 1:05 PM EDT Att: 19,261 - Dome - 72 F									
Alex Gonzalez, R (1, 6) OBP: 0.317, SLG: 0.368	1-2 F8		2-3 K		0-1 G5-4-3			1-3 K		4 0 0 0 0 2 5										
Raul Mondesi, R (1, 9) OBP: 0.385, SLG: 0.478	1-1 G6-3		2-2 G5-4-3		1-1 F7			3-2 F9		4 0 0 0 0 0 3										
Carlos Delgado, L (1, 3) OBP: 0.486, SLG: 0.733	2-1 E9 2H 1B			1-2 P5		4-0 BB		1-2 F8		3 0 1 1 1 0 0										
José Cruz Jr., S (1, 8) OBP: 0.387, SLG: 0.576	1-3 K			1-0 G4-3		1-1 F7		3-1 F8		4 0 0 0 0 1 2										
Brad Fullmer, L (1, 10) OBP: 0.324, SLG: 0.392		1-0 G4-3		0-1 1B		1-1 G4-3		0-0 PB 1B		4 0 2 0 0 0 1										
Tony Batista, R (1, 5) OBP: 0.235, SLG: 0.421		1-2 F8		0-3 K			0-1 G6-3		0-2 G6-3	4 0 0 0 0 1 2										
Alberto Castillo, R (1, 2) OBP: 0.318, SLG: 0.167		1-0 F8			1-1 E 1B		0-0 F9			3 0 1 0 0 0 0										
Jeff Frye, R (1, 4) OBP: 0.267, SLG: 0.175			1-2 E6 1B		0-0 F3		2-1 F3			3 0 0 0 0 0 1										
Inning Stats	R: 1 H: 2 E: 1 K: 1 S: 11	H: 0 LOB: 0 BB: 0 P: 16	R: 0 H: 0 E: 0 K: 0 S: 5	H: 0 LOB: 0 BB: 0 P: 8	R: 0 H: 1 E: 1 K: 1 S: 13	H: 1 LOB: 1 BB: 0 P: 21	R: 0 H: 1 E: 0 K: 1 S: 9	H: 1 LOB: 1 BB: 0 P: 11	R: 0 H: 0 E: 0 K: 0 S: 6	H: 0 LOB: 0 BB: 1 P: 13		R: 0 H: 0 E: 0 K: 0 S: 5	H: 0 LOB: 0 BB: 0 P: 7	R: 0 H: 0 E: 0 K: 1 S: 8	H: 0 LOB: 0 BB: 0 P: 12	R: 0 H: 1 E: 0 K: 0 S: 10	H: 1 LOB: 0 BB: 0 P: 14	1B: 6 2B: 0 3B: 0 HR: 0	SF: 0 SAC: 0 DP: 2 HBP: 0	WP: 0 PB: 1 SB: 0 CS: 0
PITCHER	IP WLS BF H R ER SO BB IBB HBP BLK WP HR S P ERA WHIP																			
Ramon Ortiz, R (1, 1) ERA: 3.86	7.1 W 28 5 1 1 3 1 0 0 0 0 0 0 59 89 1.23 0.818																			
Ben Weber, R (8, 1) ERA: 1.0	0.2 2 0 0 0 1 0 0 0 0 0 0 6 10 0.00 0.000																			
Troy Percival, R (9, 1) ERA:	1.0 S 4 1 0 0 0 0 0 0 0 0 0 0 10 14 0.00 1.000																			

AB	30
R	4
H	7
RBI	4
BB	5
SO	6
LOB	14



Batter	1	2	3	4	5	6	7	8	9	AB	R	H	RBI	BB	SO	LOB	TOP				
Orlando Palmeiro, L OBP: 0.290, SLG: 0.357 (1, 7)	G5-3		G3		G3-1			CS 1B		4	0	1	0	0	0	2	Anaheim Angels @ Toronto Blue Jays SkyDome, Toronto, ON Sun Apr 29 2001, 1:05 PM EDT Att: 23,949 - Dome - 72 F				
Scott Spiezio, S OBP: 0.280, SLG: 0.295 (1, 3)	F9		L8			G4-3		F7		4	0	0	0	0	0	1					
Tim Salmon, R OBP: 0.356, SLG: 0.407 (1, 9)	1B			G5-4-3 BB		L5		CS 1B	16 L-3 1B	3	0	2	0	1	0	0					
16 Garret Anderson, L OBP: 0.295, SLG: 0.396 (1, 8)	1B			G5-4-3 1B				L3	1B	4	0	3	0	0	0	1					
Troy Glaus, R OBP: 0.318, SLG: 0.467 (1, 5)	G5-3		G5-4-3			P5		G5-3		4	0	0	0	0	0	5					
Wally Joyner, L OBP: 0.231, SLG: 0.292 (1, 10)		G5-4-3 1B		K				F7		3	0	1	0	0	1	1					
Benjie Molina, R OBP: 0.316, SLG: 0.282 (1, 2)	G5-4-3				G6-3			F8		3	0	0	0	0	0	1					
Adam Kennedy, L OBP: 0.298, SLG: 0.442 (1, 4)	F8				1B			G1-3		3	0	1	0	0	0	0					
Benji Gil, R OBP: 0.371, SLG: 0.541 (1, 6)			F9					K CS 1B		3	0	1	0	0	1	0					
Inning Stats	R: 0 E: 0 K: 0 S: 10	H: 2 LOB: 2 BB: 0 P: 17	R: 0 E: 0 K: 0 S: 8	H: 1 LOB: 0 BB: 0 P: 10	R: 0 E: 0 K: 0 S: 5	H: 0 LOB: 0 BB: 0 P: 9	R: 0 E: 0 K: 1 S: 11	H: 1 LOB: 1 BB: 1 P: 18	R: 0 E: 0 K: 0 S: 9	H: 2 LOB: 1 BB: 0 P: 16	R: 0 E: 0 K: 0 S: 5	H: 0 LOB: 0 BB: 0 P: 8	R: 0 E: 0 K: 1 S: 12	H: 1 LOB: 0 BB: 0 P: 13	R: 0 E: 0 K: 0 S: 4	H: 1 LOB: 0 BB: 0 P: 8		1B: 8 2B: 2 3B: 0 HR: 0	SF: 0 SAC: 0 DP: 3 HBP: 0	WP: 0 PB: 0 SB: 1 CS: 2	PA: 33
PITCHER	IP	WLS	BF	H	R	ER	SO	BB	IBB	HBP	BLK	WP	HR	S	P	ERA	WHIP				
Steve Parris, R ERA: 6.23 (1, 1)	7.0	W	26	7	0	0	1	1	0	0	0	0	0	59	92	0.00	1.143				
Kevin Escobar, R ERA: 1.98 (8, 1)	1.0	H	3	1	0	0	1	0	0	0	0	0	0	12	13	0.00	1.000				
Billy Koch, R ERA: 4.15 (9, 1)	1.0	S	3	1	0	0	0	0	0	0	0	0	0	4	8	0.00	1.000				

Batter	1	2	3	4	5	6	7	8	9	AB	R	H	RBI	BB	SO	LOB	BOTTOM				
José Cruz Jr., S OBP: 0.378, SLG: 0.556 (1, 8)	G5-3		G5-3		G5-3			G4-3		5	0	1	0	0	0	2	Anaheim Angels @ Toronto Blue Jays SkyDome, Toronto, ON Sun Apr 29 2001, 1:05 PM EDT Att: 23,949 - Dome - 72 F				
Alex Gonzalez, R OBP: 0.315, SLG: 0.357 (1, 6)	G3		1B BB BB		G6-3		F9			3	0	0	0	1	0	1					
Shannon Stewart, R OBP: 0.467, SLG: 0.611 (1, 7)	G5-3				F8		F8			3	0	0	0	1	0	1					
Brian Simmons, S OBP: 0.125, SLG: 0.130 (9, 7)	G5-3		1B BB							0	0	0	0	0	0	0					
Carlos Delgado, L OBP: 0.477, SLG: 0.709 (1, 3)	G6-3		1B		E6 BB		G3			4	0	1	0	0	0	1					
Raul Mondesi, R OBP: 0.389, SLG: 0.473 (1, 9)	1B		FC1-4-6		BB			K		3	0	1	0	1	1	3					
Brad Fullmer, L OBP: 0.321, SLG: 0.380 (1, 10)	P4			K		K		G6-3 1B BB		3	1	0	0	1	2	3					
Tony Batista, R OBP: 0.245, SLG: 0.418 (1, 5)	BB			G4-3 1B		F8		G6-3		3	0	1	0	1	0	3					
Darrin Fletcher, L OBP: 0.263, SLG: 0.257 (1, 2)	F7			G4-3		F7		1B IBB		3	0	0	0	0	0	5					
Luis Lopez, R ERA: 1.86 (8, PH)				G4-3						0	0	0	0	1	0	0					
Alberto Castillo, R OBP: 0.316, SLG: 0.167 (9, 2)				G4-3						0	0	0	0	0	0	0					
Jeff Frye, R OBP: 0.286, SLG: 0.273 (1, 4)			G6-3		F8			HR	1B	4	1	2	2	0	0	1					
Inning Stats	R: 0 E: 0 K: 0 S: 6	H: 0 LOB: 0 BB: 0 P: 9	R: 0 E: 0 K: 0 S: 12	H: 1 LOB: 2 BB: 1 P: 24	R: 0 E: 0 K: 1 S: 15	H: 1 LOB: 3 BB: 2 P: 27	R: 0 E: 0 K: 1 S: 11	H: 1 LOB: 0 BB: 0 P: 18	R: 0 E: 0 K: 0 S: 3	H: 0 LOB: 0 BB: 0 P: 4	R: 1 E: 1 K: 0 S: 10	H: 2 LOB: 1 BB: 1 P: 20	R: 1 E: 0 K: 0 S: 13	H: 2 LOB: 2 BB: 0 P: 17	R: 1 E: 0 K: 1 S: 12	H: 1 LOB: 2 BB: 2 P: 25	1B: 5 2B: 0 3B: 0 HR: 1	SF: 0 SAC: 0 DP: 0 HBP: 0	WP: 0 PB: 0 SB: 1 CS: 0	PA: 37	
PITCHER	IP	WLS	BF	H	R	ER	SO	BB	IBB	HBP	BLK	WP	HR	S	P	ERA	WHIP				
Scott Schoeneweis, L ERA: 2.91 (1, 1)	7.0	L	31	5	1	1	2	4	0	0	0	0	0	8	15	13.50	1.500				
Al Levine, R ERA: 0.77 (8, 1)	0.2		3	0	1	1	1	1	0	0	0	0	0	8	15	13.50	1.500				
Mike Holtz, L ERA: 1.86 (8, 1)	0.0		1	0	0	0	0	0	1	0	0	0	0	0	4	∞	∞				
Shigetoshi Hasegawa, R ERA: 6.52 (8, 1)	0.1		2	1	0	0	0	0	0	0	0	0	0	4	6	0.00	3.000				

Batter	1	2	3	4	5	6	7	8	9	AB	R	H	RBI	BB	SO	LOB	TOP										
Carlos Beltrán, S OBP: 0.342, SLG: 0.373 (1, 8)	P4		G4-3		1B		FC1-6 BB	F8		5	2	1	0	0	0	2	Kansas City Royals @ Toronto Blue Jays SkyDome, Toronto, ON Mon Apr 30 2001, 12:35 PM EDT Att: 13,766 - Dome - 72 F										
Rey Sanchez, R OBP: 0.247, SLG: 0.293 (1, 6)	K				G5-3		3B	F9		4	1	2	1	1	1	1											
Mark Quinn, R OBP: 0.345, SLG: 0.657 (1, 10)	G1-3		F7		G5-3		3B			5	0	1	2	0	1	2											
Jemaine Dye, R OBP: 0.299, SLG: 0.444 (1, 9)		2B	P4		K		K			5	1	1	0	0	2	3											
29 Mike Sweeney, R OBP: 0.373, SLG: 0.583 Dave McCarty, R OBP: 0.351, SLG: 0.333 (9, 3)		G6-3 2B			FC3-6 1B		HR	BB		4	2	3	2	1	0	0											
Dee Brown, L OBP: 0.338, SLG: 0.397 (1, 7)		G6-3			K		CS	FC6-4		3	0	1	0	1	1	2											
Joe Randa, R OBP: 0.262, SLG: 0.289 (1, 5)		WP G3 BB			FC3-6		F9	FC6-4		3	0	0	0	1	0	5											
Héctor Ortiz, R OBP: 0.318, SLG: 0.300 (1, 2)		G3			K		G6-3			4	0	0	1	0	1	3											
Luis Ordez, R OBP: 0.375, SLG: 0.350 (1, 4)		K			G6-3			FC1-6 1B		4	0	2	0	0	1	1											
Inning Stats	R: 0 E: 0 K: 1 S: 9	H: 0 LOB: 0 BB: 0 P: 13	R: 2 E: 0 K: 1 S: 11	H: 2 LOB: 1 BB: 1 P: 22	R: 0 E: 0 K: 0 S: 8	H: 1 LOB: 1 BB: 0 P: 10	R: 0 E: 0 K: 2 S: 12	H: 1 LOB: 1 BB: 0 P: 14	R: 1 E: 0 K: 1 S: 14	H: 2 LOB: 1 BB: 0 P: 21	R: 1 E: 0 K: 0 S: 9	H: 2 LOB: 0 BB: 0 P: 11	R: 2 E: 0 K: 1 S: 15	H: 2 LOB: 3 BB: 3 P: 30	R: 0 E: 0 K: 0 S: 10	H: 1 LOB: 1 BB: 0 P: 15		R: 0 E: 0 K: 1 S: 8	H: 0 LOB: 0 BB: 0 P: 10	1B: 6 2B: 2 3B: 2 HR: 1	SF: 0 SAC: 0 DP: 0 HBP: 0	WP: 1 PB: 0 SB: 0 CS: 1	PA: 41				
PITCHER	IP	WLS	BF	H	R	ER	SO	BB	IBB	HBP	BLK	WP	HR	S	P	ERA	WHIP										
Joey Hamilton, R ERA: 4.54 (1, 1)	6.1	L	30	10	6	6	5	2	0	0	0	1	1	67	100	8.53	1.895										
John Frascatore, R ERA: 2.53 (7, 1)	0.2		4	0	0	0	1	1	1	0	0	0	0	11	21	0.00	1.500										
Dan Plesac, L ERA: 2.7 (8, 1)	1.0		4	1	0	0	0	0	0	0	0	0	0	10	15	0.00	1.000										
Pasqual Coco, R ERA: 4.5 (9, 1)	1.0		3	0	0	0	1	0	0	0	0	0	0	8	10	0.00	0.000										

Batter	1	2	3	4	5	6	7	8	9	AB	R	H	RBI	BB	SO	LOB	BOTTOM										
José Cruz Jr., S OBP: 0.369, SLG: 0.537 (1, 8)	F5	G3			K		F9		DI 1B	5	0	1	0	0	1	2	Kansas City Royals @ Toronto Blue Jays SkyDome, Toronto, ON Mon Apr 30 2001, 12:35 PM EDT Att: 13,766 - Dome - 72 F										
Alex Gonzalez, R OBP: 0.319, SLG: 0.347 (1, 6)	G6-3		K		FC6-4 BB		G6-3		HBP	3	0	0	0	1	1	0											
Shannon Stewart, R OBP: 0.455, SLG: 0.590 (1, 7)	1B		K		FC6-4		G1-3		G6-3	5	0	1	0	0	1	3											
Carlos Delgado, L OBP: 0.478, SLG: 0.695 (1, 3)	1B		G1-3		F9			2B BB		3	1	1	0	1	0	1											
Raul Mondesi, R OBP: 0.393, SLG: 0.495 (1, 9)	F8				HR 2B		K		G1-3 1H 2B	4	1	2	1	0	1	2											
Brad Fullmer, L OBP: 0.327, SLG: 0.385 (1, 10)		1B			F7		1B		G1-3	4	0	2	0	0	0	2											
Tony Batista, R OBP: 0.245, SLG: 0.441 (1, 5)		P4			HR		K		G5-3	4	1	1	2	0	1	3											
Darrin Fletcher, L OBP: 0.253, SLG: 0.247 Luis Lopez, R (9, PH)		K			G6-3		G4-3		F8	3	0	0	0	0	1	2											
Jeff Frye, R OBP: 0.288, SLG: 0.277 Brian Simmons, S OBP: 0.120, SLG: 0.125 (9, PH)		1B			F9		G5-3		F5	1	0	0	0	0	0	0											
Inning Stats	R: 0 E: 0 K: 0 S: 12	H: 2 LOB: 2 BB: 0 P: 18	R: 0 E: 0 K: 1 S: 14	H: 2 LOB: 2 BB: 0 P: 19	R: 0 E: 0 K: 2 S: 9	H: 0 LOB: 0 BB: 0 P: 12	R: 2 E: 0 K: 0 S: 10	H: 2 LOB: 0 BB: 0 P: 15	R: 0 E: 0 K: 1 S: 9	H: 1 LOB: 1 BB: 1 P: 17	R: 0 E: 0 K: 2 S: 14	H: 1 LOB: 1 BB: 0 P: 19	R: 0 E: 0 K: 0 S: 9	H: 0 LOB: 0 BB: 0 P: 12	R: 1 E: 0 K: 0 S: 12	H: 1 LOB: 1 BB: 1 P: 22		R: 0 E: 0 K: 0 S: 11	H: 1 LOB: 2 BB: 0 P: 15	1B: 6 2B: 2 3B: 0 HR: 1	SF: 0 SAC: 0 DP: 0 HBP: 1	WP: 0 PB: 0 SB: 0 CS: 0	PA: 39				
PITCHER	IP	WLS	BF	H	R	ER	SO	BB	IBB	HBP	BLK	WP	HR	S	P	ERA	WHIP										
Jeff Suppan, R ERA: 4.58 (1, 1)	7.1		32	8	3	3	6	2	0	0	0	0	0	85	128	3.68	1.364										
55 Tony Cogan, L ERA: 6.48 (8, 1)	0.2	H	2	0	0	0	0	0	0	0	0	0	0	4	6	0.00	0.000										
Roberto Hernandez, R ERA: 9.25 (9, 1)	1.0	S	5	1	0	0	0	0	0	1	0	0	0	11	15	0.00	1.000										

AB	37
R	6
H	11
RBI	6
BB	4
SO	7
LOB	19



Batter	1	2	3	4	5	6	7	8	9	10	AB	R	H	RBI	BB	SO	LOB	TOP								
Shannon Stewart, R OBP: 0.444, SLG: 0.590 (1, 7)	G3	K					F7		F9		5	0	1	0	0	1	2									
Alex Gonzalez, R OBP: 0.314, SLG: 0.368 (1, 6)	K		K				K			HR	5	1	1	1	0	4	1									
José Cruz Jr., S OBP: 0.361, SLG: 0.520 (1, 8)	HBP 1B		F7				G3			K	5	0	1	0	0	2	1									
Carlos Delgado, L OBP: 0.475, SLG: 0.674 (1, 3)	HBP IBB		K							E 1B	4	0	1	0	1	1	0									
Raul Mondesi, R OBP: 0.331, SLG: 0.515 (1, 9)							F8			K	4	1	1	1	0	2	1									
Brad Fullmer, L OBP: 0.331, SLG: 0.422 (1, 10)	K							HR		L3	5	2	2	1	0	1	4									
Tony Batista, R OBP: 0.252, SLG: 0.467 (1, 5)										1B 2B	5	1	2	1	0	2	3									
Darrin Fletcher, L OBP: 0.253, SLG: 0.247 (9, PR)										K	4	0	1	1	0	0	0									
Brian Simmons, S OBP: 0.129, SLG: 0.125 (9, 2)										G5-3	0	0	0	0	0	0	0									
Alberto Castillo, R OBP: 0.318, SLG: 0.167 (9, 2)										S 1B	0	0	0	0	0	0	0									
Jeff Frye, R OBP: 0.268, SLG: 0.255 (1, 4)										L3	4	0	0	0	0	0	1									
Inning Stats	R: 0 E: 0 K: 2 S: 12	H: 1 LOB: 3 BB: 1 P: 23	R: 1 E: 0 K: 1 S: 8	H: 1 LOB: 0 BB: 0 P: 12	R: 0 E: 0 K: 2 S: 12	H: 0 LOB: 0 BB: 0 P: 16	R: 1 E: 0 K: 1 S: 8	H: 1 LOB: 0 BB: 0 P: 9	R: 0 E: 0 K: 1 S: 6	H: 1 LOB: 1 BB: 0 P: 11	R: 1 E: 0 K: 0 S: 11	H: 2 LOB: 1 BB: 0 P: 18	R: 0 E: 0 K: 1 S: 7	H: 0 LOB: 0 BB: 0 P: 11	R: 0 E: 0 K: 2 S: 7	H: 0 LOB: 0 BB: 0 P: 11	R: 1 E: 0 K: 1 S: 13	H: 2 LOB: 2 BB: 0 P: 17	R: 1 E: 1 K: 2 S: 13	H: 2 LOB: 2 BB: 0 P: 17	1B: 4 2B: 1 3B: 1 HR: 4	SF: 0 SAC: 0 DP: 0 HBP: 1	WP: 0 PB: 0 SB: 2 CS: 0	PA: 43		
PITCHER	IP	WLS	BF	H	R	ER	SO	BB	IBB	HBP	BLK	WP	HR	S	P	ERA	WHIP									
Cory Lidle, R ERA: 4.84 (1, 1)	6.0		26	6	3	3	7	0	0	0	0	0	0	3	57	89	4.50	1.000								
Jim Mecir, R ERA: 4.4 (7, 1)	2.0	H	6	0	0	0	3	0	0	0	0	0	0	14	22	0.00	0.000									
Jason Isringhausen, R ERA: 1.74 (9, 1)	2.0	L	11	4	2	2	3	0	0	0	0	0	1	26	34	9.00	2.000									

Toronto Blue Jays @ Oakland Athletics
Network Associates Coliseum, Oakland, CA
Tue May 01 2001, 10:05 PM EDT
Att. 10,935 - Sunny - 67 F

AB	41
R	5
H	10
RBI	5
BB	1
SO	13
LOB	14



Batter	1	2	3	4	5	6	7	8	9	10	AB	R	H	RBI	BB	SO	LOB	BOTTOM							
Johnny Damon, L OBP: 0.268, SLG: 0.281 (1, 7)	F9 2B 1B									G3-1	5	1	1	0	1	0	2								
Frank Menechino, R OBP: 0.413, SLG: 0.627 (1, 4)	2B										3	2	1	1	2	1	2								
Jason Giambi, L OBP: 0.504, SLG: 0.631 (1, 3)	F9	F7									4	0	0	0	1	0	5								
Terrence Long, L OBP: 0.396, SLG: 0.530 (1, 8)	G3 2B										5	0	2	2	0	1	1								
3 Eric Chavez, L OBP: 0.303, SLG: 0.439 (1, 5)	G3										5	0	0	0	0	1	2								
Miguel Tejada, R OBP: 0.313, SLG: 0.436 (1, 6)	K										4	0	1	0	1	2	2								
Olmedo Saenz, R OBP: 0.305, SLG: 0.384 (1, 10)											3	1	3	0	0	0	0								
Mark Bellhorn, S OBP: 0.250, SLG: 0.250 (10, PR)											0	0	0	0	0	0	0								
Jeremy Giambi, L OBP: 0.264, SLG: 0.292 (1, 9)											4	0	1	0	0	1	5								
Ramon Hernandez, R OBP: 0.290, SLG: 0.326 (1, 2)											5	0	0	1	0	0	3								
Inning Stats	R: 2 E: 0 K: 1 S: 10	H: 2 LOB: 1 BB: 1 P: 17	R: 1 E: 0 K: 1 S: 9	H: 2 LOB: 2 BB: 1 P: 20	R: 0 E: 0 K: 1 S: 16	H: 1 LOB: 1 BB: 0 P: 20	R: 1 E: 0 K: 0 S: 8	H: 1 LOB: 1 BB: 1 P: 16	R: 0 E: 0 K: 2 S: 13	H: 1 LOB: 1 BB: 0 P: 19	R: 0 E: 0 K: 1 S: 9	H: 0 LOB: 2 BB: 1 P: 16	R: 0 E: 0 K: 1 S: 12	H: 0 LOB: 2 BB: 0 P: 21	R: 0 E: 0 K: 0 S: 7	H: 0 LOB: 0 BB: 0 P: 11	R: 0 E: 0 K: 0 S: 10	H: 1 LOB: 1 BB: 0 P: 16	R: 0 E: 0 K: 0 S: 8	H: 1 LOB: 2 BB: 0 P: 12	1B: 5 2B: 3 3B: 0 HR: 1	SF: 0 SAC: 1 DP: 0 HBP: 2	WP: 0 PB: 0 SB: 0 CS: 0	PA: 46	
PITCHER	IP	WLS	BF	H	R	ER	SO	BB	IBB	HBP	BLK	WP	HR	S	P	ERA	WHIP								
Chris Carpenter, R ERA: 3.57 (7, 1)	6.0		30	7	4	4	5	4	0	0	0	0	0	65	108	6.00	1.833								
Pedro Borbon, L ERA: 1.93 (7, 1)	0.2		2	0	0	0	1	0	0	0	0	0	0	4	7	0.00	0.000								
Bob Fife, R ERA: 1.59 (9, 1)	1.1		6	0	0	0	0	1	0	1	0	0	0	15	25	0.00	0.750								
Dan Plesac, L ERA: 2.45 (9, 1)	0.2		3	1	0	0	0	0	0	0	0	0	0	6	9	0.00	1.500								
Paul Quantrill, R ERA: (9, 1)	0.1	W	1	0	0	0	0	0	0	0	0	0	0	4	7	0.00	0.000								

Toronto Blue Jays @ Oakland Athletics
Network Associates Coliseum, Oakland, CA
Tue May 01 2001, 10:05 PM EDT
Att. 10,935 - Sunny - 67 F

AB	38
R	4
H	9
RBI	4
BB	5
SO	6
LOB	22



Batter	1	2	3	4	5	6	7	8	9	AB	R	H	RBI	BB	SO	LOB	TOP			
Shannon Stewart, R OBP: 0.430, SLG: 0.569	0-1 G5-3		3-2 F9			0-1 G5-3		1-3 K		4	0	0	0	0	1	0				
Alex Gonzalez, R OBP: 0.320, SLG: 0.373	1-2 1B		1-2 L9			3-1 G6-3			0-2 FC4 1B	4	0	2	0	0	0	0				
José Cruz Jr., S OBP: 0.366, SLG: 0.524	1-3 K			3-1 2B		4-2 BB			0-2 FC6 1-2 FC4	3	0	1	0	1	1	2				
Carlos Delgado, L OBP: 0.468, SLG: 0.652	4-1 BB			2-3 K		0-3 K			0-1 F7	3	0	0	0	1	2	4				
Raul Mondesi, R OBP: 0.389, SLG: 0.500	1-1 L5			4-1 BB G6-4-3			0-0 G5-3		2-2 L8	3	0	0	0	1	0	4				
Luis Lopez, R (1, 10)		2-2 G5-3		0-0 G6-4-3 1-2			1-3 K		2-1 FC4	4	0	0	0	0	1	4				
Tony Batista, R OBP: 0.246, SLG: 0.455		1-0 F3			1-2 F8					3	0	0	0	0	1	0				
Alberto Castillo, R OBP: 0.280, SLG: 0.143		3-3 K			2-1 G3			0-2 G4-3		3	0	0	0	0	1	0				
Jeff Frye, R OBP: 0.254, SLG: 0.241			2-2 G6-3		3-2 G6-3			0-0 F9		3	0	0	0	0	0	0				
Inning Stats	R: 0 E: 0 K: 1 S: 11	H: 1 LOB: 2 BB: 1 P: 18	R: 0 E: 0 K: 1 S: 7	H: 0 LOB: 0 BB: 0 P: 13	R: 0 E: 0 K: 0 S: 9	H: 0 LOB: 0 BB: 0 P: 15	R: 0 E: 0 K: 1 S: 7	H: 1 LOB: 1 BB: 1 P: 16	R: 0 E: 0 K: 0 S: 9	H: 0 LOB: 1 BB: 1 P: 15	R: 0 E: 0 K: 2 S: 8	H: 0 LOB: 0 BB: 0 P: 10	R: 0 E: 0 K: 1 S: 7	H: 0 LOB: 0 BB: 0 P: 8	R: 0 E: 1 K: 0 S: 14	H: 1 LOB: 2 BB: 0 P: 18	1B: 2 2B: 1 3B: 0 HR: 0	SF: 0 SAC: 0 DP: 1 HBP: 0	WP: 0 PB: 0 SB: 1 CS: 0	PA: 33
PITCHER Mark Mulder, L ERA: 3.4	IP: 9.0 WLS: W BF: 33 H: 3 R: 0 ER: 0 SO: 7 BB: 3 IBB: 0 HBP: 0 BLK: 0 WP: 0 HR: 0 S: 81 P: 129 ERA: 0.00 WHIP: 0.667																			

Toronto Blue Jays @ Oakland Athletics
Network Associates Coliseum, Oakland, CA
Wed May 02 2001, 10:05 PM EDT
Att: 14,048 - Sunny - 74 F

AB 30
R 0
H 3
RBI 0
BB 3
SO 7
LOB 14



Batter	1	2	3	4	5	6	7	8	9	AB	R	H	RBI	BB	SO	LOB	BOTTOM			
Johnny Damon, L OBP: 0.273, SLG: 0.280	2-2 G4-6-3 1B		4-1 BB BB	0-1 F9		3-2 G1-3		1-1 F9		4	0	1	0	1	0	1				
Frank Menechino, R OBP: 0.400, SLG: 0.641	1-1 G4-6-3 1-2		0-3 K		0-1 HR	2-2 F7		3-1 P6		5	1	1	1	0	1	3				
Jason Giambi, L OBP: 0.508, SLG: 0.621	2-3 K		4-2 FC5-4 BB	1-2 FC5-4	0-0 FC1-6 1B	4-1 BB		0-0 G4-3		3	0	1	0	2	1	0				
Terrence Long, L OBP: 0.383, SLG: 0.510		2-3 K	1-2 FC5-4		0-0 FC1-6 SF8	0-3 K				4	1	0	0	0	2	5				
Olmedo Saenz, R OBP: 0.302, SLG: 0.395		0-1 G6-3		2-2 G4-3 HR 2B	1 SAFE 2-2 SF8		1-1 F7			3	1	1	1	0	0	0				
Jeremy Giambi, L OBP: 0.298, SLG: 0.346		1-2 1B		2-2 G4-3	0-0 HR 2B		1-2 3 1B			4	1	3	0	0	0	1				
Miguel Tejada, R OBP: 0.319, SLG: 0.495		0-1 L5		0-1 HR	0-0 HR		2-3 K			4	2	2	4	0	1	2				
3 Eric Chavez, L OBP: 0.319, SLG: 0.455			0-1 F9 2B	2-1 G5-3 HBP	1-3 K		1-0 FC6 1B			3	0	2	0	0	1	0				
Ramon Hernandez, R OBP: 0.279, SLG: 0.313			0-1 F9	2-1 G5-3	2-1 G6-3		1-1 FC6			4	0	0	0	0	0	5				
Inning Stats	R: 0 E: 0 K: 1 S: 12	H: 1 LOB: 0 BB: 0 P: 17	R: 0 E: 0 K: 1 S: 12	H: 1 LOB: 1 BB: 0 P: 15	R: 0 E: 0 K: 1 S: 14	H: 1 LOB: 3 BB: 2 P: 23	R: 2 E: 0 K: 0 S: 17	H: 2 LOB: 1 BB: 0 P: 25	R: 4 E: 1 K: 1 S: 15	H: 4 LOB: 1 BB: 0 P: 20	R: 0 E: 0 K: 1 S: 11	H: 0 LOB: 1 BB: 1 P: 20	R: 0 E: 0 K: 1 S: 11	H: 2 LOB: 2 BB: 0 P: 17	R: 0 E: 0 K: 0 S: 5	H: 0 LOB: 0 BB: 0 P: 9	1B: 5 2B: 3 3B: 0 HR: 3	SF: 1 SAC: 0 DP: 1 HBP: 1	WP: 0 PB: 1 SB: 0 CS: 0	PA: 39
PITCHER Esteban Loaiza, R ERA: 3.68 John Frascatore, R ERA: 2.13 Pedro Borbon, L ERA: 1.74	IP: 5.0 WLS: L BF: 27 H: 9 R: 6 ER: 6 SO: 4 BB: 2 IBB: 0 HBP: 1 BLK: 0 WP: 0 HR: 3 S: 70 P: 100 ERA: 10.80 WHIP: 2.200																			

Toronto Blue Jays @ Oakland Athletics
Network Associates Coliseum, Oakland, CA
Wed May 02 2001, 10:05 PM EDT
Att: 14,048 - Sunny - 74 F

AB 34
R 6
H 11
RBI 6
BB 3
SO 6
LOB 17



Batter	1	2	3	4	5	6	7	8	9	AB	R	H	RBI	BB	SO	LOB	TOP					
Shannon Stewart, R (1, 7) OBP: 0.415, SLG: 0.538										4	2	1	1	1	1	0						
Alex Gonzalez, R (1, 6) OBP: 0.398, SLG: 0.358										5	1	1	1	0	0	1						
José Cruz Jr., S (1, 8) OBP: 0.341, SLG: 0.478										4	1	0	0	1	2	1						
Carlos Delgado, L (1, 3)										2	1	0	0	2	1	0						
Raul Mondesi, R (1, 9) OBP: 0.419, SLG: 0.602										4	2	4	6	0	0	0						
Brad Fullmer, L (1, 10) OBP: 0.320, SLG: 0.393										4	0	0	0	0	1	3						
Tony Batista, R (1, 5) OBP: 0.242, SLG: 0.442										4	1	2	0	0	1	1						
Darrin Fletcher, L (1, 2) OBP: 0.250, SLG: 0.236										3	0	0	0	0	0	1						
Chris Woodward, R (1, 4) OBP: 0.176, SLG: 0.471										2	0	0	0	0	1	1						
Brian Simmons, S (7, PH) OBP: 0.167, SLG: 0.143										1	0	0	0	0	0	1						
Jeff Frye, R (7, 4) OBP: 0.242, SLG: 0.228										1	0	0	0	0	0	0						
Inning Stats	R: 0 H: 0 E: 0 K: 2 S: 9	H: 0 LOB: 0 BB: 0 P: 15	R: 0 H: 1 E: 0 K: 1 S: 11	LOB: 1 BB: 0 P: 17	R: 0 H: 0 E: 0 K: 1 S: 6	LOB: 0 BB: 0 P: 9	R: 0 H: 0 E: 0 K: 2 S: 9	LOB: 0 BB: 0 P: 12	R: 1 H: 2 E: 0 K: 0 S: 7	LOB: 1 BB: 0 P: 10	R: 3 H: 1 E: 0 K: 1 S: 12	LOB: 0 BB: 2 P: 24	R: 4 H: 4 E: 0 K: 0 S: 20	LOB: 2 BB: 2 P: 36	R: 0 H: 0 E: 0 K: 0 S: 9	LOB: 0 BB: 0 P: 16	R: 0 H: 0 E: 0 K: 0 S: 8	LOB: 0 BB: 0 P: 13	1B: 2 2B: 4 3B: 0 HR: 2	SF: 0 SAC: 1 DP: 0 HBP: 0	WP: 0 PB: 0 SB: 0 CS: 0	PA: 39
PITCHER	IP WLS BF H R ER SO BB IBB HBP BLK WP HR S P ERA WHIP																					
Paul Abbott, R (1, 1) ERA: 6.3	5.2 L 23 4 4 4 6 2 0 0 0 0 0 2 48 81 6.35 1.059																					
Norm Charlton, L (6, 1) ERA: 3.65	0.2 3 1 1 1 1 0 0 0 0 0 0 0 9 10 13.50 1.500																					
Jose Paniagua, R (7, 1) ERA: 4.41	0.2 7 3 3 3 0 2 0 0 0 0 0 0 17 32 40.50 7.500																					
Brett Tomko, R (8, 1) ERA: 5.66	2.0 6 0 0 0 0 0 0 0 0 0 0 0 17 29 0.00 0.000																					

Toronto Blue Jays @ Seattle Mariners
Safeco Field, Seattle, WA
Fri May 04 2001, 7:05 PM PDT
Att: 42,284 - Dome - 72 F

AB 34
R 8
H 8
RBI 8
BB 4
SO 7
LOB 9

Batter	1	2	3	4	5	6	7	8	9	AB	R	H	RBI	BB	SO	LOB	BOTTOM					
51 Ichiro Suzuki, L (1, 9) OBP: 0.372, SLG: 0.455										4	2	2	0	0	0	0						
Charles Gipson, R (8, 9)										0	0	0	0	0	0	0						
Mike Cameron, R (1, 8) OBP: 0.381, SLG: 0.485										4	1	1	2	0	0	1						
Edgar Martinez, R (1, 10) OBP: 0.462, SLG: 0.495										4	0	1	0	0	1	2						
John Olerud, L (1, 3) OBP: 0.425, SLG: 0.524										3	0	2	0	1	0	0						
Bret Boone, R (1, 4) OBP: 0.341, SLG: 0.423										3	0	0	1	0	2	3						
Al Martin, L (1, 7) OBP: 0.282, SLG: 0.220										3	0	0	0	1	0	3						
Carlos Guillen, S (1, 6) OBP: 0.276, SLG: 0.280										4	0	0	0	0	1	3						
David Bell, R (1, 5) OBP: 0.235, SLG: 0.280										4	0	0	0	0	0	3						
Dan Wilson, R (1, 2) OBP: 0.237, SLG: 0.200										4	0	0	0	0	1	0						
Inning Stats	R: 1 H: 1 E: 1 K: 1 S: 15	H: 1 LOB: 2 BB: 1 P: 25	R: 0 H: 0 E: 0 K: 0 S: 9	H: 0 LOB: 0 BB: 0 P: 12	R: 2 H: 2 E: 0 K: 1 S: 12	LOB: 0 BB: 0 P: 17	R: 0 H: 0 E: 0 K: 1 S: 10	LOB: 0 BB: 0 P: 15	R: 0 H: 0 E: 0 K: 0 S: 10	LOB: 0 BB: 0 P: 16	R: 0 H: 2 E: 0 K: 0 S: 14	LOB: 3 BB: 1 P: 25	R: 0 H: 0 E: 0 K: 0 S: 7	LOB: 0 BB: 0 P: 11	R: 0 H: 1 E: 0 K: 1 S: 14	LOB: 1 BB: 0 P: 19	R: 0 H: 0 E: 0 K: 1 S: 8	LOB: 0 BB: 0 P: 13	1B: 5 2B: 0 3B: 0 HR: 1	SF: 0 SAC: 1 DP: 0 HBP: 0	WP: 0 PB: 0 SB: 0 CS: 0	PA: 36
PITCHER	IP WLS BF H R ER SO BB IBB HBP BLK WP HR S P ERA WHIP																					
Steve Parris, R (1, 1) ERA: 5.56	5.1 W 24 5 3 2 3 1 0 0 0 0 0 0 28 40 0.00 0.375																					
Paul Quantrill, R (6, 1) ERA: 1.76	2.2 H 9 1 0 0 1 0 0 0 0 0 0 0 8 13 0.00 0.000																					

Toronto Blue Jays @ Seattle Mariners
Safeco Field, Seattle, WA
Fri May 04 2001, 7:05 PM PDT
Att: 42,284 - Dome - 72 F

AB 33
R 3
H 6
RBI 3
BB 2
SO 5
LOB 15

Batter	1	2	3	4	5	6	7	8	9	AB	R	H	RBI	BB	SO	LOB	TOP									
Shannon Stewart, R OBP: 0.407, SLG: 0.525	G5-3		G1-3 S 2B 1B		F9	F9		F9		5	1	1	0	0	0	4	Toronto Blue Jays @ Seattle Mariners Safeco Field, Seattle, WA Sat May 05 2001, 1:05 PM PDT Att. 42,894 - Overcast - 50 F									
Alex Gonzalez, R OBP: 0.297, SLG: 0.344	K		G1-3		K		K		F7	5	0	0	0	0	3	1										
José Cruz Jr., S OBP: 0.336, SLG: 0.475	K				G4-3		F9		K	5	0	1	1	0	2	0										
Carlos Delgado, L OBP: 0.453, SLG: 0.653		K	K			1B 2B BB		G6-3		K	4	1	0	0	1	3		1								
Raul Mondesi, R OBP: 0.421, SLG: 0.595	G5-3				G5-3			1B 2B G4-3 1B		1B 1B E BB	3	2	1	0	1	0		0								
Brad Fullmer, L OBP: 0.341, SLG: 0.455		HR			2B			G4-3 1-3 2-H 2B		E 1-2 1B	4	1	4	2	0	0		0								
Tony Batista, R OBP: 0.242, SLG: 0.435					G5-3			K		F2	4	0	1	0	0	1		5								
Darrin Fletcher, L OBP: 0.263, SLG: 0.233										E9	1	0	0	0	2	0		1								
Luis Lopez, R OBP: 0.286, SLG: 0.167	G3									1-3 2-H 1B	1	0	1	0	0	0		0								
Alberto Castillo, R OBP: 0.289, SLG: 0.143											0	0	0	0	0	0		0								
Jeff Frye, R OBP: 0.227, SLG: 0.213			K		G6-3			G4-3		P4	4	0	0	1	0	1	6									
Inning Stats	R: 0 H: 0 E: 0 K: 2 S: 11	H: 0 LOB: 0 BB: 0 P: 17	R: 1 H: 2 E: 0 K: 1 S: 13	LOB: 1 BB: 0 P: 19	R: 1 H: 2 E: 0 K: 2 S: 14	LOB: 1 BB: 0 P: 25	R: 0 H: 1 E: 0 K: 0 S: 16	LOB: 2 BB: 1 P: 23	R: 0 H: 0 E: 0 K: 1 S: 7	LOB: 0 BB: 0 P: 9	R: 2 H: 2 E: 0 K: 1 S: 15	H: 2 LOB: 2 BB: 2 P: 33	R: 0 H: 0 E: 0 K: 1 S: 7	LOB: 0 BB: 0 P: 10	R: 1 H: 2 E: 1 K: 0 S: 12	LOB: 2 BB: 2 P: 23	R: 0 H: 0 E: 0 K: 2 S: 9	LOB: 0 BB: 0 P: 11	1B: 5 2B: 3 HR: 1	SF: 0 SAC: 0 HBP: 0	WP: 0 PB: 0 SB: 1 CS: 0	PA: 40				
PITCHER	IP	WLS	BF	H	R	ER	SO	BB	IBB	HBP	BLK	WP	HR	S	P	ERA	WHIP									
Freddy Garcia, R ERA: 3.86	(1, 1)	5.0	24	7	4	4	6	2	0	0	0	0	0	1	67	106	7.20	1.800								
Jeff Nelson, R ERA: 2.03	(6, 1)	1.1	5	0	0	0	2	0	1	0	0	0	0	0	12	24	0.00	0.000								
Arthur Rhodes, L ERA: 0.69	(7, 1)	1.1	W	7	2	1	0	0	1	0	0	0	0	0	13	23	0.00	2.250								
Kazuhiro Sasaki, R ERA: 3.45	(8, 1)	1.1	S	4	0	0	2	0	0	0	0	0	0	0	12	17	0.00	0.000								

AB	36
R	5
H	9
RBI	4
BB	4
SO	10
LOB	18



Batter	1	2	3	4	5	6	7	8	9	AB	R	H	RBI	BB	SO	LOB	BOTTOM									
51 Ichiro Suzuki, L OBP: 0.373, SLG: 0.474	G6-3		G6-3					G2-3		5	2	2	2	0	0	1	Toronto Blue Jays @ Seattle Mariners Safeco Field, Seattle, WA Sat May 05 2001, 1:05 PM PDT Att. 42,894 - Overcast - 50 F									
Mark McLemore, S OBP: 0.385, SLG: 0.554			G1-3		F7		K	F7		4	0	0	0	1	1	3										
Edgar Martinez, R OBP: 0.455, SLG: 0.515	F7		F9				G1-3			4	1	1	3	0	0	1										
John Olerud, L OBP: 0.420, SLG: 0.514	F7				F8		G3			4	0	1	0	0	0	1										
Mike Cameron, R OBP: 0.385, SLG: 0.495		F8					L7			4	0	2	0	0	0	0										
Stan Javier, S OBP: 0.378, SLG: 0.419			G6-3 2B 1B		F7		K			4	1	2	0	0	1	1										
Bret Boone, R OBP: 0.331, SLG: 0.409		G6-3			P4		K	G6-3		4	0	0	0	0	1	5										
Tom Lampkin, L OBP: 0.352, SLG: 0.469							G4-3 51 2B			2	1	2	1	0	0	0										
Dan Wilson, R OBP: 0.246, SLG: 0.263										2	1	1	1	0	0	0										
Carlos Guillen, S OBP: 0.284, SLG: 0.289		P4			G4-3			E4 51 3B		4	1	2	0	0	0	2										
Inning Stats	R: 0 H: 0 E: 0 K: 0 S: 12	H: 2 LOB: 1 BB: 1 P: 21	R: 1 H: 2 E: 0 K: 0 S: 12	LOB: 1 BB: 0 P: 17	R: 0 H: 0 E: 0 K: 0 S: 7	LOB: 0 BB: 0 P: 12	R: 0 H: 1 E: 0 K: 0 S: 13	LOB: 1 BB: 0 P: 17	R: 3 H: 3 E: 0 K: 0 S: 11	LOB: 0 BB: 0 P: 19	R: 0 H: 0 E: 0 K: 2 S: 7	LOB: 0 BB: 0 P: 12	R: 3 H: 6 E: 1 K: 1 S: 17	LOB: 3 BB: 0 P: 27	R: 0 H: 1 E: 0 K: 0 S: 7	LOB: 1 BB: 0 P: 10	1B: 6 2B: 4 3B: 1 HR: 2	SF: 0 SAC: 0 DP: 0 HBP: 0	WP: 0 PB: 0 SB: 1 CS: 0	PA: 38						
PITCHER	IP	WLS	BF	H	R	ER	SO	BB	IBB	HBP	BLK	WP	HR	S	P	ERA	WHIP									
Joey Hamilton, R ERA: 4.75	(1, 1)	6.0	25	6	4	4	2	1	0	0	0	0	0	1	62	98	6.00	1.167								
Pedro Borbon, L ERA: 4.5	(7, 1)	0.1	L	4	3	3	1	0	0	0	0	0	0	1	8	13	81.00	9.000								
John Frascatore, R ERA: 1.88	(7, 1)	1.2	9	4	0	0	0	0	0	0	0	0	0	0	16	24	0.00	2.400								

AB	37
R	7
H	13
RBI	7
BB	1
SO	3
LOB	14



Batter	1	2	3	4	5	6	7	8	9	AB	R	H	RBI	BB	SO	LOB	TOP										
Shannon Stewart, R OBP: 0.400, SLG: 0.512	G5-3		1-1 HR	FC5-4		F8		F8		5	1	1	0	0	0	2	Toronto Blue Jays @ Seattle Mariners Safeco Field, Seattle, WA Sun May 06 2001, 1:35 PM PDT Att: 45,080 - Sunny - 56 F										
Alex Gonzalez, R OBP: 0.301, SLG: 0.346 Chris Woodward, R OBP: 0.176, SLG: 0.471	K		3-1 HR		G3-1		K			5	1	2	1	0	2	0											
Raul Mondesi, R OBP: 0.421, SLG: 0.612	G5-3		0-0 HR		K		E8 WP	K		5	2	2	3	0	2	1											
Carlos Delgado, L OBP: 0.462, SLG: 0.654 Luis Lopez, R OBP: 0.250, SLG: 0.143		G1-3						F8		3	1	2	0	1	0	0											
Brad Fullmer, L OBP: 0.336, SLG: 0.468	G4-3	G3							G4-3	5	1	1	2	0	1	2											
Tony Batista, R OBP: 0.241, SLG: 0.450	L5									5	1	1	1	0	1	0											
Brian Simmons, S OBP: 0.171, SLG: 0.152			F9	F9						5	1	1	0	0	0	0											
Darrin Fletcher, L OBP: 0.272, SLG: 0.309			G4-3							4	2	2	3	0	0	0											
Jeff Frye, R OBP: 0.243, SLG: 0.231			E5							4	1	2	0	0	1	0											
Inning Stats	R: 0 E: 0 K: 1 S: 7	H: 0 LOB: 0 BB: 0 P: 10	R: 0 E: 0 K: 0 S: 10	H: 0 LOB: 0 BB: 0 P: 14	R: 4 E: 1 K: 0 S: 10	H: 4 LOB: 1 BB: 0 P: 15	R: 1 E: 0 K: 0 S: 12	H: 2 LOB: 1 BB: 0 P: 17	R: 0 E: 0 K: 2 S: 10	H: 1 LOB: 1 BB: 0 P: 15	R: 1 E: 0 K: 0 S: 11	H: 2 LOB: 1 BB: 0 P: 18	R: 5 E: 1 K: 2 S: 20	H: 4 LOB: 0 BB: 1 P: 37	R: 0 E: 0 K: 1 S: 8	H: 1 LOB: 1 BB: 0 P: 11		R: 0 E: 0 K: 1 S: 6	H: 0 LOB: 0 BB: 0 P: 9	1B: 9 2B: 0 3B: 0 HR: 5	SF: 0 SAC: 0 DP: 0 HBP: 0	WP: 1 PB: 0 SB: 0 CS: 0	PA: 43				
PITCHER	IP	WLS	BF	H	R	ER	SO	BB	IBB	HBP	BLK	WP	HR	S	P	ERA	WHIP										
John Halama, L ERA: 3.38	5.0	L	23	7	5	1	3	0	0	0	0	0	2	49	71	1.80	1.400										
Ryan Franklin, R ERA: 3.13	3.0		17	7	6	6	3	0	1	0	0	1	3	39	66	18.00	2.333										
Jose Paniagua, R ERA: 4.15	1.0		3	0	0	0	1	0	0	0	0	0	0	6	9	0.00	0.000										

Batter	1	2	3	4	5	6	7	8	9	AB	R	H	RBI	BB	SO	LOB	BOTTOM										
51 Ichiro Suzuki, L OBP: 0.370, SLG: 0.468 Charles Gipson, R	CS		F5		G1-3		F8		G1-3	4	0	1	0	0	0	1	Toronto Blue Jays @ Seattle Mariners Safeco Field, Seattle, WA Sun May 06 2001, 1:35 PM PDT Att: 45,080 - Sunny - 56 F										
Mark McLemore, S OBP: 0.358, SLG: 0.525	G4-3		F8		F8	S	G5-3			3	0	0	0	1	0	2											
Edgar Martinez, R OBP: 0.449, SLG: 0.500	K				F8		K			3	0	0	0	1	2	1											
John Olerud, L OBP: 0.422, SLG: 0.505		F7								2	0	0	0	2	1	2											
Mike Cameron, R OBP: 0.373, SLG: 0.477		K			K		F9		FC6-4	4	0	0	0	0	2	3											
Stan Javier, S OBP: 0.341, SLG: 0.371					F8					4	0	0	0	0	1	1											
Bret Boone, R OBP: 0.344, SLG: 0.471										4	2	3	2	0	0	1											
Tom Lampkin, L OBP: 0.362, SLG: 0.519										3	1	1	1	1	1	0											
Carlos Guillen, S OBP: 0.283, SLG: 0.287										4	0	1	0	0	1	2											
Inning Stats	R: 0 E: 0 K: 1 S: 9	H: 1 LOB: 0 BB: 0 P: 13	R: 0 E: 0 K: 1 S: 6	H: 0 LOB: 0 BB: 0 P: 8	R: 2 E: 1 K: 1 S: 11	H: 3 LOB: 2 BB: 1 P: 22	R: 0 E: 0 K: 1 S: 10	H: 1 LOB: 2 BB: 1 P: 22	R: 0 E: 0 K: 2 S: 10	H: 0 LOB: 0 BB: 2 P: 19	R: 1 E: 0 K: 2 S: 10	H: 1 LOB: 0 BB: 0 P: 18	R: 0 E: 0 K: 1 S: 6	H: 0 LOB: 0 BB: 0 P: 11	R: 0 E: 0 K: 0 S: 6	H: 0 LOB: 1 BB: 1 P: 13		R: 0 E: 0 K: 1 S: 12	H: 0 LOB: 0 BB: 0 P: 17	1B: 3 2B: 0 3B: 0 HR: 3	SF: 0 SAC: 0 DP: 0 HBP: 0	WP: 0 PB: 0 SB: 1 CS: 1	PA: 37				
PITCHER	IP	WLS	BF	H	R	ER	SO	BB	IBB	HBP	BLK	WP	HR	S	P	ERA	WHIP										
Chris Carpenter, R ERA: 3.69	6.0	W	27	6	3	3	6	4	0	0	0	0	3	52	102	4.50	1.667										
Dan Plesac, L ERA: 2.08	1.0		3	0	0	0	1	0	0	0	0	0	0	6	11	0.00	0.000										
Bob Fife, R ERA: 0.84	2.0		7	0	0	0	1	1	0	0	0	0	0	18	30	0.00	0.500										

AB	42
R	11
H	14
RBI	10
BB	1
SO	7
LOB	6



Batter	1	2	3	4	5	6	7	8	9	AB	R	H	RBI	BB	SO	LOB	TOP											
Johnny Damon, L (1, 7) OBP: 0.263, SLG: 0.289	1-1 F7		0-0 G4-3	0-1 F9		0-1 HR			1-0 G6-3 1B	5	1	2	1	0	0	0	Oakland Athletics @ Toronto Blue Jays SkyDome, Toronto, ON Tue May 08 2001, 7:05 PM EDT Att: 16,479 - Dome - 72 F											
Frank Menechino, R (1, 4) OBP: 0.400, SLG: 0.565	4-1 G3-1 BB		1-0 FC4-6 1B		0-2 G6-3	1-3 K			0-1 G6-3 1-2f	4	0	1	0	1	1	1												
Jason Giambi, L (1, 3) OBP: 0.490, SLG: 0.585 23 Mario Valdez, L (9, PH) OBP: 0.400, SLG: 0.310	4-2 G3-1 BB		1-2 FC4-6 HR		3-2 1B			0-2 F7	4-2 BB	3	1	1	0	1	0	1												
Terrence Long, L (1, 8) OBP: 0.360, SLG: 0.476	0-2 G3-1		3-1 HR		0-2 F7			4-0 1B BB	1-1 G4-3	4	1	1	2	1	0	3												
Olmedo Saenz, R (1, 10) OBP: 0.346, SLG: 0.378	4-1 BB		1-3 K			0-0 1B HR		0-0 G4-6-3 1B		3	1	2	0	1	1	0												
Jeremy Giambi, L (1, 9) OBP: 0.316, SLG: 0.342	3-2 F9			0-0 2B 1B		1-0 1B HR		2-2 G4-6-3		4	2	2	0	0	0	5												
Miguel Tejada, R (1, 6) OBP: 0.314, SLG: 0.484		2-2 P4		2-1 3B 1B G5-4-3 2B		0-1 1B HR		2-2 G5-3		4	2	2	4	0	0	0												
3 Eric Chavez, L (1, 5) OBP: 0.328, SLG: 0.475		0-0 G4-3		0-1 G5-4-3 1B		1-0 G4-3		1-2 L3		4	0	1	0	0	0	0												
Sal Fasano, R (1, 2) OBP: 0.071, SLG: 0.071		2-3 K		0-0 G5-4-3		0-3 K		0-2 G5-3		4	0	0	0	0	2	1												
Inning Stats	R: 0 E: 0 K: 0 S: 16	H: 0 LOB: 3 BB: 3 P: 32	R: 0 E: 0 K: 1 S: 7	H: 0 LOB: 0 BB: 0 P: 11	R: 2 E: 0 K: 1 S: 11	H: 2 LOB: 0 BB: 0 P: 17	R: 2 E: 0 K: 0 S: 8	H: 3 LOB: 0 BB: 0 P: 10	R: 0 E: 0 K: 0 S: 11	H: 1 LOB: 0 BB: 0 P: 14	R: 4 E: 0 K: 2 S: 13	H: 4 LOB: 1 BB: 0 P: 16	R: 0 E: 0 K: 0 S: 11	H: 1 LOB: 1 BB: 1 P: 17	R: 0 E: 0 K: 0 S: 9	H: 0 LOB: 0 BB: 0 P: 12	R: 0 E: 0 K: 0 S: 8	H: 1 LOB: 1 BB: 1 P: 14	1B: 8 2B: 1 3B: 0 HR: 3	SF: 0 SAC: 0 DP: 3 HBP: 0	WP: 0 PA: 40 PB: 0 SB: 0 CS: 0							
PITCHER	IP	WLS	BF	H	R	ER	SO	BB	IBB	HBP	BLK	WP	HR	S	P	ERA	WHIP											
Esteban Loaiza, R (1, 1) ERA: 4.71	5.2	L	28	10	8	8	3	3	0	0	0	0	0	3	63	96	12.71	2.294										
John Frascatore, R (6, 1) ERA: 1.84	0.1		1	0	0	0	1	0	0	0	0	0	0	0	3	4	0.00	0.000										
Pedro Borbon, L (7, 1) ERA: 4.15	1.0		4	1	0	0	0	1	0	0	0	0	0	0	11	17	0.00	2.000										
Kelvim Escobar, R (8, 1) ERA: 1.65	1.0		3	0	0	0	0	0	0	0	0	0	0	9	12	0.00	0.000											
Billy Koch, R (9, 1) ERA: 3.71	1.0		4	1	0	0	0	1	0	0	0	0	0	8	14	0.00	2.000											

Batter	1	2	3	4	5	6	7	8	9	AB	R	H	RBI	BB	SO	LOB	BOTTOM										
Shannon Stewart, R (1, 7) OBP: 0.389, SLG: 0.496	3-2 L5		3-1 F9			0-1 G6-3		1-1 L8		4	0	0	0	0	0	0	Oakland Athletics @ Toronto Blue Jays SkyDome, Toronto, ON Tue May 08 2001, 7:05 PM EDT Att: 16,479 - Dome - 72 F										
Alex Gonzalez, R (1, 6) OBP: 0.299, SLG: 0.343	2-1 G4-3			1-1 G4-3			1-2 WP 1B	3-3 K		4	1	1	0	0	1	0											
Raul Mondesi, R (1, 9) OBP: 0.416, SLG: 0.600	3-3 K			1-1 G5-3 1B			0-0 F8		2-2 G4-3	4	0	1	0	0	1	1											
Carlos Delgado, L (1, 3) OBP: 0.449, SLG: 0.630		2-3 K		1-2 G5-3			2-2 L6		3-2 G6-3	4	0	0	0	0	1	2											
Brad Fullmer, L (1, 10) OBP: 0.348, SLG: 0.500		1-2 G4-3			0-1 G5-4-3 1B		0-0 WP 1B		0-0 HR	4	2	3	1	0	0	0											
Tony Batista, R (1, 5) OBP: 0.248, SLG: 0.451		2-2 G4-3			1-1 G5-4-3		1-2 WP 1B		2-0 FC6-4 1B	4	0	2	2	0	0	1											
Brian Simmons, S (1, 8) OBP: 0.179, SLG: 0.162			0-1 1B G5-4-3 1B		2-1 G6-3		2-2 G5-3		1-2 FC6-4 1B	4	1	1	0	0	0	2											
Darrin Fletcher, L (1, 2) OBP: 0.274, SLG: 0.309			1-1 G5-4-3 1B			0-2 F7		0-0 G4-3		3	0	1	0	0	0	0											
Chris Woodward, R (1, 4) OBP: 0.200, SLG: 0.600			1-0 G5-4-3			1-0 F7		0-2 HR		3	1	1	1	0	0	1											
Inning Stats	R: 0 E: 0 K: 1 S: 8	H: 0 LOB: 0 BB: 0 P: 16	R: 0 E: 0 K: 1 S: 9	H: 0 LOB: 0 BB: 0 P: 14	R: 0 E: 0 K: 0 S: 7	H: 2 LOB: 0 BB: 0 P: 12	R: 0 E: 0 K: 0 S: 7	H: 1 LOB: 0 BB: 0 P: 10	R: 0 E: 0 K: 0 S: 6	H: 1 LOB: 0 BB: 0 P: 9	R: 0 E: 0 K: 0 S: 7	H: 0 LOB: 0 BB: 0 P: 8	R: 2 E: 0 K: 0 S: 12	H: 3 LOB: 1 BB: 0 P: 19	R: 1 E: 0 K: 1 S: 9	H: 1 LOB: 0 BB: 0 P: 13	R: 0 E: 0 K: 0 S: 11	H: 2 LOB: 1 BB: 0 P: 19	1B: 8 2B: 0 3B: 0 HR: 2	SF: 0 SAC: 0 DP: 3 HBP: 0	WP: 1 PA: 34 PB: 0 SB: 0 CS: 0						
PITCHER	IP	WLS	BF	H	R	ER	SO	BB	IBB	HBP	BLK	WP	HR	S	P	ERA	WHIP										
Mark Mulder, L (1, 1) ERA: 3.64	7.1	W	27	8	4	4	2	8	4	4	2	1	1	60	92	4.91	1.091										
Jeff Tam, R (8, 1) ERA: 4.67	1.0		3	0	0	0	1	0	0	0	0	0	0	8	14	0.00	0.000										
Mike Magnante, L (9, 1) ERA: 2.77	0.1		3	2	1	1	0	0	0	0	0	0	1	5	10	27.00	6.000										
Jim Mecir, R (9, 1) ERA: 3.44	0.1	S	1	0	0	0	0	0	0	0	0	0	0	3	4	0.00	0.000										

AB	35
R	8
H	12
RBI	7
BB	5
SO	4
LOB	11



AB	34
R	5
H	10
RBI	4
BB	0
SO	3
LOB	7



Batter	1	2	3	4	5	6	7	8	9	AB	R	H	RBI	BB	SO	LOB	TOP										
Johnny Damon, L OBP: 0.255, SLG: 0.281 (1, 7)	1-2 P4		2-1 F8		0-1 P3	1-2 SF8		1-3 K		4	0	0	1	0	1	1	Oakland Athletics @ Toronto Blue Jays SkyDome, Toronto, ON Wed May 09 2001, 7:05 PM EDT Att: 16,241 - Dome - 72 F										
Ramon Hernandez, R OBP: 0.264, SLG: 0.292 (1, 2)	0-0 F8		2-2 G4-3		0-1 BB 2B 1B	2-1 FC5-4		0-2 F7		5	1	1	0	0	0	3											
Jason Giambi, L OBP: 0.486, SLG: 0.582 (1, 3)	3-2 F7		2-1 G4-1		4-2 2B 1B	0-1 F8			1-2 G6-3 2B	4	1	1	0	1	0	2											
John Jaha, R OBP: 0.200, SLG: 0.400 (1, 10)		1-1 G6-3		0-1 L5	3-2 1B 2B		3-3 K		2-2 G6-3	5	1	1	2	0	1	1											
Terrence Long, L OBP: 0.361, SLG: 0.473 (1, 8)		2-2 BB 1B		0-0 G4-3	2-0 1B		1-1 G1-3		2-0 G6-3	5	1	2	2	0	0	1											
Miguel Tejada, R OBP: 0.324, SLG: 0.504 (1, 6)		4-1 1B 3 1B BB		1-0 HBP	2-H 3-H 1-1 F7		2-1 HR		0-3 K	3	2	1	1	1	1	2											
Jeremy Giambi, L OBP: 0.325, SLG: 0.351 23 Mario Valdez, L OBP: 0.395, SLG: 0.313 (2, 7)		1-2 3 1B 1B		1-0 F9	3-2 SF8 1B		3-2 G4-3			1	0	1	1	0	0	0											
3 Eric Chavez, L OBP: 0.326, SLG: 0.468 (1, 5)		3-2 G4-6-3 1B			1-3 K	1-2 E3 FC5-4 BB		3-3 K		4	0	1	1	0	2	1											
Mark Bellhorn, S OBP: 0.375, SLG: 0.167 (1, 4)		1-2 3-H 2-2 G4-6-3			4-1 BB 1B 2B BB	4-2 FC5-4 BB		1-2 F8		2	1	0	0	2	0	2											
Inning Stats	R: 0 E: 0 K: 0 S: 11	H: 0 LOB: 0 BB: 0 P: 15	R: 2 E: 0 K: 0 S: 21	H: 3 LOB: 1 BB: 1 P: 34	R: 0 E: 0 K: 0 S: 7	H: 0 LOB: 0 BB: 0 P: 13	R: 0 E: 0 K: 0 S: 4	H: 0 LOB: 1 BB: 0 P: 6	R: 4 E: 0 K: 1 S: 17	H: 3 LOB: 1 BB: 2 P: 32	R: 1 E: 1 K: 0 S: 17	H: 1 LOB: 2 BB: 1 P: 28	R: 1 E: 0 K: 1 S: 11	H: 1 LOB: 0 BB: 0 P: 20	R: 0 E: 0 K: 2 S: 13	H: 0 LOB: 1 BB: 0 P: 18		R: 0 E: 0 K: 1 S: 10	H: 1 LOB: 1 BB: 0 P: 15	1B: 6 2B: 2 3B: 0 HR: 1	SF: 1 SAC: 0 DP: 1 HBP: 1	WP: 1 PB: 0 SB: 0 CS: 0	PA: 42				
PITCHER	IP	WLS	BF	H	R	ER	SO	BB	IBB	HBP	BLK	WP	HR	S	P	ERA	WHIP										
Chris Michalak, L ERA: 3.58 (1, 1)	5.0	L	24	6	6	6	1	3	0	1	0	0	0	60	100	10.80	1.800										
Pedro Borbon, L ERA: 4.05 (6, 1)	0.1		4	1	1	0	0	1	0	0	0	0	0	13	22	0.00	6.000										
John Frascatore, R ERA: 2.2 (6, 1)	1.2		6	1	1	1	1	0	0	0	0	0	1	15	26	5.40	0.600										
Dan Plesac, L ERA: 1.86 (8, 1)	1.0		4	0	0	0	2	0	0	0	0	1	0	13	18	0.00	0.000										
Paul Quantrill, R ERA: (9, 1)	1.0		4	1	0	0	1	0	0	0	0	0	0	10	15	0.00	1.000										

Batter	1	2	3	4	5	6	7	8	9	AB	R	H	RBI	BB	SO	LOB	BOTTOM										
Shannon Stewart, R OBP: 0.389, SLG: 0.489 (1, 7)	1-1 E4 SH1-3		2-1 1B		0-3 K		4-2 BB		2-2 F8	4	0	1	0	1	1	1	Oakland Athletics @ Toronto Blue Jays SkyDome, Toronto, ON Wed May 09 2001, 7:05 PM EDT Att: 16,241 - Dome - 72 F										
Alex Gonzalez, R OBP: 0.298, SLG: 0.362 (1, 6)	2-0 SH1-3		3-2 G4-3		3-1 G5-3		1-2 G4-3		1-0 HR	4	1	1	2	0	0	3											
Raul Mondesi, R OBP: 0.409, SLG: 0.585 (1, 9)	1-3 K		1-0 G5-3		1-1 F7			2-2 G1-3	0-2 1B	5	0	1	0	0	1	1											
Carlos Delgado, L OBP: 0.447, SLG: 0.619 (1, 3)	2-0 F8		3-1 1B			0-2 F7		1-2 G3 1B	0-0 G4-3	5	1	2	0	0	0	2											
Brad Fullmer, L OBP: 0.352, SLG: 0.504 (1, 10)		2-2 2B 2B		0-0 F7		1-1 WP HBP		0-1 G3		3	1	1	0	0	0	2											
Tony Batista, R OBP: 0.248, SLG: 0.445 (1, 5)		0-2 G5-3		3-3 K		3-3 K		1-0 FC5-4 1B		4	0	1	1	0	2	3											
Brian Simmons, S OBP: 0.163, SLG: 0.146 (1, 8)		1-3 K		0-0 L4		2-1 G3		2-1 FC5-4		4	0	0	0	0	1	3											
Darrin Fletcher, L OBP: 0.282, SLG: 0.327 (1, 2)		1-1 1B 2B		2-1 F7		0-0 G4-3		1-2 HR		4	2	2	1	0	0	0											
Chris Woodward, R OBP: 0.208, SLG: 0.542 (1, 4)		0-1 1B		2-3 K		2-2 P6		1-2 K		4	0	1	1	0	2	1											
Inning Stats	R: 0 E: 1 K: 1 S: 8	H: 0 LOB: 1 BB: 0 P: 14	R: 2 E: 0 K: 1 S: 20	H: 4 LOB: 2 BB: 0 P: 29	R: 0 E: 0 K: 1 S: 13	H: 1 LOB: 1 BB: 0 P: 20	R: 0 E: 0 K: 1 S: 6	H: 0 LOB: 0 BB: 0 P: 10	R: 0 E: 0 K: 1 S: 7	H: 0 LOB: 0 BB: 0 P: 11	R: 0 E: 0 K: 1 S: 11	H: 0 LOB: 1 BB: 0 P: 17	R: 0 E: 0 K: 0 S: 9	H: 0 LOB: 1 BB: 1 P: 16	R: 1 E: 0 K: 0 S: 12	H: 2 LOB: 1 BB: 0 P: 18		R: 2 E: 0 K: 1 S: 16	H: 3 LOB: 1 BB: 0 P: 20	1B: 7 2B: 2 3B: 0 HR: 1	SF: 0 SAC: 1 DP: 0 HBP: 1	WP: 2 PB: 0 SB: 0 CS: 0	PA: 40				
PITCHER	IP	WLS	BF	H	R	ER	SO	BB	IBB	HBP	BLK	WP	HR	S	P	ERA	WHIP										
Tim Hudson, R ERA: 5.07 (1, 1)	6.2	W	28	5	2	2	6	1	0	1	0	0	0	71	113	2.70	0.900										
Chad Bradford, R ERA: 4.26 (7, 1)	0.2		2	0	0	0	0	0	0	0	0	0	0	6	9	0.00	0.000										
Mark Guthrie, L ERA: 4.63 (8, 1)	0.2		5	3	2	2	0	0	0	0	0	0	0	12	17	27.00	4.500										
T.J. Mathews, R ERA: 6.14 (9, 1)	0.2		4	2	1	1	1	0	0	0	0	0	1	12	15	13.50	3.000										
Jason Istringhausen, R ERA: 1.32 (9, 1)	0.1	S	1	0	0	0	0	0	0	0	0	0	0	1	1	0.00	0.000										



Batter	1	2	3	4	5	6	7	8	9	AB	R	H	RBI	BB	SO	LOB	TOP					
51 Ichiro Suzuki, L (1, 9) OBP: 0.399, SLG: 0.451	1-3 K		0-0 G4-3			0-1 1B G4-3 1B	1-0 WP 1B		0-0 G4-3	5	1	2	0	0	1	0	Seattle Mariners @ Toronto Blue Jays SkyDome, Toronto, ON Fri May 11 2001, 7:05 PM EDT Att: 20,279 - Dome - 72 F					
Mark McLemore, S (1, 4) OBP: 0.325, SLG: 0.464	0-0 G4-3			3-1 L3		0-1 G4-3 HR 1B	3-2 F7		1-1 G4-1	5	1	1	0	0	0	1						
Edgar Martinez, R (1, 10) Charles Gipson, R (8, PR)	3-2 G5-3			4-0 BB		1-3 K		1-0 1B 2B	2-3 K	3	0	1	0	1	1	2						
John Olerud, L (1, 3)		0-0 1B		1-1 F7		1-0 G4-3		1-0 2B 1B		4	1	2	2	0	0	2						
Mike Cameron, R (1, 8)	1-3 K			3-3 K		2-3 3-H HR		1-3 K		4	1	1	2	0	3	4						
Al Martin, L (1, 7) Bret Boone, R (8, PH)	3-1 F5				0-0 G4-3 2B	0-3 K		3-1 F8		3	0	1	0	0	1	1						
Tom Lampkin, L (1, 2)	1-2 G5-3				1-3 K		1-1 G3-1	4-2 2B BB		3	1	0	0	1	1	2						
Carlos Guillen, S (1, 6)			1-0 F7		2-2 G4-3		3-2 51 1B G5-3 WP 1B	0-0 1-H 2-H 2B		4	1	2	2	0	0	1						
David Bell, R (1, 5)	1-2 G6-3				0-0 G1-3		0-1 G5-3	1-2 F7		4	0	0	0	0	0	3						
Inning Stats	R: 0 E: 0 K: 1 S: 8	H: 0 LOB: 0 BB: 0 P: 12	R: 0 E: 0 K: 1 S: 9	H: 1 LOB: 1 BB: 0 P: 14	R: 0 E: 0 K: 0 S: 5	H: 0 LOB: 0 BB: 0 P: 7	R: 0 E: 0 K: 1 S: 7	H: 0 LOB: 1 BB: 1 P: 18	R: 0 E: 0 K: 1 S: 10	H: 1 LOB: 0 BB: 0 P: 13	R: 3 E: 0 K: 2 S: 14	H: 3 LOB: 0 BB: 0 P: 16	R: 1 E: 0 K: 0 S: 13	H: 2 LOB: 1 BB: 0 P: 21	R: 3 E: 0 K: 1 S: 13	H: 3 LOB: 1 BB: 1 P: 24		R: 0 E: 0 K: 1 S: 6	H: 0 LOB: 0 BB: 0 P: 9	1B: 6 2B: 3 3B: 0 HR: 1	SF: 0 SAC: 0 DP: 0 HBP: 0	WP: 1 PB: 0 SB: 1 CS: 0
PITCHER	IP WLS BF H R ER SO BB IBB HBP BLK WP HR S P ERA WHIP																					
Joey Hamilton, R (1, 1) ERA: 4.99	7.0 L 30 8 5 5 6 1 0 0 0 0 1 1 67 103 6.43 1.286																					
Dan Plesac, L (8, 1) ERA: 3.48	0.2 5 2 2 2 1 1 0 0 0 0 0 0 9 18 27.00 4.500																					
Bob Fife, R (8, 1) ERA: 2.03	1.1 4 0 0 0 1 0 0 0 0 0 0 0 9 13 0.00 0.000																					

Batter	1	2	3	4	5	6	7	8	9	AB	R	H	RBI	BB	SO	LOB	BOTTOM					
Shannon Stewart, R (1, 7) OBP: 0.399, SLG: 0.493	4-2 BB		0-2 2B		2-2 1B		1-0 F9			3	0	2	0	1	0	0	Seattle Mariners @ Toronto Blue Jays SkyDome, Toronto, ON Fri May 11 2001, 7:05 PM EDT Att: 20,279 - Dome - 72 F					
Alex Gonzalez, R (1, 6)	0-1 F9		1-0 F3		1-0 P4			0-3 K		4	0	0	0	0	1	3						
Raul Mondesi, R (1, 9)	1-3 K		4-1 BB			2-3 K		2-1 G6-3		3	0	0	0	1	2	1						
Carlos Delgado, L (1, 3)	1-3 K		2-3 K			2-2 HR		4-0 BB		3	1	1	1	1	2	3						
Brad Fullmer, L (1, 10)		3-1 PB SF8 2B		1-0 F8		4-1 FC6-4 BB		0-3 K		3	1	1	0	1	1	1						
Tony Batista, R (1, 5)	1-1 SF8			0-3 K		1-0 FC6-4			1-3 K2-3	3	0	0	1	0	2	1						
Brian Simmons, S (1, 8)	1-3 K			1-1 F8		2-0 P6			1-2 E3 G5-3	4	0	0	0	0	1	1						
Darrin Fletcher, L (1, 2) Luis Lopez, R (9, PH)	2-1 G3				1-1 CS 1B		3-1 F7		1-1 G5-3	3	0	1	0	0	0	0						
Chris Woodward, R (1, 4)			3-1 G5-3		2-2 P4		0-3 K		1-3 K2-3	4	0	0	0	0	2	2						
Inning Stats	R: 0 E: 0 K: 2 S: 15	H: 0 LOB: 1 BB: 1 P: 20	R: 1 E: 0 K: 1 S: 9	H: 1 LOB: 0 BB: 0 P: 16	R: 0 E: 0 K: 1 S: 11	H: 1 LOB: 2 BB: 1 P: 21	R: 0 E: 0 K: 1 S: 6	H: 0 LOB: 0 BB: 0 P: 8	R: 0 E: 0 K: 0 S: 11	H: 2 LOB: 1 BB: 0 P: 16	R: 1 E: 0 K: 1 S: 10	H: 1 LOB: 1 BB: 1 P: 21	R: 0 E: 0 K: 1 S: 7	H: 0 LOB: 0 BB: 0 P: 11	R: 0 E: 0 K: 2 S: 8	H: 0 LOB: 1 BB: 1 P: 14		R: 0 E: 1 K: 2 S: 12	H: 0 LOB: 1 BB: 0 P: 16	1B: 2 2B: 2 3B: 0 HR: 1	SF: 1 SAC: 0 DP: 0 HBP: 0	WP: 0 PB: 1 SB: 0 CS: 1
PITCHER	IP WLS BF H R ER SO BB IBB HBP BLK WP HR S P ERA WHIP																					
Paul Abbott, R (1, 1) ERA: 4.7	5.1 W 23 5 2 1 6 3 0 0 0 0 0 0 60 97 1.69 1.500																					
Jose Paniagua, R (6, 1) ERA: 3.6	2.1 H 8 0 0 0 2 1 0 0 0 0 0 0 14 27 0.00 0.429																					
Arthur Rhodes, L (8, 1) ERA: 1.69	1.1 5 0 0 0 3 0 0 0 0 0 0 0 15 19 0.00 0.000																					

AB	37
R	7
H	10
RBI	6
BB	2
SO	8
LOB	18



AB	31
R	2
H	5
RBI	2
BB	4
SO	11
LOB	13



Batter	1	2	3	4	5	6	7	8	9	AB	R	H	RBI	BB	SO	LOB	TOP																		
51 Ichiro Suzuki, L (1, 9) OBP: 0.370, SLG: 0.476	G6-3		3B 1B	2B	1B 3B		F7		S 1B SF8 1B	6	3	4	1	0	0	0	Seattle Mariners @ Toronto Blue Jays SkyDome, Toronto, ON Sat May 12 2001, 1:05 PM EDT Att: 24,908 - Dome - 72 F																		
Mark McLemore, S (1, 5) OBP: 0.361, SLG: 0.507 (6, 7)	G6-3		1B 3B	2B FC5-2 BB	FC4-6 1B BB		S 1B		SF8 S FC4-6 1B	4	3	3	2	2	0	0																			
Edgar Martinez, R (1, 10)	1B		G5-3	FC5-2 2B	FC4-6 1B		1B		SF8	5	0	4	3	0	0	1																			
John Olerud, L (1, 3)	F8		FC6-4 1B HR	FC5-2 1B	FC4-6 1B		1B BB		FC4-6 BB	3	1	1	1	3	0	3																			
Bret Boone, R (1, 4)	G6-3		FC6-4 1B	FC5-2	G5-3		K		FC4-6 FC5-4	6	0	1	1	0	1	5																			
Al Martin, L (1, 7) David Bell, R (6, PH) OBP: 0.291, SLG: 0.270 OBP: 0.238, SLG: 0.286	F8 2B		FC6-4 HR	K	F8		1B		FC5-4	3	1	1	0	0	1	5																			
Mike Cameron, R (1, 8)	F8		HR		F7		K			5	1	2	3	0	1	3																			
Carlos Guillen, S (1, 6)	BB		BB		51 3B 1B		G6-3			3	1	1	0	2	0	3																			
Dan Wilson, R (1, 2)	F8		F7		F7		G5-3		51 1B BB	4	1	0	0	1	0	4																			
Inning Stats	R: 0 E: 0 K: 0 S: 10	H: 1 LOB: 1 BB: 0 P: 15	R: 0 E: 0 K: 0 S: 7	H: 1 LOB: 2 BB: 1 P: 16	R: 5 E: 0 K: 0 S: 15	H: 5 LOB: 1 BB: 1 P: 25	R: 0 E: 0 K: 1 S: 8	H: 2 LOB: 3 BB: 2 P: 20	R: 2 E: 0 K: 0 S: 11	H: 3 LOB: 2 BB: 1 P: 21	R: 0 E: 0 K: 0 S: 10	H: 1 LOB: 1 BB: 0 P: 14	R: 1 E: 0 K: 0 S: 10	H: 2 LOB: 1 BB: 0 P: 15	R: 0 E: 0 K: 2 S: 9	H: 1 LOB: 2 BB: 1 P: 15		R: 3 E: 0 K: 0 S: 16	H: 2 LOB: 1 BB: 2 P: 31	1B: 12 2B: 3 3B: 2 HR: 1	SF: 1 SAC: 0 DP: 0 HBP: 0	WP: 0 PB: 0 SB: 3 CS: 0	PA: 51												
PITCHER	IP WLS BF H R ER SO BB IBB HBP BLK WP HR S P ERA WHIP																																		
Chris Carpenter, R (1, 1) ERA: 4.59	4.2	30	12	7	7	1	4	1	0	0	0	0	0	0	1	47	91	13.50	3.429																
Pedro Borbon, L (5, 1)	1.0	3	0	0	0	0	0	0	0	0	0	0	0	0	9	12	0.00	0.000																	
Paul Quantrill, R (6, 1)	1.0	4	1	0	0	0	0	0	0	0	0	0	0	0	10	14	0.00	1.000																	
Kelvim Escobar, R (7, 1)	1.1	L 7	3	1	1	2	1	0	0	0	0	0	0	14	24	6.75	3.000																		
Billy Koch, R (9, 1)	1.0	7	2	3	3	0	2	0	0	0	0	0	0	16	31	27.00	4.000																		

Batter	1	2	3	4	5	6	7	8	9	AB	R	H	RBI	BB	SO	LOB	BOTTOM																
Shannon Stewart, R (1, 7) OBP: 0.399, SLG: 0.490	G5-3			BB 1B	G4-3		FC6-4 1B		K	5	0	2	1	0	1	1	Seattle Mariners @ Toronto Blue Jays SkyDome, Toronto, ON Sat May 12 2001, 1:05 PM EDT Att: 24,908 - Dome - 72 F																
Alex Gonzalez, R (1, 6)	G4-3			BB	SF8		FC6-4 BB		P4	3	0	0	1	1	0	1																	
Raul Mondesi, R (1, 9)	F8			K	1B 1B		BB			3	1	1	0	1	1	2																	
Carlos Delgado, L (1, 3)	G3			K	1B 1B		K			4	1	1	1	0	2	4																	
Brad Fullmer, L (1, 10)	F7			F8	1B		F7			4	0	1	1	0	0	4																	
Tony Batista, R (1, 5)	F8			1B 2B BB	HR		K			3	2	1	1	1	1	0																	
10 Vernon Wells, R (1, 8) OBP: 0.667, SLG: 0.500					1B 2B BB		F8			2	1	1	0	1	0	0																	
Brian Simmons, S (6, PH) OBP: 0.189, SLG: 0.204 (9, 8)				G4-6-3 1B	2B BB		G4-6-3 BB			0	0	0	0	1	0	0																	
Darrin Fletcher, L (1, 2)				G4-6-3	2B G4-3 1B		F8		G4-6-3	4	1	1	0	0	0	2																	
Jeff Frye, R (1, 4)	G4-3			G4-3 SF8 2B	F2		F8			4	1	1	2	0	0	0																	
Inning Stats	R: 0 E: 0 K: 0 S: 6	H: 0 LOB: 0 BB: 0 P: 8	R: 0 E: 0 K: 0 S: 8	H: 0 LOB: 0 BB: 0 P: 11	R: 0 E: 0 K: 0 S: 5	H: 1 LOB: 0 BB: 0 P: 6	R: 0 E: 0 K: 2 S: 10	H: 1 LOB: 2 BB: 1 P: 22	R: 6 E: 0 K: 0 S: 20	H: 5 LOB: 1 BB: 2 P: 42	R: 1 E: 0 K: 0 S: 10	H: 1 LOB: 0 BB: 0 P: 16	R: 0 E: 0 K: 1 S: 11	H: 1 LOB: 2 BB: 1 P: 19	R: 0 E: 0 K: 1 S: 7	H: 0 LOB: 0 BB: 1 P: 14	R: 0 E: 0 K: 1 S: 5	H: 0 LOB: 0 BB: 0 P: 9	1B: 7 2B: 1 3B: 0 HR: 1	SF: 1 SAC: 0 DP: 2 HBP: 0	WP: 0 PB: 0 SB: 0 CS: 0	PA: 38											
PITCHER	IP WLS BF H R ER SO BB IBB HBP BLK WP HR S P ERA WHIP																																
Freddy Garcia, R (1, 1) ERA: 4.59	4.2	22	6	6	6	2	3	0	0	0	0	0	0	2	3	0.00	3.000																
Norm Charlton, L (5, 1) ERA: 2.93	0.1	1	1	0	0	0	0	0	0	0	0	0	0	2	3	0.00	3.000																
Brett Tomko, R (6, 1) ERA: 5.96	1.1	W 7	2	1	1	0	1	0	0	0	0	1	15	26	6.75	2.250																	
Arthur Rhodes, L (7, 1) ERA: 1.62	0.2	H 2	0	0	0	1	0	0	0	0	0	0	6	9	0.00	0.000																	
Jeff Nielson, R (8, 1) ERA: 1.62	1.0	H 3	0	0	0	1	1	0	0	0	0	0	7	14	0.00	1.000																	

Batter	1	2	3	4	5	6	7	8	9	AB	R	H	RBI	BB	SO	LOB	TOP				
51 Ichiro Suzuki, L (1, 9) OBP: 0.395, SLG: 0.500										4	3	3	0	0	1	2	Seattle Mariners @ Toronto Blue Jays SkyDome, Toronto, ON Sun May 13 2001, 1:05 PM EDT Att: 20,624 - Dome - 72 F				
Mark McLemore, S (1, 5) OBP: 0.396, SLG: 0.513										3	0	2	2	2	0	1					
Edgar Martinez, R (1, 10) OBP: 0.446, SLG: 0.515										5	1	1	1	0	0	6					
John Olerud, L (1, 3) OBP: 0.442, SLG: 0.485										3	1	1	0	2	0	2					
Bret Boone, R (1, 4) OBP: 0.340, SLG: 0.483										5	1	2	2	0	0	5					
Al Martin, L (1, 7) OBP: 0.281, SLG: 0.260 Mike Cameron, R (7, PH) OBP: 0.369, SLG: 0.541										3	0	0	0	0	0	1					
Stan Javier, S (1, 8) OBP: 0.368, SLG: 0.367									5	0	2	0	0	1	0						
Tom Lampkin, L (1, 2) OBP: 0.338, SLG: 0.466 Dan Wilson, R (7, PH) OBP: 0.294, SLG: 0.293									3	0	0	0	0	2	1						
Charles Gipson, R (1, 6) OBP: 0.143, SLG: 0.077 Carlos Guillen, S (9, PH) OBP: 0.294, SLG: 0.289									4	1	1	0	0	1	2						
Inning Stats	R: 2 E: 1 K: 0 S: 11	H: 3 LOB: 1 BB: 0 P: 21	R: 0 E: 0 K: 1 S: 18	H: 1 LOB: 3 BB: 1 P: 29	R: 2 E: 0 K: 2 S: 12	H: 2 LOB: 2 BB: 1 P: 19	R: 1 E: 0 K: 1 S: 12	H: 2 LOB: 2 BB: 0 P: 11	R: 0 E: 1 K: 0 S: 12	H: 2 LOB: 1 BB: 0 P: 18	R: 0 E: 0 K: 1 S: 8	H: 2 LOB: 1 BB: 0 P: 11	R: 0 E: 0 K: 0 S: 4	H: 0 LOB: 2 BB: 2 P: 14	R: 0 E: 1 K: 3 S: 18	H: 1 LOB: 2 BB: 0 P: 25		1B: 10 2B: 2 3B: 1 HR: 1	SF: 0 SAC: 0 DP: 1 HBP: 2	WP: 0 PB: 1 SB: 1 CS: 1	PA: 46
PITCHER	IP WLS BF H R ER SO BB IBB HBP BLK WP HR S P ERA WHIP	IP WLS BF H R ER SO BB IBB HBP BLK WP HR S P ERA WHIP	IP WLS BF H R ER SO BB IBB HBP BLK WP HR S P ERA WHIP	IP WLS BF H R ER SO BB IBB HBP BLK WP HR S P ERA WHIP	IP WLS BF H R ER SO BB IBB HBP BLK WP HR S P ERA WHIP	IP WLS BF H R ER SO BB IBB HBP BLK WP HR S P ERA WHIP	IP WLS BF H R ER SO BB IBB HBP BLK WP HR S P ERA WHIP	IP WLS BF H R ER SO BB IBB HBP BLK WP HR S P ERA WHIP	IP WLS BF H R ER SO BB IBB HBP BLK WP HR S P ERA WHIP	IP WLS BF H R ER SO BB IBB HBP BLK WP HR S P ERA WHIP	IP WLS BF H R ER SO BB IBB HBP BLK WP HR S P ERA WHIP	IP WLS BF H R ER SO BB IBB HBP BLK WP HR S P ERA WHIP	IP WLS BF H R ER SO BB IBB HBP BLK WP HR S P ERA WHIP	IP WLS BF H R ER SO BB IBB HBP BLK WP HR S P ERA WHIP	IP WLS BF H R ER SO BB IBB HBP BLK WP HR S P ERA WHIP	IP WLS BF H R ER SO BB IBB HBP BLK WP HR S P ERA WHIP	IP WLS BF H R ER SO BB IBB HBP BLK WP HR S P ERA WHIP	IP WLS BF H R ER SO BB IBB HBP BLK WP HR S P ERA WHIP	IP WLS BF H R ER SO BB IBB HBP BLK WP HR S P ERA WHIP	IP WLS BF H R ER SO BB IBB HBP BLK WP HR S P ERA WHIP	IP WLS BF H R ER SO BB IBB HBP BLK WP HR S P ERA WHIP

AB	40
R	7
H	14
RBI	5
BB	4
SO	7
LOB	24



Batter	1	2	3	4	5	6	7	8	9	AB	R	H	RBI	BB	SO	LOB	BOTTOM				
Shannon Stewart, R (1, 7) OBP: 0.399, SLG: 0.483										4	1	1	0	1	0	2	Seattle Mariners @ Toronto Blue Jays SkyDome, Toronto, ON Sun May 13 2001, 1:05 PM EDT Att: 20,624 - Dome - 72 F				
Alex Gonzalez, R (1, 6) OBP: 0.290, SLG: 0.364										4	1	1	2	0	1	1					
Raul Mondesi, R (1, 9) OBP: 0.404, SLG: 0.549										4	0	2	0	0	1	0					
Carlos Delgado, L (1, 3) OBP: 0.444, SLG: 0.630									3	0	0	0	1	0	2						
Tony Batista, R (1, 5) OBP: 0.259, SLG: 0.474									4	1	1	0	0	1	2						
10 Vernon Wells, R (1, 8) OBP: 0.571, SLG: 1.000										4	1	2	2	0	0	1					
Luis Lopez, R (1, 10) OBP: 0.231, SLG: 0.417									4	1	1	1	0	0	1						
Alberto Castillo, R (1, 2) OBP: 0.250, SLG: 0.125 Darrin Fletcher, L (9, PH) OBP: 0.293, SLG: 0.368								3	0	0	0	0	1	0	0						
Jeff Frye, R (1, 4) OBP: 0.250, SLG: 0.254 Brian Simmons, S (7, PH) OBP: 0.185, SLG: 0.200 Chris Woodward, R (8, 4) OBP: 0.188, SLG: 0.438 Brad Fullmer, L (9, PH) OBP: 0.346, SLG: 0.483								2	0	1	0	0	0	0	0						
Inning Stats	R: 0 E: 0 K: 0 S: 5	H: 1 LOB: 1 BB: 0 P: 8	R: 2 E: 0 K: 0 S: 9	H: 3 LOB: 1 BB: 0 P: 16	R: 0 E: 0 K: 0 S: 7	H: 0 LOB: 1 BB: 1 P: 14	R: 1 E: 0 K: 1 S: 14	H: 1 LOB: 0 BB: 0 P: 24	R: 2 E: 0 K: 2 S: 10	H: 2 LOB: 0 BB: 0 P: 15	R: 0 E: 0 K: 1 S: 10	H: 0 LOB: 0 BB: 1 P: 18	R: 0 E: 0 K: 0 S: 5	H: 1 LOB: 1 BB: 0 P: 9	R: 0 E: 1 K: 0 S: 9	H: 0 LOB: 1 BB: 0 P: 14		1B: 6 2B: 0 3B: 0 HR: 3	SF: 0 SAC: 0 DP: 1 HBP: 0	WP: 0 PB: 0 SB: 0 CS: 1	PA: 38
PITCHER	IP WLS BF H R ER SO BB IBB HBP BLK WP HR S P ERA WHIP	IP WLS BF H R ER SO BB IBB HBP BLK WP HR S P ERA WHIP	IP WLS BF H R ER SO BB IBB HBP BLK WP HR S P ERA WHIP	IP WLS BF H R ER SO BB IBB HBP BLK WP HR S P ERA WHIP	IP WLS BF H R ER SO BB IBB HBP BLK WP HR S P ERA WHIP	IP WLS BF H R ER SO BB IBB HBP BLK WP HR S P ERA WHIP	IP WLS BF H R ER SO BB IBB HBP BLK WP HR S P ERA WHIP	IP WLS BF H R ER SO BB IBB HBP BLK WP HR S P ERA WHIP	IP WLS BF H R ER SO BB IBB HBP BLK WP HR S P ERA WHIP	IP WLS BF H R ER SO BB IBB HBP BLK WP HR S P ERA WHIP	IP WLS BF H R ER SO BB IBB HBP BLK WP HR S P ERA WHIP	IP WLS BF H R ER SO BB IBB HBP BLK WP HR S P ERA WHIP	IP WLS BF H R ER SO BB IBB HBP BLK WP HR S P ERA WHIP	IP WLS BF H R ER SO BB IBB HBP BLK WP HR S P ERA WHIP	IP WLS BF H R ER SO BB IBB HBP BLK WP HR S P ERA WHIP	IP WLS BF H R ER SO BB IBB HBP BLK WP HR S P ERA WHIP	IP WLS BF H R ER SO BB IBB HBP BLK WP HR S P ERA WHIP	IP WLS BF H R ER SO BB IBB HBP BLK WP HR S P ERA WHIP	IP WLS BF H R ER SO BB IBB HBP BLK WP HR S P ERA WHIP	IP WLS BF H R ER SO BB IBB HBP BLK WP HR S P ERA WHIP	IP WLS BF H R ER SO BB IBB HBP BLK WP HR S P ERA WHIP

AB	35
R	5
H	9
RBI	5
BB	2
SO	4
LOB	10



Batter	1	2	3	4	5	6	7	8	9	AB	R	H	RBI	BB	SO	LOB	TOP								
Shannon Stewart, R OBP: 0.393, SLG: 0.474	G5-3		1B	F9		K		P3		5	1	1	0	0	1	0	Toronto Blue Jays @ Anaheim Angels Edison International Field, Anaheim, CA Tue May 15 2001, 10:05 PM EDT Att: 15,904 - Sunny - 66 F								
Alex Gonzalez, R OBP: 0.293, SLG: 0.371 Chris Woodward, R OBP: 0.188, SLG: 0.438	G1-3		1B	2B		P6		G3		5	2	2	0	0	0	0									
Raul Mondesi, R OBP: 0.409, SLG: 0.577			K	HR		L5			HR	5	2	3	2	0	1	2									
Carlos Delgado, L OBP: 0.448, SLG: 0.674	P6		F9	HR					1B	5	2	3	3	0	0	3									
Brad Fullmer, L OBP: 0.354, SLG: 0.493		1B	1B	E6					K	5	1	3	1	0	1	1									
Tony Batista, R OBP: 0.257, SLG: 0.465	F8		1B	F7					K	5	0	1	2	0	2	4									
10 Vernon Wells, R OBP: 0.417, SLG: 0.636	FC9-6		1B			F8		F9		5	1	1	0	0	1	3									
Darrin Fletcher, L OBP: 0.291, SLG: 0.373			F8			F8		G3		4	0	1	1	0	0	3									
Jeff Frye, R OBP: 0.238, SLG: 0.240	G4-3			L7		F7		F8		4	0	0	0	0	0	1									
Inning Stats	R: 0 E: 0 K: 0 S: 11	H: 1 LOB: 1 BB: 0 P: 17	R: 1 E: 0 K: 0 S: 12	H: 2 LOB: 1 BB: 0 P: 19	R: 3 E: 0 K: 1 S: 18	H: 5 LOB: 2 BB: 0 P: 26	R: 3 E: 1 K: 0 S: 12	H: 3 LOB: 1 BB: 0 P: 16	R: 0 E: 0 K: 1 S: 8	H: 0 LOB: 0 BB: 0 P: 9	R: 1 E: 0 K: 1 S: 13	H: 2 LOB: 1 BB: 0 P: 20	R: 0 E: 0 K: 0 S: 8	H: 0 LOB: 0 BB: 0 P: 13	R: 1 E: 0 K: 3 S: 13	H: 2 LOB: 1 BB: 0 P: 20		1B: 8 2B: 4 3B: 0 HR: 3	SF: 0 SAC: 0 DP: 0 HBP: 0	WP: 0 PB: 0 SB: 0 CS: 0	PA: 43				
PITCHER	IP	WLS	BF	H	R	ER	SO	BB	IBB	HBP	BLK	WP	HR	S	P	ERA	WHIP								
Ismael Valdez, R ERA: 4.03	6.0	L	30	11	7	7	2	0	0	0	0	0	1	67	99	10.50	1.833								
Lou Pote, R ERA: 5.23	2.0		8	2	1	1	1	0	0	0	0	0	1	21	33	4.50	1.000								
47 Mark Lukasiewicz, L ERA: 13.5	1.0		5	2	1	1	3	0	0	0	0	0	1	13	20	9.00	2.000								

Batter	1	2	3	4	5	6	7	8	9	AB	R	H	RBI	BB	SO	LOB	BOTTOM								
David Eckstein, R OBP: 0.398, SLG: 0.388	G4-3		G3		K				G6-3	5	1	1	2	0	1	2	Toronto Blue Jays @ Anaheim Angels Edison International Field, Anaheim, CA Tue May 15 2001, 10:05 PM EDT Att: 15,904 - Sunny - 66 F								
Darin Erstad, L OBP: 0.286, SLG: 0.347	K		P5				L9		F8	4	0	0	0	1	1	1									
Tim Salmon, R OBP: 0.367, SLG: 0.375	BB			E5	K					3	1	1	0	1	1	2									
16 Garret Anderson, L OBP: 0.303, SLG: 0.369				FC5-4		G3			2B	4	0	2	0	0	0	1									
Troy Glaus, R OBP: 0.343, SLG: 0.507	L7			E5		F8		SF8		3	0	0	1	0	0	3									
Shawn Wooten, R OBP: 0.348, SLG: 0.651		G5-3		P4				G6-4-3		4	0	1	0	0	0	3									
Scott Spiezio, S OBP: 0.310, SLG: 0.338		F6		G5-3		F7				4	1	1	0	0	0	3									
Benji Gil, R OBP: 0.361, SLG: 0.519		G5-3			F8			G6-3		4	0	0	0	0	0	1									
José Molina, R OBP: 0.375, SLG: 0.636 Jamie Burke, R OBP: 0.500, SLG: 0.500			G5-3						E1	3	0	1	0	0	1	0									
Inning Stats	R: 0 E: 0 K: 1 S: 17	H: 1 LOB: 2 BB: 1 P: 24	R: 0 E: 0 K: 0 S: 5	H: 0 LOB: 0 BB: 0 P: 6	R: 0 E: 0 K: 0 S: 8	H: 0 LOB: 0 BB: 0 P: 14	R: 0 E: 2 K: 0 S: 13	H: 0 LOB: 2 BB: 0 P: 23	R: 0 E: 0 K: 2 S: 12	H: 1 LOB: 2 BB: 1 P: 22	R: 0 E: 0 K: 0 S: 9	H: 1 LOB: 1 BB: 0 P: 15	R: 1 E: 0 K: 1 S: 9	H: 1 LOB: 0 BB: 0 P: 11	R: 1 E: 0 K: 0 S: 7	H: 2 LOB: 0 BB: 0 P: 10		R: 1 E: 1 K: 0 S: 12	H: 1 LOB: 1 BB: 0 P: 16	1B: 4 2B: 2 3B: 0 HR: 1	SF: 1 SAC: 0 DP: 1 HBP: 0	WP: 0 PB: 0 SB: 0 CS: 0	PA: 38		
PITCHER	IP	WLS	BF	H	R	ER	SO	BB	IBB	HBP	BLK	WP	HR	S	P	ERA	WHIP								
Chris Michalak, L ERA: 3.18	7.0	W	29	4	1	1	4	0	0	0	0	0	0	19	26	4.50	1.500								
Bob File, R ERA: 2.35	2.0		9	3	2	1	0	0	0	0	0	0	0	19	26	4.50	1.500								

Batter	1	2	3	4	5	6	7	8	9	AB	R	H	RBI	BB	SO	LOB	TOP											
Shannon Stewart, R OBP: 0.390, SLG: 0.469										4	0	1	0	0	2	1	<p>Toronto Blue Jays @ Anaheim Angels Edison International Field, Anaheim, CA Wed May 16 2001, 10:05 PM EDT Att: 15,611 - Sunny - 75 F</p> <p>livebaseballscores.com</p> <p>AB 32 R 1 H 7 RBI 1 BB 2 SO 8 LOB 10</p>											
Alex Gonzalez, R OBP: 0.292, SLG: 0.368										4	0	1	0	0	1	0												
Raul Mondesi, R OBP: 0.411, SLG: 0.575										4	1	2	0	0	1	1												
Carlos Delgado, L OBP: 0.444, SLG: 0.659										3	0	0	0	1	1	2												
Brad Fullmer, L OBP: 0.351, SLG: 0.487										4	0	1	1	0	1	1												
Tony Batista, R OBP: 0.257, SLG: 0.456										3	0	0	0	1	1	2												
10 Vernon Wells, R OBP: 0.375, SLG: 0.533										4	0	1	0	0	1	0												
Darin Fletcher, L OBP: 0.292, SLG: 0.372										3	0	1	0	0	0	1												
Jeff Frye, R OBP: 0.229, SLG: 0.231										3	0	0	0	0	0	2												
Inning Stats	R: 1 H: 2 E: 0 K: 2 S: 17	H: 2 R: 1 ER: 1 LOB: 2 BB: 1 P: 28	R: 0 H: 1 E: 0 K: 0 S: 10	H: 1 R: 0 ER: 0 LOB: 1 BB: 0 P: 15	R: 0 H: 1 E: 0 K: 0 S: 8	H: 1 R: 0 ER: 0 LOB: 1 BB: 1 P: 13	R: 0 H: 1 E: 0 K: 0 S: 14	H: 2 R: 0 ER: 0 LOB: 1 BB: 0 P: 14	R: 0 H: 0 E: 0 K: 1 S: 8	H: 0 R: 0 ER: 0 LOB: 0 BB: 0 P: 13	R: 0 H: 0 E: 0 K: 1 S: 7	H: 0 R: 0 ER: 0 LOB: 0 BB: 0 P: 9	R: 0 H: 0 E: 0 K: 2 S: 9	H: 0 R: 0 ER: 0 LOB: 0 BB: 0 P: 16	R: 0 H: 0 E: 0 K: 2 S: 10	H: 0 R: 0 ER: 0 LOB: 0 BB: 0 P: 12		1B: 7 2B: 0 3B: 0 HR: 0	SF: 0 SAC: 0 DP: 0 HBP: 0	WP: 0 PB: 0 SB: 3 CS: 1	PA: 34							
PITCHER	IP	WLS	BF	H	R	ER	SO	BB	IBB	HBP	BLK	WP	HR	S	P	ERA	WHIP											
Scott Schoeneweis, L ERA: 3.04	(1, 1)	6.1	W	26	7	1	1	3	2	0	0	0	0	0	69	110	1.42	1.421										
Al Levine, R ERA: 2.01	(7, 1)	1.2	H	5	0	0	0	3	0	0	0	0	0	14	22	0.00	0.000											
Troy Percival, R ERA:	(9, 1)	1.0	S	3	0	0	0	2	0	0	0	0	0	10	12	0.00	0.000											

Batter	1	2	3	4	5	6	7	8	9	AB	R	H	RBI	BB	SO	LOB	BOTTOM											
David Eckstein, R OBP: 0.394, SLG: 0.383										4	0	1	0	0	1	0	<p>Toronto Blue Jays @ Anaheim Angels Edison International Field, Anaheim, CA Wed May 16 2001, 10:05 PM EDT Att: 15,611 - Sunny - 75 F</p> <p>livebaseballscores.com</p> <p>AB 29 R 3 H 8 RBI 3 BB 5 SO 4 LOB 17</p>											
Darin Erstad, L OBP: 0.297, SLG: 0.349										2	0	1	0	1	0	0												
Tim Salmon, R OBP: 0.370, SLG: 0.369										2	0	0	0	2	1	3												
16 Garret Anderson, L OBP: 0.296, SLG: 0.360										4	0	0	0	0	0	5												
Troy Glaus, R OBP: 0.353, SLG: 0.531										3	1	2	1	1	0	0												
Wally Joyner, L OBP: 0.333, SLG: 0.402										4	1	2	0	0	0	4												
Adam Kennedy, L OBP: 0.323, SLG: 0.457										4	1	2	2	0	0	1												
José Molina, R OBP: 0.357, SLG: 0.560										3	0	0	0	1	0	3												
Orlando Palmeiro, L OBP: 0.309, SLG: 0.367										3	0	0	0	0	2	1												
Inning Stats	R: 0 H: 0 E: 0 K: 0 S: 6	H: 3 R: 3 ER: 0 LOB: 0 BB: 1 P: 9	R: 3 H: 3 E: 0 K: 0 S: 21	H: 3 R: 2 ER: 0 LOB: 0 BB: 1 P: 35	R: 0 H: 1 E: 0 K: 1 S: 10	H: 1 R: 0 ER: 0 LOB: 3 BB: 2 P: 23	R: 0 H: 0 E: 0 K: 1 S: 10	H: 0 R: 0 ER: 0 LOB: 0 BB: 0 P: 15	R: 0 H: 2 E: 0 K: 0 S: 9	H: 1 R: 0 ER: 0 LOB: 1 BB: 1 P: 12	R: 0 H: 1 E: 0 K: 2 S: 10	H: 1 R: 0 ER: 0 LOB: 2 BB: 1 P: 17	R: 0 H: 1 E: 0 K: 0 S: 16	H: 1 R: 0 ER: 0 LOB: 1 BB: 0 P: 24	R: 0 H: 1 E: 0 K: 0 S: 16	H: 1 R: 0 ER: 0 LOB: 1 BB: 0 P: 24		1B: 5 2B: 1 3B: 0 HR: 2	SF: 0 SAC: 0 DP: 3 HBP: 1	WP: 0 PB: 0 SB: 2 CS: 0	PA: 35							
PITCHER	IP	WLS	BF	H	R	ER	SO	BB	IBB	HBP	BLK	WP	HR	S	P	ERA	WHIP											
Steve Parris, R ERA: 5.97	(1, 1)	6.0	L	26	6	3	3	2	4	0	1	0	0	2	65	109	4.50	1.667										
Paul Quantrill, R ERA: 1.35	(7, 1)	1.0		6	2	0	0	2	1	0	0	0	0	13	22	0.00	3.000											
Pedro Borbon, L ERA: 3.24	(8, 1)	1.0		3	0	0	0	0	0	0	0	0	0	13	19	0.00	0.000											

Batter	1	2	3	4	5	6	7	8	9	AB	R	H	RBI	BB	SO	LOB	TOP										
Shannon Stewart, R OBP: 0.392, SLG: 0.470										4	1	2	0	0	0	0	Toronto Blue Jays @ Anaheim Angels Edison International Field, Anaheim, CA Thu May 17 2001, 10:05 PM EDT Att: 15,204 - Sunny - 67 F										
Alex Gonzalez, R OBP: 0.291, SLG: 0.361										3	1	0	0	1	0	1											
Raul Mondesi, R OBP: 0.408, SLG: 0.564										3	0	0	0	1	1	3											
Carlos Delgado, L OBP: 0.451, SLG: 0.664										2	0	1	2	2	0	0											
Brad Fullmer, L OBP: 0.349, SLG: 0.478										3	0	0	0	1	1	4											
Tony Batista, R OBP: 0.257, SLG: 0.451										4	0	1	0	0	2	2											
10 Vernon Wells, R OBP: 0.316, SLG: 0.444										3	0	0	0	0	2	0											
Brian Simmons, S OBP: 0.182, SLG: 0.196										1	0	0	0	0	0	0											
Darrin Fletcher, L OBP: 0.284, SLG: 0.360										4	0	0	0	0	1	0											
Chris Woodward, R OBP: 0.171, SLG: 0.400										3	0	0	0	0	1	0											
Inning Stats	R: 0 H: 1 E: 0 K: 1 S: 10	H: 1 R: 2 ER: 2 SO: 7 LOB: 2 BB: 1 P: 23	R: 0 H: 0 E: 0 K: 1 S: 7	H: 0 R: 0 ER: 0 SO: 14 LOB: 0 BB: 0 P: 14	R: 2 H: 2 E: 0 K: 1 S: 15	H: 2 R: 0 ER: 0 SO: 29 LOB: 2 BB: 2 P: 29	R: 0 H: 0 E: 0 K: 1 S: 7	H: 0 R: 0 ER: 0 SO: 10 LOB: 0 BB: 0 P: 10	R: 0 H: 1 E: 0 K: 0 S: 7	H: 1 R: 0 ER: 0 SO: 12 LOB: 0 BB: 0 P: 12	R: 0 H: 0 E: 0 K: 0 S: 10	H: 0 R: 0 ER: 0 SO: 13 LOB: 0 BB: 0 P: 13	R: 0 H: 0 E: 0 K: 0 S: 10	H: 0 R: 0 ER: 0 SO: 24 LOB: 2 BB: 2 P: 24	R: 0 H: 0 E: 0 K: 1 S: 8	H: 0 R: 0 ER: 0 SO: 13 LOB: 0 BB: 0 P: 13	1B: 3 2B: 1 3B: 0 HR: 0	SF: 0 SAC: 0 DP: 0 HBP: 0	WP: 2 PB: 2 SB: 0 CS: 1	PA: 36							
PITCHER	IP	WLS	BF	H	R	ER	SO	BB	IBB	HBP	BLK	WP	HR	S	P	ERA	WHIP										
Ramon Ortiz, R ERA: 4.08	(1, 1)	7.0	27	4	2	2	7	1	2	0	0	0	0	63	112	2.57	0.714										
Shigetoshi Hasegawa, R ERA: 5.3	(8, 1)	1.0	W	5	0	0	0	1	1	0	0	1	0	10	24	0.00	1.000										
Troy Percival, R ERA:	(9, 1)	1.0	S	3	0	0	1	0	0	0	0	0	0	8	13	0.00	0.000										

Batter	1	2	3	4	5	6	7	8	9	AB	R	H	RBI	BB	SO	LOB	BOTTOM										
David Eckstein, R OBP: 0.400, SLG: 0.390										3	1	2	0	0	0	1	Toronto Blue Jays @ Anaheim Angels Edison International Field, Anaheim, CA Thu May 17 2001, 10:05 PM EDT Att: 15,204 - Sunny - 67 F										
Darin Erstad, L OBP: 0.308, SLG: 0.359										4	1	3	0	0	0	1											
Tim Salmon, R OBP: 0.373, SLG: 0.368										3	1	1	0	1	1	3											
16 Garret Anderson, L OBP: 0.295, SLG: 0.360										3	0	1	1	0	0	3											
Troy Glaus, R OBP: 0.351, SLG: 0.530										4	0	1	2	0	2	3											
Wally Joyner, L OBP: 0.330, SLG: 0.396										4	0	1	0	0	1	4											
Adam Kennedy, L OBP: 0.330, SLG: 0.447										2	1	0	0	2	0	1											
José Molina, R OBP: 0.323, SLG: 0.500										3	0	0	0	0	1	3											
Orlando Palmeiro, L OBP: 0.328, SLG: 0.373										2	0	1	1	1	0	0											
Inning Stats	R: 1 H: 2 E: 0 K: 2 S: 15	H: 2 R: 2 ER: 2 SO: 24 LOB: 2 BB: 1 P: 24	R: 0 H: 0 E: 0 K: 2 S: 9	H: 0 R: 0 ER: 0 SO: 12 LOB: 0 BB: 0 P: 12	R: 0 H: 2 E: 0 K: 0 S: 9	H: 2 R: 0 ER: 0 SO: 14 LOB: 1 BB: 0 P: 14	R: 0 H: 1 E: 0 K: 0 S: 7	H: 1 R: 0 ER: 0 SO: 9 LOB: 1 BB: 0 P: 9	R: 0 H: 0 E: 0 K: 1 S: 5	H: 0 R: 0 ER: 0 SO: 10 LOB: 1 BB: 1 P: 10	R: 0 H: 1 E: 0 K: 1 S: 6	H: 1 R: 0 ER: 0 SO: 8 LOB: 0 BB: 0 P: 8	R: 1 H: 1 E: 0 K: 0 S: 8	H: 1 R: 0 ER: 0 SO: 12 LOB: 0 BB: 1 P: 12	R: 2 H: 3 E: 0 K: 0 S: 11	H: 3 R: 0 ER: 0 SO: 20 LOB: 2 BB: 1 P: 20		1B: 9 2B: 1 3B: 0 HR: 0	SF: 1 SAC: 2 DP: 2 HBP: 0	WP: 0 PB: 0 SB: 0 CS: 1	PA: 35						
PITCHER	IP	WLS	BF	H	R	ER	SO	BB	IBB	HBP	BLK	WP	HR	S	P	ERA	WHIP										
Joey Hamilton, R ERA: 4.69	(1, 1)	7.0	28	7	2	2	6	3	0	0	0	0	0	59	89	2.57	1.429										
Kelvim Escobar, R ERA: 2.75	(8, 1)	1.0	L	7	3	2	0	0	1	0	0	0	0	11	20	18.00	3.000										

Batter	1	2	3	4	5	6	7	8	9	AB	R	H	RBI	BB	SO	LOB	TOP					
Shannon Stewart, R OBP: 0.387, SLG: 0.467	G6-3		FC6-4 1-3 2-H 3-H	FC4-6 HR		G6-3			F9	5	1	1	3	0	0	3						
Alex Gonzalez, R OBP: 0.299, SLG: 0.388	B2-3		FC6-4 BB	HR			1B 2B		G4-3	4	2	2	3	1	0	0						
Carlos Delgado, L OBP: 0.449, SLG: 0.655	G3		K	K			FC6-4 2-H		1B	5	0	2	1	0	2	3						
Raul Mondesi, R OBP: 0.397, SLG: 0.547		P4	FC6-4 1-2 2-3 3-H		L5		FC6-4 G1-6-3		K	5	0	0	1	0	1	4						
Brad Fullmer, L OBP: 0.341, SLG: 0.466	G5-3		G3		F8		G1-6-3			4	0	0	0	0	0	3						
Tony Batista, R OBP: 0.257, SLG: 0.443	G1-3			1B FC4-6 10 1B BB	G5-3				G5-3	3	1	0	0	1	0	0						
10 Vernon Wells, R OBP: 0.348, SLG: 0.500			1B 2B	FC4-6 HR		G6-3			G6-3	4	2	2	0	0	0	0						
Homer Bush, R OBP: 0.375, SLG: 0.750			2B 1B	F8			2B		HR	4	2	3	1	0	0	2						
Alberto Castillo, R OBP: 0.281, SLG: 0.148			2B FC6-4 HBP	FC4-6 1B		F8			G6-3	3	1	1	0	0	0	1						
Inning Stats	R: 0 E: 0 K: 0 S: 5	H: 0 LOB: 0 BB: 0 P: 8	R: 0 E: 0 K: 0 S: 6	H: 0 LOB: 0 BB: 0 P: 12	R: 3 E: 0 K: 1 S: 18	H: 3 LOB: 2 BB: 1 P: 29	R: 4 E: 0 K: 1 S: 13	H: 3 LOB: 0 BB: 1 P: 21	R: 0 E: 0 K: 0 S: 8	H: 1 LOB: 1 BB: 0 P: 13	R: 1 E: 0 K: 0 S: 6	H: 2 LOB: 0 BB: 0 P: 7	R: 1 E: 0 K: 0 S: 8	H: 1 LOB: 0 BB: 0 P: 14	R: 0 E: 0 K: 1 S: 9	H: 1 LOB: 1 BB: 0 P: 14	1B: 5 2B: 4 3B: 0 HR: 2	SF: 0 SAC: 0 DP: 1 HBP: 1	WP: 0 PB: 0 SB: 0 CS: 0	PA: 40		
PITCHER	IP	WLS	BF	H	R	ER	SO	BB	IBB	HBP	BLK	WP	HR	S	P	ERA	WHIP					
Aaron Myette, R ERA: 18.56	(1, 1)	3.2	L	20	6	7	7	1	2	0	0	0	0	1	36	63	17.18	2.182				
J.D. Smart, R ERA:	(4, 1)	2.1		8	1	0	0	1	0	0	0	0	0	19	29	0.00	0.429					
Mike Venafro, L ERA: 3.86	(7, 1)	1.0		4	2	1	1	0	0	0	0	0	0	6	7	9.00	2.000					
Tim Crabtree, R ERA: 8.88	(8, 1)	2.0		8	2	1	1	1	0	0	0	0	1	17	28	4.50	1.000					

Toronto Blue Jays @ Texas Rangers
The Ballpark at Arlington, Arlington, TX
Fri May 18 2001, 8:05 PM EDT
Att: 35,368 - Overcast - 83 F

AB	37
R	9
H	11
RBI	9
BB	2
SO	3
LOB	16



Batter	1	2	3	4	5	6	7	8	9	AB	R	H	RBI	BB	SO	LOB	BOTTOM				
29 Rusty Greer, L OBP: 0.339, SLG: 0.470	L3		F7			G5-4-3 1B		F7		4	0	1	0	0	0	0					
Randy Velarde, R OBP: 0.395, SLG: 0.506	G6-3			FC4-6 3B		G5-4-3		K		4	1	1	0	0	1	1					
Alex Rodriguez, R OBP: 0.405, SLG: 0.648	K			FC4-6 HBP		F9		G5-3		3	0	0	0	0	1	0					
Rafael Palmeiro, L OBP: 0.369, SLG: 0.536		F7		FC4-6 FC5-4			1B 2B		K	4	1	1	1	0	1	1					
Ivan Rodriguez, R OBP: 0.336, SLG: 0.533		F7		FC5-4 FC5-4			K		F9	4	0	0	0	0	1	2					
Gabe Kapler, R OBP: 0.418, SLG: 0.582				FC5-4			1B BB		K	3	1	1	1	1	1	1					
Andres Galarraga, R OBP: 0.307, SLG: 0.416		G5-3				G6-3				3	0	0	0	0	1	2					
Ken Caminiti, S OBP: 0.286, SLG: 0.390			G3			K2-3				3	0	1	1	0	1	0					
Ruben Mateo, R OBP: 0.344, SLG: 0.358			F8			G4-3				3	0	0	0	0	0	2					
Inning Stats	R: 0 E: 0 K: 1 S: 7	H: 0 LOB: 0 BB: 0 P: 7	R: 1 E: 0 K: 0 S: 10	H: 1 LOB: 0 BB: 0 P: 15	R: 0 E: 0 K: 0 S: 8	H: 0 LOB: 0 BB: 0 P: 12	R: 1 E: 0 K: 0 S: 11	H: 1 LOB: 1 BB: 0 P: 17	R: 0 E: 0 K: 1 S: 9	H: 0 LOB: 0 BB: 0 P: 13	R: 0 E: 0 K: 2 S: 12	H: 0 LOB: 0 BB: 1 P: 18	R: 0 E: 0 K: 1 S: 8	H: 0 LOB: 0 BB: 0 P: 13	R: 0 E: 0 K: 2 S: 9	H: 0 LOB: 0 BB: 0 P: 11	1B: 2 2B: 1 3B: 1 HR: 1	SF: 0 SAC: 0 DP: 1 HBP: 1	WP: 0 PB: 0 SB: 0 CS: 0	PA: 33	
PITCHER	IP	WLS	BF	H	R	ER	SO	BB	IBB	HBP	BLK	WP	HR	S	P	ERA	WHIP				
Chris Carpenter, R ERA: 4.5	(1, 1)	7.0	W	27	5	3	3	4	1	0	1	0	0	64	90	3.86	0.857				
Dan Plesac, L ERA: 3.09	(8, 1)	1.0		3	0	0	0	1	0	0	0	0	0	8	13	0.00	0.000				
Billy Koch, R ERA: 4.5	(9, 1)	1.0		3	0	0	0	2	0	0	0	0	0	9	11	0.00	0.000				

Toronto Blue Jays @ Texas Rangers
The Ballpark at Arlington, Arlington, TX
Fri May 18 2001, 8:05 PM EDT
Att: 35,368 - Overcast - 83 F

AB	31
R	3
H	5
RBI	3
BB	1
SO	7
LOB	9



Batter	1	2	3	4	5	6	7	8	9	AB	R	H	RBI	BB	SO	LOB	TOP								
Shannon Stewart, R OBP: 0.393, SLG: 0.474	1-1 F8		1-1 2B	0-1 L6		4-2 BB		0-0 2B		4	1	2	0	1	0	2									
Alex Gonzalez, R OBP: 0.302, SLG: 0.400	3-2 F9		0-1 2B		2-0 F8	2-1 G6-4-3		1-2 2B		5	0	2	2	0	0	1									
Carlos Delgado, L OBP: 0.448, SLG: 0.651	0-2 2B		0-2 F9		1-3 K		2-0 F9	4-0 IBB		4	0	1	0	1	1	1									
Raul Mondesi, R OBP: 0.397, SLG: 0.537	0-2 F8		1-0 F5		4-1 3B		4-0 BB	2-1 F8		3	1	0	0	2	0	5									
Brad Fullmer, L OBP: 0.343, SLG: 0.482		2-1 2B	1-1 F7		1-1 1B		1-0 F7	1-2 F9		5	2	2	1	0	0	2									
Tony Batista, R OBP: 0.281, SLG: 0.448	1-1 10 F8			3-2 P6	2-1 1B		0-0 FC5-4	1-2 F9		5	0	2	2	0	0	1									
Darin Fletcher, L OBP: 0.233, SLG: 0.352	0-1 F8			4-1 1B	0-2 L4		2-0 F7	0-1 10 FC5-4		3	0	0	0	1	0	2	AB 38								
Brian Simmons, S OBP: 0.196, SLG: 0.212										1	0	1	0	0	0	0	R 6								
Alberto Castillo, R OBP: 0.281, SLG: 0.148										0	0	0	0	0	0	0	H 13								
10 Vernon Wells, R OBP: 0.321, SLG: 0.444	0-0 F8		0-1 F9		3-1 SF8		0-0 G6-3	1-2 FC5-4		5	1	1	0	0	0	3	RBI 6								
Homer Bush, R OBP: 0.400, SLG: 0.737	1-1 P4		1-1 1B		1-1 SF8		0-1 1B			3	1	2	1	0	0	1	BB 5								
Inning Stats	R: 0 E: 0 K: 0 S: 12	H: 1 LOB: 1 BB: 0 P: 16	R: 1 E: 0 K: 0 S: 9	H: 2 LOB: 1 BB: 0 P: 13	R: 1 E: 0 K: 0 S: 10	H: 2 LOB: 1 BB: 0 P: 13	R: 0 E: 0 K: 0 S: 11	H: 1 LOB: 2 BB: 1 P: 20	R: 2 E: 0 K: 1 S: 13	H: 2 LOB: 1 BB: 1 P: 23	R: 1 E: 0 K: 0 S: 8	H: 1 LOB: 0 BB: 1 P: 18	R: 0 E: 0 K: 0 S: 3	H: 0 LOB: 1 BB: 1 P: 10	R: 1 E: 0 K: 0 S: 10	H: 3 LOB: 3 BB: 1 P: 19	R: 0 E: 0 K: 0 S: 11	H: 1 LOB: 1 BB: 0 P: 14	1B: 6 2B: 6 3B: 1 HR: 0	SF: 1 SAC: 0 DP: 1 HBP: 0	WP: 0 PB: 0 SB: 1 CS: 0	PA: 44			
PITCHER	IP	WLS	BF	H	R	ER	SO	BB	IBB	HBP	BLK	WP	HR	S	P	ERA	WHIP								
Rick Helling, R ERA: 7.19	6.0		29	9	5	4	1	3	0	0	0	0	0	63	103	6.00	2.000								
Juan Moreno, L ERA: 7.19	1.1	5	0	0	0	0	1	0	0	0	0	0	0	4	13	0.00	0.750								
Jeff Brantley, R ERA: 4.74	0.2	L	6	3	1	1	0	0	1	0	0	0	0	9	16	13.50	4.500								
Mike Venafro, L ERA: 3.85	0.2		2	0	0	0	0	0	0	0	0	0	0	6	8	0.00	0.000								
59 Jeff Zimmerman, R ERA: 3.48	0.1		2	1	0	0	0	0	0	0	0	0	0	5	6	0.00	3.000								

Toronto Blue Jays @ Texas Rangers
The Ballpark at Arlington, Arlington, TX
Sat May 19 2001, 8:05 PM EDT
Att. 48,336 - Overcast - 81 F

AB	38
R	6
H	13
RBI	6
BB	5
SO	1
LOB	18



Batter	1	2	3	4	5	6	7	8	9	AB	R	H	RBI	BB	SO	LOB	BOTTOM								
29 Rusty Greer, L OBP: 0.342, SLG: 0.473	2-1 G6-3			4-2 1B	2-2 G4-3			0-1 2B		3	1	1	0	1	0	1									
Randy Velarde, R OBP: 0.401, SLG: 0.506	1-1 1B			0-0 1B	1-2 F7			1-3 K		4	1	2	0	0	1	2									
Alex Rodriguez, R OBP: 0.407, SLG: 0.663	0-1 G4-6-3			0-2 1B	1-2 1B		0-1 HR	3-1 F7		4	2	2	2	0	0	2									
Rafael Palmeiro, L OBP: 0.372, SLG: 0.535		1-0 1B		1-2 1B	1-3 G6-4-3		1-3 K	3-3 K		4	1	2	0	0	2	1									
Ivan Rodriguez, R OBP: 0.333, SLG: 0.523		3-3 K		1-1 1B	1-3 1B		0-0 F9	0-1 G3		4	0	1	2	0	1	1									
Gabe Kapler, R OBP: 0.400, SLG: 0.554	1-2 F8			0-1 G6-4-3	1-2 1B		1-0 G6-3	2-3 K		4	0	0	0	0	1	1									
Andres Galarraga, R OBP: 0.300, SLG: 0.465			1-1 F9	1-1 F8			0-1 G6-3	1-1 P4		4	0	0	0	0	0	0	AB 33								
Ken Caminiti, S OBP: 0.287, SLG: 0.389			1-3 K		1-2 FC5-4		0-1 F8			3	0	1	0	0	1	0	R 5								
Ruben Mateo, R OBP: 0.336, SLG: 0.348			2-0 G5-3		0-0 FC5-4		2-0 F8			3	0	0	0	0	0	1	H 9								
Inning Stats	R: 0 E: 0 K: 0 S: 6	H: 1 LOB: 0 BB: 0 P: 9	R: 0 E: 0 K: 1 S: 7	H: 1 LOB: 0 BB: 0 P: 12	R: 0 E: 0 K: 1 S: 6	H: 0 LOB: 0 BB: 0 P: 10	R: 4 E: 0 K: 0 S: 16	H: 4 LOB: 0 BB: 1 P: 24	R: 0 E: 0 K: 1 S: 15	H: 1 LOB: 0 BB: 0 P: 19	R: 1 E: 0 K: 0 S: 8	H: 1 LOB: 0 BB: 0 P: 10	R: 0 E: 0 K: 0 S: 5	H: 0 LOB: 0 BB: 0 P: 7	R: 0 E: 0 K: 2 S: 10	H: 1 LOB: 1 BB: 0 P: 17	R: 0 E: 0 K: 1 S: 7	H: 0 LOB: 0 BB: 0 P: 10	1B: 7 2B: 2 3B: 0 HR: 1	SF: 0 SAC: 0 DP: 3 HBP: 0	WP: 0 PB: 0 SB: 0 CS: 1	PA: 34			
PITCHER	IP	WLS	BF	H	R	ER	SO	BB	IBB	HBP	BLK	WP	HR	S	P	ERA	WHIP								
Esteban Loaiza, R ERA: 5.4	6.0		24	8	5	5	3	1	0	0	0	0	0	12	18	0.00	0.600								
Paul Quantrill, R ERA: 1.27	1.2	W	6	1	0	0	1	0	0	0	0	0	0	3	6	0.00	0.000								
Dan Plesac, L ERA: 3.0	0.1	H	1	0	0	0	1	0	0	0	0	0	0	3	6	0.00	0.000								
Billy Koch, R ERA: 4.29	1.0	S	3	0	0	0	1	0	0	0	0	0	0	7	10	0.00	0.000								

Toronto Blue Jays @ Texas Rangers
The Ballpark at Arlington, Arlington, TX
Sat May 19 2001, 8:05 PM EDT
Att. 48,336 - Overcast - 81 F

AB	33
R	5
H	9
RBI	4
BB	1
SO	6
LOB	9



Batter	1	2	3	4	5	6	7	8	9	AB	R	H	RBI	BB	SO	LOB	TOP					
Jose Valentin, S (1, 6) OBP: 0.323, SLG: 0.570			L9			K		F9		4	0	0	0	0	2	0	Chicago White Sox @ Toronto Blue Jays SkyDome, Toronto, ON Thu May 24 2001, 7:05 PM EDT Att: 17,062 - Dome - 72 F					
Chris Singleton, L (1, 8) OBP: 0.263, SLG: 0.367	F7		E		F7		G4-3		4	1	1	0	0	0	0							
Ray Durham, S (1, 4) OBP: 0.337, SLG: 0.463		1B	E3			G3			4	1	3	1	0	0	0							
Magglio Ordonez, R (1, 9) OBP: 0.335, SLG: 0.484	G6-3		K			14 HBP 1B			3	1	1	0	1	1	1							
Harold Baines, L (1, 10)		G4-3	K						4	0	1	0	0	1	1							
14 Paul Konerko, R (1, 3) OBP: 0.308, SLG: 0.471	L8				F9				3	0	0	0	0	0	1							
Jeff Liefer, L (1, 7) OBP: 0.355, SLG: 0.600		2B 1B							4	0	3	1	0	1	0							
Herbert Perry, R (1, 5) OBP: 0.317, SLG: 0.436									4	0	1	0	0	1	2							
Sandy Alomar Jr., R (1, 2) OBP: 0.278, SLG: 0.318	G5-3								4	0	0	0	0	2	2							
Inning Stats	R: 0 E: 0 K: 1 S: 11	H: 1 LOB: 1 BB: 0 P: 15	R: 0 E: 0 K: 0 S: 9	H: 2 LOB: 2 BB: 0 P: 13	R: 2 E: 1 K: 2 S: 15	H: 2 LOB: 0 BB: 0 P: 21	R: 0 E: 0 K: 1 S: 5	H: 1 LOB: 0 BB: 0 P: 8	R: 0 E: 0 K: 1 S: 7	H: 0 LOB: 0 BB: 0 P: 8	R: 1 E: 0 K: 0 S: 8	H: 2 LOB: 2 BB: 1 P: 16	R: 0 E: 0 K: 1 S: 13	H: 0 LOB: 0 BB: 0 P: 14	R: 0 E: 0 K: 0 S: 7	H: 2 LOB: 1 BB: 0 P: 10	R: 0 E: 0 K: 2 S: 9	H: 0 LOB: 0 BB: 0 P: 12	1B: 8 2B: 2 3B: 0 HR: 0	SF: 0 SAC: 0 DP: 0 HBP: 1	WP: 0 PB: 0 SB: 0 CS: 1	PA: 36
PITCHER	IP	WLS	BF	H	R	ER	SO	BB	IBB	HBP	BLK	WP	HR	S	P	ERA	WHIP					
Chris Carpenter, R (1, 1) ERA: 4.23	8.0	L	33	10	3	2	6	1	0	1	0	0	0	75	105	2.25	1.375					
Pedro Borbon, L (9, 1) ERA: 4.09	0.1		1	0	0	0	1	0	0	0	0	0	0	5	7	0.00	0.000					
Bob Fife, R (9, 1) ERA: 2.0	0.2		2	0	0	0	1	0	0	0	0	0	0	4	5	0.00	0.000					

Batter	1	2	3	4	5	6	7	8	9	AB	R	H	RBI	BB	SO	LOB	BOTTOM					
Shannon Stewart, R (1, 7) OBP: 0.397, SLG: 0.484	1B G4-6-3 2B		S BB			G3		G6-3		3	1	1	0	1	0	0	Chicago White Sox @ Toronto Blue Jays SkyDome, Toronto, ON Thu May 24 2001, 7:05 PM EDT Att: 17,062 - Dome - 72 F					
Alex Gonzalez, R (1, 6) OBP: 0.319, SLG: 0.403	G4-6-3 1B		K					F9		4	0	2	0	0	1	1						
Carlos Delgado, L (1, 3) OBP: 0.419, SLG: 0.589	G4-6-3		F9			F8		K		4	0	0	0	0	1	3						
Raul Mondesi, R (1, 9) OBP: 0.403, SLG: 0.542	K				K	P4		F9		4	0	0	0	0	2	1						
Brad Fullmer, L (1, 10) OBP: 0.343, SLG: 0.475		G3-1			P5		FC5 1B		K	4	0	1	0	0	1	0						
Tony Batista, R (1, 5) OBP: 0.284, SLG: 0.455	G4-3 1B				G5-3		K		K	4	0	1	0	0	2	1						
José Cruz Jr., S (1, 8) OBP: 0.345, SLG: 0.481	G4-3		K				FC5 1B			3	0	1	0	0	1	1						
Darrin Fletcher, L (1, 2) OBP: 0.283, SLG: 0.355	G4-3					G3		K		3	0	0	0	0	1	3						
Homer Bush, R (1, 4) OBP: 0.486, SLG: 0.667						F8		FC5		3	0	1	0	0	0	2						
Inning Stats	R: 1 E: 0 K: 1 S: 15	H: 2 LOB: 0 BB: 0 P: 26	R: 0 E: 0 K: 0 S: 5	H: 1 LOB: 1 BB: 0 P: 9	R: 0 E: 0 K: 1 S: 9	H: 1 LOB: 1 BB: 1 P: 16	R: 0 E: 0 K: 1 S: 6	H: 0 LOB: 0 BB: 0 P: 7	R: 0 E: 0 K: 1 S: 10	H: 0 LOB: 0 BB: 0 P: 16	R: 0 E: 0 K: 0 S: 8	H: 1 LOB: 1 BB: 0 P: 12	R: 0 E: 0 K: 2 S: 16	H: 2 LOB: 2 BB: 0 P: 18	R: 0 E: 0 K: 1 S: 5	H: 0 LOB: 0 BB: 0 P: 7	R: 0 E: 0 K: 2 S: 8	H: 0 LOB: 0 BB: 0 P: 12	1B: 6 2B: 1 3B: 0 HR: 0	SF: 0 SAC: 0 DP: 1 HBP: 0	WP: 0 PB: 0 SB: 0 CS: 1	PA: 33
PITCHER	IP	WLS	BF	H	R	ER	SO	BB	IBB	HBP	BLK	WP	HR	S	P	ERA	WHIP					
Kip Wells, R (1, 1) ERA: 1.77	6.0	W	22	5	1	1	4	1	0	0	0	0	0	53	86	1.50	1.000					
Kelly Wunsch, L (7, 1) ERA: 6.49	0.2	H	4	2	0	0	2	0	0	0	0	0	0	14	16	0.00	3.000					
Bob Howry, R (7, 1) ERA: 4.5	1.1	H	4	0	0	0	1	0	0	0	0	0	0	7	9	0.00	0.000					
Keith Foulke, R (9, 1) ERA: 2.19	1.0	S	3	0	0	0	2	0	0	0	0	0	0	8	12	0.00	0.000					

Batter	1	2	3	4	5	6	7	8	9	AB	R	H	RBI	BB	SO	LOB	TOP			
Shannon Stewart, R (1, 7) OBP: 0.396, SLG: 0.487 Brian Simmons, S (6, 7) OBP: 0.186, SLG: 0.200	G6-3			SH3 2B		K			G3	3	0	1	0	0	1	0	Toronto Blue Jays @ Boston Red Sox Fenway Park, Boston, MA Fri May 25 2001, 7:05 PM EDT Att: 32,912 - Sunny - 59 F			
Alex Gonzalez, R (1, 6) OBP: 0.316, SLG: 0.399	B5-3			SH3			K			2	0	0	0	0	1	0				
Carlos Delgado, L (1, 3) OBP: 0.473, SLG: 0.578	K			K			K			3	0	0	0	0	3	1				
Raul Mondesi, R (1, 9) OBP: 0.397, SLG: 0.533		G5-3		G6-3			K			3	0	0	0	0	1	1				
Brad Fullmer, L (1, 10) OBP: 0.338, SLG: 0.467		K			K			K		3	0	0	0	0	3	0				
Tony Batista, R (1, 5) OBP: 0.280, SLG: 0.447		F7			G5-3			K		3	0	0	0	0	1	0				
José Cruz Jr., S (1, 8) OBP: 0.338, SLG: 0.470				K		K		G3-1		3	0	0	0	0	2	0				
Darrin Fletcher, L (1, 2) OBP: 0.277, SLG: 0.347				G4-3		G5-3		G4-3		3	0	0	0	0	0	0				
Homer Bush, R (1, 4) OBP: 0.447, SLG: 0.611				K		K2-3		P1		3	0	0	0	0	2	0				
Inning Stats	R: 0 H: 0 E: 0 K: 1 S: 8	H: 0 LOB: 0 BB: 0 P: 11	R: 0 H: 0 E: 0 K: 1 S: 8	H: 0 LOB: 0 BB: 0 P: 13	R: 0 H: 0 E: 0 K: 2 S: 10	H: 0 LOB: 0 BB: 0 P: 14	R: 0 H: 1 E: 0 K: 1 S: 8	H: 0 LOB: 1 BB: 0 P: 13	R: 0 H: 0 E: 0 K: 2 S: 8	H: 0 LOB: 0 BB: 0 P: 12	R: 0 H: 0 E: 0 K: 3 S: 10	H: 0 LOB: 0 BB: 0 P: 16	R: 0 H: 0 E: 0 K: 2 S: 8	H: 0 LOB: 0 BB: 0 P: 12	R: 0 H: 0 E: 0 K: 0 S: 9	H: 0 LOB: 0 BB: 0 P: 14	1B: 0 2B: 1 3B: 0 HR: 0	SF: 0 SAC: 1 DP: 0 HBP: 0	WP: 0 PB: 0 SB: 0 CS: 0	PA: 28
PITCHER Hideo Nomo, R (1, 1) ERA: 3.6	IP: 9.0 WLS: W BF: 28 H: 1 R: 0 ER: 0 SO: 14 BB: 0 IBB: 0 HBP: 0 BLK: 0 WP: 0 HR: 0 S: 77 P: 117 ERA: 0.00 WHIP: 0.111															PITCHER IP: 9.0 WLS: W BF: 28 H: 1 R: 0 ER: 0 SO: 14 BB: 0 IBB: 0 HBP: 0 BLK: 0 WP: 0 HR: 0 S: 77 P: 117 ERA: 0.00 WHIP: 0.111				

Batter	1	2	3	4	5	6	7	8	9	AB	R	H	RBI	BB	SO	LOB	BOTTOM	
Jose Offerman, S (1, 4) OBP: 0.381, SLG: 0.458	2B 2B BB				G5-3			K		3	1	1	0	2	1	1	Toronto Blue Jays @ Boston Red Sox Fenway Park, Boston, MA Fri May 25 2001, 7:05 PM EDT Att: 32,912 - Sunny - 59 F	
Trot Nixon, L (1, 9) OBP: 0.342, SLG: 0.451	2B	G3			L4		F7			4	0	1	0	0	0	3		
Carl Everett, S (1, 8) OBP: 0.351, SLG: 0.467	2B			G5-3		K		P4		4	0	1	1	0	1	1		
Manny Ramirez, R (1, 10) OBP: 0.483, SLG: 0.740	K			F8		G6-3		BB FC3-2 1B		4	0	1	0	0	1	2		
Troy O'Leary, L (1, 7) OBP: 0.268, SLG: 0.380	F7			1B		G3		FC3-2 BB 1B		4	1	2	0	0	0	2		
Jason Varitek, S (1, 2) OBP: 0.373, SLG: 0.478	K			F5		BB 1B		FC3-2 2B BB		3	1	1	0	1	1	3		
Shea Hillenbrand, R (1, 5) OBP: 0.309, SLG: 0.440		BB 1B			F8		BB 1B	P4		3	0	1	0	1	0	3		
Brian Daubach, L (1, 3) OBP: 0.310, SLG: 0.509		K			G3		F8	FC3-2 2B		4	1	0	0	0	1	6		
Mike Lansing, R (1, 6) OBP: 0.235, SLG: 0.292		F8			G1-6-3			1-H 2-H 3-H		4	0	1	3	0	0	1		
Inning Stats	R: 1 H: 2 E: 0 K: 2 S: 18	H: 2 LOB: 2 BB: 1 P: 30	R: 0 H: 1 E: 0 K: 1 S: 7	H: 1 LOB: 2 BB: 1 P: 18	R: 0 H: 1 E: 0 K: 0 S: 8	H: 1 LOB: 1 BB: 0 P: 9	R: 0 H: 0 E: 0 K: 0 S: 5	H: 0 LOB: 0 BB: 0 P: 5	R: 0 H: 1 E: 0 K: 0 S: 10	H: 0 LOB: 2 BB: 1 P: 17	R: 0 H: 1 E: 0 K: 0 S: 11	H: 1 LOB: 1 BB: 0 P: 18	R: 3 H: 3 E: 0 K: 1 S: 18	H: 3 LOB: 1 BB: 1 P: 28	1B: 6 2B: 3 3B: 0 HR: 0	SF: 0 SAC: 0 DP: 0 HBP: 0	WP: 0 PB: 0 SB: 0 CS: 0	PA: 37
PITCHER Esteban Loaiza, R (1, 1) ERA: 5.24 Kelvim Escobar, R (8, 1) ERA: 2.82	IP: 7.0 WLS: L BF: 32 H: 8 R: 3 ER: 3 SO: 4 BB: 3 IBB: 0 HBP: 0 BLK: 0 WP: 0 HR: 0 S: 75 P: 117 ERA: 3.86 WHIP: 1.571															PITCHER IP: 8.1 WLS: L BF: 32 H: 1 R: 1 ER: 1 SO: 1 BB: 1 IBB: 0 HBP: 0 BLK: 0 WP: 0 HR: 0 S: 9 P: 18 ERA: 9.00 WHIP: 2.000		

Batter	1	2	3	4	5	6	7	8	9	AB R H RBI BB SO LOB	TOP											
Shannon Stewart, R (1, 7) OBP: 0.396, SLG: 0.485	G4-3		1B			P3	FC5-4 1B		E7	5 0 2 1 0 0 0	Toronto Blue Jays @ Boston Red Sox Fenway Park, Boston, MA Sat May 26 2001, 1:05 PM EDT Att: 31,035 - Cloudy - 62 F											
Alex Gonzalez, R (1, 6) OBP: 0.309, SLG: 0.389	G6-3		K			K	FC5-4 1-2 3-H 1B		G4-3	5 0 0 0 0 2 4												
Carlos Delgado, L (1, 3) OBP: 0.410, SLG: 0.576	K			F7		K		1B 2B		4 1 1 0 0 2 0												
Raul Mondesi, R (1, 9) OBP: 0.399, SLG: 0.532		P6		G5-3			1B 2B	FC5-4 1B		4 1 2 1 0 0 0												
Brian Simmons, S (1, 10) OBP: 0.206, SLG: 0.220		1B		F8			2B FC6-4 1B	FC5-4 1-2		4 1 2 0 0 0 1												
Tony Batista, R (1, 5) OBP: 0.280, SLG: 0.448	K				K		FC6-4 1B 2B	P3		4 1 1 1 0 2 2												
José Cruz Jr., S (1, 8) OBP: 0.336, SLG: 0.459	K				K		FC6-4 IBB	F8		3 0 0 0 1 2 2												
Alberto Castillo, R (1, 2) OBP: 0.278, SLG: 0.258			K		HR			G5-3		4 1 1 1 0 2 3												
Homer Bush, R (1, 4) OBP: 0.405, SLG: 0.550	G5-3				G6-3		FC6-4 FC5-4 1B	K		4 0 0 1 0 1 2												
Inning Stats	R: 0 E: 0 K: 1 S: 11	H: 0 LOB: 0 BB: 0 P: 18	R: 0 E: 0 K: 2 S: 13	H: 1 LOB: 1 BB: 0 P: 19	R: 0 E: 0 K: 2 S: 10	H: 1 LOB: 0 BB: 0 P: 14	R: 0 E: 0 K: 0 S: 8	H: 0 LOB: 0 BB: 0 P: 13	R: 1 E: 0 K: 2 S: 9	H: 1 LOB: 0 BB: 0 P: 13	R: 0 E: 0 K: 2 S: 12	H: 0 LOB: 0 BB: 0 P: 16	R: 3 E: 0 K: 1 S: 13	H: 4 LOB: 2 BB: 1 P: 23	R: 1 E: 0 K: 0 S: 12	H: 2 LOB: 1 BB: 0 P: 20	R: 0 E: 1 K: 1 S: 9	H: 0 LOB: 1 BB: 0 P: 10	1B: 6 2B: 2 3B: 0 HR: 1	SF: 0 SAC: 0 DP: 0 HBP: 0	WP: 0 PB: 0 SB: 1 CS: 0	PA: 38
PITCHER	IP WLS BF H R ER SO BB IBB HBP BLK WP HR S P ERA WHIP											PITCHER	IP WLS BF H R ER SO BB IBB HBP BLK WP HR S P ERA WHIP									
Frank Castillo, R (1, 1) ERA: 3.74	6.0 L 23 5 3 3 9 0 0 0 0 0 0 1 69 102 4.50 0.833																					
Rich Garces, R (7, 1) ERA: 3.04	1.0 6 2 1 1 1 0 1 0 0 0 0 0 7 14 9.00 2.000																					
Pete Schourek, L (8, 1) ERA: 3.32	1.0 5 2 1 1 0 0 0 0 0 0 0 0 12 20 9.00 2.000																					
Derek Lowe, R (9, 1) ERA: 5.13	1.0 4 0 0 0 1 0 0 0 0 0 0 0 9 10 0.00 0.000																					

AB	37
R	5
H	9
RBI	5
BB	1
SO	11
LOB	14



Batter	1	2	3	4	5	6	7	8	9	AB R H RBI BB SO LOB	BOTTOM											
Jose Offerman, S (1, 3) OBP: 0.372, SLG: 0.447	K		F7		F2			F8		4 0 0 0 0 1 3	Toronto Blue Jays @ Boston Red Sox Fenway Park, Boston, MA Sat May 26 2001, 1:05 PM EDT Att: 31,035 - Cloudy - 62 F											
John Valentin, R (1, 6) OBP: 0.297, SLG: 0.323	1B		F7			1B HBP		L6		3 0 1 0 0 0 1												
Carl Everett, S (1, 8) OBP: 0.354, SLG: 0.468	G4-3 1B			F7		1B BB		P4		4 0 2 0 0 0 1												
Manny Ramirez, R (1, 10) OBP: 0.483, SLG: 0.733	G4-3			P6		BB		FC4-6 1B		3 0 1 0 1 0 2												
Dante Bichette, R (1, 7) OBP: 0.325, SLG: 0.364		E6 G6-3		P5		F8		FC4-6 1B		4 0 1 0 0 0 1												
Shea Hillenbrand, R (1, 5) OBP: 0.312, SLG: 0.441		G6-3			FC6-4 1B		G6-4-3 1B	FC4-6 G6-4-3		4 0 2 0 0 0 3												
Jason Varitek, S (1, 2) OBP: 0.363, SLG: 0.464		K			F9		G6-4-3	G6-4-3		4 0 0 0 0 1 5												
Mike Lansing, R (1, 4) OBP: 0.229, SLG: 0.283		K2-3			FC6-4 1B		G5-3			3 0 0 0 0 1 2												
Darren Lewis, R (1, 9) OBP: 0.242, SLG: 0.385			B1					F8 2B		3 0 2 0 0 0 0												
Inning Stats	R: 0 E: 0 K: 1 S: 12	H: 2 LOB: 1 BB: 0 P: 18	R: 0 E: 1 K: 2 S: 13	H: 0 LOB: 1 BB: 0 P: 20	R: 0 E: 0 K: 0 S: 4	H: 0 LOB: 0 BB: 0 P: 6	R: 0 E: 0 K: 0 S: 6	H: 0 LOB: 0 BB: 0 P: 7	R: 0 E: 0 K: 0 S: 6	H: 2 LOB: 2 BB: 0 P: 11	R: 0 E: 0 K: 0 S: 6	H: 1 LOB: 1 BB: 1 P: 12	R: 0 E: 0 K: 0 S: 7	H: 1 LOB: 0 BB: 0 P: 13	R: 0 E: 0 K: 0 S: 10	H: 1 LOB: 1 BB: 0 P: 15	R: 0 E: 0 K: 0 S: 12	H: 2 LOB: 1 BB: 0 P: 19	1B: 8 2B: 1 3B: 0 HR: 0	SF: 0 SAC: 0 DP: 2 HBP: 1	WP: 0 PB: 0 SB: 0 CS: 0	PA: 34
PITCHER	IP WLS BF H R ER SO BB IBB HBP BLK WP HR S P ERA WHIP											PITCHER	IP WLS BF H R ER SO BB IBB HBP BLK WP HR S P ERA WHIP									
Chris Michalak, L (1, 1) ERA: 2.73	8.0 W 30 7 0 0 3 1 0 0 0 0 0 0 64 102 0.00 1.000																					
Paul Quantrill, R (9, 1) ERA: 1.21	1.0 4 2 0 0 0 0 0 0 0 0 0 0 12 19 0.00 2.000																					

AB	32
R	0
H	9
RBI	0
BB	1
SO	3
LOB	18



Batter	1	2	3	4	5	6	7	8	9	AB	R	H	RBI	BB	SO	LOB	TOP										
Shannon Stewart, R (1, 7) OBP: 0.394, SLG: 0.478										3	1	0	0	0	2	0	Toronto Blue Jays @ Boston Red Sox Fenway Park, Boston, MA Sun May 27 2001, 2:05 PM EDT Att: 31,420 - Overcast - 62 F										
Alex Gonzalez, R (1, 6) OBP: 0.308, SLG: 0.386										4	0	1	0	0	1	1											
Carlos Delgado, L (1, 3) OBP: 0.412, SLG: 0.572										3	0	1	1	1	0	0											
Raul Mondesi, R (1, 9) OBP: 0.392, SLG: 0.521										4	0	0	0	0	1	2											
Brad Fullmer, L (1, 10) OBP: 0.341, SLG: 0.484										4	1	2	1	0	0	1											
Tony Batista, R (1, 5) OBP: 0.285, SLG: 0.439										4	0	0	0	0	2	2											
José Cruz Jr., S (1, 8) OBP: 0.336, SLG: 0.457										3	0	1	0	0	1	1											
Darrin Fletcher, L (1, 2) OBP: 0.278, SLG: 0.347										3	0	1	0	0	0	2											
Homer Bush, R (1, 4) OBP: 0.378, SLG: 0.512										3	0	0	0	0	1	1											
Inning Stats	R: 1 E: 0 K: 0 S: 8	H: 0 LOB: 0 BB: 0 P: 14	R: 1 E: 0 K: 1 S: 12	H: 2 LOB: 1 BB: 0 P: 16	R: 0 E: 0 K: 2 S: 8	H: 0 LOB: 1 BB: 1 P: 17	R: 0 E: 0 K: 2 S: 15	H: 1 LOB: 1 BB: 0 P: 22	R: 0 E: 0 K: 1 S: 9	H: 1 LOB: 0 BB: 0 P: 14	R: 0 E: 0 K: 0 S: 5	H: 0 LOB: 0 BB: 0 P: 8	R: 0 E: 0 K: 0 S: 6	H: 1 LOB: 0 BB: 0 P: 9	R: 0 E: 0 K: 1 S: 10	H: 0 LOB: 0 BB: 0 P: 13	R: 0 E: 0 K: 0 S: 7	H: 1 LOB: 1 BB: 0 P: 11	1B: 5 2B: 0 3B: 0 HR: 1	SF: 0 SAC: 0 DP: 1 HBP: 1	WP: 1 PB: 1 SB: 1 CS: 1	PA: 34					
PITCHER	IP	WLS	BF	H	R	ER	SO	BB	IBB	HBP	BLK	WP	HR	S	P	ERA	WHIP										
49 Tim Wakefield, R (1, 1) ERA: 2.36	7.0	W	26	5	2	2	7	1	0	1	0	1	1	63	100	2.57	0.857										
Rod Beck, R (8, 1) ERA: 2.45	1.0	H	3	0	0	0	1	0	0	0	0	0	0	10	13	0.00	0.000										
Derek Lowe, R (9, 1) ERA: 4.94	1.0	S	4	1	0	0	0	0	0	0	0	0	0	7	11	0.00	1.000										

Batter	1	2	3	4	5	6	7	8	9	AB	R	H	RBI	BB	SO	LOB	BOTTOM										
Jose Offerman, S (1, 4) OBP: 0.370, SLG: 0.442										4	0	1	1	0	0	2	Toronto Blue Jays @ Boston Red Sox Fenway Park, Boston, MA Sun May 27 2001, 2:05 PM EDT Att: 31,420 - Overcast - 62 F										
Trot Nixon, L (1, 9) OBP: 0.346, SLG: 0.460										4	1	2	0	0	0	1											
Carl Everett, S (1, 8) OBP: 0.362, SLG: 0.479										4	0	3	1	0	0	0											
Manny Ramirez, R (1, 10) OBP: 0.474, SLG: 0.717										4	0	0	0	0	2	4											
Troy O'Leary, L (1, 7) OBP: 0.275, SLG: 0.395										3	1	1	0	1	2	2											
Shea Hillenbrand, R (1, 5) OBP: 0.306, SLG: 0.432										4	0	0	1	0	0	4											
Brian Daubach, L (1, 3) OBP: 0.316, SLG: 0.534										4	1	2	1	0	2	1											
John Valentin, R (1, 6) OBP: 0.268, SLG: 0.286										4	0	0	0	0	1	2											
Jason Varitek, S (1, 2) OBP: 0.369, SLG: 0.472										2	1	1	0	1	0	0											
Inning Stats	R: 0 E: 0 K: 0 S: 11	H: 1 LOB: 1 BB: 0 P: 18	R: 1 E: 1 K: 1 S: 13	H: 1 LOB: 2 BB: 1 P: 27	R: 0 E: 0 K: 2 S: 12	H: 2 LOB: 2 BB: 0 P: 18	R: 1 E: 0 K: 0 S: 9	H: 1 LOB: 0 BB: 0 P: 13	R: 1 E: 0 K: 0 S: 6	H: 2 LOB: 1 BB: 1 P: 11	R: 1 E: 0 K: 2 S: 16	H: 2 LOB: 1 BB: 0 P: 23	R: 0 E: 0 K: 2 S: 10	H: 0 LOB: 0 BB: 0 P: 13	R: 0 E: 0 K: 0 S: 8	H: 1 LOB: 0 BB: 0 P: 13	R: 0 E: 0 K: 0 S: 7	H: 1 LOB: 0 BB: 0 P: 11	1B: 5 2B: 3 3B: 1 HR: 1	SF: 0 SAC: 0 DP: 2 HBP: 0	WP: 0 PB: 0 SB: 2 CS: 0	PA: 35					
PITCHER	IP	WLS	BF	H	R	ER	SO	BB	IBB	HBP	BLK	WP	HR	S	P	ERA	WHIP										
Steve Parris, R (1, 1) ERA: 5.68	5.2	L	28	9	4	4	5	1	1	0	0	0	0	64	106	6.35	1.765										
Pedro Borbon, L (6, 1) ERA: 3.93	0.2		2	0	0	0	0	0	0	0	0	0	0	6	8	0.00	0.000										
Paul Quantrill, R (7, 1) ERA: 1.15	1.2		5	1	0	0	2	0	0	0	0	0	0	15	22	0.00	0.600										

AB	31
R	2
H	6
RBI	2
BB	1
SO	8
LOB	10



AB	33
R	4
H	10
RBI	4
BB	2
SO	7
LOB	16




Batter	1	2	3	4	5	6	7	8	9	AB	R	H	RBI	BB	SO	LOB	TOP						
Shannon Stewart, R OBP: 0.387, SLG: 0.468	G5-3		L4-3			G5-3		K		4	0	0	0	0	1	2							
Alex Gonzalez, R OBP: 0.307, SLG: 0.380	BB		K			G5-3		G6-4-3		3	0	0	0	1	1								
Carlos Delgado, L OBP: 0.473, SLG: 0.588	BB					K			HR	4	1	2	1	0	1	0							
Raul Mondesi, R OBP: 0.394, SLG: 0.518	K					F8		BB	2B	3	1	1	0	1	1	2							
Brad Fullmer, L OBP: 0.335, SLG: 0.474	G4-3					F2		G4-6-3	F8	4	0	0	0	0	0	4							
Tony Batista, R OBP: 0.285, SLG: 0.450		G5-3				P3		HR	K	4	1	1	1	0	1	1							
José Cruz Jr., S OBP: 0.340, SLG: 0.465		G4-3				BB		E5	2B	4	0	2	1	0	0	0							
Darrin Fletcher, L OBP: 0.272, SLG: 0.338		F7				F8		K	F8	4	0	0	0	0	1	3							
Homer Bush, R OBP: 0.396, SLG: 0.522			L4-3			K			G6-4-3	3	0	2	0	0	1	1							
Inning Stats	R: 0 E: 0 K: 1 S: 13	H: 1 LOB: 2 BB: 1 P: 20	R: 0 E: 0 K: 0 S: 6	H: 0 LOB: 0 BB: 0 P: 11	R: 0 E: 0 K: 1 S: 8	H: 1 LOB: 0 BB: 0 P: 8	R: 0 E: 0 K: 0 S: 8	H: 0 LOB: 0 BB: 0 P: 14	R: 0 E: 0 K: 1 S: 9	H: 1 LOB: 1 BB: 0 P: 13	R: 0 E: 0 K: 1 S: 6	H: 0 LOB: 0 BB: 0 P: 7	R: 1 E: 1 K: 1 S: 11	H: 1 LOB: 1 BB: 1 P: 19	R: 0 E: 0 K: 1 S: 8	H: 1 LOB: 0 BB: 0 P: 9	R: 2 E: 0 K: 1 S: 16	H: 3 LOB: 1 BB: 0 P: 22	1B: 5 2B: 2 3B: 0 HR: 2	SF: 0 SAC: 0 DP: 3 HBP: 0	WP: 0 PB: 0 SB: 0 CS: 0	PA: 35	
PITCHER	IP	WLS	BF	H	R	ER	SO	BB	IBB	HBP	BLK	WP	HR	S	P	ERA	WHIP						
Jon Garland, R ERA: 5.14	(1, 1)	6.2	W	24	4	1	1	4	2	0	0	0	0	1	57	87	1.35	0.900					
Kelly Wunsch, L ERA: 6.23	(7, 1)	0.1		2	0	0	0	1	0	0	0	0	0	0	4	5	0.00	0.000					
Sean Lowe, R ERA: 3.2	(8, 1)	1.2	S	8	4	2	2	2	0	0	0	0	0	1	23	30	10.80	2.400					
Bob Howry, R ERA: 4.66	(9, 1)	0.1		1	0	0	0	0	0	0	0	0	0	0	1	1	0.00	0.000					

Toronto Blue Jays @ Chicago White Sox
Comiskey Park, Chicago, IL
Mon May 28 2001, 7:05 PM EDT
Att: 20,631 - Overcast - 65 F

livebaseballscores.com

AB 33
R 3
H 8
RBI 3
BB 2
SO 7
LOB 14





Batter	1	2	3	4	5	6	7	8	9	AB	R	H	RBI	BB	SO	LOB	BOTTOM						
Jose Valentin, S OBP: 0.341, SLG: 0.596	BB	HR	F7		P6			G6-3		5	1	3	2	0	0	0							
Chris Singleton, L OBP: 0.291, SLG: 0.386	2B	1B			G3-1			G6-3		5	1	2	0	0	0	1							
Ray Durham, S OBP: 0.348, SLG: 0.489	BB	2B			HR			G6-3		4	1	3	0	0	0	0							
Magglio Ordonez, R OBP: 0.347, SLG: 0.500	K	2B			HR			K		4	1	2	3	0	2	2							
Carlos Lee, R OBP: 0.358, SLG: 0.519	BB	BB			G6-3			G5-3		2	0	0	0	2	0	0							
Jeff Liefer, L OBP: 0.313, SLG: 0.444	K	K			FC5			K		4	0	1	0	0	3	6							
14 Paul Konerko, R OBP: 0.316, SLG: 0.459		BB			FC5			K		3	1	1	0	1	2	3							
Herbert Perry, R OBP: 0.314, SLG: 0.408		HR	G4-3		FC5			K		4	1	1	0	0	1	2							
Josh Paul, R OBP: 0.291, SLG: 0.333	SF9		K		G5-3			P4		3	0	0	1	0	1	0							
Inning Stats	R: 0 E: 0 K: 2 S: 12	H: 3 LOB: 3 BB: 1 P: 22	R: 4 E: 0 K: 2 S: 27	H: 6 LOB: 3 BB: 1 P: 47	R: 0 E: 0 K: 1 S: 6	H: 0 LOB: 0 BB: 0 P: 10	R: 2 E: 0 K: 0 S: 14	H: 3 LOB: 2 BB: 1 P: 29	R: 0 E: 0 K: 0 S: 7	H: 0 LOB: 0 BB: 0 P: 10	R: 0 E: 0 K: 1 S: 6	H: 0 LOB: 0 BB: 0 P: 10	R: 0 E: 0 K: 3 S: 9	H: 0 LOB: 0 BB: 0 P: 14	R: 0 E: 0 K: 0 S: 3	H: 1 LOB: 0 BB: 0 P: 5	R: 0 E: 0 K: 0 S: 16	H: 1 LOB: 0 BB: 0 P: 22	1B: 9 2B: 2 3B: 0 HR: 2	SF: 1 SAC: 0 DP: 1 HBP: 0	WP: 0 PB: 0 SB: 1 CS: 0	PA: 38	
PITCHER	IP	WLS	BF	H	R	ER	SO	BB	IBB	HBP	BLK	WP	HR	S	P	ERA	WHIP						
Joey Hamilton, R ERA: 5.29	(1, 1)	1.1	L	14	9	4	4	2	1	0	0	0	0	1	33	59	27.00	7.500					
Lance Painter, L ERA: 10.97	(2, 1)	2.2		12	3	2	2	3	1	0	0	0	0	1	26	49	6.75	1.500					
Bob File, R ERA: 1.8	(5, 1)	2.0		6	0	0	0	1	0	0	0	0	0	0	13	20	0.00	0.000					
Dan Plesac, L ERA: 2.7	(7, 1)	1.0		3	0	0	0	3	0	0	0	0	0	9	14	0.00	0.000						
Billy Koch, R ERA: 3.31	(8, 1)	1.0		3	1	0	0	0	0	0	0	0	0	3	5	0.00	1.000						


Toronto Blue Jays @ Chicago White Sox
Comiskey Park, Chicago, IL
Mon May 28 2001, 7:05 PM EDT
Att: 20,631 - Overcast - 65 F

livebaseballscores.com

AB 34
R 6
H 13
RBI 6
BB 3
SO 9
LOB 14



Batter	1	2	3	4	5	6	7	8	9	AB R H RBI BB SO LOB	TOP										
Shannon Stewart, R (1.7) OBP: 0.387, SLG: 0.467	G5-3		FC4-6 1B		S 1B		K		G1-3	5 0 2 0 0 1 3	<p>Toronto Blue Jays @ Chicago White Sox</p> <p>Comiskey Park, Chicago, IL</p> <p>Tue May 29 2001, 8:05 PM EDT</p> <p>Att. 13,356 - Sunny - 60 F</p> <p>livebaseballscorecards.com</p> <p>AB 35 R 4 H 9 RBI 3 BB 3 SO 8 LOB 22</p> 										
Alex Gonzalez, R (1.6) OBP: 0.300, SLG: 0.373	K		FC4-6 FC6-4		K 1-2		SF7		L7	4 0 0 2 0 2 2											
Carlos Delgado, L (1.3) OBP: 0.408, SLG: 0.577	F8		K		K		F8		3B 1B	5 1 1 0 0 2 3											
Raul Mondesi, R (1.9) OBP: 0.398, SLG: 0.526		1B WP BB	FC6-4		F2		FC4-6 FC5-2 HBP		3B	3 1 1 1 1 0 1											
Brad Fullmer, L (1.10) OBP: 0.341, SLG: 0.480		1-1 WP 1B			F7		FC4-6 BB		F8	4 0 2 0 1 0 1											
José Cruz Jr., S (1.8) OBP: 0.331, SLG: 0.452	K				K		G3		FC4-6 FC5-2 S	4 0 0 0 0 2 5											
Tony Batista, R (1.5) OBP: 0.295, SLG: 0.447	G5-3				F8		SH WP SF7 1B		FC5-2	4 1 1 0 0 0 3											
Homer Bush, R (1.4) OBP: 0.404, SLG: 0.510	F8				G5-3		SF7 SH 1B		IBB	3 0 1 0 1 0 1											
Alberto Castillo, R (1.2) OBP: 0.282, SLG: 0.294			1B FC4-6 2B		F8		SH 1-2 2-3		K	3 1 1 0 0 1 3											
Inning Stats	R: 0 E: 0 K: 1 S: 8	H: 0 LOB: 0 BB: 0 P: 11	R: 1 E: 0 K: 1 S: 11	H: 1 LOB: 1 BB: 1 P: 21	R: 1 E: 0 K: 1 S: 12	H: 2 LOB: 1 BB: 0 P: 17	R: 0 E: 0 K: 1 S: 7	H: 0 LOB: 0 BB: 0 P: 10	R: 0 E: 0 K: 1 S: 9	H: 1 LOB: 1 BB: 0 P: 10	R: 0 E: 0 K: 1 S: 13	H: 1 LOB: 2 BB: 0 P: 21	R: 1 E: 1 K: 1 S: 12	H: 2 LOB: 2 BB: 0 P: 15	R: 0 E: 0 K: 1 S: 11	H: 0 LOB: 3 BB: 2 P: 22	R: 1 E: 0 K: 0 S: 12	H: 2 LOB: 1 BB: 0 P: 17	1B: 6 2B: 2 3B: 1 HR: 0	SF: 1 SAC: 1 DP: 0 HBP: 1	WP: 2 PA: 41 PB: 0 CS: 0
PITCHER	IP WLS BF H R ER SO BB IBB HBP BLK WP HR S P ERA WHIP											PITCHER	IP WLS BF H R ER SO BB IBB HBP BLK WP HR S P ERA WHIP								
Kip Wells, R (1.1) ERA: 2.0	6.2 L 29 7 3 2 7 1 0 0 0 2 0 69 102 2.70 1.200																				
Ken Vining, L (7.1) ERA:	0.1 3 0 0 0 0 1 0 1 0 0 0 5 10 0.00 3.000																				
Lorenzo Barcelo, R (8.1) ERA: 4.43	2.0 9 2 1 1 1 0 1 0 0 0 0 21 32 4.50 1.000																				

Batter	1	2	3	4	5	6	7	8	9	AB R H RBI BB SO LOB	BOTTOM										
Jose Valentin, S (1.6) OBP: 0.339, SLG: 0.586	F9		K			G4-6-3 BB			K	3 0 0 0 1 2 0	<p>Toronto Blue Jays @ Chicago White Sox</p> <p>Comiskey Park, Chicago, IL</p> <p>Tue May 29 2001, 8:05 PM EDT</p> <p>Att. 13,356 - Sunny - 60 F</p> <p>livebaseballscorecards.com</p> <p>AB 29 R 0 H 6 RBI 0 BB 1 SO 7 LOB 6</p> 										
Chris Singleton, L (1.8) OBP: 0.291, SLG: 0.386	K				G4-3					0 0 0 0 0 0 0											
Royce Clayton, R (1.7) OBP: 0.153, SLG: 0.147	K				G4-6-3				1B	4 0 1 0 0 1 1											
Ray Durham, S (1.4) OBP: 0.351, SLG: 0.489	PO 1B				G5-4-3 1B				L4	4 0 2 0 0 0 1											
Magglio Ordonez, R (1.9) OBP: 0.342, SLG: 0.491	PO				G5-4-3				K	3 0 0 0 0 1 1											
Carlos Lee, R (1.10) OBP: 0.358, SLG: 0.515					K				K	3 0 1 0 0 2 0											
Jeff Liefer, L (1.7) OBP: 0.314, SLG: 0.458					K				G6-3	3 0 1 0 0 0 1											
14 Paul Konerko, R (1.3) OBP: 0.311, SLG: 0.451					1B 2B				G6-3	3 0 0 0 0 1 2											
Herbert Perry, R (1.5) OBP: 0.314, SLG: 0.406					K				G6-3	3 0 1 0 0 0 0											
Josh Paul, R (1.2) OBP: 0.276, SLG: 0.315					2H 1B				P6	3 0 0 0 0 0 0											
					G1-3				F8	3 0 0 0 0 0 0											
					G6-3				G6-3	3 0 0 0 0 0 0											
Inning Stats	R: 0 E: 0 K: 1 S: 10	H: 1 LOB: 0 BB: 0 P: 15	R: 0 E: 0 K: 0 S: 12	H: 1 LOB: 1 BB: 0 P: 14	R: 0 E: 0 K: 1 S: 7	H: 0 LOB: 0 BB: 0 P: 11	R: 0 E: 0 K: 0 S: 5	H: 1 LOB: 0 BB: 0 P: 6	R: 0 E: 0 K: 2 S: 8	H: 2 LOB: 2 BB: 0 P: 13	R: 0 E: 0 K: 0 S: 5	H: 0 LOB: 0 BB: 1 P: 11	R: 0 E: 0 K: 2 S: 10	H: 0 LOB: 0 BB: 0 P: 13	R: 0 E: 0 K: 0 S: 5	H: 0 LOB: 0 BB: 0 P: 6	R: 0 E: 0 K: 1 S: 10	H: 1 LOB: 1 BB: 0 P: 12	1B: 5 2B: 1 3B: 0 HR: 0	SF: 0 SAC: 0 DP: 2 HBP: 0	WP: 0 PA: 31 PB: 0 CS: 0
PITCHER	IP WLS BF H R ER SO BB IBB HBP BLK WP HR S P ERA WHIP											PITCHER	IP WLS BF H R ER SO BB IBB HBP BLK WP HR S P ERA WHIP								
Chris Carpenter, R (1.1) ERA: 3.72	9.0 W 30 6 0 0 7 1 0 0 0 0 0 72 101 0.00 0.778																				

Batter	1	2	3	4	5	6	7	8	9	AB	R	H	RBI	BB	SO	LOB	TOP						
Shannon Stewart, R (1, 7) OBP: 0.391, SLG: 0.467	G4-3		BB		F8		1-2 1B		1B	4	0	2	0	1	0	0	Toronto Blue Jays @ Chicago White Sox Comiskey Park, Chicago, IL Wed May 30 2001, 8:05 PM EDT Att: 13,208 - Overcast - 55 F						
Alex Gonzalez, R (1, 6) OBP: 0.294, SLG: 0.364	F9		F3		L8		G5-3	G4-3	5	0	0	0	0	0	4								
Carlos Delgado, L (1, 3) OBP: 0.406, SLG: 0.568	BB		P4		G4-3			G6-3		3	0	0	0	1	0								
Raul Mondesi, R (1, 9) OBP: 0.391, SLG: 0.515	K			K		G5-3		K		4	0	0	0	3	1								
Brad Fullmer, L (1, 10) OBP: 0.338, SLG: 0.475 Darrin Fletcher, L (6, PH) OBP: 0.274, SLG: 0.336		F7		P5		G4-3		HR HBP		2	0	0	0	0	0								
José Cruz Jr., S (1, 8) OBP: 0.335, SLG: 0.480	K			1B 2B		K		HR		4	2	2	2	0	2								
Tony Batista, R (1, 5) OBP: 0.299, SLG: 0.448	1B			FC6-4 1B			G5-3	G4-3		4	0	2	1	0	0								
Homer Bush, R (1, 4) OBP: 0.393, SLG: 0.481	G1-3			FC6-4 HBP			G1-3		G6-3	3	0	0	0	0	1								
Alberto Castillo, R (1, 2) OBP: 0.286, SLG: 0.278 Brian Simmons, S (9, PH) OBP: 0.253, SLG: 0.217			L6	FC6-4			1B HBP		K	2	0	0	0	0	2								
Inning Stats	R: 0 E: 0 K: 1 S: 13	H: 0 LOB: 1 BB: 1 P: 20	R: 0 E: 0 K: 1 S: 11	H: 1 LOB: 1 BB: 0 P: 15	R: 0 E: 0 K: 0 S: 5	H: 0 LOB: 1 BB: 1 P: 12	R: 1 E: 0 K: 1 S: 12	H: 2 LOB: 2 BB: 0 P: 14	R: 0 E: 0 K: 0 S: 9	H: 0 LOB: 0 BB: 0 P: 13	R: 0 E: 0 K: 1 S: 7	H: 0 LOB: 0 BB: 0 P: 10	R: 0 E: 0 K: 0 S: 10	H: 1 LOB: 2 BB: 0 P: 16	R: 2 E: 0 K: 1 S: 12	H: 1 LOB: 0 BB: 0 P: 18		R: 0 E: 0 K: 1 S: 8	H: 1 LOB: 1 BB: 0 P: 10	1B: 4 2B: 1 3B: 0 HR: 1	SF: 0 SAC: 0 DP: 0 HBP: 3	WP: 0 PB: 0 SB: 0 CS: 0	PA: 38
PITCHER	IP	WLS	BF	H	R	ER	SO	BB	IBB	HBP	BLK	WP	HR	S	P	ERA	WHIP						
James Baldwin, R (1, 1) ERA: 3.38	7.0		29	4	1	1	4	2	0	2	0	0	0	67	100	1.29	0.857						
Kelly Wunsch, L (8, 1) ERA: 6.87	1.0	W	5	1	2	2	1	0	0	1	0	0	1	12	18	18.00	1.000						
Keith Foulke, R (9, 1) ERA: 1.95	1.0	S	4	1	0	0	1	0	0	0	0	0	0	8	10	0.00	1.000						

Batter	1	2	3	4	5	6	7	8	9	AB	R	H	RBI	BB	SO	LOB	BOTTOM						
Jose Valentin, S (1, 8) OBP: 0.342, SLG: 0.580	F5		BB		CS		F9			2	1	0	0	2	0	0	Toronto Blue Jays @ Chicago White Sox Comiskey Park, Chicago, IL Wed May 30 2001, 8:05 PM EDT Att: 13,208 - Overcast - 55 F						
Carlos Lee, R (1, 10) OBP: 0.356, SLG: 0.509	G4-3		F9			F8		1B FC5 BB		4	0	1	2	0	2								
Ray Durham, S (1, 4) OBP: 0.344, SLG: 0.479	K			F7		K		K		4	0	0	0	3	3								
Magglio Ordonez, R (1, 9) OBP: 0.340, SLG: 0.483		G6-3		G4-3		SH3-1 BB		FC5 FC6-4		3	0	0	1	1	0								
Jeff Liefer, L (1, 7) OBP: 0.296, SLG: 0.431		K		K		SH3-1		K		3	0	0	0	3	2								
14 Paul Konerko, R (1, 3) OBP: 0.305, SLG: 0.441		G6-3			K		K	FC6-4		4	0	0	0	2	3								
Herbert Perry, R (1, 5) OBP: 0.315, SLG: 0.412			G6-3		G3 1B 2B		G1-3			3	1	1	0	0	1								
Sandy Alomar Jr., R (1, 2) OBP: 0.285, SLG: 0.322 Josh Paul, R (8, PR) OBP: 0.276, SLG: 0.315					G3			BB BB 1B 1B		3	0	2	0	0	1								
Royce Clayton, R (1, 6) OBP: 0.167, SLG: 0.154								BB BB 1B		2	1	1	1	1	1								
Inning Stats	R: 0 E: 0 K: 1 S: 7	H: 0 LOB: 0 BB: 0 P: 8	R: 0 E: 0 K: 1 S: 7	H: 0 LOB: 0 BB: 0 P: 9	R: 0 E: 0 K: 1 S: 13	H: 1 LOB: 1 BB: 1 P: 18	R: 0 E: 0 K: 1 S: 8	H: 0 LOB: 0 BB: 0 P: 11	R: 1 E: 0 K: 1 S: 12	H: 2 LOB: 0 BB: 0 P: 14	R: 0 E: 0 K: 1 S: 9	H: 0 LOB: 0 BB: 0 P: 14	R: 0 E: 0 K: 1 S: 12	H: 0 LOB: 1 BB: 1 P: 20	R: 3 E: 0 K: 2 S: 16	H: 2 LOB: 2 BB: 2 P: 29		R: 0 E: 0 K: 0 S: 1	H: 0 LOB: 0 BB: 0 P: 0	1B: 4 2B: 1 3B: 0 HR: 0	SF: 0 SAC: 1 DP: 0 HBP: 0	WP: 0 PB: 0 SB: 1 CS: 1	PA: 34
PITCHER	IP	WLS	BF	H	R	ER	SO	BB	IBB	HBP	BLK	WP	HR	S	P	ERA	WHIP						
Esteban Loaiza, R (1, 1) ERA: 4.88	7.0		25	3	1	1	7	2	0	0	0	0	0	68	94	1.29	0.714						
Kevin Escobar, R (8, 1) ERA: 4.03	0.0	L	3	1	3	3	0	2	0	0	0	0	0	3	11	∞	∞						
Paul Quantrill, R (8, 1) ERA: 1.11	1.0	B	5	1	0	0	2	0	0	0	0	0	0	13	18	0.00	1.000						

Batter	1	2	3	4	5	6	7	8	9	10	11	AB	R	H	RBI	BB	SO	LOB	TOP	
Jose Offerman, S OBP: 0.368, SLG: 0.429	F5		FC4-6	HR		F7					BB	5	1	2	0	1	0	3		
Trot Nixon, L OBP: 0.343, SLG: 0.462	F8										BB	4	1	1	3	0	1	1		
Dante Bichette, R OBP: 0.348, SLG: 0.393											HBP	2	0	1	1	0	1	1		
Darren Lewis, R OBP: 0.246, SLG: 0.382			HR								BB	0	0	0	0	0	0	0		
Carl Everett, S OBP: 0.358, SLG: 0.464			G4-3									5	0	1	0	0	1	0		
Manny Ramirez, R OBP: 0.453, SLG: 0.683	K										HBP	6	0	1	0	0	2	4		
Troy O'Leary, L OBP: 0.276, SLG: 0.394												6	1	1	0	0	0	4		
Brian Daubach, L OBP: 0.329, SLG: 0.550												5	0	3	1	0	2	1		
Mike Lansing, R OBP: 0.283, SLG: 0.333												5	1	2	0	0	0	2		
Craig Grebeck, R OBP: 0.100, SLG: 0.079			L4									0	0	0	0	0	0	0		
Jason Varitek, S OBP: 0.375, SLG: 0.494			G4-6-3									5	1	2	1	0	0	3		
John Valentin, R OBP: 0.296, SLG: 0.283												4	1	2	0	1	0	2		
Inning Stats	R: 0 E: 0 K: 1 S: 10	H: 1 LOB: 1 BB: 0 P: 14	R: 0 E: 0 K: 0 S: 6	H: 2 LOB: 1 BB: 0 P: 11	R: 4 E: 0 K: 1 S: 17	H: 5 LOB: 1 BB: 0 P: 27	R: 0 E: 0 K: 0 S: 7	H: 0 LOB: 0 BB: 0 P: 15	R: 0 E: 0 K: 1 S: 19	H: 0 LOB: 0 BB: 0 P: 28	R: 0 E: 0 K: 1 S: 6	H: 0 LOB: 0 BB: 0 P: 8	R: 0 E: 0 K: 2 S: 11	H: 1 LOB: 1 BB: 0 P: 13	R: 2 E: 0 K: 0 S: 16	H: 3 LOB: 3 BB: 1 P: 25	1B: 12 2B: 2 3B: 1 HR: 1	SF: 0 SAC: 0 DP: 2 HBP: 1	WP: 1 PB: 0 SB: 0 CS: 0	PA: 50
PITCHER	IP: 5.2 WLS: 5.76 BF: 27 H: 10 R: 4 ER: 4 SO: 2 BB: 1 IBB: 0 HBP: 0 BLK: 0 WP: 0 HR: 1 S: 60 P: 98 ERA: 6.35 WHIP: 1.941	IP: 0.2 WLS: 0.2 BF: 3 H: 0 R: 0 ER: 0 SO: 0 BB: 0 IBB: 0 HBP: 1 BLK: 0 WP: 0 HR: 0 S: 3 P: 5 ERA: 0.00 WHIP: 0.000																		

Boston Red Sox @ Toronto Blue Jays
SkyDome, Toronto, ON
Fri Jun 01 2001, 7:05 PM EDT
Att: 21,564 - Dome - 72 F

livebaseballscorecards.com
AB 47
R 6
H 16
RBI 6
BB 2
SO 7
LOB 21



Batter	1	2	3	4	5	6	7	8	9	10	11	AB	R	H	RBI	BB	SO	LOB	BOTTOM					
Shannon Stewart, R OBP: 0.386, SLG: 0.469	F8		G5-3								G6-3	5	0	1	0	1	1	0						
Alex Gonzalez, R OBP: 0.297, SLG: 0.376	BB										G6-3	6	0	3	0	0	0	0						
Carlos Delgado, L OBP: 0.407, SLG: 0.555												3	1	1	0	1	1	4						
Raul Mondesi, R OBP: 0.385, SLG: 0.510	F8											4	1	0	0	1	1	4						
José Cruz Jr., S OBP: 0.329, SLG: 0.465	K											5	0	1	0	0	3	4						
Brian Simmons, S OBP: 0.247, SLG: 0.294												5	2	3	2	0	1	0						
Tony Batista, R OBP: 0.262, SLG: 0.445												4	0	1	2	1	0	0						
Darrin Fletcher, L OBP: 0.266, SLG: 0.323												5	0	0	0	0	1	4						
Homer Bush, R OBP: 0.369, SLG: 0.433												5	0	0	0	0	2	1						
Inning Stats	R: 0 E: 0 K: 1 S: 10	H: 1 LOB: 2 BB: 1 P: 19	R: 0 E: 0 K: 2 S: 13	H: 0 LOB: 0 BB: 0 P: 19	R: 0 E: 0 K: 0 S: 6	H: 0 LOB: 0 BB: 0 P: 13	R: 2 E: 0 K: 1 S: 11	H: 2 LOB: 0 BB: 0 P: 19	R: 0 E: 0 K: 1 S: 13	H: 2 LOB: 1 BB: 0 P: 22	R: 2 E: 0 K: 0 S: 14	H: 0 LOB: 1 BB: 1 P: 29	R: 0 E: 0 K: 2 S: 8	H: 0 LOB: 1 BB: 0 P: 13	R: 0 E: 0 K: 1 S: 11	H: 1 LOB: 2 BB: 1 P: 12	R: 0 E: 1 K: 0 S: 6	H: 2 LOB: 2 BB: 1 P: 14	R: 0 E: 0 K: 1 S: 8	H: 0 LOB: 0 BB: 0 P: 12	1B: 8 2B: 1 3B: 0 HR: 1	SF: 0 SAC: 0 DP: 1 HBP: 1	WP: 0 PB: 0 SB: 1 CS: 0	PA: 47
PITCHER	IP: 5.0 WLS: 3.88 BF: 22 H: 5 R: 3 ER: 3 SO: 5 BB: 2 IBB: 0 HBP: 0 BLK: 0 WP: 0 HR: 1 S: 55 P: 98 ERA: 5.40 WHIP: 1.400	IP: 1.0 WLS: 1.0 BF: 5 H: 2 R: 1 ER: 1 SO: 0 BB: 0 IBB: 0 HBP: 0 BLK: 0 WP: 0 HR: 0 S: 12 P: 23 ERA: 3.00 WHIP: 2.000	IP: 3.0 WLS: 3.86 BF: 12 H: 1 R: 0 ER: 0 SO: 4 BB: 1 IBB: 0 HBP: 1 BLK: 0 WP: 0 HR: 0 S: 26 P: 39 ERA: 0.00 WHIP: 0.667	IP: 2.0 WLS: 4.31 BF: 8 H: 2 R: 0 ER: 0 SO: 1 BB: 0 IBB: 1 HBP: 0 BLK: 0 WP: 0 HR: 0 S: 14 P: 26 ERA: 0.00 WHIP: 1.000																				

Boston Red Sox @ Toronto Blue Jays
SkyDome, Toronto, ON
Fri Jun 01 2001, 7:05 PM EDT
Att: 21,564 - Dome - 72 F

livebaseballscorecards.com
AB 42
R 4
H 10
RBI 4
BB 4
SO 10
LOB 17



Batter	1	2	3	4	5	6	7	8	9	AB R H RBI BB SO LOB	TOP
Jose Offerman, S (1,4) X OBP: 0.365, SLG: 0.425	0-0 F7		2-2 G3			0-2 F5		2-2		4 0 1 0 0 0 0	Boston Red Sox @ Toronto Blue Jays SkyDome, Toronto, ON Sat Jun 02 2001, 4:05 PM EDT Att: 24,603 - Dome - 72 F
Trot Nixon, L (1,9) B OBP: 0.341, SLG: 0.456	2-2 F7		2-1 G4-3			1-1		2-3 1B		4 0 1 0 0 1 1	
Carl Everett, S (1,8) C OBP: 0.356, SLG: 0.474	3-2 G3			2-2 F7		0-2 G1-3			2-2 HR	4 1 1 1 0 0 1	
Manny Ramirez, R (1,10) X OBP: 0.458, SLG: 0.699		3-2 HR		3-1 G6-4-3 1B		0-1 G6-4-3 1B		0-2 G6-3		4 1 3 1 0 0 0	
Dante Bichette, R (1,7) C OBP: 0.365, SLG: 0.432		0-2 SH5-3		0-1 G6-4-3 1B		1-1 G6-4-3 1B		1-1 G3		4 0 3 0 0 0 1	
Darren Lewis, R (9, PR) X OBP: 0.246, SLG: 0.382		2B		1-2 G6-4-3 1B		1-2 G6-4-3 1B		2B		0 0 0 0 0 0 0	
Brian Daubach, L (1,3) X OBP: 0.328, SLG: 0.541	0-0 SH5-3				0-0 G4-3		0-0 G6-4-3		4-0 G3	2 0 0 0 1 0 2	
Shea Hillenbrand, R (1,5) B OBP: 0.290, SLG: 0.467	1-0 G4-3				3-3 K		0-3 K		1-2 G3	4 0 0 0 0 2 4	
Jason Varitek, S (1,2) C OBP: 0.372, SLG: 0.484					1-3 K			1-1 G3-1	4-0 IBB	3 0 0 0 1 2 1	
Craig Grebeck, R (1,6) X OBP: 0.093, SLG: 0.073			0-0 F9			3-2 G4-3		2-2 G6-3	2-2 G4-3	3 0 0 0 0 0 0	
John Valentin, R (8,6) X OBP: 0.291, SLG: 0.277										1 0 0 0 0 0 3	
Inning Stats	R: 0 H: 0 E: 0 LOB: 0 K: 0 BB: 0 S: 8 P: 13	R: 1 H: 2 E: 0 LOB: 1 K: 1 BB: 0 S: 11 P: 18	R: 0 H: 0 E: 0 LOB: 0 K: 0 BB: 0 S: 6 P: 10	R: 0 H: 1 E: 0 LOB: 0 K: 0 BB: 0 S: 9 P: 14	R: 0 H: 0 E: 0 LOB: 0 K: 2 BB: 0 S: 9 P: 13	R: 0 H: 1 E: 0 LOB: 1 K: 0 BB: 0 S: 12 P: 16	R: 0 H: 2 E: 0 LOB: 1 K: 1 BB: 0 S: 8 P: 9	R: 0 H: 1 E: 0 LOB: 1 K: 1 BB: 0 S: 14 P: 21	R: 1 H: 2 E: 0 LOB: 3 K: 0 BB: 2 S: 15 P: 29	1B: 5 SF: 0 2B: 2 SAC: 1 3B: 0 DP: 2 HR: 2 HBP: 0	WP: 0 PA: 36 PB: 0 SB: 0 CS: 0
PITCHER	IP WLS BF H R ER SO BB IBB HBP BLK WP HR S P ERA WHIP	PITCHER									
Joey Hamilton, R (1,1) ERA: 4.84	7.2 28 7 1 1 4 0 0 0 0 0 1 74 109 1.17 0.913										
Dan Plesac, L (8,1) ERA: 3.5	0.1 L 2 1 1 1 1 0 0 0 0 0 1 7 11 27.00 3.000										
Paul Quantrill, R (9,1) ERA: 1.04	1.0 6 1 0 0 0 0 0 2 0 0 0 0 11 23 0.00 1.000										

Batter	1	2	3	4	5	6	7	8	9	AB R H RBI BB SO LOB	BOTTOM
Shannon Stewart, R (1,7) C OBP: 0.388, SLG: 0.474	0-1 CS 1B		0-3 K2-3			1-0 FC2-5 2B		2-2 F7		4 0 2 0 0 1 0	Boston Red Sox @ Toronto Blue Jays SkyDome, Toronto, ON Sat Jun 02 2001, 4:05 PM EDT Att: 24,603 - Dome - 72 F
Alex Gonzalez, R (1,6) P OBP: 0.292, SLG: 0.371	1-1 G6-3		1-3 K			0-0 FC2-5 CS		2-1 F9		4 0 0 0 0 1 2	
Raul Mondesi, R (1,9) B OBP: 0.387, SLG: 0.505	1-3 K			4-1 L4-6 S BB		2-3 K		4-2		2 0 0 0 2 2 1	
Carlos Delgado, L (1,3) C OBP: 0.405, SLG: 0.549		2-3 K		3-2 L4-6		1-0 G1-3 2B 1B		1-3 K		4 1 1 0 0 2 2	
Brad Fullmer, L (1,10) X OBP: 0.332, SLG: 0.465	0-1 G3			1-3 K		1-0 G1-3			1-3 K	4 0 0 0 0 2 1	
Tony Batieta, R (1,5) C OBP: 0.282, SLG: 0.439		4-1 BB BB			2-2 F8		0-1 G5-3		2-2 L5	3 0 0 0 1 0 1	
Brian Simmons, S (1,8) C OBP: 0.280, SLG: 0.310		4-2 BB BB			1-2 G3-1		3-1		1-3 K	3 0 1 1 1 1 0	
Jeff Frye, R (1,4) C OBP: 0.244, SLG: 0.238		3-3 K			2-2	2-1				2 0 1 0 0 1 2	
Alberto Castillo, R (1,2) C OBP: 0.273, SLG: 0.263			1-2 P4			0-3 K		2-3 K		2 0 0 0 0 1 1	
Jose Cruz Jr., S (7, PH) X OBP: 0.327, SLG: 0.463										1 0 0 0 0 1 2	
Darrin Fletcher, L (8,2) C OBP: 0.289, SLG: 0.323										0 0 0 0 0 0 0	
Inning Stats	R: 0 H: 1 E: 0 LOB: 0 K: 1 BB: 0 S: 8 P: 9	R: 0 H: 0 E: 0 LOB: 2 K: 2 BB: 2 S: 15 P: 28	R: 0 H: 0 E: 0 LOB: 0 K: 2 BB: 0 S: 9 P: 11	R: 0 H: 0 E: 0 LOB: 0 K: 1 BB: 1 S: 7 P: 15	R: 0 H: 1 E: 0 LOB: 1 K: 1 BB: 0 S: 13 P: 18	R: 0 H: 1 E: 0 LOB: 0 K: 1 BB: 0 S: 5 P: 8	R: 1 H: 2 E: 0 LOB: 2 K: 1 BB: 0 S: 11 P: 20	R: 0 H: 0 E: 0 LOB: 1 K: 1 BB: 1 S: 12 P: 21	R: 0 H: 0 E: 0 LOB: 0 K: 2 BB: 0 S: 10 P: 14	1B: 3 SF: 0 2B: 3 SAC: 0 3B: 0 DP: 1 HR: 0 HBP: 1	WP: 0 PA: 34 PB: 0 SB: 1 CS: 2
PITCHER	IP WLS BF H R ER SO BB IBB HBP BLK WP HR S P ERA WHIP	PITCHER									
49 Tim Wakefield, R (1,1) ERA: 2.24	6.2 26 5 1 1 8 3 0 1 0 0 0 64 103 1.35 1.200										
Rich Garces, R (7,1) ERA: 3.59	1.0 4 0 0 0 1 1 0 0 0 0 0 12 22 0.00 1.000										
Pete Schourek, L (8,1) ERA: 3.8	0.1 W 1 0 0 0 1 0 0 0 0 0 0 4 5 0.00 0.000										
Rod Beck, R (9,1) ERA: 2.51	1.0 S 3 0 0 0 2 0 0 0 0 0 0 10 14 0.00 0.000										

AB 33
R 2
H 9
RBI 2
BB 2
SO 5
LOB 13



AB 29
R 1
H 5
RBI 1
BB 4
SO 12
LOB 12



Batter	1	2	3	4	5	6	7	8	9	AB	R	H	RBI	BB	SO	LOB	TOP		
Randy Winn, S OBP: 0.432, SLG: 0.444 (1, 9)	1-2 HBP 2B HBP	1-1 SH1 HBP		3-3 K		3-1 G4-3		2-3 K		3	1	0	0	0	2	3			
Gerald Williams, R OBP: 0.277, SLG: 0.353 (1, 8)	2-1 2B HBP	0-0 SH1		0-0 G6-3			1-1 S HBP	3-2 G5-3		2	1	0	0	0	0	2			
Greg Vaughn, R OBP: 0.328, SLG: 0.490 (1, 10)	2-2 1-H 2-H 2B	1-1 G6-3			1-1 E 2B		3-3 K		2-1 G4-3	5	2	2	2	0	1	3			
Fred McGriff, L OBP: 0.377, SLG: 0.517 (1, 3)	2-2 1B SF8-4 2B		0-2 G4-3		2-2 E4		4-0 G4-6-3 IBB		3-2 2B	4	1	2	1	1	0	0			
Russ Johnson, R OBP: 0.398, SLG: 0.398 (1, 5)	1-1 SF8-4 1B		2-3 K	1-1 K	2-3 K		0-1 G4-6-3		0-3 K	5	0	1	0	0	3	3			
Ben Grievie, L OBP: 0.382, SLG: 0.355 Jason Tyner, L OBP: 0.300, SLG: 0.316 (1, 7) (9, 7)	3-1 SF8-4		4-2 BB	1-3 K	1-3 K			4-1 1B E BB	2-2 G4-3	2	1	0	1	2	1	1			
Mike DiFelice, R OBP: 0.294, SLG: 0.317 (1, 2)	1-1 F8		4-2 BB	1-2 BB		1-0 G6-3		0-3 K		3	0	0	0	1	1	1			
Andy Sheets, R OBP: 0.333, SLG: 0.340 (1, 6)		1-3 K	1-1 F8		2-2 2B			3-2 WP E 1B		4	0	2	0	0	1	2			
Damian Rolfs, R OBP: 0.346, SLG: 0.392 (1, 4)		0-0 SH1 HBP 1B		0-2 G6-3		1-2 L9		1-1 E5 WP		4	0	1	1	0	0	2			
Inning Stats	R: 4 E: 0 K: 0 S: 15	H: 3 LOB: 0 BB: 0 P: 27	R: 0 E: 0 K: 1 S: 9	H: 1 LOB: 2 BB: 0 P: 12	R: 0 E: 0 K: 1 S: 14	H: 0 LOB: 0 BB: 2 P: 25	R: 0 E: 0 K: 1 S: 8	H: 0 LOB: 0 BB: 0 P: 11	R: 1 E: 1 K: 2 S: 11	H: 1 LOB: 1 BB: 0 P: 17	R: 0 E: 0 K: 1 S: 7	H: 0 LOB: 1 BB: 1 P: 15	R: 1 E: 1 K: 2 S: 15	H: 1 LOB: 2 BB: 1 P: 28	R: 0 E: 0 K: 1 S: 11	H: 1 LOB: 1 BB: 0 P: 18	1B: 3 2B: 6 3B: 0 HR: 0	SF: 1 SAC: 1 DP: 2 HBP: 4	WP: 1 PA: 42 PB: 0 CS: 1
PITCHER	IP WLS BF H R ER SO BB IBB HBP BLK WP HR S P ERA WHIP	IP WLS BF H R ER SO BB IBB HBP BLK WP HR S P ERA WHIP	IP WLS BF H R ER SO BB IBB HBP BLK WP HR S P ERA WHIP	IP WLS BF H R ER SO BB IBB HBP BLK WP HR S P ERA WHIP	IP WLS BF H R ER SO BB IBB HBP BLK WP HR S P ERA WHIP	IP WLS BF H R ER SO BB IBB HBP BLK WP HR S P ERA WHIP	IP WLS BF H R ER SO BB IBB HBP BLK WP HR S P ERA WHIP	IP WLS BF H R ER SO BB IBB HBP BLK WP HR S P ERA WHIP	IP WLS BF H R ER SO BB IBB HBP BLK WP HR S P ERA WHIP	IP WLS BF H R ER SO BB IBB HBP BLK WP HR S P ERA WHIP	IP WLS BF H R ER SO BB IBB HBP BLK WP HR S P ERA WHIP	IP WLS BF H R ER SO BB IBB HBP BLK WP HR S P ERA WHIP	IP WLS BF H R ER SO BB IBB HBP BLK WP HR S P ERA WHIP	IP WLS BF H R ER SO BB IBB HBP BLK WP HR S P ERA WHIP	IP WLS BF H R ER SO BB IBB HBP BLK WP HR S P ERA WHIP	IP WLS BF H R ER SO BB IBB HBP BLK WP HR S P ERA WHIP	IP WLS BF H R ER SO BB IBB HBP BLK WP HR S P ERA WHIP	IP WLS BF H R ER SO BB IBB HBP BLK WP HR S P ERA WHIP	IP WLS BF H R ER SO BB IBB HBP BLK WP HR S P ERA WHIP
Chris Michalak, L ERA: 3.38	(1, 1)	5.1	L	26	6	5	4	5	2	0	3	0	0	0	61	99	6.75	1.500	
Bob File, R ERA: 1.54	(6, 1)	1.2		6	0	0	0	1	0	1	1	0	0	0	14	26	0.00	0.000	
Kelvin Escobar, R ERA: 4.85	(8, 1)	1.0		6	1	1	1	2	1	0	0	0	1	0	15	28	9.00	2.000	
Paul Quantrill, R ERA: 1.01	(9, 1)	1.0		4	1	0	0	1	0	0	0	0	0	0	11	18	0.00	1.000	

Tampa Bay Devil Rays @ Toronto Blue Jays
SkyDome, Toronto, ON
Wed Jun 06 2001, 7:05 PM EDT
Att: 16,298 - Sunny - 70 F

AB	32
R	6
H	8
RBI	5
BB	4
SO	9
LOB	17



Batter	1	2	3	4	5	6	7	8	9	AB	R	H	RBI	BB	SO	LOB	BOTTOM		
Shannon Stewart, R OBP: 0.383, SLG: 0.475 (1, 7)	1-3 K2-3		2-0 F8	0-3 K		1-1 F9			2-3 K	5	0	0	0	0	3	5			
Alex Gonzalez, R OBP: 0.294, SLG: 0.366 (1, 6)	3-2 F8		4-2 BB		0-0 BB		0-0 B3		1-1 F9	4	0	1	0	1	0	1			
Raul Mondesi, R OBP: 0.395, SLG: 0.514 (1, 9)	2-3 K		4-1 BB	1-2 BB	4-0 G3-6-1 BB		3-2 F8		1-3 K	3	0	0	0	2	2	1			
Carlos Delgado, L OBP: 0.410, SLG: 0.575 (1, 3)		4-2 1B BB	0-2 F8		1-3 K		1-1 F2			3	1	0	0	1	1	4			
Brad Fullmer, L OBP: 0.325, SLG: 0.454 (1, 10)		1-2 G5-3 1B SF9 1B	1-2 G4-3		0-1 G3-6-1			2-3 K		4	1	1	0	0	1	4			
José Cruz Jr., S OBP: 0.351, SLG: 0.471 (1, 8)		0-0 G5-3 1B		0-1 2B		0-2 F9		1-3 K		4	0	2	1	0	1	0			
Tony Batista, R OBP: 0.283, SLG: 0.440 (1, 5)		2-1 G5-3		0-0 F8		2-1 F9		2-0 2B		4	0	1	0	0	0	3			
Homer Bush, R OBP: 0.351, SLG: 0.400 (1, 4)		0-1 SF9		2-0 1B		4-2 2B BB		1-1 L3		2	0	1	1	1	0	1			
Alberto Castillo, R OBP: 0.280, SLG: 0.295 Brian Simmons, S OBP: 0.275, SLG: 0.329 (1, 2) (9, PH)		3-H F8		2-3 K		1-1 2B		0-0 2B		3	0	1	0	0	1	3			
Inning Stats	R: 0 E: 0 K: 2 S: 9	H: 0 LOB: 0 BB: 0 P: 15	R: 2 E: 0 K: 0 S: 13	H: 2 LOB: 1 BB: 1 P: 23	R: 0 E: 0 K: 0 S: 11	H: 0 LOB: 2 BB: 2 P: 22	R: 0 E: 0 K: 2 S: 10	H: 2 LOB: 0 BB: 0 P: 14	R: 0 E: 0 K: 1 S: 6	H: 1 LOB: 1 BB: 1 P: 11	R: 0 E: 0 K: 0 S: 6	H: 0 LOB: 0 BB: 0 P: 10	R: 0 E: 0 K: 2 S: 11	H: 1 LOB: 1 BB: 0 P: 17	R: 0 E: 0 K: 2 S: 9	H: 1 LOB: 1 BB: 0 P: 13	1B: 4 2B: 4 3B: 0 HR: 0	SF: 1 SAC: 0 DP: 1 HBP: 0	WP: 0 PA: 39 PB: 0 CS: 0
PITCHER	IP WLS BF H R ER SO BB IBB HBP BLK WP HR S P ERA WHIP	IP WLS BF H R ER SO BB IBB HBP BLK WP HR S P ERA WHIP	IP WLS BF H R ER SO BB IBB HBP BLK WP HR S P ERA WHIP	IP WLS BF H R ER SO BB IBB HBP BLK WP HR S P ERA WHIP	IP WLS BF H R ER SO BB IBB HBP BLK WP HR S P ERA WHIP	IP WLS BF H R ER SO BB IBB HBP BLK WP HR S P ERA WHIP	IP WLS BF H R ER SO BB IBB HBP BLK WP HR S P ERA WHIP	IP WLS BF H R ER SO BB IBB HBP BLK WP HR S P ERA WHIP	IP WLS BF H R ER SO BB IBB HBP BLK WP HR S P ERA WHIP	IP WLS BF H R ER SO BB IBB HBP BLK WP HR S P ERA WHIP	IP WLS BF H R ER SO BB IBB HBP BLK WP HR S P ERA WHIP	IP WLS BF H R ER SO BB IBB HBP BLK WP HR S P ERA WHIP	IP WLS BF H R ER SO BB IBB HBP BLK WP HR S P ERA WHIP	IP WLS BF H R ER SO BB IBB HBP BLK WP HR S P ERA WHIP	IP WLS BF H R ER SO BB IBB HBP BLK WP HR S P ERA WHIP	IP WLS BF H R ER SO BB IBB HBP BLK WP HR S P ERA WHIP	IP WLS BF H R ER SO BB IBB HBP BLK WP HR S P ERA WHIP	IP WLS BF H R ER SO BB IBB HBP BLK WP HR S P ERA WHIP	IP WLS BF H R ER SO BB IBB HBP BLK WP HR S P ERA WHIP
Joe Kennedy, L ERA: 3.6	(1, 1)	5.0	W	23	5	2	2	5	4	0	0	0	0	0	49	85	3.60	1.800	
Rusty Meacham, R ERA: 4.2	(6, 1)	2.0	H	8	1	0	0	0	1	0	0	0	0	0	18	30	0.00	1.000	
Esteban Yan, R ERA: 4.44	(8, 1)	2.0		8	2	0	0	4	0	0	0	0	0	0	20	30	0.00	1.000	

Tampa Bay Devil Rays @ Toronto Blue Jays
SkyDome, Toronto, ON
Wed Jun 06 2001, 7:05 PM EDT
Att: 16,298 - Sunny - 70 F

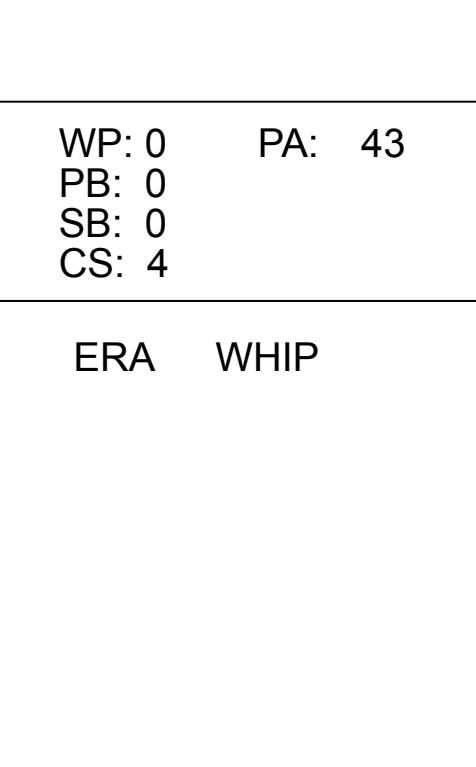
AB	33
R	2
H	8
RBI	2
BB	5
SO	9
LOB	22



Batter	1	2	3	4	5	6	7	8	9	AB	R	H	RBI	BB	SO	LOB	TOP										
Jason Tyner, L (1, 8) OBP: 0.400, SLG: 0.391	SH5-3 1B	CS	1B	CS	FC5-4 BB			K		4	2	3	1	1	1	1											
Randy Winn, S (1, 9) OBP: 0.426, SLG: 0.436	SH5-3		CS	CS	F7	FC5-4		G5-3		4	0	1	0	0	0	1											
Greg Vaughn, R (1, 7) OBP: 0.333, SLG: 0.493	BB		CS	CS	E5 FC4-6 BB			K		5	1	3	2	0	1	0											
Ben Grieve, L (1, 10) OBP: 0.363, SLG: 0.350	G4-6-3 BB		K		FC4-6 BB			K		3	0	0	0	2	3	3											
Steve Cox, L (1, 3) OBP: 0.257, SLG: 0.351 Fred McGriff, L (9, PH) OBP: 0.375, SLG: 0.515	G4-6-3		G3		FC4-6 FC5 1B			K		4	0	0	0	0	1	5											
Aubrey Huff, L (1, 5) OBP: 0.286, SLG: 0.378		G4-3 1B		F8 E	FC5			K		4	2	3	1	0	1	0											
Mike DiFelice, R (1, 2) OBP: 0.292, SLG: 0.328	G4-3		G5-3		FC5			1B		4	1	1	0	0	0	4											
Andy Sheets, R (1, 6) OBP: 0.313, SLG: 0.316	G5-3		F8		G6-3			P3		4	0	0	0	0	0	3											
Damian Rolls, R (1, 4) OBP: 0.352, SLG: 0.396			E3 1B		G4-3			1B		4	1	2	2	0	0	0											
Inning Stats	R: 1 E: 0 K: 0 S: 8	H: 2 LOB: 1 BB: 1 P: 15	R: 1 E: 0 K: 0 S: 16	H: 2 LOB: 0 BB: 0 P: 26	R: 1 E: 0 K: 1 S: 12	H: 3 LOB: 1 BB: 0 P: 17	R: 2 E: 1 K: 0 S: 17	H: 2 LOB: 0 BB: 0 P: 23	R: 1 E: 1 K: 0 S: 15	H: 1 LOB: 2 BB: 1 P: 25	R: 0 E: 0 K: 3 S: 9	H: 0 LOB: 0 BB: 0 P: 13	R: 1 E: 0 K: 2 S: 16	H: 2 LOB: 1 BB: 0 P: 19	R: 0 E: 0 K: 1 S: 7	H: 1 LOB: 0 BB: 0 P: 13	1B: 10 2B: 4 3B: 0 HR: 0	SF: 0 SAC: 1 DP: 2 HBP: 0	WP: 0 PB: 0 CS: 4	PA: 43							
PITCHER	IP	WLS	BF	H	R	ER	SO	BB	IBB	HBP	BLK	WP	HR	S	P	ERA	WHIP										
Steve Parris, R (1, 1) ERA: 5.87	3.2		19	9	5	3	1	1	0	0	0	0	0	51	77	7.36	2.727										
Lance Painter, L (4, 1) ERA: 8.39	2.1		10	1	1	0	0	2	0	0	0	0	0	26	47	0.00	1.286										
Dan Plesac, L (7, 1) ERA: 3.31	1.1		4	0	0	0	4	0	0	0	0	0	0	12	17	0.00	0.000										
Bob File, R (8, 1) ERA: 1.9	0.1		3	2	1	1	0	0	0	0	0	0	0	7	9	27.00	6.000										
Pedro Borbon, L (8, 1) ERA: 3.19	1.1	W	5	1	0	0	2	0	0	0	0	0	0	13	19	0.00	0.750										

Tampa Bay Devil Rays @ Toronto Blue Jays
SkyDome, Toronto, ON
Thu Jun 07 2001, 12:35 PM EDT
Att: 26,835 - Cloudy - 68 F

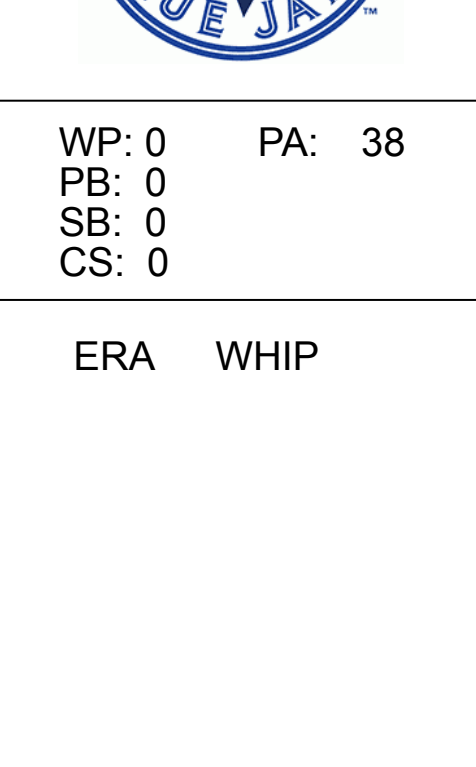
AB	37
R	7
H	13
RBI	6
BB	3
SO	7
LOB	18



Batter	1	2	3	4	5	6	7	8	9	AB	R	H	RBI	BB	SO	LOB	BOTTOM										
Shannon Stewart, R (1, 7) OBP: 0.387, SLG: 0.478 Alberto Castillo, R (9, 2) OBP: 0.290, SLG: 0.295	SH1-3 1B		G5-3					K		5	1	3	3	0	1	0											
Alex Gonzalez, R (1, 6) OBP: 0.290, SLG: 0.360	SH1-3		K		P4			K		4	0	0	0	0	3	3											
Raul Mondesi, R (1, 9) OBP: 0.397, SLG: 0.518	P4			FC4-6 1B	G5-3			2B		4	1	2	0	0	0	1											
Carlos Delgado, L (1, 3) OBP: 0.415, SLG: 0.583				FC4-6 1B	G4-3 2B			K		4	0	3	1	0	1	1											
Brad Fullmer, L (1, 10) OBP: 0.324, SLG: 0.450	F7			FC4-6 2B	G4-3			1B		4	2	1	0	0	0	4											
José Cruz Jr., S (1, 8) OBP: 0.349, SLG: 0.471			G3		G4-3			F5		4	1	1	2	0	0	2											
Tony Batista, R (1, 5) OBP: 0.259, SLG: 0.433		F8		F5				F7		4	0	0	0	0	0	2											
Darrin Fletcher, L (1, 2) OBP: 0.273, SLG: 0.345 Jeff Frye, R (8, PR) OBP: 0.244, SLG: 0.238		P6		2B 1B				E 1B		4	1	2	1	0	0	0											
Chris Woodward, R (1, 4) OBP: 0.184, SLG: 0.421 Brian Simmons, S (8, PH) OBP: 0.272, SLG: 0.324			K		G6-3			E5 1B		3	0	1	0	0	1	0											
Inning Stats	R: 1 E: 0 K: 0 S: 9	H: 2 LOB: 0 BB: 0 P: 16	R: 0 E: 0 K: 0 S: 5	H: 0 LOB: 0 BB: 0 P: 10	R: 0 E: 0 K: 2 S: 7	H: 0 LOB: 0 BB: 0 P: 9	R: 4 E: 0 K: 0 S: 23	H: 6 LOB: 2 BB: 0 P: 39	R: 0 E: 0 K: 0 S: 8	H: 1 LOB: 1 BB: 0 P: 10	R: 0 E: 0 K: 3 S: 12	H: 0 LOB: 0 BB: 0 P: 5	R: 0 E: 0 K: 3 S: 12	H: 1 LOB: 1 BB: 0 P: 16	R: 3 E: 1 K: 1 S: 17	H: 3 LOB: 1 BB: 0 P: 28	1B: 9 2B: 4 3B: 0 HR: 0	SF: 0 SAC: 1 DP: 0 HBP: 0	WP: 0 PB: 0 CS: 0	PA: 38							
PITCHER	IP	WLS	BF	H	R	ER	SO	BB	IBB	HBP	BLK	WP	HR	S	P	ERA	WHIP										
Bryan Rekar, R (1, 1) ERA: 5.33	5.0		24	9	5	5	2	0	0	0	0	0	0	3	5	9.00	1.800										
Doug Creek, L (6, 1) ERA: 3.67	1.0	H	3	0	0	0	0	0	0	0	0	0	0	3	5	0.00	0.000										
Travis Phelps, R (7, 1) ERA: 3.06	1.2	L	9	3	3	0	3	0	0	0	0	0	0	25	37	0.00	1.800										
Esteban Yan, R (8, 1) ERA: 4.38	0.1	B	2	1	0	0	1	0	0	0	0	0	0	4	7	0.00	3.000										

Tampa Bay Devil Rays @ Toronto Blue Jays
SkyDome, Toronto, ON
Thu Jun 07 2001, 12:35 PM EDT
Att: 26,835 - Cloudy - 68 F

AB	37
R	8
H	13
RBI	7
BB	0
SO	6
LOB	14



Batter	1	2	3	4	5	6	7	8	9	AB	R	H	RBI	BB	SO	LOB	TOP								
Luis Castillo, S OBP: 0.332, SLG: 0.324 (1, 4)										4	1	1	0	0	0	2	Florida Marlins @ Toronto Blue Jays SkyDome, Toronto, ON Sat Jun 09 2001, 4:05 PM EDT Att: 20,875 - Cloudy - 74 F								
Ryan McGuire, L OBP: 0.279, SLG: 0.359 (1, 9)										4	1	0	0	1	0	3									
Cliff Floyd, L OBP: 0.427, SLG: 0.646 (1, 10)										2	2	1	3	3	0	0									
Preston Wilson, R OBP: 0.364, SLG: 0.494 John Mabry, L OBP: 0.219, SLG: 0.214 (1, 8) (9, 8)										4	1	0	0	1	2	4									
Mike Lowell, R OBP: 0.362, SLG: 0.542 (1, 5)										4	0	3	3	0	0	0									
Charles Johnson, R OBP: 0.361, SLG: 0.575 (1, 2)										4	0	0	0	1	1	3									
Kevin Millar, R OBP: 0.343, SLG: 0.549 (1, 7)										4	0	2	0	0	1	1									
Derrek Lee, R OBP: 0.267, SLG: 0.350 (1, 3)										4	0	0	0	0	1	5									
Alex Gonzalez, R OBP: 0.338, SLG: 0.385 (1, 6)										4	1	2	0	0	0	0									
Inning Stats	R: 3 E: 0 K: 0 S: 16	H: 4 LOB: 2 BB: 2 P: 31	R: 0 E: 0 K: 0 S: 7	H: 1 LOB: 2 BB: 1 P: 12	R: 0 E: 0 K: 1 S: 6	H: 0 LOB: 1 BB: 0 P: 9	R: 0 E: 0 K: 1 S: 8	H: 0 LOB: 0 BB: 0 P: 16	R: 0 E: 0 K: 1 S: 6	H: 0 LOB: 0 BB: 0 P: 7	R: 0 E: 0 K: 1 S: 6	H: 0 LOB: 0 BB: 0 P: 9	R: 0 E: 0 K: 0 S: 6	H: 2 LOB: 1 BB: 0 P: 6	R: 3 E: 2 K: 0 S: 10	H: 1 LOB: 1 BB: 2 P: 21		1B: 4 2B: 3 3B: 1 HR: 1	SF: 0 SAC: 2 DP: 2 HBP: 1	WP: 0 PB: 0 SB: 1 CS: 0	PA: 42				
PITCHER Chris Carpenter, R ERA: 3.79 (1, 1)	IP: 9.0 WLS: L BF: 42	H: 9 R: 6 ER: 3 SO: 5	BB: 3 IBB: 3 HBP: 1 BLK: 0	WP: 0 HR: 1 S: 73 P: 122	ERA: 3.00 WHIP: 1.333																				

Batter	1	2	3	4	5	6	7	8	9	AB	R	H	RBI	BB	SO	LOB	BOTTOM								
Shannon Stewart, R OBP: 0.387, SLG: 0.475 (1, 7)										4	0	0	1	0	0	1	Florida Marlins @ Toronto Blue Jays SkyDome, Toronto, ON Sat Jun 09 2001, 4:05 PM EDT Att: 20,875 - Cloudy - 74 F								
Alex Gonzalez, R OBP: 0.288, SLG: 0.353 (1, 6)										4	0	0	0	0	0	1									
Raul Mondesi, R OBP: 0.395, SLG: 0.515 (1, 9)										4	0	0	0	0	0	0									
Carlos Delgado, L OBP: 0.414, SLG: 0.571 (1, 3)										3	0	0	0	0	0	0									
Brad Fullmer, L OBP: 0.325, SLG: 0.465 (1, 10)										3	0	0	0	0	1	0									
José Cruz Jr., S OBP: 0.340, SLG: 0.456 (1, 8)										3	0	0	0	0	2	0									
Darrin Fletcher, L OBP: 0.272, SLG: 0.337 (1, 2)										3	0	0	0	0	0	0									
Jeff Frye, R OBP: 0.266, SLG: 0.276 (1, 4)										2	1	1	0	1	0	0									
Chris Woodward, R OBP: 0.200, SLG: 0.444 (1, 5)										3	0	1	0	0	0	1									
Inning Stats	R: 0 E: 0 K: 0 S: 8	H: 0 LOB: 0 BB: 0 P: 10	R: 0 E: 0 K: 1 S: 8	H: 0 LOB: 0 BB: 0 P: 13	R: 1 E: 0 K: 0 S: 7	H: 2 LOB: 1 BB: 0 P: 13	R: 0 E: 0 K: 1 S: 7	H: 0 LOB: 0 BB: 0 P: 12	R: 0 E: 0 K: 0 S: 10	H: 0 LOB: 0 BB: 0 P: 14	R: 0 E: 0 K: 0 S: 9	H: 0 LOB: 0 BB: 0 P: 12	R: 0 E: 0 K: 0 S: 7	H: 0 LOB: 0 BB: 0 P: 10	R: 0 E: 0 K: 1 S: 10	H: 0 LOB: 1 BB: 1 P: 17		R: 0 E: 0 K: 0 S: 6	H: 0 LOB: 0 BB: 0 P: 9	1B: 1 2B: 1 3B: 0 HR: 0	SF: 0 SAC: 0 DP: 0 HBP: 0	WP: 1 PB: 0 SB: 0 CS: 0	PA: 30		
PITCHER A.J. Burnett, R ERA: 1.59 (1, 1)	IP: 9.0 WLS: W BF: 30	H: 2 R: 1 ER: 1 SO: 3	BB: 1 IBB: 0 HBP: 0 BLK: 0	WP: 1 HR: 0 S: 72 P: 110	ERA: 1.00 WHIP: 0.333																				

AB	34
R	6
H	9
RBI	6
BB	6
SO	5
LOB	18



AB	29
R	1
H	2
RBI	1
BB	1
SO	3
LOB	3



Batter	1	2	3	4	5	6	7	8	9	AB	R	H	RBI	BB	SO	LOB	TOP					
Dave Berg, R OBP: 0.219, SLG: 0.295 (1, 4)	F7		F8	F8		G6-3		K		5	0	1	0	0	1	2						
John Mabry, L OBP: 0.297, SLG: 0.290 (1, 9)	1B	2B			P5				G3-6	3	1	2	1	2	0	0						
Cliff Floyd, L OBP: 0.423, SLG: 0.636 (1, 10)	G5-3		L7		G4-3				G3-6	5	0	1	1	0	0	4						
Preston Wilson, R OBP: 0.357, SLG: 0.483 (1, 8)	G5-3		K		G6-3				F1	5	0	0	0	0	1	3						
Mike Lowell, R OBP: 0.395, SLG: 0.530 (1, 5)	F7				G6-3					4	0	0	0	0	0	1						
Charles Johnson, R OBP: 0.388, SLG: 0.574 (1, 2)		P4								2	2	1	0	2	0	0						
Kevin Millar, R OBP: 0.349, SLG: 0.543 (1, 7)		P3								3	2	1	0	1	0	1						
Derrek Lee, R OBP: 0.271, SLG: 0.360 (1, 3)			F8							3	1	1	2	0	1	0						
Alex Gonzalez, R OBP: 0.336, SLG: 0.387 (1, 6)					G6-3					4	1	1	3	0	1	1						
Inning Stats	R: 1 E: 0 K: 0 S: 12	H: 2 LOB: 1 BB: 0 P: 18	R: 0 E: 0 K: 0 S: 6	H: 0 LOB: 0 BB: 0 P: 11	R: 0 E: 0 K: 1 S: 14	H: 1 LOB: 2 BB: 1 P: 25	R: 2 E: 0 K: 0 S: 14	H: 2 LOB: 0 BB: 0 P: 22	R: 0 E: 0 K: 0 S: 11	H: 0 LOB: 0 BB: 0 P: 17	R: 4 E: 0 K: 0 S: 15	H: 2 LOB: 1 BB: 2 P: 28	R: 0 E: 0 K: 0 S: 7	H: 1 LOB: 1 BB: 0 P: 10	R: 0 E: 0 K: 3 S: 10	H: 0 LOB: 0 BB: 1 P: 15	R: 0 E: 0 K: 0 S: 4	H: 0 LOB: 0 BB: 1 P: 10	1B: 5 2B: 2 3B: 1 HR: 0	SF: 0 SAC: 0 DP: 1 HBP: 1	WP: 0 PB: 0 CS: 0	PA: 40
PITCHER	IP	WLS	BF	H	R	ER	SO	BB	IBB	HBP	BLK	WP	HR	S	P	ERA	WHIP					
Esteban Loaiza, R ERA: 4.96 (1, 1)	5.1	L	27	6	7	7	1	4	0	1	0	0	0	66	112	11.81	1.875					
Kelvin Escobar, R ERA: 4.71 (6, 1)	1.2		7	2	0	0	0	0	0	0	0	0	0	13	19	0.00	1.200					
Billy Koch, R ERA: 5.13 (8, 1)	1.0		3	0	0	0	3	0	0	0	0	0	0	10	15	0.00	0.000					
Bob File, R ERA: 1.82 (9, 1)	1.0		3	0	0	0	0	1	0	0	0	0	0	4	10	0.00	1.000					

Florida Marlins @ Toronto Blue Jays
SkyDome, Toronto, ON
Sun Jun 10 2001, 1:05 PM EDT
Att: 20,070 - Sunny - 68 F

AB 34
R 7
H 8
RBI 7
BB 5
SO 4
LOB 12



Batter	1	2	3	4	5	6	7	8	9	AB	R	H	RBI	BB	SO	LOB	BOTTOM					
Shannon Stewart, R OBP: 0.382, SLG: 0.467 (1, 7)	K		K			F8				4	0	0	0	0	2	2						
Alex Gonzalez, R OBP: 0.287, SLG: 0.355 (1, 6)	G6-3									4	1	1	0	0	1	0						
Raul Mondesi, R OBP: 0.393, SLG: 0.515 (1, 9)	G6-3									4	0	1	1	0	0	0						
Carlos Delgado, L OBP: 0.408, SLG: 0.561 (1, 3)			K							4	0	0	0	0	2	1						
Brad Fullmer, L OBP: 0.332, SLG: 0.463 (1, 10)										1	0	0	0	3	0	0						
Brian Simmons, S OBP: 0.287, SLG: 0.316 (1, 8)			K							4	0	1	0	0	1	2						
Tony Batista, R OBP: 0.256, SLG: 0.427 (1, 5)										3	0	0	0	0	1	3						
Homer Bush, R OBP: 0.363, SLG: 0.411 (1, 4)										3	1	2	0	0	1	0						
Alberto Castillo, R OBP: 0.302, SLG: 0.319 (1, 2)										3	0	2	0	0	0	1						
Inning Stats	R: 0 E: 0 K: 1 S: 7	H: 0 LOB: 0 BB: 0 P: 10	R: 0 E: 0 K: 2 S: 15	H: 0 LOB: 1 BB: 1 P: 24	R: 0 E: 0 K: 2 S: 8	H: 1 LOB: 0 BB: 0 P: 11	R: 1 E: 0 K: 0 S: 16	H: 3 LOB: 2 BB: 1 P: 30	R: 0 E: 0 K: 1 S: 8	H: 0 LOB: 0 BB: 0 P: 12	R: 0 E: 0 K: 1 S: 5	H: 0 LOB: 0 BB: 0 P: 8	R: 1 E: 0 K: 1 S: 9	H: 2 LOB: 0 BB: 0 P: 15	R: 0 E: 0 K: 0 S: 8	H: 0 LOB: 1 BB: 1 P: 14	1B: 5 2B: 4 3B: 0 HR: 0	SF: 0 SAC: 0 DP: 3 HBP: 0	WP: 0 PB: 0 CS: 2	PA: 33		
PITCHER	IP	WLS	BF	H	R	ER	SO	BB	IBB	HBP	BLK	WP	HR	S	P	ERA	WHIP					
Brad Penny, R ERA: 4.04 (1, 1)	5.2	W	21	5	1	1	5	2	0	0	0	0	0	62	98	1.59	1.235					
Vic Darensbourg, L ERA: 3.86 (6, 1)	1.1		4	0	0	0	2	0	0	0	0	0	0	10	14	0.00	0.000					
Braden Looper, R ERA: 3.69 (8, 1)	1.0		4	2	1	1	1	0	0	0	0	0	0	9	15	9.00	2.000					
Antonio Alfonseca, R ERA: 2.33 (9, 1)	1.0		4	0	0	0	0	1	0	0	0	0	0	8	14	0.00	1.000					

Florida Marlins @ Toronto Blue Jays
SkyDome, Toronto, ON
Sun Jun 10 2001, 1:05 PM EDT
Att: 20,070 - Sunny - 68 F

AB 30
R 2
H 7
RBI 1
BB 3
SO 8
LOB 9



Batter	1	2	3	4	5	6	7	8	9	AB	R	H	RBI	BB	SO	LOB	TOP										
QuiVio Veras, S (1, 4) OBP: 0.322, SLG: 0.364	4-2 BB BB		0-0 G6-3			4-2 2B G6-3 BB	2-1 FC6-5 1-3 2B		1-3 K	3	1	1	0	2	1	1	Atlanta Braves @ Toronto Blue Jays SkyDome, Toronto, ON Mon Jun 11 2001, 7:05 PM EDT Att: 16,885 - Cloudy - 73 F										
Rafael Furcal, S (1, 6) OBP: 0.305, SLG: 0.371	4-0 FC4-6 1-2 BB		2-1 G1-3			1-0 FC6-5 10 1-3 2B	2-1 FC6-5 2-3 3-H 1-1			3	0	1	1	1	0	2											
Andruw Jones, R (1, 8) OBP: 0.330, SLG: 0.506	0-3 K		2-3 K			2-0 G6-3	1-1 F9			4	0	0	1	0	2	5											
10 Chipper Jones, S (1, 5) OBP: 0.391, SLG: 0.579	1-1 F9			2-1 E6 L4-3		1-0 FC6-5 2-3 HR	1-3 K			4	1	0	0	0	1	4											
Brian Jordan, R (1, 9) OBP: 0.310, SLG: 0.432	0-1 FC4-6 1-2			1-1 L4-3 1-2		0-0 HR		2-2 G6-3		4	1	1	2	0	0	3											
Javy Lopez, R (1, 2) OBP: 0.308, SLG: 0.405		4-2 G1-4-3 BB		3-2 G6-3		0-2 1B		1-1 G6-3		3	0	1	0	1	0	0											
Bernard Gilkey, R (1, 7) OBP: 0.354, SLG: 0.488		1-0 F8			3-3 K	2-1 1B		2-3 K		4	0	1	0	0	2	1											
Wes Helms, R (1, 3) OBP: 0.278, SLG: 0.465		2-2 G1-4-3 1-2			1-1 G1	2-2 F4		0-3 K		4	0	0	0	0	1	3											
Mark DeRosa, R (1, 10) Dave Martinez, L (7, PH) OBP: 0.423, SLG: 0.472			0-0 G6-3 2B		1-2 L4		2-2 FC6-5 1B		2-3 K	2	0	1	0	0	0	0											
Inning Stats	R: 0 E: 0 K: 1 S: 10	H: 0 LOB: 2 BB: 2 P: 19	R: 0 E: 0 K: 0 S: 8	H: 0 LOB: 0 BB: 1 P: 15	R: 0 E: 0 K: 1 S: 7	H: 1 LOB: 1 BB: 0 P: 11	R: 0 E: 1 K: 0 S: 7	H: 0 LOB: 0 BB: 0 P: 13	R: 0 E: 0 K: 1 S: 9	H: 0 LOB: 1 BB: 1 P: 14	R: 3 E: 0 K: 0 S: 17	H: 4 LOB: 2 BB: 0 P: 29	R: 1 E: 0 K: 1 S: 12	H: 2 LOB: 1 BB: 0 P: 20	R: 0 E: 0 K: 3 S: 11	H: 0 LOB: 0 BB: 0 P: 16		R: 0 E: 0 K: 3 S: 10	H: 0 LOB: 0 BB: 0 P: 13	1B: 3 2B: 4 3B: 0 HR: 1	SF: 0 SAC: 0 DP: 2 HBP: 0	WP: 0 PB: 0 CS: 0	PA: 37				
PITCHER	IP	WLS	BF	H	R	ER	SO	BB	IBB	HBP	BLK	WP	HR	S	P	ERA	WHIP										
Chris Michalak, L (1, 1) ERA: 3.49	5.2		25	5	3	3	3	4	0	0	0	0	1	53	94	4.76	1.588										
Bob Fife, R (6, 1) ERA: 1.5	0.1	W	1	0	0	0	0	0	0	0	0	0	0	5	7	0.00	0.000										
Paul Quantrill, R (7, 1) ERA: 1.43	2.0	H	8	2	1	1	2	0	0	0	0	0	0	23	36	4.50	1.000										
Billy Koch, R (9, 1) ERA: 4.94	1.0		3	0	0	0	3	0	0	0	0	0	0	10	13	0.00	0.000										

Batter	1	2	3	4	5	6	7	8	9	AB	R	H	RBI	BB	SO	LOB	BOTTOM										
Shannon Stewart, R (1, 7) OBP: 0.385, SLG: 0.475	4-2 1B BB		0-0 G6-3	0-0 CS	1-2 E 2B 1B	1-2 E4 1B E	1-1 1B 3B			4	2	2	3	1	0	2	Atlanta Braves @ Toronto Blue Jays SkyDome, Toronto, ON Mon Jun 11 2001, 7:05 PM EDT Att: 16,885 - Cloudy - 73 F										
Alex Gonzalez, R (1, 6) OBP: 0.293, SLG: 0.364	1-0 1B		2-2 BB 2B		3-3 K	0-0 FC1 1B	1-2 1B			5	0	3	3	0	1	2											
Raul Mondesi, R (1, 9) OBP: 0.393, SLG: 0.516	2-1 L7		0-0 G5-3		1-2 2B	1-2 2B	1-1 K			5	0	2	1	0	1	4											
Carlos Delgado, L (1, 3) OBP: 0.408, SLG: 0.554	1-2 L3		4-0 BB IBB		4-0 IBB	1-3 K		3-2 F8		3	0	0	0	2	1	5											
José Cruz Jr., S (1, 8) OBP: 0.342, SLG: 0.457	3-3 K		4-1 BB		0-0 G4-6-3 1-2 2-3 BB	2-3 K		3-1 1B 2B		4	1	1	0	1	2	7											
Brad Fullmer, L (1, 10) OBP: 0.333, SLG: 0.459		1-2 F9	0-0 F9			1-0 2B E 1B	0-3 K	4-0 1B IBB		4	1	1	0	1	1	3											
Tony Batista, R (1, 5) OBP: 0.255, SLG: 0.420		3-2 G5-3		1-1 G6-3		1-3 K	2-2 BB 3B HBP	0-2 F2		4	1	0	0	0	1	3											
Darrin Fletcher, L (1, 2) ERA: 2.73 Jeff Frye, R (7, PH) OBP: 0.274, SLG: 0.276 Alberto Castillo, R (8, 2) OBP: 0.316, SLG: 0.333		2-1 F9		1-0 G3		2-0 E 2B	4-0 BB 3B	0-1 FC4-6 1B		3	1	1	0	0	0	0											
Homer Bush, R (1, 4) OBP: 0.365, SLG: 0.423			0-0 2B 2B		3-2 CS 1B	0-2 E6 FC1	1-3 K	2-2 FC4-6		5	2	2	1	0	1	5											
Inning Stats	R: 0 E: 0 K: 1 S: 11	H: 1 LOB: 2 BB: 1 P: 22	R: 0 E: 0 K: 0 S: 8	H: 0 LOB: 0 BB: 0 P: 14	R: 1 E: 0 K: 0 S: 9	H: 2 LOB: 3 BB: 2 P: 19	R: 0 E: 0 K: 0 S: 6	H: 1 LOB: 0 BB: 0 P: 11	R: 1 E: 0 K: 1 S: 11	H: 2 LOB: 1 BB: 1 P: 20	R: 3 E: 0 K: 3 S: 25	H: 3 LOB: 3 BB: 0 P: 35	R: 3 E: 0 K: 3 S: 19	H: 2 LOB: 1 BB: 1 P: 30	R: 1 E: 0 K: 0 S: 15	H: 2 LOB: 2 BB: 1 P: 27		R: 1 E: 0 K: 3 S: 10	H: 2 LOB: 2 BB: 1 P: 13	1B: 7 2B: 5 3B: 1 HR: 0	SF: 0 SAC: 0 DP: 1 HBP: 1	WP: 0 PB: 0 CS: 1	PA: 46				
PITCHER	IP	WLS	BF	H	R	ER	SO	BB	IBB	HBP	BLK	WP	HR	S	P	ERA	WHIP										
John Burkett, R (1, 1) ERA: 2.73	5.1	L	26	8	4	3	3	2	2	0	0	0	0	50	95	5.06	1.875										
Jason Marquis, R (6, 1) ERA: 3.19	0.0	B	4	1	1	0	0	0	0	0	0	0	0	10	13	-	-										
Mike Rentlinger, L (6, 1) ERA: 3.28	1.1		7	1	3	3	4	1	0	1	0	0	0	23	34	20.25	1.500										
Kerry Ligtenberg, R (7, 1) ERA: 6.62	1.1		8	3	1	1	1	0	1	0	0	0	0	21	36	6.75	2.250										



Batter	1	2	3	4	5	6	7	8	9	AB	R	H	RBI	BB	SO	LOB	TOP										
Rafael Furcal, S OBP: 0.304, SLG: 0.365 (1, 6)	F7		BB			CS	G4-3	P6									4 0 0 0 1 1 1										
Keith Lockhart, L OBP: 0.304, SLG: 0.258 (1, 4)	G6-3		G1-3				2B FC6-4	1B	K	G3-1							5 1 1 0 0 1 2										
Andruw Jones, R OBP: 0.327, SLG: 0.504 (1, 8)	K			G6-3			FC6-4	2B	G5-3	K							5 0 1 0 0 2 0										
10 Chipper Jones, S OBP: 0.400, SLG: 0.586 (1, 5)		G3 BB		G4-6-3	1B		FC6-4	IBB		S 2B							1 1 1 0 3 0 0										
Brian Jordan, R OBP: 0.313, SLG: 0.430 (1, 10) (8, 9)	L6			G4-6-3	1B		FC6-4			2B							3 1 1 1 1 0 3										
Dave Martinez, L OBP: 0.410, SLG: 0.457 Bernard Gilkey, R OBP: 0.367, SLG: 0.523 (8, PH) (8, 7)	G3			G4-6-3	1B		L6			IBB							3 0 0 0 0 0 5 1 0 1 2 0 0 0										
Javy Lopez, R OBP: 0.312, SLG: 0.404 (1, 2)			G6-3			G6-3				1B	BB	IBB					3 0 1 0 1 0 0										
B.J. Surhoff, L OBP: 0.314, SLG: 0.389 Odalis Perez, L OBP: 0.111, SLG: 0.167 John Rocker, R (8, 1) (9, 1)			G5-3			G3			K		FC6-4	BB					3 0 0 0 1 1 1 0 0 0 0 0 0 0 0 0 0 0 0 0 0										
Wes Helms, R OBP: 0.286, SLG: 0.462 (1, 3)				S BB			CS	1B	L5		FC6-4						3 0 1 0 1 0 4										
Inning Stats	R: 0 E: 0 K: 1 S: 10	H: 0 LOB: 0 BB: 0 P: 15	R: 0 E: 0 K: 0 S: 7	H: 0 LOB: 0 BB: 1 P: 13	R: 0 E: 0 K: 0 S: 10	H: 0 LOB: 2 BB: 2 P: 20	R: 0 E: 0 K: 0 S: 5	H: 1 LOB: 1 BB: 1 P: 11	R: 0 E: 0 K: 0 S: 9	H: 1 LOB: 0 BB: 0 P: 14	R: 1 E: 0 K: 0 S: 11	H: 2 LOB: 2 BB: 1 P: 22	R: 0 E: 0 K: 1 S: 10	H: 1 LOB: 1 BB: 0 P: 15	R: 2 E: 0 K: 1 S: 13	H: 2 LOB: 3 BB: 3 P: 32	R: 0 E: 0 K: 2 S: 8	H: 0 LOB: 0 BB: 0 P: 13	1B: 4 2B: 3 3B: 0 HR: 0	SF: 0 SAC: 0 DP: 2 HBP: 0	WP: 0 PB: 0 SB: 2 CS: 1	PA: 40					
PITCHER	IP	WLS	BF	H	R	ER	SO	BB	IBB	HBP	BLK	WP	HR	S	P	ERA	WHIP										
Steve Parris, R ERA: 5.43 (1, 1)	6.0	L	25	5	1	1	1	4	1	0	0	0	0	53	97	1.50	1.500										
Pedro Borbon, L ERA: 3.13 (7, 1)	0.1		1	0	0	0	1	0	0	0	0	0	0	5	7	0.00	0.000										
Kelvim Escobar, R ERA: 5.1 (7, 1)	1.1		6	1	2	2	1	0	1	0	0	0	0	11	20	13.50	0.750										
Dan Plesac, L ERA: 3.12 (8, 1)	0.0		3	1	0	0	0	1	1	0	0	0	0	4	13	∞	∞										
Bob Fife, R ERA: 1.71 (8, 1)	1.1		4	0	0	0	2	0	0	0	0	0	0	10	18	0.00	0.000										

Atlanta Braves @ Toronto Blue Jays
SkyDome, Toronto, ON
Tue Jun 12 2001, 7:05 PM EDT
Att: 20,448 - Overcast - 74 F



AB 31
R 3
H 7
RBI 3
BB 8
SO 5
LOB 16

Batter	1	2	3	4	5	6	7	8	9	AB	R	H	RBI	BB	SO	LOB	BOTTOM										
Shannon Stewart, R OBP: 0.380, SLG: 0.468 (1, 7)	K2-3			K2-3		G4-6-3			F8								4 0 0 0 0 2 3										
Alex Gonzalez, R OBP: 0.292, SLG: 0.360 (1, 6)	G6-3			G3 BB			F9		G5-3								3 0 0 0 1 0 2										
Raul Mondesi, R OBP: 0.388, SLG: 0.508 (1, 9)	K			G3			G6-3		G6-3								4 0 0 0 0 1 3										
Carlos Delgado, L OBP: 0.404, SLG: 0.546 (1, 3)		P4		F8			F7										3 0 0 0 0 0 1										
José Cruz Jr., S OBP: 0.346, SLG: 0.463 (1, 8)		L9-6 2B		G3-6-3 BB			K										2 0 1 0 1 1 0										
Brad Fullmer, L OBP: 0.329, SLG: 0.453 (1, 10)		L9-6		G3-6-3			G3										3 0 0 0 0 0 2										
Tony Batista, R OBP: 0.252, SLG: 0.415 (1, 5)			G5-3		P5			G4-3									3 0 0 0 0 0 0										
Homer Bush, R OBP: 0.375, SLG: 0.444 (1, 4)				CS 1B		G4-3				2B		2B					3 0 2 0 0 0 0										
Alberto Castillo, R OBP: 0.321, SLG: 0.340 Brian Simmons, S OBP: 0.276, SLG: 0.338 (8, PH) (8, 7)				P9			G4-6-3 1B										2 0 1 0 0 0 1 1 0 1 0 0 0 0										
Inning Stats	R: 0 E: 0 K: 2 S: 10	H: 0 LOB: 0 BB: 0 P: 13	R: 0 E: 0 K: 0 S: 6	H: 1 LOB: 0 BB: 0 P: 8	R: 0 E: 0 K: 0 S: 9	H: 1 LOB: 0 BB: 0 P: 13	R: 0 E: 0 K: 1 S: 11	H: 0 LOB: 1 BB: 1 P: 20	R: 0 E: 0 K: 0 S: 4	H: 0 LOB: 0 BB: 1 P: 10	R: 0 E: 0 K: 0 S: 8	H: 1 LOB: 0 BB: 0 P: 10	R: 0 E: 0 K: 0 S: 10	H: 0 LOB: 0 BB: 0 P: 16	R: 0 E: 0 K: 1 S: 12	H: 0 LOB: 0 BB: 0 P: 19	R: 0 E: 0 K: 0 S: 11	H: 2 LOB: 2 BB: 0 P: 17	1B: 2 2B: 4 3B: 0 HR: 0	SF: 0 SAC: 0 DP: 3 HBP: 0	WP: 0 PB: 0 SB: 0 CS: 1	PA: 30					
PITCHER	IP	WLS	BF	H	R	ER	SO	BB	IBB	HBP	BLK	WP	HR	S	P	ERA	WHIP										
Odalis Perez, L ERA: 4.47 (1, 1)	8.0	W	27	5	0	0	4	2	0	0	0	0	0	73	115	0.00	0.875										
Odalis Perez, L ERA: 4.47 (8, 1)	8.0	W	27	5	0	0	4	2	0	0	0	0	0	73	115	0.00	0.875										
John Rocker, L ERA: 2.57 (9, 1)	1.0	S	3	0	0	0	0	0	0	0	0	0	0	8	11	0.00	0.000										

Atlanta Braves @ Toronto Blue Jays
SkyDome, Toronto, ON
Tue Jun 12 2001, 7:05 PM EDT
Att: 20,448 - Overcast - 74 F



AB 28
R 0
H 5
RBI 0
BB 2
SO 4
LOB 12


Batter	1	2	3	4	5	6	7	8	9	AB	R	H	RBI	BB	SO	LOB	TOP											
Quilvio Veras, S OBP: 0.329, SLG: 0.375	F7	1-1		3-1					2-1	5	1	3	0	0	1	0	Atlanta Braves @ Toronto Blue Jays SkyDome, Toronto, ON Wed Jun 13 2001, 7:05 PM EDT Att: 19,901 - Sunny - 77 F											
Rafael Furcal, S OBP: 0.306, SLG: 0.371 Mark DeRosa, R OBP: 0.500, SLG: 0.600	BB	0-3			G3-1		0-1	1B	1B	4	0	2	0	0	1	2												
Andruw Jones, R OBP: 0.332, SLG: 0.516	K			3-1	10 1B	2B	BB	G1-4-3	1B	4	2	2	2	1	1	2												
10 Chipper Jones, S OBP: 0.400, SLG: 0.580	BB			0-1	2B	1B		F9	K	4	1	1	0	1	1	2												
Brian Jordan, R OBP: 0.323, SLG: 0.441	BB			1-1		2B		L5	FC4-6	4	0	3	1	1	0	0												
Dave Martinez, L OBP: 0.400, SLG: 0.438	G1-4-3			2-2	G6-3			2B	HBP	4	0	0	2	0	0	7												
Javy Lopez, R OBP: 0.305, SLG: 0.394		P3		3-2	G6-3	K		K	F8	5	0	0	0	0	2	4												
B.J. Surhoff, L OBP: 0.312, SLG: 0.392	G4-3			2-0	G4-3		2-1	G3		4	0	1	0	0	0	0												
Wes Helms, R OBP: 0.298, SLG: 0.467 Bernard Gilkey, R OBP: 0.353, SLG: 0.500	1B	BB		0-2	2B	1B		K	F8	1	0	1	0	1	0	0												
				0-2	2B	1B				2	0	0	0	0	1	2												
Inning Stats	R: 0 E: 0 K: 1 S: 11	H: 1 LOB: 3 BB: 2 P: 23	R: 0 E: 0 K: 1 S: 10	H: 1 LOB: 1 BB: 1 P: 15	R: 1 E: 0 K: 0 S: 9	H: 2 LOB: 0 BB: 0 P: 15	R: 0 E: 0 K: 0 S: 11	H: 2 LOB: 2 BB: 0 P: 19	R: 2 E: 0 K: 1 S: 12	H: 2 LOB: 1 BB: 1 P: 16	R: 0 E: 0 K: 0 S: 8	H: 0 LOB: 0 BB: 0 P: 14	R: 0 E: 0 K: 0 S: 7	H: 1 LOB: 0 BB: 0 P: 12	R: 0 E: 0 K: 1 S: 12	H: 1 LOB: 2 BB: 0 P: 18	R: 2 E: 0 K: 1 S: 15	H: 4 LOB: 2 BB: 0 P: 21	1B: 9 2B: 4 3B: 0 HR: 1	SF: 0 SAC: 0 DP: 2 HBP: 1	WP: 0 PB: 0 SB: 0 CS: 0	PA: 43						
PITCHER	IP	WLS	BF	H	R	ER	SO	BB	IBB	HBP	BLK	WP	HR	S	P	ERA	WHIP											
Joey Hamilton, R ERA: 4.7	(1, 1)	7.0	W	31	9	3	3	5	4	0	0	0	0	1	68	114	3.86	1.857										
Lance Painter, L ERA: 8.44	(8, 1)	2.0		12	5	2	2	2	0	0	1	0	0	0	27	39	9.00	2.500										


Batter	1	2	3	4	5	6	7	8	9	AB	R	H	RBI	BB	SO	LOB	BOTTOM												
Shannon Stewart, R OBP: 0.386, SLG: 0.471	1B	HR		G4-3	G5-3		E	F7		5	4	3	2	1	0	2	Atlanta Braves @ Toronto Blue Jays SkyDome, Toronto, ON Wed Jun 13 2001, 7:05 PM EDT Att: 19,901 - Sunny - 77 F												
Alex Gonzalez, R OBP: 0.293, SLG: 0.370	E6	HR		G4-3	K		BB	K		6	3	2	3	0	2	4													
Raul Mondesi, R OBP: 0.395, SLG: 0.510 Brian Simmons, S OBP: 0.276, SLG: 0.338	SF8	S		BB			E6			3	0	2	1	1	0	2													
Carlos Delgado, L OBP: 0.410, SLG: 0.548 Chris Woodward, R OBP: 0.200, SLG: 0.444	1B			FC3-2			SF9			0	0	0	0	0	0	0													
José Cruz Jr., S OBP: 0.343, SLG: 0.455	P4	K		FC3-2			SF9			3	0	0	1	1	2	6													
Brad Fullmer, L OBP: 0.323, SLG: 0.446	SF8	K		FC3-2			F7			4	0	0	1	0	1	8													
Tony Batista, R OBP: 0.247, SLG: 0.407	G3			FC6			F8			5	0	0	0	0	1	7													
Homer Bush, R OBP: 0.398, SLG: 0.512		1B		K			HR			5	3	4	1	0	1	0													
Alberto Castillo, R OBP: 0.344, SLG: 0.352		1B		F8			K2-3			4	2	2	0	0	1	0													
		1B								4	2	2	0	0	1	0													
Inning Stats	R: 2 E: 1 K: 0 S: 15	H: 2 LOB: 2 BB: 1 P: 25	R: 4 E: 0 K: 3 S: 19	H: 5 LOB: 1 BB: 0 P: 29	R: 0 E: 0 K: 1 S: 9	H: 0 LOB: 0 BB: 0 P: 15	R: 1 E: 0 K: 0 S: 7	H: 2 LOB: 3 BB: 1 P: 19	R: 1 E: 0 K: 2 S: 10	H: 1 LOB: 0 BB: 0 P: 13	R: 0 E: 0 K: 1 S: 7	H: 0 LOB: 2 BB: 2 P: 16	R: 4 E: 1 K: 0 S: 18	H: 3 LOB: 1 BB: 1 P: 32	R: 0 E: 0 K: 2 S: 13	H: 2 LOB: 2 BB: 0 P: 16	1B: 12 2B: 1 3B: 0 HR: 2	SF: 2 SAC: 0 DP: 1 HBP: 2	WP: 0 PB: 0 SB: 3 CS: 0	PA: 47									
PITCHER	IP	WLS	BF	H	R	ER	SO	BB	IBB	HBP	BLK	WP	HR	S	P	ERA	WHIP												
Tom Glavine, L ERA: 4.95	(1, 1)	4.0	L	25	7	7	5	4	2	0	1	0	0	0	1	50	88	11.25	2.750										
Matt Whiteside, R ERA: 6.57	(5, 1)	2.0		9	1	1	1	3	1	1	0	0	0	1	17	29	4.50	1.000											
Joe Nelson, R ERA: 0.75	(7, 1)	1.0		8	3	4	3	0	1	0	1	0	0	0	18	32	27.00	4.000											
Kerry Ligtenberg, R ERA: 6.27	(8, 1)	1.0		5	2	0	0	2	0	0	0	0	0	0	13	16	0.00	2.000											



Batter	1	2	3	4	5	6	7	8	9	AB	R	H	RBI	BB	SO	LOB	TOP								
Shannon Stewart, R (1, 7) OBP: 0.386, SLG: 0.491			G6-3					F3		4	0	1	0	0	1	1	Toronto Blue Jays @ Baltimore Orioles Oriole Park at Camden Yards, Baltimore, MD Tue Jun 19 2001, 7:05 PM EDT Att: 31,001 - Sunny - 91 F livebaseballscorecards.com								
Alex Gonzalez, R (1, 6) OBP: 0.299, SLG: 0.374			F8			SF9				3	0	2	1	0	0	0									
Raul Mondesi, R (1, 9) OBP: 0.392, SLG: 0.522						F8		F8		4	0	2	0	0	0	3									
Carlos Delgado, L (1, 3) OBP: 0.405, SLG: 0.542						F9		G3		3	0	0	0	1	0	4									
Brad Fullmer, L (1, 10) OBP: 0.317, SLG: 0.435 Brian Simmons, S (9, PH) OBP: 0.283, SLG: 0.345						FC9-2		F7		3	0	0	0	0	0	3									
Jose Cruz Jr., S (1, 8) OBP: 0.346, SLG: 0.476						G4-6-3				4	0	2	0	0	1	0									
Tony Batista, R (1, 5) OBP: 0.251, SLG: 0.399						P3		F9		3	0	0	0	1	0	2									
Darrin Fletcher, L (1, 2) OBP: 0.263, SLG: 0.325 Tony Fernandez, S (9, PH) OBP: 0.311, SLG: 0.328						G4-6-3		F9		3	0	0	0	0	0	2									
Homer Bush, R (1, 4) OBP: 0.411, SLG: 0.515						F9				3	1	2	0	0	0	0									
Inning Stats	R: 0 E: 0 K: 1 S: 12	H: 2 LOB: 2 BB: 1 P: 23	R: 0 E: 0 K: 0 S: 8	H: 0 LOB: 0 BB: 0 P: 12	R: 0 E: 0 K: 0 S: 7	H: 0 LOB: 0 BB: 0 P: 9	R: 0 E: 0 K: 0 S: 8	H: 1 LOB: 0 BB: 0 P: 10	R: 0 E: 0 K: 0 S: 8	H: 1 LOB: 0 BB: 0 P: 11	R: 1 E: 0 K: 0 S: 10	H: 2 LOB: 1 BB: 0 P: 14	R: 0 E: 0 K: 0 S: 5	H: 1 LOB: 1 BB: 0 P: 7	R: 0 E: 0 K: 0 S: 8	H: 2 LOB: 2 BB: 1 P: 9		R: 0 E: 0 K: 2 S: 9	H: 0 LOB: 1 BB: 1 P: 17	1B: 4 2B: 4 3B: 2 HR: 0	SF: 1 SAC: 0 DP: 2 HBP: 0	WP: 0 PB: 0 SB: 0 CS: 1	PA: 35		
PITCHER	IP	WLS	BF	H	R	ER	SO	BB	IBB	HBP	BLK	WP	HR	S	P	ERA	WHIP								
Josh Towers, R (1, 1) ERA: 1.97	7.0	W	26	7	1	1	1	1	0	0	0	0	0	58	86	1.29	1.143								
Ryan Kohlmeier, R (8, 1) ERA: 7.43	0.2	H	4	2	0	0	0	0	0	0	0	0	0	7	8	0.00	3.000								
Buddy Groom, L (8, 1) ERA: 4.01	1.1	S	5	0	0	0	2	1	0	0	0	0	0	10	18	0.00	0.750								

Batter	1	2	3	4	5	6	7	8	9	AB	R	H	RBI	BB	SO	LOB	BOTTOM									
Brady Anderson, L (1, 9) OBP: 0.318, SLG: 0.322			F7							3	1	2	1	0	0	0	Toronto Blue Jays @ Baltimore Orioles Oriole Park at Camden Yards, Baltimore, MD Tue Jun 19 2001, 7:05 PM EDT Att: 31,001 - Sunny - 91 F livebaseballscorecards.com									
Brian Roberts, S (1, 4) OBP: 0.296, SLG: 0.385	G6-3		F8			CS		L4		3	0	0	0	1	0	1										
David Segui, S (1, 3) OBP: 0.419, SLG: 0.506								1B		3	2	2	2	1	0	1										
Jeff Conine, R (1, 7) OBP: 0.393, SLG: 0.495	P5					G1-6-3		G4-3		4	0	2	0	0	0	1										
Chris Richard, L (1, 8) OBP: 0.346, SLG: 0.463 Jerry Hairston, R (8, 4) OBP: 0.314, SLG: 0.389			CS			G1-6-3		G1-6-3		3	0	1	0	0	0	3										
Cal Ripken Jr., R (1, 5) OBP: 0.240, SLG: 0.313	G6-3					L6				3	0	0	0	0	0	1										
31 Jay Gibbons, L (1, 10) OBP: 0.331, SLG: 0.444										3	1	2	1	0	1	0										
6 Melvin Mora, R (1, 6) OBP: 0.362, SLG: 0.406								F8		3	1	2	1	0	0	0										
Brook Fordyce, R (1, 2) OBP: 0.247, SLG: 0.272						F9				3	0	0	0	0	1	2										
Inning Stats	R: 1 E: 0 K: 0 S: 6	H: 2 LOB: 0 BB: 0 P: 10	R: 0 E: 0 K: 1 S: 9	H: 1 LOB: 0 BB: 0 P: 12	R: 1 E: 0 K: 0 S: 7	H: 1 LOB: 0 BB: 0 P: 8	R: 1 E: 0 K: 0 S: 6	H: 2 LOB: 0 BB: 0 P: 7	R: 1 E: 0 K: 1 S: 10	H: 1 LOB: 0 BB: 0 P: 16	R: 0 E: 0 K: 0 S: 6	H: 1 LOB: 1 BB: 1 P: 12	R: 0 E: 0 K: 0 S: 8	H: 2 LOB: 1 BB: 0 P: 12	R: 1 E: 0 K: 0 S: 11	H: 1 LOB: 1 BB: 1 P: 21		1B: 6 2B: 0 3B: 0 HR: 5	SF: 0 SAC: 0 DP: 4 HBP: 1	WP: 0 PB: 0 SB: 0 CS: 2	PA: 33					
PITCHER	IP	WLS	BF	H	R	ER	SO	BB	IBB	HBP	BLK	WP	HR	S	P	ERA	WHIP									
Joey Hamilton, R (1, 1) ERA: 4.84	5.0	L	19	7	4	4	2	0	0	0	0	0	0	4	38	5	7.20	1.400								
Lance Painter, L (6, 1) ERA: 7.85	2.1		11	4	1	1	0	2	0	0	0	0	1	21	39	3.86	2.571									
Paul Quantrill, R (8, 1) ERA: 2.06	0.2		2	0	0	0	0	0	0	0	0	0	0	4	6	0.00	0.000									

Batter	1	2	3	4	5	6	7	8	9	AB R H RBI BB SO LOB	TOP											
Shannon Stewart, R OBP: 0.383, SLG: 0.487	1-1 CS 1B		2-2 G6-3		0-2 G6-3		3-1 FC5-4 BB HBP 1B	0-0 L8		5 1 1 0 0 0 3	<p>Toronto Blue Jays @ Baltimore Orioles Oriole Park at Camden Yards, Baltimore, MD</p> <p>Wed Jun 20 2001, 7:05 PM EDT Att: 30,062 - Cloudy - 93 F</p> <p>livebaseballscores.com</p> <p>AB 34 R 6 H 10 RBI 6 BB 5 SO 5 LOB 20</p> 											
Homer Bush, R OBP: 0.419, SLG: 0.509	2-3 K		0-0 G6-3			1-2 S HBP	2-2 BB 1B HBP	2-1 G4-3 E 1B	3 1 1 1 0 1 1													
Raul Mondesi, R OBP: 0.393, SLG: 0.516	4-2 BB		3-H 2-0 G5-3			3-1 F9	4-2 1B 1-2 2-3 BB	1-0 P5	3 0 0 0 2 0 2													
Carlos Delgado, L OBP: 0.405, SLG: 0.539	2-3 K			0-0 FC6-4 1B		2-2 F9	0-1 1-3 2-H 3-H 1B	2-2 G4-3	5 0 2 2 0 1 3													
José Cruz Jr., S OBP: 0.343, SLG: 0.468		0-0 G6-3		0-3 K		1-3 K	0-1 P6	4-0 BB	4 0 0 0 1 2 4													
Brad Fullmer, L OBP: 0.319, SLG: 0.439	1-1 1B			1-1 F7			1-1 HR 2B	1-0 L9	5 1 2 0 0 0 3													
Alex Gonzalez, R OBP: 0.302, SLG: 0.376	2-2 G4-6-3 1B		1-2 FC6-4 1-2			1-3 K	0-1 1B SF7 1B		4 1 2 0 0 1 2													
Darrin Fletcher, L OBP: 0.264, SLG: 0.340		0-0 G4-6-3			1-2 L7		1-0 HR	2-0 1B	3 1 1 2 0 0 2													
Tony Fernandez, S OBP: 0.390, SLG: 0.338							2-H HR	1-3 1B	1 0 1 0 0 0 0													
Tony Batista, R OBP: 0.251, SLG: 0.399							4-2 HR FC5-4 BB	2-1 SF7	0 0 0 0 0 0 0													
Jeff Frye, R OBP: 0.283, SLG: 0.270			4-1 G6-3 BLK G6-3 BB						1 1 0 0 2 0 0													
Brian Simmons, S OBP: 0.290, SLG: 0.345									0 0 0 1 0 0 0													
Alberto Castillo, R OBP: 0.338, SLG: 0.377									0 0 0 0 0 0 0													
Inning Stats	R: 0 E: 0 K: 2 S: 10	H: 1 LOB: 1 BB: 1 P: 19	R: 0 E: 0 K: 0 S: 8	H: 2 LOB: 1 BB: 0 P: 11	R: 1 E: 0 K: 0 S: 6	H: 0 LOB: 0 BB: 1 P: 14	R: 0 E: 0 K: 1 S: 9	H: 1 LOB: 1 BB: 0 P: 11	R: 0 E: 0 K: 1 S: 11	H: 0 LOB: 0 BB: 0 P: 14	R: 0 E: 0 K: 1 S: 10	H: 0 LOB: 1 BB: 0 P: 17	R: 4 E: 0 K: 1 S: 19	H: 3 LOB: 2 BB: 34 P: 34	R: 1 E: 0 K: 0 S: 7	H: 2 LOB: 1 BB: 0 P: 12	R: 0 E: 1 K: 0 S: 8	H: 1 LOB: 2 BB: 1 P: 18	1B: 8 2B: 1 3B: 0 HR: 1	SF: 1 SAC: 0 DP: 1 HBP: 2	WP: 0 PB: 0 SB: 1 CS: 1	PA: 42
PITCHER	IP WLS BF H R ER SO BB IBB HBP BLK WP HR S P ERA WHIP											IP WLS BF H R ER SO BB IBB HBP BLK WP HR S P ERA WHIP										
Willis Roberts, R ERA: 5.45	(1, 1) 6.0 24 5 2 2 4 2 0 1 1 0 0 56 89 3.00 1.167																					
Ryan Kohlmeier, R ERA: 8.37	(7, 1) 0.2 B 6 1 1 1 1 2 0 0 1 0 0 1 13 27 13.50 4.500																					
Chuck McElroy, L ERA: 4.5	(7, 1) 0.2 L 5 3 3 3 0 0 0 0 0 0 0 0 8 11 40.50 4.500																					
Mike Trombley, R ERA: 3.38	(8, 1) 1.0 4 1 0 0 0 0 0 0 0 0 0 6 11 0.00 1.000																					
John Parrish, L ERA: 9.0	(9, 1) 0.2 3 0 0 0 0 1 0 0 0 0 0 0 5 12 0.00 1.500																					

Batter	1	2	3	4	5	6	7	8	9	AB R H RBI BB SO LOB	BOTTOM											
1 Brian Roberts, S OBP: 0.344, SLG: 0.433	2-2 G4-3 1B 2B	4-2 6 1B BB			0-0 F8		0-0 F7	1-2 1B		4 1 2 0 1 0 1	<p>Toronto Blue Jays @ Baltimore Orioles Oriole Park at Camden Yards, Baltimore, MD</p> <p>Wed Jun 20 2001, 7:05 PM EDT Att: 30,062 - Cloudy - 93 F</p> <p>livebaseballscores.com</p> <p>AB 35 R 5 H 10 RBI 5 BB 4 SO 7 LOB 20</p> 											
6 Melvin Mora, R OBP: 0.397, SLG: 0.413	0-3 K	0-2 1-3 2-H 1B			4-0 S BB		3-2 HBP 31 BB 2B	1-3 K	4 1 2 1 1 2 2													
David Segui, S OBP: 0.413, SLG: 0.494	1-2 G4-3		0-0 L7		1-3 K		4-2 31 BB HBP BB	0-0 P6	4 0 0 0 1 1 2													
Jeff Conine, R OBP: 0.403, SLG: 0.500	0-0 31 HBP 1B		2-2 1B		3-3 K		2-0 31 BB HBP	0-0 31 G4-3 E 1B	4 0 3 2 0 1 1													
Jerry Hairston, R OBP: 0.314, SLG: 0.389	2-3 3-H 1B		2-2 1B		1-2 K		1-2 2-3 3-H HBP	0-2 G4-3	0 0 0 0 0 0 0													
31 Jay Gibbons, L OBP: 0.341, SLG: 0.468	2-2 FC6-4 HBP		2-2 P5			2-2 HR	4-0 1-2 2-3 3-H BB	0-2 G4-3	3 1 1 2 1 0 2													
Mike Kinkade, R OBP: 0.333, SLG: 0.385	0-1 FC6-4		1-2 L4			3-2 P6	2-3 K	2-0 HBP	4 0 0 0 0 1 6													
Cal Ripken Jr., R OBP: 0.239, SLG: 0.310		0-0 SH1-3 6 1B 1B			0-0 F8		1-0 P3	0-0 L3	5 1 1 0 0 0 5													
Delino DeShields, L OBP: 0.311, SLG: 0.294		1-1 SH1-3			2-0 L6		1-1 F7	2-3 K	3 0 0 0 0 1 0													
Fernando Lumar, R OBP: 0.333, SLG: 0.349		2-1 F7			2-3 K		0-0 6 2B HBP 1B	1-2 G4-3	4 1 1 0 0 1 1													
Inning Stats	R: 1 E: 0 K: 1 S: 14	H: 2 LOB: 2 BB: 0 P: 19	R: 1 E: 0 K: 0 S: 11	H: 2 LOB: 1 BB: 1 P: 18	R: 0 E: 0 K: 0 S: 11	H: 1 LOB: 0 BB: 0 P: 16	R: 0 E: 0 K: 1 S: 7	H: 0 LOB: 0 BB: 0 P: 11	R: 0 E: 0 K: 2 S: 7	H: 0 LOB: 1 BB: 1 P: 15	R: 1 E: 0 K: 0 S: 10	H: 1 LOB: 0 BB: 0 P: 17	R: 2 E: 0 K: 1 S: 12	H: 2 LOB: 3 BB: 2 P: 27	R: 0 E: 0 K: 2 S: 13	H: 1 LOB: 1 BB: 0 P: 18	R: 0 E: 1 K: 0 S: 7	H: 1 LOB: 2 BB: 0 P: 9	1B: 7 2B: 2 3B: 0 HR: 1	SF: 0 SAC: 1 DP: 0 HBP: 3	WP: 0 PB: 0 SB: 1 CS: 0	PA: 43
PITCHER	IP WLS BF H R ER SO BB IBB HBP BLK WP HR S P ERA WHIP											IP WLS BF H R ER SO BB IBB HBP BLK WP HR S P ERA WHIP										
Chris Carpenter, R ERA: 3.86	(1, 1) 4.0 18 5 2 2 2 1 0 0 0 0 0 1 17 32 4.50 1.500																					
Kevin Escobar, R ERA: 5.61	(5, 1) 2.0 8 1 1 1 2 1 0 0 0 0 0 1 17 32 4.50 1.000																					
Dan Plesac, L ERA: 3.66	(7, 1) 0.1 H 3 2 2 2 0 0 0 0 0 0 0 6 9 54.00 6.000																					
Bob File, R ERA: 1.52	(7, 1) 0.0 B 3 0 0 0 0 2 0 1 0 0 0 2 12 ∞ ∞																					
Paul Quantrill, R ERA: 1.98	(7, 1) 1.2 W 6 1 0 0 3 0 0 0 0 0 0 0 17 24 0.00 0.600																					

Batter	1	2	3	4	5	6	7	8	9	AB	R	H	RBI	BB	SO	LOB	TOP					
Shannon Stewart, R (1, 7) OBP: 0.379, SLG: 0.480	F9		G4-3		K			G5-3		4	0	0	0	0	1	3						
Homer Bush, R (1, 4) OBP: 0.405, SLG: 0.491	K			K2-3		K		G6-3		4	0	0	0	0	3	0						
Raul Mondesi, R (1, 9) OBP: 0.391, SLG: 0.523	K			HR		L3		K		4	1	1	1	0	2	0						
Carlos Delgado, L (1, 3) OBP: 0.406, SLG: 0.554		SH2-3 2B		G4-3		K			HR	4	1	2	1	0	1	0						
José Cruz Jr., S (1, 8) OBP: 0.343, SLG: 0.463		SH2-3		F8			S 1B BB	F8		2	1	0	0	1	0	0						
Brad Fullmer, L (1, 10) OBP: 0.321, SLG: 0.440					1B		SH1-3 1B	F7		4	1	2	1	0	1	1						
Alex Gonzalez, R (1, 6) OBP: 0.300, SLG: 0.373 Tony Fernandez, S (9, PH) OBP: 0.355, SLG: 0.333 Tony Batista, R (9, 5) OBP: 0.251, SLG: 0.399					K		SH1-3	K		2	0	0	0	0	2	2						
Darrin Fletcher, L (1, 2) OBP: 0.270, SLG: 0.345					K					3	0	2	1	0	1	0						
Jeff Frye, R (1, 5) OBP: 0.284, SLG: 0.264							G5-4-3	G5-4-3		2	0	0	0	1	1	3						
Inning Stats	R: 0 H: 0 E: 0 K: 2 S: 9	H: 0 LOB: 0 BB: 0 P: 14	R: 0 H: 1 E: 0 K: 2 S: 8	LOB: 1 BB: 0 P: 10	R: 0 H: 0 E: 0 K: 1 S: 8	LOB: 0 BB: 1 P: 12	R: 1 H: 1 E: 0 K: 1 S: 8	H: 1 LOB: 0 BB: 0 P: 11	R: 0 H: 2 E: 0 K: 3 S: 15	LOB: 2 BB: 0 P: 20	R: 0 H: 0 E: 0 K: 2 S: 8	H: 0 LOB: 0 BB: 0 P: 11	R: 2 H: 2 E: 0 K: 0 S: 11	H: 2 LOB: 0 BB: 1 P: 17	R: 0 H: 0 E: 0 K: 1 S: 6	H: 0 LOB: 0 BB: 0 P: 10	R: 1 H: 1 E: 0 K: 1 S: 10	LOB: 0 BB: 0 P: 14	1B: 4 2B: 1 3B: 0 HR: 2	SF: 0 SAC: 2 DP: 2 HBP: 0	WP: 0 PB: 0 SB: 1 CS: 0	PA: 34
PITCHER	IP	WLS	BF	H	R	ER	SO	BB	IBB	HBP	BLK	WP	HR	S	P	ERA	WHIP					
Hideo Nomo, R (1, 1) ERA: 3.8	8.0		30	6	3	3	12	2	0	0	0	0	1	73	105	3.38	1.000					
Pete Schourek, L (9, 1) ERA: 3.95	1.0	L	4	1	1	1	1	0	0	0	0	0	1	10	14	9.00	1.000					

Toronto Blue Jays @ Boston Red Sox
Fenway Park, Boston, MA
Fri Jun 22 2001, 7:05 PM EDT
Att: 33,844 - Sunny - 77 F

AB 30
R 4
H 7
RBI 4
BB 2
SO 13
LOB 9



Batter	1	2	3	4	5	6	7	8	9	AB	R	H	RBI	BB	SO	LOB	BOTTOM					
Jose Offerman, S (1, 4) OBP: 0.352, SLG: 0.412	G4-6-3 BB			G4-3		G3-1		S 1B		3	0	1	1	1	0	0						
Chris Stynes, R (1, 5) OBP: 0.323, SLG: 0.484 Doug Mirabeli, R (9, 2) OBP: 0.268, SLG: 0.246	G4-6-3			HR		F8		L7		4	1	1	0	0	3							
Trot Nixon, L (1, 9) OBP: 0.358, SLG: 0.473	G3-1			1B		F8		P4		4	1	1	2	0	2							
Manny Ramirez, R (1, 7) OBP: 0.442, SLG: 0.654		L3-6 2B		F8		G6-3		G6-3		4	0	1	0	0	0	0						
Dante Bichette, R (1, 10) OBP: 0.385, SLG: 0.551		F9				FC6-4 1B		G5-3		4	0	2	0	0	0	1						
Brian Daubach, L (1, 3) OBP: 0.333, SLG: 0.516		L3-6		G4-3		FC6-4		G4-3		4	0	0	0	0	3							
Mike Lansing, R (1, 6) OBP: 0.254, SLG: 0.298				G5-3		K				3	0	0	0	0	1	1						
Scott Hatteberg, L (1, 2) OBP: 0.217, SLG: 0.282 Shea Hillenbrand, R (8, PR) OBP: 0.283, SLG: 0.402				G6-3		K		SH1-4 1B 2B		3	0	1	0	0	1	0						
Darren Lewis, R (1, 8) OBP: 0.263, SLG: 0.372				K		K		SH1-4		2	0	0	0	0	2	0						
Inning Stats	R: 0 H: 0 E: 0 K: 0 S: 7	H: 0 LOB: 0 BB: 1 P: 12	R: 0 H: 1 E: 0 K: 0 S: 6	LOB: 0 BB: 0 P: 7	R: 0 H: 0 E: 0 K: 1 S: 5	LOB: 0 BB: 0 P: 9	R: 2 H: 3 E: 0 K: 0 S: 14	H: 3 LOB: 1 BB: 0 P: 20	R: 0 H: 0 E: 0 K: 2 S: 7	LOB: 0 BB: 0 P: 12	R: 0 H: 0 E: 0 K: 0 S: 7	LOB: 0 BB: 0 P: 10	R: 0 H: 1 E: 0 K: 1 S: 13	LOB: 1 BB: 0 P: 17	R: 1 H: 2 E: 0 K: 0 S: 12	H: 2 LOB: 1 BB: 0 P: 18	R: 0 H: 0 E: 0 K: 0 S: 5	LOB: 0 BB: 0 P: 7	1B: 4 2B: 3 3B: 0 HR: 1	SF: 0 SAC: 1 DP: 2 HBP: 0	WP: 0 PB: 0 SB: 1 CS: 0	PA: 33
PITCHER	IP	WLS	BF	H	R	ER	SO	BB	IBB	HBP	BLK	WP	HR	S	P	ERA	WHIP					
Esteban Loaiza, R (1, 1) ERA: 4.99	7.2		29	7	3	3	4	1	0	0	0	0	0	68	100	3.52	1.043					
Pedro Borbon, L (8, 1) ERA: 3.39	0.1	W	1	0	0	0	0	0	0	0	0	0	0	3	5	0.00	0.000					
Billy Koch, R (9, 1) ERA: 4.45	1.0	S	3	0	0	0	0	0	0	0	0	0	0	5	7	0.00	0.000					

Toronto Blue Jays @ Boston Red Sox
Fenway Park, Boston, MA
Fri Jun 22 2001, 7:05 PM EDT
Att: 33,844 - Sunny - 77 F

AB 31
R 3
H 7
RBI 3
BB 1
SO 4
LOB 10



Batter	1	2	3	4	5	6	7	8	9	AB	R	H	RBI	BB	SO	LOB	TOP				
Shannon Stewart, R OBP: 0.382, SLG: 0.484 (1, 7)	L8	G1-3 1B HBP	1B 2B		1B			G6-3		4	2	2	1	0	0	0	Toronto Blue Jays @ Boston Red Sox Fenway Park, Boston, MA Sat Jun 23 2001, 5:05 PM EDT Att: 33,266 - Sunny - 84 F				
Homer Bush, R OBP: 0.455, SLG: 0.487 (1, 4)	G6-3	G1-3 1B 2-H 2-H 3-H	1B		F8			K		5	1	2	3	0	1	1					
Raul Mondesi, R OBP: 0.391, SLG: 0.519 (1, 9)	CS BB	G1-3 1-2 2-3	1B		1B			F9		4	0	1	0	1	0	2					
Carlos Delgado, L OBP: 0.406, SLG: 0.548 (1, 3)	CS	1-2			K			F9		3	1	0	0	2	1	2					
José Cruz Jr., S OBP: 0.348, SLG: 0.475 (1, 8)					F8			K		5	1	3	2	0	1	0					
Brad Fullmer, L OBP: 0.323, SLG: 0.443 (1, 10)					G6-3 1B			F9		5	1	2	1	0	0	3					
Darrin Fletcher, L OBP: 0.274, SLG: 0.353 (1, 2)		1B SH1-3 1B	2B		G6-3			G5-3		4	2	2	2	0	0	1					
Jeff Frye, R OBP: 0.276, SLG: 0.255 (1, 5)		SH1-3	F5		G6-3			L4		3	0	0	0	0	0	1					
Cesar Izturis, S OBP: 0.250, SLG: 0.250 (1, 6)		HBP 1B	G6-3		G4-3			G1-5-3		4	1	1	0	0	0	1					
Inning Stats	R: 0 E: 0 K: 0 S: 9	H: 0 LOB: 0 BB: 1 P: 14	R: 7 E: 0 K: 0 S: 21	H: 6 LOB: 2 BB: 41 P: 41	R: 2 E: 0 K: 1 S: 13	H: 4 LOB: 2 BB: 0 P: 21	R: 0 E: 0 K: 0 S: 7	H: 1 LOB: 3 BB: 0 P: 9	R: 0 E: 0 K: 0 S: 9	H: 1 LOB: 1 BB: 0 P: 12	R: 0 E: 0 K: 0 S: 9	H: 0 LOB: 0 BB: 0 P: 14	R: 0 E: 0 K: 1 S: 6	H: 0 LOB: 0 BB: 0 P: 8	R: 0 E: 0 K: 1 S: 6	H: 0 LOB: 0 BB: 0 P: 7	1B: 9 2B: 3 3B: 1 HR: 0	SF: 0 SAC: 1 DP: 1 HBP: 1	WP: 0 PB: 0 SB: 0 CS: 1	PA: 43	
PITCHER	IP	WLS	BF	H	R	ER	SO	BB	IBB	HBP	BLK	WP	HR	S	P	ERA	WHIP				
Frank Castillo, R ERA: 4.21 (1, 1)	1.1	L	11	5	7	7	0	2	0	1	0	0	0	25	43	47.25	5.250				
Rolando Arrojo, R ERA: 4.14 (2, 1)	3.2		18	7	2	2	1	0	1	0	0	0	0	34	54	4.91	1.909				
Hipolito Pichardo, R ERA: 3.6 (6, 1)	3.0		10	1	0	0	1	0	0	0	0	0	0	24	36	0.00	0.333				
Pete Schourek, L ERA: 3.71 (9, 1)	1.0		3	0	0	0	1	0	0	0	0	0	0	6	7	0.00	0.000				

Batter	1	2	3	4	5	6	7	8	9	AB	R	H	RBI	BB	SO	LOB	BOTTOM					
Jose Offerman, S OBP: 0.360, SLG: 0.412 (1, 3)	G6-3	1B BB		1B BB		L3 1B		FC5 E BB		2	0	1	0	3	0	0	Toronto Blue Jays @ Boston Red Sox Fenway Park, Boston, MA Sat Jun 23 2001, 5:05 PM EDT Att: 33,266 - Sunny - 84 F					
Chris Stynes, R OBP: 0.327, SLG: 0.510 (1, 4)	HR	G4-3 1B		L7		K		E1 FC5		5	1	2	2	0	1	5						
Trot Nixon, L OBP: 0.355, SLG: 0.467 (1, 9)	G1-3	G4-3		FC5-4 1B		L3		K		5	0	1	0	0	1	6						
Manny Ramirez, R OBP: 0.441, SLG: 0.672 (1, 7)	HR			FC5-4		K		P6		5	2	2	2	0	1	6						
Dante Bichette, R OBP: 0.392, SLG: 0.580 (1, 10)	2B			G4-6-3 1B		K2-3		FC5		5	2	3	1	0	1	3						
Shea Hillenbrand, R OBP: 0.285, SLG: 0.406 (1, 5)	2B			F3		G3-1		1B		5	0	2	1	0	0	1						
Mike Lansing, R OBP: 0.256, SLG: 0.299 (1, 6)	G5-3			G4-6-3		1B		K		3	0	1	0	0	0	2						
Brian Daubach, L OBP: 0.332, SLG: 0.513 (7, PH)				G4-6-3		1B		K		1	0	0	0	0	1	1						
Lou Merloni, R OBP: 0.308, SLG: 0.343 (8, 6)				1-2		1B		K		1	0	0	0	0	1	0						
Doug Mirabelli, R OBP: 0.284, SLG: 0.267 (1, 2)				G4-3		FC5-4 1B		K		3	0	2	0	0	0	0						
Scott Hatteberg, L OBP: 0.213, SLG: 0.276 (7, PH)				G4-3		FC5-4 1B		G1		2	0	0	0	0	1	1						
Darren Lewis, R OBP: 0.274, SLG: 0.378 (1, 8)		FC1-6 BLK 1B		1B BB 1B		FC5-4		E BB 1B		4	1	2	0	0	0	3						
Inning Stats	R: 3 E: 0 K: 0 S: 14	H: 4 LOB: 1 BB: 0 P: 21	R: 1 E: 0 K: 0 S: 14	H: 2 LOB: 1 BB: 1 P: 25	R: 1 E: 0 K: 0 S: 7	H: 2 LOB: 0 BB: 0 P: 11	R: 0 E: 0 K: 0 S: 13	H: 2 LOB: 3 BB: 1 P: 21	R: 0 E: 0 K: 1 S: 10	H: 2 LOB: 2 BB: 0 P: 15	R: 0 E: 0 K: 1 S: 11	H: 1 LOB: 0 BB: 0 P: 16	R: 1 E: 0 K: 3 S: 15	H: 2 LOB: 1 BB: 0 P: 26	R: 0 E: 1 K: 1 S: 14	H: 1 LOB: 3 BB: 1 P: 22	R: 0 E: 0 K: 1 S: 7	H: 0 LOB: 0 BB: 0 P: 8	1B: 10 2B: 3 3B: 0 HR: 4	SF: 0 SAC: 0 DP: 3 HBP: 0	WP: 0 PB: 0 SB: 0 CS: 0	PA: 44
PITCHER	IP	WLS	BF	H	R	ER	SO	BB	IBB	HBP	BLK	WP	HR	S	P	ERA	WHIP					
Chris Michalak, L ERA: 3.71 (1, 1)	3.1		19	9	5	5	0	2	0	0	0	0	0	16	23	0.00	1.800					
Bob Fife, R ERA: 1.44 (4, 1)	1.2	W	8	3	0	0	1	0	0	0	0	0	0	1	23	37	5.40	1.800				
Kelvin Escobar, R ERA: 5.6 (6, 1)	1.2		7	3	1	1	3	0	0	0	0	0	0	5	11	0.00	6.000					
Pedro Borbon, L ERA: 3.33 (7, 1)	0.1	H	3	1	0	0	1	1	0	0	0	0	0	5	11	0.00	6.000					
Paul Quantrill, R ERA: 1.93 (8, 1)	1.0	H	4	0	0	0	1	0	0	0	0	0	0	12	16	0.00	0.000					


AB	37
R	9
H	13
RBI	9
BB	3
SO	3
LOB	11



Batter	1	2	3	4	5	6	7	8	9	AB	R	H	RBI	BB	SO	LOB	TOP								
Shannon Stewart, R (1, 7) OBP: 0.381, SLG: 0.481 Darrin Fletcher, L (8, 2) OBP: 0.274, SLG: 0.353	F8			FC1-6 1B		K		K		4	0	1	0	0	2	1									
Homer Bush, R (1, 4) OBP: 0.400, SLG: 0.479	F7			FC1-6 F8 1-2		K		S 1B		4	0	1	1	0	1	1									
Raul Mondesi, R (1, 9) OBP: 0.386, SLG: 0.512	P6			F8 1-2		K2-3		L7		4	0	0	0	0	1	2									
Carlos Delgado, L (1, 3) OBP: 0.404, SLG: 0.555		G6-3		G1-3				G4-3		4	1	1	1	0	0	1									
José Cruz Jr., S (1, 8) OBP: 0.351, SLG: 0.471		G4-3				G4-3 S 1B BB		G4-3		2	2	0	0	2	0	0									
Brad Fullmer, L (1, 10) OBP: 0.318, SLG: 0.436		P6				G4-3 1-3		K		4	0	0	0	0	1	2									
Jeff Frye, R (1, 5) OBP: 0.287, SLG: 0.260 (8, 6)				G4-3		S 1B		2B BB		2	1	1	2	1	0	0									
Alberto Castillo, R (1, 2) OBP: 0.329, SLG: 0.365 Brian Simmons, S (8, PH) OBP: 0.274, SLG: 0.337 (8, 7)				K		K		K		2	0	0	0	0	2	1									
Cesar Izturis, S (1, 6) OBP: 0.167, SLG: 0.167 Tony Fernandez, S (8, PH) OBP: 0.364, SLG: 0.357 Tony Batista, R (8, 5) OBP: 0.251, SLG: 0.399		G6-3		G6-3		G5-3		1B 2B		2	0	0	0	0	0	1									
Inning Stats	R: 0 E: 0 K: 0 S: 6	H: 0 LOB: 0 BB: 0 P: 11	R: 0 E: 0 K: 0 S: 6	H: 0 LOB: 0 BB: 0 P: 11	R: 0 E: 0 K: 1 S: 9	H: 0 LOB: 0 BB: 0 P: 11	R: 0 E: 0 K: 0 S: 9	H: 1 LOB: 1 BB: 0 P: 10	R: 1 E: 0 K: 1 S: 9	H: 1 LOB: 1 BB: 1 P: 20	R: 0 E: 0 K: 3 S: 9	H: 0 LOB: 0 BB: 0 P: 13	R: 0 E: 0 K: 1 S: 8	H: 0 LOB: 0 BB: 0 P: 9	R: 2 E: 0 K: 2 S: 27	H: 2 LOB: 1 BB: 1 P: 39	R: 2 E: 0 K: 0 S: 12	H: 1 LOB: 0 BB: 1 P: 20	1B: 3 2B: 1 3B: 0 HR: 1	SF: 0 SAC: 1 DP: 0 HBP: 0	WP: 0 PB: 0 SB: 4 CS: 0	PA: 35			
PITCHER	IP	WLS	BF	H	R	ER	SO	BB	IBB	HBP	BLK	WP	HR	S	P	ERA	WHIP								
49 Tim Wakefield, R (1, 1) ERA: 2.22 Rod Beck, R (8, 1) ERA: 2.66	7.1	L	27	3	3	3	7	2	0	0	0	0	0	69	103	3.68	0.682								

Toronto Blue Jays @ Boston Red Sox
Fenway Park, Boston, MA
Sun Jun 24 2001, 1:05 PM EDT
Att: 32,804 - Cloudy - 81 F


AB 31
R 5
H 5
RBI 5
BB 3
SO 8
LOB 10



Batter	1	2	3	4	5	6	7	8	9	AB	R	H	RBI	BB	SO	LOB	BOTTOM								
Jose Offerman, S (1, 4) OBP: 0.354, SLG: 0.405	F9		F7		F7		F8		K	5	0	0	0	0	1	4									
Brian Daubach, L (1, 3) OBP: 0.330, SLG: 0.505	G4-3		K		P6		BB			3	0	0	0	1	1	2									
Trot Nixon, L (1, 8) OBP: 0.349, SLG: 0.458	L4			P6	F9		K			4	0	0	0	0	1	2									
Manny Ramirez, R (1, 7) OBP: 0.439, SLG: 0.664		G4-3		HR BB		F9		K		3	1	0	0	1	1	0									
Dante Bichette, R (1, 10) OBP: 0.382, SLG: 0.565		K		L5		K		K		4	0	0	0	0	3	1									
Troy O'Leary, L (1, 9) OBP: 0.295, SLG: 0.462		F8		HR		K		K		4	1	2	2	0	1	0									
Chris Stynes, R (1, 5) OBP: 0.324, SLG: 0.500			K		1B 1B	FC4-6 1B		K		4	0	1	0	0	1	1									
Scott Hatteberg, L (1, 2) OBP: 0.245, SLG: 0.319		1B 1B		1B 1B		SH3-4 2B		FC6-4 1B		4	0	4	0	0	0	0									
Lou Merloni, R (1, 6) OBP: 0.310, SLG: 0.342		1B		F9		SH3-4		FC6-4		3	0	1	0	0	0	3									
Inning Stats	R: 0 E: 0 K: 0 S: 6	H: 0 LOB: 0 BB: 0 P: 7	R: 0 E: 0 K: 1 S: 10	H: 0 LOB: 0 BB: 0 P: 10	R: 0 E: 0 K: 2 S: 12	H: 2 LOB: 2 BB: 0 P: 15	R: 2 E: 0 K: 0 S: 12	H: 3 LOB: 2 BB: 1 P: 21	R: 0 E: 0 K: 0 S: 5	H: 0 LOB: 0 BB: 0 P: 9	R: 0 E: 0 K: 1 S: 11	H: 1 LOB: 1 BB: 0 P: 14	R: 0 E: 0 K: 1 S: 10	H: 1 LOB: 2 BB: 1 P: 17	R: 0 E: 0 K: 3 S: 10	H: 0 LOB: 0 BB: 0 P: 15	R: 0 E: 0 K: 1 S: 13	H: 1 LOB: 1 BB: 0 P: 21	1B: 6 2B: 1 3B: 0 HR: 1	SF: 0 SAC: 1 DP: 0 HBP: 0	WP: 0 PB: 0 SB: 0 CS: 0	PA: 37			
PITCHER	IP	WLS	BF	H	R	ER	SO	BB	IBB	HBP	BLK	WP	HR	S	P	ERA	WHIP								
Steve Parris, R (1, 1) ERA: 4.98 Dan Plesac, L (7, 1) ERA: 3.6 Paul Quantrill, R (8, 1) ERA: 1.88 Billy Koch, R (9, 1) ERA: 4.18	6.2	W	1	0	0	0	1	0	0	0	0	0	0	3	5	0.00	0.000								
	1.0	H	3	0	0	0	3	0	0	0	0	0	0	10	15	0.00	0.000								
	1.0	S	4	1	0	0	1	0	0	0	0	0	0	13	21	0.00	1.000								

Toronto Blue Jays @ Boston Red Sox
Fenway Park, Boston, MA
Sun Jun 24 2001, 1:05 PM EDT
Att: 32,804 - Cloudy - 81 F

AB 34
R 2
H 8
RBI 2
BB 2
SO 9
LOB 13



Batter	1	2	3	4	5	6	7	8	9	AB	R	H	RBI	BB	SO	LOB	TOP										
Brady Anderson, L (1, 9) OBP: 0.307, SLG: 0.310	3-1 G3	2-3 K			0-0 F7	3-2 1 S 2B		3-3 K		5	0	1	2	0	2	3	Baltimore Orioles @ Toronto Blue Jays SkyDome, Toronto, ON Mon Jun 25 2001, 7:05 PM EDT Att: 18,243 - Sunny - 78 F										
Brian Roberts, S (1, 6) OBP: 0.319, SLG: 0.378	3-2 BB 1B	3-1 L3			2-1 F 1B	1-2 G5-3		0-2 P6		5	2	2	0	0	0	4											
David Segui, S (1, 3) OBP: 0.413, SLG: 0.472	4-1 1B 31 HR BB			0-0 F7	4-2 1B BB		2-2 6 2B HBP	2-2 G4-3		2	2	0	0	2	0	1											
Jeff Conine, R (1, 10) OBP: 0.405, SLG: 0.490	0-0 31 HR 1B			2-3 K	0-0 BB		2-1 6 2B FC5-2 1B		2-1 F9	5	1	3	2	0	1	0											
31 Jay Gibbons, L (1, 7) OBP: 0.331, SLG: 0.463	3-2 HR			1-0 1B	3-2 F9		0-3 K	4-1 BB		4	1	2	3	1	1	3											
6 Melvin Mora, R (1, 8) OBP: 0.373, SLG: 0.429	2-1 G6-3 1B			1-3 K	1-1 G4-3 1B		1-0 FC5-2 2B	2-0 F9		5	1	3	1	0	1	2											
Cal Ripken Jr., R (1, 5) OBP: 0.244, SLG: 0.310	1-1 G6-3 1B			3-1 F3	0-0 G4-3 1B		2-1 FC5-2	2-3 K		5	1	1	0	0	1	4											
Fernando Lumar, R (1, 2) OBP: 0.317, SLG: 0.327		3-2 1B 1B		1-2 G1-3	3-2 G4-3		0-1 F9			4	0	1	0	0	0	4											
Jerry Hairston, R (1, 4) OBP: 0.326, SLG: 0.398	1-1 1B			0-2 F9	1-0 P3		0-0 1B			4	0	2	0	0	0	2											
Inning Stats	R: 4 E: 0 K: 0 S: 17	H: 4 LOB: 0 BB: 1 P: 33	R: 0 E: 0 K: 1 S: 10	H: 2 LOB: 0 BB: 0 P: 19	R: 0 E: 0 K: 2 S: 8	H: 1 LOB: 1 BB: 0 P: 12	R: 0 E: 0 K: 0 S: 8	H: 0 LOB: 0 BB: 0 P: 12	R: 1 E: 1 K: 0 S: 10	H: 2 LOB: 1 BB: 1 P: 18	R: 2 E: 0 K: 0 S: 14	H: 3 LOB: 1 BB: 0 P: 23	R: 1 E: 0 K: 1 S: 12	H: 2 LOB: 2 BB: 0 P: 19	R: 0 E: 0 K: 1 S: 10	H: 1 LOB: 1 BB: 1 P: 15		R: 0 E: 0 K: 1 S: 7	H: 0 LOB: 1 BB: 1 P: 17	1B: 12 2B: 3 3B: 0 HR: 1	SF: 0 SAC: 0 DP: 2 HBP: 1	WP: 0 PB: 0 SB: 1 CS: 0	PA: 43				
PITCHER	IP	WLS	BF	H	R	ER	SO	BB	IBB	HBP	BLK	WP	HR	S	P	ERA	WHIP										
Joey Hamilton, R (1, 1) ERA: 5.21	5.2	L	27	11	7	7	3	2	0	0	0	0	1	60	106	11.12	2.294										
Pedro Borbon, L (6, 1) ERA: 3.39	2.1		12	4	1	1	2	0	0	1	0	0	0	29	45	3.86	1.714										
Kelvim Escobar, R (9, 1) ERA: 5.45	1.0		4	0	0	0	1	1	0	0	0	0	0	7	17	0.00	1.000										

Batter	1	2	3	4	5	6	7	8	9	AB	R	H	RBI	BB	SO	LOB	BOTTOM										
Shannon Stewart, R (1, 7) OBP: 0.382, SLG: 0.482	2-3 K	4-2 BB			2-0 L7		1-1 2B			3	0	1	0	1	1	0	Baltimore Orioles @ Toronto Blue Jays SkyDome, Toronto, ON Mon Jun 25 2001, 7:05 PM EDT Att: 18,243 - Sunny - 78 F										
Homer Bush, R (1, 4) OBP: 0.402, SLG: 0.479	2-1 1B	1-2 G6-3			2-0 G6-3		3-2 F7			2	1	1	0	0	0	2											
Chris Woodward, R (3, 5) OBP: 0.191, SLG: 0.426	2B 1B				2-3 K			2-3 K		2	0	0	0	0	0	1											
Raul Mondesi, R (1, 9) OBP: 0.385, SLG: 0.509	1-0 2B 1B			0-0 F9	2-3 K			2-3 K		4	1	1	0	0	2	0											
Carlos Delgado, L (1, 3) OBP: 0.408, SLG: 0.558	3-2 F8 2B			2-1 FC6-4 HBP	2-2 G4-3		4-1 BB		2-0 12 1 0 0	2	0	1	2	1	0	0											
José Cruz Jr., S (1, 8) OBP: 0.349, SLG: 0.472	3-2 F8			1-3 K	1-0 2B		1-1 F8		4-0 1 0 0 1 3	4	0	1	0	0	1	3											
Brad Fullmer, L (1, 10) OBP: 0.314, SLG: 0.430	3-2 P4			0-0 FC6-4	2-3 K		1-1 P6		4-0 0 0 0 1 4	4	0	0	0	0	1	4											
Darrin Fletcher, L (1, 2) OBP: 0.269, SLG: 0.346		1-2 G3-1		1-0 L3	2-0 G3		2-1 G3		4-0 0 0 0 0 1	4	0	0	0	0	0	1											
Jeff Frye, R (1, 5) OBP: 0.286, SLG: 0.253		4-2 FC5-4 BB		3-2 P2	0-1 F9		0-0 L7		3-0 0 0 1 0 0	3	0	0	0	1	0	0											
Cesar Izturis, S (1, 6) OBP: 0.100, SLG: 0.100		1-2 FC5-4 BB		0-0 F9	0-3 K2-3		0-2 G6-3		4-0 0 0 0 1 1	4	0	0	0	0	1	1											
Inning Stats	R: 2 E: 0 K: 1 S: 18	H: 3 LOB: 1 BB: 0 P: 32	R: 0 E: 0 K: 0 S: 15	H: 0 LOB: 2 BB: 2 P: 26	R: 0 E: 0 K: 1 S: 6	H: 0 LOB: 0 BB: 0 P: 9	R: 0 E: 0 K: 0 S: 5	H: 0 LOB: 0 BB: 0 P: 9	R: 0 E: 0 K: 1 S: 10	H: 1 LOB: 1 BB: 0 P: 17	R: 0 E: 0 K: 1 S: 11	H: 1 LOB: 1 BB: 0 P: 15	R: 0 E: 0 K: 1 S: 8	H: 0 LOB: 1 BB: 1 P: 16	R: 0 E: 0 K: 0 S: 6	H: 0 LOB: 0 BB: 0 P: 8	1B: 2 2B: 3 3B: 0 HR: 0	SF: 0 SAC: 0 DP: 0 HBP: 1	WP: 0 PB: 0 SB: 0 CS: 0	PA: 36							
PITCHER	IP	WLS	BF	H	R	ER	SO	BB	IBB	HBP	BLK	WP	HR	S	P	ERA	WHIP										
Willis Roberts, R (1, 1) ERA: 5.2	7.0	W	29	5	2	2	5	2	0	1	0	0	0	70	119	2.57	1.000										
Mike Trombley, R (8, 1) ERA: 3.46	1.0		4	0	0	0	1	1	0	0	0	0	0	8	16	0.00	1.000										
Buddy Groom, L (9, 1) ERA: 3.67	1.0		3	0	0	0	0	0	0	0	0	0	0	6	8	0.00	0.000										

AB	39
R	8
H	15
RBI	8
BB	3
SO	6
LOB	23



AB	32
R	2
H	5
RBI	2
BB	3
SO	6
LOB	12



Batter	1	2	3	4	5	6	7	8	9	AB R H RBI BB SO LOB	TOP							
Brady Anderson, L (1, 9) OBP: 0.306, SLG: 0.306	0-1 G4-3		4-0 BB			1-1 G3		2-3 K		3 0 0 0 1 1 0	Baltimore Orioles @ Toronto Blue Jays SkyDome, Toronto, ON Tue Jun 26 2001, 7:05 PM EDT Att: 18,175 - Sunny - 80 F							
1 Brian Roberts, S (1, 6) OBP: 0.314, SLG: 0.367	3-2 G4-6-3 1B		0-0 L5			1-1 F8		1-2 F8	4 0 1 0 0 0 2									
David Segui, S (1, 10) OBP: 0.310, SLG: 0.467	1-2 G4-6-3 1-2			0-0 P6		0-0 G5-3		2-1 1B 1B	4 0 1 0 0 0 1									
Jeff Conine, R (1, 3) OBP: 0.407, SLG: 0.491		1-3 K		0-0 G6-3		1-1 31 CS 1B		1-1 1B 1-2 1B	4 0 2 0 0 1 0									
31 Jay Gibbons, L (1, 7) OBP: 0.336, SLG: 0.488		2-2 G3		1-0 HR		3-2 6 HBP 1B		0-0 F9	4 1 2 1 0 0 2									
6 Melvin Mora, R (1, 8) OBP: 0.372, SLG: 0.423		0-2 F9		1-3 K		1-0 G4-3 HBP		1-3 K	3 0 0 0 0 2 2									
Tony Batista, R (1, 5) OBP: 0.248, SLG: 0.394			1-2 G5-3		1-1 F9		3-0 G4-3 1-2		3 0 0 0 0 0 2									
Brook Fordyce, R (1, 2) OBP: 0.246, SLG: 0.275			1-0 E 1B		0-3 K		2-1 G4-3		3 0 1 0 0 1 0									
Jerry Hairston, R (1, 4) OBP: 0.323, SLG: 0.394		1-2 L6		0-2 F8		2-2 L4			3 0 0 0 0 0 1									
Inning Stats	R: 0 E: 0 K: 0 S: 8	H: 1 LOB: 0 BB: 0 P: 12	R: 0 E: 0 K: 1 S: 10	H: 0 LOB: 0 BB: 0 P: 13	R: 0 E: 1 K: 0 S: 8	H: 1 LOB: 2 BB: 1 P: 15	R: 1 E: 0 K: 1 S: 6	H: 1 LOB: 0 BB: 0 P: 8	R: 0 E: 0 K: 0 S: 5	H: 2 LOB: 1 BB: 0 P: 14		R: 0 E: 0 K: 1 S: 8	H: 0 LOB: 2 BB: 0 P: 14	R: 0 E: 0 K: 1 S: 12	H: 2 LOB: 2 BB: 0 P: 17	1B: 6 2B: 0 3B: 0 HR: 1	SF: 0 SAC: 0 DP: 2 HBP: 1	WP: 0 PB: 0 SB: 0 CS: 1
PITCHER	IP WLS BF H R ER SO BB IBB HBP BLK WP HR S P ERA WHIP											PITCHER	IP WLS BF H R ER SO BB IBB HBP BLK WP HR S P ERA WHIP					
Chris Carpenter, R (1, 1) ERA: 3.67	7.2 W 27 5 1 1 3 1 0 1 0 0 1 56 87 1.17 0.783																	
Dan Plesac, L (8, 1) ERA: 3.54	0.1 H 1 0 0 0 1 0 0 0 0 0 0 3 5 0.00 0.000																	
Billy Koch, R (9, 1) ERA: 4.05	1.0 S 5 2 0 0 1 0 0 0 0 0 0 12 17 0.00 2.000																	

AB	31
R	1
H	7
RBI	1
BB	1
SO	5
LOB	10



Batter	1	2	3	4	5	6	7	8	9	AB R H RBI BB SO LOB	BOTTOM						
Shannon Stewart, R (1, 7) OBP: 0.378, SLG: 0.476	2-1 G6-3		0-0 FC5			1-1 L9		3-2 F9		4 0 0 0 0 0 3	Baltimore Orioles @ Toronto Blue Jays SkyDome, Toronto, ON Tue Jun 26 2001, 7:05 PM EDT Att: 18,175 - Sunny - 80 F						
Jeff Eves, R (1, 4) OBP: 0.276, SLG: 0.243	2-2 G6-3		2-3	2-1 F7		3-0 G4-3		0-1 F9	4 0 0 0 0 0 2								
Raul Mondesi, R (1, 9) OBP: 0.384, SLG: 0.505	3-3 K			2-2 G5-3		4-1 HR BB			2 1 0 0 1 1 0								
Carlos Delgado, L (1, 3) OBP: 0.405, SLG: 0.552		2-1 F8		3-3 K		2-0 L5			3 0 0 0 0 1 1								
José Cruz Jr., S (1, 8) OBP: 0.349, SLG: 0.483		1-0 G3-1		0-0 F7		0-0 HR			3 1 1 2 0 0 0								
Brad Fullmer, L (1, 10) OBP: 0.314, SLG: 0.440		2-1 F7		2-2 HR		2-3 K			3 1 1 1 0 1 0								
Darrin Fletcher, L (1, 2) OBP: 0.270, SLG: 0.351			2-2 FC5 2B		2-0 F8		3-3 K		3 0 1 0 0 1 0								
Chris Woodward, R (1, 5) OBP: 0.180, SLG: 0.400			3-2 L4		0-2 F7			0-2 G5-3	3 0 0 0 0 0 1								
Cesar Izturis, S (1, 6) OBP: 0.231, SLG: 0.231			0-2 F8			0-0 CS 1B		1-2 F9 S 1B	3 0 2 0 0 0 1								
Inning Stats	R: 0 E: 0 K: 1 S: 11	H: 0 LOB: 0 BB: 0 P: 18	R: 0 E: 0 K: 0 S: 5	H: 0 LOB: 0 BB: 0 P: 10	R: 0 E: 0 K: 1 S: 9	H: 1 LOB: 1 BB: 0 P: 15	R: 0 E: 0 K: 0 S: 5	H: 1 LOB: 0 BB: 0 P: 8	R: 2 E: 0 K: 2 S: 14	H: 1 LOB: 0 BB: 1 P: 25		R: 0 E: 0 K: 0 S: 14	H: 1 LOB: 1 BB: 0 P: 18	1B: 2 2B: 1 3B: 0 HR: 2	SF: 0 SAC: 0 DP: 0 HBP: 0	WP: 0 PB: 0 SB: 1 CS: 1	PA: 29
PITCHER	IP WLS BF H R ER SO BB IBB HBP BLK WP HR S P ERA WHIP											PITCHER	IP WLS BF H R ER SO BB IBB HBP BLK WP HR S P ERA WHIP				
Jason Johnson, R (1, 1) ERA: 3.56	8.0 L 29 5 3 3 4 1 0 0 0 0 2 77 123 3.38 0.750																



Batter	1	2	3	4	5	6	7	8	9	AB	R	H	RBI	BB	SO	LOB	TOP										
Jerry Hairston, R OBP: 0.324, SLG: 0.395 (1, 4)										4	1	1	0	1	0	2	Baltimore Orioles @ Toronto Blue Jays SkyDome, Toronto, ON Wed Jun 27 2001, 7:05 PM EDT Att: 17,517 - Sunny - 82 F										
Brian Roberts, S OBP: 0.321, SLG: 0.389 (1, 6)										5	1	2	0	0	0	3											
David Segui, S OBP: 0.410, SLG: 0.471 (1, 3)										5	0	2	2	0	1	2											
Jeff Conine, R OBP: 0.407, SLG: 0.500 (1, 9)										4	1	1	2	1	2	2											
31 Jay Gibbons, L OBP: 0.324, SLG: 0.470 (1, 7)										5	0	0	0	0	0	3											
6 Melvin Mora, R OBP: 0.370, SLG: 0.420 (1, 8)										4	0	1	0	0	1	0											
Cal Ripken Jr., R OBP: 0.249, SLG: 0.310 (1, 5)										3	2	1	0	1	0	1											
Tony Batista, R OBP: 0.255, SLG: 0.414 (1, 10)										4	1	3	2	0	0	0											
Brook Fordyce, R OBP: 0.246, SLG: 0.275 (1, 2)										4	1	1	0	0	2	3											
Inning Stats	R: 0 E: 0 K: 0 S: 18	H: 1 LOB: 2 BB: 1 P: 27	R: 1 E: 0 K: 1 S: 10	H: 2 LOB: 1 BB: 0 P: 18	R: 2 E: 0 K: 1 S: 12	H: 3 LOB: 1 BB: 0 P: 17	R: 0 E: 0 K: 0 S: 14	H: 1 LOB: 1 BB: 0 P: 18	R: 0 E: 0 K: 1 S: 11	H: 0 LOB: 0 BB: 0 P: 16	R: 4 E: 0 K: 1 S: 20	H: 3 LOB: 1 BB: 2 P: 40	R: 0 E: 0 K: 0 S: 3	H: 0 LOB: 0 BB: 0 P: 4	R: 0 E: 0 K: 1 S: 7	H: 1 LOB: 0 BB: 0 P: 11		R: 0 E: 0 K: 1 S: 11	H: 1 LOB: 1 BB: 0 P: 16	1B: 6 2B: 4 3B: 0 HR: 2	SF: 0 SAC: 0 DP: 1 HBP: 0	WP: 1 PB: 0 SB: 1 CS: 0	PA: 41				
PITCHER	IP	WLS	BF	H	R	ER	SO	BB	IBB	HBP	BLK	WP	HR	S	P	ERA	WHIP										
Esteban Loaiza, R ERA: 5.16 (1, 1)	5.1	L	26	8	5	5	4	2	0	0	0	1	2	73	114	8.44	1.875										
Kelvin Escobar, R ERA: 5.84 (6, 1)	0.2	5	2	2	2	0	1	0	0	0	0	0	0	12	22	27.00	4.500										
Bob Fife, R ERA: 1.39 (7, 1)	1.0	3	0	0	0	0	0	0	0	0	0	0	0	3	4	0.00	0.000										
Brian Bowles, R ERA: (8, 1)	1.0	3	1	0	0	1	0	0	0	0	0	0	0	7	11	0.00	1.000										
Paul Quantrill, R ERA: 1.84 (9, 1)	1.0	4	1	0	0	1	0	0	0	0	0	0	0	11	16	0.00	1.000										

Batter	1	2	3	4	5	6	7	8	9	AB	R	H	RBI	BB	SO	LOB	BOTTOM										
Brian Simmons, S OBP: 0.273, SLG: 0.326 (1, 7)										3	0	0	0	1	1	0	Baltimore Orioles @ Toronto Blue Jays SkyDome, Toronto, ON Wed Jun 27 2001, 7:05 PM EDT Att: 17,517 - Sunny - 82 F										
Jeff Fife, R OBP: 0.289, SLG: 0.236 (1, 4)										3	0	0	0	0	0	2											
Tony Fernandez, S OBP: 0.372, SLG: 0.366 (8, FH)										1	0	1	0	0	0	0											
Cesar Izturis, S OBP: 0.231, SLG: 0.231 (8, PR)										0	0	0	0	0	0	0											
Raul Mondesi, R OBP: 0.386, SLG: 0.508 (1, 9)										4	1	2	0	0	0	1											
Carlos Delgado, L OBP: 0.403, SLG: 0.546 (1, 3)										3	0	0	0	1	0	3											
José Cruz Jr., S OBP: 0.347, SLG: 0.477 (1, 8)										3	1	0	0	1	1	1											
Brad Fullmer, L OBP: 0.314, SLG: 0.438 (1, 10)										3	1	1	0	0	0	1											
Shannon Stewart, R OBP: 0.379, SLG: 0.476 (8, FH)										0	0	0	0	1	0	0											
Alex Gonzalez, R OBP: 0.299, SLG: 0.372 (1, 6)										4	0	1	0	0	2	1											
Darrin Fletcher, L OBP: 0.265, SLG: 0.346 (1, 2)										3	0	0	1	0	0	1											
Chris Woodward, R OBP: 0.170, SLG: 0.377 (1, 5)										3	0	0	1	0	0	1											
Inning Stats	R: 0 E: 0 K: 0 S: 9	H: 1 LOB: 1 BB: 0 P: 13	R: 2 E: 0 K: 0 S: 9	H: 2 LOB: 2 BB: 2 P: 23	R: 1 E: 0 K: 0 S: 4	H: 1 LOB: 0 BB: 1 P: 11	R: 0 E: 0 K: 1 S: 9	H: 0 LOB: 0 BB: 0 P: 13	R: 0 E: 0 K: 0 S: 7	H: 0 LOB: 0 BB: 0 P: 13	R: 0 E: 0 K: 0 S: 9	H: 0 LOB: 0 BB: 0 P: 12	R: 0 E: 0 K: 1 S: 9	H: 1 LOB: 2 BB: 0 P: 15	R: 0 E: 0 K: 2 S: 13	H: 0 LOB: 1 BB: 1 P: 21	1B: 4 2B: 1 3B: 0 HR: 0	SF: 1 SAC: 0 DP: 1 HBP: 0	WP: 1 PB: 0 SB: 1 CS: 0	PA: 35							
PITCHER	IP	WLS	BF	H	R	ER	SO	BB	IBB	HBP	BLK	WP	HR	S	P	ERA	WHIP										
Jose Mercedes, R ERA: 5.63 (1, 1)	7.2	W	30	5	3	3	2	3	0	0	0	1	0	63	108	3.52	1.043										
Buddy Groom, L ERA: 3.49 (8, 1)	1.1	5	0	0	0	2	1	0	0	0	0	0	0	15	25	0.00	0.750										



Batter	1	2	3	4	5	6	7	8	9	AB	R	H	RBI	BB	SO	LOB	TOP				
Jerry Hairston, R OBP: 0.323, SLG: 0.393 (1, 4)	G6-3		SH1-4	FC4-6		1B		G5-3		4	0	1	0	0	0	2					
Brian Roberts, S OBP: 0.311, SLG: 0.379 (1, 6)	K		SF8	FC6-4		1B			F9	4	0	1	2	0	1	2					
David Segui, S OBP: 0.309, SLG: 0.466 (1, 3)	G6-3			BLK		L6			F9	4	0	1	0	1	0	0					
Jeff Conine, R OBP: 0.402, SLG: 0.491 (1, 7)		F9	F7			G5-3			F8	4	0	0	0	1	0	4					
Tony Batista, R OBP: 0.252, SLG: 0.408 (1, 5)	G6-3			E5		G5-3				4	1	0	0	0	1	1					
6 Melvin Mora, R OBP: 0.375, SLG: 0.425 (1, 8)				31 1B						2	1	1	0	2	0	0					
31 Jay Gibbons, L OBP: 0.322, SLG: 0.463 (1, 10)				1B						4	0	1	1	0	0	3					
Fernando Lunar, R OBP: 0.313, SLG: 0.322 (1, 2)			E5							4	1	1	1	0	1	0					
Larry Bigbie, L OBP: 0.182, SLG: 0.273 (1, 9)			SH1-4						G6-3	4	2	2	1	0	1	2					
Inning Stats	R: 0 E: 0 K: 1 S: 7	H: 0 LOB: 0 BB: 0 P: 12	R: 0 E: 0 K: 0 S: 7	H: 1 LOB: 1 BB: 0 P: 13	R: 2 E: 1 K: 0 S: 11	H: 2 LOB: 1 BB: 0 P: 16	R: 2 E: 1 K: 1 S: 14	H: 2 LOB: 2 BB: 1 P: 23	R: 0 E: 0 K: 0 S: 7	H: 0 LOB: 2 BB: 2 P: 17	R: 1 E: 0 K: 1 S: 14	H: 3 LOB: 2 BB: 1 P: 23	R: 0 E: 0 K: 1 S: 9	H: 0 LOB: 0 BB: 0 P: 10	R: 0 E: 0 K: 0 S: 8	H: 0 LOB: 0 BB: 0 P: 11	1B: 6 2B: 2 3B: 0 HR: 0	SF: 1 SAC: 1 DP: 1 HBP: 0	WP: 0 PB: 0 SB: 1 CS: 0	PA: 40	
PITCHER	IP	WLS	BF	H	R	ER	SO	BB	IBB	HBP	BLK	WP	HR	S	P	ERA	WHIP				
Chris Michalak, L ERA: 3.69 (1, 1)	5.1	L	30	8	5	2	2	2	2	0	1	0	0	59	103	3.38	1.875				
Bob Fife, R ERA: 1.29 (6, 1)	2.2		7	0	0	0	2	0	0	0	0	0	0	17	22	0.00	0.000				
Pedro Borbon, L ERA: 3.25 (9, 1)	1.0		3	0	0	0	0	0	0	0	0	0	0	8	11	0.00	0.000				

Baltimore Orioles @ Toronto Blue Jays
SkyDome, Toronto, ON
Thu Jun 28 2001, 12:35 PM EDT
Att: 17,322 - Cloudy - 86 F

AB 34
R 5
H 8
RBI 5
BB 4
SO 4
LOB 14



Batter	1	2	3	4	5	6	7	8	9	AB	R	H	RBI	BB	SO	LOB	BOTTOM					
Shannon Stewart, R OBP: 0.375, SLG: 0.470 (1, 7)	K		F9			P6			F9	4	0	0	0	0	1	0						
Jeff Fife, R OBP: 0.288, SLG: 0.236 (1, 4)				F8					F8	4	0	1	0	0	1	0						
José Cruz Jr., S OBP: 0.344, SLG: 0.471 (1, 8)				L7					K	3	0	0	0	0	1	1						
Carlos Delgado, L OBP: 0.402, SLG: 0.542 (1, 3)		G4-3								2	0	0	0	1	0	0						
Brad Fullmer, L OBP: 0.315, SLG: 0.441 (1, 10)		PB				G4-3			G4-3	3	0	1	0	0	0	1						
Alex Gonzalez, R OBP: 0.296, SLG: 0.368 (1, 6)						K			K	3	0	0	0	0	2	1						
Brian Simmons, S OBP: 0.265, SLG: 0.315 (1, 9)						G6-3			G3	3	0	0	0	0	0	1						
Chris Woodward, R OBP: 0.164, SLG: 0.364 (1, 5)										2	0	0	0	0	0	0						
Tony Fernandez, S OBP: 0.397, SLG: 0.361 (9, PH)										1	0	0	0	0	0	0						
Cesar Izturis, S OBP: 0.231, SLG: 0.231 (9, 4)										0	0	0	0	0	0	0						
Alberto Castillo, R OBP: 0.319, SLG: 0.354 (1, 2)										2	0	0	0	0	1	0						
Darin Fletcher, L OBP: 0.264, SLG: 0.344 (9, PH)									G3-1	1	0	0	0	0	0	0						
Inning Stats	R: 0 E: 0 K: 1 S: 7	H: 1 LOB: 0 BB: 0 P: 8	R: 0 E: 0 K: 0 S: 7	H: 1 LOB: 1 BB: 0 P: 14	R: 0 E: 0 K: 0 S: 4	H: 0 LOB: 0 BB: 0 P: 6	R: 0 E: 0 K: 0 S: 10	H: 0 LOB: 0 BB: 0 P: 14	R: 0 E: 0 K: 1 S: 10	H: 0 LOB: 0 BB: 0 P: 13	R: 0 E: 0 K: 1 S: 5	H: 0 LOB: 0 BB: 0 P: 7	R: 0 E: 0 K: 1 S: 6	H: 0 LOB: 1 BB: 1 P: 13	R: 0 E: 0 K: 1 S: 6	H: 0 LOB: 0 BB: 0 P: 8	R: 0 E: 0 K: 1 S: 6	H: 0 LOB: 0 BB: 0 P: 9	1B: 1 2B: 1 3B: 0 HR: 0	SF: 0 SAC: 0 DP: 1 HBP: 0	WP: 0 PB: 1 SB: 0 CS: 0	PA: 29
PITCHER	IP	WLS	BF	H	R	ER	SO	BB	IBB	HBP	BLK	WP	HR	S	P	ERA	WHIP					
Sidney Ponson, R ERA: 4.03 (1, 1)	9.0	W	29	2	0	0	6	1	0	0	0	0	0	61	92	0.00	0.333					

Baltimore Orioles @ Toronto Blue Jays
SkyDome, Toronto, ON
Thu Jun 28 2001, 12:35 PM EDT
Att: 17,322 - Cloudy - 86 F

AB 28
R 0
H 2
RBI 0
BB 1
SO 6
LOB 4



Batter	1	2	3	4	5	6	7	8	9	AB	R	H	RBI	BB	SO	LOB	TOP								
Jose Offerman, S (1, 4) OBP: 0.347, SLG: 0.389	1-2 P6		2-3 K		1-0 F7	4-0 G5-4-3 IBB		0-0 L5-3		4	0	0	0	1	1	2									
Scott Hatteberg, L (1, 10) OBP: 0.276, SLG: 0.311	1-1 G4-3		4-0 BB		1-2 P6	1-0 G5-4-3			1-2 G4-3	2	0	0	0	1	0	0									
Shea Hillenbrand, R (6, PH) OBP: 0.282, SLG: 0.396										2	0	0	0	0	0	3									
Trot Nixon, L (1, 8) OBP: 0.373, SLG: 0.485	4-2 BB		4-2 BB		3-1 1B		4-1 HR		1-1 HBP	1	1	1	0	3	0	0									
Manny Ramirez, R (1, 7) OBP: 0.429, SLG: 0.646	3-3 K		1-3 K		0-0 P5		0-0 HR		3-2 L4-3	5	1	1	2	0	2	6									
Dante Bichette, R (1, 9) OBP: 0.385, SLG: 0.589		1-3 K		0-0 P4		0-1 HR	3-2 1B			4	1	2	0	0	1	0									
Brian Daubach, L (1, 3) OBP: 0.338, SLG: 0.538	3-2 G4-3			0-0 2B		3-2 HR	2-3 K			4	1	2	2	0	1	1									
Chris Stynes, R (1, 5) OBP: 0.333, SLG: 0.479	1-1 P6		2-1 G6-3		4-1 SH3-4 BB	2-2 G4-6-3				3	0	0	0	1	0	2									
Mike Lansing, R (1, 6) OBP: 0.268, SLG: 0.302			0-0 F9	4-1 BB		4-1 SH3-4 BB	1-0 F2			2	0	0	0	2	0	0									
Doug Mirabeli, R (1, 2) OBP: 0.300, SLG: 0.303			0-1 BB	2-2 F8		0-0 SH3-4	1-2 L5-3			3	0	2	0	0	0	2									
Inning Stats	R: 0 E: 0 K: 1 S: 11	H: 0 LOB: 1 BB: 1 P: 20	R: 0 E: 0 K: 1 S: 10	H: 0 LOB: 0 BB: 0 P: 15	R: 0 E: 0 K: 2 S: 12	H: 1 LOB: 3 BB: 2 P: 23	R: 0 E: 0 K: 0 S: 8	H: 1 LOB: 2 BB: 1 P: 16	R: 0 E: 0 K: 0 S: 7	H: 1 LOB: 1 BB: 0 P: 12	R: 2 E: 0 K: 1 S: 10	H: 2 LOB: 2 BB: 3 P: 26	R: 2 E: 0 K: 1 S: 16	H: 2 LOB: 0 BB: 1 P: 27	R: 0 E: 0 K: 0 S: 5	H: 1 LOB: 0 BB: 0 P: 7	R: 0 E: 0 K: 0 S: 7	H: 0 LOB: 0 BB: 0 P: 12	1B: 3 2B: 5 3B: 0 HR: 2	SF: 0 SAC: 1 DP: 4 HBP: 1	WP: 0 PB: 0 SB: 0 CS: 0	PA: 40			
PITCHER	IP	WLS	BF	H	R	ER	SO	BB	IBB	HBP	BLK	WP	HR	S	P	ERA	WHIP								
Steve Parris, R (1, 1) ERA: 4.87	5.1		28	5	2	2	4	6	1	0	0	0	1	57	110	3.38	2.062								
Pedro Borbon, L (6, 1) ERA: 3.49	0.2	H	2	0	1	1	0	1	0	0	0	0	0	2	7	13.50	1.500								
Paul Quantrill, R (7, 1) ERA: 1.96	2.0	W	7	3	1	1	1	0	0	0	0	0	1	20	29	4.50	1.500								
Billy Koch, R (9, 1) ERA: 3.93	1.0		3	0	0	0	0	0	0	1	0	0	0	7	12	0.00	0.000								

Boston Red Sox @ Toronto Blue Jays
SkyDome, Toronto, ON
Fri Jun 29 2001, 7:05 PM EDT
Att: 23,055 - Sunny - 88 F

AB 30
R 4
H 8
RBI 4
BB 8
SO 5
LOB 16



Batter	1	2	3	4	5	6	7	8	9	AB	R	H	RBI	BB	SO	LOB	BOTTOM								
Shannon Stewart, R (1, 7) OBP: 0.378, SLG: 0.477	1-1 1B	1-0 1B		2-2 G6-3		2-2 G4-3		4-0 BB		4	2	2	0	1	0	2									
Alex Gonzalez, R (1, 6) OBP: 0.301, SLG: 0.368	3-1 HR	1-1 L8		1-3 K		2-0 S		4-1 HR		3	2	1	1	1	1	2									
Raul Mondesi, R (1, 9) OBP: 0.386, SLG: 0.526	1-2 HR	0-3 K		1-2 G5-3		3-3 K		2-2 HR		5	2	2	6	0	2	3									
Carlos Delgado, L (1, 3) OBP: 0.399, SLG: 0.534	4-2 FC3-6 PB	2-3 K			2-3 K		3-3 K	2-0 E4		4	0	0	0	1	3	1									
Brad Fullmer, L (1, 10) OBP: 0.316, SLG: 0.438	4-0 FC3-6 BB		1-1 S		0-0 F7		0-2 F7	1-3 K		4	0	1	0	1	1	1									
José Cruz Jr., S (1, 8) OBP: 0.342, SLG: 0.467	3-1 FC3-6 S		2-3 K		2-0 S		2-1 G5-3			4	0	1	0	0	1	3									
Darrin Fletcher, L (1, 2) OBP: 0.265, SLG: 0.341	4-0 FC		0-2 F8		3-2 G4-3			2-2 G4-3		2	0	0	0	1	0	2									
Jeff Frye, R (6, PH) OBP: 0.266, SLG: 0.234	1-2 IBB				1-2 1B					1	0	0	0	0	0	0									
Chris Woodward, R (1, 5) OBP: 0.186, SLG: 0.407	0-3 K		1-1 G5-3			1-1 G4-3 SH1-3 PB		2-0 HR		4	2	2	0	0	1	4									
Cesar Izturis, S (1, 4) OBP: 0.267, SLG: 0.333	1-3 FC			0-0 G6-3		0-0 SH1-3		1-0 G3		2	0	1	0	0	0	3									
Tony Fernandez, S (8, PH) OBP: 0.353, SLG: 0.356										1	0	0	0	0	0	1									
Alberto Castillo, R (9, 2) OBP: 0.319, SLG: 0.354	1-2 2-3 3-H									0	0	0	0	0	0	0									
Inning Stats	R: 3 E: 0 K: 1 S: 21	H: 3 LOB: 3 BB: 3 P: 41	R: 0 E: 0 K: 2 S: 9	H: 1 LOB: 1 BB: 0 P: 13	R: 0 E: 0 K: 1 S: 10	H: 1 LOB: 1 BB: 0 P: 14	R: 0 E: 0 K: 1 S: 14	H: 1 LOB: 1 BB: 0 P: 18	R: 0 E: 0 K: 1 S: 9	H: 1 LOB: 1 BB: 0 P: 15	R: 1 E: 0 K: 1 S: 9	H: 1 LOB: 1 BB: 0 P: 17	R: 0 E: 0 K: 1 S: 10	H: 0 LOB: 0 BB: 0 P: 15	R: 4 E: 1 K: 1 S: 15	H: 2 LOB: 1 BB: 2 P: 33	R: 0 E: 0 K: 1 S: 7	H: 0 LOB: 0 BB: 0 P: 12	1B: 5 2B: 1 3B: 2 HR: 2	SF: 0 SAC: 1 DP: 0 HBP: 1	WP: 1 PB: 2 SB: 5 CS: 0	PA: 41			
PITCHER	IP	WLS	BF	H	R	ER	SO	BB	IBB	HBP	BLK	WP	HR	S	P	ERA	WHIP								
49 Tim Wakefield, R (1, 1) ERA: 2.38	6.0		30	8	4	3	8	2	1	1	0	0	10	15	0.00	0.000									
Bill Pulsipher, L (7, 1) ERA:	1.0		3	0	0	0	1	0	0	0	0	0	0	10	15	0.00	0.000								
Bryce Florie, R (8, 1) ERA: 15.0	0.2	L	7	2	4	4	0	1	1	0	0	0	1	11	28	54.00	4.500								
Sun-Woo Kim, R (8, 1) ERA: 10.8	0.1		1	0	0	0	1	0	0	0	0	0	0	4	5	0.00	0.000								

Boston Red Sox @ Toronto Blue Jays
SkyDome, Toronto, ON
Fri Jun 29 2001, 7:05 PM EDT
Att: 23,055 - Sunny - 88 F

AB 34
R 8
H 10
RBI 7
BB 5
SO 9
LOB 22



Batter	1	2	3	4	5	6	7	8	9	AB	R	H	RBI	BB	SO	LOB	TOP										
Jose Offerman, S OBP: 0.347, SLG: 0.386 (1, 4)	4-2 1B BB	0-1 FC9-6 BB 1B 1-2 2-3	0-2 P5		0-3 K		0-1 P6		0-1 G4-3 G4-3 1B	5	2	1	0	1	1	5	Boston Red Sox @ Toronto Blue Jays SkyDome, Toronto, ON Sat Jun 30 2001, 6:05 PM EDT Att: 28,543 - Cloudy - 78 F										
Scott Hatteberg, L OBP: 0.295, SLG: 0.330 (1, 10)	1-1 FC5-4 1B SF9	0-0 BB 1B	0-2 G6-3		2-2 1B		3-2 1B		1-1 G4-3	6	2	4	1	0	0	1											
Trot Nixon, L OBP: 0.372, SLG: 0.479 (1, 8) (8, 9)	0-2 FC5-4 1B	3-4 2B SF8 BB		2-1 G1-3	3-2 L4		1-3 K		1-0 G4-3	5	1	1	1	1	1	6											
Manny Ramirez, R OBP: 0.430, SLG: 0.644 (1, 7)	2-2 FC5-4 BB	1-0 SF8 2B		4-2 1B BB	2-3 K		3-3 K		4-0 1B	4	0	1	2	2	2	5											
Dante Bichette, R OBP: 0.386, SLG: 0.581 Darren Lewis, R OBP: 0.276, SLG: 0.376 (1, 9) (8, 8)	4-2 1B BB	1-2 E5 BB		0-2 L6		2-3 K		0-2 S S 1B	1-1 F7	4	0	1	0	1	1	3											
Brian Daubach, L OBP: 0.340, SLG: 0.538 (1, 3)	3-2 SF9	2-0 SF8		2-2 1B	0-2 G4-3		4-1 1B S IBB			2	0	1	2	1	0	0											
Chris Stynes, R OBP: 0.262, SLG: 0.463 Shea Hillenbrand, R OBP: 0.282, SLG: 0.396 (1, 5) (9, 5)	1-0 G4-3	2-3 3-H BB		3-2 G6-3	1-0 F7		2-1 F8			4	0	0	0	1	0	6											
Lou Merloni, R OBP: 0.361, SLG: 0.389 (1, 6)		0-1 K		2-2 1B WP 1B		2-1 1B 1B		1-1 1B 2-H 1B		5	1	4	1	0	1	3											
Doug Mirabeli, R OBP: 0.306, SLG: 0.300 (1, 2)		0-1 FC9-6 1B	3-2 G6-3		4-2 1B BB		1-2 F8	2-2 F3		4	0	1	0	1	0	3											
Inning Stats	R: 2 E: 0 K: 0 S: 19	H: 2 LOB: 2 BB: 2 P: 34	R: 4 E: 1 K: 1 S: 16	H: 4 LOB: 3 BB: 2 P: 29	R: 0 E: 0 K: 0 S: 9	H: 0 LOB: 0 BB: 0 P: 12	R: 0 E: 0 K: 0 S: 13	H: 1 LOB: 2 BB: 1 P: 24	R: 0 E: 0 K: 2 S: 19	H: 2 LOB: 3 BB: 1 P: 32	R: 0 E: 0 K: 1 S: 10	H: 0 LOB: 0 BB: 0 P: 13	R: 0 E: 0 K: 1 S: 18	H: 2 LOB: 2 BB: 0 P: 25	R: 1 E: 0 K: 1 S: 15	H: 2 LOB: 2 BB: 1 P: 27		R: 0 E: 0 K: 0 S: 7	H: 1 LOB: 2 BB: 1 P: 14	1B: 13 2B: 1 3B: 0 HR: 0	SF: 2 SAC: 0 DP: 0 HBP: 0	WP: 1 PB: 0 SB: 3 CS: 0	PA: 50				
PITCHER	IP	WLS	BF	H	R	ER	SO	BB	IBB	HBP	BLK	WP	HR	S	P	ERA	WHIP										
Joey Hamilton, R ERA: 5.61 (1, 1)	1.1	L	12	5	6	5	0	3	0	0	0	0	0	25	45	33.75	6.000										
Kelvin Escobar, R ERA: 5.45 (2, 1)	2.2		13	2	0	0	1	2	0	0	0	0	0	32	54	0.00	1.500										
Brian Bowles, R ERA: (5, 1)	2.2		12	3	0	0	3	1	0	0	0	1	0	38	57	0.00	1.500										
Dan Plesac, L ERA: 3.48 Bob Fife, R ERA: 1.5 (7, 1) (8, 1)	0.1		2	1	0	0	1	0	0	0	0	0	0	9	13	0.00	3.000										
Bob Fife, R ERA: 1.5 (8, 1)	1.0		6	2	1	1	1	0	1	0	0	0	0	15	27	9.00	2.000										
PITCHER	IP	WLS	BF	H	R	ER	SO	BB	IBB	HBP	BLK	WP	HR	S	P	ERA	WHIP										
Pedro Borbon, L ERA: 3.38 (9, 1)	1.0		5	1	0	0	0	0	1	0	0	0	0	7	14	0.00	1.000										

Batter	1	2	3	4	5	6	7	8	9	AB	R	H	RBI	BB	SO	LOB	BOTTOM										
Shannon Stewart, R OBP: 0.384, SLG: 0.482 (1, 7)	1-2 S 1B		1-0 E9 1B 1B		0-0 1B		2-2 F3		2-2 2B 1B	5	0	4	0	0	0	1	Boston Red Sox @ Toronto Blue Jays SkyDome, Toronto, ON Sat Jun 30 2001, 6:05 PM EDT Att: 28,543 - Cloudy - 78 F										
Alex Gonzalez, R OBP: 0.302, SLG: 0.373 (1, 6)	2-2 F8		0-0 G6-3 1B		1-0 SF8		2-2 FC1-6		0-1 1B	4	0	2	3	0	0	2											
Raul Mondesi, R OBP: 0.383, SLG: 0.531 (1, 9)	0-0 G5-3		0-0 G6-3		2-3 3-H 1B		1-3 K		3-H F8	5	1	1	1	0	1	7											
Carlos Delgado, L OBP: 0.397, SLG: 0.527 (1, 3)	0-0 G4-3			0-1 P4	1-0 F7				3-2 G6-3	4	0	0	0	1	0	3											
Brad Fullmer, L OBP: 0.314, SLG: 0.438 (1, 10)		2-2 P6		1-0 G3-1 2B		0-1 P4		2-1 G3	0-1 FC4-6	5	0	1	0	0	0	3											
José Cruz Jr., S OBP: 0.337, SLG: 0.459 (1, 8)		1-3 K		0-1 G3-1		3-2 F7		0-2 G4-3		4	0	0	0	0	1	1											
Darin Fletcher, L OBP: 0.262, SLG: 0.336 Alberto Castillo, R OBP: 0.329, SLG: 0.364 (1, 2) (9, 2)		1-0 G3		3-3 K		0-1 F9			2-2 G4-3 2B 1B	3	0	0	0	0	1	1											
Chris Woodward, R OBP: 0.200, SLG: 0.417 Jeff Frye, R OBP: 0.288, SLG: 0.237 (1, 5) (4, 5)			3-2 E 1B 1B		2-2 1B WP SF8 1B		1-2 G3-1		0-1 G4-3	1	1	1	0	0	0	0											
Cesar Izturis, S OBP: 0.368, SLG: 0.474 (1, 4)			2-1 F8		1-0 SF8 1B		0-0 FC1-6 1B		0-0 1B 2B 2B	4	1	3	1	0	0	1											
Inning Stats	R: 0 E: 0 K: 0 S: 10	H: 1 LOB: 1 BB: 0 P: 13	R: 0 E: 0 K: 1 S: 7	H: 0 LOB: 0 BB: 0 P: 11	R: 1 E: 1 K: 0 S: 8	H: 3 LOB: 1 BB: 0 P: 14	R: 0 E: 0 K: 1 S: 10	H: 1 LOB: 1 BB: 0 P: 14	R: 1 E: 0 K: 0 S: 11	H: 3 LOB: 2 BB: 0 P: 17	R: 0 E: 0 K: 0 S: 10	H: 0 LOB: 0 BB: 0 P: 13	R: 0 E: 0 K: 0 S: 10	H: 1 LOB: 1 BB: 0 P: 15	R: 1 E: 0 K: 0 S: 9	H: 1 LOB: 0 BB: 0 P: 14		R: 2 E: 0 K: 0 S: 15	H: 4 LOB: 3 BB: 1 P: 24	1B: 10 2B: 3 3B: 0 HR: 1	SF: 1 SAC: 0 DP: 1 HBP: 0	WP: 1 PB: 0 SB: 1 CS: 0	PA: 41				
PITCHER	IP	WLS	BF	H	R	ER	SO	BB	IBB	HBP	BLK	WP	HR	S	P	ERA	WHIP										
David Cone, R ERA: 4.8 (1, 1)	6.0	W	25	8	2	1	3	0	0	0	0	0	0	10	15	0.00	1.000										
Hipolito Pichardo, R ERA: 3.0 (7, 1)	1.0		4	1	0	0	0	0	0	0	0	0	0	9	14	9.00	1.000										
Rod Beck, R ERA: 2.52 Derek Lowe, R ERA: 3.83 (8, 1) (9, 1)	1.0		4	1	1	1	0	0	0	0	0	0	1	9	14	9.00	1.000										
Derek Lowe, R ERA: 3.83 (9, 1)	1.0		8	4	2	2	0	0	1	0	0	0	0	15	24	18.00	4.000										

Batter	1	2	3	4	5	6	7	8	9	AB	R	H	RBI	BB	SO	LOB	TOP										
Jose Offerman, S (1, 4) OBP: 0.343, SLG: 0.381	F8		K		G6-3			G3-1		4	0	0	0	0	0	1	Boston Red Sox @ Toronto Blue Jays SkyDome, Toronto, ON Sun Jul 01 2001, 2:05 PM EDT Att: 34,348 - Dome - 72 F										
Scott Hatteberg, L (1, 2) OBP: 0.294, SLG: 0.336	F7		G4-6-3			G6-3				4	0	1	0	0	0	1											
Trot Nixon, L (1, 8) OBP: 0.371, SLG: 0.473				F8			F8			3	0	0	0	1	0	1											
Manny Ramirez, R (1, 7) OBP: 0.425, SLG: 0.636	G1-3			K			K			4	0	0	0	0	2	1											
Dante Bichette, R (1, 10) OBP: 0.383, SLG: 0.574 Darren Lewis, R (9, PR) OBP: 0.276, SLG: 0.376		G4-3					K		E1 1B	4	1	1	0	0	1	0											
Brian Daubach, L (1, 3) OBP: 0.343, SLG: 0.551		G5-3					K			4	1	2	3	0	1	0											
Lou Merloni, R (1, 6) OBP: 0.354, SLG: 0.368					F8			F7		3	0	0	0	0	0	1											
Troy O'Leary, L (1, 9) OBP: 0.310, SLG: 0.457									K	2	0	1	0	1	1	0											
Shea Hillenbrand, R (1, 5) OBP: 0.286, SLG: 0.410										3	1	2	1	0	0	1											
Inning Stats	R: 0 H: 0 E: 0 K: 0 S: 8	H: 0 LOB: 1 BB: 1 P: 16	R: 0 H: 1 E: 0 K: 0 S: 9	LOB: 2 BB: 0 P: 12	R: 0 H: 1 E: 0 K: 1 S: 10	LOB: 0 BB: 0 P: 12	R: 2 H: 2 E: 0 K: 1 S: 17	H: 2 LOB: 0 BB: 0 P: 23	R: 0 H: 0 E: 0 K: 1 S: 7	LOB: 0 BB: 0 P: 13	R: 0 H: 0 E: 0 K: 2 S: 10	H: 0 LOB: 0 BB: 0 P: 13	R: 1 H: 2 E: 0 K: 1 S: 14	H: 2 LOB: 1 BB: 0 P: 23	R: 1 H: 1 E: 0 K: 0 S: 8	LOB: 0 BB: 0 P: 11		1B: 3 2B: 2 3B: 0 HR: 2	SF: 0 SAC: 0 DP: 2 HBP: 1	WP: 0 PB: 0 SB: 1 CS: 1	PA: 34						
PITCHER	IP	WLS	BF	H	R	ER	SO	BB	IBB	HBP	BLK	WP	HR	S	P	ERA	WHIP										
Chris Carpenter, R (1, 1) ERA: 3.66	7.2	L	29	6	3	3	6	2	0	1	0	0	2	80	120	3.52	1.043										
Dan Plesac, L (8, 1) ERA: 3.43	0.1		1	0	0	0	0	0	0	0	0	0	0	3	5	0.00	0.000										
Paul Quantrill, R (9, 1) ERA: 1.91	1.0		4	1	1	0	0	0	0	0	0	0	0	8	11	0.00	1.000										

Batter	1	2	3	4	5	6	7	8	9	AB	R	H	RBI	BB	SO	LOB	BOTTOM										
Shannon Stewart, R (1, 7) OBP: 0.383, SLG: 0.479	G5-3		G6-3			L9			E5 1B	4	0	1	0	0	0	0	Boston Red Sox @ Toronto Blue Jays SkyDome, Toronto, ON Sun Jul 01 2001, 2:05 PM EDT Att: 34,348 - Dome - 72 F										
Alex Gonzalez, R (1, 6) OBP: 0.302, SLG: 0.371	G5-3			K						4	0	1	0	0	2	1											
Raul Mondesi, R (1, 9) OBP: 0.379, SLG: 0.524	P6			K						4	0	0	0	0	1	2											
Carlos Delgado, L (1, 3) OBP: 0.396, SLG: 0.523					P4					2	0	0	0	1	0	1											
Brad Fullmer, L (1, 10) OBP: 0.311, SLG: 0.433		F5								3	0	0	0	0	0	2											
José Cruz Jr., S (1, 8) OBP: 0.337, SLG: 0.456										2	0	0	0	1	0	1											
Luis Lopez, R (1, 5) OBP: 0.188, SLG: 0.333										3	0	0	0	0	1	2											
Alberto Castillo, R (1, 2) OBP: 0.320, SLG: 0.353 Brian Simmons, S (8, PH) OBP: 0.262, SLG: 0.312 Darin Fletcher, L (9, 2) OBP: 0.262, SLG: 0.336										2	0	0	0	0	0	0											
										1	0	0	0	0	0	0											
										0	0	0	0	0	0	0											
Cesar Izturis, S (1, 4) OBP: 0.318, SLG: 0.409										3	0	0	0	0	0	0											
Inning Stats	R: 0 H: 0 E: 0 K: 0 S: 7	H: 0 LOB: 0 BB: 0 P: 9	R: 0 H: 0 E: 0 K: 1 S: 10	LOB: 1 BB: 1 P: 17	R: 0 H: 0 E: 0 K: 0 S: 9	LOB: 0 BB: 0 P: 14	R: 0 H: 0 E: 0 K: 2 S: 7	H: 0 LOB: 0 BB: 0 P: 13	R: 0 H: 0 E: 0 K: 0 S: 7	LOB: 0 BB: 0 P: 13	R: 0 H: 0 E: 0 K: 0 S: 13	H: 1 LOB: 1 BB: 0 P: 20	R: 0 H: 0 E: 0 K: 0 S: 8	H: 0 LOB: 0 BB: 0 P: 13	R: 0 H: 1 E: 1 K: 1 S: 10	LOB: 0 BB: 0 P: 13	1B: 2 2B: 0 3B: 0 HR: 0	SF: 0 SAC: 0 DP: 1 HBP: 0	WP: 0 PB: 1 SB: 2 CS: 0	PA: 30							
PITCHER	IP	WLS	BF	H	R	ER	SO	BB	IBB	HBP	BLK	WP	HR	S	P	ERA	WHIP										
Rolando Arrojo, R (1, 1) ERA: 3.64	7.0		23	1	0	0	3	2	0	0	0	0	0	60	99	0.00	0.429										
Rod Beck, R (8, 1) ERA: 2.76	1.0	H	3	0	0	0	0	0	0	0	0	0	0	8	13	0.00	0.000										
Derek Lowe, R (9, 1) ERA: 3.75	1.0		4	1	0	0	1	0	0	0	0	0	0	10	13	0.00	1.000										



Batter	1	2	3	4	5	6	7	8	9	AB	R	H	RBI	BB	SO	LOB	TOP										
Chris Stynes, R (1.4) OBP: 0.343, SLG: 0.469	0-2 CS 1B	2-2 G6-3	0-0 2B 1B		1-2 G3-1		4-0 BB		0-0 BB 1B 1B	5	2	3	1	1	0	0	Boston Red Sox @ Toronto Blue Jays SkyDome, Toronto, ON Mon Jul 02 2001, 1:05 PM EDT Att: 38,237 - Cloudy - 67 F										
Scott Hatteberg, L (1.2) OBP: 0.311, SLG: 0.356	4-2 BB HR BB	2-2 G3	3-1 WP 2B 2B		0-2 2B 1B		1-2 G4-3		3-2 BB 1B 1B	5	4	3	1	1	0	1											
Trot Nixon, L (1.8) (7.9) OBP: 0.377, SLG: 0.475	4-2 HR BB	2-3 K	4-2 2B BB		3-2 1-H 2B			0-3 K	4-1 1B BB	3	1	1	1	3	2	0											
Manny Ramirez, R (1.7) OBP: 0.429, SLG: 0.649	0-0 HR				1-3 K			2-2 L6	0-1 1B	3	1	2	4	1	1	1											
Darren Lewis, R (7.8) OBP: 0.291, SLG: 0.379									1-2 2-H 3-H 1B	2	0	1	2	0	0	0											
Dante Bichette, R (1.10) OBP: 0.389, SLG: 0.572	4-1 1B E							0-1 HR 1B	3-1 F3	4	3	2	0	1	1	2											
Doug Mirabeli, R (9. PH) OBP: 0.302, SLG: 0.296										1	0	0	0	0	0	2											
Brian Daubach, L (1.3) OBP: 0.348, SLG: 0.566	0-1 E 1B				3-2 2-H 2B 1B			0-0 1-H HR		5	3	3	3	0	0	0											
Lou Merloni, R (1.6) OBP: 0.357, SLG: 0.377	2-2 E4 1-H 2-H 2B				4-0 1-2 2B BB			0-1 G4-3	1-2 P4	4	1	1	2	1	0	0											
Troy O'Leary, L (1.9) (7.7) OBP: 0.307, SLG: 0.455	3-2 G5-3				1-2 F8			0-0 F8	1-1 G4-3	5	1	1	2	0	0	1											
Shea Hillenbrand, R (1.5) OBP: 0.281, SLG: 0.402	1-0 G4-3				1-1 G1-3 2-3			2-2 G3-1	0-1 F9	5	0	0	0	0	0	2											
Inning Stats	R: 5 E: 1 K: 0 S: 18	H: 4 LOB: 1 BB: 3 P: 36	R: 0 E: 0 K: 1 S: 10	H: 0 LOB: 0 BB: 0 P: 16	R: 6 E: 0 K: 1 S: 25	H: 6 LOB: 2 BB: 3 P: 51	R: 0 E: 0 K: 0 S: 10	H: 0 LOB: 0 BB: 0 P: 14	R: 1 E: 0 K: 1 S: 15	H: 2 LOB: 1 BB: 0 P: 20	R: 0 E: 0 K: 0 S: 4	H: 0 LOB: 0 BB: 0 P: 4	R: 0 E: 0 K: 0 S: 12	H: 0 LOB: 1 BB: 1 P: 19	R: 2 E: 0 K: 1 S: 14	H: 2 LOB: 0 BB: 1 P: 17	R: 2 E: 0 K: 0 S: 14	H: 3 LOB: 2 BB: 1 P: 25	1B: 10 2B: 5 3B: 0 HR: 2	SF: 0 SAC: 0 DP: 0 HBP: 0	WP: 1 PB: 0 SB: 0 CS: 1	PA: 50					
PITCHER	IP	WLS	BF	H	R	ER	SO	BB	IBB	HBP	BLK	WP	HR	S	P	ERA	WHIP										
Esteban Loaiza, R (1.1) ERA: 5.57	0.1	L	7	4	5	5	0	3	0	0	0	0	1	14	28	135.00	21.000										
32 Roy Halladay, R (1.1) ERA: 23.14	2.1		15	6	6	6	1	3	0	0	0	1	0	36	70	23.14	3.857										
Pedro Borbon, L (3.1) ERA: 3.45	2.0		8	2	1	1	1	0	0	0	0	0	0	25	35	4.50	1.000										
Bob Fife, R (5.1) ERA: 1.41	2.1		8	0	0	0	1	1	0	0	0	0	0	19	27	0.00	0.429										
Dan Plesac, L (8.1) ERA: 4.09	1.0		5	2	2	2	1	0	0	0	0	0	1	14	17	18.00	2.000										

AB	42
R	16
H	17
RBI	16
BB	8
SO	4
LOB	9



Batter	1	2	3	4	5	6	7	8	9	AB	R	H	RBI	BB	SO	LOB	BOTTOM										
Shannon Stewart, R (1.7) OBP: 0.385, SLG: 0.481	4-2 F7 S BB				1-2 E5 DI		3-2 1B 2B	0-1 F9		3	1	1	0	2	0	2	Boston Red Sox @ Toronto Blue Jays SkyDome, Toronto, ON Mon Jul 02 2001, 1:05 PM EDT Att: 38,237 - Cloudy - 67 F										
Alex Gonzalez, R (1.6) OBP: 0.300, SLG: 0.375	1-2 F7				2-2 F8		1-3 K	0-1 1-H 2-H 3B		5	0	1	2	0	2	4											
Raul Mondesi, R (1.9) OBP: 0.375, SLG: 0.517	2-3 K				1-2 G5-3		3-2 G6-3	1-0 F7		4	0	0	0	0	1	4											
Brian Simmons, S (8.9) OBP: 0.280, SLG: 0.309					1-2 F9					1	0	0	0	0	0	1											
Carlos Delgado, L (1.3) OBP: 0.393, SLG: 0.517	2-3 K				0-2 F9		1-0 2B 2-H 1B		1-0 FC4-6 1B	3	0	0	0	0	2	3											
Jeff Frye, R (7.5) OBP: 0.279, SLG: 0.250										2	0	2	1	0	0	0											
Brad Fullmer, L (1.10) OBP: 0.311, SLG: 0.432					2-0 WP SF8 1B		2-1 F7		0-0 FC4-6 1B	3	1	1	0	0	0	0											
Tony Fernandez, S (7. PH) OBP: 0.366, SLG: 0.373							1-3 2B		1-2 1B	2	0	1	0	0	0	1											
José Cruz Jr., S (1.8) OBP: 0.338, SLG: 0.452					3-2 F7 WP 1B		4-1 BB BB	2-1 F7	3-1 F7	4	0	1	0	1	1	3											
Darrin Fletcher, L (1.2) OBP: 0.265, SLG: 0.336					1-1 SF8		4-2 BB		1-3 K 1B 3B	3	1	1	1	1	1	1											
Luis Lopez, R (1.5) (7.3) OBP: 0.200, SLG: 0.316					0-1 F7		1-1 P3		2-2 F7	4	0	1	0	0	0	4											
Cesar Izturis, S (1.4) OBP: 0.308, SLG: 0.385					0-0 F5		0-1 P3		3-1 1-2 3B 1B	4	1	1	0	0	0	5											
Inning Stats	R: 0 E: 0 K: 2 S: 12	H: 0 LOB: 1 BB: 1 P: 21	R: 0 E: 0 K: 1 S: 14	H: 2 LOB: 2 BB: 0 P: 21	R: 0 E: 0 K: 2 S: 11	H: 0 LOB: 1 BB: 1 P: 21	R: 1 E: 0 K: 0 S: 9	H: 2 LOB: 1 BB: 0 P: 15	R: 0 E: 1 K: 0 S: 13	H: 0 LOB: 1 BB: 0 P: 17	R: 0 E: 0 K: 0 S: 9	H: 0 LOB: 2 BB: 2 P: 20	R: 1 E: 0 K: 1 S: 18	H: 3 LOB: 0 BB: 0 P: 29	R: 2 E: 0 K: 1 S: 13	H: 2 LOB: 1 BB: 0 P: 20	R: 0 E: 0 K: 0 S: 5	H: 1 LOB: 1 BB: 0 P: 11	1B: 7 2B: 2 3B: 1 HR: 0	SF: 1 SAC: 0 DP: 0 HBP: 0	WP: 2 PB: 0 SB: 1 CS: 0	PA: 43					
PITCHER	IP	WLS	BF	H	R	ER	SO	BB	IBB	HBP	BLK	WP	HR	S	P	ERA	WHIP										
Hideo Nomo, R (1.1) ERA: 3.97	6.0		27	4	1	1	1	0	0	0	0	0	0	13	21	13.50	3.000										
Byoye Florio, R (7.1) ERA: 14.73	0.2		4	2	1	1	1	0	0	0	0	0	0	13	21	13.50	3.000										
Sun-Woo Kim, R (7.1) ERA: 9.53	2.1		12	4	2	2	1	0	0	0	0	1	0	23	39	7.71	1.714										

AB	38
R	4
H	10
RBI	4
BB	4
SO	7
LOB	28



Batter	1	2	3	4	5	6	7	8	9	AB	R	H	RBI	BB	SO	LOB	TOP				
Shannon Stewart, R (1, 7) OBP: 0.384, SLG: 0.476	F7		L1-3 BB		G5-3		F9			3	0	0	0	1	0	0					
Cesar Izuris, S (1, 4) OBP: 0.300, SLG: 0.345	G6-3		L1-3		G2-3			G1-6-3 BB		3	0	0	0	1	0	1					
Raul Mondesi, R (1, 9) OBP: 0.376, SLG: 0.516	1B BB		F3		1B			G1-6-3 1-2		3	0	1	0	1	0	1					
Carlos Delgado, L (1, 3) OBP: 0.391, SLG: 0.514	1B			F9	G4-3			G4-3		4	0	1	0	0	0	1					
Tony Fernandez, S (1, 10) OBP: 0.349, SLG: 0.354	L4			G4-3		K		G5-3		4	0	0	0	0	1	2					
José Cruz Jr., S (1, 8) OBP: 0.344, SLG: 0.461		1B		2B		F8		1B		4	1	3	0	0	0	0					
Alex Gonzalez, R (1, 6) OBP: 0.303, SLG: 0.379		1B		1B	2B	G6-3		K		4	1	2	1	0	1	1					
Luis Lopez, R (1, 5) OBP: 0.261, SLG: 0.364		1B		1B	2B		G5-3		P6	3	0	2	1	0	0	0					
Brad Fulmer, L (9, PH) OBP: 0.310, SLG: 0.431		1B		1B	1B					1	0	0	0	0	0	1					
Alberto Castillo, R (1, 2) OBP: 0.308, SLG: 0.338		G4-6-3		FC4-6		K				3	0	0	0	0	1	3					
Inning Stats	R: 0 E: 0 K: 0 S: 12	H: 1 LOB: 2 BB: 1 P: 22	R: 0 E: 0 K: 0 S: 9	H: 3 LOB: 1 BB: 0 P: 15	R: 0 E: 0 K: 0 S: 9	H: 0 LOB: 0 BB: 1 P: 14	R: 2 E: 0 K: 0 S: 16	H: 3 LOB: 1 BB: 0 P: 25	R: 0 E: 0 K: 1 S: 8	H: 0 LOB: 0 BB: 0 P: 12	R: 0 E: 0 K: 1 S: 7	H: 0 LOB: 0 BB: 0 P: 13	R: 0 E: 0 K: 0 S: 7	H: 1 LOB: 1 BB: 0 P: 11	R: 0 E: 0 K: 1 S: 7	H: 1 LOB: 1 BB: 0 P: 11	1B: 7 2B: 3 3B: 0 HR: 0	SF: 0 SAC: 0 DP: 3 HBP: 0	WP: 0 PB: 0 SB: 0 CS: 0	PA: 35	
PITCHER	IP	WLS	BF	H	R	ER	SO	BB	IBB	HBP	BLK	WP	HR	S	P	ERA	WHIP				
Joe Kennedy, L (1, 1) ERA: 4.01	6.0	W	25	8	2	2	1	2	0	0	0	0	0	62	97	3.00	1.667				
Travis Phelps, R (7, 1) ERA: 3.35	3.0	S	10	1	0	0	2	1	0	0	0	0	0	21	41	0.00	0.667				

Toronto Blue Jays @ Tampa Bay Devil Rays
Tropicana Field, St. Petersburg, FL
Tue Jul 03 2001, 7:15 PM EDT
Att: 13,789 - Dome - 72 F

AB 32
R 2
H 9
RBI 2
BB 3
SO 3
LOB 10



Batter	1	2	3	4	5	6	7	8	9	AB	R	H	RBI	BB	SO	LOB	BOTTOM				
Damian Rolls, R (1, 4) OBP: 0.311, SLG: 0.363	G6-3 1B		1B 2B	FC6-4 2B	F7			BB 1B		5	2	3	0	0	0	2					
Steve Cox, L (1, 3) OBP: 0.294, SLG: 0.432	K		2B G6-3	1B 2B		F5		K		5	1	2	2	0	2	2					
Greg Vaughn, R (1, 7) OBP: 0.336, SLG: 0.503	G6-3		1B S	IBB		F7		BB		3	1	1	1	2	0	1					
Fred McGriff, L (1, 10) OBP: 0.392, SLG: 0.533	G3-1		G6-3	G1		K		G5-3		5	0	0	1	0	1	6					
Randy Winn, S (1, 9) OBP: 0.375, SLG: 0.450		G6-3	1B E		F9 1B 2B		K			4	1	2	1	0	1	0					
Russ Johnson, R (1, 5) OBP: 0.365, SLG: 0.402		G5-3 BB	E5 G6-4-3		K		F9			3	0	0	0	1	1	2					
Mike DiFelice, R (1, 2) OBP: 0.250, SLG: 0.296		G5-3	G6-4-3		F9			1B		4	0	1	0	0	0	4					
Andy Sheets, R (1, 6) OBP: 0.273, SLG: 0.287		G1-3		K	S 1B		K			4	1	1	1	0	2	2					
Jason Tyner, L (1, 8) OBP: 0.327, SLG: 0.304			1B BLK 1B	FC6-4 1B	1B			L5		4	1	3	1	0	0	0					
Inning Stats	R: 0 E: 0 K: 1 S: 11	H: 1 LOB: 1 BB: 0 P: 16	R: 0 E: 0 K: 0 S: 7	H: 0 LOB: 1 BB: 1 P: 13	R: 4 E: 1 K: 0 S: 20	H: 5 LOB: 1 BB: 0 P: 29	R: 1 E: 0 K: 1 S: 11	H: 2 LOB: 2 BB: 1 P: 21	R: 2 E: 0 K: 1 S: 13	H: 3 LOB: 1 BB: 0 P: 20	R: 0 E: 0 K: 1 S: 6	H: 0 LOB: 0 BB: 0 P: 9	R: 0 E: 0 K: 2 S: 12	H: 1 LOB: 1 BB: 0 P: 16	R: 0 E: 0 K: 1 S: 11	H: 1 LOB: 2 BB: 1 P: 19	1B: 10 2B: 3 3B: 0 HR: 0	SF: 0 SAC: 0 DP: 1 HBP: 0	WP: 0 PB: 0 SB: 2 CS: 0	PA: 40	
PITCHER	IP	WLS	BF	H	R	ER	SO	BB	IBB	HBP	BLK	WP	HR	S	P	ERA	WHIP				
Chris Michalak, L (1, 1) ERA: 4.18	5.0	L	28	11	7	7	3	1	1	0	1	0	0	62	99	12.60	2.400				
Kelvim Escobar, R (6, 1) ERA: 5.09	3.0		12	2	0	0	4	1	0	0	0	0	0	29	44	0.00	1.000				

Toronto Blue Jays @ Tampa Bay Devil Rays
Tropicana Field, St. Petersburg, FL
Tue Jul 03 2001, 7:15 PM EDT
Att: 13,789 - Dome - 72 F

AB 37
R 7
H 13
RBI 7
BB 3
SO 7
LOB 19



Batter	1	2	3	4	5	6	7	8	9	AB	R	H	RBI	BB	SO	LOB	TOP					
Shannon Stewart, R (1, 7) OBP: 0.384, SLG: 0.475	F7		2B	FC6-4 BB		G1-3	FC4-6			5	1	2	0	0	0	2						
José Cruz Jr., S (1, 8) OBP: 0.348, SLG: 0.465	F7		2B	FC6-4 BB		BB		L4		4	2	2	2	1	0	0						
Raul Mondesi, R (1, 9) OBP: 0.376, SLG: 0.516	K		1B	FC6-4		1B		K		4	2	1	1	1	2	2						
Carlos Delgado, L (1, 3) OBP: 0.395, SLG: 0.515		2B	1B			1B		1B		3	1	2	2	0	0	2						
Jeff Frye, R (7, 5) OBP: 0.295, SLG: 0.256				FC4-6		1B		1B		1	0	1	0	0	0	0						
Brad Fullmer, L (1, 10) OBP: 0.318, SLG: 0.443		2B	1B			1B		1B		5	1	4	1	0	0	0						
Alex Gonzalez, R (1, 6) OBP: 0.298, SLG: 0.373		2B	1B			1B		1B		5	0	0	1	0	1	6						
Darrin Fletcher, L (1, 2) OBP: 0.263, SLG: 0.330		2B	1B			1B		1B		4	0	0	0	1	2	1						
Luis Lopez, R (1, 5) OBP: 0.321, SLG: 0.444		1B				1B		1B		5	1	3	1	0	1	2						
Cesar Izturis, S (1, 4) OBP: 0.257, SLG: 0.294						1B		1B		5	0	0	0	0	0	3						
Inning Stats	R: 0 E: 0 K: 1 S: 10	H: 0 LOB: 0 BB: 0 P: 16	R: 2 E: 0 K: 0 S: 13	H: 2 LOB: 1 BB: 0 P: 18	R: 3 E: 0 K: 1 S: 21	H: 5 LOB: 1 BB: 1 P: 32	R: 0 E: 0 K: 0 S: 9	H: 1 LOB: 2 BB: 1 P: 18	R: 0 E: 0 K: 1 S: 7	H: 0 LOB: 0 BB: 0 P: 11	R: 3 E: 0 K: 1 S: 17	H: 4 LOB: 2 BB: 1 P: 25	R: 0 E: 0 K: 0 S: 6	H: 1 LOB: 1 BB: 0 P: 7	R: 0 E: 0 K: 1 S: 13	H: 2 LOB: 2 BB: 0 P: 13	R: 0 E: 0 K: 1 S: 6	H: 0 LOB: 0 BB: 0 P: 10	1B: 10 2B: 5 3B: 0 HR: 0	SF: 0 SAC: 0 DP: 0 HBP: 1	WP: 0 PB: 0 SB: 0 CS: 0	PA: 45
PITCHER	IP	WLS	BF	H	R	ER	SO	BB	IBB	HBP	BLK	WP	HR	S	P	ERA	WHIP					
Bryan Rekar, R (1, 1) ERA: 5.53	2.2	L	15	7	5	5	1	0	0	1	0	0	0	39	57	16.88	2.625					
Jeff Wallace, L (3, 1) ERA: 2.05	3.0		14	3	2	2	2	2	0	0	0	0	0	29	49	6.00	1.667					
Paul Wilson, R (6, 1) ERA: 7.7	3.1		16	5	1	1	3	1	0	0	0	0	0	34	44	2.70	1.800					

Toronto Blue Jays @ Tampa Bay Devil Rays
Tropicana Field, St. Petersburg, FL
Wed Jul 04 2001, 4:15 PM EDT
Att: 13,119 - Dome - 72 F

AB	41
R	8
H	15
RBI	8
BB	3
SO	6
LOB	18



Batter	1	2	3	4	5	6	7	8	9	AB	R	H	RBI	BB	SO	LOB	BOTTOM					
Jason Tyner, L (1, 8) OBP: 0.324, SLG: 0.311	F7		2B			L7		K		4	0	1	0	0	1	0						
Steve Cox, L (1, 3) OBP: 0.293, SLG: 0.428	G5-3		F8			G4-3		1B		4	0	1	0	0	0	1						
Greg Vaughn, R (1, 7) OBP: 0.338, SLG: 0.502	BB					P3		1B		3	0	1	0	1	0	0						
Fred McGriff, L (1, 10) OBP: 0.387, SLG: 0.525	G4-3					K		F7		4	0	0	0	0	1	4						
Aubrey Huff, L (1, 5) OBP: 0.294, SLG: 0.378		G6-3 BB				G6-4-3		F9		3	0	0	0	1	0	1						
Randy Winn, S (1, 9) OBP: 0.372, SLG: 0.445		G6-3				K		K		4	1	1	0	0	2	1						
Mike DiFelice, R (1, 2) OBP: 0.257, SLG: 0.310		K				F7		1B		4	0	2	1	0	1	0						
Andy Sheets, R (1, 6) OBP: 0.273, SLG: 0.294			G4-3					2B		4	0	1	0	0	0	2						
Damian Rolls, R (1, 4) OBP: 0.305, SLG: 0.356			F7			P4		F9		3	0	0	0	0	0	1						
Inning Stats	R: 0 E: 0 K: 0 S: 7	H: 0 LOB: 1 BB: 1 P: 13	R: 0 E: 0 K: 1 S: 12	H: 0 LOB: 0 BB: 1 P: 20	R: 0 E: 0 K: 0 S: 11	H: 1 LOB: 1 BB: 0 P: 15	R: 0 E: 1 K: 1 S: 5	H: 0 LOB: 0 BB: 0 P: 6	R: 0 E: 0 K: 1 S: 9	H: 1 LOB: 1 BB: 0 P: 12	R: 0 E: 0 K: 0 S: 5	H: 0 LOB: 0 BB: 0 P: 7	R: 1 E: 0 K: 0 S: 13	H: 2 LOB: 1 BB: 0 P: 16	R: 0 E: 0 K: 1 S: 10	H: 2 LOB: 2 BB: 0 P: 14	R: 0 E: 0 K: 1 S: 8	H: 1 LOB: 1 BB: 0 P: 11	1B: 4 2B: 3 3B: 0 HR: 0	SF: 0 SAC: 0 DP: 2 HBP: 0	WP: 0 PB: 0 SB: 0 CS: 0	PA: 35
PITCHER	IP	WLS	BF	H	R	ER	SO	BB	IBB	HBP	BLK	WP	HR	S	P	ERA	WHIP					
Steve Parris, R (1, 1) ERA: 4.47	9.0	W	35	7	1	1	5	2	0	0	0	0	0	80	114	1.00	1.000					

Toronto Blue Jays @ Tampa Bay Devil Rays
Tropicana Field, St. Petersburg, FL
Wed Jul 04 2001, 4:15 PM EDT
Att: 13,119 - Dome - 72 F

AB	33
R	1
H	7
RBI	1
BB	2
SO	5
LOB	10




Batter	1	2	3	4	5	6	7	8	9	AB	R	H	RBI	BB	SO	LOB	TOP					
Shannon Stewart, R OBP: 0.384, SLG: 0.477	F7		HR 1B		3B 2B		L8		G5-3	5	2	2	0	0	0	2						
José Cruz Jr., S OBP: 0.353, SLG: 0.491	K		HR		1B 3B				K	5	2	3	4	0	2	1						
Raul Mondesi, R OBP: 0.374, SLG: 0.511	K		K		1B		K		K	5	0	1	1	0	4	2						
Carlos Delgado, L OBP: 0.394, SLG: 0.510		F8		K	K					3	0	0	0	1	2	1						
Brad Fullmer, L OBP: 0.314, SLG: 0.438		F9		K			F7	F7		4	0	0	0	0	1	2						
Alex Gonzalez, R OBP: 0.298, SLG: 0.372		1B		K			F9			4	0	1	0	0	2	0						
Darrin Fletcher, L OBP: 0.299, SLG: 0.325		K			K	L7		P4		4	0	0	0	0	2	1						
Luis Lopez, R OBP: 0.375, SLG: 0.613			1B SH2-3 1B		HR		SH 2B	F7		4	2	3	1	0	0	0						
Cesar Izturis, S OBP: 0.270, SLG: 0.306			SH2-3		G4-3		SH 2B		S 1B	2	1	1	0	0	0	0						
Inning Stats	R: 0 E: 0 K: 2 S: 8	H: 0 LOB: 0 BB: 0 P: 10	R: 0 E: 0 K: 1 S: 10	H: 1 LOB: 1 BB: 0 P: 14	R: 2 E: 0 K: 1 S: 12	H: 3 LOB: 0 BB: 0 P: 19	R: 0 E: 0 K: 3 S: 9	H: 0 LOB: 0 BB: 0 P: 13	R: 3 E: 0 K: 2 S: 16	H: 4 LOB: 1 BB: 0 P: 20	R: 0 E: 0 K: 0 S: 4	H: 0 LOB: 0 BB: 0 P: 5	R: 2 E: 1 K: 1 S: 17	H: 2 LOB: 2 BB: 1 P: 25	R: 0 E: 0 K: 1 S: 8	H: 0 LOB: 0 BB: 0 P: 11	R: 0 E: 0 K: 12 S: 12	H: 1 LOB: 1 BB: 0 P: 18	1B: 5 2B: 3 3B: 1 HR: 2	SF: 0 SAC: 2 DP: 0 HBP: 0	WP: 0 PB: 0 SB: 1 CS: 1	PA: 39
PITCHER	IP	WLS	BF	H	R	ER	SO	BB	IBB	HBP	BLK	WP	HR	S	P	ERA	WHIP					
Ryan Rupe, R ERA: 7.18	6.0	L	25	8	5	5	9	0	0	0	0	0	2	59	81	7.50	1.333					
Jesus Colome, R ERA: 3.33	0.2		6	2	2	2	1	0	1	0	0	0	0	14	21	27.00	3.000					
Doug Creek, L ERA: 3.76	1.1		4	0	0	0	1	0	0	0	0	0	0	11	15	0.00	0.000					
Victor Zambrano, R ERA: 6.35	1.0		4	1	0	0	2	0	0	0	0	0	0	12	18	0.00	1.000					

Toronto Blue Jays @ Tampa Bay Devil Rays
Tropicana Field, St. Petersburg, FL
Thu Jul 05 2001, 7:15 PM EDT
Att: 10,706 - Dome - 72 F

livebaseballscorecards.com

AB 36
R 7
H 11
RBI 6
BB 1
SO 13
LOB 9




Batter	1	2	3	4	5	6	7	8	9	AB	R	H	RBI	BB	SO	LOB	BOTTOM					
Jason Tyner, L OBP: 0.328, SLG: 0.324	FC1-6 2B		K S		1B 1B		G6-3		G1-3	5	0	2	0	0	1	2						
Steve Cox, L OBP: 0.290, SLG: 0.420	FC1-6-5 2-3		G6-3		1B 1B				F7	5	0	1	2	0	1	4						
Greg Vaughn, R OBP: 0.334, SLG: 0.495	P3			K	F7				K	4	0	0	0	0	2	3						
Fred McGriff, L OBP: 0.385, SLG: 0.532	F7			G4-3			K		HR	4	1	1	1	0	1	1						
Aubrey Huff, L OBP: 0.289, SLG: 0.371		F7		G6-3			L4		G6-3	4	0	0	0	0	0	0						
Randy Winn, S OBP: 0.380, SLG: 0.452		G5-3			FC6-4 1B		FC5-4 1B		FC5 1B	4	0	3	0	0	0	0						
Brent Abernathy, R OBP: 0.405, SLG: 0.500		F9			FC6-4 1B 1B		FC5-4 1B		FC5 2B 1B	4	2	1	0	0	0	2						
Mike DiFelice, R OBP: 0.257, SLG: 0.308			K		1B 1B				FC5 2B	4	1	1	0	0	1	2						
Andy Sheets, R OBP: 0.267, SLG: 0.287					1B 1B					3	0	0	0	0	2	2						
Russ Johnson, R OBP: 0.368, SLG: 0.412			P3		K					1	0	1	1	0	0	0						
Inning Stats	R: 0 E: 0 K: 0 S: 6	H: 1 LOB: 1 BB: 0 P: 9	R: 0 E: 0 K: 0 S: 5	H: 0 LOB: 0 BB: 0 P: 8	R: 0 E: 0 K: 2 S: 15	H: 0 LOB: 0 BB: 0 P: 19	R: 0 E: 0 K: 1 S: 9	H: 0 LOB: 0 BB: 0 P: 13	R: 2 E: 0 K: 1 S: 16	H: 4 LOB: 2 BB: 0 P: 22	R: 0 E: 0 K: 1 S: 8	H: 1 LOB: 1 BB: 0 P: 11	R: 0 E: 0 K: 1 S: 5	H: 0 LOB: 0 BB: 0 P: 7	R: 1 E: 0 K: 2 S: 13	H: 1 LOB: 0 BB: 0 P: 18	R: 1 E: 0 K: 0 S: 12	H: 3 LOB: 2 BB: 0 P: 20	1B: 7 2B: 2 3B: 0 HR: 1	SF: 0 SAC: 0 DP: 0 HBP: 0	WP: 1 PB: 0 SB: 1 CS: 0	PA: 38
PITCHER	IP	WLS	BF	H	R	ER	SO	BB	IBB	HBP	BLK	WP	HR	S	P	ERA	WHIP					
Joey Hamilton, R ERA: 5.51	5.0	W	21	5	2	2	4	0	0	0	0	0	0	51	71	3.60	1.000					
Bob Fife, R ERA: 1.34	2.0	H	7	1	0	0	2	0	0	0	0	0	0	13	18	0.00	0.500					
Dan Plesac, L ERA: 4.3	1.0		4	1	1	1	2	0	0	0	0	0	1	13	18	9.00	1.000					
Paul Quantrill, R ERA: 2.09	0.1		3	2	1	1	0	0	0	0	0	0	0	7	13	27.00	6.000					
Billy Koch, R ERA: 4.25	0.2	S	3	1	0	0	0	0	0	0	0	0	0	5	7	0.00	1.500					

Toronto Blue Jays @ Tampa Bay Devil Rays
Tropicana Field, St. Petersburg, FL
Thu Jul 05 2001, 7:15 PM EDT
Att: 10,706 - Dome - 72 F

livebaseballscorecards.com

AB 38
R 4
H 10
RBI 4
BB 0
SO 8
LOB 16



Batter	1	2	3	4	5	6	7	8	9	AB	R	H	RBI	BB	SO	LOB	TOP										
Peter Bergeron, L (1, 8) OBP: 0.304, SLG: 0.279	2-2 G5-4-3 1B		3-2 WP 2B 1B		0-3 K		1-2 2B 1B	0-3 K		5	2	3	0	0	2	0											
Jose Vidro, S (1, 4) OBP: 0.387, SLG: 0.514	1-1 G5-4-3 1-2		2-0 1-H 2-H 2B		3-1 1B HBP		1-2 2B 1B	4-1 FC5-4 BB		3	1	2	2	1	0	1											
Vladimir Guerrero, R (1, 9) OBP: 0.390, SLG: 0.622	0-0 HR		0-0 F8		0-2 1-2 1B		0-1 L5	0-1 FC5-4 2B		5	2	2	1	0	0	5											
Lee Stevens, L (1, 3) OBP: 0.313, SLG: 0.429	2-3 K		4-0 IBB		1-3 K		1-1 2B	4-0 2B G4-3 IBB		3	1	1	3	2	2	2											
Orlando Cabrera, R (1, 6) OBP: 0.297, SLG: 0.361		2-2 F9	1-0 G4-3			1-2 G1-3		2-0 G4-3 2B		5	0	1	1	0	0	3											
Rob Ducey, L (1, 10) OBP: 0.350, SLG: 0.391		3-1 F9		2-3 K		1-3 K		2-0 G4-3		5	0	0	1	0	2	2											
Mark Smith, R (1, 7) OBP: 0.349, SLG: 0.417		3-1 F7		2-2 G6-3		1-0 HR		3-2 SH3-4 SF9 2B		5	2	2	1	0	1	1											
Michael Barrett, R (1, 2) OBP: 0.284, SLG: 0.351			2-2 WP 2B 1B	2-2 G5-3		1-3 K		0-0 SH3-4		3	1	1	0	0	1	0											
Geoff Blum, S (1, 5) OBP: 0.335, SLG: 0.372			2-0 F5		1-3 K		2-0 1B 2B HBP	2-2 SF9		2	1	0	1	0	1	1											
Inning Stats	R: 1 E: 0 K: 1 S: 11	H: 2 LOB: 0 BB: 0 P: 16	R: 0 E: 0 K: 0 S: 8	H: 0 LOB: 0 BB: 0 P: 16	R: 2 E: 0 K: 0 S: 11	H: 3 LOB: 2 BB: 1 P: 25	R: 0 E: 0 K: 1 S: 9	H: 0 LOB: 0 BB: 0 P: 15	R: 0 E: 0 K: 3 S: 14	H: 1 LOB: 2 BB: 0 P: 19	R: 1 E: 0 K: 2 S: 11	H: 1 LOB: 1 BB: 0 P: 15	R: 3 E: 0 K: 0 S: 17	H: 3 LOB: 1 BB: 0 P: 27	R: 1 E: 0 K: 1 S: 10	H: 1 LOB: 0 BB: 0 P: 15	R: 2 E: 0 K: 1 S: 8	H: 1 LOB: 1 BB: 2 P: 22	1B: 6 2B: 4 3B: 0 HR: 2	SF: 1 SAC: 1 DP: 1 HBP: 2	WP: 1 PB: 0 SB: 1 CS: 0	PA: 43					
PITCHER	IP	WLS	BF	H	R	ER	SO	BB	IBB	HBP	BLK	WP	HR	S	P	ERA	WHIP										
Chris Carpenter, R (1, 1) ERA: 3.99	6.0	0.1	H	1	0	0	0	0	0	0	0	0	0	2	2	0.00	0.000										
Kelvin Escobar, R (7, 1) ERA: 5.02	0.0	B	1	1	0	0	0	0	0	0	0	0	0	2	3	∞	∞										
Pedro Borbon, L (7, 1) ERA: 3.45	1.2	L	6	1	1	1	1	0	0	0	0	0	0	17	27	5.40	0.600										
Paul Quantrill, R (7, 1) ERA: 2.2	1.0		6	1	2	2	1	1	1	0	0	0	0	8	22	18.00	2.000										
Bob Fife, R (9, 1) ERA: 1.74			6	1	2	2	1	1	1	0	0	0	0	8	22	18.00	2.000										

Montreal Expos @ Toronto Blue Jays
SkyDome, Toronto, ON
Fri Jul 06 2001, 7:05 PM EDT
Att: 20,074 - Sunny - 79 F

AB 36
R 10
H 12
RBI 10
BB 3
SO 9
LOB 15



Batter	1	2	3	4	5	6	7	8	9	AB	R	H	RBI	BB	SO	LOB	BOTTOM										
Shannon Stewart, R (1, 7) OBP: 0.385, SLG: 0.479	2-2 HBP SF7 2B	1-0 G5-3			1-3 K2-3	1-1 G3		0-2 CS 1B		5	1	2	0	0	1	1											
José Cruz Jr., S (1, 8) OBP: 0.357, SLG: 0.506	4-2 FC5 HBP BB		2-2 G3-1		0-1 WP HR 2B	2-1 HR		2-2 G6-3		4	2	2	1	1	0	1											
Raul Mondesi, R (1, 9) OBP: 0.372, SLG: 0.505	1-3 K		1-2 G6-3		4-2 2-3 HR BB	1-2 G5-3		2-2 F7		4	1	0	0	1	1	2											
Carlos Delgado, L (1, 3) OBP: 0.396, SLG: 0.518	1-0 FC5 HBP		2-1 HR		4-0 1-2 HR IBB		1-1 G4-3		2-3 K	3	2	1	1	1	1	0											
Brad Fullmer, L (1, 10) OBP: 0.315, SLG: 0.448	1-0 SF7		1-1 1B		1-1 HR		1-0 G3-1		2-3 K	4	1	2	5	0	1	0											
Alex Gonzalez, R (1, 6) OBP: 0.297, SLG: 0.369	0-0 FC5		1-0 F8		1-2 G6-3		4-1 BB			3	0	0	0	1	0	3											
Darrin Fletcher, L (1, 2) OBP: 0.255, SLG: 0.319		2-1 F7		3-1 L7	2-1 E3		1-0 G4-3			4	0	0	0	0	0	1											
Luis Lopez, R (1, 5) OBP: 0.361, SLG: 0.571		1-2 1B		3-1 G5-3	1-1 G1-3		3-3 K2-3			4	0	1	0	0	1	1											
Cesar Izturis, S (1, 4) OBP: 0.250, SLG: 0.282		1-0 1B		1-1 F9		1-1 P6		0-2 F9		3	0	0	0	0	0	1											
Tony Fernandez, S (8, PH) ERA: 2.4		FC4-3-6								1	0	0	0	0	0	0											
Jeff Frye, R (9, 4) OBP: 0.285, SLG: 0.256										0	0	0	0	0	0	0											
Inning Stats	R: 1 E: 0 K: 1 S: 10	H: 1 LOB: 2 BB: 1 P: 19	R: 0 E: 0 K: 0 S: 7	H: 1 LOB: 1 BB: 0 P: 12	R: 1 E: 0 K: 0 S: 11	H: 2 LOB: 1 BB: 0 P: 18	R: 0 E: 0 K: 0 S: 6	H: 0 LOB: 0 BB: 0 P: 13	R: 4 E: 1 K: 1 S: 16	H: 2 LOB: 1 BB: 2 P: 30	R: 1 E: 0 K: 0 S: 9	H: 1 LOB: 0 BB: 0 P: 14	R: 0 E: 0 K: 0 S: 5	H: 0 LOB: 1 BB: 1 P: 12	R: 0 E: 0 K: 1 S: 12	H: 1 LOB: 1 BB: 0 P: 17	R: 0 E: 0 K: 2 S: 9	H: 0 LOB: 0 BB: 0 P: 15	1B: 3 2B: 2 3B: 0 HR: 3	SF: 1 SAC: 0 DP: 0 HBP: 1	WP: 1 PB: 0 SB: 2 CS: 1	PA: 41					
PITCHER	IP	WLS	BF	H	R	ER	SO	BB	IBB	HBP	BLK	WP	HR	S	P	ERA	WHIP										
Mike Thurman, R (1, 1) ERA: 5.68	6.0	W	8	1	0	0	1	1	0	0	0	0	0	17	29	0.00	1.000										
Graeme Lloyd, L (7, 1) ERA: 2.4	2.0	S	3	0	0	0	2	0	0	0	0	0	0	9	15	0.00	0.000										
Ugueth Urbina, R (9, 1) ERA: 3.72			3	0	0	0	2	0	0	0	0	0	0	9	15	0.00	0.000										

Montreal Expos @ Toronto Blue Jays
SkyDome, Toronto, ON
Fri Jul 06 2001, 7:05 PM EDT
Att: 20,074 - Sunny - 79 F

AB 35
R 7
H 8
RBI 7
BB 4
SO 5
LOB 10



Batter	1	2	3	4	5	6	7	8	9	10	11	AB	R	H	RBI	BB	SO	LOB	TOP																
Peter Bergeron, L OBP: 0.321, SLG: 0.299												6	2	4	1	0	2	4																	
Jose Vidro, S OBP: 0.366, SLG: 0.521												6	1	2	3	0	0	4																	
Vladimir Guerrero, R OBP: 0.369, SLG: 0.618												5	0	1	0	1	0	4																	
Lee Stevens, L OBP: 0.316, SLG: 0.438												5	1	2	2	1	2	1																	
Orlando Cabrera, R OBP: 0.290, SLG: 0.399												5	0	1	0	0	2	3																	
Rob Ducey, L OBP: 0.345, SLG: 0.382												4	1	1	0	0	2	1																	
Mike Mordecai, R OBP: 0.292, SLG: 0.358												1	0	0	0	0	0	0																	
Mark Smith, R OBP: 0.364, SLG: 0.442												5	2	3	0	0	1	0																	
Ryan Minor, R OBP: 0.293, SLG: 0.300												0	0	0	0	0	0	0																	
Michael Barrett, R OBP: 0.286, SLG: 0.355												5	0	2	2	0	1	1																	
Geoff Blum, S OBP: 0.340, SLG: 0.371												3	1	1	0	1	1	2																	
Inning Stats	R: 1 E: 0 K: 0 S: 11	H: 3 LOB: 1 BB: 0 P: 16	R: 0 E: 0 K: 3 S: 10	H: 0 LOB: 0 BB: 0 P: 15	R: 0 E: 0 K: 1 S: 9	H: 1 LOB: 0 BB: 0 P: 11	R: 0 E: 0 K: 2 S: 10	H: 0 LOB: 0 BB: 0 P: 13	R: 2 E: 0 K: 1 S: 15	H: 4 LOB: 2 BB: 0 P: 18	R: 0 E: 0 K: 3 S: 10	H: 0 LOB: 0 BB: 0 P: 17	R: 1 E: 0 K: 0 S: 13	H: 3 LOB: 1 BB: 0 P: 20	R: 1 E: 0 K: 0 S: 10	H: 2 LOB: 0 BB: 0 P: 13	R: 3 E: 0 K: 0 S: 16	H: 3 LOB: 2 BB: 1 P: 26	R: 0 E: 0 K: 1 S: 9	H: 1 LOB: 2 BB: 1 P: 17	R: 0 E: 0 K: 0 S: 6	H: 0 LOB: 0 BB: 1 P: 13	1B: 12 2B: 4 3B: 0 HR: 2	SF: 0 SAC: 0 DP: 3 HBP: 1	WP: 1 PB: 0 SB: 2 CS: 1	PA: 49									
32 Roy Halladay, R ERA: 9.72	IP: 6.0	WLS: 24	BF: 8	H: 6	R: 3	ER: 3	SO: 10	BB: 0	IBB: 0	HBP: 0	BLK: 0	WP: 0	HR: 0	S: 13	P: 20	ERA: 9.00	WHIP: 3.000																		
Esteban Loaiza, R ERA: 5.6	IP: 1.0	WLS: 4	BF: 2	H: 1	R: 1	ER: 1	SO: 0	BB: 0	IBB: 0	HBP: 0	BLK: 0	WP: 0	HR: 0	S: 10	P: 13	ERA: 9.00	WHIP: 2.000																		
Kelvin Escobar, R ERA: 5.11	IP: 1.0	WLS: 8	BF: 3	H: 2	R: 3	ER: 3	SO: 1	BB: 0	IBB: 1	HBP: 0	BLK: 0	WP: 1	HR: 1	S: 16	P: 26	ERA: 27.00	WHIP: 3.000																		
Billy Koch, R ERA: 4.86	IP: 2.0	WLS: 8	BF: 1	H: 0	R: 0	ER: 0	SO: 1	BB: 1	IBB: 0	HBP: 0	BLK: 0	WP: 0	HR: 0	S: 15	P: 30	ERA: 0.00	WHIP: 1.000																		
Dan Plesac, L ERA: 3.96																																			

Montreal Expos @ Toronto Blue Jays
 SkyDome, Toronto, ON
 Sat Jul 07 2001, 4:05 PM EDT
 Att: 23,976 - Dome - 72 F

livebaseballscorecards.com

AB 45
 R 8
 H 17
 RBI 8
 BB 3
 SO 11
 LOB 20

Batter	1	2	3	4	5	6	7	8	9	10	11	AB	R	H	RBI	BB	SO	LOB	BOTTOM															
Shannon Stewart, R OBP: 0.382, SLG: 0.475												5	1	1	0	0	0	0																
Brian Simmons, S OBP: 0.257, SLG: 0.305												5	1	2	1	1	0	0																
Raul Mondesi, R OBP: 0.374, SLG: 0.509												4	1	0	0	1	0	1																
Carlos Delgado, L OBP: 0.395, SLG: 0.511												4	1	0	0	1	0	1																
Brad Fullmer, L OBP: 0.322, SLG: 0.454												5	0	3	0	1	1	3																
Alex Gonzalez, R OBP: 0.296, SLG: 0.372												5	1	1	0	0	1	4																
Tony Fernandez, S OBP: 0.352, SLG: 0.358												1	0	1	1	0	0	0																
Luis Lopez, R OBP: 0.415, SLG: 0.579												3	1	2	2	2	0	1																
Jeff Frye, R OBP: 0.265, SLG: 0.256												0	0	0	0	0	0	0																
Alberto Castillo, R OBP: 0.293, SLG: 0.320												4	0	0	0	0	1	5																
Cesar Izturis, S OBP: 0.289, SLG: 0.386												5	3	3	2	0	0	1																
Inning Stats	R: 0 E: 0 K: 0 S: 7	H: 1 LOB: 0 BB: 0 P: 10	R: 1 E: 1 K: 1 S: 10	H: 1 LOB: 1 BB: 0 P: 11	R: 0 E: 0 K: 0 S: 6	H: 0 LOB: 0 BB: 0 P: 8	R: 0 E: 0 K: 0 S: 9	H: 1 LOB: 1 BB: 0 P: 12	R: 2 E: 0 K: 0 S: 11	H: 4 LOB: 3 BB: 1 P: 18	R: 4 E: 0 K: 0 S: 15	H: 4 LOB: 1 BB: 1 P: 26	R: 0 E: 0 K: 0 S: 11	H: 1 LOB: 1 BB: 0 P: 17	R: 1 E: 0 K: 0 S: 13	H: 1 LOB: 0 BB: 0 P: 16	R: 0 E: 0 K: 0 S: 14	H: 0 LOB: 0 BB: 0 P: 20	R: 0 E: 0 K: 1 S: 8	H: 0 LOB: 1 BB: 1 P: 19	R: 1 E: 0 K: 0 S: 7	H: 2 LOB: 3 BB: 2 P: 18	1B: 11 2B: 1 3B: 2 HR: 1	SF: 0 SAC: 1 DP: 2 HBP: 1	WP: 2 PB: 0 SB: 6 CS: 0	PA: 51								
PITCHER	IP: 4.2	WLS: 21	BF: 7	H: 0	R: 3	ER: 2	SO: 1	BB: 1	IBB: 0	HBP: 0	BLK: 0	WP: 2	HR: 0	S: 41	P: 56	ERA: 3.86	WHIP: 1.714																	
Scott Stewart, L ERA: 5.04	IP: 0.1	WLS: 2	BF: 0	H: 0	R: 0	ER: 0	SO: 0	BB: 0	IBB: 0	HBP: 0	BLK: 0	WP: 0	HR: 0	S: 2	P: 3	ERA: 0.00	WHIP: 0.000																	
Guillermo Mota, R ERA: 4.43	IP: 0.2	WLS: 4	BF: 4	H: 4	R: 4	ER: 4	SO: 0	BB: 1	IBB: 0	HBP: 0	BLK: 0	WP: 0	HR: 0	S: 13	P: 23	ERA: 54.00	WHIP: 7.500																	
Bob Scanlan, R ERA: 6.85	IP: 2.1	WLS: 9	BF: 2	H: 1	R: 1	ER: 1	SO: 0	BB: 1	IBB: 0	HBP: 0	BLK: 0	WP: 0	HR: 0	S: 26	P: 36	ERA: 3.86	WHIP: 1.286																	
Graeme Lloyd, L ERA: 2.34	IP: 1.0	WLS: 3	BF: 0	H: 0	R: 0	ER: 0	SO: 1	BB: 0	IBB: 0	HBP: 0	BLK: 0	WP: 0	HR: 0	S: 14	P: 20	ERA: 0.00	WHIP: 0.000																	
PITCHER	IP: 1.1	WLS: 9	BF: 2	H: 1	R: 1	ER: 1	SO: 1	BB: 1	IBB: 2	HBP: 0	BLK: 0	WP: 0	HR: 0	S: 15	P: 37	ERA: 6.75	WHIP: 2.250																	

Montreal Expos @ Toronto Blue Jays
 SkyDome, Toronto, ON
 Sat Jul 07 2001, 4:05 PM EDT
 Att: 23,976 - Dome - 72 F

livebaseballscorecards.com

AB 43
 R 9
 H 15
 RBI 7
 BB 6
 SO 3
 LOB 17


Batter	1	2	3	4	5	6	7	8	9	AB	R	H	RBI	BB	SO	LOB	TOP					
Peter Bergeron, L (1, 8) OBP: 0.319, SLG: 0.298										4	0	1	0	0	1	3	Montreal Expos @ Toronto Blue Jays SkyDome, Toronto, ON Sun Jul 08 2001, 1:05 PM EDT Att: 31,012 - Sunny - 83 F					
Jose Vidro, S (1, 4) OBP: 0.386, SLG: 0.522										5	0	2	0	0	0	3						
Vladimir Guerrero, R (1, 9) OBP: 0.393, SLG: 0.621										2	0	1	0	2	0	1						
Orlando Cabrera, R (1, 6) OBP: 0.298, SLG: 0.370										4	1	2	1	0	0	4						
Lee Stevens, L (1, 3) OBP: 0.316, SLG: 0.436										4	1	1	0	0	2	1						
Mark Smith, R (1, 7) OBP: 0.359, SLG: 0.432										4	0	1	0	0	0	1						
Randy Knorr, R (1, 2) OBP: 0.348, SLG: 0.450										4	0	0	0	0	0	3						
Ryan Minor, R (1, 10) OBP: 0.311, SLG: 0.308										2	1	1	0	1	1	0						
Rob Ducey, L (9, PH) OBP: 0.341, SLG: 0.377										1	0	0	0	0	0	0						
Mike Mordecai, R (1, 5) OBP: 0.313, SLG: 0.390										3	0	3	2	1	0	0						
Inning Stats	R: 0 E: 0 K: 1 S: 10	H: 1 LOB: 1 BB: 1 P: 20	R: 0 E: 0 K: 1 S: 5	H: 0 LOB: 0 BB: 0 P: 9	R: 1 E: 0 K: 0 S: 13	H: 2 LOB: 2 BB: 1 P: 29	R: 1 E: 0 K: 0 S: 9	H: 3 LOB: 2 BB: 1 P: 22	R: 1 E: 0 K: 0 S: 11	H: 2 LOB: 0 BB: 0 P: 20	R: 0 E: 0 K: 1 S: 7	H: 0 LOB: 0 BB: 0 P: 12	R: 0 E: 0 K: 0 S: 5	H: 1 LOB: 1 BB: 1 P: 11	R: 0 E: 0 K: 1 S: 8	H: 1 LOB: 1 BB: 0 P: 13	R: 0 E: 0 K: 0 S: 8	H: 2 LOB: 1 BB: 0 P: 12	1B: 7 2B: 4 3B: 0 HR: 1	SF: 0 SAC: 1 DP: 3 HBP: 0	WP: 0 PB: 0 SB: 0 CS: 0	PA: 39
PITCHER	IP WLS BF H R ER SO BB IBB HBP BLK WP HR S P ERA WHIP																					
Chris Michalak, L (1, 1) ERA: 4.25	5.0 W 23 8 3 3 2 2 1 0 0 0 0 1 48 100 5.40 2.000																					
Kelvin Escobar, R (6, 1) ERA: 4.59	2.0 H 8 2 0 0 1 1 0 0 0 0 0 0 13 25 0.00 1.500																					
Dan Plesac, L (8, 1) ERA: 3.91	0.1 H 1 0 0 0 1 0 0 0 0 0 0 0 3 3 0.00 0.000																					
Paul Quantrill, R (8, 1) ERA: 2.13	1.2 S 6 2 0 0 0 0 0 0 0 0 0 0 12 20 0.00 1.200																					

Batter	1	2	3	4	5	6	7	8	9	AB	R	H	RBI	BB	SO	LOB	BOTTOM					
Shannon Stewart, R (1, 7) OBP: 0.383, SLG: 0.477										5	2	2	0	0	1	3	Montreal Expos @ Toronto Blue Jays SkyDome, Toronto, ON Sun Jul 08 2001, 1:05 PM EDT Att: 31,012 - Sunny - 83 F					
Jose Cruz Jr., S (1, 8) OBP: 0.358, SLG: 0.500										4	0	1	1	0	0	2						
Raul Mondesi, R (1, 9) OBP: 0.377, SLG: 0.509										4	1	2	3	1	0	0						
Carlos Delgado, L (1, 3) OBP: 0.401, SLG: 0.523										3	1	2	2	2	0	2						
Brad Fullmer, L (1, 10) OBP: 0.318, SLG: 0.449										3	0	0	1	0	2	3						
Alex Gonzalez, R (1, 6) OBP: 0.296, SLG: 0.371										4	1	1	0	0	2	1						
Darrin Fletcher, L (1, 2) OBP: 0.251, SLG: 0.315										3	0	0	1	0	2	0						
Luis Lopez, R (1, 5) OBP: 0.422, SLG: 0.561										3	2	1	0	1	0	0						
Cesar Izturis, S (1, 4) OBP: 0.327, SLG: 0.479										4	2	3	1	0	0	0						
Inning Stats	R: 1 E: 0 K: 1 S: 13	H: 1 LOB: 1 BB: 1 P: 23	R: 0 E: 0 K: 2 S: 8	H: 0 LOB: 0 BB: 0 P: 10	R: 3 E: 0 K: 0 S: 18	H: 4 LOB: 1 BB: 0 P: 28	R: 0 E: 0 K: 0 S: 6	H: 0 LOB: 0 BB: 0 P: 11	R: 0 E: 0 K: 2 S: 11	H: 0 LOB: 2 BB: 2 P: 22	R: 1 E: 0 K: 2 S: 12	H: 2 LOB: 1 BB: 0 P: 16	R: 1 E: 0 K: 0 S: 8	H: 1 LOB: 0 BB: 0 P: 13	R: 3 E: 1 K: 0 S: 25	H: 4 LOB: 2 BB: 1 P: 41		R: 0 E: 0 K: 0 S: 8	H: 1 LOB: 1 BB: 1 P: 41	1B: 8 2B: 2 3B: 1 HR: 1	SF: 2 SAC: 1 DP: 0 HBP: 0	WP: 0 PB: 0 SB: 0 CS: 0
PITCHER	IP WLS BF H R ER SO BB IBB HBP BLK WP HR S P ERA WHIP																					
Tony Armas, R (1, 1) ERA: 3.91	6.0 L 28 7 5 5 7 3 0 0 0 0 0 0 1 8 13 9.00 1.667																					
Scott Stewart, L (7, 1) ERA: 5.19	1.0 4 1 1 1 0 0 0 0 0 0 0 0 1 8 13 9.00 1.000																					
Darwin Cubillan, R (8, 1) ERA: 4.85	0.2 6 3 3 3 0 1 0 0 0 0 0 0 21 35 40.50 6.000																					
Guillermo Mota, R (8, 1) ERA: 4.39	0.1 2 1 0 0 0 0 0 0 0 0 0 0 4 6 0.00 3.000																					

Batter	1	2	3	4	5	6	7	8	9	AB	R	H	RBI	BB	SO	LOB	TOP										
Shannon Stewart, R OBP: 0.377, SLG: 0.472 Billy Koch, R (9.1)	G4-3	L4				G6-3			F9	5	0	1	0	0	0	2											
José Cruz Jr., S OBP: 0.352, SLG: 0.497	K		F8	G4-3			K		L3	5	0	0	0	0	2	1											
Raul Mondesi, R OBP: 0.369, SLG: 0.494	F8		F8				K		F7	5	0	1	0	0	1	0											
Carlos Delgado, L OBP: 0.408, SLG: 0.521		G5-4-3 1B BB	F8				K			3	2	1	0	1	2	1											
Luis Lopez, R OBP: 0.397, SLG: 0.491		G5-4-3 1B	F8				K		F8	3	1	2	0	1	0	1											
Alex Gonzalez, R OBP: 0.293, SLG: 0.374	G5-4-3								G6-3	4	0	2	2	0	0	2											
Darrin Fletcher, L OBP: 0.251, SLG: 0.310									F7	3	1	0	0	0	0	3											
Cesar Izturis, S OBP: 0.317, SLG: 0.475										4	0	2	1	0	1	0											
Joey Hamilton, R Pedro Borbon, R Kelvin Escobar, R Tony Fernandez, S Paul Quantrill, L Dan Plesac, L Chris Latham, S										3	0	1	1	0	1	0											
Inning Stats	R: 0 E: 0 K: 1 S: 9	H: 0 LOB: 0 BB: 0 P: 15	R: 2 E: 0 K: 0 S: 18	H: 3 LOB: 2 BB: 1 P: 31	R: 2 E: 0 K: 0 S: 11	H: 2 LOB: 1 BB: 1 P: 20	R: 0 E: 0 K: 2 S: 11	H: 1 LOB: 1 BB: 0 P: 16	R: 0 E: 0 K: 2 S: 13	H: 2 LOB: 2 BB: 0 P: 20	R: 0 E: 0 K: 0 S: 7	H: 0 LOB: 0 BB: 0 P: 12	R: 0 E: 0 K: 2 S: 16	H: 1 LOB: 1 BB: 0 P: 20	R: 0 E: 0 K: 0 S: 10	H: 1 LOB: 1 BB: 0 P: 12	R: 0 E: 0 K: 0 S: 9	H: 0 LOB: 0 BB: 0 P: 15	1B: 5 2B: 3 3B: 2 HR: 0	SF: 0 SAC: 0 DP: 1 HBP: 1	WP: 0 PB: 0 SB: 1 CS: 0	PA: 39					
PITCHER	IP	WLS	BF	H	R	ER	SO	BB	IBB	HBP	BLK	WP	HR	S	P	ERA	WHIP										
Nelson Figueroa, R ERA: 3.04	4.2	L	24	8	4	4	5	2	0	1	0	0	0	60	99	7.71	2.143										
Ed Vosberg, L ERA: 4.15	1.1		4	0	0	0	0	0	0	0	0	0	0	9	15	0.00	0.000										
Amaury Telemaco, R ERA: 5.32	1.0		4	1	0	0	2	0	0	0	0	0	0	16	20	0.00	1.000										
Jose Santiago, R ERA: 5.77	2.0		7	1	0	0	0	0	0	0	0	0	0	19	27	0.00	0.500										

Toronto Blue Jays @ Philadelphia Phillies
Veterans Stadium, Philadelphia, PA
Sat Jul 14 2001, 4:05 PM EDT
Att: 22,418 - Cloudy - 77 F


AB 36
R 4
H 10
RBI 4
BB 2
SO 7
LOB 11



Batter	1	2	3	4	5	6	7	8	9	AB	R	H	RBI	BB	SO	LOB	BOTTOM										
Doug Glanville, R OBP: 0.301, SLG: 0.417	11 1B SF9		G4-3			11 WP 2B			F9	4	1	2	0	0	0	0											
11 Jimmy Rollins, S OBP: 0.309, SLG: 0.418			P3			S BB			G6-3	3	0	1	0	1	0	0											
Bobby Abreu, L OBP: 0.394, SLG: 0.528	L5									4	1	1	1	0	1	4											
Scott Rolen, R OBP: 0.365, SLG: 0.436	SF9									2	0	1	1	1	1	0											
Travis Lee, L OBP: 0.359, SLG: 0.476	G4-3									4	0	0	0	0	0	5											
Pat Burrell, R OBP: 0.360, SLG: 0.434		F8							G6-3	4	0	0	0	0	0	0											
Marlon Anderson, L OBP: 0.309, SLG: 0.409		F5							F7	3	0	1	0	1	0	0											
Johnny Estrada, S OBP: 0.293, SLG: 0.374		L1							P5	4	0	0	0	0	0	2											
Nelson Figueroa, R Ed Vosberg, L Brian Hunter, R Amaury Telemaco, R Eric Valente, L Jose Santiago, R										1	0	0	0	0	0	0											
Inning Stats	R: 1 E: 0 K: 0 S: 11	H: 2 LOB: 1 BB: 0 P: 16	R: 0 E: 0 K: 0 S: 9	H: 0 LOB: 0 BB: 0 P: 14	R: 0 E: 0 K: 0 S: 9	H: 0 LOB: 0 BB: 0 P: 12	R: 0 E: 0 K: 1 S: 12	H: 0 LOB: 0 BB: 0 P: 18	R: 0 E: 0 K: 0 S: 7	H: 1 LOB: 3 BB: 0 P: 10	R: 0 E: 0 K: 1 S: 11	H: 1 LOB: 2 BB: 2 P: 24	R: 0 E: 0 K: 1 S: 10	H: 0 LOB: 1 BB: 1 P: 17	R: 1 E: 0 K: 0 S: 14	H: 2 LOB: 1 BB: 0 P: 22	R: 0 E: 0 K: 0 S: 12	H: 0 LOB: 0 BB: 0 P: 16	1B: 4 2B: 1 3B: 0 HR: 1	SF: 1 SAC: 0 DP: 1 HBP: 0	WP: 1 PB: 1 SB: 1 CS: 0	PA: 35					
PITCHER	IP	WLS	BF	H	R	ER	SO	BB	IBB	HBP	BLK	WP	HR	S	P	ERA	WHIP										
Joey Hamilton, R ERA: 5.32	1.1		4	1	0	0	1	1	0	0	0	0	0	3	4	0.00	0.000										
Pedro Borbon, L ERA: 3.39	0.1	H	1	0	0	0	1	0	0	0	0	0	0	3	4	0.00	0.000										
Kelvin Escobar, R ERA: 4.59	1.1	H	6	0	0	0	1	2	0	0	0	0	0	15	27	0.00	1.500										
Paul Quantrill, R ERA: 2.24	0.2		4	2	1	1	0	0	0	0	0	0	1	11	17	13.50	3.000										
Dan Plesac, L ERA: 4.21	0.1	H	1	0	0	0	0	0	0	0	0	0	0	3	5	0.00	0.000										

Toronto Blue Jays @ Philadelphia Phillies
Veterans Stadium, Philadelphia, PA
Sat Jul 14 2001, 4:05 PM EDT
Att: 22,418 - Cloudy - 77 F

AB 31
R 2
H 6
RBI 2
BB 3
SO 3
LOB 12



Batter	1	2	3	4	5	6	7	8	9	AB	R	H	RBI	BB	SO	LOB	TOP								
Shannon Stewart, R (1.7) OBP: 0.376, SLG: 0.470	F7		G6-3					K		4	0	1	0	0	1	0	Toronto Blue Jays @ New York Mets Shea Stadium, Flushing, NY Sun Jul 15 2001, 1:10 PM EDT Att: 32,138 - Sunny - 76 F								
José Cruz Jr., S (1.8) OBP: 0.351, SLG: 0.497	K			HR	G4-3			K		4	1	1	0	0	2	2									
Raul Mondesi, R (1.9) OBP: 0.367, SLG: 0.500	K			HR		F8		G1-3		4	1	1	2	0	1	0									
Carlos Delgado, L (1.3) OBP: 0.406, SLG: 0.517		L1			K	P6			DI	4	0	1	0	0	1	0									
Luis Lopez, R (1.5) OBP: 0.371, SLG: 0.456		F9			G6-3	G6-3			F7	4	0	0	0	0	0	1									
Alex Gonzalez, R (1.6) OBP: 0.293, SLG: 0.373					K				F8	4	0	1	0	0	2	1									
Darrin Fletcher, L (1.2) OBP: 0.295, SLG: 0.310										3	0	1	0	1	1	1									
Jeff Frye, R (1.4) OBP: 0.291, SLG: 0.264																									
Tony Fernandez, S (9, PH) OBP: 0.341, SLG: 0.345																									
Chris Michalak, L (1.1) OBP: 0.333, SLG: 1.000																									
Esteban Loaiza, R (5.1)																									
Chris Latham, S (7, PH)																									
Bob File, R (7.1)																									
Pedro Borbon, R (8.1)																									
Inning Stats	R: 0 E: 0 K: 2 S: 10	H: 0 LOB: 0 BB: 0 P: 14	R: 0 E: 0 K: 0 S: 19	H: 1 LOB: 1 BB: 0 P: 27	R: 0 E: 0 K: 1 S: 10	H: 0 LOB: 0 BB: 0 P: 10	R: 2 E: 0 K: 2 S: 15	H: 2 LOB: 0 BB: 0 P: 17	R: 0 E: 0 K: 1 S: 11	H: 2 LOB: 2 BB: 0 P: 12	R: 0 E: 0 K: 0 S: 10	H: 0 LOB: 0 BB: 0 P: 17	R: 0 E: 0 K: 2 S: 13	H: 1 LOB: 1 BB: 0 P: 18	R: 0 E: 0 K: 2 S: 9	H: 0 LOB: 0 BB: 0 P: 14	R: 0 E: 0 K: 0 S: 8	H: 1 LOB: 2 BB: 1 P: 16	1B: 5 2B: 1 3B: 0 HR: 1	SF: 0 SAC: 0 DP: 0 HBP: 0	WP: 0 PB: 0 SB: 0 CS: 0	PA: 35			
PITCHER	IP	WLS	BF	H	R	ER	SO	BB	IBB	HBP	BLK	WP	HR	S	P	ERA	WHIP								
Rick Reed, R (1.1) ERA: 3.07	7.0	W	27	6	2	2	8	0	0	0	0	0	1	88	115	2.57	0.857								
John Franco, L (8.1) ERA: 3.99	1.0		3	0	0	0	2	0	0	0	0	0	0	9	14	0.00	0.000								
Turk Wendell, R (9.1) ERA: 4.0	1.0		5	1	0	0	0	1	0	0	0	0	0	8	16	0.00	2.000								

Toronto Blue Jays @ New York Mets
Shea Stadium, Flushing, NY
Sun Jul 15 2001, 1:10 PM EDT
Att: 32,138 - Sunny - 76 F

AB	34
R	2
H	7
RBI	2
BB	1
SO	10
LOB	10



Batter	1	2	3	4	5	6	7	8	9	AB	R	H	RBI	BB	SO	LOB	BOTTOM								
Joe McEwing, R (1.9) OBP: 0.395, SLG: 0.514	BLK									5	1	3	2	0	0	0	Toronto Blue Jays @ New York Mets Shea Stadium, Flushing, NY Sun Jul 15 2001, 1:10 PM EDT Att: 32,138 - Sunny - 76 F								
Edgardo Alfonzo, R (1.4) OBP: 0.313, SLG: 0.420										4	1	1	0	1	0	3									
Benny Agbayani, R (1.7) OBP: 0.342, SLG: 0.371										4	1	2	1	0	0	2									
Timo Perez, L (8.9) OBP: 0.296, SLG: 0.328										0	0	0	0	0	0	0									
31 Mike Piazza, R (1.2) OBP: 0.361, SLG: 0.567										4	1	3	3	0	0	1									
Todd Zeile, R (1.3) OBP: 0.360, SLG: 0.386										3	0	1	0	1	0	3									
Jay Payton, R (1.8) OBP: 0.275, SLG: 0.353										4	0	0	0	0	0	5									
Desi Relaford, S (1.5) OBP: 0.354, SLG: 0.432										4	1	0	0	0	0	3									
Rey Ordóñez, R (1.6) OBP: 0.277, SLG: 0.285										3	1	1	0	1	0	0									
Rick Reed, R (1.1) OBP: 0.146, SLG: 0.154										3	0	0	0	0	1	2									
John Franco, L (8.1)										0	0	0	0	0	0	0									
Todd Pratt, R (8, PH) OBP: 0.286, SLG: 0.263										1	0	0	0	0	1	1									
Turk Wendell, L (9.1)										0	0	0	0	0	0	0									
Inning Stats	R: 1 E: 0 K: 0 S: 15	H: 2 LOB: 1 BB: 1 P: 24	R: 2 E: 1 K: 0 S: 10	H: 1 LOB: 1 BB: 1 P: 18	R: 0 E: 0 K: 0 S: 8	H: 1 LOB: 2 BB: 0 P: 12	R: 0 E: 0 K: 0 S: 8	H: 0 LOB: 0 BB: 0 P: 12	R: 2 E: 0 K: 1 S: 7	H: 3 LOB: 1 BB: 0 P: 23	R: 0 E: 0 K: 0 S: 15	H: 0 LOB: 0 BB: 0 P: 9	R: 1 E: 0 K: 0 S: 15	H: 2 LOB: 1 BB: 1 P: 24	R: 0 E: 0 K: 1 S: 11	H: 2 LOB: 2 BB: 0 P: 15	1B: 7 2B: 4 3B: 0 HR: 1	SF: 0 SAC: 0 DP: 1 HBP: 0	WP: 1 PB: 0 SB: 0 CS: 1	PA: 39					
PITCHER	IP	WLS	BF	H	R	ER	SO	BB	IBB	HBP	BLK	WP	HR	S	P	ERA	WHIP								
Chris Michalak, L (1.1) ERA: 4.33	1.2	L	5	0	0	0	1	0	0	0	0	0	0	11	14	0.00	0.000								
Esteban Loaiza, R (5.1) ERA: 5.52	1.0		5	2	1	1	0	1	0	0	0	1	0	15	24	9.00	3.000								
Bob File, R (7.1) ERA: 2.23	1.0		5	2	0	0	1	0	0	0	0	0	0	11	15	0.00	2.000								

Toronto Blue Jays @ New York Mets
Shea Stadium, Flushing, NY
Sun Jul 15 2001, 1:10 PM EDT
Att: 32,138 - Sunny - 76 F


AB	35
R	6
H	11
RBI	6
BB	3
SO	2
LOB	20




Batter	1	2	3	4	5	6	7	8	9	AB	R	H	RBI	BB	SO	LOB	TOP								
Shannon Stewart, R (1.7) OBP: 0.374, SLG: 0.468										4	0	1	0	0	2	1	Toronto Blue Jays @ New York Mets Shea Stadium, Flushing, NY Mon Jul 16 2001, 7:10 PM EDT Att: 34,203 - Sunny - 82 F								
José Cruz Jr., S (1.8) OBP: 0.350, SLG: 0.492										3	0	0	0	1	0	0									
Raul Mondesi, R (1.9) OBP: 0.364, SLG: 0.494										4	0	0	0	0	1	2									
Brad Fuller, L (1.3) OBP: 0.319, SLG: 0.449										4	0	1	0	0	0	2									
Luis Lopez, R (1.5) OBP: 0.369, SLG: 0.450										3	0	1	0	0	0	1									
Esteban Loaiza, R (7.1)										0	0	0	0	0	0	0									
Carlos Delgado, L (9, PH) OBP: 0.407, SLG: 0.517										0	0	0	0	1	0	0									
Alex Gonzalez, R (1.6) OBP: 0.293, SLG: 0.370										3	0	0	0	1	1	4									
Alberto Castillo, R (1.2) OBP: 0.276, SLG: 0.300										2	0	0	0	0	2	1									
Darrin Fletcher, L (8, PH) OBP: 0.254, SLG: 0.309										1	0	0	0	0	0	0									
Cesar Izturis, S (1.4) OBP: 0.317, SLG: 0.468										3	0	1	0	0	0	1									
32 Roy Halladay, R (1.1)										1	0	0	0	0	0	1									
Jeff Frye, R (7.5) OBP: 0.289, SLG: 0.262										1	0	0	0	0	0	0									
Inning Stats	R: 0 E: 0 K: 1 S: 10	H: 0 LOB: 0 BB: 0 P: 16	R: 0 E: 0 K: 0 S: 6	H: 1 LOB: 0 BB: 0 P: 8	R: 0 E: 0 K: 2 S: 11	H: 1 LOB: 1 BB: 0 P: 14	R: 0 E: 0 K: 0 S: 12	H: 1 LOB: 1 BB: 0 P: 19	R: 0 E: 0 K: 1 S: 13	H: 0 LOB: 1 BB: 1 P: 22	R: 0 E: 0 K: 0 S: 6	H: 0 LOB: 0 BB: 0 P: 11	R: 0 E: 0 K: 1 S: 9	H: 0 LOB: 0 BB: 0 P: 12	R: 0 E: 0 K: 0 S: 5	H: 0 LOB: 0 BB: 0 P: 6	R: 0 E: 0 K: 1 S: 18	H: 1 LOB: 3 BB: 2 P: 35	1B: 4 2B: 0 3B: 0 HR: 0	SF: 0 SAC: 1 DP: 1 HBP: 0	WP: 0 PB: 0 SB: 1 CS: 0	PA: 33			
PITCHER	IP	WLS	BF	H	R	ER	SO	BB	IBB	HBP	BLK	WP	HR	S	P	ERA	WHIP								
Steve Trachsel, R (1.1) ERA: 6.07	8.0	W	28	4	0	0	5	1	0	0	0	0	0	76	115	0.00	0.625								
Armando Benitez, R (9.1) ERA: 3.16	1.0	S	5	0	0	0	1	2	0	0	0	0	0	14	28	0.00	2.000								

Batter	1	2	3	4	5	6	7	8	9	AB	R	H	RBI	BB	SO	LOB	BOTTOM								
Joe McEwing, R (1.9) OBP: 0.395, SLG: 0.510										5	0	2	0	0	0	3	Toronto Blue Jays @ New York Mets Shea Stadium, Flushing, NY Mon Jul 16 2001, 7:10 PM EDT Att: 34,203 - Sunny - 82 F								
Edgardo Alfonzo, R (1.4) OBP: 0.312, SLG: 0.417										4	1	1	1	0	1	2									
Benny Agbayani, R (1.7) OBP: 0.349, SLG: 0.380										3	0	2	0	1	1	0									
Jay Payton, R (7, PR) OBP: 0.275, SLG: 0.353										4	0	2	1	0	0	2									
31 Mike Piazza, R (1.2) OBP: 0.363, SLG: 0.567										3	0	0	0	1	1	3									
Robin Ventura, L (1.5) OBP: 0.376, SLG: 0.469										3	0	2	1	1	0	0									
Todd Zeile, R (1.3) OBP: 0.364, SLG: 0.388										3	0	2	1	1	0	0									
Tsuyoshi Shinjo, R (1.8) OBP: 0.319, SLG: 0.427										3	0	0	0	1	0	4									
Rey Ordóñez, R (1.6) OBP: 0.274, SLG: 0.282										3	0	0	0	0	0	0									
Steve Trachsel, R (1.1) OBP: 0.095, SLG: 0.143										4	1	1	0	0	0	2									
Armando Benitez, R (9.1) ERA: 5.5										0	0	0	0	0	0	0									
Inning Stats	R: 0 E: 0 K: 0 S: 7	H: 2 LOB: 1 BB: 0 P: 7	R: 0 E: 0 K: 0 S: 7	H: 0 LOB: 0 BB: 0 P: 10	R: 0 E: 0 K: 1 S: 10	H: 1 LOB: 1 BB: 0 P: 15	R: 0 E: 0 K: 1 S: 11	H: 1 LOB: 2 BB: 1 P: 19	R: 2 E: 0 K: 1 S: 16	H: 3 LOB: 2 BB: 1 P: 24	R: 0 E: 0 K: 0 S: 8	H: 1 LOB: 2 BB: 1 P: 16	R: 1 E: 0 K: 0 S: 9	H: 2 LOB: 2 BB: 1 P: 14	R: 0 E: 0 K: 0 S: 8	H: 0 LOB: 0 BB: 0 P: 10	1B: 8 2B: 2 3B: 0 HR: 0	SF: 0 SAC: 1 DP: 1 HBP: 0	WP: 0 PB: 0 SB: 1 CS: 0	PA: 37					
PITCHER	IP	WLS	BF	H	R	ER	SO	BB	IBB	HBP	BLK	WP	HR	S	P	ERA	WHIP								
32 Roy Halladay, R (1.1) ERA: 6.91	6.0	L	28	8	2	2	3	3	0	0	0	0	0	59	91	3.00	1.833								
Esteban Loaiza, R (7.1) ERA: 5.5	2.0		9	2	1	1	0	0	1	0	0	0	0	17	24	4.50	1.000								

AB 29
R 0
H 4
RBI 0
BB 3
SO 6
LOB 13



AB 32
R 3
H 10
RBI 3
BB 4
SO 3
LOB 16

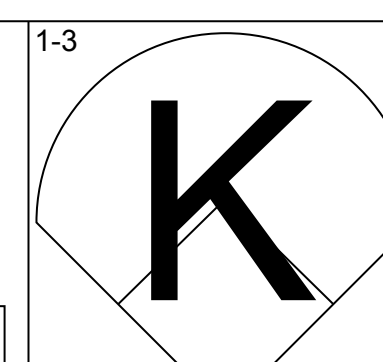
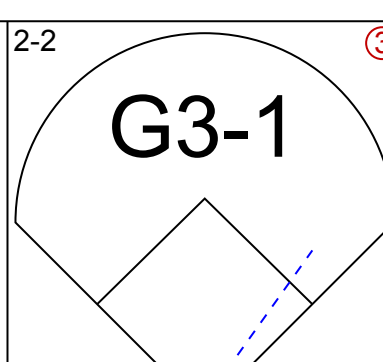
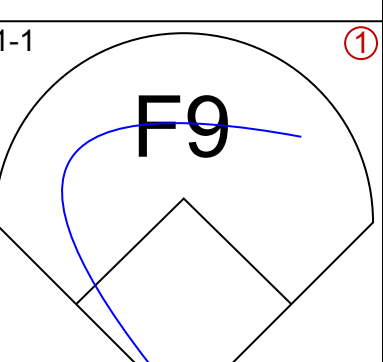
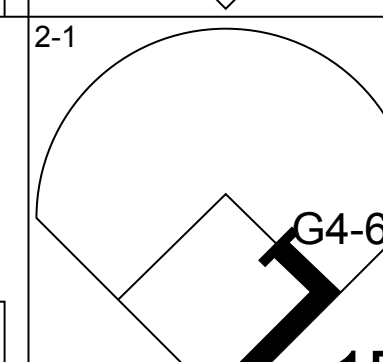
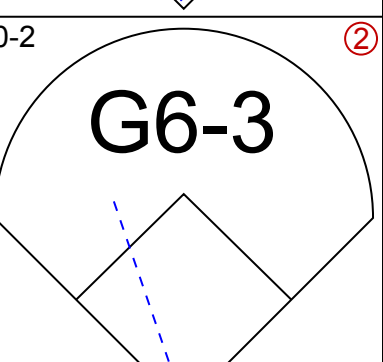
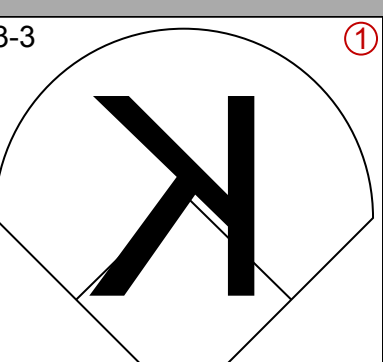
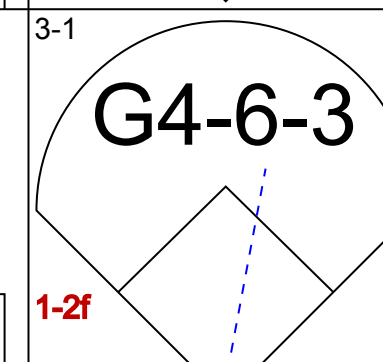
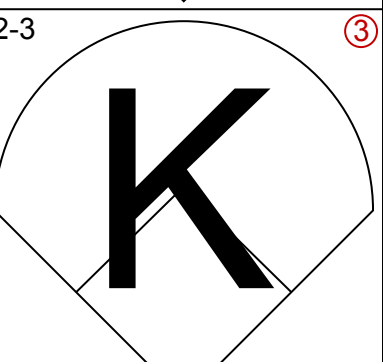
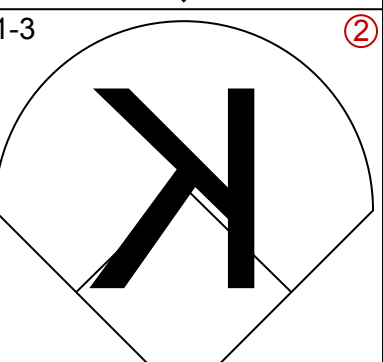
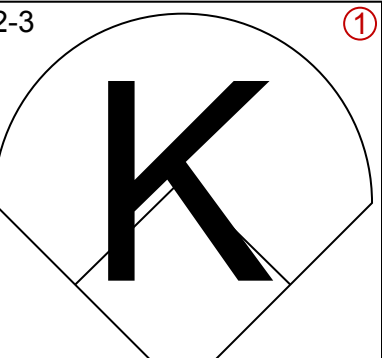
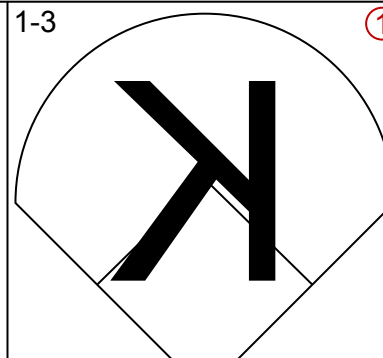
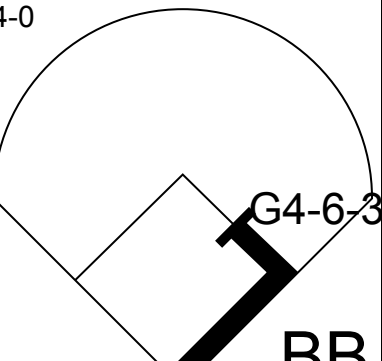
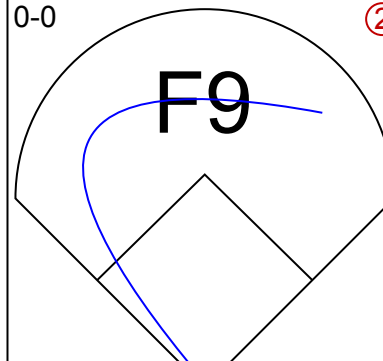
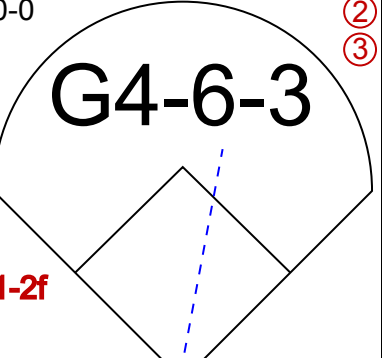
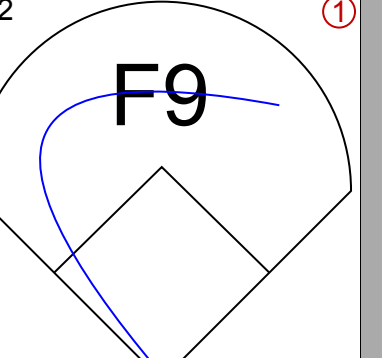
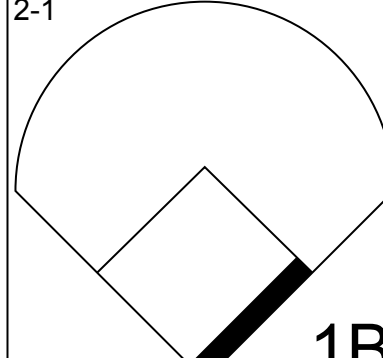
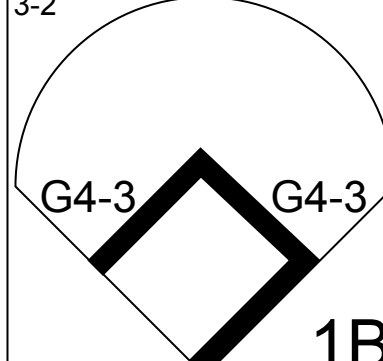
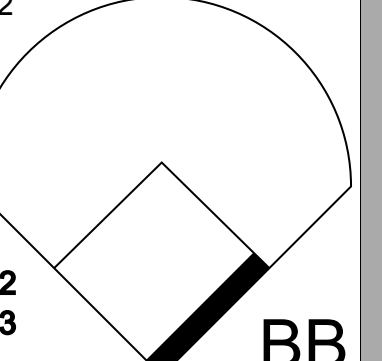
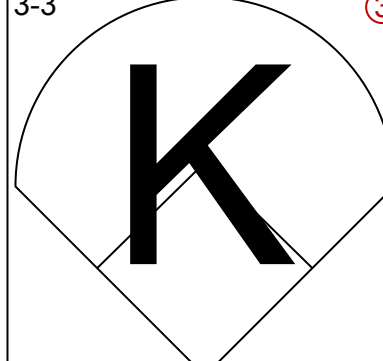
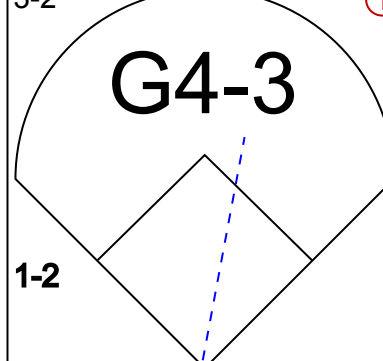
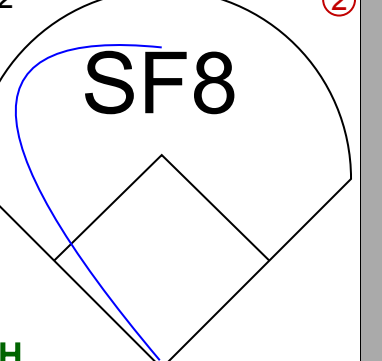
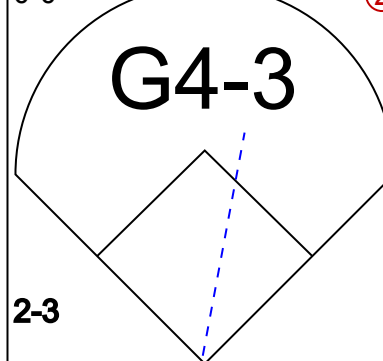
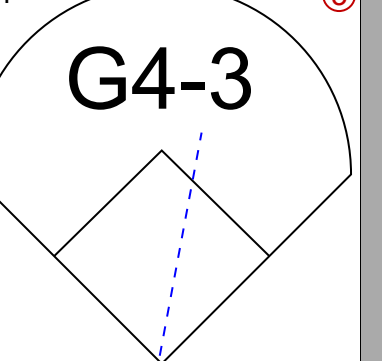
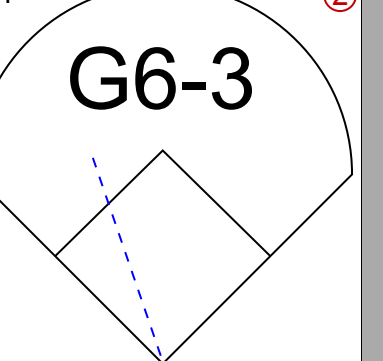


livebaseballscores.com
 WP: 0
 PB: 0
 SB: 1
 CS: 0

livebaseballscores.com
 WP: 0
 PB: 0
 SB: 1
 CS: 0

Batter	1	2	3	4	5	6	7	8	9	AB R H RBI BB SO LOB	TOP									
Shannon Stewart, R (1, 7) OBP: 0.370, SLG: 0.462										5 0 0 0 0 2 6	<p>Toronto Blue Jays @ New York Mets Shea Stadium, Flushing, NY Tue Jul 17 2001, 7:10 PM EDT Att: 26,630 - Cloudy - 71 F</p> <p>livebaseballscores.com</p> <p>AB 34 R 0 H 10 RBI 0 BB 2 SO 10 LOB 24</p>									
José Cruz Jr., S (1, 8) OBP: 0.354, SLG: 0.493										3 0 2 0 1 0 0										
Raul Mondesi, R (1, 9) OBP: 0.363, SLG: 0.492										4 0 1 0 0 1 2										
Carlos Delgado, L (1, 3) OBP: 0.406, SLG: 0.514										4 0 1 0 0 1 3										
Luis Lopez, R (1, 5) OBP: 0.348, SLG: 0.422										4 0 0 0 0 2 3										
Alex Gonzalez, R (1, 6) OBP: 0.297, SLG: 0.374										4 0 3 0 0 1 2										
Alberto Castillo, R (1, 2) Chris Latham, S (7, PH)										2 0 0 0 0 1 2 0 0 0 0 1 0 0 1 0 1 0 0 0 0										
Darin Fletcher, L (7, 2)										2 0 0 0 0 0 2 1 0 0 0 0 1 2										
Cesar Izturis, S (1, 4) Brad Fulmer, L (9, PH)										2 0 1 0 0 1 0 1 0 1 0 0 0 0 0 0 0 0 0 0 0 1 0 0 0 0 0 2										
Chris Carpenter, R (1, 1) Tony Fernandez, S (7, PH) Kelvin Escobar, R (7, 1) Jeff Frye, R (9, PH)										2 0 1 0 0 1 0 1 0 1 0 0 0 0 0 0 0 0 0 0 0 1 0 0 0 0 0 2										
Inning Stats	R: 0 E: 1 K: 1 S: 11	H: 1 LOB: 1 BB: 0 P: 18	R: 0 E: 0 K: 0 S: 10	H: 1 LOB: 1 BB: 0 P: 13	R: 0 E: 0 K: 1 S: 8	H: 0 LOB: 0 BB: 1 P: 16	R: 0 E: 0 K: 1 S: 6	H: 2 LOB: 2 BB: 0 P: 10	R: 0 E: 0 K: 2 S: 14	H: 2 LOB: 2 BB: 0 P: 21	R: 0 E: 0 K: 0 S: 13	H: 1 LOB: 1 BB: 1 P: 11	R: 0 E: 0 K: 2 S: 11	H: 1 LOB: 1 BB: 0 P: 13	R: 0 E: 0 K: 2 S: 14	H: 2 LOB: 2 BB: 0 P: 17	1B: 10 2B: 1 3B: 0 HR: 0	SF: 0 SAC: 1 DP: 2 HBP: 0	WP: 0 PB: 0 SB: 0 CS: 1	PA: 38
PITCHER	IP WLS BF H R ER SO BB IBB HBP BLK WP HR S P ERA WHIP											IP WLS BF H R ER SO BB IBB HBP BLK WP HR S P ERA WHIP								
Al Leiter, L (1, 1) ERA: 3.25	7.0 W 28 7 0 0 6 2 0 0 0 0 0 0 68 113 0.00 1.286																			
Turk Wendell, R (8, 1) ERA: 3.97	0.1 H 2 1 0 0 0 0 0 0 0 0 0 0 5 5 0.00 3.000																			
Dennis Cook, L (8, 1) ERA: 4.64	0.2 H 2 0 0 0 2 0 0 0 0 0 0 0 6 8 0.00 0.000																			
Armando Benitez, R (9, 1) ERA: 3.09	1.0 S 5 2 0 0 2 0 0 0 0 0 0 0 14 17 0.00 2.000																			

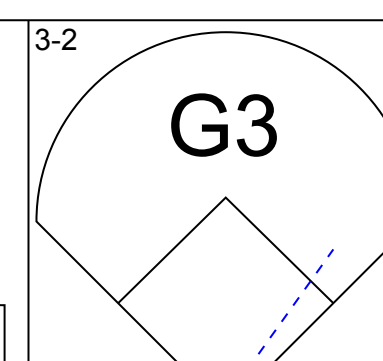
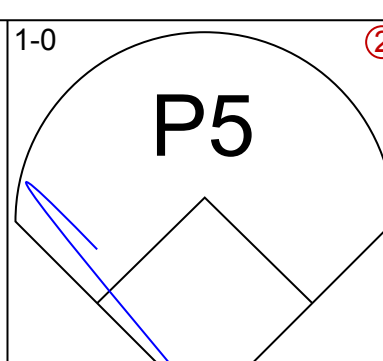
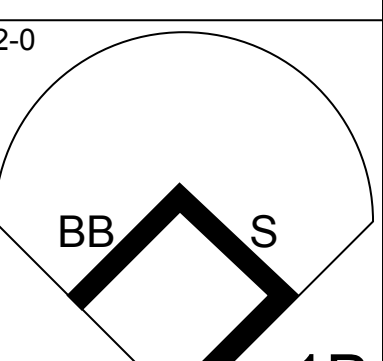
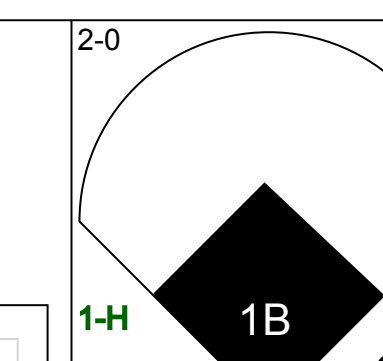
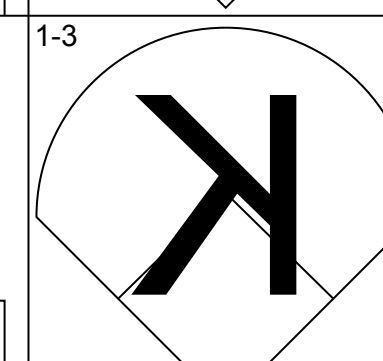
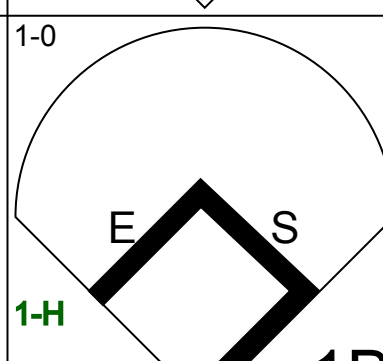
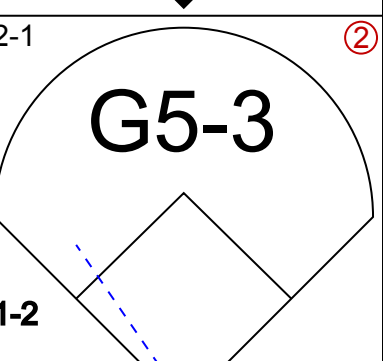
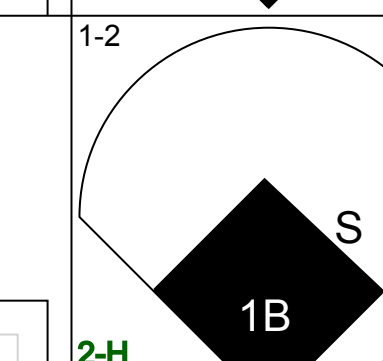
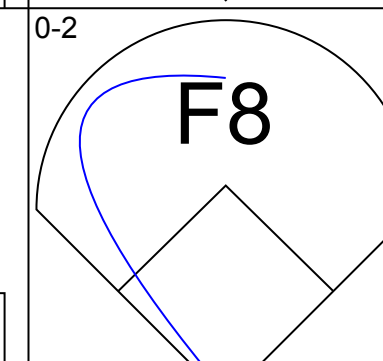
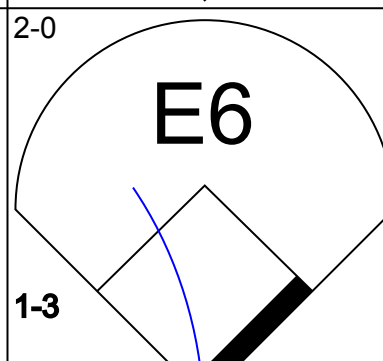
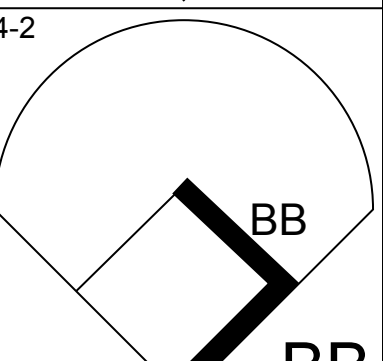
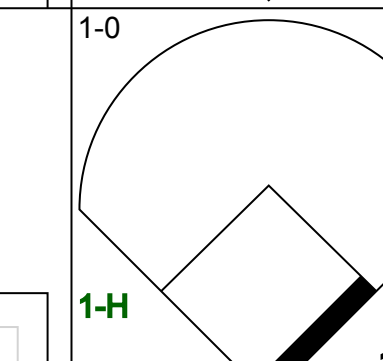
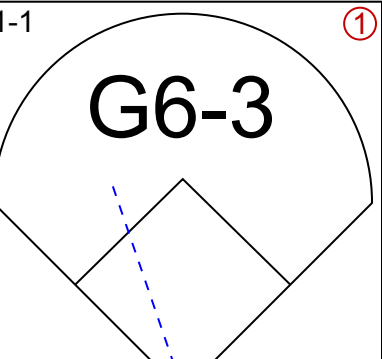
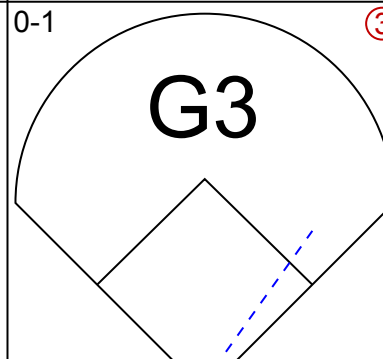
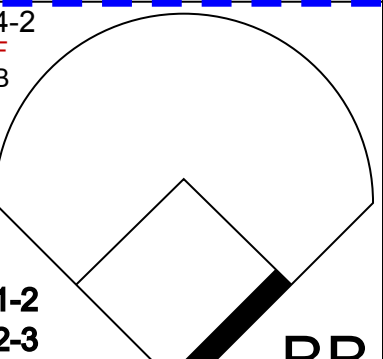
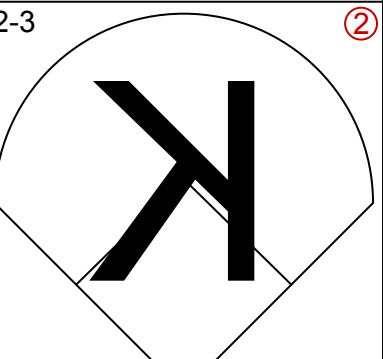
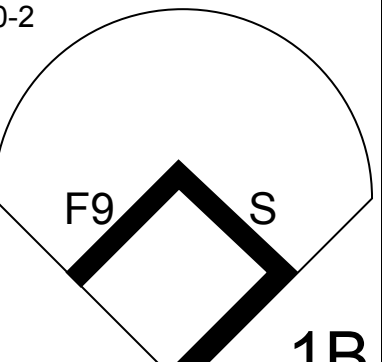
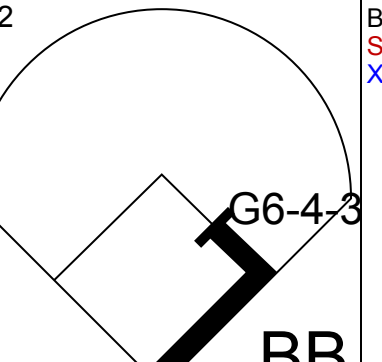
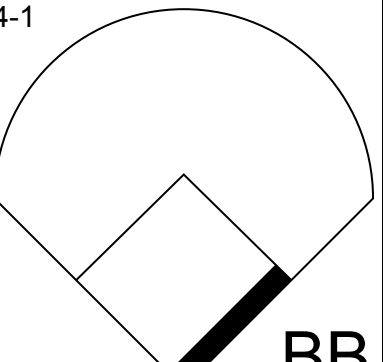
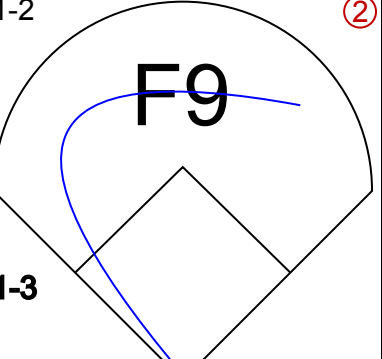
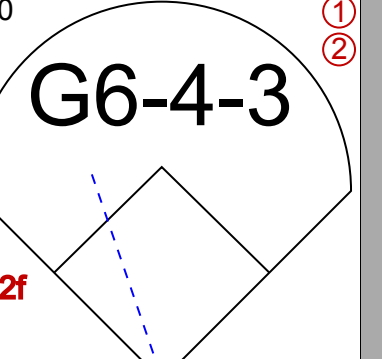
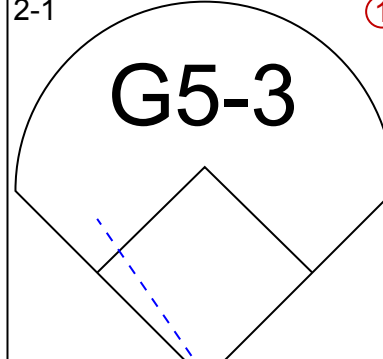
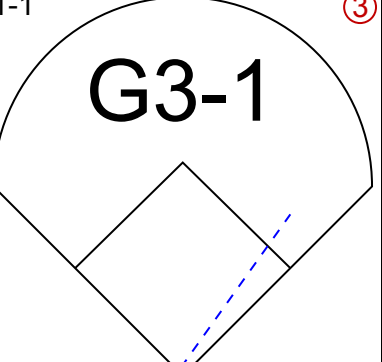
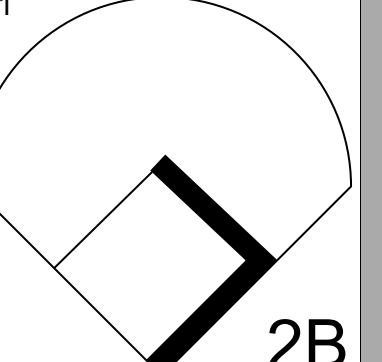
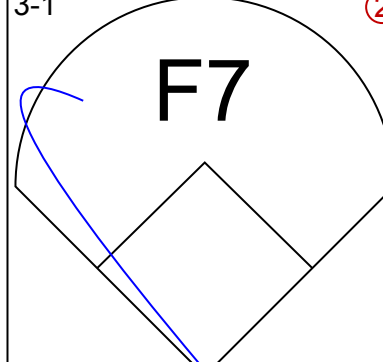
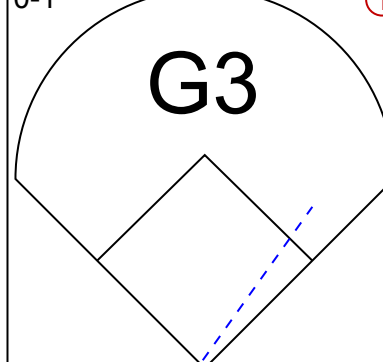
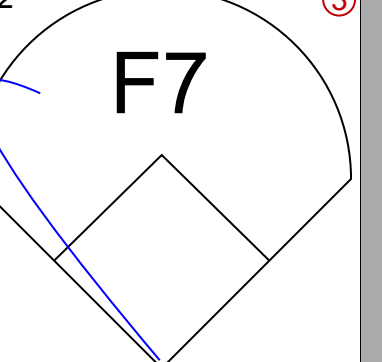
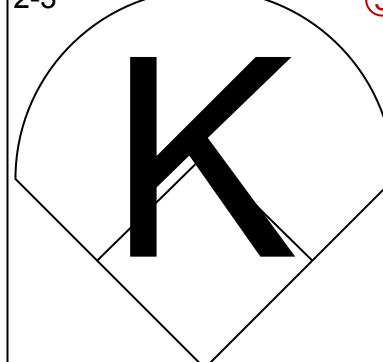
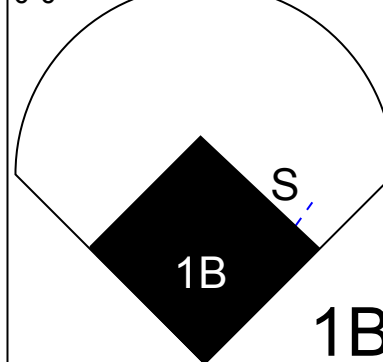
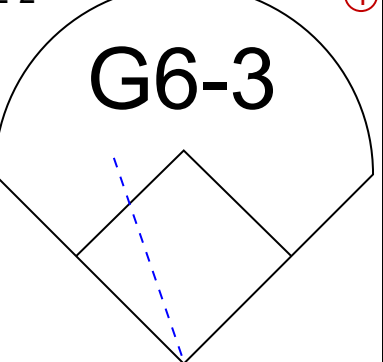
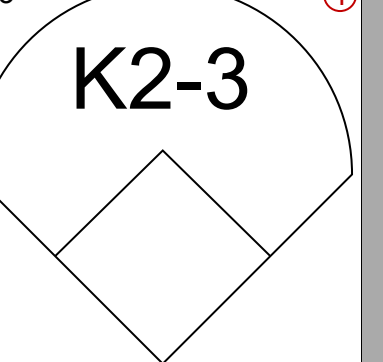
Batter	1	2	3	4	5	6	7	8	9	AB R H RBI BB SO LOB	BOTTOM							
Joe McEwing, R (1, 8) OBP: 0.392, SLG: 0.500										3 1 0 0 0 0 0	<p>Toronto Blue Jays @ New York Mets Shea Stadium, Flushing, NY Tue Jul 17 2001, 7:10 PM EDT Att: 26,630 - Cloudy - 71 F</p> <p>livebaseballscores.com</p> <p>AB 26 R 1 H 4 RBI 1 BB 2 SO 3 LOB 15</p>							
Eduardo Alfonzo, R (1, 4) OBP: 0.315, SLG: 0.416										3 0 1 0 1 1 0								
Benny Agbayani, R (1, 7) Tsuoyoshi Shinjo, R (8, 9)										3 0 0 0 0 0 3 1 0 0 0 0 1 0								
31 Mike Piazza, R (1, 2) OBP: 0.363, SLG: 0.564										3 0 1 1 0 0 1								
Robin Ventura, L (1, 5) OBP: 0.378, SLG: 0.467										1 0 0 0 1 0 1								
Todd Zeile, R (1, 3) OBP: 0.366, SLG: 0.391										3 0 2 0 0 0 1								
Mark Johnson, L (1, 9) Jay Payton, R (8, 8)										3 0 0 0 0 0 3 0 0 0 0 0 0 0								
Rey Ordóñez, R (1, 6) OBP: 0.271, SLG: 0.279										3 0 0 0 0 0 3								
Al Leiter, L (1, 1) Lenny Harris, L (7, PH) Turk Wendell, L (8, 1) Dennis Cook, L (8, 1) Armando Benitez, R (9, 1)										2 0 0 0 0 1 3 1 0								
Inning Stats	R: 1 E: 0 K: 0 S: 7	H: 2 LOB: 1 BB: 0 P: 9	R: 0 E: 0 K: 0 S: 13	H: 1 LOB: 1 BB: 0 P: 16	R: 0 E: 0 K: 1 S: 12	H: 1 LOB: 2 BB: 0 P: 15	R: 0 E: 0 K: 1 S: 9	H: 0 LOB: 0 BB: 0 P: 12	R: 0 E: 0 K: 0 S: 8	H: 0 LOB: 0 BB: 1 P: 15		R: 0 E: 0 K: 0 S: 5	H: 0 LOB: 0 BB: 0 P: 8	R: 0 E: 0 K: 1 S: 7	H: 0 LOB: 0 BB: 0 P: 9	1B: 4 2B: 0 3B: 0 HR: 0	SF: 0 SAC: 0 DP: 1 HBP: 2	WP: 0 PB: 0 SB: 0 CS: 1
PITCHER	IP WLS BF H R ER SO BB IBB HBP BLK WP HR S P ERA WHIP											IP WLS BF H R ER SO BB IBB HBP BLK WP HR S P ERA WHIP						
Chris Carpenter, R (1, 1) ERA: 3.68	6.0 L 24 4 1 1 2 2 0 0 2 0 0 0 58 80 1.50 1.000																	
Kelvin Escobar, R (7, 1) ERA: 4.41	2.0 6 0 0 0 1 0 0 0 0 0 0 0 12 17 0.00 0.000																	

Batter	1	2	3	4	5	6	7	8	9	AB	R	H	RBI	BB	SO	LOB	TOP					
Jose Offerman, S (1, 4) OBP: 0.328, SLG: 0.352																	4 0 0 0 0 1 1					
Scott Hatteberg, L (1, 2) OBP: 0.324, SLG: 0.370																	4 1 2 0 0 1 0					
Trot Nixon, L (1, 8) OBP: 0.381, SLG: 0.510																	4 1 1 1 0 2 1					
Manny Ramirez, R (1, 7) OBP: 0.415, SLG: 0.624																	4 1 1 1 0 3 0					
Dante Bichette, R (1, 10) OBP: 0.363, SLG: 0.527																	2 0 0 0 2 0 0					
Brian Daubach, L (1, 3) OBP: 0.347, SLG: 0.532																	4 0 1 0 0 0 3					
Chris Stynes, R (1, 5) OBP: 0.365, SLG: 0.494																	3 0 2 0 1 1 1					
Shea Hillenbrand, R (9, 5) OBP: 0.281, SLG: 0.394																	0 0 0 0 0 0 0					
Troy O'Leary, L (1, 9) OBP: 0.306, SLG: 0.437																	2 0 0 1 1 1 1					
Lou Merloni, R (1, 6) OBP: 0.303, SLG: 0.325																	4 0 0 0 0 1 5					
Inning Stats	R: 0 E: 0 K: 1 S: 7	H: 1 LOB: 0 BB: 0 P: 13	R: 0 E: 0 K: 1 S: 4	H: 0 LOB: 0 BB: 1 P: 10	R: 0 E: 0 K: 0 S: 10	H: 1 LOB: 1 BB: 0 P: 18	R: 3 E: 0 K: 0 S: 20	H: 3 LOB: 2 BB: 2 P: 31	R: 0 E: 0 K: 1 S: 8	H: 0 LOB: 1 BB: 0 P: 11	R: 0 E: 0 K: 2 S: 12	H: 1 LOB: 1 BB: 0 P: 18	R: 0 E: 0 K: 1 S: 6	H: 0 LOB: 0 BB: 0 P: 10	R: 0 E: 0 K: 3 S: 9	H: 0 LOB: 0 BB: 0 P: 14	R: 0 E: 0 K: 1 S: 12	H: 1 LOB: 2 BB: 1 P: 23	1B: 4 2B: 3 3B: 0 HR: 0	SF: 1 SAC: 0 DP: 2 HBP: 0	WP: 0 PB: 0 SB: 0 CS: 0	PA: 36
PITCHER	IP	WLS	BF	H	R	ER	SO	BB	IBB	HBP	BLK	WP	HR	S	P	ERA	WHIP					
Joey Hamilton, R (1, 1) ERA: 5.27	6.0		25	6	3	3	5	3	0	0	0	0	0	61	101	4.50	1.500					
Kelvin Escobar, R (7, 1) ERA: 4.17	3.0	W	11	1	0	0	5	0	1	0	0	0	0	27	47	0.00	0.333					

Boston Red Sox @ Toronto Blue Jays
SkyDome, Toronto, ON
Thu Jul 19 2001, 7:05 PM EDT
Att: 30,488 - Cloudy - 80 F

AB 31
R 3
H 7
RBI 3
BB 4
SO 10
LOB 12



Batter	1	2	3	4	5	6	7	8	9	AB	R	H	RBI	BB	SO	LOB	BOTTOM					
Jose Cruz Jr., S (1, 8) OBP: 0.350, SLG: 0.487																	5 1 2 1 0 0 1					
Alex Gonzalez, R (1, 6) OBP: 0.298, SLG: 0.374																	5 1 2 2 0 1 1					
Raul Mondesi, R (1, 9) OBP: 0.360, SLG: 0.484																	4 0 1 1 1 0 1					
Carlos Delgado, L (1, 3) OBP: 0.400, SLG: 0.503																	3 0 0 0 1 1 2					
Brad Fullmer, L (1, 10) OBP: 0.322, SLG: 0.445																	2 0 1 0 2 0 3					
Luis Lopez, R (1, 5) OBP: 0.351, SLG: 0.423																	4 0 0 0 0 0 3					
Chris Latham, S (1, 7) OBP: 0.286, SLG: 0.333																	4 0 1 0 0 0 1					
Darrin Fletcher, L (1, 2) OBP: 0.260, SLG: 0.323																	4 0 0 0 0 1 1					
Cesar Izturis, S (1, 4) OBP: 0.310, SLG: 0.443																	3 1 1 0 0 1 0					
Tony Fernandez, S (9, PH) OBP: 0.351, SLG: 0.349																	0 1 0 0 0 0 0					
Inning Stats	R: 0 E: 0 K: 1 S: 9	H: 0 LOB: 0 BB: 0 P: 13	R: 0 E: 0 K: 0 S: 11	H: 1 LOB: 1 BB: 0 P: 14	R: 1 E: 1 K: 0 S: 8	H: 2 LOB: 2 BB: 0 P: 12	R: 0 E: 0 K: 0 S: 9	H: 1 LOB: 1 BB: 1 P: 19	R: 0 E: 0 K: 0 S: 20	H: 1 LOB: 3 BB: 2 P: 34	R: 0 E: 0 K: 1 S: 7	H: 0 LOB: 0 BB: 0 P: 14	R: 0 E: 0 K: 1 S: 11	H: 0 LOB: 0 BB: 0 P: 14	R: 0 E: 0 K: 1 S: 8	H: 0 LOB: 1 BB: 1 P: 17	R: 3 E: 0 K: 0 S: 10	H: 3 LOB: 1 BB: 0 P: 16	1B: 6 2B: 2 3B: 0 HR: 0	SF: 0 SAC: 0 DP: 1 HBP: 1	WP: 0 PB: 0 SB: 0 CS: 0	PA: 39
PITCHER	IP	WLS	BF	H	R	ER	SO	BB	IBB	HBP	BLK	WP	HR	S	P	ERA	WHIP					
Rolando Arrojo, R (1, 1) ERA: 3.39	2.0		14	4	1	1	0	2	0	0	0	0	0	28	51	3.38	2.250					
Sun-Woo Kim, R (3, 1) ERA: 6.55	1.1	H	5	0	0	0	1	1	0	0	0	0	0	16	28	0.00	0.750					
Bill Pulsipher, L (5, 1) ERA: 0.93	2.0		7	0	0	0	2	1	0	0	0	0	0	19	31	0.00	0.500					
Rod Beck, R (7, 1) ERA: 2.67	0.2	L	6	3	3	3	0	0	0	1	0	0	0	10	16	40.50	4.500					

Boston Red Sox @ Toronto Blue Jays
SkyDome, Toronto, ON
Thu Jul 19 2001, 7:05 PM EDT
Att: 30,488 - Cloudy - 80 F

AB 34
R 4
H 8
RBI 4
BB 4
SO 4
LOB 13



Batter	1	2	3	4	5	6	7	8	9	AB	R	H	RBI	BB	SO	LOB	TOP										
José Cruz Jr., S OBP: 0.353, SLG: 0.508	0-1 HR	1-1 HR		1-2 G5-3		3-1 1B		0-3 K		5	2	3	3	0	1	1	Toronto Blue Jays @ New York Yankees Yankee Stadium, Bronx, NY Fri Jul 20, 2001, 7:05 PM EDT Att: 46,634 - Sunny - 79 F										
Alex Gonzalez, R OBP: 0.297, SLG: 0.370	4-2 1B	3-2 G2		0-0 F7		0-1 G4-6-3		0-3 K		4	0	0	0	1	2												
Raul Mondesi, R OBP: 0.360, SLG: 0.491	2-2 G6-3		0-0 HR		1-2 1B			0-3 K		5	1	2	1	0	1	1											
Carlos Delgado, L OBP: 0.400, SLG: 0.501	3-1 1B		2-1 2B		2-2 F8		1-3 K		0-0 G4-3	5	1	2	0	0	1	1											
Brad Fullmer, L OBP: 0.320, SLG: 0.440	0-1 G4-6-3		0-0 G1-3		0-0 P6		4-2 1B		1-3 K	4	1	0	0	1	1	4											
Luis Lopez, R OBP: 0.346, SLG: 0.427		3-2 G6-3	2-2 2B		0-3 K		3-2 G6-3			4	0	1	1	0	1	2											
Chris Latham, S OBP: 0.455, SLG: 0.500		2-2 F9	2-3 K		2-2 2B		2-2 1B		2-2 1B	4	2	3	1	0	1	1											
Darrin Fletcher, L OBP: 0.263, SLG: 0.327		1-2 F9	3-2 F7		2-2 E		4-2 BB			3	1	1	1	1	0	2											
Jeff Frye, R OBP: 0.286, SLG: 0.260		2-2 HR		1-0 L7		0-0 E1		3-1 F8		4	2	1	1	0	0	1											
Inning Stats	R: 1 E: 0 K: 0 S: 12	H: 2 LOB: 1 BB: 1 P: 21	R: 3 E: 0 K: 0 S: 19	H: 3 LOB: 0 BB: 0 P: 30	R: 2 E: 0 K: 1 S: 16	H: 3 LOB: 1 BB: 0 P: 25	R: 0 E: 0 K: 0 S: 8	H: 0 LOB: 0 BB: 0 P: 10	R: 0 E: 0 K: 1 S: 11	H: 1 LOB: 1 BB: 0 P: 14	R: 3 E: 1 K: 0 S: 16	H: 3 LOB: 0 BB: 0 P: 26	R: 1 E: 0 K: 1 S: 11	H: 1 LOB: 1 BB: 1 P: 21	R: 0 E: 0 K: 2 S: 10	H: 0 LOB: 1 BB: 1 P: 17		R: 0 E: 0 K: 2 S: 7	H: 0 LOB: 0 BB: 0 P: 8	1B: 8 2B: 2 3B: 0 HR: 3	SF: 0 SAC: 0 DP: 2 HBP: 0	WP: 0 PB: 0 SB: 1 CS: 1	PA: 41				
PITCHER	IP	WLS	BF	H	R	ER	SO	BB	IBB	HBP	BLK	WP	HR	S	P	ERA	WHIP										
Brett Jodie, R ERA: 27.0	2.0	L	13	7	6	6	0	1	0	0	0	0	3	34	56	27.00	4.000										
Ted Lilly, L ERA: 5.0	3.0		11	2	0	0	2	0	0	0	0	0	0	32	44	0.00	0.667										
Jay Witasick, R ERA: 2.98	1.0		6	3	3	1	0	0	0	0	0	0	0	16	26	9.00	3.000										
Randy Choate, L ERA: 2.76	1.0		4	1	1	1	1	1	0	0	0	0	0	11	21	9.00	2.000										
Mark Wohlers, R ERA: 5.49	1.0		4	0	0	0	2	1	0	0	0	0	0	10	17	0.00	1.000										
PITCHER	IP	WLS	BF	H	R	ER	SO	BB	IBB	HBP	BLK	WP	HR	S	P	ERA	WHIP										
Mike Stanton, L ERA: 1.81	1.0		3	0	0	0	2	0	0	0	0	0	0	7	8	0.00	0.000										

Batter	1	2	3	4	5	6	7	8	9	AB	R	H	RBI	BB	SO	LOB	BOTTOM											
Chuck Knoblauch, R OBP: 0.339, SLG: 0.342	1-3 K	1-0 CS	2-2 2B		1-2 1B		1-1 F9		1-2 F7	5	0	2	0	0	1	2	Toronto Blue Jays @ New York Yankees Yankee Stadium, Bronx, NY Fri Jul 20, 2001, 7:05 PM EDT Att: 46,634 - Sunny - 79 F											
Derek Jeter, R OBP: 0.375, SLG: 0.431	0-0 S		3-3 K		2-3 K		2-1 FC6-4			4	0	1	0	0	2	3												
Bernie Williams, S OBP: 0.399, SLG: 0.500	2-2 F7		1-2 F7		0-2 F8		0-0 F7			4	0	0	0	0	0	4												
Tino Martinez, L OBP: 0.305, SLG: 0.452	0-0 G3-1		4-0 BB		0-2 G4-3				1-3 K	3	0	0	0	1	1	2												
Jorge Posada, S OBP: 0.403, SLG: 0.534		1-3 K	1-3 K				0-1 HR		2-2 G1-3	4	1	1	1	0	2	2												
Paul O'Neill, L OBP: 0.325, SLG: 0.439		3-2 2B		0-0 F9		1-2 F9		1-0 F8		4	2	2	0	0	0	0												
Shane Spencer, R OBP: 0.263, SLG: 0.360		0-1 F9		1-2 F9		1-1 G5-3			0-1 G4-3	4	0	0	0	0	0	2												
Scott Brosius, R OBP: 0.363, SLG: 0.473		1-2 1B		0-0 G6-3		0-3 K			0-2 DI	4	1	2	2	0	1	0												
Alfonso Soriano, R OBP: 0.305, SLG: 0.406		2-2 CS		2-2 G6-3		1-0 FC6-4			1-3 K	4	0	2	1	0	1	1												
Inning Stats	R: 0 E: 0 K: 1 S: 9	H: 1 LOB: 0 BB: 0 P: 12	R: 2 E: 0 K: 1 S: 19	H: 3 LOB: 0 BB: 0 P: 26	R: 0 E: 0 K: 2 S: 14	H: 1 LOB: 2 BB: 1 P: 25	R: 1 E: 0 K: 0 S: 8	H: 1 LOB: 0 BB: 0 P: 11	R: 0 E: 0 K: 1 S: 20	H: 1 LOB: 1 BB: 0 P: 23	R: 1 E: 0 K: 1 S: 10	H: 1 LOB: 0 BB: 0 P: 12	R: 0 E: 0 K: 1 S: 6	H: 1 LOB: 1 BB: 0 P: 10	R: 0 E: 0 K: 1 S: 8	H: 0 LOB: 0 BB: 0 P: 12		R: 0 E: 0 K: 1 S: 11	H: 1 LOB: 1 BB: 0 P: 13	1B: 5 2B: 4 3B: 0 HR: 1	SF: 0 SAC: 0 DP: 0 HBP: 0	WP: 0 PB: 0 SB: 1 CS: 1	PA: 38					
PITCHER	IP	WLS	BF	H	R	ER	SO	BB	IBB	HBP	BLK	WP	HR	S	P	ERA	WHIP											
Esteban Loaiza, R ERA: 5.49	5.0	W	22	7	3	3	5	1	0	0	0	0	0	1	16	22	4.50	1.000										
Bob Fife, R ERA: 2.31	2.0		8	2	1	1	1	0	0	0	0	0	0	8	12	0.00	0.000											
Pedro Borbon, L ERA: 3.15	1.0		3	0	0	0	1	0	0	0	0	0	0	8	12	0.00	0.000											
Paul Quantrill, R ERA: 2.15	1.0		4	1	0	0	1	0	0	0	0	0	0	11	13	0.00	1.000											

Batter	1	2	3	4	5	6	7	8	9	AB	R	H	RBI	BB	SO	LOB	TOP								
José Cruz Jr. S OBP: 0.349, SLG: 0.502 (1, 8)										4	0	0	0	0	0	3	Toronto Blue Jays @ New York Yankees Yankee Stadium, Bronx, NY Sat Jul 21 2001, 4:35 PM EDT Att: 55,264 - Sunny - 80 F livebaseballscorecards.com								
Alex Gonzalez R OBP: 0.294, SLG: 0.366 (1, 6)										4	0	0	0	0	1	3									
Raul Mondesi R OBP: 0.362, SLG: 0.492 (1, 9)										3	1	1	0	1	0	1									
Carlos Delgado L OBP: 0.404, SLG: 0.512 (1, 3)										3	2	2	2	1	0	0									
Brad Fullmer L OBP: 0.320, SLG: 0.438 (1, 10)										4	1	1	0	0	1	1									
Luis Lopez R OBP: 0.333, SLG: 0.410 (1, 5)										3	0	0	0	0	0	0									
Cesar Izturis S OBP: 0.310, SLG: 0.443 (9, 4)										0	0	0	0	0	0	0									
Chris Latham S OBP: 0.533, SLG: 0.769 (1, 7)										3	1	2	2	1	1	0									
Alberto Castillo R OBP: 0.272, SLG: 0.286 (1, 2)										2	0	0	1	0	0	0									
Tony Fernandez S OBP: 0.347, SLG: 0.345 (9, PH)										1	0	0	1	0	0	1									
Darin Fletcher L OBP: 0.263, SLG: 0.327 (9, 2)										0	0	0	0	0	0	0									
Jeff Frye R OBP: 0.294, SLG: 0.269 (1, 4)										3	0	2	0	0	0	0									
Inning Stats	R: 0 E: 0 K: 0 S: 13	H: 0 LOB: 0 BB: 1 P: 21	R: 0 E: 0 K: 0 S: 6	H: 0 LOB: 0 BB: 1 P: 13	R: 0 E: 0 K: 0 S: 13	H: 1 LOB: 2 BB: 2 P: 25	R: 3 E: 0 K: 0 S: 11	H: 3 LOB: 0 BB: 0 P: 18	R: 0 E: 0 K: 1 S: 5	H: 0 LOB: 0 BB: 0 P: 11	R: 0 E: 0 K: 1 S: 7	H: 0 LOB: 0 BB: 0 P: 12	R: 0 E: 0 K: 1 S: 6	H: 0 LOB: 0 BB: 0 P: 10	R: 0 E: 0 K: 1 S: 7	H: 1 LOB: 1 BB: 0 P: 11	R: 2 E: 0 K: 0 S: 18	H: 3 LOB: 0 BB: 0 P: 21	1B: 5 2B: 1 3B: 0 HR: 2	SF: 0 SAC: 1 DP: 1 HBP: 0	WP: 0 PB: 0 SB: 2 CS: 2	PA: 37			
PITCHER	IP	WLS	BF	H	R	ER	SO	BB	IBB	HBP	BLK	WP	HR	S	P	ERA	WHIP								
Randy Keisler L (1, 1)	6.0		23	4	3	3	1	4	0	0	0	0	2	55	100	4.50	1.333								
Ramiro Mendoza R (7, 1)	2.0		7	1	0	0	2	0	0	0	0	0	0	13	21	0.00	0.500								
42 Mariano Rivera R (9, 1)	1.0	L	5	3	2	2	0	0	0	0	0	0	0	18	21	18.00	3.000								

Batter	1	2	3	4	5	6	7	8	9	AB	R	H	RBI	BB	SO	LOB	BOTTOM								
Chuck Knoblauch R OBP: 0.342, SLG: 0.342 (1, 7)										3	1	1	0	2	1	0	Toronto Blue Jays @ New York Yankees Yankee Stadium, Bronx, NY Sat Jul 21 2001, 4:35 PM EDT Att: 55,264 - Sunny - 80 F livebaseballscorecards.com								
2 Derek Jeter R OBP: 0.376, SLG: 0.432 (1, 6)										4	1	2	0	0	1	3									
Bernie Williams S OBP: 0.396, SLG: 0.495 (1, 8)										3	0	0	2	1	1	3									
Tino Martinez L OBP: 0.309, SLG: 0.453 (1, 3)										4	0	2	1	1	1	1									
Gerald Williams R OBP: 0.261, SLG: 0.319 (9, PR)										0	0	0	0	0	0	0									
20 Jorge Posada S OBP: 0.400, SLG: 0.527 (1, 10)										4	0	0	0	1	3	5									
Paul O'Neill L OBP: 0.325, SLG: 0.437 (1, 9)										2	0	0	0	1	0	2									
Shane Spencer R OBP: 0.261, SLG: 0.357 (7, PH)										1	0	0	0	0	1	3									
Scott Brosius R OBP: 0.364, SLG: 0.472 (1, 5)										3	0	1	0	1	0	0									
Todd Greene R OBP: 0.277, SLG: 0.364 (1, 2)										4	0	1	0	0	3	3									
Alfonso Soriano R OBP: 0.304, SLG: 0.404 (1, 4)										4	1	1	0	0	2	3									
Inning Stats	R: 0 E: 0 K: 2 S: 10	H: 1 LOB: 1 BB: 0 P: 16	R: 0 E: 0 K: 2 S: 11	H: 1 LOB: 2 BB: 1 P: 16	R: 1 E: 0 K: 1 S: 12	H: 1 LOB: 0 BB: 0 P: 18	R: 0 E: 0 K: 2 S: 11	H: 0 LOB: 1 BB: 1 P: 15	R: 2 E: 0 K: 1 S: 17	H: 2 LOB: 2 BB: 2 P: 32	R: 0 E: 0 K: 2 S: 11	H: 0 LOB: 0 BB: 0 P: 13	R: 0 E: 0 K: 2 S: 13	H: 0 LOB: 3 BB: 3 P: 27	R: 0 E: 0 K: 0 S: 12	H: 1 LOB: 0 BB: 0 P: 12	R: 0 E: 0 K: 1 S: 14	H: 2 LOB: 2 BB: 0 P: 22	1B: 8 2B: 0 3B: 0 HR: 0	SF: 1 SAC: 1 DP: 0 HBP: 0	WP: 0 PB: 0 SB: 5 CS: 1	PA: 42			
PITCHER	IP	WLS	BF	H	R	ER	SO	BB	IBB	HBP	BLK	WP	HR	S	P	ERA	WHIP								
32 Roy Halladay R (1, 1)	4.2		23	5	3	3	8	4	0	0	0	0	0	18	30	0.00	0.600								
Bob Fife R (5, 1)	1.2		7	0	0	0	2	1	1	0	0	0	0	9	15	0.00	1.500								
Dan Plesac L (7, 1)	0.2		3	0	0	0	2	1	0	0	0	0	0	12	12	0.00	1.000								
Paul Quantrill R (8, 1)	1.0	W	3	1	0	0	0	0	0	0	0	0	0	14	22	0.00	2.000								
Billy Koch R (9, 1)	1.0	S	5	2	0	0	1	0	0	0	0	0	0	14	22	0.00	2.000								

Batter	1	2	3	4	5	6	7	8	9	AB	R	H	RBI	BB	SO	LOB	TOP										
José Cruz Jr., S (1, 8) OBP: 0.346, SLG: 0.495	1-3 K		0-3 K			0-2 F8		1-0 L9		4	0	0	0	0	2	1	Toronto Blue Jays @ New York Yankees Yankee Stadium, Bronx, NY Sun Jul 22 2001, 1:05 PM EDT Att: 51,132 - Sunny - 82 F										
Alex Gonzalez, R (1, 6) OBP: 0.298, SLG: 0.384	3-2 HR		2-2 F7			4-1 WP BB		1-0 HR		3	2	2	2	1	0	1											
Raul Mondesi, R (1, 9) OBP: 0.361, SLG: 0.488	0-0 P5			1-2 G6-3		1-2 G6-3		4-2 FC4-6 BB		3	0	0	0	1	0	1											
Carlos Delgado, L (1, 3) OBP: 0.400, SLG: 0.506	2-1 G5-3			3-2 G3-4-1			0-3 K	1-0 FC4-6		4	0	0	0	0	1	1											
Brad Fullmer, L (1, 10) OBP: 0.320, SLG: 0.445 Shannon Stewart, R (9, PH) OBP: 0.368, SLG: 0.458	1-3 K			0-3 K			0-0 HR	0-1 G6-3		3	1	1	1	0	2	0											
Luis Lopez, R (1, 5) OBP: 0.330, SLG: 0.402	2-1 F9				3-1 F8		2-2 F7	3-1 1B		4	0	1	0	0	0	0											
Chris Latham, S (1, 7) OBP: 0.474, SLG: 0.647	1-3 K				0-3 K		2-2 FC4-6 1B	0-3 K		4	0	1	0	0	3	1											
Darrin Fletcher, L (1, 2) OBP: 0.263, SLG: 0.326			3-2 1B		0-3 K		1-0 FC4-6	0-1 F8		4	0	1	0	0	1	2											
Jeff Frye, R (1, 4) OBP: 0.288, SLG: 0.263			0-2 F9			1-3 K2-3		1-3 K		3	0	0	0	0	2	1											
Inning Stats	R: 1 E: 0 K: 1 S: 11	H: 1 LOB: 0 BB: 0 P: 17	R: 0 E: 0 K: 2 S: 14	H: 0 LOB: 0 BB: 0 P: 18	R: 0 E: 0 K: 1 S: 15	H: 1 LOB: 1 BB: 0 P: 20	R: 0 E: 0 K: 1 S: 9	H: 0 LOB: 0 BB: 0 P: 13	R: 0 E: 0 K: 2 S: 8	H: 0 LOB: 0 BB: 0 P: 11	R: 0 E: 0 K: 1 S: 10	H: 0 LOB: 1 BB: 1 P: 16	R: 1 E: 0 K: 1 S: 14	H: 2 LOB: 1 BB: 0 P: 19	R: 1 E: 0 K: 1 S: 9	H: 1 LOB: 1 BB: 1 P: 17		R: 0 E: 0 K: 1 S: 10	H: 1 LOB: 1 BB: 0 P: 13	1B: 3 2B: 0 3B: 0 HR: 3	SF: 0 SAC: 0 DP: 0 HBP: 0	WP: 1 PB: 0 SB: 0 CS: 0	PA: 35				
PITCHER	IP	WLS	BF	H	R	ER	SO	BB	IBB	HBP	BLK	WP	HR	S	P	ERA	WHIP										
35 Mike Mussina, R (1, 1) ERA: 3.67	7.0	W	26	4	2	2	9	1	0	0	0	1	2	81	114	2.57	0.714										
Jay Witasick, R (8, 1) ERA: 3.12	0.2		4	1	1	1	1	1	0	0	0	0	1	8	15	13.50	3.000										
Mike Stanton, L (8, 1) ERA: 1.77	1.1		5	1	0	0	1	0	0	0	0	0	0	11	15	0.00	0.750										

Batter	1	2	3	4	5	6	7	8	9	AB	R	H	RBI	BB	SO	LOB	BOTTOM										
Chuck Knoblauch, R (1, 10) OBP: 0.348, SLG: 0.343	2-2 G1-3		0-1 CS 1B		4-2 G6-4-3 2 HBP 1B BB	4-2 FC6-4 BB		1-1 FC5 HBP		2	1	1	0	2	0	0	Toronto Blue Jays @ New York Yankees Yankee Stadium, Bronx, NY Sun Jul 22 2001, 1:05 PM EDT Att: 51,132 - Sunny - 82 F										
2 Derek Jeter, R (1, 6) OBP: 0.374, SLG: 0.427	1-0 G5-3		1-1 F9		2-1 G6-4-3 HBP	3-1 FC6-4		2-0 FC5		4	0	0	0	0	4												
Bernie Williams, S (1, 8) OBP: 0.395, SLG: 0.502	3-1 HR		2-2 CS 1-2		2-0 F7	0-0 G6-4-3		2-1 F7		4	1	1	1	0	2												
Tino Martinez, L (1, 3) OBP: 0.313, SLG: 0.464	2-0 1B				0-0 HR	1-0 20 HR 1B		3-2 F7		4	2	3	2	0	0												
20 Jorge Posada, S (1, 2) OBP: 0.404, SLG: 0.543	3-2 G4-3				1-2 HR 1B	1-2 HR 1B		0-1 2B		4	2	3	2	0	1												
Paul O'Neill, L (1, 9) OBP: 0.326, SLG: 0.443			0-0 F8		2-1 HR 1B	1-2 E5		1-3 K		4	1	1	2	0	1	1											
Shane Spencer, R (1, 7) OBP: 0.260, SLG: 0.362			2-2 F8		0-2 2B	0-0 F7		1-2 F7		4	0	1	0	0	0	1											
Scott Brosius, R (1, 5) OBP: 0.361, SLG: 0.466			1-3 K		0-3 K			1-3 K		4	0	0	0	0	3	1											
Alfonso Soriano, R (1, 4) OBP: 0.303, SLG: 0.405			0-2 L7		1-3 K		1-0 L7	2-1 FC5 2B		4	0	1	0	0	1	1											
Inning Stats	R: 1 E: 0 K: 0 S: 11	H: 2 LOB: 1 BB: 0 P: 22	R: 0 E: 0 K: 1 S: 9	H: 0 LOB: 0 BB: 0 P: 12	R: 0 E: 0 K: 0 S: 11	H: 1 LOB: 0 BB: 0 P: 13	R: 3 E: 0 K: 2 S: 16	H: 4 LOB: 1 BB: 0 P: 22	R: 3 E: 0 K: 0 S: 11	H: 2 LOB: 1 BB: 1 P: 21	R: 0 E: 0 K: 0 S: 8	H: 0 LOB: 1 BB: 1 P: 18	R: 0 E: 0 K: 1 S: 12	H: 1 LOB: 1 BB: 0 P: 18	R: 0 E: 0 K: 1 S: 11	H: 1 LOB: 2 BB: 0 P: 18		1B: 4 2B: 3 3B: 0 HR: 4	SF: 0 SAC: 0 DP: 1 HBP: 2	WP: 0 PB: 0 SB: 0 CS: 1	PA: 39						
PITCHER	IP	WLS	BF	H	R	ER	SO	BB	IBB	HBP	BLK	WP	HR	S	P	ERA	WHIP										
Chris Carpenter, R (1, 1) ERA: 3.94	4.2	L	22	8	6	6	3	1	0	1	0	0	3	52	81	11.57	1.929										
Chris Michaelak, L (5, 1) ERA: 4.3	3.0		15	3	1	1	2	1	0	1	0	0	1	36	60	3.00	1.333										
Pedro Borbon, L (8, 1) ERA: 3.12	0.1		1	0	0	0	0	0	0	0	0	0	0	1	3	0.00	0.000										

Batter	1	2	3	4	5	6	7	8	9	AB	R	H	RBI	BB	SO	LOB	TOP								
José Cruz Jr., S OBP: 0.343, SLG: 0.500	1-3 K			2-2 G3		0-0 HR	1-3 K		0-3 K	5	1	1	1	0	3	2									
Alex Gonzalez, R OBP: 0.300, SLG: 0.392	1-2 G6-3			3-2 HR		3-2 1B		2-0 G5-3		4	1	2	1	0	0	0									
Shannon Stewart, R OBP: 0.372, SLG: 0.461	1-2 F8			1-0 FC1-6 1B		1-0 S 1B		0-1 G3-1 1B		4	0	3	0	0	0	0									
Carlos Delgado, L OBP: 0.399, SLG: 0.501		1-3 K		4-1 FC1-6 BB		2-3 K		1-0 G3-1		3	0	0	0	1	2	3									
Chris Latham, S OBP: 0.435, SLG: 0.550		1-3 K		1-2 FC1-6		3-3 K		4-1 BB		3	0	0	0	1	2	4									
Brad Fullmer, L OBP: 0.317, SLG: 0.442		1-3 K		1-2 G6-3		2-1 L9		1-3 K		3	0	0	0	0	1	4									
Tony Fernandez, S OBP: 0.344, SLG: 0.341										1	0	0	0	0	1	2									
Luis Lopez, R OBP: 0.337, SLG: 0.407			1-0 G6-3		0-3 K		0-0 G5-4-3 1B		1-1 FC4 1B	4	0	2	0	0	1	0									
Darrin Fletcher, L OBP: 0.260, SLG: 0.321			2-2 G1-3		0-1 P5		1-2 G5-4-3		0-0 P6	4	0	0	0	0	0	2									
Cesar Izturis, S OBP: 0.307, SLG: 0.432			0-3 K		0-0 G4-3		0-1 1B		1-1 FC4	4	0	1	0	0	1	1									
Inning Stats	R: 0 E: 0 K: 1 S: 10	H: 0 LOB: 0 BB: 0 P: 13	R: 0 E: 0 K: 3 S: 10	H: 0 LOB: 0 BB: 0 P: 13	R: 0 E: 0 K: 1 S: 8	H: 0 LOB: 0 BB: 0 P: 11	R: 1 E: 0 K: 0 S: 16	H: 2 LOB: 2 BB: 1 P: 29	R: 0 E: 0 K: 1 S: 8	H: 0 LOB: 0 BB: 0 P: 8	R: 1 E: 0 K: 2 S: 14	H: 3 LOB: 2 BB: 0 P: 25	R: 0 E: 0 K: 1 S: 9	H: 2 LOB: 1 BB: 0 P: 11	R: 0 E: 0 K: 1 S: 9	H: 1 LOB: 2 BB: 1 P: 17	R: 0 E: 0 K: 1 S: 8	H: 1 LOB: 1 BB: 0 P: 10	1B: 7 2B: 0 3B: 0 HR: 2	SF: 0 SAC: 0 DP: 1 HBP: 0	WP: 0 PB: 0 SB: 1 CS: 0	PA: 37			
PITCHER	IP	WLS	BF	H	R	ER	SO	BB	IBB	HBP	BLK	WP	HR	S	P	ERA	WHIP								
Roger Clemens, R ERA: 3.72	6.2	W	27	7	2	2	8	1	0	0	0	0	2	72	106	2.70	1.200								
Ramiro Mendoza, R ERA: 3.56	0.2	H	3	1	0	0	1	0	0	0	0	0	0	6	9	0.00	1.500								
Mike Stanton, L ERA: 1.75	0.2		3	0	0	0	1	1	0	0	0	0	0	6	12	0.00	1.500								
Mark Wohlers, R ERA: 5.36	1.0		4	1	0	0	1	0	0	0	0	0	0	8	10	0.00	1.000								

Toronto Blue Jays @ New York Yankees
 Yankee Stadium, Bronx, NY
 Mon Jul 23 2001, 7:05 PM EDT
 Att: 38,573 - Sunny - 84 F



Batter	1	2	3	4	5	6	7	8	9	AB	R	H	RBI	BB	SO	LOB	BOTTOM								
Chuck Knoblauch, R OBP: 0.347, SLG: 0.344	1-1 2 WP 2 G5-3 2B					1-2 P3		2-1 F8		4	1	1	0	0	1	0									
2 Derek Jeter, R OBP: 0.371, SLG: 0.423	2-1 G5-3		1-2 F9		1-0 G5-3			2-3 K		4	0	0	1	0	1	0									
Bernie Williams, S OBP: 0.393, SLG: 0.502	3-3 K		0-2 G3			1-0 F7		2-2 F7 2B		4	0	1	0	0	1	0									
Tino Martinez, L OBP: 0.313, SLG: 0.469	0-0 HR		2-2 G6-3			1-2 L9		0-1 F7		4	1	1	1	0	0	1									
2D Jorge Posada, S OBP: 0.405, SLG: 0.556	2-0 HR 2B			0-0 HR		1-0 F7		1-3 K		4	2	2	1	0	1	1									
Paul O'Neill, L OBP: 0.331, SLG: 0.453	1-2 HR			1-0 P6			2-1 HR 1B			3	2	2	2	0	0	0									
Shane Spencer, R OBP: 0.262, SLG: 0.387	1-0 P5			3-1 G6-3			0-1 HR			3	1	1	2	0	0	0									
Scott Brosius, R OBP: 0.358, SLG: 0.462		0-1 G5-3		0-2 G5-3			3-2 P1			3	0	0	0	0	0	0									
Alfonso Soriano, R OBP: 0.301, SLG: 0.402		2-1 G1-3			0-0 G1-3		0-2 L4			3	0	0	0	0	0	0									
Inning Stats	R: 4 E: 0 K: 1 S: 13	H: 4 LOB: 0 BB: 0 P: 23	R: 0 E: 0 K: 1 S: 8	H: 0 LOB: 0 BB: 0 P: 12	R: 0 E: 0 K: 0 S: 11	H: 0 LOB: 0 BB: 0 P: 14	R: 1 E: 0 K: 0 S: 7	H: 1 LOB: 0 BB: 0 P: 11	R: 0 E: 0 K: 0 S: 5	H: 0 LOB: 0 BB: 0 P: 7	R: 0 E: 0 K: 0 S: 5	H: 0 LOB: 0 BB: 0 P: 8	R: 2 E: 0 K: 0 S: 13	H: 2 LOB: 0 BB: 0 P: 20	R: 0 E: 0 K: 2 S: 11	H: 1 LOB: 1 BB: 0 P: 16	1B: 1 2B: 3 3B: 0 HR: 4	SF: 0 SAC: 0 DP: 0 HBP: 0	WP: 1 PB: 0 SB: 0 CS: 0	PA: 32					
PITCHER	IP	WLS	BF	H	R	ER	SO	BB	IBB	HBP	BLK	WP	HR	S	P	ERA	WHIP								
Steve Parris, R ERA: 4.6	7.0	L	28	7	7	7	2	0	0	0	0	0	4	62	95	9.00	1.000								
Kevin Escobar, R ERA: 4.09	1.0		4	1	0	0	2	0	0	0	0	0	0	11	16	0.00	1.000								

Toronto Blue Jays @ New York Yankees
 Yankee Stadium, Bronx, NY
 Mon Jul 23 2001, 7:05 PM EDT
 Att: 38,573 - Sunny - 84 F




Batter	1	2	3	4	5	6	7	8	9	10	AB	R	H	RBI	BB	SO	LOB	TOP				
José Cruz Jr., S OBP: 0.342, SLG: 0.496 (1, 8)	F7		K			F9	BB		G1-3		4	0	0	0	1	1	2					
Alex Gonzalez, R OBP: 0.301, SLG: 0.400 (1, 6)	G6-3		FC5-4			BB	P4			HR	4	2	1	1	1	0	4					
Shannon Stewart, R OBP: 0.369, SLG: 0.459 (1, 7)	2B					K			G6-3		5	0	1	0	0	2	1					
Carlos Delgado, L OBP: 0.404, SLG: 0.520 (1, 3)	F7					G6-3					4	1	2	2	1	0	1					
Raul Mondesi, R OBP: 0.356, SLG: 0.480 (1, 9)						P5			HR		5	0	0	0	0	2	2					
Brad Fullmer, L OBP: 0.312, SLG: 0.433 (1, 10)						F9					5	1	1	0	0	1	1					
Luis Lopez, R OBP: 0.333, SLG: 0.393 (1, 5)						G4-3					3	0	0	0	1	1	1					
Darrin Fletcher, L OBP: 0.267, SLG: 0.328 (7, PR)						G4-3					3	0	2	1	0	0	1					
Jeff Frye, R OBP: 0.285, SLG: 0.261 (7, 4)						FC5-4					1	0	0	0	0	0	0					
Cesar Izturis, S OBP: 0.300, SLG: 0.456 (7, PH)						F8					2	0	0	0	0	0	2					
Tony Fernandez, S OBP: 0.337, SLG: 0.333 (7, 2)						G4-3					1	0	0	0	0	0	1					
Alberto Castillo, R OBP: 0.290, SLG: 0.294 (7, 2)						G4-3					1	0	1	0	0	0	0					
Inning Stats	R: 0 E: 0 K: 0 S: 14	H: 1 LOB: 1 BB: 0 P: 23	R: 0 E: 0 K: 3 S: 9	H: 0 LOB: 0 BB: 0 P: 12	R: 0 E: 0 K: 1 S: 6	H: 1 LOB: 1 BB: 0 P: 7	R: 0 E: 0 K: 1 S: 9	H: 0 LOB: 0 BB: 1 P: 8	R: 1 E: 0 K: 0 S: 12	H: 1 LOB: 1 BB: 1 P: 19	R: 1 E: 0 K: 0 S: 12	H: 2 LOB: 2 BB: 1 P: 23	R: 1 E: 0 K: 0 S: 8	H: 1 LOB: 0 BB: 0 P: 14	R: 0 E: 0 K: 0 S: 7	H: 1 LOB: 1 BB: 0 P: 9	R: 1 E: 0 K: 1 S: 14	H: 1 LOB: 1 BB: 1 P: 22	1B: 4 2B: 2 3B: 0 HR: 2	SF: 0 SAC: 0 DP: 0 HBP: 0	WP: 0 PB: 0 SB: 2 CS: 0	PA: 42
PITCHER	IP	WLS	BF	H	R	ER	SO	BB	IBB	HBP	BLK	WP	HR	S	P	ERA	WHIP					
Rolando Arroyo, R ERA: 3.35	6.1		26	5	2	2	6	2	0	0	0	0	0	4	10	0.00	3.000					
Bill Pulsipher, L ERA: 3.62	0.1	H	2	0	0	0	0	1	0	0	0	0	0	4	10	0.00	3.000					
Hipolito Pichardo, R ERA: 2.97	0.1	H	1	0	0	0	0	0	0	0	0	0	0	2	3	0.00	0.000					
Rod Beck, R ERA: 3.32	1.0	B	4	1	1	1	0	0	0	0	0	0	1	8	14	9.00	1.000					
Derek Lowe, R ERA: 4.1	1.2	L	8	2	1	1	1	1	0	0	0	0	1	17	26	5.40	1.800					
PITCHER	IP	WLS	BF	H	R	ER	SO	BB	IBB	HBP	BLK	WP	HR	S	P	ERA	WHIP					
Pete Schourek, L ERA: 4.45	0.1		1	0	0	0	0	0	0	0	0	0	0	4	5	0.00	0.000					

Toronto Blue Jays @ Boston Red Sox
Fenway Park, Boston, MA
Wed Jul 25 2001, 7:05 PM EDT
Att. 33,030 - Sunny - 93 F

livebaseballscorecards.com

AB 38
R 4
H 8
RBI 4
BB 4
SO 7
LOB 16




Batter	1	2	3	4	5	6	7	8	9	10	AB	R	H	RBI	BB	SO	LOB	BOTTOM				
Jose Offerman, S OBP: 0.324, SLG: 0.353 (1, 4)	F8	G4-3				G1-3					4	0	0	0	1	1	0					
Scott Hatteberg, L OBP: 0.332, SLG: 0.379 (1, 2)	F7		G6-3								3	0	0	0	0	1	0					
Doug Mirabeli, R OBP: 0.301, SLG: 0.287 (8, PH)											2	0	0	0	0	1	3					
Trot Nixon, L OBP: 0.377, SLG: 0.495 (1, 8)	HR		G4-3			G4-3					4	1	1	0	0	0	0					
Manny Ramirez, R OBP: 0.423, SLG: 0.650 (1, 7)	HR										3	1	1	2	1	2	0					
Dante Bichette, R OBP: 0.352, SLG: 0.525 (1, 10)	HR					G6-3					4	1	1	1	0	0	1					
Brian Daubach, L OBP: 0.355, SLG: 0.527 (1, 3)											1	0	0	0	2	1	0					
Darren Lewis, R OBP: 0.302, SLG: 0.386 (10, PR)						G4-3					0	0	0	0	0	0	0					
Chris Stynes, R OBP: 0.341, SLG: 0.452 (1, 5)	FC6-4					G4-3					4	0	0	0	0	1	3					
Troy O'Leary, L OBP: 0.304, SLG: 0.444 (1, 9)			G3								4	0	1	0	0	1	1					
Mike Lansing, R OBP: 0.293, SLG: 0.345 (1, 6)			F3								4	0	0	0	0	1	2					
Inning Stats	R: 3 E: 0 K: 0 S: 16	H: 3 LOB: 1 BB: 0 P: 23	R: 0 E: 0 K: 0 S: 5	H: 0 LOB: 0 BB: 0 P: 7	R: 0 E: 0 K: 1 S: 12	H: 0 LOB: 0 BB: 0 P: 17	R: 0 E: 0 K: 1 S: 8	H: 0 LOB: 1 BB: 1 P: 13	R: 0 E: 0 K: 2 S: 9	H: 0 LOB: 0 BB: 0 P: 11	R: 0 E: 0 K: 1 S: 9	H: 0 LOB: 0 BB: 0 P: 13	R: 0 E: 0 K: 2 S: 6	H: 0 LOB: 0 BB: 0 P: 10	R: 0 E: 0 K: 0 S: 4	H: 0 LOB: 0 BB: 1 P: 9	R: 0 E: 0 K: 1 S: 12	H: 1 LOB: 3 BB: 2 P: 23	1B: 2 2B: 0 3B: 0 HR: 2	SF: 0 SAC: 0 DP: 1 HBP: 1	WP: 0 PB: 0 SB: 0 CS: 0	PA: 38
PITCHER	IP	WLS	BF	H	R	ER	SO	BB	IBB	HBP	BLK	WP	HR	S	P	ERA	WHIP					
Esteban Loaiza, R ERA: 5.44	6.0		23	3	3	3	5	3	1	0	0	0	0	2	59	84	4.50	0.667				
Dan Plesac, L ERA: 3.72	2.1		7	0	0	0	3	0	0	0	0	0	0	17	27	0.00	0.000					
Paul Quantrill, R ERA: 2.09	0.2	W	2	0	0	0	0	1	0	0	0	0	0	2	6	0.00	1.500					
Billy Koch, R ERA: 4.71	1.0	S	6	1	0	0	1	1	1	0	0	0	0	12	23	0.00	2.000					
PITCHER	IP	WLS	BF	H	R	ER	SO	BB	IBB	HBP	BLK	WP	HR	S	P	ERA	WHIP					

Toronto Blue Jays @ Boston Red Sox
Fenway Park, Boston, MA
Wed Jul 25 2001, 7:05 PM EDT
Att. 33,030 - Sunny - 93 F

livebaseballscorecards.com

AB 33
R 3
H 4
RBI 3
BB 4
SO 9
LOB 10



Batter	1	2	3	4	5	6	7	8	9	AB	R	H	RBI	BB	SO	LOB	TOP											
José Cruz Jr., S OBP: 0.340, SLG: 0.491	0-0 WP S 1B	2-3 K			0-3 K		2-2 F9		2-2 F7	5	1	1	0	0	2	5												
Alex Gonzalez, R OBP: 0.300, SLG: 0.402	3-3 K		0-0 G5-3		1-0 L8			1-2 WP 3B	1-1 G4-6-3	5	1	1	0	0	1	4												
Shannon Stewart, R OBP: 0.372, SLG: 0.459	2-0 S 2H 1B		4-1 G6-3 BB			4-0 S S BB		2-2 G1-3		2	0	1	1	2	0	0												
Carlos Delgado, L OBP: 0.400, SLG: 0.514	2-3 K		0-0 G6-3			3-2 F7		3-H G3-1		4	0	0	0	0	1	3												
Raul Mondesi, R OBP: 0.352, SLG: 0.475	1-3 K		2-3 K			3-3 K		1-0 G6-3		4	0	0	0	0	3	3												
Brad Fullmer, L OBP: 0.317, SLG: 0.433		1-1 F9		4-1 G5-4-3 BB		4-0 IBB			0-0 1B 1B 1B	2	1	1	0	2	0	0												
Luis Lopez, R OBP: 0.340, SLG: 0.398		1-2 1B		0-0 G5-4-3		1-1 G4-3			2-2 1B 1B 1B	4	0	2	0	0	0	3												
Alberto Castillo, R OBP: 0.281, SLG: 0.295	2-2 1B		1-2 F5				0-3 K		1-0 1B	3	0	1	0	0	1	0												
Tony Fernandez, S OBP: 0.343, SLG: 0.341	1-2 1B								1-2 2-3 1B	1	0	1	0	0	0	0												
Cesar Izturis, S OBP: 0.289, SLG: 0.439	2-1 F5				0-3 K				0-0 G4-6-3 1B	3	0	0	0	0	2	2												
Chris Latham, S OBP: 0.458, SLG: 0.571									1-2 2-3 3-H 1B	1	0	1	1	0	0	0												
Inning Stats	R: 1 E: 0 K: 3 S: 12	H: 2 LOB: 1 BB: 0 P: 19	R: 0 E: 0 K: 1 S: 13	H: 2 LOB: 2 BB: 0 P: 21	R: 0 E: 0 K: 1 S: 7	H: 0 LOB: 1 BB: 1 P: 13	R: 0 E: 0 K: 0 S: 5	H: 0 LOB: 0 BB: 1 P: 10	R: 0 E: 0 K: 2 S: 7	H: 0 LOB: 2 BB: 2 P: 8	R: 0 E: 0 K: 1 S: 12	H: 0 LOB: 0 BB: 0 P: 12	R: 1 E: 0 K: 0 S: 11	H: 1 LOB: 0 BB: 0 P: 15	R: 1 E: 0 K: 0 S: 11	H: 4 LOB: 2 BB: 0 P: 17	1B: 8 2B: 0 3B: 1 HR: 0	SF: 0 SAC: 0 DP: 2 HBP: 0	WP: 2 PB: 0 SB: 4 CS: 0	PA: 38								
PITCHER	IP	WLS	BF	H	R	ER	SO	BB	IBB	HBP	BLK	WP	HR	S	P	ERA	WHIP											
Hideo Nomo, R ERA: 3.86	(1, 1)	7.0	W	28	4	1	1	10	3	1	0	0	1	0	65	109	1.29	1.000										
Rich Garces, R ERA: 2.52	(8, 1)	1.0	H	4	1	1	1	0	0	0	0	0	1	0	11	15	9.00	1.000										
Derek Lowe, R ERA: 4.25	(9, 1)	0.0	S	3	1	1	0	0	0	0	0	0	0	0	5	8	∞	∞										
Bill Pulsipher, L ERA: 0.79	(9, 1)	0.1	H	2	1	0	0	0	0	0	0	0	0	0	4	6	0.00	3.000										
Rod Beck, R ERA: 3.28	(9, 1)	0.2	S	1	0	0	0	0	0	0	0	0	0	0	2	3	0.00	0.000										

Toronto Blue Jays @ Boston Red Sox
Fenway Park, Boston, MA
Thu Jul 26 2001, 7:05 PM EDT
Att: 33,094 - Cloudy - 66 F

AB 34
R 3
H 9
RBI 2
BB 4
SO 10
LOB 20



Batter	1	2	3	4	5	6	7	8	9	AB	R	H	RBI	BB	SO	LOB	BOTTOM											
Jose Offerman, S OBP: 0.325, SLG: 0.351	1-1 G3		0-3 K		1-2 G4-3		0-0 1B E 1B	4-2 2B BB		4	1	1	0	1	1	0												
Mike Lansing, R OBP: 0.295, SLG: 0.356	1-0 F8		3-1 G5-3		0-1 BB 1B		1-0 E7 1H 1B	3-1 1B 3-H 2B		5	0	3	1	0	0	0												
Trot Nixon, L OBP: 0.380, SLG: 0.497	1-2 2B		2-3 K		4-2 1B BB		4-2 HR BB	0-3 K		3	1	1	0	2	2	2												
Manny Ramirez, R OBP: 0.423, SLG: 0.655	4-2 FC6-4 BB			3-3 K	1-3 K2-3		0-1 HR			3	1	1	2	1	2	2												
Dante Bichette, R OBP: 0.351, SLG: 0.524	0-0 FC6-4			1-2 1B 2B		1-2 E5	1-0 P4			4	1	1	0	0	0	2												
Brian Daubach, L OBP: 0.354, SLG: 0.521		2-1 G1		0-2 G1-3		0-3 K		4-1 1B WP BB		3	1	0	0	1	1	2												
Shea Hillenbrand, R OBP: 0.293, SLG: 0.412		2-1 S 1B		0-1 2H 1B		1-3 K		1-2 WP S 2B 1B		4	1	3	1	0	1	1												
Troy O'Leary, L OBP: 0.300, SLG: 0.437		3-3 K		2-1 G2-3		0-1 F9		2-2 G4-3		4	0	0	0	0	1	5												
Doug Mirabeli, R OBP: 0.290, SLG: 0.275		3-3 K			0-0 P4		1-1 F5		1-3 K	4	0	0	0	0	2	2												
Inning Stats	R: 0 E: 0 K: 0 S: 10	H: 1 LOB: 2 BB: 1 P: 17	R: 0 E: 0 K: 2 S: 10	H: 1 LOB: 0 BB: 0 P: 20	R: 0 E: 0 K: 2 S: 11	H: 0 LOB: 0 BB: 0 P: 16	R: 1 E: 0 K: 1 S: 13	H: 2 LOB: 1 BB: 0 P: 19	R: 0 E: 0 K: 1 S: 11	H: 1 LOB: 2 BB: 1 P: 17	R: 0 E: 1 K: 2 S: 12	H: 0 LOB: 1 BB: 0 P: 14	R: 3 E: 1 K: 0 S: 10	H: 3 LOB: 0 BB: 1 P: 17	R: 2 E: 0 K: 2 S: 17	H: 2 LOB: 2 BB: 2 P: 32	1B: 6 2B: 3 3B: 0 HR: 1	SF: 0 SAC: 0 DP: 0 HBP: 0	WP: 1 PB: 0 SB: 2 CS: 0	PA: 39								
PITCHER	IP	WLS	BF	H	R	ER	SO	BB	IBB	HBP	BLK	WP	HR	S	P	ERA	WHIP											
32 Roy Halladay, R ERA: 5.4	(1, 1)	6.0	L	26	5	1	1	8	2	0	0	0	0	0	67	103	1.50	1.167										
Bob Fife, R ERA: 2.66	(7, 1)	1.0	L	6	3	3	3	0	1	0	0	0	0	1	10	17	27.00	4.000										
Pedro Borbon, L ERA: 3.6	(8, 1)	0.1	S	3	1	2	2	0	1	0	0	0	0	0	7	14	54.00	6.000										
Matt DeWitt, R ERA:	(8, 1)	0.2	S	4	1	0	0	2	1	0	0	0	1	0	10	18	0.00	3.000										

Toronto Blue Jays @ Boston Red Sox
Fenway Park, Boston, MA
Thu Jul 26 2001, 7:05 PM EDT
Att: 33,094 - Cloudy - 66 F

AB 34
R 6
H 10
RBI 4
BB 5
SO 10
LOB 16



Batter	1	2	3	4	5	6	7	8	9	AB	R	H	RBI	BB	SO	LOB	TOP					
Chuck Knoblauch, R (1, 7) OBP: 0.343, SLG: 0.348	F8			G3	G6-4-3		G3-1		F3	5	1	1	0	0	0	2						
2 Derek Jeter, R (1, 6) OBP: 0.394, SLG: 0.441	G5-3			G3			G6-3		G6-3	4	1	1	0	1	0	0						
Bernie Williams, S (1, 8) OBP: 0.394, SLG: 0.507	G4-3			G3			G3		K	4	1	1	1	1	1	1						
Tino Martinez, L (1, 3) OBP: 0.311, SLG: 0.462				G3-1			G3		K	5	1	1	1	0	1	2						
Luis Sojo, R (9, 3) OBP: 0.292, SLG: 0.227				G1-3			G3		20 2B	0	0	0	0	0	0	0						
20 Jorge Posada, S (1, 2) OBP: 0.401, SLG: 0.549				G6-3			F8		K	4	0	1	2	0	1	2						
Paul O'Neill, L (1, 9) OBP: 0.337, SLG: 0.471									BB	5	2	4	0	0	0	1						
Gerald Williams, R (9, 9) OBP: 0.260, SLG: 0.317									G3	0	0	0	0	0	0	0						
Shane Spencer, R (1, 10) OBP: 0.296, SLG: 0.427										2	1	1	0	2	0	0						
Scott Brosius, R (1, 5) OBP: 0.353, SLG: 0.460										4	1	1	1	0	0	5						
Alfonso Soriano, R (1, 4) OBP: 0.305, SLG: 0.414										4	1	2	4	0	1	0						
Inning Stats	R: 0 E: 0 K: 0 S: 8	H: 0 LOB: 0 BB: 0 P: 12	R: 0 E: 0 K: 0 S: 9	H: 1 LOB: 0 BB: 0 P: 17	R: 0 E: 0 K: 1 S: 10	H: 0 LOB: 0 BB: 0 P: 10	R: 1 E: 0 K: 0 S: 8	H: 2 LOB: 1 BB: 0 P: 13	R: 1 E: 0 K: 0 S: 11	H: 3 LOB: 1 BB: 0 P: 15	R: 0 E: 0 K: 1 S: 8	H: 1 LOB: 1 BB: 0 P: 13	R: 4 E: 0 K: 1 S: 15	H: 3 LOB: 0 BB: 1 P: 27	R: 0 E: 0 K: 1 S: 8	H: 1 LOB: 2 BB: 1 P: 16	R: 3 E: 0 K: 0 S: 15	H: 2 LOB: 1 BB: 2 P: 33	1B: 8 2B: 4 3B: 0 HR: 1	SF: 0 SAC: 0 DP: 2 HBP: 1	WP: 0 PB: 0 SB: 2 CS: 1	PA: 43
PITCHER	IP	WLS	BF	H	R	ER	SO	BB	IBB	HBP	BLK	WP	HR	S	P	ERA	WHIP					
Chris Carpenter, R (1, 1) ERA: 4.12	7.0	L	30	10	6	6	3	1	0	0	0	0	1	69	107	7.71	1.571					
Chris Michalak, L (8, 1) ERA: 4.47	2.0		12	3	3	3	1	3	0	1	0	0	0	23	49	13.50	3.000					

New York Yankees @ Toronto Blue Jays
SkyDome, Toronto, ON
Fri Jul 27 2001, 7:05 PM EDT
Att: 36,666 - Cloudy - 72 F

AB	37
R	9
H	13
RBI	9
BB	4
SO	4
LOB	13



Batter	1	2	3	4	5	6	7	8	9	AB	R	H	RBI	BB	SO	LOB	BOTTOM					
José Cruz Jr., S (1, 8) OBP: 0.342, SLG: 0.490	G4-3			FC6-4				F8		3	0	1	0	1	0	0						
Alex Gonzalez, R (1, 6) OBP: 0.301, SLG: 0.403				FC5-4			CS		K	4	0	2	0	0	1	0						
Shannon Stewart, R (1, 7) OBP: 0.371, SLG: 0.459				FC5-4			F7			4	0	1	0	0	0	3						
Carlos Delgado, L (1, 3) OBP: 0.397, SLG: 0.508				G5-3			F7		F7	4	0	0	0	0	0	4						
Raul Mondesi, R (1, 9) OBP: 0.349, SLG: 0.470				G5-3			K		K	4	0	0	0	0	3	1						
Brad Fullmer, L (1, 10) OBP: 0.314, SLG: 0.430				K			F8		K	3	0	0	0	0	2	0						
Luis Lopez, R (1, 5) OBP: 0.330, SLG: 0.385				K			G5-3		F7	3	0	0	0	0	1	0						
Darrin Fletcher, L (1, 2) OBP: 0.268, SLG: 0.339									F7	3	1	1	1	0	0	0						
Cesar Izturis, S (1, 4) OBP: 0.279, SLG: 0.424									G5-3	3	0	0	0	0	1	0						
Inning Stats	R: 0 E: 0 K: 0 S: 11	H: 1 LOB: 1 BB: 0 P: 14	R: 0 E: 0 K: 2 S: 10	H: 0 LOB: 0 BB: 0 P: 11	R: 1 E: 0 K: 1 S: 14	H: 2 LOB: 2 BB: 1 P: 21	R: 0 E: 0 K: 1 S: 5	H: 0 LOB: 0 BB: 0 P: 7	R: 0 E: 0 K: 0 S: 10	H: 1 LOB: 0 BB: 0 P: 16	R: 0 E: 0 K: 0 S: 3	H: 0 LOB: 0 BB: 0 P: 5	R: 0 E: 0 K: 2 S: 8	H: 0 LOB: 0 BB: 0 P: 13	R: 0 E: 0 K: 0 S: 9	H: 0 LOB: 0 BB: 0 P: 14	R: 0 E: 0 K: 2 S: 9	H: 1 LOB: 1 BB: 0 P: 12	1B: 3 2B: 1 3B: 0 HR: 1	SF: 0 SAC: 0 DP: 0 HBP: 0	WP: 0 PB: 0 SB: 0 CS: 1	PA: 33
PITCHER	IP	WLS	BF	H	R	ER	SO	BB	IBB	HBP	BLK	WP	HR	S	P	ERA	WHIP					
35 Mike Mussina, R (1, 1) ERA: 3.53	8.0	W	28	4	1	1	6	1	0	0	0	0	0	70	101	1.12	0.625					
Jay Witasick, R (9, 1) ERA: 3.0	1.0		4	1	0	0	2	0	0	0	0	0	0	9	12	0.00	1.000					

New York Yankees @ Toronto Blue Jays
SkyDome, Toronto, ON
Fri Jul 27 2001, 7:05 PM EDT
Att: 36,666 - Cloudy - 72 F

AB	31
R	1
H	5
RBI	1
BB	1
SO	8
LOB	8



Batter	1	2	3	4	5	6	7	8	9	AB	R	H	RBI	BB	SO	LOB	TOP										
Chuck Knoblauch, R OBP: 0.344, SLG: 0.349	F9		FC5-4 1B		L7	1B		F7		5	0	2	1	0	0	1	New York Yankees @ Toronto Blue Jays SkyDome, Toronto, ON Sat Jul 28 2001, 4:05 PM EDT Att: 44,105 - Cloudy - 70 F										
2 Derek Jeter, R OBP: 0.382, SLG: 0.439 Enrique Wilson, S OBP: 0.188, SLG: 0.221	G6-3		FC5-4 1-2 2-3		2B 1B		G1-3	FC5-4 HR		5	1	1	0	0	0	3											
Bernie Williams, S OBP: 0.395, SLG: 0.518 Mark Wohlers, R OBP: 0.188, SLG: 0.221	L9		L7		HR 2B		G4-3	HR		5	2	2	3	0	0	2											
Tino Martinez, L OBP: 0.312, SLG: 0.472 Clay Bellinger, R OBP: 0.097, SLG: 0.087		P4		1B SF4 2B	HR		G1-6-3	1B		4	2	2	2	0	0	0											
20 Jorge Posada, S OBP: 0.398, SLG: 0.542		K		K	G4-3			2B HBP		4	1	0	0	0	2	2											
Paul O'Neill, L OBP: 0.341, SLG: 0.475 Gerald Williams, R OBP: 0.259, SLG: 0.316				S 1B		K		3B 2B	G4-3	3	1	2	0	1	1	0											
Shane Spencer, R OBP: 0.299, SLG: 0.440		P3		SF4 1-2 3-H	G6-3		2B WP BB	2B 3B	G1-3	3	2	1	3	1	0	1											
Scott Brosius, R OBP: 0.356, SLG: 0.467			FC5-4 1B		G6-3		1B 2B	1B 2B	G6-3	5	2	3	2	0	0	1											
Alfonso Soriano, R OBP: 0.304, SLG: 0.413			F9		G5-3		F8	2B FC5-4 1B		4	0	1	1	0	0	2											
Inning Stats	R: 0 E: 0 K: 0 S: 5	H: 0 LOB: 0 BB: 0 P: 6	R: 0 E: 0 K: 1 S: 9	H: 0 LOB: 1 BB: 1 P: 21	R: 0 E: 0 K: 0 S: 11	H: 2 LOB: 2 BB: 0 P: 16	R: 1 E: 0 K: 1 S: 10	H: 2 LOB: 1 BB: 0 P: 15	R: 3 E: 0 K: 0 S: 12	H: 3 LOB: 0 BB: 0 P: 17	R: 2 E: 0 K: 1 S: 15	H: 2 LOB: 1 BB: 1 P: 22	R: 0 E: 0 K: 0 S: 6	H: 0 LOB: 0 BB: 0 P: 10	R: 6 E: 0 K: 0 S: 30	H: 6 LOB: 1 BB: 0 P: 43		R: 0 E: 0 K: 0 S: 3	H: 0 LOB: 0 BB: 0 P: 4	1B: 7 2B: 5 3B: 1 HR: 2	SF: 1 SAC: 0 DP: 0 HBP: 1	WP: 1 PB: 0 SB: 1 CS: 0	PA: 44				
PITCHER	IP	WLS	BF	H	R	ER	SO	BB	IBB	HBP	BLK	WP	HR	S	P	ERA	WHIP										
Kelvin Escobar, R ERA: 3.94	4.2	L	20	5	2	2	2	1	0	0	0	0	0	42	69	3.86	1.286										
Pedro Borbon, L ERA: 4.04	0.2		4	2	2	2	1	0	0	0	0	0	1	8	9	27.00	3.000										
Bob File, R ERA: 2.92	1.2		7	2	2	2	0	1	0	0	0	1	0	18	29	10.80	1.800										
Paul Quantrill, R ERA: 2.89	0.0		5	4	5	5	0	0	0	1	0	0	0	13	18	∞	∞										
Matt DeWitt, R ERA: 3.38	2.0		8	2	1	1	0	0	0	0	0	0	1	20	29	4.50	1.000										

Batter	1	2	3	4	5	6	7	8	9	AB	R	H	RBI	BB	SO	LOB	BOTTOM										
José Cruz Jr., S OBP: 0.339, SLG: 0.484	G4-3			K		F7		K		4	0	0	0	0	2	0	New York Yankees @ Toronto Blue Jays SkyDome, Toronto, ON Sat Jul 28 2001, 4:05 PM EDT Att: 44,105 - Cloudy - 70 F										
Alex Gonzalez, R OBP: 0.299, SLG: 0.399	K			K		G5-3		G5-3		4	0	0	0	0	2	0											
Shannon Stewart, R OBP: 0.370, SLG: 0.460	K			S 2B		F8		F8		4	0	1	0	0	1	0											
Carlos Delgado, L OBP: 0.398, SLG: 0.515		K		K		HR		F7		3	1	1	1	1	1	0											
Chris Latham, S OBP: 0.481, SLG: 0.545		K		K		BB		BB		1	0	0	0	2	1	2											
Brad Fullmer, L OBP: 0.315, SLG: 0.427		K		K		G6-4-3 BB		F5		2	0	0	0	1	1	2											
Luis Lopez, R OBP: 0.321, SLG: 0.374			K		G6-4-3		F8			3	0	0	0	0	1	2											
Darrin Fletcher, L OBP: 0.265, SLG: 0.336			P6		G4-3		F7			3	0	0	0	0	0	0											
Cesar Izturis, S OBP: 0.270, SLG: 0.409		G4-3			G6-3		P6			3	0	0	0	0	0	0											
Inning Stats	R: 0 E: 0 K: 2 S: 9	H: 0 LOB: 0 BB: 0 P: 10	R: 0 E: 0 K: 2 S: 12	H: 0 LOB: 0 BB: 1 P: 21	R: 0 E: 0 K: 1 S: 9	H: 0 LOB: 0 BB: 0 P: 12	R: 0 E: 0 K: 3 S: 13	H: 1 LOB: 2 BB: 1 P: 23	R: 0 E: 0 K: 0 S: 5	H: 0 LOB: 0 BB: 1 P: 12	R: 0 E: 0 K: 0 S: 8	H: 0 LOB: 0 BB: 0 P: 12	R: 1 E: 0 K: 0 S: 10	H: 1 LOB: 1 BB: 1 P: 22	R: 0 E: 0 K: 1 S: 7	H: 0 LOB: 0 BB: 0 P: 12		R: 0 E: 0 K: 0 S: 10	H: 0 LOB: 0 BB: 0 P: 15	1B: 0 2B: 1 3B: 0 HR: 1	SF: 0 SAC: 0 DP: 1 HBP: 0	WP: 0 PB: 0 SB: 1 CS: 0	PA: 31				
PITCHER	IP	WLS	BF	H	R	ER	SO	BB	IBB	HBP	BLK	WP	HR	S	P	ERA	WHIP										
Roger Clemens, R ERA: 3.58	5.2	W	19	1	0	0	8	3	0	0	0	0	0	55	88	0.00	0.706										
Ramiro Mendoza, R ERA: 3.59	1.1		6	1	1	1	0	1	0	0	0	0	1	11	24	6.75	1.500										
Mark Wohlers, R ERA: 4.95	2.0		6	0	0	0	1	0	0	0	0	0	0	17	27	0.00	0.000										
Mark Wohlers, R ERA: 4.95	2.0		6	0	0	0	1	0	0	0	0	0	0	17	27	0.00	0.000										

Batter	1	2	3	4	5	6	7	8	9	AB	R	H	RBI	BB	SO	LOB	TOP								
Chuck Knoblauch, R (1, 7) OBP: 0.347, SLG: 0.350										4	0	2	1	1	1	0	<p>New York Yankees @ Toronto Blue Jays</p> <p>SkyDome, Toronto, ON</p> <p>Sun Jul 29 2001, 1:05 PM EDT</p> <p>Att: 40,149 - Sunny - 73 F</p>								
2 Derek Jeter, R (1, 6) OBP: 0.392, SLG: 0.438										5	1	2	0	0	2	3									
Bernie Williams, S (1, 8) OBP: 0.392, SLG: 0.513										5	0	1	0	0	0	4									
Tino Martinez, L (1, 3) OBP: 0.311, SLG: 0.476										5	1	1	2	0	4	3									
20 Jorge Posada, S (1, 2) OBP: 0.401, SLG: 0.552										5	2	3	1	0	1	0									
Paul O'Neill, L (1, 9) OBP: 0.344, SLG: 0.479										3	0	2	0	0	0	0									
Gerald Williams, R (7, PH) OBP: 0.261, SLG: 0.315										1	1	0	0	1	1	1									
Shane Spencer, R (1, 10) OBP: 0.296, SLG: 0.439										5	1	1	1	0	0	4									
Luis Sojo, R (1, 5) OBP: 0.283, SLG: 0.245										5	1	1	1	0	1	3									
Alfonso Soriano, R (1, 4) OBP: 0.306, SLG: 0.427										4	2	2	3	0	1	0									
Inning Stats	R: 0 E: 0 K: 2 S: 14	H: 0 LOB: 1 BB: 1 P: 23	R: 4 E: 0 K: 0 S: 16	H: 5 LOB: 1 BB: 0 P: 25	R: 0 E: 0 K: 1 S: 9	H: 0 LOB: 0 BB: 0 P: 16	R: 1 E: 0 K: 0 S: 7	H: 1 LOB: 0 BB: 0 P: 10	R: 3 E: 0 K: 1 S: 16	H: 4 LOB: 1 BB: 0 P: 21	R: 0 E: 0 K: 2 S: 9	H: 1 LOB: 1 BB: 0 P: 12	R: 1 E: 0 K: 2 S: 12	H: 1 LOB: 1 BB: 1 P: 18	R: 0 E: 0 K: 1 S: 11	H: 2 LOB: 2 BB: 0 P: 13	R: 0 E: 0 K: 1 S: 12	H: 1 LOB: 1 BB: 0 P: 18	1B: 8 2B: 3 3B: 1 HR: 3	SF: 0 SAC: 0 DP: 0 HBP: 0	WP: 1 PB: 0 SB: 0 CS: 0	PA: 44			
PITCHER	IP	WLS	BF	H	R	ER	SO	BB	IBB	HBP	BLK	WP	HR	S	P	ERA	WHIP	PITCHER							
Joey Hamilton, R (1, 1) ERA: 5.89	5.0	L	26	10	8	8	4	1	0	0	0	0	3	62	95	14.40	2.200								
Matt DeWitt, R (6, 1) ERA: 2.45	1.0	4	1	0	0	2	0	0	0	0	0	0	0	9	12	0.00	1.000								
Dan Plesac, L (7, 1) ERA: 3.9	1.0	5	1	1	1	2	1	0	0	0	0	0	0	12	18	9.00	2.000								
Paul Quantrill, R (8, 1) ERA: 2.84	1.0	5	2	0	0	2	0	0	0	0	0	0	0	11	13	0.00	2.000								
Billy Koch, R (9, 1) ERA: 4.6	1.0	4	1	0	0	1	0	0	0	0	0	1	0	12	18	0.00	1.000								

AB	42
R	9
H	15
RBI	9
BB	2
SO	11
LOB	18



Batter	1	2	3	4	5	6	7	8	9	AB	R	H	RBI	BB	SO	LOB	BOTTOM								
José Cruz Jr., S (1, 8) OBP: 0.340, SLG: 0.485										4	0	2	0	0	0	2	<p>New York Yankees @ Toronto Blue Jays</p> <p>SkyDome, Toronto, ON</p> <p>Sun Jul 29 2001, 1:05 PM EDT</p> <p>Att: 40,149 - Sunny - 73 F</p>								
Alex Gonzalez, R (1, 6) OBP: 0.296, SLG: 0.395										4	0	0	0	0	3	2									
Shannon Stewart, R (1, 7) OBP: 0.369, SLG: 0.458										4	1	1	0	0	1	1									
Carlos Delgado, L (1, 3) OBP: 0.399, SLG: 0.518										4	1	2	1	0	0	0									
Chris Latham, S (1, 9) OBP: 0.484, SLG: 0.520										3	1	1	0	1	1	1									
Tony Fernandez, S (1, 10) OBP: 0.340, SLG: 0.337										4	0	1	1	0	2	1									
Luis Lopez, R (1, 5) OBP: 0.309, SLG: 0.359										4	0	0	0	0	1	3									
Alberto Castillo, R (1, 2) OBP: 0.276, SLG: 0.289										2	0	0	0	0	2	0									
Darwin Fletcher, L (7, PH) OBP: 0.267, SLG: 0.338										1	0	1	1	0	0	0									
Jeff Frye, R (1, 4) OBP: 0.286, SLG: 0.257										2	0	0	0	1	1	0									
Inning Stats	R: 0 E: 0 K: 0 S: 6	H: 0 LOB: 0 BB: 0 P: 9	R: 0 E: 0 K: 1 S: 8	H: 1 LOB: 0 BB: 0 P: 10	R: 0 E: 0 K: 2 S: 8	H: 0 LOB: 0 BB: 0 P: 13	R: 0 E: 0 K: 2 S: 10	H: 1 LOB: 1 BB: 0 P: 14	R: 0 E: 0 K: 0 S: 7	H: 1 LOB: 1 BB: 0 P: 12	R: 0 E: 0 K: 2 S: 11	H: 1 LOB: 1 BB: 0 P: 15	R: 3 E: 0 K: 0 S: 22	H: 4 LOB: 2 BB: 2 P: 39	R: 0 E: 0 K: 1 S: 8	H: 0 LOB: 0 BB: 0 P: 15	R: 0 E: 0 K: 3 S: 12	H: 0 LOB: 0 BB: 0 P: 16	1B: 7 2B: 2 3B: 0 HR: 0	SF: 0 SAC: 0 DP: 3 HBP: 0	WP: 0 PB: 0 SB: 0 CS: 1	PA: 34			
PITCHER	IP	WLS	BF	H	R	ER	SO	BB	IBB	HBP	BLK	WP	HR	S	P	ERA	WHIP	PITCHER							
Andy Pettitte, L (1, 1) ERA: 3.42	6.0	W	24	7	3	3	7	1	0	0	0	0	0	59	90	4.50	1.333								
Jay Witasick, R (7, 1) ERA: 2.89	2.0	7	1	0	0	1	1	0	0	0	0	0	0	21	37	0.00	1.000								
42 Mariano Rivera, R (9, 1) ERA: 2.56	1.0	3	0	0	0	3	0	0	0	0	0	0	0	12	16	0.00	0.000								

AB	32
R	3
H	8
RBI	3
BB	2
SO	11
LOB	10



Batter	1	2	3	4	5	6	7	8	9	AB	R	H	RBI	BB	SO	LOB	TOP										
Jacque Jones, L (1, 7) OBP: 0.314, SLG: 0.402	F2		F7				F7			3	0	1	0	0	0	2	Minnesota Twins @ Toronto Blue Jays SkyDome, Toronto, ON Tue Jul 31 2001, 7:05 PM EDT Att: 23,849 - Sunny - 83 F										
Denny Hocking, S (1, 6) OBP: 0.312, SLG: 0.333	1B		G3				G6-4-3			4	0	1	0	0	0	2											
Doug Mientkiewicz, L (1, 3) OBP: 0.383, SLG: 0.511	1B		HR				G4-3			4	1	3	1	0	1	0											
Corey Koskie, L (1, 5) OBP: 0.369, SLG: 0.494	1B		1B				G4-3			4	0	2	0	0	1	1											
Tori Hunter, R (1, 8) OBP: 0.292, SLG: 0.472	1B		K				G5-3			4	0	1	0	0	1	2											
David Ortiz, L (1, 10) OBP: 0.376, SLG: 0.540	F8									3	0	1	0	1	0	3											
Jason Maxwell, R (9, PR) OBP: 0.305, SLG: 0.333										0	0	0	0	0	0	0											
Brian Buchanan, R (1, 9) OBP: 0.322, SLG: 0.464										3	0	0	0	0	1	1											
Bobby Kielty, S (9, PH) OBP: 0.289, SLG: 0.267										1	0	0	0	0	1	1											
A.J. Pierzynski, L (1, 2) OBP: 0.318, SLG: 0.424	B1-3		L4				F7			4	0	0	0	0	1	2											
Luis Rivas, R (1, 4) OBP: 0.301, SLG: 0.350	G6-3									4	0	1	0	0	1	2											
Inning Stats	R: 0 E: 0 K: 0 S: 18	H: 4 LOB: 3 BB: 0 P: 21	R: 0 E: 0 K: 1 S: 6	H: 0 LOB: 0 BB: 0 P: 7	R: 1 E: 0 K: 1 S: 15	H: 2 LOB: 1 BB: 0 P: 20	R: 0 E: 0 K: 0 S: 11	H: 2 LOB: 2 BB: 0 P: 17	R: 0 E: 0 K: 0 S: 5	H: 1 LOB: 1 BB: 0 P: 6	R: 0 E: 0 K: 0 S: 9	H: 0 LOB: 0 BB: 0 P: 15	R: 0 E: 0 K: 0 S: 9	H: 1 LOB: 0 BB: 0 P: 11	R: 0 E: 0 K: 2 S: 9	H: 0 LOB: 0 BB: 0 P: 14		R: 0 E: 0 K: 3 S: 11	H: 0 LOB: 2 BB: 1 P: 20	1B: 8 2B: 1 3B: 0 HR: 1	SF: 0 SAC: 0 DP: 1 HBP: 1	WP: 0 PB: 0 SB: 2 CS: 1	PA: 36				
PITCHER	IP	WLS	BF	H	R	ER	SO	BB	IBB	HBP	BLK	WP	HR	S	P	ERA	WHIP										
Esteban Loaiza, R (1, 1) ERA: 5.22	7.0	W	29	10	1	1	2	0	0	0	0	0	1	73	97	1.29	1.429										
Dan Plesac, L (8, 1) ERA: 3.77	1.0	H	3	0	0	0	2	0	0	0	0	0	0	9	14	0.00	0.000										
Billy Koch, R (9, 1) ERA: 4.5	1.0	S	4	0	0	0	3	1	0	0	0	0	0	11	20	0.00	1.000										

Batter	1	2	3	4	5	6	7	8	9	AB	R	H	RBI	BB	SO	LOB	BOTTOM										
José Cruz Jr., S (1, 8) OBP: 0.339, SLG: 0.485	G3		2B				F5			4	0	1	1	0	1	2	Minnesota Twins @ Toronto Blue Jays SkyDome, Toronto, ON Tue Jul 31 2001, 7:05 PM EDT Att: 23,849 - Sunny - 83 F										
Alex Gonzalez, R (1, 6) OBP: 0.293, SLG: 0.392	G3-1		F8				L9			4	0	0	0	0	0	2											
Shannon Stewart, R (1, 7) OBP: 0.372, SLG: 0.460	1B		K				G4-6-3			4	1	3	0	0	1	1											
Carlos Delgado, L (1, 3) OBP: 0.397, SLG: 0.514	F7						G4-6-3			3	0	0	0	1	1	2											
Raul Mondesi, R (1, 9) OBP: 0.348, SLG: 0.468			K				K			4	0	1	1	0	2	1											
Brad Fullmer, L (1, 10) OBP: 0.314, SLG: 0.425	K		1B				E9			4	1	1	0	0	1	0											
Luis Lopez, R (1, 5) OBP: 0.301, SLG: 0.349										3	0	0	0	0	0	2											
Jeff Frye, R (8, 5) OBP: 0.286, SLG: 0.257	G5-3		G6-4-3				F7			0	0	0	0	0	0	0											
Darrin Fletcher, L (1, 2) OBP: 0.275, SLG: 0.343			FC6							2	0	2	0	1	0	0											
Cesar Izturis, S (1, 4) OBP: 0.261, SLG: 0.396			FC6				F8			3	1	0	0	0	1	3											
Inning Stats	R: 0 E: 0 K: 0 S: 10	H: 1 LOB: 1 BB: 0 P: 15	R: 0 E: 0 K: 2 S: 8	H: 0 LOB: 0 BB: 0 P: 10	R: 1 E: 0 K: 1 S: 14	H: 2 LOB: 1 BB: 0 P: 22	R: 0 E: 0 K: 1 S: 8	H: 2 LOB: 1 BB: 0 P: 12	R: 0 E: 0 K: 2 S: 12	H: 1 LOB: 1 BB: 0 P: 16	R: 0 E: 0 K: 1 S: 7	H: 1 LOB: 0 BB: 0 P: 12	R: 1 E: 1 K: 0 S: 8	H: 0 LOB: 1 BB: 1 P: 14	R: 1 E: 0 K: 0 S: 9	H: 1 LOB: 1 BB: 1 P: 16		1B: 7 2B: 1 3B: 0 HR: 0	SF: 0 SAC: 0 DP: 2 HBP: 0	WP: 0 PB: 0 SB: 1 CS: 0	PA: 33						
PITCHER	IP	WLS	BF	H	R	ER	SO	BB	IBB	HBP	BLK	WP	HR	S	P	ERA		WHIP									
Joe Mays, R (1, 1) ERA: 3.13	8.0	L	33	8	3	1	7	1	1	0	0	0	0	76	117	1.12	1.125										

AB	34
R	1
H	10
RBI	1
BB	1
SO	7
LOB	16



Batter	1	2	3	4	5	6	7	8	9	AB	R	H	RBI	BB	SO	LOB	TOP											
Brady Anderson, L OBP: 0.307, SLG: 0.299	1-2 SH1-3 6 2B	4-2 BB			1-2 G3		4-2 BB 6 HBP		4-2 BB	2	1	1	0	3	0	0	Baltimore Orioles @ Toronto Blue Jays SkyDome, Toronto, ON Fri Aug 03 2001, 7:05 PM EDT Att: 20,115 - Sunny - 83 F											
6 Melvin Mora, R OBP: 0.339, SLG: 0.374	2-2 SH1-3	0-3 K			1-2 HBP		1-1 BB HBP		0-0 F9	2	0	0	0	0	1	4												
Chris Richard, L OBP: 0.343, SLG: 0.443	0-0 2B		0-0 G6-3		2-0 F8		1-1 F7		2-1 G3	5	0	1	1	0	0	4												
Jeff Conine, R OBP: 0.381, SLG: 0.448	0-3 K		2-1 P3		1-1 P3		4-2 31 FC6 BB			3	0	0	0	1	1	2												
Mike Kinkade, R OBP: 0.331, SLG: 0.372							1-2 2-3 BB			0	0	0	0	0	0	0												
31 Jay Gibbons, L OBP: 0.299, SLG: 0.480	0-2 L9		2-3 K		0-0 G6-3		1-0 FC6			4	0	0	0	0	1	4												
Cal Ripken Jr., R OBP: 0.290, SLG: 0.383		1-1 G4-3		2-1 1B		2-1 G5-3		0-0 L6		3	0	1	0	0	0	0												
Larry Bigbie, L OBP: 0.333, SLG: 0.394										1	0	0	0	0	0	0												
Tony Batista, R OBP: 0.261, SLG: 0.408		0-0 G5-3		3-3 K		1-2 2B		1-1 G1-3		4	0	1	0	0	1	1												
Brook Fordyce, R OBP: 0.252, SLG: 0.308		4-1 BB BB		0-2 L7		0-0 G5-3		0-2 G4-3		3	0	0	0	1	0	2												
Jerry Hairston, R OBP: 0.311, SLG: 0.363		4-2 BB BB		1-2 G5-3			0-1 F7		1-1 P3	3	0	0	0	1	0	1												
Inning Stats	R: 1 E: 0 K: 1 S: 13	H: 2 LOB: 1 BB: 0 P: 16	R: 0 E: 0 K: 1 S: 11	H: 0 LOB: 3 BB: 3 P: 24	R: 0 E: 0 K: 1 S: 7	H: 0 LOB: 0 BB: 0 P: 11	R: 0 E: 0 K: 1 S: 15	H: 1 LOB: 1 BB: 0 P: 21	R: 0 E: 0 K: 0 S: 9	H: 0 LOB: 1 BB: 0 P: 14	R: 0 E: 0 K: 0 S: 12	H: 0 LOB: 3 BB: 2 P: 23	R: 0 E: 0 K: 0 S: 7	H: 0 LOB: 0 BB: 1 P: 8	R: 0 E: 0 K: 0 S: 7	H: 0 LOB: 1 BB: 1 P: 14	1B: 2 2B: 2 3B: 0 HR: 0	SF: 0 SAC: 1 DP: 0 HBP: 2	WP: 0 PB: 0 SB: 1 CS: 0	PA: 39								
PITCHER	IP	WLS	BF	H	R	ER	SO	BB	IBB	HBP	BLK	WP	HR	S	P	ERA	WHIP											
Kelvin Escobar, R ERA: 3.74	(1, 1)	5.2	W	24	3	1	1	4	3	0	1	0	0	0	58	91	1.59	1.059										
Bob Fife, R ERA: 2.55	(6, 1)	1.1		8	1	0	0	0	2	0	1	0	0	0	16	28	0.00	2.250										
Paul Quantrill, R ERA: 2.79	(8, 1)	1.0		3	0	0	0	0	0	0	0	0	0	7	8	0.00	0.000											
Dan Plesac, L ERA: 3.66	(9, 1)	1.0		4	0	0	0	0	1	0	0	0	0	7	14	0.00	1.000											

Batter	1	2	3	4	5	6	7	8	9	AB	R	H	RBI	BB	SO	LOB	BOTTOM											
José Cruz Jr., S OBP: 0.335, SLG: 0.477	0-1 3B				0-2 G4-3		2-3 K			5	1	1	0	0	1	2	Baltimore Orioles @ Toronto Blue Jays SkyDome, Toronto, ON Fri Aug 03 2001, 7:05 PM EDT Att: 20,115 - Sunny - 83 F											
Chris Latham, S OBP: 0.500, SLG: 0.577		3-1 G5-3			1-1 G3					0	0	0	0	0	0	0												
Alex Gonzalez, R OBP: 0.291, SLG: 0.390	1-0 2B	2-2 G4-3		1-3 K		0-1 E 1B		0-3 K		5	2	2	1	0	2	0												
Shannon Stewart, R OBP: 0.374, SLG: 0.460	2-1 L6		3-2 1B PB	1-2 HR 1B		2-2 E6 1B		1-0 FC6-4 HBP		4	2	2	0	0	0	1												
Carlos Delgado, L OBP: 0.400, SLG: 0.528	3-1 G4-3		1-3 K	1-1 HR		1-2 G3		0-0 FC6-4 BB 1B		5	1	1	3	0	1	3												
Raul Mondesi, R OBP: 0.344, SLG: 0.460	2-2 1B		2-2 G6-3	1-2 G6-3		1-3 K2-3		0-0 BB 1B		5	0	2	0	0	1	2												
Brad Fullmer, L OBP: 0.324, SLG: 0.440	2-3 K		1-0 2B 1B		1-0 F8		1-0 G4-3		4-2 BB	4	1	1	1	1	1	2												
Felipe Lopez, S OBP: 0.400, SLG: 0.600		0-3 K	1-2 2B		3-1 1B SF8 1B		1-2 F9		0-0 P5	5	1	2	1	0	1	3												
Darrin Fletcher, L OBP: 0.287, SLG: 0.352		3-1 HR 1B	4-1 HBP		3-1 1B		1-1 FC1-8 1B			3	1	3	0	0	0	0												
Homer Bush, R OBP: 0.385, SLG: 0.481		0-1 HR	1-2 P6		0-0 SF8		0-1 FC1-6			3	1	1	3	0	0	3												
Inning Stats	R: 2 E: 0 K: 1 S: 15	H: 3 LOB: 1 BB: 0 P: 25	R: 2 E: 0 K: 1 S: 13	H: 2 LOB: 0 BB: 0 P: 21	R: 2 E: 0 K: 1 S: 20	H: 3 LOB: 2 BB: 0 P: 33	R: 2 E: 0 K: 1 S: 16	H: 2 LOB: 0 BB: 0 P: 20	R: 1 E: 1 K: 1 S: 15	H: 1 LOB: 1 BB: 0 P: 20	R: 0 E: 0 K: 1 S: 11	H: 1 LOB: 1 BB: 0 P: 15	R: 0 E: 0 K: 1 S: 9	H: 1 LOB: 3 BB: 1 P: 14	1B: 10 2B: 2 3B: 1 HR: 2	SF: 1 SAC: 0 DP: 0 HBP: 2	WP: 0 PB: 1 SB: 1 CS: 0	PA: 43										
PITCHER	IP	WLS	BF	H	R	ER	SO	BB	IBB	HBP	BLK	WP	HR	S	P	ERA	WHIP											
Jose Mercedes, R ERA: 6.01	(1, 1)	2.2	L	17	5	4	6	3	0	0	1	0	0	1	46	76	20.25	3.000										
John Waddell, R ERA: 6.53	(3, 1)	3.1		16	5	4	3	2	0	0	0	0	0	1	41	59	8.10	1.500										
36 Kris Foster, R ERA:	(7, 1)	1.0		4	1	0	0	1	0	0	0	0	0	11	15	0.00	1.000											
Willis Roberts, R ERA: 5.05	(8, 1)	1.0		6	1	0	0	1	1	0	1	0	0	9	14	0.00	2.000											

AB	30
R	1
H	4
RBI	1
BB	6
SO	4
LOB	18



AB	39
R	10
H	15
RBI	9
BB	1
SO	7
LOB	16



Batter	1	2	3	4	5	6	7	8	9	AB R H RBI BB SO LOB	TOP									
Brady Anderson, L OBP: 0.307, SLG: 0.305 (1, 9)										4 1 1 0 0 0 0	Baltimore Orioles @ Toronto Blue Jays SkyDome, Toronto, ON Sat Aug 04 2001, 4:05 PM EDT Att: 22,322 - Sunny - 84 F									
6 Melvin Mora, R OBP: 0.339, SLG: 0.377 (1, 6)										3 0 1 1 0 0 0										
David Segui, S OBP: 0.404, SLG: 0.439 (1, 3)										4 0 1 0 0 0 1										
Jeff Conine, R OBP: 0.380, SLG: 0.444 (1, 10)										3 0 0 0 1 2 1										
31 Jay Gibbons, L OBP: 0.301, SLG: 0.480 1 Brian Roberts, S (6, PH) OBP: 0.306, SLG: 0.362 (6, 6)										2 0 1 0 0 0 2 2 0 0 0 0 0 0										
Tony Batista, R OBP: 0.299, SLG: 0.405 (1, 5)										3 0 0 0 0 1 2										
Chris Richard, L OBP: 0.340, SLG: 0.439 (1, 8)										3 0 0 0 0 1 0										
Fernando Lunar, R OBP: 0.304, SLG: 0.323 (1, 2)										3 0 0 0 0 1 0										
Jerry Hairston, R OBP: 0.309, SLG: 0.360 (1, 4)										3 0 0 0 0 1 0										
Inning Stats	R: 1 E: 0 K: 2 S: 14	H: 3 LOB: 2 BB: 0 P: 22	R: 0 E: 0 K: 0 S: 6	H: 0 LOB: 0 BB: 0 P: 8	R: 0 E: 0 K: 0 S: 16	H: 1 LOB: 2 BB: 1 P: 26	R: 0 E: 0 K: 2 S: 7	H: 0 LOB: 0 BB: 0 P: 8	R: 0 E: 0 K: 1 S: 7	H: 0 LOB: 0 BB: 0 P: 11	R: 0 E: 0 K: 0 S: 7	H: 0 LOB: 0 BB: 0 P: 11	R: 0 E: 0 K: 0 S: 11	H: 0 LOB: 0 BB: 0 P: 16	R: 0 E: 0 K: 1 S: 9	H: 0 LOB: 0 BB: 0 P: 12	1B: 2 2B: 1 3B: 1 HR: 0	SF: 1 SAC: 0 DP: 0 HBP: 0	WP: 0 PB: 0 SB: 0 CS: 0	PA: 32
PITCHER	IP WLS BF H R ER SO BB IBB HBP BLK WP HR S P ERA WHIP																			
Brandon Lyon, R ERA: 1.23 (1, 1)	7.1 W 27 4 1 1 5 1 0 0 0 0 0 0 67 101 1.23 0.682																			
Dan Plesac, L ERA: 3.58 (8, 1)	0.2 H 2 0 0 0 0 0 0 0 0 0 0 0 8 12 0.00 0.000																			
Billy Koch, R ERA: 4.3 (9, 1)	1.0 S 3 0 0 0 1 0 0 0 0 0 0 0 9 12 0.00 0.000																			

Batter	1	2	3	4	5	6	7	8	9	AB R H RBI BB SO LOB	BOTTOM									
José Cruz Jr., S OBP: 0.334, SLG: 0.477 (1, 8)										4 0 1 0 0 0 0	Baltimore Orioles @ Toronto Blue Jays SkyDome, Toronto, ON Sat Aug 04 2001, 4:05 PM EDT Att: 22,322 - Sunny - 84 F									
Alex Gonzalez, R OBP: 0.295, SLG: 0.395 (1, 6)										3 0 2 0 0 0 0										
Shannon Stewart, R OBP: 0.371, SLG: 0.456 (1, 7)										4 0 0 0 0 0 3										
Carlos Delgado, L OBP: 0.399, SLG: 0.527 (1, 3)										4 1 1 0 0 1 1										
Raul Mondesi, R OBP: 0.342, SLG: 0.457 (1, 9)										3 1 0 0 0 0 1										
Brad Fullmer, L OBP: 0.324, SLG: 0.437 (1, 10)										2 0 0 1 1 1 0										
Felipe Lopez, S OBP: 0.375, SLG: 0.500 (1, 5)										3 0 1 1 0 0 0										
Darrin Fletcher, L OBP: 0.284, SLG: 0.348 (1, 2)										3 0 0 0 0 1 2										
Homer Bush, R OBP: 0.377, SLG: 0.470 (1, 4)										3 0 0 0 0 0 2										
Inning Stats	R: 0 E: 0 K: 0 S: 9	H: 1 LOB: 0 BB: 0 P: 12	R: 1 E: 0 K: 0 S: 6	H: 1 LOB: 0 BB: 0 P: 10	R: 0 E: 0 K: 0 S: 9	H: 1 LOB: 2 BB: 0 P: 16	R: 1 E: 1 K: 1 S: 12	H: 1 LOB: 2 BB: 1 P: 18	R: 0 E: 0 K: 0 S: 10	H: 0 LOB: 1 BB: 0 P: 17	R: 0 E: 0 K: 1 S: 8	H: 0 LOB: 0 BB: 0 P: 14	R: 0 E: 0 K: 0 S: 5	H: 0 LOB: 0 BB: 0 P: 10	R: 0 E: 0 K: 1 S: 7	H: 0 LOB: 0 BB: 0 P: 10	1B: 2 2B: 3 3B: 0 HR: 0	SF: 0 SAC: 0 DP: 0 HBP: 1	WP: 0 PB: 0 SB: 2 CS: 0	PA: 31
PITCHER	IP WLS BF H R ER SO BB IBB HBP BLK WP HR S P ERA WHIP																			
Sidney Ponson, R ERA: 4.24 (1, 1)	8.0 L 31 5 2 1 3 1 0 1 0 0 0 0 66 107 1.12 0.750																			

AB	30
R	1
H	4
RBI	1
BB	1
SO	6
LOB	6

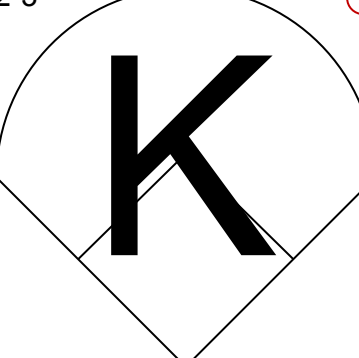
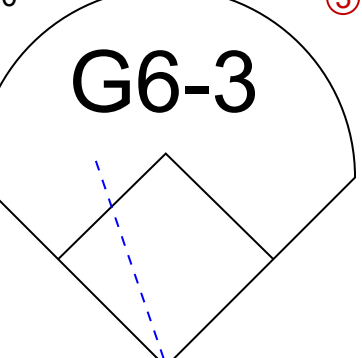
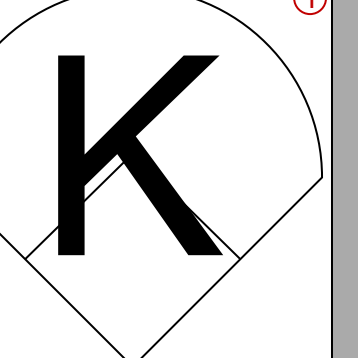
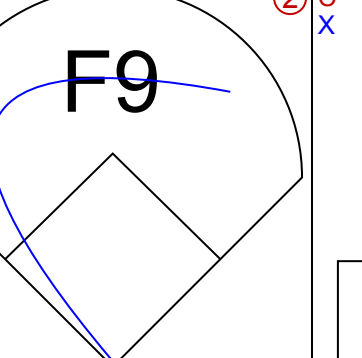
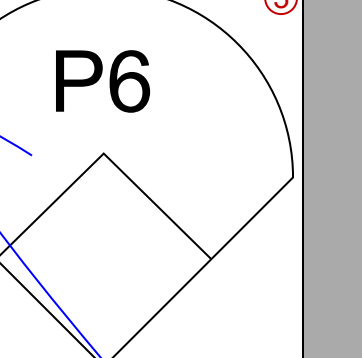
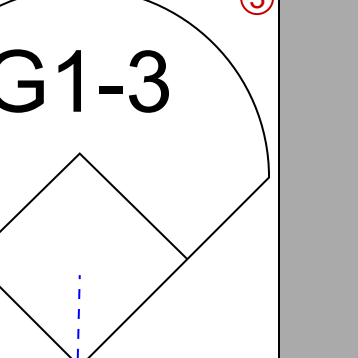
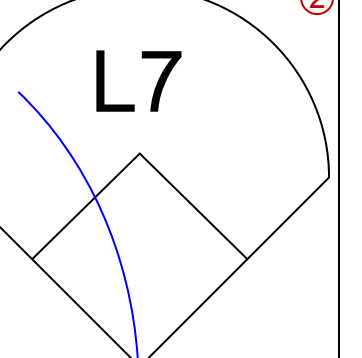
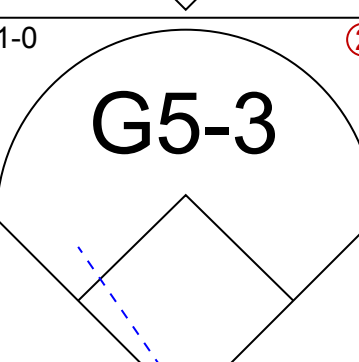
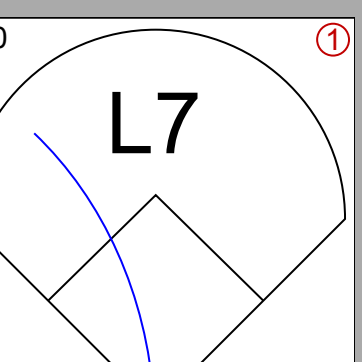
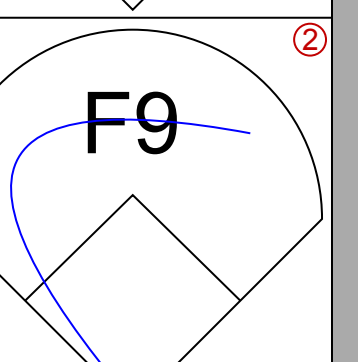
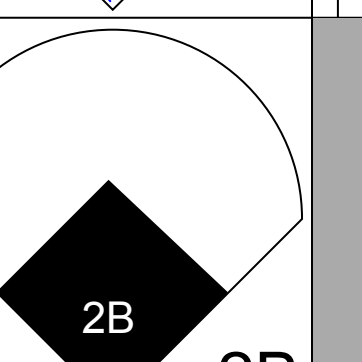
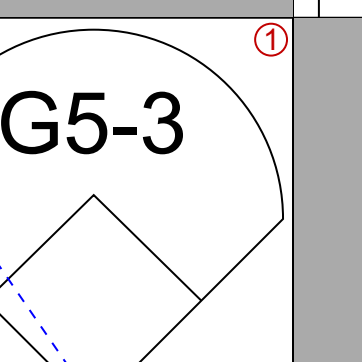
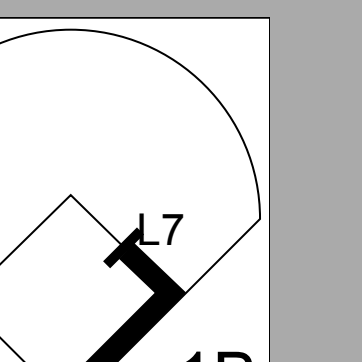
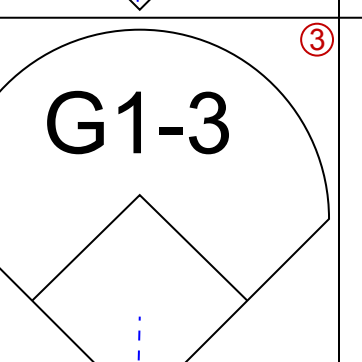
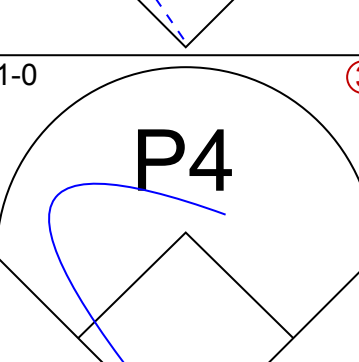
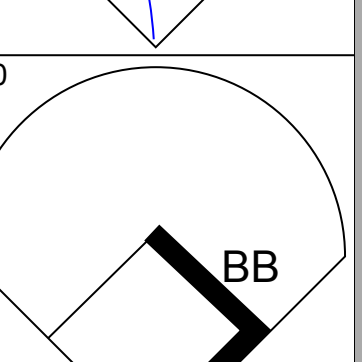
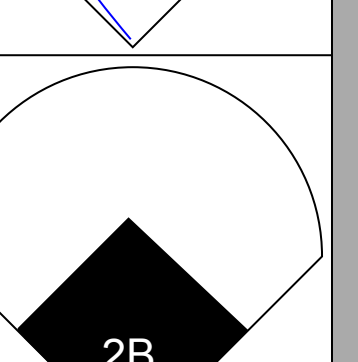
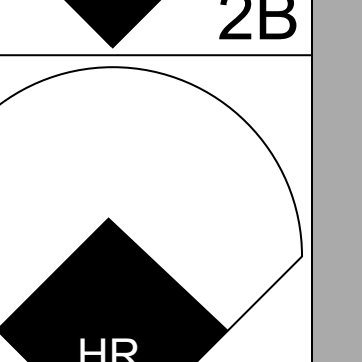
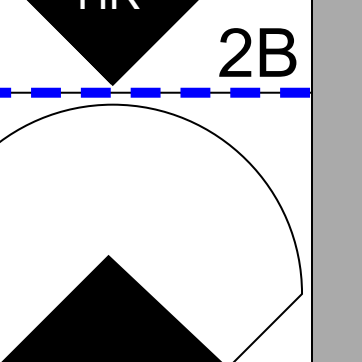
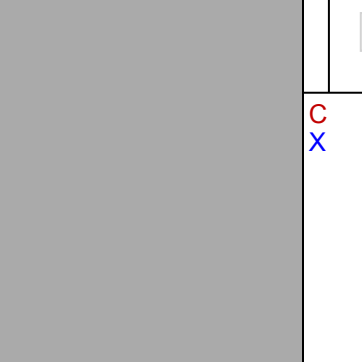
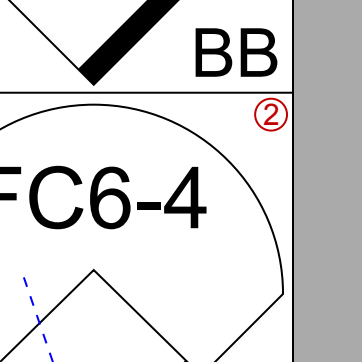

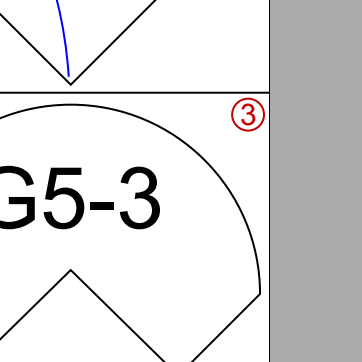
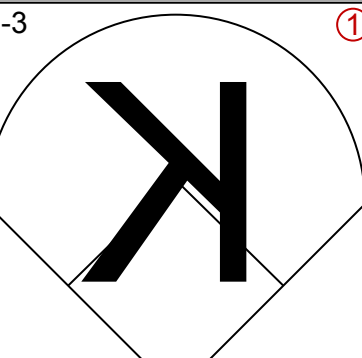
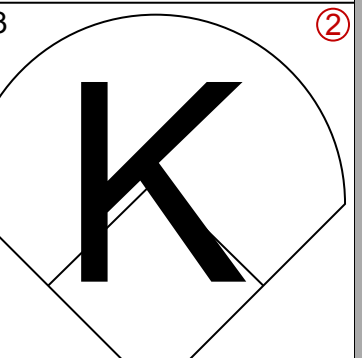
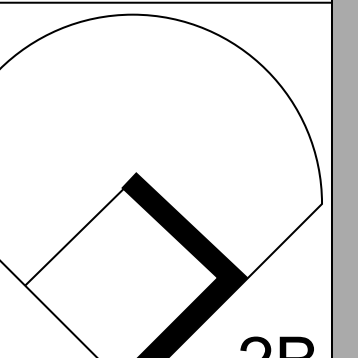
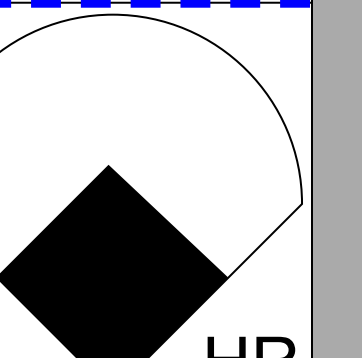
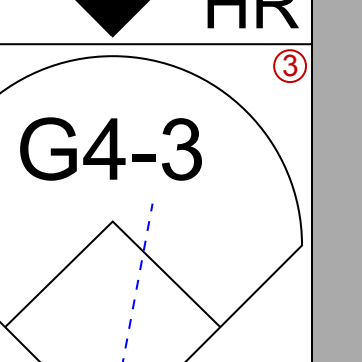
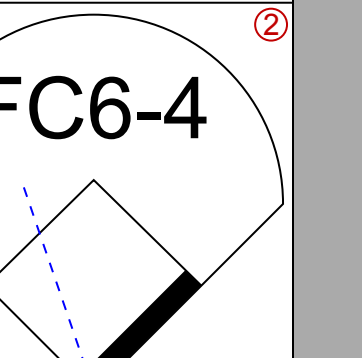

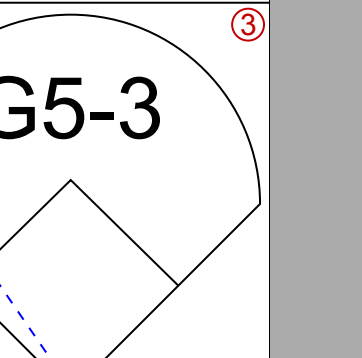
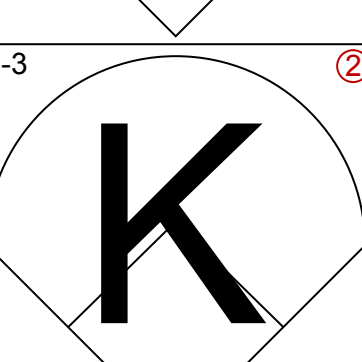
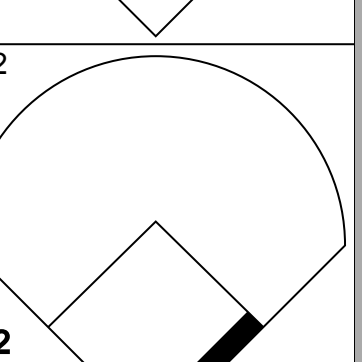
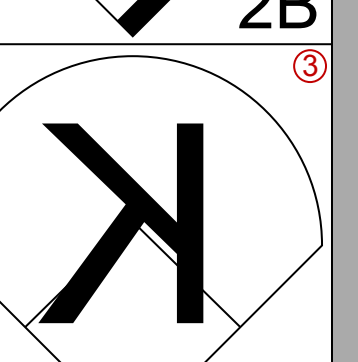
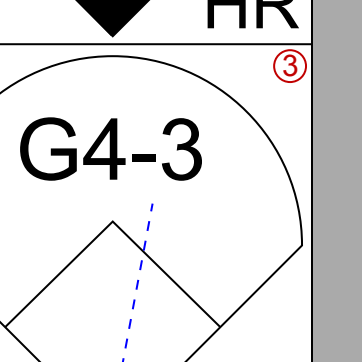
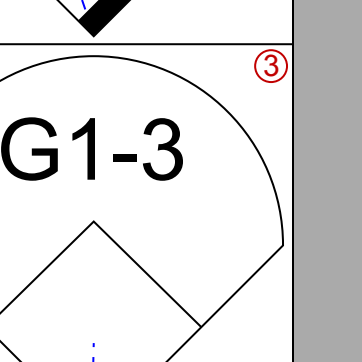
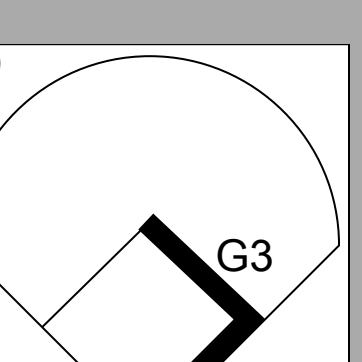
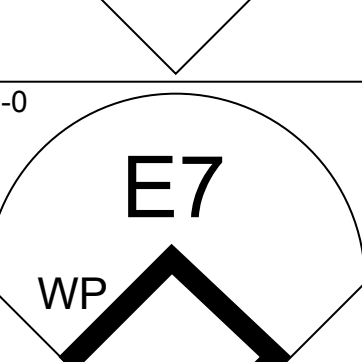
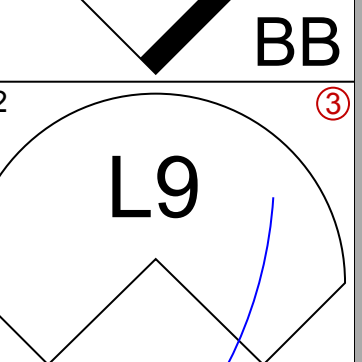
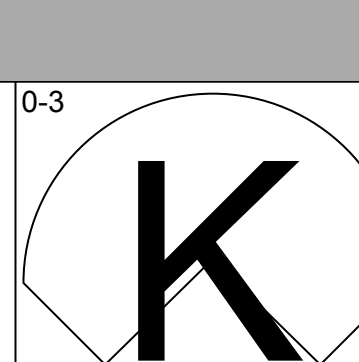
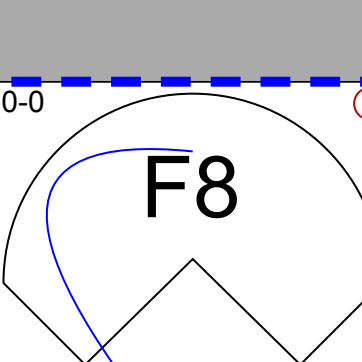
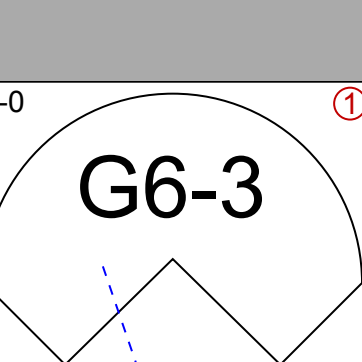
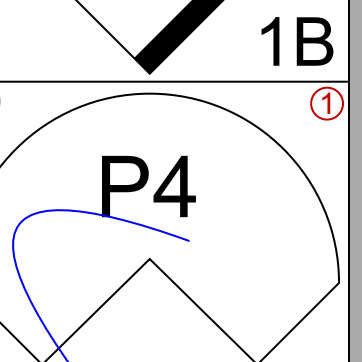
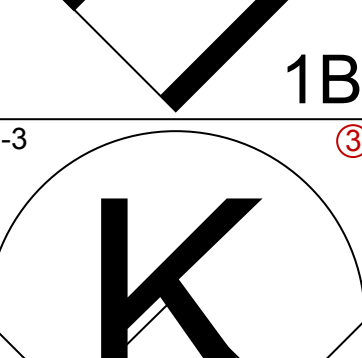
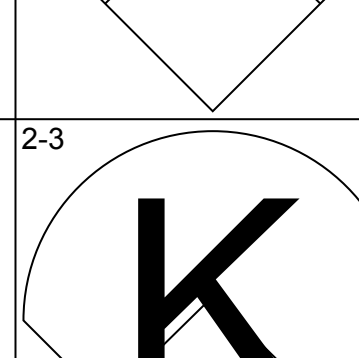
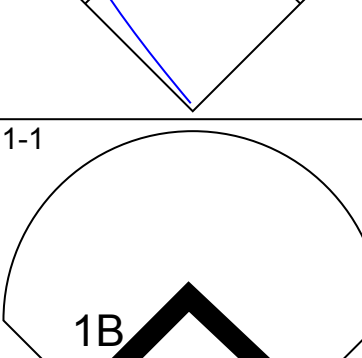
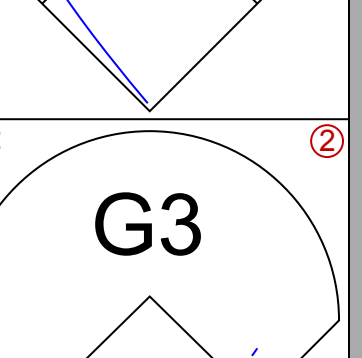
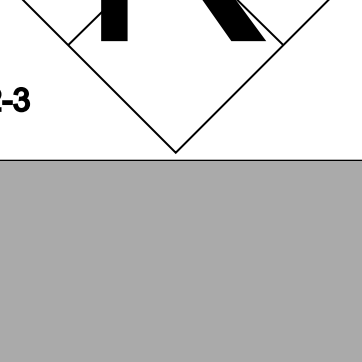
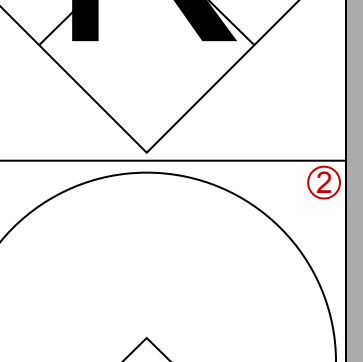
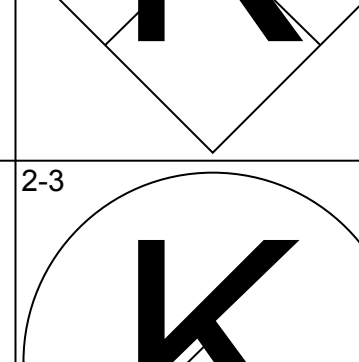
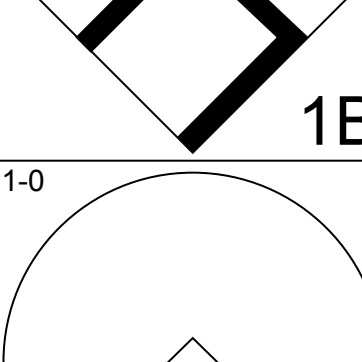
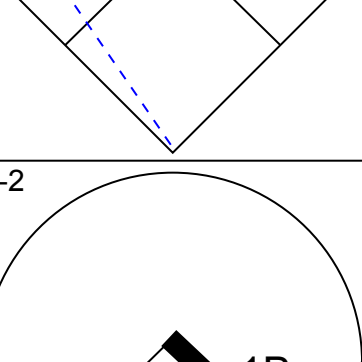
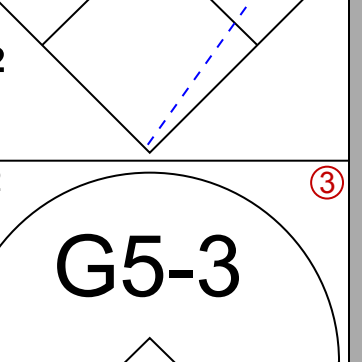
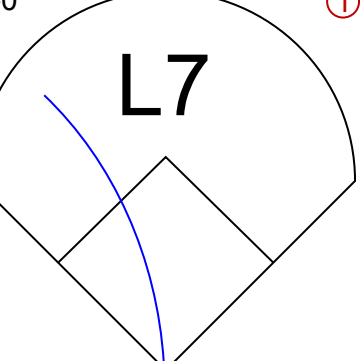
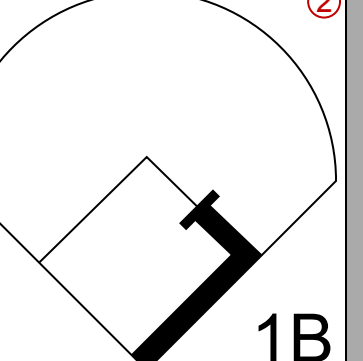
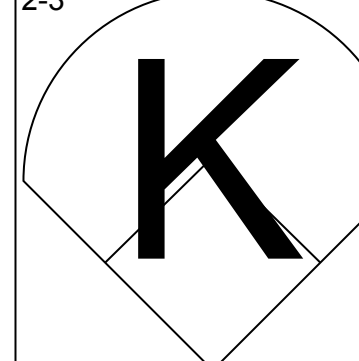
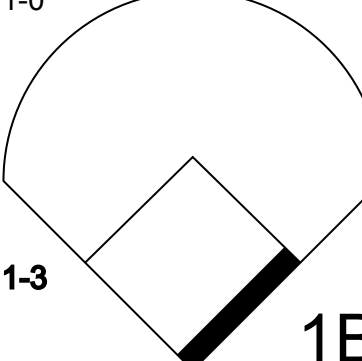
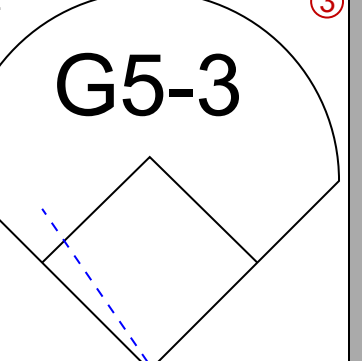
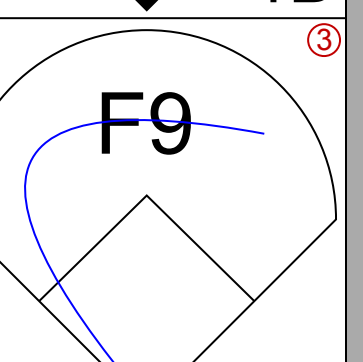

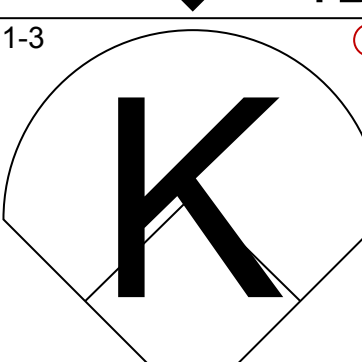

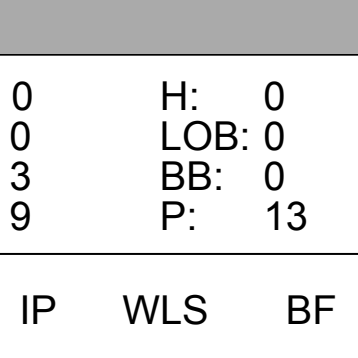
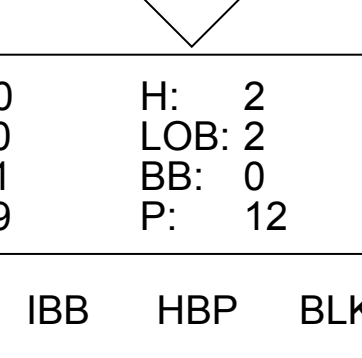
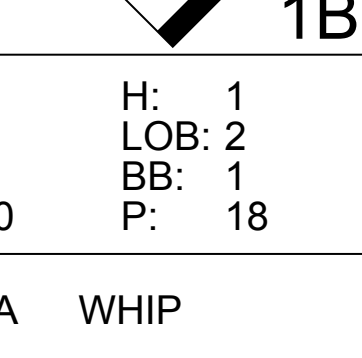
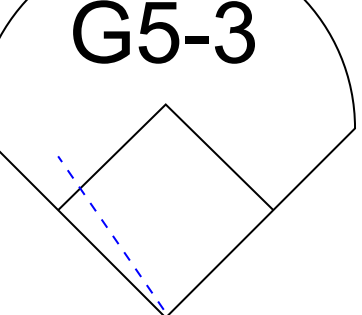
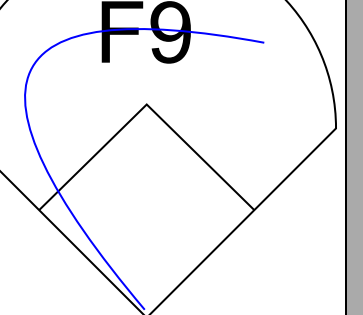
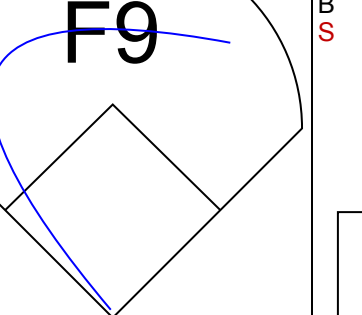

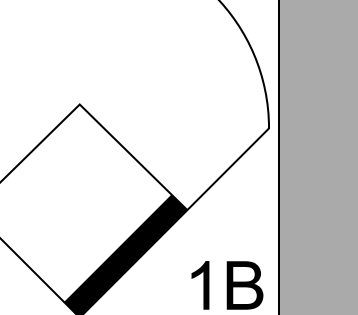
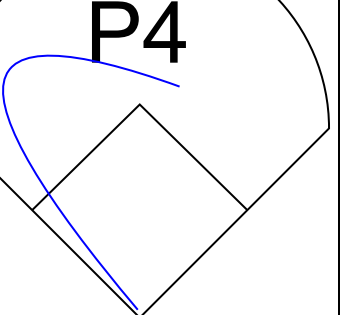


AB	29
R	2
H	5
RBI	2
BB	1
SO	3
LOB	9



Batter	1	2	3	4	5	6	7	8	9	AB	R	H	RBI	BB	SO	LOB	TOP								
Brady Anderson, L (1, 7) OBP: 0.306, SLG: 0.304	F5		G4-3-6				K		SH5-4	4	0	1	0	0	1	2	Baltimore Orioles @ Toronto Blue Jays SkyDome, Toronto, ON Sun Aug.05.2001, 1:05 PM EDT Att: 27,724 - Sunny - 84 F								
Brian Roberts, S (1, 6) OBP: 0.303, SLG: 0.365	F5			1B	F7		G4-3		SF9	4	1	1	1	0	0	2									
Chris Richard, L (1, 9) OBP: 0.344, SLG: 0.439	K			FC4-6 1B		2B 6 SF9 1B		K	FC6-4 BB	4	1	2	1	1	2	0									
David Segui, S (1, 3)		G3		FC4-6 6 1B		K		F8	FC6-4	5	1	0	0	0	1	4									
Cal Ripken Jr., R (1, 5) OBP: 0.293, SLG: 0.388	G6-3		G1-3							4	0	2	0	0	0	1									
Melvin Mora, R (1, 8) OBP: 0.343, SLG: 0.381					SF9					2	0	2	2	1	0	0									
Tony Batista, R (1, 10) OBP: 0.257, SLG: 0.401	F9		G5-3							4	0	0	0	0	0	5									
Fernando Lumar, R (1, 2) OBP: 0.304, SLG: 0.323 Jeff Conine, R (9, PH) OBP: 0.381, SLG: 0.444			G4-3-6 1B		G4-3		G4-3		SH5-4 1 SF9 BB	3	0	1	0	0	0	0									
Jerry Hairston, R (1, 4) OBP: 0.311, SLG: 0.364			F8		G4-3				1 SF9 SH5-4 1B	4	0	2	0	0	0	1									
Inning Stats	R: 0 E: 0 K: 1 S: 9	H: 0 LOB: 0 BB: 0 P: 13	R: 0 E: 0 K: 0 S: 8	H: 1 LOB: 1 BB: 0 P: 9	R: 0 E: 0 K: 0 S: 5	H: 1 LOB: 0 BB: 0 P: 8	R: 2 E: 0 K: 0 S: 11	H: 3 LOB: 1 BB: 0 P: 16	R: 0 E: 0 K: 0 S: 13	H: 1 LOB: 1 BB: 0 P: 18	R: 1 E: 0 K: 1 S: 8	H: 2 LOB: 1 BB: 0 P: 11	R: 0 E: 0 K: 1 S: 10	H: 1 LOB: 2 BB: 1 P: 13	R: 0 E: 0 K: 1 S: 9	H: 1 LOB: 2 BB: 1 P: 15		R: 1 E: 0 K: 0 S: 15	H: 1 LOB: 2 BB: 2 P: 26	1B: 8 2B: 3 3B: 0 HR: 0	SF: 2 SAC: 1 DP: 1 HBP: 0	WP: 0 PB: 0 SB: 0 CS: 0	PA: 40		
PITCHER	IP	WLS	BF	H	R	ER	SO	BB	IBB	HBP	BLK	WP	HR	S	P	ERA	WHIP								
Esteban Loaiza, R (1, 1) ERA: 5.17	6.1	W	27	9	3	3	2	0	0	0	0	0	0	58	80	4.26	1.421								
Pedro Borbon, L (7, 1) ERA: 3.79	1.1	H	4	0	0	0	2	0	0	0	0	0	0	10	13	0.00	0.000								
Paul Quantrill, R (8, 1) ERA: 2.79	0.0		2	1	0	0	0	1	0	0	0	0	0	3	7	∞	∞								
Billy Koch, R (8, 1) ERA: 4.37	1.1	S	7	1	1	1	0	2	0	0	0	0	0	17	29	6.75	2.250								

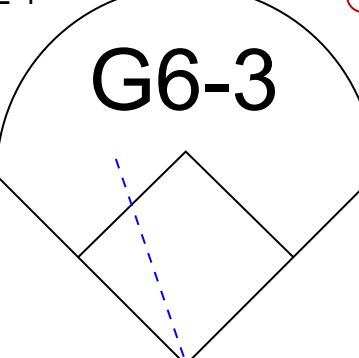
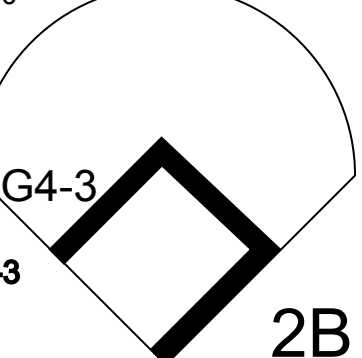
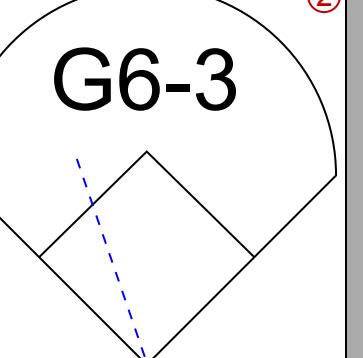
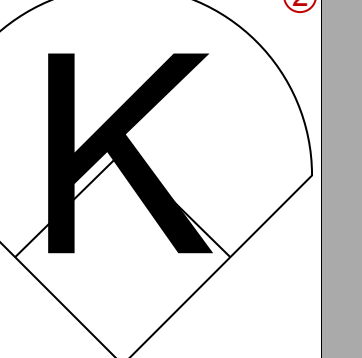
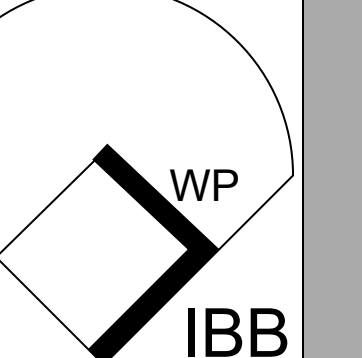

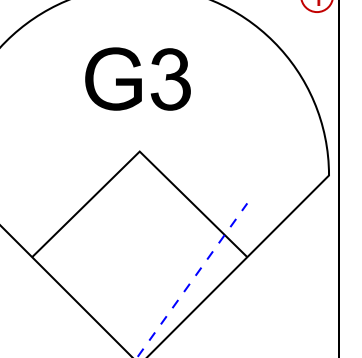
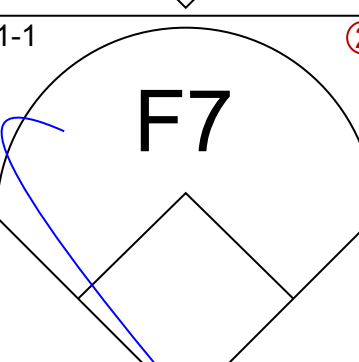
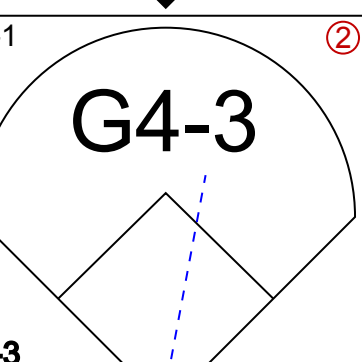
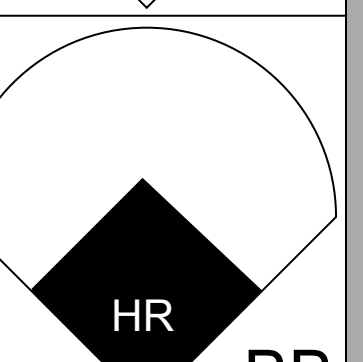
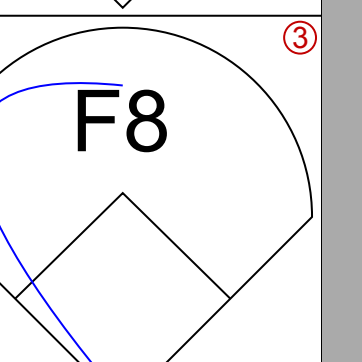
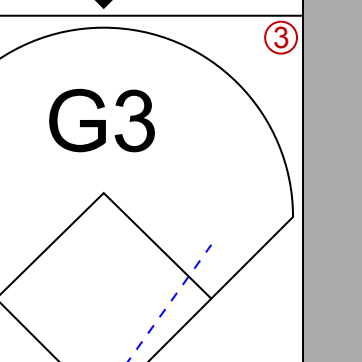
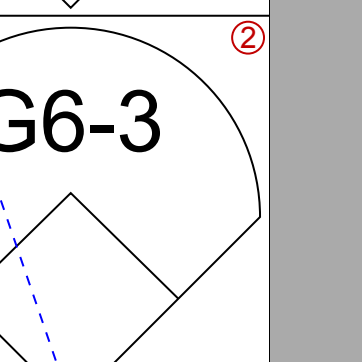
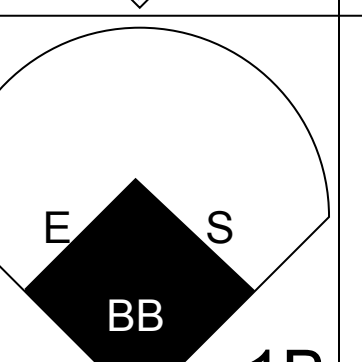
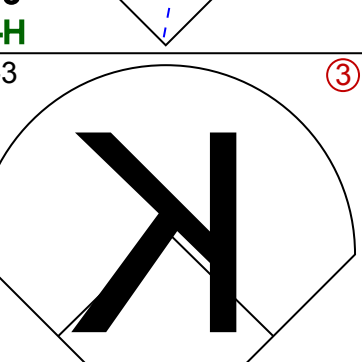
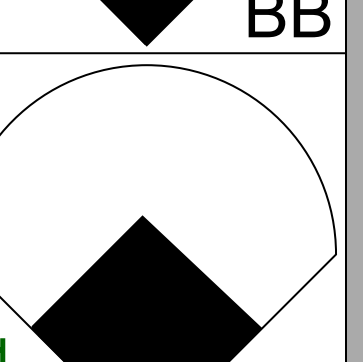
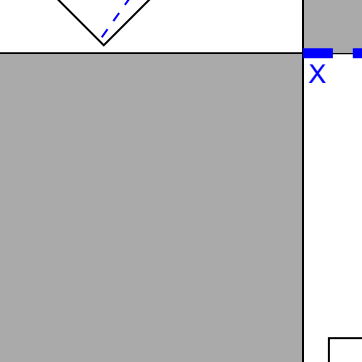
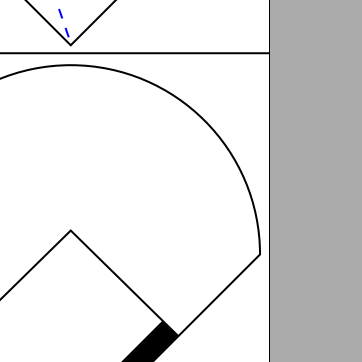
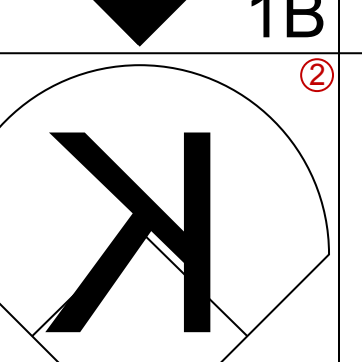
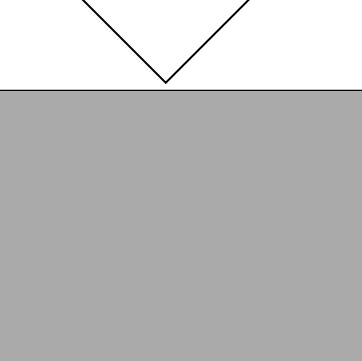
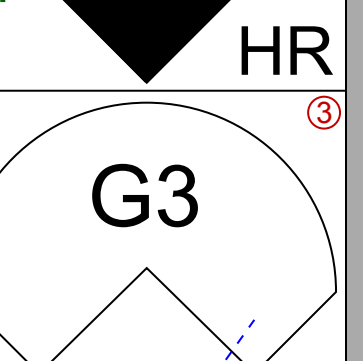
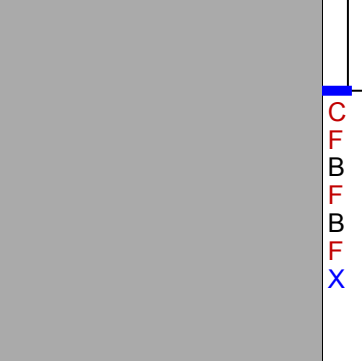
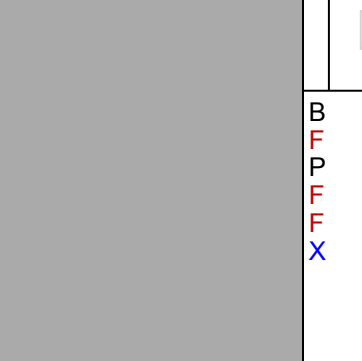

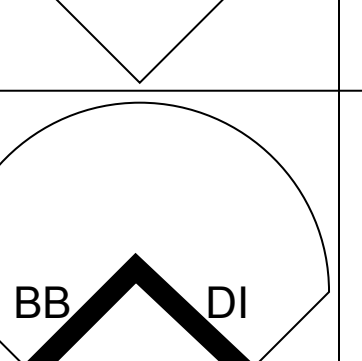
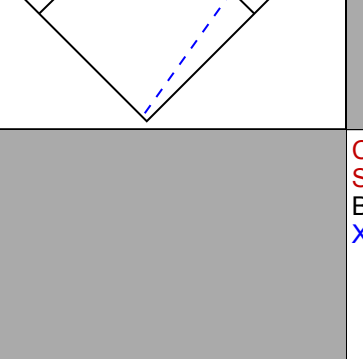
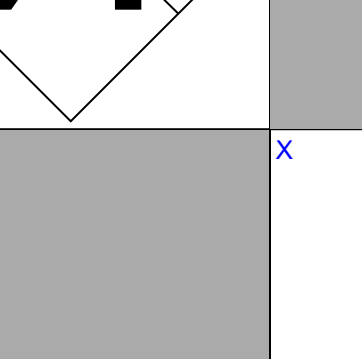

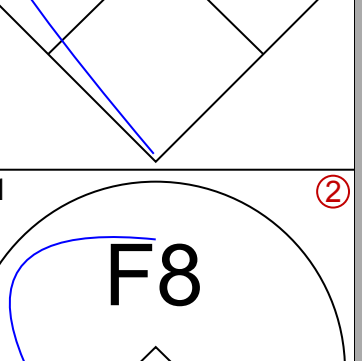


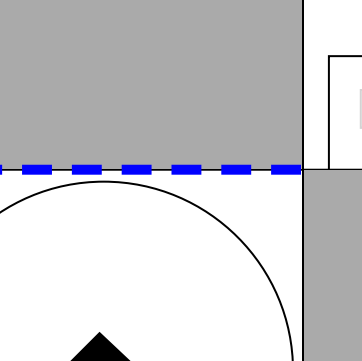
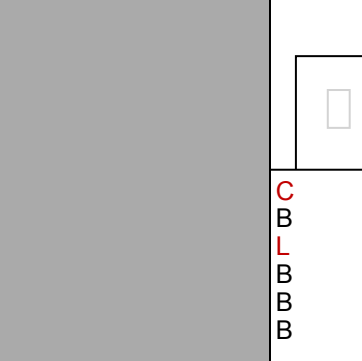

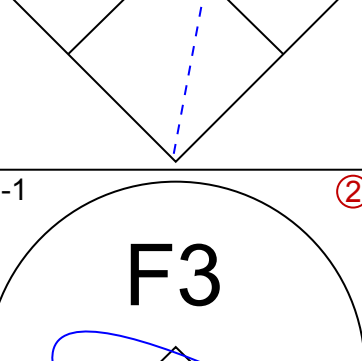
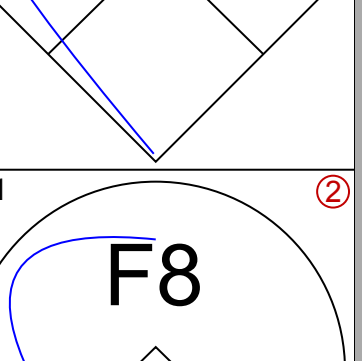


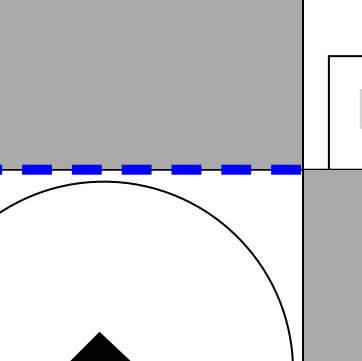
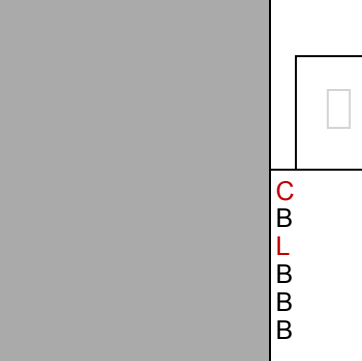
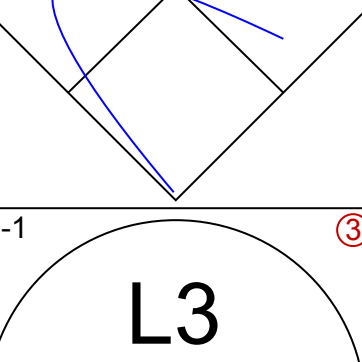
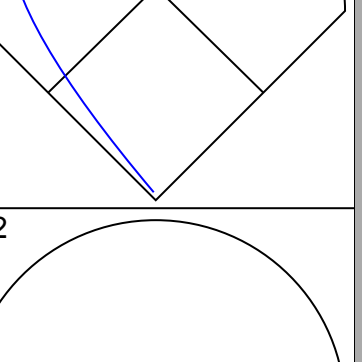

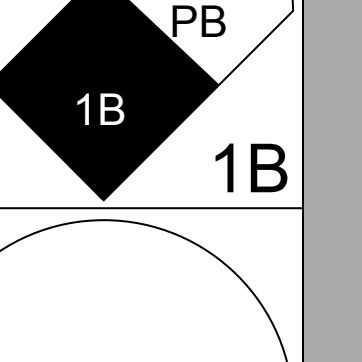
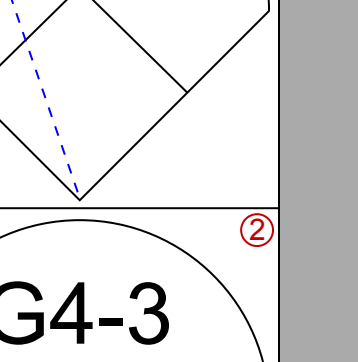
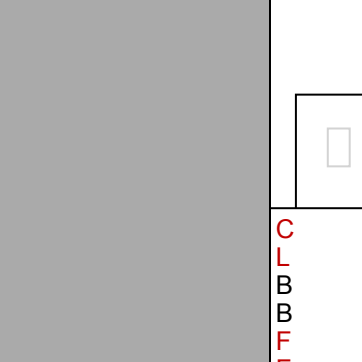
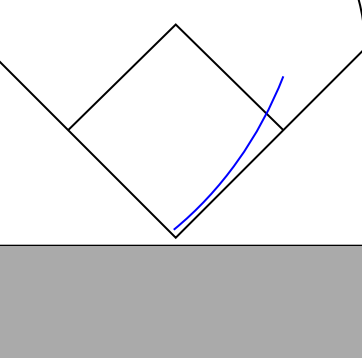
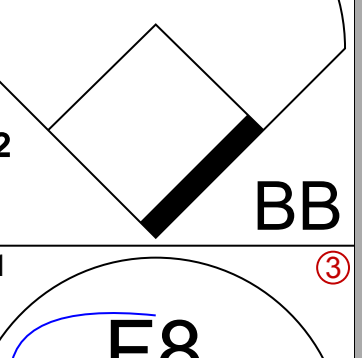

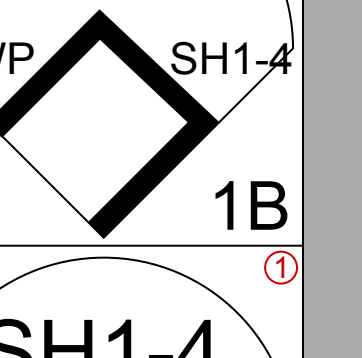
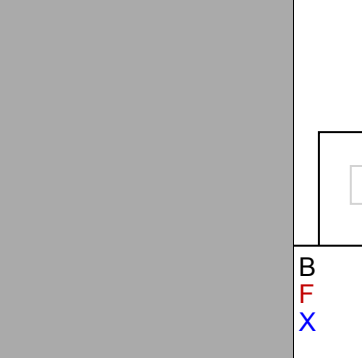
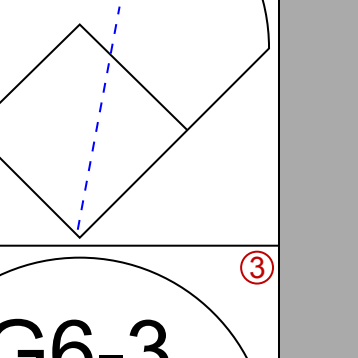
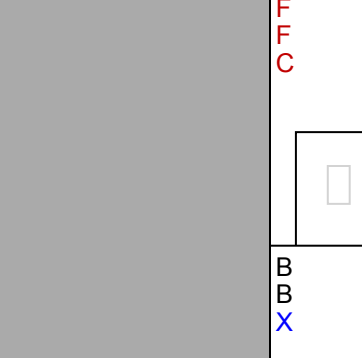
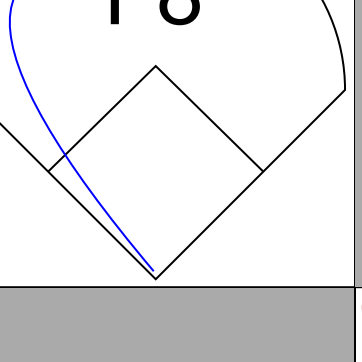
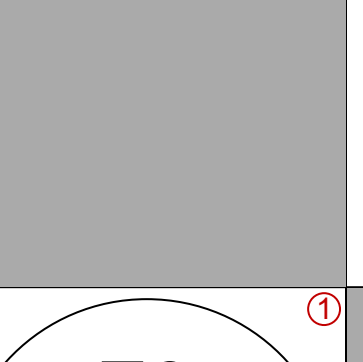
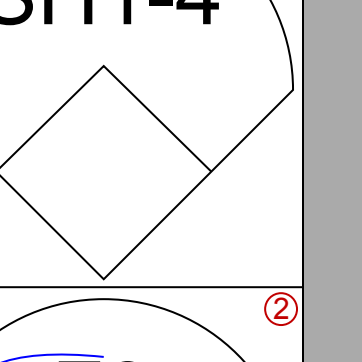

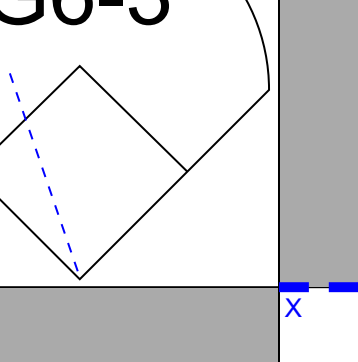
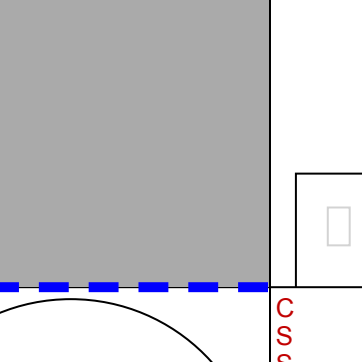
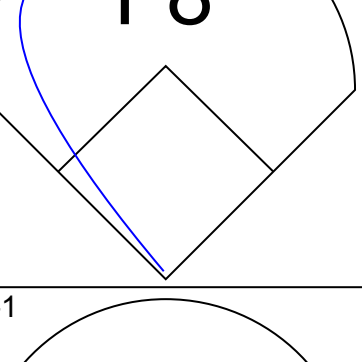
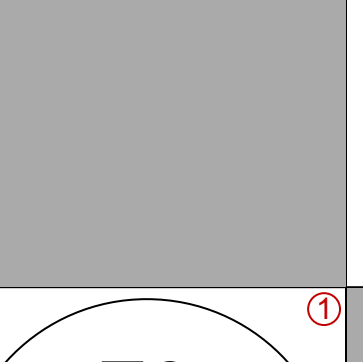

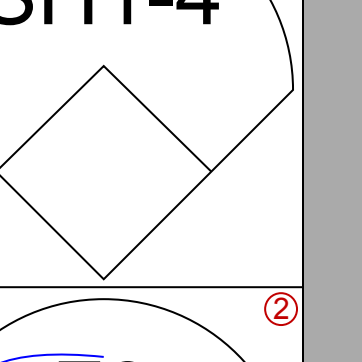
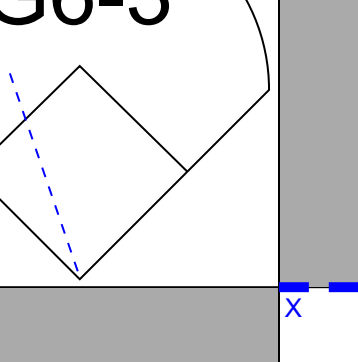
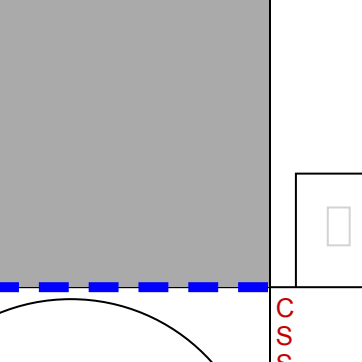
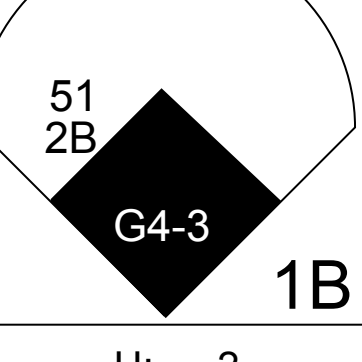
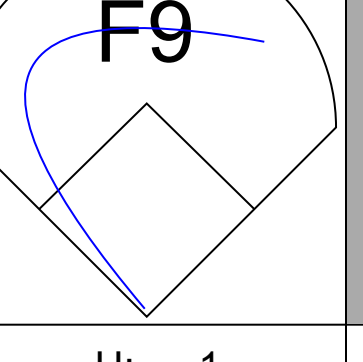
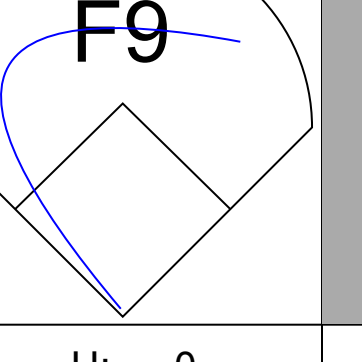
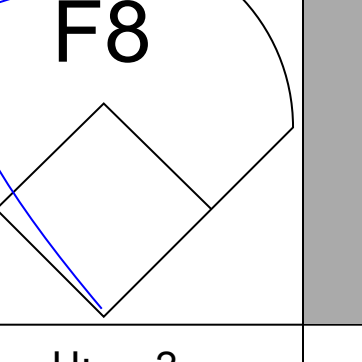

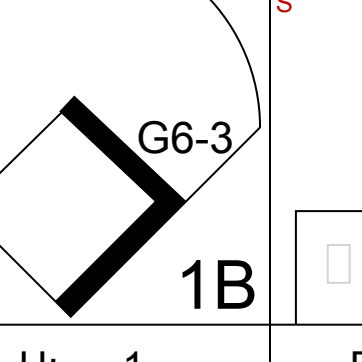
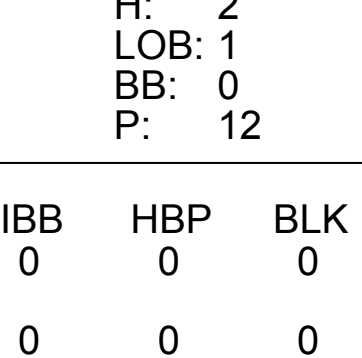
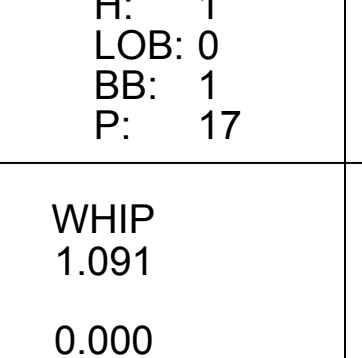
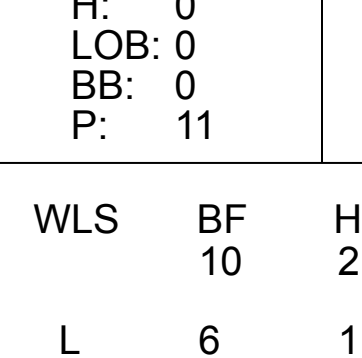
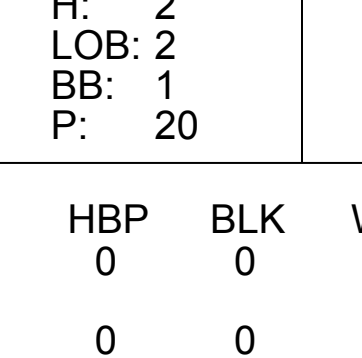
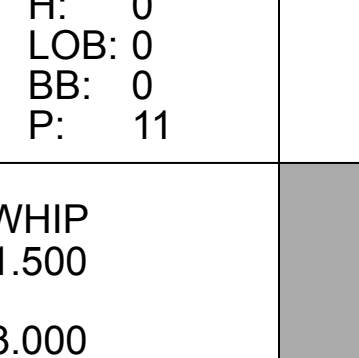
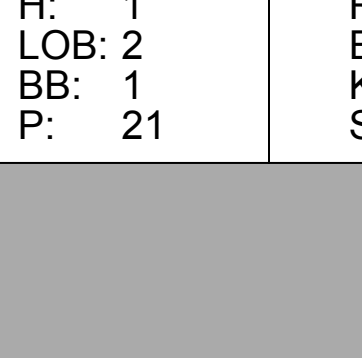
Batter	1	2	3	4	5	6	7	8	9	AB	R	H	RBI	BB	SO	LOB	BOTTOM								
José Cruz Jr., S (1, 8) OBP: 0.338, SLG: 0.499	2B		HR		HR		G3			4	3	3	3	0	0	0	Baltimore Orioles @ Toronto Blue Jays SkyDome, Toronto, ON Sun Aug.05.2001, 1:05 PM EDT Att: 27,724 - Sunny - 84 F								
Jeff Eves, R (1, 5) OBP: 0.289, SLG: 0.269			P4		G6-3		P4			4	0	1	1	0	0	0									
Shannon Stewart, R (1, 7) OBP: 0.368, SLG: 0.452 Chris Latham, S (9, 7) OBP: 0.500, SLG: 0.577			G1-3		F9				F9	4	0	0	0	0	0	1									
Carlos Delgado, L (1, 3) OBP: 0.398, SLG: 0.524			G3-1						K	4	0	1	0	0	1	1									
Raul Mondesi, R (1, 9) OBP: 0.341, SLG: 0.462					F7				L5	4	1	1	1	0	1	1									
Brad Fullmer, L (1, 10) OBP: 0.321, SLG: 0.434										3	0	0	0	0	1	0									
Felipe Lopez, S (1, 6) OBP: 0.364, SLG: 0.455										3	0	1	0	0	1	0									
Alberto Castillo, R (1, 2) OBP: 0.269, SLG: 0.281										3	0	1	0	0	0	0									
Homer Bush, R (1, 4) OBP: 0.376, SLG: 0.467			HR		F9				G1-3	3	1	1	0	0	0	2									
Inning Stats	R: 1 E: 0 K: 0 S: 9	H: 2 LOB: 0 BB: 0 P: 14	R: 1 E: 0 K: 0 S: 5	H: 1 LOB: 0 BB: 0 P: 7	R: 2 E: 0 K: 0 S: 14	H: 2 LOB: 0 BB: 0 P: 20	R: 0 E: 0 K: 2 S: 12	H: 2 LOB: 2 BB: 0 P: 14	R: 1 E: 0 K: 0 S: 10	H: 2 LOB: 1 BB: 0 P: 14	R: 0 E: 0 K: 1 S: 8	H: 0 LOB: 0 BB: 0 P: 10	R: 0 E: 0 K: 0 S: 6	H: 0 LOB: 0 BB: 0 P: 10	R: 0 E: 0 K: 1 S: 11	H: 0 LOB: 0 BB: 0 P: 16		1B: 4 2B: 2 3B: 0 HR: 3	SF: 0 SAC: 0 DP: 0 HBP: 0	WP: 0 PB: 0 SB: 0 CS: 1	PA: 32				
PITCHER	IP	WLS	BF	H	R	ER	SO	BB	IBB	HBP	BLK	WP	HR	S	P	ERA	WHIP								
Josh Towers, R (1, 1) ERA: 3.88	7.1	L	30	9	5	5	3	0	0	0	0	0	0	3	68	6.14	1.227								
B.J. Ryan, L (8, 1) ERA: 5.22	0.2		2	0	0	0	1	0	0	0	0	0	0	7	10	0.00	0.000								

Batter	1	2	3	4	5	6	7	8	9	10	11	12	13	14	AB	R	H	RBI	BB	SO	LOB							
José Cruz Jr. S OBP: 0.333, SLG: 0.490 (1, 8)															7	0	0	0	0	2	4							
Alex Gonzalez R OBP: 0.295, SLG: 0.395 (1, 6)															7	1	2	0	0	0	0							
Shannon Stewart R OBP: 0.371, SLG: 0.454 (1, 7)															3	2	1	1	2	0	1							
Carlos Delgado L OBP: 0.397, SLG: 0.532 (1, 3)															6	1	2	3	0	2	2							
Raul Mondesi R OBP: 0.341, SLG: 0.459 (1, 9)															5	0	1	0	1	2	2							
Brad Fuller L OBP: 0.321, SLG: 0.433 (1, 10)															3	0	1	0	0	1	2							
Tony Fernandez S OBP: 0.330, SLG: 0.327 (9, PH)															3	0	0	0	0	0	1							
Felipe Lopez S OBP: 0.294, SLG: 0.353 (1, 5)															6	0	1	0	0	3	2							
Darrin Fletcher L OBP: 0.309, SLG: 0.350 (1, 2)															4	0	2	0	1	1	0							
Jeff Frye R OBP: 0.298, SLG: 0.299 (11, PR)															0	0	0	0	0	0	0							
Alberto Castillo R OBP: 0.287, SLG: 0.278 (11, 2)															1	0	0	0	0	0	1							
Homer Bush R OBP: 0.368, SLG: 0.455 (1, 4)															6	0	1	0	0	1	2							
Inning Stats	R: 0 E: 0 K: 1 S: 5	H: 0 LOB: 0 BB: 0 P: 9	R: 0 E: 1 K: 3 S: 14	H: 1 LOB: 1 BB: 0 P: 21	R: 0 E: 0 K: 0 S: 5	H: 0 LOB: 0 BB: 0 P: 8	R: 0 E: 0 K: 1 S: 11	H: 0 LOB: 2 BB: 2 P: 23	R: 0 E: 0 K: 1 S: 9	H: 1 LOB: 0 BB: 0 P: 14	R: 1 E: 0 K: 2 S: 13	H: 1 LOB: 0 BB: 0 P: 22	R: 0 E: 0 K: 0 S: 9	H: 0 LOB: 1 BB: 1 P: 13	R: 0 E: 0 K: 0 S: 7	H: 1 LOB: 2 BB: 1 P: 18	R: 0 E: 0 K: 0 S: 4	H: 1 LOB: 0 BB: 0 P: 7	R: 0 E: 0 K: 0 S: 9	H: 1 LOB: 1 BB: 0 P: 10	R: 0 E: 0 K: 0 S: 7	H: 0 LOB: 0 BB: 0 P: 8	1B: 7 2B: 3 3B: 0 HR: 1	SF: 0 SAC: 0 DP: 0 HBP: 1	WP: 1 PB: 0 SB: 0 CS: 0	PA: 56		
PITCHER	IP 7.0	WLS 26	BF 3	H 3	R 1	ER 1	SO 11	BB 2	IBB 0	HBP 0	BLK 0	WP 0	HR 0	S 66	P 110	ERA 1.29	WHIP 0.714											
Joel Poiner R ERA: 0.86 (1, 1)																												
Jeff Nelson R ERA: 2.7 (8, 1)	0.2	H	4	2	2	2	0	0	0	0	0	0	0	0	9	16	27.00	3.000										
Arthur Rhodes L ERA: 1.68 (8, 1)	0.1	B	2	1	1	1	0	0	0	0	0	0	1	4	6	27.00	3.000											
John Hatami L ERA: 5.52 (9, 1)	6.0	W	24	5	0	0	1	2	0	0	0	0	0	46	68	0.00	1.167											

Toronto Blue Jays @ Seattle Mariners
Safeco Field, Seattle, WA
Tue Aug 07 2001, 7:05 PM PDT
Att. 45,636 - Sunny - 73 F

AB	51
R	4
H	11
RBI	4
BB	4
SO	12
LOB	17



Batter	1	2	3	4	5	6	7	8	9	10	11	12	13	14	AB	R	H	RBI	BB	SO	LOB													
Shiro Suzuki L OBP: 0.364, SLG: 0.458 (1, 9)															6	0	1	0	1	2	1													
Mark McLemore S OBP: 0.384, SLG: 0.399 (1, 6)															4	1	0	1	1	0	3													
Stan Javier S OBP: 0.374, SLG: 0.369 (7, 7)															2	1	1	0	0	0	1													
Edgar Martinez R OBP: 0.433, SLG: 0.541 (1, 10)															5	1	3	2	0	2	1													
Charles Gispson R OBP: 0.274, SLG: 0.158 (10, PR)															0	0	0	0	0	0	0													
Ed Sprague R OBP: 0.379, SLG: 0.492 (12, PH)															1	0	0	0	1	1	1													
John Olerud L OBP: 0.419, SLG: 0.470 (1, 3)															6	0	1	0	1	1	4													
Bret Boone R OBP: 0.361, SLG: 0.572 (1, 4)															6	0	1	0	1	0	2													
Mike Cameron R OBP: 0.354, SLG: 0.491 (1, 8)															5	1	1	1	2	1	1													
Al Martin L OBP: 0.332, SLG: 0.394 (1, 7)															2	0	1	0	1	0	0													
Carlos Guillen S OBP: 0.321, SLG: 0.344 (7, 6)															3	0	1	1	0	1	2													
David Bell R OBP: 0.291, SLG: 0.386 (1, 5)															5	0	0	0	0	0	5													
Dan Wilson R OBP: 0.332, SLG: 0.388 (1, 2)															3	1	1	0	0	0	0													
Tom Lampkin L OBP: 0.307, SLG: 0.361 (10, 2)															3	0	1	0	0	1	3													
Inning Stats	R: 0 E: 0 K: 0 S: 9	H: 1 LOB: 1 BB: 0 P: 16	R: 0 E: 0 K: 0 S: 6	H: 0 LOB: 0 BB: 0 P: 7	R: 1 E: 0 K: 1 S: 9	H: 2 LOB: 1 BB: 0 P: 12	R: 0 E: 0 K: 0 S: 10	H: 1 LOB: 2 BB: 1 P: 14	R: 2 E: 0 K: 0 S: 10	H: 1 LOB: 0 BB: 1 P: 17	R: 0 E: 0 K: 1 S: 10	H: 0 LOB: 0 BB: 0 P: 15	R: 0 E: 0 K: 1 S: 10	H: 0 LOB: 1 BB: 0 P: 13	R: 1 E: 0 K: 0 S: 9	H: 2 LOB: 2 BB: 1 P: 20	R: 0 E: 0 K: 0 S: 7	H: 1 LOB: 1 BB: 0 P: 11	R: 0 E: 0 K: 0 S: 13	H: 0 LOB: 2 BB: 0 P: 11	R: 0 E: 0 K: 2 S: 13	H: 1 LOB: 2 BB: 1 P: 21	R: 0 E: 0 K: 0 S: 9	H: 1 LOB: 1 BB: 0 P: 10	R: 0 E: 0 K: 0 S: 7	H: 0 LOB: 0 BB: 0 P: 11	R: 0 E: 0 K: 0 S: 13	H: 1 LOB: 2 BB: 1 P: 21	R: 0 E: 0 K: 0 S: 14	H: 1 LOB: 3 BB: 3 P: 29	1B: 10 2B: 4 3B: 0 HR: 1	SF: 0 SAC: 1 DP: 1 HBP: 0	WP: 1 PB: 1 SB: 1 CS: 0	PA: 60
PITCHER	IP 7.1	WLS 30	BF 6	H 3	R 3	ER 3	SO 4	BB 2	IBB 0	HBP 0	BLK 0	WP 0	HR 1	S 64	P 96	ERA 3.68	WHIP 1.091																	
32 Roy Halladay R ERA: 4.24 (1, 1)																																		
Pedro Borbon L ERA: 3.76 (8, 1)	0.1	H	1	0	0	0	0	0	0	0	0	0	0	5	7	0.00	0.000																	
Paul Quantrill R ERA: 2.78 (8, 1)	0.1	H	1	0	0	0	0	0	0	0	0	0	0	2	2	0.00	0.000																	
Billy Koch R ERA: 4.47 (9, 1)	1.0	B	6	2	1	1	0	0	1	0	0	0	0	9	20	9.00	2.000																	
Bob Fife R ERA: 2.75 (10, 1)	2.0		6	1	0	0	0	0	0	0	0	0	0	17</																				

Batter	1	2	3	4	5	6	7	8	9	AB	R	H	RBI	BB	SO	LOB	TOP					
José Cruz Jr. S OBP: 0.334, SLG: 0.496 (1, 8)	G5-3 		G5-3 BB 		HR 			K 		3	1	1	1	1	1	0	Toronto Blue Jays @ Seattle Mariners Safeco Field, Seattle, WA Wed Aug 08 2001, 7:05 PM PDT Att: 45,450 - Sunny - 79 F					
Alex Gonzalez R OBP: 0.371, SLG: 0.453 (1, 6)	CS 1B 		G5-3 		G5-3 			P6 		4	0	1	0	0	0	1						
Shannon Stewart R OBP: 0.485, SLG: 0.556 (1, 7)	1B 1-2 		G4-3 				F2 			3	0	1	0	0	0	1						
Chris Latham S (6, 7)	1B 						F8 			1	0	0	0	0	0	0						
Carlos Delgado L OBP: 0.398, SLG: 0.534 (1, 3)	1B 						F9 			4	1	2	0	0	0	0						
Raul Mondesi R OBP: 0.340, SLG: 0.464 (1, 9)	F7 						HR 			4	1	1	1	0	1	3						
Tony Fernandez S OBP: 0.327, SLG: 0.333 (1, 10)			P6 		P6 		F8 			4	0	1	1	0	0	0						
Felipe Lopez S OBP: 0.238, SLG: 0.286 (1, 5)			F9 				G1-3 			4	0	0	0	0	0	1						
Darrin Fletcher L OBP: 0.288, SLG: 0.359 (1, 2)			L6 				HR 			4	1	1	1	0	0	1						
Homer Bush R OBP: 0.361, SLG: 0.445 (1, 4)			L5 				G4-3 			3	0	0	0	0	0	0						
Inning Stats	R: 0 E: 0 K: 0 S: 12	H: 3 LOB: 2 BB: 0 P: 17	R: 0 E: 0 K: 0 S: 7	H: 0 LOB: 0 BB: 0 P: 9	R: 0 E: 0 K: 0 S: 10	H: 0 LOB: 1 BB: 1 P: 17	R: 0 E: 0 K: 0 S: 5	H: 0 LOB: 0 BB: 0 P: 9	R: 2 E: 0 K: 0 S: 10	H: 2 LOB: 0 BB: 0 P: 13	R: 1 E: 0 K: 0 S: 11	H: 1 LOB: 0 BB: 0 P: 19	R: 0 E: 0 K: 0 S: 4	H: 0 LOB: 0 BB: 0 P: 9	R: 0 E: 0 K: 1 S: 6	H: 0 LOB: 1 BB: 0 P: 12	R: 1 E: 0 K: 1 S: 9	H: 2 LOB: 1 BB: 0 P: 15	1B: 3 2B: 2 3B: 0 HR: 3	SF: 0 SAC: 0 DP: 0 HBP: 0	WP: 0 PB: 0 SB: 0 CS: 1	PA: 35
PITCHER Jamie Moyer L ERA: 3.96 (1, 1)	IP: 9.0 WLS: W BF: 35 H: 8 R: 4 ER: 4 SO: 2 BB: 1 IBB: 0 HBP: 0 BLK: 0 WP: 0 HR: 3 S: 74 P: 120 ERA: 4.00 WHIP: 1.000															PITCHER	IP: WLS: BF: H: R: ER: SO: BB: IBB: HBP: BLK: WP: HR: S: P: ERA: WHIP:					

AB	34
R	4
H	8
RBI	4
BB	1
SO	2
LOB	7



Batter	1	2	3	4	5	6	7	8	9	AB	R	H	RBI	BB	SO	LOB	BOTTOM			
51 Ichiro Suzuki L OBP: 0.368, SLG: 0.462 (1, 9)	1B E 1B 		P3 		FC5-4 1B 			FC4-6 		6	2	4	2	0	0	3	Toronto Blue Jays @ Seattle Mariners Safeco Field, Seattle, WA Wed Aug 08 2001, 7:05 PM PDT Att: 45,450 - Sunny - 79 F			
Mark McLemore S OBP: 0.380, SLG: 0.391 (1, 8)	F8 		G3-1 		FC5-4 			F8 		5	1	0	0	1	0	8				
Edgar Martinez R OBP: 0.431, SLG: 0.547 (1, 10)	E6 1B 1B 1B 						F9 			6	2	2	2	0	0	2				
John Olerud L OBP: 0.420, SLG: 0.470 (1, 3)	F7 		G4-3 					G6-3 		4	1	2	1	1	0	3				
Bret Boone R OBP: 0.361, SLG: 0.570 (1, 4)	1B BB 1B 							G4-3 		5	2	2	0	0	2	3				
Al Martin L OBP: 0.336, SLG: 0.398 (1, 7)	BB 1B 							G4-3 		3	1	2	1	0	0	1				
Charles Gipson R OBP: 0.205, SLG: 0.154 (5, FH)	BB 1B 							G4-3 		1	0	0	1	0	0	1				
Carlos Guillen S OBP: 0.322, SLG: 0.343 (1, 6)	BB 1B 							G6-3 		4	1	1	1	1	1	3				
David Bell R OBP: 0.297, SLG: 0.388 (1, 5)	BB 1B 							F9 		3	2	2	3	2	0	0				
Dan Wilson R OBP: 0.311, SLG: 0.395 (1, 2)	G4-3 									5	0	4	0	0	0	3				
Inning Stats	R: 3 E: 1 K: 0 S: 15	H: 4 LOB: 3 BB: 1 P: 29	R: 2 E: 0 K: 1 S: 9	H: 2 LOB: 1 BB: 1 P: 19	R: 0 E: 1 K: 1 S: 13	H: 1 LOB: 2 BB: 1 P: 25	R: 4 E: 0 K: 0 S: 14	H: 5 LOB: 2 BB: 1 P: 23	R: 1 E: 0 K: 0 S: 9	H: 2 LOB: 1 BB: 0 P: 13	R: 0 E: 0 K: 0 S: 8	H: 1 LOB: 1 BB: 0 P: 14	R: 0 E: 0 K: 1 S: 12	H: 1 LOB: 1 BB: 0 P: 17	R: 2 E: 1 K: 0 S: 12	H: 3 LOB: 1 BB: 1 P: 18	1B: 17 2B: 1 3B: 0 HR: 1	SF: 1 SAC: 0 DP: 1 HBP: 0	WP: 1 PB: 0 SB: 0 CS: 0	PA: 48
PITCHER Chris Carpenter R ERA: 4.53 (1, 1)	IP: 3.1 WLS: L BF: 24 H: 9 R: 8 ER: 5 SO: 2 BB: 4 IBB: 0 HBP: 0 BLK: 0 WP: 1 HR: 1 S: 43 P: 85 ERA: 13.50 WHIP: 3.900															PITCHER	IP: WLS: BF: H: R: ER: SO: BB: IBB: HBP: BLK: WP: HR: S: P: ERA: WHIP:			
Chris Michalak L ERA: 4.40 (4, 1)	4.2 24 10 4 4 1 1 0 0 0 0 0 49 73 7.71 2.357																			

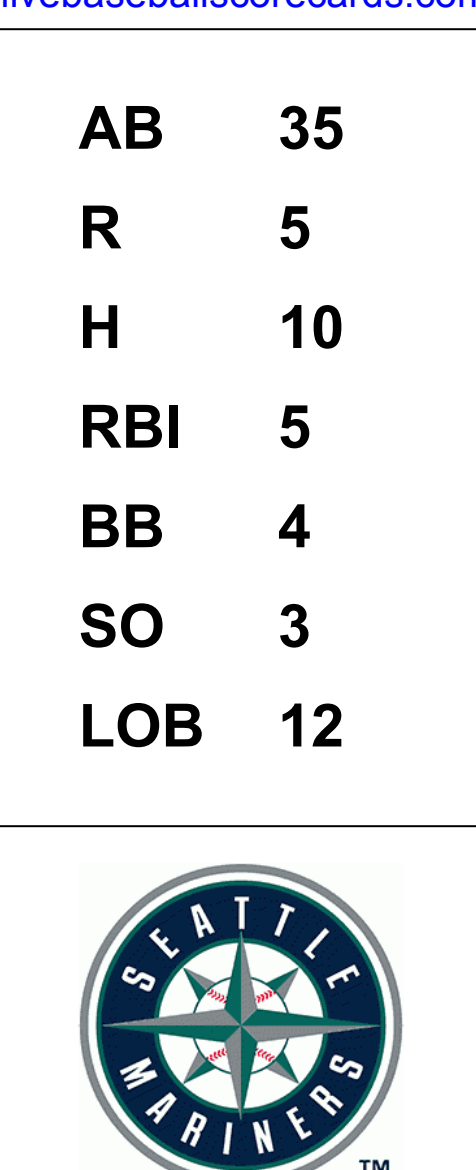
AB	42
R	12
H	19
RBI	11
BB	5
SO	3
LOB	27



Batter	1	2	3	4	5	6	7	8	9	AB	R	H	RBI	BB	SO	LOB	TOP										
José Cruz Jr., S OBP: 0.335, SLG: 0.494 (1, 8)										4	2	1	0	1	0	0	Toronto Blue Jays @ Seattle Mariners Safeco Field, Seattle, WA Thu Aug 09 2001, 7:05 PM PDT Att: 45,670 - Sunny - 84 F										
Alex Gonzalez, R OBP: 0.296, SLG: 0.394 (1, 6)										5	0	2	0	0	2	3											
Shannon Stewart, R OBP: 0.371, SLG: 0.452 (1, 7)										5	2	2	1	0	1	1											
Carlos Delgado, L OBP: 0.400, SLG: 0.535 (1, 3)										5	1	3	0	0	0	2											
Raul Mondesi, R OBP: 0.338, SLG: 0.461 Chris Latham, S OBP: 0.514, SLG: 0.621 (1, 9) (6, 9)										3	0	0	0	0	1	2											
Brad Fullmer, L OBP: 0.324, SLG: 0.443 Tony Fernandez, S OBP: 0.321, SLG: 0.327 (1, 10) (8, PH)										3	1	2	1	0	0	0											
Felipe Lopez, S OBP: 0.240, SLG: 0.250 (1, 5)										3	0	0	0	1	2	2											
Darrin Fletcher, L OBP: 0.294, SLG: 0.362 (1, 2)										3	0	2	0	1	0	0											
Homer Bush, R OBP: 0.354, SLG: 0.436 (1, 4)										3	0	0	0	0	3	4											
Inning Stats	R: 1 E: 0 K: 0 S: 11	H: 3 LOB: 1 BB: 0 P: 15	R: 0 E: 0 K: 1 S: 8	H: 1 LOB: 1 BB: 0 P: 12	R: 1 E: 1 K: 1 S: 11	H: 2 LOB: 1 BB: 0 P: 19	R: 1 E: 0 K: 2 S: 12	H: 1 LOB: 0 BB: 0 P: 16	R: 0 E: 0 K: 0 S: 7	H: 0 LOB: 0 BB: 0 P: 13	R: 0 E: 0 K: 0 S: 9	H: 1 LOB: 0 BB: 0 P: 15	R: 0 E: 0 K: 0 S: 6	H: 1 LOB: 2 BB: 2 P: 15	R: 1 E: 1 K: 2 S: 19	H: 2 LOB: 3 BB: 1 P: 29		R: 2 E: 0 K: 1 S: 17	H: 3 LOB: 0 BB: 0 P: 24	1B: 12 2B: 1 3B: 0 HR: 1	SF: 0 SAC: 1 DP: 3 HBP: 0	WP: 1 PB: 0 SB: 1 CS: 1	PA: 43				
PITCHER	IP	WLS	BF	H	R	ER	SO	BB	IBB	HBP	BLK	WP	HR	S	P	ERA	WHIP										
Freddy Garcia, R ERA: 3.31 (1, 1)	7.0	L	32	11	4	2	6	1	1	0	0	0	1	69	111	2.57	1.714										
Norm Charlton, L ERA: 3.92 (8, 1)	0.2		3	0	0	0	1	1	0	0	0	1	0	10	16	0.00	1.500										
Jose Paniagua, R ERA: 4.28 (8, 1)	1.1		7	3	2	2	2	0	0	0	0	0	0	21	31	13.50	2.250										

Batter	1	2	3	4	5	6	7	8	9	AB	R	H	RBI	BB	SO	LOB	BOTTOM										
51 Ichiro Suzuki, L OBP: 0.368, SLG: 0.460 (1, 9)										4	1	1	0	1	0	0	Toronto Blue Jays @ Seattle Mariners Safeco Field, Seattle, WA Thu Aug 09 2001, 7:05 PM PDT Att: 45,670 - Sunny - 84 F										
Mark McLemore, S OBP: 0.384, SLG: 0.391 (1, 7)										3	1	1	0	2	0	0											
Edgar Martinez, R OBP: 0.431, SLG: 0.544 Charles Gipson, R OBP: 0.205, SLG: 0.154 (1, 10) (9, PR)										5	0	2	3	0	0	3											
John Olerud, L OBP: 0.420, SLG: 0.477 (1, 3)										5	1	2	1	0	0	2											
Bret Boone, R OBP: 0.362, SLG: 0.568 (1, 4)										3	1	1	0	1	0	2											
Mike Cameron, R OBP: 0.353, SLG: 0.488 (1, 8)										4	0	1	0	0	1	3											
Carlos Guillen, S OBP: 0.319, SLG: 0.340 (1, 6)										3	0	0	1	0	0	0											
David Bell, R OBP: 0.295, SLG: 0.385 Stan Javier, S OBP: 0.377, SLG: 0.373 (1, 5) (9, PH)										3	0	0	0	0	0	1											
Dan Wilson, R OBP: 0.311, SLG: 0.398 Al Martin, L OBP: 0.335, SLG: 0.396 (1, 2) (9, PH)										3	0	1	0	0	1	0											
Inning Stats	R: 1 E: 0 K: 0 S: 17	H: 2 LOB: 2 BB: 1 P: 27	R: 0 E: 0 K: 1 S: 6	H: 0 LOB: 0 BB: 0 P: 9	R: 0 E: 0 K: 0 S: 6	H: 0 LOB: 0 BB: 0 P: 8	R: 1 E: 0 K: 0 S: 11	H: 1 LOB: 1 BB: 1 P: 18	R: 0 E: 0 K: 0 S: 6	H: 0 LOB: 0 BB: 0 P: 12	R: 1 E: 0 K: 1 S: 11	H: 1 LOB: 0 BB: 0 P: 15	R: 0 E: 0 K: 0 S: 8	H: 1 LOB: 3 BB: 2 P: 20	R: 0 E: 0 K: 0 S: 6	H: 1 LOB: 0 BB: 0 P: 10		R: 2 E: 0 K: 1 S: 13	H: 4 LOB: 2 BB: 0 P: 19	1B: 8 2B: 1 3B: 0 HR: 1	SF: 1 SAC: 0 DP: 1 HBP: 0	WP: 0 PB: 0 SB: 1 CS: 0	PA: 40				
PITCHER	IP	WLS	BF	H	R	ER	SO	BB	IBB	HBP	BLK	WP	HR	S	P	ERA	WHIP										
Kelvin Escobar, R ERA: 3.77 (1, 1)	6.2		29	5	3	3	2	3	1	0	0	0	0	63	106	4.05	1.200										
Paul Quantrill, R ERA: 2.72 (7, 1)	1.1	W	4	1	0	0	0	0	0	0	0	0	0	8	13	0.00	0.750										
Billy Koch, R ERA: 4.74 (9, 1)	1.0	S	7	4	2	2	1	0	0	0	0	0	0	13	19	18.00	4.000										

AB	38
R	6
H	14
RBI	4
BB	3
SO	9
LOB	17



Batter	1	2	3	4	5	6	7	8	9	AB R H RBI BB SO LOB	TOP									
José Cruz Jr. S OBP: 0.331, SLG: 0.488 (1.8)	1-0 P4		1-3 K		1-0 P4		0-0 G1-6-3		0-0 F8	5 0 0 0 0 1 3	Toronto Blue Jays @ Anaheim Angels Edison International Field, Anaheim, CA Fri Aug 10 2001, 10:05 PM EDT Att: 30,484 - Sunny - 78 F									
Alex Gonzalez R OBP: 0.297, SLG: 0.394 (1.6)	1-2 G5-3		2-2 F9		2-1 FC5-4 1B			1-1 L5	2-2 DI 2B 1B	5 1 2 1 0 0 2										
Shannon Stewart R OBP: 0.374, SLG: 0.455 (1.7)	1-3 K		4-1 BB		1-1 FC5-4 1-2			2-1 2B 1B	3-2 HR 2B	4 2 2 1 1 1 1										
Carlos Delgado L OBP: 0.400, SLG: 0.543 (1.3)		3-3 K	1-0 G4-3		0-0 G1-3			2-2 1H HR 2B	1-1 2H HR	5 2 2 3 0 1 4										
Raul Mondesi R OBP: 0.341, SLG: 0.467 (1.9)		4-1 BB		2-2 G1-3			2-0 F8	2-1 2H HR	4-2 S BB	3 1 1 2 2 0 0										
Brad Fullmer L OBP: 0.322, SLG: 0.438 (1.10)	0-0 F8			2-0 G3-1			0-3 K	2-2 G3-1	4-2 BB	4 0 0 0 1 1 1										
Felipe Lopez S OBP: 0.241, SLG: 0.250 (1.5)	1-3 K			0-0 1B			0-1 G3	0-0 P6	0-1 F7	4 0 1 0 0 1 1										
Tony Fernandez S OBP: 0.319, SLG: 0.324 (0. PH)	1-2 K			1-2 1B						1 0 0 0 0 0 2										
Alberto Castillo R OBP: 0.284, SLG: 0.297 (1.2)			0-2 F9 1B		0-0 1B			3-1 L8	1-1 F8 G5-3 1B 1B	4 1 3 0 0 0 0										
Homer Bush R OBP: 0.352, SLG: 0.431 (1.4)			1-2 BB 1B		0-1 G1-3		0-3 K		0-0 G5-3	4 0 1 0 0 1 3										
Inning Stats	R: 0 E: 0 K: 1 S: 7	H: 0 LOB: 0 BB: 0 P: 10	R: 0 E: 1 K: 2 S: 9	H: 0 LOB: 1 BB: 1 P: 17	R: 0 E: 0 K: 1 S: 14	H: 2 LOB: 3 BB: 1 P: 23	R: 0 E: 0 K: 0 S: 8	H: 2 LOB: 2 BB: 0 P: 12	R: 0 E: 0 K: 0 S: 6	H: 0 LOB: 0 BB: 0 P: 8	R: 0 E: 0 K: 1 S: 6	H: 0 LOB: 0 BB: 0 P: 9	R: 3 E: 0 K: 0 S: 16	H: 3 LOB: 0 BB: 0 P: 25	R: 4 E: 0 K: 0 S: 21	H: 4 LOB: 2 BB: 2 P: 36	1B: 8 2B: 2 3B: 0 HR: 2	SF: 0 SAC: 0 DP: 0 HBP: 0	WP: 0 PB: 0 SB: 2 CS: 0	PA: 43
PITCHER	IP WLS BF H R ER SO BB IBB HBP BLK WP HR S P ERA WHIP											IP WLS BF H R ER SO BB IBB HBP BLK WP HR S P ERA WHIP								
Scott Schoeneweis L ERA: 4.74 (1.1)	7.2 W 33 8 3 3 6 2 0 0 0 0 1 71 113 3.52 1.304																			
Shigetoshi Hasegawa R ERA: 4.29 (0.1)	1.0 6 3 3 3 0 0 0 0 0 0 0 13 19 27.00 3.000																			
Troy Percival R ERA: 2.78 (0.1)	0.1 S 4 1 1 1 0 2 0 0 0 0 0 1 9 18 27.00 9.000																			


AB	39
R	7
H	12
RBI	7
BB	4
SO	6
LOB	17




Batter	1	2	3	4	5	6	7	8	9	AB R H RBI BB SO LOB	BOTTOM									
David Eckstein R OBP: 0.355, SLG: 0.354 (1.6)	0-2 G5-3		1-1 SH5-3		0-1 2B			0-0 G1-3		4 0 1 1 0 0 1	Toronto Blue Jays @ Anaheim Angels Edison International Field, Anaheim, CA Fri Aug 10 2001, 10:05 PM EDT Att: 30,484 - Sunny - 78 F									
Darin Erstad L OBP: 0.340, SLG: 0.380 (1.8)	4-1 FC6-4 1B BB		3-2 BB		0-2 G4-3			2-2 BB	1-3 1B	4 1 2 1 1 1 1										
Troy Glaus R OBP: 0.357, SLG: 0.528 (1.5)	4-2 FC6-4 1B BB		0-0 SF8		2-1 HR			2-2 L1	1-1 G6-3	3 1 1 2 1 0 1										
16 Garret Anderson L OBP: 0.294, SLG: 0.446 (1.7)	0-2 FC6-4 1B BB		0-0 L4		1-1 F7			1-3 K		4 1 0 0 0 1 3										
Scott Spiezio S OBP: 0.336, SLG: 0.450 (1.3)	0-0 1B		4-2 2B SF8		4-2 BB			1-3 K		2 1 1 1 2 1 0										
Tim Lincecum R OBP: 0.376, SLG: 0.379 (1.9)	1-1 1B		3-1 SF8		0-0 G5-3			2-3 K		4 1 2 1 0 1 1										
Adam Kennedy L OBP: 0.345, SLG: 0.397 (1.4)	0-2 G3-1		0-1 SF8		3-3 K			3-3 K		3 0 0 1 0 2 2										
Bengie Molina R OBP: 0.313, SLG: 0.313 (1.2)		2-2 SH5-3 1B 1B		0-2 F8				1-2 F9		4 1 2 1 0 0 0										
Orlando Palmeiro L OBP: 0.328, SLG: 0.350 (1.10)		1-2 1B SH5-3		3-2 F7				2-3 K		3 2 2 0 0 0 1										
Benji Gil R OBP: 0.344, SLG: 0.541 (0. PH)		1-2 1B SH5-3		1-2 2B 1B						1 0 0 0 0 1 0										
Inning Stats	R: 2 E: 0 K: 0 S: 18	H: 2 LOB: 2 BB: 2 P: 27	R: 2 E: 0 K: 0 S: 14	H: 3 LOB: 1 BB: 0 P: 21	R: 2 E: 0 K: 0 S: 12	H: 2 LOB: 1 BB: 1 P: 23	R: 1 E: 0 K: 0 S: 10	H: 1 LOB: 1 BB: 1 P: 17	R: 1 E: 0 K: 2 S: 19	H: 2 LOB: 1 BB: 0 P: 24	R: 0 E: 0 K: 2 S: 10	H: 0 LOB: 0 BB: 0 P: 14	R: 0 E: 0 K: 2 S: 12	H: 0 LOB: 0 BB: 0 P: 18	R: 0 E: 0 K: 1 S: 9	H: 1 LOB: 1 BB: 0 P: 14	1B: 8 2B: 2 3B: 0 HR: 1	SF: 2 SAC: 1 DP: 0 HBP: 0	WP: 0 PB: 0 SB: 0 CS: 0	PA: 39
PITCHER	IP WLS BF H R ER SO BB IBB HBP BLK WP HR S P ERA WHIP											IP WLS BF H R ER SO BB IBB HBP BLK WP HR S P ERA WHIP								
Brandon Lyon R ERA: 6.52 (1.1)	2.1 L 17 3 2 2 4 1 0 0 0 0 0 1 44 64 4.91 1.091																			
Matt DaWitt R ERA: 5.0 (0.1)	3.2 15 3 2 2 4 1 0 0 0 0 0 12 18 0.00 0.000																			
Pedro Borbon L ERA: 3.66 (0.1)	1.0 3 0 0 0 2 0 0 0 0 0 0 9 14 0.00 1.000																			
Bob Fife R ERA: 2.7 (0.1)	1.0 4 1 0 0 1 0 0 0 0 0 0 9 14 0.00 1.000																			

AB	32
R	8
H	11
RBI	8
BB	4
SO	7
LOB	10



Batter	1	2	3	4	5	6	7	8	9	10	AB	R	H	RBI	BB	SO	LOB	TOP				
José Cruz Jr., S OBP: 0.336, SLG: 0.507 (1, 8)	0-2 CS 2B	1-0 HR	1-3 K			0-3 K		2-2 1B		2-2 HR	6	2	4	2	0	2	0	Toronto Blue Jays @ Anaheim Angels Edison International Field, Anaheim, CA Sat Aug 11 2001, 10:05 PM EDT Att. 27,927 - Sunny - 73 F AB 45 R 7 H 17 RBI 7 BB 3 SO 7 LOB 20 				
Alex Gonzalez, R OBP: 0.297, SLG: 0.393 (1, 6)	2-2 BB HBP 1B	2-0 F8	1-2 G4-3			2-2 G4-3		2-0 1B		1-3 K	6	1	2	0	0	1	0					
Shannon Stewart, R OBP: 0.375, SLG: 0.462 Chris Latham, S OBP: 0.514, SLG: 0.621 (10, 7)	1-2 HBP BB 1B	2-1 HR				2-2 F8		1-0 G5-3		0-2 G5-3	6	2	3	1	0	0	3					
Carlos Delgado, L OBP: 0.403, SLG: 0.550 (1, 3)	4-2 1B HBP BB	0-1 HR				0-0 G3		1-2 G6-3		2-0 1B	4	1	2	1	1	0	0					
Raul Mondesi, R OBP: 0.341, SLG: 0.464 (1, 9)	1-2 P4	4-2 1B BB				1-2 G5-3		2-0 S 1B		0-1 F8	5	1	1	0	1	0	6					
Brad Fullmer, L OBP: 0.326, SLG: 0.437 (1, 10)	2-2 1B HBP	0-1 2B 1B				0-1 F8		4-1 1B BB		3-2 F9	3	0	1	1	1	0	1					
Felipe Lopez, S OBP: 0.294, SLG: 0.333 (1, 5)	0-0 1B	2-2 2B				1-3 K		1-1 G1-3		3-2 1B	5	0	3	2	0	1	2					
Darrin Fletcher, L OBP: 0.293, SLG: 0.364 Jeff Frye, R OBP: 0.288, SLG: 0.267 (8, PR)	1-2 G3	1-2 G6-3				1-0 G4-3				2-2 K2-6 2B	4	0	1	0	0	0	5					
Homer Bush, R OBP: 0.343, SLG: 0.420 Alberto Castillo, R OBP: 0.285, SLG: 0.294 (8, 2)		0-2 G4-3				0-3 K		0-0 G5-3		2-3 K2-6 2B	4	0	0	0	0	2	1					
Inning Stats	R: 2 E: 0 K: 0 S: 19	H: 4 LOB: 3 BB: 1 P: 30	R: 4 E: 0 K: 0 S: 19	H: 5 LOB: 2 BB: 1 P: 31	R: 0 E: 0 K: 2 S: 9	H: 0 LOB: 0 BB: 0 P: 11	R: 0 E: 0 K: 1 S: 6	H: 0 LOB: 0 BB: 1 P: 8	R: 0 E: 0 K: 1 S: 8	H: 0 LOB: 0 BB: 0 P: 10	R: 0 E: 0 K: 2 S: 14	H: 1 LOB: 2 BB: 1 P: 17	R: 0 E: 0 K: 1 S: 13	H: 2 LOB: 2 BB: 0 P: 23	R: 1 E: 0 K: 2 S: 15	H: 2 LOB: 2 BB: 0 P: 22	1B: 10 2B: 4 3B: 0 HR: 4		SF: 0 SAC: 0 DP: 1 HBP: 2	WP: 0 PB: 0 SB: 1 CS: 1	PA: 50	
PITCHER	IP WLS BF H R ER SO BB IBB HBP BLK WP HR S P ERA WHIP																	PITCHER	IP WLS BF H R ER SO BB IBB HBP BLK WP HR S P ERA WHIP			
Ramon Ortiz, R ERA: 4.27 (1, 1)	1.2	14	7	6	6	0	2	0	0	0	0	0	0	0	0	0	0	39	51	0.00	0.462	
Lou Pote, R ERA: 3.02 (7, 1)	2.0	10	4	0	0	1	1	0	0	0	0	0	0	0	0	0	0	22	39	0.00	2.500	
Ben Weber, R ERA: 2.48 (9, 1)	2.0	L	11	4	1	1	2	0	0	1	0	0	0	1	0	0	0	1	28	45	4.50	2.000

Batter	1	2	3	4	5	6	7	8	9	10	AB	R	H	RBI	BB	SO	LOB	BOTTOM				
David Eckstein, R OBP: 0.358, SLG: 0.359 (1, 6)	2-1 F8	2-2 F9				1-1 1B G6-4-3 1B		1-1 S 2B		1-2 16 FC4-6 1B	5	1	3	0	0	0	1	Toronto Blue Jays @ Anaheim Angels Edison International Field, Anaheim, CA Sat Aug 11 2001, 10:05 PM EDT Att. 27,927 - Sunny - 73 F AB 42 R 6 H 14 RBI 4 BB 2 SO 8 LOB 20 				
Darin Erstad, L OBP: 0.340, SLG: 0.380 (1, 8)	2-3 K	3-2 L9				0-0 1B G6-4-3 1B		0-3 K		2-2 16 FC4-6 1B	5	0	2	0	0	2	2					
Troy Glaus, R OBP: 0.357, SLG: 0.532 (1, 5)	2-2 HR					0-0 G6-4-3		4-0 1B		1-3 K	4	1	1	1	1	2	3					
16 Garret Anderson, L OBP: 0.292, SLG: 0.441 (1, 7)	2-2 G3					0-0 F7		3-2 F7		1-1 FC4-6	5	0	0	0	0	0	4					
Scott Spiezio, S OBP: 0.337, SLG: 0.449 (1, 3)		1-0 1B 1B				1-1 G5-3		2-2 1B 1B		2-3 K	5	1	2	0	0	1	2					
Tim Salmon, R OBP: 0.376, SLG: 0.380 (1, 9)		3-2 E 1B 1B				1-1 F9		0-0 G5-3		1-3 1B	5	1	2	0	0	0	0					
Adam Kennedy, L OBP: 0.351, SLG: 0.413 (1, 4)		0-0 E8 1B 1B				2-1 G4-3 2B		0-1 HR		4-0 1B	4	2	3	2	1	0	0					
Bengie Molina, R OBP: 0.308, SLG: 0.305 (1, 2)		0-3 K				0-1 G4-3		1-0 L8		0-3 K	5	0	0	0	0	2	5					
Orlando Palmeiro, L OBP: 0.326, SLG: 0.348 (1, 10)		0-0 E 1B				1-1 G4-3		2-3 K		3-2 G6-3	4	0	1	1	0	1	3					
Inning Stats	R: 1 E: 0 K: 1 S: 13	H: 1 LOB: 0 BB: 0 P: 21	R: 3 E: 2 K: 1 S: 20	H: 4 LOB: 1 BB: 0 P: 29	R: 0 E: 0 K: 1 S: 8	H: 0 LOB: 0 BB: 0 P: 11	R: 0 E: 0 K: 0 S: 5	H: 1 LOB: 1 BB: 0 P: 12	R: 1 E: 0 K: 0 S: 5	H: 2 LOB: 0 BB: 0 P: 6	R: 1 E: 0 K: 2 S: 14	H: 1 LOB: 2 BB: 1 P: 24	R: 0 E: 0 K: 1 S: 11	H: 2 LOB: 2 BB: 1 P: 20	R: 0 E: 0 K: 2 S: 14	H: 2 LOB: 2 BB: 0 P: 21	R: 0 E: 0 K: 0 S: 7		H: 0 LOB: 0 BB: 0 P: 9	1B: 10 2B: 2 3B: 0 HR: 2	SF: 0 SAC: 0 DP: 1 HBP: 0	WP: 0 PB: 0 SB: 1 CS: 0
PITCHER	IP WLS BF H R ER SO BB IBB HBP BLK WP HR S P ERA WHIP																	PITCHER	IP WLS BF H R ER SO BB IBB HBP BLK WP HR S P ERA WHIP			
Esteban Loaiza, R ERA: 5.26 (7, 1)	0.2	4	1	0	0	1	0	0	0	0	0	0	0	0	0	0	0	11	20	0.00	1.500	
Paul Quantrill, R ERA: 2.66 (8, 1)	1.1	7	3	0	0	2	0	1	0	0	0	0	0	0	0	0	0	5	8	0.00	0.000	
Dan Plesac, L ERA: 3.31 (10, 1)	1.0	S	3	0	0	0	0	0	0	0	0	0	0	0	0	0	0	7	9	0.00	0.000	

Batter	1	2	3	4	5	6	7	8	9	AB	R	H	RBI	BB	SO	LOB	TOP										
Chris Latham, S (1, 7) OBP: 0.500, SLG: 0.588										5	1	2	0	0	2	0	Toronto Blue Jays @ Anaheim Angels Edison International Field, Anaheim, CA Sun Aug 12 2001, 8:05 PM EDT Att: 19,129 - Sunny - 81 F										
Alex Gonzalez, R (1, 6) OBP: 0.396, SLG: 0.390										4	1	0	0	1	0	2											
José Cruz Jr., S (1, 8) OBP: 0.332, SLG: 0.501										5	1	0	0	0	2	1											
Carlos Delgado, L (1, 3)										4	1	1	1	0	2	0											
Raul Mondesi, R (1, 9)										4	0	3	1	0	0	0											
Brad Fullmer, L (1, 10) OBP: 0.327, SLG: 0.446										4	1	2	1	0	0	3											
Felipe Lopez, S (1, 5) Tony Fernandez, S (8, PH) Homer Bush, R (8, 4) OBP: 0.325, SLG: 0.330 OBP: 0.343, SLG: 0.420										3	0	0	0	0	0	2											
Darrin Fletcher, L (1, 2) OBP: 0.290, SLG: 0.359										4	0	0	0	0	0	4											
Jeff Frye, R (1, 4) OBP: 0.287, SLG: 0.267										4	0	1	0	0	0	2											
Inning Stats	R: 0 E: 0 K: 2 S: 8	H: 0 LOB: 0 BB: 0 P: 12	R: 0 E: 0 K: 0 S: 11	H: 2 LOB: 2 BB: 0 P: 17	R: 0 E: 0 K: 0 S: 8	H: 0 LOB: 0 BB: 0 P: 13	R: 0 E: 0 K: 1 S: 9	H: 1 LOB: 1 BB: 0 P: 17	R: 0 E: 0 K: 0 S: 9	H: 2 LOB: 2 BB: 0 P: 16	R: 0 E: 0 K: 0 S: 6	H: 0 LOB: 0 BB: 0 P: 10	R: 1 E: 0 K: 0 S: 8	H: 1 LOB: 0 BB: 0 P: 14	R: 4 E: 1 K: 0 S: 18	H: 4 LOB: 2 BB: 1 P: 32		R: 0 E: 0 K: 2 S: 9	H: 0 LOB: 0 BB: 0 P: 13	1B: 8 2B: 1 3B: 0 HR: 1	SF: 0 SAC: 0 DP: 0 HBP: 0	WP: 0 PB: 0 SB: 0 CS: 0	PA: 39				
PITCHER	IP	WLS	BF	H	R	ER	SO	BB	IBB	HBP	BLK	WP	HR	S	P	ERA	WHIP										
Pat Rapp, R (1, 1) ERA: 4.42	7.0		27	6	1	1	4	0	0	0	0	0	1	59	99	1.29	0.857										
Ben Weber, R (8, 1) ERA: 2.79	0.0		3	1	3	3	0	1	0	0	0	0	0	5	9	∞	∞										
Mike Holtz, L (8, 1) ERA: 4.33	0.0		1	1	0	0	0	0	0	0	0	0	0	1	1	∞	∞										
Al Levine, R (8, 1) ERA: 2.25	1.0	W	5	2	1	0	0	0	0	0	0	0	0	12	22	0.00	2.000										
Troy Percival, R (9, 1) ERA: 2.72	1.0	S	3	0	0	0	2	0	0	0	0	0	0	9	13	0.00	0.000										

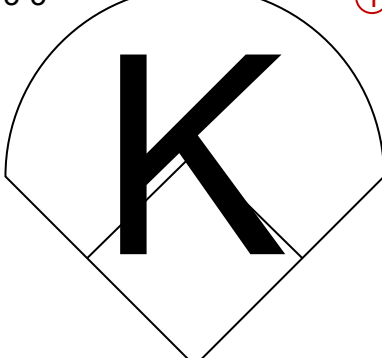
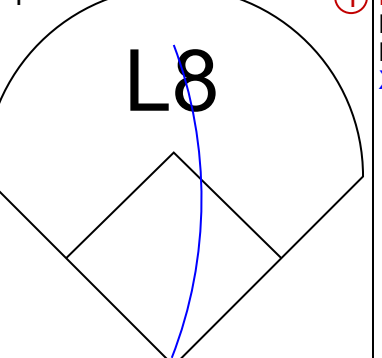
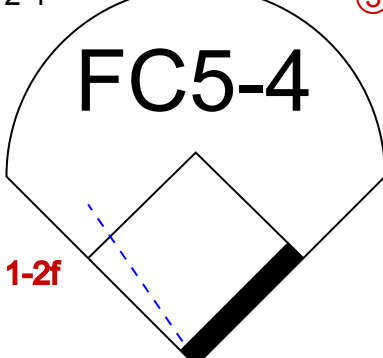
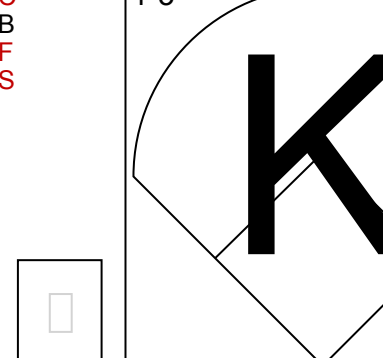
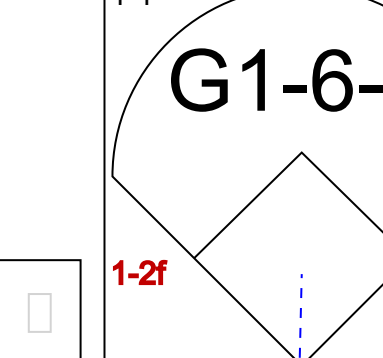
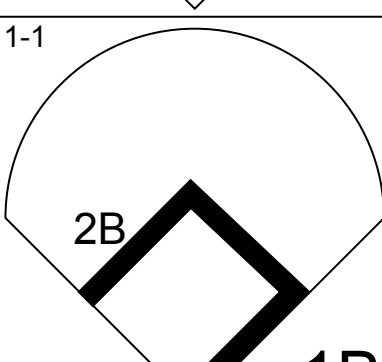
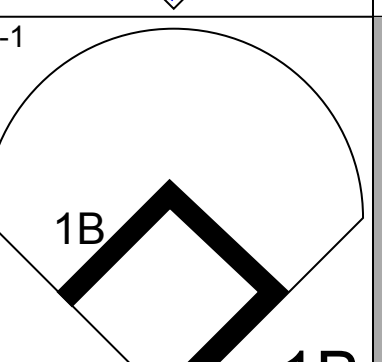
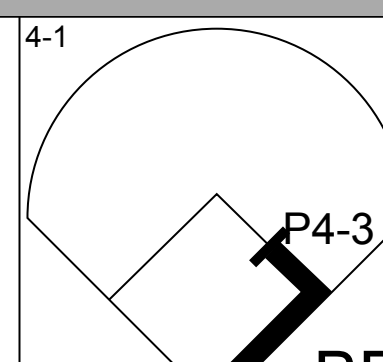
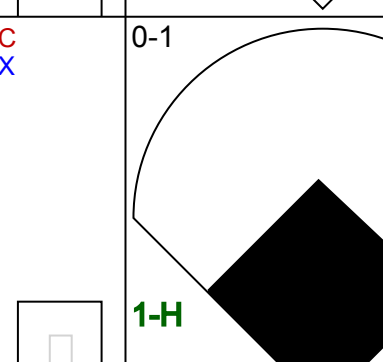
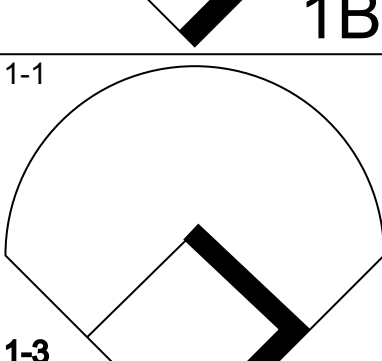
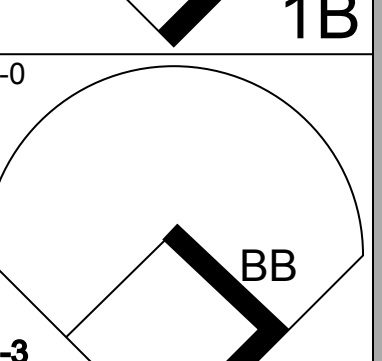
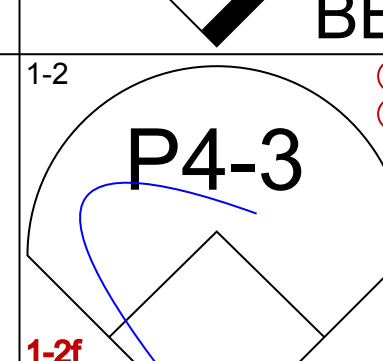
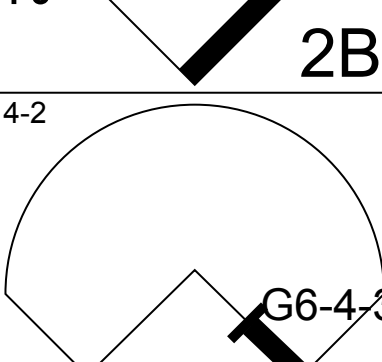
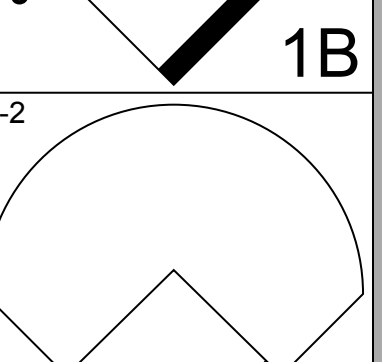
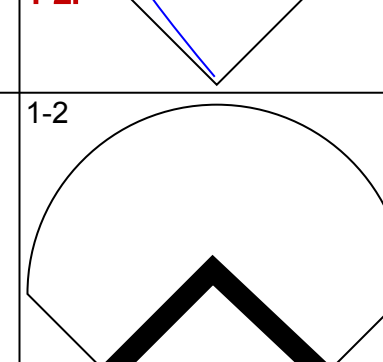
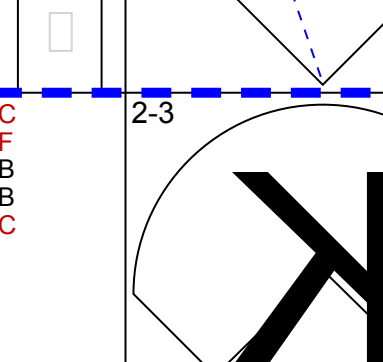
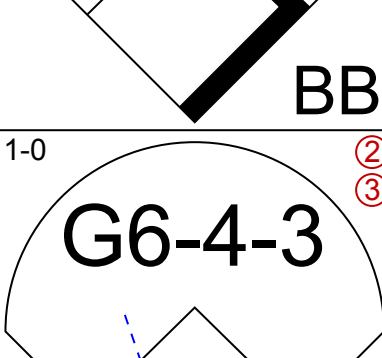
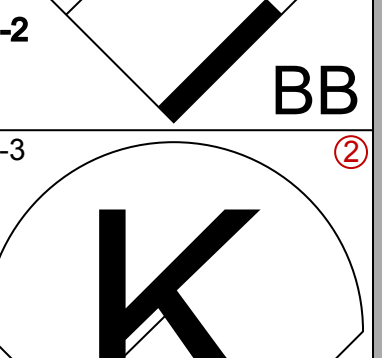
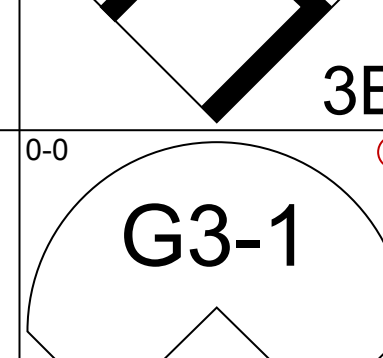
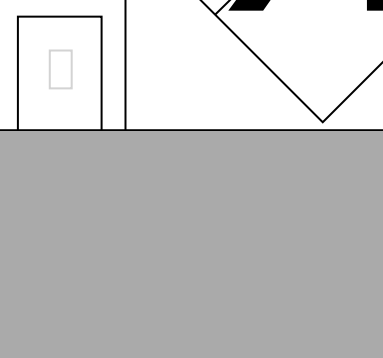
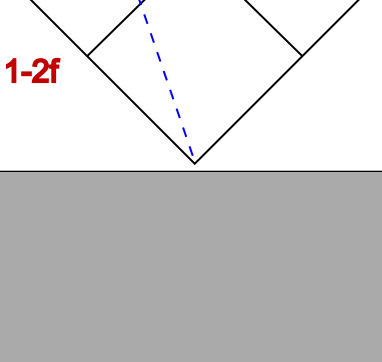
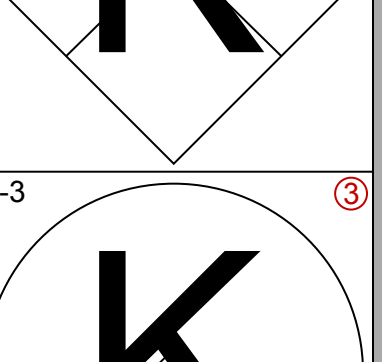
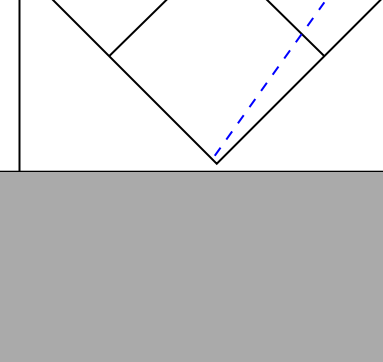
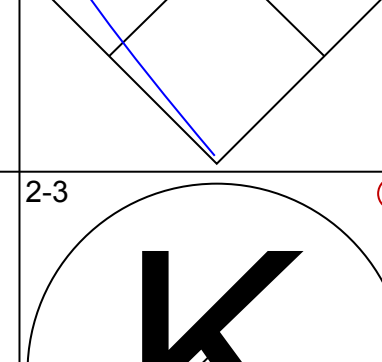
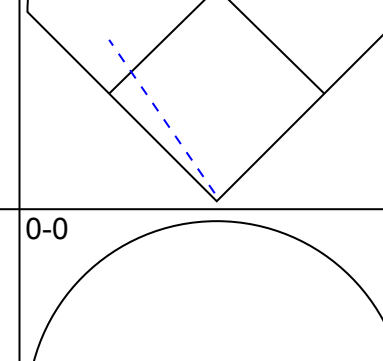

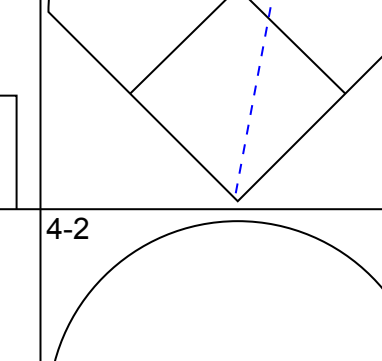
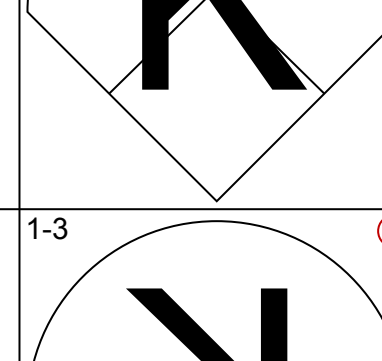
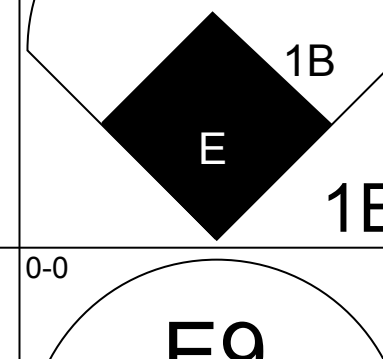
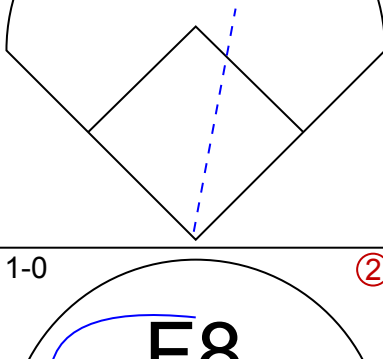
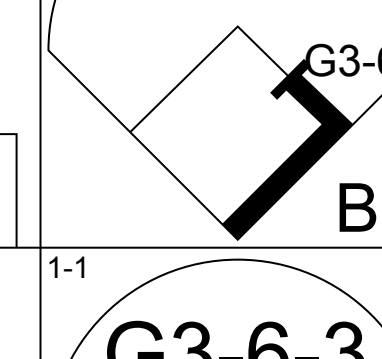

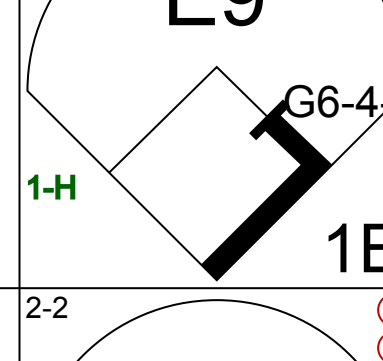
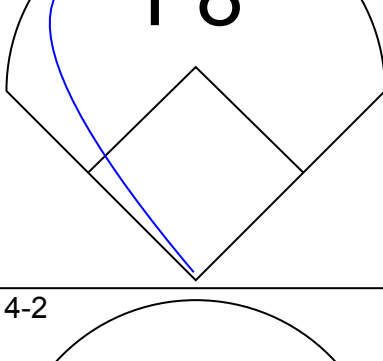
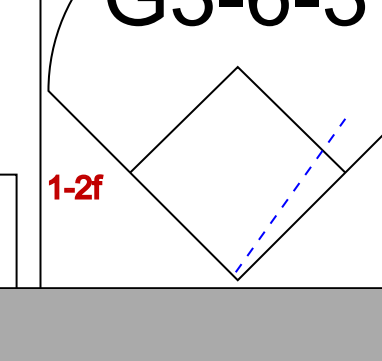
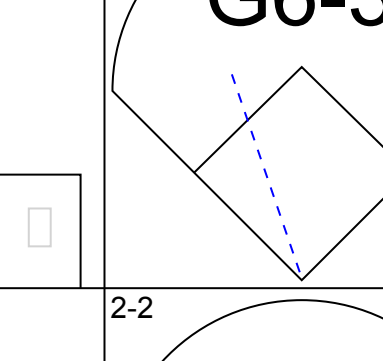
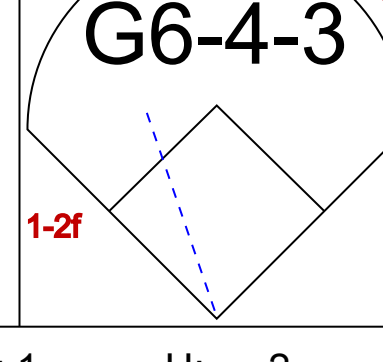
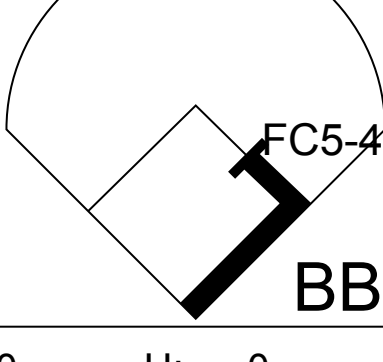
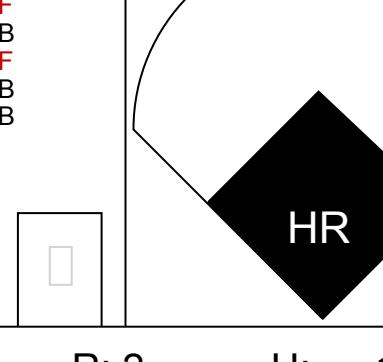
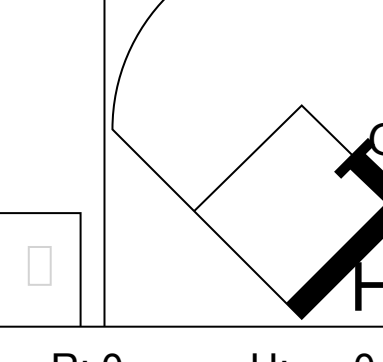
AB	38
R	5
H	10
RBI	4
BB	1
SO	6
LOB	14

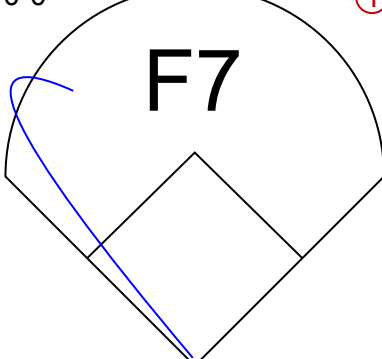
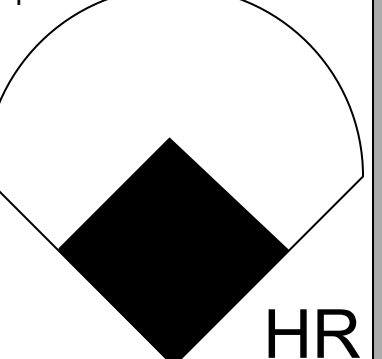
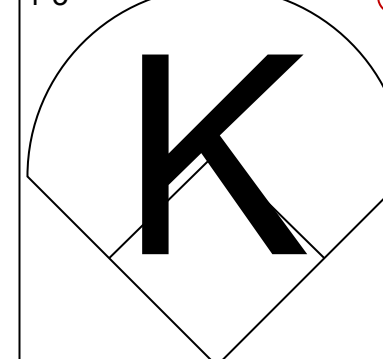
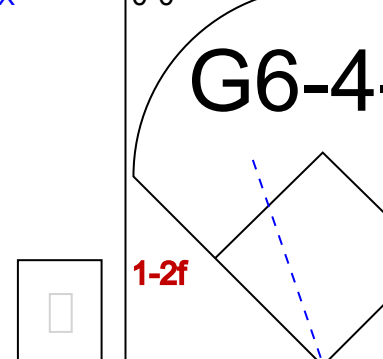
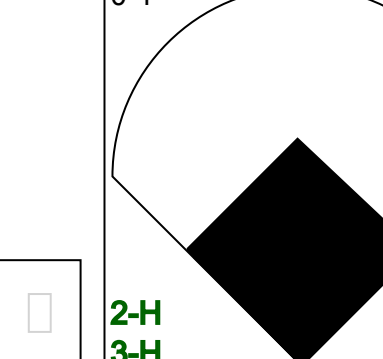
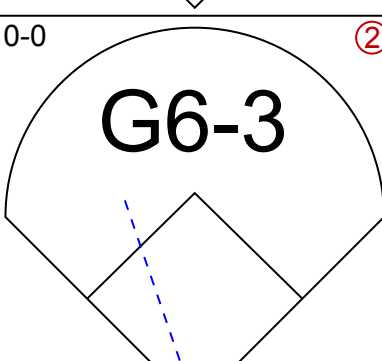
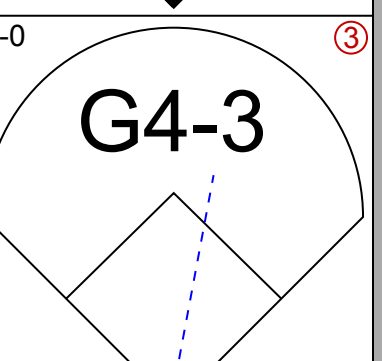
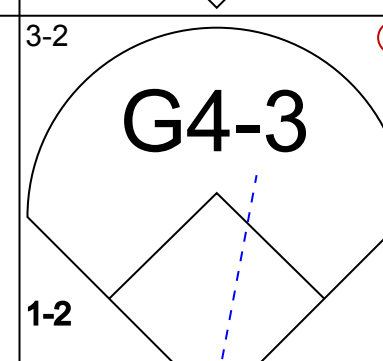
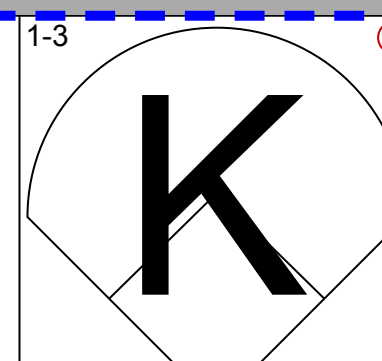
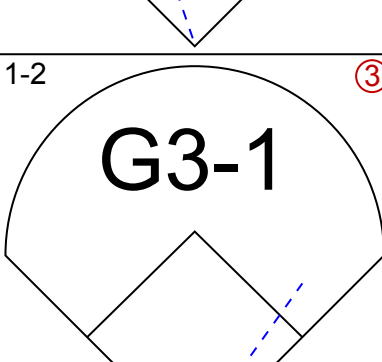
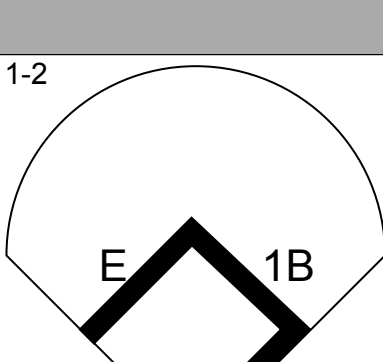
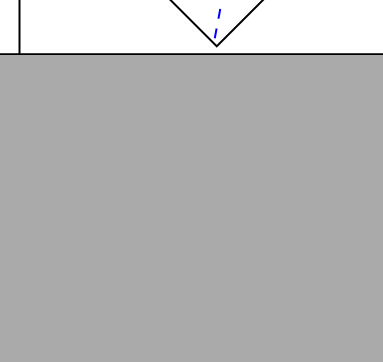
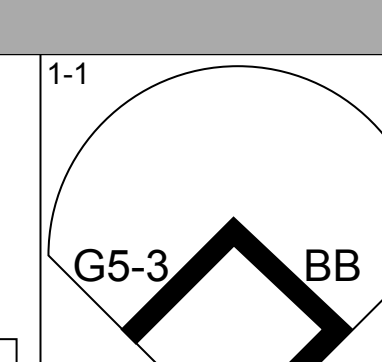
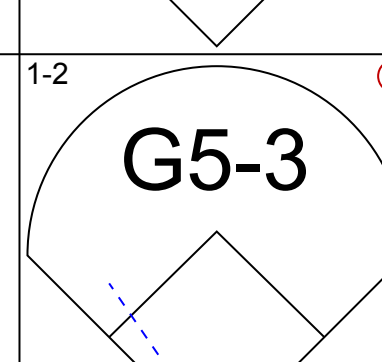
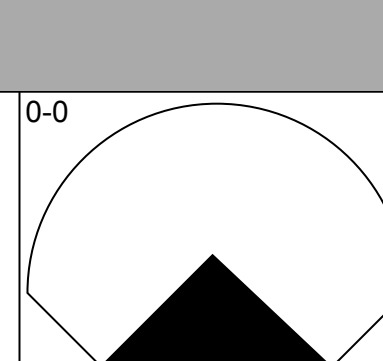
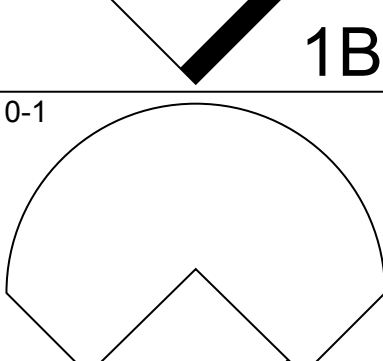

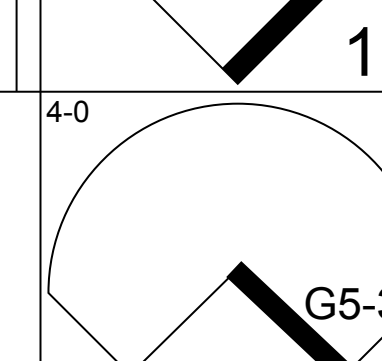
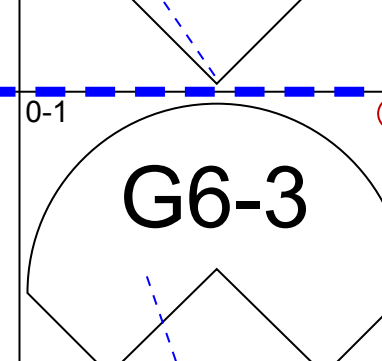
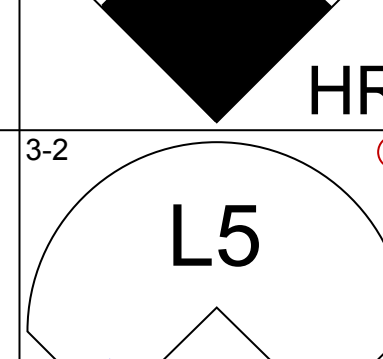
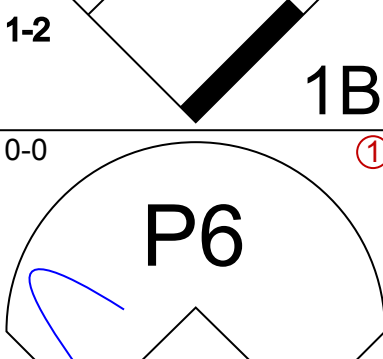
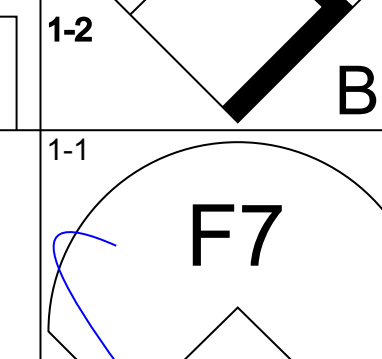
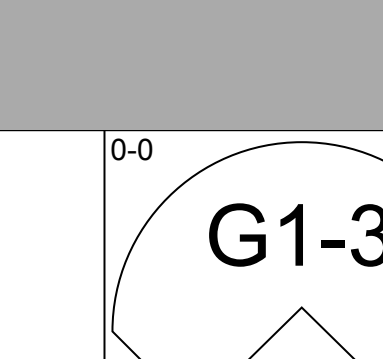
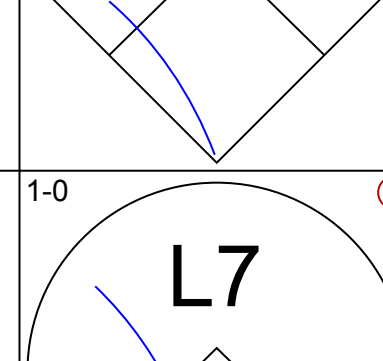
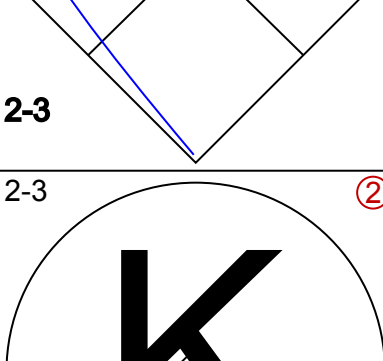
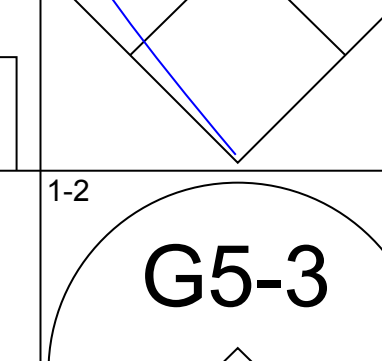
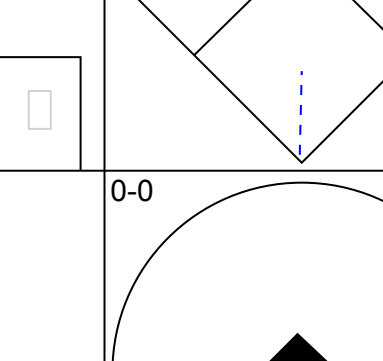
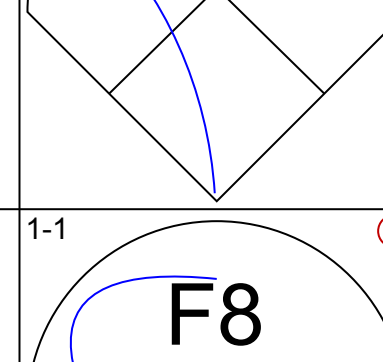
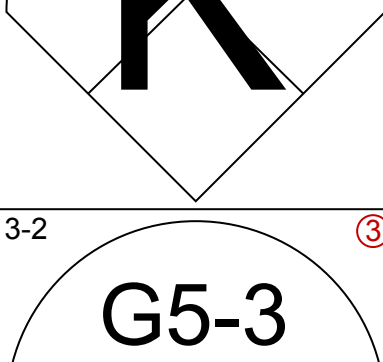
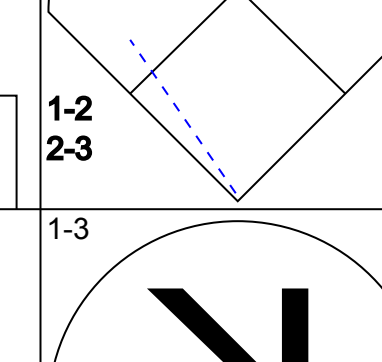

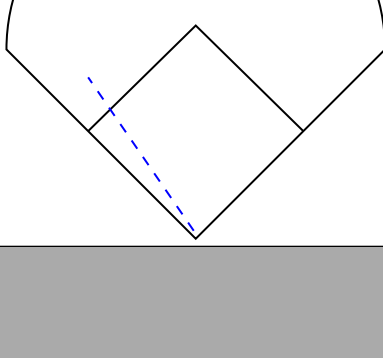
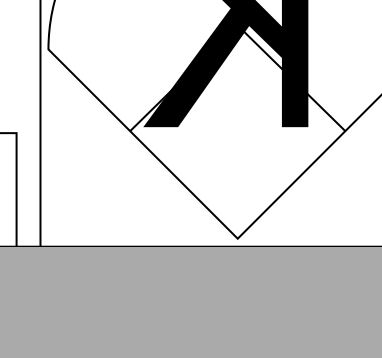



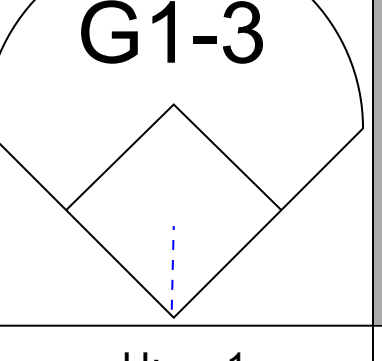
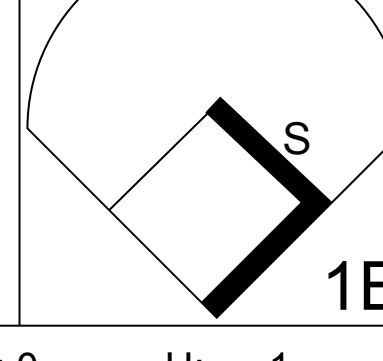
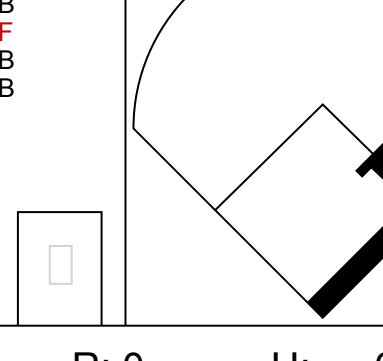
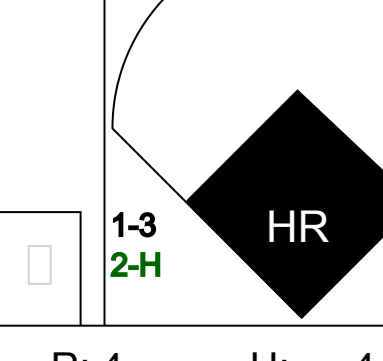
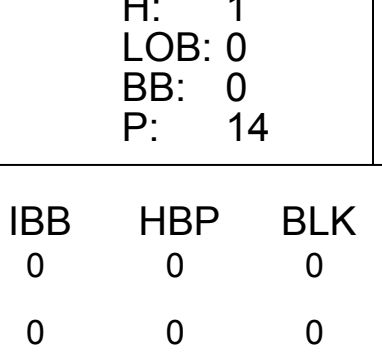
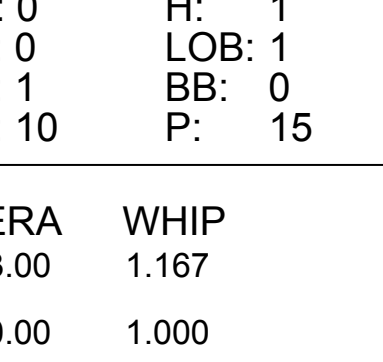
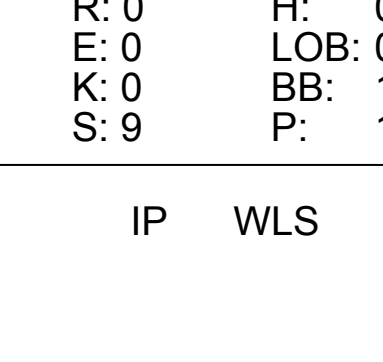
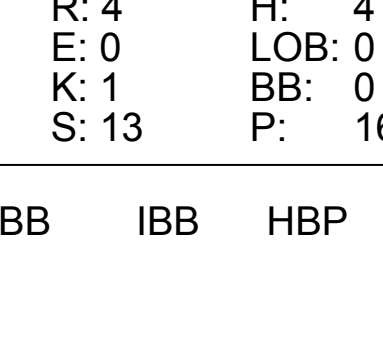


Batter	1	2	3	4	5	6	7	8	9	AB	R	H	RBI	BB	SO	LOB	BOTTOM										
David Eckstein, R (1, 6) OBP: 0.359, SLG: 0.360										5	1	2	0	0	1	2	Toronto Blue Jays @ Anaheim Angels Edison International Field, Anaheim, CA Sun Aug 12 2001, 8:05 PM EDT Att: 19,129 - Sunny - 81 F										
Darin Erstad, L (1, 8) OBP: 0.339, SLG: 0.377										4	0	0	0	1	1	2											
Troy Glaus, R (1, 5) OBP: 0.358, SLG: 0.530										2	2	0	0	2	0	1											
16 Garret Anderson, L (1, 7) OBP: 0.297, SLG: 0.458										4	2	4	4	0	0	0											
Scott Spiezio, S (1, 3) OBP: 0.339, SLG: 0.448										3	0	1	1	1	1	0											
Tim Salmon, R (1, 9) OBP: 0.375, SLG: 0.378										4	0	1	0	0	1	4											
Adam Kennedy, L (1, 4) OBP: 0.347, SLG: 0.408										4	0	0	0	0	1	1											
Jorge Fabregas, L (1, 2) OBP: 0.237, SLG: 0.283 Bengie Molina, R (8, PH) OBP: 0.309, SLG: 0.323										3	0	2	0	0	0	1											
Orlando Palmeiro, L (1, 10) OBP: 0.321, SLG: 0.341 Benji Gil, R (8, PH) OBP: 0.342, SLG: 0.538										3	0	0	0	0	0	2											
Inning Stats	R: 0 E: 0 K: 1 S: 7	H: 2 LOB: 1 BB: 0 P: 9	R: 1 E: 0 K: 1 S: 10	H: 2 LOB: 0 BB: 0 P: 13	R: 2 E: 0 K: 0 S: 13	H: 3 LOB: 2 BB: 1 P: 19	R: 0 E: 0 K: 0 S: 10	H: 1 LOB: 1 BB: 0 P: 13	R: 2 E: 0 K: 1 S: 12	H: 1 LOB: 0 BB: 0 P: 13	R: 0 E: 0 K: 0 S: 10	H: 1 LOB: 2 BB: 2 P: 23	R: 1 E: 0 K: 2 S: 13	H: 2 LOB: 1 BB: 0 P: 20	R: 0 E: 0 K: 2 S: 9	H: 0 LOB: 0 BB: 0 P: 13		1B: 7 2B: 1 3B: 0 HR: 3	SF: 0 SAC: 0 DP: 1 HBP: 0	WP: 0 PB: 0 SB: 1 CS: 0	PA: 38						
PITCHER	IP	WLS	BF	H	R	ER	SO	BB	IBB	HBP	BLK	WP	HR	S	P	ERA	WHIP										
32 Roy Halladay, R (1, 1) ERA: 4.66	6.0		28	8	5	5	4	2	0	0	0	0	0	4	10	0.00	3.000										
Pedro Borbon, L (7, 1) ERA: 3.54	0.2		3	1	0	0	0	1	0	0	0	0	0	4	10	0.00	3.000										
Bob Fife, R (7, 1) ERA: 2.68	0.1		2	0	0	0	0	1	0	0	0	0	0	6	13	0.00	3.000										
Dan Plesac, L (8, 1) ERA: 3.53	0.1	L	2	1	1	1	1	0	0	0	0	0	1	7	12	27.00	3.000										
Paul Quantrill, R (8, 1) ERA: 2.63	0.2		3	1	0	0	1	0	0	0	0	0	0	6	8	0.00	1.500										

AB	34
R	6
H	11
RBI	6
BB	4
SO	6
LOB	13



Batter	1	2	3	4	5	6	7	8	9	AB	R	H	RBI	BB	SO	LOB	TOP										
Johnny Damon, L (1, 8) OBP: 0.323, SLG: 0.370										5	0	0	0	0	2	3	Oakland Athletics @ Toronto Blue Jays SkyDome, Toronto, ON Tue Aug 14 2001, 7:05 PM EDT Att: 25,121 - Sunny - 76 F										
Jeremy Giambi, L (1, 10) OBP: 0.386, SLG: 0.449										2	0	2	0	1	0	0											
Olmedo Saenz, R (7, PH) OBP: 0.298, SLG: 0.379										1	1	1	2	0	0	0											
Jason Giambi, L (1, 3) OBP: 0.462, SLG: 0.648										4	0	2	0	0	0	1											
Jermaine Dye, R (1, 9) OBP: 0.337, SLG: 0.437										2	0	1	0	2	1	0											
Terrence Long, L (1, 7) OBP: 0.252, SLG: 0.412										4	0	0	0	0	1	7											
Miguel Tejada, R (1, 6) OBP: 0.318, SLG: 0.469										4	0	0	0	0	2	3											
Eric Chavez, L (1, 5) OBP: 0.320, SLG: 0.481										3	1	1	0	1	1	0											
Ramon Hernandez, R (1, 2) OBP: 0.320, SLG: 0.367										4	0	1	0	0	0	1											
Frank Menechino, R (1, 4) OBP: 0.372, SLG: 0.397										1	1	0	0	2	0	1											
Inning Stats	R: 0 H: 2 E: 0 K: 1 S: 14	H: 2 R: 2 ER: 1 LOB: 2 BB: 1 P: 24	R: 1 H: 2 E: 1 K: 0 S: 9	H: 2 R: 1 ER: 0 LOB: 0 BB: 0 P: 12	R: 0 H: 2 E: 0 K: 2 S: 14	H: 2 R: 0 ER: 0 LOB: 3 BB: 1 P: 22	R: 0 H: 0 E: 0 K: 0 S: 7	H: 0 R: 0 ER: 0 LOB: 1 BB: 1 P: 15	R: 0 H: 1 E: 0 K: 0 S: 8	H: 1 R: 0 ER: 0 LOB: 0 BB: 1 P: 14	R: 0 H: 0 E: 0 K: 0 S: 6	H: 0 R: 0 ER: 0 LOB: 0 BB: 1 P: 13	R: 2 H: 1 E: 0 K: 2 S: 13	H: 1 R: 0 ER: 0 LOB: 0 BB: 1 P: 20	R: 0 H: 0 E: 0 K: 2 S: 9	H: 0 R: 0 ER: 0 LOB: 0 BB: 0 P: 13	R: 0 H: 0 E: 0 K: 0 S: 5	H: 0 R: 0 ER: 0 LOB: 0 BB: 0 P: 8	1B: 5 2B: 2 3B: 1 HR: 1	SF: 0 SAC: 0 DP: 5 HBP: 1	WP: 0 PB: 0 SB: 0 CS: 0	PA: 37					
PITCHER	IP	WLS	BF	H	R	ER	SO	BB	IBB	HBP	BLK	WP	HR	S	P	ERA	WHIP										
Chris Carpenter, R (1, 1) ERA: 4.42	6.0		27	7	2	1	3	6	0	0	0	0	0	61	107	1.50	2.167										
Pedro Borbon, L (7, 1) ERA: 3.7	0.2	B	3	1	1	1	1	0	0	0	0	0	1	7	8	13.50	1.500										
Paul Quantrill, R (7, 1) ERA: 2.57	1.1	A	4	0	0	0	3	0	0	0	0	0	0	12	18	0.00	0.000										
Billy Koch, R (9, 1) ERA: 4.86	1.0	W	3	0	0	0	0	0	0	1	0	0	0	5	8	0.00	0.000										

Batter	1	2	3	4	5	6	7	8	9	AB	R	H	RBI	BB	SO	LOB	BOTTOM											
José Cruz Jr., S (1, 8) OBP: 0.333, SLG: 0.514										5	2	2	4	0	1	2	Oakland Athletics @ Toronto Blue Jays SkyDome, Toronto, ON Tue Aug 14 2001, 7:05 PM EDT Att: 25,121 - Sunny - 76 F											
Alex Gonzalez, R (1, 6) OBP: 0.294, SLG: 0.387										4	0	0	0	0	1	1												
Shannon Stewart, R (1, 7) OBP: 0.376, SLG: 0.462										4	0	2	0	0	0	0												
Carlos Delgado, L (1, 3) OBP: 0.404, SLG: 0.555										3	1	2	1	1	0	0												
Raul Mondesi, R (1, 9) OBP: 0.341, SLG: 0.465										4	0	0	0	0	0	4												
Brad Fullmer, L (1, 10) OBP: 0.326, SLG: 0.444										4	1	1	0	0	1	4												
Felipe Lopez, S (1, 5) ERA: 2.95										1	0	0	0	0	0	0												
Jeff Frye, R (4, 5) OBP: 0.283, SLG: 0.263										2	0	0	0	0	1	4												
Chris Latham, S (9, PH) OBP: 0.488, SLG: 0.571										1	0	0	0	0	1	1												
Darrin Fletcher, L (1, 2) OBP: 0.289, SLG: 0.358										4	1	1	0	0	1	0												
Homer Bush, R (1, 4) OBP: 0.353, SLG: 0.431										3	1	2	1	1	0	0												
Inning Stats	R: 0 H: 0 E: 0 K: 0 S: 5	H: 1 R: 2 ER: 0 LOB: 0 BB: 0 P: 13	R: 1 H: 1 E: 0 K: 0 S: 8	H: 1 R: 0 ER: 0 LOB: 0 BB: 0 P: 13	R: 1 H: 1 E: 0 K: 1 S: 8	H: 1 R: 0 ER: 0 LOB: 0 BB: 0 P: 14	R: 0 H: 2 E: 1 K: 1 S: 13	H: 2 R: 0 ER: 1 LOB: 2 BB: 0 P: 19	R: 0 H: 1 E: 0 K: 1 S: 10	H: 1 R: 0 ER: 0 LOB: 1 BB: 1 P: 18	R: 0 H: 0 E: 0 K: 0 S: 9	H: 0 R: 0 ER: 0 LOB: 0 BB: 1 P: 16	R: 0 H: 0 E: 0 K: 1 S: 10	H: 0 R: 0 ER: 0 LOB: 0 BB: 0 P: 12	R: 4 H: 4 E: 0 K: 1 S: 13	H: 4 R: 1 ER: 0 LOB: 0 BB: 0 P: 16	1B: 6 2B: 1 3B: 0 HR: 3	SF: 0 SAC: 0 DP: 1 HBP: 0	WP: 0 PB: 0 SB: 1 CS: 0	PA: 37								
PITCHER	IP	WLS	BF	H	R	ER	SO	BB	IBB	HBP	BLK	WP	HR	S	P	ERA	WHIP											
Tim Hudson, R (1, 1) ERA: 2.95	6.0		25	6	2	2	4	1	0	0	0	0	0	9	16	0.00	1.000											
Mike Magnante, L (7, 1) ERA: 2.66	1.0	H	3	0	0	0	0	1	0	0	0	0	0	8	10	0.00	0.000											
Jeff Tam, R (8, 1) ERA: 3.15	0.2	H	2	0	0	0	1	0	0	0	0	0	0	1	15	18	36.00	4.000										
Jason Istringhausen, R (8, 1) ERA: 3.12	1.0	L	7	4	4	4	1	0	0	0	0	0	1	15	18	36.00	4.000											



Batter	1	2	3	4	5	6	7	8	9	AB	R	H	RBI	BB	SO	LOB	TOP					
Johnny Damon, L OBP: 0.323, SLG: 0.369 (1, 8)	G4-3		F7			P4				4	0	1	0	0	0	1	Oakland Athletics @ Toronto Blue Jays SkyDome, Toronto, ON Wed Aug 15 2001, 7:05 PM EDT Att: 23,135 - Sunny - 82 F					
Jeremy Giambi, L OBP: 0.381, SLG: 0.442 (1, 10)	K			G3		G3-1		L3		4	0	0	0	0	1	2						
Jason Giambi, L OBP: 0.459, SLG: 0.642 (1, 3)	K			G4-3			K			4	0	0	0	0	3	0						
Jemaine Dye, R OBP: 0.337, SLG: 0.435 (1, 9)		K		P3			G5-3			4	1	1	0	0	1	0						
Terrence Long, L OBP: 0.326, SLG: 0.412 (1, 7)										3	0	1	0	1	1	1						
Miguel Tejada, R OBP: 0.320, SLG: 0.471 (1, 6)										4	1	2	1	0	0	2						
3 Eric Chavez, L OBP: 0.319, SLG: 0.478 (1, 5)										4	0	1	1	0	0	1						
Ramon Hernandez, R OBP: 0.317, SLG: 0.364 (1, 2) F.P. Santangelo, S OBP: 0.176, SLG: 0.133 (9, PH)										3	0	0	0	0	0	1						
Frank Menechino, R OBP: 0.374, SLG: 0.396 (1, 4)										1	0	0	0	2	0	0						
Inning Stats	R: 0 H: 0 E: 0 K: 2 S: 12	H: 0 LOB: 0 BB: 0 P: 18	R: 0 H: 0 E: 0 K: 1 S: 6	H: 0 LOB: 0 BB: 1 P: 12	R: 0 H: 0 E: 0 K: 0 S: 9	H: 0 LOB: 1 BB: 1 P: 15	R: 0 H: 0 E: 0 K: 0 S: 11	H: 0 LOB: 0 BB: 0 P: 16	R: 0 H: 1 E: 0 K: 0 S: 8	H: 1 LOB: 0 BB: 0 P: 12	R: 0 H: 0 E: 0 K: 1 S: 9	H: 0 LOB: 0 BB: 0 P: 10	R: 0 H: 1 E: 0 K: 1 S: 7	H: 1 LOB: 1 BB: 0 P: 8	R: 0 H: 1 E: 0 K: 0 S: 10	H: 1 LOB: 2 BB: 1 P: 20	R: 2 H: 3 E: 0 K: 2 S: 11	H: 3 LOB: 1 BB: 0 P: 18	1B: 5 2B: 1 3B: 0 HR: 0	SF: 0 SAC: 0 DP: 1 HBP: 0	WP: 0 PB: 0 SB: 0 CS: 0	PA: 35
PITCHER	IP	WLS	BF	H	R	ER	SO	BB	IBB	HBP	BLK	WP	HR	S	P	ERA	WHIP					
Kelvin Escobar, R ERA: 3.42 (1, 1)	7.2	W	28	3	0	0	4	3	0	0	0	0	0	69	105	0.00	0.783					
Dan Plesac, L ERA: 3.68 (8, 1)	1.0		4	1	1	1	2	0	0	0	0	0	0	10	17	9.00	1.000					
Paul Quantrill, R ERA: 2.71 (9, 1)	0.0		2	2	1	1	0	0	0	0	0	0	0	3	5	∞	∞					
Billy Koch, R ERA: 4.53 (9, 1)	0.1	S	1	0	0	0	0	0	0	0	0	0	0	1	2	0.00	0.000					

AB	32
R	2
H	6
RBI	2
BB	3
SO	6
LOB	9



Batter	1	2	3	4	5	6	7	8	9	AB	R	H	RBI	BB	SO	LOB	BOTTOM					
José Cruz Jr., S OBP: 0.330, SLG: 0.510 (1, 8)	F8		F9				G3			4	0	0	0	0	1	1	Oakland Athletics @ Toronto Blue Jays SkyDome, Toronto, ON Wed Aug 15 2001, 7:05 PM EDT Att: 23,135 - Sunny - 82 F					
Alex Gonzalez, R OBP: 0.297, SLG: 0.398 (1, 6)	S SF7						K			4	2	3	2	0	1	0						
Shannon Stewart, R OBP: 0.377, SLG: 0.461 (1, 7)										3	0	1	0	1	0	1						
Carlos Delgado, L OBP: 0.403, SLG: 0.552 (1, 3)										2	1	0	1	1	0	0						
Raul Mondesi, R OBP: 0.338, SLG: 0.461 (1, 9)										4	1	0	0	0	0	4						
Brad Fullmer, L OBP: 0.328, SLG: 0.444 (1, 10)										4	0	2	2	0	0	0						
Homer Bush, R OBP: 0.350, SLG: 0.427 (1, 4)										4	0	1	0	0	0	2						
Alberto Castillo, R OBP: 0.272, SLG: 0.283 (1, 2)										4	0	0	0	0	1	3						
Jeff Frye, R OBP: 0.284, SLG: 0.271 (1, 5)										3	1	1	0	0	0	1						
Inning Stats	R: 1 H: 1 E: 0 K: 0 S: 9	H: 1 LOB: 1 BB: 1 P: 20	R: 0 H: 0 E: 0 K: 0 S: 8	H: 0 LOB: 0 BB: 0 P: 10	R: 0 H: 1 E: 0 K: 0 S: 10	H: 1 LOB: 1 BB: 0 P: 12	R: 2 H: 1 E: 2 K: 0 S: 16	H: 1 LOB: 1 BB: 0 P: 22	R: 0 H: 1 E: 0 K: 2 S: 11	H: 1 LOB: 2 BB: 1 P: 20	R: 0 H: 1 E: 0 K: 1 S: 7	H: 1 LOB: 0 BB: 0 P: 9	R: 2 H: 2 E: 0 K: 0 S: 11	H: 2 LOB: 0 BB: 0 P: 18	R: 0 H: 1 E: 0 K: 0 S: 6	H: 1 LOB: 1 BB: 0 P: 8	1B: 5 2B: 3 3B: 0 HR: 1	SF: 1 SAC: 0 DP: 1 HBP: 0	WP: 0 PB: 0 SB: 2 CS: 1	PA: 35		
PITCHER	IP	WLS	BF	H	R	ER	SO	BB	IBB	HBP	BLK	WP	HR	S	P	ERA	WHIP					
Barry Zito, L ERA: 4.29 (1, 1)	6.1	L	29	7	5	3	3	2	0	0	0	0	0	68	105	4.26	1.421					
Luis Vizcaino, R ERA: 4.96 (7, 1)	0.2		2	0	0	0	0	0	0	0	0	0	0	4	6	0.00	0.000					
Gil Heredia, R ERA: 5.78 (8, 1)	1.0		4	1	0	0	0	0	0	0	0	0	0	6	8	0.00	1.000					

AB	32
R	5
H	8
RBI	5
BB	2
SO	3
LOB	12



Batter	1	2	3	4	5	6	7	8	9	AB	R	H	RBI	BB	SO	LOB	TOP			
Johnny Damon, L (1, 8) OBP: 0.325, SLG: 0.374										5	3	3	0	0	2	0	Oakland Athletics @ Toronto Blue Jays SkyDome, Toronto, ON Thu Aug 16 2001, 12:35 PM EDT Att: 30,062 - Dome - 72 F			
Jeremy Giambi, L (1, 10) OBP: 0.383, SLG: 0.441										3	1	1	0	1	0	2				
Olmedo Saenz, R (9, PH) OBP: 0.300, SLG: 0.385										1	0	1	0	0	0	0				
Ron Gant, R (9, PR) OBP: 0.328, SLG: 0.447										0	1	0	0	0	0	0				
Jason Giambi, L (1, 3) OBP: 0.456, SLG: 0.639										2	0	0	2	1	0	3				
Jermaine Dye, R (1, 9) OBP: 0.339, SLG: 0.438										4	1	2	2	1	1	0				
Terrence Long, L (1, 7) OBP: 0.329, SLG: 0.418										5	1	3	2	0	0	4				
Miguel Tejada, R (1, 6) OBP: 0.318, SLG: 0.474										5	1	1	1	0	1	3				
3 Eric Chavez, L (1, 5) OBP: 0.319, SLG: 0.479										4	0	1	1	0	1	1	AB 36 R 8 H 12 RBI 8 BB 4 SO 8 LOB 17			
Greg Myers, L (1, 2) OBP: 0.297, SLG: 0.403										3	0	0	0	1	2	2				
F.P. Santangelo, S (1, 4) OBP: 0.143, SLG: 0.105										4	0	0	0	0	1	2				
Inning Stats	R: 1 E: 0 K: 1 S: 11	H: 1 LOB: 0 BB: 0 P: 19	R: 0 E: 0 K: 2 S: 14	H: 1 LOB: 1 BB: 0 P: 21	R: 1 E: 0 K: 2 S: 17	H: 1 LOB: 2 BB: 2 P: 32	R: 1 E: 0 K: 1 S: 10	H: 1 LOB: 0 BB: 0 P: 14	R: 1 E: 0 K: 0 S: 5	H: 2 LOB: 1 BB: 0 P: 10	R: 1 E: 0 K: 0 S: 13	H: 3 LOB: 1 BB: 0 P: 22	R: 1 E: 0 K: 0 S: 14	H: 0 LOB: 1 BB: 1 P: 11	R: 2 E: 0 K: 1 S: 14	H: 2 LOB: 1 BB: 1 P: 24	1B: 5 2B: 6 3B: 0 HR: 1	SF: 2 SAC: 0 DP: 1 HBP: 0	WP: 0 PB: 0 SB: 2 CS: 0	PA: 42
PITCHER	IP WLS BF H R ER SO BB IBB HBP BLK WP HR S P ERA WHIP																			
Brandon Lyon, R (1, 1) ERA: 6.75	5.0 L 22 5 4 4 6 2 0 0 0 0 0 1 57 96 7.20 1.400																			
Chris Michalak, L (6, 1) ERA: 4.57	1.1 8 4 2 2 1 0 0 0 0 0 0 0 21 37 13.50 3.000																			
Bob File, R (7, 1) ERA: 2.61	1.2 6 1 0 0 0 1 0 0 0 0 0 0 10 22 0.00 1.200																			
Pedro Borbon, L (9, 1) ERA: 4.07	0.2 5 2 2 2 1 0 0 1 0 0 0 0 11 19 27.00 3.000																			
Matt DeWitt, R (9, 1) ERA: 4.82	0.1 1 0 0 0 0 0 0 0 0 0 0 0 3 5 0.00 0.000																			

Batter	1	2	3	4	5	6	7	8	9	AB	R	H	RBI	BB	SO	LOB	BOTTOM			
José Cruz Jr., S (1, 8) OBP: 0.328, SLG: 0.508										5	0	1	2	0	2	2	Oakland Athletics @ Toronto Blue Jays SkyDome, Toronto, ON Thu Aug 16 2001, 12:35 PM EDT Att: 30,062 - Dome - 72 F			
Alex Gonzalez, R (1, 6) OBP: 0.297, SLG: 0.397										4	0	1	0	0	2	2				
Shannon Stewart, R (1, 7) OBP: 0.376, SLG: 0.462										4	0	1	0	0	1	1				
Carlos Delgado, L (1, 3) OBP: 0.402, SLG: 0.552										4	0	1	0	0	0	1				
Chris Latham, S (1, 9) OBP: 0.444, SLG: 0.513										4	0	0	0	0	4	2				
Brad Fullmer, L (1, 10) OBP: 0.332, SLG: 0.452										2	2	1	1	2	0	0				
Felipe Lopez, S (1, 5) ERA: 3.74										3	1	1	0	0	0	1				
Tony Fernandez, S (6, PH) OBP: 0.322, SLG: 0.327										1	0	0	0	0	0	2				
Jeff Frye, R (9, 5) OBP: 0.284, SLG: 0.271										0	0	0	0	0	0	0				
Darrin Fletcher, L (1, 2) OBP: 0.286, SLG: 0.353										4	0	0	0	0	0	2				
Homer Bush, R (1, 4) OBP: 0.359, SLG: 0.435										4	1	3	1	0	0	0				
Inning Stats	R: 0 E: 0 K: 0 S: 6	H: 1 LOB: 0 BB: 0 P: 8	R: 0 E: 0 K: 1 S: 9	H: 0 LOB: 0 BB: 0 P: 11	R: 0 E: 0 K: 1 S: 12	H: 1 LOB: 1 BB: 0 P: 17	R: 0 E: 0 K: 1 S: 10	H: 1 LOB: 1 BB: 0 P: 16	R: 2 E: 0 K: 1 S: 5	H: 0 LOB: 0 BB: 0 P: 8	R: 2 E: 0 K: 1 S: 10	H: 2 LOB: 1 BB: 1 P: 19	R: 0 E: 0 K: 2 S: 8	H: 1 LOB: 2 BB: 1 P: 16	R: 0 E: 0 K: 1 S: 6	H: 0 LOB: 0 BB: 0 P: 7	1B: 5 2B: 3 3B: 0 HR: 1	SF: 0 SAC: 0 DP: 0 HBP: 0	WP: 1 PB: 0 SB: 2 CS: 1	PA: 37
PITCHER	IP WLS BF H R ER SO BB IBB HBP BLK WP HR S P ERA WHIP																			
Cory Lidle, R (1, 1) ERA: 3.74	6.2 W 27 7 4 4 5 1 0 0 0 0 0 0 1 64 96 5.40 1.200																			
Mike Magnante, L (7, 1) ERA: 2.66	0.0 1 1 0 0 0 0 0 0 0 0 0 0 1 2 - - -																			
Jeff Tam, R (7, 1) ERA: 3.15	0.2 H 3 1 0 0 2 0 0 0 0 0 0 0 8 9 0.00 1.500																			
Mark Guthrie, L (8, 1) ERA: 4.93	0.2 H 3 0 0 0 1 1 0 0 0 0 0 0 4 11 0.00 1.500																			
Jason Istringhausen, R (9, 1) ERA: 3.06	1.0 3 0 0 0 1 0 0 0 0 0 0 0 6 7 0.00 0.000																			



Batter	1	2	3	4	5	6	7	8	9	AB	R	H	RBI	BB	SO	LOB	TOP										
Frank Catalanotto, L OBP: 0.395, SLG: 0.508	0-1 G5-4-3 1B	1-1 F9			2-1 F7		0-0 G1-3		0-0 P6	5	0	1	0	0	0	3											
Randy Velarde, R OBP: 0.372, SLG: 0.459	2-2 G5-4-3 1-2		1-0 F9		1-1 F9		3-1 P5			4	0	0	0	0	0	2											
Alex Rodriguez, R OBP: 0.395, SLG: 0.610 Scott Sheldon, R OBP: 0.250, SLG: 0.356	1-0 HR		0-2		3-2 G5-3			1-2 HR		4	2	3	2	0	0	0											
Rafael Palmeiro, L OBP: 0.372, SLG: 0.533	0-2 HR		2-1 F8		1-0 L9			1-1 G4-3		4	1	1	1	0	0	1											
Ivan Rodriguez, R OBP: 0.343, SLG: 0.527 Bill Haselman, R OBP: 0.270, SLG: 0.278	1-2 1B		3-3 K		0-0 P3			2-0 L9		4	0	1	0	0	1	1											
Ricky Ledes, L OBP: 0.300, SLG: 0.390	1-2 F8			1-2 G4-3			0-1 2B	0-0 G4-3		4	0	1	0	0	0	1											
Gabe Kapler, R OBP: 0.333, SLG: 0.411 Craig Monroe, R OBP: 0.350, SLG: 0.457		2-1 F3		0-2 F7		0-0 G5-3		1-0 F8		3	0	0	0	0	0	1											
Mike Lamb, L OBP: 0.356, SLG: 0.391		0-1 FC6-4 1B		0-1 1B			2-1 G1-3 2B	2-0 G6-3		4	0	3	0	0	0	0											
10 Michael Young, R OBP: 0.286, SLG: 0.394	1-0 FC6-4 1-2		1-0 G4-3		0-0 G4-3		0-1 G6-3	0-0 1B		4	0	1	0	0	0	3											
Inning Stats	R: 2 H: 4 E: 0 K: 0 S: 17	H: 4 LOB: 1 BB: 0 P: 22	R: 0 H: 1 E: 0 K: 0 S: 8	H: 1 LOB: 1 BB: 0 P: 11	R: 0 H: 1 E: 0 K: 1 S: 10	H: 1 LOB: 1 BB: 0 P: 16	R: 0 H: 1 E: 0 K: 0 S: 10	H: 0 LOB: 0 BB: 0 P: 14	R: 0 H: 1 E: 0 K: 0 S: 5	H: 1 LOB: 1 BB: 0 P: 6	R: 0 H: 1 E: 0 K: 0 S: 7	H: 1 LOB: 0 BB: 0 P: 12	R: 1 H: 1 E: 0 K: 0 S: 7	H: 1 LOB: 1 BB: 0 P: 11	R: 0 H: 1 E: 0 K: 0 S: 4	H: 1 LOB: 1 BB: 0 P: 7	1B: 5 2B: 3 3B: 0 HR: 3	SF: 0 SAC: 0 DP: 1 HBP: 0	WP: 0 PB: 0 SB: 0 CS: 0	PA: 37							
PITCHER	IP	WLS	BF	H	R	ER	SO	BB	IBB	HBP	BLK	WP	HR	S	P	ERA	WHIP										
Esteban Loaiza, R ERA: 5.16	(1, 1)	8.0	W	33	10	3	3	1	0	0	0	0	3	72	103	3.38	1.250										
Matt DeWitt, R ERA: 4.35	(9, 1)	1.0		4	1	0	0	0	0	0	0	0	0	4	7	0.00	1.000										

Texas Rangers @ Toronto Blue Jays
SkyDome, Toronto, ON
Fri Aug 17 2001, 7:05 PM EDT
Att: 22,384 - Dome - 72 F

AB 37
R 3
H 11
RBI 3
BB 0
SO 1
LOB 12



Batter	1	2	3	4	5	6	7	8	9	AB	R	H	RBI	BB	SO	LOB	BOTTOM										
José Cruz Jr., S OBP: 0.327, SLG: 0.512	2-0 P6	0-1 P4			1-1 F9	3-2 HR	1-2 G4-3			5	1	1	1	0	0	3											
Alex Gonzalez, R OBP: 0.296, SLG: 0.395	0-0 1B	1-1 P6			1-2 G4-3	1-1 F7		2-2 P6		5	1	1	0	0	0	2											
Shannon Stewart, R OBP: 0.380, SLG: 0.470	2-2 1B SF7 1-3 1B		1-1 P6		0-0 1B	3-2 HR		2-1 1B HBP		4	2	3	2	0	0	0											
Carlos Delgado, L OBP: 0.402, SLG: 0.557	0-0 1B		3-2 G3		0-1 G3	3-2 HR		2-3 K		5	1	2	2	0	1	2											
Chris Latham, S OBP: 0.460, SLG: 0.512	1-2 3-H 1B		0-1 G6-3					0-1 K		4	1	2	0	1	1	0											
Brad Fullmer, L OBP: 0.330, SLG: 0.450	0-0 SF7			0-3 K		0-0 E8 2B 1B	2-2 G4-3	0-0 F9		4	1	1	1	0	1	2											
Homer Bush, R OBP: 0.362, SLG: 0.442	0-3 K2-3			2-2 L3		0-1 G4-3 HR 2B	0-0 1B 1B			4	2	2	1	0	1	2											
Darrin Fletcher, L OBP: 0.283, SLG: 0.349		2-2 F8			0-0 G1-3		1-2 G4-3	2-0 F8		4	0	0	0	0	0	2											
Jeff Frye, R OBP: 0.301, SLG: 0.327		1-0			0-2 F9 1B	3-2 HR	3-2 1B			4	2	4	3	0	0	0											
Inning Stats	R: 2 H: 4 E: 0 K: 1 S: 14	H: 4 LOB: 2 BB: 0 P: 19	R: 0 H: 1 E: 0 K: 0 S: 8	H: 1 LOB: 0 BB: 0 P: 12	R: 0 H: 0 E: 0 K: 1 S: 8	H: 0 LOB: 0 BB: 0 P: 10	R: 1 H: 2 E: 0 K: 0 S: 11	H: 2 LOB: 1 BB: 0 P: 13	R: 7 H: 6 E: 1 K: 1 S: 32	H: 0 LOB: 0 BB: 1 P: 51	R: 1 H: 2 E: 0 K: 0 S: 13	H: 2 LOB: 1 BB: 0 P: 21	R: 0 H: 1 E: 0 K: 1 S: 12	H: 1 LOB: 2 BB: 0 P: 18	1B: 9 2B: 2 3B: 1 HR: 4	SF: 1 SAC: 0 DP: 0 HBP: 1	WP: 0 PB: 0 SB: 0 CS: 0	PA: 42									
PITCHER	IP	WLS	BF	H	R	ER	SO	BB	IBB	HBP	BLK	WP	HR	S	P	ERA	WHIP										
Darren Oliver, L ERA: 6.05	(1, 1)	5.1	L	26	9	6	6	2	1	0	0	0	4	20	33	108.00	12.000										
Pat Mahomes, R ERA: 6.48	(6, 1)	0.1		5	4	4	4	0	0	0	0	0	0	16	25	6.75	1.500										
Kevin Foster, R ERA: 7.02	(6, 1)	1.1		6	2	1	1	1	0	0	0	0	0	12	18	0.00	1.000										
59 Jeff Zimmerman, R ERA: 3.02	(8, 1)	1.0		5	1	0	0	1	0	0	0	0	0	12	18	0.00	1.000										

Texas Rangers @ Toronto Blue Jays
SkyDome, Toronto, ON
Fri Aug 17 2001, 7:05 PM EDT
Att: 22,384 - Dome - 72 F

AB 39
R 11
H 16
RBI 10
BB 1
SO 4
LOB 13



Batter	1	2	3	4	5	6	7	8	9	AB R H RBI BB SO LOB	TOP																									
Frank Catalanotto, L (1.7) OBP: 0.388, SLG: 0.508										4 2 2 2 1 1 1	<p>Texas Rangers @ Toronto Blue Jays</p> <p>SkyDome, Toronto, ON</p> <p>Sat Aug 18 2001, 4:05 PM EDT</p> <p>Att: 26,092 - Cloudy - 75 F</p>																									
Randy Velarde, R (1.4) OBP: 0.374, SLG: 0.460										4 1 2 0 0 1 1																										
Alex Rodriguez, R (1.6) OBP: 0.395, SLG: 0.609										4 2 1 1 1 2 2																										
Rafael Palmeiro, L (1.3) OBP: 0.372, SLG: 0.531										4 1 1 1 1 0 1																										
Ivan Rodriguez, R (1.2) OBP: 0.344, SLG: 0.533										5 1 2 4 0 0 3																										
Ruben Sierra, S (1.10) OBP: 0.312, SLG: 0.568										5 1 2 2 0 0 1																										
Mike Lamb, L (1.5) OBP: 0.362, SLG: 0.413										5 1 3 2 0 1 2																										
Ricky Ledee, L (1.9) OBP: 0.297, SLG: 0.381										4 2 0 0 1 1 2																										
Chad Curtis, R (1.8) OBP: 0.366, SLG: 0.427										5 1 1 0 0 2 2																										
Inning Stats	R: 0 E: 0 K: 1 S: 10	H: 1 LOB: 1 BB: 0 P: 16	R: 0 E: 0 K: 0 S: 8	H: 0 LOB: 0 BB: 0 P: 11	R: 1 E: 1 K: 1 S: 9	H: 1 LOB: 1 BB: 0 P: 14	R: 0 E: 0 K: 0 S: 4	H: 0 LOB: 0 BB: 0 P: 4	R: 0 E: 0 K: 1 S: 8	H: 0 LOB: 0 BB: 0 P: 15	R: 0 E: 0 K: 1 S: 13	H: 2 LOB: 1 BB: 0 P: 21	R: 3 E: 0 K: 1 S: 18	H: 3 LOB: 2 BB: 2 P: 37	R: 8 E: 0 K: 1 S: 30	H: 6 LOB: 2 BB: 2 P: 48	1B: 10 2B: 2 3B: 0 HR: 2	SF: 0 SAC: 1 DP: 1 HBP: 0	WP: 0 PB: 0 SB: 2 CS: 0	PA: 45																
PITCHER	IP WLS BF H R ER SO BB IBB HBP BLK WP HR S P ERA WHIP																																			
32 Roy Halladay, R (1.1) ERA: 4.53	7.1	30	7	4	3	6	1	0	0	0	0	0	0	68	112	3.68	1.091																			
Dan Plesac, L (8.1) ERA: 3.68	0.0	1	0	0	0	0	1	0	0	0	0	0	0	1	5	∞	∞																			
Paul Quantrill, R (8.1) ERA: 2.7	0.1	H	2	1	0	0	0	0	0	0	0	0	0	6	12	0.00	3.000																			
Billy Koch, R (8.1) ERA: 5.5	0.2	L	8	4	6	6	1	1	1	0	0	0	1	18	32	81.00	7.500																			
Bob Fife, R (9.1) ERA: 2.88	0.2		4	2	2	2	1	0	0	0	0	0	1	15	19	27.00	3.000																			

AB	40
R	12
H	14
RBI	12
BB	4
SO	8
LOB	15



Batter	1	2	3	4	5	6	7	8	9	AB R H RBI BB SO LOB	BOTTOM																									
José Cruz Jr., S (1.8) OBP: 0.326, SLG: 0.510										5 1 1 0 0 1 2	<p>Texas Rangers @ Toronto Blue Jays</p> <p>SkyDome, Toronto, ON</p> <p>Sat Aug 18 2001, 4:05 PM EDT</p> <p>Att: 26,092 - Cloudy - 75 F</p>																									
Alex Gonzalez, R (1.6) OBP: 0.295, SLG: 0.393										5 0 1 0 0 1 1																										
Shannon Stewart, R (1.7) OBP: 0.379, SLG: 0.470										4 1 1 1 0 0 1																										
Chris Latham, S (9.7) OBP: 0.460, SLG: 0.512										0 0 0 0 0 0 0																										
Carlos Delgado, L (1.3) OBP: 0.401, SLG: 0.553										3 1 0 0 1 2 0																										
Raul Mondesi, R (1.9) OBP: 0.338, SLG: 0.459										4 1 1 0 0 2 2																										
Brad Fullmer, L (1.10) OBP: 0.332, SLG: 0.449										3 1 1 0 1 0 0																										
Homer Bush, R (1.4) OBP: 0.365, SLG: 0.437										2 0 0 0 1 1 2																										
Darrin Fletcher, L (1.2) OBP: 0.280, SLG: 0.346										3 0 0 1 0 1 3																										
Jeff Frye, R (1.5) OBP: 0.305, SLG: 0.331										4 0 2 0 0 0 0																										
Inning Stats	R: 3 E: 1 K: 1 S: 20	H: 2 LOB: 2 BB: 2 P: 34	R: 0 E: 0 K: 0 S: 8	H: 1 LOB: 1 BB: 0 P: 11	R: 0 E: 0 K: 2 S: 7	H: 0 LOB: 0 BB: 0 P: 8	R: 0 E: 0 K: 0 S: 9	H: 1 LOB: 1 BB: 0 P: 13	R: 0 E: 0 K: 1 S: 6	H: 0 LOB: 0 BB: 0 P: 10	R: 2 E: 0 K: 2 S: 15	H: 3 LOB: 1 BB: 0 P: 24	R: 0 E: 0 K: 1 S: 5	H: 0 LOB: 0 BB: 0 P: 8	R: 0 E: 0 K: 1 S: 7	H: 0 LOB: 1 BB: 1 P: 15	R: 0 E: 0 K: 1 S: 9	H: 0 LOB: 0 BB: 0 P: 13	1B: 5 2B: 2 3B: 0 HR: 0	SF: 1 SAC: 0 DP: 0 HBP: 1	WP: 3 PB: 0 SB: 4 CS: 0	PA: 38														
PITCHER	IP WLS BF H R ER SO BB IBB HBP BLK WP HR S P ERA WHIP																																			
Rob Bell, R (1.1) ERA: 6.62	7.0	31	7	5	5	6	2	0	1	0	0	0	0	70	108	6.43	1.286																			
Juan Moreno, L (8.1) ERA: 3.34	1.0	W	4	0	0	0	1	0	0	0	0	0	0	7	15	0.00	1.000																			
Mark Petkovsek, R (9.1) ERA: 6.0	1.0		3	0	0	0	1	0	0	0	0	0	0	9	13	0.00	0.000																			

AB	33
R	5
H	7
RBI	2
BB	3
SO	8
LOB	11



Batter	1	2	3	4	5	6	7	8	9	AB	R	H	RBI	BB	SO	LOB	TOP			
José Cruz Jr. S (1, 8) OBP: 0.328, SLG: 0.515	1-0 G5-4-3 1B		1-1 1B		0-0 B2-3			0-2 G3		4	0	2	0	0	0	0				
Alex Gonzalez R (1, 6) OBP: 0.296, SLG: 0.390	0-1 G5-4-3 1-2		0-0 G5-3		1-1 F7			0-1 1B		4	0	1	0	0	0	2				
Shannon Stewart R (1, 7) OBP: 0.376, SLG: 0.465	0-1 1B			0-0 G5-3				0-0 F9		4	0	1	0	0	0	1				
Carlos Delgado L (1, 3) OBP: 0.400, SLG: 0.553	2-3 K			4-2 HBP HR BB				0-1 L7		3	1	0	0	1	2	2				
Raul Mondesi R (1, 9) OBP: 0.335, SLG: 0.452		3-2 G4-3		3-1 HR HBP				1-3 K		3	1	0	0	0	2	0				
Brad Fullmer L (1, 10) OBP: 0.330, SLG: 0.451		1-2 F8		3-2 HR				0-0 P6		4	1	1	3	0	0	0				
Felipe Lopez S (1, 5) OBP: 0.245, SLG: 0.255		2-3 K		2-2 F5				0-1 G4-3		4	0	0	0	0	2	0				
Darrin Fletcher L (1, 2) OBP: 0.278, SLG: 0.352			2-1 F7		0-3 K			2-1 E9		3	0	0	0	0	1	0				
Homer Bush R (1, 4) OBP: 0.357, SLG: 0.422			1-0 G6-3		1-2 F9			1-3 K		3	0	0	0	0	1	1				
Inning Stats	R: 0 E: 0 K: 1 S: 9	H: 2 LOB: 1 BB: 0 P: 12	R: 0 E: 0 K: 1 S: 9	H: 0 LOB: 0 BB: 0 P: 15	R: 0 E: 0 K: 0 S: 6	H: 1 LOB: 1 BB: 0 P: 10	R: 3 E: 0 K: 1 S: 16	H: 1 LOB: 0 BB: 1 P: 28	R: 0 E: 0 K: 0 S: 7	H: 0 LOB: 0 BB: 0 P: 9	R: 0 E: 0 K: 2 S: 8	H: 0 LOB: 1 BB: 0 P: 11	R: 0 E: 0 K: 1 S: 8	H: 1 LOB: 1 BB: 0 P: 8	R: 0 E: 0 K: 2 S: 9	H: 0 LOB: 0 BB: 0 P: 11	1B: 4 2B: 0 3B: 0 HR: 1	SF: 0 SAC: 0 DP: 1 HBP: 1	WP: 0 PB: 0 SB: 0 CS: 0	PA: 34
PITCHER Joe Mays R (1, 1) ERA: 3.5	IP: 9.0 WLS: L BF: 34 H: 5 R: 3 ER: 3 SO: 8 BB: 1 IBB: 0 HBP: 1 BLK: 0 WP: 0 HR: 1 S: 80 P: 116 ERA: 3.00 WHIP: 0.667																			

Toronto Blue Jays @ Minnesota Twins
Hubert H. Humphrey Metrodome, Minneapolis, MN
Mon Aug 20 2001, 8:05 PM EDT
Att: 16,032 - Dome - 72 F

AB 32
R 3
H 5
RBI 3
BB 1
SO 8
LOB 6



Batter	1	2	3	4	5	6	7	8	9	AB	R	H	RBI	BB	SO	LOB	BOTTOM					
Jacque Jones L (1, 7) OBP: 0.324, SLG: 0.402	K		K			0-1 FC5-3 3-H			2-1 1B 2B	4	1	1	0	0	2	1						
Cristian Guzman S (1, 6) OBP: 0.348, SLG: 0.501	2-1 2B			3-2 P6				0-3 K	0-2 1B BB	4	1	2	1	0	1	0						
Doug Mientkiewicz L (1, 3) OBP: 0.394, SLG: 0.597	2-3 K			2-1 F8				2-0 2B	4-1 1B BB	3	0	1	0	1	1	1						
Corey Koskie L (1, 5) OBP: 0.365, SLG: 0.492	3-3 K			0-0 F7				0-3 K	3-2 1B	4	0	1	1	0	2	2						
Tori Hunter R (1, 8) OBP: 0.288, SLG: 0.466		1-1 F8			2-0 F7			2-1 P6	0-3 K	4	0	0	0	0	1	3						
David Ortiz L (1, 10) OBP: 0.341, SLG: 0.505		0-2 F7			1-2 G4-3			3-2 F8	0-0 G4-3	4	0	0	0	0	2	2						
John Barnes R (1, 9) OBP: 0.136, SLG: 0.050		0-0 G6-3			2-2 G6-3			0-1 G6-3		3	0	0	0	0	0	0						
A.J. Pierzynski L (1, 2) OBP: 0.309, SLG: 0.409			3-1 F7			0-0 F8 FC5-3 2B		0-0 G4-3		3	0	1	0	0	0	0						
Luis Rivas R (1, 4) OBP: 0.306, SLG: 0.350			1-3 K			3-1 F8			0-2 G6-3	3	0	0	0	0	1	1						
Inning Stats	R: 0 E: 0 K: 3 S: 12	H: 1 LOB: 1 BB: 0 P: 20	R: 0 E: 0 K: 0 S: 6	H: 0 LOB: 0 BB: 0 P: 7	R: 0 E: 0 K: 2 S: 8	H: 0 LOB: 0 BB: 0 P: 12	R: 0 E: 0 K: 0 S: 6	H: 0 LOB: 0 BB: 0 P: 11	R: 0 E: 0 K: 0 S: 7	H: 0 LOB: 0 BB: 0 P: 12	R: 0 E: 0 K: 0 S: 5	H: 1 LOB: 0 BB: 0 P: 8	R: 0 E: 0 K: 2 S: 9	H: 1 LOB: 1 BB: 0 P: 13	R: 0 E: 0 K: 0 S: 6	H: 0 LOB: 0 BB: 0 P: 9	R: 2 E: 0 K: 1 S: 18	H: 3 LOB: 2 BB: 1 P: 27	1B: 2 2B: 5 3B: 0 HR: 0	SF: 0 SAC: 0 DP: 1 HBP: 0	WP: 0 PB: 0 SB: 0 CS: 0	PA: 33
PITCHER Kelvin Escobar R (1, 1) ERA: 3.3 Billy Koch R (9, 1) ERA: 5.43	IP: 8.1 WLS: S BF: 30 H: 5 R: 2 ER: 2 SO: 7 BB: 1 IBB: 0 HBP: 0 BLK: 0 WP: 0 HR: 0 S: 69 P: 108 ERA: 2.16 WHIP: 0.720																					

Toronto Blue Jays @ Minnesota Twins
Hubert H. Humphrey Metrodome, Minneapolis, MN
Mon Aug 20 2001, 8:05 PM EDT
Att: 16,032 - Dome - 72 F

AB 32
R 2
H 6
RBI 2
BB 1
SO 8
LOB 10



Batter	1	2	3	4	5	6	7	8	9	AB	R	H	RBI	BB	SO	LOB	TOP					
José Cruz Jr. S OBP: 0.326, SLG: 0.518 (1, 8)	L3		G6-3		HR		K	G5-3		5	1	1	1	0	1	1	Toronto Blue Jays @ Minnesota Twins Hubert H. Humphrey Metrodome, Minneapolis, MN Tue Aug 21 2001, 8:05 PM EDT Att: 13,023 - Dome - 72 F livebaseballscorecards.com					
Alex Gonzalez R OBP: 0.299, SLG: 0.391 (1, 6)	BLK 1B		CS BB				2B 1B		F7	4	2	0	1	1	0							
Shannon Stewart R OBP: 0.377, SLG: 0.472 (1, 7)	F9		G5-3				HR		G3	5	1	2	1	0	0	3						
Carlos Delgado L OBP: 0.402, SLG: 0.561 (1, 3)	2H 2B						HR		L7	5	2	3	2	0	1	2						
Raul Mondesi R OBP: 0.338, SLG: 0.462 (1, 9)	1H 2B						HR			3	1	2	2	1	0	1						
Brad Fullmer L OBP: 0.330, SLG: 0.449 (1, 10)										4	0	1	1	0	2	1						
Darrin Fletcher L OBP: 0.277, SLG: 0.348 (1, 2)										3	0	0	0	1	1	4						
Felipe Lopez S OBP: 0.226, SLG: 0.235 (1, 5)										4	0	0	0	0	1	1						
Homer Bush R OBP: 0.355, SLG: 0.429 (1, 4)										4	0	1	0	0	1	1						
Inning Stats	R: 2 E: 0 K: 0 S: 14	H: 3 LOB: 1 BB: 0 P: 16	R: 0 E: 0 K: 2 S: 7	H: 0 LOB: 0 BB: 0 P: 8	R: 0 E: 0 K: 0 S: 8	H: 1 LOB: 1 BB: 1 P: 16	R: 0 E: 0 K: 0 S: 8	H: 1 LOB: 1 BB: 0 P: 13	R: 1 E: 0 K: 3 S: 13	H: 1 LOB: 0 BB: 1 P: 18	R: 3 E: 0 K: 1 S: 11	H: 3 LOB: 1 BB: 1 P: 20	R: 1 E: 0 K: 2 S: 15	H: 3 LOB: 3 BB: 1 P: 28	R: 0 E: 0 K: 0 S: 8	H: 0 LOB: 0 BB: 0 P: 13	R: 0 E: 0 K: 0 S: 6	H: 0 LOB: 0 BB: 0 P: 12	1B: 5 2B: 2 3B: 1 HR: 4	SF: 0 SAC: 0 DP: 0 HBP: 0	WP: 0 PB: 0 SB: 0 CS: 1	PA: 40
PITCHER	IP	WLS	BF	H	R	ER	SO	BB	IBB	HBP	BLK	WP	HR	S	P	ERA	WHIP					
Brad Radke R ERA: 4.15 (1, 1)	5.0		20	6	3	3	5	1	0	0	1	0	1	50	71	5.40	1.400					
Jack Cressend, R ERA: 3.04 (6, 1)	0.1	L	5	3	3	3	1	1	0	0	0	0	3	8	16	81.00	12.000					
Hector Carrasco R ERA: 4.85 (6, 1)	1.0		5	2	1	1	1	0	0	0	0	0	0	11	19	9.00	2.000					
Eddie Guardado L ERA: 3.33 (7, 1)	1.2		7	1	0	0	1	0	1	0	0	0	0	15	26	0.00	0.600					
Todd Jones R ERA: 4.13 (9, 1)	1.0		3	0	0	0	0	0	0	0	0	0	0	6	12	0.00	0.000					

Batter	1	2	3	4	5	6	7	8	9	AB	R	H	RBI	BB	SO	LOB	BOTTOM					
Jacque Jones L OBP: 0.325, SLG: 0.403 (1, 7)	2B		G4-3		F8		WP 1B BB		FC4-6 1B	4	0	1	0	1	0	2	Toronto Blue Jays @ Minnesota Twins Hubert H. Humphrey Metrodome, Minneapolis, MN Tue Aug 21 2001, 8:05 PM EDT Att: 13,023 - Dome - 72 F livebaseballscorecards.com					
Cristian Guzman S OBP: 0.352, SLG: 0.503 (1, 6)	F9		1B		G3		WP 1B		1B	5	0	3	1	0	0	1						
Doug Mientkiewicz L OBP: 0.394, SLG: 0.597 (1, 3)	G6-4-3 BB		F7		F		P5		G4-3	4	1	1	0	1	0	5						
Corey Koskie L OBP: 0.364, SLG: 0.492 (1, 5)	G6-4-3		K		E9		P6			4	1	1	1	0	1	5						
Tori Hunter R OBP: 0.286, SLG: 0.462 (1, 8)			G4-3		G5-3		G6-3		G6-3	4	0	0	0	0	0	0						
David Ortiz L OBP: 0.335, SLG: 0.495 (1, 10)			G4-3		G5-3		K		P4	4	0	0	0	0	1	0						
Brian Buchanan R OBP: 0.345, SLG: 0.511 (1, 9)			L7		HR		K		L9	4	1	1	1	0	1	0						
A.J. Pierzynski L OBP: 0.312, SLG: 0.412 (1, 2)			E		1B		L6		FC4-6 1B	3	1	2	0	0	0	0						
Denny Hocking S OBP: 0.311, SLG: 0.321 (9, PH)			1B		1B					1	0	1	0	0	0	0						
Luis Rivas R OBP: 0.305, SLG: 0.352 (1, 4)			E7		G1-3		G5-3		K	4	1	1	0	0	1	2						
Inning Stats	R: 0 E: 0 K: 0 S: 8	H: 1 LOB: 1 BB: 1 P: 15	R: 0 E: 0 K: 0 S: 6	H: 0 LOB: 0 BB: 0 P: 10	R: 2 E: 1 K: 1 S: 10	H: 3 LOB: 1 BB: 0 P: 13	R: 1 E: 0 K: 0 S: 10	H: 2 LOB: 1 BB: 0 P: 17	R: 2 E: 1 K: 0 S: 10	H: 2 LOB: 0 BB: 0 P: 19	R: 0 E: 0 K: 2 S: 7	H: 0 LOB: 0 BB: 0 P: 11	R: 0 E: 0 K: 0 S: 13	H: 1 LOB: 2 BB: 1 P: 21	R: 0 E: 0 K: 0 S: 5	H: 0 LOB: 0 BB: 0 P: 12	R: 0 E: 0 K: 1 S: 10	H: 2 LOB: 2 BB: 0 P: 12	1B: 6 2B: 4 3B: 0 HR: 1	SF: 0 SAC: 0 DP: 1 HBP: 0	WP: 1 PB: 0 SB: 0 CS: 0	PA: 39
PITCHER	IP	WLS	BF	H	R	ER	SO	BB	IBB	HBP	BLK	WP	HR	S	P	ERA	WHIP					
Brandon Lyon R ERA: 6.86 (1, 1)	5.0		23	8	5	4	1	1	0	0	0	1	0	20	32	0.00	1.000					
Scott Eyre L ERA: 2.66 (8, 1)	2.0	H	8	1	0	0	2	1	0	0	0	0	0	5	12	0.00	0.000					
Paul Quantrill R ERA: 2.66 (8, 1)	1.0	H	3	0	0	0	0	0	0	0	0	0	0	1	1	∞	∞					
Dan Plesac L ERA: 3.88 (9, 1)	0.0		1	1	0	0	0	0	0	0	0	0	0	1	1	∞	∞					
Billy Koch R ERA: 5.33 (9, 1)	1.0	S	4	1	0	0	1	0	0	0	0	0	0	9	11	0.00	1.000					

AB	37
R	7
H	12
RBI	7
BB	3
SO	8
LOB	14



AB	37
R	5
H	11
RBI	3
BB	2
SO	4
LOB	15



Batter	1	2	3	4	5	6	7	8	9	AB	R	H	RBI	BB	SO	LOB	TOP										
José Cruz Jr., S OBP: 0.326, SLG: 0.522	3-2 HR		0-1 L6			1-0 G4-3		2-2 F8		4	1	1	1	0	0	1	Toronto Blue Jays @ Minnesota Twins Hubert H. Humphrey Metrodome, Minneapolis, MN Wed Aug 22 2001, 8:05 PM EDT Att: 15,303 - Dome - 72 F AB 36 R 3 H 9 RBI 3 BB 0 SO 4 LOB 13										
Alex Gonzalez, R OBP: 0.298, SLG: 0.390	2-1 G4-3			2-2 G6-3		1-1 F8		3-2 1B 2-H		4	0	1	1	0	0	0											
Shannon Stewart, R OBP: 0.376, SLG: 0.470	1-1 F8			2-0 G6-3		0-3 K		0-2 1B 1-2		4	0	1	0	0	1	0											
Carlos Delgado, L OBP: 0.403, SLG: 0.560	1-3 K			2-2 1B			2-1 1B	0-0 F9		4	0	2	0	0	1	2											
Raul Mondesi, R OBP: 0.337, SLG: 0.460		1-0 F8		2-0 F9			2-3 K		0-1 DI 1B	4	1	1	0	0	1	2											
Brad Fullmer, L OBP: 0.331, SLG: 0.452		1-2 F5			2-2 G4-3 2B		2-1 F7		2-1 G3-1 1-H 1B	4	0	2	1	0	0	1											
Homer Bush, R OBP: 0.348, SLG: 0.420		0-1 F8			1-0 G4-3		0-1 G1-3		3-2 F3 1-2	4	0	0	0	0	0	3											
Alberto Castillo, R OBP: 0.267, SLG: 0.278			3-1 G5-3		0-1 F9			0-1 G5-3	3-1 G3-1	2	0	0	0	0	0	1											
Darvin Fletcher, L OBP: 0.276, SLG: 0.346									2-3 F7	2	0	0	0	0	0	1											
Felipe Lopez, S OBP: 0.232, SLG: 0.259			1-3 K		1-2 F7			0-0 1B 2B	1-0 F7	3	1	1	0	0	1	1											
Tony Fernandez, S OBP: 0.319, SLG: 0.324										1	0	0	0	0	0	1											
Inning Stats	R: 1 E: 0 K: 1 S: 10	H: 1 LOB: 0 BB: 0 P: 17	R: 0 E: 0 K: 0 S: 7	H: 0 LOB: 0 BB: 0 P: 9	R: 0 E: 0 K: 1 S: 7	H: 0 LOB: 0 BB: 0 P: 11	R: 0 E: 0 K: 0 S: 9	H: 1 LOB: 1 BB: 0 P: 17	R: 0 E: 0 K: 0 S: 9	H: 1 LOB: 1 BB: 0 P: 13	R: 0 E: 0 K: 1 S: 6	H: 0 LOB: 1 BB: 0 P: 8	R: 0 E: 0 K: 1 S: 10	H: 1 LOB: 1 BB: 0 P: 16	R: 1 E: 0 K: 0 S: 13	H: 3 LOB: 2 BB: 0 P: 18	R: 1 E: 0 K: 0 S: 11	H: 2 LOB: 1 BB: 0 P: 20	1B: 6 2B: 2 3B: 0 HR: 1	SF: 0 SAC: 0 DP: 0 HBP: 0	WP: 1 PB: 0 SB: 0 CS: 0	PA: 36					
PITCHER	IP	WLS	BF	H	R	ER	SO	BB	IBB	HBP	BLK	WP	HR	S	P	ERA	WHIP										
Rick Reed, R ERA: 3.86	7.0	W	25	4	1	1	4	0	0	0	0	0	0	12	17	1.29	0.571										
Bob Wells, R ERA: 4.94	0.2		5	3	1	1	0	0	0	0	0	0	0	1	1	13.50	4.500										
Eddie Guardado, L ERA: 3.31	0.1	H	1	0	0	0	0	0	0	0	0	0	0	1	1	0.00	0.000										
LaTroy Hawkins, R ERA: 5.84	1.0		5	2	1	1	0	0	0	0	0	1	0	11	20	9.00	2.000										

Batter	1	2	3	4	5	6	7	8	9	AB	R	H	RBI	BB	SO	LOB	BOTTOM										
Jacque Jones, L OBP: 0.331, SLG: 0.405	0-1 1B SF7	4-2 BB		1-3 K		0-0 S 1B		4-2 BB		3	1	2	0	2	1	0	Toronto Blue Jays @ Minnesota Twins Hubert H. Humphrey Metrodome, Minneapolis, MN Wed Aug 22 2001, 8:05 PM EDT Att: 15,303 - Dome - 72 F AB 34 R 6 H 11 RBI 6 BB 3 SO 5 LOB 13										
Cristian Guzman, S OBP: 0.353, SLG: 0.501	2-0 S SF7 G6-3 1B	1-1 F7		1-0 FC6 1B		2-2 F8		0-0 G6-3		5	1	2	0	0	0	4											
Doug Mientkiewicz, L OBP: 0.391, SLG: 0.593	2-2 SF7	0-1 F8		1-1 FC6		0-1 G4-3				3	0	0	1	0	0	3											
Corey Koskie, L OBP: 0.363, SLG: 0.488	4-0 G6-3 S 1B BB		3-1 G3-1		1-3 K		1-2 F9			3	1	0	0	1	1	0											
Tori Hunter, R OBP: 0.285, SLG: 0.467	1-1 G6-3		2-3 K		2-0 HR		1-3 K			4	1	1	2	0	2	1											
David Ortiz, L OBP: 0.342, SLG: 0.500	1-1 HR 1B		0-2 1B		1-2 1B		0-1 F2			4	1	3	1	0	0	0											
Brian Buchanan, R OBP: 0.349, SLG: 0.533	3-H HR 1B		0-0 1B		0-0 F8			0-0 F8		4	1	2	2	0	0	1											
A.J. Pierzynski, L OBP: 0.312, SLG: 0.410	1-0 G4-3		0-0 FC4		0-0 F7			2-2 WP 1B		4	0	1	0	0	0	3											
Luis Rivas, R OBP: 0.303, SLG: 0.349		0-2 F7		1-2 G5-3		1-3 K		0-1 F9		4	0	0	0	0	1	1											
Inning Stats	R: 5 E: 0 K: 0 S: 13	H: 4 LOB: 0 BB: 1 P: 24	R: 0 E: 0 K: 0 S: 10	H: 0 LOB: 1 BB: 1 P: 15	R: 0 E: 0 K: 1 S: 13	H: 2 LOB: 2 BB: 0 P: 19	R: 0 E: 0 K: 1 S: 9	H: 1 LOB: 1 BB: 0 P: 13	R: 1 E: 0 K: 1 S: 9	H: 2 LOB: 1 BB: 0 P: 13	R: 0 E: 0 K: 1 S: 10	H: 1 LOB: 1 BB: 0 P: 13	R: 0 E: 0 K: 1 S: 8	H: 0 LOB: 0 BB: 0 P: 10	R: 0 E: 0 K: 0 S: 10	H: 1 LOB: 2 BB: 1 P: 16		1B: 9 2B: 0 3B: 0 HR: 2	SF: 1 SAC: 0 DP: 0 HBP: 0	WP: 2 PB: 0 SB: 3 CS: 0	PA: 38						
PITCHER	IP	WLS	BF	H	R	ER	SO	BB	IBB	HBP	BLK	WP	HR	S	P	ERA	WHIP										
Esteban Loaiza, R ERA: 5.33	5.1	L	27	9	6	6	4	2	0	0	0	0	0	15	19	10.12	2.062										
Pedro Borbon, L ERA: 3.92	1.2		6	1	0	0	1	0	0	0	0	0	0	1	1	0.00	0.600										
Matt DeWitt, R ERA: 3.86	1.0		5	1	0	0	0	1	0	0	0	1	0	10	16	0.00	2.000										



Batter	1	2	3	4	5	6	7	8	9	AB	R	H	RBI	BB	SO	LOB	TOP					
José Cruz Jr. S OBP: 0.327, SLG: 0.525 (1.8)										5	1	2	0	0	2	1	Toronto Blue Jays @ Minnesota Twins Hubert H. Humphrey Metrodome, Minneapolis, MN Thu Aug 23 2001, 1:05 PM EDT Att: 16,482 - Dome - 72 F livebaseballscorecards.com					
Alex Gonzalez R OBP: 0.299, SLG: 0.388 (1.6)										3	0	0	0	2	2	1						
Shannon Stewart R OBP: 0.374, SLG: 0.468 (1.7)										5	0	1	1	0	0	3						
Carlos Delgado L OBP: 0.403, SLG: 0.557 (1.3)										4	1	1	0	1	1	4						
Raul Mondesi R OBP: 0.336, SLG: 0.464 (1.9)										4	1	1	2	0	1	1						
Brad Fullmer L OBP: 0.331, SLG: 0.452 (1.10)										4	1	1	0	0	1	1						
Felipe Lopez S OBP: 0.267, SLG: 0.379 (1.5)										4	2	3	2	0	0	0						
Darrin Fletcher L OBP: 0.278, SLG: 0.348 (1.2)										4	0	2	1	0	0	0						
Homer Bush R OBP: 0.351, SLG: 0.422 (1.4)										4	0	2	0	0	0	2						
Inning Stats	R: 0 E: 0 K: 2 S: 11	H: 0 LOB: 0 BB: 0 P: 16	R: 2 E: 0 K: 0 S: 14	H: 2 LOB: 0 BB: 0 P: 22	R: 0 E: 0 K: 1 S: 11	H: 1 LOB: 2 BB: 1 P: 19	R: 0 E: 1 K: 1 S: 18	H: 2 LOB: 0 BB: 0 P: 25	R: 0 E: 0 K: 1 S: 12	H: 0 LOB: 0 BB: 0 P: 18	R: 2 E: 0 K: 0 S: 9	H: 2 LOB: 0 BB: 0 P: 18	R: 0 E: 0 K: 1 S: 8	H: 1 LOB: 1 BB: 0 P: 13	R: 0 E: 0 K: 1 S: 6	H: 0 LOB: 0 BB: 0 P: 11	R: 2 E: 1 K: 0 S: 15	H: 5 LOB: 2 BB: 1 P: 25	1B: 7 2B: 3 HR: 2	SF: 0 SAC: 0 DP: 1 HBP: 0	WP: 0 PB: 0 SB: 1 CS: 1	PA: 40
PITCHER	IP WLS BF H R ER SO BB IBB HBP BLK WP HR S P ERA WHIP																					
Kyle Lohse R (1.1)	5.2 L 24 6 3 3 5 2 0 0 0 0 0 1 69 109 4.76 1.412																					
Travis Miller L (6.1)	0.2 4 2 1 1 1 0 0 0 0 0 0 1 10 15 13.50 3.000																					
Jack Cressend R (7.1)	0.2 2 0 0 0 0 0 0 0 0 0 0 0 4 7 0.00 0.000																					
Eddie Guardado L (8.1)	1.0 3 0 0 0 1 0 0 0 0 0 0 0 6 11 0.00 0.000																					
Bob Wells R (9.1)	1.0 7 5 2 2 0 1 0 0 0 0 0 0 15 25 18.00 6.000																					

Batter	1	2	3	4	5	6	7	8	9	AB	R	H	RBI	BB	SO	LOB	BOTTOM			
Jacque Jones L OBP: 0.333, SLG: 0.408 (1.7)										2	1	1	1	1	0	0	Toronto Blue Jays @ Minnesota Twins Hubert H. Humphrey Metrodome, Minneapolis, MN Thu Aug 23 2001, 1:05 PM EDT Att: 16,482 - Dome - 72 F livebaseballscorecards.com			
Luis Rivas R OBP: 0.302, SLG: 0.348 (8.4)										4	0	0	0	0	3	2				
Cristian Guzman S OBP: 0.348, SLG: 0.496 (1.6)										3	0	0	0	1	1	0				
Doug Mientkiewicz L OBP: 0.380, SLG: 0.590 (1.3)										4	0	1	1	0	2	0				
Corey Koskie L OBP: 0.362, SLG: 0.486 (1.5)											4	0	1	1	0	2				
Tori Hunter R OBP: 0.283, SLG: 0.462 (1.8)										4	0	0	0	0	2	2				
David Ortiz L OBP: 0.341, SLG: 0.493 (1.10)										3	0	0	0	1	0	2				
Brian Buchanan R OBP: 0.346, SLG: 0.525 (1.9)										4	1	1	0	0	0	1				
Denny Hocking S OBP: 0.315, SLG: 0.325 (9.7)										3	0	2	0	0	0	1				
Tom Prince R OBP: 0.304, SLG: 0.386 (1.2)										3	0	0	0	0	0	3				
Inning Stats	R: 0 E: 0 K: 1 S: 7	H: 0 LOB: 0 BB: 0 P: 10	R: 0 E: 0 K: 1 S: 5	H: 0 LOB: 0 BB: 0 P: 9	R: 1 E: 0 K: 1 S: 11	H: 2 LOB: 1 BB: 0 P: 18	R: 0 E: 0 K: 1 S: 11	H: 0 LOB: 0 BB: 0 P: 14	R: 0 E: 0 K: 0 S: 9	H: 1 LOB: 1 BB: 0 P: 15	R: 1 E: 0 K: 1 S: 11	H: 1 LOB: 2 BB: 2 P: 24	R: 0 E: 0 K: 2 S: 12	H: 0 LOB: 0 BB: 0 P: 19	R: 0 E: 0 K: 1 S: 10	H: 0 LOB: 1 BB: 1 P: 16	1B: 4 2B: 1 3B: 0 HR: 0	SF: 0 SAC: 0 DP: 1 HBP: 0	WP: 0 PB: 1 SB: 0 CS: 0	PA: 34
PITCHER	IP WLS BF H R ER SO BB IBB HBP BLK WP HR S P ERA WHIP																			
32 Roy Halladay R (1.1)	6.0 W 24 4 2 1 5 2 0 0 0 0 0 0 9 14 0.00 1.000																			
Paul Quantrill R (7.1)	1.0 H 3 1 0 0 0 0 0 0 0 0 0 0 9 14 0.00 1.000																			
Dan Plesac L (8.1)	1.0 H 3 0 0 0 2 0 0 0 0 0 0 0 12 19 0.00 0.000																			
Billy Koch R (9.1)	1.0 4 0 0 0 1 1 0 0 0 0 0 0 10 16 0.00 1.000																			



Batter	1	2	3	4	5	6	7	8	9	AB	R	H	RBI	BB	SO	LOB	TOP			
José Cruz Jr. S OBP: 0.325, SLG: 0.521	0-3 K		0-0 F8		2-0 F6		1-2 G4-3		4-0 S 2B IBB	4	1	0	0	1	1	2				
Alex Gonzalez R OBP: 0.298, SLG: 0.388	0-0 F9		1-0 G6-3		1-0 L9			0-0 G6-3	1-2 2B	5	0	1	2	0	0	0				
Shannon Stewart R OBP: 0.374, SLG: 0.468	3-2 L6		0-2 2B			0-2 F7		4-0 1B BB	1-0 G1-3	4	1	1	0	1	0	1				
Carlos Delgado L OBP: 0.405, SLG: 0.558		1-1 FC5-4 1B	4-1 FC6-4 BB			0-1 FC5-4 1B		0-0 L9		3	0	2	0	1	0	1				
Raul Mondesi R OBP: 0.336, SLG: 0.463		2-1 FC5-4 G4-3 1B	0-2 FC6-4			0-0 FC5-4 S		3-1 1B		4	1	1	1	0	0	4				
Brad Fullmer L OBP: 0.330, SLG: 0.451		0-2 G4-3		1-0 FC4-6 1B		3-3 K2-3		0-1 G3		4	0	1	0	0	1	3				
Felipe Lopez S OBP: 0.297, SLG: 0.410		0-1 2B 1B		1-2 FC4-6 CS			0-0 2B		4-0 G6-3 S 2B BB	3	2	2	1	1	0	1				
Darrin Fletcher L OBP: 0.278, SLG: 0.350		0-0 2B		0-0 F8			2-0 P6		3-2 F7	4	0	1	1	0	0	3				
Homer Bush R OBP: 0.349, SLG: 0.418		0-1 P4			1-0 CS 1B		0-3 K		0-0 G6-3	4	0	1	0	0	1	3				
Inning Stats	R: 0 E: 0 K: 1 S: 7	H: 0 LOB: 0 BB: 0 P: 10	R: 2 E: 0 K: 0 S: 14	H: 3 LOB: 1 BB: 0 P: 17	R: 0 E: 0 K: 0 S: 9	H: 1 LOB: 2 BB: 1 P: 14	R: 0 E: 0 K: 0 S: 6	H: 1 LOB: 0 BB: 0 P: 8	R: 0 E: 0 K: 1 S: 11	H: 1 LOB: 1 BB: 0 P: 14	R: 0 E: 0 K: 1 S: 8	H: 1 LOB: 1 BB: 0 P: 11	R: 1 E: 0 K: 0 S: 6	H: 1 LOB: 1 BB: 1 P: 13	R: 2 E: 0 K: 0 S: 8	H: 1 LOB: 1 BB: 2 P: 21	1B: 6 2B: 4 3B: 0 HR: 0	SF: 0 SAC: 0 DP: 0 HBP: 0	WP: 0 PB: 0 SB: 3 CS: 2	PA: 39
PITCHER Jason Johnson R ERA: 3.43	IP: 9.0 WLS: L BF: 39 H: 10 R: 5 ER: 5 SO: 3 BB: 3 IBB: 1 HBP: 0 BLK: 0 WP: 0 HR: 0 S: 72 P: 115 ERA: 5.00 WHIP: 1.444															PITCHER				

Toronto Blue Jays @ Baltimore Orioles
Oriole Park at Camden Yards, Baltimore, MD

AB 35
R 5
H 10
RBI 5
BB 4
SO 3
LOB 18



WP: 0 PA: 39
PB: 0
SB: 3
CS: 2

Fri Aug 24 2001, 7:05 PM EDT
Att: 43,606 - Cloudy - 87 F

Batter	1	2	3	4	5	6	7	8	9	AB	R	H	RBI	BB	SO	LOB	BOTTOM			
Brady Anderson L OBP: 0.311, SLG: 0.305	2-1 G3		4-1 6 BB BB		3-1 1B			2-3 K		3	0	1	0	1	1	0				
6 Melvin Mora R OBP: 0.333, SLG: 0.363	0-3 K		4-1 G3-6-3 BB		1-1 F8			4-0 G3-6-3 BB		2	0	0	0	2	1	1				
Chris Richard L OBP: 0.355, SLG: 0.456	0-1 3B		0-0 G3-6-3			0-3 K		0-0 G3-6-3		4	0	1	0	0	1	4				
Jeff Conine R OBP: 0.391, SLG: 0.476	2-1 G6-3			1-2 E5 G6-4-3 1B		0-2 F8			0-1 L3	4	0	0	0	0	0	1				
Cal Ripken Jr. R OBP: 0.302, SLG: 0.405		1-1 G6-3		1-1 G6-4-3 1B		0-3 K			2-0 F8	4	0	1	0	0	1	0				
Tony Batista R OBP: 0.287, SLG: 0.422		0-2 E5		0-0 G6-4-3			2-3 K		0-1 1B 2B	4	0	1	0	0	1	2				
Larry Bigbie L OBP: 0.342, SLG: 0.368		0-0 L8		2-3 K		0-2 F7			0-0 1B 1B	4	0	1	0	0	1	1				
Brook Fordyce R OBP: 0.272, SLG: 0.343			3-2 6 BB BB 1B		0-0 F8				0-3 K	3	0	2	0	0	0	0				
1 Brian Roberts S OBP: 0.294, SLG: 0.349									1-2 K	1	0	0	0	0	1	2				
Jerry Hairston R OBP: 0.310, SLG: 0.355			2-2 F8		2-2 L9		1-2 F9			3	0	0	0	0	0	2				
Inning Stats	R: 0 E: 0 K: 1 S: 9	H: 1 LOB: 1 BB: 0 P: 13	R: 0 E: 1 K: 0 S: 6	H: 0 LOB: 0 BB: 0 P: 7	R: 0 E: 0 K: 0 S: 14	H: 1 LOB: 1 BB: 2 P: 27	R: 0 E: 1 K: 1 S: 10	H: 1 LOB: 1 BB: 0 P: 14	R: 0 E: 0 K: 2 S: 10	H: 0 LOB: 0 BB: 0 P: 10	R: 0 E: 0 K: 1 S: 13	H: 1 LOB: 1 BB: 0 P: 17	R: 0 E: 0 K: 1 S: 5	H: 0 LOB: 0 BB: 1 P: 11	R: 0 E: 0 K: 1 S: 9	H: 2 LOB: 2 BB: 0 P: 11	1B: 5 2B: 1 3B: 1 HR: 0	SF: 0 SAC: 0 DP: 3 HBP: 0	WP: 0 PB: 0 SB: 0 CS: 0	PA: 35
PITCHER Chris Carpenter R ERA: 4.4	IP: 7.0 WLS: W BF: 27 H: 5 R: 0 ER: 0 SO: 5 BB: 2 IBB: 0 HBP: 0 BLK: 0 WP: 0 HR: 0 S: 5 P: 104 ERA: 0.00 WHIP: 1.000															PITCHER				
Dan Plesac L ERA: 3.49	IP: 1.0 WLS: H BF: 3 H: 0 R: 0 ER: 0 SO: 1 BB: 1 IBB: 0 HBP: 0 BLK: 0 WP: 0 HR: 0 S: 5 P: 11 ERA: 0.00 WHIP: 1.000															PITCHER				
Paul Quantrill R ERA: 2.58	IP: 1.0 WLS: 5 BF: 2 H: 2 R: 0 ER: 0 SO: 1 BB: 0 IBB: 0 HBP: 0 BLK: 0 WP: 0 HR: 0 S: 9 P: 11 ERA: 0.00 WHIP: 2.000															PITCHER				

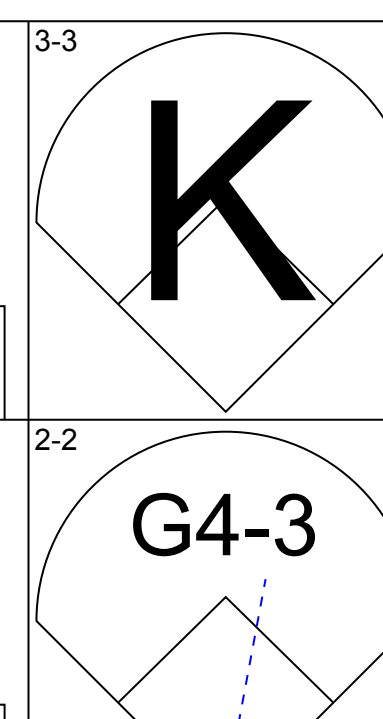
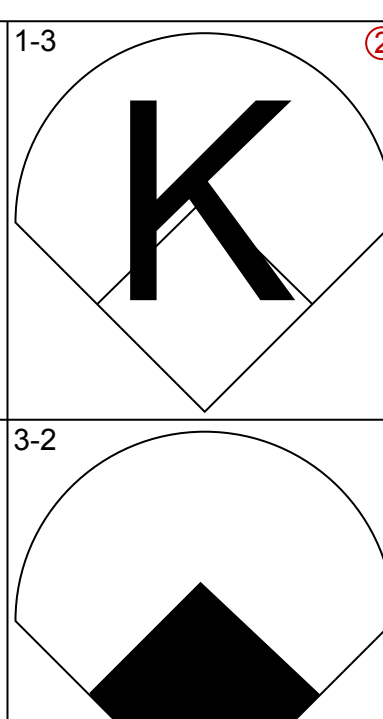
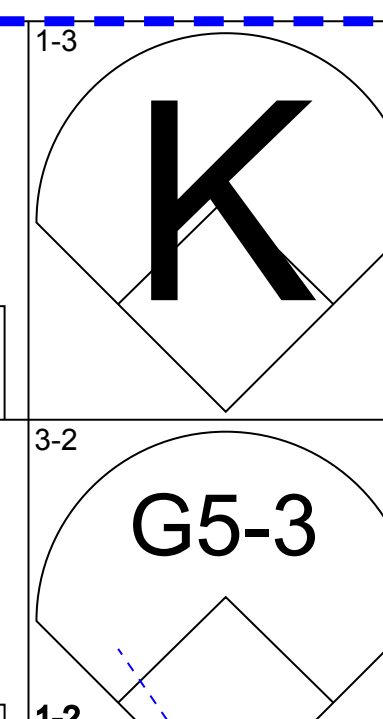
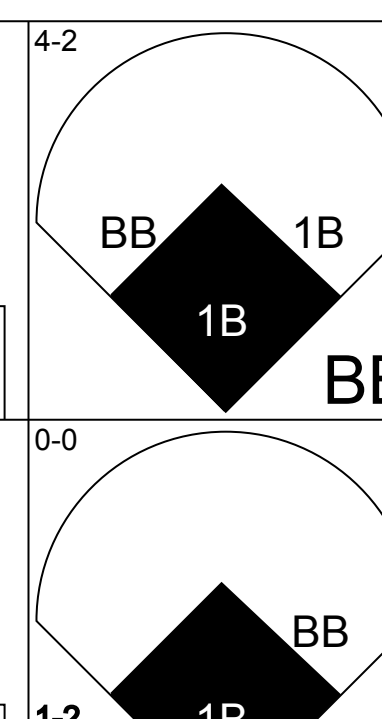
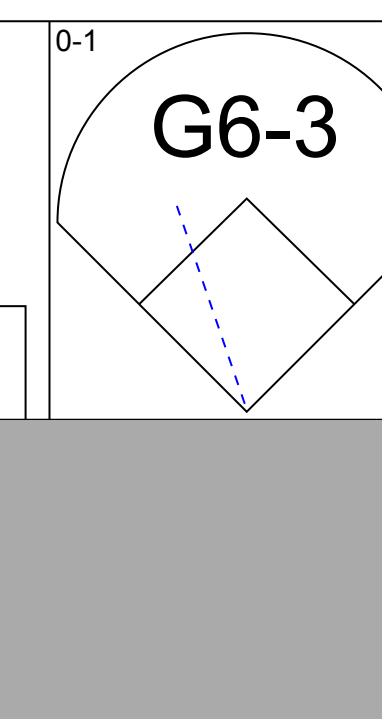
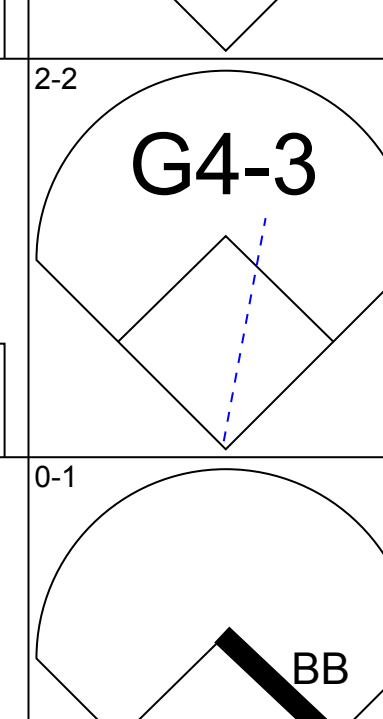
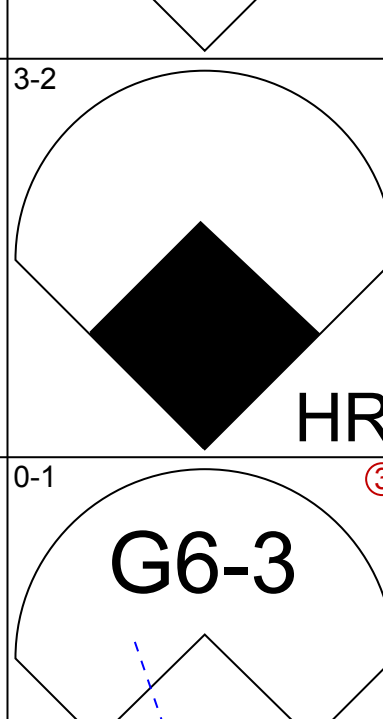
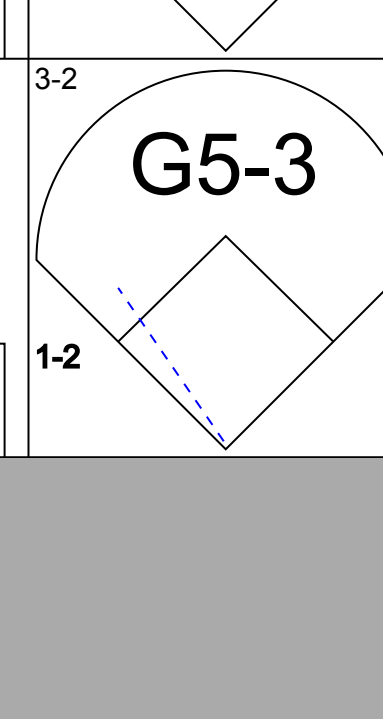
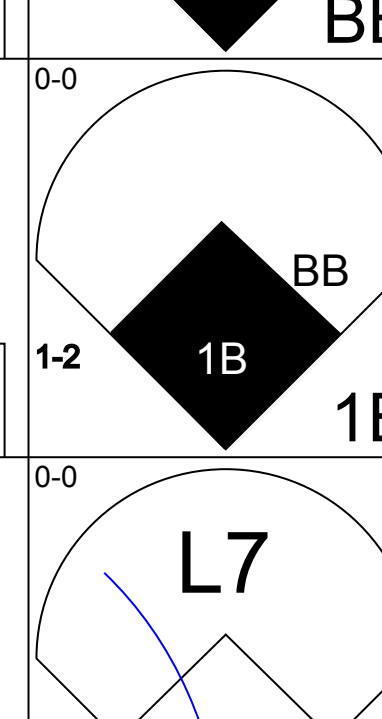
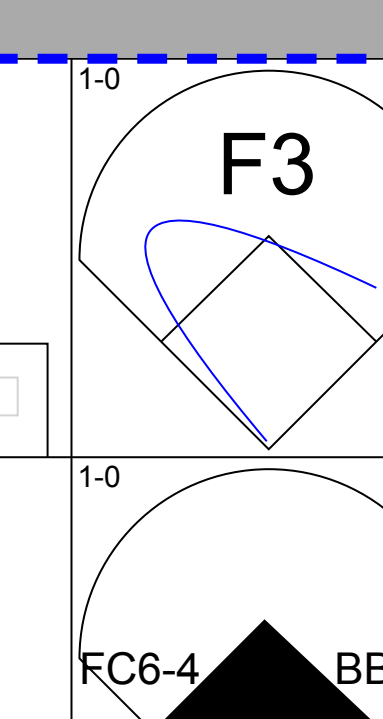
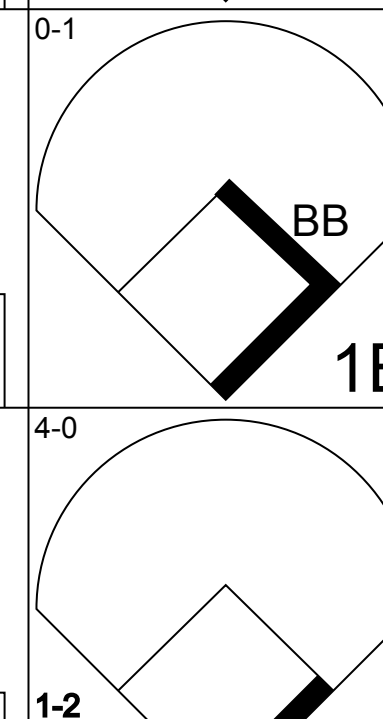
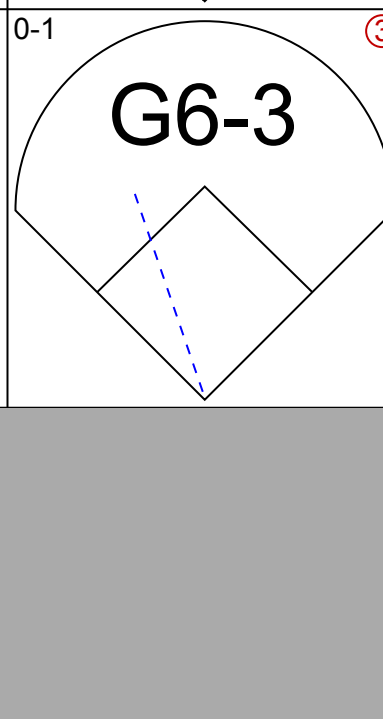
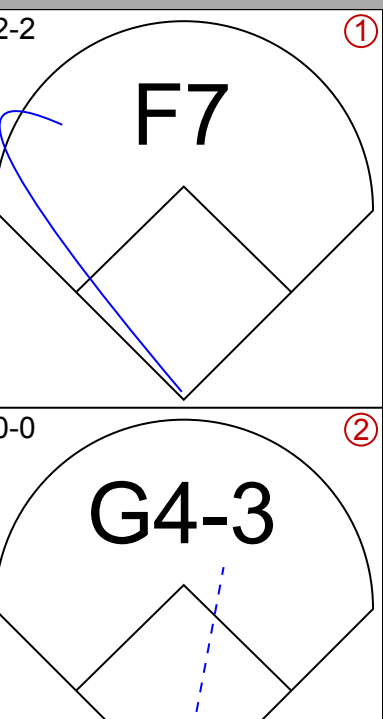
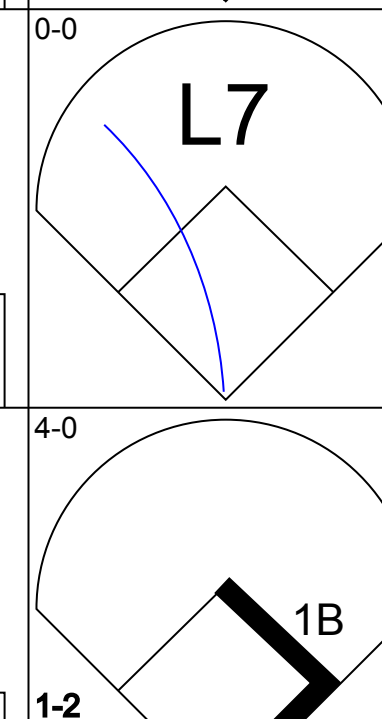
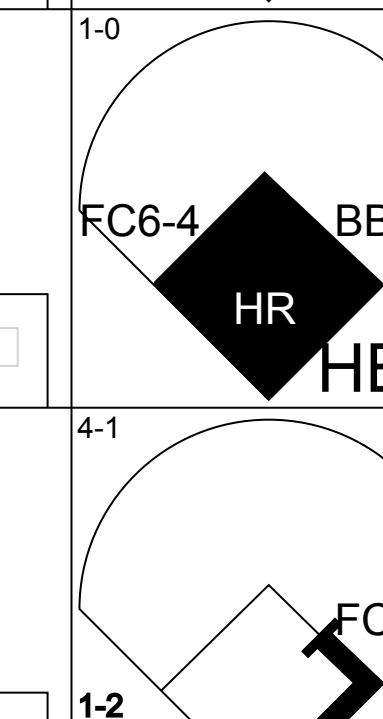
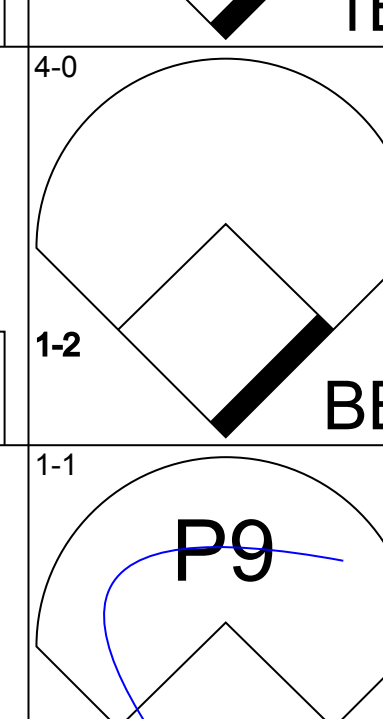
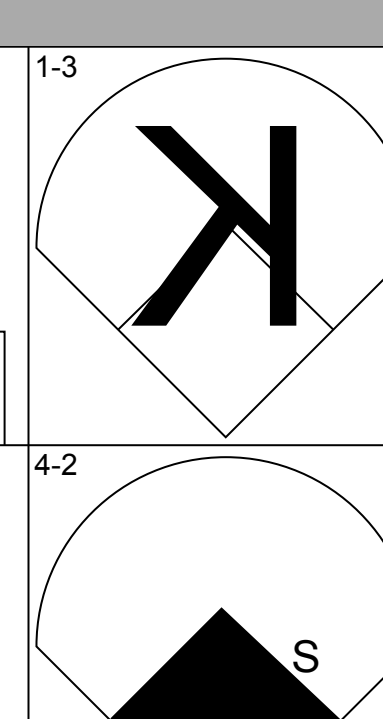
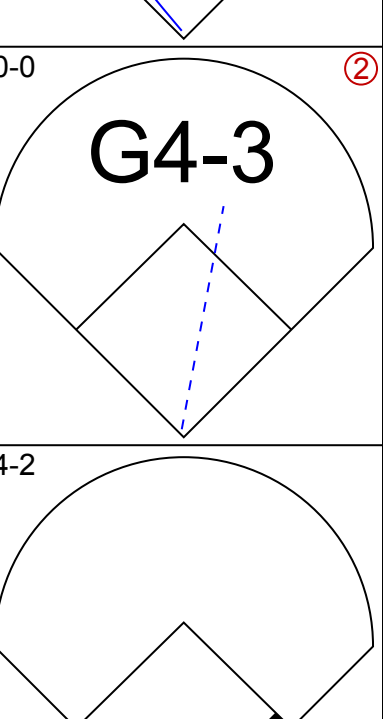
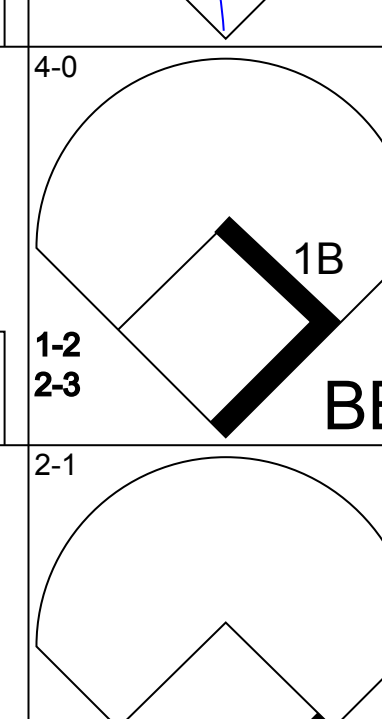
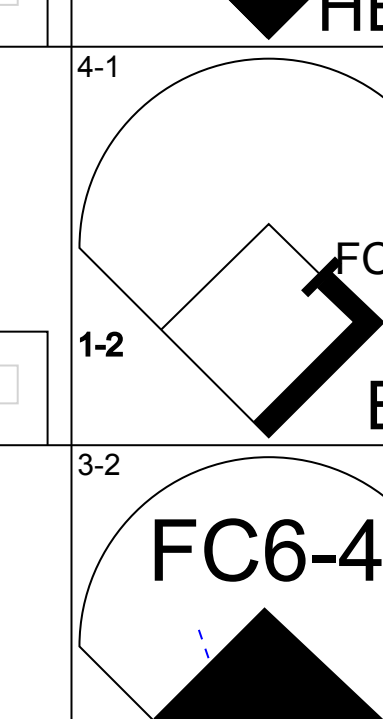
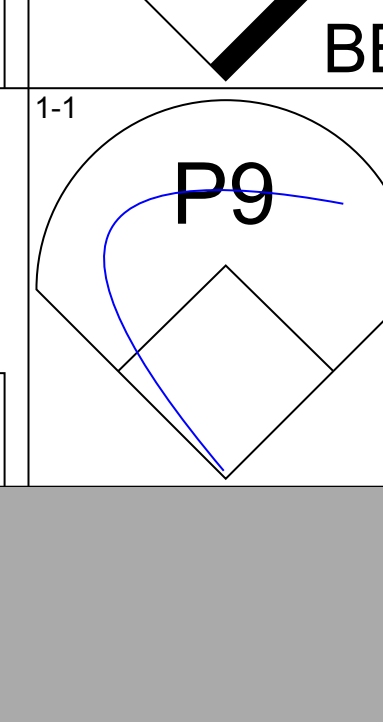
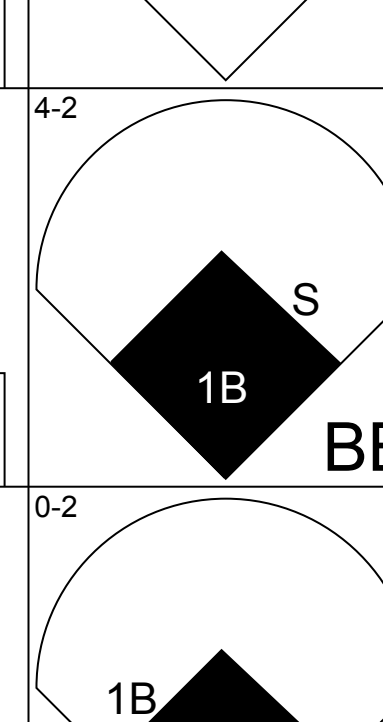
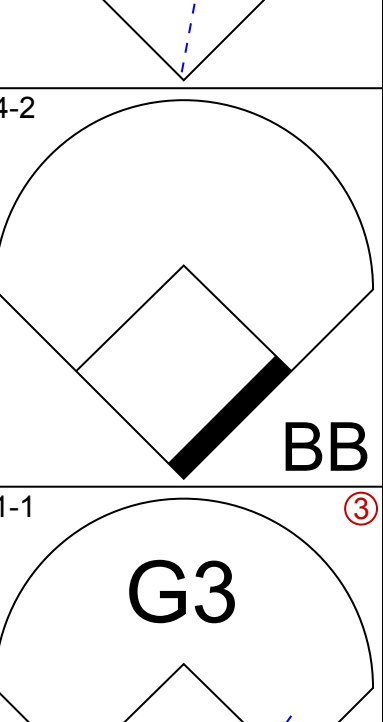
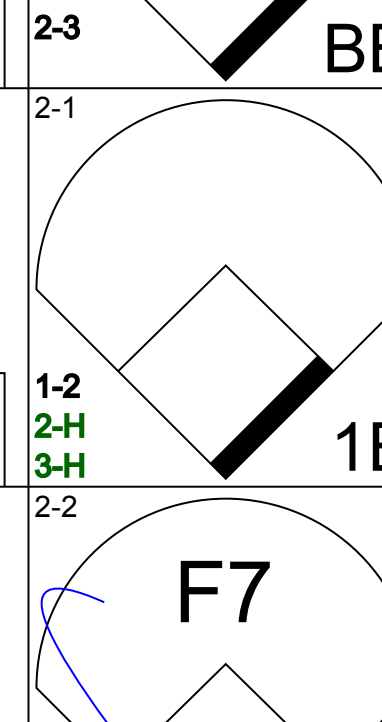
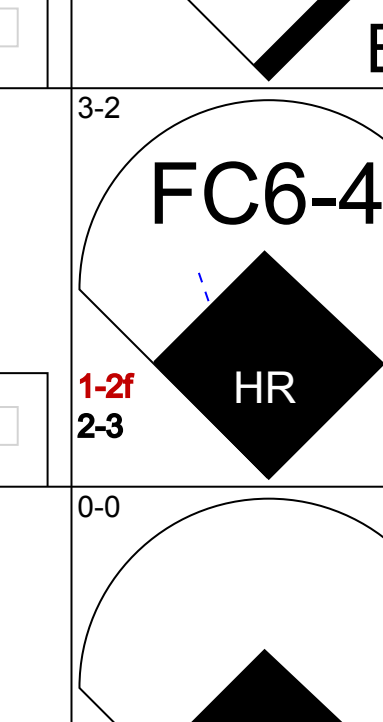
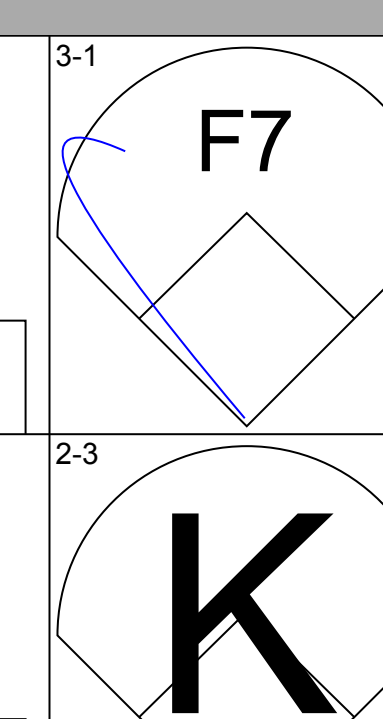
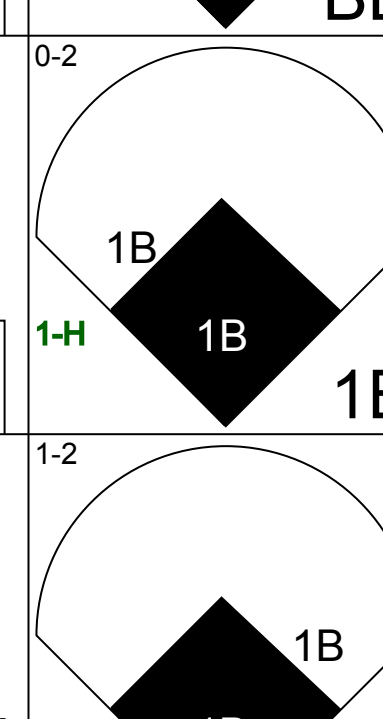
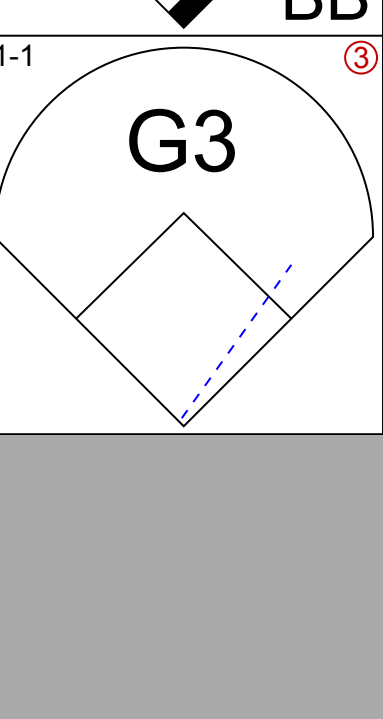
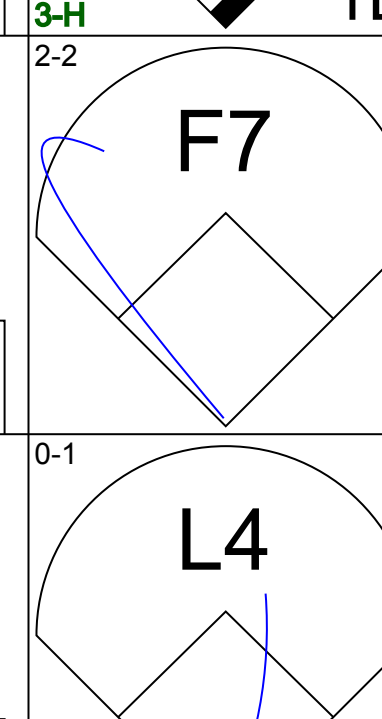
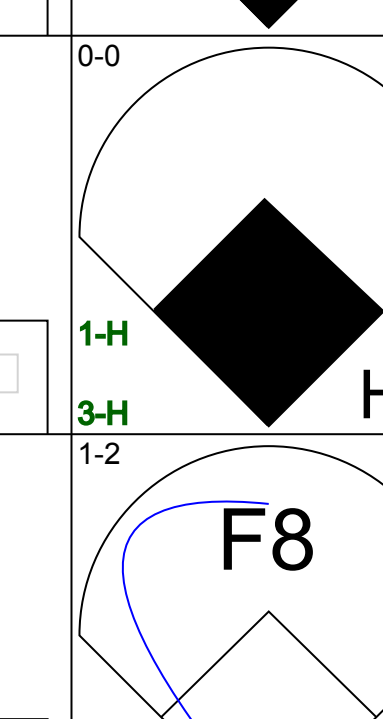
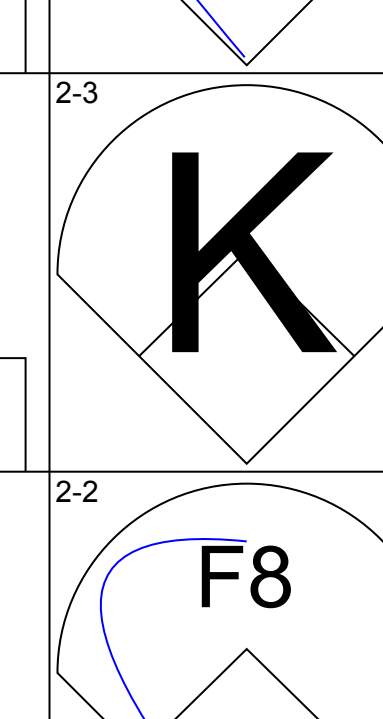
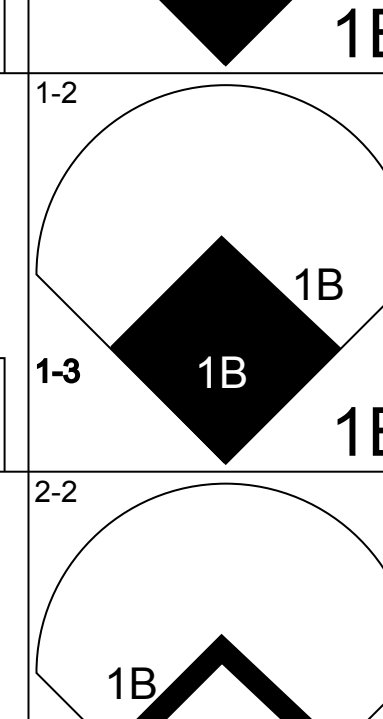
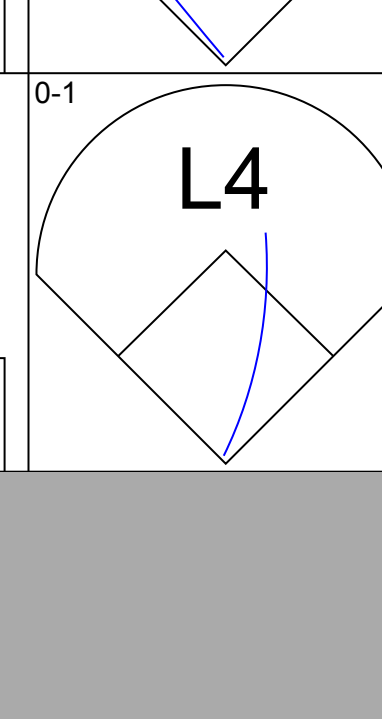
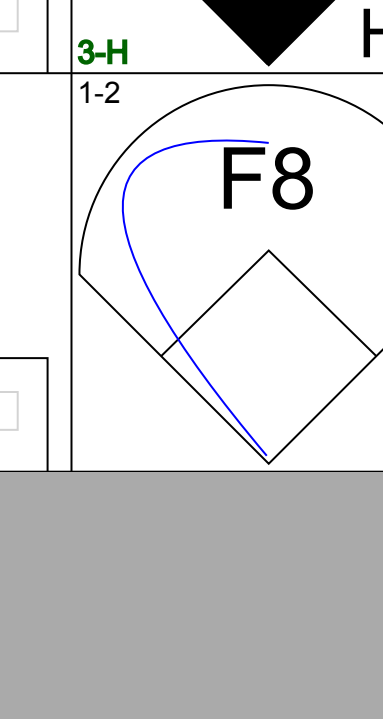
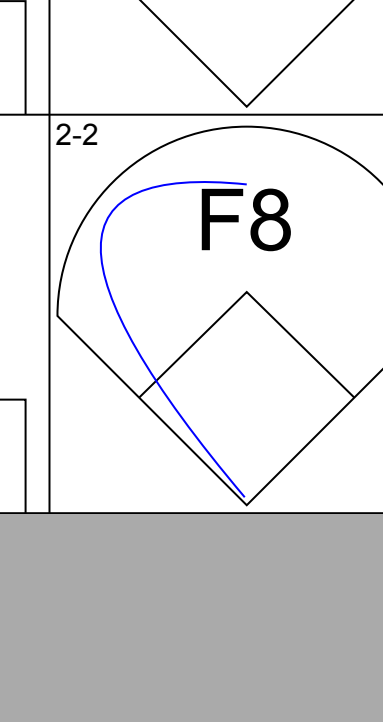
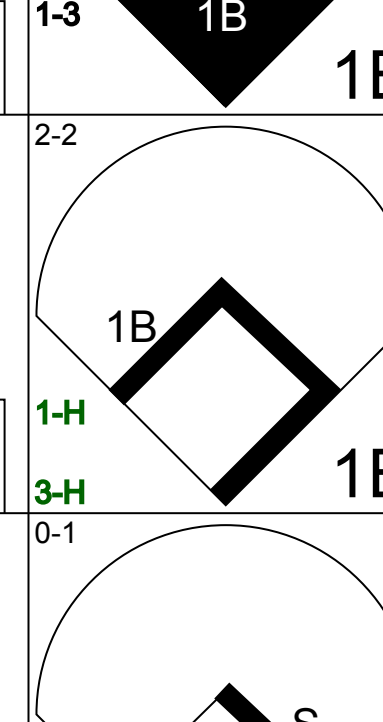
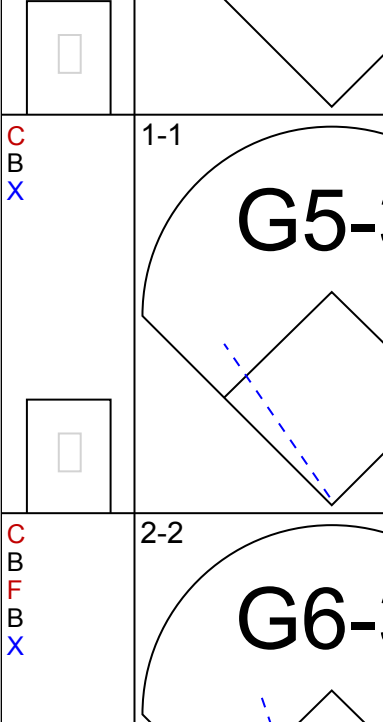
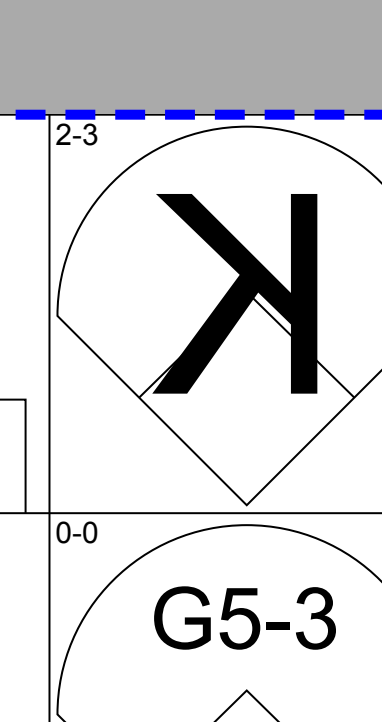
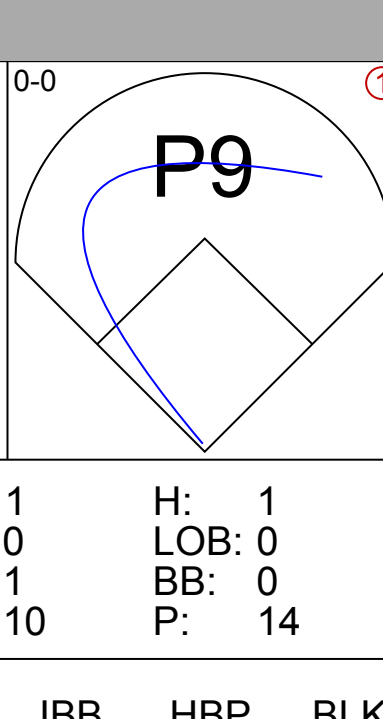
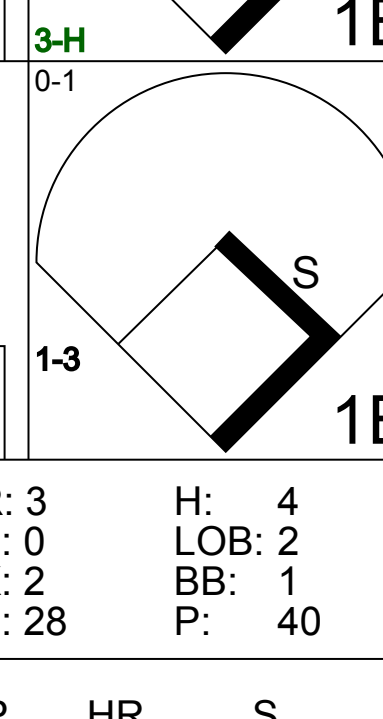
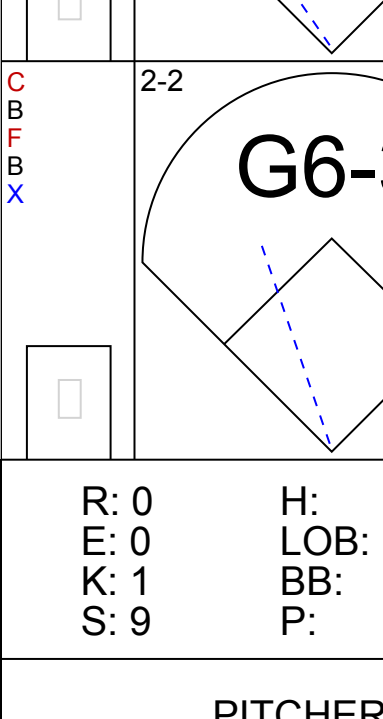
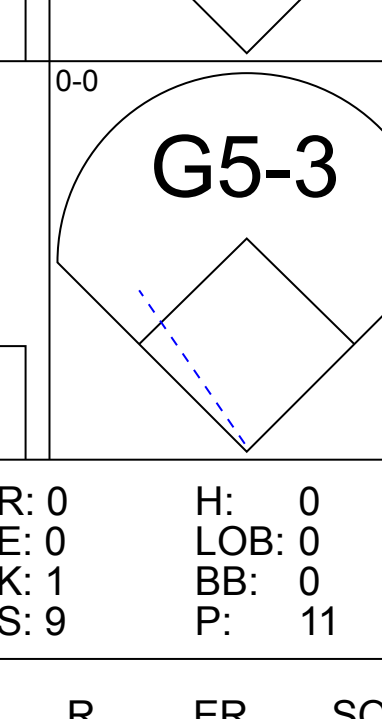
Toronto Blue Jays @ Baltimore Orioles
Oriole Park at Camden Yards, Baltimore, MD

AB 32
R 0
H 7
RBI 0
BB 3
SO 7
LOB 13



WP: 0 PA: 35
PB: 0
SB: 0
CS: 0

Fri Aug 24 2001, 7:05 PM EDT
Att: 43,606 - Cloudy - 87 F

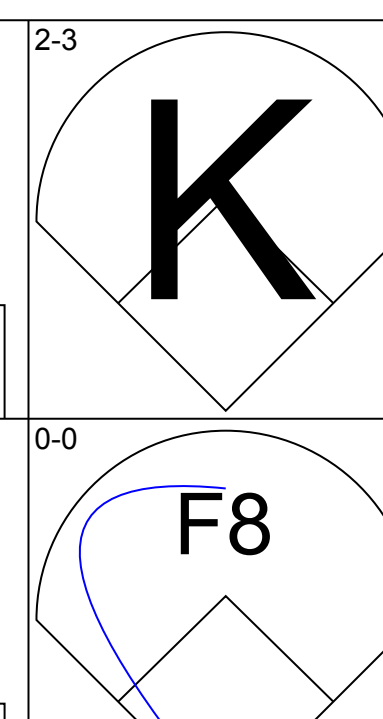
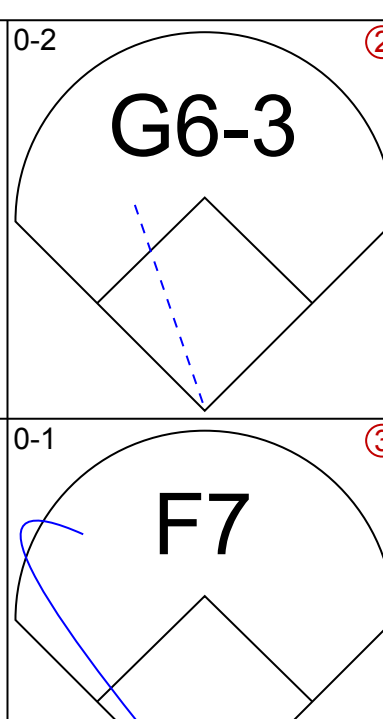
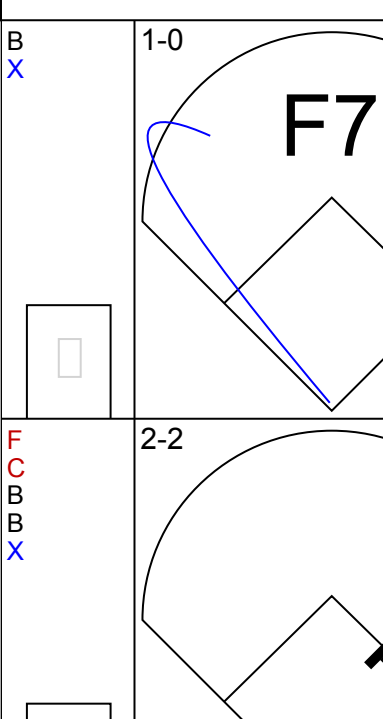
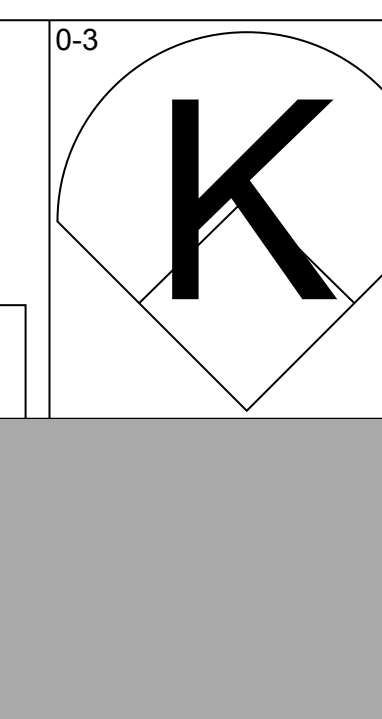
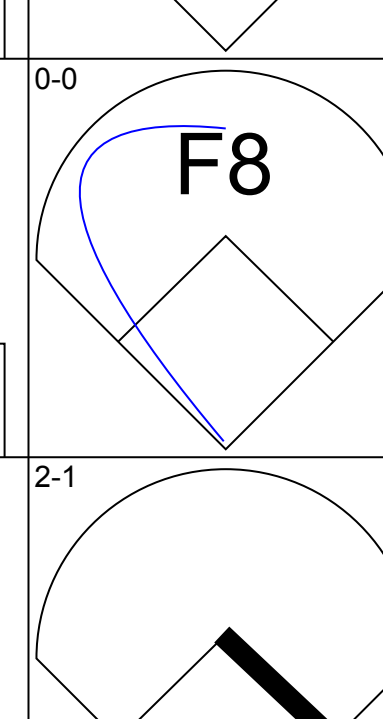
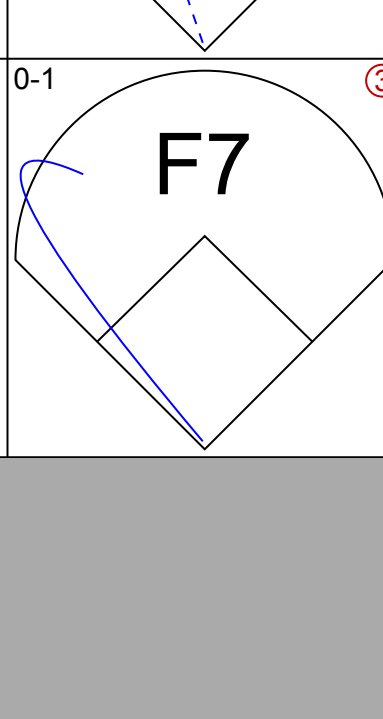
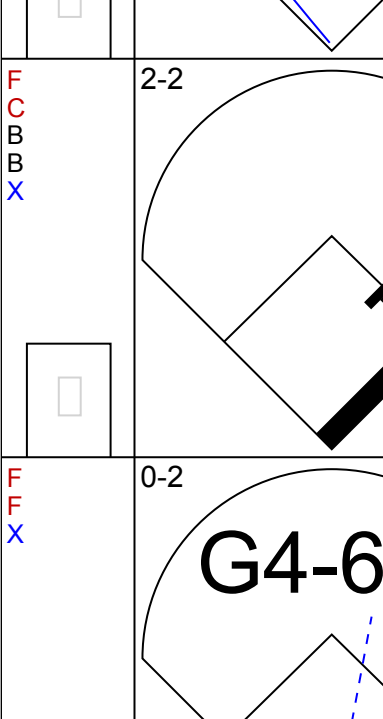
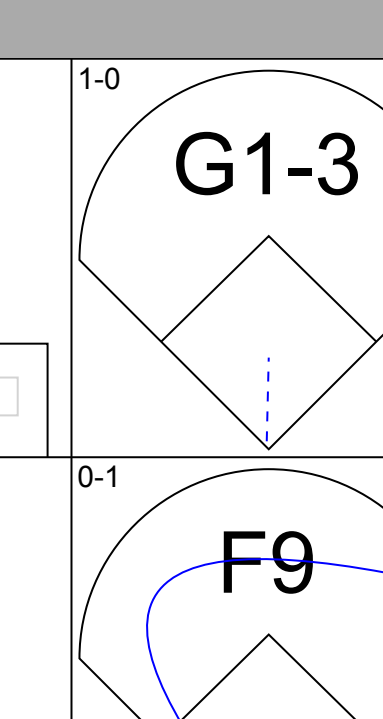
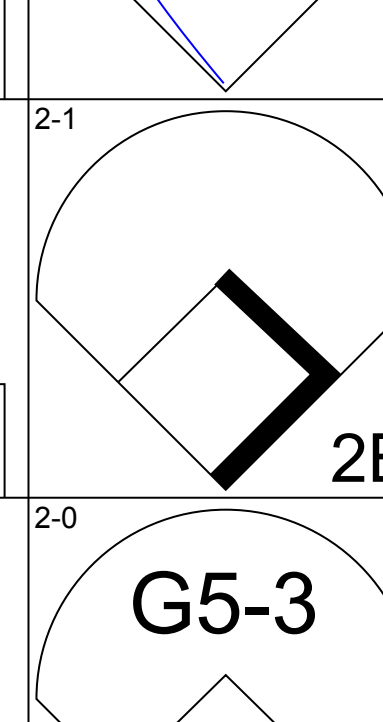
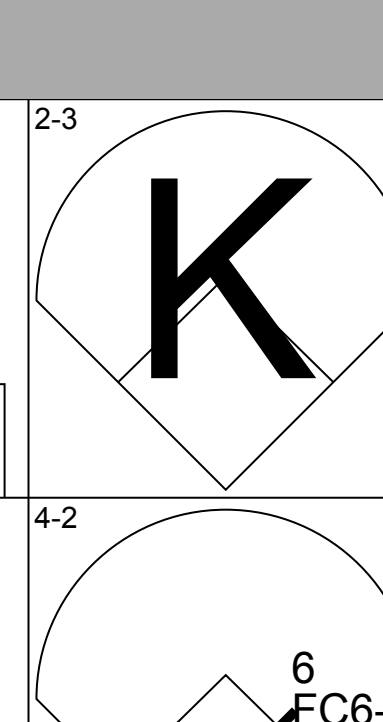
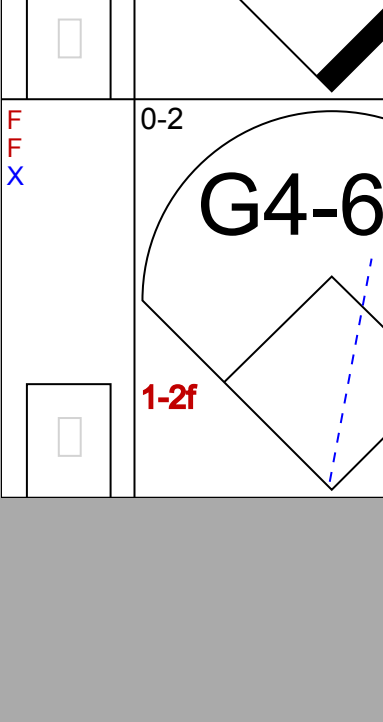
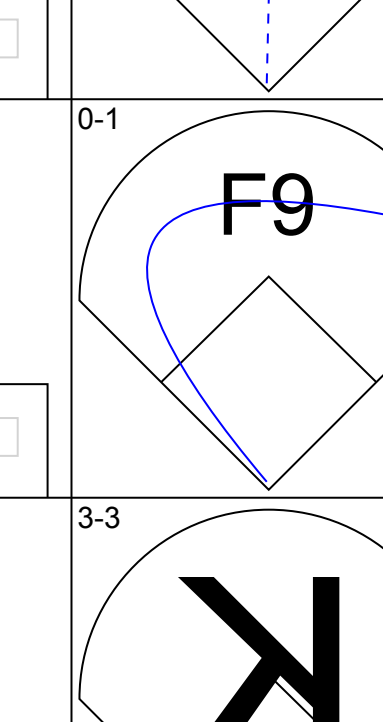
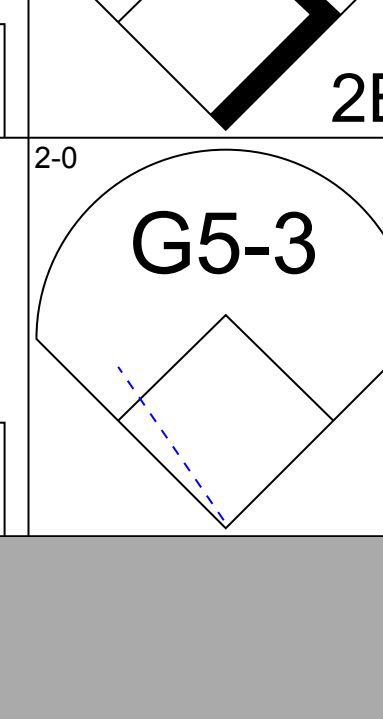
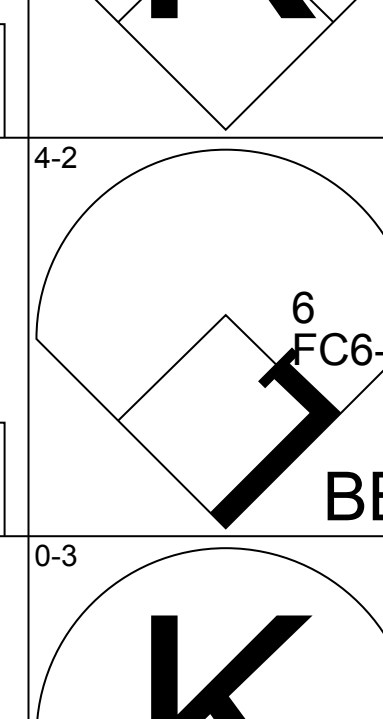

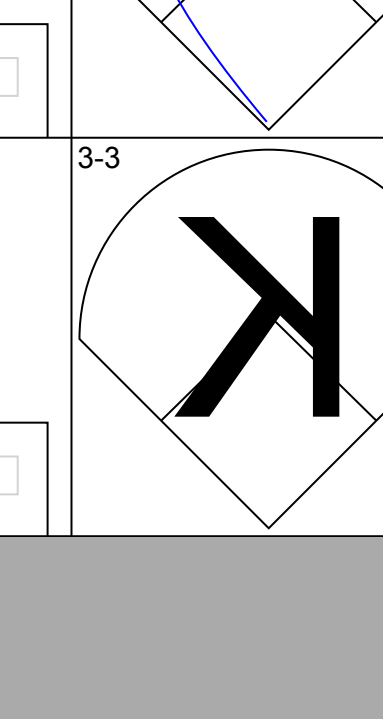
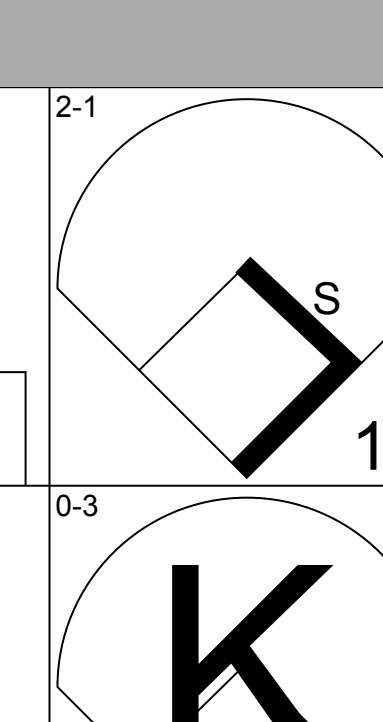
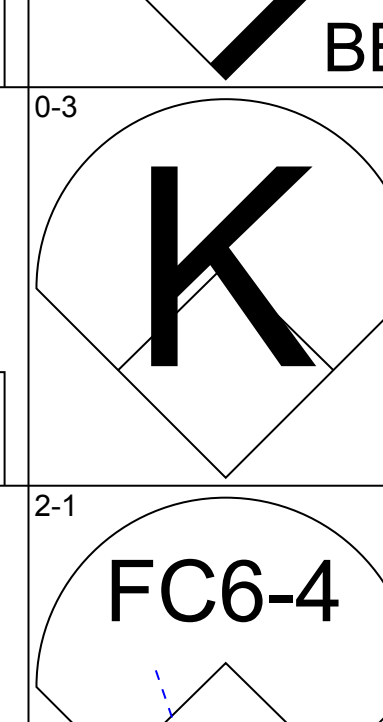

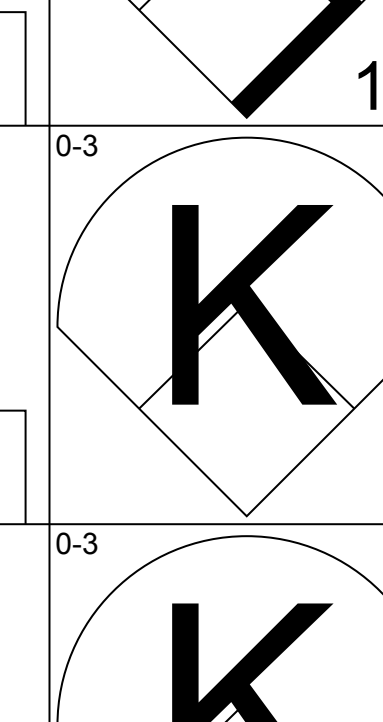
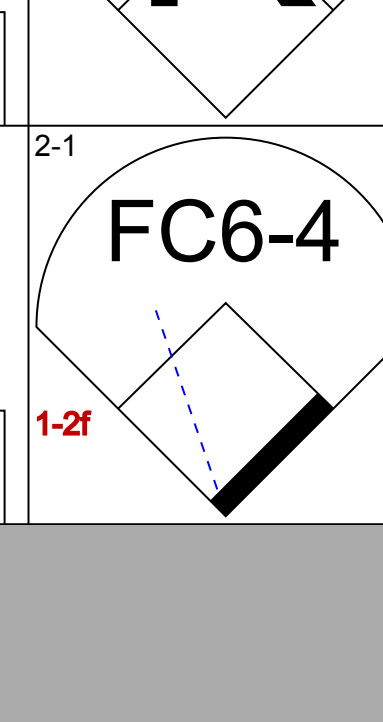

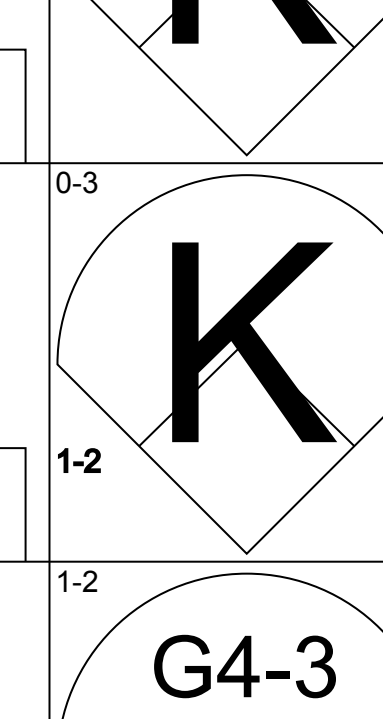
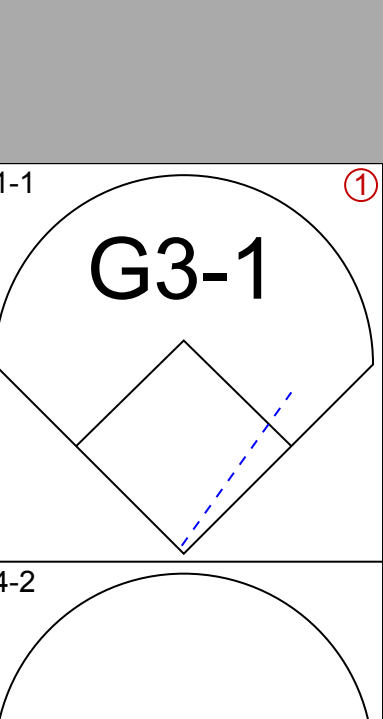
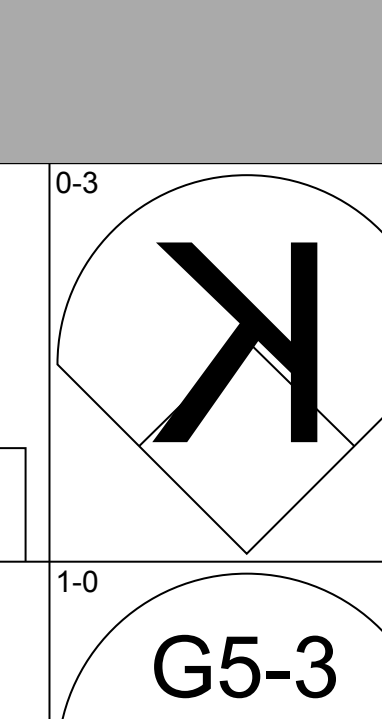
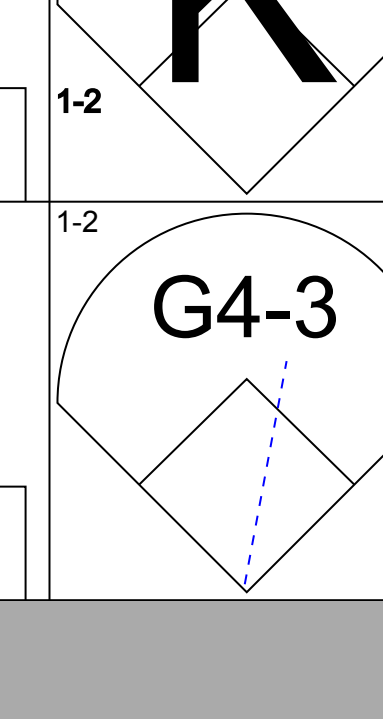
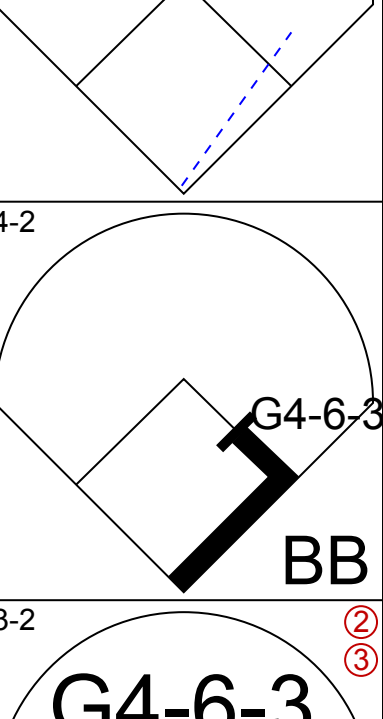
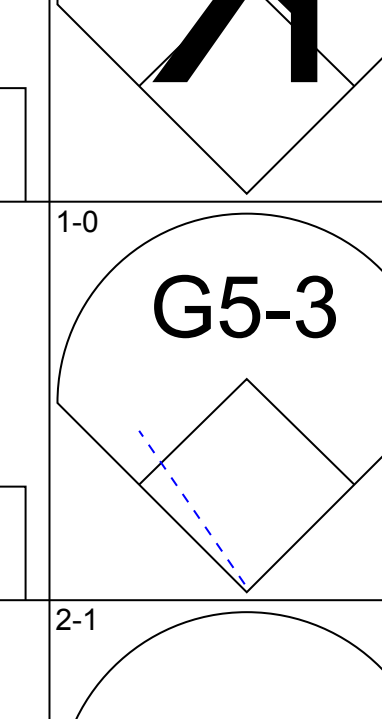
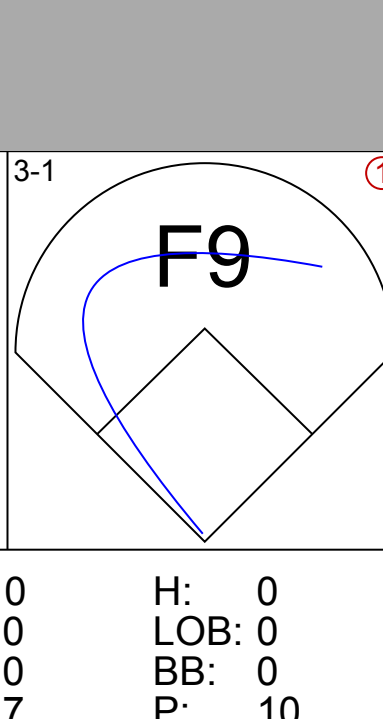
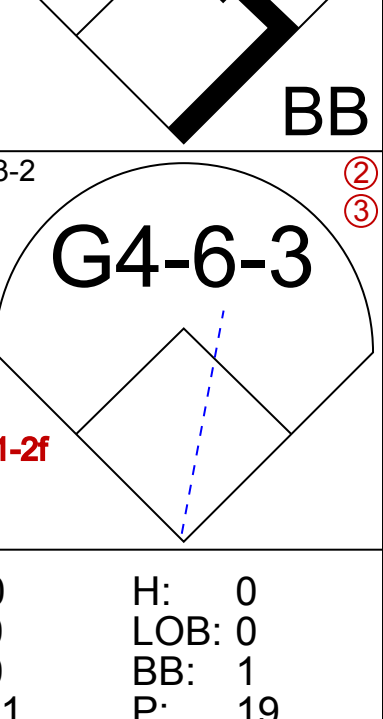
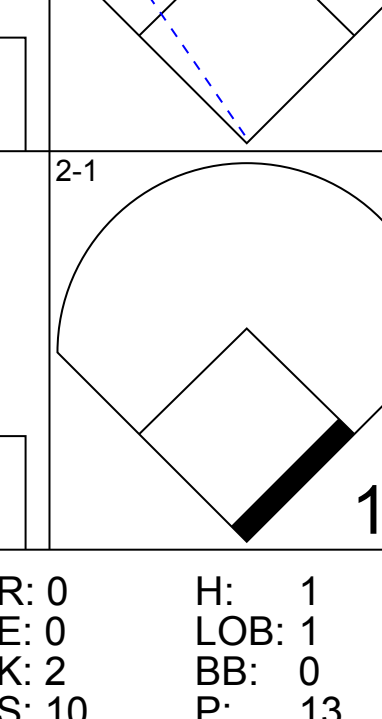
Batter	1	2	3	4	5	6	7	8	9	AB	R	H	RBI	BB	SO	LOB	TOP	
José Cruz Jr., S OBP: 0.325, SLG: 0.517 Chris Latham, S OBP: 0.462, SLG: 0.500										3	1	0	0	1	3	2		
Alex Gonzalez, R OBP: 0.299, SLG: 0.394										5	2	2	1	0	0	2		
Shannon Stewart, R OBP: 0.375, SLG: 0.466 Jeff Frye, R OBP: 0.305, SLG: 0.331										4	0	1	0	0	0	2		
Carlos Delgado, L OBP: 0.407, SLG: 0.556										2	0	0	0	3	1	0		
Raul Mondesi, R OBP: 0.338, SLG: 0.462										3	2	1	2	2	0	4		
Brad Fullmer, L OBP: 0.331, SLG: 0.457										5	2	2	4	0	0	3		
Felipe Lopez, S OBP: 0.290, SLG: 0.394										5	1	1	0	0	2	3		
Darrin Fletcher, L OBP: 0.278, SLG: 0.349										4	0	1	2	0	1	0		
Homer Bush, R OBP: 0.347, SLG: 0.415										4	0	1	0	0	0	0		
Inning Stats	R: 0 H: 1 E: 0 K: 1 S: 11	H: 1 R: 0 ER: 0 LOB: 2 BB: 1 P: 21	R: 1 H: 1 E: 0 K: 1 S: 10	H: 1 R: 0 ER: 0 LOB: 0 BB: 0 P: 14	R: 3 H: 4 E: 0 K: 2 S: 28	H: 4 R: 0 ER: 0 LOB: 1 BB: 1 P: 17	R: 0 H: 0 E: 0 K: 1 S: 9	H: 0 R: 0 ER: 0 LOB: 0 BB: 0 P: 13	R: 2 H: 2 E: 0 K: 0 S: 13	H: 2 R: 0 ER: 0 LOB: 0 BB: 0 P: 11	R: 3 H: 1 E: 0 K: 0 S: 9	H: 1 R: 0 ER: 0 LOB: 1 BB: 1 P: 19	1B: 7 2B: 0 3B: 0 HR: 2	SF: 0 SAC: 0 DP: 0 HBP: 1	WP: 0 PB: 0 SB: 2 CS: 0	PA: 43		
PITCHER	IP	WLS	BF	H	R	ER	SO	BB	IBB	HBP	BLK	WP	HR	S	P	ERA	WHIP	
Calvin Maduro, R ERA: 4.24	3.1	L	18	6	4	4	4	2	0	0	0	0	1	51	80	10.80	2.400	
John Bale, L ERA: 2.7	3.2		16	2	2	2	2	3	0	0	0	0	0	39	66	4.91	1.364	
B.J. Ryan, L ERA: 4.74	1.0		3	0	0	0	1	0	0	0	0	0	0	9	11	0.00	0.000	
Alan Mills, R ERA: 9.24	1.0		6	1	3	3	0	1	0	1	0	0	1	9	19	27.00	2.000	

Toronto Blue Jays @ Baltimore Orioles
Oriole Park at Camden Yards, Baltimore, MD

AB 36
R 9
H 9
RBI 9
BB 6
SO 7
LOB 16



Sat Aug 25 2001, 7:05 PM EDT
Att: 42,260 - Cloudy - 85 F

Batter	1	2	3	4	5	6	7	8	9	AB	R	H	RBI	BB	SO	LOB	BOTTOM	
Brady Anderson, L OBP: 0.308, SLG: 0.301										4	0	0	0	0	2	1		
Brian Roberts, S OBP: 0.293, SLG: 0.347										4	0	1	0	0	0	0		
Chris Richard, L OBP: 0.354, SLG: 0.456										4	0	1	0	0	1	1		
Jeff Conine, R OBP: 0.392, SLG: 0.475										3	0	1	0	1	1	1		
Tony Batista, R OBP: 0.268, SLG: 0.421										3	0	1	0	0	1	2		
Melvin Mora, R OBP: 0.331, SLG: 0.360										3	0	0	0	0	1	2		
Larry Bigbie, L OBP: 0.329, SLG: 0.352										3	0	0	0	0	2	1		
Brook Fordyce, R OBP: 0.273, SLG: 0.340										2	0	0	0	1	0	1		
Jerry Hairston, R OBP: 0.311, SLG: 0.355										3	0	1	0	0	0	1		
Inning Stats	R: 0 H: 1 E: 0 K: 1 S: 7	H: 1 R: 0 ER: 0 LOB: 1 BB: 0 P: 13	R: 0 H: 1 E: 0 K: 2 S: 11	H: 1 R: 0 ER: 0 LOB: 0 BB: 0 P: 14	R: 0 H: 0 E: 0 K: 2 S: 10	H: 0 R: 0 ER: 0 LOB: 1 BB: 1 P: 18	R: 0 H: 1 E: 0 K: 0 S: 7	H: 0 R: 0 ER: 0 LOB: 0 BB: 0 P: 10	R: 0 H: 1 E: 0 K: 2 S: 10	H: 1 R: 0 ER: 0 LOB: 0 BB: 0 P: 13	R: 0 H: 0 E: 0 K: 1 S: 6	H: 0 R: 0 ER: 0 LOB: 0 BB: 0 P: 10	1B: 4 2B: 1 3B: 0 HR: 0	SF: 0 SAC: 0 DP: 3 HBP: 0	WP: 0 PB: 0 SB: 1 CS: 0	PA: 31		
PITCHER	IP	WLS	BF	H	R	ER	SO	BB	IBB	HBP	BLK	WP	HR	S	P	ERA	WHIP	
Kelvim Escobar, R ERA: 3.0	9.0	W	31	5	0	0	8	2	0	0	0	0	0	73	113	0.00	0.778	

Toronto Blue Jays @ Baltimore Orioles
Oriole Park at Camden Yards, Baltimore, MD

AB 29
R 0
H 5
RBI 0
BB 2
SO 8
LOB 10



Sat Aug 25 2001, 7:05 PM EDT
Att: 42,260 - Cloudy - 85 F

Batter	1	2	3	4	5	6	7	8	9	AB R H RBI BB SO LOB	TOP											
10 Vernon Wells, R OBP: 0.333, SLG: 0.457										5 1 3 0 0 0 1	Toronto Blue Jays @ Baltimore Orioles Oriole Park at Camden Yards, Baltimore, MD Sun Aug 26 2001, 1:35 PM EDT Att: 37,994 - Sunny - 85 F AB 36 R 5 H 10 RBI 5 BB 2 SO 5 LOB 14											
Alex Gonzalez, R OBP: 0.300, SLG: 0.393										4 1 1 0 1 0 2												
Brad Fuller, L OBP: 0.331, SLG: 0.456										5 1 2 0 0 0 3												
Carlos Delgado, L OBP: 0.408, SLG: 0.556										3 1 1 1 1 1 2												
Raul Mondesi, R OBP: 0.338, SLG: 0.460										4 0 1 1 0 0 1												
Chris Latham, S OBP: 0.446, SLG: 0.521										4 1 1 1 0 1 2												
Felipe Lopez, S OBP: 0.274, SLG: 0.377										3 0 0 1 0 2 1												
Darrin Fletcher, L OBP: 0.277, SLG: 0.348										4 0 1 1 0 0 1												
Homer Bush, R OBP: 0.341, SLG: 0.407										4 0 0 0 0 1 1												
Inning Stats	R: 1 E: 0 K: 0 S: 6	H: 2 LOB: 1 BB: 0 P: 10	R: 0 E: 0 K: 1 S: 10	H: 0 LOB: 0 BB: 0 P: 16	R: 0 E: 0 K: 0 S: 8	H: 0 LOB: 0 BB: 0 P: 12	R: 0 E: 0 K: 1 S: 7	H: 0 LOB: 0 BB: 0 P: 13	R: 1 E: 0 K: 0 S: 13	H: 2 LOB: 1 BB: 0 P: 23		R: 3 E: 0 K: 0 S: 21	H: 2 LOB: 1 BB: 2 P: 36	R: 0 E: 0 K: 1 S: 9	H: 2 LOB: 2 BB: 0 P: 13	R: 0 E: 0 K: 1 S: 6	H: 0 LOB: 0 BB: 0 P: 8	R: 0 E: 0 K: 0 S: 7	H: 2 LOB: 2 BB: 0 P: 10	1B: 7 2B: 2 3B: 1 HR: 0	SF: 1 SAC: 0 DP: 0 HBP: 0	WP: 1 PB: 0 SB: 1 CS: 0
PITCHER	IP WLS BF H R ER SO BB IBB HBP BLK WP HR S P ERA WHIP											PITCHER	IP WLS BF H R ER SO BB IBB HBP BLK WP HR S P ERA WHIP									
Jose Mercedes, R ERA: 5.82	(1, 1) 6.0 L 26 6 5 5 3 2 0 0 0 0 1 0 65 110 7.50 1.333																					
John Waddn, R ERA: 5.89	(7, 1) 2.0 8 2 0 0 2 0 0 0 0 0 0 15 21 0.00 1.000																					
Buddy Groom, L ERA: 3.46	(9, 1) 1.0 5 2 0 0 0 0 0 0 0 0 0 7 10 0.00 2.000																					

Batter	1	2	3	4	5	6	7	8	9	AB R H RBI BB SO LOB	BOTTOM											
6 Melvin Mora, R OBP: 0.331, SLG: 0.367										4 1 1 1 0 2 0	Toronto Blue Jays @ Baltimore Orioles Oriole Park at Camden Yards, Baltimore, MD Sun Aug 26 2001, 1:35 PM EDT Att: 37,994 - Sunny - 85 F AB 30 R 1 H 3 RBI 1 BB 0 SO 8 LOB 2											
1 Brian Roberts, S OBP: 0.293, SLG: 0.346										4 0 1 0 0 0 0												
Chris Richard, L OBP: 0.350, SLG: 0.451										4 0 0 0 0 2 1												
Jeff Conine, R OBP: 0.390, SLG: 0.472										3 0 0 0 0 0 0												
Cal Ripken Jr., R OBP: 0.299, SLG: 0.402										3 0 0 0 0 1 0												
Tony Batieta, R OBP: 0.288, SLG: 0.420										3 0 1 0 0 1 0												
Larry Bigbie, L OBP: 0.317, SLG: 0.338										3 0 0 0 0 0 1												
Fernando Lunar, R OBP: 0.296, SLG: 0.297										3 0 0 0 0 1 0												
Luis Matos, R										3 0 0 0 0 1 0												
Inning Stats	R: 0 E: 0 K: 1 S: 6	H: 0 LOB: 0 BB: 0 P: 14	R: 0 E: 0 K: 0 S: 12	H: 1 LOB: 1 BB: 0 P: 20	R: 0 E: 0 K: 0 S: 7	H: 0 LOB: 0 BB: 0 P: 10	R: 0 E: 0 K: 1 S: 7	H: 0 LOB: 0 BB: 0 P: 9	R: 0 E: 0 K: 1 S: 8	H: 0 LOB: 0 BB: 0 P: 12		R: 1 E: 0 K: 1 S: 15	H: 2 LOB: 1 BB: 0 P: 24	R: 0 E: 0 K: 1 S: 9	H: 0 LOB: 0 BB: 0 P: 14	R: 0 E: 0 K: 1 S: 8	H: 0 LOB: 0 BB: 0 P: 12	R: 0 E: 0 K: 2 S: 9	H: 0 LOB: 0 BB: 0 P: 12	1B: 2 2B: 0 3B: 0 HR: 1	SF: 0 SAC: 0 DP: 0 HBP: 0	WP: 0 PB: 0 SB: 0 CS: 0
PITCHER	IP WLS BF H R ER SO BB IBB HBP BLK WP HR S P ERA WHIP											PITCHER	IP WLS BF H R ER SO BB IBB HBP BLK WP HR S P ERA WHIP									
Brandon Lyon, R ERA: 5.61	(1, 1) 6.0 W 21 3 1 1 4 0 0 0 0 0 0 1 55 89 1.50 0.500																					
Bob Fife, R ERA: 2.83	(7, 1) 1.0 3 0 0 0 1 0 0 0 0 0 0 9 14 0.00 0.000																					
Scott Eyre, L ERA:	(8, 1) 1.0 3 0 0 0 1 0 0 0 0 0 0 8 12 0.00 0.000																					
Paul Quantrill, R ERA: 2.54	(9, 1) 1.0 3 0 0 0 2 0 0 0 0 0 0 9 12 0.00 0.000																					

Batter	1	2	3	4	5	6	7	8	9	AB	R	H	RBI	BB	SO	LOB	TOP										
10 Vernon Wells, R OBP: 0.350, SLG: 0.487	2-2 FC1-4 S 1B		3-3 K			1-2 G4-3 2B		2-2 L3		4	0	2	0	0	1	0	Toronto Blue Jays @ New York Yankees Yankee Stadium, Bronx, NY Tue Aug 28 2001, 7:05 PM EDT Att: 37,450 - Cloudy - 85 F										
Alex Gonzalez, R OBP: 0.298, SLG: 0.390	1-1 FC1-6-5 CS 1-3			0-3 K		0-0 G4-3 2-3		2-1 F2		4	0	0	0	0	1	2											
Shannon Stewart, R OBP: 0.375, SLG: 0.464	3-1 5-3 1-2			4-2 2B BB		4-2 BB		3-1 G4-3		2	0	0	0	2	0	1											
Carlos Delgado, L OBP: 0.408, SLG: 0.558		2-3 K		1-2 2B		3-1 F9		2-2 1B DI 1B		4	0	2	0	0	1	2											
Raul Mondesi, R OBP: 0.337, SLG: 0.458		1-0 CS 1B		2-1 F7		1-2 G6-3		3-1 P4		4	0	1	0	0	0	2											
Brad Fullmer, L OBP: 0.333, SLG: 0.459 José Cruz Jr., S OBP: 0.324, SLG: 0.516	1-1 FC4-6 HBP 1-2				0-0 G4-3		1-1 FC6-5 2B		0-0 F7		2	0	1	0	0	0		0									
Felipe Lopez, S OBP: 0.273, SLG: 0.370	0-0 FC4-6 1-2				1-3 K		0-2 FC6-5 1B		2-2 DI 1B		4	0	1	0	0	1		2									
Darrin Fletcher, L OBP: 0.278, SLG: 0.347 Chris Latham, S OBP: 0.439, SLG: 0.510			0-1 F9		2-3 K		2-1 1B		1-2 G1-3		3	0	1	0	0	1		0									
Homer Bush, R OBP: 0.336, SLG: 0.401			1-0 F8			0-0 G5-3		1-3 K		3	0	0	0	0	1	2											
Inning Stats	R: 0 E: 0 K: 0 S: 7	H: 1 LOB: 0 BB: 0 P: 13	R: 0 E: 0 K: 1 S: 6	H: 1 LOB: 1 BB: 0 P: 10	R: 0 E: 0 K: 1 S: 6	H: 0 LOB: 0 BB: 0 P: 10	R: 0 E: 0 K: 1 S: 10	H: 1 LOB: 1 BB: 1 P: 17	R: 0 E: 0 K: 2 S: 8	H: 0 LOB: 0 BB: 0 P: 11	R: 0 E: 0 K: 0 S: 11	H: 1 LOB: 2 BB: 1 P: 19	R: 0 E: 0 K: 1 S: 14	H: 2 LOB: 2 BB: 0 P: 19	R: 0 E: 0 K: 0 S: 7	H: 0 LOB: 0 BB: 0 P: 14		R: 0 E: 0 K: 0 S: 15	H: 2 LOB: 2 BB: 0 P: 23	1B: 5 2B: 3 3B: 0 HR: 0	SF: 0 SAC: 0 DP: 0 HBP: 1	WP: 0 PB: 0 SB: 1 CS: 2	PA: 35				
PITCHER	IP	WLS	BF	H	R	ER	SO	BB	IBB	HBP	BLK	WP	HR	S	P	ERA	WHIP										
35 Mike Mussina, R ERA: 3.55	8.0	W	30	6	0	0	6	2	0	1	0	0	0	69	113	0.00	1.000										
Mike Stanton, L ERA: 2.55	0.2		4	2	0	0	0	0	0	0	0	0	0	12	19	0.00	3.000										
42 Mariano Rivera, R ERA: 2.42	0.1	S	1	0	0	0	0	0	0	0	0	0	0	3	4	0.00	0.000										

Batter	1	2	3	4	5	6	7	8	9	AB	R	H	RBI	BB	SO	LOB	BOTTOM										
2 Derek Jeter, R OBP: 0.384, SLG: 0.478	0-1 2B 1B	3-2 G6-3			2-0 G4-6-3 1B		2-2 G6-4-3 1B			4	1	3	0	0	0	1	Toronto Blue Jays @ New York Yankees Yankee Stadium, Bronx, NY Tue Aug 28 2001, 7:05 PM EDT Att: 37,450 - Cloudy - 85 F										
Paul O'Neill, L OBP: 0.335, SLG: 0.473	1-1 G1-3 1-H 2B		0-1 F8		2-1 F7		0-3 K			4	0	1	1	0	1	2											
Bernie Williams, S OBP: 0.404, SLG: 0.515	1-0 G1-3 HBP		0-0 G3 20 1B 1B		1-0 G4-6-3 1-2		0-2 G6-4-3 1-2			3	1	1	0	0	0	2											
Tino Martinez, L OBP: 0.321, SLG: 0.492	0-1 G1-3		0-0 20 1B G3 1B		2-1 HR		0-1 G5-3			4	1	2	1	0	0	2											
David Justice, L OBP: 0.335, SLG: 0.464 Gerald Williams, R OBP: 0.265, SLG: 0.312	1-0 P3		3-1 G3		0-0 20 1B E 1B		1-2 S 1B			4	1	2	0	0	0	4											
20 Jorge Posada, S OBP: 0.376, SLG: 0.496	0-0 F8		1-2 2-3 1B		0-0 E8 1-H 1B		3-2 F9			0	0	0	0	0	0	0											
Shane Spencer, R OBP: 0.309, SLG: 0.441		2-0 F8		1-1 G6-3		0-0 F8		2-2 G6-3		4	0	0	0	0	0	2											
Alfonso Soriano, R OBP: 0.303, SLG: 0.442		0-1 F7		2-1 F9		0-3 K				3	0	0	0	0	1	1											
Enrique Wilson, S OBP: 0.216, SLG: 0.232		2-1 1B		2-1 F7		0-1 G4-3				3	0	1	0	0	0	1											
Inning Stats	R: 1 E: 0 K: 0 S: 8	H: 2 LOB: 2 BB: 0 P: 11	R: 0 E: 0 K: 0 S: 9	H: 1 LOB: 1 BB: 0 P: 16	R: 1 E: 0 K: 0 S: 8	H: 3 LOB: 2 BB: 0 P: 12	R: 0 E: 0 K: 0 S: 6	H: 0 LOB: 0 BB: 0 P: 11	R: 0 E: 0 K: 1 S: 10	H: 1 LOB: 1 BB: 0 P: 12	R: 2 E: 1 K: 1 S: 10	H: 3 LOB: 1 BB: 0 P: 12	R: 0 E: 0 K: 1 S: 12	H: 1 LOB: 0 BB: 0 P: 14	R: 0 E: 0 K: 0 S: 13	H: 1 LOB: 2 BB: 0 P: 19		R: 0 E: 0 K: 0 S: 15	H: 1 LOB: 2 BB: 0 P: 23	1B: 10 2B: 1 3B: 0 HR: 1	SF: 0 SAC: 0 DP: 2 HBP: 1	WP: 0 PB: 0 SB: 1 CS: 0	PA: 34				
PITCHER	IP	WLS	BF	H	R	ER	SO	BB	IBB	HBP	BLK	WP	HR	S	P	ERA	WHIP										
Esteban Loaiza, R ERA: 5.33	5.0	L	24	10	4	4	3	0	0	1	0	0	0	10	12	5.40	2.000										
Bob Fife, R ERA: 2.73	1.0		4	1	0	0	1	0	0	0	0	0	0	10	12	0.00	1.000										
Pedro Borbon, L ERA: 3.77	1.2		5	1	0	0	1	0	0	0	0	0	0	17	21	0.00	0.600										
Billy Koch, R ERA: 5.2	0.1		1	0	0	0	0	0	0	0	0	0	0	4	6	0.00	0.000										

AB	32
R	0
H	8
RBI	0
BB	2
SO	6
LOB	14



Batter	1	2	3	4	5	6	7	8	9	AB	R	H	RBI	BB	SO	LOB	TOP											
10 Vernon Wells, R OBP: 0.378, SLG: 0.512										4	1	2	0	1	0	0	Toronto Blue Jays @ New York Yankees Yankee Stadium, Bronx, NY Wed Aug 29 2001, 7:05 PM EDT Att: 36,855 - Sunny - 79 F											
Alex Gonzalez, R OBP: 0.295, SLG: 0.386										5	0	0	0	0	0	4												
Shannon Stewart, R OBP: 0.375, SLG: 0.463 Chris Latham, S OBP: 0.439, SLG: 0.510										4	1	1	1	0	1	1												
Carlos Delgado, L OBP: 0.407, SLG: 0.562										4	1	1	2	0	0	2												
Raul Mondesi, R OBP: 0.340, SLG: 0.460										3	0	2	0	0	0	0												
Brad Fullmer, L OBP: 0.333, SLG: 0.457										4	0	1	0	0	1	2												
Felipe Lopez, S OBP: 0.263, SLG: 0.355										3	0	0	0	0	1	1												
Alberto Castillo, R OBP: 0.267, SLG: 0.270										3	0	0	0	1	0	2												
Homer Bush, R OBP: 0.335, SLG: 0.398										4	0	1	0	0	1	4												
Inning Stats	R: 0 E: 0 K: 0 S: 10	H: 1 LOB: 1 BB: 0 P: 16	R: 0 E: 0 K: 0 S: 9	H: 2 LOB: 2 BB: 0 P: 16	R: 3 E: 0 K: 0 S: 12	H: 3 LOB: 0 BB: 0 P: 21	R: 0 E: 0 K: 1 S: 11	H: 0 LOB: 0 BB: 0 P: 14	R: 0 E: 0 K: 0 S: 8	H: 0 LOB: 1 BB: 1 P: 11	R: 0 E: 0 K: 1 S: 7	H: 0 LOB: 0 BB: 1 P: 16	R: 0 E: 0 K: 0 S: 8	H: 0 LOB: 0 BB: 0 P: 9	R: 0 E: 0 K: 0 S: 9	H: 1 LOB: 0 BB: 0 P: 13		R: 0 E: 0 K: 1 S: 12	H: 1 LOB: 2 BB: 1 P: 17	1B: 6 2B: 1 3B: 0 HR: 1	SF: 0 SAC: 1 DP: 1 HBP: 1	WP: 0 PB: 0 SB: 3 CS: 0	PA: 38					
PITCHER	IP	WLS	BF	H	R	ER	SO	BB	IBB	HBP	BLK	WP	HR	S	P	ERA	WHIP											
Sterling Hitchcock, L ERA: 5.05	(1, 1)	6.0	L	27	6	3	3	2	1	0	1	0	0	1	57	94	4.50	1.167										
Ramiro Mendoza, R ERA: 3.45	(7, 1)	3.0		11	2	0	0	2	1	0	0	0	0	0	29	39	0.00	1.000										

Batter	1	2	3	4	5	6	7	8	9	AB	R	H	RBI	BB	SO	LOB	BOTTOM											
2 Derek Jeter, R OBP: 0.385, SLG: 0.480										4	1	2	0	0	1	0	Toronto Blue Jays @ New York Yankees Yankee Stadium, Bronx, NY Wed Aug 29 2001, 7:05 PM EDT Att: 36,855 - Sunny - 79 F											
Paul O'Neill, L OBP: 0.337, SLG: 0.474 Chuck Knoblauch, R OBP: 0.337, SLG: 0.354										3	0	2	1	0	0	1												
Bernie Williams, S OBP: 0.405, SLG: 0.517										4	1	2	0	0	0	1												
Tino Martinez, L OBP: 0.319, SLG: 0.488										4	0	0	0	0	1	4												
David Justice, L OBP: 0.337, SLG: 0.463 Gerald Williams, R OBP: 0.265, SLG: 0.312										3	0	1	1	1	2	0												
Shane Spencer, R OBP: 0.304, SLG: 0.433										4	0	0	0	0	2	2												
Alfonso Soriano, R OBP: 0.302, SLG: 0.440										4	0	1	0	0	1	1												
Todd Greene, R OBP: 0.293, SLG: 0.338										3	0	0	0	0	1	2												
Enrique Wilson, S OBP: 0.213, SLG: 0.228										3	0	0	0	0	1	0												
Inning Stats	R: 0 E: 1 K: 0 S: 12	H: 1 LOB: 1 BB: 0 P: 14	R: 0 E: 0 K: 2 S: 8	H: 0 LOB: 0 BB: 0 P: 11	R: 0 E: 0 K: 1 S: 9	H: 1 LOB: 1 BB: 0 P: 11	R: 1 E: 0 K: 2 S: 19	H: 3 LOB: 2 BB: 0 P: 27	R: 1 E: 0 K: 0 S: 8	H: 3 LOB: 1 BB: 0 P: 11	R: 0 E: 0 K: 1 S: 6	H: 0 LOB: 0 BB: 0 P: 9	R: 0 E: 0 K: 1 S: 8	H: 0 LOB: 0 BB: 0 P: 10	R: 0 E: 0 K: 1 S: 10	H: 0 LOB: 0 BB: 0 P: 13		R: 0 E: 0 K: 1 S: 10	H: 0 LOB: 1 BB: 1 P: 14	1B: 6 2B: 2 3B: 0 HR: 0	SF: 0 SAC: 0 DP: 2 HBP: 0	WP: 0 PB: 0 SB: 0 CS: 0	PA: 34					
PITCHER	IP	WLS	BF	H	R	ER	SO	BB	IBB	HBP	BLK	WP	HR	S	P	ERA	WHIP											
32 Roy Halladay, R ERA: 4.05	(1, 1)	7.0	W	28	8	2	2	7	0	0	0	0	0	0	10	13	0.00	0.000										
Dan Plesac, L ERA: 3.4	(8, 1)	1.0	H	3	0	0	0	1	0	0	0	0	0	10	13	0.00	0.000											
Billy Koch, R ERA: 5.11	(9, 1)	1.0	S	3	0	0	0	1	1	0	0	0	0	10	14	0.00	1.000											

Batter	1	2	3	4	5	6	7	8	9	10	11	AB	R	H	RBI	BB	SO	LOB	TOP					
10 Vernon Wells, R OBP: 0.373, SLG: 0.479	(1, 8) 2-3 K		2-2 1B		0-0 G3	1-0 F7			4-1 SH3-4 BB		1-3 K	5	1	1	0	1	2	1						
Jeff Frye, R OBP: 0.313, SLG: 0.335	(1, 5) 2-2 1B HBP		0-1 FC3-6 1B		0-1 FC5-4 1B			0-1 G5-3	0-0 SH3-4		2-1 G4-3	4	0	2	0	0	0	0						
Shannon Stewart, R OBP: 0.377, SLG: 0.464	(1, 10) 2-0 1B		1-1 FC3-6 1B		1-1 FC5-4 HR			1-2 FC3-6 1B	2-3 K			5	1	3	1	0	1	2						
Carlos Delgado, L OBP: 0.407, SLG: 0.565	(1, 3) 0-0 G5-3		1-2 FC3-6 BB		0-0 HR			2-2 FC3-6	4-0 FC5-4 IBB			4	1	1	2	1	0	4						
Raul Mondesi, R OBP: 0.342, SLG: 0.459	(1, 9) 0-0 1B		4-2 FC5 BB		4-2 BB			3-3 K	1-1 FC5-4			3	0	1	0	2	1	3						
Chris Latham, S OBP: 0.276, SLG: 0.472	(1, 7) 1-3 K		0-1 FC5		0-0 F8			1-3 K			1-3 K	4	0	0	0	0	2	5						
Alberto Castillo, R OBP: 0.264, SLG: 0.268	(8, 2) 1-2 2-3		1-2 2-3									1	0	0	0	0	1	0						
Felipe Lopez, S OBP: 0.247, SLG: 0.333	(1, 6) 0-3 K				0-1 P4			1-2 G6-3			2-3 K	5	0	0	0	0	3	1						
Darin Fletcher, L OBP: 0.276, SLG: 0.345	(1, 2) 1-1 F9				0-1 P6			0-0 P5			1-1 G6-3	3	0	0	0	0	0	1						
Jose Cruz Jr., S OBP: 0.325, SLG: 0.522	(8, 7) 1-2 2-3											2	1	1	1	0	0	0						
Homer Bush, R OBP: 0.332, SLG: 0.394	(1, 4) 1-0 F8				1-2 F8			0-1 1B			3-2 G5-3	5	0	1	0	0	0	0						
Inning Stats	R: 0 E: 0 K: 1 S: 7	H: 1 LOB: 1 BB: 0 P: 13	R: 0 E: 0 K: 2 S: 9	H: 1 LOB: 1 BB: 0 P: 11	R: 1 E: 0 K: 0 S: 16	H: 3 LOB: 3 BB: 1 P: 25	R: 0 E: 0 K: 0 S: 9	H: 0 LOB: 0 BB: 0 P: 10	R: 2 E: 0 K: 0 S: 10	H: 2 LOB: 1 BB: 0 P: 15	R: 0 E: 0 K: 1 S: 14	H: 1 LOB: 1 BB: 0 P: 20	R: 1 E: 0 K: 2 S: 10	H: 1 LOB: 0 BB: 0 P: 15	R: 0 E: 0 K: 1 S: 7	H: 0 LOB: 2 BB: 2 P: 18	R: 0 E: 0 K: 2 S: 10	H: 0 LOB: 0 BB: 0 P: 14	R: 0 E: 0 K: 1 S: 9	H: 0 LOB: 0 BB: 0 P: 15	1B: 8 2B: 0 3B: 0 HR: 2	SF: 0 SAC: 1 DP: 0 HBP: 1	WP: 0 PB: 0 SB: 0 CS: 0	PA: 47
PITCHER	IP ERA WLS BF H R ER SO BB IBB HBP BLK WP HR S P ERA WHIP	IP ERA WLS BF H R ER SO BB IBB HBP BLK WP HR S P ERA WHIP																						
Andy Pettitte, L ERA: 3.77	(1, 1)	8.0	36	10	4	4	6	2	1	0	0	0	0	0	0	17	32	0.00	1.500					
42 Mariano Rivera, R ERA: 2.35	(9, 1)	2.0	8	0	0	0	3	1	1	0	0	0	0	0	0	9	15	0.00	0.000					
Jay Witasick, R ERA: 3.73	(11, 1)	1.0	W	3	0	0	1	0	0	0	0	0	0	0	0	0	0	0.00	0.000					

Toronto Blue Jays @ New York Yankees
Yankee Stadium, Bronx, NY
Thu Aug 30 2001, 1:05 PM EDT
Att: 42,537 - Cloudy - 74 F

livebaseallscorecards.com

AB 41
R 4
H 10
RBI 4
BB 4
SO 10
LOB 17



Batter	1	2	3	4	5	6	7	8	9	10	11	AB	R	H	RBI	BB	SO	LOB	BOTTOM					
2 Derek Jeter, R OBP: 0.386, SLG: 0.482	(1, 6) 2-1 F9		0-0 FC5-2 1B		2-3 K			1-1 1B	2-2 G1-3		3-2 2B	6	1	3	0	0	1	0						
Paul O'Neill, L OBP: 0.335, SLG: 0.471	(1, 9) 0-1 G3-1		3-2 FC5-2 FC6					0-0 G2-3	2-2 G4-3		4-0 IBB	3	0	0	0	0	2							
Chuck Knoblauch, R OBP: 0.338, SLG: 0.355	(7, PH) 1-3 3-H		1-3 3-H					1-1 1B	1-H 20 E			2	1	1	1	1	0	0						
Bernie Williams, S OBP: 0.402, SLG: 0.513	(1, 8) 1-2 G3-1		2-2 FC6					0-1 1B	2-1 P4		1-0 G4-3	5	1	1	1	0	0	3						
Tino Martinez, L OBP: 0.321, SLG: 0.489	(1, 3) 0-1 1B				1-0 1B			3-1 1B	2-3 K		2-2 F8	5	0	3	0	0	1	1						
David Justice, L OBP: 0.339, SLG: 0.462	(1, 7) 0-0 F7				0-0 P6			1-0 1B	4-2 20 E		2-2 G5-3	3	0	1	1	1	0	1						
Gerald Williams, R OBP: 0.284, SLG: 0.310	(7, PR) 1-2 3-H							1-2 1B	2-3 BB			1	0	0	0	0	0	0						
20 Jorge Posada, S OBP: 0.378, SLG: 0.492	(1, 2) 2-3 K				4-2 BB			3-1 L9	0-2 E6			4	0	0	0	1	1	4						
Nick Johnson, L OBP: 0.323, SLG: 0.192	(1, 10) 2-0 F8				2-0 F7			4-2 1B	4-2 BB			3	0	0	0	2	0	2						
Alfonso Soriano, R OBP: 0.301, SLG: 0.438	(1, 4) 0-0 1B		2 1B FC5-2 1B					1-2 G6-3	1-1 F9		2-0 F9	5	0	1	0	0	0	6						
Enrique Wilson, S OBP: 0.218, SLG: 0.249	(1, 5) 0-1 G1-6-3				3-2 F7			1-2 F7	1-0 HR		3-2 F7	5	2	2	1	0	0	1						
Inning Stats	R: 0 E: 0 K: 0 S: 7	H: 0 LOB: 0 BB: 0 P: 10	R: 0 E: 0 K: 1 S: 9	H: 1 LOB: 1 BB: 0 P: 13	R: 0 E: 0 K: 0 S: 10	H: 2 LOB: 2 BB: 0 P: 15	R: 0 E: 0 K: 0 S: 7	H: 1 LOB: 1 BB: 0 P: 14	R: 0 E: 0 K: 1 S: 14	H: 3 LOB: 3 BB: 0 P: 21	R: 3 E: 1 K: 1 S: 27	H: 3 LOB: 3 BB: 2 P: 44	R: 0 E: 0 K: 0 S: 10	H: 0 LOB: 0 BB: 0 P: 16	R: 0 E: 0 K: 0 S: 9	H: 0 LOB: 0 BB: 0 P: 14	R: 0 E: 0 K: 0 S: 10	H: 0 LOB: 0 BB: 0 P: 14	R: 1 E: 0 K: 0 S: 12	H: 2 LOB: 2 BB: 1 P: 22	1B: 10 2B: 1 3B: 0 HR: 1	SF: 1 SAC: 0 DP: 0 HBP: 0	WP: 0 PB: 0 SB: 3 CS: 0	PA: 48
PITCHER	IP ERA WLS BF H R ER SO BB IBB HBP BLK WP HR S P ERA WHIP	IP ERA WLS BF H R ER SO BB IBB HBP BLK WP HR S P ERA WHIP																						
Chris Carpenter, R ERA: 4.31	(1, 1)	5.2	25	7	2	2	0	0	0	0	0	0	0	0	0	0	0	0	0					
Bob Fife, R ERA: 3.06	(6, 1)	0.1	H	3	2	2	2	0	0	0	0	0	0	0	0	0	0	0	0					
Pedro Borbon, L ERA: 3.74	(7, 1)	0.1	B	2	1	0	0	0	0	0	0	0	0	0	0	0	0	0	0					
Dan Plesac, L ERA: 3.38	(7, 1)	0.1	4	0	1	0	1	2	0	0	0	0	0	0	0	0	0	0	0					
Paul Quantrill, R ERA: 2.42	(7, 1)	3.1	10	0	0	0	0	0	0	0	0	0	0	0	0	0	0	0	0					

Toronto Blue Jays @ New York Yankees
Yankee Stadium, Bronx, NY
Thu Aug 30 2001, 1:05 PM EDT
Att: 42,537 - Cloudy - 74 F

livebaseallscorecards.com

AB 42
R 5
H 12
RBI 4
BB 5
SO 3
LOB 20



Batter	1	2	3	4	5	6	7	8	9	AB	R	H	RBI	BB	SO	LOB	TOP								
Roger Cedeno, S OBP: 0.343, SLG: 0.398										5	1	1	0	0	2	2									
Jose Macias, S OBP: 0.312, SLG: 0.409										3	0	0	0	1	1	1									
Bobby Higginson, L OBP: 0.373, SLG: 0.451										4	0	1	0	0	3	3									
Randall Simon, L OBP: 0.372, SLG: 0.460										3	1	1	1	1	0	2									
Robert Fick, L OBP: 0.337, SLG: 0.490										4	0	0	0	0	2	3									
Shane Halter, R OBP: 0.325, SLG: 0.463										4	0	2	0	0	2	1									
Damon Easley, R OBP: 0.327, SLG: 0.395										4	1	1	0	0	1	2									
Wendell Magee, R OBP: 0.312, SLG: 0.405										4	0	0	0	0	3	2									
Javier Cardona, R OBP: 0.270, SLG: 0.375										4	1	2	1	0	0	0									
Inning Stats	R: 0 E: 0 K: 1 S: 13	H: 1 LOB: 1 BB: 0 P: 18	R: 0 E: 0 K: 3 S: 11	H: 1 LOB: 1 BB: 0 P: 18	R: 0 E: 0 K: 2 S: 7	H: 0 LOB: 0 BB: 0 P: 11	R: 0 E: 0 K: 1 S: 9	H: 1 LOB: 1 BB: 0 P: 11	R: 3 E: 1 K: 2 S: 26	H: 2 LOB: 2 BB: 2 P: 41	R: 0 E: 0 K: 0 S: 9	H: 0 LOB: 0 BB: 0 P: 11	R: 0 E: 0 K: 0 S: 6	H: 0 LOB: 0 BB: 0 P: 10	R: 1 E: 0 K: 2 S: 17	H: 2 LOB: 1 BB: 0 P: 23	R: 0 E: 0 K: 2 S: 8	H: 1 LOB: 1 BB: 0 P: 12	1B: 5 2B: 3 3B: 0 HR: 1	SF: 0 SAC: 0 DP: 1 HBP: 0	WP: 1 PB: 0 SB: 3 CS: 1	PA: 37			
PITCHER	IP	WLS	BF	H	R	ER	SO	BB	IBB	HBP	BLK	WP	HR	S	P	ERA	WHIP								
Kelvin Escobar, R ERA: 3.04	(1, 1)	4.2	22	5	3	2	9	2	0	0	0	1	0	60	90	3.86	1.500								
Bob Fife, R ERA: 2.95	(5, 1)	2.1	7	0	0	0	1	0	0	0	0	0	0	21	30	0.00	0.000								
Pedro Borbon, L ERA: 3.86	(8, 1)	1.0	L	5	2	1	1	2	0	0	0	0	1	17	23	9.00	2.000								
Scott Eyre, L ERA: 2.08	(9, 1)	1.0	3	1	0	0	2	0	0	0	0	0	0	8	12	0.00	1.000								

Detroit Tigers @ Toronto Blue Jays
SkyDome, Toronto, ON
Fri Aug 31 2001, 7:05 PM EDT
Att: 22,383 - Cloudy - 74 F

AB	35
R	4
H	8
RBI	2
BB	2
SO	14
LOB	16



Batter	1	2	3	4	5	6	7	8	9	AB	R	H	RBI	BB	SO	LOB	BOTTOM								
José Cruz Jr., S OBP: 0.322, SLG: 0.518										4	0	0	0	0	1	2									
Alex Gonzalez, R OBP: 0.293, SLG: 0.383										4	0	0	0	0	3	1									
Shannon Stewart, R OBP: 0.379, SLG: 0.466										4	0	3	0	0	0	0									
Carlos Delgado, L OBP: 0.408, SLG: 0.564										3	1	1	0	1	0	2									
Raul Mondesi, R OBP: 0.343, SLG: 0.464										3	1	1	2	1	1	0									
Brad Fullmer, L OBP: 0.330, SLG: 0.453										4	0	0	0	0	2	2									
Felipe Lopez, S OBP: 0.250, SLG: 0.333										3	1	1	0	0	0	0									
Tony Fernandez, S OBP: 0.316, SLG: 0.321										1	0	0	0	0	1	2									
Darrin Fletcher, L OBP: 0.276, SLG: 0.347										3	0	1	1	0	0	0									
Homer Bush, R OBP: 0.332, SLG: 0.393										3	0	1	0	0	0	1									
Inning Stats	R: 0 E: 0 K: 2 S: 11	H: 1 LOB: 1 BB: 0 P: 13	R: 0 E: 0 K: 0 S: 5	H: 0 LOB: 0 BB: 0 P: 7	R: 0 E: 0 K: 0 S: 6	H: 1 LOB: 0 BB: 0 P: 10	R: 2 E: 0 K: 2 S: 15	H: 3 LOB: 0 BB: 0 P: 23	R: 1 E: 0 K: 0 S: 11	H: 2 LOB: 1 BB: 0 P: 14	R: 0 E: 0 K: 1 S: 7	H: 1 LOB: 0 BB: 0 P: 12	R: 0 E: 0 K: 0 S: 6	H: 0 LOB: 0 BB: 0 P: 8	R: 0 E: 0 K: 1 S: 7	H: 0 LOB: 0 BB: 0 P: 9	R: 0 E: 0 K: 2 S: 13	H: 0 LOB: 2 BB: 2 P: 25	1B: 6 2B: 1 3B: 0 HR: 1	SF: 0 SAC: 0 DP: 2 HBP: 0	WP: 1 PB: 2 SB: 0 CS: 1	PA: 34			
PITCHER	IP	WLS	BF	H	R	ER	SO	BB	IBB	HBP	BLK	WP	HR	S	P	ERA	WHIP								
Steve Sparks, R ERA: 4.0	(1, 1)	8.1	W	31	8	3	6	1	0	0	0	1	0	69	103	3.24	1.080								
Matt Anderson, R ERA: 4.81	(9, 1)	0.2	S	3	0	0	2	1	0	0	0	1	0	12	18	0.00	1.500								

Detroit Tigers @ Toronto Blue Jays
SkyDome, Toronto, ON
Fri Aug 31 2001, 7:05 PM EDT
Att: 22,383 - Cloudy - 74 F

AB	32
R	3
H	8
RBI	3
BB	2
SO	8
LOB	10



Batter	1	2	3	4	5	6	7	8	9	AB	R	H	RBI	BB	SO	LOB	TOP								
Roger Cedeno, S (1, 9) OBP: 0.341, SLG: 0.394	1-2 P6		3-2 G4-3			1-2 G3-1		1-3 K		4	0	0	0	0	1	0									
Jose Macias, S (1, 5) OBP: 0.311, SLG: 0.407 15 Brandon Inge, R (8, 2) OBP: 0.259, SLG: 0.278	1-2 G6-3		0-0 G4-3			0-1 FC4-6 1B		0-2 P6		4	0	1	0	0	0	0									
Bobby Higginson, L (1, 7) OBP: 0.370, SLG: 0.447	3-1 F8		1-2 F8			1-0 FC4-6 1-2			2-3 K	4	0	0	0	0	1	1									
Tony Clark, S (1, 10) OBP: 0.380, SLG: 0.476		4-2 1B 2B BB		2-2 P4		3-1 P6 1-2			2-2 P4	3	1	0	0	1	0	1									
Randall Simon, L (1, 3) OBP: 0.375, SLG: 0.461		2-1 2B 1-2 1B		0-1 P6			0-1		0-2 G4-3	4	0	2	0	0	0	0									
Shane Halter, R (1, 6) OBP: 0.326, SLG: 0.459		2-3 K		0-0 F8			1-1 F8			3	0	0	0	0	1	3									
Damion Easley, R (1, 4) OBP: 0.327, SLG: 0.396		2-1 1-3 2-H 2B		0-0 F7			0-1 P4			3	0	1	1	0	0	1									
Wendell Magee, R (1, 8) OBP: 0.307, SLG: 0.397		1-0 G1-3		2-3 K			2-2 F5			3	0	0	0	0	1	3									
Javier Cardona, R (1, 2) OBP: 0.263, SLG: 0.365 Robert Fick, L (8, PH) OBP: 0.337, SLG: 0.490 Deivi Cruz, R (8, PH) OBP: 0.281, SLG: 0.362		1-1 F8		1-2 P4			2-2 G5-3			2	0	0	0	0	0	2									
										0	0	0	0	0	0	0									
										1	0	0	0	0	0	0									
Inning Stats	R: 0 E: 0 K: 0 S: 8	H: 0 LOB: 0 BB: 0 P: 13	R: 1 E: 0 K: 1 S: 12	H: 2 LOB: 2 BB: 1 P: 24	R: 0 E: 0 K: 0 S: 7	H: 0 LOB: 0 BB: 0 P: 11	R: 0 E: 0 K: 0 S: 6	H: 0 LOB: 0 BB: 0 P: 8	R: 0 E: 0 K: 1 S: 7	H: 0 LOB: 0 BB: 0 P: 10	R: 0 E: 0 K: 0 S: 9	H: 1 LOB: 1 BB: 0 P: 14	R: 0 E: 0 K: 0 S: 9	H: 1 LOB: 1 BB: 0 P: 12	R: 0 E: 0 K: 1 S: 9	H: 0 LOB: 0 BB: 0 P: 12	R: 0 E: 0 K: 10 S: 10	H: 0 LOB: 0 BB: 0 P: 14	1B: 3 2B: 1 3B: 0 HR: 0	SF: 0 SAC: 0 DP: 0 HBP: 0	WP: 0 PB: 0 SB: 1 CS: 0	PA: 32			
PITCHER	IP	WLS	BF	H	R	ER	SO	BB	IBB	HBP	BLK	WP	HR	S	P	ERA	WHIP								
Brandon Lyon, R (1, 1) ERA: 4.68	7.0	W	26	4	1	1	2	1	0	0	0	0	0	58	92	1.29	0.714								
Dan Plesac, L (8, 1) ERA: 3.21	2.0	S	6	0	0	0	2	0	0	0	0	0	0	19	26	0.00	0.000								

Detroit Tigers @ Toronto Blue Jays
SkyDome, Toronto, ON
Sat Sep 01 2001, 4:05 PM EDT
Att: 22,052 - Sunny - 67 F

AB 31
R 1
H 4
RBI 1
BB 1
SO 4
LOB 11



Batter	1	2	3	4	5	6	7	8	9	AB	R	H	RBI	BB	SO	LOB	BOTTOM								
José Cruz Jr., S (1, 8) OBP: 0.320, SLG: 0.514	0-3 K		0-1 G3		0-0 F8			1-1 G6-3		4	0	0	0	0	1	1									
Alex Gonzalez, R (1, 6) OBP: 0.293, SLG: 0.382	2-3 K			0-1 F2	2-1 G5-3			1-2 CS 1B		4	0	1	0	0	1	0									
Shannon Stewart, R (1, 7) OBP: 0.378, SLG: 0.465	0-1 G6-3			1-2 3B 1B		0-0 F2		2-2 G5-3 1-2		4	1	1	0	0	0	2									
Carlos Delgado, L (1, 3) OBP: 0.407, SLG: 0.567		0-0 G4-3		2-2 1-H 2B 3B		2-2 G3				3	1	1	1	0	0	0									
Raul Mondesi, R (1, 9) OBP: 0.345, SLG: 0.466		4-1 PC 1B BB		3-0 2B 2B		2-3 K				2	1	1	1	1	1	0									
Brad Fullmer, L (1, 10) OBP: 0.332, SLG: 0.456		0-0 1B		0-0 2B			0-1 F7			3	0	2	1	0	0	0									
Felipe Lopez, S (1, 5) OBP: 0.242, SLG: 0.322	0-2 F7		0-3 K				1-3 K			3	0	0	0	0	2	3									
Darrin Fletcher, L (1, 2) OBP: 0.274, SLG: 0.344	0-1 PO 2-3		0-1 G4-3	0-1 G4-3			1-1 G4-3			3	0	0	0	0	0	1									
Jeff Frye, R (1, 4) OBP: 0.314, SLG: 0.335			1-0 F8		3-2 G5-3			2-2 1B G6-3 1B		3	0	1	0	0	0	0									
Inning Stats	R: 0 E: 0 K: 2 S: 9	H: 0 LOB: 0 BB: 0 P: 11	R: 0 E: 0 K: 0 S: 7	H: 1 LOB: 1 BB: 1 P: 11	R: 0 E: 0 K: 0 S: 5	H: 0 LOB: 0 BB: 0 P: 6	R: 3 E: 0 K: 1 S: 17	H: 4 LOB: 1 BB: 0 P: 23	R: 0 E: 0 K: 1 S: 7	H: 0 LOB: 0 BB: 0 P: 11	R: 0 E: 0 K: 1 S: 8	H: 0 LOB: 0 BB: 0 P: 10	R: 0 E: 0 K: 0 S: 12	H: 2 LOB: 1 BB: 0 P: 18	1B: 4 2B: 2 3B: 1 HR: 0	SF: 0 SAC: 0 DP: 0 HBP: 0	WP: 0 PB: 0 SB: 0 CS: 1	PA: 31							
PITCHER	IP	WLS	BF	H	R	ER	SO	BB	IBB	HBP	BLK	WP	HR	S	P	ERA	WHIP								
Jeff Weaver, R (1, 1) ERA: 3.99	8.0	L	30	7	3	3	5	1	0	0	0	0	0	71	101	3.38	1.000								

Detroit Tigers @ Toronto Blue Jays
SkyDome, Toronto, ON
Sat Sep 01 2001, 4:05 PM EDT
Att: 22,052 - Sunny - 67 F


AB 29
R 3
H 7
RBI 3
BB 1
SO 5
LOB 7



Batter	1	2	3	4	5	6	7	8	9	AB	R	H	RBI	BB	SO	LOB	TOP					
Roger Cedeno, S (1, 9) OBP: 0.340, SLG: 0.393	1-2 G4-3		0-2 G6-3				1-3 K	1-0 FC6-4 1B		4	0	1	0	0	1	1						
Jose Macias, S (1, 5) OBP: 0.313, SLG: 0.406	2-1 1B		4-1 G3-6-3 BB			1-1 F9		2-2 F7		3	0	1	0	1	0	2						
Bobby Higginson, L (1, 7) OBP: 0.370, SLG: 0.446	0-1 F9		0-0 G3-6-3			1-1 G4-6-3 1B		0-1 FC6-4		3	0	1	0	0	0	2						
Ryan Jackson, L (7, 7) OBP: 0.248, SLG: 0.339			1-2					1-2		1	0	0	0	0	0	1						
Randall Simon, L (1, 3) OBP: 0.367, SLG: 0.450	1-2 F8			1-1 G4-3		0-0 G4-6-3 1B		3-2 G3		4	0	0	0	0	0	3						
Tony Clark, S (1, 10) OBP: 0.379, SLG: 0.473		4-1 SH5-3 FC6-2 HBP BB		2-2 G6-3		1-3 K			1-2 L6	3	0	0	0	1	1	0						
Shane Halter, R (1, 6) OBP: 0.328, SLG: 0.458		2-1 FC6-2 SH5-3 HBP		1-1 PB 1B			1-1 G6-3		1-0 F7	3	0	1	0	0	0	0						
Damon Easley, R (1, 4) OBP: 0.327, SLG: 0.398		0-0 SH5-3		1-2 F8			3-2 2B		0-0 F9	3	0	1	0	0	0	1						
Wendell Magee, R (1, 8) OBP: 0.302, SLG: 0.390		1-1 FC6-2		1-2 E5		2-1 P5				3	0	0	0	0	0	3						
15 Brandon Inge, R (1, 2) OBP: 0.253, SLG: 0.272		1-2 F3		0-3 K		1-3 K				3	0	0	0	0	2	4						
Inning Stats	R: 0 E: 0 K: 0 S: 10	H: 1 LOB: 1 BB: 0 P: 14	R: 0 E: 0 K: 0 S: 8	H: 0 LOB: 0 BB: 1 P: 16	R: 0 E: 0 K: 0 S: 5	H: 0 LOB: 0 BB: 1 P: 9	R: 0 E: 0 K: 0 S: 10	H: 1 LOB: 1 BB: 0 P: 15	R: 0 E: 1 K: 2 S: 12	H: 0 LOB: 1 BB: 0 P: 15	R: 0 E: 0 K: 1 S: 6	H: 1 LOB: 1 BB: 0 P: 8	R: 0 E: 0 K: 1 S: 10	H: 1 LOB: 1 BB: 0 P: 17	R: 0 E: 0 K: 0 S: 12	H: 1 LOB: 1 BB: 0 P: 18	R: 0 E: 0 K: 0 S: 5	H: 0 LOB: 0 BB: 0 P: 7	1B: 4 2B: 1 3B: 0 HR: 0	SF: 0 SAC: 1 DP: 2 HBP: 1	WP: 0 PB: 1 SB: 0 CS: 0	PA: 34
PITCHER Esteban Loaiza, R (1, 1) ERA: 5.05	IP: 9.0 WLS: W BF: 34	H: 5 R: 0 ER: 0 SO: 4	BB: 2 IBB: 0 HBP: 1 BLK: 0	WP: 0 HR: 0 S: 78 P: 119	ERA: 0.00 WHIP: 0.778	PITCHER	IP: 9.0 WLS: W BF: 34	H: 5 R: 0 ER: 0 SO: 4	BB: 2 IBB: 0 HBP: 1 BLK: 0	WP: 0 HR: 0 S: 78 P: 119	ERA: 0.00 WHIP: 0.778	PITCHER	IP: 9.0 WLS: W BF: 34	H: 5 R: 0 ER: 0 SO: 4	BB: 2 IBB: 0 HBP: 1 BLK: 0	WP: 0 HR: 0 S: 78 P: 119	ERA: 0.00 WHIP: 0.778					

Detroit Tigers @ Toronto Blue Jays
SkyDome, Toronto, ON
Sun Sep 02 2001, 1:05 PM EDT
Att: 24,146 - Sunny - 68 F


AB 30
R 0
H 5
RBI 0
BB 2
SO 4
LOB 17



Batter	1	2	3	4	5	6	7	8	9	AB	R	H	RBI	BB	SO	LOB	BOTTOM			
José Cruz Jr., S (1, 8) OBP: 0.317, SLG: 0.509	2-1 F7		0-0 E3			2-3 K		0-0 F8		4	0	0	0	0	1	1				
10 Vernon Wells, R (7, 8) OBP: 0.365, SLG: 0.469		2-3 G4-3								1	0	0	0	0	0	0				
Alex Gonzalez, R (1, 6) OBP: 0.293, SLG: 0.381	0-0 L7		2-0 G5-3		0-2 G5-3			4-1 BB HR BB		4	0	1	0	0	0	2				
Tony Fernandez, S (8, PH) OBP: 0.322, SLG: 0.321										0	0	0	0	1	0	0				
Cesar Izturis, S (8, PR) OBP: 0.261, SLG: 0.396										0	1	0	0	0	0	0				
Shannon Stewart, R (1, 7) OBP: 0.378, SLG: 0.463	1-0 G3		2-2 G5-3		2-2 2B 1B		2-2 F3	4-2 HR BB		4	2	1	0	1	0	1				
Carlos Delgado, L (1, 3) OBP: 0.409, SLG: 0.567		4-2 BB 2B 1B BB	1-1 F9-5 1B HBP		1-1 2B 2B		3-2 G4-3	1-3 K		3	2	1	1	1	1	2				
Raul Mondesi, R (1, 9) OBP: 0.348, SLG: 0.467		3-2 BB 2B	0-2 1B		3-3 K		4-1 2B SF7 BB	0-1 HR		3	1	2	0	1	1	1				
Chris Latham, S (7, PR) OBP: 0.419, SLG: 0.537		1-2 2B 1B	1-2 1B					1-1 HR		1	2	1	3	0	0	0				
Brad Fullmer, L (1, 10) OBP: 0.335, SLG: 0.461		4-2 2B BB	0-0 F9-5		0-1 G4-3 2B		2-2 2B	0-1 F5		4	1	2	1	1	0	3				
Felipe Lopez, S (1, 5) OBP: 0.242, SLG: 0.311	0-1 F9		0-2 G6-3		0-2 G4-3		4-0 IBB			3	0	0	0	1	0	4				
Darrin Fletcher, L (1, 2) OBP: 0.276, SLG: 0.358		0-0 E 2B		0-1 G4-3		1-1 G4-3		0-1 SF7		3	2	2	5	0	0	1				
Jeff Frye, R (1, 4) OBP: 0.307, SLG: 0.328		1-2 E9 G4-3		0-1 F8		1-1 L6		3-1 F9		4	0	0	0	0	2					
Inning Stats	R: 0 E: 0 K: 0 S: 4	H: 0 LOB: 0 BB: 0 P: 7	R: 4 E: 1 K: 0 S: 19	H: 2 LOB: 1 BB: 2 P: 33	R: 0 E: 0 K: 0 S: 8	H: 1 LOB: 0 BB: 0 P: 11	R: 1 E: 1 K: 0 S: 12	H: 1 LOB: 1 BB: 0 P: 12	R: 2 E: 0 K: 1 S: 15	H: 3 LOB: 1 BB: 0 P: 22	R: 0 E: 0 K: 1 S: 12	H: 1 LOB: 1 BB: 0 P: 18	R: 1 E: 0 K: 0 S: 12	H: 1 LOB: 2 BB: 2 P: 25	R: 3 E: 0 K: 1 S: 11	H: 1 LOB: 1 BB: 2 P: 20	1B: 4 2B: 5 3B: 0 HR: 2	SF: 1 SAC: 0 DP: 1 HBP: 1	WP: 0 PB: 0 SB: 1 CS: 0	PA: 42
PITCHER Jose Lima, R (1, 1) ERA: 6.03	IP: 4.0 WLS: L BF: 22	H: 6 R: 7 ER: 6 SO: 0	BB: 2 IBB: 0 HBP: 0 BLK: 0	WP: 0 HR: 0 S: 10 P: 48	ERA: 13.50 WHIP: 2.000	PITCHER	IP: 4.0 WLS: L BF: 22	H: 6 R: 7 ER: 6 SO: 0	BB: 2 IBB: 0 HBP: 0 BLK: 0	WP: 0 HR: 0 S: 10 P: 48	ERA: 13.50 WHIP: 2.000	PITCHER	IP: 4.0 WLS: L BF: 22	H: 6 R: 7 ER: 6 SO: 0	BB: 2 IBB: 0 HBP: 0 BLK: 0	WP: 0 HR: 0 S: 10 P: 48	ERA: 13.50 WHIP: 2.000			
Adam Pettyjohn, L (5, 1) ERA: 6.25	1.0	4	1	0	0	1	0	0	0	0	0	10	14	0.00	1.000					
Victor Santos, R (6, 1) ERA: 3.39	1.1	6	1	1	1	1	1	0	0	0	0	17	30	6.75	1.500					
Matt Perisho, L (7, 1) ERA: 5.97	0.2	4	1	0	0	0	0	0	0	0	0	7	13	0.00	1.500					
Luis Pineda, R (8, 1) ERA: 6.1	1.0	6	1	3	3	1	2	0	0	0	0	1	11	20	27.00	3.000				

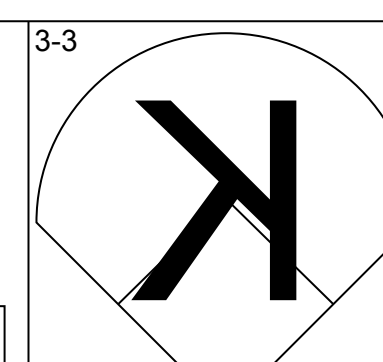
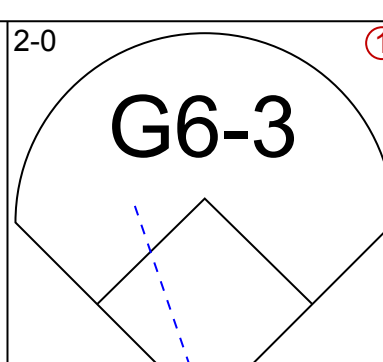
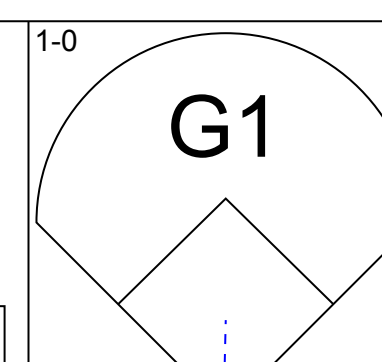
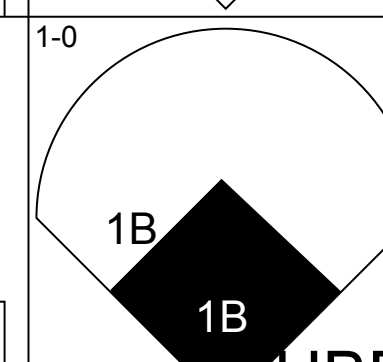
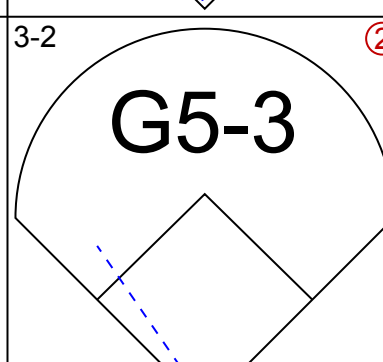
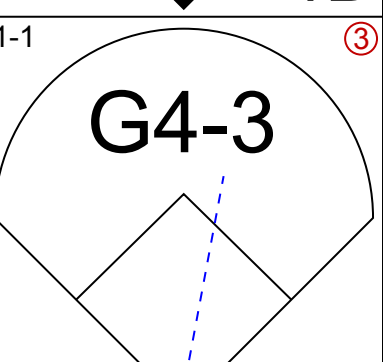
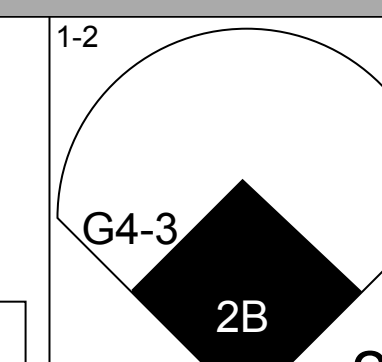
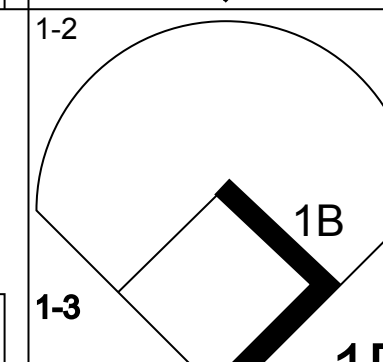
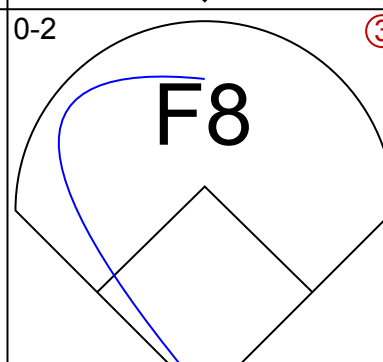
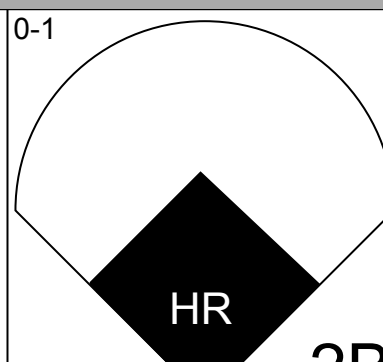
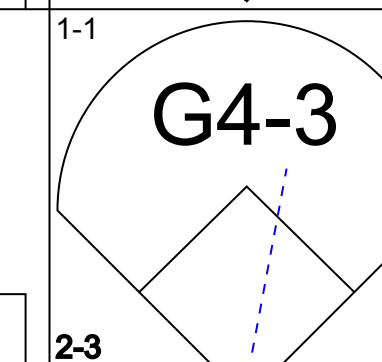
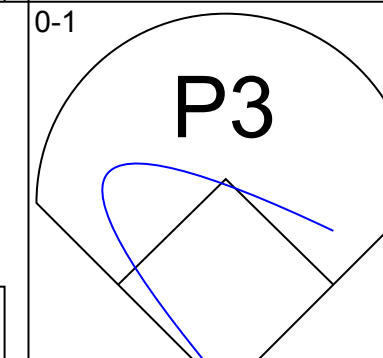
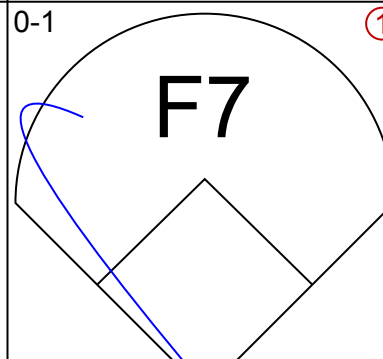
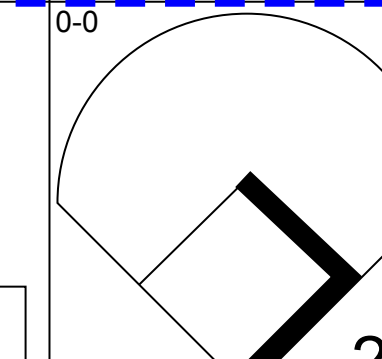
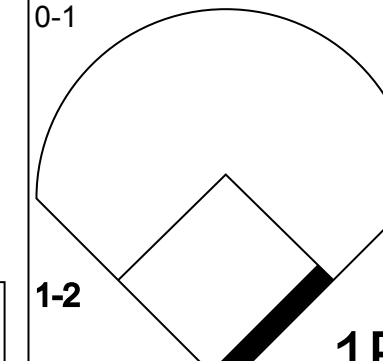
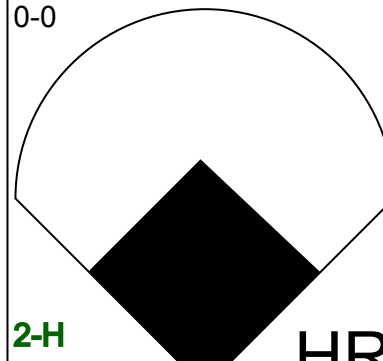
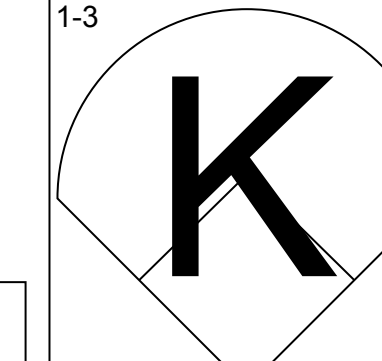
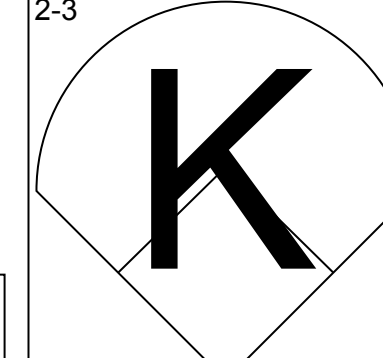
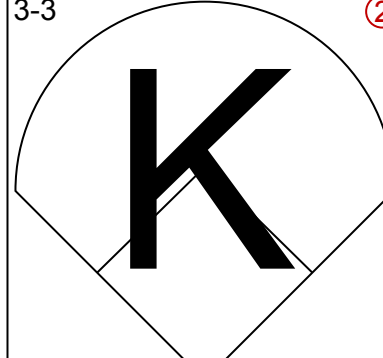
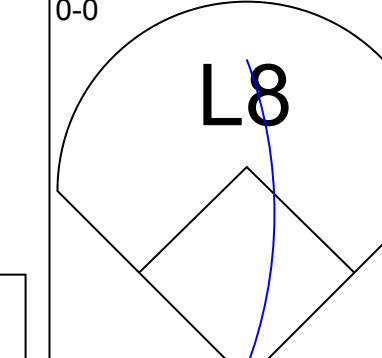
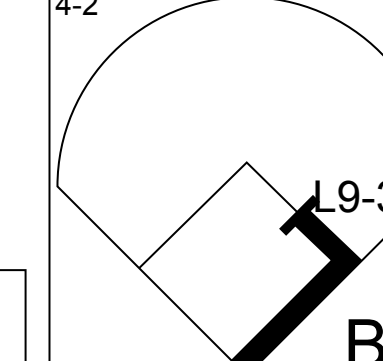
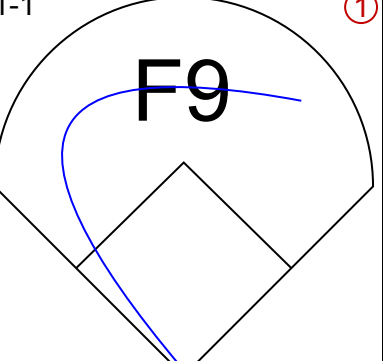
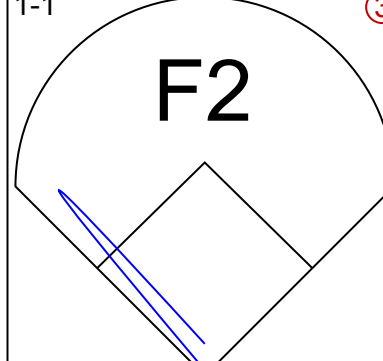
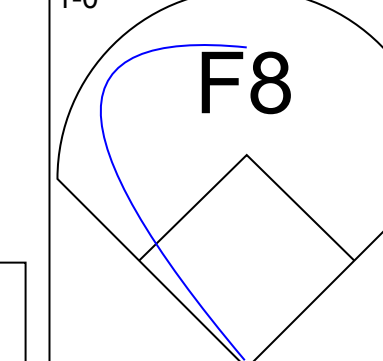
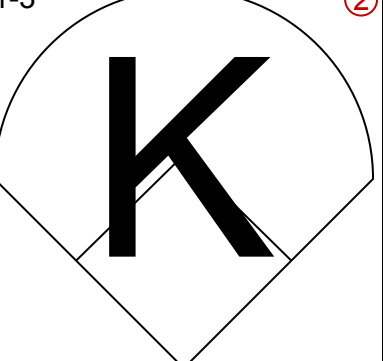
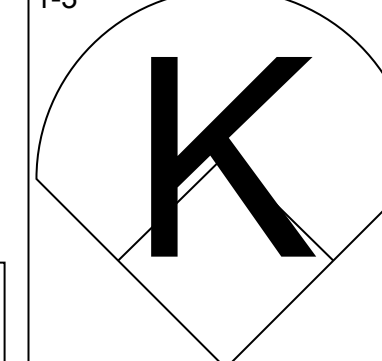
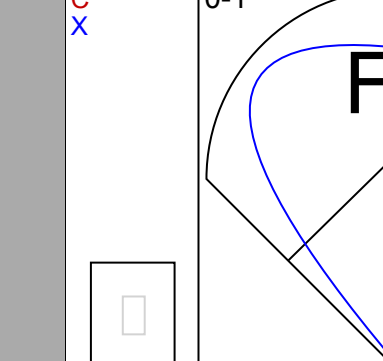
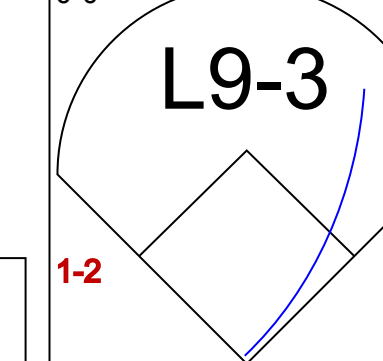
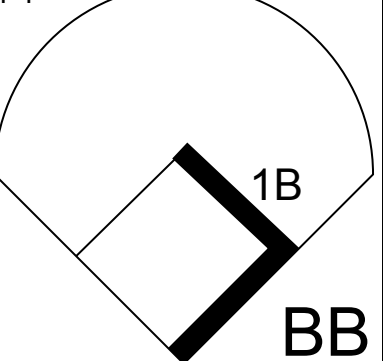
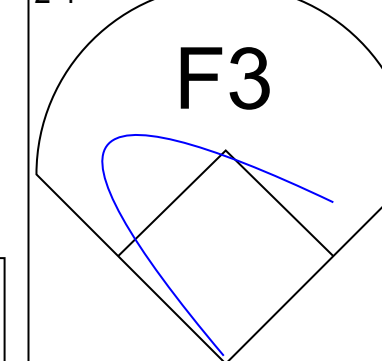
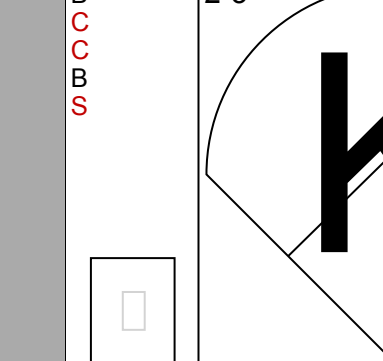
Detroit Tigers @ Toronto Blue Jays
SkyDome, Toronto, ON
Sun Sep 02 2001, 1:05 PM EDT
Att: 24,146 - Sunny - 68 F

AB 34
R 11
H 10
RBI 10
BB 6
SO 3
LOB 17



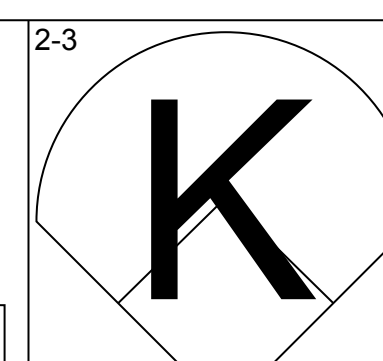
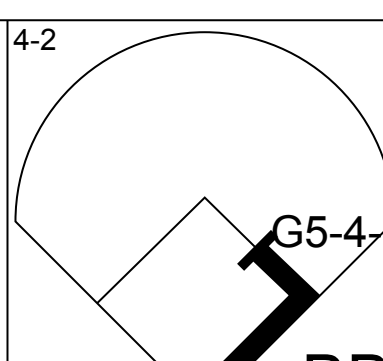
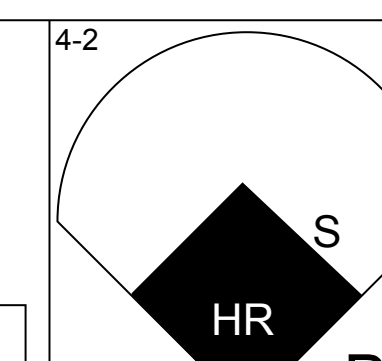
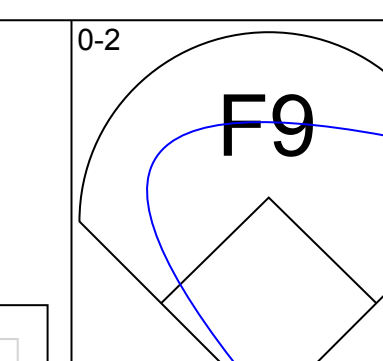
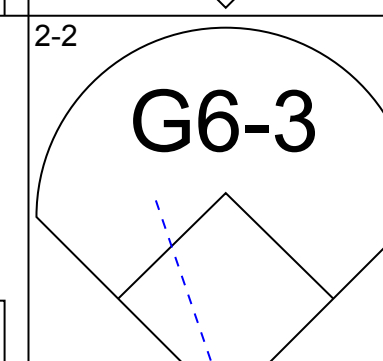
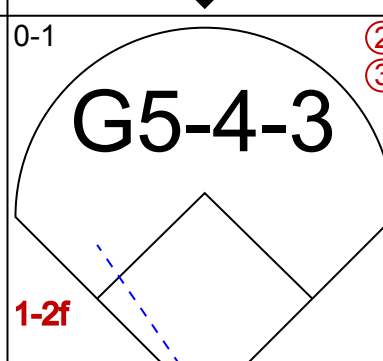
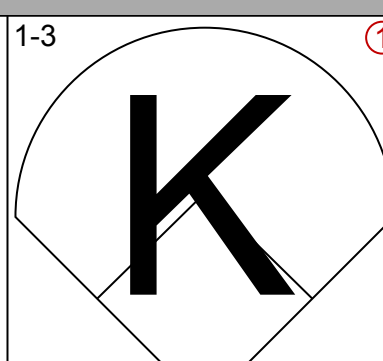
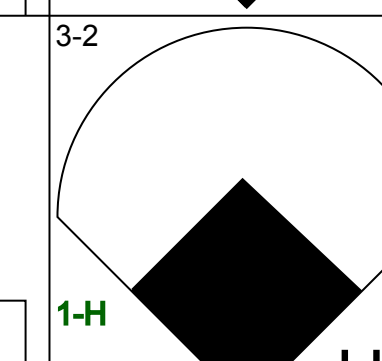
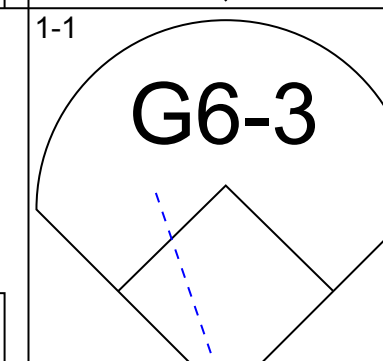
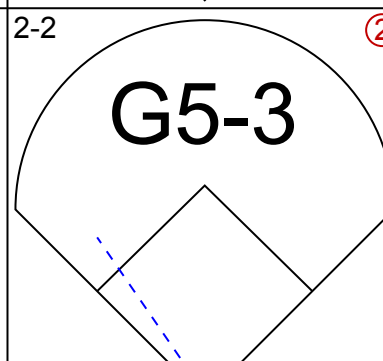
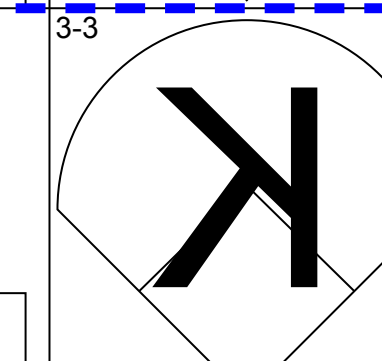
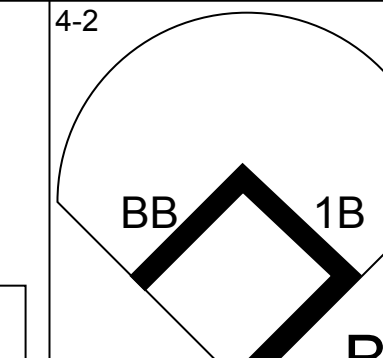
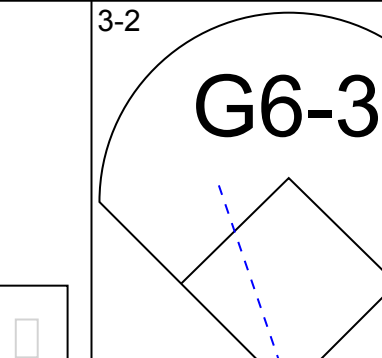
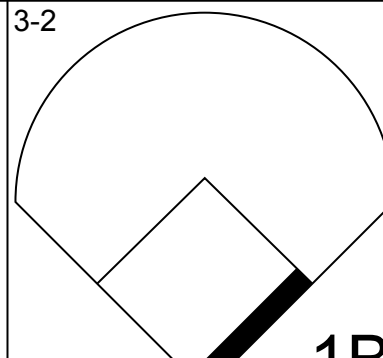
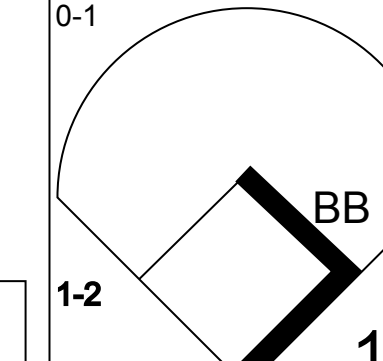
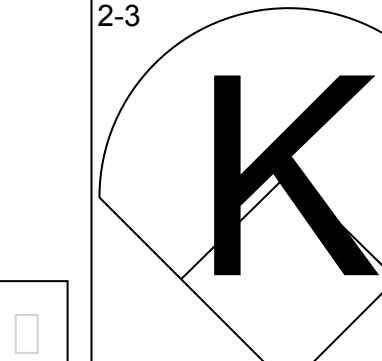
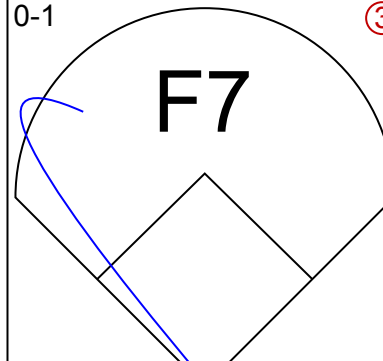
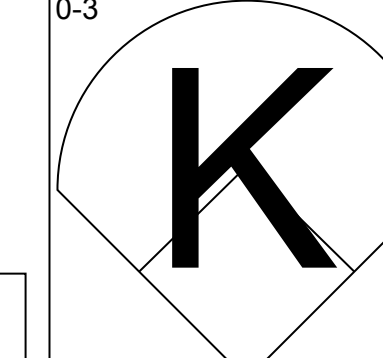

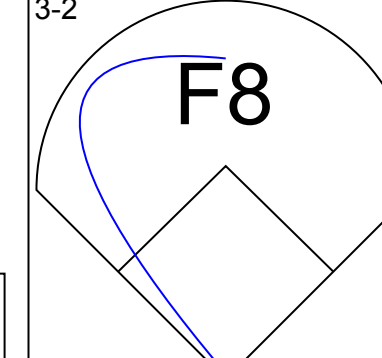
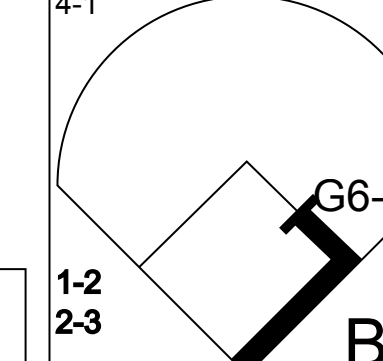
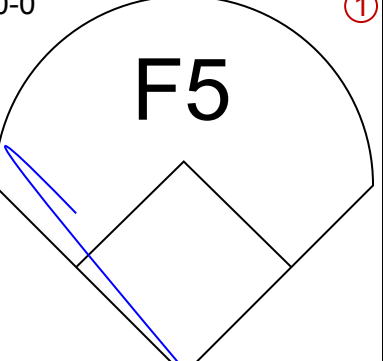
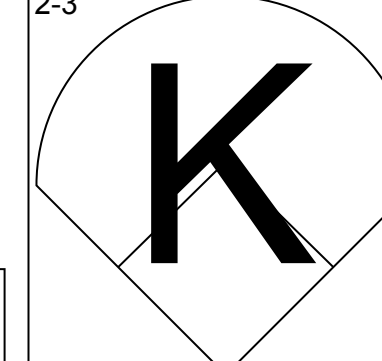
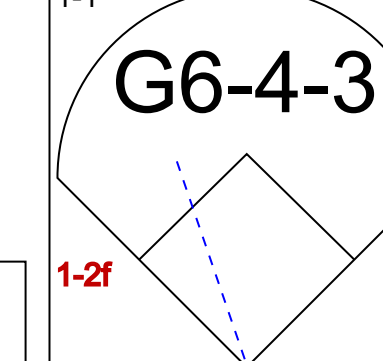
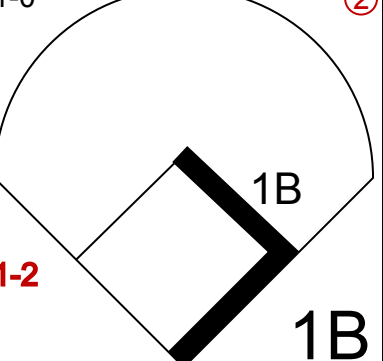
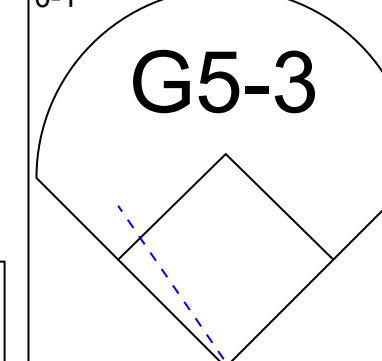

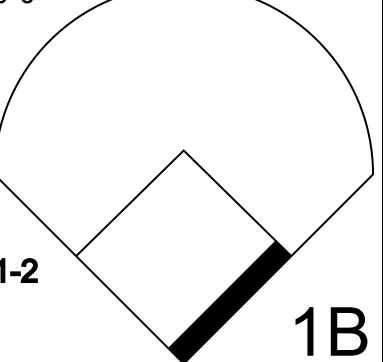

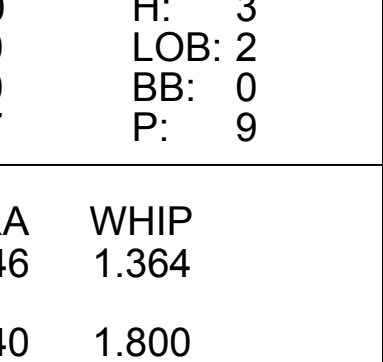
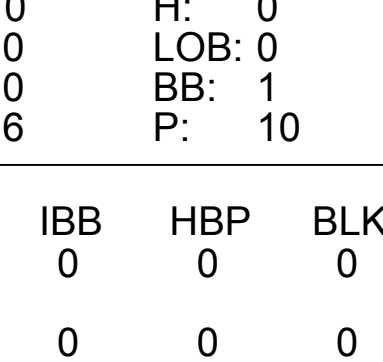

Batter	1	2	3	4	5	6	7	8	9	AB	R	H	RBI	BB	SO	LOB	TOP			
2 Derek Jeter, R OBP: 0.382, SLG: 0.473 Clayton Kershaw, R OBP: 0.230, SLG: 0.397	G4-3		F7			K		P3		1	0	0	0	0	0	0	New York Yankees @ Toronto Blue Jays SkyDome, Toronto, ON Tue Sep 04 2001, 7:05 PM EDT Att: 20,036 - Cloudy - 70 F			
Paul O'Neill, L OBP: 0.329, SLG: 0.460 Juan Rivera, R	F8		K			K		P3		3	0	0	0	0	2	1				
Bernie Williams, S OBP: 0.394, SLG: 0.513 Gerald Williams, R OBP: 0.266, SLG: 0.315	K				K			G5-3		2	0	0	0	0	2	0				
Tino Martinez, L OBP: 0.321, SLG: 0.483 Nick Johnson, L OBP: 0.202, SLG: 0.162		FC4-6 1B			K			K		2	0	1	0	0	1	0				
David Justice, L OBP: 0.336, SLG: 0.452 Randy Velarde, R OBP: 0.367, SLG: 0.453		FC4-6 1-2F			K			FC6-4 1B		2	0	0	0	0	1	1				
20 Jorge Posada, S OBP: 0.370, SLG: 0.491 Bobby Estalella, R OBP: 0.290, SLG: 0.368		F7			K			F9		2	0	0	0	0	1	1				
Shane Spencer, R OBP: 0.315, SLG: 0.431		K				F7				3	0	1	0	0	1	1				
Alfonso Soriano, R OBP: 0.303, SLG: 0.439 Erick Almonte, R OBP: 1.000, SLG: 1.000			G5-3			K				2	0	0	0	0	1	0				
Enrique Wilson, S OBP: 0.233, SLG: 0.273								G4-3		3	0	1	0	0	0	2				
Inning Stats	R: 0 E: 0 K: 1 S: 9	H: 0 LOB: 0 BB: 0 P: 12	R: 0 E: 0 K: 1 S: 14	H: 1 LOB: 1 BB: 0 P: 24	R: 0 E: 0 K: 1 S: 7	H: 1 LOB: 1 BB: 0 P: 13	R: 0 E: 0 K: 3 S: 10	H: 0 LOB: 0 BB: 0 P: 17	R: 0 E: 0 K: 2 S: 8	H: 0 LOB: 0 BB: 0 P: 10	R: 0 E: 0 K: 1 S: 8	H: 1 LOB: 1 BB: 0 P: 9	R: 0 E: 0 K: 0 S: 9	H: 2 LOB: 2 BB: 0 P: 12	R: 0 E: 0 K: 1 S: 9	H: 1 LOB: 1 BB: 0 P: 11		1B: 6 2B: 0 3B: 0 HR: 0	SF: 0 SAC: 0 DP: 0 HBP: 0	WP: 0 PB: 0 SB: 0 CS: 0
PITCHER Chris Carpenter, R ERA: 4.11	IP: 9.0 W: 7 L: 3 BF: 33	H: 6 R: 0 ER: 0 SO: 12	BB: 0 IBB: 0 HBP: 0 BLK: 0	WP: 0 HR: 0 S: 81 P: 116	ERA: 0.00 WHIP: 0.667	PITCHER	IP: 9.0 W: 7 L: 3 BF: 33	H: 6 R: 0 ER: 0 SO: 12	BB: 0 IBB: 0 HBP: 0 BLK: 0	WP: 0 HR: 0 S: 81 P: 116	ERA: 0.00 WHIP: 0.667									

Batter	1	2	3	4	5	6	7	8	9	AB	R	H	RBI	BB	SO	LOB	BOTTOM			
José Cruz Jr., S OBP: 0.319, SLG: 0.516 Chris Latham, S OBP: 0.429, SLG: 0.545	HR		2B			K				4	1	3	2	0	1	1	New York Yankees @ Toronto Blue Jays SkyDome, Toronto, ON Tue Sep 04 2001, 7:05 PM EDT Att: 20,036 - Cloudy - 70 F			
Alex Gonzalez, R OBP: 0.295, SLG: 0.379	F7 1B		1B			K				3	2	1	0	2	2	2				
Shannon Stewart, R OBP: 0.379, SLG: 0.464 Tony Fernandez, S OBP: 0.328, SLG: 0.355	1B		G5-3			FC6				4	1	1	0	0	0	5				
Carlos Delgado, L OBP: 0.406, SLG: 0.559 Luis Lopez, R OBP: 0.297, SLG: 0.357	K		K			G3				3	0	0	0	1	2	3				
Raul Mondesi, R OBP: 0.349, SLG: 0.467 Brian Simmons, S OBP: 0.295, SLG: 0.302	F7					P6				4	1	1	0	0	0	3				
10 Vernon Wells, R OBP: 0.403, SLG: 0.500	3B		F7			HR				4	2	2	1	1	1	1				
Felipe Lopez, S OBP: 0.269, SLG: 0.414	1B		F3			HR				5	3	3	5	0	0	2				
Cesar Izturis, S OBP: 0.287, SLG: 0.420	PB					K				5	2	3	2	0	2	0				
Alberto Castillo, R OBP: 0.262, SLG: 0.265	K		E5							5	0	1	0	0	2	3				
Inning Stats	R: 5 E: 0 K: 2 S: 25	H: 6 LOB: 1 BB: 0 P: 38	R: 0 E: 0 K: 2 S: 10	H: 1 LOB: 1 BB: 0 P: 14	R: 2 E: 1 K: 0 S: 21	H: 3 LOB: 3 BB: 1 P: 29	R: 2 E: 0 K: 1 S: 9	H: 2 LOB: 0 BB: 0 P: 15	R: 0 E: 0 K: 2 S: 15	H: 1 LOB: 1 BB: 0 P: 21	R: 0 E: 0 K: 0 S: 5	H: 0 LOB: 1 BB: 2 P: 14	R: 4 E: 0 K: 2 S: 16	H: 3 LOB: 0 BB: 1 P: 27	R: 1 E: 0 K: 2 S: 13	H: 1 LOB: 0 BB: 0 P: 18		1B: 9 2B: 3 3B: 1 HR: 4	SF: 0 SAC: 0 DP: 1 HBP: 0	WP: 0 PB: 2 SB: 0 CS: 0
PITCHER Andy Pettitte, L ERA: 4.01 Ted Lilly, L ERA: 5.64 Mike Stanton, L ERA: 2.73	IP: 3.0 W: 1 L: 2 BF: 21	H: 10 R: 7 ER: 6 SO: 4	BB: 1 IBB: 0 HBP: 0 BLK: 0	WP: 0 HR: 1 S: 56 P: 81	ERA: 18.00 WHIP: 3.667	PITCHER	IP: 3.0 W: 1 L: 2 BF: 21	H: 10 R: 7 ER: 6 SO: 4	BB: 1 IBB: 0 HBP: 0 BLK: 0	WP: 0 HR: 1 S: 56 P: 81	ERA: 18.00 WHIP: 3.667									

Batter	1	2	3	4	5	6	7	8	9	AB	R	H	RBI	BB	SO	LOB	TOP																					
Chuck Knoblauch, R (1, 7) OBP: 0.337, SLG: 0.351										4	0	1	0	0	1	0	New York Yankees @ Toronto Blue Jays SkyDome, Toronto, ON Wed Sep 05 2001, 7:05 PM EDT Att: 29,235 - Sunny - 70 F																					
Randy Velarde, R (1, 5) OBP: 0.369, SLG: 0.455										3	2	1	0	0	0	2																						
Bernie Williams, S (1, 8) OBP: 0.395, SLG: 0.515										4	1	2	0	0	0	1																						
Tino Martinez, L (1, 3) OBP: 0.321, SLG: 0.483										4	0	1	1	0	1	3																						
David Justice, L (1, 10) OBP: 0.338, SLG: 0.462										4	1	2	3	0	2	1																						
20 Jorge Posada, S (1, 2) OBP: 0.367, SLG: 0.486										4	0	0	0	0	2	3																						
Shane Spencer, R (1, 9) OBP: 0.314, SLG: 0.425										3	0	0	0	1	1	0																						
Alfonso Soriano, R (1, 4) OBP: 0.301, SLG: 0.435										4	0	0	0	0	2	1																						
Enrique Wilson, S (1, 6) OBP: 0.233, SLG: 0.269										3	0	0	0	1	1	1																						
Inning Stats	R: 1 E: 0 K: 2 S: 15	H: 2 LOB: 2 BB: 0 P: 22	R: 0 E: 0 K: 0 S: 4	H: 0 LOB: 0 BB: 1 P: 9	R: 0 E: 0 K: 0 S: 8	H: 0 LOB: 0 BB: 0 P: 13	R: 0 E: 0 K: 2 S: 9	H: 1 LOB: 2 BB: 1 P: 17	R: 2 E: 0 K: 1 S: 12	H: 2 LOB: 0 BB: 0 P: 16	R: 0 E: 0 K: 1 S: 6	H: 0 LOB: 0 BB: 0 P: 10	R: 1 E: 0 K: 1 S: 12	H: 2 LOB: 1 BB: 0 P: 15	R: 0 E: 0 K: 2 S: 8	H: 0 LOB: 0 BB: 0 P: 12	1B: 3 2B: 4 3B: 0 HR: 1	SF: 0 SAC: 0 DP: 1 HBP: 1	WP: 0 PB: 0 SB: 0 CS: 0	PA: 36																		
PITCHER	IP	WLS	BF	H	R	ER	SO	BB	IBB	HBP	BLK	WP	HR	S	P	ERA	WHIP	PITCHER				IP	WLS	BF	H	R	ER	SO	BB	IBB	HBP	BLK	WP	HR	S	P	ERA	WHIP
Kelvin Escobar, R (1, 1) ERA: 3.16	7.1	L	30	6	4	4	7	2	0	1	0	0	1	70	108	4.91	1.091																					
Pedro Borbon, L (8, 1) ERA: 3.79	0.2		3	1	0	0	1	0	0	0	0	0	0	6	7	0.00	1.500																					
Paul Quantrill, R (9, 1) ERA: 2.63	1.0		3	0	0	0	2	0	0	0	0	0	0	8	12	0.00	0.000																					

AB	33
R	4
H	7
RBI	4
BB	2
SO	10
LOB	12



Batter	1	2	3	4	5	6	7	8	9	AB	R	H	RBI	BB	SO	LOB	BOTTOM																					
José Cruz Jr., S (1, 8) OBP: 0.320, SLG: 0.513										3	1	0	0	2	1	3	New York Yankees @ Toronto Blue Jays SkyDome, Toronto, ON Wed Sep 05 2001, 7:05 PM EDT Att: 29,235 - Sunny - 70 F																					
Alex Gonzalez, R (1, 6) OBP: 0.294, SLG: 0.384										4	1	1	2	0	1	1																						
Shannon Stewart, R (1, 7) OBP: 0.377, SLG: 0.461										4	0	0	0	0	1	0																						
Carlos Delgado, L (1, 3) OBP: 0.409, SLG: 0.562										3	0	2	0	1	0	0																						
Brad Fullmer, L (1, 10) OBP: 0.333, SLG: 0.458										4	0	1	0	0	1	2																						
Chris Latham, S (1, 9) OBP: 0.418, SLG: 0.525										4	0	1	0	0	2	2																						
Felipe Lopez, S (1, 5) OBP: 0.271, SLG: 0.417										2	0	0	0	1	1	1																						
Tony Fernandez, S (9, PH) OBP: 0.333, SLG: 0.360										1	1	1	0	0	0	0																						
Darrin Fletcher, L (1, 2) OBP: 0.275, SLG: 0.358										4	0	1	0	0	0	4																						
Cesar Izturis, S (1, 4) OBP: 0.288, SLG: 0.417										3	0	1	0	0	0	0																						
Luis Lopez, R (9, PH) OBP: 0.293, SLG: 0.362										0	0	0	0	0	0	0																						
Chris Woodward, R (9, PR) OBP: 0.200, SLG: 0.417										1	0	1	1	0	0	0																						
Inning Stats	R: 0 E: 0 K: 1 S: 8	H: 1 LOB: 2 BB: 2 P: 19	R: 0 E: 0 K: 0 S: 6	H: 0 LOB: 0 BB: 1 P: 10	R: 0 E: 0 K: 1 S: 12	H: 0 LOB: 0 BB: 0 P: 17	R: 0 E: 0 K: 0 S: 7	H: 3 LOB: 2 BB: 0 P: 9	R: 0 E: 0 K: 1 S: 11	H: 1 LOB: 1 BB: 0 P: 17	R: 0 E: 0 K: 1 S: 8	H: 0 LOB: 0 BB: 0 P: 13	R: 2 E: 0 K: 1 S: 15	H: 2 LOB: 1 BB: 1 P: 27	R: 1 E: 0 K: 1 S: 17	H: 2 LOB: 1 BB: 0 P: 21	1B: 7 2B: 1 3B: 0 HR: 1	SF: 0 SAC: 0 DP: 2 HBP: 0	WP: 0 PB: 0 SB: 1 CS: 1	PA: 37																		
PITCHER	IP	WLS	BF	H	R	ER	SO	BB	IBB	HBP	BLK	WP	HR	S	P	ERA	WHIP	PITCHER				IP	WLS	BF	H	R	ER	SO	BB	IBB	HBP	BLK	WP	HR	S	P	ERA	WHIP
Roger Clemens, R (1, 1) ERA: 3.44	7.1	W	29	6	2	2	5	4	0	0	0	0	0	71	116	2.46	1.364																					
42 Mariano Rivera, R (8, 1) ERA: 2.35	1.2	S	8	3	1	1	2	0	0	0	0	0	0	23	30	5.40	1.800																					

AB	33
R	3
H	9
RBI	3
BB	4
SO	7
LOB	13



Batter	1	2	3	4	5	6	7	8	9	AB	R	H	RBI	BB	SO	LOB	TOP				
José Cruz Jr., S OBP: 0.320, SLG: 0.511 (1, 8)	G3-1		G4-3					L4		4	0	1	0	0	0	1	Toronto Blue Jays @ Detroit Tigers Comerica Park, Detroit, MI Fri Sep 07 2001, 7:05 PM EDT Att: 28,083 - Cloudy - 88 F				
Alex Gonzalez, R OBP: 0.296, SLG: 0.383 (1, 6)	K			2B	BB			1B		2	2	0	0	2	2						
Shannon Stewart, R OBP: 0.296, SLG: 0.460 Alberto Castillo, R OBP: 0.262, SLG: 0.265 (1, 7) (9, 2)	F7			F9	F9			1B	CS	1B	4	0	1	0	0	0		3			
Carlos Delgado, L OBP: 0.412, SLG: 0.567 (1, 3)		FC5-4		1B				1B		3	0	3	2	1	0	0					
Raul Mondesi, R OBP: 0.347, SLG: 0.463 (1, 9)	FC5-4	CS		K				G5-4-3		4	0	0	0	0	1	5					
Brad Fullmer, L OBP: 0.333, SLG: 0.455 (1, 10)	K				IBB					3	0	0	0	1	2	1					
Felipe Lopez, S OBP: 0.279, SLG: 0.404 (1, 5)			G5-4-3	1B	BB			G4-3		3	0	1	0	1	0	2					
Cesar Izturis, S OBP: 0.287, SLG: 0.411 (1, 4)			G5-4-3	1B				G4-3		4	0	1	0	0	0	1					
Josh Phelps, R (1, 2)			G5-4-3	1B				G6-3		2	0	0	0	1	0	2					
10 Vernon Wells, R OBP: 0.403, SLG: 0.500 (9, 8)			G5-4-3	1B	BB					0	0	0	0	0	0	0					
Inning Stats	R: 0 E: 0 K: 1 S: 8	H: 0 LOB: 0 BB: 0 P: 11	R: 0 E: 0 K: 1 S: 5	H: 1 LOB: 0 BB: 0 P: 9	R: 0 E: 0 K: 0 S: 6	H: 1 LOB: 1 BB: 1 P: 10	R: 1 E: 0 K: 1 S: 10	H: 1 LOB: 2 BB: 2 P: 21	R: 0 E: 0 K: 0 S: 7	H: 0 LOB: 0 BB: 1 P: 11	R: 0 E: 0 K: 0 S: 8	H: 1 LOB: 0 BB: 0 P: 12	R: 1 E: 0 K: 0 S: 14	H: 2 LOB: 1 BB: 1 P: 23	R: 0 E: 0 K: 1 S: 7	H: 0 LOB: 0 BB: 0 P: 10	1B: 6 2B: 1 3B: 0 HR: 0	SF: 0 SAC: 0 DP: 2 HBP: 0	WP: 0 PB: 0 SB: 0 CS: 2	PA: 35	
PITCHER	IP	WLS	BF	H	R	ER	SO	BB	IBB	HBP	BLK	WP	HR	S	P	ERA	WHIP				
Jose Lima, R ERA: 5.84 (1, 1)	7.1	L	30	6	2	2	4	5	1	0	0	0	0	61	106	2.46	1.500				
Matt Perisho, L ERA: 5.97 (8, 1)	0.0		1	1	0	0	0	0	0	0	0	0	0	3	4	∞	∞				
Danny Patterson, R ERA: 2.9 (8, 1)	0.2		1	0	0	0	0	0	0	0	0	0	0	1	1	0.00	0.000				
Matt Miller, L ERA: 18.0 (9, 1)	1.0		3	0	0	0	1	0	0	0	0	0	0	7	10	0.00	0.000				

Batter	1	2	3	4	5	6	7	8	9	AB	R	H	RBI	BB	SO	LOB	BOTTOM					
Roger Cedeno, S OBP: 0.341, SLG: 0.401 (1, 10)	G6-3			G4-3		SF7		FC4-6		3	0	1	1	0	0	0	Toronto Blue Jays @ Detroit Tigers Comerica Park, Detroit, MI Fri Sep 07 2001, 7:05 PM EDT Att: 28,083 - Cloudy - 88 F					
Jose Macias, S OBP: 0.311, SLG: 0.406 (1, 5)	K			G4-3		L3		P3		4	0	0	0	0	1	3						
Bobby Higginson, L OBP: 0.365, SLG: 0.436 (1, 7)	F7			F7		BLK		FC4-6		4	0	1	0	0	0	2						
Randall Simon, L OBP: 0.355, SLG: 0.444 (1, 3)		CS		P6		F2		F7		4	0	1	0	0	0	1						
Shane Halter, R OBP: 0.329, SLG: 0.455 (1, 6)		G4-6-3		K				K		3	0	1	0	1	2	0						
Wendell Magee, R OBP: 0.305, SLG: 0.377 Robert Fick, L OBP: 0.339, SLG: 0.493 (1, 8) (9, PH)	G4-6-3			G5-3		F8		F5		3	0	0	0	0	0	3						
Damion Easley, R OBP: 0.325, SLG: 0.393 (1, 4)			F8			15 SH1-4		G1-3		3	1	1	0	0	0	2						
43 Chris Wakeland, L OBP: 0.200, SLG: 0.200 (1, 9)			F7			15 SH1-4		K		3	0	1	0	0	1	0						
15 Brandon Inge, R OBP: 0.247, SLG: 0.264 Tony Clark, S OBP: 0.360, SLG: 0.478 Ryan Jackson, L OBP: 0.246, SLG: 0.336 Javier Cardona, R OBP: 0.266, SLG: 0.355 (1, 2) (8, PH) (6, PR) (9, 2)	G5-3			SH1-4				1B		1	0	0	0	0	0	0						
Inning Stats	R: 0 E: 0 K: 1 S: 6	H: 0 LOB: 0 BB: 0 P: 7	R: 0 E: 0 K: 0 S: 5	H: 2 LOB: 0 BB: 0 P: 6	R: 0 E: 0 K: 0 S: 4	H: 0 LOB: 0 BB: 0 P: 6	R: 0 E: 0 K: 0 S: 5	H: 0 LOB: 0 BB: 0 P: 6	R: 0 E: 0 K: 1 S: 7	H: 0 LOB: 0 BB: 0 P: 8	R: 1 E: 0 K: 0 S: 9	H: 2 LOB: 1 BB: 0 P: 14	R: 0 E: 0 K: 0 S: 8	H: 1 LOB: 2 BB: 1 P: 13	R: 0 E: 0 K: 1 S: 11	H: 2 LOB: 2 BB: 0 P: 12		R: 0 E: 0 K: 1 S: 6	H: 0 LOB: 0 BB: 0 P: 8	1B: 7 2B: 0 3B: 0 HR: 0	SF: 1 SAC: 1 DP: 1 HBP: 0	WP: 0 PB: 0 SB: 0 CS: 1
PITCHER	IP	WLS	BF	H	R	ER	SO	BB	IBB	HBP	BLK	WP	HR	S	P	ERA	WHIP					
Brandon Lyon, R ERA: 4.05 (1, 1)	7.1	W	27	6	1	1	3	1	0	0	1	0	0	50	67	1.23	0.955					
Pedro Borbon, L ERA: 3.72 (8, 1)	0.2	H	3	1	0	0	0	0	0	0	0	0	0	5	5	0.00	1.500					
Billy Koch, R ERA: 5.22 (9, 1)	1.0	S	3	0	0	0	1	0	0	0	0	0	0	6	8	0.00	0.000					

AB 29
R 2
H 7
RBI 2
BB 6
SO 5
LOB 17



AB 30
R 1
H 7
RBI 1
BB 1
SO 4
LOB 11



Batter	1	2	3	4	5	6	7	8	9	AB	R	H	RBI	BB	SO	LOB	TOP								
José Cruz Jr., S OBP: 0.321, SLG: 0.510 10 Vernon Wells, R OBP: 0.418, SLG: 0.524	4-2 FC6-4 1B BB	0-1 G1-3		4-2 E BB			0-0 E 1B FC4		0-0 SH2-4 E 2B	1	1	0	0	2	0	2	Toronto Blue Jays @ Detroit Tigers Comerica Park, Detroit, MI Sun Sep 09 2001, 1:05 PM EDT Att: 24,652 - Cloudy - 81 F								
Alex Gonzalez, R OBP: 0.298, SLG: 0.383	4-2 FC6-4 BB	0-2 F9		2-1 SF9			0-0 E5 FC4 1B		1-1 SH2-4	2	0	1	1	1	0	2									
Shannon Stewart, R OBP: 0.372, SLG: 0.455	1-1 FC6-4 1B		2-0 G5-3				2-2 FC4 2B		0-0 E7 1B	5	0	1	2	0	0	5									
Carlos Delgado, L OBP: 0.411, SLG: 0.563	1-0 G5-4-3 1B		0-1 F5		1-1 G3		1-2 L6 2B		3-H 4-0 IBB	4	0	2	1	1	0	0									
Raul Mondesi, R OBP: 0.346, SLG: 0.460 Chris Latham, S OBP: 0.414, SLG: 0.508	2-2 G5-4-3		3-2 G6-3		2-3 K		4-0 IBB		0-0 F9	3	0	0	0	0	1	2									
Brad Fullmer, L OBP: 0.331, SLG: 0.456		0-0 G4-3		1-2 P5		0-0 G5-3		1-0 L6		0-1 G3	5	0	0	0	0	5									
Felipe Lopez, S OBP: 0.288, SLG: 0.400		4-1 S BB		2-2 1B 1B			0-0 F2		1-0 G3	3	2	1	0	1	0	0									
Darrin Fletcher, L OBP: 0.277, SLG: 0.357		4-0 G1-3 1B BB		0-2 BB 1B SF9 1B			3-1 G3-1		0-0 L4	3	1	1	0	1	0	0									
Homer Bush, R OBP: 0.335, SLG: 0.395		0-2 G1-3 1B		1-2 SF9 BB 1B			2-2 G4-3		1-3 K	4	0	2	2	0	1	0									
Inning Stats	R: 1 E: 0 K: 0 S: 18	H: 1 LOB: 1 BB: 2 P: 30	R: 1 E: 0 K: 0 S: 10	H: 1 LOB: 2 BB: 2 P: 18	R: 0 E: 0 K: 0 S: 6	H: 0 LOB: 0 BB: 0 P: 11	R: 2 E: 1 K: 0 S: 23	H: 3 LOB: 2 BB: 1 P: 34	R: 0 E: 0 K: 1 S: 6	H: 0 LOB: 0 BB: 0 P: 9	R: 0 E: 0 K: 0 S: 6	H: 0 LOB: 0 BB: 0 P: 11	R: 1 E: 1 K: 0 S: 10	H: 3 LOB: 2 BB: 1 P: 18	R: 0 E: 0 K: 1 S: 7	H: 0 LOB: 0 BB: 0 P: 9		R: 1 E: 1 K: 0 S: 7	H: 2 LOB: 2 BB: 1 P: 12	1B: 8 2B: 3 3B: 0 HR: 0	SF: 1 SAC: 1 DP: 2 HBP: 0	WP: 0 PB: 0 SB: 1 CS: 0	PA: 42		
PITCHER	IP	WLS	BF	H	R	ER	SO	BB	IBB	HBP	BLK	WP	HR	S	P	ERA	WHIP								
24 Nate Cornejo, R ERA: 6.9	3.1	L	18	5	4	4	0	4	0	0	0	0	0	48	77	10.80	2.700								
Adam Bernero, R ERA: 7.94	2.2		9	0	0	0	1	1	0	0	0	0	0	21	36	0.00	0.375								
Chris Holt, R ERA: 5.9	2.1		13	5	2	2	1	0	2	0	0	0	0	21	36	7.71	2.143								
Matt Miller, L ERA: 14.4	0.2		2	0	0	0	0	0	0	0	0	0	0	3	3	0.00	0.000								


Batter	1	2	3	4	5	6	7	8	9	AB	R	H	RBI	BB	SO	LOB	BOTTOM								
Roger Cedeno, S OBP: 0.339, SLG: 0.398	0-0 G1-3		1-3 K		1-1 G4-3		1-1 1B G6-4-3 1B		1-3 K	5	1	1	1	0	2	4	Toronto Blue Jays @ Detroit Tigers Comerica Park, Detroit, MI Sun Sep 09 2001, 1:05 PM EDT Att: 24,652 - Cloudy - 81 F								
Jose Macias, S OBP: 0.319, SLG: 0.412	2-1 G4-3		4-2 BB 1B		2-2 L5		2-1 G6-4-3 BB 1B		0-1 2B	4	0	2	0	1	0	1									
Bobby Higginson, L OBP: 0.367, SLG: 0.433	0-0 P4		4-0 G1-6-3 BB		3-2 1B		4-1 G6-4-3 BB		4-1 BB	2	0	1	1	3	0	0									
Tony Clark, S OBP: 0.374, SLG: 0.469		2-0 F9	3-2 G1-6-3		3-2 G3		1-1 G6-4-3		0-1 BB	5	0	0	0	0	0	9									
Shane Halter, R OBP: 0.330, SLG: 0.452		2-0 G5-3		0-0 F8		0-3 K		1-1 HBP		3	0	0	0	0	1	0									
Robert Fick, L OBP: 0.338, SLG: 0.490		3-1 1B		1-0 G4-3		3-2 F7		1-0 F8		4	0	1	0	0	0	2									
Damion Easley, R OBP: 0.322, SLG: 0.389		2-1 P3		2-2 G6-3		1-1 1B 1B		2-2 G1-3		4	0	1	0	0	0	1									
Wendell Magee, R OBP: 0.315, SLG: 0.387			4-1 BB 15 BB BB		1-0 E9 15 BB G4-3		1-0 1B		2-0 1B	3	2	2	0	1	0	0									
15 Brandon Inge, R OBP: 0.255, SLG: 0.272 Randall Simon, L OBP: 0.347, SLG: 0.432 Javier Cardona, R OBP: 0.284, SLG: 0.385		0-2 BB BB 1B		1-1 1B G4-3		1-0 F9		3-2 F2		3	0	2	0	0	0	2									
Inning Stats	R: 0 E: 0 K: 0 S: 4	H: 0 LOB: 0 BB: 0 P: 6	R: 0 E: 0 K: 0 S: 6	H: 1 LOB: 1 BB: 0 P: 15	R: 1 E: 0 K: 1 S: 13	H: 1 LOB: 3 BB: 3 P: 29	R: 0 E: 0 K: 0 S: 5	H: 0 LOB: 0 BB: 0 P: 8	R: 1 E: 1 K: 0 S: 16	H: 2 LOB: 2 BB: 0 P: 27	R: 0 E: 0 K: 1 S: 11	H: 2 LOB: 2 BB: 0 P: 17	R: 1 E: 0 K: 0 S: 9	H: 2 LOB: 1 BB: 1 P: 19	R: 0 E: 0 K: 1 S: 12	H: 1 LOB: 1 BB: 0 P: 20		R: 0 E: 0 K: 0 S: 4	H: 1 LOB: 2 BB: 1 P: 8	1B: 9 2B: 1 3B: 0 HR: 0	SF: 0 SAC: 0 DP: 2 HBP: 1	WP: 0 PB: 0 SB: 0 CS: 0	PA: 40		
PITCHER	IP	WLS	BF	H	R	ER	SO	BB	IBB	HBP	BLK	WP	HR	S	P	ERA	WHIP								
Chris Carpenter, R ERA: 4.05	5.0	W	22	4	2	1	1	3	0	0	0	0	0	15	24	9.00	4.000								
Bob Fife, R ERA: 3.12	1.0	H	7	4	1	1	1	0	0	0	0	0	0	1	5	∞	∞								
Pedro Borbon, L ERA: 3.72	0.0		1	0	0	0	0	1	0	0	0	0	0	1	5	∞	∞								
Paul Quantrill, R ERA: 2.58	1.1	H	5	1	0	0	0	0	0	1	0	0	0	8	15	0.00	0.750								
Scott Eyre, L ERA: 1.35	0.2	H	2	0	0	0	1	0	0	0	0	0	0	8	12	0.00	0.000								


AB	33
R	6
H	10
RBI	6
BB	7
SO	2
LOB	18





AB	34
R	3
H	10
RBI	2
BB	5
SO	3
LOB	20





Batter	1	2	3	4	5	6	7	8	9	AB R H RBI BB SO LOB	TOP																								
											<p>Toronto Blue Jays @ Baltimore Orioles Oriole Park at Camden Yards, Baltimore, MD Tue Sep 11 2001, 7:05 PM EDT</p> <p>livebaseballscorecards.com</p> <p>AB 0 R 0 H 0 RBI 0 BB 0 SO 0 LOB 0</p> 																								
Inning Stats										1B: 0 SF: 0 WP: 0 PA: 0 2B: 0 SAC: 0 FB: 0 3B: 0 DP: 0 SB: 0 HR: 0 HBP: 0 CS: 0																									
PITCHER	IP	WLS	BF	H	R	ER	SO	BB	IBB	HBP	BLK	WP	HR	S	P	ERA	WHIP	PITCHER	IP	WLS	BF	H	R	ER	SO	BB	IBB	HBP	BLK	WP	HR	S	P	ERA	WHIP


Batter	1	2	3	4	5	6	7	8	9	AB R H RBI BB SO LOB	BOTTOM																								
											<p>Toronto Blue Jays @ Baltimore Orioles Oriole Park at Camden Yards, Baltimore, MD Tue Sep 11 2001, 7:05 PM EDT</p> <p>livebaseballscorecards.com</p> <p>AB 0 R 0 H 0 RBI 0 BB 0 SO 0 LOB 0</p> 																								
Inning Stats										1B: 0 SF: 0 WP: 0 PA: 0 2B: 0 SAC: 0 FB: 0 3B: 0 DP: 0 SB: 0 HR: 0 HBP: 0 CS: 0																									
PITCHER	IP	WLS	BF	H	R	ER	SO	BB	IBB	HBP	BLK	WP	HR	S	P	ERA	WHIP	PITCHER	IP	WLS	BF	H	R	ER	SO	BB	IBB	HBP	BLK	WP	HR	S	P	ERA	WHIP


Batter	1	2	3	4	5	6	7	8	9	AB R H RBI BB SO LOB	TOP																								
												<p>Toronto Blue Jays @ Baltimore Orioles Oriole Park at Camden Yards, Baltimore, MD Wed Sep 12 2001, 7:05 PM EDT</p> <p>livebaseballscorecards.com</p> <p>AB 0 R 0 H 0 RBI 0 BB 0 SO 0 LOB 0</p> 																							
Inning Stats											1B: 0 SF: 0 WP: 0 PA: 0 2B: 0 SAC: 0 FB: 0 3B: 0 DP: 0 SB: 0 HR: 0 HBP: 0 CS: 0																								
PITCHER	IP	WLS	BF	H	R	ER	SO	BB	IBB	HBP	BLK	WP	HR	S	P	ERA	WHIP	PITCHER	IP	WLS	BF	H	R	ER	SO	BB	IBB	HBP	BLK	WP	HR	S	P	ERA	WHIP


Batter	1	2	3	4	5	6	7	8	9	AB R H RBI BB SO LOB	BOTTOM																								
												<p>Toronto Blue Jays @ Baltimore Orioles Oriole Park at Camden Yards, Baltimore, MD Wed Sep 12 2001, 7:05 PM EDT</p> <p>livebaseballscorecards.com</p> <p>AB 0 R 0 H 0 RBI 0 BB 0 SO 0 LOB 0</p> 																							
Inning Stats											1B: 0 SF: 0 WP: 0 PA: 0 2B: 0 SAC: 0 FB: 0 3B: 0 DP: 0 SB: 0 HR: 0 HBP: 0 CS: 0																								
PITCHER	IP	WLS	BF	H	R	ER	SO	BB	IBB	HBP	BLK	WP	HR	S	P	ERA	WHIP	PITCHER	IP	WLS	BF	H	R	ER	SO	BB	IBB	HBP	BLK	WP	HR	S	P	ERA	WHIP


Batter	1	2	3	4	5	6	7	8	9	AB R H RBI BB SO LOB	TOP																								
											<p>Toronto Blue Jays @ Baltimore Orioles Oriole Park at Camden Yards, Baltimore, MD Thu Sep 13 2001, 7:05 PM EDT</p> <p>livebaseballscorecards.com</p> <p>AB 0 R 0 H 0 RBI 0 BB 0 SO 0 LOB 0</p> 																								
Inning Stats										1B: 0 SF: 0 WP: 0 PA: 0 2B: 0 SAC: 0 FB: 0 3B: 0 DP: 0 SB: 0 HR: 0 HBP: 0 CS: 0																									
PITCHER	IP	WLS	BF	H	R	ER	SO	BB	IBB	HBP	BLK	WP	HR	S	P	ERA	WHIP	PITCHER	IP	WLS	BF	H	R	ER	SO	BB	IBB	HBP	BLK	WP	HR	S	P	ERA	WHIP


Batter	1	2	3	4	5	6	7	8	9	AB R H RBI BB SO LOB	BOTTOM																								
											<p>Toronto Blue Jays @ Baltimore Orioles Oriole Park at Camden Yards, Baltimore, MD Thu Sep 13 2001, 7:05 PM EDT</p> <p>livebaseballscorecards.com</p> <p>AB 0 R 0 H 0 RBI 0 BB 0 SO 0 LOB 0</p> 																								
Inning Stats										1B: 0 SF: 0 WP: 0 PA: 0 2B: 0 SAC: 0 FB: 0 3B: 0 DP: 0 SB: 0 HR: 0 HBP: 0 CS: 0																									
PITCHER	IP	WLS	BF	H	R	ER	SO	BB	IBB	HBP	BLK	WP	HR	S	P	ERA	WHIP	PITCHER	IP	WLS	BF	H	R	ER	SO	BB	IBB	HBP	BLK	WP	HR	S	P	ERA	WHIP


Batter	1	2	3	4	5	6	7	8	9	AB R H RBI BB SO LOB	TOP																								
											<p>Cleveland Indians @ Toronto Blue Jays</p> <p>SkyDome, Toronto, ON</p> <p>Fri Sep 14 2001, 7:05 PM EDT</p> <p>livebaseballscorecards.com</p> <p>AB 0 R 0 H 0 RBI 0 BB 0 SO 0 LOB 0</p> 																								
Inning Stats										1B: 0 SF: 0 2B: 0 SAC: 0 3B: 0 DP: 0 HR: 0 HBP: 0	WP: 0 PA: 0 PB: 0 SB: 0 CS: 0																								
PITCHER	IP	WLS	BF	H	R	ER	SO	BB	IBB	HBP	BLK	WP	HR	S	P	ERA	WHIP	PITCHER	IP	WLS	BF	H	R	ER	SO	BB	IBB	HBP	BLK	WP	HR	S	P	ERA	WHIP

Batter	1	2	3	4	5	6	7	8	9	AB R H RBI BB SO LOB	BOTTOM																								
											<p>Cleveland Indians @ Toronto Blue Jays</p> <p>SkyDome, Toronto, ON</p> <p>Fri Sep 14 2001, 7:05 PM EDT</p> <p>livebaseballscorecards.com</p> <p>AB 0 R 0 H 0 RBI 0 BB 0 SO 0 LOB 0</p> 																								
Inning Stats										1B: 0 SF: 0 2B: 0 SAC: 0 3B: 0 DP: 0 HR: 0 HBP: 0	WP: 0 PA: 0 PB: 0 SB: 0 CS: 0																								
PITCHER	IP	WLS	BF	H	R	ER	SO	BB	IBB	HBP	BLK	WP	HR	S	P	ERA	WHIP	PITCHER	IP	WLS	BF	H	R	ER	SO	BB	IBB	HBP	BLK	WP	HR	S	P	ERA	WHIP

Batter	1	2	3	4	5	6	7	8	9	AB R H RBI BB SO LOB	TOP																								
											Cleveland Indians @ Toronto Blue Jays SkyDome, Toronto, ON Sat Sep 15 2001, 4:05 PM EDT livebaseballscorecards.com																								
										AB		0																							
										R		0																							
										H		0																							
										RBI		0																							
										BB		0																							
										SO		0																							
										LOB		0																							
																																			
Inning Stats	1B: 0	SF: 0	WP: 0	PA: 0																															
	2B: 0	SAC: 0	FB: 0																																
	3B: 0	DP: 0	SB: 0																																
	HR: 0	HBP: 0	CS: 0																																
PITCHER	IP	WLS	BF	H	R	ER	SO	BB	IBB	HBP	BLK	WP	HR	S	P	ERA	WHIP	PITCHER	IP	WLS	BF	H	R	ER	SO	BB	IBB	HBP	BLK	WP	HR	S	P	ERA	WHIP

Batter	1	2	3	4	5	6	7	8	9	AB R H RBI BB SO LOB	BOTTOM																								
											Cleveland Indians @ Toronto Blue Jays SkyDome, Toronto, ON Sat Sep 15 2001, 4:05 PM EDT livebaseballscorecards.com																								
										AB		0																							
										R		0																							
										H		0																							
										RBI		0																							
										BB		0																							
										SO		0																							
										LOB		0																							
																																			
Inning Stats	1B: 0	SF: 0	WP: 0	PA: 0																															
	2B: 0	SAC: 0	FB: 0																																
	3B: 0	DP: 0	SB: 0																																
	HR: 0	HBP: 0	CS: 0																																
PITCHER	IP	WLS	BF	H	R	ER	SO	BB	IBB	HBP	BLK	WP	HR	S	P	ERA	WHIP	PITCHER	IP	WLS	BF	H	R	ER	SO	BB	IBB	HBP	BLK	WP	HR	S	P	ERA	WHIP

Batter	1	2	3	4	5	6	7	8	9	AB R H RBI BB SO LOB	TOP																								
											<p>Cleveland Indians @ Toronto Blue Jays</p> <p>SkyDome, Toronto, ON</p> <p>Sun Sep 16 2001, 1:05 PM EDT</p> <p>livebaseballscorecards.com</p> <p>AB 0 R 0 H 0 RBI 0 BB 0 SO 0 LOB 0</p> 																								
Inning Stats										1B: 0 SF: 0 2B: 0 SAC: 0 3B: 0 DP: 0 HR: 0 HBP: 0	WP: 0 PA: 0 PB: 0 SB: 0 CS: 0																								
PITCHER	IP	WLS	BF	H	R	ER	SO	BB	IBB	HBP	BLK	WP	HR	S	P	ERA	WHIP	PITCHER	IP	WLS	BF	H	R	ER	SO	BB	IBB	HBP	BLK	WP	HR	S	P	ERA	WHIP

Batter	1	2	3	4	5	6	7	8	9	AB R H RBI BB SO LOB	BOTTOM																								
											<p>Cleveland Indians @ Toronto Blue Jays</p> <p>SkyDome, Toronto, ON</p> <p>Sun Sep 16 2001, 1:05 PM EDT</p> <p>livebaseballscorecards.com</p> <p>AB 0 R 0 H 0 RBI 0 BB 0 SO 0 LOB 0</p> 																								
Inning Stats										1B: 0 SF: 0 2B: 0 SAC: 0 3B: 0 DP: 0 HR: 0 HBP: 0	WP: 0 PA: 0 PB: 0 SB: 0 CS: 0																								
PITCHER	IP	WLS	BF	H	R	ER	SO	BB	IBB	HBP	BLK	WP	HR	S	P	ERA	WHIP	PITCHER	IP	WLS	BF	H	R	ER	SO	BB	IBB	HBP	BLK	WP	HR	S	P	ERA	WHIP

Batter	1	2	3	4	5	6	7	8	9	AB	R	H	RBI	BB	SO	LOB	TOP																			
Brady Anderson, L OBP: 0.304, SLG: 0.296 (1, 7)	F9		FC4-6 2B		G3-1		P4	K		5	1	0	0	0	1	3	Baltimore Orioles @ Toronto Blue Jays SkyDome, Toronto, ON Tue Sep 18 2001, 7:05 PM EDT Att: 18,604 - Sunny - 68 F																			
Jerry Hairston, R OBP: 0.306, SLG: 0.361 (1, 4)	G5-3		K			F8	HR		F2	5	1	1	1	0	1	1																				
Chris Richard, L OBP: 0.337, SLG: 0.428 (1, 10)	F7					E7 1B	K		G5-4-3 1B	5	1	3	1	0	1	0																				
Jeff Conine, R OBP: 0.393, SLG: 0.454 (1, 3)		F9	G3-1			BB 2H BB 1B	G4-3		G5-4-3 1B	5	1	1	1	0	0	2																				
Cal Ripken Jr., R OBP: 0.290, SLG: 0.387 (1, 5)					K					4	1	2	1	0	2	1																				
Tony Batista, R OBP: 0.266, SLG: 0.406 (1, 6)		F7			K	BB 1-2 BB BB		G3		3	0	0	0	1	1	1																				
Geronimo Gil, R OBP: 0.313, SLG: 0.310 (8, PR)					G5-3					2	0	1	0	1	0	0																				
Willie Harris, L OBP: 0.050, SLG: 0.050 (8, B)								FC5-4 BB HBP		0	0	0	0	0	0	0																				
Larry Bigbie, L OBP: 0.313, SLG: 0.310 (8, PH)										2	0	0	1	1	1	2																				
Mike Kinkade, R OBP: 0.392, SLG: 0.397 (8, 2)										0	0	0	0	1	0	0																				
Fernando Lunar, R OBP: 0.288, SLG: 0.289 (8, 2)										0	0	0	0	0	0	0																				
Luis Matos, R OBP: 0.231, SLG: 0.292 (8, 9)								FC5-4 1-2 2-3		4	0	1	0	0	2	5																				
Inning Stats	R: 0 E: 0 K: 0 S: 5	H: 0 LOB: 0 BB: 0 P: 9	R: 0 E: 0 K: 1 S: 11	H: 2 LOB: 2 BB: 0 P: 15	R: 1 E: 0 K: 1 S: 12	H: 2 LOB: 1 BB: 0 P: 16	R: 0 E: 0 K: 2 S: 8	H: 0 LOB: 0 BB: 0 P: 11	R: 0 E: 0 K: 1 S: 8	H: 0 LOB: 0 BB: 0 P: 14	R: 2 E: 1 K: 2 S: 17	H: 2 LOB: 3 BB: 3 P: 31	R: 1 E: 0 K: 1 S: 10	H: 1 LOB: 0 BB: 0 P: 17	R: 1 E: 0 K: 1 S: 13	H: 1 LOB: 2 BB: 1 P: 25	R: 0 E: 0 K: 0 S: 5	H: 1 LOB: 0 BB: 0 P: 7	1B: 6 2B: 1 3B: 0 HR: 2	SF: 0 SAC: 0 DP: 1 HBP: 1	WP: 0 PB: 0 SB: 1 CS: 0	PA: 40														
PITCHER	IP	WLS	BF	H	R	ER	SO	BB	IBB	HBP	BLK	WP	HR	S	P	ERA	WHIP	PITCHER		IP	WLS	BF	H	R	ER	SO	BB	IBB	HBP	BLK	WP	HR	S	P	ERA	WHIP
Kelvin Escobar, R ERA: 3.24	(1, 1)	5.2		26	6	3	3	6	3	0	0	0	0	56	91	4.76	1.588	Billy Koch, R ERA: 5.13		(9, 1)	1.0	S	3	1	0	0	0	0	0	0	0	0	5	7	0.00	1.000
Bob Fife, R ERA: 3.11	(6, 1)	0.1		1	0	0	1	0	0	0	0	0	0	5	5	0.00	0.000																			
Pedro Borbon, L ERA: 3.86	(7, 1)	0.2	H	3	1	1	1	0	0	0	0	0	1	8	14	13.50	1.500																			
Paul Quantrill, R ERA: 2.68	(7, 1)	0.2	B	4	1	1	1	0	0	0	1	0	1	7	14	13.50	1.500																			
Dan Plesac, L ERA: 3.16	(8, 1)	0.2	W	3	0	0	0	1	1	0	0	0	0	8	14	0.00	1.500																			

Batter	1	2	3	4	5	6	7	8	9	AB	R	H	RBI	BB	SO	LOB	BOTTOM																			
José Cruz Jr., S OBP: 0.316, SLG: 0.505 (9, 7)	K					F8		K		5	0	0	0	0	4	6	Baltimore Orioles @ Toronto Blue Jays SkyDome, Toronto, ON Tue Sep 18 2001, 7:05 PM EDT Att: 18,604 - Sunny - 68 F																			
Alex Gonzalez, R OBP: 0.302, SLG: 0.396 (1, 6)	HR		G5-4-3 BB			HBP 1B		K	HR	4	2	3	4	1	1	2																				
Shannon Stewart, R OBP: 0.372, SLG: 0.452 10 Vernon Wells, R OBP: 0.418, SLG: 0.524 (9, 8)	G1-3		G5-4-3			HBP				3	0	0	0	1	1	2																				
Carlos Delgado, L OBP: 0.409, SLG: 0.559 (1, 3)	K		F8			K				4	0	0	0	0	2	4																				
Raul Mondesi, R OBP: 0.346, SLG: 0.464 (1, 9)		G5-3			G5-3	HR		P4		4	1	1	1	0	0	1																				
Brad Fullmer, L OBP: 0.334, SLG: 0.465 (1, 10)		HR			FC3-6 1B	1B		F7		4	2	3	1	0	0	1																				
Felipe Lopez, S OBP: 0.287, SLG: 0.421 (1, 5)		HR			FC3-6 CS			F5		4	1	1	1	0	0	2																				
Homer Bush, R OBP: 0.342, SLG: 0.405 Cesar Izturis, S OBP: 0.286, SLG: 0.404 (9, 4)					CS	F8	WP 1B		E HR 1B	4	0	3	0	0	0	0																				
Alberto Castillo, R OBP: 0.266, SLG: 0.269 Tony Fernandez, S OBP: 0.339, SLG: 0.363 Josh Phelps, R (7, 2)		G6-3				HBP 1B			E5 HR	2	0	1	0	0	0	1																				
Inning Stats	R: 1 E: 0 K: 2 S: 14	H: 1 LOB: 0 BB: 0 P: 19	R: 2 E: 0 K: 1 S: 11	H: 3 LOB: 1 BB: 0 P: 16	R: 0 E: 0 K: 0 S: 6	H: 0 LOB: 0 BB: 1 P: 14	R: 0 E: 0 K: 0 S: 4	H: 1 LOB: 0 BB: 0 P: 6	R: 0 E: 0 K: 1 S: 14	H: 2 LOB: 3 BB: 0 P: 23	R: 2 E: 0 K: 2 S: 17	H: 4 LOB: 2 BB: 0 P: 26	R: 0 E: 0 K: 0 S: 7	H: 0 LOB: 1 BB: 1 P: 13	R: 3 E: 1 K: 2 S: 15	H: 2 LOB: 1 BB: 0 P: 24		R: 0 E: 0 K: 0 S: 5	H: 1 LOB: 0 BB: 0 P: 7	1B: 7 2B: 1 3B: 0 HR: 5	SF: 0 SAC: 0 DP: 1 HBP: 1	WP: 1 PB: 0 SB: 0 CS: 1	PA: 40													
PITCHER	IP	WLS	BF	H	R	ER	SO	BB	IBB	HBP	BLK	WP	HR	S	P	ERA	WHIP	PITCHER		IP	WLS	BF	H	R	ER	SO	BB	IBB	HBP	BLK	WP	HR	S	P	ERA	WHIP
Jason Johnson, R ERA: 3.89	(1, 1)	5.1		26	10	5	5	4	1	0	0	0	0	7	10	0.00	3.000	John Bale, L ERA: 2.53		(6, 1)	0.1		2	1	0	0	1	0	0	0	0	0	7	10	0.00	3.000
John Wasdin, R ERA: 5.15	(6, 1)	0.1		2	0	0	0	1	1	0	0	0	1	0	5	11	0.00	3.000																		
B.J. Ryan, L ERA: 4.86	(7, 1)	1.0		3	0	0	0	0	0	0	0	0	0	5	7	0.00	0.000																			
Jorge Julio, R ERA: 4.97	(8, 1)	1.0	L	6	2	3	0	2	0	0	0	0	1	15	24	0.00	2.000																			

AB 35
R 5
H 9
RBI 5
BB 4
SO 9
LOB 15



AB 36
R 8
H 13
RBI 8
BB 2
SO 8
LOB 20



Batter	1	2	3	4	5	6	7	8	9	AB	R	H	RBI	BB	SO	LOB	TOP										
Jerry Hairston, R OBP: 0.306, SLG: 0.358 (1, 4)	G5-3		G5-3			P6		G5-3		4	0	0	0	0	0	0	Baltimore Orioles @ Toronto Blue Jays SkyDome, Toronto, ON Wed Sep 19 2001, 7:05 PM EDT Att: 31,303 - Dome - 72 F										
Luis Matos, R OBP: 0.287, SLG: 0.357 (1, 8)	1B		K			F8		G6-3 BB	1B	4	1	2	0	0	1	0											
Chris Richard, L OBP: 0.336, SLG: 0.425 (1, 10)	K		K			K		G6-3 BB	1B	3	0	0	0	1	3	1											
Jeff Conine, R OBP: 0.392, SLG: 0.452 (1, 3)	2H					G6-3		G6-3	1B	4	0	1	1	0	1	2											
Cal Ripken Jr., R OBP: 0.290, SLG: 0.388 (1, 5)	K					K		K	2B	4	0	1	0	0	3	2											
Tony Batista, R OBP: 0.285, SLG: 0.404 (1, 6)			G1-3			G5-3		G6-3		3	0	0	0	0	0	1											
Mike Kinkade, R OBP: 0.395, SLG: 0.389 (1, 7)			G5-3			G5-3		K		3	0	0	0	0	1	1											
Geronimo Gil, R OBP: 0.400, SLG: 0.375 (1, 2)						K		K		3	0	1	0	0	2	0											
Larry Bigbie, L OBP: 0.304, SLG: 0.300 (1, 9)			K			K		G6-3		3	0	0	0	0	2	1											
Inning Stats	R: 1 H: 2 E: 0 K: 2 S: 12	H: 2 LOB: 1 BB: 0 P: 16	R: 0 H: 1 E: 0 K: 1 S: 10	H: 1 LOB: 1 BB: 0 P: 15	R: 0 H: 0 E: 0 K: 2 S: 9	H: 0 LOB: 0 BB: 0 P: 15	R: 0 H: 0 E: 0 K: 1 S: 5	H: 0 LOB: 0 BB: 0 P: 8	R: 0 H: 0 E: 0 K: 2 S: 8	H: 0 LOB: 0 BB: 0 P: 10	R: 0 H: 0 E: 0 K: 1 S: 9	H: 1 LOB: 1 BB: 0 P: 12	R: 0 H: 0 E: 0 K: 1 S: 8	H: 0 LOB: 0 BB: 1 P: 10	R: 0 H: 1 E: 0 K: 1 S: 10	H: 1 LOB: 1 BB: 1 P: 18	1B: 2 2B: 3 3B: 0 HR: 0	SF: 0 SAC: 0 DP: 1 HBP: 0	WP: 0 PB: 0 SB: 0 CS: 0	PA: 32							
PITCHER	IP	WLS	BF	H	R	ER	SO	BB	IBB	HBP	BLK	WP	HR	S	P	ERA	WHIP										
32 Roy Halladay, R ERA: 3.66 (1, 1)	7.0	W	25	4	1	1	11	0	0	0	0	0	0	62	89	1.29	0.571										
Paul Quantrill, R ERA: 2.94 (8, 1)	1.0	H	3	0	0	0	1	0	0	0	0	0	0	8	10	0.00	0.000										
Billy Koch, R ERA: 5.04 (9, 1)	1.0	S	4	1	0	0	1	1	0	0	0	0	0	10	18	0.00	2.000										

Batter	1	2	3	4	5	6	7	8	9	AB	R	H	RBI	BB	SO	LOB	BOTTOM										
José Cruz Jr., S OBP: 0.318, SLG: 0.503 (1, 8)	G4-3		K			FC2-5		F4		4	1	1	0	0	1	0	Baltimore Orioles @ Toronto Blue Jays SkyDome, Toronto, ON Wed Sep 19 2001, 7:05 PM EDT Att: 31,303 - Dome - 72 F										
Alex Gonzalez, R OBP: 0.304, SLG: 0.394 (1, 6)	G6-4-3					FC2-5		K		2	0	0	0	2	1	2											
Shannon Stewart, R OBP: 0.372, SLG: 0.451 (1, 7)	G6-4-3		L5			1B				4	0	1	1	0	0	2											
Carlos Delgado, L OBP: 0.409, SLG: 0.559 (1, 3)						HR		F8		4	2	2	0	0	0	2											
Raul Mondesi, R OBP: 0.345, SLG: 0.468 (1, 9)						HR		K		4	1	1	2	0	2	3											
Brad Fullmer, L OBP: 0.334, SLG: 0.466 (1, 10)						K		G3-1		3	0	1	1	0	1	0											
Felipe Lopez, S OBP: 0.296, SLG: 0.427 (1, 5)										3	0	2	0	0	1	1											
Cesar Izturis, S OBP: 0.281, SLG: 0.393 (1, 4)										3	0	0	0	0	0	3											
Alberto Castillo, R OBP: 0.267, SLG: 0.270 (1, 2)										3	0	1	0	0	1	0											
Inning Stats	R: 0 H: 0 E: 0 K: 0 S: 7	H: 0 LOB: 0 BB: 1 P: 13	R: 1 H: 2 E: 0 K: 1 S: 15	H: 2 LOB: 1 BB: 0 P: 24	R: 0 H: 0 E: 0 K: 1 S: 8	H: 0 LOB: 1 BB: 1 P: 12	R: 2 H: 3 E: 0 K: 1 S: 9	H: 3 LOB: 0 BB: 0 P: 10	R: 1 H: 3 E: 0 K: 1 S: 13	H: 3 LOB: 2 BB: 0 P: 16	R: 0 H: 1 E: 0 K: 0 S: 6	H: 0 LOB: 0 BB: 0 P: 9	R: 0 H: 0 E: 0 K: 2 S: 9	H: 0 LOB: 0 BB: 0 P: 11	R: 0 H: 0 E: 0 K: 1 S: 8	H: 0 LOB: 0 BB: 0 P: 14	1B: 7 2B: 3 3B: 0 HR: 1	SF: 0 SAC: 0 DP: 3 HBP: 0	WP: 1 PB: 1 SB: 0 CS: 0	PA: 32							
PITCHER	IP	WLS	BF	H	R	ER	SO	BB	IBB	HBP	BLK	WP	HR	S	P	ERA	WHIP										
Calvin Maduro, R ERA: 4.64 (1, 1)	4.1	L	21	2	0	0	0	0	0	0	0	0	0	47	69	8.31	2.308										
John Waddell, R ERA: 4.95 (5, 1)	2.2		8	1	0	0	3	0	0	0	0	0	0	20	26	0.00	0.375										
Buddy Groom, L ERA: 3.14 (8, 1)	1.0		3	0	0	0	1	0	0	0	0	0	0	8	14	0.00	0.000										

Batter	1	2	3	4	5	6	7	8	9	AB	R	H	RBI	BB	SO	LOB	TOP					
Jason Tyner, L (1, 7) OBP: 0.309, SLG: 0.334	G1-3		L8			L6-4	F8		G1-3	5	0	0	0	0	0	4						
Brent Abernathy, R (1, 4) OBP: 0.333, SLG: 0.395	F8		G4-3						G4-3	5	1	2	0	0	0	0						
Steve Cox, L (1, 3) OBP: 0.304, SLG: 0.398	G4-3				P6					4	1	2	0	1	0	0						
Toby Hall, R (1, 2) OBP: 0.321, SLG: 0.447		P3			F8					4	1	1	3	0	0	2						
Randy Winn, S (1, 8) OBP: 0.347, SLG: 0.420	F5				F7					4	0	1	0	0	0	1						
Ben Grieve, L (1, 9) OBP: 0.366, SLG: 0.381										3	2	2	1	1	1	1						
Aubrey Huff, L (1, 10) OBP: 0.294, SLG: 0.369	G6-3									4	1	2	1	0	0	1						
Russ Johnson, R (1, 5) OBP: 0.376, SLG: 0.432										3	1	2	2	1	0	0						
Chris Gomez, R (1, 6) OBP: 0.285, SLG: 0.371										4	0	0	0	0	2	4						
Inning Stats	R: 0 E: 0 K: 0 S: 12	H: 0 LOB: 0 BB: 0 P: 17	R: 0 E: 0 K: 0 S: 5	H: 0 LOB: 1 BB: 1 P: 10	R: 1 E: 0 K: 0 S: 11	H: 1 LOB: 0 BB: 0 P: 17	R: 0 E: 0 K: 0 S: 7	H: 0 LOB: 0 BB: 0 P: 11	R: 2 E: 0 K: 2 S: 6	H: 3 LOB: 3 BB: 1 P: 8	R: 3 E: 0 K: 2 S: 19	H: 5 LOB: 1 BB: 1 P: 33	R: 0 E: 0 K: 1 S: 9	H: 1 LOB: 1 BB: 1 P: 18	R: 1 E: 0 K: 1 S: 10	H: 1 LOB: 0 BB: 0 P: 16	R: 0 E: 0 K: 0 S: 7	H: 1 LOB: 0 BB: 0 P: 10	1B: 5 2B: 6 3B: 0 HR: 3	SF: 0 SAC: 0 DP: 2 HBP: 0	WP: 1 PB: 0 SB: 0 CS: 1	PA: 40
PITCHER	IP	WLS	BF	H	R	ER	SO	BB	IBB	HBP	BLK	WP	HR	S	P	ERA	WHIP					
Brandon Lyon, R (1, 1) ERA: 4.8	5.0	L	23	8	6	6	0	1	0	0	0	0	2	46	72	10.80	1.800					
Scott Eyre, L (6, 1) ERA: 1.93	2.1		11	3	1	1	2	2	0	0	0	1	1	27	48	3.86	2.143					
Bob File, R (8, 1) ERA: 3.16	1.2		5	1	0	0	1	0	0	0	0	0	0	13	20	0.00	0.600					

Tampa Bay Devil Rays @ Toronto Blue Jays
SkyDome, Toronto, ON
Fri Sep 21 2001, 7:05 PM EDT
Att: 25,344 - Dome - 72 F

AB	36
R	7
H	12
RBI	7
BB	3
SO	3
LOB	13



Batter	1	2	3	4	5	6	7	8	9	AB	R	H	RBI	BB	SO	LOB	BOTTOM					
José Cruz Jr., S (1, 8) OBP: 0.316, SLG: 0.497	K		G4-3	F7			F5		G4-3	5	0	0	0	0	1	1						
Alex Gonzalez, R (1, 6) OBP: 0.304, SLG: 0.392	G6-3					L5			G5-3	4	1	1	0	0	0	0						
Shannon Stewart, R (1, 7) OBP: 0.376, SLG: 0.460	G5-3									4	1	3	2	0	0	0						
Carlos Delgado, L (1, 3) OBP: 0.411, SLG: 0.559										3	1	1	0	1	1	1						
Raul Mondesi, R (1, 9) OBP: 0.343, SLG: 0.463										3	0	0	0	1	1	2						
Brad Fullmer, L (1, 10) OBP: 0.333, SLG: 0.462										3	1	1	1	1	0	2						
Felipe Lopez, S (1, 5) OBP: 0.286, SLG: 0.408										4	0	0	0	0	0	3						
Darrin Fletcher, L (1, 2) OBP: 0.274, SLG: 0.353										4	0	0	0	0	1	3						
Homer Bush, R (1, 4) OBP: 0.348, SLG: 0.410										3	0	1	1	0	0	2						
Tony Fernandez, S (8, PH) OBP: 0.331, SLG: 0.357										1	0	0	0	0	0	0						
Inning Stats	R: 0 E: 0 K: 1 S: 9	H: 0 LOB: 0 BB: 0 P: 12	R: 1 E: 0 K: 0 S: 13	H: 2 LOB: 2 BB: 1 P: 23	R: 2 E: 0 K: 0 S: 12	H: 2 LOB: 0 BB: 0 P: 16	R: 1 E: 0 K: 0 S: 16	H: 1 LOB: 1 BB: 1 P: 26	R: 0 E: 0 K: 0 S: 9	H: 1 LOB: 2 BB: 1 P: 17	R: 0 E: 0 K: 0 S: 5	H: 0 LOB: 0 BB: 0 P: 7	R: 0 E: 0 K: 1 S: 10	H: 1 LOB: 1 BB: 0 P: 12	R: 0 E: 0 K: 1 S: 5	H: 0 LOB: 0 BB: 0 P: 9	R: 0 E: 0 K: 1 S: 9	H: 0 LOB: 0 BB: 0 P: 12	1B: 6 2B: 0 3B: 0 HR: 1	SF: 0 SAC: 0 DP: 0 HBP: 0	WP: 0 PB: 0 SB: 0 CS: 0	PA: 37
PITCHER	IP	WLS	BF	H	R	ER	SO	BB	IBB	HBP	BLK	WP	HR	S	P	ERA	WHIP					
Bryan Rekar, R (1, 1) ERA: 6.08	6.2	W	30	7	4	4	1	0	0	0	0	0	0	3	5	0.00	0.000					
Doug Creek, L (7, 1) ERA: 4.3	0.1	H	1	0	0	0	1	0	0	0	0	0	0	5	9	0.00	0.000					
Travis Phelps, R (8, 1) ERA: 3.79	1.0	H	3	0	0	0	1	0	0	0	0	0	0	5	9	0.00	0.000					
Esteban Yan, R (9, 1) ERA: 4.34	1.0	S	3	0	0	0	1	0	0	0	0	0	0	9	12	0.00	0.000					

Tampa Bay Devil Rays @ Toronto Blue Jays
SkyDome, Toronto, ON
Fri Sep 21 2001, 7:05 PM EDT
Att: 25,344 - Dome - 72 F

AB	34
R	4
H	7
RBI	4
BB	3
SO	4
LOB	14



Batter	1	2	3	4	5	6	7	8	9	AB	R	H	RBI	BB	SO	LOB	TOP				
Jason Tyner, L (1, 7) OBP: 0.312, SLG: 0.333	G6-3		G6-3			G5-3		K2-3		4	0	0	0	0	1	0	Tampa Bay Devil Rays @ Toronto Blue Jays SkyDome, Toronto, ON Sun Sep 23 2001, 1:05 PM EDT Att: 31,351 - Sunny - 71 F				
Brent Abernathy, R (1, 4) OBP: 0.331, SLG: 0.395	G4-3		K			G6-3		P3		4	0	0	0	0	1	0					
Steve Cox, L (1, 3) OBP: 0.308, SLG: 0.421	HR								K	3	1	1	1	0	2	0					
Ben Grieve, L (1, 9) OBP: 0.363, SLG: 0.377	K								G3	4	0	0	0	0	2	1					
Randy Winn, S (1, 8) OBP: 0.345, SLG: 0.415			K							4	0	0	0	0	2	0					
Aubrey Huff, L (1, 10) OBP: 0.297, SLG: 0.374									F9	3	0	2	0	0	0	0					
Chris Gomez, R (1, 6) OBP: 0.285, SLG: 0.373										3	0	1	0	0	1	2					
1B Jared Sandberg, R (1, 5) OBP: 0.268, SLG: 0.288										3	0	0	0	0	1	3					
Paul Hoover, R (1, 2) OBP: 0.250, SLG: 0.250										3	0	0	0	0	1	1					
Inning Stats	R: 1 E: 0 K: 1 S: 8	H: 1 LOB: 0 BB: 0 P: 14	R: 0 E: 0 K: 1 S: 8	H: 1 LOB: 1 BB: 0 P: 12	R: 0 E: 0 K: 2 S: 9	H: 0 LOB: 0 BB: 0 P: 11	R: 0 E: 0 K: 1 S: 8	H: 0 LOB: 0 BB: 0 P: 15	R: 0 E: 0 K: 0 S: 6	H: 1 LOB: 1 BB: 0 P: 10	R: 0 E: 0 K: 3 S: 12	H: 1 LOB: 1 BB: 0 P: 18	R: 0 E: 0 K: 1 S: 7	H: 0 LOB: 0 BB: 0 P: 8	R: 0 E: 0 K: 1 S: 7	H: 0 LOB: 0 BB: 0 P: 10	1B: 2 2B: 1 3B: 0 HR: 1	SF: 0 SAC: 0 DP: 0 HBP: 1	WP: 0 PB: 0 SB: 0 CS: 0	PA: 32	
PITCHER	IP	WLS	BF	H	R	ER	SO	BB	IBB	HBP	BLK	WP	HR	S	P	ERA	WHIP				
Kelvin Escobar, R (1, 1) ERA: 3.13	7.0	L	26	4	1	1	9	0	0	1	0	0	1	60	96	1.29	0.571				
Bob Fife, R (8, 1) ERA: 3.12	1.0		3	0	0	0	1	0	0	0	0	0	0	7	8	0.00	0.000				
Pedro Borbon, L (9, 1) ERA: 3.96	1.0		3	0	0	0	1	0	0	0	0	0	0	7	10	0.00	0.000				

Batter	1	2	3	4	5	6	7	8	9	AB	R	H	RBI	BB	SO	LOB	BOTTOM				
José Cruz Jr., S (1, 7) OBP: 0.318, SLG: 0.502	G4-3 2B		L9			G6-3		F9		4	0	1	0	0	0	1	Tampa Bay Devil Rays @ Toronto Blue Jays SkyDome, Toronto, ON Sun Sep 23 2001, 1:05 PM EDT Att: 31,351 - Sunny - 71 F				
Alex Gonzalez, R (1, 6) OBP: 0.304, SLG: 0.392	G1-3							K		4	0	2	0	0	1	2					
Shannon Stewart, R (1, 10) OBP: 0.374, SLG: 0.458	G4-3									4	0	0	0	0	0	3					
Carlos Delgado, L (1, 3) OBP: 0.412, SLG: 0.558	G4-3									4	0	0	0	0	1	2					
Raul Mondesi, R (1, 9) OBP: 0.345, SLG: 0.461										2	0	0	0	2	0	0					
Felipe Lopez, S (1, 5) OBP: 0.284, SLG: 0.402										4	0	0	0	0	0	2					
10 Vernon Wells, R (1, 8) OBP: 0.405, SLG: 0.507										3	0	1	0	0	0	0					
Cesar Izturis, S (1, 4) OBP: 0.276, SLG: 0.386										2	0	0	0	0	0	1					
Tony Fernandez, S (8, PH) OBP: 0.333, SLG: 0.359										1	0	1	0	0	0	0					
Homer Bush, R (8, PR) OBP: 0.346, SLG: 0.408										0	0	0	0	0	0	0					
Alberto Castillo, R (1, 2) OBP: 0.263, SLG: 0.266										2	0	0	0	0	1	0					
Brad Fulmer, L (8, PH) OBP: 0.333, SLG: 0.461										1	0	0	0	0	0	1					
Darrin Fletcher, L (9, 2) OBP: 0.274, SLG: 0.353										0	0	0	0	0	0	0					
Inning Stats	R: 0 E: 0 K: 0 S: 5	H: 1 LOB: 1 BB: 0 P: 9	R: 0 E: 0 K: 0 S: 7	H: 1 LOB: 1 BB: 0 P: 13	R: 0 E: 0 K: 0 S: 11	H: 1 LOB: 1 BB: 0 P: 19	R: 0 E: 0 K: 1 S: 10	H: 0 LOB: 0 BB: 0 P: 15	R: 0 E: 0 K: 0 S: 8	H: 1 LOB: 1 BB: 0 P: 10	R: 0 E: 0 K: 0 S: 5	H: 0 LOB: 0 BB: 1 P: 11	R: 0 E: 0 K: 1 S: 10	H: 1 LOB: 2 BB: 0 P: 15	R: 0 E: 0 K: 1 S: 9	H: 0 LOB: 1 BB: 1 P: 16	1B: 3 2B: 2 3B: 0 HR: 0	SF: 0 SAC: 0 DP: 1 HBP: 0	WP: 0 PB: 0 SB: 1 CS: 0	PA: 33	
PITCHER	IP	WLS	BF	H	R	ER	SO	BB	IBB	HBP	BLK	WP	HR	S	P	ERA	WHIP				
Joe Kennedy, L (1, 1) ERA: 4.26	7.0		25	4	0	0	1	1	0	0	0	0	0	53	87	0.00	0.714				
Esteban Yan, R (8, 1) ERA: 4.19	2.0	S	8	1	0	0	2	1	0	0	0	0	0	19	31	0.00	1.000				

AB	31
R	1
H	4
RBI	1
BB	0
SO	11
LOB	7



AB	31
R	0
H	5
RBI	0
BB	2
SO	3
LOB	12



Batter	1	2	3	4	5	6	7	8	9	10	11	AB	R	H	RBI	BB	SO	LOB	TOP								
José Cruz Jr., S OBP: 0.318, SLG: 0.503 (1, 8)												5	0	2	0	0	2	1									
Alex Gonzalez, R OBP: 0.302, SLG: 0.389 (1, 6)												5	0	0	0	0	3	3									
Shannon Stewart, R OBP: 0.373, SLG: 0.456 10 Vernon Wells, R OBP: 0.400, SLG: 0.500 (1, 7) (8, 8)												4	0	1	0	0	0	0									
Carlos Delgado, L OBP: 0.412, SLG: 0.557 (1, 3)												4	1	1	0	1	1	1									
Raul Mondesi, R OBP: 0.347, SLG: 0.487 (1, 9)												5	1	3	2	0	0	1									
Brad Fullmer, L OBP: 0.330, SLG: 0.457 (1, 10)												5	0	0	0	0	0	2									
Felipe Lopez, S OBP: 0.288, SLG: 0.397 (1, 5)												4	1	1	0	1	2	2									
Darvin Fletcher, L OBP: 0.275, SLG: 0.353 Luis Lopez, R OBP: 0.293, SLG: 0.382 Chris Latham, S OBP: 0.408, SLG: 0.500 Alberto Castillo, R OBP: 0.263, SLG: 0.266 (1, 2) (10, PH) (10, PH) (10, 2)												3	0	1	0	0	1	1									
Homer Bush, R OBP: 0.344, SLG: 0.404 Tony Fernandez, S OBP: 0.331, SLG: 0.359 Cesar Izturis, S OBP: 0.274, SLG: 0.383 (1, 4) (7, PH) (7, 4)												2	0	0	0	0	1	1									
Inning Stats	R: 0 E: 0 K: 2 S: 8	H: 0 LOB: 0 BB: 0 P: 16	R: 0 E: 0 K: 0 S: 7	H: 0 LOB: 0 BB: 0 P: 9	R: 0 E: 0 K: 2 S: 13	H: 2 LOB: 2 BB: 0 P: 19	R: 0 E: 0 K: 1 S: 9	H: 2 LOB: 2 BB: 0 P: 14	R: 0 E: 0 K: 1 S: 4	H: 0 LOB: 1 BB: 1 P: 11	R: 1 E: 0 K: 1 S: 13	H: 1 LOB: 1 BB: 1 P: 26	R: 0 E: 0 K: 1 S: 9	H: 0 LOB: 0 BB: 0 P: 16	R: 0 E: 0 K: 0 S: 7	H: 1 LOB: 0 BB: 0 P: 9	R: 0 E: 0 K: 2 S: 10	H: 1 LOB: 1 BB: 0 P: 14	R: 2 E: 0 K: 1 S: 12	H: 2 LOB: 0 BB: 0 P: 14	1B: 6 2B: 2 3B: 0 HR: 1	SF: 1 SAC: 0 DP: 0 HBP: 0	WP: 0 PB: 0 SB: 2 CS: 0	PA: 43			
PITCHER	IP 8.1	WLS 32	BF 32	H 6	R 1	ER 1	SO 8	BB 2	IBB 0	HBP 0	BLK 0	WP 0	HR 0	S 77	P 128	ERA 1.08	WHIP 0.960										
Bartolo Colon, R ERA: 4.06 (1, 1)																											
Ricardo Rincon, L ERA: 3.02 (9, 1)	0.2	2	0	0	0	0	0	0	0	0	0	0	0	4	5	0.00	0.000										
Danyis Baez, R ERA: 2.47 (10, 1)	1.1	L	7	3	2	2	2	0	0	0	0	0	1	18	24	13.50	2.250										
John Rocker, L ERA: 3.79 (11, 1)	0.2	2	0	0	0	1	0	0	0	0	0	0	0	4	4	0.00	0.000										

Toronto Blue Jays @ Cleveland Indians
Jacobs Field, Cleveland, OH
Mon Sep 24 2001, 7:05 PM EDT
Att: 32,425 - Cloudy - 55 F

AB 40
R 3
H 9
RBI 3
BB 2
SO 11
LOB 12



Batter	1	2	3	4	5	6	7	8	9	10	11	AB	R	H	RBI	BB	SO	LOB	BOTTOM							
Kenny Lofton, L OBP: 0.331, SLG: 0.409 (1, 8)												5	0	0	0	0	2	3								
Omar Vizquel, S OBP: 0.330, SLG: 0.343 Tim Laker, R OBP: 0.267, SLG: 0.154 (1, 6) (11, PH)												3	0	0	0	1	1	0								
Roberto Alomar, S OBP: 0.412, SLG: 0.548 (1, 4)												5	1	1	1	0	1	1								
Juan Gonzalez, R OBP: 0.379, SLG: 0.606 (1, 9)												4	0	1	0	0	0	0								
Jim Thome, L OBP: 0.419, SLG: 0.643 (1, 3)												4	0	0	0	0	2	2								
Ellis Burks, R OBP: 0.387, SLG: 0.536 (1, 10)												4	0	0	0	0	2	2								
Karim Garcia, L OBP: 0.383, SLG: 0.677 (1, 7)												4	0	0	0	1	0									
Einar Diaz, R OBP: 0.332, SLG: 0.390 (1, 2)												4	0	2	0	0	1	0								
Jolbert Cabrera, R OBP: 0.313, SLG: 0.382 (1, 5)												4	1	2	1	0	1	1								
Inning Stats	R: 0 E: 0 K: 0 S: 7	H: 0 LOB: 0 BB: 0 P: 13	R: 0 E: 0 K: 0 S: 9	H: 0 LOB: 0 BB: 0 P: 14	R: 0 E: 0 K: 3 S: 11	H: 0 LOB: 0 BB: 0 P: 13	R: 0 E: 0 K: 2 S: 9	H: 2 LOB: 1 BB: 0 P: 13	R: 0 E: 0 K: 3 S: 19	H: 1 LOB: 2 BB: 1 P: 27	R: 0 E: 0 K: 1 S: 7	H: 1 LOB: 1 BB: 0 P: 11	R: 1 E: 0 K: 1 S: 12	H: 1 LOB: 0 BB: 0 P: 19	R: 0 E: 0 K: 0 S: 5	H: 0 LOB: 0 BB: 0 P: 6	R: 1 E: 0 K: 2 S: 12	H: 1 LOB: 0 BB: 0 P: 18	1B: 2 2B: 2 3B: 0 HR: 2	SF: 0 SAC: 0 DP: 1 HBP: 0	WP: 0 PB: 0 SB: 0 CS: 0	PA: 39				
PITCHER	IP 6.1	WLS 22	BF 22	H 3	R 0	ER 0	SO 6	BB 1	IBB 0	HBP 0	BLK 0	WP 0	HR 0	S 64	P 92	ERA 0.00	WHIP 0.632									
32 Roy Halladay, R ERA: 3.4 (1, 1)																										
Dan Plesac, L ERA: 3.09 (7, 1)	0.1	H	1	0	0	0	1	0	0	0	0	0	0	3	3	0.00	0.000									
Paul Quantrill, R ERA: 3.03 (7, 1)	1.0	H	4	1	0	0	1	0	0	0	0	0	0	8	12	0.00	1.000									
Pedro Borbon, L ERA: 3.93 (8, 1)	0.1	H	1	0	0	0	1	0	0	0	0	0	0	4	6	0.00	0.000									
Billy Koch, R ERA: 5.03 (9, 1)	1.0	B	4	1	1	1	1	0	0	0	0	0	1	12	19	9.00	1.000									

Toronto Blue Jays @ Cleveland Indians
Jacobs Field, Cleveland, OH
Mon Sep 24 2001, 7:05 PM EDT
Att: 32,425 - Cloudy - 55 F

AB 38
R 2
H 6
RBI 2
BB 1
SO 12
LOB 9



Batter	1	2	3	4	5	6	7	8	9	AB	R	H	RBI	BB	SO	LOB	TOP										
José Cruz Jr., S (1, 8) <small>OBP: 0.321, SLG: 0.504 (8, PH)</small> Brian Simmons, S (8, 8) <small>OBP: 0.250, SLG: 0.296 (8, 8)</small>										3	2	2	0	1	0	0	Toronto Blue Jays @ Cleveland Indians Jacobs Field, Cleveland, OH Tue Sep 25 2001, 7:05 PM EDT Att: 35,729 - Cloudy - 49 F										
Alex Gonzalez, R (1, 6) <small>OBP: 0.301, SLG: 0.388</small>										4	0	1	1	0	2	1											
Shannon Stewart, R (1, 7) <small>OBP: 0.372, SLG: 0.454</small>										5	1	1	2	0	1	3											
Carlos Delgado, L (1, 3) <small>OBP: 0.412, SLG: 0.554</small>										3	0	0	1	2	1	2											
Raul Mondesi, R (1, 9) <small>OBP: 0.345, SLG: 0.465 (7, PH)</small> Chris Latham, S (7, 9) <small>OBP: 0.403, SLG: 0.492 (7, 9)</small>										3	0	0	0	0	1	2											
Brad Fullmer, L (1, 10) <small>OBP: 0.331, SLG: 0.457</small>										4	1	2	0	0	1	1											
Felipe Lopez, S (1, 5) <small>OBP: 0.293, SLG: 0.396</small>										3	1	1	0	1	1	1											
Darrin Fletcher, L (1, 2) <small>OBP: 0.276, SLG: 0.353 (7, PR)</small> Chris Woodward, R (7, 2) <small>OBP: 0.200, SLG: 0.417 (7, 2)</small> Alberto Castillo, R (7, 2) <small>OBP: 0.261, SLG: 0.264 (7, 2)</small>										3	0	1	1	0	1	2											
Homer Bush, R (1, 4) <small>OBP: 0.344, SLG: 0.403</small>										3	1	1	0	0	0	1											
Inning Stats	R: 1 E: 0 K: 2 S: 17	H: 2 LOB: 1 BB: 0 P: 29	R: 0 E: 0 K: 1 S: 9	H: 0 LOB: 1 BB: 1 P: 15	R: 0 E: 0 K: 1 S: 7	H: 1 LOB: 1 BB: 0 P: 9	R: 0 E: 0 K: 1 S: 10	H: 1 LOB: 0 BB: 0 P: 16	R: 0 E: 0 K: 0 S: 6	H: 0 LOB: 0 BB: 0 P: 9	R: 0 E: 0 K: 0 S: 8	H: 0 LOB: 0 BB: 1 P: 14	R: 5 E: 1 K: 0 S: 15	H: 4 LOB: 2 BB: 2 P: 34	R: 0 E: 0 K: 2 S: 15	H: 1 LOB: 0 BB: 0 P: 22		R: 0 E: 0 K: 2 S: 8	H: 0 LOB: 0 BB: 0 P: 12	1B: 9 2B: 0 3B: 0 HR: 0	SF: 1 SAC: 1 DP: 1 HBP: 0	WP: 1 PB: 0 SB: 3 CS: 2	PA: 40				
PITCHER	IP	WLS	BF	H	R	ER	SO	BB	IBB	HBP	BLK	WP	HR	S	P	ERA	WHIP										
Ryan Drese, R (1, 1) ERA: 3.77	6.0		26	7	4	4	5	2	0	0	0	0	0	62	99	6.00	1.500										
Paul Shuey, R (7, 1) ERA: 2.52	0.1	B	4	1	2	1	0	1	0	0	0	0	0	5	12	27.00	6.000										
Ricardo Rincon, L (7, 1) ERA: 2.98	0.2		3	0	1	0	0	1	0	0	0	0	0	5	15	0.00	1.500										
David Riske, R (8, 1) ERA: 1.78	1.0	W	4	1	0	0	2	0	0	0	0	1	0	15	22	0.00	1.000										
Bob Wickman, R (9, 1) ERA: 2.37	1.0		3	0	0	0	2	0	0	0	0	0	0	8	12	0.00	0.000										


AB	34
R	7
H	9
RBI	5
BB	4
SO	9
LOB	16




Batter	1	2	3	4	5	6	7	8	9	AB	R	H	RBI	BB	SO	LOB	BOTTOM										
Kenny Lofton, L (1, 8) <small>OBP: 0.331, SLG: 0.409</small>										6	0	2	4	0	1	2	Toronto Blue Jays @ Cleveland Indians Jacobs Field, Cleveland, OH Tue Sep 25 2001, 7:05 PM EDT Att: 35,729 - Cloudy - 49 F										
Travis Fryman, R (1, 10) <small>OBP: 0.318, SLG: 0.334</small>										6	0	1	0	0	2	4											
Roberto Alomar, S (1, 4) <small>OBP: 0.413, SLG: 0.548</small>										4	1	2	0	1	0	1											
Jim Thome, L (1, 3) <small>OBP: 0.422, SLG: 0.645</small>										3	2	2	0	2	1	1											
Karim Garcia, L (1, 9) <small>OBP: 0.368, SLG: 0.647 (8, PH)</small> Ellis Burks, R (8, PH) <small>OBP: 0.359, SLG: 0.536 (8, PH)</small> Milton Bradley, S (8, 9) <small>OBP: 0.288, SLG: 0.336 (8, 9)</small>										3	1	1	0	1	0	3											
Einar Diaz, R (1, 2) <small>OBP: 0.333, SLG: 0.392</small>										5	1	2	2	0	0	6											
Russell Branyan, L (1, 7) <small>OBP: 0.314, SLG: 0.467 (9, 5)</small>										3	2	3	2	2	0	0											
Jolbert Cabrera, R (1, 5) <small>OBP: 0.315, SLG: 0.364 (9, 6)</small>										4	2	1	1	0	1	5											
John McDonald, R (1, 6) <small>OBP: 0.500, SLG: 0.600 (8, PH)</small>										3	0	0	0	0	1	4											
Inning Stats	R: 0 E: 0 K: 0 S: 8	H: 0 LOB: 0 BB: 0 P: 10	R: 1 E: 0 K: 1 S: 14	H: 3 LOB: 0 BB: 0 P: 23	R: 0 E: 0 K: 1 S: 9	H: 2 LOB: 3 BB: 1 P: 20	R: 0 E: 0 K: 1 S: 10	H: 0 LOB: 2 BB: 1 P: 22	R: 3 E: 0 K: 1 S: 11	H: 3 LOB: 1 BB: 1 P: 22	R: 0 E: 0 K: 0 S: 11	H: 1 LOB: 2 BB: 1 P: 22	R: 2 E: 0 K: 1 S: 14	H: 3 LOB: 1 BB: 0 P: 20	R: 5 E: 0 K: 1 S: 23	H: 2 LOB: 1 BB: 4 P: 50		R: 0 E: 0 K: 1 S: 8	H: 0 LOB: 0 BB: 0 P: 12	1B: 8 2B: 5 3B: 0 HR: 1	SF: 0 SAC: 0 DP: 0 HBP: 2	WP: 0 PB: 1 SB: 3 CS: 1	PA: 47				
PITCHER	IP	WLS	BF	H	R	ER	SO	BB	IBB	HBP	BLK	WP	HR	S	P	ERA	WHIP										
Chris Carpenter, R (1, 1) ERA: 4.13	3.0		15	5	1	1	2	2	0	0	0	0	0	21	44	9.00	2.500										
Pasqual Coco, R (4, 1) ERA: 3.6	2.0		12	3	3	2	2	2	0	1	0	0	0	11	22	0.00	1.000										
Matt DeWitt, R (6, 1) ERA: 4.11	1.0		5	1	0	0	0	0	1	0	0	0	0	8	11	27.00	3.000										
Paul Quantrill, R (7, 1) ERA: 3.23	0.2		4	2	2	2	0	0	0	0	0	0	1	8	11	27.00	3.000										
Dan Plesac, L (7, 1) ERA: 3.63	1.0	L	7	2	3	3	2	3	0	0	0	0	0	17	36	27.00	5.000										

AB	37
R	11
H	14
RBI	10
BB	8
SO	6
LOB	26



Batter	1	2	3	4	5	6	7	8	9	AB R H RBI BB SO LOB	TOP																																		
											Toronto Blue Jays @ Cleveland Indians Jacobs Field, Cleveland, OH Wed Sep 26 2001, 7:05 PM EDT livebaseballscorecards.com																																		
																				AB 0 R 0 H 0 RBI 0 BB 0 SO 0 LOB 0																									
																																													
Inning Stats																				1B: 0 SF: 0 WP: 0 PA: 0 2B: 0 SAC: 0 FB: 0 3B: 0 DP: 0 SB: 0 HR: 0 HBP: 0 CS: 0																									
PITCHER										IP		WLS	BF	H	R	ER	SO	BB	IBB	HBP	BLK	WP	HR	S	P	ERA	WHIP	PITCHER	IP	WLS	BF	H	R	ER	SO	BB	IBB	HBP	BLK	WP	HR	S	P	ERA	WHIP

Batter	1	2	3	4	5	6	7	8	9	AB R H RBI BB SO LOB	BOTTOM																																		
											Toronto Blue Jays @ Cleveland Indians Jacobs Field, Cleveland, OH Wed Sep 26 2001, 7:05 PM EDT livebaseballscorecards.com																																		
																				AB 0 R 0 H 0 RBI 0 BB 0 SO 0 LOB 0																									
																																													
Inning Stats																				1B: 0 SF: 0 WP: 0 PA: 0 2B: 0 SAC: 0 FB: 0 3B: 0 DP: 0 SB: 0 HR: 0 HBP: 0 CS: 0																									
PITCHER										IP		WLS	BF	H	R	ER	SO	BB	IBB	HBP	BLK	WP	HR	S	P	ERA	WHIP	PITCHER	IP	WLS	BF	H	R	ER	SO	BB	IBB	HBP	BLK	WP	HR	S	P	ERA	WHIP

Batter	1	2	3	4	5	6	7	8	9	AB	R	H	RBI	BB	SO	LOB	TOP					
Shannon Stewart, R OBP: 0.371, SLG: 0.452	1-1 P3		3-2 F7		1-2 G5-3			4-0 BB		3	0	0	0	1	0	1	Toronto Blue Jays @ Tampa Bay Devil Rays Tropicana Field, St. Petersburg, FL Thu Sep 27 2001, 7:15 PM EDT Att: 13,045 - Dome - 72 F livebaseballscores.com					
Alex Gonzalez, R OBP: 0.301, SLG: 0.387	2-3 K		2-2 BB 1B			1-1 G5-3		2-2 G4-3		4	0	1	0	0	1	1						
José Cruz Jr., S OBP: 0.322, SLG: 0.503	2-3 K		4-2 BB			3-2 CS 1B			2-3 K	3	0	1	0	1	2	0						
Carlos Delgado, L OBP: 0.412, SLG: 0.561		1-1 HR	2-2 G4-3			0-3 K			2-2 G4-3 2B	4	1	2	1	0	1	4						
Brad Fullmer, L OBP: 0.330, SLG: 0.455	0-0 P6			3-2 G6-3		2-0 CS	0-0 G4-6-3 1B		3-1 G4-3	4	0	1	0	0	0	1						
Chris Latham, S OBP: 0.382, SLG: 0.463	2-3 K			3-2 F5			0-3 K		1-1 F8	4	0	0	0	0	2	2						
Felipe Lopez, S OBP: 0.288, SLG: 0.387	2-1 G3-1			1-1 G6-3			1-2 G4-6-3 1-2			3	0	0	0	0	0	1						
Darrin Fletcher, L OBP: 0.276, SLG: 0.351			1-1 BB 1B HBP		1-3 K			0-2 G3		2	0	0	0	0	1	0						
Homer Bush, R OBP: 0.340, SLG: 0.398			0-3 K		0-3 K			2-2 G4-3		3	0	0	0	0	2	1						
Inning Stats	R: 0 E: 0 K: 2 S: 8	H: 0 LOB: 0 BB: 0 P: 13	R: 1 E: 0 K: 1 S: 10	H: 1 LOB: 0 BB: 0 P: 15	R: 0 E: 0 K: 1 S: 21	H: 1 LOB: 3 BB: 1 P: 33	R: 0 E: 0 K: 0 S: 8	H: 0 LOB: 0 BB: 0 P: 15	R: 0 E: 0 K: 2 S: 10	H: 1 LOB: 0 BB: 0 P: 12	R: 0 E: 0 K: 1 S: 9	H: 1 LOB: 0 BB: 0 P: 15	R: 0 E: 0 K: 1 S: 8	H: 1 LOB: 1 BB: 0 P: 9	R: 0 E: 0 K: 0 S: 11	H: 0 LOB: 1 BB: 1 P: 19		R: 0 E: 0 K: 1 S: 10	H: 1 LOB: 1 BB: 0 P: 18	1B: 3 2B: 1 3B: 0 HR: 1	SF: 0 SAC: 0 DP: 1 HBP: 1	WP: 0 PB: 0 SB: 1 CS: 1
PITCHER	IP WLS BF H R ER SO BB IBB HBP BLK WP HR S P ERA WHIP	6.0 W 22 3 1 1 7 1 0 1 0 0 1 1 0 103 1.50 0.667	2.0 W 7 1 0 0 1 1 0 0 0 0 0 0 19 0.00 1.000	1.0 L 4 1 0 0 1 0 0 0 0 0 0 0 10 0.00 1.000	PITCHER										IP WLS BF H R ER SO BB IBB HBP BLK WP HR S P ERA WHIP	5.0 L 22 3 1 1 7 1 0 1 0 0 0 0 19 0.00 1.000						

Batter	1	2	3	4	5	6	7	8	9	AB	R	H	RBI	BB	SO	LOB	BOTTOM				
Jason Tyner, L OBP: 0.304, SLG: 0.325	2-1 G4-3		1-0 F7		0-0 G6-3 1-2 3-H		0-2 G3	1-0 G3		5	0	0	0	0	0	3	Toronto Blue Jays @ Tampa Bay Devil Rays Tropicana Field, St. Petersburg, FL Thu Sep 27 2001, 7:15 PM EDT Att: 13,045 - Dome - 72 F livebaseballscores.com				
Brent Abernathy, R OBP: 0.333, SLG: 0.392	1-1 E5 1B		3-1 F3		4-2 1B BB		2-1 F9			3	0	0	0	1	0	1					
Steve Cox, L OBP: 0.311, SLG: 0.420	0-0 F8		1-1 1B		2-2 FC4-6 1-2 1B			1-2 BB 1B		4	1	3	0	0	0	1					
Ben Grieve, L OBP: 0.368, SLG: 0.383	2-0 FC4-6 1B		1-0 G5-3		1-0 FC4-6 1-2			4-1 2B 18 2B BB		3	1	1	0	1	0	3					
Toby Hall, R OBP: 0.312, SLG: 0.430	1-2 FC4-6 1-2			0-2 G5-3			0-0 F8	1-2 18 2B 2B		4	1	1	1	0	0	2					
Aubrey Huff, L OBP: 0.291, SLG: 0.366		2-0 G4-3		1-0 G1-3			1-1 G1-3	0-1 G5-3		4	0	0	0	0	0	2					
Jose Guillen, R OBP: 0.320, SLG: 0.392		2-1 2B		1-2 F9			0-0 G6-3	4-0 18 2B IBB		3	1	1	0	1	0	0					
1B Jared Sandberg, R OBP: 0.282, SLG: 0.310		2-3 K			0-2 1B G6-3 1B		1-1 G3 SH3-4 1B	0-0 1B 2B 2B		4	1	3	3	0	1	1					
Chris Gomez, R OBP: 0.286, SLG: 0.372		1-3 K			1-1 G6-3 1B		1-0 SH3-4 1B	0-1 F5		3	0	1	0	0	1	2					
Inning Stats	R: 0 E: 1 K: 0 S: 10	H: 1 LOB: 2 BB: 0 P: 16	R: 0 E: 0 K: 2 S: 9	H: 1 LOB: 1 BB: 0 P: 16	R: 0 E: 0 K: 0 S: 6	H: 1 LOB: 1 BB: 0 P: 12	R: 0 E: 0 K: 0 S: 7	H: 0 LOB: 0 BB: 0 P: 9	R: 1 E: 0 K: 0 S: 14	H: 3 LOB: 2 BB: 1 P: 22	R: 0 E: 0 K: 0 S: 4	H: 0 LOB: 0 BB: 0 P: 5	R: 0 E: 0 K: 0 S: 8	H: 1 LOB: 1 BB: 0 P: 12	R: 4 E: 0 K: 0 S: 13	H: 3 LOB: 1 BB: 2 P: 24		R: 0 E: 0 K: 0 S: 10	H: 7 LOB: 3 BB: 0 HR: 0	SF: 0 SAC: 1 DP: 1 HBP: 0	WP: 0 PB: 0 SB: 0 CS: 0
PITCHER	IP WLS BF H R ER SO BB IBB HBP BLK WP HR S P ERA WHIP	6.0 L 25 6 1 1 2 1 0 0 0 0 0 8 12 0.00 1.000	1.0 L 4 1 0 0 0 0 0 0 0 0 0 0 8 0.00 1.000	0.1 L 6 3 4 4 0 1 1 0 0 0 0 0 10 20 108.00 12.000	0.2 L 2 0 0 0 0 0 0 0 0 0 0 0 3 4 0.00 0.000	PITCHER										IP WLS BF H R ER SO BB IBB HBP BLK WP HR S P ERA WHIP	5.0 L 25 6 1 1 2 1 0 0 0 0 0 8 12 0.00 1.000				



Batter	1	2	3	4	5	6	7	8	9	AB	R	H	RBI	BB	SO	LOB	TOP																			
Shannon Stewart, R OBP: 0.368, SLG: 0.448	G6-3		G6-3		G6-3		F7		G1-3	5	0	0	0	0	0	3	Toronto Blue Jays @ Tampa Bay Devil Rays Tropicana Field, St. Petersburg, FL Fri Sep 28 2001, 7:15 PM EDT Att: 10,586 - Dome - 72 F livebaseballscorecards.com																			
Alex Gonzalez, R OBP: 0.302, SLG: 0.388	G3 2B				F8		G3			3	0	1	0	1	0	2																				
José Cruz Jr., S OBP: 0.320, SLG: 0.499	G3		F8		G4-3		G4-3			4	0	0	0	0	4																					
Carlos Delgado, L OBP: 0.411, SLG: 0.558			G3						G1-3	3	0	0	0	1	1																					
Brad Fullmer, L OBP: 0.330, SLG: 0.454	P6								G3-1	4	0	1	0	0	1	2																				
10 Vernon Wells, R OBP: 0.405, SLG: 0.507									G6-3	3	0	1	0	0	0																					
Felipe Lopez, S OBP: 0.287, SLG: 0.404										4	1	1	1	0	1	3																				
Darrin Fletcher, L OBP: 0.273, SLG: 0.348										4	0	0	0	0	0	4																				
Cesar Izturis, S OBP: 0.281, SLG: 0.387										4	0	2	0	0	0	4																				
Inning Stats	R: 0 E: 0 K: 0 S: 11	H: 1 LOB: 2 BB: 1 P: 18	R: 0 E: 0 K: 0 S: 8	H: 1 LOB: 1 BB: 0 P: 10	R: 0 E: 0 K: 0 S: 12	H: 0 LOB: 1 BB: 1 P: 22	R: 0 E: 1 K: 0 S: 10	H: 1 LOB: 2 BB: 0 P: 14	R: 0 E: 0 K: 0 S: 11	H: 0 LOB: 0 BB: 0 P: 17	R: 0 E: 0 K: 2 S: 10	H: 0 LOB: 0 BB: 0 P: 15	R: 1 E: 1 K: 0 S: 12	H: 2 LOB: 2 BB: 0 P: 17	R: 0 E: 0 K: 1 S: 9	H: 0 LOB: 0 BB: 0 P: 13	R: 0 E: 0 K: 1 S: 9	H: 1 LOB: 1 BB: 0 P: 13	1B: 3 2B: 3 3B: 0 HR: 1	SF: 0 SAC: 0 DP: 1 HBP: 1	WP: 0 PB: 0 SB: 0 CS: 0	PA: 37														
PITCHER	IP	WLS	BF	H	R	ER	SO	BB	IBB	HBP	BLK	WP	HR	S	P	ERA	WHIP	PITCHER		IP	WLS	BF	H	R	ER	SO	BB	IBB	HBP	BLK	WP	HR	S	P	ERA	WHIP
Bryan Rekar, R ERA: 5.89	6.0	W	27	5	1	1	2	2	0	1	0	0	1	67	103	1.50	1.167			1.0	3	3	0	0	0	2	0	0	0	0	0	9	9	0.00	0.000	
Travis Phelps, R ERA: 3.54	3.0	S	10	1	0	0	1	0	0	0	0	0	0	24	40	0.00	0.333			8.1	1	10	6	0	0	2	0	0	0	0	0	7	9	0.00	1.000	

Toronto Blue Jays @ Tampa Bay Devil Rays
Tropicana Field, St. Petersburg, FL
Fri Sep 28 2001, 7:15 PM EDT
Att: 10,586 - Dome - 72 F

AB 34
R 1
H 6
RBI 1
BB 2
SO 3
LOB 23



Batter	1	2	3	4	5	6	7	8	9	AB	R	H	RBI	BB	SO	LOB	BOTTOM																			
Jason Tyner, L OBP: 0.304, SLG: 0.322	K		G6-3							3	1	0	0	1	1	1	Toronto Blue Jays @ Tampa Bay Devil Rays Tropicana Field, St. Petersburg, FL Fri Sep 28 2001, 7:15 PM EDT Att: 10,586 - Dome - 72 F livebaseballscorecards.com																			
18 Jared Sandberg, R OBP: 0.281, SLG: 0.303	K									3	1	0	0	1	1	0																				
Steve Cox, L OBP: 0.314, SLG: 0.422										3	0	1	2	1	1	0																				
Ben Grieve, L OBP: 0.369, SLG: 0.385										3	0	1	0	1	0	1																				
Toby Hall, R OBP: 0.323, SLG: 0.444										4	1	3	1	0	0	1																				
Randy Winn, S OBP: 0.345, SLG: 0.410										3	0	0	0	0	0	4																				
Aubrey Huff, L OBP: 0.291, SLG: 0.367										4	1	1	1	0	1	3																				
Chris Gomez, R OBP: 0.285, SLG: 0.370										4	1	1	0	0	0	0																				
Felix Martinez, S OBP: 0.288, SLG: 0.319										4	1	2	2	0	1	0																				
Inning Stats	R: 0 E: 0 K: 2 S: 12	H: 0 LOB: 1 BB: 1 P: 20	R: 6 E: 0 K: 0 S: 23	H: 6 LOB: 3 BB: 3 P: 45	R: 0 E: 0 K: 0 S: 8	H: 1 LOB: 0 BB: 0 P: 14	R: 0 E: 0 K: 0 S: 9	H: 1 LOB: 1 BB: 0 P: 13	R: 0 E: 0 K: 0 S: 8	H: 0 LOB: 0 BB: 0 P: 11	R: 0 E: 0 K: 0 S: 6	H: 0 LOB: 0 BB: 0 P: 9	R: 0 E: 0 K: 1 S: 7	H: 1 LOB: 1 BB: 0 P: 9	R: 0 E: 0 K: 2 S: 9	H: 0 LOB: 0 BB: 0 P: 9	R: 0 E: 0 K: 2 S: 9	H: 0 LOB: 0 BB: 0 P: 9	1B: 4 2B: 4 3B: 1 HR: 0	SF: 0 SAC: 1 DP: 1 HBP: 0	WP: 0 PB: 0 SB: 2 CS: 0	PA: 36														
PITCHER	IP	WLS	BF	H	R	ER	SO	BB	IBB	HBP	BLK	WP	HR	S	P	ERA	WHIP	PITCHER		IP	WLS	BF	H	R	ER	SO	BB	IBB	HBP	BLK	WP	HR	S	P	ERA	WHIP
Kelvin Escobar, R ERA: 3.53	1.1	L	14	6	6	6	2	4	0	0	0	0	0	27	53	40.50	7.500			8.1	1	10	6	0	0	2	0	0	0	0	0	9	9	0.00	0.000	
Esteban Loaiza, R ERA: 5.29	1.2		5	1	0	0	0	0	0	0	0	0	0	16	26	0.00	0.600			1.0	3	3	0	0	0	2	0	0	0	0	0	7	9	0.00	1.000	
Pedro Borbon, L ERA: 3.78	2.0		7	1	0	0	0	0	0	0	0	0	0	17	24	0.00	0.500			6.1	3	3	0	0	0	0	0	0	0	0	0	6	9	0.00	0.000	
Bob File, R ERA: 3.39	1.0		3	0	0	0	0	0	0	0	0	0	0	6	9	0.00	0.000			7.1	4	1	0	0	1	0	0	0	0	7	9	0.00	1.000			
Scott Eyre, L ERA: 4.63	1.0		4	1	0	0	1	0	0	0	0	0	0	7	9	0.00	1.000																			

Toronto Blue Jays @ Tampa Bay Devil Rays
Tropicana Field, St. Petersburg, FL
Fri Sep 28 2001, 7:15 PM EDT
Att: 10,586 - Dome - 72 F


AB 31
R 6
H 9
RBI 6
BB 4
SO 5
LOB 10



Batter	1	2	3	4	5	6	7	8	9	AB	R	H	RBI	BB	SO	LOB	TOP				
Shannon Stewart, R (1, 10) OBP: 0.369, SLG: 0.448	L8		G3					FC6-4 1B		4	0	2	0	0	0	1					
Alex Gonzalez, R (1, 6) OBP: 0.300, SLG: 0.386	F7		K					FC6-4 FC4-6 BB 1-2 WP		4	1	0	0	0	2	3					
Raul Mondesi, R (1, 9) OBP: 0.345, SLG: 0.462	P6			F8	F8			FC4-6 BB		3	0	0	0	1	0	1					
Carlos Delgado, L (1, 3) OBP: 0.410, SLG: 0.558								FC4-6 WP		4	0	1	0	0	2	2					
José Cruz Jr., S (1, 7) OBP: 0.320, SLG: 0.503			K					K		4	1	1	1	0	3	2					
10 Vernon Wells, R (1, 8) OBP: 0.402, SLG: 0.500 Tony Fernandez, S (9, PH) OBP: 0.336, SLG: 0.364																					
Felipe Lopez, S (1, 5) OBP: 0.286, SLG: 0.400																					
Homer Bush, R (1, 4) OBP: 0.340, SLG: 0.398 Brad Fulmer, L (9, PH) OBP: 0.329, SLG: 0.453																					
Alberto Castillo, R (1, 2) OBP: 0.257, SLG: 0.260 Brian Simmons, S (7, PH) OBP: 0.248, SLG: 0.293 Josh Phelps, R (7, 2) Darrin Fletcher, L (9, PH) OBP: 0.275, SLG: 0.349																					
Inning Stats	R: 0 E: 0 K: 0 S: 7	H: 0 LOB: 0 BB: 0 P: 10	R: 0 E: 0 K: 1 S: 13	H: 1 LOB: 1 BB: 0 P: 17	R: 0 E: 0 K: 1 S: 7	H: 1 LOB: 1 BB: 0 P: 12	R: 1 E: 0 K: 1 S: 13	H: 3 LOB: 2 BB: 0 P: 22	R: 0 E: 0 K: 3 S: 9	H: 0 LOB: 0 BB: 0 P: 16	R: 0 E: 0 K: 0 S: 7	H: 0 LOB: 2 BB: 0 P: 10	R: 1 E: 0 K: 1 S: 8	H: 1 LOB: 1 BB: 1 P: 17	R: 0 E: 0 K: 0 S: 10	H: 2 LOB: 2 BB: 0 P: 13	1B: 7 2B: 1 3B: 0 HR: 1	SF: 0 SAC: 0 DP: 0 HBP: 0	WP: 1 PB: 0 SB: 0 CS: 0	PA: 36	
PITCHER	IP	WLS	BF	H	R	ER	SO	BB	IBB	HBP	BLK	WP	HR	S	P	ERA	WHIP				
Nick Bierbrodt, L (1, 1) ERA: 5.97	6.0	W	24	6	1	1	7	0	0	0	0	0	1	61	93	1.50	1.000				
Victor Zambrano, R (7, 1) ERA: 3.42	2.0	H	8	1	1	1	1	1	0	0	0	1	0	15	27	4.50	1.000				
Esteban Yan, R (9, 1) ERA: 4.05	1.0	S	4	2	0	0	0	0	0	0	0	0	0	10	13	0.00	2.000				

Toronto Blue Jays @ Tampa Bay Devil Rays
Tropicana Field, St. Petersburg, FL
Sat Sep 29 2001, 4:15 PM EDT
Att: 17,635 - Dome - 72 F

AB 35
R 2
H 9
RBI 1
BB 1
SO 8
LOB 16



Batter	1	2	3	4	5	6	7	8	9	AB	R	H	RBI	BB	SO	LOB	BOTTOM		
Jason Tyner, L (1, 7) OBP: 0.302, SLG: 0.320	G1-3	F8		G5-3			SH1-4			3	0	0	0	0	0	2			
18 Jared Sandberg, R (1, 5) OBP: 0.280, SLG: 0.295	K			G5-3			G1-3	1B BB		3	0	0	0	1	1	0			
Steve Cox, L (1, 3) OBP: 0.316, SLG: 0.426	G3-1			G3-1	2B		K	1B		4	0	2	1	0	1	0			
Ben Grieve, L (1, 9) OBP: 0.368, SLG: 0.382		1B BB		G3-1			G4-3	K		3	1	0	0	1	1	3			
Toby Hall, R (1, 2) OBP: 0.321, SLG: 0.439		1B E		P4			F8	G5-3		4	1	1	0	0	0	3			
Randy Winn, S (1, 8) OBP: 0.344, SLG: 0.409		E9		G4-3			G5-3	F8		4	0	1	1	0	0	0			
Aubrey Huff, L (1, 10) OBP: 0.290, SLG: 0.366		E4		F3			WP	G1-3		4	1	1	0	0	0	1			
Chris Gomez, R (1, 6) OBP: 0.288, SLG: 0.380		WP		1B			G4-3	F7		4	1	2	1	0	0	1			
Felix Martinez, S (1, 4) OBP: 0.293, SLG: 0.329		K						SH1-4		3	1	2	0	0	1	1			
Inning Stats	R: 0 E: 0 K: 1 S: 6	H: 0 LOB: 0 BB: 0 P: 8	R: 4 E: 2 K: 1 S: 19	H: 3 LOB: 0 BB: 1 P: 31	R: 0 E: 0 K: 0 S: 9	H: 1 LOB: 1 BB: 0 P: 13	R: 0 E: 0 K: 0 S: 9	H: 2 LOB: 2 BB: 0 P: 12	R: 0 E: 0 K: 1 S: 12	H: 1 LOB: 1 BB: 0 P: 19	R: 1 E: 0 K: 1 S: 12	H: 2 LOB: 2 BB: 1 P: 21	R: 0 E: 0 K: 0 S: 5	H: 0 LOB: 0 BB: 0 P: 8	1B: 5 2B: 4 3B: 0 HR: 0	SF: 0 SAC: 1 DP: 0 HBP: 0	WP: 3 PB: 0 SB: 1 CS: 1	PA: 35	
PITCHER	IP	WLS	BF	H	R	ER	SO	BB	IBB	HBP	BLK	WP	HR	S	P	ERA	WHIP		
32 Roy Halladay, R (1, 1) ERA: 3.46	6.1	L	29	8	5	3	3	2	0	0	0	0	0	68	110	4.26	1.579		
Dan Plesac, L (7, 1) ERA: 3.0	0.1		2	1	0	0	1	0	0	0	0	0	0	6	9	0.00	3.000		
Matt DeWitt, R (7, 1) ERA: 3.63	1.1		4	0	0	0	0	0	0	0	0	0	0	8	11	0.00	0.000		

Toronto Blue Jays @ Tampa Bay Devil Rays
Tropicana Field, St. Petersburg, FL
Sat Sep 29 2001, 4:15 PM EDT
Att: 17,635 - Dome - 72 F

AB 32
R 5
H 9
RBI 3
BB 2
SO 4
LOB 11



Batter	1	2	3	4	5	6	7	8	9	AB	R	H	RBI	BB	SO	LOB	TOP										
Shannon Stewart, R OBP: 0.366, SLG: 0.451										4	0	0	0	0	2	2	Toronto Blue Jays @ Baltimore Orioles Oriole Park at Camden Yards, Baltimore, MD Mon Oct 01 2001, 7:05 PM EDT Att: 37,108 - Cloudy - 71 F										
Alex Gonzalez, R OBP: 0.300, SLG: 0.391										4	0	2	0	0	0	1											
Raul Mondesi, R OBP: 0.344, SLG: 0.458										4	0	0	0	0	1	5											
Carlos Delgado, L OBP: 0.407, SLG: 0.551										4	0	1	0	0	0	2											
José Cruz Jr., S OBP: 0.323, SLG: 0.517										4	1	2	1	0	0	2											
Brad Fullmer, L OBP: 0.329, SLG: 0.450										3	0	0	0	1	1	1											
Felipe Lopez, S OBP: 0.282, SLG: 0.409										4	0	0	0	0	0	3											
Darrin Fletcher, L OBP: 0.275, SLG: 0.348										4	0	1	0	0	1	2											
Cesar Izturis, S OBP: 0.282, SLG: 0.385										3	0	1	0	0	0	1											
Inning Stats	R: 0 E: 1 K: 1 S: 10	H: 0 LOB: 0 BB: 0 P: 13	R: 0 E: 0 K: 0 S: 10	H: 1 LOB: 2 BB: 1 P: 22	R: 0 E: 0 K: 2 S: 11	H: 1 LOB: 1 BB: 0 P: 15	R: 0 E: 0 K: 1 S: 7	H: 1 LOB: 1 BB: 0 P: 12	R: 0 E: 0 K: 0 S: 10	H: 2 LOB: 2 BB: 0 P: 15	R: 1 E: 0 K: 0 S: 7	H: 1 LOB: 0 BB: 0 P: 11	R: 0 E: 0 K: 0 S: 8	H: 0 LOB: 0 BB: 0 P: 13	R: 0 E: 1 K: 0 S: 9	H: 1 LOB: 1 BB: 0 P: 15		R: 0 E: 0 K: 1 S: 9	H: 0 LOB: 0 BB: 0 P: 13	1B: 4 2B: 2 3B: 0 HR: 1	SF: 0 SAC: 0 DP: 1 HBP: 0	WP: 0 PB: 0 SB: 1 CS: 2	PA: 35				
PITCHER	IP	WLS	BF	H	R	ER	SO	BB	IBB	HBP	BLK	WP	HR	S	P	ERA	WHIP										
Rick Bauer, R ERA: 4.5	(1, 1)	7.0	L	30	7	1	1	4	1	0	0	0	0	66	106	1.29	1.143										
Buddy Groom, L ERA: 3.23	(8, 1)	2.0		5	0	0	0	1	0	0	0	0	0	15	23	0.00	0.000										


AB	34
R	1
H	7
RBI	1
BB	1
SO	5
LOB	19




Batter	1	2	3	4	5	6	7	8	9	AB	R	H	RBI	BB	SO	LOB	BOTTOM										
Luis Matos, R OBP: 0.284, SLG: 0.410										4	0	1	0	0	1	1	Toronto Blue Jays @ Baltimore Orioles Oriole Park at Camden Yards, Baltimore, MD Mon Oct 01 2001, 7:05 PM EDT Att: 37,108 - Cloudy - 71 F										
Larry Bigbie, L OBP: 0.318, SLG: 0.321 63 Tim Raines, S										4	0	1	0	0	0	1											
Jeff Conine, R OBP: 0.382, SLG: 0.442										3	0	0	0	1	0	1											
Chris Richard, L OBP: 0.338, SLG: 0.437											4	0	1	0	0	2											
Cal Ripken Jr., R OBP: 0.284, SLG: 0.374											4	0	0	0	0	2											
Tony Batista, R OBP: 0.279, SLG: 0.433											4	0	0	0	0	0											
Brady Anderson, L OBP: 0.309, SLG: 0.294										3	0	0	0	0	1	0											
Geronimo Gil, R OBP: 0.373, SLG: 0.333										3	0	2	0	0	0	0											
Jerry Hairston, R OBP: 0.309, SLG: 0.351										3	0	1	0	0	1	1											
Inning Stats	R: 0 E: 0 K: 2 S: 14	H: 1 LOB: 2 BB: 1 P: 25	R: 0 E: 0 K: 0 S: 13	H: 0 LOB: 0 BB: 0 P: 18	R: 0 E: 0 K: 0 S: 8	H: 1 LOB: 1 BB: 0 P: 14	R: 0 E: 0 K: 0 S: 4	H: 0 LOB: 0 BB: 0 P: 8	R: 0 E: 0 K: 0 S: 11	H: 2 LOB: 1 BB: 0 P: 17	R: 0 E: 0 K: 0 S: 10	H: 1 LOB: 1 BB: 0 P: 14	R: 0 E: 0 K: 2 S: 13	H: 1 LOB: 1 BB: 0 P: 21	R: 0 E: 0 K: 0 S: 6	H: 0 LOB: 0 BB: 0 P: 8		R: 0 E: 0 K: 2 S: 9	H: 0 LOB: 0 BB: 0 P: 12	1B: 5 2B: 1 3B: 0 HR: 0	SF: 0 SAC: 0 DP: 0 HBP: 0	WP: 0 PB: 0 SB: 1 CS: 0	PA: 33				
PITCHER	IP	WLS	BF	H	R	ER	SO	BB	IBB	HBP	BLK	WP	HR	S	P	ERA	WHIP										
Esteban Loaiza, R ERA: 5.06	(1, 1)	7.0	W	27	6	0	0	5	1	0	0	0	0	73	117	0.00	1.000										
Paul Quantrill, R ERA: 3.15	(8, 1)	1.0	H	3	0	0	0	0	0	0	0	0	0	6	8	0.00	0.000										
Billy Koch, R ERA: 4.75	(9, 1)	1.0	S	3	0	0	0	2	0	0	0	0	0	9	12	0.00	0.000										

AB	32
R	0
H	6
RBI	0
BB	1
SO	7
LOB	9



Batter	1	2	3	4	5	6	7	8	9	AB	R	H	RBI	BB	SO	LOB	TOP					
Shannon Stewart, R OBP: 0.368, SLG: 0.453	1-1 HBP		3-2 2B		2-1 F8 2B 1B	0-1 G5-3			0-0 FC1-6	4	1	2	0	0	0	2	<p>Toronto Blue Jays @ Baltimore Orioles</p> <p>Oriole Park at Camden Yards, Baltimore, MD</p> <p>Tue Oct 02 2001, 7:05 PM EDT</p> <p>Att: 29,390 - Cloudy - 80 F</p> <p>livebaseballscores.com</p> <p>AB 33 R 3 H 6 RBI 3 BB 4 SO 7 LOB 19</p> 					
Alex Gonzalez, R OBP: 0.300, SLG: 0.388	0-3 K		2-3 K		1-2 F7		4-2 BB	3-2 F9	4	0	0	0	1	2	4							
Raul Mondesi, R OBP: 0.342, SLG: 0.454	1-1 F7		3-2 G4-3		3-1 F8		1-3 K	2-0 G3	5	0	0	0	0	1	5							
Carlos Delgado, L OBP: 0.408, SLG: 0.549	0-0 F8			4-0 HR BB	4-2 2B BB		1-3 K		2	1	0	0	2	1	2							
José Cruz Jr., S OBP: 0.324, SLG: 0.524		0-1 G1-3		1-2 HR	1-0 2B		0-1 F7		4	1	2	3	0	0	1							
Brad Fullmer, L OBP: 0.327, SLG: 0.447		2-1 L4		2-0 F5	1-0 G3			0-2 G4-3	3	0	0	0	0	0	2							
Luis Lopez, R OBP: 0.290, SLG: 0.359									1	0	0	0	0	0	0							
Felipe Lopez, S OBP: 0.282, SLG: 0.405		0-0 1B		1-1 L8		1-2 G4-3		1-3 K	4	0	1	0	0	1	0							
Darrin Fletcher, L OBP: 0.277, SLG: 0.349		0-0 F8		0-2 1B		4-0 BB		3-3 K	2	0	1	0	1	0	1							
Chris Latham, S OBP: 0.377, SLG: 0.456									1	0	0	0	0	1	0							
Alberto Castillo, R OBP: 0.252, SLG: 0.254									0	0	0	0	0	0	0							
Homer Bush, R OBP: 0.339, SLG: 0.391			0-0 F9	0-2 G5-3		0-3 K		2-1 FC1-6 HBP	3	0	0	0	0	1	2							
Inning Stats	R: 0 E: 0 K: 1 S: 7	H: 0 LOB: 1 P: 9	R: 0 E: 0 K: 0 S: 6	H: 1 LOB: 1 BB: 0 P: 8	R: 0 E: 0 K: 1 S: 10	H: 1 LOB: 1 BB: 0 P: 18	R: 2 E: 0 K: 0 S: 13	H: 2 LOB: 1 BB: 1 P: 21	R: 1 E: 0 K: 0 S: 12	H: 2 LOB: 2 BB: 1 P: 24	R: 0 E: 0 K: 1 S: 10	H: 0 LOB: 1 BB: 1 P: 15	R: 0 E: 0 K: 2 S: 10	H: 0 LOB: 0 BB: 1 P: 16	R: 0 E: 0 K: 2 S: 9	H: 0 LOB: 0 BB: 0 P: 13	R: 0 E: 0 K: 0 S: 6	H: 0 LOB: 1 BB: 0 P: 13	1B: 3 2B: 2 HR: 1	SF: 0 SAC: 0 DP: 0 HBP: 2	WP: 0 PB: 0 SB: 2 CS: 0	PA: 39
PITCHER	IP WLS BF H R ER SO BB IBB HBP BLK WP HR S P ERA WHIP	IP WLS BF H R ER SO BB IBB HBP BLK WP HR S P ERA WHIP	IP WLS BF H R ER SO BB IBB HBP BLK WP HR S P ERA WHIP	IP WLS BF H R ER SO BB IBB HBP BLK WP HR S P ERA WHIP	IP WLS BF H R ER SO BB IBB HBP BLK WP HR S P ERA WHIP	IP WLS BF H R ER SO BB IBB HBP BLK WP HR S P ERA WHIP	IP WLS BF H R ER SO BB IBB HBP BLK WP HR S P ERA WHIP	IP WLS BF H R ER SO BB IBB HBP BLK WP HR S P ERA WHIP	IP WLS BF H R ER SO BB IBB HBP BLK WP HR S P ERA WHIP	IP WLS BF H R ER SO BB IBB HBP BLK WP HR S P ERA WHIP	IP WLS BF H R ER SO BB IBB HBP BLK WP HR S P ERA WHIP	IP WLS BF H R ER SO BB IBB HBP BLK WP HR S P ERA WHIP	IP WLS BF H R ER SO BB IBB HBP BLK WP HR S P ERA WHIP	IP WLS BF H R ER SO BB IBB HBP BLK WP HR S P ERA WHIP	IP WLS BF H R ER SO BB IBB HBP BLK WP HR S P ERA WHIP	IP WLS BF H R ER SO BB IBB HBP BLK WP HR S P ERA WHIP	IP WLS BF H R ER SO BB IBB HBP BLK WP HR S P ERA WHIP					
Sean Dougllass, R ERA: 5.31	(1, 1)	6.1	30	6	3	3	4	4	0	0	1	0	0	0	0	0	0	1	63	105	4.26	1.579
B.J. Ryan, L ERA: 4.41	(7, 1)	1.2	5	0	0	0	3	0	0	0	0	0	0	0	0	0	0	0	14	19	0.00	0.000
Willis Roberts, R ERA: 4.81	(9, 1)	1.0	W	4	0	0	0	0	0	1	0	0	0	0	0	0	0	0	6	13	0.00	0.000

Batter	1	2	3	4	5	6	7	8	9	AB	R	H	RBI	BB	SO	LOB	BOTTOM					
63 Tim Raines, S OBP: 0.250, SLG: 0.500	0-1 L7		1-3 K		1-3 K		0-0 SH2-4		1-0 SH5-4 BB 2B	4	1	1	0	0	2	1	<p>Toronto Blue Jays @ Baltimore Orioles</p> <p>Oriole Park at Camden Yards, Baltimore, MD</p> <p>Tue Oct 02 2001, 7:05 PM EDT</p> <p>Att: 29,390 - Cloudy - 80 F</p> <p>livebaseballscores.com</p> <p>AB 32 R 4 H 10 RBI 4 BB 6 SO 5 LOB 25</p> 					
1 Brian Roberts, S OBP: 0.284, SLG: 0.342	4-2 FC3-6 1B BB		1-0 L7		4-2 FC6-4 BB		0-0 F8		3-1 SH5-4	2	0	0	0	2	0	3						
Jeff Conine, R OBP: 0.385, SLG: 0.443	1-1 FC3-6 1B		3-2 2H 1B		0-0 FC6-4 1-2		4-0 HBP IBB		4-0 BB IBB	3	0	2	1	2	0	1						
Chris Richard, L OBP: 0.342, SLG: 0.441	0-1 FC3-6 1-2 2-3			1-1 2B 2B		0-1 L5-4 1B	2-1 HBP		4-0 BB IBB	3	1	2	1	1	0	2						
Tony Batista, R OBP: 0.278, SLG: 0.431	2-0 F8		2-3 K		0-1 1B	0-1 1B	1-2 2-3 3-H HBP		2-3 K	5	0	1	0	0	2	9						
Brady Anderson, L OBP: 0.312, SLG: 0.299		1-2 G4-3		2-0 2H 2B		1-1 F8		2-0 G1-3 1B	4	0	2	2	1	0	2							
Cal Ripken Jr., R OBP: 0.281, SLG: 0.371		0-2 G4-3		0-0 L8		2-1 L5-4		2-2 G1-3	4	0	0	0	0	0	4							
Geronimo Gil, R OBP: 0.370, SLG: 0.319		0-1 G5-3		0-0 G6-3		1-2 SH2-4 63 1B HBP		2-1 F3	2	0	0	0	0	0	1							
6 Melvin Mora, R OBP: 0.329, SLG: 0.362									1-2 2-3 3-H BB	0	1	0	0	0	0	0						
Brook Fordyce, R OBP: 0.270, SLG: 0.328									0-0 HBP 63 SH2-4 1B	1	0	0	0	0	1							
Luis Matos, R OBP: 0.293, SLG: 0.415			1-2 1B 1B		2-3 K		0-0 HBP 63 SH2-4 1B	1-1 G6-3	4	1	2	0	0	1	1							
Inning Stats	R: 0 E: 0 K: 0 S: 9	H: 1 LOB: 2 P: 16	R: 0 E: 0 K: 0 S: 8	H: 0 LOB: 0 BB: 0 P: 9	R: 1 E: 0 K: 1 S: 13	H: 2 LOB: 1 BB: 0 P: 18	R: 1 E: 0 K: 1 S: 8	H: 2 LOB: 1 BB: 0 P: 13	R: 0 E: 0 K: 2 S: 14	H: 0 LOB: 1 BB: 1 P: 21	R: 0 E: 0 K: 0 S: 8	H: 2 LOB: 1 BB: 0 P: 11	R: 1 E: 0 K: 0 S: 7	H: 1 LOB: 3 BB: 1 P: 15	R: 0 E: 0 K: 0 S: 8	H: 1 LOB: 0 BB: 0 P: 15	R: 1 E: 0 K: 1 S: 9	H: 1 LOB: 3 BB: 3 P: 27	1B: 7 2B: 4 HR: 0	SF: 0 SAC: 2 DP: 1 HBP: 2	WP: 0 PB: 0 SB: 1 CS: 0	PA: 42
PITCHER	IP WLS BF H R ER SO BB IBB HBP BLK WP HR S P ERA WHIP	IP WLS BF H R ER SO BB IBB HBP BLK WP HR S P ERA WHIP	IP WLS BF H R ER SO BB IBB HBP BLK WP HR S P ERA WHIP	IP WLS BF H R ER SO BB IBB HBP BLK WP HR S P ERA WHIP	IP WLS BF H R ER SO BB IBB HBP BLK WP HR S P ERA WHIP	IP WLS BF H R ER SO BB IBB HBP BLK WP HR S P ERA WHIP	IP WLS BF H R ER SO BB IBB HBP BLK WP HR S P ERA WHIP	IP WLS BF H R ER SO BB IBB HBP BLK WP HR S P ERA WHIP	IP WLS BF H R ER SO BB IBB HBP BLK WP HR S P ERA WHIP	IP WLS BF H R ER SO BB IBB HBP BLK WP HR S P ERA WHIP	IP WLS BF H R ER SO BB IBB HBP BLK WP HR S P ERA WHIP	IP WLS BF H R ER SO BB IBB HBP BLK WP HR S P ERA WHIP	IP WLS BF H R ER SO BB IBB HBP BLK WP HR S P ERA WHIP	IP WLS BF H R ER SO BB IBB HBP BLK WP HR S P ERA WHIP	IP WLS BF H R ER SO BB IBB HBP BLK WP HR S P ERA WHIP	IP WLS BF H R ER SO BB IBB HBP BLK WP HR S P ERA WHIP						
Brandon Lyon, R ERA: 4.42	(1, 1)	6.0	26	7	3	3	4	2	0	1	0	0	0	0	0	0	0	0	3	7	0.00	1.500
Bob Fife, R ERA: 3.36	(7, 1)	0.2	H	4	1	0	0	0	0	1	0	0	0	0	0	0	0	0	3	7	0.00	1.500
Scott Eyre, L ERA: 4.26	(7, 1)	0.0	B	1	0	0	0	0	0	0	1	0	0	0	0	0	0	0	1	3	∞	∞
Paul Quantrill, R ERA: 3.1	(7, 1)	1.1	5	1	0	0	0	0	0	0	0	0	0	0	0	0	0	0	9	17	0.00	0.750
Matt DeWitt, R ERA: 4.0	(9, 1)	0.2	L	5	1	1	1	0	2	0	0	0	0	0	0	0	0	0	7	21	13.50	1.500

Batter	1	2	3	4	5	6	7	8	9	AB	R	H	RBI	BB	SO	LOB	TOP					
Shannon Stewart, R (1, 7) Chris Latham, S (9, 7) OBP: 0.368, SLG: 0.454 OBP: 0.377, SLG: 0.456	E6		G5-3		G6-3		10 PB 2B		1B	5	0	2	0	0	0	1	Toronto Blue Jays @ Baltimore Orioles Oriole Park at Camden Yards, Baltimore, MD Wed Oct 03 2001, 7:05 PM EDT Att: 33,705 - Sunny - 83 F					
Alex Gonzalez, R (1, 6) OBP: 0.300, SLG: 0.389	K		2-H 1B		K		K		1B	5	0	2	1	0	3	2						
Raul Mondesi, R (1, 9) 10 Vernon Wells, R (6, 9) OBP: 0.371, SLG: 0.458	K		1-2 BB		G6-3		G4-3		K	2	0	0	0	1	1	1						
Carlos Delgado, L (1, 3) OBP: 0.409, SLG: 0.549	F5		1-2 BB				HR 1B		1B 3B 1B	4	2	2	0	1	0	3						
José Cruz Jr., S (1, 8) OBP: 0.325, SLG: 0.528		P6	G3-1				1-H HR		1B 3B 1B	5	2	2	2	0	0	4						
Brad Fullmer, L (1, 10) Tony Fernandez, S (8, PH) OBP: 0.327, SLG: 0.447 OBP: 0.346, SLG: 0.383		P6			S 1B		G4-3		3B 1B	3	1	1	0	0	0	0						
Felipe Lopez, S (1, 5) OBP: 0.292, SLG: 0.422		FC5-4 BB			1-H 1B		F8		1-H 2-H 3-H L3-5 3B	3	0	2	4	1	0	0						
Darrin Fletcher, L (1, 2) OBP: 0.275, SLG: 0.346		FC5-4			F8		F9		G4-3	4	0	0	0	0	0	3						
Cesar Izturis, S (1, 4) OBP: 0.281, SLG: 0.389					1B 2B		K		L3-5	4	1	1	0	0	2	1						
Inning Stats	R: 0 E: 1 K: 2 S: 9	H: 0 LOB: 1 BB: 0 P: 16	R: 0 E: 0 K: 0 S: 8	H: 0 LOB: 1 BB: 1 P: 16	R: 1 E: 0 K: 0 S: 15	H: 2 LOB: 2 BB: 2 P: 28	R: 1 E: 0 K: 1 S: 17	H: 2 LOB: 0 BB: 0 P: 23	R: 0 E: 0 K: 0 S: 5	H: 0 LOB: 0 BB: 0 P: 5	R: 2 E: 0 K: 0 S: 9	H: 2 LOB: 0 BB: 0 P: 13	R: 0 E: 0 K: 2 S: 12	H: 1 LOB: 1 BB: 0 P: 20	R: 3 E: 0 K: 0 S: 8	H: 4 LOB: 0 BB: 0 P: 11		R: 0 E: 0 K: 1 S: 10	H: 2 LOB: 2 BB: 0 P: 14	1B: 9 2B: 3 3B: 1 HR: 1	SF: 0 SAC: 0 DP: 1 HBP: 0	WP: 0 PB: 1 SB: 3 CS: 2
PITCHER	IP WLS BF H R ER SO BB IBB HBP BLK WP HR S P ERA WHIP	IP WLS BF H R ER SO BB IBB HBP BLK WP HR S P ERA WHIP	IP WLS BF H R ER SO BB IBB HBP BLK WP HR S P ERA WHIP	IP WLS BF H R ER SO BB IBB HBP BLK WP HR S P ERA WHIP	IP WLS BF H R ER SO BB IBB HBP BLK WP HR S P ERA WHIP	IP WLS BF H R ER SO BB IBB HBP BLK WP HR S P ERA WHIP	IP WLS BF H R ER SO BB IBB HBP BLK WP HR S P ERA WHIP	IP WLS BF H R ER SO BB IBB HBP BLK WP HR S P ERA WHIP	IP WLS BF H R ER SO BB IBB HBP BLK WP HR S P ERA WHIP	IP WLS BF H R ER SO BB IBB HBP BLK WP HR S P ERA WHIP	IP WLS BF H R ER SO BB IBB HBP BLK WP HR S P ERA WHIP	IP WLS BF H R ER SO BB IBB HBP BLK WP HR S P ERA WHIP	IP WLS BF H R ER SO BB IBB HBP BLK WP HR S P ERA WHIP	IP WLS BF H R ER SO BB IBB HBP BLK WP HR S P ERA WHIP	IP WLS BF H R ER SO BB IBB HBP BLK WP HR S P ERA WHIP	IP WLS BF H R ER SO BB IBB HBP BLK WP HR S P ERA WHIP						
Jason Johnson, R (1, 1) ERA: 4.09	5.0	23	6	4	4	4	3	0	0	0	0	0	0	0	0	0	7.20	1.800				
John Bale, L (6, 1) ERA: 3.04	1.1	4	0	0	0	1	0	0	0	0	0	0	0	0	0	0	0.00	0.000				
John Wasdin, R (7, 1) ERA: 4.95	0.2	3	1	0	0	1	0	0	0	0	0	0	0	0	0	0	0.00	1.500				
Buddy Groom, L (8, 1) ERA: 3.66	0.0	L	3	3	3	0	0	0	0	0	0	0	0	0	0	0	∞	∞				
Jorge Julio, R (8, 1) ERA: 3.05	2.0	B	8	3	0	0	0	0	0	0	0	0	0	0	0	0	0.00	1.500				

Batter	1	2	3	4	5	6	7	8	9	AB	R	H	RBI	BB	SO	LOB	BOTTOM					
63 Tim Raines, S (1, 8) OBP: 0.444, SLG: 0.625	SH3 SF8 2B		G6-3		E S 2B 1B		SH1-3 2B BB		L8	4	3	2	0	1	0	0	Toronto Blue Jays @ Baltimore Orioles Oriole Park at Camden Yards, Baltimore, MD Wed Oct 03 2001, 7:05 PM EDT Att: 33,705 - Sunny - 83 F					
Luis Matos, R (1, 9) OBP: 0.316, SLG: 0.440	SH3		S 1B		1-H 2B 2B		SH1-3		1B SF7 BB	2	3	2	1	1	0	0						
Jeff Conine, R (1, 3) 6 Melvin Mora, R (9, PR) OBP: 0.389, SLG: 0.448 OBP: 0.329, SLG: 0.362	SF8		1-H 1B		FC1-6 2-H 2B		2B IBB		1B	3	0	3	3	1	0	0						
Chris Richard, L (1, 10) Tim Raines, S (7, PH) OBP: 0.340, SLG: 0.438 OBP: 0.424, SLG: 0.430	F7		K		FC1-6 2-3		L9		SF7	3	0	0	0	0	1	2						
Tony Batista, R (1, 6) OBP: 0.279, SLG: 0.432		F9			F9		1-3 2-H 2B		K	5	0	2	1	0	1	2						
Brady Anderson, L (1, 7) OBP: 0.309, SLG: 0.296		G1-4-3			F9		K		K	4	0	0	0	0	2	3						
Cal Ripken Jr., R (1, 5) OBP: 0.281, SLG: 0.369		BB			L5		F5		P6	3	0	0	0	1	0	1						
Geronimo Gil, R (1, 2) OBP: 0.362, SLG: 0.314		G1-3			F9		1B		G5-3	4	0	1	0	0	0	2						
Jerry Hairston, R (1, 4) OBP: 0.307, SLG: 0.349			K		G6-3		B1-3		G5-3	4	0	0	0	0	1	1						
Inning Stats	R: 1 E: 0 K: 0 S: 12	H: 1 LOB: 0 BB: 0 P: 17	R: 0 E: 0 K: 0 S: 18	H: 0 LOB: 1 BB: 1 P: 28	R: 1 E: 0 K: 2 S: 17	H: 2 LOB: 1 BB: 0 P: 24	R: 0 E: 0 K: 0 S: 7	H: 1 LOB: 0 BB: 0 P: 9	R: 2 E: 0 K: 0 S: 15	H: 3 LOB: 1 BB: 0 P: 25	R: 0 E: 0 K: 1 S: 11	H: 1 LOB: 1 BB: 0 P: 15	R: 1 E: 0 K: 1 S: 8	H: 1 LOB: 2 BB: 2 P: 21	R: 0 E: 0 K: 0 S: 6	H: 0 LOB: 0 BB: 0 P: 10		R: 1 E: 0 K: 1 S: 12	H: 1 LOB: 1 BB: 1 P: 21	1B: 6 2B: 4 3B: 0 HR: 0	SF: 2 SAC: 2 DP: 0 HBP: 0	WP: 0 PB: 0 SB: 2 CS: 0
PITCHER	IP WLS BF H R ER SO BB IBB HBP BLK WP HR S P ERA WHIP	IP WLS BF H R ER SO BB IBB HBP BLK WP HR S P ERA WHIP	IP WLS BF H R ER SO BB IBB HBP BLK WP HR S P ERA WHIP	IP WLS BF H R ER SO BB IBB HBP BLK WP HR S P ERA WHIP	IP WLS BF H R ER SO BB IBB HBP BLK WP HR S P ERA WHIP	IP WLS BF H R ER SO BB IBB HBP BLK WP HR S P ERA WHIP	IP WLS BF H R ER SO BB IBB HBP BLK WP HR S P ERA WHIP	IP WLS BF H R ER SO BB IBB HBP BLK WP HR S P ERA WHIP	IP WLS BF H R ER SO BB IBB HBP BLK WP HR S P ERA WHIP	IP WLS BF H R ER SO BB IBB HBP BLK WP HR S P ERA WHIP	IP WLS BF H R ER SO BB IBB HBP BLK WP HR S P ERA WHIP	IP WLS BF H R ER SO BB IBB HBP BLK WP HR S P ERA WHIP	IP WLS BF H R ER SO BB IBB HBP BLK WP HR S P ERA WHIP	IP WLS BF H R ER SO BB IBB HBP BLK WP HR S P ERA WHIP	IP WLS BF H R ER SO BB IBB HBP BLK WP HR S P ERA WHIP	IP WLS BF H R ER SO BB IBB HBP BLK WP HR S P ERA WHIP						
Pasqual Coco, R (1, 1) ERA: 4.4	4.1	19	5	3	3	2	1	0	0	0	0	0	0	0	0	6.23	1.385					
Kevin Beirne, R (5, 1) ERA: 15.0	2.0	11	3	2	2	1	1	1	0	0	0	0	0	0	0	24	40	9.00	2.000			
Scott Eyre, L (7, 1) ERA: 4.05	0.2	W	3	1	0	0	0	0	0	0	0	0	0	0	0	6	11	0.00	1.500			
Bob File, R (8, 1) ERA: 3.31	1.0	H	3	0	0	0	0	0	0	0	0	0	0	0	0	6	10	0.00	0.000			
Billy Koch, R (9, 1) ERA: 4.81	1.0	S	5	1	1	1	1	0	0	0	0	0	0	0	0	12	21	9.00	2.000			

AB	38
R	7
H	13
RBI	7
BB	3
SO	7
LOB	18



AB	33
R	6
H	10
RBI	6
BB	4
SO	5
LOB	13



Batter	1	2	3	4	5	6	7	8	9	AB	R	H	RBI	BB	SO	LOB	TOP			
Kenny Lofton, L OBP: 0.323, SLG: 0.398 (1, 8)	G4-3			G5-3			K		F7	4	0	0	0	0	1	1	Cleveland Indians @ Toronto Blue Jays SkyDome, Toronto, ON Fri Oct 05 2001, 5:05 PM EDT Dome - 72 F			
Omar Vizquel, S OBP: 0.324, SLG: 0.336 (1, 6)	K			G3-1			G4-3		F9	4	0	0	0	0	1	1				
Roberto Alomar, S OBP: 0.416, SLG: 0.543 Jolbert Cabrera, R OBP: 0.319, SLG: 0.357 (8, 5)	G3			G1-3			L6			2	0	0	0	0	0	0				
Juan Gonzalez, R OBP: 0.372, SLG: 0.594 Karim Garcia, L OBP: 0.349, SLG: 0.590 (8, 9)		K			F8				K	3	0	0	0	0	2	0				
Ellis Burks, R OBP: 0.365, SLG: 0.539 (1, 10)		G6-3			E5				G5-3	3	0	0	0	0	0	0				
Travis Fryman, R OBP: 0.330, SLG: 0.340 John McDonald, R (8, 4)		F3			G6-4-3					3	0	1	0	0	0	1				
Russell Branyan, L OBP: 0.313, SLG: 0.472 (1, 7)				K			G3		F8	3	0	0	0	0	1	1				
Wil Cordero, R OBP: 0.321, SLG: 0.352 (1, 3)				F8			K			3	0	1	0	0	1	0				
Einar Diaz, R OBP: 0.328, SLG: 0.387 Jim Thome, L OBP: 0.417, SLG: 0.632 (8, PH)				G1-3			K		K	2	0	0	0	0	1	0				
Inning Stats	R: 0 E: 0 K: 1 S: 7	H: 0 LOB: 0 BB: 0 P: 10	R: 0 E: 0 K: 1 S: 6	H: 0 LOB: 0 BB: 0 P: 10	R: 0 E: 0 K: 1 S: 7	H: 0 LOB: 0 BB: 0 P: 10	R: 0 E: 0 K: 0 S: 5	H: 0 LOB: 0 BB: 0 P: 8	R: 0 E: 1 K: 0 S: 5	H: 0 LOB: 0 BB: 0 P: 7	R: 0 E: 0 K: 2 S: 8	H: 0 LOB: 0 BB: 0 P: 9	R: 0 E: 0 K: 1 S: 7	H: 1 LOB: 1 BB: 0 P: 10	R: 0 E: 0 K: 1 S: 7	H: 1 LOB: 1 BB: 0 P: 9		1B: 2 2B: 0 3B: 0 HR: 0	SF: 0 SAC: 0 DP: 1 HBP: 0	WP: 0 PB: 0 SB: 0 CS: 0
PITCHER 32 Roy Halladay, R ERA: 3.16 (1, 1)	IP: 9.0 WLS: W BF: 29 H: 2 R: 0 ER: 0 SO: 8 BB: 0 IBB: 0 HBP: 0 BLK: 0 WP: 0 HR: 0 S: 60 P: 83 ERA: 0.00 WHIP: 0.222															PITCHER				

AB	29
R	0
H	2
RBI	0
BB	0
SO	8
LOB	5




Batter	1	2	3	4	5	6	7	8	9	AB	R	H	RBI	BB	SO	LOB	BOTTOM			
Shannon Stewart, R OBP: 0.369, SLG: 0.454 (1, 10)	FC6-4 1B		G5-3		G5-3					4	0	2	0	0	0	0	Cleveland Indians @ Toronto Blue Jays SkyDome, Toronto, ON Fri Oct 05 2001, 5:05 PM EDT Dome - 72 F			
Homer Bush, R OBP: 0.342, SLG: 0.396 (1, 4)	FC6-4 1-2				G6-3 1B				K	4	1	2	0	0	1	3				
Alex Gonzalez, R OBP: 0.301, SLG: 0.388 (1, 6)	G5-4-3 1-2				G6-3 1-2				G4-6-3 1B	3	1	1	0	1	0	2				
Carlos Delgado, L OBP: 0.410, SLG: 0.548 (1, 3)		G6-3					K		G4-6-3 1B	3	1	1	0	1	1	0				
José Cruz Jr., S OBP: 0.326, SLG: 0.533 (1, 7)							L6		G4-6-3 1-2	4	2	2	4	0	0	2				
10 Vernon Wells, R OBP: 0.366, SLG: 0.460 (1, 8)									F8	4	0	1	1	0	1	1				
Chris Latham, S OBP: 0.375, SLG: 0.443 (1, 9)										2	0	0	0	0	0	1				
Chris Woodward, R OBP: 0.190, SLG: 0.397 (1, 5)										3	0	0	0	0	2	2				
Josh Phelps, R (1, 2)										3	0	0	0	0	2	1				
Inning Stats	R: 0 E: 0 K: 0 S: 8	H: 1 LOB: 0 BB: 0 P: 12	R: 1 E: 0 K: 0 S: 12	H: 2 LOB: 1 BB: 0 P: 20	R: 4 E: 0 K: 0 S: 13	H: 2 LOB: 0 BB: 2 P: 27	R: 0 E: 0 K: 2 S: 8	H: 0 LOB: 0 BB: 0 P: 10	R: 0 E: 0 K: 1 S: 7	H: 0 LOB: 0 BB: 0 P: 9	R: 0 E: 0 K: 1 S: 7	H: 0 LOB: 0 BB: 0 P: 12	R: 0 E: 0 K: 3 S: 12	H: 1 LOB: 2 BB: 0 P: 14	R: 0 E: 0 K: 1 S: 10	H: 2 LOB: 1 BB: 0 P: 17		1B: 6 2B: 2 3B: 0 HR: 1	SF: 0 SAC: 0 DP: 3 HBP: 1	WP: 0 PB: 0 SB: 1 CS: 0
PITCHER Chuck Finley, L ERA: 5.54 (1, 1)	IP: 5.0 WLS: L BF: 21 H: 6 R: 5 ER: 5 SO: 2 BB: 2 IBB: 0 HBP: 0 BLK: 0 WP: 0 HR: 1 S: 48 P: 78 ERA: 9.00 WHIP: 1.600															PITCHER				
Ricardo Rincon, L ERA: 2.53 (6, 1)	1.0	3	0	0	0	1	0	0	0	0	0	7	12	0.00	0.000					
David Riske, R ERA: 1.98 (7, 1)	1.0	5	1	0	0	3	0	0	1	0	0	12	14	0.00	1.000					
Paul Shuey, R ERA: 2.7 (8, 1)	1.0	4	2	0	0	1	0	0	0	0	0	10	17	0.00	2.000					



Batter	1	2	3	4	5	6	7	8	9	10	11	AB	R	H	RBI	BB	SO	LOB	TOP																
Milton Bradley, S OBP: 0.285, SLG: 0.328 (1, 8)	G4-3	F7								K		5	0	2	0	0	1	2																	
Jolbert Cabrera, R OBP: 0.314, SLG: 0.351 (1, 4)	G4-3		F7		G4-6-3			K		G5-3		5	0	0	0	0	1	2																	
Jim Thome, L OBP: 0.415, SLG: 0.628 (1, 3)	F8		P4		K			FC5-4		K		5	0	1	0	0	2	1																	
Ellis Burks, R OBP: 0.367, SLG: 0.539 Dave Roberts, L OBP: 0.500, SLG: 0.556 Wil Cordero, R OBP: 0.318, SLG: 0.350 (6, PR)		HR	F9			CS		BB		FC5-4		2	1	1	0	1	0	0																	
Russell Branyan, L OBP: 0.314, SLG: 0.481 (1, 5)		HR			P3			K			G6-4-3	5	1	2	2	0	2	2																	
Marty Cordova, R OBP: 0.350, SLG: 0.509 (1, 7)	G4-3				FC6-4			G6-3			F9	5	0	1	0	0	0	2																	
Karim Garcia, L OBP: 0.362, SLG: 0.651 (1, 9)					FC6-4						HR	4	1	2	1	0	1	1																	
Tim Laker, R OBP: 0.308, SLG: 0.273 (1, 2)	P4				F3			K		G6-3		4	0	0	0	0	1	2																	
John McDonald, R OBP: 0.190, SLG: 0.158 (1, 6)					E5					F9		4	0	2	0	0	0	0																	
Inning Stats	R: 0 E: 0 K: 0 S: 5	H: 0 LOB: 0 BB: 0 P: 5	R: 2 E: 0 K: 0 S: 21	H: 4 LOB: 2 BB: 0 P: 30	R: 0 E: 0 K: 0 S: 5	H: 0 LOB: 0 BB: 0 P: 6	R: 0 E: 0 K: 1 S: 9	H: 1 LOB: 1 BB: 0 P: 13	R: 0 E: 0 K: 1 S: 7	H: 0 LOB: 1 BB: 1 P: 13	R: 0 E: 0 K: 2 S: 9	H: 2 LOB: 2 BB: 0 P: 12	R: 0 E: 0 K: 2 S: 11	H: 1 LOB: 1 BB: 0 P: 19	R: 1 E: 0 K: 0 S: 12	H: 1 LOB: 0 BB: 0 P: 19	R: 0 E: 0 K: 2 S: 8	H: 0 LOB: 0 BB: 0 P: 13	R: 0 E: 0 K: 0 S: 8	H: 1 LOB: 0 BB: 0 P: 16	1B: 8 2B: 1 3B: 0 HR: 2	SF: 0 SAC: 0 DP: 2 HBP: 0	WP: 0 PB: 0 SB: 0 CS: 1	PA: 42											
PITCHER	IP ERA: 5.02	WLS BF H R ER SO	BF H R ER SO	H R ER SO	BB IBB HBP BLK	WP HR S P	ERA WHIP	PITCHER	IP ERA: 4.8	WLS BF H R ER SO	BF H R ER SO	BB IBB HBP BLK	WP HR S P	ERA WHIP																					
Esteban Loaiza, R ERA: 5.02 (1, 1)	5.0	21	4	0	0	2	1	0	0	0	0	0	0	10	16	0.00	0.750	Billy Koch, R ERA: 4.8 (9, 1)	2.0	7	1	0	0	0	0	0	0	8	16	0.00	1.000				
Scott Eyre, L ERA: 3.68 (6, 1)	1.1	4	0	0	0	2	1	0	0	0	0	0	0	0	9	14	0.00	2.000	Bob File, R ERA: 3.27 (11, 1)	1.0	3	1	0	0	0	0	0	0	0	0	0	0	0	0	0
Matt DeWitt, R ERA: 3.79 (7, 1)	1.0	4	2	0	0	2	0	0	0	0	0	0	0	0	9	14	0.00	2.000																	
Pedro Borbon, L ERA: 3.74 (8, 1)	0.0	1	1	0	0	0	0	0	0	0	0	0	0	3	5	∞	∞																		
Paul Quantrill, R ERA: 3.07 (8, 1)	0.2	H	2	0	0	1	0	0	0	0	0	0	0	5	9	0.00	0.000																		

Cleveland Indians @ Toronto Blue Jays
SkyDome, Toronto, ON
Fri Oct 05 2001, 8:05 PM EDT
Att. 19,387 - Dome - 72 F

AB 41
R 3
H 11
RBI 3
BB 1
SO 8
LOB 13



Batter	1	2	3	4	5	6	7	8	9	10	11	AB	R	H	RBI	BB	SO	LOB	BOTTOM																	
Shannon Stewart, R OBP: 0.370, SLG: 0.455 10 Vernon Wells, R OBP: 0.388, SLG: 0.455 (1, 7)	G4-3		G4-3			FC1-6				G3		3	1	1	0	1	1	1																		
Homer Bush, R OBP: 0.337, SLG: 0.390 Alex Gonzalez, R OBP: 0.303, SLG: 0.389 (1, 4)	G4-3		G5-3			FC1-6				F3		4	1	0	0	0	0	3																		
José Cruz Jr., S OBP: 0.325, SLG: 0.531 (1, 8)	SF8				L3	G4-3				S		4	0	1	1	0	0	2																		
Carlos Delgado, L OBP: 0.411, SLG: 0.547 (1, 3)	F2									S		3	0	1	1	2	1	0																		
Brad Fulmer, L OBP: 0.327, SLG: 0.445 Tony Fernandez, S OBP: 0.341, SLG: 0.377 (1, 10)		P5			P4					K		2	0	0	0	0	0	0																		
Felipe Lopez, S OBP: 0.280, SLG: 0.415 (1, 5)		K								G4-3		5	0	1	0	0	3	2																		
Darrin Fletcher, L OBP: 0.277, SLG: 0.368 Luis Lopez, R OBP: 0.236, SLG: 0.359 Josh Phelps, R (10, 2)		F7										3	1	2	1	0	0	0																		
Brian Simmons, S OBP: 0.246, SLG: 0.288 (1, 9)												0	0	0	0	1	0	0																		
Cesar Izturis, S OBP: 0.278, SLG: 0.389 (1, 6)												5	0	1	0	0	1	4																		
Inning Stats	R: 1 E: 0 K: 0 S: 9	H: 1 LOB: 0 BB: 0 P: 15	R: 0 E: 0 K: 1 S: 8	H: 0 LOB: 0 BB: 0 P: 10	R: 0 E: 0 K: 1 S: 10	H: 1 LOB: 1 BB: 0 P: 13	R: 0 E: 0 K: 1 S: 9	H: 0 LOB: 0 BB: 0 P: 14	R: 0 E: 0 K: 2 S: 10	H: 1 LOB: 1 BB: 0 P: 11	R: 1 E: 0 K: 1 S: 13	H: 2 LOB: 2 BB: 1 P: 23	R: 0 E: 0 K: 1 S: 14	H: 1 LOB: 2 BB: 1 P: 22	R: 0 E: 0 K: 0 S: 10	H: 0 LOB: 0 BB: 1 P: 18	R: 0 E: 0 K: 1 S: 5	H: 0 LOB: 1 BB: 1 P: 15	R: 1 E: 0 K: 2 S: 11	H: 2 LOB: 3 BB: 2 P: 24	1B: 5 2B: 3 3B: 0 HR: 1	SF: 1 SAC: 0 DP: 1 HBP: 2	WP: 0 PB: 0 SB: 4 CS: 0	PA: 47												
PITCHER	IP ERA: 6.21	WLS BF H R ER SO	BF H R ER SO	H R ER SO	BB IBB HBP BLK	WP HR S P	ERA WHIP	PITCHER	IP ERA: 27.0	WLS BF H R ER SO	BF H R ER SO	BB IBB HBP BLK	WP HR S P	ERA WHIP																						
Dave Burba, R ERA: 6.21 (1, 1)	5.0	18	3	0	1	1	0	0	0	0	0	0	0	10	17	13.50	1.500	Scott Radnsky, L ERA: 27.0 (9, 1)	0.2	3	0	0	0	1	1	0	0	0	0	0	0	0	0	0	0	
37 Jake Westbrook, R ERA: 5.95 (6, 1)	0.2	H	3	0	1	1	0	0	0	0	0	0	0	3	6	0.00	6.000	Roy Smith, R ERA: 6.08 (9, 1)	1.1	5	0	0	0	1	0	0	8	20	0.00	0.750						
Rich Rodriguez, L ERA: 4.15 (6, 1)	0.1	B	3	2	0	0	0	0	0	0	0	0	0	3	6	0.00	6.000	Ryan Drese, R ERA: 3.44 (11, 1)	0.2	L	6	2	1	1	2	2	0	0	0	0	0	0	0	0	0	0
Danys Baez, R ERA: 2.5 (7, 1)	1.0	4	1	1	1	1	0	0	0	0	0	0	0	9	12	9.00	1.000																			
John Rocker, L ERA: 4.39 (8, 1)	1.0	5	1	0	0	1	1	0	0	0	0	0	0	14	22	0.00	2.000																			

Cleveland Indians @ Toronto Blue Jays
SkyDome, Toronto, ON
Fri Oct 05 2001, 8:05 PM EDT
Att. 19,387 - Dome - 72 F

AB 38
R 4
H 9
RBI 4
BB 6
SO 10
LOB 18



Batter	1	2	3	4	5	6	7	8	9	AB	R	H	RBI	BB	SO	LOB	TOP					
Kenny Lofton, L (1, 8) Milton Bradley, S (7, 8) OBP: 0.322, SLG: 0.398 OBP: 0.285, SLG: 0.328	G4-3 2B		L4		G4-3		G4-6-3			4	0	1	0	0	0	1	Cleveland Indians @ Toronto Blue Jays SkyDome, Toronto, ON Sat Oct 06 2001, 7:05 PM EDT Att: 20,762 - Dome - 72 F					
Omar Vizquel, S (1, 6) Jolbert Cabrera, R (5, 6) OBP: 0.324, SLG: 0.335 OBP: 0.313, SLG: 0.350	G4-3 2-3		G3		FC4-6 BB			K		2	0	0	0	1	0							
Roberto Alomar, S (1, 4) John McDonald, R (4, 4) Dave Roberts, L (7, 7) OBP: 0.415, SLG: 0.541 OBP: 0.182, SLG: 0.150 OBP: 0.455, SLG: 0.500	K			G5-3	FC4-6 1-2			B2-3		2	0	0	0	1	1							
Juan Gonzalez, R (1, 9) Karim Garcia, L (5, 9) OBP: 0.370, SLG: 0.590 OBP: 0.375, SLG: 0.727	K			K	K			HR		3	0	0	0	3	2							
Jim Thome, L (1, 3) OBP: 0.414, SLG: 0.624		G4-3		2B BB			K		F8	3	1	0	0	1	1							
Ellis Burks, R (1, 10) Wil Cordero, R (9, PH) OBP: 0.369, SLG: 0.542 OBP: 0.317, SLG: 0.348		1B		WP 1-H 2B			G1-3		L5	3	0	2	1	0	0							
Travis Fryman, R (1, 5) OBP: 0.329, SLG: 0.337		F8		2B BB			K		K	3	0	0	0	1	2							
Russell Branyan, L (1, 7) OBP: 0.314, SLG: 0.476		G4-3		2B BB					K	3	0	0	0	1	2							
Einar Diaz, R (1, 2) OBP: 0.328, SLG: 0.387			F9	G4-3					1B	3	0	1	0	0	0							
Inning Stats	R: 0 E: 0 K: 2 S: 15	H: 1 LOB: 1 BB: 0 P: 21	R: 0 E: 0 K: 0 S: 8	H: 1 LOB: 1 BB: 0 P: 11	R: 0 E: 0 K: 0 S: 5	H: 0 LOB: 0 BB: 0 P: 8	R: 1 E: 0 K: 1 S: 24	H: 1 LOB: 3 BB: 3 P: 39	R: 0 E: 0 K: 1 S: 9	H: 0 LOB: 0 BB: 0 P: 16	R: 0 E: 0 K: 2 S: 9	H: 1 LOB: 0 BB: 0 P: 10	R: 1 E: 0 K: 1 S: 9	H: 1 LOB: 0 BB: 0 P: 12	R: 0 E: 0 K: 2 S: 8	H: 0 LOB: 0 BB: 0 P: 12		1B: 2 2B: 2 3B: 0 HR: 1	SF: 0 SAC: 0 DP: 1 HBP: 0	WP: 1 PB: 0 SB: 0 CS: 0	PA: 35	
PITCHER	IP WLS BF H R ER SO BB IBB HBP BLK WP HR S P ERA WHIP	IP WLS BF H R ER SO BB IBB HBP BLK WP HR S P ERA WHIP	IP WLS BF H R ER SO BB IBB HBP BLK WP HR S P ERA WHIP	IP WLS BF H R ER SO BB IBB HBP BLK WP HR S P ERA WHIP	IP WLS BF H R ER SO BB IBB HBP BLK WP HR S P ERA WHIP	IP WLS BF H R ER SO BB IBB HBP BLK WP HR S P ERA WHIP	IP WLS BF H R ER SO BB IBB HBP BLK WP HR S P ERA WHIP	IP WLS BF H R ER SO BB IBB HBP BLK WP HR S P ERA WHIP	IP WLS BF H R ER SO BB IBB HBP BLK WP HR S P ERA WHIP	IP WLS BF H R ER SO BB IBB HBP BLK WP HR S P ERA WHIP	IP WLS BF H R ER SO BB IBB HBP BLK WP HR S P ERA WHIP	IP WLS BF H R ER SO BB IBB HBP BLK WP HR S P ERA WHIP	IP WLS BF H R ER SO BB IBB HBP BLK WP HR S P ERA WHIP	IP WLS BF H R ER SO BB IBB HBP BLK WP HR S P ERA WHIP	IP WLS BF H R ER SO BB IBB HBP BLK WP HR S P ERA WHIP	IP WLS BF H R ER SO BB IBB HBP BLK WP HR S P ERA WHIP						
Chris Carpenter, R (1, 1) ERA: 4.09	7.2	W	31	5	2	2	8	4	0	0	0	0	0	0	0	0	1	1	82	124	2.35	1.174
Pedro Borbon, L (8, 1) ERA: 3.71	0.1	H	1	0	0	0	0	0	0	0	0	0	0	0	0	0	0	0	4	6	0.00	0.000
Paul Quantrill, R (9, 1) ERA: 3.04	1.0	S	3	0	0	0	2	0	0	0	0	0	0	0	0	0	0	0	8	12	0.00	0.000

Batter	1	2	3	4	5	6	7	8	9	AB	R	H	RBI	BB	SO	LOB	BOTTOM					
Shannon Stewart, R (1, 7) Brian Simmons, S (6, 7) OBP: 0.371, SLG: 0.463 OBP: 0.243, SLG: 0.286	G5-3			HBP SF8 2B	1-H HR		K			3	2	2	2	0	0	0	Cleveland Indians @ Toronto Blue Jays SkyDome, Toronto, ON Sat Oct 06 2001, 7:05 PM EDT Att: 20,762 - Dome - 72 F					
Alex Gonzalez, R (1, 6) OBP: 0.303, SLG: 0.388	G6-3			K	S E 1B		G6-3			4	1	1	0	0	1							
José Cruz Jr., S (1, 8) OBP: 0.327, SLG: 0.532	F9			BB HBP BB	1-H 1B			S 1B 1B		3	1	2	0	1	0							
Carlos Delgado, L (1, 3) OBP: 0.410, SLG: 0.544		F8		BB HBP BB	F5			F7		3	0	0	0	0	2							
Brad Fullmer, L (1, 10) OBP: 0.326, SLG: 0.444		K		SF8	G4-3			10 E 1B 1B		3	0	1	2	0	1							
Felipe Lopez, S (1, 5) OBP: 0.294, SLG: 0.414		G6-3		3-H BB	F8			10 E 1B		3	0	1	0	1	0							
10 Vernon Wells, R (1, 9) OBP: 0.354, SLG: 0.435			K	F7		G6-3		E9		4	0	0	0	0	1							
Darrin Fletcher, L (1, 2) OBP: 0.275, SLG: 0.354			F8		L6		F8	G3-6-1		4	0	0	0	0	3							
Homer Bush, R (1, 4) OBP: 0.337, SLG: 0.390			K		HR 1B		G4-3			3	1	1	0	0	1							
Inning Stats	R: 0 E: 0 K: 0 S: 4	H: 0 LOB: 0 BB: 0 P: 9	R: 0 E: 0 K: 1 S: 7	H: 0 LOB: 0 BB: 0 P: 10	R: 0 E: 0 K: 2 S: 7	H: 0 LOB: 0 BB: 0 P: 12	R: 1 E: 0 K: 1 S: 17	H: 1 LOB: 3 BB: 2 P: 32	R: 3 E: 0 K: 0 S: 11	H: 4 LOB: 1 BB: 0 P: 18	R: 0 E: 0 K: 0 S: 8	H: 0 LOB: 0 BB: 0 P: 9	R: 0 E: 1 K: 0 S: 16	H: 3 LOB: 2 BB: 0 P: 26	R: 1 E: 1 K: 0 S: 16	H: 3 LOB: 2 BB: 0 P: 26		1B: 6 2B: 1 3B: 0 HR: 1	SF: 1 SAC: 0 DP: 1 HBP: 1	WP: 0 PB: 0 SB: 2 CS: 0	PA: 35	
PITCHER	IP WLS BF H R ER SO BB IBB HBP BLK WP HR S P ERA WHIP	IP WLS BF H R ER SO BB IBB HBP BLK WP HR S P ERA WHIP	IP WLS BF H R ER SO BB IBB HBP BLK WP HR S P ERA WHIP	IP WLS BF H R ER SO BB IBB HBP BLK WP HR S P ERA WHIP	IP WLS BF H R ER SO BB IBB HBP BLK WP HR S P ERA WHIP	IP WLS BF H R ER SO BB IBB HBP BLK WP HR S P ERA WHIP	IP WLS BF H R ER SO BB IBB HBP BLK WP HR S P ERA WHIP	IP WLS BF H R ER SO BB IBB HBP BLK WP HR S P ERA WHIP	IP WLS BF H R ER SO BB IBB HBP BLK WP HR S P ERA WHIP	IP WLS BF H R ER SO BB IBB HBP BLK WP HR S P ERA WHIP	IP WLS BF H R ER SO BB IBB HBP BLK WP HR S P ERA WHIP	IP WLS BF H R ER SO BB IBB HBP BLK WP HR S P ERA WHIP	IP WLS BF H R ER SO BB IBB HBP BLK WP HR S P ERA WHIP	IP WLS BF H R ER SO BB IBB HBP BLK WP HR S P ERA WHIP	IP WLS BF H R ER SO BB IBB HBP BLK WP HR S P ERA WHIP							
Tim Drew, R (1, 1) ERA: 7.97	4.1	L	21	5	4	3	4	2	0	0	0	0	0	0	0	0	0	0	10	12	0.00	0.000
Mike Bacik, L (5, 1) ERA: 9.0	1.2		5	0	0	0	0	0	0	0	0	0	0	0	0	0	0	0	7	9	0.00	0.000
Bob Wickman, R (7, 1) ERA: 2.39	1.0		3	0	0	0	1	0	0	0	0	0	0	0	0	0	0	0	16	26	9.00	3.000
Paul Shuey, R (8, 1) ERA: 2.82	1.0		6	3	1	1	0	0	0	0	0	0	0	0	0	0	0	0	16	26	9.00	3.000



Batter	1	2	3	4	5	6	7	8	9	AB	R	H	RBI	BB	SO	LOB	TOP					
Jolbert Cabrera, R OBP: 0.312, SLG: 0.348 (1, 4)										4	1	1	0	0	1	2						
Omar Vizquel, S OBP: 0.323, SLG: 0.334 John McDonald, R OBP: 0.167, SLG: 0.136 (1, 6) (3, 6)										2	0	0	0	0	1	2						
Jim Thome, L OBP: 0.416, SLG: 0.624 (1, 10)										2	0	1	0	2	0	1						
Travis Fryman, R OBP: 0.327, SLG: 0.335 Karim Garcia, L OBP: 0.350, SLG: 0.711 (1, 5) (4, 9)										2	0	0	0	0	2	2						
Wil Cordero, R OBP: 0.313, SLG: 0.343 (1, 3)										4	0	0	0	0	2	3						
Marty Cordova, R OBP: 0.348, SLG: 0.506 Dave Roberts, L OBP: 0.385, SLG: 0.417 (1, 7) (5, 7)										2	0	0	0	0	1	0						
Russell Branyan, L OBP: 0.316, SLG: 0.486 (1, 9) (4, 5)										4	1	2	1	0	1	0						
Milton Bradley, S OBP: 0.288, SLG: 0.332 (1, 8)										3	1	1	0	1	0	1						
Eddie Taubensee, L OBP: 0.315, SLG: 0.362 Tim Laker, R OBP: 0.308, SLG: 0.273 (1, 2) (9, 2)										3	0	1	1	0	1	2						
Inning Stats	R: 0 E: 0 K: 2 S: 10	H: 1 LOB: 1 BB: 0 P: 13	R: 0 E: 0 K: 2 S: 8	H: 0 LOB: 0 BB: 0 P: 13	R: 0 E: 0 K: 1 S: 13	H: 0 LOB: 1 BB: 1 P: 20	R: 0 E: 0 K: 1 S: 7	H: 1 LOB: 0 BB: 0 P: 10	R: 2 E: 0 K: 0 S: 11	H: 3 LOB: 1 BB: 0 P: 19	R: 0 E: 0 K: 2 S: 10	H: 0 LOB: 1 BB: 1 P: 19	R: 0 E: 0 K: 1 S: 8	H: 1 LOB: 0 BB: 0 P: 13	R: 1 E: 1 K: 2 S: 10	H: 0 LOB: 1 BB: 1 P: 18	R: 0 E: 0 K: 1 S: 7	H: 0 LOB: 0 BB: 0 P: 8	1B: 4 2B: 1 3B: 0 HR: 1	SF: 1 SAC: 0 DP: 1 HBP: 0	WP: 0 PB: 0 SB: 2 CS: 1	PA: 35
PITCHER	IP	WLS	BF	H	R	ER	SO	BB	IBB	HBP	BLK	WP	HR	S	P	ERA	WHIP					
Brandon Lyon, R ERA: 4.29 (1, 1)	6.0	L	24	5	2	2	8	2	0	0	0	0	1	59	94	3.00	1.167					
Scott Eyre, L ERA: 3.45 (7, 1)	1.0		3	1	0	0	1	0	0	0	0	0	0	8	13	0.00	1.000					
Kelvin Escobar, R ERA: 3.5 (8, 1)	1.0		5	0	1	0	2	1	0	0	0	0	0	10	18	0.00	1.000					
Kevin Beirne, R ERA: 12.86 (9, 1)	1.0		3	0	0	0	1	0	0	0	0	0	0	7	8	0.00	0.000					

Cleveland Indians @ Toronto Blue Jays
SkyDome, Toronto, ON
Sun Oct 07 2001, 1:05 PM EDT
Att: 28,217 - Dome - 72 F

AB 31
R 3
H 6
RBI 3
BB 3
SO 12
LOB 17



Batter	1	2	3	4	5	6	7	8	9	AB	R	H	RBI	BB	SO	LOB	BOTTOM					
10 Vernon Wells, R OBP: 0.350, SLG: 0.427 (1, 8)										4	0	1	0	0	0	0						
Homer Bush, R OBP: 0.336, SLG: 0.387 (1, 4)										4	0	1	1	0	2	0						
José Cruz Jr., S OBP: 0.291, SLG: 0.530 Brian Simmons, S OBP: 0.239, SLG: 0.280 (1, 7) (6, 7)										2	0	0	0	0	1	0						
Carlos Delgado, L OBP: 0.408, SLG: 0.540 (1, 3)										4	0	0	0	0	3	0						
Chris Latham, S OBP: 0.369, SLG: 0.425 (1, 9)										3	1	0	0	1	0	0						
Felipe Lopez, S OBP: 0.504, SLG: 0.418 (1, 5)										3	0	2	1	1	0	0						
Luis Lopez, R OBP: 0.291, SLG: 0.353 Tony Fernandez, S OBP: 0.338, SLG: 0.374 Chris Woodward, R OBP: 0.203, SLG: 0.397 (1, 10) (8, PH) (9, PH)										2	0	0	0	0	1	1						
Alberto Castillo, R OBP: 0.255, SLG: 0.252 Darwin Fletcher, L OBP: 0.274, SLG: 0.353 (1, 2) (8, PH) (9, 2) (9, PH)										1	0	0	0	1	0	1						
Cesar Izturis, S OBP: 0.279, SLG: 0.388 (1, 6)										3	1	1	0	0	0	1						
Inning Stats	R: 0 E: 0 K: 1 S: 7	H: 0 LOB: 0 BB: 0 P: 12	R: 1 E: 0 K: 0 S: 10	H: 1 LOB: 1 BB: 1 P: 15	R: 0 E: 0 K: 1 S: 9	H: 0 LOB: 0 BB: 0 P: 12	R: 0 E: 0 K: 2 S: 8	H: 0 LOB: 0 BB: 0 P: 13	R: 0 E: 0 K: 1 S: 12	H: 0 LOB: 1 BB: 1 P: 19	R: 0 E: 0 K: 1 S: 6	H: 0 LOB: 0 BB: 0 P: 10	R: 0 E: 0 K: 1 S: 6	H: 0 LOB: 0 BB: 1 P: 14	R: 1 E: 0 K: 0 S: 12	H: 3 LOB: 2 BB: 0 P: 20	R: 0 E: 0 K: 1 S: 11	H: 1 LOB: 2 BB: 1 P: 18	1B: 5 2B: 0 3B: 0 HR: 0	SF: 0 SAC: 0 DP: 0 HBP: 0	WP: 0 PB: 0 SB: 1 CS: 0	PA: 36
PITCHER	IP	WLS	BF	H	R	ER	SO	BB	IBB	HBP	BLK	WP	HR	S	P	ERA	WHIP					
CC Sabathia, L ERA: 4.39 (1, 1)	5.0	W	18	1	1	1	5	2	0	0	0	0	0	46	71	1.80	0.600					
37 Jake Westbrook, R ERA: 5.85 (6, 1)	2.2	H	11	3	1	1	2	1	0	0	0	0	0	21	39	3.38	1.500					
Rich Rodriguez, L ERA: 4.15 (8, 1)	0.1	H	1	0	0	0	0	0	0	0	0	0	0	3	5	0.00	0.000					
John Rocker, L ERA: 4.32 (9, 1)	1.0	S	5	1	0	0	1	1	0	0	0	0	0	11	18	0.00	2.000					

Cleveland Indians @ Toronto Blue Jays
SkyDome, Toronto, ON
Sun Oct 07 2001, 1:05 PM EDT
Att: 28,217 - Dome - 72 F

AB 31
R 2
H 5
RBI 2
BB 4
SO 8
LOB 7

