

Toronto Blue Jays - 2002

Batter	1	2	3	4	5	6	7	8	9	AB	R	H	RBI	BB	SO	LOB	TOP								
Jacque Jones, L (1, 7) OBP: 0.500, SLG: 0.923	1-0 G4-3 2B 1B		0-2 G4-3		0-0 FC6-4 1B			0-0 G4-3		4	1	2	0	0	0	0									
Jay Canizaro, R (1, 4)	0-0 F9		1-1 F9		0-0 FC6-4 1-2			0-3 K		4	0	0	0	0	1	2									
Doug Mientkiewicz, L (1, 3) OBP: 0.385, SLG: 0.417	2-2 G4-3 1-3 2B		0-3 K						2-1 F9 E 1B	4	0	2	0	0	1	0									
David Ortiz, L (1, 10) OBP: 0.385, SLG: 0.667	0-1 G4-3 2-3 3-H			0-2 G3				1-0 F8	1-2 E5 DI 1-2	4	0	0	1	0	0	2									
Tori Hunter, R (1, 8) OBP: 0.308, SLG: 0.500	1-3 K			0-1 E6 1B				0-1 P4	1-1 F9 2-3	4	1	0	0	0	1	3									
Corey Koskie, L (1, 5) OBP: 0.167, SLG: 0.091		1-3 K		0-0 CS 2-H 1B				1-2 G4-3	2-3 K	4	0	1	1	0	2	2									
Dustan Mohr, R (1, 9) OBP: 0.250, SLG: 0.250		3-2 1B		1-0 G5-3 2-3				1-0 F9	3-3 K 1-2	4	0	1	0	0	1	3									
A.J. Pierzynski, L (1, 2) OBP: 0.182, SLG: 0.182		1-3 K			0-2 G4-3			2-3 K		3	0	0	0	0	2	1									
Denny Hocking, S (1, 6)		1-3 K			0-3 K				2-2 G4-3	3	0	0	0	0	2	1									
Inning Stats	R: 1 E: 0 K: 1 S: 13	H: 2 LOB: 1 BB: 0 P: 17	R: 0 E: 0 K: 3 S: 16	H: 1 LOB: 1 BB: 0 P: 22	R: 0 E: 0 K: 1 S: 8	H: 0 LOB: 0 BB: 0 P: 9	R: 1 E: 1 K: 0 S: 7	H: 1 LOB: 0 BB: 0 P: 8	R: 0 E: 0 K: 1 S: 10	H: 1 LOB: 1 BB: 0 P: 10	R: 0 E: 0 K: 1 S: 5	H: 0 LOB: 0 BB: 0 P: 7	R: 0 E: 0 K: 1 S: 7	H: 0 LOB: 0 BB: 0 P: 11	R: 0 E: 0 K: 1 S: 8	H: 0 LOB: 0 BB: 0 P: 10	R: 0 E: 1 K: 2 S: 14	H: 1 LOB: 2 BB: 0 P: 23	1B: 5 2B: 1 3B: 0 HR: 0	SF: 0 SAC: 0 DP: 0 HBP: 0	WP: 0 PB: 0 SB: 0 CS: 1	PA: 34			
PITCHER	IP	WLS	BF	H	R	ER	SO	BB	IBB	HBP	BLK	WP	HR	S	P	ERA	WHIP								
32 Roy Halladay, R (1, 1) ERA: 1.13	8.0	W	29	5	2	1	8	0	0	0	0	0	0	74	94	1.12	0.625								
Pedro Borbon, L (9, 1) ERA:	1.0		5	1	0	0	2	0	0	0	0	0	0	14	23	0.00	1.000								

Minnesota Twins @ Toronto Blue Jays
SkyDome, Toronto, ON
Thu Apr 04 2002, 4:05 PM EST
Att: 47,469 - Dome - 72 F

AB 34
R 2
H 6
RBI 2
BB 0
SO 10
LOB 14



Batter	1	2	3	4	5	6	7	8	9	AB	R	H	RBI	BB	SO	LOB	BOTTOM								
Shannon Stewart, R (1, 10) OBP: 0.545, SLG: 0.556	1-1 G6-3 1B	1-1 1B		0-1 G1-3		1-0 2B		3-2 P5		5	1	2	0	0	0	1									
Eric Hinske, L (1, 5) OBP: 0.545, SLG: 0.889	0-0 E4 FC1-2 1B	2-3 K		1-2 1B 2-3		2-2 2B 2-H		0-0 HR 2B		5	2	3	1	0	1	2									
Raul Mondesi, R (1, 9) OBP: 0.545, SLG: 1.000	1-2 FC1-2 E 1B		0-1 F7 SF8 2B	0-0 1B 2-H		1-0 P4		0-0 HR 2-H		5	3	4	3	0	0	1									
Carlos Delgado, L (1, 3) OBP: 0.909, SLG: 0.800	4-2 FC1-2 BB		4-2 BB	0-0 1B 2-H		4-0 IBB		2-2 P4		2	0	1	1	3	0	0									
José Cruz Jr., S (1, 7)	0-0 FC1-2		1-2 F7	0-2 G1-3		2-3 K		3-2 G4-3		5	0	0	0	0	1	8									
Darin Fletcher, L (1, 2) OBP: 0.222, SLG: 0.429	1-2 F8		2-2 SF8		0-2 G5-3			1-2 F8		3	0	0	1	0	0	3									
10 Vernon Wells, R (1, 8)		2-2 G3		3-H K		1-0 F7		0-0 F7		4	0	0	0	0	1	1									
Homer Bush, R (1, 4) OBP: 0.556, SLG: 0.625		1-2 1B 1B		0-2 E5 2B 1B		3-2 L6		0-0 S 1B		4	1	3	0	0	0	0									
Felipe Lopez, S (1, 6) OBP: 0.222, SLG: 0.556		0-2 F8		2-1 2B 2-H 2B		2-3 K		2-2 F9		4	0	1	1	0	1	2									
Inning Stats	R: 0 E: 2 K: 0 S: 19	H: 1 LOB: 3 BB: 1 P: 26	R: 0 E: 0 K: 1 S: 15	H: 2 LOB: 2 BB: 0 P: 21	R: 1 E: 0 K: 1 S: 14	H: 1 LOB: 1 BB: 1 P: 23	R: 3 E: 1 K: 0 S: 15	H: 5 LOB: 1 BB: 0 P: 18	R: 0 E: 0 K: 2 S: 12	H: 2 LOB: 2 BB: 1 P: 24	R: 0 E: 0 K: 0 S: 9	H: 1 LOB: 0 BB: 0 P: 12	R: 2 E: 0 K: 0 S: 12	H: 2 LOB: 0 BB: 0 P: 20	1B: 7 2B: 6 3B: 0 HR: 1	SF: 1 SAC: 0 DP: 0 HBP: 0	WP: 0 PB: 0 SB: 1 CS: 0	PA: 41							
PITCHER	IP	WLS	BF	H	R	ER	SO	BB	IBB	HBP	BLK	WP	HR	S	P	ERA	WHIP								
Joe Mays, R (1, 1) ERA: 9.82	3.2	L	22	9	4	4	2	2	0	0	0	0	0	22	38	9.82	3.000								
LaTroy Hawkins, R (4, 1) ERA: 3.95	2.1		10	2	1	1	2	0	1	0	0	0	0	22	38	3.86	0.857								
Jack Cressend, R (7, 1) ERA: 6.75	2.0		9	3	2	2	0	0	0	0	0	0	1	21	32	9.00	1.500								

Minnesota Twins @ Toronto Blue Jays
SkyDome, Toronto, ON
Thu Apr 04 2002, 4:05 PM EST
Att: 47,469 - Dome - 72 F

AB 37
R 7
H 14
RBI 7
BB 3
SO 4
LOB 18



Batter	1	2	3	4	5	6	7	8	9	AB	R	H	RBI	BB	SO	LOB	TOP	
Jacque Jones, L OBP: 0.458, SLG: 0.810	F7	G3 E SF7 BB		G4-3			G4-3		HR	4	2	1	1	1	0	0	Minnesota Twins @ Toronto Blue Jays SkyDome, Toronto, ON Sat Apr 06 2002, 1:05 PM EST Att: 18,947 - Dome - 72 F	
Cristian Guzman, S OBP: 0.222, SLG: 0.235	2B	E6		G6-3			2B		1B	4	1	2	0	1	0	2		
Doug Mientkiewicz, L OBP: 0.435, SLG: 0.571	2B	G3			G3-1		P6		1B	5	0	2	2	0	0	3		
David Ortiz, L OBP: 0.304, SLG: 0.667	K	SF7			K			K	K	4	0	0	1	0	4	3		
Tori Hunter, R OBP: 0.261, SLG: 0.476	G4-3	G4-3			K			K	G6-3	5	0	0	0	0	2	4		
Corey Koskie, L OBP: 0.190, SLG: 0.200		2B 3B		G4-3		G4-3		2B		4	1	2	0	0	0	0		
Dustan Mohr, R OBP: 0.500, SLG: 0.700		3B 2B		K2-3		K		HBP		3	1	1	0	0	2	0		
Jay Canizaro, R OBP: 0.222, SLG: 0.375		1B 3B		F9		F8		F5		3	1	1	2	0	0	0		
Denny Hocking, S (7, 4)		1B 3B								1	0	0	0	0	0	2		
Tom Prince, R OBP: 0.250, SLG: 0.250		E BB G3 1B		F8			P4		P4	4	1	1	1	0	0	0		
Inning Stats	R: 1 E: 0 K: 0 S: 11	H: 1 LOB: 1 BB: 1 P: 16	R: 5 E: 1 K: 0 S: 17	H: 4 LOB: 1 BB: 1 P: 29	R: 0 E: 0 K: 1 S: 9	H: 0 LOB: 0 BB: 0 P: 14	R: 0 E: 0 K: 0 S: 9	H: 0 LOB: 0 BB: 0 P: 14	R: 0 E: 0 K: 1 S: 8	H: 1 LOB: 1 BB: 0 P: 16	R: 0 E: 0 K: 2 S: 10	H: 1 LOB: 2 BB: 0 P: 15	R: 1 E: 0 K: 1 S: 11	H: 3 LOB: 2 BB: 0 P: 15	1B: 4 2B: 4 3B: 1 HR: 1	SF: 1 SAC: 0 DP: 0 HBP: 1	WP: 0 PB: 0 CS: 0	PA: 41
PITCHER	IP WLS BF H R ER SO BB IBB HBP BLK WP HR S P ERA WHIP																	
Scott Eyre, L ERA: 12.86	(1, 1) 6.0 L 26 5 6 5 5 2 0 0 0 0 0 0 0 62 100 7.50 1.167																	
Dan Plesac, L ERA:	(7, 1) 1.0 4 1 0 0 0 0 0 0 0 0 0 0 11 16 0.00 1.000																	
Scott Cassidy, R ERA:	(8, 1) 1.0 5 1 0 0 2 0 0 0 1 0 0 0 0 10 15 0.00 1.000																	
Kelvin Escobar, R ERA: 3.38	(9, 1) 1.0 6 3 1 1 1 0 0 0 0 0 0 1 11 15 9.00 3.000																	

Batter	1	2	3	4	5	6	7	8	9	AB	R	H	RBI	BB	SO	LOB	BOTTOM					
Shannon Stewart, R OBP: 0.450, SLG: 0.611	F2	F4		FC5 1B		L6		WP 1B		5	0	2	2	0	0	2	Minnesota Twins @ Toronto Blue Jays SkyDome, Toronto, ON Sat Apr 06 2002, 1:05 PM EST Att: 18,947 - Dome - 72 F					
Eric Hinske, L OBP: 0.607, SLG: 0.643								1-3 2H 3H		3	1	1	0	1	2	1						
Brian Leshar, R (8, PH)										0	0	0	0	1	0	0						
Chris Woodward, R (8, PR)	E 1B BB							WP BB		0	0	0	0	0	0	0						
Raul Mondesi, R OBP: 0.450, SLG: 0.688	1B 1B BB									4	2	1	0	1	1	5						
Carlos Delgado, L OBP: 0.650, SLG: 0.786	FC4-6 1B							P6		5	0	2	2	0	2	2						
José Cruz Jr., S OBP: 0.350, SLG: 0.250	FC4-6							1-2 2H 3H		3	0	1	1	2	1	1						
10 Vernon Wells, R OBP: 0.111, SLG: 0.167	F8									5	0	1	0	0	0	5						
Tom Wilson, R OBP: 0.167, SLG: 0.167		G5-3	G5-3			P4		1B 1B 1B	F8	5	1	1	0	0	0	5						
Dave Berg, R OBP: 0.607, SLG: 1.667								1B 1B		2	0	1	0	0	0	0						
Homer Bush, R OBP: 0.400, SLG: 0.429								1B 1B		3	1	1	0	0	1	3						
Felipe Lopez, S OBP: 0.313, SLG: 0.533		P6						1B 1B		4	0	2	0	0	1	1						
Inning Stats	R: 2 E: 1 K: 0 S: 14	H: 1 LOB: 2 BB: 2 P: 30	R: 0 E: 0 K: 0 S: 11	H: 1 LOB: 0 BB: 0 P: 18	R: 1 E: 0 K: 1 S: 15	H: 2 LOB: 1 BB: 1 P: 25	R: 0 E: 0 K: 1 S: 14	H: 2 LOB: 2 BB: 0 P: 17	R: 0 E: 0 K: 1 S: 16	H: 2 LOB: 2 BB: 0 P: 23	R: 0 E: 0 K: 1 S: 10	H: 1 LOB: 1 BB: 0 P: 15	R: 0 E: 0 K: 1 S: 6	H: 0 LOB: 0 BB: 1 P: 12	R: 2 E: 0 K: 1 S: 16	H: 4 LOB: 3 BB: 1 P: 29	R: 0 E: 0 K: 2 S: 16	H: 0 LOB: 1 BB: 0 P: 19	1B: 10 2B: 3 3B: 0 HR: 0	SF: 0 SAC: 0 DP: 1 HBP: 0	WP: 1 PB: 1 SB: 0 CS: 0	PA: 44
PITCHER	IP WLS BF H R ER SO BB IBB HBP BLK WP HR S P ERA WHIP																					
Kyle Lohse, R ERA: 6.23	(1, 1) 4.1 W 24 8 3 3 3 3 0 0 0 0 0 0 0 64 23 6.23 2.538																					
LaTroy Hawkins, R ERA: 2.25	(5, 1) 1.2 W 6 1 0 0 1 0 0 0 0 0 0 0 0 16 23 0.00 0.600																					
Bob Wells, R ERA: 10.8	(7, 1) 1.1 H 7 4 2 2 1 1 0 0 0 0 0 0 0 16 26 13.50 3.750																					
J.C. Romero, L ERA:	(8, 1) 0.2 H 3 0 0 0 1 1 0 0 0 0 1 0 6 15 0.00 1.500																					
Eddie Guardado, L ERA: 2.25	(9, 1) 1.0 S 4 0 0 0 2 0 0 0 0 0 0 0 0 16 19 0.00 0.000																					

Batter	1	2	3	4	5	6	7	8	9	AB	R	H	RBI	BB	SO	LOB	TOP			
Jacque Jones, L OBP: 0.448, SLG: 0.769	1-1 WP SH3-1 SF8 1B	0-0 F8		0-1 G4-3		3-0 2B		1-1 F2		5	1	2	1	0	0	2	Minnesota Twins @ Toronto Blue Jays SkyDome, Toronto, ON Sun Apr 07 2002, 1:05 PM EDT Att: 21,071 - Dome - 72 F			
Cristian Guzman, S OBP: 0.227, SLG: 0.238	0-0 SH3-1	0-2 CS 1B			1-1 G3	0-1 G3		0-0 G5-3		4	0	1	0	0	0	3				
Doug Mientkiewicz, L OBP: 0.353, SLG: 0.480	4-1 SF8 HR BB	1-2 CS 1B	0-3 K		2-2 F8		1-1 F9		3-3 K	4	1	0	0	1	2	0				
David Ortiz, L OBP: 0.357, SLG: 0.750	4-2 HR BB		1-0 G5-3		4-1 HR BB		1-1 P5		0-2 HR	3	3	1	1	2	0	0				
Tori Hunter, R OBP: 0.286, SLG: 0.583	3-2 SF8		4-1		0-1 HR BB		1-1 G6-3		3-1 G4-3	3	1	1	3	1	0	0				
Corey Koskie, L OBP: 0.269, SLG: 0.348	0-0 HR		1-3 K		3-1 F8			4-2 1B SF7 BB	4-0 WP BB	3	2	1	3	2	1	1				
Dustan Mohr, R OBP: 0.529, SLG: 0.867	0-1 1B			2-1 HR		1-0 P4		1-2 SF7 1B	1-2 F9	5	1	3	1	0	0	1				
A.J. Pierzynski, L OBP: 0.267, SLG: 0.333	0-1 G3			1-1 G3-1		2-1 G3 2B		0-1 1B		4	1	2	0	0	0	1				
Warren Morris, L Denny Hocking, S		1-0 F8		0-0 G4-3		1-1 G3		1-0 SF7		3	0	0	0	0	0	1	AB 34 R 10 H 11 RBI 10 BB 6 SO 3 LOB 9			
Inning Stats	R: 4 E: 0 K: 0 S: 17	H: 3 LOB: 1 BB: 2 P: 29	R: 0 E: 0 K: 0 S: 7	H: 1 LOB: 0 BB: 0 P: 9	R: 0 E: 0 K: 2 S: 8	H: 0 LOB: 1 BB: 1 P: 14	R: 1 E: 0 K: 0 S: 7	H: 1 LOB: 0 BB: 0 P: 10	R: 2 E: 0 K: 0 S: 12	H: 1 LOB: 0 BB: 1 P: 22	R: 0 E: 0 K: 0 S: 6	H: 0 LOB: 0 BB: 0 P: 9	R: 1 E: 0 K: 1 S: 11	H: 2 LOB: 2 BB: 1 P: 18	R: 1 E: 0 K: 1 S: 15	H: 1 LOB: 1 BB: 1 P: 26		1B: 5 2B: 2 3B: 0 HR: 4	SF: 2 SAC: 1 DP: 0 HBP: 0	WP: 2 PB: 0 SB: 0 CS: 1
PITCHER	IP WLS BF H R ER SO BB IBB HBP BLK WP HR S P ERA WHIP	IP WLS BF H R ER SO BB IBB HBP BLK WP HR S P ERA WHIP																		
Brian Cooper, R ERA: 12.6	(1, 1) 5.0 L 24 6 7 7 2 4 0 0 0 1 3 51 84 12.60 2.000	(6, 1) 2.0 11 4 2 2 0 1 0 0 0 0 0 21 36 9.00 2.500	(8, 1) 2.0 8 1 1 1 1 1 0 0 0 1 1 19 32 4.50 1.000																	


Batter	1	2	3	4	5	6	7	8	9	AB	R	H	RBI	BB	SO	LOB	BOTTOM					
Shannon Stewart, R OBP: 0.400, SLG: 0.500	0-1 L9		0-0 F8		1-0 G5-3		0-2 G3-1		1-1 HBP	4	0	0	0	0	0	0	Minnesota Twins @ Toronto Blue Jays SkyDome, Toronto, ON Sun Apr 07 2002, 1:05 PM EDT Att: 21,071 - Dome - 72 F					
Eric Hinske, L OBP: 0.478, SLG: 0.611	4-0 BB BB		2-3 K		2-3 K		2-1 HR 2B		2-2 F8	4	1	1	0	1	2	2						
Raul Mondesi, R OBP: 0.440, SLG: 0.762	2-3 K			0-0 F8		2-2 2B G3-1 1B	1-0 2H HR		1-0 G3	5	2	2	2	0	1	3						
Carlos Delgado, L OBP: 0.696, SLG: 0.938	4-2 FC4-6 BB		3-2 10 2B 2B		0-1 G3-1 10 G4-3 2B		1-1 G1-3			2	2	2	0	1	0	0						
Brian Leshar, R	1-2 BB				1-3 G3-1 2B					1	0	0	0	0	0	0						
José Cruz Jr., S OBP: 0.333, SLG: 0.250	1-1 FC4-6		2-3 K		0-0 G3-1			3-2 10 L3 1B		4	0	1	1	0	1	4						
10 Vernon Wells, R OBP: 0.136, SLG: 0.227		0-0 F9		3-2 2H 2B		2-0 G4-3		0-0 L3		4	0	1	2	0	0	1						
Tom Wilson, R OBP: 0.200, SLG: 0.111		0-0 F8		4-2 BB		0-1 F9		1-1 F8		3	0	0	0	1	0	0						
Homer Bush, R OBP: 0.316, SLG: 0.333		0-2 F9		0-0 G1-3			1-0 F9		1-3 K	4	0	0	0	0	1	2						
Chris Woodward, R OBP: 0.500, SLG: 1.333			0-1 G5-3		1-2 F8		0-2 HR		4-2 HBP BB	3	1	1	1	1	0	0	AB 34 R 6 H 8 RBI 6 BB 4 SO 5 LOB 12					
Inning Stats	R: 0 E: 1 K: 1 S: 10	H: 0 LOB: 2 BB: 2 P: 21	R: 0 E: 0 K: 0 S: 5	H: 0 LOB: 0 BB: 0 P: 5	R: 0 E: 1 K: 1 S: 7	H: 0 LOB: 0 BB: 0 P: 9	R: 1 E: 0 K: 1 S: 19	H: 2 LOB: 2 BB: 1 P: 31	R: 0 E: 0 K: 1 S: 9	H: 0 LOB: 0 BB: 0 P: 13	R: 2 E: 0 K: 0 S: 10	H: 2 LOB: 0 BB: 0 P: 14	R: 3 E: 0 K: 0 S: 12	H: 3 LOB: 0 BB: 0 P: 17	R: 0 E: 0 K: 0 S: 6	H: 1 LOB: 0 BB: 0 P: 10		R: 0 E: 0 K: 1 S: 11	H: 0 LOB: 2 BB: 1 P: 20	1B: 2 2B: 5 3B: 0 HR: 2	SF: 0 SAC: 0 DP: 1 HBP: 1	WP: 0 PB: 0 SB: 0 CS: 0
PITCHER	IP WLS BF H R ER SO BB IBB HBP BLK WP HR S P ERA WHIP	IP WLS BF H R ER SO BB IBB HBP BLK WP HR S P ERA WHIP																				
Brad Radke, R ERA: 6.97	(1, 1) 6.0 W 25 4 3 3 4 3 0 0 0 0 0 60 93 4.50 1.167	(7, 1) 1.0 6 3 3 3 0 0 0 0 0 0 2 12 17 27.00 3.000	(8, 1) 1.0 H 3 1 0 0 0 0 0 0 0 0 6 10 0.00 1.000	(9, 1) 1.0 5 0 0 0 1 1 0 1 0 0 0 11 20 0.00 1.000																		

Batter	1	2	3	4	5	6	7	8	9	AB	R	H	RBI	BB	SO	LOB	TOP				
Shannon Stewart, R OBP: 0.391, SLG: 0.488 (1, 7)	F9	E4	FC4-6		K		F7			5	0	0	0	0	1	9					
Eric Hinske, L OBP: 0.391, SLG: 0.450 (1, 5)	HR	1B		F7		G3		F7		4	1	1	1	1	0	0					
Raul Mondesi, R OBP: 0.407, SLG: 0.614 (1, 10)	P4	F9		CS	P2			G6-3		4	0	0	0	1	0	3					
Carlos Delgado, L OBP: 0.596, SLG: 0.892 (1, 3)	HR		10 1B	K		E8		BB		3	2	2	2	2	1	1					
José Cruz Jr., S OBP: 0.269, SLG: 0.182 (1, 8)	G4-3		E		BB	K		F8		4	0	1	0	1	1	2					
Darin Fletcher, L OBP: 0.276, SLG: 0.360 Chris Woodward, R OBP: 0.333, SLG: 0.571 (9, PH) (9, 4)			F7	F8		F5		E4	K	4	0	0	0	0	0	3					
10 Vernon Wells, R OBP: 0.216, SLG: 0.400 (1, 9)		F8	E		F7		K	G4-3		5	0	1	0	0	1	2					
Dave Berg, R OBP: 0.471, SLG: 0.688 Tom Wilson, R OBP: 0.386, SLG: 0.313 (9, 2)		BB	E6	FC4-6		BB		F9		5	1	3	1	0	0	2					
Felipe Lopez, S OBP: 0.417, SLG: 0.645 (1, 6)	E		K							0	0	0	0	0	0	0					
Inning Stats	R: 2 E: 0 K: 0 S: 12	H: 1 LOB: 0 BB: 1 P: 22	R: 2 E: 1 K: 0 S: 10	H: 2 LOB: 2 BB: 1 P: 17	R: 1 E: 0 K: 1 S: 13	H: 2 LOB: 3 BB: 1 P: 24	R: 0 E: 0 K: 1 S: 6	H: 0 LOB: 0 BB: 1 P: 15	R: 0 E: 0 K: 1 S: 10	H: 1 LOB: 3 BB: 2 P: 21	R: 0 E: 1 K: 2 S: 13	H: 1 LOB: 2 BB: 0 P: 18	R: 0 E: 0 K: 0 S: 13	H: 0 LOB: 1 BB: 1 P: 18	R: 0 E: 0 K: 1 S: 8	H: 0 LOB: 0 BB: 0 P: 9	1B: 6 2B: 1 3B: 0 HR: 1	SF: 0 SAC: 0 DP: 0 HBP: 0	WP: 0 PB: 0 SB: 0 CS: 1	PA: 44	
PITCHER	IP	WLS	BF	H	R	ER	SO	BB	IBB	HBP	BLK	WP	HR	S	P	ERA	WHIP				
Tanyon Sturtze, R ERA: 7.56 (1, 1)	5.0	L	28	6	5	3	3	6	0	0	0	0	1	51	99	5.40	2.400				
Steve Kent, L ERA: (6, 1)	2.0		9	2	0	0	3	0	0	0	0	0	0	23	36	0.00	1.000				
Doug Creek, L ERA: 5.79 (8, 1)	2.0		7	0	0	0	1	1	0	0	0	0	0	21	27	0.00	0.500				

Toronto Blue Jays @ Tampa Bay Devil Rays
Tropicana Field, St. Petersburg, FL
Sat Apr 13 2002, 6:15 PM EDT
Att: 11,143 - Dome - 72 F

livebaseballscorecards.com

AB 37
R 5
H 8
RBI 4
BB 7
SO 7
LOB 27



Batter	1	2	3	4	5	6	7	8	9	AB	R	H	RBI	BB	SO	LOB	BOTTOM					
Jason Tyner, L OBP: 0.289, SLG: 0.225 (1, 7)	P6	B1-3			K	F8	F8			5	0	0	0	0	1	6						
Randy Winn, S OBP: 0.273, SLG: 0.366 (1, 8)	F8	1B		BB		F7		CS	1B	4	1	3	0	1	0	2						
Steve Cox, L OBP: 0.356, SLG: 0.341 (1, 3)	1B		L5				HBP	BB	1B	4	1	2	0	0	0	2						
Greg Vaughn, R OBP: 0.250, SLG: 0.179 (1, 10)	F8		K		P6		E5	K		5	1	0	0	0	2	7						
Toby Hall, R OBP: 0.400, SLG: 0.444 Felix Escalona, R OBP: 0.200, SLG: 0.200 (9, PR)	1B		F7		F8		FC5	1B	G4-3	4	0	2	1	1	0	3						
Ben Grievie, L OBP: 0.341, SLG: 0.658 (1, 9)	K			G1-3		G6-3	K		G4-3	5	0	1	0	0	2	6						
Brent Abernathy, R OBP: 0.333, SLG: 0.447 (1, 4)		1B		G1-3		1B	L6		P4	4	1	1	0	1	0	6						
Bobby Smith, R OBP: 0.211, SLG: 0.243 (1, 5)	F3			K		1B	FC5		G6-3	5	0	2	2	0	1	4						
Chris Gomez, R OBP: 0.375, SLG: 0.483 (1, 6)				G5-3		1B	FC5			4	0	2	1	0	0	3						
Inning Stats	R: 1 E: 0 K: 0 S: 13	H: 3 LOB: 0 BB: 0 P: 20	R: 0 E: 0 K: 0 S: 7	H: 2 LOB: 1 BB: 0 P: 9	R: 0 E: 0 K: 1 S: 8	H: 0 LOB: 1 BB: 1 P: 13	R: 0 E: 0 K: 1 S: 15	H: 1 LOB: 0 BB: 0 P: 22	R: 0 E: 0 K: 1 S: 11	H: 1 LOB: 2 BB: 0 P: 16	R: 1 E: 0 K: 0 S: 14	H: 2 LOB: 2 BB: 1 P: 30	R: 2 E: 1 K: 1 S: 17	H: 2 LOB: 3 BB: 1 P: 30	R: 0 E: 0 K: 1 S: 6	H: 1 LOB: 0 BB: 0 P: 11	R: 0 E: 0 K: 0 S: 7	H: 1 LOB: 2 BB: 0 P: 13	1B: 11 2B: 2 3B: 0 HR: 0	SF: 0 SAC: 0 DP: 0 HBP: 1	WP: 1 PB: 0 SB: 0 CS: 1	PA: 44
PITCHER	IP	WLS	BF	H	R	ER	SO	BB	IBB	HBP	BLK	WP	HR	S	P	ERA	WHIP					
Luke Prokopec, R ERA: 10.29 (1, 1)	5.0	W	23	7	1	1	4	1	0	1	0	0	0	11	23	27.00	9.000					
Pasqual Coco, R ERA: 27.0 (6, 1)	0.1		4	2	1	1	0	1	0	0	0	0	0	6	15	0.00	3.000					
Felix Heredia, L ERA: 6.0 (6, 1)	0.2	H	5	1	2	0	0	1	0	0	0	1	0	6	15	0.00	3.000					
Dan Plesac, L ERA: 4.5 (7, 1)	1.0	H	5	1	0	0	1	0	0	0	0	0	0	14	22	0.00	1.000					
Kelvim Escobar, R ERA: 3.38 (8, 1)	2.0	S	7	2	0	0	1	0	0	0	0	0	0	13	24	0.00	1.000					

Toronto Blue Jays @ Tampa Bay Devil Rays
Tropicana Field, St. Petersburg, FL
Sat Apr 13 2002, 6:15 PM EDT
Att: 11,143 - Dome - 72 F

livebaseballscorecards.com

AB 40
R 4
H 13
RBI 4
BB 3
SO 6
LOB 39



Batter	1	2	3	4	5	6	7	8	9	AB	R	H	RBI	BB	SO	LOB	TOP										
Shannon Stewart, R (1, 7) OBP: 0.359, SLG: 0.450	F8		G4-3		G1-3		1-H 3B		G3	5	0	1	2	0	0	1											
Eric Hinske, L (1, 5) OBP: 0.373, SLG: 0.392	0-1		0-3				G1-3		1-2 3-H	3	0	1	0	0	1	0											
Brian Leshar, R (7, PH) OBP: 0.400, SLG: 0.250	BB		K				K		WP	1	0	0	0	0	1	1											
Dave Berg, R (7, 5) OBP: 0.429, SLG: 0.579	1B								BB	0	0	0	0	1	0	0											
Raul Mondesi, R (1, 10) OBP: 0.333, SLG: 0.565	F2				G5-3				G1-3	5	0	0	0	0	1	3											
Carlos Delgado, L (1, 3) OBP: 0.559, SLG: 0.787	1-2				HR				1B	2	1	1	1	2	0	0											
José Cruz Jr., S (1, 8) OBP: 0.309, SLG: 0.356	K				10 S				BB	3	0	1	0	1	1	2											
Darin Fletcher, L (1, 2) OBP: 0.238, SLG: 0.270					F2				1B	4	0	0	0	0	0	3											
10 Vernon Wells, R (1, 9) OBP: 0.224, SLG: 0.409					L7				F9	4	1	1	0	0	0	3											
Felipe Lopez, S (1, 6) OBP: 0.383, SLG: 0.619									SH	4	2	2	2	0	1	0											
Homer Bush, R (1, 4) OBP: 0.255, SLG: 0.265					G6-3				SH	3	1	1	0	0	0	0											
Inning Stats	R: 0 E: 0 K: 1 S: 15	H: 1 LOB: 2 BB: 1 P: 22	R: 0 E: 0 K: 1 S: 6	H: 0 LOB: 0 BB: 0 P: 7	R: 0 E: 0 K: 1 S: 6	H: 0 LOB: 0 BB: 0 P: 8	R: 1 E: 0 K: 0 S: 9	H: 1 LOB: 1 BB: 1 P: 18	R: 0 E: 0 K: 0 S: 6	H: 0 LOB: 0 BB: 0 P: 9	R: 0 E: 0 K: 1 S: 9	H: 0 LOB: 0 BB: 0 P: 14	R: 3 E: 0 K: 1 S: 16	H: 4 LOB: 1 BB: 0 P: 22	R: 0 E: 0 K: 0 S: 9	H: 1 LOB: 2 BB: 1 P: 15	R: 1 E: 1 K: 0 S: 12	H: 1 LOB: 1 BB: 1 P: 18	1B: 5 2B: 1 3B: 1 HR: 2	SF: 0 SAC: 1 DP: 1 HBP: 0	WP: 1 PB: 0 SB: 1 CS: 0	PA: 39					
PITCHER	IP	WLS	BF	H	R	ER	SO	BB	IBB	HBP	BLK	WP	HR	S	P	ERA	WHIP										
35 Mike Mussina, R (1, 1) ERA: 2.54	6.2		28	6	4	4	4	2	0	0	0	0	2	64	96	5.40	1.200										
Mike Stanton, L (7, 1) ERA: 1.23	1.0	H	5	1	0	0	1	1	0	0	0	0	0	9	16	0.00	2.000										
42 Mariano Rivera, R (8, 1) ERA: 2.25	1.1	W	6	1	1	1	0	1	0	0	0	1	0	15	21	6.75	1.500										

Toronto Blue Jays @ New York Yankees
Yankee Stadium, Bronx, NY
Fri Apr 19 2002, 7:05 PM EDT
Att: 36,136 - Sunny - 70 F

AB	34
R	5
H	8
RBI	5
BB	4
SO	5
LOB	13



Batter	1	2	3	4	5	6	7	8	9	AB	R	H	RBI	BB	SO	LOB	BOTTOM										
Alfonso Soriano, R (1, 4) OBP: 0.405, SLG: 0.645	G4-3 2B				G6-3				1-2	5	1	2	1	0	0	2											
Bernie Williams, S (1, 8) OBP: 0.358, SLG: 0.208	G4-3				F7				2B	3	0	1	1	1	0	1											
2 Derek Jeter, R (1, 6) OBP: 0.353, SLG: 0.418	2B				2H				BB	4	1	3	1	0	0	1											
25 Jason Giambi, L (1, 3) OBP: 0.392, SLG: 0.463	2B				20 1B				G6-4-3	4	0	1	1	0	1	3											
20 Jorge Posada, S (1, 2) OBP: 0.406, SLG: 0.492	1B				25 1B				P4	4	0	1	1	0	1	3											
Robin Ventura, L (1, 5) OBP: 0.323, SLG: 0.610	1B				G6-4-3					4	0	1	0	0	2	1											
Shane Spencer, R (1, 7) OBP: 0.327, SLG: 0.458					K				K	4	1	0	0	0	3	0											
John Vander Wal, L (1, 9) OBP: 0.320, SLG: 0.318					E5				K	3	1	1	0	0	0	0											
Gerald Williams, R (9, 9)					E9				F8	0	1	0	0	1	0	0											
Nick Johnson, L (1, 10) OBP: 0.392, SLG: 0.417					2B				F7	3	1	2	1	0	0	0											
Inning Stats	R: 2 E: 0 K: 0 S: 13	H: 3 LOB: 1 BB: 0 P: 15	R: 0 E: 0 K: 1 S: 9	H: 1 LOB: 1 BB: 0 P: 11	R: 0 E: 0 K: 1 S: 14	H: 2 LOB: 2 BB: 0 P: 22	R: 3 E: 2 K: 0 S: 14	H: 4 LOB: 1 BB: 0 P: 20	R: 0 E: 0 K: 3 S: 10	H: 0 LOB: 0 BB: 0 P: 15	R: 0 E: 0 K: 0 S: 8	H: 0 LOB: 0 BB: 1 P: 9	R: 0 E: 0 K: 3 S: 9	H: 0 LOB: 0 BB: 0 P: 16	R: 1 E: 0 K: 0 S: 6	H: 1 LOB: 1 BB: 1 P: 11	1B: 7 2B: 4 3B: 0 HR: 0	SF: 0 SAC: 1 DP: 2 HBP: 0	WP: 0 PB: 0 SB: 0 CS: 0	PA: 37							
PITCHER	IP	WLS	BF	H	R	ER	SO	BB	IBB	HBP	BLK	WP	HR	S	P	ERA	WHIP										
Luke Prokopec, R (1, 1) ERA: 8.31	6.0		28	10	5	4	5	0	0	0	0	0	0	9	17	6.00	1.667										
Felix Heredia, L (7, 1) ERA: 4.63	1.2		5	0	0	0	2	1	0	0	0	0	0	9	17	0.00	0.600										
Bob Fife, R (8, 1) ERA: 23.63	0.2	L	4	1	1	1	1	1	0	0	0	0	0	9	17	13.50	3.000										

Toronto Blue Jays @ New York Yankees
Yankee Stadium, Bronx, NY
Fri Apr 19 2002, 7:05 PM EDT
Att: 36,136 - Sunny - 70 F

AB	34
R	6
H	11
RBI	5
BB	2
SO	8
LOB	11



Batter	1	2	3	4	5	6	7	8	9	10	AB	R	H	RBI	BB	SO	LOB	TOP			
Shannon Stewart, R OBP: 0.377, SLG: 0.453 (1, 7)	F3		1B					1B			4	1	2	0	0	1	0				
Dave Berg, R OBP: 0.375, SLG: 0.500 (1, 5)	F3		P4					1B			3	0	0	0	0	1	2				
Eric Hinske, L OBP: 0.393, SLG: 0.472 (8, PH)	F3							1B			2	2	2	1	0	0	0				
Raul Mondesi, R OBP: 0.325, SLG: 0.537 (1, 10)	P6		1B					F9			5	0	1	0	0	1	2				
Carlos Delgado, L OBP: 0.548, SLG: 0.750 (1, 3)											5	1	2	1	0	2	2				
José Cruz Jr., S OBP: 0.336, SLG: 0.349 (1, 8)											4	0	1	1	0	2	0				
10 Vernon Wells, R OBP: 0.225, SLG: 0.391 (1, 9)											3	0	0	0	1	0	1				
Felipe Lopez, S OBP: 0.373, SLG: 0.578 (1, 6)											3	0	0	0	0	1	0				
Tom Wilson, R OBP: 0.423, SLG: 0.476 (1, 2)											4	1	1	1	0	2	2				
Homer Bush, R OBP: 0.238, SLG: 0.245 (1, 4)											4	0	0	0	0	1	0				
Inning Stats	R: 0 E: 0 K: 0 S: 6	H: 0 LOB: 0 BB: 0 P: 10	R: 0 E: 0 K: 2 S: 10	H: 0 LOB: 2 BB: 1 P: 20	R: 0 E: 0 K: 1 S: 11	H: 2 LOB: 2 BB: 0 P: 20	R: 0 E: 0 K: 1 S: 10	H: 0 LOB: 0 BB: 0 P: 13	R: 0 E: 0 K: 2 S: 9	H: 0 LOB: 0 BB: 0 P: 11	R: 1 E: 0 K: 1 S: 11	H: 1 LOB: 0 BB: 0 P: 12	R: 3 E: 0 K: 0 S: 6	H: 4 LOB: 0 BB: 0 P: 11	R: 0 E: 0 K: 1 S: 7	H: 0 LOB: 0 BB: 0 P: 7	R: 1 E: 0 K: 1 S: 8	H: 2 LOB: 1 BB: 0 P: 11	1B: 7 2B: 0 3B: 0 HR: 2	SF: 0 SAC: 0 DP: 1 HBP: 2	WP: 0 PA: 40 PB: 0 SB: 0 CS: 0
PITCHER	IP WLS BF H R ER SO BB IBB HBP BLK WP HR S P ERA WHIP																				
Ted Lilly, L ERA: 1.5 (1, 1)	6.2	3	1	1	9	1	0	0	0	0	0	0	0	0	0	63	95	1.35	0.600		
Steve Karsay, R ERA: 4.09 (7, 1)	0.2	4	2	2	0	0	0	0	0	0	0	0	0	0	6	7	27.00	3.000			
Mike Stanton, L ERA: 2.25 (8, 1)	0.2	3	2	1	1	0	0	0	0	0	0	0	0	3	8	13.50	3.000				
Ramiro Mendoza, R ERA: 10.8 (9, 1)	2.0	L	7	2	1	1	2	0	0	0	0	0	1	15	18	4.50	1.000				

Toronto Blue Jays @ New York Yankees
Yankee Stadium, Bronx, NY

Sat. Apr. 20 2002, 1:05 PM EDT
Att: 39,265 - Overcast - 59 F

AB 37
R 5
H 9
RBI 4
BB 1
SO 11
LOB 9



Batter	1	2	3	4	5	6	7	8	9	10	AB	R	H	RBI	BB	SO	LOB	BOTTOM			
Alfonso Soriano, R OBP: 0.393, SLG: 0.617 (1, 4)	K		K					K			5	0	1	1	0	4	0				
Bernie Williams, S OBP: 0.361, SLG: 0.276 (1, 8)	HR		G4-3					K			5	1	2	2	0	1	1				
2 Derek Jeter, R OBP: 0.356, SLG: 0.402 (1, 6)											3	0	0	0	2	0	1				
25 Jason Giambi, L OBP: 0.369, SLG: 0.431 (1, 10)	F8										5	0	0	0	0	2	5				
Rondell White, R OBP: 0.311, SLG: 0.507 (1, 7)	K										4	0	0	0	1	2	1				
Nick Johnson, L OBP: 0.380, SLG: 0.400 (1, 3)											5	0	1	0	0	1	0				
Ron Coomer, R OBP: 0.500, SLG: 0.875 (1, 5)											2	0	0	0	1	1	2				
Enrique Wilson, S OBP: 0.500, SLG: 0.857 (7, PR)											2	1	1	1	0	1	0				
Shane Spencer, R OBP: 0.339, SLG: 0.451 (1, 9)											3	1	1	0	1	2	0				
Alberto Castillo, R (1, 2)											2	0	0	0	0	0	0				
20 Jorge Posada, S OBP: 0.408, SLG: 0.484 (7, PH)											1	1	0	0	1	0	2				
Inning Stats	R: 1 E: 0 K: 2 S: 14	H: 1 LOB: 1 BB: 1 P: 20	R: 0 E: 0 K: 1 S: 8	H: 0 LOB: 0 BB: 0 P: 11	R: 0 E: 0 K: 1 S: 10	H: 0 LOB: 0 BB: 0 P: 13	R: 0 E: 0 K: 1 S: 10	H: 1 LOB: 2 BB: 1 P: 16	R: 0 E: 0 K: 2 S: 12	H: 0 LOB: 0 BB: 0 P: 13	R: 0 E: 0 K: 1 S: 15	H: 1 LOB: 2 BB: 1 P: 25	R: 0 E: 0 K: 3 S: 11	H: 0 LOB: 1 BB: 0 P: 12	R: 0 E: 0 K: 1 S: 18	H: 3 LOB: 3 BB: 3 P: 37	R: 0 E: 0 K: 2 S: 8	H: 0 LOB: 0 BB: 0 P: 12	1B: 4 2B: 0 3B: 0 HR: 2	SF: 0 SAC: 0 DP: 0 HBP: 0	WP: 2 PA: 43 PB: 0 SB: 0 CS: 0
PITCHER	IP WLS BF H R ER SO BB IBB HBP BLK WP HR S P ERA WHIP																				
32 Roy Halladay, R ERA: 2.48 (1, 1)	7.0	B	12	3	3	3	3	2	1	0	0	2	1	74	44	16.20	3.000				
Kelvin Escobar, R ERA: 5.06 (8, 1)	1.2																				
Dan Plesac, L ERA: 3.38 (9, 1)	1.1	W	4	0	0	0	3	0	0	0	0	0	0	11	17	0.00	0.000				

Toronto Blue Jays @ New York Yankees
Yankee Stadium, Bronx, NY

Sat. Apr. 20 2002, 1:05 PM EDT
Att: 39,265 - Overcast - 59 F

AB 37
R 4
H 6
RBI 4
BB 6
SO 14
LOB 12



Batter	1	2	3	4	5	6	7	8	9	AB	R	H	RBI	BB	SO	LOB	TOP								
Shannon Stewart, R (1, 10) OBP: 0.384, SLG: 0.471	F9		E 1B			G4-3		1B FC5-4 2B		4	1	2	1	0	0	0	Toronto Blue Jays @ New York Yankees Yankee Stadium, Bronx, NY Sun Apr 21 2002, 1:05 PM EDT Att: 43,309 - Cloudy - 53 F								
Eric Hinske, L (1, 5) OBP: 0.385, SLG: 0.456	G5-3		E4			K		FC5-4 1B		4	0	1	0	0	1	2									
Raul Mondesi, R (1, 9) OBP: 0.309, SLG: 0.507	G6-3		K			K		FC5-4 1-2 3-H		4	0	0	1	0	2	4									
Carlos Delgado, L (1, 3) OBP: 0.532, SLG: 0.709		F7				F8		K		3	0	0	0	1	1	1									
José Cruz Jr., S (1, 7) OBP: 0.293, SLG: 0.333 Chris Woodward, R (8, 4) OBP: 0.231, SLG: 0.364		K				K			K	3	0	0	0	0	3	1									
Darin Fletcher, L (1, 2) OBP: 0.217, SLG: 0.244		G3				P6			G3	4	0	0	0	0	0	1									
10 Vernon Wells, R (1, 8) OBP: 0.227, SLG: 0.375			P4			G6-3 BB			G6-3	3	0	0	0	1	1	1									
Felipe Lopez, S (1, 6) OBP: 0.389, SLG: 0.596			E 1B BB			G6-3		2B 2B		2	1	1	0	1	0	1									
Dave Berg, R (1, 4) OBP: 0.333, SLG: 0.440			K			L9		L9		3	0	0	0	0	1	2									
Inning Stats	R: 0 E: 0 K: 0 S: 5	H: 0 LOB: 0 BB: 0 P: 6	R: 0 E: 0 K: 1 S: 6	H: 0 LOB: 0 BB: 0 P: 9	R: 0 E: 1 K: 2 S: 10	H: 1 LOB: 3 BB: 1 P: 22	R: 0 E: 0 K: 1 S: 7	H: 0 LOB: 0 BB: 0 P: 12	R: 0 E: 0 K: 0 S: 4	H: 0 LOB: 0 BB: 1 P: 10	R: 0 E: 0 K: 2 S: 10	H: 0 LOB: 1 BB: 0 P: 15	R: 0 E: 0 K: 2 S: 8	H: 0 LOB: 1 BB: 1 P: 14	R: 2 E: 0 K: 1 S: 23	H: 3 LOB: 1 BB: 0 P: 33		R: 0 E: 0 K: 1 S: 8	H: 0 LOB: 0 BB: 0 P: 10	1B: 2 2B: 2 3B: 0 HR: 0	SF: 0 SAC: 0 DP: 1 HBP: 0	WP: 0 PB: 0 CS: 0	PA: 34		
PITCHER	IP	WLS	BF	H	R	ER	SO	BB	IBB	HBP	BLK	WP	HR	S	P	ERA	WHIP								
Roger Clemens, R (1, 1) ERA: 5.52	7.1	W	28	3	2	2	8	3	0	0	0	0	0	62	107	2.46	0.818								
Steve Karsay, R (8, 1) ERA: 3.97	0.1		2	1	0	0	0	0	0	0	0	0	0	8	11	0.00	3.000								
Mike Stanton, L (8, 1) ERA: 1.93	1.1		4	0	0	0	2	0	0	0	0	0	0	11	13	0.00	0.000								

Batter	1	2	3	4	5	6	7	8	9	AB	R	H	RBI	BB	SO	LOB	BOTTOM								
Alfonso Soriano, R (1, 4) OBP: 0.404, SLG: 0.663	HR			K		S SF7 2B		F9		5	2	3	1	0	1	3	Toronto Blue Jays @ New York Yankees Yankee Stadium, Bronx, NY Sun Apr 21 2002, 1:05 PM EDT Att: 43,309 - Cloudy - 53 F								
Bernie Williams, S (1, 8) OBP: 0.377, SLG: 0.283	25 BB 20 G4-6-3 BB				4-1 25 F8 2 BB 1B BB	SF7		G4-3		2	2	1	2	2	0	0									
2 Derek Jeter, R (1, 6) OBP: 0.368, SLG: 0.400	20 G4-6-3 BB				4-1 1B FC3-6 BB			L9		3	1	1	0	2	1	2									
25 Jason Giambi, L (1, 3) OBP: 0.371, SLG: 0.461	20 G4-6-3 BB				2-2 F8	F8		F5		4	1	1	1	1	0	5									
20 Jorge Posada, S (1, 2) OBP: 0.421, SLG: 0.492	G4-6-3				4-0 FC3-6 1B IBB			G4-3		3	1	1	0	2	0	2									
Robin Ventura, L (1, 5) OBP: 0.357, SLG: 0.607	FC6-4 BB				0-2 FC3-6			G4-3		2	1	1	1	3	1	0									
Rondell White, R (1, 7) ERA: 11.21 Gerald Williams, R (8, PR) (9, 7)	FC6-4				1-2 2-3 3-H 1B	FC3-6		G4-3		5	0	1	3	0	0	6									
John Vander Wal, L (1, 9) OBP: 0.321, SLG: 0.360 Shane Spencer, R (7, PH) (8, 9)					1-1 F7	F7				0	0	0	0	0	0	0									
Nick Johnson, L (1, 10) OBP: 0.357, SLG: 0.371					1-2 G1-3			F7		5	0	0	0	0	1	6									
Inning Stats	R: 2 E: 0 K: 0 S: 8	H: 1 LOB: 2 BB: 4 P: 29	R: 1 E: 0 K: 1 S: 10	H: 3 LOB: 0 BB: 0 P: 15	R: 0 E: 0 K: 1 S: 11	H: 0 LOB: 0 BB: 0 P: 17	R: 0 E: 0 K: 1 S: 9	H: 0 LOB: 0 BB: 0 P: 12	R: 2 E: 0 K: 0 S: 14	H: 1 LOB: 2 BB: 3 P: 28	R: 1 E: 0 K: 0 S: 15	H: 2 LOB: 1 BB: 0 P: 25	R: 0 E: 0 K: 0 S: 10	H: 1 LOB: 3 BB: 2 P: 25	R: 3 E: 0 K: 0 S: 18	H: 2 LOB: 2 BB: 3 P: 41		1B: 5 2B: 3 3B: 0 HR: 2	SF: 1 SAC: 0 DP: 1 HBP: 0	WP: 1 PB: 0 SB: 1 CS: 0	PA: 45				
PITCHER	IP	WLS	BF	H	R	ER	SO	BB	IBB	HBP	BLK	WP	HR	S	P	ERA	WHIP								
Chris Carpenter, R (1, 1) ERA: 15.19	3.0	L	16	4	3	3	2	4	0	0	0	0	0	29	61	9.00	2.667								
Scott Eyre, L (4, 1) ERA: 11.21	2.1		11	1	2	2	2	2	1	0	0	0	0	26	45	7.71	1.286								
Scott Cassidy, R (6, 1) ERA: 4.5	0.1		3	2	1	1	0	0	0	0	0	0	0	10	18	27.00	6.000								
Pedro Borbon, L (6, 1) ERA: 1.04	1.0		6	1	0	0	0	1	1	0	0	0	0	10	22	0.00	2.000								
Corey Thurman, R (7, 1) ERA: 3.75	1.0		8	2	3	3	0	3	0	0	0	1	1	19	44	27.00	5.000								
PITCHER	IP	WLS	BF	H	R	ER	SO	BB	IBB	HBP	BLK	WP	HR	S	P	ERA	WHIP								
Bob File, R (8, 1) ERA: 21.0	0.1		1	0	0	0	0	0	0	0	0	0	0	1	2	0.00	0.000								



Batter	1	2	3	4	5	6	7	8	9	AB	R	H	RBI	BB	SO	LOB	TOP								
Shannon Stewart, R (1, 10) OBP: 0.397, SLG: 0.479										3	1	1	0	2	0	2									
Eric Hinske, L (1, 5) OBP: 0.386, SLG: 0.468										5	1	2	1	0	1	5									
Raul Mondesi, R (1, 9) OBP: 0.294, SLG: 0.480										4	0	0	0	0	1	3									
Carlos Delgado, L (1, 3) OBP: 0.531, SLG: 0.684										2	0	0	0	2	1	1									
José Cruz Jr., S (1, 7) OBP: 0.304, SLG: 0.333										3	0	1	0	1	1	1									
Darin Fletcher, L (1, 2) OBP: 0.200, SLG: 0.227										3	0	0	1	0	0	2									
10 Vernon Wells, R (1, 8) OBP: 0.215, SLG: 0.355										4	0	0	0	0	0	2									
Felipe Lopez, S (1, 6) OBP: 0.379, SLG: 0.560										3	0	0	0	1	1	0									
Homer Bush, R (1, 4) OBP: 0.254, SLG: 0.263										4	0	2	0	0	1	1									
Inning Stats	R: 0 E: 0 K: 2 S: 9	H: 1 LOB: 1 BB: 0 P: 14	R: 0 E: 0 K: 0 S: 5	H: 1 LOB: 0 BB: 0 P: 8	R: 1 E: 0 K: 1 S: 14	H: 1 LOB: 1 BB: 1 P: 26	R: 0 E: 0 K: 0 S: 7	H: 0 LOB: 0 BB: 0 P: 12	R: 0 E: 0 K: 0 S: 7	H: 1 LOB: 1 BB: 0 P: 9	R: 1 E: 0 K: 0 S: 13	H: 1 LOB: 2 BB: 0 P: 28	R: 0 E: 1 K: 0 S: 9	H: 1 LOB: 1 BB: 0 P: 11	R: 0 E: 0 K: 1 S: 8	H: 0 LOB: 1 BB: 1 P: 14	R: 0 E: 0 K: 1 S: 14	H: 0 LOB: 2 BB: 2 P: 25	1B: 4 2B: 2 3B: 0 HR: 0	SF: 1 SAC: 0 DP: 2 HBP: 0	WP: 1 PB: 0 SB: 2 CS: 0	PA: 38			
PITCHER	IP	WLS	BF	H	R	ER	SO	BB	IBB	HBP	BLK	WP	HR	S	P	ERA	WHIP								
Ismael Valdez, R (1, 1) ERA: 4.13	5.1	L	23	5	2	2	3	3	0	0	0	0	0	52	90	3.38	1.500								
Randy Flores, L (6, 1) ERA:	0.1		1	0	0	0	0	0	0	0	0	0	0	2	4	0.00	0.000								
Steve Woodard, R (6, 1) ERA: 4.26	0.2		4	1	0	0	0	0	0	0	0	0	0	9	13	0.00	1.500								
John Rocker, L (7, 1) ERA: 8.53	0.2		1	0	0	0	0	0	0	0	0	0	0	1	1	0.00	0.000								
Todd Van Poppel, R (8, 1) ERA: 4.66	1.2		8	0	0	0	2	3	0	0	0	1	0	18	34	0.00	1.800								
PITCHER	IP	WLS	BF	H	R	ER	SO	BB	IBB	HBP	BLK	WP	HR	S	P	ERA	WHIP								
Rudy Seanez, R (9, 1) ERA: 7.04	0.1		1	0	0	0	1	0	0	0	0	0	0	4	5	0.00	0.000								

Toronto Blue Jays @ Texas Rangers
The Ballpark at Arlington, Arlington, TX
Tue Apr 23 2002, 8:05 PM EDT
Att: 20,472 - Cloudy - 81 F

AB	31
R	2
H	6
RBI	2
BB	6
SO	6
LOB	17



Batter	1	2	3	4	5	6	7	8	9	AB	R	H	RBI	BB	SO	LOB	BOTTOM								
Frank Catalanotto, L (1, 4) OBP: 0.352, SLG: 0.417										4	0	0	0	0	1	1									
29 Rusty Greer, L (1, 10) OBP: 0.370, SLG: 0.408										3	0	0	0	1	1	1									
Alex Rodriguez, R (1, 6) OBP: 0.416, SLG: 0.693										4	0	1	0	0	1	1									
Rafael Palmeiro, L (1, 3) OBP: 0.356, SLG: 0.597										4	1	1	0	0	0	0									
Carl Everett, S (1, 9) OBP: 0.230, SLG: 0.343										3	0	1	0	1	0	0									
Kevin Mench, R (9, PR) OBP: 0.314, SLG: 0.387										0	0	0	0	0	0	0									
Gabe Kapler, R (1, 7) OBP: 0.357, SLG: 0.392										3	0	1	0	0	1	1									
9 Hank Blalock, L (1, 5) OBP: 0.274, SLG: 0.222										1	0	0	0	1	0	0									
Herbert Perry, R (7, PH) OBP: 0.381, SLG: 0.500										1	0	0	1	0	0	1									
10 Michael Young, R (8, 5) OBP: 0.353, SLG: 0.500										0	0	0	0	0	0	0									
Bill Haselman, R (1, 2) OBP: 0.275, SLG: 0.342										3	0	0	0	0	0	3									
Calvin Murray, R (1, 8) OBP: 0.275, SLG: 0.342										2	0	0	0	1	1	0									
Inning Stats	R: 0 E: 0 K: 0 S: 10	H: 0 LOB: 0 BB: 0 P: 16	R: 0 E: 0 K: 0 S: 10	H: 1 LOB: 1 BB: 1 P: 19	R: 0 E: 1 K: 1 S: 10	H: 1 LOB: 2 BB: 1 P: 18	R: 0 E: 0 K: 1 S: 8	H: 0 LOB: 0 BB: 0 P: 12	R: 0 E: 0 K: 0 S: 9	H: 0 LOB: 0 BB: 0 P: 14	R: 0 E: 0 K: 1 S: 10	H: 0 LOB: 1 BB: 0 P: 17	R: 1 E: 0 K: 0 S: 11	H: 2 LOB: 1 BB: 0 P: 16	R: 0 E: 0 K: 2 S: 11	H: 0 LOB: 1 BB: 1 P: 19	R: 0 E: 0 K: 0 S: 5	H: 0 LOB: 1 BB: 1 P: 11	1B: 4 2B: 0 3B: 0 HR: 0	SF: 0 SAC: 1 DP: 1 HBP: 0	WP: 0 PB: 0 SB: 1 CS: 0	PA: 33			
PITCHER	IP	WLS	BF	H	R	ER	SO	BB	IBB	HBP	BLK	WP	HR	S	P	ERA	WHIP								
Brandon Lyon, R (1, 1) ERA: 6.75	6.1	W	24	4	1	1	3	2	0	0	0	0	0	63	106	1.42	0.947								
Pedro Borbon, L (7, 1) ERA: 1.0	0.1	H	1	0	0	0	0	0	0	0	0	0	0	3	4	0.00	0.000								
Bob File, R (7, 1) ERA: 18.9	0.1	H	2	0	0	0	0	1	0	0	0	0	0	4	8	0.00	3.000								
Dan Plesac, L (8, 1) ERA: 3.0	0.2	H	2	0	0	0	1	0	0	0	0	0	0	4	6	0.00	0.000								
Kelvim Escobar, R (8, 1) ERA: 4.5	1.1	S	4	0	0	0	1	1	0	0	0	0	0	10	18	0.00	0.750								
PITCHER	IP	WLS	BF	H	R	ER	SO	BB	IBB	HBP	BLK	WP	HR	S	P	ERA	WHIP								

Toronto Blue Jays @ Texas Rangers
The Ballpark at Arlington, Arlington, TX
Tue Apr 23 2002, 8:05 PM EDT
Att: 20,472 - Cloudy - 81 F

AB	28
R	1
H	4
RBI	1
BB	4
SO	5
LOB	8



Batter	1	2	3	4	5	6	7	8	9	AB	R	H	RBI	BB	SO	LOB	TOP								
Shannon Stewart, R (1, 10) OBP: 0.390, SLG: 0.480	1-3 K		2-2 2B		1-1 F7			0-0 L9		4	0	1	0	0	1	1									
Felipe Lopez, S (1, 6) OBP: 0.355, SLG: 0.519	3-2 G1-3		1-0 G6-3			1-0 G1-3		3-2 F7		4	0	0	0	0	0	1									
Raul Mondesi, R (1, 9) OBP: 0.292, SLG: 0.506	1-0 HR			3-3 K			2-3 K		1-2 P4	4	1	1	1	0	2	0									
Carlos Delgado, L (1, 3) OBP: 0.506, SLG: 0.639	0-3 K			3-2 G4-3			2-3 K		0-1 G6-3	4	0	0	0	0	2	0									
José Cruz Jr., S (1, 7) OBP: 0.301, SLG: 0.329		1-0 L9		1-1 G6-3				0-0 F7		4	0	1	0	0	0	0									
10 Vernon Wells, R (1, 8) OBP: 0.220, SLG: 0.354		0-1 G4-3			0-0 2B SF9 1B			0-1 G4-6-3		3	1	1	0	0	0	1									
Eric Hinske, L (1, 5) OBP: 0.397, SLG: 0.484		2-3 K			0-2 SF9 1-3 2B			4-2 BB		2	0	1	0	1	1	0									
Tom Wilson, R (1, 2) OBP: 0.379, SLG: 0.435			1-1 G6-3		1-1 SF9			0-0 F8		2	0	0	1	0	0	1									
Homer Bush, R (1, 4) OBP: 0.246, SLG: 0.254			1-0 F8		2-3 3-H 2-2 G4-3					2	0	0	0	0	0	1									
Darin Fletcher, L (8, PH) OBP: 0.196, SLG: 0.222										1	0	0	0	0	1	0									
Chris Woodward, R (8, 4) OBP: 0.231, SLG: 0.364										0	0	0	0	0	0	0									
Inning Stats	R: 1 E: 0 K: 2 S: 10	H: 1 LOB: 0 BB: 0 P: 15	R: 0 E: 0 K: 1 S: 6	H: 0 LOB: 0 BB: 0 P: 9	R: 0 E: 0 K: 0 S: 7	H: 1 LOB: 1 BB: 0 P: 12	R: 0 E: 0 K: 1 S: 8	H: 0 LOB: 0 BB: 0 P: 15	R: 1 E: 0 K: 0 S: 13	H: 2 LOB: 1 BB: 0 P: 17	R: 0 E: 0 K: 2 S: 9	H: 0 LOB: 0 BB: 0 P: 14	R: 0 E: 0 K: 0 S: 7	H: 1 LOB: 1 BB: 1 P: 12	R: 0 E: 0 K: 1 S: 9	H: 0 LOB: 0 BB: 0 P: 13	R: 0 E: 0 K: 0 S: 6	H: 0 LOB: 0 BB: 0 P: 7	1B: 2 2B: 2 3B: 0 HR: 1	SF: 1 SAC: 0 DP: 1 HBP: 0	WP: 0 PB: 0 SB: 0 CS: 0	PA: 32			
PITCHER	IP	WLS	BF	H	R	ER	SO	BB	IBB	HBP	BLK	WP	HR	S	P	ERA	WHIP								
Kenny Rogers, L (1, 1) ERA: 1.91	7.0	W	26	5	2	2	6	1	0	0	0	0	1	60	94	2.57	0.857								
Rudy Seanez, R (8, 1) ERA: 8.23	1.0	H	3	0	0	0	1	0	0	0	0	0	0	9	13	0.00	0.000								
Hideki Irabu, R (9, 1) ERA: 4.67	1.0	S	3	0	0	0	0	0	0	0	0	0	0	6	7	0.00	0.000								

Toronto Blue Jays @ Texas Rangers
The Ballpark at Arlington, Arlington, TX
Wed Apr 24 2002, 8:05 PM EDT
Att: 21,072 - Overcast - 88 F

AB	30
R	2
H	5
RBI	2
BB	1
SO	7
LOB	5





Batter	1	2	3	4	5	6	7	8	9	AB	R	H	RBI	BB	SO	LOB	BOTTOM								
Frank Catalanotto, L (1, 4) OBP: 0.360, SLG: 0.403	1-2 G5-3		0-0 F7		4-2 H 29 G5-3 HBP		4-2 29 S BB			2	0	0	0	1	0	1									
10 Michael Young, R (8, 4) OBP: 0.353, SLG: 0.500										0	0	0	0	0	0	0									
29 Rusty Greer, L (1, 10) OBP: 0.395, SLG: 0.400	2-1 HR 1B		2-1 F7		2-1 G5-3		1-2 F8			4	1	1	0	0	0	3									
Alex Rodriguez, R (1, 6) OBP: 0.419, SLG: 0.684	0-1 L8		2-2 2-H 1B		0-0 G6-3			0-1 E 1B		4	0	2	1	0	0	2									
Rafael Palmeiro, L (1, 3) OBP: 0.352, SLG: 0.617	3-2 1-H HR		2-1 F8			3-2 P4		1-2 P6		4	1	1	2	0	0	2									
Carl Everett, S (1, 9) OBP: 0.218, SLG: 0.324	0-3 K			0-0 F9		1-0 G5-3		0-1 E4 F9-3		4	0	0	0	0	1	1									
Gabe Kapler, R (1, 7) OBP: 0.333, SLG: 0.364		1-0 F8		1-1 P4		2-2 E3		2-2 F9-3		4	0	0	0	0	0	2									
9 Hank Blalock, L (1, 5) OBP: 0.277, SLG: 0.246		3-3 K		2-2 2B		1-3 K				3	0	1	0	0	2	1									
Bill Haselman, R (1, 2) OBP: 0.256, SLG: 0.317		0-0 F7		2-0 F9			0-0 F8			3	0	0	0	0	0	1									
Calvin Murray, R (1, 8) OBP: 0.158, SLG: 0.118			0-0 WP 1B 2B		0-3 K			1-1 F9		3	1	1	0	0	1	0									
Inning Stats	R: 2 E: 0 K: 1 S: 13	H: 2 LOB: 0 BB: 0 P: 19	R: 0 E: 0 K: 1 S: 5	H: 0 LOB: 0 BB: 0 P: 9	R: 1 E: 0 K: 0 S: 9	H: 2 LOB: 1 BB: 0 P: 15	R: 0 E: 0 K: 0 S: 7	H: 1 LOB: 1 BB: 0 P: 12	R: 0 E: 0 K: 1 S: 12	H: 0 LOB: 1 BB: 0 P: 18	R: 0 E: 1 K: 1 S: 13	H: 0 LOB: 1 BB: 0 P: 20	R: 0 E: 0 K: 0 S: 13	H: 0 LOB: 1 BB: 1 P: 19	R: 0 E: 1 K: 0 S: 11	H: 1 LOB: 1 BB: 0 P: 14	R: 0 E: 1 K: 0 S: 6	H: 0 LOB: 0 BB: 0 P: 7	1B: 3 2B: 3 3B: 0 HR: 1	SF: 0 SAC: 0 DP: 1 HBP: 1	WP: 1 PB: 0 SB: 1 CS: 0	PA: 33			
PITCHER	IP	WLS	BF	H	R	ER	SO	BB	IBB	HBP	BLK	WP	HR	S	P	ERA	WHIP								
Luke Prokopec, R (1, 1) ERA: 6.86	6.2	L	28	5	3	3	4	1	0	1	0	0	0	66	105	4.05	0.900								
Felix Heredia, L (7, 1) ERA: 4.5	0.1		1	0	0	0	0	0	0	0	0	0	0	6	7	0.00	0.000								
Corey Thurman, R (8, 1) ERA: 3.75	0.0		1	1	0	0	0	0	0	0	0	0	0	2	2	∞	∞								
Pedro Borbon, L (8, 1) ERA: 0.96	0.1		2	0	0	0	0	0	0	0	0	0	0	6	7	0.00	0.000								
Scott Cassidy, R (8, 1) ERA: 4.05	0.2		1	0	0	0	0	0	0	0	0	0	0	3	5	0.00	0.000								

Toronto Blue Jays @ Texas Rangers
The Ballpark at Arlington, Arlington, TX
Wed Apr 24 2002, 8:05 PM EDT
Att: 21,072 - Overcast - 88 F

AB	31
R	3
H	6
RBI	3
BB	1
SO	4
LOB	13




Batter	1	2	3	4	5	6	7	8	9	AB R H RBI BB SO LOB	TOP									
Shannon Stewart, R (1, 10) OBP: 0.370, SLG: 0.476	0-1 G6-3		0-0 F7		1-3 K		1-1 F7		4-1 BB	4 0 0 0 1 1 1	<p>Toronto Blue Jays @ Anaheim Angels Edison International Field, Anaheim, CA</p> <p>Fri Apr 26 2002, 10:05 PM EDT Att: 25,296 - Cloudy - 60 F</p> <p>livebaseballscorecards.com</p> <p>AB 37 R 0 H 9 RBI 0 BB 3 SO 8 LOB 23</p> 									
Eric Hinske, L (1, 5) OBP: 0.410, SLG: 0.500	0-3 K		4-2 BB		0-1 2B		3-2 2B		1-2 2-3 BB	4 0 2 0 1 1 3										
Raul Mondesi, R (1, 9) OBP: 0.273, SLG: 0.472	2-1 F9		2-1 G4-3		0-0 G3-1		2-1 E5		2-3 K	5 0 0 0 0 1 7										
Carlos Delgado, L (1, 3) OBP: 0.484, SLG: 0.643		1-3 K		3-1 F8		2-1 F8		1-1 F7	2-3 K	5 0 0 0 0 2 5										
José Cruz Jr., S (1, 7) OBP: 0.315, SLG: 0.346		2-1 2B		3-2 10 1B		0-3 K		2-3 K		4 0 2 0 0 2 0										
Felipe Lopez, S (1, 6) OBP: 0.566, SLG: 0.524		2-2 P6		0-1 F9		2-2 10 2B		3-2 G4-3		4 0 1 0 0 0 2										
10 Vernon Wells, R (1, 8) OBP: 0.253, SLG: 0.379		3-1 F8		1-0 1B		2-0 2B		0-0 G6-3		4 0 2 0 0 0 1										
Tom Wilson, R (1, 2) OBP: 0.371, SLG: 0.393			3-3 K		0-0 F8		3-2 F9		4-2 BB 1B	3 0 0 0 1 1 4										
Dave Berg, R (1, 4) OBP: 0.333, SLG: 0.452			2-0 F7 2B		1-1 G6-3		1-1 F7		3-2 BB 1B	4 0 2 0 0 0 0										
Inning Stats	R: 0 E: 0 K: 1 S: 8	H: 0 LOB: 0 BB: 0 P: 10	R: 0 E: 0 K: 1 S: 10	H: 1 LOB: 1 BB: 0 P: 18	R: 0 E: 0 K: 1 S: 12	H: 1 LOB: 2 BB: 0 P: 23	R: 0 E: 0 K: 0 S: 9	H: 2 LOB: 2 BB: 0 P: 16	R: 0 E: 0 K: 1 S: 8	H: 1 LOB: 1 BB: 0 P: 10	R: 0 E: 1 K: 0 S: 11	H: 1 LOB: 2 BB: 0 P: 19	R: 0 E: 0 K: 1 S: 7	H: 0 LOB: 0 BB: 0 P: 12	R: 0 E: 0 K: 2 S: 18	H: 1 LOB: 3 BB: 2 P: 34	1B: 4 2B: 5 3B: 0 HR: 0	SF: 0 SAC: 0 DP: 0 HBP: 0	WP: 0 PB: 0 SB: 0 CS: 0	PA: 40
PITCHER	IP WLS BF H R ER SO BB IBB HBP BLK WP HR S P ERA WHIP																			
Kevin Appier, R (1, 1) ERA: 3.49	6.2 W 28 7 0 0 5 1 0 0 0 0 0 0 63 104 0.00 1.200																			
Dennis Cook, L (7, 1) ERA: 1.17	0.0 1 1 0 0 0 0 0 0 0 0 0 0 3 6 ∞ ∞																			
Al Levine, R (7, 1) ERA: 4.63	1.1 7 1 0 0 1 1 0 0 0 0 0 0 7 32 0.00 1.500																			
Troy Percival, R (9, 1) ERA: 9.82	1.0 S 4 0 0 0 2 1 0 0 0 0 0 0 12 21 0.00 1.000																			

Batter	1	2	3	4	5	6	7	8	9	AB R H RBI BB SO LOB	BOTTOM									
David Eckstein, R (1, 6) OBP: 0.347, SLG: 0.330	3-1 1B SH1-3 HBP	4-0 1B BB		2-1 G5-3		1-2 L3		2-1 CS 1B		3 1 1 0 1 0 1	<p>Toronto Blue Jays @ Anaheim Angels Edison International Field, Anaheim, CA</p> <p>Fri Apr 26 2002, 10:05 PM EDT Att: 25,296 - Cloudy - 60 F</p> <p>livebaseballscorecards.com</p> <p>AB 31 R 4 H 10 RBI 4 BB 3 SO 4 LOB 17</p> 									
Adam Kennedy, L (1, 4) OBP: 0.279, SLG: 0.270	0-0 SH1-3	3-2 1B		1-0 16 1B HBP		0-3 K		0-1 CS		2 0 1 0 0 1 0										
Orlando Palmeiro, L (1, 7) OBP: 0.425, SLG: 0.361	0-0 16 2B	2-2 P5		3-2 P6		1-2 G6-3				4 1 1 0 0 0 3										
16 Garret Anderson, L (1, 8) OBP: 0.337, SLG: 0.517	0-0 16 2B	1-0 F8		1-2 1B		0-1 2B				4 1 3 1 0 0 2										
Troy Glaus, R (1, 5) OBP: 0.300, SLG: 0.493	3-2 1B 2B		2-1 G6-3		0-0 F7		3-2 F9			4 1 1 2 0 0 3										
Tim Salmon, R (1, 9) OBP: 0.302, SLG: 0.254	0-0 G5-3		4-0 FC5-4 1B BB		1-1 F9		4-0 1B			2 0 0 0 2 0 1										
Brad Fullmer, L (1, 10) OBP: 0.268, SLG: 0.250	0-0 WP 1B		0-1 FC5-4 1B		0-3 K		0-0 F8			4 0 2 1 0 1 2										
Bengie Molina, R (1, 2) OBP: 0.310, SLG: 0.348	3-2 F7		0-1 FC5-4		3-2 G4-3			2-0 G6-3		4 0 0 0 0 0 3										
Scott Spiezio, S (1, 3) OBP: 0.318, SLG: 0.351		2-1 F8		3-3 K		1-0 L3 1B		1-3 K		4 0 1 0 0 2 2										
Inning Stats	R: 4 E: 0 K: 0 S: 15	H: 4 LOB: 1 BB: 0 P: 24	R: 0 E: 0 K: 0 S: 13	H: 1 LOB: 2 BB: 1 P: 25	R: 0 E: 0 K: 1 S: 9	H: 1 LOB: 2 BB: 0 P: 18	R: 0 E: 0 K: 0 S: 9	H: 1 LOB: 0 BB: 0 P: 16	R: 0 E: 0 K: 1 S: 8	H: 0 LOB: 0 BB: 0 P: 14	R: 0 E: 0 K: 1 S: 9	H: 1 LOB: 2 BB: 1 P: 17	R: 0 E: 0 K: 1 S: 7	H: 1 LOB: 0 BB: 0 P: 12	R: 0 E: 0 K: 1 S: 18	H: 0 LOB: 0 BB: 0 P: 34	1B: 8 2B: 3 3B: 0 HR: 0	SF: 0 SAC: 1 DP: 1 HBP: 2	WP: 1 PB: 0 SB: 0 CS: 1	PA: 38
PITCHER	IP WLS BF H R ER SO BB IBB HBP BLK WP HR S P ERA WHIP																			
Mike Smith, R (1, 1) ERA: 9.0	4.0 L 23 7 4 4 1 2 0 0 0 0 0 0 34 53 9.00 2.250																			
Scott Eyre, L (5, 1) ERA: 9.14	4.0 14 3 0 0 3 0 1 0 0 0 0 0 34 53 0.00 0.750																			

Batter	1	2	3	4	5	6	7	8	9	10	11	12	13	14	AB	R	H	RBI	BB	SO	LOB	TOP
Shannon Stewart, R OBP: 0.379, SLG: 0.484 (1, 10)	F8		F8	G1-3	G1-3		G6-4-3		G5-3		G5-3		F8		7	0	3	1	0	0	1	
10 Vernon Wells, R OBP: 0.257, SLG: 0.371 (1, 8)	G5-3		G1-3	F8			G6-4-3		SH1-3		P6		G5-3		6	0	0	0	0	0	4	
Raul Mondesi, R OBP: 0.270, SLG: 0.440 (1, 9)	G1-3								K		K		G1-3		7	1	2	0	0	2	1	
Carlos Delgado, L OBP: 0.481, SLG: 0.603 (1, 3)		F7							G1-3					K	5	0	1	0	2	2	1	
José Cruz Jr., S OBP: 0.340, SLG: 0.341 (1, 7)				F8			FC6-4							K	4	3	1	0	3	0	3	
Eric Hinske, L OBP: 0.415, SLG: 0.494 (1, 5)															6	0	2	3	1	2	6	
Felipe Lopez, S OBP: 0.366, SLG: 0.507 (1, 6)															6	1	3	0	1	2	3	
Tom Wilson, R OBP: 0.405, SLG: 0.375 (1, 2)															4	0	1	1	3	2	2	
Homer Bush, R OBP: 0.240, SLG: 0.254 (8, PH)															3	0	1	0	0	0	2	
Darrin Fletcher, L OBP: 0.224, SLG: 0.288 (8, PH)															0	0	0	0	0	0	0	
Dave Berg, R OBP: 0.293, SLG: 0.385 (8, 4)															4	0	0	0	0	0	2	
Inning Stats	R: 0 E: 0 K: 0 S: 5	H: 0 LOB: 0 BB: 0 P: 11	R: 0 E: 0 K: 0 S: 6	H: 0 LOB: 0 BB: 1 P: 10	R: 1 E: 0 K: 1 S: 15	H: 2 LOB: 1 BB: 0 P: 24	R: 0 E: 0 K: 1 S: 13	H: 1 LOB: 1 BB: 0 P: 15	R: 0 E: 0 K: 0 S: 8	H: 1 LOB: 1 BB: 1 P: 16	R: 1 E: 0 K: 1 S: 10	H: 2 LOB: 3 BB: 2 P: 22	R: 0 E: 0 K: 1 S: 12	H: 1 LOB: 1 BB: 0 P: 15	R: 0 E: 0 K: 0 S: 7	H: 0 LOB: 2 BB: 0 P: 13	R: 1 E: 0 K: 3 S: 22	H: 2 LOB: 2 BB: 1 P: 31	1B: 12 2B: 2 3B: 0 HR: 0	SF: 0 SAC: 1 DP: 3 HBP: 0	WP: 0 PB: 0 SB: 0 CS: 0	PA: 63
PITCHER	IP WLS BF H R ER SO BB IBB HBP BLK WP HR S P ERA WHIP	7.0 20 7 3 3 3 3 0 0 0 0 0 6 67 107 3.86 1.429	PITCHER														IP WLS BF H R ER SO BB IBB HBP BLK WP HR S P ERA WHIP	(11, 1) 1.2 4 0 0 0 0 2 0 0 0 0 0 25 42 0.00 1.800	(12, 1) 1.1 4 0 0 0 0 0 0 0 0 0 0 11 20 0.00 0.000	(14, 1) 1.0 W 6 2 1 1 3 1 0 0 0 0 0 0 22 31 9.00 3.000		

Toronto Blue Jays @ Anaheim Angels
Edison International Field, Anaheim, CA
Sun Apr 28 2002, 4:05 PM EDT
Alt: 25,073 - Sunny - 69 F


AB 52
R 5
H 14
RBI 5
BB 10
SO 12
LOB 30

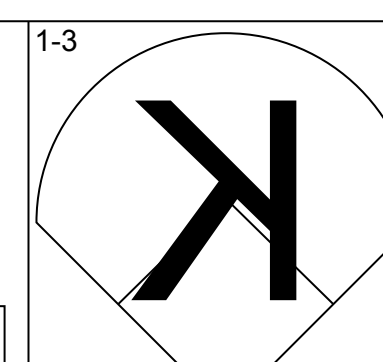
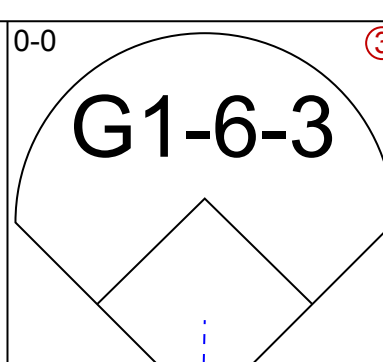
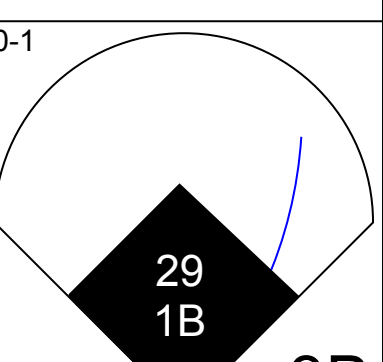
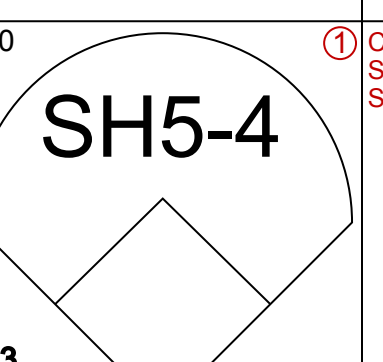
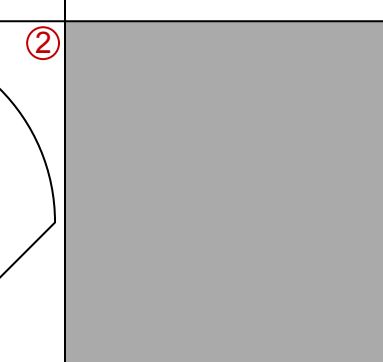
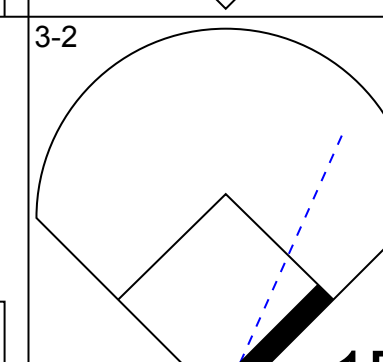
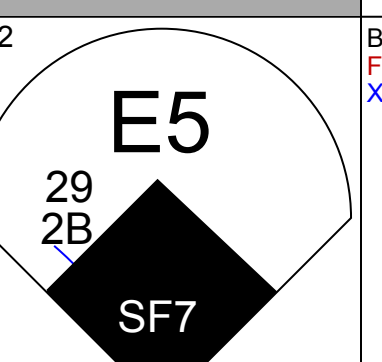
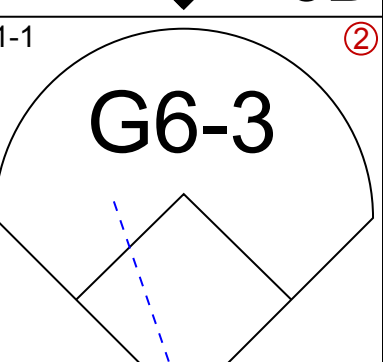
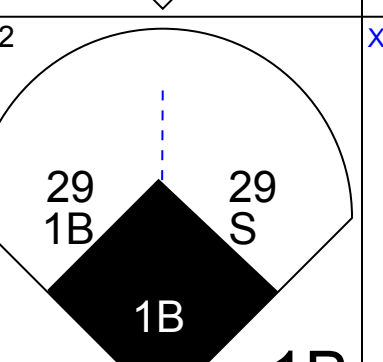
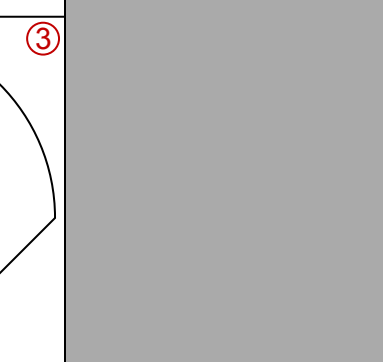
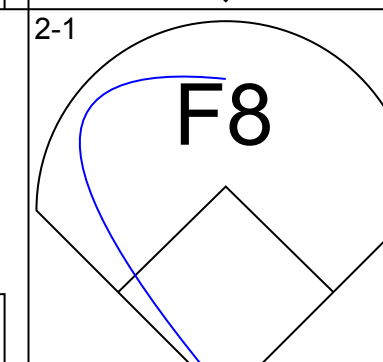
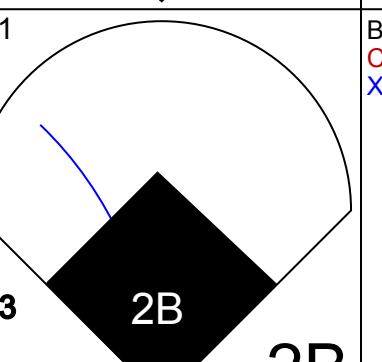
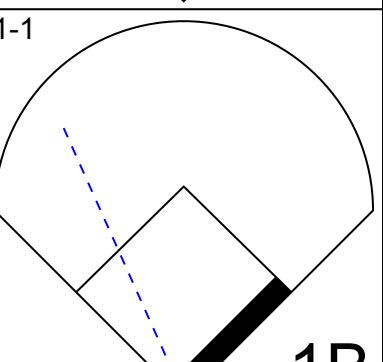
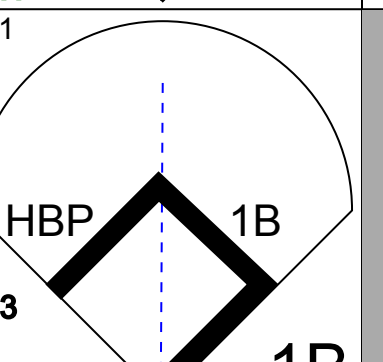
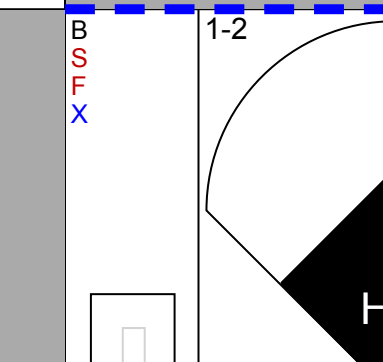
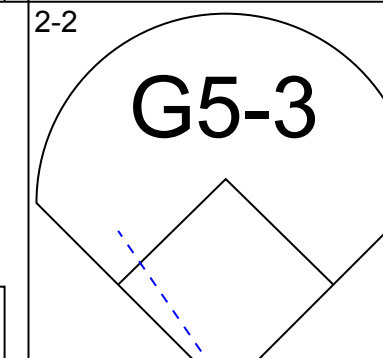
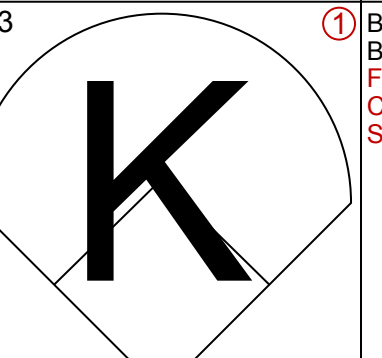
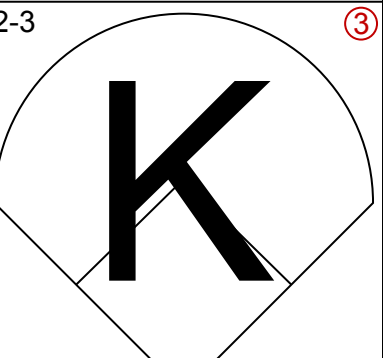
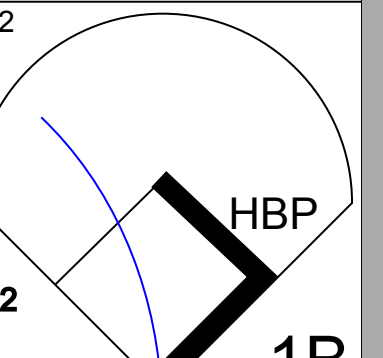
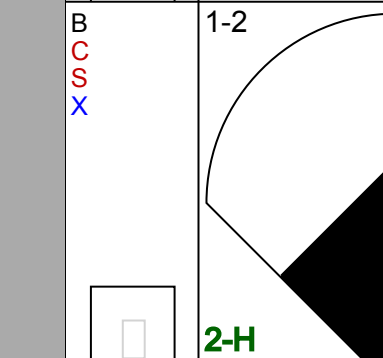
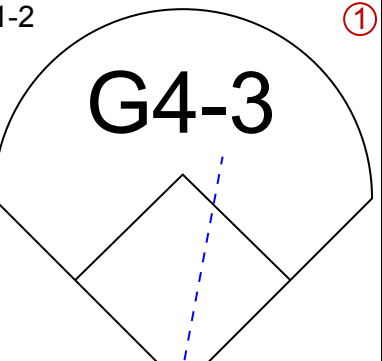
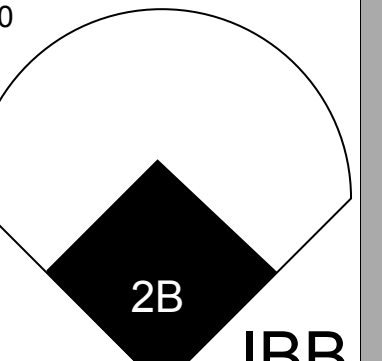
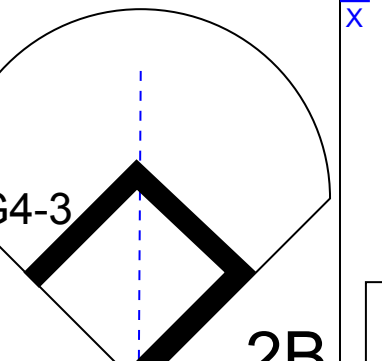
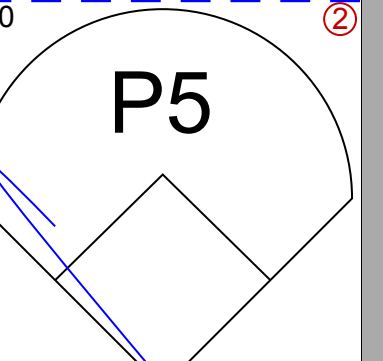
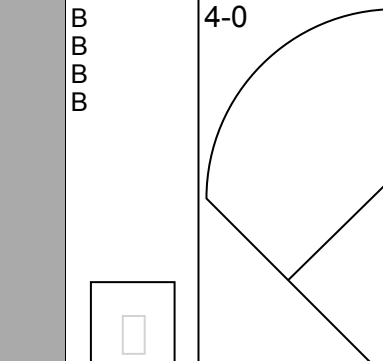

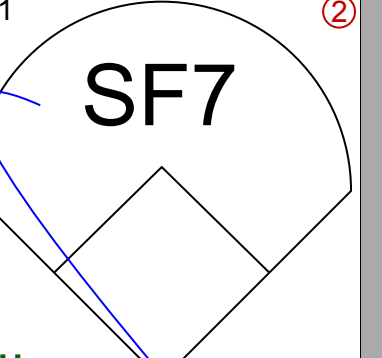
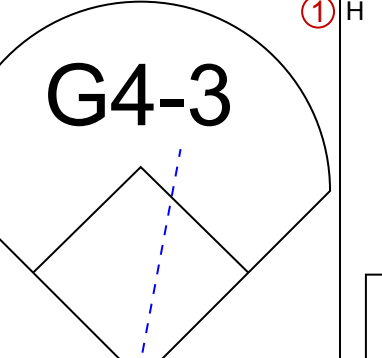
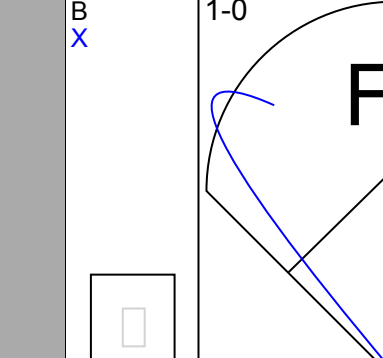

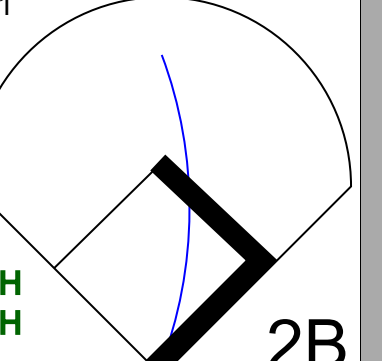
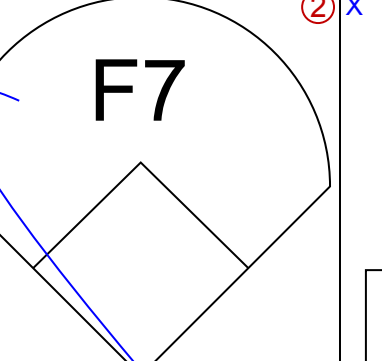
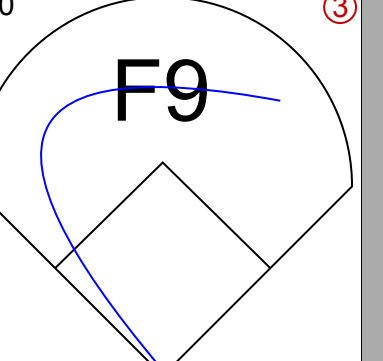
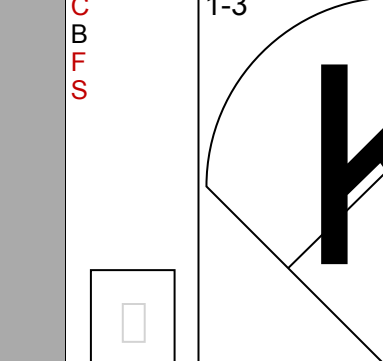
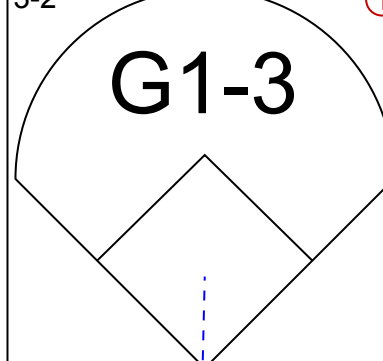
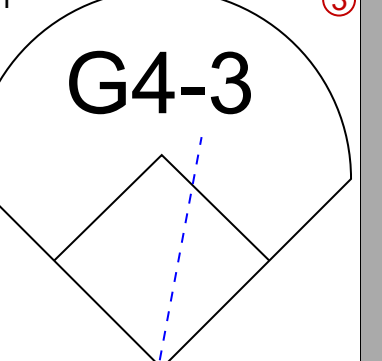
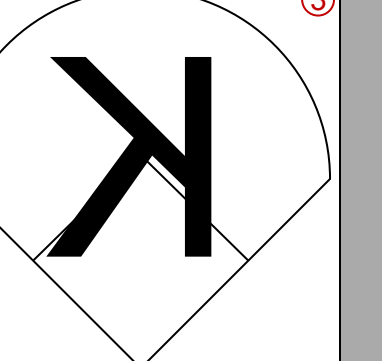
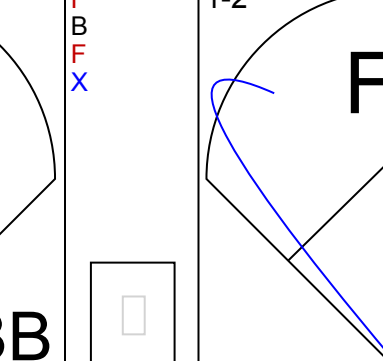
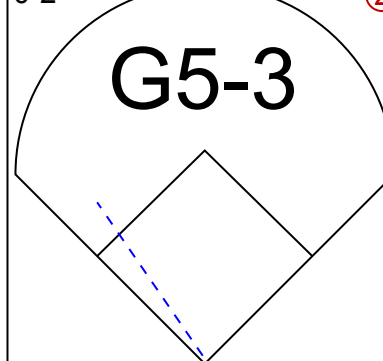
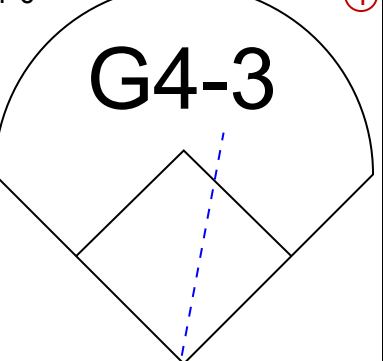
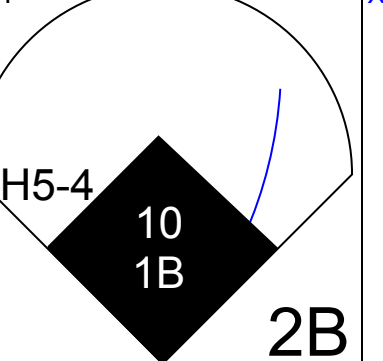
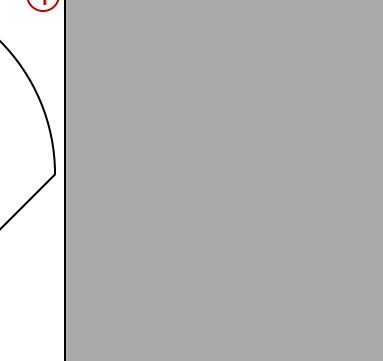


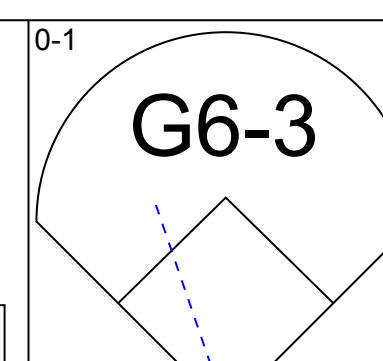
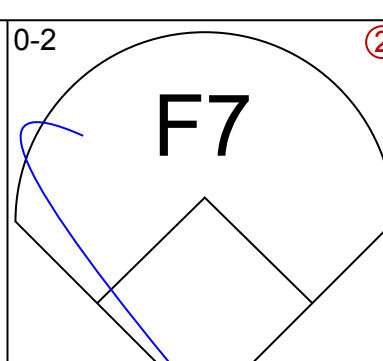
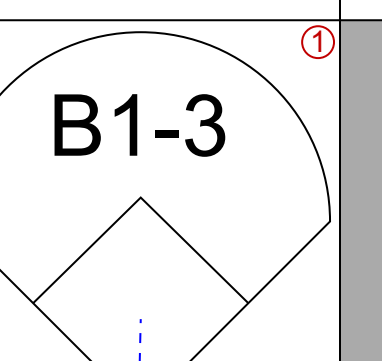
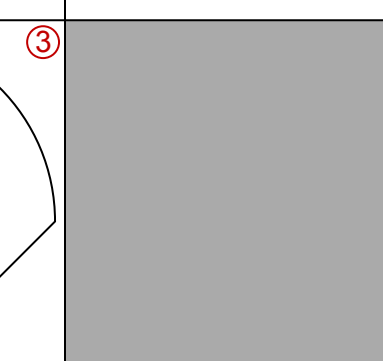
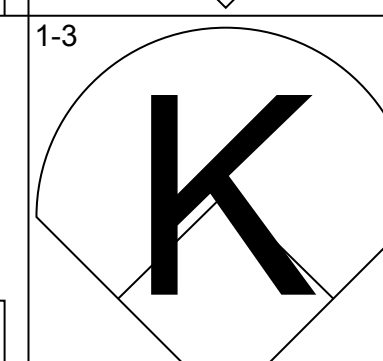
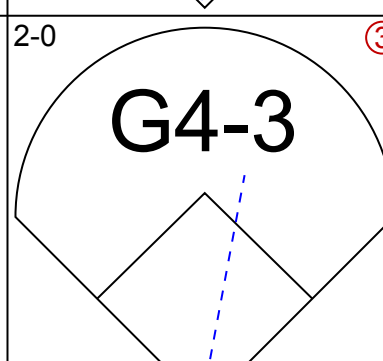
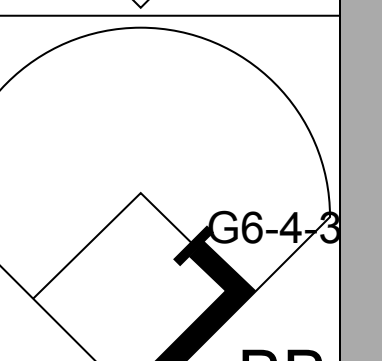
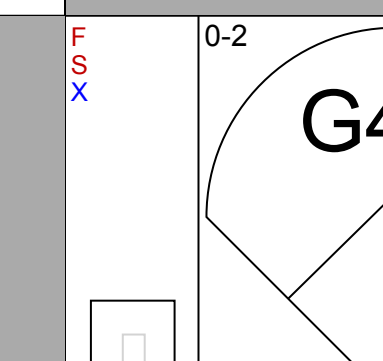
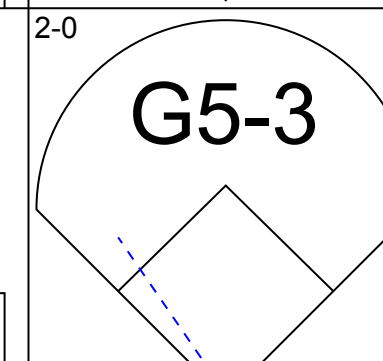
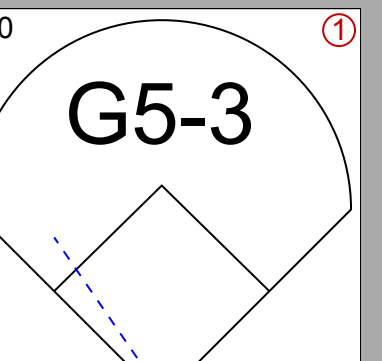
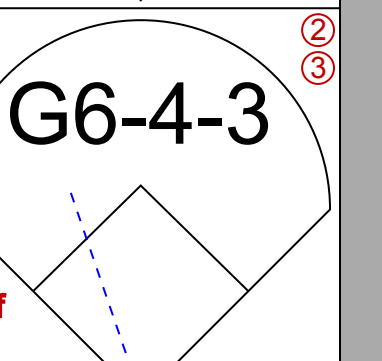
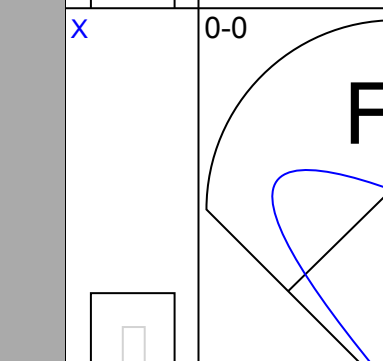
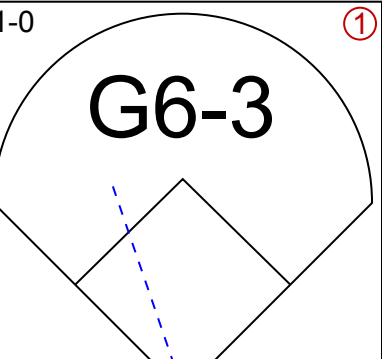


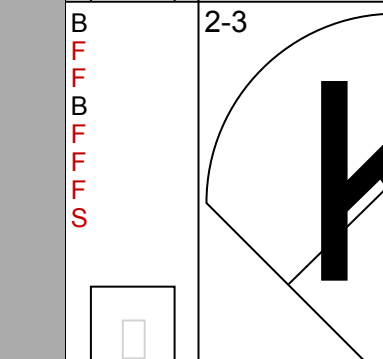
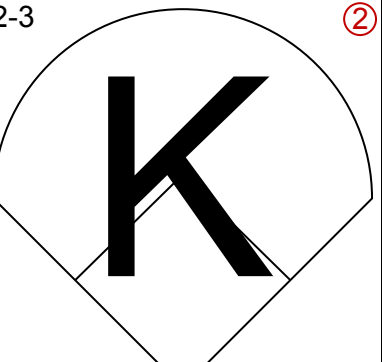
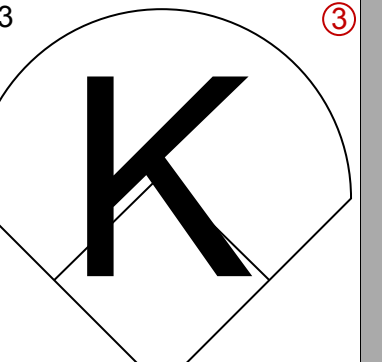


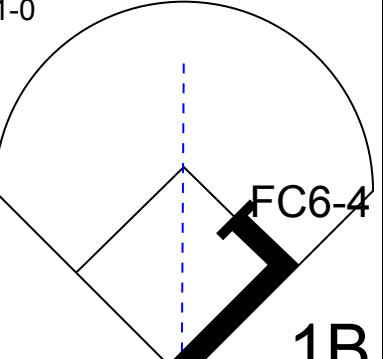

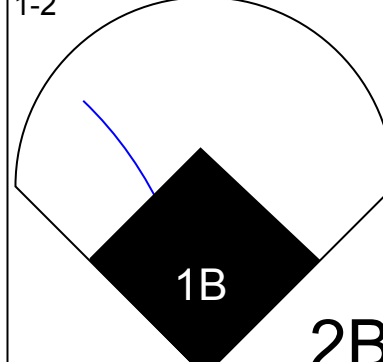
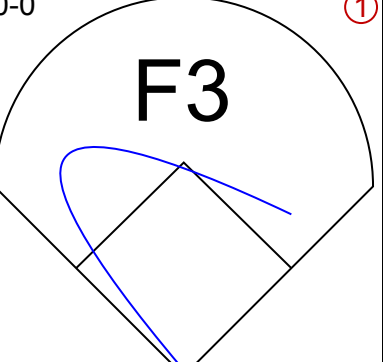
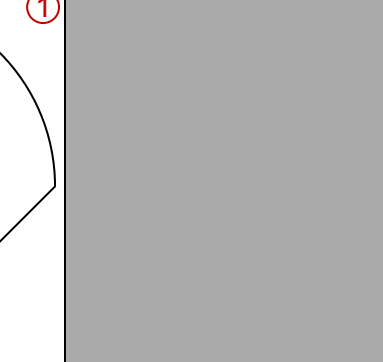
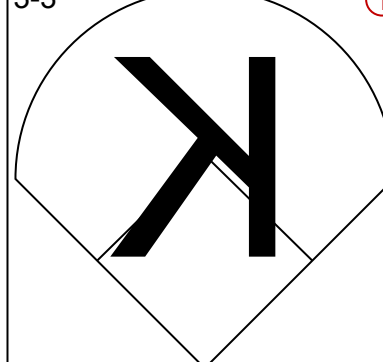
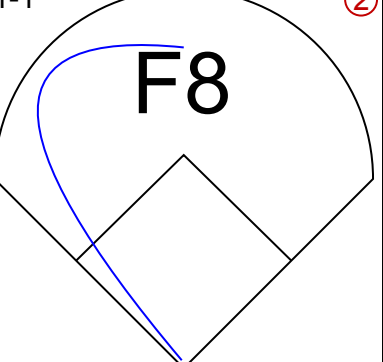
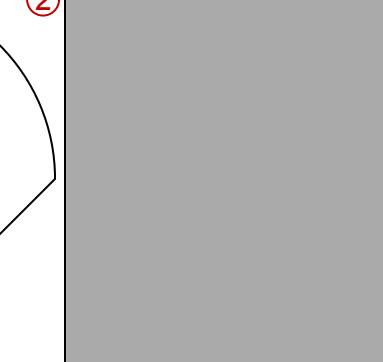
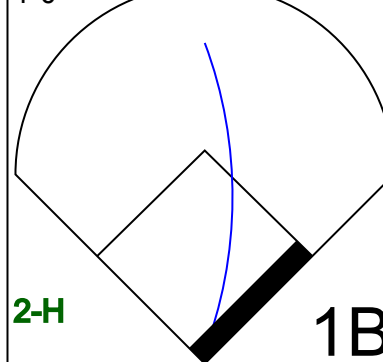
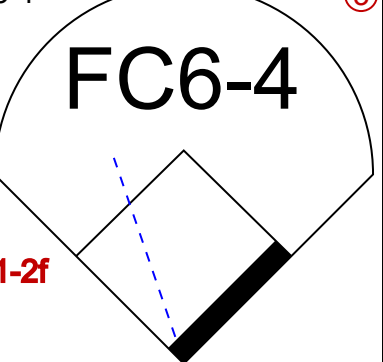
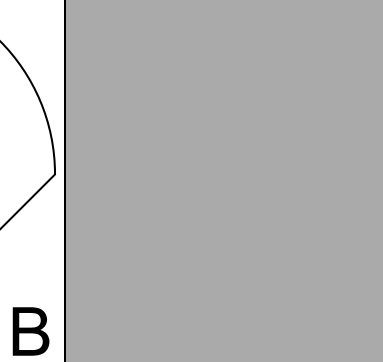
Batter	1	2	3	4	5	6	7	8	9	10	11	12	13	14	AB	R	H	RBI	BB	SO	LOB	BOTTOM
David Eckstein, R OBP: 0.345, SLG: 0.384 (1, 6)	K		F9			G5-3	L7				F9		F8		7	1	1	4	0	1	3	
Darin Erstad, L OBP: 0.260, SLG: 0.250 (1, 8)	G5-3		G4-3			G4-3			F6		F5		F8		6	0	0	0	0	0	0	
Orlando Palmeiro, L OBP: 0.396, SLG: 0.326 (8, PH)	F9								F3						3	0	0	0	0	0	0	
16 Garret Anderson, L OBP: 0.350, SLG: 0.561 (1, 7)															6	2	4	0	0	2	0	
Troy Glaus, R OBP: 0.319, SLG: 0.482 (1, 5)															5	1	1	0	1	0	3	
Brad Fullmer, L OBP: 0.260, SLG: 0.257 (7, PH)															2	0	0	0	0	1	3	
Tim Salmon, R OBP: 0.305, SLG: 0.313 (7, PH)															4	3	3	1	0	1	0	
Scott Spiezio, S OBP: 0.316, SLG: 0.323 (1, 3)															6	0	1	2	0	1	3	
Jorge Fabrega, L OBP: 0.125, SLG: 0.067 (1, 2)															2	0	0	0	0	1	1	
Bengie Molina, R OBP: 0.329, SLG: 0.355 (8, 2)															3	1	1	1	1	0	0	
Adam Kennedy, L OBP: 0.278, SLG: 0.288 (1, 4)															6	0	2	0	0	2	5	
Inning Stats	R: 0 E: 0 K: 1 S: 11	H: 1 LOB: 1 BB: 1 P: 17	R: 0 E: 0 K: 0 S: 10	H: 1 LOB: 1 BB: 0 P: 17	R: 0 E: 0 K: 0 S: 11	H: 0 LOB: 0 BB: 0 P: 16	R: 0 E: 0 K: 0 S: 10	H: 1 LOB: 1 BB: 0 P: 14	R: 0 E: 0 K: 0 S: 8	H: 1 LOB: 1 BB: 0 P: 12	R: 1 E: 0 K: 1 S: 10	H: 1 LOB: 0 BB: 0 P: 14	R: 0 E: 0 K: 2 S: 7	H: 0 LOB: 1 BB: 0 P: 13	R: 0 E: 0 K: 1 S: 9	H: 0 LOB: 0 BB: 0 P: 16	R: 4 E: 0 K: 1 S: 9	H: 3 LOB: 0 BB: 1 P: 16	1B: 6 2B: 3 3B: 2 HR: 2	SF: 0 SAC: 0 DP: 0 HBP: 0	WP: 0 PB: 0 SB: 0 CS: 0	PA: 55
PITCHER	IP WLS BF H R ER SO BB IBB HBP BLK WP HR S P ERA WHIP	6.1 23 4 2 2 3 3 0 0 0 0 0 0 65 90 2.84 0.789	PITCHER														IP WLS BF H R ER SO BB IBB HBP BLK WP HR S P ERA WHIP	(13, 1) 1.2 9 3 4 4 2 2 0 0 0 0 0 18 32 21.60 1.800				


Toronto Blue Jays @ Anaheim Angels
Edison International Field, Anaheim, CA
Sun Apr 28 2002, 4:05 PM EDT
Alt: 25,073 - Sunny - 69 F


AB 53
R 8
H 13
RBI 8
BB 2
SO 9
LOB 18



Batter	1	2	3	4	5	6	7	8	9	AB R H RBI BB SO LOB	TOP											
Frank Catalanotto, L (1.3) OBP: 0.358, SLG: 0.438										4 1 1 0 0 2 1	<p>Texas Rangers @ Toronto Blue Jays</p> <p>SkyDome, Toronto, ON</p> <p>Wed May 01 2002, 7:05 PM EDT</p> <p>Att: 13,055 - Dome - 72 F</p>											
10 Michael Young, R (1.4) OBP: 0.389, SLG: 0.480										5 2 2 1 0 0 2												
29 Rusty Greer, L (1.7) OBP: 0.375, SLG: 0.449										5 2 4 1 0 0 1												
Alex Rodriguez, R (1.6) OBP: 0.397, SLG: 0.680										5 1 2 3 0 2 4												
Rafael Palmeiro, L (1.10) OBP: 0.373, SLG: 0.584 Mike Lamb, L (9, PR) OBP: 0.130, SLG: 0.227										3 1 1 0 2 0 2 0 0 0 0 0 0 0												
Carl Everett, S (1.9) OBP: 0.214, SLG: 0.312										3 0 0 1 0 1 2												
Bill Haselman, R (1.2) OBP: 0.277, SLG: 0.377										5 0 1 2 0 1 5												
9 Hank Blalock, L (1.5) OBP: 0.294, SLG: 0.311										4 0 0 0 1 1 3												
Calvin Murray, R (1.8) OBP: 0.262, SLG: 0.333										4 1 1 0 0 0 1												
Inning Stats	R: 0 E: 0 K: 1 S: 12	H: 1 LOB: 1 BB: 0 P: 19	R: 0 E: 0 K: 1 S: 9	H: 0 LOB: 0 BB: 0 P: 12	R: 0 E: 0 K: 0 S: 8	H: 0 LOB: 0 BB: 0 P: 11	R: 3 E: 1 K: 1 S: 14	H: 2 LOB: 1 BB: 1 P: 24	R: 1 E: 0 K: 1 S: 10	H: 2 LOB: 1 BB: 0 P: 15		R: 0 E: 0 K: 1 S: 14	H: 1 LOB: 1 BB: 0 P: 19	R: 2 E: 0 K: 0 S: 16	H: 4 LOB: 3 BB: 0 P: 21	R: 0 E: 0 K: 1 S: 8	H: 0 LOB: 1 BB: 1 P: 12	R: 2 E: 0 K: 1 S: 13	H: 2 LOB: 1 BB: 1 P: 22	1B: 5 2B: 5 3B: 1 HR: 1	SF: 1 SAC: 1 DP: 0 HBP: 1	WP: 0 PB: 0 SB: 1 CS: 0
PITCHER	IP WLS BF H R ER SO BB IBB HBP BLK WP HR S P ERA WHIP																					
32 Roy Halladay, R (1.1) ERA: 4.08	6.1 L 31 10 6 3 5 0 0 0 0 0 0 0 1 118 4.26 1.579																					
Pedro Borbon, L (7.1) ERA: 4.53	0.1 2 0 0 0 0 0 0 0 0 0 0 0 1 2 0.00 0.000																					
Corey Thurman, R (7.1) ERA: 3.18	1.1 5 0 0 0 1 1 0 0 0 0 0 0 9 13 0.00 0.750																					
Justin Miller, R (9.1) ERA: 8.38	1.0 6 2 2 2 1 1 0 0 0 0 0 1 13 22 18.00 3.000																					

Batter	1	2	3	4	5	6	7	8	9	AB R H RBI BB SO LOB	BOTTOM									
Felipe Lopez, S (1.6) OBP: 0.360, SLG: 0.538										4 0 0 0 0 1 2	<p>Texas Rangers @ Toronto Blue Jays</p> <p>SkyDome, Toronto, ON</p> <p>Wed May 01 2002, 7:05 PM EDT</p> <p>Att: 13,055 - Dome - 72 F</p>									
Eric Hinske, L (1.5) OBP: 0.392, SLG: 0.455										3 0 0 0 1 1 1										
Raul Mondesi, R (1.9) OBP: 0.261, SLG: 0.411										4 0 0 0 0 0 1										
Carlos Delgado, L (1.3) OBP: 0.447, SLG: 0.547										4 0 0 0 0 3 0										
José Cruz Jr., S (1.7) OBP: 0.330, SLG: 0.330										3 0 0 0 0 2 0										
Darin Fletcher, L (1.2) OBP: 0.230, SLG: 0.291										3 0 1 0 0 0 0										
10 Vernon Wells, R (1.8) OBP: 0.262, SLG: 0.388										3 1 1 0 0 0 1										
Tom Wilson, R (1.10) OBP: 0.396, SLG: 0.351										3 0 0 0 0 2 2										
Joe Lawrence, R (1.4) OBP: 0.400, SLG: 0.400										3 0 2 1 0 0 1										
Inning Stats	R: 0 E: 0 K: 1 S: 6	H: 0 LOB: 0 BB: 0 P: 9	R: 0 E: 0 K: 1 S: 5	H: 0 LOB: 0 BB: 0 P: 8	R: 1 E: 0 K: 1 S: 11	H: 2 LOB: 1 BB: 0 P: 18	R: 0 E: 0 K: 2 S: 7	H: 0 LOB: 0 BB: 0 P: 12	R: 0 E: 0 K: 0 S: 4	H: 0 LOB: 0 BB: 1 P: 8		R: 0 E: 0 K: 1 S: 7	H: 0 LOB: 0 BB: 0 P: 12	R: 0 E: 0 K: 2 S: 11	H: 1 LOB: 1 BB: 0 P: 14	R: 0 E: 0 K: 1 S: 10	H: 0 LOB: 0 BB: 0 P: 12	1B: 3 2B: 1 3B: 0 HR: 0	SF: 0 SAC: 0 DP: 1 HBP: 0	WP: 1 PB: 0 SB: 0 CS: 0
PITCHER	IP WLS BF H R ER SO BB IBB HBP BLK WP HR S P ERA WHIP																			
Dave Burba, R (1.1) ERA: 5.08	9.0 W 31 4 1 1 9 1 0 0 0 1 0 67 104 1.00 0.556																			

Batter	1	2	3	4	5	6	7	8	9	AB	R	H	RBI	BB	SO	LOB	TOP										
Frank Catalanotto, L (1.7) Gabe Kapler, R (9.9) OBP: 0.360, SLG: 0.440 OBP: 0.342, SLG: 0.373	G4-3 BB		G4-3		E9 10 1B 29 SF8 2B		G6-3		K	4	1	1	1	1	1	0	<p>Texas Rangers @ Toronto Blue Jays</p> <p>SkyDome, Toronto, ON</p> <p>Thu May 02 2002, 7:05 PM EDT</p> <p>Att: 13,011 - Dome - 72 F</p>										
10 Michael Young, R (1.4) OBP: 0.373, SLG: 0.455	K			G5-3			K		G6-3	5	0	1	0	0	2	1											
29 Rusty Greer, L (1.9) OBP: 0.371, SLG: 0.445	G4-3			G6-3		SF8			1B BB 1B	3	0	1	1	0	0	1											
Alex Rodriguez, R (1.6) OBP: 0.392, SLG: 0.673	K			1B 2B		FC1			F9	4	1	1	0	0	1	3											
Rafael Palmeiro, L (1.3) OBP: 0.377, SLG: 0.577		F9		1B		K			1B BB	3	0	1	1	1	1	2											
Carl Everett, S (1.10) OBP: 0.215, SLG: 0.309	F8			1B					F9	4	0	1	0	0	0	3											
Bill Haselman, R (1.2) OBP: 0.290, SLG: 0.385	G3					9 1B SH			1B	4	1	2	0	0	0	1											
9 Hank Blalock, L (1.5) OBP: 0.292, SLG: 0.308			F7			1B SH 2B			G1-3	4	1	1	0	0	0	3											
Calvin Murray, R (1.8) OBP: 0.244, SLG: 0.310	G6-3					SH 2B E			K	3	1	0	0	0	1	0											
									G5-3								<p>AB 34</p> <p>R 5</p> <p>H 9</p> <p>RBI 3</p> <p>BB 2</p> <p>SO 6</p> <p>LOB 14</p> 										
Inning Stats	R: 0 E: 0 K: 2 S: 11	H: 0 LOB: 1 BB: 1 P: 22	R: 0 E: 0 K: 0 S: 8	H: 0 LOB: 0 BB: 0 P: 10	R: 0 E: 0 K: 0 S: 4	H: 0 LOB: 0 BB: 0 P: 7	R: 1 E: 0 K: 0 S: 10	H: 2 LOB: 1 BB: 0 P: 18	R: 4 E: 3 K: 1 S: 22	H: 4 LOB: 2 BB: 0 P: 31	R: 0 E: 0 K: 0 S: 7	H: 1 LOB: 0 BB: 0 P: 9	R: 0 E: 0 K: 2 S: 9	H: 0 LOB: 0 BB: 0 P: 11	R: 0 E: 0 K: 0 S: 11	H: 2 LOB: 3 BB: 1 P: 21		R: 0 E: 0 K: 1 S: 9	H: 0 LOB: 0 BB: 0 P: 14	1B: 7 2B: 3 3B: 0 HR: 0	SF: 1 SAC: 1 DP: 2 HBP: 0	WP: 0 PB: 0 SB: 1 CS: 1	PA: 38				
PITCHER	IP	WLS	BF	H	R	ER	SO	BB	IBB	HBP	BLK	WP	HR	S	P	ERA	WHIP										
Mike Smith, R (1.1) ERA: 9.0	4.0	L	20	6	5	4	2	1	0	0	0	0	0	46	73	9.00	1.750										
Scott Cassidy, R (5.1) ERA: 7.11	3.0		9	1	0	0	3	0	0	0	0	0	0	25	35	0.00	0.333										
Scott Eyre, L (8.1) ERA: 9.12	1.0		6	2	0	0	0	1	0	0	0	0	0	11	21	0.00	3.000										
Kelvin Escobar, R (9.1) ERA: 3.78	1.0		3	0	0	0	1	0	0	0	0	0	0	9	14	0.00	0.000										

Batter	1	2	3	4	5	6	7	8	9	AB	R	H	RBI	BB	SO	LOB	BOTTOM											
10 Vernon Wells, R (1.8) OBP: 0.268, SLG: 0.393	G3		G3-1 2B			4-1 HR BB			G5-3	4	1	1	0	1	1	1	<p>Texas Rangers @ Toronto Blue Jays</p> <p>SkyDome, Toronto, ON</p> <p>Thu May 02 2002, 7:05 PM EDT</p> <p>Att: 13,011 - Dome - 72 F</p>											
Eric Hinske, L (1.5) OBP: 0.393, SLG: 0.495	K		G3-1			2-2 HR			L7	5	1	2	2	0	1	2												
José Cruz Jr., S (1.7) OBP: 0.327, SLG: 0.320	G3-1		G3-1			1-3 K			BB	3	0	0	0	1	1	1												
Carlos Delgado, L (1.3) OBP: 0.441, SLG: 0.533		G1-3				2-2 FC1-6 1B			K	4	0	1	0	0	2	2												
Raul Mondesi, R (1.9) OBP: 0.260, SLG: 0.405		E 1B				0-0 FC1-6 1B 2B			F7	4	1	1	0	0	1	1												
Darin Fletcher, L (1.2) OBP: 0.231, SLG: 0.288		E9				0-0 2B			G3-1	4	0	1	0	0	0	1												
Dave Berg, R (1.10) OBP: 0.289, SLG: 0.395		L8				1-0 P3			G6-3	4	0	1	1	0	0	2												
Felipe Lopez, S (1.6) OBP: 0.344, SLG: 0.512		G4-3				1-3 K			F9	4	0	0	0	0	2	4												
Joe Lawrence, R (1.4) OBP: 0.333, SLG: 0.250			F7			1-0 P3			10 G5-3 BB	3	0	0	0	1	0	0												
																	<p>AB 35</p> <p>R 3</p> <p>H 7</p> <p>RBI 3</p> <p>BB 3</p> <p>SO 8</p> <p>LOB 14</p> 											
Inning Stats	R: 0 E: 1 K: 1 S: 9	H: 0 LOB: 0 BB: 0 P: 12	R: 0 E: 1 K: 0 S: 10	H: 1 LOB: 2 BB: 0 P: 14	R: 0 E: 0 K: 0 S: 10	H: 1 LOB: 1 BB: 0 P: 18	R: 0 E: 0 K: 2 S: 8	H: 0 LOB: 0 BB: 0 P: 11	R: 0 E: 0 K: 1 S: 5	H: 0 LOB: 0 BB: 0 P: 8	R: 3 E: 0 K: 2 S: 16	H: 4 LOB: 2 BB: 1 P: 27	R: 0 E: 0 K: 2 S: 14	H: 1 LOB: 2 BB: 1 P: 23	R: 0 E: 0 K: 0 S: 5	H: 0 LOB: 0 BB: 0 P: 7		R: 0 E: 0 K: 0 S: 15	H: 0 LOB: 1 BB: 1 P: 23	1B: 3 2B: 3 3B: 0 HR: 1	SF: 0 SAC: 0 DP: 0 HBP: 0	WP: 0 PB: 0 SB: 0 CS: 0	PA: 38					
PITCHER	IP	WLS	BF	H	R	ER	SO	BB	IBB	HBP	BLK	WP	HR	S	P	ERA	WHIP											
Rob Bell, R (1.1) ERA: 3.09	5.2	W	23	4	3	3	5	1	0	0	0	0	0	1	53	83	4.76	0.882										
Randy Flores, L (6.1) ERA: 3.38	0.0		1	1	0	0	0	0	0	0	0	0	0	1	1	∞	∞											
Todd Van Poppel, R (6.1) ERA: 3.38	1.0	H	6	2	0	0	2	1	0	0	0	0	0	15	26	0.00	3.000											
Rudy Seanez, R (7.1) ERA: 5.25	1.1	H	4	0	0	0	1	0	0	0	0	0	0	8	10	0.00	0.000											
Hideki Irabu, R (9.1) ERA: 3.8	1.0	S	4	0	0	0	0	1	0	0	0	0	0	15	23	0.00	1.000											

Batter	1	2	3	4	5	6	7	8	9	AB	R	H	RBI	BB	SO	LOB	TOP										
David Eckstein, R (1, 6) OBP: 0.366, SLG: 0.390	4-1 G3 S SF8 BB		0-2 G1-3		2-2 G5-3			3-2 2B		3	1	1	0	1	0	2											
Darin Erstad, L (1, 8) OBP: 0.313, SLG: 0.363	2-1 G3		4-1 G6-3 BB			3-1 F8		1-0 F8		3	0	0	0	1	0	2											
Orlando Palmeiro, L (1, 7) OBP: 0.377, SLG: 0.304	1-0 SF8		0-0 G6-3			1-2 G6-3		1-3 K		2	0	0	1	0	0	2											
Julio Ramirez, R (8, PH) OBP: 0.400, SLG: 0.250										0	0	0	0	0	0	0											
Scott Spiezio, S (8, PH) OBP: 0.354, SLG: 0.342			1-2							1	0	0	0	0	1	1											
16 Garret Anderson, L (1, 10) OBP: 0.331, SLG: 0.521	0-3 K			0-0 G6-3		2-1 F9			1-0 F9	4	0	0	0	0	1	0											
Troy Glaus, R (1, 5) OBP: 0.350, SLG: 0.495		1-0 F7		0-0 G6-3			1-0 G5-3		4-1 DI BB	3	0	0	0	1	0	0											
Tim Salmon, R (1, 9) OBP: 0.316, SLG: 0.333		0-1 L4		1-1 G5-3			2-1 G4-3 2B		2-3 K	4	0	1	0	0	1	1											
Brad Fullmer, L (1, 3) OBP: 0.295, SLG: 0.345		0-0 WP 1B				3-2 2B		2-2 G4-3		3	0	2	0	1	0	1											
Bengie Molina, R (1, 2) OBP: 0.327, SLG: 0.355		2-0 G4-3				1-0 G5-3		2-1 G6-3		4	0	0	0	0	0	5											
Adam Kennedy, L (1, 4) OBP: 0.315, SLG: 0.337										2	0	1	0	0	0	1											
Jose Nieves, R (8, PH) OBP: 0.250, SLG: 0.313										1	0	0	0	0	0	0											
				2-2 G1-3 S 1B					1-1 F5																		
Inning Stats	R: 1 E: 0 K: 1 S: 7	H: 0 LOB: 0 BB: 1 P: 14	R: 0 E: 0 K: 0 S: 5	H: 1 LOB: 1 BB: 0 P: 8	R: 0 E: 0 K: 0 S: 10	H: 1 LOB: 1 BB: 1 P: 16	R: 0 E: 0 K: 0 S: 4	H: 0 LOB: 0 BB: 0 P: 5	R: 0 E: 0 K: 0 S: 9	H: 1 LOB: 1 BB: 0 P: 15	R: 0 E: 0 K: 0 S: 8	H: 1 LOB: 1 BB: 0 P: 15	R: 0 E: 0 K: 1 S: 9	H: 1 LOB: 2 BB: 2 P: 15	R: 0 E: 0 K: 1 S: 12	H: 0 LOB: 2 BB: 2 P: 24	1B: 2 2B: 3 3B: 0 HR: 0	SF: 1 SAC: 0 DP: 1 HBP: 0	WP: 1 PB: 0 SB: 2 CS: 0	PA: 35							
PITCHER	IP	WLS	BF	H	R	ER	SO	BB	IBB	HBP	BLK	WP	HR	S	P	ERA	WHIP										
Justin Miller, R (1, 1) ERA: 5.4	7.0	W	26	4	1	1	1	2	0	0	0	1	0	52	88	1.29	0.857										
Dan Plesac, L (8, 1) ERA: 4.32	0.2	H	3	1	0	0	0	0	0	0	0	0	0	6	11	0.00	1.500										
Kelvim Escobar, R (8, 1) ERA: 3.5	1.1	S	6	0	0	0	2	2	0	0	0	0	0	15	28	0.00	1.500										

Anaheim Angels @ Toronto Blue Jays
SkyDome, Toronto, ON
Sat May 04 2002, 1:05 PM EDT
Att: 20,568 - Sunny - 50 F

AB 30
R 1
H 5
RBI 1
BB 4
SO 3
LOB 15



Batter	1	2	3	4	5	6	7	8	9	AB	R	H	RBI	BB	SO	LOB	BOTTOM										
Homer Bush, R (1, 4) OBP: 0.282, SLG: 0.311	1-0 1B FC5 HBP		0-2 E5 G4-6-3 1B		2-2 FC1 1-2 2-3		1-1 F7		0-0 F9	4	1	1	0	0	0	4											
Dave Berg, R (1, 10) OBP: 0.259, SLG: 0.353	3-2 F9		2-2 G4-6-3		0-0 SF9		1-0 2B		1-2 FC6-4	4	0	1	1	0	0	4											
José Cruz Jr., S (1, 7) OBP: 0.336, SLG: 0.333	1-1 FC5 1B		2-1 G5-3		3-H F9		0-0 1B		1-3 2-H 2B	4	0	2	1	0	0	2											
Carlos Delgado, L (1, 3) OBP: 0.449, SLG: 0.511	4-2 10 2B FC5 BB		4-1 G5-3		0-0 G3		0-0 G6-3			2	1	0	0	2	0	2											
Raul Mondesi, R (1, 9) OBP: 0.258, SLG: 0.417	1-0 FC5 10 2B		0-0 G5-3		1-0 F8		0-0 G6-3			4	0	0	1	0	0	3											
10 Vernon Wells, R (1, 8) OBP: 0.275, SLG: 0.395	1-2 2-3H 3-H 2B		0-0 P4		2-1 1B		4-0 G4-6-3 BB			3	0	2	1	1	0	1											
Eric Hinske, L (1, 5) OBP: 0.379, SLG: 0.500	0-3 K			1-1 FC1-5 1B		2-3 K		2-2 G4-6-3		4	0	1	0	0	2	4											
Felipe Lopez, S (1, 6) OBP: 0.347, SLG: 0.511		0-0 G6-3		1-2 E FC1-5 SF9 1B		2-1 G4-3		3-2 G1-3		4	1	1	0	0	0	0											
Tom Wilson, R (1, 2) OBP: 0.423, SLG: 0.359		4-2 E 1B BB		1-0 FC1-5		1-1 1B 2B		4-2 FC6-4 BB		2	1	1	0	2	0	2											
Inning Stats	R: 2 E: 0 K: 1 S: 17	H: 2 LOB: 2 BB: 1 P: 30	R: 0 E: 1 K: 0 S: 10	H: 1 LOB: 1 BB: 1 P: 16	R: 0 E: 0 K: 0 S: 5	H: 0 LOB: 1 BB: 1 P: 11	R: 1 E: 1 K: 0 S: 11	H: 2 LOB: 2 BB: 0 P: 18	R: 0 E: 0 K: 1 S: 7	H: 1 LOB: 1 BB: 0 P: 12	R: 1 E: 0 K: 0 S: 9	H: 3 LOB: 2 BB: 0 P: 14	R: 0 E: 0 K: 0 S: 6	H: 0 LOB: 0 BB: 1 P: 12	R: 0 E: 0 K: 0 S: 10	H: 0 LOB: 1 BB: 1 P: 18	1B: 7 2B: 2 3B: 0 HR: 0	SF: 1 SAC: 0 DP: 2 HBP: 1	WP: 0 PB: 0 SB: 0 CS: 0	PA: 38							
PITCHER	IP	WLS	BF	H	R	ER	SO	BB	IBB	HBP	BLK	WP	HR	S	P	ERA	WHIP										
Scott Schoeneweis, L (1, 1) ERA: 6.03	7.0	L	34	9	4	3	2	4	0	1	0	0	0	10	13	3.86	1.857										
Lou Pote, R (8, 1) ERA: 1.72	1.0		4	0	0	0	0	1	0	0	0	0	0	10	18	0.00	1.000										

Anaheim Angels @ Toronto Blue Jays
SkyDome, Toronto, ON
Sat May 04 2002, 1:05 PM EDT
Att: 20,568 - Sunny - 50 F

AB 31
R 4
H 9
RBI 4
BB 5
SO 2
LOB 22



Batter	1	2	3	4	5	6	7	8	9	AB	R	H	RBI	BB	SO	LOB	TOP			
Felipe Lopez, S OBP: 0.330, SLG: 0.475	F8		K				F9		K	4	0	0	0	1	2	1				
Dave Berg, R OBP: 0.246, SLG: 0.345	F8		F9				F8			4	0	0	0	0	1	3				
José Cruz Jr., S OBP: 0.346, SLG: 0.393	K									3	0	1	1	1	2	0				
Carlos Delgado, L OBP: 0.444, SLG: 0.535										3	1	1	0	1	0	1				
Raul Mondesi, R OBP: 0.257, SLG: 0.414										4	1	1	0	0	0	3				
Eric Hinske, L OBP: 0.379, SLG: 0.500										4	1	3	0	0	0	1				
10 Vernon Wells, R OBP: 0.276, SLG: 0.388										4	0	2	1	0	1	3				
Tom Wilson, R OBP: 0.411, SLG: 0.333										3	0	0	1	1	2	1				
Joe Lawrence, R OBP: 0.308, SLG: 0.250										4	1	1	0	0	2	2				
Inning Stats	R: 0 E: 0 K: 1 S: 5	H: 0 LOB: 0 BB: 0 P: 9	R: 1 E: 0 K: 1 S: 12	H: 2 LOB: 1 BB: 0 P: 17	R: 1 E: 0 K: 1 S: 13	H: 2 LOB: 1 BB: 0 P: 17	R: 2 E: 0 K: 1 S: 15	H: 3 LOB: 2 BB: 2 P: 30	R: 0 E: 0 K: 0 S: 7	H: 1 LOB: 0 BB: 0 P: 9	R: 0 E: 0 K: 1 S: 8	H: 0 LOB: 0 BB: 0 P: 14	R: 0 E: 0 K: 1 S: 13	H: 1 LOB: 2 BB: 0 P: 27	R: 0 E: 0 K: 3 S: 9	H: 0 LOB: 0 BB: 0 P: 11	1B: 6 2B: 4 3B: 0 HR: 0	SF: 0 SAC: 0 DP: 2 HBP: 0	WP: 0 PB: 0 SB: 1 CS: 2	PA: 37
PITCHER	IP	WLS	BF	H	R	ER	SO	BB	IBB	HBP	BLK	WP	HR	S	P	ERA	WHIP			
James Baldwin, R ERA: 5.36	7.0	L	31	8	4	4	6	4	0	0	0	0	0	71	117	5.14	1.714			
40 Julio Mateo, R ERA:	1.0		3	1	0	0	1	0	0	0	0	0	0	12	18	0.00	1.000			
John Halama, L ERA: 3.52	1.0		3	0	0	0	3	0	0	0	0	0	0	9	11	0.00	0.000			

Toronto Blue Jays @ Seattle Mariners
Safeco Field, Seattle, WA
Tue May 07 2002, 7:05 PM PDT
Att: 34,500 - Cloudy - 51 F

AB 33
R 4
H 9
RBI 3
BB 4
SO 10
LOB 15



Batter	1	2	3	4	5	6	7	8	9	AB	R	H	RBI	BB	SO	LOB	BOTTOM			
51 Ichiro Suzuki, L OBP: 0.403, SLG: 0.451	G4-3		K							4	1	1	0	0	1	1				
Bret Boone, R OBP: 0.315, SLG: 0.445			G4-3							3	0	1	0	1	0	2				
Mike Cameron, R OBP: 0.378, SLG: 0.577										4	0	1	1	0	1	2				
John Olerud, L OBP: 0.397, SLG: 0.495										4	0	0	0	0	1	2				
Ruben Sierra, S OBP: 0.416, SLG: 0.564										4	0	0	0	0	1	0				
Carlos Guillen, S OBP: 0.361, SLG: 0.495										4	0	0	0	0	1	0				
Mark McLemore, S OBP: 0.340, SLG: 0.402										3	0	0	0	1	1	0				
Dan Wilson, R OBP: 0.346, SLG: 0.384										3	0	0	0	0	0	2				
Jeff Cirillo, R OBP: 0.307, SLG: 0.431										3	0	1	0	0	0	0				
Inning Stats	R: 0 E: 0 K: 1 S: 12	H: 0 LOB: 1 BB: 1 P: 23	R: 0 E: 0 K: 0 S: 8	H: 0 LOB: 0 BB: 0 P: 12	R: 0 E: 0 K: 1 S: 15	H: 1 LOB: 1 BB: 0 P: 22	R: 0 E: 0 K: 2 S: 8	H: 0 LOB: 0 BB: 0 P: 12	R: 0 E: 0 K: 0 S: 6	H: 1 LOB: 1 BB: 0 P: 9	R: 0 E: 0 K: 0 S: 10	H: 0 LOB: 2 BB: 1 P: 18	R: 1 E: 0 K: 0 S: 13	H: 2 LOB: 1 BB: 0 P: 16	R: 0 E: 0 K: 1 S: 7	H: 0 LOB: 0 BB: 0 P: 8	1B: 2 2B: 1 3B: 1 HR: 0	SF: 0 SAC: 0 DP: 0 HBP: 0	WP: 0 PB: 0 SB: 0 CS: 0	PA: 34
PITCHER	IP	WLS	BF	H	R	ER	SO	BB	IBB	HBP	BLK	WP	HR	S	P	ERA	WHIP			
32 Roy Halladay, R ERA: 3.61	7.2	W	30	4	1	1	5	2	0	0	0	0	0	77	119	1.17	0.783			
Dan Plesac, L ERA: 4.15	0.1	H	1	0	0	0	0	0	0	0	0	0	0	1	2	0.00	0.000			
Kelvin Escobar, R ERA: 3.32	1.0	S	3	0	0	0	1	0	0	0	0	0	0	7	8	0.00	0.000			

Toronto Blue Jays @ Seattle Mariners
Safeco Field, Seattle, WA
Tue May 07 2002, 7:05 PM PDT
Att: 34,500 - Cloudy - 51 F

AB 32
R 1
H 4
RBI 1
BB 2
SO 6
LOB 9



Batter	1	2	3	4	5	6	7	8	9	10	AB	R	H	RBI	BB	SO	LOB	TOP									
Felipe Lopez, S OBP: 0.325, SLG: 0.462	(1,6) F8		(2,3) K		(2,1) FC6-4		(0,0) G4-3			(0,2) CS	5	0	1	0	0	1	3										
Dave Berg, R OBP: 0.258, SLG: 0.339	(1,10) 1B		(2,3) K			(4,0) G4-6-3				(0,3) K	4	0	1	0	1	3	1										
José Cruz Jr., S OBP: 0.336, SLG: 0.379	(1,7) F8			(2,3) K		(1,1) G4-6-3				(1,0) CS	4	0	0	0	0	2	2										
Carlos Delgado, L OBP: 0.432, SLG: 0.514	(1,3) K			(0,1) G4-3		(1,0) F7				(0,0) G4-3	4	0	0	0	0	1	1										
Raul Mondesi, R OBP: 0.257, SLG: 0.409		(1,2) G5-3		(1,3) K			(2,3) K			(1,1) 10 SF8	4	1	1	0	0	2	0										
Eric Hinske, L OBP: 0.291, SLG: 0.544		(1,1) HR			(3,1) 10 G6-3		(3,2) 10 1B			(1,3) K	4	3	3	1	0	1	1										
10 Vernon Wells, R OBP: 0.275, SLG: 0.387		(3,2) G4-3			(1,2) G6-3		(0,1) 1B			(3,2) SF8	3	0	1	1	0	0	1										
Tom Wilson, R OBP: 0.417, SLG: 0.348		(3,2) F3			(2,0) FC6-4		(3,2) 1B			(1,0) L5	4	0	2	2	0	0	0										
Joe Lawrence, R OBP: 0.235, SLG: 0.188			(1,2) G6-3		(3,3) K		(3,3) K			(0,2) F9	4	0	0	0	0	2	3										
Inning Stats	R: 0 E: 0 K: 1 S: 12	H: 1 LOB: 1 BB: 0 P: 15	R: 1 E: 0 K: 5 S: 11	H: 1 LOB: 0 BB: 0 P: 19	R: 0 E: 0 K: 2 S: 9	H: 0 LOB: 0 BB: 0 P: 14	R: 0 E: 0 K: 2 S: 8	H: 0 LOB: 0 BB: 1 P: 11	R: 1 E: 0 K: 1 S: 12	H: 2 LOB: 1 BB: 0 P: 20	R: 0 E: 0 K: 0 S: 3	H: 0 LOB: 0 BB: 1 P: 9	R: 1 E: 0 K: 2 S: 15	H: 3 LOB: 2 BB: 0 P: 26	R: 0 E: 0 K: 2 S: 7	H: 0 LOB: 0 BB: 0 P: 8	R: 1 E: 0 K: 1 S: 9	H: 1 LOB: 0 BB: 0 P: 15	R: 0 E: 0 K: 1 S: 11	H: 1 LOB: 0 BB: 0 P: 12	1B: 7 2B: 1 3B: 0 HR: 1	SF: 1 SAC: 0 DP: 1 HBP: 0	WP: 0 PA: 39 PB: 0 SB: 1 CS: 1				
PITCHER	IP	WLS	BF	H	R	ER	SO	BB	IBB	HBP	BLK	WP	HR	S	P	ERA	WHIP										
Freddy Garcia, R ERA: 3.66	(1,1) 7.0		28	7	3	3	8	1	0	0	0	0	0	7	114	3.66	1.143										
Arthur Rhodes, L ERA: 2.51	(8,1) 1.0	H	3	0	0	0	2	0	0	0	0	0	0	7	8	0.00	0.000										
Kazuhiko Sasaki, R ERA:	(9,1) 2.0	W	7	2	1	0	2	0	0	0	0	0	0	20	27	0.00	1.000										

Toronto Blue Jays @ Seattle Mariners
Safeco Field, Seattle, WA
Wed May 08 2002, 7:05 PM PDT
Alt. 35,190 - Sunny - 55 F

AB	36
R	4
H	9
RBI	4
BB	1
SO	12
LOB	12



Batter	1	2	3	4	5	6	7	8	9	10	AB	R	H	RBI	BB	SO	LOB	BOTTOM									
51 Ichiro Suzuki, L OBP: 0.414, SLG: 0.460	(1,9) BB 1B BB			(0,0) E5		(0,0) G4-3				(1,0) SH3-4	4	2	3	1	1	0	0										
Jeff Cirillo, R OBP: 0.310, SLG: 0.427	(1,5) F9			(1,0) FC1-5		(1,2) G5-3				(0,0) SH3-4	1	0	0	0	0	0	1										
Desi Relaford, S OBP: 0.297, SLG: 0.352	(4,5) 1B			(2,3) FC1-5		(1,0) G5-3				(1,2) SH3-4	2	0	0	0	1	0	2										
Bret Boone, R OBP: 0.322, SLG: 0.447	(1,4) BB 1B BB			(2,0) G5-3		(1,0) G5-3				(4,0) SH3-4	4	0	1	0	2	0	6										
John Olerud, L OBP: 0.402, SLG: 0.481	(1,3) BB 1B BB			(4,1) F7		(4,0) BB				(2,2) FC4	3	0	0	1	3	0	1										
Ruben Sierra, S OBP: 0.415, SLG: 0.557	(1,10) BB 1B			(2,1) K		(1,0) F8				(1,2) FC4	5	0	2	1	0	2	5										
Mike Cameron, R OBP: 0.379, SLG: 0.574	(1,8) BB 1B BB			(3,2) P4		(2,1) F9				(2,2) FC4	4	1	1	0	1	1	1										
Carlos Guillen, S OBP: 0.346, SLG: 0.474	(1,6) G3			(1,0) G3		(0,0) F7				(1,1) F8	5	0	0	0	0	1	5										
Dan Wilson, R OBP: 0.365, SLG: 0.395		(2,2) G4-3			(4,0) 51 1B		(1,0) F9			(2,0) G4-3	3	1	2	1	1	0	0										
23 Luis Ugueto, S OBP: 0.256, SLG: 0.167					(5,1) 51 BB		(2,0) BB			(2,2) G4-3	0	1	0	0	0	0	0										
Ben Davis, S OBP: 0.262, SLG: 0.325					(5,1) 51 E		(2,1) BB			(2,2) G4-3	1	0	0	0	0	0	0										
Mark McLemore, S OBP: 0.343, SLG: 0.395		(2,0) G4-3			(4,0) 51 E		(2,3) K			(0,2) G1-3	4	0	1	0	1	1	1										
Inning Stats	R: 1 E: 0 K: 0 S: 13	H: 1 LOB: 3 BB: 4 P: 29	R: 0 E: 0 K: 0 S: 9	H: 1 LOB: 2 BB: 0 P: 16	R: 0 E: 0 K: 0 S: 8	H: 1 LOB: 1 BB: 0 P: 15	R: 1 E: 1 K: 1 S: 7	H: 1 LOB: 3 BB: 3 P: 23	R: 0 E: 0 K: 1 S: 7	H: 1 LOB: 1 BB: 0 P: 12	R: 0 E: 0 K: 0 S: 6	H: 1 LOB: 2 BB: 1 P: 13	R: 2 E: 0 K: 0 S: 17	H: 3 LOB: 2 BB: 1 P: 32	R: 0 E: 0 K: 2 S: 10	H: 0 LOB: 0 BB: 0 P: 17	R: 0 E: 0 K: 1 S: 12	H: 0 LOB: 0 BB: 0 P: 15	R: 1 E: 0 K: 0 S: 5	H: 1 LOB: 2 BB: 1 P: 12	1B: 8 2B: 2 3B: 0 HR: 0	SF: 1 SAC: 1 DP: 0 HBP: 1	WP: 0 PA: 49 PB: 0 SB: 5 CS: 0				
PITCHER	IP	WLS	BF	H	R	ER	SO	BB	IBB	HBP	BLK	WP	HR	S	P	ERA	WHIP										
Mike Smith, R ERA: 7.71	(1,1) 3.2		22	4	2	2	0	7	0	0	0	0	0	34	79	4.91	3.000										
Felix Heredia, L ERA: 3.70	(4,1) 2.1		10	2	0	0	2	1	0	0	0	0	0	16	29	0.00	1.286										
Corey Thurman, R ERA: 3.86	(7,1) 0.1	B	4	3	2	2	0	0	0	0	0	0	0	8	14	54.00	9.000										
Dan Plesac, L ERA: 3.86	(7,1) 0.2		3	0	0	0	0	1	0	0	0	0	0	9	18	0.00	1.500										
Scott Eyre, L ERA: 9.8	(8,1) 2.1	L	10	1	1	1	3	0	1	0	0	0	0	27	44	3.86	0.429										

Toronto Blue Jays @ Seattle Mariners
Safeco Field, Seattle, WA
Wed May 08 2002, 7:05 PM PDT
Alt. 35,190 - Sunny - 55 F

AB	36
R	5
H	10
RBI	4
BB	10
SO	5
LOB	22



Batter	1	2	3	4	5	6	7	8	9	AB	R	H	RBI	BB	SO	LOB	TOP								
10 Vernon Wells, R OBP: 0.277, SLG: 0.383	G5-3			FC5-4		F8		G5-3		5	0	1	2	0	0	2									
Dave Berg, R OBP: 0.254, SLG: 0.328	G6-3	F9				G1-3			F8	5	1	1	0	0	0	1									
José Cruz Jr., S OBP: 0.333, SLG: 0.373	K		G6-3		F8		G5-3			5	0	1	0	0	1	1									
Carlos Delgado, L OBP: 0.450, SLG: 0.591		BB 1B 1B	K		BB 1B 1B		FC1-4 1B		1B	5	1	4	0	0	1	0									
Raul Mondesi, R OBP: 0.266, SLG: 0.404		BB 1B 1B	F9		BB 1B 1B		FC1-4 1B		F3	5	1	2	1	0	0	3									
Eric Hinske, L OBP: 0.384, SLG: 0.516		G4-3 1B 1B 2B		S 1B	F7		G1-3		G1-3	4	2	1	0	1	0	5									
Tom Wilson, R OBP: 0.406, SLG: 0.333		G4-3 1B 1B		FC5-4 1B					K	3	1	2	3	1	1	0									
Ken Huckaby, R OBP: 0.250, SLG: 0.250	G4-3			K		G1-3				4	0	1	0	0	1	6									
Chris Woodward, R OBP: 0.150, SLG: 0.222	G5-3			FC5-4 10 FC5-4		K		G3		4	0	0	0	0	1	4									
Inning Stats	R: 0 E: 0 K: 1 S: 9	H: 0 LOB: 0 BB: 0 P: 13	R: 4 E: 0 K: 0 S: 15	H: 4 LOB: 1 BB: 1 P: 25	R: 0 E: 0 K: 1 S: 6	H: 0 LOB: 0 BB: 0 P: 8	R: 1 E: 0 K: 1 S: 13	H: 2 LOB: 1 BB: 0 P: 20	R: 1 E: 0 K: 0 S: 21	H: 3 LOB: 3 BB: 1 P: 35	R: 0 E: 0 K: 1 S: 7	H: 0 LOB: 0 BB: 0 P: 11	R: 0 E: 0 K: 0 S: 12	H: 1 LOB: 1 BB: 0 P: 20	R: 0 E: 0 K: 1 S: 9	H: 1 LOB: 1 BB: 0 P: 14	R: 0 E: 0 K: 0 S: 14	H: 2 LOB: 2 BB: 0 P: 18	1B: 13 2B: 0 3B: 0 HR: 0	SF: 0 SAC: 0 DP: 0 HBP: 0	WP: 0 PB: 0 SB: 2 CS: 0	PA: 42			
PITCHER	IP	WLS	BF	H	R	ER	SO	BB	IBB	HBP	BLK	WP	HR	S	P	ERA	WHIP								
Mark Mulder, L ERA: 6.35	4.1	L	22	8	6	6	3	1	0	0	0	0	0	50	78	12.46	2.077								
Jeff Tam, R ERA: 5.29	1.2		7	1	0	0	1	1	0	0	0	0	0	21	34	0.00	1.200								
Mike Venafro, L ERA: 2.84	2.0		8	2	0	0	1	0	0	0	0	0	0	21	34	0.00	1.000								
Mike Magnante, L ERA: 6.1	1.0		5	2	0	0	0	0	0	0	0	0	0	14	18	0.00	2.000								

Toronto Blue Jays @ Oakland Athletics
Network Associates Coliseum, Oakland, CA
Fri May 10 2002, 10:05 PM EDT
Att: 10,824 - Sunny - 60 F

AB 40
R 6
H 13
RBI 6
BB 2
SO 5
LOB 22



Batter	1	2	3	4	5	6	7	8	9	AB	R	H	RBI	BB	SO	LOB	BOTTOM								
Jeremy Giambi, L OBP: 0.396, SLG: 0.469	G4-3		1B 2B		G4-3		F8			4	0	1	0	0	0	1									
Randy Velarde, R OBP: 0.348, SLG: 0.545	K		F 1B 2B		G6-3			K		4	1	1	0	0	2	0									
Scott Hatteberg, L OBP: 0.357, SLG: 0.395		BB	F5		G6-3			K		3	0	0	0	1	1	1									
Jermaine Dye, R OBP: 0.327, SLG: 0.404	P4		1B		L9			F9		4	0	1	1	0	0	1									
3 Eric Chavez, L OBP: 0.313, SLG: 0.591		G4-3 2B 2B	K		P4			K		4	1	1	0	0	2	1									
Miguel Tejada, R OBP: 0.313, SLG: 0.450	G4-3				G3-1			F7		4	0	1	0	0	0	1									
Terrence Long, L OBP: 0.284, SLG: 0.371	G4-3 2B			P4		L1		F7		4	0	1	1	0	0	1									
Ramon Hernandez, R OBP: 0.242, SLG: 0.297	G4-3			F9		F7				3	0	0	0	0	0	2									
Carlos Pena, L OBP: 0.325, SLG: 0.459	K			P4						2	0	0	0	1	1	2									
Inning Stats	R: 0 E: 0 K: 1 S: 10	H: 0 LOB: 1 BB: 1 P: 17	R: 1 E: 0 K: 1 S: 13	H: 2 LOB: 0 BB: 0 P: 20	R: 1 E: 1 K: 1 S: 11	H: 3 LOB: 1 BB: 0 P: 17	R: 0 E: 0 K: 0 S: 7	H: 1 LOB: 1 BB: 0 P: 13	R: 0 E: 0 K: 0 S: 6	H: 0 LOB: 0 BB: 0 P: 11	R: 0 E: 0 K: 0 S: 9	H: 0 LOB: 0 BB: 0 P: 13	R: 0 E: 0 K: 2 S: 9	H: 0 LOB: 1 BB: 1 P: 13	R: 0 E: 0 K: 2 S: 9	H: 0 LOB: 0 BB: 0 P: 14	R: 0 E: 0 K: 1 S: 6	H: 0 LOB: 0 BB: 0 P: 11	1B: 2 2B: 4 3B: 0 HR: 0	SF: 0 SAC: 0 DP: 0 HBP: 0	WP: 0 PB: 0 SB: 0 CS: 0	PA: 34			
PITCHER	IP	WLS	BF	H	R	ER	SO	BB	IBB	HBP	BLK	WP	HR	S	P	ERA	WHIP								
Luke Prokopec, R ERA: 6.82	7.0	W	28	6	2	2	3	2	0	0	0	0	0	64	104	2.57	1.143								
Scott Cassidy, R ERA: 6.46	1.0		3	0	0	0	2	0	0	0	0	0	0	9	14	0.00	0.000								
Felix Heredia, L ERA: 3.6	1.0		3	0	0	0	1	0	0	0	0	0	0	6	11	0.00	0.000								

Toronto Blue Jays @ Oakland Athletics
Network Associates Coliseum, Oakland, CA
Fri May 10 2002, 10:05 PM EDT
Att: 10,824 - Sunny - 60 F

AB 32
R 2
H 6
RBI 2
BB 2
SO 6
LOB 10



Batter	1	2	3	4	5	6	7	8	9	AB	R	H	RBI	BB	SO	LOB	TOP			
10 Vernon Wells, R OBP: 0.283, SLG: 0.387 (1, 8)	1-2 1B		1-3 K		1-1 F3			1-2 FC5-4 1B		4	0	2	0	0	1	0	Toronto Blue Jays @ Oakland Athletics Network Associates Coliseum, Oakland, CA Sat May 11 2002, 4:05 PM EDT Att: 21,115 - Sunny - 74 F			
Dave Berg, R OBP: 0.267, SLG: 0.380 (1, 5) (7, 4)	3-2 1B		2-2 HR		1-3 K			1-2 FC5-4 1-2		4	1	2	1	0	1	1				
José Cruz Jr., S OBP: 0.324, SLG: 0.362 (1, 7)	0-3 K		2-2 G5-3		1-3 K			1-3 K		4	0	0	0	0	3	3				
Carlos Delgado, L OBP: 0.438, SLG: 0.571 (1, 3)	2-3 K		1-3 K		0-3 K			0-3 K		4	0	0	0	0	4	3				
Raul Mondesi, R OBP: 0.272, SLG: 0.428 (1, 9)	0-0 F7			0-2 G5-3		2-1 IHR		3-2 S HR 1B		4	2	2	1	0	0	2				
Tom Wilson, R OBP: 0.397, SLG: 0.316 (1, 10)		4-2 BB		3-3 K		0-0 G5-3		3-3 K		3	0	0	0	1	2	1				
Felipe Lopez, S OBP: 0.320, SLG: 0.482 (1, 6)		3-3 K		1-2 2B			0-3 K		3-2 2H HR	4	1	2	2	0	2	1				
Ken Huckaby, R OBP: 0.125, SLG: 0.125 (1, 2)		1-3 K		0-2 F3			0-2 G6-3		3-2 L3	4	0	0	0	0	1	2				
Joe Lawrence, R OBP: 0.261, SLG: 0.238 (1, 4) Eric Hinske, L OBP: 0.379, SLG: 0.508 (7, PH) (7, 5)		2-2 F9			2-0 P3		1-3 K		2-3 K	2	0	0	0	0	0	1				
										2	0	0	0	0	2	0				
Inning Stats	R: 0 H: 2 E: 0 K: 2 S: 13	H: 2 LOB: 2 BB: 0 P: 19	R: 0 H: 0 E: 0 K: 2 S: 18	H: 0 LOB: 1 BB: 1 P: 28	R: 1 H: 1 E: 0 K: 2 S: 15	H: 1 LOB: 0 BB: 0 P: 21	R: 0 H: 1 E: 0 K: 1 S: 16	H: 1 LOB: 1 BB: 0 P: 20	R: 0 H: 0 E: 0 K: 2 S: 7	H: 0 LOB: 0 BB: 0 P: 11	R: 1 H: 1 E: 0 K: 2 S: 9	H: 1 LOB: 0 BB: 0 P: 12	R: 0 H: 0 E: 1 K: 2 S: 15	H: 1 LOB: 1 BB: 0 P: 18	R: 2 H: 2 E: 0 K: 2 S: 18	H: 2 LOB: 0 BB: 0 P: 32	1B: 4 2B: 1 3B: 0 HR: 3	SF: 0 SAC: 0 DP: 0 HBP: 0	WP: 0 PA: 36 PB: 0 SB: 1 CS: 0	
PITCHER	IP	WLS	BF	H	R	ER	SO	BB	IBB	HBP	BLK	WP	HR	S	P	ERA	WHIP			
Barry Zito, L ERA: 4.34 (1, 1)	6.0	W	24	5	2	2	10	1	0	0	0	0	1	78	111	3.00	1.000			
Chad Bradford, R ERA: 1.75 (7, 1)	1.2		6	1	0	0	3	0	0	0	0	0	0	22	26	0.00	0.600			
Mike Magnante, L ERA: 5.91 (8, 1)	0.1		1	0	0	0	1	0	0	0	0	0	0	4	4	0.00	0.000			
Billy Koch, R ERA: 2.16 (9, 1)	1.0		5	2	2	2	2	0	0	0	0	0	1	18	32	18.00	2.000			

Batter	1	2	3	4	5	6	7	8	9	AB	R	H	RBI	BB	SO	LOB	BOTTOM			
Eric Byrnes, R OBP: 0.400, SLG: 1.000 (1, 9)	1-0 G5-3	0-1 G4-3		0-0 G5-3		2-2 1B 2B				4	1	1	0	0	0	2	Toronto Blue Jays @ Oakland Athletics Network Associates Coliseum, Oakland, CA Sat May 11 2002, 4:05 PM EDT Att: 21,115 - Sunny - 74 F			
Jeremy Giambi, L OBP: 0.405, SLG: 0.481 (1, 7)	1-0 BB 2B	4-2 3 HR BB		2-1 P5		1-2 2H 1B				3	2	2	1	1	0	0				
3 Eric Chavez, L OBP: 0.318, SLG: 0.610 (1, 5)	4-1 BB BB	1-2 1H 2H 3H HR		1-1 G4-3		2-3 K				3	1	1	4	1	1	1				
Jermaine Dye, R OBP: 0.339, SLG: 0.420 (1, 10)	4-0 BB BB	1-2 2-3 BB		2-0 2B		1-3 K				3	0	1	0	1	2	0				
Greg Myers, L OBP: 0.452, SLG: 0.576 (1, 2) Ramon Hernandez, R OBP: 0.240, SLG: 0.293 (6, 2)	4-1 1-2 2-3 3H BB	1-3 K		2-3 K		0-0 G5-3				2	0	0	1	1	2	1				
										1	0	0	0	0	0	0				
Miguel Tejada, R OBP: 0.311, SLG: 0.441 (1, 6)	2-1 G4-6-3		0-0 L5		4-0 IBB		3-1 G6-3			3	0	0	0	1	0	3				
Scott Hatteberg, L OBP: 0.356, SLG: 0.419 (1, 3) Carlos Pena, L OBP: 0.323, SLG: 0.455 (8, 3)		1-1 HR	0-3 K2-3		0-3 K		1-1 G3-1			3	1	1	1	0	2	2				
										1	0	0	0	0	0	0				
Terrence Long, L OBP: 0.264, SLG: 0.368 (1, 8)	1-0 G4-3 3 HR 1B 1B	3-1 G3-1		0-0 G4-3		1-2 G3-1				4	1	1	0	0	0	0				
Frank Menechino, R OBP: 0.324, SLG: 0.347 (1, 4)	2-2 3 HR G4-3 1B		3-2 P3		2-1 F9		1-3 K			4	1	1	0	0	1	0				
Inning Stats	R: 1 H: 1 E: 0 K: 0 S: 6	H: 4 LOB: 0 BB: 1 P: 37	R: 0 H: 0 E: 0 K: 1 S: 7	H: 0 LOB: 0 BB: 0 P: 10	R: 0 H: 0 E: 0 K: 0 S: 6	H: 0 LOB: 0 BB: 0 P: 11	R: 0 H: 1 E: 0 K: 2 S: 9	H: 1 LOB: 2 BB: 1 P: 18	R: 1 H: 2 E: 0 K: 1 S: 13	H: 2 LOB: 1 BB: 0 P: 20	R: 0 H: 0 E: 0 K: 1 S: 6	H: 0 LOB: 0 BB: 0 P: 10	R: 0 H: 0 E: 0 K: 1 S: 8	H: 0 LOB: 0 BB: 0 P: 11	1B: 3 2B: 3 3B: 0 HR: 2	SF: 0 SAC: 0 DP: 1 HBP: 0	WP: 0 PA: 36 PB: 0 SB: 0 CS: 0			
PITCHER	IP	WLS	BF	H	R	ER	SO	BB	IBB	HBP	BLK	WP	HR	S	P	ERA	WHIP			
Justin Miller, R ERA: 6.97 (1, 1)	4.0	L	20	5	6	6	3	4	0	0	0	0	0	22	44	13.50	2.250			
Scott Eyre, L ERA: 8.53 (5, 1)	2.0		10	3	1	1	3	0	1	0	0	0	0	22	38	4.50	1.500			
Pete Walker, R ERA: 1.35 (7, 1)	1.0		3	0	0	0	1	0	0	0	0	0	0	6	10	0.00	0.000			
Pedro Borbon, L ERA: 4.97 (8, 1)	1.0		3	0	0	0	1	0	0	0	0	0	0	8	11	0.00	0.000			

AB	35
R	4
H	8
RBI	4
BB	1
SO	16
LOB	14



Batter	1	2	3	4	5	6	7	8	9	AB	R	H	RBI	BB	SO	LOB	TOP								
10 Vernon Wells, R OBP: 0.287, SLG: 0.383	G6-3	P6			SH1-3 HR 1B		P4		HR BB	4	2	1	0	1	0	0	Toronto Blue Jays @ Oakland Athletics Network Associates Coliseum, Oakland, CA Sun May 12 2002, 4:05 PM EDT Att: 19,519 - Cloudy - 61 F								
Dave Berg, R OBP: 0.276, SLG: 0.387	1B		F7		SH1-3		G4-3		HR 1B	4	1	2	0	0	0	0									
José Cruz Jr., S OBP: 0.327, SLG: 0.385	K		1B		K2-3				HR	5	1	2	1	0	2	4									
Carlos Delgado, L OBP: 0.437, SLG: 0.613	K		F8		HR				HR	5	2	2	5	0	1	2									
Raul Mondesi, R OBP: 0.270, SLG: 0.420		HR 1B	F8		F8				F7	5	1	1	0	0	1	1									
Eric Hinske, L OBP: 0.375, SLG: 0.523		HR			K		F8		F8	4	1	1	2	0	1	0									
Tom Wilson, R OBP: 0.416, SLG: 0.344		FC4-6 1B			FC6-4 1B		G5-3		3B 1B	4	1	3	0	0	0	0									
Felipe Lopez, S OBP: 0.317, SLG: 0.491	FC4-6 WP SF7		FC6-4		K				1-H SF8 3B	4	2	1	1	0	1	2									
Joe Lawrence, R OBP: 0.222, SLG: 0.217	SF7		G1-3				K		SF8	2	0	0	2	0	1	1									
Inning Stats	R: 0 E: 0 K: 2 S: 12	H: 1 LOB: 1 BB: 0 P: 16	R: 3 E: 0 K: 0 S: 19	H: 3 LOB: 0 BB: 0 P: 28	R: 0 E: 0 K: 0 S: 8	H: 1 LOB: 1 BB: 0 P: 11	R: 0 E: 0 K: 1 S: 8	H: 1 LOB: 0 BB: 0 P: 13	R: 2 E: 0 K: 1 S: 13	H: 2 LOB: 0 BB: 0 P: 18	R: 0 E: 0 K: 1 S: 9	H: 0 LOB: 0 BB: 0 P: 15	R: 0 E: 0 K: 1 S: 12	H: 0 LOB: 0 BB: 0 P: 19	R: 1 E: 0 K: 1 S: 8	H: 1 LOB: 0 BB: 0 P: 13	R: 5 E: 0 K: 0 S: 20	H: 4 LOB: 0 BB: 1 P: 33	1B: 8 2B: 0 3B: 1 HR: 4	SF: 2 SAC: 1 DP: 0 HBP: 0	WP: 1 PB: 0 SB: 0 CS: 0	PA: 41			
PITCHER	IP	WLS	BF	H	R	ER	SO	BB	IBB	HBP	BLK	WP	HR	S	P	ERA	WHIP								
Cory Lidle, R ERA: 5.24	6.0	L	26	8	5	4	5	0	0	0	0	1	2	69	101	6.00	1.333								
Jim Mecir, R ERA: 4.86	2.0		7	1	1	1	2	0	0	0	0	0	1	20	32	4.50	0.500								
Billy Koch, R ERA: 4.58	1.0		8	4	5	5	0	1	0	0	0	0	1	20	33	45.00	5.000								

AB	37
R	11
H	13
RBI	11
BB	1
SO	7
LOB	10



Batter	1	2	3	4	5	6	7	8	9	AB	R	H	RBI	BB	SO	LOB	BOTTOM								
Randy Velarde, R OBP: 0.321, SLG: 0.481	G5-3		G5-4-3		F3			G6-3	1B	5	0	1	0	0	0	2	Toronto Blue Jays @ Oakland Athletics Network Associates Coliseum, Oakland, CA Sun May 12 2002, 4:05 PM EDT Att: 19,519 - Cloudy - 61 F								
Jeremy Giambi, L OBP: 0.405, SLG: 0.496	FC8-6 BB				K		K	HR	F7	4	1	1	1	1	2	3									
3 Eric Chavez, L OBP: 0.307, SLG: 0.585	FC8-6				G5-3		K		G3-1	5	0	0	0	0	2	3									
Jermaine Dye, R OBP: 0.350, SLG: 0.415	K				1B		K		BB BB	3	0	1	0	1	2	1									
Scott Hatteberg, L OBP: 0.356, SLG: 0.412			G4-3							2	0	0	0	1	0	1									
Frank Menechino, R OBP: 0.329, SLG: 0.347			P3					BB		0	0	0	0	1	0	0									
Miguel Tejada, R OBP: 0.310, SLG: 0.435			K		2B 1B		K		L8	4	1	1	0	0	2	3									
Terrence Long, L OBP: 0.270, SLG: 0.386	G3				1B 2B		K		1B FC6-4 2B	4	2	2	1	0	1	0									
Olmedo Saenz, R OBP: 0.382, SLG: 0.448			G5-3		F7		G1-6-3 1B		FC6-4 1B	4	0	2	0	0	0	1									
Ramon Hernandez, R OBP: 0.250, SLG: 0.302			G5-4-3 1B		2H 1B		G1-6-3 1B		FC6-4 1B	4	0	2	2	0	0	2									
Inning Stats	R: 0 E: 0 K: 1 S: 15	H: 0 LOB: 1 BB: 1 P: 19	R: 0 E: 0 K: 1 S: 8	H: 0 LOB: 0 BB: 0 P: 12	R: 0 E: 0 K: 0 S: 6	H: 1 LOB: 0 BB: 0 P: 9	R: 0 E: 0 K: 1 S: 10	H: 1 LOB: 1 BB: 0 P: 11	R: 2 E: 0 K: 1 S: 12	H: 3 LOB: 1 BB: 0 P: 17	R: 0 E: 0 K: 3 S: 13	H: 0 LOB: 1 BB: 1 P: 21	R: 0 E: 0 K: 1 S: 6	H: 1 LOB: 0 BB: 0 P: 12	R: 1 E: 0 K: 1 S: 11	H: 1 LOB: 2 BB: 2 P: 25	R: 1 E: 0 K: 0 S: 12	H: 3 LOB: 2 BB: 0 P: 18	1B: 7 2B: 2 3B: 0 HR: 1	SF: 0 SAC: 0 DP: 2 HBP: 0	WP: 0 PB: 0 SB: 0 CS: 0	PA: 39			
PITCHER	IP	WLS	BF	H	R	ER	SO	BB	IBB	HBP	BLK	WP	HR	S	P	ERA	WHIP								
32 Roy Halladay, R ERA: 3.46	7.1	W	28	6	2	2	8	2	0	0	0	0	0	72	103	2.46	1.091								
Dan Plesac, L ERA: 4.5	0.1		2	1	1	1	1	0	0	0	0	0	1	5	9	27.00	3.000								
Scott Cassidy, R ERA: 6.46	0.0		1	0	0	0	0	1	0	0	0	0	0	2	6	∞	∞								
Felix Heredia, L ERA: 3.6	0.0		1	0	0	0	0	1	0	0	0	0	0	0	4	∞	∞								
Pete Walker, R ERA: 2.25	1.1	S	7	3	1	1	0	0	0	0	0	0	0	14	22	6.75	2.250								

AB	35
R	4
H	10
RBI	4
BB	4
SO	9
LOB	16



Batter	1	2	3	4	5	6	7	8	9	AB	R	H	RBI	BB	SO	LOB	TOP										
51 Ichiro Suzuki, L (1, 9) OBP: 0.324, SLG: 0.466	G5-3		G4-3		G6-3		G5-3		G3-6	5	0	0	0	0	0	1	Seattle Mariners @ Toronto Blue Jays SkyDome, Toronto, ON Tue May 14 2002, 7:05 PM EDT Att: 14,308 - Dome - 72 F										
Mark McLemore, S (1, 7) OBP: 0.372, SLG: 0.436	1B		G6-3				G6-3			3	1	1	0	1	0	0											
Ruben Sierra, S (1, 10) 23 Luis Ugueto, S (6, PR) OBP: 0.273, SLG: 0.111	2H		G4-3		F5				1B	3	0	1	1	1	0	1											
Bret Boone, R (1, 4) OBP: 0.341, SLG: 0.445	K				G4-3		1B		F8	4	0	1	0	0	1	2											
John Olerud, L (1, 3) OBP: 0.396, SLG: 0.465	G1-6-3				1B		F7		F8	4	1	1	0	0	0	3											
Mike Cameron, R (1, 8) OBP: 0.387, SLG: 0.553					1B		F8			4	0	2	0	0	0	1											
Carlos Guillen, S (1, 6) OBP: 0.358, SLG: 0.492					1B				F9	4	1	3	2	0	0	2											
Dan Wilson, R (1, 2) OBP: 0.344, SLG: 0.360					1B					4	0	1	0	0	0	3											
Jeff Cirillo, R (1, 5) OBP: 0.298, SLG: 0.398	P3								51 G3-6	4	0	0	0	0	1	1											
									K	4	0	0	0	0	1	1											
Inning Stats	R: 1 E: 0 K: 1 S: 15	H: 2 LOB: 1 BB: 0 P: 22	R: 1 E: 0 K: 0 S: 12	H: 1 LOB: 0 BB: 0 P: 12	R: 0 E: 0 K: 0 S: 5	H: 0 LOB: 0 BB: 0 P: 5	R: 1 E: 0 K: 0 S: 13	H: 3 LOB: 1 BB: 0 P: 18	R: 0 E: 0 K: 0 S: 8	H: 0 LOB: 1 BB: 1 P: 16	R: 0 E: 0 K: 0 S: 9	H: 2 LOB: 2 BB: 0 P: 16	R: 0 E: 0 K: 0 S: 9	H: 0 LOB: 0 BB: 0 P: 11	R: 0 E: 0 K: 0 S: 6	H: 1 LOB: 2 BB: 1 P: 15	R: 0 E: 0 K: 1 S: 6	H: 1 LOB: 0 BB: 0 P: 7	1B: 7 2B: 2 3B: 0 HR: 1	SF: 0 SAC: 0 DP: 1 HBP: 0	WP: 0 PB: 0 SB: 0 CS: 0	PA: 37					
PITCHER	IP	WLS	BF	H	R	ER	SO	BB	IBB	HBP	BLK	WP	HR	S	P	ERA	WHIP										
Esteban Loaiza, R (1, 1) ERA: 4.26	6.1	W	27	8	3	3	1	1	0	0	0	0	1	65	93	4.26	1.421										
Dan Plesac, L (7, 1) ERA: 4.22	0.2	H	3	0	0	0	0	1	0	0	0	0	0	6	11	0.00	1.500										
Scott Cassidy, R (8, 1) ERA: 6.32	0.1	H	1	0	0	0	0	0	0	0	0	0	0	1	2	0.00	0.000										
Scott Eyre, L (8, 1) ERA: 8.35	0.2	H	3	1	0	0	0	0	0	0	0	0	0	5	9	0.00	1.500										
Kelvin Escobar, R (9, 1) ERA: 4.22	1.0	S	3	1	0	0	1	0	0	0	0	0	0	6	7	0.00	1.000										

Batter	1	2	3	4	5	6	7	8	9	AB	R	H	RBI	BB	SO	LOB	BOTTOM										
10 Vernon Wells, R (1, 8) OBP: 0.279, SLG: 0.372	F8		G6-3				F9			4	1	0	0	0	1	0	Seattle Mariners @ Toronto Blue Jays SkyDome, Toronto, ON Tue May 14 2002, 7:05 PM EDT Att: 14,308 - Dome - 72 F										
Dave Berg, R (1, 10) OBP: 0.289, SLG: 0.405	F9									4	1	2	0	0	1	0											
José Cruz Jr., S (1, 7) OBP: 0.318, SLG: 0.374	G4-3									4	0	0	0	0	2	3											
Carlos Delgado, L (1, 3) OBP: 0.438, SLG: 0.603	P6									2	1	0	0	2	0	0											
Raul Mondesi, R (1, 9) OBP: 0.263, SLG: 0.409	G5-3									4	1	0	0	0	2	4											
Eric Hinske, L (1, 5) OBP: 0.378, SLG: 0.523	K									4	0	2	2	0	1	1											
Tom Wilson, R (1, 2) OBP: 0.432, SLG: 0.462										4	2	3	4	0	1	1											
Felipe Lopez, S (1, 6) OBP: 0.315, SLG: 0.479										3	0	0	0	1	1	2											
Joe Lawrence, R (1, 4) OBP: 0.200, SLG: 0.192										3	0	0	0	0	3	2											
Inning Stats	R: 0 E: 0 K: 0 S: 7	H: 0 LOB: 0 BB: 0 P: 11	R: 0 E: 0 K: 1 S: 8	H: 0 LOB: 0 BB: 0 P: 15	R: 1 E: 0 K: 1 S: 10	H: 1 LOB: 0 BB: 0 P: 13	R: 0 E: 0 K: 1 S: 9	H: 0 LOB: 0 BB: 0 P: 15	R: 0 E: 0 K: 3 S: 11	H: 1 LOB: 2 BB: 1 P: 19	R: 3 E: 1 K: 3 S: 22	H: 3 LOB: 2 BB: 1 P: 38	R: 0 E: 0 K: 2 S: 10	H: 1 LOB: 1 BB: 0 P: 14	R: 2 E: 0 K: 1 S: 15	H: 1 LOB: 0 BB: 1 P: 25	1B: 4 2B: 1 3B: 0 HR: 2	SF: 0 SAC: 0 DP: 0 HBP: 0	WP: 1 PB: 0 SB: 1 CS: 0	PA: 35							
PITCHER	IP	WLS	BF	H	R	ER	SO	BB	IBB	HBP	BLK	WP	HR	S	P	ERA	WHIP										
Freddy Garcia, R (1, 1) ERA: 3.9	6.0	L	26	5	4	4	9	1	1	0	0	0	1	67	111	6.00	1.000										
Ryan Franklin, R (7, 1) ERA: 4.76	2.0		9	2	2	2	3	1	0	0	0	0	1	25	39	9.00	1.500										

AB	35
R	3
H	10
RBI	3
BB	2
SO	2
LOB	14



AB	32
R	6
H	7
RBI	6
BB	3
SO	12
LOB	13



Batter	1	2	3	4	5	6	7	8	9	AB	R	H	RBI	BB	SO	LOB	TOP								
51 Ichiro Suzuki, L (1, 9) OBP: 0.423, SLG: 0.461	G4-3			F5	1-2 2-H		G6-3		G4-3 2B	4	1	1	1	1	0	0	Seattle Mariners @ Toronto Blue Jays SkyDome, Toronto, ON Wed May 15 2002, 7:05 PM EDT Att: 17,012 - Dome - 72 F								
Mark McLemore, S (1, 7) OBP: 0.373, SLG: 0.429	G6-3			G1-3	P6			E 1B	G4-3 2B	4	2	1	0	1	0	2									
Ruben Sierra, S (1, 10) OBP: 0.390, SLG: 0.523	G6-3			K				F8	G4-3	5	1	1	0	0	1	3									
Bret Boone, R (1, 4) OBP: 0.343, SLG: 0.450		L4			F9			E5 1B 2B		5	1	2	2	0	0	1									
John Olerud, L (1, 3) OBP: 0.399, SLG: 0.489 Desi Relaford, S (8, PR) OBP: 0.321, SLG: 0.317		K						G4-3 1B		4	1	2	3	0	1	1									
Mike Cameron, R (1, 8) OBP: 0.383, SLG: 0.551		G6-3			HR			2B 1B	F8	1	0	0	0	0	0	1									
Carlos Guillen, S (1, 6) OBP: 0.362, SLG: 0.500					1B SF7 2B			K		4	1	1	0	0	2	3									
Dan Wilson, R (1, 2) OBP: 0.347, SLG: 0.356 Ben Davis, S (5, PR) OBP: 0.250, SLG: 0.265				G6-3				L3	K	1	0	0	0	0	0	0									
Jeff Cirillo, R (1, 5) OBP: 0.290, SLG: 0.389				F9					G6-3	2	0	0	0	0	1	3									
Inning Stats	R: 0 E: 0 K: 0 S: 8	H: 0 LOB: 0 BB: 0 P: 14	R: 0 E: 0 K: 1 S: 6	H: 0 LOB: 0 BB: 0 P: 9	R: 0 E: 0 K: 1 S: 6	H: 0 LOB: 0 BB: 0 P: 10	R: 0 E: 0 K: 1 S: 9	H: 0 LOB: 0 BB: 0 P: 13	R: 3 E: 0 K: 0 S: 17	H: 4 LOB: 2 BB: 0 P: 26	R: 1 E: 0 K: 1 S: 11	H: 2 LOB: 1 BB: 0 P: 18	R: 0 E: 0 K: 0 S: 9	H: 0 LOB: 0 BB: 0 P: 11	R: 2 E: 1 K: 2 S: 16	H: 3 LOB: 3 BB: 0 P: 24		R: 2 E: 0 K: 0 S: 10	H: 1 LOB: 1 BB: 2 P: 20	1B: 6 2B: 3 3B: 0 HR: 1	SF: 1 SAC: 0 DP: 0 HBP: 1	WP: 0 PB: 0 SB: 1 CS: 0	PA: 41		
PITCHER	IP	WLS	BF	H	R	ER	SO	BB	IBB	HBP	BLK	WP	HR	S	P	ERA	WHIP								
Brandon Lyon, R (1, 1) ERA: 6.2	5.0		22	6	4	4	3	0	0	1	0	0	1	49	75	7.20	1.200								
Scott Eyre, L (6, 1) ERA: 7.95	2.0	H	7	1	1	0	1	0	0	0	0	0	0	20	32	0.00	0.500								
Pete Walker, R (8, 1) ERA: 2.16	0.1	H	2	0	0	0	0	0	0	0	0	0	0	3	5	0.00	0.000								
Dan Plesac, L (8, 1) ERA: 4.22	0.0		1	1	0	0	0	0	0	0	0	0	0	2	3	∞	∞								
Scott Cassidy, R (8, 1) ERA: 6.09	0.2	B	3	1	1	0	2	0	0	0	0	0	0	8	10	0.00	1.500								

Batter	1	2	3	4	5	6	7	8	9	AB	R	H	RBI	BB	SO	LOB	BOTTOM								
10 Vernon Wells, R (1, 8) OBP: 0.277, SLG: 0.362	F8		FC6-4 CS	F9			F3		FC1-2 BB HBP	4	0	0	0	0	0	1	Seattle Mariners @ Toronto Blue Jays SkyDome, Toronto, ON Wed May 15 2002, 7:05 PM EDT Att: 17,012 - Dome - 72 F								
Joe Lawrence, R (1, 4) OBP: 0.257, SLG: 0.207			2B 1B	K			K		FC1-2 BB	3	1	1	0	2	2	0									
José Cruz Jr., S (1, 7) OBP: 0.321, SLG: 0.403	F9		1B 2B				K		FC1-2	5	2	2	1	0	1	4									
Carlos Delgado, L (1, 3) OBP: 0.434, SLG: 0.589	G1-3		1B IBB				F9		P5	3	1	0	0	1	0	1									
Raul Mondesi, R (1, 9) OBP: 0.263, SLG: 0.405		K					F8		G6-3	4	0	1	2	0	1	0									
Eric Hinske, L (1, 5) OBP: 0.382, SLG: 0.544		HR					G4-3		F7	4	1	2	2	0	0	0									
Tom Wilson, R (1, 10) OBP: 0.424, SLG: 0.449		F7		F3			K			4	0	1	0	0	1	2									
Felipe Lopez, S (1, 6) OBP: 0.313, SLG: 0.496	F9						K			4	1	1	1	0	2	1									
Ken Huckaby, R (1, 2) OBP: 0.182, SLG: 0.182 Brian Leshar, R (9, PH) OBP: 0.250, SLG: 0.154							K			3	0	1	0	0	1	0									
Inning Stats	R: 0 E: 0 K: 0 S: 5	H: 0 LOB: 1 BB: 1 P: 9	R: 1 E: 0 K: 1 S: 12	H: 1 LOB: 0 BB: 0 P: 19	R: 3 E: 0 K: 0 S: 16	H: 5 LOB: 2 BB: 1 P: 28	R: 1 E: 0 K: 1 S: 11	H: 1 LOB: 0 BB: 0 P: 18	R: 1 E: 0 K: 0 S: 7	H: 1 LOB: 0 BB: 0 P: 11	R: 0 E: 0 K: 3 S: 11	H: 0 LOB: 0 BB: 0 P: 17	R: 0 E: 0 K: 2 S: 9	H: 0 LOB: 0 BB: 0 P: 17	R: 0 E: 0 K: 0 S: 6	H: 0 LOB: 0 BB: 0 P: 9		R: 0 E: 0 K: 2 S: 14	H: 1 LOB: 3 BB: 1 P: 27	1B: 5 2B: 1 3B: 0 HR: 3	SF: 0 SAC: 0 DP: 0 HBP: 1	WP: 0 PB: 0 SB: 0 CS: 1	PA: 39		
PITCHER	IP	WLS	BF	H	R	ER	SO	BB	IBB	HBP	BLK	WP	HR	S	P	ERA	WHIP								
Jamie Moyer, L (1, 1) ERA: 5.24	5.0		24	8	6	6	2	1	1	0	0	0	0	51	85	10.80	1.800								
Rafael Soriano, R (6, 1) ERA: 3.94	2.0		6	0	0	0	5	0	0	0	0	0	0	20	34	0.00	0.000								
Arthur Rhodes, L (8, 1) ERA: 3.94	1.0	W	3	0	0	0	0	0	0	0	0	0	0	6	9	0.00	0.000								
Kazuhiro Sasaki, R (9, 1) ERA: 2.00	1.0	S	6	1	0	0	2	1	0	1	0	0	0	14	27	0.00	2.000								

AB	37
R	8
H	10
RBI	8
BB	2
SO	6
LOB	15



AB	35
R	6
H	9
RBI	6
BB	3
SO	9
LOB	10



Batter	1	2	3	4	5	6	7	8	9	AB	R	H	RBI	BB	SO	LOB	TOP
51 Ichiro Suzuki, L (1, 9) <small>OBP: 0.428, SLG: 0.462</small> Charles Gipson, R (7, 9) <small>OBP: 0.348, SLG: 0.350</small>	 	 		 	 		 	 		4	2	2	0	1	1	2	4 1
Mark McLemore, S (1, 7) <small>OBP: 0.491</small>	 		 	 		 	 	 		5	2	5	3	1	0	0	5 2
Ruben Sierra, S (1, 10) <small>OBP: 0.382, SLG: 0.507</small>	 		 	 		 	 	 		6	1	1	2	0	1	5	6 1
Bret Boone, R (1, 4) <small>OBP: 0.339, SLG: 0.449</small> Desti Relaford, S (7, 4) <small>OBP: 0.316, SLG: 0.313</small>	 		 	 		 	 		 	5	1	1	1	0	0	4	5 1
John Olerud, L (1, 3) <small>OBP: 0.396, SLG: 0.474</small>	 		 		 	 	 		 	4	1	0	0	2	0	2	4 1
Mike Cameron, R (1, 8) <small>OBP: 0.387, SLG: 0.567</small>	 			 	 		 		 	5	4	2	4	1	1	3	5 4
Carlos Guillen, S (1, 6) <small>OBP: 0.376, SLG: 0.532</small> 23 Luis Ugueto, S (7, 6) <small>OBP: 0.273, SLG: 0.111</small>		 		 	 		 			3	2	2	3	2	0	1	3 0
Ben Davis, S (1, 2) <small>OBP: 0.241, SLG: 0.245</small>	 			 	 		 			4	0	0	0	0	0	3	4 0
Jeff Cirillo, R (1, 5) <small>OBP: 0.300, SLG: 0.397</small>	 			 	 		 	 		5	2	3	1	0	0	1	5 2
Inning Stats	R: 0 H: 2 E: 0 LOB: 3 K: 1 BB: 1 S: 13 P: 22	R: 0 H: 0 E: 0 LOB: 1 K: 1 BB: 1 S: 12 P: 20	R: 0 H: 1 E: 0 LOB: 1 K: 0 BB: 0 S: 8 P: 9	R: 5 H: 4 E: 1 LOB: 0 K: 0 BB: 0 S: 17 P: 27	R: 2 H: 2 E: 0 LOB: 1 K: 0 BB: 1 S: 14 P: 24	R: 0 H: 1 E: 0 LOB: 0 K: 1 BB: 0 S: 10 P: 19	R: 8 H: 4 E: 1 LOB: 1 K: 0 BB: 4 S: 20 P: 44	R: 0 H: 2 E: 0 LOB: 0 K: 0 BB: 0 S: 8 P: 12	R: 0 H: 0 E: 0 LOB: 0 K: 0 BB: 0 S: 8 P: 12	1B: 10 SF: 0 2B: 3 SAC: 1 3B: 0 DP: 1 HR: 3 HBP: 0	WP: 0 PA: 51 PB: 1 SB: 3 CS: 0						
PITCHER	IP WLS BF H R ER SO BB IBB HBP BLK WP HR S P ERA WHIP	IP WLS BF H R ER SO BB IBB HBP BLK WP HR S P ERA WHIP	IP WLS BF H R ER SO BB IBB HBP BLK WP HR S P ERA WHIP	IP WLS BF H R ER SO BB IBB HBP BLK WP HR S P ERA WHIP	IP WLS BF H R ER SO BB IBB HBP BLK WP HR S P ERA WHIP	IP WLS BF H R ER SO BB IBB HBP BLK WP HR S P ERA WHIP	IP WLS BF H R ER SO BB IBB HBP BLK WP HR S P ERA WHIP	IP WLS BF H R ER SO BB IBB HBP BLK WP HR S P ERA WHIP	IP WLS BF H R ER SO BB IBB HBP BLK WP HR S P ERA WHIP	IP WLS BF H R ER SO BB IBB HBP BLK WP HR S P ERA WHIP	IP WLS BF H R ER SO BB IBB HBP BLK WP HR S P ERA WHIP						
Luke Prokopec, R (1, 1) <small>ERA: 7.04</small>	4.0 L 22 7 5 4 2 1 1 0 0 0 0 2 50 78 9.00 2.000																
Corey Thurman, R (5, 1) <small>ERA: 4.43</small>	2.0 11 4 3 3 1 1 0 0 0 0 0 0 25 45 13.50 2.500																
Felix Heredia, L (7, 1) <small>ERA: 3.48</small>	0.2 8 2 3 0 0 3 0 0 0 0 0 0 13 31 0.00 7.500																
Pete Walker, R (7, 1) <small>ERA: 2.53</small>	2.1 10 3 4 0 0 1 0 0 0 0 0 1 22 35 0.00 1.714																
Batter	1	2	3	4	5	6	7	8	9	AB	R	H	RBI	BB	SO	LOB	BOTTOM
Shannon Stewart, R (1, 10) <small>OBP: 0.351, SLG: 0.447</small>	 		 			 		 		4	0	0	0	0	0	3	4 0
Dave Berg, R (1, 4) <small>OBP: 0.287, SLG: 0.398</small>	 			 		 		 		4	1	1	0	0	0	0	4 1
José Cruz Jr., S (1, 7) <small>OBP: 0.313, SLG: 0.392</small>	 			 		 			 	4	0	0	0	0	3	2	4 0
Carlos Delgado, L (1, 3) <small>OBP: 0.432, SLG: 0.591</small> Chris Woodward, R (8, 3) <small>OBP: 0.190, SLG: 0.283</small>		 		 		 		 		3	0	1	2	0	1	0	3 0
Raul Mondesi, R (1, 9) <small>OBP: 0.259, SLG: 0.398</small> Brian Leshar, R (8, 9) <small>OBP: 0.235, SLG: 0.143</small>		 		 		 		 		3	0	0	0	0	2	1	3 0
Eric Hinske, L (1, 5) <small>OBP: 0.374, SLG: 0.532</small>	 			 		 				3	0	0	0	0	0	0	3 0
Tom Wilson, R (1, 2) <small>OBP: 0.432, SLG: 0.458</small> Ken Huckaby, R (8, 2) <small>OBP: 0.182, SLG: 0.182</small>			 		 		 			3	0	2	0	0	0	0	3 0
Felipe Lopez, S (1, 6) <small>OBP: 0.307, SLG: 0.484</small>			 		 		 			3	0	0	0	0	1	2	3 0
10 Vernon Wells, R (1, 8) <small>OBP: 0.278, SLG: 0.362</small>			 		 		 			3	1	1	0	0	0	1	3 1
Inning Stats	R: 0 H: 0 E: 0 LOB: 0 K: 1 BB: 0 S: 9 P: 16	R: 0 H: 0 E: 0 LOB: 0 K: 0 BB: 0 S: 6 P: 12	R: 0 H: 1 E: 0 LOB: 0 K: 1 BB: 0 S: 13 P: 18	R: 0 H: 0 E: 0 LOB: 0 K: 1 BB: 0 S: 7 P: 11	R: 0 H: 1 E: 0 LOB: 1 K: 1 BB: 0 S: 9 P: 14	R: 2 H: 2 E: 1 LOB: 1 K: 2 BB: 0 S: 14 P: 22	R: 0 H: 0 E: 0 LOB: 0 K: 0 BB: 0 S: 12 P: 16	R: 0 H: 1 E: 0 LOB: 0 K: 0 BB: 0 S: 5 P: 8	R: 0 H: 1 E: 0 LOB: 0 K: 1 BB: 0 S: 7 P: 12	1B: 5 SF: 0 2B: 1 SAC: 0 3B: 0 DP: 2 HR: 0 HBP: 0	WP: 0 PA: 32 PB: 0 SB: 0 CS: 0						
PITCHER	IP WLS BF H R ER SO BB IBB HBP BLK WP HR S P ERA WHIP	IP WLS BF H R ER SO BB IBB HBP BLK WP HR S P ERA WHIP	IP WLS BF H R ER SO BB IBB HBP BLK WP HR S P ERA WHIP	IP WLS BF H R ER SO BB IBB HBP BLK WP HR S P ERA WHIP	IP WLS BF H R ER SO BB IBB HBP BLK WP HR S P ERA WHIP	IP WLS BF H R ER SO BB IBB HBP BLK WP HR S P ERA WHIP	IP WLS BF H R ER SO BB IBB HBP BLK WP HR S P ERA WHIP	IP WLS BF H R ER SO BB IBB HBP BLK WP HR S P ERA WHIP	IP WLS BF H R ER SO BB IBB HBP BLK WP HR S P ERA WHIP	IP WLS BF H R ER SO BB IBB HBP BLK WP HR S P ERA WHIP	IP WLS BF H R ER SO BB IBB HBP BLK WP HR S P ERA WHIP						
Joel Pineiro, R (1, 1) <small>ERA: 1.85</small>	1.0 W 26 4 2 0 0 6 0 0 0 0 0 0 0 5 8 0.00 1.000																
Shigetoshi Hasegawa, R (8, 1) <small>ERA: 0.92</small>	1.0 3 1 0 0 0 0 0 0 0 0 0 0 0 5 8 0.00 1.000																
Justin Kaye, R (8, 1) <small>ERA: 12.0</small>	1.0 3 1 0 0 0 1 0 0 0 0 0 0 0 7 12 0.00 1.000																

Seattle Mariners @ Toronto Blue Jays
 SkyDome, Toronto, ON
 Thu May 16 2002, 7:05 PM EDT
 Att: 14,280 - Dome - 72 F

AB	43
R	15
H	16
RBI	14
BB	7
SO	3
LOB	22



Seattle Mariners @ Toronto Blue Jays
 SkyDome, Toronto, ON
 Thu May 16 2002, 7:05 PM EDT
 Att: 14,280 - Dome - 72 F

AB	32
R	2
H	6
RBI	2
BB	0
SO	7
LOB	10



Batter	1	2	3	4	5	6	7	8	9	AB	R	H	RBI	BB	SO	LOB	TOP										
Eric Byrnes, R OBP: 0.400, SLG: 0.643 (1, 7)	K2-3		F7		G6-4-3			G5-3	FC5-4	5	0	0	0	0	1	4	Oakland Athletics @ Toronto Blue Jays SkyDome, Toronto, ON Fri May 17 2002, 7:05 PM EDT Att: 14,061 - Dome - 72 F										
Randy Velarde, R OBP: 0.348, SLG: 0.432 (1, 4)	G4-3				G6-3		G5-3	HBP 1B		4	0	1	0	0	0	0											
3 Eric Chavez, L OBP: 0.325, SLG: 0.580 (1, 5)	G1-3				G6-3		K	HBP 1B		4	0	1	0	0	1	0											
Jermaine Dye, R OBP: 0.325, SLG: 0.358 (1, 9)		F9			1B BB		P4	HBP 1B		2	0	0	0	1	0	0											
Miguel Tejada, R OBP: 0.320, SLG: 0.445 (1, 6)		G4-6-3 1B			FC4-6 1B			P5		4	1	3	0	0	0	3											
Terrence Long, L OBP: 0.261, SLG: 0.363 (1, 8)		G4-6-3 1-2f			FC4-6 1-2f		G1-3	K		4	0	0	0	0	1	7											
Olmedo Saenz, R OBP: 0.395, SLG: 0.469 (1, 3)					FC1-6-5 2B		G6-3		K	3	0	1	0	1	1	1											
Scott Hatteberg, L OBP: 0.364, SLG: 0.397 (1, 10)				G6-3		FC1-5 BB		FC5-4 BB		2	0	1	1	2	0	1											
Ramon Hernandez, R OBP: 0.235, SLG: 0.280 (1, 2)				FC1-6-5		FC1-5		K		3	0	0	0	0	0	4											
Greg Myers, L OBP: 0.435, SLG: 0.541 (9, PH)					FC1-5 G6-4-3		G1-3		K	1	0	0	0	0	1	1											
Inning Stats	R: 0 E: 0 K: 1 S: 7	H: 0 LOB: 0 BB: 0 P: 10	R: 0 E: 0 K: 0 S: 8	H: 1 LOB: 0 BB: 0 P: 10	R: 0 E: 0 K: 0 S: 6	H: 1 LOB: 1 BB: 0 P: 9	R: 0 E: 0 K: 0 S: 9	H: 1 LOB: 2 BB: 1 P: 13	R: 0 E: 0 K: 0 S: 8	H: 0 LOB: 1 BB: 2 P: 16	R: 0 E: 0 K: 1 S: 8	H: 0 LOB: 0 BB: 0 P: 14	R: 1 E: 0 K: 0 S: 13	H: 2 LOB: 1 BB: 0 P: 23	R: 0 E: 0 K: 1 S: 11	H: 2 LOB: 3 BB: 0 P: 19	R: 0 E: 0 K: 1 S: 11	H: 0 LOB: 1 BB: 1 P: 18	1B: 5 2B: 2 3B: 0 HR: 0	SF: 0 SAC: 0 DP: 2 HBP: 1	WP: 0 PB: 0 SB: 0 CS: 0	PA: 37					
PITCHER	IP	WLS	BF	H	R	ER	SO	BB	IBB	HBP	BLK	WP	HR	S	P	ERA	WHIP										
32 Roy Halladay, R ERA: 3.18 (1, 1)	7.2	W	32	7	1	1	2	3	0	1	0	0	0	67	109	1.17	1.304										
Dan Plesac, L ERA: 4.09 (8, 1)	0.1		1	0	0	0	1	0	0	0	0	0	0	3	5	0.00	0.000										
Scott Cassidy, R ERA: 5.71 (9, 1)	1.0		4	0	0	0	2	1	0	0	0	0	0	11	18	0.00	1.000										

AB	32
R	1
H	7
RBI	1
BB	4
SO	5
LOB	21



Batter	1	2	3	4	5	6	7	8	9	AB	R	H	RBI	BB	SO	LOB	BOTTOM										
Shannon Stewart, R OBP: 0.353, SLG: 0.472 (1, 10)	K		G4-3			G5-3		BB BB 1B		5	1	2	3	0	1	2	Oakland Athletics @ Toronto Blue Jays SkyDome, Toronto, ON Fri May 17 2002, 7:05 PM EDT Att: 14,061 - Dome - 72 F										
Dave Berg, R OBP: 0.304, SLG: 0.402 (1, 5)	L4				G5-3 1B	FC3-6 BB 1B		F7	BB BB BB	4	0	2	0	1	0	0											
José Cruz Jr., S OBP: 0.316, SLG: 0.395 (1, 7)	P6				P4	FC3-6 BB		1B 2B	F8	4	1	1	0	1	0	3											
Carlos Delgado, L OBP: 0.425, SLG: 0.574 (1, 3)		K			G5-3	FC3-6 1-2f 2-3		1B BB IBB	P5	4	1	0	0	1	1	5											
Raul Mondesi, R OBP: 0.263, SLG: 0.394 (1, 9)		G3			G5-3	F9		BB HBP 1B	BB BB	4	0	1	1	1	0	3											
Tom Wilson, R OBP: 0.441, SLG: 0.487 (1, 2)		G5-3				10 2B	SH5-3 3B 2B	1-2 HBP	G3-1	4	2	2	0	0	0	3											
10 Vernon Wells, R OBP: 0.279, SLG: 0.368 (1, 8)					F9	G3 HR 2B	SH5-3	K		3	1	1	1	0	1	3											
Felipe Lopez, S OBP: 0.305, SLG: 0.473 (1, 6)					P3	G3	G4-3	FC5-4 BB		3	0	0	1	1	0	2											
Chris Woodward, R OBP: 0.280, SLG: 0.409 (1, 4)					1B	HR BB	G4-3	FC5-4 1-2f		3	1	2	1	1	0	3											
Inning Stats	R: 0 E: 0 K: 1 S: 7	H: 0 LOB: 0 BB: 0 P: 12	R: 0 E: 0 K: 1 S: 6	H: 0 LOB: 0 BB: 0 P: 11	R: 0 E: 0 K: 0 S: 9	H: 1 LOB: 0 BB: 0 P: 15	R: 0 E: 0 K: 0 S: 11	H: 1 LOB: 1 BB: 0 P: 17	R: 4 E: 0 K: 0 S: 15	H: 4 LOB: 2 BB: 2 P: 28	R: 0 E: 0 K: 0 S: 8	H: 2 LOB: 1 BB: 0 P: 11	R: 2 E: 0 K: 1 S: 18	H: 2 LOB: 3 BB: 2 P: 33	R: 0 E: 0 K: 0 S: 9	H: 1 LOB: 3 BB: 2 P: 23	1B: 5 2B: 4 3B: 1 HR: 1	SF: 0 SAC: 1 DP: 0 HBP: 1	WP: 0 PB: 0 SB: 0 CS: 0	PA: 42							
PITCHER	IP	WLS	BF	H	R	ER	SO	BB	IBB	HBP	BLK	WP	HR	S	P	ERA	WHIP										
Mark Mulder, L ERA: 6.83 (1, 1)	5.0	L	24	7	5	5	2	2	0	0	0	0	0	24	42	10.80	2.400										
Jeff Tam, R ERA: 5.68 (6, 1)	1.2		11	3	2	2	1	1	1	1	0	0	0	24	42	10.80	2.400										
Mike Holtz, L ERA: 6.0 (7, 1)	1.0		6	1	0	0	0	2	0	0	0	0	0	9	23	0.00	3.000										
Chad Bradford, R ERA: 1.62 (8, 1)	0.1		1	0	0	0	0	0	0	0	0	0	0	1	1	0.00	0.000										



Batter	1	2	3	4	5	6	7	8	9	AB	R	H	RBI	BB	SO	LOB	TOP	
Jeremy Giambi, L (1,7) OBP: 0.398, SLG: 0.469										4	0	0	0	0	2	1		
Randy Velarde, R (1,4) OBP: 0.320, SLG: 0.396										4	0	0	0	0	3	0		
3 Eric Chavez, L (1,5) OBP: 0.329, SLG: 0.577										4	1	2	0	0	1	0		
Jermaine Dye, R (1,10) OBP: 0.309, SLG: 0.338										4	0	0	0	0	1	2		
Miguel Tejada, R (1,6) OBP: 0.324, SLG: 0.446										4	1	2	0	0	1	0		
Scott Hatteberg, L (1,3) OBP: 0.388, SLG: 0.396										3	1	1	0	1	1	2		
Terrence Long, L (1,8) OBP: 0.260, SLG: 0.373										4	0	1	2	0	0	3		
Eric Byrnes, R (1,9) OBP: 0.333, SLG: 0.529										3	0	0	0	0	1	1		
Ramon Hernandez, R (1,2) OBP: 0.237, SLG: 0.282										3	0	1	0	0	0	0		
Inning Stats	R: 0 H: 0 E: 0 K: 2 S: 8	H: 0 R: 0 ER: 0 K: 1 S: 9	H: 0 R: 0 ER: 0 K: 0 S: 4	H: 1 R: 0 ER: 0 K: 0 S: 4	H: 4 R: 3 ER: 1 K: 2 S: 17	H: 0 R: 0 ER: 0 K: 2 S: 11	H: 2 R: 0 ER: 0 K: 0 S: 12	H: 0 R: 0 ER: 0 K: 0 S: 7	H: 0 R: 0 ER: 0 K: 1 S: 10	H: 0 R: 0 ER: 0 K: 1 S: 9	1B: 6 2B: 0 3B: 1 HR: 0	SF: 0 SAC: 0 DP: 1 HBP: 0	WP: 0 PB: 0 SB: 0 CS: 0	PA: 34				
PITCHER	IP: 5.2 WLS: W BF: 24 ERA: 6.49	IP: 2.0 WLS: H BF: 6 ERA: 7.43	IP: 0.1 WLS: S BF: 3 ERA: 4.63	IP: 1.0 WLS: S BF: 3 ERA: 4.63	IP: 2.0 WLS: H BF: 6 ERA: 7.43	IP: 0.1 WLS: S BF: 3 ERA: 4.63	IP: 1.0 WLS: S BF: 3 ERA: 4.63	IP: 1.0 WLS: S BF: 3 ERA: 4.63	IP: 1.0 WLS: S BF: 3 ERA: 4.63	IP: 1.0 WLS: S BF: 3 ERA: 4.63	IP: 5.2 WLS: W BF: 24 ERA: 6.49	IP: 2.0 WLS: H BF: 6 ERA: 7.43	IP: 0.1 WLS: S BF: 3 ERA: 4.63	IP: 1.0 WLS: S BF: 3 ERA: 4.63	IP: 2.0 WLS: H BF: 6 ERA: 7.43	IP: 0.1 WLS: S BF: 3 ERA: 4.63	IP: 1.0 WLS: S BF: 3 ERA: 4.63	IP: 1.0 WLS: S BF: 3 ERA: 4.63

Oakland Athletics @ Toronto Blue Jays
 SkyDome, Toronto, ON
 Sat May 18 2002, 1:05 PM EDT
 Att: 17,846 - Dome - 72 F

AB 33
R 3
H 7
RBI 2
BB 1
SO 10
LOB 9

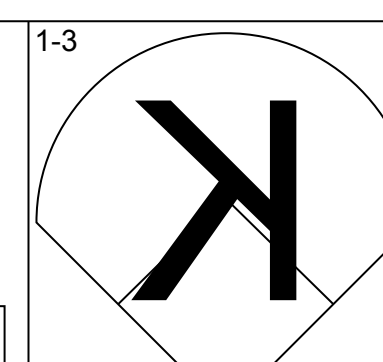
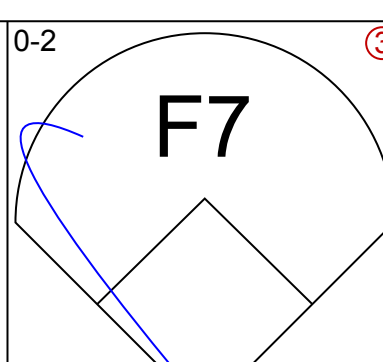
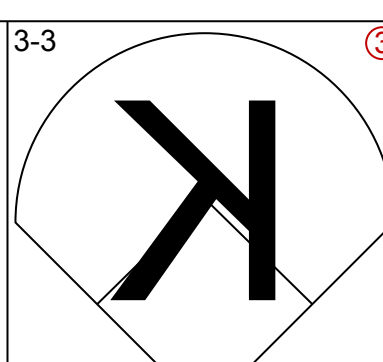
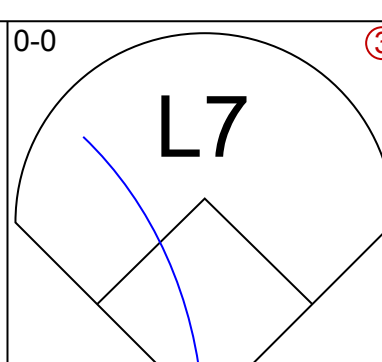
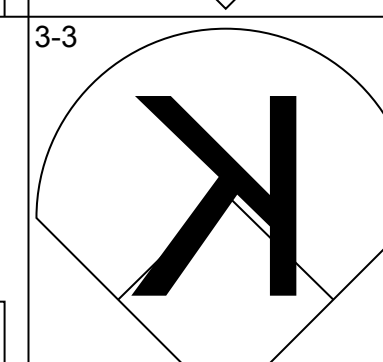
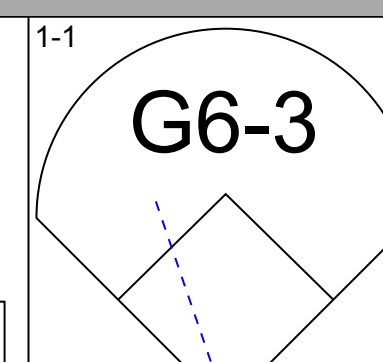
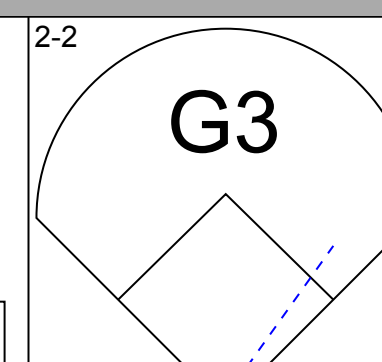
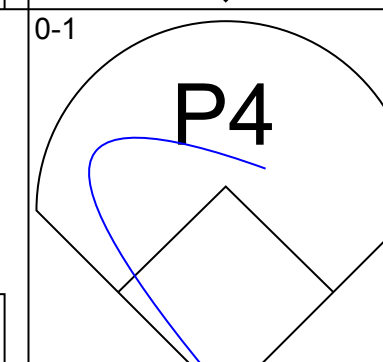
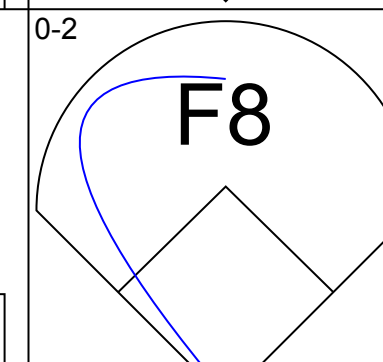
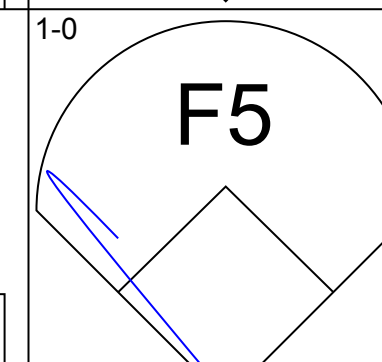
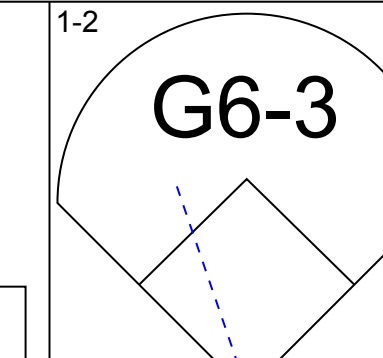
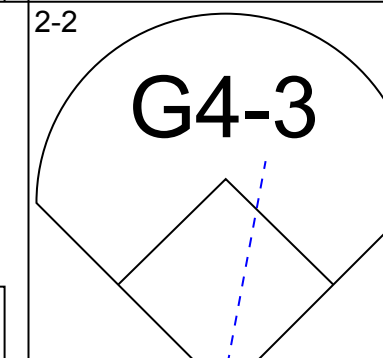
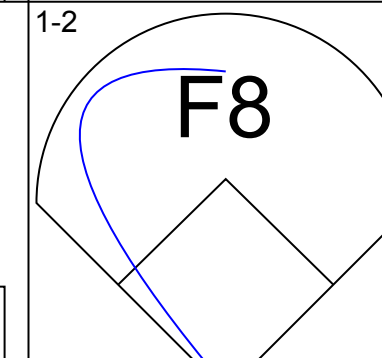
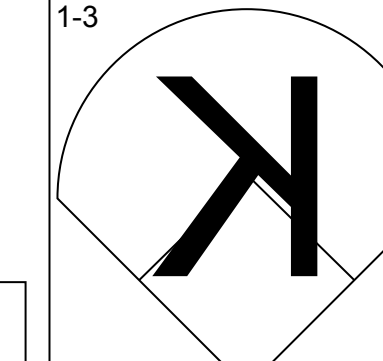
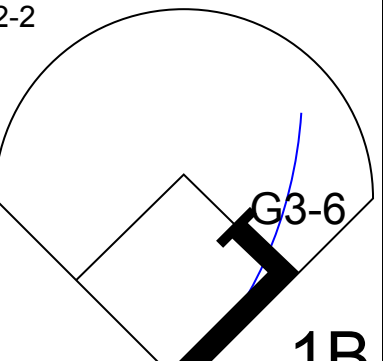
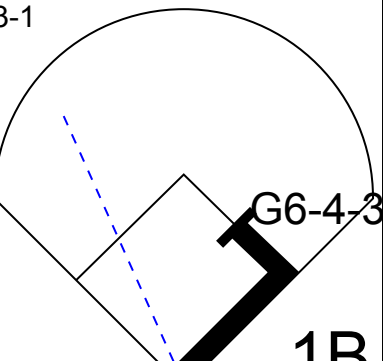
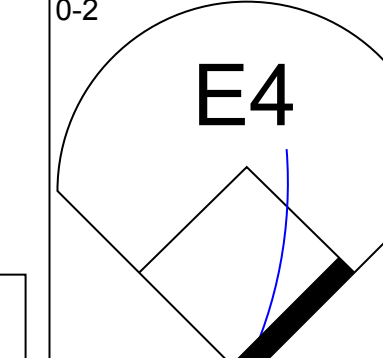
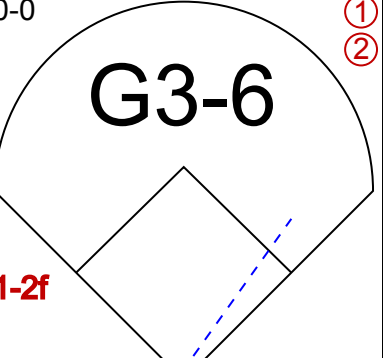
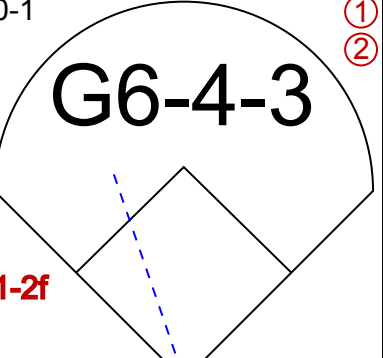
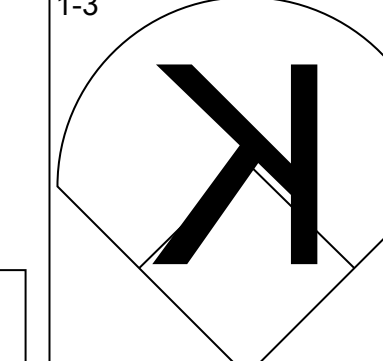
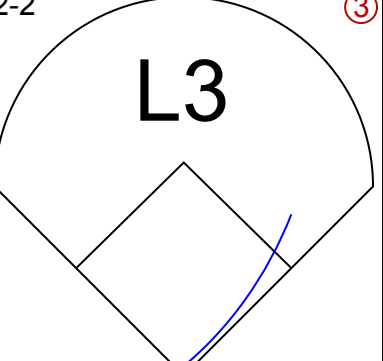
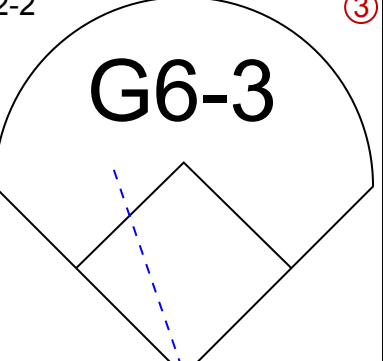
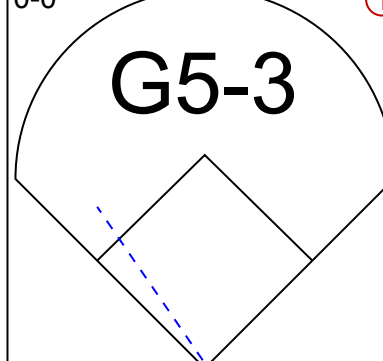
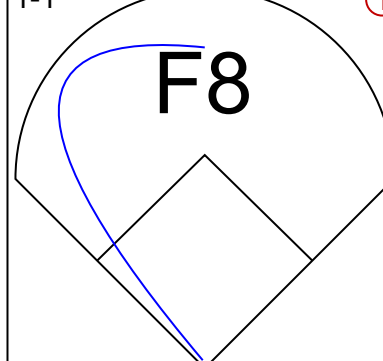
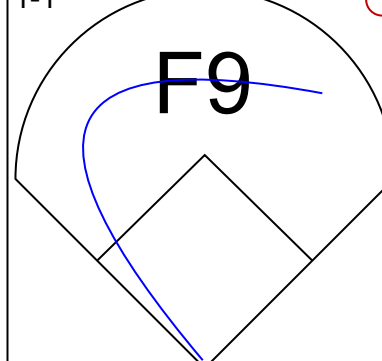
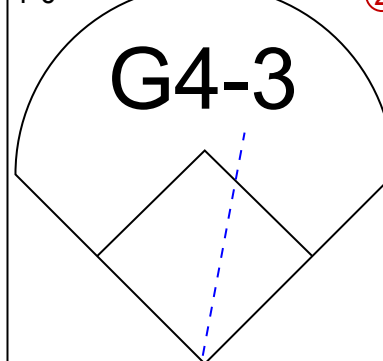




Batter	1	2	3	4	5	6	7	8	9	AB	R	H	RBI	BB	SO	LOB	BOTTOM	
Shannon Stewart, R (1,10) OBP: 0.350, SLG: 0.464										4	1	1	0	0	0	0		
Dave Berg, R (1,4) OBP: 0.302, SLG: 0.407										4	1	1	1	0	0	0		
José Cruz Jr., S (1,7) OBP: 0.320, SLG: 0.390										2	1	0	0	2	2	0		
Carlos Delgado, L (1,3) OBP: 0.427, SLG: 0.579										4	1	2	1	0	1	2		
Raul Mondesi, R (1,9) OBP: 0.268, SLG: 0.389										2	1	0	0	2	0	2		
Eric Hinske, L (1,5) OBP: 0.377, SLG: 0.549										3	1	1	3	1	2	2		
10 Vernon Wells, R (1,8) OBP: 0.284, SLG: 0.373										3	0	1	0	1	0	2		
Chris Woodward, R (1,6) OBP: 0.241, SLG: 0.346										4	0	0	0	0	2	4		
Ken Huckaby, R (1,2) OBP: 0.133, SLG: 0.133										4	0	0	0	0	2	4		
Inning Stats	R: 2 H: 2 E: 1 K: 0 S: 22	H: 2 R: 0 ER: 0 K: 2 S: 8	H: 0 R: 0 ER: 0 K: 0 S: 9	H: 2 R: 4 ER: 0 K: 0 S: 9	H: 0 R: 0 ER: 0 K: 1 S: 7	H: 0 R: 0 ER: 0 K: 2 S: 8	H: 1 R: 0 ER: 0 K: 1 S: 8	H: 0 R: 0 ER: 0 K: 1 S: 7	H: 1 R: 0 ER: 0 K: 2 S: 20	H: 0 R: 0 ER: 0 K: 2 S: 9	1B: 2 2B: 3 3B: 0 HR: 1	SF: 0 SAC: 0 DP: 1 HBP: 0	WP: 0 PB: 0 SB: 0 CS: 0	PA: 36				
PITCHER	IP: 5.1 WLS: L BF: 25 ERA: 6.41	IP: 1.2 WLS: S BF: 5 ERA: 1.47	IP: 0.1 WLS: S BF: 3 ERA: 4.91	IP: 1.0 WLS: S BF: 3 ERA: 4.91	IP: 1.0 WLS: S BF: 3 ERA: 4.91	IP: 1.0 WLS: S BF: 3 ERA: 4.91	IP: 1.0 WLS: S BF: 3 ERA: 4.91	IP: 1.0 WLS: S BF: 3 ERA: 4.91	IP: 1.0 WLS: S BF: 3 ERA: 4.91	IP: 1.0 WLS: S BF: 3 ERA: 4.91	IP: 5.1 WLS: L BF: 25 ERA: 6.41	IP: 1.2 WLS: S BF: 5 ERA: 1.47	IP: 0.1 WLS: S BF: 3 ERA: 4.91	IP: 1.0 WLS: S BF: 3 ERA: 4.91	IP: 1.0 WLS: S BF: 3 ERA: 4.91	IP: 1.0 WLS: S BF: 3 ERA: 4.91	IP: 1.0 WLS: S BF: 3 ERA: 4.91	IP: 1.0 WLS: S BF: 3 ERA: 4.91

Oakland Athletics @ Toronto Blue Jays
 SkyDome, Toronto, ON
 Sat May 18 2002, 1:05 PM EDT
 Att: 17,846 - Dome - 72 F

AB 30
R 6
H 6
RBI 5
BB 6
SO 9
LOB 16

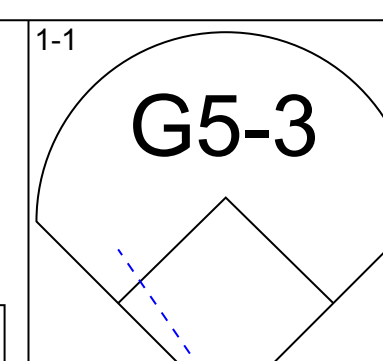
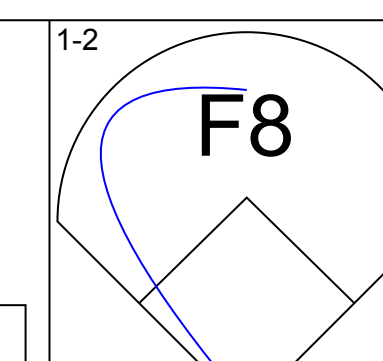
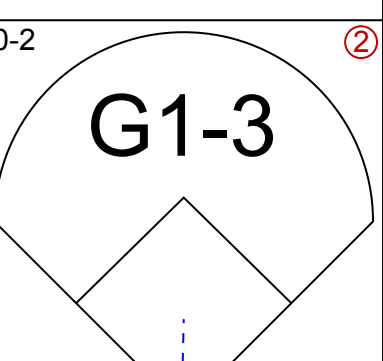
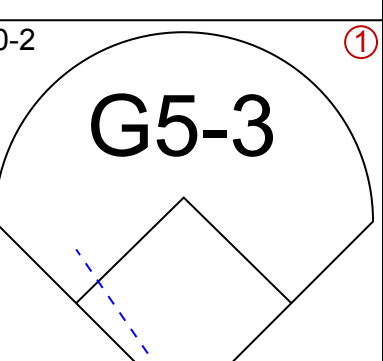
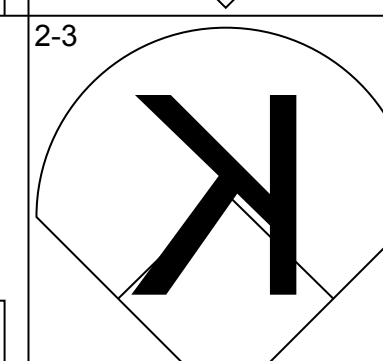
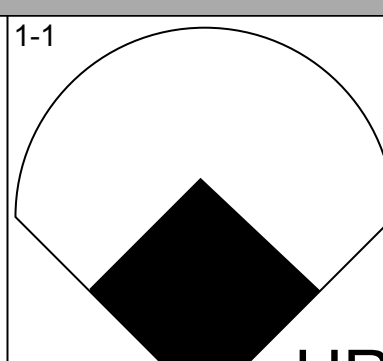
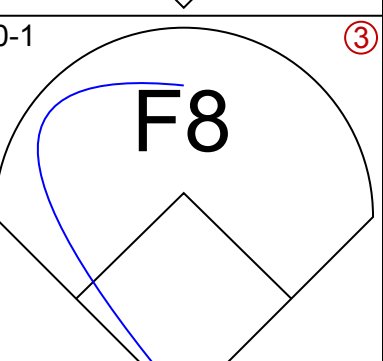
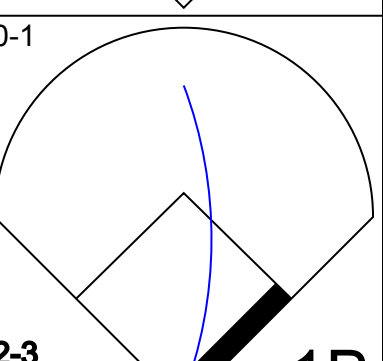

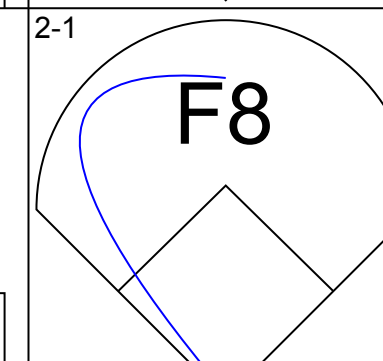
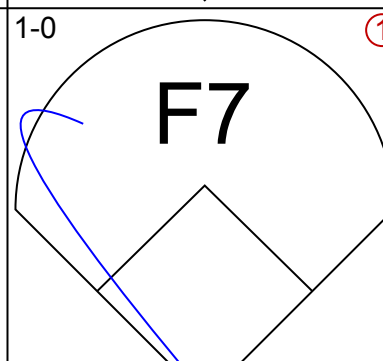
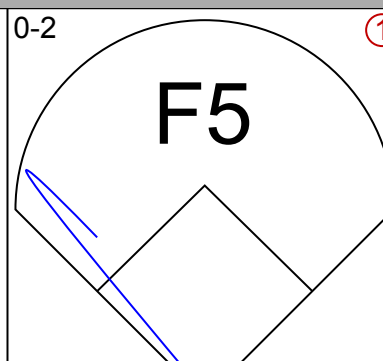
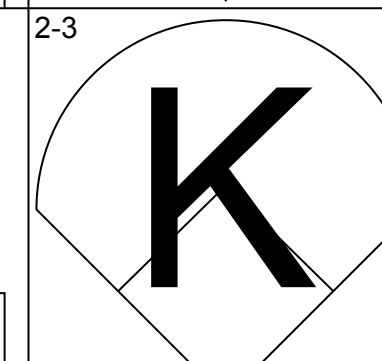
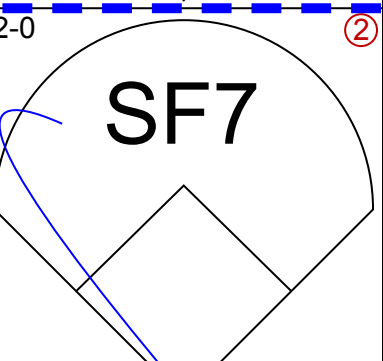
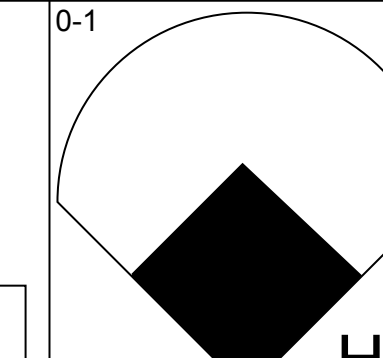
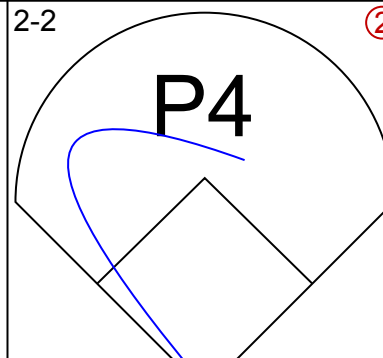
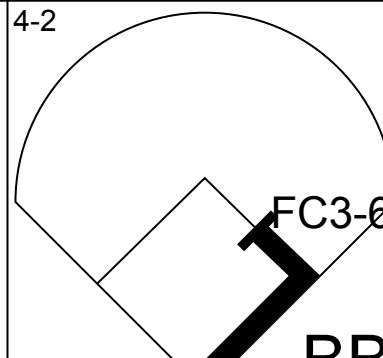
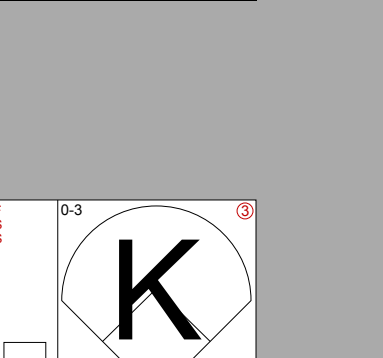
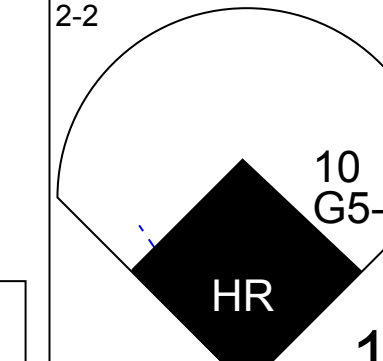
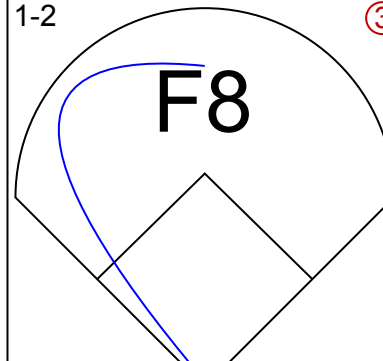
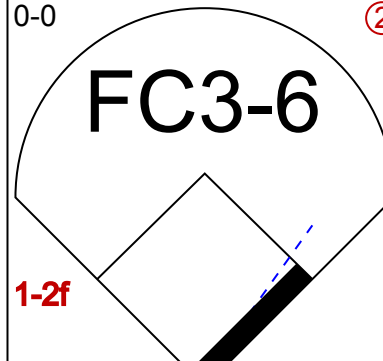
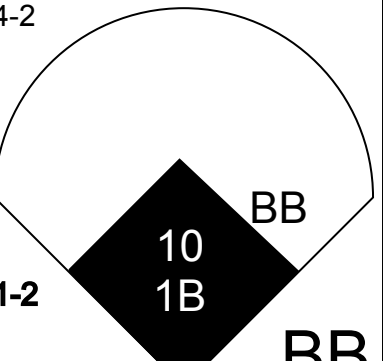
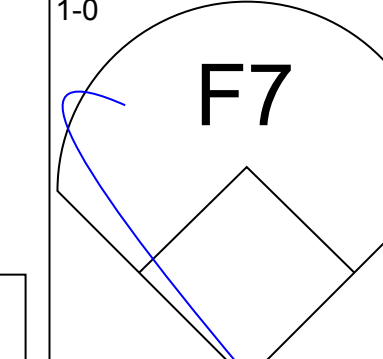
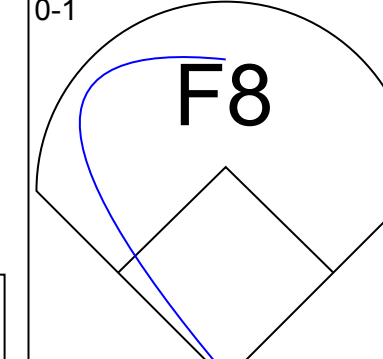
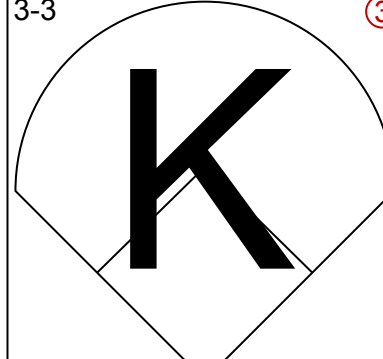
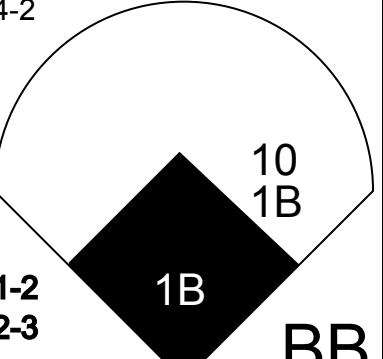
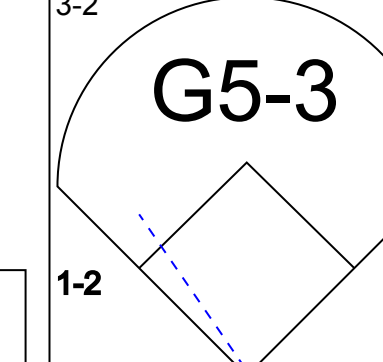
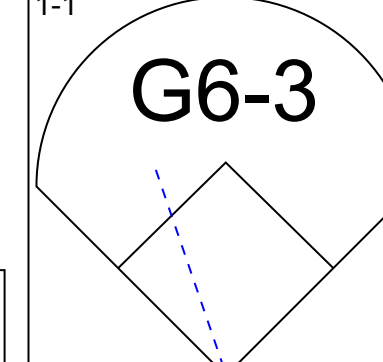
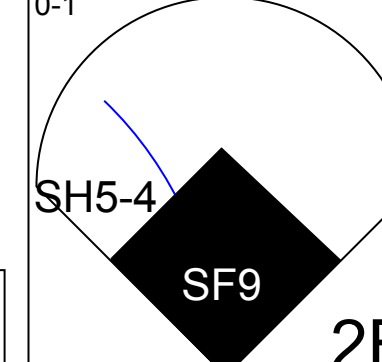
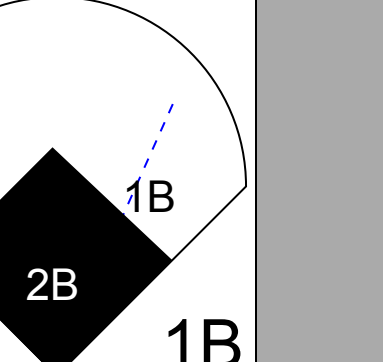
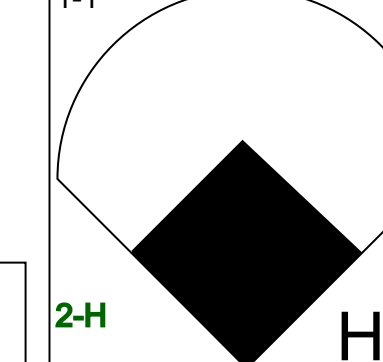
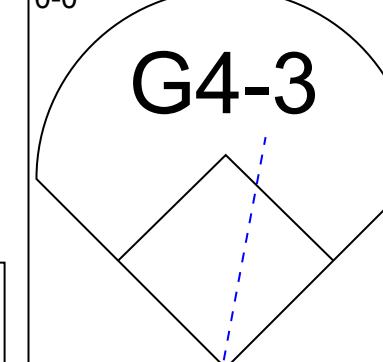
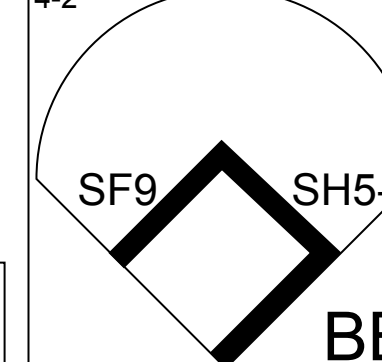
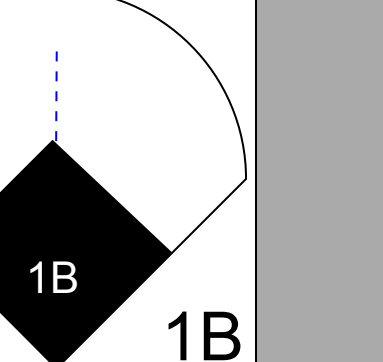
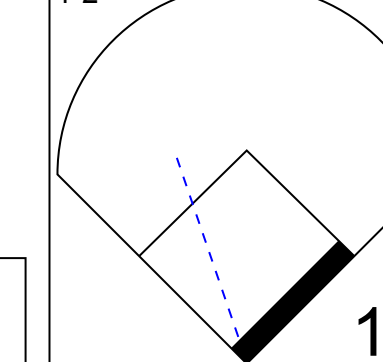
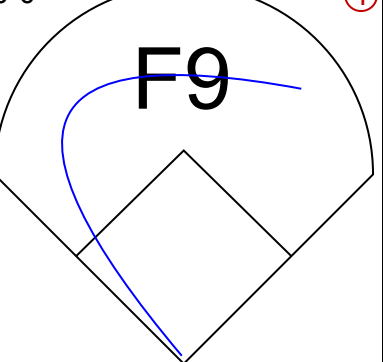
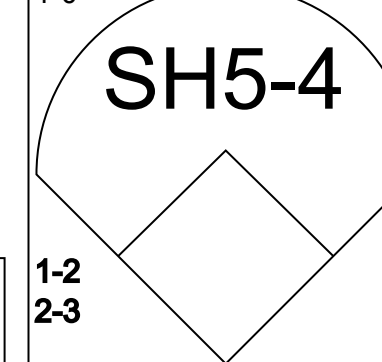
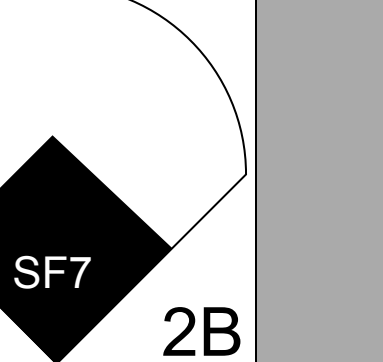


Batter	1	2	3	4	5	6	7	8	9	AB	R	H	RBI	BB	SO	LOB	TOP					
Jeremy Giambi, L OBP: 0.389, SLG: 0.457										4	0	0	0	0	2	0						
Frank Menechino, R OBP: 0.322, SLG: 0.339										3	0	0	0	0	1	0						
Miguel Tejada, R OBP: 0.318, SLG: 0.439										3	0	0	0	0	0	0						
Greg Myers, L OBP: 0.408, SLG: 0.500										3	0	0	0	0	0	0						
Jermaine Dye, R OBP: 0.321, SLG: 0.351										3	0	2	0	0	1	0						
Terrence Long, L OBP: 0.256, SLG: 0.366										3	0	0	0	0	0	2						
Scott Hatteberg, L OBP: 0.361, SLG: 0.387										3	0	0	0	0	1	1						
Olmedo Saenz, R OBP: 0.366, SLG: 0.429										3	0	0	0	0	0	0						
Carlos Pena, L OBP: 0.305, SLG: 0.419										3	0	0	0	0	2	0						
Inning Stats	R: 0 E: 0 K: 2 S: 8	H: 0 LOB: 0 BB: 0 P: 12	R: 0 E: 1 K: 2 S: 13	H: 0 LOB: 1 BB: 0 P: 16	R: 0 E: 0 K: 0 S: 5	H: 0 LOB: 0 BB: 0 P: 6	R: 0 E: 0 K: 0 S: 10	H: 0 LOB: 0 BB: 0 P: 13	R: 0 E: 0 K: 0 S: 8	H: 1 LOB: 0 BB: 0 P: 12	R: 0 E: 0 K: 2 S: 11	H: 0 LOB: 0 BB: 0 P: 16	R: 0 E: 0 K: 0 S: 10	H: 0 LOB: 0 BB: 0 P: 14	R: 0 E: 0 K: 0 S: 7	H: 1 LOB: 0 BB: 0 P: 12	R: 0 E: 0 K: 1 S: 7	H: 0 LOB: 0 BB: 0 P: 9	1B: 2 2B: 0 3B: 0 HR: 0	SF: 0 SAC: 0 DP: 2 HBP: 0	WP: 0 PB: 0 SB: 0 CS: 0	PA: 28
PITCHER Esteban Loaiza, R ERA: 1.76	IP: 9.0 WLS: W BF: 28	H: 2 R: 0 ER: 0 SO: 7	BB: 0 IBB: 0 HBP: 0 BLK: 0	WP: 0 HR: 0 S: 79 P: 110	ERA: 0.00 WHIP: 0.222																	

Oakland Athletics @ Toronto Blue Jays
SkyDome, Toronto, ON
Sun May 19 2002, 1:05 PM EDT
Att: 23,408 - Dome - 72 F

AB	28
R	0
H	2
RBI	0
BB	0
SO	7
LOB	3



Batter	1	2	3	4	5	6	7	8	9	AB	R	H	RBI	BB	SO	LOB	BOTTOM				
Shannon Stewart, R OBP: 0.344, SLG: 0.448										4	0	0	0	1	0	3					
Dave Berg, R OBP: 0.307, SLG: 0.442										4	1	2	3	0	1	0					
José Cruz Jr., S OBP: 0.311, SLG: 0.380										4	0	0	1	0	1	2					
Carlos Delgado, L OBP: 0.432, SLG: 0.594										3	2	1	1	2	1	1					
Raul Mondesi, R OBP: 0.273, SLG: 0.388										3	2	1	0	1	0	1					
Eric Hinske, L OBP: 0.374, SLG: 0.538										3	1	0	0	1	1	2					
10 Vernon Wells, R OBP: 0.289, SLG: 0.383										4	2	2	2	0	0	1					
Felipe Lopez, S OBP: 0.317, SLG: 0.500										3	2	2	3	1	0	0					
Ken Huckaby, R OBP: 0.222, SLG: 0.278										3	1	2	1	0	0	0					
Inning Stats	R: 0 E: 0 K: 1 S: 8	H: 4 LOB: 1 BB: 0 P: 13	R: 3 E: 0 K: 0 S: 19	H: 4 LOB: 1 BB: 0 P: 28	R: 1 E: 0 K: 0 S: 10	H: 1 LOB: 0 BB: 0 P: 15	R: 0 E: 0 K: 0 S: 5	H: 0 LOB: 0 BB: 0 P: 6	R: 0 E: 0 K: 1 S: 12	H: 0 LOB: 1 BB: 1 P: 19	R: 1 E: 0 K: 1 S: 10	H: 1 LOB: 2 BB: 2 P: 22	R: 6 E: 0 K: 1 S: 20	H: 4 LOB: 1 BB: 3 P: 37	1B: 5 2B: 2 3B: 0 HR: 3	SF: 2 SAC: 1 DP: 0 HBP: 0	WP: 1 PB: 0 SB: 0 CS: 0	PA: 40			
PITCHER Tim Hudson, R ERA: 4.17 Billy Koch, R ERA: 6.27 Jeff Tam, R ERA: 6.52 Mike Venafro, L ERA: 2.45	IP: 7.0 WLS: L BF: 30	H: 6 R: 5 ER: 5 SO: 3	BB: 2 IBB: 1 HBP: 0 BLK: 0	WP: 0 HR: 3 S: 70 P: 109	ERA: 6.43 WHIP: 1.143																

Oakland Athletics @ Toronto Blue Jays
SkyDome, Toronto, ON
Sun May 19 2002, 1:05 PM EDT
Att: 23,408 - Dome - 72 F

AB	31
R	11
H	10
RBI	11
BB	6
SO	4
LOB	10



Batter	1	2	3	4	5	6	7	8	9	AB	R	H	RBI	BB	SO	LOB	TOP										
Shannon Stewart, R (1, 10) OBP: 0.341, SLG: 0.437										3	0	0	0	1	0	3	Toronto Blue Jays @ New York Yankees Yankee Stadium, Bronx, NY Mon May 20 2002, 7:05 PM EDT Att: 30,657 - Cloudy - 56 F										
Dave Berg, R (1, 4) OBP: 0.295, SLG: 0.424										4	0	0	0	0	1	5											
José Cruz Jr., S (1, 7) OBP: 0.310, SLG: 0.377										4	0	1	0	0	1	2											
Carlos Delgado, L (1, 3)										4	0	0	0	0	1	3											
Raul Mondesi, R (1, 9)										4	1	1	0	0	1	1											
Eric Hinske, L (1, 5)										3	1	0	0	1	2	1											
Tom Wilson, R (1, 2)										4	1	1	1	0	2	0											
Felipe Lopez, S (1, 6)										4	0	2	1	0	1	0											
10 Vernon Wells, R (1, 8) OBP: 0.294, SLG: 0.382										3	0	1	1	1	0	1											
Inning Stats	R: 0 E: 0 K: 1 S: 9	H: 0 LOB: 0 BB: 0 P: 13	R: 3 E: 0 K: 1 S: 21	H: 4 LOB: 2 BB: 1 P: 35	R: 0 E: 0 K: 0 S: 9	H: 0 LOB: 0 BB: 0 P: 14	R: 0 E: 0 K: 2 S: 9	H: 0 LOB: 2 BB: 2 P: 14	R: 0 E: 0 K: 3 S: 10	H: 0 LOB: 0 BB: 0 P: 14	R: 0 E: 0 K: 0 S: 8	H: 1 LOB: 1 BB: 0 P: 14	R: 0 E: 0 K: 2 S: 10	H: 1 LOB: 1 BB: 0 P: 15	R: 0 E: 0 K: 0 S: 10	H: 0 LOB: 0 BB: 0 P: 13		1B: 6 2B: 0 3B: 0 HR: 0	SF: 0 SAC: 0 DP: 0 HBP: 0	WP: 0 PB: 0 SB: 2 CS: 0	PA: 36						
PITCHER	IP	WLS	BF	H	R	ER	SO	BB	IBB	HBP	BLK	WP	HR	S	P	ERA	WHIP										
Sterling Hitchcock, L (1, 1) ERA: 6.3	4.0		19	4	3	3	4	3	0	0	0	0	0	50	86	6.75	1.750										
Ramiro Mendoza, R (5, 1) ERA: 4.43	3.0	W	10	1	0	0	3	0	0	0	0	0	0	25	41	0.00	0.333										
Mike Stanton, L (8, 1) ERA: 2.82	1.0	H	4	1	0	0	2	0	0	0	0	0	0	10	15	0.00	1.000										
42 Mariano Rivera, R (9, 1) ERA: 1.77	1.0	S	3	0	0	0	0	0	0	0	0	0	0	10	13	0.00	0.000										

Batter	1	2	3	4	5	6	7	8	9	AB	R	H	RBI	BB	SO	LOB	BOTTOM										
Alfonso Soriano, R (1, 4) OBP: 0.348, SLG: 0.595										4	1	1	1	0	1	2	Toronto Blue Jays @ New York Yankees Yankee Stadium, Bronx, NY Mon May 20 2002, 7:05 PM EDT Att: 30,657 - Cloudy - 56 F										
2 Derek Jeter, R (1, 6) OBP: 0.376, SLG: 0.453										4	0	1	0	1	1	2											
Bernie Williams, S (1, 8) OBP: 0.407, SLG: 0.506										4	1	2	2	1	0	3											
25 Jason Giambi, L (1, 3) OBP: 0.395, SLG: 0.526										5	0	2	0	0	0	2											
20 Jorge Posada, S (1, 2) OBP: 0.416, SLG: 0.575										4	0	0	0	1	1	5											
Robin Ventura, L (1, 5) OBP: 0.359, SLG: 0.551										4	2	1	1	0	2	2											
John Vander Wal, L (1, 9) OBP: 0.400, SLG: 0.500										4	0	2	0	0	0	1											
Gerald Williams, R (7, PR) (8, 9)										0	1	0	0	0	0	0											
Shane Spencer, R (1, 7) OBP: 0.373, SLG: 0.437										3	1	3	1	1	0	0											
Nick Johnson, L (1, 10) OBP: 0.310, SLG: 0.399										3	0	1	1	0	1	4											
Inning Stats	R: 2 E: 0 K: 3 S: 15	H: 3 LOB: 1 BB: 0 P: 24	R: 0 E: 0 K: 0 S: 6	H: 1 LOB: 0 BB: 0 P: 12	R: 0 E: 0 K: 0 S: 11	H: 2 LOB: 2 BB: 0 P: 19	R: 1 E: 1 K: 0 S: 12	H: 2 LOB: 3 BB: 1 P: 20	R: 0 E: 0 K: 2 S: 12	H: 1 LOB: 2 BB: 2 P: 26	R: 0 E: 0 K: 1 S: 10	H: 1 LOB: 1 BB: 1 P: 19	R: 3 E: 0 K: 0 S: 13	H: 3 LOB: 1 BB: 0 P: 20	R: 0 E: 0 K: 0 S: 7	H: 0 LOB: 0 BB: 0 P: 12	1B: 9 2B: 2 3B: 0 HR: 2	SF: 1 SAC: 1 DP: 1 HBP: 0	WP: 0 PB: 0 SB: 2 CS: 0	PA: 41							
PITCHER	IP	WLS	BF	H	R	ER	SO	BB	IBB	HBP	BLK	WP	HR	S	P	ERA	WHIP										
Brandon Lyon, R (1, 1) ERA: 6.1	3.2		20	8	3	2	3	1	0	0	0	0	0	43	72	4.91	2.455										
Scott Eyre, L (4, 1) ERA: 5.98	2.1		12	2	0	0	3	2	1	0	0	0	0	23	48	0.00	1.714										
Felix Heredia, L (7, 1) ERA: 4.71	0.1	L	4	3	3	3	0	0	0	0	0	0	1	10	16	81.00	9.000										
Pete Walker, R (7, 1) ERA: 2.13	1.2		5	0	0	0	0	0	0	0	0	0	0	10	16	0.00	0.000										

AB	33
R	3
H	6
RBI	3
BB	3
SO	9
LOB	16



AB	35
R	6
H	13
RBI	6
BB	4
SO	6
LOB	21



Batter	1	2	3	4	5	6	7	8	9	AB	R	H	RBI	BB	SO	LOB	TOP													
Shannon Stewart, R (1, 10) OBP: 0.338, SLG: 0.426	F9		2B 1-2 BB		F9			G6-3		3	0	0	0	1	0	0	Toronto Blue Jays @ New York Yankees Yankee Stadium, Bronx, NY Tue May 21 2002, 7:05 PM EDT Att: 26,531 - Cloudy - 59 F													
Eric Hinske, L (1, 5) OBP: 0.374, SLG: 0.520			K			K		FC6-4 BB		2	0	0	0	2	2															
Raul Mondesi, R (1, 9) OBP: 0.277, SLG: 0.393	F7					G4-6-3 1B		FC6-4 1-2		4	0	2	1	0	0	2														
Carlos Delgado, L (1, 3) OBP: 0.414, SLG: 0.563	F7		K		G4-6-3 1-2					4	0	0	0	0	2	4														
José Cruz Jr., S (1, 7) OBP: 0.303, SLG: 0.367		G4-3			F8		G4-3		K	4	0	0	0	0	1	0														
Darwin Fletcher, L (1, 2) OBP: 0.211, SLG: 0.271		G3			L8		G4-3		F7	4	0	0	0	0	0	0														
10 Vernon Wells, R (1, 8) OBP: 0.294, SLG: 0.381					G4-3		1B			3	0	1	0	0	1	0														
Felipe Lopez, S (1, 6) OBP: 0.322, SLG: 0.496			S 2B 1B		K		K			3	1	1	0	0	2	1														
Chris Woodward, R (1, 4) OBP: 0.219, SLG: 0.310			F7		F9			G6-3		3	0	0	0	0	0	1														
Inning Stats	R: 0 E: 0 K: 0 S: 4	H: 0 LOB: 1 BB: 1 P: 11	R: 0 E: 0 K: 1 S: 8	H: 0 LOB: 0 BB: 0 P: 14	R: 1 E: 0 K: 2 S: 17	H: 2 LOB: 2 BB: 1 P: 29	R: 0 E: 0 K: 0 S: 4	H: 0 LOB: 0 BB: 0 P: 7	R: 0 E: 0 K: 1 S: 7	H: 1 LOB: 0 BB: 0 P: 10	R: 0 E: 0 K: 1 S: 10	H: 1 LOB: 1 BB: 0 P: 15	R: 0 E: 0 K: 0 S: 7	H: 0 LOB: 1 BB: 1 P: 15	R: 0 E: 0 K: 2 S: 8	H: 0 LOB: 0 BB: 0 P: 13	1B: 3 2B: 1 3B: 0 HR: 0	SF: 0 SAC: 0 DP: 1 HBP: 0	WP: 0 PB: 0 SB: 1 CS: 0	PA: 33										
PITCHER	IP WLS BF H R ER SO BB IBB HBP BLK WP HR S P ERA WHIP	6.2 W 25 4 1 1 5 2 0 0 0 0 0 55 93 1.35 0.900	2.1 S 8 0 0 0 3 1 0 0 0 0 0 18 33 0.00 0.429											35 Mike Mussina, R (1, 1) ERA: 4.14	7.1 S 8 0 0 0 3 1 0 0 0 0 0 18 33 0.00 0.429	PITCHER	IP WLS BF H R ER SO BB IBB HBP BLK WP HR S P ERA WHIP	6.2 W 25 4 1 1 5 2 0 0 0 0 0 55 93 1.35 0.900	2.1 S 8 0 0 0 3 1 0 0 0 0 0 18 33 0.00 0.429											Steve Karsay, R (7, 1) ERA: 1.99

Batter	1	2	3	4	5	6	7	8	9	AB	R	H	RBI	BB	SO	LOB	BOTTOM													
Alfonso Soriano, R (1, 4) OBP: 0.341, SLG: 0.583	F7		G1-3		F8		E5			4	0	0	0	0	0	0	Toronto Blue Jays @ New York Yankees Yankee Stadium, Bronx, NY Tue May 21 2002, 7:05 PM EDT Att: 26,531 - Cloudy - 59 F													
2 Derek Jeter, R (1, 6) OBP: 0.375, SLG: 0.451		G5-3					F9			3	0	1	0	1	0	1														
Bernie Williams, S (1, 8) OBP: 0.399, SLG: 0.494	K		G4-6-3 1B		F7		F7			4	0	0	0	0	1	3														
25 Jason Giambi, L (1, 3) OBP: 0.397, SLG: 0.542						G1-6-3		G4-3		4	2	2	1	0	0	0														
20 Jorge Posada, S (1, 2) OBP: 0.412, SLG: 0.564		G3 BB G6-3 BB			FC4		K		K	3	1	0	0	1	2	1														
Robin Ventura, L (1, 5) OBP: 0.383, SLG: 0.543							F7		F7	2	0	0	0	2	0	2														
John Vander Wal, L (1, 9) OBP: 0.368, SLG: 0.488		G3			SF7					2	0	0	1	0	0	3														
Gerald Williams, R (9, 9)						G1-3				0	0	0	0	0	0	0														
Rondell White, R (1, 7) OBP: 0.295, SLG: 0.373		G6-3			F9					3	1	1	2	0	0	2														
Nick Johnson, L (1, 10) OBP: 0.304, SLG: 0.390		P4					F8		P4	3	0	0	0	0	0	1														
Inning Stats	R: 0 E: 0 K: 1 S: 7	H: 0 LOB: 0 BB: 0 P: 8	R: 2 E: 0 K: 0 S: 11	H: 1 LOB: 2 BB: 2 P: 21	R: 0 E: 0 K: 0 S: 6	H: 1 LOB: 0 BB: 0 P: 6	R: 1 E: 1 K: 0 S: 11	H: 1 LOB: 1 BB: 0 P: 18	R: 0 E: 0 K: 0 S: 6	H: 0 LOB: 1 BB: 1 P: 14	R: 0 E: 0 K: 1 S: 14	H: 0 LOB: 1 BB: 1 P: 21	R: 1 E: 1 K: 0 S: 14	H: 1 LOB: 1 BB: 0 P: 20	R: 0 E: 0 K: 1 S: 9	H: 0 LOB: 0 BB: 0 P: 14	1B: 2 2B: 0 3B: 0 HR: 2	SF: 1 SAC: 0 DP: 1 HBP: 0	WP: 0 PB: 0 SB: 0 CS: 0	PA: 33										
PITCHER	IP WLS BF H R ER SO BB IBB HBP BLK WP HR S P ERA WHIP	7.0 L 30 4 4 3 2 4 0 0 0 0 0 2 69 108 3.86 1.143	1.0 3 0 0 0 0 1 0 0 0 0 0 0 9 14 0.00 0.000											Luke Prokopec, R (1, 1) ERA: 6.55	8.1 3 0 0 0 0 1 0 0 0 0 0 9 14 0.00 0.000	PITCHER	IP WLS BF H R ER SO BB IBB HBP BLK WP HR S P ERA WHIP	7.0 L 30 4 4 3 2 4 0 0 0 0 0 2 69 108 3.86 1.143	1.0 3 0 0 0 0 1 0 0 0 0 0 9 14 0.00 0.000											Dan Plesac, L (8, 1) ERA: 3.75




Batter	1	2	3	4	5	6	7	8	9	AB	R	H	RBI	BB	SO	LOB	TOP				
Shannon Stewart, R (1, 10) OBP: 0.326, SLG: 0.409	F7		G5-3	G5-3		P4		K		5	0	0	0	0	1	3					
Eric Hinske, L (1, 5) OBP: 0.375, SLG: 0.532	HR		BB	F7		F9		L7		4	2	1	1	1	0	1					
Raul Mondesi, R (1, 9) OBP: 0.280, SLG: 0.407	G5-3		BB			G5-3		G5-3		4	2	1	1	1	0	0					
Carlos Delgado, L (1, 3) OBP: 0.413, SLG: 0.561	K		BB			10 2B		K		4	1	1	3	1	3	0					
José Cruz Jr., S (1, 7) OBP: 0.302, SLG: 0.365			BB	K		10 2B		G6-3		4	1	1	0	0	2	1					
Tom Wilson, R (1, 2) OBP: 0.426, SLG: 0.458			BB	G5-3		K		K		3	0	0	0	1	2	3					
Felipe Lopez, S (1, 6) OBP: 0.327, SLG: 0.489	K					P3		10 WP		2	1	0	0	2	1	3					
10 Vernon Wells, R (1, 8) OBP: 0.293, SLG: 0.384	P4			K		F7		F7		4	0	1	2	0	1	3					
Joe Lawrence, R (1, 4) OBP: 0.282, SLG: 0.273			BB	G5-3		F8		P5		4	1	2	1	0	0	2					
Inning Stats	R: 1 E: 0 K: 1 S: 9	H: 1 LOB: 0 BB: 0 P: 14	R: 0 E: 0 K: 2 S: 8	H: 0 LOB: 1 BB: 1 P: 15	R: 3 E: 0 K: 1 S: 14	H: 2 LOB: 1 BB: 2 P: 29	R: 1 E: 0 K: 1 S: 8	H: 1 LOB: 1 BB: 1 P: 14	R: 3 E: 0 K: 0 S: 13	H: 3 LOB: 0 BB: 0 P: 24	R: 0 E: 0 K: 2 S: 9	H: 0 LOB: 0 BB: 0 P: 13	R: 0 E: 0 K: 1 S: 10	H: 0 LOB: 1 BB: 1 P: 15	R: 0 E: 0 K: 1 S: 6	H: 0 LOB: 0 BB: 0 P: 6	1B: 2 2B: 3 3B: 0 HR: 2	SF: 0 SAC: 0 DP: 0 HBP: 0	WP: 1 PB: 0 SB: 0 CS: 0	PA: 40	
PITCHER	IP	WLS	BF	H	R	ER	SO	BB	IBB	HBP	BLK	WP	HR	S	P	ERA	WHIP				
65 Adrian Hernandez, R (1, 1) ERA: 12.0	4.0	L	21	5	6	6	5	4	0	0	0	0	2	40	73	13.50	2.250				
Randy Choate, L (5, 1) ERA: 4.61	5.0		19	2	2	2	5	2	0	0	0	1	0	43	65	3.60	0.800				

Toronto Blue Jays @ New York Yankees
Yankee Stadium, Bronx, NY
Wed May 22 2002, 1:05 PM EDT
Att: 44,284 - Cloudy - 62 F

livebaseballscorecards.com

AB 34
R 8
H 7
RBI 8
BB 6
SO 10
LOB 16




Batter	1	2	3	4	5	6	7	8	9	AB	R	H	RBI	BB	SO	LOB	BOTTOM					
Alfonso Soriano, R (1, 4) OBP: 0.347, SLG: 0.582	1B	HBP		K		K			25 2B	4	1	2	0	0	2	3						
Nick Johnson, L (1, 3) OBP: 0.307, SLG: 0.390	1B	F3				F7		K	1B	5	0	2	0	0	1	5						
2 Derek Jeter, R (1, 6) OBP: 0.374, SLG: 0.444	1B	K				G6-3		K	L9	5	0	1	1	0	2	6						
25 Jason Giambi, L (1, 10) OBP: 0.397, SLG: 0.544	1B			F8		G1-3		K		5	0	2	1	0	1	1						
Bernie Williams, S (1, 8) OBP: 0.394, SLG: 0.485	K			K				1B	L7	5	1	1	0	0	3	5						
Robin Ventura, L (1, 5) OBP: 0.354, SLG: 0.528	G3			G6-3		F8		K		4	0	0	0	0	1	3						
John Vander Wal, L (1, 9) OBP: 0.402, SLG: 0.506		SH3						G6-3		3	0	2	0	1	0	0						
Rondell White, R (1, 7) OBP: 0.288, SLG: 0.364		E5		G6-3		L4		G3-1		4	0	0	0	0	0	4						
Alberto Castillo, R (1, 2) OBP: 0.158, SLG: 0.111		SH3								2	0	1	1	0	1	1						
Enrique Wilson, S (9, PH) OBP: 0.346, SLG: 0.364								25 2B	BB	0	1	0	0	1	0	0						
Inning Stats	R: 1 E: 0 K: 1 S: 8	H: 4 LOB: 2 BB: 0 P: 14	R: 0 E: 1 K: 1 S: 10	H: 1 LOB: 3 BB: 0 P: 16	R: 0 E: 0 K: 1 S: 9	H: 0 LOB: 0 BB: 0 P: 11	R: 0 E: 0 K: 2 S: 13	H: 1 LOB: 1 BB: 0 P: 14	R: 0 E: 0 K: 0 S: 7	H: 0 LOB: 0 BB: 0 P: 8	R: 1 E: 0 K: 1 S: 14	H: 2 LOB: 2 BB: 1 P: 22	R: 0 E: 0 K: 2 S: 12	H: 1 LOB: 1 BB: 0 P: 16	R: 0 E: 0 K: 1 S: 7	H: 0 LOB: 0 BB: 0 P: 13	R: 1 E: 0 K: 2 S: 16	H: 2 LOB: 2 BB: 1 P: 26	1B: 9 2B: 2 3B: 0 HR: 0	SF: 0 SAC: 1 DP: 0 HBP: 1	WP: 0 PB: 0 SB: 1 CS: 0	PA: 41
PITCHER	IP	WLS	BF	H	R	ER	SO	BB	IBB	HBP	BLK	WP	HR	S	P	ERA	WHIP					
32 Roy Halladay, R (1, 1) ERA: 3.15	6.1	W	30	9	2	2	7	1	0	1	0	0	0	67	93	2.84	1.579					
Dan Plesac, L (7, 1) ERA: 3.39	1.1		4	0	0	0	2	0	0	0	0	0	0	11	16	0.00	0.000					
Pete Walker, R (8, 1) ERA: 2.08	0.1		1	0	0	0	0	0	0	0	0	0	0	2	5	0.00	0.000					
Kelvin Escobar, R (9, 1) ERA: 4.81	1.0		6	2	1	1	2	1	0	0	0	0	0	16	26	9.00	3.000					

Toronto Blue Jays @ New York Yankees
Yankee Stadium, Bronx, NY
Wed May 22 2002, 1:05 PM EDT
Att: 44,284 - Cloudy - 62 F

livebaseballscorecards.com


AB 37
R 3
H 11
RBI 3
BB 2
SO 11
LOB 28



Batter	1	2	3	4	5	6	7	8	9	AB	R	H	RBI	BB	SO	LOB	TOP										
Matt Lawton, L (1, 9) OBP: 0.344, SLG: 0.442 Jolbert Cabrera, R (9, 9) OBP: 0.180, SLG: 0.152	1-1 G6-3	1-1 L3			2-2 F8		0-1 F7		1-0 G6-3	5	0	0	0	0	0	2											
Omar Vizquel, S (1, 6) OBP: 0.411, SLG: 0.523	1-1 G1-4-3 1B		3-2 G5-3 1B		0-0 F8			4-2 SH1-3 HR BB	2-1 G5-3	4	1	2	0	1	0	0											
Ellis Burks, R (1, 10) OBP: 0.359, SLG: 0.430	2-2 G1-4-3 1-3		1-0 G5-3		2-0 P4			0-0 SH1-3	0-0 G6-3	4	0	0	0	0	0	2											
Jim Thome, L (1, 3) OBP: 0.384, SLG: 0.484	4-2 BB BB		2-3 K		0-1 F8			4-0 HR IBB		2	1	0	0	2	1	1											
Travis Fryman, R (1, 5) OBP: 0.308, SLG: 0.370	4-1 BB BB		0-1 G6-3		3-2 F8			1-0 HR		3	1	2	3	1	0	1											
Ricky Gutierrez, R (1, 4) OBP: 0.290, SLG: 0.299	0-3 K			1-0 P4		0-0 G5-3		1-0 HR WP	1-2 2B	4	0	1	0	0	1	4											
Russell Branyan, L (1, 7) OBP: 0.286, SLG: 0.409		3-1 F7		1-3 K			0-3 K	4-2 WP BB		3	0	0	0	1	2	0											
Chris Magruder, S (1, 8) OBP: 0.364, SLG: 0.333		0-2 F7		0-0 G3			0-0 G4-3	1-0 F5		4	0	0	0	0	0	2											
Eddie Pérez, R (1, 2) OBP: 0.286, SLG: 0.371 Einar Díaz, R (7, PR) OBP: 0.250, SLG: 0.320 (7, 2)		1-0 1B			2-1 G5-3		1-1 2B	3-3 K	1-2 2-3	3	0	2	0	0	0	0											
Inning Stats	R: 0 E: 0 K: 1 S: 13	H: 1 LOB: 3 BB: 2 P: 25	R: 0 E: 0 K: 0 S: 9	H: 1 LOB: 1 BB: 0 P: 14	R: 0 E: 0 K: 1 S: 14	H: 1 LOB: 1 BB: 0 P: 19	R: 0 E: 0 K: 1 S: 5	H: 0 LOB: 0 BB: 0 P: 7	R: 0 E: 0 K: 0 S: 7	H: 1 LOB: 1 BB: 0 P: 12	R: 0 E: 0 K: 1 S: 9	H: 1 LOB: 1 BB: 0 P: 10	R: 3 E: 0 K: 1 S: 11	H: 2 LOB: 2 BB: 3 P: 29	R: 0 E: 0 K: 0 S: 4	H: 0 LOB: 0 BB: 0 P: 7	1B: 4 2B: 2 3B: 0 HR: 1	SF: 0 SAC: 1 DP: 0 HBP: 0	WP: 1 PB: 0 SB: 1 CS: 0	PA: 39							
PITCHER	IP	WLS	BF	H	R	ER	SO	BB	IBB	HBP	BLK	WP	HR	S	P	ERA	WHIP										
Esteban Loaiza, R (1, 1) ERA: 2.38	7.1	L	33	7	3	3	4	3	1	0	0	0	1	69	113	3.68	1.364										
Pete Walker, R (8, 1) ERA: 1.99	0.2		3	0	0	0	1	1	0	0	0	1	0	6	14	0.00	1.500										
Felix Heredia, L (9, 1) ERA: 4.24	1.0		3	0	0	0	0	0	0	0	0	0	0	4	7	0.00	0.000										

Cleveland Indians @ Toronto Blue Jays
SkyDome, Toronto, ON
Sat May 25 2002, 1:05 PM EDT
Att: 21,589 - Dome - 72 F


AB 33
R 3
H 7
RBI 3
BB 5
SO 5
LOB 14



Batter	1	2	3	4	5	6	7	8	9	AB	R	H	RBI	BB	SO	LOB	BOTTOM										
Shannon Stewart, R (1, 7) OBP: 0.327, SLG: 0.419	1-0 G6-3		0-1 S 1B		2-1 G5-3			0-0 2B		4	0	2	0	0	0	0											
Dave Berg, R (1, 5) OBP: 0.284, SLG: 0.408 Eric Hinske, L (8, PH) OBP: 0.379, SLG: 0.535 (9, 5)	1-0 G4-3		0-0 F3		0-3 K			4-1 BB		3	0	0	0	0	1	1											
Raul Mondesi, R (1, 9) OBP: 0.274, SLG: 0.392	4-2 S BB		3-3 K		2-2 P6			2-3 K		3	0	0	0	1	2	3											
Carlos Delgado, L (1, 3) OBP: 0.417, SLG: 0.556	1-3 K		4-0 BB		2-0 F8			1-3 K		3	0	0	0	1	2	3											
Tom Wilson, R (1, 2) OBP: 0.415, SLG: 0.477		1-3 K	3-2 F8		0-0 G6-3			0-0 F9		4	0	0	0	0	1	4											
José Cruz Jr., S (1, 8) OBP: 0.300, SLG: 0.356		1-0 G6-3		0-0 G6-3			0-1 G6-3 1B		1-2 L7	4	0	1	0	0	0	0											
Brian Leshar, R (1, 10) OBP: 0.250, SLG: 0.125 Darrin Fletcher, L (9, PH) OBP: 0.225, SLG: 0.284		4-0 1B BB		3-3 K			3-2 G6-3		0-1 1B	2	0	0	0	1	1	1											
Felipe Lopez, S (1, 6) OBP: 0.323, SLG: 0.477		1-2 1B		2-3 K			2-2 L3		2-3 K	4	0	1	0	0	2	2											
Joe Lawrence, R (1, 4) OBP: 0.283, SLG: 0.256		3-2 F9		3-2 F8			3-1 F8		2-3 K	4	0	0	0	0	1	4											
Inning Stats	R: 0 E: 0 K: 1 S: 8	H: 0 LOB: 1 BB: 1 P: 15	R: 0 E: 0 K: 1 S: 13	H: 1 LOB: 2 BB: 1 P: 23	R: 0 E: 0 K: 2 S: 7	H: 0 LOB: 0 BB: 0 P: 12	R: 0 E: 0 K: 0 S: 8	H: 0 LOB: 0 BB: 0 P: 12	R: 0 E: 0 K: 2 S: 10	H: 1 LOB: 1 BB: 0 P: 18	R: 0 E: 0 K: 2 S: 9	H: 1 LOB: 2 BB: 1 P: 16	R: 0 E: 0 K: 2 S: 11	H: 1 LOB: 1 BB: 0 P: 16	R: 0 E: 0 K: 2 S: 4	H: 0 LOB: 0 BB: 0 P: 7	1B: 4 2B: 1 3B: 0 HR: 0	SF: 0 SAC: 0 DP: 0 HBP: 0	WP: 0 PB: 0 SB: 2 CS: 0	PA: 36							
PITCHER	IP	WLS	BF	H	R	ER	SO	BB	IBB	HBP	BLK	WP	HR	S	P	ERA	WHIP										
CC Sabathia, L (1, 1) ERA: 5.22	7.0	W	27	3	0	0	0	3	0	0	0	0	0	64	113	0.00	0.857										
Paul Shuey, R (8, 1) ERA: 0.95	1.0	H	5	1	0	0	2	1	0	0	0	0	0	9	16	0.00	2.000										
Bob Wickman, R (9, 1) ERA: 3.94	1.0	S	4	1	0	0	2	0	0	0	0	0	0	11	16	0.00	1.000										

Cleveland Indians @ Toronto Blue Jays
SkyDome, Toronto, ON
Sat May 25 2002, 1:05 PM EDT
Att: 21,589 - Dome - 72 F

AB 32
R 0
H 5
RBI 0
BB 4
SO 10
LOB 18



Batter	1	2	3	4	5	6	7	8	9	AB	R	H	RBI	BB	SO	LOB	TOP								
Matt Lawton, L (1, 9) OBP: 0.341, SLG: 0.435 Jolbert Cabrera, R (9, 9) OBP: 0.180, SLG: 0.152	2-1 P6		3-1 P6		0-0 FC5-4 1B		1-1 P6		1-0 FC3-6 G6-3 BB	5	0	1	1	0	0	1	Cleveland Indians @ Toronto Blue Jays SkyDome, Toronto, ON Sun May 26 2002, 1:05 PM EDT Att: 22,380 - Sunny - 50 F								
Omar Vizquel, S (1, 6) OBP: 0.406, SLG: 0.514	2-3 K		3-2 F8		2-0 SF9		0-1 G6-3		4-0 FC5 G6-3 BB	3	0	0	1	1	1	0									
Ellis Burks, R (1, 10) OBP: 0.349, SLG: 0.416	2-3 K			0-3 K	0-1 FC5-4		1-0 G4-3		1-2 G6-3	5	0	0	0	0	2	4									
Jim Thome, L (1, 3) OBP: 0.394, SLG: 0.506		1-1 HR		2-0 F7		3-2 2B 1B		4-1 G3 BB BB	3	1	2	1	2	0	0	0									
Travis Fryman, R (1, 5) OBP: 0.311, SLG: 0.373	2-3 K		2-2 G4-3		1-1 1B		4-0 G3 BB		1-1 FC5	4	0	1	0	1	1	3									
Russell Branyan, L (1, 7) OBP: 0.291, SLG: 0.414	0-0 2B			4-2 BLK BB 1B BB	1-3 K		2-3 K			3	1	1	0	1	2	4									
Chris Magruder, S (1, 8) OBP: 0.300, SLG: 0.273	1-1 F8			4-0 1B BLK SF9 BB	4-0 IBB		0-0 G3		1-2 2-3	2	1	0	0	2	0	3									
Einar Diaz, R (1, 2) OBP: 0.250, SLG: 0.313	0-3 K			2-1 SF9 1B HBP	0-2 P6		3-1 F8			3	0	0	0	0	1	6									
John McDonald, R (1, 4) OBP: 0.296, SLG: 0.269			0-0 F7		3-2 F3		1-0 F2		0-0 FC3-6 1B	4	0	1	0	0	0	6									
Inning Stats	R: 0 E: 0 K: 2 S: 8	H: 0 LOB: 0 BB: 0 P: 14	R: 1 E: 0 K: 2 S: 11	H: 2 LOB: 1 BB: 0 P: 15	R: 0 E: 0 K: 0 S: 6	H: 0 LOB: 0 BB: 0 P: 12	R: 0 E: 0 K: 1 S: 8	H: 0 LOB: 0 BB: 0 P: 12	R: 2 E: 0 K: 0 S: 13	H: 1 LOB: 2 BB: 2 P: 28	R: 0 E: 0 K: 1 S: 12	H: 2 LOB: 3 BB: 1 P: 22	R: 0 E: 0 K: 0 S: 5	H: 0 LOB: 0 BB: 0 P: 7	R: 0 E: 0 K: 1 S: 7	H: 0 LOB: 2 BB: 2 P: 20	R: 0 E: 0 K: 0 S: 8	H: 1 LOB: 3 BB: 2 P: 19	1B: 3 2B: 2 3B: 0 HR: 1	SF: 1 SAC: 0 DP: 0 HBP: 1	WP: 0 PB: 0 SB: 0 CS: 0	PA: 41			
PITCHER	IP	WLS	BF	H	R	ER	SO	BB	IBB	HBP	BLK	WP	HR	S	P	ERA	WHIP								
Luke Prokopec, R (1, 1) ERA: 6.31	6.0	L	27	5	3	3	6	2	1	1	1	0	1	58	103	4.50	1.167								
Scott Eyre, L (7, 1) ERA: 5.64	1.0		4	0	0	0	0	1	0	0	0	0	0	6	12	0.00	1.000								
Scott Cassidy, R (8, 1) ERA: 5.03	1.0		4	0	0	0	1	1	0	0	0	0	0	6	15	0.00	1.000								
Kelvin Escobar, R (9, 1) ERA: 4.62	1.0		6	1	0	0	0	1	1	0	0	0	0	8	19	0.00	2.000								

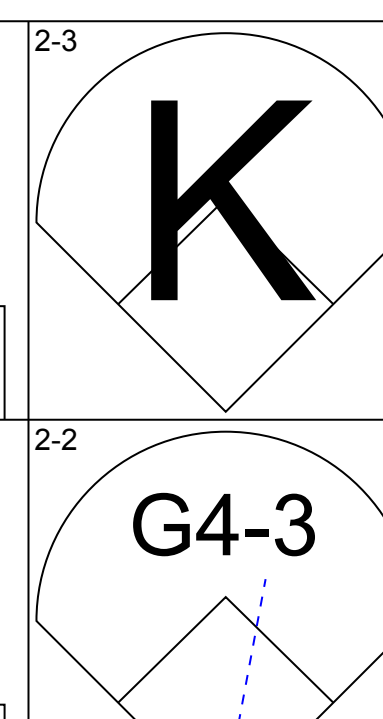
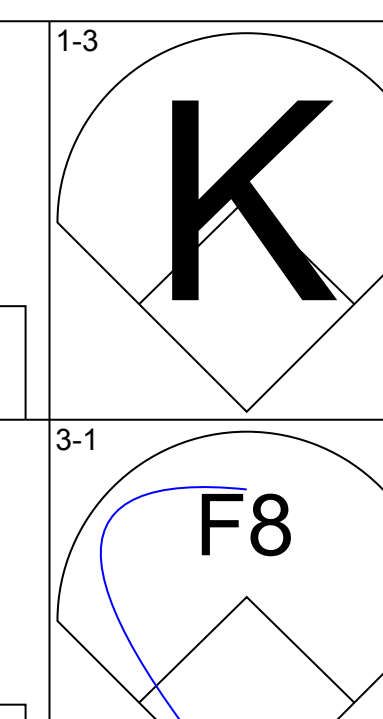
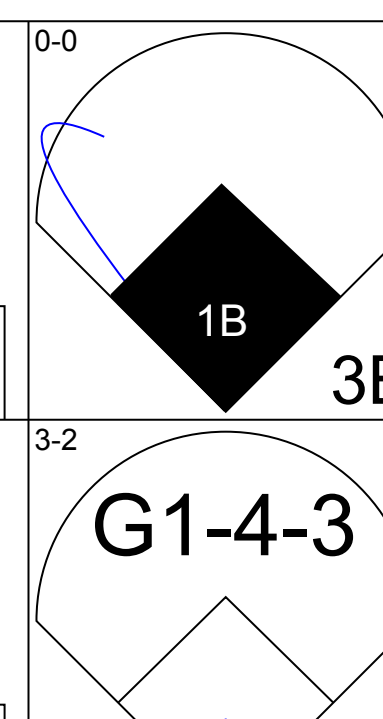
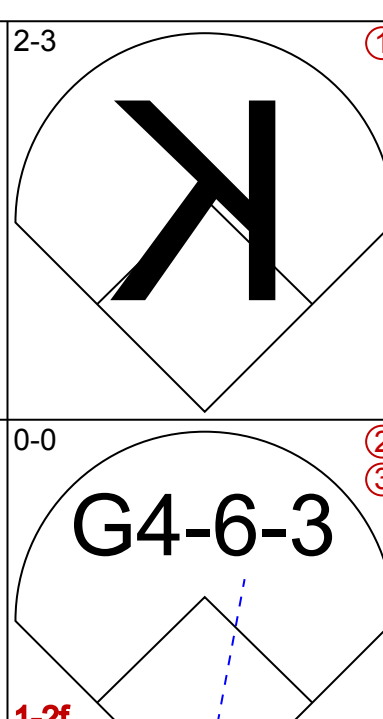
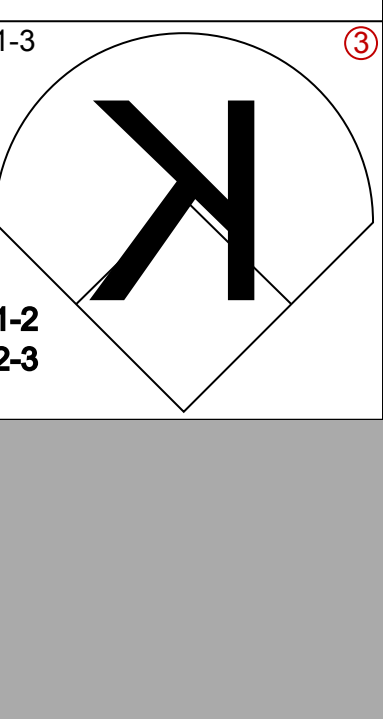
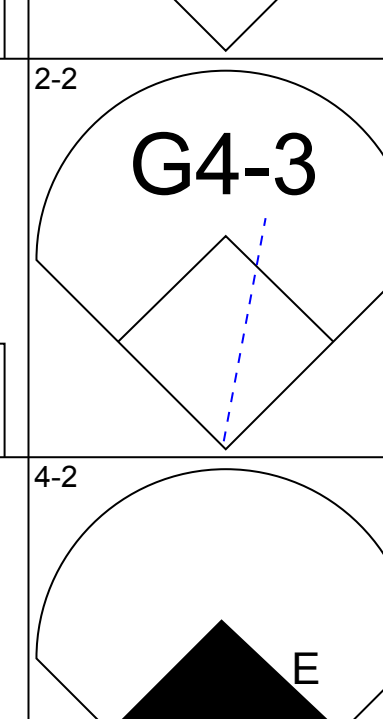
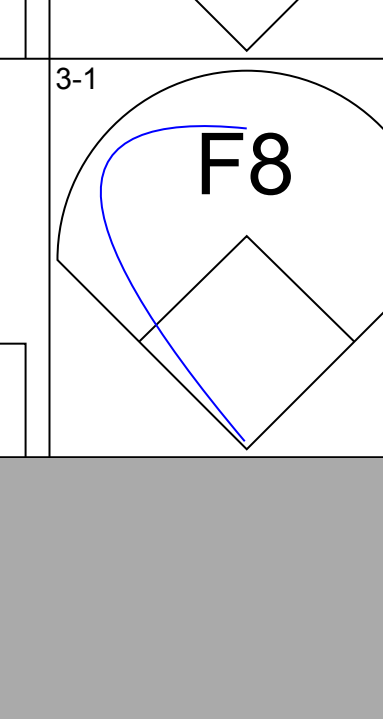
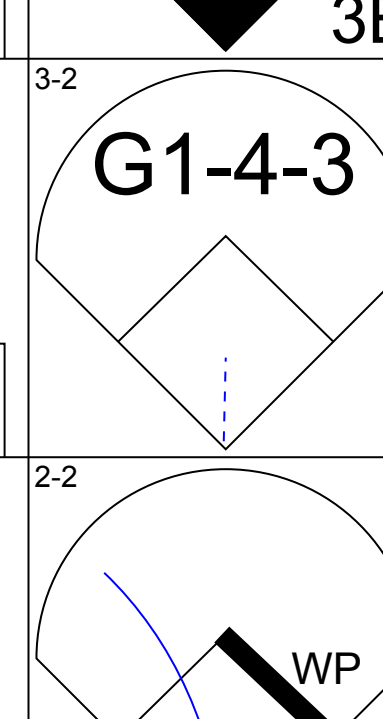
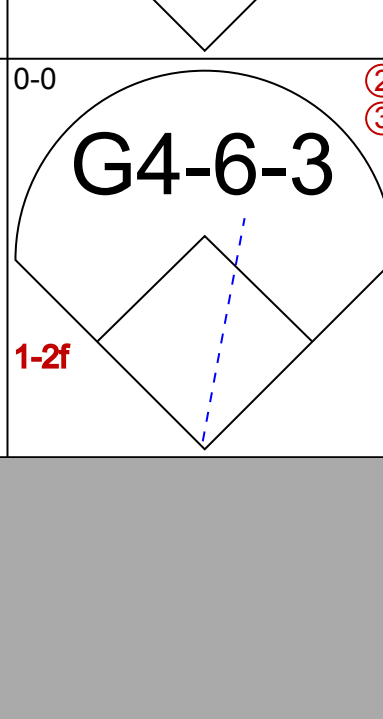
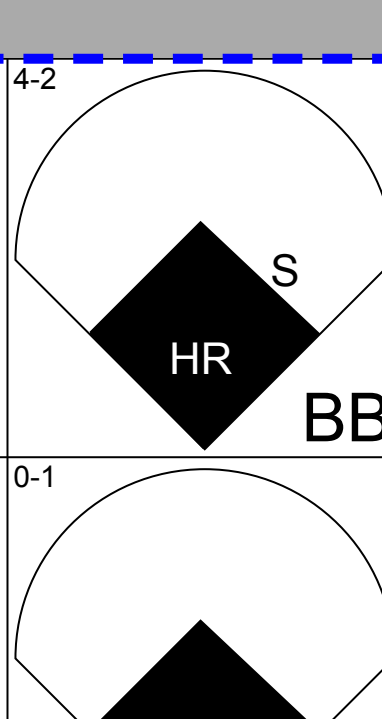
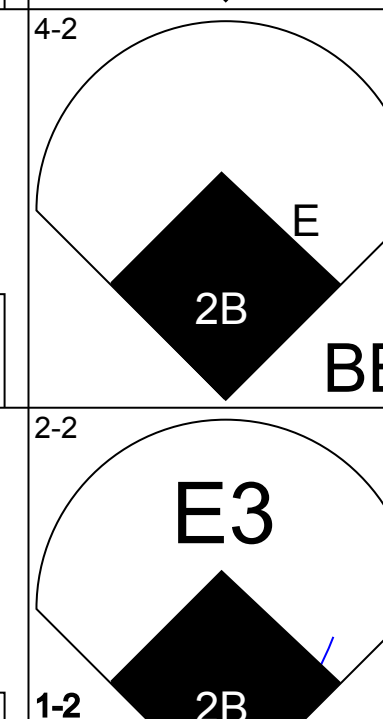
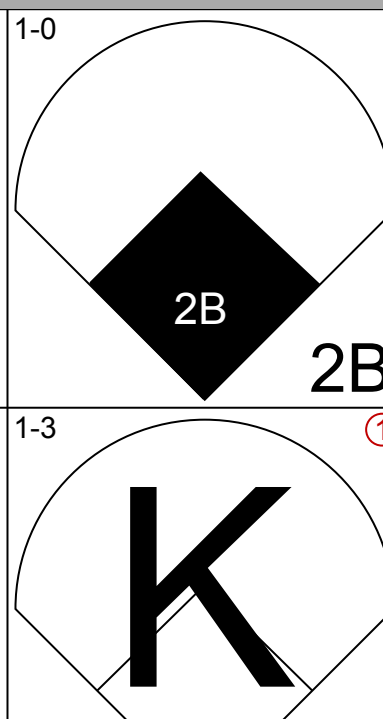
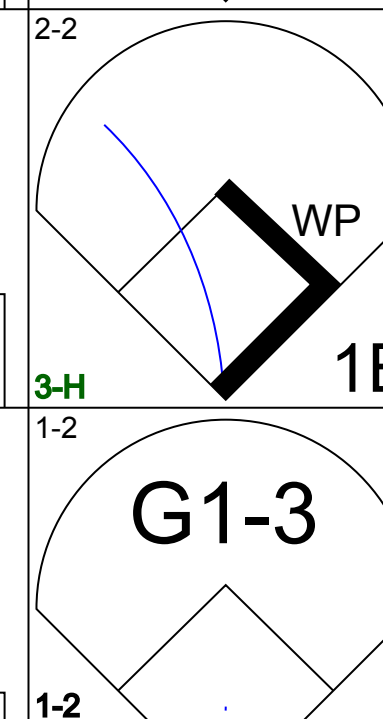
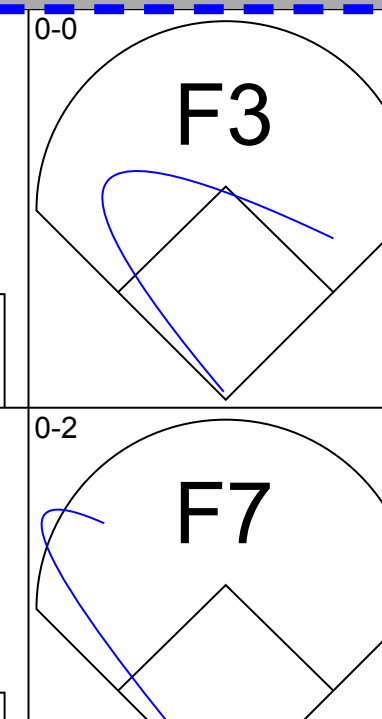
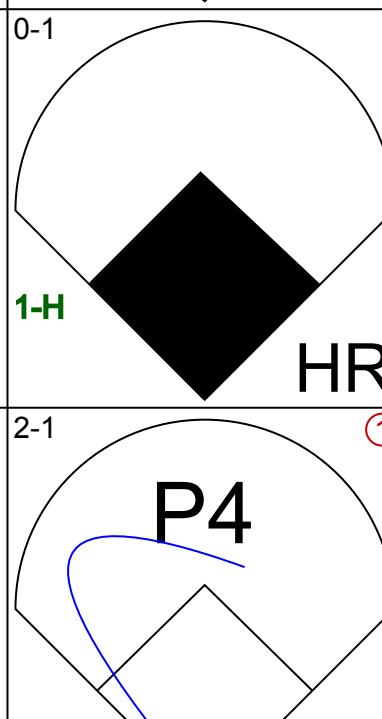
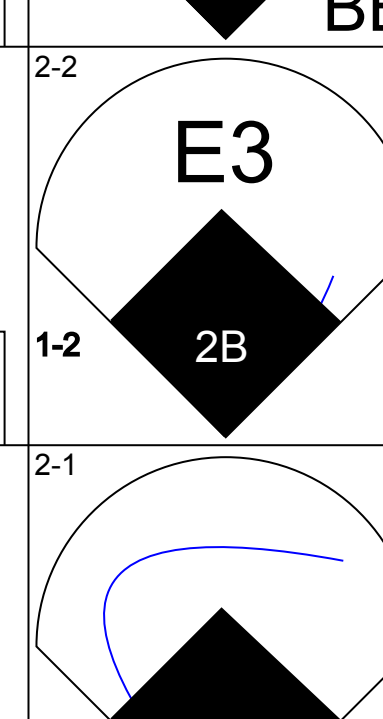
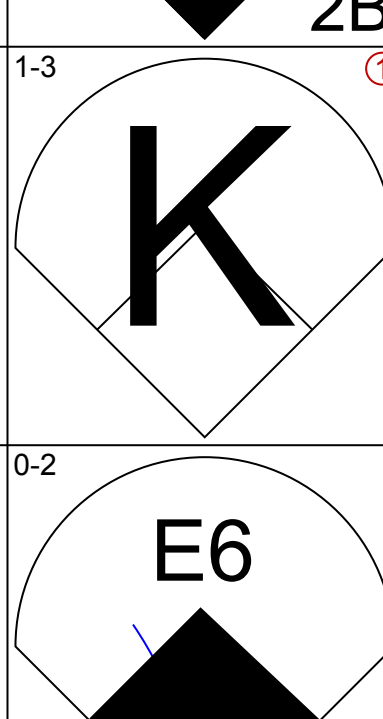
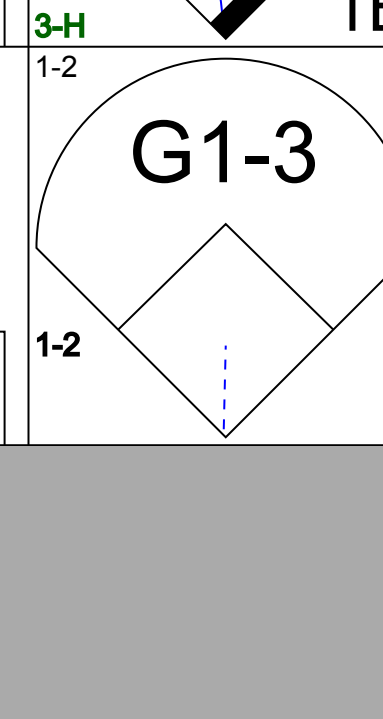
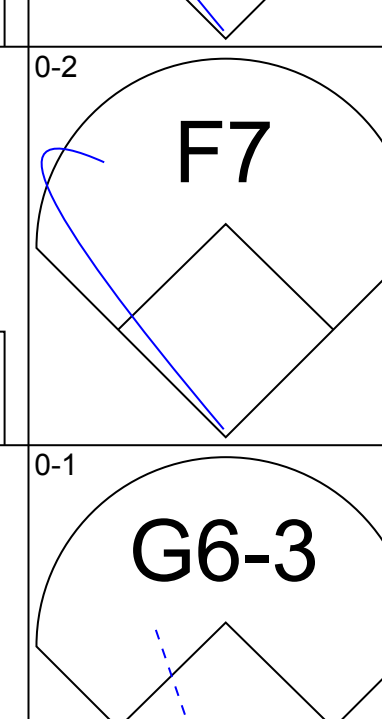
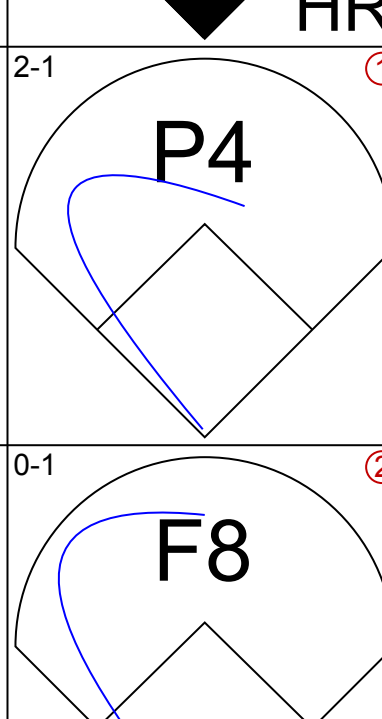
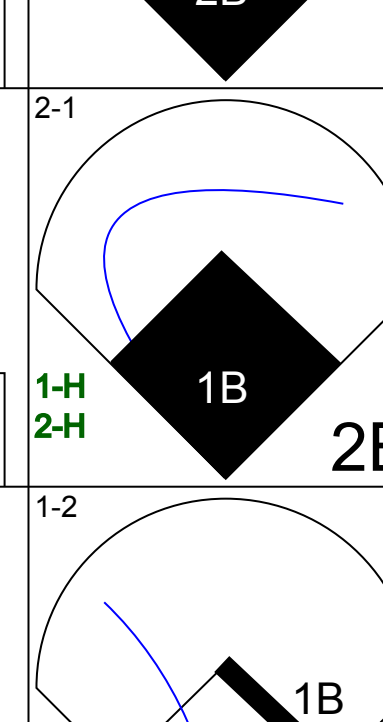
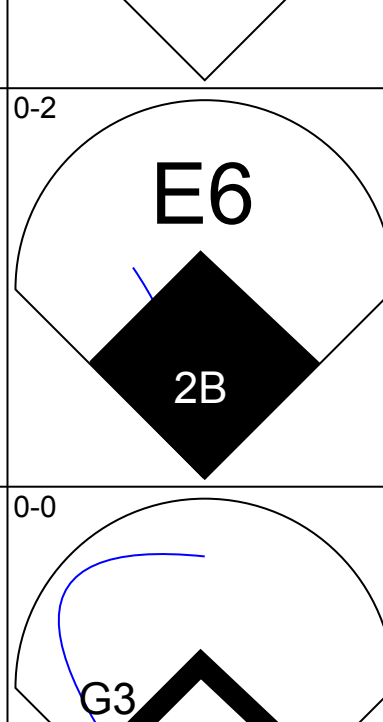
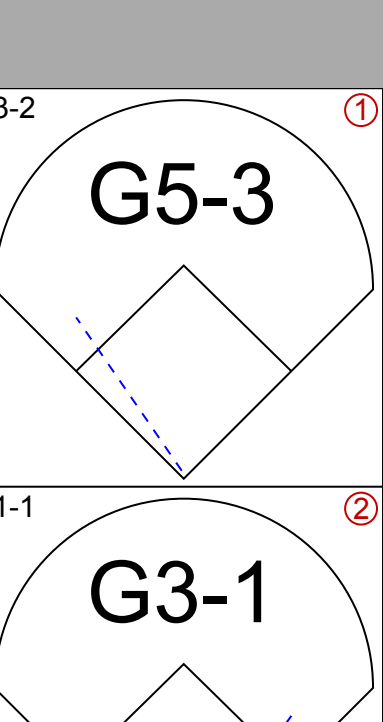
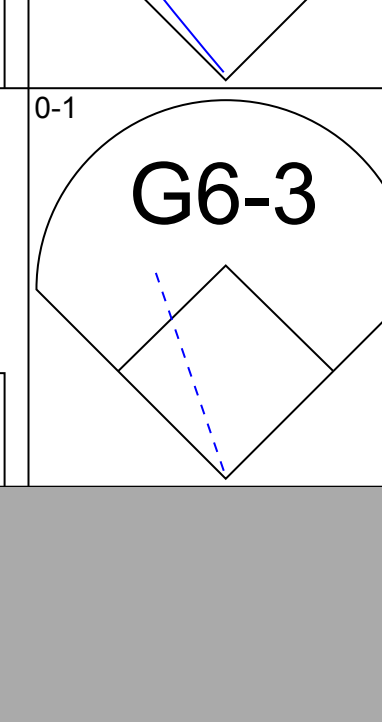
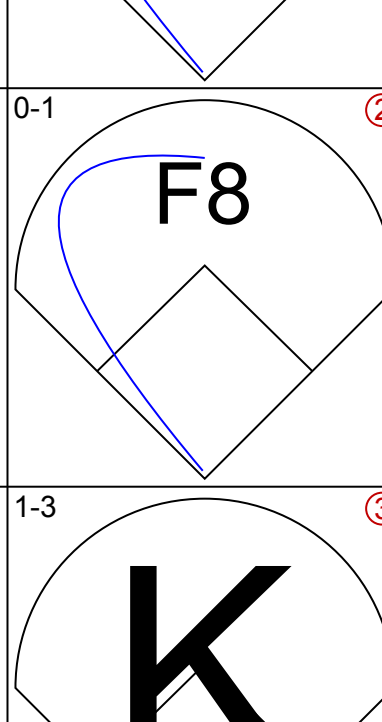
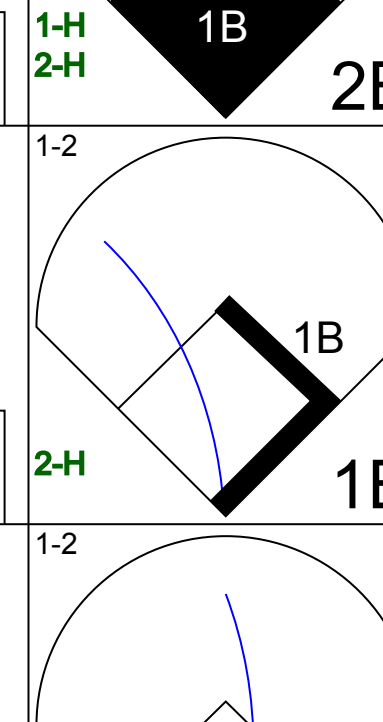
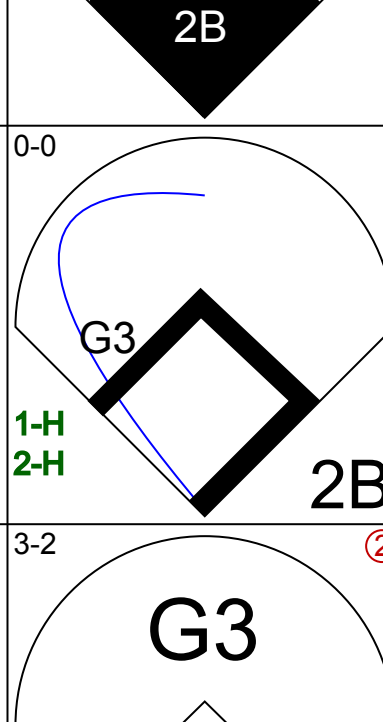
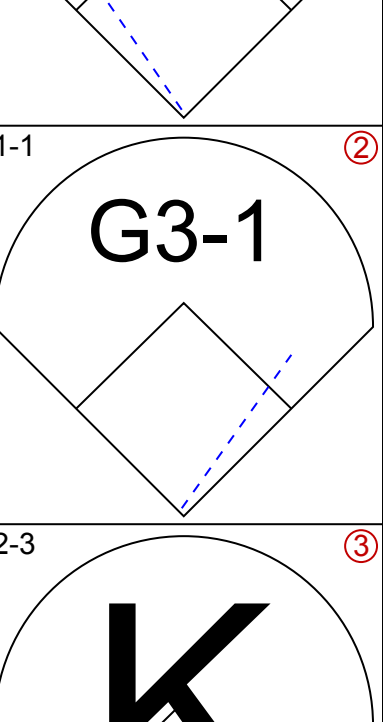
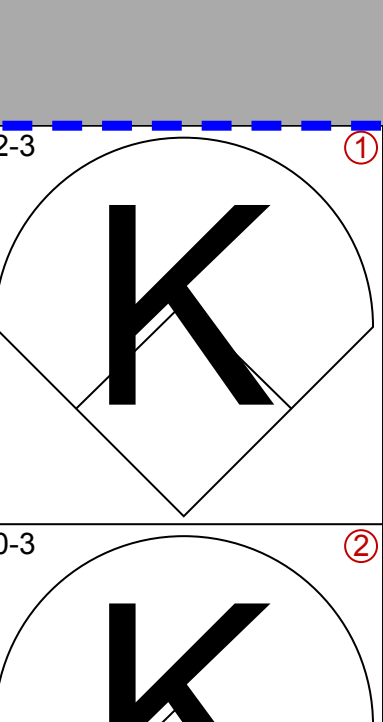
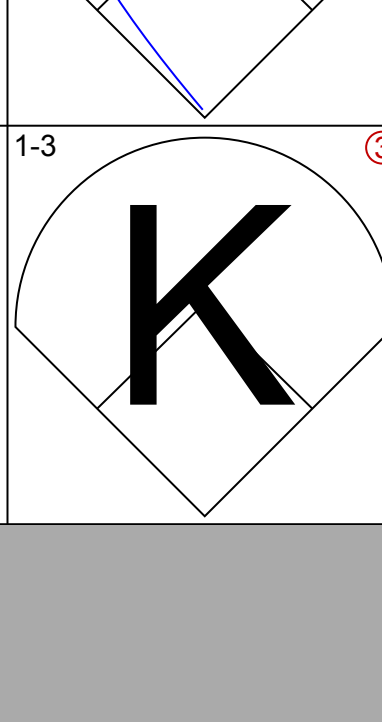
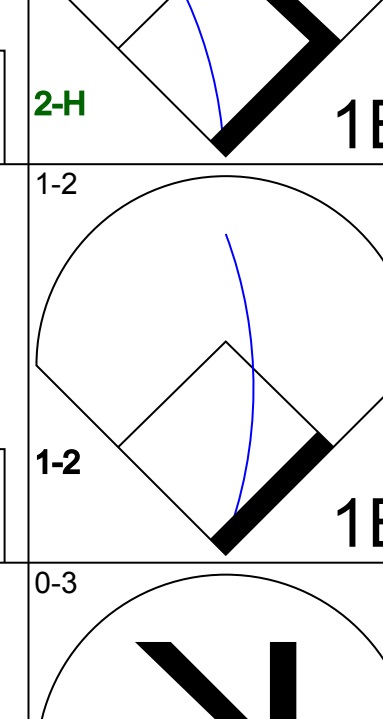
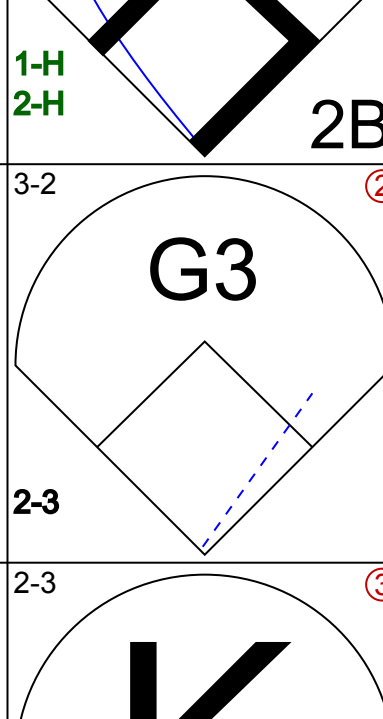
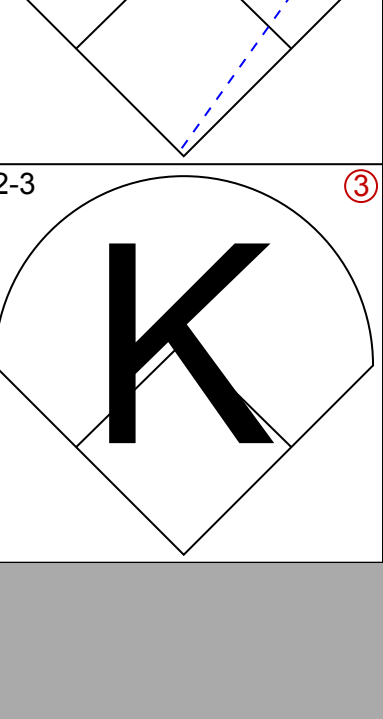
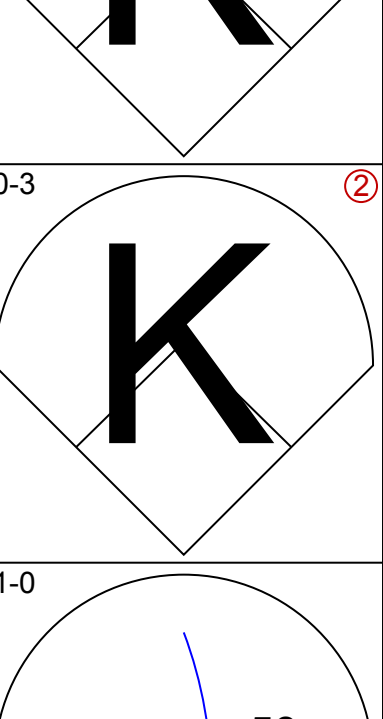
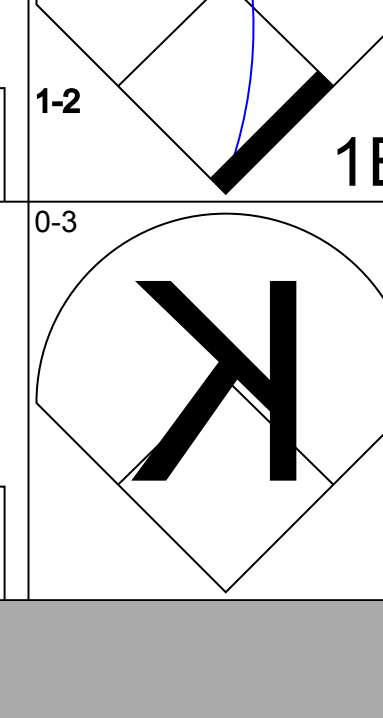
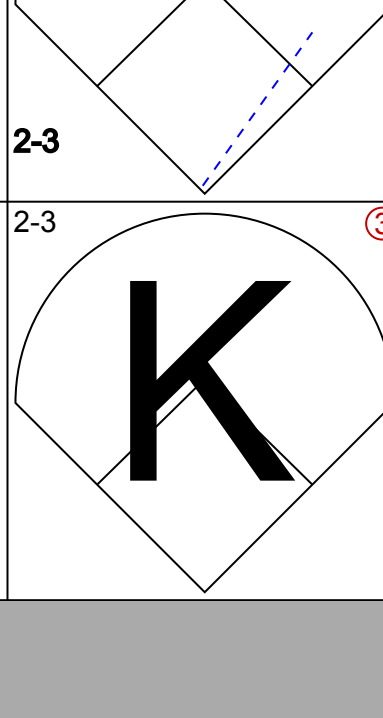
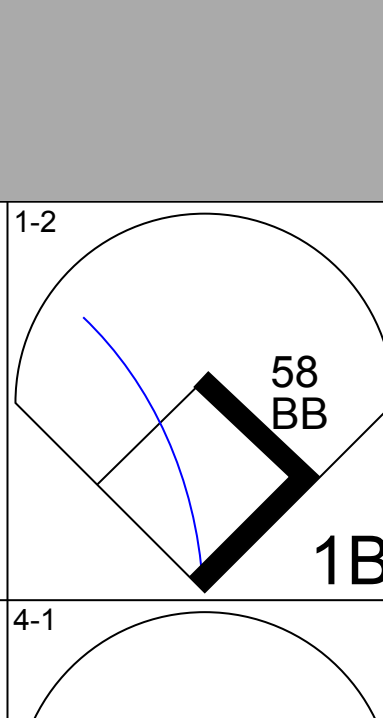
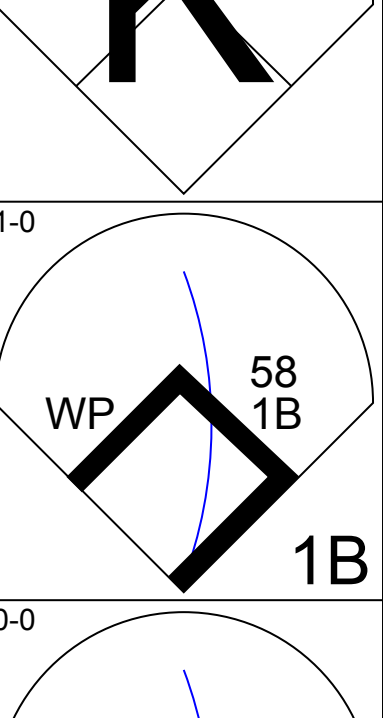
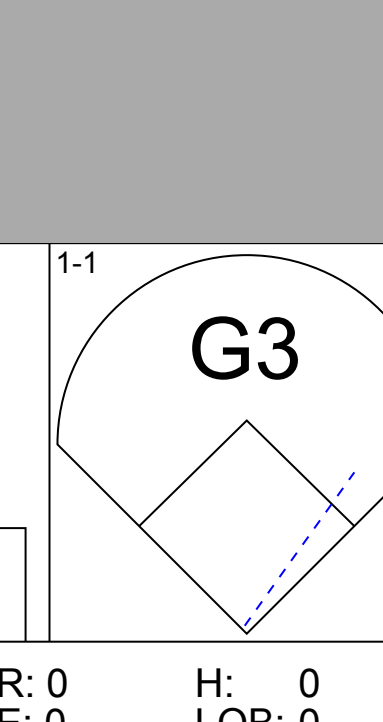
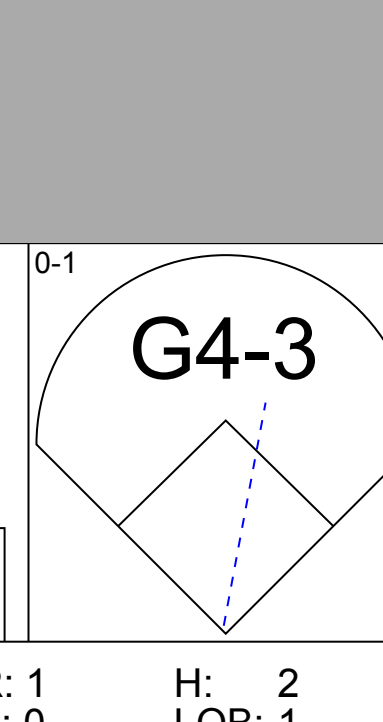
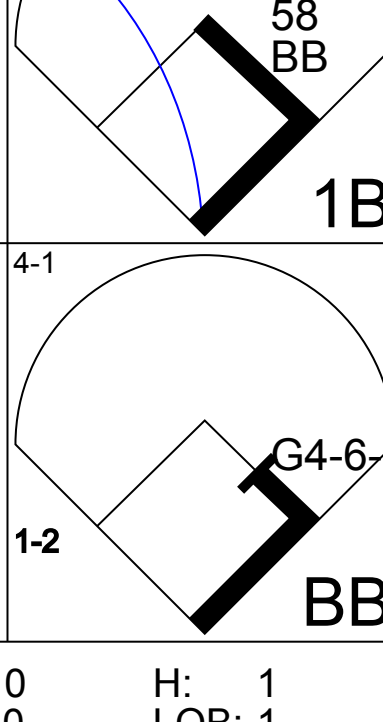
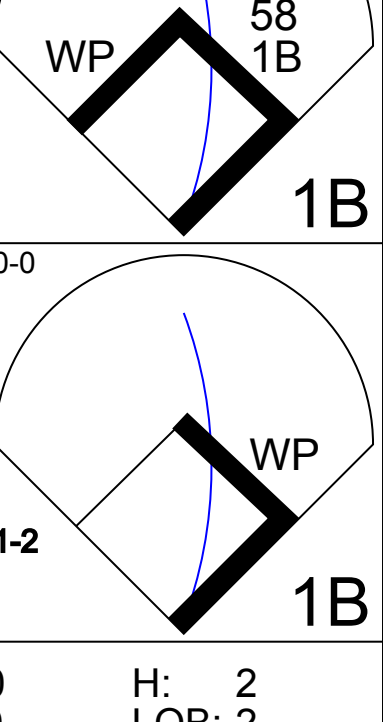
AB	32
R	3
H	6
RBI	3
BB	7
SO	7
LOB	27



Batter	1	2	3	4	5	6	7	8	9	AB	R	H	RBI	BB	SO	LOB	BOTTOM								
Shannon Stewart, R (1, 10) OBP: 0.331, SLG: 0.429	0-1 G5-3		0-1 E8 1B			0-0 G4-3 FC1-2 2B		3-2 F9		4	0	2	0	0	0	0	Cleveland Indians @ Toronto Blue Jays SkyDome, Toronto, ON Sun May 26 2002, 1:05 PM EDT Att: 22,380 - Sunny - 50 F								
Dave Berg, R (1, 4) OBP: 0.283, SLG: 0.402	1-0 F8		0-1 1B		1-1 G4-3		2-3 K			4	0	1	1	0	1	1									
Raul Mondesi, R (1, 9) OBP: 0.269, SLG: 0.383	0-0 G6-3		1-0 G4-3		1-2 FC1-2		1-2 P4			4	0	0	0	0	0	3									
Carlos Delgado, L (1, 3) OBP: 0.413, SLG: 0.546		4-1 G6-4-3 BB		0-0 F8		0-2 F7		0-2 P6		3	0	0	0	1	0	1									
Eric Hinske, L (1, 5) OBP: 0.371, SLG: 0.521	2-1 G6-4-3		3-3 K		0-1 L9		0-0 F7			4	0	0	0	0	1	1									
José Cruz Jr., S (1, 7) OBP: 0.300, SLG: 0.352	2-3 K		1-3 K		4-2 BB					2	0	0	0	1	2	0									
Darrin Fletcher, L (1, 2) OBP: 0.217, SLG: 0.273			3-2 P6		1-1 P4		1-0 F8			3	0	0	0	0	0	1									
Felipe Lopez, S (1, 6) OBP: 0.317, SLG: 0.467			3-2 F9		0-2 F8		0-3 K			3	0	0	0	0	1	1									
10 Vernon Wells, R (1, 8) OBP: 0.288, SLG: 0.374			1-2 E 1B 1B		1-1 F7		0-2 L9			3	1	1	0	0	0	0									
Inning Stats	R: 0 E: 0 K: 0 S: 4	H: 0 LOB: 0 BB: 0 P: 5	R: 0 E: 0 K: 1 S: 6	H: 0 LOB: 0 BB: 1 P: 14	R: 1 E: 1 K: 0 S: 15	H: 3 LOB: 2 BB: 0 P: 23	R: 0 E: 0 K: 2 S: 8	H: 0 LOB: 0 BB: 0 P: 12	R: 0 E: 0 K: 0 S: 9	H: 0 LOB: 0 BB: 0 P: 11	R: 0 E: 0 K: 0 S: 12	H: 1 LOB: 1 BB: 0 P: 14	R: 0 E: 0 K: 1 S: 11	H: 0 LOB: 1 BB: 1 P: 16	R: 0 E: 0 K: 1 S: 9	H: 0 LOB: 0 BB: 0 P: 14	R: 0 E: 0 K: 0 S: 7	H: 0 LOB: 0 BB: 0 P: 8	1B: 3 2B: 1 3B: 0 HR: 0	SF: 0 SAC: 0 DP: 1 HBP: 0	WP: 0 PB: 0 SB: 0 CS: 0	PA: 32			
PITCHER	IP	WLS	BF	H	R	ER	SO	BB	IBB	HBP	BLK	WP	HR	S	P	ERA	WHIP								
Bartolo Colon, R (1, 1) ERA: 2.48	9.0	W	32	4	1	0	5	2	0	0	0	0	0	81	117	0.00	0.667								

AB	30
R	1
H	4
RBI	1
BB	2
SO	5
LOB	8

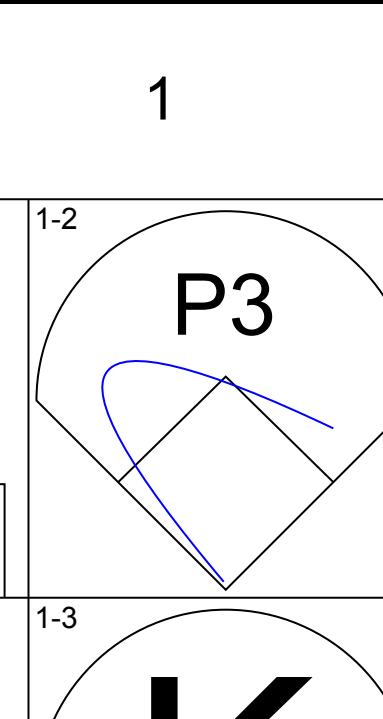
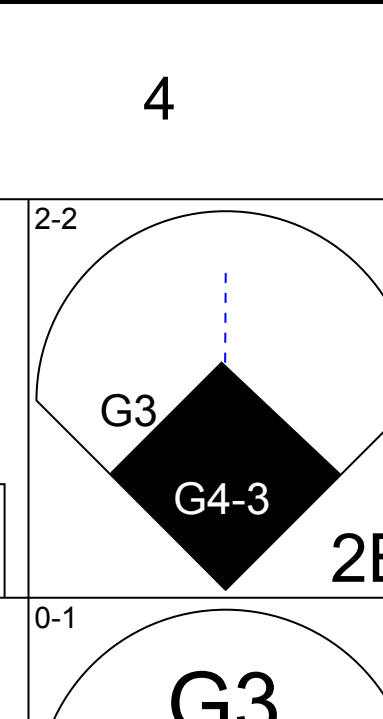
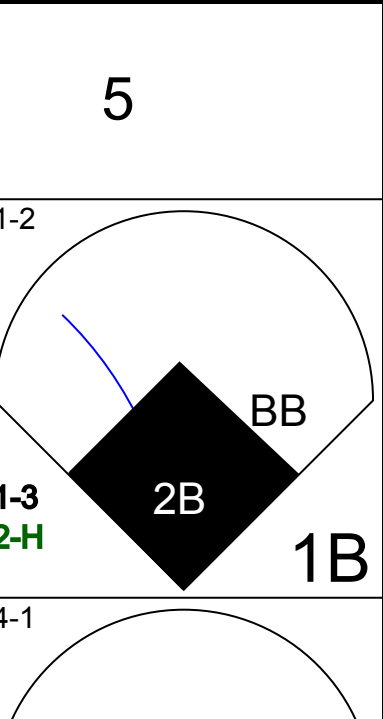
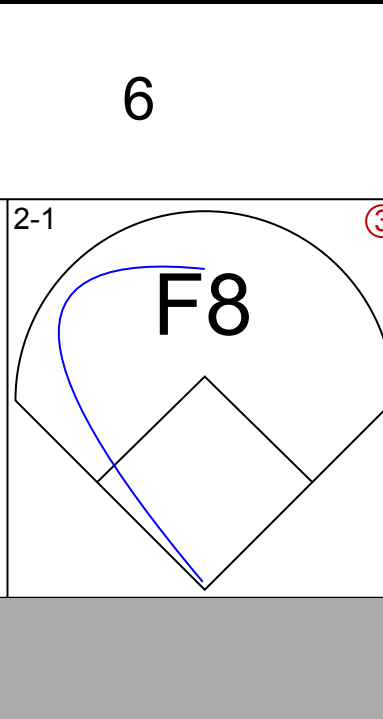
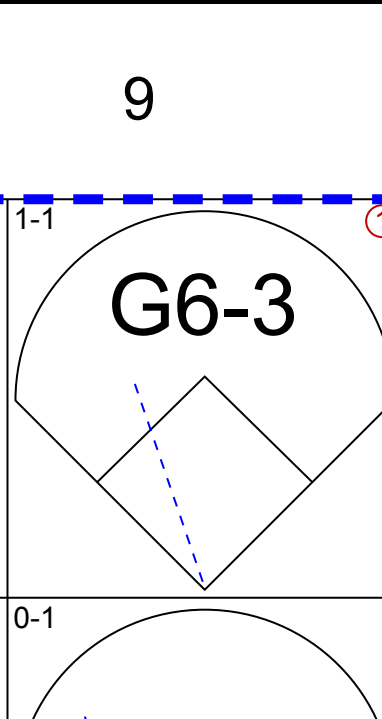
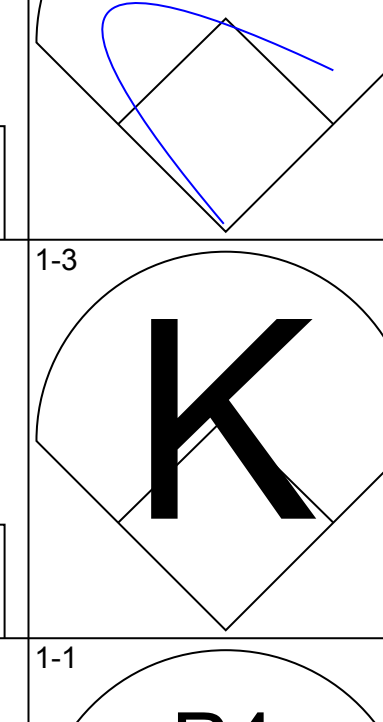
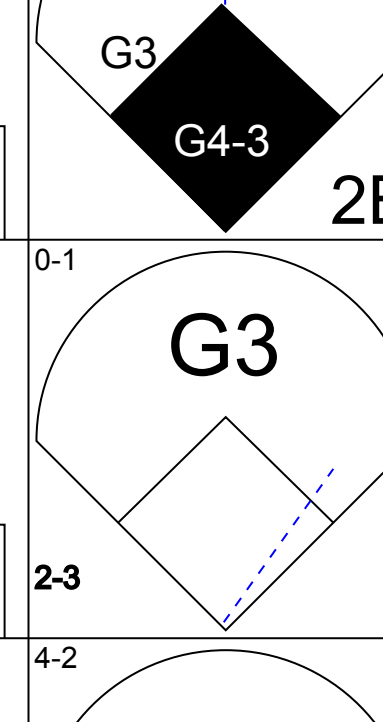
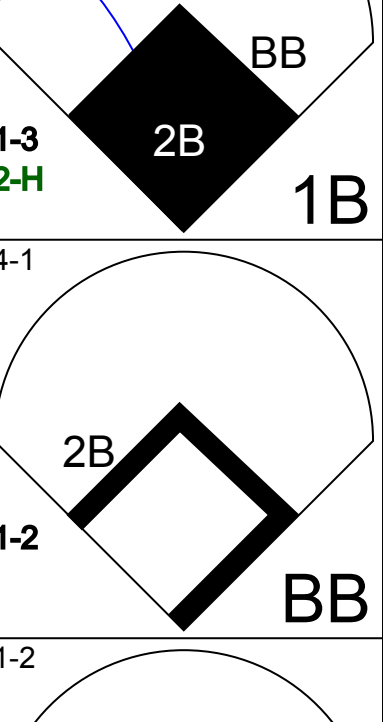
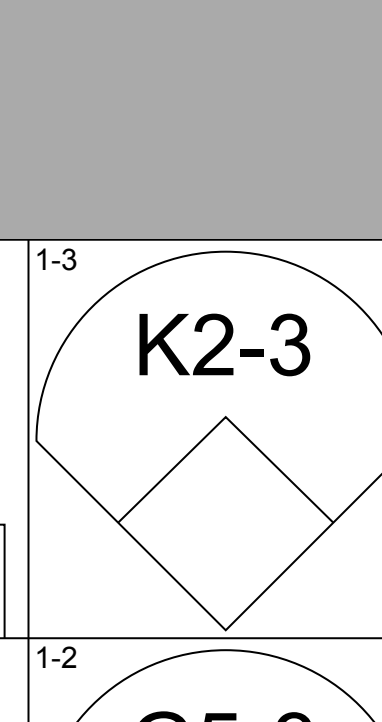
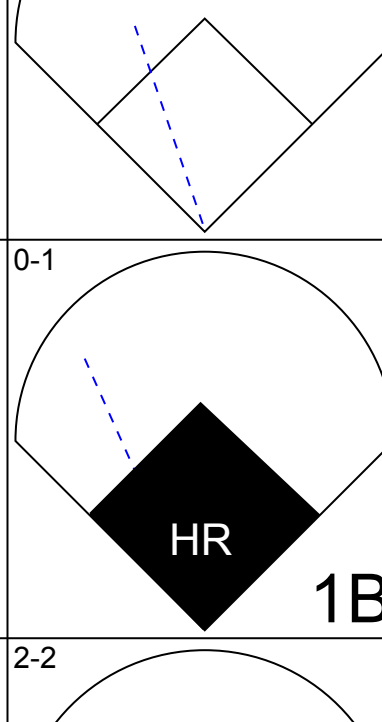
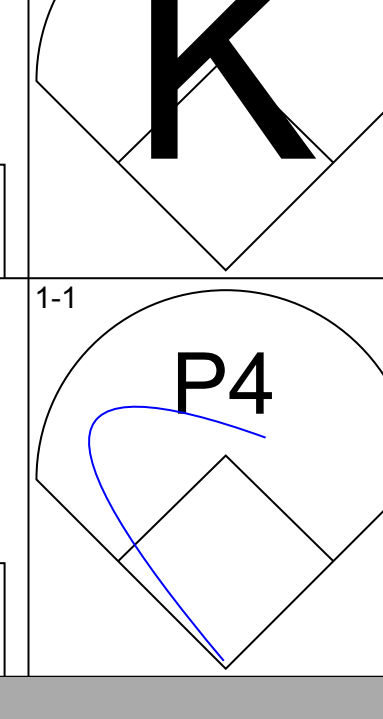
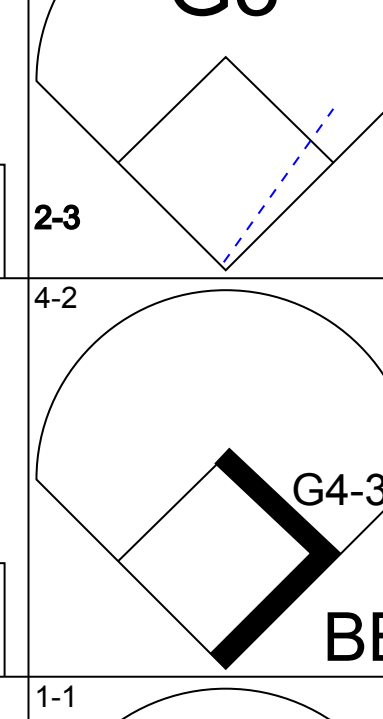
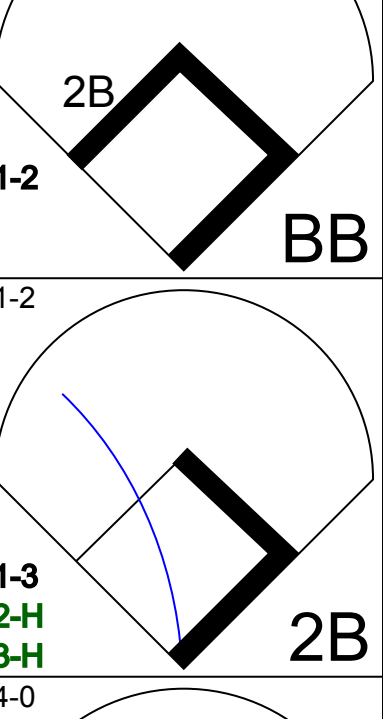
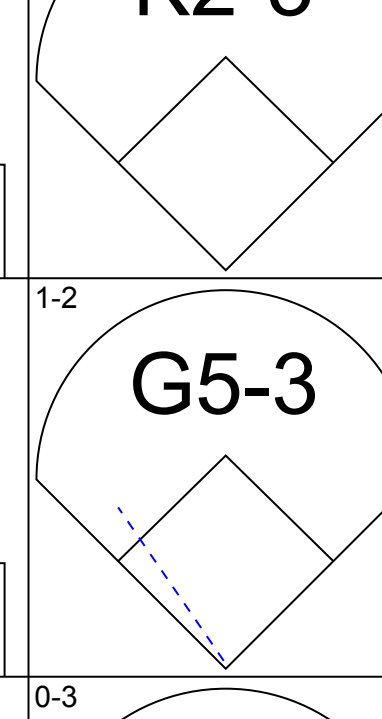
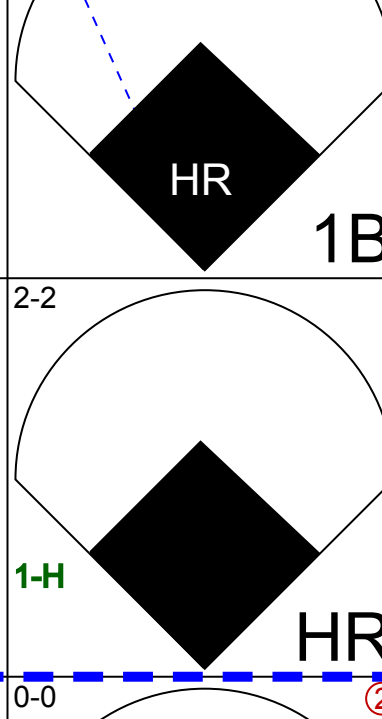
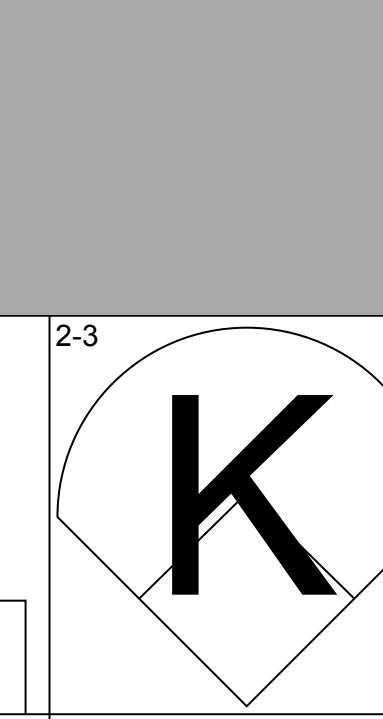
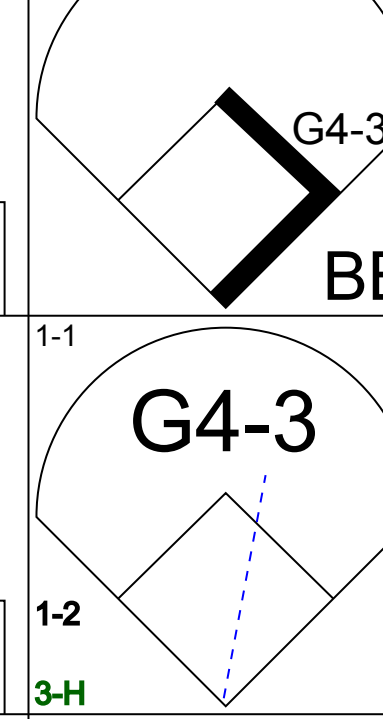
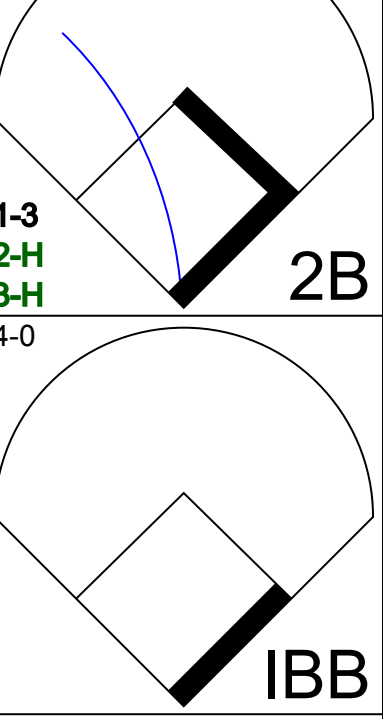
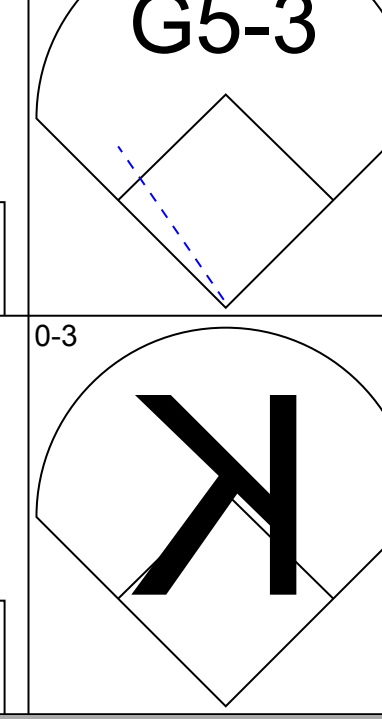
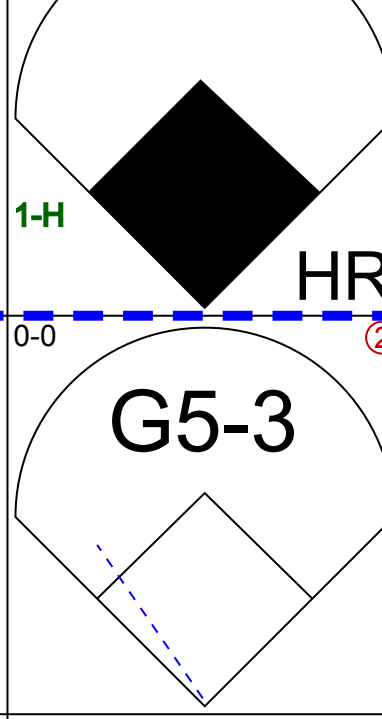
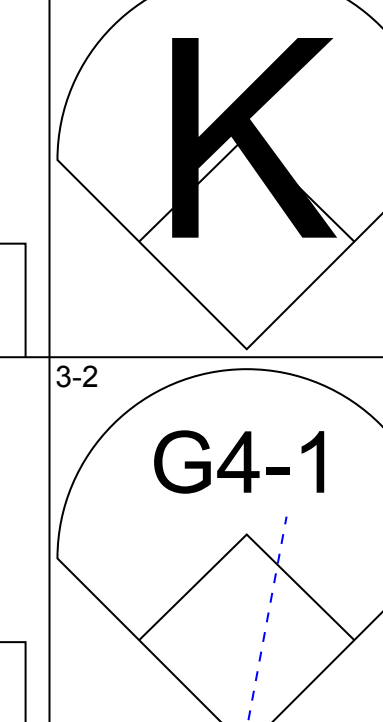
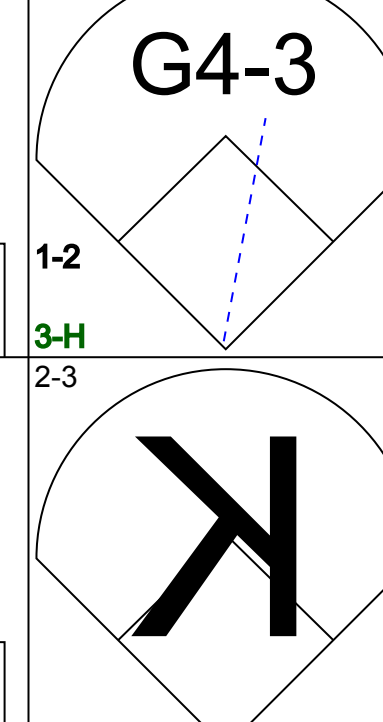
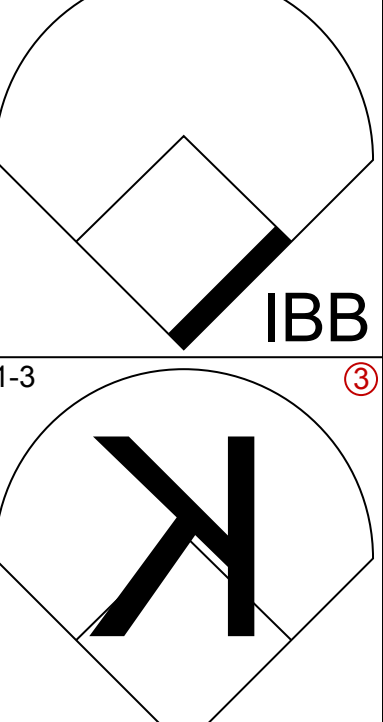
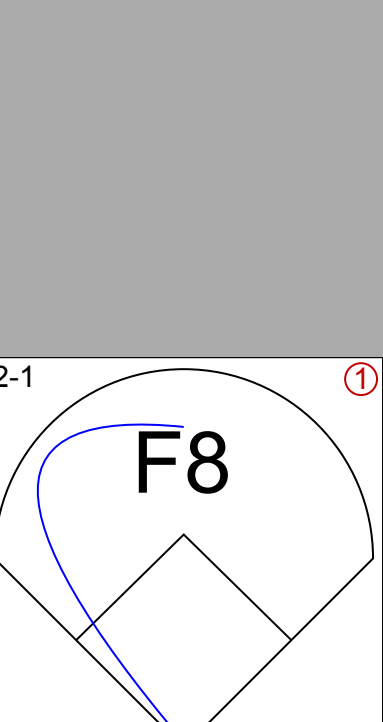
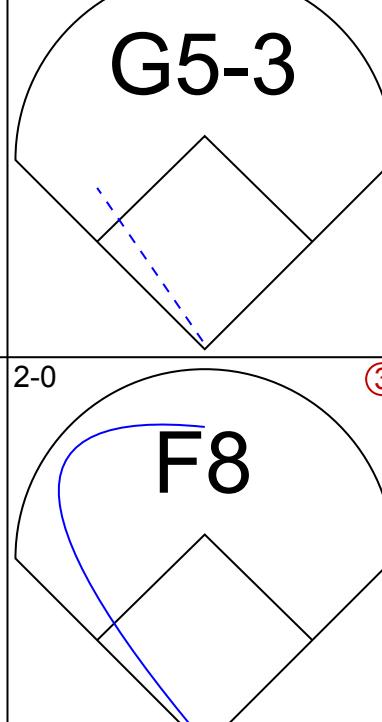
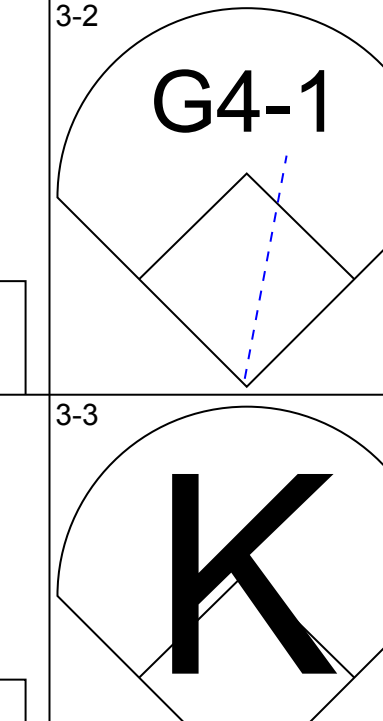
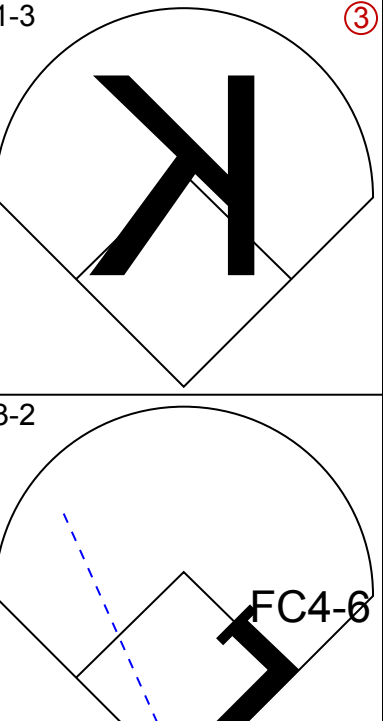
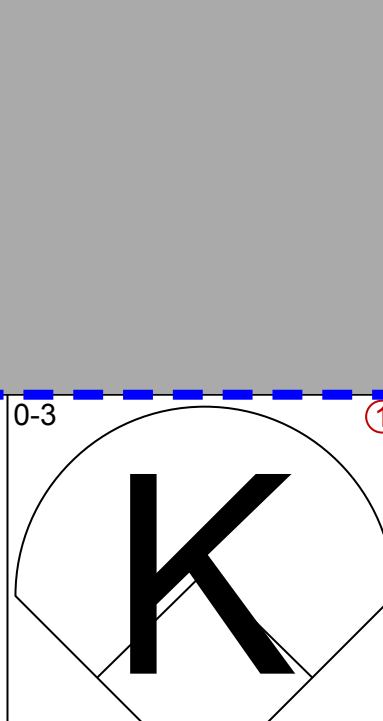
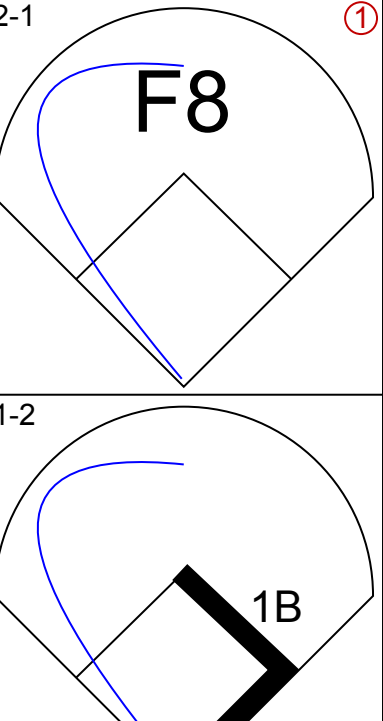
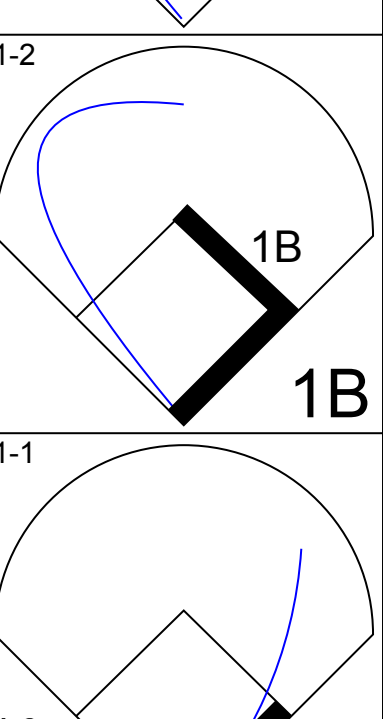
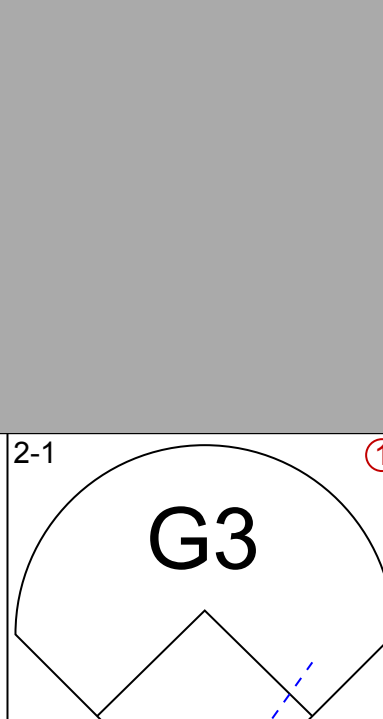
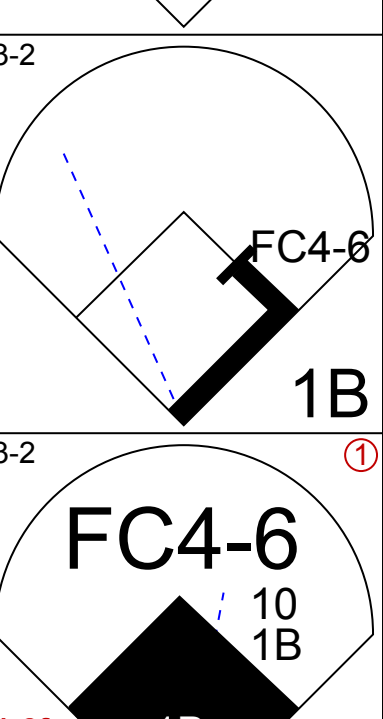
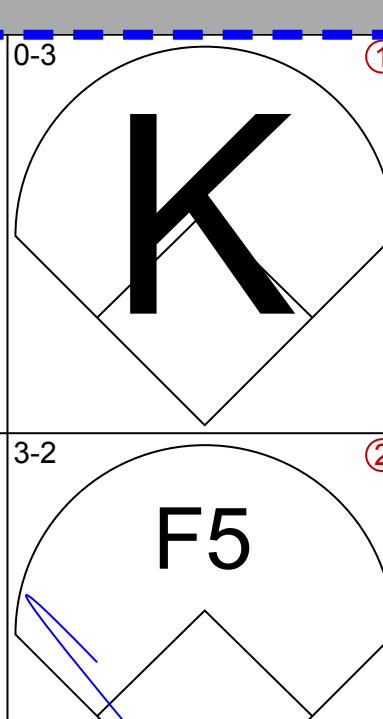
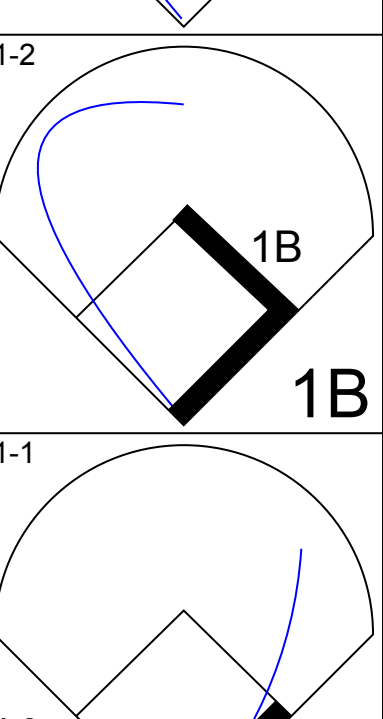
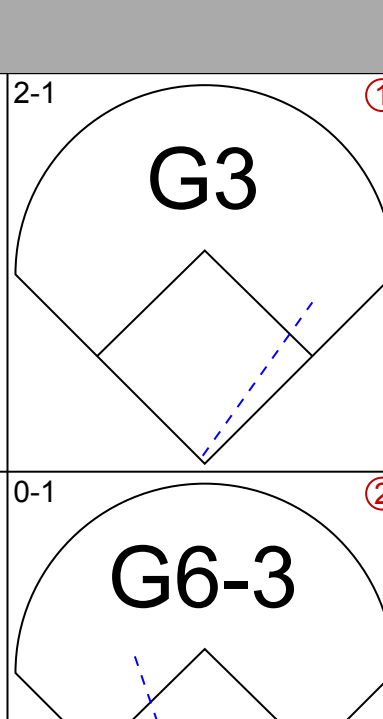
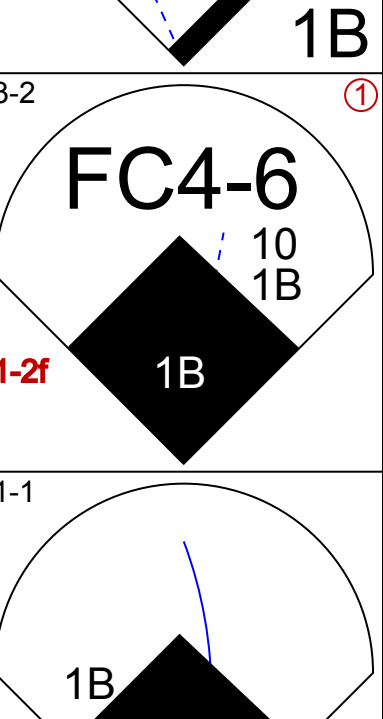
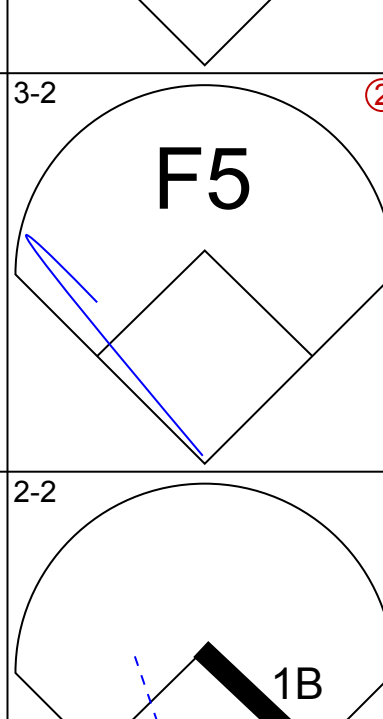
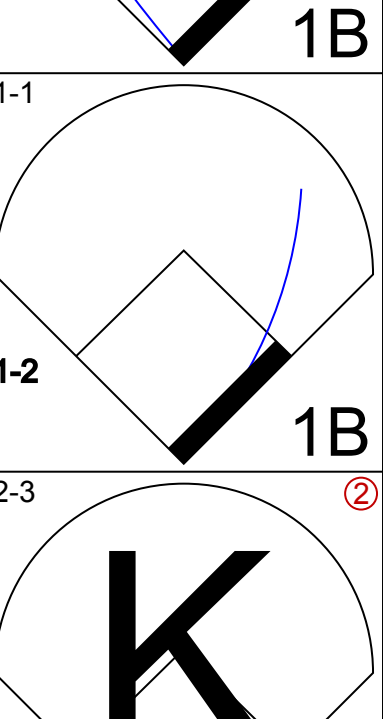
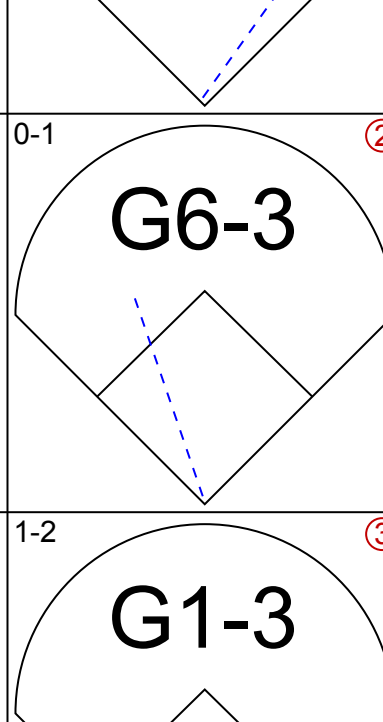
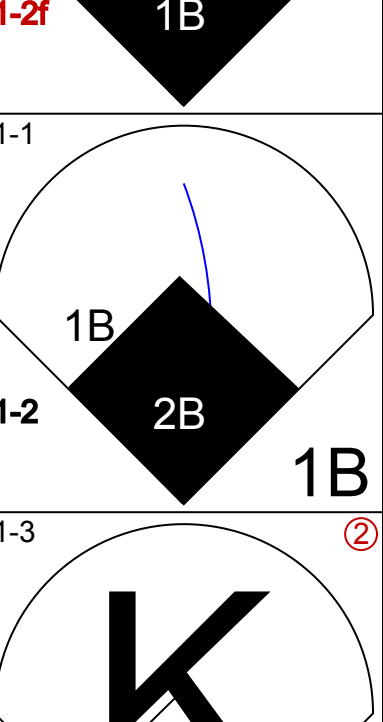
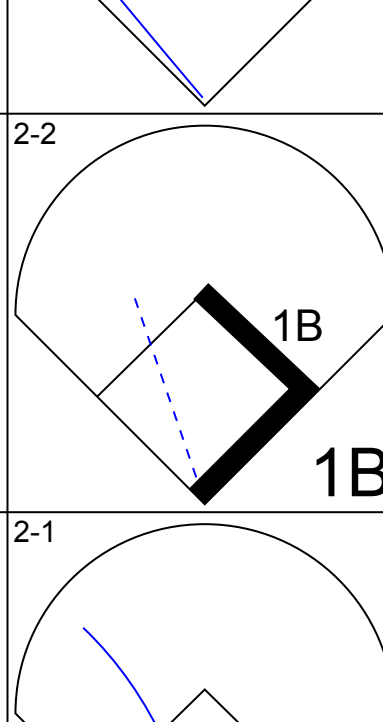
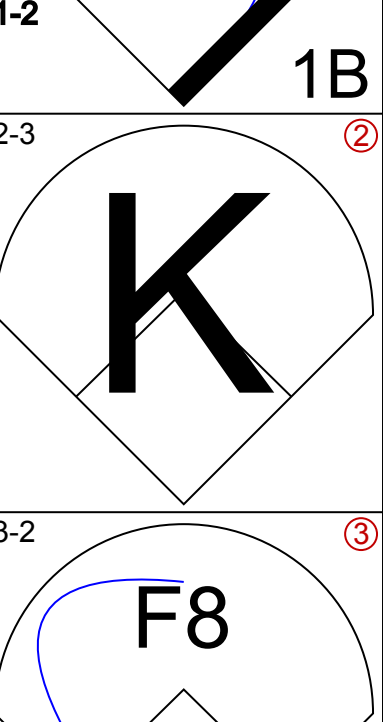


Batter	1	2	3	4	5	6	7	8	9	AB	R	H	RBI	BB	SO	LOB	TOP					
Rickey Henderson, R OBP: 0.340, SLG: 0.345 (1, 7)										5	1	1	0	0	4	4						
Jose Offerman, S OBP: 0.322, SLG: 0.379 (1, 3)										4	1	0	0	1	0	3						
Nomar Garciaparra, R OBP: 0.363, SLG: 0.557 (1, 6)										4	3	3	3	1	0	0						
Brian Daubach, L OBP: 0.402, SLG: 0.575 (1, 10)										5	1	0	0	0	1	3						
Shea Hillenbrand, R OBP: 0.374, SLG: 0.563 (1, 5)										5	2	1	2	0	0	1						
Jason Varitek, S OBP: 0.323, SLG: 0.413 (1, 2)										5	0	2	3	0	2	0						
Trot Nixon, L OBP: 0.320, SLG: 0.411 (1, 9)										4	0	1	0	0	2	1						
Lou Merloni, R OBP: 0.323, SLG: 0.286 (1, 4)										4	0	2	0	0	2	3						
5B Bryant Nelson, S OBP: 0.400, SLG: 0.250 (1, 8)										3	0	1	0	1	0	0						
Inning Stats	R: 3 E: 1 K: 2 S: 25	H: 3 LOB: 2 BB: 1 P: 39	R: 0 E: 0 K: 1 S: 7	H: 0 LOB: 0 BB: 0 P: 12	R: 2 E: 1 K: 2 S: 15	H: 2 LOB: 1 BB: 0 P: 22	R: 1 E: 0 K: 0 S: 15	H: 2 LOB: 1 BB: 0 P: 21	R: 0 E: 0 K: 1 S: 9	H: 0 LOB: 0 BB: 0 P: 15	R: 0 E: 0 K: 1 S: 10	H: 1 LOB: 1 BB: 1 P: 17	R: 0 E: 0 K: 0 S: 7	H: 0 LOB: 0 BB: 0 P: 7	R: 0 E: 0 K: 3 S: 14	H: 2 LOB: 2 BB: 0 P: 18	R: 2 E: 0 K: 1 S: 13	H: 1 LOB: 1 BB: 1 P: 20	1B: 6 2B: 3 3B: 1 HR: 1	SF: 0 SAC: 0 DP: 1 HBP: 0	WP: 2 PB: 0 SB: 1 CS: 0	PA: 42
PITCHER	IP	WLS	BF	H	R	ER	SO	BB	IBB	HBP	BLK	WP	HR	S	P	ERA	WHIP					
32 Roy Halladay, R ERA: 3.13 (1, 1)	6.0	L	29	8	6	2	7	2	0	0	0	1	0	81	126	3.00	1.667					
Scott Cassidy, R ERA: 4.79 (7, 1)	1.0		3	0	0	0	0	0	0	0	0	0	0	7	7	0.00	0.000					
Scott Eyre, L ERA: 6.48 (8, 1)	1.0		5	2	0	0	3	0	0	0	0	1	0	14	18	0.00	2.000					
Cliff Politte, R ERA: 4.67 (9, 1)	1.0		5	1	2	2	1	1	0	0	0	0	1	13	20	18.00	2.000					

Boston Red Sox @ Toronto Blue Jays
SkyDome, Toronto, ON
Mon May 27 2002, 7:05 PM EDT
Att: 14,108 - Cloudy - 66 F

AB 39
R 8
H 11
RBI 8
BB 3
SO 11
LOB 15



Batter	1	2	3	4	5	6	7	8	9	AB	R	H	RBI	BB	SO	LOB	BOTTOM					
Shannon Stewart, R OBP: 0.333, SLG: 0.434 (1, 10)										5	2	2	1	0	0	2						
José Cruz Jr., S OBP: 0.303, SLG: 0.350 (1, 7)										4	1	1	0	1	2	1						
Raul Mondesi, R OBP: 0.276, SLG: 0.406 (1, 9)										4	1	2	4	1	0	0						
Carlos Delgado, L OBP: 0.408, SLG: 0.533 (1, 3)										4	0	0	1	1	2	1						
Eric Hinske, L OBP: 0.361, SLG: 0.506 (1, 5)										5	0	0	0	0	2	4						
Tom Wilson, R OBP: 0.413, SLG: 0.473 (1, 2)										3	0	1	0	0	2	0						
Darrin Fletcher, L OBP: 0.226, SLG: 0.282 (8, FH) (9, 2)										1	0	1	0	0	0	0						
Felipe Lopez, S OBP: 0.316, SLG: 0.462 (1, 6)										4	1	1	0	0	0	1						
10 Vernon Wells, R OBP: 0.292, SLG: 0.377 (1, 8)										4	1	2	0	0	1	2						
Joe Lawrence, R OBP: 0.280, SLG: 0.256 (1, 4)										4	0	1	0	0	1	4						
Inning Stats	R: 0 E: 0 K: 1 S: 8	H: 0 LOB: 0 BB: 0 P: 11	R: 0 E: 0 K: 2 S: 12	H: 0 LOB: 0 BB: 0 P: 20	R: 0 E: 0 K: 0 S: 7	H: 0 LOB: 0 BB: 0 P: 10	R: 1 E: 0 K: 1 S: 13	H: 1 LOB: 1 BB: 1 P: 22	R: 3 E: 0 K: 2 S: 21	H: 4 LOB: 3 BB: 2 P: 40	R: 0 E: 0 K: 1 S: 15	H: 2 LOB: 2 BB: 0 P: 24	R: 0 E: 0 K: 2 S: 9	H: 0 LOB: 0 BB: 0 P: 11	R: 0 E: 0 K: 1 S: 13	H: 2 LOB: 2 BB: 0 P: 22	R: 2 E: 0 K: 0 S: 9	H: 2 LOB: 0 BB: 0 P: 14	1B: 8 2B: 2 3B: 0 HR: 1	SF: 0 SAC: 0 DP: 0 HBP: 0	WP: 0 PB: 0 SB: 0 CS: 0	PA: 41
PITCHER	IP	WLS	BF	H	R	ER	SO	BB	IBB	HBP	BLK	WP	HR	S	P	ERA	WHIP					
Frank Castillo, R ERA: 3.94 (1, 1)	5.0	W	23	5	4	4	6	2	0	0	0	0	0	61	103	7.20	1.400					
Rolando Arrojo, R ERA: 3.53 (6, 1)	3.0	H	13	4	0	0	4	0	0	0	0	0	0	37	57	0.00	1.333					
Rich Garcés, R ERA: 9.24 (9, 1)	0.1		3	2	2	2	0	0	0	0	0	0	1	7	10	54.00	6.000					
Ugueth Urbina, R ERA: 2.84 (9, 1)	0.2	S	2	0	0	0	0	0	0	0	0	0	0	2	4	0.00	0.000					

Boston Red Sox @ Toronto Blue Jays
SkyDome, Toronto, ON
Mon May 27 2002, 7:05 PM EDT
Att: 14,108 - Cloudy - 66 F

AB 38
R 6
H 11
RBI 6
BB 3
SO 10
LOB 15



Batter	1	2	3	4	5	6	7	8	9	AB	R	H	RBI	BB	SO	LOB	TOP								
18 Johnny Damon, L OBP: 0.388, SLG: 0.469	G6-3		FC6-4 HR	FC4-6 1B			FC4-6 1B	K		5	1	2	0	0	1	1	Boston Red Sox @ Toronto Blue Jays SkyDome, Toronto, ON Tue May 28 2002, 7:05 PM EDT Att. 13,075 - Sunny - 73 F								
Jose Offerman, S OBP: 0.331, SLG: 0.406	BB		HR	FC4-6 1B			FC4-6 1B	BB 1B	4	3	2	2	1	0	4										
Nomar Garciaparra, R OBP: 0.364, SLG: 0.553	K		F8		F7		1B 2B 1B	BB BB FC3-2 1B	5	1	2	0	0	1	1										
Brian Daubach, L OBP: 0.409, SLG: 0.573 58 Bryant Nelson, S OBP: 0.400, SLG: 0.250	K		1B		K		2B 1B 1B	FC3-2 BB BB	4	0	2	1	1	2	1										
Shea Hillenbrand, R OBP: 0.370, SLG: 0.559		K	P4		E3		1B 2B	K	5	0	1	1	0	2	4										
Jason Varitek, S OBP: 0.331, SLG: 0.411		1B		F9	G6-3		G4-6-3 IBB	BB FC3-2 BB	3	0	1	1	2	0	1										
Carlos Baerga, S OBP: 0.349, SLG: 0.386		K		1B		P6	G4-6-3	FC3-2 BB	5	0	1	0	0	1	7										
Trot Nixon, L OBP: 0.317, SLG: 0.401		K		K		F5		P4	4	0	0	1	1	2	2										
Lou Merloni, R OBP: 0.333, SLG: 0.281			1B	1B		F8		F7	4	0	1	0	1	1	3										
Inning Stats	R: 0 E: 0 K: 2 S: 13	H: 0 LOB: 1 BB: 1 P: 20	R: 0 E: 0 K: 3 S: 13	H: 1 LOB: 1 BB: 0 P: 20	R: 2 E: 0 K: 0 S: 17	H: 3 LOB: 1 BB: 0 P: 26	R: 0 E: 0 K: 1 S: 16	H: 2 LOB: 3 BB: 1 P: 24	R: 0 E: 1 K: 0 S: 11	H: 0 LOB: 1 BB: 0 P: 19	R: 0 E: 0 K: 0 S: 6	H: 0 LOB: 0 BB: 0 P: 12	R: 2 E: 0 K: 0 S: 13	H: 4 LOB: 2 BB: 1 P: 22	R: 0 E: 0 K: 2 S: 9	H: 0 LOB: 0 BB: 0 P: 13		R: 2 E: 0 K: 1 S: 14	H: 2 LOB: 3 BB: 3 P: 32	1B: 10 2B: 1 3B: 0 HR: 1	SF: 0 SAC: 0 DP: 1 HBP: 0	WP: 0 PB: 0 SB: 1 CS: 0	PA: 45		
PITCHER	IP	WLS	BF	H	R	ER	SO	BB	IBB	HBP	BLK	WP	HR	S	P	ERA	WHIP								
Pete Walker, R ERA: 2.7	3.0		14	4	2	2	5	1	0	0	0	0	1	43	66	6.00	1.667								
Brandon Lyon, R ERA: 6.05	3.1	B	16	4	2	2	2	1	0	0	0	0	0	39	63	5.40	1.500								
Scott Eyre, L ERA: 6.23	1.2	B	7	2	0	2	2	0	1	0	0	0	0	16	27	0.00	1.200								
Kelvim Escobar, R ERA: 5.19	0.2	L	7	2	2	2	1	3	0	0	0	0	0	11	29	27.00	7.500								
Felix Heredia, L ERA: 4.18	0.1		1	0	0	0	0	0	0	0	0	0	0	3	3	0.00	0.000								

Batter	1	2	3	4	5	6	7	8	9	AB	R	H	RBI	BB	SO	LOB	BOTTOM								
Shannon Stewart, R OBP: 0.342, SLG: 0.436	HBP BB 1B	F9		FC3-6 1B		F8		IBB		4	1	2	0	1	0	1	Boston Red Sox @ Toronto Blue Jays SkyDome, Toronto, ON Tue May 28 2002, 7:05 PM EDT Att. 13,075 - Sunny - 73 F								
Jose Cruz Jr., S OBP: 0.305, SLG: 0.348	1B HBP BB	1B		FC3-6 1B		F8		P4	4	1	1	1	1	0	3										
Raul Mondesi, R OBP: 0.275, SLG: 0.401	K	K		K		K		FC4-6 1B	5	0	1	0	0	4	4										
Carlos Delgado, L OBP: 0.408, SLG: 0.532	G6-3 1B HBP	F9		K		K		FC4-6 1B	4	0	1	0	0	1	3										
Eric Hinske, L OBP: 0.367, SLG: 0.506	G6-3 1B		10 G3 1B		G1-3		BB	F7	4	0	2	1	1	0	1										
Darin Fletcher, L OBP: 0.236, SLG: 0.280 Joe Lawrence, R OBP: 0.280, SLG: 0.256	G6-3		10 G3 1B		G6-3		F8	BB	4	0	1	1	1	0	4										
Felipe Lopez, S OBP: 0.307, SLG: 0.447	F5		F7		K			BB	0	0	0	0	0	0	0										
10 Vernon Wells, R OBP: 0.296, SLG: 0.373		S BB 1B	G3			G6-3		G5-3 BB	2	1	0	0	2	0	2										
Dave Berg, R OBP: 0.282, SLG: 0.396		F9 1B		K		K		G5-3	4	1	1	1	0	2	3										
Inning Stats	R: 2 E: 0 K: 1 S: 15	H: 2 LOB: 2 BB: 1 P: 24	R: 2 E: 0 K: 1 S: 17	H: 2 LOB: 1 BB: 1 P: 30	R: 0 E: 0 K: 1 S: 9	H: 2 LOB: 2 BB: 0 P: 15	R: 0 E: 0 K: 2 S: 10	H: 1 LOB: 1 BB: 0 P: 12	R: 0 E: 0 K: 1 S: 8	H: 0 LOB: 0 BB: 0 P: 15	R: 0 E: 0 K: 1 S: 10	H: 0 LOB: 0 BB: 0 P: 17	R: 0 E: 0 K: 1 S: 12	H: 1 LOB: 2 BB: 1 P: 21	R: 0 E: 0 K: 0 S: 10	H: 0 LOB: 2 BB: 2 P: 24		R: 0 E: 0 K: 0 S: 7	H: 1 LOB: 2 BB: 1 P: 15	1B: 8 2B: 1 3B: 0 HR: 0	SF: 0 SAC: 0 DP: 0 HBP: 1	WP: 0 PB: 0 SB: 1 CS: 0	PA: 43		
PITCHER	IP	WLS	BF	H	R	ER	SO	BB	IBB	HBP	BLK	WP	HR	S	P	ERA	WHIP								
Pedro Martinez, R ERA: 2.93	6.0		28	7	4	4	7	2	0	1	0	0	0	69	113	6.00	1.500								
49 Tim Wakefield, R ERA: 2.39	2.0	W	10	1	0	0	1	2	1	0	0	0	0	22	45	0.00	1.500								
Ugueth Urbina, R ERA: 2.7	1.0	S	5	1	0	0	0	1	0	0	0	0	0	7	15	0.00	2.000								

Batter	1	2	3	4	5	6	7	8	9	AB	R	H	RBI	BB	SO	LOB	TOP					
Shannon Stewart, R (1, 10) OBP: 0.341, SLG: 0.437										4	1	2	0	0	1	1	Toronto Blue Jays @ Detroit Tigers Comerica Park, Detroit, MI Fri May 31 2002, 7:05 PM EDT Att: 28,578 - Sunny - 83 F					
José Cruz Jr., S (1, 7) OBP: 0.305, SLG: 0.345										3	0	1	0	0	1	1						
Raul Mondesi, R (1, 9) OBP: 0.283, SLG: 0.411										3	1	0	0	1	1	3						
Carlos Delgado, L (1, 3) OBP: 0.407, SLG: 0.553										4	2	2	3	0	0	0						
Eric Hinske, L (1, 5) OBP: 0.358, SLG: 0.486										4	0	0	0	0	0	1						
Tom Wilson, R (1, 2) OBP: 0.402, SLG: 0.449										3	0	0	0	0	0	0						
Felipe Lopez, S (1, 6) OBP: 0.293, SLG: 0.426										4	0	0	0	0	0	2						
10 Vernon Wells, R (1, 8) OBP: 0.295, SLG: 0.383										4	0	0	0	0	0	1						
Joe Lawrence, R (1, 4) OBP: 0.278, SLG: 0.239										3	0	0	0	1	1	0						
Inning Stats	R: 0 E: 0 K: 2 S: 8	H: 0 LOB: 0 BB: 0 P: 11	R: 0 E: 0 K: 0 S: 6	H: 0 LOB: 0 BB: 0 P: 13	R: 0 E: 0 K: 0 S: 6	H: 0 LOB: 0 BB: 0 P: 7	R: 3 E: 1 K: 0 S: 10	H: 2 LOB: 1 BB: 1 P: 18	R: 0 E: 0 K: 0 S: 8	H: 1 LOB: 2 BB: 1 P: 13	R: 1 E: 0 K: 0 S: 9	H: 1 LOB: 1 BB: 0 P: 12	R: 0 E: 0 K: 1 S: 12	H: 1 LOB: 1 BB: 0 P: 14	R: 0 E: 0 K: 0 S: 5	H: 0 LOB: 0 BB: 0 P: 6		R: 0 E: 0 K: 1 S: 7	H: 0 LOB: 0 BB: 0 P: 8	1B: 3 2B: 0 3B: 1 HR: 1	SF: 0 SAC: 1 DP: 0 HBP: 1	WP: 0 PB: 0 SB: 0 CS: 0
PITCHER	IP WLS BF H R ER SO BB IBB HBP BLK WP HR S P ERA WHIP																					
Adam Bernero, R (1, 1) ERA: 3.0	7.0 L 30 5 4 3 3 2 0 1 0 0 1 59 88 3.86 1.000																					
Jamie Walker, L (8, 1) ERA: 4.05	0.2 2 0 0 0 0 0 0 0 0 0 0 4 5 0.00 0.000																					
Jose Paniagua, R (8, 1) ERA: 4.43	1.1 4 0 0 0 1 0 0 0 0 0 0 8 9 0.00 0.000																					

Batter	1	2	3	4	5	6	7	8	9	AB	R	H	RBI	BB	SO	LOB	BOTTOM					
Damian Jackson, R (1, 4) OBP: 0.315, SLG: 0.378										4	0	1	0	0	1	0	Toronto Blue Jays @ Detroit Tigers Comerica Park, Detroit, MI Fri May 31 2002, 7:05 PM EDT Att: 28,578 - Sunny - 83 F					
Robert Fick, L (1, 9) OBP: 0.328, SLG: 0.427										4	0	1	0	0	0	2						
Bobby Higginson, L (1, 7) OBP: 0.357, SLG: 0.467										4	0	2	0	0	0	1						
Jacob Cruz, L (8, PR) OBP: 0.385, SLG: 0.407										0	0	0	0	0	0	0						
Dmitri Young, S (1, 10) OBP: 0.392, SLG: 0.555										4	1	1	0	0	0	2						
Randall Simon, L (1, 3) OBP: 0.298, SLG: 0.466										4	1	1	1	0	0	1						
Wendell Magee, R (1, 8) OBP: 0.323, SLG: 0.481										4	0	3	1	0	0	0						
15 Brandon Inge, R (1, 2) OBP: 0.382, SLG: 0.479										4	0	0	0	0	1	3						
Ramon Santiago, S (1, 6) OBP: 0.357, SLG: 0.487										3	0	0	0	0	1	2						
Chris Truby, R (1, 5) OBP: 0.272, SLG: 0.383										3	0	1	0	0	0	2						
Inning Stats	R: 0 E: 0 K: 0 S: 11	H: 1 LOB: 1 BB: 0 P: 14	R: 1 E: 0 K: 1 S: 10	H: 2 LOB: 1 BB: 0 P: 12	R: 0 E: 0 K: 1 S: 7	H: 1 LOB: 0 BB: 0 P: 10	R: 1 E: 0 K: 0 S: 9	H: 2 LOB: 0 BB: 0 P: 11	R: 0 E: 0 K: 0 S: 10	H: 2 LOB: 1 BB: 0 P: 11	R: 0 E: 0 K: 0 S: 7	H: 0 LOB: 0 BB: 0 P: 9	R: 0 E: 0 K: 1 S: 8	H: 1 LOB: 1 BB: 0 P: 13	R: 0 E: 0 K: 0 S: 11	H: 1 LOB: 0 BB: 0 P: 18	R: 0 E: 0 K: 0 S: 5	H: 0 LOB: 0 BB: 0 P: 9	1B: 7 2B: 2 3B: 1 HR: 1	SF: 0 SAC: 0 DP: 3 HBP: 0	WP: 0 PB: 0 SB: 0 CS: 0	PA: 34
PITCHER	IP WLS BF H R ER SO BB IBB HBP BLK WP HR S P ERA WHIP																					
Esteban Loaiza, R (1, 1) ERA: 2.4	7.1 W 28 9 2 2 3 0 0 0 0 0 1 66 86 2.46 1.227																					
Scott Eyre, L (8, 1) ERA: 5.14	0.2 H 3 1 0 0 0 0 0 0 0 0 0 7 12 0.00 1.500																					
Kelvin Escobar, R (9, 1) ERA: 5.0	1.0 S 3 0 0 0 0 0 0 0 0 0 0 5 9 0.00 0.000																					



Batter	1	2	3	4	5	6	7	8	9	AB R H RBI BB SO LOB	TOP
Shannon Stewart, R (1, 10) OBP: 0.333, SLG: 0.429	F9		K	1B 2B		G6-3		K		5 1 1 0 0 2 1	Toronto Blue Jays @ Detroit Tigers Comerica Park, Detroit, MI Sun Jun 02 2002, 2:05 PM EDT Att: 21,399 - Cloudy - 71 F
José Cruz Jr., S (1, 7) OBP: 0.304, SLG: 0.340	G3		2B BB	2H 1B			P6	K	4 1 1 1 1 1 0		
Raul Mondesi, R (1, 9) OBP: 0.279, SLG: 0.406	P4		F2	F9			2B	F7	5 0 1 0 0 0 2		
Carlos Delgado, L (1, 3)		3B HBP	1B E 2B				HR BB	K	2 3 1 1 2 1 0		
Eric Hinske, L (1, 5) OBP: 0.364, SLG: 0.514	1H 1B 3B		E BB				HR BB		3 2 2 3 1 1 1		
Darvin Fletcher, L (1, 2) OBP: 0.253, SLG: 0.330	G3 10 WP 1B		E4 1B				F2		4 0 2 1 0 0 1		
10 Vernon Wells, R (1, 8) OBP: 0.287, SLG: 0.371	G1-3		G1-3			K		F8	4 0 0 0 0 1 4		
Felipe Lopez, S (1, 6) OBP: 0.293, SLG: 0.422	G3			K			G6-3 1B	F8	4 0 1 0 0 1 1		
Dave Berg, R (1, 4) OBP: 0.279, SLG: 0.398	F3			F9		G6-3			4 0 1 0 0 0 2		
Inning Stats	R: 0 H: 0 E: 0 LOB: 0 K: 0 BB: 0 S: 4 P: 7	R: 2 H: 2 E: 0 LOB: 1 K: 0 BB: 0 S: 15 P: 19	R: 2 H: 2 E: 1 LOB: 2 K: 1 BB: 2 S: 16 P: 31	R: 1 H: 2 E: 0 LOB: 1 K: 1 BB: 0 S: 10 P: 14	R: 0 H: 0 E: 0 LOB: 1 K: 2 BB: 1 S: 10 P: 16	R: 0 H: 1 E: 0 LOB: 0 K: 0 BB: 0 S: 5 P: 6	R: 2 H: 2 E: 0 LOB: 0 K: 0 BB: 1 S: 13 P: 23	R: 0 H: 1 E: 0 LOB: 1 K: 1 BB: 0 S: 11 P: 14	R: 0 H: 0 E: 0 LOB: 0 K: 2 BB: 0 S: 7 P: 13	1B: 4 SF: 0 2B: 3 SAC: 0 3B: 2 DP: 1 HR: 1 HBP: 1	WP: 1 PA: 40 PB: 0 SB: 0 CS: 0
PITCHER	IP WLS BF H R ER SO BB IBB HBP BLK WP HR S P ERA WHIP										
Jeff Weaver, R (1, 1) ERA: 3.39	7.0 L 33 9 7 6 4 4 0 0 0 0 1 1 73 116 7.71 1.857										
Jose Paniagua, R (8, 1) ERA: 4.07	2.0 7 1 0 0 3 0 0 0 0 0 0 0 18 27 0.00 0.500										

Batter	1	2	3	4	5	6	7	8	9	AB R H RBI BB SO LOB	BOTTOM
Ramon Santiago, S (1, 6) OBP: 0.333, SLG: 0.426	1B 2B 1B	G6-3			G3-1	G3			K2-3	5 1 1 0 0 1 1	Toronto Blue Jays @ Detroit Tigers Comerica Park, Detroit, MI Sun Jun 02 2002, 2:05 PM EDT Att: 21,399 - Cloudy - 71 F
Robert Fick, L (1, 9) OBP: 0.322, SLG: 0.415	K		G3-1		G4-3		F7	G5-3 1B	5 0 1 0 0 1 1		
Damian Jackson, R (8, FR) OBP: 0.302, SLG: 0.359									0 0 0 0 0 0 0		
Bobby Higginson, L (1, 7) OBP: 0.359, SLG: 0.466	2B 1B		F8		1B BB		G1-3	G5-3	4 2 1 0 1 0 1		
Dmitri Young, S (1, 10) OBP: 0.385, SLG: 0.546	1B 2B		K		2B 1B		G3	K	5 1 2 1 0 2 1		
Randall Simon, L (1, 3) OBP: 0.311, SLG: 0.494	1B			HR	1H 2H 2B			2B 1B	4 2 4 4 0 0 0		
Wendell Magee, R (1, 8) OBP: 0.324, SLG: 0.476	K			G4-3 1B	G5-3		G3-1 1H 2B		4 0 2 1 0 1 3		
Damion Easley, R (1, 4) OBP: 0.360, SLG: 0.273	K			F7				P3	4 0 1 0 0 1 4		
Matt Walbeck, S (1, 2) OBP: 0.200, SLG: 0.217		G3-1		G4-3		B1		G3-1	4 0 0 0 0 0 3		
Chris Truby, R (1, 5) OBP: 0.267, SLG: 0.372									3 0 0 0 0 2 2		
Shane Halter, R (8, PH) OBP: 0.305, SLG: 0.350		G5-3		K		K		K	1 0 0 0 0 1 1		
Inning Stats	R: 2 H: 4 E: 0 LOB: 2 K: 3 BB: 0 S: 14 P: 18	R: 0 H: 0 E: 0 LOB: 0 K: 0 BB: 0 S: 8 P: 13	R: 0 H: 0 E: 0 LOB: 0 K: 1 BB: 0 S: 8 P: 9	R: 1 H: 2 E: 0 LOB: 1 K: 1 BB: 0 S: 10 P: 17	R: 2 H: 2 E: 0 LOB: 1 K: 0 BB: 1 S: 14 P: 22	R: 0 H: 1 E: 0 LOB: 1 K: 1 BB: 0 S: 10 P: 10	R: 0 H: 0 E: 0 LOB: 0 K: 0 BB: 0 S: 4 P: 7	R: 1 H: 2 E: 0 LOB: 1 K: 1 BB: 0 S: 13 P: 18	R: 0 H: 1 E: 0 LOB: 1 K: 2 BB: 0 S: 12 P: 14	1B: 8 SF: 0 2B: 3 SAC: 0 3B: 0 DP: 0 HR: 1 HBP: 0	WP: 0 PA: 40 PB: 0 SB: 1 CS: 0
PITCHER	IP WLS BF H R ER SO BB IBB HBP BLK WP HR S P ERA WHIP										
32 Roy Halladay, R (1, 1) ERA: 3.48	8.0 W 36 11 6 6 7 1 0 0 0 0 0 0 81 114 6.75 1.500										
Kelvim Escobar, R (9, 1) ERA: 4.66	1.0 S 4 1 0 0 2 0 0 0 0 0 0 0 12 14 0.00 1.000										

AB	35
R	7
H	10
RBI	6
BB	4
SO	7
LOB	12



Batter	1	2	3	4	5	6	7	8	9	AB	R	H	RBI	BB	SO	LOB	TOP										
Brent Abernathy, R OBP: 0.317, SLG: 0.353 (1, 4)	1-1 FC4-6 1B	3-2 P3			1-3 K		1-1 1B			4	1	2	0	0	1	1	Tampa Bay Devil Rays @ Toronto Blue Jays SkyDome, Toronto, ON Mon Jun 03 2002, 7:05 PM EDT Att: 13,002 - Dome - 72 F livebaseballscorecards.com										
Ben Griewe, L OBP: 0.352, SLG: 0.416 (1, 9)	4-1 FC4-6 1B		1-1 F8 2B		3-3 K		1-0 1B	1-0 G4-3		3	0	1	0	1	1	0											
Steve Cox, L OBP: 0.343, SLG: 0.442 (1, 3)	0-0 FC4-6 1B		3-1 F8		1-0 P4			1-3 K		4	0	1	0	0	1	1											
Greg Vaughn, R OBP: 0.271, SLG: 0.289 (1, 7)	3-0 FC4-6		2-3 K		1-1 G5-3			1-1 P4		4	0	0	1	0	1	3											
Aubrey Huff, L OBP: 0.355, SLG: 0.500 (1, 10)	1-0 P6		1-2 F7		1-1 G3			0-2 G1-3		4	0	0	0	0	0	3											
John Flaherty, R OBP: 0.320, SLG: 0.514 (1, 2)	1-3 K		2-0 G6-3		0-1 F9			0-1 F8		4	0	0	0	0	1	2											
Chris Gomez, R OBP: 0.319, SLG: 0.415 (1, 6)		0-0 F3		2-2 BLK 1B		1-0 G1-3		1-1 F8		4	0	1	0	0	0	0											
Jason Conti, L OBP: 0.333, SLG: 0.385 (1, 8)		2-1 1B WP		3-3 K		2-1 F8				3	0	1	0	0	1	1											
1B Jared Sandberg, R OBP: 0.197, SLG: 0.254 (1, 5)		1-3 K		0-3 K		4-2 1B BB				2	0	0	0	1	2	2											
Inning Stats	R: 1 E: 0 K: 1 S: 9	H: 2 LOB: 2 BB: 1 P: 19	R: 0 E: 0 K: 1 S: 9	H: 1 LOB: 1 BB: 0 P: 15	R: 0 E: 0 K: 1 S: 12	H: 1 LOB: 1 BB: 0 P: 19	R: 0 E: 0 K: 2 S: 10	H: 1 LOB: 0 BB: 0 P: 17	R: 0 E: 0 K: 0 S: 7	H: 0 LOB: 0 BB: 0 P: 12	R: 0 E: 0 K: 0 S: 6	H: 1 LOB: 2 BB: 1 P: 15	R: 0 E: 0 K: 1 S: 8	H: 0 LOB: 0 BB: 0 P: 9	R: 0 E: 0 K: 0 S: 8	H: 0 LOB: 0 BB: 0 P: 9	1B: 5 2B: 1 3B: 0 HR: 0	SF: 0 SAC: 0 DP: 0 HBP: 0	WP: 1 PB: 0 SB: 0 CS: 0	PA: 34							
PITCHER	IP	WLS	BF	H	R	ER	SO	BB	IBB	HBP	BLK	WP	HR	S	P	ERA	WHIP										
Pete Walker, R ERA: 2.49 (1, 1)	5.0	W	21	5	1	1	7	1	0	0	1	1	0	47	82	1.80	1.200										
Brandon Lyon, R ERA: 5.83 (6, 1)	2.0		7	1	0	0	0	1	0	0	0	0	0	13	23	0.00	1.000										
Scott Eyre, L ERA: 5.87 (8, 1)	1.0		3	0	0	0	1	0	0	0	0	0	0	6	9	0.00	0.000										
Cliff Politte, R ERA: 3.52 (9, 1)	1.0		3	0	0	0	0	0	0	0	0	0	0	8	9	0.00	0.000										

Batter	1	2	3	4	5	6	7	8	9	AB	R	H	RBI	BB	SO	LOB	BOTTOM										
Shannon Stewart, R OBP: 0.337, SLG: 0.433 (1, 10)	1-0 F7		1-0 F7		4-1 HR BB	3-2 1B 2B				3	1	1	1	1	0	1	Tampa Bay Devil Rays @ Toronto Blue Jays SkyDome, Toronto, ON Mon Jun 03 2002, 7:05 PM EDT Att: 13,002 - Dome - 72 F livebaseballscorecards.com										
José Cruz Jr., S OBP: 0.312, SLG: 0.377 (1, 7)	1-0 F8		0-0 HR	2-0 HR	0-0 HR	1B				4	2	3	4	0	0	0											
Raul Mondesi, R OBP: 0.283, SLG: 0.409 (1, 9)	2-3 K		0-2 10 2B	1-3 K		4-2 CS BB				3	1	1	0	1	2	0											
Carlos Delgado, L OBP: 0.413, SLG: 0.558 (1, 3)		3-1 G4-3	3-1 F8	3-2 2B	0-1 P4					4	0	1	0	0	0	2											
Tom Wilson, R OBP: 0.379, SLG: 0.419 (1, 2)		1-1 G5-3	1-1 F9	1-0 G5-3	1-2 G6-3					4	0	0	0	0	0	3											
Eric Hinske, L OBP: 0.382, SLG: 0.505 (1, 5)		3-3 K	4-0 10 2B	2-3 K		1-1 G4-3				3	0	0	0	1	2	1											
10 Vernon Wells, R OBP: 0.286, SLG: 0.374 (1, 8)			1-3 K	0-0 1-3 2H	0-0 P4			0-2 F8		4	0	1	1	0	1	0											
Joe Lawrence, R OBP: 0.262, SLG: 0.226 (1, 4)			2-1 F2	1-1 G4-3	1-0 G4-3			0-2 P4		4	0	0	0	0	0	2											
Felipe Lopez, S OBP: 0.304, SLG: 0.434 (1, 6)			4-2 BB		3-2 HR 2B	0-2 BLK 2B 1B				2	2	2	0	1	0	0											
Inning Stats	R: 0 E: 0 K: 1 S: 6	H: 0 LOB: 0 BB: 0 P: 10	R: 0 E: 0 K: 1 S: 9	H: 0 LOB: 0 BB: 0 P: 16	R: 0 E: 0 K: 1 S: 10	H: 0 LOB: 1 BB: 1 P: 18	R: 2 E: 0 K: 0 S: 11	H: 3 LOB: 2 BB: 1 P: 20	R: 3 E: 0 K: 2 S: 16	H: 3 LOB: 1 BB: 1 P: 32	R: 1 E: 0 K: 0 S: 9	H: 3 LOB: 0 BB: 0 P: 13	R: 0 E: 0 K: 0 S: 7	H: 0 LOB: 0 BB: 1 P: 12	R: 0 E: 0 K: 0 S: 8	H: 0 LOB: 0 BB: 0 P: 9	1B: 2 2B: 5 3B: 0 HR: 2	SF: 0 SAC: 0 DP: 0 HBP: 0	WP: 0 PB: 0 SB: 0 CS: 1	PA: 35							
PITCHER	IP	WLS	BF	H	R	ER	SO	BB	IBB	HBP	BLK	WP	HR	S	P	ERA	WHIP										
Tanyon Sturtze, R ERA: 5.47 (1, 1)	7.0	L	32	9	6	6	5	4	0	0	1	1	0	68	121	7.71	1.857										
Jason Jimenez, L ERA: (8, 1)	1.0		3	0	0	0	0	0	0	0	0	0	0	8	9	0.00	0.000										

Batter	1	2	3	4	5	6	7	8	9	AB	R	H	RBI	BB	SO	LOB	TOP
Brent Abernathy, R OBP: 0.315, SLG: 0.351	G4-3		FC4-6 1B		G4-3			F9		4	0	1	0	0	0	1	Tampa Bay Devil Rays @ Toronto Blue Jays SkyDome, Toronto, ON Tue Jun 04 2002, 7:05 PM EDT Att: 13,162 - Dome - 72 F
Randy Winn, S OBP: 0.330, SLG: 0.383	G3-1 BB		FC4-6 1-2			L8		BB		2	0	0	0	2	0	1	
Steve Cox, L OBP: 0.341, SLG: 0.436	G3-1 BB		F7			K		G4-3		3	0	0	0	1	1	3	
Greg Vaughn, R OBP: 0.266, SLG: 0.284	G3-1			K		P6			K	4	0	0	0	2	2		
Ben Grieve, L OBP: 0.350, SLG: 0.412	K			G4-3			G5-4-3 1B	G4-3		4	0	1	0	0	1	2	
Aubrey Huff, L OBP: 0.314, SLG: 0.438		G6-3		F5			F5		K	4	0	0	0	0	1	1	
John Flaherty, R OBP: 0.321, SLG: 0.500						K		G5-4-3 1-2		2	0	0	0	1	1	1	
Chris Gomez, R OBP: 0.319, SLG: 0.414						K		BB 1B		3	0	1	0	0	1	1	
1B Jared Sandberg, R OBP: 0.203, SLG: 0.303								K		3	1	1	1	0	2	1	

Inning Stats	R: 0	H: 0	R: 0	H: 0	R: 0	H: 1	R: 1	H: 1	R: 0	H: 0	R: 0	H: 1	R: 0	H: 1	R: 0	H: 0	R: 0	H: 0	R: 0	H: 0	1B: 3	SF: 0	WP: 0	PA: 33	
	ER: 0	LOB: 2	ER: 0	LOB: 0	ER: 0	LOB: 0	ER: 0	LOB: 0	ER: 0	LOB: 0	ER: 0	LOB: 0	ER: 0	LOB: 0	ER: 0	LOB: 2	ER: 0	LOB: 0	ER: 0	LOB: 0	ER: 0	LOB: 0	2B: 0	SAC: 0	FB: 0
	S: 7	P: 16	S: 8	P: 13	S: 12	P: 16	S: 6	P: 11	S: 5	P: 8	S: 5	P: 9	S: 13	P: 20	S: 7	P: 10	S: 7	P: 10	S: 7	P: 10	HR: 1	DP: 2	HBP: 0	CS: 1	

Batter	1	2	3	4	5	6	7	8	9	AB	R	H	RBI	BB	SO	LOB	BOTTOM
Shannon Stewart, R OBP: 0.340, SLG: 0.440	1B 2B		G1-3		G1-3			BB 1B		4	1	2	0	0	0	1	Tampa Bay Devil Rays @ Toronto Blue Jays SkyDome, Toronto, ON Tue Jun 04 2002, 7:05 PM EDT Att: 13,162 - Dome - 72 F
10 Vernon Wells, R OBP: 0.286, SLG: 0.374								BB		0	0	0	0	0	0	0	
José Cruz Jr., S OBP: 0.315, SLG: 0.376			K			G3		FC6-4 BB		3	0	1	1	1	1	0	
Raul Mondesi, R OBP: 0.282, SLG: 0.404					G6-3			FC6-4 BB		3	0	0	0	1	0	4	
Carlos Delgado, L OBP: 0.406, SLG: 0.546		F8		F2		F7		F8		4	0	0	0	0	2		
Eric Hinske, L OBP: 0.369, SLG: 0.540		F7			HR		BB	HR		3	2	2	2	1	0	1	
Dave Berg, R OBP: 0.271, SLG: 0.386		F8		G6-3		F9		G5-3		4	0	0	0	0	2		
Darrin Fletcher, L OBP: 0.242, SLG: 0.315		F7				F7		F9		4	0	0	0	0	0	0	
Felipe Lopez, S OBP: 0.299, SLG: 0.427		G4-3				K		G3		3	0	0	0	0	1	0	
Ken Huckaby, R OBP: 0.286, SLG: 0.300			G5-3					BB 1B BB		2	0	1	0	1	0	0	

Inning Stats	R: 1	H: 2	R: 0	H: 0	R: 0	H: 0	R: 1	H: 1	R: 0	H: 0	R: 0	H: 1	R: 0	H: 1	R: 0	H: 0	R: 0	H: 0	R: 0	H: 0	1B: 3	SF: 0	WP: 0	PA: 34	
	ER: 0	LOB: 1	ER: 0	LOB: 0	ER: 0	LOB: 0	ER: 0	LOB: 0	ER: 0	LOB: 2	ER: 0	LOB: 3	ER: 0	LOB: 2	ER: 0	LOB: 0	ER: 0	LOB: 0	ER: 0	LOB: 0	ER: 0	LOB: 0	2B: 1	SAC: 0	FB: 0
	S: 11	P: 20	S: 5	P: 8	S: 8	P: 10	S: 5	P: 7	S: 7	P: 11	S: 8	P: 19	S: 12	P: 24	S: 10	P: 13	S: 11	P: 20	S: 11	P: 20	HR: 2	DP: 0	HBP: 0	CS: 0	

Batter	1	2	3	4	5	6	7	8	9	AB	R	H	RBI	BB	SO	LOB	TOP										
Randy Winn, S OBP: 0.339, SLG: 0.396 (1, 8)										6	0	4	2	0	0	1											
Greg Vaughn, R OBP: 0.285, SLG: 0.278 Jason Conti, L OBP: 0.333, SLG: 0.385 (1, 7) (7, 7)										4	0	0	0	1	2	5											
Steve Cox, L OBP: 0.338, SLG: 0.430 (1, 3)										5	1	1	0	0	0	5											
Ben Grieve, L OBP: 0.356, SLG: 0.429 (1, 9)										5	1	3	1	0	1	1											
Aubrey Huff, L OBP: 0.350, SLG: 0.444 (1, 10)										4	2	2	0	1	1	2											
John Flaherty, R OBP: 0.313, SLG: 0.474 (1, 2)										4	0	0	0	1	1	5											
Chris Gomez, R OBP: 0.316, SLG: 0.408 (1, 6)										5	1	1	0	0	2	6											
Jason Smith, L OBP: 0.225, SLG: 0.289 (1, 5)										5	2	2	2	0	0	0											
Felix Escalona, R OBP: 0.268, SLG: 0.327 (1, 4)										5	1	3	2	0	1	0											
Inning Stats	R: 0 E: 0 K: 1 S: 8	H: 1 LOB: 1 BB: 0 P: 12	R: 3 E: 1 K: 1 S: 13	H: 4 LOB: 2 BB: 1 P: 23	R: 4 E: 0 K: 2 S: 26	H: 5 LOB: 1 BB: 0 P: 33	R: 1 E: 0 K: 1 S: 8	H: 2 LOB: 1 BB: 0 P: 13	R: 0 E: 0 K: 0 S: 10	H: 1 LOB: 2 BB: 1 P: 18	R: 0 E: 0 K: 0 S: 10	H: 1 LOB: 2 BB: 1 P: 18	R: 0 E: 0 K: 2 S: 12	H: 1 LOB: 0 BB: 0 P: 8	R: 0 E: 0 K: 0 S: 5	H: 0 LOB: 0 BB: 0 P: 8	1B: 10 2B: 5 3B: 1 HR: 0	SF: 0 SAC: 0 DP: 0 HBP: 0	WP: 1 PB: 1 CS: 1	PA: 46							
PITCHER	IP	WLS	BF	H	R	ER	SO	BB	IBB	HBP	BLK	WP	HR	S	P	ERA	WHIP										
Esteban Loaiza, R ERA: 3.86 Corey Thurman, R ERA: 4.1 Felix Heredia, L ERA: 4.15 Scott Cassidy, R ERA: 5.48	2.2	L	19	10	7	6	4	1	0	0	0	0	0	45	64	20.25	4.125										

Tampa Bay Devil Rays @ Toronto Blue Jays
SkyDome, Toronto, ON
Wed Jun 05 2002, 7:05 PM EDT
Att: 13,643 - Dome - 72 F

AB 43
R 8
H 16
RBI 7
BB 3
SO 8
LOB 25

Batter	1	2	3	4	5	6	7	8	9	AB	R	H	RBI	BB	SO	LOB	BOTTOM										
Shannon Stewart, R OBP: 0.342, SLG: 0.444 (1, 10)										5	1	2	0	0	0	3											
José Cruz Jr., S OBP: 0.313, SLG: 0.386 (1, 7) (9, 8)										5	1	1	2	0	0	2											
Raul Mondesi, R OBP: 0.285, SLG: 0.410 (1, 9)										4	2	1	0	1	2	1											
Carlos Delgado, L OBP: 0.407, SLG: 0.563 (1, 3)										3	1	2	3	0	1	0											
Tom Wilson, R OBP: 0.375, SLG: 0.422 (1, 2)										4	1	1	0	0	2	1											
Eric Hinske, L OBP: 0.371, SLG: 0.542 (1, 5)										3	0	1	1	1	1	1											
10 Vernon Wells, R OBP: 0.281, SLG: 0.367 Dave Berg, R OBP: 0.271, SLG: 0.386 (1, 8) (9, 7)										4	0	0	0	0	1	3											
Joe Lawrence, R OBP: 0.262, SLG: 0.228 (1, 4)										4	0	1	0	0	2	1											
Felipe Lopez, S OBP: 0.298, SLG: 0.420 (1, 6)										3	0	0	0	1	1	1											
Inning Stats	R: 0 E: 0 K: 0 S: 5	H: 0 LOB: 0 BB: 0 P: 8	R: 1 E: 0 K: 1 S: 12	H: 2 LOB: 1 BB: 0 P: 21	R: 0 E: 0 K: 2 S: 9	H: 1 LOB: 0 BB: 0 P: 12	R: 0 E: 0 K: 1 S: 10	H: 1 LOB: 0 BB: 0 P: 15	R: 0 E: 0 K: 1 S: 10	H: 1 LOB: 1 BB: 1 P: 18	R: 0 E: 0 K: 1 S: 5	H: 0 LOB: 0 BB: 1 P: 11	R: 2 E: 0 K: 2 S: 16	H: 1 LOB: 2 BB: 2 P: 33	R: 2 E: 0 K: 2 S: 13	H: 2 LOB: 0 BB: 0 P: 20	1B: 3 2B: 4 3B: 1 HR: 2	SF: 1 SAC: 0 DP: 1 HBP: 0	WP: 0 PB: 0 SB: 0 CS: 0	PA: 39							
PITCHER	IP	WLS	BF	H	R	ER	SO	BB	IBB	HBP	BLK	WP	HR	S	P	ERA	WHIP										
Wilson Alvarez, L ERA: 5.12 Victor Zambrano, R ERA: 6.03 Esteban Yan, R ERA: 5.79	6.0	W	24	6	2	2	5	3	0	0	0	0	1	21	44	3.00	1.000										

Tampa Bay Devil Rays @ Toronto Blue Jays
SkyDome, Toronto, ON
Wed Jun 05 2002, 7:05 PM EDT
Att: 13,643 - Dome - 72 F

AB 35
R 6
H 9
RBI 6
BB 3
SO 10
LOB 13

Batter	1	2	3	4	5	6	7	8	9	AB	R	H	RBI	BB	SO	LOB	TOP					
Randy Winn, S OBP: 0.338, SLG: 0.407 (1, 8)	2-2 P6	2-2 F5					3-2 HR		1-1 F9								4 1 1 1 0 0 2					
Brent Abernathy, R OBP: 0.310, SLG: 0.344 (1, 4)	1-1 G6-3		1-2 P3				0-0 G6-3		0-1 G6-3								4 0 0 0 0 0 0					
Steve Cox, L OBP: 0.336, SLG: 0.427 (1, 3)	2-2 WP 1B		1-3 K				2-0 F8		1-2 F9								4 0 1 0 0 1 0					
Ben Grieve, L OBP: 0.354, SLG: 0.421 (1, 9)	3-3 K		2-1 F7				1-0 G3-1		4-2 BB								3 0 0 0 1 1 1					
Aubrey Huff, L OBP: 0.364, SLG: 0.513 (1, 10)		2-2 HR				2-1 3B HBP			0-0 F8								3 2 1 1 0 0 1					
Jason Smith, L OBP: 0.250, SLG: 0.357 (1, 5)		2-0 E 1B				0-1 1-H SF9 3B			2-3 K								4 1 2 1 0 2 0					
Chris Gomez, R OBP: 0.315, SLG: 0.407 (1, 6)		1-2 E8 1B				2-2 SF9			2-3 K								3 0 1 1 0 1 0					
Paul Hoover, R OBP: 0.250, SLG: 0.250 (1, 2)		2-1 G1-3				3-H 1-3 K			0-0 P4								4 0 0 0 0 2 2					
Jason Conti, L OBP: 0.321, SLG: 0.368 (1, 7)		1-3 K				1-3 K			0-2 G3								3 0 0 0 0 2 2					
Inning Stats	R: 0 E: 0 K: 1 S: 12	H: 1 LOB: 1 BB: 0 P: 20	R: 1 E: 1 K: 1 S: 17	H: 3 LOB: 2 BB: 0 P: 27	R: 0 E: 0 K: 1 S: 8	H: 0 LOB: 0 BB: 0 P: 12	R: 2 E: 0 K: 2 S: 14	H: 1 LOB: 0 BB: 0 P: 20	R: 1 E: 0 K: 0 S: 6	H: 1 LOB: 0 BB: 0 P: 12	R: 0 E: 0 K: 2 S: 11	H: 0 LOB: 0 BB: 0 P: 16	R: 0 E: 0 K: 0 S: 6	H: 0 LOB: 1 BB: 0 P: 7	R: 0 E: 0 K: 0 S: 9	H: 0 LOB: 1 BB: 1 P: 14	R: 0 E: 0 K: 2 S: 8	H: 0 LOB: 0 BB: 0 P: 12	1B: 3 2B: 0 3B: 1 HR: 2	SF: 1 SAC: 0 DP: 0 HBP: 1	WP: 1 PB: 0 SB: 0 CS: 0	PA: 35
PITCHER	IP	WLS	BF	H	R	ER	SO	BB	IBB	HBP	BLK	WP	HR	S	P	ERA	WHIP					
Luke Prokopec, R ERA: 5.86 (1, 1)	5.0		22	6	4	4	5	0	0	1	0	1	2	57	91	7.20	1.200					
Brandon Lyon, R ERA: 5.59 (6, 1)	2.1		7	0	0	0	2	0	0	0	0	0	0	19	25	0.00	0.000					
Scott Eyre, L ERA: 5.74 (8, 1)	0.2		3	0	0	0	0	1	0	0	0	0	0	7	12	0.00	1.500					
Kelvin Escobar, R ERA: 4.35 (9, 1)	1.0	W	3	0	0	0	2	0	0	0	0	0	0	8	12	0.00	0.000					

Tampa Bay Devil Rays @ Toronto Blue Jays
SkyDome, Toronto, ON
Thu Jun 06 2002, 12:35 PM EDT
Att: 24,069 - Overcast - 66 F

AB	32
R	4
H	6
RBI	4
BB	1
SO	9
LOB	8



Batter	1	2	3	4	5	6	7	8	9	AB	R	H	RBI	BB	SO	LOB	BOTTOM					
Shannon Stewart, R OBP: 0.350, SLG: 0.448 (1, 10)	4-0 G5-4-3 BB		0-1 2B 1B				1-0 G1-3		0-1 G4-3 1B								3 1 2 0 1 0 0					
Dave Berg, R OBP: 0.263, SLG: 0.377 (1, 5)	1-2 G5-4-3 1-2		2-2 SF9				2-2 G6-3		0-0 G4-3 1B								3 0 0 1 0 0 2					
Raul Mondesi, R OBP: 0.288, SLG: 0.429 (1, 9)	3-1 G1-3		3-H 1-1 2B				2-1 HR		1-2 G5-3								4 1 2 3 0 0 1					
Carlos Delgado, L OBP: 0.405, SLG: 0.555 (1, 3)		2-0 G4-3	1-3 K				1-0 P6		4-0 IBB								3 0 0 0 1 1 1					
José Cruz Jr., S OBP: 0.308, SLG: 0.379 (1, 7)		1-1 F7				1-0 F8		2-3 K	2-2 F7								4 0 0 0 0 1 2					
Chris Woodward, R OBP: 0.250, SLG: 0.389 (1, 6)		0-2 F9				3-1 2B		0-0 F9									3 1 1 0 1 0 0					
10 Vernon Wells, R OBP: 0.281, SLG: 0.362 (1, 8)			0-2 F7			3-3 K			4-2 SH 10 BB 1B BB								3 0 0 0 1 1 1					
Joe Lawrence, R OBP: 0.265, SLG: 0.220 (1, 4)			4-1 1B SF9 BB			0-0 G5-3			2-1 SH 1B BB								2 1 0 0 1 0 1					
Ken Huckaby, R OBP: 0.292, SLG: 0.273 (1, 2)			4-2 1B 2B BB						1-2 2-3 3-H 1B								2 1 0 0 1 0 0					
Eric Hinske, L OBP: 0.374, SLG: 0.544 (9, PH)			1-2 2B BB						1-2 2-3 3-H 1B								1 0 1 1 0 0 0					
Inning Stats	R: 0 E: 0 K: 0 S: 6	H: 0 LOB: 0 BB: 1 P: 14	R: 0 E: 0 K: 0 S: 6	H: 0 LOB: 0 BB: 0 P: 9	R: 3 E: 0 K: 1 S: 22	H: 2 LOB: 1 BB: 2 P: 34	R: 0 E: 0 K: 1 S: 7	H: 1 LOB: 1 BB: 0 P: 14	R: 0 E: 0 K: 0 S: 9	H: 0 LOB: 0 BB: 0 P: 14	R: 1 E: 0 K: 1 S: 8	H: 1 LOB: 0 BB: 0 P: 13	R: 0 E: 0 K: 0 S: 7	H: 0 LOB: 0 BB: 0 P: 12	R: 0 E: 0 K: 0 S: 10	H: 1 LOB: 2 BB: 1 P: 17	R: 0 E: 0 K: 0 S: 7	H: 1 LOB: 3 BB: 2 P: 17	1B: 3 2B: 2 3B: 0 HR: 1	SF: 1 SAC: 1 DP: 1 HBP: 0	WP: 0 PB: 0 SB: 1 CS: 0	PA: 36
PITCHER	IP	WLS	BF	H	R	ER	SO	BB	IBB	HBP	BLK	WP	HR	S	P	ERA	WHIP					
Joe Kennedy, L ERA: 4.42 (1, 1)	6.2		26	4	4	4	3	3	0	0	0	0	1	63	107	5.40	1.050					
Travis Harper, R ERA: 3.15 (7, 1)	1.1	L	10	2	1	1	0	2	1	0	0	0	0	19	37	6.75	3.000					

Tampa Bay Devil Rays @ Toronto Blue Jays
SkyDome, Toronto, ON
Thu Jun 06 2002, 12:35 PM EDT
Att: 24,069 - Overcast - 66 F

AB	28
R	5
H	6
RBI	5
BB	6
SO	3
LOB	8



Batter	1	2	3	4	5	6	7	8	9	AB	R	H	RBI	BB	SO	LOB	TOP					
Juan Pierre, L (1, 8) OBP: 0.332, SLG: 0.327	G6-3			G4-3		K			G1-3	4	0	0	0	0	1	1	Colorado Rockies @ Toronto Blue Jays SkyDome, Toronto, ON Fri Jun 07 2002, 7:05 PM EDT Att: 20,032 - Sunny - 65 F					
Juan Uribe, R (1, 6) OBP: 0.319, SLG: 0.349 Terry Shumpert, R (9, PH) OBP: 0.327, SLG: 0.411	K			G1-5-3			G5-3		G4-3 HBP	3	0	0	0	0	1	0						
Larry Walker, L (1, 9) OBP: 0.407, SLG: 0.554 Greg Norton, S (9, PH) OBP: 0.254, SLG: 0.400	G4-3			G4-3			17 1B HBP		G4-3	2	0	0	0	0	0	0						
17 Todd Helton, L (1, 3) OBP: 0.437, SLG: 0.657		G4-3			L8				G3-1	4	0	1	0	0	0	1						
Todd Zeile, R (1, 5) OBP: 0.365, SLG: 0.495		P3			F9					3	0	0	0	0	1	2						
Todd Hollandsworth, L (1, 7) OBP: 0.337, SLG: 0.485		F9			G6-3					3	0	0	0	0	0	2						
Benny Agbavani, R (1, 10) OBP: 0.284, SLG: 0.400				F8					F9	3	0	1	0	0	0	0						
Bobby Estalella, R (1, 2) OBP: 0.346, SLG: 0.594				G5-3		K			G4-3	3	0	0	0	0	1	1						
Jose Ortiz, R (1, 4) OBP: 0.297, SLG: 0.296				F9		F8			G5-3	3	0	0	0	0	0	1						
Inning Stats	R: 0 E: 0 K: 1 S: 7	H: 0 LOB: 0 BB: 0 P: 10	R: 0 E: 0 K: 0 S: 9	H: 0 LOB: 0 BB: 0 P: 14	R: 0 E: 0 K: 0 S: 6	H: 0 LOB: 0 BB: 0 P: 8	R: 0 E: 0 K: 0 S: 6	H: 0 LOB: 0 BB: 0 P: 8	R: 0 E: 0 K: 0 S: 9	H: 0 LOB: 0 BB: 0 P: 11	R: 0 E: 0 K: 2 S: 10	H: 1 LOB: 1 BB: 0 P: 14	R: 0 E: 0 K: 1 S: 11	H: 1 LOB: 2 BB: 0 P: 15	R: 0 E: 0 K: 0 S: 6	H: 0 LOB: 0 BB: 0 P: 10	R: 0 E: 0 K: 0 S: 9	H: 0 LOB: 1 BB: 0 P: 16	1B: 1 2B: 1 3B: 0 HR: 0	SF: 0 SAC: 0 DP: 0 HBP: 2	WP: 0 PB: 0 SB: 0 CS: 0	PA: 31
PITCHER 32 Roy Halladay, R (1, 1) ERA: 3.14	IP: 9.0 WLS: W BF: 31 H: 2 R: 0 ER: 0 SO: 4 BB: 0 IBB: 0 HBP: 2 BLK: 0 WP: 0 HR: 0 S: 73 P: 106 ERA: 0.00 WHIP: 0.222															PITCHER						

Batter	1	2	3	4	5	6	7	8	9	AB	R	H	RBI	BB	SO	LOB	BOTTOM			
Shannon Stewart, R (1, 10) OBP: 0.347, SLG: 0.439	F9	FC3-6 BB 1B		E 1B BB	FC6		G1-3			4	2	0	1	1	0	4	Colorado Rockies @ Toronto Blue Jays SkyDome, Toronto, ON Fri Jun 07 2002, 7:05 PM EDT Att: 20,032 - Sunny - 65 F			
Dave Berg, R (1, 4) OBP: 0.266, SLG: 0.373	F8	BB 1B BB		FC5 1B		F8		F9 BB 1B	4	1	1	0	1	0	1					
Raul Mondesi, R (1, 9) OBP: 0.298, SLG: 0.429		BB 1B BB		P4		1B		1B BB	2	0	1	0	3	0	2					
Carlos Delgado, L (1, 3) OBP: 0.405, SLG: 0.551	P6	1B		1B		F5		K	5	0	2	2	0	1	4					
José Cruz Jr., S (1, 7) OBP: 0.306, SLG: 0.375		K		G3-6-3 1B		F9		F9	5	0	1	0	0	1	5					
Eric Hinske, L (1, 5) OBP: 0.379, SLG: 0.566		10 BB 1B 2B		G3-6-3 1B		HR		P4	5	2	3	2	0	0	1					
Chris Woodward, R (1, 6) OBP: 0.267, SLG: 0.490		10 BB 1B BB		L5		K		1B 2B K	4	1	1	0	1	2	2					
10 Vernon Wells, R (1, 8) OBP: 0.284, SLG: 0.361		1B FC3-6 BB		G5-3		1B		K	3	1	1	0	1	1	1					
Ken Huckaby, R (1, 2) OBP: 0.393, SLG: 0.385		1B FC3-6 1B		FC5 BB 1B		FC6 1B		1B	4	1	4	2	0	0	0					
Inning Stats	R: 0 E: 0 K: 0 S: 12	H: 0 LOB: 1 BB: 1 P: 23	R: 4 E: 0 K: 1 S: 18	H: 3 LOB: 2 BB: 4 P: 40	R: 0 E: 0 K: 0 S: 6	H: 1 LOB: 0 BB: 0 P: 9	R: 2 E: 1 K: 0 S: 15	H: 2 LOB: 2 BB: 1 P: 29	R: 1 E: 0 K: 1 S: 11	H: 3 LOB: 1 BB: 0 P: 17	R: 0 E: 0 K: 0 S: 7	H: 1 LOB: 1 BB: 0 P: 12	R: 0 E: 0 K: 1 S: 11	H: 2 LOB: 2 BB: 0 P: 18	R: 1 E: 0 K: 2 S: 12	H: 2 LOB: 2 BB: 1 P: 22	1B: 11 2B: 2 3B: 0 HR: 1	SF: 0 SAC: 0 DP: 1 HBP: 0	WP: 0 PB: 0 SB: 0 CS: 0	PA: 43
PITCHER Mike Hampton, L (1, 1) ERA: 6.57 Chris Niching, R (6, 1) ERA: 3.04 40 Brian Fuentes, L (8, 1) ERA: 6.0	IP: 5.0 WLS: L BF: 28 H: 9 R: 3 ER: 0 SO: 1 BB: 0 IBB: 0 HBP: 0 BLK: 0 WP: 0 HR: 1 S: 62 P: 118 ERA: 9.00 WHIP: 3.000															PITCHER				

AB	29
R	0
H	2
RBI	0
BB	0
SO	4
LOB	9



Batter	1	2	3	4	5	6	7	8	9	AB	R	H	RBI	BB	SO	LOB	TOP										
Juan Pierre, L (1, 8) OBP: 0.331, SLG: 0.326	F8					B2-3		F9		4	0	1	0	0	0	1	Colorado Rockies @ Toronto Blue Jays SkyDome, Toronto, ON Sat Jun 08 2002, 4:05 PM EDT Att: 21,298 - Cloudy - 78 F										
Juan Uribe, R (1, 6) OBP: 0.315, SLG: 0.344	G4-3		SF8			K		K		3	0	0	1	0	2	1											
Larry Walker, L (1, 10) OBP: 0.404, SLG: 0.545	G4-3		L3						F7	3	0	0	0	1	0	2											
17 Todd Helton, L (1, 3) OBP: 0.430, SLG: 0.645		L7			G4-3				K	4	0	0	0	0	1	1											
Todd Zeile, R (1, 5) OBP: 0.363, SLG: 0.490		L6			G6-4-3 1B		G5-3		G6-3	4	0	1	0	0	0	0											
Todd Hollandsworth, L (1, 9) OBP: 0.332, SLG: 0.477		G3			G6-4-3 1-2f		K			3	0	0	0	0	1	1											
Benny Agbayani, R (1, 7) OBP: 0.274, SLG: 0.385			L5			G5-3				3	0	0	0	0	1	0											
Mark Little, R (8, 7) OBP: 0.293, SLG: 0.300							K			0	0	0	0	0	0	0											
Jose Ortiz, R (1, 4) OBP: 0.298, SLG: 0.303						G5-3		F8		3	1	1	0	0	0	0											
Gary Bennett, R (1, 2) OBP: 0.292, SLG: 0.291						G5-3				2	0	1	0	0	0	0											
Inning Stats	R: 0 E: 0 K: 0 S: 7	H: 0 LOB: 0 BB: 0 P: 9	R: 0 E: 0 K: 0 S: 9	H: 0 LOB: 0 BB: 0 P: 16	R: 1 E: 0 K: 0 S: 17	H: 2 LOB: 2 BB: 0 P: 24	R: 0 E: 0 K: 0 S: 6	H: 1 LOB: 0 BB: 0 P: 8	R: 0 E: 0 K: 0 S: 8	H: 0 LOB: 0 BB: 0 P: 10	R: 0 E: 0 K: 1 S: 6	H: 0 LOB: 1 BB: 1 P: 11	R: 0 E: 0 K: 2 S: 11	H: 0 LOB: 0 BB: 0 P: 16	R: 0 E: 0 K: 1 S: 7	H: 1 LOB: 1 BB: 0 P: 13	R: 0 E: 0 K: 1 S: 5	H: 0 LOB: 0 BB: 0 P: 7	1B: 3 2B: 1 3B: 0 HR: 0	SF: 1 SAC: 0 DP: 1 HBP: 1	WP: 0 PB: 0 SB: 1 CS: 0	PA: 32					
PITCHER	IP	WLS	BF	H	R	ER	SO	BB	IBB	HBP	BLK	WP	HR	S	P	ERA	WHIP										
Pete Walker, R (1, 1) ERA: 2.2	7.0	W	25	3	1	1	3	1	0	1	0	0	0	64	94	1.29	0.571										
Cliff Poitte, R (8, 1) ERA: 3.29	1.0	H	4	1	0	0	1	0	0	0	0	0	0	7	13	0.00	1.000										
Kelvin Escobar, R (9, 1) ERA: 4.22	1.0	S	3	0	0	0	1	0	0	0	0	0	0	5	7	0.00	0.000										

Batter	1	2	3	4	5	6	7	8	9	AB	R	H	RBI	BB	SO	LOB	BOTTOM										
Shannon Stewart, R (1, 10) OBP: 0.345, SLG: 0.432	F8		F9			G1-3		FC5-4 BB		3	0	0	0	1	0	2	Colorado Rockies @ Toronto Blue Jays SkyDome, Toronto, ON Sat Jun 08 2002, 4:05 PM EDT Att: 21,298 - Cloudy - 78 F										
José Cruz Jr., S (1, 7) OBP: 0.301, SLG: 0.368	F8				G4-3		F8		F2	4	0	0	0	0	0	3											
Raul Mondesi, R (1, 9) OBP: 0.293, SLG: 0.422	P4				L5				FC5-4 BB	4	0	0	0	0	0	2											
Carlos Delgado, L (1, 3) OBP: 0.406, SLG: 0.563		P4			G3					3	1	1	1	1	0	0											
Eric Hinske, L (1, 5) OBP: 0.377, SLG: 0.564		F7				G4-3			F9	4	1	1	0	0	0	3											
10 Vernon Wells, R (1, 8) OBP: 0.285, SLG: 0.374		G6-3				K				3	1	1	2	0	1	0											
Darrin Fletcher, L (1, 2) OBP: 0.245, SLG: 0.316										3	0	1	0	0	1	0											
Ken Huckaby, R (8, 2) OBP: 0.393, SLG: 0.385										0	0	0	0	0	0	0											
Joe Lawrence, R (1, 4) OBP: 0.268, SLG: 0.226										3	0	1	0	0	0	1											
Felipe Lopez, S (1, 6) OBP: 0.300, SLG: 0.426										2	0	1	0	0	1	1											
Inning Stats	R: 0 E: 0 K: 0 S: 10	H: 0 LOB: 0 BB: 0 P: 17	R: 0 E: 0 K: 0 S: 5	H: 0 LOB: 0 BB: 0 P: 7	R: 0 E: 0 K: 1 S: 10	H: 1 LOB: 1 BB: 0 P: 16	R: 0 E: 0 K: 0 S: 7	H: 0 LOB: 0 BB: 0 P: 13	R: 0 E: 0 K: 2 S: 9	H: 0 LOB: 0 BB: 0 P: 12	R: 0 E: 0 K: 0 S: 8	H: 1 LOB: 1 BB: 0 P: 16	R: 3 E: 0 K: 0 S: 9	H: 3 LOB: 0 BB: 0 P: 14	R: 0 E: 0 K: 0 S: 10	H: 1 LOB: 3 BB: 2 P: 22	1B: 2 2B: 2 3B: 0 HR: 2	SF: 0 SAC: 1 DP: 0 HBP: 0	WP: 0 PB: 0 SB: 0 CS: 0	PA: 32							
PITCHER	IP	WLS	BF	H	R	ER	SO	BB	IBB	HBP	BLK	WP	HR	S	P	ERA	WHIP										
John Thomson, R (1, 1) ERA: 4.54	7.0	L	26	5	3	3	3	0	0	0	0	0	2	58	95	3.86	0.714										
Dennys Reyes, L (8, 1) ERA: 3.65	0.2	5	1	0	0	0	0	2	0	0	0	0	0	9	21	0.00	4.500										
Justin Speier, R (8, 1) ERA: 4.05	0.1	1	0	0	0	0	0	0	0	0	0	0	0	1	1	0.00	0.000										

AB	29
R	1
H	4
RBI	1
BB	1
SO	5
LOB	6



Batter	1	2	3	4	5	6	7	8	9	AB	R	H	RBI	BB	SO	LOB	TOP		
Juan Pierre, L (1,8) OBP: 0.325, SLG: 0.320	0-1 P4		1-2 FC6-4			1-2 G5-3		0-1 G4-3	1-1 G1-3	5	0	0	0	0	0	3	Colorado Rockies @ Toronto Blue Jays SkyDome, Toronto, ON Sun Jun 09 2002, 1:05 PM EDT Att: 20,328 - Overcast - 72 F		
Terry Shumert, R (1,7) OBP: 0.342, SLG: 0.406	4-1 BB			4-2 BB		4-1 BB		2-3 K		1	0	0	0	3	1	0			
17 Todd Helton, L (1,3) OBP: 0.435, SLG: 0.646	3-0 1B			4-2 BB		3-0 1B		0-3 K		3	0	2	0	1	1	0			
Todd Zeile, R (1,5) OBP: 0.361, SLG: 0.485	1-2 2-4	1-3 K		1-1 G5-4-3		3-2 G1-3		1-1 BB	1-1 BB	4	1	1	0	0	1	4			
Greg Norton, S (1,10)		2-3 K		0-1 L5		4-2 BB		4-1 BB	1-2 BB	2	1	0	0	2	1	1			
Todd Hollandsworth, L (1,9) OBP: 0.330, SLG: 0.472		2-3 K			0-1 WP	1-3 K		1-0 F7		4	0	1	0	0	2	5			
Jose Ortiz, R (1,4) OBP: 0.297, SLG: 0.297			1-1 G5-3		3-2 F8		1-2 G3	4-0 BB	1-2 BB	3	0	0	0	1	0	1			
Juan Uribe, R (1,6) OBP: 0.311, SLG: 0.340			3-2 G5-3		2-3 K		1-3 K	1-2 P5		3	0	0	0	0	2	1			
Larry Walker, L (9, PH) OBP: 0.402, SLG: 0.543					1-2 K					1	0	0	0	0	0	3			
Bobby Estalella, R (9, PH) OBP: 0.346, SLG: 0.594					2-1 FC6-4		1-2 G6-3	3-2 BB	1-2 BB	1	0	1	2	0	0	0			
Gary Bennett, R (1,2) OBP: 0.293, SLG: 0.292										3	0	1	0	0	1	1			
Benny Agbavani, R (9, PH) OBP: 0.282, SLG: 0.392										1	0	1	2	0	0	0			
Inning Stats	R: 0 E: 0 K: 0 S: 6	H: 1 LOB: 1 BB: 1 P: 14	R: 0 E: 0 K: 3 S: 9	H: 0 LOB: 0 BB: 0 P: 14	R: 0 E: 0 K: 0 S: 12	H: 1 LOB: 1 BB: 0 P: 19	R: 0 E: 0 K: 0 S: 11	H: 0 LOB: 1 BB: 2 P: 20	R: 0 E: 0 K: 2 S: 13	H: 1 LOB: 3 BB: 2 P: 29	R: 0 E: 0 K: 1 S: 9	H: 0 LOB: 0 BB: 0 P: 12	R: 0 E: 0 K: 2 S: 9	H: 0 LOB: 0 BB: 0 P: 11	R: 2 E: 0 K: 0 S: 12	H: 2 LOB: 2 BB: 2 P: 27	1B: 6 2B: 0 3B: 0 HR: 0	SF: 0 SAC: 0 DP: 1 HBP: 0	WP: 1 PA: 37 PB: 0 SB: 1 CS: 0
PITCHER	IP WLS BF H R ER SO BB IBB HBP BLK WP HR S P ERA WHIP	5.1 21 3 0 0 5 4 0 0 0 1 0 54 95 0.00 1.312	6.1 1 1 0 0 0 0 0 0 0 0 0 1 4 ∞ ∞	6.1 0.2 3 0 0 0 1 1 0 0 0 0 8 16 0.00 1.500	7.1 1.2 5 0 0 0 2 0 0 0 0 0 14 19 0.00 0.000	8.1 0.1 1 0 0 0 1 0 0 0 0 0 4 4 0.00 0.000	PITCHER	IP WLS BF H R ER SO BB IBB HBP BLK WP HR S P ERA WHIP	1.0 7 7 2 2 2 0 2 0 0 0 0 12 27 18.00 4.000	Justin Miller, R (1,1) ERA: 5.21	Felix Heredia, L (6,1) ERA: 4.15	Scott Cassidy, R (6,1) ERA: 5.32	Cliff Politte, R (7,1) ERA: 3.08	Scott Eyre, L (8,1) ERA: 5.7	Kelvin Escobar, R (9,1) ERA: 4.64				

Batter	1	2	3	4	5	6	7	8	9	AB	R	H	RBI	BB	SO	LOB	BOTTOM		
Shannon Stewart, R (1,7) OBP: 0.343, SLG: 0.428	1-1 P1		1-0 E5		1-2 G5-3			2-1 FC4-6		4	0	1	0	0	0	0	Colorado Rockies @ Toronto Blue Jays SkyDome, Toronto, ON Sun Jun 09 2002, 1:05 PM EDT Att: 20,328 - Overcast - 72 F		
10 Vernon Wells, R (9,8) OBP: 0.285, SLG: 0.374	2-3 K		0-0 E3		2-1 G3			1-2 FC4-6		4	0	0	0	0	1	3			
Jose Cruz Jr., S (1,8) OBP: 0.296, SLG: 0.362			1-2 FC5					1-2 FC1-2-5		4	0	0	0	0	1	4			
Raul Mondesi, R (1,9) OBP: 0.289, SLG: 0.415	3-2 G5-3		1-0 FC5		3-3 K			1-1 FC1-2-5	1-2 BB	3	1	1	0	1	0	2			
Carlos Delgado, L (1,3) OBP: 0.408, SLG: 0.559		4-1 BB		3-2 HBP		3-2 G5-3		3-2 G5-3		3	1	1	0	1	0	2			
Eric Hinske, L (1,5) OBP: 0.379, SLG: 0.561		1-1 F8		4-1 HBP		2-1 P6		0-1 S	0-1 BB	3	1	1	0	1	0	1			
Tom Wilson, R (1,10) OBP: 0.375, SLG: 0.429		0-3 K		3-2 HBP			2-3 K	2-1 BB	2-1 BB	3	0	1	1	0	2	1			
Chris Woodward, R (9, FR) OBP: 0.267, SLG: 0.400				1-2 HBP				1-H SF9	1-H BB	0	1	0	0	0	0	0			
Felipe Lopez, S (1,6) OBP: 0.299, SLG: 0.422		0-0 G6-3		3-2 G4-6-3		0-3 K		0-0 BB	2-3 BB	4	0	1	0	0	1	3			
Joe Lawrence, R (1,4) OBP: 0.253, SLG: 0.215			1-0 G6-3		1-0 F3		3-3 K	2-0 SF9		3	0	0	1	0	1	1			
Ken Huckaby, R (1,2) OBP: 0.387, SLG: 0.379			3-1 F9		0-0 F8			2-2 FC4-6		3	0	1	0	0	0	0			
Inning Stats	R: 0 E: 0 K: 1 S: 9	H: 0 LOB: 0 BB: 0 P: 15	R: 0 E: 0 K: 1 S: 7	H: 0 LOB: 1 BB: 1 P: 12	R: 0 E: 2 K: 0 S: 6	H: 0 LOB: 2 BB: 0 P: 12	R: 1 E: 0 K: 0 S: 13	H: 1 LOB: 1 BB: 1 P: 27	R: 0 E: 0 K: 1 S: 8	H: 0 LOB: 0 BB: 0 P: 16	R: 0 E: 0 K: 3 S: 10	H: 0 LOB: 0 BB: 0 P: 15	R: 0 E: 0 K: 0 S: 15	H: 2 LOB: 2 BB: 0 P: 24	R: 2 E: 0 K: 0 S: 6	H: 3 LOB: 2 BB: 0 P: 10	1B: 5 2B: 1 3B: 0 HR: 0	SF: 1 SAC: 0 DP: 1 HBP: 1	WP: 0 PA: 35 PB: 0 SB: 1 CS: 0
PITCHER	IP WLS BF H R ER SO BB IBB HBP BLK WP HR S P ERA WHIP	6.0 23 3 0 0 3 2 0 0 0 0 0 10 15 0.00 0.000	7.1 3 0 0 0 3 0 0 0 0 0 0 10 15 0.00 0.000	8.1 1.1 9 5 2 2 0 0 0 0 0 0 21 34 13.50 3.750	Shawn Chacon, R (1,1) ERA: 4.57	Todd Jones, R (7,1) ERA: 3.92	Jose Jimenez, R (8,1) ERA: 2.59												

AB	30
R	2
H	6
RBI	2
BB	7
SO	9
LOB	19



Batter	1	2	3	4	5	6	7	8	9	AB	R	H	RBI	BB	SO	LOB	TOP										
Reggie Sanders, R OBP: 0.329, SLG: 0.391	2-2 S 1B HBP	2-2 1B		1-1 SF7		3-2 G6-3			3-3 K	3	1	1	1	0	1	0											
Rich Aurilia, R OBP: 0.314, SLG: 0.440	2-3 K	0-0 1B		1-0 BB 1B		1-2 F8			2-1 1B	5	0	3	2	0	1	1											
Barry Bonds, L OBP: 0.564, SLG: 0.806	4-2 1B BB	F2		0-2 F7			1-0 F3		2-3 K	4	0	0	0	1	1	4											
Jeff Kent, R OBP: 0.336, SLG: 0.439	2-0 F7		0-1 F9	4-0 BB			2-2 F9		3-2 G6-3	4	0	0	0	1	0	3											
Benito Santiago, R OBP: 0.338, SLG: 0.500	0-2 1B		0-0 F9	0-0 F9			1-3 K			4	0	1	1	0	1	2											
Damon Minor, L OBP: 0.347, SLG: 0.535	1-0 L1		3-2 HR		2-3 K			2-1 G4-3 E 1B		4	1	2	1	0	1	2											
Tom Goodwin, L OBP: 0.342, SLG: 0.242										0	0	0	0	0	0	0											
J.T. Snow, L OBP: 0.307, SLG: 0.297										0	0	0	0	0	0	0											
David Bell, R OBP: 0.319, SLG: 0.413		0-0 F9	2-1 G5-3		1-2 G5-3			0-0 L4		4	0	0	0	0	0	1											
Marvin Benard, L OBP: 0.303, SLG: 0.373		2-2 G1		0-1 2B SF7 1B	2-3 K			3-1 G4-3		3	1	1	0	0	1	0											
Shawon Dunston, R OBP: 0.157, SLG: 0.240								2-3 F3		1	0	0	0	0	0	2											
Tsuyoshi Shinjo, R OBP: 0.301, SLG: 0.365	0-1 1B 2B			1-0 1B 2B		2-2 G4-3		1-0 F3		4	2	2	0	0	0	2											
Inning Stats	R: 1 E: 0 K: 1 S: 14	H: 1 LOB: 2 BB: 1 P: 25	R: 1 E: 0 K: 0 S: 13	H: 3 LOB: 2 BB: 0 P: 18	R: 1 E: 0 K: 0 S: 8	H: 1 LOB: 0 BB: 0 P: 13	R: 2 E: 0 K: 0 S: 11	H: 3 LOB: 2 BB: 1 P: 18	R: 0 E: 0 K: 2 S: 10	H: 0 LOB: 0 BB: 0 P: 15	R: 0 E: 0 K: 0 S: 12	H: 0 LOB: 0 BB: 0 P: 18	R: 0 E: 0 K: 1 S: 10	H: 1 LOB: 2 BB: 0 P: 12	R: 0 E: 0 K: 2 S: 12	H: 1 LOB: 1 BB: 0 P: 22	1B: 7 2B: 2 3B: 0 HR: 1	SF: 1 SAC: 0 DP: 0 HBP: 1	WP: 0 PB: 0 SB: 1 CS: 0	PA: 40							
PITCHER	IP	WLS	BF	H	R	ER	SO	BB	IBB	HBP	BLK	WP	HR	S	P	ERA	WHIP										
Esteban Loaiza, R ERA: 4.71	3.2		21	8	5	5	1	1	0	1	0	0	1	45	69	12.27	2.455										
Corey Thurman, R ERA: 3.77	2.1	W	8	0	0	0	2	1	0	0	0	0	0	23	38	0.00	0.429										
Scott Cassidy, R ERA: 5.11	1.0	H	3	0	0	0	1	0	0	0	0	0	0	10	14	0.00	0.000										
Scott Eyre, L ERA: 5.63	0.2	H	3	1	0	0	0	0	0	0	0	0	0	5	10	0.00	1.500										
Kelvin Escobar, R ERA: 4.49	1.1	S	5	1	0	0	2	0	0	0	0	0	0	13	24	0.00	0.750										

San Francisco Giants @ Toronto Blue Jays
SkyDome, Toronto, ON
Mon Jun 10 2002, 7:05 PM EDT
Att: 18,081 - Sunny - 68 F

AB 36
R 5
H 10
RBI 5
BB 2
SO 6
LOB 17



Batter	1	2	3	4	5	6	7	8	9	AB	R	H	RBI	BB	SO	LOB	BOTTOM										
Shannon Stewart, R OBP: 0.341, SLG: 0.424	3-2 F8	0-0 F8		3-1 1B G6-3 1B		0-1 FC6-4				4	1	1	0	0	0	3											
José Cruz Jr., S OBP: 0.296, SLG: 0.362						1-2 K				0	0	0	0	0	0	0											
Dave Berg, R OBP: 0.274, SLG: 0.377	2-2 G4-3		2-2 HR	2-1 1B G6-3 1B		3-3 K				4	1	2	0	0	1	1											
Raul Mondesi, R OBP: 0.292, SLG: 0.426	4-1 BB		3-1 HR	3-2 G6-3			3-2 G6-3			3	1	1	2	1	0	1											
Carlos Delgado, L OBP: 0.401, SLG: 0.549	1-1 L4		0-0 G3	0-1 G6-3			1-2 G4-3			4	0	0	0	0	0	1											
Tom Wilson, R OBP: 0.390, SLG: 0.425		3-2 F9	4-2 1B 10 1B BB		4-2 10 G5-4-3 BB			4-1 BB		1	1	0	0	3	0	0											
Joe Lawrence, R OBP: 0.253, SLG: 0.217		2-2 G5-3	0-0 10 1B SF7 1B		2-3 K			0-0 F9		4	1	1	0	0	1	2											
10 Vernon Wells, R OBP: 0.289, SLG: 0.374		4-0 1B BB	0-1 1B	1-3 1B	0-0 G5-4-3			0-0 F9		3	1	1	1	1	0	1											
Felipe Lopez, S OBP: 0.298, SLG: 0.421	1-0 1B	1-2 1B	3-2 SF7		2-1 F7			1-3 K		3	0	1	1	0	1	0											
Ken Huckaby, R OBP: 0.400, SLG: 0.375	2-1 1B		3-3 K		4-0 FC6-4 BB			1-2 G4-3		3	0	1	1	1	1	1											
Inning Stats	R: 0 E: 0 K: 0 S: 10	H: 0 LOB: 1 BB: 1 P: 20	R: 1 E: 0 K: 0 S: 10	H: 2 LOB: 2 BB: 1 P: 22	R: 4 E: 0 K: 1 S: 18	H: 4 LOB: 1 BB: 1 P: 32	R: 1 E: 0 K: 0 S: 10	H: 2 LOB: 0 BB: 0 P: 18	R: 0 E: 0 K: 1 S: 6	H: 0 LOB: 0 BB: 1 P: 12	R: 0 E: 0 K: 1 S: 8	H: 0 LOB: 1 BB: 1 P: 17	R: 0 E: 0 K: 0 S: 8	H: 0 LOB: 1 BB: 1 P: 16	R: 0 E: 0 K: 1 S: 8	H: 0 LOB: 0 BB: 0 P: 10	1B: 7 2B: 0 3B: 0 HR: 1	SF: 1 SAC: 0 DP: 2 HBP: 0	WP: 0 PB: 0 SB: 0 CS: 0	PA: 36							
PITCHER	IP	WLS	BF	H	R	ER	SO	BB	IBB	HBP	BLK	WP	HR	S	P	ERA	WHIP										
Kirk Rueter, L ERA: 3.32	3.0	L	20	8	6	6	1	3	0	0	0	0	0	42	83	18.00	3.667										
Jay Witasick, R ERA: 1.47	3.2		12	0	0	0	2	3	0	0	0	0	0	27	53	0.00	0.818										
Tim Worrell, R ERA: 2.86	1.1		4	0	0	0	1	0	0	0	0	0	0	9	11	0.00	0.000										

San Francisco Giants @ Toronto Blue Jays
SkyDome, Toronto, ON
Mon Jun 10 2002, 7:05 PM EDT
Att: 18,081 - Sunny - 68 F

AB 29
R 6
H 8
RBI 5
BB 6
SO 4
LOB 10



Batter	1	2	3	4	5	6	7	8	9	AB	R	H	RBI	BB	SO	LOB	TOP								
Reggie Sanders, R OBP: 0.330, SLG: 0.393 (1, 9)	1-0 HR HBP	0-1 FC5-4		0-0 2B	3-3 K			0-0 G5-3		4	1	1	2	0	1	2									
Rich Aurilia, R OBP: 0.316, SLG: 0.463 (1, 6)	2-1 HR		1-0 F8	1-2 F9			2-0 F7	1-0 2B		5	1	2	3	0	0	1									
Barry Bonds, L OBP: 0.369, SLG: 0.804 Marvin Benard, L OBP: 0.303, SLG: 0.373 (8, 7)	2-0 BB 1B		0-1 2B	4-0 1B			4-0 BB G6-4-3	1-3 K		3	0	2	0	2	1	1									
Jeff Kent, R OBP: 0.341, SLG: 0.442 (1, 4)	4-2 BB G6-4-3		1-0 1B	3-0 IBB			1-0 BB G6-4-3	4-0 IBB		3	0	1	0	2	0	3									
Damon Minor, L OBP: 0.358, SLG: 0.587 Shawon Dunston, R OBP: 0.154, SLG: 0.235 (8, PH)	2-1 P6		4-0 IBB G6-4-3		3-2 HR		0-0 F7	1-3 K		3	1	1	1	1	0	2									
David Bell, R OBP: 0.314, SLG: 0.405 Pedro Feliz, R OBP: 0.286, SLG: 0.328 (8, 5)	1-1 G6-4-3		1-0 IBB G6-4-3		0-0 F8		2-2 G6-3		0-0 F7	4	0	0	0	0	0	5									
J.T. Snow, L OBP: 0.309, SLG: 0.315 (1, 3)		1-2 G4-3		1-2 SH5-4 2B			3-2 G4-3		2-0 F8	5	2	2	1	0	0	0									
Tsuyoshi Shinjo, R OBP: 0.304, SLG: 0.362 (1, 8)		2-2 E4 FC5-4		4-0 SH5-4 2B		3-2 G6-3		1-1 2B	1-1 F8	4	2	1	0	1	0	0									
Yorvit Torrealba, R OBP: 0.314, SLG: 0.356 (1, 2)		1-1 P6		0-0 SH5-4		1-1 HR		3-2 G5-3 2B		3	2	2	2	0	0	1									
Inning Stats	R: 2 E: 0 K: 0 S: 10	H: 2 LOB: 1 BB: 1 P: 21	R: 0 E: 1 K: 0 S: 11	H: 0 LOB: 1 BB: 0 P: 15	R: 0 E: 0 K: 0 S: 5	H: 2 LOB: 2 BB: 1 P: 12	R: 2 E: 0 K: 0 S: 10	H: 2 LOB: 2 BB: 2 P: 23	R: 3 E: 0 K: 1 S: 17	H: 3 LOB: 0 BB: 0 P: 27	R: 0 E: 0 K: 0 S: 2	H: 0 LOB: 0 BB: 1 P: 9	R: 0 E: 0 K: 0 S: 7	H: 0 LOB: 0 BB: 0 P: 12	R: 2 E: 0 K: 2 S: 15	H: 3 LOB: 2 BB: 1 P: 26	R: 0 E: 0 K: 0 S: 4	H: 0 LOB: 0 BB: 0 P: 7	1B: 4 2B: 4 3B: 0 HR: 4	SF: 0 SAC: 1 DP: 3 HBP: 1	WP: 0 PB: 0 SB: 0 CS: 0	PA: 44			
PITCHER	IP	WLS	BF	H	R	ER	SO	BB	IBB	HBP	BLK	WP	HR	S	P	ERA	WHIP								
Brandon Lyon, R ERA: 6.2 (1, 1)	4.2	L	27	9	7	7	0	2	2	1	0	0	4	50	92	13.50	2.357								
Scott Cassidy, R ERA: 4.57 (5, 1)	2.1		7	0	0	0	1	1	0	0	0	0	0	12	27	0.00	0.429								
Felix Heredia, L ERA: 4.5 (8, 1)	2.0		10	3	2	2	2	0	1	0	0	0	0	19	33	9.00	1.500								

San Francisco Giants @ Toronto Blue Jays
SkyDome, Toronto, ON
Tue Jun 11 2002, 7:05 PM EDT
Att: 20,228 - Dome - 72 F

AB 36
R 9
H 12
RBI 9
BB 6
SO 3
LOB 17



Batter	1	2	3	4	5	6	7	8	9	AB	R	H	RBI	BB	SO	LOB	BOTTOM								
Shannon Stewart, R OBP: 0.338, SLG: 0.419 (1, 10)	2-1 G5-3		1-2 L7		1-0 F8		1-1 1B		1-2 G4-3	5	0	1	0	0	0	1									
Dave Berg, R OBP: 0.276, SLG: 0.369 (1, 5)	4-2 1B BB		0-1 G4-3		1-3 K		0-0 F9		4-1 BB	3	0	0	0	2	1	2									
Raul Mondesi, R OBP: 0.294, SLG: 0.430 (1, 9)	2-2 F9		3-1 2B		2-2 1B		2-0 F9		0-3 K	5	0	2	0	0	1	3									
Carlos Delgado, L OBP: 0.405, SLG: 0.548 (1, 3)	3-1 1B		4-0 FC6-4 IBB		0-0 F7		1-2 1B		2-0 F5	4	0	2	0	1	0	3									
Tom Wilson, R OBP: 0.386, SLG: 0.444 (1, 2)	1-3 K		2-1 FC6-4		0-0 HR		2-3 K			4	1	1	1	0	2	6									
José Cruz Jr., S OBP: 0.295, SLG: 0.373 (1, 7)		2-0 HR		0-0 G3-1		3-2 G4-3		2-3 K		4	1	1	1	0	1	0									
10 Vernon Wells, R OBP: 0.288, SLG: 0.372 (1, 8)		1-1 F7		1-3 K		2-1 E8 1B		0-2 G6-3		4	0	1	0	0	1	0									
Felipe Lopez, S OBP: 0.297, SLG: 0.415 (1, 6)		1-3 K		1-0 F8		1-3 K		4-0 BB		3	0	0	0	1	2	1									
Joe Lawrence, R OBP: 0.253, SLG: 0.219 (1, 4)		0-0 F9		1-0 1B		1-3 K		2-3 K		4	0	1	0	0	2	2									
Inning Stats	R: 0 E: 0 K: 1 S: 14	H: 1 LOB: 2 BB: 1 P: 26	R: 1 E: 0 K: 1 S: 7	H: 1 LOB: 0 BB: 0 P: 11	R: 0 E: 0 K: 0 S: 9	H: 1 LOB: 2 BB: 1 P: 19	R: 0 E: 0 K: 1 S: 6	H: 0 LOB: 0 BB: 0 P: 8	R: 0 E: 1 K: 2 S: 14	H: 2 LOB: 1 BB: 0 P: 21	R: 0 E: 0 K: 1 S: 10	H: 2 LOB: 2 BB: 0 P: 16	R: 0 E: 0 K: 2 S: 10	H: 0 LOB: 1 BB: 1 P: 18	R: 0 E: 0 K: 1 S: 9	H: 0 LOB: 1 BB: 1 P: 16	1B: 6 2B: 1 3B: 0 HR: 2	SF: 0 SAC: 0 DP: 0 HBP: 0	WP: 0 PB: 0 SB: 0 CS: 0	PA: 40					
PITCHER	IP	WLS	BF	H	R	ER	SO	BB	IBB	HBP	BLK	WP	HR	S	P	ERA	WHIP								
Ryan Jensen, R ERA: 4.5 (1, 1)	6.0	W	27	7	2	2	6	1	1	0	0	0	0	10	16	0.00	2.000								
Tim Worrell, R ERA: 2.78 (7, 1)	1.0		5	2	0	0	1	0	0	0	0	0	0	10	16	0.00	2.000								
Aaron Fultz, L ERA: 6.45 (8, 1)	1.0		4	0	0	0	2	1	0	0	0	0	0	10	18	0.00	1.000								
41 Chad Zerbe, L ERA: 2.96 (9, 1)	1.0		4	0	0	0	1	1	0	0	0	0	0	9	16	0.00	1.000								

San Francisco Giants @ Toronto Blue Jays
SkyDome, Toronto, ON
Tue Jun 11 2002, 7:05 PM EDT
Att: 20,228 - Dome - 72 F

AB 36
R 2
H 9
RBI 2
BB 4
SO 10
LOB 18



Batter	1	2	3	4	5	6	7	8	9	AB	R	H	RBI	BB	SO	LOB	TOP								
Marvin Benard, L (1, 9) OBP: 0.319, SLG: 0.386										5	2	3	0	0	1	0									
Rich Aurilia, R (1, 6) OBP: 0.318, SLG: 0.467										5	1	2	1	0	1	1									
Barry Bonds, L (1, 7) OBP: 0.574, SLG: 0.825										3	1	2	1	2	0	2									
Jeff Kent, R (1, 4) OBP: 0.338, SLG: 0.441										5	0	1	2	0	3	5									
Damon Minor, L (1, 10) OBP: 0.414, SLG: 0.700										4	1	4	2	1	0	0									
Benito Santiago, R (1, 2) OBP: 0.330, SLG: 0.487										5	0	0	0	0	1	7									
J.T. Snow, L (1, 3) OBP: 0.303, SLG: 0.309										4	0	0	0	0	2	4									
Tsuyoshi Shinjo, R (1, 8) OBP: 0.298, SLG: 0.355										4	0	0	0	0	1	1									
Pedro Feliz, R (1, 5) OBP: 0.284, SLG: 0.338										4	1	1	0	0	1	0									
Inning Stats	R: 1 E: 0 K: 1 S: 12	H: 2 LOB: 2 BB: 1 P: 23	R: 0 E: 0 K: 1 S: 9	H: 0 LOB: 0 BB: 0 P: 13	R: 0 E: 0 K: 1 S: 9	H: 1 LOB: 1 BB: 0 P: 15	R: 0 E: 0 K: 1 S: 12	H: 1 LOB: 1 BB: 0 P: 20	R: 1 E: 0 K: 0 S: 5	H: 3 LOB: 1 BB: 0 P: 6	R: 1 E: 0 K: 0 S: 8	H: 1 LOB: 0 BB: 0 P: 12	R: 2 E: 0 K: 2 S: 17	H: 3 LOB: 3 BB: 2 P: 34	R: 0 E: 0 K: 1 S: 7	H: 0 LOB: 0 BB: 0 P: 12	R: 1 E: 0 K: 3 S: 14	H: 2 LOB: 1 BB: 0 P: 23	1B: 6 2B: 5 3B: 0 HR: 2	SF: 0 SAC: 0 DP: 1 HBP: 0	WP: 0 PB: 0 SB: 1 CS: 0	PA: 42			
PITCHER	IP	WLS	BF	H	R	ER	SO	BB	IBB	HBP	BLK	WP	HR	S	P	ERA	WHIP								
32 Roy Halladay, R (1, 1) ERA: 3.4	6.1	L	30	10	5	5	5	0	2	0	0	0	1	61	102	7.11	1.579								
Pete Walker, R (7, 1) ERA: 2.17	0.1		3	1	0	0	0	0	1	0	0	0	0	4	12	0.00	3.000								
Scott Eyre, L (7, 1) ERA: 5.59	0.1		1	0	0	0	1	0	0	0	0	0	0	7	9	0.00	0.000								
Cliff Politte, R (8, 1) ERA: 3.18	2.0		8	2	1	1	4	0	0	0	0	0	1	21	35	4.50	1.000								

San Francisco Giants @ Toronto Blue Jays
SkyDome, Toronto, ON
Wed Jun 12 2002, 7:05 PM EDT
Att: 21,106 - Dome - 72 F

AB 39
R 6
H 13
RBI 6
BB 3
SO 10
LOB 20



Batter	1	2	3	4	5	6	7	8	9	AB	R	H	RBI	BB	SO	LOB	BOTTOM								
Shannon Stewart, R (1, 10) OBP: 0.339, SLG: 0.418										5	1	2	0	0	1	2									
Dave Berg, R (1, 4) OBP: 0.282, SLG: 0.377										5	1	2	0	0	1	3									
Raul Mondesi, R (1, 9) OBP: 0.292, SLG: 0.437										5	1	1	3	0	0	3									
Carlos Delgado, L (1, 3) OBP: 0.406, SLG: 0.552										4	0	2	0	0	0	1									
Eric Hinske, L (1, 5) OBP: 0.377, SLG: 0.553										3	0	0	0	1	1	2									
José Cruz Jr., S (1, 7) OBP: 0.302, SLG: 0.374										2	0	1	0	2	0	2									
Darrin Fletcher, L (1, 2) ERA: 3.63										3	0	1	0	0	0	2									
Joe Lawrence, R (7, PR) OBP: 0.253, SLG: 0.219										0	0	0	0	0	0	0									
Ken Huckaby, R (8, 2) OBP: 0.389, SLG: 0.364										1	0	0	0	0	1	1									
10 Vernon Wells, R (1, 8) OBP: 0.291, SLG: 0.374										4	0	2	0	0	0	2									
Chris Woodward, R (1, 6) OBP: 0.265, SLG: 0.409										4	0	1	0	0	1	4									
Inning Stats	R: 0 E: 0 K: 1 S: 8	H: 0 LOB: 0 BB: 0 P: 11	R: 0 E: 0 K: 0 S: 9	H: 1 LOB: 1 BB: 1 P: 18	R: 0 E: 0 K: 1 S: 8	H: 1 LOB: 1 BB: 0 P: 13	R: 0 E: 0 K: 0 S: 5	H: 1 LOB: 1 BB: 1 P: 13	R: 0 E: 0 K: 0 S: 15	H: 1 LOB: 1 BB: 0 P: 24	R: 0 E: 0 K: 0 S: 5	H: 2 LOB: 2 BB: 0 P: 6	R: 3 E: 0 K: 2 S: 14	H: 3 LOB: 1 BB: 1 P: 25	R: 0 E: 0 K: 0 S: 14	H: 2 LOB: 2 BB: 0 P: 19	1B: 8 2B: 4 3B: 0 HR: 1	SF: 0 SAC: 0 DP: 3 HBP: 0	WP: 0 PB: 0 SB: 2 CS: 0	PA: 39					
PITCHER	IP	WLS	BF	H	R	ER	SO	BB	IBB	HBP	BLK	WP	HR	S	P	ERA	WHIP								
Livan Hernandez, R (1, 1) ERA: 3.63	7.0	W	29	9	2	2	3	2	0	0	0	0	0	61	104	2.57	1.571								
Felix Rodriguez, R (8, 1) ERA: 5.2	0.2		4	1	1	1	1	1	0	0	0	0	1	9	17	13.50	3.000								
Robb Nen, R (8, 1) ERA: 2.25	1.1	S	6	2	0	0	1	0	0	0	0	0	0	17	22	0.00	1.500								

San Francisco Giants @ Toronto Blue Jays
SkyDome, Toronto, ON
Wed Jun 12 2002, 7:05 PM EDT
Att: 21,106 - Dome - 72 F

AB 36
R 3
H 12
RBI 3
BB 3
SO 5
LOB 22




Batter	1	2	3	4	5	6	7	8	9	AB	R	H	RBI	BB	SO	LOB	TOP					
Shannon Stewart, R OBP: 0.333, SLG: 0.410	G6-3		G5-3			F8		F7		4	0	0	0	0	0	1	Toronto Blue Jays @ Montreal Expos Olympic Stadium, Montreal, QB Fri Jun 14 2002, 7:05 PM EDT Att. 7,557 - Dome - 72 F					
10 Vernon Wells, R OBP: 0.291, SLG: 0.385	F8		P4			HR		K		4	1	1	1	0	1	1						
Raul Mondesi, R OBP: 0.288, SLG: 0.430	K				F7	G5-3		F7		4	0	0	0	0	1	0						
Carlos Delgado, L OBP: 0.408, SLG: 0.549		F8		G4-3				G6-3 BB		3	0	1	0	1	0	0						
Eric Hinske, L OBP: 0.370, SLG: 0.542	L6		G6-3			F7		G6-3		4	0	0	0	0	0	2						
Chris Woodward, R OBP: 0.302, SLG: 0.542						G6-4-3 1B				4	1	3	1	0	1	0						
Ken Huckaby, R OBP: 0.359, SLG: 0.333						G6-4-3 1B				3	0	0	0	0	1	2						
Joe Lawrence, R OBP: 0.267, SLG: 0.237										3	0	2	0	0	0	1						
Justin Miller, R										2	0	0	0	0	1	2						
Corey Thurman, R										0	0	0	0	0	0	0						
José Cruz Jr., S OBP: 0.301, SLG: 0.372										1	0	0	0	0	0	1						
Pete Walker, R										0	0	0	0	0	0	0						
Inning Stats	R: 0 E: 0 K: 1 S: 8	H: 0 LOB: 0 BB: 0 P: 10	R: 1 E: 0 K: 1 S: 8	H: 1 LOB: 1 BB: 0 P: 14	R: 0 E: 0 K: 1 S: 10	H: 1 LOB: 1 BB: 0 P: 14	R: 0 E: 0 K: 0 S: 5	H: 0 LOB: 0 BB: 0 P: 8	R: 0 E: 0 K: 0 S: 5	H: 2 LOB: 1 BB: 0 P: 7	R: 1 E: 0 K: 0 S: 9	H: 2 LOB: 1 BB: 0 P: 14	R: 0 E: 0 K: 0 S: 5	H: 1 LOB: 1 BB: 0 P: 8	R: 0 E: 0 K: 1 S: 9	H: 0 LOB: 0 BB: 1 P: 16	R: 0 E: 0 K: 1 S: 9	H: 0 LOB: 0 BB: 1 P: 17	1B: 4 2B: 0 3B: 1 HR: 2	SF: 0 SAC: 0 DP: 2 HBP: 0	WP: 0 PB: 0 SB: 0 CS: 0	PA: 33
PITCHER	IP WLS BF H R ER SO BB IBB HBP BLK WP HR S P ERA WHIP																					
Tomo Ohka, R ERA: 2.91	(1, 1) 7.0 W 27 7 2 2 3 0 0 0 0 1 0 2 50 75 2.57 1.000																					
Matt Herges, R ERA: 3.21	(8, 1) 1.0 3 0 0 0 1 0 0 0 0 0 0 9 16 0.00 0.000																					
Joey Eischen, L ERA: 2.3	(9, 1) 1.0 3 0 0 0 1 1 0 0 0 0 0 9 17 0.00 1.000																					

AB	32
R	2
H	7
RBI	2
BB	1
SO	5
LOB	10



Batter	1	2	3	4	5	6	7	8	9	AB	R	H	RBI	BB	SO	LOB	BOTTOM			
Brad Wilkerson, L OBP: 0.379, SLG: 0.418	BB 1B 1B			G4-3 1B				HR		4	2	3	1	1	1	2	Toronto Blue Jays @ Montreal Expos Olympic Stadium, Montreal, QB Fri Jun 14 2002, 7:05 PM EDT Att. 7,557 - Dome - 72 F			
Jose Vidro, S OBP: 0.399, SLG: 0.496	1B BB 1B			F3		G3-1		G1-3 2B 1B		4	2	2	0	1	0	1				
Vladimir Guerrero, R OBP: 0.491, SLG: 0.572	BB 1B BB			G4-3				G1-3		4	0	1	0	1	1	3				
Troy O'Leary, L OBP: 0.416, SLG: 0.525	P6									4	1	2	1	1	1	4				
Jose Macias, S OBP: 0.293, SLG: 0.297				FC6-4 1B				2B		0	0	0	0	0	0	0				
Fernando Tatis, R OBP: 0.326, SLG: 0.432				FC6-4 HR						4	1	1	1	0	1	3				
Andres Galaraga, R OBP: 0.363, SLG: 0.527	BB 1B									0	0	0	0	1	0	0				
Lee Stevens, L OBP: 0.326, SLG: 0.386										3	2	2	4	1	0	0				
Matt Herges, L										0	0	0	0	0	0	0				
Wil Cordero, R OBP: 0.256, SLG: 0.254										1	0	0	0	0	1	2				
Joey Eischen, L										0	0	0	0	0	0	0				
Orlando Cabrera, R OBP: 0.297, SLG: 0.346	F8									3	0	1	1	1	0	3				
Michael Barrett, R OBP: 0.404, SLG: 0.503	K									4	0	2	0	0	1	3				
Tomo Ohka, S OBP: 0.200, SLG: 0.208										2	0	0	0	0	0	1				
Mike Mordecai, R OBP: 0.288, SLG: 0.273										1	0	0	0	0	0	0				
Inning Stats	R: 2 E: 0 K: 1 S: 18	H: 3 LOB: 3 BB: 2 P: 30	R: 0 E: 0 K: 1 S: 7	H: 0 LOB: 1 BB: 2 P: 15	R: 2 E: 0 K: 0 S: 10	H: 3 LOB: 1 BB: 1 P: 20	R: 0 E: 0 K: 0 S: 6	H: 1 LOB: 0 BB: 0 P: 8	R: 2 E: 0 K: 1 S: 15	H: 3 LOB: 2 BB: 1 P: 25	R: 0 E: 0 K: 2 S: 9	H: 1 LOB: 1 BB: 0 P: 17	R: 0 E: 0 K: 0 S: 5	H: 0 LOB: 0 BB: 0 P: 9	R: 2 E: 0 K: 1 S: 11	H: 3 LOB: 2 BB: 1 P: 20	1B: 9 2B: 2 3B: 1 HR: 2	SF: 0 SAC: 1 DP: 1 HBP: 0	WP: 0 PB: 0 SB: 1 CS: 2	PA: 42
PITCHER	IP WLS BF H R ER SO BB IBB HBP BLK WP HR S P ERA WHIP																			
Justin Miller, R ERA: 5.81	(1, 1) 4.1 L 24 6 6 6 2 6 0 0 0 0 0 0 45 84 12.46 3.231																			
Corey Thurman, R ERA: 3.66	(5, 1) 1.2 8 3 0 0 3 0 0 0 0 0 0 20 31 0.00 1.800																			
Pete Walker, R ERA: 2.61	(7, 1) 2.0 10 3 2 2 1 0 1 0 0 0 0 1 16 29 9.00 1.500																			

AB	34
R	8
H	14
RBI	8
BB	7
SO	6
LOB	22



Batter	1	2	3	4	5	6	7	8	9	AB	R	H	RBI	BB	SO	LOB	TOP												
10 Vernon Wells, R OBP: 0.297, SLG: 0.396	2-1 P6	1-3 K			1-1 2B		4-0 BB			3	1	1	0	1	1	1	Toronto Blue Jays @ Los Angeles Dodgers Dodger Stadium, Los Angeles, CA Wed Jun 19 2002, 7:10 PM PDT Att: 31,429 - Sunny - 71 F												
Dave Berg, R OBP: 0.274, SLG: 0.370	0-2 G6-3		2-0 G5-3		1-0 2B		2-2 F8			4	0	1	1	0	0	1													
Shannon Stewart, R OBP: 0.339, SLG: 0.429	4-2 1B		0-1 F8		0-0 G1-3			0-1 1B		3	0	1	0	1	0	1													
Carlos Delgado, L OBP: 0.397, SLG: 0.525	1-2 1B		1-3 K		3-3 K			0-1 F5		4	0	1	0	0	2	2													
Raul Mondesi, R OBP: 0.291, SLG: 0.421	0-0 G5-3			4-2 BB		2-2 G5-3		1-1 F9		3	0	0	0	1	0	3													
Eric Hinske, L OBP: 0.363, SLG: 0.520		0-3 K		1-3 K		2-3 K		0-1 G5-3		4	0	0	0	0	3	2													
Joe Lawrence, R OBP: 0.286, SLG: 0.287		1-0 HR		2-3 K		3-3 K2-3		0-2 F8		4	1	1	1	0	2	1													
Ken Huckaby, R OBP: 0.348, SLG: 0.310		4-2 SH1-4		1-2 F8		1-3 K2-3		2-3 K		2	0	0	0	1	1	1													
Felipe Lopez, S OBP: 0.303, SLG: 0.418		1-2 BB						2-3 K		1	0	0	0	0	1	0													
Justin Miller, R Corey Thurman, R Brandon Lyon, R Darrin Fletcher, L Pete Walker, R José Cruz Jr., S Scott Cassidy, R Tom Wilson, R	0-0 SH1-4				0-1 G1-3		0-1 F9	2-3 K		0	0	0	0	0	0	0													
Inning Stats	R: 0 E: 0 K: 0 S: 12	H: 1 LOB: 2 BB: 1 P: 19	R: 1 E: 0 K: 2 S: 14	H: 1 LOB: 1 BB: 1 P: 20	R: 0 E: 0 K: 1 S: 6	H: 0 LOB: 0 BB: 0 P: 9	R: 0 E: 0 K: 2 S: 13	H: 0 LOB: 1 BB: 1 P: 21	R: 1 E: 0 K: 1 S: 9	H: 2 LOB: 1 BB: 0 P: 14	R: 0 E: 0 K: 2 S: 9	H: 0 LOB: 0 BB: 0 P: 16	R: 0 E: 0 K: 1 S: 9	H: 1 LOB: 1 BB: 0 P: 16	R: 0 E: 0 K: 0 S: 8	H: 0 LOB: 0 BB: 0 P: 13	1B: 3 2B: 1 3B: 0 HR: 1	SF: 0 SAC: 1 DP: 0 HBP: 0	WP: 0 PB: 0 SB: 0 CS: 0	PA: 36									
PITCHER	IP	WLS	BF	H	R	ER	SO	BB	IBB	HBP	BLK	WP	HR	S	P	ERA	WHIP												
Kaz Ishii, L ERA: 3.54	(1, 1)	6.2	W	28	4	2	2	9	4	0	0	0	0	0	1	68	109	2.70	1.200										
Giovanni Carrara, R ERA: 4.17	(7, 1)	0.1	H	2	1	0	0	0	0	0	0	0	0	0	0	6	8	0.00	3.000										
Jesse Orosco, L ERA: 3.75	(8, 1)	0.1	H	1	0	0	0	0	0	0	0	0	0	0	2	2	0.00	0.000											
Paul Quantrill, R ERA: 3.65	(8, 1)	0.2	H	2	0	0	0	0	0	0	0	0	0	0	4	5	0.00	0.000											
Eric Gagne, R ERA: 1.25	(9, 1)	1.0	S	3	0	0	0	2	0	0	0	0	0	0	9	13	0.00	0.000											

Batter	1	2	3	4	5	6	7	8	9	AB	R	H	RBI	BB	SO	LOB	BOTTOM												
Dave Roberts, L OBP: 0.384, SLG: 0.395	1-3 HR		3-2 F2			0-0 F2		0-0 G4-3		5	1	1	0	0	0	3	Toronto Blue Jays @ Los Angeles Dodgers Dodger Stadium, Los Angeles, CA Wed Jun 19 2002, 7:10 PM PDT Att: 31,429 - Sunny - 71 F												
Paul Lo Duca, R OBP: 0.367, SLG: 0.432	1-1 HR	2-2 F7		0-1 FC1-6		3-2 G3-1				4	1	2	0	0	0	1													
Shawn Green, L OBP: 0.393, SLG: 0.606	0-0 HR	4-2 1B		2-0 FC1-6		4-0 FC4-6				2	1	1	3	2	0	1													
Eric Karros, R OBP: 0.358, SLG: 0.459	1-1 BB	2-1 1B		4-0 G5-4-3		1-0 FC4-6				3	0	2	0	1	0	2													
Brian Jordan, R OBP: 0.337, SLG: 0.520	4-1 FC3-2	2-2 1B		2-2 G5-4-3		0-0 F8				3	1	1	0	1	0	2													
Dave Hansen, L OBP: 0.281, SLG: 0.320	4-1 1B	2-2 F8		3-2 F8		2-2 F9				3	1	0	0	1	0	3													
Adrián Beltré, R OBP: 0.291, SLG: 0.372	1-2 BB	1-2 BB		1-2 BB		2-2 F9				0	0	0	0	0	0	0													
Mark Grudzielanek, R OBP: 0.279, SLG: 0.339	0-3 K	3-3 K		2-3 K		1-1 G6-3				4	0	0	0	0	3	6													
Cesar Izturis, S OBP: 0.279, SLG: 0.325	0-0 FC3-2		1-2 G4-3		0-0 F8			0-3 K		4	0	0	0	0	1	3													
Kaz Ishii, L Giovanni Carrara, R Jesse Orosco, R Paul Quantrill, L Jeff Reeboulet, R Eric Gagne, R	1-2 1B	1-2 1B		1-1 G6-3		4-2 G3-1		1-3 K		2	0	1	2	1	0	0													
Inning Stats	R: 5 E: 0 K: 1 S: 18	H: 5 LOB: 2 BB: 2 P: 31	R: 0 E: 0 K: 1 S: 17	H: 2 LOB: 3 BB: 1 P: 32	R: 0 E: 0 K: 0 S: 10	H: 0 LOB: 0 BB: 0 P: 15	R: 0 E: 0 K: 0 S: 6	H: 1 LOB: 1 BB: 1 P: 14	R: 0 E: 0 K: 1 S: 9	H: 0 LOB: 0 BB: 0 P: 14	R: 0 E: 0 K: 0 S: 8	H: 0 LOB: 2 BB: 2 P: 20	R: 0 E: 0 K: 0 S: 9	H: 0 LOB: 0 BB: 0 P: 12	R: 0 E: 0 K: 2 S: 7	H: 0 LOB: 0 BB: 0 P: 8	1B: 7 2B: 0 3B: 0 HR: 1	SF: 0 SAC: 0 DP: 1 HBP: 0	WP: 0 PB: 0 SB: 2 CS: 0	PA: 37									
PITCHER	IP	WLS	BF	H	R	ER	SO	BB	IBB	HBP	BLK	WP	HR	S	P	ERA	WHIP												
Justin Miller, R ERA: 6.58	(1, 1)	0.2	L	9	5	5	1	1	0	0	0	0	0	0	1	16	27	67.50	10.500										
Corey Thurman, R ERA: 3.31	(1, 1)	2.1		10	2	0	0	1	1	0	0	0	0	0	29	51	0.00	1.286											
Brandon Lyon, R ERA: 6.53	(4, 1)	1.0		4	1	0	0	0	1	0	0	0	0	0	6	14	0.00	2.000											
Pete Walker, R ERA: 2.41	(5, 1)	2.0		8	0	0	0	1	1	1	0	0	0	0	17	34	0.00	0.500											
Scott Cassidy, R ERA: 4.89	(7, 1)	2.0		6	0	0	0	2	0	0	0	0	0	0	16	20	0.00	0.000											



Batter	1	2	3	4	5	6	7	8	9	AB	R	H	RBI	BB	SO	LOB	TOP					
Jose Cruz Jr., S (1, 7) <small>OBP: 0.307, SLG: 0.380</small>										4	0	1	0	0	0	1	Toronto Blue Jays @ Los Angeles Dodgers Dodger Stadium, Los Angeles, CA Thu Jun 20 2002, 7:10 PM PDT Att: 24,977 - Sunny - 71 F					
Dave Berg, R (1, 5) <small>OBP: 0.289, SLG: 0.363</small>									3	0	0	0	0	0	1							
Eric Hinske, L (8, PH) <small>OBP: 0.362, SLG: 0.518</small>									1	0	0	0	0	0	0							
Raul Mondesi, R (1, 9) <small>OBP: 0.294, SLG: 0.422</small>									4	1	2	0	0	0	1							
Carlos Delgado, L (1, 3) <small>OBP: 0.398, SLG: 0.522</small>									3	0	1	0	1	0	2							
Tom Wilson, R (1, 2) <small>OBP: 0.364, SLG: 0.417</small>									3	0	0	1	0	2	3							
10 Vernon Wells, R (1, 8) <small>OBP: 0.297, SLG: 0.393</small>									4	0	1	0	0	0	2							
Felipe Lopez, S (1, 6) <small>OBP: 0.299, SLG: 0.412</small>									3	0	0	0	0	1	1							
Joe Lawrence, R (1, 4) <small>OBP: 0.277, SLG: 0.278</small>									3	0	0	0	0	1	0							
Esteban Loaiza, R (1, 1) <small>OBP: 0.167, SLG: 0.167</small>									3	0	1	0	0	0	0							
Scott Eyre, L (8, 1) <small>ERA: 5.44</small>									0	0	0	0	0	0	0							
Cliff Politte, R (8, 1) <small>ERA: 1.22</small>									0	0	0	0	0	0	0							
Inning Stats	R: 0 E: 0 K: 0 S: 14	H: 2 LOB: 2 BB: 0 P: 22	R: 0 E: 0 K: 1 S: 10	H: 1 LOB: 0 BB: 0 P: 11	R: 0 E: 1 K: 0 S: 13	H: 0 LOB: 1 BB: 0 P: 16	R: 0 E: 0 K: 1 S: 5	H: 0 LOB: 0 BB: 0 P: 6	R: 0 E: 0 K: 0 S: 6	H: 1 LOB: 1 BB: 0 P: 12	R: 1 E: 0 K: 0 S: 10	H: 1 LOB: 1 BB: 1 P: 19	R: 0 E: 0 K: 1 S: 6	H: 0 LOB: 0 BB: 0 P: 7	R: 0 E: 0 K: 0 S: 7	H: 0 LOB: 0 BB: 0 P: 9	R: 0 E: 0 K: 1 S: 7	H: 1 LOB: 0 BB: 0 P: 10	1B: 6 2B: 0 3B: 0 HR: 0	SF: 1 SAC: 0 DP: 2 HBP: 0	WP: 0 PB: 0 SB: 0 CS: 0	PA: 33
PITCHER	IP	WLS	BF	H	R	ER	SO	BB	IBB	HBP	BLK	WP	HR	S	P	ERA	WHIP					
Odalis Perez, L (1, 1) <small>ERA: 2.52</small>	7.1	W	28	5	1	1	3	1	0	0	0	0	0	66	96	1.23	0.818					
Paul Quantrill, R (8, 1) <small>ERA: 3.59</small>	0.2	H	2	0	0	0	0	0	0	0	0	0	0	5	6	0.00	0.000					
Eric Gagne, R (9, 1) <small>ERA: 1.22</small>	1.0	S	3	1	0	0	1	0	0	0	0	0	0	7	10	0.00	1.000					

AB	31
R	1
H	6
RBI	1
BB	1
SO	4
LOB	11



Batter	1	2	3	4	5	6	7	8	9	AB	R	H	RBI	BB	SO	LOB	BOTTOM				
Dave Roberts, L (1, 8) <small>OBP: 0.376, SLG: 0.386</small>										4	0	0	0	0	0	1	Toronto Blue Jays @ Los Angeles Dodgers Dodger Stadium, Los Angeles, CA Thu Jun 20 2002, 7:10 PM PDT Att: 24,977 - Sunny - 71 F				
Paul Lo Duca, R (1, 2) <small>OBP: 0.373, SLG: 0.433</small>									2	0	1	0	2	0	0						
Shawn Green, L (1, 9) <small>OBP: 0.391, SLG: 0.604</small>									4	1	1	0	0	0	3						
Eric Karros, R (1, 3) <small>OBP: 0.352, SLG: 0.452</small>									4	0	0	0	0	0	2						
Brian Jordan, R (1, 7) <small>OBP: 0.341, SLG: 0.520</small>									2	1	1	0	1	1	0						
Adrian Beltré, R (1, 5) <small>OBP: 0.292, SLG: 0.371</small>									3	0	1	1	0	0	1						
Alex Cora, L (1, 4) <small>OBP: 0.343, SLG: 0.530</small>									3	0	1	1	0	0	0						
Cesar Izturis, S (1, 6) <small>OBP: 0.276, SLG: 0.322</small>									3	0	0	0	0	0	2						
Odalis Perez, L (1, 1) <small>OBP: 0.138, SLG: 0.207</small>									3	0	1	0	0	0	0						
Paul Quantrill, L (8, 1) <small>ERA: 5.44</small>									0	0	0	0	0	0	0						
Eric Gagne, R (9, 1) <small>ERA: 2.93</small>									0	0	0	0	0	0	0						
Inning Stats	R: 0 E: 0 K: 0 S: 11	H: 0 LOB: 1 BB: 1 P: 18	R: 0 E: 0 K: 0 S: 4	H: 1 LOB: 0 BB: 0 P: 5	R: 0 E: 0 K: 0 S: 7	H: 0 LOB: 0 BB: 0 P: 9	R: 2 E: 0 K: 0 S: 11	H: 3 LOB: 2 BB: 1 P: 18	R: 0 E: 0 K: 0 S: 8	H: 0 LOB: 1 BB: 1 P: 13	R: 0 E: 0 K: 1 S: 8	H: 0 LOB: 0 BB: 0 P: 10	R: 0 E: 0 K: 0 S: 8	H: 1 LOB: 1 BB: 0 P: 11	R: 0 E: 0 K: 0 S: 9	H: 1 LOB: 0 BB: 0 P: 16	1B: 5 2B: 2 3B: 0 HR: 0	SF: 0 SAC: 0 DP: 2 HBP: 0	WP: 0 PB: 0 SB: 0 CS: 0	PA: 31	
PITCHER	IP	WLS	BF	H	R	ER	SO	BB	IBB	HBP	BLK	WP	HR	S	P	ERA	WHIP				
Esteban Loaiza, R (1, 1) <small>ERA: 4.44</small>	7.0	L	29	6	2	2	1	2	0	0	0	0	0	60	90	2.57	1.143				
Scott Eyre, L (8, 1) <small>ERA: 5.44</small>	0.2		1	0	0	0	0	0	0	0	0	0	0	3	5	0.00	0.000				
Cliff Politte, R (8, 1) <small>ERA: 2.93</small>	0.1		1	0	0	0	0	0	0	0	0	0	0	3	5	0.00	0.000				

AB	28
R	2
H	6
RBI	2
BB	3
SO	1
LOB	9



Batter	1	2	3	4	5	6	7	8	9	AB	R	H	RBI	BB	SO	LOB	TOP									
Shannon Stewart, R (1, 7) OBP: 0.335, SLG: 0.424										3	1	1	1	1	0	1										
Eric Hinske, L (1, 5) OBP: 0.366, SLG: 0.528										5	0	3	0	0	1	4										
Raul Mondesi, R (1, 9) OBP: 0.298, SLG: 0.425										5	1	2	1	0	1	2										
Carlos Delgado, L (1, 3) OBP: 0.393, SLG: 0.510										5	0	1	1	0	2	4										
José Cruz Jr., S (1, 8) OBP: 0.302, SLG: 0.370										4	0	0	0	0	1	1										
Scott Eyre, L (7, 1)										0	0	0	0	0	0	0										
Joe Lawrence, R (9, PH) OBP: 0.286, SLG: 0.272										0	0	0	0	1	0	0										
Kelvin Escobar, R (9, 1)										0	0	0	0	0	0	0										
Tom Wilson, R (1, 2) OBP: 0.365, SLG: 0.412										3	1	1	0	1	1	0										
Ken Huckaby, R (9, PH) OBP: 0.340, SLG: 0.302										1	0	0	0	0	1	2										
Dave Berg, R (1, 4) OBP: 0.263, SLG: 0.354										4	0	0	0	0	2	2										
Felipe Lopez, S (1, 6) OBP: 0.297, SLG: 0.400										2	1	0	0	2	1	1										
Chris Carpenter, R (1, 1) OBP: 1.000, SLG: 1.000										1	1	1	0	0	0	0										
Darin Fletcher, L (6, PH) OBP: 0.237, SLG: 0.327										1	0	0	0	0	0	2										
Pete Walker, R (6, 1)										0	0	0	0	0	0	0										
10 Vernon Wells, R (7, 8) OBP: 0.299, SLG: 0.408										1	1	1	2	0	0	0										
Inning Stats	R: 1 E: 0 K: 0 S: 10	H: 2 LOB: 0 BB: 0 P: 16	R: 0 E: 0 K: 3 S: 11	H: 0 LOB: 0 BB: 0 P: 18	R: 0 E: 0 K: 1 S: 11	H: 3 LOB: 3 BB: 0 P: 16	R: 0 E: 0 K: 1 S: 7	H: 0 LOB: 0 BB: 0 P: 9	R: 3 E: 1 K: 0 S: 10	H: 2 LOB: 1 BB: 1 P: 19	R: 0 E: 0 K: 1 S: 12	H: 0 LOB: 3 BB: 3 P: 27	R: 0 E: 0 K: 0 S: 7	H: 0 LOB: 0 BB: 0 P: 10	R: 2 E: 0 K: 1 S: 13	H: 2 LOB: 0 BB: 0 P: 16	R: 0 E: 0 K: 3 S: 13	H: 1 LOB: 2 BB: 1 P: 26	1B: 6 2B: 3 3B: 0 HR: 1	SF: 1 SAC: 1 DP: 1 HBP: 0	WP: 0 PB: 0 SB: 0 CS: 0	PA: 42				
PITCHER	IP	WLS	BF	H	R	ER	SO	BB	IBB	HBP	BLK	WP	HR	S	P	ERA	WHIP									
Miguel Batista, R (1, 1) ERA: 4.46	5.1	L	26	7	4	1	5	3	0	0	0	0	0	0	11	18	1.69	1.875								
Greg Swindell, L (6, 1) ERA: 5.25	1.2		6	0	0	0	1	1	0	0	0	0	0	1	13	16	0.00	0.600								
Mike Morgan, R (8, 1) ERA: 5.4	1.0		5	2	2	2	1	0	0	0	0	0	0	1	13	18	18.00	2.000								
Mike Myers, L (9, 1) ERA: 3.79	0.2		3	1	0	0	2	0	0	0	0	0	0	8	15	0.00	1.500									
Duaner Sanchez, R (9, 1) ERA: 7.71	0.1		2	0	0	0	1	1	0	0	0	0	0	5	11	0.00	3.000									

Toronto Blue Jays @ Arizona Diamondbacks
Bank One Ballpark, Phoenix, AZ
Sat Jun 22 2002, 10:05 PM EDT
Att: 39,018 - Dome - 72 F

livebaseballscorecards.com

AB 35
R 6
H 10
RBI 5
BB 5
SO 10
LOB 19

Batter	1	2	3	4	5	6	7	8	9	AB	R	H	RBI	BB	SO	LOB	BOTTOM								
Quinton McCracken, S (1, 9) OBP: 0.418, SLG: 0.573										5	1	3	0	0	1	1									
Craig Counsell, L (1, 5) OBP: 0.343, SLG: 0.348										5	0	4	0	0	0	1									
Luis Gonzalez, L (1, 7) OBP: 0.406, SLG: 0.544										4	1	1	2	0	0	5									
Erubiel Durazo, L (1, 3) OBP: 0.379, SLG: 0.570										3	0	0	0	1	1	2									
Steve Finley, L (1, 8) OBP: 0.373, SLG: 0.502										4	0	2	0	0	0	2									
Tony Womack, L (1, 6) OBP: 0.304, SLG: 0.322										4	0	0	0	0	0	2									
Alex Cintron, S (1, 4) OBP: 0.432, SLG: 0.545										4	1	2	0	0	0	1									
Rod Barajas, R (1, 2) OBP: 0.222, SLG: 0.233										2	0	0	0	0	0	1									
David Delucco, L (6, PH) OBP: 0.327, SLG: 0.432										1	0	0	0	0	1	1									
Damian Miller, R (7, 2) OBP: 0.362, SLG: 0.500										1	0	0	0	0	1	1									
Miguel Batista, R (1, 1) OBP: 0.295, SLG: 0.368										2	0	0	0	0	0	0									
Greg Swindell, L (7, PH) OBP: 0.306, SLG: 0.451										0	0	0	0	0	0	0									
Chris Donnels, L (8, 1) OBP: 0.306, SLG: 0.451										1	0	0	0	0	0	0									
Mike Morgan, R (8, 1) ERA: 5.4										0	0	0	0	0	0	0									
Mike Myers, L (9, 1) ERA: 3.79										0	0	0	0	0	0	0									
Duaner Sanchez, R (9, PH) OBP: 0.379, SLG: 0.570										1	0	1	1	0	0	0									
Mark Grace, L (9, PH) OBP: 0.379, SLG: 0.570										0	0	0	0	0	0	0									
Inning Stats	R: 1 E: 0 K: 1 S: 13	H: 2 LOB: 0 BB: 0 P: 20	R: 0 E: 0 K: 0 S: 7	H: 1 LOB: 1 BB: 0 P: 8	R: 1 E: 0 K: 0 S: 13	H: 2 LOB: 2 BB: 1 P: 26	R: 0 E: 0 K: 0 S: 6	H: 0 LOB: 0 BB: 0 P: 9	R: 0 E: 0 K: 0 S: 9	H: 2 LOB: 2 BB: 0 P: 13	R: 0 E: 0 K: 1 S: 8	H: 1 LOB: 1 BB: 0 P: 12	R: 0 E: 0 K: 1 S: 8	H: 1 LOB: 0 BB: 0 P: 13	R: 0 E: 0 K: 0 S: 6	H: 1 LOB: 0 BB: 0 P: 10	R: 1 E: 0 K: 2 S: 14	H: 3 LOB: 2 BB: 0 P: 19	1B: 11 2B: 1 3B: 0 HR: 1	SF: 1 SAC: 0 DP: 1 HBP: 0	WP: 0 PB: 0 SB: 0 CS: 1	PA: 39			
PITCHER	IP	WLS	BF	H	R	ER	SO	BB	IBB	HBP	BLK	WP	HR	S	P	ERA	WHIP								
Chris Carpenter, R (1, 1) ERA: 9.58	5.0	W	22	7	2	2	1	1	0	0	0	0	0	15	23	0.00	1.200								
Pete Walker, R (6, 1) ERA: 2.29	1.2	H	7	2	0	0	2	0	0	0	0	0	0	7	12	0.00	0.750								
Scott Eyre, L (7, 1) ERA: 5.44	1.1	H	4	1	0	0	0	0	0	0	0	0	0	7	12	0.00	0.750								
Kelvin Escobar, R (9, 1) ERA: 5.0	1.0		6	3	1	1	2	0	0	0	0	0	0	14	19	9.00	3.000								

Toronto Blue Jays @ Arizona Diamondbacks
Bank One Ballpark, Phoenix, AZ
Sat Jun 22 2002, 10:05 PM EDT
Att: 39,018 - Dome - 72 F

livebaseballscorecards.com

AB 37
R 3
H 13
RBI 3
BB 1
SO 5
LOB 17

Batter	1	2	3	4	5	6	7	8	9	AB	R	H	RBI	BB	SO	LOB	TOP					
Shannon Stewart, R OBP: 0.354, SLG: 0.435	4-1 BB 1B BB	1-1 BB 2B 1B		1-2 HR 1B	1-2 1B HBP	1-2 F2		0-1 2B HR 1B	0-2 P4	5	5	3	0	1	0	2						
Eric Hinske, L OBP: 0.372, SLG: 0.533	4-1 HBP 10 2B 1B BB	4-1 2B SF9 BB		2-1 F8	3-2 1B		2-3 K	0-0 F8		4	2	1	2	2	1	4						
José Cruz Jr., S OBP: 0.314, SLG: 0.401	1-2 F5	0-0 2B		0-1 HR	1-2 1B		4-1 PB BB	1-1 HR 2B		5	2	4	6	1	0	2						
Carlos Delgado, L OBP: 0.392, SLG: 0.517	3-1 HBP 10 2B 1B	1-2 SF9		0-1 F7	1-3 2H 3H F8		2-1 P5	1-1 HR 2B		5	2	2	5	0	0	3						
Tom Wilson, R OBP: 0.370, SLG: 0.407	1-0 10 2B G4-3 HBP	0-3 K		2-1 F7			2-3 K	1-3 3H 10 WP 1B		4	2	1	0	1	2	2						
10 Vernon Wells, R OBP: 0.305, SLG: 0.426	2-2 G4-3 1-3 2H 3H 2B		1-0 P5		2-2 HBP BB 1B		1-1 HR			6	2	3	4	0	1	1						
Felipe Lopez, S OBP: 0.309, SLG: 0.416	1-2 G4-3		1-3 K		4-2 HBP 1B BB		1-0 G4-3	0-0 HR	1-1 1B	5	2	2	2	1	1	1						
Joe Lawrence, R OBP: 0.284, SLG: 0.287	2-3 3H K		0-3 K		1-2 1B BB		4-2 K	2-1 HR	3-2 F7	5	1	1	1	1	3	4						
Ken Huckaby, R OBP: 0.345, SLG: 0.288		2-1 F7		1-2 1B HR 1B		0-0 P5	1-3 K	0-0 1B 2B 1B	1-3 K	6	2	2	0	0	2	4						
Inning Stats	R: 4 E: 0 K: 1 S: 19	H: 2 LOB: 1 BB: 2 P: 35	R: 2 E: 0 K: 1 S: 12	H: 2 LOB: 1 BB: 1 P: 20	R: 0 E: 0 K: 2 S: 9	H: 0 LOB: 0 BB: 0 P: 12	R: 3 E: 0 K: 0 S: 14	H: 3 LOB: 0 BB: 0 P: 20	R: 3 E: 0 K: 1 S: 20	H: 3 LOB: 2 BB: 1 P: 32	R: 2 E: 0 K: 1 S: 14	H: 1 LOB: 1 BB: 2 P: 26	R: 0 E: 0 K: 2 S: 11	H: 0 LOB: 1 BB: 1 P: 21	R: 6 E: 0 K: 1 S: 23	H: 7 LOB: 1 BB: 0 P: 35	R: 0 E: 0 K: 1 S: 14	H: 1 LOB: 1 BB: 0 P: 19	1B: 11 2B: 3 3B: 0 HR: 5	SF: 1 SAC: 0 DP: 0 HBP: 2	WP: 1 PB: 1 CS: 0	PA: 55
PITCHER	IP WLS BF H R ER SO BB IBB HBP BLK WP HR S P ERA WHIP	IP WLS BF H R ER SO BB IBB HBP BLK WP HR S P ERA WHIP																				
Jorge Sosa, R ERA: 6.75	3.0 L 17 4 6 6 4 3 0 1 0 0 0 40 67 18.00 2.333																					
Travis Harper, R ERA: 3.44	4.1 1.0 6 3 3 3 0 0 0 0 0 1 14 20 27.00 3.000																					
Steve Kent, L ERA: 5.13	5.1 2.0 14 4 5 5 2 3 0 1 0 0 1 34 58 22.50 3.500																					
Doug Creek, L ERA: 6.18	7.1 1.2 12 6 6 6 2 1 0 0 0 0 3 29 46 32.40 4.200																					
Jesus Colome, R ERA: 10.57	8.1 1.1 6 2 0 0 2 0 0 0 0 1 0 19 29 0.00 1.500																					

Toronto Blue Jays @ Tampa Bay Devil Rays
Tropicana Field, St. Petersburg, FL
Tue Jun 25 2002, 7:15 PM EDT
Att: 10,380 - Dome - 72 F

AB 45
R 20
H 19
RBI 20
BB 7
SO 10
LOB 23



Batter	1	2	3	4	5	6	7	8	9	AB	R	H	RBI	BB	SO	LOB	BOTTOM					
Randy Winn, S OBP: 0.354, SLG: 0.476	4-1 1B 2B BB	0-1 F7		1-0 1B BB SF9 1B		1-1 F8		3-1 1B G3-1 2B	0-0 G4-3	5	3	2	1	1	0	2						
Brent Abernathy, R OBP: 0.300, SLG: 0.333	1-2 2B 1B	0-1 G4-3		4-2 1B BB		1-1 F9		2-3 K	0-1 G6-3	5	0	1	1	1	1	4						
Steve Cox, L OBP: 0.344, SLG: 0.440	2-0 1H 3H 2B		2-2 G4-3	0-0 1B		1-1 F9		0-0 G3-1 1B		5	0	3	3	0	0	0						
Ben Grieve, L OBP: 0.344, SLG: 0.434	0-1 G5-3		0-1 G4-6-3 1B	1-2 SF9		1-2 2B 1B		1-2 G3-1		4	1	2	2	0	0	2						
Aubrey Huff, L OBP: 0.349, SLG: 0.465	2-2 F2		0-0 G4-6-3	2-1 F9		3-2 F7		4-1 BB		4	0	0	0	1	0	5						
Toby Hall, R OBP: 0.237, SLG: 0.299		3-2 3B 2B		0-1 1B 1B		1-2 G4-3		2-0 1B 2B		5	2	3	0	0	0	2						
Jason Smith, L OBP: 0.255, SLG: 0.377		0-2 2B 3B		0-0 1B 1B		0-0 F7		0-0 1B		3	2	2	1	0	0	0						
Dave McCarty, R OBP: 0.171, SLG: 0.242		2H 2B 3B		1-3 BB 1B		1-3 BB 1B		2-3 3H 1B		1	0	1	1	0	0	0						
Felix Escalona, R OBP: 0.279, SLG: 0.317		0-0 G5-3		4-0 BB 1B BB		0-3 K		1-1 F9		4	1	1	1	1	1	3						
1B Jared Sandberg, R OBP: 0.262, SLG: 0.429		0-0 G5-3		0-1 P4		0-1 F8		0-0 E4 2B 1B		5	1	1	1	0	0	4						
Jason Conti, L OBP: 0.319, SLG: 0.354		3H 2B																				
Inning Stats	R: 1 E: 0 K: 0 S: 10	H: 2 LOB: 1 BB: 1 P: 19	R: 2 E: 0 K: 0 S: 15	H: 3 LOB: 1 BB: 0 P: 20	R: 0 E: 0 K: 0 S: 6	H: 1 LOB: 0 BB: 0 P: 8	R: 4 E: 0 K: 0 S: 15	H: 4 LOB: 2 BB: 2 P: 27	R: 0 E: 0 K: 1 S: 7	H: 0 LOB: 0 BB: 0 P: 8	R: 0 E: 0 K: 0 S: 6	H: 0 LOB: 0 BB: 0 P: 8	R: 1 E: 0 K: 0 S: 14	H: 3 LOB: 2 BB: 0 P: 22	R: 2 E: 1 K: 1 S: 13	H: 2 LOB: 2 BB: 1 P: 24	R: 1 E: 0 K: 0 S: 10	H: 2 LOB: 1 BB: 0 P: 13	1B: 10 2B: 6 3B: 1 HR: 0	SF: 1 SAC: 0 DP: 1 HBP: 0	WP: 0 PB: 0 CS: 0	PA: 47
PITCHER	IP WLS BF H R ER SO BB IBB HBP BLK WP HR S P ERA WHIP	IP WLS BF H R ER SO BB IBB HBP BLK WP HR S P ERA WHIP																				
Esteban Loaiza, R ERA: 5.37	3.1 W 14 3 1 1 1 1 0 0 0 0 0 33 50 2.70 1.200																					
Pete Walker, R ERA: 2.33	7.1 0.1 2 1 0 0 0 0 0 0 0 0 0 3 4 0.00 3.000																					
Scott Eyre, L ERA: 5.4	8.1 2.0 12 4 3 1 1 1 0 0 0 0 0 23 37 4.50 2.500																					

Toronto Blue Jays @ Tampa Bay Devil Rays
Tropicana Field, St. Petersburg, FL
Tue Jun 25 2002, 7:15 PM EDT
Att: 10,380 - Dome - 72 F


AB 42
R 11
H 17
RBI 11
BB 4
SO 2
LOB 22



Batter	1	2	3	4	5	6	7	8	9	AB	R	H	RBI	BB	SO	LOB	TOP			
Shannon Stewart, R OBP: 0.354, SLG: 0.439 (1, 7)	F9	G5-3		2B		BB			F9	5	0	2	0	0	0	1				
Eric Hinske, L OBP: 0.379, SLG: 0.533 (1, 5)	2B		BB			BB			F8	2	2	1	0	3	0	0				
José Cruz Jr., S OBP: 0.315, SLG: 0.402 (1, 9)	F8		BB			BB			G4-3	4	0	1	1	1	1	4				
Carlos Delgado, L OBP: 0.393, SLG: 0.515 (1, 3)			BB							3	0	1	0	1	1	0				
Tom Wilson, R OBP: 0.361, SLG: 0.396 (1, 10)	F8		BB							4	0	0	0	0	2	5				
10 Vernon Wells, R OBP: 0.305, SLG: 0.423 (1, 8)	L7		BB							4	0	1	1	0	0	4				
Felipe Lopez, S OBP: 0.308, SLG: 0.417 (1, 6)			BB							4	0	1	0	0	2	3				
Joe Lawrence, R OBP: 0.275, SLG: 0.276 (1, 4)										4	0	0	0	0	1	1				
Ken Huckaby, R OBP: 0.328, SLG: 0.273 (8, PH)										3	0	0	0	0	1	1				
Darin Fletcher, L OBP: 0.241, SLG: 0.358 (8, 2)										1	0	0	0	0	0	0				
Inning Stats	R: 1 H: 1 E: 0 K: 0 S: 7	H: 1 LOB: 2 BB: 2 P: 17	R: 0 H: 1 E: 0 K: 1 S: 7	H: 1 LOB: 1 BB: 0 P: 12	R: 1 H: 2 E: 0 K: 1 S: 11	H: 2 LOB: 2 BB: 1 P: 19	R: 0 H: 1 E: 0 K: 1 S: 13	H: 1 LOB: 1 BB: 0 P: 24	R: 0 H: 1 E: 0 K: 2 S: 11	H: 1 LOB: 2 BB: 0 P: 16	R: 0 H: 0 E: 0 K: 1 S: 6	H: 0 LOB: 0 BB: 0 P: 8	R: 0 H: 0 E: 0 K: 2 S: 8	H: 0 LOB: 0 BB: 0 P: 15	R: 0 H: 0 E: 0 K: 0 S: 5	H: 0 LOB: 0 BB: 0 P: 5	1B: 4 2B: 3 3B: 0 HR: 0	SF: 0 SAC: 0 DP: 0 HBP: 0	WP: 0 PA: 39 CS: 0	
PITCHER	IP	WLS	BF	H	R	ER	SO	BB	IBB	HBP	BLK	WP	HR	S	P	ERA	WHIP			
Tanyon Sturtze, R ERA: 4.92 (1, 1)	7.0	W	33	7	2	2	6	5	0	0	0	0	0	68	118	2.57	1.714			
Travis Phelps, R ERA: 6.75 (8, 1)	1.0	H	3	0	0	0	2	0	0	0	0	0	0	8	15	0.00	0.000			
Esteban Yan, R ERA: 5.46 (9, 1)	1.0	S	3	0	0	0	0	0	0	0	0	0	0	5	5	0.00	0.000			

Toronto Blue Jays @ Tampa Bay Devil Rays
Tropicana Field, St. Petersburg, FL
Wed Jun 26 2002, 7:15 PM EDT
Att: 10,154 - Dome - 72 F


AB 34
R 2
H 7
RBI 2
BB 5
SO 8
LOB 19





Batter	1	2	3	4	5	6	7	8	9	AB	R	H	RBI	BB	SO	LOB	BOTTOM			
Randy Winn, S OBP: 0.353, SLG: 0.471 (1, 8)	P6		G6-3			BB				3	1	0	0	1	1	0				
Brent Abernathy, R OBP: 0.299, SLG: 0.332 (1, 4)						BB				4	1	1	0	0	2	0				
Steve Cox, L OBP: 0.343, SLG: 0.439 (1, 3)						BB				3	0	1	1	0	1	0				
Ben Grieve, L OBP: 0.340, SLG: 0.429 (1, 9)						BB				3	0	0	0	0	0	2				
Aubrey Huff, L OBP: 0.357, SLG: 0.495 (1, 10)						BB				2	1	1	2	1	0	0				
Toby Hall, R OBP: 0.232, SLG: 0.293 (1, 2)						BB				3	0	0	0	0	1	1				
Jason Conti, L OBP: 0.309, SLG: 0.341 (1, 7)						BB				3	0	0	0	0	1	1				
Chris Gomez, R OBP: 0.303, SLG: 0.396 (1, 6)						BB				3	0	0	0	0	1	1				
1B Jared Sandberg, R OBP: 0.264, SLG: 0.455 (1, 5)						BB				3	1	1	1	0	1	0				
Inning Stats	R: 0 H: 1 E: 0 K: 1 S: 10	H: 0 LOB: 0 BB: 0 P: 17	R: 0 H: 0 E: 0 K: 2 S: 13	H: 0 LOB: 0 BB: 0 P: 15	R: 0 H: 0 E: 0 K: 2 S: 8	H: 0 LOB: 0 BB: 0 P: 14	R: 0 H: 0 E: 0 K: 0 S: 11	H: 0 LOB: 1 BB: 1 P: 20	R: 4 H: 3 E: 0 K: 0 S: 14	H: 3 LOB: 0 BB: 1 P: 25	R: 0 H: 0 E: 0 K: 0 S: 6	H: 0 LOB: 0 BB: 0 P: 11	R: 0 H: 0 E: 0 K: 1 S: 7	H: 0 LOB: 0 BB: 0 P: 9	1B: 2 2B: 0 3B: 0 HR: 2	SF: 1 SAC: 0 DP: 0 HBP: 0	WP: 0 PA: 30 CS: 0			
PITCHER	IP	WLS	BF	H	R	ER	SO	BB	IBB	HBP	BLK	WP	HR	S	P	ERA	WHIP			
Steve Parris, R ERA: 4.3 (1, 1)	5.0	L	20	3	3	3	7	2	0	0	0	0	1	61	91	5.40	1.000			
Felix Heredia, L ERA: 4.5 (6, 1)	0.2	B	3	1	1	1	0	0	0	0	0	0	1	5	8	13.50	1.500			
Scott Cassidy, R ERA: 4.54 (6, 1)	1.1		4	0	0	0	0	0	0	0	0	0	0	8	15	0.00	0.000			
Cliff Politte, R ERA: 2.7 (8, 1)	1.0		3	0	0	0	1	0	0	0	0	0	0	7	9	0.00	0.000			

Toronto Blue Jays @ Tampa Bay Devil Rays
Tropicana Field, St. Petersburg, FL
Wed Jun 26 2002, 7:15 PM EDT
Att: 10,154 - Dome - 72 F

AB 27
R 4
H 4
RBI 4
BB 2
SO 8
LOB 5



Batter	1	2	3	4	5	6	7	8	9	AB	R	H	RBI	BB	SO	LOB	TOP								
Shannon Stewart, R (1, 10) OBP: 0.348, SLG: 0.430	L9		G5-3		F9		K		G4-3	5	0	0	0	0	1	2	Toronto Blue Jays @ Tampa Bay Devil Rays Tropicana Field, St. Petersburg, FL Thu Jun 27 2002, 2:15 PM EDT Att: 10,328 - Dome - 72 F 								
Eric Hinske, L (1, 5) OBP: 0.381, SLG: 0.534			G6-3		BB	2B	K			3	1	1	0	1	1										
Raul Mondesi, R (1, 9) OBP: 0.300, SLG: 0.434	L5			HR	BB	HBP	K			3	1	1	1	0	1										
Carlos Delgado, L (1, 3) OBP: 0.395, SLG: 0.513	K			HR	BB		K			3	1	1	0	1	2										
José Cruz Jr., S (1, 7) OBP: 0.317, SLG: 0.412		F8		HR	BB		G4-3			3	1	1	3	1	0	0									
10 Vernon Wells, R (1, 8) OBP: 0.300, SLG: 0.417	P6			HR	BB		G4-3			4	0	0	0	0	0	3									
Dave Berg, R (1, 4) OBP: 0.257, SLG: 0.345	L6			F9			F3		G5-3	4	0	0	0	0	0										
Darrin Fletcher, L (1, 2) Joe Lawrence, R (9, PR) OBP: 0.250, SLG: 0.363 OBP: 0.275, SLG: 0.276			G5-3	K			P6		WP	4	0	2	0	0	1	0									
Felipe Lopez, S (1, 6) OBP: 0.303, SLG: 0.410			K		G3-1		K		K	4	0	0	0	0	3	2									
Inning Stats	R: 0 E: 0 K: 1 S: 9	H: 0 LOB: 1 BB: 1 P: 16	R: 0 E: 0 K: 0 S: 5	H: 0 LOB: 0 BB: 0 P: 7	R: 0 E: 0 K: 1 S: 17	H: 1 LOB: 1 BB: 0 P: 25	R: 3 E: 0 K: 1 S: 15	H: 3 LOB: 0 BB: 0 P: 21	R: 1 E: 0 K: 0 S: 11	H: 1 LOB: 3 BB: 2 P: 25	R: 0 E: 0 K: 3 S: 10	H: 0 LOB: 0 BB: 0 P: 14	R: 0 E: 0 K: 1 S: 9	H: 0 LOB: 0 BB: 0 P: 13	R: 0 E: 0 K: 1 S: 12	H: 1 LOB: 2 BB: 0 P: 17		1B: 3 2B: 1 3B: 0 HR: 2	SF: 0 SAC: 0 DP: 0 HBP: 1	WP: 1 PB: 0 SB: 0 CS: 0	PA: 37				
PITCHER	IP	WLS	BF	H	R	ER	SO	BB	IBB	HBP	BLK	WP	HR	S	P	ERA	WHIP								
Paul Wilson, R (1, 1) ERA: 4.22	5.0		24	5	4	4	3	3	0	1	0	0	2	57	94	7.20	1.600								
Travis Harper, R (6, 1) ERA: 3.18	3.0	W	9	0	0	0	5	0	0	0	0	0	0	26	39	0.00	0.000								
Esteban Yan, R (9, 1) ERA: 5.28	1.0	S	4	1	0	0	1	0	0	0	0	1	0	12	17	0.00	1.000								

Batter	1	2	3	4	5	6	7	8	9	AB	R	H	RBI	BB	SO	LOB	BOTTOM								
Randy Winn, S (1, 8) OBP: 0.358, SLG: 0.475	G3-1			1B	1B					4	1	3	1	0	0	0	Toronto Blue Jays @ Tampa Bay Devil Rays Tropicana Field, St. Petersburg, FL Thu Jun 27 2002, 2:15 PM EDT Att: 10,328 - Dome - 72 F 								
Brent Abernathy, R (1, 4) OBP: 0.298, SLG: 0.331	F8			F8	F9		2B			4	1	1	1	0	0	2									
Steve Cox, L (1, 3) OBP: 0.345, SLG: 0.443	K			K		FC4-6	1B			4	0	2	2	0	2	0									
Ben Grieve, L (1, 9) OBP: 0.339, SLG: 0.426		K			HR	1B	FC4-6		F8	4	1	1	0	0	1	2									
Aubrey Huff, L (1, 10) OBP: 0.353, SLG: 0.514	G4-3			HR	HR	P5	G4-3			4	1	1	2	0	0	2									
John Flaherty, R (1, 2) OBP: 0.308, SLG: 0.395	K			G4-3	1B	2B			G6-3	4	1	2	0	0	1	0									
Jason Conti, L (1, 7) OBP: 0.297, SLG: 0.326			F6		G4-3	K			G4-3	4	0	0	0	0	1	3									
Chris Gomez, R (1, 6) OBP: 0.306, SLG: 0.392			F7		1B	HBP			G5-3	2	1	0	0	1	0	0									
1B Jared Sandberg, R (1, 5) OBP: 0.257, SLG: 0.442			K		K		K			3	0	0	0	0	3	3									
Inning Stats	R: 0 E: 0 K: 1 S: 8	H: 0 LOB: 0 BB: 0 P: 10	R: 0 E: 0 K: 2 S: 8	H: 0 LOB: 0 BB: 0 P: 10	R: 0 E: 0 K: 1 S: 7	H: 0 LOB: 0 BB: 0 P: 13	R: 0 E: 0 K: 1 S: 8	H: 1 LOB: 0 BB: 0 P: 13	R: 3 E: 0 K: 1 S: 17	H: 4 LOB: 2 BB: 0 P: 25	R: 0 E: 0 K: 1 S: 12	H: 2 LOB: 0 BB: 0 P: 20	R: 3 E: 0 K: 1 S: 18	H: 3 LOB: 1 BB: 1 P: 26	R: 0 E: 0 K: 0 S: 5	H: 0 LOB: 0 BB: 0 P: 9		1B: 7 2B: 2 3B: 0 HR: 1	SF: 0 SAC: 0 DP: 0 HBP: 1	WP: 0 PB: 0 SB: 0 CS: 0	PA: 35				
PITCHER	IP	WLS	BF	H	R	ER	SO	BB	IBB	HBP	BLK	WP	HR	S	P	ERA	WHIP								
Chris Carpenter, R (1, 1) ERA: 7.88	5.2		24	7	3	3	6	0	0	1	0	0	3	6	85	4.76	1.235								
Scott Cassidy, R (6, 1) ERA: 4.5	0.1	H	1	0	0	0	1	0	0	0	0	0	0	3	6	0.00	0.000								
Cliff Politte, R (7, 1) ERA: 3.48	0.1	L	4	2	3	3	1	1	0	0	0	0	0	11	17	81.00	9.000								
Scott Eyre, L (7, 1) ERA: 5.26	1.1		5	1	0	0	0	0	0	0	0	0	0	9	13	0.00	0.750								
Kelvim Escobar, R (8, 1) ERA: 4.95	0.1		1	0	0	0	0	0	0	0	0	0	0	3	5	0.00	0.000								

Batter	1	2	3	4	5	6	7	8	9	AB R H RBI BB SO LOB	TOP											
Brad Wilkerson, L (1, 7) OBP: 0.377, SLG: 0.435	F7		F7			F9		K		4 0 0 0 0 1 3	Montreal Expos @ Toronto Blue Jays SkyDome, Toronto, ON Fri Jun 28 2002, 7:05 PM EDT Att: 20,848 - Cloudy - 82 F											
Jose Macias, S (1, 8) OBP: 0.288, SLG: 0.333	E4			F8		FC4-6		F9		4 0 0 1 0 0 2												
Jose Vidro, S (1, 4) OBP: 0.391, SLG: 0.497	K			G4-3		FC6-4			F8	4 0 0 0 0 1 2												
Vladimir Guerrero, R (1, 9) OBP: 0.405, SLG: 0.557		1B		F7			F8		L6	4 0 1 0 0 0 0												
Troy O'Leary, L (1, 10) OBP: 0.379, SLG: 0.451		1B			L7		G3		G1-3	4 0 1 0 0 0 0												
Fernando Tatis, R (1, 5) OBP: 0.326, SLG: 0.482					G6-3					3 1 1 1 0 1 2												
Mike Mordecai, R (8, 5) OBP: 0.312, SLG: 0.279	K						HR			0 0 0 0 0 0 0												
Andres Galarraga, R (1, 3) OBP: 0.376, SLG: 0.362		G6-4-3			F2				K	3 0 0 0 0 1 2												
Orlando Cabrera, R (1, 6) OBP: 0.313, SLG: 0.375						SH			SH3-4	2 1 2 0 1 0 0												
Brian Schneider, L (1, 2) OBP: 0.289, SLG: 0.393				G4-6-3		SH			SH3-4	1 0 0 0 0 0 1												
Inning Stats	R: 0 E: 1 K: 1 S: 8	H: 0 LOB: 0 BB: 0 P: 15	R: 0 E: 0 K: 1 S: 10	H: 2 LOB: 1 BB: 0 P: 17	R: 0 E: 0 K: 0 S: 4	H: 1 LOB: 0 BB: 0 P: 7	R: 0 E: 0 K: 0 S: 8	H: 0 LOB: 0 BB: 0 P: 15	R: 0 E: 0 K: 0 S: 9	H: 0 LOB: 0 BB: 0 P: 13	R: 1 E: 0 K: 0 S: 8	H: 1 LOB: 1 BB: 0 P: 15	R: 1 E: 0 K: 1 S: 9	H: 1 LOB: 0 BB: 0 P: 13	R: 0 E: 0 K: 1 S: 11	H: 0 LOB: 1 BB: 1 P: 16	R: 0 E: 0 K: 0 S: 7	H: 0 LOB: 0 BB: 0 P: 10	1B: 3 2B: 1 3B: 0 HR: 1	SF: 0 SAC: 0 DP: 2 HBP: 0	WP: 0 PB: 0 SB: 0 CS: 1	PA: 32
PITCHER	IP WLS BF H R ER SO BB IBB HBP BLK WP HR S P ERA WHIP											PITCHER	IP WLS BF H R ER SO BB IBB HBP BLK WP HR S P ERA WHIP									
32 Roy Halladay, R (1, 1) ERA: 3.15	7.0 L 25 5 2 2 3 0 0 0 0 0 0 1 56 95 2.57 0.714																					
Cliff Politte, R (8, 1) ERA: 3.44	0.1 2 0 0 0 0 1 0 0 0 0 0 0 3 7 0.00 3.000																					
Scott Eyre, L (8, 1) ERA: 5.2	0.2 2 0 0 0 1 0 0 0 0 0 0 0 8 9 0.00 0.000																					
Scott Cassidy, R (9, 1) ERA: 4.37	1.0 3 0 0 0 0 0 0 0 0 0 0 0 7 10 0.00 0.000																					

Batter	1	2	3	4	5	6	7	8	9	AB R H RBI BB SO LOB	BOTTOM											
José Cruz Jr., S (1, 7) OBP: 0.313, SLG: 0.406	G4-3		F7			K		G6-3		4 0 0 0 0 1 2	Montreal Expos @ Toronto Blue Jays SkyDome, Toronto, ON Fri Jun 28 2002, 7:05 PM EDT Att: 20,848 - Cloudy - 82 F											
Eric Hinske, L (1, 5) OBP: 0.383, SLG: 0.532			G4-3					K		3 0 1 1 1 1 1												
Raul Mondesi, R (1, 9) OBP: 0.297, SLG: 0.428					G6-3			K		4 0 0 0 0 2 2												
Carlos Delgado, L (1, 3) OBP: 0.393, SLG: 0.507			F9						G6-3	3 0 0 0 1 0 1												
Tom Wilson, R (1, 10) OBP: 0.353, SLG: 0.385									K	4 0 0 0 0 2 1												
10 Vernon Wells, R (1, 8) OBP: 0.300, SLG: 0.412									K	3 0 0 0 1 1 0												
Dave Berg, R (1, 4) OBP: 0.253, SLG: 0.339									F8	3 0 0 0 0 0 2												
Felipe Lopez, S (1, 6) OBP: 0.303, SLG: 0.417									F7	3 1 1 0 0 1 0												
Ken Huckaby, R (1, 2) OBP: 0.328, SLG: 0.276									K	3 0 1 0 0 1 1												
Inning Stats	R: 0 E: 0 K: 0 S: 6	H: 0 LOB: 1 BB: 1 P: 13	R: 0 E: 0 K: 0 S: 6	H: 0 LOB: 0 BB: 0 P: 11	R: 0 E: 0 K: 1 S: 9	H: 1 LOB: 1 BB: 0 P: 15	R: 0 E: 0 K: 1 S: 11	H: 0 LOB: 2 BB: 2 P: 26	R: 1 E: 0 K: 2 S: 12	H: 2 LOB: 1 BB: 0 P: 20	R: 0 E: 0 K: 1 S: 9	H: 0 LOB: 0 BB: 0 P: 17	R: 0 E: 0 K: 1 S: 8	H: 0 LOB: 0 BB: 0 P: 14	R: 0 E: 0 K: 2 S: 7	H: 0 LOB: 0 BB: 0 P: 12	R: 0 E: 0 K: 1 S: 7	H: 0 LOB: 0 BB: 0 P: 9	1B: 2 2B: 0 3B: 1 HR: 0	SF: 0 SAC: 0 DP: 0 HBP: 0	WP: 0 PB: 0 SB: 0 CS: 0	PA: 33
PITCHER	IP WLS BF H R ER SO BB IBB HBP BLK WP HR S P ERA WHIP											PITCHER	IP WLS BF H R ER SO BB IBB HBP BLK WP HR S P ERA WHIP									
Tony Armas, R (1, 1) ERA: 3.78	7.0 W 27 3 1 1 6 3 0 0 0 0 0 0 0 61 116 1.29 0.857																					
Scott Stewart, L (8, 1) ERA: 1.59	2.0 S 6 0 0 0 3 0 0 0 0 0 0 0 14 21 0.00 0.000																					

Batter	1	2	3	4	5	6	7	8	9	AB	R	H	RBI	BB	SO	LOB	TOP										
Brad Wilkerson, L OBP: 0.371, SLG: 0.426 (1, 7)										5	0	1	0	0	2	1	Montreal Expos @ Toronto Blue Jays SkyDome, Toronto, ON Sun Jun 30 2002, 1:05 PM EDT Att: 24,965 - Sunny - 84 F										
Jose Macias, S OBP: 0.288, SLG: 0.340 (1, 8)										3	1	0	0	2	0	2											
Vladimir Guerrero, R OBP: 0.410, SLG: 0.565 (1, 9)										3	1	2	0	2	0	1											
Wil Cordero, R OBP: 0.272, SLG: 0.284 (1, 10)										5	1	0	0	0	1	6											
Fernando Tatis, R OBP: 0.335, SLG: 0.497 (1, 5)										5	2	3	3	0	0	0											
Andres Galarraga, R OBP: 0.372, SLG: 0.351 (1, 3)										4	0	1	1	0	1	1											
Orlando Cabrera, R OBP: 0.315, SLG: 0.382 (1, 6)										4	0	1	1	0	0	2											
Brian Schneider, L OBP: 0.287, SLG: 0.387 (1, 2)										4	0	1	0	0	0	3											
Henry Mateo, S OBP: 0.250, SLG: 0.250 (1, 4)										4	0	1	0	0	0	2											
Inning Stats	R: 0 E: 0 K: 1 S: 9	H: 0 LOB: 1 BB: 1 P: 18	R: 0 E: 0 K: 0 S: 7	H: 0 LOB: 0 BB: 0 P: 8	R: 0 E: 0 K: 0 S: 11	H: 1 LOB: 1 BB: 0 P: 15	R: 2 E: 0 K: 0 S: 12	H: 3 LOB: 1 BB: 0 P: 18	R: 0 E: 0 K: 0 S: 12	H: 2 LOB: 2 BB: 0 P: 17	R: 0 E: 0 K: 0 S: 11	H: 2 LOB: 2 BB: 0 P: 15	R: 3 E: 0 K: 2 S: 19	H: 2 LOB: 2 BB: 2 P: 37	R: 0 E: 0 K: 0 S: 8	H: 0 LOB: 1 BB: 1 P: 16	R: 0 E: 0 K: 1 S: 8	H: 0 LOB: 0 BB: 0 P: 12	1B: 8 2B: 1 3B: 1 HR: 0	SF: 0 SAC: 0 DP: 0 HBP: 1	WP: 1 PB: 0 CS: 0	PA: 42					
PITCHER	IP	WLS	BF	H	R	ER	SO	BB	IBB	HBP	BLK	WP	HR	S	P	ERA	WHIP										
Esteban Loaiza, R ERA: 5.25	(1, 1)	6.1	29	8	3	3	2	2	0	0	0	0	0	66	101	4.26	1.579										
Cliff Politte, R ERA: 3.57	(7, 1)	0.1	H	2	0	0	1	1	0	0	0	1	0	9	15	0.00	3.000										
Scott Cassidy, R ERA: 4.5	(7, 1)	0.0	B	3	2	2	0	0	0	1	0	0	0	4	8	∞	∞										
Scott Eyre, L ERA: 5.1	(7, 1)	1.0	W	4	0	0	0	1	0	0	0	0	0	8	17	0.00	1.000										
Kelvin Escobar, R ERA: 4.54	(8, 1)	1.1	S	4	0	0	1	0	0	0	0	0	0	10	15	0.00	0.000										

AB	37
R	5
H	10
RBI	5
BB	4
SO	4
LOB	18



Batter	1	2	3	4	5	6	7	8	9	AB	R	H	RBI	BB	SO	LOB	BOTTOM										
Shannon Stewart, R OBP: 0.341, SLG: 0.420 (1, 10)										5	0	0	0	0	1	4	Montreal Expos @ Toronto Blue Jays SkyDome, Toronto, ON Sun Jun 30 2002, 1:05 PM EDT Att: 24,965 - Sunny - 84 F										
Eric Hinske, L OBP: 0.385, SLG: 0.544 (1, 5)										4	1	1	0	0	0	0											
Raul Mondesi, R OBP: 0.301, SLG: 0.435 (1, 9)										4	1	2	1	0	1	0											
Carlos Delgado, L OBP: 0.390, SLG: 0.511 (1, 3)										4	1	1	2	0	0	1											
José Cruz Jr., S OBP: 0.308, SLG: 0.401 (1, 7)										4	1	1	0	0	1	1											
10 Vernon Wells, R OBP: 0.302, SLG: 0.409 (1, 8)										4	2	2	0	0	1	2											
Dave Berg, R OBP: 0.274, SLG: 0.364 (1, 6)										3	1	2	2	1	1	1											
Joe Lawrence, R OBP: 0.272, SLG: 0.273 (1, 4)										4	0	1	1	0	0	3											
Ken Huckaby, R OBP: 0.329, SLG: 0.281 (1, 2)										4	0	2	1	0	0	2											
Inning Stats	R: 1 E: 0 K: 0 S: 15	H: 2 LOB: 1 BB: 0 P: 22	R: 1 E: 0 K: 0 S: 8	H: 1 LOB: 1 BB: 1 P: 16	R: 0 E: 0 K: 0 S: 8	H: 0 LOB: 0 BB: 0 P: 13	R: 2 E: 0 K: 1 S: 18	H: 3 LOB: 1 BB: 0 P: 25	R: 0 E: 0 K: 1 S: 10	H: 0 LOB: 0 BB: 0 P: 16	R: 1 E: 0 K: 0 S: 13	H: 2 LOB: 1 BB: 0 P: 20	R: 2 E: 1 K: 2 S: 15	H: 2 LOB: 1 BB: 0 P: 23	R: 0 E: 0 K: 0 S: 7	H: 2 LOB: 1 BB: 0 P: 10	1B: 7 2B: 3 3B: 0 HR: 2	SF: 0 SAC: 0 DP: 1 HBP: 0	WP: 0 PB: 0 CS: 0	PA: 37							
PITCHER	IP	WLS	BF	H	R	ER	SO	BB	IBB	HBP	BLK	WP	HR	S	P	ERA	WHIP										
Tomo Ohka, R ERA: 3.29	(1, 1)	6.0	27	8	5	5	3	1	0	0	0	0	1	72	112	7.50	1.500										
Graeme Lloyd, L ERA: 6.51	(7, 1)	0.2	L	5	2	2	1	0	0	0	0	0	1	12	19	27.00	3.000										
Dan Smith, R ERA:	(7, 1)	1.1		5	2	0	1	0	0	0	0	0	0	10	14	0.00	1.500										

AB	36
R	7
H	12
RBI	7
BB	1
SO	5
LOB	14



Batter	1	2	3	4	5	6	7	8	9	AB	R	H	RBI	BB	SO	LOB	TOP					
Shannon Stewart, R OBP: 0.339, SLG: 0.417	F8		1B		K			G5-3		4	0	1	0	0	1	2						
José Cruz Jr., S OBP: 0.304, SLG: 0.395	F8		F8		K			K		4	0	0	0	0	2	3						
Eric Hinske, L OBP: 0.380, SLG: 0.536	K				K			K		4	0	0	0	0	4	1						
Carlos Delgado, L OBP: 0.388, SLG: 0.507		G4-3			1B			G4-3		4	0	1	0	0	1	0						
Darrin Fletcher, L OBP: 0.246, SLG: 0.353 Joe Lawrence, R OBP: 0.270, SLG: 0.270		P5			1B			G6-3		3	0	1	0	0	0	0						
10 Vernon Wells, R OBP: 0.301, SLG: 0.410					K			G5-3		4	0	1	0	0	1	2						
Pedro Swann, L (1, 10)					G3-1			K		3	0	0	0	0	2	3						
Felipe Lopez, S OBP: 0.303, SLG: 0.418					K			2B		3	0	1	0	0	2	0						
Dave Berg, R OBP: 0.280, SLG: 0.375					K			CS		3	0	2	0	0	1	0						
Inning Stats	R: 0 H: 0 E: 0 K: 1 S: 8	H: 0 LOB: 0 BB: 0 P: 11	R: 0 H: 1 E: 0 K: 1 S: 10	LOB: 1 BB: 0 P: 16	R: 0 H: 1 E: 0 K: 2 S: 12	LOB: 1 BB: 0 P: 17	R: 0 H: 2 E: 0 K: 2 S: 13	LOB: 2 BB: 0 P: 20	R: 0 H: 1 E: 0 K: 3 S: 13	LOB: 1 BB: 0 P: 17	R: 0 H: 0 E: 0 K: 1 S: 9	LOB: 0 BB: 0 P: 11	R: 0 H: 1 E: 0 K: 1 S: 8	LOB: 0 BB: 0 P: 11	R: 0 H: 1 E: 0 K: 2 S: 10	LOB: 1 BB: 0 P: 14	R: 0 H: 0 E: 0 K: 0 S: 7	LOB: 0 BB: 0 P: 8	1B: 4 2B: 3 3B: 0 HR: 0	SF: 0 SAC: 0 DP: 0 HBP: 0	WP: 0 PB: 0 SB: 0 CS: 1	PA: 34
PITCHER	IP	WLS	BF	H	R	ER	SO	BB	IBB	HBP	BLK	WP	HR	S	P	ERA	WHIP					
Pedro Martínez, R ERA: 2.85	8.0	W	30	7	0	0	14	0	0	0	0	0	0	83	117	0.00	0.875					
Alan Embree, L ERA: 1.13	1.0		3	0	0	0	0	0	0	0	0	0	0	7	8	0.00	0.000					

Toronto Blue Jays @ Boston Red Sox
Fenway Park, Boston, MA
Mon Jul 01 2002, 7:05 PM EDT
Att: 33,005 - Cloudy - 90 F

AB 33
R 0
H 7
RBI 0
BB 0
SO 14
LOB 11



Batter	1	2	3	4	5	6	7	8	9	AB	R	H	RBI	BB	SO	LOB	BOTTOM				
18 Johnny Damon, L OBP: 0.364, SLG: 0.447	G4-3				FC6-4			G4-3		3	0	1	1	1	0	2					
Carlos Baerga, S OBP: 0.338, SLG: 0.424 Lou Merloni, R OBP: 0.352, SLG: 0.355	G4-3				FC6-4			F8		2	0	0	0	0	0	1					
Nomar Garciaparra, R OBP: 0.361, SLG: 0.533					1B			F9		4	0	2	0	0	0	2					
Manny Ramírez, R OBP: 0.464, SLG: 0.596	G3				FC6-4			F3		4	0	1	0	0	1	1					
Shea Hillenbrand, R OBP: 0.337, SLG: 0.508					FC6-4			G3-1		4	0	1	0	0	0	2					
Brian Daubach, L OBP: 0.328, SLG: 0.458					K			K2-3		4	0	0	0	0	2	3					
Jason Varitek, S OBP: 0.332, SLG: 0.403					1B			L3		3	2	1	0	1	1	0					
Trot Nixon, L OBP: 0.335, SLG: 0.419					P6			K		4	2	2	0	0	1	1					
Tony Clark, S OBP: 0.266, SLG: 0.313					FC6-4			18 G4-3		2	0	2	2	1	0	0					
Inning Stats	R: 0 H: 2 E: 0 K: 0 S: 12	H: 4 LOB: 1 BB: 0 P: 25	R: 2 H: 4 E: 0 K: 0 S: 17	LOB: 1 BB: 0 P: 25	R: 0 H: 2 E: 0 K: 1 S: 9	LOB: 2 BB: 0 P: 10	R: 1 H: 1 E: 0 K: 0 S: 10	H: 1 LOB: 2 BB: 2 P: 23	R: 0 H: 0 E: 0 K: 1 S: 8	H: 0 LOB: 0 BB: 1 P: 9	R: 1 H: 1 E: 0 K: 0 S: 15	H: 1 LOB: 1 BB: 1 P: 24	R: 0 H: 0 E: 0 K: 3 S: 11	H: 0 LOB: 0 BB: 0 P: 14	R: 0 H: 0 E: 0 K: 3 S: 11	H: 0 LOB: 0 BB: 0 P: 14	1B: 8 2B: 2 3B: 0 HR: 0	SF: 0 SAC: 0 DP: 2 HBP: 0	WP: 1 PB: 0 SB: 0 CS: 0	PA: 35	
PITCHER	IP	WLS	BF	H	R	ER	SO	BB	IBB	HBP	BLK	WP	HR	S	P	ERA	WHIP				
Steve Parris, R ERA: 4.57	7.0	L	32	10	4	4	2	2	1	0	0	0	0	76	114	5.14	1.714				
Felix Heredia, L ERA: 4.35	1.0		3	0	0	0	3	0	0	0	0	0	0	11	14	0.00	0.000				

Toronto Blue Jays @ Boston Red Sox
Fenway Park, Boston, MA
Mon Jul 01 2002, 7:05 PM EDT
Att: 33,005 - Cloudy - 90 F

AB 32
R 4
H 10
RBI 4
BB 3
SO 5
LOB 15



Batter	1	2	3	4	5	6	7	8	9	AB	R	H	RBI	BB	SO	LOB	TOP										
Dave Berg, R OBP: 0.285, SLG: 0.383 (1, 4)	G6-3		G6-3			1B		2B		4	0	2	0	0	0	1	Toronto Blue Jays @ Boston Red Sox Fenway Park, Boston, MA Tue Jul 02 2002, 1:05 PM EDT Att: 32,993 - Overcast - 91 F										
Eric Hinske, L OBP: 0.375, SLG: 0.528 (1, 5)	K			P4		G5-3		K		4	0	0	0	0	2	2											
Shannon Stewart, R OBP: 0.338, SLG: 0.414 (1, 7)	G6-3			K			WP 2B 1B		G6-3	4	1	1	0	0	1	0											
Carlos Delgado, L OBP: 0.384, SLG: 0.500 (1, 3)		G3-1		L4			F7		K	4	0	0	0	0	1	1											
José Cruz Jr., S OBP: 0.304, SLG: 0.397 (1, 9)		L3			G4-3		2-2		G5-3	4	0	1	1	0	0	0											
10 Vernon Wells, R OBP: 0.298, SLG: 0.406 (1, 8)					G6-3		1-H 2B			3	0	0	0	0	2	1											
Josh Phelps, R OBP: 0.333, SLG: 0.333 (1, 10)					K			K		3	0	1	0	0	2	1											
Felipe Lopez, S OBP: 0.303, SLG: 0.417 (1, 6)						G4-3				3	0	1	0	0	1	0											
Ken Huckaby, R OBP: 0.319, SLG: 0.273 Tom Wilson, R OBP: 0.349, SLG: 0.379 (8, PH) (8, 2)						F8		F9		2	0	0	0	0	0	2											
										1	0	0	0	0	0	0											
Inning Stats	R: 0 E: 0 K: 1 S: 13	H: 0 LOB: 0 BB: 0 P: 19	R: 0 E: 0 K: 1 S: 9	H: 0 LOB: 0 BB: 0 P: 16	R: 0 E: 0 K: 0 S: 11	H: 2 LOB: 1 BB: 0 P: 15	R: 0 E: 0 K: 1 S: 7	H: 0 LOB: 0 BB: 0 P: 10	R: 0 E: 0 K: 1 S: 7	H: 0 LOB: 0 BB: 0 P: 11	R: 0 E: 0 K: 0 S: 8	H: 1 LOB: 1 BB: 0 P: 15	R: 1 E: 0 K: 2 S: 12	H: 2 LOB: 1 BB: 0 P: 16	R: 0 E: 0 K: 2 S: 14	H: 1 LOB: 1 BB: 0 P: 20	R: 0 E: 0 K: 1 S: 9	H: 0 LOB: 0 BB: 0 P: 13	1B: 4 2B: 2 3B: 0 HR: 0	SF: 0 SAC: 0 DP: 1 HBP: 0	WP: 1 PB: 0 SB: 0 CS: 0	PA: 32					
PITCHER	IP	WLS	BF	H	R	ER	SO	BB	IBB	HBP	BLK	WP	HR	S	P	ERA	WHIP										
49 Tim Wakefield, R ERA: 2.45 Willie Banks, R ERA: 4.79 Alan Embree, L ERA: 1.08	(1, 1)	6.0	20	3	0	0	4	0	0	0	0	0	0	55	86	0.00	0.500										
(7, 1)	1.2	W	8	3	1	1	3	0	0	0	0	1	0	22	31	5.40	1.800										
(8, 1)	1.1	S	4	0	0	0	2	0	0	0	0	0	0	13	18	0.00	0.000										


AB	32
R	1
H	6
RBI	1
BB	0
SO	9
LOB	8



Batter	1	2	3	4	5	6	7	8	9	AB	R	H	RBI	BB	SO	LOB	BOTTOM										
18 Johnny Damon, L OBP: 0.363, SLG: 0.442 (1, 8)	G6-3		K		G4-3					3	0	0	0	0	1	1	Toronto Blue Jays @ Boston Red Sox Fenway Park, Boston, MA Tue Jul 02 2002, 1:05 PM EDT Att: 32,993 - Overcast - 91 F										
Jose Offerman, S OBP: 0.312, SLG: 0.324 (1, 3)	BB F9-2 1B		F8			K		F9		4	0	1	0	0	1	2											
Nomar Garciaparra, R OBP: 0.360, SLG: 0.529 (1, 6)					F7				K	4	0	1	0	0	2	0											
Manny Ramirez, R OBP: 0.459, SLG: 0.583 (1, 7)					G5-3				F7	3	0	0	0	1	1	0											
Shea Hillenbrand, R OBP: 0.339, SLG: 0.511 (1, 5)	F9-2								F3	4	1	2	0	0	0	3											
Tony Clark, S OBP: 0.272, SLG: 0.315 (1, 10)									P3	2	0	1	0	1	0	1											
Trot Nixon, L OBP: 0.334, SLG: 0.416 (1, 9)										2	1	0	0	1	0	3											
Doug Mirabeli, R OBP: 0.269, SLG: 0.384 (1, 2)										3	0	0	0	0	0	3											
Lou Merloni, R OBP: 0.360, SLG: 0.379 (1, 4)										2	0	1	2	1	0	0											
Inning Stats	R: 0 E: 0 K: 0 S: 11	H: 2 LOB: 2 BB: 1 P: 19	R: 0 E: 0 K: 0 S: 7	H: 1 LOB: 0 BB: 0 P: 8	R: 0 E: 0 K: 1 S: 12	H: 0 LOB: 1 BB: 1 P: 21	R: 0 E: 0 K: 0 S: 9	H: 1 LOB: 2 BB: 1 P: 18	R: 0 E: 0 K: 2 S: 9	H: 0 LOB: 0 BB: 0 P: 13	R: 2 E: 0 K: 0 S: 15	H: 2 LOB: 2 BB: 1 P: 29	R: 0 E: 0 K: 2 S: 8	H: 0 LOB: 0 BB: 0 P: 12	R: 0 E: 0 K: 2 S: 8	H: 0 LOB: 0 BB: 0 P: 12	1B: 4 2B: 3 3B: 1 HR: 0	SF: 0 SAC: 0 DP: 3 HBP: 1	WP: 0 PB: 0 SB: 2 CS: 1	PA: 32							
PITCHER	IP	WLS	BF	H	R	ER	SO	BB	IBB	HBP	BLK	WP	HR	S	P	ERA	WHIP										
Chris Carpenter, R ERA: 6.04 Scott Eyre, L ERA: 5.57 Scott Cassidy, R ERA: 4.42 Cliff Politte, R ERA: 3.57	(1, 1)	6.1	24	5	1	1	3	3	0	0	0	0	0	56	91	1.42	1.263										
(7, 1)	0.0	L	1	0	0	0	0	1	0	0	0	0	0	2	6	∞	∞										
(7, 1)	0.2	B	4	1	1	1	0	0	0	1	0	0	0	9	17	13.50	1.500										
(8, 1)	1.0		3	0	0	0	2	0	0	0	0	0	0	8	12	0.00	0.000										

AB	27
R	2
H	6
RBI	2
BB	4
SO	5
LOB	13



Batter	1	2	3	4	5	6	7	8	9	AB	R	H	RBI	BB	SO	LOB	TOP										
Dave Berg, R OBP: 0.288, SLG: 0.380 (1, 6) (7, 4)	F9		G5-3			1B			F7	4	0	1	0	1	0	0	Toronto Blue Jays @ Boston Red Sox Fenway Park, Boston, MA Tue Jul 02 2002, 7:05 PM EDT Att: 32,902 - Overcast - 93 F										
Eric Hinske, L OBP: 0.372, SLG: 0.522 (1, 5)	F9			F8		F8	SF7			3	0	0	1	1	0	1											
Shannon Stewart, R OBP: 0.339, SLG: 0.412 (1, 7)	F9				1B	F9			K	4	0	1	0	0	1	2											
Carlos Delgado, L OBP: 0.378, SLG: 0.491 (1, 3)		F8		F8		F8	F9		K	5	0	0	0	0	1	6											
José Cruz Jr., S OBP: 0.306, SLG: 0.406 (1, 9)				F9				F9		3	1	1	1	1	0	1											
10 Vernon Wells, R OBP: 0.301, SLG: 0.411 (1, 8)		BB					HR			4	2	2	0	0	0	1											
Josh Phelps, R OBP: 0.429, SLG: 0.429 (1, 10)							1B			4	1	2	0	0	1	2											
Tom Wilson, R OBP: 0.352, SLG: 0.389 (1, 2)				F8		F9				4	0	2	2	0	0	1											
Joe Lawrence, R OBP: 0.266, SLG: 0.265 (7, PH) Felipe Lopez, S OBP: 0.301, SLG: 0.413 (7, 6)			G4-3						K	2	0	0	0	0	0	1											
Inning Stats	R: 0 E: 0 K: 0 S: 8	H: 0 LOB: 0 BB: 0 P: 11	R: 0 E: 0 K: 0 S: 5	H: 0 LOB: 1 BB: 1 P: 9	R: 0 E: 0 K: 0 S: 5	H: 0 LOB: 0 BB: 0 P: 9	R: 0 E: 0 K: 0 S: 7	H: 1 LOB: 1 BB: 0 P: 12	R: 0 E: 0 K: 0 S: 9	H: 1 LOB: 1 BB: 0 P: 11	R: 0 E: 0 K: 0 S: 11	H: 1 LOB: 3 BB: 0 P: 18	R: 3 E: 0 K: 1 S: 23	H: 4 LOB: 3 BB: 1 P: 43	R: 1 E: 0 K: 2 S: 20	H: 2 LOB: 1 BB: 0 P: 29		R: 0 E: 0 K: 2 S: 9	H: 0 LOB: 1 BB: 1 P: 16	1B: 6 2B: 2 3B: 0 HR: 1	SF: 1 SAC: 0 DP: 0 HBP: 1	WP: 0 PB: 0 SB: 0 CS: 0	PA: 40				
PITCHER	IP	WLS	BF	H	R	ER	SO	BB	IBB	HBP	BLK	WP	HR	S	P	ERA	WHIP										
Sun-Woo Kim, R ERA: 6.84 (1, 1)	6.0	W	25	6	3	3	0	1	0	0	0	0	1	54	84	4.50	1.167										
Rich Garces, R ERA: 9.59 (7, 1)	0.2		5	1	0	0	1	1	0	1	0	0	0	10	24	0.00	3.000										
Chris Haney, L ERA: 1.74 (7, 1)	2.0	H	9	2	1	1	3	1	0	0	0	0	0	30	46	4.50	1.500										
Alan Embree, L ERA: 1.07 (9, 1)	0.1	S	1	0	0	0	1	0	0	0	0	0	0	3	4	0.00	0.000										

Batter	1	2	3	4	5	6	7	8	9	AB	R	H	RBI	BB	SO	LOB	BOTTOM										
Rickey Henderson, R OBP: 0.364, SLG: 0.364 (1, 7)	FC4-6 BB	FC4-6 1B				K			K	3	0	1	0	2	2	0	Toronto Blue Jays @ Boston Red Sox Fenway Park, Boston, MA Tue Jul 02 2002, 7:05 PM EDT Att: 32,902 - Overcast - 93 F										
18 Johnny Damon, L OBP: 0.363, SLG: 0.439 Tony Clark, S OBP: 0.271, SLG: 0.313 (7, 3)	FC4-6 WP 2B	FC4-6				FC5-4 BB			F5	2	1	0	0	1	0	2											
18 Shea Hillenbrand, R OBP: 0.335, SLG: 0.595 (1, 5)	K	F8				FC5-4 HBP 1B			G4-3	4	1	0	0	0	1	3											
Manny Ramirez, R OBP: 0.466, SLG: 0.582 (1, 10)	2B 1B BB					FC5-4 HBP 1B			K	2	2	1	0	1	1	0											
Brian Daubach, L OBP: 0.336, SLG: 0.469 (7, 9)	1B 2B					FC5-4 HBP 1B			S	4	2	3	2	0	0	1											
Jason Varitek, S OBP: 0.339, SLG: 0.408 (1, 2)	1B BB					FC5-4 HBP 1B			1B	2	0	1	2	2	0	0											
Trot Nixon, L OBP: 0.333, SLG: 0.413 (7, 8)	1B					FC5-4 HBP 1B			G4-3	4	0	1	2	0	1	3											
58 Bryant Nelson, S OBP: 0.321, SLG: 0.280 (1, 4)	G3					FC5-4 HBP 1B			P4	4	0	0	0	0	0	2											
Lou Merloni, R OBP: 0.348, SLG: 0.364 (1, 6)		G6-3				FC5-4 HBP 1B			G4-3	4	0	0	0	0	0	0											
Inning Stats	R: 3 E: 0 K: 1 S: 16	H: 2 LOB: 2 BB: 3 P: 31	R: 0 E: 0 K: 0 S: 13	H: 1 LOB: 1 BB: 0 P: 17	R: 0 E: 0 K: 0 S: 4	H: 1 LOB: 0 BB: 0 P: 5	R: 0 E: 0 K: 0 S: 10	H: 0 LOB: 0 BB: 0 P: 13	R: 3 E: 0 K: 2 S: 14	H: 2 LOB: 1 BB: 1 P: 25	R: 0 E: 0 K: 0 S: 6	H: 0 LOB: 1 BB: 1 P: 14	R: 0 E: 0 K: 1 S: 12	H: 1 LOB: 2 BB: 1 P: 21	R: 0 E: 0 K: 1 S: 13	H: 0 LOB: 0 BB: 0 P: 15	R: 0 E: 0 K: 1 S: 9	H: 0 LOB: 1 BB: 1 P: 16	1B: 5 2B: 2 3B: 0 HR: 0	SF: 0 SAC: 0 DP: 1 HBP: 1	WP: 1 PB: 0 SB: 1 CS: 0	PA: 37					
PITCHER	IP	WLS	BF	H	R	ER	SO	BB	IBB	HBP	BLK	WP	HR	S	P	ERA	WHIP										
Mike Smith, R ERA: 8.82 (1, 1)	4.2	L	23	5	6	6	2	4	0	1	0	1	0	53	84	11.57	1.929										
Corey Thurman, R ERA: 2.77 (5, 1)	2.0		8	1	0	0	2	1	0	0	0	0	0	17	32	0.00	1.000										
Felix Heredia, L ERA: 4.18 (7, 1)	1.1		6	1	0	0	1	0	1	0	0	0	0	18	25	0.00	0.750										



Batter	1	2	3	4	5	6	7	8	9	AB	R	H	RBI	BB	SO	LOB	TOP										
Dave Berg, R (1, 4) OBP: 0.291, SLG: 0.386										5	1	2	0	0	0	2											
Eric Hinske, L (1, 5) OBP: 0.369, SLG: 0.516										5	0	1	1	0	0	2											
Shannon Stewart, R (1, 7) OBP: 0.343, SLG: 0.423										5	0	3	1	0	0	3											
Carlos Delgado, L (1, 3) OBP: 0.381, SLG: 0.490										3	0	1	0	2	0	2											
10 Vernon Wells, R (1, 8) OBP: 0.297, SLG: 0.405										4	0	0	0	0	1	7											
José Cruz Jr., S (1, 9) OBP: 0.305, SLG: 0.402										3	0	0	0	1	0	2											
Josh Phelps, R (1, 10) OBP: 0.455, SLG: 0.455										4	0	2	0	0	0	0											
Felipe Lopez, S (1, 6) OBP: 0.296, SLG: 0.407										4	0	0	0	0	3	3											
Ken Huckaby, R (1, 2) OBP: 0.333, SLG: 0.290										3	0	2	0	0	0	0											
Pedro Swann, L (7, PR)										0	1	0	0	0	0	0											
Darrin Fletcher, L (7, 2) OBP: 0.244, SLG: 0.350										1	0	0	0	0	0	2											
Inning Stats	R: 1 E: 0 K: 0 S: 12	H: 2 LOB: 1 BB: 0 P: 17	R: 0 E: 0 K: 1 S: 13	H: 2 LOB: 2 BB: 0 P: 18	R: 0 E: 0 K: 0 S: 7	H: 1 LOB: 2 BB: 1 P: 13	R: 0 E: 0 K: 1 S: 6	H: 0 LOB: 0 BB: 0 P: 7	R: 0 E: 0 K: 0 S: 8	H: 0 LOB: 0 BB: 0 P: 14	R: 1 E: 0 K: 1 S: 15	H: 3 LOB: 2 BB: 1 P: 24	R: 0 E: 0 K: 1 S: 7	H: 1 LOB: 1 BB: 1 P: 12	R: 0 E: 1 K: 0 S: 13	H: 0 LOB: 1 BB: 0 P: 17	1B: 8 2B: 3 3B: 0 HR: 0	SF: 0 SAC: 0 DP: 2 HBP: 0	WP: 0 PA: 40 PB: 0 SB: 0 CS: 0								
PITCHER	IP	WLS	BF	H	R	ER	SO	BB	IBB	HBP	BLK	WP	HR	S	P	ERA	WHIP										
John Burkett, R (1, 1) ERA: 3.8	7.0		32	10	2	2	3	0	2	0	0	0	0	69	104	2.57	1.429										
Wayne Gomes, R (8, 1) ERA:	1.0	W	4	1	0	0	1	1	0	0	0	0	0	7	12	0.00	2.000										
Ugueth Urbina, R (9, 1) ERA: 2.61	1.0	S	4	0	0	0	0	0	0	0	0	0	0	13	17	0.00	0.000										

Toronto Blue Jays @ Boston Red Sox
Fenway Park, Boston, MA
Wed Jul 03 2002, 7:05 PM EDT
Att: 31,777 - Sunny - 85 F

AB 37
R 2
H 11
RBI 2
BB 3
SO 4
LOB 23

Batter	1	2	3	4	5	6	7	8	9	AB	R	H	RBI	BB	SO	LOB	BOTTOM										
18 Johnny Damon, L (1, 10) OBP: 0.372, SLG: 0.443										2	1	2	0	3	0	0											
Shea Hillenbrand, R (1, 5) OBP: 0.333, SLG: 0.498										4	0	0	2	0	0	3											
Nomar Garciaparra, R (1, 6) OBP: 0.361, SLG: 0.526										4	1	1	0	1	1	5											
Manny Ramirez, R (1, 7) OBP: 0.467, SLG: 0.579										4	0	2	0	0	2	1											
Rickey Henderson, R (8, PR) OBP: 0.364, SLG: 0.384										0	1	0	0	0	0	0											
Brian Daubach, L (1, 9) OBP: 0.335, SLG: 0.464										4	0	1	0	0	0	2											
Jason Varitek, S (1, 2) OBP: 0.333, SLG: 0.401										4	0	0	0	0	2	3											
Tony Clark, S (1, 3) OBP: 0.276, SLG: 0.317										4	0	2	1	0	2	1											
Jose Offerman, S (8, PR) OBP: 0.312, SLG: 0.324										0	1	0	0	0	0	0											
Trot Nixon, L (1, 8) OBP: 0.332, SLG: 0.411										4	1	1	0	0	0	2											
Lou Merloni, R (1, 4) OBP: 0.353, SLG: 0.369										4	0	2	1	0	0	2											
Inning Stats	R: 0 E: 0 K: 1 S: 12	H: 1 LOB: 1 BB: 1 P: 20	R: 0 E: 0 K: 1 S: 11	H: 2 LOB: 2 BB: 0 P: 14	R: 1 E: 0 K: 1 S: 15	H: 0 LOB: 0 BB: 1 P: 24	R: 0 E: 0 K: 1 S: 8	H: 0 LOB: 0 BB: 0 P: 10	R: 0 E: 0 K: 0 S: 10	H: 1 LOB: 1 BB: 1 P: 18	R: 1 E: 1 K: 1 S: 12	H: 2 LOB: 1 BB: 0 P: 17	R: 0 E: 1 K: 1 S: 12	H: 1 LOB: 2 BB: 0 P: 18	R: 3 E: 0 K: 1 S: 23	H: 4 LOB: 3 BB: 1 P: 37	1B: 11 2B: 0 3B: 0 HR: 0	SF: 0 SAC: 0 DP: 1 HBP: 1	WP: 0 PA: 39 PB: 0 SB: 5 CS: 0								
PITCHER	IP	WLS	BF	H	R	ER	SO	BB	IBB	HBP	BLK	WP	HR	S	P	ERA	WHIP										
32 Roy Halladay, R (1, 1) ERA: 3.06	6.2		27	6	2	1	5	3	0	0	0	0	0	74	113	1.35	1.350										
Scott Eyre, L (7, 1) ERA: 5.27	0.0		1	1	0	0	0	0	0	0	0	0	0	2	3	∞	∞										
Cliff Politte, R (7, 1) ERA: 4.21	1.0	L	8	4	3	3	2	0	0	0	0	0	0	24	34	27.00	4.000										
Brian Bowles, R (8, 1) ERA:	0.1		3	0	0	0	0	1	0	1	0	0	0	3	8	0.00	3.000										

Toronto Blue Jays @ Boston Red Sox
Fenway Park, Boston, MA
Wed Jul 03 2002, 7:05 PM EDT
Att: 31,777 - Sunny - 85 F

AB 34
R 5
H 11
RBI 4
BB 4
SO 7
LOB 19

Batter	1	2	3	4	5	6	7	8	9	AB	R	H	RBI	BB	SO	LOB	TOP								
Dave Berg, R OBP: 0.293, SLG: 0.383										4	0	1	0	0	0	1									
Eric Hinske, L OBP: 0.366, SLG: 0.513										4	0	1	0	0	0	3									
Shannon Stewart, R OBP: 0.346, SLG: 0.424										4	1	2	0	0	1	2									
Carlos Delgado, L OBP: 0.383, SLG: 0.486										2	1	0	0	2	1	2									
José Cruz Jr., S OBP: 0.305, SLG: 0.400										4	1	1	0	0	0	2									
10 Vernon Wells, R OBP: 0.299, SLG: 0.404										3	1	1	1	0	0	0									
Josh Phelps, R OBP: 0.400, SLG: 0.400										4	0	1	2	0	2	1									
Ken Huckaby, R OBP: 0.321, SLG: 0.278										3	0	0	0	0	0	2									
Pedro Swann, L (9, PH)										1	0	0	0	0	0	0									
Joe Lawrence, R OBP: 0.260, SLG: 0.259										3	1	0	1	0	0	1									
Tom Wilson, R OBP: 0.350, SLG: 0.387										1	0	0	0	0	0	0									
Inning Stats	R: 0 E: 0 K: 0 S: 8	H: 2 LOB: 2 BB: 1 P: 12	R: 0 E: 0 K: 0 S: 3	H: 0 LOB: 0 BB: 0 P: 5	R: 0 E: 0 K: 0 S: 7	H: 0 LOB: 0 BB: 0 P: 12	R: 4 E: 0 K: 0 S: 15	H: 4 LOB: 1 BB: 1 P: 25	R: 0 E: 0 K: 1 S: 6	H: 0 LOB: 0 BB: 0 P: 11	R: 0 E: 0 K: 1 S: 5	H: 0 LOB: 2 BB: 0 P: 7	R: 1 E: 1 K: 1 S: 12	H: 0 LOB: 2 BB: 0 P: 20	R: 0 E: 0 K: 1 S: 8	H: 0 LOB: 0 BB: 0 P: 11	R: 0 E: 0 K: 0 S: 11	H: 0 LOB: 0 BB: 0 P: 15	1B: 7 2B: 0 3B: 0 HR: 0	SF: 0 SAC: 0 DP: 3 HBP: 2	WP: 1 PB: 0 SB: 1 CS: 0	PA: 37			
PITCHER	IP	WLS	BF	H	R	ER	SO	BB	IBB	HBP	BLK	WP	HR	S	P	ERA	WHIP								
Derek Lowe, R ERA: 2.36	6.2	W	30	7	5	4	3	2	0	2	0	1	0	55	91	5.40	1.350								
Alan Embree, L ERA: 1.03	1.1	H	4	0	0	0	1	0	0	0	0	0	0	9	12	0.00	0.000								
Wayne Gomes, R ERA:	1.0		3	0	0	0	0	0	0	0	0	0	0	11	15	0.00	0.000								

Toronto Blue Jays @ Boston Red Sox
Fenway Park, Boston, MA
Thu Jul 04 2002, 1:05 PM EDT
Att: 32,086 - Sunny - 96 F

AB 33
R 5
H 7
RBI 4
BB 2
SO 4
LOB 14



Batter	1	2	3	4	5	6	7	8	9	AB	R	H	RBI	BB	SO	LOB	BOTTOM								
18 Johnny Damon, L OBP: 0.373, SLG: 0.442										3	2	1	0	1	1	0									
Jose Offerman, S OBP: 0.314, SLG: 0.326										5	1	2	1	0	0	1									
Nomar Garciaparra, R OBP: 0.361, SLG: 0.536										4	1	2	4	0	0	0									
Manny Ramirez, R OBP: 0.465, SLG: 0.568										3	1	0	0	1	2	2									
Brian Daubach, L OBP: 0.340, SLG: 0.463										3	0	1	0	2	2	3									
Shea Hillenbrand, R OBP: 0.331, SLG: 0.454										5	1	1	0	0	0	5									
Jason Varitek, S OBP: 0.332, SLG: 0.396										3	0	0	1	1	0	4									
Trot Nixon, L OBP: 0.338, SLG: 0.425										3	2	2	3	1	0	3									
Lou Merloni, R OBP: 0.347, SLG: 0.362										2	0	0	0	0	1	1									
58 Bryant Nelson, S OBP: 0.333, SLG: 0.296										2	1	1	0	0	1	0									
Inning Stats	R: 0 E: 0 K: 0 S: 6	H: 0 LOB: 0 BB: 0 P: 9	R: 2 E: 1 K: 2 S: 17	H: 1 LOB: 1 BB: 1 P: 29	R: 2 E: 0 K: 1 S: 13	H: 3 LOB: 3 BB: 2 P: 28	R: 0 E: 0 K: 1 S: 7	H: 0 LOB: 0 BB: 0 P: 8	R: 0 E: 0 K: 1 S: 9	H: 2 LOB: 2 BB: 0 P: 11	R: 2 E: 0 K: 1 S: 12	H: 2 LOB: 1 BB: 1 P: 20	R: 1 E: 0 K: 1 S: 13	H: 1 LOB: 0 BB: 0 P: 17	R: 2 E: 0 K: 0 S: 9	H: 1 LOB: 1 BB: 2 P: 17	1B: 7 2B: 1 3B: 0 HR: 2	SF: 1 SAC: 1 DP: 0 HBP: 1	WP: 0 PB: 0 SB: 0 CS: 0	PA: 42					
PITCHER	IP	WLS	BF	H	R	ER	SO	BB	IBB	HBP	BLK	WP	HR	S	P	ERA	WHIP								
Pete Walker, R ERA: 2.98	5.0		25	6	4	2	5	2	1	0	0	0	0	6	12	54.00	9.000								
Felix Heredia, L ERA: 4.68	0.1	L	4	2	2	2	0	1	0	0	0	0	0	6	12	54.00	9.000								
Scott Cassidy, R ERA: 4.46	1.2		7	1	1	1	2	0	0	1	0	0	1	19	25	5.40	0.600								
Kelvin Escobar, R ERA: 4.87	1.0		6	1	2	2	0	2	0	0	0	0	1	9	17	18.00	3.000								

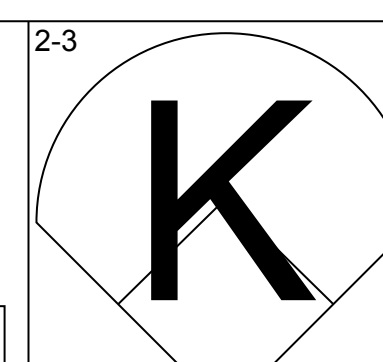
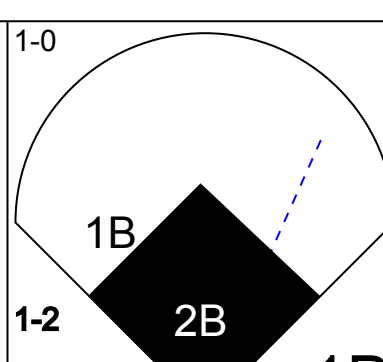
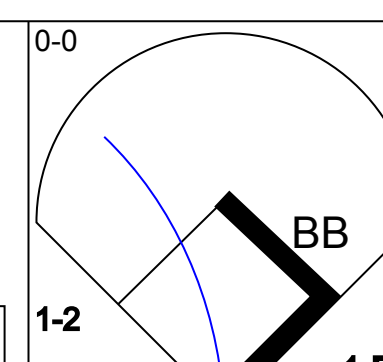
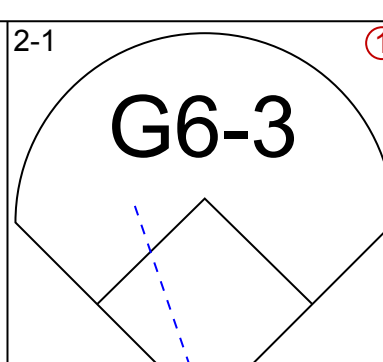
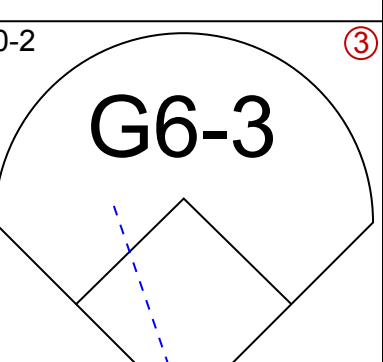
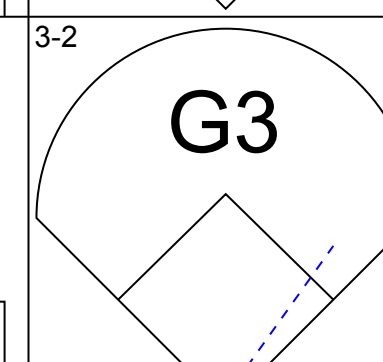
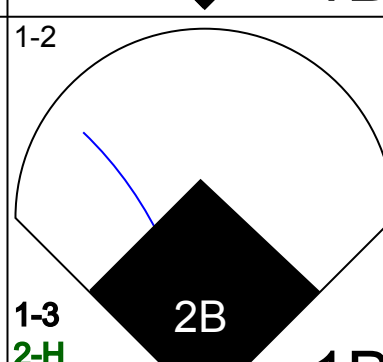
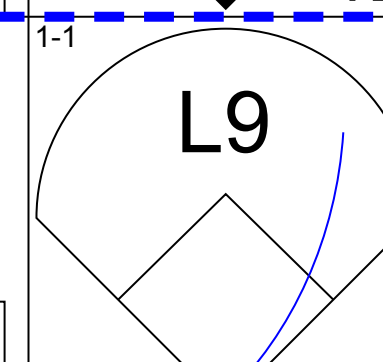
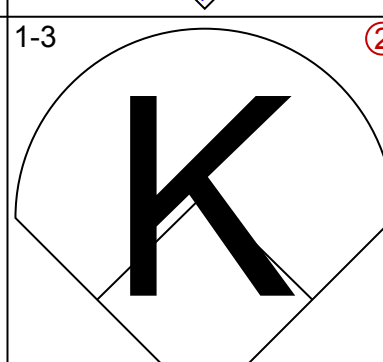
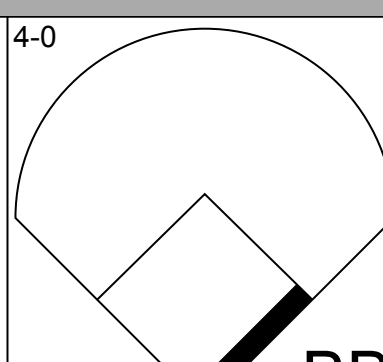
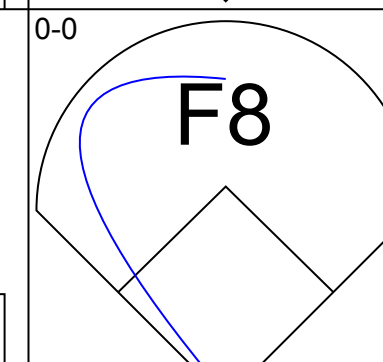
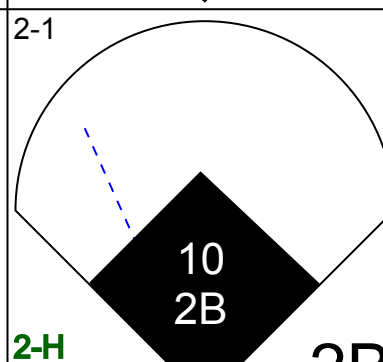
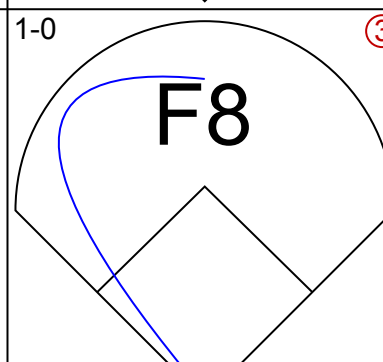
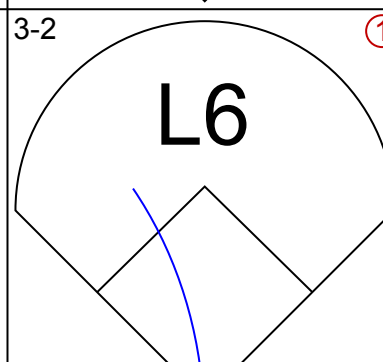
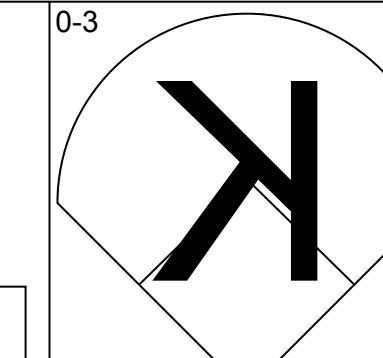
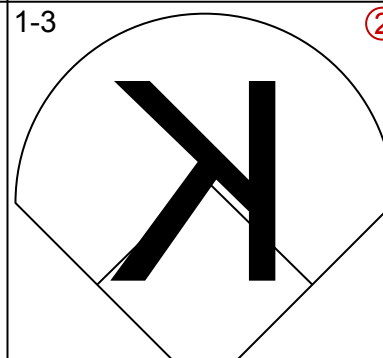
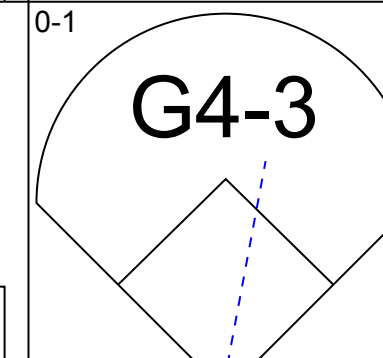
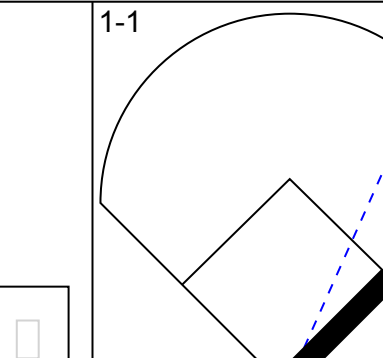
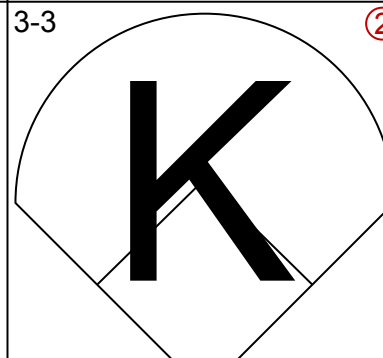
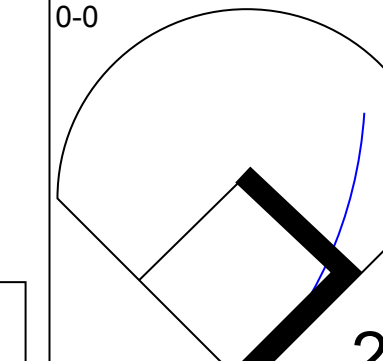
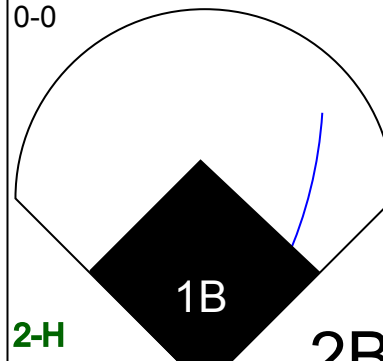
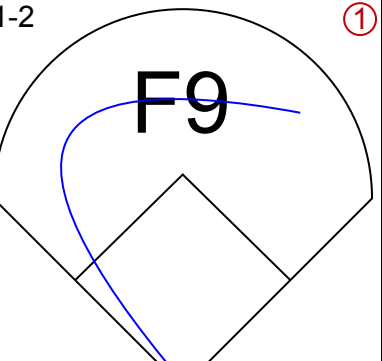
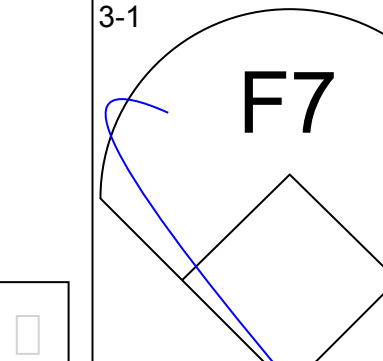
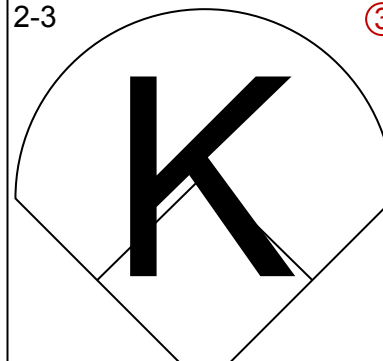
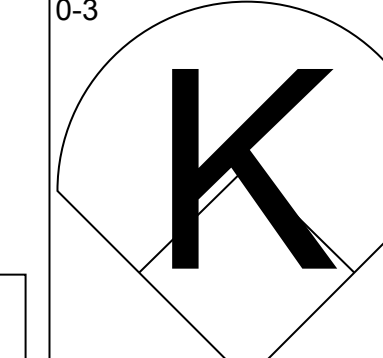
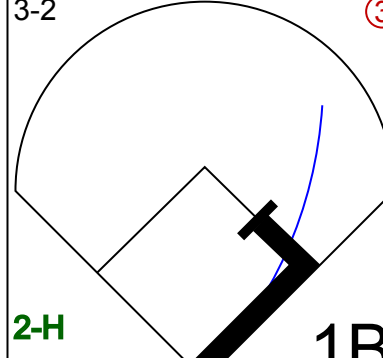
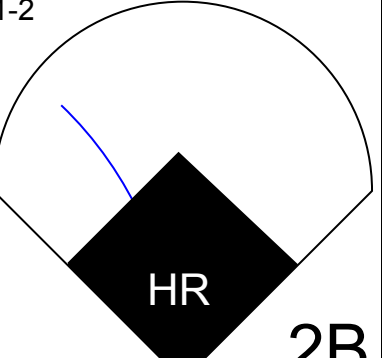
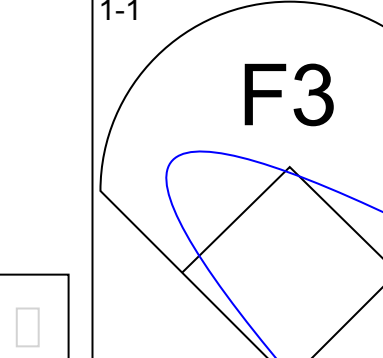
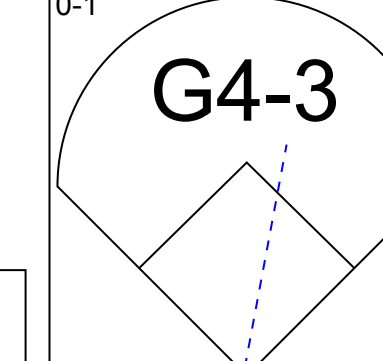
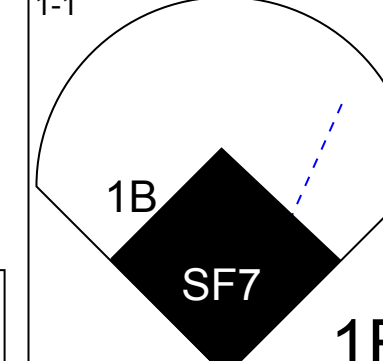
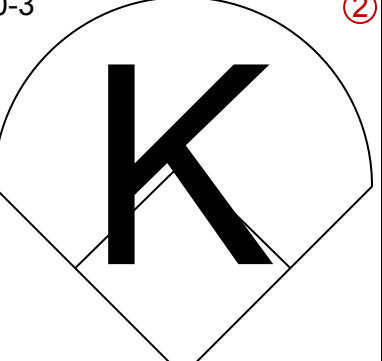
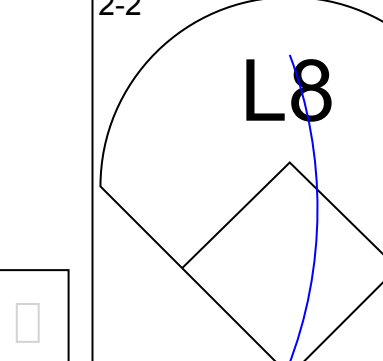
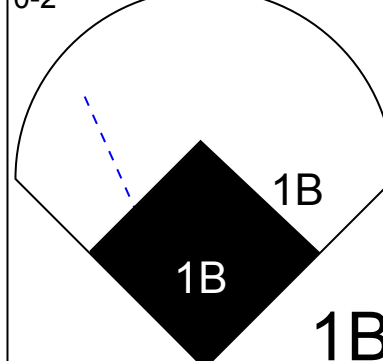
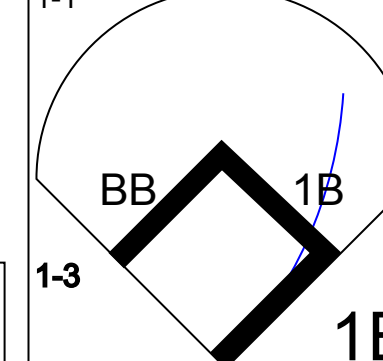
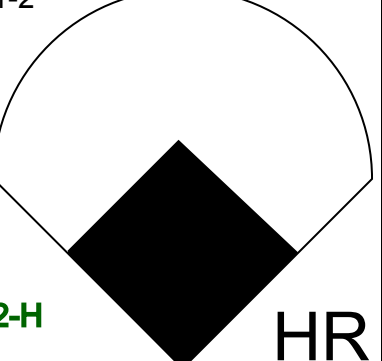
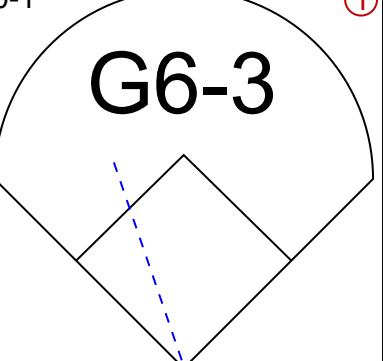

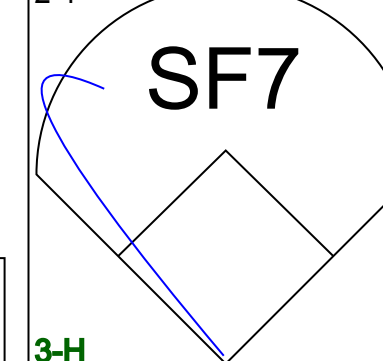
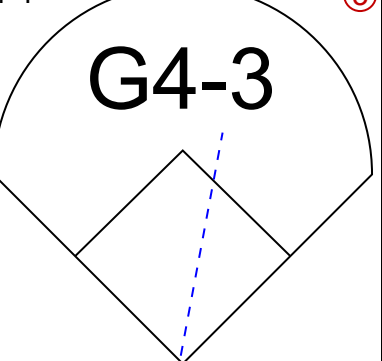
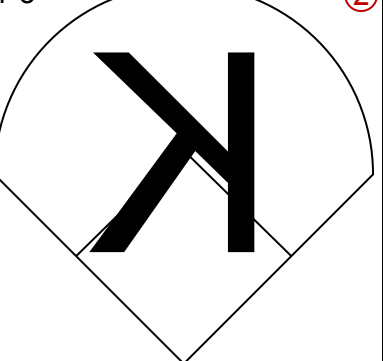
Toronto Blue Jays @ Boston Red Sox
Fenway Park, Boston, MA
Thu Jul 04 2002, 1:05 PM EDT
Att: 32,086 - Sunny - 96 F

AB 33
R 9
H 10
RBI 9
BB 6
SO 7
LOB 19



Batter	1	2	3	4	5	6	7	8	9	AB	R	H	RBI	BB	SO	LOB	TOP										
Dave Berg, R OBP: 0.291, SLG: 0.379 (1, 4)										5	0	1	0	0	0	3	<p>Toronto Blue Jays @ New York Yankees Yankee Stadium, Bronx, NY Fri Jul 05 2002, 7:05 PM EDT Att: 46,788 - Cloudy - 80 F</p> <p>livebaseballscores.com</p> <p>AB 33 R 3 H 8 RBI 3 BB 2 SO 13 LOB 17</p>										
Eric Hinske, L OBP: 0.366, SLG: 0.507 (1, 5)										3	0	0	0	1	2	2											
Shannon Stewart, R OBP: 0.344, SLG: 0.419 (1, 7)										3	0	0	0	0	2	3											
Carlos Delgado, L OBP: 0.381, SLG: 0.482 (1, 3)										3	0	0	0	1	2	2											
José Cruz Jr., S OBP: 0.307, SLG: 0.417 (1, 9)										4	2	2	1	0	1	2											
10 Vernon Wells, R OBP: 0.302, SLG: 0.410 (1, 8)										3	1	2	1	0	1	0											
Josh Phelps, R OBP: 0.368, SLG: 0.368 (1, 10)										4	0	1	0	0	1	1											
Tom Wilson, R OBP: 0.344, SLG: 0.379 Pedro Swann, L (9, PH)										3	0	0	0	0	2	1											
Felipe Lopez, S OBP: 0.299, SLG: 0.412 (1, 6)										4	0	2	1	0	1	1											
Inning Stats	R: 0 H: 1 E: 0 K: 2 S: 11	H: 1 LOB: 1 BB: 0 P: 18	R: 0 H: 0 E: 0 K: 3 S: 9	H: 0 LOB: 0 BB: 0 P: 11	R: 0 H: 0 E: 0 K: 1 S: 12	H: 0 LOB: 0 BB: 0 P: 19	R: 0 H: 0 E: 0 K: 1 S: 10	H: 0 LOB: 1 BB: 0 P: 18	R: 0 H: 1 E: 0 K: 1 S: 8	H: 1 LOB: 1 BB: 0 P: 13	R: 0 H: 0 E: 0 K: 1 S: 10	H: 0 LOB: 1 BB: 1 P: 17	R: 1 H: 1 E: 0 K: 1 S: 9	H: 1 LOB: 0 BB: 0 P: 10	R: 0 H: 1 E: 0 K: 1 S: 10	H: 1 LOB: 1 BB: 0 P: 10		R: 2 H: 4 E: 0 K: 2 S: 15	H: 4 LOB: 2 BB: 0 P: 23	1B: 4 2B: 2 3B: 1 HR: 1	SF: 1 SAC: 0 DP: 1 HBP: 1	WP: 1 PA: 37 SB: 0 CS: 0					
PITCHER	IP	WLS	BF	H	R	ER	SO	BB	IBB	HBP	BLK	WP	HR	S	P	ERA	WHIP										
Orlando Hernandez, R ERA: 2.89	(1, 1)	6.0	W	22	2	0	9	2	0	1	0	1	0	60	96	0.00	0.667										
Ramiro Mendoza, R ERA: 3.17	(7, 1)	2.0		8	2	1	2	0	0	0	0	0	0	19	20	4.50	1.000										
Steve Karsay, R ERA: 3.2	(9, 1)	0.1		4	3	2	2	1	0	0	0	0	1	9	14	54.00	9.000										
42 Mariano Rivera, R ERA: 1.47	(9, 1)	0.2	S	3	1	0	1	0	0	0	0	0	0	6	9	0.00	1.500										

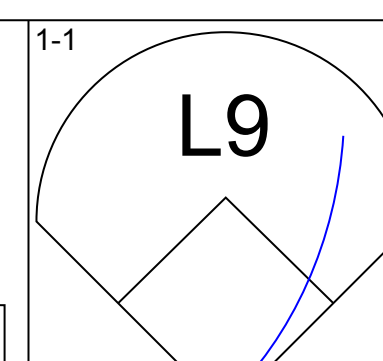
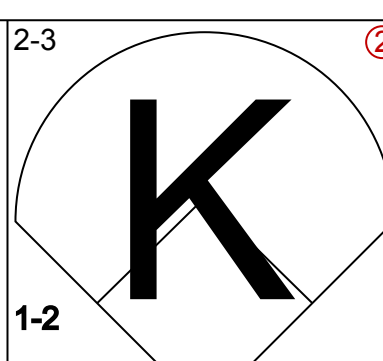
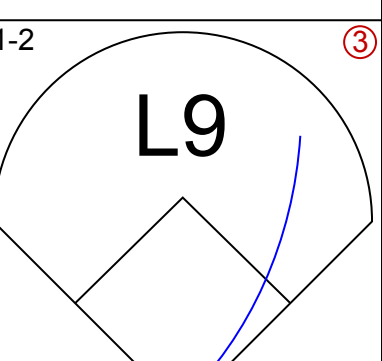
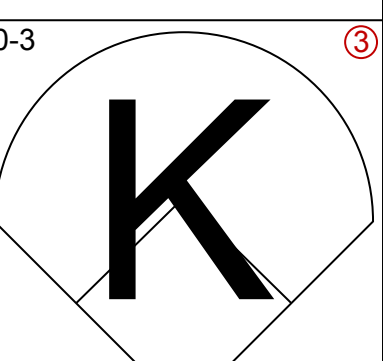
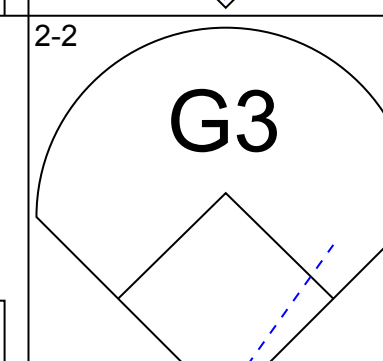
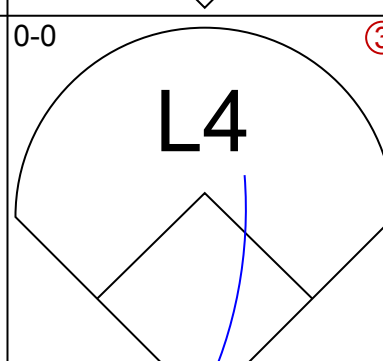
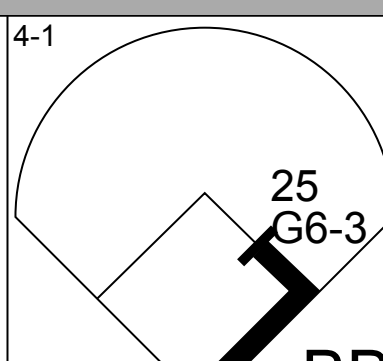
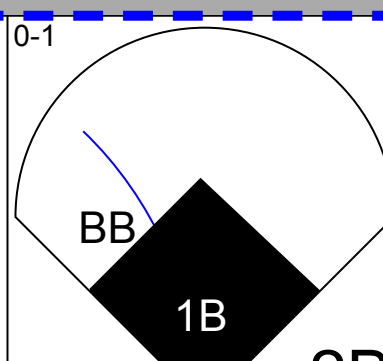
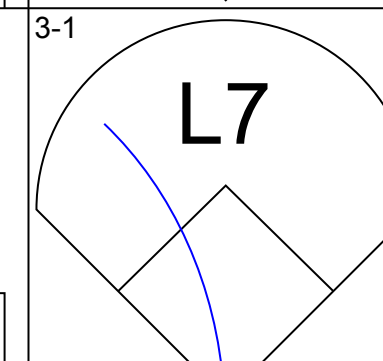
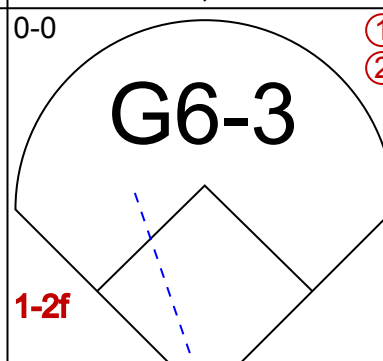
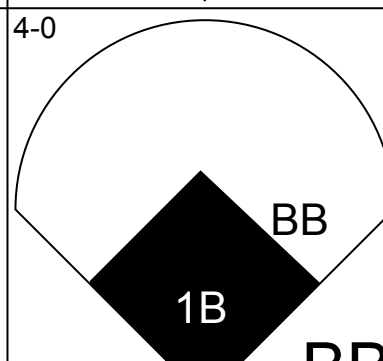
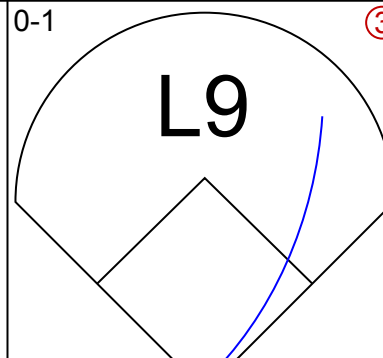
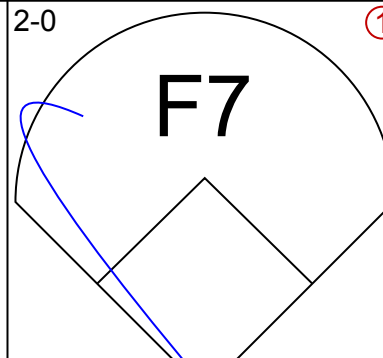
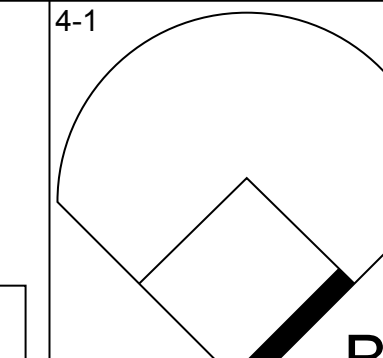
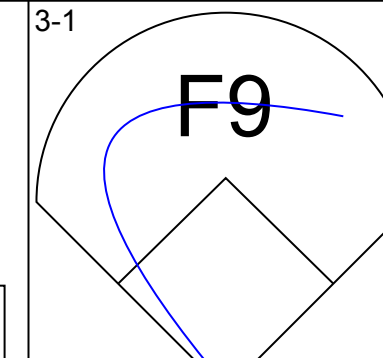
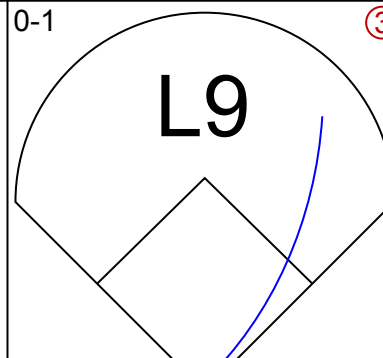
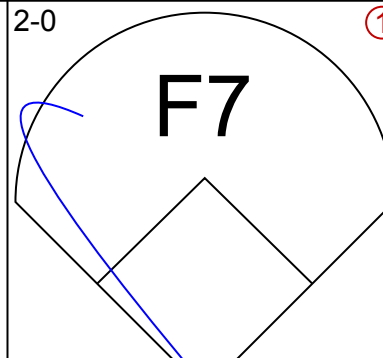
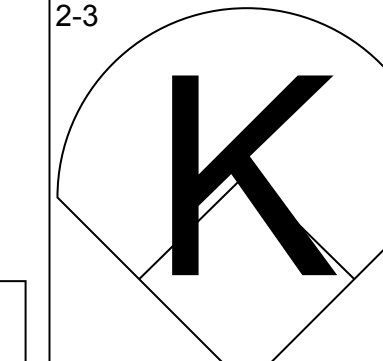
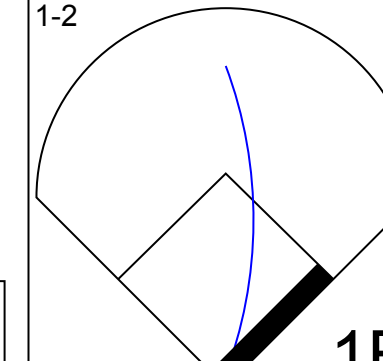
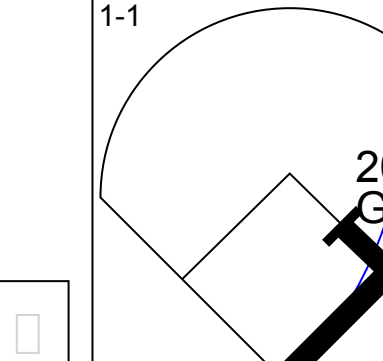
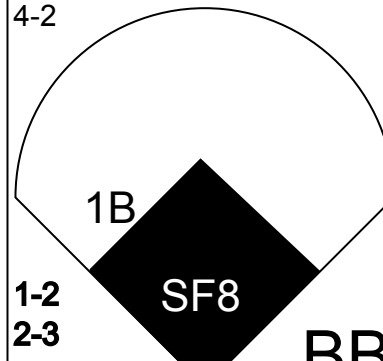
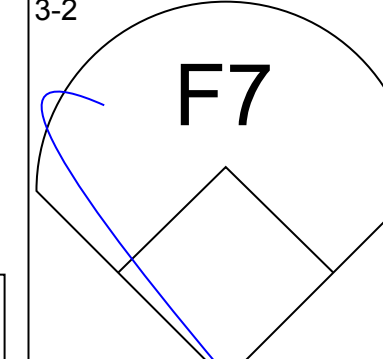
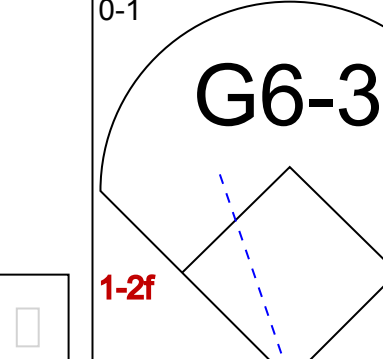
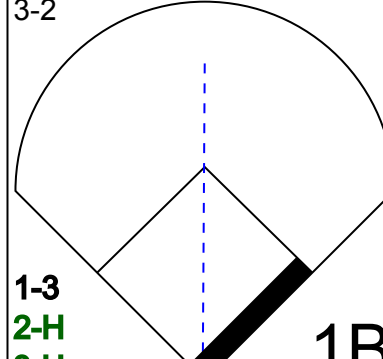
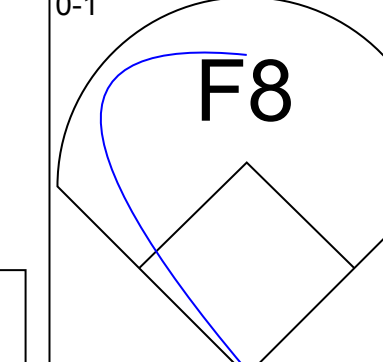
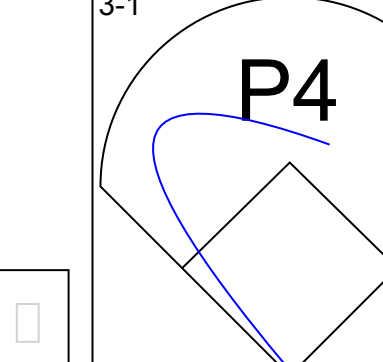
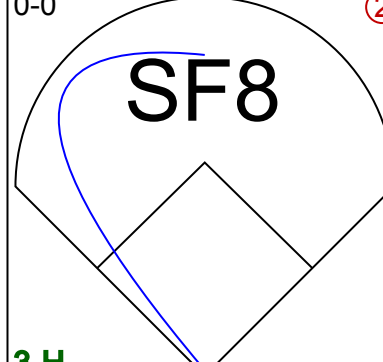
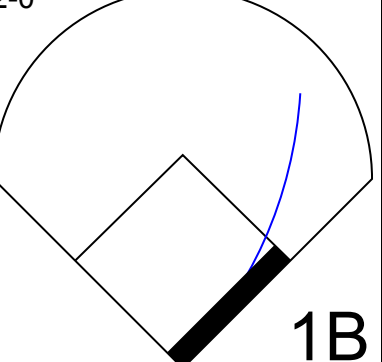

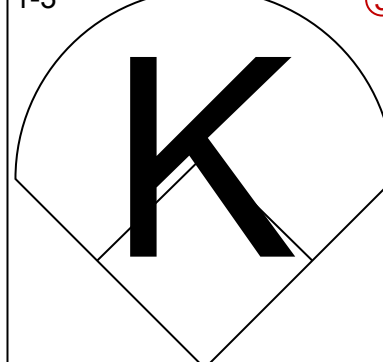
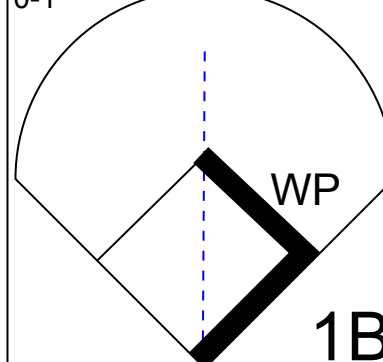
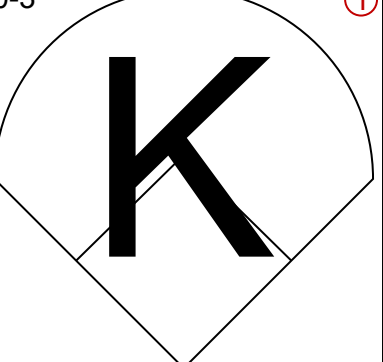
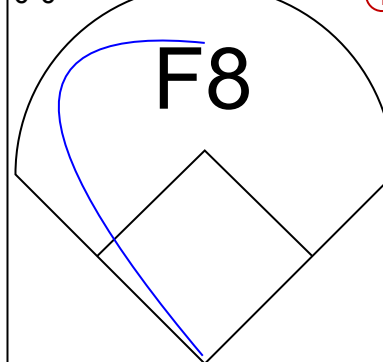
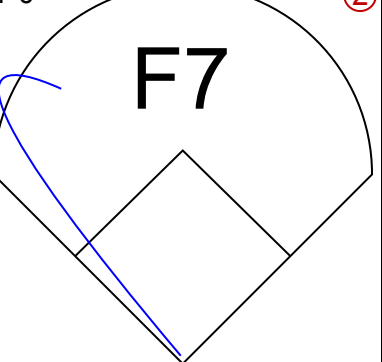
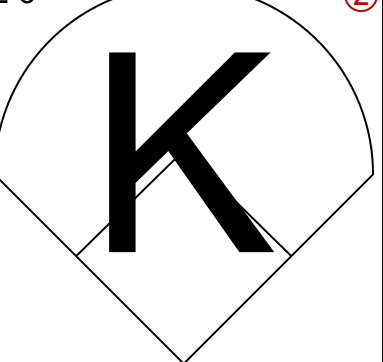
Batter	1	2	3	4	5	6	7	8	9	AB	R	H	RBI	BB	SO	LOB	BOTTOM										
Alfonso Soriano, R OBP: 0.345, SLG: 0.582 (1, 4)										3	0	0	0	1	1	2	<p>Toronto Blue Jays @ New York Yankees Yankee Stadium, Bronx, NY Fri Jul 05 2002, 7:05 PM EDT Att: 46,788 - Cloudy - 80 F</p> <p>livebaseballscores.com</p> <p>AB 33 R 6 H 10 RBI 6 BB 3 SO 6 LOB 15</p>										
Bernie Williams, S OBP: 0.409, SLG: 0.473 (1, 8)										3	2	2	1	1	1	1											
25 Jason Giambi, L OBP: 0.429, SLG: 0.597 (1, 10)										4	1	2	0	0	1	1											
Raul Mondesi, R OBP: 0.311, SLG: 0.444 (1, 9)										4	1	0	1	0	0	3											
Robin Ventura, L OBP: 0.368, SLG: 0.520 (1, 5)										4	1	2	1	0	0	2											
20 Jorge Posada, S OBP: 0.398, SLG: 0.505 (1, 2)										3	1	1	2	1	1	0											
Nick Johnson, L OBP: 0.310, SLG: 0.404 (1, 3)										4	0	0	1	0	0	2											
Rondell White, R OBP: 0.315, SLG: 0.391 (1, 7)										4	0	2	0	0	0	2											
Enrique Wilson, S OBP: 0.286, SLG: 0.375 (1, 6)										4	0	1	0	0	2	2											
Inning Stats	R: 1 H: 1 E: 0 K: 0 S: 13	H: 1 LOB: 0 BB: 0 P: 21	R: 2 H: 2 E: 1 K: 1 S: 13	H: 2 LOB: 1 BB: 0 P: 23	R: 0 H: 1 E: 0 K: 1 S: 12	H: 1 LOB: 2 BB: 1 P: 22	R: 0 H: 2 E: 0 K: 0 S: 11	H: 2 LOB: 2 BB: 0 P: 18	R: 3 H: 3 E: 0 K: 0 S: 16	H: 3 LOB: 1 BB: 1 P: 27	R: 0 H: 0 E: 0 K: 3 S: 13	H: 0 LOB: 1 BB: 1 P: 23	R: 0 H: 0 E: 0 K: 1 S: 7	H: 0 LOB: 0 BB: 0 P: 12	R: 0 H: 1 E: 0 K: 0 S: 8	H: 1 LOB: 0 BB: 0 P: 12		1B: 7 2B: 3 3B: 0 HR: 2	SF: 0 SAC: 0 DP: 3 HBP: 0	WP: 0 PA: 36 SB: 0 CS: 1							
PITCHER	IP	WLS	BF	H	R	ER	SO	BB	IBB	HBP	BLK	WP	HR	S	P	ERA	WHIP										
Esteban Loaiza, R ERA: 5.78	(1, 1)	4.0	L	23	9	6	2	1	0	0	0	0	0	99	135	13.50	2.500										
Corey Thurman, R ERA: 2.63	(5, 1)	2.0		7	0	0	3	2	0	0	0	0	0	21	35	0.00	1.000										
Brian Bowles, R ERA:	(7, 1)	2.0		6	1	0	1	0	0	0	0	0	0	15	24	0.00	0.500										

Batter	1	2	3	4	5	6	7	8	9	AB	R	H	RBI	BB	SO	LOB	TOP					
Shannon Stewart, R OBP: 0.345, SLG: 0.419										5	1	2	0	0	1	0						
Dave Berg, R OBP: 0.294, SLG: 0.376										4	1	1	1	1	1	2						
José Cruz Jr., S OBP: 0.308, SLG: 0.418										4	1	1	2	1	0	1						
Carlos Delgado, L OBP: 0.379, SLG: 0.477										5	0	1	0	0	3	5						
10 Vernon Wells, R OBP: 0.303, SLG: 0.417										5	1	2	1	0	1	2						
Josh Phelps, R OBP: 0.391, SLG: 0.435										4	1	2	1	0	1	2						
Felipe Lopez, S OBP: 0.299, SLG: 0.409										4	1	1	0	0	1	3						
Ken Huckaby, R OBP: 0.341, SLG: 0.342										4	2	3	2	0	0	0						
Joe Lawrence, R OBP: 0.252, SLG: 0.252										3	0	0	1	0	2	1						
Inning Stats	R: 0 E: 0 K: 1 S: 7	H: 0 LOB: 0 BB: 0 P: 12	R: 0 E: 0 K: 2 S: 10	H: 1 LOB: 1 BB: 0 P: 10	R: 5 E: 0 K: 2 S: 22	H: 6 LOB: 1 BB: 0 P: 31	R: 1 E: 0 K: 0 S: 12	H: 3 LOB: 3 BB: 1 P: 21	R: 2 E: 0 K: 1 S: 18	H: 2 LOB: 0 BB: 0 P: 22	R: 0 E: 0 K: 1 S: 6	H: 0 LOB: 0 BB: 0 P: 10	R: 0 E: 0 K: 0 S: 11	H: 1 LOB: 1 BB: 0 P: 18	R: 0 E: 0 K: 1 S: 9	H: 0 LOB: 0 BB: 0 P: 10	R: 0 E: 0 K: 13 S: 13	H: 0 LOB: 0 BB: 1 P: 25	1B: 8 2B: 4 3B: 0 HR: 1	SF: 1 SAC: 0 DP: 0 HBP: 0	WP: 0 PB: 0 SB: 0 CS: 0	PA: 41
PITCHER	IP	WLS	BF	H	R	ER	SO	BB	IBB	HBP	BLK	WP	HR	S	P	ERA	WHIP					
Andy Pettitte, L ERA: 4.74	(1, 1)	3.1	L	19	10	6	6	5	0	0	0	0	0	46	64	16.20	3.000					
Brandon Knight, R ERA: 3.86	(4, 1)	3.2		15	3	2	2	2	1	0	0	0	1	40	60	4.91	1.091					
Mike Stanton, L ERA: 2.47	(8, 1)	2.0		7	0	0	0	3	1	0	0	0	0	22	35	0.00	0.500					

Toronto Blue Jays @ New York Yankees
Yankee Stadium, Bronx, NY
Sat Jul 06 2002, 4:05 PM EDT
Att: 55,005 - Cloudy - 81 F

AB	38
R	8
H	13
RBI	8
BB	2
SO	10
LOB	16



Batter	1	2	3	4	5	6	7	8	9	AB	R	H	RBI	BB	SO	LOB	BOTTOM					
Alfonso Soriano, R OBP: 0.341, SLG: 0.576										4	0	0	0	0	2	2						
Bernie Williams, S OBP: 0.410, SLG: 0.475										3	1	1	0	1	0	1						
25 Jason Giambi, L OBP: 0.426, SLG: 0.592										3	0	0	0	0	1	1						
Ron Coomer, R OBP: 0.370, SLG: 0.544										0	1	0	0	1	0	0						
Raul Mondesi, R OBP: 0.310, SLG: 0.439										3	0	0	0	1	0	2						
Robin Ventura, L OBP: 0.373, SLG: 0.521										3	1	2	0	1	1	1						
20 Jorge Posada, S OBP: 0.385, SLG: 0.500										3	0	0	0	0	1	3						
Chris Widger, R OBP: 0.400, SLG: 0.400										1	0	1	2	0	0	0						
Rondell White, R OBP: 0.311, SLG: 0.387										3	0	0	1	0	0	1						
Nick Johnson, L OBP: 0.313, SLG: 0.406										4	0	2	0	0	2	1						
Enrique Wilson, S OBP: 0.274, SLG: 0.358										3	0	0	0	0	1	2						
Inning Stats	R: 0 E: 0 K: 0 S: 8	H: 0 LOB: 0 BB: 0 P: 14	R: 0 E: 0 K: 2 S: 11	H: 0 LOB: 1 BB: 1 P: 17	R: 0 E: 0 K: 1 S: 7	H: 1 LOB: 0 BB: 0 P: 9	R: 0 E: 0 K: 1 S: 11	H: 1 LOB: 1 BB: 0 P: 19	R: 0 E: 0 K: 0 S: 11	H: 1 LOB: 0 BB: 0 P: 15	R: 0 E: 0 K: 0 S: 4	H: 0 LOB: 0 BB: 1 P: 8	R: 0 E: 0 K: 0 S: 6	H: 1 LOB: 0 BB: 0 P: 10	R: 0 E: 0 K: 3 S: 12	H: 0 LOB: 0 BB: 0 P: 14	R: 3 E: 0 K: 1 S: 12	H: 2 LOB: 1 BB: 2 P: 26	1B: 5 2B: 1 3B: 0 HR: 0	SF: 1 SAC: 0 DP: 2 HBP: 0	WP: 1 PB: 0 SB: 0 CS: 0	PA: 35
PITCHER	IP	WLS	BF	H	R	ER	SO	BB	IBB	HBP	BLK	WP	HR	S	P	ERA	WHIP					
Steve Parris, R ERA: 3.45	(1, 1)	7.0	W	25	4	0	4	0	0	0	0	0	0	58	92	0.00	0.857					
Scott Eyre, L ERA: 5.17	(8, 1)	1.0		3	0	0	0	3	0	0	0	0	0	12	14	0.00	0.000					
Scott Cassidy, R ERA: 5.03	(9, 1)	1.0		7	2	3	3	1	2	0	0	0	0	12	26	27.00	4.000					

Toronto Blue Jays @ New York Yankees
Yankee Stadium, Bronx, NY
Sat Jul 06 2002, 4:05 PM EDT
Att: 55,005 - Cloudy - 81 F

AB	30
R	3
H	6
RBI	3
BB	4
SO	8
LOB	14



Batter	1	2	3	4	5	6	7	8	9	AB	R	H	RBI	BB	SO	LOB	TOP											
10 Vernon Wells, R OBP: 0.306, SLG: 0.431 (1, 8)										4	2	2	3	0	1	0	Toronto Blue Jays @ New York Yankees Yankee Stadium, Bronx, NY Sun Jul 07 2002, 1:05 PM EDT Att. 46,922 - Overcast - 79 F											
Eric Hinske, L OBP: 0.362, SLG: 0.500 (1, 5)										4	0	0	0	0	0	1												
Shannon Stewart, R OBP: 0.344, SLG: 0.417 (1, 7)										4	1	1	0	0	1	0												
Carlos Delgado, L OBP: 0.377, SLG: 0.484 (1, 3)										4	1	1	3	0	0	0												
José Cruz Jr., S OBP: 0.305, SLG: 0.413 (1, 9)										4	0	0	0	0	1	0												
Josh Phelps, R OBP: 0.370, SLG: 0.444 (1, 10)										4	0	1	0	0	1	0												
Felipe Lopez, S OBP: 0.294, SLG: 0.403 (1, 6)										4	0	0	0	0	1	1												
Ken Huckaby, R OBP: 0.341, SLG: 0.342 (1, 2)										3	1	1	0	0	0	0												
Joe Lawrence, R OBP: 0.254, SLG: 0.248 (1, 4)										2	1	0	0	1	0	0												
Inning Stats	R: 3 E: 0 K: 0 S: 13	H: 4 LOB: 1 BB: 0 P: 20	R: 0 E: 0 K: 1 S: 6	H: 0 LOB: 0 BB: 0 P: 8	R: 0 E: 0 K: 2 S: 5	H: 0 LOB: 0 BB: 0 P: 8	R: 0 E: 0 K: 2 S: 9	H: 0 LOB: 0 BB: 0 P: 16	R: 3 E: 0 K: 1 S: 14	H: 2 LOB: 0 BB: 1 P: 25	R: 0 E: 0 K: 1 S: 9	H: 0 LOB: 0 BB: 0 P: 12	R: 0 E: 0 K: 0 S: 9	H: 0 LOB: 0 BB: 0 P: 14	R: 0 E: 0 K: 0 S: 7	H: 0 LOB: 0 BB: 0 P: 11		R: 0 E: 0 K: 0 S: 8	H: 0 LOB: 0 BB: 0 P: 11	1B: 2 2B: 2 3B: 0 HR: 2	SF: 0 SAC: 0 DP: 0 HBP: 0	WP: 0 SB: 0 CS: 0	PA: 34					
PITCHER	IP	WLS	BF	H	R	ER	SO	BB	IBB	HBP	BLK	WP	HR	S	P	ERA	WHIP											
Jeff Weaver, R ERA: 3.43	(1, 1)	7.0	W	28	6	6	6	5	1	0	0	0	0	2	65	103	7.71	1.000										
Mike Stanton, L ERA: 2.37	(8, 1)	2.0		6	0	0	0	0	0	0	0	0	0	0	15	22	0.00	0.000										

Batter	1	2	3	4	5	6	7	8	9	AB	R	H	RBI	BB	SO	LOB	BOTTOM											
Alfonso Soriano, R OBP: 0.342, SLG: 0.576 (1, 4)										5	2	2	0	0	0	3	Toronto Blue Jays @ New York Yankees Yankee Stadium, Bronx, NY Sun Jul 07 2002, 1:05 PM EDT Att. 46,922 - Overcast - 79 F											
2 Derek Jeter, R OBP: 0.385, SLG: 0.456 (1, 10)										4	2	1	3	1	0	3												
25 Jason Giambi, L OBP: 0.430, SLG: 0.602 (7, PR)										3	2	2	2	2	0	0												
Nick Johnson, L OBP: 0.313, SLG: 0.406 (8, 3)										0	0	0	0	0	0	0												
Bernie Williams, S OBP: 0.412, SLG: 0.478 (1, 8)										4	1	2	2	1	0	1												
Raul Mondesi, R OBP: 0.314, SLG: 0.440 (1, 9)										4	0	2	1	1	0	3												
Robin Ventura, L OBP: 0.367, SLG: 0.511 (1, 5)										5	0	0	1	0	1	5												
20 Jorge Posada, S OBP: 0.362, SLG: 0.504 (1, 2)										4	1	3	0	1	1	1												
Rondell White, R OBP: 0.313, SLG: 0.387 (1, 7)										5	2	2	1	0	0	3												
Enrique Wilson, S OBP: 0.273, SLG: 0.352 (1, 6)										4	0	1	0	0	1	2												
Inning Stats	R: 0 E: 0 K: 0 S: 9	H: 0 LOB: 0 BB: 0 P: 14	R: 0 E: 0 K: 1 S: 10	H: 1 LOB: 1 BB: 0 P: 15	R: 3 E: 0 K: 1 S: 19	H: 4 LOB: 2 BB: 1 P: 30	R: 0 E: 0 K: 0 S: 10	H: 2 LOB: 2 BB: 0 P: 15	R: 2 E: 0 K: 0 S: 12	H: 3 LOB: 1 BB: 0 P: 20	R: 2 E: 0 K: 0 S: 12	H: 2 LOB: 2 BB: 2 P: 24	R: 3 E: 0 K: 0 S: 13	H: 3 LOB: 2 BB: 2 P: 28	R: 0 E: 0 K: 1 S: 12	H: 0 LOB: 1 BB: 1 P: 23	1B: 10 2B: 3 3B: 1 HR: 1	SF: 0 SAC: 1 DP: 0 HBP: 0	WP: 1 SB: 1 CS: 0	PA: 45								
PITCHER	IP	WLS	BF	H	R	ER	SO	BB	IBB	HBP	BLK	WP	HR	S	P	ERA	WHIP											
Chris Carpenter, R ERA: 6.59	(1, 1)	5.0	L	26	10	5	5	2	1	0	0	0	0	0	60	94	9.00	2.200										
Corey Thurman, R ERA: 3.02	(6, 1)	0.2		6	2	2	2	0	2	0	0	0	0	1	9	19	27.00	6.000										
Scott Eyre, L ERA: 5.14	(6, 1)	0.1		1	0	0	0	0	0	0	0	0	0	0	3	5	0.00	0.000										
Cliff Politte, R ERA: 4.82	(7, 1)	1.0		8	3	3	3	0	1	1	0	0	0	0	13	28	27.00	4.000										
Brian Bowles, R ERA:	(8, 1)	1.0		4	0	0	0	1	1	0	0	0	0	0	12	23	0.00	1.000										

AB	33
R	6
H	6
RBI	6
BB	1
SO	5
LOB	2



AB	38
R	10
H	15
RBI	10
BB	6
SO	3
LOB	21



Batter	1	2	3	4	5	6	7	8	9	AB	R	H	RBI	BB	SO	LOB	TOP									
18 Johnny Damon, L OBP: 0.372, SLG: 0.449 58 Bryant Nelson, S OBP: 0.343, SLG: 0.375	K2-3		E 2B HBP	G3	G4-3			WP SF9 2B		3	1	0	1	0	1	2										
Jose Offerman, S OBP: 0.333, SLG: 0.342	F9		F8 1B 2B		G4-3			BB		3	2	1	1	2	0	2										
Nomar Garciaparra, R OBP: 0.352, SLG: 0.529	F3		F8 2B		F7			SF9		4	1	1	2	0	0	1										
Manny Ramirez, R OBP: 0.467, SLG: 0.588		2B G4-3 2B	1B BB		HR 2B			K		4	2	2	2	1	1	1										
Brian Daubach, L OBP: 0.346, SLG: 0.496		G4-3 2B	1B BB		HR 1B			G3		5	1	3	1	0	0	0										
Shea Hillenbrand, R OBP: 0.332, SLG: 0.488	K		F7 1B		1B BB G4-3			G6-3		5	1	2	0	0	1	4										
Jason Varitek, S OBP: 0.336, SLG: 0.398 Doug Mirabeli, R OBP: 0.284, SLG: 0.451	G4-3		G3		1B BB G4-3			F8		2	0	0	1	1	0	3										
Trot Nixon, L OBP: 0.341, SLG: 0.443	G1-3				K			F7		5	0	0	0	0	1	6										
Rey Sanchez, R OBP: 0.345, SLG: 0.427 Lou Merloni, R OBP: 0.336, SLG: 0.342			S E 2B		F9			F7		3	1	2	1	0	0	0										
					18 G4-3 1B					2	0	0	0	0	1	2										
Inning Stats	R: 0 E: 0 K: 1 S: 6	H: 0 LOB: 0 BB: 0 P: 9	R: 1 E: 0 K: 1 S: 10	H: 2 LOB: 1 BB: 0 P: 16	R: 3 E: 0 K: 0 S: 15	H: 3 LOB: 2 BB: 1 P: 28	R: 0 E: 0 K: 0 S: 6	H: 0 LOB: 0 BB: 0 P: 10	R: 5 E: 0 K: 1 S: 23	H: 5 LOB: 3 BB: 2 P: 40	R: 0 E: 0 K: 0 S: 5	H: 0 LOB: 0 BB: 0 P: 9	R: 0 E: 0 K: 0 S: 6	H: 0 LOB: 0 BB: 0 P: 9	R: 1 E: 0 K: 1 S: 13	H: 1 LOB: 1 BB: 1 P: 21	R: 0 E: 0 K: 1 S: 12	H: 1 LOB: 2 BB: 0 P: 17	1B: 5 2B: 6 3B: 0 HR: 1	SF: 1 SAC: 0 DP: 0 HBP: 2	WP: 1 PB: 0 SB: 1 CS: 0	PA: 45				
PITCHER	IP	WLS	BF	H	R	ER	SO	BB	IBB	HBP	BLK	WP	HR	S	P	ERA	WHIP									
Pete Walker, R ERA: 4.13	4.0	L	23	8	8	8	2	2	0	1	0	0	0	1	45	80	18.00	2.500								
Corey Thurman, R ERA: 3.09	2.0		9	2	1	1	1	1	0	0	0	0	0	20	32	4.50	1.500									
Felix Heredia, L ERA: 4.67	2.0		8	1	1	1	1	1	0	0	0	1	0	19	30	4.50	1.000									
Brian Bowles, R ERA:	1.0		5	1	0	0	1	0	0	1	0	0	0	12	17	0.00	1.000									

Boston Red Sox @ Toronto Blue Jays
 SkyDome, Toronto, ON
 Thu Jul 11 2002, 7:05 PM EDT
 Att: 19,494 - Sunny - 76 F

AB 38
 R 10
 H 12
 RBI 9
 BB 4
 SO 5
 LOB 21




Batter	1	2	3	4	5	6	7	8	9	AB	R	H	RBI	BB	SO	LOB	BOTTOM								
10 Vernon Wells, R OBP: 0.304, SLG: 0.430	G4-3		F7		F7			F4		5	0	1	1	0	0	2									
Eric Hinske, L OBP: 0.382, SLG: 0.497	S BB		G3		BB 1B			K		4	0	1	1	1	1	2									
Shannon Stewart, R OBP: 0.342, SLG: 0.411	G6-3 BB		K		F8			F7		4	0	0	0	1	1	4									
Carlos Delgado, L OBP: 0.379, SLG: 0.492	G6-3				HR BB			F5		3	1	1	1	1	0	2									
José Cruz Jr., S OBP: 0.301, SLG: 0.408		G6-3			F8 K			F9		4	0	0	0	0	1	3									
Josh Phelps, R OBP: 0.387, SLG: 0.433		1B 1B			FC6-4 BB			L5		3	0	1	0	1	1	0									
Chris Woodward, R OBP: 0.328, SLG: 0.590	P6		F8		F8			G5-3		3	1	0	0	1	0	2									
Ken Huckaby, R OBP: 0.348, SLG: 0.349			FC6-4 1B		FC6-4 1B			G4-3		4	1	2	0	0	0	1									
Joe Lawrence, R OBP: 0.261, SLG: 0.250	F9				BB 1B					3	0	1	0	1	1	4									
					1B																				
Inning Stats	R: 0 E: 0 K: 0 S: 8	H: 0 LOB: 1 BB: 2 P: 18	R: 0 E: 0 K: 0 S: 17	H: 2 LOB: 2 BB: 0 P: 22	R: 0 E: 0 K: 1 S: 8	H: 0 LOB: 0 BB: 0 P: 12	R: 1 E: 0 K: 0 S: 12	H: 1 LOB: 1 BB: 1 P: 21	R: 0 E: 0 K: 0 S: 11	H: 2 LOB: 3 BB: 1 P: 18	R: 0 E: 0 K: 0 S: 4	H: 0 LOB: 0 BB: 0 P: 5	R: 0 E: 0 K: 1 S: 8	H: 0 LOB: 1 BB: 1 P: 16	R: 0 E: 0 K: 1 S: 10	H: 0 LOB: 0 BB: 0 P: 16	R: 2 E: 0 K: 1 S: 11	H: 2 LOB: 1 BB: 1 P: 19	1B: 5 2B: 1 3B: 0 HR: 1	SF: 0 SAC: 0 DP: 1 HBP: 0	WP: 0 PB: 0 SB: 1 CS: 0	PA: 39			
PITCHER	IP	WLS	BF	H	R	ER	SO	BB	IBB	HBP	BLK	WP	HR	S	P	ERA	WHIP								
John Burkett, R ERA: 3.65	6.0	W	26	5	1	1	2	4	0	0	0	0	0	8	16	0.00	1.000								
Willie Banks, R ERA: 4.05	1.0		4	0	0	0	1	1	0	0	0	0	0	8	16	0.00	1.000								
Rich Garcés, R ERA: 8.53	1.0		3	0	0	0	1	0	0	0	0	0	0	10	16	0.00	0.000								
Wayne Gomes, R ERA: 3.6	1.0		6	2	2	2	1	1	0	0	0	0	0	11	19	18.00	3.000								

Boston Red Sox @ Toronto Blue Jays
 SkyDome, Toronto, ON
 Thu Jul 11 2002, 7:05 PM EDT
 Att: 19,494 - Sunny - 76 F

AB 33
 R 3
 H 7
 RBI 3
 BB 6
 SO 5
 LOB 20



Batter	1	2	3	4	5	6	7	8	9	AB	R	H	RBI	BB	SO	LOB	TOP										
Rickey Henderson, R OBP: 0.351, SLG: 0.357 Jason Vantek, S OBP: 0.338, SLG: 0.398	G6-3		L5		K		K		K	4	0	0	0	0	2	1											
Jose Offerman, S OBP: 0.331, SLG: 0.338	P5		L4		F7			F9 CS	K	5	0	1	0	0	1	2											
Nomar Garciaparra, R OBP: 0.347, SLG: 0.519	F8				K			K		4	0	1	0	0	2	1											
Manny Ramirez, R OBP: 0.449, SLG: 0.560		K	G4-3			G6-3		F9		4	0	0	0	0	1	2											
Brian Daubach, L OBP: 0.349, SLG: 0.491				F7		K		F9		4	0	1	0	0	1	1											
Shea Hillenbrand, R OBP: 0.337, SLG: 0.451						G6-3			18 G4-3 18 PB	4	1	3	0	0	0	0											
Doug Mirabeli, R OBP: 0.297, SLG: 0.446 18 Johnny Damon, L OBP: 0.367, SLG: 0.442							F8	G4-3		1	0	0	0	2	0	0	AB 34										
Trot Nixon, L OBP: 0.336, SLG: 0.434							G3			1	0	0	0	0	0	1	R 1										
5B Bryant Nelson, S OBP: 0.342, SLG: 0.353 Rey Sanchez, R OBP: 0.341, SLG: 0.420										3	0	0	0	1	1	5	H 7										
																	RBI 1										
																	BB 4										
																	SO 9										
																	LOB 20										
																											
Inning Stats	R: 0 E: 0 K: 0 S: 7	H: 0 LOB: 0 BB: 0 P: 9	R: 0 E: 0 K: 1 S: 16	H: 2 LOB: 3 BB: 1 P: 25	R: 0 E: 0 K: 0 S: 7	H: 1 LOB: 1 BB: 0 P: 13	R: 0 E: 0 K: 1 S: 13	H: 1 LOB: 2 BB: 1 P: 22	R: 0 E: 0 K: 2 S: 10	H: 0 LOB: 0 BB: 0 P: 14	R: 0 E: 0 K: 1 S: 6	H: 0 LOB: 1 BB: 1 P: 17	R: 0 E: 0 K: 1 S: 12	H: 1 LOB: 1 BB: 0 P: 17	R: 1 E: 0 K: 2 S: 13	H: 2 LOB: 2 BB: 1 P: 22	1B: 7 2B: 0 3B: 0 HR: 0	SF: 0 SAC: 0 DP: 0 HBP: 0	WP: 0 PB: 1 SB: 2 CS: 1	PA: 38							
PITCHER	IP	WLS	BF	H	R	ER	SO	BB	IBB	HBP	BLK	WP	HR	S	P	ERA	WHIP										
Chris Carpenter, R ERA: 5.24	7.0	W	28	4	0	0	6	3	0	0	0	0	0	68	107	0.00	1.000										
Cliff Politte, R ERA: 4.7	1.0	H	4	1	0	0	1	0	0	0	0	0	0	12	17	0.00	1.000										
Kelvim Escobar, R ERA: 4.85	1.0		6	2	1	1	2	1	0	0	0	0	0	13	22	9.00	3.000										

Boston Red Sox @ Toronto Blue Jays
SkyDome, Toronto, ON
Sat Jul 13 2002, 4:05 PM EDT
Att: 28,112 - Sunny - 78 F

AB 34
R 1
H 7
RBI 1
BB 4
SO 9
LOB 20



Batter	1	2	3	4	5	6	7	8	9	AB	R	H	RBI	BB	SO	LOB	BOTTOM										
Shannon Stewart, R OBP: 0.339, SLG: 0.410	G4-3				G5-3		G5-4-3			4	1	1	0	0	0	1											
Eric Hinske, L OBP: 0.371, SLG: 0.508								S		4	2	4	1	0	0	0											
Jose Cruz Jr., S OBP: 0.307, SLG: 0.431 Joe Lawrence, R OBP: 0.252, SLG: 0.240										2	0	1	1	0	1	1											
Carlos Delgado, L OBP: 0.381, SLG: 0.491										2	0	0	0	0	1	2											
10 Vernon Wells, R OBP: 0.306, SLG: 0.429										3	1	1	1	1	1	1											
Darin Fletcher, L OBP: 0.246, SLG: 0.350 Tom Wilson, R OBP: 0.348, SLG: 0.379 Ken Huckaby, R OBP: 0.344, SLG: 0.345										4	0	2	0	0	0	1											
10 Josh Phelps, R OBP: 0.333, SLG: 0.395										4	0	1	1	0	1	3											
Dave Berg, R OBP: 0.302, SLG: 0.377										2	0	1	0	2	0	0											
Felipe Lopez, S OBP: 0.290, SLG: 0.397										4	0	0	0	0	2	7											
Inning Stats	R: 0 E: 0 K: 2 S: 11	H: 1 LOB: 1 BB: 0 P: 15	R: 0 E: 0 K: 2 S: 10	H: 0 LOB: 0 BB: 0 P: 14	R: 2 E: 0 K: 0 S: 14	H: 3 LOB: 1 BB: 0 P: 19	R: 0 E: 0 K: 0 S: 12	H: 2 LOB: 3 BB: 1 P: 20	R: 0 E: 0 K: 0 S: 9	H: 1 LOB: 0 BB: 0 P: 10	R: 0 E: 0 K: 0 S: 4	H: 1 LOB: 1 BB: 1 P: 9	R: 0 E: 0 K: 1 S: 5	H: 1 LOB: 0 BB: 0 P: 6	R: 2 E: 0 K: 2 S: 19	H: 3 LOB: 3 BB: 2 P: 33	1B: 7 2B: 5 3B: 0 HR: 0	SF: 0 SAC: 0 DP: 1 HBP: 0	WP: 0 PB: 0 SB: 1 CS: 1	PA: 36							
PITCHER	IP	WLS	BF	H	R	ER	SO	BB	IBB	HBP	BLK	WP	HR	S	P	ERA	WHIP										
Frank Castillo, R ERA: 4.73	7.1	L	30	10	3	3	6	1	1	0	0	0	0	74	106	3.68	1.500										
Alan Embree, L ERA: 1.24	0.1		4	2	1	1	0	1	0	0	0	0	0	5	9	27.00	9.000										
Wayne Gomes, R ERA: 3.38	0.1		2	0	0	0	1	1	0	0	0	0	0	5	11	0.00	3.000										

Boston Red Sox @ Toronto Blue Jays
SkyDome, Toronto, ON
Sat Jul 13 2002, 4:05 PM EDT
Att: 28,112 - Sunny - 78 F

AB 32
R 4
H 12
RBI 4
BB 4
SO 7
LOB 17



Batter	1	2	3	4	5	6	7	8	9	AB	R	H	RBI	BB	SO	LOB	TOP							
18 Johnny Damon, L (1, 8) OBP: 0.368, SLG: 0.439	F9		1B BB		FC1-5 E BB		G3		G1-3	3	1	0	0	2	0	0								
Rey Sanchez, R (1, 6) OBP: 0.345, SLG: 0.422	1B		1-2		FC1-5 E		G6-3			4	1	2	0	0	0	2								
Shea Hillenbrand, R (1, 5) OBP: 0.330, SLG: 0.489	K		P5		E6 F9 1-H 2-H			G6-4-3 1B		4	0	1	0	0	1	3								
Manny Ramirez, R (1, 7) OBP: 0.445, SLG: 0.552	K			G1-6-3 1B	F9			G6-4-3 1-2		4	0	1	0	0	1	3								
Brian Daubach, L (1, 10) OBP: 0.343, SLG: 0.483		L3		G1-6-3	K			G4-3		4	0	0	0	0	1	2								
Jason Varitek, S (1, 2) OBP: 0.340, SLG: 0.403	F5			1B 2B		F9			HR 1B	4	2	2	0	0	0	0								
Jose Offerman, S (1, 3) OBP: 0.329, SLG: 0.336	K			2-H 1B		G4-3			F7	4	0	1	1	0	1	1								
Trot Nixon, L (1, 9) OBP: 0.335, SLG: 0.442			F7	K			K		HR	4	1	1	2	0	2	1								
Lou Merloni, R (1, 4) OBP: 0.329, SLG: 0.333			F2				F8		P4	3	0	1	0	0	0	0								
Nomar Garciaparra, R (9, 6) OBP: 0.346, SLG: 0.519					FC1-5 18 BB 1B					1	0	0	0	0	0	0								
Inning Stats	R: 0 E: 0 K: 2 S: 17	H: 1 LOB: 1 BB: 0 P: 21	R: 0 E: 0 K: 1 S: 8	H: 0 LOB: 0 BB: 0 P: 8	R: 0 E: 0 K: 0 S: 8	H: 1 LOB: 2 BB: 1 P: 16	R: 1 E: 0 K: 1 S: 14	H: 3 LOB: 1 BB: 0 P: 15	R: 2 E: 0 K: 1 S: 12	H: 1 LOB: 0 BB: 1 P: 22	R: 0 E: 0 K: 1 S: 7	H: 0 LOB: 0 BB: 0 P: 11	R: 0 E: 0 K: 0 S: 5	H: 0 LOB: 0 BB: 0 P: 8	R: 0 E: 0 K: 0 S: 10	H: 1 LOB: 0 BB: 0 P: 14	R: 2 E: 0 K: 0 S: 8	H: 2 LOB: 0 BB: 0 P: 9	1B: 7 2B: 1 3B: 0 HR: 1	SF: 0 SAC: 0 DP: 2 HBP: 0	WP: 0 PB: 0 SB: 0 CS: 0	PA: 37		
PITCHER	IP	WLS	BF	H	R	ER	SO	BB	IBB	HBP	BLK	WP	HR	S	P	ERA	WHIP							
Esteban Loaiza, R (1, 1) ERA: 5.32	7.0		29	6	3	1	6	2	0	0	0	0	0	71	101	1.29	1.143							
Cliff Politte, R (8, 1) ERA: 4.59	1.0	H	3	1	0	0	0	0	0	0	0	0	0	10	14	0.00	1.000							
Kelvim Escobar, R (9, 1) ERA: 5.15	1.0	W	5	2	2	2	0	0	0	0	0	0	1	8	9	18.00	2.000							

Boston Red Sox @ Toronto Blue Jays
SkyDome, Toronto, ON
Sun Jul 14 2002, 1:05 PM EDT
Att: 24,140 - Sunny - 82 F

AB 35
R 5
H 9
RBI 3
BB 2
SO 6
LOB 12



Batter	1	2	3	4	5	6	7	8	9	AB	R	H	RBI	BB	SO	LOB	BOTTOM							
Dave Berg, R (1, 9) OBP: 0.295, SLG: 0.368	G5-3	P4		K			K	P3		5	0	0	0	0	2	4								
Eric Hinske, L (1, 5) OBP: 0.375, SLG: 0.528	F7		G3		BB 10 1B HBP		HR		HR	4	2	2	2	0	0	0								
Shannon Stewart, R (1, 7) OBP: 0.338, SLG: 0.406	G1-3		E5 3B		10 1B BB		F8			3	1	0	0	1	0	0								
Carlos Delgado, L (1, 3) OBP: 0.385, SLG: 0.502		1B 10 1B HBP	1-H 3B		K		2B			3	1	2	1	0	1	2								
10 Vernon Wells, R (1, 8) OBP: 0.308, SLG: 0.430		BB 1B 1B	K		1-2 2-H 1B		K			4	0	2	0	0	2	2								
Chris Woodward, R (1, 6) OBP: 0.347, SLG: 0.574		BB 1B	K		1-2 2-3 1B		K		G6-3 2B BLK BB	3	1	1	0	1	2	3								
Darrin Fletcher, L (1, 10) OBP: 0.241, SLG: 0.341		P3		K			P4		F9	3	0	0	0	0	1	3								
Josh Phelps, R (8, 6) OBP: 0.325, SLG: 0.385										1	0	0	0	0	0	1								
Ken Huckaby, R (1, 2) OBP: 0.351, SLG: 0.356		4-1 BB		E7 SH3-4 2B			K		G6-3	3	1	1	1	1	1	1								
Joe Lawrence, R (1, 4) OBP: 0.253, SLG: 0.250		1-2 2-3 3-H BB		SH3-4			K		3-H 2B	3	0	1	2	0	1	3								
Inning Stats	R: 0 E: 0 K: 0 S: 4	H: 0 LOB: 0 BB: 0 P: 6	R: 1 E: 0 K: 0 S: 12	H: 2 LOB: 3 BB: 1 P: 21	R: 1 E: 1 K: 2 S: 13	H: 1 LOB: 1 BB: 0 P: 22	R: 1 E: 1 K: 2 S: 10	H: 1 LOB: 0 BB: 0 P: 14	R: 0 E: 0 K: 2 S: 11	H: 1 LOB: 2 BB: 1 P: 26	R: 0 E: 0 K: 2 S: 11	H: 0 LOB: 0 BB: 0 P: 17	R: 1 E: 0 K: 2 S: 16	H: 2 LOB: 1 BB: 0 P: 20	R: 1 E: 0 K: 0 S: 13	H: 1 LOB: 1 BB: 1 P: 19	R: 1 E: 0 K: 0 S: 1	H: 1 LOB: 0 BB: 0 P: 1	1B: 3 2B: 3 3B: 1 HR: 2	SF: 0 SAC: 1 DP: 0 HBP: 2	WP: 0 PB: 0 SB: 0 CS: 0	PA: 38		
PITCHER	IP	WLS	BF	H	R	ER	SO	BB	IBB	HBP	BLK	WP	HR	S	P	ERA	WHIP							
Pedro Martinez, R (1, 1) ERA: 2.66	6.0		27	5	3	1	8	2	0	2	0	0	0	68	106	1.50	1.167							
49 Tim Wakefield, R (7, 1) ERA: 3.11	2.0		10	3	2	2	2	1	0	0	1	0	1	29	39	9.00	2.000							
Ugueth Urbina, R (9, 1) ERA: 2.9	0.0	L	1	1	1	1	0	0	0	0	0	0	1	1	1	∞	∞							

Boston Red Sox @ Toronto Blue Jays
SkyDome, Toronto, ON
Sun Jul 14 2002, 1:05 PM EDT
Att: 24,140 - Sunny - 82 F

AB 32
R 6
H 9
RBI 6
BB 3
SO 10
LOB 19



Batter	1	2	3	4	5	6	7	8	9	AB	R	H	RBI	BB	SO	LOB	TOP										
Alfonso Soriano, R OBP: 0.339, SLG: 0.580 (1, 4)	F8	K		K		HR	G5-3		F2	6	1	1	2	0	2	5	New York Yankees @ Toronto Blue Jays SkyDome, Toronto, ON Mon Jul 15 2002, 7:05 PM EDT Att: 25,371 - Sunny - 88 F										
2 Derek Jeter, R OBP: 0.392, SLG: 0.452 (1, 6)	1B	K		1B		25 1B		G5-3	G6-3	5	2	2	0	1	1	2											
25 Jason Giambi, L OBP: 0.433, SLG: 0.602 (1, 10)	FC6-4		G6-3	F9		1B				4	1	2	1	0	0	2											
Bernie Williams, S OBP: 0.417, SLG: 0.475 (1, 8)	FC6-4		G6-3			F8			HR	5	0	3	2	0	0	0											
Raul Mondesi, R OBP: 0.307, SLG: 0.426 (1, 9)	FC6-4		1B	BB		F8		G5-3	G5-3	4	0	0	0	1	0	5											
Robin Ventura, L OBP: 0.373, SLG: 0.502 (1, 5)	BB		1B	1B		F8			FC6-4	3	0	1	0	2	1	0											
John Vander Wal, L Shane Spencer, R OBP: 0.327, SLG: 0.371 (7, PH) (7, 7)	K		K	K		K		F8	FC6-4	3	0	0	0	0	3	5											
Chris Widger, R OBP: 0.500, SLG: 0.417 (1, 2)						G5-3			K	4	0	1	0	0	2	0											
Nick Johnson, L OBP: 0.321, SLG: 0.402 (1, 3)						2 1B			2 DI	2	1	0	0	3	1	3											
Inning Stats	R: 1 E: 0 K: 0 S: 12	H: 2 LOB: 3 BB: 1 P: 21	R: 0 E: 0 K: 3 S: 13	H: 0 LOB: 1 BB: 0 P: 22	R: 0 E: 0 K: 1 S: 11	H: 1 LOB: 2 BB: 1 P: 24	R: 0 E: 0 K: 1 S: 13	H: 1 LOB: 0 BB: 0 P: 21	R: 0 E: 0 K: 0 S: 9	H: 0 LOB: 0 BB: 0 P: 14	R: 3 E: 0 K: 2 S: 18	H: 3 LOB: 2 BB: 2 P: 34	R: 0 E: 0 K: 1 S: 9	H: 2 LOB: 2 BB: 0 P: 15	R: 1 E: 0 K: 0 S: 17	H: 2 LOB: 2 BB: 1 P: 27		R: 0 E: 0 K: 1 S: 11	H: 0 LOB: 1 BB: 1 P: 19	1B: 8 2B: 1 3B: 0 HR: 2	SF: 0 SAC: 0 DP: 0 HBP: 2	WP: 0 PB: 0 SB: 0 CS: 0	PA: 47				
PITCHER	IP	WLS	BF	H	R	ER	SO	BB	IBB	HBP	BLK	WP	HR	S	P	ERA	WHIP										
Steve Parris, R ERA: 3.21 (1, 1)	5.0	W	24	4	1	1	6	3	0	2	0	0	0	58	102	1.80	1.400										
Corey Thurman, R ERA: 3.53 (6, 1)	1.0		8	3	3	3	2	2	0	0	0	0	1	18	34	27.00	5.000										
Scott Eyre, L ERA: 5.08 (7, 1)	0.2	H	4	2	0	0	1	0	0	0	0	0	0	6	10	0.00	3.000										
Scott Cassidy, R ERA: 5.09 (7, 1)	1.1	H	7	2	1	1	0	1	0	0	0	0	1	20	32	6.75	2.250										
Kelvin Escobar, R ERA: 5.04 (9, 1)	1.0	S	4	0	0	0	1	1	0	0	0	0	0	11	19	0.00	1.000										
Batter	1	2	3	4	5	6	7	8	9	AB	R	H	RBI	BB	SO	LOB	BOTTOM										
Dave Berg, R OBP: 0.297, SLG: 0.374 (1, 9)	G6-3	F3		1B		K		1B		5	1	2	1	0	1	2	New York Yankees @ Toronto Blue Jays SkyDome, Toronto, ON Mon Jul 15 2002, 7:05 PM EDT Att: 25,371 - Sunny - 88 F										
Eric Hinske, L OBP: 0.376, SLG: 0.528 (1, 5)	G5-3		F8	1B		G3		1B		4	1	2	1	1	0	0											
Shannon Stewart, R OBP: 0.342, SLG: 0.409 (1, 7)	G5-3		10 SF9	1B				1B		5	0	3	2	0	1	0											
Carlos Delgado, L OBP: 0.385, SLG: 0.498 (1, 3)		HR	F8	SF7				1B		2	1	0	1	1	0	5											
10 Vernon Wells, R OBP: 0.305, SLG: 0.426 (1, 8)	F7		SF9	F7				F9		3	0	0	1	0	0	4											
Chris Woodward, R OBP: 0.342, SLG: 0.597 (1, 6)	HR		F2					FC5-4		4	1	1	2	0	1	2											
Josh Phelps, R OBP: 0.318, SLG: 0.372 ERA: 3.41 (1, 10)	F8			G6-3		F9		1B		4	0	1	0	0	0	0											
Felipe Lopez, S OBP: 0.290, SLG: 0.397 (6, PR)								2B		0	1	0	0	0	0	0											
Ken Huckaby, R OBP: 0.366, SLG: 0.372 (1, 2)	BB			1B		F9		2B		4	2	3	0	0	0	0											
Joe Lawrence, R OBP: 0.260, SLG: 0.252 (1, 4)	BB			1B		F9		B1		3	1	1	0	1	0	2											
Inning Stats	R: 0 E: 0 K: 0 S: 7	H: 0 LOB: 0 BB: 0 P: 8	R: 2 E: 0 K: 0 S: 17	H: 2 LOB: 2 BB: 2 P: 27	R: 1 E: 0 K: 0 S: 10	H: 2 LOB: 1 BB: 0 P: 15	R: 3 E: 0 K: 0 S: 18	H: 5 LOB: 2 BB: 0 P: 26	R: 0 E: 0 K: 1 S: 5	H: 0 LOB: 0 BB: 0 P: 7	R: 0 E: 0 K: 1 S: 7	H: 0 LOB: 0 BB: 0 P: 12	R: 0 E: 0 K: 1 S: 9	H: 0 LOB: 1 BB: 0 P: 17	R: 2 E: 0 K: 0 S: 9	H: 4 LOB: 3 BB: 1 P: 14	R: 2 E: 0 K: 0 S: 11	H: 1 LOB: 1 BB: 1 P: 19	1B: 11 2B: 1 3B: 0 HR: 1	SF: 2 SAC: 0 DP: 1 HBP: 1	WP: 0 PB: 0 SB: 0 CS: 0	PA: 40					
PITCHER	IP	WLS	BF	H	R	ER	SO	BB	IBB	HBP	BLK	WP	HR	S	P	ERA	WHIP										
Orlando Hernandez, R ERA: 3.41 (1, 1)	6.1	L	31	9	6	6	3	2	0	1	0	0	0	68	104	8.53	1.737										
Steve Karsay, R ERA: 3.54 (7, 1)	1.0		8	4	2	2	0	0	0	0	0	0	0	13	21	18.00	4.000										
Mike Stanton, L ERA: 2.26 (8, 1)	0.2		1	0	0	0	0	0	0	0	0	0	0	1	1	0.00	0.000										

Batter	1	2	3	4	5	6	7	8	9	AB	R	H	RBI	BB	SO	LOB	TOP								
Alfonso Soriano, R (1.4) OBP: 0.342, SLG: 0.588	G6-3		HR		1B		1B		L9	5	2	3	2	0	0	0	New York Yankees @ Toronto Blue Jays SkyDome, Toronto, ON Tue Jul 16 2002, 7:05 PM EDT Att: 27,197 - Sunny - 88 F								
2 Derek Jeter, R (1.6) OBP: 0.397, SLG: 0.446	P4		G4-3		K		K		F9	5	0	0	0	0	2	3									
25 Jason Giambi, L (1.3) OBP: 0.435, SLG: 0.609	F8		BB				K		HR	3	1	1	3	2	1	0									
Bernie Williams, S (1.8) OBP: 0.412, SLG: 0.469		F8	G3				F8		G4-3	5	0	0	0	0	2										
Robin Ventura, L (1.5) OBP: 0.371, SLG: 0.496		20 BB			G3		K		F7	3	0	0	0	1	1	0									
20 Jorge Posada, S (1.2) OBP: 0.397, SLG: 0.517		2B			BB				2B	1	1	1	0	3	0	0									
Raul Mondesi, R (1.9) OBP: 0.307, SLG: 0.426		G1-3			F9		1B		F9	4	1	1	0	0	4										
John Vander Wal, L (1.7) Shane Spencer, R (7.7) OBP: 0.326, SLG: 0.419 OBP: 0.325, SLG: 0.369		K			F7		SF7		K	2	0	0	0	0	1	3									
Nick Johnson, L (1.10) OBP: 0.323, SLG: 0.413			F5				K		25 HR	3	2	1	1	1	1	0									
Inning Stats	R: 0 E: 0 K: 0 S: 8	H: 0 LOB: 0 BB: 0 P: 8	R: 0 E: 0 K: 1 S: 11	H: 1 LOB: 2 BB: 1 P: 19	R: 1 E: 0 K: 0 S: 10	H: 1 LOB: 1 BB: 1 P: 18	R: 0 E: 0 K: 0 S: 7	H: 0 LOB: 1 BB: 1 P: 14	R: 0 E: 0 K: 2 S: 8	H: 0 LOB: 0 BB: 0 P: 10	R: 0 E: 0 K: 2 S: 13	H: 0 LOB: 0 BB: 0 P: 18	R: 5 E: 0 K: 1 S: 18	H: 3 LOB: 2 BB: 2 P: 35	R: 0 E: 0 K: 1 S: 8	H: 0 LOB: 1 BB: 1 P: 13		R: 1 E: 0 K: 0 S: 12	H: 1 LOB: 1 BB: 1 P: 24	1B: 2 2B: 2 HR: 3	SF: 1 SAC: 0 DP: 0 HBP: 0	WP: 0 PB: 0 SB: 1 CS: 1	PA: 40		
PITCHER	IP	WLS	BF	H	R	ER	SO	BB	IBB	HBP	BLK	WP	HR	S	P	ERA	WHIP								
Pete Walker, R (1.1) ERA: 4.17	6.0		25	4	3	3	5	4	0	0	0	0	1	59	96	4.50	1.333								
Scott Eyre, L (7.1) ERA: 5.21	0.1	H	2	0	0	0	0	1	0	0	0	0	0	2	7	0.00	3.000								
Scott Cassidy, R (7.1) ERA: 5.44	0.2	B	4	2	3	3	1	0	0	0	0	0	1	14	19	40.50	3.000								
Cliff Politte, R (8.1) ERA: 4.57	2.0	L	9	1	1	1	1	2	0	0	0	0	1	20	37	4.50	1.500								


Batter	1	2	3	4	5	6	7	8	9	AB	R	H	RBI	BB	SO	LOB	BOTTOM								
Dave Berg, R (1.9) OBP: 0.304, SLG: 0.376	F8		K		1B				G5-3	4	1	2	1	1	1	0	New York Yankees @ Toronto Blue Jays SkyDome, Toronto, ON Tue Jul 16 2002, 7:05 PM EDT Att: 27,197 - Sunny - 88 F								
Eric Hinske, L (1.5) OBP: 0.381, SLG: 0.531	2B				1B		G3		G5-3	4	0	2	0	1	1	2									
Shannon Stewart, R (1.7) OBP: 0.343, SLG: 0.410	L4				1B		2B		G5-3	4	1	1	1	1	1	3									
Carlos Delgado, L (1.10) OBP: 0.388, SLG: 0.500	K				10 HR		2B		1B	3	1	1	0	2	1	2									
10 Vernon Wells, R (1.8) OBP: 0.309, SLG: 0.438		L3			HR		K		G4-3	5	2	3	2	0	1	5									
Chris Woodward, R (1.3) OBP: 0.345, SLG: 0.584	P6				HR		1B		L8	5	0	2	0	0	4										
Ken Huckaby, R (1.2) Josh Phelps, R (7.7) Darrin Fletcher, L (8.2) OBP: 0.356, SLG: 0.361 OBP: 0.333, SLG: 0.386 OBP: 0.239, SLG: 0.339	L3				G6-3				G1-3	3	0	0	0	0	2										
Felipe Lopez, S (1.6) OBP: 0.287, SLG: 0.392									F9	3	0	0	0	0	3	1									
Tom Wilson, R (7.7) OBP: 0.344, SLG: 0.374					K		K		K	2	0	0	0	0	1	2									
Joe Lawrence, R (1.4) OBP: 0.259, SLG: 0.259					G3		1B		F9	4	1	1	0	0	1	3									
Inning Stats	R: 0 E: 0 K: 1 S: 10	H: 1 LOB: 1 BB: 0 P: 14	R: 0 E: 0 K: 0 S: 7	H: 1 LOB: 0 BB: 0 P: 7	R: 0 E: 0 K: 2 S: 8	H: 0 LOB: 0 BB: 0 P: 10	R: 2 E: 0 K: 2 S: 12	H: 3 LOB: 1 BB: 0 P: 19	R: 2 E: 0 K: 2 S: 18	H: 4 LOB: 3 BB: 1 P: 32	R: 0 E: 1 K: 2 S: 14	H: 0 LOB: 2 BB: 1 P: 23	R: 2 E: 0 K: 1 S: 14	H: 3 LOB: 2 BB: 1 P: 20	R: 0 E: 0 K: 0 S: 8	H: 1 LOB: 2 BB: 2 P: 17	R: 0 E: 0 K: 0 S: 4	H: 0 LOB: 0 BB: 0 P: 7	1B: 8 2B: 5 HR: 1	SF: 0 SAC: 0 DP: 2 HBP: 0	WP: 0 PB: 0 SB: 0 CS: 0	PA: 44			
PITCHER	IP	WLS	BF	H	R	ER	SO	BB	IBB	HBP	BLK	WP	HR	S	P	ERA	WHIP								
Jeff Weaver, R (1.1) ERA: 3.54	6.0		29	9	4	4	9	1	1	0	0	0	0	8	12	6.00	1.667								
Mike Stanton, L (7.1) ERA: 2.5	0.1	H	4	2	2	2	0	1	0	0	0	0	0	8	12	54.00	9.000								
Steve Karsay, R (7.1) ERA: 3.44	1.2	W	8	2	0	0	1	1	1	0	0	0	0	14	25	0.00	1.800								
42 Mariano Rivera, R (9.1) ERA: 2.91	1.0	S	3	0	0	0	0	0	0	0	0	0	0	4	7	0.00	0.000								

Batter	1	2	3	4	5	6	7	8	9	AB	R	H	RBI	BB	SO	LOB	TOP				
Howie Clark, L OBP: 0.375, SLG: 0.429 (1, 10)										3	0	1	0	1	0	1	Baltimore Orioles @ Toronto Blue Jays SkyDome, Toronto, ON Wed Jul 17 2002, 7:05 PM EDT Att: 17,015 - Sunny - 94 F				
Chris Singleton, L OBP: 0.276, SLG: 0.389 (1, 8)										4	0	1	0	0	1	2					
Gary Matthews, S OBP: 0.341, SLG: 0.425 (1, 9)										4	0	0	0	0	0	3					
Tony Batista, R OBP: 0.333, SLG: 0.513 (1, 5)										4	1	1	1	0	1	3					
31 Jay Gibbons, L OBP: 0.338, SLG: 0.504 (1, 3)										4	0	1	0	0	1	0					
21 Marty Cordova, R OBP: 0.344, SLG: 0.463 (1, 7)										2	0	0	0	2	1	1					
6 Melvin Mora, R OBP: 0.345, SLG: 0.417 (1, 6)										4	0	1	0	0	1	2					
Geronimo Gil, R OBP: 0.303, SLG: 0.405 (1, 2)										4	0	0	0	0	0	3					
Luis Lopez, S OBP: 0.190, SLG: 0.105 (1, 4)										3	0	1	0	0	0	0					
Inning Stats	R: 0 E: 0 K: 0 S: 7	H: 1 LOB: 1 BB: 0 P: 10	R: 0 E: 0 K: 0 S: 5	H: 0 LOB: 0 BB: 1 P: 10	R: 0 E: 0 K: 1 S: 10	H: 0 LOB: 1 BB: 1 P: 17	R: 1 E: 0 K: 1 S: 13	H: 2 LOB: 2 BB: 1 P: 21	R: 0 E: 0 K: 0 S: 7	H: 0 LOB: 0 BB: 0 P: 7	R: 0 E: 0 K: 1 S: 8	H: 0 LOB: 0 BB: 0 P: 13	R: 0 E: 0 K: 0 S: 8	H: 2 LOB: 2 BB: 0 P: 10	R: 0 E: 0 K: 1 S: 15	H: 1 LOB: 1 BB: 0 P: 22		1B: 5 2B: 0 3B: 0 HR: 1	SF: 0 SAC: 0 DP: 1 HBP: 0	WP: 2 PB: 0 SB: 1 CS: 0	PA: 35
PITCHER	IP	WLS	BF	H	R	ER	SO	BB	IBB	HBP	BLK	WP	HR	S	P	ERA	WHIP				
32 Roy Halladay, R ERA: 2.78	8.0	W	31	5	1	1	4	3	0	0	0	0	1	63	95	1.12	1.000				
Brian Bowles, R ERA:	1.0		4	1	0	0	1	0	0	0	0	2	0	15	22	0.00	1.000				

Batter	1	2	3	4	5	6	7	8	9	AB	R	H	RBI	BB	SO	LOB	BOTTOM				
Shannon Stewart, R OBP: 0.347, SLG: 0.411 (1, 7)										4	1	2	0	1	0	0	Baltimore Orioles @ Toronto Blue Jays SkyDome, Toronto, ON Wed Jul 17 2002, 7:05 PM EDT Att: 17,015 - Sunny - 94 F				
Dave Berg, R OBP: 0.310, SLG: 0.386 (1, 9)										5	1	3	0	0	1	2					
Eric Hinske, L OBP: 0.381, SLG: 0.526 (1, 5)										3	1	0	0	2	1	5					
Carlos Delgado, L OBP: 0.385, SLG: 0.494 (1, 3)										4	0	0	0	1	1	5					
10 Vernon Wells, R OBP: 0.313, SLG: 0.449 (1, 8)										5	1	3	4	0	0	3					
Chris Woodward, R OBP: 0.348, SLG: 0.573 (1, 6)										5	1	2	0	0	1	3					
Josh Phelps, R OBP: 0.347, SLG: 0.458 (1, 10)										4	1	2	1	0	1	1					
Ken Huckaby, R OBP: 0.352, SLG: 0.386 (1, 2)										4	1	1	2	0	2	3					
Joe Lawrence, R OBP: 0.259, SLG: 0.259 (1, 4)										4	0	1	0	0	0	3					
Inning Stats	R: 0 E: 1 K: 1 S: 14	H: 1 LOB: 2 BB: 0 P: 20	R: 2 E: 0 K: 2 S: 13	H: 2 LOB: 1 BB: 1 P: 27	R: 0 E: 0 K: 0 S: 6	H: 0 LOB: 0 BB: 1 P: 11	R: 0 E: 0 K: 0 S: 5	H: 0 LOB: 0 BB: 0 P: 8	R: 3 E: 0 K: 0 S: 17	H: 2 LOB: 0 BB: 1 P: 25	R: 1 E: 0 K: 1 S: 17	H: 4 LOB: 2 BB: 0 P: 24	R: 0 E: 0 K: 1 S: 15	H: 3 LOB: 3 BB: 0 P: 23	R: 1 E: 0 K: 2 S: 20	H: 2 LOB: 2 BB: 1 P: 29		1B: 10 2B: 1 3B: 0 HR: 3	SF: 0 SAC: 0 DP: 1 HBP: 0	WP: 1 PB: 0 SB: 2 CS: 0	PA: 42
PITCHER	IP	WLS	BF	H	R	ER	SO	BB	IBB	HBP	BLK	WP	HR	S	P	ERA	WHIP				
Jason Johnson, R ERA: 4.03	5.1	L	28	8	6	6	4	3	0	0	0	0	0	18	28	0.00	2.400				
Rick Bauer, R ERA: 4.75	1.2		8	4	0	0	1	0	0	0	0	0	0	18	28	0.00	2.400				
Yorkis Perez, L ERA: 5.4	1.0		6	2	1	1	2	1	0	0	0	1	0	20	29	9.00	3.000				

AB	32
R	1
H	6
RBI	1
BB	3
SO	5
LOB	15

AB	38
R	7
H	14
RBI	7
BB	4
SO	7
LOB	25



Batter	1	2	3	4	5	6	7	8	9	AB	R	H	RBI	BB	SO	LOB	TOP					
6 Melvin Mora, R OBP: 0.348, SLG: 0.414										2	2	0	0	0	1	0	<p>Baltimore Orioles @ Toronto Blue Jays SkyDome, Toronto, ON Thu Jul 18 2002, 7:05 PM EDT Att: 17,004 - Cloudy - 76 F</p>					
Chris Singleton, L OBP: 0.276, SLG: 0.389										5	0	1	1	0	0	2						
Gary Matthews, S OBP: 0.346, SLG: 0.429										3	1	2	2	1	1	1						
Tony Batista, R OBP: 0.332, SLG: 0.509										5	0	1	0	0	0	4						
31 Jay Gibbons, L OBP: 0.338, SLG: 0.502 Jose Leon, R OBP: 0.308, SLG: 0.459										3	0	1	0	0	0	0						
21 Marty Cordova, R OBP: 0.346, SLG: 0.467										4	0	2	1	0	0	1						
Howie Clark, L OBP: 0.417, SLG: 0.455										4	0	2	0	0	0	3						
Brook Fordyce, R OBP: 0.305, SLG: 0.321										4	1	1	0	0	2	4						
Jerry Hairston, R OBP: 0.307, SLG: 0.314										4	0	0	0	0	0	3						
Inning Stats	R: 0 E: 0 K: 1 S: 11	H: 0 LOB: 1 BB: 1 P: 19	R: 0 E: 0 K: 0 S: 7	H: 1 LOB: 1 BB: 0 P: 10	R: 0 E: 0 K: 0 S: 5	H: 0 LOB: 0 BB: 0 P: 7	R: 1 E: 0 K: 0 S: 11	H: 3 LOB: 1 BB: 0 P: 18	R: 2 E: 0 K: 1 S: 8	H: 2 LOB: 1 BB: 0 P: 20	R: 0 E: 0 K: 1 S: 8	H: 1 LOB: 1 BB: 0 P: 10	R: 1 E: 0 K: 0 S: 12	H: 1 LOB: 1 BB: 0 P: 18	R: 0 E: 0 K: 1 S: 8	H: 1 LOB: 2 BB: 1 P: 16		R: 0 E: 0 K: 1 S: 12	H: 1 LOB: 2 BB: 0 P: 13	1B: 8 2B: 2 3B: 0 HR: 0	SF: 1 SAC: 0 DP: 1 HBP: 3	WP: 0 PB: 0 SB: 0 CS: 0
PITCHER	IP WLS BF H R ER SO BB IBB HBP BLK WP HR S P ERA WHIP																					
Chris Carpenter, R ERA: 5.23	(1, 1) 7.0 W 31 8 4 4 2 1 0 2 0 0 0 65 102 5.14 1.286																					
Cliff Politte, R ERA: 4.46	(8, 1) 1.0 H 5 1 0 0 1 1 0 0 0 0 0 8 16 0.00 2.000																					
Kelvim Escobar, R ERA: 4.93	(9, 1) 1.0 S 5 1 0 0 1 0 0 1 0 0 0 12 13 0.00 1.000																					

Batter	1	2	3	4	5	6	7	8	9	AB	R	H	RBI	BB	SO	LOB	BOTTOM			
Shannon Stewart, R OBP: 0.351, SLG: 0.414										3	1	2	1	1	0	1	<p>Baltimore Orioles @ Toronto Blue Jays SkyDome, Toronto, ON Thu Jul 18 2002, 7:05 PM EDT Att: 17,004 - Cloudy - 76 F</p>			
Eric Hinske, L OBP: 0.377, SLG: 0.521										3	0	0	1	0	0	2				
José Cruz Jr., S OBP: 0.369, SLG: 0.439 Dewayne Wise, L										3	1	1	2	1	2	1				
Carlos Delgado, L OBP: 0.384, SLG: 0.494										4	1	1	0	0	1	2				
10 Vernon Wells, R OBP: 0.312, SLG: 0.447										4	0	1	0	0	0	0				
Chris Woodward, R OBP: 0.355, SLG: 0.570										4	0	2	1	0	0	0				
Josh Phelps, R OBP: 0.321, SLG: 0.423										4	0	0	0	0	2	3				
Dave Berg, R OBP: 0.314, SLG: 0.391										2	2	1	0	0	0	0				
Ken Huckaby, R OBP: 0.351, SLG: 0.404										3	0	1	0	0	0	2				
Inning Stats	R: 0 E: 1 K: 0 S: 10	H: 1 LOB: 1 BB: 1 P: 20	R: 0 E: 0 K: 1 S: 8	H: 1 LOB: 1 BB: 0 P: 14	R: 4 E: 0 K: 1 S: 15	H: 5 LOB: 2 BB: 1 P: 29	R: 1 E: 0 K: 1 S: 9	H: 1 LOB: 1 BB: 0 P: 15	R: 0 E: 0 K: 0 S: 8	H: 0 LOB: 0 BB: 0 P: 13	R: 0 E: 0 K: 0 S: 9	H: 1 LOB: 1 BB: 0 P: 12	R: 0 E: 0 K: 2 S: 9	H: 0 LOB: 0 BB: 0 P: 13	R: 0 E: 0 K: 0 S: 6	H: 0 LOB: 0 BB: 0 P: 9		1B: 5 2B: 4 3B: 1 HR: 1	SF: 1 SAC: 0 DP: 2 HBP: 1	WP: 0 PB: 0 SB: 0 CS: 0
PITCHER	IP WLS BF H R ER SO BB IBB HBP BLK WP HR S P ERA WHIP																			
Travis Driskill, R ERA: 4.76	(1, 1) 4.0 L 21 8 5 5 3 2 0 0 0 0 0 42 78 11.25 2.500																			
Chris Brock, R ERA: 5.4	(5, 1) 2.0 7 1 0 0 0 0 0 0 0 0 0 17 25 0.00 0.500																			
B.J. Ryan, L ERA: 6.46	(7, 1) 1.0 3 0 0 0 2 0 0 0 0 0 0 9 13 0.00 0.000																			
Willis Roberts, R ERA: 2.08	(8, 1) 1.0 3 0 0 0 0 0 0 0 0 0 0 6 9 0.00 0.000																			

Batter	1	2	3	4	5	6	7	8	9	AB	R	H	RBI	BB	SO	LOB	TOP								
Randy Winn, S OBP: 0.366, SLG: 0.493	G4-3		K			1B BB		G1-3		4	1	1	0	1	1	1	Tampa Bay Devil Rays @ Toronto Blue Jays SkyDome, Toronto, ON Fri Jul 19, 2002, 7:05 PM EDT Att: 16,985 - Sunny - 82 F								
Brent Abernathy, R OBP: 0.233, SLG: 0.316	K			HR BB	1B 1B		G5-3	G3		4	2	1	0	1	1	2									
Steve Cox, L OBP: 0.331, SLG: 0.423	G5-3			K	K		K		F8 1B BB	4	0	0	0	1	3	4									
Aubrey Huff, L OBP: 0.340, SLG: 0.455	G4-3				HR	1B BB		G6-3	1B	5	3	4	3	0	0	0									
Dave McCarty, R OBP: 0.230, SLG: 0.242	F9			2B 1B	1B BB		G6-3	K	4	1	1	0	1	1	1	3									
John Flaherty, R OBP: 0.290, SLG: 0.379	G6-3			2B	1B		K	F8	5	0	2	3	0	1	3										
Jason Conti, L OBP: 0.312, SLG: 0.333			K	K	K			G4-3	5	0	1	1	0	3	5										
Jason Smith, L OBP: 0.224, SLG: 0.323				G3		K	K		4	0	1	0	0	2	2										
1B Jared Sandberg, R OBP: 0.281, SLG: 0.409	K				L8	2B WP BB		G5-3	3	1	0	0	1	1	1										
Inning Stats	R: 0 E: 0 K: 1 S: 8	H: 0 LOB: 0 BB: 0 P: 12	R: 0 E: 0 K: 0 S: 7	H: 0 LOB: 0 BB: 0 P: 9	R: 0 E: 0 K: 3 S: 13	H: 1 LOB: 1 BB: 0 P: 16	R: 3 E: 0 K: 2 S: 13	H: 3 LOB: 1 BB: 1 P: 18	R: 3 E: 0 K: 2 S: 12	H: 3 LOB: 2 BB: 2 P: 30	R: 1 E: 0 K: 2 S: 11	H: 1 LOB: 1 BB: 1 P: 21	R: 1 E: 0 K: 2 S: 9	H: 2 LOB: 1 BB: 0 P: 15	R: 0 E: 0 K: 1 S: 10	H: 0 LOB: 0 BB: 0 P: 15	R: 0 E: 0 K: 1 S: 10	H: 1 LOB: 2 BB: 1 P: 18	1B: 6 2B: 4 3B: 0 HR: 1	SF: 0 SAC: 0 DP: 0 HBP: 0	WP: 1 PB: 0 CS: 0	PA: 43			
PITCHER	IP	WLS	BF	H	R	ER	SO	BB	IBB	HBP	BLK	WP	HR	S	P	ERA	WHIP								
Esteban Loaiza, R ERA: 5.69	5.0	W	25	7	6	6	8	3	0	0	0	0	1	53	85	10.80	2.000								
Corey Thurman, R ERA: 3.77	0.2	H	4	1	1	1	1	1	0	0	0	0	0	8	15	13.50	3.000								
Scott Eyre, L ERA: 5.34	0.1	H	2	1	1	1	1	0	0	0	0	1	0	4	9	27.00	3.000								
Scott Cassidy, R ERA: 5.19	2.0		7	1	0	0	2	0	0	0	0	0	0	18	27	0.00	0.500								
Kelvin Escobar, R ERA: 4.62	1.0	S	5	1	0	0	1	1	0	0	0	0	0	10	18	0.00	2.000								

Batter	1	2	3	4	5	6	7	8	9	AB	R	H	RBI	BB	SO	LOB	BOTTOM								
Shannon Stewart, R OBP: 0.358, SLG: 0.418	2B 1B	FC5-4			BB E 1B		E6 1B		L4-6 S BB	4	2	3	1	1	0	1	Tampa Bay Devil Rays @ Toronto Blue Jays SkyDome, Toronto, ON Fri Jul 19, 2002, 7:05 PM EDT Att: 16,985 - Sunny - 82 F								
Dave Berg, R OBP: 0.312, SLG: 0.387	F8		L9	E9 BB	FC6-4 1B		F8			5	0	1	1	0	0	4									
José Cruz Jr., S OBP: 0.313, SLG: 0.442	1H 2B		BB 1B	G4-6-3 BB	FC6-4 1B		L4-6			4	1	2	2	1	0	3									
Carlos Delgado, L OBP: 0.387, SLG: 0.497	2H 2B		FC6-4 BB	G4-6-3 BB		2B HR 1B		K		4	1	2	1	1	1	2									
10 Vernon Wells, R OBP: 0.308, SLG: 0.440	K		F3	P1		F9		E6 BB		5	0	0	0	0	1	5									
Chris Woodward, R OBP: 0.337, SLG: 0.538	K		FC6-4			F9	K	F7		5	0	0	0	0	2	5									
Josh Phelps, R OBP: 0.345, SLG: 0.446		L9		HBP 1B 1B	K		HR 2B	FC6-4 BB		4	2	2	0	1	1	0									
Tom Wilson, R OBP: 0.351, SLG: 0.396	K			1B HBP 1B	1B BB		HR	FC6-4		4	3	2	3	1	1	2									
Joe Lawrence, R OBP: 0.265, SLG: 0.255	E6 FC5-4			E 1B HBP	1B BB		F7			2	2	0	0	1	0	0									
Inning Stats	R: 2 E: 0 K: 2 S: 14	H: 3 LOB: 1 BB: 0 P: 24	R: 0 E: 1 K: 1 S: 13	H: 0 LOB: 1 BB: 0 P: 18	R: 0 E: 0 K: 0 S: 11	H: 1 LOB: 2 BB: 1 P: 21	R: 4 E: 1 K: 0 S: 19	H: 3 LOB: 1 BB: 1 P: 36	R: 2 E: 0 K: 1 S: 9	H: 2 LOB: 0 BB: 2 P: 21	R: 3 E: 0 K: 1 S: 14	H: 3 LOB: 0 BB: 0 P: 24	R: 0 E: 0 K: 0 S: 4	H: 0 LOB: 0 BB: 1 P: 12	R: 0 E: 1 K: 1 S: 14	H: 0 LOB: 2 BB: 1 P: 23	1B: 8 2B: 4 3B: 0 HR: 1	SF: 0 SAC: 0 DP: 2 HBP: 1	WP: 0 PB: 0 CS: 0	PA: 44					
PITCHER	IP	WLS	BF	H	R	ER	SO	BB	IBB	HBP	BLK	WP	HR	S	P	ERA	WHIP								
Joe Kennedy, L ERA: 4.38	4.0	L	23	5	5	5	2	2	0	0	0	0	1	23	45	22.50	3.500								
Doug Creek, L ERA: 6.27	2.0		13	5	5	5	2	2	0	0	0	0	0	18	35	0.00	1.000								
Brandon Backe, R ERA:	2.0		8	0	0	0	1	2	0	0	0	0	0	18	35	0.00	1.000								



Batter	1	2	3	4	5	6	7	8	9	AB	R	H	RBI	BB	SO	LOB	TOP					
Randy Winn, S OBP: 0.364, SLG: 0.488	K		G4-3		K	PB 2B BB			G1	4	1	0	0	1	2	0	Tampa Bay Devil Rays @ Toronto Blue Jays SkyDome, Toronto, ON Sat Jul 20 2002, 4:05 PM EDT Att: 24,449 - Sunny - 78 F					
Andy Sheets, R OBP: 0.800, SLG: 1.000	F8			G1-3 BB BB					BB 2B BB	2	3	1	1	3	0							
Steve Cox, L OBP: 0.334, SLG: 0.422	F8			G3 G1-3 BB					BB 2B 1B BB	3	2	1	0	2	0	1						
Aubrey Huff, L OBP: 0.342, SLG: 0.453		PB S 1B		G1-3		1B 13 1B	F3		K	5	1	2	0	0	1	4						
John Flaherty, R OBP: 0.293, SLG: 0.385	F8			G3		F8	G1-6-3 1B		BB 1B 2B	5	0	2	2	0	0	5						
Jason Conti, L OBP: 0.310, SLG: 0.326	F9					F9	G1-6-3		BB 1B BB	3	0	0	0	1	0	5						
Ben Grieco, L OBP: 0.340, SLG: 0.414										0	0	0	0	1	0	0						
Chris Gomez, R OBP: 0.299, SLG: 0.401	G6-3			G4-3		18 DI 13 1B		G3	BB 1B	5	1	2	3	0	0	3						
18 Jared Sandberg, R OBP: 0.278, SLG: 0.399			F8		K	WP 13 1B BB		F2		4	1	0	0	1	2	3						
13 Carl Crawford, L OBP: 0.250, SLG: 0.250			G4-3		G1-3	WP E 1B		P6		4	1	1	2	0	0	0						
Inning Stats	R: 0 E: 0 K: 1 S: 6	H: 0 LOB: 0 BB: 7	R: 0 E: 0 K: 0 S: 7	H: 1 LOB: 1 BB: 13	R: 0 E: 0 K: 0 S: 10	H: 0 LOB: 0 BB: 16	R: 1 E: 0 K: 0 S: 15	H: 0 LOB: 3 BB: 29	R: 0 E: 0 K: 2 S: 8	H: 0 LOB: 0 BB: 10	R: 7 E: 0 K: 0 S: 20	H: 5 LOB: 1 BB: 39	R: 0 E: 0 K: 0 S: 6	H: 1 LOB: 0 BB: 10	R: 0 E: 0 K: 0 S: 3	H: 0 LOB: 0 BB: 5	R: 2 E: 0 K: 2 S: 23	H: 2 LOB: 3 BB: 42	1B: 7 2B: 2 3B: 0 HR: 0	SF: 0 SAC: 0 DP: 1 HBP: 0	WP: 1 PB: 4 SB: 1 CS: 0	PA: 44
PITCHER	IP WLS BF H R ER SO BB IBB HBP BLK WP HR S P ERA WHIP	IP WLS BF H R ER SO BB IBB HBP BLK WP HR S P ERA WHIP	IP WLS BF H R ER SO BB IBB HBP BLK WP HR S P ERA WHIP	IP WLS BF H R ER SO BB IBB HBP BLK WP HR S P ERA WHIP	IP WLS BF H R ER SO BB IBB HBP BLK WP HR S P ERA WHIP	IP WLS BF H R ER SO BB IBB HBP BLK WP HR S P ERA WHIP	IP WLS BF H R ER SO BB IBB HBP BLK WP HR S P ERA WHIP	IP WLS BF H R ER SO BB IBB HBP BLK WP HR S P ERA WHIP	IP WLS BF H R ER SO BB IBB HBP BLK WP HR S P ERA WHIP	IP WLS BF H R ER SO BB IBB HBP BLK WP HR S P ERA WHIP	IP WLS BF H R ER SO BB IBB HBP BLK WP HR S P ERA WHIP	IP WLS BF H R ER SO BB IBB HBP BLK WP HR S P ERA WHIP	IP WLS BF H R ER SO BB IBB HBP BLK WP HR S P ERA WHIP	IP WLS BF H R ER SO BB IBB HBP BLK WP HR S P ERA WHIP	IP WLS BF H R ER SO BB IBB HBP BLK WP HR S P ERA WHIP	IP WLS BF H R ER SO BB IBB HBP BLK WP HR S P ERA WHIP	IP WLS BF H R ER SO BB IBB HBP BLK WP HR S P ERA WHIP					
Steve Parris, R ERA: 3.89	5.2	W	25	4	5	5	3	4	0	0	0	0	0	0	0	0	7.94	1.412				
Brian Bowles, R ERA: 3.39	0.0		4	2	3	2	0	2	0	0	0	0	1	0	8	19	∞	∞				
Felix Heredia, L ERA: 4.5	1.1	H	4	1	0	0	0	0	0	0	0	0	0	0	7	11	0.00	0.750				
Cliff Politte, R ERA: 4.7	1.2		8	1	2	2	1	2	0	0	0	0	0	0	17	31	10.80	1.800				
Kelvin Escobar, R ERA: 4.79	0.1	S	3	1	0	0	1	1	0	0	0	0	0	0	9	16	0.00	6.000				

Batter	1	2	3	4	5	6	7	8	9	AB	R	H	RBI	BB	SO	LOB	BOTTOM					
Shannon Stewart, R OBP: 0.367, SLG: 0.431	2B SF BB						E WP BB			2	3	2	3	2	0	0	Tampa Bay Devil Rays @ Toronto Blue Jays SkyDome, Toronto, ON Sat Jul 20 2002, 4:05 PM EDT Att: 24,449 - Sunny - 78 F					
10 Vernon Wells, R OBP: 0.308, SLG: 0.440		FC5-4 1B			HBP	1-H 3-H HR				4	1	1	0	1	1	3						
Dave Berg, R OBP: 0.314, SLG: 0.389	SF 2B	FC5-4		F9	G5-4-3 BB		K			4	1	1	0	1	1	3						
José Cruz Jr., S OBP: 0.312, SLG: 0.439	SF 2B G3-1	L3		G3	G5-4-3		WP BB			3	1	0	1	1	0	3						
Carlos Delgado, L OBP: 0.387, SLG: 0.499	G3-1 2B		K				K			5	2	2	1	0	3	1						
Eric Hinske, L OBP: 0.380, SLG: 0.524	G3-1				2B 1B		S BB		K	4	1	2	1	1	1	1						
Chris Woodward, R OBP: 0.359, SLG: 0.564					2B		1B 2B			3	1	2	2	1	1	1						
Josh Phelps, R OBP: 0.333, SLG: 0.417	G1-3				HBP		E BLK HBP			4	1	0	0	0	1	5						
Ken Huckaby, R OBP: 0.345, SLG: 0.394	G4-3						E1 E BLK HR 1B			5	1	1	1	0	2	5						
Dewayne Wise, L		F8			L4				K	4	1	0	0	0	1	1						
Inning Stats	R: 4 E: 1 K: 0 S: 24	H: 3 LOB: 1 BB: 1 P: 33	R: 0 E: 0 K: 0 S: 7	H: 1 LOB: 1 BB: 0 P: 12	R: 0 E: 0 K: 3 S: 17	H: 1 LOB: 2 BB: 0 P: 25	R: 0 E: 0 K: 0 S: 9	H: 0 LOB: 1 BB: 0 P: 13	R: 7 E: 2 K: 1 S: 19	H: 5 LOB: 0 BB: 1 P: 35	R: 0 E: 0 K: 1 S: 18	H: 0 LOB: 1 BB: 1 P: 28	R: 1 E: 1 K: 3 S: 12	H: 0 LOB: 1 BB: 2 P: 25	R: 0 E: 0 K: 2 S: 9	H: 0 LOB: 1 BB: 1 P: 17	R: 0 E: 0 K: 2 S: 9	H: 0 LOB: 1 BB: 1 P: 17	1B: 4 2B: 5 3B: 0 HR: 1	SF: 1 SAC: 0 DP: 1 HBP: 3	WP: 1 PB: 0 SB: 1 CS: 0	PA: 44
PITCHER	IP WLS BF H R ER SO BB IBB HBP BLK WP HR S P ERA WHIP	IP WLS BF H R ER SO BB IBB HBP BLK WP HR S P ERA WHIP	IP WLS BF H R ER SO BB IBB HBP BLK WP HR S P ERA WHIP	IP WLS BF H R ER SO BB IBB HBP BLK WP HR S P ERA WHIP	IP WLS BF H R ER SO BB IBB HBP BLK WP HR S P ERA WHIP	IP WLS BF H R ER SO BB IBB HBP BLK WP HR S P ERA WHIP	IP WLS BF H R ER SO BB IBB HBP BLK WP HR S P ERA WHIP	IP WLS BF H R ER SO BB IBB HBP BLK WP HR S P ERA WHIP	IP WLS BF H R ER SO BB IBB HBP BLK WP HR S P ERA WHIP	IP WLS BF H R ER SO BB IBB HBP BLK WP HR S P ERA WHIP	IP WLS BF H R ER SO BB IBB HBP BLK WP HR S P ERA WHIP	IP WLS BF H R ER SO BB IBB HBP BLK WP HR S P ERA WHIP	IP WLS BF H R ER SO BB IBB HBP BLK WP HR S P ERA WHIP	IP WLS BF H R ER SO BB IBB HBP BLK WP HR S P ERA WHIP	IP WLS BF H R ER SO BB IBB HBP BLK WP HR S P ERA WHIP	IP WLS BF H R ER SO BB IBB HBP BLK WP HR S P ERA WHIP						
Luis De Los Santos, R ERA: 18.0	4.0	L	26	9	9	8	3	1	0	0	66	97	18.00	2.500								
Steve Kent, L ERA: 4.81	2.1		10	1	2	1	3	2	0	0	1	31	53	3.86	1.286							
Jesus Colome, R ERA: 7.82	1.2		8	0	1	0	4	3	0	0	0	18	38	0.00	1.800							

Batter	1	2	3	4	5	6	7	8	9	AB	R	H	RBI	BB	SO	LOB	TOP								
Andy Sheets, R OBP: 0.500, SLG: 0.571	1-1 SH1-3 SF8 2B		2-0 F9	1-2 F8		3-3 K		1-1 G4-3		5	1	1	0	0	1	4									
Brent Abernathy, R OBP: 0.290, SLG: 0.313	0-0 SH1-3		1-0 F3		3-2 F8	1-0 SF8		2-2 F8		3	0	0	1	0	0	1									
Steve Cox, L OBP: 0.338, SLG: 0.424	3-0 SF8		1-1 1B 1B		0-1 S 1B			0-3 K		3	1	2	2	1	1	0									
Aubrey Huff, L OBP: 0.348, SLG: 0.459	4-0 BB		2-0 1B		1-2 L7	1-2 FC6			1-0 WP 1B 2B	4	1	2	0	1	0	4									
Toby Hall, R OBP: 0.246, SLG: 0.321	0-0 G4-3		2-2 1B		2-2 F9		0-0 E4 SH5-4 1B		1-0 G5-3	5	0	1	1	0	0	3									
Ben Grievie, L OBP: 0.344, SLG: 0.419		1-1 G4-3	0-0 G4-3			1-0 SH 1B 2B	2-0 SH5-4 1B		4-2 1B CS BB	4	1	2	0	1	0	2									
Jason Conti, L OBP: 0.313, SLG: 0.350		2-3 K		0-0 HR		1-2 SH 13 SH 1B SF8	0-1 SH5-4		3-2 CS 1B	2	2	1	1	0	1	0									
Randy Winn, S OBP: 0.366, SLG: 0.489						2-3 SF8 13 SH 1B	1-2 2-3		1-3 3-H 3-2 1B	1	0	1	1	0	0	0									
Chris Gomez, R OBP: 0.298, SLG: 0.398		0-1 F8		0-3 K		0-1 SF8 13 SH 1B	2-2 F9		3-2 G6-3	5	0	1	1	0	1	4									
13 Carl Crawford, L OBP: 0.286, SLG: 0.286			1-2 S 1B		0-0 G4-3		0-0 SH BB		1-2 3-H	3	1	1	0	0	0	2									
Inning Stats	R: 1 E: 0 K: 0 S: 5	H: 1 LOB: 1 BB: 1 P: 13	R: 0 E: 0 K: 1 S: 7	H: 0 LOB: 0 BB: 0 P: 10	R: 2 E: 0 K: 0 S: 13	H: 4 LOB: 2 BB: 0 P: 22	R: 1 E: 0 K: 1 S: 8	H: 1 LOB: 0 BB: 0 P: 9	R: 0 E: 0 K: 0 S: 11	H: 1 LOB: 1 BB: 0 P: 17	R: 2 E: 0 K: 1 S: 15	H: 2 LOB: 3 BB: 1 P: 26	R: 0 E: 1 K: 0 S: 9	H: 1 LOB: 2 BB: 0 P: 13	R: 0 E: 0 K: 1 S: 9	H: 0 LOB: 0 BB: 0 P: 12	R: 1 E: 0 K: 0 S: 11	H: 2 LOB: 1 BB: 1 P: 23	1B: 8 2B: 3 3B: 0 HR: 1	SF: 2 SAC: 4 DP: 0 HBP: 0	WP: 1 PB: 0 CS: 2	PA: 44			
PITCHER	IP	WLS	BF	H	R	ER	SO	BB	IBB	HBP	BLK	WP	HR	S	P	ERA	WHIP								
Pete Walker, R ERA: 4.64	5.2	L	30	9	6	6	3	2	0	0	0	0	1	56	93	9.53	1.941								
Scott Eyre, L ERA: 5.22	1.1		6	1	0	0	0	0	0	0	0	0	0	12	17	0.00	0.750								
Corey Thurman, R ERA: 3.69	1.0		3	0	0	0	1	0	0	0	0	0	0	9	12	0.00	0.000								
Felix Heredia, L ERA: 4.71	0.1		3	1	1	1	0	1	0	0	0	1	0	4	10	27.00	6.000								
Scott Cassidy, R ERA: 5.11	0.2		2	1	0	0	0	0	0	0	0	0	0	7	13	0.00	1.500								

Tampa Bay Devil Rays @ Toronto Blue Jays
SkyDome, Toronto, ON
Sun Jul 21 2002, 1:05 PM EDT
Att: 21,442 - Sunny - 82 F

AB 35
R 7
H 12
RBI 7
BB 3
SO 4
LOB 20



Batter	1	2	3	4	5	6	7	8	9	AB	R	H	RBI	BB	SO	LOB	BOTTOM								
Chris Woodward, R OBP: 0.352, SLG: 0.576	0-3 K		0-0 HR	3-2 P6			2-1 F9		1-3 K	5	1	1	1	0	2	2									
Eric Hinske, L OBP: 0.383, SLG: 0.533	0-1 2B		4-1 1B BB		1-1 HR		2-1 FC3-6		2-1 L4	4	2	2	1	1	0	1									
José Cruz Jr., S OBP: 0.313, SLG: 0.439	2-2 1B		1-2 F8		2-3 K		1-1 F8		4-1 BB	4	0	1	1	1	1	2									
Carlos Delgado, L OBP: 0.389, SLG: 0.499	4-2 BB		1-1 1B		2-2 L4			1-2 10 1B 2B	0-2 L7	4	1	2	0	1	0	1									
10 Vernon Wells, R OBP: 0.307, SLG: 0.438	1-3 K		0-0 F5		1-3 K			0-1 2B G6-3 1B		4	1	1	0	0	2	4									
Josh Phelps, R OBP: 0.313, SLG: 0.391	3-3 K		1-1 F9			1-0 F9		1-3 K		4	0	0	0	0	2	6									
Tom Wilson, R OBP: 0.349, SLG: 0.399		2-1 F8		2-2 P4		3-2 F8		3-2 2B		4	0	1	1	0	0	0									
Shannon Stewart, R OBP: 0.367, SLG: 0.431										0	0	0	0	0	0	0									
Ken Huckaby, R OBP: 0.345, SLG: 0.394										0	0	0	0	0	0	0									
Dewayne Wise, L OBP: 0.125, SLG: 0.125		0-2 G4-3		0-0 G6-3 1B		0-2 F8		0-1 G6-3		4	0	1	1	0	0	1									
Joe Lawrence, R OBP: 0.266, SLG: 0.252		1-0 G5-3		1-1 G6-3			3-2 FC3-6 HBP		3-H 2-0 P6	2	0	0	0	0	0	1									
Dave Berg, R OBP: 0.313, SLG: 0.387										1	0	0	0	0	0	1									
Inning Stats	R: 1 E: 0 K: 3 S: 16	H: 2 LOB: 2 BB: 1 P: 26	R: 0 E: 0 K: 0 S: 6	H: 0 LOB: 0 BB: 0 P: 9	R: 1 E: 0 K: 0 S: 10	H: 2 LOB: 1 BB: 1 P: 17	R: 0 E: 0 K: 0 S: 11	H: 1 LOB: 1 BB: 0 P: 17	R: 1 E: 0 K: 2 S: 11	H: 1 LOB: 0 BB: 0 P: 17	R: 0 E: 0 K: 0 S: 7	H: 0 LOB: 0 BB: 0 P: 11	R: 0 E: 0 K: 1 S: 9	H: 0 LOB: 1 BB: 0 P: 17	R: 2 E: 0 K: 1 S: 14	H: 3 LOB: 1 BB: 0 P: 21	R: 0 E: 0 K: 1 S: 10	H: 0 LOB: 1 BB: 1 P: 17	1B: 5 2B: 2 3B: 0 HR: 2	SF: 0 SAC: 0 DP: 0 HBP: 1	WP: 0 PB: 0 CS: 0	PA: 40			
PITCHER	IP	WLS	BF	H	R	ER	SO	BB	IBB	HBP	BLK	WP	HR	S	P	ERA	WHIP								
Jorge Sosa, R ERA: 5.36	6.0	W	26	6	3	3	5	2	0	0	0	0	2	61	97	4.50	1.333								
Travis Harper, R ERA: 3.54	2.0	H	10	3	2	2	1	0	0	1	0	0	0	23	38	9.00	1.500								
Esteban Yan, R ERA: 4.54	1.0	S	4	0	0	0	1	1	0	0	0	0	0	10	17	0.00	1.000								

Tampa Bay Devil Rays @ Toronto Blue Jays
SkyDome, Toronto, ON
Sun Jul 21 2002, 1:05 PM EDT
Att: 21,442 - Sunny - 82 F

AB 36
R 5
H 9
RBI 5
BB 3
SO 7
LOB 19



Batter	1	2	3	4	5	6	7	8	9	AB	R	H	RBI	BB	SO	LOB	TOP							
Shannon Stewart, R OBP: 0.362, SLG: 0.424	F9		F9				G6-3		F8	5	0	0	0	0	1	2								
Eric Hinske, L OBP: 0.382, SLG: 0.529	F7			G4-3			K			4	1	1	0	0	1	0								
José Cruz Jr., S OBP: 0.315, SLG: 0.440				G3-1						4	1	2	0	0	0	0								
Carlos Delgado, L OBP: 0.388, SLG: 0.504	F7			G4-3						4	1	1	3	0	1	1								
10 Vernon Wells, R OBP: 0.309, SLG: 0.456										4	2	2	2	0	0	0								
Chris Woodward, R OBP: 0.357, SLG: 0.612	L7									4	1	2	1	0	0	0								
Josh Phelps, R OBP: 0.310, SLG: 0.397										4	0	1	0	0	1	1								
Dave Berg, R OBP: 0.311, SLG: 0.386										1	0	0	0	0	0	0								
Joe Lawrence, R OBP: 0.292, SLG: 0.247										3	0	0	0	0	1	2								
Ken Huckaby, R OBP: 0.342, SLG: 0.389										4	0	1	0	0	1	2								
Inning Stats	R: 0 H: 1 E: 0 K: 0 S: 9	H: 1 LOB: 1 BB: 0 P: 12	R: 0 H: 0 E: 0 K: 1 S: 11	H: 0 LOB: 0 BB: 0 P: 15	R: 0 H: 0 E: 0 K: 0 S: 5	H: 0 LOB: 0 BB: 0 P: 8	R: 0 H: 0 E: 0 K: 0 S: 5	H: 0 LOB: 0 BB: 0 P: 10	R: 2 H: 3 E: 2 K: 3 S: 16	H: 3 LOB: 1 BB: 0 P: 23	R: 4 H: 5 E: 0 K: 0 S: 15	H: 5 LOB: 1 BB: 0 P: 24	R: 0 H: 0 E: 0 K: 1 S: 7	H: 0 LOB: 0 BB: 0 P: 11	R: 0 H: 0 E: 0 K: 1 S: 10	H: 0 LOB: 0 BB: 0 P: 15	R: 0 H: 1 E: 0 K: 0 S: 9	H: 1 LOB: 1 BB: 0 P: 14	1B: 4 2B: 2 3B: 0 HR: 4	SF: 0 SAC: 0 DP: 0 HBP: 0	WP: 0 PB: 1 SB: 0 CS: 0	PA: 37		
PITCHER	IP	WLS	BF	H	R	ER	SO	BB	IBB	HBP	BLK	WP	HR	S	P	ERA	WHIP							
Jason Johnson, R ERA: 4.44	5.1	L	25	9	6	6	4	0	0	0	0	0	4	56	84	10.12	1.688							
Chris Brock, R ERA: 4.12	3.2		12	1	0	0	2	0	0	0	0	0	0	31	48	0.00	0.273							

Toronto Blue Jays @ Baltimore Orioles
 Oriole Park at Camden Yards, Baltimore, MD
 Mon Jul 22 2002, 7:05 PM EDT
 Att: 27,235 - Cloudy - 96 F

AB	37
R	6
H	10
RBI	6
BB	0
SO	6
LOB	8





Batter	1	2	3	4	5	6	7	8	9	AB	R	H	RBI	BB	SO	LOB	BOTTOM							
6 Melvin Mora, R OBP: 0.347, SLG: 0.408	G6-3		G5-3							4	0	1	1	0	1	3								
Chris Singleton, L OBP: 0.272, SLG: 0.377	G1-3			G4-3						4	0	1	0	0	1	4								
Gary Matthews, S OBP: 0.349, SLG: 0.434	G1-3			G1-3						4	0	0	0	0	2	1								
Tony Batista, R OBP: 0.333, SLG: 0.504	G5-3			F8						4	0	0	0	0	1	1								
31 Jay Gibbons, L OBP: 0.343, SLG: 0.530										4	1	1	1	0	1	0								
21 Marty Cordova, R OBP: 0.344, SLG: 0.462										3	1	1	0	1	1	0								
Howie Clark, L OBP: 0.419, SLG: 0.500										2	0	0	0	1	0	2								
Geronimo Gil, R OBP: 0.313, SLG: 0.412										3	0	2	0	0	1	1								
Luis Lopez, S OBP: 0.188, SLG: 0.167										1	0	0	0	0	0	1								
Jerry Hairston, R OBP: 0.304, SLG: 0.327										4	1	1	0	0	2	2								
Inning Stats	R: 0 H: 1 E: 0 K: 0 S: 12	H: 1 LOB: 0 BB: 0 P: 20	R: 0 H: 1 E: 0 K: 0 S: 10	H: 1 LOB: 0 BB: 0 P: 12	R: 0 H: 1 E: 0 K: 1 S: 10	H: 1 LOB: 0 BB: 0 P: 14	R: 0 H: 0 E: 0 K: 0 S: 8	H: 0 LOB: 0 BB: 0 P: 10	R: 3 H: 2 E: 2 K: 2 S: 14	H: 2 LOB: 1 BB: 1 P: 24	R: 0 H: 0 E: 0 K: 1 S: 7	H: 0 LOB: 0 BB: 0 P: 7	R: 0 H: 2 E: 0 K: 1 S: 12	H: 2 LOB: 3 BB: 0 P: 20	R: 0 H: 0 E: 0 K: 3 S: 9	H: 0 LOB: 0 BB: 0 P: 15	R: 0 H: 0 E: 0 K: 2 S: 11	H: 0 LOB: 1 BB: 1 P: 22	1B: 6 2B: 1 3B: 0 HR: 1	SF: 0 SAC: 0 DP: 2 HBP: 1	WP: 0 PB: 0 SB: 1 CS: 1	PA: 36		
PITCHER	IP	WLS	BF	H	R	ER	SO	BB	IBB	HBP	BLK	WP	HR	S	P	ERA	WHIP							
32 Roy Halladay, R ERA: 2.71	7.0	W	29	7	3	1	5	1	0	0	0	0	1	73	107	1.29	1.143							
Cliff Politte, R ERA: 4.6	1.0	H	3	0	0	0	3	0	0	0	0	0	0	9	15	0.00	0.000							
Kelvin Escobar, R ERA: 4.69	1.0	S	4	0	0	0	2	1	0	0	0	0	0	11	22	0.00	1.000							

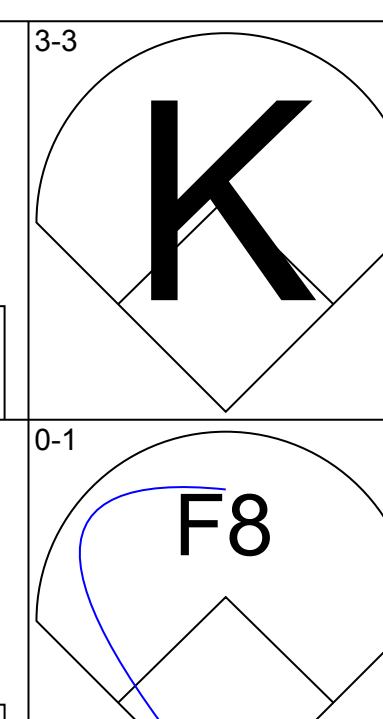
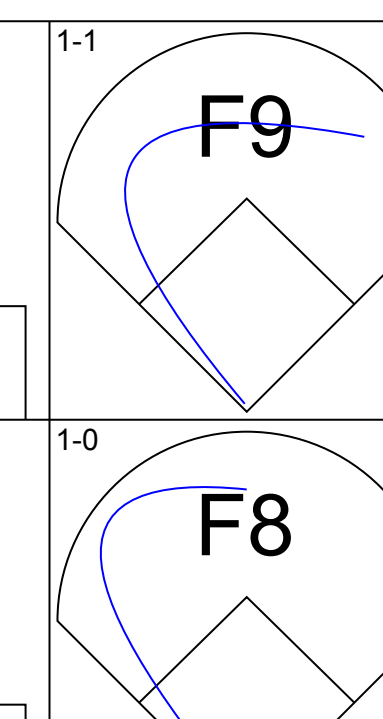
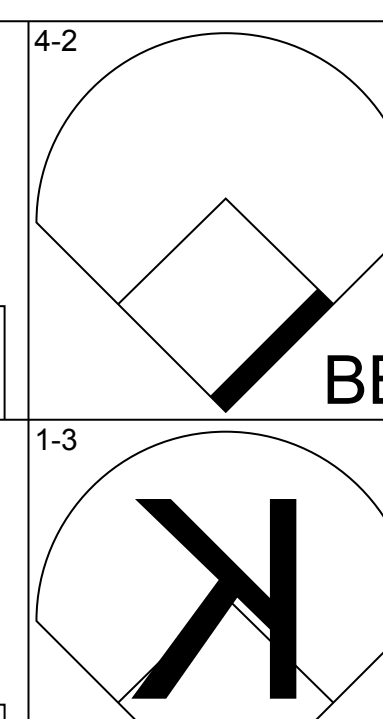
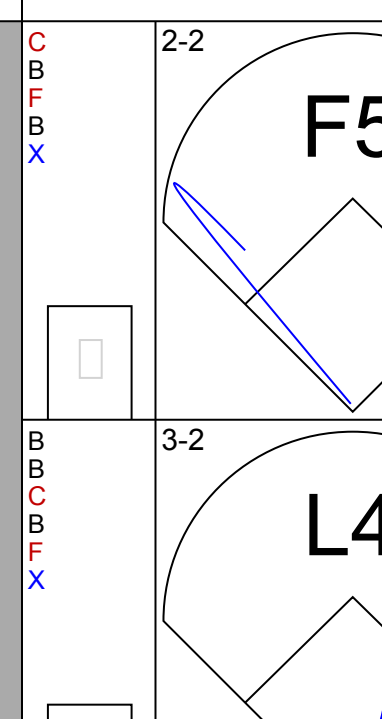
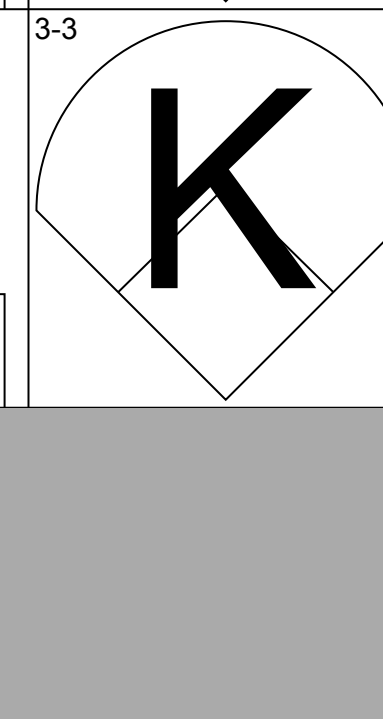
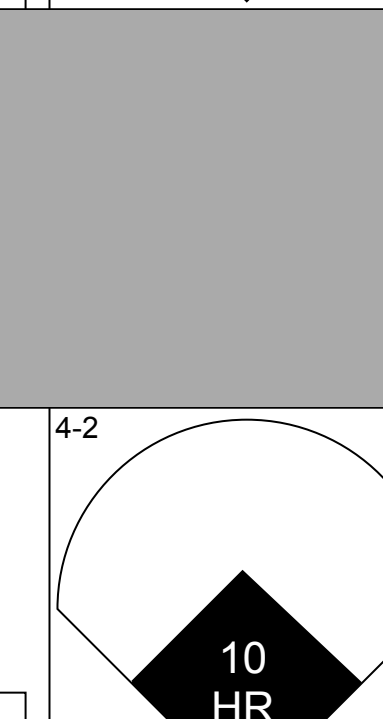



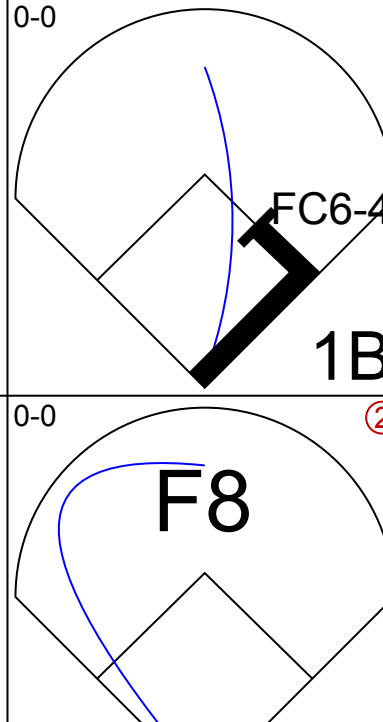
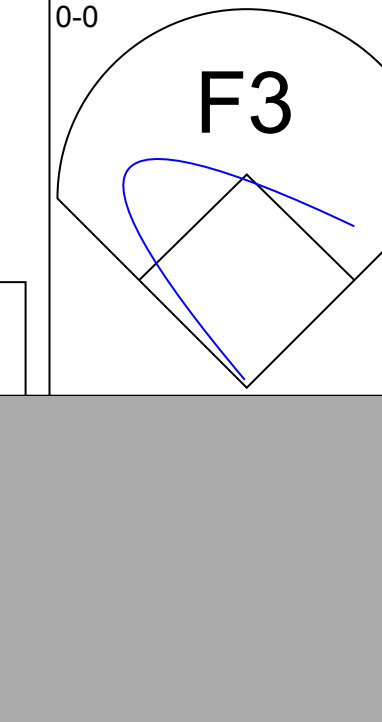
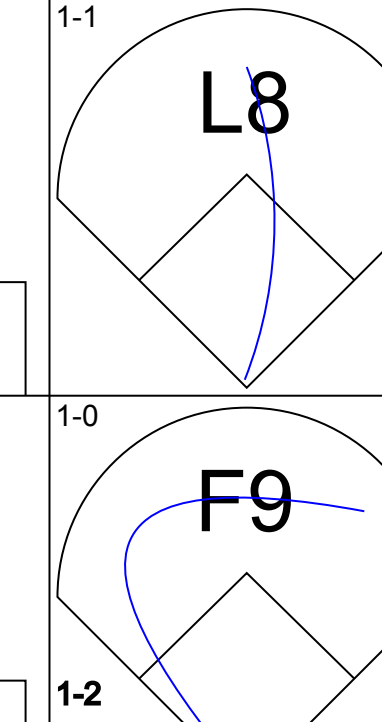
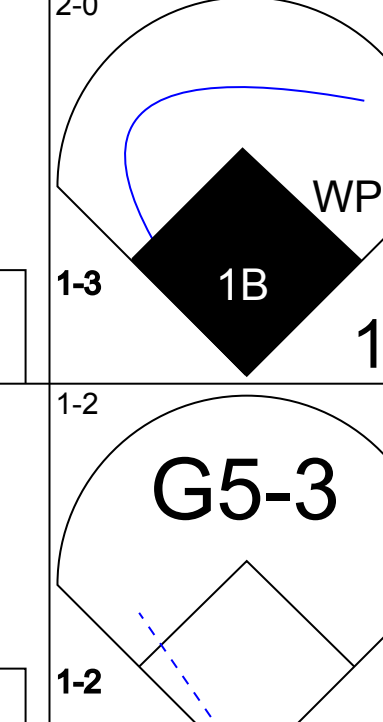
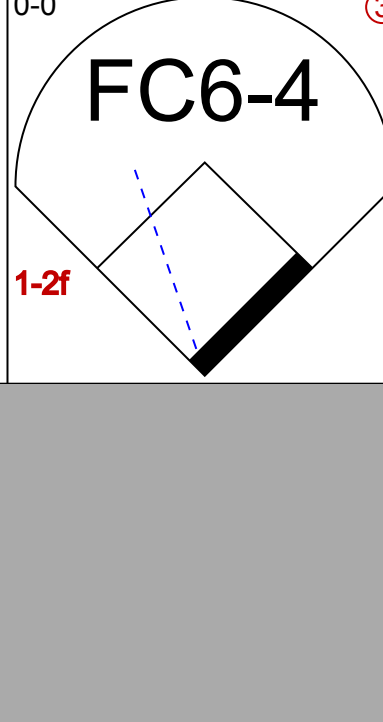


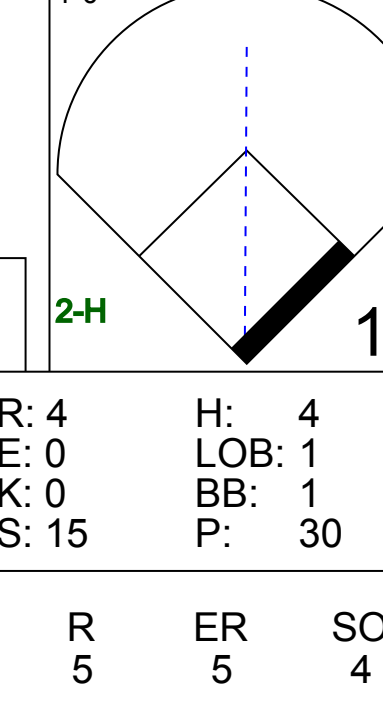


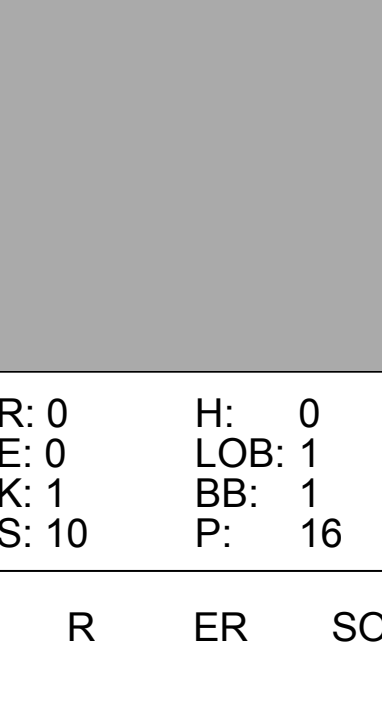
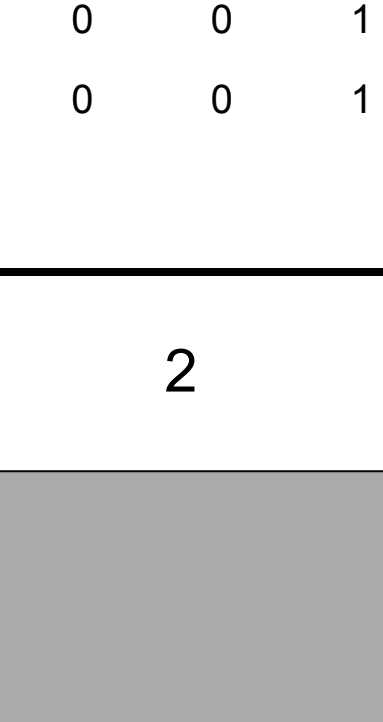
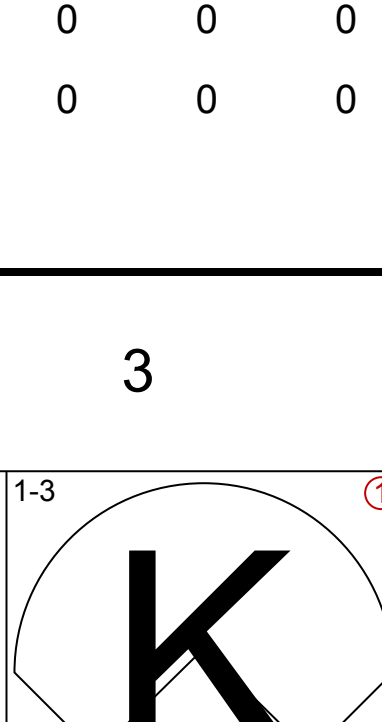
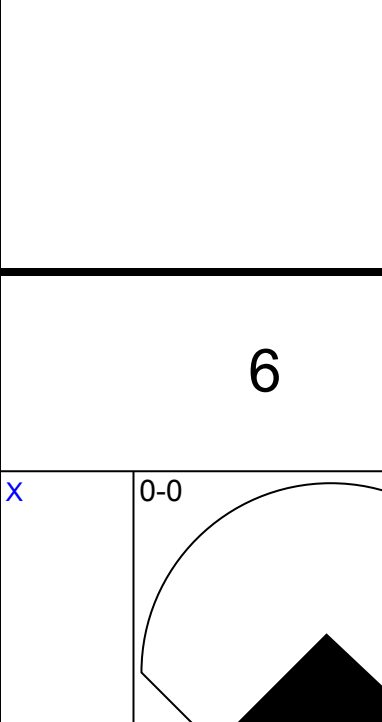
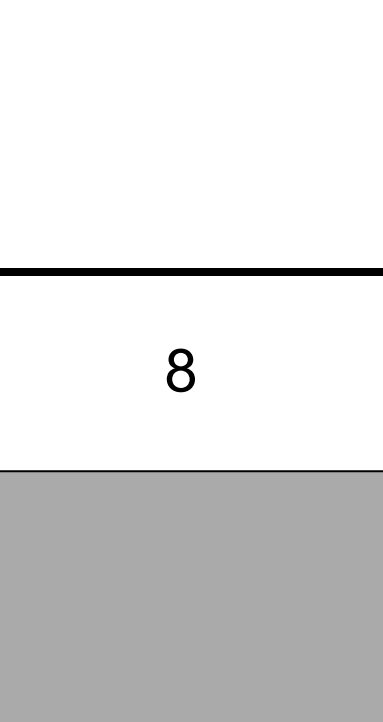

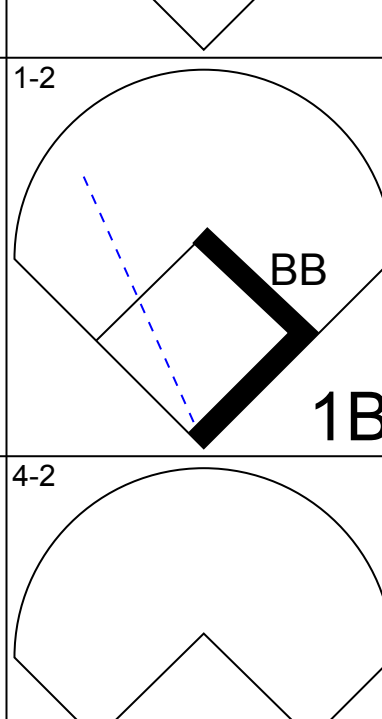
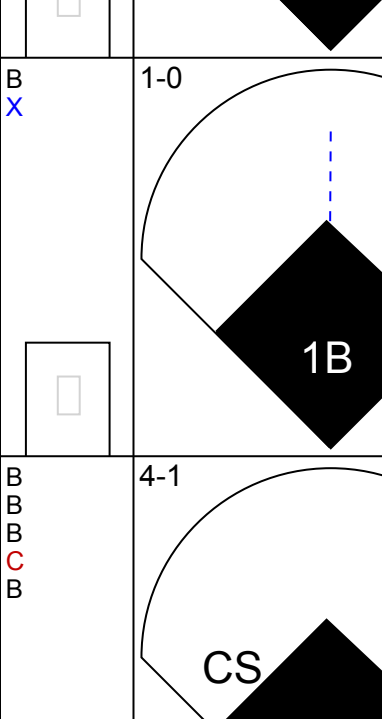

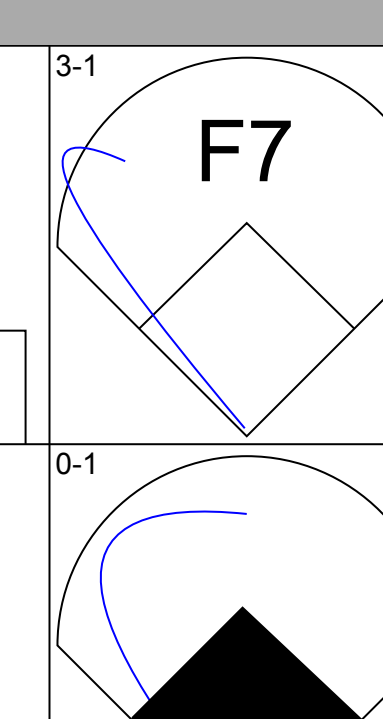

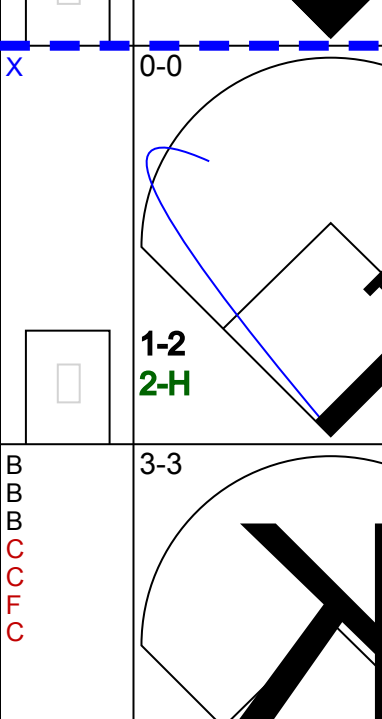

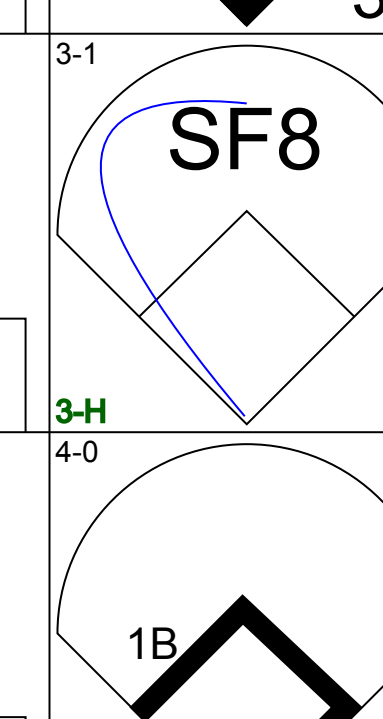
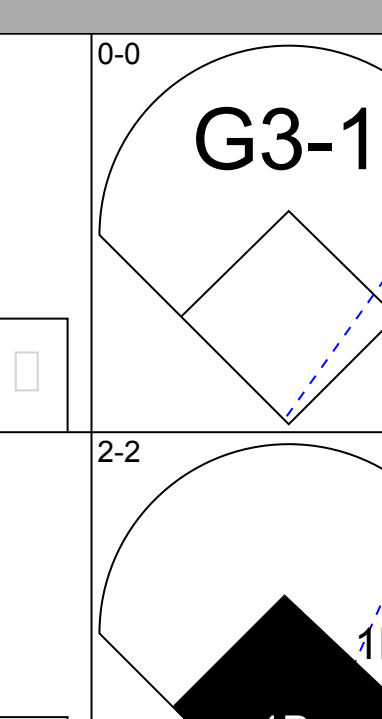


Toronto Blue Jays @ Baltimore Orioles
 Oriole Park at Camden Yards, Baltimore, MD
 Mon Jul 22 2002, 7:05 PM EDT
 Att: 27,235 - Cloudy - 96 F

AB	33
R	3
H	7
RBI	2
BB	2
SO	10
LOB	15



Batter	1	2	3	4	5	6	7	8	9	AB	R	H	RBI	BB	SO	LOB	TOP										
Chris Woodward, R OBP: 0.359, SLG: 0.598	G6-3		F8					G4-3	G5-3	4	2	1	0	1	0	0	Toronto Blue Jays @ Baltimore Orioles Oriole Park at Camden Yards, Baltimore, MD Wed Jul 24 2002, 3:05 PM EDT Att: 30,961 - Cloudy - 87 F										
Eric Hinske, L OBP: 0.382, SLG: 0.527	P5			G4-3				1B	P5	5	1	2	0	0	0	0											
José Cruz Jr., S OBP: 0.314, SLG: 0.436	L8			F8				G4-3		3	0	0	0	1	0	2											
Carlos Delgado, L OBP: 0.387, SLG: 0.501		F7		G6-3				E4		4	1	1	2	0	0	2											
10 Vernon Wells, R OBP: 0.309, SLG: 0.454		G6-3			F9			K		4	0	1	1	0	1	3											
Josh Phelps, R OBP: 0.320, SLG: 0.403					K			FC6		4	0	2	1	0	1	3											
Dewayne Wise, L OBP: 0.167, SLG: 0.417								L4		4	1	1	1	0	0	3											
Ken Huckaby, R OBP: 0.331, SLG: 0.376			G6-3		L8			FC6-4		4	0	0	0	0	0	2											
Orlando Hudson, S (1, 4)			G6-3			G4-3	G6-3		G3	4	0	0	0	0	0	0											
Inning Stats	R: 0 H: 0 E: 0 K: 0 S: 5	H: 0 LOB: 0 BB: 0 P: 7	R: 0 H: 1 E: 0 K: 0 S: 6	LOB: 1 BB: 0 P: 9	R: 0 H: 0 E: 0 K: 0 S: 5	LOB: 0 BB: 0 P: 10	R: 0 H: 0 E: 0 K: 0 S: 7	H: 0 LOB: 0 BB: 0 P: 9	R: 1 H: 1 E: 0 K: 1 S: 9	H: 1 LOB: 0 BB: 0 P: 11	R: 1 H: 1 E: 0 K: 1 S: 21	H: 1 LOB: 3 BB: 2 P: 31	R: 0 H: 0 E: 0 K: 0 S: 6	H: 0 LOB: 0 BB: 0 P: 9	R: 3 H: 5 E: 0 K: 0 S: 17	H: 5 LOB: 2 BB: 0 P: 22		R: 0 H: 0 E: 0 K: 0 S: 5	H: 0 LOB: 0 BB: 0 P: 7	1B: 7 2B: 0 3B: 0 HR: 1	SF: 0 SAC: 0 DP: 0 HBP: 0	WP: 0 PB: 0 SB: 0 CS: 0	PA: 38				
PITCHER	IP	WLS	BF	H	R	ER	SO	BB	IBB	HBP	BLK	WP	HR	S	P	ERA	WHIP										
Travis Driskill, R ERA: 4.79	7.0	L	29	5	4	4	2	2	0	0	0	0	1	63	92	5.14	1.000										
Buddy Groom, L ERA: 2.09	0.1		2	1	0	0	0	0	0	0	0	0	0	5	7	0.00	3.000										
Willis Roberts, R ERA: 1.96	0.2		4	2	1	1	0	0	0	0	0	0	0	8	9	13.50	3.000										
B.J. Ryan, L ERA: 6.12	1.0		3	0	0	0	0	0	0	0	0	0	0	5	7	0.00	0.000										

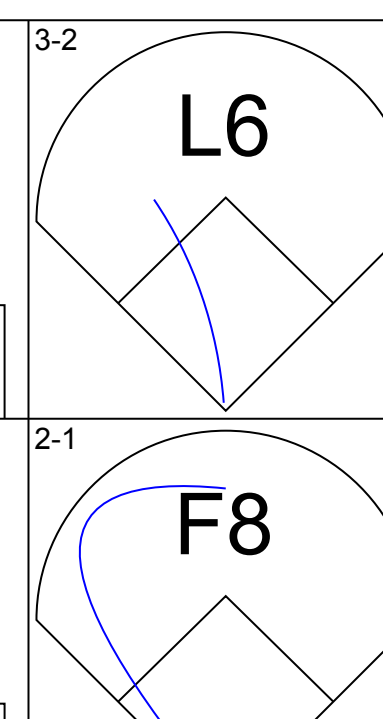
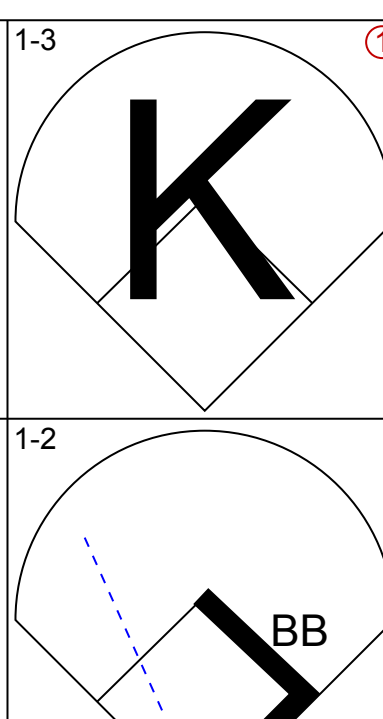
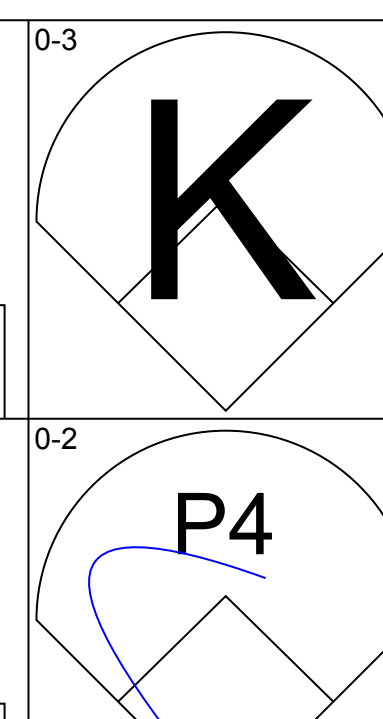
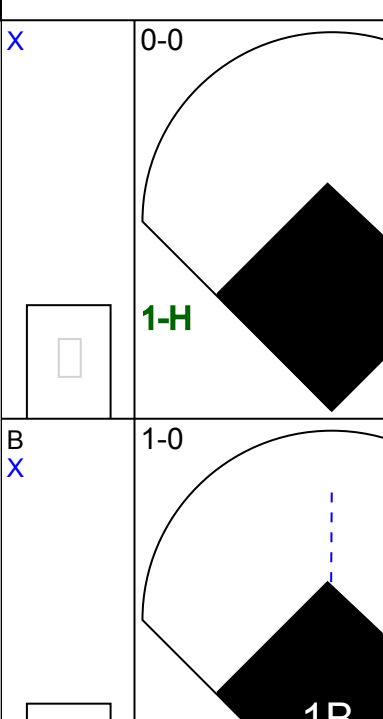
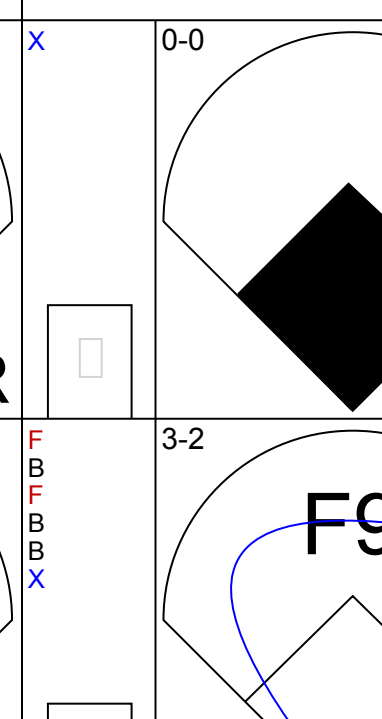

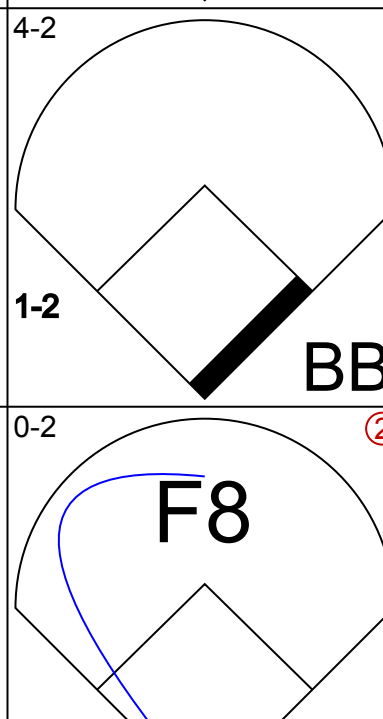

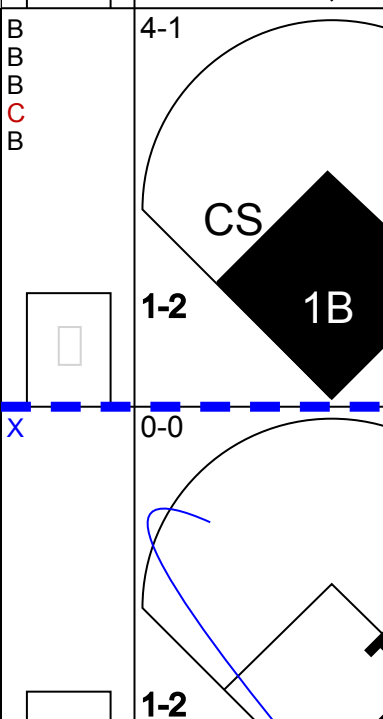



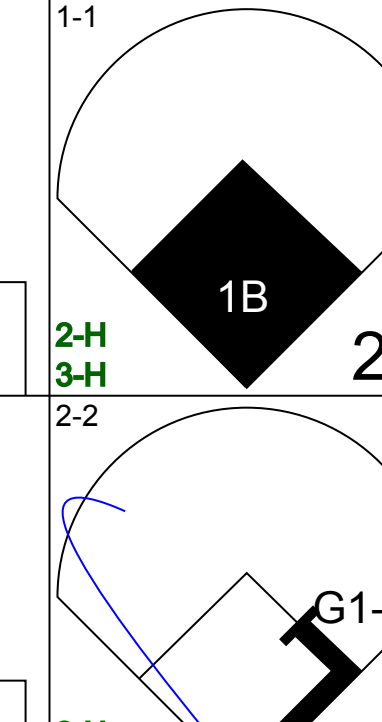
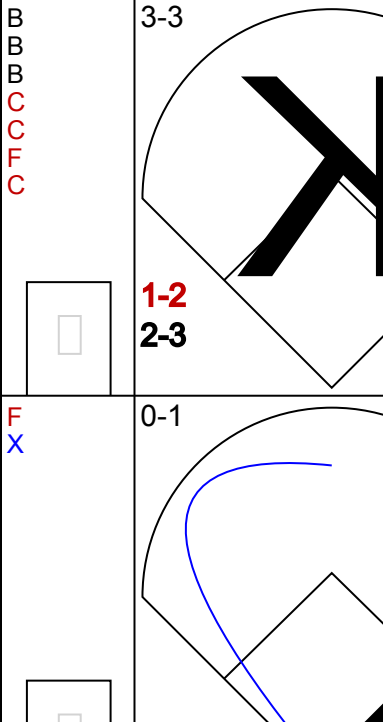
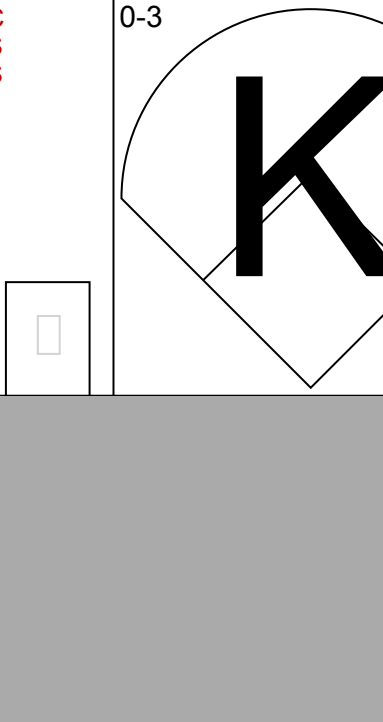
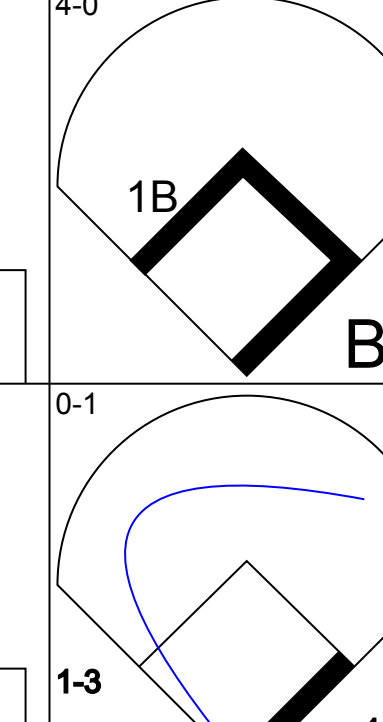

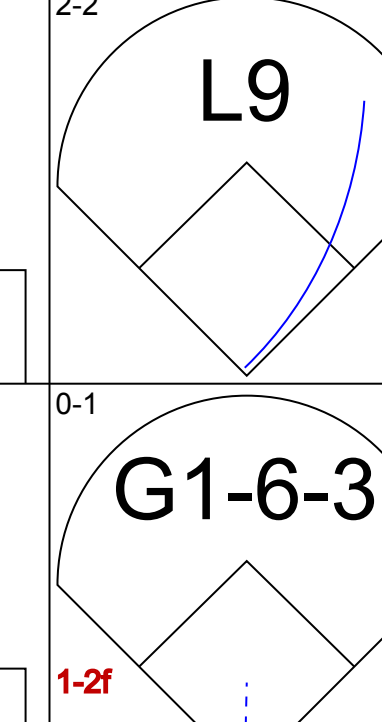
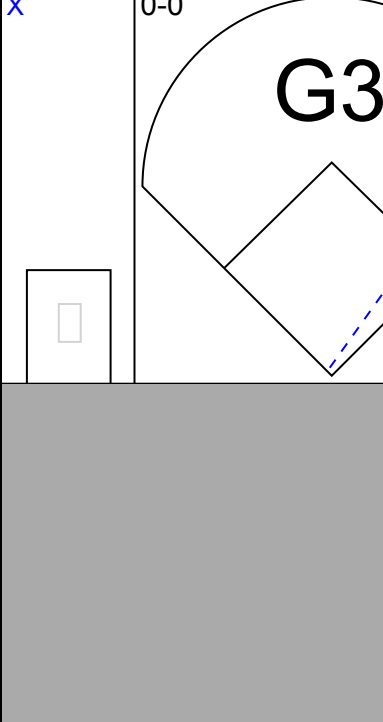

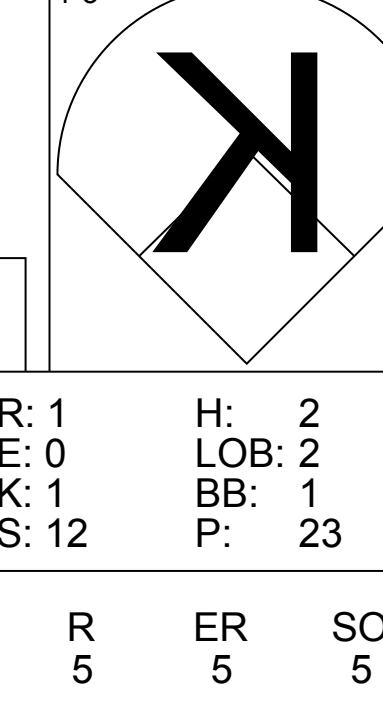

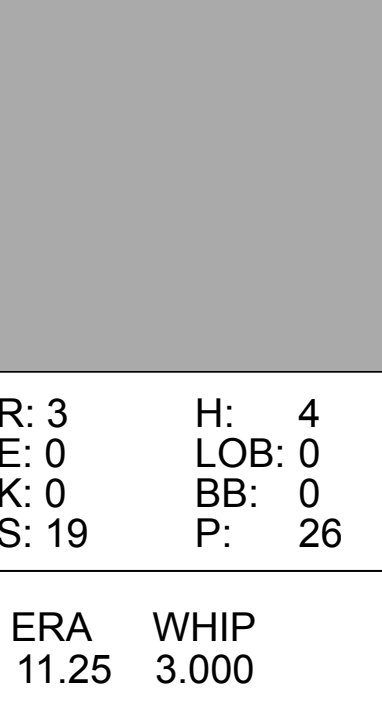
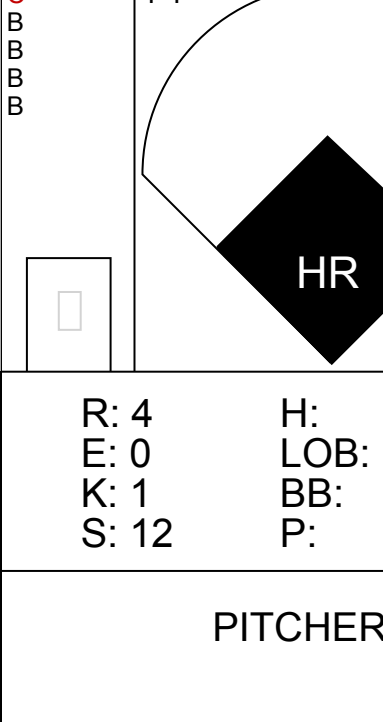
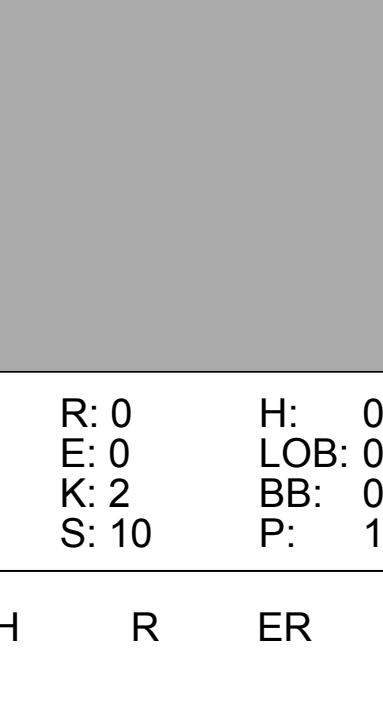


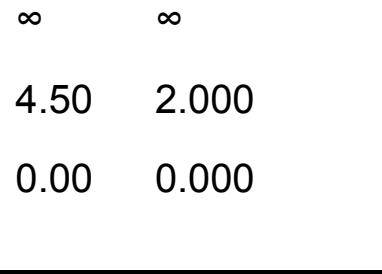


Batter	1	2	3	4	5	6	7	8	9	AB	R	H	RBI	BB	SO	LOB	BOTTOM										
6 Melvin Mora, R OBP: 0.347, SLG: 0.405	L7			1B				G3-1	K	3	0	0	0	1	1	2	Toronto Blue Jays @ Baltimore Orioles Oriole Park at Camden Yards, Baltimore, MD Wed Jul 24 2002, 3:05 PM EDT Att: 30,961 - Cloudy - 87 F										
Howie Clark, L OBP: 0.429, SLG: 0.500	G6-4-3			1B				F7		4	0	2	0	0	1	3											
Gary Matthews, S OBP: 0.351, SLG: 0.435	G6-4-3			1B				G3		4	0	2	0	0	0	1											
Tony Batista, R OBP: 0.332, SLG: 0.504		P4		F3				K		4	1	1	0	0	1	3											
31 Jay Gibbons, L OBP: 0.339, SLG: 0.523		E4		G4-3				L4		4	0	0	0	0	0	4											
21 Marty Cordova, R OBP: 0.346, SLG: 0.472		G6-4-3			SH2-4			HR		4	1	2	2	0	0	1											
Chris Singleton, L OBP: 0.274, SLG: 0.379			F7		SH2-4			K		4	0	2	0	0	1	0											
Geronimo Gil, R OBP: 0.310, SLG: 0.407			K		SH2-4			F9		3	0	0	0	0	2	1											
Luis Lopez, S OBP: 0.194, SLG: 0.176			G3-1		K			F9		4	0	1	0	0	1	2											
Inning Stats	R: 0 H: 1 E: 0 K: 0 S: 6	H: 0 LOB: 0 BB: 0 P: 7	R: 0 H: 0 E: 1 K: 0 S: 9	LOB: 0 BB: 0 P: 12	R: 0 H: 0 E: 0 K: 1 S: 7	LOB: 0 BB: 0 P: 9	R: 0 H: 2 E: 0 K: 0 S: 11	H: 2 LOB: 2 BB: 0 P: 15	R: 0 H: 2 E: 0 K: 2 S: 10	H: 2 LOB: 3 BB: 1 P: 20	R: 2 H: 2 E: 0 K: 1 S: 12	H: 2 LOB: 0 BB: 0 P: 18	R: 0 H: 0 E: 0 K: 0 S: 5	H: 0 LOB: 0 BB: 0 P: 5	R: 0 H: 1 E: 0 K: 1 S: 9	H: 1 LOB: 1 BB: 0 P: 12		R: 0 H: 2 E: 1 K: 2 S: 10	H: 2 LOB: 2 BB: 0 P: 14	1B: 8 2B: 1 3B: 0 HR: 1	SF: 0 SAC: 1 DP: 2 HBP: 1	WP: 0 PB: 0 SB: 0 CS: 0	PA: 37				
PITCHER	IP	WLS	BF	H	R	ER	SO	BB	IBB	HBP	BLK	WP	HR	S	P	ERA	WHIP										
Chris Carpenter, R ERA: 4.74	8.0	W	32	8	2	2	5	1	0	1	0	0	0	69	98	2.25	1.125										
Cliff Politte, R ERA: 4.5	1.0	S	5	2	0	0	2	0	0	0	0	0	0	10	14	0.00	2.000										

Batter	1	2	3	4	5	6	7	8	9	AB	R	H	RBI	BB	SO	LOB	TOP											
Shannon Stewart, R OBP: 0.360, SLG: 0.420										3	0	0	0	1	1	1												
Eric Hinske, L OBP: 0.376, SLG: 0.521										4	0	0	0	0	1	2												
José Cruz Jr., S OBP: 0.311, SLG: 0.431										4	0	0	0	0	2	0												
Carlos Delgado, L OBP: 0.390, SLG: 0.510										2	2	1	1	2	1	0												
10 Vernon Wells, R OBP: 0.311, SLG: 0.462										4	1	2	2	0	0	1												
Dave Berg, R OBP: 0.310, SLG: 0.383										4	1	1	0	0	1	2												
Josh Phelps, R OBP: 0.316, SLG: 0.395										4	1	1	0	0	2	1												
Tom Wilson, R OBP: 0.342, SLG: 0.389										4	0	0	0	0	1	1												
Orlando Hudson, S OBP: 0.125, SLG: 0.125										4	0	1	1	0	1	0												
Inning Stats	R: 0 E: 0 K: 2 S: 9	H: 0 LOB: 0 BB: 0 P: 15	R: 4 E: 0 K: 0 S: 15	H: 4 LOB: 1 BB: 1 P: 30	R: 1 E: 0 K: 0 S: 8	H: 2 LOB: 1 BB: 0 P: 12	R: 0 E: 0 K: 1 S: 14	H: 0 LOB: 1 BB: 1 P: 24	R: 0 E: 0 K: 3 S: 11	H: 0 LOB: 0 BB: 0 P: 14	R: 0 E: 0 K: 1 S: 12	H: 0 LOB: 1 BB: 1 P: 19	R: 0 E: 0 K: 1 S: 10	H: 0 LOB: 1 BB: 1 P: 16	R: 0 E: 0 K: 1 S: 9	H: 0 LOB: 0 BB: 1 P: 13	1B: 4 2B: 0 3B: 0 HR: 2	SF: 0 SAC: 0 DP: 0 HBP: 0	WP: 2 PB: 0 SB: 0 CS: 0	PA: 36								
PITCHER	IP	WLS	BF	H	R	ER	SO	BB	IBB	HBP	BLK	WP	HR	S	P	ERA	WHIP											
Joe Mays, R ERA: 9.13	(1, 1)	5.0		23	6	5	5	4	2	0	0	0	1	2	53	90	9.00	1.600										
Tony Fiore, R ERA: 3.2	(6, 1)	2.0	W	6	0	0	0	4	0	0	0	0	0	0	23	33	0.00	0.000										
LaTroy Hawkins, R ERA: 1.31	(8, 1)	1.0		4	0	0	0	1	1	0	0	0	1	0	10	16	0.00	1.000										
Eddie Guardado, L ERA: 2.57	(9, 1)	1.0		3	0	0	0	1	0	0	0	0	0	0	9	13	0.00	0.000										

Toronto Blue Jays @ Minnesota Twins
Hubert H. Humphrey Metrodome, Minneapolis, MN
Fri Jul 26 2002, 8:05 PM EDT
Att: 25,049 - Dome - 72 F

AB 33
R 5
H 6
RBI 4
BB 3
SO 10
LOB 8



Batter	1	2	3	4	5	6	7	8	9	AB	R	H	RBI	BB	SO	LOB	BOTTOM											
Jacque Jones, L OBP: 0.333, SLG: 0.494										5	2	2	3	0	2	2												
Cristian Guzman, S OBP: 0.282, SLG: 0.368										5	1	2	0	0	0	2												
Corey Koskie, L OBP: 0.396, SLG: 0.463										3	2	1	0	2	2	0												
David Ortiz, L OBP: 0.342, SLG: 0.521										4	1	2	1	0	0	2												
5 Michael Cuddyer, R OBP: 0.397, SLG: 0.590										1	0	0	0	0	0	0												
Tori Hunter, R OBP: 0.355, SLG: 0.574										5	2	2	2	0	3	4												
Doug Mientkiewicz, L OBP: 0.380, SLG: 0.384										3	0	2	3	0	0	0												
Bobby Kielty, S OBP: 0.453, SLG: 0.540										3	1	1	0	1	0	2												
A.J. Pierzynski, L OBP: 0.345, SLG: 0.462										4	0	3	0	0	0	1												
Luis Rivas, R OBP: 0.335, SLG: 0.372										3	1	1	1	1	1	3												
Inning Stats	R: 0 E: 0 K: 1 S: 8	H: 0 LOB: 0 BB: 0 P: 13	R: 1 E: 0 K: 1 S: 12	H: 2 LOB: 2 BB: 1 P: 23	R: 0 E: 0 K: 2 S: 18	H: 1 LOB: 2 BB: 1 P: 26	R: 1 E: 0 K: 1 S: 15	H: 3 LOB: 2 BB: 0 P: 19	R: 3 E: 0 K: 0 S: 19	H: 4 LOB: 0 BB: 0 P: 26	R: 4 E: 0 K: 1 S: 12	H: 4 LOB: 1 BB: 2 P: 24	R: 1 E: 0 K: 0 S: 8	H: 2 LOB: 0 BB: 0 P: 11	R: 0 E: 0 K: 2 S: 10	H: 0 LOB: 0 BB: 0 P: 16	1B: 11 2B: 3 3B: 1 HR: 2	SF: 1 SAC: 0 DP: 3 HBP: 0	WP: 0 PB: 0 SB: 0 CS: 2	PA: 41								
PITCHER	IP	WLS	BF	H	R	ER	SO	BB	IBB	HBP	BLK	WP	HR	S	P	ERA	WHIP											
Steve Parris, R ERA: 4.57	(1, 1)	4.0		24	10	5	5	5	2	0	0	0	0	0	67	100	11.25	3.000										
Felix Heredia, L ERA: 4.58	(5, 1)	1.0		2	0	0	0	0	0	0	0	0	0	5	7	0.00	0.000											
Luke Prokopec, R ERA: 6.43	(6, 1)	0.0	L	4	2	4	4	0	2	0	0	0	0	1	4	13	∞	∞										
Pete Walker, R ERA: 4.64	(6, 1)	2.0		8	4	1	1	1	0	0	0	0	0	1	16	22	4.50	2.000										
Scott Eyre, L ERA: 5.13	(8, 1)	1.0		3	0	0	0	2	0	0	0	0	0	10	16	0.00	0.000											

Toronto Blue Jays @ Minnesota Twins
Hubert H. Humphrey Metrodome, Minneapolis, MN
Fri Jul 26 2002, 8:05 PM EDT
Att: 25,049 - Dome - 72 F

AB 36
R 10
H 16
RBI 10
BB 4
SO 8
LOB 16



Batter	1	2	3	4	5	6	7	8	9	AB	R	H	RBI	BB	SO	LOB	TOP										
Shannon Stewart, R (1, 7) OBP: 0.360, SLG: 0.430	F9		K			G4-3		3B		4	0	1	0	0	1	0	Toronto Blue Jays @ Minnesota Twins Hubert H. Humphrey Metrodome, Minneapolis, MN Sun Jul 28 2002, 2:05 PM EDT Att: 30,554 - Dome - 72 F livebaseballscores.com										
Eric Hinske, L (1, 5) OBP: 0.374, SLG: 0.512	K			G3-1		K		P6		4	0	0	0	0	2	1											
José Cruz Jr., S (1, 9) OBP: 0.307, SLG: 0.426	P3			K		K			K	4	0	0	0	0	3	0											
Carlos Delgado, L (1, 3) OBP: 0.387, SLG: 0.505 Orlando Hudson, S (9, PR) OBP: 0.125, SLG: 0.125		WP		G6-3			K		1B	4	0	2	0	0	1	0											
10 Vernon Wells, R (1, 8) OBP: 0.309, SLG: 0.455		K			K		F8		K	4	0	0	0	0	3	2											
Chris Woodward, R (1, 6) OBP: 0.365, SLG: 0.575		K			FC5	BB			F7	2	0	0	0	2	1	2											
Josh Phelps, R (1, 10) OBP: 0.326, SLG: 0.390						FC5	BB			2	0	0	0	1	2	2											
Dave Berg, R (1, 4) OBP: 0.306, SLG: 0.381			G6-3			F7			K	3	0	0	0	0	1	2											
Ken Huckaby, R (1, 2) OBP: 0.318, SLG: 0.361 Tom Wilson, R (8, PH) OBP: 0.340, SLG: 0.387			K2-3			FC5			F8	2	0	0	0	0	1	2											
					1-2 2-3F					1	0	0	0	0	0	0											
Inning Stats	R: 0 E: 0 K: 1 S: 9	H: 0 LOB: 0 BB: 0 P: 14	R: 0 E: 0 K: 3 S: 11	H: 1 LOB: 1 BB: 0 P: 18	R: 0 E: 0 K: 2 S: 11	H: 0 LOB: 0 BB: 0 P: 14	R: 0 E: 0 K: 1 S: 7	H: 0 LOB: 0 BB: 0 P: 11	R: 0 E: 0 K: 1 S: 8	H: 0 LOB: 0 BB: 2 P: 21	R: 0 E: 0 K: 2 S: 8	H: 0 LOB: 0 BB: 0 P: 12	R: 0 E: 0 K: 2 S: 9	H: 0 LOB: 1 BB: 1 P: 16	R: 0 E: 0 K: 1 S: 8	H: 1 LOB: 1 BB: 0 P: 11	R: 0 E: 0 K: 2 S: 13	H: 1 LOB: 1 BB: 0 P: 17	1B: 1 2B: 1 3B: 1 HR: 0	SF: 0 SAC: 0 DP: 0 HBP: 0	WP: 1 PB: 0 SB: 0 CS: 0	PA: 33					
PITCHER	IP	WLS	BF	H	R	ER	SO	BB	IBB	HBP	BLK	WP	HR	S	P	ERA	WHIP										
Johan Santana, L (1, 1) ERA: 3.32	8.0	W	29	2	0	0	13	3	0	0	0	1	0	71	117	0.00	0.625										
Eddie Guardado, L (9, 1) ERA: 2.52	1.0		4	1	0	0	2	0	0	0	0	0	0	13	17	0.00	1.000										

Batter	1	2	3	4	5	6	7	8	9	AB	R	H	RBI	BB	SO	LOB	BOTTOM										
Jacque Jones, L (1, 7) OBP: 0.331, SLG: 0.488	G3		B1-3			F7				4	0	0	0	0	1	3	Toronto Blue Jays @ Minnesota Twins Hubert H. Humphrey Metrodome, Minneapolis, MN Sun Jul 28 2002, 2:05 PM EDT Att: 30,554 - Dome - 72 F livebaseballscores.com										
Cristian Guzman, S (1, 6) OBP: 0.286, SLG: 0.373	2B		P6		G3		P6			4	1	1	0	0	0	0											
Corey Koskie, L (1, 5) OBP: 0.397, SLG: 0.467	1B		K			K		K		4	0	1	1	0	3	0											
David Ortiz, L (1, 10) OBP: 0.343, SLG: 0.516				K		2B		G3		4	1	2	0	0	1	0											
Tori Hunter, R (1, 8) OBP: 0.360, SLG: 0.587	K			G3		5 SF8		HR		4	2	3	1	0	1	2											
Bobby Kielty, S (1, 9) OBP: 0.456, SLG: 0.536	F2			G3		1B		5 FC5-4		2	0	0	0	2	0	3											
5 Michael Cuddyer, R (1, 3) OBP: 0.544, SLG: 0.644 Doug Mientkiewicz, L (9, 3) OBP: 0.378, SLG: 0.382		K				SF8		FC5-4		2	0	0	1	1	1	1											
A.J. Pierzynski, L (1, 2) OBP: 0.343, SLG: 0.456		G3				1B		G6-4-3		4	0	1	1	0	1	3											
Denny Hocking, S (1, 4) OBP: 0.326, SLG: 0.340		G4-3				1B				3	0	1	0	0	0	0											
						1B				1B: 5 2B: 3 3B: 0 HR: 1	SF: 1 SAC: 0 DP: 1 HBP: 0	WP: 0 PB: 0 SB: 0 CS: 0	PA: 35														
PITCHER	IP	WLS	BF	H	R	ER	SO	BB	IBB	HBP	BLK	WP	HR	S	P	ERA	WHIP										
Esteban Loaiza, R (1, 1) ERA: 5.63	5.2	L	27	8	3	3	7	1	0	0	0	0	0	69	107	4.76	1.588										
Scott Eyre, L (6, 1) ERA: 5.02	1.1		4	0	0	0	1	0	0	0	0	0	0	10	15	0.00	0.000										
Scott Cassidy, R (8, 1) ERA: 5.2	1.0		4	1	1	1	0	1	0	0	0	0	1	9	14	9.00	2.000										

Batter	1	2	3	4	5	6	7	8	9	AB	R	H	RBI	BB	SO	LOB	TOP			
Shannon Stewart, R OBP: 0.356, SLG: 0.425	F8		F7			FC6		G6-3		4	0	0	0	0	0	2				
Eric Hinske, L OBP: 0.371, SLG: 0.506	G4-3			G4-3		G4-3			K	4	0	0	0	0	1	1				
José Cruz Jr., S OBP: 0.306, SLG: 0.424	K			F7			G6-3		G4-6-3 1B	4	0	1	0	0	1	0				
Carlos Delgado, L OBP: 0.383, SLG: 0.500		P6		G4-3			F8		G4-6-3	4	0	0	0	0	0	1				
10 Vernon Wells, R OBP: 0.309, SLG: 0.457		G5-3			F8		1B 2B			3	1	1	0	0	0	0				
Chris Woodward, R OBP: 0.364, SLG: 0.569		F3			K		2H 1B			3	0	1	1	0	1	0				
Josh Phelps, R OBP: 0.315, SLG: 0.376			K		K		F9			3	0	0	0	0	2	1				
Ken Huckaby, R OBP: 0.326, SLG: 0.368			1B			FC6 1B		G3		3	0	2	0	0	0	0				
Orlando Hudson, S OBP: 0.091, SLG: 0.091			F8			F7		G4-3		3	0	0	0	0	0	2				
Inning Stats	R: 0 E: 0 K: 1 S: 8	H: 0 LOB: 0 BB: 0 P: 10	R: 0 E: 0 K: 0 S: 9	H: 0 LOB: 0 BB: 0 P: 13	R: 0 E: 0 K: 1 S: 7	H: 1 LOB: 1 BB: 0 P: 11	R: 0 E: 0 K: 0 S: 8	H: 0 LOB: 0 BB: 0 P: 10	R: 0 E: 0 K: 0 S: 8	H: 1 LOB: 1 BB: 0 P: 13	R: 1 E: 0 K: 0 S: 9	H: 2 LOB: 1 BB: 0 P: 14	R: 0 E: 0 K: 1 S: 7	H: 0 LOB: 0 BB: 0 P: 9	R: 0 E: 0 K: 1 S: 7	H: 1 LOB: 0 BB: 0 P: 8	1B: 4 2B: 1 3B: 0 HR: 0	SF: 0 SAC: 0 DP: 1 HBP: 0	WP: 0 PB: 0 SB: 0 CS: 0	PA: 31
PITCHER Paul Byrd, R ERA: 3.49	IP: 9.0 WLS: W BF: 31 H: 5 R: 1 ER: 1 SO: 5 BB: 0 IBB: 0 HBP: 0 BLK: 0 WP: 0 HR: 0 S: 71 P: 97 ERA: 1.00 WHIP: 0.556															PITCHER				

Toronto Blue Jays @ Kansas City Royals
Kauffman Stadium, Kansas City, MO
Mon Jul 29 2002, 7:05 PM CDT
Att: 14,759 - Cloudy - 85 F

AB 31
R 1
H 5
RBI 1
BB 0
SO 5
LOB 7



Batter	1	2	3	4	5	6	7	8	9	AB	R	H	RBI	BB	SO	LOB	BOTTOM	
Chuck Knoblauch, R OBP: 0.269, SLG: 0.271	G4-6-3 1B		E6 CS			F7		FC1-6 G4-3 HR		4	1	1	0	0	0	2		
Luis Alica, S OBP: 0.321, SLG: 0.290	G4-6-3		CS	PB WP SF8 1B				G4-3		4	1	2	0	0	0	2		
Carlos Beltrán, S OBP: 0.338, SLG: 0.490	G3			SF8 1H			K	HR		3	1	1	3	0	1	2		
Raul Ibanez, L OBP: 0.333, SLG: 0.541		G4-3		P3		G3-1			1B	4	0	1	0	0	0	2		
Joe Randa, R OBP: 0.351, SLG: 0.461		G6-3		G4-3			K	F8		4	0	0	0	0	1	1		
Michael Tucker, L OBP: 0.322, SLG: 0.382		G3			F7		FC4-6 BB			2	0	0	0	1	0	0		
Aaron Guiel, L OBP: 0.304, SLG: 0.328			E3 FC1-6		G3		FC4-6			3	0	0	0	0	0	1		
Nelfi Perez, S OBP: 0.255, SLG: 0.300			FC1-6 CS		F8		G3			3	0	0	0	0	0	2		
Brent Mayne, L OBP: 0.313, SLG: 0.284								FC1-6 1B		2	1	2	0	1	0	0		
Inning Stats	R: 0 E: 0 K: 0 S: 6	H: 1 LOB: 0 BB: 0 P: 9	R: 0 E: 0 K: 0 S: 7	H: 0 LOB: 0 BB: 0 P: 12	R: 1 E: 2 K: 0 S: 9	H: 1 LOB: 0 BB: 0 P: 18	R: 1 E: 0 K: 0 S: 7	H: 1 LOB: 0 BB: 0 P: 12	R: 0 E: 0 K: 1 S: 10	H: 1 LOB: 2 BB: 1 P: 17	R: 0 E: 0 K: 1 S: 11	H: 0 LOB: 1 BB: 1 P: 18	R: 2 E: 0 K: 0 S: 14	H: 3 LOB: 1 BB: 0 P: 19	1B: 5 2B: 1 3B: 0 HR: 1	SF: 1 SAC: 0 DP: 1 HBP: 0	WP: 1 PB: 1 SB: 0 CS: 2	PA: 33
PITCHER Chris Carpenter, R ERA: 4.4	IP: 8.0 WLS: L BF: 32 H: 7 R: 4 ER: 2 SO: 2 BB: 2 IBB: 0 HBP: 0 BLK: 0 WP: 1 HR: 1 S: 68 P: 110 ERA: 2.25 WHIP: 1.125															PITCHER		

Toronto Blue Jays @ Kansas City Royals
Kauffman Stadium, Kansas City, MO
Mon Jul 29 2002, 7:05 PM CDT
Att: 14,759 - Cloudy - 85 F

AB 29
R 4
H 7
RBI 3
BB 2
SO 2
LOB 12



Batter	1	2	3	4	5	6	7	8	9	AB	R	H	RBI	BB	SO	LOB	TOP								
Shannon Stewart, R OBP: 0.361, SLG: 0.427	L6		BB		1B	1B	L7		1B	5	2	3	2	1	0	1									
Dave Berg, R OBP: 0.307, SLG: 0.386	P3		SF8		1B	BB	L1		SF8	4	2	2	3	0	0	1									
José Cruz Jr., S OBP: 0.306, SLG: 0.421	G6-3		BB		1B	G3		F8	P4	5	1	1	1	1	0	3									
Carlos Delgado, L OBP: 0.386, SLG: 0.499		G4-6-3	F8		10 3B	F9		1B	K	3	1	1	0	2	0	3									
Tom Wilson, R OBP: 0.336, SLG: 0.385					10 3B	IBB		1B		1	0	0	0	0	1	2									
10 Vernon Wells, R OBP: 0.313, SLG: 0.464	K				1B	SF7		F7		5	1	3	4	0	1	2									
Chris Woodward, R OBP: 0.351, SLG: 0.550	G4-6-3				F7	SF7		L8		4	0	0	1	0	0	4									
Josh Phelps, R OBP: 0.323, SLG: 0.409			L8		1B	K			BB	3	1	1	1	1	1	0									
Pedro Swann, L OBP: 0.143, SLG: 0.143			BB		BB	K			1B	1	1	1	0	0	0	0									
Ken Huckaby, R OBP: 0.326, SLG: 0.369			1B		P4	G5-3			1B	5	2	2	0	0	1	2									
Orlando Hudson, S OBP: 0.375, SLG: 0.286			1B		1B			E9	1B	3	2	3	0	2	0	0									
Inning Stats	R: 0 E: 0 K: 0 S: 6	H: 0 LOB: 0 BB: 0 P: 8	R: 0 E: 0 K: 1 S: 5	H: 0 LOB: 0 BB: 1 P: 12	R: 2 E: 0 K: 0 S: 24	H: 3 LOB: 2 BB: 1 P: 40	R: 0 E: 0 K: 0 S: 9	H: 2 LOB: 2 BB: 1 P: 18	R: 5 E: 1 K: 1 S: 20	H: 4 LOB: 0 BB: 1 P: 30	R: 3 E: 1 K: 0 S: 12	H: 3 LOB: 1 BB: 1 P: 21	R: 1 E: 0 K: 1 S: 11	H: 1 LOB: 1 BB: 1 P: 20	R: 0 E: 0 K: 0 S: 7	H: 1 LOB: 1 BB: 0 P: 12	R: 2 E: 0 K: 1 S: 13	H: 3 LOB: 2 BB: 1 P: 21	1B: 14 2B: 1 3B: 1 HR: 1	SF: 3 SAC: 0 DP: 1 HBP: 0	WP: 0 PB: 0 SB: 0 CS: 0	PA: 49			
PITCHER	IP	WLS	BF	H	R	ER	SO	BB	IBB	HBP	BLK	WP	HR	S	P	ERA	WHIP								
Miguel Asencio, R ERA: 5.97	4.0	L	22	8	6	6	1	3	1	0	0	0	0	50	90	13.50	2.750								
51 Kris Wilson, R ERA: 4.73	1.0		4	1	1	1	1	0	0	0	0	0	0	14	18	9.00	1.000								
Blake Stein, R ERA: 9.73	2.0		12	4	4	4	1	2	0	0	0	0	1	23	41	18.00	3.000								
Jeff Austin, R ERA: 4.91	2.0		11	4	2	2	1	1	0	0	0	0	0	20	33	9.00	2.500								

Toronto Blue Jays @ Kansas City Royals
Kauffman Stadium, Kansas City, MO

Tue Jul 30 2002, 7:05 PM CDT
Att: 13,066 - Sunny - 87 F

AB 39
R 13
H 17
RBI 12
BB 7
SO 4
LOB 18



Batter	1	2	3	4	5	6	7	8	9	AB	R	H	RBI	BB	SO	LOB	BOTTOM								
Chuck Knoblauch, R OBP: 0.272, SLG: 0.280	G4-6-3		HR		F7		K		L4	5	1	2	0	0	1	4									
Luis Alicaña, S OBP: 0.315, SLG: 0.284	F8		G1-3		F5		K			4	0	0	0	0	1	5									
Carlos Beltrán, S OBP: 0.338, SLG: 0.495	G4-6-3		HR		L8				K	4	1	1	2	0	1	2									
Raul Ibanez, L OBP: 0.332, SLG: 0.547		HR	L6		F8		G6-3			4	1	1	1	0	0	0									
Chan Perry, R										0	0	0	0	0	0	0									
Joe Randa, R OBP: 0.348, SLG: 0.456	F9		G1-3		F9		F7			4	0	0	0	0	0	0									
Michael Tucker, L OBP: 0.324, SLG: 0.387		BB			L7		G1-3		1B	4	1	2	0	0	0	0									
Neifi Pérez, S OBP: 0.254, SLG: 0.298									FC6-4	2B															
Mike Caruso, S OBP: 0.133, SLG: 0.071	F9		G3				F8		F8	3	0	0	0	0	0	1									
Brent Mayne, L OBP: 0.325, SLG: 0.292										1	0	0	0	0	0	1									
Carlos Febles, R OBP: 0.321, SLG: 0.326	G4-3								FC6-4	2B	3	0	1	1	1	0	3								
Inning Stats	R: 0 E: 0 K: 0 S: 7	H: 1 LOB: 0 BB: 0 P: 10	R: 1 E: 0 K: 0 S: 7	H: 2 LOB: 2 BB: 1 P: 15	R: 2 E: 0 K: 0 S: 10	H: 2 LOB: 0 BB: 0 P: 15	R: 0 E: 0 K: 0 S: 9	H: 1 LOB: 1 BB: 0 P: 16	R: 0 E: 0 K: 0 S: 12	H: 1 LOB: 1 BB: 0 P: 20	R: 0 E: 0 K: 0 S: 5	H: 0 LOB: 0 BB: 0 P: 9	R: 0 E: 0 K: 2 S: 11	H: 0 LOB: 2 BB: 2 P: 26	R: 0 E: 0 K: 1 S: 8	H: 0 LOB: 0 BB: 0 P: 10	R: 0 E: 0 K: 0 S: 16	H: 2 LOB: 1 BB: 0 P: 20	1B: 5 2B: 2 3B: 0 HR: 2	SF: 0 SAC: 0 DP: 1 HBP: 0	WP: 0 PB: 0 SB: 0 CS: 0	PA: 37			
PITCHER	IP	WLS	BF	H	R	ER	SO	BB	IBB	HBP	BLK	WP	HR	S	P	ERA	WHIP								
Pete Walker, R ERA: 4.69	5.0		21	7	3	3	0	1	0	0	0	0	0	5	9	0.00	0.000								
Felix Heredia, L ERA: 4.46	1.0		3	0	0	0	0	0	0	0	0	0	0	5	9	0.00	0.000								
Corey Thurman, R ERA: 3.61	1.0		5	0	0	0	2	2	0	0	0	0	0	11	26	0.00	2.000								
Luke Prokopec, R ERA: 6.33	1.0		3	0	0	0	1	0	0	0	0	0	0	8	10	0.00	0.000								
Scott Cassidy, R ERA: 5.29	1.0		5	2	1	1	0	0	0	0	0	0	0	16	20	9.00	2.000								

Toronto Blue Jays @ Kansas City Royals
Kauffman Stadium, Kansas City, MO

Tue Jul 30 2002, 7:05 PM CDT
Att: 13,066 - Sunny - 87 F

AB 34
R 4
H 9
RBI 4
BB 3
SO 3
LOB 16



Batter	1	2	3	4	5	6	7	8	9	AB	R	H	RBI	BB	SO	LOB	TOP										
Shannon Stewart, R OBP: 0.361, SLG: 0.425	2-2 HR 1B	1-2 FC5-4		0-2 G4-3	0-1 G6-3			4-1 FC4-6 BB		4	1	1	0	1	0	2											
Eric Hinske, L OBP: 0.369, SLG: 0.510	3-2 HR		0-0 P6	1-3 K		0-1 G4-3		1-2 FC4-6 WP		5	1	1	2	0	1	1											
José Cruz Jr., S OBP: 0.308, SLG: 0.421	0-0 E5 SF7 1B		0-0 P5		3-2 1B 10 1B	3-1 G5-3		2-3 K		5	2	2	0	0	1	1											
Carlos Delgado, L OBP: 0.386, SLG: 0.497	0-0 SF7		4-2 10 1B BB		1-0 F7 10 1B	0-3 K			1-2 G6-3	3	2	1	1	1	1	0											
10 Vernon Wells, R OBP: 0.314, SLG: 0.463	2-2 F9		2-0 1B 1B		1-2 1B F7		1-1 F3		1-1 F8	5	2	2	1	0	0	0											
Chris Woodward, R OBP: 0.360, SLG: 0.552	1-2 F8		1-0 WP 1B		0-0 F7		2-1 FC4-6 1B		0-2 FC6-4 1B	5	0	3	1	0	0	2											
Dewayne Wise, L OBP: 0.235, SLG: 0.412		1-1 F7	0-1 FC5-4 WP 1B		0-1 1B G4-6-3 1B		2-2 FC4-6 1-2F		0-1 FC6-4 1-2F	5	1	2	3	0	0	2											
Tom Wilson, R OBP: 0.337, SLG: 0.382		2-3 K	2-1 FC5		1-2 G4-6-3 1B		3-2 F8			4	0	1	0	0	1	3											
Orlando Hudson, S OBP: 0.350, SLG: 0.278		1-0 FC5-4 1B		2-2 F8	1-1 G4-6-3			2-0 F7		4	0	1	1	0	0	1											
Inning Stats	R: 3 E: 1 K: 0 S: 15	H: 3 LOB: 0 BB: 0 P: 23	R: 0 E: 0 K: 1 S: 11	H: 1 LOB: 1 BB: 0 P: 16	R: 2 E: 0 K: 0 S: 12	H: 3 LOB: 2 BB: 1 P: 21	R: 0 E: 0 K: 1 S: 10	H: 0 LOB: 0 BB: 0 P: 13	R: 4 E: 0 K: 0 S: 19	H: 5 LOB: 1 BB: 0 P: 26	R: 0 E: 0 K: 1 S: 7	H: 0 LOB: 0 BB: 0 P: 10	R: 0 E: 0 K: 0 S: 15	H: 1 LOB: 1 BB: 0 P: 23	R: 0 E: 0 K: 1 S: 9	H: 0 LOB: 1 BB: 1 P: 18	R: 0 E: 0 K: 0 S: 12	H: 1 LOB: 1 BB: 0 P: 14	1B: 13 2B: 0 3B: 0 HR: 1	SF: 1 SAC: 0 DP: 0 HBP: 0	WP: 2 PA: 43 CS: 0						
PITCHER	IP	WLS	BF	H	R	ER	SO	BB	IBB	HBP	BLK	WP	HR	S	P	ERA	WHIP										
56 Shawn Sedlacek, R ERA: 4.47	4.0	L	23	10	8	7	2	1	0	0	0	1	1	57	87	15.75	2.750										
Darrell May, L ERA: 5.44	2.0		8	2	1	1	1	0	0	0	0	0	0	17	22	4.50	1.000										
Ryan Bukvich, R ERA: 6.52	1.0		4	1	0	0	0	0	0	0	0	0	0	15	23	0.00	1.000										
Jason Grimsley, R ERA: 4.07	1.0		4	0	0	0	1	1	0	0	0	1	0	9	18	0.00	1.000										
Scott Mullen, L ERA: 3.0	1.0		4	1	0	0	0	0	0	0	0	0	0	12	14	0.00	1.000										

Toronto Blue Jays @ Kansas City Royals
Kauffman Stadium, Kansas City, MO
Wed Jul 31 2002, 7:05 PM CDT
Att: 13,461 - Cloudy - 90 F

AB	40
R	9
H	14
RBI	9
BB	2
SO	4
LOB	12



Batter	1	2	3	4	5	6	7	8	9	AB	R	H	RBI	BB	SO	LOB	BOTTOM										
Chuck Knoblauch, R OBP: 0.271, SLG: 0.275	4-1 FC3-6 BB		1-2 G6-4-3		2-1 FC6-4			0-2 G6-3		3	0	0	0	1	0	2											
Aaron Guiel, L OBP: 0.303, SLG: 0.333	1-2 FC3-6 FC6-4			1-2 1B 2B		3-2 G3-1		0-0 F7		4	0	1	0	0	0	1											
Carlos Beltrán, S OBP: 0.339, SLG: 0.502	0-0 FC6-4			2-2 F7		2-0 FC5-4 1B		0-1 HR		4	1	2	1	0	0	2											
Raul Ibanez, L OBP: 0.331, SLG: 0.543	2-2 F8			0-1 CS 1B		1-2 F7		2-2 G6-3		4	0	1	0	0	0	2											
Joe Randa, R OBP: 0.344, SLG: 0.451		0-3 K		3-3 K		1-1 FC5-4			2-2 F8	4	0	0	0	0	2	3											
Michael Tucker, L OBP: 0.326, SLG: 0.402		1-2 L3			2-1 HR		0-0 1B 2B		2-0 F8	4	1	2	1	0	0	0											
Neifi Pérez, S OBP: 0.254, SLG: 0.298		1-1 G6-3			0-1 HR		1-2 F2		0-0 1B	3	0	1	0	0	0	1											
Mike Caruso, S OBP: 0.188, SLG: 0.133					FC6-4 1B					1	0	1	0	0	0	0											
Brent Mayne, L OBP: 0.324, SLG: 0.291			3-2 L7		1-2 FC6-4 1B		1-3 K		1-2 G3	4	0	1	0	0	1	2											
Carlos Febles, R OBP: 0.324, SLG: 0.328			4-1 G6-4-3 BB		2-2 FC6-5-4 FC6-4		1-0 2H 1B			2	0	1	0	1	0	2											
Inning Stats	R: 0 E: 0 K: 0 S: 8	H: 0 LOB: 1 BB: 1 P: 15	R: 0 E: 0 K: 1 S: 8	H: 0 LOB: 0 BB: 0 P: 10	R: 0 E: 0 K: 0 S: 7	H: 0 LOB: 0 BB: 1 P: 15	R: 0 E: 0 K: 1 S: 11	H: 2 LOB: 0 BB: 0 P: 17	R: 1 E: 0 K: 0 S: 12	H: 3 LOB: 1 BB: 0 P: 19	R: 0 E: 0 K: 0 S: 9	H: 1 LOB: 1 BB: 0 P: 16	R: 0 E: 0 K: 1 S: 8	H: 2 LOB: 2 BB: 0 P: 11	R: 1 E: 0 K: 0 S: 9	H: 1 LOB: 0 BB: 0 P: 11	R: 0 E: 0 K: 0 S: 8	H: 1 LOB: 1 BB: 0 P: 13	1B: 6 2B: 3 3B: 0 HR: 2	SF: 0 SAC: 0 DP: 3 HBP: 0	WP: 0 PA: 35 CS: 1						
PITCHER	IP	WLS	BF	H	R	ER	SO	BB	IBB	HBP	BLK	WP	HR	S	P	ERA	WHIP										
Steve Parris, R ERA: 4.2	6.0	W	23	6	1	1	2	2	0	0	0	0	0	55	92	1.50	1.333										
Scott Eyre, L ERA: 4.94	1.0		4	2	0	0	1	0	0	0	0	0	0	8	11	0.00	2.000										
Cliff Politte, R ERA: 4.5	1.0		4	1	1	1	0	0	0	0	0	0	1	9	11	9.00	1.000										
Kelvin Escobar, R ERA: 4.65	1.0		4	1	0	0	0	0	0	0	0	0	0	8	13	0.00	1.000										

Toronto Blue Jays @ Kansas City Royals
Kauffman Stadium, Kansas City, MO
Wed Jul 31 2002, 7:05 PM CDT
Att: 13,461 - Cloudy - 90 F

AB	33
R	2
H	10
RBI	2
BB	2
SO	3
LOB	15



Batter	1	2	3	4	5	6	7	8	9	AB	R	H	RBI	BB	SO	LOB	TOP								
Shannon Stewart, R OBP: 0.359, SLG: 0.422 (1, 7)	G1-3	G6-3			G1-3		BB 1B		G6-3	5	1	1	0	0	0	2	Toronto Blue Jays @ Kansas City Royals Kauffman Stadium, Kansas City, MO Thu Aug 01 2002, 1:05 PM CDT Att: 12,669 - Cloudy - 96 F								
Eric Hinske, L OBP: 0.369, SLG: 0.506 (1, 5)	G3 BB		L7		G3-1		BB 1B		K	3	0	0	0	2	1										
José Cruz Jr., S OBP: 0.312, SLG: 0.424 (1, 9)	G3		1B		1B		1B			4	0	3	1	0	0	1									
Carlos Delgado, L OBP: 0.385, SLG: 0.495 (1, 3)	F7		1B		G6-3		1-3 2-H 1B		L6	4	0	1	0	0	0	4									
10 Vernon Wells, R OBP: 0.313, SLG: 0.464 (1, 8)		1B 2B	F8			G6-3			K	4	1	1	0	0	1	2									
Chris Woodward, R OBP: 0.357, SLG: 0.543 (1, 6)		2B SF8 1B	G1-3			G5-3			K	4	1	1	0	0	1	2									
Josh Phelps, R OBP: 0.320, SLG: 0.413 (1, 10)		G6-3 1-3 3-H 2B			K				G5-3	4	0	1	1	0	1	0									
Orlando Hudson, S OBP: 0.333, SLG: 0.286 (1, 4)		SF8	G3						G6-3	3	0	1	1	0	0	0									
Ken Huckaby, R OBP: 0.319, SLG: 0.358 (1, 2)	G6-3		G5-3						G4-3	4	0	0	0	0	0	2									
Inning Stats	R: 0 E: 0 K: 0 S: 9	H: 0 LOB: 1 BB: 1 P: 20	R: 2 E: 0 K: 0 S: 16	H: 3 LOB: 1 BB: 0 P: 21	R: 0 E: 0 K: 0 S: 11	H: 2 LOB: 2 BB: 0 P: 16	R: 0 E: 0 K: 1 S: 11	H: 0 LOB: 0 BB: 0 P: 16	R: 0 E: 0 K: 0 S: 5	H: 1 LOB: 1 BB: 0 P: 8	R: 0 E: 0 K: 0 S: 8	H: 0 LOB: 0 BB: 0 P: 10	R: 1 E: 0 K: 0 S: 13	H: 2 LOB: 2 BB: 1 P: 21	R: 0 E: 0 K: 2 S: 8	H: 0 LOB: 0 BB: 0 P: 15	R: 0 E: 1 K: 1 S: 10	H: 1 LOB: 1 BB: 0 P: 15	1B: 7 2B: 2 3B: 0 HR: 0	SF: 1 SAC: 0 DP: 0 HBP: 0	WP: 0 PB: 0 SB: 0 CS: 0	PA: 38			
PITCHER	IP	WLS	BF	H	R	ER	SO	BB	IBB	HBP	BLK	WP	HR	S	P	ERA	WHIP								
Runeivs Hernandez, R ERA: 3.88 (1, 1)	6.2	L	30	8	3	3	1	2	0	0	0	0	0	70	107	4.05	1.500								
Scott Muller, L ERA: 2.95 (7, 1)	0.1		1	0	0	0	0	0	0	0	0	0	0	3	5	0.00	0.000								
Jason Grimsley, R ERA: 0.98 (8, 1)	1.0		3	0	0	0	2	0	0	0	0	0	0	11	15	0.00	0.000								
Roberto Hernandez, R ERA: 4.76 (9, 1)	1.0		4	1	0	0	1	0	0	0	0	0	0	10	15	0.00	1.000								

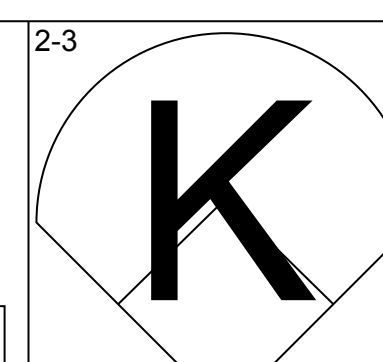
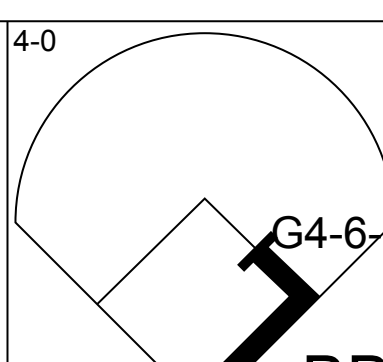
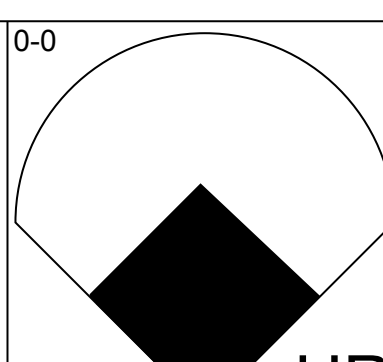
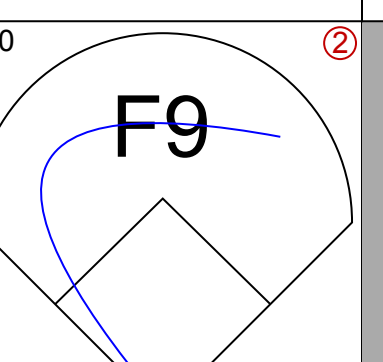
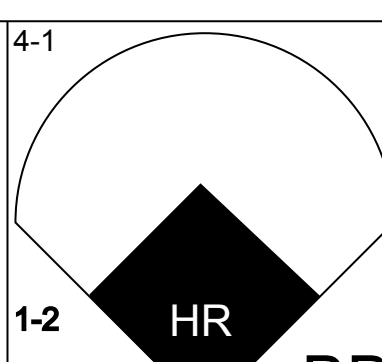
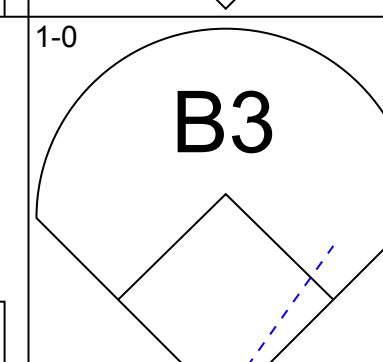
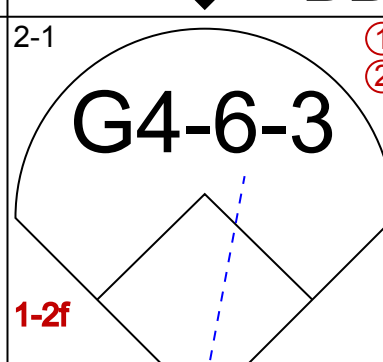
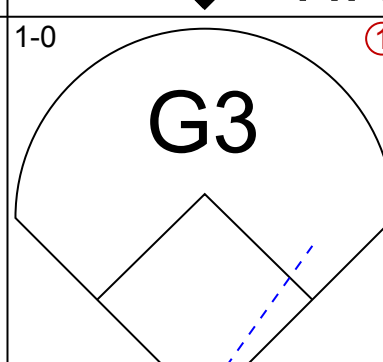
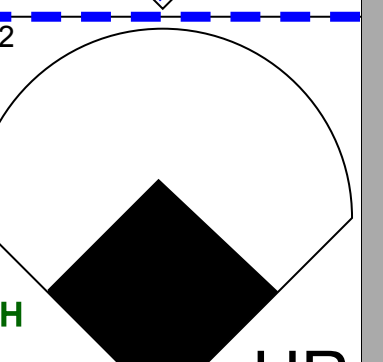
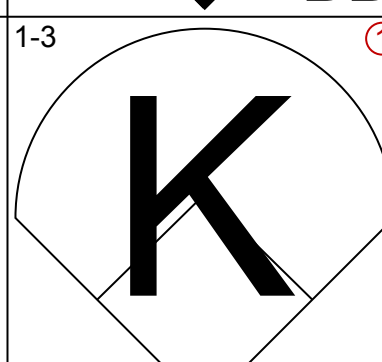
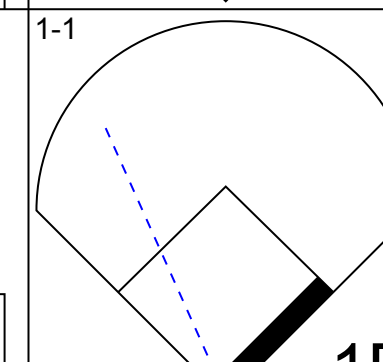
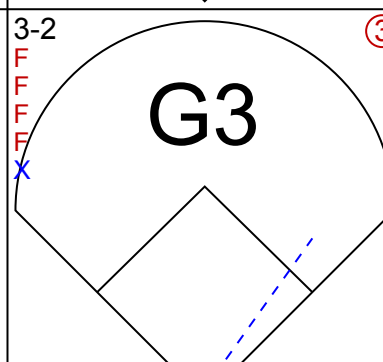
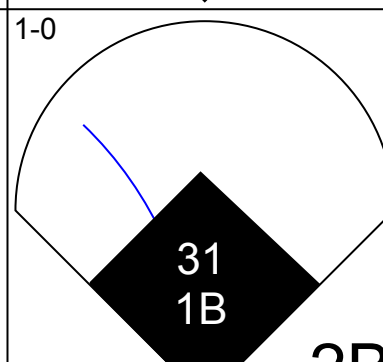
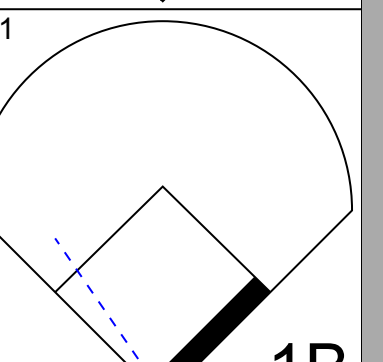
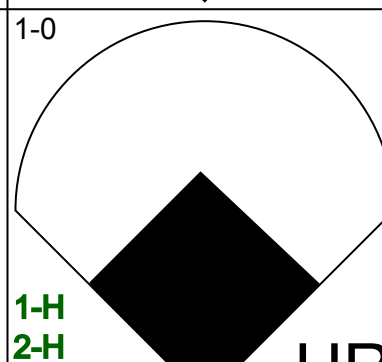
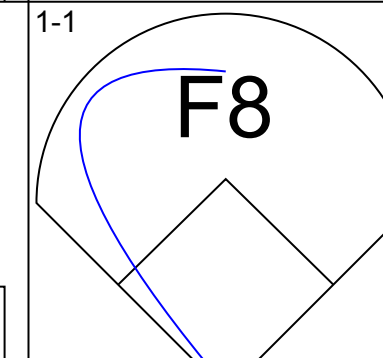
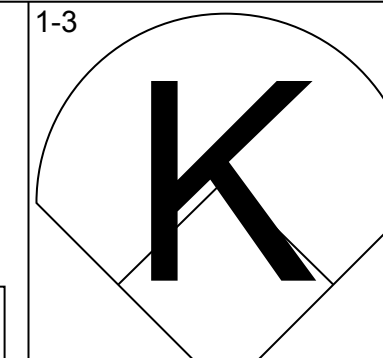
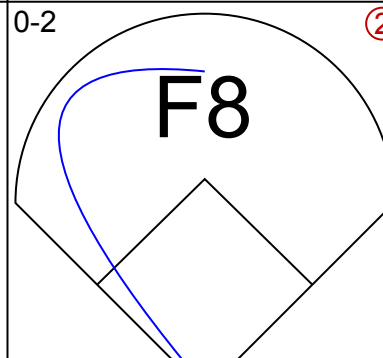
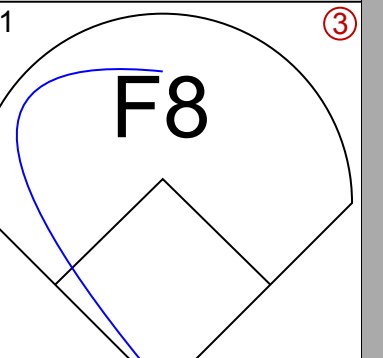
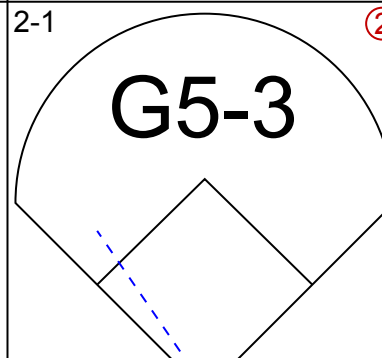
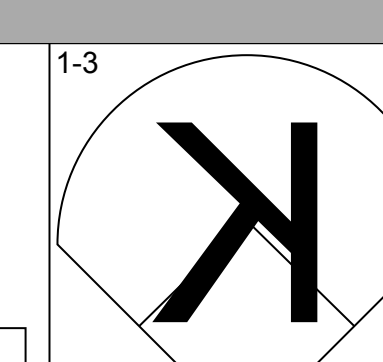
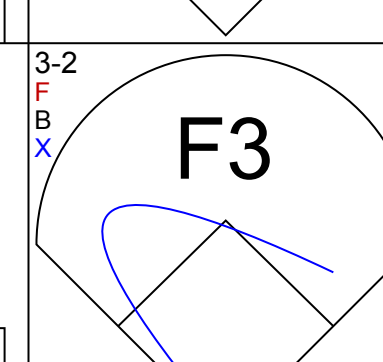
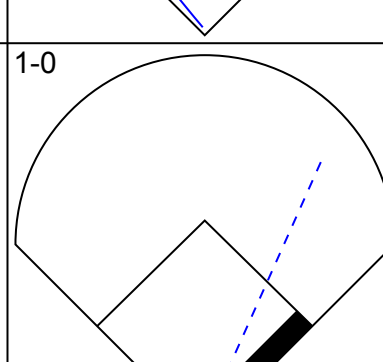
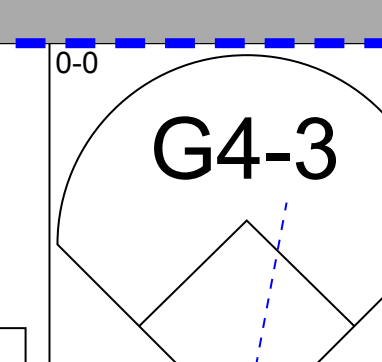
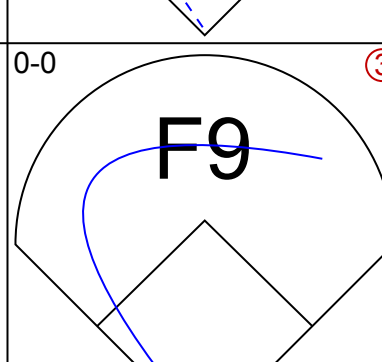
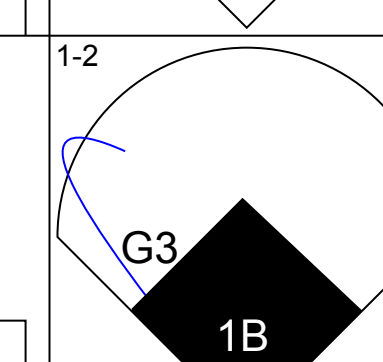
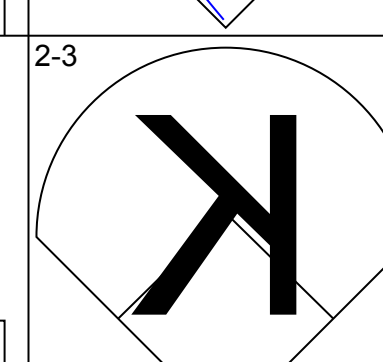
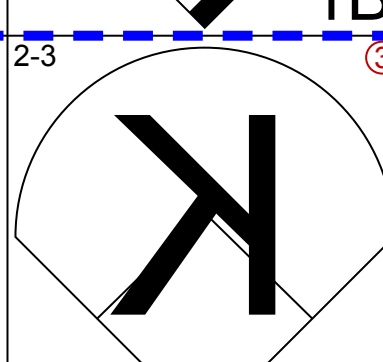
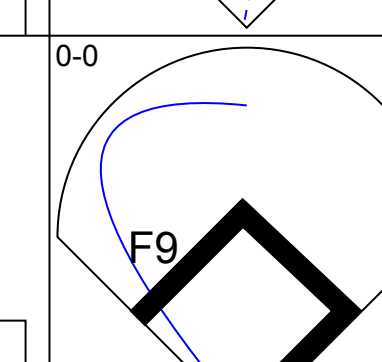
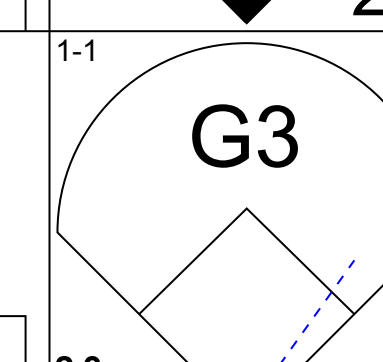
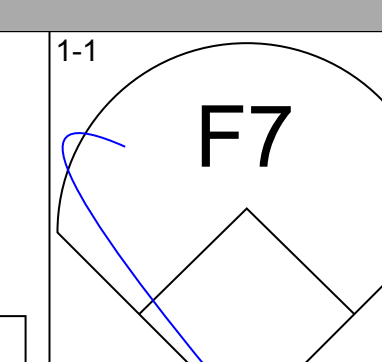
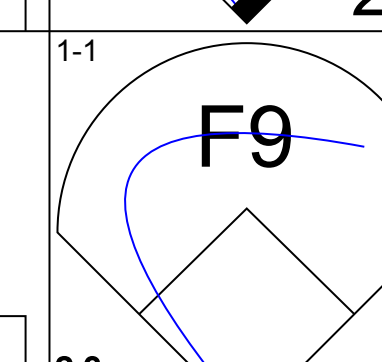

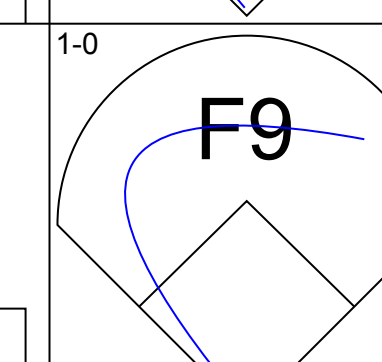
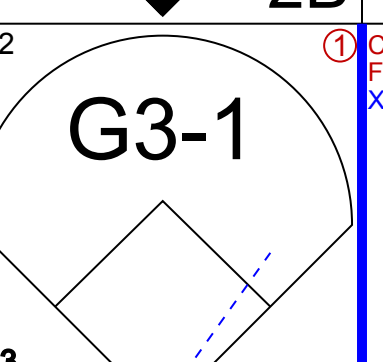
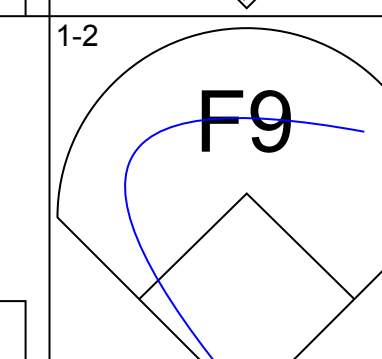

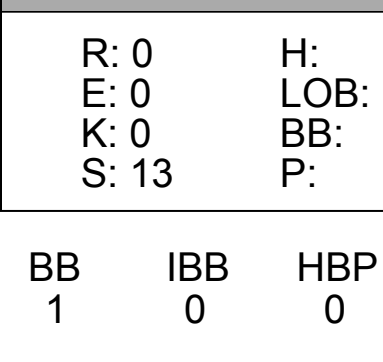
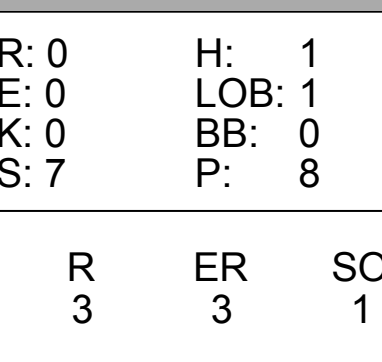

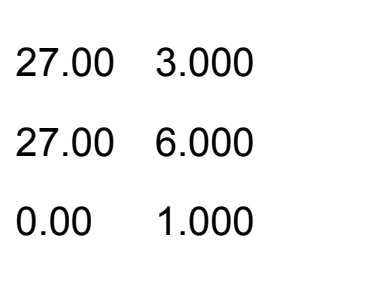

Batter	1	2	3	4	5	6	7	8	9	AB	R	H	RBI	BB	SO	LOB	BOTTOM								
Mike Caruso, S OBP: 0.150, SLG: 0.105 (1, 6)	G5-3		G4-3		G4-3			G4-3		4	0	0	0	0	0	2	Toronto Blue Jays @ Kansas City Royals Kauffman Stadium, Kansas City, MO Thu Aug 01 2002, 1:05 PM CDT Att: 12,669 - Cloudy - 96 F								
Luis Alica, S OBP: 0.313, SLG: 0.280 (1, 5)	K		G4-1		BB			K		3	0	0	0	1	2	1									
Carlos Beltrán, S OBP: 0.341, SLG: 0.502 (1, 8)	1B		1B		F7			K		4	0	2	1	0	1	2									
Raul Ibanez, L OBP: 0.330, SLG: 0.539 (1, 10)	G3		K		G5-4-3 1B			F8		4	0	1	0	0	1	2									
Michael Tucker, L OBP: 0.325, SLG: 0.400 (1, 7)		E9 S G6-3 1B		G6-3		K		F7		4	1	1	0	0	1	1									
Chan Perry, R (1, 3)		G6-3		G6-3		G5-4-3		F7		3	0	0	1	0	0	1									
Joe Randa, R OBP: 0.343, SLG: 0.449 (9, FH)		G6-3		G6-3				F7		1	0	0	0	0	0	0									
Aaron Guiel, L OBP: 0.297, SLG: 0.325 (1, 9)		K		F7				L7		3	0	0	0	0	1	0									
A.J. Hinch, R OBP: 0.299, SLG: 0.387 (1, 2)		L5			G4-3 G4-3 BB			G6-3		2	0	0	0	1	0	0									
Carlos Febles, R OBP: 0.324, SLG: 0.328 (1, 4)			G4-1 1B G4-3 1B		G4-3			G4-3		3	1	1	0	0	0	1									
Inning Stats	R: 0 E: 0 K: 1 S: 10	H: 1 LOB: 0 BB: 0 P: 15	R: 1 E: 1 K: 1 S: 9	H: 1 LOB: 0 BB: 0 P: 15	R: 1 E: 0 K: 1 S: 12	H: 2 LOB: 1 BB: 0 P: 17	R: 0 E: 0 K: 0 S: 7	H: 0 LOB: 0 BB: 0 P: 13	R: 0 E: 0 K: 0 S: 10	H: 0 LOB: 2 BB: 2 P: 20	R: 0 E: 0 K: 1 S: 8	H: 1 LOB: 0 BB: 0 P: 10	R: 0 E: 0 K: 0 S: 4	H: 0 LOB: 0 BB: 0 P: 7	R: 0 E: 0 K: 2 S: 8	H: 0 LOB: 0 BB: 0 P: 12	R: 0 E: 0 K: 0 S: 6	H: 0 LOB: 0 BB: 0 P: 7	1B: 5 2B: 0 3B: 0 HR: 0	SF: 0 SAC: 0 DP: 1 HBP: 0	WP: 0 PB: 0 SB: 0 CS: 0	PA: 33			
PITCHER	IP	WLS	BF	H	R	ER	SO	BB	IBB	HBP	BLK	WP	HR	S	P	ERA	WHIP								
32 Roy Halladay, R ERA: 2.75 (1, 1)	7.0	W	27	5	2	1	4	2	0	0	0	0	0	60	97	1.29	1.000								
Cliff Politte, R ERA: 4.41 (8, 1)	1.0	H	3	0	0	0	2	0	0	0	0	0	0	8	12	0.00	0.000								
Kelvin Escobar, R ERA: 4.56 (9, 1)	1.0	S	3	0	0	0	0	0	0	0	0	0	0	6	7	0.00	0.000								

AB 35
R 3
H 9
RBI 3
BB 2
SO 4
LOB 14



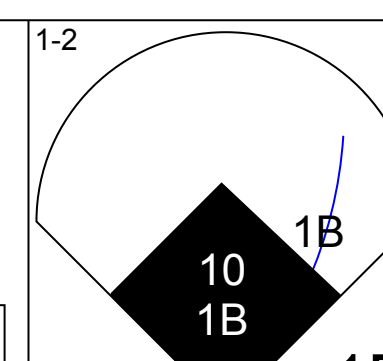
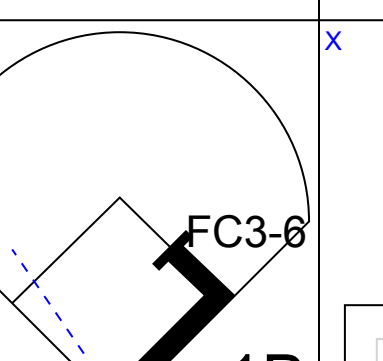
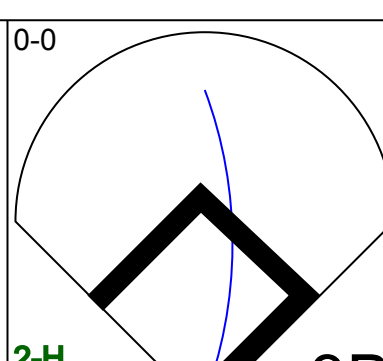
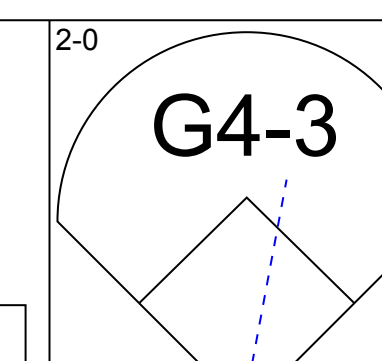
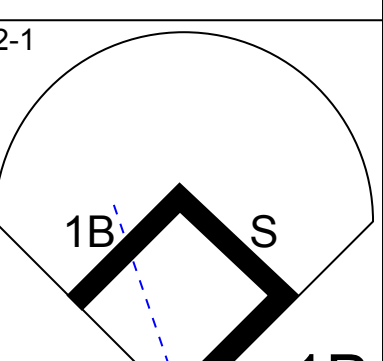
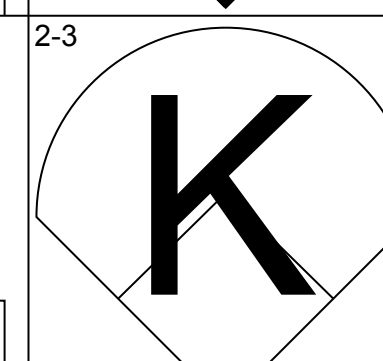
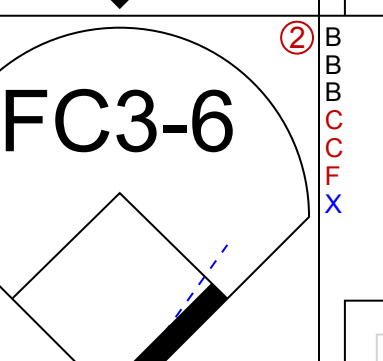
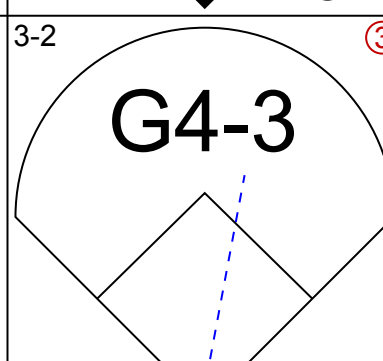
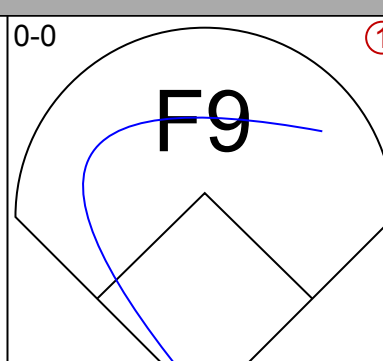
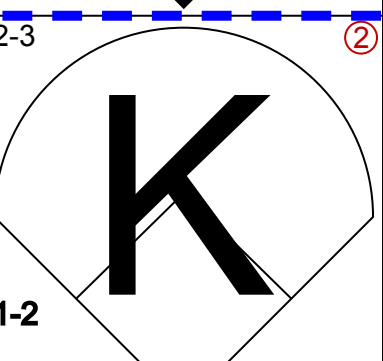
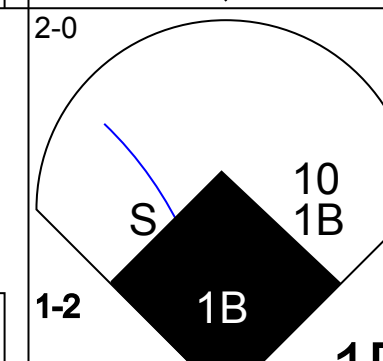
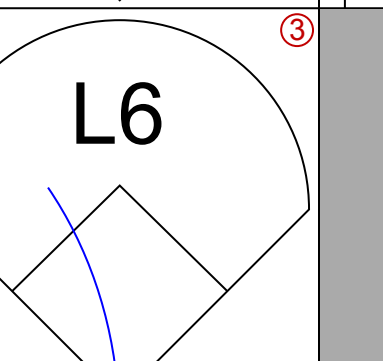
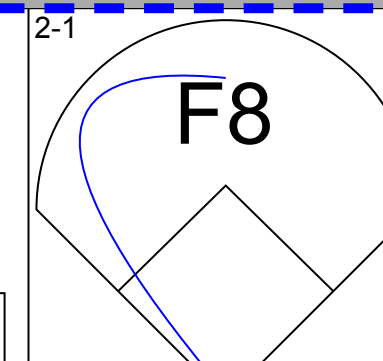
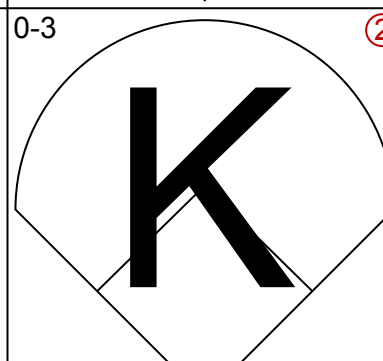
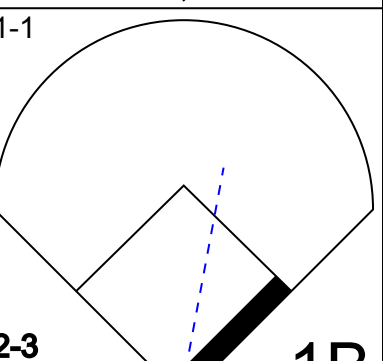
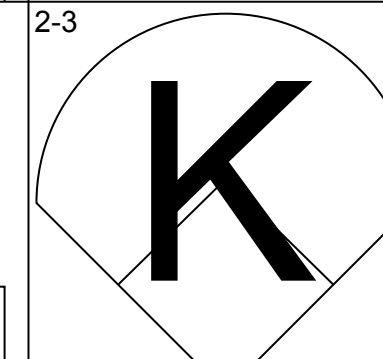
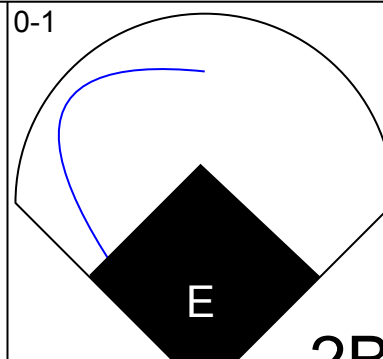
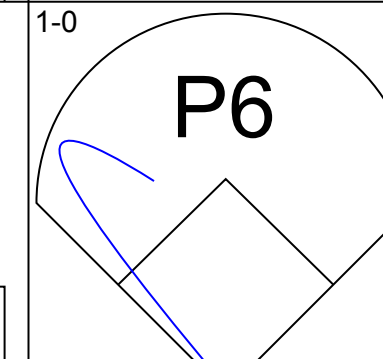
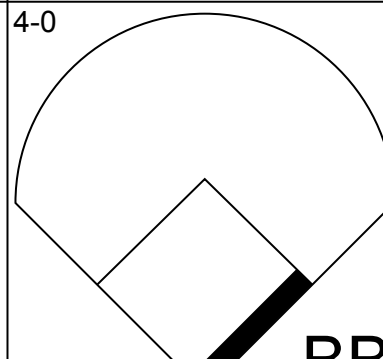
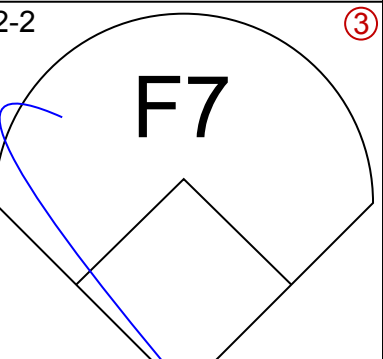
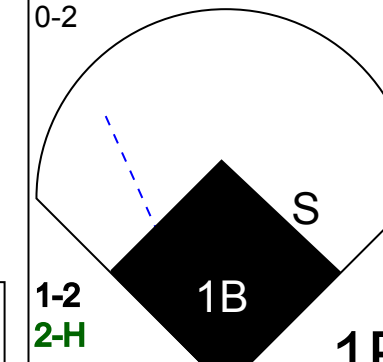

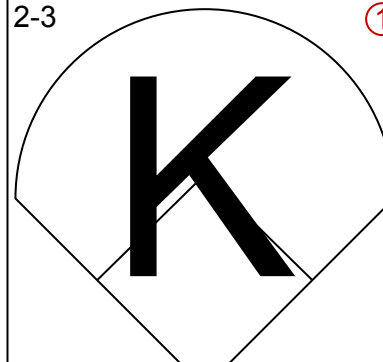
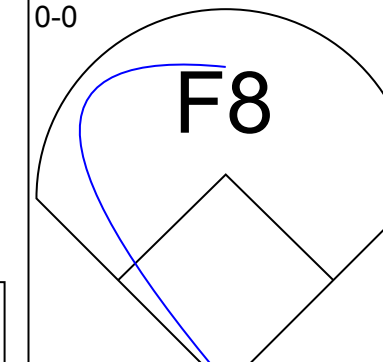
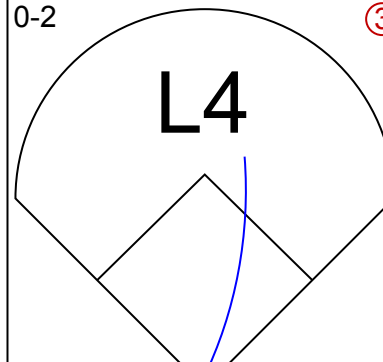

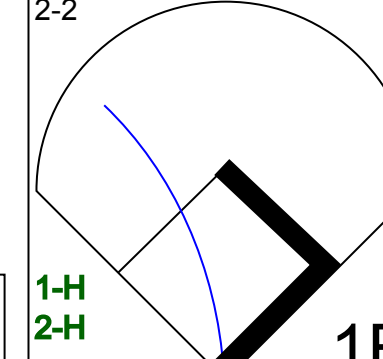
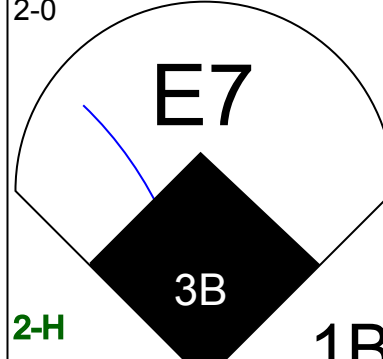
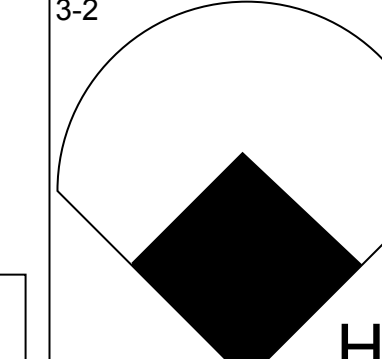

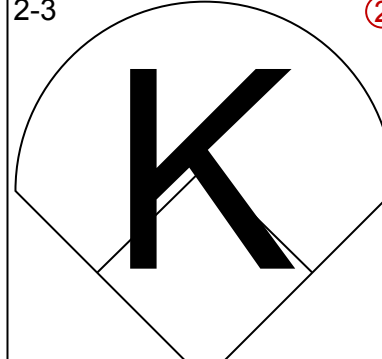
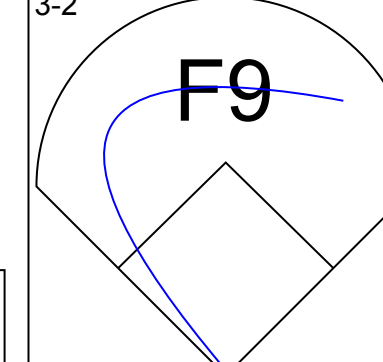
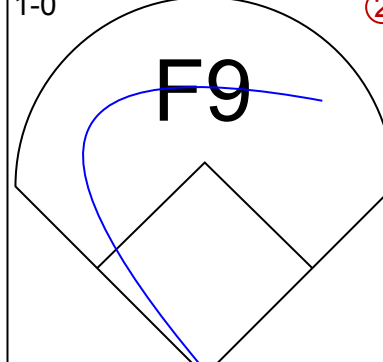
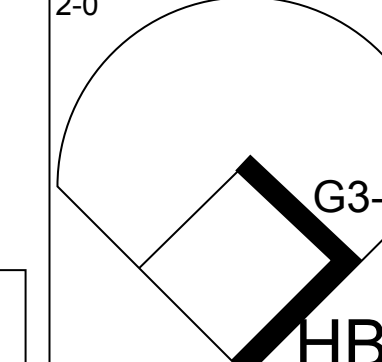
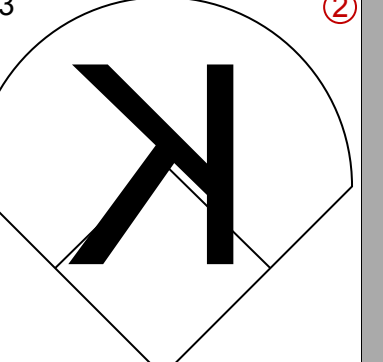
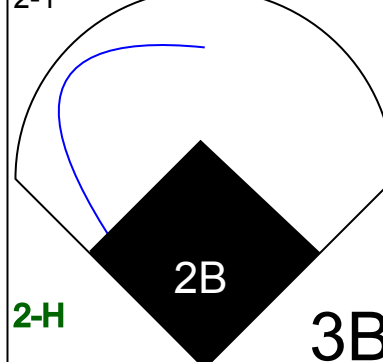

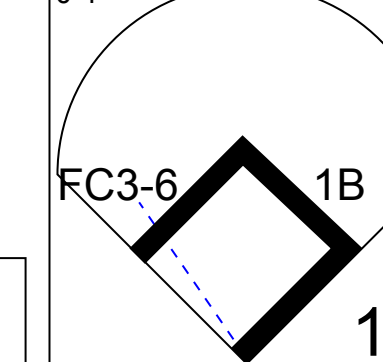
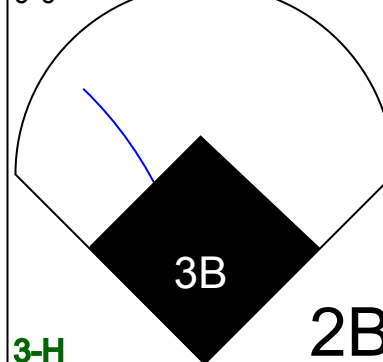
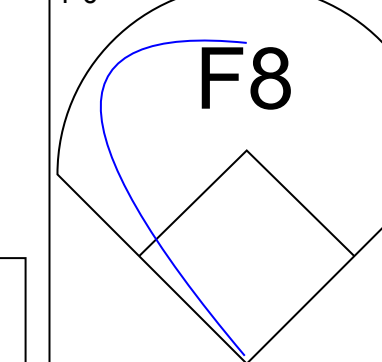

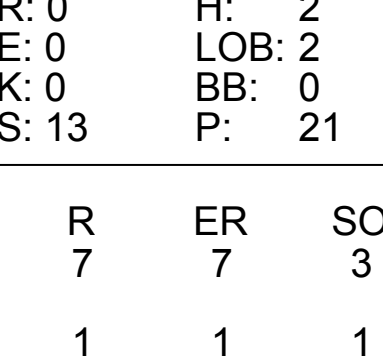

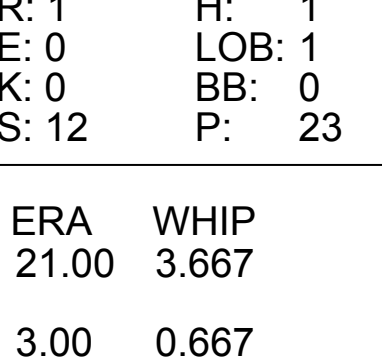
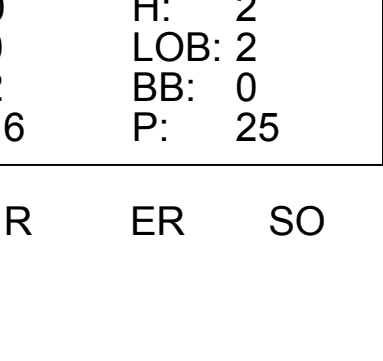
AB 31
R 2
H 5
RBI 2
BB 2
SO 6
LOB 10



Batter	1	2	3	4	5	6	7	8	9	AB	R	H	RBI	BB	SO	LOB	TOP																						
6 Melvin Mora, R OBP: 0.354, SLG: 0.423										3	2	1	1	2	1	1	<p>Baltimore Orioles @ Toronto Blue Jays SkyDome, Toronto, ON Fri Aug 02 2002, 7:05 PM EDT Att: 19,052 - Sunny - 84 F</p>																						
Chris Singleton, L OBP: 0.283, SLG: 0.391										5	1	1	2	0	1	3																							
Gary Matthews, S OBP: 0.364, SLG: 0.449										5	2	4	3	0	0	0																							
Tony Batista, R OBP: 0.323, SLG: 0.488										5	0	0	0	0	1	3																							
31 Jay Gibbons, L OBP: 0.333, SLG: 0.511										5	0	1	1	0	1	0																							
Chris Richard, L OBP: 0.538, SLG: 1.250										4	1	2	0	0	2	1																							
Luis Lopez, S OBP: 0.170, SLG: 0.178										4	1	1	0	0	0	2																							
Geronimo Gil, R OBP: 0.300, SLG: 0.388										3	0	1	1	0	0	1																							
Howie Clark, L OBP: 0.352, SLG: 0.388										1	0	0	0	0	0	1																							
Brook Fordyce, R OBP: 0.304, SLG: 0.319										0	0	0	0	0	0	0																							
Jerry Hairston, R OBP: 0.331, SLG: 0.371										3	2	1	1	1	0	1																							
Inning Stats	R: 0 E: 0 K: 1 S: 8	H: 1 LOB: 1 BB: 0 P: 13	R: 1 E: 0 K: 0 S: 13	H: 2 LOB: 1 BB: 0 P: 19	R: 0 E: 0 K: 0 S: 13	H: 0 LOB: 0 BB: 1 P: 22	R: 0 E: 0 K: 2 S: 16	H: 0 LOB: 0 BB: 0 P: 22	R: 0 E: 0 K: 0 S: 7	H: 0 LOB: 0 BB: 0 P: 10	R: 2 E: 0 K: 1 S: 10	H: 3 LOB: 1 BB: 0 P: 15	R: 3 E: 0 K: 0 S: 15	H: 4 LOB: 1 BB: 0 P: 23	R: 0 E: 0 K: 0 S: 7	H: 1 LOB: 1 BB: 0 P: 8	R: 3 E: 0 K: 1 S: 9	H: 1 LOB: 0 BB: 2 P: 21	1B: 5 2B: 4 3B: 0 HR: 3	SF: 0 SAC: 0 DP: 1 HBP: 0	WP: 0 PA: 41 PB: 0 SB: 1 CS: 0																		
PITCHER	IP	WLS	BF	H	R	ER	SO	BB	IBB	HBP	BLK	WP	HR	S	P	ERA	WHIP	PITCHER			IP	WLS	BF	H	R	ER	SO	BB	IBB	HBP	BLK	WP	HR	S	P	ERA	WHIP		
Esteban Loaiza, R ERA: 5.57	(1, 1)	5.2		23	6	3	3	4	1	0	0	0	0	1	64	96	4.76	1.235	Kelvin Escobar, R ERA: 4.99			(9, 1)	1.0	L	6	1	3	3	1	2	0	0	0	0	1	9	21	27.00	3.000
Felix Heredia, L ERA: 4.42	(6, 1)	0.1		1	0	0	0	1	0	0	0	0	0	0	3	5	0.00	0.000																					
Luke Prokopec, R ERA: 6.54	(7, 1)	0.2		4	2	2	2	0	0	0	0	0	0	0	8	10	27.00	3.000																					
Scott Eyre, L ERA: 5.05	(7, 1)	0.1		3	2	1	1	0	0	0	0	0	1	7	13	27.00	6.000																						
Cliff Politte, R ERA: 4.32	(8, 1)	1.0	H	4	1	0	0	0	0	0	0	0	0	7	8	0.00	1.000																						

AB	38
R	9
H	12
RBI	9
BB	3
SO	6
LOB	13



Batter	1	2	3	4	5	6	7	8	9	AB	R	H	RBI	BB	SO	LOB	BOTTOM																					
Shannon Stewart, R OBP: 0.365, SLG: 0.433										5	1	4	1	0	0	1	<p>Baltimore Orioles @ Toronto Blue Jays SkyDome, Toronto, ON Fri Aug 02 2002, 7:05 PM EDT Att: 19,052 - Sunny - 84 F</p>																					
Eric Hinske, L OBP: 0.365, SLG: 0.499										5	0	0	0	0	2	5																						
José Cruz Jr., S OBP: 0.313, SLG: 0.424										5	1	2	0	0	1	2																						
Carlos Delgado, L OBP: 0.385, SLG: 0.495										4	1	1	0	1	1	4																						
10 Vernon Wells, R OBP: 0.312, SLG: 0.460										5	1	1	1	0	1	2																						
Chris Woodward, R OBP: 0.365, SLG: 0.567										5	2	3	4	0	2	0																						
Josh Phelps, R OBP: 0.317, SLG: 0.400										3	0	0	0	0	1	2																						
Dewayne Wise, L OBP: 0.222, SLG: 0.389										1	0	0	0	0	0	0																						
Orlando Hudson, S OBP: 0.321, SLG: 0.360										4	1	1	1	0	0	1																						
Ken Huckaby, R OBP: 0.324, SLG: 0.370										4	1	2	1	0	1	1																						
Inning Stats	R: 3 E: 0 K: 2 S: 22	H: 4 LOB: 1 BB: 0 P: 33	R: 0 E: 0 K: 0 S: 13	H: 2 LOB: 2 BB: 0 P: 21	R: 4 E: 1 K: 1 S: 16	H: 5 LOB: 1 BB: 0 P: 26	R: 0 E: 0 K: 0 S: 4	H: 0 LOB: 0 BB: 0 P: 7	R: 1 E: 0 K: 0 S: 12	H: 1 LOB: 1 BB: 0 P: 23	R: 0 E: 0 K: 1 S: 7	H: 0 LOB: 1 BB: 1 P: 11	R: 0 E: 0 K: 2 S: 10	H: 0 LOB: 0 BB: 0 P: 17	R: 0 E: 0 K: 2 S: 16	H: 2 LOB: 2 BB: 0 P: 25	R: 0 E: 0 K: 1 S: 9	H: 0 LOB: 0 BB: 0 P: 13	1B: 9 2B: 2 3B: 2 HR: 1	SF: 0 SAC: 0 DP: 0 HBP: 1	WP: 0 PA: 43 PB: 0 SB: 3 CS: 0																	
PITCHER	IP	WLS	BF	H	R	ER	SO	BB	IBB	HBP	BLK	WP	HR	S	P	ERA	WHIP	PITCHER			IP	WLS	BF	H	R	ER	SO	BB	IBB	HBP	BLK	WP	HR	S	P	ERA	WHIP	
Scott Erickson, R ERA: 4.97	(1, 1)	3.0		20	11	7	7	3	0	0	0	0	0	1	23	41	3.00	0.667																				
Chris Brock, R ERA: 4.89	(4, 1)	3.0		12	1	1	1	1	1	0	1	0	0	1	23	41	3.00	0.667																				
Willis Roberts, R ERA: 2.31	(7, 1)	1.1		5	1	0	0	3	0	0	0	0	0	0	15	26	0.00	0.750																				
B.J. Ryan, L ERA: 5.5	(8, 1)	0.2	W	3	1	0	0	1	0	0	0	0	0	11	16	0.00	1.500																					
Jorge Julio, R ERA: 2.15	(9, 1)	1.0	S	3	0	0	0	1	0	0	0	0	0	9	13	0.00	0.000																					

AB	41
R	8
H	14
RBI	8
BB	1
SO	9
LOB	18



Batter	1	2	3	4	5	6	7	8	9	AB	R	H	RBI	BB	SO	LOB	TOP										
6 Melvin Mora, R OBP: 0.350, SLG: 0.416										4	0	0	0	1	3	1	Baltimore Orioles @ Toronto Blue Jays SkyDome, Toronto, ON Sun Aug 04 2002, 1:05 PM EDT Att: 17,637 - Cloudy - 80 F										
Chris Singleton, L OBP: 0.289, SLG: 0.402									5	0	2	0	0	1	3												
Gary Matthews, S OBP: 0.365, SLG: 0.449									4	1	1	0	1	0	1												
Tony Batista, R OBP: 0.327, SLG: 0.493									5	1	2	0	0	2	2												
Chris Richard, L OBP: 0.571, SLG: 1.105									4	1	2	0	0	0	2												
21 Marty Cordova, R OBP: 0.336, SLG: 0.462									4	1	1	1	0	0	0												
Howie Clark, L OBP: 0.362, SLG: 0.396									4	0	2	0	0	1	3												
Brook Fordyce, R OBP: 0.300, SLG: 0.323									4	0	2	2	0	1	1												
Jerry Hairston, R OBP: 0.328, SLG: 0.368									4	0	0	1	0	1	3												
Inning Stats	R: 0 E: 0 K: 1 S: 15	H: 2 LOB: 0 BB: 0 P: 24	R: 0 E: 0 K: 0 S: 15	H: 2 LOB: 3 BB: 1 P: 26	R: 4 E: 0 K: 2 S: 19	H: 5 LOB: 1 BB: 0 P: 25	R: 0 E: 0 K: 1 S: 10	H: 0 LOB: 0 BB: 0 P: 16	R: 0 E: 0 K: 0 S: 7	H: 1 LOB: 1 BB: 0 P: 10	R: 0 E: 0 K: 1 S: 7	H: 0 LOB: 0 BB: 0 P: 11	R: 0 E: 0 K: 1 S: 11	H: 1 LOB: 0 BB: 0 P: 16	R: 0 E: 0 K: 1 S: 8	H: 0 LOB: 0 BB: 0 P: 11	R: 0 E: 0 K: 1 S: 12	H: 1 LOB: 2 BB: 1 P: 23	1B: 10 2B: 2 3B: 0 HR: 0	SF: 0 SAC: 0 DP: 0 HBP: 0	WP: 0 PB: 0 SB: 1 CS: 1	PA: 41					
PITCHER	IP	WLS	BF	H	R	ER	SO	BB	IBB	HBP	BLK	WP	HR	S	P	ERA	WHIP										
Pete Walker, R ERA: 4.79	6.0		29	10	4	4	5	1	0	0	0	0	0	73	112	6.00	1.833										
Felix Heredia, L ERA: 4.31	1.0	W	3	1	0	0	1	0	0	0	0	0	0	11	16	0.00	1.000										
Cliff Politte, R ERA: 4.24	1.0	H	3	0	0	0	1	0	0	0	0	0	0	8	11	0.00	0.000										
Kelvim Escobar, R ERA: 4.89	1.0	S	5	1	0	0	2	1	0	0	0	0	0	12	23	0.00	2.000										

Batter	1	2	3	4	5	6	7	8	9	AB	R	H	RBI	BB	SO	LOB	BOTTOM										
Shannon Stewart, R OBP: 0.367, SLG: 0.432										3	1	2	2	1	1	0	Baltimore Orioles @ Toronto Blue Jays SkyDome, Toronto, ON Sun Aug 04 2002, 1:05 PM EDT Att: 17,637 - Cloudy - 80 F										
Eric Hinske, L OBP: 0.371, SLG: 0.501										3	1	2	2	1	0	0											
José Cruz Jr., S OBP: 0.309, SLG: 0.420										4	0	0	0	0	1	5											
10 Vernon Wells, R OBP: 0.310, SLG: 0.461										3	0	2	1	0	1	0											
Chris Woodward, R OBP: 0.355, SLG: 0.546									3	0	0	0	0	1	1												
Dave Berg, R OBP: 0.308, SLG: 0.387									4	0	1	0	0	1	1												
Josh Phelps, R OBP: 0.324, SLG: 0.402									3	1	1	0	0	0	2												
Tom Wilson, R OBP: 0.337, SLG: 0.381									3	0	1	0	0	0	1												
Dewayne Wise, L OBP: 0.211, SLG: 0.368									0	1	0	0	0	0	0												
Ken Huckaby, R OBP: 0.324, SLG: 0.369									0	0	0	0	0	0	0												
Orlando Hudson, S OBP: 0.324, SLG: 0.387										3	1	1	0	0	1	1											
Inning Stats	R: 2 E: 0 K: 0 S: 14	H: 1 LOB: 0 BB: 1 P: 24	R: 2 E: 0 K: 0 S: 17	H: 3 LOB: 2 BB: 1 P: 25	R: 0 E: 0 K: 0 S: 5	H: 1 LOB: 1 BB: 0 P: 8	R: 0 E: 0 K: 1 S: 7	H: 0 LOB: 0 BB: 0 P: 9	R: 0 E: 0 K: 2 S: 9	H: 0 LOB: 0 BB: 0 P: 14	R: 0 E: 0 K: 1 S: 10	H: 1 LOB: 0 BB: 0 P: 18	R: 1 E: 0 K: 1 S: 14	H: 3 LOB: 2 BB: 0 P: 15	R: 0 E: 0 K: 1 S: 5	H: 1 LOB: 0 BB: 0 P: 7	1B: 7 2B: 3 3B: 0 HR: 0	SF: 1 SAC: 1 DP: 2 HBP: 0	WP: 0 PB: 0 SB: 1 CS: 1	PA: 34							
PITCHER	IP	WLS	BF	H	R	ER	SO	BB	IBB	HBP	BLK	WP	HR	S	P	ERA	WHIP										
John Stephens, R ERA: 13.0	6.0		25	6	4	4	4	2	0	0	0	0	0	62	98	6.00	1.333										
B.J. Ryan, L ERA: 5.59	1.0	L	5	3	1	1	1	0	0	0	0	0	0	14	15	9.00	3.000										
Rick Bauer, R ERA: 4.11	1.0		3	1	0	0	1	0	0	0	0	0	0	5	7	0.00	1.000										

AB 38
R 4
H 12
RBI 4
BB 2
SO 9
LOB 16



AB 29
R 5
H 10
RBI 5
BB 2
SO 6
LOB 11




Batter	1	2	3	4	5	6	7	8	9	AB	R	H	RBI	BB	SO	LOB	TOP																					
6 Melvin Mora, R OBP: 0.352, SLG: 0.427	1-0 HR		1-2 2B		3-2 F4		0-2 G6-3			4	1	2	1	0	0	1																						
Chris Singleton, L OBP: 0.286, SLG: 0.398	0-0 G1-3		1-1 G3		0-1 G4-3			2-3 K		4	0	0	0	0	1	1																						
Gary Matthews, S OBP: 0.364, SLG: 0.444	0-2 F2			1-1 F5		4-1 BB		0-0 P5		3	0	0	0	1	0	0																						
Tony Batista, R OBP: 0.324, SLG: 0.488	0-1 F7			0-3 K		2-3 K		0-1 P6		4	0	0	0	0	2	1																						
Chris Richard, L OBP: 0.520, SLG: 0.957		1-0 F9		1-0 21 2B		2-1 F7		0-0 F7		4	0	1	0	0	0	1																						
21 Marty Cordova, R OBP: 0.338, SLG: 0.465		2-2 1B		0-1 1B		2-1 P3		2-2 P5		4	0	2	0	0	0	1																						
Jose Leon, R OBP: 0.314, SLG: 0.438		0-0 F9		4-1 2B			1-2 2B		1-1 G6-3	3	0	1	0	1	0	0																						
Geronimo Gil, R OBP: 0.297, SLG: 0.384			2-1 P6	0-0 L9			1-1 L8			3	0	0	0	0	0	4																						
Jerry Hairston, R OBP: 0.325, SLG: 0.364			0-1 F8		2-3 K		0-3 K			3	0	0	0	0	2	1																						
Inning Stats	R: 1 E: 0 K: 0 S: 7	H: 1 LOB: 0 BB: 0 P: 8	R: 0 E: 0 K: 0 S: 6	H: 1 LOB: 0 BB: 0 P: 9	R: 0 E: 0 K: 0 S: 9	H: 1 LOB: 1 BB: 0 P: 13	R: 0 E: 0 K: 1 S: 10	H: 2 LOB: 3 BB: 1 P: 16	R: 0 E: 0 K: 1 S: 11	H: 0 LOB: 0 BB: 0 P: 16	R: 0 E: 0 K: 1 S: 8	H: 0 LOB: 1 BB: 1 P: 18	R: 0 E: 0 K: 1 S: 11	H: 1 LOB: 1 BB: 0 P: 13	R: 0 E: 0 K: 1 S: 6	H: 0 LOB: 0 BB: 0 P: 8	R: 0 E: 0 K: 0 S: 7	H: 0 LOB: 0 BB: 0 P: 10	1B: 2 2B: 3 3B: 0 HR: 1	SF: 0 SAC: 0 DP: 0 HBP: 0	WP: 0 PB: 0 SB: 0 CS: 0	PA: 34																
PITCHER	IP	WLS	BF	H	R	ER	SO	BB	IBB	HBP	BLK	WP	HR	S	P	ERA	WHIP	PITCHER				IP	WLS	BF	H	R	ER	SO	BB	IBB	HBP	BLK	WP	HR	S	P	ERA	WHIP
Steve Parris, R ERA: 3.77	(1, 1)	8.0	W	31	6	1	1	5	2	0	0	0	0	1	68	101	1.12	1.000																				
Luke Prokopec, R ERA: 6.44	(9, 1)	1.0		3	0	0	0	0	0	0	0	0	0	0	7	10	0.00	0.000																				

Baltimore Orioles @ Toronto Blue Jays
SkyDome, Toronto, ON
 Mon Aug 05 2002, 1:05 PM EDT
 Att: 15,245 - Sunny - 82 F

livebaseballscores.com

AB 32
R 1
H 6
RBI 1
BB 2
SO 5
LOB 10




Batter	1	2	3	4	5	6	7	8	9	AB	R	H	RBI	BB	SO	LOB	BOTTOM																						
Shannon Stewart, R OBP: 0.367, SLG: 0.430	2-2 P4		0-2 L5	0-0 FC4-6 1B		0-3 K		4-2 BB BB		4	0	1	0	1	1	1																							
Eric Hinske, L OBP: 0.365, SLG: 0.496	0-0 G3-1		4-2 2B BB	1-2 FC4-6 1-2		2-1 G3		3-3 K		4	1	0	0	1	1	3																							
Jose Cruz Jr., S OBP: 0.314, SLG: 0.430	1-1 1B		0-0 1H 2B		0-0 10 1B 3B		0-2 G3	4-2 1-2 BB		4	1	3	1	1	0	0																							
10 Vernon Wells, R OBP: 0.309, SLG: 0.458	2-2 P4		0-2 G6-3		0-1 G4-3 BLK 1B		0-0 G3	2-2 P4		5	0	1	1	0	0	4																							
Chris Woodward, R OBP: 0.358, SLG: 0.563		2-3 K		2-1 HR		3-3 K		4-2 HR BB		3	2	1	1	1	2	1																							
Dewayne Wise, L OBP: 0.217, SLG: 0.478		0-1 G4-3		0-1 L6		2-0 G4-3		3-2 1H HR		4	1	1	2	0	0	1																							
Dave Berg, R OBP: 0.314, SLG: 0.398		4-2 BB		0-0 HR 3B		3-2 G3		1-0 1B		3	1	2	0	1	0	1																							
Orlando Hudson, S OBP: 0.316, SLG: 0.457		2-1 L6		1-0 HR		0-0 L7		0-3 K		4	1	1	2	0	1	2																							
Ken Huckaby, R OBP: 0.322, SLG: 0.366			2-1 P5		3-3 2-3 K		2-2 1B		1-3 K	4	0	1	0	0	2	0																							
Inning Stats	R: 0 E: 0 K: 0 S: 10	H: 1 LOB: 1 BB: 0 P: 14	R: 0 E: 0 K: 1 S: 10	H: 0 LOB: 1 BB: 1 P: 18	R: 1 E: 0 K: 0 S: 13	H: 1 LOB: 1 BB: 1 P: 19	R: 3 E: 0 K: 1 S: 13	H: 4 LOB: 1 BB: 0 P: 19	R: 1 E: 0 K: 1 S: 11	H: 2 LOB: 1 BB: 0 P: 19	R: 0 E: 0 K: 1 S: 10	H: 1 LOB: 0 BB: 0 P: 14	R: 2 E: 0 K: 1 S: 15	H: 2 LOB: 1 BB: 1 P: 23	R: 0 E: 0 K: 2 S: 17	H: 0 LOB: 2 BB: 2 P: 31	1B: 5 2B: 1 3B: 2 HR: 3	SF: 0 SAC: 0 DP: 0 HBP: 0	WP: 0 PB: 0 SB: 0 CS: 0	PA: 40																			
PITCHER	IP	WLS	BF	H	R	ER	SO	BB	IBB	HBP	BLK	WP	HR	S	P	ERA	WHIP	PITCHER				IP	WLS	BF	H	R	ER	SO	BB	IBB	HBP	BLK	WP	HR	S	P	ERA	WHIP	
Rodrigo Lopez, R ERA: 3.16	(1, 1)	5.0	L	25	8	5	3	2	0	0	1	1	0	25	89	9.00	2.000																						
Rick Bauer, R ERA: 4.3	(6, 1)	2.0		10	3	2	2	2	1	0	0	0	0	1	25	37	9.00	2.000																					
Yorkis Perez, L ERA: 5.06	(8, 1)	1.0		5	0	0	0	2	2	0	0	0	0	0	17	31	0.00	2.000																					

Baltimore Orioles @ Toronto Blue Jays
SkyDome, Toronto, ON
 Mon Aug 05 2002, 1:05 PM EDT
 Att: 15,245 - Sunny - 82 F

livebaseballscores.com

AB 35
R 7
H 11
RBI 7
BB 5
SO 7
LOB 13



Batter	1	2	3	4	5	6	7	8	9	AB	R	H	RBI	BB	SO	LOB	TOP								
David Eckstein, R OBP: 0.362, SLG: 0.390	F8		1B		L8			F9		6	1	2	0	0	0	6									
Darin Erstad, L OBP: 0.320, SLG: 0.390	G4-3		1B	16 HR	G1-3		F5		HR	6	3	3	2	0	0	2									
Tim Salmon, R OBP: 0.362, SLG: 0.516	F9		1B		F7		P4		F8	2	1	1	1	0	0	0									
Alex Ochoa, R OBP: 0.354, SLG: 0.374			1B							3	0	0	0	0	0	2									
16 Garret Anderson, L OBP: 0.333, SLG: 0.539				FC4-6				G3	F9	6	1	3	3	0	0	2									
Brad Fullmer, L OBP: 0.342, SLG: 0.532	G3-1		HR	FC6-4			F9		HR	5	3	2	2	1	0	3									
Troy Glaus, R OBP: 0.350, SLG: 0.436	K		K				G3		F8	5	0	2	1	1	2	2									
Scott Spiezio, S OBP: 0.366, SLG: 0.418			1B				G3		P4	3	1	1	1	2	0	3									
Adam Kennedy, L OBP: 0.330, SLG: 0.411	F8		1B		K		G1-3			4	0	1	0	1	1	7									
José Molina, R OBP: 0.432, SLG: 0.447			1B				G1-3			4	1	3	1	1	1	0									
Inning Stats	R: 0 E: 0 K: 0 S: 7	H: 0 LOB: 0 BB: 0 P: 10	R: 0 E: 0 K: 1 S: 10	H: 1 LOB: 2 BB: 1 P: 17	R: 7 E: 0 K: 1 S: 18	H: 7 LOB: 1 BB: 2 P: 28	R: 1 E: 0 K: 1 S: 14	H: 2 LOB: 3 BB: 1 P: 25	R: 0 E: 0 K: 0 S: 8	H: 1 LOB: 2 BB: 0 P: 14	R: 0 E: 0 K: 0 S: 7	H: 1 LOB: 2 BB: 1 P: 12	R: 0 E: 0 K: 1 S: 12	H: 1 LOB: 1 BB: 0 P: 16	R: 1 E: 0 K: 0 S: 12	H: 2 LOB: 3 BB: 1 P: 23	R: 2 E: 0 K: 0 S: 14	H: 3 LOB: 1 BB: 0 P: 19	1B: 9 2B: 6 3B: 0 HR: 3	SF: 0 SAC: 0 DP: 1 HBP: 2	WP: 0 PB: 0 SB: 0 CS: 0	PA: 52			
PITCHER	IP	WLS	BF	H	R	ER	SO	BB	IBB	HBP	BLK	WP	HR	S	P	ERA	WHIP								
Steve Parris, R ERA: 4.72	3.2	L	24	10	8	8	2	2	1	1	0	0	1	44	70	19.64	3.273								
Corey Thurman, R ERA: 3.45	2.1		11	2	0	0	1	2	0	0	0	0	0	20	36	0.00	1.714								
Scott Cassidy, R ERA: 5.33	1.0		4	1	0	0	1	0	0	0	0	0	0	12	16	0.00	1.000								
Justin Miller, R ERA: 6.51	1.0		7	2	1	1	0	1	0	1	0	0	1	12	23	9.00	3.000								
Luke Prokopec, R ERA: 6.49	1.0		6	3	2	2	0	0	0	0	0	0	1	14	19	18.00	3.000								

Anaheim Angels @ Toronto Blue Jays
SkyDome, Toronto, ON
Sat Aug 10 2002, 4:05 PM EDT
Att: 25,118 - Sunny - 82 F

AB 44
R 11
H 18
RBI 11
BB 6
SO 4
LOB 27



Batter	1	2	3	4	5	6	7	8	9	AB	R	H	RBI	BB	SO	LOB	BOTTOM								
Shannon Stewart, R OBP: 0.370, SLG: 0.437	K		1B		FC5-4			F9		4	2	1	0	0	1	1									
Orlando Hudson, S OBP: 0.393, SLG: 0.632	P6		1B							4	1	3	2	0	0	0									
Eric Hinske, L OBP: 0.372, SLG: 0.496	G1-3		1B							3	0	0	1	0	0	2									
Chris Woodward, R OBP: 0.367, SLG: 0.595										3	0	0	0	1	1	1									
10 Vernon Wells, R OBP: 0.300, SLG: 0.440	G4-3									4	0	1	0	0	2	1									
Dewayne Wise, L OBP: 0.171, SLG: 0.429	G3									4	0	0	0	0	1	2									
Josh Phelps, R OBP: 0.325, SLG: 0.421	K									4	0	0	0	0	2	2									
Tom Wilson, R OBP: 0.336, SLG: 0.376										3	0	1	0	0	0	0									
Ken Huckaby, R OBP: 0.304, SLG: 0.354										3	1	1	0	0	1	1									
Inning Stats	R: 0 E: 0 K: 1 S: 6	H: 0 LOB: 0 BB: 0 P: 10	R: 0 E: 0 K: 1 S: 9	H: 0 LOB: 1 BB: 1 P: 16	R: 3 E: 0 K: 0 S: 27	H: 3 LOB: 0 BB: 0 P: 37	R: 0 E: 0 K: 3 S: 10	H: 0 LOB: 0 BB: 0 P: 16	R: 1 E: 0 K: 0 S: 11	H: 2 LOB: 1 BB: 0 P: 19	R: 0 E: 0 K: 1 S: 6	H: 0 LOB: 0 BB: 0 P: 7	R: 0 E: 0 K: 1 S: 6	H: 0 LOB: 0 BB: 0 P: 7	R: 0 E: 0 K: 1 S: 13	H: 1 LOB: 1 BB: 0 P: 17	R: 0 E: 0 K: 0 S: 9	H: 1 LOB: 0 BB: 0 P: 12	1B: 6 2B: 0 3B: 1 HR: 0	SF: 1 SAC: 0 DP: 1 HBP: 0	WP: 1 PB: 0 SB: 0 CS: 0	PA: 34			
PITCHER	IP	WLS	BF	H	R	ER	SO	BB	IBB	HBP	BLK	WP	HR	S	P	ERA	WHIP								
41 John Lackey, R ERA: 3.38	6.0	W	24	5	4	4	6	1	0	0	1	0	0	69	105	6.00	1.000								
Brendan Donnelly, R ERA: 2.16	2.0		7	1	0	0	2	0	0	0	0	0	0	19	24	0.00	0.500								
Ben Weber, R ERA: 2.89	1.0		3	1	0	0	0	0	0	0	0	0	0	9	12	0.00	1.000								

Anaheim Angels @ Toronto Blue Jays
SkyDome, Toronto, ON
Sat Aug 10 2002, 4:05 PM EDT
Att: 25,118 - Sunny - 82 F

AB 32
R 4
H 7
RBI 3
BB 1
SO 8
LOB 10

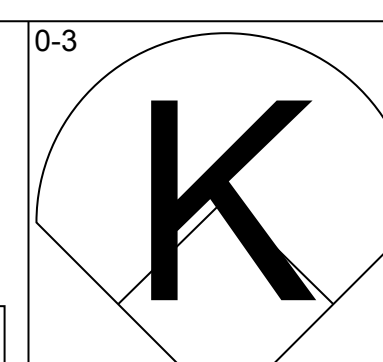
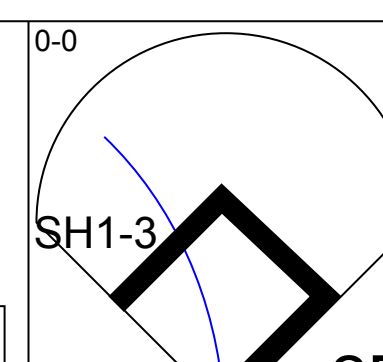
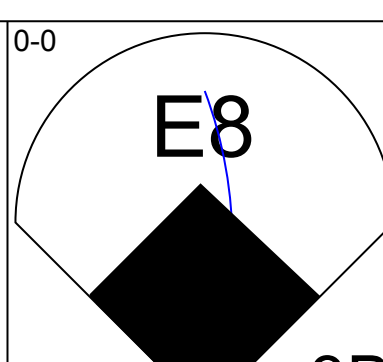
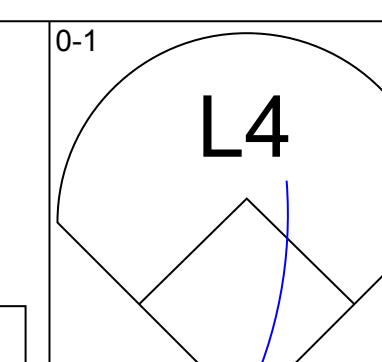
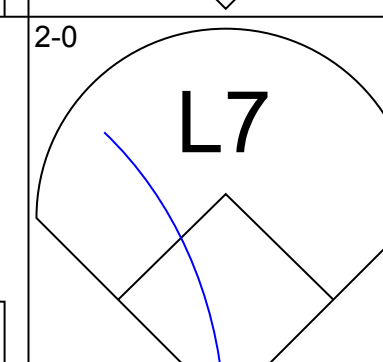
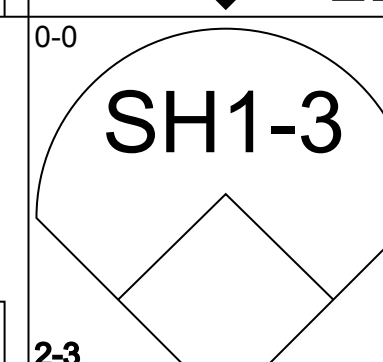
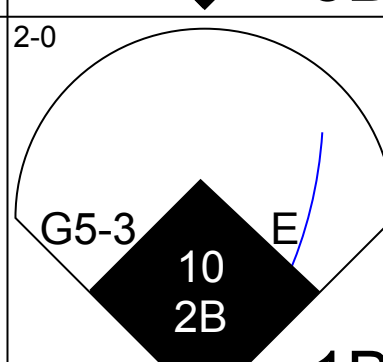
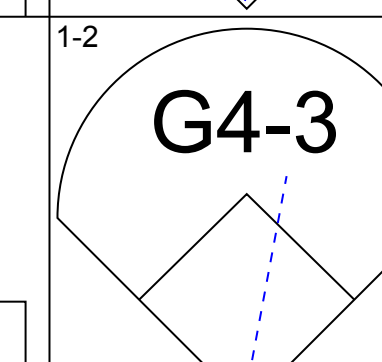
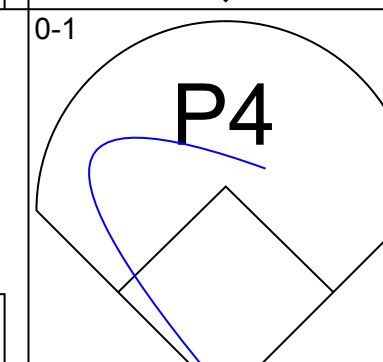
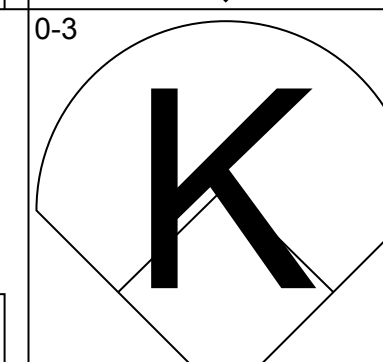
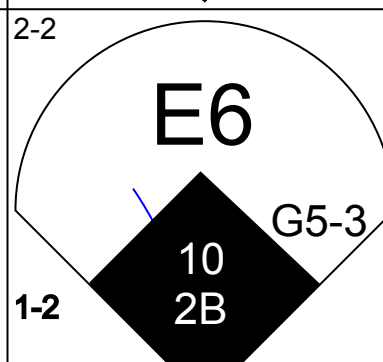
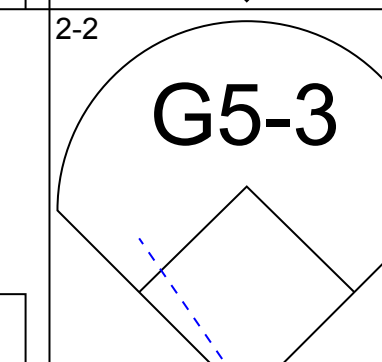
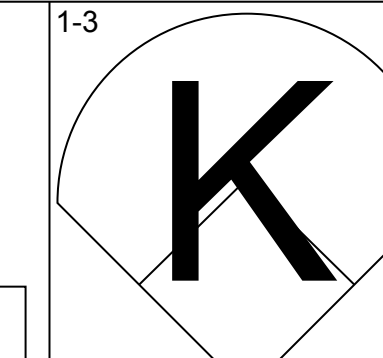
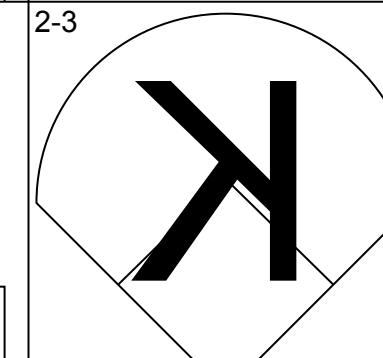
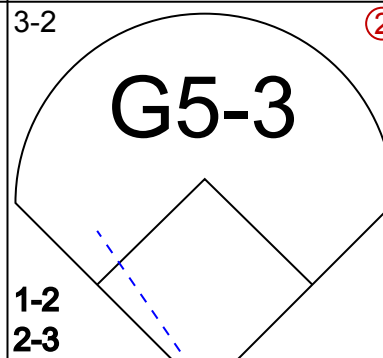
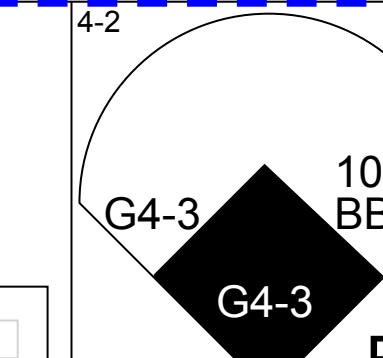

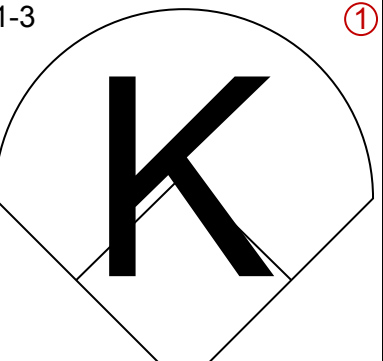
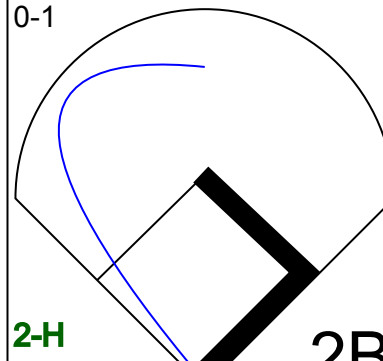
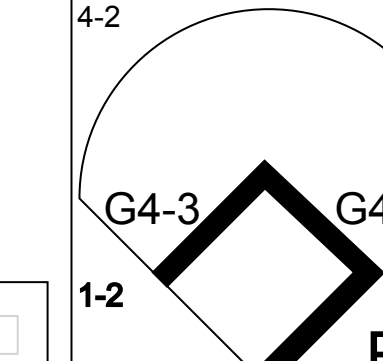

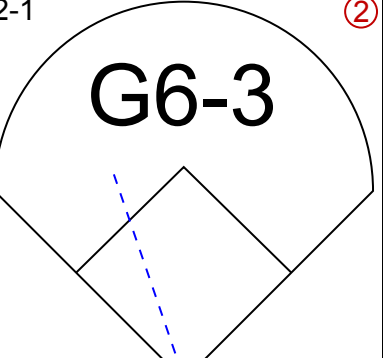
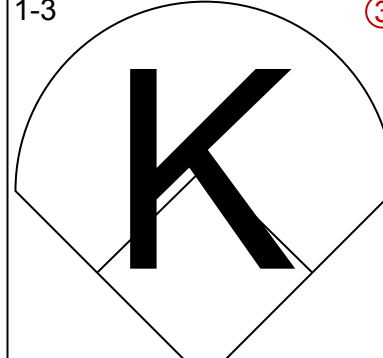
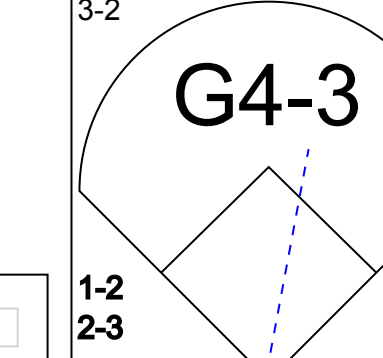
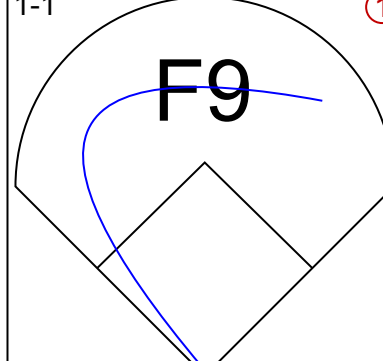
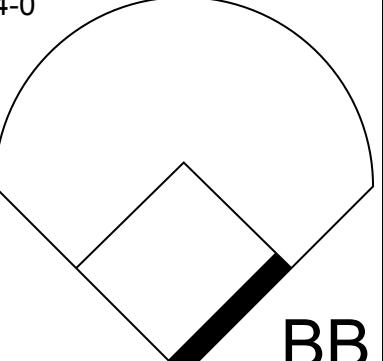
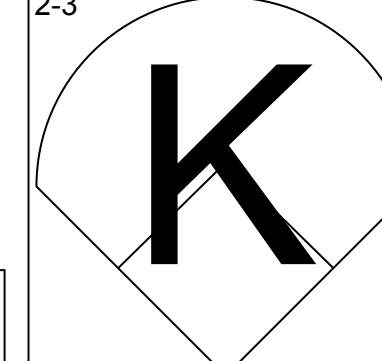
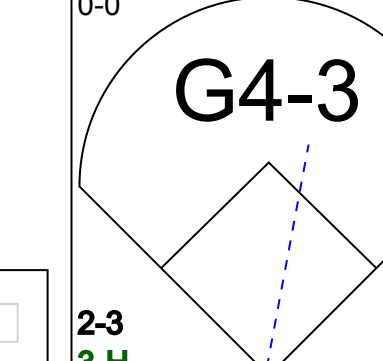
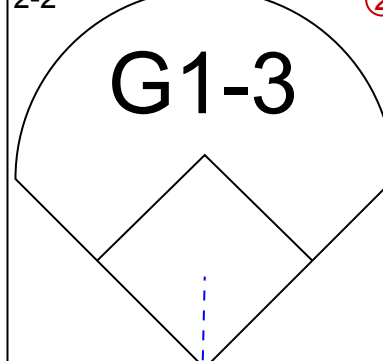
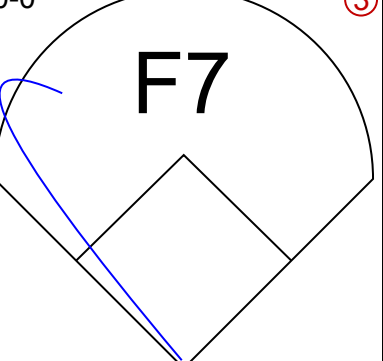
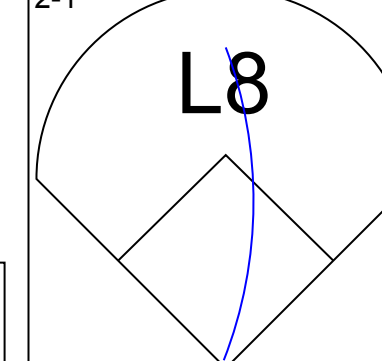
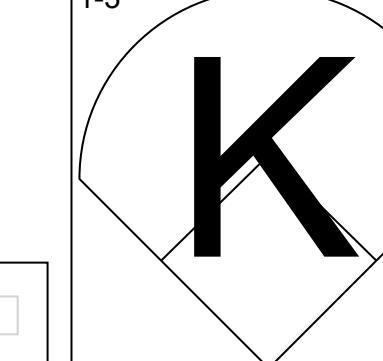
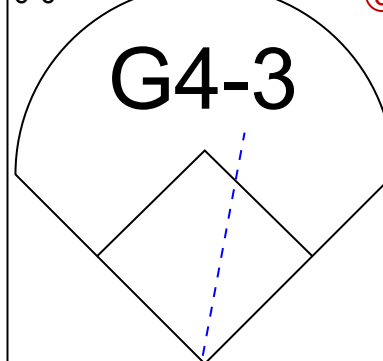
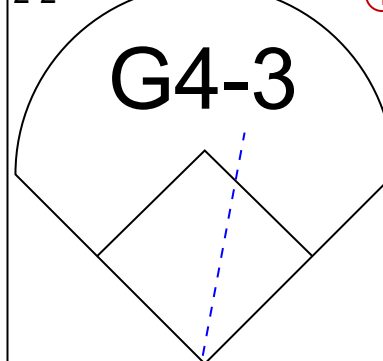
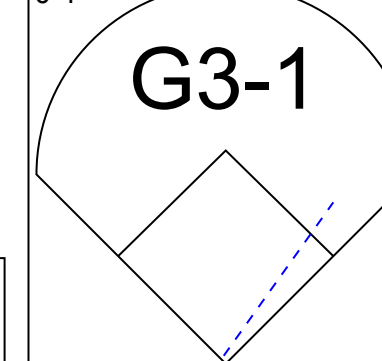


Batter	1	2	3	4	5	6	7	8	9	AB	R	H	RBI	BB	SO	LOB	TOP										
Shannon Stewart, R OBP: 0.367, SLG: 0.433	3-1 1B		1-0 L8			2-2 1B		2-1 F8		4	0	2	0	0	0	1	Toronto Blue Jays @ Oakland Athletics Network Associates Coliseum, Oakland, CA Mon Aug 12 2002, 10:05 PM EDT Att: 14,178 - Sunny - 68 F										
Orlando Hudson, S OBP: 0.353, SLG: 0.563	1-1 F8			1-1 L7		0-1 F5		1-0 G5-3		4	0	0	0	0	0	1											
Eric Hinske, L OBP: 0.371, SLG: 0.492	1-2 F7			2-1 P6		4-0 10 G6-4-3 1B			1-2 F5	3	0	0	0	1	0	0											
10 Vernon Wells, R OBP: 0.295, SLG: 0.433		0-0 F8		1-2 F7		1-0 G6-4-3			0-2 G2-3	4	0	0	0	0	0	2											
Chris Woodward, R OBP: 0.369, SLG: 0.586 Brian Leshar, R OBP: 0.238, SLG: 0.118	3-2 P4				0-0 HR 1B				2-3 K	2	1	1	0	0	0	0											
Dave Berg, R OBP: 0.320, SLG: 0.401	1-3 K				1-2 P4				0-1 SH5-3 HBP	2	0	0	0	0	1	1											
Josh Phelps, R OBP: 0.317, SLG: 0.433			0-0 P4		1-2 HR				0-1 F9	3	1	1	2	0	0	1											
Ken Huckaby, R OBP: 0.294, SLG: 0.341			1-1 L3		0-2 L3				1-2 F8	3	0	0	0	0	0	1											
Dewayne Wise, L OBP: 0.171, SLG: 0.390			0-2 1B		0-2 G3				1-2 F8	3	0	1	0	0	0	0											
Inning Stats	R: 0 E: 0 K: 0 S: 7	H: 1 LOB: 0 BB: 0 P: 12	R: 0 E: 0 K: 1 S: 11	H: 0 LOB: 0 BB: 0 P: 15	R: 0 E: 0 K: 0 S: 7	H: 1 LOB: 1 BB: 0 P: 9	R: 0 E: 0 K: 0 S: 7	H: 0 LOB: 0 BB: 0 P: 11	R: 2 E: 0 K: 0 S: 14	H: 2 LOB: 0 BB: 0 P: 16	R: 0 E: 0 K: 0 S: 6	H: 1 LOB: 1 BB: 1 P: 13	R: 0 E: 0 K: 0 S: 8	H: 0 LOB: 1 BB: 0 P: 10	R: 0 E: 0 K: 0 S: 6	H: 0 LOB: 0 BB: 0 P: 10		R: 0 E: 0 K: 1 S: 9	H: 0 LOB: 0 BB: 0 P: 12	1B: 4 2B: 0 3B: 0 HR: 1	SF: 0 SAC: 1 DP: 1 HBP: 1	WP: 0 PB: 1 SB: 0 CS: 0	PA: 32				
PITCHER	IP	WLS	BF	H	R	ER	SO	BB	IBB	HBP	BLK	WP	HR	S	P	ERA	WHIP										
Aaron Harang, R ERA: 3.53	7.0	L	26	5	2	2	1	0	1	1	0	0	1	60	86	2.57	0.714										
Ricardo Rincon, L ERA: 4.35	1.1		4	0	0	0	0	0	0	0	0	0	0	9	14	0.00	0.000										
Chad Bradford, R ERA: 2.23	0.2		2	0	0	0	1	0	0	0	0	0	0	6	8	0.00	0.000										

Batter	1	2	3	4	5	6	7	8	9	AB	R	H	RBI	BB	SO	LOB	BOTTOM										
Mark Ellis, R OBP: 0.353, SLG: 0.416	0-2 L6		1-2 L7			2-2 F9			0-2 F8	5	0	0	0	0	0	4	Toronto Blue Jays @ Oakland Athletics Network Associates Coliseum, Oakland, CA Mon Aug 12 2002, 10:05 PM EDT Att: 14,178 - Sunny - 68 F										
Ray Durham, S OBP: 0.384, SLG: 0.441	2-1 1B		1-0 F6			0-1 L5	2-2 P4			4	0	1	0	0	0	2											
Miguel Tejada, R OBP: 0.342, SLG: 0.511	1-2 F8			1-3 K		1-1 F3		0-1 L5		4	0	0	0	0	1	1											
3 Eric Chavez, L OBP: 0.345, SLG: 0.521	2-1 F9			2-1 1B		4-0 1B BB		1-1 G3 2B		3	0	2	0	1	0	1											
David Justice, L OBP: 0.391, SLG: 0.404		2-3 K		2-2 1B		1-0 FC6-4 1B		0-1 G3		4	0	2	0	0	1	1											
Jermaine Dye, R OBP: 0.332, SLG: 0.428		0-1 HR		2-2 L8		2-1 FC6-4		0-3 K		4	1	1	1	0	1	4											
Terrence Long, L OBP: 0.307, SLG: 0.373		0-1 F4			2-2 G3		4-2 1B BB		2-1 K 3B	3	0	1	0	1	0	0											
Olmedo Saenz, R OBP: 0.357, SLG: 0.486 John Mabry, L OBP: 0.327, SLG: 0.494	1-1 G6-3				0-3 K		1-1 L7		0-3 K	3	0	0	0	0	1	1											
Greg Myers, L OBP: 0.338, SLG: 0.393			0-0 G3		1-1 2B		1-2 1B		3-2 G3	4	0	2	0	0	0	1											
Inning Stats	R: 0 E: 0 K: 0 S: 10	H: 1 LOB: 1 BB: 0 P: 15	R: 1 E: 0 K: 1 S: 11	H: 1 LOB: 0 BB: 0 P: 14	R: 0 E: 0 K: 0 S: 5	H: 0 LOB: 0 BB: 0 P: 7	R: 0 E: 0 K: 1 S: 11	H: 2 LOB: 1 BB: 0 P: 18	R: 0 E: 0 K: 1 S: 11	H: 1 LOB: 1 BB: 0 P: 16	R: 0 E: 0 K: 0 S: 7	H: 1 LOB: 2 BB: 1 P: 15	R: 0 E: 0 K: 0 S: 11	H: 1 LOB: 2 BB: 1 P: 18	R: 0 E: 0 K: 1 S: 9	H: 1 LOB: 1 BB: 0 P: 10		R: 0 E: 0 K: 1 S: 11	H: 1 LOB: 1 BB: 0 P: 16	1B: 5 2B: 2 3B: 1 HR: 1	SF: 0 SAC: 0 DP: 0 HBP: 0	WP: 0 PB: 0 SB: 0 CS: 0	PA: 37				
PITCHER	IP	WLS	BF	H	R	ER	SO	BB	IBB	HBP	BLK	WP	HR	S	P	ERA	WHIP										
Esteban Loaiza, R ERA: 5.06	7.1	W	30	7	1	1	3	2	0	0	0	0	0	4	5	0.00	3.000										
Felix Heredia, L ERA: 4.1	0.1	H	2	1	0	0	0	0	0	0	0	0	0	3	3	0.00	0.000										
Cliff Politte, R ERA: 4.67	0.1	H	1	0	0	0	1	0	0	0	0	0	0	11	16	0.00	1.000										
Kelvin Escobar, R ERA: 4.79	1.0	S	4	1	0	0	1	0	0	0	0	0	0	11	16	0.00	1.000										

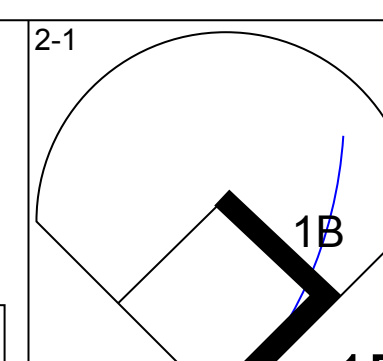
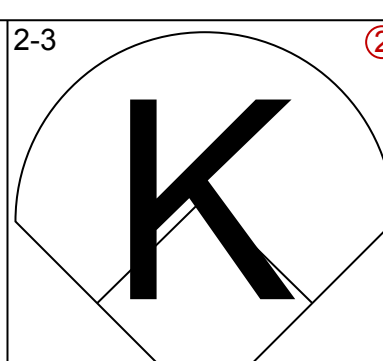
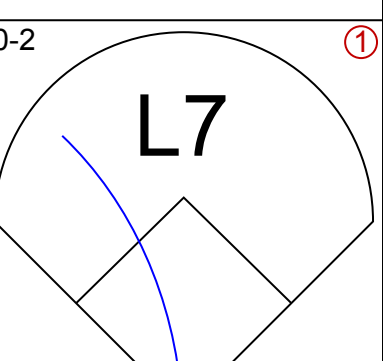
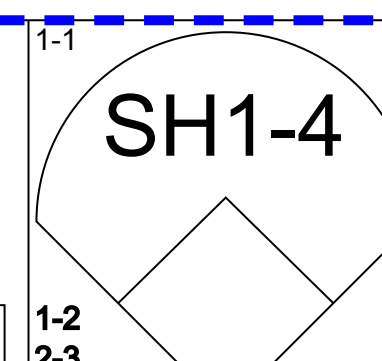
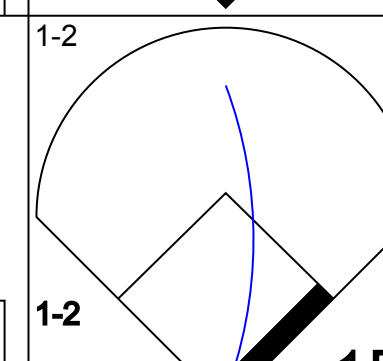
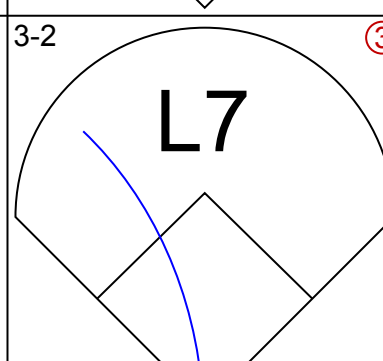
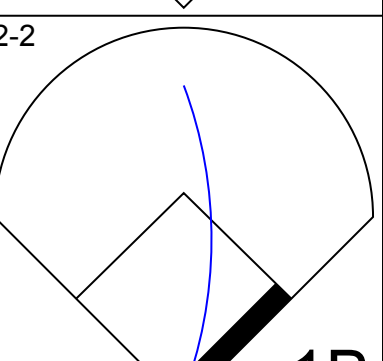
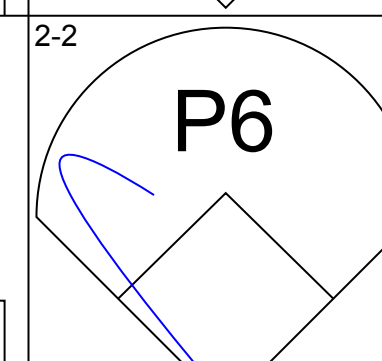
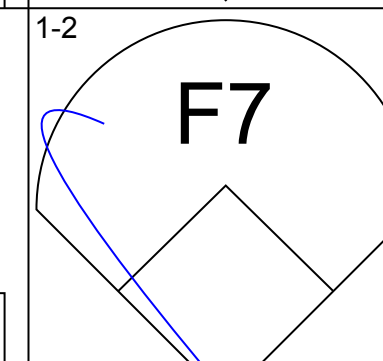
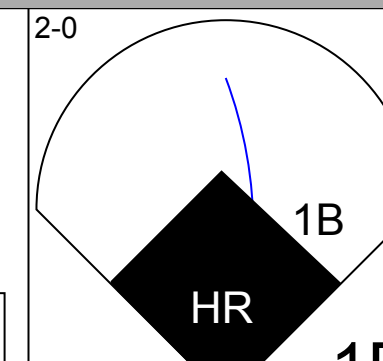
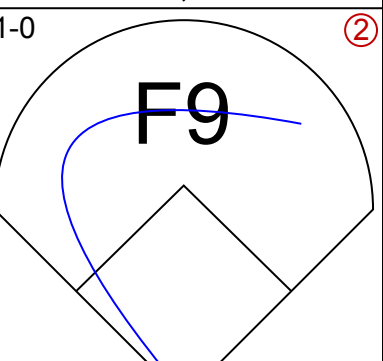
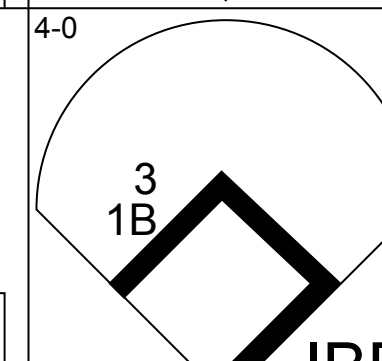
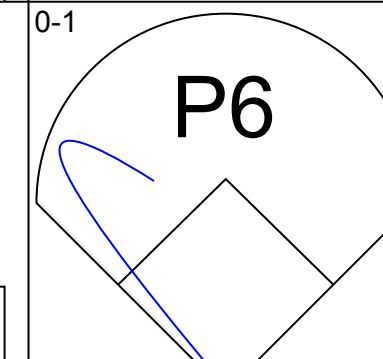
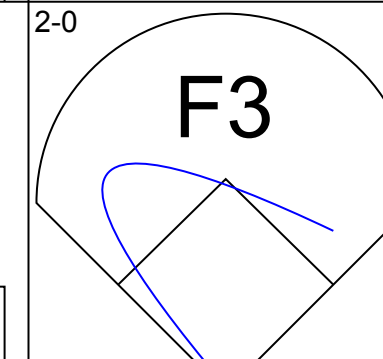
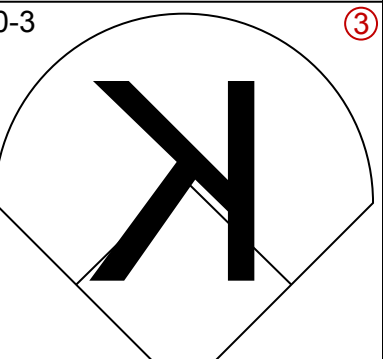
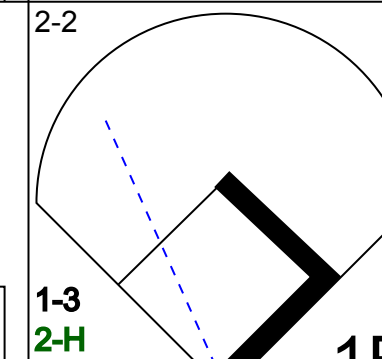
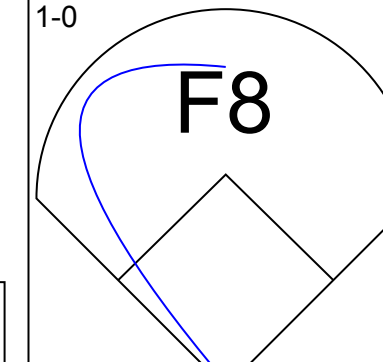
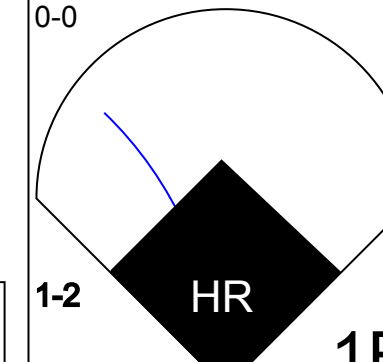
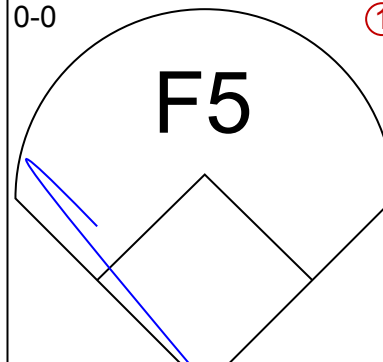
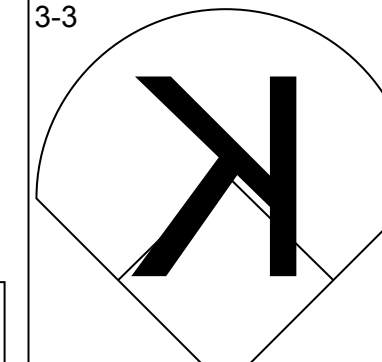

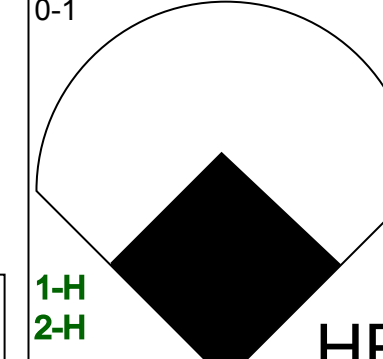
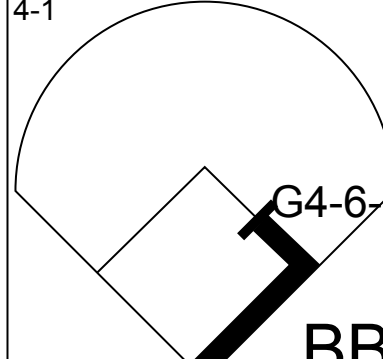
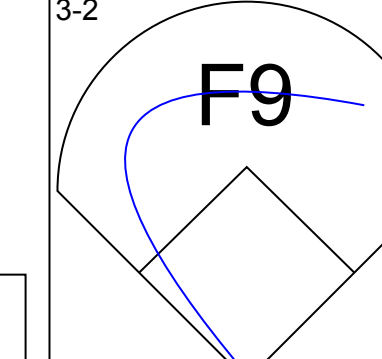

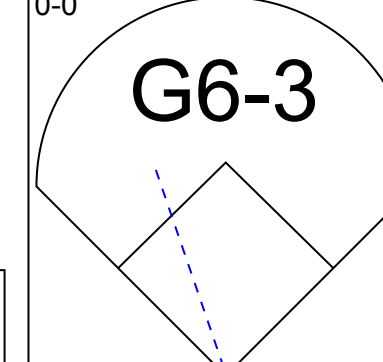
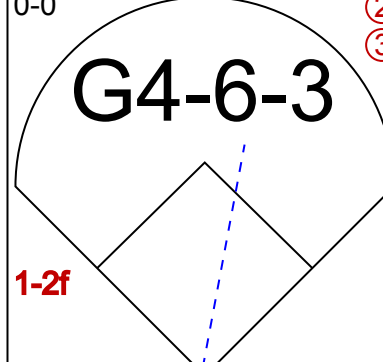
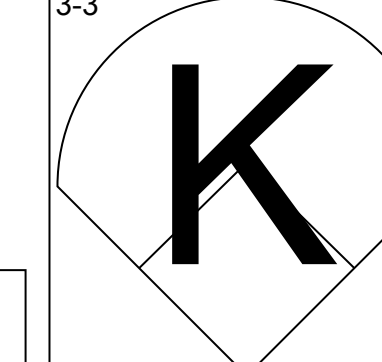

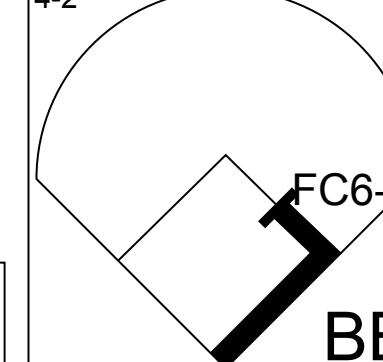
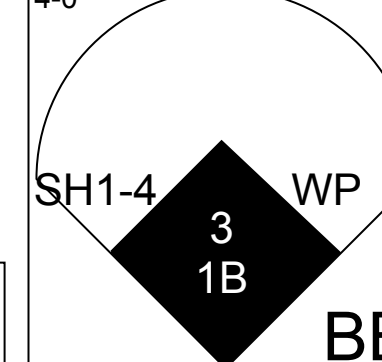
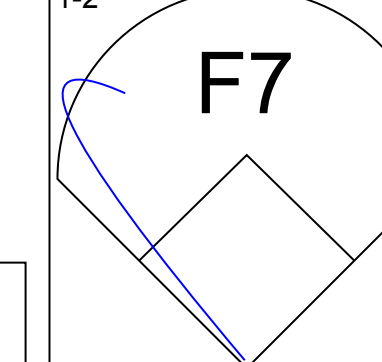
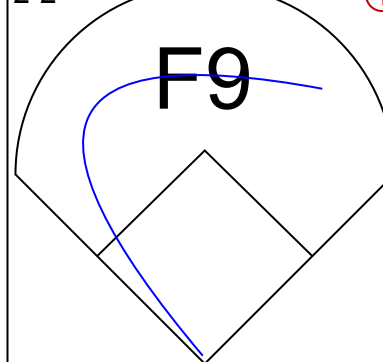
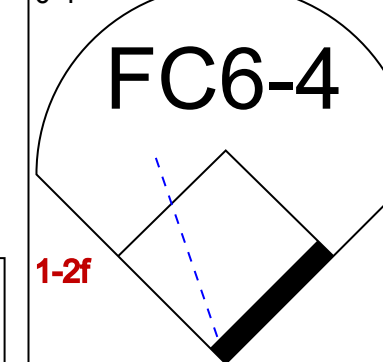
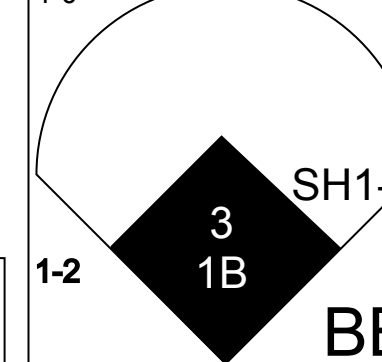
AB	29
R	2
H	5
RBI	2
BB	1
SO	2
LOB	7



Batter	1	2	3	4	5	6	7	8	9	AB	R	H	RBI	BB	SO	LOB	TOP			
Orlando Hudson, S (1, 4) OBP: 0.361, SLG: 0.603				 2B		 3B				4	1	2	0	0	1	0	Toronto Blue Jays @ Oakland Athletics Network Associates Coliseum, Oakland, CA Tue Aug 13 2002, 10:05 PM EDT Att. 17,466 - Sunny - 65 F			
Dave Berg, R (1, 6) OBP: 0.320, SLG: 0.401				 2-3		 10 2B				3	1	1	0	0	0	0				
Shannon Stewart, R (1, 7) OBP: 0.364, SLG: 0.429						 10 2B				4	1	0	0	0	1	2				
Josh Phelps, R (1, 10) OBP: 0.315, SLG: 0.423									 10 BB	3	1	0	0	1	2	3				
10 Vernon Wells, R (1, 8) OBP: 0.297, SLG: 0.435								 10 BB		3	0	1	2	1	1	0				
Eric Hinske, L (1, 5) OBP: 0.368, SLG: 0.487										4	0	0	0	0	1	3				
Brian Leshar, R (1, 3) OBP: 0.240, SLG: 0.100										3	0	0	1	1	1	1				
Ken Huckaby, R (1, 2) OBP: 0.289, SLG: 0.335										3	0	0	0	0	0	1				
Tom Wilson, R (9, PH) OBP: 0.330, SLG: 0.368										1	0	0	0	0	1	1				
Dewayne Wise, L (1, 9) OBP: 0.159, SLG: 0.364										3	0	0	0	0	0	0				
Inning Stats	R: 0 E: 0 K: 1 S: 8	H: 0 LOB: 0 BB: 0 P: 10	R: 0 E: 0 K: 1 S: 7	H: 0 LOB: 0 BB: 0 P: 10	R: 0 E: 0 K: 0 S: 6	H: 1 LOB: 1 BB: 0 P: 12	R: 0 E: 0 K: 2 S: 10	H: 0 LOB: 1 BB: 1 P: 13	R: 3 E: 2 K: 1 S: 19	H: 3 LOB: 1 BB: 0 P: 29	R: 0 E: 0 K: 1 S: 7	H: 0 LOB: 0 BB: 0 P: 11	R: 0 E: 0 K: 0 S: 8	H: 0 LOB: 0 BB: 0 P: 11	R: 1 E: 0 K: 1 S: 12	H: 0 LOB: 1 BB: 2 P: 24	1B: 1 2B: 2 3B: 1 HR: 0	SF: 0 SAC: 1 DP: 0 HBP: 0	WP: 0 PB: 0 SB: 0 CS: 0	PA: 35
PITCHER	IP	WLS	BF	H	R	ER	SO	BB	IBB	HBP	BLK	WP	HR	S	P	ERA	WHIP			
Barry Zito, L (1, 1) ERA: 2.95	8.0	W	30	4	3	1	7	1	0	0	0	0	0	71	105	1.12	0.625			
Billy Koch, R (9, 1) ERA: 3.22	1.0	S	5	0	1	1	1	2	0	0	0	0	0	12	24	9.00	2.000			

AB	31
R	4
H	4
RBI	3
BB	3
SO	8
LOB	11



Batter	1	2	3	4	5	6	7	8	9	AB	R	H	RBI	BB	SO	LOB	BOTTOM			
Mark Ellis, R (1, 4) OBP: 0.353, SLG: 0.415										3	0	1	0	0	1	0	Toronto Blue Jays @ Oakland Athletics Network Associates Coliseum, Oakland, CA Tue Aug 13 2002, 10:05 PM EDT Att. 17,466 - Sunny - 65 F			
Scott Hatteberg, L (1, 3) OBP: 0.357, SLG: 0.422										4	0	2	0	0	0	2				
Miguel Tejada, R (1, 6) OBP: 0.343, SLG: 0.510				 HR			 IBB			3	1	1	0	1	0	3				
3 Eric Chavez, L (1, 5) OBP: 0.344, SLG: 0.519										4	0	1	2	0	1	4				
David Justice, L (1, 10) OBP: 0.390, SLG: 0.401				 HR						4	1	1	0	0	1	4				
Jermaine Dye, R (1, 9) OBP: 0.333, SLG: 0.436				 1-2		 BB				3	1	1	3	1	0	0				
Terrence Long, L (1, 8) OBP: 0.305, SLG: 0.369					 1-2					4	0	0	0	0	1	1				
John Mabry, L (1, 7) OBP: 0.333, SLG: 0.491				 BB		 3 1B				1	0	0	0	2	1	0				
Eric Byrnes, R (7, PR) OBP: 0.310, SLG: 0.440										1	1	0	0	0	0	0				
Ramon Hernandez, R (1, 2) OBP: 0.321, SLG: 0.347				 1-2		 3 1B				2	1	0	0	1	0	1				
Inning Stats	R: 0 E: 0 K: 0 S: 12	H: 2 LOB: 2 BB: 0 P: 17	R: 0 E: 0 K: 1 S: 7	H: 0 LOB: 0 BB: 0 P: 11	R: 0 E: 0 K: 1 S: 10	H: 0 LOB: 0 BB: 0 P: 17	R: 3 E: 0 K: 0 S: 11	H: 3 LOB: 1 BB: 1 P: 19	R: 0 E: 0 K: 0 S: 3	H: 0 LOB: 0 BB: 1 P: 7	R: 2 E: 0 K: 1 S: 14	H: 1 LOB: 2 BB: 3 P: 34	R: 0 E: 0 K: 1 S: 9	H: 0 LOB: 0 BB: 0 P: 16	R: 0 E: 0 K: 1 S: 12	H: 0 LOB: 1 BB: 2 P: 24	1B: 6 2B: 0 3B: 0 HR: 1	SF: 0 SAC: 1 DP: 1 HBP: 0	WP: 1 PB: 0 SB: 0 CS: 0	PA: 35
PITCHER	IP	WLS	BF	H	R	ER	SO	BB	IBB	HBP	BLK	WP	HR	S	P	ERA	WHIP			
Chris Carpenter, R (1, 1) ERA: 5.28	6.0	L	27	6	5	5	3	4	0	0	0	0	0	14	26	0.00	1.000			
Mark Hendrickson, L (7, 1) ERA: 15.0	1.0		5	1	0	0	1	0	1	0	0	0	0	9	16	0.00	0.000			
Scott Cassidy, R (8, 1) ERA: 5.23	1.0		3	0	0	0	1	0	0	0	0	0	0	9	16	0.00	0.000			


AB	29
R	5
H	7
RBI	5
BB	5
SO	5
LOB	15



Batter	1	2	3	4	5	6	7	8	9	AB	R	H	RBI	BB	SO	LOB	TOP								
Shannon Stewart, R OBP: 0.363, SLG: 0.435	G6-3			E5		HR		G5-3		4	1	1	1	0	0	0	Toronto Blue Jays @ Oakland Athletics Network Associates Coliseum, Oakland, CA Wed Aug 14 2002, 3:35 PM EDT Att: 40,528 - Sunny - 66 F								
Eric Hinske, L OBP: 0.369, SLG: 0.490	F7			S		G5-3		F5		4	1	2	0	0	0										
Orlando Hudson, S OBP: 0.342, SLG: 0.569	F5			L8		F5		K		4	0	0	0	0	1										
Josh Phelps, R OBP: 0.313, SLG: 0.413				K		G5-3		G6-3		3	0	0	1	1	2										
10 Vernon Wells, R OBP: 0.294, SLG: 0.431	G5-4-3			K		G1-3		K		4	0	0	0	0	2										
Dewayne Wise, L OBP: 0.167, SLG: 0.375	G6-3					F9		F9		4	0	1	0	0	0										
Dave Berg, R OBP: 0.323, SLG: 0.404				G6-3		1B		G4-3		3	0	2	0	0	1										
Tom Wilson, R OBP: 0.330, SLG: 0.367	G6-3			G6-3		F8		F8		3	0	1	0	0	2										
Brian Leshar, R OBP: 0.214, SLG: 0.087	G6-3			G6-3		G6-4-3		G6-3		3	0	0	0	0	3										
Inning Stats	R: 0 E: 0 K: 0 S: 6	H: 0 LOB: 0 BB: 0 P: 8	R: 0 E: 0 K: 0 S: 4	H: 0 LOB: 0 BB: 1 P: 12	R: 0 E: 0 K: 0 S: 4	H: 1 LOB: 0 BB: 0 P: 8	R: 0 E: 1 K: 2 S: 11	H: 1 LOB: 2 BB: 0 P: 19	R: 0 E: 0 K: 0 S: 8	H: 2 LOB: 1 BB: 0 P: 12	R: 2 E: 1 K: 0 S: 6	H: 2 LOB: 0 BB: 0 P: 7	R: 0 E: 0 K: 1 S: 8	H: 1 LOB: 1 BB: 0 P: 12	R: 0 E: 0 K: 1 S: 9	H: 0 LOB: 0 BB: 0 P: 11	R: 0 E: 0 K: 1 S: 9	H: 0 LOB: 0 BB: 0 P: 12	1B: 4 2B: 2 3B: 0 HR: 1	SF: 0 SAC: 0 DP: 3 HBP: 0	WP: 0 PB: 0 SB: 1 CS: 0	PA: 33			
PITCHER	IP	WLS	BF	H	R	ER	SO	BB	IBB	HBP	BLK	WP	HR	S	P	ERA	WHIP								
Tim Hudson, R ERA: 3.35	7.1	W	28	7	2	1	2	1	0	0	0	0	1	48	79	1.23	1.091								
Ricardo Rincon, L ERA: 4.29	0.2	H	2	0	0	0	1	0	0	0	0	0	0	7	10	0.00	0.000								
Billy Koch, R ERA: 3.18	1.0	S	3	0	0	0	1	0	0	0	0	0	0	9	12	0.00	0.000								

Batter	1	2	3	4	5	6	7	8	9	AB	R	H	RBI	BB	SO	LOB	BOTTOM								
Ray Durham, S OBP: 0.381, SLG: 0.436	G5-3	F5		F9			F9			4	0	0	0	0	0	1	Toronto Blue Jays @ Oakland Athletics Network Associates Coliseum, Oakland, CA Wed Aug 14 2002, 3:35 PM EDT Att: 40,528 - Sunny - 66 F								
Scott Hatteberg, L OBP: 0.359, SLG: 0.423							F8			2	2	1	0	1	0										
Olmedo Saenz, R OBP: 0.355, SLG: 0.483	BB			3 F9	1B					1	0	0	0	0	0										
Eric Byrnes, R OBP: 0.310, SLG: 0.440	3 HR	1B		3 FC5-4	BB					0	0	0	0	0	0										
Miguel Tejada, R OBP: 0.345, SLG: 0.509	4-2			0-1			K			3	1	1	0	1	2										
3 Eric Chavez, L OBP: 0.344, SLG: 0.523	4-2			1-2			F9			4	1	1	3	0	2										
Jermaine Dye, R OBP: 0.330, SLG: 0.431	0-0			1-2			FC5-4			4	0	0	1	0	1										
David Justice, L OBP: 0.389, SLG: 0.401	2-1			2-3			K			3	0	1	0	0	2										
John Mabry, L OBP: 0.333, SLG: 0.491				1-2			K			0	0	0	0	0	0										
Mark Ellis, R OBP: 0.352, SLG: 0.411	1-1						F8			2	0	0	0	1	0										
Terrence Long, L OBP: 0.305, SLG: 0.368										2	0	0	0	1	0										
Ramon Hernandez, R OBP: 0.318, SLG: 0.344										3	0	0	0	0	1										
Inning Stats	R: 3 E: 0 K: 0 S: 18	H: 3 LOB: 1 BB: 1 P: 30	R: 0 E: 0 K: 0 S: 6	H: 0 LOB: 0 BB: 0 P: 10	R: 1 E: 0 K: 1 S: 20	H: 1 LOB: 1 BB: 1 P: 29	R: 0 E: 0 K: 1 S: 9	H: 0 LOB: 1 BB: 1 P: 17	R: 0 E: 0 K: 1 S: 10	H: 0 LOB: 0 BB: 0 P: 15	R: 0 E: 0 K: 1 S: 11	H: 0 LOB: 1 BB: 1 P: 21	R: 0 E: 0 K: 0 S: 4	H: 0 LOB: 0 BB: 0 P: 9	R: 0 E: 0 K: 1 S: 9	H: 0 LOB: 0 BB: 0 P: 14	R: 0 E: 0 K: 1 S: 9	H: 0 LOB: 0 BB: 0 P: 12	1B: 3 2B: 0 3B: 0 HR: 1	SF: 0 SAC: 0 DP: 0 HBP: 0	WP: 0 PB: 0 SB: 1 CS: 0	PA: 32			
PITCHER	IP	WLS	BF	H	R	ER	SO	BB	IBB	HBP	BLK	WP	HR	S	P	ERA	WHIP								
Pete Walker, R ERA: 4.81	6.0	L	26	4	4	4	4	4	0	0	0	0	1	74	122	6.00	1.333								
Felix Heredia, L ERA: 4.01	1.0		3	0	0	0	0	0	0	0	0	0	0	4	9	0.00	0.000								
Cliff Politte, R ERA: 4.58	1.0		3	0	0	0	1	0	0	0	0	0	0	9	14	0.00	0.000								

AB 32
R 2
H 7
RBI 2
BB 1
SO 4
LOB 14



AB 28
R 4
H 4
RBI 4
BB 4
SO 5
LOB 8



Batter	1	2	3	4	5	6	7	8	9	AB	R	H	RBI	BB	SO	LOB	TOP										
Shannon Stewart, R OBP: 0.360, SLG: 0.432	F9		G5-3	WP 1B 1-3		FC5-4			G1-3	5	0	1	0	0	0	1											
Eric Hinske, L OBP: 0.371, SLG: 0.487	F8		FC6-4 1B	WP 1-2			L4-3 BB			3	0	2	1	2	0	0											
Chris Woodward, R OBP: 0.367, SLG: 0.576	F8		FC6-4 2B	G5-3			L4-3		K	5	1	0	0	0	1	5											
Josh Phelps, R OBP: 0.324, SLG: 0.444		HR					K			3	1	2	2	1	1	0											
10 Vernon Wells, R OBP: 0.294, SLG: 0.430	WP SF8 2B		F7			G6-4-3			K	4	1	1	0	0	1	2											
Orlando Hudson, S OBP: 0.353, SLG: 0.613	SF8			HR		G5-3			BB 1B	3	1	2	2	0	0	0											
Dave Berg, R OBP: 0.321, SLG: 0.401	G5-3			K			G4-3		G6-3 BB	3	0	0	0	1	1	0											
Tom Wilson, R OBP: 0.332, SLG: 0.368				K			FC5-4 1B		G6-3	4	0	2	0	0	1	2											
Ken Huckaby, R OBP: 0.290, SLG: 0.331	G1-3			1B BB			L9			2	1	0	0	1	0	2											
Pedro Swann, L OBP: 0.182, SLG: 0.100									K	1	0	0	0	0	1	0											
Inning Stats	R: 0 H: 0 E: 0 K: 0 S: 7	H: 0 LOB: 0 BB: 0 P: 9	R: 2 H: 3 E: 0 K: 0 S: 16	H: 3 LOB: 1 BB: 0 P: 27	R: 1 H: 2 E: 0 K: 0 S: 11	H: 2 LOB: 1 BB: 0 P: 17	R: 2 H: 3 E: 0 K: 2 S: 17	H: 3 LOB: 2 BB: 1 P: 28	R: 0 H: 0 E: 0 K: 0 S: 6	H: 1 LOB: 0 BB: 1 P: 16	R: 0 H: 0 E: 0 K: 1 S: 13	H: 0 LOB: 0 BB: 1 P: 20	R: 0 H: 1 E: 0 K: 1 S: 10	H: 1 LOB: 1 BB: 1 P: 20	R: 0 H: 0 E: 0 K: 2 S: 13	H: 0 LOB: 1 BB: 1 P: 24	1B: 6 2B: 3 3B: 0 HR: 2	SF: 1 SAC: 0 DP: 3 HBP: 0	WP: 2 PA: 39 PB: 0 SB: 0 CS: 0								
PITCHER	IP	WLS	BF	H	R	ER	SO	BB	IBB	HBP	BLK	WP	HR	S	P	ERA	WHIP										
Rob Bell, R ERA: 6.4	3.2		20	8	5	5	2	1	0	0	0	1	2	47	75	12.27	2.455										
Dennis Reyes, L ERA: 4.76	2.1	W	9	1	0	0	0	2	0	0	0	1	0	27	47	0.00	1.286										
Jay Powell, R ERA: 4.5	2.0	H	6	1	0	0	2	1	0	0	0	0	0	16	29	0.00	1.000										
Francisco Cordero, R ERA: 2.48	1.0		4	0	0	0	2	1	0	0	0	0	0	13	24	0.00	1.000										

Toronto Blue Jays @ Texas Rangers
The Ballpark at Arlington, Arlington, TX
Sat Aug 17 2002, 8:05 PM EDT
Att: 30,426 - Cloudy - 91 F

AB	33
R	5
H	10
RBI	5
BB	5
SO	6
LOB	12



Batter	1	2	3	4	5	6	7	8	9	AB	R	H	RBI	BB	SO	LOB	BOTTOM										
10 Michael Young, R OBP: 0.305, SLG: 0.376	G4-3 HR			L9		P4		G6-3		4	1	1	0	1	0	1											
Mike Lamb, L OBP: 0.339, SLG: 0.415	G4-3			L4		P4				5	0	0	0	0	1	3											
Donnie Sadler, R OBP: 0.218, SLG: 0.219								K		0	0	0	0	0	0	0											
Alex Rodriguez, R OBP: 0.409, SLG: 0.650	HR			HR		K				4	3	3	4	0	1	0											
Rafael Palmeiro, L OBP: 0.383, SLG: 0.585	1B BB			P4		HR				3	1	1	1	1	1	0											
Ivan Rodriguez, R OBP: 0.336, SLG: 0.484				WP 1B G4-3		HR				4	2	3	0	0	1	0											
Carl Everett, S OBP: 0.291, SLG: 0.406	1B			1B		2B				4	1	3	1	0	0	2											
Herbert Perry, R OBP: 0.319, SLG: 0.446	F7			WP 1B		1B				4	1	1	3	0	0	4											
Travis Hafner, L OBP: 0.316, SLG: 0.472	F9			G4-3		G6-3				4	1	1	3	0	0	4											
Ruben Rivera, R OBP: 0.292, SLG: 0.364				L7		P4				4	0	0	0	0	2	1											
	G1-3			B1-3						4	0	1	0	0	0	0											
Inning Stats	R: 2 H: 2 E: 0 K: 0 S: 12	H: 2 LOB: 2 BB: 2 P: 26	R: 0 H: 1 E: 0 K: 1 S: 9	H: 1 LOB: 1 BB: 0 P: 15	R: 2 H: 3 E: 0 K: 0 S: 17	H: 3 LOB: 1 BB: 0 P: 27	R: 0 H: 0 E: 0 K: 0 S: 5	H: 0 LOB: 0 BB: 0 P: 6	R: 2 H: 3 E: 0 K: 1 S: 11	H: 3 LOB: 0 BB: 0 P: 16	R: 0 H: 1 E: 0 K: 0 S: 9	H: 1 LOB: 0 BB: 0 P: 11	R: 3 H: 3 E: 0 K: 3 S: 19	H: 3 LOB: 0 BB: 0 P: 31	R: 0 H: 0 E: 0 K: 1 S: 6	H: 0 LOB: 0 BB: 0 P: 10	1B: 7 2B: 1 3B: 0 HR: 5	SF: 0 SAC: 0 DP: 1 HBP: 0	WP: 1 PA: 38 PB: 0 SB: 1 CS: 0								
PITCHER	IP	WLS	BF	H	R	ER	SO	BB	IBB	HBP	BLK	WP	HR	S	P	ERA	WHIP										
Steve Parris, R ERA: 5.18	5.0	L	25	9	6	6	2	2	0	0	0	0	1	12	16	9.00	2.000										
Corey Thurman, R ERA: 3.57	1.0		5	2	1	1	0	0	0	0	0	0	0	3	3	0.00	0.000										
Mark Hendrickson, L ERA: 16.2	0.1		1	0	0	0	1	0	0	0	0	0	0	3	3	0.00	0.000										
Luke Prokopec, R ERA: 6.69	0.2		4	2	2	2	2	0	0	0	0	0	1	13	23	27.00	3.000										
Mike Smith, R ERA: 9.31	1.0		3	0	0	0	1	0	0	0	0	0	0	6	10	0.00	0.000										

Toronto Blue Jays @ Texas Rangers
The Ballpark at Arlington, Arlington, TX
Sat Aug 17 2002, 8:05 PM EDT
Att: 30,426 - Cloudy - 91 F

AB	36
R	9
H	13
RBI	9
BB	2
SO	6
LOB	11



Batter	1	2	3	4	5	6	7	8	9	AB	R	H	RBI	BB	SO	LOB	TOP			
Shannon Stewart, R OBP: 0.360, SLG: 0.436	2-1 F8	2-1 G3-1 3B		2-2 BB 1B		0-2 F9			1-0 G6-3	5	1	2	1	0	0	1				
Eric Hinske, L OBP: 0.373, SLG: 0.485	1-2 G6-3	0-0 G3-1		4-0 BB 1B		4-1 FC6-4 BB			0-1 2B 1B	3	1	1	1	2	0	0				
Chris Woodward, R OBP: 0.368, SLG: 0.575	4-1 10 1B BB	3-1 K		0-0 F7		1-1 FC6-4 1-2 2-3			0-0 2B 2B	4	2	1	1	1	1	4				
Josh Phelps, R OBP: 0.327, SLG: 0.445	4-2 10 1B BB			1-3 K		0-3 K			2-0 2B 10 HR	4	1	1	1	1	3	0				
10 Vernon Wells, R OBP: 0.295, SLG: 0.436	2-1 BB 1B			2-1 F9		2-1 F9			3-1 2B HR	5	1	2	3	0	0	0				
Orlando Hudson, S OBP: 0.367, SLG: 0.602	4-2 BB			1-1 1B		4-2 BB			3-2 F8	3	0	1	0	2	0	0				
Dave Berg, R OBP: 0.316, SLG: 0.394	1-3 K			3-2 F8		3-2 F8			1-1 G1-3 G4-3	5	0	0	0	0	1	5				
Dewayne Wise, L OBP: 0.192, SLG: 0.360		4-1 3B BB		4-0 G6-3 BB		1-3 K			1-1 G4-3	2	1	0	0	2	1	0				
Ken Huckaby, R OBP: 0.289, SLG: 0.330		3-3 K		2-2 G6-3		0-0 FC6-4 BB 1B			2-0 G4-3	4	0	1	0	0	1	2				
Inning Stats	R: 1 E: 0 K: 1 S: 16	H: 1 LOB: 3 BB: 3 P: 34	R: 2 E: 0 K: 2 S: 10	H: 1 LOB: 0 BB: 1 P: 21	R: 0 E: 0 K: 1 S: 12	H: 1 LOB: 1 BB: 0 P: 18	R: 0 E: 0 K: 0 S: 11	H: 0 LOB: 1 BB: 1 P: 20	R: 0 E: 0 K: 1 S: 10	H: 1 LOB: 2 BB: 1 P: 16	R: 0 E: 0 K: 1 S: 8	H: 0 LOB: 0 BB: 0 P: 12	R: 0 E: 0 K: 0 S: 5	H: 0 LOB: 0 BB: 0 P: 9	R: 4 E: 0 K: 0 S: 14	H: 4 LOB: 0 BB: 0 P: 23	1B: 5 2B: 2 3B: 1 HR: 1	SF: 0 SAC: 0 DP: 1 HBP: 0	WP: 0 PB: 0 SB: 0 CS: 0	PA: 43
PITCHER	IP WLS BF H R ER SO	IP WLS BF H R ER SO	IP WLS BF H R ER SO	IP WLS BF H R ER SO	IP WLS BF H R ER SO	IP WLS BF H R ER SO	IP WLS BF H R ER SO	IP WLS BF H R ER SO	IP WLS BF H R ER SO	IP WLS BF H R ER SO	IP WLS BF H R ER SO	IP WLS BF H R ER SO	IP WLS BF H R ER SO	IP WLS BF H R ER SO	IP WLS BF H R ER SO	IP WLS BF H R ER SO	ERA WHIP	ERA WHIP		
Aaron Myette, R ERA: 9.09	(1, 1)	5.0	W	25	4	3	3	5	7	0	0	0	0	0	0	0	0	5.40	2.200	
Juan Alvarez, L ERA: 3.57	(6, 1)	0.2		4	1	0	0	1	1	0	0	0	0	0	0	0	0	0.00	3.000	
Jay Powell, R ERA: 4.3	(6, 1)	1.1		4	0	0	0	1	0	0	0	0	0	0	0	0	0	0.00	0.000	
Dan Kolb, R ERA: 1.38	(8, 1)	1.0		3	0	0	0	0	0	0	0	0	0	0	0	0	0	0.00	0.000	
Reynaldo Garcia, R ERA: 31.5	(9, 1)	0.1		5	4	4	4	0	0	0	0	0	0	0	0	0	0	108.00	12.000	
Francisco Cordero, R ERA: 2.43	(9, 1)	0.2		2	0	0	0	0	0	0	0	0	0	0	0	0	0	0.00	0.000	

Toronto Blue Jays @ Texas Rangers
The Ballpark at Arlington, Arlington, TX
Sun Aug 18 2002, 8:05 PM EDT
Att: 20,214 - Sunny - 93 F

AB	35
R	7
H	9
RBI	7
BB	8
SO	7
LOB	12



Batter	1	2	3	4	5	6	7	8	9	AB	R	H	RBI	BB	SO	LOB	BOTTOM			
10 Michael Young, R OBP: 0.308, SLG: 0.379	4-2 BB HBP 1B BB	0-0 HR 2B	3-3 K			3-2 CS 1B			3-2 F8	4	2	2	0	1	1	1				
Mike Lamb, L OBP: 0.337, SLG: 0.409	1-2 1B BB 2B HBP	0-2 G6-3		1-1 G4-3		3-2 F8			4-0 FC6-4 1B BB	3	1	0	1	0	0	2				
Jason Hart, R	(9, 3)					1-2 1B				0	0	0	0	1	0	0				
Alex Rodriguez, R OBP: 0.386, SLG: 0.660	1-3 K	2-0 HR		0-1 F9		2-1 HR			3-3 K	5	2	2	3	0	2	3				
Kevin Mench, R OBP: 0.351, SLG: 0.520	(9, 7)					2-1 HR			3-3 K	0	0	0	0	0	0	0				
Rafael Palmeiro, L OBP: 0.386, SLG: 0.592	4-1 1B 2B BB	3-3 K		0-0 G3		3-2 HR			3-1 FC6-4 1B	4	2	2	1	1	1	0				
Donnie Sadler, R OBP: 0.216, SLG: 0.219	(8, PR)					1-2 2-3 3H			1-2 FC6-4 1B	0	0	0	0	0	0	0				
Ivan Rodriguez, R OBP: 0.338, SLG: 0.491	1-1 2B FC1-5 1B	2-0 G1-3				3-2 F9			0-0 FC6-4	4	1	2	1	0	0	0				
Bill Haselman, R OBP: 0.289, SLG: 0.323	(8, 2)					1-2 2-3 3H			1-2 FC6-4	1	0	0	0	0	0	2				
Carl Everett, S OBP: 0.301, SLG: 0.417	(1, 9)			3-2 G6-3 FC3 1B		2-1 CS 1B			2-1 BB HBP	3	1	3	3	0	0	0				
Herbert Perry, R OBP: 0.316, SLG: 0.441	(1, 5)			0-1 G6-3		3-3 K			1-3 K	4	0	0	0	0	2	5				
Travis Hafner, L OBP: 0.310, SLG: 0.436	(1, 10)			1-0 FC3		0-0 F9			4-2 BB	3	0	0	1	1	0	2				
Ruben Rivera, R OBP: 0.290, SLG: 0.359	(1, 8)			0-2 10 2B G6-3 1B		0-3 K			0-1 G5-3 K	4	1	1	0	0	2	3				
Inning Stats	R: 3 E: 0 K: 1 S: 15	H: 2 LOB: 2 BB: 2 P: 28	R: 3 E: 0 K: 1 S: 13	H: 3 LOB: 0 BB: 0 P: 20	R: 1 E: 0 K: 2 S: 13	H: 1 LOB: 1 BB: 0 P: 20	R: 0 E: 0 K: 0 S: 5	H: 0 LOB: 0 BB: 0 P: 6	R: 1 E: 0 K: 1 S: 7	H: 2 LOB: 0 BB: 0 P: 13	R: 0 E: 0 K: 0 S: 11	H: 1 LOB: 0 BB: 0 P: 17	R: 2 E: 0 K: 2 S: 18	H: 2 LOB: 2 BB: 1 P: 34	R: 0 E: 0 K: 1 S: 10	H: 1 LOB: 2 BB: 1 P: 23	1B: 6 2B: 3 3B: 1 HR: 3	SF: 0 SAC: 0 DP: 1 HBP: 2	WP: 0 PB: 0 SB: 1 CS: 2	PA: 41
PITCHER	IP WLS BF H R ER SO	IP WLS BF H R ER SO	IP WLS BF H R ER SO	IP WLS BF H R ER SO	IP WLS BF H R ER SO	IP WLS BF H R ER SO	IP WLS BF H R ER SO	IP WLS BF H R ER SO	IP WLS BF H R ER SO	IP WLS BF H R ER SO	IP WLS BF H R ER SO	IP WLS BF H R ER SO	IP WLS BF H R ER SO	IP WLS BF H R ER SO	IP WLS BF H R ER SO	IP WLS BF H R ER SO	ERA WHIP	ERA WHIP		
Esteban Loaiza, R ERA: 5.56	(1, 1)	4.0	L	24	8	8	4	2	0	0	0	0	0	0	0	0	18.00	2.500		
Scott Cassidy, R ERA: 5.17	(5, 1)	2.0		5	1	0	0	1	0	0	0	0	0	0	0	0	0.00	0.500		
Corey Thurman, R ERA: 3.83	(7, 1)	1.0		7	2	2	2	2	1	0	1	0	0	0	0	0	18.00	3.000		
Mike Smith, R ERA: 7.85	(8, 1)	1.0		5	1	0	0	1	1	0	0	0	0	0	0	0	0.00	2.000		

Toronto Blue Jays @ Texas Rangers
The Ballpark at Arlington, Arlington, TX
Sun Aug 18 2002, 8:05 PM EDT
Att: 20,214 - Sunny - 93 F

AB	35
R	10
H	12
RBI	10
BB	4
SO	8
LOB	18



Batter	1	2	3	4	5	6	7	8	9	AB	R	H	RBI	BB	SO	LOB	TOP			
Chuck Knoblauch R (1, 7) <small>OBP: 0.293, SLG: 0.285</small> Luis Alicaia S (8, 4) <small>OBP: 0.317, SLG: 0.291</small>	G1-3		F8			G4-3		K		4	0	0	0	0	1	2	Kansas City Royals @ Toronto Blue Jays SkyDome, Toronto, ON Mon Aug 19 2002, 7:05 PM EDT Att: 16,218 - Dome - 72 F			
Carlos Beltrán S (1, 8) <small>OBP: 0.335, SLG: 0.487</small>	K		F7			K			2B	4	0	1	0	0	2	1				
29 Mike Sweeney R (1, 10) <small>OBP: 0.426, SLG: 0.599</small>	F8					F9			BB	2	0	0	0	2	0	0				
Raul Ibanez L (1, 3) <small>OBP: 0.327, SLG: 0.545</small>		G3-1					F7		F7	4	0	1	0	0	0	2				
Joe Randa R (1, 5) <small>OBP: 0.349, SLG: 0.443</small>		F8				P4				4	0	0	0	0	1	3				
Michael Tucker L (1, 9) <small>OBP: 0.336, SLG: 0.420</small>						F7				4	0	1	0	0	2	3				
Brent Mayne L (1, 2) <small>OBP: 0.326, SLG: 0.328</small>		G1-3								3	0	1	0	0	0	1				
Nelfi Perez S (1, 6) <small>OBP: 0.258, SLG: 0.302</small>			G5-3			G6-3			F7	3	0	0	0	0	0	1				
Luis Ordez R (1, 4) <small>OBP: 0.286, SLG: 0.222</small> Aaron Guiel L (8, PH) <small>OBP: 0.288, SLG: 0.335</small>						G4-3			P6	1	0	0	0	1	0	0				
Inning Stats	R: 0 E: 0 K: 1 S: 7	H: 0 LOB: 0 BB: 0 P: 13	R: 0 E: 0 K: 0 S: 13	H: 1 LOB: 1 BB: 0 P: 20	R: 0 E: 0 K: 0 S: 7	H: 0 LOB: 1 BB: 1 P: 14	R: 0 E: 0 K: 0 S: 12	H: 1 LOB: 1 BB: 1 P: 22	R: 0 E: 0 K: 1 S: 10	H: 0 LOB: 0 BB: 0 P: 16	R: 0 E: 0 K: 1 S: 9	H: 0 LOB: 0 BB: 0 P: 16	R: 0 E: 0 K: 1 S: 9	H: 1 LOB: 1 BB: 0 P: 14	R: 0 E: 0 K: 2 S: 12	H: 1 LOB: 2 BB: 1 P: 20		1B: 1 2B: 3 3B: 0 HR: 0	SF: 0 SAC: 0 DP: 0 HBP: 0	WP: 0 PB: 0 SB: 0 CS: 1
PITCHER	IP WLS BF H R ER SO BB IBB HBP BLK WP HR S P ERA WHIP																			
Pete Walker R (1, 1) <small>ERA: 4.45</small>	7.0 W 24 2 0 0 3 2 0 0 0 0 0 0 64 112 0.00 0.571																			
Cliff Politte R (8, 1) <small>ERA: 4.37</small>	1.0 H 4 1 0 0 1 0 0 0 0 0 0 0 9 14 0.00 1.000																			
Kelvim Escobar R (9, 1) <small>ERA: 4.84</small>	1.0 S 5 1 0 0 2 1 0 0 0 0 0 0 12 20 0.00 2.000																			

AB	30
R	0
H	4
RBI	0
BB	3
SO	6
LOB	14



Batter	1	2	3	4	5	6	7	8	9	AB	R	H	RBI	BB	SO	LOB	BOTTOM			
Shannon Stewart R (1, 7) <small>OBP: 0.359, SLG: 0.441</small>	G6-3					FC1-6 1B SF8		G5-3		4	2	1	1	0	0	1	Kansas City Royals @ Toronto Blue Jays SkyDome, Toronto, ON Mon Aug 19 2002, 7:05 PM EDT Att: 16,218 - Dome - 72 F			
Eric Hinske L (1, 5) <small>OBP: 0.372, SLG: 0.483</small>	G4-3				G3-1			G6-3		4	0	1	0	0	0	0				
Chris Woodward R (1, 6) <small>OBP: 0.363, SLG: 0.568</small>	F8				K			1B		2	0	0	1	0	1	0				
Josh Phelps R (1, 10) <small>OBP: 0.327, SLG: 0.443</small>			K							3	0	1	0	0	1	1				
10 Vernon Wells R (1, 8) <small>OBP: 0.295, SLG: 0.438</small>		G6-3								3	0	1	0	0	0	1				
Orlando Hudson S (1, 4) <small>OBP: 0.355, SLG: 0.581</small>		G3-1								3	0	0	0	0	0	1				
Dave Berg R (1, 9) <small>OBP: 0.313, SLG: 0.390</small>										3	0	0	0	0	0	2				
Tom Wilson R (1, 2) <small>OBP: 0.328, SLG: 0.362</small>										3	0	0	0	0	2	1				
Brian Leshar R (1, 3) <small>OBP: 0.194, SLG: 0.077</small>										3	0	0	0	0	0	0				
Inning Stats	R: 0 E: 0 K: 0 S: 12	H: 0 LOB: 0 BB: 0 P: 15	R: 0 E: 0 K: 1 S: 8	H: 0 LOB: 0 BB: 0 P: 12	R: 0 E: 0 K: 1 S: 8	H: 0 LOB: 0 BB: 0 P: 10	R: 1 E: 0 K: 1 S: 9	H: 2 LOB: 1 BB: 0 P: 12	R: 0 E: 1 K: 0 S: 6	H: 0 LOB: 0 BB: 0 P: 10	R: 1 E: 1 K: 0 S: 12	H: 1 LOB: 1 BB: 0 P: 15	R: 0 E: 0 K: 1 S: 12	H: 1 LOB: 1 BB: 0 P: 17	R: 0 E: 0 K: 0 S: 5	H: 0 LOB: 0 BB: 0 P: 7		1B: 2 2B: 1 3B: 0 HR: 1	SF: 1 SAC: 0 DP: 1 HBP: 0	WP: 0 PB: 0 SB: 0 CS: 0
PITCHER	IP WLS BF H R ER SO BB IBB HBP BLK WP HR S P ERA WHIP																			
Paul Byrd R (1, 1) <small>ERA: 3.35</small>	8.0 L 29 4 2 1 4 0 0 0 0 0 0 1 72 98 1.12 0.500																			

AB	28
R	2
H	4
RBI	2
BB	0
SO	4
LOB	7



Batter	1	2	3	4	5	6	7	8	9	AB	R	H	RBI	BB	SO	LOB	TOP									
Shannon Stewart, R OBP: 0.361, SLG: 0.436	1-1 L8		1-2 1B		4-2 2B BB	0-0 G4-3		0-3 K	4 1 1 0 1 1 3								Toronto Blue Jays @ Baltimore Orioles Oriole Park at Camden Yards, Baltimore, MD Sat Aug 24 2002, 1:35 PM EDT Att: 25,880 - Cloudy - 89 F									
Eric Hinske, L OBP: 0.368, SLG: 0.487	1-0 G4-3		2-3 K		2-2 FC5 1-H 2B		1-2 F7	0-2 G6-3	5 0 1 1 0 1 3																	
Chris Woodward, R OBP: 0.371, SLG: 0.553	2-2 FC6-4 HBP			1-2 F9	4-1 FC5 BB		2-2 F9	2-2 F8	3 0 0 0 1 0 2																	
Josh Phelps, R OBP: 0.321, SLG: 0.449	1-1 FC6-4			0-0 10 1B 2B	0-0 FC5 2-2 2-3		0-1 F8		4 0 1 0 0 0 3																	
10 Vernon Wells, R OBP: 0.300, SLG: 0.436		1-1 L9		0-1 S 1B		2-2 1B G6-3 1B		2-2 G1-3	4 1 2 0 0 0 0																	
Orlando Hudson, S OBP: 0.348, SLG: 0.533		3-2 G3		3-3 K		0-0 G6-3 1B		2-0 F9	4 1 1 0 0 1 2																	
Dave Berg, R OBP: 0.314, SLG: 0.389		2-2 F7		0-0 F7		3-2 G6-3		1-2 F8	4 0 0 1 0 0 3																	
Tom Wilson, R OBP: 0.332, SLG: 0.381			2-1 G5-3		2-3 K		0-2 2H 1B	0-2 WP 1B 2B	4 0 2 1 0 1 0																	
Pedro Swann, L OBP: 0.154, SLG: 0.083									0 1 0 0 0 0 0																	
Ken Huckaby, R OBP: 0.289, SLG: 0.332									0 0 0 0 0 0 0																	
Dewayne Wise, L OBP: 0.200, SLG: 0.345			1-1 P4		0-0 G1-3		1-2 F8	2-1 S 1B 2H	4 0 1 1 0 0 1																	
Inning Stats	R: 0 E: 0 K: 0 S: 7	H: 0 LOB: 1 BB: 0 P: 12	R: 0 E: 0 K: 0 S: 11	H: 0 LOB: 0 BB: 0 P: 17	R: 0 E: 0 K: 1 S: 10	H: 1 LOB: 1 BB: 0 P: 16	R: 0 E: 0 K: 1 S: 11	H: 2 LOB: 2 BB: 0 P: 15	R: 1 E: 0 K: 1 S: 14	H: 1 LOB: 2 BB: 2 P: 26	R: 2 E: 0 K: 0 S: 16	H: 3 LOB: 1 BB: 0 P: 22	R: 0 E: 0 K: 0 S: 8	H: 0 LOB: 0 BB: 0 P: 11	R: 0 E: 0 K: 0 S: 9	H: 0 LOB: 0 BB: 0 P: 14	R: 1 E: 0 K: 1 S: 17	H: 2 LOB: 2 BB: 0 P: 21	1B: 6 2B: 3 3B: 0 HR: 0	SF: 0 SAC: 0 DP: 0 HBP: 1	WP: 1 PB: 0 SB: 3 CS: 0	PA: 39				
PITCHER	IP WLS BF H R ER SO BB IBB HBP BLK WP HR S P ERA WHIP	5.1 L 26 7 3 3 3 2 0 1 0 0 0 65 103 5.06 1.688	3.2 L 13 2 1 1 1 0 0 0 0 1 0 38 51 2.46 0.545																							

AB	36
R	4
H	9
RBI	4
BB	2
SO	4
LOB	17



Batter	1	2	3	4	5	6	7	8	9	AB	R	H	RBI	BB	SO	LOB	BOTTOM								
Jerry Hairston, R OBP: 0.331, SLG: 0.373	1-0 F6		2-2 G5-3		2-1 F7			1-1 G4-6-3 1B	4 0 1 0 0 0 2								Toronto Blue Jays @ Baltimore Orioles Oriole Park at Camden Yards, Baltimore, MD Sat Aug 24 2002, 1:35 PM EDT Att: 25,880 - Cloudy - 89 F								
Chris Singleton, L OBP: 0.291, SLG: 0.402	1-1 G4-3			4-2 31 E G5-3 BB		1-2 F7		0-0 G4-6-3	3 1 1 0 1 0 1																
Chris Richard, L OBP: 0.329, SLG: 0.566	0-1 G4-3			2-2 F8		1-2 L7		1-2 F9	4 0 0 1 0 0 1																
Tony Batista, R OBP: 0.323, SLG: 0.482				1-1 G5-3		3-1 G5-3		1-0 WP 1B	4 0 1 0 0 1 1																
31 Jay Gibbons, L OBP: 0.326, SLG: 0.499		1-0 F8		0-0 F9		0-2 21 G5-3 1B		0-1 F7	4 0 1 0 0 0 2																
Jeff Conine, R OBP: 0.285, SLG: 0.442		3-2 F9			0-0 P6		3-3 K	1-1 F8	4 0 0 0 0 1 2																
21 Marty Cordova, R OBP: 0.337, SLG: 0.472			0-3 K		0-1 1B		0-1 G5-3		3 0 1 0 0 1 1																
Brook Fordyce, R OBP: 0.286, SLG: 0.298				2-1 E5		2-1 F8		0-0 F7	3 0 0 0 0 0 2																
Mike Bordick, R OBP: 0.310, SLG: 0.356			0-1 G6-4-3		0-0 1-3 1B		3-2 P4		3 0 1 0 0 0 1																
Inning Stats	R: 1 E: 0 K: 1 S: 9	H: 1 LOB: 0 BB: 0 P: 14	R: 0 E: 0 K: 1 S: 7	H: 0 LOB: 0 BB: 0 P: 11	R: 0 E: 1 K: 0 S: 7	H: 0 LOB: 0 BB: 0 P: 11	R: 0 E: 1 K: 0 S: 8	H: 0 LOB: 1 BB: 1 P: 15	R: 0 E: 0 K: 0 S: 9	H: 2 LOB: 2 BB: 0 P: 12	R: 0 E: 0 K: 0 S: 8	H: 0 LOB: 0 BB: 0 P: 13	R: 0 E: 0 K: 1 S: 9	H: 1 LOB: 1 BB: 0 P: 12	R: 0 E: 0 K: 0 S: 6	H: 1 LOB: 0 BB: 0 P: 10		R: 0 E: 0 K: 0 S: 8	H: 1 LOB: 1 BB: 0 P: 11	1B: 5 2B: 0 3B: 1 HR: 0	SF: 0 SAC: 0 DP: 2 HBP: 0	WP: 1 PB: 0 SB: 0 CS: 0	PA: 33		
PITCHER	IP WLS BF H R ER SO BB IBB HBP BLK WP HR S P ERA WHIP	7.0 W 26 4 1 1 3 4 1 1 3 0 0 6 10 0.00 1.000	1.0 H 3 1 0 0 0 0 0 0 0 0 0 6 10 0.00 1.000	1.0 S 4 1 0 0 0 0 0 0 0 1 0 8 11 0.00 1.000																					

AB	32
R	1
H	6
RBI	1
BB	1
SO	3
LOB	13



Batter	1	2	3	4	5	6	7	8	9	AB	R	H	RBI	BB	SO	LOB	TOP										
Shannon Stewart, R OBP: 0.360, SLG: 0.433	G6-3		G6-3		G5-3				F2	5	1	1	0	0	0	1											
Eric Hinske, L OBP: 0.369, SLG: 0.489	G3			G4-3					F8	5	1	2	1	0	0	0											
Chris Woodward, R OBP: 0.367, SLG: 0.562	G5-3				G6-3				G6-3	4	1	1	2	0	0	1											
Josh Phelps, R OBP: 0.331, SLG: 0.457		K								4	2	3	1	0	1	0											
10 Vernon Wells, R OBP: 0.302, SLG: 0.443	F8									4	2	2	2	0	0	1											
Orlando Hudson, S OBP: 0.345, SLG: 0.523	L9									4	0	1	0	0	0	1											
Tom Wilson, R OBP: 0.331, SLG: 0.378			K							4	0	1	2	0	2	0											
Ken Huckaby, R OBP: 0.288, SLG: 0.330				G4-6-3						4	0	1	0	0	0	2											
Dewayne Wise, L OBP: 0.203, SLG: 0.355	F8				G1-3					4	1	1	0	0	0	1											
Inning Stats	R: 0 H: 0 E: 0 K: 0 S: 10	H: 0 LOB: 0 BB: 0 P: 16	R: 0 H: 0 E: 0 K: 1 S: 9	H: 0 LOB: 0 BB: 0 P: 13	R: 0 H: 1 E: 0 K: 1 S: 9	H: 1 LOB: 1 BB: 0 P: 14	R: 3 H: 5 E: 0 K: 0 S: 12	H: 5 LOB: 1 BB: 0 P: 18	R: 0 H: 1 E: 0 K: 0 S: 13	H: 1 LOB: 1 BB: 0 P: 19	R: 2 H: 2 E: 0 K: 0 S: 9	H: 2 LOB: 0 BB: 0 P: 12	R: 3 H: 4 E: 0 K: 1 S: 15	H: 4 LOB: 1 BB: 0 P: 20	R: 0 H: 0 E: 0 K: 1 S: 8	H: 0 LOB: 0 BB: 0 P: 11	R: 0 H: 0 E: 0 K: 0 S: 6	H: 0 LOB: 0 BB: 0 P: 9	1B: 9 2B: 2 3B: 0 HR: 2	SF: 1 SAC: 0 DP: 1 HBP: 0	WP: 0 PB: 0 SB: 1 CS: 0	PA: 39					
PITCHER	IP	WLS	BF	H	R	ER	SO	BB	IBB	HBP	BLK	WP	HR	S	P	ERA	WHIP										
Rick Bauer, R ERA: 4.21	6.0	L	26	9	5	5	2	0	0	0	0	0	2	62	92	7.50	1.500										
Willis Roberts, R ERA: 2.54	1.0		7	4	3	3	0	0	0	0	0	0	0	15	20	27.00	4.000										
Buddy Groom, L ERA: 1.56	1.0		3	0	0	0	1	0	0	0	0	0	0	8	11	0.00	0.000										
Jorge Julio, R ERA: 1.78	1.0		3	0	0	0	0	0	0	0	0	0	0	6	9	0.00	0.000										

Toronto Blue Jays @ Baltimore Orioles
Oriole Park at Camden Yards, Baltimore, MD

AB 38
R 8
H 13
RBI 8
BB 0
SO 3
LOB 7



Sat Aug 24 2002, 7:05 PM EDT
Att: 30,498 - Cloudy - 95 F

Batter	1	2	3	4	5	6	7	8	9	AB	R	H	RBI	BB	SO	LOB	BOTTOM										
6 Melvin Mora, R OBP: 0.351, SLG: 0.437		F8					G6-3			3	1	1	0	0	0	1											
Jerry Hairston, R OBP: 0.330, SLG: 0.371			F9							4	1	1	0	0	1	1											
Chris Richard, L OBP: 0.337, SLG: 0.563			G3							4	0	2	1	0	0	1											
Tony Batista, R OBP: 0.323, SLG: 0.487	F9		F9							4	1	1	1	0	0	3											
Jeff Conine, R OBP: 0.295, SLG: 0.444	SF9									3	0	1	1	0	0	0											
31 Jay Gibbons, L OBP: 0.326, SLG: 0.495	G1-3			F4						3	0	0	0	1	0	2											
21 Marty Cordova, R OBP: 0.336, SLG: 0.470			F9		P6					4	0	1	0	0	0	2											
Geronimo Gil, R OBP: 0.288, SLG: 0.384			F8		K					4	0	0	0	0	2	2											
Luis Lopez, S OBP: 0.230, SLG: 0.282					K					3	0	1	0	0	1	0											
Inning Stats	R: 2 H: 2 E: 0 K: 0 S: 14	H: 2 LOB: 1 BB: 0 P: 23	R: 0 H: 1 E: 0 K: 0 S: 5	H: 1 LOB: 0 BB: 0 P: 8	R: 0 H: 0 E: 0 K: 1 S: 5	H: 0 LOB: 0 BB: 0 P: 9	R: 0 H: 1 E: 0 K: 1 S: 10	H: 1 LOB: 1 BB: 0 P: 15	R: 0 H: 1 E: 0 K: 1 S: 9	H: 1 LOB: 1 BB: 0 P: 13	R: 1 H: 1 E: 0 K: 0 S: 9	H: 1 LOB: 0 BB: 1 P: 18	R: 0 H: 0 E: 0 K: 0 S: 6	H: 0 LOB: 0 BB: 0 P: 8	R: 0 H: 1 E: 0 K: 1 S: 10	H: 1 LOB: 0 BB: 0 P: 14	R: 0 H: 1 E: 0 K: 1 S: 7	H: 1 LOB: 1 BB: 0 P: 10	1B: 6 2B: 1 3B: 0 HR: 1	SF: 1 SAC: 0 DP: 2 HBP: 1	WP: 1 PB: 0 SB: 0 CS: 0	PA: 35					
PITCHER	IP	WLS	BF	H	R	ER	SO	BB	IBB	HBP	BLK	WP	HR	S	P	ERA	WHIP										
Esteban Loaiza, R ERA: 5.4	8.0	W	31	7	3	3	3	1	0	0	0	0	0	7	10	3.38	1.000										
Felix Heredia, L ERA: 3.66	1.0		4	1	0	0	1	0	0	0	0	0	0	7	10	0.00	1.000										

Toronto Blue Jays @ Baltimore Orioles
Oriole Park at Camden Yards, Baltimore, MD

AB 32
R 3
H 8
RBI 3
BB 1
SO 4
LOB 12



Sat Aug 24 2002, 7:05 PM EDT
Att: 30,498 - Cloudy - 95 F

Batter	1	2	3	4	5	6	7	8	9	AB	R	H	RBI	BB	SO	LOB	TOP								
Shannon Stewart, R OBP: 0.358, SLG: 0.431	G6-3			G5-3	1B	F7		FC4-6		5	0	1	0	0	0	2									
Eric Hinske, L OBP: 0.369, SLG: 0.488	K			1B	1B		G4-3		G4-3	5	1	2	1	0	1	0									
Chris Woodward, R OBP: 0.368, SLG: 0.558	K			1B	1B		FC4-6		G4-3	5	0	2	0	0	2	2									
Carlos Delgado, L OBP: 0.387, SLG: 0.494		G4-3			F7		FC4-6			4	1	1	0	1	0	3									
10 Vernon Wells, R OBP: 0.305, SLG: 0.444	K			1B	1B	HR			K	5	1	3	2	0	2	1									
Josh Phelps, R OBP: 0.330, SLG: 0.470	G6-3									4	1	1	2	0	1	4									
Dave Berg, R OBP: 0.314, SLG: 0.389				K		HR				0	0	0	0	0	0	0									
Orlando Hudson, S OBP: 0.350, SLG: 0.514			K		G6-3	G4-3				2	0	0	0	1	1	0									
Ken Huckaby, R OBP: 0.287, SLG: 0.328			G4-3		1B	G4-3				4	1	1	0	0	0	2									
Dewayne Wise, L OBP: 0.206, SLG: 0.338			F9		F8	G4-3				3	0	0	0	1	0	2									
Inning Stats	R: 0 H: 0 E: 0 K: 2 S: 11	H: 0 LOB: 0 BB: 0 P: 17	R: 0 H: 0 E: 0 K: 1 S: 8	H: 0 LOB: 0 BB: 0 P: 14	R: 0 H: 0 E: 0 K: 1 S: 10	H: 0 LOB: 0 BB: 0 P: 17	R: 1 H: 3 E: 0 K: 1 S: 16	H: 3 LOB: 2 BB: 0 P: 22	R: 1 H: 3 E: 0 K: 1 S: 14	H: 3 LOB: 2 BB: 0 P: 23	R: 3 H: 3 E: 0 K: 0 S: 12	H: 3 LOB: 1 BB: 0 P: 20	R: 0 H: 2 E: 0 K: 0 S: 9	H: 2 LOB: 2 BB: 0 P: 14	R: 0 H: 0 E: 0 K: 0 S: 11	H: 0 LOB: 1 BB: 1 P: 20	R: 0 H: 0 E: 0 K: 1 S: 10	H: 0 LOB: 1 BB: 1 P: 17	1B: 9 2B: 1 3B: 0 HR: 1	SF: 0 SAC: 0 DP: 0 HBP: 1	WP: 0 PB: 0 SB: 0 CS: 1	PA: 41			
PITCHER	IP	WLS	BF	H	R	ER	SO	BB	IBB	HBP	BLK	WP	HR	S	P	ERA	WHIP								
Jason Johnson, R ERA: 4.32	5.0	L	25	9	5	5	6	0	0	1	0	0	1	64	103	9.00	1.800								
John Stephens, R ERA: 6.0	1.0		3	0	0	0	0	0	0	0	0	0	0	7	10	0.00	0.000								
Scott Erickson, R ERA: 5.25	2.0		9	2	0	0	0	2	0	0	0	0	0	20	34	0.00	2.000								
Sean Douglass, R ERA: 5.55	1.0		4	0	0	0	1	1	0	0	0	0	0	10	17	0.00	1.000								

Toronto Blue Jays @ Baltimore Orioles
 Oriole Park at Camden Yards, Baltimore, MD
 Sun Aug 25 2002, 1:35 PM EDT
 Att: 30,812 - Cloudy - 88 F

AB 37
 R 5
 H 11
 RBI 5
 BB 3
 SO 7
 LOB 16



Batter	1	2	3	4	5	6	7	8	9	AB	R	H	RBI	BB	SO	LOB	BOTTOM								
6 Melvin Mora, R OBP: 0.351, SLG: 0.434			2B		F8		G6-3		K	3	1	0	0	1	1	3									
Jerry Hairston, R OBP: 0.332, SLG: 0.369			HBP		P6		F5			2	0	0	0	2	0	1									
Chris Richard, L OBP: 0.333, SLG: 0.560			2B		G6-3				G4-3	4	0	1	1	0	0	3									
Tony Batista, R OBP: 0.322, SLG: 0.484			G5-3				G1-3		L6	3	0	0	0	1	0	1									
31 Jay Gibbons, L OBP: 0.323, SLG: 0.490					F9		F9		P6	4	0	0	0	0	0	2									
Jeff Conine, R OBP: 0.297, SLG: 0.448			F8		P6		E8		G3	4	1	2	0	0	0	0									
Chris Singleton, L OBP: 0.293, SLG: 0.406			G5-4-3		F7				G3	4	0	2	1	0	0	1									
Geronimo Gil, R OBP: 0.285, SLG: 0.380			G5-4-3							3	0	0	0	0	2	2									
Luis Lopez, S OBP: 0.227, SLG: 0.278					K		K			1	0	0	0	0	1	1									
Mike Bordick, R OBP: 0.312, SLG: 0.353			G6-3							2	0	0	0	2	0	0									
Inning Stats	R: 0 H: 0 E: 0 K: 0 S: 10	H: 1 LOB: 0 BB: 0 P: 16	R: 1 H: 1 E: 0 K: 0 S: 12	H: 1 LOB: 1 BB: 0 P: 18	R: 0 H: 0 E: 0 K: 0 S: 7	H: 0 LOB: 0 BB: 0 P: 10	R: 0 H: 0 E: 0 K: 1 S: 10	H: 0 LOB: 2 BB: 2 P: 22	R: 1 H: 2 E: 0 K: 1 S: 14	H: 2 LOB: 1 BB: 0 P: 22	R: 0 H: 0 E: 0 K: 0 S: 10	H: 0 LOB: 0 BB: 0 P: 18	R: 0 H: 0 E: 0 K: 0 S: 8	H: 0 LOB: 0 BB: 0 P: 10	R: 0 H: 1 E: 0 K: 2 S: 11	H: 1 LOB: 2 BB: 1 P: 15	1B: 2 2B: 3 3B: 0 HR: 0	SF: 0 SAC: 0 DP: 1 HBP: 1	WP: 0 PB: 0 SB: 0 CS: 1	PA: 37					
PITCHER	IP	WLS	BF	H	R	ER	SO	BB	IBB	HBP	BLK	WP	HR	S	P	ERA	WHIP								
Justin Miller, R ERA: 6.04	5.2	W	25	4	2	1	1	5	0	0	0	0	0	15	25	0.00	0.000								
Scott Cassidy, R ERA: 5.43	1.1	H	4	0	0	0	1	0	0	0	0	0	0	8	10	0.00	0.000								
Cliff Politte, R ERA: 4.15	1.0	S	5	1	0	0	2	1	0	0	0	0	0	11	15	0.00	2.000								

Toronto Blue Jays @ Baltimore Orioles
 Oriole Park at Camden Yards, Baltimore, MD
 Sun Aug 25 2002, 1:35 PM EDT
 Att: 30,812 - Cloudy - 88 F

AB 30
 R 2
 H 5
 RBI 2
 BB 6
 SO 4
 LOB 14

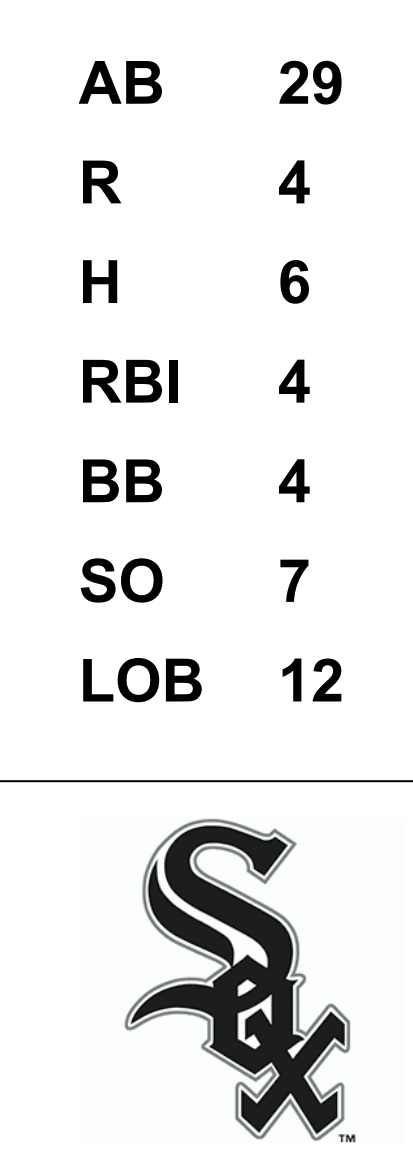


Batter	1	2	3	4	5	6	7	8	9	AB	R	H	RBI	BB	SO	LOB	TOP				
Shannon Stewart, R (1, 7) OBP: 0.359, SLG: 0.430	F8		K			FC6-4 1B		F9		5	1	2	0	0	1	1	Toronto Blue Jays @ Chicago White Sox Comiskey Park, Chicago, IL Mon Aug 26 2002, 8:05 PM EDT Att: 15,760 - Sunny - 76 F				
Eric Hinske, L (1, 5) OBP: 0.371, SLG: 0.488	BB		1B	1B	G1-6-3 1B	K		K		4	1	2	0	1	2	3					
Chris Woodward, R (1, 6) OBP: 0.364, SLG: 0.547	F8		1B	BB	G1-6-3 1B	FC6-4 1B		K		4	1	0	1	1	1	4					
Carlos Delgado, L (1, 3) OBP: 0.387, SLG: 0.492	K		SF7	BB	G4-3	1B				3	0	1	2	1	1	1					
10 Vernon Wells, R (1, 8) OBP: 0.308, SLG: 0.444		L4	S	BB	G6-4-3 1B	BB		G5-4-3 BB		3	1	1	0	2	0	1					
Josh Phelps, R (1, 10) OBP: 0.331, SLG: 0.465	BB	BB	BB	BB	G6-4-3 1B	K		K		4	1	1	2	1	2	4					
Dave Berg, R (1, 4) OBP: 0.311, SLG: 0.384	F8		K		K		L4			4	0	0	0	0	2	3					
Tom Wilson, R (1, 2) OBP: 0.337, SLG: 0.379	BB	BB	BB	BB	FC6-4 1B	K				2	2	1	0	2	1	0					
Dewayne Wise, L (1, 9) OBP: 0.222, SLG: 0.362	K		BB	BB	FC6-4 1B	K				4	1	2	3	0	2	2					
Inning Stats	R: 0 E: 0 K: 1 S: 16	H: 0 LOB: 1 BB: 1 P: 25	R: 0 E: 0 K: 1 S: 10	H: 0 LOB: 2 BB: 2 P: 21	R: 6 E: 0 K: 2 S: 22	H: 4 LOB: 1 BB: 3 P: 40	R: 0 E: 0 K: 0 S: 7	H: 1 LOB: 0 BB: 0 P: 10	R: 0 E: 0 K: 1 S: 7	H: 1 LOB: 0 BB: 0 P: 11	R: 2 E: 0 K: 2 S: 25	H: 4 LOB: 3 BB: 1 P: 36	R: 0 E: 0 K: 2 S: 10	H: 0 LOB: 0 BB: 0 P: 15	R: 0 E: 0 K: 1 S: 7	H: 0 LOB: 0 BB: 1 P: 13	1B: 9 2B: 1 3B: 0 HR: 0	SF: 1 SAC: 0 DP: 3 HBP: 0	WP: 0 PB: 0 SB: 1 CS: 0	PA: 42	
PITCHER	IP	WLS	BF	H	R	ER	SO	BB	IBB	HBP	BLK	WP	HR	S	P	ERA	WHIP				
Jim Parque, L (1, 1) ERA: 9.64	2.1	L	15	3	5	5	2	5	0	0	0	0	0	35	67	19.29	3.429				
Matt Ginter, R (3, 1) ERA: 4.24	2.2		13	6	3	3	3	1	0	0	0	0	0	38	56	10.12	2.625				
Kelly Wunsch, L (6, 1) ERA: 3.86	0.2		3	1	0	0	1	0	0	0	0	0	0	7	8	0.00	1.500				
Rocky Biddle, R (6, 1) ERA: 4.47	3.1		11	0	0	0	6	2	0	0	0	0	0	34	56	0.00	0.600				

AB	33
R	8
H	10
RBI	8
BB	8
SO	12
LOB	19



Batter	1	2	3	4	5	6	7	8	9	AB	R	H	RBI	BB	SO	LOB	BOTTOM					
Aaron Rowand, R (1, 8) OBP: 0.273, SLG: 0.376	G5-3		HR			F9-3		G6-3		4	1	1	1	0	0	1	Toronto Blue Jays @ Chicago White Sox Comiskey Park, Chicago, IL Mon Aug 26 2002, 8:05 PM EDT Att: 15,760 - Sunny - 76 F					
Jose Valentin, S (1, 5) OBP: 0.302, SLG: 0.465	F8		G4-3			G6-4-3 BB		G3		3	0	0	0	1	0	0						
Frank Thomas, R (1, 10) OBP: 0.337, SLG: 0.444	F8		HR			K		P6		4	1	1	1	0	1	1						
Magglie Ordonez, R (1, 9) OBP: 0.389, SLG: 0.594		14 2B 1B HBP	BB	1B		G6-4-3		K		3	1	1	0	0	1	1						
14 Paul Konerko, R (1, 3) OBP: 0.368, SLG: 0.519		0-0 1B 2B		F9		F5		G3		2	1	1	0	0	0	1						
Carlos Lee, R (4, 7) OBP: 0.338, SLG: 0.461		1-3 1B 2B		F9		K		K		2	0	0	0	0	0	0						
Jeff Liefer, L (1, 7) OBP: 0.282, SLG: 0.331		2-1 1B FC9-2 1B		BB		K		K		3	0	1	2	1	2	0						
D'Angelo Jimenez, S (1, 6) OBP: 0.310, SLG: 0.326		1-0 1B		G3-1		G4-3		K		4	0	1	0	0	1	2						
Josh Paul, R (1, 2) OBP: 0.384, SLG: 0.349		1-3 K				F9-3 BB		G4-6-3 BB		1	0	0	0	2	1	2						
Willie Harris, L (1, 4) OBP: 0.255, SLG: 0.278		1-2 FC9-2		K		G4-6-3				3	0	0	0	0	1	4						
Inning Stats	R: 0 E: 0 K: 0 S: 6	H: 0 LOB: 0 BB: 0 P: 10	R: 2 E: 0 K: 1 S: 11	H: 3 LOB: 1 BB: 0 P: 17	R: 2 E: 0 K: 0 S: 18	H: 3 LOB: 2 BB: 1 P: 31	R: 0 E: 0 K: 1 S: 7	H: 0 LOB: 0 BB: 1 P: 15	R: 0 E: 0 K: 1 S: 8	H: 0 LOB: 0 BB: 1 P: 14	R: 0 E: 0 K: 1 S: 13	H: 0 LOB: 0 BB: 0 P: 21	R: 0 E: 0 K: 0 S: 5	H: 0 LOB: 1 BB: 1 P: 10	R: 0 E: 0 K: 1 S: 14	H: 0 LOB: 0 BB: 0 P: 20	R: 0 E: 0 K: 2 S: 11	H: 0 LOB: 0 BB: 0 P: 16	1B: 3 2B: 3 3B: 0 HR: 2	SF: 0 SAC: 0 DP: 4 HBP: 1	WP: 0 PB: 0 SB: 0 CS: 0	PA: 34
PITCHER	IP	WLS	BF	H	R	ER	SO	BB	IBB	HBP	BLK	WP	HR	S	P	ERA	WHIP					
Mike Smith, R (1, 1) ERA: 9.08	3.0		16	6	4	4	1	1	0	1	0	0	0	28	58	12.00	2.333					
Corey Thurman, R (4, 1) ERA: 3.72	3.0	W	9	0	0	0	3	2	0	0	0	0	0	5	10	0.00	0.667					
Mark Hendrickson, L (7, 1) ERA: 9.95	1.0		3	0	0	0	0	1	0	0	0	0	0	5	10	0.00	1.000					
Cliff Politte, R (8, 1) ERA: 4.09	1.0		3	0	0	0	1	0	0	0	0	0	0	14	20	0.00	0.000					
Kelvin Escobar, R (9, 1) ERA: 4.52	1.0		3	0	0	0	2	0	0	0	0	0	0	11	16	0.00	0.000					



Batter	1	2	3	4	5	6	7	8	9	10	AB	R	H	RBI	BB	SO	LOB	TOP							
Shannon Stewart, R OBP: 0.361, SLG: 0.439 (1, 7)	1-2 1B G3 2B	3-1 HR			4-2 FC6-4 BB		1-0 G4-3			0-0 G4-3	4	2	2	1	1	0	1								
Dave Berg, R OBP: 0.310, SLG: 0.382 (1, 5)	0-0 G3 10 2B 1B	0-1 G3-1			1-1 F7			1-1 G3			4	1	1	0	0	0	1								
Chris Woodward, R OBP: 0.362, SLG: 0.540 (1, 6)	4-0 G3 10 2B BB				0-0 FC6-4			0-0 F7			3	1	0	0	1	0	1								
Carlos Delgado, L OBP: 0.364, SLG: 0.488 (1, 3)	0-0 G3				0-1 G4-3			2-3 K			4	0	0	1	0	1	2								
10 Vernon Wells, R OBP: 0.307, SLG: 0.444 (1, 8)	1-2 1B 2H 3-H 2B				0-0 G4-3			1-0 G6-3			4	0	1	2	0	0	0								
Josh Pheasant, R OBP: 0.335, SLG: 0.462 (1, 10)	0-0 1B				4-2 G1-6-3 BB			0-2 F9			3	0	1	0	1	1	0								
Orlando Hudson, S OBP: 0.347, SLG: 0.504 (1, 4)	1-0 FC5-4-2 1-2 3-H				1-0 G1-6-3 1-2			0-1 G6-4-3 1B			4	0	1	0	0	0	3								
Ken Huckaby, R OBP: 0.283, SLG: 0.324 Eric Hinske, L OBP: 0.370, SLG: 0.487 Tom Wilson, R OBP: 0.337, SLG: 0.379 (1, 2)		0-0 G6-3			0-1 G4-3			0-1 G6-4-3			3	0	0	0	0	0	1								
Brian Leshar, R OBP: 0.216, SLG: 0.156 Dewayne Wise, L OBP: 0.219, SLG: 0.357 (7, 9)		0-1 G4-3			0-2 F9			0-1 2B			3	0	1	0	0	0	0								
Inning Stats	R: 3 E: 0 K: 0 S: 12	H: 4 LOB: 1 BB: 1 P: 19	R: 1 E: 0 K: 0 S: 7	H: 1 LOB: 0 BB: 0 P: 10	R: 0 E: 0 K: 0 S: 7	H: 0 LOB: 0 BB: 0 P: 8	R: 0 E: 0 K: 0 S: 6	H: 0 LOB: 0 BB: 1 P: 11	R: 0 E: 0 K: 0 S: 9	H: 0 LOB: 0 BB: 0 P: 14	R: 0 E: 0 K: 0 S: 6	H: 2 LOB: 1 BB: 0 P: 8	R: 0 E: 0 K: 1 S: 7	H: 0 LOB: 0 BB: 0 P: 9	R: 0 E: 0 K: 1 S: 7	H: 0 LOB: 0 BB: 0 P: 13	R: 0 E: 0 K: 1 S: 9	H: 0 LOB: 0 BB: 0 P: 14	1B: 3 2B: 4 3B: 0 HR: 1	SF: 0 SAC: 0 DP: 3 HBP: 0	WP: 0 PB: 0 SB: 0 CS: 0	PA: 37			
PITCHER	IP 9.0	WLS 34	BF 7	H 4	R 4	ER 4	SO 2	BB 3	IBB 0	HBP 0	BLK 0	WP 0	HR 1	S 67	P 99	ERA 4.00	WHIP 1.111								
56 Mark Buehrle, L ERA: 3.49 Antonio Osuna, R ERA: 4.64 (10, 1)	1.0 W	3 0	0 0	0 0	1 1	0 0	0 0	0 0	0 0	0 0	0 0	0 0	9 14	0.00 0.000											

Toronto Blue Jays @ Chicago White Sox
Comiskey Park, Chicago, IL
Tue Aug 27 2002, 8:05 PM EDT
Att. 12,185 - Sunny - 79 F

AB	34
R	4
H	7
RBI	4
BB	3
SO	3
LOB	9



Batter	1	2	3	4	5	6	7	8	9	10	AB	R	H	RBI	BB	SO	LOB	BOTTOM							
D'Angelo Jimenez, S OBP: 0.309, SLG: 0.324 (1, 4)	3-2 G6-4-3 1B		3-2 E3 SH5-3		0-0 G4-3		0-3 K		2-2 FC6-4 1-2 BB		5	0	1	0	0	1	1								
Jose Valentin, S OBP: 0.304, SLG: 0.464 (1, 6)	1-0 G6-4-3 1-2		0-0 SH5-3 1-2		3-1 G4-3			3-1 FC6-4 1B	4-2 BB		3	0	1	0	1	0	1								
Frank Thomas, R OBP: 0.338, SLG: 0.443 (1, 10)	2-1 1B		1-3 K		4-0 BB			0-0 F8	1-1 G6-3		4	0	1	0	1	1	4								
Magglio Ordonez, R OBP: 0.367, SLG: 0.590 (1, 9)	1-0 G1-3		3-2 P4		0-0 F8			1-0 F8			5	1	1	0	0	0	4								
Carlos Lee, R OBP: 0.341, SLG: 0.459 (1, 7)		4-0 E G4-3 WP BB		4-2 1B BB		0-0 F8		3-1 FC6-4 1-2			2	2	0	0	3	0	1								
Jeff Liefer, L OBP: 0.281, SLG: 0.329 Royce Clayton, R OBP: 0.295, SLG: 0.366 (1, 3)		2-0 E2 G4-3 24 G5-3 1B		0-0 F8		2-3 K		1-0 G3-1			4	1	1	0	0	1	1								
Aaron Rowand, R OBP: 0.280, SLG: 0.376 (1, 8)		1-0 G4-3		1-1 1B		0-0 G6-3			2-0 24 HR HBP		3	2	1	1	1	0	1								
24 Joe Crede, R OBP: 0.258, SLG: 0.416 (1, 5)		2-3 3-H		0-3 K				1-1 G5-3			5	2	2	7	0	1	2								
Mark Johnson, L OBP: 0.288, SLG: 0.276 (1, 2)		3-0 G2-3		3-1 F7				0-1 F7			4	0	1	0	0	0	2								
Inning Stats	R: 0 E: 0 K: 0 S: 7	H: 2 LOB: 1 BB: 0 P: 14	R: 2 E: 1 K: 0 S: 4	H: 1 LOB: 0 BB: 1 P: 15	R: 0 E: 1 K: 1 S: 10	H: 0 LOB: 1 BB: 0 P: 17	R: 0 E: 0 K: 1 S: 15	H: 1 LOB: 2 BB: 1 P: 23	R: 0 E: 0 K: 0 S: 4	H: 0 LOB: 1 BB: 0 P: 11	R: 0 E: 0 K: 1 S: 5	H: 0 LOB: 0 BB: 0 P: 7	R: 0 E: 0 K: 0 S: 7	H: 0 LOB: 0 BB: 0 P: 8	R: 0 E: 0 K: 0 S: 6	H: 1 LOB: 1 BB: 0 P: 13	R: 2 E: 0 K: 0 S: 16	H: 2 LOB: 2 BB: 2 P: 30	R: 4 E: 0 K: 0 S: 8	H: 2 LOB: 0 BB: 2 P: 17	1B: 7 2B: 0 3B: 0 HR: 2	SF: 0 SAC: 2 DP: 1 HBP: 1	WP: 1 PB: 0 SB: 0 CS: 0	PA: 44	
PITCHER	IP 8.0	WLS 32	BF 7	H 2	R 2	ER 2	SO 4	BB 3	IBB 0	HBP 0	BLK 0	WP 1	HR 0	S 58	P 108	ERA 1.12	WHIP 1.000								
32 Roy Halladay, R ERA: 2.9 Kelvim Escobar, R ERA: 4.74 Scott Cassidy, R ERA: 5.74 Felix Heredia, L ERA: 4.62 (9, 1)	1.0 B	7 2	2 2	2 1	0 0	1 0	0 0	0 0	0 0	0 0	0 0	0 0	5 10	∞ ∞											
(10, 1)	0.0 L	2 1	2 2	2 0	0 0	1 0	0 0	0 0	0 0	0 0	0 0	0 0	5 10	∞ ∞											
(10, 1)	0.1	3 1	2 2	2 0	0 0	0 1	0 0	0 0	0 0	0 0	0 0	0 0	3 7	54.00 3.000											

Toronto Blue Jays @ Chicago White Sox
Comiskey Park, Chicago, IL
Tue Aug 27 2002, 8:05 PM EDT
Att. 12,185 - Sunny - 79 F

AB	35
R	8
H	9
RBI	8
BB	6
SO	4
LOB	17



Batter	1	2	3	4	5	6	7	8	9	AB	R	H	RBI	BB	SO	LOB	TOP			
Shannon Stewart, R OBP: 0.360, SLG: 0.438										4	0	1	0	0	0	3				
Eric Hinske, L OBP: 0.370, SLG: 0.487										4	0	1	0	0	1	1				
Chris Woodward, R OBP: 0.356, SLG: 0.530										4	0	0	0	0	3	2				
Carlos Delgado, L OBP: 0.383, SLG: 0.484										3	0	0	0	1	1	1				
10 Vernon Wells, R OBP: 0.305, SLG: 0.440										4	0	0	0	0	2	3				
Josh Phelps, R OBP: 0.330, SLG: 0.455										3	0	0	0	0	1	0				
Orlando Hudson, S OBP: 0.346, SLG: 0.500										3	0	1	0	0	0	0				
Tom Wilson, R OBP: 0.337, SLG: 0.379										3	0	1	0	0	1	1				
Dewayne Wise, L OBP: 0.237, SLG: 0.370										3	0	2	0	0	0	1				
Inning Stats	R: 0 H: 1 E: 0 K: 2 S: 12	H: 1 LOB: 2 BB: 1 P: 20	R: 0 H: 1 E: 0 K: 1 S: 9	H: 1 LOB: 1 BB: 0 P: 12	R: 0 H: 0 E: 0 K: 1 S: 7	H: 0 LOB: 0 BB: 0 P: 9	R: 0 H: 0 E: 0 K: 1 S: 8	H: 0 LOB: 0 BB: 0 P: 8	R: 0 H: 2 E: 0 K: 1 S: 10	H: 1 LOB: 1 BB: 0 P: 12	R: 0 H: 1 E: 0 K: 0 S: 7	H: 0 LOB: 0 BB: 0 P: 12	R: 0 H: 1 E: 0 K: 0 S: 4	H: 1 LOB: 0 BB: 0 P: 8	R: 0 H: 0 E: 0 K: 2 S: 11	H: 0 LOB: 0 BB: 0 P: 17	1B: 5 2B: 1 3B: 0 HR: 0	SF: 0 SAC: 0 DP: 2 HBP: 0	WP: 0 PB: 0 SB: 0 CS: 0	PA: 32
PITCHER Jon Garland, R ERA: 4.87	IP: 9.0 WLS: W BF: 32 H: 6 R: 0 ER: 0 SO: 9 BB: 1 IBB: 0 HBP: 0 BLK: 0 WP: 0 HR: 0 S: 76 P: 109 ERA: 0.00 WHIP: 0.778															PITCHER				

Toronto Blue Jays @ Chicago White Sox
Comiskey Park, Chicago, IL
Wed Aug 28 2002, 2:05 PM EDT
Att. 12,972 - Sunny - 72 F

AB 31
R 0
H 6
RBI 0
BB 1
SO 9
LOB 12



Batter	1	2	3	4	5	6	7	8	9	AB	R	H	RBI	BB	SO	LOB	BOTTOM			
D'Angelo Jimenez, S OBP: 0.313, SLG: 0.326										4	1	2	0	1	0	0				
Jose Valentin, S OBP: 0.304, SLG: 0.465										3	1	1	0	0	1	2				
Frank Thomas, R OBP: 0.339, SLG: 0.442										3	2	1	0	1	1	3				
Magglio Ordonez, R OBP: 0.388, SLG: 0.601										4	2	2	5	0	0	2				
Carlos Lee, R OBP: 0.342, SLG: 0.466										4	2	2	1	0	1	0				
Jeff Liefer, L OBP: 0.293, SLG: 0.331										2	0	1	2	2	1	0				
Aaron Rowand, R OBP: 0.275, SLG: 0.369										4	0	0	0	0	2	3				
24 Joe Crede, R OBP: 0.247, SLG: 0.398										4	0	0	0	0	0	1				
Mark Johnson, L OBP: 0.298, SLG: 0.276										4	0	1	0	0	1	1				
Inning Stats	R: 0 H: 0 E: 0 K: 0 S: 9	H: 0 LOB: 1 BB: 1 P: 14	R: 1 H: 1 E: 0 K: 1 S: 15	H: 1 LOB: 1 BB: 1 P: 23	R: 3 H: 3 E: 0 K: 2 S: 19	H: 3 LOB: 0 BB: 0 P: 29	R: 0 H: 2 E: 0 K: 1 S: 14	H: 2 LOB: 2 BB: 0 P: 24	R: 2 H: 2 E: 0 K: 0 S: 12	H: 2 LOB: 0 BB: 1 P: 20	R: 0 H: 0 E: 0 K: 0 S: 7	H: 0 LOB: 0 BB: 0 P: 10	R: 2 H: 2 E: 0 K: 2 S: 13	H: 2 LOB: 1 BB: 1 P: 22	R: 0 H: 0 E: 0 K: 0 S: 7	H: 0 LOB: 0 BB: 0 P: 12	1B: 6 2B: 1 3B: 0 HR: 3	SF: 0 SAC: 1 DP: 1 HBP: 0	WP: 1 PB: 0 SB: 0 CS: 0	PA: 37
PITCHER Steve Parris, R ERA: 5.97	IP: 4.0 WLS: L BF: 22 H: 8 R: 6 ER: 6 SO: 4 BB: 2 IBB: 0 HBP: 0 BLK: 0 WP: 0 HR: 3 S: 64 P: 101 ERA: 13.50 WHIP: 2.500															PITCHER				
Brian Bowles, R ERA: 4.32	IP: 3.0 WLS: L BF: 12 H: 2 R: 2 ER: 2 SO: 3 BB: 2 IBB: 0 HBP: 0 BLK: 0 WP: 1 HR: 0 S: 25 P: 41 ERA: 6.00 WHIP: 1.333															PITCHER				
Scott Cassidy, R ERA: 5.64	IP: 1.0 WLS: L BF: 3 H: 0 R: 0 ER: 0 SO: 0 BB: 0 IBB: 0 HBP: 0 BLK: 0 WP: 0 HR: 0 S: 7 P: 12 ERA: 0.00 WHIP: 0.000															PITCHER				

Toronto Blue Jays @ Chicago White Sox
Comiskey Park, Chicago, IL
Wed Aug 28 2002, 2:05 PM EDT
Att. 12,972 - Sunny - 72 F

AB 32
R 8
H 10
RBI 8
BB 4
SO 7
LOB 12



Batter	1	2	3	4	5	6	7	8	9	AB	R	H	RBI	BB	SO	LOB	TOP										
Alfonso Soriano, R OBP: 0.331, SLG: 0.564 (1, 4)			F3		G4-3			K		4	0	0	0	0	2	1											
2 Derek Jeter, R OBP: 0.376, SLG: 0.423 (1, 6)			K				P4	K		4	0	1	0	0	2	0											
25 Jason Giambi, L OBP: 0.430, SLG: 0.569 (1, 10)				G4-3			F8		K	3	0	0	0	1	1	0											
Bernie Williams, S OBP: 0.420, SLG: 0.505 (1, 8)				K			G4-3		K2-3	4	0	0	0	0	2	2											
20 Jorge Posada, S OBP: 0.375, SLG: 0.492 (1, 2)				K						3	0	0	0	1	2	2											
Raul Mondesi, R OBP: 0.311, SLG: 0.440 Rondell White, R OBP: 0.289, SLG: 0.355 (1, 9) (8, 7)		G1-3								2	1	1	0	1	0	0											
John Vander Wal, L OBP: 0.333, SLG: 0.455 (1, 3)		F8								2	0	1	0	1	0	0											
Shane Spencer, R OBP: 0.324, SLG: 0.379 Juan Rivera, R OBP: 0.222, SLG: 0.250 (1, 7) (3, 7) (8, 9)							F9		G6-4-3	1	0	0	0	0	0	0											
Enrique Wilson, S OBP: 0.255, SLG: 0.322 (1, 5)			G4-3				P6			3	0	0	0	0	1	1											
Inning Stats	R: 0 E: 0 K: 2 S: 13	H: 1 LOB: 2 BB: 1 P: 23	R: 0 E: 0 K: 0 S: 8	H: 0 LOB: 0 BB: 0 P: 11	R: 0 E: 0 K: 1 S: 10	H: 0 LOB: 0 BB: 0 P: 13	R: 0 E: 0 K: 2 S: 8	H: 0 LOB: 0 BB: 0 P: 14	R: 1 E: 0 K: 0 S: 8	H: 2 LOB: 1 BB: 0 P: 10	R: 0 E: 0 K: 0 S: 7	H: 0 LOB: 0 BB: 0 P: 13	R: 0 E: 0 K: 3 S: 12	H: 0 LOB: 0 BB: 0 P: 19	R: 0 E: 0 K: 3 S: 12	H: 0 LOB: 1 BB: 1 P: 19	1B: 2 2B: 1 3B: 0 HR: 0	SF: 0 SAC: 0 DP: 1 HBP: 0	WP: 1 PB: 0 SB: 0 CS: 0	PA: 33							
PITCHER	IP	WLS	BF	H	R	ER	SO	BB	IBB	HBP	BLK	WP	HR	S	P	ERA	WHIP										
Justin Miller, R ERA: 5.59 (1, 1)	7.0	W	26	3	1	1	5	3	0	0	0	1	0	63	102	1.29	0.857										
Cliff Politte, R ERA: 4.02 (8, 1)	1.0		3	0	0	0	3	0	0	0	0	0	0	12	19	0.00	0.000										
Kelvim Escobar, R ERA: 4.66 (9, 1)	1.0		4	0	0	0	3	1	0	0	0	0	0	12	19	0.00	1.000										

New York Yankees @ Toronto Blue Jays
SkyDome, Toronto, ON
Sat Aug 31 2002, 4:05 PM EDT
Att: 36,021 - Sunny - 81 F

AB 29
R 1
H 3
RBI 0
BB 4
SO 11
LOB 10



Batter	1	2	3	4	5	6	7	8	9	AB	R	H	RBI	BB	SO	LOB	BOTTOM										
Shannon Stewart, R OBP: 0.365, SLG: 0.438 (1, 7)			F3	G5-3						3	2	1	0	2	0	1											
Eric Hinske, L OBP: 0.372, SLG: 0.486 (1, 5)							P5			3	2	1	0	2	1	1											
10 Vernon Wells, R OBP: 0.306, SLG: 0.438 (1, 8)							L4			3	0	1	0	2	0	2											
Carlos Delgado, L OBP: 0.387, SLG: 0.502 (1, 3)								SF7		2	1	1	2	1	0	2											
Josh Phelps, R OBP: 0.343, SLG: 0.505 (1, 10)										3	0	1	1	1	2	4											
Chris Woodward, R OBP: 0.355, SLG: 0.522 (1, 6)							F3			4	0	1	1	0	2	5											
Orlando Hudson, S OBP: 0.336, SLG: 0.492 (1, 4)		P5					F8		G5-3	4	0	0	0	0	0	2											
Ken Huckaby, R OBP: 0.286, SLG: 0.325 (1, 2)		L6					K		F9	4	0	0	0	0	2	0											
Dewayne Wise, L OBP: 0.227, SLG: 0.353 (1, 9)		G6-3							G1-3	4	0	1	0	0	0	0											
Inning Stats	R: 1 E: 0 K: 3 S: 12	H: 1 LOB: 2 BB: 2 P: 28	R: 0 E: 0 K: 0 S: 5	H: 0 LOB: 0 BB: 0 P: 9	R: 1 E: 0 K: 1 S: 12	H: 2 LOB: 2 BB: 1 P: 19	R: 0 E: 0 K: 1 S: 10	H: 1 LOB: 1 BB: 0 P: 17	R: 1 E: 0 K: 0 S: 15	H: 1 LOB: 1 BB: 1 P: 27	R: 0 E: 0 K: 1 S: 9	H: 0 LOB: 0 BB: 0 P: 15	R: 2 E: 0 K: 1 S: 12	H: 2 LOB: 2 BB: 2 P: 25	R: 0 E: 0 K: 0 S: 12	H: 0 LOB: 2 BB: 2 P: 23	1B: 5 2B: 1 3B: 1 HR: 0	SF: 1 SAC: 0 DP: 0 HBP: 0	WP: 0 PB: 1 SB: 1 CS: 0	PA: 39							
PITCHER	IP	WLS	BF	H	R	ER	SO	BB	IBB	HBP	BLK	WP	HR	S	P	ERA	WHIP										
Orlando Hernandez, R ERA: 3.8 (1, 1)	6.0	L	30	6	5	4	6	6	0	0	0	0	0	66	127	6.00	2.000										
Mike Stanton, L ERA: 2.75 (7, 1)	2.0		9	1	0	0	1	2	0	0	0	0	0	21	36	0.00	1.500										

New York Yankees @ Toronto Blue Jays
SkyDome, Toronto, ON
Sat Aug 31 2002, 4:05 PM EDT
Att: 36,021 - Sunny - 81 F

AB 30
R 5
H 7
RBI 4
BB 8
SO 7
LOB 17



Batter	1	2	3	4	5	6	7	8	9	AB	R	H	RBI	BB	SO	LOB	TOP			
Alfonso Soriano, R OBP: 0.330, SLG: 0.561 (1, 4)	F9		K	G5-3			K	K		5	1	1	0	0	2	2	New York Yankees @ Toronto Blue Jays SkyDome, Toronto, ON Sun Sep 01 2002, 1:05 PM EDT Att: 32,577 - Sunny - 73 F			
2 Derek Jeter, R OBP: 0.380, SLG: 0.422 (1, 6)	25 1B BB		25 S 1B BB		G5-3		E1 1B	F8		3	2	1	0	2	0	0				
25 Jason Giambi, L OBP: 0.432, SLG: 0.575 (1, 3)	1B		K		2B 1B		G5-6-3 1-2	HR		5	1	3	1	0	1	2				
Bernie Williams, S OBP: 0.423, SLG: 0.509 (1, 8)	G5-4-3 1B		E 1B		2B		K	BB		4	0	3	2	1	1	0				
John Vander Wal, L OBP: 0.335, SLG: 0.448 (1, 10)	G5-4-3 1-2		E4 1B		G4-6-3 IBB			1B BB	F7	3	1	0	0	2	0	4				
Ron Coomer, R OBP: 0.318, SLG: 0.418 Enrique Wilson, S OBP: 0.253, SLG: 0.318 (8, 5)		G1-4-3 2B	G1-3		G4-6-3 1-2			1B 1B	K	4	0	2	0	0	0	5				
Rondell White, R OBP: 0.289, SLG: 0.362 (1, 7)		G1-3		HR		F7		L6		4	1	1	1	0	0	3				
Juan Rivera, R OBP: 0.231, SLG: 0.250 (1, 9)		G1-4-3		G5-3		F8		1B		4	0	1	1	0	0	1				
Chris Widger, R OBP: 0.352, SLG: 0.404 20 Jorge Posada, S OBP: 0.375, SLG: 0.491 (8, 2)		G4-3		G5-3		F3		F8		3	0	0	0	0	0	1				
										1	0	0	0	0	0	2				
Inning Stats	R: 1 E: 0 K: 0 S: 15	H: 2 LOB: 1 BB: 1 P: 23	R: 0 E: 0 K: 0 S: 9	H: 1 LOB: 1 BB: 0 P: 11	R: 1 E: 1 K: 2 S: 13	H: 1 LOB: 2 BB: 1 P: 21	R: 1 E: 0 K: 0 S: 7	H: 1 LOB: 0 BB: 0 P: 11	R: 0 E: 0 K: 0 S: 6	H: 0 LOB: 2 BB: 1 P: 14	R: 1 E: 1 K: 1 S: 10	H: 2 LOB: 0 BB: 0 P: 14	R: 1 E: 0 K: 1 S: 14	H: 2 LOB: 2 BB: 1 P: 23	R: 1 E: 0 K: 1 S: 6	H: 1 LOB: 1 BB: 1 P: 15	1B: 8 2B: 2 3B: 0 HR: 2	SF: 0 SAC: 0 DP: 3 HBP: 0	WP: 0 PB: 0 SB: 2 CS: 0	PA: 42
PITCHER	IP WLS BF H R ER SO BB IBB HBP BLK WP HR S P ERA WHIP																			
32 Roy Halladay, R ERA: 3.02 Cliff Politte, R ERA: 3.95 Kelvim Escobar, R ERA: 4.73	(1, 1) (8, 1) (9, 1)	7.0 W 33 10 5 5 3 3 1 0 0 0 0 1 68 107 6.43 1.857																		

Batter	1	2	3	4	5	6	7	8	9	AB	R	H	RBI	BB	SO	LOB	BOTTOM	
Shannon Stewart, R OBP: 0.365, SLG: 0.435 (1, 7)	F9		F8			1B 2B BB	1B 10 1B BB	F9		3	2	0	0	2	0	1	New York Yankees @ Toronto Blue Jays SkyDome, Toronto, ON Sun Sep 01 2002, 1:05 PM EDT Att: 32,577 - Sunny - 73 F	
Dave Berg, R OBP: 0.309, SLG: 0.379 (1, 5)	G1-3			F9		K	FC6-5 10 1B 1B			4	0	1	1	0	1	1		
10 Vernon Wells, R OBP: 0.312, SLG: 0.444 (1, 8)	2B			1B		1B	FC6-5 2B 1B			4	2	4	1	0	0	0		
Carlos Delgado, L OBP: 0.386, SLG: 0.500 (1, 3)	L9			K		2B 2B 1B	FC6-5 2B 1B			4	1	1	0	0	1	4		
Josh Phelps, R OBP: 0.346, SLG: 0.516 (1, 10)			K	F9		2B 2B	1-2 2-3 2B			4	1	2	3	0	1	1		
Chris Woodward, R OBP: 0.350, SLG: 0.513 (1, 6)	F9			K		K	F7			4	0	0	0	0	2	3		
Orlando Hudson, S OBP: 0.333, SLG: 0.493 (1, 4)	G6-3			F9		2B	G6-3			4	0	1	2	0	0	0		
Ken Huckaby, R OBP: 0.290, SLG: 0.329 (1, 2)			G5-4-3 1B		1B	F7		F8		4	0	2	0	0	0	1		
Jayson Werth, R OBP: 0.500, SLG: 0.500 (1, 9)			G5-4-3 1-2		G3		BB 1B			4	1	2	0	0	0	2		
										1B: 9 2B: 4 3B: 0 HR: 0	SF: 0 SAC: 0 DP: 1 HBP: 0	WP: 0 PB: 0 SB: 0 CS: 0	PA: 37					
Inning Stats	R: 0 E: 0 K: 0 S: 6	H: 1 LOB: 0 BB: 0 P: 10	R: 0 E: 0 K: 1 S: 8	H: 0 LOB: 0 BB: 0 P: 12	R: 0 E: 0 K: 0 S: 13	H: 1 LOB: 0 BB: 0 P: 16	R: 0 E: 0 K: 1 S: 12	H: 1 LOB: 1 BB: 0 P: 15	R: 0 E: 0 K: 1 S: 11	H: 1 LOB: 1 BB: 0 P: 16	R: 4 E: 0 K: 2 S: 19	H: 4 LOB: 1 BB: 1 P: 25	R: 3 E: 0 K: 0 S: 16	H: 4 LOB: 1 BB: 1 P: 24	R: 0 E: 0 K: 0 S: 10	H: 1 LOB: 1 BB: 0 P: 15		
PITCHER	IP WLS BF H R ER SO BB IBB HBP BLK WP HR S P ERA WHIP																	
David Wells, L ERA: 4.18 Ramiro Mendoza, R ERA: 2.98 Sterling Hitchcock, L ERA: 5.4	(1, 1) (7, 1) (8, 1)	6.0 L 29 10 7 7 5 2 0 0 0 0 0 0 6 7 10.50 2.000																

Batter	1	2	3	4	5	6	7	8	9	AB	R	H	RBI	BB	SO	LOB	TOP										
D'Angelo Jimenez, S OBP: 0.316, SLG: 0.330 (1, 4)	4-2 14 S BB		0-0 1B 1B	2-0 1B			1-0 G5-3		0-1 F7	4	1	2	1	1	0	1											
Jose Valentin, S OBP: 0.302, SLG: 0.458 (1, 6)	2-3 K		0-2 1B	0-3 K			1-2 F8			4	0	1	1	0	2	2											
Frank Thomas, R OBP: 0.343, SLG: 0.446 (1, 10)	1-3 K		1-0 1B		0-0 F9		2-0 G6-3			4	0	1	1	0	1	1											
14 Paul Konerko, R OBP: 0.367, SLG: 0.516 Jeff Liefer, L OBP: 0.296, SLG: 0.340 (1, 3) (8, 3)	2-3 K		3-H 1B		3-2 G5-3			3-1 F9		4	0	0	0	0	1	2											
Carlos Lee, R OBP: 0.346, SLG: 0.467 (1, 7)		3-2 F7		2-1 HR			2-1 G5-3			3	1	1	0	1	0	0											
Joe Borchard, S OBP: 0.250, SLG: 1.000 (1, 9)		0-0 F5		1-0 HR		0-3 K		0-0 F4		4	1	1	2	0	1	1											
Aaron Rowand, R OBP: 0.291, SLG: 0.393 (1, 8)		1-2 E6		24 G4-3 1B		2-1 F8		1-2 G5-3		4	1	1	0	0	0	0											
24 Joe Crede, R OBP: 0.281, SLG: 0.491 (1, 5)		3-3 K2-3		0-0 G4-3		2-3 K		2-1 1B		4	0	1	0	0	2	2											
Mark Johnson, L OBP: 0.300, SLG: 0.289 (1, 2)			4-2 1B BB	1-3 K		0-0 G3		0-3 K		3	1	0	0	1	2	2											
Inning Stats	R: 0 E: 0 K: 3 S: 13	H: 0 LOB: 1 BB: 1 P: 22	R: 0 E: 1 K: 1 S: 12	H: 0 LOB: 1 BB: 0 P: 19	R: 2 E: 0 K: 0 S: 10	H: 3 LOB: 0 BB: 1 P: 18	R: 3 E: 0 K: 2 S: 15	H: 4 LOB: 1 BB: 0 P: 22	R: 0 E: 0 K: 1 S: 9	H: 0 LOB: 0 BB: 1 P: 16	R: 0 E: 0 K: 0 S: 5	H: 0 LOB: 0 BB: 0 P: 9	R: 0 E: 0 K: 0 S: 5	H: 0 LOB: 0 BB: 0 P: 10	R: 0 E: 0 K: 1 S: 10	H: 1 LOB: 1 BB: 0 P: 13	1B: 5 2B: 2 3B: 0 HR: 1	SF: 0 SAC: 0 DP: 1 HBP: 0	WP: 0 PB: 0 SB: 1 CS: 0	PA: 37							
PITCHER	IP	WLS	BF	H	R	ER	SO	BB	IBB	HBP	BLK	WP	HR	S	P	ERA	WHIP										
Corey Thurman, R ERA: 4.26 Mark Hendrickson, L ERA: 5.91 Mike Smith, R ERA: 7.73 Jason Kershner, L ERA: 5.68 Brian Bowles, R ERA: 3.18	3.0	L	16	6	5	5	4	2	0	0	0	0	1	41	69	15.00	2.667										

Chicago White Sox @ Toronto Blue Jays
SkyDome, Toronto, ON
Mon Sep 02 2002, 1:05 PM EDT
Att: 18,373 - Cloudy - 74 F

livebaseballscorecards.com

AB 34
R 5
H 8
RBI 5
BB 3
SO 9
LOB 11



Batter	1	2	3	4	5	6	7	8	9	AB	R	H	RBI	BB	SO	LOB	BOTTOM											
Shannon Stewart, R OBP: 0.363, SLG: 0.433 (1, 7)	1-1 F7		1-1 P1		0-1 FC4-6 1B		0-2 E6 HBP		1-2 10 1B	5	1	1	0	0	0	1												
Eric Hinske, L OBP: 0.376, SLG: 0.488 (1, 5)	1-1 10 3B		3-1 10 WP		3-2 10 WP		1-0 HBP		0-3 K	4	2	3	1	0	1	1												
10 Vernon Wells, R OBP: 0.314, SLG: 0.452 (1, 8)	1-0 1H 3B		2-2 F8		0-2 2H 2B		1-2 HBP		0-0 1B	5	0	3	2	0	0	3												
Carlos Delgado, L OBP: 0.384, SLG: 0.496 (1, 3)	2-3 K			0-0 1B	3-3 K		3-1 G6-3		2-1 P6	5	0	1	0	0	2	6												
Josh Phelps, R OBP: 0.340, SLG: 0.505 (1, 10)	1-3 K			0-3 K		0-0 G6-3		3-3 K		4	0	0	0	0	3	2												
Chris Woodward, R OBP: 0.348, SLG: 0.508 (1, 6)		0-1 G4-6-3 1B		0-3 K		2-1 G5-3		0-1 F8		4	0	1	0	0	1	1												
Orlando Hudson, S OBP: 0.338, SLG: 0.489 (1, 4)		2-1 G4-6-3		0-1 G3-1		4-2 BB		3-2 1B		3	0	1	0	1	0	2												
Tom Wilson, R OBP: 0.327, SLG: 0.366 (1, 2)		2-3 K			3-3 K		0-0 G4-3		0-0 F8	4	0	0	0	0	2	2												
Dewayne Wise, L OBP: 0.228, SLG: 0.348 (1, 9)			0-1 G3		2-2 FC4-6 1B		0-2 G3		1-3 K	4	0	1	0	0	1	0												
Inning Stats	R: 1 E: 0 K: 2 S: 12	H: 2 LOB: 1 BB: 0 P: 18	R: 0 E: 0 K: 1 S: 7	H: 1 LOB: 0 BB: 0 P: 11	R: 0 E: 0 K: 0 S: 9	H: 1 LOB: 1 BB: 0 P: 15	R: 0 E: 0 K: 2 S: 9	H: 1 LOB: 1 BB: 0 P: 9	R: 2 E: 0 K: 2 S: 20	H: 3 LOB: 1 BB: 0 P: 31	R: 0 E: 0 K: 0 S: 6	H: 0 LOB: 1 BB: 1 P: 12	R: 0 E: 1 K: 0 S: 13	H: 0 LOB: 2 BB: 0 P: 18	R: 0 E: 0 K: 1 S: 9	H: 1 LOB: 1 BB: 0 P: 15	R: 0 E: 0 K: 2 S: 14	H: 2 LOB: 2 BB: 0 P: 18	1B: 9 2B: 1 3B: 1 HR: 0	SF: 0 SAC: 0 DP: 1 HBP: 1	WP: 2 PB: 0 SB: 0 CS: 0	PA: 40						
PITCHER	IP	WLS	BF	H	R	ER	SO	BB	IBB	HBP	BLK	WP	HR	S	P	ERA	WHIP											
Jon Garland, R ERA: 4.84 Kelly Wunsch, L ERA: 3.5 Keith Foulke, R ERA: 3.48 Damaso Marte, L ERA: 3.21	6.1	W	28	8	3	3	7	1	0	0	0	0	0	0	1	102	4.26	1.421										

Chicago White Sox @ Toronto Blue Jays
SkyDome, Toronto, ON
Mon Sep 02 2002, 1:05 PM EDT
Att: 18,373 - Cloudy - 74 F

livebaseballscorecards.com

AB 38
R 3
H 11
RBI 3
BB 1
SO 10
LOB 18



Batter	1	2	3	4	5	6	7	8	9	AB	R	H	RBI	BB	SO	LOB	TOP				
D'Angelo Jimenez, S OBP: 0.312, SLG: 0.326	G4-3	K			G4-3		G3-1		K	5	0	0	0	0	2	2	Chicago White Sox @ Toronto Blue Jays SkyDome, Toronto, ON Tue Sep 03 2002, 7:05 PM EDT Att: 14,427 - Sunny - 86 F				
Jose Valentin, S OBP: 0.303, SLG: 0.473	K	F8			HR		HR		L4	5	2	2	2	0	1	2					
Frank Thomas, R OBP: 0.345, SLG: 0.449	2B				F9		BLK		K	4	0	2	0	1	1	0					
Magglio Ordonez, R OBP: 0.379, SLG: 0.582	F9				F9		IBB			3	0	0	0	1	0	2					
14 Paul Konerko, R OBP: 0.368, SLG: 0.521		1B			G6-4-3		HR		K	3	2	1	1	1	1	3					
Jeff Liefer, L OBP: 0.301, SLG: 0.340		1B			G3-1				K	3	0	1	0	1	1	0					
Aaron Rowand, R OBP: 0.291, SLG: 0.393		1B								0	0	0	0	0	0	0					
24 Joe Crede, R OBP: 0.280, SLG: 0.482		1B			F3		G4-3		G6-3	4	1	1	1	0	0	1					
Mark Johnson, L OBP: 0.299, SLG: 0.285		1B			K		F5			3	0	0	0	1	1	3					
Willie Harris, L OBP: 0.252, SLG: 0.282		2B			G4-3		G4-3		F8	4	0	1	1	0	0	1					
Inning Stats	R: 0 E: 0 K: 1 S: 11	H: 1 LOB: 1 BB: 0 P: 14	R: 2 E: 0 K: 1 S: 13	H: 3 LOB: 2 BB: 1 P: 24	R: 0 E: 0 K: 0 S: 7	H: 1 LOB: 0 BB: 0 P: 12	R: 0 E: 0 K: 1 S: 7	H: 0 LOB: 0 BB: 0 P: 11	R: 1 E: 0 K: 0 S: 12	H: 1 LOB: 1 BB: 1 P: 23	R: 1 E: 0 K: 1 S: 16	H: 1 LOB: 2 BB: 2 P: 33	R: 0 E: 0 K: 1 S: 13	H: 0 LOB: 1 BB: 1 P: 23	R: 0 E: 0 K: 2 S: 9	H: 0 LOB: 0 BB: 0 P: 15	1B: 3 2B: 2 3B: 0 HR: 3	SF: 0 SAC: 0 DP: 1 HBP: 0	WP: 0 PB: 0 SB: 0 CS: 0	PA: 39	
PITCHER	IP	WLS	BF	H	R	ER	SO	BB	IBB	HBP	BLK	WP	HR	S	P	ERA	WHIP				
Esteban Loaiza, R ERA: 5.37	6.2	L	29	8	5	5	3	2	0	0	0	0	3	68	114	6.75	1.500				
Brian Bowles, R ERA: 2.94	1.1		7	0	0	0	2	2	1	0	1	0	0	18	37	0.00	1.500				
Jason Kershner, L ERA: 5.49	0.2		2	0	0	0	1	0	0	0	0	0	0	6	10	0.00	0.000				
Scott Cassidy, R ERA: 5.64	0.1		1	0	0	0	1	0	0	0	0	0	0	3	5	0.00	0.000				

Batter	1	2	3	4	5	6	7	8	9	AB	R	H	RBI	BB	SO	LOB	BOTTOM				
Shannon Stewart, R OBP: 0.364, SLG: 0.431	G6-3				10 1B		L5		K	4	0	1	0	1	1	2	Chicago White Sox @ Toronto Blue Jays SkyDome, Toronto, ON Tue Sep 03 2002, 7:05 PM EDT Att: 14,427 - Sunny - 86 F				
Eric Hinske, L OBP: 0.373, SLG: 0.483	K				F8		K		P6	5	0	0	0	0	2	4					
10 Vernon Wells, R OBP: 0.314, SLG: 0.450	G5-3				1B				F8	4	0	1	0	0	1	1					
Carlos Delgado, L OBP: 0.389, SLG: 0.496					FC6-4		HR			0	1	0	0	3	0	0					
Josh Phelps, R OBP: 0.338, SLG: 0.515					FC6-4		HR		P4	4	2	1	2	0	0	3					
Chris Woodward, R OBP: 0.347, SLG: 0.517					HR		K		K	4	1	1	2	0	3	2					
Orlando Hudson, S OBP: 0.349, SLG: 0.500					G4-3		F8		BB	3	0	2	0	1	0	0					
Ken Huckaby, R OBP: 0.286, SLG: 0.324					G4-3		K		BB	3	0	0	0	0	1	3					
Tom Wilson, R OBP: 0.330, SLG: 0.369									BB	1	0	1	0	0	0	0					
Dewayne Wise, L OBP: 0.228, SLG: 0.348									BB	0	0	0	0	0	0	0					
Jayson Werth, R OBP: 0.286, SLG: 0.286					F9		K		BB	3	0	0	0	0	2	1					
Dave Berg, R OBP: 0.311, SLG: 0.379										0	0	0	0	1	0	0					
Felipe Lopez, S OBP: 0.287, SLG: 0.392										0	0	0	0	0	0	0					
Inning Stats	R: 0 E: 0 K: 1 S: 9	H: 0 LOB: 0 BB: 0 P: 14	R: 0 E: 0 K: 1 S: 12	H: 0 LOB: 1 BB: 1 P: 21	R: 0 E: 0 K: 0 S: 11	H: 2 LOB: 2 BB: 0 P: 16	R: 2 E: 0 K: 1 S: 11	H: 2 LOB: 1 BB: 1 P: 21	R: 0 E: 0 K: 2 S: 8	H: 1 LOB: 0 BB: 1 P: 20	R: 0 E: 0 K: 2 S: 8	H: 0 LOB: 0 BB: 0 P: 14	R: 0 E: 0 K: 1 S: 13	H: 0 LOB: 1 BB: 1 P: 22	R: 0 E: 0 K: 1 S: 14	H: 2 LOB: 3 BB: 1 P: 26	1B: 4 2B: 1 3B: 0 HR: 2	SF: 0 SAC: 0 DP: 0 HBP: 1	WP: 1 PB: 0 SB: 0 CS: 1	PA: 38	
PITCHER	IP	WLS	BF	H	R	ER	SO	BB	IBB	HBP	BLK	WP	HR	S	P	ERA	WHIP				
Rocky Biddle, R ERA: 4.47	4.0		18	4	2	2	3	2	0	0	0	0	1	43	72	4.50	1.500				
Jon Rauch, R ERA: 9.72	2.0	W	8	1	2	2	3	2	0	0	0	0	1	19	38	9.00	1.500				
Antonio Osuna, R ERA: 4.31	2.0	H	7	0	0	0	3	1	0	0	0	0	0	21	36	0.00	0.500				
Damaso Marte, L ERA: 3.15	1.0	S	5	2	0	0	1	1	0	0	0	1	0	14	26	0.00	3.000				


AB	34
R	5
H	8
RBI	5
BB	5
SO	7
LOB	14



Batter	1	2	3	4	5	6	7	8	9	AB	R	H	RBI	BB	SO	LOB	TOP								
Aaron Rowand, R (1, 8) OBP: 0.295, SLG: 0.392	2-2 G4-6-3 1B		4-0 BB			1-1 G4-3	2-3 K			3	0	1	0	1	1	1									
Jose Valentin, S (1, 6) OBP: 0.303, SLG: 0.478	0-1 G4-6-3 1-2f		2-2 SAFE F7			2-1 HR		0-3 K		4	1	1	1	0	1	3									
Frank Thomas, R (1, 10) OBP: 0.348, SLG: 0.449	2-1 1B			4-1 G4-6-3 BB		4-0 FC5-4 BB		3-2 F9		2	0	1	0	2	0	0									
Magglio Ordonez, R (1, 9) OBP: 0.376, SLG: 0.578	2-1 F9			2-2 G4-6-3 1-2f		0-0 FC5-4 14 FC6-4		1-3 K		4	0	0	0	0	1	3									
14 Paul Konerko, R (1, 3) OBP: 0.365, SLG: 0.517		0-1 G6-3		2-2 G6-3		2-2 FC6-4 1-2f			0-2 F7	4	0	0	0	0	0	1									
Carlos Lee, R (1, 7) OBP: 0.348, SLG: 0.466	2-2 F8				4-1 24 G6-4-3 BB		1-1 G4-3 24 G6-3 1B		3-1 F7	3	1	1	0	1	0	0									
24 Joe Crede, R (1, 5) OBP: 0.279, SLG: 0.475	0-1 G1				0-0 G6-4-3 1-2f		1-0 G6-3		1-0 1B	4	0	1	0	0	0	2									
Josh Paul, R (1, 2) OBP: 0.353, SLG: 0.315			1-1 G6-3		4-2 BB		0-2 G4-3		0-3 K	2	0	0	0	1	0	1									
Jeff Liefer, L (9, PH) OBP: 0.299, SLG: 0.338							2-3 BB			1	0	0	0	0	1	1									
Willie Harris, L (1, 4) OBP: 0.262, SLG: 0.292			0-0 E1 F7 1B		2-2 G3		2-2 3H 1B			3	0	2	1	0	0	1									
Inning Stats	R: 0 E: 0 K: 0 S: 9	H: 2 LOB: 1 BB: 0 P: 15	R: 0 E: 0 K: 0 S: 7	H: 0 LOB: 0 BB: 0 P: 9	R: 0 E: 1 K: 0 S: 6	H: 1 LOB: 1 BB: 1 P: 13	R: 0 E: 0 K: 0 S: 8	H: 0 LOB: 0 BB: 1 P: 16	R: 0 E: 0 K: 0 S: 7	H: 0 LOB: 1 BB: 2 P: 17	R: 1 E: 0 K: 0 S: 8	H: 1 LOB: 1 BB: 1 P: 17	R: 0 E: 0 K: 1 S: 12	H: 2 LOB: 1 BB: 0 P: 18	R: 0 E: 0 K: 1 S: 16	H: 0 LOB: 0 BB: 0 P: 20	R: 0 E: 0 K: 1 S: 9	H: 1 LOB: 1 BB: 0 P: 13	1B: 6 2B: 0 3B: 0 HR: 1	SF: 0 SAC: 0 DP: 3 HBP: 0	WP: 0 PB: 0 SB: 0 CS: 0	PA: 35			
PITCHER	IP WLS BF H R ER SO BB IBB HBP BLK WP HR S P ERA WHIP	7.0 W 28 6 2 2 1 5 0 0 0 0 1 57 105 2.57 1.571	1.0 H 3 0 0 0 2 0 0 0 0 0 0 16 20 0.00 0.000	1.0 4 1 0 0 0 1 0 0 0 0 0 0 9 13 0.00 1.000																					

Chicago White Sox @ Toronto Blue Jays
SkyDome, Toronto, ON
Wed Sep 04 2002, 7:05 PM EDT
Att: 21,122 - Sunny - 76 F

AB 30
R 2
H 7
RBI 2
BB 5
SO 4
LOB 13



Batter	1	2	3	4	5	6	7	8	9	AB	R	H	RBI	BB	SO	LOB	BOTTOM								
Shannon Stewart, R (1, 7) OBP: 0.364, SLG: 0.431	1-2 G1-3		2-1 10 E 1B		0-1 S 1B		2-0 FC6-4 FC4-6 1-2f 2-3	1-3 K		5	0	2	0	0	1	3									
Eric Hinske, L (1, 5) OBP: 0.370, SLG: 0.479	0-3 K2-3		1-3 K		2-3 K		1-2 FC4-6 3H 0-3 K			4	0	0	1	0	3	4									
10 Vernon Wells, R (1, 8) OBP: 0.313, SLG: 0.454	0-0 HR		1-1 E3 FC6-4 1-2 2-3		0-0 F7					4	1	1	1	0	1	4									
Carlos Delgado, L (1, 3) OBP: 0.386, SLG: 0.493	1-3 K		1-2 SF7			0-0 F8		3-3 K		3	0	0	1	0	2	0									
Josh Phelps, R (1, 10) OBP: 0.336, SLG: 0.507		0-0 G6-3	2-2 FC6-4 1-2f			3-3 K		4-1 BB 1B BB		3	1	0	0	1	1	2									
Chris Woodward, R (1, 6) OBP: 0.349, SLG: 0.519		2-0 L6		3-1 F8		1-0 2B		4-1 1B 2B BB		3	1	1	0	1	0	0									
Dave Berg, R (1, 4) OBP: 0.313, SLG: 0.384	2-1 2B			1-2 F8		1-1 G5-3		3-2 2B 1B		4	1	2	1	0	0	1									
Ken Huckaby, R (1, 2) OBP: 0.287, SLG: 0.324		2-2 G4-3		0-0 G4-3			2-0 FC6-4 WP FC4-6 1B		1-3 2H 1B	3	0	1	0	0	0	1									
Dewayne Wise, L (7, PR) ERA: 3.94										0	1	0	0	0	0	0									
Tom Wilson, R (8, 2) OBP: 0.328, SLG: 0.367										1	0	0	0	0	1	2									
Jayson Werth, R (1, 9) OBP: 0.455, SLG: 0.500			1-2 10 E 1B SF7 1B		2-2 G4-3		4-2 FC6-4 1B	2-1 1H 3H 2B		3	1	2	2	1	0	0									
Inning Stats	R: 1 E: 0 K: 2 S: 11	H: 1 LOB: 0 BB: 0 P: 13	R: 0 E: 0 K: 0 S: 7	H: 1 LOB: 1 BB: 0 P: 13	R: 1 E: 1 K: 1 S: 17	H: 2 LOB: 2 BB: 0 P: 25	R: 0 E: 0 K: 0 S: 7	H: 0 LOB: 0 BB: 0 P: 11	R: 0 E: 0 K: 1 S: 10	H: 1 LOB: 1 BB: 0 P: 14	R: 0 E: 0 K: 1 S: 7	H: 1 LOB: 1 BB: 0 P: 12	R: 1 E: 0 K: 1 S: 9	H: 1 LOB: 1 BB: 1 P: 17	R: 3 E: 0 K: 3 S: 19	H: 2 LOB: 1 BB: 2 P: 37	R: 0 E: 0 K: 1 S: 9	H: 1 LOB: 1 BB: 0 P: 13	1B: 5 2B: 3 3B: 0 HR: 1	SF: 1 SAC: 0 DP: 0 HBP: 0	WP: 1 PB: 0 SB: 1 CS: 0	PA: 37			
PITCHER	IP WLS BF H R ER SO BB IBB HBP BLK WP HR S P ERA WHIP	6.1 L 28 7 3 3 2 5 0 0 0 0 0 9 12 0.00 0.000	0.2 6 2 3 3 2 2 0 0 0 0 0 0 15 30 40.50 6.000																						

Chicago White Sox @ Toronto Blue Jays
SkyDome, Toronto, ON
Wed Sep 04 2002, 7:05 PM EDT
Att: 21,122 - Sunny - 76 F

AB 33
R 6
H 9
RBI 6
BB 3
SO 9
LOB 17




Batter	1	2	3	4	5	6	7	8	9	AB	R	H	RBI	BB	SO	LOB	TOP					
Shannon Stewart, R OBP: 0.364, SLG: 0.429										4	0	1	0	1	1	2						
Eric Hinske, L OBP: 0.369, SLG: 0.475										4	0	0	0	1	2	5						
10 Vernon Wells, R OBP: 0.316, SLG: 0.456										5	1	3	1	0	0	2						
Carlos Delgado, L OBP: 0.386, SLG: 0.490										3	0	0	0	2	1	2						
Josh Phelps, R OBP: 0.342, SLG: 0.543											5	2	3	3	0	2	3					
Chris Woodward, R OBP: 0.350, SLG: 0.514											4	0	1	0	1	0	5					
Dave Berg, R OBP: 0.311, SLG: 0.381											5	1	1	0	0	0	2					
Ken Huckaby, R OBP: 0.294, SLG: 0.330											5	1	3	0	0	1	1					
Jayson Werth, R OBP: 0.400, SLG: 0.429										4	0	1	1	0	2	3						
Inning Stats	R: 0 E: 0 K: 1 S: 13	H: 1 LOB: 3 BB: 2 P: 25	R: 0 E: 0 K: 1 S: 8	H: 0 LOB: 0 BB: 0 P: 12	R: 0 E: 0 K: 1 S: 8	H: 0 LOB: 0 BB: 0 P: 12	R: 1 E: 0 K: 1 S: 10	H: 1 LOB: 0 BB: 0 P: 13	R: 0 E: 0 K: 0 S: 9	H: 1 LOB: 2 BB: 1 P: 20	R: 1 E: 0 K: 0 S: 14	H: 3 LOB: 2 BB: 0 P: 22	R: 1 E: 0 K: 0 S: 15	H: 3 LOB: 2 BB: 1 P: 22	R: 2 E: 0 K: 2 S: 20	H: 4 LOB: 2 BB: 0 P: 28	R: 0 E: 0 K: 2 S: 12	H: 0 LOB: 1 BB: 1 P: 21	1B: 10 2B: 1 3B: 0 HR: 2	SF: 0 SAC: 0 DP: 1 HBP: 0	WP: 0 PB: 0 SB: 0 CS: 0	PA: 44
PITCHER	IP WLS BF H R ER SO BB IBB HBP BLK WP HR S P ERA WHIP																					
John Burkett, R ERA: 4.86	(1, 1) 6.0 27 6 2 2 5 3 0 0 0 0 2 62 104 3.00 1.500																					
Dustin Hermanson, R ERA: 7.53	(7, 1) 1.0 L 9 6 3 3 0 1 0 0 0 0 0 0 21 30 27.00 7.000																					
Wayne Gomes, R ERA: 4.85	(8, 1) 1.0 4 1 0 0 2 0 0 0 0 0 0 0 14 20 0.00 1.000																					
Ugueth Urbina, R ERA: 3.31	(9, 1) 1.0 4 0 0 0 2 1 0 0 0 0 0 0 12 21 0.00 1.000																					

Toronto Blue Jays @ Boston Red Sox
Fenway Park, Boston, MA
Thu Sep 05 2002, 7:05 PM EDT
Att: 30,021 - Sunny - 74 F

livebaseballscores.com

AB	39
R	5
H	13
RBI	5
BB	5
SO	9
LOB	25




Batter	1	2	3	4	5	6	7	8	9	AB	R	H	RBI	BB	SO	LOB	BOTTOM			
18 Johnny Damon, L OBP: 0.361, SLG: 0.442											4	1	0	0	1	0	4			
Shea Hillenbrand, R OBP: 0.345, SLG: 0.483											4	1	2	0	0	2	2			
Nomar Garciaparra, R OBP: 0.349, SLG: 0.526											4	0	0	0	0	3				
Manny Ramirez, R OBP: 0.439, SLG: 0.607										4	0	1	2	0	2	0				
Cliff Floyd, L OBP: 0.387, SLG: 0.527											4	1	1	0	0	1	1			
Brian Daubach, L OBP: 0.335, SLG: 0.455										3	0	0	0	1	2	2				
Jason Varitek, S OBP: 0.336, SLG: 0.396											2	1	0	0	2	0	2			
Trot Nixon, L OBP: 0.335, SLG: 0.474											4	0	0	0	2	3				
Rey Sanchez, R OBP: 0.314, SLG: 0.345											3	0	1	0	0	0	1			
Carlos Baerga, S OBP: 0.336, SLG: 0.413											1	0	1	1	0	0	0			
Rickey Henderson, R OBP: 0.370, SLG: 0.368											0	0	0	0	0	0	0			
Inning Stats	R: 2 E: 0 K: 1 S: 10	H: 2 LOB: 1 BB: 1 P: 18	R: 0 E: 0 K: 0 S: 7	H: 0 LOB: 0 BB: 0 P: 9	R: 0 E: 0 K: 2 S: 9	H: 0 LOB: 0 BB: 0 P: 12	R: 0 E: 0 K: 2 S: 12	H: 1 LOB: 2 BB: 1 P: 20	R: 0 E: 0 K: 1 S: 9	H: 1 LOB: 1 BB: 0 P: 13	R: 0 E: 0 K: 0 S: 5	H: 0 LOB: 1 BB: 1 P: 12	R: 0 E: 0 K: 2 S: 9	H: 0 LOB: 0 BB: 0 P: 15	R: 2 E: 1 K: 1 S: 18	H: 1 LOB: 1 BB: 1 P: 33	1B: 3 2B: 3 3B: 0 HR: 0	SF: 0 SAC: 0 DP: 1 HBP: 0	WP: 0 PB: 1 SB: 0 CS: 0	PA: 37
PITCHER	IP WLS BF H R ER SO BB IBB HBP BLK WP HR S P ERA WHIP																			
Justin Miller, R ERA: 5.33	(1, 1) 7.0 28 5 2 2 6 3 0 0 0 0 0 0 9 61 2.57 1.143																			
Brian Bowles, R ERA: 2.63	(8, 1) 1.0 H 3 0 0 0 2 0 0 0 0 0 0 0 9 15 0.00 0.000																			
Kelvin Escobar, R ERA: 4.59	(9, 1) 1.0 S 6 1 2 0 1 1 0 0 0 0 0 0 0 18 33 0.00 2.000																			

Toronto Blue Jays @ Boston Red Sox
Fenway Park, Boston, MA
Thu Sep 05 2002, 7:05 PM EDT
Att: 30,021 - Sunny - 74 F

livebaseballscores.com

AB	33
R	4
H	6
RBI	3
BB	4
SO	9
LOB	18



Batter	1	2	3	4	5	6	7	8	9	AB	R	H	RBI	BB	SO	LOB	TOP			
Shannon Stewart, R OBP: 0.364, SLG: 0.427	1-3 K		4-2 PB 2B BB		0-3 K			1-1 G4-3		3	1	0	0	1	2	1				
Eric Hinske, L OBP: 0.366, SLG: 0.475	2-3 K		1-1 1B 2B		1-2 G4-3			1-2 G3		4	0	1	1	0	1	1				
10 Vernon Wells, R OBP: 0.315, SLG: 0.454	0-1 1B		1-3 K			0-2 F8			0-0 G4-3	4	0	1	0	0	1	1				
Carlos Delgado, L OBP: 0.387, SLG: 0.488 Dewayne Wise, L OBP: 0.226, SLG: 0.348	0-0 F7		1-2 2H 1B			1-3 K			4-0 2B G6-3 BB	3	0	1	0	1	1	1				
Josh Phelps, R OBP: 0.345, SLG: 0.547		0-3 K2-3		0-0 G6-3 1B					1-1 G6-3 2B	4	0	2	0	0	1	0				
Chris Woodward, R OBP: 0.349, SLG: 0.508		1-1 E5		1-1 G6-3					4-1 G6-3 BB	3	0	0	0	1	0	1				
Dave Berg, R OBP: 0.308, SLG: 0.376		1-3 K		1-1 G6-3					3-2 G6-3	4	0	0	1	0	1	3				
Ken Huckaby, R OBP: 0.290, SLG: 0.326 Kevin Cash, R (8, 2)		0-3 K2-3			3-2 F9				1-2 2-3 3-H 1-1 G3-1	3	0	0	0	0	1	1				
Jayson Werth, R OBP: 0.389, SLG: 0.412			3-2 P4		1-1 1B				1-1 F9	3	0	1	0	0	0	0				
Inning Stats	R: 0 E: 0 K: 2 S: 9	H: 1 LOB: 1 BB: 0 P: 12	R: 0 E: 1 K: 3 S: 13	H: 0 LOB: 1 BB: 0 P: 15	R: 1 E: 0 K: 1 S: 13	H: 2 LOB: 2 BB: 1 P: 23	R: 0 E: 0 K: 0 S: 5	H: 1 LOB: 0 BB: 0 P: 7	R: 0 E: 0 K: 1 S: 12	H: 1 LOB: 1 BB: 0 P: 17	R: 0 E: 0 K: 0 S: 6	H: 0 LOB: 0 BB: 0 P: 8	R: 0 E: 0 K: 0 S: 11	H: 0 LOB: 0 BB: 0 P: 14	R: 1 E: 0 K: 0 S: 10	H: 1 LOB: 3 BB: 2 P: 23	1B: 4 2B: 2 3B: 0 HR: 0	SF: 0 SAC: 0 DP: 1 HBP: 0	WP: 0 PB: 1 SB: 0 CS: 0	PA: 35
PITCHER	IP	WLS	BF	H	R	ER	SO	BB	IBB	HBP	BLK	WP	HR	S	P	ERA	WHIP			
49 Tim Wakefield, R ERA: 2.97	7.0	W	26	5	1	1	8	1	0	0	0	0	0	65	91	1.29	0.857			
Bob Howry, R ERA: 4.2	1.0		3	0	0	0	0	0	0	0	0	0	0	11	14	0.00	0.000			
Willie Banks, R ERA: 4.11	1.0		6	1	1	1	0	2	0	0	0	0	0	10	23	9.00	3.000			

Toronto Blue Jays @ Boston Red Sox
Fenway Park, Boston, MA
Fri Sep 06 2002, 7:05 PM EDT
Att: 31,847 - Sunny - 80 F

AB 32
R 2
H 6
RBI 2
BB 3
SO 8
LOB 12



Batter	1	2	3	4	5	6	7	8	9	AB	R	H	RBI	BB	SO	LOB	BOTTOM			
18 Johnny Damon, L OBP: 0.363, SLG: 0.444	0-1 G3 G5-3 1B		3-2 1B	0-3 K		0-1 F7		2-2 1B		5	0	3	0	0	1	2				
Shea Hillenbrand, R OBP: 0.344, SLG: 0.480	0-2 G5-3		2-1 G5-3		0-0 2B 1B	3-3 K		2-0 F8		5	1	1	0	0	1	5				
Nomar Garciaparra, R OBP: 0.351, SLG: 0.526	0-0 G3			2-1 1B BB	0-1 1B 2B		1-1 1B	0-1 G4-3		5	3	3	0	0	0	3				
Manny Ramirez, R OBP: 0.435, SLG: 0.601	2-3 G6-3			1-0 F7	1-0 F7		1-3 K			4	0	0	0	0	1	5				
Cliff Floyd, L OBP: 0.386, SLG: 0.525 Trot Nixon, L OBP: 0.336, SLG: 0.475		2-0 G3-1		4-2 1B BB	2-3 K		0-0 1B			2	1	0	0	1	1	2				
Benny Agbayani, R OBP: 0.273, SLG: 0.355		0-2 G6-3		0-2 1B BB	1-0 1B		3-2 P5			4	1	2	3	0	0	2				
Brian Daubach, L OBP: 0.336, SLG: 0.455		2-3 K		1-1 1B BB	1-2 2B 1B		2-2 1B			4	1	2	2	0	2	1				
Doug Mirabeli, R OBP: 0.286, SLG: 0.392			0-1 G5-3	1-1 1B 2B		1-2 G1-3		0-3 K		4	0	1	2	0	1	0				
Rey Sanchez, R OBP: 0.316, SLG: 0.347			0-3 K	1-3 K		2-2 1B		2-1 F8 1B 1B		4	0	2	0	0	2	1				
Inning Stats	R: 0 E: 0 K: 0 S: 8	H: 1 LOB: 0 BB: 0 P: 9	R: 0 E: 1 K: 1 S: 9	H: 0 LOB: 0 BB: 0 P: 13	R: 0 E: 0 K: 1 S: 11	H: 1 LOB: 1 BB: 0 P: 16	R: 4 E: 0 K: 2 S: 20	H: 4 LOB: 1 BB: 1 P: 30	R: 2 E: 0 K: 2 S: 11	H: 3 LOB: 1 BB: 0 P: 16	R: 0 E: 0 K: 1 S: 15	H: 1 LOB: 1 BB: 0 P: 21	R: 1 E: 0 K: 1 S: 13	H: 3 LOB: 2 BB: 0 P: 20	R: 0 E: 0 K: 1 S: 13	H: 2 LOB: 2 BB: 0 P: 19	1B: 13 2B: 2 3B: 0 HR: 0	SF: 0 SAC: 0 DP: 0 HBP: 0	WP: 0 PB: 0 SB: 0 CS: 0	PA: 39
PITCHER	IP	WLS	BF	H	R	ER	SO	BB	IBB	HBP	BLK	WP	HR	S	P	ERA	WHIP			
32 Roy Halladay, R ERA: 3.21	5.0	L	25	9	6	6	6	1	0	0	0	0	0	59	84	10.80	2.000			
Mike Smith, R ERA: 7.46	2.0		9	4	1	1	2	0	0	0	0	0	0	28	41	4.50	2.000			
Corey Thurman, R ERA: 4.21	1.0		5	2	0	0	1	0	0	0	0	0	0	13	19	0.00	2.000			

Toronto Blue Jays @ Boston Red Sox
Fenway Park, Boston, MA
Fri Sep 06 2002, 7:05 PM EDT
Att: 31,847 - Sunny - 80 F

AB 38
R 7
H 15
RBI 7
BB 1
SO 9
LOB 21



Batter	1	2	3	4	5	6	7	8	9	AB	R	H	RBI	BB	SO	LOB	TOP					
Shannon Stewart, R (1, 7) OBP: 0.365, SLG: 0.427 Brian Leshar, R (1, 7) OBP: 0.200, SLG: 0.143	1-2 BB HBP		2-2 G5-3		2-3 K			1-3 K		0	0	0	0	0	0	0						
Dave Berg, R (1, 4) OBP: 0.307, SLG: 0.373	4-2 BB		1-2 P4		1-3 K			1-3 K		3	0	0	0	1	2	1						
10 Vernon Wells, R (1, 8) OBP: 0.313, SLG: 0.451	1-2 BB		2-0 F9		0-0 L5			3-2 G6-3		4	0	0	0	0	1	2						
Carlos Delgado, L (1, 3)	1-3 K		0-1 P5		3-2 F7			0-0 P3		4	0	0	0	0	1	2						
Josh Phelps, R (1, 10)	3-3 K		2-2 1B		4-2 FC6-4 BB			3-3 K		3	0	1	0	1	2	2						
Chris Woodward, R (1, 6)		0-3 K	2-2 F9		2-1 FC6-4			0-2 F2		4	0	0	0	0	1	2						
Tom Wilson, R (1, 2)		1-0 HR	3-3 K		2-2 P4					3	1	1	1	0	1	1						
Jayson Werth, R (1, 9)		0-3 K	2-2 G6-3		3-3 K					3	0	0	0	0	2	0						
Felipe Lopez, S (1, 5)		1-3 K	0-0 2B		0-2 G6-3					3	0	1	0	0	1	0						
Inning Stats	R: 0 H: 0 E: 0 K: 3 S: 15	H: 0 LOB: 2 BB: 1 P: 24	R: 1 H: 1 E: 0 K: 3 S: 13	LOB: 0 BB: 0 P: 15	R: 0 H: 0 E: 0 K: 0 S: 8	H: 0 LOB: 0 BB: 0 P: 13	R: 0 H: 1 E: 0 K: 1 S: 13	LOB: 1 BB: 0 P: 20	R: 0 H: 1 E: 0 K: 2 S: 11	LOB: 1 BB: 0 P: 16	R: 0 H: 0 E: 0 K: 0 S: 9	H: 0 LOB: 0 BB: 1 P: 18	R: 0 H: 0 E: 0 K: 1 S: 12	LOB: 0 BB: 0 P: 17	R: 0 H: 0 E: 0 K: 2 S: 11	LOB: 0 BB: 0 P: 16	R: 0 H: 0 E: 0 K: 1 S: 8	LOB: 0 BB: 0 P: 11	1B: 1 2B: 1 3B: 0 HR: 1	SF: 0 SAC: 0 DP: 0 HBP: 1	WP: 0 PB: 0 SB: 0 CS: 0	PA: 33
PITCHER	IP	WLS	BF	H	R	ER	SO	BB	IBB	HBP	BLK	WP	HR	S	P	ERA	WHIP					
Casey Fossum, L (1, 1) ERA: 3.09	6.0	W	24	3	1	1	9	2	0	1	0	0	1	69	106	1.50	0.833					
Wayne Gomes, R (7, 1) ERA: 4.5	1.0	H	3	0	0	0	1	0	0	0	0	0	0	12	17	0.00	0.000					
Alan Embree, L (8, 1) ERA: 1.98	1.0	H	3	0	0	0	2	0	0	0	0	0	0	11	16	0.00	0.000					
Ugueth Urbina, R (9, 1) ERA: 3.24	1.0	S	3	0	0	0	1	0	0	0	0	0	0	8	11	0.00	0.000					

Toronto Blue Jays @ Boston Red Sox
Fenway Park, Boston, MA
Sat Sep 07 2002, 5:05 PM EDT
Att: 31,591 - Sunny - 78 F

AB 30
R 1
H 3
RBI 1
BB 2
SO 13
LOB 11



Batter	1	2	3	4	5	6	7	8	9	AB	R	H	RBI	BB	SO	LOB	BOTTOM					
18 Johnny Damon, L (1, 8) OBP: 0.364, SLG: 0.446	1-1 G6-3 1B		2-2 G4-3			1-2 2B		2-2 L5		4	1	2	0	0	0	0						
Shea Hillenbrand, R (1, 5) OBP: 0.341, SLG: 0.477	1-1 G6-3 1-2			1-0 L4		2-3 K		1-0 F7		4	0	0	0	0	1	2						
Nomar Garciaparra, R (1, 6) OBP: 0.350, SLG: 0.526	1-0 F7			2-1 G6-3		2-0 F7		1-2 HR 1B		4	1	1	0	0	0	1						
Manny Ramirez, R (1, 10)		3-0 F9		4-2 BB		0-2 WP 1B 2B		3-2 HR 1B		3	2	2	3	1	0	0						
Cliff Floyd, L (1, 9) OBP: 0.385, SLG: 0.522		2-2 P6		0-1 G6-3		2-2 S 1B		1-0 F9		4	0	1	1	0	0	1						
Benny Agbayani, R (1, 7) OBP: 0.274, SLG: 0.355		0-1 1B			1-0 G6-3	3-2 F8		3-2 F8		3	0	1	0	0	0	1						
Jason Varitek, S (1, 2) OBP: 0.333, SLG: 0.393		1-0 F7			3-3 K			0-0 B1-3		3	0	0	0	0	1	1						
Shane Andrews, R (1, 3)			3-2 F7		4-1 BB			0-3 K		1	0	0	0	1	0	0						
Brian Daubach, L (7, PH) (8, 3)					1-1 G6-3			2-1 F3		1	0	0	0	0	1	0						
Lou Merloni, R (1, 4) OBP: 0.344, SLG: 0.421						0-0 F9				3	0	0	0	0	0	1						
Inning Stats	R: 0 H: 1 E: 0 K: 0 S: 5	H: 1 LOB: 1 BB: 0 P: 8	R: 0 H: 1 E: 0 K: 0 S: 7	LOB: 1 BB: 0 P: 13	R: 0 H: 0 E: 0 K: 0 S: 14	H: 0 LOB: 0 BB: 0 P: 20	R: 0 H: 0 E: 0 K: 0 S: 7	H: 0 LOB: 1 BB: 1 P: 14	R: 0 H: 3 E: 0 K: 1 S: 16	LOB: 1 BB: 0 P: 26	R: 0 H: 0 E: 0 K: 1 S: 6	LOB: 0 BB: 0 P: 8	R: 0 H: 2 E: 0 K: 0 S: 11	LOB: 0 BB: 0 P: 19	1B: 4 2B: 2 3B: 0 HR: 1	SF: 0 SAC: 0 DP: 1 HBP: 0	WP: 1 PB: 0 SB: 1 CS: 0	PA: 32				
PITCHER	IP	WLS	BF	H	R	ER	SO	BB	IBB	HBP	BLK	WP	HR	S	P	ERA	WHIP					
Mark Hendrickson, L (1, 1) ERA: 4.02	5.0		18	2	0	0	1	2	0	0	0	0	0	39	69	0.00	0.800					
Brian Bowles, R (6, 1) ERA: 3.6	1.1	L	7	3	2	2	1	0	0	0	0	1	0	17	27	13.50	2.250					
Jason Kershner, L (7, 1) ERA: 5.23	1.0		3	0	0	0	1	0	0	0	0	0	0	8	12	0.00	0.000					
Scott Cassidy, R (8, 1) ERA: 5.9	0.1		3	2	2	2	0	0	0	0	0	0	1	7	12	54.00	6.000					
Felix Hernandez, L (8, 1) ERA: 3.99	0.1		1	0	0	0	0	0	0	0	0	0	0	1	2	0.00	0.000					

Toronto Blue Jays @ Boston Red Sox
Fenway Park, Boston, MA
Sat Sep 07 2002, 5:05 PM EDT
Att: 31,591 - Sunny - 78 F

AB 30
R 4
H 7
RBI 4
BB 2
SO 3
LOB 7



Batter	1	2	3	4	5	6	7	8	9	AB	R	H	RBI	BB	SO	LOB	TOP					
Shannon Stewart, R OBP: 0.366, SLG: 0.427	F9	10 HR	FC5-4			G4-3	1B		1-2	5	1	2	0	1	0	1	Toronto Blue Jays @ Cleveland Indians Jacobs Field, Cleveland, OH Mon Sep 09 2002, 7:05 PM EDT Att: 28,567 - Sunny - 80 F					
Eric Hinske, L OBP: 0.370, SLG: 0.484	10 1B	F7				K	1B		2-5	5	2	3	3	0	1	1						
10 Vernon Wells, R OBP: 0.315, SLG: 0.461	2B	HR				K	F7			5	2	2	3	0	1	2						
Carlos Delgado, L OBP: 0.389, SLG: 0.493	2B						HR	G4-3		4	2	3	1	1	0	0						
Josh Phelps, R OBP: 0.354, SLG: 0.556	1B						HR			5	2	2	3	0	2	2						
Chris Woodward, R OBP: 0.346, SLG: 0.504	K	F9					BB			4	1	0	0	1	2	3						
Orlando Hudson, S OBP: 0.348, SLG: 0.493	1B									2	0	0	0	0	0	0						
Dave Berg, R OBP: 0.307, SLG: 0.371	HBP		L7			G4-3	F9			2	0	0	0	0	1	1						
Tom Wilson, R OBP: 0.335, SLG: 0.383										3	1	2	1	1	1	0						
Ken Huckaby, R OBP: 0.294, SLG: 0.319	1B		FC5-4			K	BB	G6-3		1	0	0	0	0	0	0						
Dewayne Wise, L OBP: 0.218, SLG: 0.327	L9		F7				L5			5	0	1	0	0	1	5						
Inning Stats	R: 4 E: 0 K: 1 S: 17	H: 5 LOB: 2 BB: 0 P: 31	R: 2 E: 0 K: 1 S: 13	H: 2 LOB: 1 BB: 1 P: 22	R: 0 E: 0 K: 0 S: 10	H: 1 LOB: 1 BB: 0 P: 17	R: 1 E: 0 K: 0 S: 7	H: 2 LOB: 1 BB: 0 P: 10	R: 0 E: 0 K: 2 S: 9	H: 0 LOB: 0 BB: 0 P: 12	R: 0 E: 0 K: 2 S: 7	H: 0 LOB: 0 BB: 0 P: 9	R: 4 E: 0 K: 0 S: 18	H: 3 LOB: 2 BB: 3 P: 36	R: 0 E: 0 K: 2 S: 9	H: 0 LOB: 0 BB: 0 P: 14	R: 0 E: 0 K: 1 S: 13	H: 2 LOB: 2 BB: 0 P: 19	1B: 8 2B: 4 3B: 0 HR: 3	SF: 0 SAC: 0 DP: 0 HBP: 1	WP: 0 PB: 0 SB: 1 CS: 0	PA: 46
PITCHER	IP WLS BF H R ER SO BB IBB HBP BLK WP HR S P ERA WHIP																					
Jaret Wright, R ERA: 15.98	(1, 1) 2.0 15 7 6 6 2 1 0 1 0 0 0 1 30 53 27.00 4.000																					
Jason Davis, R ERA: 2.25	(3, 1) 4.0 15 3 1 1 4 0 0 0 0 0 0 1 33 48 2.25 0.750																					
53 Carl Sadler, L ERA: 4.61	(7, 1) 0.2 L 6 2 4 4 0 2 0 0 0 0 0 0 1 12 25 54.00 6.000																					
Jerrod Riggan, R ERA: 7.76	(7, 1) 2.1 11 3 0 0 3 1 0 0 0 0 0 0 28 44 0.00 1.714																					

AB	41
R	11
H	15
RBI	11
BB	4
SO	9
LOB	15



Batter	1	2	3	4	5	6	7	8	9	AB	R	H	RBI	BB	SO	LOB	BOTTOM					
Milton Bradley, S OBP: 0.320, SLG: 0.415	G1-6-3		G3-6-3			G3				1	0	1	0	0	0	0	Toronto Blue Jays @ Cleveland Indians Jacobs Field, Cleveland, OH Mon Sep 09 2002, 7:05 PM EDT Att: 28,567 - Sunny - 80 F					
Chris Magruder, S OBP: 0.265, SLG: 0.373	1B									4	0	0	0	0	1	4						
Omar Vizquel, S OBP: 0.338, SLG: 0.416	F8					F8				4	2	1	0	0	0	2						
Ellis Burks, R OBP: 0.348, SLG: 0.506	G1-6-3					G6-3				5	1	1	0	0	2	2						
Jim Thome, L OBP: 0.437, SLG: 0.653										3	2	3	2	2	0	0						
Karim Garcia, L OBP: 0.353, SLG: 0.627	G4-6-3					FC6-4				5	2	2	2	0	1	4						
Lee Stevens, L OBP: 0.317, SLG: 0.394										5	1	1	3	0	2	3						
Greg LaRocca, R OBP: 0.353, SLG: 0.379	K									0	0	0	0	0	0	0						
Josh Bard, S OBP: 0.317, SLG: 0.509										4	1	0	0	1	2	4						
Bill Selby, L OBP: 0.281, SLG: 0.374										4	0	2	1	0	1	1						
John McDonald, R OBP: 0.303, SLG: 0.358										4	0	2	0	0	1	3						
Inning Stats	R: 0 E: 0 K: 0 S: 7	H: 1 LOB: 0 BB: 0 P: 11	R: 0 E: 0 K: 1 S: 5	H: 0 LOB: 0 BB: 1 P: 11	R: 1 E: 0 K: 0 S: 10	H: 1 LOB: 1 BB: 1 P: 21	R: 4 E: 0 K: 1 S: 16	H: 4 LOB: 1 BB: 1 P: 30	R: 0 E: 0 K: 0 S: 7	H: 0 LOB: 0 BB: 0 P: 10	R: 2 E: 1 K: 1 S: 18	H: 3 LOB: 2 BB: 0 P: 26	R: 2 E: 0 K: 2 S: 15	H: 2 LOB: 1 BB: 0 P: 22	R: 0 E: 0 K: 2 S: 14	H: 1 LOB: 1 BB: 0 P: 21	R: 0 E: 1 K: 3 S: 16	H: 1 LOB: 2 BB: 0 P: 23	1B: 7 2B: 4 3B: 0 HR: 2	SF: 0 SAC: 0 DP: 3 HBP: 1	WP: 0 PB: 1 SB: 0 CS: 0	PA: 43
PITCHER	IP WLS BF H R ER SO BB IBB HBP BLK WP HR S P ERA WHIP																					
Pete Walker, R ERA: 4.76	(1, 1) 5.0 21 6 5 5 2 3 0 0 0 0 0 1 45 83 9.00 1.800																					
Jason Kershner, L ERA: 5.07	(6, 1) 0.1 B 5 3 2 1 1 0 0 0 0 0 0 1 15 20 27.00 9.000																					
Brian Bowles, R ERA: 4.5	(6, 1) 1.0 W 5 1 2 2 1 0 0 1 0 0 0 0 12 22 18.00 1.000																					
Felix Heredia, L ERA: 3.94	(7, 1) 0.2 H 3 1 0 0 1 0 0 0 0 0 0 0 6 6 0.00 1.500																					
Cliff Politte, R ERA: 3.92	(8, 1) 1.0 H 4 1 0 0 2 0 0 0 0 0 0 0 14 21 0.00 1.000																					

AB	39
R	9
H	13
RBI	8
BB	3
SO	10
LOB	23



Batter	1	2	3	4	5	6	7	8	9	AB	R	H	RBI	BB	SO	LOB	TOP							
Shannon Stewart, R OBP: 0.366, SLG: 0.428										5	1	2	0	0	0	2	Toronto Blue Jays @ Cleveland Indians Jacobs Field, Cleveland, OH Tue Sep 10 2002, 7:05 PM EDT Att: 24,312 - Sunny - 82 F							
Eric Hinske, L OBP: 0.370, SLG: 0.483										5	0	2	0	0	1	2								
10 Vernon Wells, R OBP: 0.312, SLG: 0.457										5	0	0	0	0	1	4								
Carlos Delgado, L OBP: 0.391, SLG: 0.492											3	2	1	0	2	1		2						
Josh Phelps, R OBP: 0.357, SLG: 0.553											3	1	1	0	1	1		4						
Chris Woodward, R OBP: 0.348, SLG: 0.508										4	1	2	0	0	0	2								
Dave Berg, R OBP: 0.312, SLG: 0.377										3	0	2	1	0	0	0								
Ken Huckaby, R OBP: 0.279, SLG: 0.314										4	0	0	2	0	0	5								
Kevin Cash, R OBP: 0.279, SLG: 0.314										0	0	0	0	0	0	0								
Jayson Werth, R OBP: 0.333, SLG: 0.296																								
Inning Stats	R: 0 E: 0 K: 0 S: 7	H: 1 LOB: 0 BB: 0 P: 10	R: 2 E: 1 K: 2 S: 16	H: 3 LOB: 1 BB: 0 P: 20	R: 0 E: 0 K: 0 S: 8	H: 0 LOB: 0 BB: 0 P: 12	R: 0 E: 0 K: 1 S: 8	H: 1 LOB: 2 BB: 1 P: 15	R: 0 E: 0 K: 0 S: 6	H: 0 LOB: 1 BB: 1 P: 13	R: 2 E: 0 K: 0 S: 11	H: 2 LOB: 1 BB: 1 P: 18	R: 0 E: 0 K: 1 S: 14	H: 2 LOB: 2 BB: 1 P: 20	R: 0 E: 0 K: 0 S: 5	H: 0 LOB: 0 BB: 0 P: 9	R: 1 E: 1 K: 0 S: 11	H: 1 LOB: 1 BB: 1 P: 18	1B: 7 2B: 3 3B: 0 HR: 0	SF: 0 SAC: 0 DP: 4 HBP: 1	WP: 0 PB: 0 SB: 2 CS: 0	PA: 40		
PITCHER	IP WLS BF H R ER SO BB IBB HBP BLK WP HR S P ERA WHIP	IP WLS BF H R ER SO BB IBB HBP BLK WP HR S P ERA WHIP	IP WLS BF H R ER SO BB IBB HBP BLK WP HR S P ERA WHIP	IP WLS BF H R ER SO BB IBB HBP BLK WP HR S P ERA WHIP	IP WLS BF H R ER SO BB IBB HBP BLK WP HR S P ERA WHIP	IP WLS BF H R ER SO BB IBB HBP BLK WP HR S P ERA WHIP	IP WLS BF H R ER SO BB IBB HBP BLK WP HR S P ERA WHIP	IP WLS BF H R ER SO BB IBB HBP BLK WP HR S P ERA WHIP	IP WLS BF H R ER SO BB IBB HBP BLK WP HR S P ERA WHIP	IP WLS BF H R ER SO BB IBB HBP BLK WP HR S P ERA WHIP	IP WLS BF H R ER SO BB IBB HBP BLK WP HR S P ERA WHIP	IP WLS BF H R ER SO BB IBB HBP BLK WP HR S P ERA WHIP	IP WLS BF H R ER SO BB IBB HBP BLK WP HR S P ERA WHIP	IP WLS BF H R ER SO BB IBB HBP BLK WP HR S P ERA WHIP	IP WLS BF H R ER SO BB IBB HBP BLK WP HR S P ERA WHIP	IP WLS BF H R ER SO BB IBB HBP BLK WP HR S P ERA WHIP	IP WLS BF H R ER SO BB IBB HBP BLK WP HR S P ERA WHIP	IP WLS BF H R ER SO BB IBB HBP BLK WP HR S P ERA WHIP	IP WLS BF H R ER SO BB IBB HBP BLK WP HR S P ERA WHIP	IP WLS BF H R ER SO BB IBB HBP BLK WP HR S P ERA WHIP	IP WLS BF H R ER SO BB IBB HBP BLK WP HR S P ERA WHIP	IP WLS BF H R ER SO BB IBB HBP BLK WP HR S P ERA WHIP	IP WLS BF H R ER SO BB IBB HBP BLK WP HR S P ERA WHIP	IP WLS BF H R ER SO BB IBB HBP BLK WP HR S P ERA WHIP

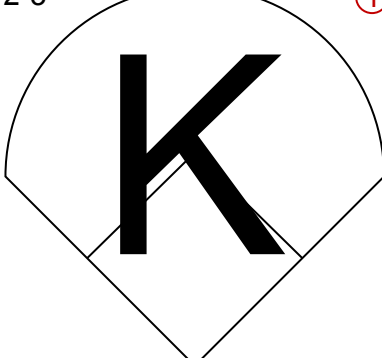
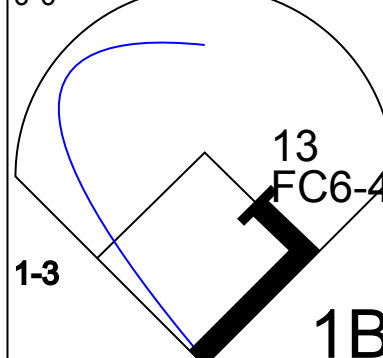
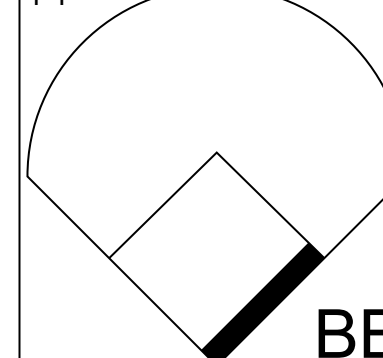
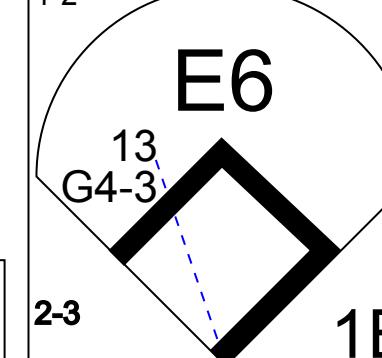
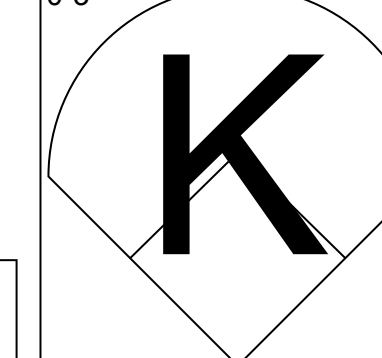
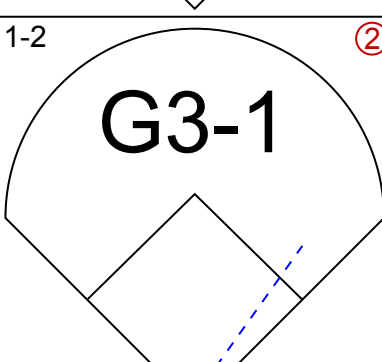
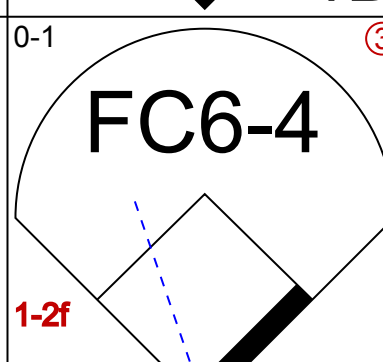
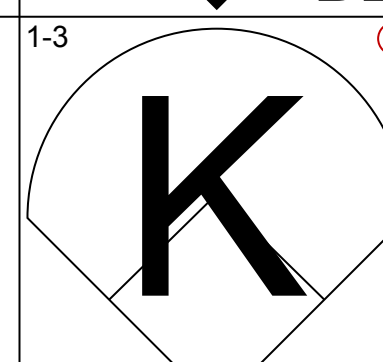
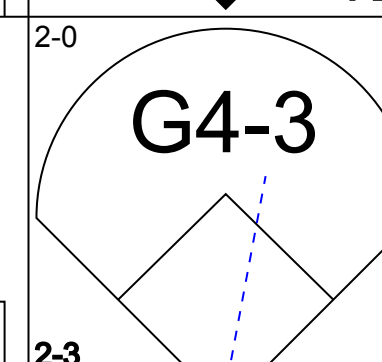
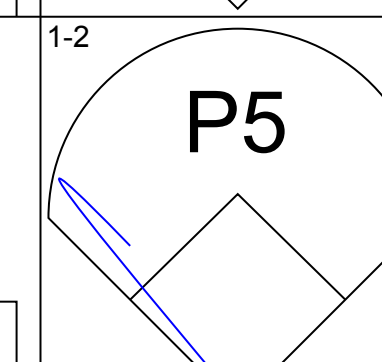
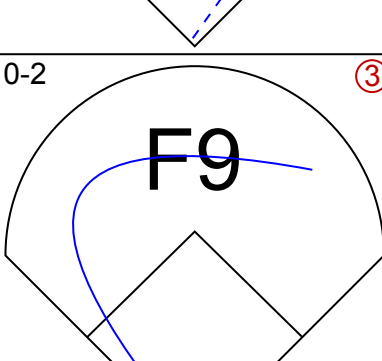
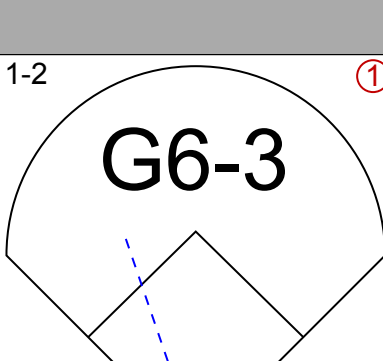
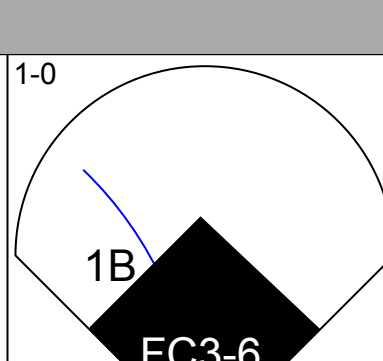

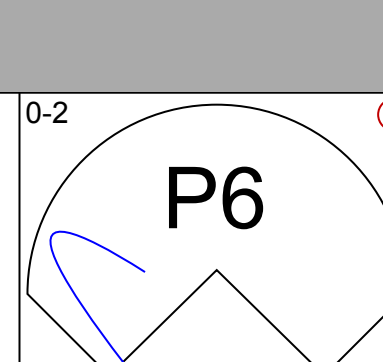
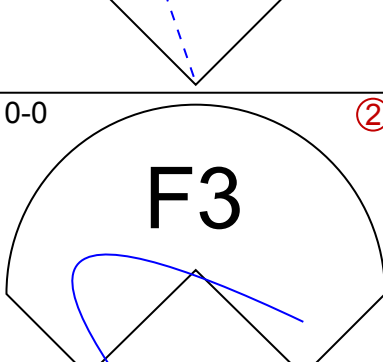
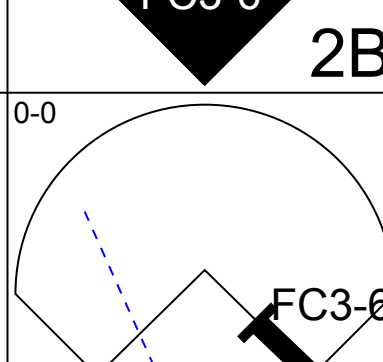
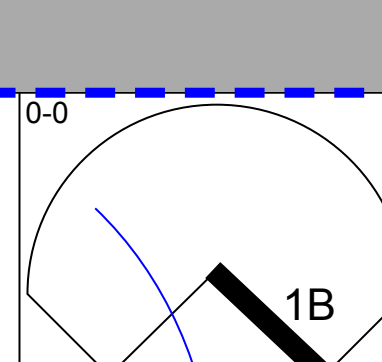
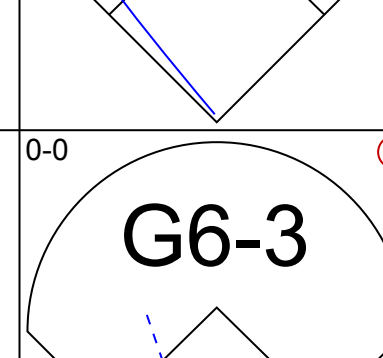
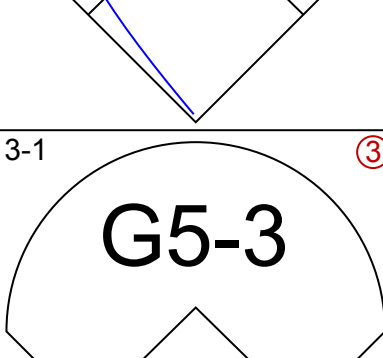
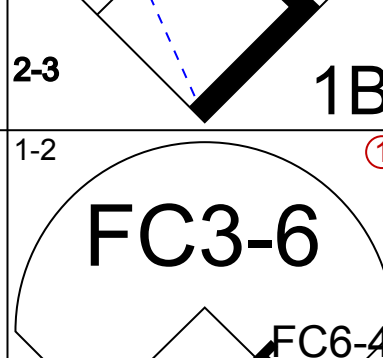
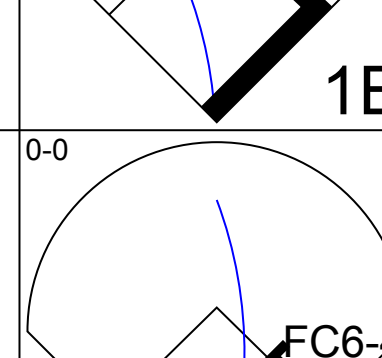
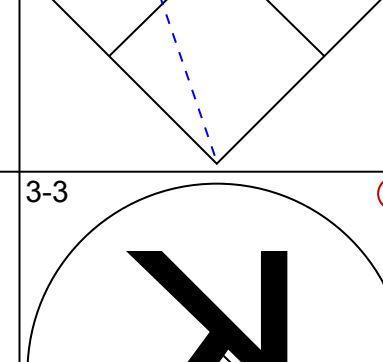
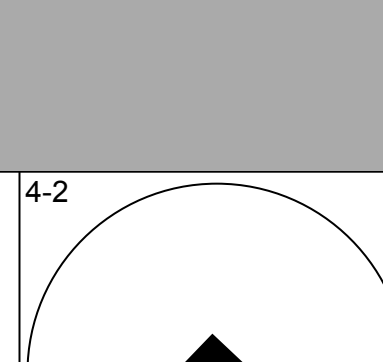
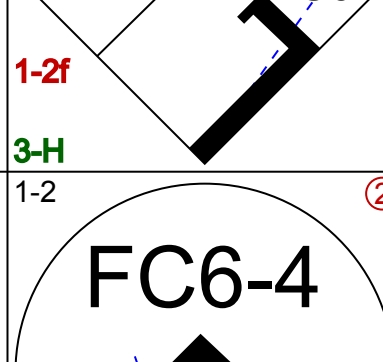
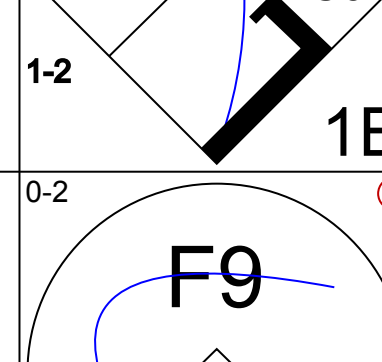

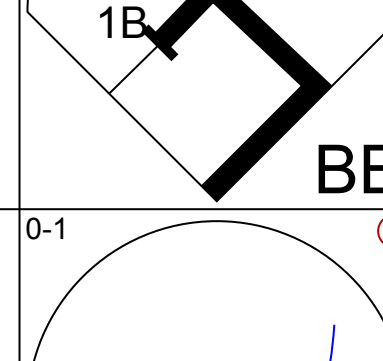
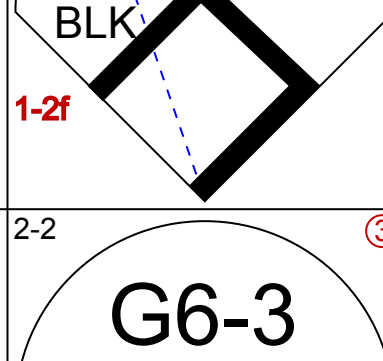
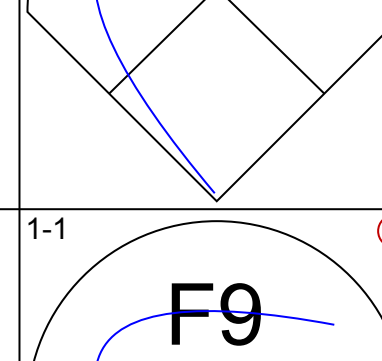
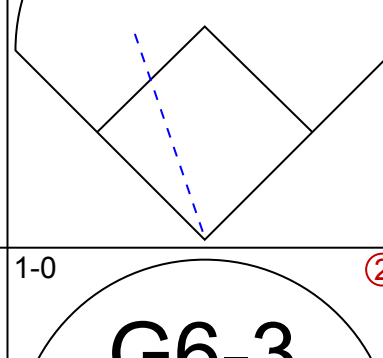
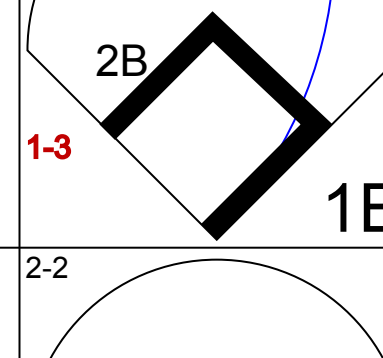
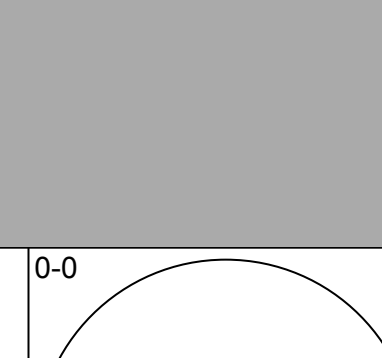

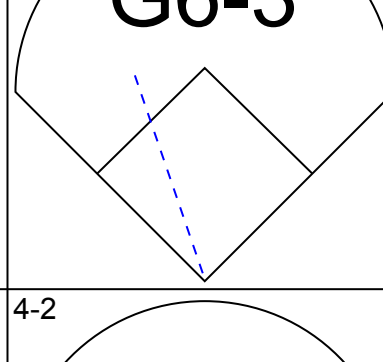
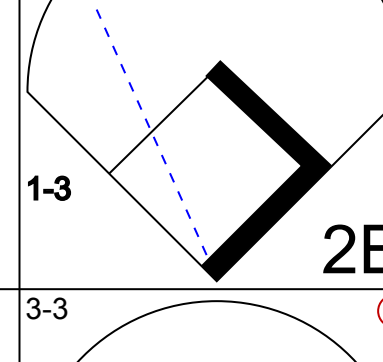
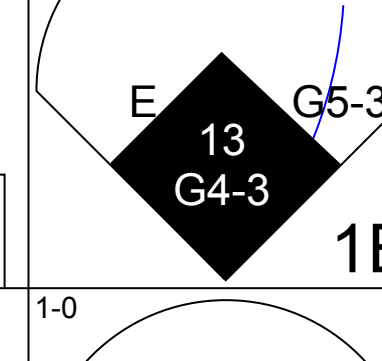
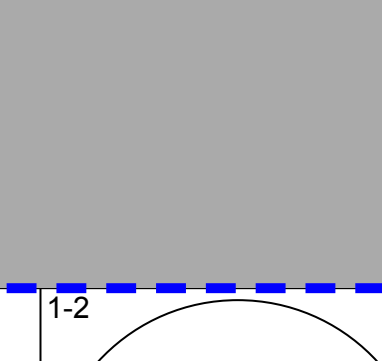
AB	34
R	5
H	10
RBI	3
BB	5
SO	5
LOB	23

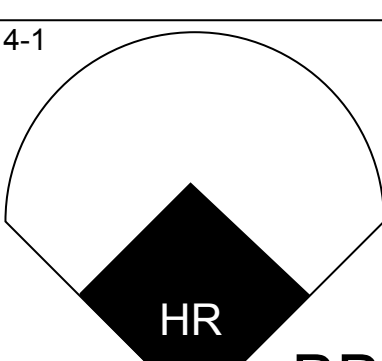
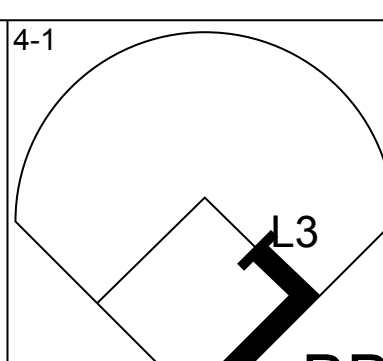
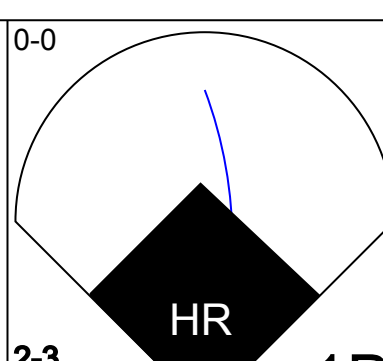
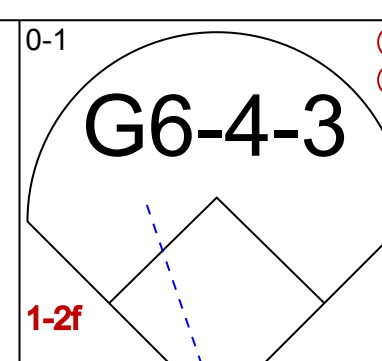
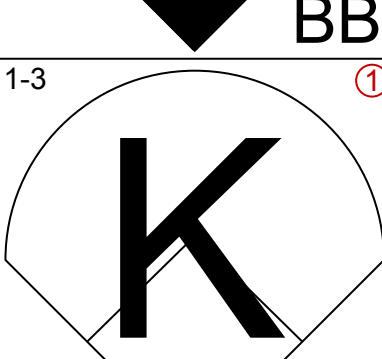
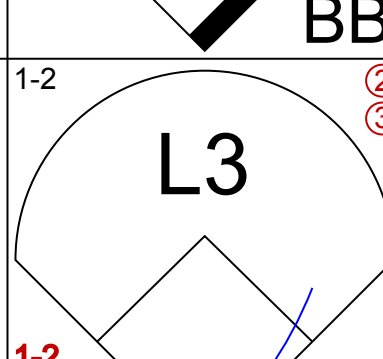
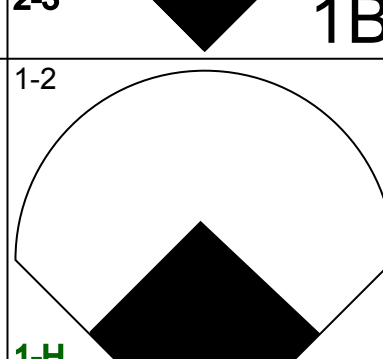
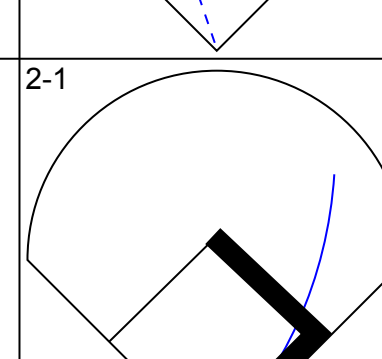
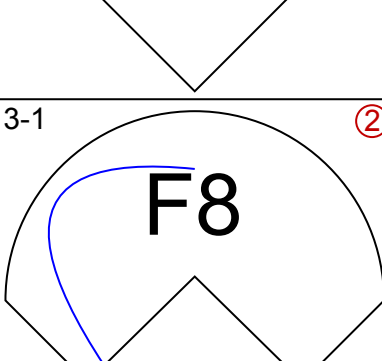
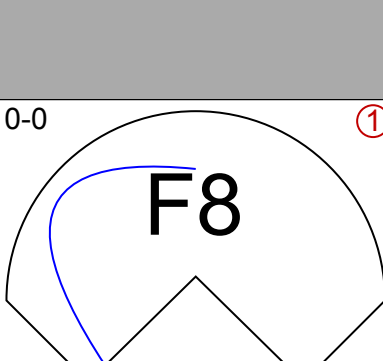
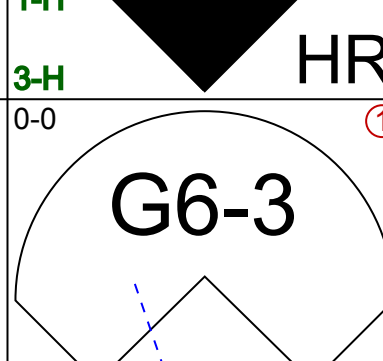
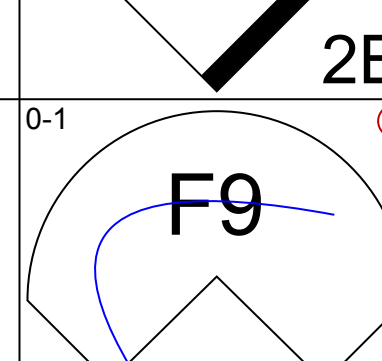
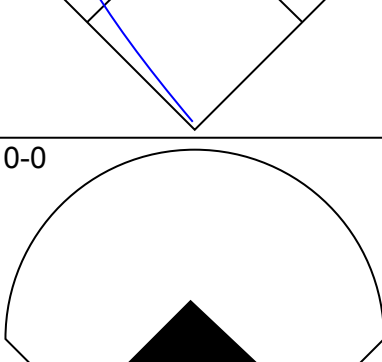
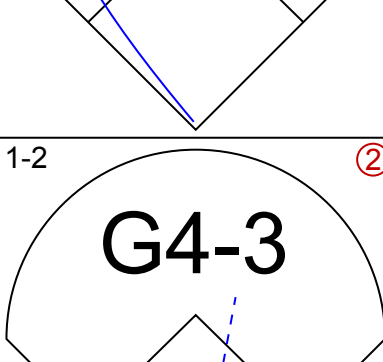
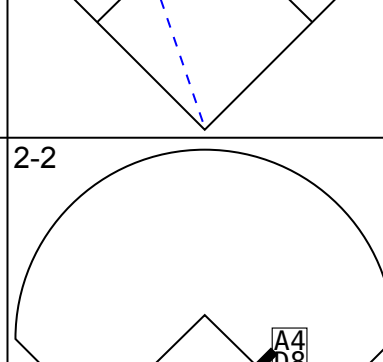
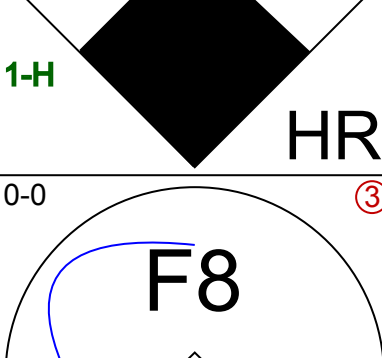
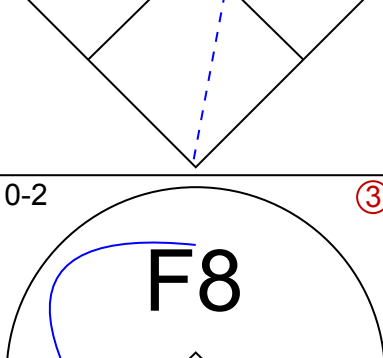
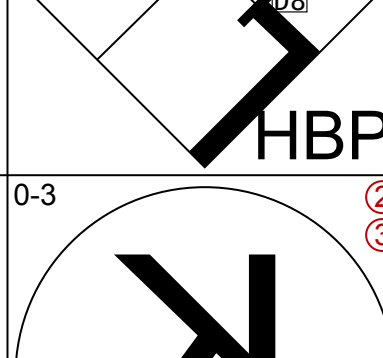
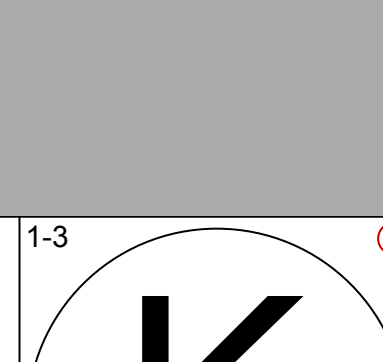
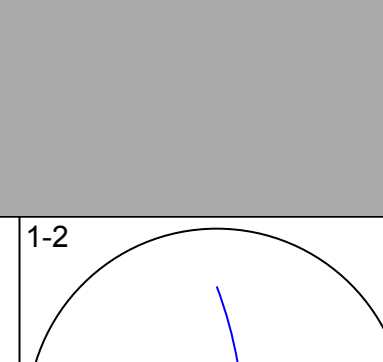
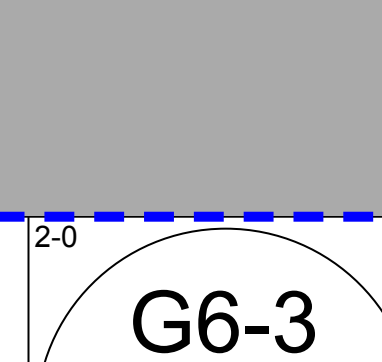
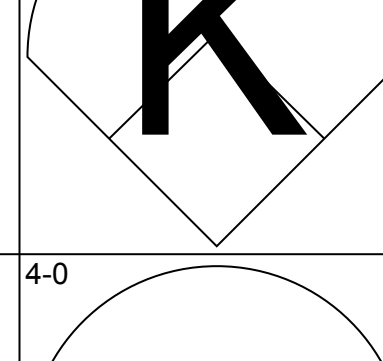
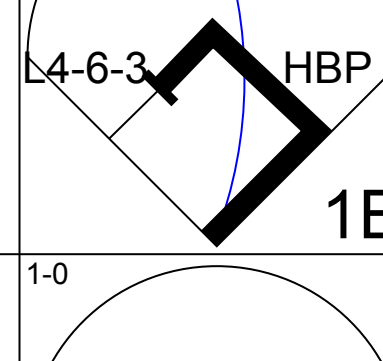
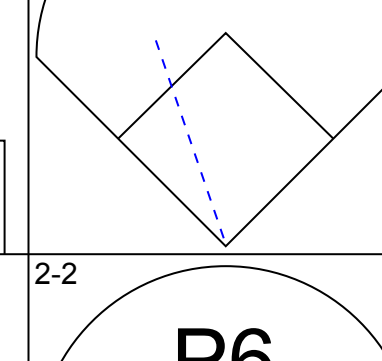
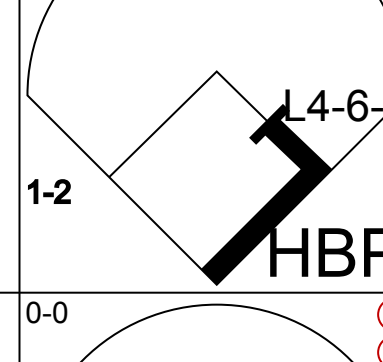
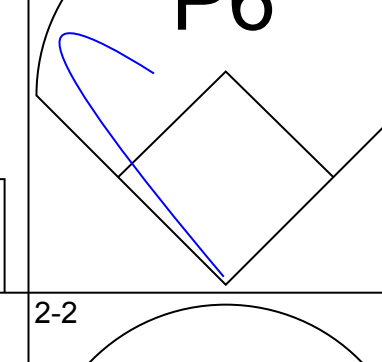
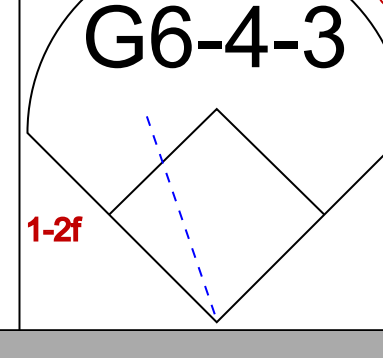
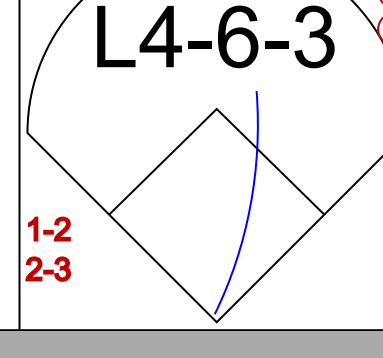
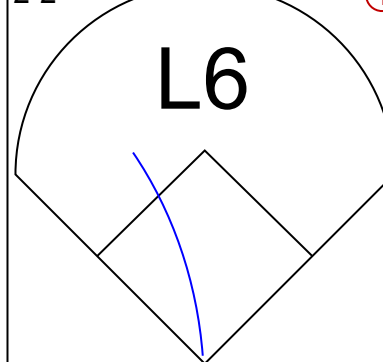
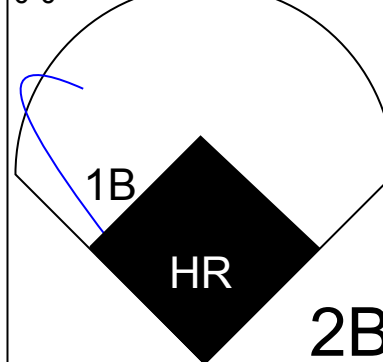
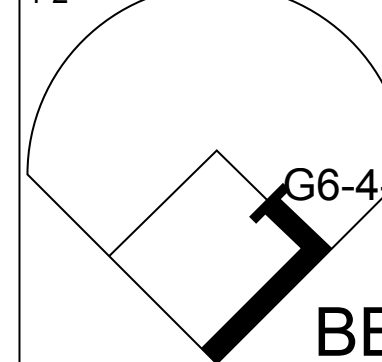


Batter	1	2	3	4	5	6	7	8	9	AB	R	H	RBI	BB	SO	LOB	BOTTOM							
Coco Crisp, S OBP: 0.288, SLG: 0.350										3	0	0	0	1	0	0	Toronto Blue Jays @ Cleveland Indians Jacobs Field, Cleveland, OH Tue Sep 10 2002, 7:05 PM EDT Att: 24,312 - Sunny - 82 F							
Omar Vizquel, S OBP: 0.337, SLG: 0.415										4	1	1	0	0	0	0								
Ellis Burks, R OBP: 0.349, SLG: 0.512										3	2	1	2	1	2	0								
Jim Thome, L OBP: 0.435, SLG: 0.649										4	0	1	0	0	1	1								
Chris Magruder, S OBP: 0.295, SLG: 0.373										4	0	0	0	0	0	2								
Karim Garcia, L OBP: 0.343, SLG: 0.609										4	0	0	0	0	0	0								
Lee Stevens, L OBP: 0.316, SLG: 0.393										4	0	1	2	0	0	2								
Milton Bradley, S OBP: 0.320, SLG: 0.415										2	0	0	0	0	2	0								
41 Victor Martinez, S OBP: 0.250, SLG: 0.250										3	0	0	0	0	1	2								
Travis Fryman, R OBP: 0.291, SLG: 0.332										2	0	0	0	0	2	0								
Bill Selby, L OBP: 0.287, SLG: 0.374										0	0	0	0	1	0	0								
John McDonald, R OBP: 0.299, SLG: 0.353										3	0	0	0	0	1	2								
Inning Stats	R: 0 E: 0 K: 1 S: 9	H: 0 LOB: 0 BB: 0 P: 14	R: 0 E: 0 K: 2 S: 10	H: 0 LOB: 0 BB: 0 P: 12	R: 0 E: 0 K: 2 S: 10	H: 0 LOB: 0 BB: 0 P: 14	R: 2 E: 0 K: 0 S: 7	H: 2 LOB: 1 BB: 1 P: 15	R: 0 E: 0 K: 2 S: 8	H: 0 LOB: 0 BB: 0 P: 12	R: 0 E: 0 K: 0 S: 6	H: 0 LOB: 0 BB: 0 P: 8	R: 2 E: 0 K: 0 S: 13	H: 2 LOB: 2 BB: 2 P: 24	R: 0 E: 0 K: 1 S: 6	H: 0 LOB: 0 BB: 0 P: 11	R: 0 E: 0 K: 0 S: 8	H: 1 LOB: 1 BB: 0 P: 12	1B: 4 2B: 0 3B: 0 HR: 1	SF: 0 SAC: 0 DP: 1 HBP: 0	WP: 4 PB: 1 SB: 0 CS: 1	PA: 34		
PITCHER	IP WLS BF H R ER SO BB IBB HBP BLK WP HR S P ERA WHIP	IP WLS BF H R ER SO BB IBB HBP BLK WP HR S P ERA WHIP	IP WLS BF H R ER SO BB IBB HBP BLK WP HR S P ERA WHIP	IP WLS BF H R ER SO BB IBB HBP BLK WP HR S P ERA WHIP	IP WLS BF H R ER SO BB IBB HBP BLK WP HR S P ERA WHIP	IP WLS BF H R ER SO BB IBB HBP BLK WP HR S P ERA WHIP	IP WLS BF H R ER SO BB IBB HBP BLK WP HR S P ERA WHIP	IP WLS BF H R ER SO BB IBB HBP BLK WP HR S P ERA WHIP	IP WLS BF H R ER SO BB IBB HBP BLK WP HR S P ERA WHIP	IP WLS BF H R ER SO BB IBB HBP BLK WP HR S P ERA WHIP	IP WLS BF H R ER SO BB IBB HBP BLK WP HR S P ERA WHIP	IP WLS BF H R ER SO BB IBB HBP BLK WP HR S P ERA WHIP	IP WLS BF H R ER SO BB IBB HBP BLK WP HR S P ERA WHIP	IP WLS BF H R ER SO BB IBB HBP BLK WP HR S P ERA WHIP	IP WLS BF H R ER SO BB IBB HBP BLK WP HR S P ERA WHIP	IP WLS BF H R ER SO BB IBB HBP BLK WP HR S P ERA WHIP	IP WLS BF H R ER SO BB IBB HBP BLK WP HR S P ERA WHIP	IP WLS BF H R ER SO BB IBB HBP BLK WP HR S P ERA WHIP	IP WLS BF H R ER SO BB IBB HBP BLK WP HR S P ERA WHIP	IP WLS BF H R ER SO BB IBB HBP BLK WP HR S P ERA WHIP	IP WLS BF H R ER SO BB IBB HBP BLK WP HR S P ERA WHIP	IP WLS BF H R ER SO BB IBB HBP BLK WP HR S P ERA WHIP	IP WLS BF H R ER SO BB IBB HBP BLK WP HR S P ERA WHIP	IP WLS BF H R ER SO BB IBB HBP BLK WP HR S P ERA WHIP

AB	31
R	4
H	5
RBI	4
BB	3
SO	8
LOB	8



Batter	1	2	3	4	5	6	7	8	9	AB	R	H	RBI	BB	SO	LOB	TOP					
Andy Sheets, R (1.4) OBP: 0.318, SLG: 0.395										4	0	2	0	1	2	0	Tampa Bay Devil Rays @ Toronto Blue Jays SkyDome, Toronto, ON Fri Sep 13 2002, 7:05 PM EDT Att: 14,257 - Cloudy - 82 F					
13 Carl Crawford, L (1.7) OBP: 0.273, SLG: 0.368										5	0	0	1	0	1	6						
Randy Winn, S (1.8) OBP: 0.358, SLG: 0.450										4	1	1	0	0	1	1						
Aubrey Huff, L (1.3) OBP: 0.375, SLG: 0.555										4	0	2	0	0	0	0						
Steve Cox, L (1.10) OBP: 0.333, SLG: 0.409										4	0	1	1	0	0	1						
Ben Grievie, L (1.9) OBP: 0.348, SLG: 0.413										3	0	0	0	1	1	3						
Toby Hall, R (1.2) OBP: 0.281, SLG: 0.353										4	0	1	0	0	0	3						
Chris Gomez, R (1.6) OBP: 0.308, SLG: 0.416										4	1	2	0	0	0	2						
Russ Johnson, R (1.5) OBP: 0.328, SLG: 0.294										3	0	0	0	1	1	3						
Inning Stats	R: 0 E: 0 K: 1 S: 12	H: 0 LOB: 0 BB: 0 P: 15	R: 0 E: 0 K: 1 S: 8	H: 0 LOB: 0 BB: 0 P: 11	R: 0 E: 0 K: 0 S: 8	H: 1 LOB: 2 BB: 1 P: 13	R: 0 E: 0 K: 0 S: 6	H: 0 LOB: 0 BB: 0 P: 10	R: 0 E: 0 K: 2 S: 15	H: 2 LOB: 3 BB: 2 P: 29	R: 1 E: 1 K: 0 S: 11	H: 2 LOB: 1 BB: 0 P: 16	R: 1 E: 1 K: 1 S: 9	H: 2 LOB: 1 BB: 0 P: 13	R: 0 E: 0 K: 0 S: 9	H: 2 LOB: 2 BB: 0 P: 12	R: 0 E: 0 K: 1 S: 9	H: 0 LOB: 0 BB: 0 P: 11	1B: 7 2B: 2 3B: 0 HR: 0	SF: 0 SAC: 0 DP: 0 HBP: 0	WP: 0 PB: 0 SB: 0 CS: 0	PA: 38
PITCHER	IP WLS BF H R ER SO BB IBB HBP BLK WP HR S P ERA WHIP																					
32 Roy Halladay, R (1.1) ERA: 3.19	7.0 W 30	H 7 R 2 ER 2 SO 5	BB 3 IBB 0 HBP 0 BLK 1	WP 0 HR 0 S 69 P 107	ERA 2.57 WHIP 1.429																	
Cliff Politte, R (8.1) ERA: 3.82	1.0 H 5	H 2 R 0 ER 0 SO 0	BB 0 IBB 0 HBP 0 BLK 0	WP 0 HR 0 S 9 P 12	ERA 0.00 WHIP 2.000																	
Kelvin Escobar, R (9.1) ERA: 4.4	1.0 S 3	H 0 R 0 ER 0 SO 1	BB 0 IBB 0 HBP 0 BLK 0	WP 0 HR 0 S 9 P 11	ERA 0.00 WHIP 0.000																	

Batter	1	2	3	4	5	6	7	8	9	AB	R	H	RBI	BB	SO	LOB	BOTTOM					
Shannon Stewart, R (1.7) OBP: 0.369, SLG: 0.430										2	2	1	0	2	0	1	Tampa Bay Devil Rays @ Toronto Blue Jays SkyDome, Toronto, ON Fri Sep 13 2002, 7:05 PM EDT Att: 14,257 - Cloudy - 82 F					
Eric Hinske, L (1.5) OBP: 0.372, SLG: 0.488										4	1	2	3	0	1	2						
10 Vernon Wells, R (1.8) OBP: 0.307, SLG: 0.449										4	0	0	0	0	0	2						
Carlos Delgado, L (1.3) OBP: 0.392, SLG: 0.503										2	1	1	2	0	0	0						
Josh Phelps, R (1.10) OBP: 0.352, SLG: 0.546										3	0	0	0	0	1	1						
Chris Woodward, R (1.6) OBP: 0.345, SLG: 0.498										3	0	1	0	0	1	0						
Dave Berg, R (1.4) OBP: 0.321, SLG: 0.385										0	0	0	0	1	0	0						
Orlando Hudson, S (7.4) OBP: 0.346, SLG: 0.490										1	0	0	0	0	0	0						
Ken Huckaby, R (1.2) OBP: 0.276, SLG: 0.310										3	0	0	0	0	0	3						
Jayson Werth, R (1.9) OBP: 0.368, SLG: 0.333										2	1	1	0	1	0	0						
Inning Stats	R: 2 E: 0 K: 1 S: 10	H: 1 LOB: 1 BB: 1 P: 18	R: 0 E: 0 K: 1 S: 4	H: 0 LOB: 0 BB: 1 P: 9	R: 0 E: 0 K: 0 S: 7	H: 0 LOB: 0 BB: 1 P: 14	R: 0 E: 0 K: 0 S: 8	H: 0 LOB: 0 BB: 0 P: 9	R: 0 E: 0 K: 0 S: 4	H: 1 LOB: 0 BB: 0 P: 6	R: 3 E: 0 K: 1 S: 11	H: 3 LOB: 0 BB: 0 P: 14	R: 0 E: 0 K: 0 S: 9	H: 0 LOB: 0 BB: 0 P: 15	R: 0 E: 0 K: 0 S: 8	H: 1 LOB: 1 BB: 1 P: 14	R: 0 E: 0 K: 0 S: 8	H: 0 LOB: 0 BB: 0 P: 11	1B: 2 2B: 3 3B: 1 HR: 2	SF: 0 SAC: 0 DP: 3 HBP: 2	WP: 0 PB: 0 SB: 0 CS: 0	PA: 30
PITCHER	IP WLS BF H R ER SO BB IBB HBP BLK WP HR S P ERA WHIP																					
Dewon Brazelton, R (1.1) ERA: 7.5	6.0 L 23	H 5 R 5 ER 5 SO 3	BB 3 IBB 2 HBP 2 BLK 0	WP 0 HR 2 S 44 P 70	ERA 7.50 WHIP 1.333																	
Lance Carter, R (7.1) ERA: 0.87	2.0	H 1 R 0 ER 0 SO 0	BB 1 IBB 0 HBP 0 BLK 0	WP 0 HR 0 S 17 P 29	ERA 0.00 WHIP 1.000																	



Batter	1	2	3	4	5	6	7	8	9	AB	R	H	RBI	BB	SO	LOB	TOP			
Damian Rolls, R OBP: 0.341, SLG: 0.475	1-1 G4-3		2-3 K		0-0 FC1-5 1B	2-2 E6 13 BB 1B		0-2 G6-3		5	1	1	1	0	1	3	<p>Tampa Bay Devil Rays @ Toronto Blue Jays</p> <p>SkyDome, Toronto, ON</p> <p>Sun Sep 15 2002, 1:05 PM EDT</p> <p>Att: 16,513 - Cloudy - 70 F</p>			
13 Carl Crawford, L OBP: 0.294, SLG: 0.367	2-0 G4-3		0-0 1B		1-2 2-3 1B	2-H 3-H 1B		1-1 L5		4	1	2	1	1	0	0				
Randy Winn, S OBP: 0.359, SLG: 0.449	2-2 F7		0-2 G3		2-2 1B	1-1 1B		2-2 F9		5	0	2	2	0	0	1				
Aubrey Huff, L OBP: 0.376, SLG: 0.553		3-2 F8 2B		0-1 F7	0-2 P6	2-2 1B		1-3 K		5	0	2	1	0	1	3				
Steve Cox, L OBP: 0.330, SLG: 0.404		0-0 F8 2-3		1-2 G3	0-2 F2	2-1 F8		1-0 G3-1		5	0	0	0	0	0	6				
John Flaherty, R OBP: 0.297, SLG: 0.373		0-0 P6		1-3 K		0-2 F7	0-0 P4	2-0 P5		5	0	0	0	0	1	1				
Russ Johnson, R OBP: 0.333, SLG: 0.302		1-3 K2-3		1-2 1B 1B	1-1 2B 1B	2-0 F9				4	2	2	0	0	1	1				
Brent Abernathy, R OBP: 0.281, SLG: 0.301			1-0 F9	1-0 FC1-5 1B	2-1 F7	0-2 1B				4	0	2	0	0	0	1				
Felix Escalona, R OBP: 0.271, SLG: 0.306		0-2 13 1B 1B		3-1 13 1B 1B	0-0 E 2B	0-1 F9				4	3	3	1	0	0	1				
Inning Stats	R: 0 E: 0 K: 0 S: 6	H: 0 LOB: 0 BB: 0 P: 11	R: 0 E: 0 K: 1 S: 8	H: 1 LOB: 1 BB: 0 P: 12	R: 1 E: 0 K: 1 S: 13	H: 2 LOB: 1 BB: 0 P: 16	R: 0 E: 0 K: 1 S: 9	H: 0 LOB: 0 BB: 0 P: 11	R: 2 E: 0 K: 0 S: 20	H: 5 LOB: 3 BB: 0 P: 28	R: 4 E: 1 K: 0 S: 18	H: 5 LOB: 2 BB: 1 P: 32	R: 0 E: 0 K: 0 S: 11	H: 0 LOB: 0 BB: 0 P: 14	R: 0 E: 0 K: 1 S: 6	H: 0 LOB: 0 BB: 0 P: 10	1B: 12 2B: 2 3B: 0 HR: 0	SF: 0 SAC: 0 DP: 0 HBP: 0	WP: 0 PB: 0 SB: 1 CS: 0	PA: 42
PITCHER	IP WLS BF H R ER SO BB IBB HBP BLK WP HR S P ERA WHIP	IP WLS BF H R ER SO BB IBB HBP BLK WP HR S P ERA WHIP	IP WLS BF H R ER SO BB IBB HBP BLK WP HR S P ERA WHIP	IP WLS BF H R ER SO BB IBB HBP BLK WP HR S P ERA WHIP	IP WLS BF H R ER SO BB IBB HBP BLK WP HR S P ERA WHIP	IP WLS BF H R ER SO BB IBB HBP BLK WP HR S P ERA WHIP	IP WLS BF H R ER SO BB IBB HBP BLK WP HR S P ERA WHIP	IP WLS BF H R ER SO BB IBB HBP BLK WP HR S P ERA WHIP	IP WLS BF H R ER SO BB IBB HBP BLK WP HR S P ERA WHIP	IP WLS BF H R ER SO BB IBB HBP BLK WP HR S P ERA WHIP	IP WLS BF H R ER SO BB IBB HBP BLK WP HR S P ERA WHIP	IP WLS BF H R ER SO BB IBB HBP BLK WP HR S P ERA WHIP	IP WLS BF H R ER SO BB IBB HBP BLK WP HR S P ERA WHIP	IP WLS BF H R ER SO BB IBB HBP BLK WP HR S P ERA WHIP	IP WLS BF H R ER SO BB IBB HBP BLK WP HR S P ERA WHIP	IP WLS BF H R ER SO BB IBB HBP BLK WP HR S P ERA WHIP	IP WLS BF H R ER SO BB IBB HBP BLK WP HR S P ERA WHIP			
Esteban Loaiza, R ERA: 5.53	(1, 1)	5.2 L	30 12	7 7	7 3	3 1	0 0	0 0	0 0	0 0	0 0	69 101	11.12 2.294							
57 Scott Wiggins, L ERA: 5.4	(6, 1)	0.1	2	1	0	0	0	0	0	0	0	5	9	0.00	3.000					
Corey Thurman, R ERA: 3.95	(7, 1)	3.0	10	1	0	0	1	0	0	0	0	24	33	0.00	0.333					

Batter	1	2	3	4	5	6	7	8	9	AB	R	H	RBI	BB	SO	LOB	BOTTOM			
Shannon Stewart, R OBP: 0.371, SLG: 0.430	3-2 E HR 1B		0-1 G5-3		0-2 F3			3-2 DI 1B		4	1	2	0	0	0	0	<p>Tampa Bay Devil Rays @ Toronto Blue Jays</p> <p>SkyDome, Toronto, ON</p> <p>Sun Sep 15 2002, 1:05 PM EDT</p> <p>Att: 16,513 - Cloudy - 70 F</p>			
Eric Hinske, L OBP: 0.372, SLG: 0.494	0-2 SAFE 1-H HR		0-0 1B		0-0 F8			2-3 K		4	1	2	2	0	1	1				
10 Vernon Wells, R OBP: 0.303, SLG: 0.444	2-2 G6-3		2-1 P4		1-1 F9			0-0 HR		3	0	0	0	0	0	1				
José Cruz Jr., S OBP: 0.314, SLG: 0.430	(9, PH)		1-3 K		2-0 F6			0-1 2B SF9 1B		1	1	1	1	0	0	0				
Carlos Delgado, L OBP: 0.394, SLG: 0.518	(1, 3)	0-2 G3-1		4-2 G5-4-3 BB		3-2 G6-3		1-1 1B 2B		3	0	1	0	1	1	0				
Brian Leshar, R OBP: 0.220, SLG: 0.167	(9, PH)		0-3 K		0-0 F7			2-2 SF9		3	0	0	1	0	1	1				
Josh Phelps, R OBP: 0.365, SLG: 0.570	(1, 10)		4-1 BB		1-2 G5-4-3 1-2			3-H 0-0 F8		3	0	0	0	1	0	2				
Chris Woodward, R OBP: 0.337, SLG: 0.486	(1, 6)		0-3 K		3-1 F2			2-2 L5		4	0	1	0	0	0	1				
Jayson Werth, R OBP: 0.357, SLG: 0.306	(1, 9)		1-1 P3		3-2 G5-3			0-3 K	0-3 DI 1B	3	0	0	0	0	1	1				
Orlando Hudson, S OBP: 0.348, SLG: 0.483	(1, 4)		2-2 G4-3					1-2 K	1-2 K	1	0	0	0	0	1	2				
Inning Stats	R: 2 E: 1 K: 1 S: 22	H: 2 LOB: 0 BB: 0 P: 27	R: 0 E: 0 K: 1 S: 9	H: 0 LOB: 1 BB: 1 P: 16	R: 0 E: 0 K: 1 S: 8	H: 1 LOB: 1 BB: 0 P: 11	R: 0 E: 0 K: 0 S: 7	H: 0 LOB: 0 BB: 1 P: 12	R: 0 E: 0 K: 0 S: 10	H: 0 LOB: 0 BB: 0 P: 16	R: 0 E: 0 K: 0 S: 4	H: 0 LOB: 0 BB: 0 P: 7	R: 0 E: 0 K: 2 S: 14	H: 1 LOB: 1 BB: 0 P: 21	R: 2 E: 0 K: 1 S: 18	H: 4 LOB: 2 BB: 0 P: 23	1B: 5 2B: 1 3B: 0 HR: 2	SF: 1 SAC: 0 DP: 1 HBP: 0	WP: 0 PB: 0 SB: 0 CS: 0	PA: 36
PITCHER	IP WLS BF H R ER SO BB IBB HBP BLK WP HR S P ERA WHIP	IP WLS BF H R ER SO BB IBB HBP BLK WP HR S P ERA WHIP	IP WLS BF H R ER SO BB IBB HBP BLK WP HR S P ERA WHIP	IP WLS BF H R ER SO BB IBB HBP BLK WP HR S P ERA WHIP	IP WLS BF H R ER SO BB IBB HBP BLK WP HR S P ERA WHIP	IP WLS BF H R ER SO BB IBB HBP BLK WP HR S P ERA WHIP	IP WLS BF H R ER SO BB IBB HBP BLK WP HR S P ERA WHIP	IP WLS BF H R ER SO BB IBB HBP BLK WP HR S P ERA WHIP	IP WLS BF H R ER SO BB IBB HBP BLK WP HR S P ERA WHIP	IP WLS BF H R ER SO BB IBB HBP BLK WP HR S P ERA WHIP	IP WLS BF H R ER SO BB IBB HBP BLK WP HR S P ERA WHIP	IP WLS BF H R ER SO BB IBB HBP BLK WP HR S P ERA WHIP	IP WLS BF H R ER SO BB IBB HBP BLK WP HR S P ERA WHIP	IP WLS BF H R ER SO BB IBB HBP BLK WP HR S P ERA WHIP	IP WLS BF H R ER SO BB IBB HBP BLK WP HR S P ERA WHIP	IP WLS BF H R ER SO BB IBB HBP BLK WP HR S P ERA WHIP				
Joe Kennedy, L ERA: 4.65	(1, 1)	7.0 W	25 3	2 2	2 3	3 2	0 0	0 0	0 0	0 0	0 0	67 101	2.57 0.714							
Wilson Alvarez, L ERA: 5.25	(8, 1)	1.2	10	5	2	2	2	0	0	0	0	1	29	41	10.80	3.000				
Esteban Yan, R ERA: 4.5	(9, 1)	0.1	S	1	0	0	0	1	0	0	0	3	3	0.00	0.000					



Batter	1	2	3	4	5	6	7	8	9	AB	R	H	RBI	BB	SO	LOB	TOP			
Shannon Stewart, R (1.7) OBP: 0.368, SLG: 0.427	F9		L8			F8		L3		4	0	0	0	0	0	0	<p>Toronto Blue Jays @ Baltimore Orioles</p> <p>Oriole Park at Camden Yards, Baltimore, MD</p> <p>Mon Sep 16 2002, 7:05 PM EDT</p> <p>Att: 20,279 - Cloudy - 89 F</p>			
Eric Hinske, L (1.5) OBP: 0.370, SLG: 0.490	L7			G4-3		K		G1-3		4	0	0	0	0	1	0				
10 Vernon Wells, R (1.8) OBP: 0.303, SLG: 0.442	F2			G5-3		1B		F8		4	1	1	0	0	0	0				
Carlos Delgado, L (1.3) OBP: 0.397, SLG: 0.519		FC6-4 1B			4-1 BB				3-1 G4-1	3	0	2	0	1	0	0				
Josh Phelps, R (1.10) OBP: 0.367, SLG: 0.582		K			1-2 BB				2-1 HR	4	1	2	2	0	1	2				
José Cruz Jr., S (1.9) OBP: 0.314, SLG: 0.428		FC6-4 1-2f			2-1 BB 1B				0-1 G4-3	4	0	1	0	0	1	3				
Chris Woodward, R (1.6) OBP: 0.332, SLG: 0.479		K				0-0 F7			1-0 G5-3	4	0	0	0	0	1	2				
Orlando Hudson, S (1.4) OBP: 0.347, SLG: 0.477						0-1 F7				2	0	0	0	1	0	0				
Ken Huckaby, R (1.2) OBP: 0.273, SLG: 0.306				G4-3						3	0	0	0	0	0	2				
Inning Stats	R: 0 E: 0 K: 0 S: 7	H: 0 LOB: 0 BB: 0 P: 8	R: 0 E: 0 K: 2 S: 12	H: 1 LOB: 1 BB: 0 P: 18	R: 0 E: 0 K: 0 S: 8	H: 0 LOB: 0 BB: 0 P: 10	R: 0 E: 0 K: 0 S: 10	H: 0 LOB: 1 BB: 1 P: 16	R: 0 E: 0 K: 2 S: 14	H: 3 LOB: 2 BB: 0 P: 18	R: 0 E: 0 K: 0 S: 6	H: 0 LOB: 0 BB: 0 P: 8	R: 0 E: 0 K: 0 S: 7	H: 0 LOB: 0 BB: 0 P: 11	R: 1 E: 0 K: 0 S: 7	H: 1 LOB: 0 BB: 0 P: 13	1B: 5 2B: 1 3B: 0 HR: 1	SF: 0 SAC: 0 DP: 1 HBP: 0	WP: 0 PB: 0 SB: 0 CS: 0	PA: 34
PITCHER Sidney Ponson, R (1.1) ERA: 3.93	IP: 9.0 WLS: L BF: 34 H: 6 R: 2 ER: 2 SO: 4 BB: 2 IBB: 0 HBP: 0 BLK: 0 WP: 0 HR: 1 S: 78 P: 115 ERA: 2.00 WHIP: 0.889																			

AB	32
R	2
H	6
RBI	2
BB	2
SO	4
LOB	9



Batter	1	2	3	4	5	6	7	8	9	AB	R	H	RBI	BB	SO	LOB	BOTTOM					
Jerry Hairston, R (1.4) OBP: 0.330, SLG: 0.386	G3 1B		G4-3			P6		F7		4	0	1	0	0	0	1	<p>Toronto Blue Jays @ Baltimore Orioles</p> <p>Oriole Park at Camden Yards, Baltimore, MD</p> <p>Mon Sep 16 2002, 7:05 PM EDT</p> <p>Att: 20,279 - Cloudy - 89 F</p>					
Chris Singleton, L (1.8) OBP: 0.293, SLG: 0.401	G3							F7		4	0	1	0	0	0	1						
Chris Richard, L (1.10) OBP: 0.297, SLG: 0.403	F9							F7		4	0	0	0	0	0	2						
Tony Batista, R (1.5) OBP: 0.319, SLG: 0.482	G5-3							G1-3		4	0	0	0	0	1	1						
31 Jay Gibbons, L (1.9) OBP: 0.306, SLG: 0.461										3	0	0	0	1	1	0						
Jeff Conine, R (1.3) OBP: 0.316, SLG: 0.462										3	0	0	0	0	2	1						
6 Melvin Mora, R (1.7) OBP: 0.346, SLG: 0.419										2	0	2	0	1	0	0						
Geronimo Gil, R (1.2) OBP: 0.280, SLG: 0.377										1	0	0	0	0	0	1						
Luis Lopez, S (7. PH) OBP: 0.206, SLG: 0.287										1	0	0	0	0	0	2						
Brook Fordyce, R (8.2) OBP: 0.289, SLG: 0.295										0	0	0	0	0	0	0						
Mike Bordick, R (1.6) OBP: 0.302, SLG: 0.365										3	0	0	0	0	1	1						
Inning Stats	R: 0 E: 0 K: 0 S: 9	H: 1 LOB: 1 BB: 0 P: 14	R: 0 E: 0 K: 1 S: 10	H: 0 LOB: 1 BB: 1 P: 18	R: 0 E: 0 K: 0 S: 9	H: 1 LOB: 1 BB: 0 P: 18	R: 0 E: 0 K: 2 S: 10	H: 0 LOB: 0 BB: 0 P: 16	R: 0 E: 0 K: 0 S: 8	H: 1 LOB: 1 BB: 0 P: 13	R: 0 E: 0 K: 0 S: 6	H: 0 LOB: 0 BB: 0 P: 11	R: 0 E: 0 K: 1 S: 12	H: 1 LOB: 1 BB: 1 P: 17	R: 0 E: 0 K: 1 S: 8	H: 0 LOB: 0 BB: 0 P: 11	R: 0 E: 0 K: 0 S: 10	H: 0 LOB: 0 BB: 0 P: 15	1B: 3 2B: 1 3B: 0 HR: 0	SF: 0 SAC: 1 DP: 1 HBP: 0	WP: 0 PB: 1 SB: 0 CS: 0	PA: 32
PITCHER Pete Walker, R (1.1) ERA: 4.5	IP: 7.0 WLS: W BF: 26 H: 4 R: 0 ER: 0 SO: 4 BB: 2 IBB: 0 HBP: 0 BLK: 0 WP: 0 HR: 0 S: 64 P: 107 ERA: 0.00 WHIP: 0.857																					
PITCHER Cliff Politte, R (8.1) ERA: 3.75	IP: 1.0 WLS: H BF: 3 H: 0 R: 0 ER: 0 SO: 1 BB: 0 IBB: 0 HBP: 0 BLK: 0 WP: 0 HR: 0 S: 8 P: 11 ERA: 0.00 WHIP: 0.000																					
PITCHER Kelvin Escobar, R (9.1) ERA: 4.32	IP: 1.0 WLS: S BF: 3 H: 0 R: 0 ER: 0 SO: 0 BB: 0 IBB: 0 HBP: 0 BLK: 0 WP: 0 HR: 0 S: 10 P: 15 ERA: 0.00 WHIP: 0.000																					

AB	29
R	0
H	4
RBI	0
BB	2
SO	5
LOB	10



Batter	1	2	3	4	5	6	7	8	9	AB	R	H	RBI	BB	SO	LOB	TOP				
Shannon Stewart, R OBP: 0.369, SLG: 0.433 Dewayne Wise, L OBP: 0.215, SLG: 0.311	0-1 BB 1B	2-2 FC5-4 BB 10 BB		1-2 F8			0-1 HR		1-0 E6 G3	4	2	2	2	0	0	1					
Eric Hinske, L OBP: 0.370, SLG: 0.488	4-2 BB 1B	1-0 F7		1-0 G3			4-0 BB 10 G6-4-3		0-2 G3	3	1	0	0	2	0	3					
10 Vernon Wells, R OBP: 0.329, SLG: 0.440 Jayson Werth, R OBP: 0.349, SLG: 0.297	0-0 F8	4-2 BB BB			0-0 F8		0-1 G6-4-3		3-3 K	3	0	0	0	1	0	3					
Carlos Delgado, L OBP: 0.398, SLG: 0.517 Brian Leshar, R OBP: 0.214, SLG: 0.162	1-3 K	4-0 BB BB			4-1 BB BB		3-2 F9		3-3 K	2	0	0	0	2	1	2					
Josh Phelps, R OBP: 0.369, SLG: 0.580	0-0 BB 1B	1-3 K			1-3 K				0-0 G1-3 1B	4	0	2	1	0	2	4					
José Cruz Jr., S OBP: 0.313, SLG: 0.426	0-2 BB 1B		0-3 K		3-2 G3				0-0 F8	4	0	1	1	0	1	2					
Chris Woodward, R OBP: 0.314, SLG: 0.474 Felipe Lopez, S OBP: 0.282, SLG: 0.387	1-1 F7		2-1 F8		0-0 F8				0-0 G1-3	3	0	0	0	0	0	2					
Orlando Hudson, S OBP: 0.345, SLG: 0.471		3-2 BB FC5-4 1B		1-3 K					3-2 F8	4	1	1	0	0	2	1					
Ken Huckaby, R OBP: 0.273, SLG: 0.306 Kevin Cash, R OBP: 0.333, SLG: 0.250	1-2 BB FC5-4 1B			1-0 F8					3-2 G3 E 1B	3	0	1	0	0	0	0					
Inning Stats	R: 2 E: 0 K: 1 S: 14	H: 3 LOB: 2 BB: 1 P: 20	R: 1 E: 0 K: 1 S: 19	H: 2 LOB: 2 BB: 2 P: 35	R: 0 E: 0 K: 2 S: 8	H: 0 LOB: 0 BB: 0 P: 11	R: 0 E: 0 K: 0 S: 7	H: 0 LOB: 0 BB: 0 P: 10	R: 0 E: 0 K: 1 S: 5	H: 0 LOB: 1 BB: 1 P: 16	R: 1 E: 0 K: 0 S: 7	H: 1 LOB: 0 BB: 1 P: 14	R: 0 E: 0 K: 0 S: 6	H: 1 LOB: 1 BB: 0 P: 9	R: 0 E: 1 K: 2 S: 16	H: 1 LOB: 2 BB: 0 P: 26	1B: 7 2B: 2 3B: 0 HR: 1	SF: 0 SAC: 0 DP: 1 HBP: 0	WP: 0 PB: 0 SB: 0 CS: 0	PA: 40	
PITCHER	IP WLS BF H R ER SO BB IBB HBP BLK WP HR S P ERA WHIP	IP WLS BF H R ER SO BB IBB HBP BLK WP HR S P ERA WHIP	IP WLS BF H R ER SO BB IBB HBP BLK WP HR S P ERA WHIP	IP WLS BF H R ER SO BB IBB HBP BLK WP HR S P ERA WHIP	IP WLS BF H R ER SO BB IBB HBP BLK WP HR S P ERA WHIP	IP WLS BF H R ER SO BB IBB HBP BLK WP HR S P ERA WHIP	IP WLS BF H R ER SO BB IBB HBP BLK WP HR S P ERA WHIP	IP WLS BF H R ER SO BB IBB HBP BLK WP HR S P ERA WHIP	IP WLS BF H R ER SO BB IBB HBP BLK WP HR S P ERA WHIP	IP WLS BF H R ER SO BB IBB HBP BLK WP HR S P ERA WHIP	IP WLS BF H R ER SO BB IBB HBP BLK WP HR S P ERA WHIP	IP WLS BF H R ER SO BB IBB HBP BLK WP HR S P ERA WHIP	IP WLS BF H R ER SO BB IBB HBP BLK WP HR S P ERA WHIP	IP WLS BF H R ER SO BB IBB HBP BLK WP HR S P ERA WHIP	IP WLS BF H R ER SO BB IBB HBP BLK WP HR S P ERA WHIP	IP WLS BF H R ER SO BB IBB HBP BLK WP HR S P ERA WHIP	IP WLS BF H R ER SO BB IBB HBP BLK WP HR S P ERA WHIP	IP WLS BF H R ER SO BB IBB HBP BLK WP HR S P ERA WHIP	IP WLS BF H R ER SO BB IBB HBP BLK WP HR S P ERA WHIP	IP WLS BF H R ER SO BB IBB HBP BLK WP HR S P ERA WHIP	IP WLS BF H R ER SO BB IBB HBP BLK WP HR S P ERA WHIP
John Stephens, R ERA: 6.0	6.0	7	1	0	0	0	1	0	0	0	0	0	0	0	11	21	0.00	1.000			
B.J. Ryan, L ERA: 4.53	2.0	7	1	0	0	0	1	0	0	0	0	0	0	0	11	21	0.00	1.000			
Chris Brock, R ERA: 4.99	1.0	5	1	0	0	2	0	0	0	0	0	0	0	0	16	26	0.00	1.000			

Toronto Blue Jays @ Baltimore Orioles
Oriole Park at Camden Yards, Baltimore, MD
Tue Sep 17 2002, 7:05 PM EDT
Att: 20,486 - Cloudy - 86 F

AB 35
R 4
H 8
RBI 4
BB 5
SO 8
LOB 24



Batter	1	2	3	4	5	6	7	8	9	AB	R	H	RBI	BB	SO	LOB	BOTTOM				
Jerry Hairston, R OBP: 0.331, SLG: 0.386	1-2 F8	0-1 BB 1B	0-1 F7		1-1 WP BB 1B		1-3 K			5	1	2	1	0	1	3					
Chris Singleton, L OBP: 0.299, SLG: 0.417	2-2 G5-4-3 HBP	1-2 F7		2-2 HR	4-2 BB 1B		2-2 HR			3	2	2	2	1	0	2					
Jeff Conine, R OBP: 0.314, SLG: 0.459 Chris Richard, L OBP: 0.297, SLG: 0.403	0-0 G5-4-3		1-3 K	1-1 F9	1-1 BB 1B		0-1 E6			5	0	1	2	0	1	1					
Tony Batista, R OBP: 0.320, SLG: 0.486 Jose Leon, R OBP: 0.266, SLG: 0.380		4-0 BB 31 HR	0-0 HR	3-3 K	1-1 F8		2-2 F8			4	2	1	1	1	1	3					
31 Jay Gibbons, L OBP: 0.307, SLG: 0.469 Gary Matthews, S OBP: 0.354, SLG: 0.426	1-2 HR	1-2 HR	1-2 FC6-4 HBP 2B	2-2 G3			0-1 F9		0-3 K	5	2	2	2	0	1	0					
21 Marty Cordova, R OBP: 0.327, SLG: 0.448		0-3 K	4-2 FC6-4 BB		1-1 HR		1-2 F8		2-0 F9	4	1	1	1	1	1	0					
6 Melvin Mora, R OBP: 0.349, SLG: 0.422		3-2 BB 1B 2B	3-2 FC6-4 HBP BB		0-2 F9		4-2 BB		1-0 BB 1B	4	1	2	0	1	0	2					
Geronimo Gil, R OBP: 0.279, SLG: 0.373		0-0 P6	4-1 HBP BB		2-2 G6-3		3-3 K		1-3 K	4	0	0	0	1	2	3					
Mike Bordick, R OBP: 0.307, SLG: 0.364 Luis Lopez, S OBP: 0.206, SLG: 0.287	4-1 BB		2-0 HBP BB		4-0 WP BB 1B BB		2-2 L9			1	1	0	1	2	0	0					
Inning Stats	R: 0 E: 0 K: 0 S: 6	H: 0 LOB: 0 BB: 0 P: 9	R: 3 E: 0 K: 1 S: 17	H: 3 LOB: 2 BB: 2 P: 30	R: 2 E: 0 K: 1 S: 16	H: 2 LOB: 3 BB: 2 P: 31	R: 1 E: 0 K: 1 S: 12	H: 1 LOB: 0 BB: 0 P: 20	R: 3 E: 0 K: 0 S: 18	H: 3 LOB: 2 BB: 2 P: 34	R: 0 E: 0 K: 1 S: 12	H: 0 LOB: 1 BB: 1 P: 20	R: 1 E: 1 K: 1 S: 15	H: 1 LOB: 1 BB: 0 P: 22	R: 0 E: 0 K: 2 S: 8	H: 1 LOB: 1 BB: 0 P: 12	1B: 4 2B: 2 3B: 0 HR: 5	SF: 0 SAC: 0 DP: 1 HBP: 2	WP: 1 PB: 0 SB: 0 CS: 0	PA: 44	
PITCHER	IP WLS BF H R ER SO BB IBB HBP BLK WP HR S P ERA WHIP	IP WLS BF H R ER SO BB IBB HBP BLK WP HR S P ERA WHIP	IP WLS BF H R ER SO BB IBB HBP BLK WP HR S P ERA WHIP	IP WLS BF H R ER SO BB IBB HBP BLK WP HR S P ERA WHIP	IP WLS BF H R ER SO BB IBB HBP BLK WP HR S P ERA WHIP	IP WLS BF H R ER SO BB IBB HBP BLK WP HR S P ERA WHIP	IP WLS BF H R ER SO BB IBB HBP BLK WP HR S P ERA WHIP	IP WLS BF H R ER SO BB IBB HBP BLK WP HR S P ERA WHIP	IP WLS BF H R ER SO BB IBB HBP BLK WP HR S P ERA WHIP	IP WLS BF H R ER SO BB IBB HBP BLK WP HR S P ERA WHIP	IP WLS BF H R ER SO BB IBB HBP BLK WP HR S P ERA WHIP	IP WLS BF H R ER SO BB IBB HBP BLK WP HR S P ERA WHIP	IP WLS BF H R ER SO BB IBB HBP BLK WP HR S P ERA WHIP	IP WLS BF H R ER SO BB IBB HBP BLK WP HR S P ERA WHIP	IP WLS BF H R ER SO BB IBB HBP BLK WP HR S P ERA WHIP	IP WLS BF H R ER SO BB IBB HBP BLK WP HR S P ERA WHIP	IP WLS BF H R ER SO BB IBB HBP BLK WP HR S P ERA WHIP	IP WLS BF H R ER SO BB IBB HBP BLK WP HR S P ERA WHIP	IP WLS BF H R ER SO BB IBB HBP BLK WP HR S P ERA WHIP	IP WLS BF H R ER SO BB IBB HBP BLK WP HR S P ERA WHIP	IP WLS BF H R ER SO BB IBB HBP BLK WP HR S P ERA WHIP
Justin Miller, R ERA: 5.68	2.2	18	5	5	2	0	4	0	2	0	0	0	0	0	24	40	18.00	2.000			
Corey Thurman, R ERA: 4.37	2.0	10	3	4	4	1	1	0	0	0	0	0	0	2	24	40	18.00	2.000			
Jason Kershner, L ERA: 5.4	0.0	1	0	0	0	0	1	0	0	0	0	0	0	1	3	7	∞	∞			
Mike Smith, R ERA: 6.82	2.1	11	2	1	1	2	1	0	0	0	0	0	0	1	32	51	3.86	1.286			
Scott Cassidy, R ERA: 5.91	1.0	4	1	0	0	2	0	0	0	0	0	0	0	0	8	12	0.00	1.000			

Toronto Blue Jays @ Baltimore Orioles
Oriole Park at Camden Yards, Baltimore, MD
Tue Sep 17 2002, 7:05 PM EDT
Att: 20,486 - Cloudy - 86 F

AB 35
R 10
H 11
RBI 10
BB 7
SO 7
LOB 14



Batter	1	2	3	4	5	6	7	8	9	AB	R	H	RBI	BB	SO	LOB	TOP								
Shannon Stewart, R (1, 7) OBP: 0.368, SLG: 0.434	G6-3			F7		G4-3 2B		F9		4	0	1	0	0	0	0	Toronto Blue Jays @ Baltimore Orioles Oriole Park at Camden Yards, Baltimore, MD Wed Sep 18 2002, 7:05 PM EDT Att: 20,928 - Cloudy - 86 F livebaseballscorecards.com								
Eric Hinske, L (1, 5) OBP: 0.366, SLG: 0.484	P5			K		G4-3		K		4	0	0	0	0	2	1									
10 Vernon Wells, R (1, 8) OBP: 0.300, SLG: 0.437	G6-3			F8		G6-3		G6-3		4	0	0	0	0	0	1									
Carlos Delgado, L (1, 3) OBP: 0.397, SLG: 0.521		K			F8			G3-1		4	1	1	1	0	1	0									
Josh Phelps, R (1, 10) OBP: 0.368, SLG: 0.581	G5-3				WP 1B 2B			F9		3	1	1	0	0	0	0									
José Cruz Jr., S (1, 9) OBP: 0.313, SLG: 0.426	K				G3 WP 2H 1B			G4-3		3	0	1	1	0	1	0									
Chris Woodward, R (1, 6) OBP: 0.329, SLG: 0.472				G4-6-3 1B	G3			F9		3	0	1	0	0	0	1									
Orlando Hudson, S (1, 4) OBP: 0.339, SLG: 0.463				G4-6-3	F2			G6-3		3	0	0	0	0	0	2									
Ken Huckaby, R (1, 2) OBP: 0.270, SLG: 0.303	G4-3					G6-3		K		3	0	0	0	0	1	0									
Inning Stats	R: 0 E: 0 K: 0 S: 8	H: 0 LOB: 0 BB: 0 P: 12	R: 0 E: 0 K: 2 S: 8	H: 0 LOB: 0 BB: 0 P: 11	R: 0 E: 0 K: 0 S: 5	H: 1 LOB: 0 BB: 0 P: 8	R: 0 E: 0 K: 1 S: 11	H: 0 LOB: 0 BB: 0 P: 16	R: 1 E: 0 K: 0 S: 15	H: 2 LOB: 1 BB: 0 P: 25	R: 0 E: 0 K: 0 S: 13	H: 1 LOB: 1 BB: 0 P: 16	R: 1 E: 0 K: 0 S: 5	H: 1 LOB: 0 BB: 0 P: 7	R: 0 E: 0 K: 1 S: 7	H: 0 LOB: 0 BB: 0 P: 8	R: 0 E: 0 K: 1 S: 11	H: 0 LOB: 0 BB: 0 P: 16	1B: 2 2B: 2 3B: 0 HR: 1	SF: 0 SAC: 0 DP: 1 HBP: 0	WP: 2 PB: 0 SB: 0 CS: 0	PA: 31			
PITCHER	IP	WLS	BF	H	R	ER	SO	BB	IBB	HBP	BLK	WP	HR	S	P	ERA	WHIP								
Sean Dougllass, R (1, 1) ERA: 5.44	7.0	L	25	5	2	2	3	0	0	0	0	2	1	65	95	2.57	0.714								
Willis Roberts, R (8, 1) ERA: 3.27	1.0		3	0	0	0	1	0	0	0	0	0	0	7	8	0.00	0.000								
Buddy Groom, L (9, 1) ERA: 1.5	1.0		3	0	0	0	1	0	0	0	0	0	0	11	16	0.00	0.000								

Batter	1	2	3	4	5	6	7	8	9	AB	R	H	RBI	BB	SO	LOB	BOTTOM								
Jerry Hairston, R (1, 4) OBP: 0.332, SLG: 0.385	1B		K		P5		1B		K	4	0	1	0	1	2	0	Toronto Blue Jays @ Baltimore Orioles Oriole Park at Camden Yards, Baltimore, MD Wed Sep 18 2002, 7:05 PM EDT Att: 20,928 - Cloudy - 86 F livebaseballscorecards.com								
Chris Singleton, L (1, 8) OBP: 0.302, SLG: 0.419	P6				P4					5	0	3	0	0	0	1									
Jeff Conine, R (1, 3) OBP: 0.311, SLG: 0.453	F8		G1-3			G6-3	P6		G6-3	5	0	0	0	0	0	5									
Tony Batista, R (1, 5) OBP: 0.321, SLG: 0.485				G4-3		G5-3				3	1	1	0	1	0	0									
31 Jay Gibbons, L (1, 9) OBP: 0.308, SLG: 0.469										4	0	2	0	0	1	3									
21 Marty Cordova, R (1, 10) OBP: 0.329, SLG: 0.449		G4-3			K					3	0	1	1	1	1	1									
6 Melvin Mora, R (1, 7) OBP: 0.348, SLG: 0.420		G5-3				F7				4	0	1	0	0	0	3									
Geronimo Gil, R (1, 2) OBP: 0.278, SLG: 0.371 Luis Lopez, S (7, PH) OBP: 0.202, SLG: 0.281 (8, 6)										2	0	0	0	0	1	2									
Mike Bordick, R (1, 6) OBP: 0.305, SLG: 0.362 Chris Richard, L (7, PH) OBP: 0.295, SLG: 0.400 Brook Fordyce, R (8, 2) OBP: 0.288, SLG: 0.295 Larry Bigbie, L (9, PH) OBP: 0.240, SLG: 0.250										2	0	0	0	0	0	0									
Inning Stats	R: 0 E: 0 K: 1 S: 13	H: 2 LOB: 2 BB: 0 P: 15	R: 0 E: 0 K: 1 S: 9	H: 0 LOB: 0 BB: 0 P: 11	R: 0 E: 0 K: 1 S: 6	H: 1 LOB: 1 BB: 0 P: 6	R: 0 E: 0 K: 1 S: 14	H: 2 LOB: 2 BB: 0 P: 19	R: 0 E: 0 K: 0 S: 5	H: 0 LOB: 0 BB: 0 P: 6	R: 0 E: 0 K: 0 S: 13	H: 1 LOB: 2 BB: 1 P: 24	R: 0 E: 0 K: 0 S: 11	H: 1 LOB: 2 BB: 1 P: 22	R: 1 E: 0 K: 1 S: 14	H: 1 LOB: 1 BB: 1 P: 21	R: 0 E: 0 K: 2 S: 12	H: 1 LOB: 1 BB: 0 P: 17	1B: 8 2B: 1 3B: 0 HR: 0	SF: 0 SAC: 0 DP: 0 HBP: 0	WP: 0 PB: 0 SB: 0 CS: 0	PA: 39			
PITCHER	IP	WLS	BF	H	R	ER	SO	BB	IBB	HBP	BLK	WP	HR	S	P	ERA	WHIP								
32 Roy Halladay, R (1, 1) ERA: 3.09	7.0	W	30	7	0	0	4	2	0	0	0	0	0	71	103	0.00	1.286								
Cliff Politte, R (8, 1) ERA: 3.64	1.0	H	5	1	1	1	1	1	0	0	0	0	0	14	21	9.00	2.000								
Kelvin Escobar, R (9, 1) ERA: 4.26	1.0	S	4	1	0	0	2	0	0	0	0	0	0	12	17	0.00	1.000								

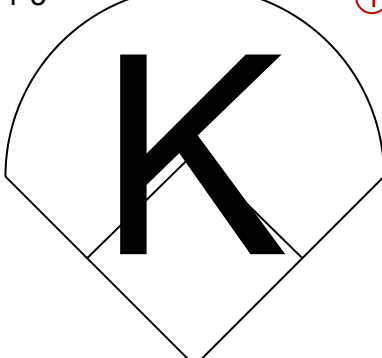
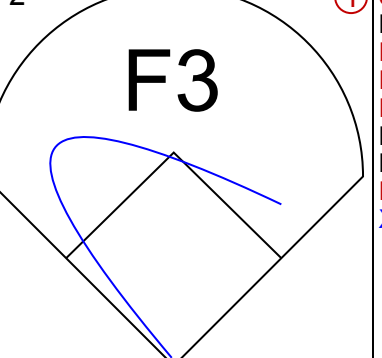
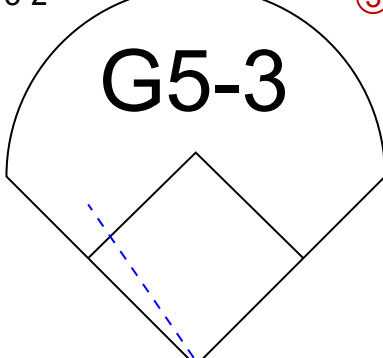
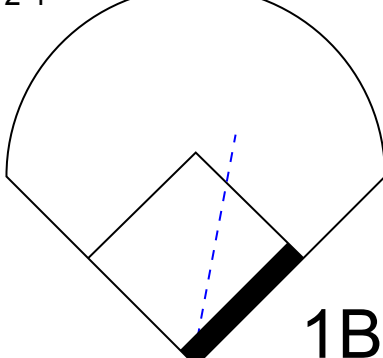
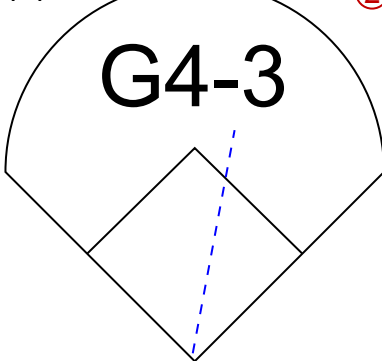
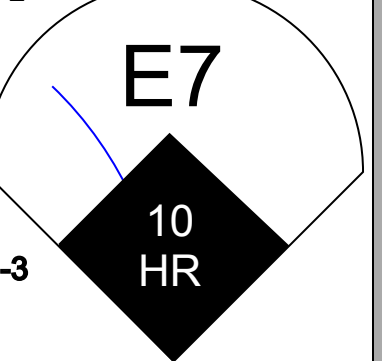
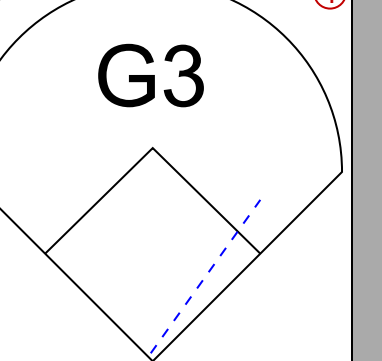
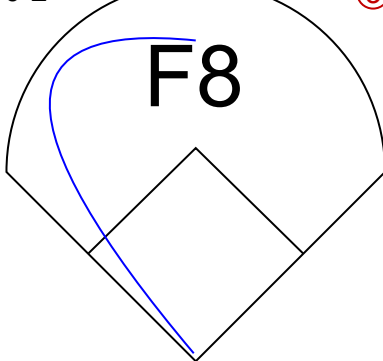
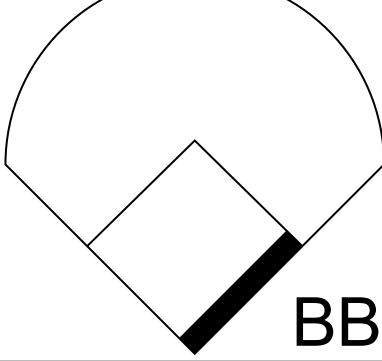
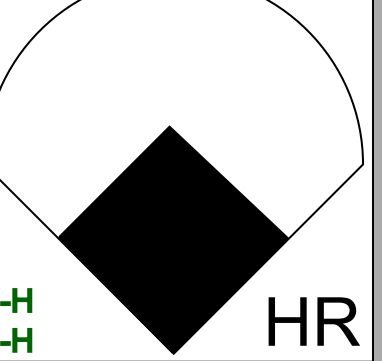
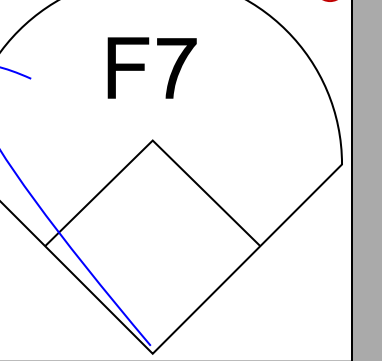
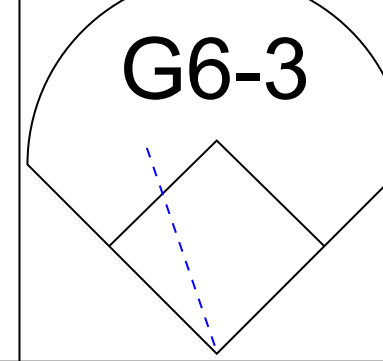
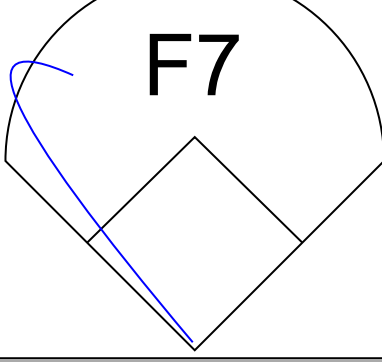
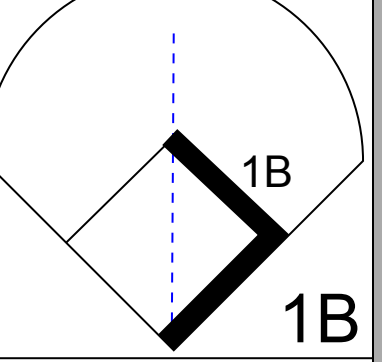
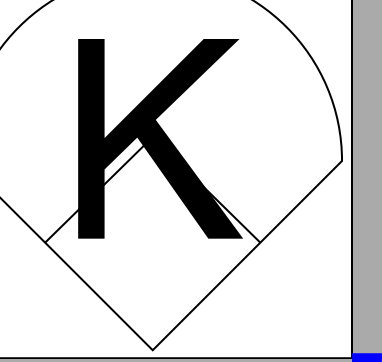
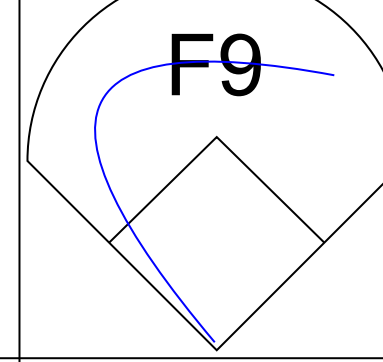
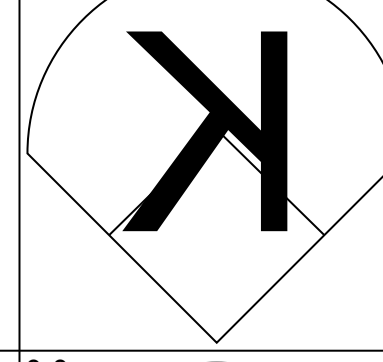
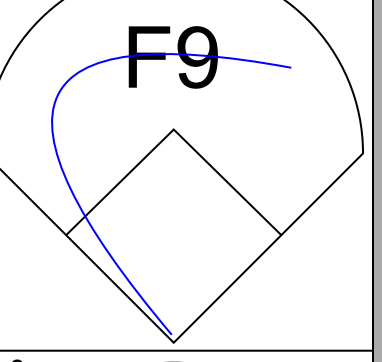
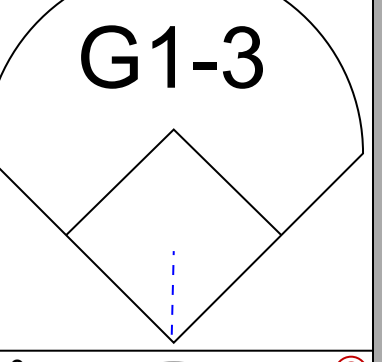
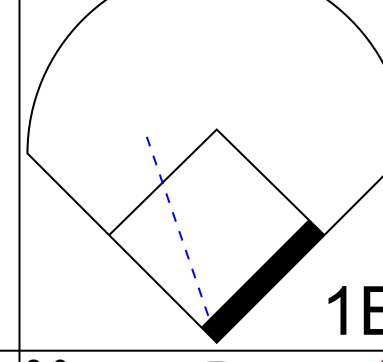
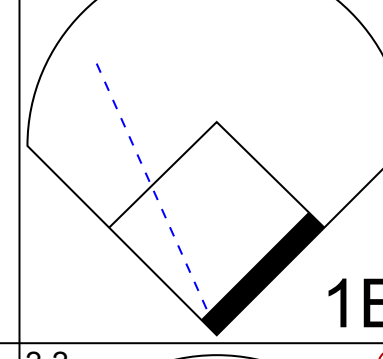
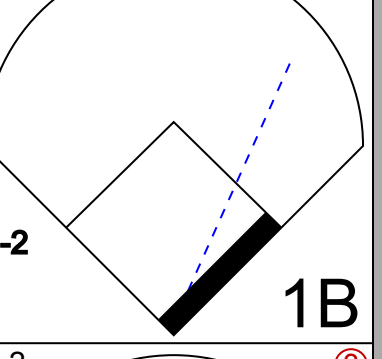
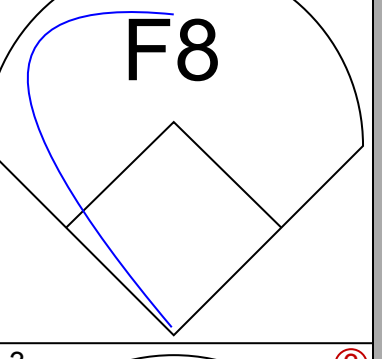
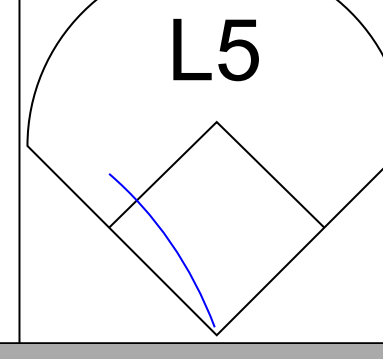
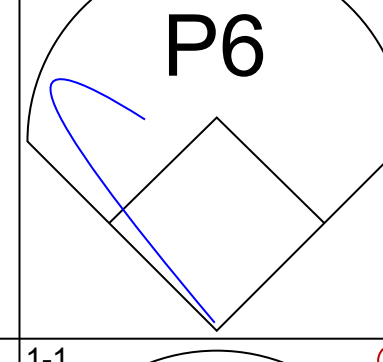
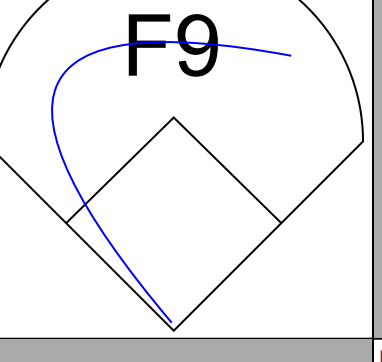
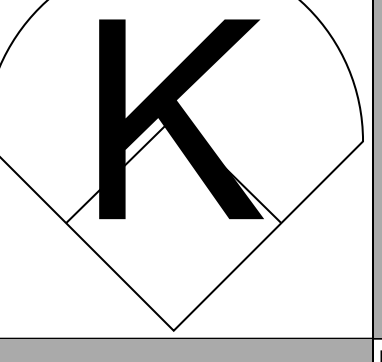
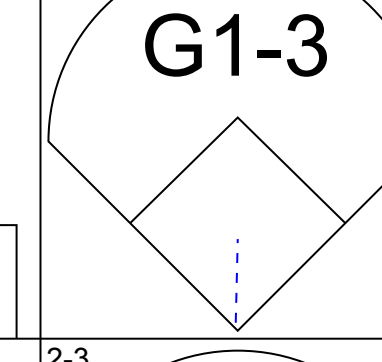
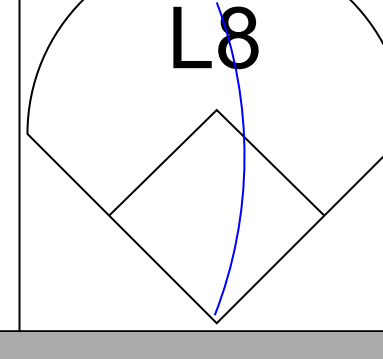
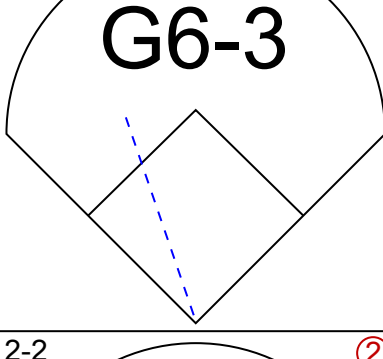
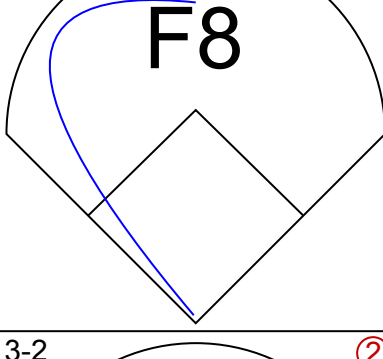
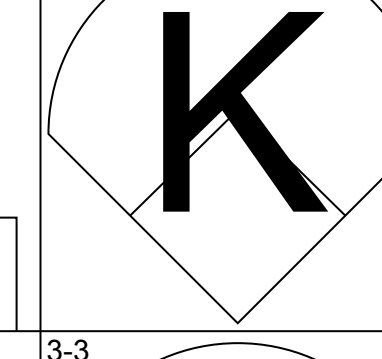
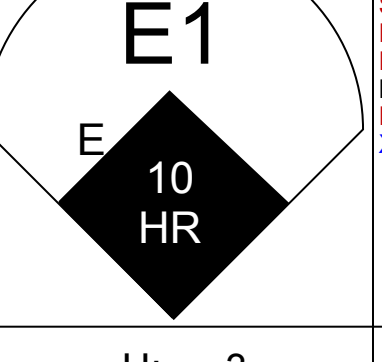
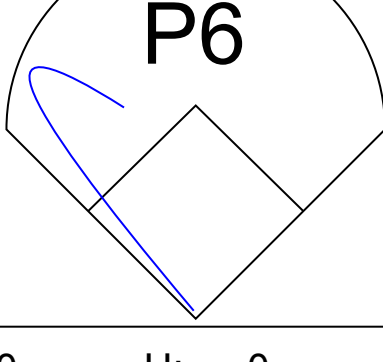
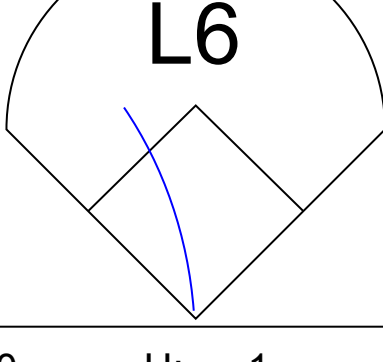
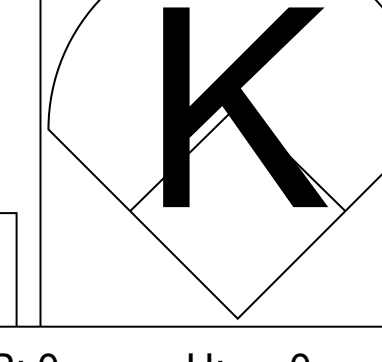


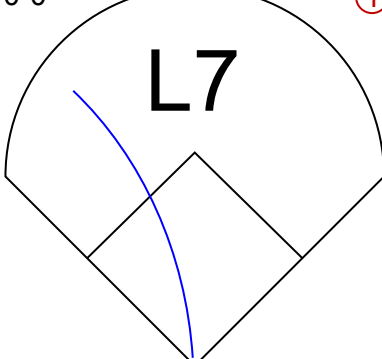
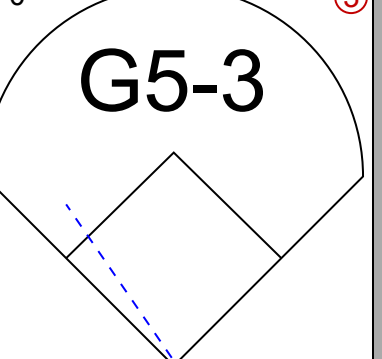
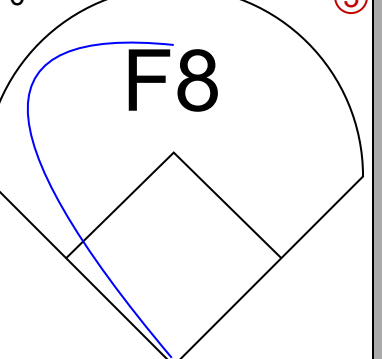
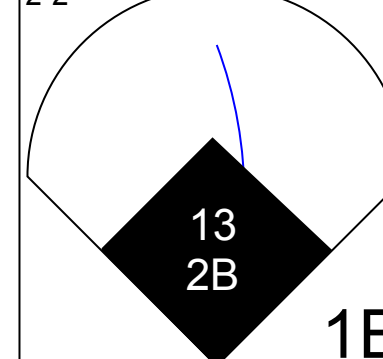
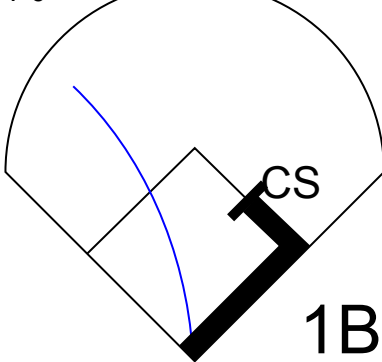

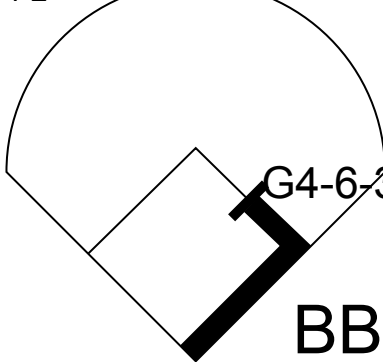
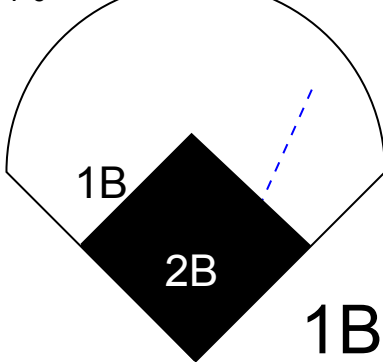
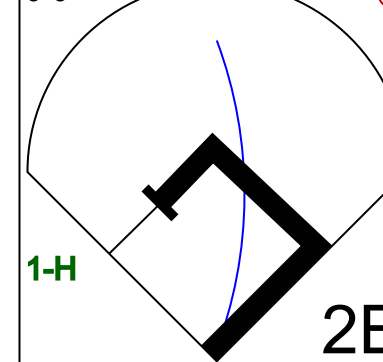
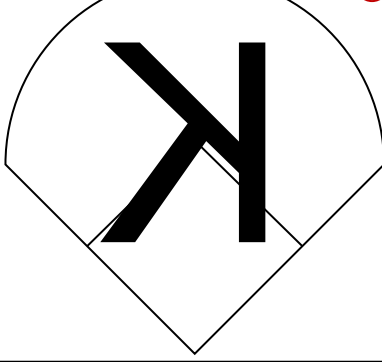

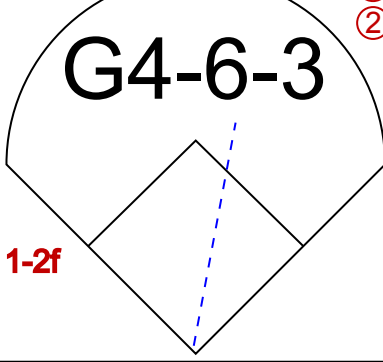
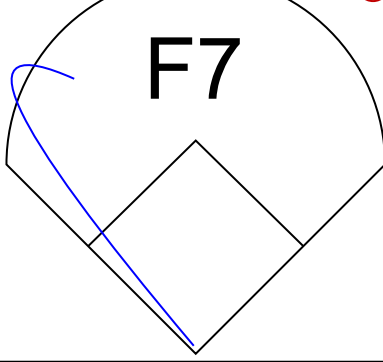
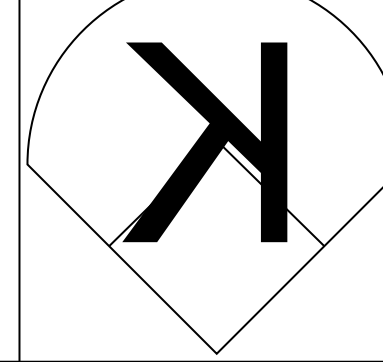
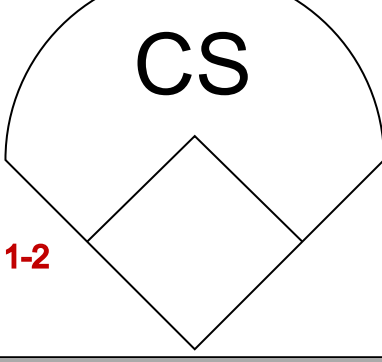
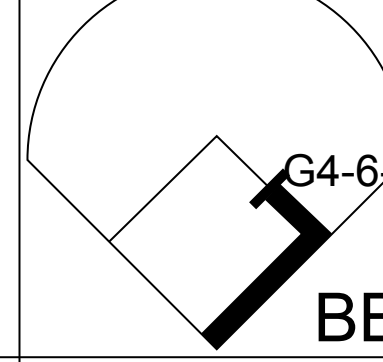
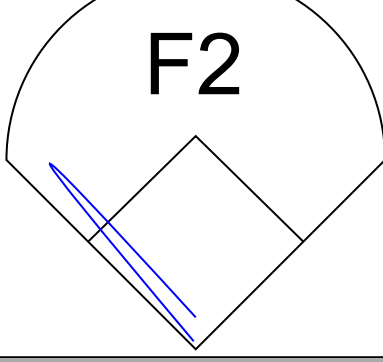
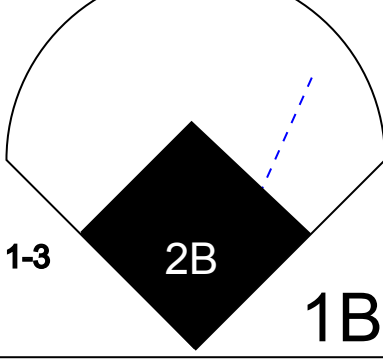
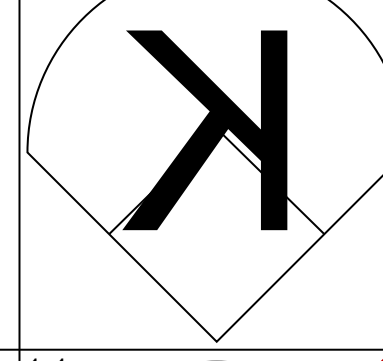
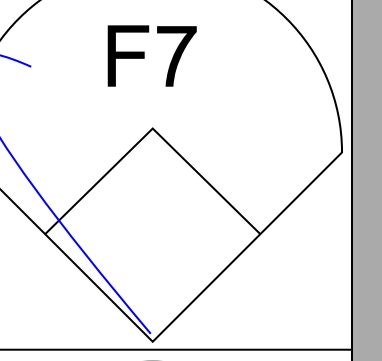
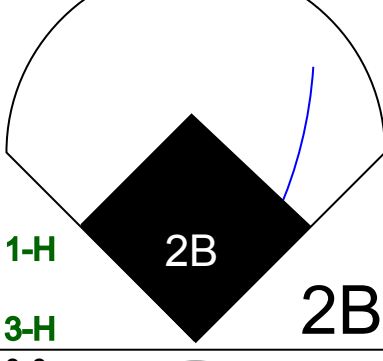

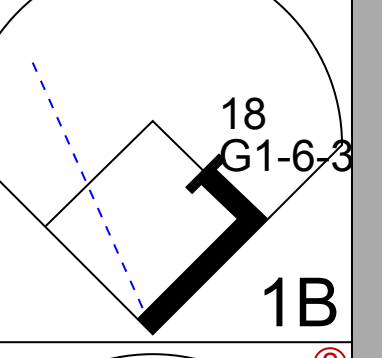
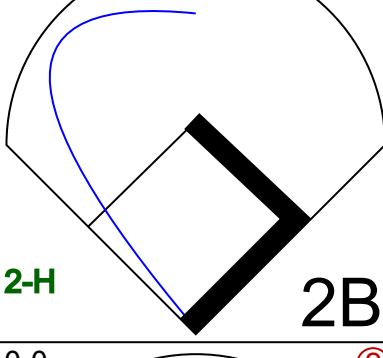
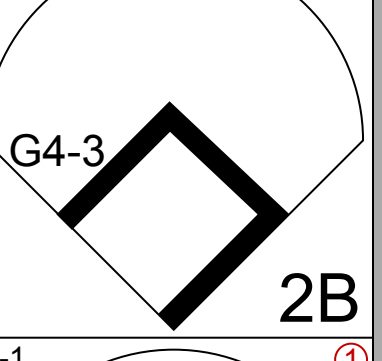
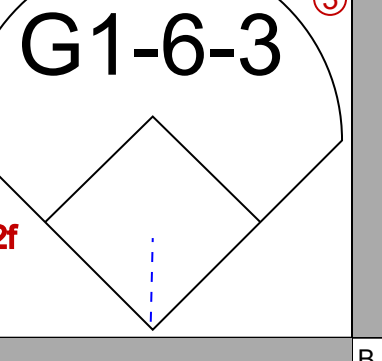
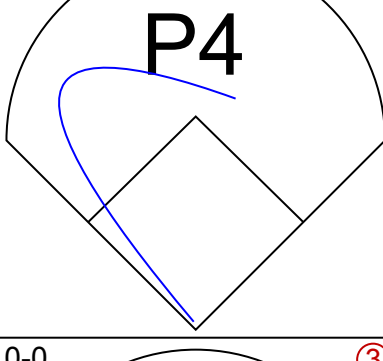
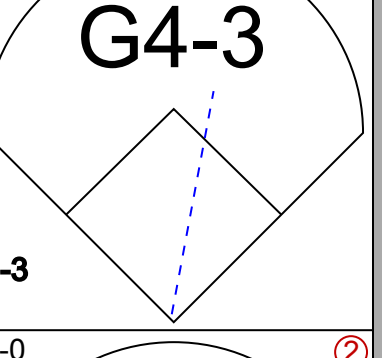
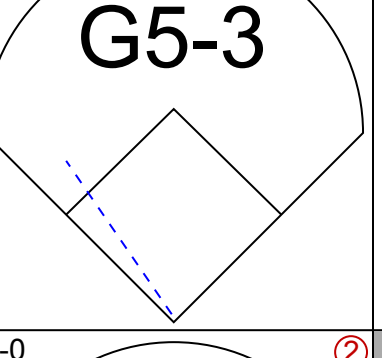
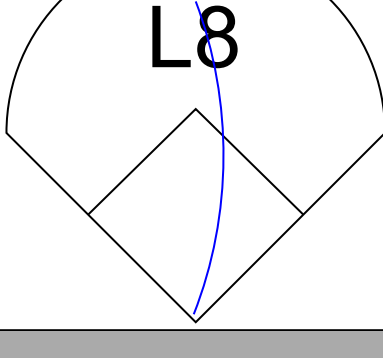
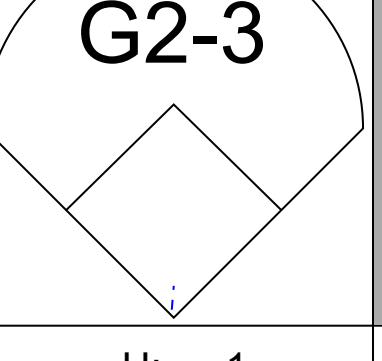
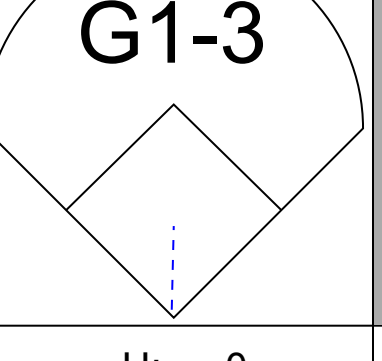
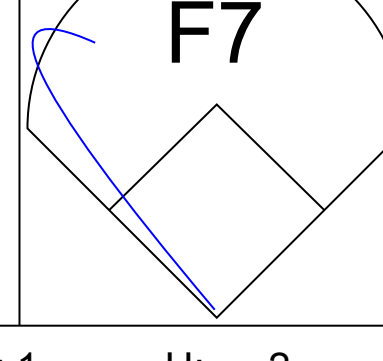
Batter	1	2	3	4	5	6	7	8	9	AB	R	H	RBI	BB	SO	LOB	TOP							
Shannon Stewart, R OBP: 0.373, SLG: 0.444	1-3 K		0-0 G6-3		4-2 G4-6-3 HBP			1-1 F8		3	0	0	0	0	1	0	Toronto Blue Jays @ Tampa Bay Devil Rays Tropicana Field, St. Petersburg, FL Fri Sep 20 2002, 7:15 PM EDT Att: 12,682 - Dome - 72 F							
Eric Hinske, L OBP: 0.367, SLG: 0.480	0-1 P6		2-1 G3-1		0-0 G4-6-3 1-2f			1-3 K		4	0	0	0	0	1	1								
José Cruz Jr., S OBP: 0.311, SLG: 0.431	1-2 G6-3		0-0 G4-3		1-3 K			0-3 K		4	0	0	0	0	2	0								
Carlos Delgado, L OBP: 0.397, SLG: 0.524		4-1 F8 10 1B 2B BB		1-0 HR		3-3 K		4-1 10 2B 2B BB		2	3	1	1	2	1	0								
Josh Phelps, R OBP: 0.364, SLG: 0.567	1-3 K		4-0 10 3B BB		2-3 K			0-3 K		3	1	0	0	1	3	2								
10 Vernon Wells, R OBP: 0.302, SLG: 0.443	0-0 2B		1-0 1-H G5-3 3B		1-2 P4			2-2 1-3 2B 2B		4	3	3	1	0	0	0								
Chris Woodward, R OBP: 0.335, SLG: 0.480	2-1 F8		3-2 G5-3 3-H 2-0		3-1 G6-4-3 1B			0-1 F7 2-H 3-H 3-2 2B		4	0	2	3	0	0	2								
Orlando Hudson, S OBP: 0.341, SLG: 0.461	1-1 1-H 3-H 2B		2-2 F7		2-2 G4-3			3-2 F7		4	0	1	2	0	0	2								
Kevin Cash, R OBP: 0.250, SLG: 0.182	1-3 K		2-2 F2		0-0 G6-4-3 1-2f			0-1 G1-3		3	0	0	0	0	1	2								
Tom Wilson, R OBP: 0.323, SLG: 0.371										1	0	0	0	0	0	1								
Inning Stats	R: 0 E: 0 K: 1 S: 8	H: 0 LOB: 0 BB: 0 P: 10	R: 2 E: 0 K: 2 S: 12	H: 2 LOB: 1 BB: 1 P: 21	R: 0 E: 0 K: 0 S: 4	H: 0 LOB: 0 BB: 0 P: 6	R: 3 E: 0 K: 0 S: 12	H: 2 LOB: 0 BB: 1 P: 25	R: 0 E: 0 K: 1 S: 9	H: 0 LOB: 0 BB: 0 P: 15	R: 0 E: 1 K: 0 S: 6	H: 1 LOB: 0 BB: 0 P: 11	R: 0 E: 0 K: 2 S: 8	H: 0 LOB: 0 BB: 0 P: 10	R: 2 E: 0 K: 1 S: 14	H: 2 LOB: 1 BB: 1 P: 23	1B: 2 2B: 3 3B: 1 HR: 1	SF: 0 SAC: 0 DP: 2 HBP: 1	WP: 0 PB: 0 SB: 0 CS: 0	PA: 36				
PITCHER	IP WLS BF H R ER SO BB IBB HBP BLK WP HR S P ERA WHIP	8.0 W 30 5 5 5 8 2 0 1 0 0 1 67 111 5.62 0.875	1.0 6 2 2 2 1 1 0 0 0 0 0 0 14 23 18.00 3.000																					

Batter	1	2	3	4	5	6	7	8	9	AB	R	H	RBI	BB	SO	LOB	BOTTOM						
Damian Rolls, R OBP: 0.367, SLG: 0.466	1-3 K	1-2 G6-3	2-1 SF9 13 1B HBP	1-0 G5-3			0-1 F9			4	0	0	2	0	1	2	Toronto Blue Jays @ Tampa Bay Devil Rays Tropicana Field, St. Petersburg, FL Fri Sep 20 2002, 7:15 PM EDT Att: 12,682 - Dome - 72 F						
13 Carl Crawford, L OBP: 0.287, SLG: 0.376	0-1 G4-3	0-1 G4-3	1-1 1-2 2-3 3-H 1B		2-3 K2-3			1-3 K		5	0	1	1	0	2	0							
Randy Winn, S OBP: 0.361, SLG: 0.460	2-1 S 1B		E SF7 BB		2-1 G4-6-3 1B			2-2 G3-1		3	1	2	1	1	0	0							
Aubrey Huff, L OBP: 0.375, SLG: 0.544	1-1 G3		E2 1B BB		1-2 G4-6-3			2-1 F7		4	1	0	0	1	0	4							
Ben Grieve, L OBP: 0.351, SLG: 0.418		4-2 1B 3B BB	1-0 SF7	0-0 S 2B 1B		2-2 F8				2	2	1	1	1	0	0							
Toby Hall, R OBP: 0.288, SLG: 0.357	0-1 1B	0-1 1B	3-2 2-H 1B	3-1 G4-3 1-H 2B		1-0 F3				4	2	3	2	0	0	0							
18 Jared Sandberg, R OBP: 0.297, SLG: 0.439	1-3 K	1-3 1B HBP 1B	0-0 1B HBP 1B	1-3 K		0-0 G6-3				4	1	1	1	0	2	3							
Andy Sheets, R OBP: 0.324, SLG: 0.389	1-2 3B 1B	1-2 3B 1B	1-0 HBP 13 1B 1B	3-1 G4-3			3-3 K			4	2	2	0	0	1	1							
Chris Gomez, R OBP: 0.309, SLG: 0.417	0-0 G6-3	0-0 G6-3 3B	1-2 2-3 SF9 1B	2-1 HBP			1-1 G5-3			3	2	2	3	0	0	0							
Inning Stats	R: 0 E: 0 K: 1 S: 9	H: 1 LOB: 1 BB: 0 P: 13	R: 4 E: 0 K: 1 S: 18	H: 3 LOB: 0 BB: 1 P: 25	R: 6 E: 1 K: 0 S: 18	H: 5 LOB: 2 BB: 2 P: 36	R: 1 E: 0 K: 1 S: 10	H: 2 LOB: 2 BB: 0 P: 20	R: 0 E: 0 K: 0 S: 6	H: 0 LOB: 0 BB: 0 P: 9	R: 0 E: 0 K: 1 S: 8	H: 0 LOB: 0 BB: 0 P: 12	R: 0 E: 0 K: 1 S: 10	H: 0 LOB: 0 BB: 0 P: 15	1B: 10 2B: 1 3B: 1 HR: 0	SF: 2 SAC: 0 DP: 1 HBP: 2		WP: 0 PB: 0 SB: 2 CS: 0	PA: 40				
PITCHER	IP WLS BF H R ER SO BB IBB HBP BLK WP HR S P ERA WHIP	2.1 L 17 4 2 2 1 0 0 2 0 0 0 19 34 10.80 2.400	1.0 3 1 0 0 1 0 0 0 0 0 0 0 8 13 0.00 1.000	2.0 6 0 0 0 1 0 0 0 0 0 0 0 14 21 0.00 0.000	1.0 3 0 0 0 1 0 0 0 0 0 0 0 10 15 0.00 0.000																		

AB	32
R	7
H	7
RBI	7
BB	3
SO	9
LOB	10



Batter	1	2	3	4	5	6	7	8	9	AB	R	H	RBI	BB	SO	LOB	TOP					
Shannon Stewart, R OBP: 0.372, SLG: 0.442										4	0	1	0	0	1	1	<p>Toronto Blue Jays @ Tampa Bay Devil Rays Tropicana Field, St. Petersburg, FL Sat Sep 21 2002, 6:15 PM EDT Att: 13,351 - Dome - 72 F</p> <p>livebaseballscorecards.com</p>					
Eric Hinske, L OBP: 0.365, SLG: 0.477			 10 HR							4	1	0	0	0	0	2						
10 Vernon Wells, R OBP: 0.304, SLG: 0.448			 2-H 3-H							3	1	1	3	1	0	0						
Carlos Delgado, L OBP: 0.396, SLG: 0.522			 1B							4	0	1	0	0	1	1						
Josh Phelps, R OBP: 0.362, SLG: 0.562 Dewayne Wise, L OBP: 0.215, SLG: 0.311								 1B		4	0	1	0	0	1	1						
Jose Cruz Jr., S OBP: 0.313, SLG: 0.431										4	0	2	0	0	0	1						
Chris Woodward, R OBP: 0.331, SLG: 0.474										4	0	0	0	0	1	3						
Dave Berg, R OBP: 0.318, SLG: 0.381										4	0	0	0	0	1	1						
Ken Huckaby, R OBP: 0.267, SLG: 0.299 Orlando Hudson, S OBP: 0.339, SLG: 0.458			 10 HR							3	1	0	0	0	0	0						
Inning Stats	R: 0 E: 0 K: 1 S: 13	H: 0 LOB: 1 BB: 1 P: 20	R: 0 E: 0 K: 1 S: 10	H: 1 LOB: 1 BB: 0 P: 15	R: 3 E: 2 K: 0 S: 23	H: 3 LOB: 2 BB: 0 P: 31	R: 0 E: 0 K: 0 S: 15	H: 0 LOB: 0 BB: 0 P: 21	R: 0 E: 0 K: 1 S: 6	H: 0 LOB: 0 BB: 0 P: 7	R: 0 E: 0 K: 1 S: 6	H: 1 LOB: 1 BB: 0 P: 10	R: 0 E: 0 K: 0 S: 10	H: 1 LOB: 1 BB: 0 P: 17	R: 0 E: 0 K: 0 S: 6	H: 1 LOB: 1 BB: 0 P: 13	R: 0 E: 0 K: 2 S: 14	H: 0 LOB: 0 BB: 0 P: 22	1B: 5 2B: 0 3B: 0 HR: 1	SF: 0 SAC: 0 DP: 0 HBP: 0	WP: 0 PB: 0 SB: 0 CS: 0	PA: 36
PITCHER	IP	WLS	BF	H	R	ER	SO	BB	IBB	HBP	BLK	WP	HR	S	P	ERA	WHIP					
Joe Kennedy, L ERA: 4.53	(1, 1)	5.0	22	4	3	0	3	1	0	0	0	0	1	67	94	0.00	1.000					
Travis Phelps, R ERA: 5.03	(6, 1)	2.0	7	1	0	0	1	0	0	0	0	0	0	16	27	0.00	0.500					
Lance Carter, R ERA: 0.6	(8, 1)	2.0	W	7	1	0	2	0	0	0	0	0	0	20	35	0.00	0.500					

Batter	1	2	3	4	5	6	7	8	9	AB	R	H	RBI	BB	SO	LOB	BOTTOM				
Damian Rolls, R OBP: 0.359, SLG: 0.452								 1B		4	1	1	0	0	0	1	<p>Toronto Blue Jays @ Tampa Bay Devil Rays Tropicana Field, St. Petersburg, FL Sat Sep 21 2002, 6:15 PM EDT Att: 13,351 - Dome - 72 F</p> <p>livebaseballscorecards.com</p>				
13 Carl Crawford, L OBP: 0.299, SLG: 0.389							 2B	 2B		3	1	3	1	1	0	0					
Randy Winn, S OBP: 0.359, SLG: 0.456			 1-2I							4	0	0	0	0	2	3					
Aubrey Huff, L OBP: 0.377, SLG: 0.544		 BB					 1B			2	1	1	0	1	0	0					
Ben Grieve, L OBP: 0.351, SLG: 0.419							 2B			3	1	1	2	0	1	1					
Toby Hall, R OBP: 0.291, SLG: 0.363					 1B		 2B			3	0	2	1	0	0	1					
18 Jared Sandberg, R OBP: 0.297, SLG: 0.441			 2B		 1-2I					3	0	1	0	0	0	2					
Andy Sheets, R OBP: 0.318, SLG: 0.381										3	0	0	0	0	0	2					
Chris Gomez, R OBP: 0.307, SLG: 0.415										3	0	0	0	0	0	1					
Inning Stats	R: 0 E: 0 K: 1 S: 6	H: 1 LOB: 0 BB: 0 P: 9	R: 0 E: 0 K: 1 S: 10	H: 0 LOB: 1 BB: 1 P: 17	R: 0 E: 0 K: 0 S: 6	H: 1 LOB: 0 BB: 0 P: 11	R: 0 E: 0 K: 0 S: 6	H: 0 LOB: 0 BB: 1 P: 10	R: 0 E: 0 K: 0 S: 3	H: 0 LOB: 0 BB: 0 P: 6	R: 3 E: 0 K: 0 S: 9	H: 4 LOB: 1 BB: 0 P: 15	R: 1 E: 0 K: 1 S: 9	H: 2 LOB: 0 BB: 0 P: 12	1B: 5 2B: 4 3B: 0 HR: 0	SF: 0 SAC: 0 DP: 3 HBP: 0	WP: 0 PB: 0 SB: 0 CS: 1	PA: 31			
PITCHER	IP	WLS	BF	H	R	ER	SO	BB	IBB	HBP	BLK	WP	HR	S	P	ERA	WHIP				
Pete Walker, R ERA: 4.52	(1, 1)	7.1	L	28	8	4	4	2	0	0	0	0	0	51	83	4.91	1.364				
Felix Heredia, L ERA: 3.66	(8, 1)	0.1	1	1	0	0	0	0	0	0	0	0	0	1	1	0.00	3.000				
Cliff Politte, R ERA: 3.82	(8, 1)	0.1	1	0	0	0	1	0	0	0	0	0	0	4	5	0.00	0.000				

Batter	1	2	3	4	5	6	7	8	9	AB	R	H	RBI	BB	SO	LOB	TOP				
Dewayne Wise, L OBP: 0.212, SLG: 0.321 (1, 9)										6	1	1	0	0	0	4	Toronto Blue Jays @ Tampa Bay Devil Rays Tropicana Field, St. Petersburg, FL Sun Sep 22 2002, 1:15 PM EDT Att: 19,625 - Dome - 72 F livebaseballscorecards.com				
Eric Hinske, L OBP: 0.365, SLG: 0.478 (1, 5)										5	0	2	1	0	2	2					
10 Vernon Wells, R OBP: 0.302, SLG: 0.446 (1, 8)										6	1	1	0	0	0	3					
Carlos Delgado, L OBP: 0.400, SLG: 0.524 Brian Leshar, R OBP: 0.209, SLG: 0.158 (9, PH) (9, 3)										4	2	3	0	1	0	0					
José Cruz Jr., S OBP: 0.315, SLG: 0.428 (1, 10)										3	3	0	0	3	0	6					
Orlando Hudson, S OBP: 0.349, SLG: 0.489 (1, 4)										6	1	4	5	0	0	4					
Jayson Werth, R OBP: 0.354, SLG: 0.366 (1, 7)										4	1	2	2	0	0	2					
Felipe Lopez, S OBP: 0.287, SLG: 0.391 (1, 6)										5	1	3	1	0	0	3					
Ken Huckaby, R OBP: 0.277, SLG: 0.318 (1, 2)										4	2	3	2	1	0	0					
Inning Stats	R: 3 E: 1 K: 0 S: 20	H: 4 LOB: 2 BB: 0 P: 29	R: 1 E: 1 K: 0 S: 18	H: 2 LOB: 3 BB: 1 P: 25	R: 2 E: 0 K: 1 S: 13	H: 2 LOB: 1 BB: 1 P: 19	R: 0 E: 0 K: 0 S: 8	H: 0 LOB: 0 BB: 0 P: 17	R: 1 E: 0 K: 0 S: 7	H: 3 LOB: 1 BB: 0 P: 14	R: 0 E: 0 K: 0 S: 10	H: 3 LOB: 2 BB: 0 P: 15	R: 3 E: 0 K: 1 S: 18	H: 3 LOB: 2 BB: 2 P: 36	R: 0 E: 0 K: 1 S: 9	H: 0 LOB: 1 BB: 1 P: 18		1B: 12 2B: 3 HR: 2	SF: 2 SAC: 0 DP: 1 HBP: 0	WP: 0 PB: 0 CS: 1	PA: 51
PITCHER	IP WLS BF H R ER SO	IP WLS BF H R ER SO	IP WLS BF H R ER SO	IP WLS BF H R ER SO	IP WLS BF H R ER SO	IP WLS BF H R ER SO	IP WLS BF H R ER SO	IP WLS BF H R ER SO	IP WLS BF H R ER SO	IP WLS BF H R ER SO	IP WLS BF H R ER SO	IP WLS BF H R ER SO	IP WLS BF H R ER SO	IP WLS BF H R ER SO	IP WLS BF H R ER SO	IP WLS BF H R ER SO	ERA WHIP	ERA WHIP			
Paul Wilson, R ERA: 4.63 Jorge Sosa, R ERA: 5.7 Jesus Colome, R ERA: 8.27 Steve Kent, L ERA: 5.65	(1, 1) 3.1 L 24 10 8 5 1	(4, 1) 2.2 10 3 1 1 0	(7, 1) 1.1 9 5 3 3 0	(8, 1) 1.2 8 1 0 0 2													0.00 1.800				

Batter	1	2	3	4	5	6	7	8	9	AB	R	H	RBI	BB	SO	LOB	BOTTOM					
Damian Rolls, R OBP: 0.368, SLG: 0.446 Paul Hoover, R OBP: 0.176, SLG: 0.176 (9, PH) (9, 176)										3	1	1	0	0	0	0	Toronto Blue Jays @ Tampa Bay Devil Rays Tropicana Field, St. Petersburg, FL Sun Sep 22 2002, 1:15 PM EDT Att: 19,625 - Dome - 72 F livebaseballscorecards.com					
13 Carl Crawford, L OBP: 0.301, SLG: 0.389 (1, 7)										5	1	2	1	0	1	3						
Aubrey Huff, L OBP: 0.375, SLG: 0.540 (1, 3)										5	1	1	1	0	1	3						
Ben Grieve, L OBP: 0.352, SLG: 0.426 (1, 10)										4	2	2	3	0	0	0						
Toby Hall, R OBP: 0.291, SLG: 0.359 (1, 2)										3	0	0	0	1	1	0						
18 Jared Sandberg, R OBP: 0.296, SLG: 0.437 (1, 5)										3	0	0	0	1	1	2						
Andy Sheets, R OBP: 0.316, SLG: 0.377 (1, 4)										4	0	1	1	0	1	1						
Chris Gomez, R OBP: 0.306, SLG: 0.414 Felix Escalona, R OBP: 0.273, SLG: 0.306 (4, PH) (5, 6)										1	0	0	0	0	1	0						
Jason Conti, L OBP: 0.315, SLG: 0.383 (1, 9)										4	0	1	0	0	0	2						
Inning Stats	R: 1 E: 1 K: 1 S: 7	H: 1 LOB: 0 BB: 0 P: 11	R: 0 E: 0 K: 1 S: 11	H: 0 LOB: 0 BB: 0 P: 15	R: 0 E: 0 K: 1 S: 13	H: 1 LOB: 2 BB: 1 P: 18	R: 1 E: 0 K: 0 S: 13	H: 3 LOB: 2 BB: 1 P: 23	R: 3 E: 0 K: 1 S: 15	H: 3 LOB: 0 BB: 0 P: 26	R: 0 E: 0 K: 1 S: 6	H: 0 LOB: 0 BB: 0 P: 9	R: 0 E: 0 K: 0 S: 5	H: 0 LOB: 0 BB: 0 P: 8	R: 0 E: 0 K: 1 S: 8	H: 0 LOB: 1 BB: 1 P: 14		R: 1 E: 0 K: 1 S: 10	H: 2 LOB: 1 BB: 0 P: 15	1B: 8 2B: 1 3B: 0 HR: 1	SF: 0 SAC: 0 DP: 1 HBP: 1	WP: 0 PB: 1 CS: 0
PITCHER	IP WLS BF H R ER SO	IP WLS BF H R ER SO	IP WLS BF H R ER SO	IP WLS BF H R ER SO	IP WLS BF H R ER SO	IP WLS BF H R ER SO	IP WLS BF H R ER SO	IP WLS BF H R ER SO	IP WLS BF H R ER SO	IP WLS BF H R ER SO	IP WLS BF H R ER SO	IP WLS BF H R ER SO	IP WLS BF H R ER SO	IP WLS BF H R ER SO	IP WLS BF H R ER SO	IP WLS BF H R ER SO	ERA WHIP	ERA WHIP				
Justin Miller, R ERA: 5.68 Felix Heredia, L ERA: 3.61 Cliff Politte, R ERA: 3.77 Kelvin Escobar, R ERA: 4.32	(1, 1) 6.1 W 28 8 5 4 5	(7, 1) 0.2 2 0 0 0 0	(8, 1) 1.0 4 0 0 0 1	(9, 1) 1.0 5 2 1 1 1													0.00 1.421					

Batter	1	2	3	4	5	6	7	8	9	AB	R	H	RBI	BB	SO	LOB	TOP										
Jerry Hairston, R OBP: 0.325, SLG: 0.374 Luis Lopez, S OBP: 0.215, SLG: 0.291	1-1 G6-3		1-1 SH5-4		1-2 P3			1-2 P6		3	0	0	0	0	0	1											
Chris Singleton, L OBP: 0.296, SLG: 0.409 Luis Matos, R OBP: 0.182, SLG: 0.227	3-2 G4-3		2-1 G4-3			1-2 G3-1			0-0 F8	3	0	0	1	0	0	1											
Jeff Conine, R OBP: 0.312, SLG: 0.453	0-0 1B		2-3 3H G4-3			1-0 G5-3			3-3 K	4	0	1	0	0	1	1											
Tony Batista, R OBP: 0.313, SLG: 0.467	1-2 F8			2-1 G5-3		2-0 F7			2-2 G5-3	4	0	0	0	0	0	1											
31 Jay Gibbons, L OBP: 0.307, SLG: 0.476		0-1 F7		1-1 G4-3					0-2 F8	3	0	0	0	0	0	0											
6 Melvin Mora, R OBP: 0.340, SLG: 0.407		1-0 G5-3		3-2 G5-3					0-3 K	3	0	0	0	0	1	0											
Chris Richard, L OBP: 0.290, SLG: 0.388		1-3 K			0-0 G6-3 FC1-5 2B				3-2 F7	3	0	1	0	0	1	0											
Brook Fordyce, R OBP: 0.303, SLG: 0.318			0-0 SH5-4 G4-3 1B		0-1 G6-3				0-0 G6-3	3	1	1	0	0	0	1											
Mike Bordick, R OBP: 0.302, SLG: 0.364 Ed Rogers, R (8, 6)			0-2 G4-3 SH5-4 1B		0-0 FC1-5				0-1 G6-3	3	0	1	0	0	0	1											
Inning Stats	R: 0 E: 0 K: 0 S: 9	H: 1 LOB: 1 BB: 0 P: 14	R: 0 E: 0 K: 1 S: 7	H: 0 LOB: 0 BB: 0 P: 9	R: 1 E: 0 K: 0 S: 12	H: 2 LOB: 1 BB: 0 P: 18	R: 0 E: 0 K: 0 S: 10	H: 0 LOB: 0 BB: 0 P: 16	R: 0 E: 0 K: 0 S: 7	H: 1 LOB: 1 BB: 0 P: 8	R: 0 E: 0 K: 1 S: 11	H: 0 LOB: 0 BB: 0 P: 14	R: 0 E: 0 K: 0 S: 7	H: 0 LOB: 0 BB: 0 P: 8	R: 0 E: 0 K: 1 S: 10	H: 0 LOB: 0 BB: 0 P: 15	1B: 3 2B: 1 3B: 0 HR: 0	SF: 0 SAC: 1 DP: 0 HBP: 0	WP: 0 PB: 0 SB: 0 CS: 0	PA: 31							
PITCHER	IP	WLS	BF	H	R	ER	SO	BB	IBB	HBP	BLK	WP	HR	S	P	ERA	WHIP										
32 Roy Halladay, R ERA: 3.03	(1, 1)	7.0	W	25	4	1	1	2	0	0	0	0	0	61	88	1.29	0.571										
Brian Bowles, R ERA: 4.05	(8, 1)	1.0		3	0	0	0	0	0	0	0	0	0	7	8	0.00	0.000										
Jason Kershner, L ERA: 5.16	(9, 1)	1.0		3	0	0	0	1	0	0	0	0	0	10	15	0.00	0.000										

Baltimore Orioles @ Toronto Blue Jays
SkyDome, Toronto, ON
Tue Sep 24 2002, 7:05 PM EDT
Att: 14,438 - Sunny - 72 F

AB	30
R	1
H	4
RBI	1
BB	0
SO	3
LOB	6



Batter	1	2	3	4	5	6	7	8	9	AB	R	H	RBI	BB	SO	LOB	BOTTOM											
Shannon Stewart, R OBP: 0.374, SLG: 0.442	3-2 G5-3		4-1 S HR BB		3-2 2B 10 1B	0-1 G5-3		4-2 10 HR BB		3	3	1	0	2	0	0												
Eric Hinske, L OBP: 0.365, SLG: 0.478	3-3 K		4-2 HR BB		2-1 10 1B 2B	1-2 G5-3		1-3 K		4	2	1	0	1	2	1												
10 Vernon Wells, R OBP: 0.306, SLG: 0.458	2-2 3B		0-0 F7		1-1 HR 1B		3-2 HR 1B	1-0 HR		5	3	4	4	0	0	2												
Carlos Delgado, L OBP: 0.400, SLG: 0.535	2-3 K		2-1 HR		0-0 HR		1-3 K	0-0 G6-3		5	2	2	5	0	2	2												
Josh Phelps, R OBP: 0.360, SLG: 0.561		0-0 F7	2-0 F7		0-0 2B		1-0 P4			4	0	1	0	0	0	1												
José Cruz Jr., S OBP: 0.319, SLG: 0.439		2-1 G6-3 2B		4-2 FC6-4 BB	2-3 K		2-0 HR			3	1	2	2	1	1	1												
Chris Woodward, R OBP: 0.330, SLG: 0.471		1-2 G6-3		0-0 FC6-4 FC5-4	3-2 F7		0-0 1B			4	0	1	0	0	0	3												
Orlando Hudson, S OBP: 0.342, SLG: 0.478		1-3 K		1-3 K	1-2 G4-3		1-2 G1-3			4	0	0	0	0	2	4												
Ken Huckaby, R OBP: 0.273, SLG: 0.313			0-1 L6	1-2 FC5-4		0-0 G6-3		2-0 F8		4	0	0	0	0	0	1												
Inning Stats	R: 0 E: 0 K: 2 S: 12	H: 1 LOB: 1 BB: 0 P: 22	R: 0 E: 0 K: 1 S: 10	H: 1 LOB: 0 BB: 0 P: 14	R: 3 E: 0 K: 0 S: 9	H: 1 LOB: 0 BB: 2 P: 21	R: 0 E: 0 K: 1 S: 9	H: 0 LOB: 1 BB: 1 P: 15	R: 4 E: 0 K: 1 S: 20	H: 5 LOB: 1 BB: 0 P: 32	R: 0 E: 0 K: 0 S: 6	H: 0 LOB: 0 BB: 0 P: 7	R: 2 E: 0 K: 1 S: 13	H: 3 LOB: 1 BB: 0 P: 21	R: 2 E: 0 K: 1 S: 8	H: 1 LOB: 0 BB: 1 P: 16	1B: 4 2B: 3 3B: 1 HR: 4	SF: 0 SAC: 0 DP: 0 HBP: 0	WP: 1 PB: 0 SB: 1 CS: 0	PA: 40								
PITCHER	IP	WLS	BF	H	R	ER	SO	BB	IBB	HBP	BLK	WP	HR	S	P	ERA	WHIP											
Sean Douglass, R ERA: 6.14	(1, 1)	5.0	L	26	8	7	5	3	0	0	0	0	1	2	60	104	12.60	2.200										
Travis Driskill, R ERA: 4.93	(6, 1)	3.0		14	4	4	4	2	1	0	0	0	1	2	27	44	12.00	1.667										

Baltimore Orioles @ Toronto Blue Jays
SkyDome, Toronto, ON
Tue Sep 24 2002, 7:05 PM EDT
Att: 14,438 - Sunny - 72 F

AB	36
R	11
H	12
RBI	11
BB	4
SO	7
LOB	15



Batter	1	2	3	4	5	6	7	8	9	AB	R	H	RBI	BB	SO	LOB	TOP					
Luis Lopez, S OBP: 0.230, SLG: 0.306	1-2 G6-4-3 1B		2-1 F8			0-0 G4-3			4-0 F9 PB BB	3	0	1	0	1	0	1						
Larry Bigbie, L OBP: 0.219, SLG: 0.233	2-0 G6-4-3 1B			0-0 G6-3		0-1 SF8			1-1 F9	3	0	1	1	0	0	1						
Jeff Conine, R OBP: 0.307, SLG: 0.445	1-3 G6-4-3			3-2 G5-3		3-H 0-2 G6-3			1-3 K	4	0	0	0	0	1	3						
Tony Batista, R OBP: 0.310, SLG: 0.461	0-3 K			2-1 F5			3-1 L7		2-1 G5-3	4	0	0	0	0	1	2						
31 Jay Gibbons, L OBP: 0.306, SLG: 0.474		0-1 F8			0-0 1B		0-0 G1-3			3	0	1	0	0	0	0						
21 Marty Cordova, R OBP: 0.328, SLG: 0.440		0-0 G3-6-3 1B			2-2 F7		2-3 K			3	0	1	0	0	1	1						
Chris Richard, L OBP: 0.289, SLG: 0.380		2-1 G3-6-3 1-2			2-2 F9			1-2 G6-4-3 HBP		2	0	0	0	0	0	2						
Geronimo Gil, R OBP: 0.272, SLG: 0.360			3-2 G3		0-1 G5-3			0-1 G6-4-3 1-2		3	0	0	0	0	0	2						
Mike Bordick, R OBP: 0.303, SLG: 0.368			1-0 F8			0-1 G4-3 SF8 2B		3-2 F5		3	1	1	0	0	0	0						
Inning Stats	R: 0 E: 0 K: 1 S: 10	H: 2 LOB: 1 BB: 0 P: 15	R: 0 E: 0 K: 0 S: 5	H: 1 LOB: 0 BB: 7 P: 7	R: 0 E: 0 K: 0 S: 6	H: 0 LOB: 0 BB: 0 P: 12	R: 0 E: 0 K: 0 S: 6	H: 0 LOB: 0 BB: 0 P: 11	R: 0 E: 0 K: 0 S: 10	H: 1 LOB: 1 BB: 0 P: 14	R: 1 E: 0 K: 0 S: 8	H: 1 LOB: 0 BB: 0 P: 8	R: 0 E: 0 K: 1 S: 6	H: 0 LOB: 0 BB: 0 P: 11	R: 0 E: 0 K: 0 S: 7	H: 0 LOB: 0 BB: 0 P: 11	R: 0 E: 0 K: 1 S: 7	H: 0 LOB: 1 BB: 1 P: 15	1B: 4 2B: 1 3B: 0 HR: 0	SF: 1 SAC: 0 DP: 3 HBP: 1	WP: 0 PB: 1 SB: 0 CS: 0	PA: 31
PITCHER Esteban Loaiza, R ERA: 5.71	IP: 9.0 WLS: W BF: 31	H: 5 R: 1 ER: 1 SO: 3	BB: 1 IBB: 0 HBP: 1 BLK: 0	WP: 0 HR: 0 S: 65 P: 104	ERA: 1.00 WHIP: 0.667											PITCHER	IP: 9.0 WLS: W BF: 31	H: 5 R: 1 ER: 1 SO: 3	BB: 1 IBB: 0 HBP: 1 BLK: 0	WP: 0 HR: 0 S: 65 P: 104	ERA: 1.00 WHIP: 0.667	

Baltimore Orioles @ Toronto Blue Jays
SkyDome, Toronto, ON
Thu Sep.26 2002, 7:05 PM EDT
Att: 13,127 - Cloudy - 68 F

AB 28
R 1
H 5
RBI 1
BB 1
SO 3
LOB 12



Batter	1	2	3	4	5	6	7	8	9	AB	R	H	RBI	BB	SO	LOB	BOTTOM					
Shannon Stewart, R OBP: 0.370, SLG: 0.437	1-2 G6-3		0-1 G5-3		0-1 F9		3-3 K			4	0	0	0	0	1	1						
Eric Hinske, L OBP: 0.363, SLG: 0.477	3-2 P6		1-2 2B		1-2 F7		0-0 G4-3			4	1	1	0	0	0	1						
10 Vernon Wells, R OBP: 0.306, SLG: 0.460	1-1 G3-1		0-2 F3			1-1 G4-3		0-1 G3		4	0	0	0	0	0	1						
Carlos Delgado, L OBP: 0.404, SLG: 0.543		4-2 1B FC3-6 BB	0-0 2B		1-0 HR			4-2 HBP		2	2	2	2	1	0	0						
Brian Leshar, R OBP: 0.202, SLG: 0.158		1-2 FC3-6 1B	0-3 K		2-1 SF8 3B		0-1 L8			0	0	0	0	0	0	0						
José Cruz Jr., S OBP: 0.318, SLG: 0.441		1-2 FC3-6 1B			0-0 F5-4 1B		3-2 SF8		2-2 G4-3	3	0	2	1	0	0	1						
Chris Woodward, R OBP: 0.330, SLG: 0.468		3-1 FC3-6 1B			0-0 F5-4 1B		3-2 SF8		2-2 G4-3	3	0	2	1	0	0	1						
Dewayne Wise, L OBP: 0.207, SLG: 0.313		0-0 FC3-6 1B			1-1 F5-4		3-H 3-2 G6-3			3	0	0	1	0	0	3						
Dave Berg, R OBP: 0.318, SLG: 0.380		1-2 SAFE 1B			3-1 G4-3		1-1 G1-3			3	0	1	1	0	0	0						
Ken Huckaby, R OBP: 0.274, SLG: 0.313		3-H 0-0 L9			0-1 G6-3		0-0 1B			3	0	1	0	0	0	1						
Inning Stats	R: 0 E: 0 K: 0 S: 10	H: 0 LOB: 0 BB: 0 P: 15	R: 2 E: 0 K: 0 S: 14	H: 3 LOB: 1 BB: 1 P: 25	R: 1 E: 0 K: 1 S: 12	H: 2 LOB: 1 BB: 0 P: 13	R: 0 E: 0 K: 0 S: 5	H: 1 LOB: 0 BB: 0 P: 9	R: 0 E: 0 K: 0 S: 7	H: 0 LOB: 0 BB: 0 P: 8	R: 2 E: 0 K: 0 S: 11	H: 2 LOB: 0 BB: 0 P: 21	R: 0 E: 0 K: 1 S: 8	H: 1 LOB: 1 BB: 0 P: 12	R: 0 E: 0 K: 0 S: 10	H: 0 LOB: 1 BB: 0 P: 16	R: 0 E: 0 K: 0 S: 10	H: 0 LOB: 1 BB: 0 P: 16	1B: 5 2B: 3 3B: 1 HR: 1	SF: 1 SAC: 0 DP: 1 HBP: 1	WP: 0 PB: 0 SB: 0 CS: 0	PA: 33
PITCHER Pat Hentgen, R ERA: 7.77 Eric DuBose, L ERA: 2.25	IP: 6.0 WLS: L BF: 25	H: 8 R: 5 ER: 5 SO: 1	BB: 1 IBB: 0 HBP: 1 BLK: 0	WP: 0 HR: 1 S: 59 P: 91	ERA: 7.50 WHIP: 1.500											PITCHER	IP: 2.0 WLS: L BF: 8	H: 1 R: 0 ER: 0 SO: 1	BB: 0 IBB: 0 HBP: 0 BLK: 0	WP: 0 HR: 0 S: 18 P: 28	ERA: 0.00 WHIP: 0.500	

Baltimore Orioles @ Toronto Blue Jays
SkyDome, Toronto, ON
Thu Sep.26 2002, 7:05 PM EDT
Att: 13,127 - Cloudy - 68 F

AB 30
R 5
H 9
RBI 5
BB 1
SO 2
LOB 10



Batter	1	2	3	4	5	6	7	8	9	AB	R	H	RBI	BB	SO	LOB	TOP					
Andres Torres, S OBP: 0.284, SLG: 0.262	F8		G4-3				F8			4	0	1	0	0	0	1						
20 Omar Infante, R OBP: 0.380, SLG: 0.441	BB		F7				FC1-6			4	0	1	0	0	1	2						
Eric Munson, L OBP: 0.254, SLG: 0.302	F7		G3				F8			3	0	0	0	1	0	2						
Carlos Pena, L OBP: 0.320, SLG: 0.455	BB			P6			L1			3	0	0	0	1	0	1						
Mike Rivera, R OBP: 0.254, SLG: 0.328	K		G5-3				F8			4	0	0	0	0	1	3						
Craig Monroe, R OBP: 0.105, SLG: 0.263							P6			4	1	2	1	0	0	0						
George Lombard, L OBP: 0.302, SLG: 0.380										4	0	0	0	0	2	1						
Damon Easley, R OBP: 0.307, SLG: 0.355							L8			4	0	2	0	0	0	0						
Chris Truby, R OBP: 0.237, SLG: 0.316	K						F4			2	1	0	0	1	1	2						
Inning Stats	R: 0 E: 0 K: 1 S: 9	H: 1 LOB: 2 BB: 1 P: 19	R: 0 E: 0 K: 2 S: 10	H: 2 LOB: 1 BB: 0 P: 17	R: 0 E: 0 K: 0 S: 5	H: 0 LOB: 0 BB: 0 P: 9	R: 1 E: 0 K: 0 S: 7	H: 1 LOB: 0 BB: 0 P: 13	R: 1 E: 0 K: 0 S: 13	H: 1 LOB: 1 BB: 1 P: 22	R: 0 E: 0 K: 0 S: 6	H: 0 LOB: 0 BB: 0 P: 10	R: 0 E: 0 K: 0 S: 5	H: 1 LOB: 1 BB: 0 P: 7	R: 0 E: 0 K: 1 S: 12	H: 0 LOB: 1 BB: 0 P: 22	R: 0 E: 0 K: 1 S: 7	H: 0 LOB: 0 BB: 0 P: 7	1B: 4 2B: 2 3B: 0 HR: 1	SF: 0 SAC: 0 DP: 1 HBP: 0	WP: 0 PB: 1 SB: 0 CS: 1	PA: 35
PITCHER	IP	WLS	BF	H	R	ER	SO	BB	IBB	HBP	BLK	WP	HR	S	P	ERA	WHIP					
Pete Walker, R ERA: 4.36	7.0	W	28	6	2	1	3	2	0	0	0	0	1	55	97	1.29	1.143					
Cliff Politte, R ERA: 3.67	1.0	H	4	0	0	0	1	1	0	0	0	0	0	12	22	0.00	1.000					
Kelvim Escobar, R ERA: 4.32	1.0	S	3	0	0	0	1	0	0	0	0	0	0	7	7	0.00	0.000					

Detroit Tigers @ Toronto Blue Jays
SkyDome, Toronto, ON
Fri Sep 27 2002, 7:05 PM EDT
Att: 15,407 - Dome - 72 F

AB 32
R 2
H 6
RBI 1
BB 3
SO 5
LOB 12



Batter	1	2	3	4	5	6	7	8	9	AB	R	H	RBI	BB	SO	LOB	BOTTOM					
Shannon Stewart, R OBP: 0.371, SLG: 0.441	BB	L9					G1-3			4	2	2	0	0	0	0						
Dave Berg, R OBP: 0.323, SLG: 0.384	BB						F9			4	1	3	2	0	0	0						
José Cruz Jr., S OBP: 0.317, SLG: 0.439	BB						F8			4	1	1	0	0	1	2						
Carlos Delgado, L OBP: 0.406, SLG: 0.543	BB						L8			2	1	1	0	1	0	0						
Tom Wilson, R OBP: 0.329, SLG: 0.376							G3			4	0	3	2	0	0	1						
Brian Leshar, R OBP: 0.209, SLG: 0.158										0	0	0	0	0	0	0						
Jayson Werth, R OBP: 0.346, SLG: 0.356	F7						G6-3			4	0	1	0	0	0	3						
Orlando Hudson, S OBP: 0.330, SLG: 0.459	G6-4-3						G6-3			4	0	0	0	0	1	6						
Felipe Lopez, S OBP: 0.287, SLG: 0.387		L3					K			3	0	0	1	1	1	0						
Kevin Cash, R OBP: 0.200, SLG: 0.143							P5			3	0	0	0	0	1	0						
Ken Huckaby, R OBP: 0.273, SLG: 0.312										1	0	0	0	0	0	3						
Inning Stats	R: 3 E: 0 K: 0 S: 19	H: 4 LOB: 1 BB: 1 P: 33	R: 0 E: 0 K: 0 S: 7	H: 0 LOB: 0 BB: 0 P: 11	R: 0 E: 0 K: 1 S: 6	H: 1 LOB: 0 BB: 0 P: 11	R: 0 E: 0 K: 1 S: 6	H: 0 LOB: 0 BB: 0 P: 12	R: 0 E: 0 K: 0 S: 8	H: 1 LOB: 1 BB: 0 P: 11	R: 0 E: 0 K: 0 S: 7	H: 1 LOB: 0 BB: 0 P: 12	R: 1 E: 0 K: 2 S: 13	H: 2 LOB: 1 BB: 0 P: 23	R: 1 E: 0 K: 1 S: 14	H: 2 LOB: 3 BB: 1 P: 24	1B: 9 2B: 2 3B: 0 HR: 0	SF: 0 SAC: 0 DP: 2 HBP: 1	WP: 0 PB: 0 SB: 0 CS: 0	PA: 36		
PITCHER	IP	WLS	BF	H	R	ER	SO	BB	IBB	HBP	BLK	WP	HR	S	P	ERA	WHIP					
50 Andy Van Hekken, L ERA: 3.0	6.2	L	29	9	4	4	2	1	0	0	0	0	0	64	107	5.40	1.500					
Jamie Walker, L ERA: 3.74	0.1		1	0	0	0	1	0	0	0	0	0	0	3	6	0.00	0.000					
Matt Anderson, R ERA: 9.0	1.0		6	2	1	1	1	1	0	1	0	0	0	14	24	9.00	3.000					

Detroit Tigers @ Toronto Blue Jays
SkyDome, Toronto, ON
Fri Sep 27 2002, 7:05 PM EDT
Att: 15,407 - Dome - 72 F

AB 33
R 5
H 11
RBI 5
BB 2
SO 4
LOB 15



Batter	1	2	3	4	5	6	7	8	9	AB	R	H	RBI	BB	SO	LOB	TOP										
George Lombard, L (1, 7) OBP: 0.304, SLG: 0.378	4-2 2B SF8	0-1 1B S		2-0 F9		1-1 G3			1-0 G3	4	1	1	0	1	0	1											
Damian Jackson, R (1, 4) OBP: 0.323, SLG: 0.364	2-1 SF8	3-2 1B			2-1 P5		0-1 G6-3			4	0	2	0	0	0	0											
Eric Munson, L (1, 10) OBP: 0.270, SLG: 0.304	2-1 HBP	1-0 F9			1-0 BB		1-1 G1-3			3	1	1	0	0	0	2											
Carlos Pena, L (1, 3) OBP: 0.319, SLG: 0.453	0-1 SF8		1-2 F7		4-2 1B		1-3 K			2	0	0	1	1	1	0											
Craig Monroe, R (1, 9) OBP: 0.130, SLG: 0.227	1-2 HBP		1-1 F8		0-2 L6		1-0 F8			3	0	0	0	0	0	2											
Mike Rivera, R (1, 2) OBP: 0.254, SLG: 0.326			1-3 K		0-0 FC6-4		1-2 F9			4	0	1	1	0	2	3											
Shane Halter, R (1, 6) OBP: 0.309, SLG: 0.395				3-3 K	1-1 FC6-4		2-0 G5-3			4	0	0	0	0	2	5											
Hiram Bocachica, R (1, 8) OBP: 0.264, SLG: 0.405		1-0 P3		1-2 G4-3		0-0 G6-4-3		1-1 G4-3		3	0	1	0	0	0	0											
Andres Torres, S (6, 8) OBP: 0.260, SLG: 0.258						1-2 1B				1	0	0	0	0	0	0											
Chris Truby, R (1, 5) OBP: 0.237, SLG: 0.314		2-3 K		4-1 BB		0-0 G6-4-3		0-1 F2		3	0	0	0	1	1	1											
Inning Stats	R: 1 E: 0 K: 2 S: 15	H: 1 LOB: 3 BB: 1 P: 27	R: 0 E: 0 K: 1 S: 11	H: 2 LOB: 2 BB: 0 P: 18	R: 0 E: 0 K: 1 S: 8	H: 0 LOB: 0 BB: 0 P: 11	R: 0 E: 0 K: 1 S: 8	H: 0 LOB: 1 BB: 1 P: 18	R: 1 E: 0 K: 0 S: 14	H: 2 LOB: 2 BB: 0 P: 22	R: 0 E: 0 K: 1 S: 7	H: 0 LOB: 0 BB: 0 P: 9	R: 0 E: 0 K: 0 S: 5	H: 0 LOB: 0 BB: 0 P: 9	R: 0 E: 0 K: 0 S: 5	H: 0 LOB: 0 BB: 0 P: 7	1B: 5 2B: 1 3B: 0 HR: 0	SF: 1 SAC: 0 DP: 1 HBP: 2	WP: 0 PB: 0 SB: 1 CS: 0	PA: 37							
PITCHER	IP	WLS	BF	H	R	ER	SO	BB	IBB	HBP	BLK	WP	HR	S	P	ERA	WHIP										
Justin Miller, R (1, 1) ERA: 5.54	5.2	W	27	6	2	2	5	3	0	2	0	0	0	58	98	3.18	1.588										
Jason Kershner, L (6, 1) ERA: 4.88	1.1	H	4	0	0	0	1	0	0	0	0	0	0	9	12	0.00	0.000										
Mike Smith, R (8, 1) ERA: 6.62	2.0		6	0	0	0	0	0	0	0	0	0	0	10	16	0.00	0.000										

Detroit Tigers @ Toronto Blue Jays
 SkyDome, Toronto, ON
 Sat Sep 28 2002, 4:05 PM EDT
 Att: 19,541 - Sunny - 65 F

AB 31
R 2
H 6
RBI 2
BB 3
SO 6
LOB 14

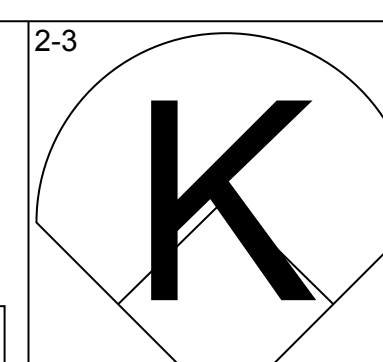
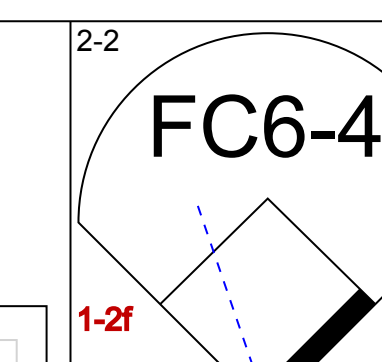
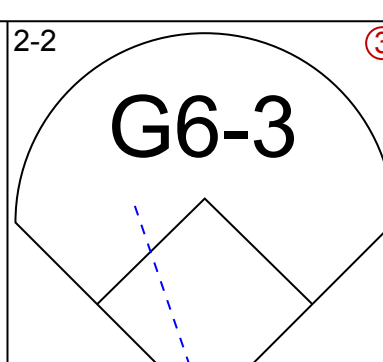
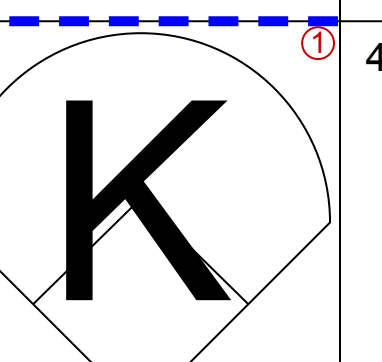
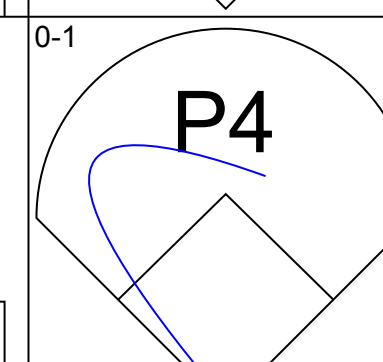
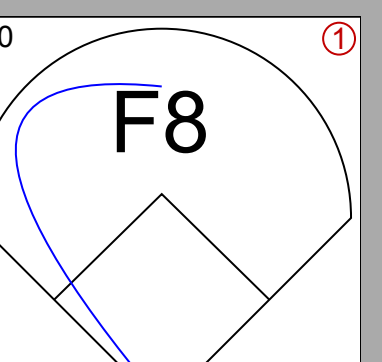
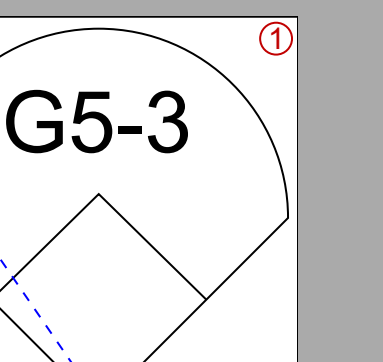
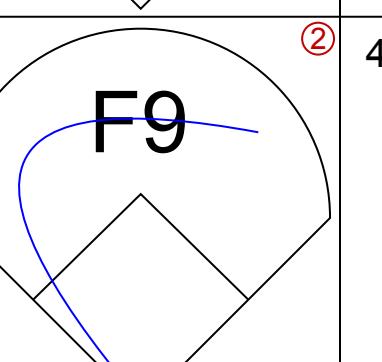
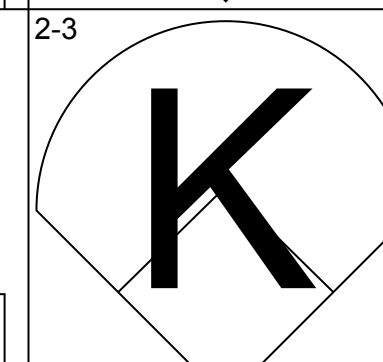
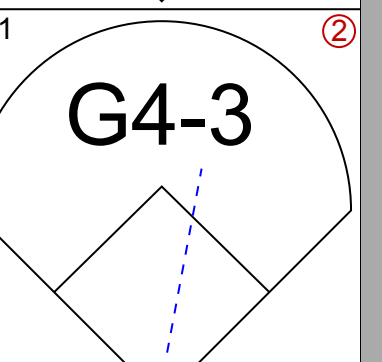
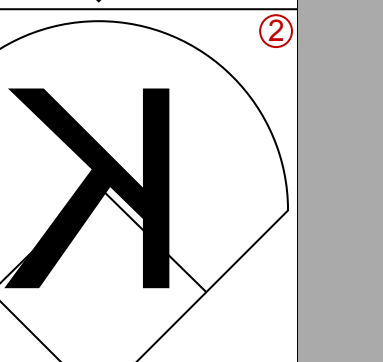
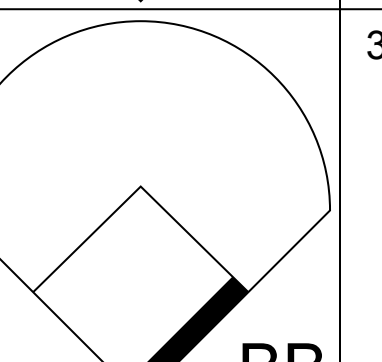
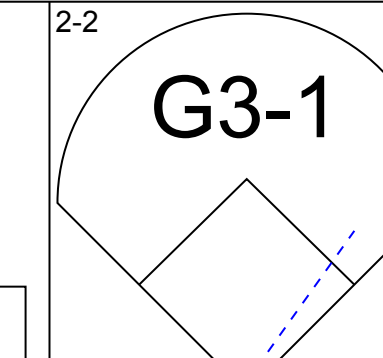
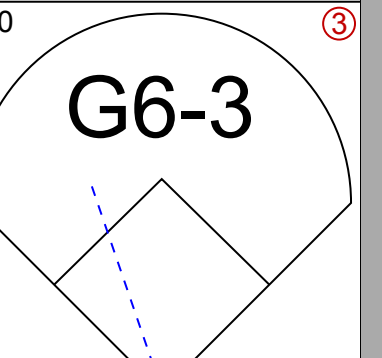
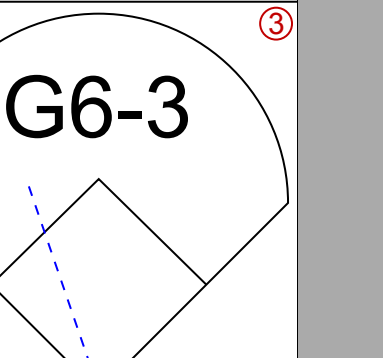
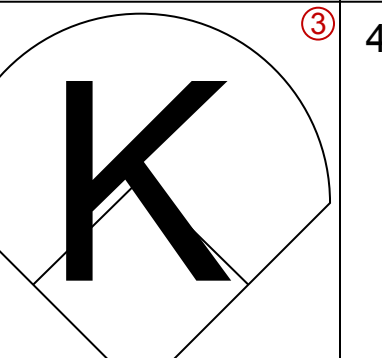
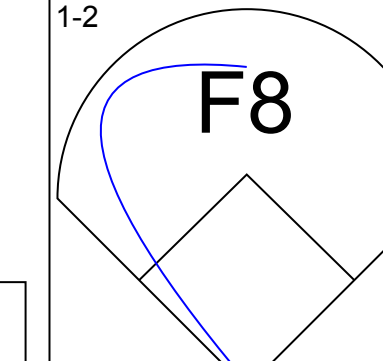
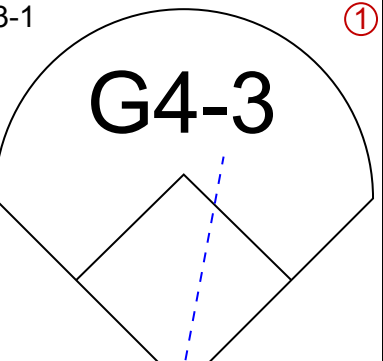
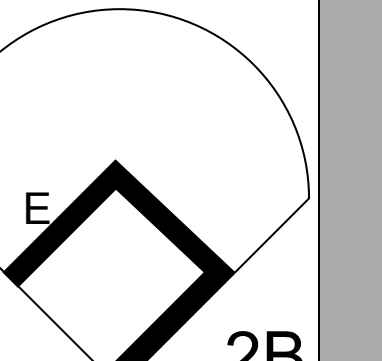
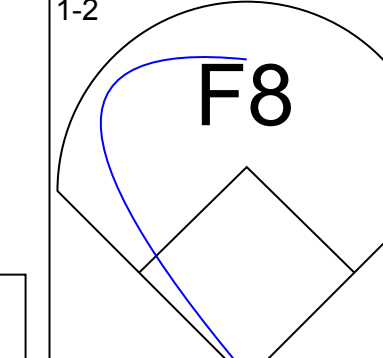
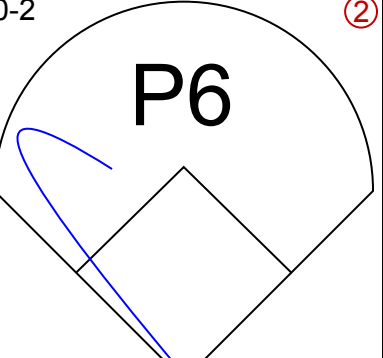
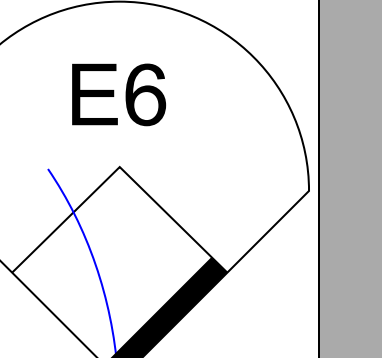
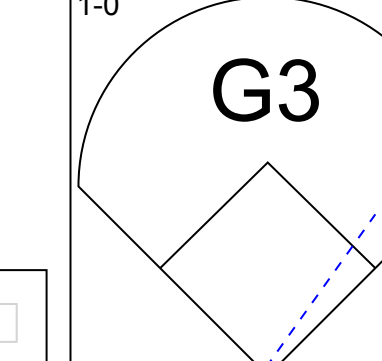
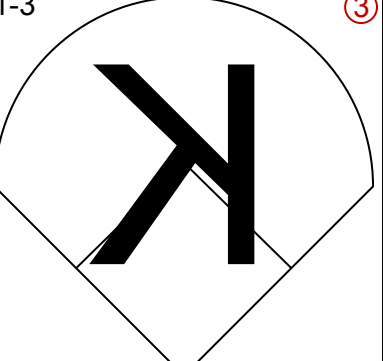
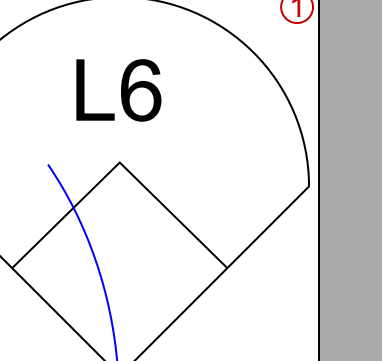
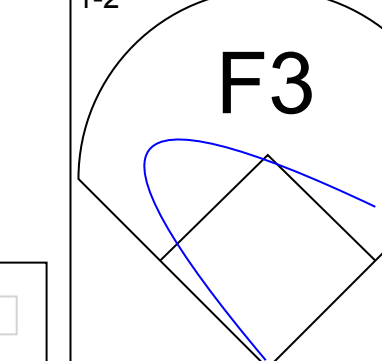
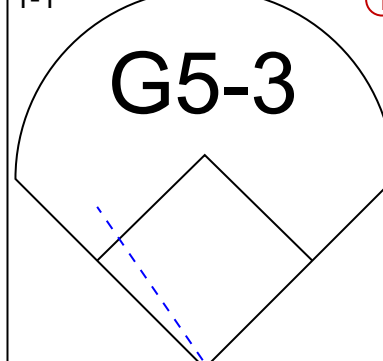
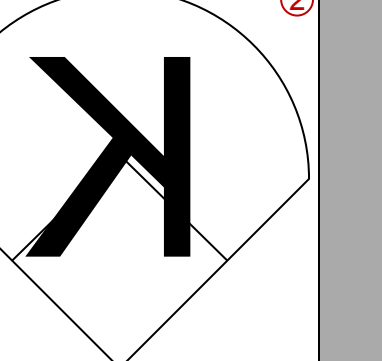
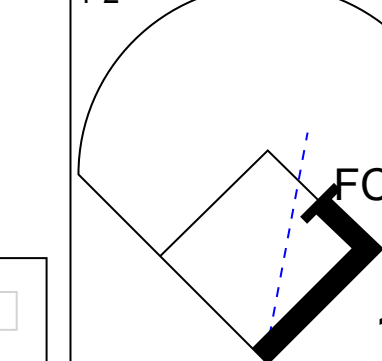
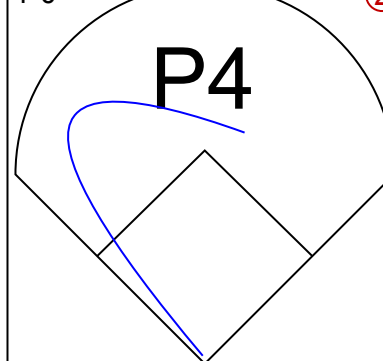
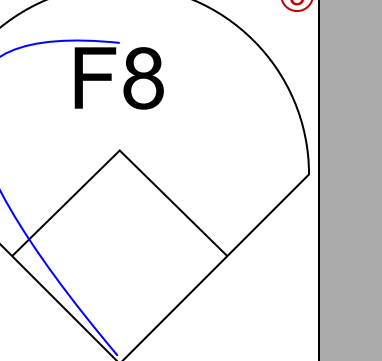


Batter	1	2	3	4	5	6	7	8	9	AB	R	H	RBI	BB	SO	LOB	BOTTOM										
Shannon Stewart, R (1, 7) OBP: 0.372, SLG: 0.443	2-1 E				0-1 G6-3		0-1 BB	3-3 K		4	2	2	0	0	1	1											
Jayson Werth, R (8, 7) OBP: 0.340, SLG: 0.348							1B			1	0	0	0	0	1	0											
Eric Hinske, L (1, 5) OBP: 0.365, SLG: 0.482	1-0 E8		1-1 HR		2-3 K		4-2 FC5-4	1-0 F7		4	2	2	1	1	1	0											
10 Vernon Wells, R (1, 8) OBP: 0.305, SLG: 0.459	3-2 P5		1-1 G4-3		1-1 HR		2-0 F9			4	1	1	0	0	0	3											
Carlos Delgado, L (1, 3) OBP: 0.407, SLG: 0.549	3-3 K		3-2 G6-3		1-1 HR		1-1 FC5-4			4	1	2	3	0	1	1											
Brian Leshar, R (9, 3) OBP: 0.209, SLG: 0.158						1-H	1-2 2-H			0	0	0	0	0	0	0											
José Cruz Jr., S (1, 9) OBP: 0.317, SLG: 0.440	3-1 F8		1-3 K		2-1 1B		0-0 FC5-4			4	2	1	0	0	1	3											
Tom Wilson, R (1, 10) OBP: 0.334, SLG: 0.385		2-2 1B		2-1 G6-3		0-1 G1-3	2-1 E			4	2	3	1	0	0	0											
Orlando Hudson, S (1, 4) OBP: 0.324, SLG: 0.450		2-1 L7		1-0 G4-3		2-3 K	1-3 3-H			4	0	0	0	0	1	3											
Dave Berg, R (1, 6) OBP: 0.322, SLG: 0.383		1-0 2-H		1-0 F9		2-1 G1-3	3-1 G3			4	0	1	2	0	0	2											
Ken Huckaby, R (1, 2) OBP: 0.269, SLG: 0.307		0-1 F8		1-0 F9		1-0 G5-6-3	0-1 F3			4	0	0	0	0	0	2											
Inning Stats	R: 1 E: 1 K: 1 S: 11	H: 2 LOB: 1 BB: 0 P: 23	R: 1 E: 0 K: 1 S: 11	H: 2 LOB: 1 BB: 0 P: 17	R: 1 E: 0 K: 1 S: 11	H: 1 LOB: 0 BB: 0 P: 17	R: 0 E: 0 K: 0 S: 4	H: 0 LOB: 0 BB: 0 P: 8	R: 0 E: 0 K: 1 S: 6	H: 0 LOB: 0 BB: 0 P: 9	R: 3 E: 0 K: 1 S: 14	H: 4 LOB: 1 BB: 0 P: 22	R: 4 E: 1 K: 0 S: 13	H: 3 LOB: 1 BB: 1 P: 27	R: 0 E: 0 K: 1 S: 6	H: 0 LOB: 0 BB: 0 P: 10	1B: 7 2B: 3 3B: 0 HR: 2	SF: 0 SAC: 0 DP: 0 HBP: 0	WP: 0 PB: 0 SB: 0 CS: 0	PA: 38							
PITCHER	IP	WLS	BF	H	R	ER	SO	BB	IBB	HBP	BLK	WP	HR	S	P	ERA	WHIP										
Jason Beverlin, R (1, 1) ERA: 8.69	5.0	L	23	8	6	5	4	0	0	0	0	0	0	8	12	0.00	1.000										
Jeff Farnsworth, R (6, 1) ERA: 5.79	1.0		4	1	0	0	1	0	0	0	0	0	0	8	12	0.00	1.000										
Jason Jimenez, L (7, 1) ERA: 7.36	0.2		7	3	4	2	0	1	0	0	0	0	0	11	22	27.00	6.000										
Brian Powell, R (7, 1) ERA: 4.84	1.1		4	0	0	0	1	0	0	0	0	0	0	8	15	0.00	0.000										

Detroit Tigers @ Toronto Blue Jays
 SkyDome, Toronto, ON
 Sat Sep 28 2002, 4:05 PM EDT
 Att: 19,541 - Sunny - 65 F

AB 37
R 10
H 12
RBI 7
BB 1
SO 6
LOB 15

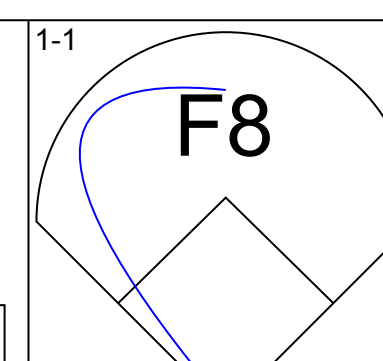
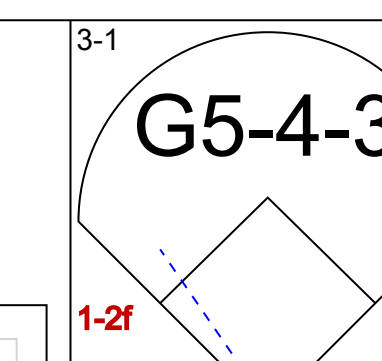
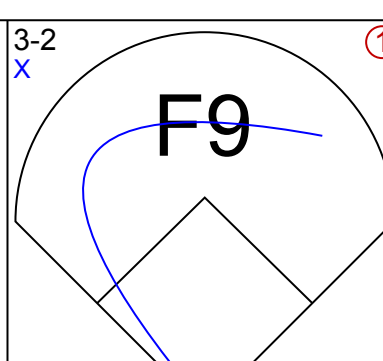
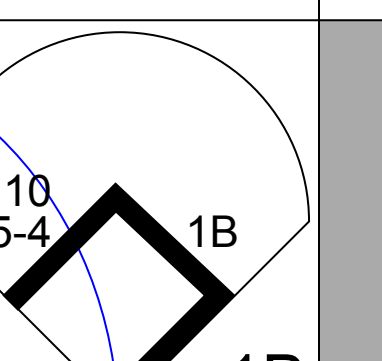
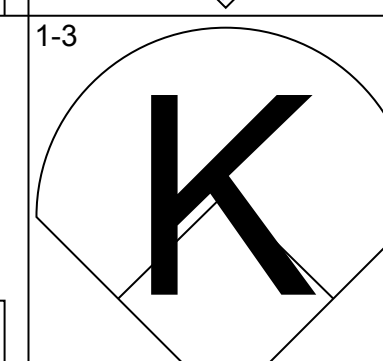
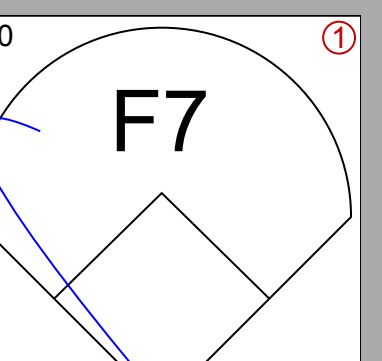
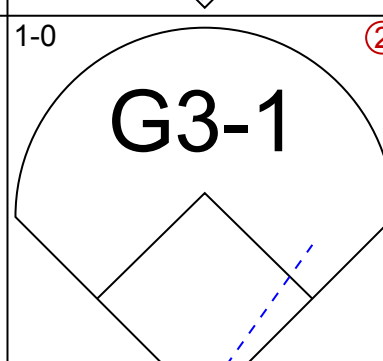
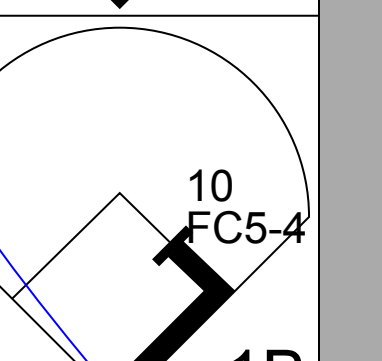
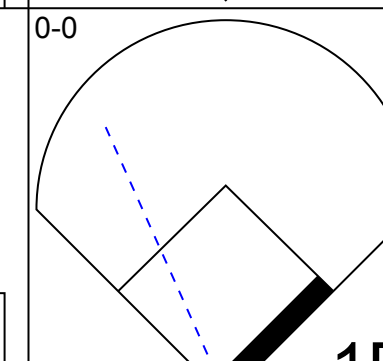
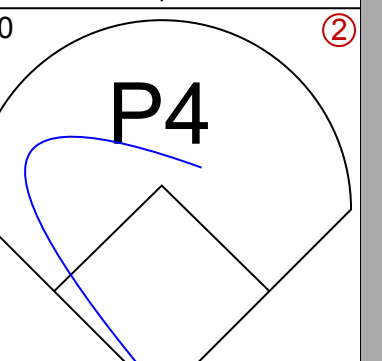
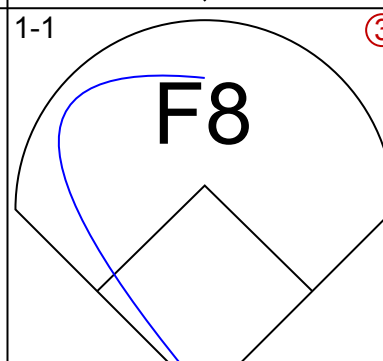
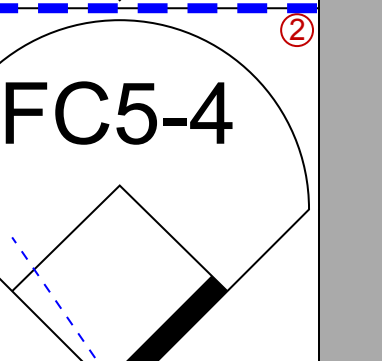
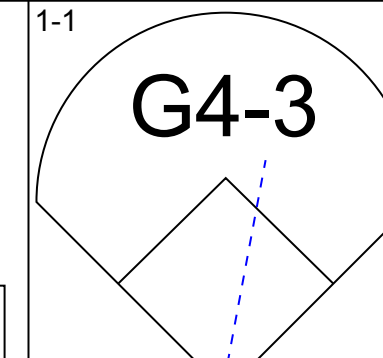
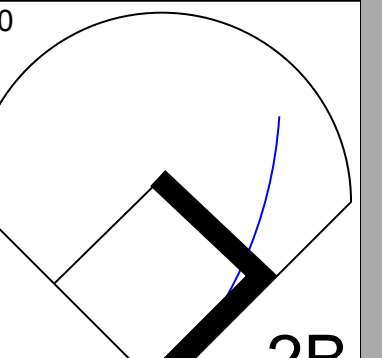
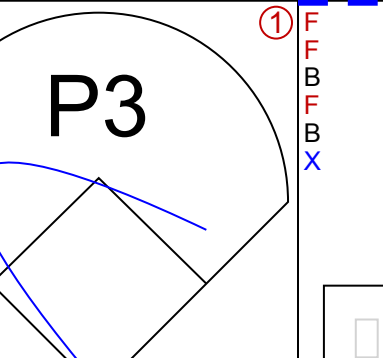
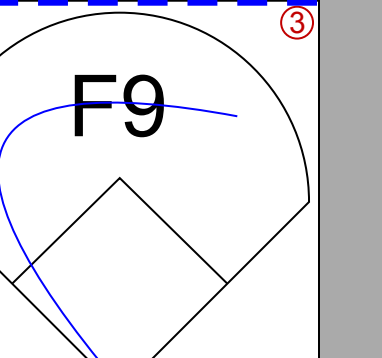
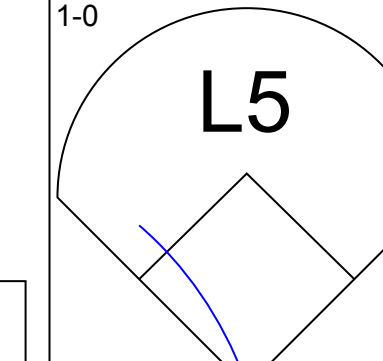
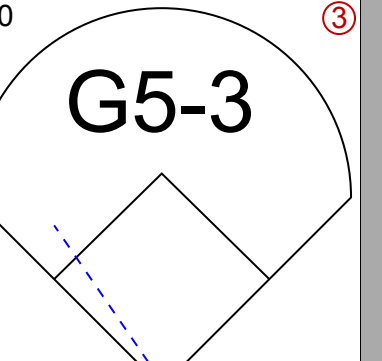
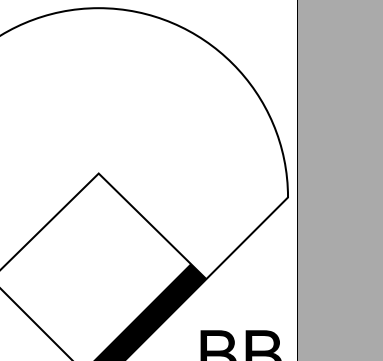
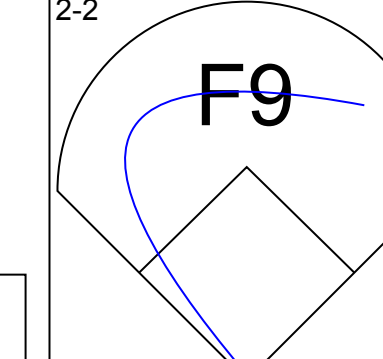
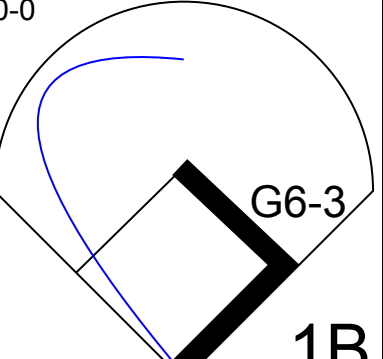
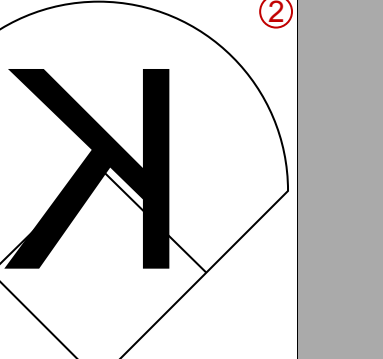
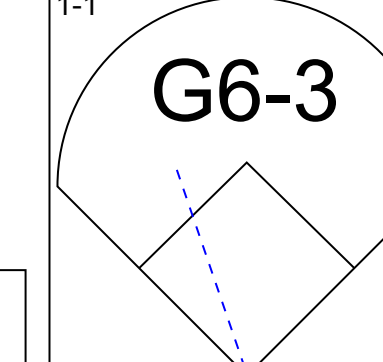
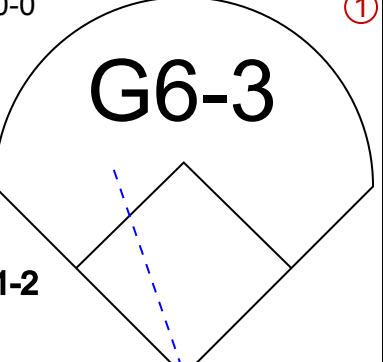

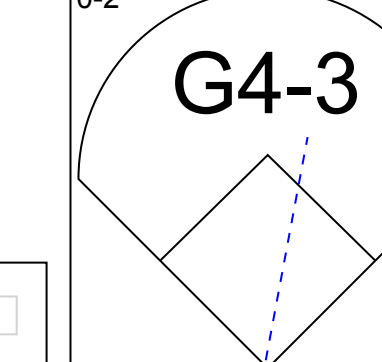
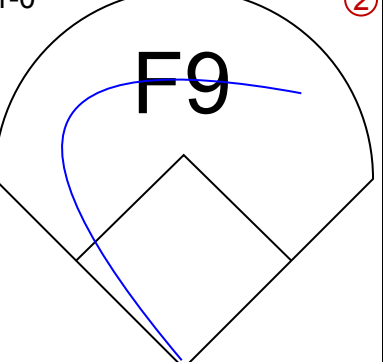
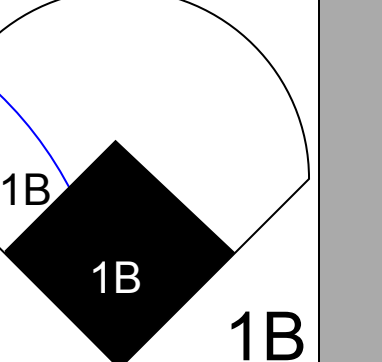
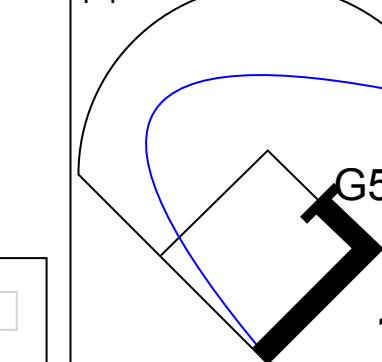
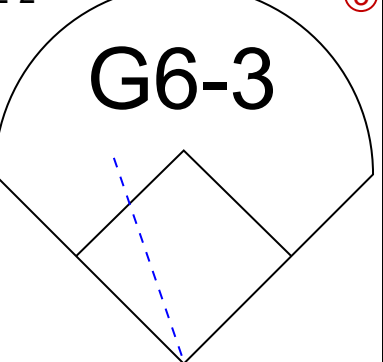
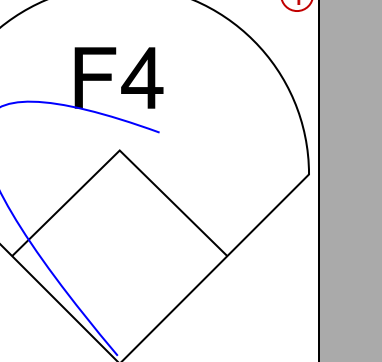


Batter	1	2	3	4	5	6	7	8	9	AB	R	H	RBI	BB	SO	LOB	TOP										
Andres Torres, S OBP: 0.266, SLG: 0.243										4	0	0	0	0	2	1											
20 Omar Infante, R OBP: 0.360, SLG: 0.417										4	0	0	0	0	0	0											
Eric Munson, L OBP: 0.269, SLG: 0.288										3	0	0	0	1	2	0											
Carlos Pena, L OBP: 0.316, SLG: 0.448										4	0	0	0	0	1	1											
Craig Monroe, R OBP: 0.154, SLG: 0.280										3	0	1	0	0	0	0											
Damian Jackson, R OBP: 0.320, SLG: 0.359										3	0	0	0	0	0	1											
George Lombard, L OBP: 0.300, SLG: 0.373										3	0	0	0	0	1	2											
15 Brandon Inge, R OBP: 0.266, SLG: 0.333										3	0	0	0	0	1	2											
Chris Truby, R OBP: 0.238, SLG: 0.314										3	0	1	0	0	0	2											
Inning Stats	R: 0 H: 0 E: 0 K: 2 S: 9	H: 0 LOB: 0 BB: 0 P: 13	R: 0 H: 0 E: 0 K: 0 S: 11	H: 0 LOB: 0 BB: 0 P: 15	R: 0 H: 1 E: 0 K: 0 S: 12	H: 1 LOB: 1 BB: 0 P: 17	R: 0 H: 0 E: 0 K: 0 S: 4	H: 0 LOB: 0 BB: 0 P: 6	R: 0 H: 0 E: 0 K: 1 S: 10	H: 0 LOB: 0 BB: 0 P: 14	R: 0 H: 0 E: 0 K: 0 S: 6	H: 0 LOB: 0 BB: 0 P: 10	R: 0 H: 0 E: 0 K: 1 S: 7	H: 0 LOB: 0 BB: 0 P: 8	R: 0 H: 1 E: 1 K: 1 S: 16	H: 1 LOB: 2 BB: 0 P: 21	R: 0 H: 0 E: 0 K: 2 S: 13	H: 0 LOB: 1 BB: 1 P: 20	1B: 1 2B: 1 3B: 0 HR: 0	SF: 0 SAC: 0 DP: 0 HBP: 0	WP: 0 PA: 31 PB: 0 SB: 0 CS: 0						
PITCHER	IP	WLS	BF	H	R	ER	SO	BB	IBB	HBP	BLK	WP	HR	S	P	ERA	WHIP										
32 Roy Halladay, R ERA: 2.93	8.0	W	27	2	0	0	5	0	0	0	0	0	0	75	104	0.00	0.250										
Kelvin Escobar, R ERA: 4.27	1.0	S	4	0	0	0	2	1	0	0	0	0	0	13	20	0.00	1.000										

Detroit Tigers @ Toronto Blue Jays
SkyDome, Toronto, ON
Sun Sep 29 2002, 1:05 PM EDT
Att: 30,029 - Cloudy - 64 F

AB 30
R 0
H 2
RBI 0
BB 1
SO 7
LOB 9



Batter	1	2	3	4	5	6	7	8	9	AB	R	H	RBI	BB	SO	LOB	BOTTOM										
Shannon Stewart, R OBP: 0.371, SLG: 0.442										4	0	1	0	0	0	1											
Eric Hinske, L OBP: 0.365, SLG: 0.481										4	0	1	1	0	1	0											
10 Vernon Wells, R OBP: 0.305, SLG: 0.457										4	0	1	0	0	0	2											
Carlos Delgado, L OBP: 0.406, SLG: 0.549										4	0	1	0	0	0	3											
José Cruz Jr., S OBP: 0.317, SLG: 0.438										2	0	0	0	1	0	1											
Tom Wilson, R OBP: 0.334, SLG: 0.385										3	0	1	0	0	1	1											
Orlando Hudson, S OBP: 0.319, SLG: 0.443										3	0	0	0	0	1	2											
Dave Berg, R OBP: 0.322, SLG: 0.382										3	1	1	0	0	0	1											
Ken Huckaby, R OBP: 0.270, SLG: 0.308										3	0	1	0	0	0	2											
Inning Stats	R: 0 H: 1 E: 0 K: 1 S: 8	H: 1 LOB: 1 BB: 0 P: 11	R: 0 H: 0 E: 0 K: 0 S: 6	H: 0 LOB: 0 BB: 0 P: 10	R: 0 H: 1 E: 0 K: 0 S: 7	H: 1 LOB: 0 BB: 0 P: 11	R: 0 H: 1 E: 0 K: 0 S: 4	H: 1 LOB: 1 BB: 0 P: 7	R: 0 H: 0 E: 0 K: 0 S: 10	H: 0 LOB: 0 BB: 0 P: 15	R: 0 H: 0 E: 0 K: 2 S: 7	H: 0 LOB: 1 BB: 1 P: 16	R: 1 H: 3 E: 0 K: 0 S: 15	H: 3 LOB: 2 BB: 0 P: 23	R: 0 H: 0 E: 0 K: 0 S: 13	H: 0 LOB: 1 BB: 1 P: 20	1B: 6 2B: 1 3B: 0 HR: 0	SF: 0 SAC: 0 DP: 1 HBP: 0	WP: 0 PA: 31 PB: 0 SB: 0 CS: 0								
PITCHER	IP	WLS	BF	H	R	ER	SO	BB	IBB	HBP	BLK	WP	HR	S	P	ERA	WHIP										
Mike Maroth, L ERA: 4.48	7.1	L	29	7	1	1	3	1	0	0	0	0	0	60	95	1.23	1.091										
Fernando Rodney, R ERA: 6.0	0.1		1	0	0	0	0	0	0	0	0	0	0	1	3	0.00	0.000										
Jamie Walker, L ERA: 3.71	0.1		1	0	0	0	0	0	0	0	0	0	0	4	6	0.00	0.000										

Detroit Tigers @ Toronto Blue Jays
SkyDome, Toronto, ON
Sun Sep 29 2002, 1:05 PM EDT
Att: 30,029 - Cloudy - 64 F

AB 30
R 1
H 7
RBI 1
BB 1
SO 3
LOB 13

